


Boston Red Sox - 1957


Batter	1	2	3	4	5	6	7	8	9	AB	R	H	RBI	BB	SO	LOB	TOP			
Frank Malzone, R OBP: 0.400, SLG: 0.400										5	0	2	0	0	0	2	Boston Red Sox @ Baltimore Orioles Memorial Stadium, Baltimore, MD Tue Apr 16 1957, 3:33 AM EST Att: 38,227 - Unknown			
Billy Klaus, L OBP: 0.500, SLG: 0.333										3	1	1	0	2	1	1				
Ted Williams, L OBP: 0.200, SLG: 0.200										5	1	1	0	0	0	4				
Dick Gemert, R (1, 3)										3	1	0	0	1	0	3				
Jim Piersall, R (1, 8)										3	0	0	1	0	1	2				
Gene Stephens, L OBP: 0.500, SLG: 0.500										4	1	2	1	0	0	2				
Gene Mauch, R OBP: 0.500, SLG: 0.500										4	0	2	1	0	0	0				
Sammy White, R OBP: 0.250, SLG: 0.250										4	0	1	1	0	0	2				
Tom Brewer, R Ike Delock, R (8, 1)										3	0	0	0	0	0	2				
Inning Stats	R: 0 E: 0 K: 0 S: 3	H: 1 LOB: 1 BB: 1 P: 7	R: 0 E: 0 K: 0 S: 3	H: 0 LOB: 0 BB: 0 P: 3	R: 0 E: 0 K: 0 S: 3	H: 0 LOB: 0 BB: 0 P: 3	R: 4 E: 0 K: 0 S: 8	H: 5 LOB: 2 BB: 1 P: 12	R: 0 E: 0 K: 1 S: 5	H: 0 LOB: 2 BB: 1 P: 10	R: 0 E: 0 K: 0 S: 3	H: 0 LOB: 0 BB: 0 P: 3	R: 0 E: 0 K: 0 S: 5	H: 2 LOB: 2 BB: 0 P: 5	R: 0 E: 1 K: 1 S: 7	H: 1 LOB: 2 BB: 0 P: 7		1B: 9 2B: 0 3B: 0 HR: 0	SF: 1 SAC: 0 DP: 1 HBP: 1	WP: 0 PB: 0 SB: 2 CS: 0
PITCHER	IP WLS BF H R ER SO BB IBB HBP BLK WP HR S P ERA WHIP																			
Bill Wight, L ERA: 10.8	3.1 L 16 5 4 4 0 2 0 0 0 0 0 0 0 0 0 0 10.80 2.100																			
Charlie Beamon, R ERA:	4.1 1.1 7 1 0 0 1 1 0 1 0 0 0 0 7 12 0.00 1.500																			
Don Ferrarese, L ERA:	5.1 0.1 1 0 0 0 0 0 0 0 0 0 0 0 1 1 0.00 0.000																			
Sandy Consuegra, R ERA:	6.1 3.0 11 2 0 0 0 0 0 0 0 0 0 0 11 11 0.00 0.667																			
George Zuverink, R ERA:	9.1 0.1 2 1 0 0 0 0 0 0 0 0 0 0 2 2 0.00 3.000																			

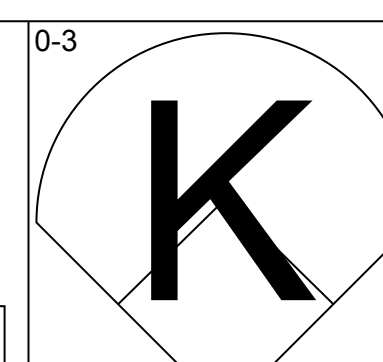
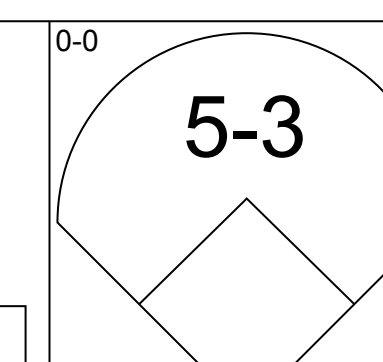
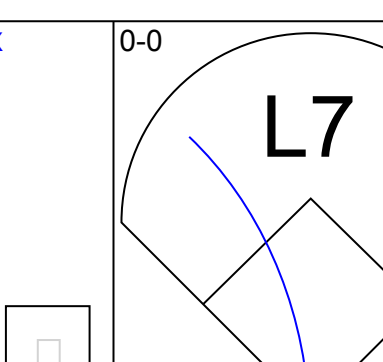
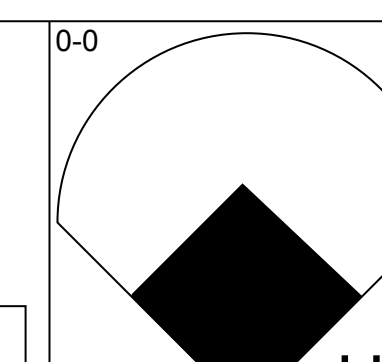
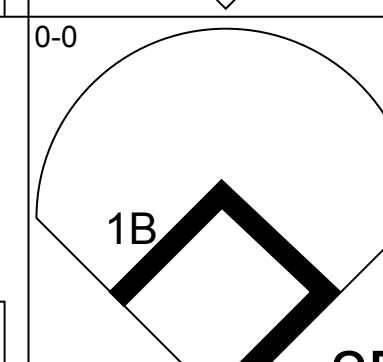
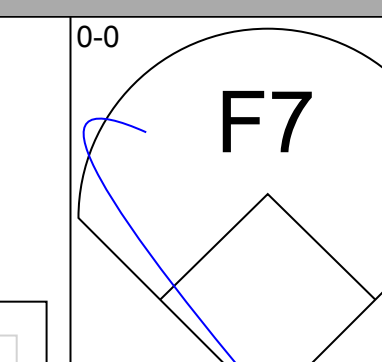
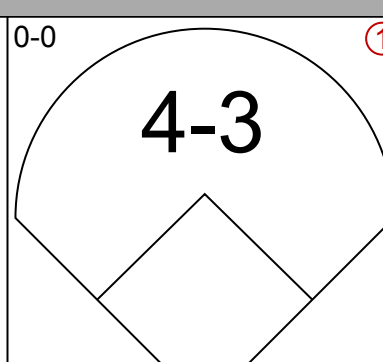
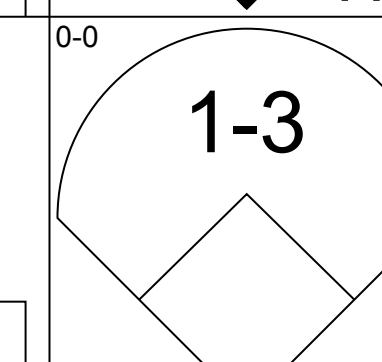
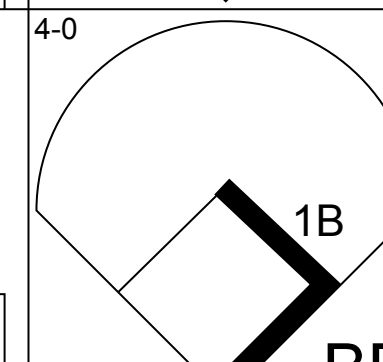
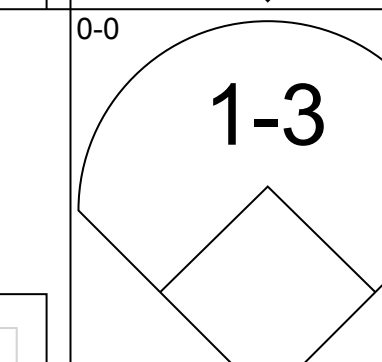
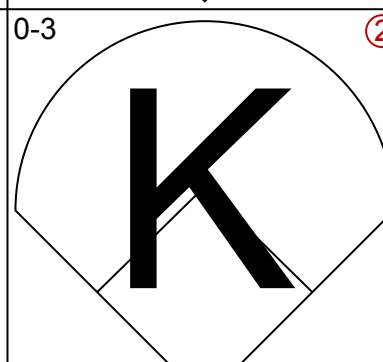

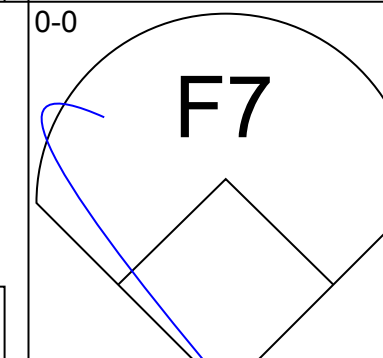
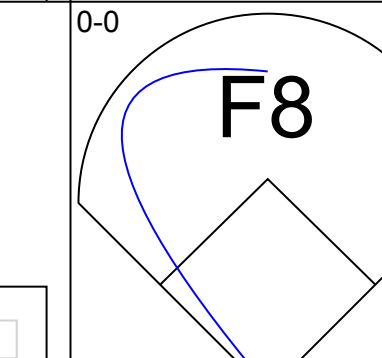
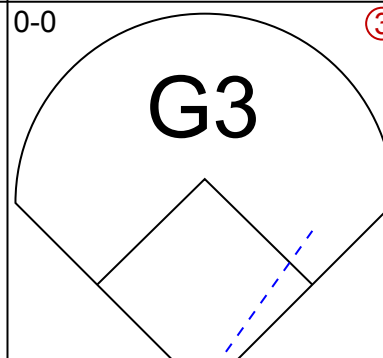

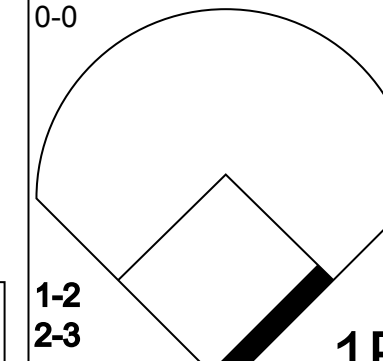
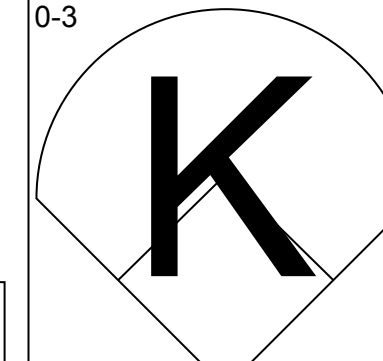

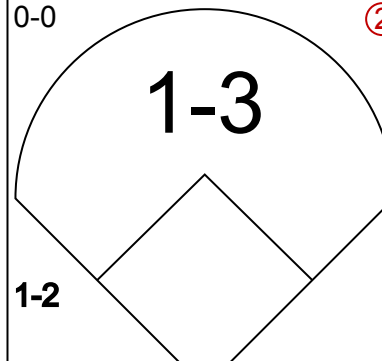
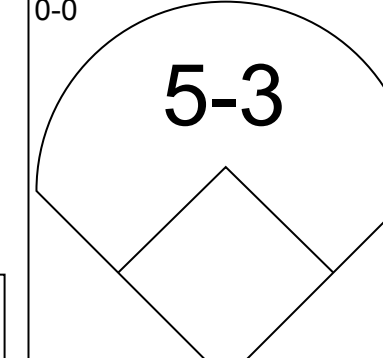
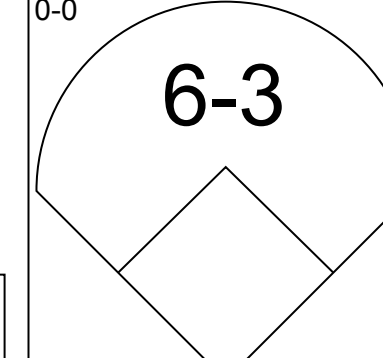
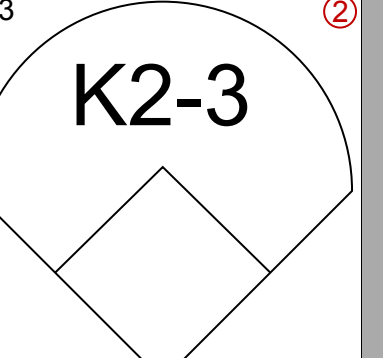
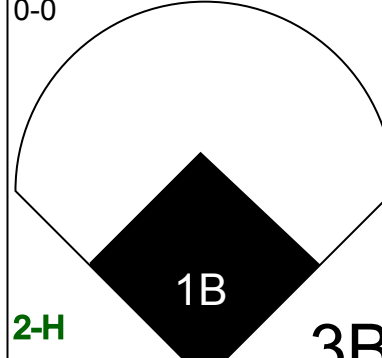
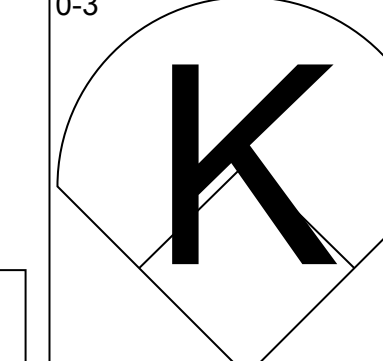
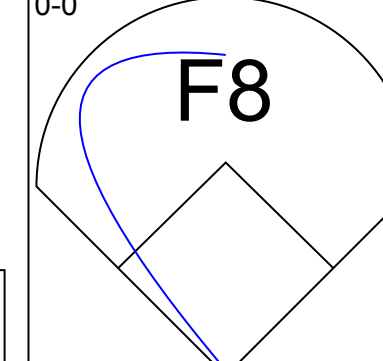
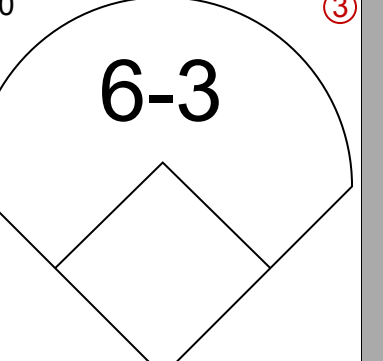
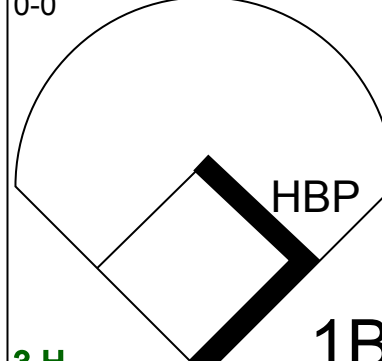
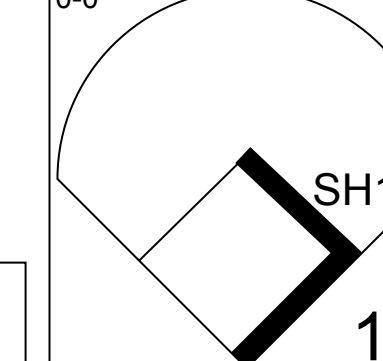
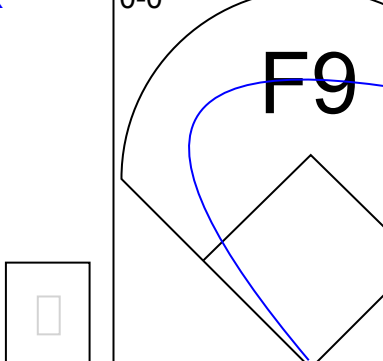
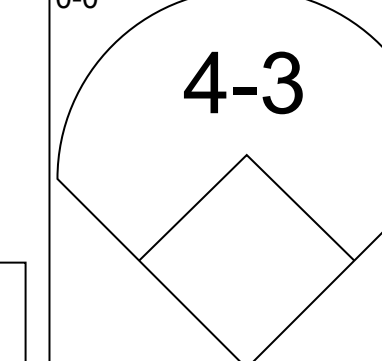
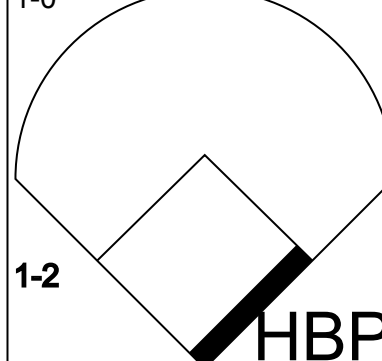
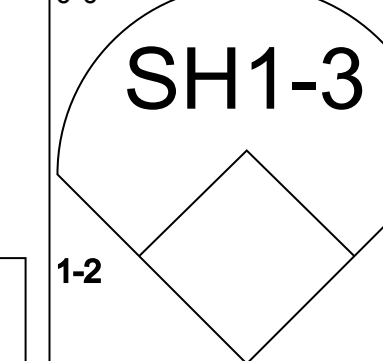
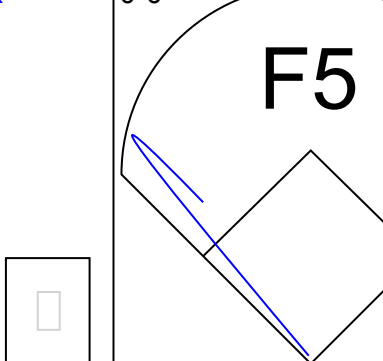
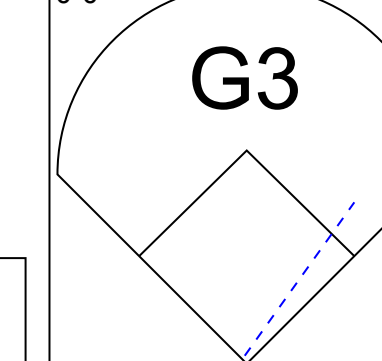
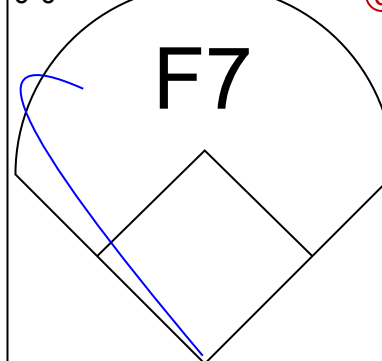
Batter	1	2	3	4	5	6	7	8	9	AB	R	H	RBI	BB	SO	LOB	BOTTOM					
Billy Gardner, R OBP: 0.455, SLG: 0.455										5	1	2	0	0	0	2	Boston Red Sox @ Baltimore Orioles Memorial Stadium, Baltimore, MD Tue Apr 16 1957, 3:33 AM EST Att: 38,227 - Unknown					
Bob Boyd, L OBP: 0.600, SLG: 0.333										2	1	0	0	2	0	2						
Dick Williams, R OBP: 0.300, SLG: 0.333										4	0	1	1	0	1	1						
Bob Nieman, R OBP: 0.444, SLG: 0.750										3	0	2	1	0	0	0						
Carl Powis, R OBP: 0.300, SLG: 0.375										3	0	1	0	0	1	2						
Gus Triandos, R OBP: 0.400, SLG: 0.778										3	0	0	0	1	0	2						
George Kell, R OBP: 0.500, SLG: 0.667										3	0	1	0	1	0	3						
George Zuverink, R Connie Johnson, R										0	0	0	0	0	0	0						
Willy Miranda, S OBP: 0.600, SLG: 0.500										3	0	2	0	0	0	0						
Tito Francona, L (9, PH)										1	0	0	0	0	1	2						
Bill Wight, L Charlie Beamon, R Don Ferrarese, R Bob Hale, L Sandy Consuegra, R Al Pitarick, L										0	0	0	0	0	0	0						
Inning Stats	R: 0 E: 0 K: 1 S: 5	H: 0 LOB: 0 BB: 0 P: 5	R: 0 E: 0 K: 0 S: 2	H: 0 LOB: 0 BB: 0 P: 3	R: 0 E: 0 K: 1 S: 6	H: 2 LOB: 1 BB: 1 P: 10	R: 0 E: 0 K: 1 S: 6	H: 1 LOB: 1 BB: 0 P: 6	R: 0 E: 0 K: 0 S: 4	H: 2 LOB: 1 BB: 0 P: 4	R: 0 E: 0 K: 0 S: 3	H: 1 LOB: 1 BB: 1 P: 7	R: 0 E: 0 K: 0 S: 3	H: 0 LOB: 0 BB: 0 P: 3	R: 2 E: 0 K: 0 S: 6	H: 3 LOB: 3 BB: 2 P: 14	R: 0 E: 0 K: 1 S: 5	H: 0 LOB: 0 BB: 0 P: 5	1B: 8 2B: 2 3B: 0 HR: 0	SF: 1 SAC: 0 DP: 3 HBP: 1	WP: 0 PB: 1 SB: 0 CS: 0	PA: 37
PITCHER	IP WLS BF H R ER SO BB IBB HBP BLK WP HR S P ERA WHIP																					
Tom Brewer, R ERA: 2.35	7.2 W 32 9 2 2 3 3 0 1 0 0 0 0 0 34 47 2.35 1.565																					
Ike Delock, R ERA:	8.1 1.1 S 5 0 0 0 1 1 0 0 0 0 0 0 6 10 0.00 0.750																					

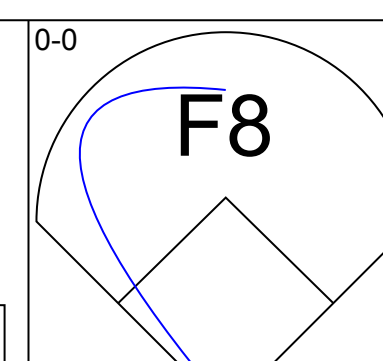
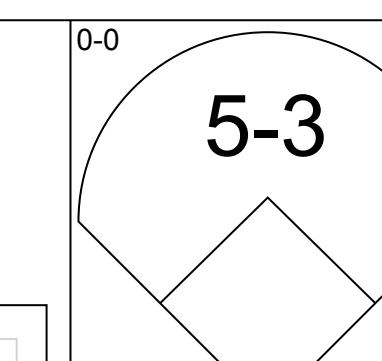
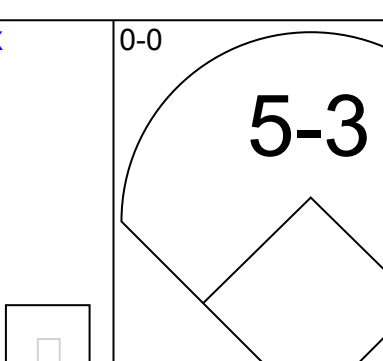
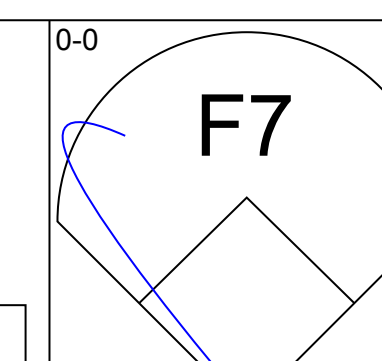
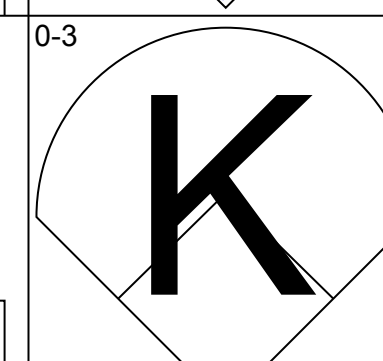
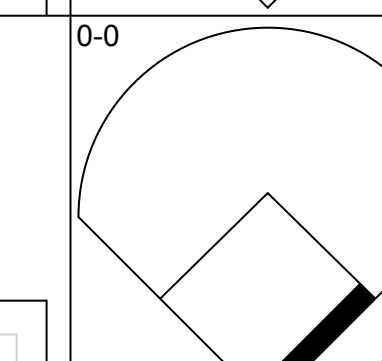
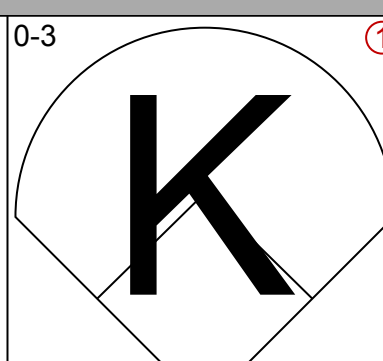
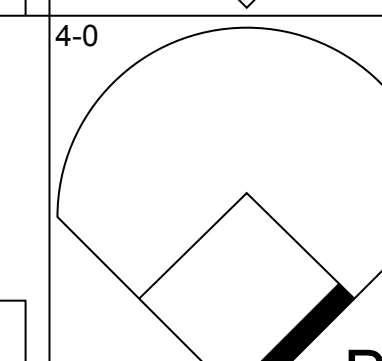
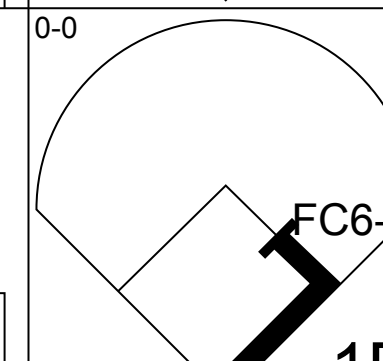
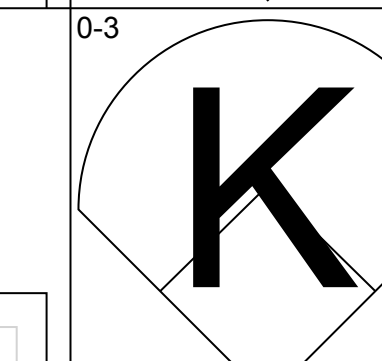
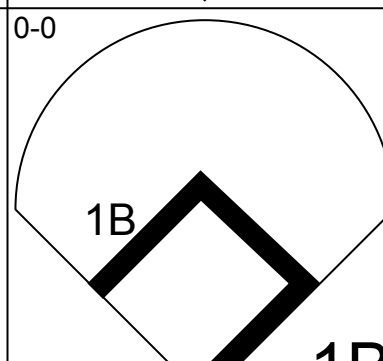
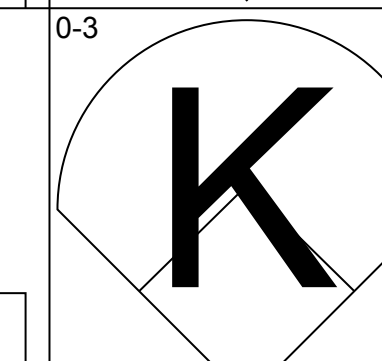
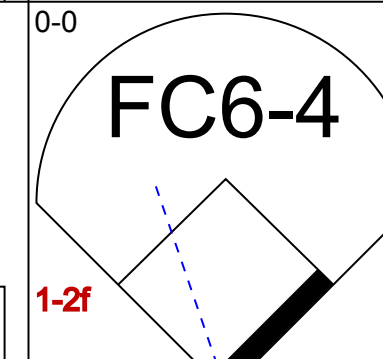
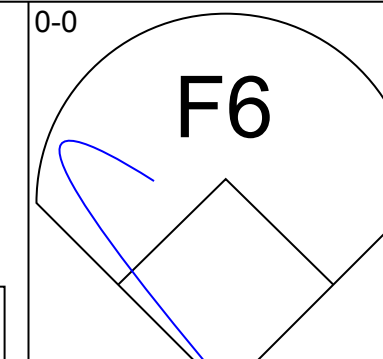
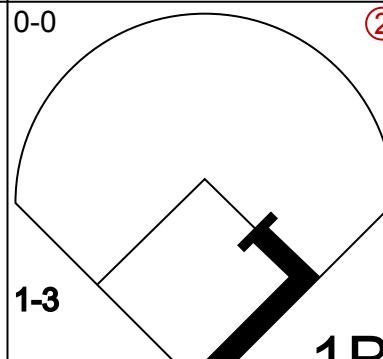

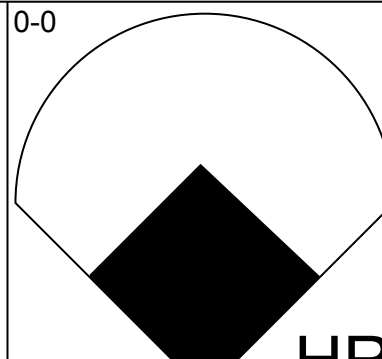
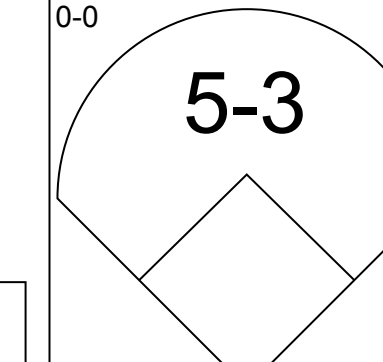
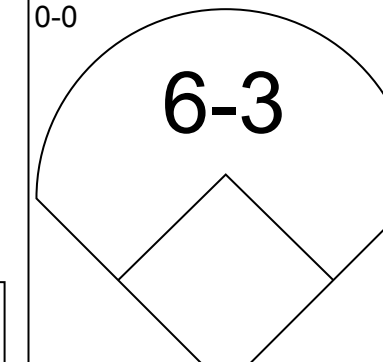
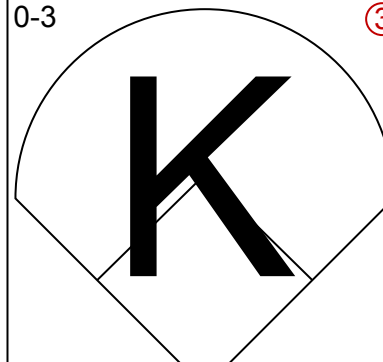

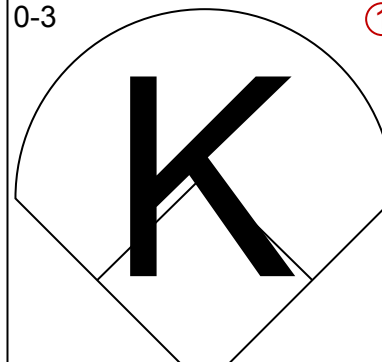
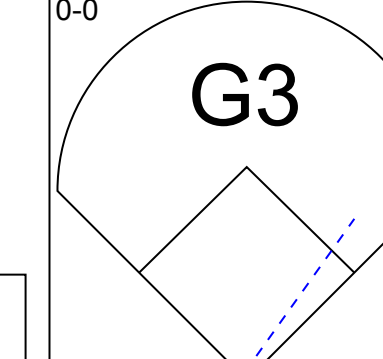
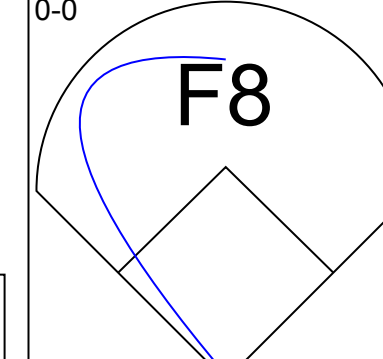
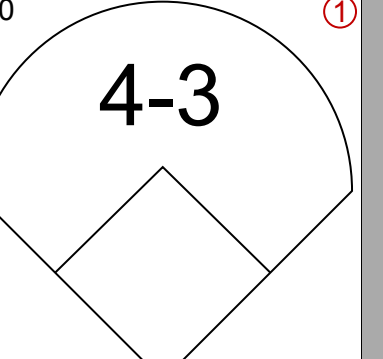
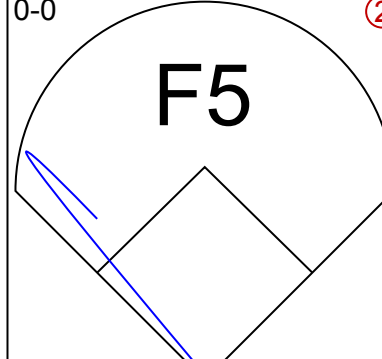
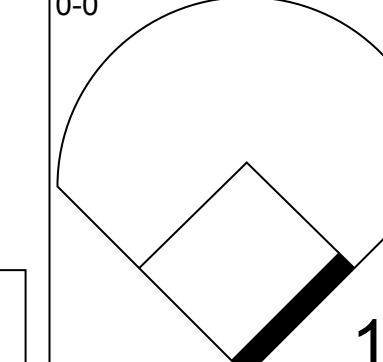
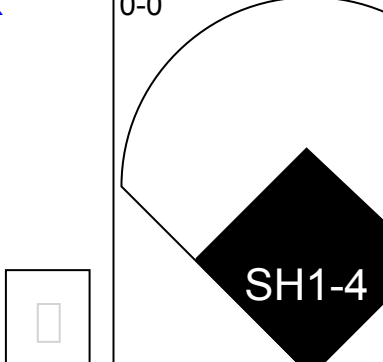
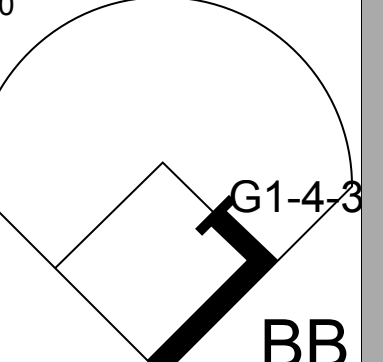
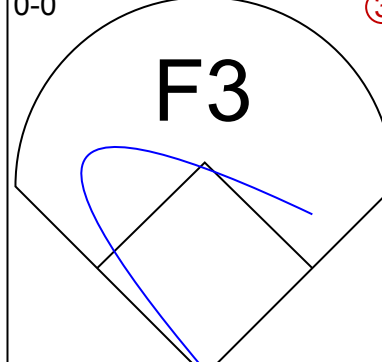
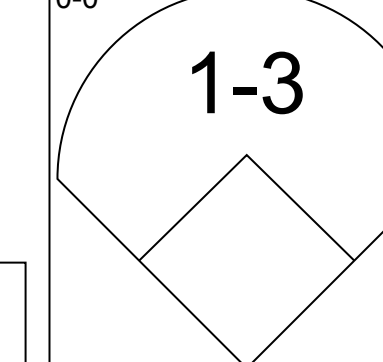
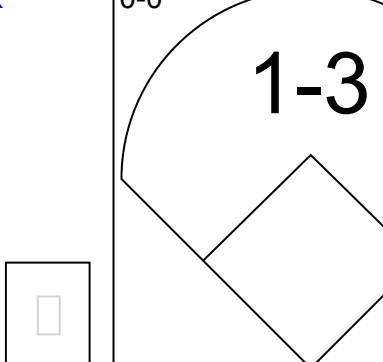
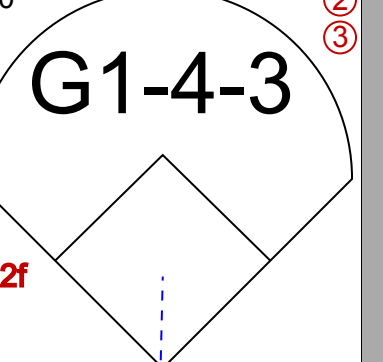
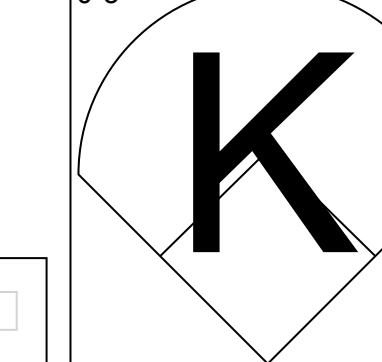
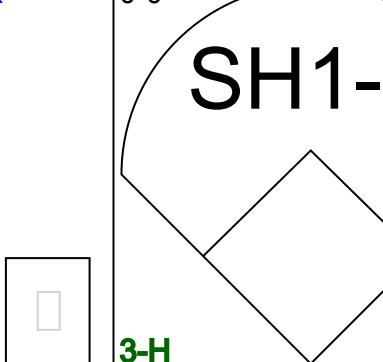
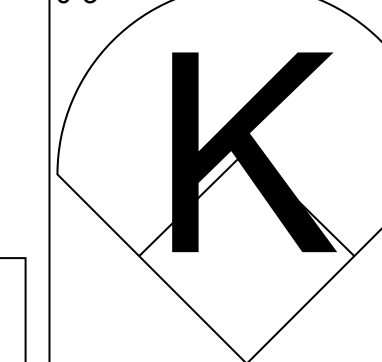
AB	35
R	4
H	9
RBI	4
BB	3
SO	2
LOB	18



AB	31
R	2
H	9
RBI	2
BB	4
SO	4
LOB	16



Batter	1	2	3	4	5	6	7	8	9	AB	R	H	RBI	BB	SO	LOB	TOP			
Hank Bauer, R (1,9) OBP: 0.125, SLG: 0.500										4	1	1	1	0	1	1	New York Yankees @ Boston Red Sox Fenway Park, Boston, MA Thu Apr 18 1957, 3:33 AM EST Att: 30,468 - Unknown			
Billy Martin, R (1,4) OBP: 0.125, SLG: 0.250										4	0	1	0	0	0	0				
Mickey Mantle, S (1,8) OBP: 0.375, SLG: 0.333										2	1	0	0	2	1	0				
Yogi Berra, L (1,2) OBP: 0.250, SLG: 0.625										4	0	0	0	0	0	3				
Bill Skowron, R (1,3) OBP: 0.125, SLG: 0.125										4	0	1	0	0	2	1				
Gil McDougald, R (1,6) OBP: 0.500, SLG: 1.000										4	1	1	1	0	1	3				
Elston Howard, R (1,7) OBP: 0.250, SLG: 0.143										4	0	1	1	0	1	0				
Andy Carey, R (1,5) OBP: 0.625, SLG: 0.400										3	0	1	0	0	0	0				
Johnny Kucks, R (1,1)										1	0	0	0	0	0	0				
Enos Slaughter, L (8,PH)										1	0	0	0	0	0	0				
Bob Grim, R (8,1)										1	0	0	0	0	0	2				
Inning Stats	R: 0 E: 0 K: 1 S: 7	H: 2 LOB: 3 BB: 1 P: 11	R: 0 E: 0 K: 1 S: 6	H: 1 LOB: 1 BB: 0 P: 6	R: 0 E: 0 K: 0 S: 3	H: 0 LOB: 0 BB: 0 P: 3	R: 0 E: 0 K: 1 S: 5	H: 0 LOB: 0 BB: 0 P: 5	R: 0 E: 0 K: 0 S: 5	H: 0 LOB: 0 BB: 0 P: 5	R: 0 E: 0 K: 2 S: 7	H: 0 LOB: 0 BB: 0 P: 7	R: 1 E: 0 K: 0 S: 4	H: 1 LOB: 0 BB: 0 P: 4	R: 2 E: 0 K: 0 S: 5	H: 2 LOB: 2 BB: 1 P: 10	1B: 3 2B: 1 3B: 1 HR: 1	SF: 0 SAC: 1 DP: 0 HBP: 1	WP: 0 PB: 0 SB: 0 CS: 0	PA: 36
PITCHER Frank Sullivan, R (1,1) ERA: 3.0	IP: 9.0 WLS: L BF: 36 H: 6 R: 3 ER: 3 SO: 6 BB: 2 IBB: 0 HBP: 1 BLK: 0 WP: 0 HR: 1 S: 45 P: 54 ERA: 3.00 WHIP: 0.889																			

Batter	1	2	3	4	5	6	7	8	9	AB	R	H	RBI	BB	SO	LOB	BOTTOM					
Frank Matzone, R (1,5) OBP: 0.222, SLG: 0.222										4	0	0	0	0	0	0	New York Yankees @ Boston Red Sox Fenway Park, Boston, MA Thu Apr 18 1957, 3:33 AM EST Att: 30,468 - Unknown					
Billy Klaus, L (1,6) OBP: 0.556, SLG: 0.333										3	0	1	0	1	2	0						
Ted Williams, L (1,7) OBP: 0.333, SLG: 0.333										4	0	2	0	0	2	2						
Dick Gemert, R (1,3) OBP: 0.444, SLG: 0.714										4	1	2	1	0	0	1						
Jim Piersall, R (1,8)										4	0	0	0	0	2	1						
Gene Stephens, L (1,9) OBP: 0.250, SLG: 0.250										4	0	0	0	0	0	0						
Gene Mauch, R (1,4) OBP: 0.625, SLG: 0.857										3	1	2	0	1	0	0						
Sammy White, R (1,2) OBP: 0.143, SLG: 0.143										3	0	0	0	0	0	3						
Frank Sullivan, R (1,1)										2	0	0	1	0	2	0						
Inning Stats	R: 0 E: 0 K: 1 S: 6	H: 1 LOB: 1 BB: 0 P: 6	R: 0 E: 0 K: 0 S: 4	H: 1 LOB: 1 BB: 0 P: 4	R: 0 E: 0 K: 2 S: 8	H: 1 LOB: 1 BB: 0 P: 8	R: 0 E: 0 K: 0 S: 3	H: 0 LOB: 0 BB: 0 P: 3	R: 1 E: 0 K: 0 S: 4	H: 1 LOB: 0 BB: 0 P: 4	R: 0 E: 0 K: 2 S: 8	H: 2 LOB: 1 BB: 0 P: 8	R: 0 E: 0 K: 0 S: 2	H: 0 LOB: 0 BB: 1 P: 6	R: 0 E: 0 K: 2 S: 7	H: 0 LOB: 1 BB: 1 P: 11	R: 1 E: 0 K: 1 S: 6	H: 1 LOB: 0 BB: 0 P: 6	1B: 5 2B: 0 3B: 1 HR: 1	SF: 0 SAC: 1 DP: 1 HBP: 0	WP: 0 PB: 0 SB: 0 CS: 0	PA: 34
PITCHER Johnny Kucks, R (1,1) ERA: 1.29 Bob Grim, R (8,1) ERA: 4.5	IP: 7.0 WLS: W BF: 26 H: 6 R: 1 ER: 1 SO: 3 BB: 1 IBB: 0 HBP: 0 BLK: 0 WP: 0 HR: 0 S: 35 P: 39 ERA: 1.29 WHIP: 1.000																					

Batter	1	2	3	4	5	6	7	8	9	AB	R	H	RBI	BB	SO	LOB	TOP											
Billy Gardner, R OBP: 0.382, SLG: 0.394 (1, 4)	F5		F6	BB 2B 1B	K		6-3			5	1	1	1	0	1	2	Baltimore Orioles @ Boston Red Sox Fenway Park, Boston, MA Mon Apr 22 1957, 3:33 AM EST Att: 6,982 - Unknown											
George Kell, R OBP: 0.393, SLG: 0.348 Bob Boyd, L OBP: 0.320, SLG: 0.500 (1, 3) (8, 3)	5-3		G3	2B BB	F3			SH3-4 1B		4	0	1	0	1	0	0												
Dick Williams, R OBP: 0.394, SLG: 0.452 (1, 8) (8, 7)	F6		FC6-4 1B	BB 2B				SH3-4		4	0	3	2	0	0	0												
Bob Nieman, R OBP: 0.438, SLG: 0.536 Al Pilarcik, L OBP: 0.182, SLG: 0.111 (1, 7) (8, 8)		1B SF8 1B	FC6-4 1-2	FC6-4 IBB				IBB		3	1	1	0	2	0	2												
Carl Powis, R OBP: 0.391, SLG: 0.353 (1, 9)	FC5 1-3 1B			L9				L8		5	0	1	0	0	0	6												
Brooks Robinson, R OBP: 0.190, SLG: 0.286 (1, 5)	F7			2B 1B	F8			4-3		5	1	1	0	0	0	4												
Joe Ginsberg, L OBP: 0.550, SLG: 0.750 (1, 2)	SF8			1B 2B	1B SF7 BB			6-3		3	3	2	2	1	0	0												
Willy Miranda, S OBP: 0.480, SLG: 0.350 (1, 6)	3-H 4-0 BB		F8	F8 SF7 WP 1B				K		4	0	2	1	1	1	1												
Ray Moore, R OBP: 0.250, SLG: 0.250 George Zuverink, R (4, 1) Bob Hale, L (5, PH) Charlie Beamon, R (5, 1) Mike Fomieles, R (7, 1)	FC5			BB 1B	SF7			K		2	1	1	0	0	0	2												
Inning Stats	R: 0 E: 0 K: 0 S: 3	H: 0 LOB: 0 BB: 0 P: 3	R: 1 E: 0 K: 0 S: 5	H: 2 LOB: 2 BB: 1 P: 9	R: 0 E: 0 K: 0 S: 4	H: 1 LOB: 1 BB: 0 P: 4	R: 4 E: 0 K: 0 S: 8	H: 5 LOB: 2 BB: 2 P: 16	R: 1 E: 0 K: 1 S: 6	H: 1 LOB: 1 BB: 1 P: 10	R: 0 E: 0 K: 0 S: 4	H: 1 LOB: 1 BB: 0 P: 4	R: 1 E: 0 K: 0 S: 5	H: 2 LOB: 1 BB: 0 P: 5	R: 0 E: 0 K: 0 S: 4	H: 1 LOB: 2 BB: 1 P: 8		R: 0 E: 0 K: 2 S: 7	H: 0 LOB: 0 BB: 0 P: 7	1B: 10 2B: 3 3B: 0 HR: 0	SF: 2 SAC: 1 DP: 0 HBP: 0	WP: 1 PB: 0 SB: 1 CS: 0	PA: 45					
PITCHER	IP	WLS	BF	H	R	ER	SO	BB	IBB	HBP	BLK	WP	HR	S	P	ERA		WHIP										
Tom Brewer, R ERA: 5.4 Russ Kemmerer, R ERA: 4.5 Jack Spring, L ERA:	(1, 1) 4.0	L 23	8	5	5	0	0	2	1	0	0	0	0	20	32	11.25		2.500										

Batter	1	2	3	4	5	6	7	8	9	AB	R	H	RBI	BB	SO	LOB	BOTTOM											
Frank Matzone, R OBP: 0.200, SLG: 0.320 (1, 5)	F8		F4	F8		F8		4-3		5	0	0	0	0	0	4	Baltimore Orioles @ Boston Red Sox Fenway Park, Boston, MA Mon Apr 22 1957, 3:33 AM EST Att: 6,982 - Unknown											
Billy Klaus, L OBP: 0.542, SLG: 0.154 (1, 6)	4-0 BB		1-6-3	1-2 2-3 3-H BB		BB		6-3		2	0	0	1	3	0	1												
Ted Williams, L OBP: 0.458, SLG: 0.636 (1, 7)	L9			BB K		F6		K		5	1	1	0	0	2	5												
Dick Gemert, R OBP: 0.417, SLG: 0.632 (1, 3)	F3			K	F8 5-3 1B BB			6-3 G3-2 2B		4	1	1	0	1	1	2												
Jim Piersall, R OBP: 0.190, SLG: 0.111 (1, 8)		6-3		1B 1B	5-3			6-3		4	1	1	0	0	0	2												
Gene Stephens, L OBP: 0.318, SLG: 0.300 (1, 9)		6-3		1B BB 1B	F8			BB		3	1	1	0	1	0	1												
Gene Mauch, R OBP: 0.409, SLG: 0.476 Ted Lepcio, R (8, 4) (9, 2)		F4		BB BB 1B	4-3			G3-2		4	1	2	3	0	0	2												
Sammy White, R OBP: 0.368, SLG: 0.353 Billy Goodman, L (8, PH) Pete Daley, R (9, 2)				SH3 1B	BB BB BB 1B			F8		2	0	1	0	1	0	1												
Tom Brewer, R Mickey Vernon, L Russ Kemmerer, R Faye Throneberry, L Jack Spring, R (1, 1) (4, PH) (5, 1) (8, PH) (9, 1)		SH3		SH3	BB BB BB			5-3		0	0	0	0	0	0	0												
Inning Stats	R: 0 E: 0 K: 0 S: 3	H: 0 LOB: 1 BB: 1 P: 7	R: 0 E: 0 K: 0 S: 3	H: 0 LOB: 0 BB: 0 P: 3	R: 0 E: 0 K: 0 S: 4	H: 1 LOB: 1 BB: 0 P: 4	R: 4 E: 0 K: 2 S: 11	H: 4 LOB: 3 BB: 3 P: 23	R: 1 E: 0 K: 0 S: 4	H: 1 LOB: 1 BB: 1 P: 8	R: 0 E: 0 K: 0 S: 3	H: 0 LOB: 1 BB: 1 P: 7	R: 0 E: 0 K: 1 S: 5	H: 0 LOB: 0 BB: 0 P: 5	R: 0 E: 0 K: 1 S: 5	H: 0 LOB: 0 BB: 0 P: 5		1B: 5 2B: 3 3B: 0 HR: 0	SF: 0 SAC: 1 DP: 1 HBP: 0	WP: 0 PB: 0 SB: 0 CS: 0	PA: 40							
PITCHER	IP	WLS	BF	H	R	ER	SO	BB	IBB	HBP	BLK	WP	HR	S	P	ERA		WHIP										
Ray Moore, R ERA: 9.35 George Zuverink, R ERA: 2.7 Charlie Beamon, R ERA: 4.7 Mike Fomieles, R ERA: 2.45	(1, 1) 3.1	0 3	0 0	0 0	0 1	0 1	0 0	0 0	0 0	0 0	0 0	0 0	0 9	0 21	0 11	0 11		10.80	2.400									

Batter	1	2	3	4	5	6	7	8	9	AB	R	H	RBI	BB	SO	LOB	TOP					
Billy Gardner, R OBP: 0.368, SLG: 0.378 (1, 4)										4	0	1	0	0	1	0	Baltimore Orioles @ Boston Red Sox Fenway Park, Boston, MA Tue Apr 23 1957, 3:33 AM EST Att: 6,594 - Unknown					
Al Pilarcik, L OBP: 0.133, SLG: 0.077 (1, 8)										4	0	0	0	0	0	1						
George Kell, R OBP: 0.375, SLG: 0.444 (1, 3)										4	1	1	1	0	0	0						
Bob Nieman, R OBP: 0.389, SLG: 0.469 (1, 7)										4	0	0	0	0	0	0						
Carl Powis, R OBP: 0.407, SLG: 0.316 (1, 9)										2	0	0	0	2	0	0						
Brooks Robinson, R OBP: 0.240, SLG: 0.292 (1, 5)										3	0	1	0	1	0	1						
Joe Ginsberg, L OBP: 0.522, SLG: 0.667 (1, 2)										3	0	1	0	0	1	3						
Willy Miranda, S OBP: 0.481, SLG: 0.333 (7, PH)										1	0	0	0	1	0	0						
Bob Hale, L (7, PH)										1	0	0	0	0	0	2						
Jim Brideweser, R OBP: 0.500, SLG: 0.250 (7, 6)										0	0	0	0	0	0	0						
Billy Loes, R (8, PH)										2	0	0	0	0	0	3						
Dick Williams, R OBP: 0.392, SLG: 0.438 (8, 1)										1	0	0	0	0	0	0						
Don Ferrarese, R (8, 1)										0	0	0	0	0	0	0						
Inning Stats	R: 0 E: 0 K: 1 S: 5	H: 0 LOB: 0 BB: 0 P: 5	R: 0 E: 0 K: 0 S: 3	H: 0 LOB: 1 BB: 1 P: 7	R: 0 E: 0 K: 0 S: 3	H: 0 LOB: 0 BB: 0 P: 3	R: 0 E: 0 K: 0 S: 3	H: 0 LOB: 0 BB: 0 P: 3	R: 0 E: 0 K: 0 S: 3	H: 1 LOB: 2 BB: 1 P: 11	R: 0 E: 0 K: 1 S: 6	H: 0 LOB: 0 BB: 0 P: 3	R: 0 E: 0 K: 1 S: 6	H: 1 LOB: 2 BB: 1 P: 10	R: 0 E: 0 K: 0 S: 3	H: 1 LOB: 0 BB: 0 P: 3	R: 1 E: 0 K: 0 S: 4	H: 1 LOB: 0 BB: 0 P: 4	1B: 3 2B: 0 3B: 0 HR: 1	SF: 0 SAC: 0 DP: 2 HBP: 0	WP: 0 PB: 0 SB: 0 CS: 0	PA: 33
PITCHER Frank Sullivan, R ERA: 2.0 (1, 1)	IP: 9.0 WLS: W BF: 33 H: 4 R: 1 ER: 1 SO: 2 BB: 4 IBB: 0 HBP: 0 BLK: 0 WP: 0 HR: 1 S: 33 P: 49 ERA: 1.00 WHIP: 0.889															PITCHER	IP: 9.0 WLS: W BF: 33 H: 4 R: 1 ER: 1 SO: 2 BB: 4 IBB: 0 HBP: 0 BLK: 0 WP: 0 HR: 1 S: 33 P: 49 ERA: 1.00 WHIP: 0.889					

AB	29
R	1
H	4
RBI	1
BB	4
SO	2
LOB	10



Batter	1	2	3	4	5	6	7	8	9	AB	R	H	RBI	BB	SO	LOB	BOTTOM			
Frank Matzone, R OBP: 0.241, SLG: 0.379 (1, 5)										4	1	2	1	0	1	0	Baltimore Orioles @ Boston Red Sox Fenway Park, Boston, MA Tue Apr 23 1957, 3:33 AM EST Att: 6,594 - Unknown			
Billy Klaus, L OBP: 0.500, SLG: 0.125 (1, 6)										3	0	0	0	1	0	2				
Ted Williams, L OBP: 0.464, SLG: 0.731 (1, 7)										4	1	2	2	0	0	2				
Gene Stephens, L OBP: 0.318, SLG: 0.300 (9, 7)										0	0	0	0	0	0	0				
Dick Gemert, R OBP: 0.393, SLG: 0.565 (1, 3)										4	0	1	0	0	3	2				
Jackie Jensen, R OBP: 0.250, SLG: 0.500 (1, 9)										4	0	1	0	0	0	1				
Jim Piersall, R OBP: 0.200, SLG: 0.136 (1, 8)										4	0	1	0	0	0	1				
Gene Mauch, R OBP: 0.400, SLG: 0.458 (1, 4)										3	1	1	0	0	0	1				
Sammy White, R OBP: 0.364, SLG: 0.350 (1, 2)										3	0	1	0	0	0	2				
Frank Sullivan, R (1, 1)										2	0	0	0	0	0	1				
Inning Stats	R: 1 E: 0 K: 1 S: 6	H: 1 LOB: 0 BB: 0 P: 6	R: 0 E: 0 K: 0 S: 3	H: 0 LOB: 0 BB: 0 P: 3	R: 0 E: 0 K: 0 S: 5	H: 2 LOB: 2 BB: 0 P: 5	R: 0 E: 0 K: 1 S: 5	H: 0 LOB: 0 BB: 0 P: 5	R: 2 E: 0 K: 1 S: 8	H: 3 LOB: 2 BB: 1 P: 12	R: 0 E: 0 K: 0 S: 4	H: 2 LOB: 1 BB: 0 P: 4	R: 0 E: 0 K: 1 S: 5	H: 0 LOB: 0 BB: 0 P: 5	R: 0 E: 0 K: 0 S: 4	H: 1 LOB: 1 BB: 0 P: 4	1B: 6 2B: 2 3B: 0 HR: 1	SF: 0 SAC: 1 DP: 0 HBP: 0	WP: 0 PB: 0 SB: 0 CS: 0	PA: 33
PITCHER Billy Loes, R ERA: 3.6 (1, 1)	IP: 7.0 WLS: L BF: 29 H: 8 R: 3 ER: 3 SO: 4 BB: 1 IBB: 0 HBP: 0 BLK: 0 WP: 0 HR: 1 S: 36 P: 40 ERA: 3.86 WHIP: 1.286															PITCHER	IP: 7.0 WLS: L BF: 29 H: 8 R: 3 ER: 3 SO: 4 BB: 1 IBB: 0 HBP: 0 BLK: 0 WP: 0 HR: 1 S: 36 P: 40 ERA: 3.86 WHIP: 1.286			
Don Ferrarese, L ERA: 5.4 (8, 1)	IP: 1.0 WLS: L BF: 4 H: 1 R: 0 ER: 0 SO: 0 BB: 0 IBB: 0 HBP: 0 BLK: 0 WP: 0 HR: 0 S: 4 P: 4 ERA: 0.00 WHIP: 1.000															PITCHER	IP: 1.0 WLS: L BF: 4 H: 1 R: 0 ER: 0 SO: 0 BB: 0 IBB: 0 HBP: 0 BLK: 0 WP: 0 HR: 0 S: 4 P: 4 ERA: 0.00 WHIP: 1.000			



Batter	1	2	3	4	5	6	7	8	9	10	AB	R	H	RBI	BB	SO	LOB	TOP
Frank Matzone, R OBP: 0.206, SLG: 0.324 (1, 5)	6-3	F7			F1		6-3		5-3		5	0	0	0	0	0	3	
Billy Klaus, L OBP: 0.485, SLG: 0.200 (1, 6)			G3			F4	F7			1B	4	1	1	0	1	0	3	
Ted Williams, L OBP: 0.455, SLG: 0.767 Gene Stephens, L OBP: 0.318, SLG: 0.300 (1, 7) (10, PR) (10, 7)	F8		G3			G3				BB	4	1	1	1	1	0	1	
Dick Gemert, R OBP: 0.364, SLG: 0.500 (1, 3)	F5		F8			FC5	1B		F3		5	0	1	0	0	0	3	
Jackie Jensen, R OBP: 0.444, SLG: 0.556 (1, 9)		F8							5-3		5	0	3	1	0	0	0	
Jim Piersall, R OBP: 0.267, SLG: 0.192 (1, 8)			2B	1B	F2		FC5				4	1	2	0	1	0	3	
Gene Mauch, R OBP: 0.400, SLG: 0.517 (1, 4)			G3	1B	5-3						5	1	2	1	0	0	5	
Sammy White, R OBP: 0.333, SLG: 0.318 Mickey Vernon, L (7, PH)		G3					F5				2	0	0	0	0	0	1	
Billy Conso, R Pete Daley, R (7, PR) (7, 2)									5-3		0	0	0	0	1	0	0	
Russ Meyer, S OBP: 1.000, SLG: 1.000 Bob Porterfield, R (4, 1)											0	0	0	0	0	0	0	
Billy Goodman, L Ike Delock, R (7, PH) (7, 1)											1	0	0	0	0	0	2	
											1	0	0	0	0	1	0	
Inning Stats	R: 0 E: 0 K: 0 S: 3	H: 0 LOB: 1 BB: 1 P: 7	R: 2 E: 0 K: 0 S: 6	H: 3 LOB: 1 BB: 0 P: 6	R: 0 E: 0 K: 0 S: 3	H: 0 LOB: 0 BB: 0 P: 3	R: 0 E: 0 K: 0 S: 5	H: 1 LOB: 2 BB: 1 P: 8	R: 1 E: 0 K: 1 S: 5	H: 2 LOB: 1 BB: 0 P: 5	R: 0 E: 0 K: 1 S: 5	H: 0 LOB: 0 BB: 0 P: 5	R: 1 E: 0 K: 0 S: 4	H: 2 LOB: 2 BB: 2 P: 12	1B: 7 2B: 3 3B: 0 HR: 1	SF: 0 SAC: 0 DP: 1 HBP: 0	WP: 0 PA: 43	
PITCHER	IP WLS BF H R ER SO ERA WHIP	IP WLS BF H R ER SO ERA WHIP	IP WLS BF H R ER SO ERA WHIP	IP WLS BF H R ER SO ERA WHIP	IP WLS BF H R ER SO ERA WHIP	IP WLS BF H R ER SO ERA WHIP	IP WLS BF H R ER SO ERA WHIP	IP WLS BF H R ER SO ERA WHIP	IP WLS BF H R ER SO ERA WHIP	IP WLS BF H R ER SO ERA WHIP	IP WLS BF H R ER SO ERA WHIP	IP WLS BF H R ER SO ERA WHIP	IP WLS BF H R ER SO ERA WHIP	IP WLS BF H R ER SO ERA WHIP	IP WLS BF H R ER SO ERA WHIP	IP WLS BF H R ER SO ERA WHIP	IP WLS BF H R ER SO ERA WHIP	IP WLS BF H R ER SO ERA WHIP
Pedro Ramos, R ERA: 3.07 Bob Chakales, R ERA: 5.87 (1, 1) (7, 1)	6.0 L 4.0	26 17 17	7 4 4	2 2 2	2 2 1	0 1 1	0 0 0	0 0 0	0 1 17	24 25 25	32 25 25	3.00 4.50 4.50	1.500 1.250 1.250					

Boston Red Sox @ Washington Senators
Griffith Stadium, Washington, DC
Wed Apr 24 1957, 6:05 PM EST
Att: 8,712 - Unknown

AB	39
R	4
H	11
RBI	4
BB	4
SO	1
LOB	21



Batter	1	2	3	4	5	6	7	8	9	10	AB	R	H	RBI	BB	SO	LOB	BOTTOM			
Herb Plews, L OBP: 0.205, SLG: 0.194 (1, 4)	L7	1-3									5	0	1	0	0	1	2				
Jerry Snyder, R OBP: 0.308, SLG: 0.308 (1, 6)	K		G3	6-3							5	0	1	0	0	1	1				
Pete Runnels, L OBP: 0.341, SLG: 0.222 (1, 3)	E4										4	1	1	0	1	1	2				
Eddie Yost, R OBP: 0.432, SLG: 0.361 (1, 5)	6-3										3	1	0	0	2	0	1				
Roy Sievers, R OBP: 0.432, SLG: 0.737 Dick Tettelbach, R (10, PR)		F4									4	0	2	1	1	0	2				
Jim Lemon, R OBP: 0.366, SLG: 0.447 (1, 9)											0	0	0	0	0	0	0				
Ed Fitz Gerald, R OBP: 0.313, SLG: 0.214 (1, 2)											5	1	2	0	0	0	3				
Whitey Herzog, L OBP: 0.333, SLG: 0.208 (1, 8)											3	0	1	0	0	0	1				
Pedro Ramos, S OBP: 0.333, SLG: 0.333 Bob Chakales, R OBP: 0.167, SLG: 0.500 (1, 1) (7, 1)		F7									3	0	1	1	0	1	2				
											1	0	0	0	0	0	0				
Inning Stats	R: 0 E: 1 K: 1 S: 6	H: 1 LOB: 1 BB: 0 P: 6	R: 1 E: 0 K: 0 S: 5	H: 2 LOB: 2 BB: 1 P: 9	R: 2 E: 1 K: 0 S: 4	H: 1 LOB: 1 BB: 2 P: 12	R: 0 E: 0 K: 0 S: 4	H: 3 LOB: 1 BB: 0 P: 4	R: 0 E: 0 K: 0 S: 3	H: 0 LOB: 1 BB: 1 P: 7	R: 0 E: 1 K: 1 S: 6	H: 0 LOB: 2 BB: 1 P: 10	R: 0 E: 0 K: 0 S: 3	H: 1 LOB: 0 BB: 0 P: 3	R: 0 E: 0 K: 1 S: 6	H: 1 LOB: 1 BB: 0 P: 6	R: 0 E: 0 K: 0 S: 3	H: 1 LOB: 1 BB: 0 P: 3	1B: 10 2B: 0 3B: 0 HR: 0	SF: 0 SAC: 1 DP: 1 HBP: 0	WP: 0 PA: 43
PITCHER	IP WLS BF H R ER SO ERA WHIP	IP WLS BF H R ER SO ERA WHIP	IP WLS BF H R ER SO ERA WHIP	IP WLS BF H R ER SO ERA WHIP	IP WLS BF H R ER SO ERA WHIP	IP WLS BF H R ER SO ERA WHIP	IP WLS BF H R ER SO ERA WHIP	IP WLS BF H R ER SO ERA WHIP	IP WLS BF H R ER SO ERA WHIP	IP WLS BF H R ER SO ERA WHIP	IP WLS BF H R ER SO ERA WHIP	IP WLS BF H R ER SO ERA WHIP	IP WLS BF H R ER SO ERA WHIP	IP WLS BF H R ER SO ERA WHIP	IP WLS BF H R ER SO ERA WHIP	IP WLS BF H R ER SO ERA WHIP	IP WLS BF H R ER SO ERA WHIP	IP WLS BF H R ER SO ERA WHIP			
Russ Meyer, R ERA: 6.0 Bob Porterfield, R ERA: 3.38 Ike Delock, R ERA: 3.38 (1, 1) (4, 1) (7, 1)	3.0 9 4.0	18 1 15	6 0 3	3 0 0	2 1 2	1 0 0	0 0 0	0 0 0	0 0 18	17 14 22	29 14 22	6.00 0.00 0.00	3.000 0.667 1.000								

Boston Red Sox @ Washington Senators
Griffith Stadium, Washington, DC
Wed Apr 24 1957, 6:05 PM EST
Att: 8,712 - Unknown

AB	36
R	3
H	10
RBI	2
BB	5
SO	4
LOB	15



Batter	1	2	3	4	5	6	7	8	9	AB	R	H	RBI	BB	SO	LOB	TOP								
Frank Matzone, R OBP: 0.200, SLG: 0.300 (1, 5)	1-3	BB 2B	K		F4	F4		F7		6	1	1	1	0	1	3	Boston Red Sox @ Washington Senators Griffith Stadium, Washington, DC Thu Apr 25 1957, 3:33 AM EST Att: 2,876 - Unknown								
Billy Klaus, L OBP: 0.487, SLG: 0.174 (1, 6)	F3	2B 1B WP		1B BB	F6		BB 1B BB	4-3		3	3	0	0	3	0	0									
Ted Williams, L OBP: 0.538, SLG: 0.818 Gene Stephens, L OBP: 0.318, SLG: 0.300 (9, PR) (9, 7)	BB 1B BB	WP 2B		1B 1B			3-1 1B 2B BB		1B FC5-4 1B	3	2	3	2	3	0	0									
Dick Gernert, R OBP: 0.385, SLG: 0.500 (1, 3)	BB 1B	F6		K	K		3-1 2B 1B		FC5-4 1B	6	1	3	1	0	2	4									
Jackie Jensen, R OBP: 0.467, SLG: 0.462 (1, 9)				1B SF9 1B		5-3	F7		FC5-4 1B	4	1	1	2	2	0	3									
Jim Piersall, R OBP: 0.276, SLG: 0.219 (1, 8)	F3	F9		SF9 1B	K		3-1		G6-4-3 1B	6	0	2	1	0	1	7									
Gene Mauch, R OBP: 0.389, SLG: 0.529 (1, 4)		F2		1B	E6 BB 1B				G6-4-3 1B	5	1	2	3	0	0	2									
Sammy White, R OBP: 0.379, SLG: 0.320 (1, 2)		1B 1B	F3		F4					3	1	1	0	2	0	2									
Willard Nixon, L OBP: 0.333, SLG: 0.333 George Susce, R OBP: 0.500, SLG: 0.500 (4, 1)	BB 2B 1B		K	F7				1-3		3	1	1	0	0	1	3									
Inning Stats	R: 0 E: 0 K: 0 S: 4	H: 1 LOB: 3 BB: 2 P: 12	R: 4 E: 0 K: 0 S: 7	H: 4 LOB: 2 BB: 2 P: 15	R: 0 E: 0 K: 2 S: 8	H: 1 LOB: 1 BB: 0 P: 8	R: 3 E: 0 K: 1 S: 8	H: 3 LOB: 2 BB: 2 P: 16	R: 0 E: 0 K: 1 S: 5	H: 0 LOB: 1 BB: 1 P: 9	R: 1 E: 1 K: 1 S: 7	H: 1 LOB: 2 BB: 1 P: 11	R: 3 E: 0 K: 0 S: 5	H: 2 LOB: 2 BB: 2 P: 13	R: 0 E: 0 K: 0 S: 3	H: 0 LOB: 0 BB: 0 P: 3	R: 1 E: 0 K: 0 S: 5	H: 3 LOB: 2 BB: 0 P: 5	1B: 13 2B: 2 3B: 0 HR: 0	SF: 1 SAC: 0 DP: 1 HBP: 0	WP: 1 PB: 0 SB: 0 CS: 0	PA: 52			
PITCHER	IP	WLS	BF	H	R	ER	SO	BB	IBB	HBP	BLK	WP	HR	S	P	ERA	WHIP								
Evelio Hernandez, R ERA: 2.97 Dick Hyde, R ERA: 7.04 Tex Clevenger, R ERA: 2.08 Dean Stone, L ERA: 8.1 Dick Brodowski, R ERA: 12.71	(1, 1)	(1, 1)	(2, 1)	(3, 1)	(5, 1)	(1, 1)	(1, 1)	(2, 1)	(3, 1)	(5, 1)	(1, 1)	(1, 1)	(2, 1)	(3, 1)	(5, 1)	(1, 1)	(1, 1)								


AB	41
R	12
H	15
RBI	11
BB	10
SO	5
LOB	24





Batter	1	2	3	4	5	6	7	8	9	AB	R	H	RBI	BB	SO	LOB	BOTTOM								
Herb Plews, L OBP: 0.227, SLG: 0.244 (1, 4)	6-3			4-3		4-3			2B	5	1	2	1	0	0	1	Boston Red Sox @ Washington Senators Griffith Stadium, Washington, DC Thu Apr 25 1957, 3:33 AM EST Att: 2,876 - Unknown								
Jerry Snyder, R OBP: 0.222, SLG: 0.222 (1, 6)	F4	L3		1-3				1-3	L6	5	0	0	0	0	0	5									
Pete Runnels, L OBP: 0.367, SLG: 0.256 (1, 3)	CS HBP		F7		BB	G3			FC6-4 2B	3	0	1	2	1	0	0									
Eddie Yost, R OBP: 0.429, SLG: 0.333 (1, 5)	CS	3B BB	F9		F5		1-3		FC6-4 BB	3	1	0	0	2	0	1									
Roy Sievers, R OBP: 0.429, SLG: 0.738 (1, 7)		1B 3B	6-3					F5	FC6-4	4	1	1	1	1	0	2									
Jim Lemon, R OBP: 0.348, SLG: 0.405 (1, 9)		K		HR BB		F7		5-3	F9	4	1	0	0	1	1	5									
Clint Courtney, L OBP: 0.471, SLG: 0.769 (1, 2)		1B HBP		HR		4-3			3B	3	2	2	2	0	0	2									
Whitey Herzog, L OBP: 0.324, SLG: 0.214 (1, 8)		1B 1B		4-3		4-3			L9	4	0	1	1	0	0	1									
Evelio Hernandez, R Dick Hyde, R Tex Clevenger, R Julio Becquer, L Dean Stone, L Dick Tettelbach, R Dick Brodowski, R Neil Christley, L	(1, 1)	(1, 1)	(2, 1)	(2, PR)	(1, 1)	(4, PR)	(5, 1)	(9, PR)	(9, PR)	(1, 1)	(1, 1)	(2, 1)	(3, 1)	(5, 1)	(9, PR)	(9, PR)									
Inning Stats	R: 0 E: 0 K: 0 S: 2	H: 0 LOB: 0 BB: 0 P: 3	R: 3 E: 0 K: 1 S: 8	H: 4 LOB: 1 BB: 1 P: 13	R: 0 E: 0 K: 0 S: 3	H: 0 LOB: 0 BB: 0 P: 3	R: 2 E: 0 K: 0 S: 4	H: 1 LOB: 2 BB: 2 P: 12	R: 0 E: 0 K: 0 S: 3	H: 0 LOB: 0 BB: 0 P: 11	R: 0 E: 0 K: 1 S: 5	H: 0 LOB: 0 BB: 0 P: 5	R: 0 E: 0 K: 0 S: 3	H: 0 LOB: 0 BB: 0 P: 3	R: 0 E: 0 K: 0 S: 4	H: 1 LOB: 1 BB: 0 P: 4	R: 2 E: 0 K: 0 S: 5	H: 2 LOB: 2 BB: 2 P: 13	1B: 3 2B: 2 3B: 2 HR: 1	SF: 0 SAC: 0 DP: 0 HBP: 2	WP: 0 PB: 0 SB: 0 CS: 1	PA: 43			
PITCHER	IP	WLS	BF	H	R	ER	SO	BB	IBB	HBP	BLK	WP	HR	S	P	ERA	WHIP								
Willard Nixon, R George Susce, R	(1, 1)	(4, 1)																							


AB	33
R	7
H	8
RBI	7
BB	7
SO	2
LOB	17



Batter	1	2	3	4	5	6	7	8	9	AB	R	H	RBI	BB	SO	LOB	TOP			
Frank Matzone, R (1.5) OBP: 0.224, SLG: 0.277	E5 1B		BB FC6-4 BB		L1		FC6-4 1-2			3	2	0	0	1	0	1	Boston Red Sox @ New York Yankees Yankee Stadium, Bronx, NY Sat Apr 27 1957, 3:33 AM EST Att: 33,575 - Unknown - 71 F livebaseballscorecards.com			
Billy Klaus, L (1.6) OBP: 0.479, SLG: 0.226	1B		FC6-4 BB 1B		3-1			K		4	0	2	0	0	1	0				
Ted Williams, L (1.7) OBP: 0.500, SLG: 0.700 Gene Stephens, L (8.7) OBP: 0.318, SLG: 0.300	1B		FC6-4 BB		F9			1-3		3	0	1	1	1	0	0				
Dick Gernert, R (1.3) OBP: 0.396, SLG: 0.488	K		FC6-4 1-2 2-3 3-H				G6-4-3 1B			4	0	1	1	0	1	4				
Jackie Jensen, R (1.9) OBP: 0.375, SLG: 0.381	G6-4-3		F4				F8 1B			4	0	0	0	0	0	5				
Jim Piersall, R (1.8) OBP: 0.289, SLG: 0.282		G1-6-3 BB		CS 1B BB			G6-4-3 1-2			2	0	0	0	2	0	1				
Gene Mauch, R (1.4) OBP: 0.386, SLG: 0.500		G1-6-3 1-2		5-3 1B			5-3			4	0	2	0	0	0	1				
Sammy White, R (1.2) OBP: 0.351, SLG: 0.281		F7		5-3			F5			4	0	1	0	0	0	2				
Tom Brewer, R (1.1) OBP: 0.143, SLG: 0.143 Ike Delock, R (9.1)			K		F8		FC6-4 1B			4	0	1	0	0	1	3				
										0	0	0	0	0	0	0				
Inning Stats	R: 1 E: 1 K: 1 S: 7	H: 2 LOB: 1 BB: 0 P: 7	R: 0 E: 0 K: 0 S: 2	H: 0 LOB: 0 BB: 1 P: 6	R: 1 E: 1 K: 1 S: 6	H: 1 LOB: 2 BB: 2 P: 14	R: 0 E: 0 K: 0 S: 3	H: 1 LOB: 1 BB: 1 P: 7	R: 0 E: 0 K: 0 S: 3	H: 0 LOB: 0 BB: 0 P: 3	R: 0 E: 0 K: 0 S: 4	H: 1 LOB: 1 BB: 0 P: 4	R: 0 E: 0 K: 1 S: 5	H: 0 LOB: 0 BB: 0 P: 5	R: 0 E: 0 K: 0 S: 5	H: 2 LOB: 2 BB: 0 P: 5		1B: 8 2B: 0 3B: 0 HR: 0	SF: 0 SAC: 0 DP: 3 HBP: 0	WP: 0 PB: 0 SB: 0 CS: 1
PITCHER Bobby Shantz, L (1.1) ERA: 1.2	IP: 9.0 WLS: L BF: 36 H: 8 R: 2 ER: 0 SO: 3 BB: 4 IBB: 0 HBP: 0 BLK: 0 WP: 0 HR: 0 S: 38 P: 54 ERA: 0.00 WHIP: 1.333															PITCHER				

Batter	1	2	3	4	5	6	7	8	9	AB	R	H	RBI	BB	SO	LOB	BOTTOM			
Hank Bauer, R (1.9) OBP: 0.364, SLG: 0.553	FC4-6 1B BB 1B	5-3			5-3		6-3		F7	5	1	1	0	0	0	2	Boston Red Sox @ New York Yankees Yankee Stadium, Bronx, NY Sat Apr 27 1957, 3:33 AM EST Att: 33,575 - Unknown - 71 F livebaseballscorecards.com			
Enos Slaughter, L (1.7) OBP: 0.536, SLG: 0.875	F5		9-4 1B BB		G1 2B			4-3		3	0	1	0	1	0	1				
Mickey Mantle, S (1.8) OBP: 0.524, SLG: 0.645	FC4-6 1B		F8		G1			BB BB		3	0	1	0	1	0	2				
Yogi Berra, L (1.2) OBP: 0.310, SLG: 0.421	FC4-6 BB 1-2 2-3		1-2 1B		F8			G6-4-3 BB		3	0	1	0	1	0	3				
Bill Skowron, R (1.3) OBP: 0.350, SLG: 0.649	BB 1-2 BB		9-4		4-3			G6-4-3 1-2		3	0	0	0	1	0	4				
Gil McDougald, R (1.6) OBP: 0.410, SLG: 0.588	1-2 2-3 3-H BB			CS 1B BB		F6		SH1 BB		1	0	0	1	3	0	0				
Billy Martin, R (1.5) OBP: 0.300, SLG: 0.421	G3			CS 1B		K		SH1		3	0	1	0	0	1	3				
Bobby Richardson, R (1.4) OBP: 0.167, SLG: 0.167 Joe Collins, L (7. PH) OBP: 0.388, SLG: 0.313 Andy Carey, R (9. PH) OBP: 0.667, SLG: 0.400 Tony Kubek, L (8. PH) OBP: 0.318, SLG: 0.300		F7		K		G3		HBP		2	0	0	0	0	1	2				
Bobby Shantz, R (1.1) OBP: 0.292, SLG: 0.435		K		1-3		K		K		3	0	0	0	0	2	1				
										1	0	0	0	0	1	2				
Inning Stats	R: 1 E: 0 K: 0 S: 5	H: 2 LOB: 3 BB: 2 P: 13	R: 0 E: 0 K: 1 S: 5	H: 0 LOB: 0 BB: 0 P: 5	R: 0 E: 0 K: 0 S: 3	H: 1 LOB: 1 BB: 1 P: 7	R: 0 E: 0 K: 1 S: 5	H: 1 LOB: 1 BB: 1 P: 9	R: 0 E: 0 K: 0 S: 4	H: 0 LOB: 0 BB: 0 P: 4	R: 0 E: 0 K: 1 S: 5	H: 0 LOB: 0 BB: 0 P: 5	R: 0 E: 0 K: 1 S: 5	H: 0 LOB: 1 BB: 2 P: 10	R: 0 E: 0 K: 1 S: 5	H: 0 LOB: 2 BB: 1 P: 10		1B: 4 2B: 3 3B: 0 HR: 0	SF: 0 SAC: 1 DP: 3 HBP: 1	WP: 0 PB: 0 SB: 0 CS: 2
PITCHER Tom Brewer, R (1.1) ERA: 3.6 Ike Delock, R (9.1) ERA: 3.18	IP: 8.1 WLS: W BF: 35 H: 5 R: 1 ER: 1 SO: 4 BB: 7 IBB: 0 HBP: 1 BLK: 0 WP: 0 HR: 0 S: 35 P: 64 ERA: 1.08 WHIP: 1.440															PITCHER				

Batter	1	2	3	4	5	6	7	8	9	10	AB	R	H	RBI	BB	SO	LOB	TOP		
Frank Matzone, R OBP: 0.222, SLG: 0.288 (1, 5)	0-0 6-3		0-0 2B		0-0 F3			0-0 F4	0-0 F9		5	0	1	0	0	0	3	Boston Red Sox @ New York Yankees Yankee Stadium, Bronx, NY Sun Apr 28 1957, 3:33 AM EDT Att: 37,958 - Unknown - 71 F livebaseballscorecards.com AB 36 R 2 H 7 RBI 2 BB 5 SO 2 LOB 21 		
Billy Klaus, L OBP: 0.434, SLG: 0.194 (1, 6)	0-0 F5		0-0 4-3			0-3 K		0-0 F7		0-0 5-3	5	0	0	0	0	1	2			
Ted Williams, L OBP: 0.509, SLG: 0.674 (1, 7)	0-0 FC5-4 1B			4-0 2B BB		0-3 K		0-0 F8		4-0 BB	3	0	1	0	2	1	1			
Dick Gemert, R OBP: 0.377, SLG: 0.500 (1, 3)	0-0 FC5-4			0-0 F9		0-0 6-3				0-0 F5	5	1	1	0	0	0	3			
Jackie Jensen, R OBP: 0.414, SLG: 0.440 (1, 9)		0-0 G1-6-3 1B		0-0 2B			4-0 E BB		0-0 4-3	0-0 F7	4	0	2	1	1	0	1			
Jim Piersall, R OBP: 0.265, SLG: 0.256 (1, 8)		0-0 F9		0-0 F3			0-0 FC5 G6-4-3		0-0 F6		4	0	0	0	0	0	4			
Gene Mauch, R OBP: 0.362, SLG: 0.467 Mickey Vernon, L (9, PH)		0-0 G1-6-3		0-0 5-3			0-0 F3		4-0 BB		3	0	0	0	0	0	5			
Tom Brewer, R OBP: 0.143, SLG: 0.143 Ted Lepcio, R (9, 4)		1-2					0-0 F3		0-0 BB		0	0	0	0	0	0	0			
Sammy White, R OBP: 0.333, SLG: 0.265 Milt Bolling, R (7, PH)			0-0 F9				0-0 F8		0-0 BB		2	0	0	0	0	0	0			
Pete Daley, R (7, 2)									0-0 2B		1	0	0	0	0	0	2			
Gene Stephens, L OBP: 0.348, SLG: 0.381 Haywood Sullivan, R (9, 2)							0-0 F9		0-0 2B		0	0	0	0	0	0	0			
Frank Sullivan, R (1, 1)							0-0 F8		0-0 2B		1	0	1	0	0	0	0			
Norm Zaichin, R OBP: 1.000, SLG: 1.000 Billy Consolo, R (8, PR)							6-3				0	0	0	0	0	0	0			
Ike Delock, R (8, 1)									0-0 1B		0	0	0	0	0	0	0			
Inning Stats	R: 0 E: 0 K: 0 S: 4	H: 1 LOB: 1 BB: 0 P: 4	R: 0 E: 0 K: 0 S: 3	H: 1 LOB: 0 BB: 0 P: 3	R: 0 E: 0 K: 0 S: 4	H: 1 LOB: 1 BB: 0 P: 4	R: 0 E: 0 K: 0 S: 3	H: 0 LOB: 0 BB: 0 P: 3	R: 0 E: 2 K: 0 S: 3	H: 0 LOB: 1 BB: 1 P: 7	R: 0 E: 0 K: 0 S: 4	H: 1 LOB: 1 BB: 1 P: 4	R: 2 E: 0 K: 0 S: 5	H: 2 LOB: 2 BB: 2 P: 13	R: 0 E: 0 K: 0 S: 3	H: 0 LOB: 1 BB: 1 P: 7	1B: 3 2B: 3 3B: 1 HR: 0		SF: 0 SAC: 0 DP: 2 HBP: 0	WP: 0 PA: 41
PITCHER	IP WLS BF H R ER SO BB IBB HBP BLK WP HR S P ERA WHIP	IP WLS BF H R ER SO BB IBB HBP BLK WP HR S P ERA WHIP	IP WLS BF H R ER SO BB IBB HBP BLK WP HR S P ERA WHIP	IP WLS BF H R ER SO BB IBB HBP BLK WP HR S P ERA WHIP	IP WLS BF H R ER SO BB IBB HBP BLK WP HR S P ERA WHIP	IP WLS BF H R ER SO BB IBB HBP BLK WP HR S P ERA WHIP	IP WLS BF H R ER SO BB IBB HBP BLK WP HR S P ERA WHIP	IP WLS BF H R ER SO BB IBB HBP BLK WP HR S P ERA WHIP	IP WLS BF H R ER SO BB IBB HBP BLK WP HR S P ERA WHIP	IP WLS BF H R ER SO BB IBB HBP BLK WP HR S P ERA WHIP	IP WLS BF H R ER SO BB IBB HBP BLK WP HR S P ERA WHIP	IP WLS BF H R ER SO BB IBB HBP BLK WP HR S P ERA WHIP	IP WLS BF H R ER SO BB IBB HBP BLK WP HR S P ERA WHIP	IP WLS BF H R ER SO BB IBB HBP BLK WP HR S P ERA WHIP	IP WLS BF H R ER SO BB IBB HBP BLK WP HR S P ERA WHIP	IP WLS BF H R ER SO BB IBB HBP BLK WP HR S P ERA WHIP	IP WLS BF H R ER SO BB IBB HBP BLK WP HR S P ERA WHIP		IP WLS BF H R ER SO BB IBB HBP BLK WP HR S P ERA WHIP	
Whitey Ford, L ERA: 1.17 Bob Grim, R ERA: 5.4 Don Larsen, R ERA: 13.5	7.0 1.2 1.1	27 8 6	5 2 0	0 2 0	2 0 0	0 1 2	0 0 0	0 7 4	37 11 12	0.00 10.80 0.00	1.000 1.800 1.500									

Batter	1	2	3	4	5	6	7	8	9	10	AB	R	H	RBI	BB	SO	LOB	BOTTOM		
Hank Bauer, R OBP: 0.375, SLG: 0.561 (1, 9)	0-0 E6 CS		0-0 F7		4-0 BB 1B BB		0-0 SH2-4		0-0 2B		3	1	1	0	1	0	0	Boston Red Sox @ New York Yankees Yankee Stadium, Bronx, NY Sun Apr 28 1957, 3:33 AM EDT Att: 37,958 - Unknown - 71 F livebaseballscorecards.com AB 34 R 3 H 10 RBI 3 BB 4 SO 6 LOB 15 		
Enos Slaughter, L OBP: 0.500, SLG: 0.636 (1, 7)	0-3 K		0-0 F8		4-0 1B BB		0-0 L9		4-0 IBB		3	0	0	0	2	1	2			
Mickey Mantle, S OBP: 0.523, SLG: 0.625 Tony Kubek, L OBP: 0.273, SLG: 0.111 (1, 8) (4, 8) (7, 6)	4-0 BB		0-3 K		0-0 G4-6-3 1B		0-0 4-3		0-3 K		1	0	0	0	1	1	0			
Yogi Berra, L OBP: 0.296, SLG: 0.465 (1, 2)	0-0 G3			0-0 4-3	0-0 G4-6-3 1B			0-0 F9		0-0 HR	5	1	1	1	0	0	3			
Bill Skowron, R OBP: 0.341, SLG: 0.600 (1, 3)		1-0 FC6-4 HBP		0-0 F9		0-0 F3		0-0 F9			3	0	0	0	0	0	0			
Gl McDougald, R OBP: 0.442, SLG: 0.605 (1, 6) (7, 5)		0-3 K		0-0 1B 1B		0-0 4-3 1B		0-0 1B			4	1	3	0	0	1	1			
Billy Martin, R OBP: 0.302, SLG: 0.415 Joe Collins, L (7, 8)		0-0 FC6-4 1B		0-0 1B 1B		0-0 4-3 1B		0-0 F7			3	0	1	0	0	0	2			
Bobby Richardson, R OBP: 0.300, SLG: 0.300 (1, 4)		0-0 1B		0-0 1B		0-0 1-3			0-0 F8		4	0	2	1	0	0	1			
Whitey Ford, L OBP: 0.200, SLG: 0.200 Bob Grim, R Don Larsen, R	7.0 2.0	30 L	7 3	2 1	2 2	4 1	0 0	0 1	34 13	47 17	4.50 1.500									
Inning Stats	R: 0 E: 1 K: 1 S: 5	H: 0 LOB: 1 BB: 1 P: 9	R: 0 E: 0 K: 2 S: 8	H: 1 LOB: 2 BB: 0 P: 9	R: 0 E: 0 K: 1 S: 5	H: 0 LOB: 0 BB: 0 P: 5	R: 1 E: 0 K: 0 S: 5	H: 3 LOB: 2 BB: 0 P: 5	R: 1 E: 0 K: 0 S: 3	H: 1 LOB: 1 BB: 0 P: 11	R: 0 E: 0 K: 0 S: 4	H: 1 LOB: 1 BB: 0 P: 4	R: 0 E: 0 K: 2 S: 8	H: 1 LOB: 2 BB: 1 P: 12	R: 1 E: 0 K: 0 S: 1	H: 1 LOB: 0 BB: 0 P: 1	1B: 8 2B: 2 3B: 0 HR: 1		SF: 0 SAC: 1 DP: 2 HBP: 1	WP: 0 PA: 40
PITCHER	IP WLS BF H R ER SO BB IBB HBP BLK WP HR S P ERA WHIP	IP WLS BF H R ER SO BB IBB HBP BLK WP HR S P ERA WHIP	IP WLS BF H R ER SO BB IBB HBP BLK WP HR S P ERA WHIP	IP WLS BF H R ER SO BB IBB HBP BLK WP HR S P ERA WHIP	IP WLS BF H R ER SO BB IBB HBP BLK WP HR S P ERA WHIP	IP WLS BF H R ER SO BB IBB HBP BLK WP HR S P ERA WHIP	IP WLS BF H R ER SO BB IBB HBP BLK WP HR S P ERA WHIP	IP WLS BF H R ER SO BB IBB HBP BLK WP HR S P ERA WHIP	IP WLS BF H R ER SO BB IBB HBP BLK WP HR S P ERA WHIP	IP WLS BF H R ER SO BB IBB HBP BLK WP HR S P ERA WHIP	IP WLS BF H R ER SO BB IBB HBP BLK WP HR S P ERA WHIP	IP WLS BF H R ER SO BB IBB HBP BLK WP HR S P ERA WHIP	IP WLS BF H R ER SO BB IBB HBP BLK WP HR S P ERA WHIP	IP WLS BF H R ER SO BB IBB HBP BLK WP HR S P ERA WHIP	IP WLS BF H R ER SO BB IBB HBP BLK WP HR S P ERA WHIP	IP WLS BF H R ER SO BB IBB HBP BLK WP HR S P ERA WHIP	IP WLS BF H R ER SO BB IBB HBP BLK WP HR S P ERA WHIP		IP WLS BF H R ER SO BB IBB HBP BLK WP HR S P ERA WHIP	
Frank Sullivan, R ERA: 2.16 Ike Delock, R ERA: 3.38	7.0 2.0	30 L	7 3	2 1	2 2	4 1	0 0	0 1	34 13	47 17	4.50 1.500									

Batter	1	2	3	4	5	6	7	8	9	AB	R	H	RBI	BB	SO	LOB	TOP										
Frank Matzone, R OBP: 0.238, SLG: 0.295 (1, 5)	1-3	FC6-4	FC6-4			6-3			BB 1B	5	0	2	1	0	0	3											
Billy Klaus, L OBP: 0.371, SLG: 0.156 (1, 6)	K	FC6-4				F7			F2	5	0	0	1	0	2	2											
Ted Williams, L OBP: 0.832, SLG: 0.800 Gene Stephens, L OBP: 0.348, SLG: 0.381 (9, PR)	HR	BB				6-3			BB 4-0 BB	3	1	1	1	2	0	0											
Dick Gemert, R OBP: 0.355, SLG: 0.472 (1, 3)	K	L5				2-3			BB 0-3 K	5	0	1	0	0	2	4											
Jackie Jensen, R OBP: 0.432, SLG: 0.531 (1, 9)		1B BB 1B	FC1-4 BB			F8			4-3	3	1	1	0	1	0	1											
Jim Piersall, R OBP: 0.246, SLG: 0.220 (1, 8)		1B BB	FC1-4 2B			F8			F3	3	1	0	0	1	0	1											
Gene Mauch, R OBP: 0.345, SLG: 0.453 (1, 4)		FC1-5 1B	1-2 2-3 1B			F9			6-3	4	0	2	0	0	0	0											
Sammy White, R OBP: 0.348, SLG: 0.275 (1, 2)		FC1-5 1B	FC6-4 IBB			4-3			L9	3	1	1	2	1	0	0											
Dave Sisler, R OBP: 0.288, SLG: 0.250 Norm Zachry, R OBP: 0.299, SLG: 0.300 Bob Porterfield, R OBP: 0.327, SLG: 0.327 Billy Goodman, L OBP: 0.142, SLG: 0.142 Bob Chalkales, R OBP: 0.142, SLG: 0.142 Mickey Vernon, L OBP: 0.142, SLG: 0.142 (1, 1)	FC1-5 1B	FC6-4	F7			F5			F7	1	1	0	0	0	0	2											
Inning Stats	R: 1 E: 0 K: 2 S: 8	H: 1 LOB: 0 BB: 0 P: 8	R: 4 E: 0 K: 0 S: 7	H: 4 LOB: 2 BB: 2 P: 15	R: 0 E: 0 K: 0 S: 4	H: 1 LOB: 3 BB: 2 P: 12	R: 0 E: 0 K: 1 S: 6	H: 1 LOB: 1 BB: 0 P: 6	R: 0 E: 0 K: 0 S: 3	H: 0 LOB: 0 BB: 0 P: 3	R: 0 E: 0 K: 0 S: 3	H: 0 LOB: 0 BB: 0 P: 3	R: 0 E: 0 K: 0 S: 3	H: 0 LOB: 0 BB: 0 P: 3	R: 0 E: 0 K: 1 S: 6	H: 1 LOB: 2 BB: 1 P: 10	1B: 5 2B: 2 3B: 0 HR: 1	SF: 0 SAC: 0 DP: 0 HBP: 0	WP: 0 PB: 0 SB: 0 CS: 0	PA: 40							
PITCHER	IP	WLS	BF	H	R	ER	SO	BB	IBB	HBP	BLK	WP	HR	S	P	ERA	WHIP										
Tom Morgan, R ERA: 3.87 (1, 1)	1.1		10	5	5	5	2	1	0	0	0	0	1	13	17	33.75	4.500										
Alex Kellner, L ERA: 2.03 (2, 1)	1.0		7	1	0	0	0	2	1	0	0	0	0	4	16	0.00	3.000										
Virgil Trucks, R ERA: 3.0 (3, 1)	6.2	W	23	2	0	0	2	1	0	0	0	0	0	26	30	0.00	0.450										

Boston Red Sox @ Kansas City Athletics
Municipal Stadium, Kansas City, MO
Wed May 01 1957, 4:33 AM EDT
Att: 7,225 - Unknown

AB 35
R 5
H 8
RBI 5
BB 5
SO 4
LOB 16



Batter	1	2	3	4	5	6	7	8	9	AB	R	H	RBI	BB	SO	LOB	BOTTOM										
Vic Power, R OBP: 0.364, SLG: 0.364 (1, 4)	HR	5-3		FC6-4 E 1B		L6				4	1	2	0	0	0	1											
Milt Graff, L OBP: 0.196, SLG: 0.174 (7, 4)	G3 1B			E3 FC6-4 1B		L9				4	1	1	1	0	0	2											
Tim Thompson, L OBP: 0.200, SLG: 0.250 (1, 2)	G3 1-2	2B		FC6-4 1-2		L9				4	2	2	3	0	1	2											
Gus Zernial, R OBP: 0.321, SLG: 0.583 (1, 7)	HR	HR		FC6-4 G4-6-3 1-2 2-3		K				4	1	2	2	0	1	2											
Harry Simpson, L OBP: 0.375, SLG: 0.727 (1, 3)	1B	HR		G4-6-3 1-2		K				4	1	2	2	0	1	2											
Lou Skizas, R OBP: 0.333, SLG: 0.625 Johnny Groth, R OBP: 0.167, SLG: 0.167 (2, PR) (3, 9)	1B	HBP		3-1		6-3				1	0	1	0	0	0	0											
Hector Lopez, R OBP: 0.322, SLG: 0.545 (1, 5)	K	K		1B BB		K				3	0	0	0	1	3	3											
Jim Pisoni, R OBP: 0.293, SLG: 0.389 (1, 8)	6-3			1B BB		5-3				4	1	1	0	0	0	2											
Tom Morgan, R ERA: 5.4 Alex Kellner, R OBP: 0.400, SLG: 1.200 Virgil Trucks, R OBP: 0.500, SLG: 0.500 (3, 1)		2B		5-3		F8				0	0	0	0	0	0	0											
Billy Hunter, R OBP: 0.125, SLG: 0.133 (1, 6)	F3	2B		1B		L4			5-3	1	1	1	0	0	0	0											
Inning Stats	R: 2 E: 0 K: 1 S: 9	H: 4 LOB: 2 BB: 0 P: 9	R: 4 E: 0 K: 1 S: 9	H: 4 LOB: 1 BB: 0 P: 10	R: 0 E: 0 K: 1 S: 5	H: 0 LOB: 0 BB: 0 P: 5	R: 0 E: 1 K: 0 S: 4	H: 1 LOB: 1 BB: 0 P: 4	R: 1 E: 0 K: 0 S: 4	H: 2 LOB: 1 BB: 1 P: 8	R: 0 E: 0 K: 1 S: 5	H: 0 LOB: 0 BB: 0 P: 5	R: 0 E: 0 K: 2 S: 7	H: 0 LOB: 0 BB: 0 P: 7	R: 0 E: 0 K: 0 S: 3	H: 0 LOB: 0 BB: 0 P: 3	1B: 7 2B: 2 3B: 0 HR: 2	SF: 0 SAC: 0 DP: 1 HBP: 1	WP: 0 PB: 0 SB: 0 CS: 0	PA: 36							
PITCHER	IP	WLS	BF	H	R	ER	SO	BB	IBB	HBP	BLK	WP	HR	S	P	ERA	WHIP										
Dave Sisler, R ERA: 5.4 (1, 1)	2.0	L	15	8	6	6	2	0	0	1	0	0	2	18	19	27.00	4.000										
Bob Porterfield, R ERA: 3.27 (3, 1)	3.0		12	3	1	1	1	1	0	0	0	0	0	13	17	3.00	1.333										
Bob Chalkales, R ERA: 4.64 (6, 1)	3.0		9	0	0	0	3	0	0	0	0	0	0	15	15	0.00	0.000										

Boston Red Sox @ Kansas City Athletics
Municipal Stadium, Kansas City, MO
Wed May 01 1957, 4:33 AM EDT
Att: 7,225 - Unknown

AB 34
R 7
H 11
RBI 7
BB 1
SO 6
LOB 14



Batter	1	2	3	4	5	6	7	8	9	AB	R	H	RBI	BB	SO	LOB	TOP					
Frank Matzone, R OBP: 0.250, SLG: 0.318 (1, 5)	5-3		K				F8		BB 1B	5	1	2	0	0	1	0	Boston Red Sox @ Detroit Tigers Briggs Stadium, Detroit, MI Thu May 02 1957, 4:33 AM EDT Att: 4,130 - Unknown					
Billy Klaus, L OBP: 0.385, SLG: 0.200 (1, 6)	3-1			BB 2B 1B	L9			G6-4-3 1B 1B	5	2	3	0	0	0	2							
Gene Stephens, L OBP: 0.393, SLG: 0.480 (1, 7)				F4				G6-4-3 1B	4	0	3	3	0	0	1							
Dick Gemert, R OBP: 0.358, SLG: 0.446 (1, 3)	L7			2B BB	K			G6-4-3 1B	3	0	0	0	2	1	4							
Jackie Jensen, R OBP: 0.429, SLG: 0.528 (1, 9)		K					F7	1B BB	4	0	1	1	1	1	3							
Jim Piersall, R OBP: 0.246, SLG: 0.222 (1, 8)	F8			2-3			6-3		4	0	1	1	0	0	2							
Gene Mauch, R OBP: 0.333, SLG: 0.429 (8, PH)				1-3			G3	1B	3	0	0	0	0	0	2							
Mickey Vernon, L Ted Lepcio, R (8, PH)	4-3			1-3				K	3	0	0	0	0	0	2							
Sammy White, R OBP: 0.333, SLG: 0.262 (1, 2)			1-3				F5		2	0	0	0	0	0	0							
Billy Goodman, L Pete Daley, R (7, PH)								4-3	1	0	0	0	0	0	0							
Tom Brewer, R Norm Zauchin, R Russ Meyer, S Haywood Sullivan, R (1, 1)			F4				E6	2B 1B	2	1	0	0	0	0	0							
Inning Stats	R: 0 E: 0 K: 0 S: 4	H: 1 LOB: 1 BB: 0 P: 4	R: 0 E: 0 K: 1 S: 5	H: 0 LOB: 0 BB: 0 P: 5	R: 0 E: 0 K: 1 S: 5	H: 0 LOB: 0 BB: 0 P: 5	R: 1 E: 0 K: 0 S: 5	H: 2 LOB: 2 BB: 1 P: 9	R: 2 E: 1 K: 1 S: 8	H: 2 LOB: 1 BB: 0 P: 8	R: 0 E: 0 K: 0 S: 3	H: 0 LOB: 0 BB: 0 P: 3	R: 0 E: 0 K: 1 S: 5	H: 0 LOB: 0 BB: 0 P: 5	R: 1 E: 0 K: 1 S: 7	H: 3 LOB: 2 BB: 1 P: 11	R: 1 E: 0 K: 0 S: 5	H: 2 LOB: 3 BB: 2 P: 13	1B: 7 2B: 3 3B: 0 HR: 0	SF: 1 SAC: 0 DP: 1 HBP: 0	WP: 0 PB: 0 SB: 0 CS: 0	PA: 41
PITCHER	IP WLS BF H R ER SO BB IBB HBP BLK WP HR S P ERA WHIP																					
Don Lee, R ERA: 2.78 (1, 1)	7.2 W 33 8 4 2 4 2 0 0 0 0 0 0 39 47 2.35 1.304																					
Al Aber, L ERA: 2.25 (8, 1)	1.0 6 2 1 1 1 1 0 0 0 0 0 0 7 11 9.00 3.000																					
Jim Bunning, R ERA: 3.46 (9, 1)	0.0 1 0 0 0 0 1 0 0 0 0 0 0 0 4 ∞ ∞																					
Steve Gromek, R ERA: 6.3 (9, 1)	0.1 S 1 0 0 0 0 0 0 0 0 0 0 0 1 1 0.00 0.000																					

Batter	1	2	3	4	5	6	7	8	9	AB	R	H	RBI	BB	SO	LOB	BOTTOM			
Harvey Kuenn, R OBP: 0.314, SLG: 0.238 (1, 6)										3	1	1	0	1	0	2	Boston Red Sox @ Detroit Tigers Briggs Stadium, Detroit, MI Thu May 02 1957, 4:33 AM EDT Att: 4,130 - Unknown			
Ron Samford, R OBP: 0.083, SLG: 0.083 (7, 6)		FC5-4		HR BB		5-3		E4	1	0	0	0	0	0	1					
Frank Bolling, R OBP: 0.370, SLG: 0.545 (1, 4)	1-3		6-3	F4			L6	F6	5	0	0	0	0	0	4					
Charlie Maxwell, L OBP: 0.408, SLG: 0.439 (1, 7)								1B SF8 1B	3	2	3	3	1	0	0					
Al Kaline, R OBP: 0.277, SLG: 0.345 (1, 9)	K		K	L1-3				S 1B	4	0	1	0	0	2	3					
Ray Boone, R OBP: 0.469, SLG: 0.447 (1, 3)	K		4-3					SF8	3	0	0	1	0	1	3					
Bill Tuttle, R OBP: 0.369, SLG: 0.436 (1, 8)								1-3	2	1	0	0	2	0	1					
Frank House, L OBP: 0.341, SLG: 0.385 (1, 2)									4	1	2	0	0	0	1					
Reno Bertoia, R OBP: 0.413, SLG: 0.442 (1, 5)									3	2	1	0	0	0	1					
Don Lee, R OBP: 0.125, SLG: 0.125 (1, 1)									3	0	1	1	0	0	2					
Al Aber, L Jim Bunning, R Steve Gromek, S (8, 1)									1	0	0	0	0	0	2					
Inning Stats	R: 0 E: 0 K: 2 S: 8	H: 1 LOB: 2 BB: 1 P: 12	R: 0 E: 0 K: 0 S: 4	H: 1 LOB: 2 BB: 1 P: 8	R: 0 E: 0 K: 1 S: 6	H: 1 LOB: 1 BB: 0 P: 6	R: 5 E: 1 K: 0 S: 6	H: 2 LOB: 0 BB: 2 P: 14	R: 0 E: 0 K: 0 S: 3	H: 0 LOB: 0 BB: 0 P: 3	R: 0 E: 0 K: 0 S: 3	H: 0 LOB: 0 BB: 0 P: 3	R: 1 E: 0 K: 0 S: 5	H: 2 LOB: 1 BB: 0 P: 5	R: 1 E: 1 K: 0 S: 5	H: 2 LOB: 1 BB: 0 P: 5	1B: 6 2B: 1 3B: 1 HR: 1	SF: 1 SAC: 0 DP: 0 HBP: 0	WP: 1 PB: 0 SB: 1 CS: 0	PA: 38
PITCHER	IP WLS BF H R ER SO BB IBB HBP BLK WP HR S P ERA WHIP																			
Tom Brewer, R ERA: 3.46 (1, 1)	6.0 L 28 5 5 2 3 4 0 0 0 0 0 0 1 30 46 3.00 1.500																			
Russ Meyer, R ERA: 5.4 (7, 1)	2.0 10 4 2 1 0 0 0 0 0 0 0 0 10 10 4.50 2.000																			

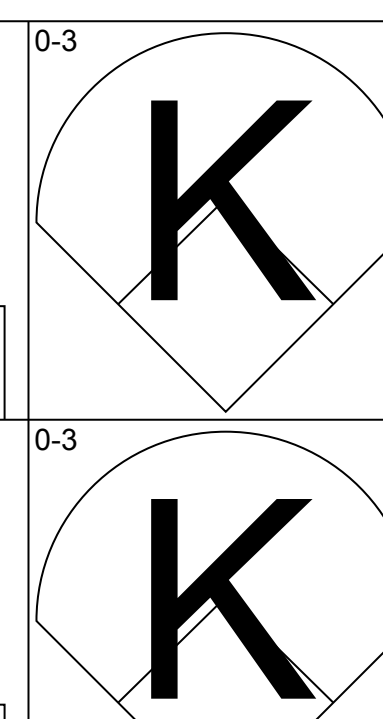
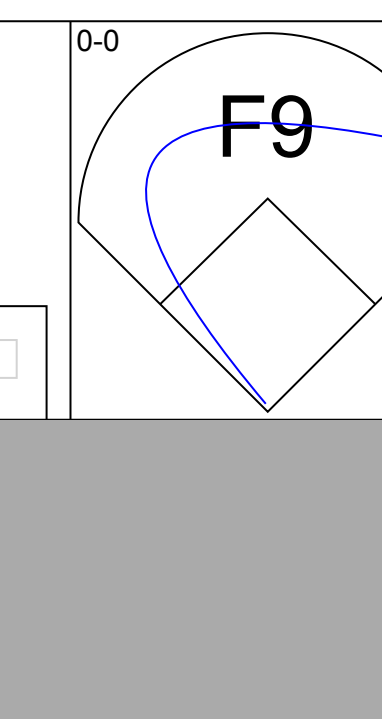
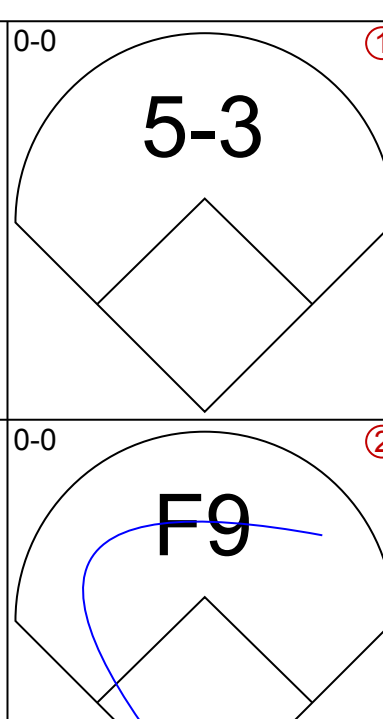
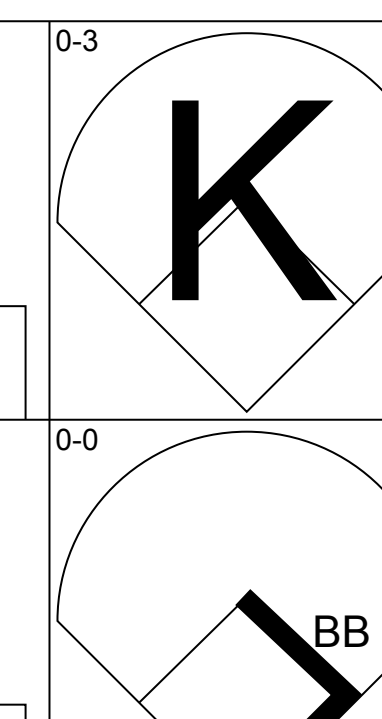
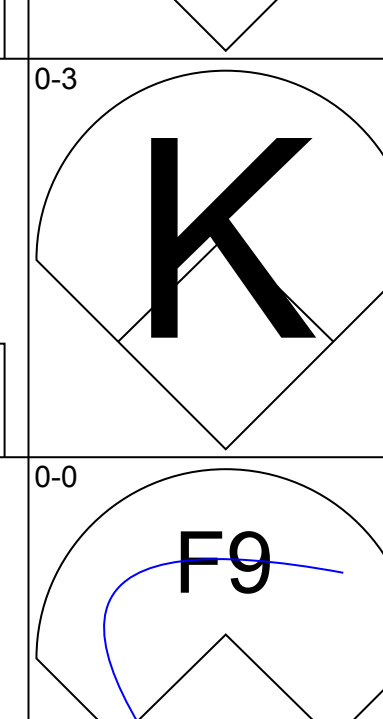
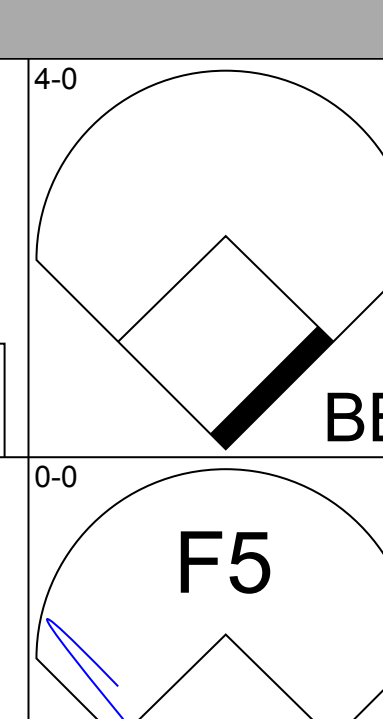
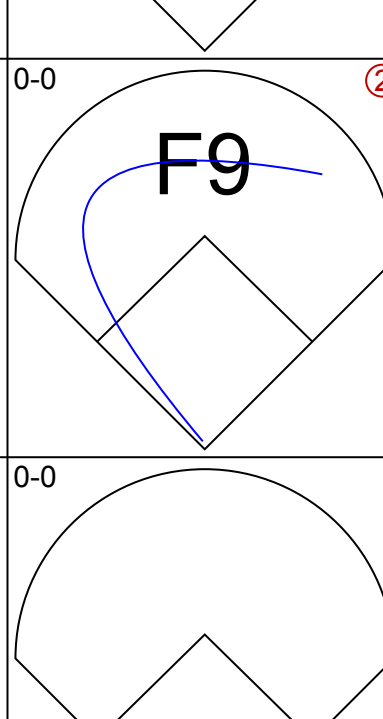
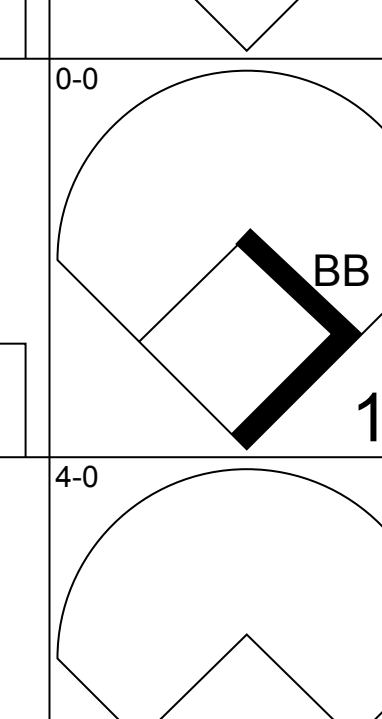
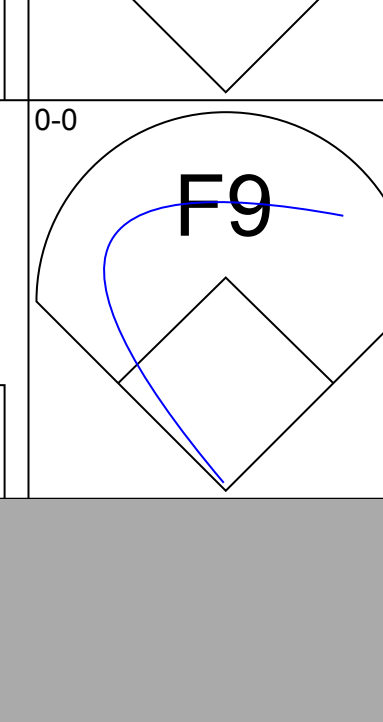
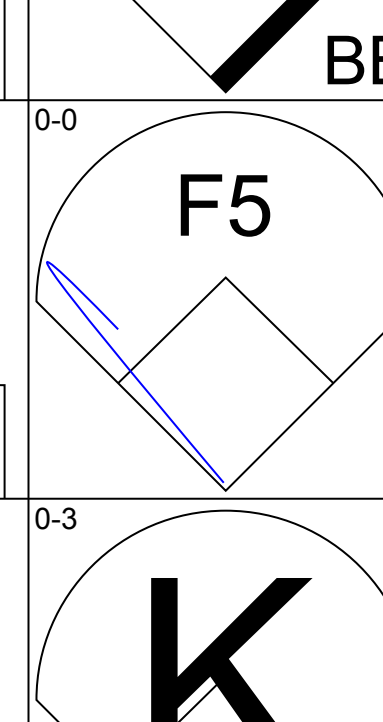
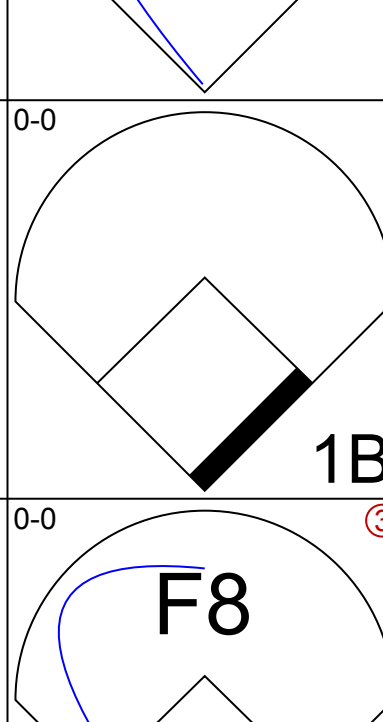
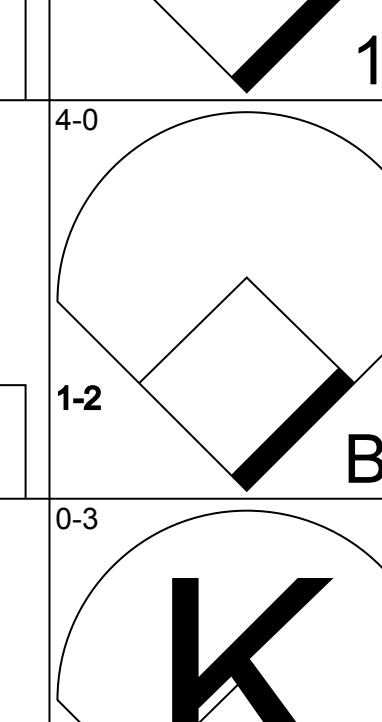
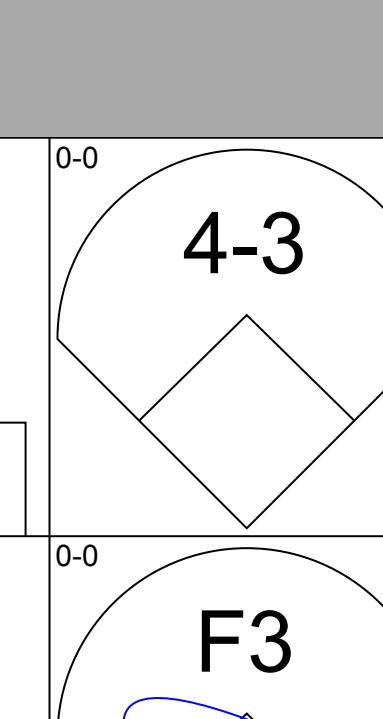
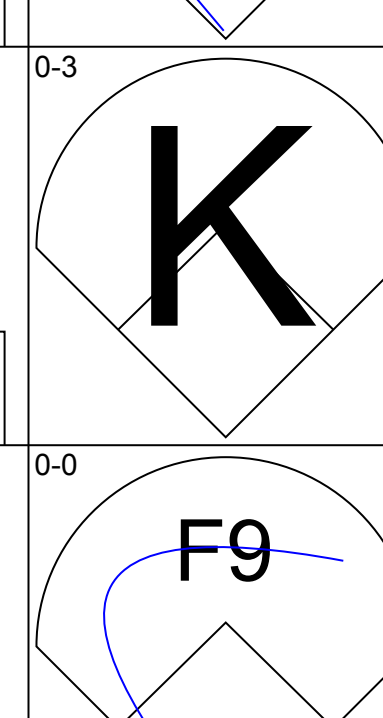
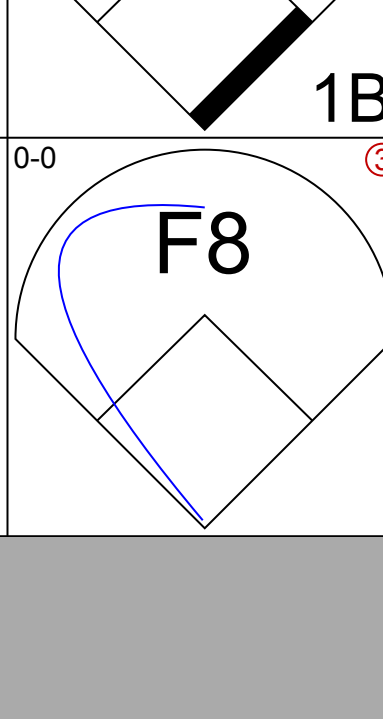
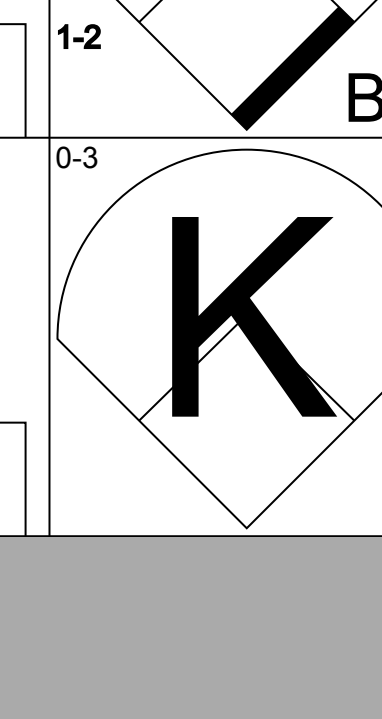
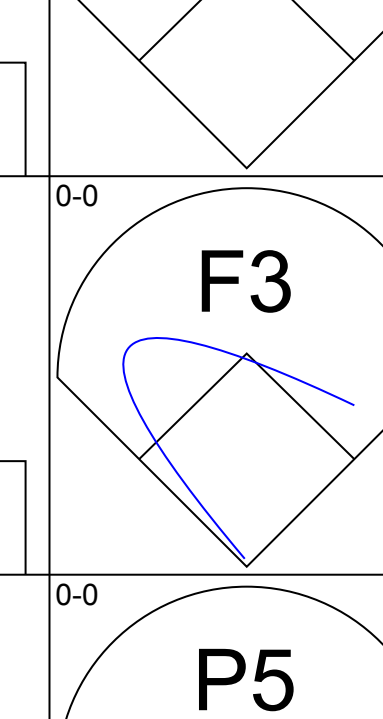
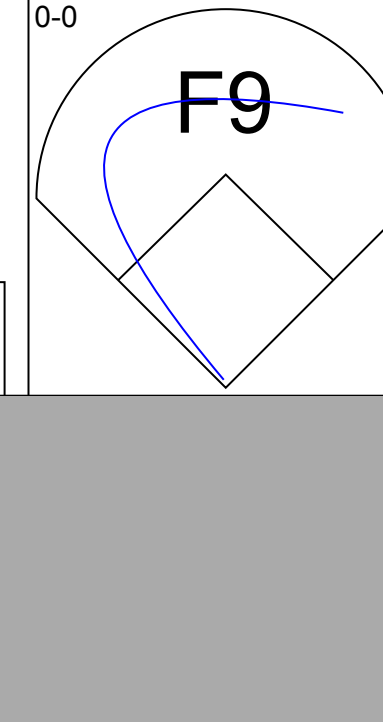
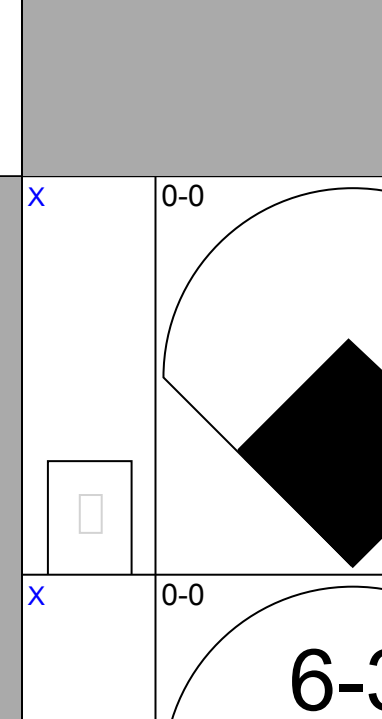
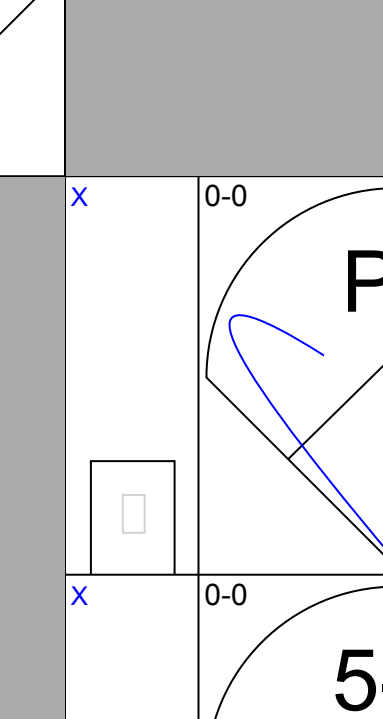
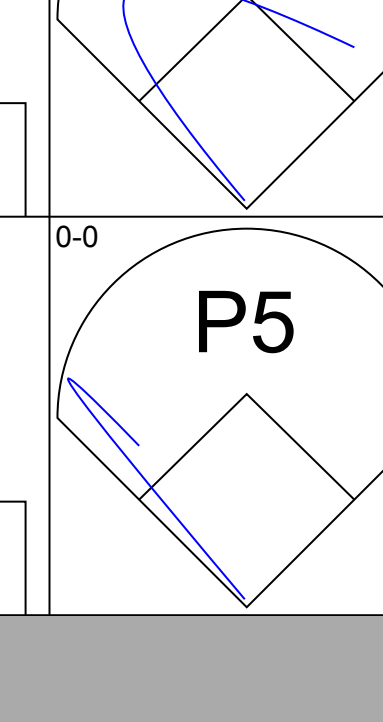
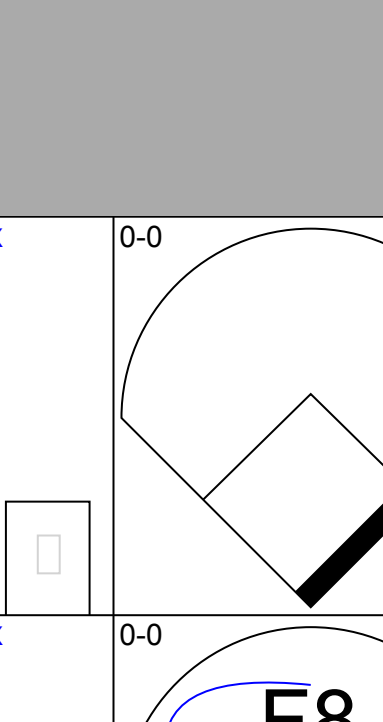
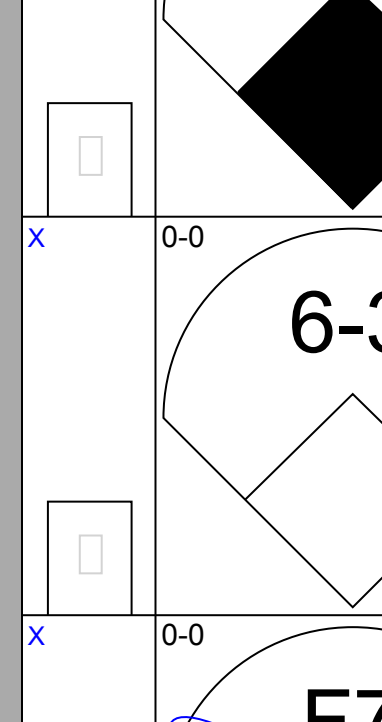
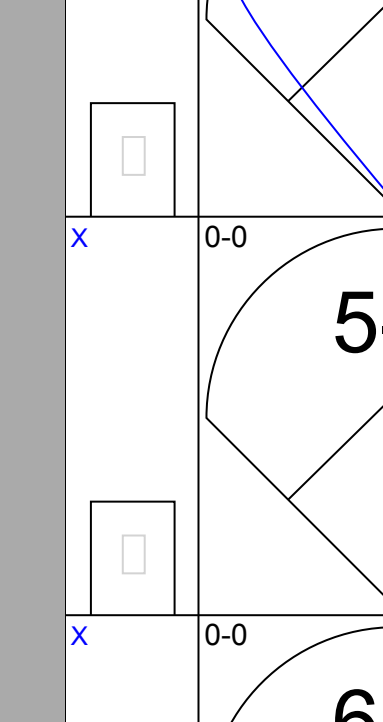
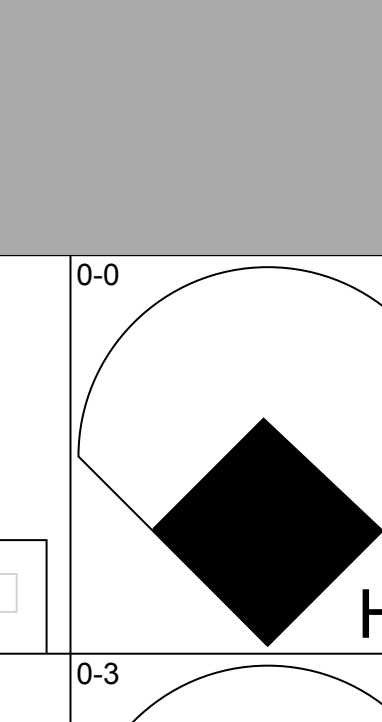
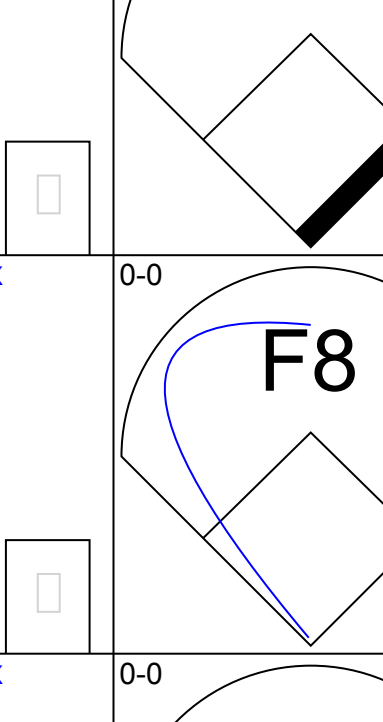
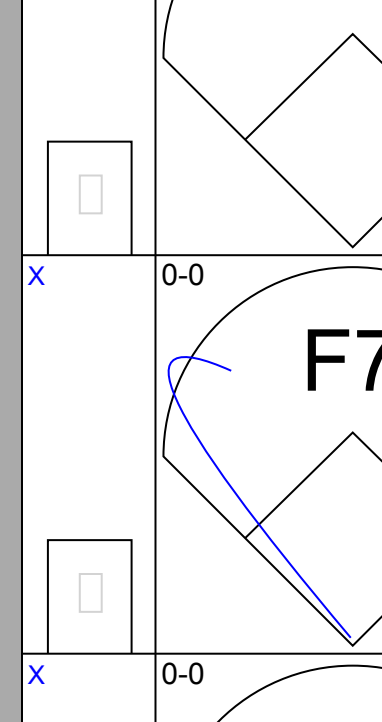
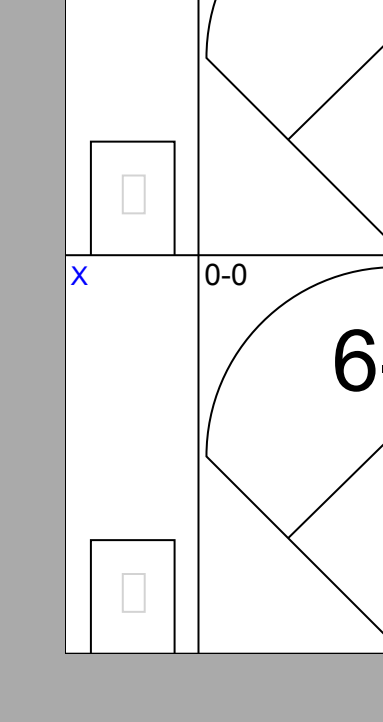
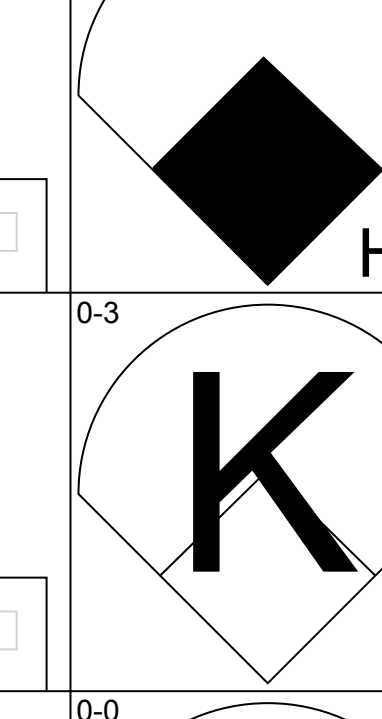
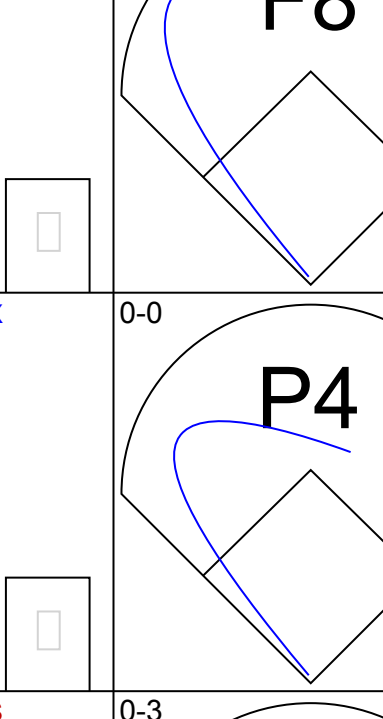
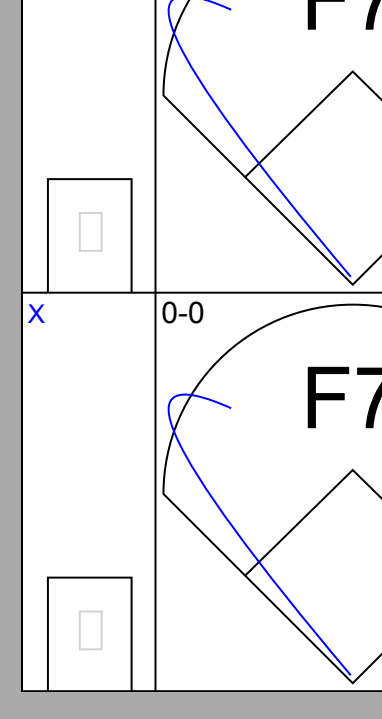
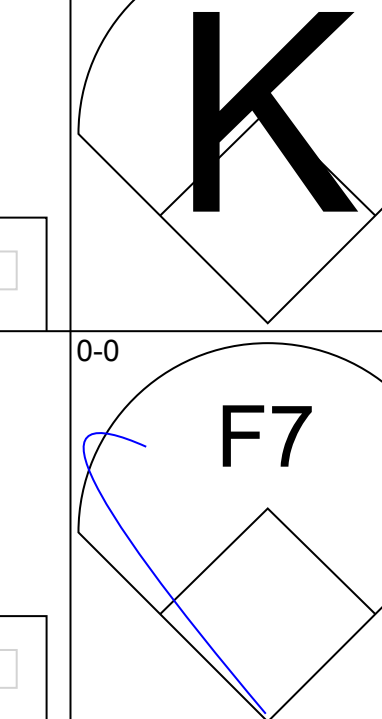
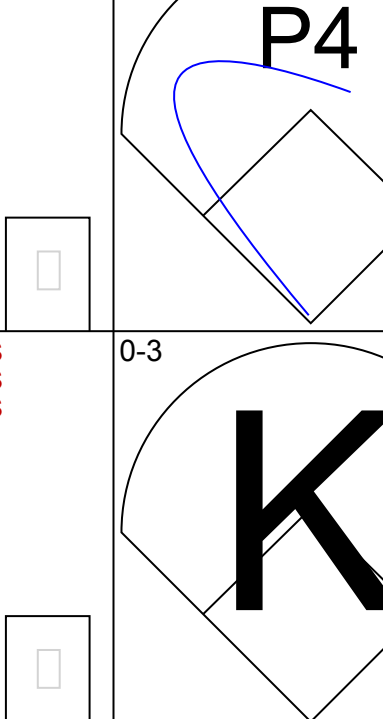
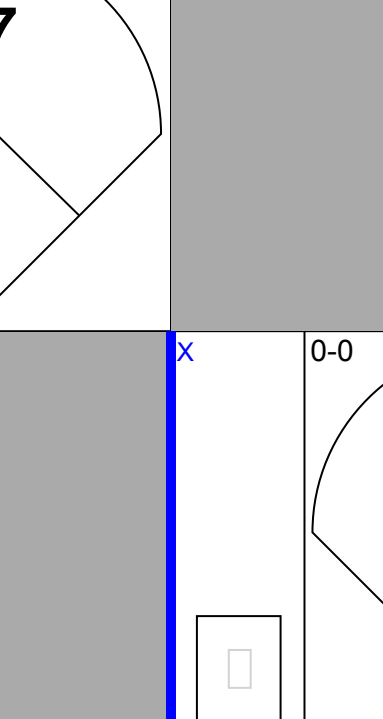
Batter	1	2	3	4	5	6	7	8	9	AB	R	H	RBI	BB	SO	LOB	TOP					
Frank Malzone, R (1,5) OBP: 0.284, SLG: 0.357										4	0	2	0	0	0	0	Boston Red Sox @ Detroit Tigers Briggs Stadium, Detroit, MI Fri May 03 1957, 4:33 AM EDT Att: 2,810 - Unknown					
Billy Klaus, L (1,6) OBP: 0.380, SLG: 0.189										3	0	0	0	1	0	2						
Gene Stephens, L (1,7) OBP: 0.344, SLG: 0.414										4	0	0	0	0	1	3						
Dick Gernert, R (1,3) OBP: 0.338, SLG: 0.417										4	0	0	0	0	0	1						
Jackie Jensen, R (1,9) OBP: 0.413, SLG: 0.500										4	0	1	0	0	0	0						
Jim Piersall, R (1,8) OBP: 0.231, SLG: 0.207										4	0	0	0	0	0	1						
Ted Leppio, R (1,4)										2	0	0	0	1	1	1						
Sammy White, R (1,2) OBP: 0.353, SLG: 0.273										2	0	1	0	1	0	0						
Frank Sullivan, R (1,1)										2	0	0	0	0	2	2						
Mickey Vernon, L (7,PH)										1	0	0	0	0	0	1						
Bob Chakales, R (7,1) OBP: 0.143, SLG: 0.429										0	0	0	0	0	0	0						
Inning Stats	R: 0 E: 0 K: 1 S: 4	H: 1 LOB: 1 BB: 0 P: 4	R: 0 E: 0 K: 1 S: 6	H: 1 LOB: 2 BB: 1 P: 10	R: 0 E: 1 K: 0 S: 3	H: 0 LOB: 0 BB: 0 P: 3	R: 0 E: 0 K: 0 S: 4	H: 1 LOB: 1 BB: 0 P: 4	R: 0 E: 0 K: 1 S: 6	H: 1 LOB: 2 BB: 1 P: 10	R: 0 E: 0 K: 0 S: 3	H: 0 LOB: 0 BB: 0 P: 3	R: 0 E: 0 K: 1 S: 4	H: 0 LOB: 0 BB: 1 P: 8	R: 0 E: 0 K: 1 S: 5	H: 0 LOB: 0 BB: 0 P: 5	R: 0 E: 0 K: 0 S: 3	H: 0 LOB: 0 BB: 0 P: 3	1B: 2 2B: 3 3B: 0 HR: 0	SF: 0 SAC: 0 DP: 2 HBP: 0	WP: 0 PB: 0 SB: 0 CS: 0	PA: 33
PITCHER Paul Foytack, R (1,1) ERA: 1.69	IP: 9.0 WLS: W BF: 33	H: 4 R: 0 ER: 0 SO: 4	BB: 3 IBB: 0 HBP: 0 BLK: 0	WP: 0 HR: 0 S: 38 P: 50	ERA: 0.00 WHIP: 0.778											PITCHER Paul Foytack, R (1,1) ERA: 1.69	IP: 9.0 WLS: W BF: 33	H: 4 R: 0 ER: 0 SO: 4	BB: 3 IBB: 0 HBP: 0 BLK: 0	WP: 0 HR: 0 S: 38 P: 50	ERA: 0.00 WHIP: 0.778	

AB	30
R	0
H	4
RBI	0
BB	3
SO	4
LOB	11



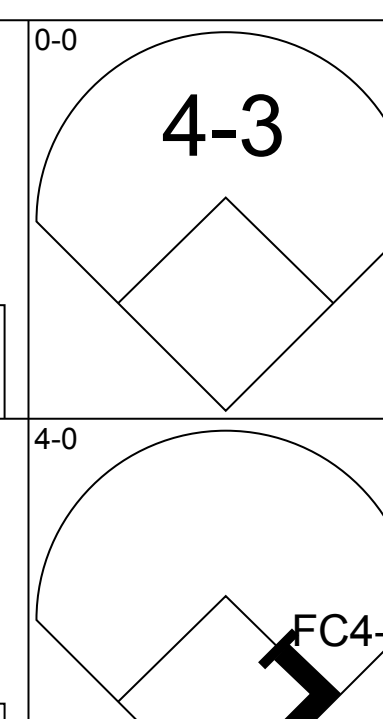
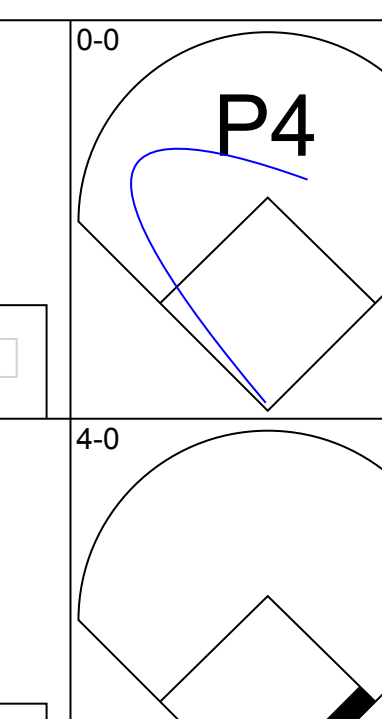
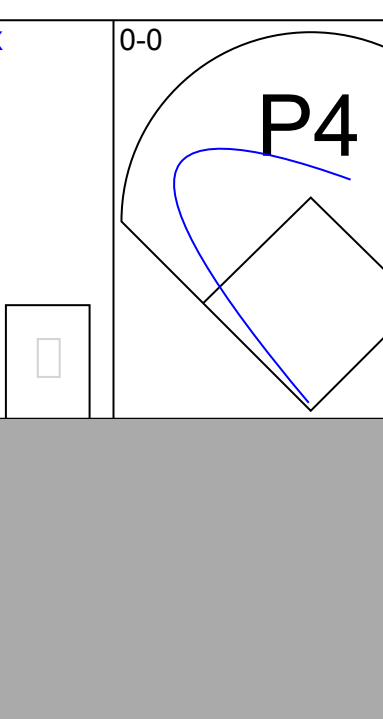
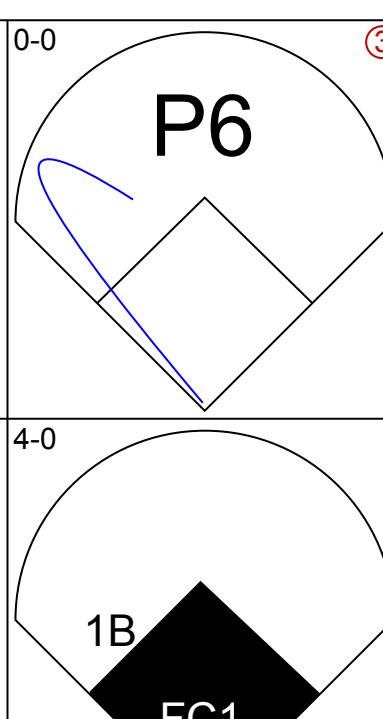
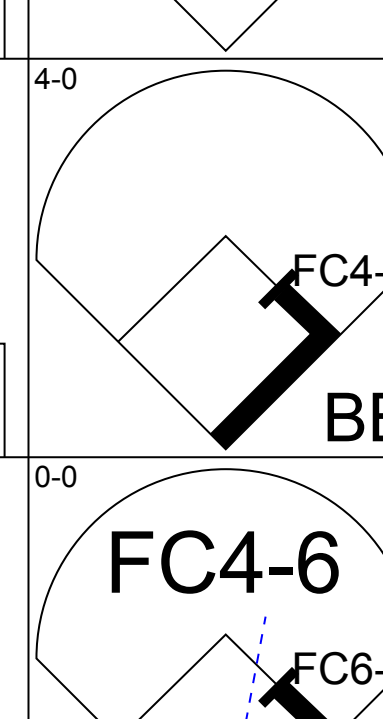
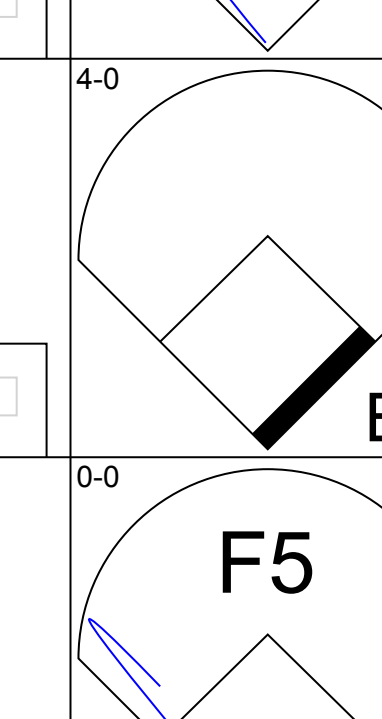
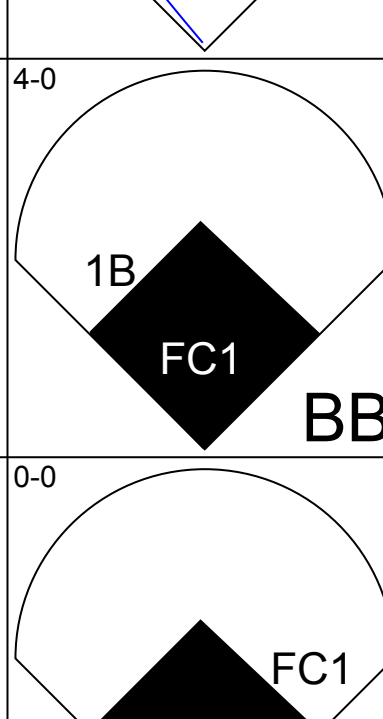
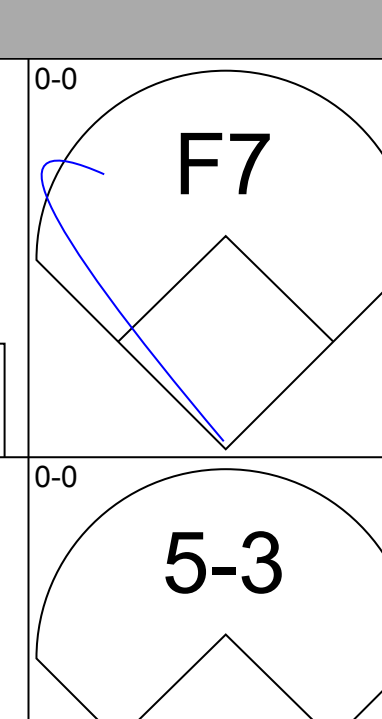
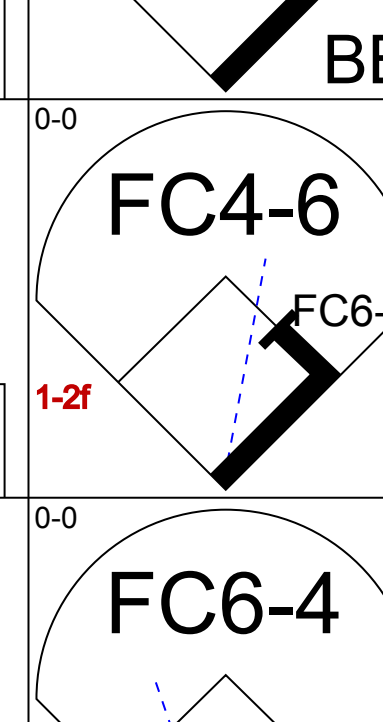
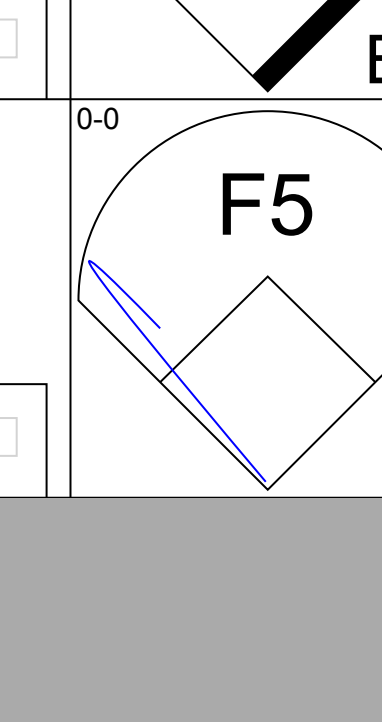
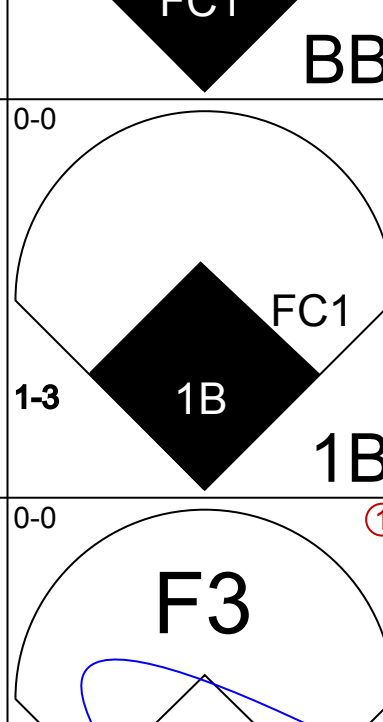
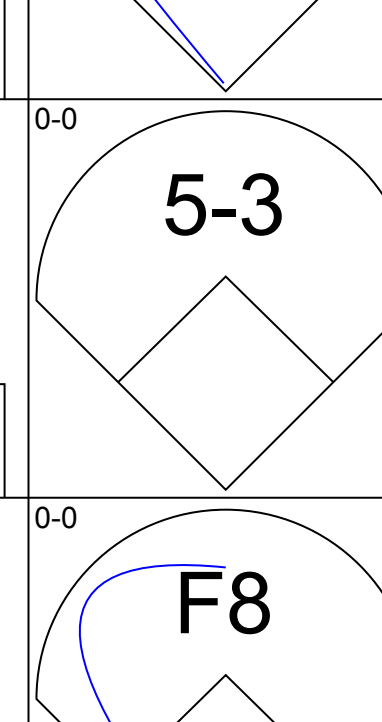
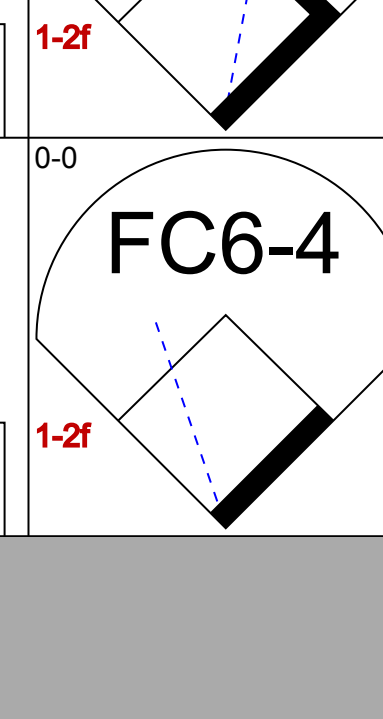
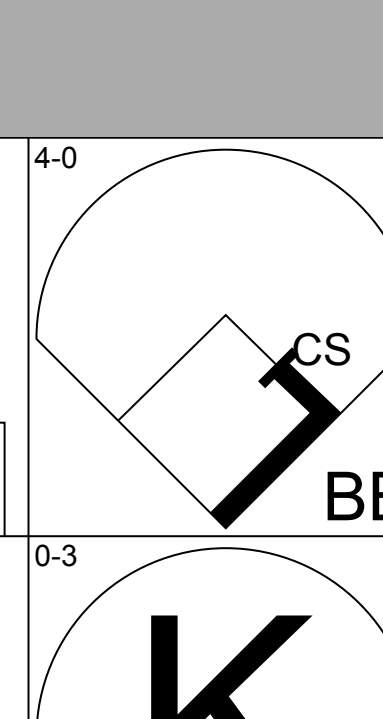
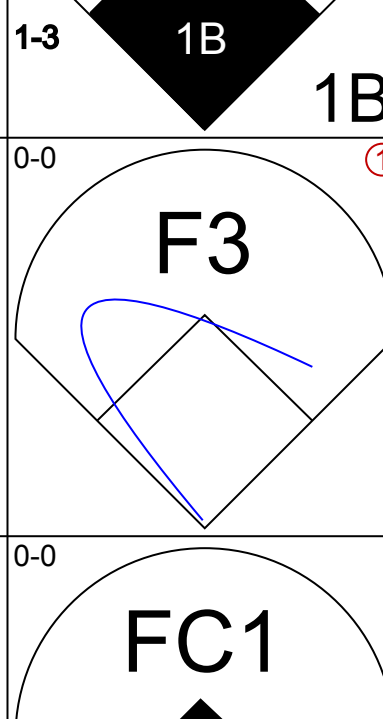
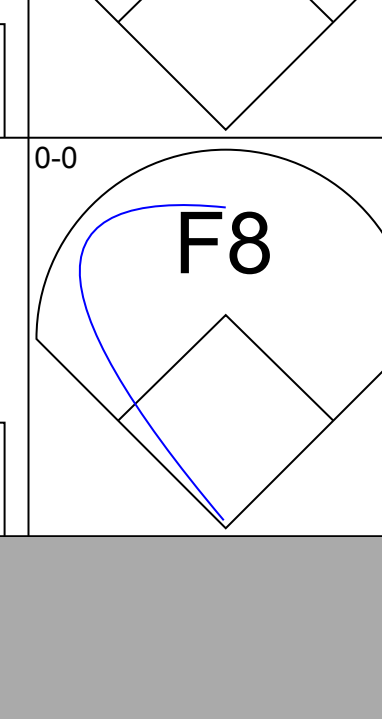
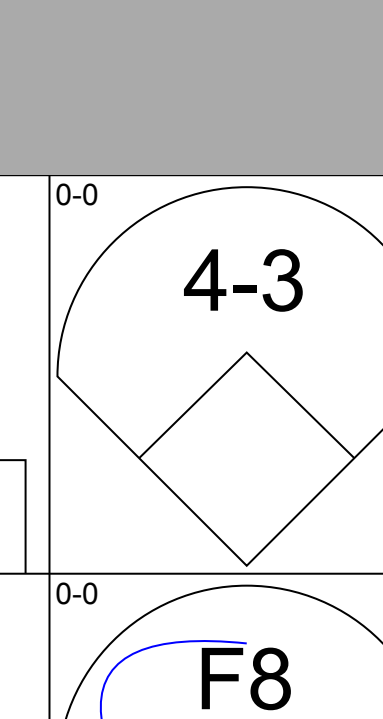
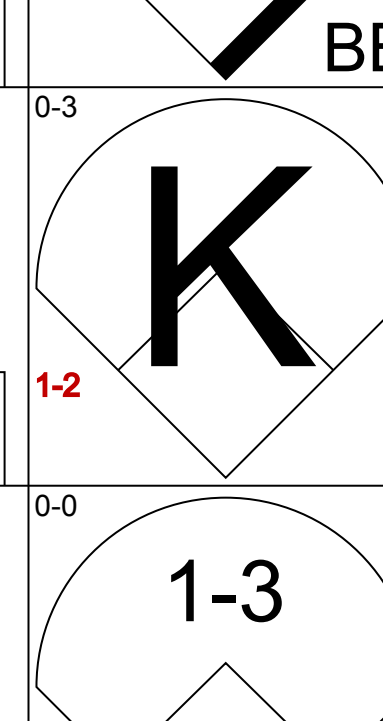
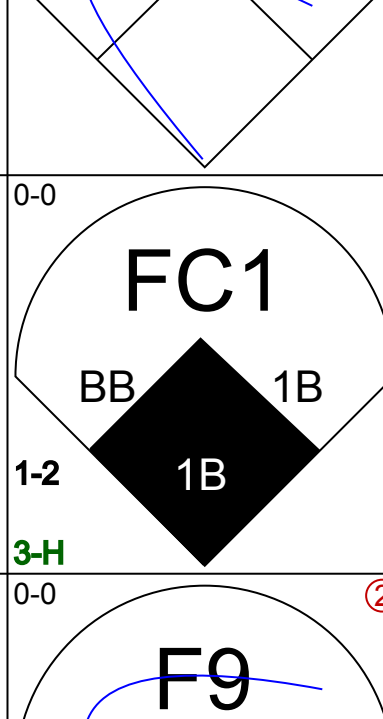
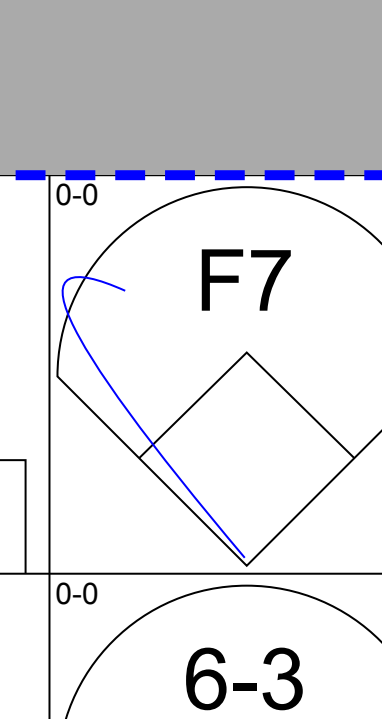
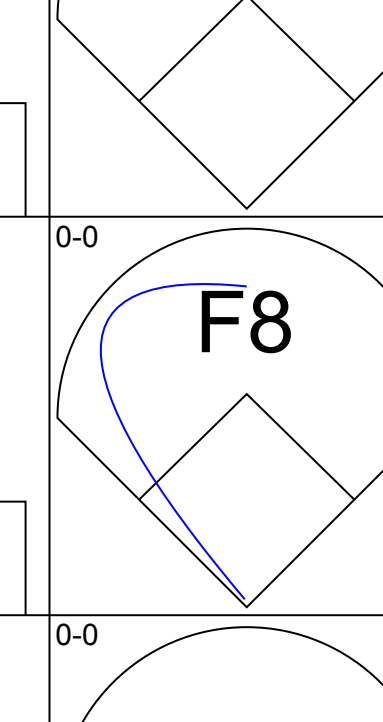
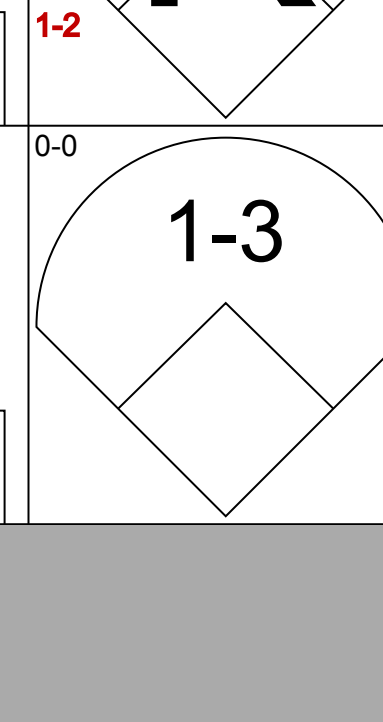
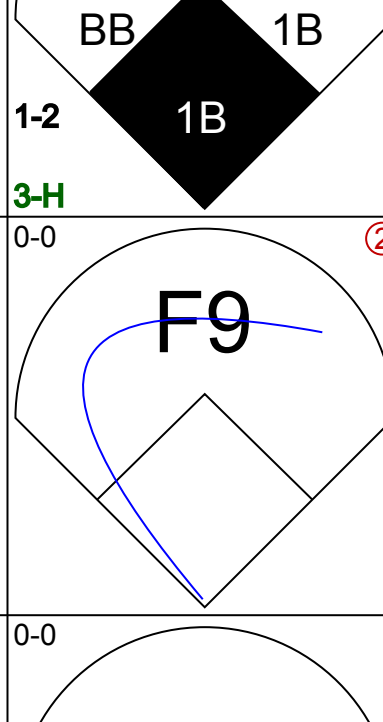
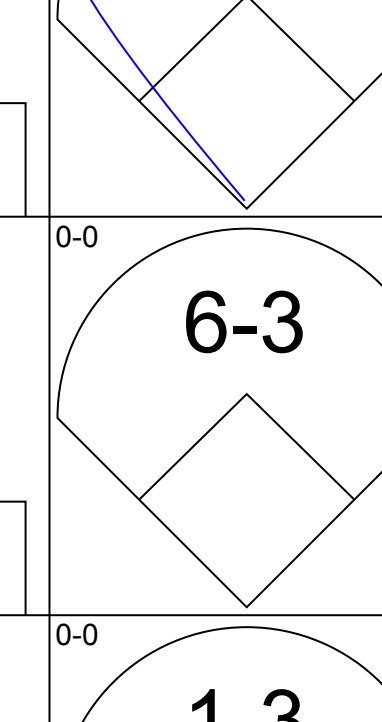
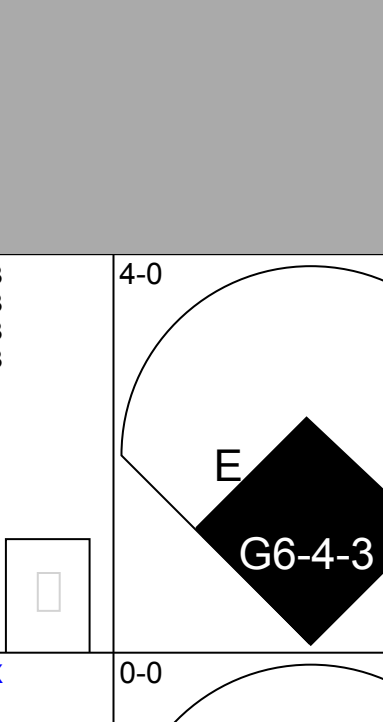
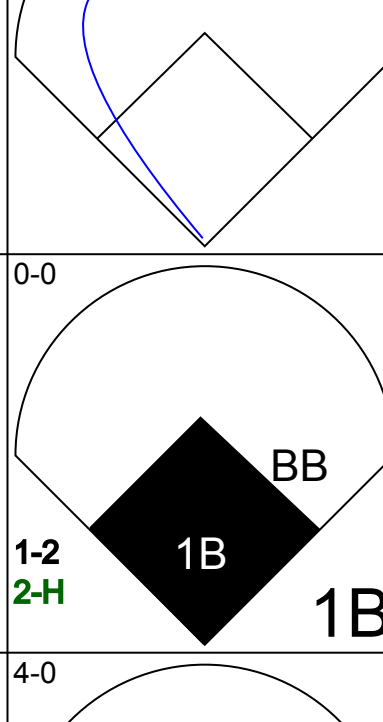
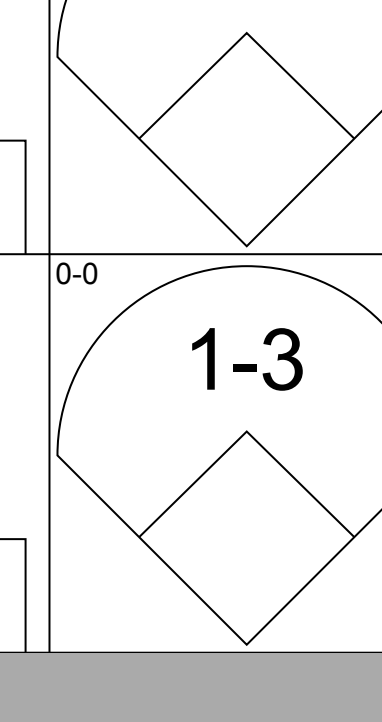
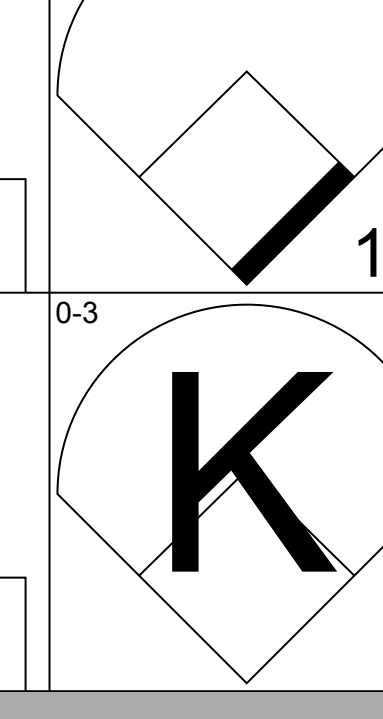
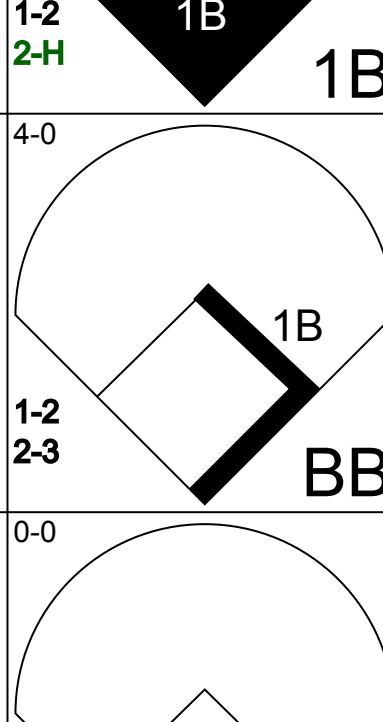
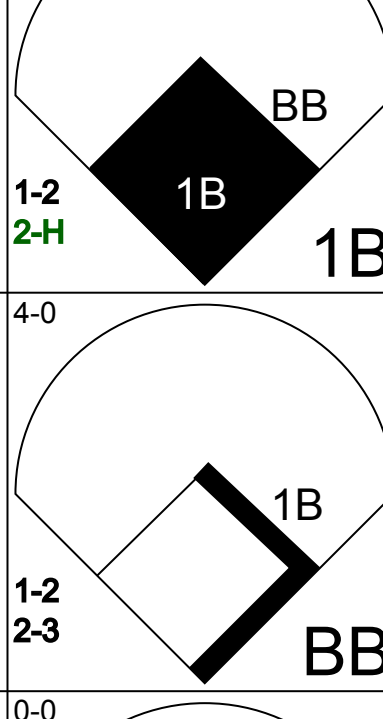
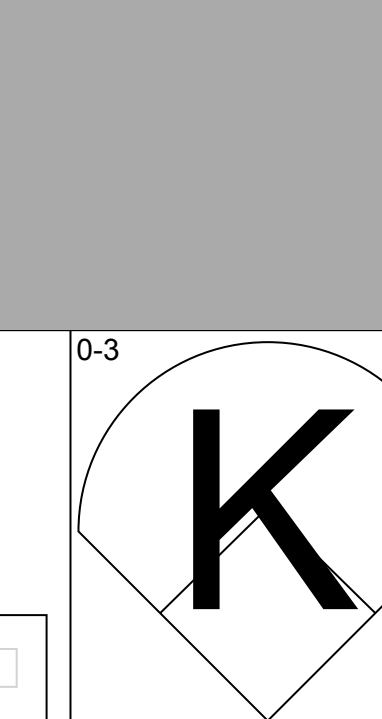
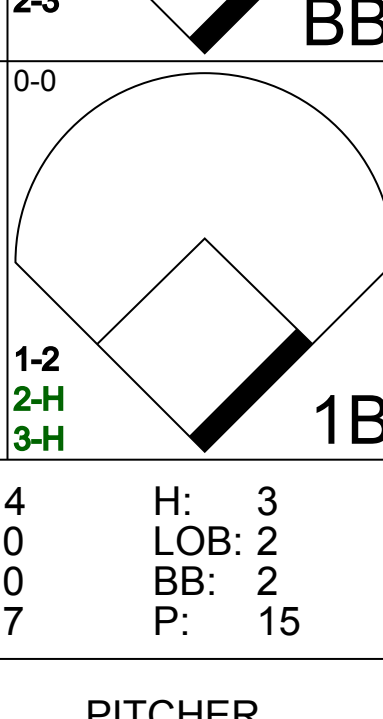
Batter	1	2	3	4	5	6	7	8	9	AB	R	H	RBI	BB	SO	LOB	BOTTOM				
Harvey Kuenn, R (1,6) OBP: 0.309, SLG: 0.283										4	1	1	2	0	0	0	Boston Red Sox @ Detroit Tigers Briggs Stadium, Detroit, MI Fri May 03 1957, 4:33 AM EDT Att: 2,810 - Unknown				
Ron Samford, R (8,6) OBP: 0.083, SLG: 0.083										3	0	0	1	0	2	0					
Frank Bolling, R (1,4) OBP: 0.351, SLG: 0.522										3	1	0	0	1	1	0					
Charlie Maxwell, L (1,7) OBP: 0.396, SLG: 0.409										4	0	3	0	0	0	1					
Al Kaline, R (1,9) OBP: 0.304, SLG: 0.371										4	0	3	0	0	0	1					
Ray Boone, R (1,3) OBP: 0.441, SLG: 0.412										4	0	0	0	0	1	4					
Bill Tuttle, R (1,8) OBP: 0.377, SLG: 0.421										2	1	0	0	2	0	2					
Frank House, L (1,2) OBP: 0.356, SLG: 0.452										3	1	1	3	1	0	1					
Reno Bertoia, R (1,5) OBP: 0.420, SLG: 0.447										4	1	2	0	0	0	2					
Paul Foytack, R (1,1)										2	1	0	0	1	1	2					
Inning Stats	R: 0 E: 1 K: 1 S: 6	H: 0 LOB: 1 BB: 0 P: 6	R: 0 E: 0 K: 0 S: 4	H: 1 LOB: 2 BB: 1 P: 8	R: 0 E: 0 K: 2 S: 7	H: 0 LOB: 0 BB: 0 P: 7	R: 0 E: 0 K: 1 S: 5	H: 1 LOB: 0 BB: 0 P: 5	R: 3 E: 0 K: 0 S: 5	H: 2 LOB: 0 BB: 1 P: 9	R: 0 E: 0 K: 0 S: 4	H: 1 LOB: 2 BB: 1 P: 8	R: 0 E: 0 K: 1 S: 5	H: 0 LOB: 0 BB: 0 P: 5	R: 3 E: 0 K: 0 S: 4	H: 2 LOB: 0 BB: 2 P: 12	1B: 5 2B: 1 3B: 1 HR: 1	SF: 1 SAC: 0 DP: 2 HBP: 0	WP: 0 PB: 0 SB: 2 CS: 0	PA: 35	
PITCHER Frank Sullivan, R (1,1) ERA: 2.61	IP: 6.0 WLS: L BF: 26	H: 5 R: 3 ER: 3 SO: 4	BB: 2 IBB: 1 HBP: 0 BLK: 0	WP: 0 HR: 0 S: 31 P: 43	ERA: 4.50 WHIP: 1.167											PITCHER Bob Chakales, R (7,1) ERA: 5.4	IP: 2.0 WLS: 9 BF: 9	H: 2 R: 3 ER: 3 SO: 1	BB: 2 IBB: 0 HBP: 0 BLK: 0	WP: 0 HR: 1 S: 17 P: 17	ERA: 13.50 WHIP: 2.000



Batter	1	2	3	4	5	6	7	8	9	AB	R	H	RBI	BB	SO	LOB	TOP					
Jim Piersall, R (1, 8) OBP: 0.217, SLG: 0.194										4	0	0	0	0	2	0	Boston Red Sox @ Cleveland Indians Cleveland Municipal Stadium, Cleveland, OH Sat May 04 1957, 3:33 AM EDT Alt. 2,796 - Unknown - 45 F					
Billy Klaus, L (1, 6) OBP: 0.387, SLG: 0.196										3	0	1	0	1	1	0						
Gene Stephens, L (1, 7) OBP: 0.361, SLG: 0.406										3	0	1	0	1	0	1						
Mickey Vernon, L (1, 3)										4	0	0	0	0	2	4						
Jackie Jensen, R (1, 9) OBP: 0.400, SLG: 0.545										4	1	1	1	0	0	1						
Frank Malzone, R (1, 5) OBP: 0.263, SLG: 0.351										4	0	1	0	0	0	0						
Ted Lepcio, R (1, 4) OBP: 0.222, SLG: 0.500										4	1	1	1	0	0	1						
Sammy White, R (1, 2) OBP: 0.333, SLG: 0.255										3	0	0	0	0	1	1						
Dean Stone, L (1, 1)										2	0	0	0	0	1	1						
Billy Goodman, L (8, PH)										1	0	0	0	0	0	0						
Bob Porterfield, R (8, 1)										0	0	0	0	0	0	0						
Inning Stats	R: 0 E: 0 K: 2 S: 7	H: 0 LOB: 0 BB: 0 P: 7	R: 0 E: 0 K: 0 S: 3	H: 0 LOB: 0 BB: 0 P: 3	R: 1 E: 0 K: 1 S: 6	H: 1 LOB: 0 BB: 0 P: 6	R: 0 E: 0 K: 1 S: 5	H: 0 LOB: 1 BB: 1 P: 9	R: 0 E: 0 K: 1 S: 6	H: 1 LOB: 1 BB: 0 P: 6	R: 0 E: 0 K: 0 S: 4	H: 1 LOB: 0 BB: 0 P: 4	R: 1 E: 0 K: 0 S: 4	H: 1 LOB: 0 BB: 0 P: 4	R: 0 E: 0 K: 2 S: 8	H: 1 LOB: 2 BB: 1 P: 12	R: 0 E: 0 K: 0 S: 3	H: 0 LOB: 0 BB: 0 P: 3	1B: 3 2B: 0 3B: 0 HR: 2	SF: 0 SAC: 0 DP: 0 HBP: 0	WP: 0 PB: 0 SB: 0 CS: 0	PA: 34
PITCHER Early Wynn, R (1, 1) ERA: 3.45	IP: 9.0 WLS: W BF: 34 H: 5 R: 2 ER: 2 SO: 7 BB: 2 IBB: 0 HBP: 0 BLK: 0 WP: 0 HR: 2 S: 46 P: 54 ERA: 2.00 WHIP: 0.778															PITCHER						

AB	32
R	2
H	5
RBI	2
BB	2
SO	7
LOB	9



Batter	1	2	3	4	5	6	7	8	9	AB	R	H	RBI	BB	SO	LOB	BOTTOM			
Bobby Avila, R (1, 4) OBP: 0.275, SLG: 0.304										4	0	0	0	0	0	2	Boston Red Sox @ Cleveland Indians Cleveland Municipal Stadium, Cleveland, OH Sat May 04 1957, 3:33 AM EDT Alt. 2,796 - Unknown - 45 F			
Al Smith, R (1, 5) OBP: 0.377, SLG: 0.340										1	1	0	0	3	0	0				
Vic Wertz, L (1, 3) OBP: 0.463, SLG: 0.327 Joe Altobelli, L (9, 3)										4	1	1	0	0	0	2				
Rocky Colavito, R (1, 9) OBP: 0.310, SLG: 0.371										3	0	0	0	1	0	3				
Roger Maris, L (1, 7) OBP: 0.355, SLG: 0.482										4	1	0	1	0	1	2				
Jim Busby, R (1, 8) OBP: 0.286, SLG: 0.500										4	0	0	0	0	0	2				
Chico Carrasquel, R (1, 6) OBP: 0.286, SLG: 0.233										3	2	2	1	1	0	0				
Jim Hegan, R (1, 2) OBP: 0.310, SLG: 0.174										2	0	0	0	1	1	2				
Early Wynn, S (1, 1) OBP: 0.182, SLG: 0.100										3	0	1	2	0	1	1				
Inning Stats	R: 0 E: 0 K: 0 S: 3	H: 0 LOB: 1 BB: 1 P: 7	R: 0 E: 0 K: 1 S: 6	H: 1 LOB: 1 BB: 0 P: 6	R: 0 E: 0 K: 1 S: 5	H: 0 LOB: 1 BB: 1 P: 9	R: 0 E: 0 K: 1 S: 4	H: 0 LOB: 0 BB: 1 P: 8	R: 1 E: 1 K: 0 S: 3	H: 0 LOB: 0 BB: 1 P: 7	R: 4 E: 0 K: 0 S: 3	H: 3 LOB: 2 BB: 2 P: 15	R: 0 E: 0 K: 0 S: 3	H: 0 LOB: 0 BB: 0 P: 3	R: 0 E: 0 K: 0 S: 3	H: 0 LOB: 0 BB: 0 P: 3		1B: 4 2B: 1 3B: 0 HR: 0	SF: 0 SAC: 0 DP: 2 HBP: 0	WP: 0 PB: 0 SB: 0 CS: 1
PITCHER Dean Stone, L (1, 1) ERA: 6.1 Bob Porterfield, R (8, 1) ERA: 3.0	IP: 7.0 WLS: L BF: 31 H: 4 R: 5 ER: 4 SO: 3 BB: 6 IBB: 0 HBP: 0 BLK: 0 WP: 0 HR: 0 S: 31 P: 55 ERA: 5.14 WHIP: 1.429															PITCHER				

AB	28
R	5
H	4
RBI	4
BB	6
SO	3
LOB	14



Batter	1	2	3	4	5	6	7	8	9	AB	R	H	RBI	BB	SO	LOB	TOP			
Jim Piersall, R OBP: 0.277, SLG: 0.222 (1, 8)										2	1	1	0	2	0	1	Boston Red Sox @ Chicago White Sox Comiskey Park, Chicago, IL Tue May 07 1957, 8:05 PM EDT Att: 25,963 - Unknown			
Billy Klaus, L OBP: 0.376, SLG: 0.232 (1, 6)										4	1	1	0	1	0	4				
Ted Williams, L OBP: 0.586, SLG: 0.868 (1, 7)										2	1	2	3	3	0	0				
Mickey Vernon, L OBP: 0.263, SLG: 0.067 (1, 3)										5	0	1	1	0	0	7				
Jackie Jensen, R OBP: 0.311, SLG: 0.554 Gene Stephens, L (6, PR) OBP: 0.341, SLG: 0.410 (6, 9)										3	0	1	0	0	1	1				
Frank Malzone, R OBP: 0.307, SLG: 0.395 (1, 5)										4	0	2	0	0	0	1				
Gene Mauch, R OBP: 0.397, SLG: 0.407 Ted Lepcio, R OBP: 0.389, SLG: 0.467 (7, 4)										3	0	0	0	0	0	2				
Sammy White, R OBP: 0.323, SLG: 0.255 (1, 2)										4	0	1	0	0	0	2				
Tom Brewer, R OBP: 0.231, SLG: 0.231 (1, 1)										4	1	2	0	0	2	1				
Inning Stats	R: 1 E: 0 K: 1 S: 6	H: 1 LOB: 1 BB: 1 P: 10	R: 0 E: 0 K: 0 S: 3	H: 0 LOB: 0 BB: 0 P: 3	R: 0 E: 0 K: 1 S: 6	H: 2 LOB: 2 BB: 1 P: 10	R: 0 E: 0 K: 0 S: 3	H: 1 LOB: 3 BB: 2 P: 3	R: 0 E: 0 K: 0 S: 4	H: 1 LOB: 1 BB: 0 P: 4	R: 1 E: 0 K: 0 S: 5	H: 2 LOB: 2 BB: 1 P: 9	R: 0 E: 0 K: 0 S: 3	H: 1 LOB: 0 BB: 0 P: 3	R: 2 E: 0 K: 0 S: 4	H: 2 LOB: 0 BB: 1 P: 8		1B: 10 2B: 0 3B: 0 HR: 1	SF: 0 SAC: 1 DP: 3 HBP: 0	WP: 0 PA: 40 PB: 0 SB: 1 CS: 1
PITCHER Dick Donovan, R ERA: 3.71 (1, 1)	IP: 9.0 WLS: L BF: 40	H: 11 R: 4 ER: 4 SO: 3	BB: 4 IBB: 2 HBP: 0 BLK: 0	WP: 0 HR: 1 S: 40 P: 64	ERA: 4.00 WHIP: 1.667															

livebaseballscorecards.com

AB	33
R	4
H	11
RBI	4
BB	6
SO	3
LOB	22



Batter	1	2	3	4	5	6	7	8	9	AB	R	H	RBI	BB	SO	LOB	BOTTOM			
Luis Aparicio, R OBP: 0.325, SLG: 0.275 (1, 6)										4	0	0	0	0	0	0	Boston Red Sox @ Chicago White Sox Comiskey Park, Chicago, IL Tue May 07 1957, 8:05 PM EDT Att: 25,963 - Unknown			
Nellie Fox, L OBP: 0.438, SLG: 0.484 (1, 4)									3	0	1	0	1	0	0					
Minnie Minoso, R OBP: 0.370, SLG: 0.409 (1, 7)									4	1	0	0	0	0	2					
Larry Doby, L OBP: 0.338, SLG: 0.339 (1, 8)									4	1	1	2	0	0	1					
Sherm Lollar, R OBP: 0.250, SLG: 0.436 (1, 2)									4	0	0	0	0	0	0					
Walt Dropo, R OBP: 0.333, SLG: 0.647 (1, 3)									3	0	0	0	0	0	0					
Jim Landis, R OBP: 0.397, SLG: 0.383 (1, 9)									2	1	0	0	1	0	0					
Bubba Phillips, R OBP: 0.298, SLG: 0.244 Ron Northey, L (5, PH) OBP: 0.273, SLG: 0.200 Fred Hatfield, L (5, PR) OBP: 0.200, SLG: 0.111 (6, 5)									0	0	0	0	1	0	0					
Dick Donovan, L (1, 1)									3	0	0	0	0	0	2					
Inning Stats	R: 0 E: 0 K: 0 S: 3	H: 0 LOB: 0 BB: 0 P: 3	R: 0 E: 0 K: 0 S: 2	H: 0 LOB: 0 BB: 1 P: 6	R: 0 E: 0 K: 0 S: 4	H: 1 LOB: 1 BB: 0 P: 4	R: 1 E: 1 K: 0 S: 4	H: 1 LOB: 1 BB: 1 P: 8	R: 0 E: 0 K: 0 S: 3	H: 0 LOB: 0 BB: 0 P: 3	R: 0 E: 0 K: 0 S: 3	H: 0 LOB: 0 BB: 0 P: 3	R: 2 E: 0 K: 0 S: 4	H: 1 LOB: 0 BB: 1 P: 8	1B: 2 2B: 0 3B: 0 HR: 1	SF: 0 SAC: 0 DP: 0 HBP: 0		WP: 1 PA: 32 PB: 0 SB: 0 CS: 1		
PITCHER Tom Brewer, R ERA: 3.09 (1, 1)	IP: 9.0 WLS: W BF: 32	H: 3 R: 3 ER: 2 SO: 0	BB: 3 IBB: 0 HBP: 0 BLK: 0	WP: 1 HR: 1 S: 29 P: 41	ERA: 2.00 WHIP: 0.667															

livebaseballscorecards.com

AB	29
R	3
H	3
RBI	3
BB	3
SO	0
LOB	5



Batter	1	2	3	4	5	6	7	8	9	AB	R	H	RBI	BB	SO	LOB	TOP			
Jim Piersall, R OBP: 0.284, SLG: 0.211 (1, 8)										4	0	0	0	0	0	0				
Billy Klaus, L OBP: 0.386, SLG: 0.230 (1, 6)										5	1	1	0	0	2	1				
Ted Williams, L Gene Stephens, L OBP: 0.600, SLG: 1.018 OBP: 0.341, SLG: 0.410 (9, PR) (9, 7)										4	3	3	4	1	0	0				
Mickey Vernon, L OBP: 0.292, SLG: 0.200 (1, 3)										5	0	2	0	0	1	2				
Jackie Jensen, R OBP: 0.388, SLG: 0.533 (1, 9)										4	0	1	0	0	0	2				
Frank Malzone, R OBP: 0.315, SLG: 0.400 (1, 5)										4	0	2	0	0	0	0				
Ted Lepcio, R OBP: 0.364, SLG: 0.421 (1, 4)										4	0	1	0	0	0	4				
Sammy White, R OBP: 0.303, SLG: 0.237 (1, 2)										4	0	0	0	0	0	4				
Frank Sullivan, R (1, 1)										4	0	0	0	0	0	1				
Inning Stats	R: 1 E: 0 K: 0 S: 5	H: 2 LOB: 1 BB: 0 P: 5	R: 0 E: 1 K: 0 S: 4	H: 0 LOB: 1 BB: 0 P: 4	R: 1 E: 0 K: 2 S: 8	H: 1 LOB: 0 BB: 0 P: 8	R: 0 E: 0 K: 0 S: 4	H: 1 LOB: 1 BB: 0 P: 4	R: 0 E: 0 K: 1 S: 5	H: 0 LOB: 0 BB: 0 P: 5	R: 0 E: 0 K: 0 S: 3	H: 0 LOB: 0 BB: 0 P: 3	R: 0 E: 0 K: 0 S: 7	H: 4 LOB: 2 BB: 0 P: 7	R: 0 E: 1 K: 0 S: 4	H: 0 LOB: 0 BB: 1 P: 8	1B: 6 2B: 1 3B: 0 HR: 3	SF: 0 SAC: 1 DP: 0 HBP: 0	WP: 0 PB: 0 SB: 0 CS: 0	PA: 40
PITCHER	IP WLS BF H R ER SO BB IBB HBP BLK WP HR S P ERA WHIP																			
Bob Keegan, R ERA: 5.93 (1, 1)	7.0 L 31 9 4 4 3 0 0 0 0 0 0 3 37 37 5.14 1.286																			
Bill Fischer, R ERA: (8, 1)	1.0 4 1 0 0 0 0 0 0 0 0 0 0 4 4 0.00 1.000																			
Ellis Kinder, R ERA: (9, 1)	1.0 5 0 0 0 0 0 0 1 0 0 0 0 0 4 8 0.00 0.000																			

Boston Red Sox @ Chicago White Sox
Comiskey Park, Chicago, IL
Wed May 08 1957, 4:33 AM EDT
Att. 4,529 - Unknown

AB 38
R 4
H 10
RBI 4
BB 1
SO 3
LOB 14



Batter	1	2	3	4	5	6	7	8	9	AB	R	H	RBI	BB	SO	LOB	BOTTOM			
Luis Aparicio, R OBP: 0.321, SLG: 0.274 (1, 6)										4	0	1	0	0	0	0				
Nellie Fox, L OBP: 0.429, SLG: 0.463 (1, 4)										3	1	0	0	1	0	1				
Minnie Minoso, R OBP: 0.364, SLG: 0.414 (1, 7)										4	0	1	1	0	1	1				
Larry Doby, L OBP: 0.333, SLG: 0.348 (1, 8)										4	0	1	0	0	1	2				
Sherm Lollar, R OBP: 0.235, SLG: 0.407 (1, 2)										4	0	0	0	0	0	2				
Walt Dropo, R OBP: 0.286, SLG: 0.550 (1, 3)										3	0	0	0	0	1	0				
Jim Landis, R OBP: 0.393, SLG: 0.490 (1, 9)										3	0	1	0	0	1	0				
Fred Hatfield, L OBP: 0.154, SLG: 0.083 (1, 5)										3	0	0	0	0	1	1				
Bob Keegan, R Bill Fischer, R Ron Northey, L Ellis Kinder, R (1, 1) (8, 1) (8, PH) (9, 1)										2	0	0	0	0	0	0				
Inning Stats	R: 0 E: 0 K: 2 S: 8	H: 1 LOB: 0 BB: 0 P: 8	R: 0 E: 0 K: 1 S: 5	H: 0 LOB: 0 BB: 0 P: 5	R: 0 E: 0 K: 1 S: 5	H: 0 LOB: 0 BB: 0 P: 5	R: 0 E: 0 K: 0 S: 4	H: 1 LOB: 1 BB: 0 P: 4	R: 0 E: 0 K: 0 S: 3	H: 0 LOB: 0 BB: 0 P: 3	R: 0 E: 0 K: 0 S: 3	H: 0 LOB: 0 BB: 0 P: 3	R: 0 E: 0 K: 1 S: 6	H: 1 LOB: 1 BB: 0 P: 6	R: 1 E: 0 K: 0 S: 4	H: 1 LOB: 1 BB: 1 P: 8	1B: 1 2B: 3 3B: 0 HR: 0	SF: 0 SAC: 0 DP: 0 HBP: 0	WP: 0 PB: 0 SB: 0 CS: 0	PA: 32
PITCHER	IP WLS BF H R ER SO BB IBB HBP BLK WP HR S P ERA WHIP																			
Frank Sullivan, R ERA: 2.25 (1, 1)	9.0 W 32 4 1 1 5 1 0 0 0 0 0 0 41 45 1.00 0.556																			

Boston Red Sox @ Chicago White Sox
Comiskey Park, Chicago, IL
Wed May 08 1957, 4:33 AM EDT
Att. 4,529 - Unknown

AB 31
R 1
H 4
RBI 1
BB 1
SO 5
LOB 8



Batter	1	2	3	4	5	6	7	8	9	AB	R	H	RBI	BB	SO	LOB	TOP			
Eddie Yost, R OBP: 0.459, SLG: 0.310 (1, 5)	1-3		6-3			FC3-6 1-3		K		4	0	0	0	0	1	1	Washington Senators @ Boston Red Sox Fenway Park, Boston, MA Sun May 12 1957, 3:33 AM EDT Unknown			
Jerry Snyder, R OBP: 0.218, SLG: 0.245 (1, 6)	1-3			F8		1-3		5-3		4	0	0	0	0	0	1				
Pete Runnels, L OBP: 0.300, SLG: 0.300 (1, 3)				F9					4-3	2	0	1	0	0	0	0				
Evelio Hernandez, R OBP: 0.333, SLG: 0.385 (6, PH)	1B						HBP			0	0	0	0	0	0	0				
Roy Sievers, R OBP: 0.393, SLG: 0.602 (1, 7)	G1			5-3		6-3			P4	4	0	0	0	0	0	3				
Herb Plews, L OBP: 0.261, SLG: 0.288 (1, 4)		K				F8		L6	4-3	4	0	0	0	0	1	0				
Jim Lemon, R OBP: 0.340, SLG: 0.375 (1, 9)		5-3				6-3		K		3	0	0	0	0	1	0				
Whitey Herzog, L OBP: 0.333, SLG: 0.217 (1, 8)								E3		3	0	1	0	0	0	0				
Lou Berberet, L OBP: 0.321, SLG: 0.313 (1, 2)			6-3			K		1-4-3		3	0	0	0	0	1	2				
Chuck Stobbs, L OBP: 0.300, SLG: 0.222 (1, 1)										1	0	0	0	0	0	0				
Tex Clevenger, R OBP: 1.000, SLG: 1.000 (3, 1)				F7						0	0	0	0	0	0	0				
Dick Hyde, R OBP: 0.135, SLG: 0.030 (4, 1)										0	0	0	0	0	0	0				
Faye Throneberry, L OBP: 0.135, SLG: 0.030 (6, PH)										0	0	0	0	0	0	0				
Julio Becquer, L OBP: 0.444, SLG: 0.588 (6, 3)						BB			1-3	1	0	0	0	0	0	0				
Inning Stats	R: 0 E: 0 K: 0 S: 4	H: 1 LOB: 1 BB: 0 P: 4	R: 0 E: 0 K: 1 S: 5	H: 0 LOB: 0 BB: 0 P: 5	R: 0 E: 0 K: 0 S: 3	H: 0 LOB: 0 BB: 0 P: 3	R: 0 E: 0 K: 0 S: 3	H: 1 LOB: 1 BB: 0 P: 3	R: 0 E: 0 K: 1 S: 6	H: 0 LOB: 2 BB: 1 P: 8	R: 0 E: 1 K: 1 S: 6	H: 0 LOB: 1 BB: 0 P: 6	R: 0 E: 0 K: 1 S: 5	H: 0 LOB: 0 BB: 0 P: 5	R: 0 E: 0 K: 0 S: 3	H: 0 LOB: 0 BB: 0 P: 3	1B: 1 2B: 1 3B: 0 HR: 0	SF: 0 SAC: 0 DP: 0 HBP: 1	WP: 0 PB: 0 SB: 0 CS: 0	PA: 32
PITCHER Tom Brewer, R ERA: 2.45 (1, 1)	IP: 9.0 WLS: W BF: 32 H: 2 R: 0 ER: 0 SO: 4 BB: 1 IBB: 0 HBP: 1 BLK: 0 WP: 0 HR: 0 S: 38 P: 43 ERA: 0.00 WHIP: 0.333															PITCHER				

Batter	1	2	3	4	5	6	7	8	9	AB	R	H	RBI	BB	SO	LOB	BOTTOM			
Jim Piersall, R OBP: 0.302, SLG: 0.268 (1, 8)	K		1B 3B	HR	L8		1B BB			3	3	1	1	2	1	0	Washington Senators @ Boston Red Sox Fenway Park, Boston, MA Sun May 12 1957, 3:33 AM EDT Unknown			
Billy Klaus, L OBP: 0.365, SLG: 0.241 (1, 6)	FC5 4-3 1B		K	L8	WP BB SF8 1B		K			5	1	2	0	0	2	2				
Ted Williams, L OBP: 0.548, SLG: 0.892 (1, 7)	4-3		L8	L9	WP BB		K			4	0	0	0	1	1	3				
Gene Stephens, L OBP: 0.341, SLG: 0.410 (6, 7)	1-2									0	0	0	0	0	0	0				
Dick Gemert, R OBP: 0.366, SLG: 0.433 (1, 3)	FC5		3B 1B	2B	SF8		1B BB			3	2	2	1	1	0	1				
Jackie Jensen, R OBP: 0.395, SLG: 0.559 (1, 9)		1B BB	1B 3B	E BB 2B	5-3					4	3	3	4	1	0	1				
Frank Malzone, R OBP: 0.307, SLG: 0.384 (1, 5)		G6-4-3 1B	1B HBP	E6 BB BB		P4	4-3			5	1	2	1	0	0	3				
Ted Lepcio, R OBP: 0.387, SLG: 0.360 (1, 4)		G6-4-3 1B	1B HBP	BB BB				K		2	0	1	1	2	1	0				
Sammy White, R OBP: 0.324, SLG: 0.246 (1, 2)		G6-4-3						K		4	0	1	2	1	1	3				
Tom Brewer, R OBP: 0.167, SLG: 0.167 (1, 1)	4-3		F9	4-3		FC6-4		6-3		5	0	0	0	0	0	7				
Inning Stats	R: 0 E: 0 K: 1 S: 6	H: 1 LOB: 1 BB: 0 P: 6	R: 1 E: 0 K: 0 S: 4	H: 2 LOB: 1 BB: 1 P: 8	R: 4 E: 0 K: 1 S: 9	H: 4 LOB: 2 BB: 1 P: 14	R: 3 E: 1 K: 0 S: 7	H: 3 LOB: 3 BB: 2 P: 15	R: 1 E: 0 K: 0 S: 4	H: 1 LOB: 1 BB: 1 P: 8	R: 1 E: 0 K: 2 S: 8	H: 1 LOB: 2 BB: 2 P: 16	R: 0 E: 0 K: 2 S: 7	H: 0 LOB: 0 BB: 0 P: 7	R: 0 E: 0 K: 2 S: 7	H: 0 LOB: 0 BB: 0 P: 7	1B: 8 2B: 2 3B: 1 HR: 1	SF: 1 SAC: 0 DP: 1 HBP: 1	WP: 1 PB: 0 SB: 0 CS: 0	PA: 45
PITCHER Chuck Stobbs, L ERA: 7.71 (1, 1)	IP: 2.2 WLS: L BF: 17 H: 7 R: 5 ER: 5 SO: 2 BB: 2 IBB: 0 HBP: 1 BLK: 0 WP: 0 HR: 0 S: 18 P: 27 ERA: 16.88 WHIP: 3.375															PITCHER				
Tex Clevenger, R ERA: 2.25 (3, 1)	IP: 1.0 WLS: L BF: 8 H: 3 R: 3 ER: 2 SO: 0 BB: 1 IBB: 0 HBP: 0 BLK: 0 WP: 1 HR: 1 S: 7 P: 11 ERA: 18.00 WHIP: 4.000															PITCHER				
Dick Hyde, R ERA: 6.45 (4, 1)	IP: 1.1 WLS: L BF: 7 H: 1 R: 1 ER: 1 SO: 0 BB: 2 IBB: 0 HBP: 0 BLK: 0 WP: 1 HR: 0 S: 5 P: 13 ERA: 6.75 WHIP: 2.250															PITCHER				
Evelio Hernandez, R ERA: 2.77 (6, 1)	IP: 3.0 WLS: L BF: 13 H: 1 R: 1 ER: 1 SO: 4 BB: 3 IBB: 0 HBP: 0 BLK: 0 WP: 0 HR: 0 S: 18 P: 30 ERA: 3.00 WHIP: 1.333															PITCHER				

AB	30
R	0
H	2
RBI	0
BB	0
SO	4
LOB	7

AB	35
R	10
H	12
RBI	10
BB	8
SO	6
LOB	20



Batter	1	2	3	4	5	6	7	8	9	AB	R	H	RBI	BB	SO	LOB	TOP						
Eddie Yost, R OBP: 0.466, SLG: 0.352 (1, 5)	0-0 6-3		0-0 F8		0-0 HR		0-0 FC4-6 1B	4-0 2B BB		4	1	2	1	1	0	1	Washington Senators @ Boston Red Sox Fenway Park, Boston, MA Sun May 12 1957, 3:38 AM EDT Att: 13,975 - Unknown						
Jerry Snyder, R OBP: 0.224, SLG: 0.236 Julio Becquer, L OBP: 0.421, SLG: 0.556 Lyle Luttrell, R OBP: 0.295, SLG: 0.295 (1, 6) (7, PH) (7, 6)	0-0 F8		4-0 BB BB		0-3 K		0-0 FC4-6 1-2	0-0 BB		2	0	0	0	1	1	0							
Pete Runnels, L OBP: 0.368, SLG: 0.312 (1, 3)	0-0 F7		4-0 BB BB		1-2 2-3 BB		0-0 2B	0-0 BB F8		3	1	1	0	2	0	2							
Roy Sievers, R OBP: 0.393, SLG: 0.592 (1, 7)		0-0 1B	0-0 P5		0-0 2B		0-0 5-3	0-0 2B 1B	0-0 6-3	5	1	2	0	0	0	4							
Herb Plews, L OBP: 0.269, SLG: 0.306 (1, 4)	0-0 F8				0-0 4-3		0-0 F9	0-0 G3 1B 2B	0-0 1B	5	1	2	2	0	0	2							
Jim Lemon, R OBP: 0.333, SLG: 0.366 (1, 9)	0-0 P5				0-3 K		0-0 5-3	0-0 G3	0-0 1B	5	0	1	0	0	1	3							
Whitey Herzog, L OBP: 0.323, SLG: 0.200 (1, 8)	0-0 4-3				0-0 F9		0-3 K	4-0 1B FC3-2 BB	0-3 K	4	0	0	0	1	2	3							
Ed Fitz Gerald, R OBP: 0.314, SLG: 0.313 (1, 2)			4-0 BB SH1-4 BB		0-0 P5		0-0 1B 1B	0-0 BB FC3-2 2B 1B	0-0 F9	4	1	2	1	1	0	2							
Pedro Ramos, S OBP: 0.154, SLG: 0.154 (1, 1)			0-0 SH1-4		0-3 K		0-0 F7	0-0 FC3-2 BB 2B		3	1	0	0	0	1	3							
Inning Stats	R: 0 E: 0 K: 0 S: 3	H: 0 LOB: 0 BB: 0 P: 3	R: 0 E: 0 K: 0 S: 4	H: 1 LOB: 1 BB: 0 P: 4	R: 0 E: 0 K: 0 S: 3	H: 0 LOB: 3 BB: 3 P: 15	R: 0 E: 0 K: 1 S: 5	H: 0 LOB: 0 BB: 0 P: 5	R: 1 E: 0 K: 2 S: 8	H: 1 LOB: 0 BB: 0 P: 8	R: 0 E: 0 K: 0 S: 4	H: 1 LOB: 1 BB: 0 P: 4	R: 0 E: 0 K: 1 S: 7	H: 2 LOB: 2 BB: 0 P: 7	R: 5 E: 0 K: 0 S: 7	H: 4 LOB: 2 BB: 3 P: 19		R: 0 E: 0 K: 1 S: 7	H: 2 LOB: 2 BB: 0 P: 7	1B: 7 2B: 3 3B: 0 HR: 1	SF: 0 SAC: 1 DP: 0 HBP: 0	WP: 0 PB: 0 SB: 0 CS: 0	PA: 44
PITCHER	IP WLS BF	H R ER SO	BB IBB HBP BLK	WP HR S P	ERA WHIP	PITCHER	IP WLS BF	H R ER SO	BB IBB HBP BLK	WP HR S P	ERA WHIP												
Dave Sisler, R ERA: 4.41 (1, 1)	7.0	30	5	2	2	4	4	0	0	0	0	0	0	1	34	50	2.57	1.286					
Ike Delock, R ERA: 4.79 (8, 1)	0.1	L	5	3	2	0	1	0	0	0	0	0	0	0	4	8	54.00	12.000					
Bob Chakales, R ERA: 4.97 (8, 1)	1.2	9	3	2	2	1	1	0	0	0	0	0	0	10	14	10.80	2.400						
Batter	1	2	3	4	5	6	7	8	9	AB	R	H	RBI	BB	SO	LOB	BOTTOM						
Jim Piersall, R OBP: 0.297, SLG: 0.264 (1, 8)	0-0 5-3		0-0 S 2B 1B		0-0 F9		0-3 K		0-0 P4	5	1	1	0	0	1	2	Washington Senators @ Boston Red Sox Fenway Park, Boston, MA Sun May 12 1957, 3:38 AM EDT Att: 13,975 - Unknown						
Billy Klaus, L OBP: 0.358, SLG: 0.239 (1, 6)	0-0 G3		0-0 F7 1-2		0-0 1B		0-0 F7		0-0 F5	5	0	1	0	0	0	3							
Ted Williams, L OBP: 0.545, SLG: 0.884 (1, 7)	0-0 1B		0-0 2H 2B		0-0 P4		0-0 4-3			4	0	2	1	0	0	2							
Dick Gemert, R OBP: 0.372, SLG: 0.479 (1, 3)	0-0 1B		0-0 F7		0-0 HR		0-0 F7		0-0 F9	4	1	2	1	0	0	1							
Jackie Jensen, R OBP: 0.388, SLG: 0.535 (1, 9)	4-0 FC6-4 BB		0-0 5-3		0-3 K		0-0 K		0-0 F9	3	0	0	0	1	1	1							
Frank Malzone, R OBP: 0.305, SLG: 0.379 (1, 5)	0-0 FC6-4 1-2		0-0 1-3		0-0 5-3		0-0 5-3		0-0 1B	4	0	1	0	0	0	3							
Ted Lepcio, R OBP: 0.371, SLG: 0.321 (1, 4)		0-0 5-3		0-3 K		4-0 BB		0-3 K		3	0	0	0	1	2	1							
Pete Daley, R (1, 2)		0-3 K		0-0 5-3		0-0 5-3		0-0 F8		3	0	0	0	0	1	1							
Dave Sisler, R OBP: 0.200, SLG: 0.143 (8, 1)		0-0 4-3		0-0 K		4-0 BB		4-0 BB		2	0	0	0	1	1	0							
Bob Chakales, R OBP: 0.143, SLG: 0.429 (8, 1)					0-3 K					0	0	0	0	0	0	0							
Mickey Vernon, L OBP: 0.310, SLG: 0.174 (9, PH)										0	0	0	0	1	0	0							
Billy Consoia, R (9, PR)										0	0	0	0	0	0	0							
Inning Stats	R: 0 E: 0 K: 0 S: 5	H: 2 LOB: 3 BB: 1 P: 9	R: 0 E: 0 K: 1 S: 5	H: 0 LOB: 0 BB: 0 P: 5	R: 1 E: 0 K: 0 S: 5	H: 2 LOB: 1 BB: 0 P: 5	R: 0 E: 0 K: 1 S: 5	H: 0 LOB: 0 BB: 0 P: 5	R: 0 E: 0 K: 1 S: 6	H: 1 LOB: 1 BB: 0 P: 6	R: 1 E: 0 K: 1 S: 6	H: 1 LOB: 1 BB: 1 P: 10	R: 0 E: 0 K: 1 S: 5	H: 0 LOB: 1 BB: 1 P: 9	R: 0 E: 0 K: 1 S: 6	H: 1 LOB: 1 BB: 0 P: 6	R: 0 E: 0 K: 0 S: 3	H: 0 LOB: 1 BB: 1 P: 7	1B: 5 2B: 1 3B: 0 HR: 1	SF: 0 SAC: 0 DP: 0 HBP: 0	WP: 0 PB: 0 SB: 1 CS: 0	PA: 38	
PITCHER	IP WLS BF	H R ER SO	BB IBB HBP BLK	WP HR S P	ERA WHIP	PITCHER	IP WLS BF	H R ER SO	BB IBB HBP BLK	WP HR S P	ERA WHIP												
Pedro Ramos, R ERA: 2.89 (1, 1)	9.0	W	38	7	2	2	6	4	0	0	0	0	0	1	46	62	2.00	1.222					

Batter	1	2	3	4	5	6	7	8	9	AB	R	H	RBI	BB	SO	LOB	TOP					
Eddie Yost, R OBP: 0.446, SLG: 0.333 (1, 5)	F5		E6 4-3 G3 1B	6-3		P6		FC1-6-5-4 2-3		5	1	0	0	0	0	4						
Jerry Snyder, R OBP: 0.216, SLG: 0.217 (1, 6)	K		G3 1-2		4-3		F7		P5	5	0	0	0	0	1	1						
Pete Runnels, L OBP: 0.361, SLG: 0.299 (1, 3)	L8		4-3		L9		L8		BB BB	4	0	0	0	1	0	1						
Roy Sievers, R OBP: 0.410, SLG: 0.594 Faye Throneberry, L OBP: 0.135, SLG: 0.030 (9, PR) (9, 7)		2B 1B	1B BB		6-3		BB 1B		BB BB G4-6-3	3	2	2	0	2	0	0						
Herb Plews, L OBP: 0.296, SLG: 0.337 (1, 4)		2B 1B	BB			E BB SF7 1B	1B BB		BB BB G4-6-3	4	2	3	2	1	0	2						
Jim Lemon, R OBP: 0.349, SLG: 0.385 (1, 9)		2B	K			BB BB 1-2	BB BB 1-3 2-H			3	0	2	2	1	1	2						
Whitey Herzog, L OBP: 0.318, SLG: 0.189 (1, 8)	F7				L7		F7			3	0	0	0	1	0	2						
Lou Berberet, L OBP: 0.333, SLG: 0.320 (1, 2)			1B		E9 SH3		SF7		BB BB SH3-4	2	0	1	1	1	0	0						
Ted Abernathy, R OBP: 0.333, SLG: 0.200 (1, 1)	K		SH3		SH3		K		SH3-4	2	0	0	0	0	2	3						
Inning Stats	R: 0 E: 0 K: 1 S: 5	H: 0 LOB: 0 BB: 0 P: 5	R: 2 E: 0 K: 1 S: 8	H: 4 LOB: 1 BB: 0 P: 8	R: 1 E: 1 K: 1 S: 7	H: 1 LOB: 2 BB: 1 P: 11	R: 0 E: 1 K: 0 S: 4	H: 0 LOB: 1 BB: 0 P: 4	R: 0 E: 0 K: 0 S: 3	H: 0 LOB: 0 BB: 0 P: 3	R: 1 E: 0 K: 1 S: 6	H: 1 LOB: 2 BB: 2 P: 14	R: 1 E: 0 K: 0 S: 5	H: 2 LOB: 2 BB: 1 P: 9	R: 0 E: 0 K: 0 S: 2	H: 0 LOB: 0 BB: 1 P: 6	R: 0 E: 0 K: 0 S: 2	H: 0 LOB: 2 BB: 2 P: 10	1B: 6 2B: 3 3B: 0 HR: 0	SF: 1 SAC: 2 DP: 2 HBP: 0	WP: 0 PB: 0 SB: 0 CS: 0	PA: 41
PITCHER	IP	WLS	BF	H	R	ER	SO	BB	IBB	HBP	BLK	WP	HR	S	P	ERA	WHIP					
Willard Nixon, R ERA: 4.18 (1, 1)	5.0	L	25	6	4	3	3	3	0	0	0	0	0	28	40	5.40	1.800					
George Susce, R ERA: 3.12 (6, 1)	3.0		12	2	1	1	1	2	0	0	0	0	0	12	20	3.00	1.333					
Rudy Minarcin, R ERA: (9, 1)	1.0		4	0	0	0	0	2	0	0	0	0	0	2	10	0.00	2.000					

Washington Senators @ Boston Red Sox
Fenway Park, Boston, MA
Mon May 13 1957, 7:05 PM EDT
Att: 21,835 - Unknown

AB 31
R 5
H 8
RBI 5
BB 7
SO 4
LOB 15



Batter	1	2	3	4	5	6	7	8	9	AB	R	H	RBI	BB	SO	LOB	BOTTOM				
Jim Piersall, R OBP: 0.295, SLG: 0.264 (1, 8)	1-3		P4		5-3			4-3 G3 1B		4	1	1	0	0	0	2					
Billy Klaus, L OBP: 0.354, SLG: 0.272 (1, 6)	HR		P4			F9		G3		4	1	1	1	0	0	3					
Ted Williams, L OBP: 0.533, SLG: 0.847 (1, 7)	F7				1-3		FC6-4 BB	4-3		3	0	0	1	1	0	1					
Dick Gemert, R OBP: 0.378, SLG: 0.507 (1, 3)	5-3				1B		F8		2-3 3-H	4	0	2	1	0	0	1					
Jackie Jensen, R OBP: 0.369, SLG: 0.507 (1, 9)		6-3			P4		FC6-4		K	4	0	0	0	0	1	3					
Frank Malzone, R OBP: 0.294, SLG: 0.364 (1, 5)		F7			F8				L6	4	0	0	0	0	0	1					
Ted Lepcio, R OBP: 0.359, SLG: 0.290 (1, 4)		6-3				FC3-6 BB		5-3		3	0	0	0	1	1	0					
Sammy White, R OBP: 0.308, SLG: 0.232 (1, 2)			6-3			FC3-6 BB		6-3		4	0	0	0	0	1	1					
Willard Nixon, L OBP: 0.167, SLG: 0.091 George Susce, R OBP: 0.500, SLG: 0.500 Billy Goodman, L (6, PH) Rudy Minarcin, R (9, 1)					K			G3 1B 4-3 BB		1	0	0	0	1	1	1					
Inning Stats	R: 1 E: 0 K: 0 S: 4	H: 1 LOB: 0 BB: 0 P: 4	R: 0 E: 0 K: 0 S: 3	H: 0 LOB: 0 BB: 0 P: 3	R: 0 E: 0 K: 0 S: 3	H: 0 LOB: 1 BB: 1 P: 7	R: 0 E: 0 K: 0 S: 4	H: 1 LOB: 1 BB: 0 P: 4	R: 0 E: 0 K: 1 S: 5	H: 0 LOB: 1 BB: 1 P: 9	R: 0 E: 0 K: 0 S: 3	H: 0 LOB: 0 BB: 0 P: 3	R: 0 E: 0 K: 1 S: 7	H: 2 LOB: 1 BB: 1 P: 11	R: 0 E: 0 K: 2 S: 7	H: 0 LOB: 0 BB: 0 P: 7	1B: 2 2B: 0 3B: 1 HR: 1	SF: 0 SAC: 0 DP: 0 HBP: 0	WP: 0 PB: 0 SB: 0 CS: 0	PA: 35	
PITCHER	IP	WLS	BF	H	R	ER	SO	BB	IBB	HBP	BLK	WP	HR	S	P	ERA	WHIP				
Ted Abernathy, R ERA: 4.95 (1, 1)	9.0	W	35	4	3	3	4	4	0	0	0	0	1	39	55	3.00	0.889				

Washington Senators @ Boston Red Sox
Fenway Park, Boston, MA
Mon May 13 1957, 7:05 PM EDT
Att: 21,835 - Unknown

AB 31
R 3
H 4
RBI 3
BB 4
SO 4
LOB 13



Batter	1	2	3	4	5	6	7	8	9	AB	R	H	RBI	BB	SO	LOB	TOP					
Frank Bolling, R (1.4)	F7			F8			FC5-4		K	5	1	1	1	1	1	4						
Harvey Kuenn, R (1.6)	K			F8			6-3			4	1	1	0	1	1	2						
Ray Boone, R (1.3)	HR			FC6-4						5	1	3	1	0	1	4						
Al Kaline, R (1.9)	L5-3			F3					F7	5	1	1	0	0	0	4						
Reno Bertoia, R (1.5)										3	1	2	2	2	0	1						
Frank House, L (1.2)										3	0	0	1	1	0	2						
Bill Tuttle, R (1.8)										5	1	2	1	0	0	5						
Karl Olson, R (1.7)										5	1	1	0	0	3	3						
Frank Lary, R (1.1)										1	0	0	0	0	0	0						
Don Lee, R (5.1)										0	0	0	0	0	0	0						
Earl Roggenbuck, R (1.1)										0	0	0	0	0	0	0						
Steve Gromek, R (6.1)										0	0	0	0	0	0	0						
Steve Gromek, R (7.24)										0	0	0	0	0	0	0						
Lou Slesler, L (7.1)										0	0	0	0	0	0	0						
Paul Foytack, R (7.1)										0	0	0	0	0	0	0						
Dean Stone, L (1.1)										1	0	0	0	0	1	0						
Bob Chakales, R (3.1)										1	0	0	0	0	0	0						
George Susce, R (7.1)										2	0	0	0	0	1	5						
Inning Stats	R: 1 E: 0 K: 1 S: 6	H: 1 LOB: 0 BB: 0 P: 6	R: 0 E: 0 K: 1 S: 6	H: 1 LOB: 1 BB: 0 P: 6	R: 2 E: 0 K: 0 S: 5	H: 2 LOB: 3 BB: 3 P: 17	R: 0 E: 0 K: 1 S: 5	H: 0 LOB: 2 BB: 2 P: 13	R: 0 E: 0 K: 0 S: 3	H: 0 LOB: 1 BB: 1 P: 7	R: 2 E: 0 K: 1 S: 7	H: 3 LOB: 1 BB: 0 P: 7	R: 3 E: 1 K: 1 S: 9	H: 4 LOB: 1 BB: 0 P: 9	R: 0 E: 0 K: 0 S: 4	H: 1 LOB: 1 BB: 0 P: 4	R: 0 E: 0 K: 1 S: 7	H: 2 LOB: 2 BB: 0 P: 7	1B: 10 2B: 2 3B: 1 HR: 1	SF: 0 SAC: 1 DP: 0 HBP: 0	WP: 0 PB: 0 SB: 0 CS: 0	PA: 46
PITCHER	IP WLS BF H R ER SO BB IBB HBP BLK WP HR S P ERA WHIP																					
Dean Stone, L (1.1)	2.2	15	4	3	3	2	3	0	0	0	0	0	1	16	28	10.12	2.625					
Bob Chakales, R (3.1)	3.2	19	6	5	5	2	3	0	0	0	0	0	0	20	32	12.27	2.455					
George Susce, R (7.1)	2.2	W	12	4	0	0	2	0	0	0	0	0	0	16	16	0.00	1.500					

Detroit Tigers @ Boston Red Sox
Fenway Park, Boston, MA
Wed May 15 1957, 3:33 AM EDT
Att: 5,622 - Unknown

AB	39
R	8
H	14
RBI	8
BB	6
SO	6
LOB	25



Batter	1	2	3	4	5	6	7	8	9	AB	R	H	RBI	BB	SO	LOB	BOTTOM			
Jim Piersall, R (1.8)	4-3									4	2	3	1	1	0	0				
Billy Klaus, L (1.6)	F9									5	0	0	0	0	0	7				
Ted Williams, L (1.7)	F2									4	2	1	0	1	0	2				
Gene Stephens, L (9.7)										0	0	0	0	0	0	0				
Mickey Vernon, L (1.3)										4	3	2	4	0	0	0				
Norm Zauchin, R (9.3)										0	0	0	0	0	0	0				
Jackie Jensen, R (1.9)										4	1	3	3	1	1	0				
Frank Malzone, R (1.5)										4	0	2	0	1	0	4				
Ted Lepcio, R (1.4)										4	2	2	1	1	1	4				
Sammy White, R (1.2)										3	0	2	2	0	0	2				
Billy Conso, R (6. PR)										0	1	0	0	0	0	0				
Pete Daley, R (7.2)										1	0	1	0	1	0	0				
Dean Stone, L (1.1)										1	0	0	0	0	1	0				
Bob Chakales, R (3.1)										1	0	0	0	0	0	0				
George Susce, R (7.1)										2	0	0	0	0	1	5				
Inning Stats	R: 0 E: 0 K: 0 S: 3	H: 0 LOB: 0 BB: 0 P: 3	R: 3 E: 0 K: 1 S: 6	H: 2 LOB: 1 BB: 1 P: 11	R: 0 E: 0 K: 0 S: 3	H: 1 LOB: 0 BB: 0 P: 3	R: 0 E: 0 K: 1 S: 7	H: 2 LOB: 2 BB: 0 P: 7	R: 3 E: 0 K: 0 S: 6	H: 3 LOB: 2 BB: 2 P: 14	R: 4 E: 0 K: 0 S: 7	H: 4 LOB: 2 BB: 1 P: 11	R: 1 E: 0 K: 1 S: 8	H: 3 LOB: 2 BB: 0 P: 8	R: 0 E: 0 K: 1 S: 6	H: 1 LOB: 3 BB: 2 P: 14	1B: 12 2B: 4 3B: 0 HR: 0	SF: 0 SAC: 1 DP: 1 HBP: 1	WP: 0 PB: 0 SB: 0 CS: 0	PA: 45
PITCHER	IP WLS BF H R ER SO BB IBB HBP BLK WP HR S P ERA WHIP																			
Frank Lary, R (1.1)	4.2	23	8	6	6	2	2	0	1	0	0	0	0	1	5	0.00	3.000			
Don Lee, R (5.1)	0.1	2	0	0	0	0	1	0	0	0	0	0	0	1	5	0.00	3.000			
Steve Gromek, R (6.1)	1.0	8	4	4	4	0	0	1	0	0	0	0	0	7	11	36.00	4.000			
Lou Slesler, L (7.1)	0.0	2	2	1	1	0	0	0	0	0	0	0	0	2	2	∞	∞			
Paul Foytack, R (7.1)	2.0	10	2	0	0	2	2	0	0	0	0	0	0	12	20	0.00	2.000			

Detroit Tigers @ Boston Red Sox
Fenway Park, Boston, MA
Wed May 15 1957, 3:33 AM EDT
Att: 5,622 - Unknown

AB	37
R	11
H	16
RBI	11
BB	6
SO	4
LOB	24



Batter	1	2	3	4	5	6	7	8	9	AB	R	H	RBI	BB	SO	LOB	TOP					
Frank Bolling, R (1.4)										4	1	2	1	0	0	1	Detroit Tigers @ Boston Red Sox Fenway Park, Boston, MA Thu May 16 1957, 3:33 AM EDT Att: 5,274 - Unknown					
Harvey Kuenn, R (1.6)										4	0	1	1	0	0	2						
Ray Boone, R (1.3)										3	0	0	0	1	0	1						
Charlie Maxwell, L (1.7)										4	0	1	0	0	0	2						
Reno Bertoia, R (1.5)										4	0	2	0	0	1	1						
Al Kaline, R (1.9)										4	0	0	0	0	0	3						
Bill Tuttle, R (1.8)										4	0	0	0	0	0	2						
Frank House, L (1.2)										3	1	1	0	1	0	0						
Jim Bunning, R (1.1)										3	0	1	0	0	1	2						
Inning Stats	R: 1 E: 0 K: 0 S: 4	H: 1 LOB: 0 BB: 4 P: 4	R: 0 E: 0 K: 0 S: 3	H: 1 LOB: 0 BB: 0 P: 3	R: 0 E: 0 K: 0 S: 4	H: 1 LOB: 1 BB: 0 P: 4	R: 0 E: 0 K: 1 S: 5	H: 0 LOB: 0 BB: 0 P: 5	R: 0 E: 0 K: 0 S: 3	H: 0 LOB: 0 BB: 0 P: 3	R: 0 E: 0 K: 0 S: 4	H: 1 LOB: 1 BB: 0 P: 4	R: 0 E: 0 K: 0 S: 4	H: 1 LOB: 1 BB: 0 P: 4	R: 1 E: 0 K: 0 S: 5	H: 2 LOB: 2 BB: 1 P: 9	R: 0 E: 0 K: 1 S: 6	H: 1 LOB: 2 BB: 1 P: 10	1B: 5 2B: 2 3B: 0 HR: 1	SF: 0 SAC: 1 DP: 1 HBP: 0	WP: 0 PB: 0 SB: 0 CS: 0	PA: 36
PITCHER	IP WLS BF H R ER SO BB IBB HBP BLK WP HR S P ERA WHIP																					
Bob Porterfield, R (1.1)	8.0 L 31 7 2 2 1 1 0 0 0 0 1 32 36 2.25 1.000																					
Ike Delock, R (9.1)	1.0 5 1 0 0 1 0 1 0 0 0 0 6 10 0.00 1.000																					

Batter	1	2	3	4	5	6	7	8	9	AB	R	H	RBI	BB	SO	LOB	BOTTOM					
Jim Piersall, R (1.8)										4	0	2	0	0	0	1	Detroit Tigers @ Boston Red Sox Fenway Park, Boston, MA Thu May 16 1957, 3:33 AM EDT Att: 5,274 - Unknown					
Billy Klaus, L (1.6)										4	0	0	0	0	0	2						
Ted Williams, L (1.7)										4	1	1	0	0	3	2						
Mickey Vernon, L (1.3)										3	0	0	0	1	1	1						
Jackie Jensen, R (1.9)										4	0	1	1	0	1	2						
Frank Malzone, R (1.5)										4	0	0	0	0	1	1						
Ted Lepcio, R (1.4)										2	0	0	0	1	1	0						
Sammy White, R (1.2)										2	0	0	0	0	0	1						
Billy Goodman, L (8, PH)										1	0	1	0	0	0	0						
Pete Daley, R (9.2)										0	0	0	0	0	0	0						
Bob Porterfield, R (1.1)										2	0	0	0	0	0	0						
Gene Stephens, L (8, PH)										1	0	0	0	0	1	1						
Ike Delock, R (9.1)										0	0	0	0	0	0	0						
Inning Stats	R: 0 E: 0 K: 2 S: 8	H: 1 LOB: 2 BB: 1 P: 12	R: 0 E: 0 K: 0 S: 3	H: 0 LOB: 0 BB: 0 P: 3	R: 0 E: 0 K: 0 S: 3	H: 0 LOB: 0 BB: 0 P: 3	R: 0 E: 0 K: 2 S: 7	H: 0 LOB: 0 BB: 0 P: 7	R: 0 E: 0 K: 0 S: 2	H: 0 LOB: 0 BB: 1 P: 6	R: 0 E: 0 K: 1 S: 6	H: 1 LOB: 1 BB: 0 P: 6	R: 0 E: 0 K: 1 S: 5	H: 0 LOB: 0 BB: 0 P: 5	R: 0 E: 0 K: 2 S: 8	H: 1 LOB: 1 BB: 0 P: 8	R: 1 E: 0 K: 0 S: 5	H: 2 LOB: 1 BB: 0 P: 5	1B: 3 2B: 2 3B: 0 HR: 0	SF: 0 SAC: 0 DP: 1 HBP: 0	WP: 1 PB: 0 SB: 1 CS: 0	PA: 33
PITCHER	IP WLS BF H R ER SO BB IBB HBP BLK WP HR S P ERA WHIP																					
Jim Bunning, R (1.1)	9.0 W 33 5 1 1 8 2 0 0 0 1 0 47 55 1.00 0.778																					

Batter	1	2	3	4	5	6	7	8	9	AB	R	H	RBI	BB	SO	LOB	TOP			
Billy Hunter, R OBP: 0.231, SLG: 0.360 (1, 4)	G3		FC5-4		1B		6-3			4	1	1	0	0	0	1				
Bob Cerv, R OBP: 0.363, SLG: 0.529 (1, 8)										3	0	2	1	0	0	1				
Jim Pisoni, R OBP: 0.303, SLG: 0.359 (5, 8)	FC5-4		4-3		PB					1	0	1	0	0	0	0				
Gus Zernial, R OBP: 0.303, SLG: 0.478 (1, 7)	K				5-3					4	0	0	0	0	1	3				
Lou Skizas, R OBP: 0.319, SLG: 0.523 (1, 9)	FC5-4				1-3					4	0	0	0	0	0	1				
Hal Smith, R OBP: 0.299, SLG: 0.432 (1, 2)		K			HR					4	1	2	0	0	1	0				
Vic Power, R OBP: 0.389, SLG: 0.529 (1, 3)		5-3			HR					4	1	1	2	0	0	1				
Hector Lopez, R OBP: 0.266, SLG: 0.370 (1, 5)		5-3			L7					4	0	0	0	0	0	1				
Ryne Duren, R OBP: 0.167, SLG: 0.167 (1, 1)										2	0	0	0	0	1	0				
Harry Simpson, L OBP: 0.394, SLG: 0.581 (7, PH)										1	0	0	0	0	0	0				
Wally Burnette, R OBP: 0.125, SLG: 0.125 (8, 1)										0	0	0	0	0	0	0				
Rip Coleman, L (8, 1)										0	0	0	0	0	0	0				
Joe Demaestri, R OBP: 0.427, SLG: 0.439 (1, 6)					L9					3	0	0	0	0	0	1				
Inning Stats	R: 0 E: 0 K: 1 S: 6	H: 1 LOB: 1 BB: 0 P: 6	R: 0 E: 0 K: 1 S: 5	H: 0 LOB: 0 BB: 0 P: 5	R: 0 E: 1 K: 0 S: 4	H: 0 LOB: 1 BB: 0 P: 4	R: 2 E: 0 K: 0 S: 5	H: 2 LOB: 0 BB: 0 P: 5	R: 1 E: 0 K: 1 S: 7	H: 2 LOB: 1 BB: 0 P: 7	R: 0 E: 0 K: 0 S: 4	H: 1 LOB: 0 BB: 0 P: 4	R: 0 E: 0 K: 0 S: 3	H: 0 LOB: 0 BB: 0 P: 3	R: 0 E: 0 K: 0 S: 3	H: 0 LOB: 0 BB: 0 P: 3	1B: 5 2B: 1 3B: 0 HR: 1	SF: 0 SAC: 0 DP: 1 HBP: 0	WP: 0 PB: 1 SB: 0 CS: 0	PA: 34
PITCHER	IP	WLS	BF	H	R	ER	SO	BB	IBB	HBP	BLK	WP	HR	S	P	ERA	WHIP			
Tom Brewer, R ERA: 2.55 (1, 1)	9.0	W	34	7	3	3	3	0	0	0	0	0	1	40	40	3.00	0.778			

Kansas City Athletics @ Boston Red Sox
Fenway Park, Boston, MA
Fri May 17 1957, 7:05 PM EDT
Att: 20,438 - Cloudy - 61 F

AB	34
R	3
H	7
RBI	3
BB	0
SO	3
LOB	9



Batter	1	2	3	4	5	6	7	8	9	AB	R	H	RBI	BB	SO	LOB	BOTTOM			
Jim Piersall, R OBP: 0.317, SLG: 0.299 (1, 8)	K		1-3		1-3					4	0	1	1	1	1	1				
Billy Klaus, L OBP: 0.323, SLG: 0.241 (1, 6)	L9		F7							3	1	0	0	1	0	0				
Ted Williams, L OBP: 0.505, SLG: 0.759 (1, 7)			3-1							3	1	2	0	1	0	0				
Mickey Vernon, L OBP: 0.348, SLG: 0.263 (1, 3)	P6									4	0	1	0	0	0	5				
Jackie Jensen, R OBP: 0.396, SLG: 0.551 (1, 9)					G5-4-3					3	1	1	2	1	0	3				
Frank Malzone, R OBP: 0.280, SLG: 0.336 (1, 5)					K					4	0	0	0	0	1	3				
Gene Mauch, R OBP: 0.338, SLG: 0.419 (1, 4)										3	0	2	0	1	0	0				
Sammy White, R OBP: 0.299, SLG: 0.231 (1, 2)										2	0	0	0	0	1	3				
Gene Stephens, L OBP: 0.353, SLG: 0.395 (7, PH)										1	0	0	0	0	0	0				
Pete Daley, R OBP: 0.308, SLG: 0.182 (8, 2)										1	1	1	0	0	0	0				
Tom Brewer, R OBP: 0.136, SLG: 0.136 (1, 1)										4	0	0	0	0	2	5				
Inning Stats	R: 0 E: 0 K: 1 S: 6	H: 1 LOB: 1 BB: 0 P: 6	R: 0 E: 0 K: 2 S: 8	H: 1 LOB: 2 BB: 1 P: 12	R: 0 E: 0 K: 0 S: 3	H: 0 LOB: 0 BB: 0 P: 3	R: 0 E: 0 K: 1 S: 5	H: 1 LOB: 0 BB: 0 P: 5	R: 0 E: 0 K: 0 S: 3	H: 0 LOB: 0 BB: 0 P: 3	R: 1 E: 1 K: 0 S: 3	H: 0 LOB: 2 BB: 3 P: 15	R: 0 E: 0 K: 0 S: 3	H: 2 LOB: 1 BB: 1 P: 7	1B: 6 2B: 1 3B: 0 HR: 1	SF: 0 SAC: 0 DP: 1 HBP: 0	WP: 1 PB: 0 SB: 1 CS: 0	PA: 37		
PITCHER	IP	WLS	BF	H	R	ER	SO	BB	IBB	HBP	BLK	WP	HR	S	P	ERA	WHIP			
Ryne Duren, R ERA: 4.98 (1, 1)	6.0		24	6	2	2	5	1	0	0	0	0	0	33	37	3.00	1.167			
Wally Burnette, R ERA: 3.22 (7, 1)	1.0	L	5	0	1	0	0	2	0	0	0	0	0	3	11	0.00	2.000			
Rip Coleman, L ERA: 4.18 (8, 1)	1.1	L	8	2	1	1	0	2	0	0	0	0	0	6	14	6.75	3.000			

Kansas City Athletics @ Boston Red Sox
Fenway Park, Boston, MA
Fri May 17 1957, 7:05 PM EDT
Att: 20,438 - Cloudy - 61 F

AB	32
R	4
H	8
RBI	3
BB	5
SO	5
LOB	20




Batter	1	2	3	4	5	6	7	8	9	AB	R	H	RBI	BB	SO	LOB	TOP					
Billy Hunter, R OBP: 0.200, SLG: 0.310 (1, 4)										4	0	0	1	0	0	1	Kansas City Athletics @ Boston Red Sox Fenway Park, Boston, MA Sat May 18 1957, 3:33 AM EDT Att: 11,982 - Unknown - 51 F					
Bob Cerv, R OBP: 0.385, SLG: 0.564 (1, 8)										5	2	3	0	0	0	1						
Jim Pisoni, R OBP: 0.303, SLG: 0.359 (8, FR)										0	0	0	0	0	0	0						
Gus Zernial, R OBP: 0.327, SLG: 0.543 (1, 7)										4	2	3	4	1	1	1						
Lou Skizas, R OBP: 0.325, SLG: 0.507 (1, 9)										4	0	1	0	1	0	3						
Hal Smith, R OBP: 0.293, SLG: 0.410 (1, 2)										4	0	0	0	1	0	4						
Vic Power, R OBP: 0.377, SLG: 0.507 (1, 3)										3	0	0	1	1	0	2						
Hector Lopez, R OBP: 0.281, SLG: 0.385 (1, 5)										4	1	2	0	1	0	2						
Wally Burnette, R OBP: 0.100, SLG: 0.100 (1, 1)										2	0	0	0	0	0	2						
Virgil Trucks, R OBP: 0.375, SLG: 0.375 (6, 1)										1	0	0	0	0	0	0						
Joe Demaestri, R OBP: 0.443, SLG: 0.514 (1, 6)										4	2	3	1	0	0	0						
Inning Stats	R: 1 E: 0 K: 0 S: 5	H: 2 LOB: 1 BB: 0 P: 5	R: 0 E: 0 K: 0 S: 2	H: 1 LOB: 0 BB: 1 P: 6	R: 0 E: 0 K: 0 S: 5	H: 2 LOB: 2 BB: 0 P: 5	R: 0 E: 0 K: 0 S: 4	H: 1 LOB: 1 BB: 0 P: 4	R: 3 E: 0 K: 0 S: 7	H: 4 LOB: 1 BB: 0 P: 7	R: 1 E: 0 K: 0 S: 4	H: 1 LOB: 1 BB: 1 P: 8	R: 1 E: 0 K: 0 S: 3	H: 0 LOB: 2 BB: 2 P: 11	R: 1 E: 1 K: 1 S: 7	H: 1 LOB: 1 BB: 0 P: 7	R: 0 E: 0 K: 0 S: 3	H: 0 LOB: 1 BB: 1 P: 7	1B: 5 2B: 5 3B: 0 HR: 2	SF: 1 SAC: 2 DP: 1 HBP: 0	WP: 0 PB: 0 SB: 0 CS: 1	PA: 43
PITCHER	IP WLS BF H R ER SO BB IBB HBP BLK WP HR S P ERA WHIP																					
Willard Nixon, R ERA: 4.2 (1, 1)	2.0	8	3	1	1	0	1	0	0	0	0	0	0	0	7	11	4.50	2.000				
Bob Chakales, R ERA: 8.19 (3, 1)	3.0	L	16	7	3	3	0	0	0	0	0	0	1	16	16	9.00	2.333					
Rudy Minarcin, R ERA: 9.0 (6, 1)	1.0		7	1	2	2	0	3	0	0	0	0	0	4	16	18.00	4.000					
George Susce, R ERA: 2.51 (7, 1)	3.0	12	1	1	1	1	1	0	0	0	0	0	1	13	17	3.00	0.667					

Batter	1	2	3	4	5	6	7	8	9	AB	R	H	RBI	BB	SO	LOB	BOTTOM					
Jim Piersall, R OBP: 0.320, SLG: 0.297 (1, 8)										4	1	1	0	1	0	1	Kansas City Athletics @ Boston Red Sox Fenway Park, Boston, MA Sat May 18 1957, 3:33 AM EDT Att: 11,982 - Unknown - 51 F					
Billy Klaus, L OBP: 0.311, SLG: 0.230 (1, 6)										5	0	0	0	0	1	3						
Ted Williams, L OBP: 0.509, SLG: 0.769 (1, 7)										4	0	2	1	1	0	0						
Dick Gemert, R OBP: 0.389, SLG: 0.506 (1, 3)										4	1	2	1	1	1	1						
Jackie Jensen, R OBP: 0.396, SLG: 0.538 (1, 9)										4	1	1	0	1	0	3						
Frank Malzone, R OBP: 0.276, SLG: 0.331 (1, 5)										2	1	0	0	0	0	0						
Billy Consolo, R OBP: 0.667, SLG: 0.667 (6, 5)										3	0	2	2	0	0	3						
Gene Mauch, R OBP: 0.348, SLG: 0.415 (1, 4)										3	0	1	0	1	1	1						
Sammy White, R OBP: 0.289, SLG: 0.225 (1, 2)										2	0	0	1	0	1	2						
Gene Stephens, L OBP: 0.327, SLG: 0.386 (8, PH)										1	0	0	0	0	0	1						
Pete Daley, R OBP: 0.308, SLG: 0.182 (9, 2)										0	0	0	0	0	0	0						
Willard Nixon, L OBP: 0.187, SLG: 0.091 (2, PH)										0	0	0	0	0	0	0						
Billy Goodman, L OBP: 0.227, SLG: 0.250 (3, 1)										1	0	0	0	0	0	1						
Bob Chakales, R OBP: 0.322, SLG: 0.375 (5, PH)										0	0	0	0	0	0	0						
Ted Lepore, R OBP: 0.252, SLG: 0.298 (6, 1)										0	0	0	0	0	0	0						
Rudy Minarcin, R OBP: 0.325, SLG: 0.298 (8, 1)										0	0	0	0	0	0	0						
George Susce, R OBP: 0.320, SLG: 0.320 (7, 1)										1	0	0	0	0	0	0						
Mickey Vernon, L OBP: 0.362, SLG: 0.308 (9, PH)										1	1	1	0	0	0	0						
Inning Stats	R: 0 E: 0 K: 1 S: 6	H: 1 LOB: 2 BB: 1 P: 10	R: 1 E: 1 K: 0 S: 5	H: 1 LOB: 1 BB: 0 P: 5	R: 0 E: 1 K: 0 S: 4	H: 0 LOB: 1 BB: 0 P: 4	R: 0 E: 0 K: 1 S: 5	H: 0 LOB: 0 BB: 0 P: 5	R: 0 E: 0 K: 0 S: 3	H: 0 LOB: 0 BB: 0 P: 3	R: 2 E: 0 K: 0 S: 5	H: 3 LOB: 1 BB: 1 P: 9	R: 1 E: 0 K: 1 S: 7	H: 2 LOB: 1 BB: 0 P: 7	R: 0 E: 0 K: 1 S: 6	H: 1 LOB: 1 BB: 0 P: 6	R: 1 E: 0 K: 0 S: 4	H: 2 LOB: 3 BB: 3 P: 16	1B: 7 2B: 3 3B: 0 HR: 0	SF: 1 SAC: 0 DP: 2 HBP: 0	WP: 1 PB: 0 SB: 0 CS: 0	PA: 42
PITCHER	IP WLS BF H R ER SO BB IBB HBP BLK WP HR S P ERA WHIP																					
Wally Burnette, R ERA: 3.25 (1, 1)	5.1	W	24	5	2	2	2	1	0	0	0	0	0	27	31	3.38	1.125					
Virgil Trucks, R ERA: 2.49 (6, 1)	3.2	S	18	5	2	2	2	4	0	0	0	0	0	18	34	4.91	2.455					

Batter	1	2	3	4	5	6	7	8	9	AB	R	H	RBI	BB	SO	LOB	TOP								
Bubba Phillips, R OBP: 0.313, SLG: 0.339	5-3			K	FC2-6 1B 5-3		F5		P4	5	1	0	0	0	1	3									
Nelle Fox, L OBP: 0.430, SLG: 0.495	4-3			F9				F8		4	0	1	0	0	0	0									
Minnie Minoso, R OBP: 0.361, SLG: 0.394	4-3			2B 1B	5-3			F8		4	1	1	1	0	0	1									
Larry Doby, L OBP: 0.367, SLG: 0.490		F7		1B 2B	G3			HR		4	1	2	2	0	0	1									
Sherm Lollar, R OBP: 0.258, SLG: 0.407	L4			6-3			5-3	F2		4	0	0	0	0	0	1									
Jim Rivera, L OBP: 0.318, SLG: 0.400	F8				HBP 1B		F8		2B	4	1	2	0	0	0	0									
Jim Landis, R OBP: 0.426, SLG: 0.403			CS BB		1B HBP		K		B2	2	1	0	0	1	1		AB 34 R 6 H 8 RBI 6 BB 1 SO 2 LOB 9								
Luis Aparicio, R OBP: 0.248, SLG: 0.298			B2		1B		F7		F2	4	1	1	1	0	0	2									
Bill Fischer, R OBP: 0.333, SLG: 0.333			P5				4-3			3	0	1	2	0	0	0									
Paul LaPalme, L OBP: 0.286, SLG: 0.167					FC2-6 1B				HBP	0	0	0	0	0	0	0									
Inning Stats	R: 0 E: 0 K: 0 S: 3	H: 0 LOB: 0 BB: 0 P: 3	R: 0 E: 0 K: 0 S: 3	H: 0 LOB: 0 BB: 0 P: 3	R: 0 E: 0 K: 0 S: 2	H: 0 LOB: 0 BB: 1 P: 6	R: 1 E: 0 K: 1 S: 7	H: 2 LOB: 1 BB: 0 P: 7	R: 4 E: 0 K: 0 S: 7	H: 4 LOB: 1 BB: 0 P: 8	R: 0 E: 0 K: 1 S: 5	H: 0 LOB: 0 BB: 0 P: 5	R: 0 E: 0 K: 0 S: 3	H: 0 LOB: 0 BB: 0 P: 3	R: 1 E: 0 K: 0 S: 4	H: 1 LOB: 0 BB: 0 P: 4	R: 0 E: 0 K: 0 S: 4	H: 1 LOB: 2 BB: 0 P: 5	1B: 5 2B: 2 3B: 0 HR: 1	SF: 0 SAC: 0 DP: 0 HBP: 2	WP: 0 PB: 0 SB: 0 CS: 1	PA: 37			
PITCHER	IP	WLS	BF	H	R	ER	SO	BB	IBB	HBP	BLK	WP	HR	S	P	ERA	WHIP								
Frank Sullivan, R ERA: 2.78	7.0	L	28	6	5	5	2	1	0	1	0	0	0	30	35	6.43	1.000								
Ike Delock, R ERA: 4.23	2.0		9	2	1	1	0	0	0	1	0	0	1	8	9	4.50	1.000								

Chicago White Sox @ Boston Red Sox
Fenway Park, Boston, MA
Sun May 19 1957, 3:33 AM EDT
Att: 22,743 - Unknown

livebaseballscorecards.com



Batter	1	2	3	4	5	6	7	8	9	AB	R	H	RBI	BB	SO	LOB	BOTTOM								
Jim Piersall, R OBP: 0.323, SLG: 0.296	G4-3 1B		6-3		P6		1B BB		F8	4	0	1	0	1	0	1									
Billy Klaus, L OBP: 0.317, SLG: 0.233	G4-3 1-2		WP BB		6-3		1B			3	0	1	0	1	0	1									
Ted Williams, L OBP: 0.517, SLG: 0.766	FC5-4 1B		1-2 IBB		F9		FC5-4 1B			3	0	2	0	1	0	2									
Dick Gemert, R OBP: 0.374, SLG: 0.482	FC5-4 1-2		F3		FC5-4 2B E		L7			4	1	0	0	0	0	4									
Jackie Jensen, R OBP: 0.400, SLG: 0.542		F5		4-3		E7 1B 2B		G6-4-3 BB		3	1	1	0	1	0	0									
Gene Mauch, R OBP: 0.356, SLG: 0.435				E6		G5-4-3 1B		G6-4-3 1-2		4	0	2	1	0	0	1									
Billy Consolo, R OBP: 0.286, SLG: 0.286		5-3		P6		G5-4-3 1-2			K	4	0	0	0	0	1	3	AB 32 R 2 H 7 RBI 1 BB 5 SO 2 LOB 14								
Sammy White, R OBP: 0.283, SLG: 0.220					F3					2	0	0	0	0	1	2									
Billy Goodman, L OBP: 0.200, SLG: 0.222							F6		1-3	1	0	0	0	0	0	0									
Pete Daley, R OBP: 0.286, SLG: 0.167										1	0	0	0	0	0	0									
Frank Sullivan, R OBP: 0.320, SLG: 0.378				4-3						2	0	0	0	0	0	0									
Gene Stephens, L OBP: 0.320, SLG: 0.378					5-3					1	0	0	0	0	0	0									
Ike Delock, R OBP: 0.365, SLG: 0.268							G3			0	0	0	0	0	0	0									
Ted Lepcio, R OBP: 0.365, SLG: 0.268									BB	0	0	0	0	1	0	0									
Inning Stats	R: 0 E: 0 K: 0 S: 4	H: 2 LOB: 1 BB: 0 P: 4	R: 0 E: 0 K: 1 S: 6	H: 1 LOB: 1 BB: 0 P: 6	R: 0 E: 0 K: 0 S: 3	H: 0 LOB: 2 BB: 2 P: 11	R: 0 E: 1 K: 0 S: 4	H: 0 LOB: 1 BB: 0 P: 4	R: 0 E: 0 K: 0 S: 3	H: 0 LOB: 0 BB: 0 P: 3	R: 2 E: 1 K: 0 S: 5	H: 3 LOB: 0 BB: 0 P: 5	R: 0 E: 0 K: 0 S: 4	H: 1 LOB: 2 BB: 1 P: 8	R: 0 E: 0 K: 0 S: 2	H: 0 LOB: 0 BB: 1 P: 6	R: 0 E: 0 K: 1 S: 5	H: 0 LOB: 1 BB: 1 P: 9	1B: 5 2B: 2 3B: 0 HR: 0	SF: 0 SAC: 0 DP: 3 HBP: 0	WP: 1 PB: 0 SB: 0 CS: 0	PA: 37			
PITCHER	IP	WLS	BF	H	R	ER	SO	BB	IBB	HBP	BLK	WP	HR	S	P	ERA	WHIP								
Bill Fischer, R ERA: 1.76	6.2	W	29	7	2	2	1	2	0	0	0	0	0	28	40	2.70	1.350								
Paul LaPalme, L ERA: 0.9	2.1	S	8	0	0	0	1	2	0	0	0	0	0	8	16	0.00	0.857								

Chicago White Sox @ Boston Red Sox
Fenway Park, Boston, MA
Sun May 19 1957, 3:33 AM EDT
Att: 22,743 - Unknown

livebaseballscorecards.com



Batter	1	2	3	4	5	6	7	8	9	AB	R	H	RBI	BB	SO	LOB	TOP					
Jim Busby, R (1, 8) <small>OBP: 0.218, SLG: 0.370</small> Bobby Avila, R (6, PH) <small>OBP: 0.246, SLG: 0.267</small> (6, 5)	0-0 6-3		0-0 6-3	0-0 5-3		0-0 L4		0-0 E E 1B	0-0 F8	3	0	0	0	0	0	1						
Gene Woodling, L (1, 7) <small>OBP: 0.465, SLG: 0.500</small>	0-0 3-1		0-0 BB 2B		0-0 G5-4-3 1B	0-0 3-1		0-0 F2		5	0	2	0	0	0	4						
Al Smith, R (1, 5) <small>OBP: 0.380, SLG: 0.353</small> (6, 8)	4-0 BB		4-0 BB BB		0-0 G5-4-3 1-2 1B		0-0 1B HR 1B	0-0 E9 G3 1B		3	2	2	0	2	0	1						
Vic Wertz, L (1, 3) <small>OBP: 0.464, SLG: 0.449</small> Joe Altobelli, L (8, 3) <small>OBP: 0.273, SLG: 0.222</small>	0-0 F7		4-0 2-3 BB		0-0 G3		0-0 1-3 HR 1B	0-0 G3		4	1	1	1	1	0	1						
Rocky Colavito, R (1, 9) <small>OBP: 0.431, SLG: 0.506</small>		4-0 SH5-3 BB	0-0 F8				0-0 E6 FC6-4 1B E	0-0 1B	0-0 1B	3	2	1	0	2	0	3						
Chico Carrasquel, R (1, 6) <small>OBP: 0.370, SLG: 0.370</small>	0-0 SH5-3 1-2			0-0 6-3		0-0 FC6-4 1B	0-0 1-2 1-3 2-3 HR	0-0 FC4-6 1B		4	1	3	4	0	0	0						
George Strickland, R (1, 4) <small>OBP: 0.326, SLG: 0.313</small>	0-3 K			0-0 2B SF9 1B		0-0 FC6-4 E 1-2 2-3	0-0 6-3	0-0 FC4-6 1B		5	1	1	0	0	1	5						
Jim Hegan, R (1, 2) <small>OBP: 0.296, SLG: 0.234</small>	0-0 F2		0-0 SF9 1-3 2B		0-0 E BB	0-3 K		0-0 4-3		4	0	1	0	1	1	1						
Early Wynn, S (1, 1) <small>OBP: 0.167, SLG: 0.050</small>			0-0 L3	0-0 SF9 2-3 3-H		0-0 E6 1-2 2-3 3-H	0-3 K	0-3 K		4	0	0	2	0	2	2						
Inning Stats	R: 0 E: 0 K: 0 S: 3	H: 0 LOB: 1 BB: 1 P: 7	R: 0 E: 0 K: 1 S: 5	H: 0 LOB: 1 BB: 1 P: 9	R: 0 E: 0 K: 0 S: 4	H: 1 LOB: 3 BB: 2 P: 12	R: 0 E: 0 K: 0 S: 5	H: 2 LOB: 1 BB: 0 P: 5	R: 0 E: 0 K: 0 S: 3	H: 1 LOB: 0 BB: 0 P: 3	R: 4 E: 0 K: 2 S: 10	H: 3 LOB: 0 BB: 1 P: 14	R: 2 E: 1 K: 0 S: 7	H: 4 LOB: 2 BB: 0 P: 7	R: 0 E: 0 K: 1 S: 5	H: 0 LOB: 0 BB: 0 P: 5	1B: 9 2B: 2 3B: 0 HR: 1	SF: 1 SAC: 1 DP: 1 HBP: 0	WP: 0 PB: 0 SB: 0 CS: 0	PA: 46		
PITCHER	IP WLS BF H R ER SO BB IBB HBP BLK WP HR S P ERA WHIP	IP WLS BF H R ER SO BB IBB HBP BLK WP HR S P ERA WHIP	IP WLS BF H R ER SO BB IBB HBP BLK WP HR S P ERA WHIP	IP WLS BF H R ER SO BB IBB HBP BLK WP HR S P ERA WHIP	IP WLS BF H R ER SO BB IBB HBP BLK WP HR S P ERA WHIP	IP WLS BF H R ER SO BB IBB HBP BLK WP HR S P ERA WHIP	IP WLS BF H R ER SO BB IBB HBP BLK WP HR S P ERA WHIP	IP WLS BF H R ER SO BB IBB HBP BLK WP HR S P ERA WHIP	IP WLS BF H R ER SO BB IBB HBP BLK WP HR S P ERA WHIP	IP WLS BF H R ER SO BB IBB HBP BLK WP HR S P ERA WHIP	IP WLS BF H R ER SO BB IBB HBP BLK WP HR S P ERA WHIP	IP WLS BF H R ER SO BB IBB HBP BLK WP HR S P ERA WHIP	IP WLS BF H R ER SO BB IBB HBP BLK WP HR S P ERA WHIP	IP WLS BF H R ER SO BB IBB HBP BLK WP HR S P ERA WHIP	IP WLS BF H R ER SO BB IBB HBP BLK WP HR S P ERA WHIP	IP WLS BF H R ER SO BB IBB HBP BLK WP HR S P ERA WHIP	IP WLS BF H R ER SO BB IBB HBP BLK WP HR S P ERA WHIP	IP WLS BF H R ER SO BB IBB HBP BLK WP HR S P ERA WHIP	IP WLS BF H R ER SO BB IBB HBP BLK WP HR S P ERA WHIP	IP WLS BF H R ER SO BB IBB HBP BLK WP HR S P ERA WHIP	IP WLS BF H R ER SO BB IBB HBP BLK WP HR S P ERA WHIP	IP WLS BF H R ER SO BB IBB HBP BLK WP HR S P ERA WHIP

Cleveland Indians @ Boston Red Sox
 Fenway Park, Boston, MA
 Tue May 21 1957, 3:33 AM EDT
 Att: 4,280 - Unknown

AB 38
 R 8
 H 12
 RBI 7
 BB 6
 SO 4
 LOB 21



Batter	1	2	3	4	5	6	7	8	9	AB	R	H	RBI	BB	SO	LOB	BOTTOM				
Jim Piersall, R (1, 8) <small>OBP: 0.326, SLG: 0.294</small>	0-0 F8		0-0 BB 2-H 1B		4-0 1-2 BB		0-0 1-3		0-0 F9	4	0	1	1	1	0	1					
Gene Mauch, R (1, 4) <small>OBP: 0.372, SLG: 0.423</small>	0-3 K		4-0 1-2 BB		0-3 K			4-0 1B BB	4-0 1-3 BB	2	1	0	0	3	2	2					
Ted Williams, L (1, 7) <small>OBP: 0.516, SLG: 0.753</small> Gene Stephens, L (6, PR) <small>OBP: 0.314, SLG: 0.370</small> (9, 7)	0-0 4-3		0-0 F9			4-0 1B BB BB		0-0 1B 1-2 1B	0-0 1-3 2-3	3	0	1	0	1	0	2					
Jackie Jensen, R (1, 9) <small>OBP: 0.391, SLG: 0.525</small>		0-0 F7		0-3 K		0-0 F7		0-0 1-3 2-H 1B	0-3 K	5	0	1	1	0	2	3					
Dick Gernert, R (1, 3) <small>OBP: 0.369, SLG: 0.465</small>	0-3 K		0-3 K		0-3 K		4-0 1-2 BB	0-0 F2		3	0	0	0	1	2	2					
Frank Malzone, R (1, 5) <small>OBP: 0.275, SLG: 0.328</small>	0-0 F8		0-0 F8		0-0 4-3		0-0 1-2 2-3 1B	0-0 P3		4	0	1	0	0	0	2					
Billy Klaus, L (1, 6) <small>OBP: 0.310, SLG: 0.227</small> Billy Conzolo, R (7, 6) <small>OBP: 0.375, SLG: 0.286</small>			0-0 6-3		0-0 F9	0-0 G4-6-3 1-2 2-3		4-0 BB BB	4-0 1-2 BB	3	0	0	0	0	0	3					
Sammy White, R (1, 2) <small>OBP: 0.287, SLG: 0.238</small> Pete Daley, R (7, 2) <small>OBP: 0.250, SLG: 0.143</small>			0-0 1B 2B		0-3 K		0-0 F2	0-0 F8		2	1	1	0	0	1	0					
Dave Sisler, R (1, 1) <small>OBP: 0.235, SLG: 0.188</small> Billy Goodman, L (7, PH) <small>OBP: 0.162, SLG: 0.200</small> Bob Porterfield, R (8, 1) <small>OBP: 0.296, SLG: 0.234</small> Rudy Minarcin, R (9, 1) <small>OBP: 0.296, SLG: 0.234</small> Mickey Vernon, L (9, PH) <small>OBP: 0.273, SLG: 0.222</small>			0-3 K		0-0 BB 1B		0-0 4-3		0-0 1-3 2B	2	0	1	0	0	1	1					
Inning Stats	R: 0 E: 0 K: 1 S: 5	H: 0 LOB: 0 BB: 0 P: 5	R: 0 E: 0 K: 1 S: 5	H: 0 LOB: 0 BB: 0 P: 5	R: 1 E: 0 K: 1 S: 7	H: 2 LOB: 1 BB: 1 P: 11	R: 0 E: 0 K: 2 S: 7	H: 0 LOB: 0 BB: 0 P: 7	R: 0 E: 0 K: 0 S: 3	H: 1 LOB: 2 BB: 1 P: 12	R: 0 E: 0 K: 0 S: 3	H: 0 LOB: 0 BB: 0 P: 3	R: 1 E: 0 K: 0 S: 5	H: 2 LOB: 2 BB: 2 P: 13	R: 0 E: 0 K: 1 S: 6	H: 1 LOB: 2 BB: 1 P: 10	1B: 5 2B: 2 3B: 0 HR: 0	SF: 0 SAC: 0 DP: 1 HBP: 0	WP: 0 PB: 0 SB: 0 CS: 0	PA: 40	
PITCHER	IP WLS BF H R ER SO BB IBB HBP BLK WP HR S P ERA WHIP	IP WLS BF H R ER SO BB IBB HBP BLK WP HR S P ERA WHIP	IP WLS BF H R ER SO BB IBB HBP BLK WP HR S P ERA WHIP	IP WLS BF H R ER SO BB IBB HBP BLK WP HR S P ERA WHIP	IP WLS BF H R ER SO BB IBB HBP BLK WP HR S P ERA WHIP	IP WLS BF H R ER SO BB IBB HBP BLK WP HR S P ERA WHIP	IP WLS BF H R ER SO BB IBB HBP BLK WP HR S P ERA WHIP	IP WLS BF H R ER SO BB IBB HBP BLK WP HR S P ERA WHIP	IP WLS BF H R ER SO BB IBB HBP BLK WP HR S P ERA WHIP	IP WLS BF H R ER SO BB IBB HBP BLK WP HR S P ERA WHIP	IP WLS BF H R ER SO BB IBB HBP BLK WP HR S P ERA WHIP	IP WLS BF H R ER SO BB IBB HBP BLK WP HR S P ERA WHIP	IP WLS BF H R ER SO BB IBB HBP BLK WP HR S P ERA WHIP	IP WLS BF H R ER SO BB IBB HBP BLK WP HR S P ERA WHIP	IP WLS BF H R ER SO BB IBB HBP BLK WP HR S P ERA WHIP	IP WLS BF H R ER SO BB IBB HBP BLK WP HR S P ERA WHIP	IP WLS BF H R ER SO BB IBB HBP BLK WP HR S P ERA WHIP	IP WLS BF H R ER SO BB IBB HBP BLK WP HR S P ERA WHIP	IP WLS BF H R ER SO BB IBB HBP BLK WP HR S P ERA WHIP	IP WLS BF H R ER SO BB IBB HBP BLK WP HR S P ERA WHIP	IP WLS BF H R ER SO BB IBB HBP BLK WP HR S P ERA WHIP

Cleveland Indians @ Boston Red Sox
 Fenway Park, Boston, MA
 Tue May 21 1957, 3:33 AM EDT
 Att: 4,280 - Unknown

AB 33
 R 2
 H 7
 RBI 2
 BB 7
 SO 8
 LOB 21



Batter	1	2	3	4	5	6	7	8	9	AB	R	H	RBI	BB	SO	LOB	TOP							
Jim Busby, R OBP: 0.203, SLG: 0.345 (1, 8)	F8		L5-3		6-3			6-3		4	0	0	0	0	0	2	Cleveland Indians @ Boston Red Sox Fenway Park, Boston, MA Wed May 22 1957, 3:33 AM EDT Att: 6,257 - Unknown							
Gene Woodling, L OBP: 0.456, SLG: 0.479 (1, 7)	BB		P5			F9		F9		3	0	0	0	1	0									
Al Smith, R OBP: 0.368, SLG: 0.340 (1, 5)	F8			F9		6-3		6-3		4	0	0	0	0	1									
Vic Wertz, L OBP: 0.450, SLG: 0.431 (1, 3)	4-3			F8		F9		F9		4	0	0	0	0	1									
Rocky Colavito, R OBP: 0.425, SLG: 0.489 (1, 9)		F7		BB		F8		K		3	0	0	0	1	1									
Chico Carrasquel, R OBP: 0.352, SLG: 0.361 (7, PH)	P4			K						2	0	0	0	0	1									
Larry Raines, R OBP: 0.238, SLG: 0.158 (7, 6)							1B			1	0	1	0	0	0									
Russ Nixon, L OBP: 0.263, SLG: 0.306 (1, 2)					1-3		F7			3	0	1	0	0	1									
George Strickland, R OBP: 0.330, SLG: 0.341 (7, PH)	1B									2	0	1	0	0	0									
Kenny Kuhn, L OBP: 0.200, SLG: 0.200 (7, 4)	1-3						4-3			1	0	0	0	0	1									
Bud Daley, L OBP: 0.260, SLG: 0.250 (5, PH)					1-3					1	0	1	0	0	0									
Joe Alouch, L OBP: 0.220, SLG: 0.200 (5, 1)								6-3		1	0	0	0	0	0									
Cal McLish, R OBP: 0.290, SLG: 0.200 (5, 1)										0	0	0	0	0	0									
Stan Pitula, R OBP: 0.290, SLG: 0.200 (5, 1)										0	0	0	0	0	0									
Bobby Avila, R OBP: 0.290, SLG: 0.200 (5, 1)										0	0	0	0	0	0									
Dick Tomaneck, L OBP: 0.290, SLG: 0.200 (5, 1)				L5-3						0	0	0	0	0	0									
										0	0	0	0	0	0									
Inning Stats	R: 0 E: 0 K: 0 S: 3	H: 0 LOB: 1 BB: 1 P: 7	R: 0 E: 0 K: 0 S: 4	H: 1 LOB: 1 BB: 0 P: 4	R: 0 E: 0 K: 0 S: 3	H: 1 LOB: 0 BB: 1 P: 3	R: 0 E: 0 K: 1 S: 5	H: 0 LOB: 1 BB: 0 P: 9	R: 0 E: 0 K: 0 S: 4	H: 1 LOB: 1 BB: 0 P: 4	R: 0 E: 0 K: 0 S: 3	H: 0 LOB: 0 BB: 0 P: 3	R: 0 E: 0 K: 0 S: 4	H: 1 LOB: 1 BB: 0 P: 4	R: 0 E: 0 K: 0 S: 3	H: 0 LOB: 0 BB: 0 P: 3	R: 0 E: 0 K: 1 S: 5	H: 0 LOB: 0 BB: 0 P: 5	R: 0 E: 0 K: 1 S: 5	H: 0 LOB: 0 BB: 0 P: 5	1B: 3 2B: 1 3B: 1 HR: 0	SF: 0 SAC: 0 DP: 1 HBP: 0	WP: 0 PB: 0 SB: 0 CS: 0	PA: 32
PITCHER Tom Brewer, R ERA: 2.18 (1, 1)	IP: 9.0 WLS: W BF: 32 H: 4 R: 0 ER: 0 SO: 2 BB: 2 IBB: 0 HBP: 0 BLK: 0 WP: 0 HR: 0 S: 34 P: 42 ERA: 0.00 WHIP: 0.667																							

Batter	1	2	3	4	5	6	7	8	9	AB	R	H	RBI	BB	SO	LOB	BOTTOM					
Billy Consolo, R OBP: 0.357, SLG: 0.385 (1, 6)	P5		K		2B		K		K	6	2	2	0	0	3	0	Cleveland Indians @ Boston Red Sox Fenway Park, Boston, MA Wed May 22 1957, 3:33 AM EDT Att: 6,257 - Unknown					
Gene Mauch, R OBP: 0.381, SLG: 0.474 (1, 4)	BB		P4		2B		P3		6-3	5	2	2	3	1	0	1						
Ted Williams, L OBP: 0.535, SLG: 0.788 (7, PR)	BB									2	1	2	1	2	0	0						
Norm Zauchin, R OBP: 0.333, SLG: 0.333 (8, 3)	2B		BB		1B					0	1	0	0	0	0	0						
Jackie Jensen, R OBP: 0.392, SLG: 0.514 (1, 9)	F8				P3		F8			4	1	1	0	1	0	6						
Dick Gernert, R OBP: 0.389, SLG: 0.522 (8, 7)										4	2	3	4	1	0	0						
Frank Malzone, R OBP: 0.287, SLG: 0.351 (1, 5)										3	1	1	1	2	0	4						
Gene Stephens, L OBP: 0.321, SLG: 0.360 (1, 8)	F8									4	0	1	1	1	0	4						
Sammy White, R OBP: 0.283, SLG: 0.227 (1, 2)										4	0	0	0	1	0	3						
Tom Brewer, R OBP: 0.111, SLG: 0.111 (1, 1)										5	1	0	0	0	1	4						
Inning Stats	R: 1 E: 0 K: 0 S: 4	H: 1 LOB: 3 BB: 3 P: 16	R: 0 E: 0 K: 1 S: 5	H: 0 LOB: 0 BB: 0 P: 5	R: 0 E: 0 K: 0 S: 4	H: 2 LOB: 2 BB: 1 P: 8	R: 2 E: 1 K: 0 S: 6	H: 2 LOB: 2 BB: 0 P: 7	R: 0 E: 0 K: 0 S: 3	H: 0 LOB: 2 BB: 2 P: 11	R: 5 E: 0 K: 0 S: 9	H: 4 LOB: 1 BB: 2 P: 17	R: 3 E: 1 K: 0 S: 7	H: 3 LOB: 2 BB: 1 P: 11	R: 0 E: 0 K: 2 S: 7	H: 0 LOB: 0 BB: 0 P: 7	R: 0 E: 0 K: 2 S: 7	H: 0 LOB: 0 BB: 0 P: 7	1B: 5 2B: 3 3B: 0 HR: 4	SF: 0 SAC: 0 DP: 1 HBP: 1	WP: 0 PB: 0 SB: 0 CS: 0	PA: 47
PITCHER Bud Daley, L ERA: 1.69 (1, 1)	IP: 4.0 WLS: L BF: 22 H: 5 R: 3 ER: 1 SO: 1 BB: 3 IBB: 1 HBP: 0 BLK: 0 WP: 0 HR: 4 S: 19 P: 36 ERA: 2.25 WHIP: 2.000																					
Cal McLish, R ERA: 3.49 (5, 1)	1.1 4 5 5 1 2 1 0 0 0 0 4 10 22 33.75 4.500																					
Stan Pitula, R ERA: 11.25 (6, 1)	1.2 3 3 1 0 1 1 0 0 0 0 9 17 5.40 2.400																					
Dick Tomaneck, L ERA: 5.88 (8, 1)	1.0 3 0 0 0 2 0 0 0 0 0 7 7 0.00 0.000																					

Batter	1	2	3	4	5	6	7	8	9	AB	R	H	RBI	BB	SO	LOB	TOP										
Billy Conso , R (1, 6) OBP: 0.263, SLG: 0.278	0-0 4-3		0-0 6-3		0-0 6-3		0-0 L9		0-3 K	5	0	0	0	0	1	0											
Gene Mauch , R (1, 4) OBP: 0.382, SLG: 0.469	0-0 BB 1B		0-0 2B 1B		0-0 F8		0-0 F9		0-0 1-3	5	1	2	0	0	0	0											
Ted Williams , L (1, 7) OBP: 0.542, SLG: 0.806	0-0		0-0		0-0		0-0		0-0	4	1	3	0	0	0	0											
Tom Brewer , R (8, PR) OBP: 0.111, SLG: 0.111	0-0		0-0		0-0		0-0		0-0	0	0	0	0	0	0	0											
Norm Zauchin , R (8, 3) OBP: 0.500, SLG: 0.500	1-2 BB 1B		1-3 1B 2B		0-0 F8		0-0		0-0	1	0	1	0	0	0	0											
Jackie Jensen , R (1, 9) OBP: 0.384, SLG: 0.495	0-0 F8		0-0 1-3		0-0		0-0 5-3		4-0 FC1-5 1B BB	4	1	0	0	1	0	5											
Dick Gernert , R (1, 3) OBP: 0.393, SLG: 0.516	4-0 FC5-6 BB		0-0		0-0		0-0 F9		0-0 FC1-5 1B	3	1	1	2	1	0	2											
Frank Malzone , R (1, 5) OBP: 0.293, SLG: 0.356	0-0 FC5-6 1-2		0-0 4-3		0-0		0-0 1B 1B		0-0 1-3 1B	4	0	2	1	0	0	4											
Gene Stephens , L (1, 8)		0-0 4-3		0-0 F5		0-0	0-0 FC6-4 1B		0-0 1-3	4	0	1	1	0	0	2											
Sammy White , R (1, 2) OBP: 0.282, SLG: 0.220		0-0 F8		0-0 6-3		0-0	0-0 FC6-4 1-2		0-0 4-0	3	0	0	0	1	0	2											
Frank Sullivan , R (1, 1)		0-3 K		0-0 F8		0-0	0-0 5-3		0-0 5-3	2	0	0	0	0	1	0											
Ted Lepcio , R (7, PH) OBP: 0.358, SLG: 0.262										1	0	0	0	0	0	0											
Ike Delock , R (7, 1)										1	0	0	0	0	0	2											
Inning Stats	R: 0 E: 0 K: 0 S: 5	H: 2 LOB: 3 BB: 1 P: 9	R: 0 E: 0 K: 1 S: 5	H: 0 LOB: 0 BB: 0 P: 5	R: 2 E: 0 K: 0 S: 6	H: 3 LOB: 1 BB: 0 P: 6	R: 0 E: 0 K: 0 S: 3	H: 0 LOB: 0 BB: 0 P: 3	R: 0 E: 0 K: 0 S: 5	H: 2 LOB: 2 BB: 0 P: 5	R: 0 E: 0 K: 0 S: 3	H: 0 LOB: 0 BB: 0 P: 3	R: 2 E: 0 K: 0 S: 5	H: 2 LOB: 2 BB: 2 P: 13	R: 0 E: 0 K: 1 S: 6	H: 1 LOB: 1 BB: 0 P: 6	1B: 8 2B: 2 3B: 0 HR: 0	SF: 0 SAC: 0 DP: 0 HBP: 0	WP: 0 PB: 0 SB: 0 CS: 0	PA: 40							
PITCHER	IP	WLS	BF	H	R	ER	SO	BB	IBB	HBP	BLK	WP	HR	S	P	ERA	WHIP										
Bill Wight , L (1, 1) ERA: 4.91	7.0	L	31	8	4	4	1	2	0	0	0	0	0	31	39	5.14	1.429										
Art Houtteman , R (8, 1) ERA: 5.23	0.1		2	1	0	0	0	0	0	0	0	0	0	2	2	0.00	3.000										
Art Ceccarelli , L (8, 1) ERA: 2.66	0.2		3	0	0	0	0	0	1	0	0	0	0	2	6	0.00	0.000										
Connie Johnson , R (9, 1) ERA: 2.63	1.0		4	1	0	0	1	0	0	0	0	0	0	6	6	0.00	1.000										

Boston Red Sox @ Baltimore Orioles
Memorial Stadium, Baltimore, MD
 Fri May 24 1957, 3:33 AM EDT
 Att: 15,970 - Unknown

AB	37
R	4
H	10
RBI	4
BB	3
SO	2
LOB	17



Batter	1	2	3	4	5	6	7	8	9	AB	R	H	RBI	BB	SO	LOB	BOTTOM										
Billy Gardner , R (1, 4) OBP: 0.281, SLG: 0.338	0-3 K		0-0 F5		0-0 L4		0-0		0-0 L7	4	0	0	0	0	1	0											
Bob Boyd , L (1, 3) OBP: 0.368, SLG: 0.355	0-0 PB G3 1B		0-0		0-0 6-3		0-0 F4		0-0 G4-6-3 1B	4	0	2	0	0	0	0											
Tito Francona , L (1, 9) OBP: 0.303, SLG: 0.478	0-0 G3 1-2		0-0		0-3 K		0-0 CS 1B		0-3 K	4	0	1	0	0	2	2											
Gus Triandos , R (1, 2) OBP: 0.368, SLG: 0.482	0-0 5-3 2-3		0-0		0-3 K		0-3 K 1-2		0-0 G4-6-3 1-2	4	0	0	0	0	2	3											
George Kell , R (1, 5) OBP: 0.368, SLG: 0.412		0-3 K		0-0	0-0 1B HR 1B		0-0		0-0 L8	3	1	1	0	0	1	0											
Dick Williams , R (1, 7) OBP: 0.323, SLG: 0.385		0-0 1-3		0-0	0-0 1-2 HR 1B		0-0		0-0 L8	3	1	1	0	0	0	0											
Al Pilarcik , L (1, 8) OBP: 0.333, SLG: 0.367		0-0 F4		0-0	0-0 F2		0-0		0-0 F7	3	0	0	0	0	0	2											
Jim Brideweser , R (1, 6) OBP: 0.482, SLG: 0.535			0-0 4-3		0-0		0-0 1-2 HR 2H		0-0 F3	3	1	1	3	0	0	0											
Bill Wight , L (1, 1)										2	0	0	0	0	0	0											
Art Houtteman , R (8, 1)										0	0	0	0	0	0	0											
Art Ceccarelli , R (8, 1)										0	0	0	0	0	0	0											
Bob Hale , L (8, PH) OBP: 0.167, SLG: 0.168										1	0	0	0	0	0	0											
Connie Johnson , R (9, 1) OBP: 0.358, SLG: 0.158										0	0	0	0	0	0	0											
Inning Stats	R: 0 E: 0 K: 1 S: 6	H: 1 LOB: 1 BB: 0 P: 6	R: 0 E: 0 K: 1 S: 5	H: 0 LOB: 0 BB: 0 P: 5	R: 0 E: 0 K: 2 S: 7	H: 0 LOB: 0 BB: 0 P: 7	R: 3 E: 0 K: 0 S: 6	H: 3 LOB: 0 BB: 0 P: 6	R: 0 E: 0 K: 1 S: 5	H: 1 LOB: 0 BB: 0 P: 5	R: 0 E: 0 K: 0 S: 3	H: 0 LOB: 0 BB: 0 P: 3	R: 0 E: 0 K: 0 S: 3	H: 0 LOB: 0 BB: 0 P: 3	R: 0 E: 0 K: 1 S: 5	H: 1 LOB: 0 BB: 0 P: 5	1B: 5 2B: 0 3B: 0 HR: 1	SF: 0 SAC: 0 DP: 1 HBP: 0	WP: 0 PB: 1 SB: 0 CS: 1	PA: 31							
PITCHER	IP	WLS	BF	H	R	ER	SO	BB	IBB	HBP	BLK	WP	HR	S	P	ERA	WHIP										
Frank Sullivan , R (1, 1) ERA: 2.95	6.0		22	5	3	3	5	0	0	0	0	0	0	11	32	4.50	0.833										
Ike Delock , R (7, 1) ERA: 3.75	3.0	W	9	1	0	0	1	0	0	0	0	0	0	11	11	0.00	0.333										

Boston Red Sox @ Baltimore Orioles
Memorial Stadium, Baltimore, MD
 Fri May 24 1957, 3:33 AM EDT
 Att: 15,970 - Unknown

AB	31
R	3
H	6
RBI	3
BB	0
SO	6
LOB	7



Batter	1	2	3	4	5	6	7	8	9	AB	R	H	RBI	BB	SO	LOB	TOP																
Billy Consoletto, R OBP: 0.261, SLG: 0.318 (1, 6)	L5		2B			K		F7		4	0	1	0	0	1	1	Boston Red Sox @ Baltimore Orioles Memorial Stadium, Baltimore, MD Sat May 25 1957, 3:33 AM EDT Att: 11,499 - Unknown																
Gene Mauch, R OBP: 0.376, SLG: 0.459 (1, 4)	F7		F4			6-3		G4-6-3 1B		4	0	1	0	0	0	1																	
Ted Williams, L OBP: 0.541, SLG: 0.790 Norm Zauchin, R OBP: 0.500, SLG: 0.500 (8, 3)	BB				F7			G4-6-3 1B		2	0	0	0	2	0	2																	
Jackie Jensen, R OBP: 0.372, SLG: 0.478 (1, 9)	K				1-3			1B 1B BB		0	0	0	0	0	0	0																	
Dick Gernert, R OBP: 0.388, SLG: 0.505 (8, 7)			F3		1-3			1B 1-2 1B		4	0	1	0	0	1	0																	
Frank Malzone, R OBP: 0.299, SLG: 0.355 (1, 5)			3-1			F8		1-2 2-3 1B		3	0	1	0	1	0	0																	
Gene Stephens, L OBP: 0.313, SLG: 0.333 (1, 8)			F9			4-3		1-2 2-3 1B		3	0	0	0	1	1	3																	
Sammy White, R OBP: 0.276, SLG: 0.215 Mickey Vernon, L OBP: 0.367, SLG: 0.341 Pete Daley, R OBP: 0.235, SLG: 0.133 (7, 2)			6-3			5-3		1-2 2-3 1B		2	0	0	0	0	0	0																	
Bob Porterfield, R (1, 1)						F8		1-2 2-3 1B		1	0	0	0	0	0	0																	
Rudy Minarcin, R (1, 1)								1B		1	0	0	0	0	0	0																	
Billy Goodman, L OBP: 0.167, SLG: 0.182 Bob Chakales, R OBP: 0.222, SLG: 0.444 (6, 1)								1B		1	0	1	0	0	0	0																	
Inning Stats	R: 0 E: 0 K: 1 S: 5	H: 0 LOB: 1 BB: 1 P: 9	R: 0 E: 0 K: 0 S: 3	H: 0 LOB: 0 BB: 0 P: 3	R: 0 E: 0 K: 0 S: 4	H: 1 LOB: 1 BB: 0 P: 4	R: 0 E: 0 K: 0 S: 3	H: 0 LOB: 0 BB: 0 P: 3	R: 0 E: 0 K: 1 S: 5	H: 0 LOB: 0 BB: 0 P: 5	R: 0 E: 0 K: 2 S: 9	H: 2 LOB: 3 BB: 1 P: 13	R: 0 E: 0 K: 0 S: 4	H: 2 LOB: 1 BB: 2 P: 4	R: 0 E: 0 K: 1 S: 5	H: 0 LOB: 2 BB: 2 P: 13	1B: 4 2B: 1 3B: 0 HR: 0	SF: 0 SAC: 0 DP: 1 HBP: 0	WP: 0 PB: 0 SB: 0 CS: 0	PA: 35													
PITCHER	IP WLS BF H R ER SO BB IBB HBP BLK WP HR S P ERA WHIP	IP WLS BF H R ER SO BB IBB HBP BLK WP HR S P ERA WHIP																	IP WLS BF H R ER SO BB IBB HBP BLK WP HR S P ERA WHIP														
Billy Loes, R ERA: 2.98 (1, 1)	9.0	35	5	0	0	5	4	0	0	0	0	0	0	41	57	0.00	1.000																



Batter	1	2	3	4	5	6	7	8	9	AB	R	H	RBI	BB	SO	LOB	BOTTOM			
Billy Gardner, R OBP: 0.297, SLG: 0.345 (1, 4)	1B			5-3		1B		1B		3	3	2	1	2	0	0	Boston Red Sox @ Baltimore Orioles Memorial Stadium, Baltimore, MD Sat May 25 1957, 3:33 AM EDT Att: 11,499 - Unknown			
Bob Boyd, L OBP: 0.380, SLG: 0.377 (1, 3)	SH1-3			2B		1B		2B		4	1	3	0	0	0	3				
Tito Francona, L OBP: 0.333, SLG: 0.507 (1, 9)	HR		F9	FC6-4 IBB		2B		2B		4	2	3	3	1	0	0				
Bob Nieman, R OBP: 0.317, SLG: 0.361 Dick Williams, R OBP: 0.320, SLG: 0.381 (6, PR)	E6		5-3	FC6-4		1B		F7		4	1	1	2	0	0	3				
Gus Triandos, R OBP: 0.374, SLG: 0.523 Joe Ginsberg, L OBP: 0.364, SLG: 0.400 (8, 2)	HR		F7	1-2 2-3 1B		1B		4-3		1	1	0	0	0	0	0				
Al Pilarcik, L OBP: 0.340, SLG: 0.372 Tex Nelson, L OBP: 0.286, SLG: 0.500 Jim Pyburn, R OBP: 0.429, SLG: 0.294 (8, 8)	1B		F7	1B		1B		F2		4	0	2	1	0	0	1				
George Kell, R OBP: 0.340, SLG: 0.449 Wayne Causey, L OBP: 0.533, SLG: 0.222 (8, 5)	1B		6-3	1B		K		CS		1	0	0	0	0	0	0				
Jim Brideweser, R OBP: 0.475, SLG: 0.511 (1, 6)	1B		6-3	1B		F7		5-3		4	0	1	1	1	0	1				
Billy Loes, R (1, 1)	FC1-2		6-3	6-3		K		K		5	0	0	0	0	3	4				
Inning Stats	R: 5 E: 1 K: 0 S: 9	H: 5 LOB: 3 BB: 2 P: 17	R: 0 E: 0 K: 0 S: 3	H: 0 LOB: 0 BB: 0 P: 3	R: 0 E: 0 K: 0 S: 3	H: 0 LOB: 0 BB: 0 P: 3	R: 0 E: 0 K: 0 S: 4	H: 1 LOB: 2 BB: 1 P: 8	R: 0 E: 0 K: 1 S: 6	H: 1 LOB: 1 BB: 0 P: 6	R: 4 E: 0 K: 1 S: 8	H: 5 LOB: 1 BB: 1 P: 12	R: 2 E: 0 K: 1 S: 8	H: 3 LOB: 2 BB: 1 P: 12	R: 1 E: 0 K: 1 S: 7	H: 2 LOB: 1 BB: 0 P: 7		1B: 12 2B: 3 3B: 0 HR: 2	SF: 0 SAC: 1 DP: 0 HBP: 0	WP: 1 PB: 0 SB: 0 CS: 1
PITCHER	IP WLS BF H R ER SO BB IBB HBP BLK WP HR S P ERA WHIP	IP WLS BF H R ER SO BB IBB HBP BLK WP HR S P ERA WHIP																	IP WLS BF H R ER SO BB IBB HBP BLK WP HR S P ERA WHIP	
Bob Porterfield, R ERA: 4.64 (1, 1)	0.1	8	5	5	3	0	0	0	0	0	0	0	0	0	0	0	81.000	15.000		
Rudy Minarcin, R ERA: 2.35 (1, 1)	4.2	18	2	0	0	1	1	1	0	0	0	0	0	0	0	0	0.00	0.643		
Bob Chakales, R ERA: 7.46 (6, 1)	3.0	19	10	7	7	3	2	0	0	0	1	1	1	23	31	21.00	4.000			



Batter	1	2	3	4	5	6	7	8	9	AB	R	H	RBI	BB	SO	LOB	TOP							
Gene Stephens, L OBP: 0.319, SLG: 0.344 (1, 8)	L6		1-4-3			G4-6-3 IBB	K										4 1 1 2 1 1 3							
Gene Mauch, R OBP: 0.367, SLG: 0.467 (1, 4)	K		F5			G4-6-3	K										5 0 1 1 1 0 2 3							
Ted Williams, L OBP: 0.540, SLG: 0.780 Jim Piersall, R OBP: 0.324, SLG: 0.292 (7, PR)	4-3					G6-4-3 1B	L8										4 0 2 0 0 0 0 1 0 0 0 0 0 0 1							
Dick Gemert, R OBP: 0.380, SLG: 0.490 (1, 3)						G6-4-3 1-2											5 1 1 0 0 2 3							
Jackie Jensen, R OBP: 0.388, SLG: 0.487 (1, 9)						FC6-4 1B											4 3 3 0 1 1 0							
Frank Malzone, R OBP: 0.295, SLG: 0.357 (1, 5)						FC6-4 1-2											5 0 1 2 0 0 3							
Billy Conzolo, R OBP: 0.321, SLG: 0.462 (1, 6)						SH1-4 BB											4 2 2 3 1 1 1							
Pete Daley, R OBP: 0.333, SLG: 0.278 (1, 2)						SH1-4 1B											3 1 2 1 1 1 0							
Dean Stone, L Ike Delock, R (6, 1)						SH1-4 1-2 2-3											1 0 0 0 1 1 0 0 1 0 0 1 0 0							
Inning Stats	R: 0 E: 0 K: 1 S: 5	H: 0 LOB: 0 BB: 0 P: 5	R: 2 E: 0 K: 2 S: 8	H: 1 LOB: 0 BB: 1 P: 12	R: 0 E: 0 K: 1 S: 5	H: 0 LOB: 0 BB: 0 P: 5	R: 0 E: 0 K: 0 S: 4	H: 2 LOB: 1 BB: 0 P: 4	R: 0 E: 0 K: 0 S: 3	H: 1 LOB: 2 BB: 2 P: 11	R: 2 E: 0 K: 1 S: 8	H: 3 LOB: 3 BB: 2 P: 16	R: 0 E: 0 K: 2 S: 7	H: 1 LOB: 1 BB: 0 P: 7	R: 5 E: 0 K: 0 S: 8	H: 5 LOB: 1 BB: 1 P: 12	R: 0 E: 0 K: 2 S: 7	H: 0 LOB: 0 BB: 0 P: 7	1B: 8 2B: 4 3B: 1 HR: 1	SF: 0 SAC: 1 DP: 3 HBP: 0	WP: 1 PB: 1 SB: 1 CS: 1	PA: 43		
PITCHER	IP WLS BF H R ER SO BB IBB HBP BLK WP HR S P ERA WHIP	IP WLS BF H R ER SO BB IBB HBP BLK WP HR S P ERA WHIP	IP WLS BF H R ER SO BB IBB HBP BLK WP HR S P ERA WHIP	IP WLS BF H R ER SO BB IBB HBP BLK WP HR S P ERA WHIP	IP WLS BF H R ER SO BB IBB HBP BLK WP HR S P ERA WHIP	IP WLS BF H R ER SO BB IBB HBP BLK WP HR S P ERA WHIP	IP WLS BF H R ER SO BB IBB HBP BLK WP HR S P ERA WHIP	IP WLS BF H R ER SO BB IBB HBP BLK WP HR S P ERA WHIP	IP WLS BF H R ER SO BB IBB HBP BLK WP HR S P ERA WHIP	IP WLS BF H R ER SO BB IBB HBP BLK WP HR S P ERA WHIP	IP WLS BF H R ER SO BB IBB HBP BLK WP HR S P ERA WHIP	IP WLS BF H R ER SO BB IBB HBP BLK WP HR S P ERA WHIP	IP WLS BF H R ER SO BB IBB HBP BLK WP HR S P ERA WHIP	IP WLS BF H R ER SO BB IBB HBP BLK WP HR S P ERA WHIP	IP WLS BF H R ER SO BB IBB HBP BLK WP HR S P ERA WHIP	IP WLS BF H R ER SO BB IBB HBP BLK WP HR S P ERA WHIP	IP WLS BF H R ER SO BB IBB HBP BLK WP HR S P ERA WHIP	IP WLS BF H R ER SO BB IBB HBP BLK WP HR S P ERA WHIP	IP WLS BF H R ER SO BB IBB HBP BLK WP HR S P ERA WHIP	IP WLS BF H R ER SO BB IBB HBP BLK WP HR S P ERA WHIP	IP WLS BF H R ER SO BB IBB HBP BLK WP HR S P ERA WHIP	IP WLS BF H R ER SO BB IBB HBP BLK WP HR S P ERA WHIP	IP WLS BF H R ER SO BB IBB HBP BLK WP HR S P ERA WHIP	IP WLS BF H R ER SO BB IBB HBP BLK WP HR S P ERA WHIP

Boston Red Sox @ Baltimore Orioles
Memorial Stadium, Baltimore, MD
Sun May 26 1957, 3:33 AM EDT
Unknown

AB 36
R 9
H 13
RBI 9
BB 6
SO 9
LOB 14



Batter	1	2	3	4	5	6	7	8	9	AB	R	H	RBI	BB	SO	LOB	BOTTOM							
Billy Gardner, R OBP: 0.302, SLG: 0.355 (1, 4)			F9			1B 2B											4 0 2 0 0 1 0							
George Kell, R OBP: 0.365, SLG: 0.441 Wayne Causey, L OBP: 0.533, SLG: 0.222 (9, 5)	F3		5-3			BB 1B											4 0 1 0 0 0 1 0 0 0 0 0 0 0							
Tito Francona, L OBP: 0.318, SLG: 0.481 (1, 9)	K					K											4 0 0 0 0 2 3							
Bob Nieman, R OBP: 0.324, SLG: 0.363 Tex Nelson, L OBP: 0.250, SLG: 0.429 (9, 7)						6-3											2 0 1 0 1 0 0 1 0 0 0 0 0 0							
Gus Triandos, R OBP: 0.373, SLG: 0.506 Joe Ginsberg, L OBP: 0.357, SLG: 0.391 (9, 2)	F4					G6-4-3 BB											3 0 0 0 0 0 5 1 0 0 0 0 0 0							
Dick Williams, R OBP: 0.311, SLG: 0.369 (1, 3)						L5											4 0 0 0 0 0 0							
Jim Pyburn, R OBP: 0.435, SLG: 0.278 Al Pilarcik, L OBP: 0.346, SLG: 0.379 (7, 8)						BB											1 0 0 0 1 0 0 1 0 1 0 0 0 0							
Jim Brideweser, R OBP: 0.453, SLG: 0.480 (1, 6)						F7											3 0 0 0 0 1 2							
Ray Moore, R OBP: 0.269, SLG: 0.615 Billy O'Dell, S (6, 1)						F3											2 0 0 0 0 0 1 0 0 0 0 0 0 0							
Bob Hale, L OBP: 0.158, SLG: 0.176 Art Houtteman, R George Zuverink, R (8, 1)						F8											1 0 0 0 0 0 1 0 0 0 0 0 0 0							
Inning Stats	R: 0 E: 0 K: 1 S: 7	H: 2 LOB: 2 BB: 0 P: 7	R: 0 E: 0 K: 0 S: 3	H: 0 LOB: 0 BB: 0 P: 3	R: 0 E: 0 K: 0 S: 3	H: 0 LOB: 0 BB: 0 P: 3	R: 0 E: 0 K: 0 S: 3	H: 0 LOB: 0 BB: 1 P: 7	R: 0 E: 0 K: 1 S: 6	H: 2 LOB: 2 BB: 1 P: 10	R: 0 E: 0 K: 1 S: 6	H: 1 LOB: 1 BB: 0 P: 6	R: 0 E: 0 K: 1 S: 5	H: 0 LOB: 0 BB: 0 P: 5	R: 0 E: 0 K: 0 S: 3	H: 0 LOB: 0 BB: 0 P: 3	1B: 4 2B: 1 3B: 0 HR: 0	SF: 0 SAC: 0 DP: 1 HBP: 0	WP: 0 PB: 0 SB: 0 CS: 0	PA: 33				
PITCHER	IP WLS BF H R ER SO BB IBB HBP BLK WP HR S P ERA WHIP	IP WLS BF H R ER SO BB IBB HBP BLK WP HR S P ERA WHIP	IP WLS BF H R ER SO BB IBB HBP BLK WP HR S P ERA WHIP	IP WLS BF H R ER SO BB IBB HBP BLK WP HR S P ERA WHIP	IP WLS BF H R ER SO BB IBB HBP BLK WP HR S P ERA WHIP	IP WLS BF H R ER SO BB IBB HBP BLK WP HR S P ERA WHIP	IP WLS BF H R ER SO BB IBB HBP BLK WP HR S P ERA WHIP	IP WLS BF H R ER SO BB IBB HBP BLK WP HR S P ERA WHIP	IP WLS BF H R ER SO BB IBB HBP BLK WP HR S P ERA WHIP	IP WLS BF H R ER SO BB IBB HBP BLK WP HR S P ERA WHIP	IP WLS BF H R ER SO BB IBB HBP BLK WP HR S P ERA WHIP	IP WLS BF H R ER SO BB IBB HBP BLK WP HR S P ERA WHIP	IP WLS BF H R ER SO BB IBB HBP BLK WP HR S P ERA WHIP	IP WLS BF H R ER SO BB IBB HBP BLK WP HR S P ERA WHIP	IP WLS BF H R ER SO BB IBB HBP BLK WP HR S P ERA WHIP	IP WLS BF H R ER SO BB IBB HBP BLK WP HR S P ERA WHIP	IP WLS BF H R ER SO BB IBB HBP BLK WP HR S P ERA WHIP	IP WLS BF H R ER SO BB IBB HBP BLK WP HR S P ERA WHIP	IP WLS BF H R ER SO BB IBB HBP BLK WP HR S P ERA WHIP	IP WLS BF H R ER SO BB IBB HBP BLK WP HR S P ERA WHIP	IP WLS BF H R ER SO BB IBB HBP BLK WP HR S P ERA WHIP	IP WLS BF H R ER SO BB IBB HBP BLK WP HR S P ERA WHIP	IP WLS BF H R ER SO BB IBB HBP BLK WP HR S P ERA WHIP	IP WLS BF H R ER SO BB IBB HBP BLK WP HR S P ERA WHIP

Boston Red Sox @ Baltimore Orioles
Memorial Stadium, Baltimore, MD
Sun May 26 1957, 3:33 AM EDT
Unknown

AB 31
R 0
H 5
RBI 0
BB 2
SO 4
LOB 13



Batter	1	2	3	4	5	6	7	8	9	AB	R	H	RBI	BB	SO	LOB	TOP										
Gene Stephens, L OBP: 0.297, SLG: 0.318 (1, 8)	B1		K		FC			F8	F7	5	0	0	1	0	1	3											
Gene Mauch, R OBP: 0.359, SLG: 0.453 (1, 4)	K				F8			F6	4-3	5	0	1	1	0	1	2											
Ted Williams, L OBP: 0.338, SLG: 0.768 Jim Piersall, R OBP: 0.324, SLG: 0.292 (8, PR)	F7									3	0	1	0	1	0	2											
Mickey Vernon, L OBP: 0.358, SLG: 0.400 (1, 3)		4-3			F9			G3		4	1	1	2	0	0	1											
Jackie Jensen, R OBP: 0.391, SLG: 0.488 (1, 9)					F8			F5		4	0	2	0	0	0	1											
Frank Malzone, R OBP: 0.294, SLG: 0.354 (1, 5)										4	1	1	0	0	0	2											
Billy Conzolo, R OBP: 0.344, SLG: 0.467 (1, 6)										4	1	2	0	0	0	1											
Sammy White, R OBP: 0.271, SLG: 0.211 Billy Goodman, L OBP: 0.308, SLG: 0.225 Pete Daley, R OBP: 0.318, SLG: 0.263 (7, PH)			6-3		F2			4-3		2	0	0	0	0	0	2											
Dave Sisler, R OBP: 0.211, SLG: 0.167 Billy Klaus, L OBP: 0.308, SLG: 0.225 George Susce, R OBP: 0.333, SLG: 0.333 (7, PH)			K		FC					1	0	0	0	0	1	0											
Inning Stats	R: 0 E: 0 K: 1 S: 5	H: 0 LOB: 0 BB: 0 P: 5	R: 0 E: 0 K: 0 S: 4	H: 1 LOB: 1 BB: 0 P: 4	R: 0 E: 0 K: 2 S: 7	H: 0 LOB: 0 BB: 1 P: 7	R: 0 E: 0 K: 0 S: 3	H: 0 LOB: 1 BB: 1 P: 7	R: 3 E: 1 K: 0 S: 7	H: 3 LOB: 1 BB: 0 P: 7	R: 0 E: 0 K: 0 S: 3	H: 0 LOB: 0 BB: 0 P: 3	R: 0 E: 0 K: 1 S: 5	H: 0 LOB: 0 BB: 0 P: 5	R: 2 E: 0 K: 0 S: 6	H: 3 LOB: 1 BB: 0 P: 6	R: 0 E: 0 K: 1 S: 7	H: 2 LOB: 2 BB: 0 P: 7	1B: 8 2B: 0 3B: 0 HR: 1	SF: 0 SAC: 0 DP: 1 HBP: 0	WP: 0 PB: 0 SB: 1 CS: 0	PA: 38					
PITCHER	IP	WLS	BF	H	R	ER	SO	BB	IBB	HBP	BLK	WP	HR	S	P	ERA	WHIP										
Mike Fomies, R ERA: 3.56 George Zuverink, R ERA: 1.14	8.0	L	33	7	5	2	4	1	0	0	0	0	1	40	44	2.25	1.000										
	1.0	W	14	3	0	0	1	1	1	0	0	0	0	14	22	0.00	1.333										

Boston Red Sox @ Baltimore Orioles
Memorial Stadium, Baltimore, MD
Sun May 26 1957, 3:38 AM EDT
Att: 24,779 - Unknown

AB 37
R 5
H 9
RBI 4
BB 1
SO 5
LOB 16



Batter	1	2	3	4	5	6	7	8	9	AB	R	H	RBI	BB	SO	LOB	BOTTOM										
Billy Gardner, R OBP: 0.305, SLG: 0.357 (1, 4)	1B		K		K	F2				5	1	2	0	0	2	3											
Bob Boyd, L OBP: 0.381, SLG: 0.378 (1, 3)	1B		4-3		G3			L9		5	1	2	2	0	0	2											
Tito Francona, L OBP: 0.322, SLG: 0.476 (1, 9)			4-3			6-3			F8	5	0	2	1	0	0	2											
Bob Nieman, R OBP: 0.322, SLG: 0.354 Jim Dyburn, R OBP: 0.435, SLG: 0.278 Dick Williams, R OBP: 0.316, SLG: 0.369 (8, PH)	G6-4-3									3	0	0	0	1	2	1											
Gus Triandos, R OBP: 0.383, SLG: 0.532 Hal Brown, R OBP: 0.214, SLG: 0.250 (9, PR)										0	0	0	0	1	0	0											
Al Pilarcik, L OBP: 0.349, SLG: 0.367 (1, 8)	G3									5	0	3	0	0	0	2											
George Kell, R OBP: 0.361, SLG: 0.429 (1, 5)										0	0	0	0	0	0	0											
Jim Brideweser, R OBP: 0.448, SLG: 0.462 Bob Hale, L OBP: 0.150, SLG: 0.167 George Zuverink, R OBP: 0.351, SLG: 0.383 (9, PH)										2	1	0	0	1	0	1											
Mike Fomies, R OBP: 0.333, SLG: 0.333 Tex Nelson, L OBP: 0.333, SLG: 0.500 Wayne Causey, L OBP: 0.533, SLG: 0.222 (8, PH)										3	0	1	0	0	0	3											
Inning Stats	R: 2 E: 0 K: 0 S: 6	H: 4 LOB: 1 BB: 0 P: 6	R: 0 E: 0 K: 0 S: 3	H: 0 LOB: 0 BB: 0 P: 3	R: 0 E: 0 K: 1 S: 5	H: 0 LOB: 0 BB: 0 P: 5	R: 0 E: 0 K: 1 S: 6	H: 1 LOB: 3 BB: 2 P: 14	R: 0 E: 0 K: 1 S: 6	H: 1 LOB: 2 BB: 1 P: 10	R: 2 E: 1 K: 0 S: 7	H: 3 LOB: 2 BB: 0 P: 7	R: 0 E: 0 K: 1 S: 5	H: 0 LOB: 0 BB: 0 P: 5	R: 0 E: 0 K: 0 S: 5	H: 2 LOB: 2 BB: 0 P: 5	R: 0 E: 0 K: 0 S: 4	H: 1 LOB: 3 BB: 2 P: 12	1B: 10 2B: 2 3B: 0 HR: 0	SF: 0 SAC: 0 DP: 1 HBP: 0	WP: 0 PB: 0 SB: 0 CS: 0	PA: 44					
PITCHER	IP	WLS	BF	H	R	ER	SO	BB	IBB	HBP	BLK	WP	HR	S	P	ERA	WHIP										
Dave Sisler, R ERA: 4.53 George Susce, R ERA: 2.06	6.0	L	30	9	4	2	3	3	0	0	0	0	0	33	45	3.00	2.000										
	3.0	W	14	3	0	0	1	1	1	0	0	0	0	14	22	0.00	1.333										

Boston Red Sox @ Baltimore Orioles
Memorial Stadium, Baltimore, MD
Sun May 26 1957, 3:38 AM EDT
Att: 24,779 - Unknown

AB 39
R 4
H 12
RBI 3
BB 5
SO 4
LOB 23



Batter	1	2	3	4	5	6	7	8	9	AB	R	H	RBI	BB	SO	LOB	TOP								
Hank Bauer, R OBP: 0.319, SLG: 0.430 (1, 9)	P3	FC5-4						F7		6	3	3	2	0	0	3	New York Yankees @ Boston Red Sox Fenway Park, Boston, MA Mon May 27 1957, 7:05 PM EDT Att: 29,865 - Unknown								
Gil McDougal, R OBP: 0.376, SLG: 0.423 (1, 6)	K		K							4	1	1	1	2	2	0									
Billy Martin, R OBP: 0.275, SLG: 0.377 (1, 4)	4-3		1-3							6	1	1	1	0	1	4									
Mickey Mantle, S OBP: 0.514, SLG: 0.655 (1, 8)		HR	1-3							2	3	0	0	4	0	2									
Bill Skowron, R OBP: 0.316, SLG: 0.480 (1, 3)		HR		5-3	F9					6	3	3	4	0	0	2									
Elston Howard, R OBP: 0.311, SLG: 0.391 (1, 2)		SH5-3		K						4	2	2	1	2	1	0									
Andy Carey, R OBP: 0.292, SLG: 0.438 (1, 5)	SH5-3			K						4	1	1	2	0	1	1									
Tony Kubek, L OBP: 0.348, SLG: 0.441 (1, 7)	3-1				2B	FC6-4				4	2	2	3	1	0	2									
Johnny Kucks, R OBP: 0.235, SLG: 0.071 (1, 1)										2	0	0	0	1	1	2									
Joe Collins, L OBP: 0.250, SLG: 0.172 (7, PH)										0	1	0	0	1	0	0									
Bob Grim, R (7, 1)										0	0	0	0	0	0	0									
Inning Stats	R: 0 E: 0 K: 1 S: 5	H: 0 LOB: 0 BB: 0 P: 5	R: 2 E: 0 K: 0 S: 4	H: 1 LOB: 2 BB: 3 P: 16	R: 0 E: 0 K: 1 S: 5	H: 0 LOB: 0 BB: 0 P: 5	R: 0 E: 0 K: 2 S: 7	H: 0 LOB: 0 BB: 0 P: 7	R: 2 E: 0 K: 1 S: 8	H: 3 LOB: 2 BB: 1 P: 12	R: 0 E: 0 K: 0 S: 3	H: 0 LOB: 1 BB: 1 P: 7	R: 8 E: 1 K: 0 S: 8	H: 4 LOB: 1 BB: 4 P: 24	R: 5 E: 1 K: 1 S: 10	H: 4 LOB: 2 BB: 2 P: 18	R: 0 E: 0 K: 0 S: 4	H: 1 LOB: 1 BB: 0 P: 4	1B: 5 2B: 7 3B: 0 HR: 1	SF: 2 SAC: 2 DP: 0 HBP: 0	WP: 1 PB: 0 SB: 0 CS: 0	PA: 53			
PITCHER	IP	WLS	BF	H	R	ER	SO	BB	IBB	HBP	BLK	WP	HR	S	P	ERA	WHIP								
Tom Brewer, R ERA: 2.91 (1, 1)	6.0	L	30	6	7	7	5	5	1	0	0	0	1	34	58	10.50	1.833								
Bob Porterfield, R ERA: 5.91 (7, 1)	0.0		2	1	0	0	0	1	0	0	0	0	0	1	5	∞	∞								
Rudy Minarcin, R ERA: 6.23 (7, 1)	1.0		12	5	10	7	0	3	0	0	0	1	0	9	21	63.00	8.000								
Bob Chakales, R ERA: 7.05 (8, 1)	2.0		9	1	0	0	1	1	0	0	0	0	0	10	14	0.00	1.000								

Batter	1	2	3	4	5	6	7	8	9	AB	R	H	RBI	BB	SO	LOB	BOTTOM								
Jim Piersall, R OBP: 0.333, SLG: 0.317 (1, 8)	5-3		HR					K		3	1	1	2	2	1	1	New York Yankees @ Boston Red Sox Fenway Park, Boston, MA Mon May 27 1957, 7:05 PM EDT Att: 29,865 - Unknown								
Gene Mauch, R OBP: 0.370, SLG: 0.449 (1, 4)			1B		G6-3			F8		3	1	1	1	1	0	2									
Ted Williams, L OBP: 0.537, SLG: 0.757 (1, 7)			1B							3	0	1	0	1	0	4									
Gene Stephens, L OBP: 0.307, SLG: 0.318 (8, 7)	G4-6-3		1B							0	1	0	0	1	0	0									
Mickey Vernon, L OBP: 0.362, SLG: 0.388 (1, 3)		E7			4-3					4	1	1	0	1	0	1									
Ted Lepcio, R OBP: 0.356, SLG: 0.262 (9, PR)		1B								0	1	0	0	0	0	0									
Jackie Jensen, R OBP: 0.385, SLG: 0.476 (1, 9)		6-3								3	0	0	1	1	0	1									
Frank Malzone, R OBP: 0.304, SLG: 0.364 (1, 5)		F8								4	1	2	1	1	0	3									
Billy Conso, R OBP: 0.324, SLG: 0.441 (1, 6)					F9					4	0	1	2	0	1	2									
Pete Daley, R OBP: 0.296, SLG: 0.217 (1, 2)		PO								4	1	0	0	1	1	3									
Tom Brewer, R OBP: 0.167, SLG: 0.167 (1, 1)										3	1	2	1	0	1	0									
Bob Porterfield, R (7, 1)										0	0	0	0	0	0	0									
Rudy Minarcin, R (7, 1)										0	0	0	0	0	0	0									
Bob Chakales, R OBP: 0.300, SLG: 0.500 (8, 1)			HR							1	0	1	0	0	0	0									
Billy Goodman, L OBP: 0.343, SLG: 0.154 (9, PH)										1	0	1	0	0	0	3									
Inning Stats	R: 0 E: 0 K: 0 S: 2	H: 0 LOB: 0 BB: 0 P: 3	R: 1 E: 1 K: 0 S: 4	H: 1 LOB: 0 BB: 0 P: 4	R: 3 E: 0 K: 1 S: 9	H: 4 LOB: 2 BB: 1 P: 13	R: 0 E: 0 K: 1 S: 5	H: 0 LOB: 0 BB: 0 P: 5	R: 0 E: 0 K: 0 S: 3	H: 1 LOB: 1 BB: 1 P: 7	R: 2 E: 0 K: 0 S: 5	H: 2 LOB: 3 BB: 3 P: 17	R: 0 E: 0 K: 1 S: 5	H: 0 LOB: 1 BB: 1 P: 9	R: 0 E: 0 K: 1 S: 6	H: 1 LOB: 3 BB: 0 P: 6	R: 2 E: 1 K: 0 S: 4	H: 1 LOB: 3 BB: 3 P: 16	1B: 8 2B: 1 3B: 0 HR: 1	SF: 2 SAC: 0 DP: 2 HBP: 1	WP: 0 PB: 0 SB: 0 CS: 0	PA: 46			
PITCHER	IP	WLS	BF	H	R	ER	SO	BB	IBB	HBP	BLK	WP	HR	S	P	ERA	WHIP								
Johnny Kucks, R ERA: 2.96 (1, 1)	6.0	W	30	8	6	5	2	4	1	1	0	0	1	28	49	7.50	2.000								
Bob Grim, R ERA: 3.57 (7, 1)	3.0	S	15	2	2	2	2	4	0	0	0	0	0	15	31	6.00	2.000								



Batter	1	2	3	4	5	6	7	8	9	AB	R	H	RBI	BB	SO	LOB	TOP											
Billy Gardner, R OBP: 0.318, SLG: 0.382 (1, 4)	0-3 K	0-0 1B		0-0 1B		0-0 3B		0-0 1B		5	0	4	0	0	1	0	Baltimore Orioles @ Boston Red Sox Fenway Park, Boston, MA Wed May 29 1957, 3:33 AM EDT Att: 2,617 - Unknown											
Al Pilarcik, L OBP: 0.370, SLG: 0.396 (1, 8)	0-0 4-3	0-0 F8		0-0 1B		4-0 BB		0-0 F8		4	1	1	0	1	0	3												
George Kell, R OBP: 0.356, SLG: 0.417 (1, 5)	0-0 1B		0-0 1B	0-0 1B		0-3 K		0-0 6-3		5	0	3	1	0	1	2												
Bob Nieman, R OBP: 0.329, SLG: 0.351 Bob Boyd, L OBP: 0.365, SLG: 0.378 (9, PR) (9, 3)	4-0 BB		0-0 2B	0-0 F5				0-0 1B		4	1	2	0	1	0	2												
Gus Triandos, R OBP: 0.385, SLG: 0.553 (1, 2)	4-0 BB		0-0 5-3			0-0 F7		0-3 K		4	0	1	0	1	1	2												
Tito Francona, L OBP: 0.340, SLG: 0.455 (1, 9)	0-0 F5		0-0 2B			0-3 K		1-0 HBP		3	1	0	0	1	1	5												
Dick Williams, R OBP: 0.322, SLG: 0.374 (9, 7)		0-0 F3	0-0 2B			0-0 F7		1-2 1B		4	0	1	2	1	0	1												
Jim Brideweser, R OBP: 0.408, SLG: 0.410 (1, 6)	0-3 K		0-0 6-3			0-0 5-3		0-0 6-3	0-0 FC4-6	5	0	0	0	0	1	4												
Billy Loes, R George Zuverink, R (9, 1)	4-0 BB		0-3 K			0-0 4-3		0-0 4-3		3	0	0	0	1	1	0												
Inning Stats	R: 0 E: 0 K: 1 S: 6	H: 1 LOB: 3 BB: 2 P: 14	R: 0 E: 0 K: 1 S: 6	H: 1 LOB: 2 BB: 1 P: 10	R: 2 E: 0 K: 0 S: 5	H: 2 LOB: 1 BB: 1 P: 9	R: 1 E: 0 K: 1 S: 7	H: 3 LOB: 1 BB: 0 P: 7	R: 0 E: 0 K: 1 S: 5	H: 0 LOB: 0 BB: 0 P: 5	R: 0 E: 0 K: 1 S: 6	H: 1 LOB: 2 BB: 1 P: 10	R: 0 E: 1 K: 1 S: 5	H: 1 LOB: 1 BB: 0 P: 6	R: 0 E: 0 K: 0 S: 4	H: 1 LOB: 1 BB: 0 P: 4		R: 0 E: 0 K: 0 S: 5	H: 2 LOB: 3 BB: 1 P: 9	1B: 9 2B: 3 3B: 1 HR: 0	SF: 0 SAC: 0 DP: 1 HBP: 1	WP: 0 PB: 0 SB: 0 CS: 1	PA: 44					
PITCHER	IP	WLS	BF	H	R	ER	SO	BB	IBB	HBP	BLK	WP	HR	S	P	ERA	WHIP											
George Susce, R ERA: 2.59 Rudy Minarcin, R ERA: 5.06	(1, 1)	7.0	L	34	9	3	3	6	5	0	1	0	0	0	40	61	3.86	2.000										
(8, 1)	2.0	10	3	0	0	0	0	0	1	0	0	0	0	9	13	0.00	1.500											

AB	37
R	3
H	12
RBI	3
BB	6
SO	6
LOB	19



Batter	1	2	3	4	5	6	7	8	9	AB	R	H	RBI	BB	SO	LOB	BOTTOM										
Jim Piersall, R OBP: 0.323, SLG: 0.295 (1, 8)	0-0 F4		0-0 F8			0-0 5-3	0-0 G1-4-3		4-0 BB	4	0	0	0	1	0	1	Baltimore Orioles @ Boston Red Sox Fenway Park, Boston, MA Wed May 29 1957, 3:33 AM EDT Att: 2,617 - Unknown										
Gene Mauch, R OBP: 0.373, SLG: 0.439 (1, 4)	4-0 BB		0-0 6-3			0-0 1B		0-0 F3	0-0 F8	4	1	1	0	1	0	2											
Ted Williams, L OBP: 0.545, SLG: 0.769 Gene Stephens, L OBP: 0.299, SLG: 0.309 (6, PR) (9, 7)	4-0 BB		0-0 L8			0-0 1B	0-0 1B	0-0 BB	0-0 F9	3	0	2	0	1	0	0											
Mickey Vernon, L OBP: 0.365, SLG: 0.389 (1, 3)	0-0 F6		0-0 1-3			0-0 F9		0-0 BB	1-2 1B	4	0	1	0	0	0	4											
Jackie Jensen, R OBP: 0.375, SLG: 0.450 (1, 9)	0-0 F9		0-0 F2			0-0 1B	1-2 BB	0-3 K		3	0	0	0	1	1	4											
Frank Malzone, R OBP: 0.305, SLG: 0.358 (1, 5)		0-0 6-3				0-0 6-3	0-0 1B	4-0 BB	1-2 2-3 3-H	3	0	1	1	1	0	0											
Billy Conso, R OBP: 0.326, SLG: 0.390 (1, 6)		0-0 1-3				0-0 1B	0-3 K	0-3 K		4	0	1	0	0	2	6											
Sammy White, R OBP: 0.274, SLG: 0.228 (1, 2)		0-0 6-3				0-0 F9		0-0 F8		4	0	0	0	0	0	1											
George Susce, R OBP: 0.250, SLG: 0.250 Billy Goodman, L OBP: 0.200, SLG: 0.154 Tom Brewer, R OBP: 0.167, SLG: 0.167 Rudy Minarcin, R (8, 1) Billy Klaus, L OBP: 0.310, SLG: 0.223 (9, PH)			0-3 K			0-0 F5		4-0 BB	4-0 BB	2	0	0	0	0	1	1											
Inning Stats	R: 0 E: 0 K: 0 S: 3	H: 0 LOB: 2 BB: 2 P: 11	R: 0 E: 0 K: 0 S: 3	H: 0 LOB: 0 BB: 0 P: 3	R: 0 E: 0 K: 1 S: 5	H: 0 LOB: 0 BB: 0 P: 5	R: 0 E: 0 K: 0 S: 3	H: 0 LOB: 0 BB: 0 P: 3	R: 0 E: 0 K: 0 S: 4	H: 1 LOB: 1 BB: 0 P: 4	R: 1 E: 0 K: 1 S: 8	H: 3 LOB: 3 BB: 1 P: 12	R: 0 E: 0 K: 2 S: 9	H: 0 LOB: 1 BB: 1 P: 6	R: 0 E: 0 K: 2 S: 9	H: 2 LOB: 3 BB: 1 P: 13		R: 0 E: 0 K: 0 S: 3	H: 0 LOB: 2 BB: 2 P: 11	1B: 6 2B: 0 3B: 0 HR: 0	SF: 0 SAC: 0 DP: 1 HBP: 0	WP: 0 PB: 0 SB: 0 CS: 0	PA: 39				
PITCHER	IP	WLS	BF	H	R	ER	SO	BB	IBB	HBP	BLK	WP	HR	S	P	ERA	WHIP										
Billy Loes, R ERA: 2.68 George Zuverink, R ERA: 1.07	(1, 1)	8.1	W	37	6	1	1	4	0	0	0	0	0	2	2	1.08	1.560										
(9, 1)	0.2	S	2	0	0	0	0	0	0	0	0	0	0	2	2	0.00	0.000										

AB	32
R	1
H	6
RBI	1
BB	7
SO	4
LOB	21



Batter	1	2	3	4	5	6	7	8	9	10	AB	R	H	RBI	BB	SO	LOB	TOP						
Billy Gardner, R OBP: 0.313, SLG: 0.374 (1, 4)	F8	K				G6-4-3		F7		F6	6	0	1	2	0	1	5	Baltimore Orioles @ Boston Red Sox Fenway Park, Boston, MA Thu May 30 1957, 3:33 AM EDT Unknown livebaseballscorecards.com						
George Kell, R OBP: 0.358, SLG: 0.451 (1, 5)	HR	F6		K			5-3		1B SF8 2B		5	2	2	1	0	1	3							
Dick Williams, R OBP: 0.311, SLG: 0.360 (1, 8)	F3		F1		F8		4-3		6-3		5	0	0	0	0	0	1							
Bob Nieman, R OBP: 0.344, SLG: 0.381 (1, 7)	1B			G4-3	K		1B 1B		1B 1B		5	1	4	0	0	1	0							
Gus Triandos, R OBP: 0.402, SLG: 0.561 (1, 2)	1B		G4-3	1B			1B 1B		1B		4	0	3	1	1	0	1							
Jim Pylvum, R OBP: 0.444, SLG: 0.250 Tito Francona, L OBP: 0.333, SLG: 0.449 (1, 9) (7, 9)	3H K			1B BB	F4		F5		SF8		2	1	0	0	1	1	2							
Bob Boyd, L OBP: 0.393, SLG: 0.377 (1, 3)				1B BB	BB		1-3		L3		3	1	1	0	2	0	2							
Jim Brideweser, R OBP: 0.432, SLG: 0.431 (1, 6)				1B	BB		SH1-3 1B		F7		4	1	3	1	1	0	0							
Art Ceccarelli, R OBP: 0.214, SLG: 0.250 Hal Brown, R OBP: 0.367, SLG: 0.393 Al Pilarcik, L OBP: 0.367, SLG: 0.393 George Zuverink, R OBP: 0.367, SLG: 0.393 (1, 1) (5, 1) (6, PH) (6, 1)		K		1B	BB		SH1-3		K		2	0	0	0	0	2	4							
Inning Stats	R: 2 E: 0 K: 1 S: 8	H: 3 LOB: 1 BB: 0 P: 8	R: 0 E: 0 K: 2 S: 8	H: 1 LOB: 2 BB: 1 P: 12	R: 0 E: 0 K: 1 S: 3	H: 1 LOB: 0 BB: 0 P: 3	R: 3 E: 0 K: 2 S: 9	H: 3 LOB: 1 BB: 1 P: 13	R: 0 E: 0 K: 1 S: 5	H: 0 LOB: 1 BB: 2 P: 9	R: 0 E: 0 K: 0 S: 2	H: 2 LOB: 2 BB: 0 P: 5	R: 0 E: 0 K: 0 S: 4	H: 1 LOB: 1 BB: 0 P: 4	R: 1 E: 0 K: 0 S: 6	H: 3 LOB: 2 BB: 0 P: 6	R: 0 E: 0 K: 1 S: 5		H: 0 LOB: 0 BB: 0 P: 5	1B: 11 2B: 2 3B: 1 HR: 1	SF: 1 SAC: 1 DP: 3 HBP: 0	WP: 0 PB: 0 SB: 1 CS: 1	PA: 46	
PITCHER	IP 4.0	WLS 20	BF 8	H 5	R 5	ER 5	SO 5	BB 2	IBB 0	HBP 0	BLK 0	WP 0	HR 1	S 28	P 36	ERA 11.25	WHIP 2.500							
Dean Stone, L ERA: 5.48 Bob Porterfield, R ERA: 4.94 (5, 1)	6.0	W	26	6	1	1	2	3	0	0	0	0	0	0	27	39	1.50	1.500						

Batter	1	2	3	4	5	6	7	8	9	10	AB	R	H	RBI	BB	SO	LOB	BOTTOM					
Jim Piersall, R OBP: 0.325, SLG: 0.301 (1, 8)	6-3		F9		1B BB	G5-4-3			1B 2B		4	2	1	0	1	0	1	Baltimore Orioles @ Boston Red Sox Fenway Park, Boston, MA Thu May 30 1957, 3:33 AM EDT Unknown livebaseballscorecards.com					
Gene Mauch, R OBP: 0.390, SLG: 0.450 Tom Brewer, R OBP: 0.167, SLG: 0.167 Billy Klaus, L OBP: 0.310, SLG: 0.223 (1, 4) (9, PR) (10, 6)	1B 1B		K		BB 1B	G6-4-3		BB	1B 1B		4	1	3	1	1	1	0						
Ted Williams, L OBP: 0.540, SLG: 0.754 (1, 7)	1B		G3		G6-4-3 BB	4-1		6-1-3-6		5	1	2	1	0	0	2							
Dick Gernert, R OBP: 0.366, SLG: 0.459 (1, 3)	K				1-2 2-3 2B 1B			5-3		4	0	0	0	1	1	3							
Jackie Jensen, R OBP: 0.352, SLG: 0.474 (1, 9)	F2			1B 1B	G6-4-3		G1-6-3 BB		HR		4	2	2	1	1	0	4						
Frank Malzone, R OBP: 0.310, SLG: 0.368 (1, 5)		F3		1B 1B	1B 2B		G1-6-3				4	0	2	1	0	0	1						
Billy Consoletto, R OBP: 0.340, SLG: 0.386 (1, 6) (10, 4)		BB		1-3 2H 1B	K		G3				3	0	1	1	1	1							
Pete Daley, R OBP: 0.303, SLG: 0.185 (1, 2)	F8		F7		1B HBP		6-3				3	1	0	0	0	0	3						
Dean Stone, L ERA: 3.7 Ted Lepcio, R ERA: 3.38 Bob Porterfield, R ERA: 1.84 (1, 1) (4, PH) (5, 1)	K		L7		1B		F4				1	0	0	0	0	1							
Inning Stats	R: 0 E: 0 K: 1 S: 7	H: 2 LOB: 2 BB: 0 P: 7	R: 0 E: 0 K: 1 S: 5	H: 0 LOB: 1 BB: 1 P: 9	R: 0 E: 0 K: 1 S: 5	H: 0 LOB: 0 BB: 0 P: 5	R: 1 E: 0 K: 0 S: 6	H: 3 LOB: 2 BB: 0 P: 6	R: 3 E: 0 K: 1 S: 7	H: 3 LOB: 1 BB: 2 P: 15	R: 1 E: 0 K: 0 S: 3	H: 0 LOB: 0 BB: 1 P: 6	R: 0 E: 0 K: 0 S: 3	H: 0 LOB: 0 BB: 0 P: 3	R: 1 E: 0 K: 0 S: 4	H: 2 LOB: 1 BB: 0 P: 4	R: 1 E: 0 K: 0 S: 1		H: 1 LOB: 0 BB: 0 P: 1	1B: 9 2B: 3 3B: 0 HR: 1	SF: 0 SAC: 0 DP: 4 HBP: 1	WP: 0 PB: 0 SB: 0 CS: 0	PA: 41
PITCHER	IP 4.0	WLS 22	BF 4	H 4	R 4	ER 3	SO 3	BB 3	IBB 0	HBP 0	BLK 0	WP 0	HR 0	S 25	P 37	ERA 9.00	WHIP 2.500						
Art Ceccarelli, L ERA: 3.7 Hal Brown, R ERA: 3.38 George Zuverink, R ERA: 1.84 (5, 1) (6, 1)	1.0	3	1	0	0	1	0	0	0	0	0	0	0	5	5	0.00	1.000						
Art Ceccarelli, L ERA: 3.7 Hal Brown, R ERA: 3.38 George Zuverink, R ERA: 1.84 (6, 1)	4.0	L	16	4	3	3	0	2	0	1	0	0	1	13	22	6.75	1.500						

Batter	1	2	3	4	5	6	7	8	9	AB	R	H	RBI	BB	SO	LOB	TOP									
Billy Gardner, R OBP: 0.310, SLG: 0.369 (1,4)	0-0 4-3	0-0 F5				0-0 F7 1B	0-0 G4-6-3	0-0 FC6-4		5	0	1	0	0	0	7										
Bob Boyd, L OBP: 0.392, SLG: 0.376 (1,3)	0-0 5-3	0-0 FC6-4				0-0 G4-6-3 1B				3	0	1	0	0	0	3										
Bob Hale, L OBP: 0.227, SLG: 0.211 (7, PH) (7, 3)										1	2	1	0	1	0	0										
Tito Francona, L OBP: 0.346, SLG: 0.462 (1,9)	4-0 FC6-4 BB		0-0 F9			0-0 F7		0-0 FC6-5 2B		4	0	2	0	1	0	2										
Bob Nieman, R OBP: 0.339, SLG: 0.375 (1,7)	0-0 FC6-4		0-0 F2			0-0 G4-6-3		0-0 5-3		5	0	1	0	0	0	5										
Gus Triandos, R OBP: 0.405, SLG: 0.559 (1,2)										4	2	2	1	0	0	1										
Joe Ginsberg, L OBP: 0.345, SLG: 0.375 (7,2)		BB E 1B	0-0 F9			0-0 1B BB	0-0 FC6-5 FC6			1	0	0	0	0	0	3										
George Kell, R OBP: 0.354, SLG: 0.440 (1,5)		4-0 E BB				0-0 F3	0-0 FC6			3	0	0	0	1	0	2										
Wayne Causey, L OBP: 0.471, SLG: 0.200 (7,5)		1-2 BB			0-0 5-3					0	0	0	1	0	0	0										
Al Pilarcik, L OBP: 0.376, SLG: 0.418 (1,8)		4-0 E BB			0-0 HR	4-0 1B 1B		0-0 F8	0-0 F9	3	1	1	1	2	0	2										
Jim Brideweser, R OBP: 0.424, SLG: 0.420 (1,6)		0-0 E5			0-0 6-3	0-0 1B		0-0 F7		4	0	1	1	0	0	2										
Mike Fomiele, R OBP: 0.294, SLG: 0.294 (1,1)		0-0 F6			0-0 1-3	0-0 G4-6-3 1B				2	0	0	0	0	0	3										
Tex Nelson, L OBP: 0.400, SLG: 0.556 (6, PH)										1	0	1	1	0	0	0										
Bill Wight, L OBP: 1.000, SLG: 1.000 (6,1)										0	0	0	0	0	0	0										
Art Houtteman, R OBP: 1.000, SLG: 1.000 (6,1)										1	0	1	0	0	0	0										
Inning Stats	R: 0 E: 0 K: 0 S: 3	H: 0 LOB: 1 BB: 1 P: 7	R: 1 E: 1 K: 0 S: 5	H: 1 LOB: 3 BB: 2 P: 13	R: 0 E: 0 K: 0 S: 3	H: 0 LOB: 0 BB: 0 P: 3	R: 1 E: 0 K: 0 S: 4	H: 1 LOB: 0 BB: 0 P: 4	R: 0 E: 0 K: 0 S: 4	H: 2 LOB: 1 BB: 1 P: 4	R: 0 E: 0 K: 0 S: 5	H: 3 LOB: 2 BB: 1 P: 9	R: 1 E: 0 K: 0 S: 5	H: 2 LOB: 1 BB: 0 P: 5	R: 0 E: 0 K: 0 S: 4	H: 1 LOB: 2 BB: 1 P: 4	R: 1 E: 0 K: 0 S: 5	H: 2 LOB: 1 BB: 1 P: 9	1B: 10 2B: 1 3B: 0 HR: 1	SF: 1 SAC: 0 DP: 2 HBP: 0	WP: 0 PB: 0 SB: 0 CS: 0	PA: 43				
PITCHER Dave Sisler, R ERA: 4.61 (1,1)	IP: 9.0 WLS: W BF: 43	H: 12 R: 5 ER: 5 SO: 0	BB: 5 IBB: 0 HBP: 0 BLK: 0	WP: 0 HR: 1 S: 38 P: 58	ERA: 5.00 WHIP: 1.889											ERA: 5.00 WHIP: 1.889										

Baltimore Orioles @ Boston Red Sox
Fenway Park, Boston, MA
Thu May 30 1957, 3:38 AM EDT
Att: 24,339 - Unknown

AB 37
R 5
H 12
RBI 5
BB 5
SO 0
LOB 30



Batter	1	2	3	4	5	6	7	8	9	AB	R	H	RBI	BB	SO	LOB	BOTTOM									
Jim Piersall, R OBP: 0.337, SLG: 0.338 (1,8)	0-0 6-3		0-0 F3			0-0 F8 WP	0-0 FC4-6 1B	0-0 HR	0-0 1B	6	3	4	3	0	0	0										
Gene Mauch, R OBP: 0.391, SLG: 0.443 (1,4)	0-0 4-3					4-0 FC4-6 1B	0-0 1-3	0-0 F9	0-0 1B	4	0	1	0	1	0	1										
Ted Lepcio, R OBP: 0.364, SLG: 0.318 (8,4)						1-2 BB				1	0	1	2	0	0	0										
Gene Stephens, L OBP: 0.289, SLG: 0.297 (1,7)	0-0 3-1		0-0 K			0-0 F8	0-0 1B	0-0 F4	0-0 4-3	6	1	1	0	0	1	5										
Mickey Vernon, L OBP: 0.353, SLG: 0.362 (1,3)		0-0 F8			0-3 K	0-0 FC4-6	4-0 1B	0-0 4-3		4	2	0	1	1	1	2										
Jackie Jensen, R OBP: 0.395, SLG: 0.511 (1,9)		4-0 HR			0-0 F9	0-0 HR	0-0 BB	0-0 1B	0-0 6-3	4	4	3	3	1	0	0										
Frank Malzone, R OBP: 0.313, SLG: 0.365 (1,5)		0-0 F5			4-0 1B	0-0 F2	0-0 BB	0-0 6-3		4	1	1	1	1	0	2										
Billy Klaus, L OBP: 0.333, SLG: 0.274 (1,6)		0-0 HR			4-0 1B		0-0 1B			3	3	3	3	2	0	0										
Sammy White, R OBP: 0.288, SLG: 0.248 (1,2)		0-3 K			0-0 K	0-0 FC6-4	0-0 1B	0-0 K		4	1	2	3	1	2	1										
Dave Sisler, R OBP: 0.208, SLG: 0.136 (1,1)			0-3 K		0-0 FC6-4		0-0 K	0-0 1B		4	1	0	0	1	2	6										
Inning Stats	R: 0 E: 0 K: 0 S: 3	H: 0 LOB: 0 BB: 0 P: 3	R: 2 E: 0 K: 1 S: 6	H: 1 LOB: 1 BB: 1 P: 10	R: 0 E: 0 K: 2 S: 8	H: 1 LOB: 0 BB: 0 P: 8	R: 1 E: 0 K: 1 S: 6	H: 1 LOB: 2 BB: 2 P: 14	R: 3 E: 0 K: 0 S: 5	H: 2 LOB: 0 BB: 1 P: 9	R: 6 E: 0 K: 1 S: 11	H: 6 LOB: 3 BB: 3 P: 23	R: 0 E: 0 K: 0 S: 4	H: 1 LOB: 1 BB: 0 P: 4	R: 4 E: 0 K: 1 S: 9	H: 4 LOB: 1 BB: 1 P: 13	R: 1 E: 0 K: 0 S: 3	H: 0 LOB: 0 BB: 0 P: 3	1B: 9 2B: 3 3B: 1 HR: 3	SF: 0 SAC: 0 DP: 0 HBP: 0	WP: 1 PB: 0 SB: 0 CS: 0	PA: 48				
PITCHER Mike Fomiele, R ERA: 4.31 (1,1)	IP: 5.0 WLS: L BF: 24	H: 5 R: 6 ER: 6 SO: 4	BB: 4 IBB: 0 HBP: 0 BLK: 0	WP: 1 HR: 2 S: 28 P: 44	ERA: 10.80 WHIP: 1.800											ERA: 10.80 WHIP: 1.800										
Bill Wight, L ERA: 7.79 (6,1)	0.2	6	6	6	1	3	0	0	0	0	1	10	22	81.00	13.500											
Art Houtteman, R ERA: 15.43 (6,1)	2.1	5	4	4	1	1	0	0	0	0	0	14	18	15.43	2.571											

Baltimore Orioles @ Boston Red Sox
Fenway Park, Boston, MA
Thu May 30 1957, 3:38 AM EDT
Att: 24,339 - Unknown


AB 40
R 16
H 16
RBI 16
BB 8
SO 6
LOB 17



Batter	1	2	3	4	5	6	7	8	9	AB	R	H	RBI	BB	SO	LOB	TOP								
Jim Piersall, R OBP: 0.339, SLG: 0.336 (1, 8)	0-0 FC6-4 1B		0-0 L3		0-0 P4		0-0 IBB BB		0-0 P6	4	1	1	0	1	0	1	Boston Red Sox @ Washington Senators Griffith Stadium, Washington, DC Fri May 31 1957, 7:05 PM EDT Att: 7,759 - Unknown								
Gene Mauch, R OBP: 0.376, SLG: 0.429 (1, 4)	0-0 6-3 1-2		0-0 F8		0-0 P6		0-0 SF7		0-0 P4	4	0	0	1	0	0	2									
Ted Williams, L OBP: 0.539, SLG: 0.744 (1, 7)	0-0 FC6-4 2-3 1B			0-0 L9		0-0 6-3		0-0 IBB 1-2 2-3 4-0		3	0	1	0	1	0	0									
Mickey Vernon, L OBP: 0.361, SLG: 0.371 (1, 3)	0-0 FC6-4 1-2 3-H			0-0 FC5 1B		0-0 PB 1B		0-0 F7		4	0	2	1	0	0	4									
Jackie Jensen, R OBP: 0.386, SLG: 0.497 (1, 9)	0-3 K			0-0 F6		0-0 P6		0-0 6-3		4	0	0	0	0	1	3									
Frank Malzone, R OBP: 0.311, SLG: 0.363 (1, 5)		0-0 1-3		0-0 1B		0-3 K		0-0 F8		4	0	1	0	0	1	1									
Billy Klaus, L OBP: 0.338, SLG: 0.276 (1, 6)		0-0 4-3		0-0 FC5 2-3f			0-0 SF7 1B	4-0 FC6-4 BB		3	1	1	0	1	0	2									
Sammy White, R OBP: 0.279, SLG: 0.239 (1, 2)		0-0 F8			0-0 F9		0-0 L6	0-0 FC6-4 1-2		4	0	0	0	0	0	2									
Tom Brewer, R OBP: 0.176, SLG: 0.176 (1, 1)			0-0 5-3				0-0 E5 IBB BB 1-2		0-3 K	4	0	1	0	0	1	1									
Inning Stats	R: 1 E: 0 K: 1 S: 7	H: 2 LOB: 1 BB: 0 P: 7	R: 0 E: 0 K: 0 S: 3	H: 0 LOB: 0 BB: 0 P: 3	R: 0 E: 0 K: 0 S: 3	H: 0 LOB: 0 BB: 0 P: 3	R: 0 E: 0 K: 0 S: 5	H: 2 LOB: 2 BB: 0 P: 5	R: 0 E: 0 K: 1 S: 4	H: 1 LOB: 1 BB: 0 P: 4	R: 0 E: 0 K: 1 S: 6	H: 1 LOB: 1 BB: 0 P: 6	R: 1 E: 1 K: 0 S: 5	H: 1 LOB: 3 BB: 2 P: 13	R: 0 E: 0 K: 0 S: 3	H: 0 LOB: 1 BB: 1 P: 7	R: 0 E: 0 K: 1 S: 5	H: 0 LOB: 0 BB: 0 P: 5	1B: 7 2B: 0 3B: 0 HR: 0	SF: 1 SAC: 0 DP: 0 HBP: 0	WP: 0 PB: 1 SB: 1 CS: 0	PA: 38			
PITCHER	IP	WLS	BF	H	R	ER	SO	BB	IBB	HBP	BLK	WP	HR	S	P	ERA	WHIP								
Russ Kemmerer, R ERA: 7.46 (1, 1)	7.0		31	7	2	1	2	1	1	0	0	0	0	33	41	1.29	1.143								
Tex Clevenger, R ERA: 2.17 (8, 1)	2.0	W	7	0	0	0	1	1	0	0	0	0	0	8	12	0.00	0.500								

Batter	1	2	3	4	5	6	7	8	9	AB	R	H	RBI	BB	SO	LOB	BOTTOM								
Eddie Yost, R OBP: 0.416, SLG: 0.340 (1, 5)	0-0 1-3		0-0 5-3		0-0 6-3		0-0 BB		0-3 K	4	0	0	0	1	1	1	Boston Red Sox @ Washington Senators Griffith Stadium, Washington, DC Fri May 31 1957, 7:05 PM EDT Att: 7,759 - Unknown								
Herb Plews, L OBP: 0.342, SLG: 0.382 (1, 4)	0-0 4-3		0-0 1B			0-0 PB 1B		0-0 K	5	1	2	0	0	1	2										
Roy Sievers, R OBP: 0.391, SLG: 0.563 (6, PR)	0-0 1B		0-0 F7			0-0 F8		4-0 FC2-5 E BB	0-0 1B	3	0	1	0	1	0	2									
Pedro Ramos, S OBP: 0.087, SLG: 0.087 (8, 9)						1-2 K		0-0 E1 HBP FC2-5 SF7	0-0 1B	0	0	0	0	0	0	0									
Whitey Herzog, L OBP: 0.333, SLG: 0.225 (9, 8)						0-3 K		1-2 2-H 1B	1	0	1	0	0	0	0										
Jim Lemon, R OBP: 0.365, SLG: 0.503 (1, 9)	0-0 F9			0-0 F7		0-0 K		0-0 E1 HBP FC2-5 SF7	0-0 1B	5	1	1	1	0	1	3									
Lou Berberet, L OBP: 0.388, SLG: 0.407 (1, 2)		0-0 1-3 3B		0-3 K		4-0 IBB		0-0 FC2-5 HBP		3	1	1	0	1	1	2									
Bob Usher, R OBP: 0.321, SLG: 0.400 (8, PH)		0-0 1-3		0-0 5-3		0-0 6-3		1-2 2-3f HBP		3	0	0	1	0	0	2									
Clint Courtney, L OBP: 0.480, SLG: 0.650 (9, 7)		3-H 1-2 2-3 HBP						1-2 2-3 HBP		0	0	0	0	0	0	0									
Pete Runnels, L OBP: 0.330, SLG: 0.260 (1, 3)		0-0 6-3			0-0 6-3		0-0 2B		0-0 SF7	3	0	1	1	0	0	0									
Rocky Bridges, R OBP: 0.300, SLG: 0.250 (1, 6)		0-0 6-3			0-0 SH3-4 1B		0-3 K		0-0 FC5-4 1-2	4	0	1	0	0	1	3									
Russ Kemmerer, R (1, 1)			0-3 K			0-0 SH3-4		0-0 F7		1	0	0	0	0	1	0									
Julio Becquer, L OBP: 0.306, SLG: 0.371 (7, PH)										1	0	0	0	0	0	1									
Tex Clevenger, R OBP: 0.333, SLG: 0.333 (8, 1)										1	0	0	0	0	0	0									
Inning Stats	R: 0 E: 0 K: 0 S: 4	H: 1 LOB: 1 BB: 0 P: 4	R: 1 E: 0 K: 0 S: 4	H: 1 LOB: 0 BB: 0 P: 4	R: 0 E: 0 K: 1 S: 6	H: 1 LOB: 1 BB: 0 P: 6	R: 0 E: 0 K: 1 S: 5	H: 0 LOB: 0 BB: 0 P: 5	R: 0 E: 0 K: 1 S: 4	H: 1 LOB: 1 BB: 0 P: 4	R: 0 E: 0 K: 1 S: 6	H: 1 LOB: 2 BB: 1 P: 10	R: 0 E: 0 K: 2 S: 8	H: 1 LOB: 2 BB: 1 P: 12	R: 1 E: 1 K: 0 S: 4	H: 0 LOB: 2 BB: 1 P: 9	R: 1 E: 1 K: 1 S: 7	H: 2 LOB: 2 BB: 0 P: 7	1B: 6 2B: 1 3B: 1 HR: 0	SF: 1 SAC: 1 DP: 0 HBP: 1	WP: 0 PB: 1 SB: 0 CS: 0	PA: 40			
PITCHER	IP	WLS	BF	H	R	ER	SO	BB	IBB	HBP	BLK	WP	HR	S	P	ERA	WHIP								
Tom Brewer, R ERA: 2.7 (1, 1)	8.2	L	40	8	3	1	6	2	1	1	0	0	0	48	61	1.04	1.154								

AB	34
R	2
H	7
RBI	2
BB	3
SO	3
LOB	16



Batter	1	2	3	4	5	6	7	8	9	AB	R	H	RBI	BB	SO	LOB	TOP								
Jim Piersall, R OBP: 0.335, SLG: 0.331	F9	G5-4-3		1B		1-3			2-3	5	1	1	0	0	0	3									
Gene Mauch, R OBP: 0.377, SLG: 0.427	F3		K	1B		4-3			1B	5	1	2	1	0	1	0									
Ted Williams, L OBP: 0.538, SLG: 0.735	6-3		1B	HR		4-3			1B	3	1	1	0	1	0	1									
Gene Stephens, L OBP: 0.298, SLG: 0.297			HR	1B					1B	0	1	0	0	1	0	0									
Jackie Jensen, R OBP: 0.392, SLG: 0.500		BB	HR	1B		F8			BB	5	3	3	1	0	0	1									
Norm Zauchin, R OBP: 0.556, SLG: 0.857	1B	BB	HR			5-3			1B	3	3	1	3	2	0	1									
Frank Malzone, R OBP: 0.314, SLG: 0.364	BB	BB	HR			F7			BB	5	1	2	3	0	0	0									
Billy Klaus, L OBP: 0.340, SLG: 0.277	1B	BB	G3			F8			BB	3	0	1	1	1	0	0									
Sammy White, R OBP: 0.276, SLG: 0.237	BB		P4			P6			BB	5	0	1	2	0	0	3									
Willard Nixon, L OBP: 0.222, SLG: 0.125	F5		2-3			1-3			BB	3	0	0	0	1	0	3									
Inning Stats	R: 0 E: 0 K: 0 S: 3	H: 0 LOB: 0 BB: 0 P: 3	R: 3 E: 0 K: 0 S: 5	H: 3 LOB: 1 BB: 2 P: 13	R: 3 E: 0 K: 1 S: 8	H: 3 LOB: 0 BB: 0 P: 8	R: 1 E: 0 K: 0 S: 5	H: 2 LOB: 1 BB: 0 P: 5	R: 0 E: 0 K: 0 S: 3	H: 0 LOB: 0 BB: 0 P: 3	R: 0 E: 0 K: 0 S: 3	H: 0 LOB: 1 BB: 1 P: 7	R: 0 E: 0 K: 0 S: 3	H: 0 LOB: 1 BB: 1 P: 7	R: 0 E: 1 K: 0 S: 4	H: 1 LOB: 1 BB: 0 P: 4	R: 4 E: 0 K: 0 S: 6	H: 3 LOB: 1 BB: 2 P: 14	1B: 11 2B: 0 3B: 0 HR: 1	SF: 1 SAC: 0 DP: 2 HBP: 0	WP: 0 PB: 0 SB: 1 CS: 0	PA: 44			
PITCHER	IP	WLS	BF	H	R	ER	SO	BB	IBB	HBP	BLK	WP	HR	S	P	ERA	WHIP								
Chuck Stobbs, L ERA: 7.99	1.0	L	7	2	3	3	0	2	0	0	0	0	0	5	13	27.00	4.000								
Evelio Hernandez, R ERA: 4.08	4.0		17	6	4	4	1	0	0	0	0	0	1	19	19	9.00	1.500								
Dick Hyde, R ERA: 6.44	3.0		12	1	0	0	0	2	0	0	0	0	0	10	18	0.00	1.000								
Ted Abernathy, R ERA: 7.61	1.0		8	3	4	4	0	2	0	0	0	0	0	6	14	36.00	5.000								

Boston Red Sox @ Washington Senators
Griffith Stadium, Washington, DC
Sat Jun 01 1957, 3:33 AM EDT
Att: 5,993 - Unknown

AB	37
R	11
H	12
RBI	11
BB	6
SO	1
LOB	12



Batter	1	2	3	4	5	6	7	8	9	AB	R	H	RBI	BB	SO	LOB	BOTTOM								
Eddie Yost, R OBP: 0.413, SLG: 0.337	K		5-3			F2				4	0	1	0	0	1	0									
Herb Plews, L OBP: 0.333, SLG: 0.372	F7		G3			4-3			1B	4	0	0	0	0	0	2									
Roy Sievers, R OBP: 0.388, SLG: 0.556	1B		K			P6			P5	4	0	1	0	0	1	0									
Jim Lemon, R OBP: 0.363, SLG: 0.497	F8		6-3			F8			1B	4	1	1	0	0	0	1									
Lou Berberet, L OBP: 0.393, SLG: 0.411			F2			4-3			1B	4	0	2	0	0	0	0									
Bob Usher, R OBP: 0.296, SLG: 0.370	F9		1-3			4-3			P4	4	0	0	0	0	0	3									
Pete Runnels, L OBP: 0.333, SLG: 0.267	F8		1B			F9			1B	4	0	2	1	0	0	1									
Rocky Bridges, R OBP: 0.273, SLG: 0.225	4-3		F8			1-3			F9	4	0	0	0	0	0	4									
Chuck Stobbs, L OBP: 0.286, SLG: 0.292			K			G3			1B	0	0	0	0	0	0	0									
Evelio Hernandez, R OBP: 0.335, SLG: 0.222										1	0	0	0	0	1	0									
Whitey Herzog, L OBP: 0.287, SLG: 0.222										1	0	0	0	0	0	0									
Dick Hyde, R OBP: 0.299, SLG: 0.467										1	0	1	0	0	0	0									
Clint Courtney, L OBP: 0.209, SLG: 0.154										0	0	0	0	0	0	0									
Ted Abernathy, R OBP: 0.207, SLG: 0.154										0	0	0	0	0	0	0									
Inning Stats	R: 0 E: 0 K: 1 S: 6	H: 1 LOB: 1 BB: 0 P: 6	R: 0 E: 0 K: 0 S: 4	H: 1 LOB: 1 BB: 0 P: 4	R: 0 E: 0 K: 1 S: 5	H: 0 LOB: 0 BB: 0 P: 5	R: 0 E: 0 K: 1 S: 5	H: 0 LOB: 0 BB: 0 P: 5	R: 0 E: 0 K: 1 S: 4	H: 1 LOB: 1 BB: 0 P: 4	R: 0 E: 0 K: 0 S: 3	H: 0 LOB: 0 BB: 0 P: 3	R: 0 E: 0 K: 0 S: 3	H: 0 LOB: 0 BB: 0 P: 3	R: 0 E: 0 K: 0 S: 5	H: 2 LOB: 2 BB: 0 P: 5	R: 1 E: 0 K: 0 S: 6	H: 3 LOB: 2 BB: 0 P: 6	1B: 8 2B: 0 3B: 0 HR: 0	SF: 0 SAC: 0 DP: 0 HBP: 0	WP: 0 PB: 0 SB: 0 CS: 0	PA: 35			
PITCHER	IP	WLS	BF	H	R	ER	SO	BB	IBB	HBP	BLK	WP	HR	S	P	ERA	WHIP								
Willard Nixon, R ERA: 4.09	9.0	W	35	8	1	1	3	0	0	0	0	0	0	41	41	1.00	0.889								

Boston Red Sox @ Washington Senators
Griffith Stadium, Washington, DC
Sat Jun 01 1957, 3:33 AM EDT
Att: 5,993 - Unknown

AB	35
R	1
H	8
RBI	1
BB	0
SO	3
LOB	12




Batter	1	2	3	4	5	6	7	8	9	AB	R	H	RBI	BB	SO	LOB	TOP			
Jim Piersall, R OBP: 0.343, SLG: 0.335 (1, 8)										4	2	2	0	1	0	2	Boston Red Sox @ Washington Senators Griffith Stadium, Washington, DC Sun Jun 02 1957, 3:33 AM EDT Att: 8,292 - Unknown			
Gene Mauch, R OBP: 0.376, SLG: 0.442 (1, 4)										5	1	2	1	0	0	1				
Ted Williams, L OBP: 0.338, SLG: 0.748 Gene Stephens, L OBP: 0.298, SLG: 0.297 (1, 7) (8, 7)										3	1	1	3	1	0	1				
Mickey Vernon, L OBP: 0.342, SLG: 0.348 Norm Zauchin, R OBP: 0.556, SLG: 0.857 (1, 3) (8, 3)										4	0	0	0	0	1	2				
Jackie Jensen, R OBP: 0.389, SLG: 0.513 (1, 9)										4	1	1	1	0	0	1				
Frank Malzone, R OBP: 0.312, SLG: 0.361 (1, 5)										4	0	1	0	0	0	0				
Billy Klaus, L OBP: 0.344, SLG: 0.291 (1, 6)										4	0	2	0	0	0	0				
Sammy White, R OBP: 0.275, SLG: 0.237 (1, 2)										4	0	1	0	0	0	3				
George Susce, R OBP: 0.273, SLG: 0.200 Ike Delock, R (7, 1)										2	0	0	0	1	1	1				
										1	0	0	0	0	1	0				
Inning Stats	R: 1 E: 0 K: 0 S: 4	H: 1 LOB: 1 BB: 1 P: 8	R: 0 E: 0 K: 0 S: 4	H: 1 LOB: 2 BB: 1 P: 8	R: 0 E: 0 K: 0 S: 3	H: 0 LOB: 0 BB: 0 P: 3	R: 0 E: 0 K: 0 S: 3	H: 0 LOB: 0 BB: 0 P: 3	R: 0 E: 0 K: 0 S: 2	H: 0 LOB: 0 BB: 1 P: 6	R: 1 E: 0 K: 1 S: 7	H: 2 LOB: 1 BB: 0 P: 7	R: 3 E: 0 K: 1 S: 10	H: 5 LOB: 2 BB: 0 P: 10	R: 0 E: 0 K: 1 S: 5	H: 1 LOB: 0 BB: 0 P: 5	1B: 6 2B: 2 3B: 1 HR: 2	SF: 0 SAC: 0 DP: 2 HBP: 0	WP: 0 PB: 0 SB: 1 CS: 0	PA: 38
PITCHER	IP WLS BF H R ER SO BB IBB HBP BLK WP HR S P ERA WHIP																			
Pedro Ramos, R ERA: 3.8 (1, 1)	7.0 L 30 7 5 5 1 3 0 0 0 0 0 2 29 41 6.43 1.429																			
Bud Byerly, R ERA: 2.01 (8, 1)	1.0 5 2 0 0 1 0 0 0 0 0 0 0 7 7 0.00 2.000																			
Dick Hyde, R ERA: 6.23 (9, 1)	1.0 3 1 0 0 1 0 0 0 0 0 0 0 5 5 0.00 1.000																			

Batter	1	2	3	4	5	6	7	8	9	AB	R	H	RBI	BB	SO	LOB	BOTTOM					
Eddie Yost, R OBP: 0.413, SLG: 0.341 (1, 5)										4	0	1	0	1	0	1	Boston Red Sox @ Washington Senators Griffith Stadium, Washington, DC Sun Jun 02 1957, 3:33 AM EDT Att: 8,292 - Unknown					
Herb Plews, L OBP: 0.335, SLG: 0.379 (1, 4)										5	1	2	0	0	0	0						
Roy Sievers, R OBP: 0.393, SLG: 0.563 (1, 7)										5	1	3	1	0	0	1						
Jim Lemon, R OBP: 0.369, SLG: 0.497 (1, 9)										4	0	2	1	1	0	3						
Lou Berberet, L OBP: 0.384, SLG: 0.394 (1, 2)										4	0	0	0	1	2	5						
Pete Runnels, L OBP: 0.337, SLG: 0.273 (1, 3)										4	1	2	0	0	0	4						
Bob Usher, R OBP: 0.300, SLG: 0.368 Julio Becquer, L OBP: 0.297, SLG: 0.361 Mitt Bolling, R OBP: 0.138, SLG: 0.185 (1, 8) (8, PH) (9, 6)										3	0	1	0	0	0	2						
Rocky Bridges, R OBP: 0.277, SLG: 0.214 Clint Courtney, L OBP: 0.491, SLG: 0.636 Dick Hyde, R (1, 6) (8, PH) (9, 1)										2	0	0	0	1	0	1						
Pedro Ramos, S OBP: 0.115, SLG: 0.115 Bud Byerly, R (8, 1)										3	0	1	0	0	2	3						
Whitey Herzog, L OBP: 0.326, SLG: 0.219 (8, PH) (9, 8)										0	0	0	0	0	0	0						
										1	0	0	0	0	1	0						
Inning Stats	R: 0 E: 0 K: 0 S: 3	H: 0 LOB: 0 BB: 0 P: 3	R: 0 E: 0 K: 1 S: 7	H: 2 LOB: 3 BB: 1 P: 11	R: 0 E: 0 K: 0 S: 3	H: 1 LOB: 3 BB: 3 P: 15	R: 0 E: 0 K: 0 S: 4	H: 1 LOB: 1 BB: 0 P: 4	R: 0 E: 0 K: 0 S: 4	H: 1 LOB: 1 BB: 0 P: 4	R: 1 E: 0 K: 1 S: 6	H: 2 LOB: 0 BB: 0 P: 6	R: 2 E: 0 K: 1 S: 8	H: 4 LOB: 1 BB: 0 P: 8	R: 0 E: 0 K: 2 S: 7	H: 0 LOB: 0 BB: 0 P: 7	R: 0 E: 1 K: 1 S: 7	H: 1 LOB: 2 BB: 0 P: 7	1B: 9 2B: 3 3B: 0 HR: 0	SF: 0 SAC: 0 DP: 1 HBP: 0	WP: 0 PB: 0 SB: 0 CS: 1	PA: 41
PITCHER	IP WLS BF H R ER SO BB IBB HBP BLK WP HR S P ERA WHIP																					
George Susce, R ERA: 2.37 Ike Delock, R ERA: 3.79 (1, 1) (7, 1)	6.0 W 28 8 2 2 2 4 0 0 0 0 0 0 28 21 3.00 1.333																					

AB 35
R 5
H 10
RBI 5
BB 3
SO 3
LOB 11



AB 37
R 3
H 12
RBI 2
BB 4
SO 6
LOB 20




Batter	1	2	3	4	5	6	7	8	9	10	AB	R	H	RBI	BB	SO	LOB						
Jim Piersall, R OBP: 0.335, SLG: 0.327 (1,8)	5-3		F7			F9			5-3		4	0	0	0	0	0	1						
Gene Mauch, R OBP: 0.367, SLG: 0.429 (1,4)	P6			K			F7		F9		4	0	0	0	0	1	0						
Ted Williams, L OBP: 0.525, SLG: 0.727 (1,7)	F7			4-3			F8			F9	4	0	0	0	0	0	0						
Jackie Jensen, R OBP: 0.380, SLG: 0.500 (1,9)		F8			1-3			6-3		1-3	4	0	0	0	0	0	0						
Norm Zaichin, R OBP: 0.432, SLG: 0.636 (1,3)		F8				F3				K	4	0	1	0	0	1	0						
Frank Matzone, R OBP: 0.307, SLG: 0.355 (1,5)		F7				K		1B		P4	3	0	0	0	0	1	1						
Billy Klaus, L OBP: 0.343, SLG: 0.299 (1,6)						3-1			F2		3	0	1	0	0	0	1						
Sammy White, R OBP: 0.289, SLG: 0.231 (1,2)					6-3		K			P4	3	0	0	0	0	1	2						
Dean Stone, L Ike Delock, R (8,1)				K			K			K	2	0	0	0	0	2	1						
											1	0	0	0	0	1	0						
Inning Stats	R: 0 E: 0 K: 0 S: 3	H: 0 LOB: 0 BB: 0 P: 3	R: 0 E: 0 K: 0 S: 3	H: 0 LOB: 0 BB: 0 P: 3	R: 0 E: 0 K: 1 S: 6	H: 1 LOB: 1 BB: 0 P: 6	R: 0 E: 0 K: 1 S: 5	H: 0 LOB: 0 BB: 0 P: 5	R: 0 E: 0 K: 1 S: 5	H: 0 LOB: 0 BB: 0 P: 5	R: 0 E: 0 K: 2 S: 7	H: 0 LOB: 0 BB: 0 P: 7	R: 0 E: 0 K: 0 S: 3	H: 0 LOB: 0 BB: 0 P: 3	R: 0 E: 0 K: 0 S: 4	H: 1 LOB: 1 BB: 0 P: 4	R: 0 E: 0 K: 1 S: 5	H: 0 LOB: 0 BB: 0 P: 5	R: 0 E: 0 K: 1 S: 5	H: 0 LOB: 0 BB: 0 P: 5	1B: 1 2B: 1 3B: 0 HR: 0	SF: 0 SAC: 0 DP: 0 HBP: 0	WP: 0 PA: 32
PITCHER Billy Pierce, L ERA: 1.97 (1,1)	IP: 10.0 W: 10 L: 0 BF: 32 H: 2 R: 0 ER: 0 SO: 7 BB: 0 IBB: 0 HBP: 0 BLK: 0 WP: 0 HR: 0 S: 46 P: 46 ERA: 0.00 WHIP: 0.200																						

TOP

Boston Red Sox @ Chicago White Sox
Comiskey Park, Chicago, IL
Tue Jun 04 1957, 8:05 PM EDT
Att: 38,490 - Unknown

livebaseballscorecards.com

AB 32
R 0
H 2
RBI 0
BB 0
SO 7
LOB 6




Batter	1	2	3	4	5	6	7	8	9	10	AB	R	H	RBI	BB	SO	LOB				
Luis Aparicio, R OBP: 0.258, SLG: 0.246 Ron Northey, L (10, PH) Sammy Esposito, R (10, PR) OBP: 0.071, SLG: 0.071 (1,6)	P4		2B			5-3		FC1-5		1B	4	0	1	0	0	0	2				
Nellie Fox, L OBP: 0.429, SLG: 0.509 (1,4)	F7		4-1			F8		G3		1B	5	0	1	1	0	0	3				
Minnie Minoso, R OBP: 0.355, SLG: 0.391 (1,7)	4-3		6-3			K		F8		1B	4	0	0	0	0	1	3				
Sherm Lollar, R OBP: 0.279, SLG: 0.374 (1,2)		5-3				F7		K2-3		F7	4	0	0	0	0	1	0				
Dave Philley, S OBP: 0.356, SLG: 0.359 (1,9)		1B				4-3		FC6-4		4-3	3	0	1	0	1	0	0				
Walt Dropo, R OBP: 0.275, SLG: 0.537 (1,3)		F9				K		F9		5-3	4	0	0	0	0	1	2				
Jim Landis, R OBP: 0.352, SLG: 0.305 (1,8)		1B				F9		FC6-4		SH1-4	3	1	1	0	1	0	1				
Bubba Phillips, R OBP: 0.345, SLG: 0.408 (1,5)		F7				F7		FC1-5		1B	4	0	2	0	0	0	2				
Billy Pierce, L OBP: 0.208, SLG: 0.235 (1,1)				K		5-3		SH		SH1-4	2	0	0	0	0	1	0				
Inning Stats	R: 0 E: 0 K: 0 S: 3	H: 1 LOB: 2 BB: 1 P: 8	R: 0 E: 0 K: 1 S: 4	H: 1 LOB: 1 BB: 0 P: 6	R: 0 E: 0 K: 1 S: 6	H: 1 LOB: 1 BB: 0 P: 6	R: 0 E: 0 K: 0 S: 3	H: 0 LOB: 0 BB: 0 P: 3	R: 0 E: 0 K: 1 S: 5	H: 0 LOB: 0 BB: 0 P: 5	R: 0 E: 0 K: 1 S: 6	H: 1 LOB: 1 BB: 0 P: 6	R: 0 E: 0 K: 0 S: 3	H: 0 LOB: 0 BB: 0 P: 3	R: 0 E: 0 K: 0 S: 3	H: 1 LOB: 2 BB: 2 P: 11	1B: 5 2B: 1 3B: 0 HR: 0	SF: 0 SAC: 2 DP: 0 HBP: 0	WP: 0 PA: 38		
PITCHER Dean Stone, L ERA: 4.37 Ike Delock, R ERA: 3.79 (8,1)	IP: 7.0 W: 2 L: 1 BF: 25 H: 3 R: 0 ER: 0 SO: 4 BB: 1 IBB: 0 HBP: 0 BLK: 0 WP: 0 HR: 0 S: 32 P: 36 ERA: 0.00 WHIP: 0.571																				

BOTTOM

Boston Red Sox @ Chicago White Sox
Comiskey Park, Chicago, IL
Tue Jun 04 1957, 8:05 PM EDT
Att: 38,490 - Unknown

livebaseballscorecards.com

AB 33
R 1
H 6
RBI 1
BB 3
SO 4
LOB 13



Batter	1	2	3	4	5	6	7	8	9	AB	R	H	RBI	BB	SO	LOB	TOP				
Jim Piersall, R OBP: 0.337, SLG: 0.329										5	1	2	0	0	0	3					
Gene Mauch, R OBP: 0.360, SLG: 0.419										3	0	0	0	0	0	2					
Ted Williams, L OBP: 0.530, SLG: 0.732										3	1	2	0	1	0	0					
Mickey Vernon, L OBP: 0.350, SLG: 0.371										4	0	2	2	0	0	2					
Jackie Jensen, R OBP: 0.372, SLG: 0.488										4	0	0	0	0	2	5					
Frank Malzone, R OBP: 0.301, SLG: 0.348										4	0	0	0	0	0	3					
Billy Klaus, L OBP: 0.347, SLG: 0.300										3	0	1	0	1	0	0					
Sammy White, R OBP: 0.270, SLG: 0.234										3	0	1	0	0	0	1					
Billy Conzolo, R OBP: 0.340, SLG: 0.386										0	0	0	0	0	0	0					
Tom Brewer, R OBP: 0.171, SLG: 0.171										1	0	0	0	0	1	1					
Billy Goodman, L OBP: 0.198, SLG: 0.143										1	0	0	0	0	0	0					
Bob Chakales, R OBP: 0.300, SLG: 0.500										0	0	0	0	0	0	0					
Gene Stephens, L OBP: 0.294, SLG: 0.293										1	0	0	0	0	0	1					
Inning Stats	R: 1 E: 1 K: 1 S: 8	H: 2 LOB: 2 BB: 0 P: 8	R: 0 E: 0 K: 1 S: 7	H: 2 LOB: 2 BB: 0 P: 7	R: 1 E: 0 K: 0 S: 4	H: 2 LOB: 1 BB: 1 P: 4	R: 0 E: 0 K: 0 S: 3	H: 0 LOB: 1 BB: 0 P: 7	R: 0 E: 0 K: 0 S: 4	H: 1 LOB: 1 BB: 0 P: 4	R: 0 E: 0 K: 0 S: 3	H: 0 LOB: 0 BB: 0 P: 3	R: 0 E: 0 K: 0 S: 3	H: 0 LOB: 0 BB: 0 P: 3	R: 0 E: 0 K: 1 S: 5	H: 0 LOB: 1 BB: 1 P: 9	R: 0 E: 0 K: 0 S: 4	H: 1 LOB: 1 BB: 0 P: 4	1B: 6 2B: 3 3B: 0 HR: 0	SF: 0 SAC: 3 DP: 2 HBP: 0	WP: 0 PA: 37 PB: 0 SB: 0 CS: 0
PITCHER Dick Donovan, R ERA: 2.67	IP: 9.0 WLS: W BF: 37 H: 8 R: 2 ER: 2 SO: 3 BB: 2 IBB: 0 HBP: 0 BLK: 1 WP: 0 HR: 0 S: 41 P: 49 ERA: 2.00 WHIP: 1.111															PITCHER					

Boston Red Sox @ Chicago White Sox
Comiskey Park, Chicago, IL
Wed Jun 05 1957, 4:33 AM EDT
Att: 7,173 - Unknown

AB 32
R 2
H 8
RBI 2
BB 2
SO 3
LOB 18



Batter	1	2	3	4	5	6	7	8	9	AB	R	H	RBI	BB	SO	LOB	BOTTOM		
Luis Aparicio, R OBP: 0.262, SLG: 0.250										5	2	2	0	0	1	1			
Nellie Fox, L OBP: 0.433, SLG: 0.515										4	1	2	0	1	0	2			
Minnie Minoso, R OBP: 0.356, SLG: 0.388										4	1	1	1	1	0	3			
Sherm Lollar, R OBP: 0.289, SLG: 0.378										4	1	2	1	1	0	1			
Dave Philley, S OBP: 0.388, SLG: 0.386										5	1	2	1	0	1	4			
Jim Rivera, L OBP: 0.316, SLG: 0.343										2	0	0	0	2	0	3			
Walt Dropo, R OBP: 0.271, SLG: 0.529										1	0	0	0	0	0	2			
Jim Landis, R OBP: 0.356, SLG: 0.306										3	0	1	1	1	1	1			
Bubba Phillips, R OBP: 0.351, SLG: 0.406										3	0	1	1	1	0	3			
Dick Donovan, L OBP: 0.174, SLG: 0.174										4	0	0	0	0	1	4			
Inning Stats	R: 1 E: 0 K: 1 S: 7	H: 2 LOB: 2 BB: 1 P: 11	R: 0 E: 1 K: 1 S: 6	H: 0 LOB: 1 BB: 0 P: 6	R: 0 E: 0 K: 0 S: 3	H: 0 LOB: 1 BB: 1 P: 7	R: 0 E: 0 K: 1 S: 4	H: 0 LOB: 2 BB: 2 P: 12	R: 2 E: 1 K: 0 S: 5	H: 1 LOB: 3 BB: 3 P: 17	R: 0 E: 0 K: 1 S: 6	H: 1 LOB: 0 BB: 0 P: 6	R: 1 E: 0 K: 0 S: 6	H: 3 LOB: 2 BB: 0 P: 6	R: 2 E: 0 K: 0 S: 6	H: 4 LOB: 1 BB: 0 P: 6	1B: 9 2B: 3 3B: 0 HR: 0	SF: 0 SAC: 0 DP: 2 HBP: 0	WP: 0 PA: 42 PB: 0 SB: 1 CS: 1
PITCHER Tom Brewer, R ERA: 2.61 Bob Chakales, R ERA: 7.35	IP: 6.0 WLS: L BF: 30 H: 4 R: 3 ER: 1 SO: 4 BB: 6 IBB: 1 HBP: 0 BLK: 0 WP: 0 HR: 0 S: 31 P: 59 ERA: 1.50 WHIP: 1.667															PITCHER			

Boston Red Sox @ Chicago White Sox
Comiskey Park, Chicago, IL
Wed Jun 05 1957, 4:33 AM EDT
Att: 7,173 - Unknown

AB 35
R 6
H 11
RBI 5
BB 7
SO 4
LOB 24



Batter	1	2	3	4	5	6	7	8	9	AB	R	H	RBI	BB	SO	LOB	TOP			
Jim Piersall, R (1, 8) OBP: 0.338, SLG: 0.333	0-3 K		0-0 2B	4-0 BB		0-0 1-3		0-0 6-3		4	1	1	0	1	1	0				
Gene Mauch, R (1, 4) OBP: 0.351, SLG: 0.407	0-0 P4		0-0 F8	0-0 F7		0-0 P4				4	0	0	0	0	0	4				
Ted Williams, L (1, 7) OBP: 0.524, SLG: 0.717	0-3 K		4-0 2B IBB		0-0 F8		0-0 F8			3	0	0	0	1	1	0				
Mickey Vernon, L (1, 3) OBP: 0.357, SLG: 0.432		0-0 HR	0-0 2B		0-0 F7			0-0 F7		4	1	2	2	0	0	0				
Jackie Jensen, R (1, 9) OBP: 0.364, SLG: 0.476	0-0 P5		0-3 K		0-0 P4			0-0 F8		4	0	0	0	0	1	2				
Billy Klaus, L (1, 6) OBP: 0.345, SLG: 0.299	0-0 F8			0-0 6-3		0-0 4-3				4	0	1	0	0	0	0				
Frank Malzone, R (1, 5) OBP: 0.310, SLG: 0.356				0-0 BB E 1B				0-0 P5		4	0	3	0	0	0	1				
Sammy White, R (1, 2) OBP: 0.264, SLG: 0.228	0-0 P5			0-0 F7		0-0 F8			0-0 F7	3	0	0	0	0	0	3				
Billy Goodman, L (9, PH) OBP: 0.176, SLG: 0.133										1	0	0	0	0	0	0				
Dave Sisler, R (1, 1) OBP: 0.185, SLG: 0.120			0-3 K	0-0 E5 BB		0-3 K			0-0 F2	3	0	0	0	0	2	2				
Dick Gemert, R (9, PH) OBP: 0.364, SLG: 0.455										1	0	0	0	0	0	0				
Inning Stats	R: 0 E: 0 K: 2 S: 7	H: 0 LOB: 0 BB: 0 P: 7	R: 1 E: 0 K: 0 S: 5	H: 2 LOB: 1 BB: 0 P: 5	R: 1 E: 0 K: 2 S: 9	H: 2 LOB: 2 BB: 1 P: 13	R: 0 E: 1 K: 0 S: 5	H: 1 LOB: 3 BB: 1 P: 9	R: 0 E: 0 K: 1 S: 6	H: 1 LOB: 1 BB: 0 P: 6	R: 0 E: 0 K: 0 S: 3	H: 0 LOB: 0 BB: 0 P: 3	R: 0 E: 0 K: 0 S: 4	H: 1 LOB: 1 BB: 0 P: 4	R: 0 E: 0 K: 0 S: 3	H: 0 LOB: 0 BB: 0 P: 3	1B: 4 2B: 2 3B: 0 HR: 1	SF: 0 SAC: 0 DP: 0 HBP: 0	WP: 0 PB: 0 SB: 0 CS: 0	PA: 37
PITCHER Jim Wilson, R (1, 1) ERA: 2.54	IP: 9.0 WLS: W BF: 37 H: 7 R: 2 ER: 2 SO: 5 BB: 1 IBB: 1 HBP: 0 BLK: 0 WP: 0 HR: 1 S: 45 P: 53 ERA: 2.00 WHIP: 0.889															PITCHER				

Boston Red Sox @ Chicago White Sox
Comiskey Park, Chicago, IL
Thu Jun 06 1957, 4:33 AM EDT
Att: 7,597 - Unknown

AB 35
R 2
H 7
RBI 2
BB 2
SO 5
LOB 12



Batter	1	2	3	4	5	6	7	8	9	AB	R	H	RBI	BB	SO	LOB	BOTTOM			
Luis Aparicio, R (1, 6) OBP: 0.266, SLG: 0.250	4-0 5-3 BB		0-0 FC6-4 1B		0-0 F8		0-0 HR 1B			0	0	0	0	1	0	0				
Sammy Esposito, R (1, PR) OBP: 0.176, SLG: 0.176			0-0 FC6-4 1B		0-0 1B		0-0 6-3			4	0	2	1	0	0	2				
Nellie Fox, L (1, 4) OBP: 0.435, SLG: 0.515	0-0 5-3		0-0 FC6-4 1B		0-0 1B		0-0 6-3			4	1	1	2	0	0	4				
Minnie Minoso, R (1, 7) OBP: 0.354, SLG: 0.402	0-0 6-3		0-0 FC6-4 S		0-0 P4		0-0 HR			4	0	1	0	0	2	3				
Earl Battey, R (1, 2) OBP: 0.267, SLG: 0.296	0-3 K		0-0 P4		0-0 1B		0-3 K			4	0	1	0	0	2	3				
Dave Philley, S (1, 9) OBP: 0.396, SLG: 0.396		0-0 CS 1B		0-0 FC1-5 BB 1B		0-0 6-3		0-0 4-3		4	0	2	0	0	0	2				
Walt Dropo, R (9, 3) OBP: 0.271, SLG: 0.529					0-0 6-3		0-0 4-3			0	0	0	0	0	0	0				
Jim Rivera, L (1, 3) OBP: 0.322, SLG: 0.343	0-3 K		0-0 K		4-0 FC1-5 BB 1B		0-0 F8 S 1B		0-0 5-3	3	0	1	0	1	1					
Jim Landis, R (1, 8) OBP: 0.346, SLG: 0.296	0-3 K		0-0 K		0-0 FC1-5		0-3 K		0-3 K	4	0	0	0	0	3	4				
Bubba Phillips, R (1, 5) OBP: 0.356, SLG: 0.404			0-0 1B 1B		0-0 F7		0-0 F8		4-0 BB	3	1	1	0	1	0	3				
Jim Wilson, R (1, 1) OBP: 0.120, SLG: 0.043			0-0 F7		0-0 1-3		0-0 L6		0-0 P6	4	0	0	0	0	0	5				
Inning Stats	R: 0 E: 0 K: 1 S: 5	H: 0 LOB: 1 BB: 1 P: 9	R: 0 E: 0 K: 2 S: 7	H: 1 LOB: 1 BB: 0 P: 7	R: 1 E: 0 K: 0 S: 6	H: 3 LOB: 2 BB: 0 P: 6	R: 0 E: 0 K: 0 S: 4	H: 1 LOB: 2 BB: 1 P: 8	R: 0 E: 0 K: 1 S: 5	H: 2 LOB: 0 BB: 0 P: 5	R: 0 E: 0 K: 1 S: 6	H: 1 LOB: 1 BB: 0 P: 6	R: 2 E: 0 K: 1 S: 7	H: 2 LOB: 0 BB: 0 P: 7	R: 0 E: 0 K: 1 S: 5	H: 0 LOB: 1 BB: 1 P: 9	1B: 9 2B: 1 3B: 0 HR: 1	SF: 0 SAC: 0 DP: 1 HBP: 0	WP: 0 PB: 0 SB: 2 CS: 1	PA: 36
PITCHER Dave Sisler, R (1, 1) ERA: 4.45	IP: 8.0 WLS: L BF: 36 H: 10 R: 3 ER: 3 SO: 6 BB: 3 IBB: 0 HBP: 0 BLK: 0 WP: 0 HR: 1 S: 45 P: 57 ERA: 3.38 WHIP: 1.625															PITCHER				

Boston Red Sox @ Chicago White Sox
Comiskey Park, Chicago, IL
Thu Jun 06 1957, 4:33 AM EDT
Att: 7,597 - Unknown

AB 33
R 3
H 10
RBI 3
BB 3
SO 6
LOB 24



Batter	1	2	3	4	5	6	7	8	9	AB	R	H	RBI	BB	SO	LOB	TOP					
Jim Piersall, R OBP: 0.340, SLG: 0.369			6-3	K	F8		L6			5	0	1	0	0	1	3	Boston Red Sox @ Kansas City Athletics Municipal Stadium, Kansas City, MO Mon Jun 10 1957, 4:33 AM EDT Att: 5,301 - Unknown					
Billy Klaus, L OBP: 0.363, SLG: 0.344			HR	2B	2B	F8		BB		5	2	3	1	0	0	1						
Ted Williams, L OBP: 0.513, SLG: 0.703 Gene Stephens, L OBP: 0.291, SLG: 0.289			L9	2B	1B	3-1		F7		4	2	0	0	1	0	3						
Dick Gemert, R OBP: 0.380, SLG: 0.542			HR	1B	2B	WP		BB		3	3	3	6	1	0	0						
Jackie Jensen, R OBP: 0.364, SLG: 0.453			F8	HR	2B	HBP		BB		3	0	1	2	2	0	2						
Frank Malzone, R OBP: 0.324, SLG: 0.365				1B	1B	F9		F7		5	1	1	0	0	0	4						
Ted Lepcio, R OBP: 0.351, SLG: 0.403				K				6-3		5	1	1	1	0	1	1						
Pete Daley, R OBP: 0.295, SLG: 0.289				1B	2B	P6		P4		5	1	1	0	0	0	1						
Willard Nixon, L OBP: 0.261, SLG: 0.238			K	2B	1B	K				4	1	2	1	0	2	0						
Inning Stats	R: 2 E: 0 K: 0 S: 5	H: 2 LOB: 1 BB: 1 P: 9	R: 0 E: 1 K: 1 S: 5	H: 0 LOB: 0 BB: 0 P: 5	R: 2 E: 0 K: 0 S: 5	H: 2 LOB: 0 BB: 0 P: 5	R: 7 E: 0 K: 2 S: 14	H: 7 LOB: 1 BB: 1 P: 18	R: 0 E: 0 K: 1 S: 5	H: 0 LOB: 0 BB: 0 P: 5	R: 0 E: 0 K: 0 S: 3	H: 0 LOB: 2 BB: 1 P: 8	R: 0 E: 0 K: 0 S: 4	H: 1 LOB: 0 BB: 0 P: 4	R: 0 E: 0 K: 0 S: 3	H: 1 LOB: 1 BB: 1 P: 7	R: 0 E: 0 K: 0 S: 3	H: 0 LOB: 0 BB: 0 P: 3	1B: 6 2B: 5 3B: 0 HR: 2	SF: 0 SAC: 0 DP: 2 HBP: 1	WP: 2 PB: 0 SB: 0 CS: 0	PA: 44
PITCHER	IP	WLS	BF	H	R	ER	SO	BB	IBB	HBP	BLK	WP	HR	S	P	ERA	WHIP					
Alex Kellner, L ERA: 4.13	3.0	L	18	8	8	8	1	1	0	0	0	1	2	19	23	24.00	3.000					
Ryne Duren, R ERA: 5.53	4.0		19	4	3	3	3	1	1	1	0	1	0	22	31	6.75	1.250					
Gene Host, L ERA: 5.4	2.0		7	1	0	0	0	1	0	0	0	0	0	6	10	0.00	1.000					



Batter	1	2	3	4	5	6	7	8	9	AB	R	H	RBI	BB	SO	LOB	BOTTOM				
Joe Demaestri, R OBP: 0.364, SLG: 0.405 Billy Hunter, R OBP: 0.217, SLG: 0.299			6-3		P4		F9		BB	2	0	0	0	0	1	0	Boston Red Sox @ Kansas City Athletics Municipal Stadium, Kansas City, MO Mon Jun 10 1957, 4:33 AM EDT Att: 5,301 - Unknown				
Bob Cerv, R OBP: 0.361, SLG: 0.573			6-3				L1		BB	4	1	1	0	1	0	3					
Gus Zernial, R OBP: 0.320, SLG: 0.547			F9		F8			2B		4	2	2	0	0	0	1					
Harry Simpson, L OBP: 0.360, SLG: 0.525				3-1		F8		F7		4	0	1	1	0	0	1					
Lou Skizas, R OBP: 0.318, SLG: 0.511			6-3		F7			2B		4	0	2	2	0	0	0					
Hal Smith, R OBP: 0.305, SLG: 0.517				HR		FC5-4		F8		4	1	2	1	0	0	3					
Hector Lopez, R OBP: 0.315, SLG: 0.398				FC4-3		FC5-4		F9		3	0	0	0	1	0	2					
Alex Kellner, R OBP: 0.333, SLG: 0.588 Ryne Duren, R OBP: 0.071, SLG: 0.071 Vic Power, R OBP: 0.338, SLG: 0.449 Gene Host, S OBP: 0.311, SLG: 0.256 Irv Noren, L OBP: 0.311, SLG: 0.256 Mitt Graff, L OBP: 0.246, SLG: 0.233			G1-6-3		FC4-3		6-3		WP	1	0	0	0	0	0	1					
Mitt Graff, L OBP: 0.246, SLG: 0.233					3-1			4-3		4	0	1	0	0	0	1					
Inning Stats	R: 2 E: 0 K: 1 S: 7	H: 3 LOB: 1 BB: 1 P: 11	R: 0 E: 1 K: 0 S: 3	H: 0 LOB: 0 BB: 0 P: 3	R: 0 E: 0 K: 0 S: 3	H: 0 LOB: 0 BB: 0 P: 3	R: 1 E: 0 K: 0 S: 4	H: 1 LOB: 1 BB: 1 P: 8	R: 0 E: 0 K: 0 S: 4	H: 1 LOB: 1 BB: 0 P: 4	R: 0 E: 0 K: 0 S: 4	H: 1 LOB: 1 BB: 0 P: 4	R: 0 E: 0 K: 0 S: 5	H: 2 LOB: 1 BB: 0 P: 5	R: 0 E: 0 K: 0 S: 3	H: 1 LOB: 1 BB: 1 P: 7	1B: 5 2B: 4 3B: 0 HR: 1	SF: 0 SAC: 0 DP: 3 HBP: 0	WP: 1 PB: 0 SB: 0 CS: 0	PA: 38	
PITCHER	IP	WLS	BF	H	R	ER	SO	BB	IBB	HBP	BLK	WP	HR	S	P	ERA	WHIP				
Willard Nixon, R ERA: 4.8	9.0	W	38	10	4	4	1	3	0	0	0	1	1	37	49	4.00	1.444				



Batter	1	2	3	4	5	6	7	8	9	AB	R	H	RBI	BB	SO	LOB	TOP										
Jim Piersall, R (1, 8) OBP: 0.336, SLG: 0.365	E5 PB HR		2B 1B	P4			5-3		K	5	2	1	0	0	1	0	Boston Red Sox @ Cleveland Indians Cleveland Municipal Stadium, Cleveland, OH Tue Jun 11 1957, 7:05 PM EDT Att: 10,233 - Unknown										
Billy Klaus, L (1, 6) OBP: 0.364, SLG: 0.348	4-0 PB HR		1B	F9			6-3		K	4	2	1	0	1	1	0											
Ted Williams, L (1, 7) Gene Stephens, L (9, PR) OBP: 0.520, SLG: 0.722 OBP: 0.291, SLG: 0.289	HR		F9 5-4-3 IBB		3-1		FC5-4 BB		BB 1B	3	2	2	3	2	0	0											
Dick Gemert, R (1, 3) OBP: 0.388, SLG: 0.537	G6-4-3 BB		5-4-3 1B		F9		FC5-4		BB	3	0	1	2	2	0	1											
Jackie Jensen, R (1, 9) OBP: 0.360, SLG: 0.451	G6-4-3 1-2		F9					F9	F7	5	0	1	0	0	0	5											
Frank Malzone, R (1, 5) OBP: 0.323, SLG: 0.360	K		5-4-3		6-3				FC5-4 BB	3	0	0	1	1	1	2											
Ted Lepcio, R (1, 4) OBP: 0.346, SLG: 0.385			F7			P5			FC5-4 BB 1-2	3	0	0	0	1	0	1											
Pete Daley, R (1, 2) OBP: 0.292, SLG: 0.268			6-3		1-3		6-3		BB	3	0	0	0	1	0	2											
Dean Stone, L (1, 1) Ike Delock, R (6, 1)	K				K		K		K	3	0	0	0	0	3	0											
	K									1	0	0	0	0	1	2											
Inning Stats	R: 3 E: 1 K: 1 S: 6	H: 1 LOB: 0 BB: 2 P: 14	R: 0 E: 0 K: 1 S: 5	H: 0 LOB: 0 BB: 0 P: 5	R: 3 E: 0 K: 0 S: 6	H: 3 LOB: 2 BB: 2 P: 14	R: 0 E: 0 K: 1 S: 5	H: 0 LOB: 0 BB: 0 P: 5	R: 0 E: 0 K: 0 S: 4	H: 1 LOB: 1 BB: 0 P: 4	R: 0 E: 0 K: 1 S: 5	H: 0 LOB: 1 BB: 0 P: 5	R: 0 E: 0 K: 0 S: 3	H: 0 LOB: 1 BB: 1 P: 7	R: 0 E: 0 K: 1 S: 5	H: 0 LOB: 2 BB: 1 P: 13	R: 0 E: 0 K: 2 S: 8	H: 1 LOB: 2 BB: 1 P: 12	1B: 3 2B: 2 3B: 0 HR: 1	SF: 0 SAC: 0 DP: 1 HBP: 0	WP: 0 PB: 1 SB: 0 CS: 0	PA: 41					
PITCHER	IP	WLS	BF	H	R	ER	SO	BB	IBB	HBP	BLK	WP	HR	S	P	ERA	WHIP										
Dick Tomaneck, L (1, 1) ERA: 5.52	2.0		13	4	6	5	2	2	1	0	0	0	1	14	26	22.50	3.000										
Stan Pitula, R (3, 1) ERA: 6.08	5.0		18	1	0	0	2	2	0	0	0	0	0	20	28	0.00	0.600										
Cal McLish, R (8, 1) ERA: 4.09	1.2	W	9	1	0	0	3	3	0	0	0	0	0	12	24	0.00	2.400										
Ray Narleski, R (9, 1) ERA: 2.68	0.1	S	1	0	0	0	0	0	0	0	0	0	0	1	1	0.00	0.000										

AB 33
R 6
H 6
RBI 6
BB 8
SO 7
LOB 13



Batter	1	2	3	4	5	6	7	8	9	AB	R	H	RBI	BB	SO	LOB	BOTTOM										
Al Smith, R (1, 5) OBP: 0.364, SLG: 0.328	G4-6-3 1B		K		F9		P3			4	0	1	0	0	1	1	Boston Red Sox @ Cleveland Indians Cleveland Municipal Stadium, Cleveland, OH Tue Jun 11 1957, 7:05 PM EDT Att: 10,233 - Unknown										
Bobby Avila, R (1, 4) OBP: 0.315, SLG: 0.342	G4-6-3 1-2		G5-4-3			2B SF7 1B			HR	4	2	2	1	0	0	2											
Vic Wertz, L (1, 3) OBP: 0.425, SLG: 0.485	G3				5-3				F8	4	0	1	0	0	0	0											
Rocky Colavito, R (1, 9) OBP: 0.411, SLG: 0.487		6-3			P5		SF7		F7	3	0	0	1	0	0	0											
Roger Maris, L (1, 7) (7, 8) OBP: 0.333, SLG: 0.496					K				BB	2	2	1	1	2	1	0											
Chico Carrasquel, R (1, 6) OBP: 0.336, SLG: 0.406		F8				SH1-3 HR BB			HR BB	3	2	1	2	1	1	2											
Jim Busby, R (1, 8) Gene Woodling, L (6, PH) OBP: 0.320, SLG: 0.329 OBP: 0.412, SLG: 0.400					SH1-3 BB		F7		4-3	1	0	1	0	0	0	0											
Jim Hegan, R (1, 2) OBP: 0.250, SLG: 0.268			K						K	3	1	1	2	0	2	1											
Dick Tomaneck, L (1, 1) Stan Pitula, R (3, 1) OBP: 0.250, SLG: 0.500									F7	0	0	0	0	0	0	0											
Kenny Kuhn, L (7, PH) Cal McLish, S (8, 1) Ray Narleski, R (9, 1) OBP: 0.154, SLG: 0.154			G5-4-3 BB							1	0	0	0	1	1	0											
										1	0	0	0	0	0	0											
										1	0	0	0	0	0	0											
										0	0	0	0	0	0	0											
Inning Stats	R: 0 E: 0 K: 0 S: 3	H: 1 LOB: 0 BB: 0 P: 3	R: 1 E: 0 K: 1 S: 7	H: 2 LOB: 1 BB: 0 P: 7	R: 0 E: 0 K: 1 S: 4	H: 0 LOB: 0 BB: 1 P: 8	R: 0 E: 0 K: 1 S: 5	H: 0 LOB: 0 BB: 0 P: 5	R: 2 E: 0 K: 1 S: 6	H: 1 LOB: 1 BB: 1 P: 10	R: 1 E: 0 K: 1 S: 7	H: 2 LOB: 2 BB: 1 P: 11	R: 0 E: 0 K: 1 S: 5	H: 0 LOB: 0 BB: 0 P: 5	R: 3 E: 0 K: 0 S: 5	H: 2 LOB: 0 BB: 1 P: 9	R: 0 E: 0 K: 0 S: 5	H: 2 LOB: 0 BB: 1 P: 9	1B: 2 2B: 2 3B: 0 HR: 4	SF: 1 SAC: 1 DP: 2 HBP: 0	WP: 0 PB: 0 SB: 0 CS: 0	PA: 34					
PITCHER	IP	WLS	BF	H	R	ER	SO	BB	IBB	HBP	BLK	WP	HR	S	P	ERA	WHIP										
Dean Stone, L (1, 1) ERA: 4.69	5.1		23	6	4	4	4	3	0	0	0	0	2	28	40	6.75	1.688										
Ike Delock, R (6, 1) ERA: 4.17	2.2	L	11	2	3	3	2	1	0	0	0	0	2	14	18	10.12	1.125										

AB 28
R 7
H 8
RBI 7
BB 4
SO 6
LOB 8



Batter	1	2	3	4	5	6	7	8	9	AB	R	H	RBI	BB	SO	LOB	TOP					
Jim Piersall, R (1, 8) OBP: 0.335, SLG: 0.363 Gene Stephens, L (3, PH) OBP: 0.289, SLG: 0.288 (3, 8)										1	0	0	0	0	1	0	Boston Red Sox @ Cleveland Indians Cleveland Municipal Stadium, Cleveland, OH Wed Jun 12 1957, 7:05 PM EDT Att: 11,959 - Unknown					
Billy Klaus, L (1, 6) OBP: 0.361, SLG: 0.351										4	0	1	1	0	1	2						
Ted Williams, L (1, 7) OBP: 0.514, SLG: 0.710										4	0	1	0	0	2	2						
Dick Gemert, R (1, 3) OBP: 0.377, SLG: 0.520										4	0	0	0	0	1	1						
Jackie Jensen, R (1, 9) OBP: 0.363, SLG: 0.452										4	0	2	0	0	0	1						
Frank Malzone, R (1, 5) OBP: 0.326, SLG: 0.363										4	0	2	0	0	0	1						
Ted Lepcio, R (1, 4) OBP: 0.341, SLG: 0.377										4	1	1	0	0	0	4						
Sammy White, R (1, 2) OBP: 0.265, SLG: 0.232										4	0	1	0	0	0	2						
Bob Porterfield, R (1, 1) OBP: 0.091, SLG: 0.100 Gene Mauch, R (5, PH) OBP: 0.348, SLG: 0.404 Rudy Minarcin, R (5, 1) Norm Zauchin, R (8, PH) OBP: 0.400, SLG: 0.438										1	0	0	0	0	0	0						
Inning Stats	R: 0 E: 0 K: 2 S: 7	H: 0 LOB: 0 BB: 0 P: 7	R: 0 E: 0 K: 0 S: 5	H: 2 LOB: 0 BB: 0 P: 5	R: 0 E: 0 K: 0 S: 3	H: 0 LOB: 0 BB: 0 P: 3	R: 0 E: 0 K: 0 S: 4	H: 1 LOB: 1 BB: 0 P: 4	R: 1 E: 0 K: 2 S: 10	H: 3 LOB: 2 BB: 0 P: 10	R: 0 E: 0 K: 1 S: 5	H: 0 LOB: 0 BB: 0 P: 5	R: 0 E: 0 K: 1 S: 6	H: 1 LOB: 2 BB: 1 P: 10	R: 0 E: 0 K: 0 S: 5	H: 2 LOB: 2 BB: 0 P: 5		R: 0 E: 0 K: 0 S: 3	H: 0 LOB: 0 BB: 0 P: 3	1B: 8 2B: 1 3B: 0 HR: 0	SF: 0 SAC: 0 DP: 0 HBP: 0	WP: 0 PB: 0 SB: 0 CS: 0
PITCHER Don Mossi, L (1, 1) ERA: 2.91	IP: 9.0 WLS: W BF: 37 H: 9 R: 1 ER: 1 SO: 6 BB: 1 IBB: 0 HBP: 0 BLK: 0 WP: 0 HR: 0 S: 48 P: 52 ERA: 1.00 WHIP: 1.111															PITCHER						

Batter	1	2	3	4	5	6	7	8	9	AB	R	H	RBI	BB	SO	LOB	BOTTOM	
Al Smith, R (1, 5) OBP: 0.366, SLG: 0.328										3	1	1	2	1	1	0	Boston Red Sox @ Cleveland Indians Cleveland Municipal Stadium, Cleveland, OH Wed Jun 12 1957, 7:05 PM EDT Att: 11,959 - Unknown	
Bobby Avila, R (1, 4) OBP: 0.313, SLG: 0.347 George Strickland, R (8, 4) OBP: 0.280, SLG: 0.282										4	0	1	1	0	1	1		
Vic Wertz, L (1, 3) OBP: 0.422, SLG: 0.477										3	0	0	0	1	0	2		
Rocky Colavito, R (1, 9) OBP: 0.407, SLG: 0.481										4	1	1	0	0	0	1		
Gene Woodling, L (1, 7) OBP: 0.407, SLG: 0.395 Jim Busby, R (8, 8) OBP: 0.203, SLG: 0.329										4	1	1	0	0	0	2		
Roger Maris, L (1, 8) OBP: 0.344, SLG: 0.496										2	1	1	0	2	0	1		
Chico Carrasquel, R (1, 6) OBP: 0.340, SLG: 0.404										3	1	1	1	1	0	1		
Hal Naragon, L (1, 2) OBP: 0.283, SLG: 0.216										3	1	0	0	1	0	4		
Don Mossi, L (1, 1) OBP: 0.333, SLG: 0.286										4	0	0	0	0	0	2		
Inning Stats	R: 0 E: 0 K: 0 S: 3	H: 4 LOB: 1 BB: 1 P: 12	R: 1 E: 0 K: 0 S: 4	H: 2 LOB: 1 BB: 1 P: 8	R: 0 E: 0 K: 0 S: 3	H: 0 LOB: 1 BB: 1 P: 7	R: 0 E: 0 K: 2 S: 7	H: 0 LOB: 0 BB: 0 P: 7	R: 0 E: 0 K: 0 S: 3	H: 0 LOB: 1 BB: 1 P: 7	R: 0 E: 0 K: 0 S: 3	H: 0 LOB: 0 BB: 0 P: 3	R: 0 E: 0 K: 0 S: 3	H: 0 LOB: 0 BB: 0 P: 3	1B: 5 2B: 1 3B: 0 HR: 0	SF: 0 SAC: 0 DP: 1 HBP: 0		WP: 0 PB: 0 SB: 0 CS: 0
PITCHER Bob Porterfield, R (1, 1) ERA: 4.1 Rudy Minarcin, R (5, 1) ERA: 3.75	IP: 4.0 WLS: L BF: 21 H: 6 R: 0 ER: 0 SO: 2 BB: 3 IBB: 0 HBP: 0 BLK: 0 WP: 0 HR: 0 S: 18 P: 30 ERA: 4.50 WHIP: 2.250															PITCHER		

Batter	1	2	3	4	5	6	7	8	9	AB	R	H	RBI	BB	SO	LOB	TOP				
Jim Piersall, R (1, 8) OBP: 0.341, SLG: 0.365	0-3 K		4-0 1B HR BB	0-0 P6		0-0 4-3 1B		0-0 FC6-4 1B		4	1	2	0	1	1	0	Boston Red Sox @ Cleveland Indians Cleveland Municipal Stadium, Cleveland, OH Thu Jun 13 1957, 3:33 AM EDT Att: 4,719 - Unknown				
Billy Klaus, L (1, 6) OBP: 0.337, SLG: 0.347	0-3 K		0-0 HR 1B		0-0 P6	0-0 4-3		0-0 FC6-4 1B		5	1	1	0	0	1	3					
Ted Williams, L (1, 7) OBP: 0.516, SLG: 0.760 Gene Stephens, L (9, 7) OBP: 0.289, SLG: 0.288	0-0 5-3		0-0 HR		0-0 HR			0-0 HR		5	3	3	5	0	1	1					
Mickey Vernon, L (1, 3) OBP: 0.375, SLG: 0.459 Norm Zauchin, R (7, PH) OBP: 0.354, SLG: 0.389		0-0 F3	0-0 BB BB 1B		4-0 1B 2B BB		0-0 F8	0-0 F9		2	1	1	0	1	0	0					
Jackie Jensen, R (1, 9) OBP: 0.364, SLG: 0.448		0-0 P6	4-0 BB BB		0-0 2B 1B		0-0 6-3	0-3 K		4	1	1	0	1	1	0					
Frank Malzone, R (1, 5) OBP: 0.336, SLG: 0.388		0-0 HR	4-0 1-2 2-3 BB		0-0 WP SF7 2B		0-0 6-3	0-0 1B 1B		4	2	3	3	1	0	0					
Gene Mauch, R (1, 4) OBP: 0.344, SLG: 0.400	0-3 K		0-0 1-3		0-0 SF7 2B		0-0 6-3	0-0 1B 1B		4	0	1	1	0	1	3					
Sammy White, R (1, 2) OBP: 0.256, SLG: 0.224			0-0 6-3	0-0 F9	0-0 5-3		0-0 F8	0-0 F8		5	0	0	0	0	0	2					
Tom Brewer, R (1, 1) OBP: 0.179, SLG: 0.179			0-3 K	0-0 6-3		0-3 K		0-0 1B 1B		4	0	1	0	0	2	0					
Inning Stats	R: 0 E: 0 K: 2 S: 7	H: 0 LOB: 0 BB: 7	R: 1 E: 0 K: 1 S: 6	H: 1 LOB: 0 BB: 6	R: 3 E: 0 K: 1 S: 8	H: 3 LOB: 3 BB: 3 P: 20	R: 0 E: 0 K: 0 S: 3	H: 0 LOB: 0 BB: 0 P: 3	R: 4 E: 0 K: 0 S: 6	H: 3 LOB: 0 BB: 1 P: 10	R: 0 E: 0 K: 2 S: 8	H: 1 LOB: 1 BB: 0 P: 8	R: 0 E: 0 K: 0 S: 3	H: 0 LOB: 0 BB: 0 P: 3	R: 0 E: 0 K: 0 S: 5	H: 2 LOB: 2 BB: 0 P: 5		R: 1 E: 0 K: 1 S: 8	H: 3 LOB: 2 BB: 0 P: 8	1B: 8 2B: 1 3B: 0 HR: 4	SF: 1 SAC: 0 DP: 0 HBP: 0
PITCHER	IP WLS BF H R ER SO BB IBB HBP BLK WP HR S P ERA WHIP	4.1 L 24 7 8 8 4 4 0 0 0 0 3 28 44 16.61 2.538	3.2 14 3 0 0 2 0 0 0 0 1 0 18 18 0.00 0.818	1.0 6 3 1 1 1 0 0 0 0 0 1 8 8 9.00 3.000	PITCHER										IP WLS BF H R ER SO BB IBB HBP BLK WP HR S P ERA WHIP						
Early Wynn, R (1, 1) ERA: 4.5											9.0 W 38 6 3 2 4 4 0 0 0 0 0 42 58 2.00 1.111										
Hank Aguirre, L (5, PH) ERA: 7.94																					
Bob Lemon, R (9, 1) ERA: 4.42																					

AB	39
R	9
H	13
RBI	9
BB	4
SO	7
LOB	9



Batter	1	2	3	4	5	6	7	8	9	AB	R	H	RBI	BB	SO	LOB	BOTTOM				
Al Smith, R (1, 5) OBP: 0.367, SLG: 0.335	0-0 1B BB 1B	0-0 P4			0-0 5-3			0-0 1B 2B	0-0 6-3	5	2	2	0	0	0	1	Boston Red Sox @ Cleveland Indians Cleveland Municipal Stadium, Cleveland, OH Thu Jun 13 1957, 3:33 AM EDT Att: 4,719 - Unknown				
Bobby Avila, R (1, 4) OBP: 0.308, SLG: 0.342 Kenny Kuhn, L (5, PH) OBP: 0.172, SLG: 0.172	0-0 E4 BB 1B	0-0 6-3			0-0 4-3		0-0 FC6-4 1B E	0-0 4-3		2	0	0	0	0	0	2					
Vic Wertz, L (1, 3) OBP: 0.421, SLG: 0.474 Eddie Robinson, L (6, 3) OBP: 0.314, SLG: 0.345	0-0 BB 1-2 2-3 1B		0-0 4-3		0-3 K		0-0 FC6-4 1B		0-0 FC6-4 1B	3	0	1	0	0	1	0					
Rocky Colavito, R (1, 9) OBP: 0.404, SLG: 0.472	4-0 1-2 2-3 3-H BB		0-0 1-3		0-0 F8		0-0 FC6-4 E	0-0 FC6-4 1B		3	0	0	1	1	0	2					
Gene Woodling, L (1, 7) OBP: 0.409, SLG: 0.397 Larry Raines, R (6, 7) OBP: 0.371, SLG: 0.469	0-3 K		0-0 1B		0-3 K		0-0 E3 3-1	0-0 E3 3-1		2	0	1	0	0	1	3					
Roger Maris, L (1, 8) OBP: 0.335, SLG: 0.482	0-0 F2		0-0 G3		0-0 P4		0-0 3-1	0-0 3-1		4	0	0	0	0	0	6					
Chico Carrasquel, R (1, 6) OBP: 0.344, SLG: 0.399	0-0 F7			4-0 G4-6-3 BB		0-0 F8	4-0 F8	4-0 BB BB		2	0	0	0	2	0	3					
Hal Naragon, L (1, 2) OBP: 0.290, SLG: 0.212 Russ Nixon, L (6, 2) OBP: 0.281, SLG: 0.315		4-0 1-3 BB		0-0 G4-6-3 1-2		0-0 G3	0-0 G3	0-0 F9		1	0	0	0	1	0	1					
Early Wynn, S (1, 1) OBP: 0.132, SLG: 0.030 Hank Aguirre, R (5, 1) OBP: 0.136, SLG: 0.318 Jim Busby, R (9, PH) OBP: 0.200, SLG: 0.324		0-0 1-3		0-0 4-3		0-0 F9		0-3 K		2	0	0	0	0	0	1					
Inning Stats	R: 1 E: 1 K: 1 S: 8	H: 2 LOB: 3 BB: 1 P: 12	R: 0 E: 0 K: 0 S: 3	H: 0 LOB: 1 BB: 1 P: 7	R: 0 E: 0 K: 0 S: 4	H: 1 LOB: 1 BB: 0 P: 4	R: 0 E: 0 K: 0 S: 2	H: 0 LOB: 0 BB: 1 P: 6	R: 0 E: 0 K: 1 S: 5	H: 0 LOB: 0 BB: 0 P: 5	R: 0 E: 0 K: 1 S: 5	H: 0 LOB: 0 BB: 0 P: 5	R: 0 E: 0 K: 0 S: 3	H: 0 LOB: 0 BB: 0 P: 3	R: 2 E: 1 K: 0 S: 7	H: 3 LOB: 3 BB: 1 P: 11		R: 0 E: 0 K: 1 S: 5	H: 0 LOB: 0 BB: 0 P: 5	1B: 5 2B: 1 3B: 0 HR: 0	SF: 0 SAC: 0 DP: 1 HBP: 0
PITCHER	IP WLS BF H R ER SO BB IBB HBP BLK WP HR S P ERA WHIP	9.0 W 38 6 3 2 4 4 0 0 0 0 0 42 58 2.00 1.111	PITCHER										IP WLS BF H R ER SO BB IBB HBP BLK WP HR S P ERA WHIP								
Tom Brewer, R (1, 1) ERA: 2.55																					



Batter	1	2	3	4	5	6	7	8	9	AB	R	H	RBI	BB	SO	LOB	TOP			
Jim Piersall, R (1, 8) OBP: 0.335, SLG: 0.362	6-3		F9		G6-4-3		1B		F9	5	0	1	1	0	0	3	Boston Red Sox @ Detroit Tigers Briggs Stadium, Detroit, MI Sat Jun 15 1957, 4:33 AM EDT Att: 15,744 - Unknown			
Billy Klaus, L (1, 6) OBP: 0.345, SLG: 0.337	F7				F7		F9			4	0	1	0	0	0	2				
Ted Williams, L (1, 7) OBP: 0.511, SLG: 0.740 Gene Stephens, L (8, PR) OBP: 0.286, SLG: 0.284 (8, 7)			P4			L6		G4-6-3 HBP		3	0	1	0	0	0	1				
Mickey Vernon, L (1, 3) OBP: 0.375, SLG: 0.473	G3				1-3		1B		G4-6-3	4	0	1	0	0	0	2				
Jackie Jensen, R (1, 9) OBP: 0.360, SLG: 0.437			F8		F8		1B			3	0	1	0	1	0	0				
Frank Malzone, R (1, 5) OBP: 0.346, SLG: 0.401							G6-4-3			4	0	2	0	0	0	3				
Gene Mauch, R (1, 4) OBP: 0.345, SLG: 0.391					4-3					3	1	1	0	1	0	1				
Sammy White, R (1, 2) OBP: 0.261, SLG: 0.224 Norm Zauchin, R (9, PH) OBP: 0.375, SLG: 0.400			G6-4-3				SH3-4			1	0	0	0	1	0	2				
Willard Nixon, L (1, 1) OBP: 0.308, SLG: 0.292 Dick Gemert, R (9, PH) OBP: 0.373, SLG: 0.512					K					3	0	2	0	0	1	0				
										1	0	0	0	0	1	1				
Inning Stats	R: 0 E: 0 K: 0 S: 4	H: 1 LOB: 1 BB: 0 P: 4	R: 0 E: 0 K: 0 S: 3	H: 1 LOB: 1 BB: 1 P: 7	R: 0 E: 0 K: 1 S: 6	H: 1 LOB: 1 BB: 0 P: 6	R: 0 E: 0 K: 0 S: 4	H: 1 LOB: 1 BB: 0 P: 4	R: 0 E: 0 K: 0 S: 3	H: 2 LOB: 1 BB: 0 P: 4	R: 1 E: 0 K: 0 S: 5	H: 3 LOB: 1 BB: 0 P: 5	R: 0 E: 0 K: 0 S: 2	H: 0 LOB: 2 BB: 1 P: 7	R: 0 E: 0 K: 1 S: 6	H: 1 LOB: 1 BB: 0 P: 6	1B: 10 2B: 1 3B: 0 HR: 0	SF: 0 SAC: 1 DP: 4 HBP: 1	WP: 0 PB: 0 SB: 1 CS: 0	PA: 37
PITCHER Frank Lary, R (1, 1) ERA: 3.22	IP: 9.0 WLS: W BF: 37	H: 11 R: 1 ER: 1 SO: 2	BB: 3 IBB: 0 HBP: 1 BLK: 0	WP: 0 HR: 0 S: 37 P: 50	ERA: 1.00 WHIP: 1.556											ERA: 1.00 WHIP: 1.556				

Batter	1	2	3	4	5	6	7	8	9	AB	R	H	RBI	BB	SO	LOB	BOTTOM	
Frank Bolling, R (1, 4) OBP: 0.311, SLG: 0.415	5-3				F7		L5		L7	4	0	0	0	0	0	0	Boston Red Sox @ Detroit Tigers Briggs Stadium, Detroit, MI Sat Jun 15 1957, 4:33 AM EDT Att: 15,744 - Unknown	
Charlie Maxwell, L (1, 7) OBP: 0.379, SLG: 0.538	4-3				FC3-6		K		F5	4	0	1	0	0	1	0		
Dave Philley, S (1, 3) OBP: 0.375, SLG: 0.387	L7				FC3-6					4	2	2	0	0	0	1		
Al Kaline, R (1, 8) OBP: 0.338, SLG: 0.430 (8, 9)					L1-3					2	0	0	0	2	0	1		
Jay Porter, R (1, 9) OBP: 0.426, SLG: 0.566 Bill Tuttle, R (8, 8) OBP: 0.285, SLG: 0.323										3	1	1	0	0	0	2		
Harvey Kuenn, R (1, 6) OBP: 0.333, SLG: 0.402					F8					1	0	1	1	0	0	0		
Frank House, L (1, 2) OBP: 0.359, SLG: 0.393					1-3					3	0	1	1	0	0	0		
Reno Bertoia, R (1, 5) OBP: 0.359, SLG: 0.385					6-3					3	0	1	1	0	1	0		
Frank Lary, R (1, 1) OBP: 0.226, SLG: 0.241					1-3					3	0	0	0	0	0	2		
										3	0	0	0	0	0	2		
Inning Stats	R: 0 E: 0 K: 0 S: 3	H: 0 LOB: 0 BB: 0 P: 3	R: 0 E: 0 K: 0 S: 3	H: 0 LOB: 0 BB: 0 P: 3	R: 0 E: 0 K: 0 S: 4	H: 1 LOB: 2 BB: 1 P: 8	R: 0 E: 0 K: 1 S: 5	H: 0 LOB: 0 BB: 0 P: 5	R: 0 E: 0 K: 0 S: 7	H: 4 LOB: 2 BB: 0 P: 7	R: 1 E: 0 K: 0 S: 5	H: 2 LOB: 2 BB: 1 P: 9	R: 0 E: 0 K: 0 S: 5	H: 0 LOB: 2 BB: 1 P: 9	1B: 7 2B: 0 3B: 0 HR: 0	SF: 0 SAC: 0 DP: 0 HBP: 0	WP: 0 PB: 0 SB: 1 CS: 0	PA: 33
PITCHER Willard Nixon, R (1, 1) ERA: 4.62	IP: 8.0 WLS: L BF: 33	H: 7 R: 3 ER: 3 SO: 2	BB: 2 IBB: 0 HBP: 0 BLK: 0	WP: 0 HR: 0 S: 35 P: 43	ERA: 3.38 WHIP: 1.125											ERA: 3.38 WHIP: 1.125		

Batter	1	2	3	4	5	6	7	8	9	10	AB	R	H	RBI	BB	SO	LOB	TOP			
Jim Piersall, R OBP: 0.329, SLG: 0.355 (1, 8)	L4		CS	K		F5			F7		4	0	0	0	0	1	0	Boston Red Sox @ Detroit Tigers Briggs Stadium, Detroit, MI Sun Jun 16 1957, 4:33 AM EDT Att: 29,200 - Unknown			
Billy Klaus, L OBP: 0.347, SLG: 0.351 (1, 6)	6-3			F7			HR		F5		4	1	1	1	0	0	0				
Ted Williams, L OBP: 0.507, SLG: 0.729 (1, 7)	4-3				1B				G3		4	0	1	0	0	1	0				
Mickey Vernon, L OBP: 0.370, SLG: 0.458 (1, 3)		CS		F8					3-1		3	0	0	0	1	0	1				
Jackie Jensen, R OBP: 0.328, SLG: 0.431 (1, 9)	F7				CS				F8		3	0	0	0	1	1	1				
Frank Matzone, R OBP: 0.344, SLG: 0.398 (1, 5)	P6				BB						4	0	1	0	0	0	1				
Gene Mauch, R OBP: 0.339, SLG: 0.383 (1, 4)			L8						F9		3	0	0	0	0	1	2				
Sammy White, R OBP: 0.262, SLG: 0.221 (1, 2)					CS				P5		2	0	0	0	1	1	1				
Mike Fornieles, R OBP: 0.238, SLG: 0.238 (1, 1)				F3					6-3		3	0	0	0	0	1	2				
Inning Stats	R: 0 E: 0 K: 0 S: 3	H: 0 LOB: 0 BB: 0 P: 3	R: 0 E: 0 K: 0 S: 2	H: 0 LOB: 0 BB: 1 P: 6	R: 0 E: 0 K: 0 S: 2	H: 0 LOB: 0 BB: 1 P: 6	R: 0 E: 0 K: 1 S: 6	H: 1 LOB: 1 BB: 0 P: 6	R: 0 E: 0 K: 1 S: 4	H: 0 LOB: 0 BB: 0 P: 8	R: 0 E: 0 K: 2 S: 8	H: 1 LOB: 1 BB: 0 P: 8	R: 0 E: 0 K: 0 S: 3	H: 0 LOB: 0 BB: 0 P: 3	R: 0 E: 0 K: 0 S: 3	H: 0 LOB: 0 BB: 0 P: 3	1B: 2 2B: 0 3B: 0 HR: 1		SF: 0 SAC: 0 DP: 0 HBP: 0	WP: 0 PA: 34 PB: 0 SB: 0 CS: 3	
PITCHER Jim Bunning, R ERA: 1.62 (1, 1)	IP: 10.0 W: 10 L: 3 BF: 33 H: 3 R: 1 ER: 1 SO: 6 BB: 3 IBB: 0 HBP: 0 BLK: 0 WP: 0 HR: 1 S: 42 P: 54 ERA: 0.90 WHIP: 0.600											PITCHER									

AB	30
R	1
H	3
RBI	1
BB	3
SO	6
LOB	8



Batter	1	2	3	4	5	6	7	8	9	10	AB	R	H	RBI	BB	SO	LOB	BOTTOM			
Frank Bolling, R OBP: 0.308, SLG: 0.409 (1, 4)	K		SH		FC1-6		6-3		SH5-3		3	0	0	0	0	1	1	Boston Red Sox @ Detroit Tigers Briggs Stadium, Detroit, MI Sun Jun 16 1957, 4:33 AM EDT Att: 29,200 - Unknown			
Charlie Maxwell, L OBP: 0.384, SLG: 0.537 (1, 7)	F9						K				4	0	2	0	1	1	0				
Dave Philley, S OBP: 0.376, SLG: 0.385 (1, 3)	6-3										3	0	1	1	1	1	2				
Al Kaline, R OBP: 0.343, SLG: 0.431 (1, 8)		6-3							L5		4	0	2	0	1	0	4				
Jay Porter, R OBP: 0.426, SLG: 0.536 Bill Tuttle, R OBP: 0.282, SLG: 0.320 (1, 9)		6-3									3	0	0	0	0	1	7				
Harvey Kuenn, R OBP: 0.339, SLG: 0.418 (1, 6)											2	0	0	0	0	0	0				
Frank House, L OBP: 0.351, SLG: 0.383 (1, 2)		G3-6-1									4	1	2	1	1	0	0				
Reno Bertoia, R OBP: 0.362, SLG: 0.388 (1, 5)											4	0	2	0	0	2	0				
Jim Bunning, R OBP: 0.290, SLG: 0.276 (1, 1)											4	1	2	0	0	1	2				
Inning Stats	R: 0 E: 0 K: 1 S: 5	H: 0 LOB: 0 BB: 0 P: 5	R: 0 E: 0 K: 0 S: 3	H: 1 LOB: 1 BB: 1 P: 7	R: 1 E: 1 K: 1 S: 8	H: 2 LOB: 3 BB: 1 P: 12	R: 0 E: 0 K: 1 S: 5	H: 0 LOB: 0 BB: 0 P: 5	R: 0 E: 0 K: 2 S: 10	H: 3 LOB: 3 BB: 0 P: 10	R: 0 E: 0 K: 0 S: 4	H: 2 LOB: 1 BB: 0 P: 4	R: 0 E: 0 K: 0 S: 3	H: 0 LOB: 0 BB: 0 P: 3	R: 0 E: 0 K: 1 S: 6	H: 1 LOB: 3 BB: 2 P: 14	R: 1 E: 0 K: 0 S: 2		H: 1 LOB: 0 BB: 0 P: 2	1B: 10 2B: 0 3B: 0 HR: 1	SF: 1 SAC: 2 DP: 1 HBP: 0
PITCHER Mike Fornieles, R ERA: 3.66 (1, 1)	IP: 9.1 W: 9 L: 4 BF: 42 H: 11 R: 2 ER: 1 SO: 7 BB: 3 IBB: 1 HBP: 0 BLK: 0 WP: 0 HR: 1 S: 52 P: 68 ERA: 0.96 WHIP: 1.500											PITCHER									

AB	35
R	2
H	11
RBI	2
BB	4
SO	7
LOB	19



Batter	1	2	3	4	5	6	7	8	9	AB	R	H	RBI	BB	SO	LOB	TOP					
Al Smith, R OBP: 0.378, SLG: 0.371 (1, 5)	6-3																					
Bobby Avila, R OBP: 0.300, SLG: 0.346 George Strickland, R OBP: 0.285, SLG: 0.281 (1, 4) (7, 4)	1B																					
Vic Wertz, L OBP: 0.413, SLG: 0.484 (1, 3)	F7																					
Rocky Colavito, R OBP: 0.385, SLG: 0.472 (1, 9)	K																					
Dick Williams, R OBP: 0.314, SLG: 0.388 (1, 7)																						
Roger Maris, L OBP: 0.348, SLG: 0.493 (1, 8)	K																					
Chico Carrasquel, R OBP: 0.341, SLG: 0.404 (1, 6)	F2																					
Hal Naragon, L OBP: 0.301, SLG: 0.226 (1, 2)																						
Bob Lemon, L OBP: 0.120, SLG: 0.280 (1, 1) Gene Woodling, L OBP: 0.404, SLG: 0.400 (8, PH) Ray Nieveski, R (8, 1)	G3																					
Inning Stats	R: 0 E: 0 K: 1 S: 6	H: 1 LOB: 1 BB: 0 P: 6	R: 0 E: 0 K: 1 S: 5	H: 0 LOB: 0 BB: 0 P: 5	R: 0 E: 0 K: 0 S: 3	H: 0 LOB: 1 BB: 1 P: 7	R: 3 E: 0 K: 1 S: 8	H: 3 LOB: 0 BB: 0 P: 8	R: 0 E: 0 K: 0 S: 3	H: 0 LOB: 0 BB: 0 P: 3	R: 0 E: 0 K: 0 S: 4	H: 1 LOB: 2 BB: 1 P: 8	R: 0 E: 1 K: 1 S: 7	H: 1 LOB: 2 BB: 0 P: 7	R: 2 E: 1 K: 1 S: 10	H: 4 LOB: 3 BB: 0 P: 10	R: 2 E: 0 K: 0 S: 5	H: 2 LOB: 0 BB: 0 P: 5	1B: 8 2B: 0 3B: 0 HR: 4	SF: 0 SAC: 0 DP: 0 HBP: 0	WP: 0 PB: 0 SB: 0 CS: 0	PA: 43
PITCHER Tom Brewer, R ERA: 2.95 (1, 1)	IP: 9.0 WLS: L BF: 43 H: 12 R: 7 ER: 7 SO: 5 BB: 2 IBB: 0 HBP: 0 BLK: 0 WP: 0 HR: 4 S: 51 P: 59 ERA: 7.00 WHIP: 1.556																					

Cleveland Indians @ Boston Red Sox
Fenway Park, Boston, MA
Tue Jun 18 1957, 7:05 PM EDT
Att: 28,510 - Unknown

AB 41
R 7
H 12
RBI 7
BB 2
SO 5
LOB 21



Batter	1	2	3	4	5	6	7	8	9	AB	R	H	RBI	BB	SO	LOB	BOTTOM					
Jim Piersall, R OBP: 0.327, SLG: 0.352 (1, 8)	6-3																					
Billy Klaus, L OBP: 0.353, SLG: 0.354 (1, 6)	1-3																					
Ted Williams, L OBP: 0.500, SLG: 0.713 (1, 7) Billy Conzolo, R OBP: 0.340, SLG: 0.386 (9, PR)	K																					
Mickey Vernon, L OBP: 0.381, SLG: 0.460 (1, 3)																						
Jackie Jensen, R OBP: 0.363, SLG: 0.447 (1, 9)																						
Frank Malzone, R OBP: 0.348, SLG: 0.403 (1, 5)																						
Gene Mauch, R OBP: 0.330, SLG: 0.371 (1, 4)																						
Sammy White, R OBP: 0.263, SLG: 0.224 (1, 2) Gene Stephens, L OBP: 0.293, SLG: 0.280 (8, PH) Pete Daley, R OBP: 0.292, SLG: 0.268 (9, 2)																						
Tom Brewer, R OBP: 0.167, SLG: 0.167 (1, 1) Dick Gemert, R OBP: 0.370, SLG: 0.508 (9, PH)																						
Inning Stats	R: 0 E: 0 K: 1 S: 5	H: 0 LOB: 0 BB: 0 P: 5	R: 1 E: 1 K: 0 S: 5	H: 2 LOB: 2 BB: 0 P: 5	R: 1 E: 0 K: 1 S: 7	H: 2 LOB: 2 BB: 1 P: 11	R: 0 E: 0 K: 0 S: 3	H: 0 LOB: 0 BB: 0 P: 3	R: 0 E: 1 K: 0 S: 4	H: 1 LOB: 1 BB: 0 P: 4	R: 0 E: 0 K: 0 S: 4	H: 1 LOB: 2 BB: 1 P: 8	R: 0 E: 0 K: 2 S: 8	H: 1 LOB: 1 BB: 1 P: 4	R: 0 E: 0 K: 2 S: 8	H: 1 LOB: 2 BB: 1 P: 12	R: 4 E: 1 K: 0 S: 7	H: 3 LOB: 1 BB: 1 P: 11	1B: 10 2B: 0 3B: 0 HR: 1	SF: 0 SAC: 0 DP: 0 HBP: 0	WP: 0 PB: 0 SB: 0 CS: 0	PA: 43
PITCHER Bob Lemon, R ERA: 4.09 (1, 1) Ray Nieveski, R ERA: 2.45 (8, 1)	IP: 7.0 WLS: W BF: 30 H: 7 R: 2 ER: 1 SO: 2 BB: 2 IBB: 0 HBP: 0 BLK: 0 WP: 0 HR: 0 S: 32 P: 40 ERA: 1.29 WHIP: 1.286																					

Cleveland Indians @ Boston Red Sox
Fenway Park, Boston, MA
Tue Jun 18 1957, 7:05 PM EDT
Att: 28,510 - Unknown

AB 39
R 6
H 11
RBI 6
BB 4
SO 4
LOB 20



Batter	1	2	3	4	5	6	7	8	9	AB	R	H	RBI	BB	SO	LOB	TOP			
Al Smith, R OBP: 0.371, SLG: 0.364 (1.5)										4	0	0	0	0	1	4	Cleveland Indians @ Boston Red Sox Fenway Park, Boston, MA Wed Jun 19 1957, 3:33 AM EDT Att: 6,699 - Unknown			
Bobby Avila, R OBP: 0.292, SLG: 0.336 (1.4)										4	0	0	0	0	1	4				
Vic Wertz, L OBP: 0.410, SLG: 0.477 (1.3)										3	0	0	0	1	0	0				
Rocky Colavito, R OBP: 0.387, SLG: 0.484 (1.9)										4	0	2	0	0	0	1				
Dick Williams, R OBP: 0.308, SLG: 0.379 (1.7)										4	0	0	0	0	1	3				
Roger Maris, L OBP: 0.343, SLG: 0.484 (1.8)										3	0	0	0	0	1	2				
Eddie Robinson, L OBP: 0.297, SLG: 0.323 (9, PH)										1	0	0	0	0	1	1				
Chico Carrasquel, R OBP: 0.339, SLG: 0.400 (1.6)										4	0	1	0	0	1	1				
Russ Nixon, L OBP: 0.283, SLG: 0.316 (1.2)										3	0	1	0	0	0	0				
Mike Garcia, R OBP: 0.250, SLG: 0.160 (1.1)										1	0	1	0	1	0	0				
Gene Woodling, L OBP: 0.401, SLG: 0.397 (7, PH)										1	0	0	0	0	0	0				
Stan Pitula, R OBP: 0.297, SLG: 0.323 (7.1)										0	0	0	0	0	0	0				
Hank Aguirre, R OBP: 0.297, SLG: 0.323 (8.1)										0	0	0	0	0	0	0				
Inning Stats	R: 0 E: 0 K: 1 S: 5	H: 0 LOB: 1 BB: 1 P: 9	R: 0 E: 0 K: 2 S: 7	H: 0 LOB: 0 BB: 0 P: 7	R: 0 E: 0 K: 0 S: 4	H: 1 LOB: 1 BB: 0 P: 4	R: 0 E: 0 K: 0 S: 4	H: 1 LOB: 1 BB: 0 P: 4	R: 0 E: 0 K: 1 S: 6	H: 2 LOB: 2 BB: 1 P: 10	R: 0 E: 0 K: 0 S: 4	H: 0 LOB: 0 BB: 0 P: 5	R: 0 E: 0 K: 0 S: 3	H: 0 LOB: 0 BB: 0 P: 3	R: 0 E: 1 K: 1 S: 6	H: 0 LOB: 1 BB: 0 P: 6	1B: 3 2B: 2 3B: 0 HR: 0	SF: 0 SAC: 0 DP: 1 HBP: 0	WP: 0 PB: 0 SB: 0 CS: 0	PA: 34
PITCHER Frank Sullivan, R ERA: 2.9 (1.1)	IP: 9.0 WLS: W BF: 34 H: 5 R: 0 ER: 0 SO: 6 BB: 2 IBB: 0 HBP: 0 BLK: 0 WP: 0 HR: 0 S: 44 P: 52 ERA: 0.00 WHIP: 0.778															IP: 9.0 WLS: W BF: 34 H: 5 R: 0 ER: 0 SO: 6 BB: 2 IBB: 0 HBP: 0 BLK: 0 WP: 0 HR: 0 S: 44 P: 52 ERA: 0.00 WHIP: 0.778				

AB 32
R 0
H 5
RBI 0
BB 2
SO 6
LOB 16



Batter	1	2	3	4	5	6	7	8	9	AB	R	H	RBI	BB	SO	LOB	BOTTOM			
Jim Piersall, R OBP: 0.325, SLG: 0.364 (1.8)										4	1	1	1	0	1	1	Cleveland Indians @ Boston Red Sox Fenway Park, Boston, MA Wed Jun 19 1957, 3:33 AM EDT Att: 6,699 - Unknown			
Billy Klaus, L OBP: 0.355, SLG: 0.363 (1.6)										4	1	2	0	0	1	0				
Ted Williams, L OBP: 0.491, SLG: 0.697 (1.7)										4	0	0	0	0	0	2				
Gene Stephens, L OBP: 0.283, SLG: 0.280 (9.7)										0	0	0	0	0	0	0				
Mickey Vernon, L OBP: 0.379, SLG: 0.456 (1.3)										3	1	1	0	0	2	1				
Norm Zauchin, R OBP: 0.400, SLG: 0.476 (9.3)										1	0	1	0	0	0	0				
Jackie Jensen, R OBP: 0.361, SLG: 0.443 (1.9)										4	1	1	1	0	1	1				
Frank Malzone, R OBP: 0.348, SLG: 0.406 (1.5)										3	1	1	2	0	0	0				
Ted Lepcio, R OBP: 0.341, SLG: 0.375 (1.4)										3	0	1	1	0	0	0				
Sammy White, R OBP: 0.271, SLG: 0.252 (1.2)										3	1	2	1	0	0	1				
Frank Sullivan, R OBP: 0.271, SLG: 0.252 (1.1)										3	0	0	0	0	1	1				
Inning Stats	R: 0 E: 0 K: 2 S: 8	H: 1 LOB: 1 BB: 0 P: 8	R: 0 E: 0 K: 1 S: 5	H: 0 LOB: 0 BB: 0 P: 5	R: 0 E: 0 K: 1 S: 5	H: 1 LOB: 0 BB: 0 P: 5	R: 4 E: 0 K: 0 S: 7	H: 5 LOB: 0 BB: 0 P: 7	R: 1 E: 0 K: 0 S: 4	H: 1 LOB: 0 BB: 0 P: 4	R: 0 E: 0 K: 1 S: 5	H: 0 LOB: 0 BB: 0 P: 5	R: 1 E: 0 K: 0 S: 4	H: 1 LOB: 0 BB: 0 P: 4	R: 0 E: 0 K: 1 S: 6	H: 1 LOB: 1 BB: 0 P: 6	1B: 5 2B: 3 3B: 0 HR: 2	SF: 0 SAC: 0 DP: 2 HBP: 0	WP: 1 PB: 0 SB: 0 CS: 0	PA: 32
PITCHER Mike Garcia, R ERA: 4.16 (1.1)	IP: 6.0 WLS: L BF: 24 H: 8 R: 5 ER: 5 SO: 5 BB: 0 IBB: 0 HBP: 0 BLK: 0 WP: 1 HR: 1 S: 34 P: 34 ERA: 7.50 WHIP: 1.333															IP: 6.0 WLS: L BF: 24 H: 8 R: 5 ER: 5 SO: 5 BB: 0 IBB: 0 HBP: 0 BLK: 0 WP: 1 HR: 1 S: 34 P: 34 ERA: 7.50 WHIP: 1.333				
Stan Pitula, R ERA: 8.11 (7.1)	1.0 4 1 1 1 0 0 0 0 0 0 1 4 4 9.00 1.000															1.0 4 1 1 1 0 0 0 0 0 0 1 4 4 9.00 1.000				
Hank Aguirre, L ERA: 8.31 (8.1)	1.0 4 1 0 0 1 0 0 0 0 0 0 6 6 0.00 1.000															1.0 4 1 0 0 1 0 0 0 0 0 0 6 6 0.00 1.000				

AB 32
R 6
H 10
RBI 6
BB 0
SO 6
LOB 7



Batter	1	2	3	4	5	6	7	8	9	AB	R	H	RBI	BB	SO	LOB	TOP																		
Al Smith, R OBP: 0.375, SLG: 0.365 (1, 5)										5	0	2	1	1	1	2	Cleveland Indians @ Boston Red Sox Fenway Park, Boston, MA Thu Jun 20 1957, 3:33 AM EDT Att: 6,437 - Unknown																		
Dick Williams, R OBP: 0.305, SLG: 0.374 Bud Daley, L OBP: 0.364, SLG: 0.300 (8, 1)										5	1	1	0	0	0	5																			
Vic Wertz, L OBP: 0.418, SLG: 0.497 (1, 3)										4	2	3	1	1	0	0																			
Rocky Colavito, R OBP: 0.396, SLG: 0.503 (1, 9)										3	1	2	2	2	0	1																			
Roger Maris, L OBP: 0.350, SLG: 0.478 (1, 8)										2	2	0	0	3	0	2																			
Chico Carrasquel, R OBP: 0.336, SLG: 0.334 (1, 6)										5	1	1	1	0	2	5																			
Russ Nixon, L OBP: 0.297, SLG: 0.328 Bobby Avila, R OBP: 0.297, SLG: 0.340 (9, PH)										4	0	2	0	0	0	3																			
George Strickland, R OBP: 0.291, SLG: 0.276 Gene Woodling, L OBP: 0.403, SLG: 0.398 (8, PH)										2	0	0	0	0	0	0																			
Early Wynn, S OBP: 0.116, SLG: 0.026 Eddie Robinson, L OBP: 0.286, SLG: 0.313 Dick Tompane, L OBP: 0.206, SLG: 0.400 Larry Baiers, L OBP: 0.192, SLG: 0.443 Kenny Kuhn, L OBP: 0.192, SLG: 0.194 Dick Brown, R (8, PH)										1	0	0	0	0	0	0																			
Inning Stats	R: 1 E: 0 K: 0 S: 5	H: 2 LOB: 3 BB: 2 P: 13	R: 0 E: 0 K: 0 S: 4	H: 1 LOB: 1 BB: 0 P: 4	R: 0 E: 0 K: 1 S: 5	H: 0 LOB: 1 BB: 1 P: 9	R: 0 E: 0 K: 0 S: 4	H: 1 LOB: 2 BB: 1 P: 8	R: 1 E: 0 K: 1 S: 6	H: 2 LOB: 0 BB: 0 P: 6	R: 0 E: 0 K: 0 S: 3	H: 0 LOB: 0 BB: 0 P: 3	R: 0 E: 0 K: 1 S: 8	H: 0 LOB: 1 BB: 1 P: 7	R: 2 E: 0 K: 1 S: 8	H: 3 LOB: 2 BB: 1 P: 12		R: 3 E: 0 K: 2 S: 11	H: 4 LOB: 2 BB: 1 P: 15	1B: 9 2B: 3 3B: 0 HR: 1	SF: 0 SAC: 1 DP: 1 HBP: 0	WP: 3 PB: 0 SB: 0 CS: 0	PA: 46												
PITCHER	IP WLS BF H R ER SO BB IBB HBP BLK WP HR S P ERA WHIP																																		
Dave Sisler, R ERA: 4.48 Ike Delock, R ERA: 4.71 Dean Stone, L ERA: 4.65 Rudy Minarcin, R ERA: 3.38	(1, 1)	7.2	W	37	9	4	4	3	6	0	0	0	0	2	0	37	61	4.70	1.957																
(8, 1)	0.1	4	2	3	3	0	1	0	0	0	0	0	0	1	3	7	81.00	9.000																	
(9, 1)	0.1	3	2	0	0	0	0	0	0	0	0	0	0	3	3	0.00	6.000																		
(9, 1)	0.2	S	2	0	0	0	2	0	0	0	0	0	1	0	6	6	0.00	0.000																	

AB 38
R 7
H 13
RBI 5
BB 7
SO 5
LOB 25



Batter	1	2	3	4	5	6	7	8	9	AB	R	H	RBI	BB	SO	LOB	BOTTOM																	
Jim Piersall, R OBP: 0.323, SLG: 0.360 (1, 8)										5	1	1	0	0	2	4	Cleveland Indians @ Boston Red Sox Fenway Park, Boston, MA Thu Jun 20 1957, 3:33 AM EDT Att: 6,437 - Unknown																	
Billy Klaus, L OBP: 0.381, SLG: 0.384 (1, 6)										5	2	3	2	0	0	0																		
Ted Williams, L OBP: 0.490, SLG: 0.688 Gene Stephens, L OBP: 0.283, SLG: 0.280 (6, PR)										4	2	1	0	1	0	1																		
Mickey Vernon, L OBP: 0.392, SLG: 0.457 Norm Zaichin, R OBP: 0.395, SLG: 0.455 (8, PH)										2	1	1	1	2	0	1																		
Jackie Jensen, R OBP: 0.366, SLG: 0.456 (1, 9)										5	1	3	2	0	0	3																		
Frank Malzone, R OBP: 0.358, SLG: 0.407 (1, 5)										2	0	1	1	3	0	2																		
Ted Lepcio, R OBP: 0.344, SLG: 0.368 (1, 4)										4	0	1	1	1	1	6																		
Sammy White, R OBP: 0.276, SLG: 0.258 (1, 2)										4	1	2	2	0	0	2																		
Dave Sisler, R OBP: 0.200, SLG: 0.143 Ike Delock, R Dean Stone, L Rudy Minarcin, R (8, 1)										3	0	1	0	0	2	4																		
Inning Stats	R: 4 E: 0 K: 1 S: 10	H: 5 LOB: 1 BB: 1 P: 14	R: 1 E: 0 K: 2 S: 9	H: 2 LOB: 3 BB: 2 P: 17	R: 1 E: 0 K: 0 S: 4	H: 2 LOB: 1 BB: 0 P: 4	R: 0 E: 0 K: 0 S: 3	H: 1 LOB: 2 BB: 2 P: 11	R: 0 E: 0 K: 0 S: 3	H: 0 LOB: 0 BB: 0 P: 3	R: 0 E: 1 K: 0 S: 3	H: 0 LOB: 0 BB: 0 P: 3	R: 1 E: 0 K: 2 S: 8	H: 1 LOB: 2 BB: 2 P: 16	R: 2 E: 1 K: 1 S: 8	H: 2 LOB: 1 BB: 0 P: 8		1B: 10 2B: 3 3B: 1 HR: 0	SF: 0 SAC: 1 DP: 2 HBP: 0	WP: 1 PB: 0 SB: 1 CS: 1	PA: 43													
PITCHER	IP WLS BF H R ER SO BB IBB HBP BLK WP HR S P ERA WHIP																																	
Early Wynn, R ERA: 4.58 Dick Tomaneck, L ERA: 5.13 Bud Daley, L ERA: 4.2	(1, 1)	3.0	L	20	9	6	6	3	3	0	0	0	0	0	23	35	18.00	4.000																
(4, 1)	4.0	17	3	1	1	2	4	0	0	0	0	0	17	33	2.25	1.750																		
(8, 1)	1.0	6	2	2	0	1	0	0	0	0	0	1	0	8	8	0.00	2.000																	



Batter	1	2	3	4	5	6	7	8	9	AB	R	H	RBI	BB	SO	LOB	TOP																		
Billy Martin, R (1,4) OBP: 0.282, SLG: 0.370											0	0	0	0	0	0	0	Kansas City Athletics @ Boston Red Sox Fenway Park, Boston, MA Fri Jun 21 1957, 3:33 AM EDT Att: 22,230 - Unknown livebaseballscorecards.com																	
Gus Zernial, R (1,7) OBP: 0.325, SLG: 0.534											0	0	0	0	0	0	0																		
Bob Cerv, R (1,9) OBP: 0.361, SLG: 0.550											0	0	0	0	0	0	0																		
Lou Skizas, R (1,5) OBP: 0.316, SLG: 0.513											0	0	0	0	0	0	0																		
Hal Smith, R (1,2) OBP: 0.314, SLG: 0.559											0	0	0	0	0	0	0																		
Woodie Held, R (1,8) OBP: 0.482, SLG: 0.364											0	0	0	0	0	0	0																		
Vic Power, R (1,3) OBP: 0.339, SLG: 0.442											0	0	0	0	0	0	0																		
Joe Demaestri, R (1,6) OBP: 0.344, SLG: 0.388											0	0	0	0	0	0	0																		
Tom Morgan, R (1,1) OBP: 0.111, SLG: 0.077											0	0	0	0	0	0	0																		
Inning Stats											1B: 0	SF: 0	2B: 0	SAC: 0	3B: 0	DP: 0	HR: 0		HBP: 0	WP: 0	PA: 0														
PITCHER Willard Nixon, R (1,1) ERA: 4.62	IP	WLS	BF	H	R	ER	SO	BB	IBB	HBP	BLK	WP	HR	S	P	ERA	WHIP	PITCHER	IP	WLS	BF	H	R	ER	SO	BB	IBB	HBP	BLK	WP	HR	S	P	ERA	WHIP

Batter	1	2	3	4	5	6	7	8	9	AB	R	H	RBI	BB	SO	LOB	BOTTOM																		
Jim Piersall, R (1,8) OBP: 0.323, SLG: 0.360											0	0	0	0	0	0	0	Kansas City Athletics @ Boston Red Sox Fenway Park, Boston, MA Fri Jun 21 1957, 3:33 AM EDT Att: 22,230 - Unknown livebaseballscorecards.com																	
Billy Klaus, L (1,6) OBP: 0.381, SLG: 0.384											0	0	0	0	0	0	0																		
Ted Williams, L (1,7) OBP: 0.490, SLG: 0.688											0	0	0	0	0	0	0																		
Mickey Vernon, L (1,3) OBP: 0.392, SLG: 0.457											0	0	0	0	0	0	0																		
Jackie Jensen, R (1,9) OBP: 0.366, SLG: 0.456											0	0	0	0	0	0	0																		
Frank Malzone, R (1,5) OBP: 0.358, SLG: 0.407											0	0	0	0	0	0	0																		
Ted Lepcio, R (1,4) OBP: 0.344, SLG: 0.368											0	0	0	0	0	0	0																		
Sammy White, R (1,2) OBP: 0.276, SLG: 0.258											0	0	0	0	0	0	0																		
Willard Nixon, L (1,1) OBP: 0.308, SLG: 0.292											0	0	0	0	0	0	0																		
Inning Stats											1B: 0	SF: 0	2B: 0	SAC: 0	3B: 0	DP: 0	HR: 0		HBP: 0	WP: 0	PA: 0														
PITCHER Tom Morgan, R (1,1) ERA: 4.46	IP	WLS	BF	H	R	ER	SO	BB	IBB	HBP	BLK	WP	HR	S	P	ERA	WHIP	PITCHER	IP	WLS	BF	H	R	ER	SO	BB	IBB	HBP	BLK	WP	HR	S	P	ERA	WHIP

Batter	1	2	3	4	5	6	7	8	9	AB	R	H	RBI	BB	SO	LOB	TOP
Hector Lopez, R OBP: 0.335, SLG: 0.440 (1, 5)	4-3			G3		2B 2H 1B		G6-4-3		4	0	1	1	0	0	2	
Billy Martin, R OBP: 0.281, SLG: 0.378 (1, 4)	6-3			6-3		1-3 2B		F9		4	0	1	0	0	0	0	
Gus Zernial, R OBP: 0.315, SLG: 0.536 (1, 7)	K			K		F8		G1		4	0	0	0	0	2	2	
Bob Cerv, R OBP: 0.345, SLG: 0.537 (1, 9)			F7			P6		K		4	0	0	0	0	2	0	
Tim Thompson, L OBP: 0.217, SLG: 0.288 (1, 2)			F8			F9		F8		3	0	0	0	0	0	0	
Vic Power, R OBP: 0.326, SLG: 0.437 (1, 3)			P4			K		F7		3	0	0	0	0	1	0	
Woodie Held, R OBP: 0.370, SLG: 0.440 (1, 8)				P5		F7		1B 1B		3	0	1	0	0	0	0	
Joe Demaestri, R OBP: 0.338, SLG: 0.386 (1, 6)			F8			1B 2B		F8		3	1	1	0	0	0	1	
Ralph Terry, R OBP: 0.222, SLG: 0.125 (1, 1)										1	0	0	0	0	0	0	
Lou Skizas, R OBP: 0.315, SLG: 0.500 (6, PH)										1	0	0	0	0	0	1	
Virgil Trucks, R OBP: 0.364, SLG: 0.364 (6, 1)				1-3						0	0	0	0	0	0	0	
Irv Noren, L OBP: 0.311, SLG: 0.278 (8, PH)										1	0	1	0	0	0	0	
Tom Morgan, R OBP: 0.103, SLG: 0.071 (8, 1)								1-2 1B		0	0	0	0	0	0	0	
Inning Stats	R: 0 E: 0 K: 1 S: 5	H: 0 LOB: 0 BB: 0 P: 5	R: 0 E: 0 K: 0 S: 3	H: 0 LOB: 0 BB: 0 P: 3	R: 0 E: 0 K: 0 S: 3	H: 0 LOB: 0 BB: 0 P: 3	R: 0 E: 0 K: 1 S: 5	H: 3 LOB: 2 BB: 0 P: 6	R: 0 E: 0 K: 1 S: 5	H: 0 LOB: 1 BB: 0 P: 4	R: 0 E: 0 K: 1 S: 5	H: 2 LOB: 1 BB: 0 P: 5	1B: 3 2B: 2 3B: 0 HR: 0	SF: 0 SAC: 0 DP: 1 HBP: 0	WP: 0 PB: 0 SB: 0 CS: 0	PA: 31	
PITCHER Frank Sullivan, R ERA: 2.72 (1, 1)	IP: 9.0 WLS: W BF: 31 H: 5 R: 1 ER: 1 SO: 5 BB: 0 IBB: 0 HBP: 0 BLK: 0 WP: 0 HR: 0 S: 41 P: 41 ERA: 1.00 WHIP: 0.556																

Kansas City Athletics @ Boston Red Sox
Fenway Park, Boston, MA
Sun Jun 23 1957, 3:38 AM EDT
Att: 21,337 - Unknown

AB 31
R 1
H 5
RBI 1
BB 0
SO 5
LOB 6



Batter	1	2	3	4	5	6	7	8	9	AB	R	H	RBI	BB	SO	LOB	BOTTOM			
Jim Piersall, R OBP: 0.331, SLG: 0.384 (1, 8)	F3	F7		BB 1-2 2-3		F8	1-2 1B			4	0	1	0	1	0	0				
Billy Klaus, L OBP: 0.359, SLG: 0.381 (1, 6)	BB 1B 2B		G3-6-3 1B	F9		4-3	4-3			5	1	2	0	0	0	5				
Ted Williams, L OBP: 0.492, SLG: 0.706 (1, 7)			G3-6-3 1B			HR 2B	HR			4	3	3	1	0	0	1				
Dick Gernert, R OBP: 0.367, SLG: 0.522 (7, 7)	1-2 2B 1B		1-2 1B			HR 2B	HR			1	1	1	1	0	0	0				
Mickey Vernon, L OBP: 0.388, SLG: 0.483 (1, 3)	4-0 BB BB		L3			F2	1B BB			3	1	0	0	2	0	1				
Norm Zauchin, R OBP: 0.379, SLG: 0.440 (9, 3)	2B SF8 BB					1B BB	BB			0	0	0	0	0	0	0				
Frank Matzone, R OBP: 0.364, SLG: 0.438 (1, 5)				F3		HR	1-3 2H 2B			5	1	3	4	0	0	0				
Gene Stephens, L OBP: 0.295, SLG: 0.344 (1, 9)	3H SF8			1B 1B		HR	1-3 1B			4	3	3	2	0	0	0				
Ted Lepcio, R OBP: 0.340, SLG: 0.380 (1, 4)	F8			1B 1B		P4	F3			4	0	1	0	0	0	2				
Pete Daley, R OBP: 0.308, SLG: 0.289 (1, 2)			K	BB FC1-5 1B		E9	1B 1B			4	0	2	1	0	1	0				
Frank Sullivan, R (1, 1)			K	1-2 2-3 BB		1-3	K			4	0	0	0	0	2	4				
Inning Stats	R: 3 E: 0 K: 0 S: 6	H: 3 LOB: 1 BB: 1 P: 10	R: 0 E: 0 K: 2 S: 7	H: 0 LOB: 0 BB: 0 P: 7	R: 0 E: 0 K: 0 S: 3	H: 1 LOB: 0 BB: 0 P: 3	R: 1 E: 0 K: 0 S: 6	H: 3 LOB: 3 BB: 1 P: 10	R: 3 E: 1 K: 0 S: 7	H: 3 LOB: 1 BB: 0 P: 7	R: 1 E: 0 K: 0 S: 4	H: 2 LOB: 2 BB: 1 P: 8	R: 1 E: 0 K: 1 S: 8	H: 3 LOB: 3 BB: 0 P: 8	R: 1 E: 0 K: 0 S: 4	H: 1 LOB: 0 BB: 0 P: 4	1B: 9 2B: 2 3B: 1 HR: 4	SF: 1 SAC: 0 DP: 1 HBP: 0	WP: 0 PB: 0 SB: 0 CS: 0	PA: 42
PITCHER Ralph Terry, R ERA: 3.41 (1, 1)	IP: 5.0 WLS: L BF: 27 H: 10 R: 7 ER: 6 SO: 2 BB: 2 IBB: 0 HBP: 0 BLK: 0 WP: 0 HR: 1 S: 29 P: 37 ERA: 10.80 WHIP: 2.400																			
Virgil Trucks, R ERA: 3.09 (6, 1)	2.0 11 5 2 2 1 1 0 0 0 0 2 12 16 9.00 3.000																			
Tom Morgan, R ERA: 4.52 (8, 1)	1.0 4 1 1 1 0 0 0 0 0 0 1 4 4 9.00 1.000																			

Kansas City Athletics @ Boston Red Sox
Fenway Park, Boston, MA
Sun Jun 23 1957, 3:38 AM EDT
Att: 21,337 - Unknown


AB 38
R 10
H 16
RBI 9
BB 3
SO 3
LOB 13



Batter	1	2	3	4	5	6	7	8	9	AB	R	H	RBI	BB	SO	LOB	TOP			
Luis Aparicio, R (1, 6) OBP: 0.277, SLG: 0.258	0-3 K		0-0 F9			0-0 1-3		0-0 BB 1B		4	0	1	0	0	1	0				
Nelle Fox, L (1, 4) OBP: 0.404, SLG: 0.472	0-0 2B			0-0 3-1		0-0 F7		0-0 F7		4	0	1	0	0	0	1				
Minnie Minoso, R (1, 7) OBP: 0.359, SLG: 0.421	0-0 5-3			0-0 F8		0-0 1B		4-0 BB		3	0	1	0	1	0	1				
Larry Doby, L (1, 8) OBP: 0.350, SLG: 0.418	0-0 F8			0-0 E4 FC5-4			0-0 HR 1B	0-0 F7		4	1	1	0	0	0	3				
Walt Dropo, R (1, 3) OBP: 0.305, SLG: 0.496		0-3 K		0-0 FC5-4 1-2			0-0 HR	0-3 K		4	1	1	2	0	2	3				
Jim Rivera, L (1, 9) OBP: 0.319, SLG: 0.429		0-0 3-1			0-3 K		0-0 5-3 S 1B	1-0 1B FC6-2 HBP		3	0	1	0	0	1	0				
Les Moss, R (1, 2) OBP: 0.364, SLG: 0.222		0-0 6-3			0-0 F8		0-0 5-3 1-3	0-0 FC6-2 1B		4	0	1	0	0	0	1				
Bubba Phillips, R (1, 5) OBP: 0.332, SLG: 0.363			0-0 4-3		0-0 1B		0-0 6-3	0-0 F3		3	0	1	0	0	0	1				
Ron Northey, L (9, PH) OBP: 0.370, SLG: 0.150										1	0	0	0	0	0	2				
Sammy Esposito, R (9, 5) OBP: 0.306, SLG: 0.195										0	0	0	0	0	0	0				
Bob Keegan, R (1, 1)			0-0 3-1		0-3 K		0-0 6-3	0-0 FC6-2 1-2 3-H		4	0	0	0	0	1	4				
Inning Stats	R: 0 E: 0 K: 1 S: 6	H: 1 LOB: 1 BB: 0 P: 6	R: 0 E: 0 K: 1 S: 5	H: 0 LOB: 0 BB: 0 P: 5	R: 0 E: 0 K: 0 S: 3	H: 0 LOB: 0 BB: 0 P: 3	R: 0 E: 1 K: 0 S: 4	H: 0 LOB: 1 BB: 0 P: 4	R: 0 E: 0 K: 2 S: 8	H: 1 LOB: 1 BB: 0 P: 8	R: 2 E: 0 K: 0 S: 6	H: 3 LOB: 1 BB: 0 P: 6	R: 0 E: 1 K: 1 S: 6	H: 1 LOB: 2 BB: 1 P: 10	R: 0 E: 0 K: 0 S: 3	H: 1 LOB: 1 BB: 0 P: 4	1B: 6 2B: 2 3B: 0 HR: 1	SF: 0 SAC: 0 DP: 1 HBP: 1	WP: 0 PB: 0 SB: 1 CS: 0	PA: 36
PITCHER	IP WLS BF H R ER SO BB IBB HBP BLK WP HR S P ERA WHIP																			
Dave Siser, R (1, 1) ERA: 4.31	7.0 L 27 6 2 2 4 0 0 0 0 0 1 35 35 2.57 0.857																			
Ike Delock, R (8, 1) ERA: 4.5	2.0 9 2 0 0 1 1 0 1 0 0 0 9 14 0.00 1.500																			

Chicago White Sox @ Boston Red Sox
Fenway Park, Boston, MA
Tue Jun 25 1957, 7:05 PM EDT
Att: 27,764 - Unknown

AB 34
R 2
H 8
RBI 2
BB 1
SO 5
LOB 16



Batter	1	2	3	4	5	6	7	8	9	AB	R	H	RBI	BB	SO	LOB	BOTTOM			
Jim Piersall, R (1, 8) OBP: 0.330, SLG: 0.382	0-0 F3		0-0 1-2 1B		0-0 5-3		0-0 F7			4	0	1	0	0	0	1				
Billy Klaus, L (1, 6) OBP: 0.353, SLG: 0.374	0-0 F7		0-0 F5		0-0 G3			0-0 F8		4	0	0	0	0	0	2				
Ted Williams, L (1, 7) OBP: 0.488, SLG: 0.698	0-0 6-3			0-0 BB 1B		0-0 F5		0-0 6-3		4	0	1	0	0	0	0				
Mickey Vernon, L (1, 3) OBP: 0.391, SLG: 0.479		0-0 6-3		0-0 BB 1B		0-0 5-3		4-0 BB		3	0	1	0	1	0	0				
Frank Matzone, R (1, 5) OBP: 0.358, SLG: 0.431		0-0 L6		0-0 F8		0-0 6-3		0-3 K		4	0	0	0	0	1	3				
Gene Stephens, L (1, 9) OBP: 0.284, SLG: 0.330		0-0 1-3		0-0 P5			0-0 G3		0-0 F9	4	0	0	0	0	2					
Ted Lepcio, R (1, 4) OBP: 0.336, SLG: 0.368			0-0 F3	4-0 BB 1B	4-0 FC6-4 BB		0-3 K		0-0 P3	3	0	0	0	1	1	0				
Sammy White, R (1, 2) OBP: 0.280, SLG: 0.270			0-0 1-3	0-0 FC6-4 1-2	0-0 FC6-4 1-2		0-0 1B 2B		0-0 1-3	4	1	1	0	0	0	3				
Dave Siser, R (1, 1) OBP: 0.219, SLG: 0.167					0-0 F8		0-0 F8			2	0	1	0	0	0	0				
Norm Zauchin, R (7, PH) OBP: 0.400, SLG: 0.462							2-H 1B			1	0	1	1	0	0	0				
Ike Delock, R (8, 1)										0	0	0	0	0	0	0				
Inning Stats	R: 0 E: 0 K: 0 S: 3	H: 0 LOB: 0 BB: 0 P: 3	R: 0 E: 0 K: 0 S: 3	H: 0 LOB: 0 BB: 0 P: 3	R: 0 E: 0 K: 0 S: 5	H: 2 LOB: 2 BB: 0 P: 5	R: 0 E: 0 K: 0 S: 5	H: 2 LOB: 3 BB: 1 P: 9	R: 0 E: 0 K: 0 S: 3	H: 0 LOB: 0 BB: 0 P: 3	R: 1 E: 0 K: 1 S: 7	H: 2 LOB: 1 BB: 0 P: 7	R: 0 E: 0 K: 1 S: 5	H: 0 LOB: 1 BB: 1 P: 9	R: 0 E: 0 K: 0 S: 3	H: 0 LOB: 0 BB: 0 P: 3	1B: 5 2B: 1 3B: 0 HR: 0	SF: 0 SAC: 0 DP: 0 HBP: 0	WP: 0 PB: 0 SB: 0 CS: 0	PA: 35
PITCHER	IP WLS BF H R ER SO BB IBB HBP BLK WP HR S P ERA WHIP																			
Bob Keegan, R (1, 1) ERA: 3.33	9.0 W 35 6 1 1 2 2 0 0 0 0 0 37 45 1.00 0.889																			

Chicago White Sox @ Boston Red Sox
Fenway Park, Boston, MA
Tue Jun 25 1957, 7:05 PM EDT
Att: 27,764 - Unknown

AB 33
R 1
H 6
RBI 1
BB 2
SO 2
LOB 11



Batter	1	2	3	4	5	6	7	8	9	AB	R	H	RBI	BB	SO	LOB	TOP										
Luis Aparicio, R OBP: 0.275, SLG: 0.253 (1, 6)	4-3	1B	F2			1-3		6-3		4	0	0	0	1	0	1	Chicago White Sox @ Boston Red Sox Fenway Park, Boston, MA Wed Jun 26 1957, 3:33 AM EDT Att: 9,921 - Unknown AB 37 R 7 H 13 RBI 6 BB 7 SO 2 LOB 19										
Nellie Fox, L OBP: 0.401, SLG: 0.466 (1, 4)	F8	1B			F9	K		F3		5	0	1	1	0	1	0											
Minnie Minoso, R OBP: 0.359, SLG: 0.422 (1, 7)	1B	G6-3			5-3	F8		PB	2B	4	1	1	0	1	0	3											
Larry Doby, L OBP: 0.368, SLG: 0.442 (1, 8)	1B				2B	FC6-4	1B	1B	BB	3	1	3	0	2	0	0											
Walt Dropo, R OBP: 0.301, SLG: 0.480 (1, 3)	F9				5-3	F8		K		4	1	0	0	1	1	6											
Les Moss, R OBP: 0.500, SLG: 0.583 (1, 2)		HR			F7	FC6-4	1B	1B	BB	3	2	2	1	2	0	0											
Bubba Phillips, R OBP: 0.335, SLG: 0.383 (9, PH)	F5									4	1	2	2	0	0	2											
Earl Torgeson, L OBP: 0.417, SLG: 0.354 (9, PH)										1	0	1	1	0	0	0											
Paul LaPalme, L (9, 1)										0	0	0	0	0	0	0											
Sammy Esposito, R OBP: 0.296, SLG: 0.196 (1, 5)		1B			P6	F9		G5-4-3		5	1	1	0	0	0	7											
Jim Wilson, R OBP: 0.256, SLG: 0.222 (1, 1)										4	0	2	1	0	0	0											
Dixie Howell, L OBP: 0.250, SLG: 0.833 (8, 1)										0	0	0	0	0	0	0											
Jim Rivera, L OBP: 0.319, SLG: 0.429 (9, 9)										0	0	0	0	0	0	0											
Inning Stats	R: 0 E: 0 K: 0 S: 4	H: 1 LOB: 2 BB: 1 P: 8	R: 2 E: 0 K: 0 S: 6	H: 4 LOB: 2 BB: 1 P: 10	R: 3 E: 0 K: 0 S: 5	H: 3 LOB: 1 BB: 2 P: 13	R: 0 E: 0 K: 0 S: 4	H: 1 LOB: 1 BB: 0 P: 4	R: 1 E: 0 K: 0 S: 4	H: 1 LOB: 0 BB: 0 P: 4	R: 0 E: 0 K: 1 S: 5	H: 0 LOB: 0 BB: 0 P: 5	R: 0 E: 0 K: 0 S: 4	H: 1 LOB: 2 BB: 1 P: 8	R: 0 E: 0 K: 0 S: 3	H: 0 LOB: 0 BB: 0 P: 3	R: 1 E: 0 K: 1 S: 6	H: 2 LOB: 2 BB: 2 P: 14	1B: 8 2B: 3 3B: 0 HR: 2	SF: 0 SAC: 0 DP: 3 HBP: 0	WP: 0 PB: 1 SB: 0 CS: 0	PA: 44					
PITCHER	IP	WLS	BF	H	R	ER	SO	BB	IBB	HBP	BLK	WP	HR	S	P	ERA	WHIP										
Willard Nixon, R ERA: 4.61 (1, 1)	2.0	L	14	6	4	4	0	3	0	0	0	0	1	11	23	18.00	4.500										
George Susce, R ERA: 3.1 (3, 1)	3.0		13	4	2	2	0	1	0	0	0	0	1	12	16	6.00	1.667										
Bob Chakales, R ERA: 7.19 (6, 1)	1.0		3	0	0	0	1	0	0	0	0	0	0	5	5	0.00	0.000										
Bob Porterfield, R ERA: 3.89 (7, 1)	2.0		8	1	0	0	0	1	0	0	0	0	0	7	11	0.00	1.000										
Rudy Minarcin, R ERA: 4.37 (9, 1)	1.0		6	2	1	1	1	2	0	0	0	0	0	6	14	9.00	4.000										

Batter	1	2	3	4	5	6	7	8	9	AB	R	H	RBI	BB	SO	LOB	BOTTOM										
Jim Piersall, R OBP: 0.327, SLG: 0.376 (1, 8)	S	P3			G5-4-3		P6	P5		4	1	0	0	1	0	4	Chicago White Sox @ Boston Red Sox Fenway Park, Boston, MA Wed Jun 26 1957, 3:33 AM EDT Att: 9,921 - Unknown AB 38 R 5 H 14 RBI 5 BB 3 SO 2 LOB 25										
Billy Klaus, L OBP: 0.358, SLG: 0.393 (1, 6)	F7				HR		F9	FC3-6	1B	5	1	3	1	0	0	1											
Ted Williams, L OBP: 0.490, SLG: 0.692 (1, 7)	F5							FC3-6	BB	3	0	1	0	2	0	2											
Mickey Vernon, L OBP: 0.385, SLG: 0.468 (1, 3)	WP				F7		6-3	FC3-6	BB	5	0	1	1	0	0	5											
Frank Matzone, R OBP: 0.359, SLG: 0.431 (1, 5)	K							F7	G4-6-3	5	1	2	0	0	1	3											
Gene Stephens, L OBP: 0.292, SLG: 0.356 (1, 9)		1B			F5		F8	HR	3B	4	1	2	0	0	0	2											
Ted Lepcio, R OBP: 0.351, SLG: 0.424 (1, 4)										4	1	3	2	0	1	1											
Pete Daley, R OBP: 0.286, SLG: 0.265 (1, 2)										4	0	0	1	0	0	4											
Willard Nixon, L OBP: 0.333, SLG: 0.296 (1, 1)										1	0	0	0	0	0	2											
George Susce, R OBP: 0.205, SLG: 0.143 (1, 1)										0	0	0	0	0	0	0											
Gene Matzone, R OBP: 0.333, SLG: 0.375 (5, PH)										1	0	1	0	0	0	0											
Bob Chakales, R OBP: 0.333, SLG: 0.500 (8, 1)										0	0	0	0	0	0	0											
Norm Zaucha, R OBP: 0.250, SLG: 0.444 (5, PH)										1	0	0	0	0	0	1											
Bob Porterfield, R OBP: 0.289, SLG: 0.100 (7, 1)										0	0	0	0	0	0	0											
Jackie Jensen, R OBP: 0.271, SLG: 0.473 (5, PH)										1	0	1	0	0	0	0											
Rudy Minarcin, R (9, 1)										0	0	0	0	0	0	0											
Inning Stats	R: 1 E: 0 K: 1 S: 6	H: 1 LOB: 1 BB: 1 P: 10	R: 0 E: 0 K: 0 S: 5	H: 2 LOB: 0 BB: 0 P: 5	R: 0 E: 0 K: 0 S: 3	H: 1 LOB: 0 BB: 0 P: 3	R: 0 E: 0 K: 1 S: 6	H: 1 LOB: 1 BB: 0 P: 6	R: 1 E: 0 K: 0 S: 5	H: 3 LOB: 1 BB: 0 P: 5	R: 0 E: 0 K: 0 S: 3	H: 0 LOB: 1 BB: 1 P: 7	R: 0 E: 0 K: 0 S: 6	H: 3 LOB: 1 BB: 0 P: 6	R: 0 E: 0 K: 0 S: 3	H: 1 LOB: 1 BB: 1 P: 7	1B: 10 2B: 1 3B: 1 HR: 2	SF: 0 SAC: 0 DP: 3 HBP: 0	WP: 1 PB: 0 SB: 1 CS: 0	PA: 41							
PITCHER	IP	WLS	BF	H	R	ER	SO	BB	IBB	HBP	BLK	WP	HR	S	P	ERA	WHIP										
Jim Wilson, R ERA: 2.96 (1, 1)	7.1	W	34	12	5	5	2	2	0	0	0	0	2	36	44	6.14	1.909										
Dixie Howell, R ERA: 2.08 (8, 1)	0.2		3	1	0	0	0	0	0	0	0	0	0	3	3	0.00	1.500										
Paul LaPalme, L ERA: 1.19 (9, 1)	1.0	S	4	1	0	0	0	1	0	0	0	0	0	3	7	0.00	2.000										

Batter	1	2	3	4	5	6	7	8	9	AB	R	H	RBI	BB	SO	LOB	TOP	
Bubba Phillips, R OBP: 0.327, SLG: 0.372 (1, 5)	5-3		1-3		F8			F8		4	0	0	0	0	0	1	Chicago White Sox @ Boston Red Sox Fenway Park, Boston, MA Thu Jun 27 1957, 3:38 AM EDT Att: 15,535 - Unknown	
Nelle Fox, L OBP: 0.400, SLG: 0.459 (1, 4)	6-3		F9			3-1		BB		3	0	0	0	1	0	0		
Minnie Minoso, R OBP: 0.367, SLG: 0.440 (1, 7)								L5		4	1	3	0	0	0	1		
Larry Doby, L OBP: 0.358, SLG: 0.423 (1, 8)	F9			3-1		G3-6-3				4	0	0	1	0	0	2		
Earl Torgeson, L OBP: 0.404, SLG: 0.343 (1, 3)								F9		4	0	1	0	0	1	0		
Jim Rivera, L OBP: 0.332, SLG: 0.443 (1, 9)										3	0	1	0	1	0	1		
Les Moss, R OBP: 0.409, SLG: 0.500 (1, 2)								F2		4	0	1	0	0	1	2		
Luis Aparicio, R OBP: 0.278, SLG: 0.262 (1, 6)								4-3		3	1	1	0	0	1	2		
Billy Pierce, L OBP: 0.152, SLG: 0.174 (1, 1)										2	0	0	1	0	0	1		
Dixie Howell, L OBP: 0.231, SLG: 0.769 (7, 1)										1	0	0	0	0	0	0		
Gerry Staley, R OBP: 0.250, SLG: 0.143 (8, 1)										0	0	0	0	0	0	0		
Inning Stats	R: 0 E: 0 K: 0 S: 4	H: 1 LOB: 1 BB: 0 P: 4	R: 0 E: 0 K: 2 S: 7	H: 0 LOB: 0 BB: 0 P: 7	R: 1 E: 0 K: 0 S: 4	H: 2 LOB: 0 BB: 0 P: 4	R: 0 E: 0 K: 1 S: 6	H: 1 LOB: 1 BB: 0 P: 6	R: 0 E: 0 K: 0 S: 4	H: 1 LOB: 1 BB: 0 P: 4	R: 0 E: 0 K: 0 S: 3	H: 0 LOB: 1 BB: 1 P: 7	R: 0 E: 0 K: 0 S: 3	H: 0 LOB: 1 BB: 1 P: 7	1B: 4 2B: 1 3B: 2 HR: 0	SF: 0 SAC: 0 DP: 2 HBP: 0	WP: 0 PB: 0 SB: 1 CS: 0	PA: 34
PITCHER Mike Fomieses, R ERA: 3.2 (1, 1)	IP: 9.0 WLS: W BF: 34 H: 7 R: 2 ER: 2 SO: 3 BB: 2 IBB: 0 HBP: 0 BLK: 0 WP: 0 HR: 0 S: 38 P: 46 ERA: 2.00 WHIP: 1.000																	

Batter	1	2	3	4	5	6	7	8	9	AB	R	H	RBI	BB	SO	LOB	BOTTOM				
Jim Piersall, R OBP: 0.323, SLG: 0.385 (1, 8)	1B 2B	P4		F7			F8	HR		5	2	2	2	0	0	0	Chicago White Sox @ Boston Red Sox Fenway Park, Boston, MA Thu Jun 27 1957, 3:38 AM EDT Att: 15,535 - Unknown				
Billy Klaus, L OBP: 0.356, SLG: 0.391 (1, 6)	1B 2H	P5			F7		4-3	F7		5	1	1	1	0	0	0					
Dick Gemert, R OBP: 0.380, SLG: 0.521 (7, PR)	K									3	0	1	0	1	2	1					
Gene Stephens, L OBP: 0.298, SLG: 0.356 (8, 7)	K						BB	1B BB		0	1	0	0	1	0	0					
Jackie Jensen, R OBP: 0.388, SLG: 0.480 (1, 9)	HR 1B						1B BB	1B BB		3	2	2	1	2	0	1					
Frank Matzone, R OBP: 0.365, SLG: 0.444 (1, 5)	HR						1B BB	1B BB		5	2	3	3	0	0	2					
Norm Zauchin, R OBP: 0.417, SLG: 0.452 (1, 3)	1B BB						1B BB	1B		4	0	2	1	1	0	3					
Ted Lepcio, R OBP: 0.369, SLG: 0.448 (1, 4)	1B						1B	1B		3	0	2	1	1	0	2					
Pete Daley, R OBP: 0.266, SLG: 0.246 (1, 2)	G6-4-3						F7	FC6-4		4	0	0	0	0	0	5					
Mike Fomieses, R OBP: 0.259, SLG: 0.259 (1, 1)		1-3					F8	HR 1B		4	1	1	0	0	0	1					
Inning Stats	R: 4 E: 0 K: 1 S: 9	H: 5 LOB: 1 BB: 1 P: 13	R: 0 E: 0 K: 0 S: 3	H: 0 LOB: 0 BB: 0 P: 3	R: 0 E: 0 K: 1 S: 7	H: 2 LOB: 2 BB: 0 P: 7	R: 0 E: 0 K: 0 S: 3	H: 0 LOB: 1 BB: 1 P: 7	R: 3 E: 0 K: 0 S: 7	H: 4 LOB: 2 BB: 1 P: 11	R: 2 E: 0 K: 0 S: 5	H: 3 LOB: 2 BB: 2 P: 13	1B: 11 2B: 1 3B: 0 HR: 2	SF: 0 SAC: 0 DP: 2 HBP: 0	WP: 0 PB: 0 SB: 0 CS: 0	PA: 42					
PITCHER Billy Pierce, L ERA: 2.85 (1, 1)	IP: 6.2 WLS: L BF: 32 H: 9 R: 7 ER: 7 SO: 2 BB: 4 IBB: 0 HBP: 0 BLK: 0 WP: 0 HR: 1 S: 32 P: 48 ERA: 9.45 WHIP: 1.950																				
Dixie Howell, R ERA: 2.51 (7, 1)	0.2	9	5	2	2	0	2	0	0	0	0	0	0	0	0	0	1	7	15	27.00	10.500
Gerry Staley, R ERA: 2.72 (8, 1)	0.2	1	0	0	0	0	0	0	0	0	0	0	0	0	0	0	0	1	1	0.00	0.000


Batter	1	2	3	4	5	6	7	8	9	AB	R	H	RBI	BB	SO	LOB	TOP			
Harvey Kuenn, R (1.6) OBP: 0.325, SLG: 0.385	F9		F7			5-3		G5-4-3		4	0	0	0	0	0	1	Detroit Tigers @ Boston Red Sox Fenway Park, Boston, MA Fri Jun 28 1957, 7:05 PM EDT Att: 30,189 - Unknown			
Charlie Maxwell, L (1.7) OBP: 0.373, SLG: 0.542	HR		P3					F7		4	1	2	1	0	0	0				
Bill Tuttle, R (1.8) OBP: 0.291, SLG: 0.327	K				F8			4-3		4	0	0	0	0	1	1				
Al Kaline, R (1.9) OBP: 0.333, SLG: 0.413	L6-3				L5			F8		4	0	1	0	0	0	0				
Bobo Osborne, L (1.3)		3-1			K			G3		4	0	1	0	0	1	1				
Red Wilson, R (1.2) OBP: 0.351, SLG: 0.397		5-3				F8		6-3		4	0	0	0	0	0	2				
Reno Bertoia, R (1.5) OBP: 0.349, SLG: 0.359						F8		6-3		3	0	1	0	0	0	1				
Frank Bolling, R (1.4) OBP: 0.302, SLG: 0.405						1-3		HR		3	1	1	1	0	0	1				
Duke Maas, R (1.1) OBP: 0.133, SLG: 0.205						1-3				2	0	0	0	0	1	0				
Harry Byrd, R (6.1)			K							0	0	0	0	0	0	0				
Dave Philley, S (8. PH) OBP: 0.360, SLG: 0.365										1	0	1	0	0	0	0				
Steve Gromek, S (8.1)										0	0	0	0	0	0	0				
Billy Hoelt, L (8.1) OBP: 0.087, SLG: 0.182								G5-4-3		0	0	0	0	0	0	0				
Inning Stats	R: 1 E: 0 K: 1 S: 6	H: 1 LOB: 0 BB: 0 P: 6	R: 0 E: 0 K: 0 S: 4	H: 1 LOB: 1 BB: 0 P: 4	R: 0 E: 0 K: 1 S: 5	H: 0 LOB: 0 BB: 0 P: 5	R: 0 E: 0 K: 1 S: 5	H: 0 LOB: 0 BB: 0 P: 5	R: 0 E: 0 K: 0 S: 4	H: 1 LOB: 1 BB: 0 P: 4	R: 0 E: 0 K: 0 S: 4	H: 1 LOB: 1 BB: 0 P: 4	R: 1 E: 0 K: 0 S: 4	H: 2 LOB: 0 BB: 0 P: 4	R: 0 E: 0 K: 0 S: 4	H: 1 LOB: 1 BB: 0 P: 4	1B: 4 2B: 1 3B: 0 HR: 2	SF: 0 SAC: 0 DP: 1 HBP: 0	WP: 0 PB: 0 SB: 0 CS: 0	PA: 33
PITCHER Tom Brewer, R (1.1) ERA: 3.11	IP: 9.0 WLS: W BF: 33 H: 7 R: 2 ER: 2 SO: 3 BB: 0 IBB: 0 HBP: 0 BLK: 0 WP: 0 HR: 2 S: 39 P: 39 ERA: 2.00 WHIP: 0.778																			

Batter	1	2	3	4	5	6	7	8	9	AB	R	H	RBI	BB	SO	LOB	BOTTOM			
Jim Piersall, R (1.8) OBP: 0.321, SLG: 0.381	F9		P3	F8		K		HR		5	1	1	0	0	1	2	Detroit Tigers @ Boston Red Sox Fenway Park, Boston, MA Fri Jun 28 1957, 7:05 PM EDT Att: 30,189 - Unknown			
Billy Klaus, L (1.6) OBP: 0.364, SLG: 0.424	F7		HR			PB		1B		5	3	4	5	0	0	0				
Ted Williams, L (1.7) OBP: 0.487, SLG: 0.676						1B		HR		5	0	2	1	0	0	1				
Gene Stephens, L (9.7) OBP: 0.298, SLG: 0.356	3-1		1B			1B		4-1		0	0	0	0	0	0	0				
Mickey Vernon, L (1.3) OBP: 0.399, SLG: 0.477										4	0	3	0	1	0	1				
Norm Zauchin, R (8. PR) OBP: 0.417, SLG: 0.452			FC5-4							0	0	0	0	0	0	0				
Jackie Jensen, R (1.9) OBP: 0.389, SLG: 0.474			1B			1B		1B		3	0	0	0	2	0	5				
Frank Malzone, R (1.5) OBP: 0.362, SLG: 0.439			FC5-4			1-3		FC6-4		3	0	0	0	2	0	5				
Ted Lepcio, R (1.4) OBP: 0.370, SLG: 0.455						1B		F8		5	1	1	0	0	1	4				
Pete Daley, R (1.2) OBP: 0.265, SLG: 0.246						FC4-6		F8		5	1	2	0	0	0	4				
Tom Brewer, R (1.1) OBP: 0.200, SLG: 0.204						2B		FC6-4		3	2	1	2	1	1	1				
Inning Stats	R: 0 E: 0 K: 0 S: 3	H: 0 LOB: 0 BB: 0 P: 3	R: 0 E: 0 K: 1 S: 5	H: 0 LOB: 2 BB: 2 P: 13	R: 1 E: 0 K: 1 S: 8	H: 3 LOB: 2 BB: 0 P: 8	R: 1 E: 0 K: 0 S: 5	H: 2 LOB: 1 BB: 0 P: 5	R: 0 E: 0 K: 0 S: 4	H: 1 LOB: 1 BB: 0 P: 4	R: 4 E: 1 K: 1 S: 11	H: 6 LOB: 2 BB: 0 P: 11	R: 0 E: 0 K: 0 S: 3	H: 0 LOB: 0 BB: 0 P: 3	R: 3 E: 0 K: 0 S: 6	H: 3 LOB: 2 BB: 2 P: 14	1B: 11 2B: 2 3B: 0 HR: 2	SF: 0 SAC: 0 DP: 0 HBP: 0	WP: 0 PB: 1 SB: 0 CS: 0	PA: 43
PITCHER Duke Maas, R (1.1) ERA: 3.21	IP: 5.2 WLS: L BF: 29 H: 10 R: 6 ER: 6 SO: 3 BB: 2 IBB: 0 HBP: 0 BLK: 0 WP: 0 HR: 1 S: 33 P: 41 ERA: 9.53 WHIP: 2.118																			
Harry Byrd, R (6.1) ERA: 6.35	1.1	6	2	0	0	0	0	0	0	0	0	6	6	0.00	1.500					
Steve Gromek, R (8.1) ERA: 6.35	0.0	3	2	3	3	0	1	0	0	0	1	2	6	∞	∞					
Billy Hoelt, L (8.1) ERA: 4.74	1.0	5	1	0	0	0	1	0	0	0	0	4	8	0.00	2.000					

Batter	1	2	3	4	5	6	7	8	9	AB	R	H	RBI	BB	SO	LOB	TOP							
Harvey Kuenn, R OBP: 0.323, SLG: 0.381 (1, 6)	F8					1-3	G3		FC6-4	5	0	1	1	0	0	1								
Dave Philley, S OBP: 0.354, SLG: 0.358 (1, 9)	6-3	F7					P6		F9	5	0	1	0	0	0	3								
Charlie Maxwell, L OBP: 0.371, SLG: 0.541 (1, 7)	E5		F9			F7				4	0	1	0	0	0	1								
Al Kaline, R OBP: 0.332, SLG: 0.414 (1, 8)	F7		F7				L5			4	1	1	0	0	0	2								
Frank House, L OBP: 0.347, SLG: 0.376 (1, 2)		E	F9			P6			FC4-6	3	1	1	0	1	0	1								
Bobo Osborne, L OBP: 0.250, SLG: 0.182 (1, 3)		E3			6-3		FC4-6		FC4-6	4	2	1	1	0	0	2								
Frank Bolling, R OBP: 0.302, SLG: 0.402 (1, 4)		P3			F7		G5-4-3		G5-4-3	4	0	1	0	0	0	3								
Reno Bertoia, R OBP: 0.349, SLG: 0.361 (1, 5)					6-3					2	0	1	2	0	0	0								
Ron Samford, R OBP: 0.300, SLG: 0.379 (7, 6)		1B				SF9			FC6-4	1	0	1	0	0	0	0								
Frank Lary, R OBP: 0.200, SLG: 0.212 (3, 1)		F9								1	0	0	0	0	0	2								
Al Aber, L OBP: 0.299, SLG: 0.167 (5, PH)										0	0	0	0	0	0	0								
Jay Porter, R OBP: 0.227, SLG: 0.493 (5, 1)										1	0	0	0	0	1	0								
Lou Sleater, L OBP: 0.359, SLG: 0.545 (5, 1)										1	0	0	0	0	0	1								
Billy Hoelt, L OBP: 0.387, SLG: 0.182 (7, 1)										0	0	0	0	0	0	0								
Steve Boros, R OBP: 0.179, SLG: 0.193 (5, PH)										1	0	0	0	0	0	1								
Inning Stats	R: 0 E: 1 K: 0 S: 4	H: 0 LOB: 1 BB: 0 P: 4	R: 2 E: 1 K: 0 S: 7	H: 3 LOB: 2 BB: 0 P: 7	R: 0 E: 0 K: 0 S: 3	H: 0 LOB: 0 BB: 0 P: 3	R: 0 E: 0 K: 0 S: 3	H: 0 LOB: 0 BB: 0 P: 3	R: 0 E: 0 K: 1 S: 6	H: 1 LOB: 1 BB: 0 P: 6	R: 2 E: 0 K: 0 S: 6	H: 3 LOB: 1 BB: 0 P: 6	R: 0 E: 0 K: 0 S: 4	H: 1 LOB: 1 BB: 0 P: 4	R: 0 E: 0 K: 0 S: 2	H: 0 LOB: 0 BB: 1 P: 6	R: 0 E: 0 K: 1 S: 6	H: 1 LOB: 1 BB: 0 P: 6	R: 0 E: 0 K: 1 S: 6	H: 1 LOB: 1 BB: 0 P: 6	1B: 7 2B: 2 3B: 0 HR: 0	SF: 1 SAC: 0 DP: 1 HBP: 0	WP: 0 PB: 0 SB: 0 CS: 0	PA: 38
PITCHER Dave Sisler, R ERA: 4.18 (1, 1)	IP: 9.0 WLS: W BF: 38 H: 9 R: 4 ER: 3 SO: 2 BB: 1 IBB: 0 HBP: 0 BLK: 0 WP: 0 HR: 0 S: 41 P: 45 ERA: 3.00 WHIP: 1.111																							

Detroit Tigers @ Boston Red Sox
Fenway Park, Boston, MA
Sat Jun 29 1957, 3:33 AM EDT
Att: 16,545 - Unknown


AB 36
R 4
H 9
RBI 4
BB 1
SO 2
LOB 17



Batter	1	2	3	4	5	6	7	8	9	AB	R	H	RBI	BB	SO	LOB	BOTTOM			
Jim Piersall, R OBP: 0.321, SLG: 0.384 (1, 8)	1B	4-3	P4		F8	F9		F8		6	2	2	0	0	0	3				
Billy Klaus, L OBP: 0.363, SLG: 0.424 (1, 6)	P5	4-3					P4	6-3		5	0	1	0	1	0	2				
Ted Williams, L OBP: 0.486, SLG: 0.668 (1, 7)										4	2	1	0	1	1	4				
Gene Stephens, L OBP: 0.298, SLG: 0.356 (8, 7)	1B	HBP	4-3		K2-3		F8			0	0	0	0	0	0	0				
Mickey Vernon, L OBP: 0.412, SLG: 0.489 (7, PR)	HR				4-3					3	2	2	0	1	0	1				
Norm Zauchin, R OBP: 0.417, SLG: 0.452 (8, 3)	HR	HBP								0	1	0	0	0	0	0				
Jackie Jensen, R OBP: 0.393, SLG: 0.474 (1, 9)	HR				P4					4	1	2	3	1	0	1				
Frank Malzone, R OBP: 0.370, SLG: 0.458 (1, 5)	HR									4	3	3	6	1	0	2				
Ted Lepcio, R OBP: 0.379, SLG: 0.482 (1, 4)	L5		6-3							4	1	2	3	1	0	0				
Pete Daley, R OBP: 0.260, SLG: 0.231 (1, 2)	4-3				F4		1-3	FC6-4		4	0	0	0	1	0	4				
Dave Sisler, R OBP: 0.222, SLG: 0.176 (1, 1)		F8	SH		F7			5-3		4	0	1	0	0	0	1				
Inning Stats	R: 5 E: 0 K: 0 S: 8	H: 5 LOB: 0 BB: 0 P: 8	R: 2 E: 0 K: 0 S: 5	H: 2 LOB: 2 BB: 1 P: 10	R: 0 E: 1 K: 0 S: 4	H: 0 LOB: 3 BB: 2 P: 12	R: 2 E: 0 K: 0 S: 6	H: 3 LOB: 1 BB: 0 P: 6	R: 0 E: 0 K: 1 S: 6	H: 1 LOB: 1 BB: 0 P: 6	R: 2 E: 0 K: 0 S: 5	H: 2 LOB: 3 BB: 1 P: 9	R: 1 E: 0 K: 0 S: 4	H: 1 LOB: 3 BB: 3 P: 16	R: 0 E: 0 K: 0 S: 3	H: 0 LOB: 0 BB: 0 P: 3	1B: 8 2B: 4 3B: 0 HR: 2	SF: 0 SAC: 1 DP: 0 HBP: 1	WP: 0 PB: 0 SB: 0 CS: 0	PA: 47
PITCHER Frank Lary, R ERA: 3.98 (1, 1)	IP: 2.2 WLS: L BF: 20 H: 7 R: 7 ER: 7 SO: 0 BB: 2 IBB: 1 HBP: 0 BLK: 0 WP: 0 HR: 1 S: 16 P: 29 ERA: 23.62 WHIP: 3.375																			
Al Aber, L ERA: 6.31 (3, 1)	1.1	7	3	2	2	0	0	0	0	0	0	7	7	13.50	2.250					
Lou Sleater, L ERA: 3.34 (5, 1)	2.0	10	3	2	2	1	1	0	0	0	1	11	15	9.00	2.000					
Billy Hoelt, L ERA: 4.73 (7, 1)	2.0	10	1	1	1	0	3	0	0	0	0	7	19	4.50	2.000					

Detroit Tigers @ Boston Red Sox
Fenway Park, Boston, MA
Sat Jun 29 1957, 3:33 AM EDT
Att: 16,545 - Unknown


AB 38
R 12
H 14
RBI 12
BB 7
SO 1
LOB 18



Batter	1	2	3	4	5	6	7	8	9	AB	R	H	RBI	BB	SO	LOB	TOP								
Mitt Bolling, R OBP: 0.225, SLG: 0.333 (1, 6)	5-3		K		K			P6		0	0	0	0	0	0	0	Washington Senators @ Boston Red Sox Fenway Park, Boston, MA Mon Jul 01 1957, 7:05 PM EDT Att: 21,092 - Unknown								
Pete Runnels, L OBP: 0.337, SLG: 0.293 (1, 5)	1B		P5		1B			F7		5	0	2	1	0	1	2									
Roy Sievers, R OBP: 0.392, SLG: 0.571 (1, 7)	F5				1B			6-3		4	1	1	0	1	0	3									
Jim Lemon, R OBP: 0.378, SLG: 0.519 (1, 3)	K				1B			6-3		5	0	2	0	0	2	2									
Clint Courtney, L OBP: 0.360, SLG: 0.456 (1, 2)		E9			1B			1B		5	1	2	0	0	0	3									
Art Schult, R OBP: 0.350, SLG: 0.419 (1, 9)	5-3				1B			F7		4	1	0	0	1	0	6									
Rocky Bridges, R OBP: 0.335, SLG: 0.340 (1, 4)	5-3				1B			F8		5	2	2	0	0	0	4									
Bob Usher, R OBP: 0.312, SLG: 0.336 (1, 8)	K				1B			4-3		3	0	1	3	1	1	2									
Ted Abernathy, R OBP: 0.217, SLG: 0.190 (1, 1)			4-3							2	0	0	0	0	0	2									
Dick Hyde, R (5, 1)										0	0	0	0	0	0	0									
Julio Becquer, L OBP: 0.329, SLG: 0.437 (6, PH)										1	0	0	0	0	0	2									
Pedro Ramos, S OBP: 0.190, SLG: 0.171 (6, 1)										1	0	0	0	0	1	3									
Inning Stats	R: 0 E: 0 K: 1 S: 6	H: 1 LOB: 1 BB: 0 P: 6	R: 0 E: 1 K: 1 S: 6	H: 0 LOB: 1 BB: 0 P: 6	R: 0 E: 0 K: 1 S: 5	H: 0 LOB: 0 BB: 0 P: 5	R: 0 E: 0 K: 1 S: 6	H: 2 LOB: 1 BB: 0 P: 6	R: 1 E: 0 K: 1 S: 8	H: 2 LOB: 2 BB: 0 P: 8	R: 3 E: 0 K: 1 S: 9	H: 4 LOB: 2 BB: 1 P: 13	R: 1 E: 1 K: 1 S: 7	H: 1 LOB: 3 BB: 2 P: 15	R: 0 E: 0 K: 0 S: 3	H: 0 LOB: 0 BB: 0 P: 3	R: 0 E: 0 K: 0 S: 4	H: 1 LOB: 1 BB: 0 P: 4	1B: 11 2B: 0 3B: 0 HR: 0	SF: 0 SAC: 0 DP: 1 HBP: 0	WP: 0 PB: 0 SB: 1 CS: 0	PA: 43			
PITCHER	IP	WLS	BF	H	R	ER	SO	BB	IBB	HBP	BLK	WP	HR	S	P	ERA	WHIP	PITCHER							
Mike Fomieses, R ERA: 3.29 (1, 1)	6.0	L	30	9	5	3	6	2	0	0	0	0	0	40	48	4.50	1.833								
Ike Delock, R ERA: 4.13 (7, 1)	2.0		9	1	0	0	1	1	0	0	0	0	0	10	14	0.00	1.000								
Rudy Minarcin, R ERA: 4.18 (9, 1)	1.0		4	1	0	0	0	0	0	0	0	0	0	4	4	0.00	1.000								

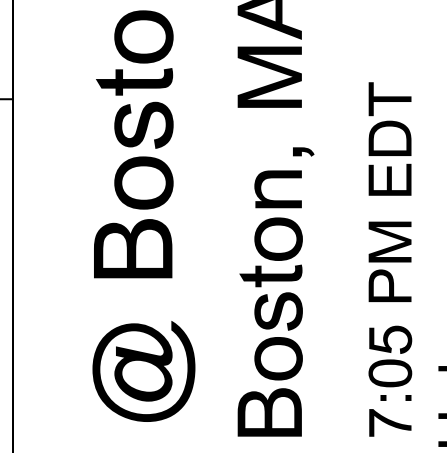
Batter	1	2	3	4	5	6	7	8	9	AB	R	H	RBI	BB	SO	LOB	BOTTOM								
Jim Piersall, R OBP: 0.324, SLG: 0.380 (1, 8)	4-3				2B			F9		3	1	1	1	2	0	0	Washington Senators @ Boston Red Sox Fenway Park, Boston, MA Mon Jul 01 1957, 7:05 PM EDT Att: 21,092 - Unknown								
Billy Klaus, L OBP: 0.364, SLG: 0.414 (1, 6)	4-3				2B			F2		2	1	0	0	3	1	0									
Ted Williams, L OBP: 0.488, SLG: 0.684 (1, 7)	4-3				SF8			F4		4	1	1	1	0	0	5									
Mickey Vernon, L OBP: 0.414, SLG: 0.471 (1, 3)	P6				1B			G3		3	0	0	0	2	0	3									
Jackie Jensen, R OBP: 0.387, SLG: 0.483 (1, 9)	6-3				SF8			F9		4	0	0	1	0	1	3									
Frank Malzone, R OBP: 0.376, SLG: 0.467 (1, 5)					1B			K		4	0	2	1	0	1	0									
Ted Lepcio, R OBP: 0.371, SLG: 0.471 (1, 4)					1B			F5		3	0	0	0	1	0	0									
Pete Daley, R OBP: 0.250, SLG: 0.222 (1, 2)					1B			K		3	1	1	0	0	1	3									
Gene Stephens, L OBP: 0.302, SLG: 0.353 (8, PH)					1B			K		1	0	0	0	0	1	0									
Sammy White, R OBP: 0.280, SLG: 0.270 (9, 2)					1B			K		0	0	0	0	0	0	0									
Mike Fomieses, R OBP: 0.267, SLG: 0.241 (1, 1)					1B			K		2	0	0	0	1	0	3									
Ike Delock, R (7, 1)					1-3			K		0	0	0	0	0	0	0									
Dick Gemert, R OBP: 0.377, SLG: 0.518 (8, PH)					1B			K		1	0	0	0	0	1	0									
Rudy Minarcin, R (9, 1)					1-2			K		0	0	0	0	0	0	0									
Inning Stats	R: 0 E: 0 K: 0 S: 3	H: 0 LOB: 2 BB: 2 P: 11	R: 1 E: 0 K: 0 S: 5	H: 3 LOB: 3 BB: 2 P: 13	R: 0 E: 0 K: 1 S: 5	H: 0 LOB: 0 BB: 0 P: 5	R: 0 E: 0 K: 1 S: 5	H: 0 LOB: 0 BB: 0 P: 5	R: 3 E: 0 K: 0 S: 5	H: 2 LOB: 3 BB: 4 P: 21	R: 0 E: 0 K: 1 S: 5	H: 0 LOB: 1 BB: 0 P: 6	R: 0 E: 0 K: 1 S: 5	H: 0 LOB: 0 BB: 0 P: 5	R: 0 E: 0 K: 2 S: 7	H: 0 LOB: 0 BB: 0 P: 7	R: 0 E: 0 K: 0 S: 3	H: 0 LOB: 1 BB: 1 P: 7	1B: 4 2B: 1 3B: 0 HR: 0	SF: 1 SAC: 0 DP: 0 HBP: 1	WP: 0 PB: 0 SB: 0 CS: 0	PA: 41			
PITCHER	IP	WLS	BF	H	R	ER	SO	BB	IBB	HBP	BLK	WP	HR	S	P	ERA	WHIP	PITCHER							
Ted Abernathy, R ERA: 6.82 (1, 1)	4.1		25	5	4	4	2	8	0	0	0	0	0	21	53	8.31	3.000								
Dick Hyde, R ERA: 4.74 (5, 1)	0.2		2	0	0	0	0	0	0	0	0	0	0	2	2	0.00	0.000								
Pedro Ramos, R ERA: 4.53 (6, 1)	4.0	W	14	0	0	0	4	1	0	1	0	0	0	20	25	0.00	0.250								

AB 35
R 5
H 10
RBI 4
BB 3
SO 5
LOB 29



WP: 0
PB: 0
SB: 1
CS: 0


AB 30
R 4
H 5
RBI 4
BB 9
SO 6
LOB 17




WP: 0
PB: 0
SB: 0
CS: 0

Batter	1	2	3	4	5	6	7	8	9	AB	R	H	RBI	BB	SO	LOB	TOP			
Mitt Bolling, R OBP: 0.228, SLG: 0.345 Herb Plews, L OBP: 0.319, SLG: 0.358	0-0 2B		0-3 K			0-0 2-3		0-0 F7		0	0	0	0	0	0	0	Washington Senators @ Boston Red Sox Fenway Park, Boston, MA Tue Jul 02 1957, 3:33 AM EDT Att: 8,774 - Unknown livebaseballscorecards.com			
Pete Runnels, L OBP: 0.336, SLG: 0.296	0-3 K		0-0 2B			0-0 L3		0-0 F8		4	0	1	1	0	1					
Roy Sievers, R OBP: 0.390, SLG: 0.566	0-0 1B		0-0 5-3			0-0 F3			0-3 K	4	0	1	0	0	1					
Jim Lemon, R OBP: 0.376, SLG: 0.516	0-0 3-1			0-0 4-3			0-0 1B		0-3 K	4	0	1	0	0	1					
Lou Berberet, L OBP: 0.340, SLG: 0.348		0-3 K		0-0 1-3			0-0 F8		0-0 F8	4	0	0	0	0	1					
Art Schult, R OBP: 0.337, SLG: 0.403		0-3 K		0-0 F7			0-0 P4			3	0	0	0	0	1					
Rocky Bridges, R OBP: 0.329, SLG: 0.333		0-0 F7			0-0 P4		0-0 6-3			3	0	0	0	0	0	1				
Bob Usher, R OBP: 0.308, SLG: 0.331 Julio Becquer, L OBP: 0.324, SLG: 0.431			0-3 K		0-0 F7			0-0 P5		2	0	0	0	0	1	0				
Camilo Pascual, R OBP: 0.115, SLG: 0.080 Clint Courtney, L OBP: 0.368, SLG: 0.462 Pedro Ramos, S OBP: 0.190, SLG: 0.171 Russ Kemmerer, R OBP: 0.171, SLG: 0.171			0-0 2B		0-0 P5			0-0 1B		2	1	1	0	0	0	0				
Inning Stats	R: 0 E: 0 K: 1 S: 6	H: 2 LOB: 1 BB: 0 P: 6	R: 0 E: 0 K: 2 S: 7	H: 0 LOB: 0 BB: 0 P: 7	R: 1 E: 0 K: 2 S: 9	H: 2 LOB: 1 BB: 0 P: 9	R: 0 E: 0 K: 0 S: 3	H: 0 LOB: 0 BB: 0 P: 3	R: 0 E: 0 K: 0 S: 3	H: 0 LOB: 0 BB: 0 P: 3	R: 0 E: 0 K: 0 S: 4	H: 1 LOB: 1 BB: 0 P: 4	R: 0 E: 0 K: 0 S: 4	H: 1 LOB: 1 BB: 0 P: 4	R: 0 E: 0 K: 2 S: 7	H: 0 LOB: 0 BB: 0 P: 7		1B: 4 2B: 2 3B: 0 HR: 0	SF: 0 SAC: 0 DP: 0 HBP: 0	WP: 0 PB: 0 SB: 0 CS: 0
PITCHER Frank Sullivan, R ERA: 2.63	IP: 9.0 WLS: W BF: 32 H: 6 R: 1 ER: 1 SO: 7 BB: 0 IBB: 0 HBP: 0 BLK: 0 WP: 0 HR: 0 S: 46 P: 46 ERA: 1.00 WHIP: 0.667																			

Batter	1	2	3	4	5	6	7	8	9	AB	R	H	RBI	BB	SO	LOB	BOTTOM			
Jim Piersall, R OBP: 0.320, SLG: 0.375	0-3 K		0-0 6-3			0-0 5-3		0-0 F9		4	0	0	0	0	1	0	Washington Senators @ Boston Red Sox Fenway Park, Boston, MA Tue Jul 02 1957, 3:33 AM EDT Att: 8,774 - Unknown livebaseballscorecards.com			
Billy Klaus, L OBP: 0.359, SLG: 0.407	0-0 F9			0-0 F8		0-0 P6		0-0 F7		4	0	0	0	0	0					
Ted Williams, L OBP: 0.485, SLG: 0.675 Gene Stephens, L OBP: 0.302, SLG: 0.353	0-0 3-1			0-0 F8		4-0 BB		0-0 L9		3	0	0	0	1	0	0				
Mickey Vernon, L OBP: 0.406, SLG: 0.460		0-3 K		0-0 4-3		0-0 G3				3	0	0	0	0	1					
Jackie Jensen, R OBP: 0.394, SLG: 0.490		4-0 BB			0-0 1B		4-0 BB			1	2	1	0	2	0	0				
Frank Malzone, R OBP: 0.376, SLG: 0.466		0-3 K		0-0 1-3		0-0 1-3		0-0 1B		3	0	1	0	0	1	2				
Ted Lepcio, R OBP: 0.384, SLG: 0.460		0-0 6-3			0-0 F9		0-0 P6			3	0	0	0	0	0	4				
Sammy White, R OBP: 0.281, SLG: 0.273			0-0 6-3		0-0 1B		0-0 SF9			2	0	1	2	0	0	0				
Frank Sullivan, R			0-3 K		3-H K		3-H K			3	0	0	0	0	3	2				
Inning Stats	R: 0 E: 0 K: 1 S: 5	H: 0 LOB: 0 BB: 0 P: 5	R: 0 E: 0 K: 2 S: 7	H: 0 LOB: 1 BB: 1 P: 11	R: 0 E: 0 K: 1 S: 5	H: 0 LOB: 0 BB: 0 P: 5	R: 0 E: 0 K: 0 S: 3	H: 0 LOB: 0 BB: 0 P: 3	R: 1 E: 0 K: 1 S: 7	H: 2 LOB: 1 BB: 0 P: 7	R: 0 E: 0 K: 0 S: 3	H: 0 LOB: 1 BB: 1 P: 7	R: 1 E: 0 K: 1 S: 6	H: 1 LOB: 1 BB: 1 P: 10	R: 0 E: 0 K: 0 S: 3	H: 0 LOB: 0 BB: 0 P: 3		1B: 2 2B: 1 3B: 0 HR: 0	SF: 1 SAC: 0 DP: 0 HBP: 0	WP: 0 PB: 0 SB: 1 CS: 0
PITCHER Camilo Pascual, R ERA: 5.12 Russ Kemmerer, R ERA: 5.63	IP: 7.0 WLS: L BF: 27 H: 3 R: 2 ER: 2 SO: 6 BB: 3 IBB: 0 HBP: 0 BLK: 0 WP: 0 HR: 0 S: 36 P: 48 ERA: 2.57 WHIP: 0.857																			

Batter	1	2	3	4	5	6	7	8	9	AB	R	H	RBI	BB	SO	LOB	TOP			
Jim Piersall, R OBP: 0.319, SLG: 0.373 (1, 8)	F8		BB 1B		K			F8		4	0	1	0	0	1	0	Boston Red Sox @ New York Yankees Yankee Stadium, Bronx, NY Wed Jul 03 1957, 3:33 AM EDT Att: 23,065 - Unknown - 78 F AB 29 R 0 H 3 RBI 0 BB 3 SO 11 LOB 11 			
Billy Klaus, L OBP: 0.355, SLG: 0.402 (1, 6)	K		BB 1-2 BB		K			6-3		3	0	0	0	1	2	0				
Ted Williams, L OBP: 0.483, SLG: 0.671 Gene Stephens, L OBP: 0.299, SLG: 0.350 (1, 7) (6, 7)	1B		F2		3-1			4-3		3	0	1	0	0	0	2				
Mickey Vernon, L OBP: 0.402, SLG: 0.451 (1, 3)	K			BB HBP	4-3			4-3		3	0	0	0	0	2	1				
Jackie Jensen, R OBP: 0.399, SLG: 0.490 (1, 9)		F9 1B		BB 1-2 BB	4-0 BB			6-3		2	0	1	0	2	0	0				
Frank Malzone, R OBP: 0.371, SLG: 0.460 (1, 5)	F9 1-2			F9	0-0 BB			P6		4	0	0	0	0	0	4				
Ted Lepcio, R OBP: 0.356, SLG: 0.449 (1, 4)	K			K				P5		3	0	0	0	0	2	2				
Sammy White, R OBP: 0.277, SLG: 0.268 (1, 2)			F8	F2				K		3	0	0	0	0	1	2				
Tom Brewer, R OBP: 0.200, SLG: 0.204 George Susce, R OBP: 0.167, SLG: 0.118 (1, 1) (2, 1)			K		K			K		0	0	0	0	0	0	0				
										3	0	0	0	0	3	0				
Inning Stats	R: 0 E: 0 K: 2 S: 8	H: 1 LOB: 1 BB: 0 P: 8	R: 0 E: 0 K: 1 S: 5	H: 1 LOB: 0 BB: 0 P: 5	R: 0 E: 0 K: 1 S: 6	H: 1 LOB: 2 BB: 1 P: 10	R: 0 E: 0 K: 1 S: 5	H: 0 LOB: 0 BB: 1 P: 10	R: 0 E: 0 K: 3 S: 9	H: 0 LOB: 1 BB: 1 P: 7	R: 0 E: 0 K: 2 S: 7	H: 0 LOB: 0 BB: 0 P: 7	R: 0 E: 0 K: 0 S: 3	H: 0 LOB: 0 BB: 0 P: 3	R: 0 E: 0 K: 1 S: 5	H: 0 LOB: 0 BB: 0 P: 5	1B: 3 2B: 0 3B: 0 HR: 0	SF: 0 SAC: 0 DP: 0 HBP: 1	WP: 0 PB: 0 SB: 0 CS: 0	PA: 33
PITCHER Bob Turley, R ERA: 2.66 (1, 1)	IP: 9.0 WLS: W BF: 33 H: 3 R: 0 ER: 0 SO: 11 BB: 3 IBB: 0 HBP: 1 BLK: 0 WP: 0 HR: 0 S: 51 P: 64 ERA: 0.00 WHIP: 0.667															PITCHER IP: WLS: BF: H: R: ER: SO: BB: IBB: HBP: BLK: WP: HR: S: P: ERA: WHIP				

Batter	1	2	3	4	5	6	7	8	9	AB	R	H	RBI	BB	SO	LOB	BOTTOM			
Tony Kubek, L OBP: 0.303, SLG: 0.358 (1, 5)	E5 BB 1B		SH3-4 BB		5-3			G3 HBP 4-3 1B		4	4	2	0	1	0	0	Boston Red Sox @ New York Yankees Yankee Stadium, Bronx, NY Wed Jul 03 1957, 3:33 AM EDT Att: 23,065 - Unknown - 78 F AB 33 R 10 H 10 RBI 10 BB 6 SO 3 LOB 18 			
Gil McDougald, R OBP: 0.376, SLG: 0.486 (1, 6)	BB 1B BB		SH3-4		5-3			4-3 G3 HBP		2	1	0	0	1	1	1				
Mickey Mantle, S OBP: 0.529, SLG: 0.728 (1, 8)	FC4-6 1-2 2-3 BB		1B IBB		G3			G3		2	2	0	0	3	0	2				
Yogi Berra, L OBP: 0.312, SLG: 0.418 (1, 2)	FC4-6 1-2 2-H 3-H 1B		1B		L9			4-3		5	1	3	8	0	0	1				
Bill Skowron, R OBP: 0.361, SLG: 0.533 (1, 3)	K		F2		5-3			P3		5	1	1	0	0	1	5				
Joe Collins, L OBP: 0.310, SLG: 0.274 Elston Howard, R OBP: 0.298, SLG: 0.401 (1, 9) (2, FR) (3, 7)	FC4-6 1-2 2-3 1B		5-3		F8					2	0	1	0	0	0	2				
Hank Bauer, R OBP: 0.348, SLG: 0.474 (1, 7) (3, 9)	1B				P6			G6-4-3 1B		4	0	3	2	0	0	0				
Bobby Richardson, R OBP: 0.306, SLG: 0.345 (1, 4)	4-3		FC6-4		F9			G6-4-3 1-2		4	0	0	0	0	0	5				
Bob Turley, R OBP: 0.208, SLG: 0.136 (1, 1)			1-3 BB 1B BB		P6			K		3	1	0	0	1	1	0				
Inning Stats	R: 3 E: 1 K: 1 S: 8	H: 2 LOB: 2 BB: 2 P: 16	R: 4 E: 0 K: 1 S: 10	H: 5 LOB: 2 BB: 1 P: 14	R: 2 E: 0 K: 0 S: 4	H: 1 LOB: 3 BB: 3 P: 16	R: 0 E: 0 K: 0 S: 3	H: 0 LOB: 0 BB: 0 P: 3	R: 0 E: 0 K: 1 S: 5	H: 1 LOB: 0 BB: 0 P: 5	R: 1 E: 0 K: 0 S: 4	H: 1 LOB: 1 BB: 0 P: 5	R: 0 E: 0 K: 0 S: 3	H: 0 LOB: 0 BB: 0 P: 3	R: 0 E: 0 K: 0 S: 4	H: 0 LOB: 0 BB: 0 P: 5		1B: 8 2B: 1 3B: 0 HR: 1	SF: 0 SAC: 1 DP: 1 HBP: 1	WP: 0 PB: 0 SB: 0 CS: 0
PITCHER Tom Brewer, R ERA: 3.44 George Susce, R ERA: 3.25 (1, 1) (2, 1)	IP: 1.2 WLS: L BF: 14 H: 5 R: 7 ER: 5 SO: 2 BB: 2 IBB: 1 HBP: 0 BLK: 0 WP: 0 HR: 1 S: 15 P: 27 ERA: 27.00 WHIP: 4.200															PITCHER IP: WLS: BF: H: R: ER: SO: BB: IBB: HBP: BLK: WP: HR: S: P: ERA: WHIP				

Batter	1	2	3	4	5	6	7	8	9	AB	R	H	RBI	BB	SO	LOB	TOP		
Jim Piersall, R (1.8) OBP: 0.319, SLG: 0.367	4-0 CS BB		0-0 F8		0-0 F9		0-0 G3			3	0	0	0	1	0	2			
Billy Klaus, L (1.6) OBP: 0.382, SLG: 0.394	0-3 K		0-3 K		0-0 F7			0-0 6-3		4	0	0	0	0	2	2			
Gene Stephens, L (1.7) OBP: 0.287, SLG: 0.333	0-0 F8			0-3 K		0-0 P6		0-0 6-3		4	0	0	0	0	1	0			
Mickey Vernon, L (1.3) OBP: 0.402, SLG: 0.490		0-0 F7		0-0 HR		0-0 P5		0-0 F9		4	1	1	1	0	0	0			
Jackie Jensen, R (1.9) OBP: 0.398, SLG: 0.482		0-0 FC4-6 1B		0-0 F7		4-0 BB		0-0 6-3		3	0	1	0	1	0	0			
Frank Malzone, R (1.5) OBP: 0.371, SLG: 0.462		0-0 FC4-6 1B		0-0 3B		0-0 F9		0-0 F8		4	0	1	0	0	0	2			
Ted Lepcio, R (1.4) OBP: 0.346, SLG: 0.433		0-0 1B		0-3 K			0-0 4-3	0-3 K		4	0	1	0	0	2	1			
Pete Daley, R (1.2) OBP: 0.265, SLG: 0.230		0-3 K			4-0 BB		0-0 FC5-4 1B			2	0	1	0	1	1	2			
Dean Stone, L (1.1) OBP: 0.478, SLG: 0.660			0-0 6-3		0-0 F5		0-0 FC5-4			1	0	0	0	0	0	0			
Ted Williams, L (5, PH) OBP: 0.091, SLG: 0.100										1	0	0	0	0	0	1			
Bob Porterfield, R (7, PH) OBP: 0.372, SLG: 0.527										0	0	0	0	0	0	0			
Dick Gernert, R (7, PH) OBP: 0.300, SLG: 0.500										1	0	0	0	0	0	1			
Bob Chakales, R (7.1)										0	0	0	0	0	0	0			
Inning Stats	R: 0 E: 0 K: 1 S: 4	H: 0 LOB: 0 BB: 1 P: 8	R: 0 E: 0 K: 1 S: 7	H: 2 LOB: 2 BB: 0 P: 7	R: 0 E: 0 K: 1 S: 5	H: 0 LOB: 0 BB: 0 P: 5	R: 1 E: 0 K: 2 S: 9	H: 2 LOB: 1 BB: 0 P: 9	R: 0 E: 0 K: 0 S: 3	H: 0 LOB: 1 BB: 1 P: 7	R: 0 E: 0 K: 0 S: 4	H: 1 LOB: 1 BB: 0 P: 4	R: 0 E: 0 K: 0 S: 3	H: 0 LOB: 0 BB: 0 P: 3	R: 0 E: 0 K: 1 S: 5	H: 0 LOB: 0 BB: 0 P: 5	1B: 3 2B: 1 3B: 1 HR: 1	SF: 0 SAC: 0 DP: 1 HBP: 0	WP: 0 PA: 34 CS: 1
PITCHER Don Larsen, R (1.1) ERA: 4.09	IP: 9.0 WLS: W BF: 34 H: 5 R: 1 ER: 1 SO: 6 BB: 3 IBB: 0 HBP: 0 BLK: 0 WP: 0 HR: 1 S: 43 P: 55 ERA: 1.00 WHIP: 0.889																		

Boston Red Sox @ New York Yankees
Yankee Stadium, Bronx, NY
Thu Jul 04 1957, 3:38 AM EDT
Att: 52,791 - Cloudy - 88 F


AB 31
R 1
H 5
RBI 1
BB 3
SO 6
LOB 11



Batter	1	2	3	4	5	6	7	8	9	AB	R	H	RBI	BB	SO	LOB	BOTTOM		
Bobby Richardson, R (1.4) OBP: 0.295, SLG: 0.332	0-0 4-3		0-0 4-3		0-0 4-3	0-0 F8				4	0	0	0	0	0	2			
Gil McDougald, R (1.6) OBP: 0.370, SLG: 0.475	4-0 BB BB		0-0 F7		0-0 5-3		0-0 F9			3	0	0	0	1	0	0			
Mickey Mantle, S (1.8) OBP: 0.336, SLG: 0.725	4-0 1-2 BB		4-0 3-H 4-0 2B BB		4-0 1B 2B BB		0-0 S 1B			0	2	0	0	3	0	0			
Tony Kubek, L (6.8) OBP: 0.314, SLG: 0.375				1-2 BB		4-0 1B 2B BB		0-0 1B		1	0	1	0	0	0	0			
Bill Skowron, R (1.3) OBP: 0.365, SLG: 0.547	0-3 K		0-0 2B		0-0 1B		0-3 K			4	0	2	1	0	2	3			
Hank Bauer, R (1.9) OBP: 0.346, SLG: 0.477	0-0 1-3			0-0 E SF7 2B		0-0 1-3 2-H 2B		0-0 F8		4	1	2	1	0	0	3			
Eliot Howard, R (1.7) OBP: 0.291, SLG: 0.392		0-3 K		0-0 L7		0-0 4-3		0-0 6-3		4	0	0	0	0	1	3			
Andy Carey, R (1.5) OBP: 0.309, SLG: 0.395		4-0 G1-6-3 BB		0-0 E6		0-0 G3		0-3 K		3	0	0	0	1	1	1			
Darrell Johnson, R (1.2) OBP: 0.250, SLG: 0.353		0-0 G1-6-3		0-0 SF7		0-0 F8		0-3 K		3	0	0	1	0	1	1			
Don Larsen, R (1.1) OBP: 0.357, SLG: 0.348			0-0 4-3 WP 2B		0-0 F7		4-0 BB			2	1	1	0	1	0	1			
Inning Stats	R: 0 E: 0 K: 1 S: 5	H: 0 LOB: 2 BB: 2 P: 13	R: 0 E: 0 K: 1 S: 4	H: 0 LOB: 0 BB: 1 P: 8	R: 2 E: 0 K: 0 S: 4	H: 2 LOB: 1 BB: 1 P: 8	R: 1 E: 1 K: 0 S: 5	H: 1 LOB: 1 BB: 0 P: 5	R: 1 E: 0 K: 0 S: 5	H: 2 LOB: 2 BB: 1 P: 9	R: 0 E: 0 K: 0 S: 3	H: 0 LOB: 1 BB: 1 P: 7	R: 0 E: 0 K: 1 S: 6	H: 1 LOB: 1 BB: 0 P: 6	R: 0 E: 0 K: 2 S: 7	H: 0 LOB: 0 BB: 0 P: 7	1B: 2 2B: 4 3B: 0 HR: 0	SF: 1 SAC: 0 DP: 1 HBP: 0	WP: 1 PA: 35 CS: 0
PITCHER Dean Stone, L (1.1) ERA: 4.63	IP: 4.0 WLS: L BF: 18 H: 3 R: 3 ER: 2 SO: 2 BB: 4 IBB: 0 HBP: 0 BLK: 0 WP: 1 HR: 0 S: 18 P: 34 ERA: 4.50 WHIP: 1.750																		
PITCHER Bob Porterfield, R (5.1) ERA: 3.92	IP: 2.0 WLS: L BF: 10 H: 2 R: 1 ER: 1 SO: 0 BB: 2 IBB: 0 HBP: 0 BLK: 0 WP: 0 HR: 0 S: 8 P: 16 ERA: 4.50 WHIP: 2.000																		
PITCHER Bob Chakales, R (7.1) ERA: 6.7	IP: 2.0 WLS: L BF: 7 H: 1 R: 0 ER: 0 SO: 3 BB: 0 IBB: 0 HBP: 0 BLK: 0 WP: 0 HR: 0 S: 13 P: 13 ERA: 0.00 WHIP: 0.500																		


Boston Red Sox @ New York Yankees
Yankee Stadium, Bronx, NY
Thu Jul 04 1957, 3:38 AM EDT
Att: 52,791 - Cloudy - 88 F

AB 28
R 4
H 6
RBI 3
BB 6
SO 5
LOB 14




Batter	1	2	3	4	5	6	7	8	9	AB	R	H	RBI	BB	SO	LOB	TOP											
Billy Gardner, R OBP: 0.351, SLG: 0.389 (1, 4)	G3		F3	BB S 1B		FC5-4 HBP		BB 1-2		3	0	1	1	1	0	0	Baltimore Orioles @ Boston Red Sox Fenway Park, Boston, MA Fri Jul 05 1957, 3:33 AM EDT Att: 26,091 - Unknown											
Billy Goodman, L OBP: 0.298, SLG: 0.368 Art Ceccarelli, R (8, 1)	4-3		F7	BB BB 1-2		F9		1-3		4	0	0	0	1	0	4												
George Kell, R OBP: 0.354, SLG: 0.398 (8, 5)	E6 1B		F2	BB BB 1-2 2-3		FC5-4 1-2		6-3		4	0	1	0	1	0	2												
Bob Nieman, R OBP: 0.359, SLG: 0.439 (1, 7)	K		4-3					F9		5	0	0	0	0	2	4												
Gus Triandos, R OBP: 0.355, SLG: 0.461 (1, 2)		6-3		HR		5-3		K		5	2	2	2	0	1	0												
Jim Busby, R OBP: 0.259, SLG: 0.368 (1, 8)		6-3		E6 3B		L6		F8		5	1	0	0	0	0	0												
Al Pilarcik, L OBP: 0.388, SLG: 0.365 (1, 9)				E4 3B		G3		BB 1B		4	1	2	0	0	0	1												
Jim Brideweser, R OBP: 0.396, SLG: 0.389 (8, PH) Bob Boyd, L OBP: 0.401, SLG: 0.432 (8, 6) Willy Miranda, S OBP: 0.252, SLG: 0.217 (8, 6)				FC6-4 1B		1B 3B		F8		3	1	3	2	0	0	0												
Billy Loes, R OBP: 0.139, SLG: 0.091 Tito Francona, L OBP: 0.321, SLG: 0.413 (8, 3)				FC6-4 1-2		F5		SH3-4 1B		2	0	0	0	0	0	3												
Inning Stats	R: 0 E: 1 K: 1 S: 6	H: 1 LOB: 1 BB: 0 P: 6	R: 0 E: 0 K: 0 S: 5	H: 2 LOB: 2 BB: 0 P: 5	R: 0 E: 0 K: 0 S: 3	H: 0 LOB: 0 BB: 0 P: 3	R: 4 E: 2 K: 1 S: 10	H: 3 LOB: 3 BB: 2 P: 18	R: 0 E: 0 K: 0 S: 4	H: 1 LOB: 2 BB: 0 P: 5	R: 0 E: 0 K: 1 S: 5	H: 0 LOB: 0 BB: 0 P: 5	R: 0 E: 0 K: 0 S: 4	H: 1 LOB: 2 BB: 1 P: 8	R: 1 E: 0 K: 0 S: 4	H: 1 LOB: 0 BB: 0 P: 4		1B: 6 2B: 0 3B: 1 HR: 2	SF: 0 SAC: 1 DP: 0 HBP: 1	WP: 0 PB: 0 SB: 1 CS: 0	PA: 42							
PITCHER	IP	WLS	BF	H	R	ER	SO	BB	IBB	HBP	BLK	WP	HR	S	P	ERA	WHIP											
Mike Fomieses, R ERA: 3.18 Ike Delock, R ERA: 3.99	(1, 1)	6.0	W	30	7	4	1	2	2	0	1	0	0	1	31	40	1.50	1.500										
(7, 1)	3.0	S	12	2	1	1	1	1	1	0	0	0	0	1	13	17	3.00	1.000										

AB	37
R	5
H	9
RBI	5
BB	3
SO	3
LOB	16



Batter	1	2	3	4	5	6	7	8	9	AB	R	H	RBI	BB	SO	LOB	BOTTOM										
Jim Piersall, R OBP: 0.320, SLG: 0.368 (1, 8)	1-3	BB 1B		4-3		2B 1B		F7		5	0	2	0	0	0	1	Baltimore Orioles @ Boston Red Sox Fenway Park, Boston, MA Fri Jul 05 1957, 3:33 AM EDT Att: 26,091 - Unknown										
Billy Klaus, L OBP: 0.353, SLG: 0.404 (1, 6)	HR	BB 1B		4-3		SF7		F9		3	1	1	2	1	0	1											
Ted Williams, L OBP: 0.475, SLG: 0.657 Gene Stephens, L OBP: 0.287, SLG: 0.333 (1, 7) (9, 7)	E6 1B	G3				G3		2B		4	1	1	1	0	0	3											
Mickey Vernon, L OBP: 0.399, SLG: 0.483 (1, 3)	5-3 1B			F9		F5		6-3		4	0	1	1	0	0	2											
Jackie Jensen, R OBP: 0.396, SLG: 0.482 (1, 9)	5-3			F8		K		1B 2B		4	1	1	0	0	1	1											
Frank Malzone, R OBP: 0.373, SLG: 0.463 (1, 5)	K			6-3		1B 1B		G6-4-3 1B		4	1	2	1	0	1	1											
Ted Lepcio, R OBP: 0.344, SLG: 0.428 (1, 4)		K		FC1-6 1B		K		F7		4	1	1	0	0	2	2											
Sammy White, R OBP: 0.287, SLG: 0.280 (1, 2)		BB 1B		FC1-6 1B		1B 1B		G6-4-3 1B		4	1	3	0	0	0	1											
Mike Fomieses, R OBP: 0.250, SLG: 0.226 Dick Gemert, R OBP: 0.376, SLG: 0.531 Ike Delock, R (7, 1)		F7		FC1-6 WP		1B 2B		K		2	0	0	0	0	0	3											
Inning Stats	R: 2 E: 1 K: 1 S: 8	H: 2 LOB: 1 BB: 0 P: 8	R: 0 E: 0 K: 1 S: 7	H: 2 LOB: 3 BB: 1 P: 11	R: 0 E: 0 K: 0 S: 3	H: 0 LOB: 0 BB: 0 P: 3	R: 1 E: 0 K: 0 S: 5	H: 2 LOB: 1 BB: 0 P: 5	R: 0 E: 0 K: 1 S: 5	H: 0 LOB: 0 BB: 0 P: 5	R: 3 E: 0 K: 1 S: 10	H: 5 LOB: 2 BB: 0 P: 10	R: 1 E: 0 K: 0 S: 4	H: 2 LOB: 0 BB: 0 P: 4	R: 0 E: 0 K: 1 S: 5	H: 0 LOB: 0 BB: 0 P: 5		1B: 10 2B: 2 3B: 0 HR: 1	SF: 1 SAC: 0 DP: 1 HBP: 0	WP: 2 PB: 0 SB: 1 CS: 0	PA: 38						
PITCHER	IP	WLS	BF	H	R	ER	SO	BB	IBB	HBP	BLK	WP	HR	S	P	ERA	WHIP										
Billy Loes, R ERA: 2.95 Art Ceccarelli, L ERA: 4.03	(1, 1)	7.0	L	35	13	7	6	4	1	0	0	0	0	5	5	0.00	0.000										
(8, 1)	1.0	3	0	0	0	0	1	0	0	0	0	0	0	5	5	0.00	0.000										



Batter	1	2	3	4	5	6	7	8	9	AB	R	H	RBI	BB	SO	LOB	TOP			
Billy Gardner, R OBP: 0.355, SLG: 0.397 (1, 4)										4	1	2	0	1	0	0	Baltimore Orioles @ Boston Red Sox Fenway Park, Boston, MA Sat Jul 06 1957, 3:33 AM EDT Att: 13,390 - Unknown			
Bob Boyd, L OBP: 0.404, SLG: 0.436 (1, 3)										5	0	3	1	0	0	1				
Billy Goodman, L OBP: 0.296, SLG: 0.363 (1, 5) (7, 6)										4	0	1	0	0	0	4				
Tito Francona, L OBP: 0.319, SLG: 0.404 (1, 9)										3	0	0	0	1	0	2				
Gus Triandos, R OBP: 0.353, SLG: 0.462 (1, 2)										4	1	1	0	0	2	2				
Bob Nieman, R OBP: 0.382, SLG: 0.440 (1, 7)										4	0	2	1	0	0	0				
Al Pilarcik, L OBP: 0.383, SLG: 0.359 Jim Busby, R OBP: 0.283, SLG: 0.372 (6, 8)										3	0	0	0	0	0	1				
Willy Miranda, S OBP: 0.248, SLG: 0.214 George Kell, R OBP: 0.350, SLG: 0.393 (7, PH) (7, 5)										2	0	0	0	0	0	1				
Hal Brown, R OBP: 0.289, SLG: 0.238 Billy O'Dell, L OBP: 0.182, SLG: 0.182 Frank Zupno, L Jerry Walker, S Art Ceccarelli, R Joe Durham, R OBP: 0.294, SLG: 0.215 (1, 1) (4, 1) (7, PH) (7, 1) (6, PH)										2	0	0	0	0	1	1				
Inning Stats	R: 0 E: 0 K: 1 S: 6	H: 1 LOB: 2 BB: 1 P: 10	R: 0 E: 0 K: 0 S: 3	H: 0 LOB: 0 BB: 0 P: 3	R: 1 E: 0 K: 1 S: 7	H: 2 LOB: 1 BB: 0 P: 7	R: 1 E: 0 K: 0 S: 5	H: 2 LOB: 1 BB: 0 P: 5	R: 0 E: 0 K: 0 S: 4	H: 0 LOB: 0 BB: 0 P: 3	R: 0 E: 0 K: 0 S: 4	H: 1 LOB: 2 BB: 1 P: 8	R: 0 E: 0 K: 1 S: 7	H: 2 LOB: 2 BB: 0 P: 7	R: 0 E: 0 K: 0 S: 3	H: 0 LOB: 0 BB: 0 P: 3		1B: 7 2B: 3 3B: 0 HR: 0	SF: 0 SAC: 0 DP: 0 HBP: 0	WP: 0 PB: 0 SB: 0 CS: 0
PITCHER Frank Sullivan, R ERA: 2.88 (1, 1)	IP: 9.0 WLS: W BF: 38 H: 10 R: 2 ER: 2 SO: 3 BB: 2 IBB: 0 HBP: 0 BLK: 0 WP: 0 HR: 0 S: 42 P: 50 ERA: 2.00 WHIP: 1.333															PITCHER IP: WLS: BF: H: R: ER: SO: BB: IBB: HBP: BLK: WP: HR: S: P: ERA: WHIP				

AB 36
R 2
H 10
RBI 2
BB 2
SO 3
LOB 14



Batter	1	2	3	4	5	6	7	8	9	AB	R	H	RBI	BB	SO	LOB	BOTTOM			
Jim Piersall, R OBP: 0.327, SLG: 0.381 (1, 8)										3	2	3	1	1	0	0	Baltimore Orioles @ Boston Red Sox Fenway Park, Boston, MA Sat Jul 06 1957, 3:33 AM EDT Att: 13,390 - Unknown			
Billy Klaus, L OBP: 0.350, SLG: 0.412 (1, 6)										5	1	1	2	0	1	4				
Ted Williams, L OBP: 0.474, SLG: 0.649 Gene Stephens, L OBP: 0.287, SLG: 0.333 (1, 7) (6, 7)										3	1	0	0	2	1	1				
Mickey Vernon, L OBP: 0.404, SLG: 0.490 Norm Zaichin, R OBP: 0.417, SLG: 0.452 (1, 3) (8, 3)										4	1	2	1	1	0	3				
Jackie Jensen, R OBP: 0.403, SLG: 0.498 (1, 9)										4	2	3	2	1	0	0				
Frank Malzone, R OBP: 0.370, SLG: 0.465 (1, 5)										5	1	1	2	0	0	4				
Ted Lepcio, R OBP: 0.340, SLG: 0.415 (1, 4)										4	1	0	0	1	3	3				
Sammy White, R OBP: 0.291, SLG: 0.295 (1, 2)										4	1	2	1	0	0	0				
Frank Sullivan, R OBP: 0.026, SLG: 0.026 (1, 1)										4	1	1	0	0	2	2				
Inning Stats	R: 0 E: 0 K: 0 S: 3	H: 0 LOB: 1 BB: 1 P: 7	R: 1 E: 0 K: 1 S: 6	H: 1 LOB: 0 BB: 0 P: 6	R: 2 E: 0 K: 2 S: 10	H: 3 LOB: 2 BB: 1 P: 14	R: 1 E: 0 K: 1 S: 6	H: 1 LOB: 1 BB: 1 P: 10	R: 0 E: 0 K: 2 S: 9	H: 2 LOB: 2 BB: 0 P: 9	R: 2 E: 0 K: 0 S: 5	H: 2 LOB: 0 BB: 0 P: 5	R: 5 E: 0 K: 1 S: 9	H: 4 LOB: 3 BB: 3 P: 21	R: 0 E: 0 K: 0 S: 3	H: 0 LOB: 0 BB: 0 P: 3		1B: 6 2B: 3 3B: 2 HR: 2	SF: 1 SAC: 0 DP: 0 HBP: 0	WP: 3 PB: 0 SB: 0 CS: 0
PITCHER Hal Brown, R ERA: 3.82 Billy O'Dell, L ERA: 2.03 Jerry Walker, R ERA: Art Ceccarelli, L ERA: 4.5 (1, 1) (4, 1) (7, 1) (7, 1)	IP: 3.2 WLS: L BF: 19 H: 5 R: 4 ER: 4 SO: 4 BB: 2 IBB: 0 HBP: 0 BLK: 0 WP: 0 HR: 1 S: 15 P: 16 ERA: 9.82 WHIP: 1.909															PITCHER IP: WLS: BF: H: R: ER: SO: BB: IBB: HBP: BLK: WP: HR: S: P: ERA: WHIP				

AB 36
R 11
H 13
RBI 9
BB 6
SO 7
LOB 17



Batter	1	2	3	4	5	6	7	8	9	AB	R	H	RBI	BB	SO	LOB	TOP										
Billy Gardner, R OBP: 0.359, SLG: 0.401 (1, 4)										4	2	3	1	0	0	0	Baltimore Orioles @ Boston Red Sox Fenway Park, Boston, MA Sun Jul 07 1957, 3:33 AM EDT Att: 14,758 - Unknown										
Bob Boyd, L OBP: 0.407, SLG: 0.436 (1, 3)										2	2	1	0	1	0	0											
Billy Goodman, L OBP: 0.314, SLG: 0.400 (1, 5)										4	3	3	2	0	0	0											
Bob Nieman, R OBP: 0.364, SLG: 0.448 (1, 7)										3	0	2	4	0	0	0											
Tito Francona, L OBP: 0.311, SLG: 0.393 (1, 9)									4	0	0	0	0	0	0	2											
Gus Triandos, R OBP: 0.348, SLG: 0.453 (1, 2)										4	0	0	0	0	1	1											
Jim Busby, R OBP: 0.263, SLG: 0.365 (1, 8)											3	1	0	0	1	0											
Willy Miranda, S OBP: 0.241, SLG: 0.207 (1, 6)										4	0	0	0	0	2	1											
Connie Johnson, R OBP: 0.119, SLG: 0.119 (1, 1)										2	0	0	0	0	0	0											
Inning Stats	R: 3 E: 0 K: 1 S: 7	H: 3 LOB: 0 BB: 1 P: 11	R: 0 E: 0 K: 0 S: 3	H: 0 LOB: 0 BB: 0 P: 3	R: 0 E: 0 K: 0 S: 3	H: 0 LOB: 0 BB: 0 P: 3	R: 1 E: 0 K: 1 S: 5	H: 1 LOB: 1 BB: 1 P: 9	R: 2 E: 0 K: 0 S: 5	H: 3 LOB: 0 BB: 0 P: 5	R: 0 E: 0 K: 0 S: 3	H: 0 LOB: 0 BB: 0 P: 3	R: 2 E: 1 K: 1 S: 5	H: 2 LOB: 0 BB: 0 P: 5	R: 0 E: 0 K: 1 S: 5	H: 0 LOB: 0 BB: 0 P: 5	1B: 7 2B: 2 3B: 1 HR: 0	SF: 1 SAC: 2 DP: 2 HBP: 0	WP: 0 PB: 0 SB: 0 CS: 0	PA: 35							
PITCHER	IP	WLS	BF	H	R	ER	SO	BB	IBB	HBP	BLK	WP	HR	S	P	ERA	WHIP										
Tom Brewer, R ERA: 3.68 (1, 1)	7.0	L	27	7	6	6	2	2	0	0	0	0	0	29	37	7.71	1.286										
Bob Chakales, R ERA: 6.6 (8, 1)	2.0		8	2	2	1	1	0	0	0	0	0	0	10	10	4.50	1.000										

Batter	1	2	3	4	5	6	7	8	9	AB	R	H	RBI	BB	SO	LOB	BOTTOM										
Jim Piersall, R OBP: 0.326, SLG: 0.381 (1, 8)											5	1	2	0	0	0	1										
Billy Klaus, L OBP: 0.348, SLG: 0.408 (1, 6)											5	1	1	0	0	1	2										
Ted Williams, L OBP: 0.476, SLG: 0.645 (1, 7)											3	0	1	0	2	1	1										
Mickey Vernon, L OBP: 0.406, SLG: 0.497 (1, 3)										4	1	2	2	0	1	1											
Jackie Jensen, R OBP: 0.401, SLG: 0.492 (1, 9)										3	1	0	0	1	0	2											
Frank Malzone, R OBP: 0.369, SLG: 0.462 (1, 5)										4	0	1	0	0	0	3											
Ted Lepcio, R OBP: 0.343, SLG: 0.410 (1, 4)										2	0	0	0	2	1	1											
Sammy White, R OBP: 0.286, SLG: 0.289 (1, 2)										4	0	0	0	0	1	3											
Tom Brewer, R OBP: 0.192, SLG: 0.196 (1, 1)											2	0	0	0	0	1	0										
Gene Stephens, L OBP: 0.265, SLG: 0.330 (7, PH)										1	0	0	0	0	0	1											
Bob Chakales, R OBP: 0.300, SLG: 0.500 (8, 1)										0	0	0	0	0	0	0											
Dick Gemert, R OBP: 0.374, SLG: 0.527 (8, PH)										1	0	0	0	0	1	0											
Inning Stats	R: 0 E: 0 K: 1 S: 5	H: 0 LOB: 1 BB: 1 P: 9	R: 0 E: 0 K: 1 S: 5	H: 0 LOB: 1 BB: 1 P: 9	R: 1 E: 1 K: 0 S: 5	H: 2 LOB: 3 BB: 2 P: 13	R: 0 E: 0 K: 1 S: 5	H: 0 LOB: 0 BB: 0 P: 5	R: 0 E: 0 K: 1 S: 5	H: 0 LOB: 0 BB: 0 P: 5	R: 0 E: 0 K: 1 S: 3	H: 0 LOB: 1 BB: 1 P: 7	R: 3 E: 0 K: 1 S: 9	H: 4 LOB: 1 BB: 0 P: 9	R: 0 E: 0 K: 2 S: 8	H: 1 LOB: 1 BB: 0 P: 8	1B: 6 2B: 1 3B: 0 HR: 0	SF: 0 SAC: 0 DP: 0 HBP: 0	WP: 2 PB: 0 SB: 0 CS: 0	PA: 39							
PITCHER	IP	WLS	BF	H	R	ER	SO	BB	IBB	HBP	BLK	WP	HR	S	P	ERA	WHIP										
Connie Johnson, R ERA: 3.5 (1, 1)	9.0	W	39	7	4	4	7	5	0	0	0	2	0	48	68	4.00	1.333										

AB 30
R 8
H 9
RBI 7
BB 2
SO 3
LOB 4



AB 34
R 4
H 7
RBI 2
BB 5
SO 7
LOB 15



Batter	1	2	3	4	5	6	7	8	9	10	AB	R	H	RBI	BB	SO	LOB	TOP			
Jim Piersall, R OBP: 0.326, SLG: 0.376 (1, 8)	F9	G6-4-3		BB		5-3		F7		SF8	4	0	0	1	1	0	3	Boston Red Sox @ Detroit Tigers Briggs Stadium, Detroit, MI Thu Jul 11 1957, 4:33 AM EDT Att: 7,150 - Overcast			
Billy Klaus, L OBP: 0.345, SLG: 0.401 (1, 6)	F9	L7		BB		F8		F2		4-3	5	0	0	0	1	0	3				
Ted Williams, L OBP: 0.475, SLG: 0.648 Rudy Minarcin, R Dean Stone, L Bob Chakales, R OBP: 0.300, SLG: 0.500 (1, 7) (10, 1) (10, 1) (10, 1)	1B			F8		F9		K		K	5	2	2	0	0	2	2				
Mickey Vernon, L Norm Zaichin, R OBP: 0.408, SLG: 0.494 OBP: 0.405, SLG: 0.438 (9, PH) (9, 3)				F8		G6-4-3		K		F9	3	0	1	1	1	1	1				
Jackie Jensen, R OBP: 0.401, SLG: 0.491 (1, 9)	K					G6-4-3				7-5-3	5	0	2	1	0	1	2				
Frank Matzone, R OBP: 0.372, SLG: 0.466 (1, 5)				F2				1-3		E	4	3	2	0	1	0	2				
Billy Conzolo, R OBP: 0.370, SLG: 0.468 (1, 4)				1B						SH	3	4	2	2	1	1	1				
Sammy White, R OBP: 0.285, SLG: 0.288 (1, 2)						F8		SH1-4		F3	4	0	1	0	0	0	2				
Mike Fornieles, R Ike Delock, R Gene Stephens, L OBP: 0.257, SLG: 0.235 OBP: 0.256, SLG: 0.091 OBP: 0.290, SLG: 0.336 (1, 1) (6, 1) (10, PH) (10, 7)						K					3	0	1	1	0	1	0				
Inning Stats	R: 1 E: 0 K: 1 S: 7	H: 2 LOB: 1 BB: 0 P: 7	R: 2 E: 0 K: 0 S: 5	H: 3 LOB: 1 BB: 1 P: 9	R: 1 E: 0 K: 1 S: 7	H: 2 LOB: 1 BB: 0 P: 7	R: 0 E: 0 K: 1 S: 5	H: 0 LOB: 2 BB: 2 P: 13	R: 2 E: 0 K: 0 S: 4	H: 2 LOB: 0 BB: 1 P: 8	R: 0 E: 0 K: 2 S: 8	H: 1 LOB: 1 BB: 0 P: 8	R: 1 E: 0 K: 0 S: 5	H: 2 LOB: 1 BB: 0 P: 5	R: 0 E: 0 K: 1 S: 5	H: 0 LOB: 0 BB: 0 P: 5	R: 2 E: 1 K: 0 S: 5		H: 1 LOB: 1 BB: 1 P: 9	1B: 9 2B: 3 3B: 0 HR: 1	SF: 1 SAC: 2 DP: 2 HBP: 0
PITCHER	IP	WLS	BF	H	R	ER	SO	BB	IBB	HBP	BLK	WP	HR	S	P	ERA	WHIP				
Frank Lary, R Harry Byrd, R Al Aber, L Lou Slaughter, L Duke Maas, R ERA: 4.06 ERA: 1.35 ERA: 6.43 ERA: 3.41 ERA: 3.53 (1, 1) (3, 1) (7, 1) (9, 1) (10, 1)	2.0		12	6	4	4	1	BB	1	0	0	0	0	13	17	18.00	3.500				
Frank Lary, R Harry Byrd, R Al Aber, L Lou Slaughter, L Duke Maas, R ERA: 4.06 ERA: 1.35 ERA: 6.43 ERA: 3.41 ERA: 3.53 (3, 1) (7, 1) (9, 1) (10, 1)	4.0		17	3	2	2	2	3	0	0	0	0	0	1	18	4.50	1.500				
Frank Lary, R Harry Byrd, R Al Aber, L Lou Slaughter, L Duke Maas, R ERA: 4.06 ERA: 1.35 ERA: 6.43 ERA: 3.41 ERA: 3.53 (7, 1) (9, 1) (10, 1)	2.0		9	3	1	1	2	0	0	0	0	0	0	13	13	4.50	1.500				
Frank Lary, R Harry Byrd, R Al Aber, L Lou Slaughter, L Duke Maas, R ERA: 4.06 ERA: 1.35 ERA: 6.43 ERA: 3.41 ERA: 3.53 (9, 1) (10, 1)	1.0	L	5	0	2	1	1	0	0	0	0	0	0	6	10	9.00	1.000				
Frank Lary, R Harry Byrd, R Al Aber, L Lou Slaughter, L Duke Maas, R ERA: 4.06 ERA: 1.35 ERA: 6.43 ERA: 3.41 ERA: 3.53 (10, 1)	1.0		4	1	0	0	0	0	0	0	0	0	0	4	4	0.00	1.000				

AB	39
R	9
H	13
RBI	8
BB	5
SO	6
LOB	16



Batter	1	2	3	4	5	6	7	8	9	10	AB	R	H	RBI	BB	SO	LOB	BOTTOM					
Harvey Kuenn, R OBP: 0.332, SLG: 0.373 (1, 5) (10, 6)	5-3	BB		BB		L3		4-3		P4	5	1	2	0	1	0	0	Boston Red Sox @ Detroit Tigers Briggs Stadium, Detroit, MI Thu Jul 11 1957, 4:33 AM EDT Att: 7,150 - Overcast					
Frank Bolling, R OBP: 0.329, SLG: 0.444 (1, 4)	F8	BB				L3				FC1-5	4	3	4	1	2	0	0						
Al Kaline, R OBP: 0.336, SLG: 0.430 (1, 8) (9, 9)	1B			L4		L3		F9		FC1-5	5	0	2	0	1	0	5						
Charlie Maxwell, L OBP: 0.371, SLG: 0.541 (1, 7)	F8			K		L3		K		FC1-5	6	1	1	2	0	2	10						
Ray Boone, R OBP: 0.342, SLG: 0.382 (1, 3)						L3				G6-4-3	6	1	4	3	0	0	2						
Dave Philley, S Bill Tuttle, R OBP: 0.350, SLG: 0.362 OBP: 0.293, SLG: 0.313 (1, 9) (8, PR) (9, 8)	G3					L3					5	0	2	1	0	1	3						
Red Wilson, R OBP: 0.340, SLG: 0.354 (1, 2)						L3					0	0	0	0	0	0	0						
Ron Samford, R Frank House, L Reno Bertioia, R OBP: 0.279, SLG: 0.302 OBP: 0.336, SLG: 0.358 OBP: 0.347, SLG: 0.358 (1, 6) (9, PH) (10, 5)	SH5-3					L3				G3	3	0	0	0	0	0	2						
Frank Lary, R Harry Byrd, R Bobo Osborne, L Al Aber, L Lou Slaughter, L Duke Maas, R ERA: 3.44 ERA: 1.07 ERA: 6.227 ERA: 6.143 ERA: 4.6 ERA: 6.51 (1, 1) (3, 1) (6, PH) (7, 1) (9, 1) (10, 1)	K					L3				F7	1	0	0	0	0	0	0						
Inning Stats	R: 1 E: 0 K: 0 S: 5	H: 2 LOB: 2 BB: 1 P: 9	R: 1 E: 0 K: 1 S: 7	H: 3 LOB: 3 BB: 2 P: 15	R: 0 E: 0 K: 0 S: 3	H: 0 LOB: 1 BB: 1 P: 7	R: 0 E: 0 K: 1 S: 6	H: 1 LOB: 2 BB: 1 P: 10	R: 0 E: 0 K: 1 S: 6	H: 1 LOB: 1 BB: 0 P: 6	R: 3 E: 0 K: 0 S: 8	H: 5 LOB: 2 BB: 0 P: 8	R: 0 E: 0 K: 1 S: 5	H: 0 LOB: 0 BB: 0 P: 5	R: 2 E: 0 K: 1 S: 8	H: 3 LOB: 1 BB: 0 P: 8	R: 0 E: 0 K: 0 S: 3		H: 0 LOB: 0 BB: 0 P: 3	R: 0 E: 0 K: 0 S: 4	H: 2 LOB: 1 BB: 0 P: 4	1B: 14 2B: 1 3B: 0 HR: 1	SF: 0 SAC: 1 DP: 1 HBP: 0
PITCHER	IP	WLS	BF	H	R	ER	SO	BB	IBB	HBP	BLK	WP	HR	S	P	ERA	WHIP						
Mike Fornieles, R Ike Delock, R Rudy Minarcin, R Dean Stone, L Bob Chakales, R ERA: 3.44 ERA: 4.07 ERA: 4.18 ERA: 4.6 ERA: 6.51 (1, 1) (6, 1) (10, 1) (10, 1) (10, 1)	5.2		33	11	5	5	3	BB	5	0	0	0	0	34	54	7.94	2.824						
Mike Fornieles, R Ike Delock, R Rudy Minarcin, R Dean Stone, L Bob Chakales, R ERA: 3.44 ERA: 4.07 ERA: 4.18 ERA: 4.6 ERA: 6.51 (6, 1) (10, 1) (10, 1) (10, 1)	3.1	W	13	3	2	2	2	0	0	0	0	0	0	1	17	5.40	0.900						
Mike Fornieles, R Ike Delock, R Rudy Minarcin, R Dean Stone, L Bob Chakales, R ERA: 3.44 ERA: 4.07 ERA: 4.18 ERA: 4.6 ERA: 6.51 (10, 1)	0.0		2	2	0	0	0	0	0	0	0	0	0	2	2	∞	∞						
Mike Fornieles, R Ike Delock, R Rudy Minarcin, R Dean Stone, L Bob Chakales, R ERA: 3.44 ERA: 4.07 ERA: 4.18 ERA: 4.6 ERA: 6.51 (10, 1)	0.1		1	0	0	0	0	0	0	0	0	0	0	1	1	0.00	0.000						
Mike Fornieles, R Ike Delock, R Rudy Minarcin, R Dean Stone, L Bob Chakales, R ERA: 3.44 ERA: 4.07 ERA: 4.18 ERA: 4.6 ERA: 6.51 (10, 1)	0.2	S	1	0	0	0	0	0	0	0	0	0	0	1	1	0.00	0.000						



Batter	1	2	3	4	5	6	7	8	9	AB	R	H	RBI	BB	SO	LOB	TOP			
Jim Piersall, R (1, 8) OBP: 0.327, SLG: 0.380	F5		6-3		2B		6-3		1B	5	0	2	0	0	0	0	Boston Red Sox @ Detroit Tigers Briggs Stadium, Detroit, MI Fri Jul 12 1957, 7:05 PM EDT Att: 31,406 - Overcast			
Billy Klaus, L (1, 6) OBP: 0.342, SLG: 0.397	K		HR		K		5-3		G3	5	1	1	0	0	2	3				
Ted Williams, L (1, 7) OBP: 0.478, SLG: 0.672	HR		HR		IBB		F5			3	2	2	3	1	0	0				
Mickey Vernon, L (1, 3) OBP: 0.410, SLG: 0.494	6-3		1B		P4		BB		1B	4	0	2	0	0	0	2				
Jackie Jensen, R (1, 9) OBP: 0.399, SLG: 0.485		P3	L7				L8		BB	3	0	0	0	1	0	1				
Frank Malzone, R (1, 5) OBP: 0.388, SLG: 0.460	K				P5		6-3		BB	4	0	0	0	0	1	2				
Billy Conso, R (1, 4) OBP: 0.379, SLG: 0.460		E S BB			K		K		FC5-4	3	0	1	0	1	2	0				
Sammy White, R (1, 2) OBP: 0.280, SLG: 0.282	F9		F7				5-3		F2	4	0	0	0	0	0	2				
Frank Sullivan, R (1, 1) OBP: 0.024, SLG: 0.024			5-3		K		F8		FC5-4	2	0	0	0	0	1	0				
Gene Stephens, L (7, PH) OBP: 0.288, SLG: 0.333										1	0	0	0	0	0	0				
Bob Porterfield, R (7, 1) OBP: 0.091, SLG: 0.100										0	0	0	0	0	0	0				
Dick Gemert, R (8, PH) OBP: 0.371, SLG: 0.523										1	0	0	0	0	0	1				
Inning Stats	R: 1 E: 0 K: 1 S: 6	H: 1 LOB: 0 BB: 1 P: 6	R: 0 E: 0 K: 1 S: 5	H: 0 LOB: 1 BB: 1 P: 9	R: 2 E: 0 K: 0 S: 6	H: 3 LOB: 1 BB: 0 P: 6	R: 0 E: 0 K: 1 S: 5	H: 0 LOB: 0 BB: 0 P: 5	R: 0 E: 0 K: 1 S: 8	H: 1 LOB: 2 BB: 1 P: 12	R: 0 E: 0 K: 0 S: 3	H: 0 LOB: 0 BB: 0 P: 3	R: 0 E: 0 K: 0 S: 4	H: 1 LOB: 2 BB: 1 P: 8	R: 0 E: 0 K: 0 S: 5	H: 2 LOB: 2 BB: 0 P: 5	1B: 5 2B: 1 3B: 0 HR: 2	SF: 0 SAC: 0 DP: 0 HBP: 0	WP: 0 PB: 0 SB: 1 CS: 0	PA: 38
PITCHER Jim Bunning, R (1, 1) ERA: 2.1	IP: 9.0 WLS: W BF: 38 H: 8 R: 3 ER: 3 SO: 6	IP: 9.0 WLS: W BF: 38 H: 8 R: 3 ER: 3 SO: 6	IP: 9.0 WLS: W BF: 38 H: 8 R: 3 ER: 3 SO: 6	IP: 9.0 WLS: W BF: 38 H: 8 R: 3 ER: 3 SO: 6	IP: 9.0 WLS: W BF: 38 H: 8 R: 3 ER: 3 SO: 6	IP: 9.0 WLS: W BF: 38 H: 8 R: 3 ER: 3 SO: 6	IP: 9.0 WLS: W BF: 38 H: 8 R: 3 ER: 3 SO: 6	IP: 9.0 WLS: W BF: 38 H: 8 R: 3 ER: 3 SO: 6	IP: 9.0 WLS: W BF: 38 H: 8 R: 3 ER: 3 SO: 6	IP: 9.0 WLS: W BF: 38 H: 8 R: 3 ER: 3 SO: 6	IP: 9.0 WLS: W BF: 38 H: 8 R: 3 ER: 3 SO: 6	IP: 9.0 WLS: W BF: 38 H: 8 R: 3 ER: 3 SO: 6	IP: 9.0 WLS: W BF: 38 H: 8 R: 3 ER: 3 SO: 6	IP: 9.0 WLS: W BF: 38 H: 8 R: 3 ER: 3 SO: 6	IP: 9.0 WLS: W BF: 38 H: 8 R: 3 ER: 3 SO: 6	IP: 9.0 WLS: W BF: 38 H: 8 R: 3 ER: 3 SO: 6	IP: 9.0 WLS: W BF: 38 H: 8 R: 3 ER: 3 SO: 6	ERA: 3.00 WHIP: 1.111	ERA: 3.00 WHIP: 1.111	

AB	35
R	3
H	8
RBI	3
BB	3
SO	6
LOB	11



Batter	1	2	3	4	5	6	7	8	9	AB	R	H	RBI	BB	SO	LOB	BOTTOM			
Harvey Kuenn, R (1, 5) OBP: 0.331, SLG: 0.371	K			G5-4-3		5-3				4	0	1	0	0	1	1	Boston Red Sox @ Detroit Tigers Briggs Stadium, Detroit, MI Fri Jul 12 1957, 7:05 PM EDT Att: 31,406 - Overcast			
Reno Bertoia, R (1, 4) OBP: 0.345, SLG: 0.362	L4-3			F7			F8			4	1	1	0	0	0	2				
Al Kaline, R (1, 8) OBP: 0.335, SLG: 0.438	L4-3			HR		K		L5-3		4	1	1	1	0	1	1				
Charlie Maxwell, L (1, 7) OBP: 0.376, SLG: 0.539	2B		1B	FC6-4		3B		3-1		1	3	0	0	3	0	0				
Ray Boone, R (1, 3) OBP: 0.352, SLG: 0.406				FC6-4				1B		4	0	4	3	0	0	0				
Dave Philley, S (1, 9) OBP: 0.343, SLG: 0.353	1-H			1B		3B		1B		3	0	0	1	0	0	3				
Bill Tuttle, R (8, 8) OBP: 0.292, SLG: 0.312	6-3			FC6-4		5-3		F4		1	0	0	0	0	0	1				
Frank House, L (1, 2) OBP: 0.335, SLG: 0.356				FC6-4		4-3				4	0	1	0	0	0	2				
Ron Samford, R (1, 6) OBP: 0.278, SLG: 0.299				F7		5-3		G6-4-3		4	0	1	0	0	0	3				
Jim Bunning, R (1, 1) OBP: 0.271, SLG: 0.244	K			G5-4-3		K				3	0	1	0	0	2	1				
Inning Stats	R: 2 E: 0 K: 1 S: 7	H: 2 LOB: 1 BB: 1 P: 11	R: 0 E: 0 K: 1 S: 7	H: 2 LOB: 2 BB: 0 P: 7	R: 2 E: 0 K: 0 S: 5	H: 2 LOB: 1 BB: 1 P: 9	R: 0 E: 0 K: 0 S: 3	H: 1 LOB: 0 BB: 0 P: 3	R: 1 E: 0 K: 1 S: 6	H: 1 LOB: 1 BB: 1 P: 10	R: 0 E: 0 K: 1 S: 5	H: 0 LOB: 0 BB: 0 P: 5	R: 0 E: 0 K: 0 S: 3	H: 0 LOB: 0 BB: 0 P: 3	R: 0 E: 0 K: 0 S: 4	H: 2 LOB: 1 BB: 0 P: 4	1B: 6 2B: 2 3B: 1 HR: 1	SF: 0 SAC: 0 DP: 2 HBP: 0	WP: 0 PB: 0 SB: 0 CS: 0	PA: 35
PITCHER Frank Sullivan, R (1, 1) ERA: 2.82	IP: 6.0 WLS: L BF: 28 H: 8 R: 5 ER: 5 SO: 4	IP: 6.0 WLS: L BF: 28 H: 8 R: 5 ER: 5 SO: 4	IP: 6.0 WLS: L BF: 28 H: 8 R: 5 ER: 5 SO: 4	IP: 6.0 WLS: L BF: 28 H: 8 R: 5 ER: 5 SO: 4	IP: 6.0 WLS: L BF: 28 H: 8 R: 5 ER: 5 SO: 4	IP: 6.0 WLS: L BF: 28 H: 8 R: 5 ER: 5 SO: 4	IP: 6.0 WLS: L BF: 28 H: 8 R: 5 ER: 5 SO: 4	IP: 6.0 WLS: L BF: 28 H: 8 R: 5 ER: 5 SO: 4	IP: 6.0 WLS: L BF: 28 H: 8 R: 5 ER: 5 SO: 4	IP: 6.0 WLS: L BF: 28 H: 8 R: 5 ER: 5 SO: 4	IP: 6.0 WLS: L BF: 28 H: 8 R: 5 ER: 5 SO: 4	IP: 6.0 WLS: L BF: 28 H: 8 R: 5 ER: 5 SO: 4	IP: 6.0 WLS: L BF: 28 H: 8 R: 5 ER: 5 SO: 4	IP: 6.0 WLS: L BF: 28 H: 8 R: 5 ER: 5 SO: 4	IP: 6.0 WLS: L BF: 28 H: 8 R: 5 ER: 5 SO: 4	IP: 6.0 WLS: L BF: 28 H: 8 R: 5 ER: 5 SO: 4	IP: 6.0 WLS: L BF: 28 H: 8 R: 5 ER: 5 SO: 4	ERA: 2.82 WHIP: 1.833	ERA: 2.82 WHIP: 1.833	
PITCHER Bob Porterfield, R (7, 1) ERA: 3.74	IP: 2.0 WLS: L BF: 7 H: 2 R: 0 ER: 0 SO: 0	IP: 2.0 WLS: L BF: 7 H: 2 R: 0 ER: 0 SO: 0	IP: 2.0 WLS: L BF: 7 H: 2 R: 0 ER: 0 SO: 0	IP: 2.0 WLS: L BF: 7 H: 2 R: 0 ER: 0 SO: 0	IP: 2.0 WLS: L BF: 7 H: 2 R: 0 ER: 0 SO: 0	IP: 2.0 WLS: L BF: 7 H: 2 R: 0 ER: 0 SO: 0	IP: 2.0 WLS: L BF: 7 H: 2 R: 0 ER: 0 SO: 0	IP: 2.0 WLS: L BF: 7 H: 2 R: 0 ER: 0 SO: 0	IP: 2.0 WLS: L BF: 7 H: 2 R: 0 ER: 0 SO: 0	IP: 2.0 WLS: L BF: 7 H: 2 R: 0 ER: 0 SO: 0	IP: 2.0 WLS: L BF: 7 H: 2 R: 0 ER: 0 SO: 0	IP: 2.0 WLS: L BF: 7 H: 2 R: 0 ER: 0 SO: 0	IP: 2.0 WLS: L BF: 7 H: 2 R: 0 ER: 0 SO: 0	IP: 2.0 WLS: L BF: 7 H: 2 R: 0 ER: 0 SO: 0	IP: 2.0 WLS: L BF: 7 H: 2 R: 0 ER: 0 SO: 0	IP: 2.0 WLS: L BF: 7 H: 2 R: 0 ER: 0 SO: 0	IP: 2.0 WLS: L BF: 7 H: 2 R: 0 ER: 0 SO: 0	ERA: 3.74 WHIP: 1.000	ERA: 3.74 WHIP: 1.000	



Batter	1	2	3	4	5	6	7	8	9	AB	R	H	RBI	BB	SO	LOB	TOP			
Jim Piersall, R (1, 8) OBP: 0.327, SLG: 0.381	F9		K					F7		3	0	0	0	1	1	1	Boston Red Sox @ Cleveland Indians Cleveland Municipal Stadium, Cleveland, OH Sun Jul 14 1957, 3:33 AM EDT Unknown			
Billy Klaus, L (1, 6) OBP: 0.340, SLG: 0.403	K		G3					F7		4	0	0	0	0	1	3				
Ted Williams, L (1, 7) OBP: 0.489, SLG: 0.697 Gene Stephens, L (8, PR) OBP: 0.288, SLG: 0.333 (8, 7)										3	1	3	1	1	0	0				
Mickey Vernon, L (1, 3) OBP: 0.399, SLG: 0.474 Norm Zauchin, R (9, 3) OBP: 0.395, SLG: 0.424										4	0	0	0	0	1	3				
Jackie Jensen, R (1, 9) OBP: 0.394, SLG: 0.474										3	0	0	0	1	0	1				
Frank Malzone, R (1, 5) OBP: 0.360, SLG: 0.449										4	0	0	0	0	0	1				
Billy Consoletto, R (1, 4) OBP: 0.394, SLG: 0.483										4	1	2	0	0	1	0				
Pete Daley, R (1, 2) OBP: 0.264, SLG: 0.244										4	0	1	1	0	0	1				
Willard Nixon, L (1, 1) OBP: 0.343, SLG: 0.313										3	0	1	0	0	1	1				
Inning Stats	R: 0 E: 0 K: 2 S: 7	H: 0 LOB: 1 BB: 1 P: 11	R: 0 E: 0 K: 1 S: 5	H: 0 LOB: 0 BB: 0 P: 5	R: 0 E: 0 K: 1 S: 6	H: 1 LOB: 1 BB: 0 P: 6	R: 0 E: 0 K: 0 S: 3	H: 1 LOB: 0 BB: 0 P: 3	R: 1 E: 0 K: 0 S: 7	H: 2 LOB: 2 BB: 1 P: 11	R: 0 E: 0 K: 0 S: 3	H: 0 LOB: 0 BB: 0 P: 3	R: 0 E: 0 K: 0 S: 4	H: 1 LOB: 1 BB: 0 P: 4	R: 0 E: 0 K: 0 S: 4	H: 1 LOB: 1 BB: 0 P: 4	1B: 4 2B: 2 3B: 0 HR: 1	SF: 0 SAC: 0 DP: 2 HBP: 0	WP: 0 PB: 0 SB: 0 CS: 0	PA: 35
PITCHER Bob Lemon, R (1, 1) ERA: 4.2	IP: 9.0 W: 7 L: 2 ER: 2 SO: 5 BB: 3 IBB: 0 HBP: 0 BLK: 0 WP: 0 HR: 1 S: 42 P: 54 ERA: 2.00 WHIP: 1.111															PITCHER				

AB	32
R	2
H	7
RBI	2
BB	3
SO	5
LOB	11



Batter	1	2	3	4	5	6	7	8	9	AB	R	H	RBI	BB	SO	LOB	BOTTOM	
Al Smith, R (1, 5) OBP: 0.365, SLG: 0.359										3	1	1	0	1	0	1	Boston Red Sox @ Cleveland Indians Cleveland Municipal Stadium, Cleveland, OH Sun Jul 14 1957, 3:33 AM EDT Unknown	
Bobby Avila, R (1, 4) OBP: 0.314, SLG: 0.351										4	0	0	0	0	0	2		
Gene Woodling, L (1, 7) OBP: 0.422, SLG: 0.463 Dick Williams, R (9, PR) OBP: 0.303, SLG: 0.350										3	0	1	0	0	0	0		
Vic Wertz, L (1, 3) OBP: 0.398, SLG: 0.462 Larry Raines, R (9, PR) OBP: 0.325, SLG: 0.378										4	0	2	2	0	1	0		
Rocky Colavito, R (1, 9) OBP: 0.368, SLG: 0.506										3	1	0	0	0	0	2		
Roger Maris, L (1, 8) OBP: 0.383, SLG: 0.471										3	0	0	0	1	0	2		
Chico Carrasquel, R (1, 6) OBP: 0.333, SLG: 0.376 Hal Naragon, L (9, PH) OBP: 0.284, SLG: 0.214										3	0	0	0	0	0	0		
Dick Brown, R (1, 2) OBP: 0.264, SLG: 0.340 Joe Altobelli, L (9, PH) OBP: 0.267, SLG: 0.293										3	0	1	0	0	1	0		
Bob Lemon, L (1, 1) OBP: 0.075, SLG: 0.175										3	0	0	0	0	1	1		
Inning Stats	R: 1 E: 1 K: 0 S: 5	H: 2 LOB: 2 BB: 0 P: 6	R: 0 E: 0 K: 0 S: 4	H: 1 LOB: 0 BB: 0 P: 4	R: 0 E: 0 K: 1 S: 5	H: 0 LOB: 0 BB: 0 P: 5	R: 0 E: 0 K: 0 S: 3	H: 0 LOB: 0 BB: 0 P: 3	R: 0 E: 0 K: 0 S: 3	H: 0 LOB: 0 BB: 0 P: 3	R: 0 E: 0 K: 1 S: 5	H: 0 LOB: 1 BB: 1 P: 9	R: 2 E: 1 K: 0 S: 5	H: 2 LOB: 2 BB: 1 P: 9	1B: 2 2B: 3 3B: 0 HR: 0	SF: 1 SAC: 1 DP: 0 HBP: 1	WP: 0 PB: 0 SB: 0 CS: 0	PA: 35
PITCHER Willard Nixon, R (1, 1) ERA: 4.29	IP: 8.2 W: 5 L: 3 ER: 2 SO: 3 BB: 1 IBB: 1 HBP: 1 BLK: 0 WP: 0 HR: 0 S: 38 P: 47 ERA: 2.08 WHIP: 0.692															PITCHER		

AB	30
R	3
H	5
RBI	3
BB	2
SO	3
LOB	11



Batter	1	2	3	4	5	6	7	8	9	AB	R	H	RBI	BB	SO	LOB	TOP		
Jim Piersall, R (1.8) OBP: 0.332, SLG: 0.393										3	2	1	1	0	0	0	Boston Red Sox @ Cleveland Indians Cleveland Municipal Stadium, Cleveland, OH Sun Jul 14 1957, 3:38 AM EDT Att: 20,255 - Unknown		
Billy Klaus, L (1.6) OBP: 0.336, SLG: 0.398										4	0	0	0	0	0	2			
Gene Stephens, L (1.7) OBP: 0.295, SLG: 0.327										2	0	0	1	2	0	0			
Dick Gernert, R (1.3) OBP: 0.380, SLG: 0.523										2	0	1	0	2	0	1			
Jackie Jensen, R (1.9) OBP: 0.389, SLG: 0.468										4	0	0	0	0	1	5			
Frank Malzone, R (1.5) OBP: 0.356, SLG: 0.444										4	0	0	0	0	0	3			
Billy Conso, R (1.4) OBP: 0.386, SLG: 0.468										4	0	1	0	0	1	0			
Sammy White, R (1.2) OBP: 0.292, SLG: 0.288										4	1	2	0	0	0	1			
Dave Sisti, R (1.1) Rudy Minarcin, R (3.1) Mickey Vernon, L (5. PR) George Susce, R (5.1) Ted Williams, L (7. PR) Dean Stone, L (7.1) Norm Zauchin, R (9. PR)										1	0	0	0	0	0	1			
Inning Stats	R: 1 E: 1 K: 0 S: 3	H: 0 LOB: 1 BB: 2 P: 11	R: 0 E: 0 K: 0 S: 4	H: 1 LOB: 1 BB: 0 P: 4	R: 1 E: 0 K: 0 S: 4	H: 1 LOB: 1 BB: 1 P: 8	R: 0 E: 0 K: 0 S: 3	H: 0 LOB: 0 BB: 0 P: 3	R: 0 E: 0 K: 0 S: 3	H: 0 LOB: 0 BB: 0 P: 7	R: 2 E: 0 K: 0 S: 5	H: 3 LOB: 0 BB: 0 P: 5	R: 0 E: 0 K: 1 S: 5	H: 1 LOB: 1 BB: 1 P: 9	R: 0 E: 0 K: 1 S: 5	H: 1 LOB: 0 BB: 0 P: 5		1B: 5 2B: 0 3B: 0 HR: 2	SF: 0 SAC: 0 DP: 3 HBP: 0
PITCHER Stan Pitula, R (1.1) ERA: 5.07	IP: 9.0 WLS: W BF: 36 H: 7 R: 4 ER: 3 SO: 2 BB: 5 IBB: 0 HBP: 0 BLK: 0 WP: 0 HR: 2 S: 35 P: 55 ERA: 3.00 WHIP: 1.333																		

Batter	1	2	3	4	5	6	7	8	9	AB	R	H	RBI	BB	SO	LOB	BOTTOM		
Al Smith, R (1.5) OBP: 0.370, SLG: 0.360										4	2	2	0	2	0	2	Boston Red Sox @ Cleveland Indians Cleveland Municipal Stadium, Cleveland, OH Sun Jul 14 1957, 3:38 AM EDT Att: 20,255 - Unknown		
Bobby Avila, R (1.4) OBP: 0.319, SLG: 0.357										5	3	2	2	1	0	2			
Gene Woodling, L (1.7) Dick Williams, R (6. PR)										5	2	3	0	0	0	2			
Vic Wertz, L (1.3) Joe Altobelli, L (9.3)										4	1	1	2	1	0	3			
Rocky Colavito, R (1.9) OBP: 0.374, SLG: 0.513										2	4	2	1	2	0	0			
Roger Maris, L (1.8) OBP: 0.388, SLG: 0.474										5	1	3	2	0	1	4			
Russ Nixon, L (1.2) OBP: 0.318, SLG: 0.347										4	1	2	3	1	0	1			
George Strickland, R (1.6) OBP: 0.302, SLG: 0.303										4	1	2	2	1	0	2			
Stan Pitula, R (1.1) OBP: 0.308, SLG: 0.250										5	1	2	2	0	2	4			
Inning Stats	R: 0 E: 0 K: 0 S: 4	H: 2 LOB: 1 BB: 0 P: 4	R: 1 E: 0 K: 1 S: 7	H: 3 LOB: 0 BB: 0 P: 7	R: 3 E: 0 K: 0 S: 6	H: 4 LOB: 3 BB: 3 P: 18	R: 0 E: 0 K: 0 S: 3	H: 0 LOB: 0 BB: 0 P: 3	R: 2 E: 1 K: 0 S: 7	H: 4 LOB: 2 BB: 0 P: 7	R: 2 E: 0 K: 0 S: 5	H: 3 LOB: 0 BB: 0 P: 5	R: 0 E: 0 K: 1 S: 5	H: 0 LOB: 0 BB: 0 P: 5	R: 9 E: 3 K: 1 S: 10	H: 4 LOB: 1 BB: 5 P: 30		1B: 18 2B: 3 3B: 0 HR: 0	SF: 2 SAC: 0 DP: 3 HBP: 0
PITCHER Dave Sisti, R (1.1) ERA: 4.27 Rudy Minarcin, R (3.1) ERA: 3.96 George Susce, R (5.1) ERA: 3.67 Dean Stone, L (7.1) ERA: 4.4	IP: 2.2 WLS: L BF: 16 H: 9 R: 4 ER: 4 SO: 1 BB: 2 IBB: 0 HBP: 0 BLK: 0 WP: 0 HR: 0 S: 16 P: 24 ERA: 13.50 WHIP: 4.125																		

Batter	1	2	3	4	5	6	7	8	9	AB	R	H	RBI	BB	SO	LOB	TOP
Jim Piersall, R OBP: 0.331, SLG: 0.391 (1, 8)										4	1	1	0	0	0	1	
Billy Klaus, L OBP: 0.332, SLG: 0.393 (1, 6)										4	0	0	0	0	0	1	
Ted Williams, L OBP: 0.494, SLG: 0.720 (1, 7)										2	1	1	1	2	0	0	
Mickey Vernon, L OBP: 0.394, SLG: 0.463 (1, 3)										3	1	0	0	1	0	3	
Jackie Jensen, R OBP: 0.390, SLG: 0.479 (1, 9)										4	1	2	3	0	1	0	
Frank Malzone, R OBP: 0.354, SLG: 0.442 (1, 5)										4	0	1	0	0	0	2	
Billy Conzolo, R OBP: 0.378, SLG: 0.455 (1, 4)										4	0	1	0	0	2	1	
Sammy White, R OBP: 0.287, SLG: 0.283 (1, 2)										4	0	0	0	0	0	2	
Mike Fomiesles, R OBP: 0.270, SLG: 0.250 (1, 1)										2	0	1	0	0	0	0	
Gene Stephens, L OBP: 0.492, SLG: 0.325 (8, PH)										1	0	0	0	0	0	0	
Ike Delock, R OBP: 0.286, SLG: 0.091 (8, 1)										0	0	0	0	0	0	0	
Inning Stats	R: 1 E: 0 K: 0 S: 5	H: 2 LOB: 2 BB: 1 P: 9	R: 0 E: 0 K: 0 S: 3	H: 1 LOB: 0 BB: 0 P: 3	R: 0 E: 0 K: 0 S: 3	H: 0 LOB: 0 BB: 1 P: 7	R: 0 E: 0 K: 0 S: 3	H: 0 LOB: 0 BB: 0 P: 3	R: 0 E: 0 K: 2 S: 7	H: 0 LOB: 0 BB: 0 P: 7	R: 0 E: 0 K: 0 S: 3	H: 0 LOB: 1 BB: 1 P: 12	R: 3 E: 0 K: 1 S: 8	H: 3 LOB: 1 BB: 1 P: 12	1B: 5 2B: 0 3B: 0 HR: 2	SF: 0 SAC: 0 DP: 2 HBP: 0	WP: 0 PA: 35 PB: 0 SB: 1 CS: 0
PITCHER	IP WLS BF H R ER SO BB IBB HBP BLK WP HR S P ERA WHIP																
Virgil Trucks, R ERA: 3.2 (1, 1)	8.1 L 33 7 4 4 2 3 0 0 0 0 2 34 46 4.32 1.200																
Tom Morgan, R ERA: 4.21 (9, 1)	0.2 2 0 0 0 1 0 0 0 0 0 0 4 4 0.00 0.000																

Boston Red Sox @ Kansas City Athletics
Municipal Stadium, Kansas City, MO
Tue Jul 16 1957, 8:05 PM EDT
Att: 11,324 - Unknown - 90 F

AB	32
R	4
H	7
RBI	4
BB	3
SO	3
LOB	10



Batter	1	2	3	4	5	6	7	8	9	AB	R	H	RBI	BB	SO	LOB	BOTTOM
Hector Lopez, R OBP: 0.388, SLG: 0.505 (1, 5)										4	0	0	0	1	0	2	
Billy Martin, R OBP: 0.276, SLG: 0.390 (1, 4)										3	1	2	0	1	0	1	
Gus Zernial, R OBP: 0.300, SLG: 0.478 (1, 7)										2	0	0	0	1	0	2	
Bob Cerv, R OBP: 0.328, SLG: 0.484 (8, 7)										1	0	0	0	0	0	1	
Irv Noren, L OBP: 0.310, SLG: 0.366 (1, 3)										4	0	1	1	0	0	3	
Vic Power, R OBP: 0.299, SLG: 0.392 (9, 3)										0	0	0	0	0	0	0	
Lou Skizas, R OBP: 0.306, SLG: 0.476 (1, 9)										3	0	0	0	0	0	2	
Johnny Groth, R OBP: 0.306, SLG: 0.227 (7, 9)										0	0	0	0	0	0	0	
Tim Thompson, L OBP: 0.262, SLG: 0.452 (9, PH)										1	0	0	0	0	1	0	
Hal Smith, R OBP: 0.310, SLG: 0.507 (1, 2)										4	0	0	0	0	0	0	
Woodie Held, R OBP: 0.321, SLG: 0.526 (1, 8)										4	2	2	2	0	1	0	
Joe Demaestri, R OBP: 0.322, SLG: 0.366 (1, 6)										3	0	0	0	1	0	0	
Virgil Trucks, R OBP: 0.190, SLG: 0.190 (1, 1)										3	0	0	0	0	1	0	
Tom Morgan, R OBP: 0.129, SLG: 0.100 (9, 1)										0	0	0	0	0	0	0	
Mickey McDermott, L OBP: 0.355, SLG: 0.480 (9, PH)										1	0	1	0	0	0	0	
Inning Stats	R: 1 E: 0 K: 0 S: 5	H: 2 LOB: 1 BB: 0 P: 5	R: 0 E: 0 K: 0 S: 3	H: 0 LOB: 0 BB: 0 P: 3	R: 0 E: 0 K: 0 S: 4	H: 1 LOB: 0 BB: 0 P: 4	R: 0 E: 0 K: 0 S: 4	H: 1 LOB: 0 BB: 0 P: 4	R: 0 E: 1 K: 2 S: 7	H: 0 LOB: 0 BB: 0 P: 7	R: 0 E: 0 K: 0 S: 3	H: 0 LOB: 1 BB: 1 P: 7	R: 1 E: 0 K: 1 S: 7	H: 2 LOB: 2 BB: 1 P: 11	1B: 4 2B: 0 3B: 0 HR: 2	SF: 0 SAC: 0 DP: 1 HBP: 0	WP: 2 PA: 37 PB: 0 SB: 1 CS: 0
PITCHER	IP WLS BF H R ER SO BB IBB HBP BLK WP HR S P ERA WHIP																
Mike Fomiesles, R ERA: 3.39 (1, 1)	7.0 27 4 2 2 2 2 0 0 0 0 1 29 37 2.57 0.857																
Ike Delock, R ERA: 4.09 (8, 1)	2.0 W 10 2 1 1 1 2 0 0 0 0 0 1 10 18 4.50 2.000																

Boston Red Sox @ Kansas City Athletics
Municipal Stadium, Kansas City, MO
Tue Jul 16 1957, 8:05 PM EDT
Att: 11,324 - Unknown - 90 F

AB	33
R	3
H	6
RBI	3
BB	4
SO	3
LOB	11




Batter	1	2	3	4	5	6	7	8	9	10	11	12	AB	R	H	RBI	BB	SO	LOB							
Jim Piersall, R OBP: 0.331, SLG: 0.390 (1.8)	4-3		F8		F7			1B		1B		P1	6	0	2	0	0	0	2							
Billy Klaus, L OBP: 0.332, SLG: 0.395 (1.6)	4-3			6-3		4-3		1B		P9		1-3 2B	6	0	2	1	0	0	1							
Ted Williams, L OBP: 0.503, SLG: 0.723 (1.7)	1B			HR 1B		BB		G1-6-3 1B		1-2 1B		1-3 1B	3	1	3	0	3	0	0							
Mickey Vernon, L OBP: 0.383, SLG: 0.448 (1.3)	1-3			P3		P4		G1-6-3 1-2 1B		P6		1-3 1-2 2B	6	0	0	0	0	0	9							
Jackie Jensen, R OBP: 0.392, SLG: 0.488 (1.9)		5-3		HR 1B		F8				BB 1B		F8 1B	5	1	2	2	1	0	1							
Frank Matzone, R OBP: 0.349, SLG: 0.434 (1.5)		F9		K				F8		P1		K	6	0	0	0	0	3	4							
Billy Conso, R OBP: 0.392, SLG: 0.484 (1.4)		6-3						K		L4-3 BB			3	0	1	0	2	1	0							
Sammy White, R OBP: 0.288, SLG: 0.280 (1.2)																										
Gene Stephens, L OBP: 0.290, SLG: 0.322 (9, PH)				K																						
Pete Daley, R OBP: 0.261, SLG: 0.241 (9.2)				K																						
Frank Sullivan, R OBP: 0.022, SLG: 0.022 (1.1)				K																						
Dick Gernert, R OBP: 0.383, SLG: 0.533 (12, PH)				K																						
Bob Chakales, R OBP: 0.300, SLG: 0.500 (12.1)				K								2B	4	0	0	0	0	4	2							
Inning Stats	R: 0 E: 0 K: 4 S: 4	H: 1 LOB: 1 BB: 0 P: 4	R: 0 E: 0 K: 3 S: 3	H: 0 LOB: 0 BB: 0 P: 3	R: 0 E: 0 K: 2 S: 7	H: 0 LOB: 0 BB: 0 P: 7	R: 2 E: 0 K: 1 S: 7	H: 2 LOB: 0 BB: 0 P: 7	R: 0 E: 0 K: 1 S: 6	H: 1 LOB: 1 BB: 0 P: 6	R: 0 E: 0 K: 3 S: 3	H: 0 LOB: 1 BB: 1 P: 7	R: 0 E: 0 K: 0 S: 7	H: 1 LOB: 1 BB: 1 P: 7	R: 0 E: 0 K: 1 S: 7	H: 2 LOB: 2 BB: 0 P: 7	R: 0 E: 0 K: 1 S: 5	H: 0 LOB: 1 BB: 1 P: 9	R: 1 E: 0 K: 1 S: 7	H: 2 LOB: 3 BB: 2 P: 15	1B: 7 2B: 4 3B: 0 HR: 1	SF: 0 SAC: 0 DP: 2 HBP: 0	WP: 0 PB: 0 SB: 0 CS: 0	PA: 51		
PITCHER	IP WLS BF H R ER SO BB IBB HBP BLK WP HR S P ERA WHIP	PITCHER												IP WLS BF H R ER SO BB IBB HBP BLK WP HR S P ERA WHIP												
Ralph Terry, R ERA: 2.78 (1.1)	11.0	44	9	2	2	8	4	2	0	0	0	0	0	0	7	15	9.00	2.000								
Tom Morgan, R ERA: 4.25 (12.1)	1.0	W	7	2	1	1	1	0	2	0	0	0	0	0	7	15	9.00	2.000								

TOP

Boston Red Sox @ Kansas City Athletics
Municipal Stadium, Kansas City, MO

Wed Jul 17 1957, 8:05 PM EDT
Alt. 10.681 - Unknown

AB	44
R	3
H	11
RBI	3
BB	7
SO	9
LOB	23



Batter	1	2	3	4	5	6	7	8	9	10	11	12	AB	R	H	RBI	BB	SO	LOB							
Hector Lopez, R OBP: 0.379, SLG: 0.491 (1.5)	F7	FC6-4			5-3			6-3	F3			K	6	0	0	0	0	1	4							
Billy Martin, R OBP: 0.273, SLG: 0.384 (1.4)	4-3		6-3		5-3			F9		E5 5-3		BB 1B	6	1	1	0	0	0	0							
Bob Cerv, R OBP: 0.333, SLG: 0.497 (1.7)	1B		K			5-3		HR		5-3		BB 1B	5	2	2	1	1	1	1							
Irv Noren, L OBP: 0.321, SLG: 0.378 (1.3)	K		L3			F7		2B		FC6-4 1B		1-2 2B	5	0	2	1	1	1	1							
Tim Thompson, L OBP: 0.274, SLG: 0.459 (1.2)		F9 SF8 2B		6-3		F8		FC6-4 1B		F9		1-2 2B	5	1	2	1	1	0	2							
Woodie Held, R OBP: 0.315, SLG: 0.520 (1.8)		F9				K		FC6-4		FC6-4		1-2 2B	5	0	1	0	0	1	5							
Joe Demaestri, R OBP: 0.317, SLG: 0.380 (1.6)		SF8		K		1-3				5-3		F8	4	0	0	1	0	1	1							
Bob Martyn, L OBP: 0.235, SLG: 0.260 (1.9)		1B		K				FC6-4 1B		P6		L6	5	0	2	0	0	1	1							
Ralph Terry, R OBP: 0.228, SLG: 0.174 (1.1)																										
Gus Zernial, R OBP: 0.303, SLG: 0.478 (11, PH)																										
Jack Urban, R OBP: 0.100, SLG: 0.100 (11, PR)																										
Tom Morgan, R OBP: 0.129, SLG: 0.100 (12.1)					F2			FC6-4				BB	4	0	2	0	0	0	1							
Inning Stats	R: 0 E: 0 K: 1 S: 6	H: 1 LOB: 1 BB: 0 P: 6	R: 1 E: 0 K: 0 S: 6	H: 3 LOB: 2 BB: 0 P: 6	R: 0 E: 0 K: 1 S: 5	H: 0 LOB: 0 BB: 0 P: 5	R: 0 E: 0 K: 1 S: 8	H: 1 LOB: 1 BB: 0 P: 8	R: 0 E: 0 K: 0 S: 3	H: 0 LOB: 0 BB: 0 P: 3	R: 0 E: 0 K: 1 S: 6	H: 1 LOB: 1 BB: 0 P: 6	R: 1 E: 0 K: 0 S: 5	H: 2 LOB: 2 BB: 1 P: 9	R: 0 E: 0 K: 0 S: 4	H: 1 LOB: 1 BB: 0 P: 4	R: 0 E: 1 K: 1 S: 4	H: 0 LOB: 2 BB: 1 P: 8	R: 0 E: 0 K: 1 S: 5	H: 0 LOB: 1 BB: 1 P: 9	R: 2 E: 0 K: 0 S: 3	H: 3 LOB: 2 BB: 1 P: 7	1B: 8 2B: 3 3B: 0 HR: 1	SF: 1 SAC: 0 DP: 0 HBP: 0	WP: 0 PB: 0 SB: 0 CS: 0	PA: 50
PITCHER	IP WLS BF H R ER SO BB IBB HBP BLK WP HR S P ERA WHIP	PITCHER												IP WLS BF H R ER SO BB IBB HBP BLK WP HR S P ERA WHIP												
Frank Sullivan, R ERA: 2.72 (1.1)	11.0	46	9	2	2	6	1	2	0	0	0	0	0	0	7	15	9.00	0.909								
Bob Chakales, R ERA: 6.89 (12.1)	0.0	L	4	3	2	2	0	1	0	0	0	0	0	0	3	7	∞	∞								

BOTTOM

Boston Red Sox @ Kansas City Athletics
Municipal Stadium, Kansas City, MO

Wed Jul 17 1957, 8:05 PM EDT
Alt. 10.681 - Unknown

AB	45
R	4
H	12
RBI	4
BB	4
SO	6
LOB	16



Batter	1	2	3	4	5	6	7	8	9	AB	R	H	RBI	BB	SO	LOB	TOP			
Jim Piersall, R OBP: 0.327, SLG: 0.385 (1, 8)										4	1	0	0	0	0	0				
Billy Klaus, L OBP: 0.337, SLG: 0.403 (1, 6)										4	1	3	0	0	1	1				
Ted Williams, L Gene Stephens, L OBP: 0.726, SLG: 0.322 (1, 7) (9, 7)										3	0	1	1	1	0	1				
Dick Gemert, R OBP: 0.375, SLG: 0.519 (1, 3)										4	0	0	0	0	2	3				
Jackie Jensen, R OBP: 0.391, SLG: 0.485 (1, 9)										4	1	1	0	0	1	0				
Frank Malzone, R OBP: 0.348, SLG: 0.432 (1, 5)										4	0	1	0	0	0	1				
Billy Consoletti, R OBP: 0.398, SLG: 0.466 (1, 4)										4	0	2	1	0	0	1				
Sammy White, R OBP: 0.283, SLG: 0.275 (1, 2)										4	0	0	0	0	0	3				
Tom Brewer, R OBP: 0.183, SLG: 0.186 (1, 1)										4	0	0	0	0	0	1				
Inning Stats	R: 1 E: 1 K: 0 S: 4	H: 1 LOB: 0 BB: 0 P: 4	R: 0 E: 0 K: 1 S: 6	H: 1 LOB: 1 BB: 0 P: 6	R: 1 E: 0 K: 0 S: 5	H: 2 LOB: 1 BB: 0 P: 5	R: 0 E: 0 K: 0 S: 4	H: 1 LOB: 1 BB: 0 P: 4	R: 0 E: 0 K: 1 S: 6	H: 0 LOB: 0 BB: 0 P: 3	R: 0 E: 0 K: 0 S: 3	H: 0 LOB: 0 BB: 0 P: 3	R: 0 E: 0 K: 2 S: 7	H: 0 LOB: 0 BB: 0 P: 7	R: 1 E: 1 K: 0 S: 5	H: 2 LOB: 1 BB: 0 P: 5	1B: 6 2B: 1 3B: 1 HR: 0	SF: 0 SAC: 0 DP: 1 HBP: 0	WP: 1 PB: 0 SB: 0 CS: 0	PA: 36
PITCHER	IP WLS BF H R ER SO BB IBB HBP BLK WP HR S P ERA WHIP																			
Tom Gorman, R ERA: 3.5 (1, 1)	7.1 L 29 6 2 1 3 0 1 0 0 1 0 34 38 1.23 0.818																			
Tom Morgan, R ERA: 4.19 (8, 1)	1.2 7 2 1 0 1 0 0 0 0 0 0 9 9 0.00 1.200																			

Boston Red Sox @ Kansas City Athletics
Municipal Stadium, Kansas City, MO
Thu Jul 18 1957, 4:33 AM EDT
Att: 6,596 - Unknown

AB 35
R 3
H 8
RBI 2
BB 1
SO 4
LOB 10



Batter	1	2	3	4	5	6	7	8	9	AB	R	H	RBI	BB	SO	LOB	BOTTOM			
Hector Lopez, R OBP: 0.373, SLG: 0.482 (1, 5)										4	0	0	0	0	1	3				
Billy Martin, R OBP: 0.273, SLG: 0.395 (1, 4)										4	1	1	1	0	0	0				
Bob Cerv, R OBP: 0.327, SLG: 0.487 (1, 7)										4	0	0	0	0	0	0				
Irv Noren, L OBP: 0.309, SLG: 0.363 (1, 3)										4	0	0	0	0	2	0				
Tim Thompson, L OBP: 0.282, SLG: 0.455 (1, 2)										3	0	1	0	1	0	0				
Woodie Held, R OBP: 0.313, SLG: 0.509 (1, 8)										4	0	1	0	0	1	2				
Joe Demaestri, R Lou Skizas, R OBP: 0.317, SLG: 0.364 (1, 6) (9, PH)										3	0	1	0	0	0	2				
Bob Martyn, L OBP: 0.259, SLG: 0.255 (1, 9)										1	0	0	0	2	0	0				
Tom Gorman, R Tom Morgan, R OBP: 0.154, SLG: 0.154 (1, 1) (8, 1)										3	0	1	0	0	2	3				
Inning Stats	R: 0 E: 0 K: 0 S: 3	H: 0 LOB: 0 BB: 0 P: 3	R: 0 E: 0 K: 2 S: 8	H: 1 LOB: 3 BB: 2 P: 16	R: 1 E: 0 K: 2 S: 8	H: 1 LOB: 0 BB: 0 P: 8	R: 0 E: 0 K: 0 S: 3	H: 1 LOB: 0 BB: 0 P: 3	R: 0 E: 0 K: 1 S: 5	H: 0 LOB: 0 BB: 0 P: 5	R: 0 E: 0 K: 0 S: 3	H: 0 LOB: 0 BB: 0 P: 3	R: 0 E: 0 K: 1 S: 5	H: 0 LOB: 0 BB: 0 P: 5	R: 0 E: 0 K: 0 S: 3	H: 0 LOB: 0 BB: 0 P: 3	1B: 3 2B: 1 3B: 0 HR: 1	SF: 0 SAC: 0 DP: 1 HBP: 0	WP: 0 PB: 0 SB: 1 CS: 0	PA: 34
PITCHER	IP WLS BF H R ER SO BB IBB HBP BLK WP HR S P ERA WHIP																			
Tom Brewer, R ERA: 3.41 (1, 1)	9.0 W 34 5 1 1 6 1 2 0 0 0 1 43 55 1.00 0.667																			

Boston Red Sox @ Kansas City Athletics
Municipal Stadium, Kansas City, MO
Thu Jul 18 1957, 4:33 AM EDT
Att: 6,596 - Unknown

AB 31
R 1
H 5
RBI 1
BB 3
SO 6
LOB 10



Batter	1	2	3	4	5	6	7	8	9	AB	R	H	RBI	BB	SO	LOB	TOP		
Jim Piersall, R (1, 8) OBP: 0.330, SLG: 0.388	F9		G6-4-3			F7			1-3	4	0	0	0	0	0	1	Boston Red Sox @ Chicago White Sox Comiskey Park, Chicago, IL Sat Jul 20 1957, 4:33 AM EDT Att: 13,671 - Unknown livebaseballscorecards.com		
Frank Malzone, R (1, 5) OBP: 0.346, SLG: 0.426	5-3			1-3			G3-6-3 BB		F3	3	0	0	0	1	0				
Ted Williams, L (1, 7) OBP: 0.501, SLG: 0.728	P4			G4-6-3 1B		F9				3	0	1	0	0	0	1			
Mickey Vernon, L (1, 3) OBP: 0.378, SLG: 0.441		4-3		G4-6-3 1-2		G3-6-3				3	0	0	0	0	0	2			
Jackie Jensen, R (1, 9) OBP: 0.389, SLG: 0.476		HBP			4-3			FC5-4 BB		1	0	0	0	1	0	0			
Ted Lepcio, R (1, 4) OBP: 0.337, SLG: 0.420	K				F7			FC5-4 1-2		3	0	0	0	0	1	2			
Billy Conso, R (1, 6) OBP: 0.378, SLG: 0.438		4-3			F9			L6		3	0	0	0	0	0	2			
Sammy White, R (1, 2) OBP: 0.276, SLG: 0.268			P5			5-3			6-3	2	0	0	0	0	0	0			
Pete Daley, R (8, 2) OBP: 0.281, SLG: 0.241										1	0	0	0	0	0	1			
Dave Sisler, R (1, 1) OBP: 0.220, SLG: 0.179			E5							0	0	0	0	0	0	0			
Bob Porterfield, R (2, 1) OBP: 0.093, SLG: 0.091						P6			6-3	1	0	0	0	0	0	0			
Dick Gemert, R (6, 1) OBP: 0.365, SLG: 0.503										1	0	0	0	0	0	0			
George Susce, R (6, 1) OBP: 0.167, SLG: 0.118										0	0	0	0	0	0	0			
Norm Zauchin, R (9, 1) OBP: 0.375, SLG: 0.400										1	0	0	0	0	0	0			
Inning Stats	R: 0 E: 0 K: 0 S: 3	H: 0 LOB: 0 BB: 0 P: 3	R: 0 E: 0 K: 1 S: 5	H: 0 LOB: 1 BB: 0 P: 6	R: 0 E: 1 K: 0 S: 3	H: 0 LOB: 0 BB: 0 P: 3	R: 0 E: 0 K: 0 S: 3	H: 1 LOB: 0 BB: 0 P: 3	R: 0 E: 0 K: 0 S: 3	H: 0 LOB: 0 BB: 0 P: 3	R: 0 E: 0 K: 0 S: 2	H: 0 LOB: 0 BB: 1 P: 6	R: 0 E: 0 K: 0 S: 3	H: 0 LOB: 1 BB: 1 P: 7	R: 0 E: 0 K: 0 S: 3	H: 0 LOB: 0 BB: 0 P: 3	1B: 1 2B: 0 3B: 0 HR: 0	SF: 0 SAC: 0 DP: 3 HBP: 1	WP: 0 PA: 29 PB: 0 SB: 1 CS: 0
PITCHER Dick Donovan, R (1, 1) ERA: 3.15	IP: 9.0 WLS: W BF: 29 H: 1 R: 0 ER: 0 SO: 1 BB: 2 IBB: 0 HBP: 1 BLK: 0 WP: 0 HR: 0 S: 28 P: 37 ERA: 0.00 WHIP: 0.333															PITCHER			

Batter	1	2	3	4	5	6	7	8	9	AB	R	H	RBI	BB	SO	LOB	BOTTOM			
Jim Landis, R (1, 9) OBP: 0.380, SLG: 0.329	1-3 3B	1B		6-3			E6 1B			4	1	2	0	0	0	0	Boston Red Sox @ Chicago White Sox Comiskey Park, Chicago, IL Sat Jul 20 1957, 4:33 AM EDT Att: 13,671 - Unknown livebaseballscorecards.com			
Nellie Fox, L (1, 4) OBP: 0.409, SLG: 0.431	1-3 BB FC5-2 BB	1B			P4		F3			3	0	1	1	1	0	1				
Earl Torgeson, L (1, 3) OBP: 0.396, SLG: 0.435	BB 1-3 BB	1B						1-2 1B		3	1	2	1	1	1	2				
Larry Doby, L (1, 8) OBP: 0.374, SLG: 0.470	1-3	K			HR			1-2 1B		4	0	0	1	0	2	6				
Minnie Minoso, R (1, 7) OBP: 0.383, SLG: 0.448	FC5-2 BB		5-3		6-3			SH1-4 E HBP		3	1	0	0	0	0	2				
Sammy Esposito, R (1, 5) OBP: 0.353, SLG: 0.253	1-2 2-3 BB		F9			F8		SH1-4		2	0	0	0	1	0	0				
Les Moss, R (1, 2) OBP: 0.390, SLG: 0.402	F9		F7			F7		E5		4	0	0	0	0	0	3				
Luis Aparicio, R (1, 6) OBP: 0.295, SLG: 0.297		1B		6-3		F5		F8		4	1	1	0	0	0	1				
Dick Donovan, L (1, 1) OBP: 0.163, SLG: 0.149	K			F8			K	K		4	0	0	0	0	3	2				
Inning Stats	R: 1 E: 0 K: 0 S: 4	H: 1 LOB: 3 BB: 3 P: 16	R: 1 E: 0 K: 3 S: 12	H: 3 LOB: 2 BB: 0 P: 12	R: 0 E: 0 K: 0 S: 3	H: 0 LOB: 0 BB: 0 P: 3	R: 0 E: 0 K: 0 S: 3	H: 0 LOB: 0 BB: 0 P: 3	R: 1 E: 0 K: 2 S: 9	H: 1 LOB: 2 BB: 0 P: 9	R: 1 E: 1 K: 1 S: 6	H: 0 LOB: 1 BB: 0 P: 7	R: 1 E: 1 K: 1 S: 6	H: 0 LOB: 1 BB: 0 P: 7	R: 1 E: 1 K: 1 S: 6	H: 0 LOB: 1 BB: 0 P: 7		1B: 4 2B: 0 3B: 1 HR: 1	SF: 0 SAC: 1 DP: 0 HBP: 1	WP: 0 PA: 36 PB: 0 SB: 0 CS: 0
PITCHER Dave Sisler, R (1, 1) ERA: 4.4	IP: 1.1 WLS: L BF: 10 H: 3 R: 2 ER: 2 SO: 1 BB: 3 IBB: 0 HBP: 0 BLK: 0 WP: 0 HR: 0 S: 9 P: 21 ERA: 13.50 WHIP: 4.500															PITCHER				
Bob Porterfield, R (2, 1) ERA: 3.64	3.2	13	2	1	1	2	0	0	0	0	0	0	0	0	0	1		17	17	2.46
George Susce, R (6, 1) ERA: 3.46	3.0	13	1	1	0	3	0	0	0	1	0	0	0	0	0	18	19	0.00	0.333	

Batter	1	2	3	4	5	6	7	8	9	AB	R	H	RBI	BB	SO	LOB	TOP		
Jim Piersall, R (1, 8) OBP: 0.327, SLG: 0.384	0-0 5-3			0-0 5-3		0-3 K		0-0 F7		4	0	0	0	0	1	2			
Frank Malzone, R (1, 5) OBP: 0.345, SLG: 0.424	0-0 6-3			0-0 1-3				FC3-6 1B	0-0 5-3	4	0	1	0	0	0	0			
Ted Williams, L (1, 7) OBP: 0.496, SLG: 0.718	0-0 4-3			0-0 4-3				FC3-6 FC5-4 1-2	0-3 K	4	0	0	0	0	1	1			
Mickey Vernon, L (1, 3)		0-0 4-3			0-0 F9			F7	0-0 F8	4	0	0	0	0	0	1			
Jackie Jensen, R (1, 9) OBP: 0.385, SLG: 0.472		0-0 F2			0-0 F7			FC5-4 1-2		3	0	0	0	0	0	1			
Ted Lepcio, R (1, 4) OBP: 0.337, SLG: 0.414		0-0 L5			4-0 FC6-4 BB				0-0 F8	2	0	0	0	1	0	0			
Billy Conso, R (1, 6) OBP: 0.376, SLG: 0.427			4-0 CS BB		0-0 FC6-4 1-2			0-3 K		2	0	0	0	1	1				
Sammy White, R (1, 2) OBP: 0.276, SLG: 0.269			0-0 F5		0-0 F7			0-0 1B		3	0	1	0	0	0	1			
Tom Brewer, R (8, PR) OBP: 0.183, SLG: 0.186										0	0	0	0	0	0	0			
Ike Delock, R (8, 1) OBP: 0.267, SLG: 0.083			1-2							0	0	0	0	0	0	0			
Mike Fomies, R (1, 1) OBP: 0.256, SLG: 0.237			0-3 K					0-0 F7		2	0	0	0	0	1	0			
Gene Stephens, L (8, PH) OBP: 0.293, SLG: 0.325										1	0	1	0	0	0	0			
Pete Daley, R (8, 2) OBP: 0.261, SLG: 0.241								1-2 1B		0	0	0	0	0	0	0			
Inning Stats	R: 0 E: 0 K: 0 S: 3	H: 0 LOB: 0 BB: 0 P: 3	R: 0 E: 0 K: 0 S: 3	H: 0 LOB: 0 BB: 0 P: 3	R: 0 E: 0 K: 1 S: 4	H: 0 LOB: 0 BB: 1 P: 8	R: 0 E: 0 K: 0 S: 3	H: 0 LOB: 0 BB: 0 P: 3	R: 0 E: 0 K: 1 S: 5	H: 0 LOB: 1 BB: 0 P: 5	R: 0 E: 0 K: 0 S: 4	H: 1 LOB: 1 BB: 0 P: 4	R: 0 E: 0 K: 1 S: 7	H: 2 LOB: 2 BB: 0 P: 7	R: 0 E: 0 K: 1 S: 5	H: 0 LOB: 0 BB: 0 P: 5	1B: 3 2B: 0 3B: 0 HR: 0	SF: 0 SAC: 0 DP: 0 HBP: 0	WP: 0 PA: 31 CS: 1
PITCHER Jim Wilson, R (1, 1) ERA: 3.33	IP: 9.0 WLS: W BF: 31 H: 3 R: 0 ER: 0 SO: 4 BB: 2 IBB: 0 HBP: 0 BLK: 0 WP: 0 HR: 0 S: 37 P: 45 ERA: 0.00 WHIP: 0.556																		

Boston Red Sox @ Chicago White Sox
Comiskey Park, Chicago, IL
Sun Jul 21 1957, 4:33 AM EDT
Att: 19,086 - Unknown

AB 29
R 0
H 3
RBI 0
BB 2
SO 4
LOB 7



Batter	1	2	3	4	5	6	7	8	9	AB	R	H	RBI	BB	SO	LOB	BOTTOM		
Jim Rivera, L (1, 9) OBP: 0.330, SLG: 0.469	0-3 K		0-0 F8		0-0 1-3			0-0 F2		4	0	0	0	0	1	0			
Nellie Fox, L (1, 4) OBP: 0.410, SLG: 0.430	0-0 F8			0-0 4-3	0-0 1B		4-0 BB			3	0	1	0	1	0	0			
Earl Torgeson, L (1, 3) OBP: 0.399, SLG: 0.444	0-0 FC6-4 1B			0-0 1B 2B	0-0 F3		0-0 F7			4	1	2	0	0	0	2			
Minnie Minoso, R (1, 7) OBP: 0.382, SLG: 0.446	0-0 FC6-4 1-2			0-0 1B SF8 1B	0-0 F9		0-0 4-3			4	1	1	0	0	0	2			
Larry Doby, L (1, 8) OBP: 0.376, SLG: 0.475		0-0 F5		0-0 1B 1B	0-0 FC4-6 2B			0-3 K		4	1	2	1	0	1	0			
Luis Aparicio, R (1, 6) OBP: 0.291, SLG: 0.294		0-0 4-3		0-0 SF8	0-0 E6 FC4-6		0-0 E6 F9 S			3	0	0	1	0	0	1			
Sammy Esposito, R (1, 5) OBP: 0.349, SLG: 0.253		0-0 6-3		0-0 1B	0-0 FC4-6 2B		0-0 F9			4	0	1	1	0	0	2			
Earl Batley, R (1, 2) OBP: 0.208, SLG: 0.269			0-3 K	0-3 K			0-0 F8			4	0	1	0	0	2	3			
Jim Wilson, R (1, 1) OBP: 0.226, SLG: 0.204			0-0 6-3		0-3 K		0-0 F9			3	0	0	0	0	1	2			
Inning Stats	R: 0 E: 0 K: 1 S: 6	H: 1 LOB: 1 BB: 0 P: 6	R: 0 E: 0 K: 0 S: 3	H: 0 LOB: 0 BB: 0 P: 3	R: 0 E: 0 K: 1 S: 5	H: 0 LOB: 0 BB: 0 P: 5	R: 2 E: 0 K: 1 S: 9	H: 4 LOB: 2 BB: 0 P: 9	R: 0 E: 0 K: 1 S: 6	H: 1 LOB: 1 BB: 0 P: 6	R: 1 E: 1 K: 0 S: 6	H: 2 LOB: 2 BB: 0 P: 6	R: 0 E: 0 K: 0 S: 3	H: 0 LOB: 1 BB: 1 P: 7	R: 0 E: 1 K: 1 S: 6	H: 0 LOB: 1 BB: 0 P: 6	1B: 5 2B: 3 3B: 0 HR: 0	SF: 1 SAC: 0 DP: 0 HBP: 0	WP: 0 PA: 35 CS: 0
PITCHER Mike Fomies, R (1, 1) ERA: 3.34	IP: 7.0 WLS: L BF: 31 H: 8 R: 3 ER: 2 SO: 4 BB: 1 IBB: 0 HBP: 0 BLK: 0 WP: 0 HR: 0 S: 38 P: 42 ERA: 2.57 WHIP: 1.286																		
Ike Delock, R (8, 1) ERA: 3.9	IP: 1.0 WLS: L BF: 4 H: 0 R: 0 ER: 0 SO: 1 BB: 0 IBB: 0 HBP: 0 BLK: 0 WP: 0 HR: 0 S: 6 P: 6 ERA: 0.00 WHIP: 0.000																		

Boston Red Sox @ Chicago White Sox
Comiskey Park, Chicago, IL
Sun Jul 21 1957, 4:33 AM EDT
Att: 19,086 - Unknown

AB 33
R 3
H 8
RBI 3
BB 1
SO 5
LOB 12



Batter	1	2	3	4	5	6	7	8	9	AB	R	H	RBI	BB	SO	LOB	TOP							
Hector Lopez, R OBP: 0.366, SLG: 0.468 (1, 5)										4	0	1	0	0	0	0								
Bob Cerv, R OBP: 0.323, SLG: 0.488 (1, 7)										4	1	2	0	0	0	1								
Irv Noren, L OBP: 0.282, SLG: 0.328 (1, 3)										4	0	0	0	0	1	2								
Lou Skizas, R OBP: 0.308, SLG: 0.475 (1, 9)										4	0	1	1	0	0	0								
Tim Thompson, L OBP: 0.288, SLG: 0.432 (1, 2)										4	0	0	0	0	1	1								
Billy Martin, R OBP: 0.290, SLG: 0.412 (1, 4)										4	2	2	0	0	0	0								
Woodie Held, R OBP: 0.302, SLG: 0.504 (1, 8)										3	2	1	2	1	1	0								
Joe Demaestri, R OBP: 0.319, SLG: 0.364 (1, 6)										4	0	1	2	0	0	0								
Ralph Terry, R OBP: 0.200, SLG: 0.167 (1, 1)										1	0	0	0	0	0	1								
Jack Urban, R OBP: 0.167, SLG: 0.250 (4, 1)										1	0	0	0	0	0	0								
Gus Zernial, R OBP: 0.307, SLG: 0.496 (7, PH)										1	0	0	0	1	0									
Glenn Cox, R (7, 1)										0	0	0	0	0	0	0								
Inning Stats	R: 0 E: 0 K: 1 S: 5	H: 1 LOB: 0 BB: 0 P: 5	R: 2 E: 0 K: 1 S: 7	H: 2 LOB: 1 BB: 1 P: 11	R: 1 E: 0 K: 0 S: 5	H: 2 LOB: 1 BB: 0 P: 5	R: 0 E: 0 K: 0 S: 3	H: 0 LOB: 0 BB: 0 P: 3	R: 0 E: 0 K: 0 S: 4	H: 1 LOB: 1 BB: 0 P: 4	R: 2 E: 0 K: 0 S: 5	H: 2 LOB: 0 BB: 0 P: 5	R: 0 E: 0 K: 1 S: 5	H: 0 LOB: 0 BB: 0 P: 5	R: 0 E: 0 K: 1 S: 5	H: 0 LOB: 0 BB: 0 P: 5	R: 0 E: 0 K: 1 S: 5	H: 0 LOB: 0 BB: 0 P: 5	R: 0 E: 0 K: 1 S: 5	H: 0 LOB: 0 BB: 0 P: 5	1B: 5 2B: 2 3B: 0 HR: 1	SF: 0 SAC: 0 DP: 1 HBP: 0	WP: 0 PB: 0 SB: 2 CS: 0	PA: 35
PITCHER Tom Brewer, R ERA: 3.44 (1, 1)	IP: 9.0 WLS: W BF: 35 H: 8 R: 5 ER: 4 SO: 4 BB: 1 IBB: 0 HBP: 0 BLK: 0 WP: 0 HR: 1 S: 42 P: 46 ERA: 4.00 WHIP: 1.000																							

Kansas City Athletics @ Boston Red Sox
Fenway Park, Boston, MA
Wed Jul 24 1957, 3:33 AM EDT
Att: 8,485 - Unknown

AB	34
R	5
H	8
RBI	5
BB	1
SO	4
LOB	5



Batter	1	2	3	4	5	6	7	8	9	AB	R	H	RBI	BB	SO	LOB	BOTTOM							
Jim Piersall, R OBP: 0.330, SLG: 0.387 (1, 8)										3	1	2	1	1	0	0								
Frank Malzone, R OBP: 0.343, SLG: 0.420 (1, 5)										4	0	1	1	0	0	2								
Ted Williams, L OBP: 0.493, SLG: 0.710 (1, 7)										3	0	1	1	0	0	1								
Jackie Jensen, R OBP: 0.391, SLG: 0.474 (1, 9)										2	1	0	0	2	0	2								
Norm Zauchin, R OBP: 0.362, SLG: 0.366 (1, 3)										3	0	0	0	1	1	2								
Ted Lepcio, R OBP: 0.346, SLG: 0.428 (1, 4)										4	1	3	0	0	0	1								
Billy Consolo, R OBP: 0.390, SLG: 0.443 (1, 6)										3	1	2	1	1	1	0								
Sammy White, R OBP: 0.273, SLG: 0.265 (1, 2)										4	1	1	2	0	0	4								
Tom Brewer, R OBP: 0.175, SLG: 0.177 (1, 1)										3	1	0	0	0	0	3								
Inning Stats	R: 0 E: 0 K: 0 S: 4	H: 1 LOB: 1 BB: 0 P: 4	R: 0 E: 0 K: 1 S: 6	H: 1 LOB: 2 BB: 1 P: 10	R: 0 E: 0 K: 0 S: 3	H: 1 LOB: 0 BB: 0 P: 3	R: 6 E: 1 K: 0 S: 9	H: 5 LOB: 1 BB: 1 P: 13	R: 0 E: 0 K: 1 S: 4	H: 0 LOB: 0 BB: 1 P: 8	R: 0 E: 0 K: 0 S: 3	H: 0 LOB: 1 BB: 1 P: 7	R: 0 E: 0 K: 0 S: 2	H: 0 LOB: 0 BB: 1 P: 6	R: 0 E: 0 K: 0 S: 4	H: 2 LOB: 1 BB: 0 P: 4	R: 0 E: 0 K: 0 S: 4	H: 0 LOB: 0 BB: 0 P: 4	R: 0 E: 0 K: 0 S: 4	H: 0 LOB: 0 BB: 0 P: 4	1B: 7 2B: 5 3B: 0 HR: 0	SF: 1 SAC: 1 DP: 4 HBP: 0	WP: 0 PB: 0 SB: 1 CS: 0	PA: 36
PITCHER Ralph Terry, R ERA: 3.12 (1, 1)	IP: 3.1 WLS: L BF: 19 H: 7 R: 6 ER: 4 SO: 1 BB: 2 IBB: 0 HBP: 0 BLK: 0 WP: 0 HR: 0 S: 19 P: 27 ERA: 10.80 WHIP: 2.700																							
Jack Urban, R ERA: 3.19 (4, 1)	IP: 2.2 WLS: 10 BF: 1 H: 1 R: 0 ER: 0 SO: 1 BB: 2 IBB: 0 HBP: 0 BLK: 0 WP: 0 HR: 0 S: 10 P: 18 ERA: 0.00 WHIP: 1.125																							
Glenn Cox, R ERA: 6.97 (7, 1)	IP: 2.0 WLS: 7 BF: 2 H: 2 R: 0 ER: 0 SO: 0 BB: 1 IBB: 0 HBP: 0 BLK: 0 WP: 0 HR: 0 S: 6 P: 10 ERA: 0.00 WHIP: 1.500																							


Kansas City Athletics @ Boston Red Sox
Fenway Park, Boston, MA
Wed Jul 24 1957, 3:33 AM EDT
Att: 8,485 - Unknown

AB	29
R	6
H	10
RBI	6
BB	5
SO	2
LOB	15



Batter	1	2	3	4	5	6	7	8	9	AB	R	H	RBI	BB	SO	LOB	TOP																				
Vic Power, R (1, 3) OBP: 0.282, SLG: 0.383											0	0	0	0	0	0	0	Kansas City Athletics @ Boston Red Sox Fenway Park, Boston, MA Thu Jul 25 1957, 3:33 AM EDT Att: 6,159 - Unknown livebaseballscorecards.com																			
Hector Lopez, R (1, 5) OBP: 0.366, SLG: 0.468											0	0	0	0	0	0	0																				
Bob Cerv, R (1, 7) OBP: 0.323, SLG: 0.488											0	0	0	0	0	0	0																				
Lou Skizas, R (1, 9) OBP: 0.308, SLG: 0.475											0	0	0	0	0	0	0																				
Hal Smith, R (1, 2) OBP: 0.302, SLG: 0.491											0	0	0	0	0	0	0																				
Billy Martin, R (1, 4) OBP: 0.290, SLG: 0.412											0	0	0	0	0	0	0																				
Woodie Held, R (1, 8) OBP: 0.302, SLG: 0.504											0	0	0	0	0	0	0																				
Joe Demaestri, R (1, 6) OBP: 0.319, SLG: 0.364											0	0	0	0	0	0	0																				
Tom Gorman, R (1, 1) OBP: 0.154, SLG: 0.154											0	0	0	0	0	0	0																				
Inning Stats											1B: 0	SF: 0	2B: 0	SAC: 0	3B: 0	DP: 0	HR: 0		HBP: 0	WP: 0	PA: 0																
PITCHER	IP	WLS	BF	H	R	ER	SO	BB	IBB	HBP	BLK	WP	HR	S	P	ERA	WHIP	PITCHER	IP	WLS	BF	H	R	ER	SO	BB	IBB	HBP	BLK	WP	HR	S	P	ERA	WHIP		
Bob Porterfield, R (1, 1) ERA: 3.64	0.0	W	0	0	0	0	0	0	0	0	0	0	0	0	0	∞	∞																				

Batter	1	2	3	4	5	6	7	8	9	AB	R	H	RBI	BB	SO	LOB	BOTTOM																				
Jim Piersall, R (1, 8) OBP: 0.330, SLG: 0.387											0	0	0	0	0	0	0	Kansas City Athletics @ Boston Red Sox Fenway Park, Boston, MA Thu Jul 25 1957, 3:33 AM EDT Att: 6,159 - Unknown livebaseballscorecards.com																			
Frank Malzone, R (1, 5) OBP: 0.343, SLG: 0.420											0	0	0	0	0	0	0																				
Ted Williams, L (1, 7) OBP: 0.493, SLG: 0.710											0	0	0	0	0	0	0																				
Jackie Jensen, R (1, 9) OBP: 0.391, SLG: 0.474											0	0	0	0	0	0	0																				
Norm Zauchin, R (1, 3) OBP: 0.362, SLG: 0.366											0	0	0	0	0	0	0																				
Ted Lepcio, R (1, 4) OBP: 0.346, SLG: 0.428											0	0	0	0	0	0	0																				
Billy Console, R (1, 6) OBP: 0.390, SLG: 0.443											0	0	0	0	0	0	0																				
Sammy White, R (1, 2) OBP: 0.273, SLG: 0.265											0	0	0	0	0	0	0																				
Bob Porterfield, R (1, 1) OBP: 0.083, SLG: 0.091											0	0	0	0	0	0	0																				
Inning Stats											1B: 0	SF: 0	2B: 0	SAC: 0	3B: 0	DP: 0	HR: 0		HBP: 0	WP: 0	PA: 0																
PITCHER	IP	WLS	BF	H	R	ER	SO	BB	IBB	HBP	BLK	WP	HR	S	P	ERA	WHIP	PITCHER	IP	WLS	BF	H	R	ER	SO	BB	IBB	HBP	BLK	WP	HR	S	P	ERA	WHIP		
Tom Gorman, R (1, 1) ERA: 3.58	0.0	L	0	0	0	0	0	0	0	0	0	0	0	0	0	∞	∞																				



Batter	1	2	3	4	5	6	7	8	9	AB	R	H	RBI	BB	SO	LOB	TOP					
Larry Raines, R OBP: 0.333, SLG: 0.398 (1, 6)	4-3		E8 G6-4-3 1B		FC5-4			2B		4	0	2	0	0	0	1	Cleveland Indians @ Boston Red Sox Fenway Park, Boston, MA Fri Jul 26 1957, 7:05 PM EDT Att: 28,131 - Unknown					
Al Smith, R OBP: 0.350, SLG: 0.363 (1, 5)	F8		G6-4-3		K			BB		3	0	0	0	1	1	2						
Gene Woodling, L OBP: 0.417, SLG: 0.483 (1, 7)	4-3			K				K		4	0	1	0	0	2	2						
Vic Wertz, L OBP: 0.389, SLG: 0.448 Joe Altobelli, L OBP: 0.295, SLG: 0.295 (7, 3)		K		FC4-6 1B				4-3		3	0	1	0	0	1	1						
Rocky Colavito, R OBP: 0.369, SLG: 0.492 (1, 9)		5-3		FC4-6 1B						4	0	1	0	0	0	1						
Bobby Avila, R OBP: 0.328, SLG: 0.355 Kenny Kuhn, L OBP: 0.194, SLG: 0.171 (8, 4)				FC4-6 1B						3	0	1	0	0	0	2						
Roger Maris, L OBP: 0.360, SLG: 0.438 (1, 8)				F9						1	0	0	0	0	0	0						
Jim Hegan, R OBP: 0.292, SLG: 0.319 Hal Naragon, L OBP: 0.229, SLG: 0.222 (7, PH)			F8					G3-6-3		2	0	1	0	0	0	0						
Don Mossi, L OBP: 0.289, SLG: 0.294 Dick Tomaneck, L OBP: 0.300, SLG: 0.400 Bud Daley, L OBP: 0.308, SLG: 0.250 (6, 1)				WP E 1B				6-3		2	1	1	0	0	0	1						
Inning Stats	R: 0 E: 0 K: 0 S: 3	H: 0 LOB: 0 BB: 0 P: 3	R: 0 E: 0 K: 1 S: 6	H: 1 LOB: 1 BB: 0 P: 6	R: 1 E: 1 K: 0 S: 4	H: 2 LOB: 0 BB: 0 P: 4	R: 0 E: 0 K: 1 S: 7	H: 2 LOB: 2 BB: 0 P: 7	R: 0 E: 0 K: 1 S: 6	H: 1 LOB: 1 BB: 0 P: 6	R: 0 E: 0 K: 0 S: 3	H: 0 LOB: 0 BB: 0 P: 3	R: 0 E: 1 K: 0 S: 3	H: 0 LOB: 0 BB: 0 P: 3	R: 0 E: 0 K: 1 S: 6	H: 1 LOB: 2 BB: 1 P: 10		R: 0 E: 0 K: 0 S: 3	H: 0 LOB: 0 BB: 0 P: 3	1B: 7 2B: 1 3B: 0 HR: 0	SF: 0 SAC: 0 DP: 3 HBP: 0	WP: 1 PB: 0 SB: 0 CS: 0
PITCHER Willard Nixon, R ERA: 3.78 (1, 1)	IP: 9.0 WLS: W BF: 34 H: 8 R: 1 ER: 0 SO: 4 BB: 1 IBB: 0 HBP: 0 BLK: 0 WP: 1 HR: 0 S: 41 P: 45 ERA: 0.00 WHIP: 1.000											PITCHER	IP: 9.0 WLS: W BF: 34 H: 8 R: 1 ER: 0 SO: 4 BB: 1 IBB: 0 HBP: 0 BLK: 0 WP: 1 HR: 0 S: 41 P: 45 ERA: 0.00 WHIP: 1.000									

Batter	1	2	3	4	5	6	7	8	9	AB	R	H	RBI	BB	SO	LOB	BOTTOM			
Jim Piersall, R OBP: 0.335, SLG: 0.395 (1, 8)	1B 3B		F7		2B BB		L6			4	3	2	1	1	0	1	Cleveland Indians @ Boston Red Sox Fenway Park, Boston, MA Fri Jul 26 1957, 7:05 PM EDT Att: 28,131 - Unknown			
Frank Malzone, R OBP: 0.347, SLG: 0.429 (1, 5)	K		P3		1B 2B			K		5	2	2	1	0	2	1				
Ted Williams, L OBP: 0.499, SLG: 0.711 Gene Stephens, L OBP: 0.291, SLG: 0.322 (7, 7)			K		1B BB			4-3		3	2	2	3	1	1	0				
Jackie Jensen, R OBP: 0.386, SLG: 0.466 (1, 9)	G6-4-3				1B BB			5-3		4	0	1	1	1	0	1				
Norm Zauchin, R OBP: 0.382, SLG: 0.458 (1, 3)		HR			1B					3	1	3	4	1	0	0				
Ted Lepcio, R OBP: 0.332, SLG: 0.407 (1, 4)		K			K			L5		4	0	0	0	0	3	5				
Billy Console, R OBP: 0.370, SLG: 0.417 (1, 6)		G3			F8			F8		4	0	0	0	0	0	1				
Sammy White, R OBP: 0.280, SLG: 0.281 (1, 2)					F8			FC1-6 1B		4	1	3	0	0	0	0				
Willard Nixon, L OBP: 0.357, SLG: 0.316 (1, 1)		F7			1-3			FC1-6		3	1	0	0	1	0	2				
Inning Stats	R: 1 E: 0 K: 1 S: 6	H: 2 LOB: 0 BB: 0 P: 6	R: 1 E: 0 K: 1 S: 7	H: 2 LOB: 1 BB: 0 P: 7	R: 0 E: 0 K: 1 S: 5	H: 0 LOB: 0 BB: 0 P: 5	R: 0 E: 0 K: 1 S: 5	H: 0 LOB: 1 BB: 1 P: 9	R: 3 E: 0 K: 1 S: 8	H: 3 LOB: 2 BB: 2 P: 16	R: 5 E: 0 K: 0 S: 7	H: 5 LOB: 1 BB: 2 P: 15	R: 0 E: 0 K: 0 S: 4	H: 1 LOB: 1 BB: 0 P: 4	R: 0 E: 0 K: 1 S: 5	H: 0 LOB: 0 BB: 0 P: 5		1B: 7 2B: 4 3B: 2 HR: 1	SF: 0 SAC: 0 DP: 2 HBP: 0	WP: 0 PB: 0 SB: 0 CS: 0
PITCHER Don Mossi, L ERA: 3.87 (1, 1)	IP: 4.2 WLS: L BF: 23 H: 7 R: 5 ER: 5 SO: 4 BB: 3 IBB: 0 HBP: 0 BLK: 0 WP: 0 HR: 1 S: 28 P: 40 ERA: 9.64 WHIP: 2.143											PITCHER Dick Tomaneck, L ERA: 6.19 (5, 1)	IP: 0.2 WLS: 8 BF: 4 H: 5 R: 5 ER: 5 SO: 1 BB: 1 IBB: 0 HBP: 0 BLK: 0 WP: 0 HR: 8 S: 16 P: 16 ERA: 67.50 WHIP: 7.500							
PITCHER Bud Daley, L ERA: 4.12 (6, 1)	IP: 2.2 WLS: 9 BF: 2 H: 0 R: 0 ER: 0 SO: 1 BB: 0 IBB: 0 HBP: 0 BLK: 0 WP: 0 HR: 11 S: 11 P: 11 ERA: 0.00 WHIP: 0.750											PITCHER	IP: 0.0 WLS: 2 BF: 9 H: 2 R: 0 ER: 0 SO: 1 BB: 0 IBB: 0 HBP: 0 BLK: 0 WP: 0 HR: 0 S: 11 P: 11 ERA: 0.00 WHIP: 0.750							

Batter	1	2	3	4	5	6	7	8	9	AB	R	H	RBI	BB	SO	LOB	TOP										
Larry Raines, R OBP: 0.331, SLG: 0.394 Chico Carrasquel, R OBP: 0.336, SLG: 0.366	6-3		P4		F8		1B		HR	4	0	1	0	0	0	2	Cleveland Indians @ Boston Red Sox Fenway Park, Boston, MA Sat Jul 27 1957, 3:33 AM EDT Att: 16,454 - Unknown										
Al Smith, R OBP: 0.356, SLG: 0.373	BB		G6-4-3			2B		2B	1B	4	2	3	0	1	0	2											
Gene Woodling, L OBP: 0.418, SLG: 0.500 George Strickland, R OBP: 0.307, SLG: 0.320	F8				HR	1B		F9	FC6-4	4	2	2	2	0	0	2											
Vic Wertz, L OBP: 0.393, SLG: 0.453 Joe Altobelli, L OBP: 0.280, SLG: 0.289	F5			BB	BB	1B		1B	FC6-4	3	0	2	2	1	0	1											
Rocky Colavito, R OBP: 0.368, SLG: 0.487	F9			BB		1B		6-3		3	0	0	0	1	0	2											
Bobby Avila, R OBP: 0.327, SLG: 0.353	K			BB		5-3				4	0	1	1	0	1	2											
Roger Maris, L OBP: 0.354, SLG: 0.430	K									4	0	0	0	0	1	3											
Russ Nixon, L OBP: 0.336, SLG: 0.361					6-3				F7	4	0	1	0	0	0	0											
Ray Narleski, R OBP: 0.188, SLG: 0.375					F3				HR	3	1	2	0	0	0	0											
Inning Stats	R: 0 E: 0 K: 0 S: 3	H: 0 LOB: 1 BB: 1 P: 7	R: 0 E: 0 K: 2 S: 7	H: 0 LOB: 0 BB: 0 P: 7	R: 0 E: 0 K: 0 S: 4	H: 1 LOB: 1 BB: 0 P: 4	R: 1 E: 0 K: 0 S: 3	H: 1 LOB: 2 BB: 2 P: 11	R: 0 E: 0 K: 0 S: 3	H: 0 LOB: 0 BB: 0 P: 3	R: 2 E: 0 K: 0 S: 5	H: 3 LOB: 0 BB: 0 P: 5	R: 0 E: 0 K: 0 S: 4	H: 2 LOB: 2 BB: 0 P: 4	R: 2 E: 0 K: 0 S: 6	H: 3 LOB: 2 BB: 0 P: 6		R: 2 E: 0 K: 0 S: 6	H: 3 LOB: 1 BB: 0 P: 6	1B: 7 2B: 4 3B: 0 HR: 2	SF: 0 SAC: 1 DP: 3 HBP: 0	WP: 0 PB: 0 SB: 0 CS: 0	PA: 40				
PITCHER	IP	WLS	BF	H	R	ER	SO	BB	IBB	HBP	BLK	WP	HR	S	P	ERA	WHIP										
Ike Delock, R ERA: 4.02	5.0	L	21	4	3	3	2	3	0	0	0	0	1	22	34	5.40	1.400										
Rudy Minarcin, R ERA: 3.81	1.0		3	1	0	0	0	0	0	0	1	0	0	3	3	0.00	1.000										
Bob Chakales, R ERA: 7.3	2.1		14	8	4	4	0	0	0	0	0	0	1	14	14	15.43	3.429										
George Susce, R ERA: 3.42	0.2		2	0	0	0	0	0	0	0	0	0	0	2	2	0.00	0.000										

Batter	1	2	3	4	5	6	7	8	9	AB	R	H	RBI	BB	SO	LOB	BOTTOM										
Jim Piersall, R OBP: 0.336, SLG: 0.398	K		F8				F7		1B	5	0	2	1	0	1	0	Cleveland Indians @ Boston Red Sox Fenway Park, Boston, MA Sat Jul 27 1957, 3:33 AM EDT Att: 16,454 - Unknown										
Frank Malzone, R OBP: 0.346, SLG: 0.424	6-3			BB	F2		1-3		F9	4	0	0	0	1	0	3											
Ted Williams, L OBP: 0.503, SLG: 0.721	HR			BB					G3	3	1	2	1	2	0	1											
Jackie Jensen, R OBP: 0.382, SLG: 0.460	F9			P4	K		K			4	0	0	0	0	2	6											
Norm Zauchin, R OBP: 0.356, SLG: 0.423			5-3		K		E5		F7	4	0	0	0	0	1	2											
Ted Lepcio, R OBP: 0.330, SLG: 0.400			F7		4-3		P4		BB	3	0	0	0	1	0	3											
Billy Consoletto, R OBP: 0.375, SLG: 0.420			K				1B		F8	4	1	2	0	0	1	1											
Sammy White, R OBP: 0.279, SLG: 0.280			4-3				F9		P4	4	0	1	0	0	0	3											
Ike Delock, R ERA: 4.02										2	0	0	0	0	2	2											
Mickey Vernon, L OBP: 0.396, SLG: 0.429			K				F5		K	0	0	0	0	0	0	2											
Inning Stats	R: 1 E: 0 K: 1 S: 6	H: 1 LOB: 0 BB: 0 P: 6	R: 0 E: 0 K: 1 S: 5	H: 0 LOB: 0 BB: 0 P: 5	R: 0 E: 0 K: 1 S: 5	H: 0 LOB: 0 BB: 2 P: 13	R: 0 E: 0 K: 1 S: 10	H: 3 LOB: 3 BB: 1 P: 14	R: 0 E: 1 K: 0 S: 5	H: 1 LOB: 2 BB: 0 P: 5	R: 0 E: 0 K: 1 S: 6	H: 1 LOB: 1 BB: 0 P: 6	R: 0 E: 0 K: 0 S: 3	H: 0 LOB: 1 BB: 1 P: 7	R: 0 E: 0 K: 1 S: 6	H: 1 LOB: 1 BB: 0 P: 6	1B: 5 2B: 1 3B: 0 HR: 1	SF: 0 SAC: 0 DP: 0 HBP: 0	WP: 0 PB: 0 SB: 0 CS: 0	PA: 39							
PITCHER	IP	WLS	BF	H	R	ER	SO	BB	IBB	HBP	BLK	WP	HR	S	P	ERA	WHIP										
Ray Narleski, R ERA: 2.57	9.0	W	39	7	2	2	8	3	1	0	0	0	1	51	67	2.00	1.111										

Batter	1	2	3	4	5	6	7	8	9	AB	R	H	RBI	BB	SO	LOB	TOP								
Larry Raines, R OBP: 0.324, SLG: 0.385 Chico Carrasquel, R OBP: 0.334, SLG: 0.385	(1,6) X 0-0 5-3		(3) X 0-0 F8		(3) X 0-0 4-3		(2) X 0-0 6-3		(2) X 0-0 L6	4	0	0	0	0	0	0									
Al Smith, R OBP: 0.354, SLG: 0.371	(1,5) X 0-0 6-3			(1) X 0-0 P3		(3) X 0-0 HR 1B		(3) X 0-0 5-3	(3) X 0-3 K	5	1	1	0	0	1	0									
Gene Woodling, L OBP: 0.423, SLG: 0.504	(1,7) B 4-0 BB			(1) X 0-0 2B 2B		(1) X 0-0 F9		(1) X 4-0 HR BB		2	2	1	0	2	0	1									
Vic Wertz, L OBP: 0.396, SLG: 0.479	(1,3) S 0-3 K			(1) X 0-0 HR 2B		(1) X 0-0 1-H HR		(1) X 0-0 1-H HR		4	3	3	5	0	1	1									
Rocky Colavito, R OBP: 0.369, SLG: 0.506		(1) X 0-0 6-3		(1) X 0-0 2-H HR		(1) X 0-0 HR		(1) X 0-0 F7		4	2	2	3	0	0	0									
Bobby Avila, R OBP: 0.326, SLG: 0.352	(1,4) X 0-0 4-3			(2) X 0-0 1-3		(2) X 0-0 FC4-6 1B		(2) X 0-0 F5		4	0	1	0	0	0	0									
Roger Maris, L OBP: 0.353, SLG: 0.424	(1,8) B 0-3 K			(3) X 0-0 G3		(2) X 0-0 FC4-6 1-2		(2) X 4-0 BB		3	0	0	0	1	1	1									
Russ Nixon, L OBP: 0.326, SLG: 0.350 Jim Hegan, R OBP: 0.292, SLG: 0.319	(1,2) X (8,2) X 0-0 F9		(1) X 0-0 G3		(1) X 0-0 G3		(3) X 0-0 F7		(3) X 0-0 4-3	4	0	0	0	0	0	2									
Early Wynn, S OBP: 0.197, SLG: 0.111 Cal McLish, S OBP: 0.304, SLG: 0.316 Don Mossi, L OBP: 0.289, SLG: 0.294 Dick Williams, R OBP: 0.298, SLG: 0.356	(1,1) S (7,1) S (8,1) L (9,PH) X 0-3 K		(2) X 0-3 K		(2) X 0-0 G3		(1) X 0-0 6-3		(1) X 0-0 4-3	3	0	0	0	0	1	0									
Inning Stats	R: 0 E: 0 K: 1 S: 5	H: 0 LOB: 1 BB: 1 P: 9	R: 0 E: 0 K: 1 S: 5	H: 0 LOB: 0 BB: 0 P: 5	R: 0 E: 0 K: 1 S: 5	H: 0 LOB: 0 BB: 0 P: 5	R: 3 E: 0 K: 0 S: 6	H: 3 LOB: 0 BB: 0 P: 6	R: 0 E: 0 K: 0 S: 3	H: 0 LOB: 0 BB: 0 P: 3	R: 3 E: 0 K: 0 S: 7	H: 4 LOB: 1 BB: 0 P: 7	R: 0 E: 0 K: 0 S: 3	H: 0 LOB: 0 BB: 0 P: 3	R: 2 E: 0 K: 0 S: 4	H: 1 LOB: 1 BB: 2 P: 12	R: 0 E: 0 K: 1 S: 5	H: 0 LOB: 0 BB: 0 P: 5	1B: 2 2B: 2 3B: 0 HR: 4	SF: 0 SAC: 0 DP: 0 HBP: 0	WP: 0 PB: 0 SB: 0 CS: 0	PA: 38			
PITCHER	IP	WLS	BF	H	R	ER	SO	BB	IBB	HBP	BLK	WP	HR	S	P	ERA	WHIP								
Frank Sullivan, R ERA: 2.79	(1,1)	7.0	29	7	6	6	3	1	0	0	0	0	3	34	38	7.71	1.143								
Rudy Minarcin, R ERA: 4.33	(8,1)	1.0	6	1	2	2	0	2	0	0	0	0	1	4	12	18.00	3.000								
George Susce, R ERA: 3.35	(9,1)	1.0	W	3	0	0	0	1	0	0	0	0	0	5	5	0.00	0.000								

Cleveland Indians @ Boston Red Sox
Fenway Park, Boston, MA
Sun Jul 28 1957, 3:33 AM EDT
Att: 22,351 - Unknown

AB 35
R 8
H 8
RBI 8
BB 3
SO 4
LOB 5

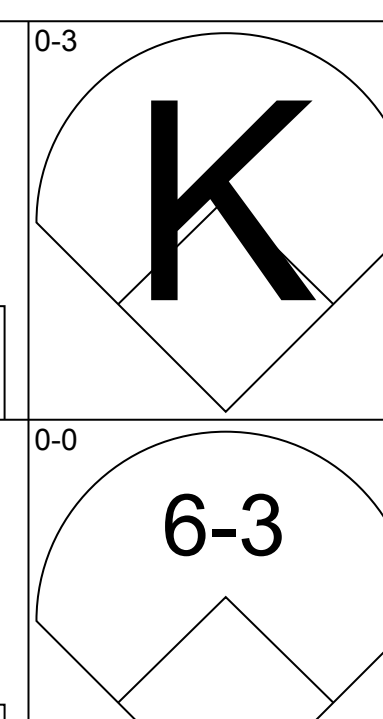
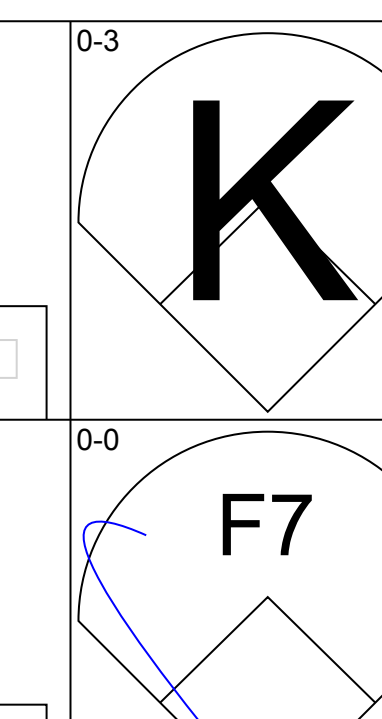
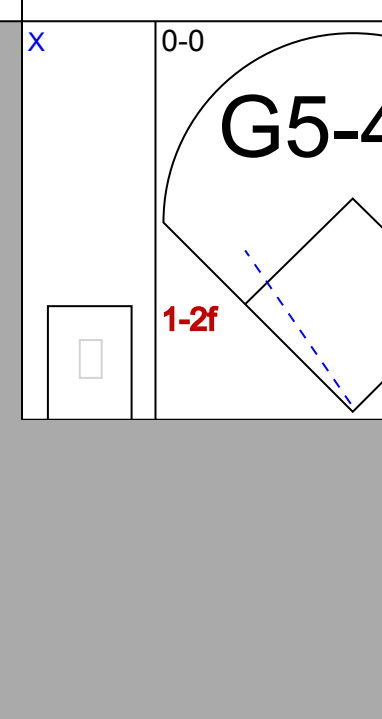
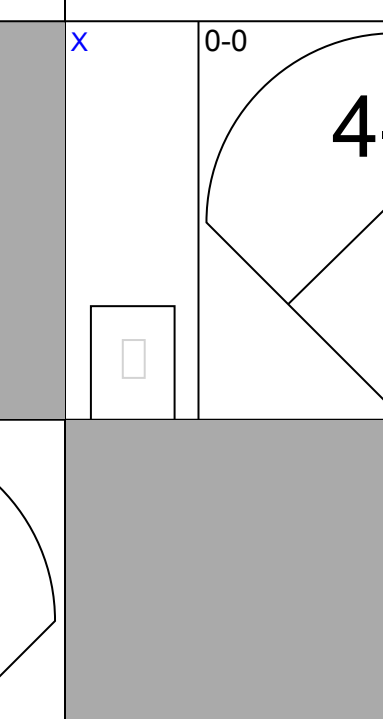
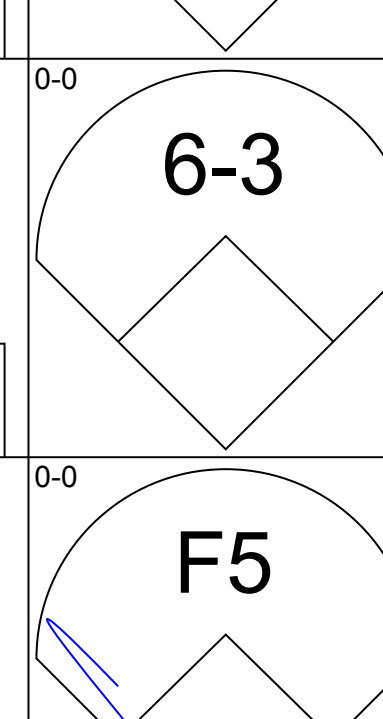
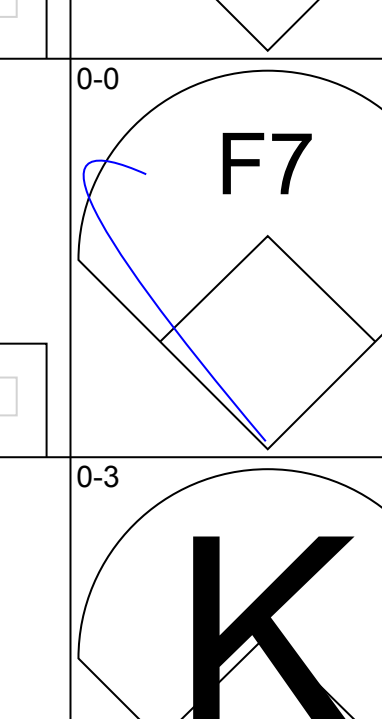
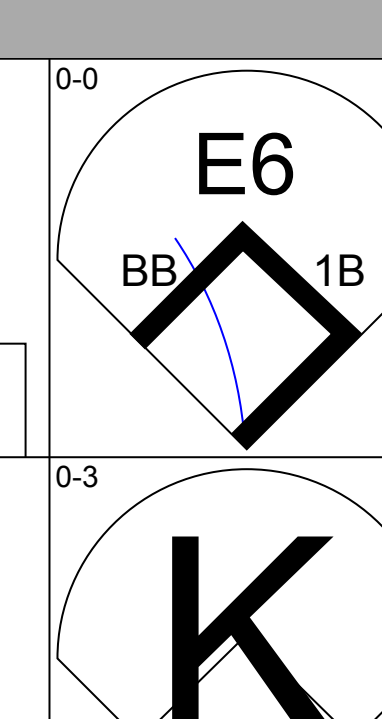
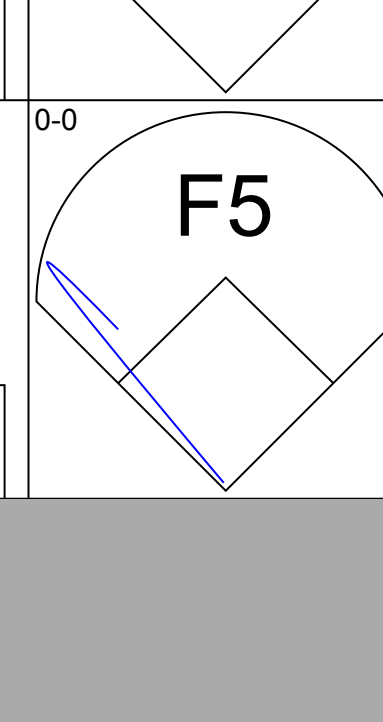
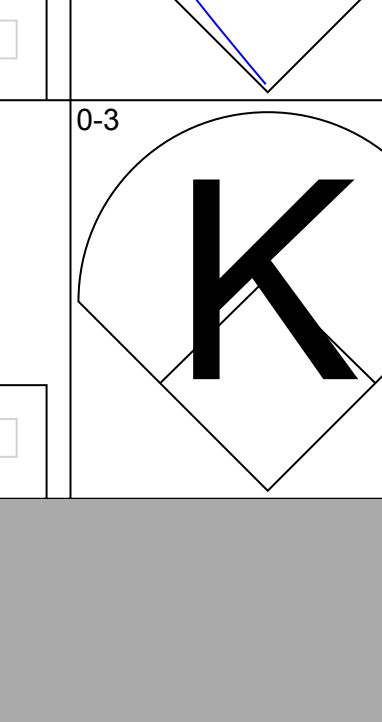
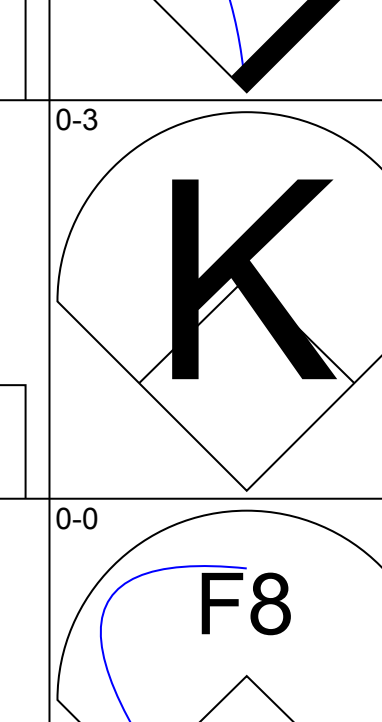
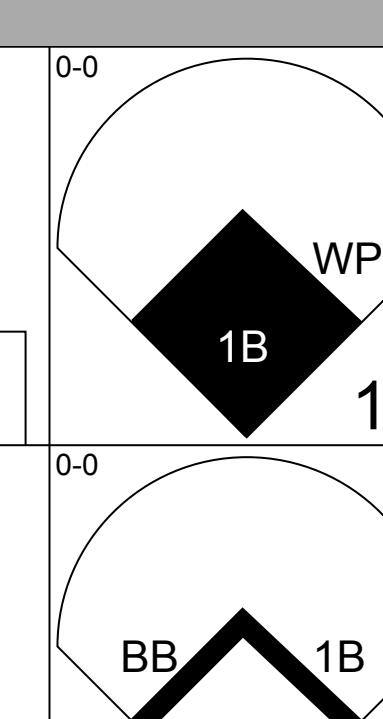
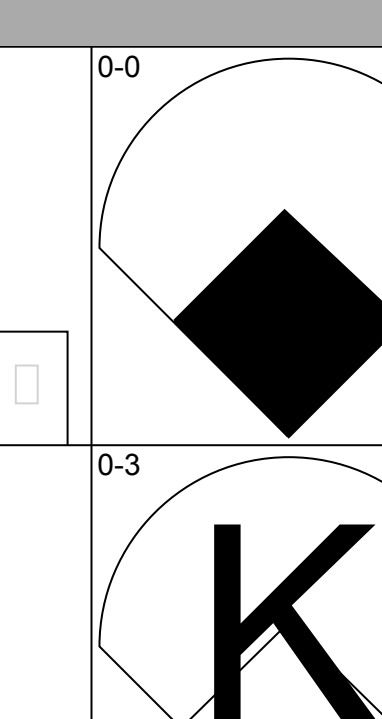
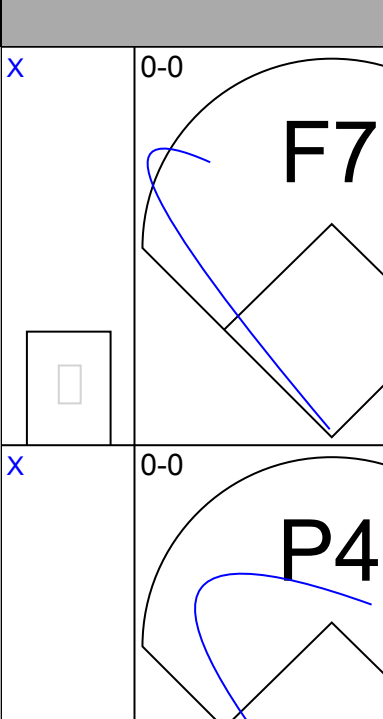
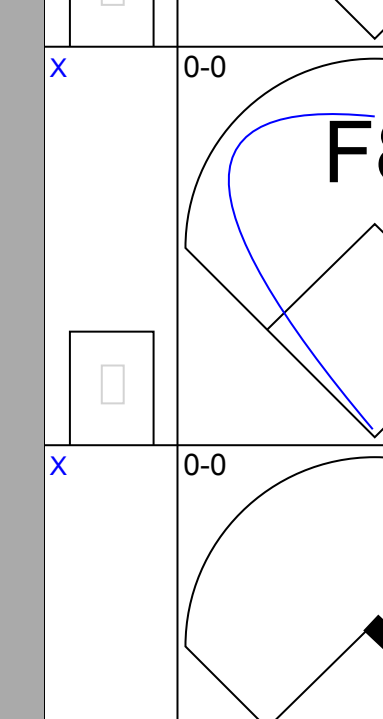
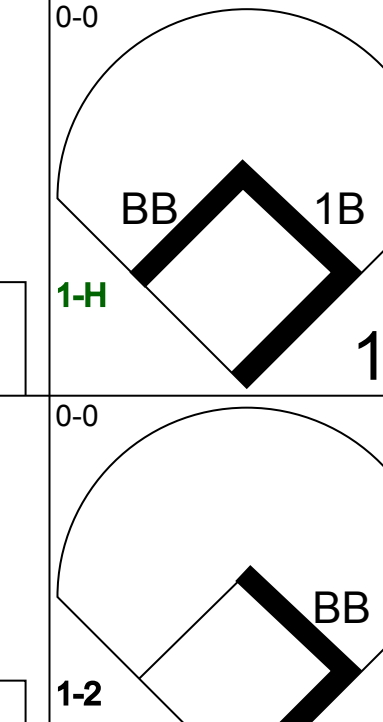
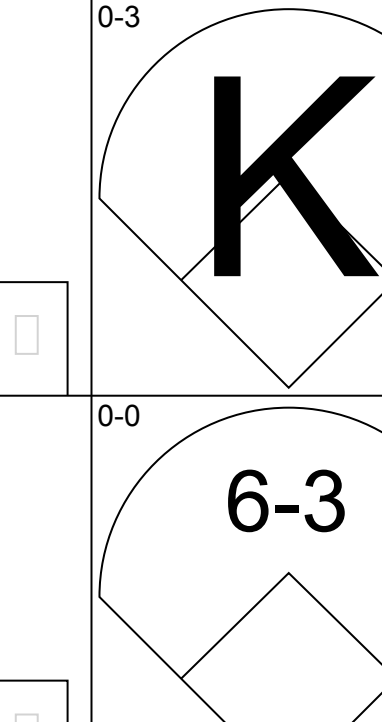
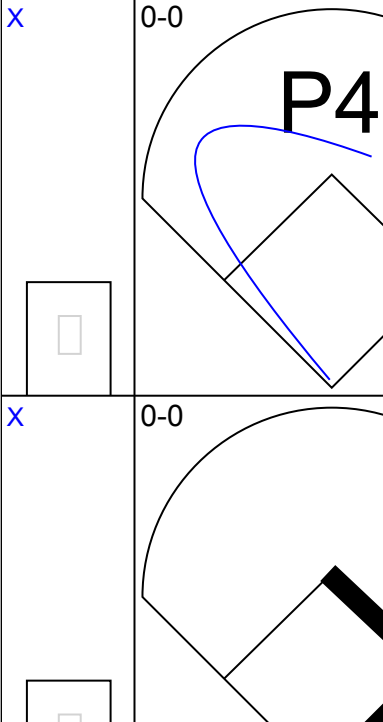
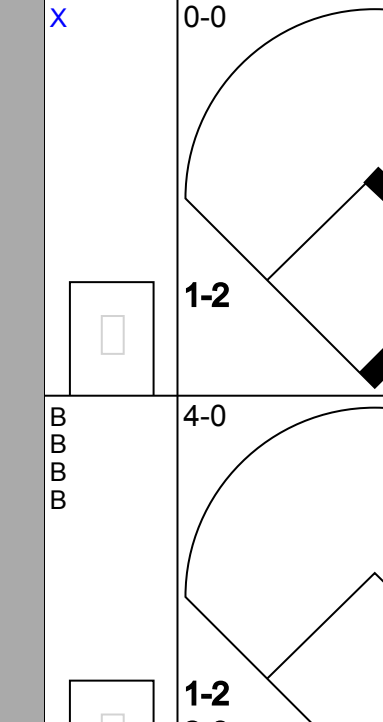
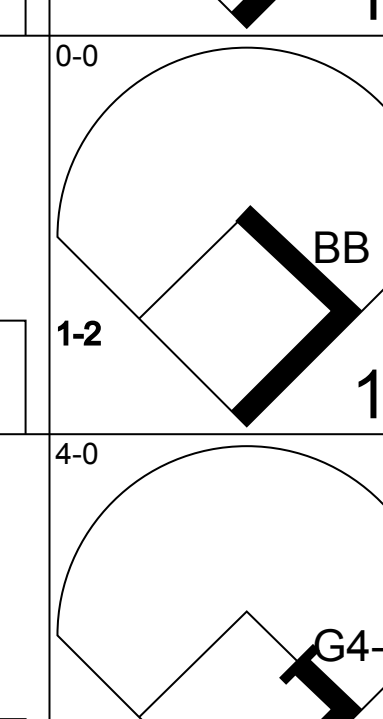
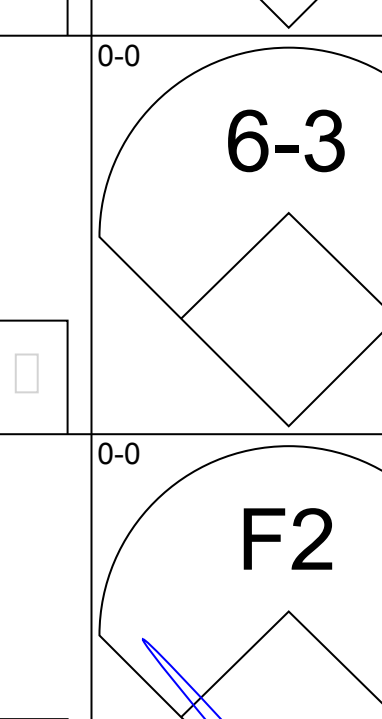
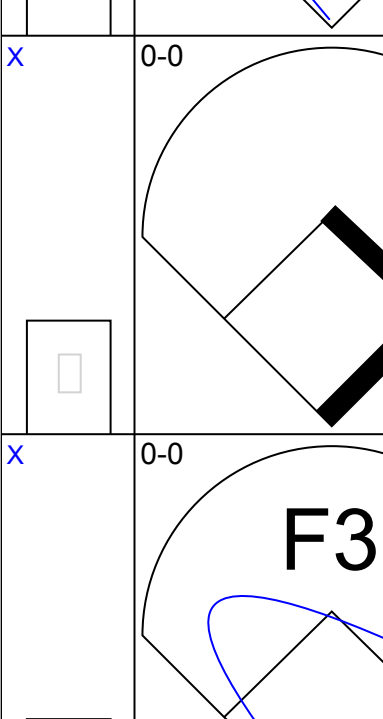
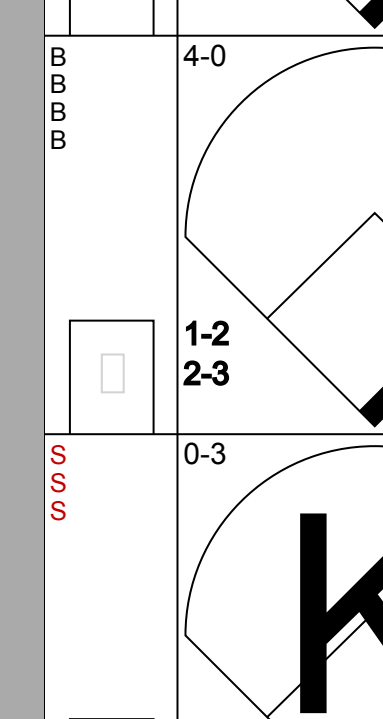
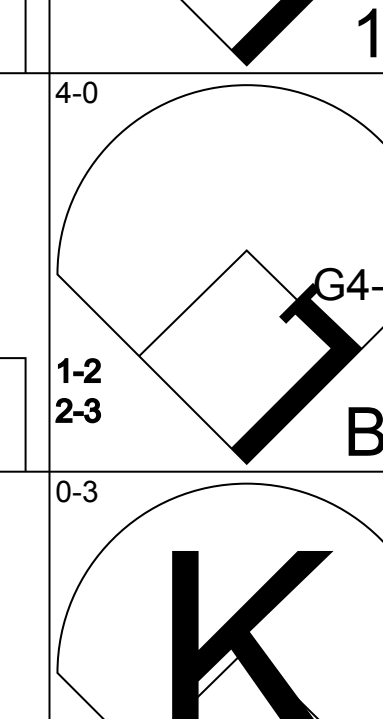
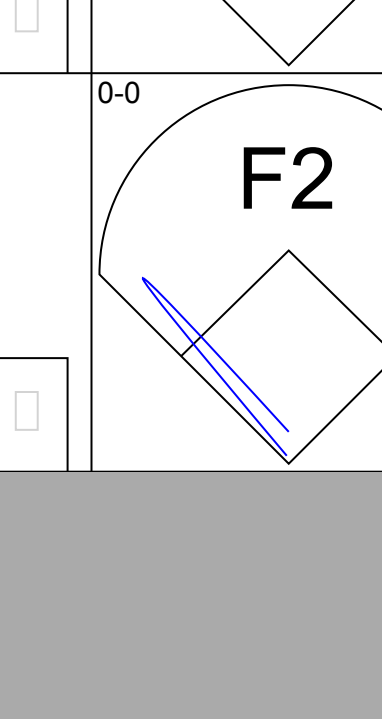
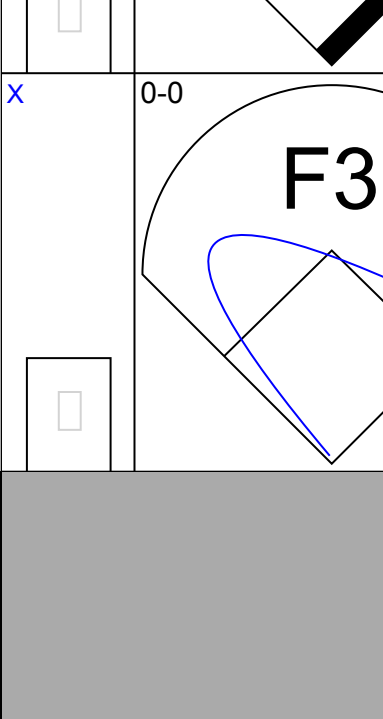
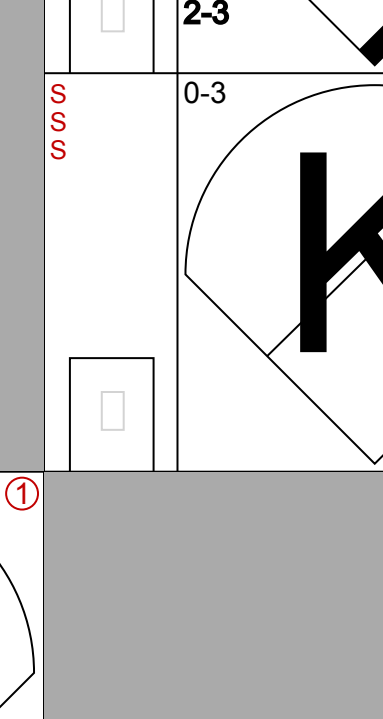

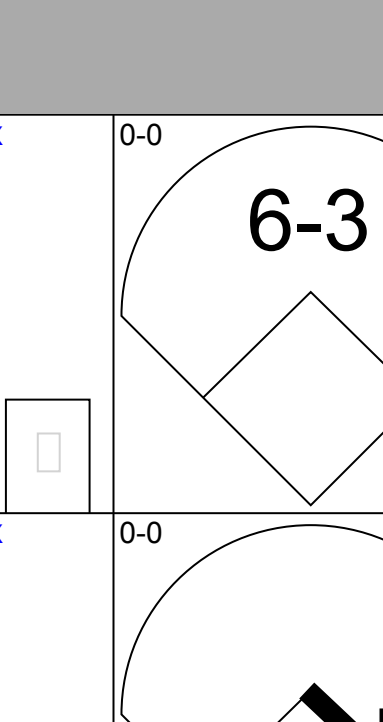
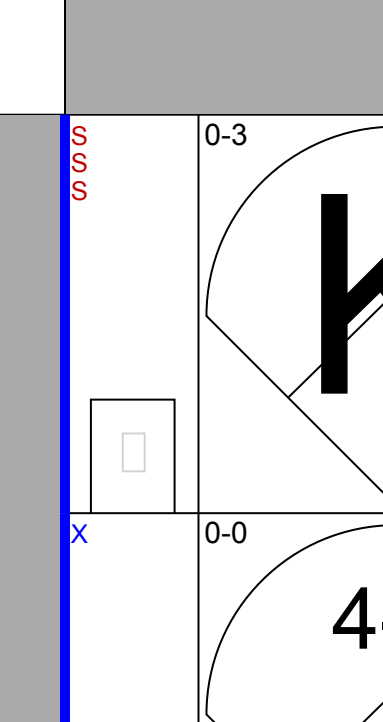
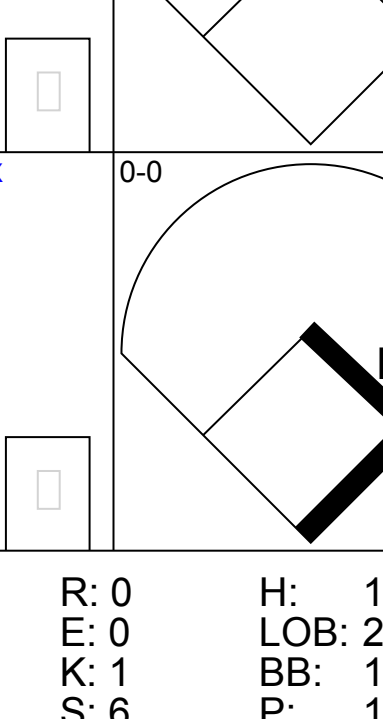
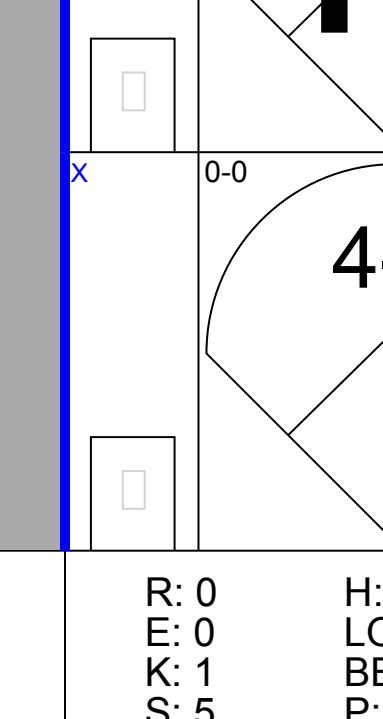

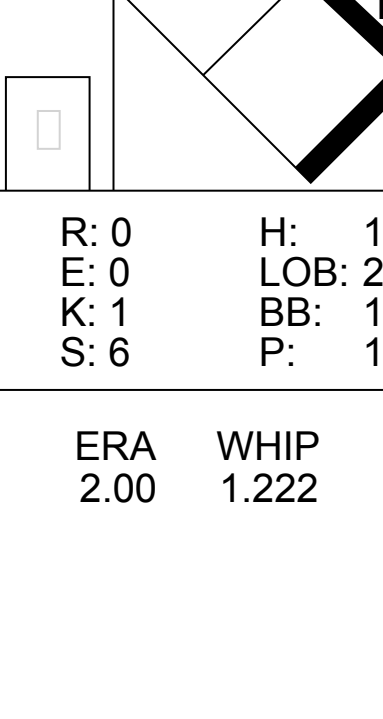
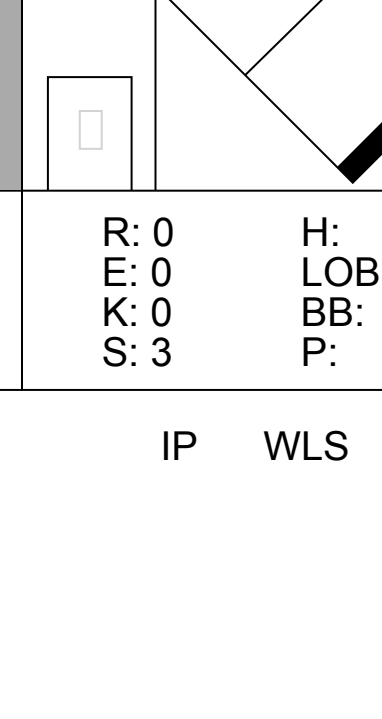
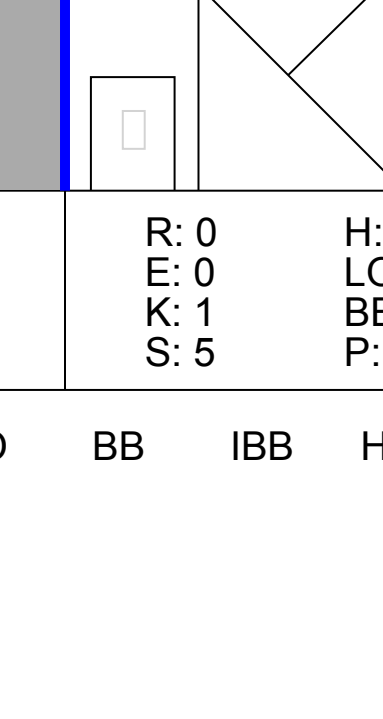


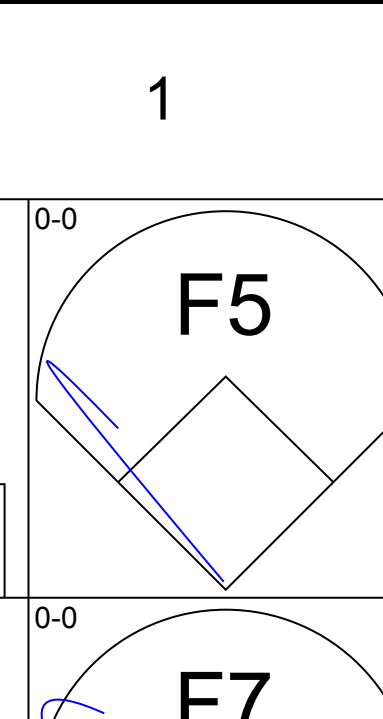
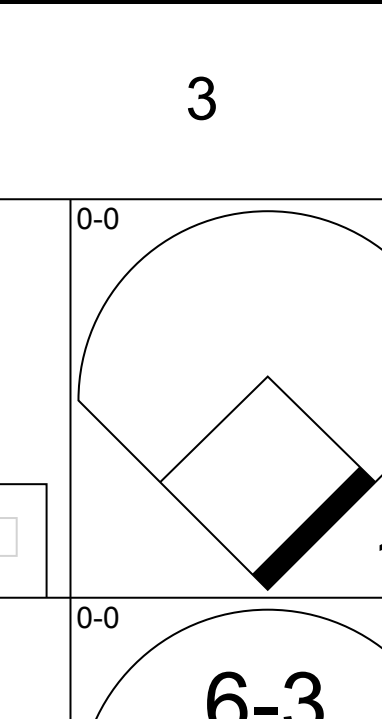
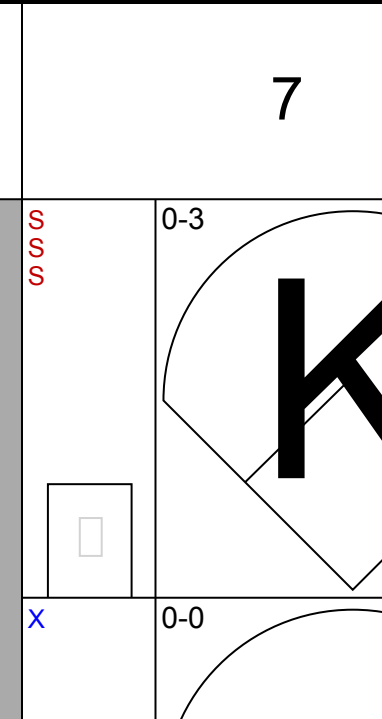
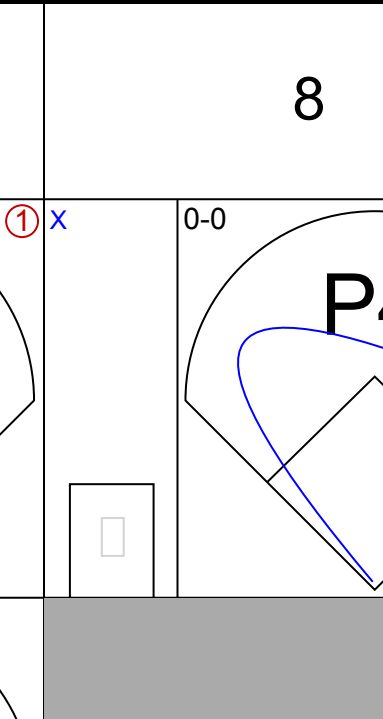
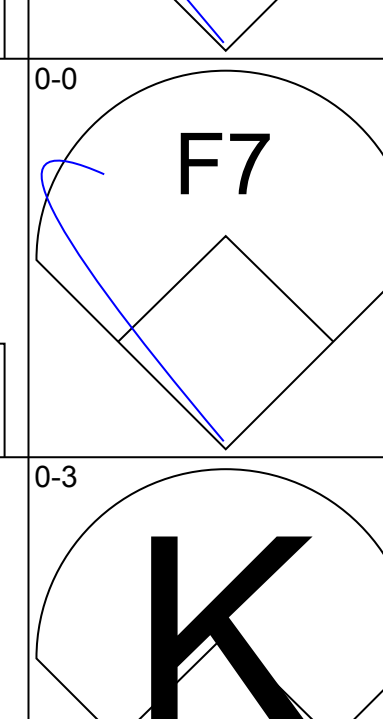
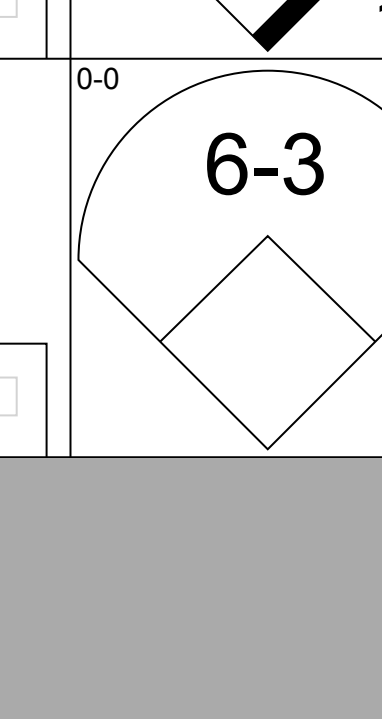
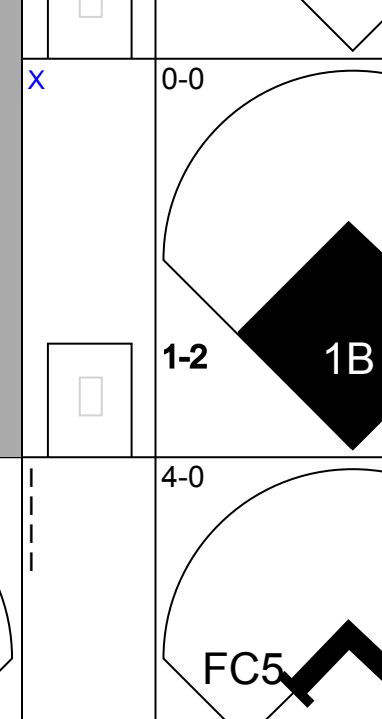
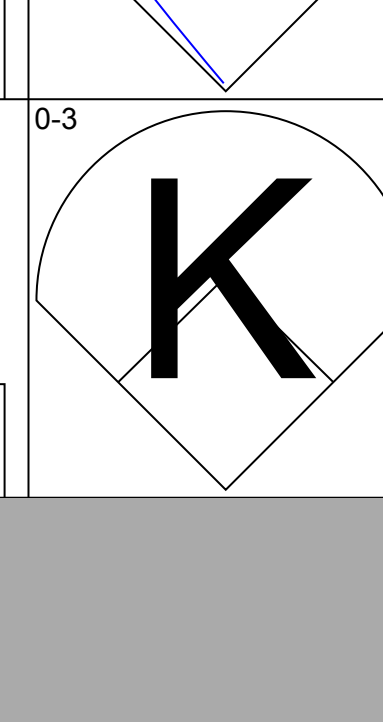
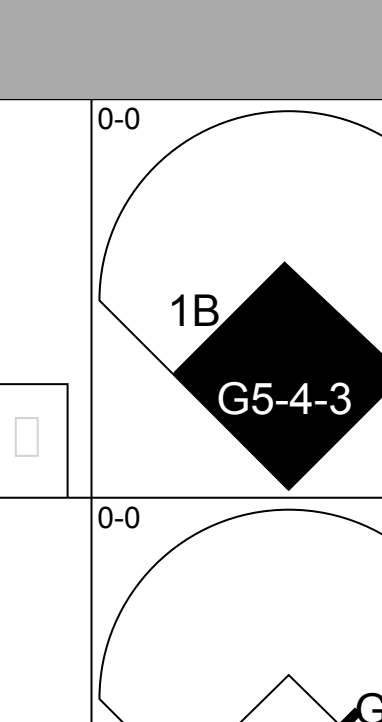
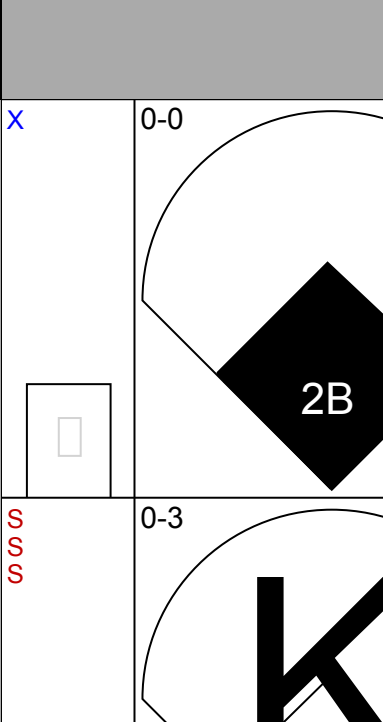
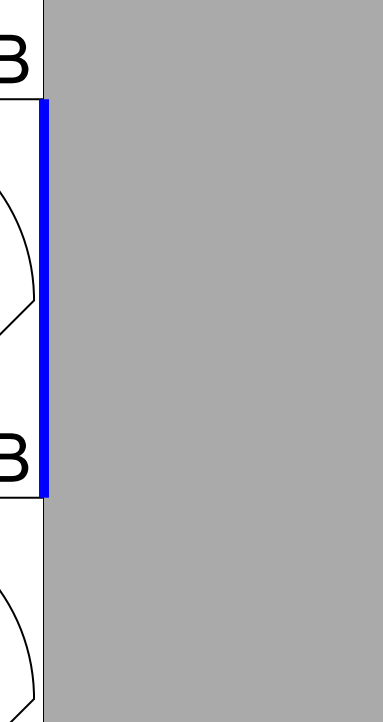
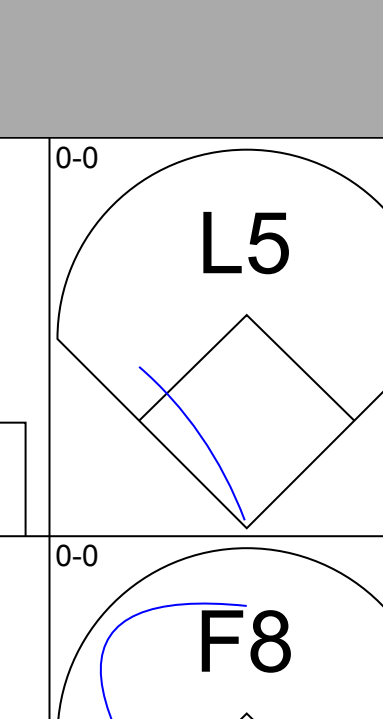
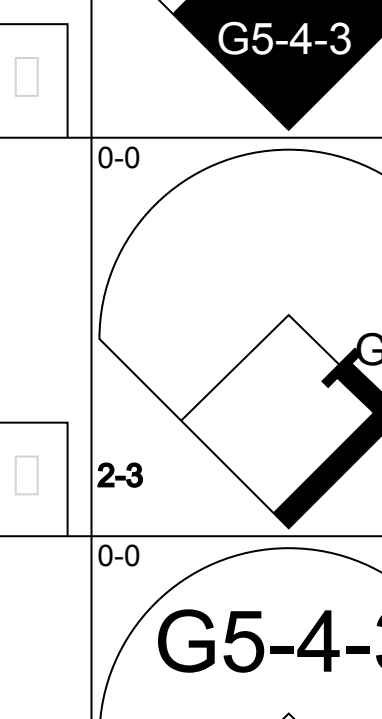
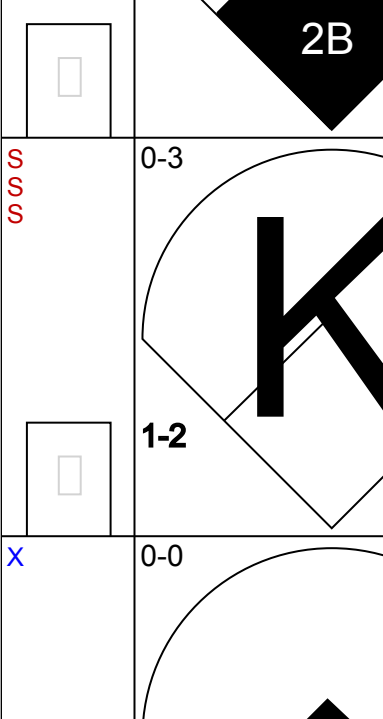

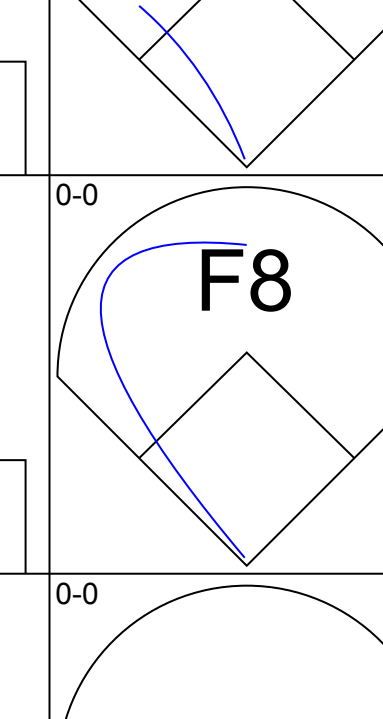
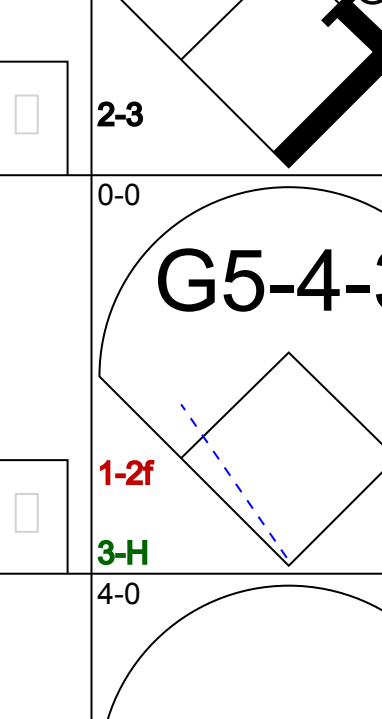
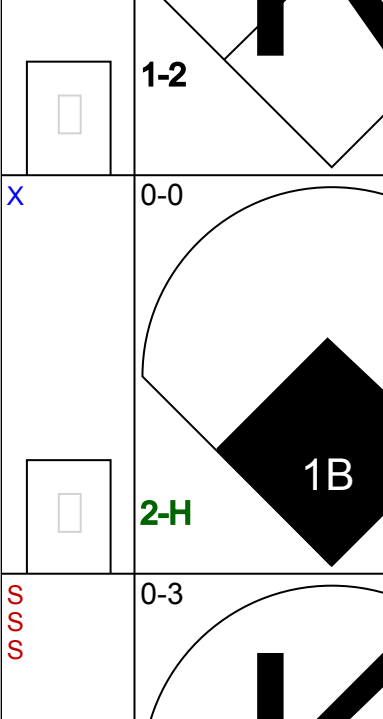
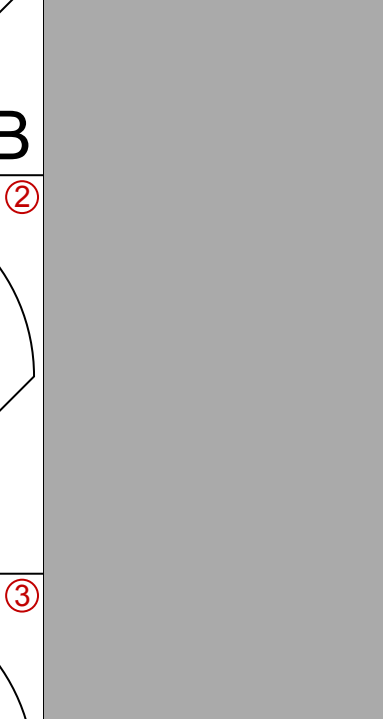
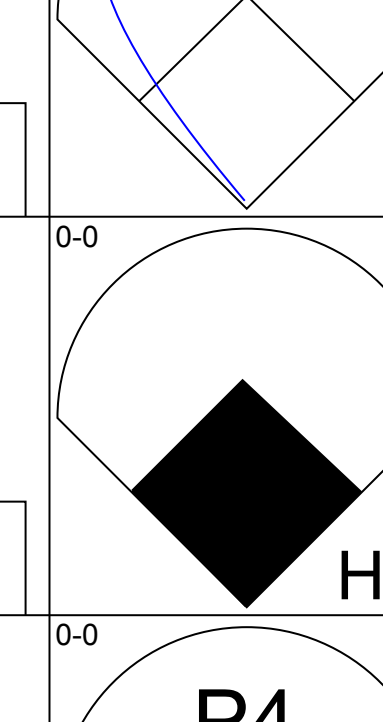
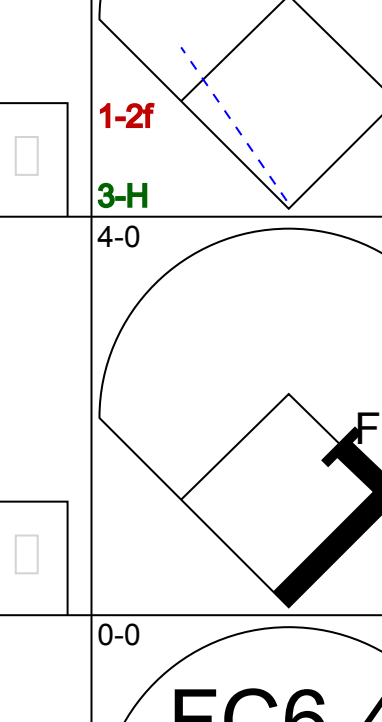
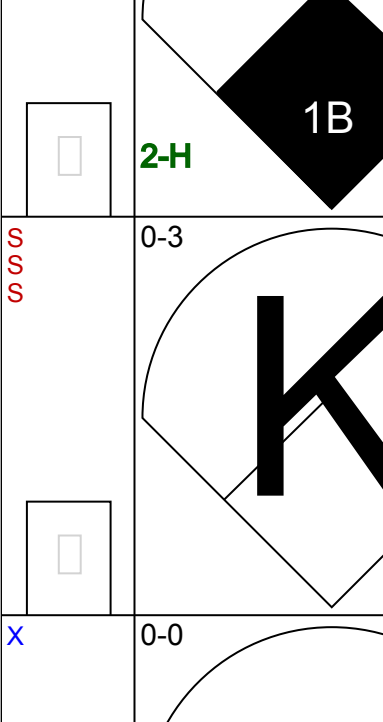
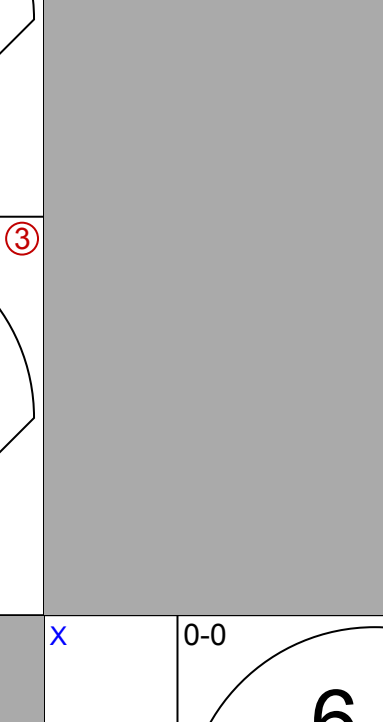

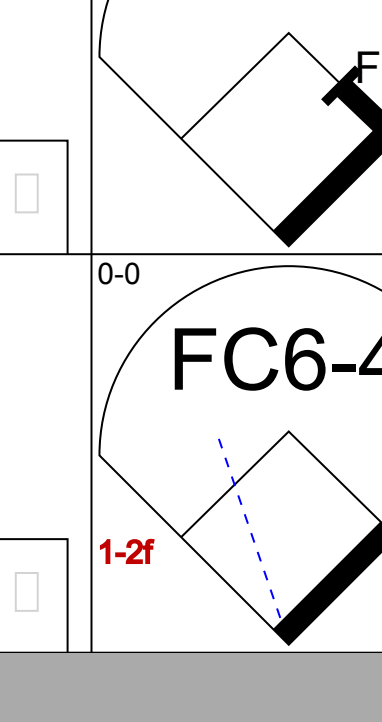
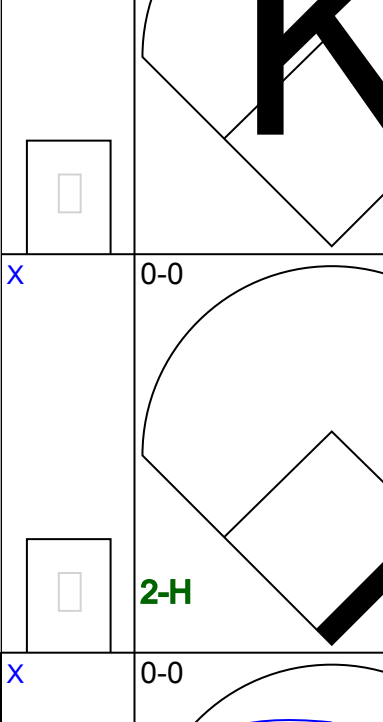
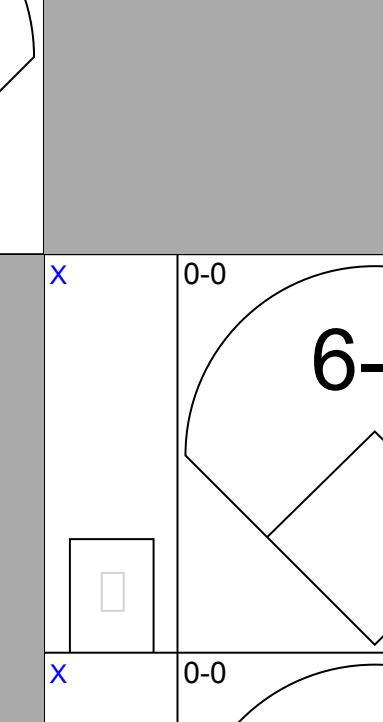
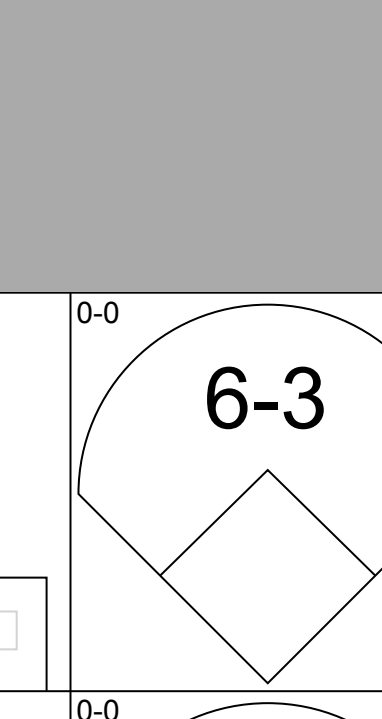
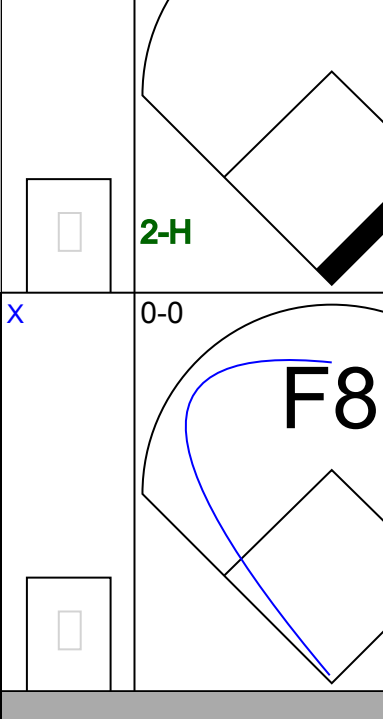
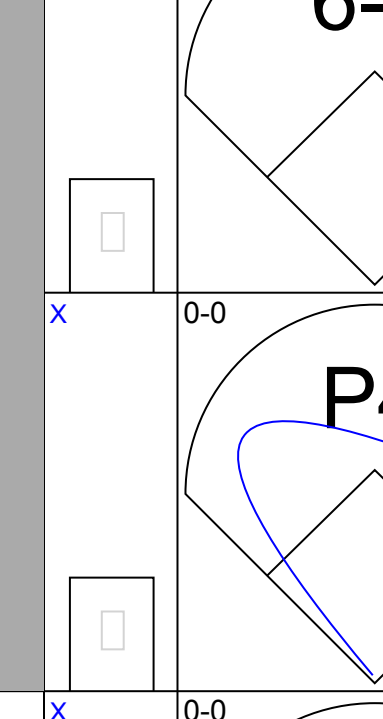
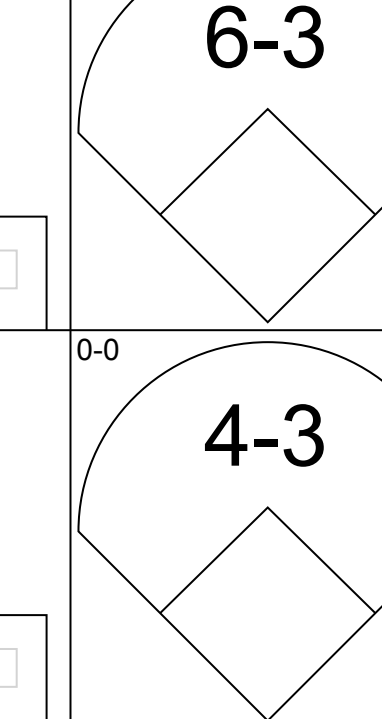
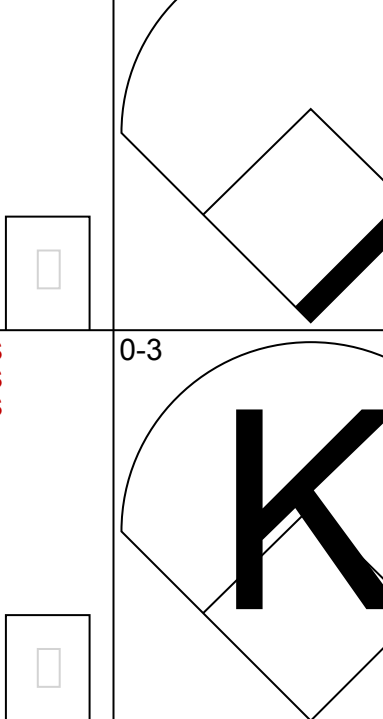
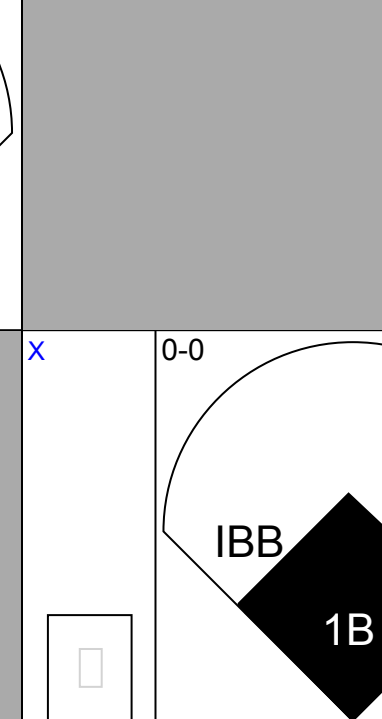
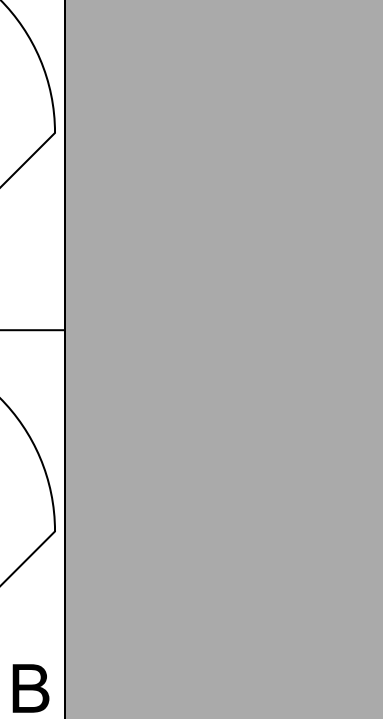
Batter	1	2	3	4	5	6	7	8	9	AB	R	H	RBI	BB	SO	LOB	BOTTOM								
Jim Piersall, R OBP: 0.339, SLG: 0.400	(1,8) X 0-0 F8		(1) X 4-0 IBB 1-2 BB		(1) X 0-3 K		(1) X 4-0 1B 2B BB		(1) X 0-0 1B 2B	3	2	1	0	2	1	0									
Frank Malzone, R OBP: 0.346, SLG: 0.424	(1,5) X 0-0 F8		(1) X 0-0 F9		(2) X 0-0 F8		(2) X 0-0 2B SF8 1B		(2) X 0-0 E 4-3 1B	5	2	2	1	0	0	2									
Ted Williams, L OBP: 0.509, SLG: 0.738	(1,7) X 0-0 HR		(1) X 4-0 1-2 2-3 IBB		(1) X 0-0 1B		(1) X 0-0 E 2B		(1) X 0-0 E9 4-3 2B 1B	4	3	4	3	1	0	0									
Jackie Jensen, R OBP: 0.380, SLG: 0.456	(1,9) X 0-0 6-3		(2) X 0-0 G1-2-3		(2) X 4-0 1-2 BB		(2) X 0-0 SF8		(2) X 0-0 4-3	3	0	0	2	1	0	4									
Norm Zauchin, R OBP: 0.349, SLG: 0.400 Rudy Minarcin, R OBP: 0.368, SLG: 0.512 George Susce, R OBP: 0.167, SLG: 0.118	(1,3) B (8,1) B (8,PH) X (9,1) X 4-0 G6-4-3 BB		(1) X 4-0 3-H		(1) X 0-0 5-3		(1) X 0-0 4-3		(1) X 0-0 6-3		(1) X 0-0 1B 2B	3	0	0	0	1	0	3							
Ted Lepcio, R OBP: 0.337, SLG: 0.408	(1,4) X 0-0 G6-4-3		(2) X 0-0 1-2		(2) X 0-0 2B		(2) X 0-3 K		(2) X 4-0 E BB		(2) X 0-0 2-H 1B	4	0	2	1	1	1								
Billy Conso, R OBP: 0.376, SLG: 0.413	(1,6) B 4-0 CS BB		(2) X 4-0 1-2		(2) X 0-3 K		(2) X 0-0 5-3		(2) X 0-0 E8 1B		(2) X 0-0 F2	4	0	1	1	1	2								
Sammy White, R OBP: 0.279, SLG: 0.277	(1,2) X 0-0 4-3		(3) X 0-0 1-2		(3) X 4-0 IBB		(3) X 0-0 5-3		(3) X 0-0 6-3			3	0	0	0	1	0	3							
Frank Sullivan, R OBP: 0.040, SLG: 0.040 Mickey Vernon, L OBP: 0.371, SLG: 0.427	(1,1) X (7,PH) X (8,3) X 0-0 IBB G1-2-3 1B		(3) X 0-0 1B		(3) X 0-3 K		(3) X 4-0 1B BB BB		(3) X 0-0 4-3	2	0	1	0	0	1	2									
Inning Stats	R: 1 E: 0 K: 0 S: 4	H: 1 LOB: 0 BB: 0 P: 4	R: 0 E: 0 K: 0 S: 2	H: 0 LOB: 1 BB: 2 P: 10	R: 0 E: 0 K: 0 S: 3	H: 1 LOB: 2 BB: 2 P: 11	R: 0 E: 0 K: 2 S: 8	H: 1 LOB: 2 BB: 1 P: 12	R: 0 E: 0 K: 1 S: 6	H: 0 LOB: 0 BB: 0 P: 10	R: 4 E: 1 K: 0 S: 6	H: 3 LOB: 2 BB: 3 P: 18	R: 4 E: 1 K: 0 S: 8	H: 5 LOB: 1 BB: 0 P: 8	1B: 7 2B: 4 3B: 0 HR: 1	SF: 1 SAC: 0 DP: 2 HBP: 0	WP: 0 PB: 0 SB: 0 CS: 1	PA: 43							
PITCHER	IP	WLS	BF	H	R	ER	SO	BB	IBB	HBP	BLK	WP	HR	S	P	ERA	WHIP								
Early Wynn, R ERA: 4.13	(1,1)	6.0	30	6	5	5	4	6	2	0	0	0	0	7	11	13.50	3.000								
Cal McLish, R ERA: 3.55	(7,1)	1.1	8	3	2	2	0	1	0	0	0	0	0	7	11	13.50	3.000								
Don Mossi, L ERA: 4.02	(8,1)	0.2	L	5	3	2	0	0	0	0	0	0	0	5	5	27.00	4.500								

Cleveland Indians @ Boston Red Sox
Fenway Park, Boston, MA
Sun Jul 28 1957, 3:33 AM EDT
Att: 22,351 - Unknown

AB 33
R 9
H 12
RBI 9
BB 9
SO 4
LOB 17




Batter	1	2	3	4	5	6	7	8	9	AB	R	H	RBI	BB	SO	LOB	TOP					
Larry Raines, R OBP: 0.321, SLG: 0.376 (1, 6)										4	0	0	0	1	2	1	Cleveland Indians @ Boston Red Sox Fenway Park, Boston, MA Mon Jul 29 1957, 3:33 AM EDT Att: 10,535 - Unknown					
Al Smith, R OBP: 0.351, SLG: 0.367 (1, 5)										4	0	0	0	0	0	2						
Gene Woodling, L OBP: 0.417, SLG: 0.496 (1, 7)										4	0	0	0	0	3	3						
Vic Wertz, L OBP: 0.397, SLG: 0.488 (1, 3)										4	2	2	1	0	0	1						
Rocky Colavito, R OBP: 0.371, SLG: 0.506 (1, 9)										4	0	2	1	0	1	0						
Bobby Avila, R OBP: 0.332, SLG: 0.359 (1, 4)										3	0	2	0	1	0	0						
Roger Maris, L OBP: 0.351, SLG: 0.419 (1, 8)										3	0	0	0	1	1	4						
Jim Hegan, R OBP: 0.284, SLG: 0.309 (9, PH)										3	0	0	0	0	1	3						
Joe Altobelli, L OBP: 0.255, SLG: 0.283 (9, PH)										1	0	0	0	0	1	0						
Mike Garcia, R OBP: 0.220, SLG: 0.158 Hal Naragon, L OBP: 0.286, SLG: 0.219 (9, PH)										3	0	2	0	0	0	3						
Inning Stats	R: 0 E: 0 K: 1 S: 5	H: 0 LOB: 0 BB: 0 P: 5	R: 1 E: 0 K: 1 S: 7	H: 3 LOB: 2 BB: 1 P: 11	R: 0 E: 0 K: 2 S: 7	H: 0 LOB: 0 BB: 0 P: 7	R: 1 E: 0 K: 1 S: 6	H: 1 LOB: 0 BB: 0 P: 6	R: 0 E: 0 K: 1 S: 6	H: 1 LOB: 2 BB: 1 P: 10	R: 0 E: 0 K: 0 S: 4	H: 1 LOB: 1 BB: 0 P: 4	R: 0 E: 0 K: 0 S: 3	H: 1 LOB: 0 BB: 0 P: 3	R: 0 E: 1 K: 2 S: 9	H: 1 LOB: 3 BB: 1 P: 13	R: 0 E: 0 K: 1 S: 5	H: 0 LOB: 0 BB: 0 P: 5	1B: 6 2B: 1 3B: 0 HR: 1	SF: 0 SAC: 0 DP: 2 HBP: 0	WP: 1 PB: 0 SB: 0 CS: 0	PA: 37
PITCHER Tom Brewer, R ERA: 3.36 (1, 1)	IP: 9.0 WLS: W BF: 37 H: 8 R: 2 ER: 2 SO: 9 BB: 3 IBB: 0 HBP: 0 BLK: 0 WP: 1 HR: 1 S: 52 P: 64 ERA: 2.00 WHIP: 1.222																					

Batter	1	2	3	4	5	6	7	8	9	AB	R	H	RBI	BB	SO	LOB	BOTTOM			
Jim Piersall, R OBP: 0.337, SLG: 0.397 (1, 8)										5	0	1	0	0	1	3	Cleveland Indians @ Boston Red Sox Fenway Park, Boston, MA Mon Jul 29 1957, 3:33 AM EDT Att: 10,535 - Unknown			
Frank Malzone, R OBP: 0.345, SLG: 0.422 (1, 5)										4	1	1	0	0	0	2				
Ted Williams, L OBP: 0.512, SLG: 0.741 Gene Stephens, L OBP: 0.289, SLG: 0.319 (7, PR) (8, 7)										3	2	2	0	1	1	0				
Jackie Jensen, R OBP: 0.381, SLG: 0.457 (1, 9)										4	0	2	2	0	1	1				
Norm Zauchin, R OBP: 0.343, SLG: 0.407 (1, 3)										4	1	1	1	0	1	3				
Ted Lepcio, R OBP: 0.340, SLG: 0.424 (1, 4)										3	1	1	1	1	1	3				
Billy Console, R OBP: 0.372, SLG: 0.407 (1, 6)										4	0	1	1	0	0	1				
Sammy White, R OBP: 0.278, SLG: 0.277 (1, 2)										4	0	1	0	0	0	1				
Tom Brewer, R OBP: 0.194, SLG: 0.197 (1, 1)										4	1	2	0	0	1	1				
Inning Stats	R: 0 E: 0 K: 1 S: 5	H: 0 LOB: 0 BB: 0 P: 5	R: 1 E: 0 K: 0 S: 4	H: 1 LOB: 0 BB: 0 P: 4	R: 0 E: 0 K: 0 S: 4	H: 1 LOB: 1 BB: 0 P: 4	R: 1 E: 0 K: 0 S: 4	H: 2 LOB: 1 BB: 1 P: 8	R: 0 E: 0 K: 1 S: 6	H: 1 LOB: 1 BB: 0 P: 6	R: 2 E: 0 K: 2 S: 10	H: 3 LOB: 1 BB: 0 P: 10	R: 2 E: 0 K: 2 S: 10	H: 3 LOB: 2 BB: 1 P: 14	R: 0 E: 0 K: 0 S: 4	H: 1 LOB: 1 BB: 0 P: 4		1B: 9 2B: 2 3B: 0 HR: 1	SF: 0 SAC: 0 DP: 1 HBP: 0	WP: 1 PB: 0 SB: 0 CS: 0
PITCHER Mike Garcia, R ERA: 4.68 (1, 1)	IP: 8.0 WLS: L BF: 37 H: 12 R: 6 ER: 6 SO: 6 BB: 1 IBB: 1 HBP: 0 BLK: 0 WP: 1 HR: 1 S: 47 P: 55 ERA: 6.75 WHIP: 1.625																			

Batter	1	2	3	4	5	6	7	8	9	AB	R	H	RBI	BB	SO	LOB	TOP			
Harvey Kuenn, R (1, 6) OBP: 0.325, SLG: 0.354	F9			G6-4-3 1B		F9			F8	4	0	1	0	0	0	1				
Bill Tuttle, R (1, 8) OBP: 0.315, SLG: 0.330	6-3			G6-4-3 1-2f		FC4			P3	4	0	0	0	0	0	2				
Jay Porter, R (1, 7) OBP: 0.350, SLG: 0.416	F8			K				F8	F2	4	0	0	0	0	1	0				
Dave Philley, S (1, 9) OBP: 0.312, SLG: 0.331		2-3			4-3					3	0	0	0	0	0	0				
Ray Boone, R (1, 3) OBP: 0.354, SLG: 0.402	F9				F8				K	3	0	0	0	0	1	0				
Red Wilson, R (1, 2) OBP: 0.375, SLG: 0.345	5-3								K	3	0	1	0	0	1	0				
Frank Bolling, R (1, 4) OBP: 0.336, SLG: 0.428				F9		G3			4-3	3	0	0	0	0	0	1				
Jim Finigan, R (1, 5) OBP: 0.276, SLG: 0.188				F9						3	0	2	0	0	0	0				
Frank Lary, R (1, 1) OBP: 0.184, SLG: 0.191				1-3					F8	2	0	0	0	0	0	1				
Al Kaline, R (8, PH) OBP: 0.339, SLG: 0.427										1	0	0	0	0	0	1				
Harry Byrd, R (8, 1)										0	0	0	0	0	0	0				
Inning Stats	R: 0 E: 0 K: 0 S: 3	H: 0 LOB: 0 BB: 0 P: 3	R: 0 E: 0 K: 0 S: 3	H: 0 LOB: 0 BB: 0 P: 3	R: 0 E: 0 K: 0 S: 3	H: 0 LOB: 0 BB: 0 P: 3	R: 0 E: 0 K: 1 S: 5	H: 1 LOB: 0 BB: 0 P: 5	R: 0 E: 0 K: 0 S: 4	H: 1 LOB: 1 BB: 0 P: 4	R: 0 E: 0 K: 1 S: 5	H: 0 LOB: 0 BB: 0 P: 5	R: 0 E: 0 K: 1 S: 6	H: 1 LOB: 1 BB: 0 P: 6	R: 0 E: 0 K: 0 S: 3	H: 0 LOB: 0 BB: 0 P: 3	1B: 4 2B: 0 3B: 0 HR: 0	SF: 0 SAC: 0 DP: 1 HBP: 0	WP: 0 PB: 0 SB: 0 CS: 0	PA: 30
PITCHER Bob Porterfield, R (1, 1) ERA: 3.05	IP: 9.0 WLS: W BF: 30 H: 4 R: 0 ER: 0 SO: 3 BB: 0 IBB: 0 HBP: 0 BLK: 0 WP: 0 HR: 0 S: 36 P: 36 ERA: 0.00 WHIP: 0.444																			

Detroit Tigers @ Boston Red Sox
Fenway Park, Boston, MA
Tue Jul 30 1957, 7:05 PM EDT
Att: 26,817 - Unknown


AB 30
R 0
H 4
RBI 0
BB 0
SO 3
LOB 6



Batter	1	2	3	4	5	6	7	8	9	AB	R	H	RBI	BB	SO	LOB	BOTTOM			
Jim Piersall, R (1, 8) OBP: 0.336, SLG: 0.396	1B 1B	P6				P4			K	4	1	1	0	0	1	1				
Frank Malzone, R (1, 5) OBP: 0.342, SLG: 0.418	L5				F7	5-3			F9	4	0	0	0	0	0	1				
Ted Williams, L (1, 7) OBP: 0.514, SLG: 0.744										4	0	3	0	0	0	0				
Gene Stephens, L (8, PR) OBP: 0.289, SLG: 0.319	1B 1-3			4-3					HR 1B	0	1	0	0	0	0	0				
Jackie Jensen, R (1, 9) OBP: 0.382, SLG: 0.466				4-3					HR 1B	4	1	2	3	0	0	2				
Norm Zauchin, R (1, 3) OBP: 0.338, SLG: 0.397	G6-4-3 1-2f			2-3		FC5-2-5 FC6-4				4	0	1	0	0	0	5				
Ted Lepcio, R (1, 4) OBP: 0.333, SLG: 0.414					5-3				P4	4	0	0	0	0	1	3				
Billy Console, R (1, 6) OBP: 0.368, SLG: 0.402					6-3				FC6-4	4	1	1	0	0	1	3				
Sammy White, R (1, 2) OBP: 0.279, SLG: 0.277					4-3					3	0	1	1	0	0	0				
Bob Porterfield, R (1, 1) OBP: 0.211, SLG: 0.176									K	3	0	0	0	0	2	1				
Inning Stats	R: 1 E: 0 K: 0 S: 5	H: 3 LOB: 1 BB: 0 P: 5	R: 1 E: 1 K: 1 S: 7	H: 2 LOB: 1 BB: 0 P: 7	R: 0 E: 0 K: 0 S: 4	H: 1 LOB: 1 BB: 0 P: 4	R: 0 E: 0 K: 0 S: 3	H: 0 LOB: 0 BB: 0 P: 3	R: 0 E: 0 K: 1 S: 5	H: 0 LOB: 2 BB: 0 P: 5	R: 0 E: 2 K: 0 S: 5	H: 0 LOB: 0 BB: 0 P: 5	R: 2 E: 0 K: 2 S: 10	H: 3 LOB: 1 BB: 0 P: 10	R: 0 E: 0 K: 0 S: 3	H: 0 LOB: 0 BB: 0 P: 3	1B: 7 2B: 1 3B: 0 HR: 1	SF: 0 SAC: 0 DP: 1 HBP: 0	WP: 0 PB: 0 SB: 0 CS: 0	PA: 34
PITCHER Frank Lary, R (1, 1) ERA: 4.14	IP: 7.0 WLS: L BF: 28 H: 6 R: 2 ER: 1 SO: 1 BB: 0 IBB: 0 HBP: 0 BLK: 0 WP: 0 HR: 0 S: 34 P: 34 ERA: 1.29 WHIP: 0.857																			
Harry Byrd, R (8, 1) ERA: 2.79	IP: 1.0 WLS: L BF: 6 H: 3 R: 2 ER: 2 SO: 2 BB: 0 IBB: 0 HBP: 0 BLK: 0 WP: 0 HR: 1 S: 10 P: 10 ERA: 18.00 WHIP: 3.000																			

Detroit Tigers @ Boston Red Sox
Fenway Park, Boston, MA
Tue Jul 30 1957, 7:05 PM EDT
Att: 26,817 - Unknown


AB 34
R 4
H 9
RBI 4
BB 0
SO 5
LOB 16



Batter	1	2	3	4	5	6	7	8	9	AB	R	H	RBI	BB	SO	LOB	TOP								
Harvey Kuenn, R OBP: 0.325, SLG: 0.358										5	1	1	0	0	0	2									
Bill Tuttle, R OBP: 0.315, SLG: 0.332										5	1	2	1	0	1	3									
Frank Bolling, R OBP: 0.337, SLG: 0.427										3	0	0	0	2	1	4									
Al Kaline, R OBP: 0.338, SLG: 0.427										3	0	0	0	0	0	2									
Johnny Groth, R OBP: 0.326, SLG: 0.250										1	0	0	0	0	0	1									
Ray Boone, R OBP: 0.356, SLG: 0.405										4	1	2	2	1	0	2									
Frank House, L OBP: 0.338, SLG: 0.360										5	1	1	1	0	0	5									
Dave Philley, S OBP: 0.324, SLG: 0.366										5	2	3	1	0	0	3									
Jim Finigan, R OBP: 0.284, SLG: 0.214										5	1	2	0	0	0	3									
Duke Maas, R OBP: 0.111, SLG: 0.176										2	0	0	2	0	1	0									
Harry Byrd, R										0	0	0	0	0	0	0									
Frank Lary, R OBP: 0.184, SLG: 0.191										0	0	0	0	0	0	0									
Inning Stats	R: 1 E: 0 K: 0 S: 5	H: 2 LOB: 2 BB: 1 P: 9	R: 1 E: 1 K: 1 S: 8	H: 2 LOB: 2 BB: 0 P: 8	R: 0 E: 0 K: 1 S: 5	H: 0 LOB: 0 BB: 0 P: 5	R: 0 E: 0 K: 1 S: 5	H: 0 LOB: 0 BB: 0 P: 5	R: 0 E: 0 K: 0 S: 3	H: 0 LOB: 1 BB: 1 P: 7	R: 2 E: 0 K: 0 S: 6	H: 3 LOB: 1 BB: 0 P: 6	R: 0 E: 0 K: 0 S: 3	H: 0 LOB: 1 BB: 1 P: 7	R: 0 E: 0 K: 1 S: 5	H: 0 LOB: 0 BB: 0 P: 5	R: 3 E: 0 K: 0 S: 7	H: 4 LOB: 1 BB: 0 P: 7	1B: 6 2B: 5 3B: 0 HR: 0	SF: 2 SAC: 1 DP: 0 HBP: 0	WP: 0 PB: 0 SB: 0 CS: 0	PA: 44			
PITCHER	IP	WLS	BF	H	R	ER	SO	BB	IBB	HBP	BLK	WP	HR	S	P	ERA	WHIP								
Mike Fomieses, R ERA: 3.47	(1, 1)	6.0	L 30	7	4	4	2	2	0	0	0	0	0	32	40	6.00	1.500								
Rudy Minarcin, R ERA: 4.7	(7, 1)	3.0	14	4	3	3	1	1	0	0	0	0	0	15	19	9.00	1.667								

Detroit Tigers @ Boston Red Sox
Fenway Park, Boston, MA
Thu Aug 01 1957, 3:33 AM EDT
Att: 9,302 - Unknown


AB 38
R 7
H 11
RBI 7
BB 3
SO 3
LOB 25



Batter	1	2	3	4	5	6	7	8	9	AB	R	H	RBI	BB	SO	LOB	BOTTOM								
Jim Piersall, R OBP: 0.334, SLG: 0.392										5	1	1	1	0	0	1									
Frank Malzone, R OBP: 0.348, SLG: 0.428										5	1	4	3	0	0	0									
Ted Williams, L OBP: 0.514, SLG: 0.737										4	0	1	0	1	0	3									
Jackie Jensen, R OBP: 0.378, SLG: 0.461										5	0	2	0	0	1	2									
Norm Zauchin, R OBP: 0.338, SLG: 0.389										5	1	1	0	0	1	4									
Ted Lepcio, R OBP: 0.324, SLG: 0.416										5	0	0	0	0	3	2									
Billy Conzolo, R OBP: 0.376, SLG: 0.403										4	0	2	1	0	1	0									
Sammy White, R OBP: 0.278, SLG: 0.276										2	0	1	0	0	0	0									
Gene Stephens, L OBP: 0.392, SLG: 0.317										1	0	0	0	0	0	2									
Pete Daley, R OBP: 0.270, SLG: 0.250										1	1	1	0	0	0	0									
Mike Fomieses, R OBP: 0.244, SLG: 0.225										2	0	0	0	0	0	2									
Mickey Vernon, L OBP: 0.387, SLG: 0.423										1	0	0	0	0	0	2									
Rudy Minarcin, R										0	0	0	0	0	0	0									
Dick Gemert, R OBP: 0.375, SLG: 0.524										1	1	1	0	0	0	0									
Inning Stats	R: 0 E: 0 K: 1 S: 5	H: 0 LOB: 1 BB: 1 P: 9	R: 0 E: 0 K: 1 S: 7	H: 2 LOB: 2 BB: 0 P: 7	R: 0 E: 0 K: 1 S: 7	H: 2 LOB: 0 BB: 0 P: 7	R: 0 E: 0 K: 1 S: 5	H: 0 LOB: 0 BB: 0 P: 5	R: 0 E: 0 K: 0 S: 4	H: 1 LOB: 1 BB: 0 P: 4	R: 1 E: 1 K: 0 S: 6	H: 2 LOB: 2 BB: 0 P: 6	R: 0 E: 0 K: 0 S: 4	H: 1 LOB: 1 BB: 0 P: 4	R: 0 E: 0 K: 1 S: 5	H: 0 LOB: 0 BB: 0 P: 5	R: 4 E: 1 K: 1 S: 10	H: 5 LOB: 1 BB: 0 P: 10	1B: 11 2B: 2 3B: 0 HR: 1	SF: 0 SAC: 0 DP: 1 HBP: 0	WP: 0 PB: 0 SB: 0 CS: 0	PA: 42			
PITCHER	IP	WLS	BF	H	R	ER	SO	BB	IBB	HBP	BLK	WP	HR	S	P	ERA	WHIP								
Duke Maas, R ERA: 3.23	(1, 1)	8.0	W 38	12	5	3	5	1	0	0	0	0	0	47	51	3.38	1.625								
Harry Byrd, R ERA: 2.57	(9, 1)	0.0	2	2	0	0	0	0	0	0	0	0	0	2	2	∞	∞								
Frank Lary, R ERA: 4.11	(9, 1)	1.0	S 2	0	0	0	1	0	0	0	0	0	0	4	4	0.00	0.000								

Detroit Tigers @ Boston Red Sox
Fenway Park, Boston, MA
Thu Aug 01 1957, 3:33 AM EDT
Att: 9,302 - Unknown

AB 41
R 5
H 14
RBI 5
BB 1
SO 6
LOB 18



Batter	1	2	3	4	5	6	7	8	9	AB	R	H	RBI	BB	SO	LOB	TOP		
Luis Aparicio, R OBP: 0.331, SLG: 0.305 (1, 6)	0-0 E5 4-3		0-0 5-3		0-0 6-3		0-0 1B 2B	0-3 K	0-0 2B	6	1	2	1	0	1	0	Chicago White Sox @ Boston Red Sox Fenway Park, Boston, MA Sat Aug 03 1957, 3:33 AM EDT Att: 18,476 - Unknown - 96 F		
Nellie Fox, L OBP: 0.406, SLG: 0.413 (1, 4)	0-0 4-3 1-2		0-0 BB 1B		0-0 3-1		1-0 1B FC4-6 HBP	0-0 1B	0-0 P6	5	1	2	0	0	0	2			
Earl Torgeson, L OBP: 0.421, SLG: 0.438 (1, 3)	0-3 K		4-0 1-2 BB		0-0 3-1		0-0 FC4-6 1-3 2-H 1B	0-0 G3		4	0	1	1	1	1	2			
Larry Doby, L OBP: 0.380, SLG: 0.489 (1, 8)	0-0 4-3		0-3 K			0-0 1B K 1B	0-0 FC4-6 1-2 3-H FC5-4		0-0 1B BB 2B	5	1	2	1	0	1	4			
Minnie Minoso, R OBP: 0.390, SLG: 0.456 (1, 7)		0-0 6-3 FC9-2 2B		0-0 F8		4-0 1-2 1B BB	0-0 FC5-4 1-2 1-2		4-0 BB 1B 5-3 BB	3	2	1	0	2	0	1			
Jim Rivera, L OBP: 0.343, SLG: 0.480 (1, 9)		0-0 6-3 2-3		1-0 BB HBP		0-0 1B 1-2 2-3 1B	0-0 1B 1-3 1B		0-0 5-3 BB 6-3 1B	4	1	3	0	0	0	1			
Sammy Esposito, R Fred Hatfield, L OBP: 0.355, SLG: 0.203 (6, PH) (6, 5)		0-0 FC9-2 3-H		0-0 F8		0-3 K 3-H	4-0 FC5-4 1-2 BB		4-0 6-3 5-3 2B BB	2	0	0	0	0	0	2			
Sherm Lollar, R OBP: 0.306, SLG: 0.370 (1, 2)		0-0 F7		4-0 FC5-4 1-2 BB		0-0 1B 1-2 2-H 1B	0-0 FC5-4 1-2		0-0 5-3	4	0	1	2	1	0	6			
Billy Pierce, L Dixie Howell, L Paul LaPalme, L Bill Fischer, R Jim Derrington, L Wall Droppa, R OBP: 0.155, SLG: 0.157 (6, 1) (6, 1) (6, 1) (6, 1) (6, 1) (6, PH) (6, PH)			0-0 L5		0-0 FC5-4 1-2	0-3 K		0-0 1-3	0-0 6-3	3	0	0	0	0	0	1		4	
Inning Stats	R: 0 E: 1 K: 1 S: 6	H: 0 LOB: 1 BB: 0 P: 6	R: 0 E: 0 K: 0 S: 4	H: 1 LOB: 1 BB: 0 P: 4	R: 0 E: 0 K: 1 S: 6	H: 1 LOB: 2 BB: 1 P: 10	R: 0 E: 0 K: 0 S: 3	H: 0 LOB: 0 BB: 0 P: 8	R: 0 E: 0 K: 2 S: 9	H: 3 LOB: 2 BB: 1 P: 13	R: 2 E: 0 K: 0 S: 6	H: 3 LOB: 3 BB: 1 P: 11	R: 0 E: 0 K: 1 S: 6	H: 1 LOB: 1 BB: 0 P: 6	R: 4 E: 0 K: 0 S: 6	H: 3 LOB: 1 BB: 2 P: 14		1B: 8 2B: 4 3B: 0 HR: 0	SF: 0 SAC: 0 DP: 0 HBP: 2
PITCHER	IP WLS BF H R ER SO BB IBB HBP BLK WP HR S P ERA WHIP	IP WLS BF H R ER SO BB IBB HBP BLK WP HR S P ERA WHIP	IP WLS BF H R ER SO BB IBB HBP BLK WP HR S P ERA WHIP	IP WLS BF H R ER SO BB IBB HBP BLK WP HR S P ERA WHIP	IP WLS BF H R ER SO BB IBB HBP BLK WP HR S P ERA WHIP	IP WLS BF H R ER SO BB IBB HBP BLK WP HR S P ERA WHIP	IP WLS BF H R ER SO BB IBB HBP BLK WP HR S P ERA WHIP	IP WLS BF H R ER SO BB IBB HBP BLK WP HR S P ERA WHIP	IP WLS BF H R ER SO BB IBB HBP BLK WP HR S P ERA WHIP	IP WLS BF H R ER SO BB IBB HBP BLK WP HR S P ERA WHIP	IP WLS BF H R ER SO BB IBB HBP BLK WP HR S P ERA WHIP	IP WLS BF H R ER SO BB IBB HBP BLK WP HR S P ERA WHIP	IP WLS BF H R ER SO BB IBB HBP BLK WP HR S P ERA WHIP	IP WLS BF H R ER SO BB IBB HBP BLK WP HR S P ERA WHIP	IP WLS BF H R ER SO BB IBB HBP BLK WP HR S P ERA WHIP	IP WLS BF H R ER SO BB IBB HBP BLK WP HR S P ERA WHIP	IP WLS BF H R ER SO BB IBB HBP BLK WP HR S P ERA WHIP	IP WLS BF H R ER SO BB IBB HBP BLK WP HR S P ERA WHIP	

Chicago White Sox @ Boston Red Sox
Fenway Park, Boston, MA
Sat Aug 03 1957, 3:33 AM EDT
Att: 18,476 - Unknown - 96 F

AB 39
R 7
H 12
RBI 7
BB 6
SO 5
LOB 26



Batter	1	2	3	4	5	6	7	8	9	AB	R	H	RBI	BB	SO	LOB	BOTTOM		
Jim Piersall, R OBP: 0.336, SLG: 0.395 (1, 8)	0-0 6-3		0-0 G6-4-3 1-2 3-H		0-0 2B	0-0 1B 1-3 3-H 2B		0-0 FC3-6 1B		5	0	3	3	0	0	1	Chicago White Sox @ Boston Red Sox Fenway Park, Boston, MA Sat Aug 03 1957, 3:33 AM EDT Att: 18,476 - Unknown - 96 F		
Frank Malzone, R OBP: 0.347, SLG: 0.429 (1, 5)	0-0 E5 1B		0-0 F9		0-0 2B	0-0 1-3 2B		0-3 K		5	0	1	0	0	1	4			
Ted Williams, L Gene Stephens, L OBP: 0.741, SLG: 0.322 (6, PR) (9, 7)	0-0 G6-4-3 1B			0-0 E 1B	4-0 IBB		0-0 L4	0-0 FC3-6 1B		4	0	2	0	1	0	1			
Dick Gemert, R OBP: 0.371, SLG: 0.503 (1, 3)	0-0 G6-4-3 1-2			0-0 F2	0-3 K		0-0 F9	4-0 BB 1B BB		4	1	0	0	1	1	6			
Jackie Jensen, R OBP: 0.378, SLG: 0.459 (1, 9)		0-3 K		0-0 P4		4-0 BB 1B BB	0-0 2B	4-0 1-2 2-3 BB		3	1	1	0	2	1	1			
Ted Lepcio, R OBP: 0.333, SLG: 0.416 (1, 4)		0-3 K		0-0 E5 1-2		4-0 1B 2B BB	0-0 P6	0-0 1-2 2-H 3-H 1B		4	1	1	2	1	1	2			
Billy Consono, R OBP: 0.359, SLG: 0.378 (1, 6)		0-0 F9		0-3 K		0-0 F2		0-0 K		4	1	0	0	1	2	6			
Sammy White, R OBP: 0.285, SLG: 0.287 (1, 2)			0-0 SH G6-4-3 2B		0-0 F8	0-0 2B 1-3 2-H 1B		0-0 1B HBP 1B		4	2	3	1	0	0	0			
Tom Brewer, R Mike Ferris, R Mickey Vernon, L Norm Zauchner, R Ike Delock, R George Susce, R Dean Stone, L OBP: 0.188, SLG: 0.191 (7, 1) (6, PH) (6, PH) (6, PH) (6, 1) (6, 1) (6, 1) (6, 1)			0-0 SH G6-4-3		0-0 L6	0-3 K		1-0 FC3-6 HBP		2	0	0	0	0	1	2			
Inning Stats	R: 0 E: 1 K: 0 S: 4	H: 1 LOB: 1 BB: 0 P: 4	R: 0 E: 0 K: 2 S: 7	H: 0 LOB: 0 BB: 0 P: 7	R: 1 E: 1 K: 0 S: 4	H: 1 LOB: 0 BB: 0 P: 4	R: 0 E: 1 K: 1 S: 7	H: 1 LOB: 2 BB: 0 P: 7	R: 0 E: 0 K: 1 S: 7	H: 2 LOB: 3 BB: 1 P: 11	R: 2 E: 0 K: 1 S: 7	H: 2 LOB: 2 BB: 2 P: 15	R: 0 E: 0 K: 0 S: 4	H: 1 LOB: 1 BB: 0 P: 4	R: 5 E: 1 K: 2 S: 10	H: 3 LOB: 2 BB: 3 P: 23		1B: 7 2B: 4 3B: 0 HR: 0	SF: 0 SAC: 1 DP: 2 HBP: 1
PITCHER	IP WLS BF H R ER SO BB IBB HBP BLK WP HR S P ERA WHIP	IP WLS BF H R ER SO BB IBB HBP BLK WP HR S P ERA WHIP	IP WLS BF H R ER SO BB IBB HBP BLK WP HR S P ERA WHIP	IP WLS BF H R ER SO BB IBB HBP BLK WP HR S P ERA WHIP	IP WLS BF H R ER SO BB IBB HBP BLK WP HR S P ERA WHIP	IP WLS BF H R ER SO BB IBB HBP BLK WP HR S P ERA WHIP	IP WLS BF H R ER SO BB IBB HBP BLK WP HR S P ERA WHIP	IP WLS BF H R ER SO BB IBB HBP BLK WP HR S P ERA WHIP	IP WLS BF H R ER SO BB IBB HBP BLK WP HR S P ERA WHIP	IP WLS BF H R ER SO BB IBB HBP BLK WP HR S P ERA WHIP	IP WLS BF H R ER SO BB IBB HBP BLK WP HR S P ERA WHIP	IP WLS BF H R ER SO BB IBB HBP BLK WP HR S P ERA WHIP	IP WLS BF H R ER SO BB IBB HBP BLK WP HR S P ERA WHIP	IP WLS BF H R ER SO BB IBB HBP BLK WP HR S P ERA WHIP	IP WLS BF H R ER SO BB IBB HBP BLK WP HR S P ERA WHIP	IP WLS BF H R ER SO BB IBB HBP BLK WP HR S P ERA WHIP	IP WLS BF H R ER SO BB IBB HBP BLK WP HR S P ERA WHIP	IP WLS BF H R ER SO BB IBB HBP BLK WP HR S P ERA WHIP	

Chicago White Sox @ Boston Red Sox
Fenway Park, Boston, MA
Sat Aug 03 1957, 3:33 AM EDT
Att: 18,476 - Unknown - 96 F

AB 35
R 8
H 11
RBI 6
BB 6
SO 7
LOB 23



Batter	1	2	3	4	5	6	7	8	9	AB	R	H	RBI	BB	SO	LOB	TOP			
Jim Piersall, R OBP: 0.331, SLG: 0.387	L7		6-3					E6		3	1	0	0	1	0	0	Boston Red Sox @ Baltimore Orioles Memorial Stadium, Baltimore, MD Tue Aug 06 1957, 3:33 AM EDT Att: 19,851 - Unknown			
Frank Malzone, R OBP: 0.347, SLG: 0.427	F2			F7	6-3					4	0	1	1	0	0	3				
Ted Williams, L OBP: 0.517, SLG: 0.737										3	0	1	0	1	0	1				
Dick Gemert, R OBP: 0.365, SLG: 0.506	FC5-4			FC5-4						4	0	0	0	0	0	2				
Jackie Jensen, R OBP: 0.378, SLG: 0.457										4	0	1	0	0	1	1				
Ted Lepcio, R OBP: 0.335, SLG: 0.412										4	0	1	0	0	1	1				
Billy Consolo, R OBP: 0.353, SLG: 0.366										3	0	0	0	1	1	0				
Sammy White, R OBP: 0.284, SLG: 0.284										3	0	0	0	1	1	2				
Willard Nixon, L OBP: 0.383, SLG: 0.349										3	0	1	0	0	2	0				
Inning Stats	R: 0 E: 0 K: 0 S: 3	H: 0 LOB: 1 BB: 1 P: 7	R: 0 E: 0 K: 2 S: 7	H: 1 LOB: 0 BB: 0 P: 7	R: 0 E: 0 K: 2 S: 7	H: 0 LOB: 0 BB: 0 P: 7	R: 0 E: 0 K: 0 S: 4	H: 1 LOB: 1 BB: 0 P: 4	R: 0 E: 0 K: 0 S: 4	H: 0 LOB: 0 BB: 0 P: 3	R: 0 E: 0 K: 0 S: 3	H: 0 LOB: 0 BB: 0 P: 3	R: 0 E: 1 K: 1 S: 6	H: 1 LOB: 0 BB: 0 P: 6	R: 0 E: 0 K: 1 S: 6	H: 1 LOB: 2 BB: 1 P: 10	1B: 5 2B: 0 3B: 0 HR: 0	SF: 0 SAC: 0 DP: 1 HBP: 0	WP: 0 PB: 0 SB: 0 CS: 0	PA: 35
PITCHER	IP WLS BF H R ER SO BB IBB HBP BLK WP HR S P ERA WHIP																			
Ray Moore, R ERA: 3.29	(1, 1)	7.1 W 29 4 1 0 5 3 0 0 0 0 0 0 36 48 0.00 0.955																		
Ken Lehman, L ERA: 1.62	(8, 1)	1.2 S 6 1 0 0 1 1 0 0 0 0 0 0 7 11 0.00 1.200																		

AB	31
R	1
H	5
RBI	1
BB	4
SO	6
LOB	10



Batter	1	2	3	4	5	6	7	8	9	AB	R	H	RBI	BB	SO	LOB	BOTTOM			
Billy Gardner, R OBP: 0.348, SLG: 0.376	G4-6-3							6-3		3	0	2	0	0	0	0	Boston Red Sox @ Baltimore Orioles Memorial Stadium, Baltimore, MD Tue Aug 06 1957, 3:33 AM EDT Att: 19,851 - Unknown			
Bob Boyd, L OBP: 0.399, SLG: 0.435										4	0	1	0	0	1	2				
Al Pilarcik, L OBP: 0.365, SLG: 0.362										4	0	1	0	0	0	3				
Tito Francona, L OBP: 0.304, SLG: 0.361										4	0	0	0	0	1	2				
Joe Ginsberg, L OBP: 0.382, SLG: 0.435										3	0	1	0	0	0	0				
George Kell, R OBP: 0.326, SLG: 0.388										3	0	0	0	0	0	1				
Jim Busby, R OBP: 0.284, SLG: 0.352										3	2	3	0	0	0	0				
Willy Miranda, S OBP: 0.249, SLG: 0.214										3	0	2	2	0	0	1				
Ray Moore, R OBP: 0.235, SLG: 0.397										3	0	0	0	0	1	3				
Ken Lehman, L OBP: 0.313, SLG: 0.231										0	0	0	0	0	0	0				
Inning Stats	R: 0 E: 0 K: 0 S: 4	H: 2 LOB: 1 BB: 0 P: 4	R: 1 E: 0 K: 0 S: 5	H: 3 LOB: 1 BB: 0 P: 5	R: 0 E: 0 K: 0 S: 3	H: 1 LOB: 0 BB: 0 P: 3	R: 0 E: 0 K: 0 S: 3	H: 0 LOB: 0 BB: 0 P: 3	R: 1 E: 0 K: 1 S: 7	H: 2 LOB: 1 BB: 0 P: 7	R: 0 E: 0 K: 1 S: 5	H: 0 LOB: 0 BB: 0 P: 5	R: 0 E: 0 K: 0 S: 4	H: 1 LOB: 1 BB: 0 P: 4	R: 0 E: 0 K: 1 S: 6	H: 1 LOB: 1 BB: 0 P: 6	1B: 9 2B: 1 3B: 1 HR: 0	SF: 0 SAC: 1 DP: 2 HBP: 0	WP: 0 PB: 0 SB: 0 CS: 0	PA: 31
PITCHER	IP WLS BF H R ER SO BB IBB HBP BLK WP HR S P ERA WHIP																			
Willard Nixon, R ERA: 3.78	(1, 1)	8.0 L 31 10 2 2 2 3 0 0 0 0 0 0 37 37 2.25 1.250																		



Batter	1	2	3	4	5	6	7	8	9	10	11	AB	R	H	RBI	BB	SO	LOB	TOP			
Jim Piersall, R OBP: 0.332, SLG: 0.387 (1.8)												5	1	2	0	0	0	2				
Frank Matzone, R OBP: 0.345, SLG: 0.425 (1.5)												5	1	1	0	0	0	1				
Ted Williams, L OBP: 0.515, SLG: 0.735 Gene Mauch, R OBP: 0.330, SLG: 0.370 (1.7)												5	1	2	2	0	1	0				
Mickey Vernon, L OBP: 0.361, SLG: 0.413 (1.3)												5	1	0	0	0	1	1				
Jackie Jensen, R OBP: 0.391, SLG: 0.458 (1.9)												4	1	2	0	1	1	1				
Ted Lencio, R OBP: 0.329, SLG: 0.404 Gene Stephens, L OBP: 0.300, SLG: 0.350 (1.4)												4	0	0	0	0	3	3				
Billy Consolo, R OBP: 0.348, SLG: 0.360 (1.6)												5	0	1	1	0	1	0				
Sammy White, R OBP: 0.282, SLG: 0.282 (1.2)												5	0	1	1	0	1	0				
Frank Sullivan, R OBP: 0.195, SLG: 0.091 (1.1)												4	0	2	0	1	1	2				
Inning Stats	R: 2 E: 0 K: 2 S: 10	H: 3 LOB: 1 BB: 0 P: 10	R: 0 E: 0 K: 0 S: 4	H: 1 LOB: 1 BB: 0 P: 4	R: 0 E: 0 K: 0 S: 3	H: 0 LOB: 0 BB: 0 P: 3	R: 0 E: 0 K: 1 S: 5	H: 2 LOB: 1 BB: 0 P: 5	R: 0 E: 0 K: 3 S: 9	H: 0 LOB: 1 BB: 1 P: 13	R: 0 E: 0 K: 0 S: 3	H: 0 LOB: 0 BB: 0 P: 5	R: 0 E: 0 K: 1 S: 5	H: 0 LOB: 0 BB: 0 P: 5	R: 0 E: 0 K: 0 S: 3	H: 0 LOB: 0 BB: 0 P: 3	R: 0 E: 0 K: 0 S: 3	H: 0 LOB: 2 BB: 0 P: 12	1B: 9 2B: 2 3B: 0 HR: 0	SF: 0 SAC: 0 DP: 0 HBP: 0	WP: 0 PB: 0 SB: 0 CS: 1	PA: 45
PITCHER Connie Johnson, R ERA: 3.35 (1.1)	IP: 11.0 WLS: 1 BF: 45 H: 11 R: 5 ER: 3 SO: 10 BB: 2 IBB: 0 HBP: 0 BLK: 0 WP: 0 HR: 0 S: 63 P: 71 ERA: 2.46 WHIP: 1.182																					

Boston Red Sox @ Baltimore Orioles
Memorial Stadium, Baltimore, MD
Wed Aug 07 1957, 3:33 AM EDT
Att: 19,489 - Unknown

AB 43
R 5
H 11
RBI 4
BB 2
SO 10
LOB 12

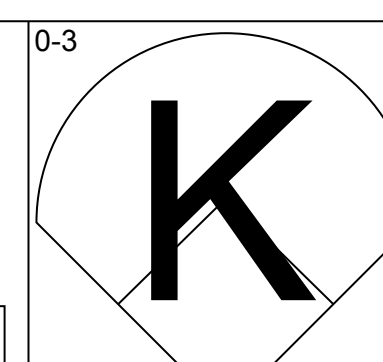
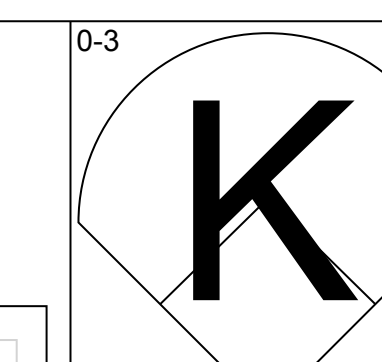
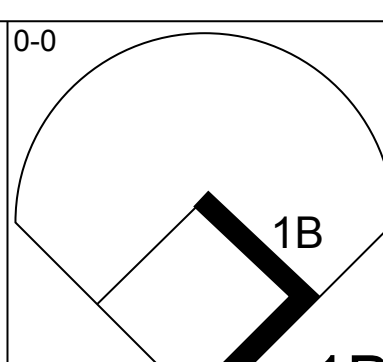
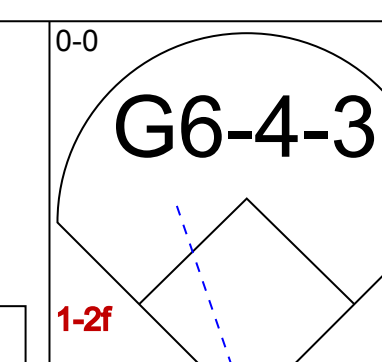
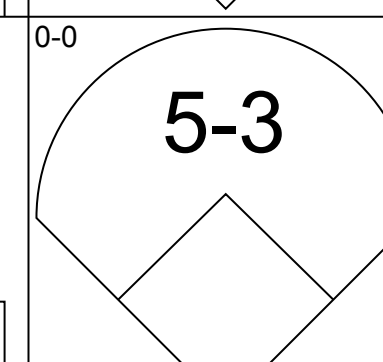
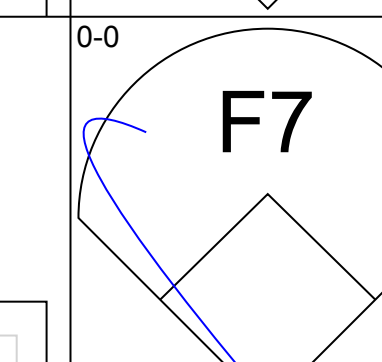
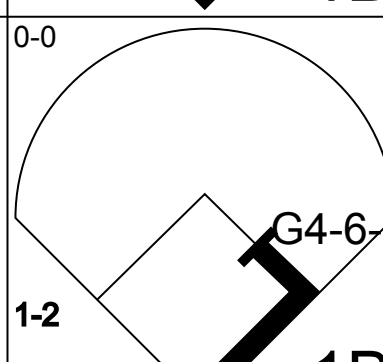
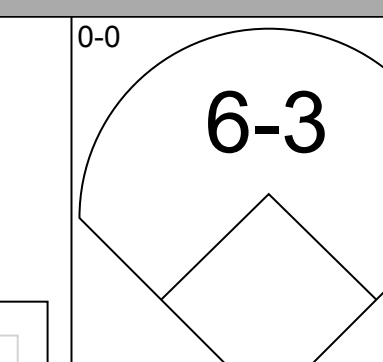
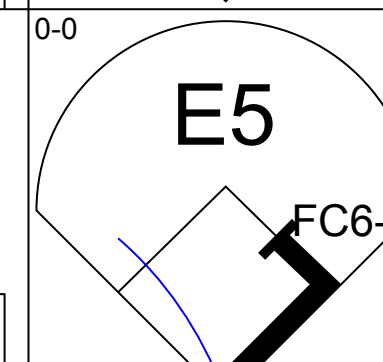
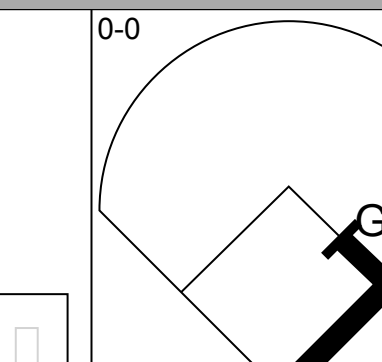
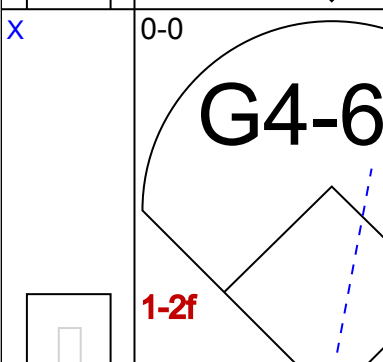
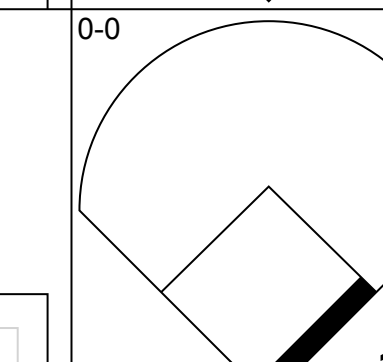
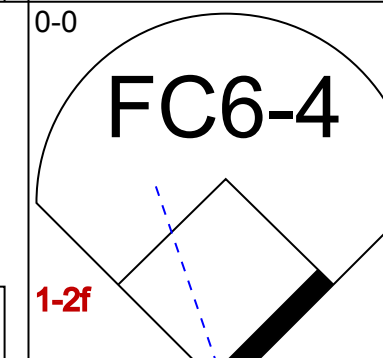
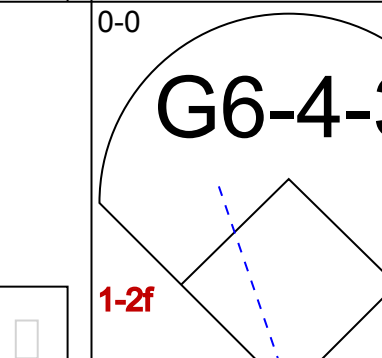
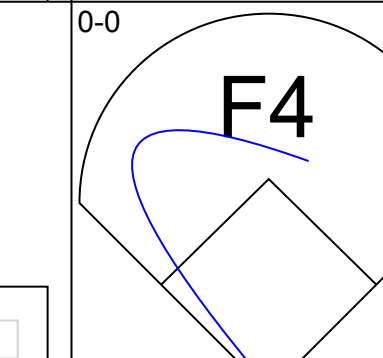
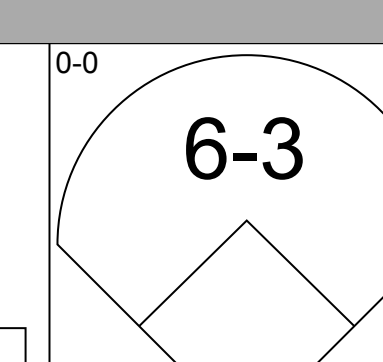
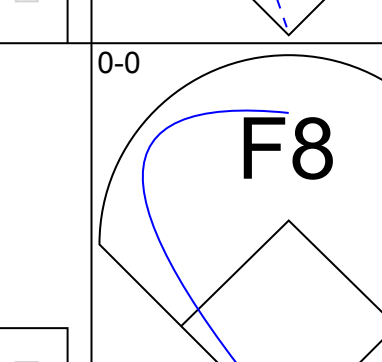
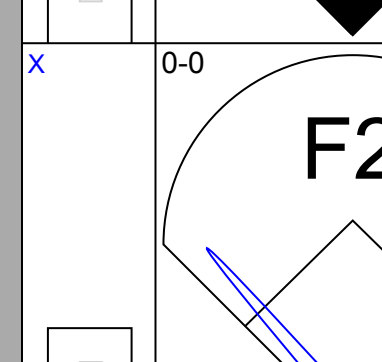
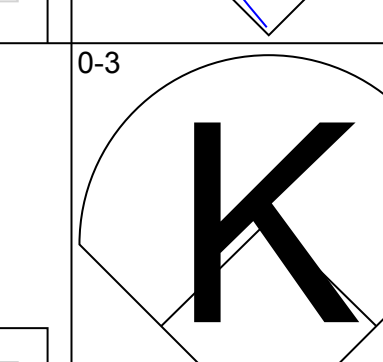
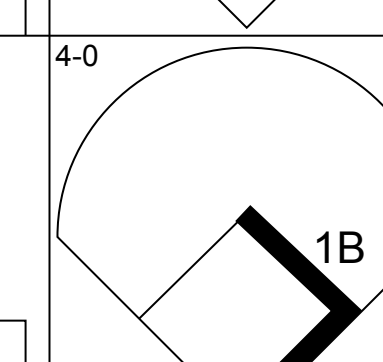
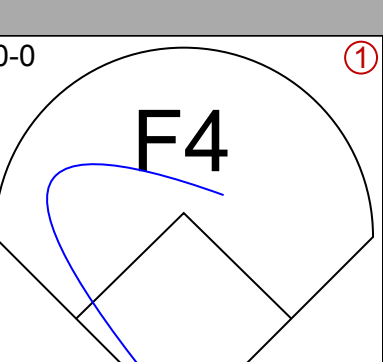
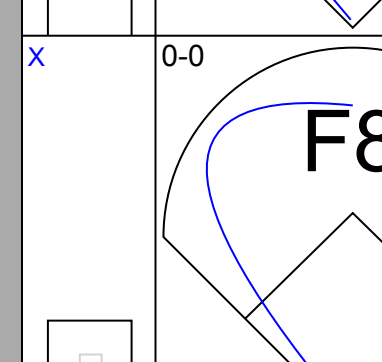
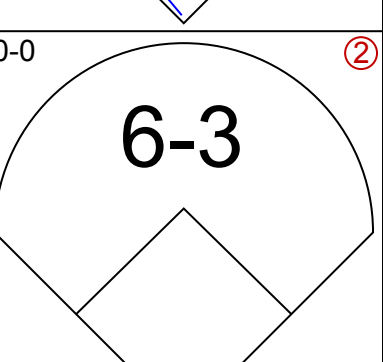
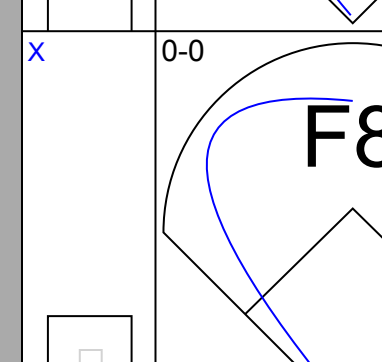
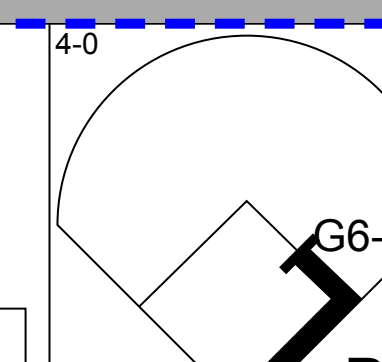


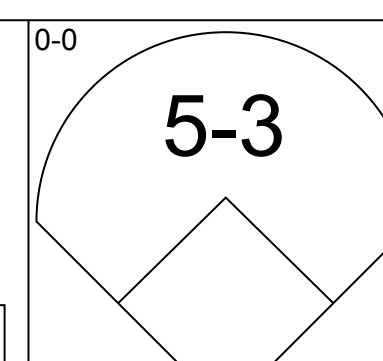
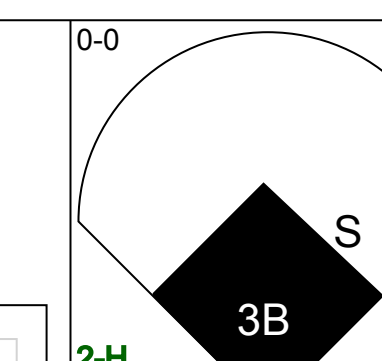
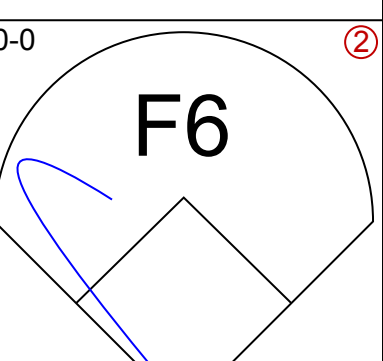
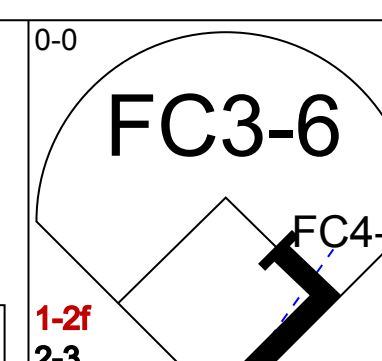
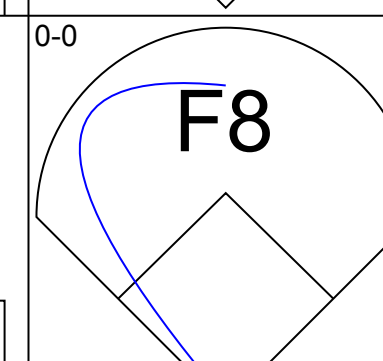
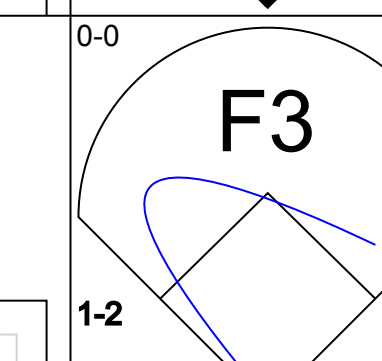
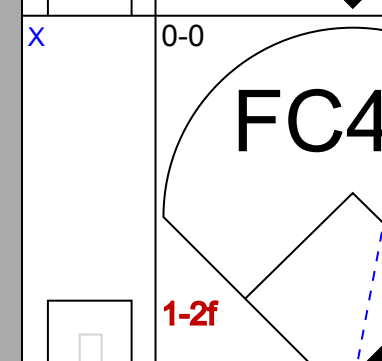
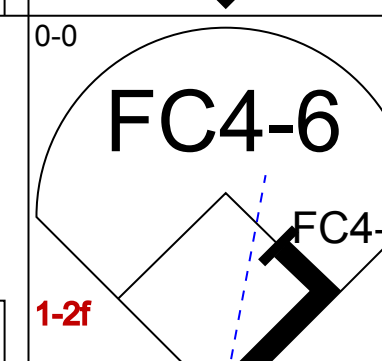
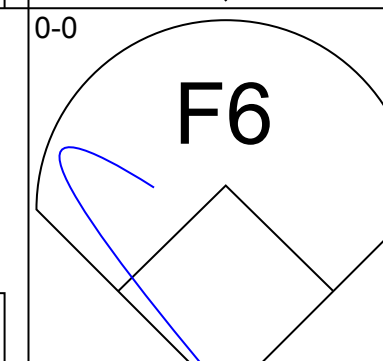
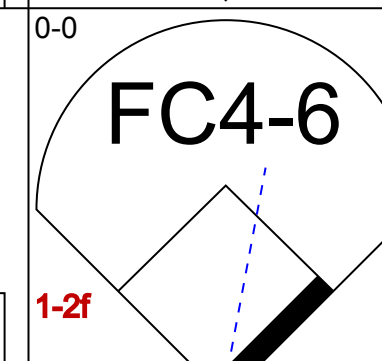
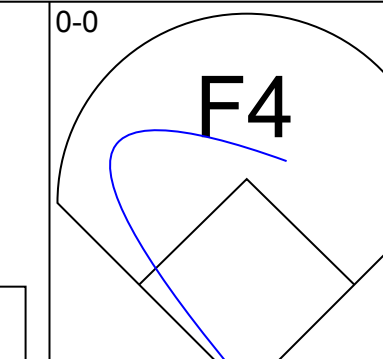
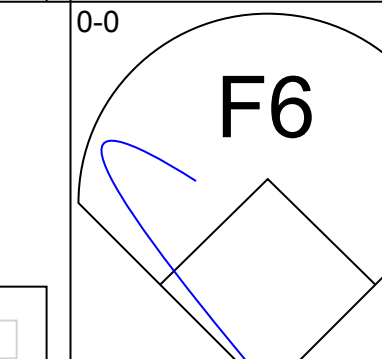
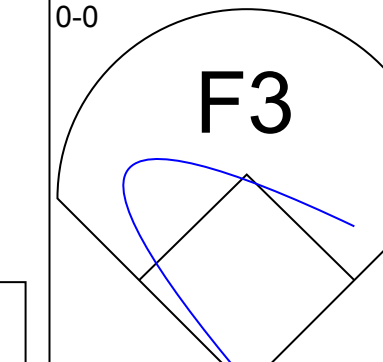
Batter	1	2	3	4	5	6	7	8	9	10	11	AB	R	H	RBI	BB	SO	LOB	BOTTOM			
Billy Gardner, R OBP: 0.344, SLG: 0.372 (1.4)												5	0	0	0	0	1	1				
Bob Boyd, L OBP: 0.397, SLG: 0.432 (1.3)												5	0	1	0	0	0	2				
Al Pilarcik, L OBP: 0.365, SLG: 0.358 (1.9)												3	1	0	0	2	0	1				
Tito Francona, L OBP: 0.310, SLG: 0.369 (1.7)												4	0	2	1	1	0	3				
Joe Ginsberg, L OBP: 0.375, SLG: 0.425 (1.2)												5	1	1	0	0	0	4				
George Kell, R OBP: 0.326, SLG: 0.387 Brooks Robinson, R OBP: 0.188, SLG: 0.205 (1.5)												3	0	1	0	0	0	0				
Jim Busby, R OBP: 0.279, SLG: 0.346 (1.8)												5	0	0	0	0	1	2				
Willy Miranda, S OBP: 0.244, SLG: 0.210 (1.6)												4	0	0	0	0	0	1				
Connie Johnson, R OBP: 0.140, SLG: 0.140 (1.1)												4	0	1	0	0	1	1				
Inning Stats	R: 0 E: 2 K: 0 S: 5	H: 1 LOB: 2 BB: 0 P: 5	R: 0 E: 0 K: 1 S: 5	H: 0 LOB: 0 BB: 0 P: 5	R: 0 E: 1 K: 0 S: 4	H: 1 LOB: 1 BB: 1 P: 8	R: 1 E: 1 K: 0 S: 5	H: 2 LOB: 1 BB: 0 P: 5	R: 1 E: 0 K: 0 S: 4	H: 1 LOB: 1 BB: 1 P: 8	R: 0 E: 0 K: 0 S: 3	H: 0 LOB: 0 BB: 0 P: 3	R: 0 E: 0 K: 1 S: 5	H: 0 LOB: 0 BB: 0 P: 5	R: 0 E: 0 K: 0 S: 4	H: 1 LOB: 1 BB: 0 P: 4	R: 0 E: 0 K: 0 S: 3	H: 0 LOB: 0 BB: 0 P: 3	1B: 5 2B: 2 3B: 0 HR: 0	SF: 0 SAC: 0 DP: 1 HBP: 0	WP: 1 PB: 0 SB: 0 CS: 0	PA: 43
PITCHER Frank Sullivan, R ERA: 2.74 (1.1)	IP: 11.0 WLS: 1 BF: 43 H: 6 R: 2 ER: 2 SO: 3 BB: 3 IBB: 0 HBP: 0 BLK: 0 WP: 1 HR: 0 S: 46 P: 58 ERA: 1.64 WHIP: 0.818																					

Boston Red Sox @ Baltimore Orioles
Memorial Stadium, Baltimore, MD
Wed Aug 07 1957, 3:33 AM EDT
Att: 19,489 - Unknown

AB 40
R 2
H 6
RBI 1
BB 3
SO 3
LOB 16



Batter	1	2	3	4	5	6	7	8	9	AB	R	H	RBI	BB	SO	LOB	TOP					
Gene Mauch, R (1,4) OBP: 0.328, SLG: 0.367										4	0	1	0	0	2	1	Boston Red Sox @ Baltimore Orioles Memorial Stadium, Baltimore, MD Thu Aug 08 1957, 3:33 AM EDT Att: 9,851 - Unknown livebaseballscorecards.com					
Frank Malzone, R (1,5) OBP: 0.344, SLG: 0.423										4	0	1	0	0	0	0						
Ted Williams, L (1,7) OBP: 0.515, SLG: 0.732										4	0	2	0	0	0	2						
Dick Gemert, R (1,3) OBP: 0.363, SLG: 0.516										4	1	1	1	0	0	3						
Jackie Jensen, R (1,9) OBP: 0.377, SLG: 0.453										4	0	0	0	0	1	1						
Jim Piersall, R (1,8) OBP: 0.332, SLG: 0.385										2	0	0	0	1	0	0						
Billy Conzolo, R (1,6) OBP: 0.348, SLG: 0.359										3	0	1	0	0	0	0						
Sammy White, R (1,2) OBP: 0.281, SLG: 0.280										2	0	0	0	0	0	2						
Mickey Vernon, L (8, PH) OBP: 0.363, SLG: 0.413										0	0	0	0	1	0	0						
Tom Brewer, R (8, PR) OBP: 0.188, SLG: 0.191										0	0	0	0	0	0	0						
Pete Daley, R (8, 2) OBP: 0.270, SLG: 0.250										0	0	0	0	0	0	0						
Mike Fomies, R (1,1) OBP: 0.233, SLG: 0.214										2	0	0	0	0	0	0						
Gene Stephens, L (8, PH) OBP: 0.300, SLG: 0.350										0	0	0	0	0	0	0						
Ted Lepcio, R (8, PH) OBP: 0.328, SLG: 0.402										1	0	0	0	0	0	1						
Ike Delock, R (8, 1) OBP: 0.235, SLG: 0.071										0	0	0	0	0	0	0						
Inning Stats	R: 0 E: 1 K: 1 S: 6	H: 0 LOB: 1 BB: 0 P: 6	R: 0 E: 0 K: 0 S: 3	H: 1 LOB: 1 BB: 1 P: 7	R: 0 E: 0 K: 1 S: 5	H: 0 LOB: 0 BB: 0 P: 5	R: 0 E: 0 K: 0 S: 3	H: 1 LOB: 0 BB: 0 P: 3	R: 0 E: 0 K: 0 S: 3	H: 0 LOB: 2 BB: 0 P: 3	R: 0 E: 0 K: 0 S: 4	H: 2 LOB: 1 BB: 0 P: 4	R: 1 E: 0 K: 0 S: 4	H: 1 LOB: 0 BB: 0 P: 4	R: 0 E: 0 K: 0 S: 2	H: 0 LOB: 1 BB: 1 P: 6	R: 0 E: 0 K: 1 S: 6	H: 1 LOB: 1 BB: 0 P: 6	1B: 5 2B: 0 3B: 0 HR: 1	SF: 0 SAC: 0 DP: 4 HBP: 0	WP: 0 PB: 0 SB: 0 CS: 0	PA: 32
PITCHER	IP WLS BF H R ER SO BB IBB HBP BLK WP HR S P ERA WHIP																					
Billy O'Dell, L (1,1) ERA: 2.56	7.0 W 25 5 1 1 2 1 0 0 0 0 0 1 28 32 1.29 0.857																					
George Zuverink, R (8, 1) ERA: 2.05	0.0 1 0 0 0 0 1 0 0 0 0 0 0 0 4 ∞ ∞																					
Ken Lehman, L (8, 1) ERA: 1.55	2.0 S 6 1 0 0 1 0 0 0 0 0 0 0 8 8 0.00 0.500																					

Batter	1	2	3	4	5	6	7	8	9	AB	R	H	RBI	BB	SO	LOB	BOTTOM	
Billy Gardner, R (1,4) OBP: 0.343, SLG: 0.371										4	1	1	1	0	0	3	Boston Red Sox @ Baltimore Orioles Memorial Stadium, Baltimore, MD Thu Aug 08 1957, 3:33 AM EDT Att: 9,851 - Unknown livebaseballscorecards.com	
Bob Boyd, L (1,3) OBP: 0.395, SLG: 0.428										3	0	0	1	1	0	2		
Tito Francona, L (1,9) OBP: 0.369, SLG: 0.376										4	0	1	1	0	1	3		
Al Pilarcik, L (9, 9) OBP: 0.365, SLG: 0.358										0	0	0	0	0	0	0		
Bob Nieman, R (1,7) OBP: 0.352, SLG: 0.423										4	0	1	0	0	0	1		
Joe Durham, R (9, 7) OBP: 0.279, SLG: 0.323										0	0	0	0	0	0	0		
Gus Triandos, R (1,2) OBP: 0.324, SLG: 0.427										4	0	0	0	0	2	1		
Jim Busby, R (1,8) OBP: 0.282, SLG: 0.346										3	0	1	0	1	1	1		
Brooks Robinson, R (1,5) OBP: 0.173, SLG: 0.188										4	0	0	0	0	0	3		
Willy Miranda, S (1,6) OBP: 0.254, SLG: 0.214										1	2	1	0	2	0	0		
Billy O'Dell, S (1,1) OBP: 0.182, SLG: 0.182										0	0	0	0	0	0	0		
Joe Ginsberg, L (7, PH) OBP: 0.372, SLG: 0.421										1	0	0	0	0	0	1		
Jim Brideweser, R (7, PR) OBP: 0.386, SLG: 0.379										0	0	0	0	0	0	0		
George Zuverink, R (8, 1) OBP: 0.125, SLG: 0.067										0	0	0	0	0	0	0		
Ken Lehman, L (8, 1) OBP: 0.313, SLG: 0.231										0	0	0	0	0	0	0		
Inning Stats	R: 0 E: 0 K: 0 S: 3	H: 0 LOB: 0 BB: 0 P: 3	R: 0 E: 0 K: 0 S: 4	H: 1 LOB: 1 BB: 0 P: 4	R: 2 E: 0 K: 0 S: 5	H: 2 LOB: 1 BB: 1 P: 9	R: 0 E: 0 K: 1 S: 5	H: 0 LOB: 0 BB: 0 P: 5	R: 0 E: 0 K: 1 S: 6	H: 1 LOB: 1 BB: 0 P: 6	R: 1 E: 1 K: 0 S: 5	H: 1 LOB: 1 BB: 0 P: 5	R: 0 E: 0 K: 1 S: 5	H: 0 LOB: 1 BB: 1 P: 9	1B: 3 2B: 1 3B: 1 HR: 0	SF: 0 SAC: 2 DP: 0 HBP: 0	WP: 0 PB: 0 SB: 1 CS: 0	PA: 34
PITCHER	IP WLS BF H R ER SO BB IBB HBP BLK WP HR S P ERA WHIP																	
Mike Fomies, R (1,1) ERA: 3.38	7.0 L 30 5 3 2 3 3 0 0 0 0 0 0 0 33 45 2.57 1.143																	
Ike Delock, R (8, 1) ERA: 4.25	1.0 4 0 0 0 1 1 0 0 0 0 0 0 5 9 0.00 1.000																	

Batter	1	2	3	4	5	6	7	8	9	AB	R	H	RBI	BB	SO	LOB	TOP			
Eddie Yost, R OBP: 0.406, SLG: 0.402 (1,5)	F8		1-3			6-3		SH1-4 BB		4	1	0	0	1	1	3				
Milt Bolling, R OBP: 0.298, SLG: 0.365 (1,4)	6-3		K					SH1-4 1-2	1B	0	0	0	0	0	0	0				
Jim Lemon, R OBP: 0.349, SLG: 0.471 (1,9)	L5			K		6-3		BB 2B 1B	G5-4-3	5	1	1	1	0	1	2				
Roy Sievers, R OBP: 0.387, SLG: 0.592 (1,7)		F8		G3-6-1 1B			1B 2B	BB 2B	1B 1B	4	3	3	0	1	0	0				
Lou Berberet, L OBP: 0.356, SLG: 0.408 (1,2)		1B BB		G3-6-1 1-2f			2B FC4-2 1B	2B HBP BB	E5 1B	3	2	2	1	2	0	1				
Art Schult, R OBP: 0.330, SLG: 0.382 (1,3)		1B				P4		FC4-2 1-3	HBP 2B	5	1	4	4	0	0	0				
Faye Throneberry, L OBP: 0.269, SLG: 0.312 (1,8)						4-3		F6	HBP 1B	0	0	0	0	0	0	0				
Clint Courtney, L OBP: 0.372, SLG: 0.445 (8,PH)			K						HBP 1B	0	0	0	0	1	0	0				
Bob Usher, R OBP: 0.311, SLG: 0.342 (8,8)									HBP 1B	1	0	1	0	0	0	0				
Rocky Bridges, R OBP: 0.301, SLG: 0.302 (1,6)		6-3				1-3		FC4-2 FC6-4	HBP 1B	4	0	1	2	0	0	4				
Pedro Ramos, S OBP: 0.213, SLG: 0.237 (1,1)				P4				FC6-4 1-2f	K K	5	0	0	0	0	3	7				
Inning Stats	R: 0 E: 0 K: 0 S: 3	H: 0 LOB: 0 BB: 0 P: 3	R: 0 E: 0 K: 1 S: 6	H: 1 LOB: 2 BB: 1 P: 10	R: 0 E: 0 K: 1 S: 5	H: 0 LOB: 0 BB: 0 P: 5	R: 0 E: 0 K: 1 S: 5	H: 1 LOB: 0 BB: 0 P: 5	R: 0 E: 0 K: 0 S: 3	H: 0 LOB: 0 BB: 0 P: 3	R: 1 E: 0 K: 0 S: 6	H: 3 LOB: 2 BB: 0 P: 6	R: 4 E: 0 K: 2 S: 9	H: 2 LOB: 3 BB: 4 P: 26	R: 3 E: 1 K: 1 S: 10	H: 6 LOB: 2 BB: 0 P: 10	1B: 10 2B: 4 3B: 0 HR: 0	SF: 0 SAC: 1 DP: 2 HBP: 1	WP: 1 PB: 0 SB: 0 CS: 0	PA: 45
PITCHER	IP	WLS	BF	H	R	ER	SO	BB	IBB	HBP	BLK	WP	HR	S	P	ERA	WHIP			
Tom Brewer, R ERA: 3.5 (1,1)	7.1	L	32	7	5	5	4	3	1	0	0	1	0	36	52	6.14	1.364			
Ike Delock, R ERA: 4.21 (8,1)	0.2		5	1	0	0	2	0	1	1	0	0	0	7	12	0.00	1.500			
Rudy Minarcin, R ERA: 4.41 (9,1)	1.0		8	6	3	0	1	0	0	0	0	0	0	10	10	0.00	6.000			

Washington Senators @ Boston Red Sox
Fenway Park, Boston, MA
Fri Aug 09 1957, 7:05 PM EDT
Att: 21,621 - Unknown

AB 31
R 8
H 12
RBI 8
BB 5
SO 5
LOB 17

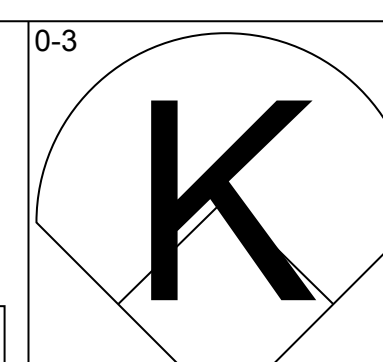
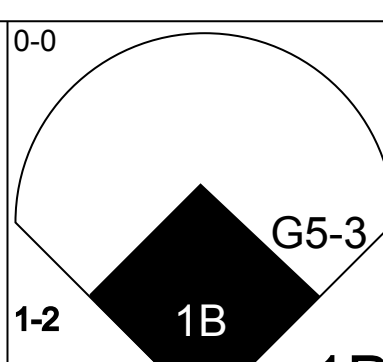
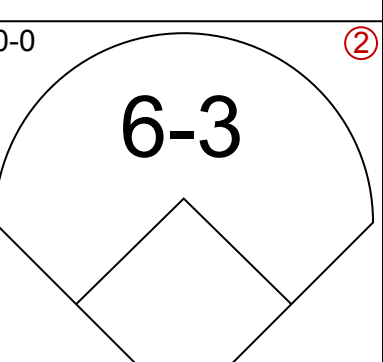
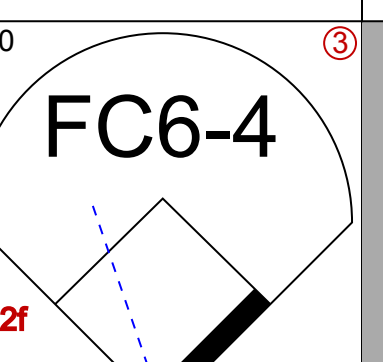
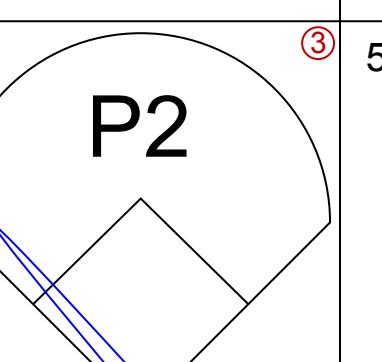
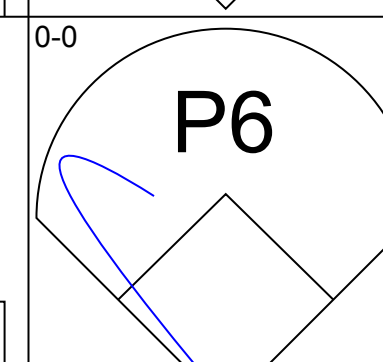
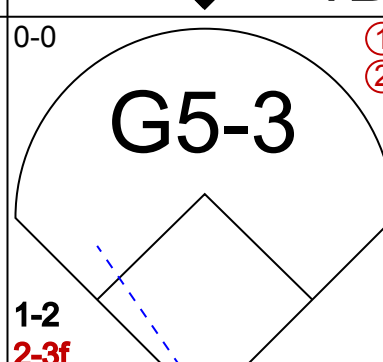
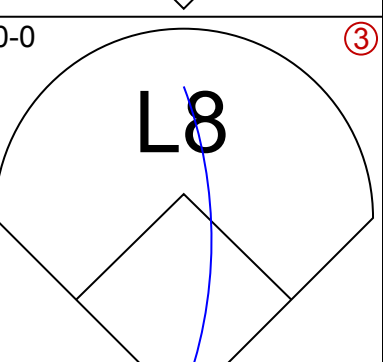

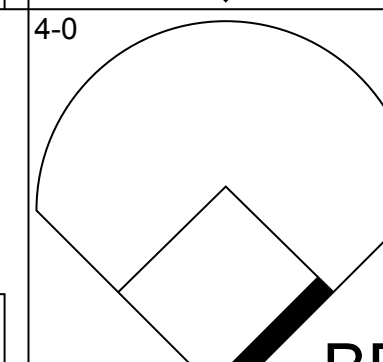
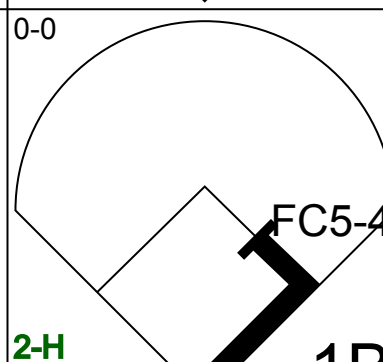


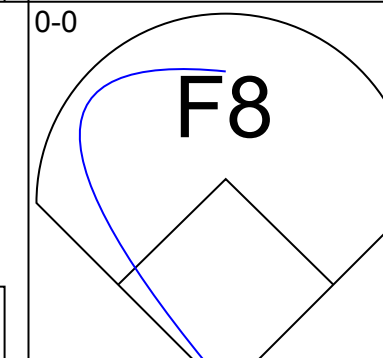
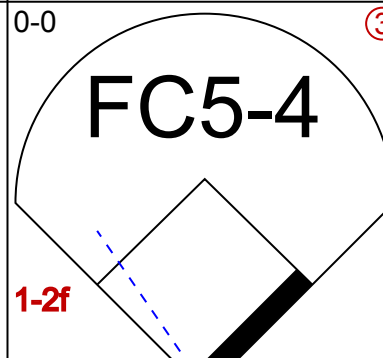


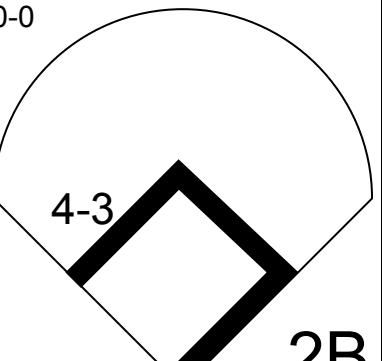

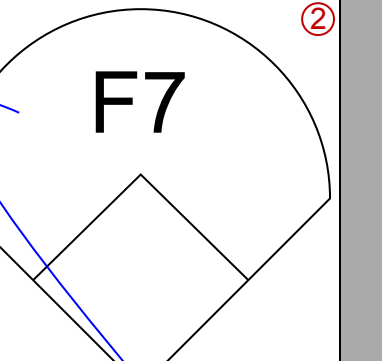
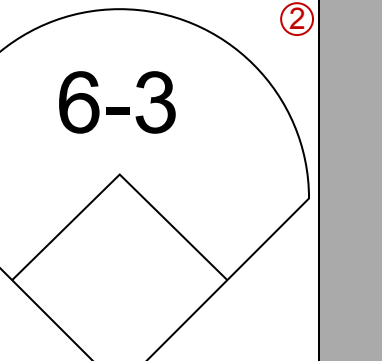
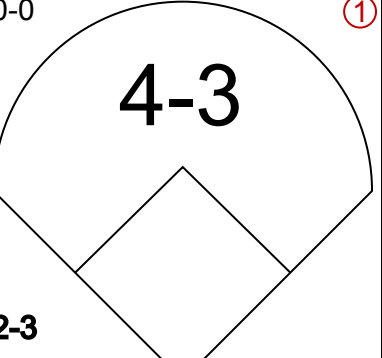
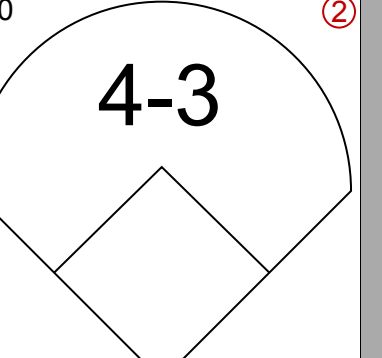
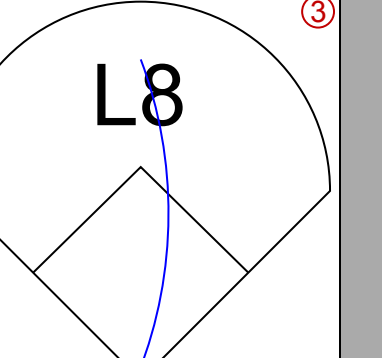
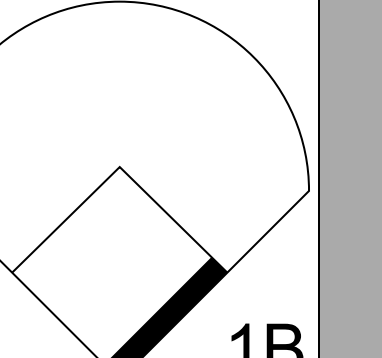
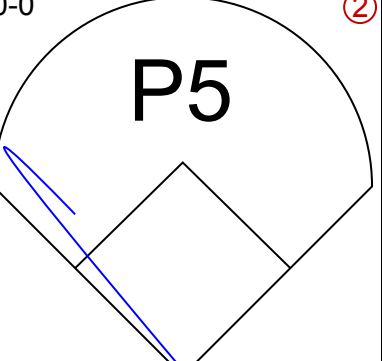
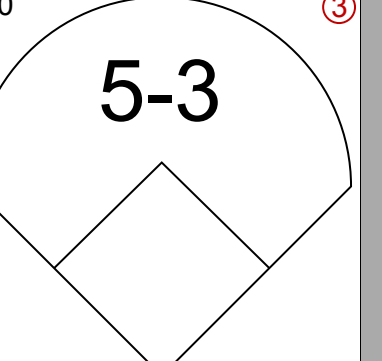
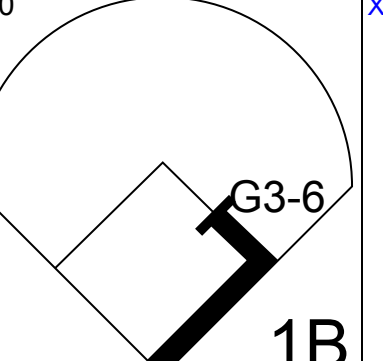

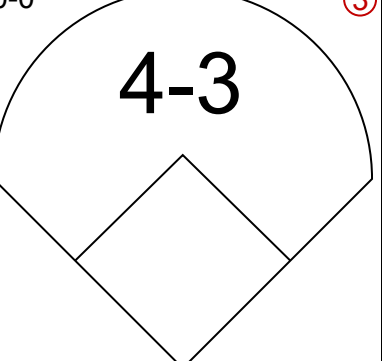
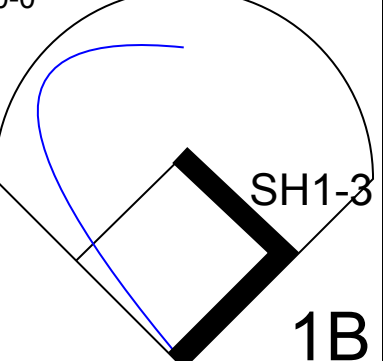
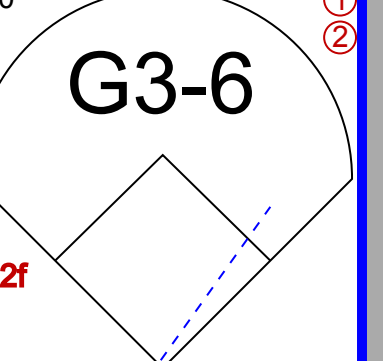
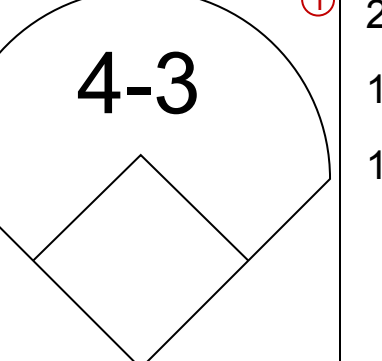
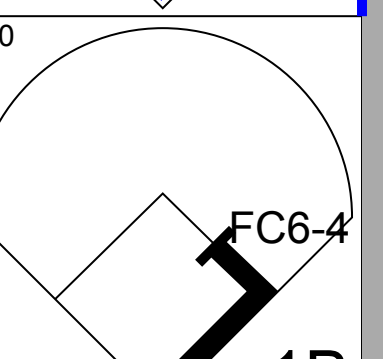
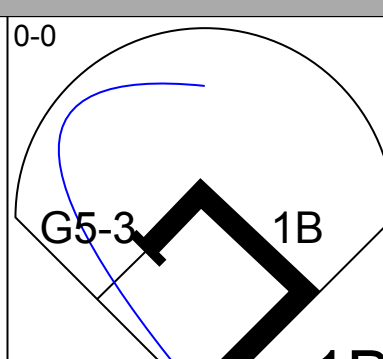
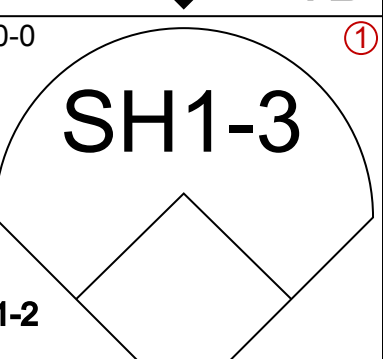
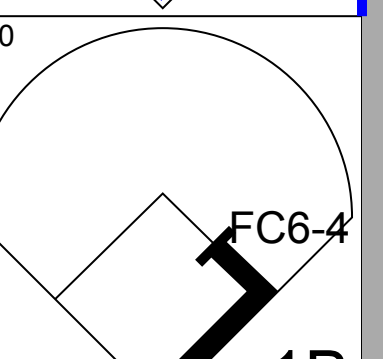
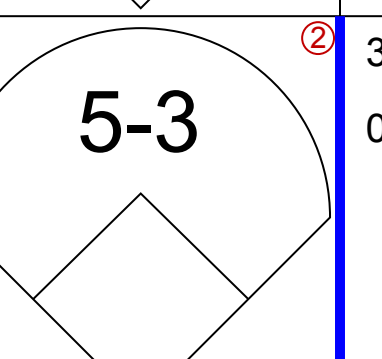


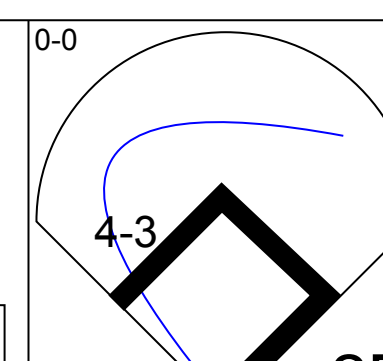
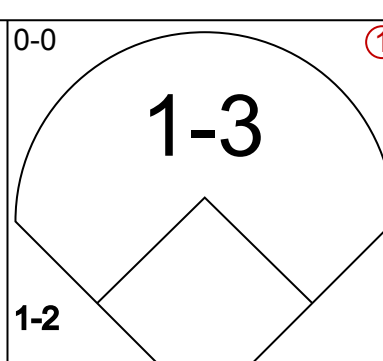
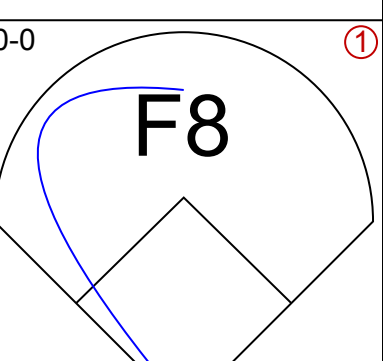
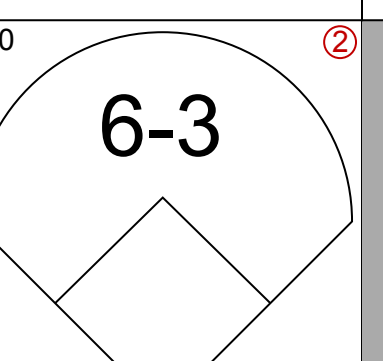
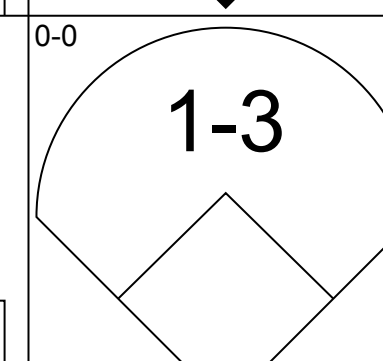
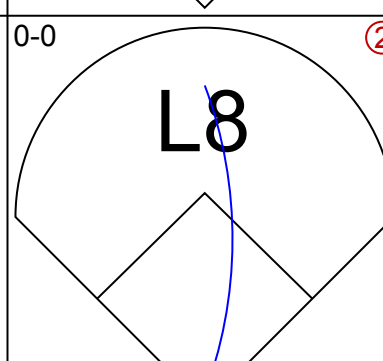
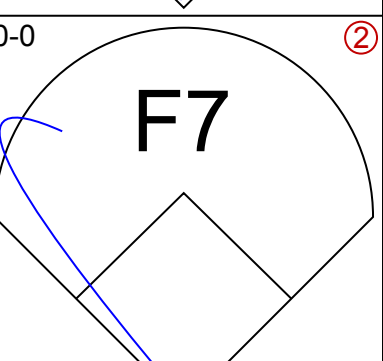
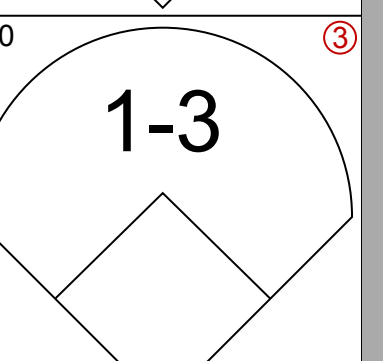
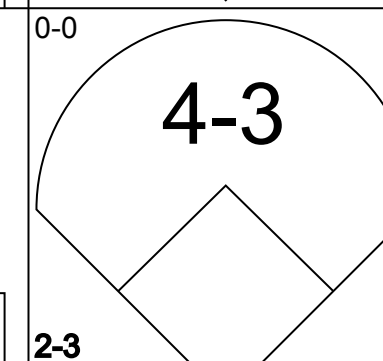
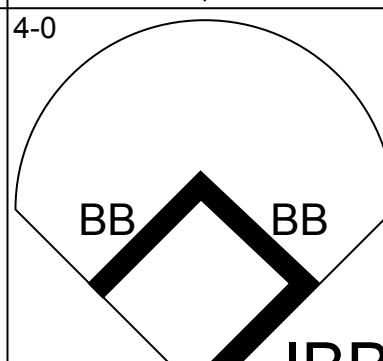
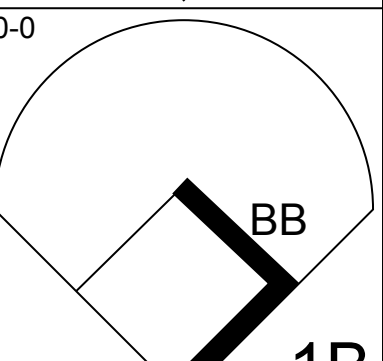
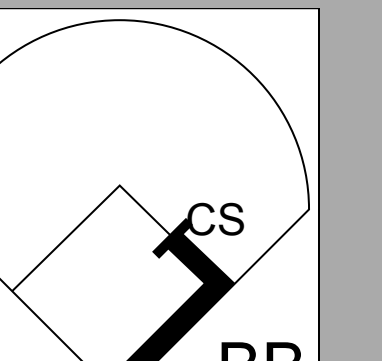
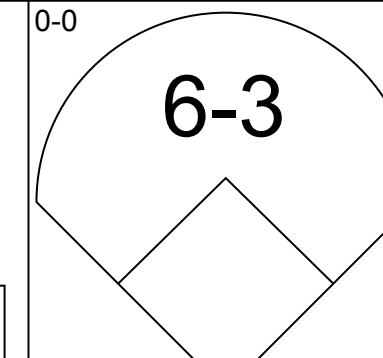
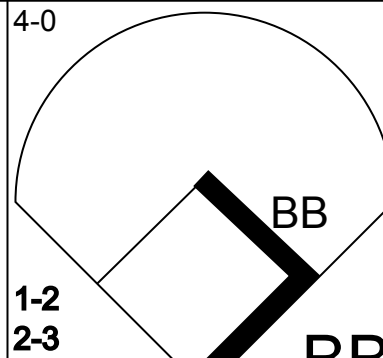
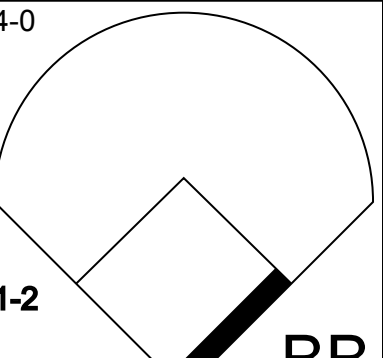
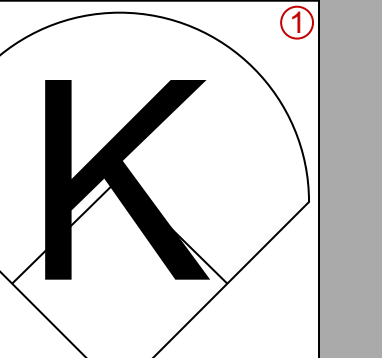
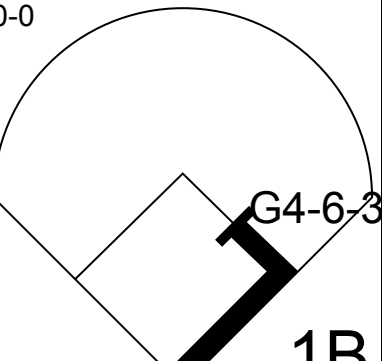
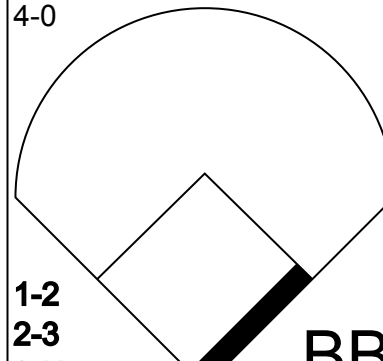
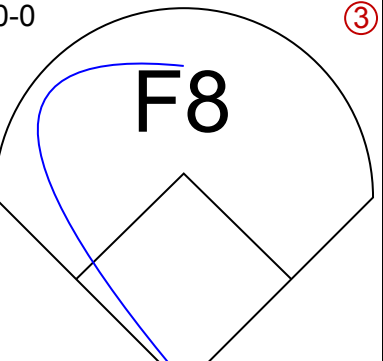
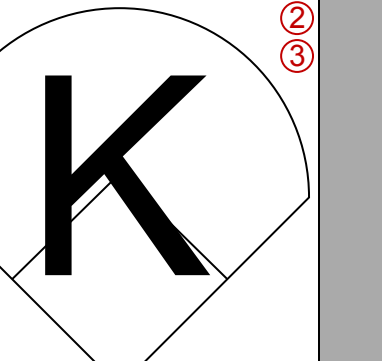

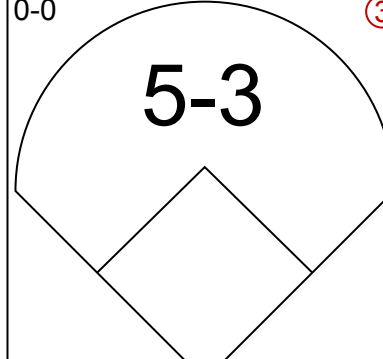

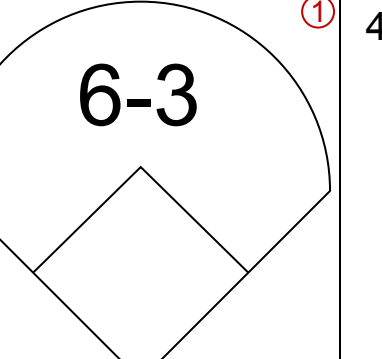
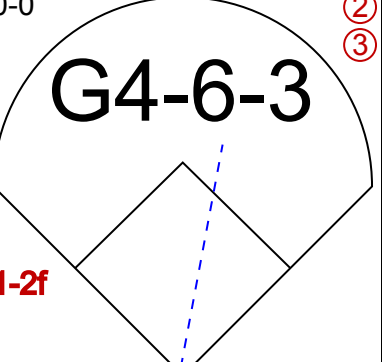
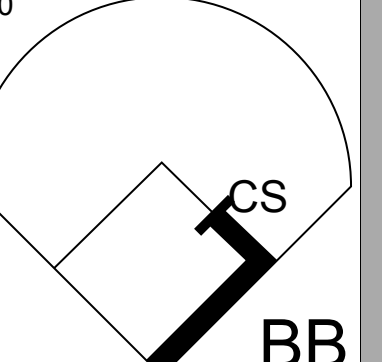
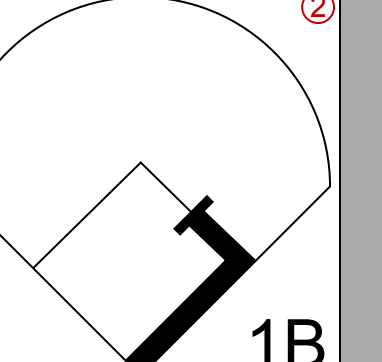
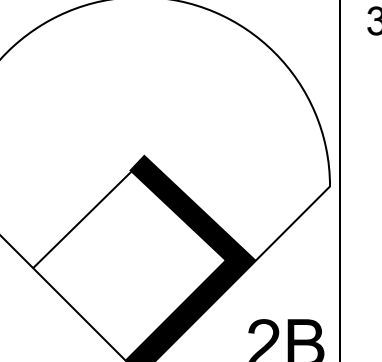

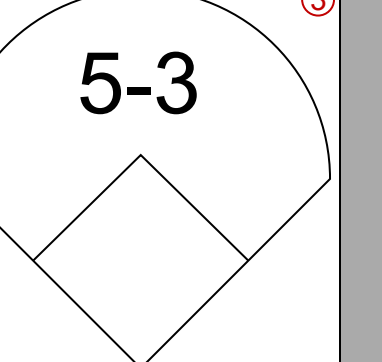
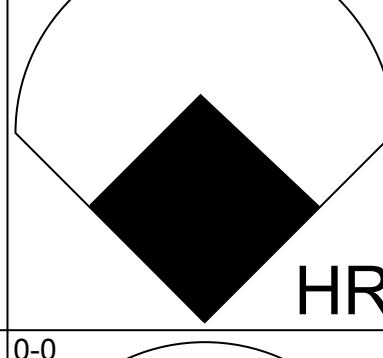
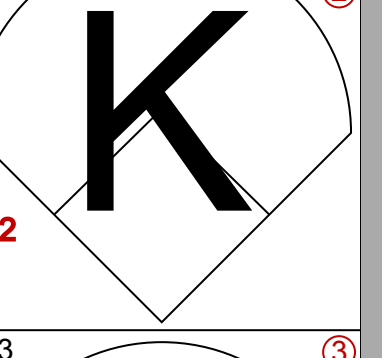
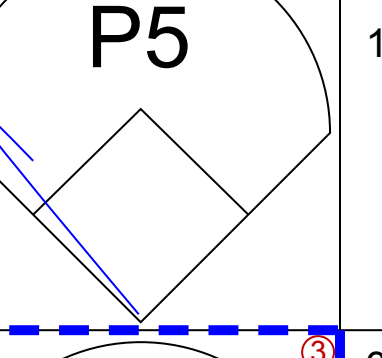
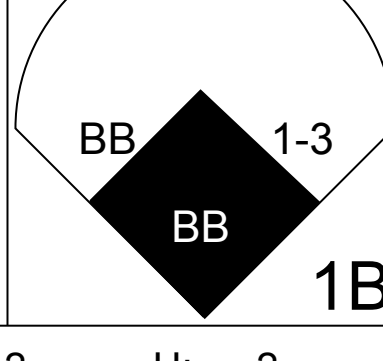
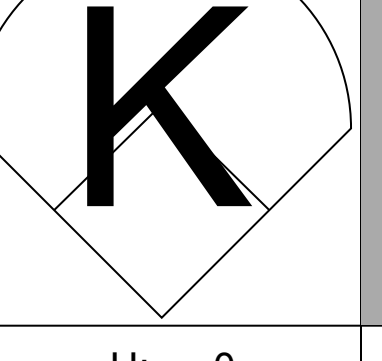
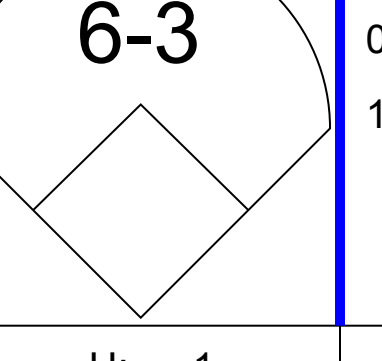
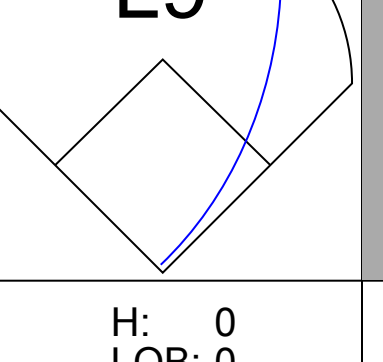
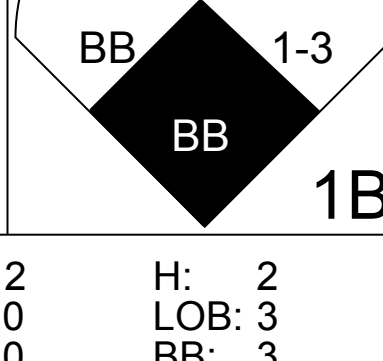
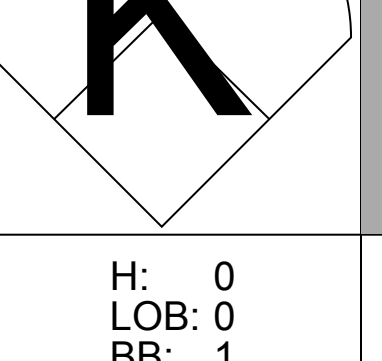
Batter	1	2	3	4	5	6	7	8	9	AB	R	H	RBI	BB	SO	LOB	BOTTOM					
Gene Mauch, R OBP: 0.326, SLG: 0.365 (1,4)	K			6-3				G3		4	0	1	0	0	1	0						
Frank Malzone, R OBP: 0.343, SLG: 0.421 (1,5)	L4			1B		G5-4-3 1B			6-3	4	0	1	0	0	0	2						
Ted Williams, L OBP: 0.515, SLG: 0.729 (1,7)	F8			G6-3 1B			1B 1B		5-3	4	0	2	0	0	0	0						
Dick Gemert, R OBP: 0.361, SLG: 0.508 (1,3)		G5-4-3 BB		G6-3 1-2f			K		P4	3	0	0	0	1	1	3						
Jackie Jensen, R OBP: 0.375, SLG: 0.449 (1,9)		F8				F9		F8		3	0	0	0	0	0	2						
Jim Piersall, R OBP: 0.334, SLG: 0.386 (1,8)		G5-4-3 1-2f				CS BB		1B		2	0	1	0	1	0	1						
Billy Consoletto, R OBP: 0.342, SLG: 0.352 (1,6)				L9		F3		K		3	0	0	0	0	1	3						
Sammy White, R OBP: 0.279, SLG: 0.278 (1,2)				P4				L8		2	0	0	0	0	0	0						
Billy Klaus, L OBP: 0.338, SLG: 0.401 (8,PH)								F7		1	0	0	0	0	0	0						
Pete Daley, R OBP: 0.270, SLG: 0.250 (9,2)										0	0	0	0	0	0	0						
Tom Brewer, R OBP: 0.197, SLG: 0.200 (1,1)										2	0	1	0	0	0	0						
Ike Delock, R OBP: 0.235, SLG: 0.071 (8,1)										0	0	0	0	0	0	0						
Gene Stephens, L OBP: 0.298, SLG: 0.347 (8,PH)										1	0	0	0	0	1	0						
Rudy Minarcin, R OBP: 0.270, SLG: 0.250 (9,1)										0	0	0	0	0	0	0						
Inning Stats	R: 0 E: 0 K: 1 S: 5	H: 0 LOB: 0 BB: 0 P: 5	R: 0 E: 0 K: 0 S: 2	H: 0 LOB: 0 BB: 1 P: 6	R: 0 E: 0 K: 0 S: 3	H: 0 LOB: 0 BB: 0 P: 3	R: 0 E: 0 K: 0 S: 4	H: 2 LOB: 1 BB: 0 P: 4	R: 0 E: 0 K: 0 S: 2	H: 0 LOB: 0 BB: 0 P: 6	R: 0 E: 0 K: 0 S: 4	H: 2 LOB: 1 BB: 0 P: 4	R: 0 E: 0 K: 2 S: 9	H: 2 LOB: 2 BB: 0 P: 9	R: 0 E: 0 K: 1 S: 5	H: 0 LOB: 0 BB: 0 P: 5	R: 0 E: 0 K: 0 S: 3	H: 0 LOB: 0 BB: 0 P: 3	1B: 6 2B: 0 3B: 0 HR: 0	SF: 0 SAC: 0 DP: 3 HBP: 0	WP: 0 PB: 0 SB: 0 CS: 1	PA: 31
PITCHER	IP	WLS	BF	H	R	ER	SO	BB	IBB	HBP	BLK	WP	HR	S	P	ERA	WHIP					
Pedro Ramos, R ERA: 4.61 (1,1)	9.0	W	31	6	0	0	4	2	0	0	0	0	0	37	45	0.00	0.889					

Washington Senators @ Boston Red Sox
Fenway Park, Boston, MA
Fri Aug 09 1957, 7:05 PM EDT
Att: 21,621 - Unknown

AB 29
R 0
H 6
RBI 0
BB 2
SO 4
LOB 11



Batter	1	2	3	4	5	6	7	8	9	AB	R	H	RBI	BB	SO	LOB	TOP		
Hank Bauer, R OBP: 0.317, SLG: 0.439 (1, 9)										5	1	1	0	0	1	2	<p>New York Yankees @ Boston Red Sox Fenway Park, Boston, MA Tue Aug 13 1957, 7:05 PM EDT Att: 35,647 - Unknown</p>		
Gil McDougald, R OBP: 0.376, SLG: 0.477 (1, 4)										4	1	1	0	0	0	3			
Mickey Mantle, S OBP: 0.535, SLG: 0.719 (1, 8)										3	1	3	3	1	0	0			
Bill Skowron, R OBP: 0.347, SLG: 0.489 (1, 3)										4	0	0	0	0	0	3			
Yogi Berra, L OBP: 0.305, SLG: 0.409 (1, 2)										4	0	1	0	0	1	1			
Tony Kubek, L OBP: 0.341, SLG: 0.398 (1, 6)										4	0	1	0	0	0	2			
Elston Howard, R OBP: 0.283, SLG: 0.382 (1, 7)										4	0	1	0	0	0	2			
Andy Carey, R OBP: 0.306, SLG: 0.387 (1, 5)										2	0	1	0	0	0	1			
Joe Collins, L OBP: 0.333, SLG: 0.278 (7, PH)										1	0	0	0	0	0	1			
Jerry Lumpe, L OBP: 0.375, SLG: 0.375 (7, 5)										1	0	0	0	0	0	0			
Tom Sturdivant, L OBP: 0.250, SLG: 0.220 (1, 1)										3	0	2	0	0	0	0			
Bobby Shantz, R OBP: 0.229, SLG: 0.205 (9, 1)										0	0	0	0	0	0	0			
Inning Stats	R: 0 E: 0 K: 1 S: 5	H: 0 LOB: 1 BB: 1 P: 9	R: 0 E: 0 K: 0 S: 4	H: 1 LOB: 1 BB: 0 P: 4	R: 1 E: 0 K: 0 S: 5	H: 3 LOB: 1 BB: 0 P: 5	R: 0 E: 0 K: 1 S: 5	H: 0 LOB: 0 BB: 0 P: 5	R: 0 E: 0 K: 0 S: 4	H: 1 LOB: 1 BB: 0 P: 4	R: 0 E: 0 K: 0 S: 4	H: 2 LOB: 1 BB: 0 P: 4	R: 2 E: 0 K: 0 S: 6	H: 3 LOB: 1 BB: 0 P: 6	R: 0 E: 0 K: 0 S: 3	H: 0 LOB: 0 BB: 0 P: 3	1B: 9 2B: 1 3B: 0 HR: 1	SF: 0 SAC: 1 DP: 2 HBP: 0	WP: 0 PA: 37 CS: 0
PITCHER Frank Sullivan, R ERA: 2.75 (1, 1)	IP: 9.0 WLS: L BF: 37 H: 11 R: 3 ER: 3 SO: 2 BB: 1 IBB: 0 HBP: 0 BLK: 0 WP: 0 HR: 1 S: 40 P: 44 ERA: 3.00 WHIP: 1.333																		

Batter	1	2	3	4	5	6	7	8	9	AB	R	H	RBI	BB	SO	LOB	BOTTOM		
Gene Mauch, R OBP: 0.332, SLG: 0.376 (1, 4)										4	0	1	0	0	0	1	<p>New York Yankees @ Boston Red Sox Fenway Park, Boston, MA Tue Aug 13 1957, 7:05 PM EDT Att: 35,647 - Unknown</p>		
Frank Malzone, R OBP: 0.340, SLG: 0.421 (1, 5)										4	0	0	0	0	0	2			
Ted Williams, L OBP: 0.517, SLG: 0.721 (1, 7)										2	0	1	0	2	0	1			
Dick Gemert, R OBP: 0.354, SLG: 0.488 (1, 3)										2	0	0	0	2	1	2			
Jackie Jensen, R OBP: 0.372, SLG: 0.443 (1, 9)										3	0	1	1	1	1	3			
Jim Piersall, R OBP: 0.333, SLG: 0.384 (1, 8)										4	0	0	0	0	1	4			
Billy Conso, R OBP: 0.356, SLG: 0.361 (1, 6)										3	0	2	0	1	0	1			
Sammy White, R OBP: 0.280, SLG: 0.294 (1, 2)										3	1	1	1	0	1	1			
Billy Klaus, L OBP: 0.335, SLG: 0.401 (9, PH)										1	0	0	0	0	0	1			
Frank Sullivan, R OBP: 0.117, SLG: 0.103 (1, 1)										3	1	1	0	0	1	0			
Mickey Vernon, L OBP: 0.369, SLG: 0.416 (9, PH)										0	0	0	0	0	0	0			
Norm Zauchin, R OBP: 0.337, SLG: 0.378 (9, PH)										1	0	0	0	0	0	1			
Inning Stats	R: 0 E: 0 K: 0 S: 4	H: 1 LOB: 0 BB: 0 P: 4	R: 0 E: 0 K: 1 S: 5	H: 1 LOB: 0 BB: 0 P: 5	R: 2 E: 0 K: 0 S: 5	H: 2 LOB: 3 BB: 3 P: 17	R: 0 E: 0 K: 2 S: 6	H: 0 LOB: 1 BB: 1 P: 10	R: 0 E: 0 K: 0 S: 3	H: 1 LOB: 0 BB: 0 P: 3	R: 0 E: 0 K: 0 S: 3	H: 0 LOB: 0 BB: 0 P: 3	R: 0 E: 0 K: 2 S: 6	H: 0 LOB: 1 BB: 1 P: 10	R: 0 E: 0 K: 0 S: 4	H: 1 LOB: 1 BB: 0 P: 4	1B: 4 2B: 3 3B: 0 HR: 1	SF: 0 SAC: 0 DP: 2 HBP: 0	WP: 0 PA: 36 CS: 2
PITCHER Tom Sturdivant, R ERA: 2.97 (1, 1)	IP: 8.2 WLS: W BF: 35 H: 7 R: 2 ER: 2 SO: 5 BB: 5 IBB: 1 HBP: 0 BLK: 0 WP: 0 HR: 1 S: 39 P: 63 ERA: 2.08 WHIP: 1.385																		
Bobby Shantz, L ERA: 2.45 (9, 1)	IP: 0.1 WLS: S BF: 1 H: 0 R: 0 ER: 0 SO: 0 BB: 0 IBB: 0 HBP: 0 BLK: 0 WP: 0 HR: 1 S: 1 P: 1 ERA: 0.00 WHIP: 0.000																		

Batter	1	2	3	4	5	6	7	8	9	AB	R	H	RBI	BB	SO	LOB	TOP					
Hank Bauer, R OBP: 0.320, SLG: 0.449 (1, 9)										5	1	3	3	0	0	1						
Gil McDougald, R OBP: 0.374, SLG: 0.473 (1, 4)										5	0	1	0	0	0	3						
Mickey Mantle, S OBP: 0.533, SLG: 0.714 (1, 8)									4	0	1	0	0	2	0							
Bill Skowron, R OBP: 0.349, SLG: 0.489 (1, 3)									4	0	2	0	0	1	2							
Yogi Berra, L OBP: 0.307, SLG: 0.410 (1, 2)									4	0	2	0	0	0	3							
Elston Howard, R OBP: 0.282, SLG: 0.380 (1, 7)										4	0	1	0	0	0	3						
Tony Kubek, L OBP: 0.344, SLG: 0.404 (1, 6)										4	1	2	0	0	1	0						
Andy Carey, R OBP: 0.305, SLG: 0.383 (7, PH)									2	0	0	0	0	0	1	0						
Enos Slaughter, L OBP: 0.391, SLG: 0.411 (7, 5)									2	0	0	0	0	0	1	0						
Jerry Lumpe, L OBP: 0.375, SLG: 0.375 (9, PH)									1	0	0	0	0	0	0	1						
Whitey Ford, L OBP: 0.172, SLG: 0.143 (2, 1)									0	0	0	0	0	0	0	0						
Don Larsen, R OBP: 0.362, SLG: 0.415 (2, 1)									4	2	3	1	0	1	0							
Inning Stats	R: 0 E: 0 K: 1 S: 7	H: 3 LOB: 2 P: 7	R: 0 E: 0 K: 1 S: 5	H: 1 LOB: 0 BB: 0 P: 5	R: 0 E: 0 K: 1 S: 5	H: 0 LOB: 0 BB: 0 P: 5	R: 0 E: 0 K: 1 S: 6	H: 2 LOB: 1 BB: 0 P: 6	R: 1 E: 0 K: 1 S: 7	H: 2 LOB: 1 BB: 0 P: 7	R: 0 E: 0 K: 1 S: 6	H: 1 LOB: 1 BB: 0 P: 6	R: 2 E: 0 K: 0 S: 5	H: 3 LOB: 0 BB: 0 P: 5	R: 0 E: 0 K: 0 S: 3	H: 1 LOB: 0 BB: 0 P: 3	R: 1 E: 1 K: 0 S: 6	H: 2 LOB: 2 BB: 0 P: 6	1B: 11 2B: 3 3B: 0 HR: 1	SF: 0 SAC: 0 DP: 3 HBP: 0	WP: 0 PB: 0 SB: 0 CS: 0	PA: 38
PITCHER	IP	WLS	BF	H	R	ER	SO	BB	IBB	HBP	BLK	WP	HR	S	P	ERA	WHIP					
Tom Brewer, R ERA: 3.53 (1, 1)	8.2	W	36	15	4	4	6	0	0	0	0	0	1	48	48	4.15	1.731					
Mike Fomies, R ERA: 3.29 (9, 1)	0.1	S	2	0	0	0	0	0	0	0	0	0	0	2	2	0.00	0.000					

New York Yankees @ Boston Red Sox
 Fenway Park, Boston, MA
 Wed Aug 14 1957, 3:33 AM EDT
 Att: 36,207 - Unknown

AB 38
 R 4
 H 15
 RBI 4
 BB 0
 SO 6
 LOB 14

Batter	1	2	3	4	5	6	7	8	9	AB	R	H	RBI	BB	SO	LOB	BOTTOM					
Gene Mauch, R OBP: 0.335, SLG: 0.376 (1, 4)										3	2	1	1	1	0	1						
Frank Malzone, R OBP: 0.337, SLG: 0.418 (1, 5)										3	0	0	1	0	1	2						
Ted Williams, L OBP: 0.519, SLG: 0.729 (1, 7)										3	1	2	3	1	0	1						
Dick Gemert, R OBP: 0.357, SLG: 0.485 (1, 3)										3	0	1	1	1	1	1						
Jackie Jensen, R OBP: 0.369, SLG: 0.438 (1, 9)										4	0	0	0	0	1	4						
Jim Piersall, R OBP: 0.330, SLG: 0.380 (1, 8)										4	0	0	0	0	0	3						
Billy Conso, R OBP: 0.365, SLG: 0.359 (1, 6)									1	1	0	0	3	0	0							
Sammy White, R OBP: 0.280, SLG: 0.293 (1, 2)									4	1	1	0	0	1	2							
Tom Brewer, R OBP: 0.200, SLG: 0.203 (1, 1)										4	1	1	0	0	0	2						
Mike Fomies, R OBP: 0.227, SLG: 0.209 (9, 1)									0	0	0	0	0	0	0	0						
Inning Stats	R: 1 E: 0 K: 0 S: 5	H: 2 LOB: 2 BB: 1 P: 9	R: 4 E: 0 K: 1 S: 7	H: 2 LOB: 2 BB: 2 P: 15	R: 0 E: 0 K: 2 S: 7	H: 0 LOB: 1 BB: 1 P: 11	R: 0 E: 1 K: 0 S: 4	H: 0 LOB: 0 BB: 0 P: 4	R: 0 E: 0 K: 0 S: 2	H: 0 LOB: 0 BB: 1 P: 6	R: 1 E: 1 K: 1 S: 7	H: 1 LOB: 1 BB: 0 P: 7	R: 0 E: 0 K: 0 S: 4	H: 1 LOB: 1 BB: 0 P: 4	R: 0 E: 0 K: 0 S: 2	H: 0 LOB: 0 BB: 1 P: 6	R: 0 E: 0 K: 0 S: 2	H: 0 LOB: 0 BB: 1 P: 6	1B: 5 2B: 0 3B: 0 HR: 1	SF: 1 SAC: 0 DP: 1 HBP: 0	WP: 0 PB: 1 SB: 0 CS: 1	PA: 36
PITCHER	IP	WLS	BF	H	R	ER	SO	BB	IBB	HBP	BLK	WP	HR	S	P	ERA	WHIP					
Whitey Ford, L ERA: 2.9 (1, 1)	1.0	L	8	3	3	3	0	1	0	0	0	0	0	6	14	27.00	4.000					
Don Larsen, R ERA: 3.95 (2, 1)	7.0		28	3	3	2	4	4	0	0	0	0	1	32	48	2.57	1.000					

New York Yankees @ Boston Red Sox
 Fenway Park, Boston, MA
 Wed Aug 14 1957, 3:33 AM EDT
 Att: 36,207 - Unknown

AB 29
 R 6
 H 6
 RBI 6
 BB 6
 SO 4
 LOB 16

Batter	1	2	3	4	5	6	7	8	9	AB	R	H	RBI	BB	SO	LOB	TOP					
Hank Bauer, R (1, 9) OBP: 0.320, SLG: 0.446	0-0 6-3		0-0 4-3			0-0 F8	0-0 SH1-3		4-0 BB SH2-3 1B BB	3	1	0	0	1	0	0						
Tony Kubek, L (1, 5) OBP: 0.342, SLG: 0.401	0-3 K			0-0 1B		0-0 3-1	0-0 FC3-2		0-0 SH2-3	4	0	1	0	0	0	1	2					
Mickey Mantle, S (1, 8) OBP: 0.534, SLG: 0.710	4-0 BB			0-3 K		4-0 BB 1B BB	0-3 K		4-0 1B BB FC4 IBB	2	1	0	0	3	2	3						
Yogi Berra, L (1, 2) OBP: 0.310, SLG: 0.411	0-0 F7			0-0 F8		0-0 BB 1B			4-0 FC4 1B 1-2 2-3 BB	4	1	2	0	1	0	2						
Gil McDougald, R (1, 6) OBP: 0.376, SLG: 0.481		0-3 K		0-0 F8		4-0 1-2 2-3 BB			0-0 FC4 1B	4	1	2	3	1	1	1						
Bill Skowron, R (1, 3) OBP: 0.347, SLG: 0.485	0-0 5-3				0-0 6-3		0-3 K		0-0 L9	5	0	1	0	0	1	6						
Joe Collins, L (9, 3) OBP: 0.333, SLG: 0.278									4-3 1-6-3 1B	0	0	0	0	0	0	0						
Elston Howard, R (1, 7) OBP: 0.284, SLG: 0.395	0-3 K				0-0 HR				0-0 1-6-3 FC4	5	2	2	2	0	1	3						
Jerry Coleman, R (1, 4) OBP: 0.365, SLG: 0.409			0-3 K		0-0 5-3				0-0 SH1-3 BB FC3-2 1B	5	0	1	1	0	2	4						
Bob Turley, R (1, 1) OBP: 0.224, SLG: 0.073			0-3 K						4-0 FC3-2 SH1-3 1-2 BB	3	0	0	0	1	1	1						
Bob Grim, R (8, 1)					0-0 6-3					0	0	0	0	0	0	0						
Inning Stats	R: 0 E: 0 K: 1 S: 5	H: 0 LOB: 1 BB: 1 P: 9	R: 0 E: 0 K: 2 S: 7	H: 0 LOB: 0 BB: 0 P: 7	R: 0 E: 0 K: 2 S: 7	H: 0 LOB: 0 BB: 0 P: 7	R: 0 E: 0 K: 1 S: 6	H: 1 LOB: 1 BB: 0 P: 6	R: 1 E: 0 K: 0 S: 4	H: 1 LOB: 0 BB: 0 P: 4	R: 0 E: 0 K: 1 S: 6	H: 1 LOB: 3 BB: 2 P: 14	R: 1 E: 0 K: 1 S: 7	H: 2 LOB: 2 BB: 1 P: 11	R: 2 E: 0 K: 0 S: 6	H: 3 LOB: 1 BB: 0 P: 6	R: 2 E: 0 K: 1 S: 7	H: 1 LOB: 3 BB: 3 P: 19	1B: 6 2B: 1 3B: 0 HR: 2	SF: 0 SAC: 2 DP: 0 HBP: 0	WP: 0 PB: 0 SB: 0 CS: 0	PA: 44
PITCHER	IP WLS BF H R ER SO BB IBB HBP BLK WP HR S P ERA WHIP																					
Willard Nixon, R (1, 1) ERA: 3.66	7.0 L 33 8 4 4 8 4 0 0 0 0 0 2 45 61 5.14 1.714																					
Ike Delock, R (8, 1) ERA: 4.09	1.0 3 0 0 0 0 0 0 0 0 0 0 0 3 3 0.00 0.000																					
Bob Porterfield, R (9, 1) ERA: 3.98	0.1 3 0 2 2 0 1 1 0 0 0 0 0 1 9 54.00 3.000																					
Dean Stone, L (9, 1) ERA: 4.47	0.0 1 0 0 0 0 1 0 0 0 0 0 0 0 4 ∞ ∞																					
Murray Wall, R (9, 1) ERA: 7.5	0.2 4 1 0 0 1 0 0 0 0 0 0 0 6 6 0.00 1.500																					

New York Yankees @ Boston Red Sox
Fenway Park, Boston, MA
Thu Aug 15 1957, 3:33 AM EDT
Att: 30,004 - Unknown

AB 35
R 6
H 9
RBI 6
BB 7
SO 9
LOB 22



Batter	1	2	3	4	5	6	7	8	9	AB	R	H	RBI	BB	SO	LOB	BOTTOM					
Gene Mauch, R (1, 4) OBP: 0.338, SLG: 0.380	0-3 K		4-0 G6-4-3 BB		0-0 1-3 2B			0-0 F2		3	0	1	0	1	1	1						
Frank Malzone, R (1, 5) OBP: 0.337, SLG: 0.423	0-0 F3		0-0 G6-4-3		0-0 F9			0-0 1-H HR		4	1	1	2	0	0	3						
Ted Williams, L (1, 7) OBP: 0.521, SLG: 0.732	4-0 1B BB			0-0 1B		0-0 4-1		0-0 1B 2B		3	1	2	0	1	0	0						
Dick Gemert, R (1, 3) OBP: 0.355, SLG: 0.481	0-0 1-2 1B			0-3 K		0-0 F3		0-3 K		4	0	1	0	0	2	2						
Jackie Jensen, R (1, 9) OBP: 0.368, SLG: 0.436	0-3 K			0-3 K		0-3 K		0-0 2-H 1B		4	0	1	1	0	3	3						
Jim Piersall, R (1, 8) OBP: 0.331, SLG: 0.381		0-0 FC3-6 1B		0-0 F8		0-0 G5-4-3 1B		0-0 P5		4	0	2	0	0	0	2						
Billy Consoletto, R (1, 6) OBP: 0.357, SLG: 0.350		0-0 FC3-6 G5-4-3		0-0 6-3		0-3 K		0-0 E5 G5-4-3		4	0	0	0	0	1	2						
Sammy White, R (1, 2) OBP: 0.280, SLG: 0.291		0-0 G5-4-3		4-0 2B BB		0-0 G5-4-3		0-3 K		2	0	0	0	1	0	2						
Mickey Vernon, L (9, PH) OBP: 0.397, SLG: 0.414		1-2 1-2		0-3 K		0-0 K		0-0 G5-4-3		1	0	0	0	0	1	1						
Willard Nixon, L (1, 1) ERA: 3.66			0-0 4-3		0-3 K			0-0 HR 1B		2	0	0	0	0	1	1						
Ike Delock, R (8, 1) ERA: 4.09										0	0	0	0	0	0	0						
Billy Piersall, L (9, PH) ERA: 3.98										1	1	1	0	0	0	0						
Bob Porterfield, R (9, 1) ERA: 3.98										0	0	0	0	0	0	0						
Dean Stone, L (9, 1) ERA: 4.47										0	0	0	0	0	0	0						
Murray Wall, R (9, PH) ERA: 7.5										1	0	0	0	0	0	1						
Inning Stats	R: 0 E: 0 K: 2 S: 8	H: 1 LOB: 2 BB: 1 P: 12	R: 0 E: 0 K: 0 S: 3	H: 1 LOB: 0 BB: 0 P: 3	R: 0 E: 0 K: 0 S: 2	H: 0 LOB: 0 BB: 1 P: 6	R: 0 E: 0 K: 2 S: 8	H: 1 LOB: 1 BB: 0 P: 8	R: 0 E: 0 K: 1 S: 6	H: 1 LOB: 2 BB: 1 P: 10	R: 0 E: 0 K: 1 S: 5	H: 0 LOB: 0 BB: 0 P: 5	R: 0 E: 0 K: 1 S: 5	H: 1 LOB: 0 BB: 0 P: 5	R: 3 E: 0 K: 1 S: 9	H: 4 LOB: 1 BB: 0 P: 9	R: 0 E: 1 K: 1 S: 5	H: 0 LOB: 0 BB: 0 P: 5	1B: 6 2B: 2 3B: 0 HR: 1	SF: 0 SAC: 0 DP: 4 HBP: 0	WP: 0 PB: 0 SB: 0 CS: 0	PA: 36
PITCHER	IP WLS BF H R ER SO BB IBB HBP BLK WP HR S P ERA WHIP																					
Bob Turley, R (1, 1) ERA: 2.15	7.1 W 30 8 3 3 7 3 0 0 0 0 0 1 41 53 3.68 1.500																					
Bob Grim, R (8, 1) ERA: 2.0	1.2 S 6 1 0 0 2 0 0 0 0 0 0 0 10 10 0.00 0.600																					

New York Yankees @ Boston Red Sox
Fenway Park, Boston, MA
Thu Aug 15 1957, 3:33 AM EDT
Att: 30,004 - Unknown

AB 33
R 3
H 9
RBI 3
BB 3
SO 9
LOB 18



Batter	1	2	3	4	5	6	7	8	9	AB	R	H	RBI	BB	SO	LOB	TOP	
Gene Mauch, R OBP: 0.332, SLG: 0.372 (1, 4)	L5		K		K		5-3			4	0	0	0	0	2	1		
Frank Matzone, R OBP: 0.334, SLG: 0.420 (1, 5)	1-3			F6	6-3		P4			4	0	0	0	0	0	1		
Dick Gemert, R OBP: 0.361, SLG: 0.484 (1, 7)				1B	BB	BB		5-3		3	0	2	0	1	0	0		
Jackie Jensen, R OBP: 0.367, SLG: 0.434 (1, 9)	F8			1B	1B	P6		5-3		4	0	1	0	0	0	2		
Norm Zauchin, R OBP: 0.345, SLG: 0.377 (1, 3)		F7		1B	1B	BB		L6		3	0	1	0	1	0	0		
Jim Piersall, R OBP: 0.331, SLG: 0.379 (1, 8)	F8			F5		BB		P6		3	0	0	0	1	0	3		
Billy Consoletti, R OBP: 0.349, SLG: 0.341 (1, 6)			K	K		K		K		4	0	0	0	0	4	6		
Pete Daley, R OBP: 0.268, SLG: 0.250 (1, 2)			F9		5-3	P5		F7		4	0	0	0	0	0	3		
George Susce, R OBP: 0.227, SLG: 0.200 (7, PH)			6-3							2	0	1	0	0	0	0		
Billy Klaus, L OBP: 0.339, SLG: 0.401 (7, 1)										1	0	0	0	0	1	0		
Rudy Minarcin, R (7, 1)										0	0	0	0	0	0	0		
Inning Stats	R: 0 E: 0 K: 0 S: 4	H: 1 LOB: 1 BB: 0 P: 4	R: 0 E: 0 K: 1 S: 5	H: 0 LOB: 0 BB: 0 P: 5	R: 0 E: 0 K: 1 S: 5	H: 2 LOB: 3 BB: 1 P: 11	R: 0 E: 0 K: 1 S: 6	H: 1 LOB: 1 BB: 2 P: 6	R: 0 E: 0 K: 1 S: 5	H: 0 LOB: 0 BB: 0 P: 5	R: 0 E: 0 K: 1 S: 3	H: 0 LOB: 0 BB: 0 P: 3	R: 0 E: 0 K: 1 S: 5	H: 0 LOB: 0 BB: 0 P: 5	1B: 4 2B: 1 3B: 0 HR: 0	SF: 0 SAC: 0 DP: 0 HBP: 0	WP: 0 PB: 0 SB: 0 CS: 0	PA: 35
PITCHER Chuck Stobbs, L ERA: 6.11 (1, 1)	IP: 9.0 WLS: W BF: 35 H: 5 R: 0 ER: 0 SO: 7 BB: 3 IBB: 0 HBP: 0 BLK: 0 WP: 0 HR: 0 S: 46 P: 58 ERA: 0.00 WHIP: 0.889															PITCHER		

Boston Red Sox @ Washington Senators
Griffith Stadium, Washington, DC
Fri Aug 16 1957, 7:05 PM EDT
Att: 13,587 - Unknown

AB	32
R	0
H	5
RBI	0
BB	3
SO	7
LOB	16





Batter	1	2	3	4	5	6	7	8	9	AB	R	H	RBI	BB	SO	LOB	BOTTOM	
Eddie Yost, R OBP: 0.412, SLG: 0.419 (1, 5)	G3 1B 2B	F9		E 1-2 2-3 BB		F7		K		4	1	1	0	1	1	3		
Herb Pless, L OBP: 0.334, SLG: 0.382 (1, 4)	G3		K	E7 1B			SH1-4 BB SF8 HBP	L6		4	1	1	2	0	1	2		
Roy Sievers, R OBP: 0.388, SLG: 0.582 (1, 7)	FC5-4 1B		G6-4-3 1B	IBB		SH1-4 BB				2	0	2	1	2	0	0		
Art Schult, R OBP: 0.337, SLG: 0.376 (1, 9)	FC5-4 1-2		G6-4-3 1-2	F9		SH1-4				3	0	0	0	0	0	5		
Pete Runnels, L OBP: 0.306, SLG: 0.274 (1, 3)	3-1			1B 1B	F8		IBB			3	1	1	0	1	0	1		
Lou Berberet, L OBP: 0.352, SLG: 0.396 (1, 2)		FC1-5 BB		BB 1B E 1B	3-1		SF8			2	1	1	1	1	0	0		
Bob Usher, R OBP: 0.319, SLG: 0.353 (1, 8)		FC6-4 FC1-5 1B		BB E BB 1B	F8		K			4	1	2	1	0	1	2		
Rocky Bridges, R OBP: 0.289, SLG: 0.287 (1, 6)		FC1-5 FC6-4		F8		6-3		E6 SH1-4		4	0	0	0	0	0	4		
Chuck Stobbs, L OBP: 0.207, SLG: 0.246 (1, 1)		FC6-4 1-2 2-3		F8		K		SH1-4		3	0	0	0	0	1	4		
Inning Stats	R: 1 E: 0 K: 0 S: 5	H: 2 LOB: 1 BB: 0 P: 5	R: 0 E: 0 K: 0 S: 4	H: 1 LOB: 2 BB: 1 P: 8	R: 0 E: 0 K: 1 S: 5	H: 1 LOB: 0 BB: 0 P: 5	R: 3 E: 1 K: 0 S: 7	H: 4 LOB: 3 BB: 2 P: 15	R: 0 E: 0 K: 0 S: 3	H: 0 LOB: 0 BB: 0 P: 3	R: 0 E: 0 K: 1 S: 5	H: 0 LOB: 2 BB: 2 P: 14	R: 1 E: 0 K: 1 S: 5	H: 0 LOB: 1 BB: 0 P: 6	1B: 7 2B: 1 3B: 0 HR: 0	SF: 1 SAC: 2 DP: 1 HBP: 1	WP: 0 PB: 0 SB: 0 CS: 0	PA: 38
PITCHER George Susce, R ERA: 3.58 (1, 1)	IP: 6.0 WLS: L BF: 28 H: 8 R: 4 ER: 4 SO: 2 BB: 2 IBB: 1 HBP: 0 BLK: 0 WP: 0 HR: 0 S: 29 P: 41 ERA: 6.00 WHIP: 1.667															PITCHER		
PITCHER Rudy Minarcin, R ERA: 4.41 (7, 1)	IP: 2.0 WLS: L BF: 10 H: 0 R: 1 ER: 1 SO: 2 BB: 1 IBB: 1 HBP: 1 BLK: 0 WP: 0 HR: 0 S: 11 P: 20 ERA: 4.50 WHIP: 0.500															PITCHER		

Boston Red Sox @ Washington Senators
Griffith Stadium, Washington, DC
Fri Aug 16 1957, 7:05 PM EDT
Att: 13,587 - Unknown

AB	29
R	5
H	8
RBI	5
BB	5
SO	4
LOB	21



Batter	1	2	3	4	5	6	7	8	9	AB	R	H	RBI	BB	SO	LOB	TOP						
Jim Piersall, R OBP: 0.329, SLG: 0.384 (1, 8)	0-0 6-3	0-0 P4			0-0 L5		0-0 HR	0-0 F7		5	1	1	1	0	0	5	Boston Red Sox @ Washington Senators Griffith Stadium, Washington, DC Sat Aug 17 1957, 3:33 AM EDT Att: 6,888 - Unknown AB 36 R 2 H 8 RBI 2 BB 5 SO 3 LOB 25 						
Billy Klaus, L OBP: 0.340, SLG: 0.404 (1, 6)	0-0 F7		0-0 P4		0-0 3-1 2B		0-0 G3		0-0 FC5-4 1B	5	0	2	0	0	0	0							
Ted Williams, L OBP: 0.522, SLG: 0.730 Dick Gernert, R OBP: 0.359, SLG: 0.479 (1, 7) (5, 7)	4-0 BB		0-0 FC5-4 1B		0-0 3-1 2-3		0-0 P4		0-0 FC5-4 FC6-4 1-2	2	0	1	0	1	0	1							
Mickey Vernon, L OBP: 0.360, SLG: 0.404 (1, 3)	0-0 L3		0-0 F9		0-0 F5		0-0 F2		0-3 K	5	0	0	0	0	1	4							
Frank Matzone, R OBP: 0.333, SLG: 0.417 (1, 5)		0-0 5-3 6-3 1B	0-0 FC5-4 1-2		0-0 5-3		0-0 P6		0-0 FC6-4 1-2	5	0	1	0	0	0	2							
Jackie Jensen, R OBP: 0.370, SLG: 0.444 (1, 9)		0-0 6-3 1-2		0-0 3B		4-0 E BB		0-0 1B 2B		3	1	2	0	1	0	1							
Gene Mauch, R OBP: 0.335, SLG: 0.372 (1, 4)		4-0 5-3 BB		0-3 K		0-0 E6 1-2		0-0 2H 1B		3	0	1	1	1	1	2							
Sammy White, R OBP: 0.277, SLG: 0.287 (1, 2)		0-0 5-3 1-2 2-3		0-3 K		0-0 F2		0-0 F8		4	0	0	0	0	1	6							
Mike Fomies, R OBP: 0.227, SLG: 0.209 Bob Porterfield, R OBP: 0.217, SLG: 0.150 Rudy Minarcin, R (4, 1) Norm Zauchin, R OBP: 0.341, SLG: 0.372 Dean Stone, L (6, 1)		4-0 F8		0-0 F8		0-0 F9		4-0 BB		0	0	0	0	0	0	0							
Inning Stats	R: 0 E: 0 K: 0 S: 3	H: 0 LOB: 1 BB: 1 P: 7	R: 0 E: 0 K: 0 S: 4	H: 1 LOB: 3 BB: 2 P: 12	R: 0 E: 0 K: 0 S: 4	H: 1 LOB: 1 BB: 0 P: 4	R: 0 E: 0 K: 2 S: 8	H: 1 LOB: 1 BB: 0 P: 8	R: 0 E: 1 K: 0 S: 4	H: 0 LOB: 2 BB: 1 P: 8	R: 1 E: 0 K: 0 S: 4	H: 1 LOB: 0 BB: 0 P: 4	R: 1 E: 0 K: 0 S: 5	H: 2 LOB: 2 BB: 1 P: 9	R: 0 E: 0 K: 1 S: 6	H: 1 LOB: 1 BB: 0 P: 6		1B: 4 2B: 2 3B: 1 HR: 1	SF: 0 SAC: 0 DP: 0 HBP: 0	WP: 0 PB: 0 SB: 0 CS: 0	PA: 41		
PITCHER Russ Kemmerer, R ERA: 4.32 (1, 1)	IP: 9.0 WLS: W BF: 41 H: 8 R: 2 ER: 2 SO: 3 BB: 5 IBB: 0 HBP: 0 BLK: 0 WP: 0 HR: 1 S: 42 P: 62 ERA: 2.00 WHIP: 1.444											PITCHER	IP: 9.0 WLS: W BF: 41 H: 8 R: 2 ER: 2 SO: 3 BB: 5 IBB: 0 HBP: 0 BLK: 0 WP: 0 HR: 1 S: 42 P: 62 ERA: 2.00 WHIP: 1.444										

Batter	1	2	3	4	5	6	7	8	9	AB	R	H	RBI	BB	SO	LOB	BOTTOM						
Eddie Yost, R OBP: 0.409, SLG: 0.426 (1, 5)	0-0 F2			0-0 HR		0-0 4-3				5	1	1	2	0	0	3	Boston Red Sox @ Washington Senators Griffith Stadium, Washington, DC Sat Aug 17 1957, 3:33 AM EDT Att: 6,888 - Unknown AB 43 R 16 H 19 RBI 15 BB 1 SO 4 LOB 13 						
Herb Plews, L OBP: 0.337, SLG: 0.384 Mitt Bolling, R OBP: 0.295, SLG: 0.359 (1, 4) (6, PH) (7, 6)	0-0 1B 2B	0-0 F9 1B		0-0 F7	0-0 4-3	0-0 6-3				4	2	2	0	0	0	0							
Roy Sievers, R OBP: 0.390, SLG: 0.592 Jerry Schoonmaker, R (8, 7)	0-0 2B 1B	0-0 1B 1B		0-0 1B E 1B	0-0 F9		0-0 P3			5	2	3	0	0	0	0							
Clint Courtney, L OBP: 0.355, SLG: 0.421 (1, 2)	0-0 1B 2B	0-0 F9		0-0 1B E 1B	0-0 F9		0-3 K			5	2	2	2	0	1	2							
Art Schult, R OBP: 0.348, SLG: 0.402 (1, 9)	0-0 1B E	0-0 G6-4-3 1B		0-0 E5 1B		0-0 HR		0-0 1B		5	3	4	4	0	0	1							
Pete Runnels, L OBP: 0.309, SLG: 0.281 (1, 3)	0-0 1B 1B	0-0 G6-4-3 1-2		0-0 1B 2B 1B		0-0 WP 1B 2B		0-3 K		5	3	3	1	0	1	3							
Bob Usher, R OBP: 0.320, SLG: 0.351 (1, 8)	0-0 E5 1B		0-0 P4	0-0 2B 1B		4-0 SH1-3 4-3 BB		0-0 P4		4	2	1	2	1	0	1							
Rocky Bridges, R OBP: 0.295, SLG: 0.298 Jerry Snyder, R OBP: 0.163, SLG: 0.180 (1, 6) (7, 4)	0-0 5-3 1B		0-0 6-3	0-0 1B PB 2B		0-0 4-3 SH1-3 1B		0-0 4-3		4	1	3	4	0	0	0							
Russ Kemmerer, R OBP: 0.073, SLG: 0.150 (1, 1)	0-0 5-3 1-2 2-3		0-3 K	0-3 4-3		0-0 SH1-3		0-3 K		4	0	0	0	0	2	2							
Inning Stats	R: 5 E: 1 K: 0 S: 10	H: 6 LOB: 2 BB: 0 P: 10	R: 1 E: 0 K: 0 S: 5	H: 3 LOB: 1 BB: 0 P: 5	R: 0 E: 0 K: 1 S: 5	H: 0 LOB: 0 BB: 0 P: 5	R: 7 E: 1 K: 0 S: 10	H: 6 LOB: 0 BB: 0 P: 10	R: 0 E: 0 K: 0 S: 3	H: 0 LOB: 0 BB: 0 P: 3	R: 3 E: 0 K: 0 S: 6	H: 3 LOB: 1 BB: 1 P: 10	R: 0 E: 0 K: 2 S: 8	H: 1 LOB: 1 BB: 0 P: 8	R: 0 E: 0 K: 1 S: 5	H: 0 LOB: 0 BB: 0 P: 5		1B: 14 2B: 3 3B: 0 HR: 2	SF: 0 SAC: 1 DP: 1 HBP: 0	WP: 1 PB: 1 SB: 0 CS: 0	PA: 45		
PITCHER Mike Fomies, R ERA: 3.62 Bob Porterfield, R ERA: 4.29 Rudy Minarcin, R ERA: 4.71 Dean Stone, L ERA: 4.73 (1, 1) (1, 1) (4, 1) (6, 1)	IP: 0.1 WLS: L BF: 6 H: 5 R: 5 ER: 5 SO: 0 BB: 0 IBB: 0 HBP: 0 BLK: 0 WP: 0 HR: 0 S: 6 P: 6 ERA: 135.00 WHIP: 15.000											PITCHER	IP: 3.0 WLS: 16 BF: 7 H: 4 R: 4 ER: 4 SO: 1 BB: 0 IBB: 0 HBP: 0 BLK: 0 WP: 0 HR: 1 S: 18 P: 18 ERA: 12.00 WHIP: 2.333										

Batter	1	2	3	4	5	6	7	8	9	AB	R	H	RBI	BB	SO	LOB	TOP																	
Jim Piersall, R (1.8) OBP: 0.328, SLG: 0.382	F8		F8			P4		5-3		5	0	1	2	0	0	2	Boston Red Sox @ Washington Senators Griffith Stadium, Washington, DC Sun Aug 18 1957, 3:33 AM EDT Att: 12,553 - Unknown																	
Billy Klaus, L (1.6) OBP: 0.343, SLG: 0.404				4-1				F9		3	0	1	1	2	0	2																		
Ted Williams, L (1.7) OBP: 0.521, SLG: 0.725						F8		F9		4	0	1	0	1	0	2																		
Mickey Vernon, L (1.3) OBP: 0.356, SLG: 0.404	P4		F9					6-3		5	0	1	0	0	0	5																		
Frank Matzone, R (1.5) OBP: 0.331, SLG: 0.417		F2				F7		P3		5	1	1	0	0	0	1																		
Jackie Jensen, R (1.9) OBP: 0.371, SLG: 0.443	F9							5-3		3	1	1	0	1	0	0																		
Gene Mauch, R (1.4) OBP: 0.338, SLG: 0.386										3	1	1	1	1	0	2																		
Sammy White, R (1.2) OBP: 0.277, SLG: 0.284			F9			F9		K		3	0	0	0	1	1	3																		
Frank Sullivan, R (1.1) OBP: 0.143, SLG: 0.148										3	1	2	0	0	0	3																		
Murray Wall, R (6.1) OBP: 0.500, SLG: 0.500										0	0	0	0	0	0	0																		
Norm Zauchin, R (6. PH) OBP: 0.337, SLG: 0.367										1	0	0	0	0	1	0																		
Ike Delock, R (8.1) OBP: 0.235, SLG: 0.071										0	0	0	0	0	0	0																		
Inning Stats	R: 0 E: 0 K: 0 S: 3	H: 1 LOB: 1 BB: 1 P: 7	R: 0 E: 0 K: 0 S: 3	H: 0 LOB: 0 BB: 0 P: 3	R: 1 E: 0 K: 0 S: 5	H: 2 LOB: 2 BB: 1 P: 9	R: 2 E: 0 K: 0 S: 5	H: 2 LOB: 2 BB: 2 P: 13	R: 0 E: 0 K: 1 S: 4	H: 1 LOB: 0 BB: 1 P: 8	R: 1 E: 0 K: 1 S: 6	H: 1 LOB: 0 BB: 0 P: 6	R: 0 E: 0 K: 1 S: 5	H: 0 LOB: 0 BB: 0 P: 5	R: 0 E: 0 K: 0 S: 3	H: 0 LOB: 0 BB: 0 P: 3	1B: 5 2B: 3 3B: 0 HR: 1	SF: 0 SAC: 0 DP: 0 HBP: 0	WP: 0 PB: 0 SB: 0 CS: 0	PA: 41														
PITCHER	IP WLS BF H R ER SO BB IBB HBP BLK WP HR S P ERA WHIP																																	
Pedro Ramos, R (1.1) ERA: 4.62	4.2		25	7	3	3	0	4	1	0	0	0	0	0	20	40	5.79	2.357																
Tex Clevenger, R (5.1) ERA: 4.31	4.1	W	16	2	1	1	2	1	0	0	0	0	0	1	19	23	2.08	0.692																

AB 35
R 4
H 9
RBI 4
BB 6
SO 2
LOB 20



Batter	1	2	3	4	5	6	7	8	9	AB	R	H	RBI	BB	SO	LOB	BOTTOM																	
Eddie Yost, R (1.5) OBP: 0.410, SLG: 0.423	6-3					K				2	0	0	0	1	1	2	Boston Red Sox @ Washington Senators Griffith Stadium, Washington, DC Sun Aug 18 1957, 3:33 AM EDT Att: 12,553 - Unknown																	
Herb Plews, L (1.4) OBP: 0.335, SLG: 0.380	F8		4-3					FC3-6		3	1	0	1	1	0	3																		
Roy Sievers, R (1.7) OBP: 0.389, SLG: 0.586	6-3		F3					F9		4	1	1	4	0	0	3																		
Art Schult, R (1.9) OBP: 0.341, SLG: 0.394		6-3				K		F3		4	0	0	0	0	2	0																		
Lou Berberet, L (1.2) OBP: 0.350, SLG: 0.398								4-3		4	0	1	0	0	1	0																		
Pete Runnels, L (1.3) OBP: 0.309, SLG: 0.281								L8		4	0	1	0	0	0	1																		
Bob Usher, R (1.8) OBP: 0.323, SLG: 0.354								5-3		4	1	2	0	0	0	1																		
Rocky Bridges, R (1.6) OBP: 0.298, SLG: 0.298										3	2	1	0	1	1	2																		
Pedro Ramos, S (1.1) OBP: 0.200, SLG: 0.222										1	0	0	0	0	1	0																		
Tex Clevenger, R (5.1) OBP: 0.296, SLG: 0.261										2	1	1	1	0	1	0																		
Inning Stats	R: 0 E: 0 K: 0 S: 3	H: 0 LOB: 0 BB: 0 P: 3	R: 0 E: 1 K: 1 S: 7	H: 2 LOB: 2 BB: 0 P: 7	R: 0 E: 0 K: 1 S: 5	H: 0 LOB: 1 BB: 1 P: 9	R: 0 E: 0 K: 1 S: 6	H: 1 LOB: 1 BB: 0 P: 6	R: 4 E: 0 K: 2 S: 9	H: 1 LOB: 0 BB: 2 P: 17	R: 2 E: 0 K: 0 S: 3	H: 3 LOB: 2 BB: 0 P: 7	R: 0 E: 0 K: 2 S: 7	H: 0 LOB: 0 BB: 0 P: 7	R: 0 E: 0 K: 2 S: 7	H: 0 LOB: 0 BB: 0 P: 7	1B: 5 2B: 1 3B: 0 HR: 1	SF: 0 SAC: 1 DP: 0 HBP: 1	WP: 1 PB: 0 SB: 0 CS: 0	PA: 36														
PITCHER	IP WLS BF H R ER SO BB IBB HBP BLK WP HR S P ERA WHIP																																	
Frank Sullivan, R (1.1) ERA: 2.96	5.1	L	28	7	6	6	5	3	0	1	0	0	0	0	34	47	10.12	1.875																
Murray Wall, R (6.1) ERA: 5.87	1.2		5	0	0	0	0	0	0	0	0	5	5	0.00	0.000																			
Ike Delock, R (8.1) ERA: 4.04	1.0		3	0	0	0	2	0	0	0	0	7	7	0.00	0.000																			

AB 31
R 6
H 7
RBI 6
BB 3
SO 7
LOB 12



Batter	1	2	3	4	5	6	7	8	9	AB	R	H	RBI	BB	SO	LOB	TOP				
Jim Piersall, R OBP: 0.329, SLG: 0.388 (1, 8)	F7		1B			HR		F7	FC6-4	5	1	2	1	0	0	2					
Billy Klaus, L OBP: 0.335, SLG: 0.399 (1, 6)	P4		K			F7		4-3		4	0	0	0	0	1	2					
Ted Williams, L OBP: 0.520, SLG: 0.721 (1, 7)	BB		K			3-1			1B	2	1	0	0	2	1	2					
Dick Gemert, R OBP: 0.361, SLG: 0.479 (1, 3)	6-3			K		FC5-4			1B	4	1	2	0	0	1	1					
Frank Matzone, R OBP: 0.331, SLG: 0.416 (1, 5)		5-3		F2		FC5-4			1B	4	1	1	1	0	0	1					
Jackie Jensen, R OBP: 0.370, SLG: 0.441 (1, 9)	1-3			F8				6-3		4	0	1	1	0	0	0					
Gene Mauch, R OBP: 0.332, SLG: 0.379 (1, 4)	P6				6-3			P3		4	0	0	0	0	1	2					
Sammy White, R OBP: 0.274, SLG: 0.282 Mickey Vernon, L OBP: 0.355, SLG: 0.402 (9, PH)			K		6-3			F7		3	0	0	0	0	1	0					
Tom Brewer, R Murray Wall, R Ted Lepore, R George Susce, R Gene Stephens, R Mike Fornieles, R (1, 1) (7, 1) (6, PH) (8, 1) (6, PH) (6, PH)			1B		L1			F7		2	0	1	0	0	0	0					
Inning Stats	R: 0 E: 0 K: 0 S: 3	H: 0 LOB: 1 BB: 1 P: 7	R: 0 E: 0 K: 0 S: 3	H: 0 LOB: 0 BB: 0 P: 3	R: 0 E: 0 K: 3 S: 11	H: 2 LOB: 2 BB: 0 P: 11	R: 0 E: 0 K: 1 S: 5	H: 0 LOB: 0 BB: 0 P: 5	R: 0 E: 0 K: 0 S: 3	H: 0 LOB: 0 BB: 0 P: 3	R: 1 E: 0 K: 0 S: 5	H: 2 LOB: 1 BB: 0 P: 5	R: 0 E: 0 K: 0 S: 3	H: 0 LOB: 0 BB: 0 P: 3	R: 0 E: 0 K: 0 S: 3	H: 0 LOB: 0 BB: 0 P: 3	R: 3 E: 0 K: 1 S: 9	H: 4 LOB: 2 BB: 1 P: 13	1B: 7 2B: 0 3B: 0 HR: 1	SF: 0 SAC: 0 DP: 0 HBP: 0	WP: 0 PA: 37 PB: 0 SB: 0 CS: 0
PITCHER	IP WLS BF H R ER SO BB IBB HBP BLK WP HR S P ERA WHIP																				
Don Mossi, L ERA: 3.97 Early Wynn, R ERA: 4.18 (1, 1) (9, 1)	8.0 W 33 7 4 4 4 2 0 0 0 0 0 1 39 47 4.50 1.125																				

Boston Red Sox @ Cleveland Indians
Cleveland Municipal Stadium, Cleveland, OH
Tue Aug 20 1957, 7:05 PM EDT
Att: 11,474 - Unknown

AB 35
R 4
H 8
RBI 4
BB 2
SO 5
LOB 12



Batter	1	2	3	4	5	6	7	8	9	AB	R	H	RBI	BB	SO	LOB	BOTTOM		
Joe Caffie, L OBP: 0.200, SLG: 0.200 (1, 9)	E7		1B			6-3	L3			4	1	2	0	0	0	1			
Al Smith, R OBP: 0.344, SLG: 0.354 (1, 5)	K		K			1B		F2		4	1	1	0	0	2	2			
Gene Woodling, L OBP: 0.411, SLG: 0.515 (1, 7)	G4-6-3			3-1		WP		HR		4	2	4	2	0	0	0			
Vic Wertz, L OBP: 0.383, SLG: 0.483 (1, 3)	G4-6-3			3-1		WP		F9		4	1	1	1	0	0	2			
Roger Maris, L OBP: 0.345, SLG: 0.414 (1, 8)		F8		K		1B		G3		3	0	0	0	1	1	1			
Bobby Avila, R OBP: 0.330, SLG: 0.355 (1, 4)		5-3		K		BB				3	0	1	2	0	1	1			
Chico Carrasquel, R OBP: 0.343, SLG: 0.373 (1, 6)		F8			5-3	FC5-4-2-5				3	0	0	0	0	0	2			
Russ Nixon, L OBP: 0.301, SLG: 0.320 (1, 2)			6-3		6-3			FC1-8		3	0	1	0	0	0	0			
Don Mossi, L OBP: 0.250, SLG: 0.250 Early Wynn, S OBP: 0.188, SLG: 0.111 (1, 1) (9, 1)			F7		F8			FC1-6		3	0	0	0	0	0	1			
Inning Stats	R: 1 E: 1 K: 1 S: 6	H: 2 LOB: 0 BB: 0 P: 6	R: 0 E: 0 K: 0 S: 3	H: 0 LOB: 0 BB: 0 P: 3	R: 0 E: 0 K: 1 S: 6	H: 1 LOB: 1 BB: 0 P: 6	R: 0 E: 0 K: 2 S: 8	H: 1 LOB: 1 BB: 0 P: 8	R: 0 E: 0 K: 0 S: 3	H: 0 LOB: 0 BB: 0 P: 3	R: 3 E: 0 K: 0 S: 6	H: 4 LOB: 1 BB: 1 P: 10	R: 0 E: 0 K: 0 S: 3	H: 1 LOB: 0 BB: 0 P: 3	R: 1 E: 0 K: 0 S: 4	H: 1 LOB: 0 BB: 0 P: 4	1B: 8 2B: 3 3B: 0 HR: 1	SF: 0 SAC: 0 DP: 3 HBP: 0	WP: 1 PA: 32 PB: 0 SB: 0 CS: 0
PITCHER	IP WLS BF H R ER SO BB IBB HBP BLK WP HR S P ERA WHIP																		
Tom Brewer, R ERA: 3.56 Murray Wall, R ERA: 5.19 George Susce, R ERA: 3.66 (1, 1) (7, 1) (8, 1)	6.0 L 26 9 4 3 4 1 0 0 0 0 0 0 2 2 0.00 0.000																		

Boston Red Sox @ Cleveland Indians
Cleveland Municipal Stadium, Cleveland, OH
Tue Aug 20 1957, 7:05 PM EDT
Att: 11,474 - Unknown

AB 31
R 5
H 10
RBI 5
BB 1
SO 4
LOB 10



Batter	1	2	3	4	5	6	7	8	9	AB	R	H	RBI	BB	SO	LOB	TOP			
Jim Piersall, R <small>(1, 8) OBP: 0.331, SLG: 0.397</small>										4	2	2	1	0	0	2	Boston Red Sox @ Cleveland Indians Cleveland Municipal Stadium, Cleveland, OH Thu Aug 22 1957, 3:33 AM EDT Att: 5,985 - Unknown			
Billy Klaus, L <small>(1, 6) OBP: 0.335, SLG: 0.400</small>										5	3	3	1	0	1	1				
Ted Williams, L <small>(1, 7) OBP: 0.516, SLG: 0.711</small> Dick Gernert, R <small>(6, 7) OBP: 0.358, SLG: 0.475</small>										4	2	2	1	0	0	1				
Mickey Vernon, L <small>(1, 3) OBP: 0.357, SLG: 0.402</small>										3	0	0	0	0	1	1				
Frank Matzone, R <small>(1, 5) OBP: 0.333, SLG: 0.415</small>										4	1	1	1	1	0	2				
Jackie Jensen, R <small>(1, 9) OBP: 0.372, SLG: 0.451</small>										5	1	3	2	0	1	4				
Gene Mauch, R <small>(1, 4) OBP: 0.329, SLG: 0.371</small>										4	1	0	1	1	0	2				
Pete Daley, R <small>(1, 2) OBP: 0.283, SLG: 0.260</small>										5	1	3	2	0	1	1				
Mike Fornieles, R <small>(1, 1) OBP: 0.229, SLG: 0.196</small>										3	0	0	1	1	0	3				
Inning Stats	R: 2 E: 0 K: 1 S: 7	H: 2 LOB: 1 BB: 0 P: 8	R: 1 E: 0 K: 1 S: 7	H: 2 LOB: 1 BB: 0 P: 7	R: 0 E: 0 K: 0 S: 3	H: 0 LOB: 0 BB: 0 P: 3	R: 0 E: 0 K: 1 S: 6	H: 1 LOB: 2 BB: 1 P: 10	R: 3 E: 0 K: 0 S: 6	H: 3 LOB: 1 BB: 0 P: 7	R: 3 E: 0 K: 0 S: 6	H: 4 LOB: 1 BB: 0 P: 7	R: 0 E: 0 K: 0 S: 3	H: 0 LOB: 0 BB: 0 P: 3	R: 0 E: 0 K: 0 S: 3	H: 2 LOB: 2 BB: 0 P: 5	1B: 11 2B: 3 3B: 0 HR: 1	SF: 0 SAC: 2 DP: 2 HBP: 2	WP: 0 PB: 0 SB: 0 CS: 0	PA: 45
PITCHER	IP WLS BF H R ER SO BB IBB HBP BLK WP HR S P ERA WHIP																			
Early Wynn, R <small>(1, 1) ERA: 4.33</small>	5.0 L 27 8 6 6 4 3 0 1 0 0 0 31 44 10.80 2.200																			
Bud Daley, L <small>(6, 1) ERA: 4.55</small>	3.0 13 4 3 3 0 0 0 1 0 0 0 12 13 9.00 1.333																			
Dick Tomaneck, L <small>(9, 1) ERA: 5.58</small>	1.0 5 2 2 1 0 0 0 0 0 0 0 1 5 9.00 2.000																			
Batter	1	2	3	4	5	6	7	8	9	AB	R	H	RBI	BB	SO	LOB	BOTTOM			
Joe Caffe, L <small>(1, 9) OBP: 0.208, SLG: 0.208</small>										5	0	0	0	0	2	2	Boston Red Sox @ Cleveland Indians Cleveland Municipal Stadium, Cleveland, OH Thu Aug 22 1957, 3:33 AM EDT Att: 5,985 - Unknown			
Al Smith, R <small>(1, 5) OBP: 0.344, SLG: 0.353</small>										5	0	1	0	0	1	2				
Gene Woodling, L <small>(1, 7) OBP: 0.415, SLG: 0.512</small> Dick Tomaneck, L <small>(9, 1) OBP: 0.273, SLG: 0.364</small>										3	0	1	0	1	1	1				
Vic Wertz, L <small>(1, 3) OBP: 0.376, SLG: 0.474</small>										4	0	0	0	0	2	2				
Roger Maris, L <small>(1, 8) OBP: 0.342, SLG: 0.406</small>										3	1	0	0	1	0	0				
Bobby Avila, R <small>(1, 4) OBP: 0.336, SLG: 0.363</small>										3	1	2	0	1	1	0				
Russ Nixon, L <small>(1, 2) OBP: 0.304, SLG: 0.323</small>										4	1	2	0	0	0	2				
Chico Carrasquel, R <small>(1, 6) OBP: 0.340, SLG: 0.371</small> Rocky Colavito, R <small>(9, PH) OBP: 0.354, SLG: 0.464</small>										3	0	1	0	0	0	2				
Early Wynn, S <small>(1, 1) OBP: 0.185, SLG: 0.110</small> Dick Williams, R <small>(5, PH) OBP: 0.306, SLG: 0.375</small> Bud Daley, L <small>(6, 1) OBP: 0.250, SLG: 0.200</small> Joe Altobelli, L <small>(8, PH) OBP: 0.258, SLG: 0.283</small>										1	0	0	0	0	0	2				
Inning Stats	R: 0 E: 0 K: 2 S: 7	H: 0 LOB: 1 BB: 1 P: 11	R: 0 E: 0 K: 0 S: 4	H: 1 LOB: 2 BB: 1 P: 8	R: 0 E: 0 K: 2 S: 8	H: 1 LOB: 1 BB: 0 P: 8	R: 0 E: 0 K: 0 S: 4	H: 1 LOB: 1 BB: 0 P: 4	R: 0 E: 0 K: 0 S: 3	H: 0 LOB: 0 BB: 0 P: 3	R: 0 E: 0 K: 1 S: 5	H: 1 LOB: 0 BB: 0 P: 5	R: 0 E: 0 K: 1 S: 6	H: 1 LOB: 1 BB: 0 P: 6	R: 3 E: 0 K: 1 S: 8	H: 3 LOB: 2 BB: 2 P: 16	1B: 5 2B: 3 3B: 0 HR: 0	SF: 0 SAC: 0 DP: 1 HBP: 0	WP: 0 PB: 0 SB: 0 CS: 0	PA: 38
PITCHER	IP WLS BF H R ER SO BB IBB HBP BLK WP HR S P ERA WHIP																			
Mike Fornieles, R <small>(1, 1) ERA: 3.58</small>	9.0 W 38 8 3 3 7 4 0 0 0 0 0 48 64 3.00 1.333																			

AB 38
R 11
H 14
RBI 10
BB 3
SO 4
LOB 17





AB 34
R 3
H 8
RBI 3
BB 4
SO 7
LOB 13



Batter	1	2	3	4	5	6	7	8	9	AB	R	H	RBI	BB	SO	LOB	TOP					
Jim Piersall, R (1, 8) OBP: 0.328, SLG: 0.393										4	0	0	0	0	2	3	Boston Red Sox @ Chicago White Sox Comiskey Park, Chicago, IL Fri Aug 23 1957, 8:05 PM EDT Att: 24,178 - Unknown livebaseballscorecards.com					
Billy Klaus, L (1, 6) OBP: 0.338, SLG: 0.398										4	0	1	0	0	0	1						
Ted Williams, L (1, 7) OBP: 0.512, SLG: 0.703										4	0	0	0	0	1	2						
Dick Gernert, R (1, 3) OBP: 0.356, SLG: 0.469										3	0	0	0	1	0	0						
Frank Matzone, R (1, 5) OBP: 0.330, SLG: 0.412										4	0	0	0	0	0	2						
Jackie Jensen, R (1, 9) OBP: 0.371, SLG: 0.456										4	1	1	1	0	2	0						
Gene Mauch, R (1, 4) OBP: 0.329, SLG: 0.367										2	0	0	0	1	0	0						
Pete Daley, R (1, 2) OBP: 0.275, SLG: 0.253										3	0	0	0	0	1	1						
Frank Sullivan, R (1, 1) OBP: 0.154, SLG: 0.159										2	0	1	0	0	1	0						
Ted Lepcio, R (8, PH) OBP: 0.333, SLG: 0.411										1	0	1	0	0	0	0						
George Susce, R (8, 1) OBP: 0.227, SLG: 0.200										0	0	0	0	0	0	0						
Inning Stats	R: 0 E: 0 K: 1 S: 4	H: 1 LOB: 2 BB: 1 P: 8	R: 0 E: 0 K: 2 S: 8	H: 1 LOB: 2 BB: 1 P: 12	R: 0 E: 0 K: 0 S: 3	H: 0 LOB: 0 BB: 0 P: 3	R: 1 E: 0 K: 0 S: 4	H: 1 LOB: 0 BB: 0 P: 4	R: 0 E: 0 K: 1 S: 5	H: 0 LOB: 0 BB: 0 P: 5	R: 0 E: 0 K: 1 S: 5	H: 0 LOB: 0 BB: 0 P: 5	R: 0 E: 0 K: 1 S: 5	H: 0 LOB: 0 BB: 0 P: 5	R: 0 E: 0 K: 1 S: 6	H: 1 LOB: 1 BB: 0 P: 6	R: 0 E: 0 K: 1 S: 5	H: 0 LOB: 0 BB: 0 P: 5	1B: 3 2B: 0 3B: 0 HR: 1	SF: 0 SAC: 0 DP: 0 HBP: 0	WP: 0 PB: 0 SB: 0 CS: 0	PA: 33
PITCHER Billy Pierce, L (1, 1) ERA: 2.93	IP: 9.0 WLS: W BF: 33	H: 4 R: 1 ER: 1 SO: 7	BB: 2 IBB: 0 HBP: 0 BLK: 0	WP: 0 HR: 1 S: 45 P: 53	ERA: 1.00 WHIP: 0.667	PITCHER	IP: 9.0 WLS: W BF: 33	H: 4 R: 1 ER: 1 SO: 7	BB: 2 IBB: 0 HBP: 0 BLK: 0	WP: 0 HR: 1 S: 45 P: 53	ERA: 1.00 WHIP: 0.667	PITCHER	IP: 9.0 WLS: W BF: 33	H: 4 R: 1 ER: 1 SO: 7	BB: 2 IBB: 0 HBP: 0 BLK: 0	WP: 0 HR: 1 S: 45 P: 53	ERA: 1.00 WHIP: 0.667					

Batter	1	2	3	4	5	6	7	8	9	AB	R	H	RBI	BB	SO	LOB	BOTTOM			
Luis Aparicio, R (1, 6) OBP: 0.306, SLG: 0.309										4	0	2	0	0	0	0	Boston Red Sox @ Chicago White Sox Comiskey Park, Chicago, IL Fri Aug 23 1957, 8:05 PM EDT Att: 24,178 - Unknown livebaseballscorecards.com			
Nellie Fox, L (1, 4) OBP: 0.404, SLG: 0.413										4	0	0	0	0	0	3				
Earl Torgeson, L (1, 3) OBP: 0.414, SLG: 0.449										4	2	2	0	0	1	0				
Minnie Minoso, R (1, 7) OBP: 0.400, SLG: 0.460										3	1	0	0	1	1	2				
Larry Doby, L (1, 8) OBP: 0.388, SLG: 0.490										3	1	1	0	1	0	1				
Jim Rivera, L (1, 9) OBP: 0.344, SLG: 0.475										4	0	1	1	0	1	3				
Sherm Lollar, R (1, 2) OBP: 0.330, SLG: 0.395										3	0	1	1	1	0	1				
Fred Hatfield, L (1, 5) OBP: 0.348, SLG: 0.214										3	0	0	0	0	0	1				
Sammy Esposito, R (8, 5) OBP: 0.333, SLG: 0.244										0	0	0	1	1	0	0				
Billy Pierce, L (1, 1) OBP: 0.145, SLG: 0.146										4	0	1	0	0	2	4				
Inning Stats	R: 0 E: 0 K: 1 S: 5	H: 0 LOB: 0 BB: 0 P: 5	R: 2 E: 1 K: 0 S: 5	H: 2 LOB: 1 BB: 1 P: 9	R: 0 E: 0 K: 0 S: 3	H: 0 LOB: 0 BB: 0 P: 3	R: 0 E: 0 K: 2 S: 7	H: 0 LOB: 0 BB: 0 P: 7	R: 0 E: 0 K: 0 S: 5	H: 2 LOB: 2 BB: 0 P: 5	R: 1 E: 0 K: 0 S: 5	H: 2 LOB: 1 BB: 0 P: 5	R: 0 E: 0 K: 1 S: 6	H: 1 LOB: 1 BB: 0 P: 6	R: 1 E: 0 K: 1 S: 6	H: 1 LOB: 3 BB: 3 P: 18	1B: 8 2B: 0 3B: 0 HR: 0	SF: 0 SAC: 0 DP: 0 HBP: 0	WP: 0 PB: 0 SB: 0 CS: 0	PA: 36
PITCHER Frank Sullivan, R (1, 1) ERA: 2.95	IP: 7.0 WLS: L BF: 29	H: 7 R: 3 ER: 2 SO: 4	BB: 1 IBB: 0 HBP: 0 BLK: 0	WP: 0 HR: 0 S: 36 P: 40	ERA: 2.57 WHIP: 1.143	PITCHER	IP: 7.0 WLS: L BF: 29	H: 7 R: 3 ER: 2 SO: 4	BB: 1 IBB: 0 HBP: 0 BLK: 0	WP: 0 HR: 0 S: 36 P: 40	ERA: 2.57 WHIP: 1.143	PITCHER	IP: 1.0 WLS: 7 BF: 7	H: 1 R: 1 ER: 1 SO: 1	BB: 3 IBB: 0 HBP: 0 BLK: 0	WP: 0 HR: 0 S: 6 P: 18	ERA: 9.00 WHIP: 4.000			


Batter	1	2	3	4	5	6	7	8	9	AB	R	H	RBI	BB	SO	LOB	TOP	
Jim Piersall, R (1, 8) OBP: 0.328, SLG: 0.391											0	0	0	0	0	0	0	Boston Red Sox @ Kansas City Athletics Municipal Stadium, Kansas City, MO Mon Aug 26 1957, 4:33 AM EDT Att: 7,730 - Unknown livebaseballscorecards.com
Billy Klaus, L (1, 6) OBP: 0.344, SLG: 0.403											0	0	0	0	0	0	0	
Ted Williams, L (1, 7) OBP: 0.507, SLG: 0.696											0	0	0	0	0	0	0	
Frank Malzone, R (1, 5) OBP: 0.327, SLG: 0.407											0	0	0	0	0	0	0	
Jackie Jensen, R (1, 9) OBP: 0.369, SLG: 0.451											0	0	0	0	0	0	0	
Norm Zauchin, R (1, 3) OBP: 0.344, SLG: 0.373											0	0	0	0	0	0	0	
Ted Lepcio, R (1, 4) OBP: 0.332, SLG: 0.408											0	0	0	0	0	0	0	
Pete Daley, R (1, 2) OBP: 0.274, SLG: 0.290											0	0	0	0	0	0	0	
Willard Nixon, L (1, 1) OBP: 0.382, SLG: 0.340											0	0	0	0	0	0	0	
Inning Stats											1B: 0	SF: 0	WP: 0	PA: 0				
<table border="0" style="width:100%"> <tr> <td style="width:50%"> PITCHER Ralph Terry, R (1, 1) ERA: 3.12 </td> <td style="width:50%"> PITCHER IP: 0.0 WLS: L BF: 0 H: 0 R: 0 ER: 0 SO: 0 BB: 0 IBB: 0 HBP: 0 BLK: 0 WP: 0 HR: 0 S: 0 P: 0 ERA: ∞ WHIP: ∞ </td> </tr> </table>																	PITCHER Ralph Terry, R (1, 1) ERA: 3.12	PITCHER IP: 0.0 WLS: L BF: 0 H: 0 R: 0 ER: 0 SO: 0 BB: 0 IBB: 0 HBP: 0 BLK: 0 WP: 0 HR: 0 S: 0 P: 0 ERA: ∞ WHIP: ∞
PITCHER Ralph Terry, R (1, 1) ERA: 3.12	PITCHER IP: 0.0 WLS: L BF: 0 H: 0 R: 0 ER: 0 SO: 0 BB: 0 IBB: 0 HBP: 0 BLK: 0 WP: 0 HR: 0 S: 0 P: 0 ERA: ∞ WHIP: ∞																	

Batter	1	2	3	4	5	6	7	8	9	AB	R	H	RBI	BB	SO	LOB	BOTTOM	
Vic Power, R (1, 3) OBP: 0.287, SLG: 0.386											0	0	0	0	0	0	0	Boston Red Sox @ Kansas City Athletics Municipal Stadium, Kansas City, MO Mon Aug 26 1957, 4:33 AM EDT Att: 7,730 - Unknown livebaseballscorecards.com
Billy Hunter, R (1, 4) OBP: 0.284, SLG: 0.343											0	0	0	0	0	0	0	
Gus Zernial, R (1, 7) OBP: 0.303, SLG: 0.469											0	0	0	0	0	0	0	
Lou Skizas, R (1, 9) OBP: 0.298, SLG: 0.442											0	0	0	0	0	0	0	
Hector Lopez, R (1, 5) OBP: 0.351, SLG: 0.450											0	0	0	0	0	0	0	
Woodie Held, R (1, 8) OBP: 0.331, SLG: 0.490											0	0	0	0	0	0	0	
Tim Thompson, L (1, 2) OBP: 0.244, SLG: 0.320											0	0	0	0	0	0	0	
Joe Demaestri, R (1, 6) OBP: 0.293, SLG: 0.352											0	0	0	0	0	0	0	
Ralph Terry, R (1, 1) OBP: 0.139, SLG: 0.114											0	0	0	0	0	0	0	
Inning Stats											1B: 0	SF: 0	WP: 0	PA: 0				
<table border="0" style="width:100%"> <tr> <td style="width:50%"> PITCHER Willard Nixon, R (1, 1) ERA: 3.48 </td> <td style="width:50%"> PITCHER IP: 0.0 WLS: W BF: 0 H: 0 R: 0 ER: 0 SO: 0 BB: 0 IBB: 0 HBP: 0 BLK: 0 WP: 0 HR: 0 S: 0 P: 0 ERA: ∞ WHIP: ∞ </td> </tr> </table>																	PITCHER Willard Nixon, R (1, 1) ERA: 3.48	PITCHER IP: 0.0 WLS: W BF: 0 H: 0 R: 0 ER: 0 SO: 0 BB: 0 IBB: 0 HBP: 0 BLK: 0 WP: 0 HR: 0 S: 0 P: 0 ERA: ∞ WHIP: ∞
PITCHER Willard Nixon, R (1, 1) ERA: 3.48	PITCHER IP: 0.0 WLS: W BF: 0 H: 0 R: 0 ER: 0 SO: 0 BB: 0 IBB: 0 HBP: 0 BLK: 0 WP: 0 HR: 0 S: 0 P: 0 ERA: ∞ WHIP: ∞																	

Batter	1	2	3	4	5	6	7	8	9	10	11	AB	R	H	RBI	BB	SO	LOB	TOP							
Jim Piersall, R OBP: 0.328, SLG: 0.400	P6	L7		F9			F3	HR		6-3		6	2	2	1	0	0	4								
Billy Klaus, L OBP: 0.340, SLG: 0.394	1B		F8		HR		F3	F8		P6		5	1	1	0	1	0	1								
Ted Williams, L OBP: 0.510, SLG: 0.699	1B		1-3		HR		HBP			K		4	2	2	2	2	1	0								
Frank Malzone, R OBP: 0.330, SLG: 0.422	F2		P6		6-3		P4			2B		5	0	1	0	0	0	4								
Jackie Jensen, R OBP: 0.375, SLG: 0.456	P6			FC5-4	L5		HBP			1B		4	2	2	1	2	0	2								
Norm Zaichin, R OBP: 0.343, SLG: 0.396												3	0	1	0	0	1	0								
Billy Consolo, R OBP: 0.348, SLG: 0.339												0	0	0	0	0	0	0								
Dick Garmert, R OBP: 0.357, SLG: 0.469												2	0	1	2	0	0	2								
Ted Lepcio, R OBP: 0.337, SLG: 0.427												5	0	1	0	1	2	6								
Pete Daley, R OBP: 0.280, SLG: 0.313												3	0	0	0	0	0	3								
Mickey Vernon, L OBP: 0.354, SLG: 0.397												1	0	0	0	0	0	0								
Sammy White, R OBP: 0.275, SLG: 0.281												1	0	0	0	1	0	3								
Mike Fornieles, R OBP: 0.316, SLG: 0.204												3	0	1	0	0	0	1								
Gene Stephens, L OBP: 0.316, SLG: 0.398												1	0	0	0	0	0	0								
Ike Delock, R OBP: 0.190, SLG: 0.056												2	0	0	0	0	1	2								
Inning Stats	R: 0 E: 0 K: 0 S: 4	H: 1 LOB: 2 BB: 1 P: 8	R: 0 E: 0 K: 1 S: 7	H: 2 LOB: 2 BB: 0 P: 7	R: 0 E: 0 K: 1 S: 3	H: 0 LOB: 0 BB: 0 P: 3	R: 1 E: 1 K: 0 S: 5	H: 1 LOB: 2 BB: 1 P: 9	R: 2 E: 0 K: 0 S: 5	H: 2 LOB: 0 BB: 0 P: 5	R: 0 E: 0 K: 1 S: 3	H: 0 LOB: 0 BB: 0 P: 3	R: 1 E: 0 K: 1 S: 7	H: 2 LOB: 3 BB: 1 P: 12	R: 1 E: 0 K: 0 S: 4	H: 1 LOB: 0 BB: 0 P: 4	R: 0 E: 0 K: 1 S: 7	H: 2 LOB: 3 BB: 1 P: 11	R: 0 E: 0 K: 1 S: 5	H: 0 LOB: 0 BB: 0 P: 5	R: 2 E: 0 K: 1 S: 6	H: 1 LOB: 2 BB: 3 P: 18	1B: 8 2B: 2 3B: 0 HR: 2	SF: 0 SAC: 1 DP: 0 HBP: 1	WP: 0 PB: 1 SB: 0 CS: 0	PA: 54
PITCHER	IP WLS BF H R ER SO BB IBB HBP BLK WP HR S P ERA WHIP	Paul Foytack, R ERA: 3.08	Harry Byrd, R ERA: 3.8	Lou Sleater, L ERA: 3.75	Duke Maas, R ERA: 3.03	PITCHER	IP WLS BF H R ER SO BB IBB HBP BLK WP HR S P ERA WHIP	Paul Foytack, R ERA: 3.08	Harry Byrd, R ERA: 3.8	Lou Sleater, L ERA: 3.75	Duke Maas, R ERA: 3.03															

Boston Red Sox @ Detroit Tigers
Briggs Stadium, Detroit, MI
Tue Aug 27 1957, 7:05 PM EDT
Att. 34,797 - Unknown - 60 F


AB 45
R 7
H 12
RBI 6
BB 7
SO 5
LOB 28



Batter	1	2	3	4	5	6	7	8	9	10	11	AB	R	H	RBI	BB	SO	LOB	BOTTOM					
Jim Finigan, R OBP: 0.369, SLG: 0.317	F9			1B		F5			FC2-6		F3	5	0	2	2	1	0	2						
Harvey Kuenn, R OBP: 0.325, SLG: 0.369	HBP	FC5-4		F8		CS		F7	FC2-6			5	1	1	0	0	0	3						
Ray Boone, R OBP: 0.336, SLG: 0.407	P4			5-3				F9		F8		5	0	1	0	0	0	2						
Al Kaline, R OBP: 0.345, SLG: 0.480	L5			K		F7					L4-3	4	1	0	0	1	1	3						
Charlie Maxwell, L OBP: 0.376, SLG: 0.489	2B			1B		K		K			F2	4	1	1	0	0	2	1						
Johnny Groth, R OBP: 0.359, SLG: 0.380	E3			4-3		P4		F3			4-3	5	0	1	3	0	0	1						
Frank House, L OBP: 0.323, SLG: 0.339	E3			SH1-4		4-3		K			F8	5	1	1	0	0	1	1						
Reno Bertoia, R OBP: 0.314, SLG: 0.370				6-3				K				4	1	2	0	0	1	0						
Dave Philley, S OBP: 0.327, SLG: 0.362								CS			DI	1	0	1	0	0	0	0						
Paul Foytack, R OBP: 0.293, SLG: 0.241				1-3		SH1-4		K			K	1	0	0	0	0	0	0						
Harry Byrd, R OBP: 0.300, SLG: 0.737												1	0	0	0	0	0	1						
Lou Sleater, L OBP: 0.123, SLG: 0.164												0	0	0	0	0	0	0						
Duke Maas, R OBP: 0.123, SLG: 0.164												1	0	0	0	0	1	0						
Jim Small, L OBP: 0.298, SLG: 0.282												1	0	0	0	0	1	1						
Inning Stats	R: 3 E: 2 K: 0 S: 6	H: 2 LOB: 2 BB: 0 P: 7	R: 0 E: 0 K: 0 S: 4	H: 1 LOB: 1 BB: 0 P: 4	R: 0 E: 0 K: 1 S: 6	H: 1 LOB: 1 BB: 0 P: 6	R: 2 E: 0 K: 0 S: 7	H: 4 LOB: 2 BB: 0 P: 7	R: 0 E: 0 K: 1 S: 5	H: 1 LOB: 1 BB: 0 P: 5	R: 0 E: 0 K: 1 S: 5	H: 0 LOB: 1 BB: 1 P: 9	R: 0 E: 0 K: 2 S: 7	H: 0 LOB: 0 BB: 0 P: 7	R: 0 E: 0 K: 1 S: 5	H: 0 LOB: 0 BB: 1 P: 9	R: 0 E: 0 K: 0 S: 3	H: 0 LOB: 0 BB: 0 P: 3	R: 0 E: 0 K: 1 S: 6	H: 1 LOB: 1 BB: 0 P: 6	1B: 9 2B: 1 3B: 0 HR: 0	SF: 0 SAC: 1 DP: 0 HBP: 1	WP: 0 PB: 0 SB: 0 CS: 1	PA: 47
PITCHER	IP WLS BF H R ER SO BB IBB HBP BLK WP HR S P ERA WHIP	Mike Fornieles, R ERA: 3.53	Ike Delock, R ERA: 4.24	PITCHER	IP WLS BF H R ER SO BB IBB HBP BLK WP HR S P ERA WHIP	Mike Fornieles, R ERA: 3.53	Ike Delock, R ERA: 4.24																	


Boston Red Sox @ Detroit Tigers
Briggs Stadium, Detroit, MI
Tue Aug 27 1957, 7:05 PM EDT
Att. 34,797 - Unknown - 60 F

AB 42
R 5
H 10
RBI 5
BB 2
SO 8
LOB 15



Batter	1	2	3	4	5	6	7	8	9	AB	R	H	RBI	BB	SO	LOB	TOP					
Jim Piersall, R (1, 8) OBP: 0.328, SLG: 0.398	0-0 P6		4-0 CS BB			0-0 5-3			0-0 P4	3	0	0	0	1	0	0	Boston Red Sox @ Detroit Tigers Briggs Stadium, Detroit, MI Wed Aug 28 1957, 4:33 AM EDT Att: 8,308 - Unknown					
Billy Klaus, L (1, 6) OBP: 0.335, SLG: 0.393	0-0 6-3		0-0 CS	0-0 FC6-4 1B		0-0 F9			0-0 4-3	4	0	1	0	0	0							
Ted Williams, L (1, 7) Gene Stephens, L (9, 7) OBP: 0.316, SLG: 0.398	4-0 BB			0-3 K					0-0 4-3	3	1	1	1	1	1							
Frank Maltzone, R (1, 5) OBP: 0.328, SLG: 0.419	0-3 K			0-0 F9					0-0 F8	3	0	0	0	0	1							
Jackie Jensen, R (1, 9) OBP: 0.373, SLG: 0.452		0-0 6-3		0-0 FC6-4					0-0 F3	3	0	0	0	0	1							
Dick Gemert, R (1, 3) OBP: 0.357, SLG: 0.465		0-3 K2-3			4-0 G6-4-3 BB				0-0 P3	2	0	0	0	1	1							
Ted Lepcio, R (1, 4) OBP: 0.333, SLG: 0.422		0-3 K			0-0 G6-4-3				0-3 K	3	0	0	0	0	2							
Pete Daley, R (1, 2) OBP: 0.273, SLG: 0.305			0-3 K			0-0 F8			0-0 F7	3	0	0	0	0	1							
Frank Sullivan, R (1, 1) OBP: 0.147, SLG: 0.152				0-0 F3			0-3 K		0-0 F8	3	0	0	0	0	1							
Inning Stats	R: 0 E: 0 K: 1 S: 5	H: 0 LOB: 1 BB: 1 P: 9	R: 0 E: 0 K: 2 S: 7	H: 0 LOB: 0 BB: 0 P: 7	R: 0 E: 0 K: 1 S: 4	H: 0 LOB: 0 BB: 1 P: 8	R: 0 E: 0 K: 1 S: 6	H: 1 LOB: 1 BB: 0 P: 6	R: 0 E: 0 K: 0 S: 2	H: 0 LOB: 0 BB: 1 P: 6	R: 0 E: 0 K: 1 S: 5	H: 0 LOB: 0 BB: 0 P: 5	R: 1 E: 0 K: 0 S: 4	H: 1 LOB: 0 BB: 0 P: 4	R: 0 E: 0 K: 1 S: 5	H: 0 LOB: 0 BB: 0 P: 5	R: 0 E: 0 K: 0 S: 3	H: 0 LOB: 0 BB: 3 P: 3	1B: 1 2B: 0 3B: 0 HR: 1	SF: 0 SAC: 0 DP: 1 HBP: 0	WP: 0 PB: 0 SB: 0 CS: 1	PA: 31
PITCHER	IP WLS BF H R ER SO BB IBB HBP BLK WP HR S P ERA WHIP																					
Jim Bunning, R (1, 1) ERA: 2.59	8.0 L 27 2 1 1 7 3 0 0 0 0 0 1 38 50 1.12 0.625																					
Billy Hoelt, L (9, 1) ERA: 3.55	1.0 3 0 0 0 0 0 0 0 0 0 0 0 3 3 0.00 0.000																					


Batter	1	2	3	4	5	6	7	8	9	AB	R	H	RBI	BB	SO	LOB	BOTTOM					
Jim Finigan, R (1, 4) OBP: 0.357, SLG: 0.306	0-3 K		0-0 5-3			0-0 1-3			0-0 G5-6-3	4	0	0	0	0	1	2	Boston Red Sox @ Detroit Tigers Briggs Stadium, Detroit, MI Wed Aug 28 1957, 4:33 AM EDT Att: 8,308 - Unknown					
Harvey Kuenn, R (1, 6) OBP: 0.324, SLG: 0.370	0-0 6-3		0-0 L8			0-0 2B			0-3 K	4	0	1	0	0	1	0						
Ray Boone, R (1, 3) Bill Tuttle, R (9, PR) OBP: 0.319, SLG: 0.342	0-0 FC5-4 1B			0-0 6-3		0-0 F8			0-0 1B	4	0	2	0	0	0	1						
Al Kaline, R (1, 9) OBP: 0.346, SLG: 0.481	0-0 FC5-4			0-0 L1-3					0-0 1B	4	0	2	0	0	0	1						
Charlie Maxwell, L (1, 7) OBP: 0.375, SLG: 0.486		0-0 4-3		0-0 F8		0-0 L3			0-0 1B	4	0	1	0	0	0	1						
Johnny Groth, R (1, 8) OBP: 0.356, SLG: 0.384		0-0 2B			0-0 F8		0-0 G3		0-0 1B	4	0	1	0	0	0	2						
Frank House, L (1, 2) OBP: 0.323, SLG: 0.339		0-0 F7			0-0 G1-6-3 1B				0-0 6-3	3	0	1	0	0	0	1						
Reno Bertoia, R (1, 5) OBP: 0.314, SLG: 0.370		0-0 F3			0-0 G1-6-3				0-0 1B	3	0	1	0	0	0	2						
Jim Bunning, R (1, 1) Dave Philley, S (8, PH) Billy Hoelt, L (9, 1) OBP: 0.204, SLG: 0.380			0-3 K			0-0 6-3			0-0 G5-6-3 1B	2	0	0	0	0	1	0						
Inning Stats	R: 0 E: 0 K: 1 S: 6	H: 1 LOB: 1 BB: 0 P: 6	R: 0 E: 0 K: 0 S: 4	H: 1 LOB: 0 BB: 0 P: 4	R: 0 E: 0 K: 1 S: 5	H: 0 LOB: 0 BB: 0 P: 5	R: 0 E: 0 K: 0 S: 3	H: 0 LOB: 0 BB: 0 P: 3	R: 0 E: 0 K: 0 S: 3	H: 0 LOB: 0 BB: 0 P: 3	R: 0 E: 0 K: 0 S: 4	H: 1 LOB: 1 BB: 0 P: 4	R: 0 E: 0 K: 0 S: 3	H: 1 LOB: 0 BB: 0 P: 3	R: 0 E: 0 K: 0 S: 4	H: 2 LOB: 1 BB: 0 P: 4	R: 0 E: 0 K: 1 S: 7	H: 3 LOB: 2 BB: 0 P: 7	1B: 8 2B: 3 3B: 0 HR: 0	SF: 0 SAC: 0 DP: 3 HBP: 0	WP: 0 PB: 0 SB: 0 CS: 0	PA: 33
PITCHER	IP WLS BF H R ER SO BB IBB HBP BLK WP HR S P ERA WHIP																					
Frank Sullivan, R (1, 1) ERA: 2.82	9.0 W 33 10 0 0 3 0 0 0 0 0 0 0 39 39 0.00 1.111																					

Batter	1	2	3	4	5	6	7	8	9	AB	R	H	RBI	BB	SO	LOB	TOP					
Jim Piersall, R (1, 8) OBP: 0.329, SLG: 0.398	1-3		BB 1B		F8		SH1-4		CS 1B BB	3	1	1	0	1	0	2						
Billy Klaus, L (1, 6) OBP: 0.342, SLG: 0.394	F8		BB 1B		BB 1B		FC4-6 BB		F9	4	1	2	1	1	0	1						
Ted Williams, L (1, 7) OBP: 0.353, SLG: 0.702	4-3		BB		BB		FC4-6 BB		CS BB	1	0	0	0	4	0	0						
Gene Stephens, L (9, PR) OBP: 0.316, SLG: 0.398			1-2 2-3 BB		BB		BB		BB	0	0	0	0	0	0	0						
Frank Maltzone, R (1, 5) OBP: 0.327, SLG: 0.418		L8	F8		SF7		FC4-6 2B		BB 1B	4	1	1	3	0	0	5						
Jackie Jensen, R (1, 9) OBP: 0.371, SLG: 0.452	F8			F3	K		BB 2B		F8	5	0	1	2	0	1	3						
Dick Gemert, R (1, 3) OBP: 0.356, SLG: 0.461				5-3			F8		6-3	4	0	1	0	0	0	1						
Ted Lepcio, R (1, 4) OBP: 0.313, SLG: 0.418	F5			K			G6-3 HBP		G6-3 BB	2	0	0	0	0	1	1	AB 30					
Gene Mauch, R (7, 4) OBP: 0.331, SLG: 0.365										0	0	0	0	1	0	0	R 6					
Pete Daley, R (1, 2) OBP: 0.273, SLG: 0.298			K				G6-3		F8	3	1	0	0	1	1	2	H 8					
Tom Brewer, R (1, 1) OBP: 0.212, SLG: 0.214			K				BB 1B		G6-3	4	2	2	0	0	1	1	RBI 6					
							BB 1B SF7 1B		BB SH1-4 FC4-6 1B								BB 8					
																	SO 4					
																	LOB 16					
																						
Inning Stats	R: 0 E: 0 K: 0 S: 3	H: 0 LOB: 0 BB: 0 P: 3	R: 0 E: 0 K: 0 S: 4	H: 1 LOB: 1 BB: 0 P: 4	R: 0 E: 0 K: 2 S: 9	H: 2 LOB: 3 BB: 1 P: 13	R: 0 E: 0 K: 1 S: 5	H: 0 LOB: 0 BB: 0 P: 5	R: 2 E: 0 K: 1 S: 7	H: 2 LOB: 2 BB: 2 P: 15	R: 0 E: 0 K: 0 S: 2	H: 0 LOB: 0 BB: 0 P: 3	R: 3 E: 0 K: 0 S: 5	H: 2 LOB: 1 BB: 2 P: 13	R: 0 E: 0 K: 0 S: 2	H: 0 LOB: 0 BB: 1 P: 6	R: 1 E: 0 K: 0 S: 3	H: 1 LOB: 1 BB: 2 P: 11	1B: 7 2B: 1 3B: 0 HR: 0	SF: 1 SAC: 1 DP: 2 HBP: 1	WP: 0 PB: 0 SB: 0 CS: 2	PA: 41
PITCHER	IP WLS BF H R ER SO BB IBB HBP BLK WP HR S P ERA WHIP																					
Duke Maas, R (1, 1) ERA: 3.03	6.0 L 26 5 2 2 4 3 0 0 0 0 0 0 30 43 3.00 1.333																					
Harry Byrd, R (7, 1) ERA: 4.19	0.1 3 1 2 2 0 1 0 0 0 0 0 0 2 6 54.00 6.000																					
Lou Slaughter, L (7, 1) ERA: 3.88	0.1 3 1 1 1 0 1 0 0 0 0 0 0 2 6 27.00 6.000																					
Bob Shaw, R (7, 1) ERA: 8.0	1.1 4 0 0 0 0 1 0 0 0 0 0 0 3 7 0.00 0.750																					
Jim Stump, R (9, 1) ERA: 9.0	1.0 5 1 1 1 0 2 0 0 0 0 0 0 3 11 9.00 3.000																					

Boston Red Sox @ Detroit Tigers
Briggs Stadium, Detroit, MI
Thu Aug 29 1957, 4:33 AM EDT
Att: 7,504 - Unknown

AB 30
R 6
H 8
RBI 6
BB 8
SO 4
LOB 16



Batter	1	2	3	4	5	6	7	8	9	AB	R	H	RBI	BB	SO	LOB	BOTTOM			
Frank Bolling, R (1, 4) OBP: 0.332, SLG: 0.406	L7		F5			K				4	0	1	1	0	1	1				
Harvey Kuenn, R (1, 6) OBP: 0.322, SLG: 0.367	F9		1-3			6-3				4	0	0	0	0	0	3				
Ray Boone, R (1, 3) OBP: 0.339, SLG: 0.408								F8		3	0	1	0	1	0	2				
Al Kaline, R (1, 9) OBP: 0.344, SLG: 0.476	L6-3			L6-4-3				6-3		4	0	0	0	0	0	2				
Charlie Maxwell, L (1, 7) OBP: 0.374, SLG: 0.484			G3			K				4	0	1	0	0	1	0				
Johnny Groth, R (1, 8) OBP: 0.353, SLG: 0.380			1-3							4	0	1	0	0	0	1				
Frank House, L (1, 2) OBP: 0.323, SLG: 0.339			4-3							3	1	1	0	0	1	1				
Jim Finigan, R (1, 5) OBP: 0.349, SLG: 0.297										3	0	0	0	0	1	2				
Duke Maas, R (1, 1) OBP: 0.138, SLG: 0.154										0	0	0	0	1	0	0				
Jim Stump, L (5, PR) OBP: 0.267, SLG: 0.275										1	0	0	0	0	0	0				
Harry Byrd, R (7, 1) ERA: 4.19										0	0	0	0	0	0	0				
Lou Slaughter, L (7, 1) OBP: 0.365, SLG: 0.737										0	0	0	0	0	0	0				
Bob Shaw, R (7, 1) ERA: 8.0										0	0	0	0	0	0	0				
Dave Philley, S (8, PR) OBP: 0.333, SLG: 0.368										1	0	1	0	0	0	0				
Jim Stump, R (9, 1) ERA: 9.0										0	0	0	0	0	0	0				
																				
Inning Stats	R: 0 E: 0 K: 0 S: 3	H: 0 LOB: 1 BB: 1 P: 7	R: 0 E: 0 K: 0 S: 3	H: 0 LOB: 0 BB: 0 P: 3	R: 0 E: 0 K: 1 S: 5	H: 0 LOB: 1 BB: 1 P: 9	R: 0 E: 0 K: 1 S: 5	H: 1 LOB: 0 BB: 0 P: 5	R: 0 E: 0 K: 1 S: 5	H: 1 LOB: 0 BB: 0 P: 5	R: 0 E: 0 K: 1 S: 4	H: 0 LOB: 0 BB: 0 P: 4	R: 1 E: 0 K: 0 S: 6	H: 3 LOB: 2 BB: 0 P: 6	R: 0 E: 0 K: 0 S: 3	H: 0 LOB: 0 BB: 0 P: 3	1B: 5 2B: 1 3B: 0 HR: 0	SF: 0 SAC: 0 DP: 2 HBP: 0	WP: 0 PB: 0 SB: 0 CS: 0	PA: 33
PITCHER	IP WLS BF H R ER SO BB IBB HBP BLK WP HR S P ERA WHIP																			
Tom Brewer, R (1, 1) ERA: 3.44	9.0 W 33 6 1 1 4 2 0 0 0 0 0 0 39 47 1.00 0.889																			

Boston Red Sox @ Detroit Tigers
Briggs Stadium, Detroit, MI
Thu Aug 29 1957, 4:33 AM EDT
Att: 7,504 - Unknown

AB 31
R 1
H 6
RBI 1
BB 2
SO 4
LOB 12



Batter	1	2	3	4	5	6	7	8	9	AB R H RBI BB SO LOB	TOP
Jim Piersall, R (1, 8) OBP: 0.332, SLG: 0.400	4-0 F8 BB SF8 BB		0-0 F7		0-0 4-3	0-0 2-H 3-H 1B		0-0 1B 2B		4 2 2 2 1 0 0	Boston Red Sox @ Baltimore Orioles Memorial Stadium, Baltimore, MD Fri Aug 30 1957, 3:33 AM EDT Att: 23,250 - Unknown
Billy Klaus, L (1, 6) OBP: 0.340, SLG: 0.390	4-0 PB F8 1-2 BB		0-3 K		0-0 4-3	0-0 F9		0-3 K		4 0 0 0 1 2 2	
Ted Williams, L (1, 7) Gene Stephens, L (6, PR) OBP: 0.316, SLG: 0.398 (8, 7)	0-0 F8 1-2 2-3		0-3 K		0-0 3-1	0-0 3-1		0-0 2B 1B		5 0 1 1 0 1 3 0 1 0 0 0 0 0	
Frank Maltzone, R (1, 5) OBP: 0.331, SLG: 0.425	0-0 SF8 3-H			0-0 1-3 2B		0-0 HR 1B	4-0 E BB BB	0-0 1-H 2B		3 1 3 2 1 0 0	
Jackie Jensen, R (1, 9) OBP: 0.371, SLG: 0.457	1-0 PB HBP			0-0 1-3 2-3		0-0 1-H HR	0-0 F6	0-0 5-3		4 1 1 2 0 0 4	
Dick Gemert, R (1, 3) OBP: 0.356, SLG: 0.455	0-3 K 1-2 2-3			4-0 FC5 E BB		0-0 5-3	4-0 E BB	0-3 K		3 0 0 0 2 2 4	
Billy Consoletto, R (1, 4) OBP: 0.349, SLG: 0.353		0-3 K		0-0 L7		0-0 1B 3B	0-3 K		0-0 G6-4-3 1B	5 1 2 0 0 2 4	
Pete Daley, R (1, 2) OBP: 0.270, SLG: 0.294		0-0 6-3		0-0 E6 1-2		0-0 2B 1B 1B	0-0 E5 1-2 2-3	0-0 G6-4-3 1-2		5 1 1 1 0 0 5	
Bob Porterfield, R (1, 1) OBP: 0.207, SLG: 0.192		0-3 K		0-0 FC5 2-3		0-0 1-3 1B 2B	0-3 K	0-3 K		5 1 1 0 0 3 6	
Inning Stats	R: 1 H: 0 E: 0 LOB: 2 K: 1 BB: 2 S: 5 P: 14	R: 0 H: 0 E: 0 LOB: 0 K: 2 BB: 0 S: 7 P: 7	R: 0 H: 0 E: 0 LOB: 0 K: 2 BB: 0 S: 7 P: 7	R: 0 H: 1 E: 1 LOB: 3 K: 0 BB: 1 S: 5 P: 9	R: 0 H: 0 E: 0 LOB: 0 K: 0 BB: 0 S: 3 P: 3	R: 5 H: 6 E: 0 LOB: 1 K: 0 BB: 0 S: 9 P: 9	R: 0 H: 0 E: 1 LOB: 3 K: 2 BB: 2 S: 10 P: 16	R: 2 H: 3 E: 0 LOB: 2 K: 1 BB: 0 S: 10 P: 10	R: 0 H: 1 E: 0 LOB: 0 K: 1 BB: 0 S: 5 P: 5	1B: 5 SF: 1 2B: 4 SAC: 0 3B: 1 DP: 1 HR: 1 HBP: 1	WP: 0 PA: 45 PB: 1 SB: 0 CS: 0
PITCHER	IP WLS BF H R ER SO BB IBB HBP BLK WP HR S P ERA WHIP										
Billy Loes, R (1, 1) ERA: 3.27	5.1 L 26 5 5 5 5 3 0 1 0 0 1 32 45 8.44 1.500										
Ken Lehman, L (6, 1) ERA: 2.99	2.2 16 5 3 3 4 2 0 0 0 0 0 22 30 10.12 2.625										
Jerry Walker, R (9, 1) ERA: 6.48	1.0 3 1 0 0 1 0 0 0 0 0 0 5 5 0.00 1.000										

Batter	1	2	3	4	5	6	7	8	9	AB R H RBI BB SO LOB	BOTTOM	
Billy Gardner, R (1, 4) OBP: 0.340, SLG: 0.373	0-0 F3		0-0 5-3			0-0 F4		0-0 FC5 2-3		4 0 0 0 0 0 2	Boston Red Sox @ Baltimore Orioles Memorial Stadium, Baltimore, MD Fri Aug 30 1957, 3:33 AM EDT Att: 23,250 - Unknown	
Bob Boyd, L (1, 3) OBP: 0.381, SLG: 0.410	0-0 F9			0-0 4-3			0-0 2B	0-0 2B 1B		4 1 2 0 0 0 0		
Billy Goodman, L (1, 5) OBP: 0.322, SLG: 0.383	0-0 2B			0-0 4-3			0-3 K	0-0 1-H 2B		4 0 2 1 0 1 1		
Tito Francona, L (1, 7) OBP: 0.309, SLG: 0.374	0-0 4-3			0-0 1-3			0-0 F8	0-0 F9		4 0 0 0 0 0 3		
Al Pilarcik, L (1, 9) OBP: 0.357, SLG: 0.387		0-0 E5 CS			0-0 F5		0-0 1-3	0-0 F8		4 0 0 0 0 0 2		
Gus Triandos, R (1, 2) Jerry Walker, S (9, 1) OBP: 0.320, SLG: 0.428		0-0 F4			0-0 F3			0-0 5-3	0-0 5-3	3 0 0 0 0 0 1 0 0 0 0 0 0 0 1 0 0 0 0 0 1		
Brooks Robinson, R (9, PH) OBP: 0.236, SLG: 0.273		1-2										
Lenny Green, L (1, 8) OBP: 0.167, SLG: 0.333	0-0 F7				0-0 4-3			0-0 FC5 1B 1B		3 0 1 0 0 0 0		
Willy Miranda, S (1, 6) OBP: 0.252, SLG: 0.210			0-0 F5			0-0 F6		0-0 1-2 1B		3 0 1 0 0 0 0		
Billy Loes, R (1, 1) Ken Lehman, L (6, 1) Frank Zupco, L (6, PH) OBP: 0.135, SLG: 0.102 OBP: 0.238, SLG: 0.167 OBP: 0.143, SLG: 0.143 (9, 2)			0-0 4-3			0-0 1-3		0-3 K		1 0 0 0 0 0 0 1 0 0 0 0 0 0 1 0 0 0 0 1 2		
Inning Stats	R: 0 H: 1 E: 0 LOB: 1 K: 0 BB: 0 S: 4 P: 4	R: 0 H: 0 E: 1 LOB: 0 K: 0 BB: 0 S: 3 P: 3	R: 0 H: 0 E: 0 LOB: 0 K: 0 BB: 0 S: 3 P: 3	R: 0 H: 0 E: 0 LOB: 0 K: 0 BB: 0 S: 3 P: 3	R: 0 H: 0 E: 0 LOB: 0 K: 0 BB: 0 S: 3 P: 3	R: 0 H: 0 E: 0 LOB: 0 K: 0 BB: 0 S: 3 P: 3	R: 0 H: 0 E: 0 LOB: 0 K: 0 BB: 0 S: 3 P: 3	R: 0 H: 1 E: 0 LOB: 1 K: 1 BB: 0 S: 6 P: 6	R: 0 H: 2 E: 0 LOB: 2 K: 1 BB: 0 S: 7 P: 7	R: 1 H: 2 E: 0 LOB: 1 K: 0 BB: 0 S: 5 P: 5	1B: 3 SF: 0 2B: 3 SAC: 0 3B: 0 DP: 0 HR: 0 HBP: 0	WP: 0 PA: 33 PB: 0 SB: 0 CS: 1
PITCHER	IP WLS BF H R ER SO BB IBB HBP BLK WP HR S P ERA WHIP											
Bob Porterfield, R (1, 1) ERA: 3.89	9.0 W 33 6 1 1 2 0 0 0 0 0 0 37 37 1.00 0.667											

Batter	1	2	3	4	5	6	7	8	9	AB	R	H	RBI	BB	SO	LOB	TOP			
Jim Piersall, R (1, 8) OBP: 0.331, SLG: 0.399										4	0	1	0	0	1	2	Boston Red Sox @ Baltimore Orioles Memorial Stadium, Baltimore, MD Sat Aug 31 1957, 3:33 AM EDT Att: 14,589 - Unknown			
Billy Klaus, L (1, 6) OBP: 0.340, SLG: 0.387										3	1	0	0	1	0	3				
Ted Williams, L (1, 7) OBP: 0.510, SLG: 0.693										3	0	1	0	1	0	1				
Frank Maltzone, R (1, 5) OBP: 0.329, SLG: 0.423										3	0	0	1	0	0	2				
Jackie Jensen, R (1, 9) OBP: 0.370, SLG: 0.455										4	0	1	0	0	2	1				
Dick Gernert, R (1, 3) OBP: 0.351, SLG: 0.448										4	0	0	0	0	0	2				
Billy Conzolo, R (1, 4) OBP: 0.344, SLG: 0.347										3	0	0	0	0	0	0				
Pete Daley, R (1, 2) OBP: 0.273, SLG: 0.297										2	0	1	0	0	0	0				
Gene Stephens, L (8, PH) OBP: 0.314, SLG: 0.396										1	0	0	0	0	0	0				
Sammy White, R (8, 2) OBP: 0.275, SLG: 0.281										0	0	0	0	0	0	0				
Willard Nixon, L (1, 1) OBP: 0.397, SLG: 0.351										3	0	1	0	0	0	0				
George Susce, R (8, 1) OBP: 0.227, SLG: 0.200										0	0	0	0	0	0	0				
Inning Stats	R: 0 E: 0 K: 0 S: 3	H: 1 LOB: 0 BB: 0 P: 3	R: 0 E: 0 K: 1 S: 5	H: 0 LOB: 0 BB: 0 P: 5	R: 0 E: 0 K: 1 S: 7	H: 2 LOB: 2 BB: 0 P: 7	R: 0 E: 0 K: 1 S: 6	H: 1 LOB: 1 BB: 0 P: 6	R: 0 E: 0 K: 0 S: 3	H: 0 LOB: 0 BB: 0 P: 3	R: 0 E: 0 K: 0 S: 3	H: 0 LOB: 0 BB: 0 P: 7	R: 0 E: 0 K: 0 S: 3	H: 0 LOB: 0 BB: 0 P: 3	R: 1 E: 0 K: 0 S: 4	H: 1 LOB: 1 BB: 1 P: 8	1B: 5 2B: 0 3B: 0 HR: 0	SF: 1 SAC: 0 DP: 1 HBP: 0	WP: 0 PB: 1 SB: 0 CS: 0	PA: 33
PITCHER Hal Brown, R (1, 1) ERA: 3.82	IP: 9.0 WLS: W BF: 33 H: 5 R: 1 ER: 0 SO: 3 BB: 2 IBB: 0 HBP: 0 BLK: 0 WP: 0 HR: 0 S: 37 P: 45 ERA: 0.00 WHIP: 0.778															PITCHER				

Batter	1	2	3	4	5	6	7	8	9	AB	R	H	RBI	BB	SO	LOB	BOTTOM			
Billy Gardner, R (1, 4) OBP: 0.339, SLG: 0.374										4	1	1	0	0	0	1	Boston Red Sox @ Baltimore Orioles Memorial Stadium, Baltimore, MD Sat Aug 31 1957, 3:33 AM EDT Att: 14,589 - Unknown			
Bob Boyd, L (1, 3) OBP: 0.380, SLG: 0.408										4	1	1	0	0	0	1				
Billy Goodman, L (1, 5) OBP: 0.326, SLG: 0.385										4	0	2	1	0	0	1				
Al Pizarcik, L (8, PR) OBP: 0.357, SLG: 0.387										0	1	0	0	0	0	0				
Brooks Robinson, R (9, 5) OBP: 0.238, SLG: 0.273										4	0	2	1	0	1	1				
Bob Nieman, R (1, 7) OBP: 0.358, SLG: 0.445										0	0	0	0	0	0	0				
Joe Durham, R (8, PR) OBP: 0.200, SLG: 0.319										4	0	1	0	0	1	2				
Tito Francona, L (1, 9) OBP: 0.308, SLG: 0.372										4	0	1	0	0	1	2				
Jim Busby, R (1, 8) OBP: 0.276, SLG: 0.334										3	0	1	0	1	1	2				
Gus Triandos, R (1, 2) OBP: 0.319, SLG: 0.434										4	1	1	1	0	1	3				
Willy Miranda, S (1, 6) OBP: 0.249, SLG: 0.208										3	0	0	0	0	0	1				
Hal Brown, R (1, 1) OBP: 0.238, SLG: 0.282										3	0	1	0	0	0	0				
Inning Stats	R: 0 E: 0 K: 0 S: 4	H: 1 LOB: 1 BB: 0 P: 4	R: 0 E: 0 K: 1 S: 6	H: 1 LOB: 1 BB: 0 P: 6	R: 0 E: 0 K: 0 S: 4	H: 1 LOB: 1 BB: 0 P: 4	R: 0 E: 0 K: 2 S: 7	H: 0 LOB: 0 BB: 0 P: 7	R: 1 E: 0 K: 0 S: 4	H: 1 LOB: 0 BB: 0 P: 4	R: 0 E: 0 K: 0 S: 5	H: 2 LOB: 2 BB: 0 P: 5	R: 0 E: 0 K: 0 S: 3	H: 0 LOB: 0 BB: 0 P: 3	R: 3 E: 1 K: 1 S: 8	H: 4 LOB: 3 BB: 1 P: 12	1B: 8 2B: 1 3B: 0 HR: 1	SF: 0 SAC: 0 DP: 0 HBP: 0	WP: 1 PB: 0 SB: 1 CS: 2	PA: 34
PITCHER Willard Nixon, R (1, 1) ERA: 3.3	IP: 7.0 WLS: L BF: 30 H: 9 R: 4 ER: 3 SO: 3 BB: 0 IBB: 0 HBP: 0 BLK: 0 WP: 1 HR: 1 S: 36 P: 36 ERA: 3.86 WHIP: 1.286															PITCHER				
PITCHER George Susce, R (8, 1) ERA: 3.69	IP: 1.0 WLS: L BF: 4 H: 1 R: 0 ER: 0 SO: 1 BB: 1 IBB: 0 HBP: 0 BLK: 0 WP: 0 HR: 0 S: 5 P: 9 ERA: 0.00 WHIP: 2.000															PITCHER				

AB	30
R	1
H	5
RBI	1
BB	2
SO	3
LOB	11



AB	33
R	4
H	10
RBI	3
BB	1
SO	4
LOB	12

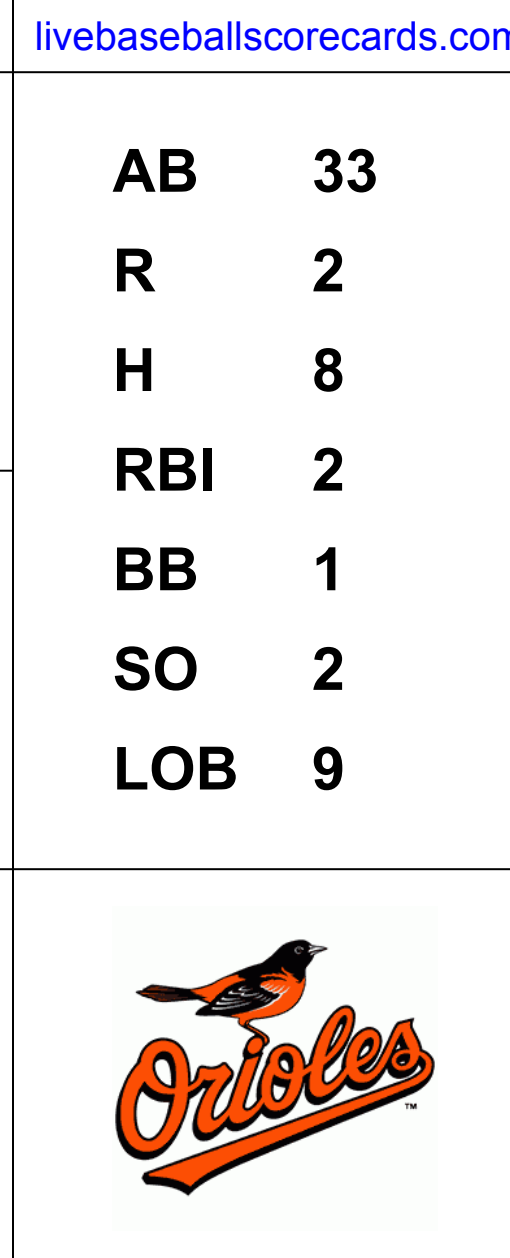


Batter	1	2	3	4	5	6	7	8	9	AB	R	H	RBI	BB	SO	LOB	TOP			
Jim Piersall, R (1, 8) OBP: 0.333, SLG: 0.400	0-0 G1-6-3 1B		4-0 S BB		0-0 1B		0-0 B3		0-0 1-3	4	0	2	0	1	0	0	Boston Red Sox @ Baltimore Orioles Memorial Stadium, Baltimore, MD Sun Sep 01 1957, 3:33 AM EDT Att: 12,004 - Unknown			
Billy Klaus, L (1, 6) OBP: 0.336, SLG: 0.383	0-0 G1-6-3 1-2		0-3 K		0-3 K		0-0 F8			4	0	0	0	0	2	3				
Gene Stephens, L (1, 7) OBP: 0.318, SLG: 0.394	4-0 BB		0-0 F8		0-0 6-3		0-0 1B			3	0	1	0	1	0	2				
Frank Malzone, R (1, 5) OBP: 0.328, SLG: 0.427	0-0 F9			0-0 HR		0-0 L7		0-0 F4		4	1	1	1	0	0	2				
Jackie Jensen, R (1, 9) OBP: 0.369, SLG: 0.453		0-0 F9		0-0 1B		0-0 6-3		0-0 F9		4	0	1	0	0	0	0				
Dick Gemert, R (1, 3) OBP: 0.350, SLG: 0.449		0-0 F3		0-0 F5		0-0 BB 2B		0-3 K		4	0	1	0	0	1	1				
Billy Conso, R (1, 4) OBP: 0.342, SLG: 0.341		0-0 E6		0-0 F4		4-0 BB BB		0-3 K		3	0	0	0	1	1	1				
Pete Daley, R (1, 2) OBP: 0.275, SLG: 0.292	0-0 F8		0-3 K		4-0 FC6-4 BB		0-3 K		0-3 K	2	0	0	0	1	1	2				
Ted Williams, L (9, PH) OBP: 0.509, SLG: 0.692										1	0	0	0	0	1	0				
Sammy White, R (9, 2) OBP: 0.275, SLG: 0.281										0	0	0	0	0	0	0				
Mike Fomies, R (1, 1) OBP: 0.218, SLG: 0.189			0-0 6-3		0-0 F8		0-0 FC6-4		0-0 6-3	4	0	0	0	0	0	3				
Inning Stats	R: 0 E: 0 K: 0 S: 3	H: 1 LOB: 1 BB: 1 P: 7	R: 0 E: 1 K: 0 S: 4	H: 0 LOB: 1 BB: 0 P: 4	R: 0 E: 0 K: 1 S: 5	H: 0 LOB: 1 BB: 1 P: 9	R: 1 E: 0 K: 1 S: 7	H: 2 LOB: 1 BB: 0 P: 7	R: 0 E: 0 K: 0 S: 6	H: 1 LOB: 1 BB: 0 P: 6	R: 0 E: 0 K: 0 S: 4	H: 1 LOB: 1 BB: 0 P: 4	R: 0 E: 0 K: 2 S: 7	H: 0 LOB: 0 BB: 0 P: 7	R: 0 E: 0 K: 1 S: 5	H: 0 LOB: 0 BB: 0 P: 5	1B: 4 2B: 1 3B: 0 HR: 1	SF: 0 SAC: 0 DP: 1 HBP: 0	WP: 0 PB: 0 SB: 1 CS: 0	PA: 37
PITCHER Ray Moore, R (1, 1) ERA: 3.46	IP: 9.0 WLS: W BF: 37	H: 6 R: 1 ER: 1 SO: 6	BB: 4 IBB: 0 HBP: 0 BLK: 0	WP: 0 HR: 1 S: 45 P: 61	ERA: 1.00 WHIP: 1.111	PITCHER										IP: 9.0 WLS: W BF: 37	H: 6 R: 1 ER: 1 SO: 6	BB: 4 IBB: 0 HBP: 0 BLK: 0	WP: 0 HR: 1 S: 45 P: 61	ERA: 1.00 WHIP: 1.111

AB	33
R	1
H	6
RBI	1
BB	4
SO	6
LOB	14



Batter	1	2	3	4	5	6	7	8	9	AB	R	H	RBI	BB	SO	LOB	BOTTOM					
Billy Gardner, R (1, 4) OBP: 0.338, SLG: 0.375	0-0 L6		0-0 F8			0-0 E 2H 2B		0-0 F6		4	0	1	1	0	0	1	Boston Red Sox @ Baltimore Orioles Memorial Stadium, Baltimore, MD Sun Sep 01 1957, 3:33 AM EDT Att: 12,004 - Unknown					
Bob Boyd, L (1, 3) OBP: 0.381, SLG: 0.409	0-0 G3			0-0 G3-6-3 1B		0-3 K		0-0 1B		4	0	2	0	0	1	1						
Billy Goodman, L (1, 5) OBP: 0.320, SLG: 0.377	0-0 4-3			0-0 G3-6-3 1-2		0-0 E6 2-3		0-0 F8		4	0	0	0	0	0	3						
Bob Nieman, R (1, 7) OBP: 0.355, SLG: 0.440		0-0 5-3		0-0 6-3		0-0 6-3		0-0 F8		4	0	0	0	0	0	2						
Tito Francona, L (1, 9) OBP: 0.307, SLG: 0.370		0-0 G3			0-0 4-3		0-0 F9		0-0 F3 1B	4	1	1	0	0	0	0						
Jim Busby, R (1, 8) OBP: 0.274, SLG: 0.330		0-0 F5			0-0 F6		0-0 F4		0-0 F3	4	0	0	0	0	0	1						
Joe Ginsberg, L (1, 2) OBP: 0.340, SLG: 0.372			0-0 F8		0-0 4-3		0-0 1B		4-0 1B BB	3	0	1	0	1	0	0						
Willy Miranda, S (1, 6) OBP: 0.248, SLG: 0.207			0-3 K			0-0 SH1-4 2B 1B		0-0 F7		1	0	0	0	0	1	0						
George Kell, R (6, PH) OBP: 0.336, SLG: 0.399										3	1	2	1	0	0	1						
Ray Moore, R (1, 1) OBP: 0.221, SLG: 0.368			0-0 1B			0-0 SH1-4		0-0 5-3		2	0	1	0	0	0	0						
Inning Stats	R: 0 E: 0 K: 0 S: 3	H: 0 LOB: 0 BB: 0 P: 3	R: 0 E: 0 K: 0 S: 3	H: 0 LOB: 0 BB: 0 P: 3	R: 0 E: 0 K: 1 S: 6	H: 1 LOB: 0 BB: 0 P: 6	R: 0 E: 0 K: 0 S: 3	H: 1 LOB: 0 BB: 0 P: 3	R: 0 E: 0 K: 0 S: 3	H: 0 LOB: 0 BB: 0 P: 3	R: 1 E: 1 K: 1 S: 8	H: 2 LOB: 2 BB: 0 P: 8	R: 0 E: 0 K: 0 S: 4	H: 1 LOB: 1 BB: 0 P: 4	R: 0 E: 0 K: 0 S: 4	H: 1 LOB: 1 BB: 0 P: 4	R: 1 E: 0 K: 0 S: 4	H: 2 LOB: 2 BB: 1 P: 8	1B: 7 2B: 1 3B: 0 HR: 0	SF: 0 SAC: 1 DP: 1 HBP: 0	WP: 0 PB: 0 SB: 0 CS: 0	PA: 35
PITCHER Mike Fomies, R (1, 1) ERA: 3.45	IP: 8.2 WLS: L BF: 35	H: 8 R: 2 ER: 2 SO: 2	BB: 1 IBB: 0 HBP: 0 BLK: 0	WP: 0 HR: 0 S: 38 P: 42	ERA: 2.08 WHIP: 1.038	PITCHER										IP: 8.2 WLS: L BF: 35	H: 8 R: 2 ER: 2 SO: 2	BB: 1 IBB: 0 HBP: 0 BLK: 0	WP: 0 HR: 0 S: 38 P: 42	ERA: 2.08 WHIP: 1.038		



Batter	1	2	3	4	5	6	7	8	9	AB	R	H	RBI	BB	SO	LOB	TOP					
Eddie Yost, R OBP: 0.391, SLG: 0.409 (1, 5)	0-0 6-3		0-0 2B		0-0 L4			0-0 1-3		4	1	1	0	0	0	2	Washington Senators @ Boston Red Sox Fenway Park, Boston, MA Mon Sep 02 1957, 3:33 AM EDT Unknown					
Pete Runnels, L OBP: 0.308, SLG: 0.291 (1, 3)	0-0 3-1		0-0 2B			0-0 1B		0-0 E4		4	0	2	1	0	0	1						
Roy Sievers, R OBP: 0.389, SLG: 0.576 (1, 7)	0-0 F9		0-3 K			0-0 G5-4-3		0-0 F8		4	0	0	0	0	1	4						
Clint Courtney, L OBP: 0.354, SLG: 0.444 (1, 2)		0-0 F8		0-0 F8		0-0 1-3			0-0 5-3	4	0	0	0	0	0	0						
Jim Lemon, R OBP: 0.343, SLG: 0.449 (1, 9)		0-3 K		0-0 5-3			0-0 1-3		0-0 1B	4	0	1	0	0	1	0						
Bob Usher, R OBP: 0.328, SLG: 0.355 (1, 8)		4-0 BB		0-0 F8			0-0 P6		0-0 1B	3	0	1	0	1	0	0						
Milt Bolling, R OBP: 0.291, SLG: 0.349 (7, PH)		0-3 K		0-0 P6		0-0 G3		0-0 F9		0	0	0	0	0	0	0						
Herb Plews, L OBP: 0.336, SLG: 0.379 (7, 4)										2	0	0	0	0	0	2						
Rocky Bridges, R OBP: 0.300, SLG: 0.300 (1, 6)			0-0 5-3		0-0 1B		0-0 5-3		0-0 6-3	3	0	1	0	0	0	0						
Art Schult, R OBP: 0.320, SLG: 0.374 (9, PH)										1	0	0	0	0	0	2						
Pedro Ramos, S OBP: 0.194, SLG: 0.214 (1, 1)			0-3 K		0-0 F8			0-0 E3		2	0	0	0	0	1	1						
Julio Becquer, L OBP: 0.285, SLG: 0.354 (8, PH)										1	0	0	0	0	0	0						
Joe Black, R (8, 1)										0	0	0	0	0	0	0						
Inning Stats	R: 0 E: 0 K: 0 S: 3	H: 0 LOB: 0 BB: 0 P: 3	R: 0 E: 0 K: 2 S: 7	H: 0 LOB: 1 BB: 1 P: 11	R: 1 E: 0 K: 2 S: 9	H: 2 LOB: 1 BB: 0 P: 9	R: 0 E: 0 K: 0 S: 3	H: 0 LOB: 0 BB: 0 P: 3	R: 0 E: 0 K: 0 S: 4	H: 1 LOB: 1 BB: 0 P: 4	R: 0 E: 0 K: 0 S: 3	H: 1 LOB: 0 BB: 0 P: 3	R: 0 E: 0 K: 0 S: 3	H: 0 LOB: 0 BB: 0 P: 3	R: 0 E: 2 K: 0 S: 5	H: 0 LOB: 2 BB: 0 P: 5	R: 0 E: 0 K: 0 S: 5	H: 2 LOB: 2 BB: 0 P: 5	1B: 4 2B: 2 3B: 0 HR: 0	SF: 0 SAC: 0 DP: 1 HBP: 0	WP: 0 PB: 0 SB: 0 CS: 0	PA: 35
PITCHER Frank Sullivan, R ERA: 2.74 (1, 1)	IP: 9.0 WLS: W BF: 35 H: 6 R: 1 ER: 1 SO: 4 BB: 1 IBB: 0 HBP: 0 BLK: 0 WP: 0 HR: 0 S: 42 P: 46 ERA: 1.00 WHIP: 0.778															PITCHER						

Batter	1	2	3	4	5	6	7	8	9	AB	R	H	RBI	BB	SO	LOB	BOTTOM			
Jim Piersall, R OBP: 0.336, SLG: 0.410 (1, 8)	0-0 F8		0-0 FC4-6		0-0 F8		0-0 HR	0-0 1B		5	2	3	1	0	0	1	Washington Senators @ Boston Red Sox Fenway Park, Boston, MA Mon Sep 02 1957, 3:33 AM EDT Unknown			
Billy Klaus, L OBP: 0.339, SLG: 0.385 (1, 6)	0-0 E8		0-0 F9		0-0 F3		0-0 E	0-0 1B		5	2	3	1	0	0	2				
Gene Stephens, L OBP: 0.327, SLG: 0.411 (1, 7)	4-0 1B		0-0 FC4-6		0-0 3B		0-0 F5	0-0 1B		4	1	2	1	1	0	2				
Frank Maltzone, R OBP: 0.327, SLG: 0.425 (1, 5)	0-0 1B		0-0 FC6-4		0-0 5-3		0-0 E5	0-0 F8		5	0	1	1	0	0	5				
Jackie Jensen, R OBP: 0.370, SLG: 0.456 (1, 9)	0-0 1B			0-0 1-3		0-0 F9		0-0 2B		4	0	2	2	0	0	0				
Dick Gemert, R OBP: 0.348, SLG: 0.443 (1, 3)	0-3 K			0-0 6-3		0-0 5-3		4-0 IBB		3	0	0	0	1	1	2				
Billy Conso, R OBP: 0.345, SLG: 0.361 (1, 4)		0-0 6-3		0-0 1B		0-0 HR		0-0 1-3		4	1	2	1	0	0	3				
Pete Daley, R OBP: 0.274, SLG: 0.286 (1, 2)		4-0 BB		0-3 K		0-0 P4		0-0 6-3		3	0	0	0	1	1	1				
Frank Sullivan, R OBP: 0.153, SLG: 0.157 (1, 1)		0-0 G5-4-3			0-0 3B		0-0 5-3	0-0 G1		4	1	1	0	0	0	1				
Inning Stats	R: 2 E: 1 K: 1 S: 7	H: 3 LOB: 1 BB: 1 P: 11	R: 0 E: 0 K: 0 S: 2	H: 0 LOB: 0 BB: 1 P: 6	R: 0 E: 0 K: 0 S: 4	H: 1 LOB: 1 BB: 0 P: 4	R: 0 E: 0 K: 1 S: 6	H: 1 LOB: 0 BB: 0 P: 6	R: 1 E: 0 K: 0 S: 5	H: 2 LOB: 1 BB: 0 P: 5	R: 1 E: 0 K: 0 S: 4	H: 1 LOB: 0 BB: 0 P: 4	R: 2 E: 1 K: 0 S: 7	H: 3 LOB: 3 BB: 1 P: 11	R: 1 E: 0 K: 0 S: 6	H: 3 LOB: 2 BB: 0 P: 6		1B: 9 2B: 2 3B: 1 HR: 2	SF: 0 SAC: 0 DP: 1 HBP: 0	WP: 0 PB: 0 SB: 0 CS: 0
PITCHER Pedro Ramos, R ERA: 4.76 (1, 1)	IP: 7.0 WLS: L BF: 34 H: 11 R: 6 ER: 5 SO: 2 BB: 2 IBB: 1 HBP: 0 BLK: 0 WP: 0 HR: 2 S: 35 P: 47 ERA: 6.43 WHIP: 1.857															PITCHER				
Joe Black, R ERA: 5.25 (8, 1)	IP: 1.0 WLS: L BF: 6 H: 3 R: 1 ER: 1 SO: 0 BB: 0 IBB: 0 HBP: 0 BLK: 0 WP: 0 HR: 0 S: 6 P: 6 ERA: 9.00 WHIP: 3.000															PITCHER				

Batter	1	2	3	4	5	6	7	8	9	AB	R	H	RBI	BB	SO	LOB	TOP										
Eddie Yost, R OBP: 0.396, SLG: 0.409 (1, 5)										2	1	1	0	3	0	0	Washington Senators @ Boston Red Sox Fenway Park, Boston, MA Mon Sep 02 1957, 3:38 AM EDT Att: 25,468 - Unknown										
Herb Plevis, L OBP: 0.335, SLG: 0.375 (1, 4)										3	1	0	0	1	1	2											
Mitt Bolling, R OBP: 0.291, SLG: 0.349 (7, 4)										0	0	0	0	0	0	0											
Jim Lemon, R OBP: 0.345, SLG: 0.450 (9, PH)										1	0	1	0	0	0	0											
Pete Runnels, L OBP: 0.307, SLG: 0.288 (1, 3)										4	1	0	1	1	1	3											
Roy Sievers, R OBP: 0.391, SLG: 0.575 (1, 7)										3	1	1	2	2	0	1											
Lou Berberet, L OBP: 0.358, SLG: 0.426 (1, 2)										4	1	2	3	1	0	3											
Art Schult, R OBP: 0.315, SLG: 0.368 (1, 9)										4	0	0	0	0	1	3											
Bob Usher, R OBP: 0.327, SLG: 0.353 (1, 8)										4	0	1	0	0	0	2											
Rocky Bridges, R OBP: 0.299, SLG: 0.305 (1, 6)										4	1	1	0	0	0	1											
Russ Kemmerer, R OBP: 0.109, SLG: 0.140 (1, 1)										1	0	0	0	0	1	0											
Julio Becquer, L OBP: 0.289, SLG: 0.359 (6, PH)										1	1	1	1	0	0	0											
Dick Hyde, R OBP: 0.188, SLG: 0.133 (6, 1)										1	0	0	0	0	1	0											
Bud Byerly, R OBP: 0.067, SLG: 0.200 (7, 1)										0	0	0	0	0	0	0											
Clint Courtney, L OBP: 0.352, SLG: 0.441 (9, PH)										1	0	0	0	0	0	0											
Inning Stats	R: 0 E: 0 K: 1 S: 5	H: 0 LOB: 1 BB: 1 P: 9	R: 0 E: 0 K: 0 S: 3	H: 0 LOB: 0 BB: 0 P: 3	R: 0 E: 0 K: 1 S: 5	H: 0 LOB: 0 BB: 0 P: 5	R: 0 E: 0 K: 1 S: 5	H: 0 LOB: 0 BB: 0 P: 6	R: 0 E: 0 K: 0 S: 2	H: 0 LOB: 0 BB: 1 P: 6	R: 5 E: 0 K: 1 S: 8	H: 4 LOB: 1 BB: 3 P: 20	R: 0 E: 0 K: 1 S: 6	H: 1 LOB: 1 BB: 0 P: 6	R: 2 E: 0 K: 0 S: 5	H: 2 LOB: 1 BB: 1 P: 9	R: 0 E: 0 K: 0 S: 4	H: 1 LOB: 3 BB: 2 P: 12	1B: 6 2B: 1 3B: 1 HR: 1	SF: 0 SAC: 0 DP: 2 HBP: 0	WP: 0 PB: 0 SB: 0 CS: 0	PA: 41					
PITCHER	IP	WLS	BF	H	R	ER	SO	BB	IBB	HBP	BLK	WP	HR	S	P	ERA	WHIP										
Dave Sisler, R ERA: 4.61 (1, 1)	5.0		21	2	5	5	3	5	0	0	0	0	0	22	42	9.00	1.400										
Ike Delock, R ERA: 4.19 (6, 1)	1.0		4	2	0	0	1	0	0	0	0	0	0	6	6	0.00	2.000										
Murray Wall, R ERA: 5.91 (7, 1)	2.0	W	10	3	2	2	1	1	0	0	0	0	1	11	15	9.00	2.000										
Bob Porterfield, R ERA: 3.87 (9, 1)	0.1		3	1	0	0	0	1	0	0	0	0	0	2	6	0.00	6.000										
George Susce, R ERA: 3.65 (9, 1)	0.2	S	3	0	0	0	0	0	1	0	0	0	0	2	6	0.00	0.000										

Batter	1	2	3	4	5	6	7	8	9	AB	R	H	RBI	BB	SO	LOB	BOTTOM										
Jim Piersall, R OBP: 0.336, SLG: 0.415 (1, 8)										5	2	2	1	0	1	2	Washington Senators @ Boston Red Sox Fenway Park, Boston, MA Mon Sep 02 1957, 3:38 AM EDT Att: 25,468 - Unknown										
Billy Klaus, L OBP: 0.347, SLG: 0.405 (1, 6)										4	3	4	3	1	0	0											
Gene Stephens, L OBP: 0.329, SLG: 0.407 (1, 7)										4	0	1	1	1	1	2											
Frank Malzone, R OBP: 0.324, SLG: 0.421 (1, 5)										5	0	0	0	0	0	5											
Jackie Jensen, R OBP: 0.373, SLG: 0.456 (1, 9)										2	1	1	1	2	0	0											
Dick Gemert, R OBP: 0.347, SLG: 0.444 (1, 3)										4	0	1	1	0	2	4											
Billy Consolo, R OBP: 0.348, SLG: 0.361 (1, 4)										3	0	1	0	1	0	1											
Ken Aspromonte, R OBP: 0.275, SLG: 0.290 (9, 4)										0	0	0	0	0	0	0											
Sammy White, R OBP: 0.275, SLG: 0.290 (1, 2)										4	1	1	1	0	0	2											
Dave Sisler, R OBP: 0.233, SLG: 0.175 (6, 1)										1	1	0	0	1	1	1											
Ike Delock, R OBP: 0.190, SLG: 0.056 (6, PH)										0	0	0	0	0	0	0											
Mickey Vernon, L OBP: 0.362, SLG: 0.214 (6, PH)										1	0	0	0	0	0	1											
Tom Brewer, R OBP: 0.302, SLG: 0.214 (6, PH)										0	0	0	0	0	0	0											
Murray Wall, R OBP: 0.302, SLG: 0.500 (7, 1)										0	0	0	0	0	0	0											
Willard Nixon, L OBP: 0.291, SLG: 0.345 (8, PH)										1	0	0	0	0	0	0											
Bob Porterfield, R OBP: 0.207, SLG: 0.192 (9, 1)										0	0	0	0	0	0	0											
George Susce, R OBP: 0.207, SLG: 0.200 (9, 1)										0	0	0	0	0	0	0											
Inning Stats	R: 1 E: 1 K: 1 S: 7	H: 2 LOB: 2 BB: 1 P: 11	R: 0 E: 0 K: 2 S: 7	H: 0 LOB: 1 BB: 1 P: 11	R: 0 E: 0 K: 0 S: 4	H: 1 LOB: 2 BB: 1 P: 8	R: 3 E: 0 K: 1 S: 7	H: 2 LOB: 0 BB: 1 P: 11	R: 0 E: 0 K: 1 S: 5	H: 0 LOB: 0 BB: 0 P: 5	R: 0 E: 0 K: 0 S: 4	H: 1 LOB: 1 BB: 0 P: 4	R: 2 E: 0 K: 0 S: 4	H: 2 LOB: 1 BB: 2 P: 12	R: 2 E: 0 K: 0 S: 6	H: 3 LOB: 1 BB: 0 P: 6	1B: 6 2B: 1 3B: 1 HR: 3	SF: 0 SAC: 0 DP: 1 HBP: 0	WP: 0 PB: 0 SB: 0 CS: 0	PA: 40							
PITCHER	IP	WLS	BF	H	R	ER	SO	BB	IBB	HBP	BLK	WP	HR	S	P	ERA	WHIP										
Russ Kemmerer, R ERA: 4.59 (1, 1)	5.0		24	4	4	4	5	4	0	0	0	0	0	7	15	10.80	3.000										
Dick Hyde, R ERA: 4.34 (6, 1)	1.2		9	3	2	2	0	2	0	0	0	0	0	7	15	10.80	3.000										
Bud Byerly, R ERA: 3.31 (7, 1)	1.1	L	7	3	2	2	0	0	0	0	0	0	2	7	7	13.50	2.250										

Batter	1	2	3	4	5	6	7	8	9	10	11	AB	R	H	RBI	BB	SO	LOB	TOP				
Jim Piersall, R <small>OBP: 0.333, SLG: 0.411</small> 												6	0	0	0	0	1	2					
Billy Klaus, L <small>OBP: 0.345, SLG: 0.402</small> 												5	0	1	0	0	1	2					
Gene Stephens, L <small>OBP: 0.331, SLG: 0.407</small> 												5	1	2	0	0	0	1					
Frank Malzone, R <small>OBP: 0.323, SLG: 0.419</small> 												5	1	1	0	0	1	2					
Jackie Jensen, R <small>OBP: 0.373, SLG: 0.464</small> 												5	1	2	2	0	0	1					
Dick Gamett, R <small>OBP: 0.345, SLG: 0.439</small> 												5	1	1	0	0	0	2					
Ken Aspromonte, R <small>OBP: 0.600, SLG: 0.750</small> 												4	1	3	1	0	0	0					
Sammy White, R <small>OBP: 0.273, SLG: 0.287</small> Mickey Vernon, L <small>OBP: 0.355, SLG: 0.396</small> Mike Fornieles, R <small>OBP: 0.218, SLG: 0.189</small> George Susce, R <small>OBP: 0.217, SLG: 0.190</small> 												3	0	0	0	0	0	2					
Tom Brewer, R <small>OBP: 0.209, SLG: 0.209</small> Gene Mauch, R <small>OBP: 0.329, SLG: 0.364</small> Ike Delock, R <small>OBP: 0.190, SLG: 0.056</small> Pete Daley, R <small>OBP: 0.284, SLG: 0.319</small> 												2	0	0	0	0	0	0					
Inning Stats <small>R: 0 H: 0 E: 0 K: 0 S: 3</small>	<small>H: 0 LOB: 0 BB: 0 P: 3</small>	<small>R: 0 H: 1 E: 0 K: 0 S: 3</small>	<small>H: 1 LOB: 0 BB: 0 P: 3</small>	<small>R: 0 H: 0 E: 0 K: 0 S: 3</small>	<small>H: 0 LOB: 0 BB: 0 P: 3</small>	<small>R: 0 H: 1 E: 0 K: 0 S: 4</small>	<small>H: 1 LOB: 1 BB: 0 P: 4</small>	<small>R: 0 H: 0 E: 0 K: 0 S: 3</small>	<small>H: 0 LOB: 0 BB: 0 P: 3</small>	<small>R: 2 H: 2 E: 1 K: 0 S: 6</small>	<small>H: 2 LOB: 1 BB: 0 P: 6</small>	<small>R: 0 H: 1 E: 0 K: 0 S: 4</small>	<small>H: 1 LOB: 1 BB: 0 P: 4</small>	<small>R: 3 H: 4 E: 0 K: 2 S: 11</small>	<small>H: 2 LOB: 2 BB: 1 P: 15</small>	<small>R: 0 H: 0 E: 0 K: 1 S: 5</small>	<small>H: 0 LOB: 0 BB: 0 P: 5</small>	<small>R: 2 H: 2 E: 0 K: 0 S: 5</small>	<small>H: 2 LOB: 0 BB: 0 P: 5</small>	<small>1B: 9 2B: 1 3B: 0 HR: 2</small>	<small>SF: 1 SAC: 0 DP: 1 HBP: 0</small>	<small>WP: 1 PB: 0 SB: 0 CS: 0</small>	<small>PA: 46</small>
PITCHER <small>ERA: 2.6</small>	<small>IP: 8.1 WLS: 3 BF: 33 H: 8 R: 4 ER: 2 SO: 0 BB: 0 IBB: 0 HBP: 0 BLK: 0 WP: 0 HR: 1 S: 33 P: 33 ERA: 2.16 WHIP: 0.960</small>																						
Art Ditmar, R <small>ERA: 3.34</small>	<small>0.0 1 1 0 0 0 0 0 0 0 0 0 1 1 ∞ ∞</small>																						
Whitey Ford, L <small>ERA: 2.79</small>	<small>0.2 4 1 1 1 2 1 0 0 0 1 0 7 11 13.50 3.000</small>																						
Tommy Byrne, L <small>ERA: 4.52</small>	<small>2.0 L 8 2 2 2 1 0 0 0 0 0 1 10 10 9.00 1.000</small>																						
Batter	1	2	3	4	5	6	7	8	9	10	11	AB	R	H	RBI	BB	SO	LOB	BOTTOM				
Tony Kubek, L <small>OBP: 0.341, SLG: 0.378</small> 												5	1	2	1	1	0	1					
Gil McDougald, R <small>OBP: 0.379, SLG: 0.472</small> 												4	1	1	0	2	1	0					
Enos Slaughter, L <small>OBP: 0.382, SLG: 0.401</small> 												5	0	1	0	0	2	5					
Bill Skowron, R <small>OBP: 0.353, SLG: 0.480</small> 												5	0	0	1	0	3	7					
Yogi Berra, L <small>OBP: 0.323, SLG: 0.419</small> 												4	0	2	1	1	0	3					
Elston Howard, R <small>OBP: 0.281, SLG: 0.376</small> 												5	0	1	0	0	3						
Andy Carey, R <small>OBP: 0.314, SLG: 0.394</small> Harry Simpson, L <small>OBP: 0.316, SLG: 0.424</small> Bobby Richardson, R <small>OBP: 0.272, SLG: 0.295</small> 												3	1	2	0	0	1	2					
Jerry Coleman, R <small>OBP: 0.373, SLG: 0.393</small> Jerry Lumpe, L <small>OBP: 0.385, SLG: 0.490</small> 												3	0	1	0	0	0	3					
Bobby Shantz, R <small>OBP: 0.293, SLG: 0.235</small> Art Ditmar, R <small>OBP: 0.176, SLG: 0.176</small> Whitey Ford, L <small>OBP: 0.192, SLG: 0.129</small> Mickey Mantle, S <small>OBP: 0.514, SLG: 0.676</small> Tommy Byrne, L <small>OBP: 0.250, SLG: 0.424</small> 												2	0	0	0	1	2	2					
Inning Stats <small>R: 2 E: 0 K: 1 S: 8</small>	<small>H: 3 LOB: 1 BB: 0 P: 8</small>	<small>R: 1 H: 2 E: 0 K: 2 S: 9</small>	<small>H: 2 LOB: 3 BB: 2 P: 17</small>	<small>R: 0 H: 1 E: 0 K: 1 S: 5</small>	<small>H: 1 LOB: 1 BB: 1 P: 9</small>	<small>R: 0 H: 0 E: 0 K: 0 S: 2</small>	<small>H: 0 LOB: 0 BB: 1 P: 6</small>	<small>R: 0 H: 0 E: 0 K: 2 S: 7</small>	<small>H: 0 LOB: 0 BB: 0 P: 7</small>	<small>R: 0 H: 1 E: 0 K: 0 S: 4</small>	<small>H: 1 LOB: 1 BB: 0 P: 4</small>	<small>R: 2 H: 3 E: 0 K: 1 S: 8</small>	<small>H: 3 LOB: 3 BB: 2 P: 16</small>	<small>R: 0 H: 0 E: 0 K: 0 S: 3</small>	<small>H: 0 LOB: 0 BB: 0 P: 3</small>	<small>R: 0 H: 0 E: 0 K: 1 S: 5</small>	<small>H: 0 LOB: 0 BB: 0 P: 5</small>	<small>1B: 8 2B: 3 3B: 1 HR: 0</small>	<small>SF: 0 SAC: 0 DP: 4 HBP: 0</small>	<small>WP: 1 PB: 0 SB: 0 CS: 0</small>	<small>PA: 47</small>		
PITCHER <small>ERA: 3.45</small>	<small>IP: 7.0 WLS: 3 BF: 29 H: 7 R: 3 ER: 3 SO: 8 BB: 3 IBB: 1 HBP: 0 BLK: 0 WP: 1 HR: 0 S: 41 P: 57 ERA: 3.86 WHIP: 1.429</small>																						
Ike Delock, R <small>ERA: 4.14</small>	<small>1.0 4 1 0 0 0 0 0 0 0 0 0 4 4 0.00 1.000</small>																						
Mike Fornieles, R <small>ERA: 3.56</small>	<small>0.1 4 2 2 2 0 1 0 0 0 0 0 3 7 54.00 9.000</small>																						
George Susce, R <small>ERA: 3.52</small>	<small>2.2 W 10 1 0 0 2 1 0 0 0 0 0 0 13 17 0.00 0.750</small>																						

Boston Red Sox @ New York Yankees
 Yankee Stadium, Bronx, NY
 Wed Sep 04 1957, 7:05 PM EDT
 Att. 38,761 - Unknown - 82 F

livebaseballscorecards.com
 AB 44
 R 7
 H 12
 RBI 7
 BB 1
 SO 3
 LOB 13



Boston Red Sox @ New York Yankees
 Yankee Stadium, Bronx, NY
 Wed Sep 04 1957, 7:05 PM EDT
 Att. 38,761 - Unknown - 82 F

livebaseballscorecards.com
 AB 41
 R 5
 H 11
 RBI 4
 BB 6
 SO 10
 LOB 28



Batter	1	2	3	4	5	6	7	8	9	AB	R	H	RBI	BB	SO	LOB	TOP		
Jim Piersall, R OBP: 0.332, SLG: 0.411 (1, 8)	F9		F9		2B			F8		4	0	1	0	0	0	0	Boston Red Sox @ New York Yankees Yankee Stadium, Bronx, NY Thu Sep 05 1957, 3:33 AM EDT Att: 15,613 - Unknown - 72 F		
Billy Klaus, L OBP: 0.344, SLG: 0.401 (1, 6)	K			P6	F7			CS BB 1B		4	0	1	0	0	1				
Gene Stephens, L OBP: 0.335, SLG: 0.405 (1, 7)				F8		K		BB BB 1-2 BB		3	0	1	0	1	1	0			
Frank Maltzone, R OBP: 0.322, SLG: 0.418 (1, 5)	F3			HR 1B		P5		CS BB K 2-3		4	1	1	0	0	1	3			
Jackie Jensen, R OBP: 0.374, SLG: 0.473 (1, 9)		F8		HR 1-H		K		G3 2B		4	1	2	2	0	1	0			
Mickey Vernon, L OBP: 0.353, SLG: 0.397 (1, 3)	K				2B		K	G3		4	0	1	0	0	2	1			
Ken Aspromonte, R OBP: 0.333, SLG: 0.375 (1, 4)					K		P4	2-3		4	0	0	0	0	1	2			
Pete Daley, R OBP: 0.283, SLG: 0.312 (1, 2)			F7		P6		E1 FC6-4	IBB		3	0	0	0	1	0	0			
Willard Nixon, L OBP: 0.368, SLG: 0.323 (1, 1)			F7		F7		FC6-4 1-2	F9		4	0	0	0	0	0	3			
Inning Stats	R: 0 E: 0 K: 1 S: 6	H: 1 LOB: 1 BB: 0 P: 6	R: 0 E: 0 K: 1 S: 5	H: 0 LOB: 0 BB: 0 P: 5	R: 0 E: 0 K: 0 S: 3	H: 0 LOB: 0 BB: 0 P: 3	R: 2 E: 0 K: 1 S: 8	H: 3 LOB: 1 BB: 0 P: 8	R: 0 E: 0 K: 0 S: 4	H: 1 LOB: 1 BB: 0 P: 4	R: 0 E: 1 K: 1 S: 6	H: 0 LOB: 1 BB: 0 P: 6	R: 0 E: 0 K: 1 S: 5	H: 1 LOB: 2 BB: 1 P: 9	R: 0 E: 0 K: 0 S: 4	H: 1 LOB: 2 BB: 1 P: 8	1B: 3 2B: 4 3B: 0 HR: 1	SF: 0 SAC: 0 DP: 1 HBP: 0	WP: 0 PA: 36 CS: 1
PITCHER	IP WLS BF H R ER SO BB IBB HBP BLK WP HR S P ERA WHIP																		
Bob Turley, R ERA: 2.38 (1, 1)	8.0	31	6	2	2	7	1	0	0	0	0	0	0	0	0	44	48	2.25	0.875
Bob Grim, R ERA: 2.42 (9, 1)	1.0	5	1	0	0	0	0	1	0	0	0	0	0	0	4	8	0.00	1.000	

Batter	1	2	3	4	5	6	7	8	9	AB	R	H	RBI	BB	SO	LOB	BOTTOM				
Tony Kubek, L OBP: 0.343, SLG: 0.377 (1, 8)	F9			4-3				1B		3	0	1	0	1	0	0	Boston Red Sox @ New York Yankees Yankee Stadium, Bronx, NY Thu Sep 05 1957, 3:33 AM EDT Att: 15,613 - Unknown - 72 F				
Gil McDougald, R OBP: 0.378, SLG: 0.470 (1, 6)	F8			K		F9		1-2 2-3 BB		4	0	1	2	0	1	1					
Bill Skowron, R OBP: 0.350, SLG: 0.476 (1, 3)	6-3			F8			4-3	1-3 2-H 3-H		4	0	0	0	0	0	2					
Yogi Berra, L OBP: 0.323, SLG: 0.418 (1, 2)		F8			P5		F7	CS 1B		4	0	1	0	0	0	0					
Harry Simpson, L OBP: 0.318, SLG: 0.428 (1, 9)		FC6 1B			2B		4-3	1-2	F2	4	0	2	0	0	0	1					
Jerry Lumpe, L OBP: 0.383, SLG: 0.481 (1, 5)		FC6 1-2 CS			K			BB BB 1B BB	HR 1B	3	2	1	0	1	1	2					
Elston Howard, R OBP: 0.282, SLG: 0.379 (8, PH)	CS				K			F9	HR BB	2	0	1	0	0	1	1					
Enos Slaughter, L OBP: 0.383, SLG: 0.399 (9, 7)					K			1-2 HR BB		1	1	0	0	1	0	1					
Jerry Coleman, R OBP: 0.368, SLG: 0.387 (8, PH)				6-3			F9		HR BB	2	0	0	0	0	0	0					
Joe Collins, L OBP: 0.309, SLG: 0.246 (8, PH)								1-H 2-H	HR	1	0	0	0	0	1	1					
Bob Grim, R OBP: 0.222, SLG: 0.500 (9, 1)								1-2 1B BB		1	1	1	3	0	0	0					
Bob Turley, R OBP: 0.290, SLG: 0.077 (8, PH)				6-3						2	0	0	0	0	1	0					
Mickey Mantle, S OBP: 0.676 (8, PH)										0	0	0	0	1	0	0					
Bobby Richardson, R OBP: 0.272, SLG: 0.295 (9, 4)										0	1	0	0	0	0	0					
Inning Stats	R: 0 E: 0 K: 0 S: 3	H: 0 LOB: 0 BB: 0 P: 3	R: 0 E: 0 K: 0 S: 3	H: 1 LOB: 0 BB: 0 P: 3	R: 0 E: 0 K: 0 S: 3	H: 1 LOB: 0 BB: 0 P: 3	R: 0 E: 0 K: 1 S: 5	H: 0 LOB: 0 BB: 0 P: 5	R: 0 E: 0 K: 2 S: 8	H: 1 LOB: 1 BB: 0 P: 8	R: 0 E: 0 K: 1 S: 6	H: 1 LOB: 1 BB: 0 P: 6	R: 0 E: 0 K: 0 S: 3	H: 0 LOB: 0 BB: 0 P: 3	R: 2 E: 0 K: 1 S: 6	H: 1 LOB: 2 BB: 3 P: 18	R: 3 E: 0 K: 0 S: 4	H: 3 LOB: 0 BB: 1 P: 8	1B: 6 2B: 1 3B: 0 HR: 1	SF: 0 SAC: 0 DP: 0 HBP: 0	WP: 0 PA: 36 CS: 2
PITCHER	IP WLS BF H R ER SO BB IBB HBP BLK WP HR S P ERA WHIP																				
Willard Nixon, R ERA: 3.4 (1, 1)	8.2	35	8	5	5	5	4	0	0	0	0	0	0	0	41	57	5.19	1.385			

Batter	1	2	3	4	5	6	7	8	9	AB	R	H	RBI	BB	SO	LOB	TOP										
Billy Gardner, R OBP: 0.335, SLG: 0.369 (1, 4)	0-0 1-6-3		0-0 L7			0-0 F8	0-3 K		0-0 FC3-6 1B	5	0	0	0	0	1	4	Baltimore Orioles @ Boston Red Sox Fenway Park, Boston, MA Fri Sep 06 1957, 7:05 PM EDT Att: 16,750 - Unknown										
Bob Boyd, L OBP: 0.381, SLG: 0.405 (1, 3)	0-0 5-3		0-0 E6 1B			0-0 SH1-3 1B		0-0 2B 2B	0-3 K	5	1	3	0	0	1	1											
Billy Goodman, L OBP: 0.331, SLG: 0.388 (1, 9)	0-0 4-3		0-0 K			0-0 SH1-3		0-0 L8 FC 2B	0-0 1B	4	1	2	1	0	1	1											
George Kell, R OBP: 0.355, SLG: 0.409 Brooks Robinson, R OBP: 0.225, SLG: 0.256 (8, 5)		0-0 4-3 1B		0-0 5-3		0-0 BB		0-0 L8	0-0 F9	3	0	1	0	1	0	1											
Bob Nieman, R OBP: 0.350, SLG: 0.430 (1, 7)		0-3 K		0-0 4-3		0-0 F3		0-0 FC 1B		4	0	0	1	0	1	3											
Jim Busby, R OBP: 0.275, SLG: 0.325 (1, 8)		0-0 4-3		0-0 5-3				0-0 SH2-3 1B	0-0 1B BB	3	0	1	0	1	0	1											
Joe Ginsberg, L OBP: 0.331, SLG: 0.368 (1, 2)		0-0 4-3			0-0 F9			0-0 SH2-3 BB	0-0 F2	3	0	0	0	1	0	3											
Willy Miranda, S OBP: 0.248, SLG: 0.206 Al Pilarcik, L OBP: 0.357, SLG: 0.387 Jim Brideweser, R OBP: 0.374, SLG: 0.361 (7, 6)			0-0 L7 SH1-3 E 1B		0-0 6-3			0-0 SH2-3	0-0 1B	2	1	1	0	0	0	0											
Hal Brown, R OBP: 0.244, SLG: 0.286 Billy Loes, R OBP: 0.135, SLG: 0.102 Joe Durham, R OBP: 0.264, SLG: 0.307 (9, 9)			0-0 SH1-3		0-0 5-3			0-0 P4	0-0 FC3-6 1B	3	0	1	0	0	0	2											
Inning Stats	R: 0 E: 0 K: 0 S: 3	H: 0 LOB: 0 BB: 0 P: 3	R: 0 E: 0 K: 1 S: 6	H: 1 LOB: 1 BB: 0 P: 6	R: 1 E: 1 K: 1 S: 7	H: 2 LOB: 1 BB: 0 P: 7	R: 0 E: 0 K: 0 S: 3	H: 0 LOB: 0 BB: 0 P: 3	R: 0 E: 0 K: 0 S: 4	H: 1 LOB: 2 BB: 1 P: 8	R: 0 E: 0 K: 1 S: 6	H: 1 LOB: 1 BB: 1 P: 10	R: 2 E: 0 K: 0 S: 6	H: 3 LOB: 2 BB: 0 P: 10	R: 0 E: 0 K: 1 S: 7	H: 2 LOB: 2 BB: 0 P: 7		1B: 8 2B: 2 3B: 0 HR: 0	SF: 0 SAC: 3 DP: 0 HBP: 0	WP: 0 PB: 0 SB: 0 CS: 0	PA: 40						
PITCHER	IP	WLS	BF	H	R	ER	SO	BB	IBB	HBP	BLK	WP	HR	S	P	ERA		WHIP									
Bob Porterfield, R ERA: 3.78 Ike Delock, R ERA: 4.09 Murray Wall, R ERA: 5.4	(1, 1)		7.0	30	7	3	2	3	2	0	0	0	0	0	34	42		2.57	1.286								
	(8, 1)		1.0	5	1	0	0	0	1	0	0	0	0	0	4	8		0.00	2.000								
	(9, 1)	W	1.0	5	2	0	0	1	0	0	0	0	0	7	7	0.00		2.000									

Batter	1	2	3	4	5	6	7	8	9	AB	R	H	RBI	BB	SO	LOB	BOTTOM										
Jim Piersall, R OBP: 0.332, SLG: 0.410 (1, 8)	0-0 F8			0-0 G3		0-0 SH1-4		0-0 S 1B BB		2	1	0	0	1	0	0	Baltimore Orioles @ Boston Red Sox Fenway Park, Boston, MA Fri Sep 06 1957, 7:05 PM EDT Att: 16,750 - Unknown										
Billy Klaus, L OBP: 0.341, SLG: 0.397 (1, 6)	0-0 3-1			0-0 4-3		0-0 F5		0-0 F8		4	0	0	0	0	0	2											
Gene Stephens, L OBP: 0.339, SLG: 0.404 (1, 7)	0-0 6-3			0-0 BB		0-0 1-3		0-0 WP 1B		3	0	1	1	1	0	1											
Frank Maltzone, R OBP: 0.322, SLG: 0.416 (1, 5)		0-0 5-3		0-0 F2		0-0 HR BB		0-0 F5		3	1	0	0	1	0	2											
Jackie Jensen, R OBP: 0.375, SLG: 0.479 (1, 9)		0-0 P6		0-0 F7		0-0 HR		0-0 FC6-4 BB		3	1	1	2	1	0	0											
Mickey Vernon, L OBP: 0.348, SLG: 0.391 (1, 3)		0-0 6-3		0-0 L6		0-0 F8		0-0 F8		4	0	0	0	0	0	1											
Ken Aspromonte, R OBP: 0.385, SLG: 0.364 (1, 4)			0-0 P6		0-0 FC4 1B		0-0 G6-4-3 BB		0-0 FC6-4 2B	3	1	1	0	1	0	1											
Pete Daley, R OBP: 0.282, SLG: 0.317 (1, 2)			0-0 F7		0-0 FC4		0-0 G6-4-3		0-0 2B	4	0	1	1	0	0	2											
Bob Porterfield, R OBP: 0.226, SLG: 0.214 Ike Delock, R OBP: 0.190, SLG: 0.056 Dick Gernert, R OBP: 0.343, SLG: 0.438 Murray Wall, R OBP: 0.500, SLG: 0.500 (9, 1)			0-0 5-3		0-0 SH1-4 1B		0-0 5-3			2	0	1	0	0	0	0											
Inning Stats	R: 0 E: 0 K: 0 S: 3	H: 0 LOB: 0 BB: 0 P: 3	R: 0 E: 0 K: 0 S: 3	H: 0 LOB: 0 BB: 0 P: 3	R: 0 E: 0 K: 0 S: 3	H: 0 LOB: 0 BB: 0 P: 3	R: 0 E: 0 K: 0 S: 3	H: 0 LOB: 1 BB: 1 P: 7	R: 0 E: 0 K: 0 S: 4	H: 1 LOB: 1 BB: 0 P: 4	R: 2 E: 0 K: 0 S: 3	H: 1 LOB: 0 BB: 2 P: 11	R: 1 E: 0 K: 0 S: 4	H: 1 LOB: 1 BB: 1 P: 8	R: 1 E: 0 K: 0 S: 3	H: 1 LOB: 1 BB: 1 P: 7		1B: 3 2B: 1 3B: 0 HR: 1	SF: 0 SAC: 1 DP: 1 HBP: 0	WP: 1 PB: 0 SB: 1 CS: 0	PA: 35						
PITCHER	IP	WLS	BF	H	R	ER	SO	BB	IBB	HBP	BLK	WP	HR	S	P	ERA		WHIP									
Hal Brown, R ERA: 3.86 Billy Loes, R ERA: 3.28	(1, 1)		8.0	32	4	4	4	4	5	0	0	0	0	0	27	47		4.50	1.125								
	(9, 1)		0.2	3	1	0	0	0	0	0	0	0	0	3	3	0.00		1.500									

Batter	1	2	3	4	5	6	7	8	9	AB	R	H	RBI	BB	SO	LOB	TOP			
Billy Gardner, R (1.4) OBP: 0.332, SLG: 0.365	F7			L7		F4			5-3	4	0	0	0	0	0	0				
George Kell, R (1.5) OBP: 0.356, SLG: 0.409	5-3			1-4-3 1B		F9			1B	4	0	2	0	0	0	0				
Billy Goodman, L (1.3) OBP: 0.331, SLG: 0.384	6-3			1-4-3		K			F9	4	0	0	0	0	1	2				
Bob Nieman, R (1.7) OBP: 0.350, SLG: 0.428				K		K			F5	4	0	1	0	0	2	2				
Al Pilarcik, L (1.9) OBP: 0.353, SLG: 0.381	F8					5-3			F7	3	0	0	0	0	0	1				
Jim Busby, R (1.8) OBP: 0.281, SLG: 0.330	4-3					6-3			F2	3	0	0	0	0	0	0				
Gus Triandos, R (1.2) OBP: 0.318, SLG: 0.428 Lenny Green, L (8, PH) OBP: 0.154, SLG: 0.308 Joe Ginsberg, L (8.2) OBP: 0.330, SLG: 0.365				K		F9			BB	2	0	0	0	1	1	0				
Willy Miranda, S (1.6) OBP: 0.248, SLG: 0.206 Bob Boyd, L (8, PH) OBP: 0.375, SLG: 0.402 Jim Brideweser, R (8.6) OBP: 0.374, SLG: 0.361				4-3		4-3			F8	2	0	0	0	0	0	0				
Billy O'Dell, S (1.1) OBP: 0.138, SLG: 0.138 Tito Francona, L (8, PH) OBP: 0.309, SLG: 0.368 George Zuverink, R (8.1) OBP: 0.261, SLG: 0.150				G3		3-1			4-3	2	0	0	0	0	0	0				
Inning Stats	R: 0 E: 0 K: 0 S: 3	H: 0 LOB: 0 BB: 0 P: 3	R: 0 E: 0 K: 1 S: 5	H: 0 LOB: 0 BB: 0 P: 5	R: 0 E: 0 K: 1 S: 5	H: 0 LOB: 0 BB: 0 P: 5	R: 0 E: 0 K: 1 S: 6	H: 1 LOB: 1 BB: 0 P: 6	R: 0 E: 0 K: 0 S: 3	H: 0 LOB: 0 BB: 0 P: 3	R: 0 E: 0 K: 0 S: 6	H: 1 LOB: 1 BB: 0 P: 6	R: 0 E: 0 K: 0 S: 3	H: 0 LOB: 1 BB: 1 P: 7	R: 0 E: 0 K: 0 S: 4	H: 1 LOB: 1 BB: 0 P: 4	1B: 3 2B: 0 3B: 0 HR: 0	SF: 0 SAC: 0 DP: 0 HBP: 0	WP: 0 PB: 0 SB: 0 CS: 0	PA: 31
PITCHER Mike Fornaies, R (1.1) ERA: 3.37	IP: 9.0 WLS: W BF: 31 H: 3 R: 0 ER: 0 SO: 4 BB: 1 IBB: 0 HBP: 0 BLK: 0 WP: 0 HR: 0 S: 38 P: 42 ERA: 0.00 WHIP: 0.444															PITCHER				

Baltimore Orioles @ Boston Red Sox
Fenway Park, Boston, MA
Sun Sep 08 1957, 3:33 AM EDT
Att: 12,727 - Unknown

AB 30
R 0
H 3
RBI 0
BB 1
SO 4
LOB 7



Batter	1	2	3	4	5	6	7	8	9	AB	R	H	RBI	BB	SO	LOB	BOTTOM			
Jim Piersall, R (1.8) OBP: 0.336, SLG: 0.414	G4-6-3 1B			6-3 BB 1B		F7				3	0	2	0	1	0	0				
Billy Klaus, L (1.6) OBP: 0.336, SLG: 0.390	F5			L8		L9			PO	3	0	0	0	0	0	2				
Gene Stephens, L (1.7) OBP: 0.348, SLG: 0.404	G4-6-3 1-2			6-3 BB		F7				2	0	0	0	1	0	1				
Frank Maltzone, R (1.5) OBP: 0.321, SLG: 0.416				6-3		6-3			HR 2B	3	1	1	0	0	1	2				
Jackie Jensen, R (1.9) OBP: 0.370, SLG: 0.471	F2			K		F7			F7	3	0	0	0	0	1	3				
Dick Gemert, R (1.3) OBP: 0.343, SLG: 0.448	L5					6-3			HR	3	1	1	2	0	0	0				
Ken Aspromonte, R (1.4) OBP: 0.300, SLG: 0.278				G4-3 1B		F2			F9	3	0	1	0	0	0	0				
Pete Daley, R (1.2) OBP: 0.276, SLG: 0.329				G4-3 1-2		K			B1-3	3	0	0	0	0	1	1				
Mike Fornaies, R (1.1) OBP: 0.207, SLG: 0.179	L8					F8			4-3	3	0	0	0	0	0	0				
Inning Stats	R: 0 E: 0 K: 0 S: 3	H: 1 LOB: 0 BB: 0 P: 3	R: 0 E: 0 K: 1 S: 5	H: 0 LOB: 0 BB: 0 P: 5	R: 0 E: 0 K: 1 S: 3	H: 1 LOB: 2 BB: 0 P: 3	R: 0 E: 0 K: 1 S: 6	H: 1 LOB: 1 BB: 1 P: 10	R: 0 E: 0 K: 0 S: 3	H: 0 LOB: 0 BB: 0 P: 3	R: 2 E: 0 K: 0 S: 5	H: 2 LOB: 0 BB: 0 P: 5	R: 0 E: 0 K: 0 S: 2	H: 0 LOB: 0 BB: 1 P: 6	R: 0 E: 0 K: 0 S: 4	H: 0 LOB: 0 BB: 1 P: 6	1B: 3 2B: 1 3B: 0 HR: 1	SF: 0 SAC: 0 DP: 2 HBP: 0	WP: 0 PB: 0 SB: 0 CS: 0	PA: 29
PITCHER Billy O'Dell, L (1.1) ERA: 3.03 George Zuverink, R (8.1) ERA: 2.55	IP: 7.0 WLS: L BF: 25 H: 5 R: 2 ER: 2 SO: 3 BB: 1 IBB: 0 HBP: 0 BLK: 0 WP: 0 HR: 1 S: 30 P: 34 ERA: 2.57 WHIP: 0.857															PITCHER				

Baltimore Orioles @ Boston Red Sox
Fenway Park, Boston, MA
Sun Sep 08 1957, 3:33 AM EDT
Att: 12,727 - Unknown

AB 26
R 2
H 5
RBI 2
BB 2
SO 3
LOB 9



Batter	1	2	3	4	5	6	7	8	9	AB	R	H	RBI	BB	SO	LOB	TOP					
Luis Aparicio, R (1.6) OBP: 0.312, SLG: 0.321										5	0	3	0	0	0	1	Chicago White Sox @ Boston Red Sox Fenway Park, Boston, MA Tue Sep 10 1957, 3:33 AM EDT Att: 20,773 - Unknown					
Nellie Fox, L (1.4) OBP: 0.406, SLG: 0.421										4	0	1	1	0	0	3						
Minnie Minoso, R (1.7) OBP: 0.404, SLG: 0.448										3	0	1	0	2	1	3						
Larry Doby, L (1.8) OBP: 0.376, SLG: 0.470										4	0	0	0	1	3	5						
Sherm Lollar, R (1.2) OBP: 0.335, SLG: 0.387										5	0	0	0	0	3	6						
Ron Jackson, R (1.3) OBP: 0.400, SLG: 0.600										5	1	2	0	0	0	3						
Jim Landis, R (1.9) OBP: 0.360, SLG: 0.307										4	1	1	0	0	1	2						
Bubba Phillips, R (1.5) OBP: 0.326, SLG: 0.379										4	1	3	1	0	0	0						
Bob Keegan, R (1.1) Gerry Staley, R (3.1) Jim Rivers, L (4.1) Barry Latman, R (4.1) Earl Torgerson, L (7.1) Jim McDonald, R (7.1) Walt Drogo, R (9.1) Ted Beard, L (9.1)										1	0	0	0	0	0	1						
Inning Stats	R: 0 E: 0 K: 1 S: 6	H: 2 LOB: 2 BB: 1 P: 10	R: 1 E: 0 K: 1 S: 7	H: 2 LOB: 1 BB: 0 P: 7	R: 0 E: 0 K: 1 S: 5	H: 1 LOB: 1 BB: 0 P: 5	R: 0 E: 0 K: 0 S: 5	H: 2 LOB: 2 BB: 0 P: 5	R: 0 E: 1 K: 2 S: 8	H: 0 LOB: 1 BB: 0 P: 8	R: 0 E: 0 K: 1 S: 5	H: 0 LOB: 2 BB: 1 P: 8	R: 0 E: 0 K: 1 S: 5	H: 0 LOB: 0 BB: 0 P: 5	R: 0 E: 0 K: 1 S: 5	H: 0 LOB: 0 BB: 0 P: 5		R: 3 E: 0 K: 1 S: 9	H: 4 LOB: 3 BB: 2 P: 17	1B: 10 2B: 3 3B: 0 HR: 0	SF: 1 SAC: 0 DP: 2 HBP: 0	WP: 1 PB: 0 SB: 0 CS: 1
PITCHER	IP WLS BF H R ER SO BB IBB HBP BLK WP HR S P ERA WHIP																					
Tom Brewer, R (1.1) ERA: 3.49	8.0 W 37 12 4 4 7 2 0 0 0 0 0 0 49 57 4.50 1.750																					
George Susce, R (9.1) ERA: 3.51	0.1 2 0 0 0 0 1 0 0 0 0 1 0 1 5 0.00 3.000																					
Frank Baumann, L (9.1) ERA:	0.0 1 0 0 0 0 1 0 0 0 0 0 0 0 4 ∞ ∞																					
Ike Delock, R (9.1) ERA: 4.06	0.2 S 2 0 0 0 1 0 0 0 0 0 0 0 4 4 0.00 0.000																					

Batter	1	2	3	4	5	6	7	8	9	AB	R	H	RBI	BB	SO	LOB	BOTTOM			
Jim Piersall, R (1.8) OBP: 0.337, SLG: 0.418										4	1	1	3	1	0	1	Chicago White Sox @ Boston Red Sox Fenway Park, Boston, MA Tue Sep 10 1957, 3:33 AM EDT Att: 20,773 - Unknown			
Billy Klaus, L (1.6) OBP: 0.339, SLG: 0.391										4	1	2	1	1	0	0				
Gene Stephens, L (1.7) OBP: 0.354, SLG: 0.399										2	0	0	0	3	0	4				
Frank Maltzone, R (1.5) OBP: 0.326, SLG: 0.420										4	1	3	1	1	0	2				
Jackie Jensen, R (1.9) OBP: 0.367, SLG: 0.467										5	0	0	0	0	0	8				
Mickey Vernon, L (1.3) OBP: 0.345, SLG: 0.383										4	0	0	0	0	2	5				
Ken Aspromonte, R (1.4) OBP: 0.333, SLG: 0.333										3	2	1	1	1	1	2				
Pete Daley, R (1.2) OBP: 0.281, SLG: 0.333										4	1	2	1	0	0	0				
Tom Brewer, R (1.1) OBP: 0.220, SLG: 0.222										4	1	2	0	0	1	2				
George Susce, R (9.1) OBP: 0.217, SLG: 0.190										0	0	0	0	0	0	0				
Frank Baumann, L (9.1) ERA:										0	0	0	0	0	0	0				
Ike Delock, R (9.1) OBP: 0.190, SLG: 0.056										0	0	0	0	0	0	0				
Inning Stats	R: 1 E: 0 K: 0 S: 5	H: 2 LOB: 1 BB: 0 P: 5	R: 1 E: 0 K: 2 S: 8	H: 1 LOB: 3 BB: 3 P: 20	R: 5 E: 0 K: 0 S: 8	H: 5 LOB: 0 BB: 0 P: 8	R: 0 E: 0 K: 2 S: 8	H: 1 LOB: 2 BB: 1 P: 12	R: 0 E: 0 K: 0 S: 3	H: 1 LOB: 0 BB: 0 P: 3	R: 0 E: 0 K: 0 S: 3	H: 0 LOB: 2 BB: 0 P: 11	R: 0 E: 0 K: 0 S: 3	H: 0 LOB: 0 BB: 0 P: 3	R: 0 E: 0 K: 0 S: 4	H: 1 LOB: 2 BB: 1 P: 8	1B: 8 2B: 2 3B: 0 HR: 1	SF: 0 SAC: 0 DP: 1 HBP: 0	WP: 1 PB: 0 SB: 0 CS: 0	PA: 41
PITCHER	IP WLS BF H R ER SO BB IBB HBP BLK WP HR S P ERA WHIP																			
Bob Keegan, R (1.1) ERA: 3.54	2.2 L 17 6 5 5 2 3 0 0 0 0 0 0 18 30 16.88 3.375																			
Gerry Staley, R (3.1) ERA: 2.05	0.1 3 2 2 2 0 0 0 0 0 0 0 1 3 3 54.00 6.000																			
Barry Latman, R (4.1) ERA:	3.0 13 2 0 0 2 3 0 0 0 0 0 0 14 26 0.00 1.667																			
Jim McDonald, R (7.1) ERA: 1.29	2.0 8 1 0 0 0 1 0 0 0 0 1 0 7 11 0.00 1.000																			

Batter	1	2	3	4	5	6	7	8	9	AB	R	H	RBI	BB	SO	LOB	TOP							
Joe Caffie, L OBP: 0.298, SLG: 0.418 (1, 9)																	6 2 1 1 0 0 4							
Bobby Avila, R OBP: 0.332, SLG: 0.366 (1, 4)																	6 4 4 1 0 0 0							
Gene Woodling, L OBP: 0.371, SLG: 0.527 Roger Maris, L OBP: 0.337, SLG: 0.387 (7, PR) (7, 8)																	3 2 3 1 1 0 0 1 1 1 0 0 0 0							
Vic Wertz, L OBP: 0.482 Joe Altobelli, L OBP: 0.282, SLG: 0.289 (1, 3) (9, 3)																	3 1 1 5 1 0 4 0 0 0 0 0 0 0							
Chico Carrasquel, R OBP: 0.355, SLG: 0.381 (1, 6)																	4 2 2 2 2 0 3							
Dick Williams, R OBP: 0.316, SLG: 0.376 (1, 8) (7, 7)																	6 2 5 2 0 0 2							
Dick Brown, R OBP: 0.229, SLG: 0.277 (1, 2)																	5 0 1 1 0 2 7							
George Strickland, R OBP: 0.327, SLG: 0.309 (1, 5)																	4 1 1 0 2 1 1							
Mike Garcia, R OBP: 0.181, SLG: 0.174 (1, 1)																	6 1 2 2 0 2 3							
Inning Stats	R: 2 E: 0 K: 0 S: 7	H: 5 LOB: 2 BB: 0 P: 7	R: 0 E: 0 K: 1 S: 5	H: 0 LOB: 0 BB: 0 P: 5	R: 0 E: 1 K: 0 S: 3	H: 0 LOB: 2 BB: 2 P: 11	R: 0 E: 0 K: 1 S: 6	H: 1 LOB: 1 BB: 0 P: 6	R: 2 E: 0 K: 1 S: 8	H: 3 LOB: 1 BB: 0 P: 8	R: 4 E: 0 K: 0 S: 8	H: 5 LOB: 2 BB: 1 P: 12	R: 1 E: 0 K: 0 S: 5	H: 2 LOB: 2 BB: 0 P: 6	R: 3 E: 0 K: 1 S: 6	H: 2 LOB: 0 BB: 2 P: 14	R: 4 E: 2 K: 1 S: 9	H: 3 LOB: 1 BB: 1 P: 13	1B: 16 2B: 3 3B: 0 HR: 2	SF: 3 SAC: 0 DP: 1 HBP: 1	WP: 0 PB: 0 SB: 0 CS: 0	PA: 54		
PITCHER	IP WLS BF H R ER SO BB IBB HBP BLK WP HR S P ERA WHIP	0.2 5 4 2 2 0 0 0 0 0 0 1 5 5 27.00 6.000	3.1 L 16 4 2 2 2 2 0 0 0 0 0 18 26 5.40 1.800	2.2 18 8 5 5 1 1 0 1 0 0 1 18 23 16.88 3.375	2.1 15 5 7 5 2 3 0 0 0 0 0 16 28 19.29 3.429																			

Cleveland Indians @ Boston Red Sox
Fenway Park, Boston, MA
Fri Sep 13 1957, 7:05 PM EDT
Att: 20,064 - Unknown

AB 44
R 16
H 21
RBI 15
BB 6
SO 5
LOB 24

Batter	1	2	3	4	5	6	7	8	9	AB	R	H	RBI	BB	SO	LOB	BOTTOM							
Jim Piersall, R OBP: 0.332, SLG: 0.413 (1, 8)																	4 1 1 0 0 0 0							
Billy Klaus, L OBP: 0.336, SLG: 0.386 (1, 6)																	4 0 0 0 0 1 1							
Gene Stephens, L OBP: 0.353, SLG: 0.399 Mickey Vernon, L OBP: 0.343, SLG: 0.380 (1, 7) (7, 3)																	2 0 0 1 0 0 0 1 0 0 0 0 0 0							
Frank Maltzone, R OBP: 0.323, SLG: 0.416 (1, 5)																	4 1 1 0 0 0 0							
Jackie Jensen, R OBP: 0.366, SLG: 0.460 (1, 9)																	4 0 2 0 0 0 1							
Dick Gemert, R OBP: 0.335, SLG: 0.441 (1, 3) (7, 7)																	4 1 1 1 0 1 2							
Ken Aspromonte, R OBP: 0.405, SLG: 0.419 (1, 4)																	2 0 0 0 2 0 1							
Pete Daley, R OBP: 0.274, SLG: 0.321 (1, 2)																	3 0 1 1 0 0 1							
Dave Sisler, R OBP: 0.233, SLG: 0.175 George Susce, R OBP: 0.208, SLG: 0.182 Bob Porterfield, R OBP: 0.219, SLG: 0.207 Dean Stone, L (7, 1)																	0 0 0 0 0 0 0 1 0 0 0 0 0 1 1 0 0 0 0 0 0 1 0 0 0 0 0 0							
Inning Stats	R: 0 E: 0 K: 1 S: 5	H: 0 LOB: 0 BB: 0 P: 5	R: 2 E: 0 K: 0 S: 5	H: 3 LOB: 1 BB: 1 P: 9	R: 1 E: 0 K: 0 S: 4	H: 1 LOB: 0 BB: 0 P: 4	R: 0 E: 0 K: 1 S: 5	H: 0 LOB: 1 BB: 1 P: 9	R: 0 E: 0 K: 0 S: 3	H: 0 LOB: 0 BB: 0 P: 3	R: 0 E: 0 K: 0 S: 4	H: 1 LOB: 1 BB: 0 P: 4	R: 0 E: 0 K: 0 S: 3	H: 0 LOB: 0 BB: 0 P: 3	R: 0 E: 0 K: 0 S: 3	H: 0 LOB: 0 BB: 0 P: 3	R: 0 E: 0 K: 0 S: 4	H: 1 LOB: 1 BB: 0 P: 4	1B: 4 2B: 1 3B: 1 HR: 0	SF: 1 SAC: 0 DP: 0 HBP: 0	WP: 0 PB: 0 SB: 0 CS: 0	PA: 34		
PITCHER	IP WLS BF H R ER SO BB IBB HBP BLK WP HR S P ERA WHIP	9.0 W 34 6 3 3 2 2 0 0 0 0 0 36 44 3.00 0.889																						

Cleveland Indians @ Boston Red Sox
Fenway Park, Boston, MA
Fri Sep 13 1957, 7:05 PM EDT
Att: 20,064 - Unknown

AB 31
R 3
H 6
RBI 3
BB 2
SO 2
LOB 7

Batter	1	2	3	4	5	6	7	8	9	AB	R	H	RBI	BB	SO	LOB	TOP				
Joe Caffie, L OBP: 0.339, SLG: 0.450 (1, 9)										5	2	4	1	0	0	0	Cleveland Indians @ Boston Red Sox Fenway Park, Boston, MA Sat Sep 14 1957, 3:33 AM EDT Att: 10,137 - Unknown				
Bobby Avila, R OBP: 0.333, SLG: 0.365 (1, 4)										4	1	1	1	1	2	4					
Gene Woodling, L OBP: 0.410, SLG: 0.523 (1, 7)										3	1	0	1	1	1	3					
Vic Wertz, L OBP: 0.373, SLG: 0.495 (1, 3)										4	2	2	7	1	0	0					
Chico Carrasquel, R OBP: 0.353, SLG: 0.379 (1, 6)										5	0	1	0	0	0	1					
Dick Williams, R OBP: 0.314, SLG: 0.374 (1, 8)										5	0	1	0	0	3	1					
Dick Brown, R OBP: 0.227, SLG: 0.271 (1, 2)										5	1	1	0	0	0	1					
George Strickland, R OBP: 0.335, SLG: 0.320 (1, 5)										3	2	2	0	1	0	0					
Cal McLish, S ERA: 3.11, SLG: 0.342 Stan Collins, R ERA: 2.90, SLG: 0.200 Vito Valentinetti, R ERA: 5.20, SLG: 0.333 Hal Negrundo, R ERA: 0.00, SLG: 0.292 Hank Aguirre, R ERA: 0.00 Bob Alexander, R ERA: 9.0 (1, 1) (2, PR) (2, 1) (3, PR) (3, 1) (6, 1)										0	0	0	0	1	0	0					
Inning Stats	R: 4 E: 0 K: 0 S: 6	H: 3 LOB: 0 BB: 1 P: 10	R: 4 E: 0 K: 2 S: 11	H: 4 LOB: 1 BB: 1 P: 15	R: 1 E: 0 K: 0 S: 4	H: 1 LOB: 1 BB: 1 P: 8	R: 0 E: 0 K: 0 S: 2	H: 0 LOB: 0 BB: 1 P: 6	R: 1 E: 0 K: 1 S: 10	H: 3 LOB: 3 BB: 1 P: 14	R: 0 E: 0 K: 1 S: 5	H: 0 LOB: 0 BB: 0 P: 5	R: 0 E: 0 K: 1 S: 5	H: 0 LOB: 0 BB: 0 P: 5	R: 0 E: 0 K: 0 S: 4	H: 1 LOB: 1 BB: 0 P: 4	1B: 9 2B: 1 3B: 0 HR: 2	SF: 1 SAC: 0 DP: 1 HBP: 0	WP: 0 PB: 0 SB: 0 CS: 0	PA: 43	
PITCHER	IP	WLS	BF	H	R	ER	SO	BB	IBB	HBP	BLK	WP	HR	S	P	ERA	WHIP				
Mike Fomieses, R ERA: 3.7 (1, 1)	1.0		10	5	7	7	0	2	0	0	0	0	1	8	16	63.00	7.000				
Rudy Minarcin, R ERA: 4.75 (2, 1)	3.1		16	5	3	3	3	2	0	0	0	0	1	20	28	8.10	2.100				
Ike Delock, R ERA: 3.84 (5, 1)	4.2	W	17	2	0	0	4	1	0	0	0	0	0	24	28	0.00	0.643				

AB	37
R	10
H	12
RBI	10
BB	5
SO	7
LOB	13



Batter	1	2	3	4	5	6	7	8	9	AB	R	H	RBI	BB	SO	LOB	BOTTOM				
Jim Piersall, R OBP: 0.331, SLG: 0.412 (1, 8)										6	1	1	0	0	0	4	Cleveland Indians @ Boston Red Sox Fenway Park, Boston, MA Sat Sep 14 1957, 3:33 AM EDT Att: 10,137 - Unknown				
Billy Klaus, L OBP: 0.338, SLG: 0.387 (1, 6)										4	3	2	1	1	0	2					
Mickey Vernon, L OBP: 0.347, SLG: 0.380 (1, 3)										3	2	1	0	1	2	1					
Frank Maltzone, R OBP: 0.326, SLG: 0.421 (1, 5)										5	3	3	3	0	0	1					
Jackie Jensen, R OBP: 0.370, SLG: 0.462 (1, 9)										4	3	3	0	1	0	3					
Dick Gemert, R OBP: 0.336, SLG: 0.457 (1, 7)										4	1	2	7	0	2	3					
Ken Aspromonte, R OBP: 0.429, SLG: 0.394 (1, 4)										2	0	0	0	3	0	1					
Pete Daley, R OBP: 0.283, SLG: 0.331 (1, 2)										4	0	2	2	1	0	4					
Mike Fomieses, R OBP: 0.203, SLG: 0.175 Rudy Minarcin, R OBP: 0.208, SLG: 0.050 (1, 1) (2, 1) (5, 1)										1	0	0	0	0	0	2					
Inning Stats	R: 4 E: 0 K: 1 S: 9	H: 4 LOB: 2 BB: 2 P: 17	R: 4 E: 0 K: 1 S: 8	H: 3 LOB: 1 BB: 2 P: 16	R: 1 E: 0 K: 1 S: 5	H: 1 LOB: 0 BB: 1 P: 9	R: 0 E: 0 K: 1 S: 5	H: 1 LOB: 1 BB: 0 P: 5	R: 0 E: 0 K: 0 S: 4	H: 1 LOB: 2 BB: 1 P: 8	R: 3 E: 1 K: 1 S: 8	H: 2 LOB: 2 BB: 2 P: 16	R: 1 E: 0 K: 0 S: 5	H: 2 LOB: 3 BB: 1 P: 10	R: 0 E: 0 K: 0 S: 3	H: 0 LOB: 0 BB: 0 P: 3	1B: 9 2B: 4 3B: 1 HR: 1	SF: 2 SAC: 0 DP: 1 HBP: 1	WP: 2 PB: 0 SB: 0 CS: 1	PA: 47	
PITCHER	IP	WLS	BF	H	R	ER	SO	BB	IBB	HBP	BLK	WP	HR	S	P	ERA	WHIP				
Cal McLish, R ERA: 3.11 (1, 1)	1.0		9	4	4	4	1	2	0	0	0	0	1	8	16	36.00	6.000				
Vito Valentinetti, R ERA: 5.31 (2, 1)	1.0		8	3	4	4	1	2	0	0	0	1	1	8	16	36.00	5.000				
Hank Aguirre, L ERA: 9.0 (3, 1)	3.0	L	15	4	4	3	2	3	0	0	0	1	0	16	28	9.00	2.333				
Bob Alexander, R ERA: 9.0 (6, 1)	3.0		15	3	1	1	1	1	1	1	0	0	0	14	23	3.00	1.333				

AB	35
R	13
H	14
RBI	13
BB	9
SO	5
LOB	23



Batter	1	2	3	4	5	6	7	8	9	AB	R	H	RBI	BB	SO	LOB	TOP				
Bill Tuttle, R OBP: 0.313, SLG: 0.329 (1, 8)										3	1	1	1	2	0	0					
Frank Bolling, R OBP: 0.333, SLG: 0.414 (1, 4)										5	1	3	0	0	0	1					
Ray Boone, R OBP: 0.357, SLG: 0.428 (1, 3)										3	0	2	0	2	0	2					
Al Kaline, R OBP: 0.343, SLG: 0.489 (1, 9)										5	1	1	3	0	0	7					
Charlie Maxwell, L OBP: 0.381, SLG: 0.490 (1, 7)										4	0	0	0	1	1	2					
Harvey Kuenn, R OBP: 0.326, SLG: 0.382 (1, 6)										4	0	2	0	0	1	2					
Frank House, L OBP: 0.327, SLG: 0.350 (1, 2)										3	0	0	0	1	0	1					
Jim Finigan, R OBP: 0.339, SLG: 0.290 (1, 5)										4	1	1	0	0	0	2					
Frank Lary, R OBP: 0.162, SLG: 0.155 Duke Maas, R OBP: 0.127, SLG: 0.152 (7, 1)										2	0	0	0	0	1	0					
Inning Stats	R: 3 E: 0 K: 0 S: 6	H: 3 LOB: 2 BB: 2 P: 14	R: 0 E: 0 K: 1 S: 5	H: 1 LOB: 2 BB: 2 P: 13	R: 0 E: 0 K: 1 S: 5	H: 0 LOB: 0 BB: 0 P: 5	R: 1 E: 0 K: 0 S: 5	H: 2 LOB: 2 BB: 1 P: 9	R: 0 E: 0 K: 1 S: 5	H: 1 LOB: 0 BB: 0 P: 5	R: 0 E: 0 K: 0 S: 4	H: 1 LOB: 2 BB: 1 P: 8	R: 0 E: 0 K: 0 S: 3	H: 0 LOB: 0 BB: 0 P: 3	R: 0 E: 0 K: 0 S: 5	H: 2 LOB: 2 BB: 0 P: 5	1B: 7 2B: 2 3B: 0 HR: 1	SF: 0 SAC: 1 DP: 1 HBP: 0	WP: 0 PB: 0 SB: 0 CS: 0	PA: 41	
PITCHER	IP WLS BF H R ER SO BB IBB HBP BLK WP HR S P ERA WHIP	IP WLS BF H R ER SO BB IBB HBP BLK WP HR S P ERA WHIP	IP WLS BF H R ER SO BB IBB HBP BLK WP HR S P ERA WHIP	IP WLS BF H R ER SO BB IBB HBP BLK WP HR S P ERA WHIP	IP WLS BF H R ER SO BB IBB HBP BLK WP HR S P ERA WHIP	IP WLS BF H R ER SO BB IBB HBP BLK WP HR S P ERA WHIP	IP WLS BF H R ER SO BB IBB HBP BLK WP HR S P ERA WHIP	IP WLS BF H R ER SO BB IBB HBP BLK WP HR S P ERA WHIP	IP WLS BF H R ER SO BB IBB HBP BLK WP HR S P ERA WHIP	IP WLS BF H R ER SO BB IBB HBP BLK WP HR S P ERA WHIP	IP WLS BF H R ER SO BB IBB HBP BLK WP HR S P ERA WHIP	IP WLS BF H R ER SO BB IBB HBP BLK WP HR S P ERA WHIP	IP WLS BF H R ER SO BB IBB HBP BLK WP HR S P ERA WHIP	IP WLS BF H R ER SO BB IBB HBP BLK WP HR S P ERA WHIP	IP WLS BF H R ER SO BB IBB HBP BLK WP HR S P ERA WHIP	IP WLS BF H R ER SO BB IBB HBP BLK WP HR S P ERA WHIP	IP WLS BF H R ER SO BB IBB HBP BLK WP HR S P ERA WHIP	IP WLS BF H R ER SO BB IBB HBP BLK WP HR S P ERA WHIP	IP WLS BF H R ER SO BB IBB HBP BLK WP HR S P ERA WHIP	IP WLS BF H R ER SO BB IBB HBP BLK WP HR S P ERA WHIP	IP WLS BF H R ER SO BB IBB HBP BLK WP HR S P ERA WHIP

Detroit Tigers @ Boston Red Sox
Fenway Park, Boston, MA
Sun Sep 15 1957, 3:38 AM EDT
Att: 27,834 - Unknown

AB	34
R	4
H	10
RBI	4
BB	6
SO	3
LOB	17




Batter	1	2	3	4	5	6	7	8	9	AB	R	H	RBI	BB	SO	LOB	BOTTOM				
Jim Piersall, R OBP: 0.326, SLG: 0.406 (1, 8)										4	0	0	0	0	1	0					
Billy Klaus, L OBP: 0.335, SLG: 0.382 (1, 6)										4	0	0	0	0	1	0					
Mickey Vernon, L OBP: 0.345, SLG: 0.388 (1, 3)										4	1	1	1	0	0	0					
Frank Maltzone, R OBP: 0.326, SLG: 0.419 (1, 5)										3	0	1	0	1	0	0					
Jackie Jensen, R OBP: 0.366, SLG: 0.459 (1, 9)										4	1	1	0	0	0	2					
Dick Gemert, R OBP: 0.340, SLG: 0.466 (1, 7)										4	1	2	2	0	0	0					
Ken Aspromonte, R OBP: 0.429, SLG: 0.368 (1, 4)										2	0	0	0	1	0	1					
Sammy White, R OBP: 0.273, SLG: 0.285 (1, 2)										2	0	0	0	1	0	0					
Tom Brewer, R OBP: 0.217, SLG: 0.220 Marty Keough, L (6, PH)										1	0	0	0	0	0	0					
Dave Sisler, R OBP: 0.233, SLG: 0.175 Willard Nixon, L OBP: 0.368, SLG: 0.329 Frank Sullivan, R OBP: 0.171, SLG: 0.176 (8, 1)										0	0	0	0	0	0	0					
Inning Stats	R: 0 E: 0 K: 0 S: 3	H: 0 LOB: 0 BB: 0 P: 3	R: 0 E: 0 K: 0 S: 4	H: 2 LOB: 1 BB: 0 P: 4	R: 0 E: 0 K: 0 S: 3	H: 0 LOB: 0 BB: 0 P: 3	R: 1 E: 0 K: 1 S: 6	H: 1 LOB: 0 BB: 0 P: 6	R: 0 E: 0 K: 0 S: 3	H: 0 LOB: 0 BB: 0 P: 3	R: 2 E: 0 K: 0 S: 5	H: 2 LOB: 2 BB: 2 P: 13	R: 0 E: 0 K: 1 S: 5	H: 0 LOB: 0 BB: 0 P: 5	R: 0 E: 0 K: 0 S: 2	H: 0 LOB: 0 BB: 1 P: 6	1B: 2 2B: 1 3B: 0 HR: 2	SF: 0 SAC: 0 DP: 2 HBP: 0	WP: 0 PB: 0 SB: 0 CS: 0	PA: 33	
PITCHER	IP WLS BF H R ER SO BB IBB HBP BLK WP HR S P ERA WHIP	IP WLS BF H R ER SO BB IBB HBP BLK WP HR S P ERA WHIP	IP WLS BF H R ER SO BB IBB HBP BLK WP HR S P ERA WHIP	IP WLS BF H R ER SO BB IBB HBP BLK WP HR S P ERA WHIP	IP WLS BF H R ER SO BB IBB HBP BLK WP HR S P ERA WHIP	IP WLS BF H R ER SO BB IBB HBP BLK WP HR S P ERA WHIP	IP WLS BF H R ER SO BB IBB HBP BLK WP HR S P ERA WHIP	IP WLS BF H R ER SO BB IBB HBP BLK WP HR S P ERA WHIP	IP WLS BF H R ER SO BB IBB HBP BLK WP HR S P ERA WHIP	IP WLS BF H R ER SO BB IBB HBP BLK WP HR S P ERA WHIP	IP WLS BF H R ER SO BB IBB HBP BLK WP HR S P ERA WHIP	IP WLS BF H R ER SO BB IBB HBP BLK WP HR S P ERA WHIP	IP WLS BF H R ER SO BB IBB HBP BLK WP HR S P ERA WHIP	IP WLS BF H R ER SO BB IBB HBP BLK WP HR S P ERA WHIP	IP WLS BF H R ER SO BB IBB HBP BLK WP HR S P ERA WHIP	IP WLS BF H R ER SO BB IBB HBP BLK WP HR S P ERA WHIP	IP WLS BF H R ER SO BB IBB HBP BLK WP HR S P ERA WHIP	IP WLS BF H R ER SO BB IBB HBP BLK WP HR S P ERA WHIP	IP WLS BF H R ER SO BB IBB HBP BLK WP HR S P ERA WHIP	IP WLS BF H R ER SO BB IBB HBP BLK WP HR S P ERA WHIP	IP WLS BF H R ER SO BB IBB HBP BLK WP HR S P ERA WHIP

Detroit Tigers @ Boston Red Sox
Fenway Park, Boston, MA
Sun Sep 15 1957, 3:38 AM EDT
Att: 27,834 - Unknown

AB	30
R	3
H	5
RBI	3
BB	3
SO	2
LOB	5



Batter	1	2	3	4	5	6	7	8	9	AB	R	H	RBI	BB	SO	LOB	TOP										
Vic Power, R OBP: 0.283, SLG: 0.371	K2-3	FC5-4			5-3		F7			5	0	1	1	0	1	2	Kansas City Athletics @ Boston Red Sox Fenway Park, Boston, MA Tue Sep 17 1957, 7:05 PM EDT Att: 12,084 - Unknown										
Joe Demaestri, R OBP: 0.282, SLG: 0.356	HR	K			6-3		2B	K		5	2	2	0	0	2	4											
Gus Zernial, R OBP: 0.286, SLG: 0.450	2H	HR			5-3		F8	P4		5	1	1	2	0	1	5											
Bob Cerv, R OBP: 0.310, SLG: 0.414	F3				5-3		4-3	1B		5	1	2	1	0	0	0											
Bob Martyn, L OBP: 0.283, SLG: 0.319	1B				K		4-3	F5		5	0	1	0	0	1	2											
Hector Lopez, R OBP: 0.328, SLG: 0.453	1-2				K		2-3			5	0	2	0	0	1	1											
Hal Smith, R OBP: 0.331, SLG: 0.494	F8				F8		HR	FC1-5		4	2	2	1	0	0	2											
Billy Hunter, R OBP: 0.261, SLG: 0.338					P4		HR	FC1-5		4	2	2	2	0	0	2											
Ralph Terry, R OBP: 0.182, SLG: 0.163					5-3		F8			0	0	0	0	0	0	0											
Harry Taylor, R OBP: 0.335, SLG: 0.333								1B		3	0	1	0	0	0	0											
Wally Burnette, R OBP: 0.227, SLG: 0.179										0	0	0	0	0	0	0											
Lou Skizas, R OBP: 0.192, SLG: 0.145										0	0	0	0	0	0	0											
Tom Morgan, R OBP: 0.191, SLG: 0.092										0	0	0	0	0	0	0											
Arnie Portocarrero, R OBP: 0.124, SLG: 0.125										0	0	0	0	0	0	0											
Inning Stats	R: 2 E: 0 K: 1 S: 9	H: 4 LOB: 2 BB: 0 P: 9	R: 0 E: 0 K: 1 S: 7	H: 2 LOB: 2 BB: 0 P: 7	R: 0 E: 0 K: 2 S: 7	H: 0 LOB: 0 BB: 0 P: 7	R: 0 E: 0 K: 0 S: 3	H: 0 LOB: 0 BB: 0 P: 3	R: 0 E: 0 K: 1 S: 5	H: 0 LOB: 0 BB: 0 P: 5	R: 3 E: 0 K: 0 S: 6	H: 3 LOB: 1 BB: 0 P: 6	R: 1 E: 0 K: 0 S: 5	H: 2 LOB: 1 BB: 0 P: 5	R: 2 E: 1 K: 1 S: 9	H: 4 LOB: 2 BB: 0 P: 9	R: 0 E: 0 K: 0 S: 3	H: 0 LOB: 0 BB: 0 P: 3	1B: 10 2B: 3 3B: 0 HR: 2	SF: 0 SAC: 0 DP: 0 HBP: 0	WP: 0 PB: 0 SB: 0 CS: 0	PA: 42					
PITCHER	IP	WLS	BF	H	R	ER	SO	BB	IBB	HBP	BLK	WP	HR	S	P	ERA	WHIP										
Mike Fomieses, R ERA: 3.78	(1, 1)	1.0	9	6	2	2	1	0	0	0	0	0	1	11	11	18.00	6.000										
George Susce, R ERA: 3.77	(2, 1)	5.2	22	5	4	4	4	0	0	0	0	0	1	30	30	6.35	0.882										
Ike Delock, R ERA: 4.01	(7, 1)	0.2	6	4	2	2	0	0	0	0	0	0	0	6	6	27.00	6.000										
Murray Wall, R ERA: 3.86	(8, 1)	0.2	W	2	0	0	0	1	0	0	0	0	0	4	4	0.00	0.000										
Bob Chakales, R ERA: 7.15	(9, 1)	1.0	S	3	0	0	0	0	0	0	0	0	0	3	3	0.00	0.000										



Batter	1	2	3	4	5	6	7	8	9	AB	R	H	RBI	BB	SO	LOB	BOTTOM										
Jim Piersall, R OBP: 0.326, SLG: 0.405	3B	K		F9		F7		WP		4	2	1	0	1	1	1	Kansas City Athletics @ Boston Red Sox Fenway Park, Boston, MA Tue Sep 17 1957, 7:05 PM EDT Att: 12,084 - Unknown										
Billy Klaus, L OBP: 0.337, SLG: 0.385	P3	F8		1B		1B		5-3		5	1	3	1	0	0	1											
Mickey Vernon, L OBP: 0.346, SLG: 0.394	1H	3B		F7		F9		FC5		4	1	1	1	1	0	3											
Frank Maltzone, R OBP: 0.329, SLG: 0.426	HR	3B		P3		E7		E		5	2	3	2	0	1	1											
Jackie Jensen, R OBP: 0.366, SLG: 0.464	3H	HR		F7		E6		FC5		5	1	2	3	0	0	3											
Dick Gemert, R OBP: 0.336, SLG: 0.460	F3			F9		F8		P4		4	0	0	0	0	0	1											
Ken Aspromonte, R OBP: 0.472, SLG: 0.439				1B		FC6-4		G5-4-3		3	1	3	0	1	0	0											
Pete Daley, R OBP: 0.286, SLG: 0.333				1B		FC6-4		G5-4-3		4	0	2	0	0	0	3											
Mike Fomieses, R ERA: 3.78	(1, 1)	0.2	7	4	4	4	0	1	0	0	0	0	0	0	0	2											
George Susce, R ERA: 3.77	(2, 1)	5.0	24	8	3	3	2	2	0	0	0	0	0	0	0	1											
Ike Delock, R ERA: 4.01	(7, 1)	1.1	4	1	0	0	0	0	0	0	0	0	0	0	0	0											
Murray Wall, R ERA: 3.86	(8, 1)	0.0	L	3	3	2	2	0	0	0	0	1	1	3	3	=											
Ted Williams, L OBP: 0.401, SLG: 0.700	(8, 1)	1.0	3	0	0	0	1	0	0	0	0	0	0	0	0	0											
Bob Chakales, R ERA: 7.15	(9, 1)	1.0	3	0	0	0	1	0	0	0	0	0	0	0	0	0											
Inning Stats	R: 4 E: 0 K: 0 S: 8	H: 5 LOB: 1 BB: 1 P: 12	R: 0 E: 0 K: 1 S: 5	H: 0 LOB: 0 BB: 0 P: 5	R: 0 E: 0 K: 0 S: 3	H: 0 LOB: 0 BB: 0 P: 3	R: 1 E: 0 K: 0 S: 6	H: 3 LOB: 2 BB: 0 P: 6	R: 1 E: 0 K: 1 S: 7	H: 2 LOB: 1 BB: 1 P: 11	R: 0 E: 0 K: 0 S: 3	H: 1 LOB: 0 BB: 0 P: 3	R: 2 E: 0 K: 1 S: 8	H: 3 LOB: 1 BB: 0 P: 8	R: 0 E: 0 K: 0 S: 3	H: 0 LOB: 0 BB: 0 P: 3	1B: 10 2B: 2 3B: 2 HR: 2	SF: 0 SAC: 0 DP: 2 HBP: 0	WP: 1 PB: 0 SB: 0 CS: 0	PA: 41							
PITCHER	IP	WLS	BF	H	R	ER	SO	BB	IBB	HBP	BLK	WP	HR	S	P	ERA	WHIP										
Ralph Terry, R ERA: 3.55	(1, 1)	5.0	24	8	3	3	2	2	0	0	0	0	0	26	34	5.40	2.000										
Wally Burnette, R ERA: 4.95	(6, 1)	1.1	4	1	0	0	0	0	0	0	0	0	0	4	4	0.00	0.750										
Tom Morgan, R ERA: 4.83	(8, 1)	0.0	L	3	3	2	2	0	0	0	0	1	1	3	3	=	=										
Arnie Portocarrero, R ERA: 4.18	(8, 1)	1.0	3	0	0	0	1	0	0	0	0	0	0	5	5	0.00	0.000										

Batter	1	2	3	4	5	6	7	8	9	AB	R	H	RBI	BB	SO	LOB	TOP					
Vic Power, R OBP: 0.283, SLG: 0.369 (1,3)	5-3			1B	5-3			6-3		4	1	1	0	0	0	1						
Joe Demaestri, R OBP: 0.279, SLG: 0.352 (1,6)	K			F9				1-3		4	0	0	0	0	1	1						
Gus Zernial, R OBP: 0.286, SLG: 0.448 (1,7)	F2			1B	SF9			4-3		4	1	1	0	0	0	0						
Bob Cerv, R OBP: 0.312, SLG: 0.415 (1,9)		2-3							FC1-6	4	0	2	1	0	1	0						
Bob Martyn, L OBP: 0.291, SLG: 0.351 (1,8)				1B	SF9			FC1-6	1B	3	0	2	1	0	0	1						
Hector Lopez, R OBP: 0.357, SLG: 0.451 (1,5)				1B	3H			3B		4	0	1	0	0	1	2						
Hal Smith, R OBP: 0.332, SLG: 0.497 (1,2)										4	0	2	0	0	2	1						
Billy Hunter, R OBP: 0.264, SLG: 0.337 (1,4)										1	0	0	0	2	0	0						
Tom Gorman, R OBP: 0.100, SLG: 0.100 (1,1)										4	0	0	0	0	3	6						
Inning Stats	R: 0 E: 0 K: 1 S: 5	H: 0 LOB: 0 BB: 0 P: 5	R: 0 E: 0 K: 0 S: 3	H: 1 LOB: 0 BB: 0 P: 3	R: 0 E: 0 K: 2 S: 7	H: 0 LOB: 0 BB: 0 P: 7	R: 2 E: 0 K: 0 S: 6	H: 3 LOB: 1 BB: 0 P: 6	R: 0 E: 0 K: 0 S: 4	H: 1 LOB: 1 BB: 0 P: 4	R: 0 E: 0 K: 1 S: 5	H: 0 LOB: 0 BB: 0 P: 5	R: 0 E: 0 K: 3 S: 10	H: 1 LOB: 2 BB: 1 P: 14	R: 0 E: 0 K: 0 S: 3	H: 0 LOB: 0 BB: 0 P: 3	R: 0 E: 0 K: 1 S: 7	H: 3 LOB: 3 BB: 1 P: 11	1B: 7 2B: 1 3B: 1 HR: 0	SF: 1 SAC: 1 DP: 0 HBP: 0	WP: 0 PB: 0 SB: 0 CS: 0	PA: 36
PITCHER	IP	WLS	BF	H	R	ER	SO	BB	IBB	HBP	BLK	WP	HR	S	P	ERA	WHIP					
Frank Sullivan, R ERA: 2.8 (1,1)	8.0	L	30	6	2	2	7	1	0	0	0	0	0	43	47	2.25	0.875					
Dave Sisler, R ERA: 4.68 (9,1)	1.0		6	3	0	0	1	1	0	0	0	0	0	7	11	0.00	4.000					

Kansas City Athletics @ Boston Red Sox
Fenway Park, Boston, MA
Wed Sep 18, 1957, 3:33 AM EDT
Att: 3,611 - Unknown

AB	32
R	2
H	9
RBI	2
BB	2
SO	8
LOB	12



Batter	1	2	3	4	5	6	7	8	9	AB	R	H	RBI	BB	SO	LOB	BOTTOM				
Jim Piersall, R OBP: 0.329, SLG: 0.411 (1,8)	HR									4	1	2	1	0	0	1					
Billy Klaus, L OBP: 0.335, SLG: 0.381 (1,6)	F7							1B		4	0	0	0	0	1	4					
Mickey Vernon, L OBP: 0.344, SLG: 0.391 (1,3)	3-1									4	0	1	0	0	0	0					
Frank Maltzone, R OBP: 0.326, SLG: 0.423 (1,5)	F8									4	0	0	0	0	0	1					
Jackie Jensen, R OBP: 0.366, SLG: 0.463 (1,9)										4	0	1	0	0	0	1					
Dick Gemert, R OBP: 0.335, SLG: 0.457 (1,7)										4	0	1	0	0	0	1					
Ken Aspromonte, R OBP: 0.446, SLG: 0.409 (1,4)										3	0	0	0	0	0	1					
Pete Daley, R OBP: 0.287, SLG: 0.333 (1,2)										3	0	1	0	0	1	0					
Tom Brewer, R OBP: 0.511, SLG: 0.700 (8, PR)										0	0	0	0	0	0	0					
Sammy White, R OBP: 0.273, SLG: 0.285 (9,2)										0	0	0	0	0	0	0					
Frank Sullivan, R OBP: 0.179, SLG: 0.184 (1,1)										2	0	1	0	0	0	0					
Ted Williams, L OBP: 0.511, SLG: 0.700 (8, PH)										0	0	0	0	1	0	0					
Billy Conzolo, R OBP: 0.348, SLG: 0.361 (8, PR)										0	0	0	0	0	0	0					
Dave Sisler, R OBP: 0.233, SLG: 0.175 (9,1)										0	0	0	0	0	0	0					
Inning Stats	R: 1 E: 0 K: 0 S: 4	H: 1 LOB: 0 BB: 0 P: 4	R: 0 E: 0 K: 0 S: 3	H: 1 LOB: 0 BB: 0 P: 3	R: 0 E: 0 K: 2 S: 8	H: 1 LOB: 1 BB: 0 P: 8	R: 0 E: 0 K: 0 S: 3	H: 0 LOB: 0 BB: 0 P: 3	R: 0 E: 0 K: 0 S: 3	H: 0 LOB: 0 BB: 0 P: 3	R: 0 E: 0 K: 0 S: 3	H: 1 LOB: 0 BB: 0 P: 3	R: 0 E: 0 K: 0 S: 5	H: 2 LOB: 3 BB: 1 P: 9	R: 0 E: 0 K: 0 S: 4	H: 1 LOB: 1 BB: 0 P: 4	1B: 6 2B: 0 3B: 0 HR: 1	SF: 0 SAC: 0 DP: 2 HBP: 0	WP: 0 PB: 0 SB: 0 CS: 0	PA: 33	
PITCHER	IP	WLS	BF	H	R	ER	SO	BB	IBB	HBP	BLK	WP	HR	S	P	ERA	WHIP				
Tom Gorman, R ERA: 3.54 (1,1)	9.0	W	33	7	1	1	2	1	0	0	0	0	1	36	40	1.00	0.889				

Kansas City Athletics @ Boston Red Sox
Fenway Park, Boston, MA
Wed Sep 18, 1957, 3:33 AM EDT
Att: 3,611 - Unknown

AB	32
R	1
H	7
RBI	1
BB	1
SO	2
LOB	9



Batter	1	2	3	4	5	6	7	8	9	AB	R	H	RBI	BB	SO	LOB	TOP			
Jim Piersall, R OBP: 0.329, SLG: 0.410 (1, 8)										4	0	1	0	0	1	0	Boston Red Sox @ New York Yankees Yankee Stadium, Bronx, NY Fri Sep 20 1957, 3:33 AM EDT Att: 35,541 - Cloudy - 78 F			
Billy Klaus, L OBP: 0.332, SLG: 0.378 (1, 6)										4	0	0	0	0	1	0				
Dick Gemert, R OBP: 0.331, SLG: 0.451 (1, 7)										4	1	0	0	0	2	0				
Frank Malzone, R OBP: 0.328, SLG: 0.423 (1, 5)										4	1	2	1	0	0	0				
Jackie Jensen, R OBP: 0.368, SLG: 0.469 (1, 9)										2	1	1	2	2	0	0				
Ken Aspromonte, R OBP: 0.417, SLG: 0.375 (1, 4)										4	0	0	0	0	0	3				
Mickey Vernon, L OBP: 0.344, SLG: 0.391 (1, 3)										3	0	1	0	0	1	1				
Pete Daley, R OBP: 0.283, SLG: 0.328 (1, 2)										3	0	0	0	0	2	1				
Tom Brewer, R OBP: 0.215, SLG: 0.217 (1, 1)										1	0	0	0	0	0	0				
Murray Wall, R OBP: 0.250, SLG: 0.250 (9, PH)										1	0	0	0	0	1	0				
Ted Williams, L OBP: 0.512, SLG: 0.708 (9, PH)										1	1	1	1	0	0	0				
Inning Stats	R: 0 E: 0 K: 2 S: 7	H: 0 LOB: 0 BB: 7	R: 0 E: 0 K: 1 S: 5	H: 1 LOB: 1 BB: 1 P: 9	R: 0 E: 0 K: 1 S: 5	H: 1 LOB: 0 BB: 0 P: 5	R: 0 E: 0 K: 1 S: 5	H: 0 LOB: 0 BB: 0 P: 5	R: 0 E: 0 K: 1 S: 5	H: 0 LOB: 0 BB: 0 P: 5	R: 0 E: 0 K: 0 S: 3	H: 0 LOB: 0 BB: 0 P: 3	R: 0 E: 0 K: 1 S: 5	H: 1 LOB: 1 BB: 1 P: 9	R: 4 E: 1 K: 1 S: 9	H: 3 LOB: 0 BB: 0 P: 9	1B: 4 2B: 0 3B: 0 HR: 2	SF: 0 SAC: 0 DP: 2 HBP: 0	WP: 0 PB: 0 SB: 0 CS: 1	PA: 34
PITCHER	IP WLS BF H R ER SO BB IBB HBP BLK WP HR S P ERA WHIP																			
Whitey Ford, L ERA: 2.47 (1, 1)	8.2 W 32 6 4 1 8 2 0 0 0 0 2 46 54 1.04 0.923																			
Bob Grim, R ERA: 2.66 (9, 1)	0.1 S 1 0 0 0 0 0 0 0 0 0 0 1 1 0.00 0.000																			

AB 31
R 4
H 6
RBI 4
BB 2
SO 8
LOB 5



Batter	1	2	3	4	5	6	7	8	9	AB	R	H	RBI	BB	SO	LOB	BOTTOM			
Hank Bauer, R OBP: 0.320, SLG: 0.460 (1, 9)										4	1	2	2	0	1	1	Boston Red Sox @ New York Yankees Yankee Stadium, Bronx, NY Fri Sep 20 1957, 3:33 AM EDT Att: 35,541 - Cloudy - 78 F			
Gil McDougald, R OBP: 0.354, SLG: 0.447 (1, 6)										5	1	0	0	0	3	4				
Mickey Mantle, S OBP: 0.512, SLG: 0.668 (1, 8)										2	2	1	1	2	0	0				
Yogi Berra, L OBP: 0.327, SLG: 0.435 (1, 2)										2	1	1	3	2	0	1				
Harry Simpson, L OBP: 0.313, SLG: 0.435 (1, 3)										4	0	1	0	0	0	1				
Joe Collins, L OBP: 0.314, SLG: 0.235 (8, 3)										0	0	0	0	0	0	0				
Tony Kubek, L OBP: 0.330, SLG: 0.374 (1, 7)										4	0	0	0	0	1	4				
Jerry Lumpe, L OBP: 0.402, SLG: 0.474 (1, 5)										2	1	1	1	1	0	0				
Bobby Richardson, R OBP: 0.284, SLG: 0.310 (1, 4)										4	0	2	0	0	0	4				
Whitey Ford, L OBP: 0.190, SLG: 0.128 (1, 1)										2	1	1	0	0	0	0				
Bob Grim, R OBP: 0.222, SLG: 0.500 (9, 1)										0	0	0	0	0	0	0				
Inning Stats	R: 0 E: 0 K: 2 S: 7	H: 0 LOB: 0 BB: 7	R: 0 E: 0 K: 1 S: 6	H: 1 LOB: 2 BB: 1 P: 10	R: 4 E: 0 K: 0 S: 6	H: 3 LOB: 0 BB: 1 P: 10	R: 1 E: 0 K: 1 S: 6	H: 1 LOB: 1 BB: 1 P: 10	R: 1 E: 0 K: 0 S: 4	H: 1 LOB: 2 BB: 2 P: 12	R: 1 E: 0 K: 1 S: 7	H: 2 LOB: 1 BB: 0 P: 7	R: 0 E: 0 K: 0 S: 3	H: 0 LOB: 0 BB: 0 P: 3	R: 0 E: 0 K: 0 S: 4	H: 1 LOB: 1 BB: 0 P: 4	1B: 6 2B: 1 3B: 1 HR: 1	SF: 2 SAC: 2 DP: 0 HBP: 0	WP: 0 PB: 0 SB: 0 CS: 0	PA: 38
PITCHER	IP WLS BF H R ER SO BB IBB HBP BLK WP HR S P ERA WHIP																			
Tom Brewer, R ERA: 3.73 (1, 1)	4.0 L 22 5 6 6 4 4 0 0 0 0 0 1 25 45 13.50 2.500																			
Murray Wall, R ERA: 3.54 (5, 1)	4.0 16 4 1 1 1 0 0 0 0 0 0 0 18 18 2.25 1.000																			

AB 29
R 7
H 9
RBI 7
BB 5
SO 5
LOB 15



Batter	1	2	3	4	5	6	7	8	9	AB	R	H	RBI	BB	SO	LOB	TOP			
Jim Piersall, R <small>OBP: 0.330, SLG: 0.412</small>										5	2	2	0	1	1	2	Boston Red Sox @ New York Yankees Yankee Stadium, Bronx, NY Sat Sep 21 1957, 3:33 AM EDT Att: 22,617 - Overcast - 80 F			
Billy Klaus, L <small>OBP: 0.330, SLG: 0.375</small>										6	1	1	1	0	0	4				
Ted Williams, L <small>OBP: 0.515, SLG: 0.716</small> Marty Keough, L <small>(6, PR)</small>										1	1	1	4	3	0	0				
Mickey Vernon, L <small>OBP: 0.352, SLG: 0.403</small>										2	1	1	1	3	0	1				
Frank Matzone, R <small>OBP: 0.328, SLG: 0.423</small>										3	0	1	1	1	1	3				
Jackie Jensen, R <small>OBP: 0.387, SLG: 0.466</small>										5	0	1	0	0	0	7				
Ken Aspromonte, R <small>OBP: 0.415, SLG: 0.365</small>										4	1	1	1	1	1	0				
Sammy White, R <small>OBP: 0.275, SLG: 0.285</small>										4	1	1	0	1	1	2				
Willard Nixon, L <small>OBP: 0.350, SLG: 0.311</small> Ike Delock, R <small>OBP: 0.200, SLG: 0.048</small>										4	0	0	0	0	2	3				
Inning Stats	R: 1 E: 0 K: 0 S: 4	H: 1 LOB: 2 BB: 2 P: 12	R: 6 E: 0 K: 0 S: 7	H: 5 LOB: 0 BB: 2 P: 15	R: 0 E: 0 K: 1 S: 5	H: 0 LOB: 0 BB: 0 P: 5	R: 0 E: 0 K: 0 S: 3	H: 0 LOB: 3 BB: 3 P: 15	R: 0 E: 1 K: 2 S: 8	H: 2 LOB: 2 BB: 1 P: 12	R: 0 E: 0 K: 2 S: 8	H: 1 LOB: 3 BB: 2 P: 16	R: 0 E: 0 K: 1 S: 5	H: 0 LOB: 0 BB: 0 P: 5	R: 0 E: 0 K: 0 S: 3	H: 0 LOB: 0 BB: 0 P: 3	1B: 6 2B: 1 3B: 0 HR: 2	SF: 1 SAC: 0 DP: 0 HBP: 0	WP: 0 PB: 0 SB: 0 CS: 1	PA: 48
PITCHER	IP: 2.0 WLS: L BF: 15 H: 6 R: 7 ER: 7 SO: 0 BB: 3 IBB: 1 HBP: 0 BLK: 0 WP: 0 HR: 2 S: 11 P: 27 ERA: 31.50 WHIP: 4.500	PITCHER	IP: 5.0 WLS: 26 BF: 3 H: 3 R: 1 ER: 1 SO: 5 BB: 7 IBB: 0 HBP: 0 BLK: 0 WP: 0 HR: 0 S: 29 P: 57 ERA: 1.80 WHIP: 2.000	PITCHER	IP: 1.0 WLS: 3 BF: 0 H: 0 R: 0 ER: 0 SO: 0 BB: 0 IBB: 0 HBP: 0 BLK: 0 WP: 0 HR: 0 S: 5 P: 5 ERA: 0.00 WHIP: 0.000	PITCHER	IP: 1.0 WLS: 3 BF: 0 H: 0 R: 0 ER: 0 SO: 0 BB: 0 IBB: 0 HBP: 0 BLK: 0 WP: 0 HR: 0 S: 3 P: 3 ERA: 0.00 WHIP: 0.000													

AB 35
 R 8
 H 9
 RBI 8
 BB 11
 SO 6
 LOB 22



BOTTOM

Boston Red Sox @ New York Yankees
 Yankee Stadium, Bronx, NY
 Sat Sep 21 1957, 3:33 AM EDT
 Att: 22,617 - Overcast - 80 F

AB 36
 R 3
 H 10
 RBI 2
 BB 7
 SO 5
 LOB 28



Batter	1	2	3	4	5	6	7	8	9	AB	R	H	RBI	BB	SO	LOB	TOP			
Jim Piersall, R (1, 8) OBP: 0.328, SLG: 0.409	0-3 K		0-0 F8		0-0 5-3			0-0 6-3		4	0	0	0	0	1	1	Boston Red Sox @ New York Yankees Yankee Stadium, Bronx, NY Sun Sep 22 1957, 3:33 AM EDT Att: 34,186 - Unknown - 81 F			
Billy Klaus, L (1, 6) OBP: 0.325, SLG: 0.374	0-0 4-3			0-3 K		0-0 F7		0-0 BB 1B		4	0	1	0	0	1	0				
Ted Williams, L (1, 7) OBP: 0.519, SLG: 0.725	4-0 BB			0-0 HR		0-0 4-3 BB 1B		4-0 BB		2	1	2	1	2	0	0				
Mickey Vernon, L (1, 3) OBP: 0.354, SLG: 0.400	0-0 F9			4-0 BB		4-0 4-3 BB 1-2		0-0 F8		2	0	0	0	2	0	3				
Frank Matzone, R (1, 5) OBP: 0.326, SLG: 0.420		0-0 P4		0-0 F7		0-0 4-3		0-0 1-3		4	0	0	0	0	0	5				
Jackie Jensen, R (1, 9) OBP: 0.384, SLG: 0.463		0-0 F7		0-0 G3		0-0 F3			0-0 P6	4	0	0	0	0	0	3				
Ken Aspromonte, R (1, 4) OBP: 0.406, SLG: 0.375					0-0 4-3		0-0 F7		0-0 2B	4	0	1	0	0	0	0				
Sammy White, R (1, 2) Marty Keough, L (9, PH)			0-3 K		0-0 1-3		0-3 K		4-0 G5-4-3 BB	3	0	0	0	0	2	0				
Dave Sisler, R (1, 1) George Susce, R (6, 1) Gene Mauch, R (7, PH) Frank Baumann, L (7, 1) Dick Gemert, R (9, PH)			0-0 1-3		4-0 BB		0-0 1B		0-0 G5-4-3 1-2	1	0	0	0	1	0	0				
Inning Stats	R: 0 E: 0 K: 1 S: 5	H: 0 LOB: 1 BB: 1 P: 9	R: 0 E: 0 K: 0 S: 3	H: 0 LOB: 0 BB: 0 P: 3	R: 0 E: 0 K: 1 S: 5	H: 0 LOB: 0 BB: 0 P: 5	R: 1 E: 0 K: 1 S: 6	H: 1 LOB: 1 BB: 1 P: 10	R: 0 E: 0 K: 0 S: 4	H: 1 LOB: 2 BB: 1 P: 8	R: 0 E: 0 K: 1 S: 5	H: 1 LOB: 1 BB: 0 P: 5	R: 0 E: 0 K: 0 S: 4	H: 1 LOB: 2 BB: 1 P: 8	R: 0 E: 0 K: 0 S: 3	H: 1 LOB: 1 BB: 1 P: 7		1B: 3 2B: 1 3B: 0 HR: 1	SF: 0 SAC: 0 DP: 1 HBP: 0	WP: 0 PB: 0 SB: 0 CS: 0
PITCHER	IP WLS BF H R ER SO BB IBB HBP BLK WP HR S P ERA WHIP	6.0 W 24 2 1 1 3 4 0 0 0 0 1 26 42 1.50 1.000	2.1 S 11 3 0 0 1 2 0 0 0 0 0 11 19 0.00 2.143	0.2 S 1 0 0 0 0 0 0 0 0 0 0 1 1 0.00 0.000	PITCHER															

AB	30
R	1
H	5
RBI	1
BB	6
SO	4
LOB	14



Batter	1	2	3	4	5	6	7	8	9	AB	R	H	RBI	BB	SO	LOB	BOTTOM			
Hank Bauer, R (1, 9) OBP: 0.322, SLG: 0.456	0-3 K		0-0 4-3		0-0 1B	4-0 BB BB		0-0 6-3		4	0	1	1	1	1	0	Boston Red Sox @ New York Yankees Yankee Stadium, Bronx, NY Sun Sep 22 1957, 3:33 AM EDT Att: 34,186 - Unknown - 81 F			
Gil McDougald, R (1, 6) OBP: 0.385, SLG: 0.445	4-0 BB 4-3 BB		0-0 F9		0-0 1-2 2-3 3-H 1B	4-0 1-2 2-3 3-H BB		0-0 F8		3	0	1	2	2	0	0				
Mickey Mantle, S (1, 8) Bobby Del Greco, R (9, 8)	0-0 4-3		0-0 F9		0-0 1-3	0-0 1-2 2-3 3-H BB				3	0	0	1	1	0	3				
Yogi Berra, L (1, 2) OBP: 0.326, SLG: 0.429	4-0 BB IBB			0-0 4-3		0-0 F2 6-3				3	0	0	0	1	0	3				
Harry Simpson, L (1, 3) Jerry Coleman, R (7, 4)	4-0 1-2 2-3 BB			0-0 1-3		0-0 6-3	0-0 6-3			2	0	0	0	1	0	0				
Tony Kubek, L (1, 7) OBP: 0.333, SLG: 0.376	0-0 L5			0-0 G3		0-0 E9 1B BB 1B	0-0 4-3			4	1	1	0	0	0	3				
Jerry Lumpe, L (1, 5) OBP: 0.406, SLG: 0.471		0-0 3-1			0-3 K	0-0 BB BB 1B	0-0 1B			4	1	2	0	0	1	0				
Bobby Richardson, R (1, 4) Enos Slaughter (6, PH) Bob Grim, R (7, 1) Sal Maglie, R (9, 1)		0-0 F2			0-0 5-3	4-0 BB BB BB	0-3 K			2	0	0	0	0	0	0				
Tom Sturdivant, L (1, 1) Joe Collins, L (6, PH)		0-0 F9			4-0 1B BB	4-0 BB BB BB	0-3 K2-3			1	1	0	0	1	0	0				
Inning Stats	R: 0 E: 0 K: 1 S: 5	H: 0 LOB: 3 BB: 3 P: 17	R: 0 E: 0 K: 0 S: 3	H: 0 LOB: 0 BB: 0 P: 3	R: 0 E: 0 K: 0 S: 3	H: 0 LOB: 0 BB: 0 P: 3	R: 0 E: 0 K: 0 S: 3	H: 0 LOB: 0 BB: 0 P: 3	R: 1 E: 0 K: 1 S: 7	H: 2 LOB: 2 BB: 1 P: 11	R: 4 E: 1 K: 0 S: 5	H: 2 LOB: 3 BB: 5 P: 25	R: 0 E: 0 K: 1 S: 6	H: 1 LOB: 1 BB: 0 P: 6	R: 0 E: 0 K: 1 S: 5	H: 0 LOB: 0 BB: 0 P: 5		1B: 5 2B: 0 3B: 0 HR: 0	SF: 0 SAC: 0 DP: 0 HBP: 0	WP: 0 PB: 0 SB: 0 CS: 0
PITCHER	IP WLS BF H R ER SO BB IBB HBP BLK WP HR S P ERA WHIP	5.2 L 29 4 5 5 2 7 1 0 0 0 0 1 25 57 7.94 1.941	0.1 2 0 0 0 0 1 0 0 0 0 0 0 1 5 0.00 3.000	2.0 7 1 0 0 2 0 0 0 0 0 0 0 11 11 0.00 0.500	PITCHER															




Batter	1	2	3	4	5	6	7	8	9	10	11	AB	R	H	RBI	BB	SO	LOB	TOP					
Jim Piersall, R OBP: 0.330, SLG: 0.415 (1, 8)												4	1	2	1	1	0	0						
Billy Klaus, L OBP: 0.326, SLG: 0.368 (1, 6)												6	1	1	0	0	2	3						
Ted Williams, L OBP: 0.526, SLG: 0.729 (8, PR)												3	1	2	0	2	0	0						
Marty Keough, L (8, 9)												1	0	0	0	0	0	0						
Frank Malzone, R OBP: 0.326, SLG: 0.432 (1, 5)												6	3	2	4	0	0	4						
Jackie Jensen, R OBP: 0.367, SLG: 0.470 (8, 7)												6	1	3	1	0	1	0						
Dick Gamert, R OBP: 0.332, SLG: 0.444 (1, 3)												3	0	1	1	2	0	0						
Ken Aspromonte, R OBP: 0.405, SLG: 0.353 (1, 4)												5	0	1	0	1	0	2						
Sammy White, R OBP: 0.267, SLG: 0.279 (1, 2)												2	0	0	0	0	1	3						
Pete Daley, R OBP: 0.289, SLG: 0.326 (4, 2)												1	0	0	0	2	0	3						
Tom Brewer, R OBP: 0.211, SLG: 0.213 (5, 1)												2	0	0	0	0	0	1						
Murray Wall, R OBP: 0.333, SLG: 0.333 (9, PH)												2	0	1	0	0	1	1						
Mickey Vernon, L OBP: 0.351, SLG: 0.394 (9, 1)												1	0	0	0	0	0	2						
Ike Delock, R OBP: 0.200, SLG: 0.048 (9, 1)												0	0	0	0	0	0	0						
Inning Stats	R: 0 E: 0 K: 1 S: 5	H: 1 LOB: 1 BB: 1 P: 9	R: 1 E: 0 K: 0 S: 4	H: 1 LOB: 1 BB: 1 P: 8	R: 3 E: 0 K: 1 S: 13	H: 4 LOB: 2 BB: 1 P: 17	R: 0 E: 0 K: 0 S: 3	H: 0 LOB: 0 BB: 0 P: 3	R: 0 E: 0 K: 1 S: 5	H: 0 LOB: 1 BB: 1 P: 9	R: 2 E: 0 K: 0 S: 7	H: 4 LOB: 3 BB: 1 P: 11	R: 0 E: 0 K: 0 S: 4	H: 1 LOB: 2 BB: 1 P: 8	R: 0 E: 0 K: 0 S: 2	H: 1 LOB: 0 BB: 1 P: 6	R: 1 E: 0 K: 0 S: 4	H: 1 LOB: 0 BB: 0 P: 4	1B: 8 2B: 1 3B: 0 HR: 4	SF: 0 SAC: 2 DP: 1 HBP: 0	WP: 1 PB: 0 SB: 0 CS: 1	PA: 52		
PITCHER	IP: 2.2 WLS: 2 BF: 15 ERA: 5.3	IP: 2.2 WLS: 8 BF: 15 ERA: 4.96	IP: 2.0 WLS: 12 BF: 4 ERA: 4.19	IP: 2.0 WLS: 2 BF: 0 ERA: 3.06	IP: 2.0 WLS: 7 BF: 1 ERA: 4.1	IP: 2.2 WLS: 8 BF: 15 ERA: 5.3	IP: 3.1 WLS: 1 BF: 0 ERA: 4.96	IP: 6.1 WLS: 2 BF: 12 ERA: 9.00	IP: 8.1 WLS: 10 BF: 4 ERA: 1.50	IP: 10.1 WLS: 2 BF: 7 ERA: 4.50	IP: 10.1 WLS: 2 BF: 7 ERA: 4.50	IP: 10.1 WLS: 2 BF: 7 ERA: 4.50	IP: 10.1 WLS: 2 BF: 7 ERA: 4.50	IP: 10.1 WLS: 2 BF: 7 ERA: 4.50	IP: 10.1 WLS: 2 BF: 7 ERA: 4.50	IP: 10.1 WLS: 2 BF: 7 ERA: 4.50	IP: 10.1 WLS: 2 BF: 7 ERA: 4.50	IP: 10.1 WLS: 2 BF: 7 ERA: 4.50	IP: 10.1 WLS: 2 BF: 7 ERA: 4.50	IP: 10.1 WLS: 2 BF: 7 ERA: 4.50	IP: 10.1 WLS: 2 BF: 7 ERA: 4.50	IP: 10.1 WLS: 2 BF: 7 ERA: 4.50	IP: 10.1 WLS: 2 BF: 7 ERA: 4.50	IP: 10.1 WLS: 2 BF: 7 ERA: 4.50

Boston Red Sox @ Washington Senators
Griffith Stadium, Washington, DC
Wed Sep 25 1957, 3:33 AM EDT
Att: 1,348 - Unknown

livebaseballscores.com

AB 42
R 7
H 13
RBI 7
BB 8
SO 5
LOB 19




Batter	1	2	3	4	5	6	7	8	9	10	11	AB	R	H	RBI	BB	SO	LOB	BOTTOM						
Pete Runnels, L OBP: 0.311, SLG: 0.299 (1, 4)												5	1	1	0	1	0	0							
Rocky Bridges, R OBP: 0.300, SLG: 0.304 (1, 6)												5	0	1	2	1	2	3							
Roy Sievers, R OBP: 0.390, SLG: 0.580 (1, 7)												5	0	0	0	1	1	7							
Neil Christley, L OBP: 0.278, SLG: 0.255 (1, 9)												4	1	0	1	1	0	1							
Harmon Killebrew, R OBP: 0.390, SLG: 0.632 (1, 5)												5	1	2	2	0	1	4							
Lou Berberet, L OBP: 0.357, SLG: 0.398 (1, 2)												5	0	0	0	0	0	1							
Art Schult, R OBP: 0.301, SLG: 0.362 (1, 3)												4	1	1	1	1	0	0							
Milt Bolling, R OBP: 0.276, SLG: 0.324 (11, PR)												0	0	0	0	0	0	0							
Jerry Schoonmaker, R OBP: 0.118, SLG: 0.125 (1, 8)												5	1	1	0	0	4	1							
Chuck Stobbs, L ERA: 5.3 (1, 1)												5	1	1	0	1	0	0							
Russ Kemmerer, R ERA: 4.96 (3, 1)												5	0	1	2	1	2	3							
Tex Clevenger, R ERA: 4.19 (6, 1)												5	0	0	0	1	1	7							
Bud Byerly, R ERA: 3.06 (8, 1)												4	1	0	1	1	0	1							
Camilo Pascual, R ERA: 4.1 (10, 1)												5	1	2	2	0	1	4							
Inning Stats	R: 0 E: 0 K: 0 S: 3	H: 0 LOB: 2 BB: 2 P: 11	R: 0 E: 0 K: 1 S: 5	H: 0 LOB: 0 BB: 0 P: 5	R: 0 E: 0 K: 1 S: 5	H: 0 LOB: 0 BB: 0 P: 5	R: 0 E: 0 K: 0 S: 4	H: 1 LOB: 1 BB: 0 P: 4	R: 4 E: 0 K: 0 S: 7	H: 4 LOB: 1 BB: 1 P: 11	R: 0 E: 0 K: 1 S: 5	H: 0 LOB: 0 BB: 0 P: 5	R: 2 E: 1 K: 0 S: 5	H: 1 LOB: 0 BB: 0 P: 5	R: 0 E: 1 K: 3 S: 10	H: 0 LOB: 2 BB: 1 P: 14	R: 0 E: 0 K: 1 S: 5	H: 0 LOB: 0 BB: 0 P: 5	R: 0 E: 0 K: 2 S: 8	H: 1 LOB: 3 BB: 2 P: 16	1B: 2 2B: 4 3B: 0 HR: 2	SF: 0 SAC: 0 DP: 1 HBP: 0	WP: 1 PB: 0 SB: 0 CS: 0	PA: 48	
PITCHER	IP: 4.0 WLS: 4 BF: 20 ERA: 3.81	IP: 4.0 WLS: 14 BF: 20 ERA: 3.33	IP: 3.0 WLS: 14 BF: 14 ERA: 3.93	IP: 3.0 WLS: 14 BF: 14 ERA: 3.93	IP: 3.0 WLS: 14 BF: 14 ERA: 3.93	IP: 3.0 WLS: 14 BF: 14 ERA: 3.93	IP: 3.0 WLS: 14 BF: 14 ERA: 3.93	IP: 3.0 WLS: 14 BF: 14 ERA: 3.93	IP: 3.0 WLS: 14 BF: 14 ERA: 3.93	IP: 3.0 WLS: 14 BF: 14 ERA: 3.93	IP: 3.0 WLS: 14 BF: 14 ERA: 3.93	IP: 3.0 WLS: 14 BF: 14 ERA: 3.93	IP: 3.0 WLS: 14 BF: 14 ERA: 3.93	IP: 3.0 WLS: 14 BF: 14 ERA: 3.93	IP: 3.0 WLS: 14 BF: 14 ERA: 3.93	IP: 3.0 WLS: 14 BF: 14 ERA: 3.93	IP: 3.0 WLS: 14 BF: 14 ERA: 3.93	IP: 3.0 WLS: 14 BF: 14 ERA: 3.93	IP: 3.0 WLS: 14 BF: 14 ERA: 3.93	IP: 3.0 WLS: 14 BF: 14 ERA: 3.93	IP: 3.0 WLS: 14 BF: 14 ERA: 3.93	IP: 3.0 WLS: 14 BF: 14 ERA: 3.93	IP: 3.0 WLS: 14 BF: 14 ERA: 3.93	IP: 3.0 WLS: 14 BF: 14 ERA: 3.93	IP: 3.0 WLS: 14 BF: 14 ERA: 3.93

Boston Red Sox @ Washington Senators
Griffith Stadium, Washington, DC
Wed Sep 25 1957, 3:33 AM EDT
Att: 1,348 - Unknown

livebaseballscores.com

AB 42
R 6
H 7
RBI 6
BB 6
SO 10
LOB 17



Batter	1	2	3	4	5	6	7	8	9	AB	R	H	RBI	BB	SO	LOB	TOP					
Tony Kubek, L OBP: 0.336, SLG: 0.383 (1, 8)										5	3	3	0	0	0	0	New York Yankees @ Boston Red Sox Fenway Park, Boston, MA Fri Sep 27 1957, 3:33 AM EDT Att: 6,572 - Sunny - 58 F					
Jerry Lumpe, L OBP: 0.399, SLG: 0.444 (1, 6)										5	1	2	1	0	0	2						
Andy Carey, R OBP: 0.316, SLG: 0.392 (1, 5)										5	3	3	1	0	0	1						
Yogi Berra, L OBP: 0.329, SLG: 0.438 Darrell Johnson, R OBP: 0.299, SLG: 0.333 (1, 2)										2	1	2	1	0	0	0						
Harry Simpson, L OBP: 0.318, SLG: 0.444 (1, 3)										5	0	2	4	0	0	1						
Elston Howard, R OBP: 0.286, SLG: 0.382 (1, 7)										5	0	0	0	0	2	4						
Zeke Bella, R OBP: 0.200, SLG: 0.111 (1, 9)										4	0	1	0	0	1	1						
Jerry Coleman, R OBP: 0.365, SLG: 0.369 (1, 4)										3	0	0	0	1	0	1						
Bob Turley, R OBP: 0.212, SLG: 0.088 Bob Grim, R OBP: 0.200, SLG: 0.444 (1, 1)										4	1	1	0	0	2	2						
Inning Stats	R: 4 E: 0 K: 2 S: 12	H: 5 LOB: 2 BB: 1 P: 16	R: 1 E: 1 K: 0 S: 6	H: 2 LOB: 2 BB: 0 P: 6	R: 0 E: 0 K: 1 S: 5	H: 0 LOB: 0 BB: 0 P: 5	R: 1 E: 0 K: 1 S: 6	H: 2 LOB: 0 BB: 0 P: 6	R: 0 E: 0 K: 1 S: 5	H: 0 LOB: 0 BB: 0 P: 5	R: 4 E: 0 K: 0 S: 8	H: 5 LOB: 1 BB: 0 P: 8	R: 0 E: 0 K: 0 S: 3	H: 1 LOB: 0 BB: 0 P: 3	R: 0 E: 0 K: 0 S: 3	H: 0 LOB: 0 BB: 0 P: 3	R: 0 E: 0 K: 1 S: 5	H: 0 LOB: 0 BB: 0 P: 5	1B: 11 2B: 2 3B: 2 HR: 0	SF: 0 SAC: 0 DP: 2 HBP: 0	WP: 0 PB: 0 SB: 0 CS: 0	PA: 42
PITCHER	IP WLS BF H R ER SO BB IBB HBP BLK WP HR S P ERA WHIP	IP WLS BF H R ER SO BB IBB HBP BLK WP HR S P ERA WHIP															IP WLS BF H R ER SO BB IBB HBP BLK WP HR S P ERA WHIP					
Willard Nixon, R ERA: 3.68 (1, 1)	4.0 L 22 9 6 5 4															11.25 2.500						
George Susce, R ERA: 4.09 (5, 1)	2.0 11 5 4 4 1															18.00 2.500						
Rudy Minarcin, R ERA: 4.43 (7, 1)	3.0 9 1 0 0 1															0.00 0.333						
Batter	1	2	3	4	5	6	7	8	9	AB	R	H	RBI	BB	SO	LOB	BOTTOM					
Jim Piersall, R OBP: 0.330, SLG: 0.413 (1, 8)										3	0	0	0	1	3	0	New York Yankees @ Boston Red Sox Fenway Park, Boston, MA Fri Sep 27 1957, 3:33 AM EDT Att: 6,572 - Sunny - 58 F					
Marty Keough, L OBP: 0.335, SLG: 0.111 (1, 9)										4	0	1	0	0	1	1						
Ted Williams, L OBP: 0.526, SLG: 0.728 Jackie Jensen, R OBP: 0.367, SLG: 0.469 (1, 7)										1	0	0	0	1	0	1						
Frank Maltzone, R OBP: 0.326, SLG: 0.431 (1, 5)										4	0	1	0	0	0	3						
Dick Gernert, R OBP: 0.329, SLG: 0.438 (1, 3)										4	1	0	0	0	0	4						
Ken Aspromonte, R OBP: 0.409, SLG: 0.343 (1, 4)										2	0	0	0	2	1	1						
Billy Consolo, R OBP: 0.346, SLG: 0.374 (1, 6)										4	1	1	1	0	0	3						
Pete Daley, R OBP: 0.288, SLG: 0.324 (1, 2)										4	0	1	0	0	3	1						
Willard Nixon, L OBP: 0.346, SLG: 0.307 George Susce, R OBP: 0.195, SLG: 0.160 Rudy Minarcin, R OBP: 0.325, SLG: 0.368 (1, 1)										1	0	0	0	0	0	0						
Inning Stats	R: 0 E: 0 K: 2 S: 7	H: 0 LOB: 1 BB: 1 P: 11	R: 1 E: 0 K: 2 S: 8	H: 1 LOB: 0 BB: 0 P: 8	R: 0 E: 0 K: 0 S: 3	H: 0 LOB: 1 BB: 1 P: 7	R: 0 E: 1 K: 0 S: 3	H: 0 LOB: 0 BB: 0 P: 3	R: 0 E: 0 K: 2 S: 7	H: 0 LOB: 0 BB: 0 P: 7	R: 0 E: 0 K: 1 S: 6	H: 1 LOB: 2 BB: 1 P: 10	R: 0 E: 0 K: 1 S: 5	H: 0 LOB: 1 BB: 1 P: 9	R: 0 E: 0 K: 1 S: 5	H: 0 LOB: 0 BB: 0 P: 5	R: 1 E: 2 K: 0 S: 5	H: 2 LOB: 2 BB: 1 P: 9	1B: 3 2B: 1 3B: 0 HR: 1	SF: 0 SAC: 0 DP: 1 HBP: 0	WP: 0 PB: 0 SB: 0 CS: 0	PA: 36
PITCHER	IP WLS BF H R ER SO BB IBB HBP BLK WP HR S P ERA WHIP	IP WLS BF H R ER SO BB IBB HBP BLK WP HR S P ERA WHIP															IP WLS BF H R ER SO BB IBB HBP BLK WP HR S P ERA WHIP					
Bob Turley, R ERA: 2.71 (1, 1)	7.0 W 27 4 1 1 8															1.29 0.857						
Bob Grim, R ERA: 2.63 (8, 1)	2.0 S 9 2 1 1 1															4.50 1.500						



Batter	1	2	3	4	5	6	7	8	9	AB	R	H	RBI	BB	SO	LOB	TOP		
Tony Kubek, L (1, 8) OBP: 0.336, SLG: 0.381 Bobby Del Greco, R (5, 8) OBP: 0.375, SLG: 0.267	1-0 HBP		0-0 3-1		0-0 3-1		0-0 F2			2	0	0	0	0	0	0			
Joe Collins, L (1, 9) OBP: 0.318, SLG: 0.255	0-3 K		0-0 F7			4-0 HR BB		0-0 SH3 1B		3	1	1	0	1	1	1			
Andy Carey, R (1, 5) OBP: 0.312, SLG: 0.387	0-0 F9			0-0 F8		0-0 F9		0-0 SH3 1-2		3	0	0	0	0	0	2			
Harry Simpson, L (1, 7) OBP: 0.322, SLG: 0.453	4-0 BB			0-0 E 1B		0-0 1+H HR		0-0 1-3		3	1	2	2	1	0	1			
Jerry Lumpe, L (1, 6) OBP: 0.384, SLG: 0.437	0-0 F6			0-0 E1 1-2		0-0 1B		0-0 6-3		4	0	1	0	0	0	4			
Elston Howard, R (1, 3) OBP: 0.283, SLG: 0.378		0-0 6-3		0-3 K		0-3 K			0-0 L9	4	0	0	0	0	2	3			
Darrell Johnson, R (1, 2) OBP: 0.275, SLG: 0.304		0-0 F8		0-0 F5		0-0 6-3			0-0 6-3	4	0	0	0	0	0	3			
Jerry Coleman, R (1, 4) OBP: 0.356, SLG: 0.359		0-0 F8			0-0 F8		0-0 F9		0-0 6-3	4	0	0	0	0	0	0			
Tom Sturdivant, L (1, 1) OBP: 0.247, SLG: 0.183 Bobby Shantz, R (8, 1) OBP: 0.281, SLG: 0.232			0-0 F5		0-0 6-3		0-0 F5			3	0	0	0	0	0	0			
Inning Stats	R: 0 E: 0 K: 1 S: 5	H: 0 LOB: 2 BB: 1 P: 10	R: 0 E: 0 K: 0 S: 3	H: 0 LOB: 0 BB: 0 P: 3	R: 0 E: 1 K: 0 S: 3	H: 1 LOB: 2 BB: 0 P: 7	R: 0 E: 0 K: 0 S: 3	H: 0 LOB: 0 BB: 0 P: 3	R: 2 E: 0 K: 1 S: 7	H: 2 LOB: 1 BB: 1 P: 11	R: 0 E: 0 K: 0 S: 3	H: 0 LOB: 0 BB: 0 P: 3	R: 0 E: 0 K: 0 S: 4	H: 1 LOB: 1 BB: 0 P: 4	R: 0 E: 0 K: 0 S: 3	H: 0 LOB: 0 BB: 0 P: 3	1B: 3 2B: 0 3B: 0 HR: 1	SF: 0 SAC: 1 DP: 0 HBP: 1	WP: 0 PA: 35 CS: 1
PITCHER	IP WLS BF H R ER SO BB IBB HBP BLK WP HR S P ERA WHIP																		
Dave Sisler, R (1, 1) ERA: 4.71 Bob Porterfield, R (8, 1) ERA: 4.05	7.0 L 28 3 2 2 3 2 0 0 0 0 1 31 40 2.57 0.714	2.0 S 7 1 0 0 0 0 0 0 0 0 0 7 7 0.00 0.500																	

New York Yankees @ Boston Red Sox
Fenway Park, Boston, MA
Sat Sep 28 1957, 3:33 AM EDT
Att: 19,063 - Unknown

AB	31
R	2
H	4
RBI	2
BB	2
SO	3
LOB	14



Batter	1	2	3	4	5	6	7	8	9	AB	R	H	RBI	BB	SO	LOB	BOTTOM		
Billy Consoletto, R (1, 6) OBP: 0.347, SLG: 0.375	0-0 5-3	0-0 6-3			0-0 5-3		0-0 BB 1B		0-0 1-2 1B	5	0	2	0	0	0	1			
Marty Keough, L (1, 8) OBP: 0.294, SLG: 0.077	0-0 4-3		0-0 1-3		0-0 4-3		4-0 1-2 BB		0-0 F9	4	0	0	0	1	0	2			
Ted Williams, L (1, 7) OBP: 0.525, SLG: 0.727 Jim Piersall, R (7, 8) OBP: 0.329, SLG: 0.412	0-0 1B 2B		0-0 F5		0-3 K		0-0 1-3			3	0	1	0	0	1	0			
Frank Maltzone, R (1, 5) OBP: 0.325, SLG: 0.430	0-0 BB 1B		0-0 F7		0-0 5-3		0-0 F8			4	0	1	0	0	0	0			
Jackie Jensen, R (1, 9) OBP: 0.368, SLG: 0.470	4-0 1-2 BB			0-0 5-3		0-0 2B		0-0 F6		3	0	1	0	1	0	0			
Dick Gemert, R (1, 3) OBP: 0.325, SLG: 0.433	0-0 L8			0-0 5-3		0-0 F9		0-0 F9		4	0	0	0	0	0	4			
Ken Aspromonte, R (1, 4) OBP: 0.402, SLG: 0.338		0-3 K		0-0 1B		0-0 5-3		0-0 5-3		4	0	1	0	0	1	0			
Sammy White, R (1, 2) OBP: 0.270, SLG: 0.279		4-0 SH3-4 BB		0-3 K		0-0 1B		0-0 6-3		3	0	1	0	1	1	1			
Dave Sisler, R (1, 1) OBP: 0.239, SLG: 0.167 Mickey Vernon, L (7, PH) OBP: 0.350, SLG: 0.393 Bob Porterfield, R (8, 1) OBP: 0.219, SLG: 0.207 Gene Mauch, R (8, PH) OBP: 0.335, SLG: 0.369	0-0 SH3-4 BB			0-0 1-3		0-0 F8		0-0 1B		1	0	0	0	0	0	0			
Inning Stats	R: 0 E: 0 K: 0 S: 5	H: 2 LOB: 3 BB: 1 P: 9	R: 0 E: 0 K: 1 S: 5	H: 0 LOB: 1 BB: 1 P: 9	R: 0 E: 0 K: 0 S: 3	H: 0 LOB: 0 BB: 0 P: 3	R: 0 E: 0 K: 1 S: 6	H: 1 LOB: 1 BB: 0 P: 6	R: 0 E: 0 K: 0 S: 3	H: 0 LOB: 0 BB: 0 P: 3	R: 0 E: 0 K: 0 S: 3	H: 0 LOB: 0 BB: 0 P: 3	R: 0 E: 0 K: 0 S: 3	H: 2 LOB: 3 BB: 1 P: 9	R: 0 E: 0 K: 0 S: 5	H: 2 LOB: 2 BB: 0 P: 5	1B: 6 2B: 2 3B: 0 HR: 0	SF: 0 SAC: 1 DP: 0 HBP: 0	WP: 0 PA: 38 CS: 0
PITCHER	IP WLS BF H R ER SO BB IBB HBP BLK WP HR S P ERA WHIP																		
Tom Sturdivant, R (1, 1) ERA: 2.54 Bobby Shantz, L (8, 1) ERA: 2.45	7.0 W 30 6 0 0 3 3 0 0 0 0 0 33 45 0.00 1.286	2.0 S 8 2 0 0 0 0 0 0 0 0 0 8 8 0.00 1.000																	

New York Yankees @ Boston Red Sox
Fenway Park, Boston, MA
Sat Sep 28 1957, 3:33 AM EDT
Att: 19,063 - Unknown

AB	34
R	0
H	8
RBI	0
BB	3
SO	3
LOB	12



Batter	1	2	3	4	5	6	7	8	9	AB	R	H	RBI	BB	SO	LOB	TOP										
Hank Bauer, R (1,9) OBP: 0.321, SLG: 0.455	F2		K		G3		2B			4	0	1	1	0	1	1	New York Yankees @ Boston Red Sox Fenway Park, Boston, MA Sun Sep 29 1957, 3:33 AM EDT Att: 25,406 - Sunny - 74 F										
Andy Carey, R (1,5) OBP: 0.311, SLG: 0.393	3B		F5		5-3		6-3			4	0	1	0	0	0	2											
Joe Collins, L (1,3) OBP: 0.310, SLG: 0.248	K		E6		6-3		4-1			4	0	0	0	0	1	2											
Yogi Berra, L (1,2) OBP: 0.329, SLG: 0.438 Zeke Berra, R (6,7) OBP: 0.182, SLG: 0.100	F5		G3		1B		F7			3	0	1	0	0	0	3											
Elston Howard, R (1,7) OBP: 0.285, SLG: 0.379		K		1B		F7		1B		4	0	2	0	0	1	1											
Jerry Coleman, R (1,6) OBP: 0.354, SLG: 0.376	4-3		F8				HR			4	1	1	1	0	1	2											
Bobby Del Greco, R (1,8) OBP: 0.390, SLG: 0.277 Harry Simpson, L (9, PH) OBP: 0.321, SLG: 0.452			K				SH3-4 2B		5-3	2	1	1	0	1	1	1											
Bobby Richardson, R (1,4) OBP: 0.274, SLG: 0.298	5-3				F5		F8		6-3	4	0	0	0	0	0	2											
Art Ditmar, R (1,1) OBP: 0.200, SLG: 0.200 Gil McDougald, R (5, PH) OBP: 0.363, SLG: 0.442 Johnny Kucks, R (5,1) OBP: 0.183, SLG: 0.109 Tony Kubek, L (9, PH) OBP: 0.335, SLG: 0.381			E		F6		SH3-4		F6	1	0	1	0	0	0	0											
Inning Stats	R: 0 E: 0 K: 1 S: 6	H: 1 LOB: 1 BB: 0 P: 6	R: 0 E: 0 K: 1 S: 5	H: 0 LOB: 1 BB: 1 P: 9	R: 0 E: 1 K: 1 S: 7	H: 1 LOB: 2 BB: 0 P: 7	R: 0 E: 0 K: 1 S: 5	H: 1 LOB: 1 BB: 0 P: 5	R: 0 E: 0 K: 0 S: 3	H: 0 LOB: 0 BB: 0 P: 3	R: 0 E: 0 K: 0 S: 4	H: 1 LOB: 1 BB: 0 P: 4	R: 2 E: 0 K: 0 S: 6	H: 3 LOB: 1 BB: 0 P: 6	R: 0 E: 0 K: 1 S: 6	H: 1 LOB: 1 BB: 0 P: 6		R: 0 E: 0 K: 0 S: 3	H: 0 LOB: 0 BB: 0 P: 3	1B: 5 2B: 2 3B: 1 HR: 1	SF: 0 SAC: 1 DP: 1 HBP: 0	WP: 0 PB: 0 SB: 0 CS: 1	PA: 36				
PITCHER	IP	WLS	BF	H	R	ER	SO	BB	IBB	HBP	BLK	WP	HR	S	P	ERA	WHIP										
Frank Baumann, L (1,1) ERA: 3.75	7.0	W	29	7	2	2	4	1	0	0	0	0	1	36	40	2.57	1.143										
Mike Fomiele, R (8,1) ERA: 3.7	2.0	S	7	1	0	0	1	0	0	0	0	0	0	9	9	0.00	0.500										

AB	34
R	2
H	8
RBI	2
BB	1
SO	5
LOB	14



Batter	1	2	3	4	5	6	7	8	9	AB	R	H	RBI	BB	SO	LOB	BOTTOM										
Billy Consolo, R (1,6) OBP: 0.345, SLG: 0.372	4-3		FC1-5 1B		6-3		K			4	1	1	0	0	1	2	New York Yankees @ Boston Red Sox Fenway Park, Boston, MA Sun Sep 29 1957, 3:33 AM EDT Att: 25,406 - Sunny - 74 F										
Marty Keough, L (1,8) OBP: 0.235, SLG: 0.059	K		FC1-5 1B		F9		F9			4	0	0	0	0	1	4											
Ted Williams, L (1,7) OBP: 0.527, SLG: 0.731 Jim Piersall, R (3, PR) OBP: 0.330, SLG: 0.415			FC6-4 1B		1-3		3B			2	0	2	1	0	0	0											
Frank Maltzone, R (1,5) OBP: 0.323, SLG: 0.427	5-3		FC6-4		5-3		F4			4	0	0	0	0	0	4											
Jackie Jensen, R (1,9) OBP: 0.367, SLG: 0.469		F9			6-3		1B		6-3	4	1	1	0	0	0	0											
Dick Gemert, R (1,3) OBP: 0.324, SLG: 0.430	5-3		G3		G3		1B		F3	4	0	1	0	0	0	0											
Ken Aspromonte, R (1,4) OBP: 0.396, SLG: 0.533	K		F3		F3		1B		F2	4	0	1	1	0	1	0											
Pete Daley, R (1,2) OBP: 0.288, SLG: 0.325			5-3		SH5-4 1B		F9			3	0	1	0	0	0	2											
Frank Baumann, L (1,1) OBP: 0.500, SLG: 0.500 Billy Klaus, L (7, PH) OBP: 0.326, SLG: 0.369 Mike Fomiele, R (8,1) OBP: 0.203, SLG: 0.177			FC1-5 1B		SH5-4		3B			1	0	1	0	0	0	0											
Inning Stats	R: 0 E: 0 K: 1 S: 6	H: 1 LOB: 1 BB: 0 P: 6	R: 0 E: 0 K: 1 S: 5	H: 0 LOB: 0 BB: 0 P: 5	R: 1 E: 0 K: 0 S: 6	H: 3 LOB: 2 BB: 0 P: 6	R: 0 E: 0 K: 0 S: 3	H: 0 LOB: 0 BB: 0 P: 3	R: 0 E: 0 K: 0 S: 4	H: 1 LOB: 1 BB: 0 P: 4	R: 1 E: 0 K: 0 S: 6	H: 3 LOB: 2 BB: 0 P: 6	R: 1 E: 0 K: 1 S: 7	H: 2 LOB: 1 BB: 0 P: 7	R: 0 E: 0 K: 0 S: 3	H: 0 LOB: 0 BB: 0 P: 3		1B: 8 2B: 1 3B: 1 HR: 0	SF: 0 SAC: 1 DP: 0 HBP: 0	WP: 0 PB: 0 SB: 0 CS: 0	PA: 34						
PITCHER	IP	WLS	BF	H	R	ER	SO	BB	IBB	HBP	BLK	WP	HR	S	P	ERA	WHIP										
Art Ditmar, R (1,1) ERA: 3.25	4.0	L	16	4	1	1	2	0	0	0	0	0	0	20	20	2.25	1.000										
Johnny Kucks, R (5,1) ERA: 3.95	4.0	L	18	6	2	2	1	0	0	0	0	0	0	20	20	4.50	1.500										

