

# Boston Red Sox - 1959

Batter	1	2	3	4	5	6	7	8	9	AB	R	H	RBI	BB	SO	LOB	TOP			
Don Buddin, R (1,6)										2	1	0	0	2	0	0	<b>Boston Red Sox @ New York Yankees</b> Yankee Stadium, Bronx, NY Sun Apr 12 1959, 3:33 AM EST Att: 22,559 - Overcast - 42 F			
Pete Runnels, L (1,4) OBP: 0.500, SLG: 0.667										3	1	1	0	1	0	1				
Gene Stephens, L (1,8)										4	0	0	1	0	0	2				
Vic Wertz, L (1,3) Jim Busby, R (9, PR)										3	0	1	0	1	1	0				
Jackie Jensen, R (1,9)										3	0	0	1	0	1	2				
Frank Malzone, R (1,5)										3	0	0	0	0	0	1				
Gary Geiger, L (1,7)										3	0	0	0	0	1	0				
Sammy White, R (1,2)										3	0	0	0	0	1	0				
Tom Brewer, R (1,1)										3	0	0	0	0	0	0				
<b>Inning Stats</b>	R: 0 E: 0 K: 0 S: 2	H: 0 LOB: 0 BB: 1 P: 6	R: 0 E: 0 K: 2 S: 7	H: 0 LOB: 0 BB: 0 P: 7	R: 0 E: 0 K: 0 S: 3	H: 0 LOB: 0 BB: 0 P: 3	R: 0 E: 0 K: 0 S: 3	H: 0 LOB: 0 BB: 0 P: 3	R: 0 E: 0 K: 0 S: 3	H: 0 LOB: 0 BB: 0 P: 3	R: 2 E: 0 K: 0 S: 4	H: 1 LOB: 1 BB: 2 P: 12	R: 0 E: 0 K: 2 S: 7	H: 0 LOB: 0 BB: 1 P: 7	R: 0 E: 0 K: 0 S: 4	H: 1 LOB: 2 BB: 1 P: 8	1B: 1 2B: 1 3B: 0 HR: 0	SF: 1 SAC: 0 DP: 1 HBP: 0	WP: 0 PB: 0 CS: 0	PA: 32
<b>PITCHER</b> Bob Turley, R (1,1) ERA: 2.0	IP: 9.0 WLS: W BF: 32	H: 2 R: 2 ER: 2 SO: 4	BB: 4 IBB: 0 HBP: 0 BLK: 0	WP: 0 HR: 0 S: 36 P: 52	ERA: 2.00 WHIP: 0.667	<b>PITCHER</b>										IP: 9.0 WLS: W BF: 32	H: 2 R: 2 ER: 2 SO: 4	BB: 4 IBB: 0 HBP: 0 BLK: 0	WP: 0 HR: 0 S: 36 P: 52	ERA: 2.00 WHIP: 0.667

Batter	1	2	3	4	5	6	7	8	9	AB	R	H	RBI	BB	SO	LOB	BOTTOM			
Hank Bauer, R (1,9) OBP: 0.250, SLG: 0.250										4	0	1	0	0	1	0	<b>Boston Red Sox @ New York Yankees</b> Yankee Stadium, Bronx, NY Sun Apr 12 1959, 3:33 AM EST Att: 22,559 - Overcast - 42 F			
Norm Siebern, L (1,7) OBP: 0.750, SLG: 1.500										4	2	3	1	0	0	0				
Mickey Mantle, S (1,8)										4	0	0	0	0	0	1				
Yogi Berra, L (1,2) OBP: 0.500, SLG: 0.333										3	1	1	0	1	0	0				
Gil McDougald, R (1,4) OBP: 0.333, SLG: 0.333										3	0	1	1	0	1	0				
Mary Thronberry, L (1,3) OBP: 0.333, SLG: 0.333										3	0	1	1	0	0	0				
Andy Carey, R (1,5) OBP: 0.333, SLG: 0.333										3	0	1	0	0	1	2				
Bobby Richardson, R (1,6)										3	0	0	0	0	0	1				
Bob Turley, R (1,1)										3	0	0	0	0	1	1				
<b>Inning Stats</b>	R: 2 E: 0 K: 2 S: 11	H: 4 LOB: 2 BB: 0 P: 11	R: 0 E: 0 K: 0 S: 4	H: 2 LOB: 2 BB: 0 P: 4	R: 0 E: 0 K: 1 S: 5	H: 0 LOB: 0 BB: 0 P: 5	R: 0 E: 0 K: 0 S: 3	H: 0 LOB: 0 BB: 0 P: 3	R: 0 E: 0 K: 0 S: 3	H: 0 LOB: 0 BB: 0 P: 3	R: 0 E: 0 K: 1 S: 6	H: 1 LOB: 1 BB: 0 P: 6	R: 0 E: 0 K: 0 S: 3	H: 1 LOB: 0 BB: 1 P: 7	R: 1 E: 0 K: 0 S: 3	H: 1 LOB: 0 BB: 1 P: 7	1B: 7 2B: 0 3B: 0 HR: 1	SF: 0 SAC: 0 DP: 0 HBP: 0	WP: 0 PB: 1 CS: 1	PA: 32
<b>PITCHER</b> Tom Brewer, R (1,1) ERA: 3.38	IP: 8.0 WLS: L BF: 31	H: 8 R: 3 ER: 3 SO: 4	BB: 1 IBB: 0 HBP: 0 BLK: 0	WP: 0 HR: 1 S: 38 P: 42	ERA: 3.38 WHIP: 1.125	<b>PITCHER</b>										IP: 8.0 WLS: L BF: 31	H: 8 R: 3 ER: 3 SO: 4	BB: 1 IBB: 0 HBP: 0 BLK: 0	WP: 0 HR: 1 S: 38 P: 42	ERA: 3.38 WHIP: 1.125







Batter	1	2	3	4	5	6	7	8	9	AB	R	H	RBI	BB	SO	LOB	TOP					
<b>Reno Bertioia, R</b> (1.4) OBP: 0.571, SLG: 1.000	4-0 S BB		0-0 5-3		4-0 1-2 BB BB		0-0 1B		0-0 FC5-4	3	0	1	1	2	0	1						
<b>Albie Pearson, L</b> (1.8) OBP: 0.308, SLG: 0.100	0-0 F9			0-0 G3	4-0 1-2 2-3 BB		0-0 G3		0-0 F9	4	0	0	0	1	0	3						
<b>Roy Sievers, R</b> (1.7) OBP: 0.357, SLG: 0.273	0-3 K			4-0 BB	0-3 K			0-0 F9	0-3 K	4	0	0	0	1	3	5						
<b>Clint Courtney, L</b> (1.2) OBP: 0.375, SLG: 0.375 <b>Jack Kralick, L</b> (8.1)	0-0 1-3			0-0 F9			0-0 F2		0-0 4-3	4	0	0	0	0	0	2						
<b>Bob Allison, R</b> (1.9) OBP: 0.333, SLG: 0.333		0-0 P6		0-0 P4			0-0 F9			4	0	1	0	0	0	1						
<b>Norm Zauchin, R</b> (1.3) OBP: 0.417, SLG: 0.833		0-0 F7			0-0 WP SF9 2B			0-3 K		4	1	2	0	0	1	1						
<b>Harmon Killebrew, R</b> (1.5) OBP: 0.250, SLG: 0.545		0-0 F5			0-0 SF9 2H		0-0 5-3		0-0 E5 1B 1B	3	1	1	1	0	0	1						
<b>Ken Aspromonte, R</b> (1.6) OBP: 0.500, SLG: 0.333			0-3 K		0-0 L9		4-0 G4-6-3 BB		0-0 1B FC5-4 1B	3	1	1	0	1	1	0						
<b>Russ Kemmerer, R</b> (1.1) <b>Herb Plews, L</b> (7, PH) <b>Dick Hyde, R</b> (7.1) <b>Jay Porter, R</b> (8.2) OBP: 0.500, SLG: 0.500			0-0 L6		4-0 BB BB BB		0-0 G4-6-3 1-2		0-0 FC5-4 1-3 3-H 1B	1	0	0	0	1	0	0						
<b>Inning Stats</b>	R: 0 E: 0 K: 1 S: 5	H: 0 LOB: 1 BB: 1 P: 9	R: 0 E: 0 K: 0 S: 3	H: 0 LOB: 0 BB: 0 P: 3	R: 0 E: 0 K: 1 S: 5	H: 0 LOB: 0 BB: 0 P: 5	R: 0 E: 0 K: 0 S: 3	H: 0 LOB: 1 BB: 1 P: 7	R: 1 E: 0 K: 1 S: 6	H: 1 LOB: 3 BB: 3 P: 18	R: 0 E: 0 K: 0 S: 4	H: 1 LOB: 1 BB: 0 P: 4	R: 0 E: 0 K: 0 S: 3	H: 1 LOB: 1 BB: 1 P: 7	R: 0 E: 0 K: 1 S: 6	H: 1 LOB: 1 BB: 0 P: 6	R: 2 E: 1 K: 1 S: 8	H: 3 LOB: 1 BB: 0 P: 8	1B: 6 2B: 1 3B: 0 HR: 0	SF: 1 SAC: 0 DP: 1 HBP: 0	WP: 1 PB: 0 SB: 1 CS: 0	PA: 39
<b>PITCHER</b> <b>Jerry Casale, R</b> (1.1) ERA: 3.0	IP: 9.0 WLS: W BF: 39 H: 7 R: 3 ER: 3 SO: 5 BB: 6 IBB: 0 HBP: 0 BLK: 0 WP: 1 HR: 0 S: 43 P: 67 ERA: 3.00 WHIP: 1.444											<b>PITCHER</b>	IP: 9.0 WLS: W BF: 39 H: 7 R: 3 ER: 3 SO: 5 BB: 6 IBB: 0 HBP: 0 BLK: 0 WP: 1 HR: 0 S: 43 P: 67 ERA: 3.00 WHIP: 1.444									

Washington Senators @ Boston Red Sox  
Fenway Park, Boston, MA  
Wed Apr 15 1959, 3:33 AM EST  
Att: 3,498 - Unknown

AB	32
R	3
H	7
RBI	3
BB	6
SO	5
LOB	15




Batter	1	2	3	4	5	6	7	8	9	AB	R	H	RBI	BB	SO	LOB	BOTTOM			
<b>Don Buddin, R</b> (1.6) OBP: 0.571, SLG: 0.375	0-0 G6-3 1B		1-0 1B HBP		0-3 K	4-0 BB		4-0 BB BB		2	0	1	0	2	1	1				
<b>Pete Runnels, L</b> (1.4) OBP: 0.385, SLG: 0.364	0-0 G6-3 1-2		0-3 K		0-0 2H 1B	4-3		4-0 1-2 BB		4	0	1	1	1	1	3				
<b>Gene Stephens, L</b> (1.8) OBP: 0.214, SLG: 0.385	0-0 6-3		0-0 1-3 1B		0-0 4-3		0-0 F7	0-3 K		5	0	1	0	0	1	3				
<b>Jackie Jensen, R</b> (1.9) OBP: 0.333, SLG: 0.375		0-0 2B FC5 1B	0-0 1-3		0-0 F7	0-0 1B 2B	0-0 F7			4	2	2	0	0	0	2				
<b>Frank Matzone, R</b> (1.5) OBP: 0.273, SLG: 0.300		0-0 E G1-6-3 2B		0-0 F7	0-0 F2	0-0 1B	0-0 1B			4	1	2	0	0	0	1				
<b>Dick Gemert, R</b> (1.3) OBP: 0.625, SLG: 1.000		0-0 FC5 G1-6-3		0-0 4-3	4-0 1B HR BB	0-0 1B BB	0-0 1-2 1B			3	1	1	1	1	0	1				
<b>Gary Geiger, L</b> (1.7) OBP: 0.091, SLG: 0.091		2-3 3-H G1-6-3		0-3 K	0-0 K	0-0 1B HR	0-0 1-3			4	1	1	1	0	1	3				
<b>Sammy White, R</b> (1.2) OBP: 0.273, SLG: 0.364		0-0 6-3			0-0 SH1-4 1B 1B	0-0 F2		0-0 6-3		4	1	1	0	0	0	2				
<b>Jerry Casale, R</b> (1.1) OBP: 0.333, SLG: 1.333			0-0 6-3		0-0 SH1-4 1-2	0-0 1H 2H HR		0-3 K		3	1	1	3	0	1	0				
<b>Inning Stats</b>	R: 0 E: 0 K: 0 S: 3	H: 1 LOB: 0 BB: 0 P: 3	R: 2 E: 1 K: 0 S: 5	H: 2 LOB: 0 BB: 0 P: 5	R: 0 E: 0 K: 1 S: 6	H: 1 LOB: 2 BB: 0 P: 7	R: 0 E: 0 K: 1 S: 5	H: 0 LOB: 0 BB: 0 P: 5	R: 1 E: 0 K: 1 S: 7	H: 2 LOB: 1 BB: 0 P: 7	R: 4 E: 0 K: 0 S: 6	H: 3 LOB: 1 BB: 2 P: 14	R: 0 E: 0 K: 0 S: 5	H: 2 LOB: 2 BB: 0 P: 5	R: 0 E: 0 K: 2 S: 7	H: 0 LOB: 2 BB: 2 P: 15	1B: 8 2B: 2 3B: 0 HR: 1	SF: 0 SAC: 1 DP: 2 HBP: 1	WP: 0 PB: 0 SB: 0 CS: 0	PA: 39
<b>PITCHER</b> <b>Russ Kemmerer, R</b> (1.1) ERA: 9.0 <b>Dick Hyde, R</b> (7.1) ERA: <b>Jack Kralick, L</b> (8.1) ERA:	IP: 6.0 WLS: L BF: 29 H: 9 R: 7 ER: 6 SO: 3 BB: 2 IBB: 0 HBP: 1 BLK: 0 WP: 0 HR: 1 S: 32 P: 41 ERA: 9.00 WHIP: 1.833											<b>PITCHER</b>	IP: 6.0 WLS: L BF: 29 H: 9 R: 7 ER: 6 SO: 3 BB: 2 IBB: 0 HBP: 1 BLK: 0 WP: 0 HR: 1 S: 32 P: 41 ERA: 9.00 WHIP: 1.833							

Washington Senators @ Boston Red Sox  
Fenway Park, Boston, MA  
Wed Apr 15 1959, 3:33 AM EST  
Att: 3,498 - Unknown

AB	33
R	7
H	11
RBI	6
BB	4
SO	5
LOB	16





Batter	1	2	3	4	5	6	7	8	9	AB	R	H	RBI	BB	SO	LOB	TOP					
<b>Reno Bertoia, R</b> OBP: 0.579, SLG: 0.938 (1, 4)	5-3		6-3		SF8 FC1-5 1B		4-3 2B	1-2 2-H 3-H 1B		5	1	3	2	0	0	1	<b>Washington Senators @ Boston Red Sox</b> Fenway Park, Boston, MA Thu Apr 16 1959, 3:33 AM EST Att. 4,334 - Unknown  livebaseballscores.com					
<b>Albie Pearson, L</b> OBP: 0.276, SLG: 0.071 (1, 8)	4-3			HR BB	FC1-5 E		4-3	L8		4	1	0	0	1	0	5						
<b>Ed Fitz Gerald, R</b> (1, 2)	F9			HR BB	E1		6-3		K	4	1	0	0	1	1	3						
<b>Roy Sievers, R</b> OBP: 0.316, SLG: 0.333 (1, 7)		F8		K	SF8		4-3		6-3 2B	4	0	1	1	0	1	3						
<b>Bob Allison, R</b> OBP: 0.412, SLG: 0.563 (1, 9)		PO BB		HR	F9			FC6-4 BB 1B	6-3	4	2	2	3	1	0	3						
<b>Norm Zauchin, R</b> OBP: 0.412, SLG: 0.875 (1, 3)	F8			HR		F7		FC6-4 BB	6-3	4	1	1	1	1	0	2						
<b>Harmon Killebrew, R</b> OBP: 0.189, SLG: 0.490 (1, 5)	PO		P3	5-3		6-3		P1		4	0	0	0	0	0	2						
<b>Ken Aspromonte, R</b> OBP: 0.375, SLG: 0.286 (1, 6)			K	F3				FC6-4 S 1B		4	1	1	0	0	1	2						
<b>Pedro Ramos, S</b> OBP: 0.714, SLG: 0.833 (1, 1)					FC1-5 1B			1-2 2-H 3-H 1B	F8 BB	3	0	2	0	1	0	1						
<b>Inning Stats</b>	R: 0 E: 0 K: 0 S: 3	H: 0 LOB: 0 BB: 0 P: 3	R: 0 E: 0 K: 0 S: 2	H: 0 LOB: 0 BB: 1 P: 6	R: 0 E: 0 K: 1 S: 6	H: 1 LOB: 0 BB: 0 P: 6	R: 4 E: 0 K: 1 S: 7	H: 2 LOB: 0 BB: 2 P: 15	R: 1 E: 1 K: 0 S: 6	H: 2 LOB: 2 BB: 0 P: 6	R: 0 E: 0 K: 0 S: 4	H: 1 LOB: 1 BB: 0 P: 4	R: 0 E: 0 K: 0 S: 4	H: 1 LOB: 1 BB: 0 P: 4	R: 2 E: 0 K: 0 S: 5	H: 2 LOB: 2 BB: 2 P: 13	R: 0 E: 0 K: 1 S: 6	H: 1 LOB: 1 BB: 0 P: 6	1B: 5 2B: 3 3B: 0 HR: 2	SF: 1 SAC: 0 DP: 0 HBP: 0	WP: 0 PB: 0 SB: 1 CS: 0	PA: 43
<b>PITCHER</b>	IP	WLS	BF	H	R	ER	SO	BB	IBB	HBP	BLK	WP	HR	S	P	ERA	WHIP					
<b>Herb Moford, R</b> ERA: 9.0 (1, 1)	4.0	L	17	3	4	4	2	3	0	0	0	0	2	18	30	9.00	1.500					
<b>Mike Fornieles, R</b> ERA (5, 1)	3.0		14	4	1	0	0	0	0	0	0	0	0	14	14	0.00	1.333					
<b>Frank Baumann, L</b> ERA: 9.0 (8, 1)	2.0		11	3	2	2	1	2	0	0	0	0	0	11	19	9.00	2.500					

Batter	1	2	3	4	5	6	7	8	9	AB	R	H	RBI	BB	SO	LOB	BOTTOM					
<b>Don Buddin, R</b> OBP: 0.526, SLG: 0.417 (1, 6)	F5		1B 2B		6-3		4-3		2B BB	4	1	1	0	1	0	1	<b>Washington Senators @ Boston Red Sox</b> Fenway Park, Boston, MA Thu Apr 16 1959, 3:33 AM EST Att. 4,334 - Unknown  livebaseballscores.com					
<b>Pete Runnels, L</b> OBP: 0.389, SLG: 0.400 (1, 4)	F7		1B BB		5-3			1-3 2-H 2B		4	0	1	1	1	0	0						
<b>Gene Stephens, L</b> OBP: 0.211, SLG: 0.333 (1, 8)	G3		G5-4-3 1B		3-1			F7	F8	5	0	1	1	0	0	2						
<b>Jackie Jensen, R</b> OBP: 0.250, SLG: 0.250 (1, 9)		L5	G5-4-3 1-2		6-3			6-3		4	0	0	0	0	0	2						
<b>Frank Matzone, R</b> OBP: 0.267, SLG: 0.357 (1, 5)		L7		6-3		5-3		G3 1B 2B		4	1	1	0	0	0	0						
<b>Dick Gemert, R</b> OBP: 0.583, SLG: 0.889 (1, 3)		1B BB			F8			F7		3	1	1	0	1	0	1						
<b>Gary Geiger, L</b> OBP: 0.133, SLG: 0.133 (1, 7)		1B CS 1B		P4		G3		G3		4	0	1	0	0	0	2						
<b>Sammy White, R</b> OBP: 0.467, SLG: 0.500 (1, 2)		1-3 2-H 1B				5-3 1B		DI 2B 1B		3	1	3	2	1	0	0						
<b>Herb Moford, R</b> (4, PH) <b>Bill Renna, R</b> (5, PH) <b>Mike Fornieles, R</b> (7, PH) <b>Jim Busby, R</b> (8, PH) <b>Frank Baumann, L</b> (9, PH) <b>Ted Leggio, R</b> (5, PH)		CS		K	4-3		5-3	1-2 2B 2B		1	0	0	0	0	1	0						
<b>Inning Stats</b>	R: 0 E: 0 K: 0 S: 3	H: 0 LOB: 0 BB: 0 P: 3	R: 1 E: 0 K: 0 S: 4	H: 2 LOB: 1 BB: 1 P: 8	R: 1 E: 0 K: 1 S: 6	H: 2 LOB: 1 BB: 1 P: 10	R: 0 E: 0 K: 0 S: 4	H: 1 LOB: 2 BB: 1 P: 8	R: 0 E: 0 K: 0 S: 3	H: 0 LOB: 0 BB: 0 P: 3	R: 0 E: 0 K: 0 S: 4	H: 1 LOB: 1 BB: 0 P: 4	R: 0 E: 0 K: 0 S: 3	H: 0 LOB: 0 BB: 0 P: 3	R: 0 E: 0 K: 0 S: 7	H: 4 LOB: 2 BB: 1 P: 11	R: 3 E: 0 K: 0 S: 7	H: 4 LOB: 2 BB: 1 P: 11	1B: 5 2B: 5 3B: 0 HR: 0	SF: 0 SAC: 0 DP: 1 HBP: 0	WP: 0 PB: 0 SB: 0 CS: 1	PA: 40
<b>PITCHER</b>	IP	WLS	BF	H	R	ER	SO	BB	IBB	HBP	BLK	WP	HR	S	P	ERA	WHIP					
<b>Pedro Ramos, R</b> ERA: 3.5 (1, 1)	9.0	W	39	10	5	5	1	4	0	0	0	0	0	37	53	5.00	1.556					



Batter	1	2	3	4	5	6	7	8	9	AB	R	H	RBI	BB	SO	LOB	TOP		
Hank Bauer, R OBP: 0.286, SLG: 0.263 (1, 9)	1-0 5-3 HBP		0-0 F8		0-0 FC6-4			0-3 K		3	0	0	0	0	1	1			
Norm Siebern, L OBP: 0.391, SLG: 0.524 (1, 7)	0-0 5-3			4-0 G6-4-3 1B BB		0-0 F7		0-0 G3		3	0	0	0	1	0	1			
Mickey Mantle, S OBP: 0.227, SLG: 0.150 (1, 8)	0-3 K			0-0 G6-4-3 1B		0-0 4-3		0-0 4-3		4	0	1	0	0	1	1			
Bill Skowron, R OBP: 0.333, SLG: 0.500 (1, 3)	0-3 K			0-0 G6-4-3		0-3 K		0-0 F9		4	0	0	0	0	2	3			
Yogi Berra, L OBP: 0.375, SLG: 0.167 (1, 2)		0-0 F7		4-0 FC6-4 BB		0-0 F9				2	0	0	0	1	0	0			
Gil McDougald, R OBP: 0.421, SLG: 0.412 (1, 4)	0-0 5-3			0-0 FC6-4		0-0 F8				3	0	0	0	0	0	2			
Andy Carey, R OBP: 0.333, SLG: 0.294 (1, 5)	0-3 K				0-0 FC5-4 1B		0-0 6-3			3	0	1	0	0	1	0			
Bobby Richardson, R OBP: 0.278, SLG: 0.294 Tony Kubek, L (8, PH) (8, 6)			0-0 6-3		0-0 FC5-4 FC6-4		0-0 F8			2	0	0	0	0	0	1			
Bob Turley, R Elston Howard, R Zach Monroe, R (8, 1) (8, PH) (8, 1)			0-0 6-3		0-0 F5		0-0 F9			2	0	0	0	0	0	1			
<b>Inning Stats</b>	R: 0 E: 0 K: 2 S: 7	H: 0 LOB: 1 BB: 0 P: 8	R: 0 E: 0 K: 1 S: 5	H: 0 LOB: 0 BB: 0 P: 5	R: 0 E: 0 K: 0 S: 3	H: 0 LOB: 0 BB: 0 P: 3	R: 0 E: 0 K: 0 S: 3	H: 1 LOB: 2 BB: 2 P: 11	R: 0 E: 0 K: 0 S: 4	H: 1 LOB: 1 BB: 0 P: 4	R: 0 E: 0 K: 1 S: 5	H: 0 LOB: 0 BB: 0 P: 5	R: 0 E: 0 K: 0 S: 3	H: 0 LOB: 0 BB: 0 P: 3	R: 0 E: 0 K: 0 S: 3	H: 0 LOB: 0 BB: 0 P: 3	1B: 2 2B: 0 3B: 0 HR: 0	SF: 0 SAC: 0 DP: 1 HBP: 1	WP: 0 PA: 31 CS: 0
<b>PITCHER</b> Tom Brewer, R ERA: 1.59 (1, 1)	IP: 9.0 WLS: W BF: 31 H: 2 R: 0 ER: 0 SO: 5 BB: 2 IBB: 0 HBP: 1 BLK: 0 WP: 0 HR: 0 S: 38 P: 47 ERA: 0.00 WHIP: 0.444																		

**New York Yankees @ Boston Red Sox**  
Fenway Park, Boston, MA  
Fri Apr 17 1959, 3:33 AM EST  
Att: 8,878 - Unknown - 72 F

AB	28
R	0
H	2
RBI	0
BB	2
SO	5
LOB	10



Batter	1	2	3	4	5	6	7	8	9	AB	R	H	RBI	BB	SO	LOB	BOTTOM		
Don Buddin, R OBP: 0.478, SLG: 0.333 (1, 6)	0-3 K	0-0 FC6-4			4-0 1B BB	0-0 SH2-4		0-0 F8		3	1	0	0	1	1	2			
Pete Runnels, L OBP: 0.500, SLG: 0.556 (1, 4)	0-0 2B		0-0 L5-4 BB 1B		0-0 BB 1B G6-4-3 1B	4-0 BB				3	2	3	0	1	0	0			
Gene Stephens, L OBP: 0.304, SLG: 0.429 (1, 8)	0-0 2B		4-0 1-2 BB		0-0 G6-4-3 1-2 3-H 1B	0-0 F2				3	1	2	2	1	0	2			
Jackie Jensen, R OBP: 0.250, SLG: 0.200 (1, 9)	0-0 6-3		0-0 F3		4-0 1-2 2-3 BB	0-0 F9				3	0	0	0	1	0	5			
Frank Matzone, R OBP: 0.211, SLG: 0.278 (1, 5)	0-0 5-3		0-0 L5-4		0-0 G6-4-3		0-0 F8			4	0	0	0	0	0	5			
Dick Gemert, R OBP: 0.500, SLG: 0.667 (1, 3)		0-3 K		0-0 G3	4-0 1B BB	0-0 F2				3	0	0	0	1	1	0			
Gary Geiger, L OBP: 0.211, SLG: 0.167 (1, 7)		4-0 1B BB		0-0 F8	0-0 1-2 3-H 1B	0-0 G3				3	0	1	1	1	0	0			
Sammy White, R OBP: 0.474, SLG: 0.556 (1, 2)		0-0 FC6-4 1B		0-0 2B	0-0 F9		0-0 6-3			4	0	2	0	0	0	2			
Tom Brewer, R OBP: 0.143, SLG: 0.143 (1, 1)		0-0 F2		0-3 K	0-0 SH2-4 1B		0-0 1-3			4	0	1	0	0	1	3			
<b>Inning Stats</b>	R: 1 E: 0 K: 1 S: 7	H: 2 LOB: 1 BB: 0 P: 7	R: 0 E: 0 K: 1 S: 6	H: 1 LOB: 1 BB: 1 P: 10	R: 0 E: 0 K: 0 S: 3	H: 1 LOB: 1 BB: 1 P: 7	R: 0 E: 0 K: 1 S: 6	H: 1 LOB: 0 BB: 0 P: 6	R: 3 E: 0 K: 0 S: 5	H: 3 LOB: 2 BB: 3 P: 17	R: 0 E: 1 K: 0 S: 4	H: 1 LOB: 2 BB: 1 P: 8	R: 0 E: 0 K: 0 S: 3	H: 0 LOB: 0 BB: 0 P: 3	R: 0 E: 0 K: 0 S: 3	H: 0 LOB: 0 BB: 0 P: 3	1B: 6 2B: 4 3B: 0 HR: 0	SF: 0 SAC: 1 DP: 2 HBP: 0	WP: 0 PA: 37 CS: 0
<b>PITCHER</b> Bob Turley, R ERA: 3.38 Zach Monroe, R ERA: (1, 1) (8, 1)	IP: 7.0 WLS: L BF: 34 H: 9 R: 4 ER: 4 SO: 4 BB: 6 IBB: 0 HBP: 0 BLK: 0 WP: 0 HR: 0 S: 34 P: 58 ERA: 5.14 WHIP: 2.143																		

**New York Yankees @ Boston Red Sox**  
Fenway Park, Boston, MA  
Fri Apr 17 1959, 3:33 AM EST  
Att: 8,878 - Unknown - 72 F

AB	30
R	4
H	9
RBI	3
BB	6
SO	3
LOB	19













Batter	1	2	3	4	5	6	7	8	9	AB	R	H	RBI	BB	SO	LOB	TOP								
Chico Carrasquel, R OBP: 0.250, SLG: 0.207 (1, 6)										5	1	2	0	0	1	0	<p><b>Baltimore Orioles @ Boston Red Sox</b> Fenway Park, Boston, MA Tue Apr 21 1959, 3:33 AM EST Att: 6,358 - Unknown</p> <p>AB 34 R 5 H 6 RBI 5 BB 3 SO 7 LOB 9</p>								
Bob Boyd, L OBP: 0.267, SLG: 0.267 (1, 3)										4	0	0	0	0	0	2									
Willie Tasby, R OBP: 0.410, SLG: 0.472 (1, 8)										3	1	0	0	1	1	1									
Bob Nieman, R OBP: 0.571, SLG: 0.579 Lenny Green, L OBP: 0.333, SLG: 0.333 (1, 7) (7, 7)										2	1	0	0	2	2	1									
Gus Triandos, R OBP: 0.472, SLG: 0.857 (1, 2)										4	2	2	5	0	0	1									
Bobby Avila, R OBP: 0.214, SLG: 0.214 Al Pilarcik, L OBP: 0.316, SLG: 0.412 (1, 9) (8, 9)										4	0	1	0	0	1	0									
Jim Finigan, R OBP: 0.480, SLG: 0.619 (1, 5)										4	0	0	0	0	0	1									
Billy Gardner, R OBP: 0.138, SLG: 0.214 (1, 4)										4	0	1	0	0	1	0									
Hoyt Wilhelm, R (1, 1)										4	0	0	0	0	1	3									
<b>Inning Stats</b>	R: 4 E: 0 K: 0 S: 5	H: 2 LOB: 0 BB: 2 P: 13	R: 0 E: 0 K: 1 S: 5	H: 0 LOB: 0 BB: 0 P: 5	R: 0 E: 0 K: 0 S: 3	H: 0 LOB: 1 BB: 1 P: 7	R: 0 E: 1 K: 0 S: 4	H: 0 LOB: 1 BB: 0 P: 4	R: 0 E: 0 K: 0 S: 3	H: 0 LOB: 0 BB: 0 P: 3	R: 1 E: 0 K: 1 S: 8	H: 3 LOB: 2 BB: 0 P: 8	R: 0 E: 0 K: 2 S: 8	H: 1 LOB: 1 BB: 0 P: 8	R: 0 E: 0 K: 1 S: 5	H: 0 LOB: 0 BB: 0 P: 5		R: 0 E: 0 K: 2 S: 7	H: 0 LOB: 0 BB: 0 P: 7	1B: 2 2B: 2 3B: 0 HR: 2	SF: 0 SAC: 0 DP: 0 HBP: 0	WP: 0 PB: 0 SB: 0 CS: 0	PA: 37		
<b>PITCHER</b>	IP	WLS	BF	H	R	ER	SO	BB	IBB	HBP	BLK	WP	HR	S	P	ERA	WHIP								
Jerry Casale, R ERA: 4.8 (1, 1)	6.0	L	27	5	5	5	2	3	0	0	0	0	2	28	40	7.50	1.333								
Herb Moford, R ERA: 5.14 (7, 1)	3.0		10	1	0	0	5	0	0	0	0	0	0	20	20	0.00	0.333								

Batter	1	2	3	4	5	6	7	8	9	AB	R	H	RBI	BB	SO	LOB	BOTTOM								
Don Buddin, R OBP: 0.447, SLG: 0.414 (1, 6)										5	1	2	0	0	2	1	<p><b>Baltimore Orioles @ Boston Red Sox</b> Fenway Park, Boston, MA Tue Apr 21 1959, 3:33 AM EST Att: 6,358 - Unknown</p> <p>AB 35 R 2 H 8 RBI 1 BB 5 SO 8 LOB 21</p>								
Pete Runnels, L OBP: 0.541, SLG: 0.500 (1, 4)										4	0	2	0	1	1	1									
Gene Stephens, L OBP: 0.263, SLG: 0.400 (1, 8)										4	0	0	0	1	2	4									
Jackie Jensen, R OBP: 0.343, SLG: 0.481 (1, 9)										3	0	0	1	2	1	3									
Frank Matzone, R OBP: 0.250, SLG: 0.400 (1, 5)										4	0	0	0	0	0	5									
Dick Gemert, R OBP: 0.448, SLG: 0.522 (1, 3)										4	0	1	0	0	0	1									
Gary Geiger, L OBP: 0.256, SLG: 0.233 (1, 7)										4	0	2	0	0	0	2									
Pete Daley, R OBP: 0.250, SLG: 0.250 (1, 2)										4	0	1	0	0	1	2									
Jerry Casale, R OBP: 0.400, SLG: 1.000 Vic Wertz, L OBP: 0.333, SLG: 0.200 Herb Moford, R Jim Busby, R (1, 1) (6, PH) (7, 1) (8, PH)										1	1	0	0	1	1	1									
<b>Inning Stats</b>	R: 0 E: 0 K: 1 S: 5	H: 0 LOB: 0 BB: 0 P: 5	R: 0 E: 1 K: 0 S: 4	H: 0 LOB: 1 BB: 0 P: 4	R: 1 E: 0 K: 1 S: 6	H: 1 LOB: 3 BB: 3 P: 18	R: 0 E: 0 K: 1 S: 6	H: 1 LOB: 1 BB: 0 P: 6	R: 1 E: 0 K: 1 S: 6	H: 1 LOB: 1 BB: 1 P: 10	R: 0 E: 0 K: 0 S: 4	H: 1 LOB: 1 BB: 0 P: 4	R: 0 E: 0 K: 2 S: 7	H: 0 LOB: 1 BB: 1 P: 11	R: 0 E: 0 K: 0 S: 4	H: 2 LOB: 2 BB: 0 P: 4		R: 0 E: 0 K: 2 S: 9	H: 2 LOB: 2 BB: 0 P: 9	1B: 8 2B: 0 3B: 0 HR: 0	SF: 0 SAC: 0 DP: 0 HBP: 0	WP: 0 PB: 3 SB: 0 CS: 0	PA: 40		
<b>PITCHER</b>	IP	WLS	BF	H	R	ER	SO	BB	IBB	HBP	BLK	WP	HR	S	P	ERA	WHIP								
Hoyt Wilhelm, R ERA: 1.86 (1, 1)	9.0	W	40	8	2	1	8	5	0	0	0	0	0	51	71	1.00	1.444								



Batter	1	2	3	4	5	6	7	8	9	AB	R	H	RBI	BB	SO	LOB	TOP
Chico Carrasquel, R OBP: 0.250, SLG: 0.242 Billy Loes, R (7, 1) Joe Ginsberg, L (9, PH)	0-0 5-3		0-0 E7		0-0 2B		0-0 F6		0-0 4-3	4	1	1	2	0	0	0	
Bob Boyd, L OBP: 0.250, SLG: 0.294 Willy Miranda, S (7, 6)	0-0 4-3		0-3 K2-3		0-0 BB		0-0 4-3			4	0	1	2	0	1	1	
Willie Tasby, R OBP: 0.419, SLG: 0.462	4-0 BB			0-0 G5-4-3	0-0 6-3		0-0 1-3			3	0	1	0	1	0	1	
Bob Nieman, R OBP: 0.333, SLG: 0.524 Wes Stock, R (4, 1) Whitley Lockman, L OBP: 0.174, SLG: 0.000 George Bamberger, R (5, 1) Hal Brown, R (5, 1) Bob Hale, L OBP: 0.090, SLG: 0.091 (7, 3)	0-0 L8		0-0 G5-4-3	0-0 BB	4-0 BB		0-0 4-3			2	0	0	0	0	0	2	
Gus Triandos, R OBP: 0.475, SLG: 0.800 (1, 2)		0-0 L4		0-0 F7	4-0 BB		0-0 4-3			2	0	0	0	2	0	0	
Bobby Avila, R OBP: 0.222, SLG: 0.222 (5, 4)		0-0 G3			0-0 1-3				0-0 G4-6-3	4	0	1	0	0	0	4	
Jim Finigan, R OBP: 0.414, SLG: 0.520 (1, 5)		0-0 3-1			0-0 FC5-4	0-0 5-3			0-0 1-3	4	1	0	0	0	0	1	
Billy Gardner, R OBP: 0.133, SLG: 0.207 Al Pilarcik, L OBP: 0.316, SLG: 0.400 (5, PH) (5, 9)			0-0 6-3		0-0 BB	0-0 5-3			0-0 F7	1	0	0	0	0	0	0	
Arnie Portocarrero, R (1, 1) Gene Woodling, L OBP: 0.500, SLG: 0.588 (4, 7)			0-3 K		4-0 2B	0-0 1-3			0-0 1B	1	0	0	0	0	1	0	
<b>Inning Stats</b>	R: 0 E: 0 K: 0 S: 3	H: 0 LOB: 1 BB: 1 P: 7	R: 0 E: 0 K: 0 S: 3	H: 0 LOB: 0 BB: 0 P: 3	R: 0 E: 1 K: 2 S: 8	H: 1 LOB: 1 BB: 0 P: 8	R: 0 E: 0 K: 0 S: 3	H: 0 LOB: 0 BB: 0 P: 3	R: 0 E: 0 K: 0 S: 2	H: 0 LOB: 0 BB: 1 P: 6	R: 0 E: 0 K: 0 S: 4	H: 1 LOB: 1 BB: 0 P: 4	1B: 4 2B: 2 3B: 0 HR: 0	SF: 0 SAC: 0 DP: 2 HBP: 0	WP: 0 PB: 0 SB: 1 CS: 0	PA: 37	
<b>PITCHER</b>	IP WLS BF H R ER SO BB IBB HBP BLK WP HR S P ERA WHIP	4.2 W 22 5 4 4 2 3 0 0 0 0 0 23 35 7.71 1.714	4.1 W 15 1 0 0 0 2 0 0 0 0 0 13 21 0.00 0.692														

**Baltimore Orioles @ Boston Red Sox**  
Fenway Park, Boston, MA  
Wed Apr 22 1959, 3:33 AM EST  
Att: 6,866 - Unknown

AB 32  
R 4  
H 6  
RBI 4  
BB 5  
SO 2  
LOB 10



Batter	1	2	3	4	5	6	7	8	9	AB	R	H	RBI	BB	SO	LOB	BOTTOM	
Don Buddin, R OBP: 0.419, SLG: 0.364 (1, 6)	0-0 F7		0-0 F2	0-0 FC4-6	0-0 FC6-4		4-0 1-4-3			4	0	0	1	1	0	4		
Pete Runnels, L OBP: 0.500, SLG: 0.438 (1, 4)	0-0 4-3			0-0 5-3		0-0 E6	0-0 1-4-3			4	0	0	0	1	0	2		
Gene Stephens, L OBP: 0.256, SLG: 0.375 (1, 8)	0-0 1-3			0-0 E4	0-0 FC2	0-0 G6-3	0-0 P6			5	1	1	0	0	0	6		
Vic Wertz, L OBP: 0.455, SLG: 0.625 (1, 3)		0-0 L9		4-0 1B	4-0 1B	0-0 HR		0-0 4-3		3	3	1	1	2	0	0		
Jackie Jensen, R OBP: 0.400, SLG: 0.563 (1, 9)		0-0 2B		0-0 BB	0-0 BB	0-0 1B	0-0 1B	0-0 F8		5	2	4	1	0	0	0		
Frank Malzone, R OBP: 0.297, SLG: 0.457 (1, 5)		0-0 L4		0-0 BB	0-0 BB	0-0 1B	0-0 1B	0-0 F9		5	1	3	1	0	0	1		
Dick Gemert, R OBP: 0.424, SLG: 0.462 Gary Geiger, L OBP: 0.258, SLG: 0.233 (9, 7)		0-0 F8		4-0 1B	4-0 BB	0-0 F8	0-0 F9			3	1	0	1	1	0	4		
Pete Daley, R OBP: 0.375, SLG: 0.429 (1, 2)			0-3 K	4-0 FC4-6	0-0 E4		0-0 FC1-5			3	0	1	1	1	1	1		
Tom Brewer, R OBP: 0.222, SLG: 0.222 Murray Wall, R (5, 1)			0-0 F8	0-0 FC4-6	0-0 FC2		0-0 FC1-5			2	0	1	1	0	0	0		
<b>Inning Stats</b>	R: 0 E: 0 K: 0 S: 3	H: 0 LOB: 0 BB: 0 P: 3	R: 0 E: 0 K: 0 S: 4	H: 1 LOB: 1 BB: 0 P: 4	R: 0 E: 1 K: 1 S: 5	H: 0 LOB: 0 BB: 0 P: 5	R: 5 E: 1 K: 0 S: 7	H: 4 LOB: 3 BB: 4 P: 23	R: 2 E: 1 K: 0 S: 6	H: 3 LOB: 2 BB: 0 P: 6	R: 0 E: 0 K: 0 S: 4	H: 1 LOB: 2 BB: 1 P: 8	R: 0 E: 0 K: 0 S: 3	H: 0 LOB: 0 BB: 0 P: 3	1B: 7 2B: 3 3B: 0 HR: 1	SF: 0 SAC: 0 DP: 1 HBP: 0	WP: 1 PB: 0 SB: 0 CS: 0	PA: 42
<b>PITCHER</b>	IP WLS BF H R ER SO BB IBB HBP BLK WP HR S P ERA WHIP	3.1 L 17 4 5 5 1 3 0 0 0 0 0 3 7 0.00 3.000	0.2 L 4 1 0 0 0 1 0 0 0 0 0 3 7 0.00 3.000	0.0 L 3 2 2 2 0 1 0 0 0 1 0 2 6 ∞ ∞	2.0 L 10 3 1 1 0 0 0 0 0 1 1 10 10 4.50 1.500	2.0 L 8 1 0 0 0 1 0 0 0 0 0 7 11 0.00 1.000												

**Baltimore Orioles @ Boston Red Sox**  
Fenway Park, Boston, MA  
Wed Apr 22 1959, 3:33 AM EST  
Att: 6,866 - Unknown

AB 36  
R 8  
H 11  
RBI 7  
BB 6  
SO 1  
LOB 21







Batter	1	2	3	4	5	6	7	8	9	AB	R	H	RBI	BB	SO	LOB	TOP	
Billy Gardner, R OBP: 0.156, SLG: 0.226 Gene Woodling, L OBP: 0.565, SLG: 0.684	FC2-6 1B		F8		1-3 HR BB		1B 2B	1B 1B		2	0	1	0	0	0	0	<p><b>Baltimore Orioles @ Boston Red Sox</b> Fenway Park, Boston, MA Thu Apr 23 1959, 3:33 AM EST Att: 7,296 - Unknown</p>	
Al Pilarcik, L OBP: 0.318, SLG: 0.400	FC2-6 BB 1B		F7		1-3		K	1B 1B		0	0	0	0	0	0	0		
Bob Boyd, L OBP: 0.243, SLG: 0.286 Whitey Lockman, L OBP: 0.590, SLG: 0.333 Chico Carrasquel, R OBP: 0.263, SLG: 0.257	FC2-6 BB 1B		F7		1-3		K	1B 1B		1	1	0	0	0	0	1		
Willie Tasby, R OBP: 0.458, SLG: 0.558	1B BB		K		HR		1B 1B	1B 1B		4	2	3	4	1	1	0		
Bob Nieman, R OBP: 0.514, SLG: 0.458 Billy Loes, R	1B 1-2 2-3 BB				K		P5	3-1		3	0	0	0	2	1	3		
Gus Triandos, R OBP: 0.444, SLG: 0.714	G6-4-3 1-3 2-H 3-H 1B		F8		1-3		F8			5	0	1	2	0	0	2		
Bobby Avila, R OBP: 0.261, SLG: 0.227	G6-4-3 1-2				1B BB		F7	5-3		4	0	1	0	1	0	2		
Jim Finigan, R OBP: 0.382, SLG: 0.467			5-3		P5		F8	1B 1B		5	1	1	0	0	0	3		
Willy Miranda, S OBP: 0.333, SLG: 0.500			L7		1-2 2-3 1B			L7		5	0	2	0	0	0	2		
Mike Pappas, R Wes Stock, R Bob Nieman, L Jerry Walker, R Billy Klucak, L Billy O'Dell, L Ernie Johnson, R Brooks Robinson, R Lenny Davis, R			K		6-3		3-1	1B 1B		0	0	0	0	0	0	0		
<b>Inning Stats</b>	R: 2 E: 0 K: 0 S: 4	H: 2 LOB: 1 BB: 2 P: 12	R: 0 E: 0 K: 1 S: 5	H: 0 LOB: 0 BB: 0 P: 5	R: 0 E: 0 K: 1 S: 5	H: 1 LOB: 3 BB: 2 P: 12	R: 2 E: 0 K: 1 S: 6	H: 1 LOB: 1 BB: 0 P: 4	R: 1 E: 0 K: 1 S: 7	H: 2 LOB: 1 BB: 0 P: 7	R: 3 E: 0 K: 0 S: 8	H: 5 LOB: 2 BB: 0 P: 8	R: 0 E: 0 K: 0 S: 4	H: 1 LOB: 1 BB: 0 P: 4	1B: 10 2B: 2 3B: 0 HR: 1	SF: 0 SAC: 0 DP: 1 HBP: 0	WP: 0 PB: 0 SB: 0 CS: 0	PA: 44
<b>PITCHER</b>	IP WLS BF H R ER SO BB IBB HBP BLK WP HR S P ERA WHIP	IP WLS BF H R ER SO BB IBB HBP BLK WP HR S P ERA WHIP	IP WLS BF H R ER SO BB IBB HBP BLK WP HR S P ERA WHIP	IP WLS BF H R ER SO BB IBB HBP BLK WP HR S P ERA WHIP	IP WLS BF H R ER SO BB IBB HBP BLK WP HR S P ERA WHIP	IP WLS BF H R ER SO BB IBB HBP BLK WP HR S P ERA WHIP	IP WLS BF H R ER SO BB IBB HBP BLK WP HR S P ERA WHIP	IP WLS BF H R ER SO BB IBB HBP BLK WP HR S P ERA WHIP	IP WLS BF H R ER SO BB IBB HBP BLK WP HR S P ERA WHIP	IP WLS BF H R ER SO BB IBB HBP BLK WP HR S P ERA WHIP	IP WLS BF H R ER SO BB IBB HBP BLK WP HR S P ERA WHIP	IP WLS BF H R ER SO BB IBB HBP BLK WP HR S P ERA WHIP	IP WLS BF H R ER SO BB IBB HBP BLK WP HR S P ERA WHIP	IP WLS BF H R ER SO BB IBB HBP BLK WP HR S P ERA WHIP	IP WLS BF H R ER SO BB IBB HBP BLK WP HR S P ERA WHIP	IP WLS BF H R ER SO BB IBB HBP BLK WP HR S P ERA WHIP	IP WLS BF H R ER SO BB IBB HBP BLK WP HR S P ERA WHIP	IP WLS BF H R ER SO BB IBB HBP BLK WP HR S P ERA WHIP
Ted Bowsfield, L ERA: 36.0	1.1	0.1	5	2	2	2	0	2	0	0	0	0	0	0	0	0	54.00	12.000
Mike Fomiele, R ERA: 2.99	1.1	5.2	23	4	3	3	3	3	0	0	0	0	0	1	26	38	4.76	1.235
Leo Kiely, L ERA: 4.26	7.1	1.2	L	10	5	3	3	1	0	0	0	0	0	0	12	12	16.20	3.000
Dave Sisler, R ERA: 9.64	8.1	1.1	6	2	0	0	0	0	0	0	0	0	0	6	6	6	0.00	1.500


Batter	1	2	3	4	5	6	7	8	9	AB	R	H	RBI	BB	SO	LOB	BOTTOM			
Don Buddin, R OBP: 0.417, SLG: 0.351	BB FC6			1B	K		5-3			4	1	1	0	1	1	3	<p><b>Baltimore Orioles @ Boston Red Sox</b> Fenway Park, Boston, MA Thu Apr 23 1959, 3:33 AM EST Att: 7,296 - Unknown</p>			
Pete Runnels, L OBP: 0.532, SLG: 0.528	1B BB 2B	4-3		1B BB		1B 2B		E 1B		4	3	3	1	1	0	0				
Gene Stephens, L OBP: 0.271, SLG: 0.378	BB FC1-6-4 1B	1-3		1B 1B		K		F8		5	1	2	0	0	1	2				
Vic Wertz, L OBP: 0.438, SLG: 0.500	FC1-6-4 WP BB	6-3		FC6-4 1B		F8		E3 G1-4-3		4	1	1	1	1	0	2				
Jackie Jensen, R OBP: 0.400, SLG: 0.514	FC1-6-4 1-2 2-3 3-H BB		4-3	K		FC5 1B BB		G1-4-3		3	0	0	1	2	1	4				
Frank Malzone, R OBP: 0.310, SLG: 0.450	FC1-6-4 1B WP		1B	FC6-4		1-2 2-H 1B		P4		5	1	2	2	0	0	4				
Dick Gemert, R OBP: 0.405, SLG: 0.414 Gary Geiger, L OBP: 0.250, SLG: 0.226	1B 1-2 3-H BB		K		F9		FC5			3	0	0	0	1	1	3				
Pete Daley, R OBP: 0.385, SLG: 0.364	K			1B				P3		4	0	1	0	1	2	2				
Ted Bowsfield, R				5-3						0	0	0	0	0	0	0				
Mike Fomiele, R ERA: 1.69 Leo Kiely, L Dave Sisler, R OBP: 0.500, SLG: 0.500	FC6 1-3 2-H 1B			K			K			3	0	1	1	0	1	3				
<b>Inning Stats</b>	R: 5 E: 0 K: 1 S: 8	H: 3 LOB: 2 BB: 4 P: 24	R: 0 E: 0 K: 0 S: 3	H: 0 LOB: 0 BB: 0 P: 3	R: 0 E: 0 K: 1 S: 7	H: 2 LOB: 2 BB: 0 P: 7	R: 1 E: 0 K: 1 S: 7	H: 3 LOB: 1 BB: 1 P: 11	R: 0 E: 0 K: 2 S: 7	H: 0 LOB: 1 BB: 1 P: 11	R: 1 E: 0 K: 1 S: 7	H: 2 LOB: 2 BB: 1 P: 11	R: 0 E: 0 K: 0 S: 4	H: 1 LOB: 1 BB: 0 P: 4	R: 0 E: 0 K: 0 S: 3	H: 0 LOB: 0 BB: 0 P: 3	1B: 9 2B: 2 3B: 0 HR: 0	SF: 0 SAC: 0 DP: 1 HBP: 0	WP: 1 PB: 0 SB: 0 CS: 0	PA: 44
<b>PITCHER</b>	IP WLS BF H R ER SO BB IBB HBP BLK WP HR S P ERA WHIP	IP WLS BF H R ER SO BB IBB HBP BLK WP HR S P ERA WHIP	IP WLS BF H R ER SO BB IBB HBP BLK WP HR S P ERA WHIP	IP WLS BF H R ER SO BB IBB HBP BLK WP HR S P ERA WHIP	IP WLS BF H R ER SO BB IBB HBP BLK WP HR S P ERA WHIP	IP WLS BF H R ER SO BB IBB HBP BLK WP HR S P ERA WHIP	IP WLS BF H R ER SO BB IBB HBP BLK WP HR S P ERA WHIP	IP WLS BF H R ER SO BB IBB HBP BLK WP HR S P ERA WHIP	IP WLS BF H R ER SO BB IBB HBP BLK WP HR S P ERA WHIP	IP WLS BF H R ER SO BB IBB HBP BLK WP HR S P ERA WHIP	IP WLS BF H R ER SO BB IBB HBP BLK WP HR S P ERA WHIP	IP WLS BF H R ER SO BB IBB HBP BLK WP HR S P ERA WHIP	IP WLS BF H R ER SO BB IBB HBP BLK WP HR S P ERA WHIP	IP WLS BF H R ER SO BB IBB HBP BLK WP HR S P ERA WHIP	IP WLS BF H R ER SO BB IBB HBP BLK WP HR S P ERA WHIP	IP WLS BF H R ER SO BB IBB HBP BLK WP HR S P ERA WHIP	IP WLS BF H R ER SO BB IBB HBP BLK WP HR S P ERA WHIP	IP WLS BF H R ER SO BB IBB HBP BLK WP HR S P ERA WHIP		
Mitt Pappas, R ERA: 6.75	1.1	0.1	7	2	5	5	0	4	0	0	0	0	0	0	0	0	135.00	18.000		
Wes Stock, R ERA: 1.69	1.1	2.2	11	3	0	0	2	0	0	0	0	0	0	0	15	15	0.00	1.125		
Jerry Walker, R ERA: 1.64	4.1	2.0	10	3	1	1	3	2	0	0	0	0	0	0	14	22	4.50	2.500		
Billy O'Dell, L ERA: 4.66	6.1	0.2	5	2	1	1	1	1	0	0	0	0	0	6	10	13.50	4.500			
Ernie Johnson, R ERA: 5.06	6.1	1.1	W	4	0	0	0	2	0	0	0	0	0	8	8	0.00	0.000			






Batter	1	2	3	4	5	6	7	8	9	AB	R	H	RBI	BB	SO	LOB	TOP								
Don Buddin, R OBP: 0.407, SLG: 0.333 (1, 6)	0-0 4-3 2B 1B		4-0 2B BB	0-0 6-3		0-3 K		0-3 K	0-3 K	5	2	1	0	1	3	3									
Pete Runnels, L OBP: 0.519, SLG: 0.487 (1, 4)	0-0 4-3 1-2		4-0 2B HR BB	4-0 BB 1B BB		0-0 L7		0-0 F7		3	1	0	0	2	0	1									
Gene Stephens, L OBP: 0.321, SLG: 0.417 (1, 8)	4-0 2B BB		0-0 HR 2B	0-0 1-2 1B		0-0 F9		1-0 HBP		3	2	2	1	1	0	0									
Vic Wertz, L OBP: 0.429, SLG: 0.706 (1, 3)	0-0 1-H 2-H 2B		0-0 HR	0-0 F7				0-0 L8	0-0 F8	5	1	2	5	0	0	3									
Jackie Jensen, R OBP: 0.420, SLG: 0.615 (1, 9)	0-0 F8		0-0 HR	4-0 1-2 2-3 BB		0-0 BB 2B		0-0 P3		4	1	2	1	1	0	1									
Frank Malzone, R OBP: 0.319, SLG: 0.444 (1, 5)	0-3 K		0-0 1B	0-3 K		0-0 5-3		0-0 1B E 1B		5	0	2	0	0	2	5									
Dick Gemert, R OBP: 0.390, SLG: 0.375 Gary Geiger, L OBP: 0.242, SLG: 0.219 (7, PR) (7, 7)			0-0 F9	0-0 F8		0-0 P4		4-0 BB BB	0-0 E6 1-2 1B	3	0	0	0	1	0	1	AB 38								
Pete Daley, R OBP: 0.389, SLG: 0.333 (1, 2)	0-3 K		0-0 F5	0-3 K		4-0 FC6-4 BB		0-0 1-2 2-3 1B		4	0	1	0	1	2	1	R 7								
Ike Delock, R (1, 1)	0-0 1-3		0-3 K	0-3 K		0-0 FC6-4 1-2		0-3 K		5	0	0	0	0	3	7	H 10								
																	RBI 7								
																	SO 10								
																	LOB 23								
																									
Inning Stats	R: 2 E: 0 K: 1 S: 7	H: 2 LOB: 1 BB: 1 P: 11	R: 0 E: 0 K: 1 S: 5	H: 0 LOB: 0 BB: 0 P: 5	R: 5 E: 0 K: 1 S: 9	H: 4 LOB: 1 BB: 2 P: 17	R: 0 E: 0 K: 1 S: 6	H: 1 LOB: 3 BB: 2 P: 14	R: 0 E: 0 K: 2 S: 7	H: 0 LOB: 0 BB: 0 P: 7	R: 0 E: 0 K: 1 S: 5	H: 0 LOB: 0 BB: 0 P: 5	R: 0 E: 0 K: 0 S: 4	H: 1 LOB: 2 BB: 2 P: 12	R: 0 E: 0 K: 1 S: 5	H: 0 LOB: 1 BB: 0 P: 6	R: 0 E: 1 K: 2 S: 10	H: 2 LOB: 3 BB: 0 P: 10	1B: 5 2B: 3 3B: 0 HR: 2	SF: 0 SAC: 0 DP: 0 HBP: 1	WP: 0 PB: 0 SB: 0 CS: 0	PA: 46			
PITCHER	IP	WLS	BF	H	R	ER	SO	BB	IBB	HBP	BLK	WP	HR	S	P	ERA	WHIP								
Vito Valentineti, R ERA: 14.4 Jack Kralick, L ERA: 12.46 John Romonosky, R ERA: Hal Griggs, R ERA: Chuck Stobbs, L ERA: 1.42	(1, 1)	2.0	L	12	3	5	2	3	0	0	0	0	0	13	25	22.50	3.000								
	(3, 1)	0.0		3	3	2	2	0	0	0	0	0	2	3	3	=	=								
	(3, 1)	2.0		9	1	0	2	2	0	0	0	0	0	11	19	0.00	1.500								
	(5, 1)	3.0		12	1	0	3	2	0	0	0	0	0	16	24	0.00	1.000								
	(8, 1)	2.0		10	2	0	3	0	0	1	0	0	0	15	16	0.00	1.000								
Batter	1	2	3	4	5	6	7	8	9	AB	R	H	RBI	BB	SO	LOB	BOTTOM								
Reno Bertoia, R OBP: 0.404, SLG: 0.608 (1, 4)	0-0 1-3		0-0 FC6-4 1-2		0-0 P6		0-0 F7		0-3 K	5	0	0	0	0	1	2									
Faye Throneberry, L OBP: 0.250, SLG: 0.250 (1, 7)	0-3 K		0-0 4-3		0-0 BB 1B		0-0 F8			4	0	1	0	0	1	1									
Bob Allison, R OBP: 0.308, SLG: 0.431 (1, 8)	0-0 1B			0-0 HR 1B		0-0 F8		0-0 5-3		4	1	2	0	0	0	1									
Jim Lemon, R OBP: 0.393, SLG: 0.708 (1, 9)	0-0 F8			0-0 1-H HR 1B		4-0 1-2 BB		0-3 K		3	1	1	2	1	1	1									
Clint Courtney, L OBP: 0.400, SLG: 0.308 Bobby Malkmus, R (8, PR) Jay Porter, R OBP: 0.389, SLG: 0.313 (9, 2)			0-0 3-1		0-0 F7 F9		0-0 F9		4-0 FC5-4 BB	3	0	0	0	1	0	2									
			0-0 F9		0-0 2B		0-0 FC5-4 1-2			0	0	0	0	0	0	0									
			0-3 K		0-0 5-3		0-0 5-3		0-0 FC5-4 1-2	4	0	1	0	0	1	1									
			0-3 K		0-0 5-3		0-0 5-3		4-0 BB	3	0	0	0	1	1	1	AB 33								
																	R 2								
																	H 6								
																	RBI 2								
																	BB 4								
																	SO 5								
																	LOB 13								
																									
																	WP: 0								
																	PB: 0								
																	SB: 0								
																	CS: 0								
																	PA: 37								
Inning Stats	R: 0 E: 0 K: 1 S: 6	H: 1 LOB: 0 BB: 0 P: 6	R: 0 E: 0 K: 1 S: 5	H: 0 LOB: 0 BB: 0 P: 5	R: 0 E: 0 K: 0 S: 4	H: 1 LOB: 1 BB: 0 P: 4	R: 2 E: 0 K: 0 S: 6	H: 3 LOB: 2 BB: 1 P: 10	R: 0 E: 0 K: 1 S: 4	H: 1 LOB: 2 BB: 1 P: 8	R: 0 E: 0 K: 1 S: 5	H: 0 LOB: 0 BB: 0 P: 5	R: 0 E: 0 K: 0 S: 3	H: 0 LOB: 0 BB: 0 P: 3	R: 0 E: 0 K: 1 S: 5	H: 0 LOB: 1 BB: 1 P: 9	R: 0 E: 0 K: 1 S: 5	H: 0 LOB: 1 BB: 1 P: 9	1B: 4 2B: 1 3B: 0 HR: 1	SF: 0 SAC: 0 DP: 0 HBP: 0	WP: 0 PB: 0 SB: 0 CS: 0				
PITCHER	IP	WLS	BF	H	R	ER	SO	BB	IBB	HBP	BLK	WP	HR	S	P	ERA	WHIP								
Ike Delock, R ERA: 2.7 (1, 1)	9.0	W	37	6	2	2	5	4	0	0	0	0	1	43	59	2.00	1.111								



Batter	1	2	3	4	5	6	7	8	9	AB	R	H	RBI	BB	SO	LOB	TOP					
Don Buddin, R OBP: 0.390, SLG: 0.340 (1, 6)	F7		F5			4-3 WP 2B	1-3		F7	5	1	1	0	0	0	3	<b>Boston Red Sox @ Washington Senators</b> Griffith Stadium, Washington, DC Sat Apr 25 1959, 3:33 AM EST Att: 5,615 - Unknown  <b>AB 36</b> <b>R 4</b> <b>H 9</b> <b>RBI 3</b> <b>BB 1</b> <b>SO 2</b> <b>LOB 16</b> 					
Pete Runnels, L OBP: 0.500, SLG: 0.465 (1, 4)	1-3					4-3			4-1	4	0	1	0	0	0	1						
Gene Stephens, L OBP: 0.298, SLG: 0.385 (1, 8)	P4			F3		6-3			4-3	4	0	0	0	0	0	1						
Vic Wertz, L OBP: 0.360, SLG: 0.571 (1, 3)		F9		P6		G3			4-3	4	0	0	0	0	0	1						
Jackie Jensen, R OBP: 0.426, SLG: 0.619 (1, 9)		S BB		4-3					P3	3	1	1	0	1	0	1						
Frank Malzone, R OBP: 0.333, SLG: 0.449 (1, 5)		6-3				L5			2B	4	1	2	0	0	0	2						
Jim Busby, R OBP: 0.333, SLG: 0.500 (1, 7)		F7				K			1B	4	1	2	1	0	1	2						
Sammy White, R OBP: 0.400, SLG: 0.464 Billy Consoia, R (9, PR)			P4		F5				1B	4	0	2	2	0	0	1						
Herb Moford, R Frank Sullivan, R Bill Monbouquette, R Ted Lepcio, R Dave Sisler, R Marty Keough, L			1-3		F8				F7	0	0	0	0	0	0	0						
<b>Inning Stats</b>	R: 0 E: 0 K: 0 S: 3	H: 0 LOB: 0 BB: 0 P: 3	R: 0 E: 0 K: 0 S: 3	H: 0 LOB: 1 BB: 1 P: 7	R: 0 E: 0 K: 0 S: 3	H: 0 LOB: 0 BB: 0 P: 3	R: 0 E: 0 K: 0 S: 4	H: 1 LOB: 1 BB: 0 P: 4	R: 0 E: 0 K: 1 S: 6	H: 1 LOB: 1 BB: 0 P: 6	R: 1 E: 0 K: 1 S: 4	H: 1 LOB: 0 BB: 0 P: 4	R: 1 E: 0 K: 1 S: 8	H: 3 LOB: 2 BB: 0 P: 8	R: 0 E: 0 K: 0 S: 3	H: 0 LOB: 0 BB: 0 P: 3		R: 2 E: 0 K: 0 S: 6	H: 3 LOB: 1 BB: 0 P: 6	1B: 6 2B: 3 3B: 0 HR: 0	SF: 0 SAC: 0 DP: 0 HBP: 0	WP: 1 PB: 0 SB: 1 CS: 0
<b>PITCHER</b>	IP WLS BF H R ER SO BB IBB HBP BLK WP HR S P ERA WHIP																					
Pedro Ramos, R ERA: 4.55 (1, 1)	9.0 W 37 9 4 4 2 1 0 0 0 1 0 40 44 4.00 1.111																					

Batter	1	2	3	4	5	6	7	8	9	AB	R	H	RBI	BB	SO	LOB	BOTTOM				
Reno Bertoia, R OBP: 0.393, SLG: 0.582 (1, 4)	FC5-4			5-3		P4				4	1	1	0	0	0	2	<b>Boston Red Sox @ Washington Senators</b> Griffith Stadium, Washington, DC Sat Apr 25 1959, 3:33 AM EST Att: 5,615 - Unknown  <b>AB 33</b> <b>R 8</b> <b>H 9</b> <b>RBI 8</b> <b>BB 3</b> <b>SO 3</b> <b>LOB 11</b> 				
Bob Allison, R OBP: 0.321, SLG: 0.463 (1, 8)	1B	1B		5-3		6-3				3	2	1	0	1	0	0					
Roy Sievers, R OBP: 0.226, SLG: 0.222 (1, 7)	F8			L9		F2				4	0	1	1	0	0	2					
Jim Lemon, R OBP: 0.344, SLG: 0.607 (1, 9)	F7		F9		F6		K			4	0	0	0	0	1	3					
Clint Courtney, L OBP: 0.474, SLG: 0.438 Bobby Malkmus, R (7, PR) Jay Porter, R OBP: 0.389, SLG: 0.313 (8, 2)	BB	G1-6-3								3	2	2	2	1	0	1					
Norm Zaichin, R OBP: 0.309, SLG: 0.440 (1, 3)	1B			6-3		P6			5-3	3	1	0	0	1	0	2					
Harmon Killebrew, R OBP: 0.327, SLG: 0.432 (1, 5)	1B			F7		HR			L8	4	2	2	3	0	0	0					
Ron Samford, R OBP: 0.267, SLG: 0.286 (1, 6)	1B			E5		K			6-3	4	0	1	1	0	1	0					
Pedro Ramos, S OBP: 0.500, SLG: 0.545 (1, 1)	FC5-4			5-3		K			P4	4	0	1	1	0	1	1					
<b>Inning Stats</b>	R: 5 E: 0 K: 0 S: 8	H: 5 LOB: 2 BB: 2 P: 16	R: 1 E: 0 K: 0 S: 4	H: 2 LOB: 0 BB: 0 P: 4	R: 0 E: 1 K: 0 S: 4	H: 0 LOB: 1 BB: 0 P: 4	R: 0 E: 0 K: 0 S: 3	H: 0 LOB: 0 BB: 0 P: 3	R: 2 E: 0 K: 1 S: 6	H: 1 LOB: 0 BB: 1 P: 10	R: 0 E: 0 K: 1 S: 5	H: 0 LOB: 0 BB: 0 P: 5	R: 0 E: 0 K: 1 S: 6	H: 1 LOB: 1 BB: 0 P: 6	R: 0 E: 0 K: 0 S: 3	H: 0 LOB: 0 BB: 0 P: 3		R: 0 E: 0 K: 0 S: 3	1B: 6 2B: 1 3B: 1 HR: 1	SF: 0 SAC: 0 DP: 1 HBP: 0	WP: 0 PB: 0 SB: 1 CS: 0
<b>PITCHER</b>	IP WLS BF H R ER SO BB IBB HBP BLK WP HR S P ERA WHIP																				
Herb Moford, R ERA: 10.57 Frank Sullivan, R ERA: 6.23 Bill Monbouquette, R ERA: 13.5 Dave Sisler, R ERA: 6.75	0.2 L 17 3 3 3 1 1 0 0 0 0 0 1 18 22 6.23 0.923																				



Batter	1	2	3	4	5	6	7	8	9	AB	R	H	RBI	BB	SO	LOB	TOP			
Don Buddin, R OBP: 0.365, SLG: 0.314 (1, 6)	1-3		K		F8		1-3			4	0	0	0	0	1	0	<b>Boston Red Sox @ Washington Senators</b> Griffith Stadium, Washington, DC Sun Apr 26 1959, 3:33 AM EDT Att: 9,669 - Unknown			
Pete Runnels, L OBP: 0.500, SLG: 0.468 (1, 4)	5-3		1B		F7			L4-3 1B		4	0	2	0	0	0	0				
Gene Stephens, L OBP: 0.295, SLG: 0.364 (1, 8)	BB		F9		P5			L4-3 1-2		3	0	0	0	1	0	2				
Vic Wertz, L OBP: 0.345, SLG: 0.560 (1, 3)	4-3		F9					G3		4	0	1	0	0	0	2				
Jackie Jensen, R OBP: 0.431, SLG: 0.609 (1, 9)		2-3							E7 1B	4	1	2	0	0	0	1				
Frank Malzone, R OBP: 0.345, SLG: 0.453 (1, 5)		1B			E8 1-3 1B				F7	4	0	2	0	0	0	2				
Jim Busby, R OBP: 0.300, SLG: 0.400 (1, 7)		1B			FC5-2				F5	4	0	1	0	0	0	4				
Sammy White, R OBP: 0.364, SLG: 0.419 (9, PH)		K			F9					3	0	0	0	0	2	4				
Bill Renna, R OBP: 0.500, SLG: 0.500 (9, FR)		K								1	0	1	1	0	0	0				
Tom Brewer, R OBP: 0.222, SLG: 0.222 (9, FR)		K								0	0	0	0	0	0	0				
Jerry Casale, R OBP: 0.286, SLG: 0.667 (7, PH)		K			P5					2	0	0	0	0	1	4				
Marty Keough, L Murray Wall, R Dick Gemert, R OBP: 0.381, SLG: 0.364 (9, PH)										1	0	0	0	0	1	0				
										0	0	0	0	0	0	0				
										1	0	0	0	0	0	1				
<b>Inning Stats</b>	R: 0 E: 0 K: 0 S: 3	H: 0 LOB: 1 BB: 1 P: 7	R: 0 E: 0 K: 2 S: 9	H: 2 LOB: 2 BB: 0 P: 9	R: 0 E: 0 K: 1 S: 6	H: 1 LOB: 1 BB: 0 P: 6	R: 0 E: 1 K: 0 S: 5	H: 2 LOB: 2 BB: 0 P: 5	R: 0 E: 0 K: 0 S: 4	H: 0 LOB: 0 BB: 0 P: 3	R: 0 E: 0 K: 0 S: 7	H: 0 LOB: 0 BB: 0 P: 7	R: 0 E: 0 K: 0 S: 3	H: 1 LOB: 1 BB: 0 P: 3	R: 1 E: 1 K: 0 S: 5	H: 2 LOB: 1 BB: 0 P: 5	1B: 8 2B: 2 3B: 0 HR: 0	SF: 0 SAC: 0 DP: 1 HBP: 0	WP: 0 PB: 0 SB: 0 CS: 0	PA: 36
<b>PITCHER</b> Bill Fischer, R ERA: 1.08 (1, 1)	IP: 9.0 WLS: W BF: 36 H: 9 R: 1 ER: 0 SO: 5 BB: 1 IBB: 0 HBP: 0 BLK: 0 WP: 0 HR: 0 S: 45 P: 49 ERA: 0.00 WHIP: 1.111															<b>PITCHER</b>				

AB	35
R	1
H	9
RBI	1
BB	1
SO	5
LOB	20



Batter	1	2	3	4	5	6	7	8	9	AB	R	H	RBI	BB	SO	LOB	BOTTOM			
Reno Bertoia, R OBP: 0.385, SLG: 0.559 (1, 4)	G5-4-3 1B		K		5-3			F9		4	0	1	0	0	1	1	<b>Boston Red Sox @ Washington Senators</b> Griffith Stadium, Washington, DC Sun Apr 26 1959, 3:33 AM EDT Att: 9,669 - Unknown			
Bob Allison, R OBP: 0.317, SLG: 0.448 (1, 8)	G5-4-3 1-2		1B					F9		4	0	1	0	0	0	2				
Roy Sievers, R OBP: 0.235, SLG: 0.333 (1, 7)	HR		F7					F9		3	1	1	1	0	0	1				
Jim Lemon, R OBP: 0.371, SLG: 0.700 (1, 9)	BB				HR			K		2	1	1	1	1	1	0				
Clint Courtney, L OBP: 0.455, SLG: 0.421 (1, 2)	F7				4-3			G5-4-3 1B		3	0	1	0	0	0	1				
Norm Zaichin, R OBP: 0.293, SLG: 0.415 (1, 3)			F9		P3			G5-4-3 1-2		3	0	0	0	0	0	1				
Harmon Killebrew, R OBP: 0.309, SLG: 0.404 (1, 5)			P4		5-3			F8		3	0	0	0	0	0	0				
Ron Samford, R OBP: 0.235, SLG: 0.250 (8, 6)			F9							2	0	0	0	0	0	0				
Jose Valdivieso, R OBP: 1.000, SLG: 1.000 (8, 6)										1	0	1	0	0	0	0				
Bill Fischer, R OBP: 0.143, SLG: 0.143 (1, 1)			K							2	0	0	0	0	1	0				
<b>Inning Stats</b>	R: 1 E: 0 K: 0 S: 4	H: 2 LOB: 1 BB: 1 P: 8	R: 0 E: 0 K: 0 S: 3	H: 0 LOB: 0 BB: 0 P: 3	R: 0 E: 0 K: 2 S: 8	H: 1 LOB: 1 BB: 0 P: 8	R: 1 E: 0 K: 0 S: 4	H: 1 LOB: 0 BB: 0 P: 4	R: 0 E: 0 K: 0 S: 3	H: 0 LOB: 0 BB: 0 P: 3	R: 0 E: 0 K: 1 S: 5	H: 0 LOB: 0 BB: 0 P: 5	R: 0 E: 0 K: 0 S: 3	H: 1 LOB: 1 BB: 0 P: 3	R: 0 E: 0 K: 0 S: 4	H: 1 LOB: 1 BB: 0 P: 4	1B: 4 2B: 0 3B: 0 HR: 2	SF: 0 SAC: 1 DP: 2 HBP: 0	WP: 0 PB: 0 SB: 0 CS: 0	PA: 29
<b>PITCHER</b> Jerry Casale, R ERA: 4.29 (7, 1)	IP: 2.0 WLS: L BF: 7 H: 4 R: 2 ER: 2 SO: 3 BB: 1 IBB: 0 HBP: 0 BLK: 0 WP: 0 HR: 2 S: 27 P: 31 ERA: 3.00 WHIP: 0.833															<b>PITCHER</b>				

AB	27
R	2
H	6
RBI	2
BB	1
SO	3
LOB	6





Batter	1	2	3	4	5	6	7	8	9	AB	R	H	RBI	BB	SO	LOB	TOP	
Don Buddin, R (1, 6) OBP: 0.358, SLG: 0.296	0-3 K		0-3 K		0-3 K			4-0 F9 PB BB		3	0	0	0	1	3	3	<b>Boston Red Sox @ Chicago White Sox</b> Comiskey Park, Chicago, IL Fri May 01 1959, 8:05 PM EDT Att: 13,022 - Unknown	
Pete Runnels, L (1, 4) OBP: 0.500, SLG: 0.460	0-0 CS 1B		0-3 K			4-0 BB 1-3		0-0 F9		3	0	1	0	1	1	2		
Gene Stephens, L (1, 8) OBP: 0.277, SLG: 0.339	0-3 K			0-3 K		0-0 1-3		0-3 K		4	0	0	0	0	3	3		
Vic Wertz, L (1, 3) OBP: 0.345, SLG: 0.560	0-0 CS	4-0 BB		0-3 K		0-3 K		0-3 K		0	0	0	0	0	0	0		
Dick Gemert, R (1, 3) OBP: 0.378, SLG: 0.343										2	0	0	0	1	2	1		
Ted Lepcio, R (6, 4) OBP: 0.333, SLG: 0.667	1-2 BB									1	0	0	0	0	1	1		
Jackie Jensen, R (1, 9) OBP: 0.403, SLG: 0.560		0-3 K		0-0 F8		0-0 F9			0-3 K	4	0	0	0	0	2	2		
Frank Malzone, R (1, 5) OBP: 0.322, SLG: 0.421		0-0 F2			0-0 1-3				0-0 F6	4	0	0	0	0	0	1		
Bill Renna, R (1, 7) OBP: 0.500, SLG: 0.250		0-3 K			4-0 BB		4-0 BB		0-3 K	2	0	0	0	2	2	1		
Sammy White, R (1, 2) OBP: 0.389, SLG: 0.406			4-0 FC4-6 BB		4-0 BB		0-0 F9			1	0	0	0	2	0	1		
Tom Brewer, R (1, 1) OBP: 0.167, SLG: 0.167			0-0 FC4-6 BB		0-0 F8		0-0 F8			3	0	0	0	0	0	4		
<b>Inning Stats</b>	R: 0 E: 0 K: 2 S: 7	H: 1 LOB: 0 BB: 0 P: 7	R: 0 E: 0 K: 2 S: 7	H: 0 LOB: 1 BB: 1 P: 11	R: 0 E: 0 K: 2 S: 7	H: 0 LOB: 0 BB: 0 P: 7	R: 0 E: 0 K: 1 S: 5	H: 0 LOB: 2 BB: 1 P: 13	R: 0 E: 0 K: 0 S: 3	H: 0 LOB: 1 BB: 1 P: 7	R: 0 E: 0 K: 2 S: 7	H: 0 LOB: 0 BB: 0 P: 7	R: 0 E: 0 K: 2 S: 7	H: 0 LOB: 0 BB: 0 P: 7	1B: 1 2B: 0 3B: 0 HR: 0	SF: 0 SAC: 0 DP: 0 HBP: 0	WP: 1 PB: 1 SB: 2 CS: 1	PA: 35
<b>PITCHER</b> Early Wynn, R (1, 1) ERA: 4.35	IP: 9.0 WLS: W BF: 34 H: 1 R: 0 ER: 0 SO: 14 BB: 7 IBB: 0 HBP: 0 BLK: 0 WP: 1 HR: 0 S: 55 P: 83 ERA: 0.00 WHIP: 0.889																	

Batter	1	2	3	4	5	6	7	8	9	AB	R	H	RBI	BB	SO	LOB	BOTTOM	
Luis Aparicio, R (1, 6) OBP: 0.387, SLG: 0.439	0-0 6-3		0-0 6-3			4-0 FC5 FC1-5 BB		0-0 1-3		3	0	0	0	1	0	0	<b>Boston Red Sox @ Chicago White Sox</b> Comiskey Park, Chicago, IL Fri May 01 1959, 8:05 PM EDT Att: 13,022 - Unknown	
Nellie Fox, L (1, 4) OBP: 0.463, SLG: 0.520	0-0 3-1 1B		0-0 1-3			0-0 FC1-5 FC5		0-0 1-3		4	0	1	0	0	0	2		
Billy Goodman, L (1, 5) OBP: 0.435, SLG: 0.333	0-0 3-1			0-0 F8		0-0 FC5		0-0 F8		4	0	0	0	0	0	3		
Sammy Esposito, R (9, 5) OBP: 0.333, SLG: 0.200	1-2					1-2 2-3f				0	0	0	0	0	0	0		
Sherm Lollar, R (1, 2) OBP: 0.329, SLG: 0.443	0-0 5-3			0-0 6-3		0-0 F6				3	0	0	0	0	0	3		
Norm Cash, L (1, 3) OBP: 0.302, SLG: 0.333		0-0 1-3			0-0 6-3					3	0	0	0	0	0	0		
Earl Torgeson, L (9, 3) OBP: 0.333, SLG: 0.417							0-0 4-3			0	0	0	0	0	0	0		
Al Smith, R (1, 9) OBP: 0.294, SLG: 0.203		0-0 1B			0-0 F6		0-0 1-3 1B			3	0	2	0	0	0	0		
Bubba Phillips, R (1, 7) OBP: 0.259, SLG: 0.278		0-0 F9			0-0 F6		0-0 1-3			3	0	0	0	0	0	2		
Jim Landis, R (1, 8) OBP: 0.333, SLG: 0.292		0-3 K			0-0 F8		0-0 6-3			3	0	0	0	0	1	2		
Early Wynn, S (1, 1) OBP: 0.417, SLG: 0.800			0-0 5-3			0-0 FC1-5 2B		0-0 HR		3	1	2	1	0	0	0		
<b>Inning Stats</b>	R: 0 E: 0 K: 0 S: 4	H: 1 LOB: 1 BB: 0 P: 4	R: 0 E: 0 K: 1 S: 6	H: 1 LOB: 0 BB: 0 P: 6	R: 0 E: 0 K: 0 S: 3	H: 0 LOB: 0 BB: 0 P: 3	R: 0 E: 0 K: 0 S: 3	H: 0 LOB: 0 BB: 0 P: 3	R: 0 E: 0 K: 0 S: 4	H: 1 LOB: 2 BB: 1 P: 8	R: 0 E: 0 K: 0 S: 4	H: 1 LOB: 1 BB: 0 P: 4	R: 1 E: 0 K: 0 S: 4	H: 1 LOB: 0 BB: 0 P: 4	1B: 3 2B: 1 3B: 0 HR: 1	SF: 0 SAC: 0 DP: 0 HBP: 0	WP: 0 PB: 0 SB: 0 CS: 0	PA: 30
<b>PITCHER</b> Tom Brewer, R (1, 1) ERA: 2.43	IP: 8.0 WLS: L BF: 30 H: 5 R: 1 ER: 1 SO: 1 BB: 1 IBB: 0 HBP: 0 BLK: 0 WP: 0 HR: 1 S: 31 P: 35 ERA: 1.12 WHIP: 0.750																	







Batter	1	2	3	4	5	6	7	8	9	AB	R	H	RBI	BB	SO	LOB	TOP					
Don Buddin, R OBP: 0.355, SLG: 0.302 (1, 6)										4	0	1	0	0	0	0	<b>Boston Red Sox @ Kansas City Athletics</b> Municipal Stadium, Kansas City, MO Sun May 03 1959, 4:33 AM EDT Att: 12,635 - Unknown					
Marty Keough, L OBP: 0.167, SLG: 0.250 (1, 8)										4	0	1	0	0	1	1						
Pete Runnels, L OBP: 0.479, SLG: 0.492 (1, 4)										4	0	1	0	0	1	1						
Jackie Jensen, R OBP: 0.423, SLG: 0.603 (1, 9)										4	1	1	0	0	1	2						
Frank Matzone, R OBP: 0.353, SLG: 0.538 (1, 5)										4	2	2	2	0	0	2						
Dick Gemert, R OBP: 0.352, SLG: 0.349 (1, 3)										3	0	0	0	1	1	0						
Bill Renna, R OBP: 0.286, SLG: 0.167 (1, 7)										4	0	1	1	0	1	0						
Sammy White, R OBP: 0.409, SLG: 0.425 (1, 2)										4	0	1	0	0	1	2						
Frank Sullivan, R Haywood Sullivan, R Mike Fornieles, R Bill Monbouquette, R Gary Geiger, L Leo Kiely, L (1, 1) (4, PH) (4, 1) (6, 1) (7, PH) (7, 1)										1	0	0	0	0	1	2						
<b>Inning Stats</b>	R: 0 E: 0 K: 0 S: 3	H: 1 LOB: 0 BB: 0 P: 3	R: 1 E: 0 K: 2 S: 9	H: 2 LOB: 2 BB: 1 P: 13	R: 0 E: 0 K: 2 S: 8	H: 1 LOB: 1 BB: 0 P: 8	R: 1 E: 0 K: 1 S: 7	H: 2 LOB: 1 BB: 0 P: 7	R: 0 E: 0 K: 1 S: 5	H: 0 LOB: 0 BB: 0 P: 5	R: 1 E: 0 K: 0 S: 4	H: 1 LOB: 0 BB: 0 P: 4	R: 0 E: 0 K: 0 S: 3	H: 0 LOB: 0 BB: 0 P: 3	R: 0 E: 0 K: 1 S: 5	H: 1 LOB: 1 BB: 0 P: 4		R: 0 E: 0 K: 1 S: 5	H: 0 LOB: 0 BB: 0 P: 5	1B: 6 2B: 0 3B: 0 HR: 2	SF: 0 SAC: 0 DP: 1 HBP: 0	WP: 0 PB: 0 SB: 0 CS: 0
<b>PITCHER</b> Ralph Terry, R ERA: 4.24 (1, 1)	IP: 9.0 WLS: W BF: 35 H: 8 R: 3 ER: 3 SO: 7 BB: 1 IBB: 0 HBP: 0 BLK: 0 WP: 0 HR: 2 S: 48 P: 52 ERA: 3.00 WHIP: 1.000															<b>PITCHER</b> IP: WLS: BF: H: R: ER: SO: BB: IBB: HBP: BLK: WP: HR: S: P: ERA: WHIP						



Batter	1	2	3	4	5	6	7	8	9	AB	R	H	RBI	BB	SO	LOB	BOTTOM			
Whitey Herzog, L OBP: 0.486, SLG: 0.656 Hal Smith, R OBP: 0.271, SLG: 0.250 (1, 8) (7, 5)										2	1	0	0	2	0	0	<b>Boston Red Sox @ Kansas City Athletics</b> Municipal Stadium, Kansas City, MO Sun May 03 1959, 4:33 AM EDT Att: 12,635 - Unknown			
Dick Williams, R OBP: 0.255, SLG: 0.389 Preston Ward, L OBP: 0.500, SLG: 0.750 Bill Tuttle, R OBP: 0.333, SLG: 0.362 (1, 5) (6, PH) (6, PR) (7, 8)										3	1	0	0	0	1	1				
Hector Lopez, R OBP: 0.317, SLG: 0.474 (1, 4)										5	1	2	1	0	0	2				
Roger Maris, L OBP: 0.402, SLG: 0.595 (1, 9)										5	2	3	3	0	0	3				
Bob Cerv, R OBP: 0.378, SLG: 0.597 (1, 7)										4	2	2	2	0	0	0				
Harry Simpson, L OBP: 0.388, SLG: 0.500 Kent Hadley, L OBP: 0.320, SLG: 0.458 (1, 3) (8, 3)										3	0	2	0	1	0	0				
Frank House, L OBP: 0.391, SLG: 0.563 (1, 2)										4	0	2	1	0	0	2				
Joe Demaestri, R OBP: 0.297, SLG: 0.404 (1, 6)										4	0	1	0	0	2	4				
Ralph Terry, R OBP: 0.214, SLG: 0.214 (1, 1)										4	0	1	0	0	1	2				
<b>Inning Stats</b>	R: 1 E: 1 K: 0 S: 4	H: 1 LOB: 1 BB: 0 P: 4	R: 0 E: 0 K: 0 S: 5	H: 2 LOB: 2 BB: 0 P: 5	R: 3 E: 0 K: 0 S: 6	H: 4 LOB: 2 BB: 2 P: 14	R: 0 E: 0 K: 2 S: 7	H: 0 LOB: 0 BB: 0 P: 7	R: 2 E: 0 K: 1 S: 8	H: 3 LOB: 1 BB: 0 P: 8	R: 1 E: 0 K: 0 S: 4	H: 1 LOB: 1 BB: 1 P: 8	R: 0 E: 0 K: 1 S: 6	H: 1 LOB: 1 BB: 0 P: 6	R: 0 E: 1 K: 0 S: 5	H: 2 LOB: 2 BB: 0 P: 5		1B: 12 2B: 0 3B: 0 HR: 2	SF: 0 SAC: 0 DP: 2 HBP: 0	WP: 1 PB: 0 SB: 0 CS: 0
<b>PITCHER</b> Frank Sullivan, R ERA: 7.36 Mike Fornieles, R ERA: 4.63 Bill Monbouquette, R ERA: 11.25 Leo Kiely, L ERA: 3.24 (1, 1) (4, 1) (6, 1) (7, 1)	IP: 3.0 WLS: L BF: 17 H: 7 R: 4 ER: 3 SO: 2 BB: 2 IBB: 0 HBP: 0 BLK: 0 WP: 0 HR: 1 S: 15 P: 23 ERA: 9.00 WHIP: 3.000															<b>PITCHER</b> IP: WLS: BF: H: R: ER: SO: BB: IBB: HBP: BLK: WP: HR: S: P: ERA: WHIP				





Batter	1	2	3	4	5	6	7	8	9	AB	R	H	RBI	BB	SO	LOB	TOP					
Don Buddin, R OBP: 0.358, SLG: 0.288 (1.6)										3	1	0	0	2	0	2						
Marty Keough, L OBP: 0.235, SLG: 0.375 (1.8)										4	1	1	2	0	2	1						
Pete Runnels, L OBP: 0.468, SLG: 0.468 (1.4)										3	0	0	0	1	2	1						
Jackie Jensen, R OBP: 0.421, SLG: 0.629 (1.9)										4	2	1	2	1	0	2						
Frank Matzone, R OBP: 0.347, SLG: 0.522 (1.5)										4	2	1	0	0	0	0						
Dick Gemert, R OBP: 0.390, SLG: 0.438 (1.3)										5	1	4	3	0	0	0						
Bill Renna, R OBP: 0.333, SLG: 0.143 (8. PR)										2	1	0	0	2	0	2						
Gary Geiger, L OBP: 0.229, SLG: 0.206 (8. PR)										1	0	0	0	0	0	1						
Sammy White, R OBP: 0.396, SLG: 0.409 (1.2)										4	0	1	1	0	0	4						
Frank Baumann, L (1.1)										0	0	0	0	0	0	0						
Bill Monbouquette, R (2.1)										4	0	0	0	0	3	4						
Murray Wall, R (8.1)										0	0	0	0	0	0	0						
<b>Inning Stats</b>	R: 0 E: 0 K: 1 S: 5	H: 0 LOB: 0 BB: 0 P: 5	R: 0 E: 0 K: 0 S: 3	H: 0 LOB: 0 BB: 0 P: 3	R: 2 E: 0 K: 1 S: 6	H: 1 LOB: 2 BB: 3 P: 18	R: 0 E: 0 K: 0 S: 4	H: 1 LOB: 1 BB: 0 P: 4	R: 0 E: 0 K: 3 S: 9	H: 0 LOB: 1 BB: 1 P: 13	R: 2 E: 0 K: 1 S: 8	H: 3 LOB: 1 BB: 0 P: 8	R: 0 E: 0 K: 1 S: 5	H: 0 LOB: 0 BB: 0 P: 5	R: 2 E: 1 K: 0 S: 5	H: 1 LOB: 2 BB: 0 P: 13	R: 2 E: 0 K: 0 S: 5	H: 2 LOB: 1 BB: 0 P: 6	1B: 4 2B: 2 3B: 1 HR: 1	SF: 0 SAC: 2 DP: 0 HBP: 1	WP: 0 PB: 0 SB: 0 CS: 0	PA: 43
<b>PITCHER</b>	IP WLS BF H R ER SO BB IBB HBP BLK WP HR S P ERA WHIP																					
John Tsitouris, R ERA: 6.75 (1.1)	2.2 12 1 2 2 2 3 0 0 0 0 0 0 13 25 6.75 1.500																					
Rip Coleman, L ERA: 4.09 (3.1)	3.1 15 4 2 2 4 1 0 0 0 0 0 0 22 26 5.40 1.500																					
Tom Gorman, R ERA: 12.6 (7.1)	1.0 7 1 2 1 1 2 0 0 0 0 0 0 7 15 9.00 3.000																					
Bud Daley, L ERA: 4.05 (8.1)	1.0 3 0 0 0 0 0 0 0 0 0 0 0 3 3 0.00 0.000																					
Dick Tomaneck, L ERA: 16.88 (9.1)	1.0 6 2 2 2 0 0 0 1 0 0 0 1 5 6 18.00 2.000																					

**Boston Red Sox @ Kansas City Athletics**  
Municipal Stadium, Kansas City, MO  
Mon May 04 1959, 4:33 AM EDT  
Att: 5,457 - Unknown

AB 34  
R 8  
H 8  
RBI 8  
BB 6  
SO 7  
LOB 17



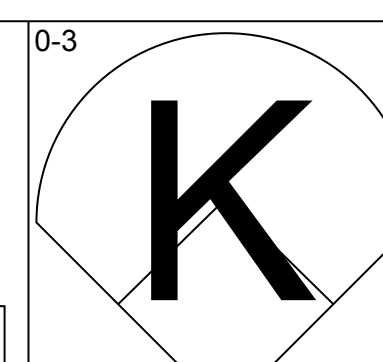
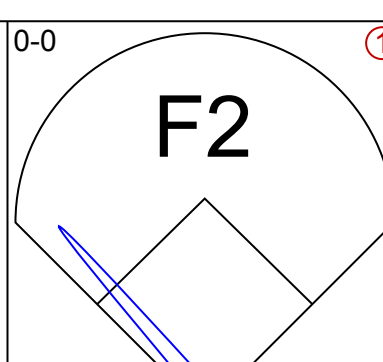
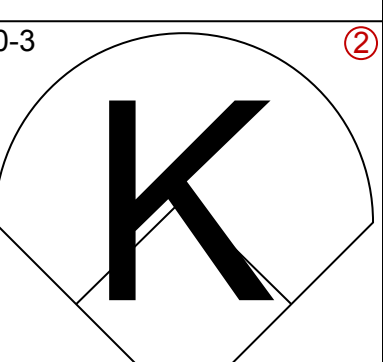
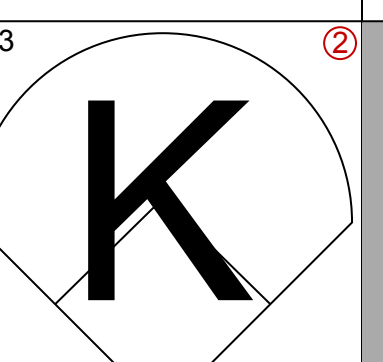
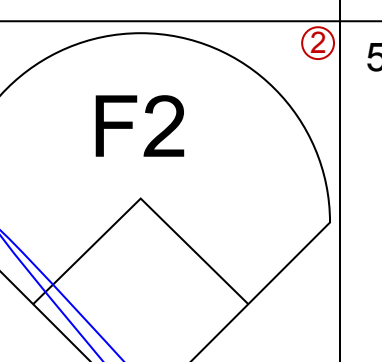
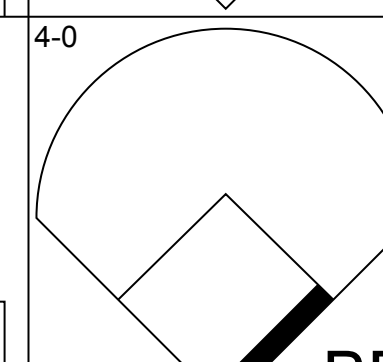
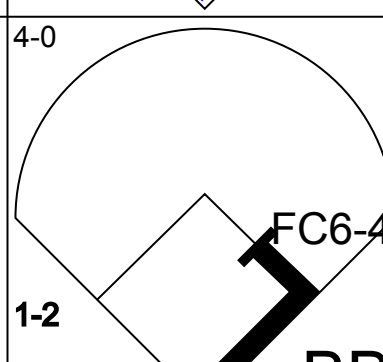
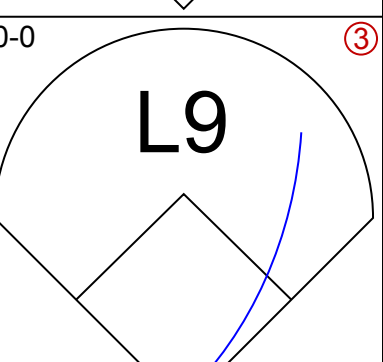
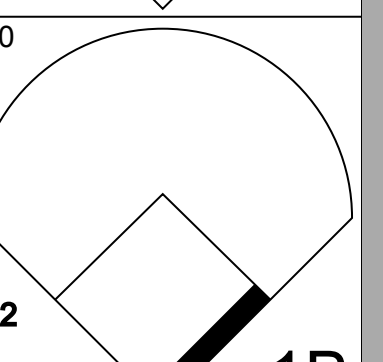
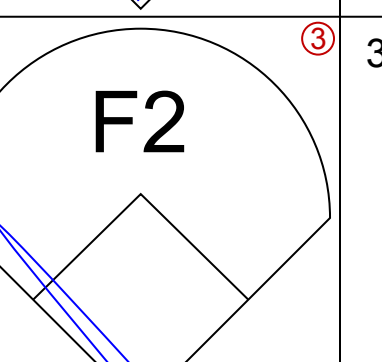
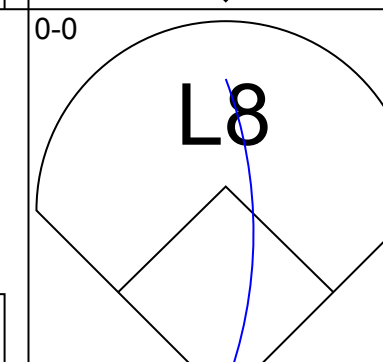
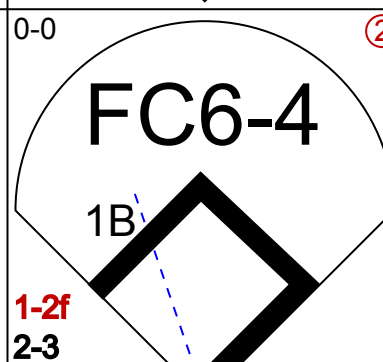
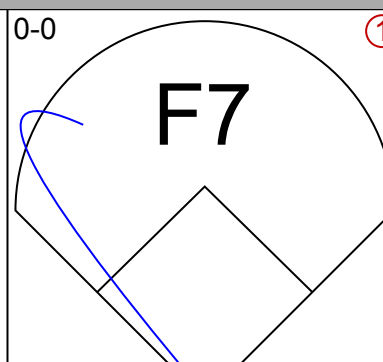
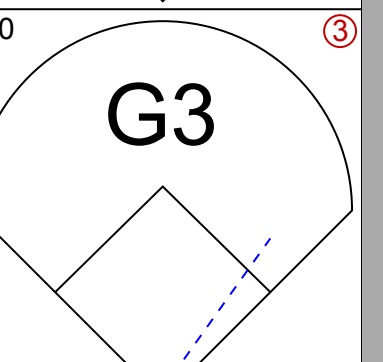
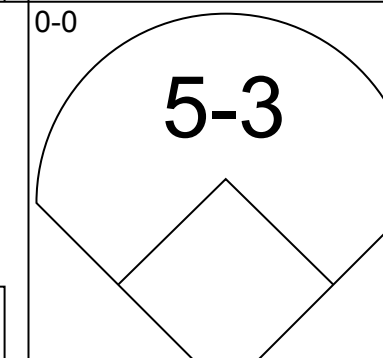
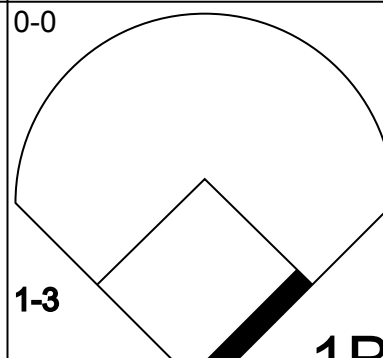
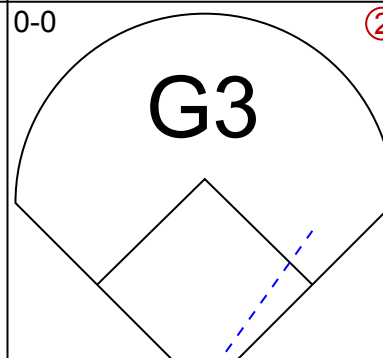
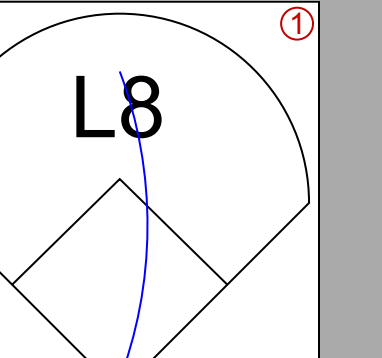
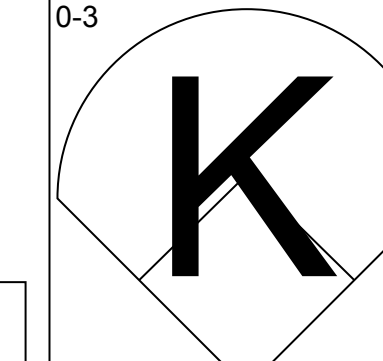
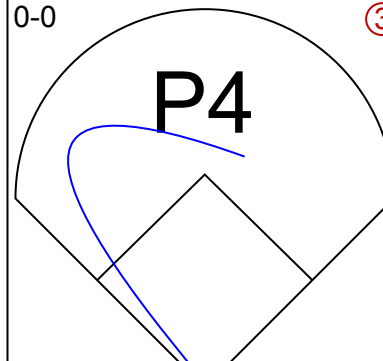
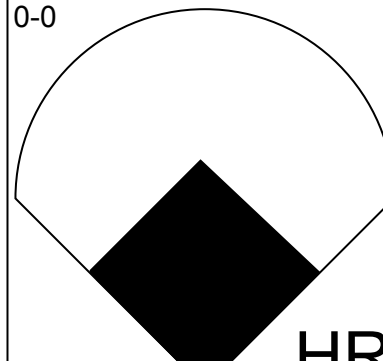
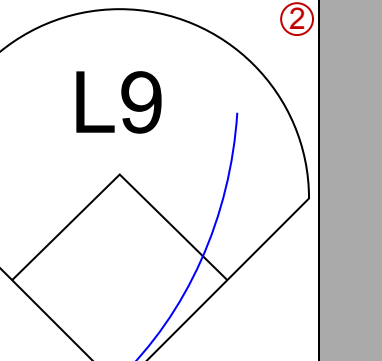
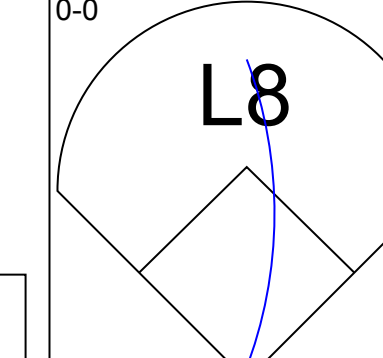
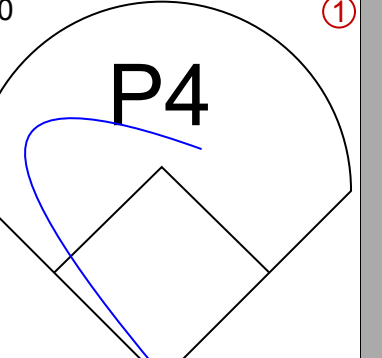
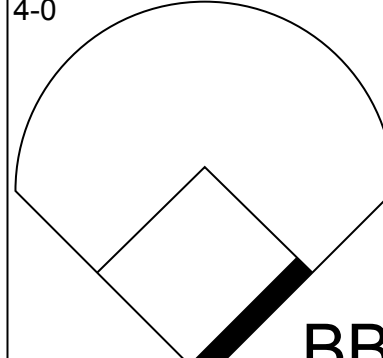
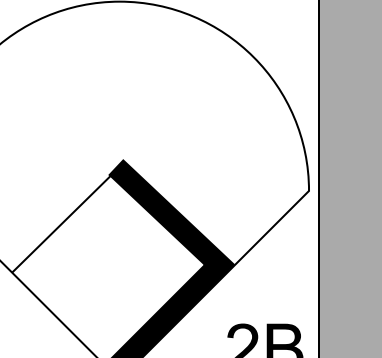
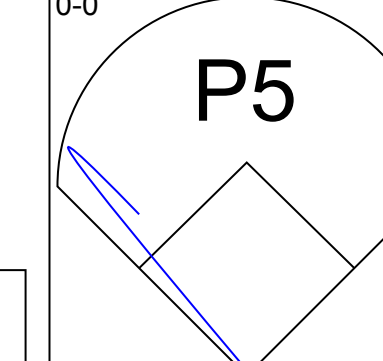
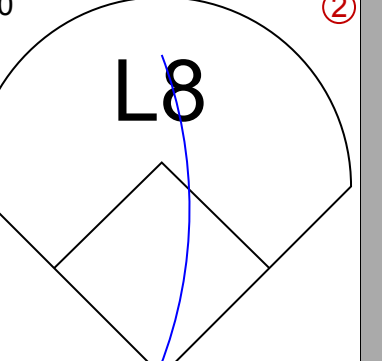
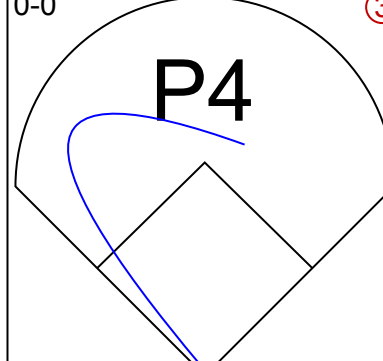
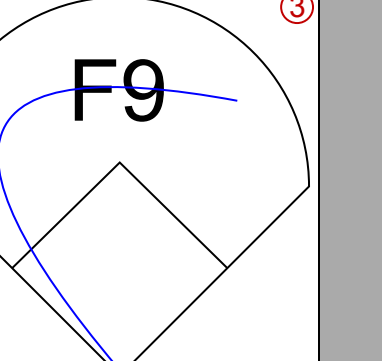
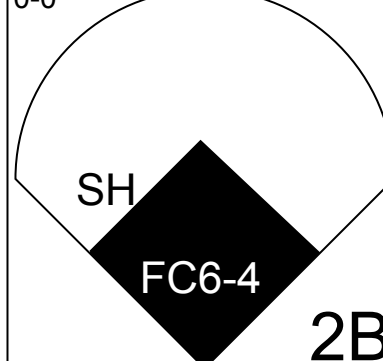
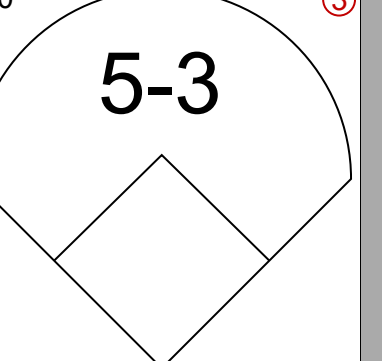
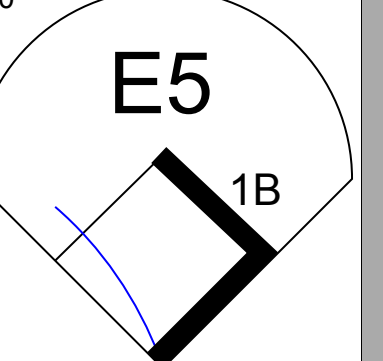
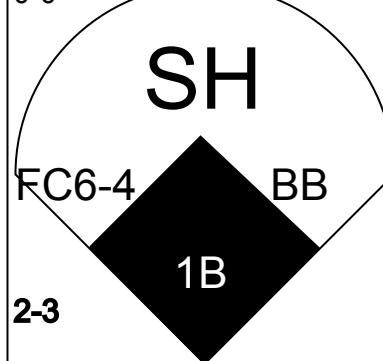
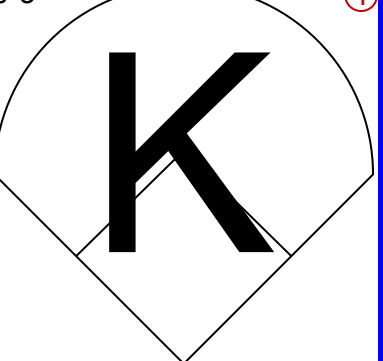
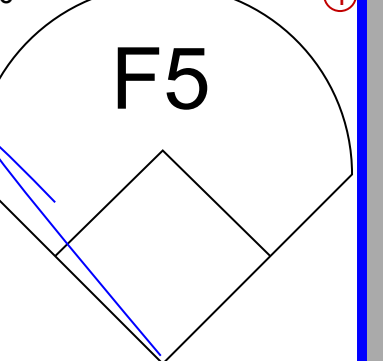
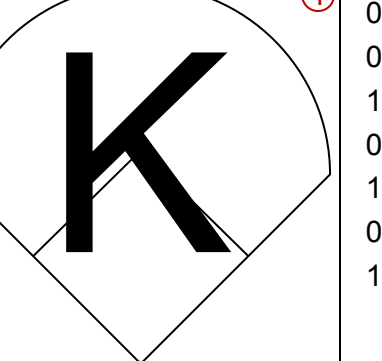
Batter	1	2	3	4	5	6	7	8	9	AB	R	H	RBI	BB	SO	LOB	BOTTOM					
Whitey Herzog, L OBP: 0.524, SLG: 0.636 (1.8)										1	1	0	0	4	0	1						
Dick Williams, R OBP: 0.287, SLG: 0.407 (1.5)										5	1	2	2	0	1	6						
Hector Lopez, R OBP: 0.322, SLG: 0.463 (1.4)										4	1	1	0	1	1	4						
Roger Maris, L OBP: 0.402, SLG: 0.577 (1.9)										4	0	1	1	1	0	6						
Bob Cerv, R OBP: 0.367, SLG: 0.561 (1.7)										4	0	0	1	1	1	2						
Kent Hadley, L OBP: 0.333, SLG: 0.464 (1.3)										4	0	1	0	1	2	2						
Frank House, L OBP: 0.365, SLG: 0.522 (1.2)										5	0	0	0	0	1	5						
Joe Demaestri, R OBP: 0.294, SLG: 0.410 (1.6)										4	0	1	0	0	1	1						
John Tsitouris, R (1.1)										1	0	0	0	0	1	1						
Rip Coleman, L (3.1)										1	0	0	0	0	1	0						
Preston Ward, L OBP: 0.600 (6. PR)										1	0	0	0	0	1	0						
Tom Gorman, R (7.1)										0	0	0	0	0	0	0						
Bud Daley, L (8.1)										0	0	0	0	0	0	0						
Bill Tuttle, R OBP: 0.345, SLG: 0.375 (8. PR)										1	1	1	0	0	0	0						
Dick Tomaneck, L (9.1)										0	0	0	0	0	0	0						
<b>Inning Stats</b>	R: 3 E: 0 K: 1 S: 8	H: 3 LOB: 1 BB: 1 P: 12	R: 0 E: 1 K: 3 S: 11	H: 1 LOB: 3 BB: 1 P: 15	R: 0 E: 0 K: 2 S: 8	H: 1 LOB: 1 BB: 0 P: 8	R: 0 E: 0 K: 1 S: 4	H: 0 LOB: 1 BB: 1 P: 8	R: 0 E: 0 K: 1 S: 5	H: 0 LOB: 2 BB: 2 P: 13	R: 0 E: 1 K: 0 S: 4	H: 0 LOB: 3 BB: 2 P: 12	R: 0 E: 0 K: 0 S: 3	H: 0 LOB: 0 BB: 0 P: 3	R: 1 E: 0 K: 0 S: 5	H: 2 LOB: 1 BB: 0 P: 5	R: 0 E: 0 K: 1 S: 5	H: 0 LOB: 1 BB: 1 P: 9	1B: 4 2B: 3 3B: 0 HR: 0	SF: 0 SAC: 0 DP: 0 HBP: 0	WP: 0 PB: 0 SB: 0 CS: 0	PA: 43
<b>PITCHER</b>	IP WLS BF H R ER SO BB IBB HBP BLK WP HR S P ERA WHIP																					
Frank Baumann, L ERA: 15.0 (1.1)	1.0 10 4 3 3 2 2 0 0 0 0 0 0 12 20 27.00 6.000																					
Bill Monbouquette, R ERA: 5.06 (2.1)	6.2 W 29 3 1 1 6 5 0 0 0 0 0 0 35 55 1.35 1.200																					
Murray Wall, R ERA: 2.25 (8.1)	1.1 S 5 0 0 0 1 1 0 0 0 0 0 0 6 10 0.00 0.750																					

**Boston Red Sox @ Kansas City Athletics**  
Municipal Stadium, Kansas City, MO  
Mon May 04 1959, 4:33 AM EDT  
Att: 5,457 - Unknown

AB 35  
R 4  
H 7  
RBI 4  
BB 8  
SO 9  
LOB 29

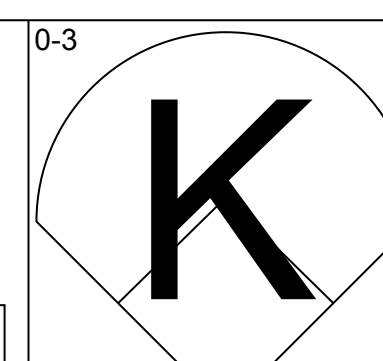
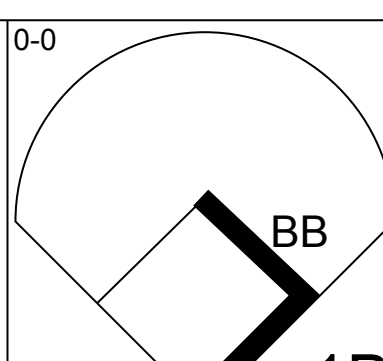
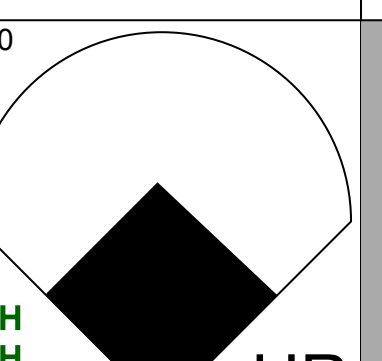
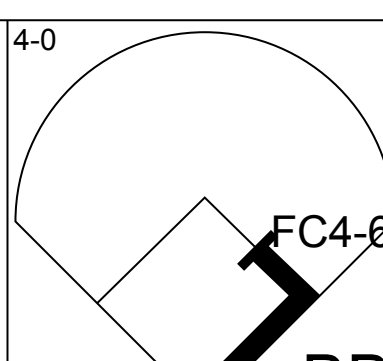
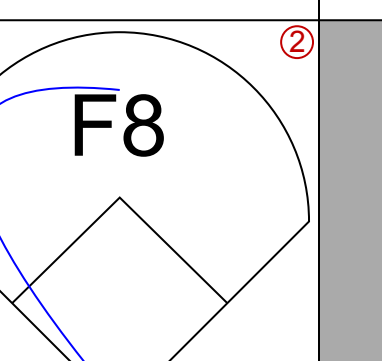
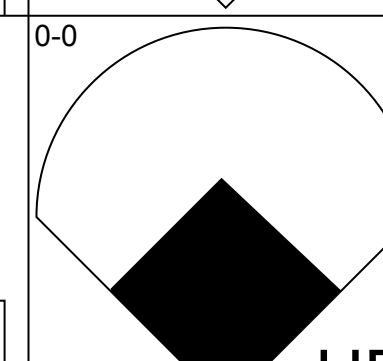
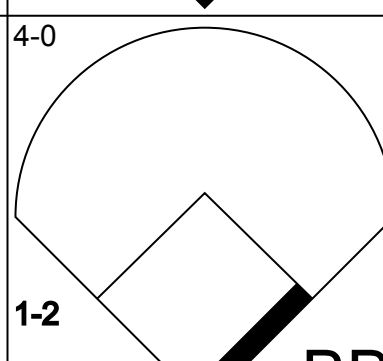
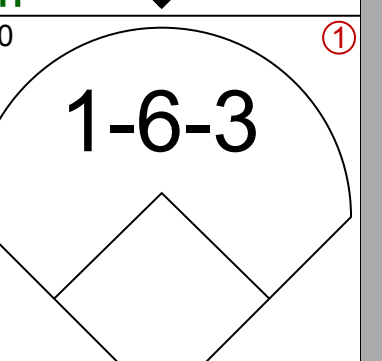
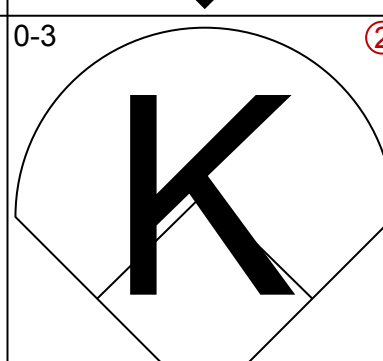
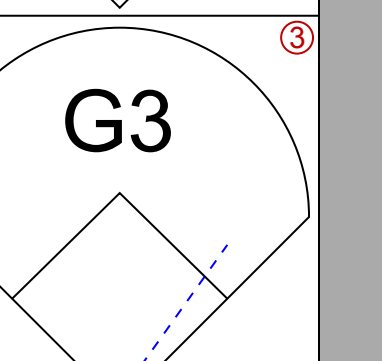
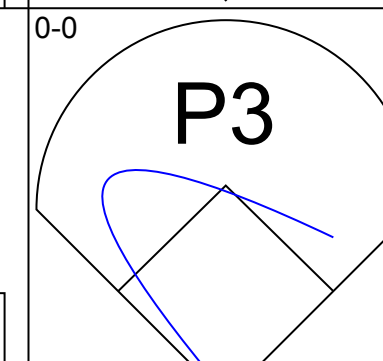
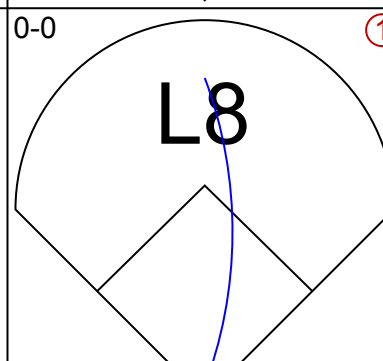
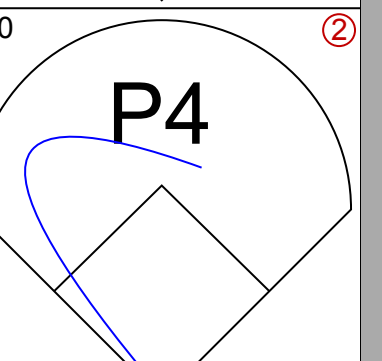
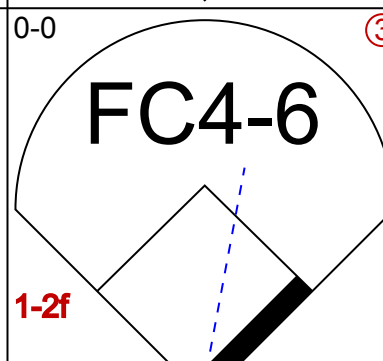
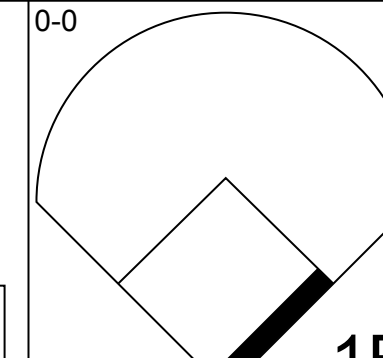
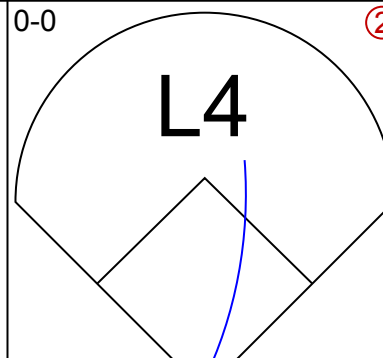
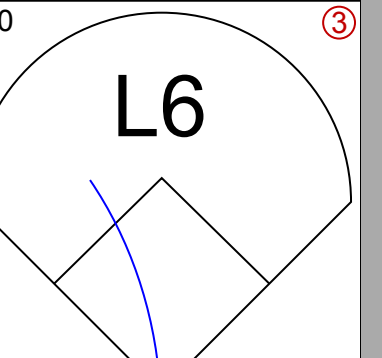
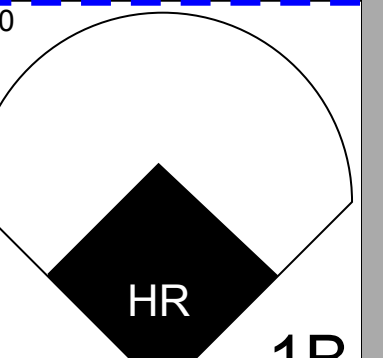
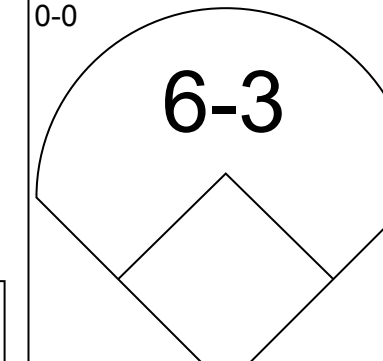
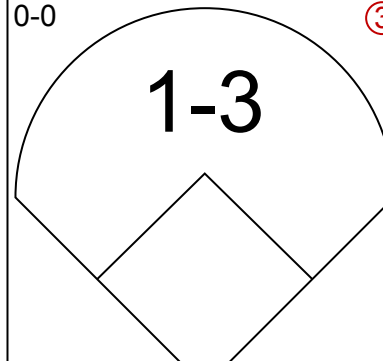
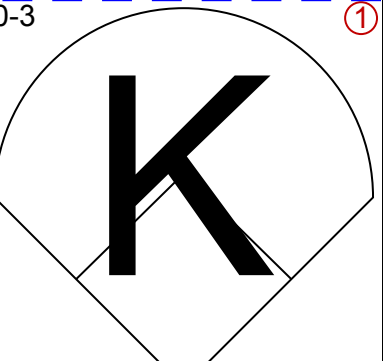
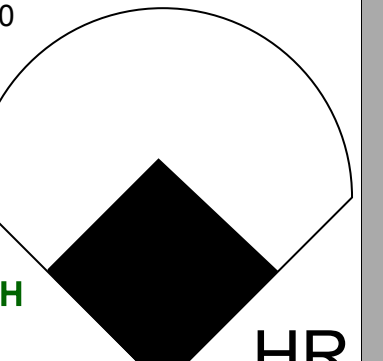
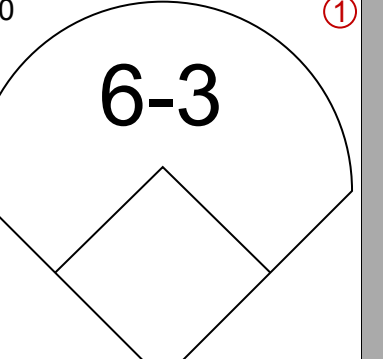
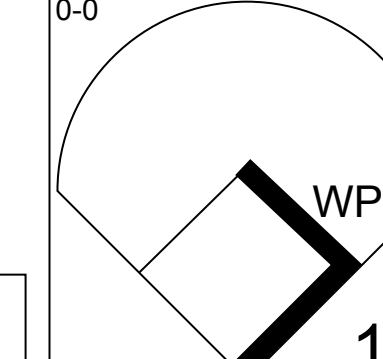
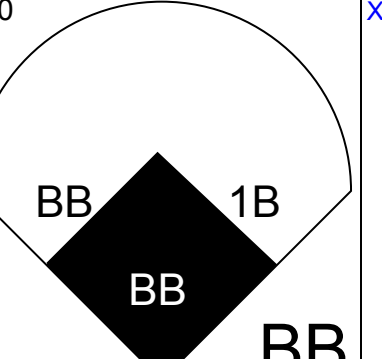
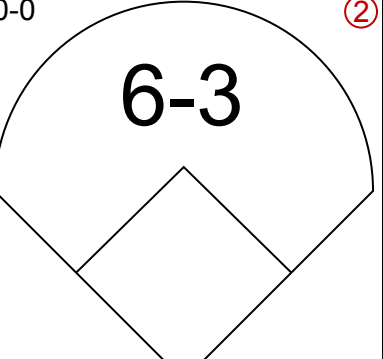
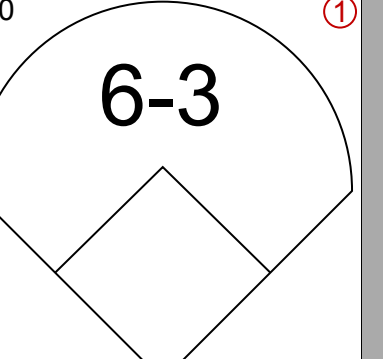
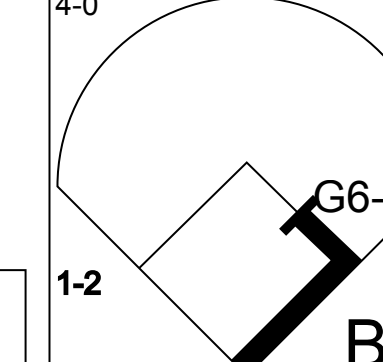
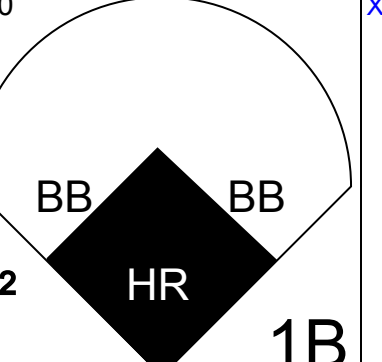
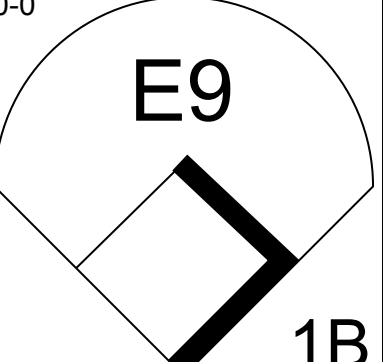
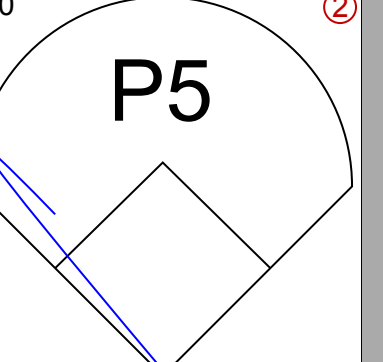
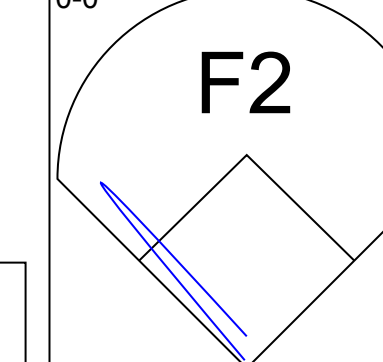
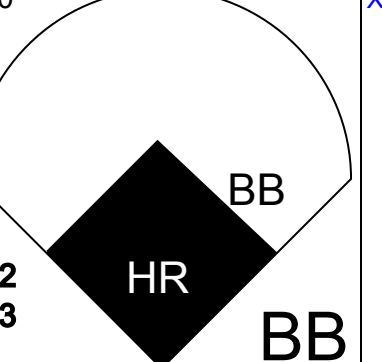
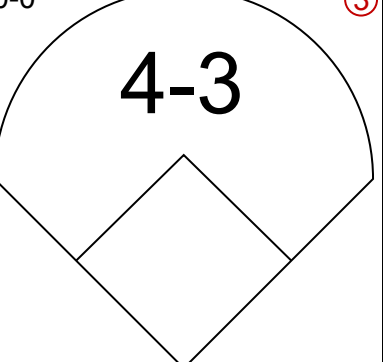
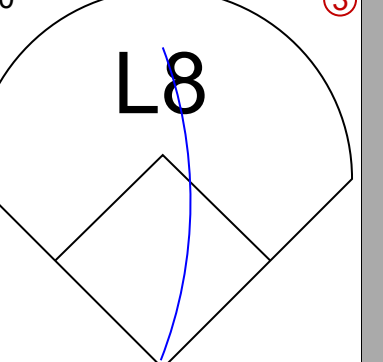
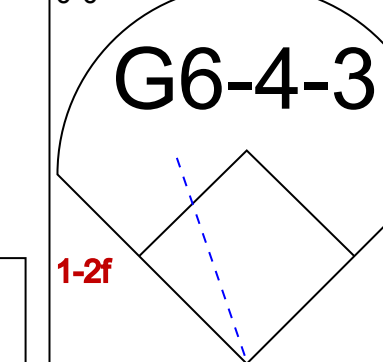
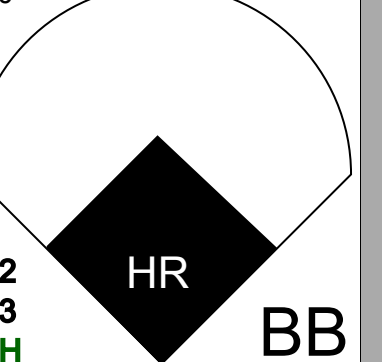
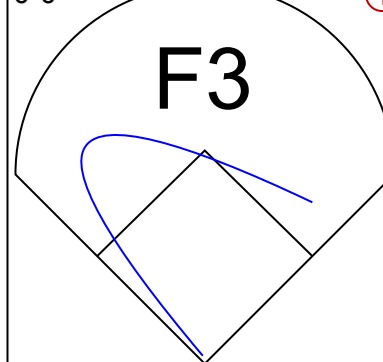
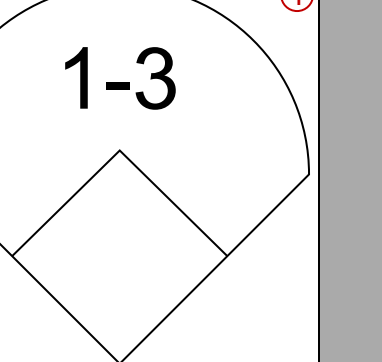




Batter	1	2	3	4	5	6	7	8	9	AB	R	H	RBI	BB	SO	LOB	TOP					
<b>Don Buddin, R</b> OBP: 0.337, SLG: 0.268 (1, 6)										5	0	0	0	0	3	4	<b>Boston Red Sox @ Detroit Tigers</b> Briggs Stadium, Detroit, MI Tue May 05 1959, 4:33 AM EDT Att: 21,100 - Unknown					
<b>Marty Keough, L</b> OBP: 0.316, SLG: 0.368 (1, 8)										3	0	1	0	2	0	1						
<b>Pete Runnels, L</b> OBP: 0.444, SLG: 0.439 (1, 4)										4	0	0	1	0	0	5						
<b>Jackie Jensen, R</b> OBP: 0.413, SLG: 0.606 (1, 9)										4	0	1	1	0	0	1						
<b>Frank Matzone, R</b> OBP: 0.342, SLG: 0.548 (1, 5)										4	1	1	1	0	1	2						
<b>Dick Gemert, R</b> OBP: 0.397, SLG: 0.451 (1, 3)										3	0	1	0	1	0	0						
<b>Gary Geiger, L</b> OBP: 0.205, SLG: 0.184 (1, 7)										4	0	0	0	0	0	2						
<b>Sammy White, R</b> OBP: 0.404, SLG: 0.438 (1, 2)										4	1	2	0	0	0	0						
<b>Jerry Casale, R</b> OBP: 0.286, SLG: 0.667 (4, 1)										0	1	0	0	0	0	0						
<b>Herb Motford, R</b> OBP: 0.271, SLG: 0.364 (5, PH)										0	0	0	0	0	0	0						
<b>Bill Renna, R</b> OBP: 0.165, SLG: 0.133 (7, 1)										1	0	0	0	0	0	1						
<b>Leo Kiely, L</b> OBP: 0.165, SLG: 0.133 (7, 1)										0	0	0	0	0	0	0						
<b>Billy Consolo, R</b> (9, PH)										1	0	0	0	0	1	1						
<b>Inning Stats</b>	R: 0 E: 0 K: 1 S: 5	H: 0 LOB: 1 BB: 1 P: 9	R: 0 E: 0 K: 1 S: 5	H: 0 LOB: 0 BB: 0 P: 5	R: 2 E: 0 K: 0 S: 6	H: 2 LOB: 2 BB: 1 P: 10	R: 0 E: 0 K: 0 S: 3	H: 0 LOB: 0 BB: 0 P: 3	R: 0 E: 0 K: 2 S: 7	H: 0 LOB: 0 BB: 0 P: 7	R: 1 E: 0 K: 0 S: 4	H: 1 LOB: 1 BB: 1 P: 8	R: 0 E: 1 K: 1 S: 7	H: 1 LOB: 2 BB: 0 P: 7	R: 0 E: 0 K: 0 S: 4	H: 1 LOB: 1 BB: 0 P: 4	R: 0 E: 0 K: 1 S: 6	H: 1 LOB: 1 BB: 0 P: 6	1B: 3 2B: 2 3B: 0 HR: 1	SF: 0 SAC: 1 DP: 0 HBP: 0	WP: 0 PB: 0 SB: 0 CS: 0	PA: 38
<b>PITCHER</b>	IP	WLS	BF	H	R	ER	SO	BB	IBB	HBP	BLK	WP	HR	S	P	ERA	WHIP					
<b>Jim Bunning, R</b> ERA: 5.13 (1, 1)	9.0	W	38	6	3	3	6	3	0	0	0	0	1	47	59	3.00	1.000					

AB	34
R	3
H	6
RBI	3
BB	3
SO	6
LOB	17



Batter	1	2	3	4	5	6	7	8	9	AB	R	H	RBI	BB	SO	LOB	BOTTOM				
<b>Ted Lepcio, R</b> OBP: 0.500, SLG: 1.000 (1, 5)										4	1	2	4	1	1	0	<b>Boston Red Sox @ Detroit Tigers</b> Briggs Stadium, Detroit, MI Tue May 05 1959, 4:33 AM EDT Att: 21,100 - Unknown				
<b>Bobo Osborne, L</b> OBP: 0.333, SLG: 0.395 (1, 3)										4	1	1	1	1	1	1					
<b>Charlie Maxwell, L</b> OBP: 0.314, SLG: 0.727 (1, 7)										4	0	0	0	0	0	3					
<b>Al Kaline, R</b> OBP: 0.404, SLG: 0.524 (1, 8)										4	1	2	0	0	0	2					
<b>Larry Doby, L</b> OBP: 0.322, SLG: 0.320 (1, 9)										3	0	0	0	0	1	3					
<b>Johnny Groth, R</b> OBP: 0.533, SLG: 0.846 (7, PH) (8, 9)										1	1	1	2	0	0	0					
<b>Rocky Bridges, R</b> OBP: 0.422, SLG: 0.375 (1, 6)										3	1	1	0	1	0	0					
<b>Lou Berberet, L</b> OBP: 0.420, SLG: 0.275 (1, 2)										3	1	2	0	1	0	0					
<b>Frank Bolling, R</b> OBP: 0.265, SLG: 0.291 (1, 4)										3	1	0	0	1	0	3					
<b>Jim Bunning, R</b> OBP: 0.273, SLG: 0.200 (1, 1)										3	1	0	1	1	0	2					
<b>Inning Stats</b>	R: 1 E: 0 K: 1 S: 7	H: 2 LOB: 1 BB: 0 P: 7	R: 0 E: 0 K: 0 S: 3	H: 1 LOB: 1 BB: 1 P: 7	R: 0 E: 0 K: 0 S: 4	H: 1 LOB: 2 BB: 1 P: 8	R: 5 E: 0 K: 0 S: 5	H: 2 LOB: 0 BB: 3 P: 17	R: 0 E: 1 K: 1 S: 6	H: 1 LOB: 1 BB: 0 P: 6	R: 0 E: 0 K: 1 S: 5	H: 0 LOB: 1 BB: 1 P: 9	R: 2 E: 0 K: 0 S: 5	H: 2 LOB: 0 BB: 0 P: 5	R: 0 E: 0 K: 0 S: 3	H: 0 LOB: 0 BB: 0 P: 3	1B: 6 2B: 0 3B: 0 HR: 3	SF: 0 SAC: 0 DP: 1 HBP: 0	WP: 1 PB: 0 SB: 0 CS: 0	PA: 38	
<b>PITCHER</b>	IP	WLS	BF	H	R	ER	SO	BB	IBB	HBP	BLK	WP	HR	S	P	ERA	WHIP				
<b>Jerry Casale, R</b> ERA: 5.25 (1, 1)	3.0	L	17	5	4	4	1	4	0	0	0	0	1	15	31	12.00	3.000				
<b>Herb Motford, R</b> ERA: 11.92 (4, 1)	1.0		5	1	2	2	0	1	0	0	0	0	1	4	8	18.00	2.000				
<b>Ted Bowsfield, L</b> ERA: 18.0 (5, 1)	2.0		8	1	0	0	2	1	0	0	0	0	0	11	15	0.00	1.000				
<b>Leo Kiely, L</b> ERA: 4.35 (7, 1)	2.0		8	2	2	2	0	0	0	0	0	0	1	8	8	9.00	1.000				

AB	32
R	8
H	9
RBI	8
BB	6
SO	3
LOB	14





Batter	1	2	3	4	5	6	7	8	9	AB	R	H	RBI	BB	SO	LOB	TOP										
Don Buddin, R OBP: 0.337, SLG: 0.263 (1, 6)	L8		5-3			L8	L8			5	1	1	1	1	0	0											
Marty Keough, L OBP: 0.357, SLG: 0.583 (1, 8)	L8			4-3		HR	1B			5	2	2	1	1	0	1											
Pete Runnels, L OBP: 0.437, SLG: 0.431 (1, 4)	5-3			5-3		WP	1B			6	2	2	1	0	0	4											
Jackie Jensen, R OBP: 0.419, SLG: 0.629 (1, 9)		F7		F7		HR	1B		5-3	4	3	1	2	2	0	0											
Frank Matzone, R OBP: 0.354, SLG: 0.577 (1, 5)	6-3				HR	6-3	L7			5	2	2	3	1	0	1											
Dick Gemert, R OBP: 0.420, SLG: 0.536 (1, 3)					P3		HR		G6-4-3	5	3	3	4	1	0	1											
Gary Geiger, L OBP: 0.273, SLG: 0.419 (1, 7)	L8				1B	1B	2B			5	3	4	4	0	0	1											
Sammy White, R OBP: 0.421, SLG: 0.442 (1, 2)			F7		P4					4	1	2	1	1	0	1											
Tom Brewer, R OBP: 0.154, SLG: 0.154 Frank Baumann, L OBP: 0.250, SLG: 0.250 (4, 1)			6-3		K	FC4-6	K			1	0	0	0	0	0	0											
<b>Inning Stats</b>	R: 0 E: 0 K: 0 S: 3	H: 0 LOB: 0 BB: 0 P: 3	R: 0 E: 0 K: 0 S: 4	H: 1 LOB: 1 BB: 0 P: 4	R: 0 E: 0 K: 0 S: 3	H: 0 LOB: 0 BB: 0 P: 3	R: 0 E: 0 K: 0 S: 3	H: 0 LOB: 0 BB: 0 P: 3	R: 1 E: 0 K: 1 S: 7	H: 2 LOB: 1 BB: 0 P: 7	R: 5 E: 0 K: 0 S: 8	H: 5 LOB: 1 BB: 1 P: 12	R: 5 E: 0 K: 1 S: 10	H: 5 LOB: 1 BB: 1 P: 14	R: 6 E: 0 K: 0 S: 8	H: 5 LOB: 3 BB: 4 P: 24	R: 0 E: 0 K: 0 S: 2	H: 0 LOB: 0 BB: 1 P: 6	1B: 9 2B: 2 3B: 1 HR: 6	SF: 0 SAC: 0 DP: 1 HBP: 0	WP: 2 PB: 0 SB: 0 CS: 0	PA: 51					
<b>PITCHER</b>	IP	WLS	BF	H	R	ER	SO	BB	IBB	HBP	BLK	WP	HR	S	P	ERA	WHIP										
Paul Foytack, R ERA: 9.35 (1, 1)	5.2	L	24	6	5	5	1	1	0	0	0	1	3	25	29	7.94	1.235										
Tom Morgan, R ERA: 4.91 (6, 1)	0.2		7	5	4	4	0	0	0	0	0	0	1	7	7	54.00	7.500										
George Susce, R ERA: 12.89 (7, 1)	1.1		11	4	6	6	1	3	0	0	0	0	1	10	22	40.50	5.250										
Pete Burnside, L ERA: 8.75 (8, 1)	0.1		6	3	2	2	0	2	0	0	0	1	1	4	12	54.00	15.000										
Dave Sisler, R ERA: 5.87 (9, 1)	0.0		0	0	0	0	0	0	0	0	0	0	0	0	0	∞	∞										

**Boston Red Sox @ Detroit Tigers**  
Briggs Stadium, Detroit, MI  
Wed May 06 1959, 4:33 AM EDT  
Att: 4,854 - Unknown

AB 44  
R 17  
H 18  
RBI 17  
BB 7  
SO 2  
LOB 12



Batter	1	2	3	4	5	6	7	8	9	AB	R	H	RBI	BB	SO	LOB	BOTTOM										
Ted Lepcio, R OBP: 0.462, SLG: 0.727 (1, 5)				6-3					1-3	4	0	1	0	1	1	0											
Bobo Osborne, L OBP: 0.320, SLG: 0.372 (1, 3)										5	0	1	0	0	2	4											
Charlie Maxwell, L OBP: 0.375, SLG: 0.757 (1, 7)										4	2	3	0	1	1	0											
Al Kaline, R OBP: 0.413, SLG: 0.598 Eddie Yost, R OBP: 0.398, SLG: 0.571 Gus Zernial, R OBP: 0.143, SLG: 0.143 (8, 9)										3	2	2	4	0	0	0											
Larry Doby, L OBP: 0.311, SLG: 0.308 Johnny Groth, R OBP: 0.556, SLG: 0.813 (8, 8)										1	0	0	0	0	0	2											
Rocky Bridges, R OBP: 0.414, SLG: 0.368 (1, 6)										4	0	1	0	0	0	2											
Lou Berberet, L OBP: 0.444, SLG: 0.386 (1, 2)										4	1	3	2	0	1	0											
Frank Bolling, R OBP: 0.253, SLG: 0.277 (1, 4)										4	0	0	0	0	0	3											
Paul Foytack, R ERA: 9.35 (1, 1)	3.0									2	0	0	0	0	1	2											
Tom Morgan, R ERA: 4.91 (6, 1)	0.2									1	0	0	0	0	0	0											
George Susce, R ERA: 12.89 (7, 1)	1.1									0	0	0	0	0	0	0											
Pete Burnside, R ERA: 8.75 (8, 1)	0.1									0	0	0	0	0	0	0											
Harvey Kuenn, R ERA: 14.14 (8, PH)	0.0									1	0	0	0	0	0	0											
Dave Sisler, R ERA: 5.87 (9, 1)	0.0									0	0	0	0	0	0	0											
<b>Inning Stats</b>	R: 2 E: 0 K: 1 S: 7	H: 3 LOB: 0 BB: 0 P: 7	R: 0 E: 0 K: 1 S: 7	H: 2 LOB: 3 BB: 1 P: 11	R: 2 E: 0 K: 0 S: 6	H: 3 LOB: 1 BB: 0 P: 6	R: 0 E: 0 K: 1 S: 5	H: 0 LOB: 0 BB: 0 P: 5	R: 0 E: 0 K: 1 S: 5	H: 0 LOB: 0 BB: 0 P: 5	R: 0 E: 0 K: 2 S: 7	H: 0 LOB: 1 BB: 1 P: 11	R: 2 E: 0 K: 0 S: 5	H: 2 LOB: 0 BB: 0 P: 5	R: 0 E: 0 K: 0 S: 5	H: 2 LOB: 2 BB: 0 P: 5	1B: 9 2B: 1 3B: 0 HR: 3	SF: 0 SAC: 0 DP: 0 HBP: 0	WP: 1 PB: 0 SB: 0 CS: 0	PA: 41							
<b>PITCHER</b>	IP	WLS	BF	H	R	ER	SO	BB	IBB	HBP	BLK	WP	HR	S	P	ERA	WHIP										
Tom Brewer, R ERA: 3.31 (1, 1)	3.0		17	8	4	4	2	1	0	0	0	0	1	20	24	12.00	3.000										
Frank Baumann, L ERA: 7.0 (4, 1)	6.0	W	24	5	2	2	5	1	0	0	0	0	1	33	37	3.00	1.000										

**Boston Red Sox @ Detroit Tigers**  
Briggs Stadium, Detroit, MI  
Wed May 06 1959, 4:33 AM EDT  
Att: 4,854 - Unknown

AB 39  
R 6  
H 13  
RBI 6  
BB 2  
SO 7  
LOB 16





Batter	1	2	3	4	5	6	7	8	9	AB	R	H	RBI	BB	SO	LOB	TOP					
Don Buddin, R (1.6) OBP: 0.333, SLG: 0.263										4	0	1	0	0	0	2	<b>Boston Red Sox @ Detroit Tigers</b> Briggs Stadium, Detroit, MI Thu May 07 1959, 4:33 AM EDT Att: 4,215 - Unknown					
Marty Keough, L (1.8) OBP: 0.375, SLG: 0.571										4	0	2	0	0	0	1						
Pete Runnels, L (1.4) OBP: 0.440, SLG: 0.440										3	0	1	0	1	0	2						
Jackie Jensen, R (1.9) OBP: 0.400, SLG: 0.595										4	0	0	0	0	1	3						
Frank Matzone, R (1.5) OBP: 0.360, SLG: 0.573										4	1	2	0	0	2	1						
Dick Gernert, R (1.3) OBP: 0.425, SLG: 0.533										4	0	2	0	0	0	1						
Gary Geiger, L (1.7) OBP: 0.271, SLG: 0.391										3	0	0	0	1	1	2						
Sammy White, R (1.2) OBP: 0.400, SLG: 0.426										2	0	0	1	0	0	0						
Ike Delock, R (1.1) (8, PH)										2	0	0	0	0	1	2						
Jim Busby, R (8, PH) Leo Kiely, L (8, 1)										1	0	0	0	0	0	0						
										0	0	0	0	0	0	0						
<b>Inning Stats</b>	R: 0 E: 0 K: 0 S: 3	H: 1 LOB: 0 BB: 0 P: 3	R: 0 E: 1 K: 0 S: 4	H: 2 LOB: 2 BB: 0 P: 4	R: 0 E: 0 K: 0 S: 3	H: 0 LOB: 0 BB: 0 P: 3	R: 0 E: 0 K: 1 S: 5	H: 1 LOB: 0 BB: 0 P: 5	R: 1 E: 0 K: 2 S: 9	H: 1 LOB: 2 BB: 1 P: 13	R: 0 E: 0 K: 1 S: 6	H: 1 LOB: 1 BB: 0 P: 6	R: 0 E: 0 K: 1 S: 5	H: 0 LOB: 0 BB: 0 P: 5	R: 0 E: 0 K: 0 S: 4	H: 1 LOB: 2 BB: 0 P: 8	R: 0 E: 0 K: 0 S: 3	H: 1 LOB: 0 BB: 0 P: 3	1B: 7 2B: 1 3B: 0 HR: 0	SF: 1 SAC: 0 DP: 4 HBP: 0	WP: 0 PB: 1 SB: 0 CS: 0	PA: 34
<b>PITCHER</b> Frank Lary, R (1.1) ERA: 3.46	IP: 9.0 WLS: W BF: 34 H: 8 R: 1 ER: 0 SO: 5 BB: 2 IBB: 0 HBP: 0 BLK: 0 WP: 0 HR: 0 S: 42 P: 50 ERA: 0.00 WHIP: 1.111															<b>PITCHER</b>						

AB	31
R	1
H	8
RBI	1
BB	2
SO	5
LOB	14



Batter	1	2	3	4	5	6	7	8	9	AB	R	H	RBI	BB	SO	LOB	BOTTOM	
Ted Lepcio, R (1.5) OBP: 0.471, SLG: 0.667										4	1	2	0	0	0	1	<b>Boston Red Sox @ Detroit Tigers</b> Briggs Stadium, Detroit, MI Thu May 07 1959, 4:33 AM EDT Att: 4,215 - Unknown	
Bobo Osborne, L (1.3) OBP: 0.315, SLG: 0.362										4	1	1	0	0	1	1		
Charlie Maxwell, L (1.7) OBP: 0.372, SLG: 0.725										3	1	1	0	0	0	1		
Al Kaline, R (1.8) OBP: 0.406, SLG: 0.578										3	0	0	1	1	0	4		
Larry Doby, L (1.9) Johnny Groth, R (8, 9) OBP: 0.526, SLG: 0.765										3	0	1	2	0	0	1		
Rocky Bridges, R (1.6) OBP: 0.400, SLG: 0.354										3	0	0	0	0	0	2		
Lou Berberet, L (1.2) OBP: 0.421, SLG: 0.362										3	0	0	0	0	0	0		
Frank Bolling, R (1.4) OBP: 0.244, SLG: 0.267										3	0	0	0	0	0	0		
Frank Lary, R (1.1) OBP: 0.250, SLG: 0.375										3	0	1	0	0	1	0		
<b>Inning Stats</b>	R: 0 E: 0 K: 0 S: 4	H: 1 LOB: 1 BB: 0 P: 4	R: 0 E: 0 K: 0 S: 3	H: 0 LOB: 0 BB: 0 P: 3	R: 0 E: 0 K: 1 S: 7	H: 2 LOB: 1 BB: 0 P: 7	R: 0 E: 0 K: 1 S: 5	H: 0 LOB: 0 BB: 0 P: 5	R: 2 E: 1 K: 0 S: 6	H: 2 LOB: 1 BB: 0 P: 6	R: 0 E: 0 K: 0 S: 4	H: 1 LOB: 1 BB: 0 P: 4	R: 0 E: 0 K: 0 S: 3	H: 0 LOB: 1 BB: 1 P: 7	1B: 6 2B: 0 3B: 0 HR: 0	SF: 0 SAC: 1 DP: 0 HBP: 0		WP: 1 PB: 0 SB: 1 CS: 0
<b>PITCHER</b> Ike Delock, R (1.1) ERA: 2.61 Leo Kiely, L (8, 1) ERA: 3.97	IP: 7.0 WLS: L BF: 28 H: 6 R: 3 ER: 2 SO: 2 BB: 3 IBB: 3 HBP: 2 BLK: 2 WP: 1 HR: 0 S: 32 P: 32 ERA: 2.57 WHIP: 0.857															<b>PITCHER</b>		

AB	30
R	3
H	6
RBI	3
BB	1
SO	2
LOB	11





Batter	1	2	3	4	5	6	7	8	9	AB	R	H	RBI	BB	SO	LOB	TOP																				
Jim Busby, R OBP: 0.294, SLG: 0.313 (1, 8)										4	1	1	0	1	1	1	<b>Boston Red Sox @ Baltimore Orioles</b> Memorial Stadium, Baltimore, MD Fri May 08 1959, 7:05 PM EDT Att: 22,520 - Unknown																				
Pete Runnels, L OBP: 0.438, SLG: 0.500 (1, 4)										5	1	2	1	0	0	3																					
Jackie Jensen, R OBP: 0.389, SLG: 0.608 (1, 9)										5	1	1	1	0	1	5																					
Frank Malzone, R OBP: 0.356, SLG: 0.565 (1, 5)										3	1	1	1	0	2	1																					
Dick Gernert, R OBP: 0.429, SLG: 0.524 (1, 3)										3	0	1	0	1	0	0																					
Bill Renno, R OBP: 0.318, SLG: 0.118 Gary Geiger, L OBP: 0.265, SLG: 0.383 (8, PH) (8, 7)										2	1	0	0	1	0	2																					
Sammy White, R OBP: 0.375, SLG: 0.397 (1, 2)										4	0	0	0	0	0	1																					
Don Buddin, R OBP: 0.330, SLG: 0.274 (1, 6)										4	0	1	1	0	1	0																					
Frank Sullivan, R OBP: 0.286, SLG: 0.286 (1, 1)										4	0	2	0	0	0	1																					
<b>Inning Stats</b>	R: 1 E: 1 K: 1 S: 6	H: 0 LOB: 2 BB: 2 P: 14	R: 0 E: 0 K: 0 S: 3	H: 0 LOB: 0 BB: 0 P: 3	R: 0 E: 0 K: 1 S: 6	H: 1 LOB: 1 BB: 1 P: 6	R: 1 E: 0 K: 0 S: 4	H: 1 LOB: 1 BB: 1 P: 8	R: 0 E: 0 K: 0 S: 3	H: 0 LOB: 0 BB: 0 P: 3	R: 0 E: 0 K: 1 S: 5	H: 0 LOB: 0 BB: 0 P: 5	R: 0 E: 0 K: 2 S: 8	H: 1 LOB: 1 BB: 0 P: 8	R: 3 E: 1 K: 0 S: 6	H: 4 LOB: 0 BB: 0 P: 6	R: 0 E: 0 K: 0 S: 5	H: 2 LOB: 2 BB: 0 P: 5	1B: 5 2B: 1 3B: 1 HR: 2	SF: 1 SAC: 0 DP: 1 HBP: 0	WP: 1 PB: 1 SB: 0 CS: 0	PA: 39															
<b>PITCHER</b>	IP WLS BF H R ER SO BB IBB HBP BLK WP HR S P ERA WHIP																																				
Billy O'Dell, L ERA: 3.6 Wes Stock, R ERA: 3.55	(1, 1) (8, 1)	7.0 L	30 30	5 5	4 4	3 3	5 5	3 3	0 0	0 0	0 0	0 0	0 0	0 0	1 1	0 9	2 9	37 9	49 45	3.86 4.50	1.143 2.000																

AB	35
R	5
H	9
RBI	4
BB	3
SO	5
LOB	15



Batter	1	2	3	4	5	6	7	8	9	AB	R	H	RBI	BB	SO	LOB	BOTTOM																			
Willie Tasby, R OBP: 0.380, SLG: 0.407 (1, 8)										4	0	0	0	0	1	2	<b>Boston Red Sox @ Baltimore Orioles</b> Memorial Stadium, Baltimore, MD Fri May 08 1959, 7:05 PM EDT Att: 22,520 - Unknown																			
Bob Boyd, L OBP: 0.321, SLG: 0.375 (1, 3)										4	0	0	0	0	0	0																				
Bob Nieman, R OBP: 0.419, SLG: 0.490 (1, 7)										4	0	1	0	0	1	0																				
Gene Woodling, L OBP: 0.409, SLG: 0.418 (1, 9)										3	0	0	0	1	0	1																				
Billy Klaus, L OBP: 0.243, SLG: 0.129 (1, 5)										4	0	1	0	0	0	2																				
Joe Ginsberg, L OBP: 0.500, SLG: 0.615 (1, 2)										3	0	1	0	1	0	0																				
Bobby Avila, R OBP: 0.297, SLG: 0.235 (1, 4)										3	0	0	0	0	1	2																				
Willy Miranda, S OBP: 0.217, SLG: 0.304 (1, 6)										3	0	1	0	0	0	2																				
Billy O'Dell, S OBP: 0.250, SLG: 0.143 Wes Stock, R OBP: 0.357, SLG: 0.405 Bob Hale, L OBP: 0.167, SLG: 0.167 (8, PH)	(1, 1) (8, 1) (8, 4) (8, PH)									2	0	1	0	0	0	0																				
<b>Inning Stats</b>	R: 0 E: 0 K: 1 S: 5	H: 0 LOB: 0 BB: 0 P: 5	R: 0 E: 0 K: 0 S: 4	H: 1 LOB: 2 BB: 1 P: 8	R: 0 E: 0 K: 0 S: 3	H: 0 LOB: 0 BB: 0 P: 3	R: 0 E: 0 K: 0 S: 3	H: 0 LOB: 0 BB: 0 P: 3	R: 0 E: 0 K: 1 S: 7	H: 2 LOB: 2 BB: 0 P: 7	R: 0 E: 0 K: 0 S: 4	H: 1 LOB: 1 BB: 0 P: 4	R: 0 E: 0 K: 1 S: 5	H: 0 LOB: 0 BB: 0 P: 5	R: 0 E: 0 K: 0 S: 3	H: 0 LOB: 0 BB: 0 P: 3	R: 0 E: 0 K: 0 S: 4	H: 1 LOB: 2 BB: 1 P: 8	1B: 5 2B: 0 3B: 0 HR: 0	SF: 0 SAC: 0 DP: 0 HBP: 0	WP: 0 PB: 0 SB: 0 CS: 0	PA: 34														
<b>PITCHER</b>	IP WLS BF H R ER SO BB IBB HBP BLK WP HR S P ERA WHIP																																			
Frank Sullivan, R ERA: 3.31	(1, 1)	9.0 W	34 34	5 5	0 0	0 0	3 3	2 2	0 0	0 0	0 0	0 0	0 0	0 0	0 0	0 0	0 38	46 46	0.00 0.00	0.778 0.778																

AB	32
R	0
H	5
RBI	0
BB	2
SO	3
LOB	11





Batter	1	2	3	4	5	6	7	8	9	AB	R	H	RBI	BB	SO	LOB	TOP			
Marty Keough, L OBP: 0.361, SLG: 0.531 (1, 8)	0-0 1B 1B		0-3 K 1		0-0 1-3 3		0-0 G3-6-3 3			4	0	1	0	0	1	2				
Pete Runnels, L OBP: 0.450, SLG: 0.506 (1, 4)	0-0 WP 1-3 1B 1B		4-0 G4-6-3 BB			0-0 PB 1B 1B		0-0 4-3 1		3	2	2	0	1	0	0				
Jackie Jensen, R OBP: 0.384, SLG: 0.590 (1, 9)	0-0 G5-4-3 2-H 1B		0-0 G4-6-3 1-2			0-0 F8		0-3 K 2		4	0	1	1	0	1	2				
Frank Malzone, R OBP: 0.340, SLG: 0.539 (1, 5)	0-0 G5-4-3 1-2			0-0 F7		0-0 L5 1-2		0-3 K 3		4	0	0	0	0	1	2				
Dick Gernert, R OBP: 0.432, SLG: 0.522 (1, 3)		0-0 F2		0-0 F8		0-0 FC4-6 2-H 1B		0-0 1B 1		4	0	2	1	0	0	0				
Gary Geiger, L OBP: 0.364, SLG: 0.373 (1, 7)		0-0 CS 1B		0-0 3-1		0-0 FC4-6 1-2		0-0 F5 1		4	0	1	0	0	0	2				
Sammy White, R OBP: 0.382, SLG: 0.393 (1, 2)		4-0 PB 1-2 BB		0-0 F3		0-0 G3 1B		0-0 F3 2		3	1	1	0	1	0	1				
Don Buddin, R OBP: 0.337, SLG: 0.276 (1, 6)		4-0 1-2 BB		0-0 4-3 1B		0-0 G3 1-2		0-0 L8 3		3	0	1	0	1	0	2				
Billy Hoelt, L OBP: 0.200, SLG: 0.200 (7, PH)		0-0 4-3 3		0-0 4-3 2		0-0 G3-6-3 2-H 1B				2	0	0	0	0	0	3				
Pete Daley, R OBP: 0.451, SLG: 0.375 (7, PR)										1	0	1	0	0	0	0				
Tom Brewer, R OBP: 0.154, SLG: 0.154 (7, 1)										0	0	0	0	0	0	0				
Bill Monbouquette, R (7, 1)										0	0	0	0	0	0	0				
<b>Inning Stats</b>	R: 1 E: 0 K: 0 S: 4	H: 3 LOB: 0 BB: 0 P: 4	R: 0 E: 0 K: 0 S: 3	H: 1 LOB: 2 BB: 2 P: 11	R: 0 E: 0 K: 1 S: 4	H: 0 LOB: 0 BB: 1 P: 8	R: 0 E: 0 K: 0 S: 3	H: 0 LOB: 0 BB: 0 P: 3	R: 0 E: 0 K: 0 S: 4	H: 1 LOB: 1 BB: 0 P: 4	R: 1 E: 0 K: 0 S: 5	H: 2 LOB: 1 BB: 0 P: 5	R: 0 E: 0 K: 2 S: 7	H: 0 LOB: 0 BB: 0 P: 7	R: 0 E: 0 K: 0 S: 4	H: 1 LOB: 1 BB: 0 P: 4	1B: 10 2B: 0 3B: 0 HR: 0	SF: 0 SAC: 0 DP: 3 HBP: 0	WP: 1 PB: 2 SB: 0 CS: 1	PA: 35
<b>PITCHER</b>	IP WLS BF H R ER SO BB IBB HBP BLK WP HR S P ERA WHIP	IP WLS BF H R ER SO BB IBB HBP BLK WP HR S P ERA WHIP																		
Hoyt Wilhelm, R ERA: 1.59 (1, 1)	8.0 W 32 10 3 2 3 3 0 0 0 0 1 0 35 47 2.25 1.625	1.0 S 3 0 0 0 0 0 0 0 0 0 0 0 3 3 0.00 0.000																		
Billy Loes, R ERA: 1.69 (9, 1)																				

**Boston Red Sox @ Baltimore Orioles**  
Memorial Stadium, Baltimore, MD  
Sat May 09 1959, 3:33 AM EDT  
Att: 8,039 - Unknown

AB 32  
R 3  
H 10  
RBI 3  
BB 3  
SO 3  
LOB 14



Batter	1	2	3	4	5	6	7	8	9	AB	R	H	RBI	BB	SO	LOB	BOTTOM			
Willie Tasby, R OBP: 0.375, SLG: 0.411 (1, 8)	0-0 E9 1B 2B		4-3		0-0 5-3 1		0-0 4-3 2			4	1	1	0	0	0	0				
Bob Boyd, L OBP: 0.318, SLG: 0.369 (1, 3)	0-0 E FC3-6 3-H 1B		0-0 F9		0-0 6-3 2		0-0 F8 3			4	1	1	1	0	0	0				
Bob Nieman, R OBP: 0.424, SLG: 0.491 (1, 7)	0-0 E6 FC3-6 1-3 1B		0-3 K 1		0-0 1B		0-0 L4 1			4	1	2	0	0	1	0				
Lenny Green, L OBP: 0.364, SLG: 0.450 (9, 7)										0	0	0	0	0	0	0				
Gus Triandos, R OBP: 0.417, SLG: 0.563 (1, 2)	4-0 FC3-6 IBB		4-0 BB		0-0 F9 3		0-3 K 2			2	0	0	0	2	1	1				
Gene Woodling, L OBP: 0.403, SLG: 0.411 (1, 9)	0-0 FC3-6 1B		0-0 P3		0-0 1B		0-0 L8 3			1	1	0	1	0	0	2				
Al Pilarcik, L OBP: 0.316, SLG: 0.444 (2, 9)	1-2 2-3 3-H SF9 1B		0-0 P3		0-0 1B		0-0 L8			3	0	1	0	0	0	1				
Jim Finigan, R OBP: 0.356, SLG: 0.400 (1, 5)	0-0 1-3 1B		0-0 1-3 1B		0-0 1-3 1B		0-0 F8 1			3	0	1	1	0	0	2				
Billy Gardner, R OBP: 0.261, SLG: 0.385 (1, 4)	0-0 SF9		0-0 F7		0-0 F8 2		0-0 F8 2			2	0	0	1	0	0	1				
Willy Miranda, S OBP: 0.192, SLG: 0.269 (1, 6)	0-0 F8		0-0 P6		0-0 F9 3		0-0 F9 3			3	0	0	0	0	0	2				
Hoyt Wilhelm, R OBP: 0.067, SLG: 0.067 (1, 1)			0-3 K 1		0-0 2-3 3		0-0 4-3 1			3	0	0	0	0	1	0				
Billy Loes, R (9, 1)										0	0	0	0	0	0	0				
<b>Inning Stats</b>	R: 4 E: 2 K: 0 S: 7	H: 4 LOB: 1 BB: 1 P: 11	R: 0 E: 0 K: 1 S: 5	H: 0 LOB: 0 BB: 0 P: 5	R: 0 E: 0 K: 1 S: 5	H: 0 LOB: 1 BB: 1 P: 9	R: 0 E: 0 K: 0 S: 3	H: 0 LOB: 0 BB: 0 P: 3	R: 0 E: 0 K: 0 S: 4	H: 1 LOB: 1 BB: 0 P: 4	R: 0 E: 0 K: 0 S: 4	H: 1 LOB: 1 BB: 0 P: 4	R: 0 E: 0 K: 0 S: 3	H: 0 LOB: 0 BB: 0 P: 3	R: 0 E: 0 K: 1 S: 5	H: 0 LOB: 0 BB: 0 P: 5	1B: 5 2B: 1 3B: 0 HR: 0	SF: 1 SAC: 0 DP: 0 HBP: 0	WP: 0 PB: 0 SB: 0 CS: 0	PA: 32
<b>PITCHER</b>	IP WLS BF H R ER SO BB IBB HBP BLK WP HR S P ERA WHIP	IP WLS BF H R ER SO BB IBB HBP BLK WP HR S P ERA WHIP																		
Billy Hoelt, L ERA: 5.4 (1, 1)	6.0 L 26 6 4 4 2 1 1 0 0 0 0 0 0 28 36 6.00 1.167	2.0 6 0 0 0 0 1 0 0 0 0 0 0 0 8 8 0.00 0.000																		
Bill Monbouquette, R ERA: 4.26 (7, 1)																				

**Boston Red Sox @ Baltimore Orioles**  
Memorial Stadium, Baltimore, MD  
Sat May 09 1959, 3:33 AM EDT  
Att: 8,039 - Unknown

AB 29  
R 4  
H 6  
RBI 4  
BB 2  
SO 3  
LOB 9






Batter	1	2	3	4	5	6	7	8	9	10	AB	R	H	RBI	BB	SO	LOB	TOP								
Marty Keough, L OBP: 0.342, SLG: 0.500 Jim Busby, R OBP: 0.250, SLG: 0.263 (6, 8)	F7		P6			1-3		F7		6-3	2	0	0	0	0	0	0									
Pete Runnels, L OBP: 0.452, SLG: 0.529 (1, 4)	3B		1-3			1-3				SH3-4 1B	4	0	2	0	0	0	0									
Jackie Jensen, R OBP: 0.362, SLG: 0.581 (1, 9)	5-3					F7				SH3-4	3	1	1	0	0	0	1									
Frank Malzone, R OBP: 0.357, SLG: 0.538 (1, 5)	5-3					1B G6-4-3				IBB	2	0	1	0	2	0	1									
Dick Gemert, R OBP: 0.412, SLG: 0.493 (1, 3)			F9			G6-4-3				F9	4	0	0	0	0	0	4									
Gary Geiger, L OBP: 0.250, SLG: 0.352 Bill Renna, R OBP: 0.304, SLG: 0.111 (9, 7)	F7					3-1				K	3	0	0	0	0	1	0									
Pete Daley, R OBP: 0.455, SLG: 0.444 Billy Hoelt, L OBP: 0.200, SLG: 0.200 Leo Kiely, L (8, 1)						6-3				1B G6-4-3	2	0	1	0	1	0	0									
Don Buddin, R OBP: 0.343, SLG: 0.319 (1, 6)						K				2B	4	1	2	1	0	1	1									
Tom Brewer, R OBP: 0.133, SLG: 0.133 Sammy White, R OBP: 0.371, SLG: 0.381 (8, 2)						6-3				P6	2	0	0	0	0	0	0									
Inning Stats	R: 0 E: 0 K: 0 S: 4	H: 1 LOB: 1 BB: 0 P: 4	R: 0 E: 0 K: 0 S: 3	H: 0 LOB: 1 BB: 1 P: 7	R: 0 E: 0 K: 1 S: 3	H: 0 LOB: 0 BB: 0 P: 3	R: 1 E: 0 K: 0 S: 4	H: 2 LOB: 0 BB: 0 P: 4	R: 0 E: 0 K: 1 S: 5	H: 0 LOB: 0 BB: 0 P: 5	R: 0 E: 0 K: 0 S: 3	H: 0 LOB: 0 BB: 0 P: 3	R: 0 E: 0 K: 1 S: 4	H: 0 LOB: 0 BB: 1 P: 8	R: 1 E: 0 K: 0 S: 4	H: 2 LOB: 1 BB: 0 P: 4	R: 0 E: 0 K: 1 S: 6	H: 1 LOB: 2 BB: 1 P: 10	R: 1 E: 0 K: 0 S: 4	H: 1 LOB: 0 BB: 0 P: 4	1B: 4 2B: 1 3B: 1 HR: 1	SF: 0 SAC: 1 DP: 3 HBP: 0	WP: 1 PB: 0 SB: 0 CS: 0	PA: 37		
PITCHER	IP	WLS	BF	H	R	ER	SO	BB	IBB	HBP	BLK	WP	HR	S	P	ERA	WHIP									
Arnie Portocarrero, R ERA: 12.21 Jack Harshman, L ERA: 5.49	(1, 1) 5.0		18	3	1	1	1	1	0	0	0	0	1	0	19	23	1.80	0.800								
	(8, 1) 5.0	L	19	4	2	2	2	1	1	0	0	0	1	21	29	3.60	1.000									

**Boston Red Sox @ Baltimore Orioles**  
 Memorial Stadium, Baltimore, MD  
 Sun May 10 1959, 3:33 AM EDT  
 Unknown

AB 33  
 R 3  
 H 7  
 RBI 1  
 BB 3  
 SO 3  
 LOB 12



Batter	1	2	3	4	5	6	7	8	9	10	AB	R	H	RBI	BB	SO	LOB	BOTTOM								
Willie Tasby, R OBP: 0.376, SLG: 0.398 (1, 8)	1B BB										3	1	0	0	2	1	3									
Whitey Lockman, L OBP: 0.375, SLG: 0.286 (1, 3)	6-3										5	0	1	0	0	1	2									
Al Pilarcik, L OBP: 0.286, SLG: 0.400 (1, 9)	K										4	0	0	0	0	1	4									
Gene Woodling, L OBP: 0.394, SLG: 0.400 (1, 7)	1B										4	0	1	1	0	0	0									
Billy Klaus, L OBP: 0.225, SLG: 0.116 Jim Finigan, R OBP: 0.348, SLG: 0.390 (9, PH) (10, 5)	F7										3	0	0	0	0	0	1									
Joe Ginsberg, L OBP: 0.474, SLG: 0.563 Gus Triandos, R OBP: 0.412, SLG: 0.554 (9, PH) (10, 2)											3	0	1	0	0	0	0									
Billy Gardner, R OBP: 0.288, SLG: 0.397 (1, 4)	K										3	1	2	0	1	1	1									
Willy Miranda, S OBP: 0.185, SLG: 0.259 Bob Hale, L OBP: 0.231, SLG: 0.263 Bobby Avila, R OBP: 0.297, SLG: 0.235 Chico Carrasquel, R OBP: 0.267, SLG: 0.321 (6, 6)	FC1-6										1	0	0	0	0	0	1									
Arnie Portocarrero, R (1, 1) Bob Boyd, L OBP: 0.315, SLG: 0.365 Jack Harshman, L (6, 1) Bob Nieman, R OBP: 0.418, SLG: 0.481 (10, PH)	1-3										1	0	0	0	0	0	1									
Inning Stats	R: 1 E: 0 K: 1 S: 6	H: 1 LOB: 1 BB: 1 P: 10	R: 0 E: 0 K: 1 S: 6	H: 1 LOB: 1 BB: 0 P: 6	R: 0 E: 0 K: 1 S: 4	H: 0 LOB: 0 BB: 1 P: 8	R: 0 E: 0 K: 0 S: 3	H: 0 LOB: 0 BB: 0 P: 3	R: 1 E: 0 K: 0 S: 6	H: 3 LOB: 2 BB: 0 P: 6	R: 0 E: 0 K: 0 S: 3	H: 0 LOB: 0 BB: 0 P: 3	R: 0 E: 0 K: 0 S: 3	H: 0 LOB: 1 BB: 1 P: 7	R: 0 E: 0 K: 0 S: 3	H: 0 LOB: 0 BB: 0 P: 3	R: 0 E: 0 K: 0 S: 4	H: 1 LOB: 1 BB: 0 P: 4	R: 0 E: 0 K: 1 S: 5	H: 0 LOB: 0 BB: 0 P: 5	1B: 5 2B: 1 3B: 0 HR: 0	SF: 0 SAC: 1 DP: 1 HBP: 0	WP: 1 PB: 0 SB: 0 CS: 0	PA: 38		
PITCHER	IP	WLS	BF	H	R	ER	SO	BB	IBB	HBP	BLK	WP	HR	S	P	ERA	WHIP									
Tom Brewer, R ERA: 3.18 Leo Kiely, L ERA: 3.14	(1, 1) 7.0		28	5	2	2	3	3	0	0	0	0	1	0	31	43	2.57	1.143								
	(8, 1) 3.0	W	10	1	0	0	1	0	0	0	0	0	0	0	12	12	0.00	0.333								

**Boston Red Sox @ Baltimore Orioles**  
 Memorial Stadium, Baltimore, MD  
 Sun May 10 1959, 3:33 AM EDT  
 Unknown

AB 34  
 R 2  
 H 6  
 RBI 2  
 BB 3  
 SO 4  
 LOB 16









Batter	1	2	3	4	5	6	7	8	9	10	11	12	AB	R	H	RBI	BB	SO	LOB	TOP				
Luis Aparicio, R OBP: 0.327, SLG: 0.370 (1.6)	1-3	F3		BB		1-3		5-3			F4		5	0	0	0	1	0	1					
Nellie Fox, L OBP: 0.452, SLG: 0.481 (1.4)	F9		G3	BB				F7			F8		4	0	0	0	2	0	0					
Jim Landis, R OBP: 0.347, SLG: 0.340 (1.8)	BB			BB		F7				G6-4-3	2B	BB	5	0	3	0	1	0	5					
Sherm Lollar, R OBP: 0.333, SLG: 0.438 (1.2)	BB		F7		K			6-3	1B	G6-4-3	1B	BB	5	0	2	0	1	1	2					
Del Ennis, R OBP: 0.386, SLG: 0.500 Johnny Callison, L OBP: 0.255, SLG: 0.256 (9.7)	F8			BB		BB		6-3	1B				4	0	3	0	1	0	2					
Earl Torgeson, L OBP: 0.389, SLG: 0.407 (1.3)		G6-4-3	G3		BB			K		G3		HR	3	2	0	0	3	1	5					
Al Smith, R OBP: 0.320, SLG: 0.276 (1.9)		G6-4-3			K		G6-4-3	6-3				HR	5	1	1	2	1	2	4					
Bubba Phillips, R OBP: 0.337, SLG: 0.405 (1.5)	G6-4-3			BB				F7		F2		F7	6	0	2	0	0	0	4					
Dick Donovan, L OBP: 0.308, SLG: 0.583 Gerry Staley, R (7.1)				BB		K				4-3		1-3	3	1	1	2	0	2	2					
Billy Goodman, L OBP: 0.429, SLG: 0.345 Turk Low, R (8.1)	HR			K									0	0	0	0	0	0	0					
Rudy Arias, L (11.1)													1	0	0	0	0	0	0					
													1	0	0	0	0	0	0					
<b>Inning Stats</b>	R: 0 E: 0 K: 4 S: 4	H: 1 LOB: 2 BB: 8	R: 2 E: 0 K: 3 S: 3	H: 1 LOB: 0 BB: 11	R: 0 E: 0 K: 0 S: 4	H: 1 LOB: 2 BB: 8	R: 0 E: 0 K: 2 S: 8	H: 1 LOB: 3 BB: 16	R: 0 E: 0 K: 1 S: 5	H: 1 LOB: 1 BB: 9	R: 0 E: 0 K: 1 S: 6	H: 2 LOB: 2 BB: 10	R: 0 E: 0 K: 3 S: 7	H: 0 LOB: 0 BB: 3	R: 0 E: 0 K: 0 S: 4	H: 2 LOB: 1 BB: 4	R: 0 E: 0 K: 1 S: 5	H: 1 LOB: 2 BB: 7	R: 2 E: 0 K: 0 S: 4	H: 1 LOB: 0 BB: 8	1B: 7 2B: 3 3B: 0 HR: 2	SF: 0 SAC: 0 DP: 3 HBP: 0	WP: 0 PB: 0 SB: 0 CS: 0	PA: 54
<b>PITCHER</b>	IP WLS BF H R ER SO BB IBB HBP BLK WP HR S P ERA WHIP	IP WLS BF H R ER SO BB IBB HBP BLK WP HR S P ERA WHIP	IP WLS BF H R ER SO BB IBB HBP BLK WP HR S P ERA WHIP	IP WLS BF H R ER SO BB IBB HBP BLK WP HR S P ERA WHIP	IP WLS BF H R ER SO BB IBB HBP BLK WP HR S P ERA WHIP	IP WLS BF H R ER SO BB IBB HBP BLK WP HR S P ERA WHIP	IP WLS BF H R ER SO BB IBB HBP BLK WP HR S P ERA WHIP	IP WLS BF H R ER SO BB IBB HBP BLK WP HR S P ERA WHIP	IP WLS BF H R ER SO BB IBB HBP BLK WP HR S P ERA WHIP	IP WLS BF H R ER SO BB IBB HBP BLK WP HR S P ERA WHIP	IP WLS BF H R ER SO BB IBB HBP BLK WP HR S P ERA WHIP	IP WLS BF H R ER SO BB IBB HBP BLK WP HR S P ERA WHIP	IP WLS BF H R ER SO BB IBB HBP BLK WP HR S P ERA WHIP	IP WLS BF H R ER SO BB IBB HBP BLK WP HR S P ERA WHIP	IP WLS BF H R ER SO BB IBB HBP BLK WP HR S P ERA WHIP	IP WLS BF H R ER SO BB IBB HBP BLK WP HR S P ERA WHIP	IP WLS BF H R ER SO BB IBB HBP BLK WP HR S P ERA WHIP	IP WLS BF H R ER SO BB IBB HBP BLK WP HR S P ERA WHIP	IP WLS BF H R ER SO BB IBB HBP BLK WP HR S P ERA WHIP	IP WLS BF H R ER SO BB IBB HBP BLK WP HR S P ERA WHIP	IP WLS BF H R ER SO BB IBB HBP BLK WP HR S P ERA WHIP	IP WLS BF H R ER SO BB IBB HBP BLK WP HR S P ERA WHIP	IP WLS BF H R ER SO BB IBB HBP BLK WP HR S P ERA WHIP	

Chicago White Sox @ Boston Red Sox

Fenway Park, Boston, MA

Tue May 12 1959, 7:05 PM EDT

Att. 22,012 - Unknown

AB 44  
R 4  
H 12  
RBI 4  
BB 10  
SO 6  
LOB 25



WP: 0  
PB: 0  
SB: 0  
CS: 0

Batter	1	2	3	4	5	6	7	8	9	10	11	12	AB	R	H	RBI	BB	SO	LOB	BOTTOM			
Marty Keough, L OBP: 0.316, SLG: 0.442 (1.8)	4-3			F6			SH1-4		4-3				5	0	2	0	0	0	1				
Pete Runnels, L OBP: 0.447, SLG: 0.516 (1.4)	FC6-4		FC1-6	BB		4-3	1B	BB	CS		F8		4	1	2	0	2	0	2				
Ted Williams, L (1.7)	K		F6		4-3		BB	1B	BB			4-3	5	0	0	0	1	2	4				
Frank Malzone, R OBP: 0.370, SLG: 0.570 (1.5)	FC6-4		WP		5-3		BB	1B		F9	2B		5	0	2	0	0	0	2				
Jackie Jensen, R OBP: 0.384, SLG: 0.581 (1.9)		F9		BB		L7				F9		HR	4	1	1	2	2	0	2				
Dick Gamett, R OBP: 0.389, SLG: 0.469 (1.3)			6-3			6-3		5-3		5-3		E5	6	1	1	0	0	0	7				
Sammy White, R OBP: 0.338, SLG: 0.333 (1.2)		F9			5-3		F4		1-3		F7		6	0	0	0	0	0	3				
Don Buddin, R OBP: 0.333, SLG: 0.310 (1.6)				L7			F2		F4		F8		5	0	1	1	0	0	0				
Ike Delock, R OBP: 0.362, SLG: 0.362 Gary Geiger, L OBP: 0.285, SLG: 0.362 Murray Wall, R (8.1)	F3						SH1-4	1B		F9		K	1	0	0	0	1	0	1				
													1	0	0	0	1	0	1				
													0	0	0	0	0	0	0				
													2	0	0	0	0	1	0				
<b>Inning Stats</b>	R: 0 E: 0 K: 1 S: 5	H: 0 LOB: 1 BB: 1 P: 9	R: 1 E: 0 K: 0 S: 5	H: 2 LOB: 1 BB: 0 P: 5	R: 0 E: 0 K: 0 S: 4	H: 1 LOB: 3 BB: 9	R: 0 E: 0 K: 0 S: 3	H: 0 LOB: 0 BB: 7	R: 0 E: 0 K: 0 S: 4	H: 1 LOB: 1 BB: 4	R: 0 E: 0 K: 1 S: 5	H: 1 LOB: 1 BB: 0 P: 6	R: 1 E: 1 K: 0 S: 6	H: 1 LOB: 1 BB: 0 P: 6	1B: 5 2B: 4 3B: 0 HR: 1	SF: 0 SAC: 1 DP: 1 HBP: 1	WP: 1 PB: 0 SB: 0 CS: 1	PA: 52					
<b>PITCHER</b>	IP WLS BF H R ER SO BB IBB HBP BLK WP HR S P ERA WHIP	IP WLS BF H R ER SO BB IBB HBP BLK WP HR S P ERA WHIP	IP WLS BF H R ER SO BB IBB HBP BLK WP HR S P ERA WHIP	IP WLS BF H R ER SO BB IBB HBP BLK WP HR S P ERA WHIP	IP WLS BF H R ER SO BB IBB HBP BLK WP HR S P ERA WHIP	IP WLS BF H R ER SO BB IBB HBP BLK WP HR S P ERA WHIP	IP WLS BF H R ER SO BB IBB HBP BLK WP HR S P ERA WHIP	IP WLS BF H R ER SO BB IBB HBP BLK WP HR S P ERA WHIP	IP WLS BF H R ER SO BB IBB HBP BLK WP HR S P ERA WHIP	IP WLS BF H R ER SO BB IBB HBP BLK WP HR S P ERA WHIP	IP WLS BF H R ER SO BB IBB HBP BLK WP HR S P ERA WHIP	IP WLS BF H R ER SO BB IBB HBP BLK WP HR S P ERA WHIP	IP WLS BF H R ER SO BB IBB HBP BLK WP HR S P ERA WHIP	IP WLS BF H R ER SO BB IBB HBP BLK WP HR S P ERA WHIP	IP WLS BF H R ER SO BB IBB HBP BLK WP HR S P ERA WHIP	IP WLS BF H R ER SO BB IBB HBP BLK WP HR S P ERA WHIP	IP WLS BF H R ER SO BB IBB HBP BLK WP HR S P ERA WHIP	IP WLS BF H R ER SO BB IBB HBP BLK WP HR S P ERA WHIP	IP WLS BF H R ER SO BB IBB HBP BLK WP HR S P ERA WHIP	IP WLS BF H R ER SO BB IBB HBP BLK WP HR S P ERA WHIP	IP WLS BF H R ER SO BB IBB HBP BLK WP HR S P ERA WHIP	IP WLS BF H R ER SO BB IBB HBP BLK WP HR S P ERA WHIP	IP WLS BF H R ER SO BB IBB HBP BLK WP HR S P ERA WHIP

Chicago White Sox @ Boston Red Sox

Fenway Park, Boston, MA

Tue May 12 1959, 7:05 PM EDT

Att. 22,012 - Unknown

AB 43  
R 3  
H 9  
RBI 3  
BB 7  
SO 3  
LOB 22



WP: 1  
PB: 0  
SB: 0  
CS: 1

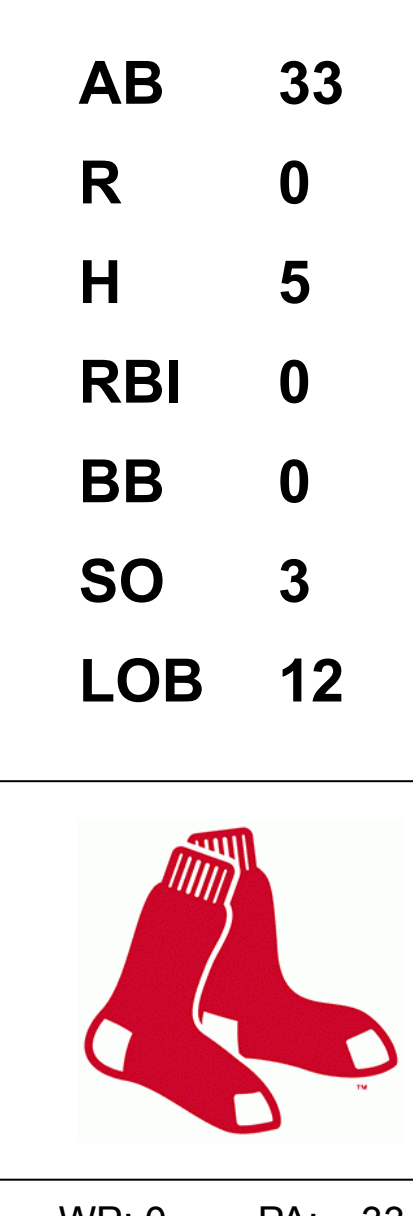


Batter	1	2	3	4	5	6	7	8	9	AB	R	H	RBI	BB	SO	LOB	TOP																					
Luis Aparicio, R OBP: 0.314, SLG: 0.352 (1, 6)	F2	F2		F9		F8		F4		5	0	0	0	0	0	1	Chicago White Sox @ Boston Red Sox Fenway Park, Boston, MA Wed May 13, 1959, 3:33 AM EDT Att: 4,787 - Unknown																					
Nelle Fox, L OBP: 0.434, SLG: 0.460 (1, 4)	F9	F9		F7		L5		F7		5	0	0	0	0	0	1																						
Jim Landis, R OBP: 0.350, SLG: 0.343 (1, 8)	1B		6-3			K			6-3	5	2	2	0	0	1	0																						
Sherm Lollar, R OBP: 0.336, SLG: 0.436 (1, 2)	1B		F8				6-3		F6	5	1	2	1	0	0	0																						
Del Ennis, R OBP: 0.396, SLG: 0.500 Johnny Callison, L OBP: 0.271, SLG: 0.275 (7, 7)	1B			1-3		K		FC5	BB	4	1	2	1	0	1	1																						
Earl Torgeson, L OBP: 0.439, SLG: 0.433 (1, 3)	1B									3	0	2	1	2	0	0																						
Al Smith, R OBP: 0.324, SLG: 0.286 (1, 9)	K					F7			FC5	4	0	1	1	1	1	4																						
Bubba Phillips, R OBP: 0.344, SLG: 0.402 (1, 5)		5-3								3	0	1	0	1	0	2																						
Bob Shaw, R OBP: 0.300, SLG: 0.222 (1, 1)				F4		6-3			F6	4	0	1	0	0	0	4																						
<b>Inning Stats</b>	R: 2 E: 0 K: 1 S: 9	H: 4 LOB: 2 BB: 0 P: 9	R: 0 E: 0 K: 0 S: 4	H: 1 LOB: 1 BB: 0 P: 4	R: 1 E: 0 K: 0 S: 6	H: 3 LOB: 3 BB: 1 P: 10	R: 1 E: 0 K: 0 S: 5	H: 2 LOB: 1 BB: 0 P: 5	R: 0 E: 0 K: 1 S: 4	H: 1 LOB: 1 BB: 0 P: 4	R: 0 E: 0 K: 1 S: 5	H: 0 LOB: 0 BB: 1 P: 5	R: 0 E: 0 K: 1 S: 5	H: 0 LOB: 2 BB: 2 P: 13	R: 0 E: 0 K: 0 S: 3	H: 0 LOB: 0 BB: 0 P: 3		R: 0 E: 0 K: 0 S: 4	H: 1 LOB: 2 BB: 1 P: 8	1B: 11 2B: 1 3B: 0 HR: 0	SF: 0 SAC: 0 DP: 0 HBP: 0	WP: 0 PB: 0 SB: 2 CS: 0	PA: 43															
<b>PITCHER</b>	IP	WLS	BF	H	R	ER	SO	BB	IBB	HBP	BLK	WP	HR	S	P	ERA	WHIP	<b>PITCHER</b>				IP	WLS	BF	H	R	ER	SO	BB	IBB	HBP	BLK	WP	HR	S	P	ERA	WHIP
Frank Sullivan, R ERA: 4.22 (1, 1)	5.0	L	27	11	4	4	1	0	1	0	0	0	0	28	32	7.20	2.200																					
Jerry Casale, R ERA: 4.5 (6, 1)	4.0		16	1	0	0	2	3	0	0	0	0	0	17	29	0.00	1.000																					

AB	39
R	4
H	12
RBI	4
BB	4
SO	3
LOB	13



Batter	1	2	3	4	5	6	7	8	9	AB	R	H	RBI	BB	SO	LOB	BOTTOM																					
Marty Keough, L OBP: 0.314, SLG: 0.426 (1, 8)	1-3				E1			F6		4	0	1	0	0	0	2	Chicago White Sox @ Boston Red Sox Fenway Park, Boston, MA Wed May 13, 1959, 3:33 AM EDT Att: 4,787 - Unknown																					
Pete Runnels, L OBP: 0.432, SLG: 0.495 (1, 4)	6-3		F9		FC4			1-3		4	0	0	0	0	0	4																						
Ted Williams, L OBP: 0.200, SLG: 0.111 (1, 7)	F5				F9			4-3		4	0	1	0	0	0	0																						
Frank Maltzone, R OBP: 0.357, SLG: 0.548 (1, 5)		F4		6-3		F4			K	4	0	0	0	0	1	1																						
Jackie Jensen, R OBP: 0.371, SLG: 0.557 (1, 9)		K		F8		F5			F6	4	0	0	0	0	1	1																						
Dick Gemert, R OBP: 0.394, SLG: 0.471 (1, 3)						1-3			F7	4	0	2	0	0	0	1																						
Sammy White, R OBP: 0.325, SLG: 0.320 (1, 2)		5-3			K					3	0	0	0	0	1	2																						
Don Buddin, R OBP: 0.325, SLG: 0.301 (1, 6)			5-3		FC1-4			F8		3	0	0	0	0	0	1																						
Frank Sullivan, R OBP: 0.250, SLG: 0.250 Gary Geiger, L OBP: 0.274, SLG: 0.373 Jerry Casale, R OBP: 0.250, SLG: 0.571 (5, PH) (6, 1)				4-3				F4		1	0	0	0	0	0	0																						
<b>Inning Stats</b>	R: 0 E: 0 K: 0 S: 3	H: 0 LOB: 0 BB: 0 P: 3	R: 0 E: 0 K: 1 S: 6	H: 1 LOB: 1 BB: 0 P: 6	R: 0 E: 0 K: 0 S: 4	H: 1 LOB: 1 BB: 0 P: 4	R: 0 E: 0 K: 0 S: 3	H: 0 LOB: 0 BB: 0 P: 3	R: 0 E: 1 K: 1 S: 8	H: 2 LOB: 3 BB: 0 P: 8	R: 0 E: 0 K: 0 S: 4	H: 1 LOB: 1 BB: 0 P: 4	R: 0 E: 0 K: 0 S: 3	H: 0 LOB: 0 BB: 0 P: 3	R: 0 E: 0 K: 1 S: 5	H: 0 LOB: 0 BB: 0 P: 5		R: 0 E: 0 K: 1 S: 5	H: 0 LOB: 0 BB: 0 P: 5	1B: 5 2B: 0 3B: 0 HR: 0	SF: 0 SAC: 0 DP: 0 HBP: 0	WP: 0 PB: 0 SB: 0 CS: 0	PA: 33															
<b>PITCHER</b>	IP	WLS	BF	H	R	ER	SO	BB	IBB	HBP	BLK	WP	HR	S	P	ERA	WHIP	<b>PITCHER</b>				IP	WLS	BF	H	R	ER	SO	BB	IBB	HBP	BLK	WP	HR	S	P	ERA	WHIP
Bob Shaw, R ERA: 0.81 (1, 1)	9.0	W	33	5	0	0	3	0	0	0	0	0	0	39	39	0.00	0.556																					









Batter	1	2	3	4	5	6	7	8	9	AB	R	H	RBI	BB	SO	LOB	TOP										
Woodie Held, R OBP: 0.313, SLG: 0.479 (1, 5)										5	0	0	0	0	4	4											
Jim Piersall, R OBP: 0.318, SLG: 0.340 (1, 8)										5	0	2	0	0	0	1											
Vic Power, R OBP: 0.356, SLG: 0.514 (1, 3)										4	0	0	0	0	0	2											
Rocky Colavito, R OBP: 0.414, SLG: 0.667 (1, 9)										2	2	1	1	2	0	0											
Minnie Minoso, R OBP: 0.353, SLG: 0.423 (1, 7)										4	2	3	2	0	0	1											
George Strickland, R OBP: 0.365, SLG: 0.466 (1, 6)										3	0	0	0	1	1	2											
Russ Nixon, L OBP: 0.260, SLG: 0.217 (1, 2)										4	0	0	0	0	0	5											
Billy Martin, R OBP: 0.292, SLG: 0.416 (1, 4)										3	0	2	1	1	0	0											
Mudcat Grant, R OBP: 0.091, SLG: 0.091 Jim Perry, S OBP: 0.667, SLG: 0.667 (9, 1)										3	0	0	0	0	1	3											
<b>Inning Stats</b>	R: 0 E: 0 K: 0 S: 3	H: 1 LOB: 0 BB: 0 P: 3	R: 2 E: 1 K: 2 S: 11	H: 3 LOB: 2 BB: 0 P: 11	R: 2 E: 0 K: 1 S: 6	H: 2 LOB: 0 BB: 1 P: 10	R: 0 E: 0 K: 0 S: 3	H: 0 LOB: 0 BB: 0 P: 3	R: 0 E: 0 K: 1 S: 5	H: 0 LOB: 0 BB: 0 P: 5	R: 0 E: 2 K: 0 S: 3	H: 0 LOB: 0 BB: 0 P: 3	R: 0 E: 0 K: 1 S: 5	H: 0 LOB: 1 BB: 1 P: 9	R: 0 E: 0 K: 0 S: 4	H: 1 LOB: 3 BB: 2 P: 12	R: 0 E: 1 K: 1 S: 6	H: 1 LOB: 1 BB: 0 P: 6	1B: 5 2B: 2 3B: 0 HR: 2	SF: 0 SAC: 1 DP: 2 HBP: 0	WP: 0 PB: 0 SB: 0 CS: 1	PA: 39					
<b>PITCHER</b>	IP	WLS	BF	H	R	ER	SO	BB	IBB	HBP	BLK	WP	HR	S	P	ERA	WHIP										
Tom Brewer, R ERA: 3.47 (1, 1)	7.0	L	28	6	4	4	5	2	0	0	0	0	2	36	44	5.14	1.143										
Murray Wall, R ERA: 2.37 (8, 1)	2.0		10	2	0	0	1	2	0	0	0	0	0	10	18	0.00	2.000										

Cleveland Indians @ Boston Red Sox  
Fenway Park, Boston, MA  
Fri May 15 1959, 7:05 PM EDT  
Att: 23,412 - Unknown

AB 33  
R 4  
H 8  
RBI 4  
BB 4  
SO 6  
LOB 18



Batter	1	2	3	4	5	6	7	8	9	AB	R	H	RBI	BB	SO	LOB	BOTTOM										
Marty Keough, L OBP: 0.333, SLG: 0.444 (1, 8)										3	0	1	1	1	0	0											
Pete Runnels, L OBP: 0.433, SLG: 0.505 (1, 4)										3	0	1	0	1	2	1											
Ted Williams, L OBP: 0.167, SLG: 0.063 (1, 7)										4	0	0	0	0	0	3											
Frank Maltzone, R OBP: 0.347, SLG: 0.536 (1, 5)										4	1	1	0	0	1	1											
Jackie Jensen, R OBP: 0.376, SLG: 0.577 (1, 9)										3	1	1	2	1	0	0											
Dick Gemert, R OBP: 0.389, SLG: 0.446 (1, 3)										2	0	0	0	2	0	1											
Sammy White, R OBP: 0.341, SLG: 0.321 Billy Hoelt, L OBP: 0.200, SLG: 0.200 Pete Daley, R OBP: 0.400, SLG: 0.381 (2, PR) (3, 2)										1	0	1	0	0	0	0											
Don Buddin, R OBP: 0.323, SLG: 0.336 Bill Rennas, R OBP: 0.280, SLG: 0.100 (9, PH)										3	0	0	0	0	1	3											
Tom Brewer, R OBP: 0.176, SLG: 0.125 Gary Geiger, L OBP: 0.281, SLG: 0.377 Murray Wall, R (8, 1)										1	1	0	0	1	0	2											
<b>Inning Stats</b>	R: 0 E: 0 K: 0 S: 3	H: 1 LOB: 1 BB: 1 P: 7	R: 0 E: 0 K: 1 S: 6	H: 1 LOB: 1 BB: 1 P: 10	R: 0 E: 0 K: 1 S: 5	H: 0 LOB: 0 BB: 0 P: 5	R: 0 E: 0 K: 0 S: 2	H: 0 LOB: 0 BB: 1 P: 6	R: 1 E: 0 K: 1 S: 6	H: 1 LOB: 1 BB: 1 P: 10	R: 0 E: 0 K: 1 S: 5	H: 0 LOB: 0 BB: 0 P: 5	R: 0 E: 0 K: 1 S: 5	H: 0 LOB: 1 BB: 1 P: 9	R: 0 E: 0 K: 0 S: 2	H: 0 LOB: 0 BB: 1 P: 6	R: 2 E: 0 K: 0 S: 5	H: 2 LOB: 2 BB: 0 P: 5	1B: 3 2B: 2 3B: 1 HR: 1	SF: 0 SAC: 0 DP: 3 HBP: 0	WP: 0 PB: 0 SB: 1 CS: 0	PA: 35					
<b>PITCHER</b>	IP	WLS	BF	H	R	ER	SO	BB	IBB	HBP	BLK	WP	HR	S	P	ERA	WHIP										
Mudcat Grant, R ERA: 1.88 (1, 1)	8.0	W	32	5	3	3	5	6	0	0	0	0	1	36	60	3.38	1.375										
Jim Perry, R ERA: 6.0 (9, 1)	1.0	S	3	0	0	0	0	0	0	0	0	0	0	3	3	0.00	0.000										

Cleveland Indians @ Boston Red Sox  
Fenway Park, Boston, MA  
Fri May 15 1959, 7:05 PM EDT  
Att: 23,412 - Unknown

AB 29  
R 3  
H 5  
RBI 3  
BB 6  
SO 5  
LOB 13





Batter	1	2	3	4	5	6	7	8	9	AB	R	H	RBI	BB	SO	LOB	TOP				
Woodie Held, R OBP: 0.315, SLG: 0.481 (1, 5)										6	2	2	0	0	1	3					
Jim Piersall, R OBP: 0.321, SLG: 0.346 (1, 8)										4	1	1	1	1	1	0					
Vic Power, R OBP: 0.358, SLG: 0.509 (1, 3)										5	2	2	1	0	0	1					
Rocky Colavito, R OBP: 0.421, SLG: 0.720 (1, 9)										5	3	3	4	0	2	1					
Minnie Minoso, R OBP: 0.347, SLG: 0.422 (1, 7)										5	0	1	0	0	0	2					
George Strickland, R OBP: 0.384, SLG: 0.495 (1, 6)										5	2	3	2	0	1	2					
Russ Nixon, L OBP: 0.284, SLG: 0.250 (1, 2)										3	1	2	1	1	0	1					
Billy Martin, R OBP: 0.297, SLG: 0.426 (1, 4)										5	0	2	2	0	0	4					
Herb Score, L OBP: 0.133, SLG: 0.133 (1, 1)										5	1	0	0	0	1	6					
<b>Inning Stats</b>	R: 4 E: 0 K: 0 S: 8	H: 5 LOB: 2 BB: 1 P: 12	R: 0 E: 0 K: 0 S: 3	H: 0 LOB: 0 BB: 0 P: 3	R: 0 E: 1 K: 2 S: 7	H: 0 LOB: 0 BB: 0 P: 7	R: 0 E: 0 K: 1 S: 6	H: 1 LOB: 1 BB: 0 P: 6	R: 1 E: 0 K: 0 S: 4	H: 1 LOB: 0 BB: 0 P: 4	R: 0 E: 0 K: 0 S: 4	H: 1 LOB: 1 BB: 0 P: 4	R: 0 E: 0 K: 0 S: 3	H: 0 LOB: 0 BB: 0 P: 3	R: 3 E: 1 K: 1 S: 10	H: 4 LOB: 2 BB: 0 P: 10	1B: 8 2B: 5 3B: 1 HR: 2	SF: 0 SAC: 1 DP: 0 HBP: 0	WP: 0 PB: 0 SB: 0 CS: 1	PA: 46	
<b>PITCHER</b>	IP WLS BF H R ER SO BB IBB HBP BLK WP HR S P ERA WHIP	0.1 L 7 5 4 4 0 1 0 0 0 0 1 6 10 108.00 18.000	5.0 22 6 5 5 3 1 0 0 0 0 0 1 27 31 9.00 1.400	0.2 2 0 0 0 1 0 0 0 0 0 0 0 4 4 0.00 0.000	3.0 15 5 3 3 1 0 0 0 0 0 0 0 17 17 9.00 1.667																

Cleveland Indians @ Boston Red Sox  
Fenway Park, Boston, MA  
Sat May 16 1959, 3:33 AM EDT  
Att: 16,057 - Unknown

AB 43  
R 12  
H 16  
RBI 11  
BB 2  
SO 5  
LOB 20



Batter	1	2	3	4	5	6	7	8	9	AB	R	H	RBI	BB	SO	LOB	BOTTOM					
Jim Busby, R OBP: 0.269, SLG: 0.280 (1, 8)										5	1	1	0	0	1	0						
Pete Runnels, L OBP: 0.438, SLG: 0.509 (1, 4)										3	1	1	0	2	0	0						
Ted Williams, L OBP: 0.174, SLG: 0.050 (1, 7)										4	0	0	0	1	0	4						
Frank Maltzone, R OBP: 0.352, SLG: 0.543 (1, 5)										4	1	2	1	0	0	2						
Jackie Jensen, R OBP: 0.380, SLG: 0.566 (1, 9)										2	2	0	0	2	1	1						
Dick Gemert, R OBP: 0.383, SLG: 0.479 (1, 3)										2	1	1	3	1	1	0						
Pete Daley, R OBP: 0.379, SLG: 0.333 (1, 2)										3	0	0	0	1	1	2						
Don Buddin, R OBP: 0.321, SLG: 0.333 (1, 6)										4	0	1	2	0	2	2						
Frank Baumann, L OBP: 0.286, SLG: 0.571 (1, 1)										0	0	0	0	0	0	0						
Jerry Casale, R OBP: 0.200, SLG: 0.444 (0, 1)										2	0	0	0	0	2	0						
Mike Fornieles, R OBP: 0.333, SLG: 0.333 (0, 1)										0	0	0	0	0	0	0						
Bill Reinhart, R OBP: 0.289, SLG: 0.333 (0, 1)										1	0	0	0	0	1	2						
Leo Kiely, L OBP: 0.000, SLG: 0.000 (0, 1)										0	0	0	0	0	0	0						
Billy Consolo, R (0, 1)										1	0	0	0	0	0	0						
<b>Inning Stats</b>	R: 0 E: 0 K: 1 S: 5	H: 0 LOB: 1 BB: 1 P: 9	R: 0 E: 0 K: 2 S: 7	H: 0 LOB: 0 BB: 0 P: 7	R: 0 E: 0 K: 1 S: 5	H: 0 LOB: 0 BB: 0 P: 5	R: 0 E: 0 K: 0 S: 2	H: 0 LOB: 0 BB: 1 P: 6	R: 2 E: 0 K: 3 S: 10	H: 1 LOB: 0 BB: 1 P: 14	R: 4 E: 0 K: 1 S: 8	H: 3 LOB: 2 BB: 3 P: 20	R: 0 E: 0 K: 0 S: 3	H: 0 LOB: 0 BB: 0 P: 3	R: 0 E: 0 K: 1 S: 6	H: 1 LOB: 2 BB: 1 P: 10	R: 0 E: 0 K: 0 S: 4	H: 1 LOB: 1 BB: 0 P: 4	1B: 3 2B: 2 3B: 0 HR: 1	SF: 1 SAC: 0 DP: 1 HBP: 0	WP: 0 PB: 0 SB: 0 CS: 0	PA: 39
<b>PITCHER</b>	IP WLS BF H R ER SO BB IBB HBP BLK WP HR S P ERA WHIP	9.0 W 39 6 6 6 9 7 0 0 0 0 0 1 50 78 6.00 1.444																				

Cleveland Indians @ Boston Red Sox  
Fenway Park, Boston, MA  
Sat May 16 1959, 3:33 AM EDT  
Att: 16,057 - Unknown

AB 31  
R 6  
H 6  
RBI 6  
BB 7  
SO 9  
LOB 13





Batter	1	2	3	4	5	6	7	8	9	AB	R	H	RBI	BB	SO	LOB	TOP			
<b>Eddie Yost, R</b> OBP: 0.409, SLG: 0.544 (1, 5)	F9		1B FC6-4 BB							2	1	1	0	3	0	0	<b>Detroit Tigers @ Boston Red Sox</b> Fenway Park, Boston, MA Sun May 17 1959, 3:33 AM EDT Att: 17,180 - Unknown			
<b>Bobo Osborne, L</b> OBP: 0.393, SLG: 0.338 (1, 3)	1-3		FC6-4 1B							5	0	1	0	0	0	4				
<b>Charlie Maxwell, L</b> OBP: 0.333, SLG: 0.535 (1, 7)	BB		FC6-4 1B							3	0	1	0	2	0	3				
<b>Al Kaline, R</b> OBP: 0.382, SLG: 0.553 (1, 8)	BB		FC6-4 1-2 2-3 3-H							4	0	0	1	1	0	7				
<b>Harvey Kuenn, R</b> OBP: 0.431, SLG: 0.511 <b>Johnny Groth, R</b> OBP: 0.500, SLG: 0.722 (6, PR) (6, 9)	5-3		FC6-4 1-2							3	0	1	0	0	0	4				
<b>Lou Berberet, L</b> OBP: 0.393, SLG: 0.474 (1, 2)		G3								4	0	0	0	0	0	1				
<b>Rocky Bridges, R</b> OBP: 0.375, SLG: 0.358 (1, 6)		6-3								3	0	1	0	1	0	0				
<b>Frank Bolling, R</b> OBP: 0.274, SLG: 0.311 (1, 4)		K								4	0	0	0	0	1	3				
<b>Paul Foytack, R</b> OBP: 0.182, SLG: 0.100 (3, PH) <b>Ted Liguori, R</b> OBP: 0.333, SLG: 0.533 (3, 1) <b>Jerry Davie, R</b> OBP: 0.289, SLG: 0.125 (6, PR) <b>Gus Zernial, R</b> OBP: 0.500, SLG: 0.500 (6, 1) <b>Dave Sisler, R</b> OBP: 0.500, SLG: 0.500 (6, 1) <b>Gail Harris, L</b> OBP: 0.520, SLG: 0.333 (6, PH)			5-3							0	0	0	0	0	0	0				
<b>Inning Stats</b>	R: 0 E: 0 K: 0 S: 3	H: 0 LOB: 2 BB: 2 P: 11	R: 0 E: 0 K: 1 S: 5	H: 0 LOB: 0 BB: 5 P: 6	R: 1 E: 0 K: 0 S: 5	H: 2 LOB: 2 BB: 1 P: 9	R: 0 E: 0 K: 0 S: 3	H: 0 LOB: 0 BB: 0 P: 3	R: 0 E: 0 K: 1 S: 6	H: 1 LOB: 2 BB: 2 P: 10	R: 0 E: 0 K: 0 S: 3	H: 0 LOB: 1 BB: 1 P: 7	R: 0 E: 0 K: 0 S: 4	H: 1 LOB: 1 BB: 0 P: 4	R: 0 E: 0 K: 0 S: 3	H: 0 LOB: 2 BB: 2 P: 11		1B: 6 2B: 0 3B: 0 HR: 0	SF: 0 SAC: 0 DP: 0 HBP: 0	WP: 0 PB: 0 SB: 0 CS: 0
<b>PITCHER</b> <b>Ike Delock, R</b> ERA: 2.45 (1, 1)	IP: 9.0 WLS: W BF: 40 H: 6 R: 1 ER: 1 SO: 2 BB: 7 IBB: 0 HBP: 0 BLK: 0 WP: 0 HR: 0 S: 37 P: 65 ERA: 1.00 WHIP: 1.444															<b>PITCHER</b>				

Batter	1	2	3	4	5	6	7	8	9	AB	R	H	RBI	BB	SO	LOB	BOTTOM			
<b>Marty Keough, L</b> OBP: 0.333, SLG: 0.475 (1, 8)	4-3	E4 3B	K							5	2	1	3	1	1	6	<b>Detroit Tigers @ Boston Red Sox</b> Fenway Park, Boston, MA Sun May 17 1959, 3:33 AM EDT Att: 17,180 - Unknown			
<b>Pete Runnels, L</b> OBP: 0.448, SLG: 0.535 (1, 4)		SF8 3B								4	1	2	3	2	0	1				
<b>Ted Williams, L</b> OBP: 0.214, SLG: 0.045 <b>Gary Geiger, L</b> OBP: 0.281, SLG: 0.377 (7, 7)	K	SF8								2	0	0	1	2	1	4				
<b>Frank Maltzone, R</b> OBP: 0.346, SLG: 0.525 (1, 5)	F7	6-3								4	0	0	0	1	0	3				
<b>Jackie Jensen, R</b> OBP: 0.381, SLG: 0.550 (1, 9)		BB 1B BB	K							3	2	0	0	2	1	2				
<b>Dick Gemert, R</b> OBP: 0.419, SLG: 0.531 (1, 3)		1B E 1B	HR							4	3	4	1	1	0	0				
<b>Pete Daley, R</b> OBP: 0.382, SLG: 0.357 (1, 2)		E 3B BB	K							4	1	1	1	1	2	4				
<b>Don Buddin, R</b> OBP: 0.324, SLG: 0.336 (1, 6)		E 3B 1B								5	1	2	1	0	0	2				
<b>Ike Delock, R</b> OBP: 0.150, SLG: 0.056 (1, 1)	K									4	0	1	0	1	1	3				
<b>Inning Stats</b>	R: 0 E: 0 K: 1 S: 6	H: 1 LOB: 1 BB: 0 P: 6	R: 6 E: 1 K: 1 S: 9	H: 3 LOB: 0 BB: 2 P: 17	R: 1 E: 0 K: 3 S: 12	H: 3 LOB: 0 BB: 0 P: 12	R: 0 E: 0 K: 1 S: 5	H: 0 LOB: 3 BB: 3 P: 17	R: 1 E: 0 K: 0 S: 4	H: 1 LOB: 2 BB: 2 P: 12	R: 2 E: 0 K: 0 S: 5	H: 2 LOB: 3 BB: 3 P: 17	R: 0 E: 0 K: 0 S: 4	H: 1 LOB: 1 BB: 0 P: 4	R: 0 E: 0 K: 0 S: 3	H: 0 LOB: 1 BB: 1 P: 7		1B: 6 2B: 2 3B: 1 HR: 2	SF: 1 SAC: 0 DP: 0 HBP: 0	WP: 0 PB: 0 SB: 0 CS: 0
<b>PITCHER</b> <b>Paul Foytack, R</b> ERA: 9.51 (3, 1) <b>Jerry Davie, R</b> ERA: 3.94 (6, 1) <b>Dave Sisler, R</b> ERA: 7.36 (6, 1)	IP: 2.0 WLS: L BF: 13 H: 4 R: 6 ER: 4 SO: 2 BB: 2 IBB: 0 HBP: 0 BLK: 0 WP: 0 HR: 0 S: 15 P: 23 ERA: 18.00 WHIP: 3.000															<b>PITCHER</b>				

AB 33  
R 1  
H 6  
RBI 1  
BB 7  
SO 2  
LOB 24



AB 35  
R 10  
H 11  
RBI 10  
BB 11  
SO 6  
LOB 25





Batter	1	2	3	4	5	6	7	8	9	AB	R	H	RBI	BB	SO	LOB	TOP								
<b>Eddie Yost, R</b> OBP: 0.430, SLG: 0.574 (1, 5)										4	2	3	2	1	0	1	<b>Detroit Tigers @ Boston Red Sox</b> Fenway Park, Boston, MA Mon May 18 1959, 3:33 AM EDT Att: 3,028 - Unknown								
<b>Johnny Groth, R</b> OBP: 0.480, SLG: 0.696 (1, 9)										5	0	2	0	0	0	4									
<b>Charlie Maxwell, L</b> OBP: 0.333, SLG: 0.553 (1, 7)										5	2	1	3	1	1	6									
<b>Al Kaline, R</b> OBP: 0.387, SLG: 0.578 (1, 8)										5	1	2	3	1	0	2									
<b>Gail Harris, L</b> OBP: 0.293, SLG: 0.311 (1, 3)										4	0	0	0	2	1	1									
<b>Rocky Bridges, R</b> OBP: 0.395, SLG: 0.357 (1, 6)										6	0	1	0	0	2	4									
<b>Lou Berberet, L</b> OBP: 0.394, SLG: 0.457 (1, 2)										3	2	0	0	2	0	4									
<b>Frank Bolling, R</b> OBP: 0.297, SLG: 0.355 (1, 4)										4	5	3	1	1	0	1									
<b>Jim Bunning, R</b> OBP: 0.318, SLG: 0.524 (1, 1)										4	2	4	5	0	0	0									
<b>Inning Stats</b>	R: 2 E: 0 K: 1 S: 7	H: 2 LOB: 2 BB: 2 P: 15	R: 1 E: 0 K: 1 S: 8	H: 3 LOB: 2 BB: 0 P: 8	R: 3 E: 0 K: 1 S: 7	H: 2 LOB: 3 BB: 3 P: 19	R: 0 E: 0 K: 1 S: 5	H: 0 LOB: 0 BB: 0 P: 5	R: 1 E: 0 K: 0 S: 4	H: 1 LOB: 1 BB: 1 P: 8	R: 1 E: 0 K: 0 S: 5	H: 2 LOB: 1 BB: 0 P: 5	R: 4 E: 0 K: 0 S: 6	H: 3 LOB: 1 BB: 1 P: 11	R: 2 E: 0 K: 0 S: 5	H: 3 LOB: 1 BB: 1 P: 9	R: 0 E: 0 K: 0 S: 3	H: 0 LOB: 0 BB: 0 P: 3	1B: 6 2B: 5 3B: 1 HR: 4	SF: 0 SAC: 2 DP: 1 HBP: 1	WP: 0 PB: 0 SB: 0 CS: 0	PA: 51			
<b>PITCHER</b>	IP	WLS	BF	H	R	ER	SO	BB	IBB	HBP	BLK	WP	HR	S	P	ERA	WHIP								
<b>Frank Sullivan, R</b> ERA: 5.16 (1, 1)	1.1	L	11	5	3	3	1	2	0	0	0	0	0	11	19	20.25	5.250								
<b>Frank Baumann, L</b> ERA: 7.43 (2, 1)	4.2		25	7	7	7	3	4	0	0	0	0	3	27	43	13.50	2.357								
<b>Mike Fornieles, R</b> ERA: 5.65 (7, 1)	1.0		6	1	2	2	0	1	0	1	0	0	1	4	9	18.00	2.000								
<b>Ted Bowsfield, L</b> ERA: 15.0 (8, 1)	2.0		9	3	2	2	0	1	0	0	0	0	0	8	12	9.00	2.000								

Batter	1	2	3	4	5	6	7	8	9	AB	R	H	RBI	BB	SO	LOB	BOTTOM								
<b>Marty Keough, L</b> OBP: 0.333, SLG: 0.475 (1, 8)										0	0	0	0	0	0	0	<b>Detroit Tigers @ Boston Red Sox</b> Fenway Park, Boston, MA Mon May 18 1959, 3:33 AM EDT Att: 3,028 - Unknown								
<b>Gary Geiger, L</b> OBP: 0.275, SLG: 0.354 (1, FH) (2, 8)										4	0	0	0	1	0	1									
<b>Pete Runnels, L</b> OBP: 0.448, SLG: 0.534 (1, 4)										4	1	1	0	1	0	3									
<b>Ted Williams, L</b> OBP: 0.250, SLG: 0.154 (1, 7)									4	0	2	0	0	0	1										
<b>Bill Renna, R</b> OBP: 0.269, SLG: 0.095 (6, PR) (9, 7)									0	0	0	0	0	0	0	0									
<b>Frank Maltzone, R</b> OBP: 0.351, SLG: 0.524 (1, 5)									4	0	2	1	0	0	1										
<b>Jackie Jensen, R</b> OBP: 0.370, SLG: 0.531 (1, 9)										4	0	0	0	0	1	5									
<b>Dick Gemert, R</b> OBP: 0.421, SLG: 0.525 (1, 3)									3	0	1	0	1	1	3										
<b>Pete Daley, R</b> OBP: 0.342, SLG: 0.313 (1, 2)									4	0	0	0	0	0	6										
<b>Don Buddin, R</b> OBP: 0.329, SLG: 0.361 (1, 6)										3	1	1	1	1	1	0									
<b>Frank Sullivan, R</b> OBP: 0.286, SLG: 0.250 (2, 1)									0	0	0	0	0	0	0	0									
<b>Frank Baumgartner, R</b> OBP: 0.222, SLG: 0.444 (7, 1)									2	0	0	0	0	0	2	1									
<b>Mike Fornieles, R</b> OBP: 0.333, SLG: 0.333 (7, PH)									0	0	0	0	0	0	0	0									
<b>Jim Busby, R</b> OBP: 0.286, SLG: 0.286 (8, 1)									1	0	0	0	0	0	0	0									
<b>Ted Bowsfield, R</b> (8, PH)									0	0	0	0	1	0	0	0									
<b>Billy Consoletto, R</b> (9, PH)									0	0	0	0	0	0	0	0									
<b>Inning Stats</b>	R: 1 E: 0 K: 0 S: 4	H: 1 LOB: 1 BB: 1 P: 8	R: 0 E: 0 K: 1 S: 5	H: 0 LOB: 0 BB: 0 P: 5	R: 0 E: 0 K: 1 S: 6	H: 1 LOB: 1 BB: 0 P: 6	R: 0 E: 0 K: 0 S: 3	H: 0 LOB: 1 BB: 1 P: 7	R: 0 E: 0 K: 1 S: 5	H: 2 LOB: 2 BB: 0 P: 7	R: 1 E: 0 K: 0 S: 4	H: 1 LOB: 0 BB: 0 P: 4	R: 0 E: 0 K: 1 S: 7	H: 2 LOB: 3 BB: 0 P: 7	R: 0 E: 0 K: 0 S: 2	H: 0 LOB: 1 BB: 2 P: 10	1B: 4 2B: 2 3B: 0 HR: 1	SF: 0 SAC: 0 DP: 1 HBP: 0	WP: 0 PB: 0 SB: 0 CS: 0	PA: 38					
<b>PITCHER</b>	IP	WLS	BF	H	R	ER	SO	BB	IBB	HBP	BLK	WP	HR	S	P	ERA	WHIP								
<b>Jim Bunning, R</b> ERA: 4.03 (1, 1)	9.0	W	38	7	2	2	5	5	0	0	0	0	1	43	63	2.00	1.333								




Batter	1	2	3	4	5	6	7	8	9	AB	R	H	RBI	BB	SO	LOB	TOP										
<b>Bill Tuttle, R</b> OBP: 0.408, SLG: 0.452 (1, 8)	1-3		FC6-4				P4		SH3-4	4	1	1	0	0	0	2	<b>Kansas City Athletics @ Boston Red Sox</b> Fenway Park, Boston, MA Wed May 20 1959, 3:33 AM EDT Att: 3,256 - Unknown <a href="http://livebaseballscorecards.com">livebaseballscorecards.com</a>										
<b>Dick Williams, R</b> OBP: 0.283, SLG: 0.403 (1, 5) <b>Hal Smith, R</b> OBP: 0.319, SLG: 0.301 (9, 5)	5-3				6-3		5-3		1B SF8 1B	5	1	2	1	0	0	0											
<b>Ray Boone, R</b> OBP: 0.460, SLG: 0.475 (1, 3) <b>Kent Hadley, L</b> OBP: 0.306, SLG: 0.500 (9, PR) (9, 3)			P3				HR		1B 2B 1B	4	1	3	1	1	0	1											
<b>Roger Maris, L</b> OBP: 0.396, SLG: 0.645 (1, 9)	3-1				F8		HR		SF8	4	1	1	3	0	0	2											
<b>Bob Cerv, R</b> OBP: 0.341, SLG: 0.524 (1, 7)		3-1			FC5-4		4-3		2B 1B	5	1	2	0	0	0	1											
<b>Hector Lopez, R</b> OBP: 0.372, SLG: 0.452 (1, 4) <b>Wayne Tenilliger, R</b> OBP: 0.211, SLG: 0.412 (9, PR) (9, 4)	K		FC6						1B 2B	5	1	2	1	0	2	1											
<b>Frank House, L</b> OBP: 0.327, SLG: 0.427 (1, 2)	F9		FC5				K		F9	4	0	1	2	1	1	4											
<b>Joe Demaestri, R</b> OBP: 0.292, SLG: 0.375 (1, 6)			6-3		FC5		L9		L3	4	0	1	0	0	0	2											
<b>Ray Herbert, R</b> OBP: 0.235, SLG: 0.188 (1, 1)	1-3				FC5		K		1B SH3-4 1B	4	1	1	0	0	1	3											
<b>Inning Stats</b>	R: 0 E: 0 K: 0 S: 4	H: 1 LOB: 1 BB: 0 P: 4	R: 0 E: 0 K: 1 S: 5	H: 0 LOB: 0 BB: 0 P: 5	R: 1 E: 0 K: 0 S: 5	H: 2 LOB: 1 BB: 0 P: 5	R: 2 E: 1 K: 0 S: 7	H: 3 LOB: 2 BB: 0 P: 7	R: 0 E: 0 K: 2 S: 8	H: 1 LOB: 1 BB: 0 P: 8	R: 2 E: 0 K: 0 S: 4	H: 1 LOB: 0 BB: 1 P: 8	R: 0 E: 0 K: 1 S: 4	H: 0 LOB: 0 BB: 1 P: 8	R: 3 E: 0 K: 0 S: 8	H: 5 LOB: 3 BB: 0 P: 8		1B: 10 2B: 4 3B: 0 HR: 1	SF: 1 SAC: 1 DP: 1 HBP: 0	WP: 0 PB: 1 CS: 0	PA: 43						
<b>PITCHER</b>	IP	WLS	BF	H	R	ER	SO	BB	IBB	HBP	BLK	WP	HR	S	P	ERA	WHIP										
<b>Billy Hoelt, L</b> ERA: 6.1 (1, 1)	5.0	L	23	7	3	2	1	0	0	0	0	0	0	25	25	3.60	1.400										
<b>Bill Monbouquette, R</b> ERA: 4.57 (6, 1)	2.0		9	2	2	2	2	1	0	0	0	0	1	12	16	9.00	1.500										
<b>Murray Wall, R</b> ERA: 3.43 (6, 1)	2.0		11	5	3	3	1	1	0	0	0	0	0	12	16	13.50	3.000										

Batter	1	2	3	4	5	6	7	8	9	AB	R	H	RBI	BB	SO	LOB	BOTTOM										
<b>Jim Busby, R</b> OBP: 0.258, SLG: 0.267 (1, 8)	F7		5-3				5-3			4	0	1	0	0	0	0	<b>Kansas City Athletics @ Boston Red Sox</b> Fenway Park, Boston, MA Wed May 20 1959, 3:33 AM EDT Att: 3,256 - Unknown <a href="http://livebaseballscorecards.com">livebaseballscorecards.com</a>										
<b>Pete Runnels, L</b> OBP: 0.448, SLG: 0.529 (1, 4)	F7		3-1						FC6-4 BB	3	0	1	0	1	0	0											
<b>Ted Williams, L</b> OBP: 0.250, SLG: 0.167 (1, 7)	1-3				F8		P4			4	1	1	0	0	0	3											
<b>Frank Maltzone, R</b> OBP: 0.355, SLG: 0.539 (1, 5)			SF7		E8		F7		F8	4	1	2	0	0	0	1											
<b>Jackie Jensen, R</b> OBP: 0.373, SLG: 0.530 (1, 9)		SF7			G6-4-3				FC6-4	2	0	1	1	1	0	1											
<b>Dick Gemert, R</b> OBP: 0.416, SLG: 0.514 (1, 3)		F2			G6-4-3		F7		FC6-4	4	0	1	0	0	0	3											
<b>Pete Daley, R</b> OBP: 0.333, SLG: 0.306 (1, 2)					5-3		P6		F8	4	0	1	0	0	0	3											
<b>Don Buddin, R</b> OBP: 0.326, SLG: 0.352 (1, 6)		F9					4-3		P6	3	0	0	0	1	0	2											
<b>Billy Hoelt, L</b> OBP: 0.167, SLG: 0.167 (1, 1) <b>Gay Center, L</b> OBP: 0.271, SLG: 0.343 (5, PR) (5, 1) <b>Bill Monbouquette, R</b> OBP: 0.167, SLG: 0.167 (7, PR) (9, 1) <b>Murray Wall, R</b> OBP: 0.292, SLG: 0.375 (9, PR) (9, 1) <b>Billy Consolo, R</b> OBP: 0.292, SLG: 0.375 (9, PR) (9, 1)			K				8-3		FC6-4	1	0	0	0	0	1	0											
<b>Inning Stats</b>	R: 0 E: 0 K: 0 S: 3	H: 0 LOB: 0 BB: 0 P: 3	R: 1 E: 0 K: 0 S: 5	H: 2 LOB: 1 BB: 0 P: 5	R: 0 E: 0 K: 1 S: 5	H: 0 LOB: 0 BB: 0 P: 5	R: 1 E: 1 K: 0 S: 4	H: 2 LOB: 1 BB: 1 P: 8	R: 0 E: 0 K: 0 S: 4	H: 1 LOB: 2 BB: 0 P: 4	R: 0 E: 0 K: 1 S: 5	H: 0 LOB: 0 BB: 0 P: 5	R: 0 E: 0 K: 0 S: 3	H: 0 LOB: 1 BB: 1 P: 7	R: 0 E: 0 K: 0 S: 4	H: 1 LOB: 1 BB: 0 P: 4		1B: 7 2B: 1 3B: 1 HR: 0	SF: 1 SAC: 0 DP: 2 HBP: 0	WP: 0 PB: 0 CS: 0	PA: 36						
<b>PITCHER</b>	IP	WLS	BF	H	R	ER	SO	BB	IBB	HBP	BLK	WP	HR	S	P	ERA	WHIP										
<b>Ray Herbert, R</b> ERA: 3.81 (1, 1)	9.0	W	36	8	2	2	2	3	0	0	0	0	0	37	49	2.00	1.222										



Batter	1	2	3	4	5	6	7	8	9	AB	R	H	RBI	BB	SO	LOB	TOP				
Bill Tuttle, R OBP: 0.402, SLG: 0.437 (1, 8)										3	0	0	0	1	0	6	<b>Kansas City Athletics @ Boston Red Sox</b> Fenway Park, Boston, MA Thu May 21 1959, 3:33 AM EDT Att: 2,572 - Unknown				
Dick Williams, R OBP: 0.253, SLG: 0.407 (1, 5)										4	0	1	0	0	0	1					
Ray Boone, R OBP: 0.463, SLG: 0.465 (1, 3)										3	0	1	0	1	0	2					
Roger Maris, L OBP: 0.384, SLG: 0.624 (1, 9)										4	0	0	0	0	1	3					
Bob Cerv, R OBP: 0.331, SLG: 0.505 (1, 7)										4	0	0	0	0	3	3					
Hector Lopez, R OBP: 0.318, SLG: 0.454 (1, 4)											4	0	2	0	0	0					
Frank House, L OBP: 0.336, SLG: 0.434 (9, PH)										3	0	2	0	0	0	0					
Harry Chiti, R OBP: 0.176, SLG: 0.125 (7, PH)									1	0	0	0	0	0	0	1					
Joe Demaestri, R OBP: 0.296, SLG: 0.378 (7, PH)										2	0	1	0	0	0	0					
Preston Ward, L OBP: 0.258, SLG: 0.310 (7, PH)										1	0	1	0	0	0	0					
Tom Carroll, R OBP: 0.143, SLG: 0.143 (7, 6)										1	0	0	0	0	0	0					
Ned Garver, R OBP: 0.350, SLG: 0.316 (7, PH)										2	0	1	0	0	0	3					
Whitey Herzog, L OBP: 0.467, SLG: 0.511 (7, 1)										0	0	0	0	1	0	0					
Dick Tomaneck, L (7, 1)										0	0	0	0	0	0	0					
<b>Inning Stats</b>	R: 0 E: 0 K: 0 S: 2	H: 0 LOB: 0 BB: 1 P: 6	R: 0 E: 0 K: 2 S: 7	H: 0 LOB: 0 BB: 0 P: 7	R: 0 E: 0 K: 0 S: 4	H: 1 LOB: 1 BB: 0 P: 4	R: 0 E: 0 K: 0 S: 4	H: 1 LOB: 1 BB: 0 P: 4	R: 0 E: 0 K: 0 S: 5	H: 3 LOB: 2 BB: 0 P: 5	R: 0 E: 0 K: 1 S: 5	H: 0 LOB: 1 BB: 1 P: 9	R: 0 E: 0 K: 0 S: 4	H: 2 LOB: 2 BB: 1 P: 8	R: 0 E: 0 K: 1 S: 6	H: 1 LOB: 1 BB: 0 P: 6	R: 0 E: 0 K: 0 S: 3	H: 1 LOB: 0 BB: 0 P: 3	1B: 8 2B: 1 3B: 0 HR: 0	SF: 0 SAC: 0 DP: 3 HBP: 0	WP: 0 PA: 35 PB: 0 SB: 0 CS: 0
<b>PITCHER</b>	IP WLS BF H R ER SO BB IBB HBP BLK WP HR S P ERA WHIP	IP WLS BF H R ER SO BB IBB HBP BLK WP HR S P ERA WHIP																			
Tom Brewer, R ERA: 3.0 (1, 1)	7.1 W 30 8 0 0 3 3 0 0 0 0 0 0 0 0.00 1.500																				
Leo Kiely, L ERA: 3.79 (8, 1)	1.2 S 5 1 0 0 1 0 0 0 0 0 0 0 7 0.00 0.600																				

AB	32
R	0
H	9
RBI	0
BB	3
SO	4
LOB	19



Batter	1	2	3	4	5	6	7	8	9	AB	R	H	RBI	BB	SO	LOB	BOTTOM			
Jim Busby, R OBP: 0.257, SLG: 0.353 (1, 8)										4	1	1	1	0	2	4	<b>Kansas City Athletics @ Boston Red Sox</b> Fenway Park, Boston, MA Thu May 21 1959, 3:33 AM EDT Att: 2,572 - Unknown			
Pete Runnels, L OBP: 0.444, SLG: 0.516 (1, 4)										3	0	0	0	1	0	3				
Ted Williams, L OBP: 0.250, SLG: 0.176 (7, 7)										4	0	1	0	0	0	2				
Gary Geiger, L OBP: 0.271, SLG: 0.348 (8, 7)										0	0	0	0	0	0	0				
Frank Maltzone, R OBP: 0.352, SLG: 0.527 (1, 5)										3	1	0	0	1	0	1				
Jackie Jensen, R OBP: 0.384, SLG: 0.559 (1, 9)										3	2	2	1	1	0	0				
Dick Gemert, R OBP: 0.419, SLG: 0.541 (1, 3)										4	1	2	3	0	1	1				
Pete Daley, R OBP: 0.304, SLG: 0.275 (1, 2)										4	0	0	0	0	0	1				
Don Buddin, R OBP: 0.338, SLG: 0.372 (1, 6)										4	0	3	0	0	0	0				
Tom Brewer, R OBP: 0.158, SLG: 0.111 (8, 1)										2	0	0	0	0	1	2				
<b>Inning Stats</b>	R: 1 E: 0 K: 0 S: 4	H: 2 LOB: 0 BB: 0 P: 4	R: 0 E: 0 K: 1 S: 5	H: 0 LOB: 0 BB: 0 P: 5	R: 0 E: 0 K: 1 S: 6	H: 1 LOB: 1 BB: 0 P: 6	R: 0 E: 0 K: 0 S: 3	H: 0 LOB: 1 BB: 1 P: 7	R: 0 E: 1 K: 1 S: 7	H: 1 LOB: 2 BB: 0 P: 7	R: 1 E: 0 K: 0 S: 5	H: 2 LOB: 1 BB: 0 P: 5	R: 0 E: 0 K: 1 S: 6	H: 1 LOB: 2 BB: 1 P: 10	R: 3 E: 0 K: 0 S: 5	H: 2 LOB: 0 BB: 1 P: 9	1B: 5 2B: 1 3B: 0 HR: 3	SF: 0 SAC: 1 DP: 1 HBP: 0	WP: 0 PA: 36 PB: 1 SB: 0 CS: 0	
<b>PITCHER</b>	IP WLS BF H R ER SO BB IBB HBP BLK WP HR S P ERA WHIP	IP WLS BF H R ER SO BB IBB HBP BLK WP HR S P ERA WHIP																		
Ned Garver, R ERA: 3.17 (7, 1)	6.0 L 25 6 2 2 3 1 0 0 0 0 0 0 2 30 34 3.00 1.167																			
Dick Tomaneck, L ERA: 12.71 (7, 1)	2.0 11 3 3 3 1 2 0 0 0 0 0 1 11 19 13.50 2.500																			





Batter	1	2	3	4	5	6	7	8	9	AB	R	H	RBI	BB	SO	LOB	TOP			
<b>Reno Bertoia, R</b> OBP: 0.327, SLG: 0.457 (1, 4)										5	1	1	1	0	0	1	<b>Washington Senators @ Boston Red Sox</b> Fenway Park, Boston, MA Fri May 22 1959, 7:05 PM EDT Att: 15,109 - Unknown			
<b>Bob Allison, R</b> OBP: 0.325, SLG: 0.500 (1, 8)										4	0	0	0	1	1	0				
<b>Harmon Killebrew, R</b> OBP: 0.390, SLG: 0.654 (1, 5)										4	1	1	0	0	2	2				
<b>Jim Lemon, R</b> OBP: 0.379, SLG: 0.598 (1, 7)										2	1	2	1	2	0	0				
<b>Julio Becquer, L</b> OBP: 0.242, SLG: 0.288 (1, 3)										4	0	2	1	0	0	1				
<b>Ed Fitz Gerald, R</b> OBP: 0.193, SLG: 0.132 (1, 2)										4	0	0	0	0	1	4				
<b>Faye Throneberry, L</b> OBP: 0.250, SLG: 0.194 (1, 9)										3	0	2	0	1	0	2				
<b>Ron Samford, R</b> OBP: 0.306, SLG: 0.410 (1, 6)										4	0	1	0	0	0	4				
<b>Camilo Pascual, R</b> OBP: 0.286, SLG: 0.250 (1, 1)									3	0	0	0	0	1	1					
<b>Albie Pearson, L</b> OBP: 0.312, SLG: 0.203 (9, PH)									1	0	0	0	0	0	0					
<b>Inning Stats</b>	R: 2 E: 0 K: 0 S: 6	H: 3 LOB: 2 BB: 1 P: 10	R: 0 E: 0 K: 2 S: 8	H: 1 LOB: 2 BB: 1 P: 12	R: 1 E: 0 K: 0 S: 5	H: 2 LOB: 1 BB: 0 P: 5	R: 0 E: 0 K: 1 S: 5	H: 0 LOB: 0 BB: 0 P: 5	R: 0 E: 0 K: 1 S: 3	H: 1 LOB: 0 BB: 1 P: 9	R: 0 E: 0 K: 0 S: 5	H: 0 LOB: 0 BB: 0 P: 5	R: 0 E: 0 K: 0 S: 4	H: 1 LOB: 2 BB: 1 P: 8	R: 0 E: 0 K: 0 S: 3	H: 0 LOB: 0 BB: 0 P: 3	1B: 5 2B: 1 3B: 1 HR: 2	SF: 0 SAC: 0 DP: 1 HBP: 0	WP: 0 PB: 0 SB: 0 CS: 0	PA: 38
<b>PITCHER</b> <b>Ike Delock, R</b> ERA: 2.54 (1, 1)	IP: 9.0 WLS: W BF: 38	H: 9 R: 3 ER: 3 SO: 5	BB: 4 IBB: 0 HBP: 0 BLK: 0	WP: 0 HR: 2 S: 44 P: 60	ERA: 3.00 WHIP: 1.444	<b>PITCHER</b>										IP: 9.0 WLS: W BF: 38	H: 9 R: 3 ER: 3 SO: 5	BB: 4 IBB: 0 HBP: 0 BLK: 0	WP: 0 HR: 2 S: 44 P: 60	ERA: 3.00 WHIP: 1.444

Batter	1	2	3	4	5	6	7	8	9	AB	R	H	RBI	BB	SO	LOB	BOTTOM			
<b>Jim Busby, R</b> OBP: 0.282, SLG: 0.395 (1, 8)										4	1	2	0	0	1	1	<b>Washington Senators @ Boston Red Sox</b> Fenway Park, Boston, MA Fri May 22 1959, 7:05 PM EDT Att: 15,109 - Unknown			
<b>Pete Runnels, L</b> OBP: 0.439, SLG: 0.508 (1, 4)										4	0	1	0	0	0	2				
<b>Ted Williams, L</b> OBP: 0.250, SLG: 0.216 (1, 7)										3	1	1	1	0	0	2				
<b>Gary Geiger, L</b> OBP: 0.271, SLG: 0.348 (8, 7)										0	0	0	0	0	0	0				
<b>Frank Maltzone, R</b> OBP: 0.356, SLG: 0.530 (1, 5)										3	0	1	1	1	0	1				
<b>Jackie Jensen, R</b> OBP: 0.380, SLG: 0.549 (1, 9)										4	1	1	0	0	1	2				
<b>Dick Gemert, R</b> OBP: 0.429, SLG: 0.584 (1, 3)										4	1	3	2	0	1	0				
<b>Pete Daley, R</b> OBP: 0.320, SLG: 0.295 (1, 2)										4	0	2	0	0	0	0				
<b>Don Buddin, R</b> OBP: 0.338, SLG: 0.366 (1, 6)										2	0	0	0	1	1	3				
<b>Ike Delock, R</b> OBP: 0.125, SLG: 0.045 (1, 1)										4	0	0	0	0	4	6				
<b>Inning Stats</b>	R: 0 E: 1 K: 0 S: 4	H: 1 LOB: 1 BB: 0 P: 4	R: 2 E: 1 K: 2 S: 10	H: 2 LOB: 1 BB: 0 P: 10	R: 0 E: 0 K: 0 S: 3	H: 1 LOB: 0 BB: 0 P: 3	R: 0 E: 0 K: 2 S: 9	H: 2 LOB: 2 BB: 0 P: 9	R: 1 E: 0 K: 1 S: 6	H: 1 LOB: 1 BB: 1 P: 10	R: 0 E: 0 K: 2 S: 7	H: 0 LOB: 1 BB: 1 P: 11	R: 1 E: 0 K: 0 S: 5	H: 2 LOB: 1 BB: 0 P: 5	R: 0 E: 0 K: 1 S: 6	H: 2 LOB: 2 BB: 0 P: 6	1B: 6 2B: 4 3B: 0 HR: 1	SF: 1 SAC: 1 DP: 1 HBP: 0	WP: 0 PB: 0 SB: 0 CS: 0	PA: 36
<b>PITCHER</b> <b>Camilo Pascual, R</b> ERA: 3.18 (1, 1)	IP: 8.0 WLS: L BF: 36	H: 11 R: 4 ER: 4 SO: 8	BB: 2 IBB: 0 HBP: 0 BLK: 3	WP: 0 HR: 1 S: 50 P: 58	ERA: 4.50 WHIP: 1.625	<b>PITCHER</b>										IP: 8.0 WLS: L BF: 36	H: 11 R: 4 ER: 4 SO: 8	BB: 2 IBB: 0 HBP: 0 BLK: 3	WP: 0 HR: 1 S: 50 P: 58	ERA: 4.50 WHIP: 1.625







Batter	1	2	3	4	5	6	7	8	9	AB	R	H	RBI	BB	SO	LOB	TOP																				
<b>Reno Bertioia, R</b> OBP: 0.324, SLG: 0.451 (1, 4)	F2	L6-4															5 1 2 1 0 1 3																				
<b>Bob Allison, R</b> OBP: 0.333, SLG: 0.509 (1, 8)	BB 1B			K		F7		F7									4 1 1 0 1 1 2																				
<b>Harmon Killebrew, R</b> OBP: 0.391, SLG: 0.634 (1, 5)	1B BB		5-3			1B 3B		FC6-4 1B									4 1 2 1 1 1 0																				
<b>Jim Lemon, R</b> OBP: 0.373, SLG: 0.598 (1, 7)	K		6-3			1B 3B		FC6-4 1B									5 1 1 1 0 1 4																				
<b>Julio Becquer, L</b> OBP: 0.236, SLG: 0.290 (1, 3)	1-2 2-H 1B					P6		F8									5 0 1 1 0 0 2																				
<b>Faye Throneberry, L</b> OBP: 0.300, SLG: 0.326 (1, 9)	F9					E1 1B FC1-2		1-1 2-H 3B									5 1 3 2 0 0 2																				
<b>Ron Samford, R</b> OBP: 0.314, SLG: 0.398 (1, 6)			L3			FC1-2 1B		5-3									4 1 1 0 1 0 2																				
<b>Ed Fitz Gerald, R</b> OBP: 0.242, SLG: 0.242 (1, 2)			L6-4 2B			FC1-2 1B											5 2 3 1 0 0 3																				
<b>Bill Fischer, R</b> OBP: 0.294, SLG: 0.200 (1, 1)						1-2 3-H K											2 0 0 0 0 1 3																				
<b>Chuck Stobbs, L</b> OBP: 0.100, SLG: 0.100 (6, 1)						K		P1									1 0 0 1 0 0 1																				
<b>Inning Stats</b>	R: 1 E: 0 K: 1 S: 6	H: 1 LOB: 2 BB: 2 P: 14	R: 0 E: 0 K: 0 S: 3	H: 1 LOB: 1 BB: 0 P: 4	R: 0 E: 0 K: 1 S: 5	H: 0 LOB: 0 BB: 0 P: 5	R: 0 E: 1 K: 1 S: 7	H: 1 LOB: 2 BB: 0 P: 7	R: 3 E: 0 K: 0 S: 7	H: 4 LOB: 1 BB: 0 P: 7	R: 1 E: 0 K: 1 S: 8	H: 3 LOB: 2 BB: 0 P: 8	R: 3 E: 0 K: 0 S: 6	H: 3 LOB: 1 BB: 1 P: 10	R: 0 E: 0 K: 1 S: 5	H: 0 LOB: 0 BB: 0 P: 5	R: 0 E: 0 K: 0 S: 4	H: 1 LOB: 1 BB: 0 P: 4	1B: 10 2B: 4 3B: 1 HR: 0	SF: 0 SAC: 1 DP: 1 HBP: 1	WP: 0 PB: 0 SB: 0 CS: 0	PA: 45															
<b>PITCHER</b>	IP	WLS	BF	H	R	ER	SO	BB	IBB	HBP	BLK	WP	HR	S	P	ERA	WHIP	<b>PITCHER</b>		IP	WLS	BF	H	R	ER	SO	BB	IBB	HBP	BLK	WP	HR	S	P	ERA	WHIP	
<b>Jerry Casale, R</b> ERA: 5.45 (1, 1)	5.0	L	25	7	4	4	3	2	0	1	0	0	0	28	37	7.20	1.800																				
<b>Bill Monbouquette, R</b> ERA: 4.76 (6, 1)	1.0		6	3	1	1	1	0	0	0	0	0	0	8	8	9.00	3.000																				
<b>Ted Wills, L</b> ERA: 9.0 (7, 1)	3.0		14	4	3	3	1	1	0	0	0	0	0	15	19	9.00	1.667																				

Washington Senators @ Boston Red Sox  
Fenway Park, Boston, MA  
Sun May 24 1959, 3:33 AM EDT  
Att: 9,484 - Unknown

AB 40  
R 8  
H 14  
RBI 8  
BB 3  
SO 5  
LOB 22



Batter	1	2	3	4	5	6	7	8	9	AB	R	H	RBI	BB	SO	LOB	BOTTOM																				
<b>Jim Busby, R</b> OBP: 0.292, SLG: 0.404 (1, 8)	L6		5-3														4 0 1 1 0 0 0																				
<b>Ted Wills, L</b> (7, 1)																	0 0 0 0 0 0 0																				
<b>Billy Conso, R</b> (9, PH)																	1 0 0 0 0 0 0																				
<b>Pete Runnels, L</b> OBP: 0.436, SLG: 0.504 (1, 4)	6-3																4 0 2 0 1 0 2																				
<b>Ted Williams, L</b> OBP: 0.255, SLG: 0.233 (1, 7)	WP 1B BB																1 0 0 0 1 0 1																				
<b>Vic Wertz, L</b> OBP: 0.303, SLG: 0.483 (5, 3)																	3 0 0 0 0 0 2																				
<b>Frank Malzone, R</b> OBP: 0.353, SLG: 0.510 (1, 5)	WP 1B																4 1 1 0 1 0 2																				
<b>Jackie Jensen, R</b> OBP: 0.396, SLG: 0.562 (1, 9)	K																4 1 2 0 0 1 2																				
<b>Dick Gemert, R</b> OBP: 0.408, SLG: 0.545 (5, 7)																	4 0 0 1 0 2 2																				
<b>Pete Daley, R</b> OBP: 0.339, SLG: 0.321 (1, 2)																	4 1 3 1 0 0 1																				
<b>Don Buddin, R</b> OBP: 0.333, SLG: 0.377 (1, 6)																	3 0 0 0 0 1 3																				
<b>Jerry Casale, R</b> OBP: 0.182, SLG: 0.400 (1, 1)																	1 0 0 0 0 1 1																				
<b>Bobby Avila, R</b> OBP: 0.231, SLG: 0.167 (5, PH)																	1 0 0 0 0 0 0																				
<b>Bill Monbouquette, R</b> OBP: 0.187, SLG: 0.167 (6, 1)																	0 0 0 0 0 0 0																				
<b>Gary Geiger, L</b> OBP: 0.278, SLG: 0.353 (7, 8)																	2 0 1 0 0 1 1																				
<b>Inning Stats</b>	R: 0 E: 0 K: 1 S: 6	H: 1 LOB: 1 BB: 1 P: 10	R: 0 E: 0 K: 2 S: 8	H: 1 LOB: 0 BB: 0 P: 8	R: 0 E: 0 K: 0 S: 4	H: 1 LOB: 1 BB: 0 P: 4	R: 0 E: 0 K: 1 S: 6	H: 1 LOB: 1 BB: 0 P: 6	R: 0 E: 0 K: 0 S: 4	H: 1 LOB: 1 BB: 0 P: 4	R: 3 E: 0 K: 1 S: 9	H: 4 LOB: 2 BB: 1 P: 13	R: 0 E: 0 K: 0 S: 3	H: 0 LOB: 0 BB: 0 P: 3	R: 0 E: 0 K: 1 S: 6	H: 1 LOB: 1 BB: 0 P: 6	R: 0 E: 0 K: 0 S: 3	H: 0 LOB: 1 BB: 1 P: 7	1B: 8 2B: 2 3B: 0 HR: 0	SF: 0 SAC: 1 DP: 0 HBP: 0	WP: 1 PB: 0 SB: 1 CS: 0	PA: 40															
<b>PITCHER</b>	IP	WLS	BF	H	R	ER	SO	BB	IBB	HBP	BLK	WP	HR	S	P	ERA	WHIP	<b>PITCHER</b>		IP	WLS	BF	H	R	ER	SO	BB	IBB	HBP	BLK	WP	HR	S	P	ERA	WHIP	
<b>Bill Fischer, R</b> ERA: 2.88 (1, 1)	5.2	W	28	9	3	3	5	2	0	0	0	0	0	36	44	0.00	0.600																				
<b>Chuck Stobbs, L</b> ERA: 3.74 (6, 1)	3.1	S	12	1	0	0	1	1	0	0	0	0	0	13	17	0.00	0.600																				

Washington Senators @ Boston Red Sox  
Fenway Park, Boston, MA  
Sun May 24 1959, 3:33 AM EDT  
Att: 9,484 - Unknown


AB 36  
R 3  
H 10  
RBI 3  
BB 3  
SO 6  
LOB 17










Batter	1	2	3	4	5	6	7	8	9	AB	R	H	RBI	BB	SO	LOB	TOP										
Don Buddin, R (1,6) OBP: 0.337, SLG: 0.366	L5		5-3			1-3			HR	4	1	1	0	0	0	0	<b>Boston Red Sox @ New York Yankees</b> Yankee Stadium, Bronx, NY Wed May 27 1959, 3:33 AM EDT Alt. 9,844 - Unknown - 82 F  <b>AB 31</b> <b>R 2</b> <b>H 5</b> <b>RBI 2</b> <b>BB 2</b> <b>SO 5</b> <b>LOB 11</b> 										
Pete Runnels, L (1,4) OBP: 0.446, SLG: 0.517	G5-4-3 1B			FC1-5 1B BB		F7			HR	3	1	2	2	1	0												
Vic Wertz, L (1,3) OBP: 0.357, SLG: 0.486 Jim Busby, R (9, PR) OBP: 0.286, SLG: 0.396	G5-4-3 1-2			FC1-5 1-2 1B		4-3			FC6-4 1B	4	0	2	0	0	0	1											
Dick Gemert, R (1,7) OBP: 0.401, SLG: 0.523		F8		FC1-5 G6-4-3 1-2 2-3		F4			F8	4	0	0	0	0	3												
Jackie Jensen, R (1,9) OBP: 0.385, SLG: 0.554		4-3		G6-4-3 1-2		K			F7	4	0	0	0	0	1	3											
Frank Malzone, R (1,5) OBP: 0.358, SLG: 0.497					F2			K	FC6-4 1-2	3	0	0	0	1	1												
Gary Geiger, L (1,8) OBP: 0.286, SLG: 0.355					1-3			E3		3	0	0	0	0	1	1											
Pete Daley, R (1,2) OBP: 0.328, SLG: 0.317			F8		K			F8		3	0	0	0	0	1	1											
Ike Delock, R (1,1) OBP: 0.115, SLG: 0.042 Ted Williams, L (8, PH) OBP: 0.250, SLG: 0.227 Murray Wall, R (8, 1)			K			F5		G3		2	0	0	0	0	1	0											
										1	0	0	0	0	0	1											
										0	0	0	0	0	0	0											
<b>Inning Stats</b>	R: 0 E: 0 K: 0 S: 3	H: 1 LOB: 0 BB: 0 P: 3	R: 0 E: 0 K: 1 S: 5	H: 0 LOB: 1 BB: 1 P: 9	R: 0 E: 0 K: 1 S: 5	H: 0 LOB: 0 BB: 0 P: 5	R: 0 E: 0 K: 0 S: 3	H: 1 LOB: 1 BB: 1 P: 7	R: 0 E: 0 K: 1 S: 5	H: 0 LOB: 0 BB: 0 P: 5	R: 0 E: 0 K: 1 S: 5	H: 0 LOB: 0 BB: 0 P: 5	R: 0 E: 1 K: 1 S: 6	H: 0 LOB: 1 BB: 0 P: 6	R: 2 E: 0 K: 0 S: 6	H: 3 LOB: 1 BB: 0 P: 6	1B: 4 2B: 0 3B: 0 HR: 1	SF: 0 SAC: 0 DP: 2 HBP: 0	WP: 0 PA: 33 CS: 0								
<b>PITCHER</b>	IP	WLS	BF	H	R	ER	SO	BB	IBB	HBP	BLK	WP	HR	S	P	ERA	WHIP										
Duke Maas, R (1,1) ERA: 4.86	8.0	W	29	4	2	2	5	2	0	0	0	0	1	37	45	2.25	0.750										
Ryne Duren, R (9,1) ERA: 2.06	1.0	S	4	1	0	0	0	0	0	0	0	0	0	4	4	0.00	1.000										

Batter	1	2	3	4	5	6	7	8	9	AB	R	H	RBI	BB	SO	LOB	BOTTOM										
Gil McDougald, R (1,4) OBP: 0.303, SLG: 0.286	F8		F7		FC6-4 1-2			F6		4	0	0	0	0	0	1	<b>Boston Red Sox @ New York Yankees</b> Yankee Stadium, Bronx, NY Wed May 27 1959, 3:33 AM EDT Alt. 9,844 - Unknown - 82 F  <b>AB 28</b> <b>R 3</b> <b>H 4</b> <b>RBI 3</b> <b>BB 4</b> <b>SO 3</b> <b>LOB 8</b> 										
Tony Kubek, L (1,6) OBP: 0.279, SLG: 0.390	F3			F2		4-3		4-3		4	0	0	0	0	0												
Mickey Mantle, S (1,8) OBP: 0.415, SLG: 0.559				S BB		6-3 2B		HR BB		1	1	1	0	3	0												
Bill Skowron, R (1,3) OBP: 0.314, SLG: 0.532			K		F3 1-2		6-3	HR		4	1	1	2	0	1	3											
Norm Siebern, L (1,7) OBP: 0.312, SLG: 0.398			K		F7		G3	F8		4	0	0	0	0	1	2											
Elston Howard, R (1,2) OBP: 0.287, SLG: 0.385				4-3		6-3		F6		3	0	0	0	0	0												
Hank Bauer, R (1,9) OBP: 0.344, SLG: 0.352				F7		F7		BB		2	0	0	0	1	0	0											
Andy Carey, R (1,5) OBP: 0.276, SLG: 0.310					F8		HR	F7		3	1	1	1	0	0	1											
Duke Maas, R (1,1) OBP: 0.077, SLG: 0.077 Ryne Duren, R (9,1)				K		FC6-4 1B		6-3		3	0	1	0	0	1	1											
										0	0	0	0	0	0	0											
<b>Inning Stats</b>	R: 0 E: 0 K: 1 S: 5	H: 0 LOB: 1 BB: 1 P: 9	R: 0 E: 0 K: 1 S: 5	H: 0 LOB: 0 BB: 0 P: 5	R: 0 E: 0 K: 1 S: 5	H: 0 LOB: 0 BB: 0 P: 5	R: 0 E: 0 K: 0 S: 4	H: 1 LOB: 1 BB: 0 P: 4	R: 0 E: 0 K: 0 S: 3	H: 0 LOB: 1 BB: 1 P: 7	R: 2 E: 0 K: 0 S: 4	H: 1 LOB: 0 BB: 1 P: 8	R: 2 E: 0 K: 0 S: 4	H: 1 LOB: 0 BB: 1 P: 8	1B: 1 2B: 1 3B: 0 HR: 2	SF: 0 SAC: 0 DP: 0 HBP: 0	WP: 0 PA: 32 CS: 0										
<b>PITCHER</b>	IP	WLS	BF	H	R	ER	SO	BB	IBB	HBP	BLK	WP	HR	S	P	ERA	WHIP										
Ike Delock, R (1,1) ERA: 2.41	7.0	L	27	3	1	1	3	3	0	0	0	0	1	30	42	1.29	0.857										
Murray Wall, R (8,1) ERA: 5.33	1.0		5	1	2	2	0	1	0	0	0	0	1	4	8	18.00	2.000										



Batter	1	2	3	4	5	6	7	8	9	AB	R	H	RBI	BB	SO	LOB	TOP								
Don Buddin, R (1, 6) OBP: 0.341, SLG: 0.365	5-3			4-3 1B	4-0 FC6-4 BB			K		3	0	1	0	1	1	0	<b>Boston Red Sox @ Washington Senators</b> Griffith Stadium, Washington, DC Thu May 28 1959, 7:05 PM EDT Att: 10,381 - Unknown								
Pete Runnels, L (1, 4) OBP: 0.436, SLG: 0.503	F5			F9	FC6-4			F7		4	0	0	0	0	4										
Ted Williams, L (1, 7) OBP: 0.232, SLG: 0.208 Jim Busby, R (8, 8) OBP: 0.286, SLG: 0.396	6-3			4-3				E4 HR		4	1	0	0	0	1										
Vic Wertz, L (1, 3) OBP: 0.348, SLG: 0.537		6-3		F7				HR		4	1	1	2	0	1										
Jackie Jensen, R (1, 8) OBP: 0.382, SLG: 0.545		P2			F7			P3		4	0	1	0	0	0										
Frank Malzone, R (1, 5) OBP: 0.355, SLG: 0.490		F7				1B				4	1	1	0	0	1										
Dick Gemert, R (1, 9) OBP: 0.404, SLG: 0.515			F9		BB E BB			6-3		2	0	0	0	2	0										
Pete Daley, R (1, 2) OBP: 0.310, SLG: 0.297		P6			E5 BB			F6		4	0	0	0	0	2										
Frank Sullivan, R (1, 1) OBP: 0.143, SLG: 0.143			K		F7			4-3		4	0	0	0	1	3										
<b>Inning Stats</b>	R: 0 E: 0 K: 0 S: 3	H: 0 LOB: 0 BB: 0 P: 3	R: 0 E: 0 K: 0 S: 3	H: 0 LOB: 0 BB: 0 P: 3	R: 0 E: 0 K: 1 S: 5	H: 0 LOB: 0 BB: 0 P: 5	R: 0 E: 0 K: 0 S: 4	H: 1 LOB: 1 BB: 0 P: 4	R: 1 E: 1 K: 0 S: 5	H: 1 LOB: 3 BB: 2 P: 13	R: 0 E: 0 K: 0 S: 4	H: 1 LOB: 0 BB: 0 P: 4	R: 0 E: 1 K: 0 S: 3	H: 0 LOB: 0 BB: 0 P: 3	R: 2 E: 1 K: 1 S: 7	H: 1 LOB: 0 BB: 0 P: 7		R: 0 E: 0 K: 0 S: 3	H: 0 LOB: 1 BB: 1 P: 7	1B: 3 2B: 0 3B: 0 HR: 1	SF: 0 SAC: 0 DP: 0 HBP: 0	WP: 0 PB: 0 SB: 0 CS: 0	PA: 36		
<b>PITCHER</b>	IP	WLS	BF	H	R	ER	SO	BB	IBB	HBP	BLK	WP	HR	S	P	ERA	WHIP								
Pedro Ramos, R (1, 1) ERA: 4.3	8.0	L	32	4	3	0	2	2	0	0	0	0	1	34	42	0.00	0.750								
Tex Clevenger, R (9, 1) ERA: 3.0	1.0		4	0	0	0	0	1	0	0	0	0	0	3	7	0.00	1.000								

AB	33
R	3
H	4
RBI	2
BB	3
SO	2
LOB	12



Batter	1	2	3	4	5	6	7	8	9	AB	R	H	RBI	BB	SO	LOB	BOTTOM								
Reno Bertoia, R (1, 4) OBP: 0.321, SLG: 0.434	G5-4-3 HBP		K		F8			6-3		3	0	0	0	0	1	0	<b>Boston Red Sox @ Washington Senators</b> Griffith Stadium, Washington, DC Thu May 28 1959, 7:05 PM EDT Att: 10,381 - Unknown								
Faye Throneberry, L (1, 9) OBP: 0.353, SLG: 0.404	P4					PB BB		6-3		3	0	1	0	1	0	1									
Bob Allison, R (1, 8) OBP: 0.337, SLG: 0.511	G5-4-3		2-3					6-3		4	0	0	0	0	3										
Harmon Killebrew, R (1, 5) OBP: 0.374, SLG: 0.610		E5 FC3-6 BB 3-1		E5				P6		4	1	0	0	0	1										
Jim Lemon, R (1, 7) OBP: 0.360, SLG: 0.563				P4				P4		3	0	0	0	1	0	2									
Julio Becquer, L (1, 3) OBP: 0.241, SLG: 0.313		FC3-6 BB 1-2 2-3		K				P4		3	0	0	0	1	3										
Hal Naragon, L (1, 2) OBP: 0.346, SLG: 0.447		3-1		4-3				G4-6-3 1B		3	0	1	1	0	2										
Ron Samford, R (1, 6) OBP: 0.295, SLG: 0.370		P3			K			G4-6-3		3	0	0	0	1	2										
Pedro Ramos, S (1, 1) OBP: 0.304, SLG: 0.286 Lenny Green, L (8, PH) OBP: 0.321, SLG: 0.385 Tex Clevenger, R (9, 1) OBP: 0.200, SLG: 0.500			F2		5-3			F7		2	0	0	0	0	0	0									
<b>Inning Stats</b>	R: 0 E: 0 K: 0 S: 2	H: 0 LOB: 1 BB: 1 P: 8	R: 1 E: 1 K: 0 S: 4	H: 0 LOB: 1 BB: 1 P: 8	R: 0 E: 0 K: 1 S: 6	H: 1 LOB: 0 BB: 0 P: 6	R: 0 E: 1 K: 1 S: 6	H: 0 LOB: 1 BB: 0 P: 6	R: 0 E: 0 K: 1 S: 5	H: 0 LOB: 0 BB: 0 P: 5	R: 0 E: 0 K: 0 S: 3	H: 0 LOB: 1 BB: 1 P: 7	R: 0 E: 0 K: 0 S: 3	H: 1 LOB: 0 BB: 0 P: 3	R: 0 E: 0 K: 0 S: 3	H: 0 LOB: 0 BB: 0 P: 3		R: 0 E: 0 K: 0 S: 3	H: 0 LOB: 0 BB: 0 P: 3	1B: 2 2B: 0 3B: 0 HR: 0	SF: 0 SAC: 0 DP: 2 HBP: 1	WP: 0 PB: 1 SB: 0 CS: 0	PA: 32		
<b>PITCHER</b>	IP	WLS	BF	H	R	ER	SO	BB	IBB	HBP	BLK	WP	HR	S	P	ERA	WHIP								
Frank Sullivan, R (1, 1) ERA: 3.72	9.0	W	32	2	1	0	3	2	0	1	0	0	0	35	44	0.00	0.444								

AB	29
R	1
H	2
RBI	1
BB	2
SO	3
LOB	14





Batter	1	2	3	4	5	6	7	8	9	AB	R	H	RBI	BB	SO	LOB	TOP										
Chico Carrasquel, R OBP: 0.311, SLG: 0.299 (1, 6)										5	0	2	0	0	0	3											
Gene Woodling, L OBP: 0.359, SLG: 0.475 (1, 9)										5	0	2	0	0	0	1											
Bob Nieman, R OBP: 0.353, SLG: 0.457 Al Pizarro, L OBP: 0.290, SLG: 0.373 (1, 7) (7, 7)										4	2	2	0	0	0	3											
Gus Triandos, R OBP: 0.387, SLG: 0.534 (1, 2)										3	1	1	2	2	0	1											
Willie Tasby, R OBP: 0.361, SLG: 0.463 (1, 8)										4	1	2	1	0	1	3											
Whitely Lockman, L OBP: 0.333, SLG: 0.267 Billy Loes, R (7, 1) (1, 3)										4	0	1	0	0	0	5											
Jim Finigan, R OBP: 0.315, SLG: 0.343 Willy Miranda, S OBP: 0.135, SLG: 0.189 Bob Hale, L OBP: 0.214, SLG: 0.250 Billy Klaus, L OBP: 0.341, SLG: 0.254 (1, 5) (6, 5) (8, PH) (8, 5)										3	0	1	0	0	1	0											
Billy Gardner, R OBP: 0.283, SLG: 0.301 (1, 4)										1	0	0	1	2	0	0											
Mitt Pappas, R (1, 1) Bob Boyd, L OBP: 0.274, SLG: 0.285 (7, 3)										3	0	0	0	0	1	4											
<b>Inning Stats</b>	R: 0 E: 0 K: 0 S: 3	H: 1 LOB: 0 BB: 0 P: 3	R: 2 E: 0 K: 0 S: 7	H: 4 LOB: 2 BB: 0 P: 7	R: 1 E: 0 K: 0 S: 4	H: 2 LOB: 1 BB: 1 P: 8	R: 0 E: 0 K: 2 S: 7	H: 0 LOB: 1 BB: 1 P: 11	R: 1 E: 0 K: 1 S: 6	H: 1 LOB: 0 BB: 0 P: 6	R: 0 E: 0 K: 0 S: 5	H: 2 LOB: 3 BB: 1 P: 9	R: 0 E: 0 K: 1 S: 5	H: 0 LOB: 0 BB: 0 P: 5	R: 0 E: 0 K: 0 S: 4	H: 1 LOB: 1 BB: 0 P: 4	1B: 8 2B: 1 3B: 1 HR: 1	SF: 1 SAC: 0 DP: 2 HBP: 0	WP: 0 PB: 0 SB: 0 CS: 0	PA: 40							
<b>PITCHER</b>	IP	WLS	BF	H	R	ER	SO	BB	IBB	HBP	BLK	WP	HR	S	P	ERA	WHIP										
Tom Brewer, R ERA: 3.18 (1, 1)	5.0		23	8	4	4	3	2	0	0	0	0	1	27	35	7.20	2.000										
Jerry Casale, R ERA: 5.01 (6, 1)	3.1	W	15	3	0	0	1	1	1	0	0	0	0	15	23	0.00	1.200										
Leo Kiely, L ERA: 3.92 (9, 1)	0.2	S	2	0	0	0	0	0	0	0	0	0	0	2	2	0.00	0.000										

Baltimore Orioles @ Boston Red Sox  
Fenway Park, Boston, MA  
Sat May 30 1959, 3:33 AM EDT  
Unknown

AB 35  
R 4  
H 11  
RBI 4  
BB 4  
SO 4  
LOB 21



Batter	1	2	3	4	5	6	7	8	9	AB	R	H	RBI	BB	SO	LOB	BOTTOM										
Don Buddin, R OBP: 0.346, SLG: 0.372 (1, 6)										3	2	3	0	1	0	0											
Pete Runnels, L OBP: 0.441, SLG: 0.519 (1, 4)										4	0	1	1	0	1	2											
Ted Williams, L OBP: 0.277, SLG: 0.236 Jim Busby, R OBP: 0.286, SLG: 0.396 (1, 7) (9, 8)										4	1	2	0	0	0	3											
Vic Wertz, L OBP: 0.327, SLG: 0.480 (1, 3)										4	1	2	1	0	1	2											
Jackie Jensen, R OBP: 0.390, SLG: 0.570 (1, 8) (9, 9)										4	0	2	1	0	0	1											
Frank Malzone, R OBP: 0.343, SLG: 0.472 (1, 5)										3	0	0	1	0	1	1											
Dick Gemert, R OBP: 0.394, SLG: 0.500 (1, 9) (9, 7)										4	1	1	0	0	0	2											
Pete Daley, R OBP: 0.313, SLG: 0.292 (1, 2)										4	0	0	0	0	1	2											
Tom Brewer, R OBP: 0.120, SLG: 0.083 Billy Consolo, R OBP: 0.299, SLG: 0.167 Jerry Casale, R OBP: 0.167, SLG: 0.364 Leo Kiely, L (1, 1) (5, PH) (6, 1) (9, 1)										1	0	0	0	0	1	1											
<b>Inning Stats</b>	R: 0 E: 0 K: 1 S: 5	H: 1 LOB: 0 BB: 0 P: 5	R: 0 E: 0 K: 0 S: 3	H: 0 LOB: 0 BB: 0 P: 3	R: 1 E: 0 K: 1 S: 7	H: 2 LOB: 2 BB: 1 P: 11	R: 0 E: 0 K: 0 S: 3	H: 1 LOB: 0 BB: 0 P: 3	R: 0 E: 0 K: 1 S: 5	H: 0 LOB: 0 BB: 0 P: 5	R: 3 E: 0 K: 0 S: 7	H: 4 LOB: 1 BB: 1 P: 7	R: 1 E: 2 K: 2 S: 10	H: 2 LOB: 2 BB: 0 P: 10	R: 0 E: 0 K: 2 S: 8	H: 1 LOB: 1 BB: 0 P: 8	1B: 8 2B: 4 3B: 0 HR: 0	SF: 1 SAC: 0 DP: 2 HBP: 0	WP: 0 PB: 0 SB: 1 CS: 0	PA: 35							
<b>PITCHER</b>	IP	WLS	BF	H	R	ER	SO	BB	IBB	HBP	BLK	WP	HR	S	P	ERA	WHIP										
Mitt Pappas, R ERA: 6.59 (1, 1)	6.0	L	25	8	4	4	3	1	0	0	0	0	0	18	34	6.00	1.500										
Billy Loes, R ERA: 1.83 (7, 1)	2.0		10	3	1	0	4	0	0	0	0	0	0	18	18	0.00	1.500										

Baltimore Orioles @ Boston Red Sox  
Fenway Park, Boston, MA  
Sat May 30 1959, 3:33 AM EDT  
Unknown

AB 33  
R 5  
H 11  
RBI 4  
BB 1  
SO 7  
LOB 14





Batter	1	2	3	4	5	6	7	8	9	AB	R	H	RBI	BB	SO	LOB	TOP					
Chico Carrasquel, R (1.6)	6-3	F3					5-3		P4	5	1	1	0	0	0	1						
Gene Woodling, L (1.9)	SF8			CS	BB					4	1	4	1	0	0	0						
Bob Nieman, R (1.7)	SF8		F3		L7		G6-4-3			3	0	0	1	0	0	3						
Gus Triandos, R (1.2)					F2				L8	3	0	1	0	1	0	1						
Willie Tasby, R (1.8)	F2									4	0	1	0	0	2	3						
Jim Finigan, R (1.5)					F7		6-3			4	1	1	0	0	0	1						
Whitey Lockman, L (1.3)					P4					4	0	1	0	0	0	2						
Billy Gardner, R (1.4)										4	0	2	0	0	1	0						
Jerry Walker, S (1.1)										2	0	0	0	0	0	2						
Jack Harshman, L (8.1)					F2		5-3			0	0	0	0	0	0	0						
Albie Pearson, L (9. PH)										1	0	0	0	0	0	0						
<b>Inning Stats</b>	R: 1 E: 0 K: 0 S: 5	H: 2 LOB: 1 BB: 0 P: 5	R: 1 E: 0 K: 0 S: 5	H: 2 LOB: 1 BB: 0 P: 5	R: 0 E: 0 K: 1 S: 5	H: 1 LOB: 2 BB: 1 P: 9	R: 0 E: 0 K: 1 S: 5	H: 0 LOB: 0 BB: 0 P: 5	R: 1 E: 0 K: 0 S: 5	H: 2 LOB: 1 BB: 0 P: 5	R: 0 E: 0 K: 1 S: 7	H: 2 LOB: 2 BB: 0 P: 7	R: 0 E: 0 K: 0 S: 3	H: 1 LOB: 0 BB: 0 P: 3	R: 0 E: 0 K: 0 S: 4	H: 1 LOB: 1 BB: 0 P: 4	R: 0 E: 0 K: 0 S: 3	H: 0 LOB: 0 BB: 0 P: 3	1B: 8 2B: 3 3B: 1 HR: 0	SF: 1 SAC: 1 DP: 2 HBP: 0	WP: 2 PB: 0 SB: 0 CS: 1	PA: 37
<b>PITCHER</b> Ted Wills, L (1.1) ERA: 4.5	IP: 9.0 WLS: W BF: 37 H: 11 R: 3 ER: 3 SO: 3 BB: 1 IBB: 0 HBP: 0 BLK: 0 WP: 2 HR: 0 S: 42 P: 46 ERA: 3.00 WHIP: 1.333															<b>PITCHER</b>	IP: WLS: BF: H: R: ER: SO: BB: IBB: HBP: BLK: WP: HR: S: P: ERA: WHIP:					

**Baltimore Orioles @ Boston Red Sox**  
Fenway Park, Boston, MA  
Sat May 30 1959, 3:38 AM EDT  
Att: 19,403 - Unknown

AB 34  
R 3  
H 11  
RBI 2  
BB 1  
SO 3  
LOB 13



Batter	1	2	3	4	5	6	7	8	9	AB	R	H	RBI	BB	SO	LOB	BOTTOM			
Don Buddin, R (1.6)	K		K				K		P3	4	0	0	0	1	3	1				
Pete Runnels, L (1.4)	L7		L9							5	1	2	1	0	0	2				
Ted Williams, L (1.7)										4	2	2	2	1	0	1				
Jim Busby, R (9.8)	1B				G3				F8	0	0	0	0	0	0	0				
Vic Wertz, L (1.3)										3	0	1	0	0	0	1				
Jackie Jensen, R (1.8)	L7				P6					4	1	1	0	0	0	4				
Frank Malzone, R (1.5)										4	1	2	0	0	0	1				
Dick Gemert, R (1.9)										2	2	1	1	2	0	0				
Sammy White, R (1.2)										4	1	1	3	0	0	2				
Ted Wills, L (1.1)										3	0	1	0	0	0	0				
<b>Inning Stats</b>	R: 0 E: 0 K: 1 S: 7	H: 2 LOB: 2 BB: 0 P: 7	R: 0 E: 0 K: 0 S: 3	H: 0 LOB: 0 BB: 0 P: 3	R: 0 E: 0 K: 1 S: 5	H: 0 LOB: 0 BB: 0 P: 5	R: 0 E: 0 K: 0 S: 3	H: 0 LOB: 1 BB: 0 P: 4	R: 1 E: 0 K: 0 S: 4	H: 2 LOB: 1 BB: 1 P: 8	R: 0 E: 0 K: 0 S: 4	H: 1 LOB: 2 BB: 2 P: 12	R: 2 E: 0 K: 1 S: 7	H: 2 LOB: 0 BB: 0 P: 7	R: 4 E: 0 K: 0 S: 7	H: 4 LOB: 1 BB: 1 P: 11	1B: 4 2B: 5 3B: 0 HR: 2	SF: 0 SAC: 1 DP: 1 HBP: 1	WP: 0 PB: 0 SB: 0 CS: 0	PA: 39
<b>PITCHER</b> Jerry Walker, R (1.1) ERA: 2.19 Jack Harshman, L (8.1) ERA: 7.29	IP: 7.0 WLS: L BF: 33 H: 9 R: 6 ER: 6 SO: 3 BB: 2 IBB: 1 HBP: 1 BLK: 1 WP: 0 HR: 2 S: 35 P: 48 ERA: 7.71 WHIP: 1.571															<b>PITCHER</b>	IP: WLS: BF: H: R: ER: SO: BB: IBB: HBP: BLK: WP: HR: S: P: ERA: WHIP:			

**Baltimore Orioles @ Boston Red Sox**  
Fenway Park, Boston, MA  
Sat May 30 1959, 3:38 AM EDT  
Att: 19,403 - Unknown

AB 33  
R 8  
H 11  
RBI 7  
BB 4  
SO 3  
LOB 12









Batter	1	2	3	4	5	6	7	8	9	AB	R	H	RBI	BB	SO	LOB	TOP				
Don Buddin, R (1, 6) OBP: 0.347, SLG: 0.365										3	1	2	0	1	0	1					
Pete Runnels, L (1, 4) OBP: 0.431, SLG: 0.506										5	1	2	1	0	0	3					
Ted Williams, L (1, 7) OBP: 0.316, SLG: 0.308										3	1	1	1	1	0	1					
Jim Busby, R (9, PR) OBP: 0.286, SLG: 0.396										0	0	0	0	0	0	0					
Vic Wertz, L (1, 3) OBP: 0.338, SLG: 0.468										5	0	1	0	0	0	6					
Jackie Jensen, R (1, 8) OBP: 0.381, SLG: 0.549										4	0	0	0	0	1	6					
Frank Malzone, R (1, 5) OBP: 0.390, SLG: 0.468										4	0	2	1	0	0	0					
Dick Gemert, R (1, 9) OBP: 0.390, SLG: 0.497										4	0	0	0	0	1	2					
Sammy White, R (1, 2) OBP: 0.333, SLG: 0.318										4	0	0	0	0	2	1					
Frank Sullivan, R (1, 1) OBP: 0.133, SLG: 0.133										1	0	0	0	0	0	0					
Frank Baumann, L (3, 1) OBP: 0.200, SLG: 0.400										1	0	0	0	0	0	1					
Gary Geiger, L (7, PH) OBP: 0.284, SLG: 0.351										1	0	0	0	0	0	0					
Murray Wall, R (7, 1)										0	0	0	0	0	0	0					
Marty Keough, L (9, PH) OBP: 0.343, SLG: 0.475										0	0	0	0	1	0	0					
<b>Inning Stats</b>	R: 3 E: 0 K: 0 S: 7	H: 4 LOB: 1 BB: 0 P: 7	R: 0 E: 0 K: 1 S: 6	H: 1 LOB: 1 BB: 0 P: 6	R: 0 E: 0 K: 1 S: 5	H: 0 LOB: 0 BB: 0 P: 5	R: 0 E: 0 K: 2 S: 8	H: 1 LOB: 1 BB: 0 P: 8	R: 0 E: 0 K: 0 S: 4	H: 0 LOB: 0 BB: 0 P: 3	R: 0 E: 0 K: 0 S: 4	H: 1 LOB: 3 BB: 1 P: 9	R: 0 E: 0 K: 0 S: 3	H: 0 LOB: 0 BB: 0 P: 3	R: 0 E: 0 K: 0 S: 3	H: 0 LOB: 2 BB: 2 P: 11	1B: 6 2B: 2 3B: 0 HR: 0	SF: 0 SAC: 0 DP: 0 HBP: 2	WP: 1 PB: 0 SB: 1 CS: 0	PA: 40	
<b>PITCHER</b>	IP WLS BF H R ER SO BB IBB HBP BLK WP HR S P ERA WHIP																				
Ray Herbert, R (1, 1) ERA: 4.38	0.2	6	4	3	3	0	0	0	0	0	0	6	6	40.50	6.000						
Tom Sturdivant, R (1, 1) ERA: 3.89	7.1	W	30	4	0	0	4	2	0	2	0	0	34	44	0.00	0.818					
Rip Coleman, L (9, 1) ERA: 2.84	1.0	S	4	0	0	0	0	1	0	0	0	1	0	3	7	0.00	1.000				

**Boston Red Sox @ Kansas City Athletics**  
Municipal Stadium, Kansas City, MO  
Tue Jun 02 1959, 8:05 PM EDT  
Att: 14,047 - Unknown

AB 35  
R 3  
H 8  
RBI 3  
BB 3  
SO 4  
LOB 21



Batter	1	2	3	4	5	6	7	8	9	AB	R	H	RBI	BB	SO	LOB	BOTTOM			
Bill Tuttle, R (1, 8) OBP: 0.374, SLG: 0.407										3	0	0	0	1	1	0				
Whitey Herzog, L (1, 9) OBP: 0.478, SLG: 0.438										4	2	2	0	0	0	1				
Dick Williams, R (1, 7) OBP: 0.344, SLG: 0.516										4	1	3	1	0	0	1				
Preston Ward, L (1, 3) OBP: 0.218, SLG: 0.327										1	0	0	1	0	0	1				
Ray Boone, R (6, PH) OBP: 0.410, SLG: 0.415										2	0	0	0	0	1	2				
Jerry Lumpe, L (1, 4) OBP: 0.351, SLG: 0.273										4	1	1	0	0	0	1				
Hal Smith, R (1, 5) OBP: 0.336, SLG: 0.304										4	0	1	2	0	0	0				
Frank House, L (1, 2) OBP: 0.320, SLG: 0.404										4	1	1	0	0	0	1				
Joe Demaestri, R (1, 6) OBP: 0.318, SLG: 0.412										3	0	1	1	0	1	0				
Ray Herbert, R (1, 1) OBP: 0.333, SLG: 0.263										0	0	0	0	0	0	0				
Tom Sturdivant, L (1, 1)										3	0	0	0	0	0	1				
Rip Coleman, L (9, 1)										0	0	0	0	0	0	0				
<b>Inning Stats</b>	R: 0 E: 0 K: 0 S: 3	H: 1 LOB: 1 BB: 1 P: 7	R: 1 E: 0 K: 0 S: 5	H: 2 LOB: 1 BB: 0 P: 5	R: 3 E: 0 K: 0 S: 7	H: 4 LOB: 1 BB: 0 P: 7	R: 0 E: 0 K: 1 S: 5	H: 0 LOB: 0 BB: 0 P: 5	R: 0 E: 0 K: 0 S: 4	H: 1 LOB: 1 BB: 0 P: 4	R: 0 E: 0 K: 1 S: 5	H: 0 LOB: 0 BB: 0 P: 5	R: 1 E: 1 K: 1 S: 7	H: 1 LOB: 1 BB: 0 P: 7	R: 0 E: 0 K: 0 S: 3	H: 0 LOB: 0 BB: 0 P: 3	1B: 6 2B: 3 3B: 0 HR: 0	SF: 1 SAC: 0 DP: 1 HBP: 0	WP: 0 PB: 0 SB: 1 CS: 0	PA: 34
<b>PITCHER</b>	IP WLS BF H R ER SO BB IBB HBP BLK WP HR S P ERA WHIP																			
Frank Sullivan, R (1, 1) ERA: 4.35	2.2	L	15	7	4	4	0	1	0	0	0	0	14	18	0.00	3.000				
Frank Baumann, L (3, 1) ERA: 6.49	3.1		11	1	0	0	2	0	0	0	0	0	15	15	0.00	0.300				
Murray Wall, R (7, 1) ERA: 5.02	2.0		8	1	1	0	1	0	0	0	0	0	10	10	0.00	0.500				

**Boston Red Sox @ Kansas City Athletics**  
Municipal Stadium, Kansas City, MO  
Tue Jun 02 1959, 8:05 PM EDT  
Att: 14,047 - Unknown

AB 32  
R 5  
H 9  
RBI 5  
BB 1  
SO 3  
LOB 8















Batter	1	2	3	4	5	6	7	8	9	AB	R	H	RBI	BB	SO	LOB	TOP																	
Don Buddin, R OBP: 0.348, SLG: 0.354 (1, 6)										5	0	1	0	0	2	3	<b>Boston Red Sox @ Chicago White Sox</b> Comiskey Park, Chicago, IL Fri Jun 05 1959, 8:05 PM EDT Att: 32,321 - Unknown  livebaseballscorecards.com  <b>AB 34</b> <b>R 2</b> <b>H 7</b> <b>RBI 1</b> <b>BB 8</b> <b>SO 5</b> <b>LOB 31</b> 																	
Pete Runnels, L OBP: 0.421, SLG: 0.497 (1, 4)										5	0	1	0	0	0	1																		
Ted Williams, L Jim Busby, R OBP: 0.314, SLG: 0.420 (8, PR) (8, 8)										2	0	1	0	2	0	0																		
Dick Gemert, R OBP: 0.398, SLG: 0.484 (1, 3)										3	0	0	0	2	0	5																		
Jackie Jensen, R OBP: 0.377, SLG: 0.535 (1, 9)										3	1	1	0	2	0	3																		
Frank Malzone, R OBP: 0.345, SLG: 0.473 (1, 5)										4	1	1	1	1	0	7																		
Gary Geiger, L OBP: 0.278, SLG: 0.372 (8, 7)										4	0	0	0	0	0	5																		
Pete Daley, R OBP: 0.299, SLG: 0.278 (8, PH)										3	0	0	0	0	2	2																		
Vic Wertz, L OBP: 0.315, SLG: 0.433 (8, PR)										1	0	0	0	0	0	2																		
Tom Brewer, R OBP: 0.120, SLG: 0.083 (8, PR)										0	0	0	0	0	0	0																		
Sammy White, R OBP: 0.320, SLG: 0.304 (8, 2)										0	0	0	0	0	0	0																		
Frank Baumann, L OBP: 0.333, SLG: 0.455 (5, 1)										1	0	1	0	1	0	0																		
Bill Monbouquette, R OBP: 0.311, SLG: 0.111 (8, PH)										1	0	0	0	0	1	0																		
Marty Keough, L OBP: 0.348, SLG: 0.475 (8, PH)										1	0	0	0	0	0	3																		
Murray Wall, R OBP: 0.324, SLG: 0.424 (8, 1)										0	0	0	0	0	0	0																		
Leo Kiely, L OBP: 0.324, SLG: 0.424 (8, 1)										0	0	0	0	0	0	0																		
<b>Inning Stats</b>	R: 0 E: 0 K: 0 S: 3	H: 1 LOB: 1 BB: 1 P: 7	R: 1 E: 0 K: 1 S: 6	H: 1 LOB: 0 BB: 0 P: 6	R: 0 E: 0 K: 1 S: 6	H: 1 LOB: 3 BB: 2 P: 14	R: 0 E: 0 K: 0 S: 4	H: 1 LOB: 2 BB: 1 P: 8	R: 0 E: 0 K: 0 S: 3	H: 0 LOB: 0 BB: 0 P: 3	R: 0 E: 0 K: 1 S: 6	H: 1 LOB: 1 BB: 0 P: 6	R: 0 E: 0 K: 2 S: 7	H: 0 LOB: 0 BB: 0 P: 7	R: 1 E: 1 K: 0 S: 5	H: 1 LOB: 3 BB: 2 P: 13	R: 0 E: 0 K: 0 S: 4	H: 1 LOB: 3 BB: 2 P: 12	1B: 5 2B: 1 3B: 0 HR: 1	SF: 0 SAC: 0 DP: 1 HBP: 0	WP: 0 PB: 0 SB: 1 CS: 0	PA: 42												
<b>PITCHER</b>	IP WLS BF H R ER SO BB IBB HBP BLK WP HR S P ERA WHIP																																	
Early Wynn, R ERA: 4.25 (1, 1)	7.0	32	6	2	1	5	5	1	0	0	0	0	0	1	36	60	1.29	1.571																
Gerry Staley, R ERA: 0.75 (8, 1)	1.0	W 4	0	0	0	0	0	0	0	0	0	0	0	4	4	7	0.00	0.000																
Turk Lown, R ERA: 2.49 (9, 1)	0.2	S 4	1	0	0	0	1	0	0	0	0	0	0	3	7	0.00	3.000																	
Rudy Arias, L ERA: 3.57 (9, 1)	0.1	S 2	0	0	0	0	1	0	0	0	0	0	0	1	5	0.00	3.000																	

Batter	1	2	3	4	5	6	7	8	9	AB	R	H	RBI	BB	SO	LOB	BOTTOM																
Luis Aparicio, R OBP: 0.359, SLG: 0.385 (1, 6)										3	1	2	0	1	1	0	<b>Boston Red Sox @ Chicago White Sox</b> Comiskey Park, Chicago, IL Fri Jun 05 1959, 8:05 PM EDT Att: 32,321 - Unknown  livebaseballscorecards.com  <b>AB 32</b> <b>R 5</b> <b>H 10</b> <b>RBI 5</b> <b>BB 5</b> <b>SO 3</b> <b>LOB 16</b> 																
Nellie Fox, L OBP: 0.411, SLG: 0.426 (1, 4)										4	0	1	0	1	0	2																	
Bubba Phillips, R OBP: 0.355, SLG: 0.395 (1, 5)										5	0	1	1	0	0	6																	
Sherm Lollar, R OBP: 0.348, SLG: 0.454 (8, 2)										4	0	0	0	0	1	3																	
Del Ennis, R OBP: 0.278, SLG: 0.353 (1, 7)										4	0	0	0	0	0	1																	
Jim Rivera, L OBP: 0.323, SLG: 0.464 (8, 7)										0	0	0	0	0	0	0																	
John Romano, R OBP: 0.482, SLG: 0.519 (1, 2)										2	1	1	0	1	0	0																	
Earl Torgeson, L OBP: 0.435, SLG: 0.511 (8, 3)										1	1	1	0	0	0	0																	
Al Smith, R OBP: 0.310, SLG: 0.331 (1, 9)										3	1	2	1	0	0	1																	
Jim Landis, R OBP: 0.324, SLG: 0.312 (1, 8)										3	1	1	0	1	0	1																	
Early Wynn, S OBP: 0.250, SLG: 0.300 (8, 1)										2	0	0	0	1	1	2																	
Gerry Staley, R OBP: 0.316, SLG: 0.424 (8, PH)										0	0	0	0	0	0	0																	
Harry Simpson, L OBP: 0.316, SLG: 0.424 (9, 1)										1	0	1	3	0	0	0																	
Turk Lown, R OBP: 0.316, SLG: 0.424 (9, 1)										0	0	0	0	0	0	0																	
Rudy Arias, L OBP: 0.324, SLG: 0.424 (9, 1)										0	0	0	0	0	0	0																	
<b>Inning Stats</b>	R: 0 E: 0 K: 1 S: 5	H: 0 LOB: 0 BB: 0 P: 5	R: 0 E: 0 K: 0 S: 3	H: 0 LOB: 1 BB: 1 P: 7	R: 0 E: 0 K: 0 S: 4	H: 1 LOB: 2 BB: 1 P: 8	R: 1 E: 0 K: 0 S: 5	H: 2 LOB: 1 BB: 0 P: 5	R: 0 E: 0 K: 1 S: 5	H: 1 LOB: 2 BB: 2 P: 13	R: 0 E: 0 K: 1 S: 7	H: 2 LOB: 2 BB: 0 P: 7	R: 1 E: 0 K: 0 S: 5	H: 2 LOB: 1 BB: 0 P: 5	R: 3 E: 0 K: 0 S: 6	H: 2 LOB: 1 BB: 1 P: 10		1B: 6 2B: 4 3B: 1 HR: 0	SF: 0 SAC: 2 DP: 1 HBP: 0	WP: 1 PB: 0 SB: 0 CS: 0	PA: 39												
<b>PITCHER</b>	IP WLS BF H R ER SO BB IBB HBP BLK WP HR S P ERA WHIP																																
Frank Baumann, L ERA: 5.92 (5, 1)	4.0	20	4	1	1	1	4	0	0	0	0	0	0	18	34	2.25	2.000																
Bill Monbouquette, R ERA: 5.81 (8, 1)	3.0	L 12	4	1	1	2	0	0	0	0	0	0	0	16	16	3.00	1.333																
Murray Wall, R ERA: 5.92 (8, 1)	0.0	L 3	1	3	3	0	0	1	0	0	1	0	2	6	∞	∞																	
Leo Kiely, L ERA: 3.28 (8, 1)	1.0	4	1	0	0	0	0	0	0	0	0	0	4	4	0.00	1.000																	



Batter	1	2	3	4	5	6	7	8	9	AB	R	H	RBI	BB	SO	LOB	TOP		
Don Buddin, R (1, 6) OBP: 0.344, SLG: 0.350	0-0 CS 1B		0-0 F3		0-3 K		0-0 F7		0-0 F9	5	0	1	0	0	1	0			
Pete Runnels, L (1, 4) OBP: 0.423, SLG: 0.500	4-0 HR BB		0-0 6-3 2B		0-0 F8		0-0 4-3			3	1	1	0	1	0	0			
Ted Williams, L (1, 7) OBP: 0.326, SLG: 0.286 Dick Gemert, R (8, 3) OBP: 0.398, SLG: 0.484	0-3 K		0-0 6-3 2-3		0-0 F8		0-0 3-1			4	0	0	0	0	1	2			
Vic Wertz, L (1, 3) OBP: 0.338, SLG: 0.493 Jim Busby, R (8, PR) OBP: 0.314, SLG: 0.420	0-0 HR		0-0 4-3		0-0 HR 1B		0-0 FC5-4 1B			4	2	3	2	0	0	1			
Jackie Jensen, R (1, 9) OBP: 0.374, SLG: 0.526	4-0 S BB		0-0 1-3		0-0 F8		0-0 FC5-4 1B			3	0	0	0	1	0	2			
Frank Malzone, R (1, 5) OBP: 0.348, SLG: 0.487	0-3 K		0-0 F7		0-0 HR		4-0 1-2 IBB			3	1	1	2	1	1	1			
Gary Geiger, L (1, 8) OBP: 0.287, SLG: 0.389		0-0 F8		0-0 2B		0-0 S 1B		0-3 K		4	0	2	0	0	1	2			
Sammy White, R (1, 2) OBP: 0.308, SLG: 0.292		0-0 F7		0-0 6-3		0-0 6-3		0-0 5-3		4	0	0	0	0	0	2			
Ted Wills, L (1, 1) OBP: 0.167, SLG: 0.333 Mike Fomiele, R (8, 1) OBP: 0.200, SLG: 0.200		0-0 F8		0-0 4-3		0-3 K		0-0 F7		3	0	0	0	0	1	0			
<b>Inning Stats</b>	R: 2 E: 0 K: 2 S: 8	H: 2 LOB: 1 BB: 2 P: 16	R: 0 E: 0 K: 0 S: 3	H: 0 LOB: 0 BB: 0 P: 3	R: 0 E: 0 K: 0 S: 4	H: 1 LOB: 1 BB: 0 P: 4	R: 0 E: 0 K: 0 S: 4	H: 1 LOB: 0 BB: 0 P: 4	R: 0 E: 0 K: 1 S: 5	H: 3 LOB: 1 BB: 0 P: 6	R: 0 E: 0 K: 1 S: 5	H: 0 LOB: 0 BB: 1 P: 5	R: 0 E: 0 K: 1 S: 6	H: 1 LOB: 2 BB: 1 P: 10	R: 0 E: 0 K: 0 S: 3	H: 0 LOB: 0 BB: 0 P: 3	1B: 4 2B: 2 3B: 0 HR: 2	SF: 0 SAC: 0 DP: 0 HBP: 0	WP: 0 PA: 37 PB: 0 SB: 3 CS: 1
<b>PITCHER</b>	IP WLS BF H R ER SO BB IBB HBP BLK WP HR S P ERA WHIP	7.0 L 29 7 4 4 4 2 0 0 0 0 2 35 43 5.14 1.286	2.0 S 8 1 0 0 1 0 1 0 0 0 0 9 13 0.00 0.500																

**Boston Red Sox @ Chicago White Sox**  
Comiskey Park, Chicago, IL  
Sat Jun 06 1959, 4:33 AM EDT  
Att: 10,301 - Unknown

AB 34  
R 4  
H 8  
RBI 4  
BB 3  
SO 5  
LOB 10



Batter	1	2	3	4	5	6	7	8	9	AB	R	H	RBI	BB	SO	LOB	BOTTOM		
Luis Aparicio, R (1, 6) OBP: 0.360, SLG: 0.385	0-0 G4-6-3 1B		0-0 BB 1B		0-3 K2-3		0-3 K		0-0 G4-3	5	1	2	0	0	2	1			
Nellie Fox, L (1, 4) OBP: 0.409, SLG: 0.420	0-0 G4-6-3 1-2		4-0 1B BB		0-0 1-3		0-0 F9			3	0	0	0	1	0	1			
Bubba Phillips, R (1, 5) OBP: 0.364, SLG: 0.404	0-0 1B		0-0 G6-4-3 1-2 2-H 1B		0-0 E6 1B		0-0 5-3			4	0	3	1	0	0	0			
Sherm Lollar, R (1, 3) OBP: 0.347, SLG: 0.446	0-0 F2		0-0 G6-4-3 1-2		0-0 6-3		4-0 1B 1B BB			3	0	0	0	1	0	4			
Del Ennis, R (1, 7) OBP: 0.277, SLG: 0.349 Jim Rivera, L (8, PR) OBP: 0.323, SLG: 0.464		0-0 F4		0-0 F8		0-0 1-3		0-0 1B 1B		4	0	1	0	0	0	0			
John Romano, R (1, 2) OBP: 0.457, SLG: 0.548 Johnny Callison, L (8, PR) OBP: 0.316, SLG: 0.302		0-3 K		0-0 1B 2B		0-0 F8		0-0 G4-6-3 1-2 2-3 1B		4	1	2	0	0	1	0			
Al Smith, R (1, 9) OBP: 0.316, SLG: 0.329 Harry Simpson, L (8, PH) OBP: 0.308, SLG: 0.412 Norm Cash, L (9, 3) OBP: 0.333, SLG: 0.346		4-0 BB		0-0 F8		4-0 BB		0-0 G4-6-3 1-2		1	0	0	0	2	0	1			
Jim Landis, R (1, 8) OBP: 0.322, SLG: 0.310		0-0 F8		0-0 2-H 1B		0-3 K		0-0 4-3		4	0	1	1	0	1	2			
Ray Moore, R (1, 1) OBP: 0.083, SLG: 0.083 Earl Battey, R (7, PH) OBP: 0.278, SLG: 0.133 Rudy Arias, L (8, 1) OBP: 0.440, SLG: 0.511			0-3 K		0-0 F3		0-3 K		4-0 G4-3 BB	2	0	0	0	0	1	1			
<b>Inning Stats</b>	R: 0 E: 0 K: 0 S: 4	H: 2 LOB: 1 BB: 0 P: 4	R: 0 E: 0 K: 1 S: 5	H: 0 LOB: 1 BB: 1 P: 9	R: 1 E: 0 K: 1 S: 6	H: 2 LOB: 1 BB: 1 P: 10	R: 1 E: 0 K: 0 S: 5	H: 2 LOB: 1 BB: 0 P: 5	R: 0 E: 1 K: 1 S: 6	H: 1 LOB: 1 BB: 0 P: 6	R: 0 E: 0 K: 2 S: 7	H: 0 LOB: 0 BB: 0 P: 7	R: 0 E: 0 K: 0 S: 4	H: 2 LOB: 3 BB: 1 P: 8	R: 0 E: 0 K: 0 S: 2	H: 0 LOB: 0 BB: 1 P: 6	1B: 8 2B: 1 3B: 0 HR: 0	SF: 0 SAC: 0 DP: 4 HBP: 0	WP: 0 PA: 37 PB: 0 SB: 0 CS: 0
<b>PITCHER</b>	IP WLS BF H R ER SO BB IBB HBP BLK WP HR S P ERA WHIP	7.1 W 33 9 2 2 6 4 0 0 0 0 0 41 57 2.46 1.773	1.2 S 4 0 0 0 0 1 0 0 0 0 0 3 7 0.00 0.600																

**Boston Red Sox @ Chicago White Sox**  
Comiskey Park, Chicago, IL  
Sat Jun 06 1959, 4:33 AM EDT  
Att: 10,301 - Unknown

AB 32  
R 2  
H 9  
RBI 2  
BB 5  
SO 6  
LOB 13





Batter	1	2	3	4	5	6	7	8	9	AB	R	H	RBI	BB	SO	LOB	TOP				
Don Buddin, R OBP: 0.345, SLG: 0.351 (1, 6)										5	1	2	1	0	0	4	<b>Boston Red Sox @ Chicago White Sox</b> Comiskey Park, Chicago, IL Sun Jun 07 1959, 4:33 AM EDT Unknown				
Pete Runnels, L OBP: 0.418, SLG: 0.492 (1, 4)										5	0	1	1	0	1	5					
Ted Williams, L OBP: 0.320, SLG: 0.272 (1, 7)										4	0	0	0	1	1	4					
Vic Wertz, L OBP: 0.333, SLG: 0.480 (1, 3)										4	0	1	1	0	1	0					
Jackie Jensen, R OBP: 0.372, SLG: 0.536 (1, 9)										4	1	1	1	0	1	2					
Frank Malzone, R OBP: 0.346, SLG: 0.482 (1, 5)										4	1	1	0	0	0	2					
Gary Geiger, L OBP: 0.286, SLG: 0.394 (1, 8)										4	0	1	0	0	1	1					
Pete Daley, R OBP: 0.319, SLG: 0.293 (1, 2)										3	1	2	0	1	1	0					
Ike Delock, R OBP: 0.103, SLG: 0.037 (2, 1)										1	0	0	0	0	0	0					
Billy Hoelt, L OBP: 0.167, SLG: 0.167 (5, PH)										0	0	0	0	0	0	0					
Murray Wall, R OBP: 0.247, SLG: 0.488 (5, PH)										0	0	0	0	0	0	0					
Dick Garnett, R OBP: 0.001, SLG: 0.001 (7, PH)										0	0	0	0	0	0	0					
Frank Baumann, R OBP: 0.333, SLG: 0.450 (7, PH)										0	0	0	0	0	0	0					
Bobby Avila, R OBP: 0.241, SLG: 0.180 (9, PH)										1	0	1	0	0	0	0					
<b>Inning Stats</b>	R: 1 E: 0 K: 1 S: 7	H: 2 LOB: 2 BB: 1 P: 11	R: 0 E: 0 K: 2 S: 7	H: 0 LOB: 0 BB: 0 P: 7	R: 0 E: 0 K: 1 S: 5	H: 0 LOB: 0 BB: 0 P: 5	R: 0 E: 0 K: 0 S: 3	H: 0 LOB: 0 BB: 0 P: 3	R: 0 E: 0 K: 0 S: 4	H: 1 LOB: 2 BB: 1 P: 8	R: 0 E: 0 K: 2 S: 7	H: 0 LOB: 0 BB: 0 P: 7	R: 2 E: 0 K: 0 S: 6	H: 3 LOB: 2 BB: 1 P: 10	R: 1 E: 0 K: 1 S: 6	H: 1 LOB: 0 BB: 0 P: 6	R: 0 E: 0 K: 0 S: 5	H: 3 LOB: 2 BB: 0 P: 5	1B: 8 2B: 2 3B: 0 HR: 1	SF: 0 SAC: 0 DP: 1 HBP: 0	WP: 0 PA: 39 PB: 0 SB: 1 CS: 0
<b>PITCHER</b>	IP WLS BF H R ER SO BB IBB HBP BLK WP HR S P ERA WHIP																				
Dick Donovan, R ERA: 4.02 (1, 1)	6.1 W 28 6 3 3 6 3 0 0 0 0 0 0 0 0 4.26 1.421																				
Gerry Staley, R ERA: 0.95 (7, 1)	2.2 S 11 4 1 1 1 0 0 0 0 0 0 1 13 13 3.38 1.500																				

Batter	1	2	3	4	5	6	7	8	9	AB	R	H	RBI	BB	SO	LOB	BOTTOM				
Luis Aparicio, R OBP: 0.370, SLG: 0.392 (1, 6)										4	2	3	2	1	0	0	<b>Boston Red Sox @ Chicago White Sox</b> Comiskey Park, Chicago, IL Sun Jun 07 1959, 4:33 AM EDT Unknown				
Nellie Fox, L OBP: 0.413, SLG: 0.421 (1, 4)										4	1	2	1	1	0	2					
Earl Torgeson, L OBP: 0.430, SLG: 0.495 (1, 3)										3	0	0	1	1	0	2					
Sherm Lollar, R OBP: 0.348, SLG: 0.444 (1, 2)										3	0	1	1	1	0	2					
Johnny Callison, L OBP: 0.333, SLG: 0.313 (1, 7)										4	1	2	1	1	0	2					
Bubba Phillips, R OBP: 0.361, SLG: 0.400 (1, 5)										4	1	1	0	0	0	2					
Jim Rivera, L OBP: 0.371, SLG: 0.581 (1, 9)										3	2	2	2	1	0	0					
Jim Landis, R OBP: 0.325, SLG: 0.307 (1, 8)										2	1	0	0	2	0	3					
Dick Donovan, L OBP: 0.240, SLG: 0.375 (1, 1)										2	1	1	1	0	0	0					
Gerry Staley, R ERA: 5.85 (7, 1)										1	0	0	0	0	0	0					
<b>Inning Stats</b>	R: 0 E: 0 K: 0 S: 3	H: 0 LOB: 1 BB: 1 P: 7	R: 6 E: 0 K: 0 S: 9	H: 6 LOB: 1 BB: 1 P: 13	R: 1 E: 0 K: 0 S: 4	H: 1 LOB: 2 BB: 2 P: 12	R: 0 E: 0 K: 0 S: 1	H: 0 LOB: 0 BB: 2 P: 9	R: 0 E: 0 K: 0 S: 3	H: 0 LOB: 0 BB: 0 P: 3	R: 0 E: 0 K: 0 S: 3	H: 1 LOB: 0 BB: 0 P: 3	R: 0 E: 0 K: 0 S: 4	H: 1 LOB: 3 BB: 2 P: 12	R: 2 E: 1 K: 0 S: 6	H: 3 LOB: 2 BB: 0 P: 6	R: 0 E: 0 K: 0 S: 5	H: 0 LOB: 0 BB: 0 P: 5	1B: 11 2B: 0 3B: 0 HR: 1	SF: 2 SAC: 1 DP: 1 HBP: 0	WP: 0 PA: 41 PB: 0 SB: 1 CS: 1
<b>PITCHER</b>	IP WLS BF H R ER SO BB IBB HBP BLK WP HR S P ERA WHIP																				
Ike Delock, R ERA: 2.95 (1, 1)	1.0 L 10 5 6 6 6 0 2 0 0 0 0 0 0 0 54.00 7.000																				
Billy Hoelt, L ERA: 5.4 (2, 1)	3.0 13 2 1 1 0 4 0 0 0 0 0 1 9 25 3.00 2.000																				
Murray Wall, R ERA: 5.58 (5, 1)	2.0 6 1 0 0 0 0 0 0 0 0 0 0 6 6 0.00 0.500																				
Frank Baumann, L ERA: 5.85 (7, 1)	2.0 12 4 2 1 0 2 0 0 0 0 0 0 10 18 4.50 3.000																				







Batter	1	2	3	4	5	6	7	8	9	AB	R	H	RBI	BB	SO	LOB	TOP								
<b>Eddie Yost, R</b> OBP: 0.441, SLG: 0.576 (1, 5)	0-3 K		0-0 1B		0-0 1B	1-3 1B	5-3	0-0 BB		5	1	3	1	0	1	1	<b>Detroit Tigers @ Boston Red Sox</b> Fenway Park, Boston, MA Mon Jun 08 1959, 7:05 PM EDT Att: 17,119 - Unknown								
<b>Harvey Kuenn, R</b> OBP: 0.409, SLG: 0.451 (1, 9)	4-0 G4-6-3 BB		0-0 1B		0-0 2B	2-3		4-0 1B		3	0	2	0	2	0	2									
<b>Charlie Maxwell, L</b> OBP: 0.333, SLG: 0.503 (1, 7)	0-0 G4-6-3		0-0 L3		0-0 1B		0-3 K	0-0 4-3		4	0	0	0	1	1	6									
<b>Al Kaline, R</b> OBP: 0.396, SLG: 0.540 (1, 8)		0-0 1B FC6-5	0-3 K		0-0 1B		4-0 IBB		0-0 HR	4	2	3	3	1	1	1									
<b>Gail Harris, L</b> OBP: 0.233, SLG: 0.331 (1, 3)		0-0 1B		0-3 K	0-0 L9		0-3 K		0-0 3-1	3	0	1	0	0	1	2									
<b>Gus Zernial, R</b> OBP: 0.162, SLG: 0.182 (7, PH)		0-0 1B								1	0	0	0	0	1	2									
<b>Bobo Osborne, L</b> OBP: 0.287, SLG: 0.318 (7, 3)		0-0 1B								1	0	0	0	0	0	0									
<b>Lou Berberet, L</b> OBP: 0.359, SLG: 0.453 (1, 2)		0-0 F7		0-0 F8		0-0 1B G4-6-3	0-3 K		0-0 2B G5-2-3	5	1	2	0	0	1	4									
<b>Rocky Bridges, R</b> OBP: 0.353, SLG: 0.385 (1, 6)		0-0 FC6-5		0-0 P4		0-0 1B		0-0 BB		5	0	3	1	0	0	1									
<b>Frank Bolling, R</b> OBP: 0.303, SLG: 0.363 (1, 4)		0-0 BB				0-0 1B		4-0 BB		2	2	2	0	3	0	0									
<b>Jim Bunning, R</b> OBP: 0.250, SLG: 0.353 (1, 1)	0-3 K		0-3 K		0-3 K	0-0 G4-6-3	0-0 G4-6-3	0-0 6-3	0-0 G5-2-3	5	0	0	0	0	2	10									
<b>Inning Stats</b>	R: 0 E: 0 K: 1 S: 4	H: 0 LOB: 0 BB: 1 P: 8	R: 1 E: 0 K: 1 S: 7	H: 2 LOB: 2 BB: 1 P: 11	R: 0 E: 0 K: 1 S: 6	H: 2 LOB: 1 BB: 0 P: 6	R: 0 E: 0 K: 1 S: 5	H: 0 LOB: 0 BB: 0 P: 5	R: 2 E: 0 K: 1 S: 8	H: 3 LOB: 2 BB: 1 P: 12	R: 1 E: 0 K: 0 S: 5	H: 3 LOB: 1 BB: 0 P: 5	R: 0 E: 0 K: 3 S: 10	H: 1 LOB: 2 BB: 1 P: 14	R: 1 E: 0 K: 0 S: 4	H: 2 LOB: 2 BB: 2 P: 12	R: 1 E: 0 K: 0 S: 5	H: 3 LOB: 2 BB: 1 P: 9	1B: 12 2B: 4 3B: 0 HR: 1	SF: 0 SAC: 0 DP: 4 HBP: 0	WP: 0 PB: 0 SB: 0 CS: 0	PA: 45			
<b>PITCHER</b>	IP	WLS	BF	H	R	ER	SO	BB	IBB	HBP	BLK	WP	HR	S	P	ERA	WHIP								
<b>Tom Brewer, R</b> ERA: 3.33 (1, 1)	5.0		23	7	3	3	5	3	0	0	0	0	0	30	42	5.40	2.000								
<b>Bill Monbouquette, R</b> ERA: 5.91 (6, 1)	1.0	L	6	4	1	1	0	0	0	0	0	0	0	6	6	9.00	4.000								
<b>Leo Kiely, L</b> ERA: 3.54 (7, 1)	3.0		16	5	2	2	3	3	1	0	0	0	1	18	34	6.00	2.667								

Batter	1	2	3	4	5	6	7	8	9	AB	R	H	RBI	BB	SO	LOB	BOTTOM								
<b>Don Buddin, R</b> OBP: 0.349, SLG: 0.357 (1, 6)	0-0 5-3		0-0 5-3		0-0 1B	1-1 2H		0-0 1B		4	1	2	2	0	0	1	<b>Detroit Tigers @ Boston Red Sox</b> Fenway Park, Boston, MA Mon Jun 08 1959, 7:05 PM EDT Att: 17,119 - Unknown								
<b>Pete Runnels, L</b> OBP: 0.423, SLG: 0.497 (1, 4)	0-0 L7			0-0 1B	0-0 1B			0-0 F9		4	0	2	1	0	0	1									
<b>Ted Williams, L</b> OBP: 0.308, SLG: 0.259 (1, 7)	0-0 5-3			0-0 L9	0-0 F9			0-0 F9		4	0	0	0	0	0	3									
<b>Vic Wertz, L</b> OBP: 0.314, SLG: 0.450 (1, 3)		0-3 K		0-3 K		0-0 L8		0-0 F5		4	0	0	0	0	2	2									
<b>Jackie Jensen, R</b> OBP: 0.368, SLG: 0.527 (1, 9)		0-3 K		0-0 L8		0-3 K		0-0 P4		4	0	0	0	0	2	1									
<b>Frank Malzone, R</b> OBP: 0.342, SLG: 0.472 (1, 5)		0-0 6-3			0-0 F7	0-0 5-3		0-0 P6		4	0	0	0	0	0	0									
<b>Gary Geiger, L</b> OBP: 0.292, SLG: 0.412 (1, 8)			0-0 P4		0-0 BB		0-0 5-3		0-3 K	4	1	1	0	0	1	0									
<b>Pete Daley, R</b> OBP: 0.319, SLG: 0.306 (1, 2)			0-0 2B		0-0 F7		0-3 K			3	0	1	0	0	1	1									
<b>Tom Brewer, R</b> OBP: 0.115, SLG: 0.080 (1, 1)			0-3 K		4-0 BB		0-0 3-1			1	0	0	0	0	1	1									
<b>Marty Keough, L</b> OBP: 0.352, SLG: 0.468 (5, PH)					0-0 2B					0	1	0	0	1	0	0									
<b>Bill Monbouquette, R</b> OBP: 0.111, SLG: 0.111 (6, 1)					1-2 2B					0	0	0	0	0	0	0									
<b>Leo Kiely, L</b> (7, 1)										1	0	0	0	0	0	0									
<b>Inning Stats</b>	R: 0 E: 0 K: 0 S: 3	H: 0 LOB: 0 BB: 0 P: 3	R: 0 E: 0 K: 2 S: 7	H: 0 LOB: 0 BB: 0 P: 7	R: 0 E: 0 K: 1 S: 6	H: 1 LOB: 1 BB: 0 P: 6	R: 0 E: 0 K: 1 S: 6	H: 1 LOB: 0 BB: 0 P: 6	R: 3 E: 0 K: 0 S: 6	H: 3 LOB: 1 BB: 1 P: 10	R: 0 E: 0 K: 1 S: 5	H: 0 LOB: 0 BB: 0 P: 5	R: 0 E: 0 K: 1 S: 5	H: 0 LOB: 0 BB: 0 P: 5	R: 0 E: 0 K: 0 S: 4	H: 1 LOB: 1 BB: 0 P: 4	R: 0 E: 0 K: 1 S: 5	H: 0 LOB: 0 BB: 0 P: 5	1B: 4 2B: 2 3B: 0 HR: 0	SF: 0 SAC: 0 DP: 0 HBP: 0	WP: 0 PB: 0 SB: 0 CS: 0	PA: 34			
<b>PITCHER</b>	IP	WLS	BF	H	R	ER	SO	BB	IBB	HBP	BLK	WP	HR	S	P	ERA	WHIP								
<b>Jim Bunning, R</b> ERA: 4.35 (1, 1)	9.0	W	34	6	3	3	7	1	0	0	0	0	0	47	51	3.00	0.778								



Batter	1	2	3	4	5	6	7	8	9	AB	R	H	RBI	BB	SO	LOB	TOP			
Eddie Yost, R OBP: 0.433, SLG: 0.563 (1, 5)										4	0	0	0	0	1	2				
Harvey Kuenn, R OBP: 0.411, SLG: 0.455 (1, 9)										3	1	1	0	1	0	0				
Charlie Maxwell, L OBP: 0.331, SLG: 0.516 (1, 7)										4	1	1	2	0	1	1				
Al Kaline, R OBP: 0.393, SLG: 0.539 (1, 8)										4	0	1	0	0	1	1				
Gail Harris, L OBP: 0.227, SLG: 0.321 (1, 3)										4	0	0	0	0	2	1				
Lou Berberet, L OBP: 0.358, SLG: 0.450 (1, 2)										3	0	1	0	0	0	0				
Rocky Bridges, R OBP: 0.348, SLG: 0.378 (1, 6)										3	0	0	0	0	0	1				
Frank Bolling, R OBP: 0.298, SLG: 0.357 (1, 4)										3	0	0	0	0	0	0				
Jerry Davie, R OBP: 0.500, SLG: 0.400 Pete Burnside, R (1, 1)										0	0	0	0	0	0	0				
Bobo Osborne, L OBP: 0.295, SLG: 0.318 Barney Schultz, R (8, 1)										1	0	0	0	1	1	0				
										0	0	0	0	0	0	0				
<b>Inning Stats</b>	R: 0 E: 0 K: 0 S: 3	H: 0 LOB: 0 BB: 0 P: 3	R: 0 E: 0 K: 0 S: 4	H: 1 LOB: 1 BB: 0 P: 4	R: 0 E: 0 K: 0 S: 2	H: 0 LOB: 0 BB: 1 P: 6	R: 2 E: 0 K: 2 S: 9	H: 2 LOB: 0 BB: 0 P: 9	R: 0 E: 0 K: 1 S: 5	H: 0 LOB: 0 BB: 0 P: 5	R: 0 E: 0 K: 0 S: 3	H: 0 LOB: 0 BB: 0 P: 3	R: 0 E: 0 K: 0 S: 2	H: 0 LOB: 0 BB: 1 P: 6	R: 0 E: 0 K: 1 S: 6	H: 1 LOB: 1 BB: 0 P: 6	1B: 1 2B: 3 3B: 0 HR: 1	SF: 0 SAC: 0 DP: 2 HBP: 0	WP: 0 PB: 0 SB: 1 CS: 0	PA: 32
<b>PITCHER</b> Jerry Casale, R ERA: 4.1 (1, 1)	IP: 9.0 WLS: W BF: 32 H: 4 R: 2 ER: 2 SO: 6 BB: 3 IBB: 0 HBP: 0 BLK: 0 WP: 0 HR: 1 S: 41 P: 53 ERA: 2.00 WHIP: 0.778															<b>PITCHER</b>				

**Detroit Tigers @ Boston Red Sox**  
Fenway Park, Boston, MA  
Tue Jun 09 1959, 7:05 PM EDT  
Att: 14,573 - Unknown

AB 29  
R 2  
H 4  
RBI 2  
BB 3  
SO 6  
LOB 6



Batter	1	2	3	4	5	6	7	8	9	AB	R	H	RBI	BB	SO	LOB	BOTTOM			
Billy Consono, R OBP: 0.273, SLG: 0.200 (1, 6)										4	1	1	0	0	1	3				
Pete Runnels, L OBP: 0.428, SLG: 0.502 (1, 4)										4	1	3	0	0	0	1				
Ted Williams, L OBP: 0.298, SLG: 0.250 Marty Keough, L OBP: 0.352, SLG: 0.468 (8, 8)										3	0	0	1	0	2	4				
Vic Wertz, L OBP: 0.322, SLG: 0.452 Jim Busby, R OBP: 0.314, SLG: 0.420 Dick Gemert, R OBP: 0.403, SLG: 0.481 (7, PR)										4	1	2	0	0	0	1				
Jackie Jensen, R OBP: 0.370, SLG: 0.524 (1, 9)										3	1	1	1	1	0	2				
Frank Malzone, R OBP: 0.336, SLG: 0.463 (1, 5)										4	0	0	0	0	1	4				
Gary Geiger, L OBP: 0.291, SLG: 0.406 (8, 7)										4	1	1	0	0	2	2				
Pete Daley, R OBP: 0.306, SLG: 0.292 (1, 2)										4	0	0	0	0	1	2				
Jerry Casale, R OBP: 0.250, SLG: 0.353 (1, 1)										2	0	1	2	2	0	0				
<b>Inning Stats</b>	R: 5 E: 1 K: 0 S: 10	H: 6 LOB: 2 BB: 0 P: 10	R: 0 E: 0 K: 0 S: 4	H: 1 LOB: 1 BB: 0 P: 4	R: 0 E: 0 K: 2 S: 7	H: 0 LOB: 0 BB: 0 P: 7	R: 0 E: 0 K: 1 S: 5	H: 0 LOB: 1 BB: 1 P: 9	R: 0 E: 0 K: 1 S: 5	H: 0 LOB: 1 BB: 1 P: 9	R: 0 E: 0 K: 2 S: 8	H: 1 LOB: 2 BB: 1 P: 12	R: 0 E: 0 K: 1 S: 6	H: 1 LOB: 1 BB: 0 P: 6	R: 0 E: 0 K: 0 S: 3	H: 0 LOB: 0 BB: 0 P: 3	1B: 8 2B: 1 3B: 0 HR: 0	SF: 1 SAC: 1 DP: 0 HBP: 0	WP: 0 PB: 0 SB: 1 CS: 0	PA: 37
<b>PITCHER</b> Jerry Davie, R ERA: 4.17 Pete Burnside, L ERA: 5.0 Barney Schultz, R ERA: (1, 1)	IP: 0.2 WLS: L BF: 9 H: 6 R: 5 ER: 2 SO: 0 BB: 0 IBB: 0 HBP: 0 BLK: 0 WP: 0 HR: 0 S: 36 P: 48 ERA: 27.00 WHIP: 9.000															<b>PITCHER</b>				

**Detroit Tigers @ Boston Red Sox**  
Fenway Park, Boston, MA  
Tue Jun 09 1959, 7:05 PM EDT  
Att: 14,573 - Unknown

AB 32  
R 5  
H 9  
RBI 4  
BB 3  
SO 7  
LOB 19





Batter	1	2	3	4	5	6	7	8	9	AB	R	H	RBI	BB	SO	LOB	TOP								
<b>Eddie Yost, R</b> OBP: 0.426, SLG: 0.550 (1, 5)										6	2	1	0	0	1	3									
<b>Harvey Kuenn, R</b> OBP: 0.411, SLG: 0.456 (1, 9)										4	3	1	1	1	1	0									
<b>Charlie Maxwell, L</b> OBP: 0.328, SLG: 0.503 (1, 7)										4	0	0	0	1	1	3									
<b>Al Kaline, R</b> OBP: 0.402, SLG: 0.555 (1, 8)										5	1	4	4	0	1	0									
<b>Gail Harris, L</b> OBP: 0.223, SLG: 0.315 (1, 3)										3	0	0	0	0	0	2									
<b>Johnny Groth, R</b> OBP: 0.444, SLG: 0.640 (7, PH)										1	0	0	0	0	0	3									
<b>Barney Schultz, R</b> OBP: 1.000, SLG: 1.000 (7, 1)										1	0	1	0	0	0	0									
<b>Dave Sisler, R</b> OBP: 0.333, SLG: 0.333 (8, 1)										0	0	0	0	0	0	0									
<b>Lou Berberet, L</b> OBP: 0.346, SLG: 0.437 (1, 2)										4	0	0	1	0	0	6									
<b>Rocky Bridges, R</b> OBP: 0.359, SLG: 0.397 (1, 6)										4	1	3	1	1	0	0									
<b>Frank Bolling, R</b> OBP: 0.296, SLG: 0.353 (1, 4)										5	1	1	1	0	0	5									
<b>Paul Foytack, R</b> OBP: 0.125, SLG: 0.087 (1, 1)										2	0	0	0	0	0	1									
<b>Tom Morgan, R</b> OBP: 0.250, SLG: 0.625 (6, 1)										0	0	0	0	0	0	0									
<b>Bobo Osborne, L</b> OBP: 0.306, SLG: 0.356 (7, PH)										2	2	1	1	1	0	1									
<b>Bobo Osborne, L</b> OBP: 0.306, SLG: 0.356 (7, 3)										2	2	1	1	1	0	1									
<b>Inning Stats</b>	R: 0 E: 0 K: 1 S: 5	H: 0 LOB: 0 BB: 0 P: 5	R: 1 E: 0 K: 0 S: 5	H: 2 LOB: 1 BB: 0 P: 5	R: 0 E: 0 K: 0 S: 3	H: 0 LOB: 0 BB: 0 P: 3	R: 0 E: 0 K: 1 S: 5	H: 0 LOB: 0 BB: 0 P: 5	R: 0 E: 1 K: 0 S: 4	H: 0 LOB: 1 BB: 0 P: 4	R: 2 E: 0 K: 1 S: 8	H: 3 LOB: 3 BB: 4 P: 8	R: 5 E: 0 K: 0 S: 7	H: 3 LOB: 3 BB: 4 P: 23	R: 2 E: 1 K: 0 S: 7	H: 3 LOB: 2 BB: 0 P: 7	R: 0 E: 0 K: 1 S: 6	H: 1 LOB: 1 BB: 0 P: 6	1B: 6 2B: 5 3B: 0 HR: 1	SF: 1 SAC: 0 DP: 0 HBP: 0	WP: 1 PB: 0 SB: 0 CS: 0	PA: 46			
<b>PITCHER</b>	IP	WLS	BF	H	R	ER	SO	BB	IBB	HBP	BLK	WP	HR	S	P	ERA	WHIP								
<b>Ike Delock, R</b> ERA: 3.28	(1, 1)	6.0		26	7	5	5	3	0	0	0	0	0	32	32	7.50	1.167								
<b>Mike Fomiele, R</b> ERA: 5.57	(7, 1)	0.0	L	3	0	0	0	0	2	0	0	0	0	1	9	-	-								
<b>Leo Kiely, L</b> ERA: 3.72	(7, 1)	1.0		7	2	4	4	0	2	0	0	0	1	5	13	36.00	4.000								
<b>Murray Wall, R</b> ERA: 5.4	(8, 1)	1.0		6	2	1	0	0	0	0	0	0	0	6	6	0.00	2.000								
<b>Bill Monbouquette, R</b> ERA: 5.75	(9, 1)	1.0		4	1	0	0	1	0	0	0	0	0	6	6	0.00	1.000								

**Detroit Tigers @ Boston Red Sox**  
Fenway Park, Boston, MA  
Wed Jun 10 1959, 3:33 AM EDT  
Att. 4,343 - Unknown

AB 41  
R 10  
H 12  
RBI 9  
BB 4  
SO 4  
LOB 24



Batter	1	2	3	4	5	6	7	8	9	AB	R	H	RBI	BB	SO	LOB	BOTTOM									
<b>Billy Conso, R</b> OBP: 0.313, SLG: 0.286 (1, 6)										4	1	1	0	1	2	1										
<b>Pete Runnels, L</b> OBP: 0.432, SLG: 0.510 (1, 4)										5	2	3	0	0	0	1										
<b>Ted Williams, L</b> OBP: 0.292, SLG: 0.247 (1, 7)										5	1	1	0	0	0	5										
<b>Vic Wertz, L</b> OBP: 0.337, SLG: 0.466 (1, 3)										4	1	2	2	1	1	0										
<b>Tom Brewer, R</b> OBP: 0.115, SLG: 0.080 (9, PR)										0	1	0	0	0	0	0										
<b>Jackie Jensen, R</b> OBP: 0.366, SLG: 0.515 (1, 9)										5	0	1	1	0	1	3										
<b>Frank Malzone, R</b> OBP: 0.342, SLG: 0.471 (1, 5)										5	1	3	3	0	0	2										
<b>Gary Geiger, L</b> OBP: 0.287, SLG: 0.423 (1, 8)										5	1	1	2	0	0	3										
<b>Pete Daley, R</b> OBP: 0.297, SLG: 0.283 (1, 2)										3	0	0	0	0	1	0										
<b>Marty Keough, L</b> OBP: 0.247, SLG: 0.460 (8, PH)										1	0	0	0	0	0	0										
<b>Sammy White, R</b> OBP: 0.304, SLG: 0.287 (9, 2)										1	0	0	0	0	0	2										
<b>Ike Delock, R</b> ERA: 3.28	(1, 1)	5.0		25	8	6	6	2	2	0	0	0	0	0	0	0	10.80	2.000								
<b>Tom Morgan, R</b> ERA: 4.13	(6, 1)	1.0	W	4	1	0	0	1	0	0	0	0	0	6	6	0.00	1.000									
<b>Barney Schultz, R</b> ERA: 9.0	(7, 1)	1.0		5	2	2	2	2	0	0	0	0	1	9	9	18.00	2.000									
<b>Dave Sisler, R</b> ERA: 4.12	(8, 1)	2.0	S	10	2	1	0	1	1	0	0	0	1	0	11	15	0.00	1.500								
<b>Inning Stats</b>	R: 2 E: 0 K: 0 S: 5	H: 2 LOB: 1 BB: 1 P: 9	R: 1 E: 0 K: 1 S: 6	H: 1 LOB: 0 BB: 0 P: 6	R: 1 E: 0 K: 0 S: 5	H: 2 LOB: 1 BB: 0 P: 5	R: 0 E: 0 K: 1 S: 5	H: 0 LOB: 0 BB: 0 P: 5	R: 2 E: 0 K: 1 S: 6	H: 3 LOB: 2 BB: 1 P: 10	R: 0 E: 0 K: 1 S: 6	H: 1 LOB: 1 BB: 0 P: 6	R: 0 E: 0 K: 2 S: 7	H: 0 LOB: 0 BB: 0 P: 7	R: 2 E: 0 K: 1 S: 8	H: 3 LOB: 2 BB: 1 P: 12	R: 1 E: 1 K: 0 S: 5	H: 1 LOB: 2 BB: 0 P: 5	1B: 7 2B: 4 3B: 0 HR: 2	SF: 0 SAC: 0 DP: 0 HBP: 0	WP: 1 PB: 0 SB: 0 CS: 0	PA: 44				
<b>PITCHER</b>	IP	WLS	BF	H	R	ER	SO	BB	IBB	HBP	BLK	WP	HR	S	P	ERA	WHIP									

**Detroit Tigers @ Boston Red Sox**  
Fenway Park, Boston, MA  
Wed Jun 10 1959, 3:33 AM EDT  
Att. 4,343 - Unknown

AB 41  
R 9  
H 13  
RBI 9  
BB 3  
SO 6  
LOB 17






Batter	1	2	3	4	5	6	7	8	9	AB	R	H	RBI	BB	SO	LOB	TOP			
Eddie Yost, R OBP: 0.424, SLG: 0.538 (1, 5)	F2		G4-6-3 BB		K		1B BB	L6	4-3	4	1	0	0	2	1	3				
Harvey Kuenn, R OBP: 0.415, SLG: 0.454 (1, 9)	BB		K		1B		F8		BB FC9-6 BB	3	0	1	0	2	1	2				
Charlie Maxwell, L OBP: 0.330, SLG: 0.500 (1, 7)	F8		G4-6-3 1-2		1B		1B 2B		FC9-6 WP HR	5	2	2	0	0	0	3				
Al Kaline, R OBP: 0.406, SLG: 0.569 (1, 8)	L8			1B	L9		2B		HR	5	2	3	3	0	0	3				
Red Wilson, R OBP: 0.310, SLG: 0.339 (1, 2)		F9		P6		E 5-3 2B	1B		HR	5	2	3	2	0	0	1				
Rocky Bridges, R OBP: 0.394, SLG: 0.407 Coot Veal, R OBP: 0.667, SLG: 0.667 (9, 6)	F8			1B		E9 5-3 FC5-4 1B	5-3		1B	5	1	3	0	0	0	1				
Bobo Osborne, L OBP: 0.301, SLG: 0.348 (1, 3)		E6		F3		5-3		F8	1B	5	0	1	3	0	0	3				
Frank Bolling, R OBP: 0.296, SLG: 0.351 (1, 4)				G3		FC5-4 3-H		5-3	1B	4	0	1	0	1	0	3				
Ray Narleski, R OBP: 0.125, SLG: 0.375 (1, 1)	F9				6-3		5-3		K	5	0	1	0	0	1	4				
<b>Inning Stats</b>	R: 0 E: 0 K: 0 S: 3	H: 0 LOB: 1 BB: 1 P: 7	R: 0 E: 1 K: 0 S: 4	H: 0 LOB: 2 BB: 1 P: 8	R: 0 E: 0 K: 1 S: 4	H: 2 LOB: 2 BB: 0 P: 5	R: 0 E: 0 K: 0 S: 5	H: 2 LOB: 2 BB: 0 P: 5	R: 1 E: 1 K: 0 S: 4	H: 2 LOB: 0 BB: 0 P: 4	R: 3 E: 0 K: 0 S: 6	H: 3 LOB: 1 BB: 1 P: 10	R: 0 E: 0 K: 0 S: 4	H: 1 LOB: 0 BB: 0 P: 4	R: 4 E: 0 K: 1 S: 10	H: 5 LOB: 2 BB: 1 P: 14	1B: 10 2B: 4 3B: 1 HR: 1	SF: 0 SAC: 0 DP: 2 HBP: 0	WP: 1 PB: 0 SB: 0 CS: 0	PA: 46
<b>PITCHER</b>	IP WLS BF H R ER SO BB IBB HBP BLK WP HR S P ERA WHIP	IP WLS BF H R ER SO BB IBB HBP BLK WP HR S P ERA WHIP																		
Ted Wills, L ERA: 5.2 Mike Fomieleles, R ERA: 5.4 (1, 1) (9, 1)	8.1 L 43 14 8 8 2 5 0 0 0 1 1 42 62 8.64 2.280	0.2 3 1 0 0 1 0 0 0 0 0 0 5 5 0.00 1.500																		

Detroit Tigers @ Boston Red Sox  
Fenway Park, Boston, MA  
Thu Jun 11 1959, 3:33 AM EDT  
Att: 3,248 - Unknown


AB 41  
R 8  
H 15  
RBI 8  
BB 5  
SO 3  
LOB 23



Batter	1	2	3	4	5	6	7	8	9	AB	R	H	RBI	BB	SO	LOB	BOTTOM			
Don Buddin, R OBP: 0.343, SLG: 0.350 (1, 6)	P3		P5		F9			K		4	0	0	0	0	1	2				
Gary Geiger, L OBP: 0.286, SLG: 0.412 (1, 8)	L8		FC6 1-2			K		L3 BB		3	0	0	0	1	1	1				
Ted Williams, L OBP: 0.291, SLG: 0.278 (1, 7)	K			F9		HR		L3 1-2		4	1	1	1	0	1	1				
Vic Wertz, L OBP: 0.333, SLG: 0.457 (1, 3)		L8		P6		1B		1-3		4	0	1	0	0	0	0				
Jackie Jensen, R OBP: 0.369, SLG: 0.513 (1, 9)				FC6-4 BB		L8		4-3		3	0	1	0	1	0	1				
Frank Malzone, R OBP: 0.336, SLG: 0.462 (1, 5)		F5		FC6-4 1-2		K		P6		4	0	0	0	0	1	3				
Bobby Avila, R OBP: 0.213, SLG: 0.158 (1, 4)		L8			5-3		5-3			3	0	0	0	0	0	1				
Sammy White, R OBP: 0.304, SLG: 0.288 (1, 2)				5-3		G3 1B		F2		3	0	1	0	0	0	0				
Ted Wills, L OBP: 0.222, SLG: 0.333 Mike Fomieleles, R OBP: 0.200, SLG: 0.200 (1, 1) (9, 1)				FC6 1B		G3		4-3		3	0	1	0	0	0	1				
<b>Inning Stats</b>	R: 0 E: 0 K: 1 S: 5	H: 1 LOB: 1 BB: 0 P: 4	R: 0 E: 0 K: 0 S: 4	H: 1 LOB: 1 BB: 0 P: 4	R: 0 E: 0 K: 0 S: 3	H: 0 LOB: 1 BB: 1 P: 7	R: 0 E: 0 K: 0 S: 4	H: 1 LOB: 1 BB: 0 P: 4	R: 1 E: 0 K: 2 S: 9	H: 2 LOB: 1 BB: 0 P: 9	R: 0 E: 0 K: 0 S: 3	H: 0 LOB: 0 BB: 0 P: 3	R: 0 E: 0 K: 1 S: 4	H: 0 LOB: 0 BB: 1 P: 8	R: 0 E: 0 K: 0 S: 3	H: 0 LOB: 0 BB: 0 P: 3	1B: 4 2B: 1 3B: 0 HR: 1	SF: 0 SAC: 0 DP: 1 HBP: 0	WP: 0 PB: 0 SB: 0 CS: 0	PA: 33
<b>PITCHER</b>	IP WLS BF H R ER SO BB IBB HBP BLK WP HR S P ERA WHIP	IP WLS BF H R ER SO BB IBB HBP BLK WP HR S P ERA WHIP																		
Ray Narleski, R ERA: 6.29 (1, 1)	9.0 W 33 5 1 1 4 2 0 0 0 0 1 39 47 1.00 0.778																			

Detroit Tigers @ Boston Red Sox  
Fenway Park, Boston, MA  
Thu Jun 11 1959, 3:33 AM EDT  
Att: 3,248 - Unknown

AB 31  
R 1  
H 5  
RBI 1  
BB 2  
SO 4  
LOB 10






Batter	1	2	3	4	5	6	7	8	9	AB	R	H	RBI	BB	SO	LOB	TOP								
Bill Tuttle, R OBP: 0.358, SLG: 0.390 (1, 8)	F2		5-3		5-3		L7		F9	5	0	0	0	0	0	1	<b>Kansas City Athletics @ Boston Red Sox</b> Fenway Park, Boston, MA Fri Jun 12 1959, 7:05 PM EDT Att: 13,434 - Unknown								
Jerry Lumpe, L OBP: 0.333, SLG: 0.284 (1, 4)	F7		P6		1B		G3			4	0	1	0	0	0	0									
Ray Boone, R OBP: 0.441, SLG: 0.458 (1, 3)	1B			HR	1B		4-3			3	1	2	0	1	0	0									
Bob Cerv, R OBP: 0.333, SLG: 0.464 (1, 7)	F8			HR	1B		G6-4-3		F9	3	1	0	0	1	0	3									
Zeke Bella, R OBP: 0.341, SLG: 0.342 (1, 9)	F8			K			1B		K	3	0	0	0	1	2	2									
Harry Chitt, R OBP: 0.257, SLG: 0.441 (1, 2)	4-3			HR			F8		6-3	4	1	1	3	0	0	1									
Hal Smith, R OBP: 0.359, SLG: 0.327 (1, 5)	2B			1B			1-2		P6	4	0	3	0	0	0	0									
Joe Demaestri, R OBP: 0.339, SLG: 0.444 (1, 6)	K			K			K		2B	4	0	1	0	0	3	4									
Rip Coleman, L (1, 1)			4-3		5-3		F7		6-3	3	0	0	0	0	0	3									
Tom Gorman, R (8, 1)										0	0	0	0	0	0	0									
Tom Sturdivant, L (8, 1)										1	0	0	0	0	0	1									
<b>Inning Stats</b>	R: 0 E: 0 K: 0 S: 4	H: 1 LOB: 1 BB: 0 P: 4	R: 0 E: 0 K: 1 S: 6	H: 1 LOB: 1 BB: 0 P: 6	R: 0 E: 0 K: 0 S: 3	H: 0 LOB: 0 BB: 0 P: 3	R: 3 E: 0 K: 2 S: 9	H: 2 LOB: 1 BB: 2 P: 17	R: 0 E: 0 K: 0 S: 4	H: 2 LOB: 1 BB: 0 P: 4	R: 0 E: 0 K: 1 S: 6	H: 1 LOB: 2 BB: 1 P: 10	R: 0 E: 0 K: 0 S: 3	H: 0 LOB: 0 BB: 0 P: 3	R: 0 E: 0 K: 1 S: 5	H: 0 LOB: 0 BB: 0 P: 5	R: 0 E: 0 K: 0 S: 4	H: 1 LOB: 1 BB: 0 P: 4	1B: 5 2B: 2 3B: 0 HR: 1	SF: 0 SAC: 0 DP: 1 HBP: 0	WP: 0 PB: 0 SB: 0 CS: 0	PA: 37			
<b>PITCHER</b>	IP	WLS	BF	H	R	ER	SO	BB	IBB	HBP	BLK	WP	HR	S	P	ERA	WHIP								
Frank Sullivan, R ERA: 3.99 (1, 1)	7.0	L	30	7	3	3	4	3	0	0	0	0	1	35	47	3.86	1.429								
Bill Monbouquette, R ERA: 5.56 (8, 1)	1.0		3	0	0	0	1	0	0	0	0	0	0	5	5	0.00	0.000								
Mike Fomielles, R ERA: 5.16 (9, 1)	1.0		4	1	0	0	0	0	0	0	0	0	0	4	4	0.00	1.000								

livebaseballscorecards.com

AB 34  
R 3  
H 8  
RBI 3  
BB 3  
SO 5  
LOB 15



Batter	1	2	3	4	5	6	7	8	9	AB	R	H	RBI	BB	SO	LOB	BOTTOM								
Don Buddin, R OBP: 0.345, SLG: 0.348 (1, 6)	K2-3						5-3		P4	4	0	1	0	1	1	1	<b>Kansas City Athletics @ Boston Red Sox</b> Fenway Park, Boston, MA Fri Jun 12 1959, 7:05 PM EDT Att: 13,434 - Unknown								
Bobby Avila, R OBP: 0.227, SLG: 0.164 (1, 4)	5-3						G3		K	4	1	1	0	1	1	1									
Ted Williams, L OBP: 0.289, SLG: 0.277 (1, 7)									BB	4	0	1	0	0	1	2									
Marty Keough, L OBP: 0.342, SLG: 0.453 (8, PR) (9, 8)	F9								K	1	1	0	0	0	1	0									
Dick Gemert, R OBP: 0.408, SLG: 0.479 (1, 3)	F8						6-3		BB	3	0	1	0	1	0	0									
Jackie Jensen, R OBP: 0.375, SLG: 0.515 (1, 9)									BB	3	0	2	1	1	0	1									
Frank Malzone, R OBP: 0.335, SLG: 0.456 (1, 5)	K								BB	3	0	0	0	1	2	5									
Gary Geiger, L OBP: 0.285, SLG: 0.402 (1, 8) (9, 7)	F7								K	3	0	0	1	1	1	4									
Sammy White, R OBP: 0.299, SLG: 0.283 (1, 2)										2	0	0	0	0	1	0									
Jim Busby, R OBP: 0.508, SLG: 0.412 (7, PH)										1	0	0	0	0	1	1									
Bill Monbouquette, R OBP: 0.171, SLG: 0.111 (8, 1)										0	0	0	0	0	0	0									
Vic Wertz, L OBP: 0.340, SLG: 0.457 (8, PH)										0	0	0	0	1	0	0									
Haywood Sullivan, R (9, 2)										0	0	0	0	0	0	0									
Frank Sullivan, R OBP: 0.095, SLG: 0.095 (1, 1)										2	0	0	0	0	0	0									
Pete Daley, R OBP: 0.294, SLG: 0.280 (7, PH) (8, 2)	4-3								FC5	1	0	0	0	0	1	1									
Herb Plews, L OBP: 0.273, SLG: 0.220 (8, PH)										1	0	0	0	0	0	3									
Mike Fomielles, R OBP: 0.200, SLG: 0.200 (9, 1)										0	0	0	0	0	0	0									
<b>Inning Stats</b>	R: 0 E: 0 K: 1 S: 5	H: 0 LOB: 0 BB: 0 P: 5	R: 0 E: 0 K: 1 S: 6	H: 1 LOB: 1 BB: 0 P: 6	R: 0 E: 0 K: 0 S: 4	H: 1 LOB: 2 BB: 1 P: 8	R: 0 E: 0 K: 1 S: 5	H: 1 LOB: 1 BB: 1 P: 9	R: 0 E: 0 K: 1 S: 5	H: 0 LOB: 1 BB: 1 P: 9	R: 0 E: 0 K: 2 S: 7	H: 1 LOB: 1 BB: 0 P: 6	R: 0 E: 0 K: 2 S: 7	H: 0 LOB: 1 BB: 1 P: 11	R: 2 E: 0 K: 1 S: 7	H: 2 LOB: 3 BB: 3 P: 19	R: 0 E: 0 K: 2 S: 7	H: 0 LOB: 0 BB: 0 P: 7	1B: 6 2B: 0 3B: 0 HR: 0	SF: 0 SAC: 0 DP: 1 HBP: 0	WP: 0 PB: 0 SB: 1 CS: 0	PA: 39			
<b>PITCHER</b>	IP	WLS	BF	H	R	ER	SO	BB	IBB	HBP	BLK	WP	HR	S	P	ERA	WHIP								
Rip Coleman, L ERA: 3.43 (1, 1)			31	6	2	2	7	5	0	0	0	0	0	40	60	2.57	1.571								
Tom Gorman, R ERA: 4.61 (8, 1)	0.0		1	0	0	0	0	1	0	0	0	0	0	4											
Tom Sturdivant, R ERA: 3.67 (8, 1)	2.0	S	7	0	0	0	3	0	1	0	0	0	0	12	16	0.00	0.000								

livebaseballscorecards.com

AB 32  
R 2  
H 6  
RBI 2  
BB 7  
SO 10  
LOB 19





Batter	1	2	3	4	5	6	7	8	9	AB	R	H	RBI	BB	SO	LOB	TOP			
Bill Tuttle, R OBP: 0.356, SLG: 0.387 (1, 8)	F8			4-3		FC6-4		4-3 1B		4	0	1	0	0	0	2	<b>Kansas City Athletics @ Boston Red Sox</b> Fenway Park, Boston, MA Sat Jun 13 1959, 3:33 AM EDT Att: 5,513 - Unknown			
Jerry Lumpe, L OBP: 0.322, SLG: 0.274 (1, 4)	4-3			F8		1-3		4-3 1-2		4	0	0	0	0	0	3				
Ray Boone, R Tom Gorman, R (1, 3) (8, 1)	K			6-3				F2 1B 2B		4	1	1	0	0	1	1				
Bob Cerv, R OBP: 0.331, SLG: 0.458 (1, 7)		6-3			F9			K FC1-5 2H 1B		4	0	1	1	0	1	0				
Zeke Bella, R Whitey Herzog, L (9, PH) OBP: 0.319, SLG: 0.317 OBP: 0.447, SLG: 0.400 (1, 9)		5-3			6-3			FC5 BB FC1-5 1-2 1B		3	0	0	0	0	0	1				
Harry Chiti, R OBP: 0.256, SLG: 0.421 (1, 2)		6-3			6-3			FC1-5 BB 1-2 2-3F 1B		4	0	1	0	0	0	2				
Hal Smith, R OBP: 0.356, SLG: 0.319 (1, 5)			5-3			K		G6-4-3 BB 1-2 2-3 1B		3	0	0	0	1	1	2				
Joe Demaestri, R OBP: 0.332, SLG: 0.434 (1, 6)			L9			E8 FC6-4		G6-4-3 BB 1-2 2-3 1B		4	0	0	0	0	1	5				
Ray Herbert, R Murry Dickson, R Preston Ward, L OBP: 0.320, SLG: 0.261 OBP: 0.500, SLG: 0.500 OBP: 0.209, SLG: 0.302 (1, 1) (7, 1) (8, 3) (8, 3)			K			FC6-4 1B		L7		2	0	1	0	0	1	0				
<b>Inning Stats</b>	R: 0 E: 0 K: 1 S: 5	H: 0 LOB: 0 BB: 0 P: 5	R: 0 E: 0 K: 0 S: 3	H: 0 LOB: 0 BB: 0 P: 3	R: 0 E: 0 K: 1 S: 5	H: 0 LOB: 0 BB: 0 P: 5	R: 0 E: 0 K: 0 S: 3	H: 0 LOB: 0 BB: 0 P: 3	R: 0 E: 1 K: 1 S: 7	H: 1 LOB: 2 BB: 0 P: 7	R: 1 E: 0 K: 0 S: 5	H: 2 LOB: 2 BB: 1 P: 9	R: 0 E: 0 K: 0 S: 4	H: 1 LOB: 1 BB: 0 P: 4	R: 0 E: 0 K: 2 S: 9	H: 2 LOB: 2 BB: 0 P: 9		1B: 5 2B: 1 3B: 0 HR: 0	SF: 0 SAC: 0 DP: 1 HBP: 0	WP: 0 PB: 0 SB: 0 CS: 0
<b>PITCHER</b> Tom Brewer, R ERA: 3.07 (1, 1)	IP: 9.0 WLS: W BF: 35 H: 6 R: 1 ER: 1 SO: 5 BB: 1 IBB: 0 HBP: 0 BLK: 0 WP: 0 HR: 0 S: 44 P: 48 ERA: 1.00 WHIP: 0.778																			

Batter	1	2	3	4	5	6	7	8	9	AB	R	H	RBI	BB	SO	LOB	BOTTOM			
Don Buddin, R OBP: 0.350, SLG: 0.364 (1, 6)	1-3 1B SF7 1B		F9		4-3		1B 3B	1B 2H		5	2	3	2	0	0	0	<b>Kansas City Athletics @ Boston Red Sox</b> Fenway Park, Boston, MA Sat Jun 13 1959, 3:33 AM EDT Att: 5,513 - Unknown			
Pete Runnels, L OBP: 0.435, SLG: 0.512 (1, 4)	1-3 1B 1-2		6-3		G6-3 1B		WP 1B	F8 3H		5	0	3	1	0	0	1				
Ted Williams, L Marty Keough, L OBP: 0.296, SLG: 0.272 OBP: 0.342, SLG: 0.453 (1, 7) (7, PR) (8, 8)	1-3 1-2 2-3		BB BB		G6-3 1-2F		BB BB			2	0	0	0	2	0	3				
Vic Wertz, L Dick Gemert, R OBP: 0.337, SLG: 0.447 OBP: 0.406, SLG: 0.479 (1, 3) (8, 3)	SF7		FC6-4 BB		K		F8 3H			2	0	0	1	1	1	2				
Jackie Jensen, R OBP: 0.369, SLG: 0.505 (1, 9)	P4		FC6-4 1-2F		6-3		K			4	0	0	0	0	1	5				
Frank Malzone, R OBP: 0.342, SLG: 0.466 (1, 5)		1B K 1B		5-3 1B		P5		1B 2B		4	1	3	0	0	0	0				
Gary Geiger, L OBP: 0.283, SLG: 0.397 (1, 8) (8, 7)	P6		5-3 1-2		K		F7 2H	SH2-4 1B 1B		4	1	1	1	0	0	2				
Pete Daley, R OBP: 0.302, SLG: 0.320 (1, 2)		1-3 1B		K			HR	L4		4	1	2	1	0	1	2				
Tom Brewer, R OBP: 0.138, SLG: 0.107 (1, 1)	K 3H		K		K		3B 1B	SH2-4		3	1	1	0	0	2	3				
<b>Inning Stats</b>	R: 1 E: 0 K: 0 S: 5	H: 2 LOB: 1 BB: 0 P: 5	R: 0 E: 0 K: 1 S: 6	H: 2 LOB: 1 BB: 0 P: 6	R: 0 E: 0 K: 2 S: 8	H: 0 LOB: 2 BB: 2 P: 11	R: 0 E: 0 K: 2 S: 8	H: 1 LOB: 1 BB: 0 P: 8	R: 0 E: 0 K: 0 S: 3	H: 1 LOB: 0 BB: 0 P: 3	R: 0 E: 0 K: 1 S: 5	H: 0 LOB: 0 BB: 0 P: 5	R: 3 E: 0 K: 1 S: 9	H: 4 LOB: 2 BB: 1 P: 13	R: 2 E: 0 K: 0 S: 6	H: 3 LOB: 1 BB: 0 P: 6		1B: 10 2B: 1 3B: 1 HR: 1	SF: 1 SAC: 1 DP: 1 HBP: 0	WP: 1 PB: 0 SB: 0 CS: 0
<b>PITCHER</b> Ray Herbert, R Murry Dickson, R Tom Gorman, R ERA: 4.4 ERA: 4.35 ERA: 5.52 (1, 1) (7, 1) (8, 1)	IP: 6.1 WLS: L BF: 29 H: 10 R: 4 ER: 4 SO: 4 BB: 2 IBB: 0 HBP: 0 BLK: 0 WP: 0 HR: 1 S: 35 P: 43 ERA: 5.68 WHIP: 1.895																			

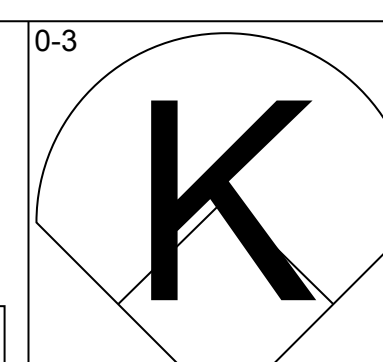
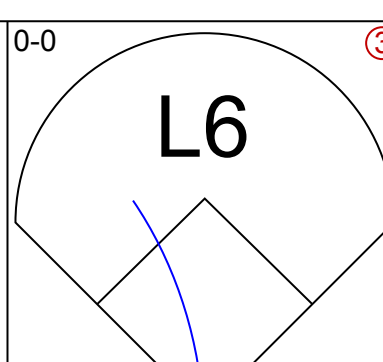
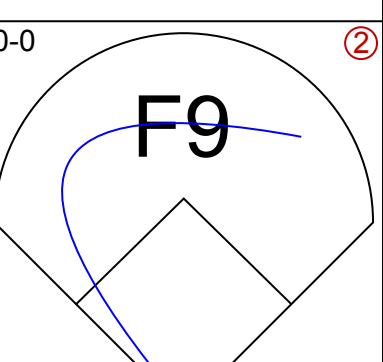
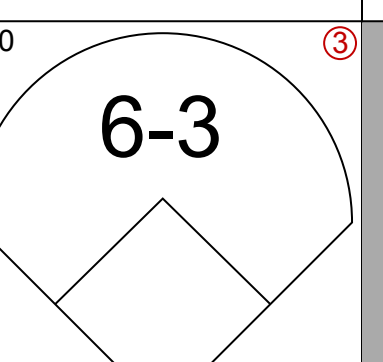
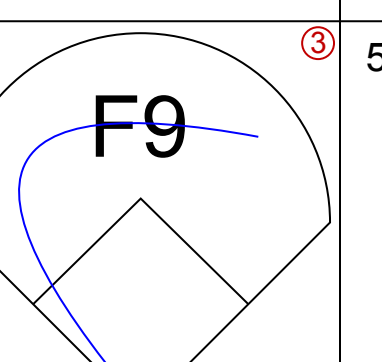
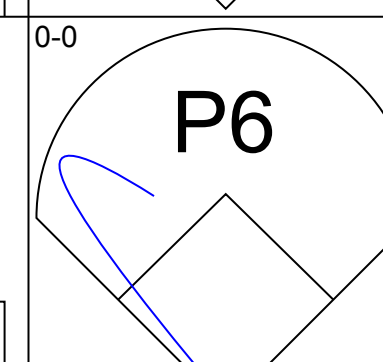
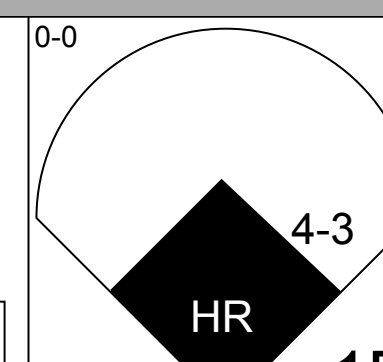
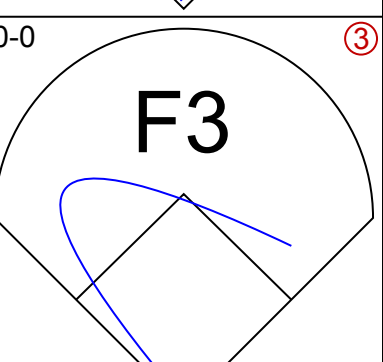
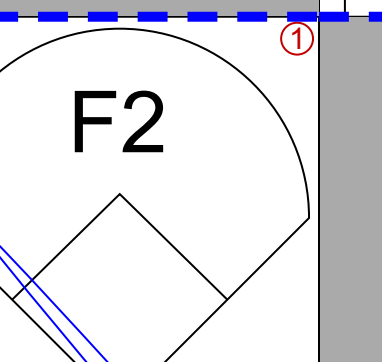
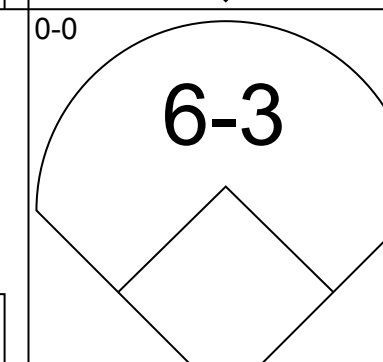
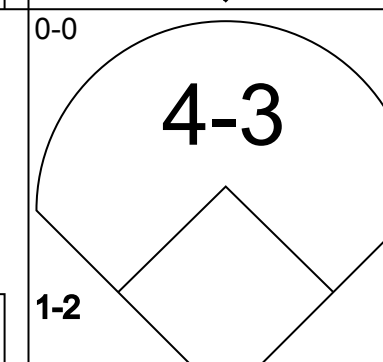
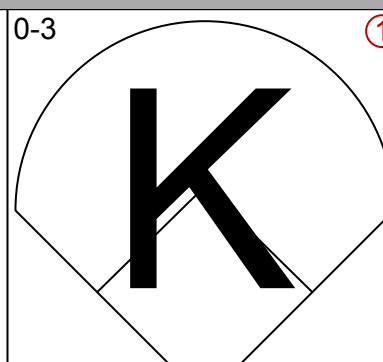
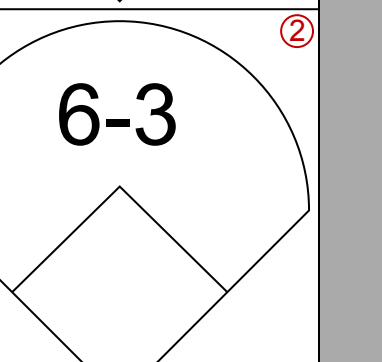
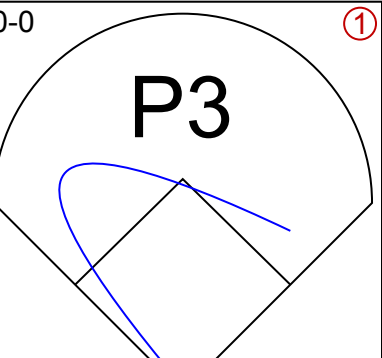
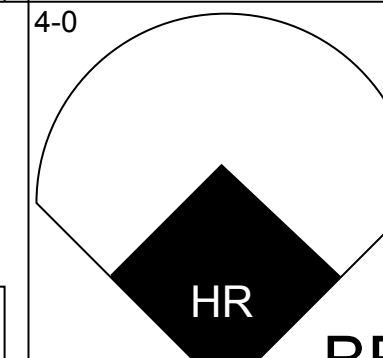
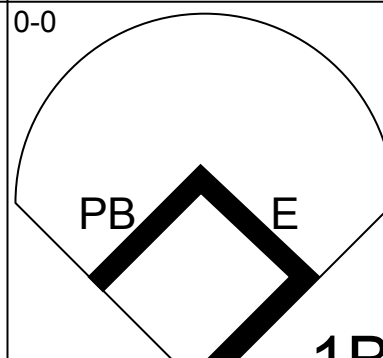
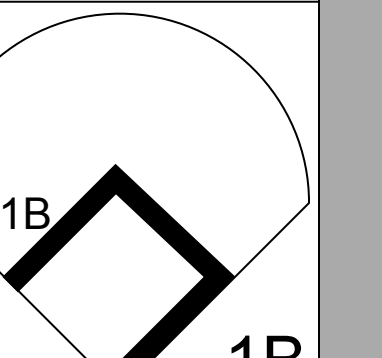
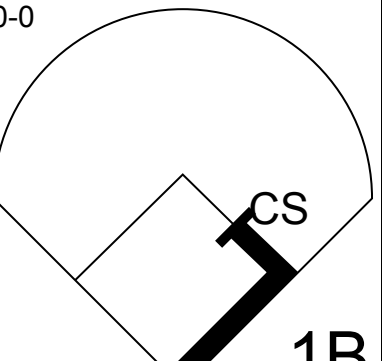
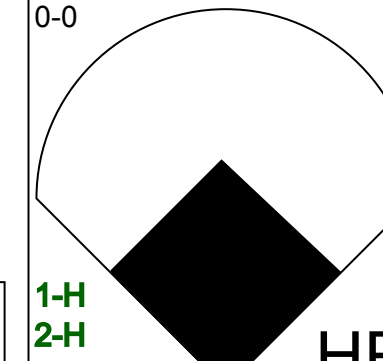
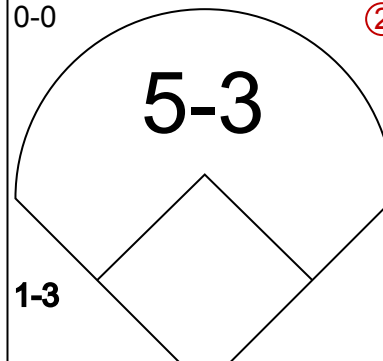
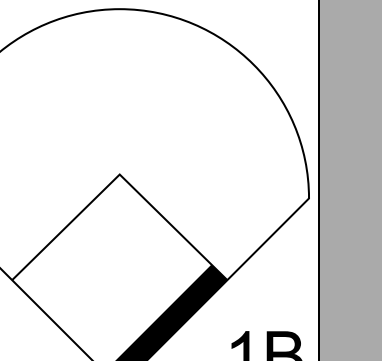

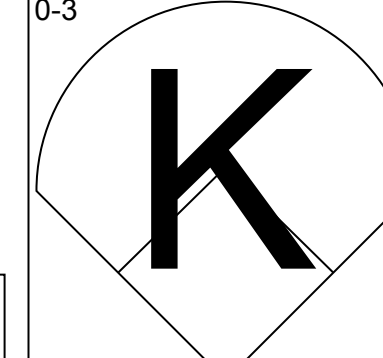
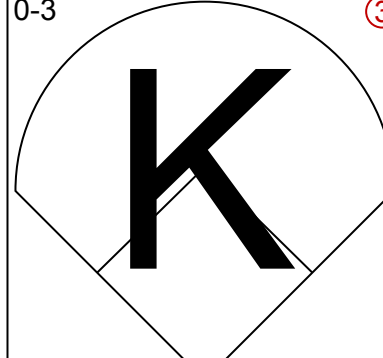
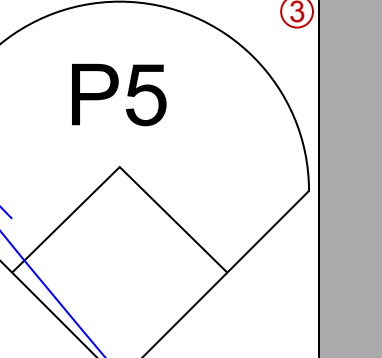
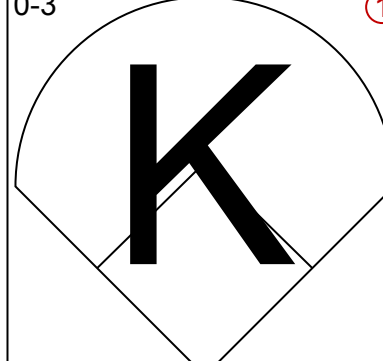
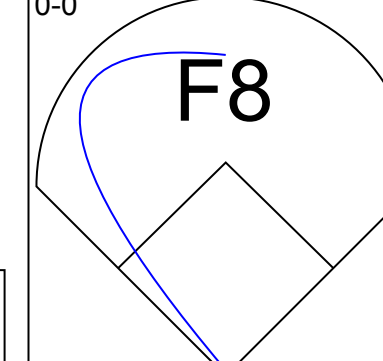
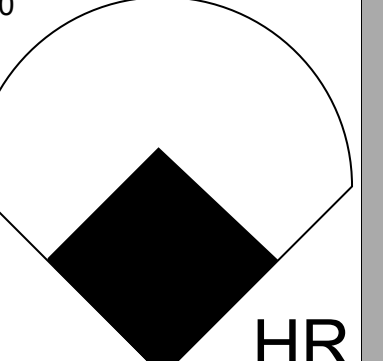
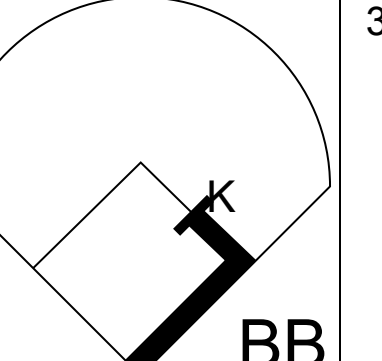
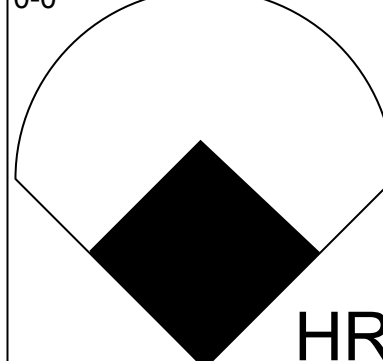
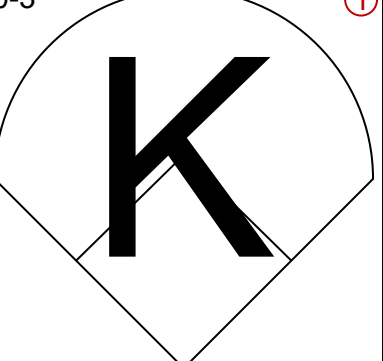
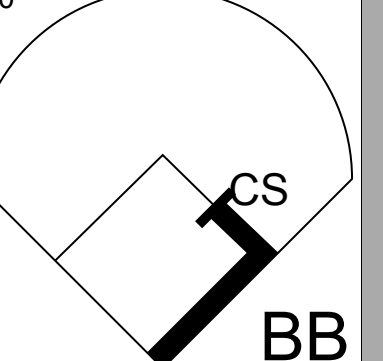
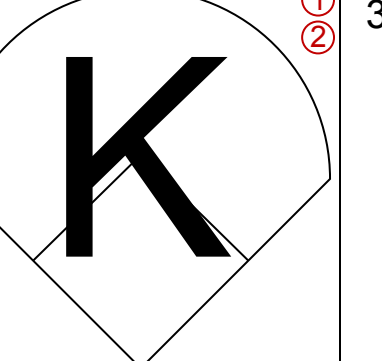
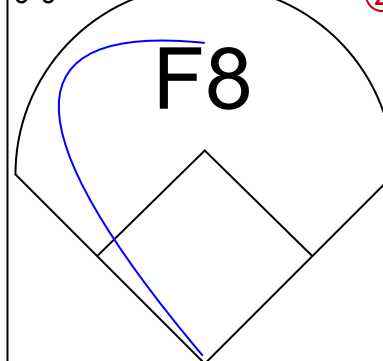
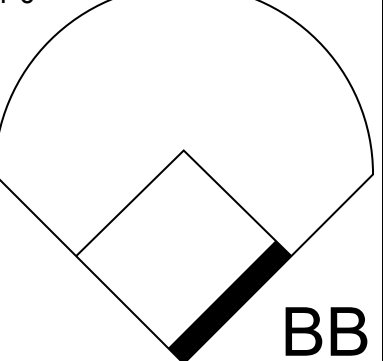



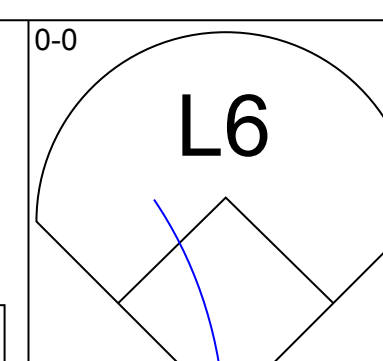
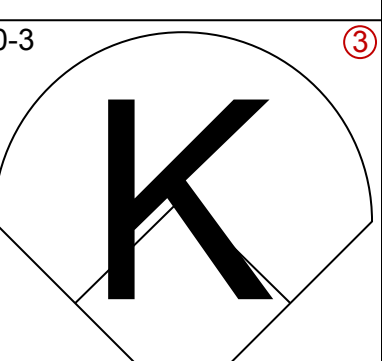
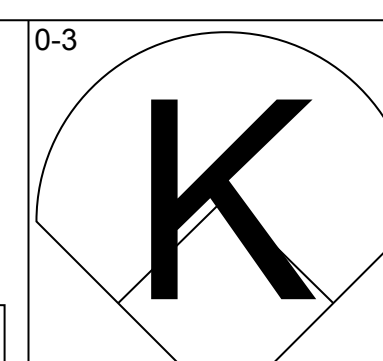
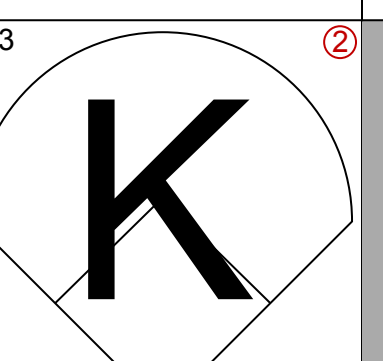
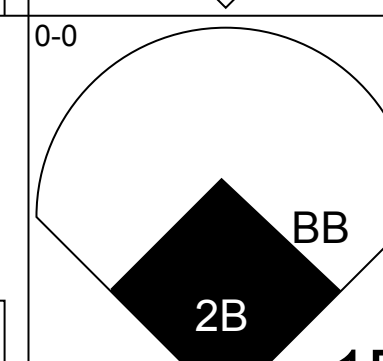
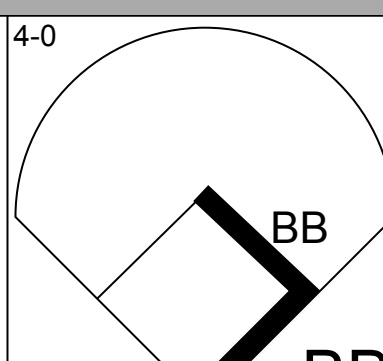
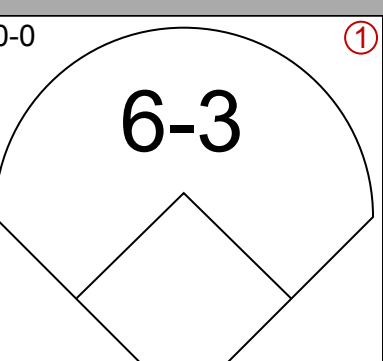
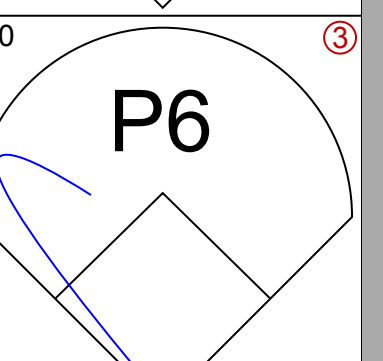
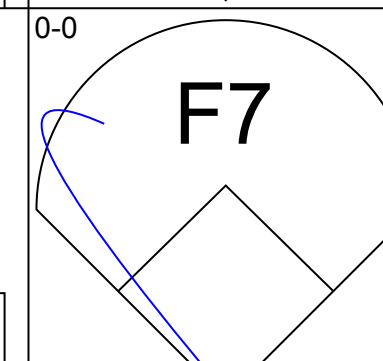
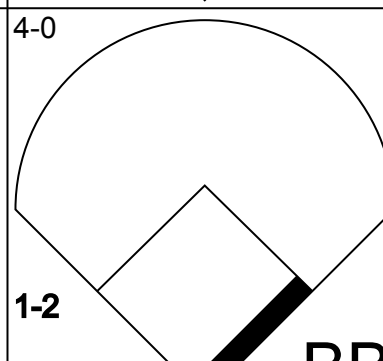
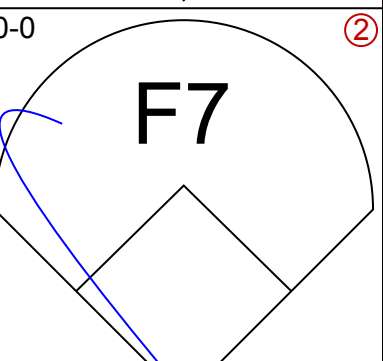
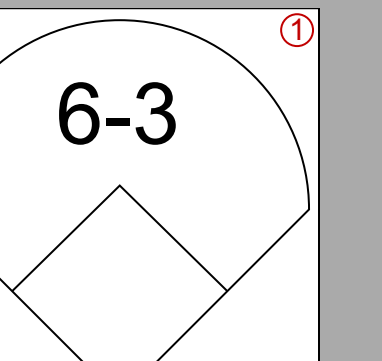
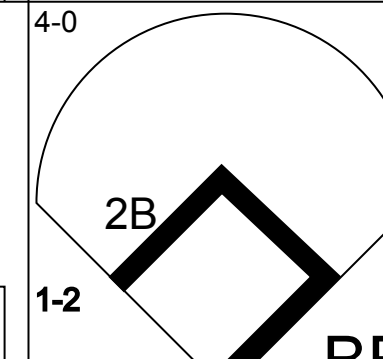
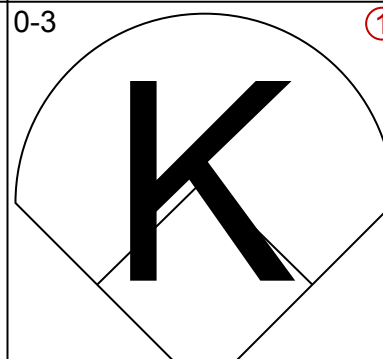
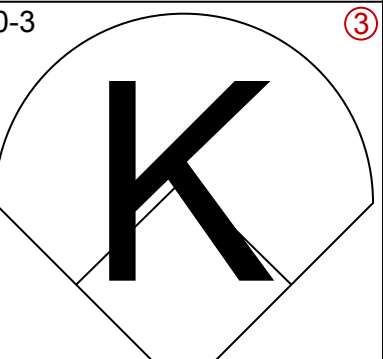
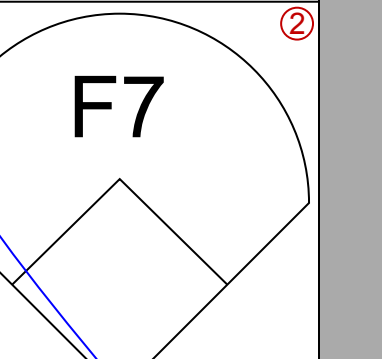
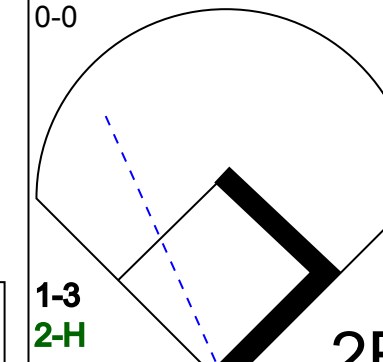
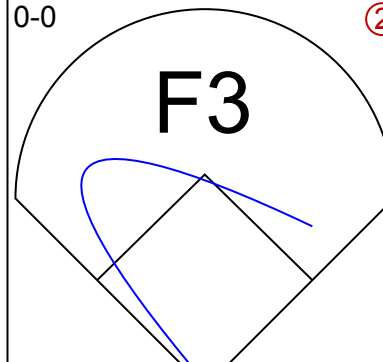
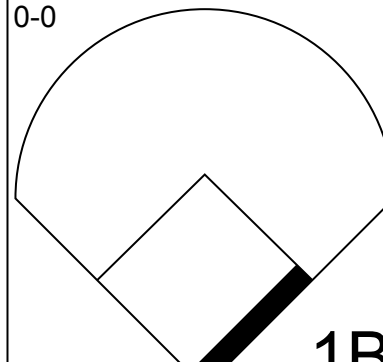
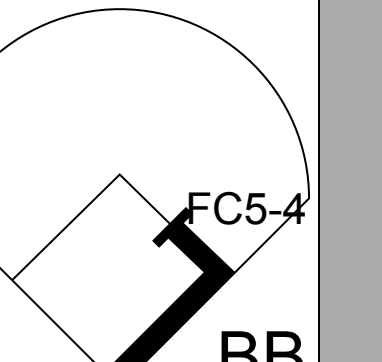
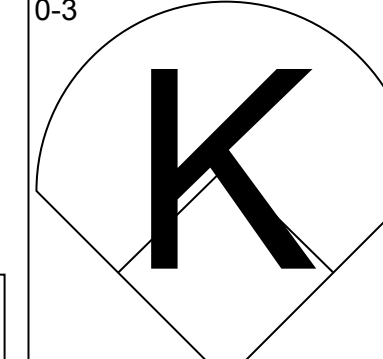
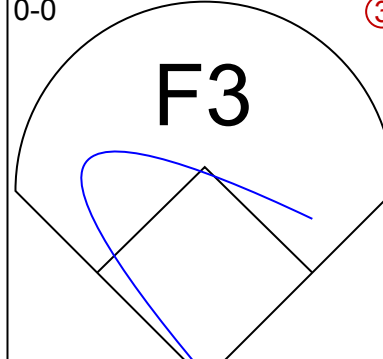

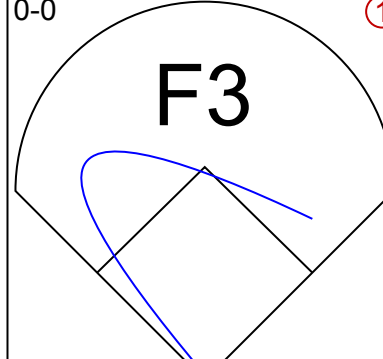
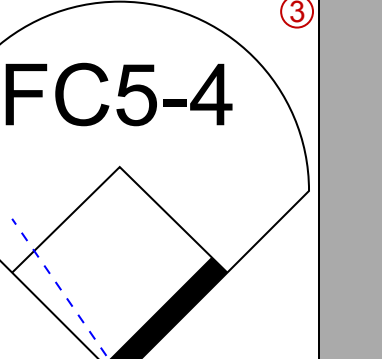
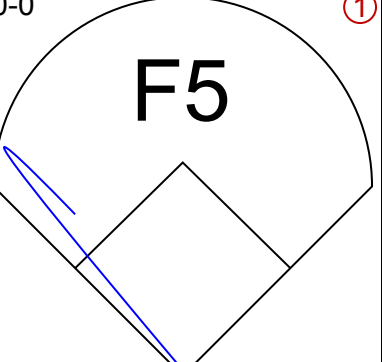
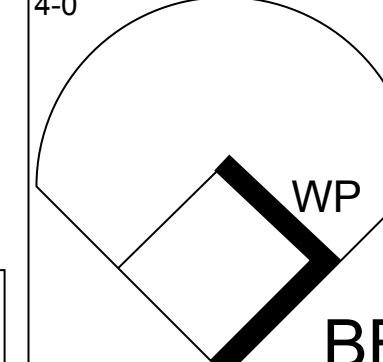
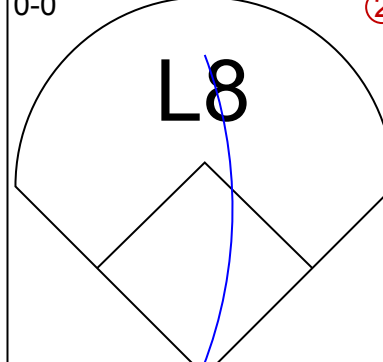
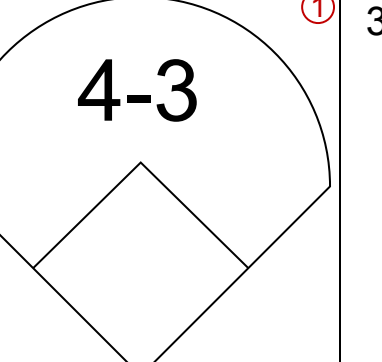
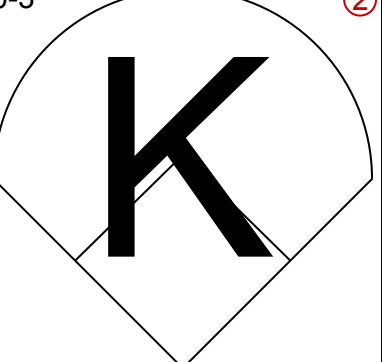
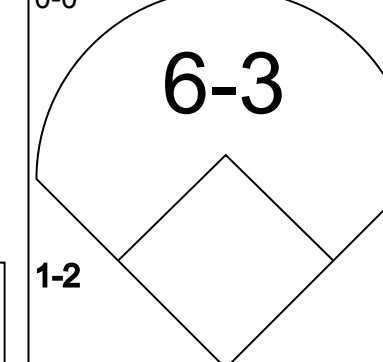
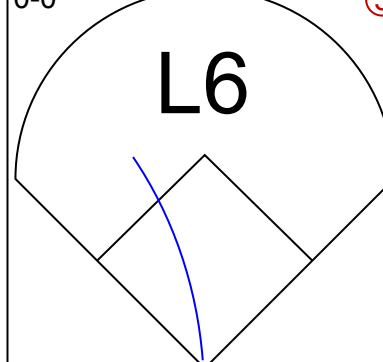
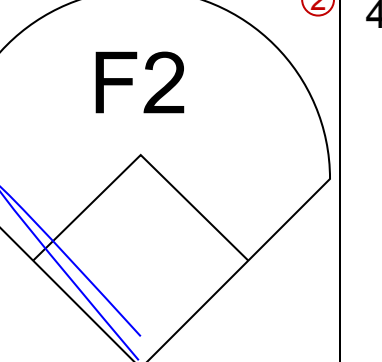
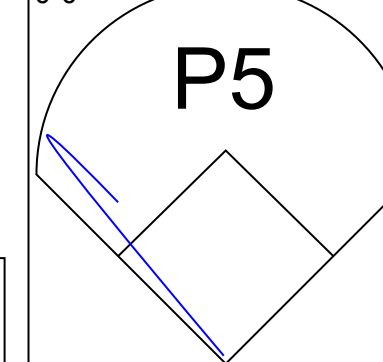
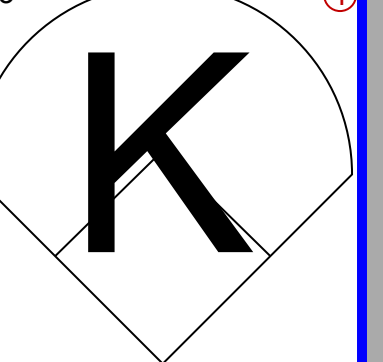


Batter	1	2	3	4	5	6	7	8	9	AB	R	H	RBI	BB	SO	LOB	TOP					
Bill Tuttle, R OBP: 0.349, SLG: 0.378 (1, 8)										4	0	0	0	0	0	0	<b>Kansas City Athletics @ Boston Red Sox</b> Fenway Park, Boston, MA Sun Jun 14 1959, 3:33 AM EDT Att: 8,160 - Unknown					
Whitey Herzog, L OBP: 0.442, SLG: 0.390 (1, 9)										3	0	0	0	1	2	1						
Dick Williams, R OBP: 0.317, SLG: 0.458 (1, 5)										4	0	0	0	0	0	1						
Bob Cerv, R OBP: 0.335, SLG: 0.459 Tom Carroll, R OBP: 0.143, SLG: 0.143 (9, PR)										4	0	2	0	0	0	1						
Jerry Lumpe, L OBP: 0.320, SLG: 0.273 (1, 4)										4	0	1	0	0	0	1						
Preston Ward, L OBP: 0.225, SLG: 0.292 (1, 3)										2	1	0	0	2	0	3						
Harry Chiti, R OBP: 0.256, SLG: 0.405 (1, 2)										4	0	1	1	0	0	3						
Joe Demaestri, R OBP: 0.332, SLG: 0.433 (1, 6)										3	0	1	0	0	0	1						
Johnny Kucks, R (1, 1)										2	0	0	0	0	1	0						
Kent Hadley, L OBP: 0.316, SLG: 0.451 (7, PH)										1	0	0	0	0	0	2						
Murry Dickson, R OBP: 0.500, SLG: 0.500 (7, 1)										0	0	0	0	0	0	0						
Tom Gorman, R (7, 1)										0	0	0	0	0	0	0						
<b>Inning Stats</b>	R: 0 E: 1 K: 1 S: 6	H: 0 LOB: 1 BB: 0 P: 6	R: 0 E: 0 K: 0 S: 3	H: 0 LOB: 1 BB: 1 P: 7	R: 0 E: 0 K: 0 S: 2	H: 0 LOB: 0 BB: 1 P: 6	R: 0 E: 0 K: 0 S: 4	H: 1 LOB: 1 BB: 0 P: 4	R: 0 E: 0 K: 0 S: 5	H: 0 LOB: 0 BB: 0 P: 5	R: 0 E: 0 K: 0 S: 3	H: 0 LOB: 0 BB: 0 P: 3	R: 1 E: 0 K: 0 S: 5	H: 2 LOB: 2 BB: 1 P: 9	R: 0 E: 0 K: 1 S: 5	H: 0 LOB: 0 BB: 0 P: 5	R: 0 E: 0 K: 0 S: 4	H: 2 LOB: 2 BB: 0 P: 4	1B: 5 2B: 0 3B: 0 HR: 0	SF: 0 SAC: 0 DP: 1 HBP: 0	WP: 0 PB: 1 SB: 0 CS: 0	PA: 35
<b>PITCHER</b> Jerry Casale, R ERA: 3.69 (1, 1)	IP: 9.0 WLS: W BF: 34 H: 5 R: 1 ER: 1 SO: 3 BB: 3 IBB: 0 HBP: 0 BLK: 0 WP: 0 HR: 0 S: 37 P: 49 ERA: 1.00 WHIP: 0.889															<b>PITCHER</b>						

Batter	1	2	3	4	5	6	7	8	9	AB	R	H	RBI	BB	SO	LOB	BOTTOM			
Don Buddin, R OBP: 0.355, SLG: 0.363 (1, 6)										3	2	1	0	2	1	4	<b>Kansas City Athletics @ Boston Red Sox</b> Fenway Park, Boston, MA Sun Jun 14 1959, 3:33 AM EDT Att: 8,160 - Unknown			
Pete Runnels, L OBP: 0.431, SLG: 0.505 (1, 4)										5	0	1	1	0	1	6				
Marty Keough, L OBP: 0.351, SLG: 0.463 (1, 8)										3	2	1	2	1	1	2				
Vic Wertz, L OBP: 0.343, SLG: 0.449 (7, PR)										4	0	2	2	0	0	0				
Dick Gemert, R OBP: 0.406, SLG: 0.479 (8, 3)										0	0	0	0	0	0	0				
Jackie Jensen, R OBP: 0.367, SLG: 0.502 (1, 9)										3	0	1	1	0	0	1				
Frank Malzone, R OBP: 0.340, SLG: 0.462 (1, 5)										4	0	1	0	0	0	1				
Gary Geiger, L OBP: 0.275, SLG: 0.384 (1, 7)										4	0	0	0	0	1	1				
Pete Daley, R OBP: 0.327, SLG: 0.366 (1, 2)										4	1	4	0	0	0	0				
Jerry Casale, R OBP: 0.292, SLG: 0.381 (1, 1)										4	1	2	0	0	0	2				
<b>Inning Stats</b>	R: 0 E: 0 K: 1 S: 5	H: 1 LOB: 0 BB: 0 P: 5	R: 0 E: 0 K: 0 S: 3	H: 0 LOB: 0 BB: 0 P: 3	R: 1 E: 0 K: 1 S: 8	H: 3 LOB: 2 BB: 0 P: 8	R: 0 E: 0 K: 0 S: 4	H: 2 LOB: 1 BB: 0 P: 4	R: 3 E: 0 K: 0 S: 7	H: 4 LOB: 1 BB: 0 P: 7	R: 0 E: 0 K: 1 S: 6	H: 1 LOB: 1 BB: 0 P: 6	R: 2 E: 0 K: 1 S: 6	H: 1 LOB: 1 BB: 2 P: 14	R: 0 E: 0 K: 0 S: 4	H: 1 LOB: 2 BB: 1 P: 8	1B: 10 2B: 3 3B: 0 HR: 0	SF: 1 SAC: 0 DP: 1 HBP: 0	WP: 0 PB: 0 SB: 1 CS: 1	PA: 38
<b>PITCHER</b> Johnny Kucks, R ERA: 6.81 (1, 1)	IP: 6.0 WLS: L BF: 27 H: 11 R: 4 ER: 4 SO: 3 BB: 0 IBB: 0 HBP: 0 BLK: 0 WP: 0 HR: 0 S: 33 P: 33 ERA: 6.00 WHIP: 1.833															<b>PITCHER</b>				
Murry Dickson, R ERA: 5.91 (7, 1)	0.1	4	1	2	2	1	2	0	0	0	0	0	4	12	54.00	9.000				
Tom Gorman, R ERA: 4.96 (7, 1)	1.2	7	1	0	0	0	1	0	0	0	0	0	6	10	0.00	1.200				



Batter	1	2	3	4	5	6	7	8	9	AB	R	H	RBI	BB	SO	LOB	TOP			
Ray Webster, R (1.4) OBP: 0.190, SLG: 0.375										5	0	0	0	0	1	2	<b>Cleveland Indians @ Boston Red Sox</b> Fenway Park, Boston, MA Mon Jun 15 1959, 7:05 PM EDT Att: 12,322 - Unknown			
Vic Power, R (1.3) OBP: 0.333, SLG: 0.443										4	1	1	0	0	0	1				
Tito Francona, L (1.8) OBP: 0.403, SLG: 0.559										4	0	0	0	0	1	1				
Rocky Colavito, R (1.9) OBP: 0.368, SLG: 0.622										3	1	2	0	1	0	0				
Minnie Minoso, R (1.7) OBP: 0.368, SLG: 0.502										4	1	3	3	0	0	1				
Dick Brown, R (1.2) OBP: 0.353, SLG: 0.333										4	0	0	0	0	3	4				
Woodie Held, R (1.6) OBP: 0.327, SLG: 0.455										3	1	1	1	1	1	0				
Jim Baxes, R (1.5) OBP: 0.337, SLG: 0.461										3	1	1	1	1	2	1				
Gary Bell, R (1.1) OBP: 0.172, SLG: 0.111										3	0	0	0	1	1	1				
<b>Inning Stats</b>	R: 0 E: 0 K: 1 S: 5	H: 0 LOB: 0 BB: 5	R: 0 E: 0 K: 1 S: 5	H: 1 LOB: 0 BB: 5	R: 1 E: 0 K: 1 S: 6	H: 1 LOB: 0 BB: 6	R: 3 E: 0 K: 1 S: 7	H: 2 LOB: 0 BB: 11	R: 0 E: 0 K: 1 S: 5	H: 0 LOB: 1 BB: 1	R: 1 E: 0 K: 2 S: 8	H: 1 LOB: 1 BB: 0	R: 0 E: 0 K: 0 S: 5	H: 2 LOB: 2 BB: 0	R: 0 E: 1 K: 1 S: 5	H: 0 LOB: 1 BB: 9	1B: 5 2B: 1 3B: 0 HR: 3	SF: 0 SAC: 0 DP: 1 HBP: 0	WP: 0 PB: 1 SB: 0 CS: 2	PA: 37
<b>PITCHER</b>	IP WLS BF H R ER SO BB IBB HBP BLK WP HR S P ERA WHIP																			
Bill Monbouquette, R (1.1) ERA: 5.92	4.0 L 16 4 4 4 4 1 0 0 0 0 2 23 27 9.00 1.250																			
Frank Baumann, L (5.1) ERA: 5.6	3.0 12 2 1 1 4 2 0 0 0 0 1 18 26 3.00 1.333																			
Mike Fornieles, R (8.1) ERA: 4.74	2.0 9 2 0 0 1 1 0 0 0 0 0 10 14 0.00 1.500																			

Batter	1	2	3	4	5	6	7	8	9	AB	R	H	RBI	BB	SO	LOB	BOTTOM			
Don Buddin, R (1.6) OBP: 0.349, SLG: 0.356										4	0	0	0	0	3	2	<b>Cleveland Indians @ Boston Red Sox</b> Fenway Park, Boston, MA Mon Jun 15 1959, 7:05 PM EDT Att: 12,322 - Unknown			
Pete Runnels, L (1.4) OBP: 0.432, SLG: 0.502										3	1	1	0	1	0	0				
Gene Stephens, L (1.7) OBP: 0.275, SLG: 0.323										3	0	0	0	1	0	1				
Dick Gemert, R (1.3) OBP: 0.405, SLG: 0.470										3	0	0	0	1	2	2				
Jackie Jensen, R (1.9) OBP: 0.373, SLG: 0.510										3	0	2	1	1	0	2				
Frank Malzone, R (1.5) OBP: 0.335, SLG: 0.454										4	0	0	0	0	1	6				
Marty Keough, L (1.8) OBP: 0.346, SLG: 0.443										3	0	0	0	1	0	1				
Pete Daley, R (1.2) OBP: 0.316, SLG: 0.352										4	0	0	0	0	1	2				
Bill Monbouquette, R (1.1) OBP: 0.260, SLG: 0.111										0	0	0	0	1	0	0				
Ted Williams, L (4. PH) OBP: 0.294, SLG: 0.289										1	0	0	0	0	0	1				
Frank Baumann, L (5. PH) OBP: 0.333, SLG: 0.455										0	0	0	0	0	0	0				
Gary Bell, R (7. PH) OBP: 0.172, SLG: 0.111										1	0	0	0	0	1	0				
Mike Fornieles, R (8. PH) OBP: 0.320, SLG: 0.320										0	0	0	0	0	0	0				
Herb Plews, L (9. PH) OBP: 0.201, SLG: 0.214										1	0	0	0	0	1	0				
<b>Inning Stats</b>	R: 1 E: 0 K: 1 S: 7	H: 2 LOB: 2 BB: 1	R: 0 E: 0 K: 2 S: 7	H: 0 LOB: 1 BB: 1	R: 0 E: 0 K: 1 S: 5	H: 0 LOB: 2 BB: 2	R: 0 E: 0 K: 1 S: 5	H: 0 LOB: 1 BB: 1	R: 0 E: 0 K: 0 S: 4	H: 1 LOB: 1 BB: 0	R: 0 E: 0 K: 2 S: 7	H: 0 LOB: 0 BB: 0	R: 0 E: 0 K: 0 S: 3	H: 0 LOB: 1 BB: 1	R: 0 E: 0 K: 1 S: 5	H: 0 LOB: 0 BB: 5	1B: 2 2B: 1 3B: 0 HR: 0	SF: 0 SAC: 0 DP: 0 HBP: 0	WP: 1 PB: 0 SB: 0 CS: 0	PA: 36
<b>PITCHER</b>	IP WLS BF H R ER SO BB IBB HBP BLK WP HR S P ERA WHIP																			
Gary Bell, R (1.1) ERA: 4.01	9.0 W 36 3 1 1 9 6 0 0 0 1 0 48 72 1.00 1.000																			



Batter	1	2	3	4	5	6	7	8	9	AB	R	H	RBI	BB	SO	LOB	TOP																			
Ray Webster, R OBP: 0.191, SLG: 0.356 (1, 4)	F5		5-3		1B		5-3		F8	5	0	1	0	0	0	1	<b>Cleveland Indians @ Boston Red Sox</b> Fenway Park, Boston, MA Tue Jun 16 1959, 7:05 PM EDT Att: 16,656 - Unknown																			
Vic Power, R OBP: 0.335, SLG: 0.442 (1, 3)	5-3		5-3		1B			6-3	1B	5	0	2	1	0	0	0																				
Woodie Held, R OBP: 0.325, SLG: 0.450 (1, 6)	K			F7	5-3			WP SF8 1B	1B	4	1	1	0	0	1	2																				
Rocky Colavito, R OBP: 0.370, SLG: 0.620 (1, 9)		BB 1B		1-3		5-3		SF8 WP 1B	1B	4	0	2	0	0	0	0																				
Minnie Minoso, R OBP: 0.370, SLG: 0.498 (1, 7)		FC6-4 BB		P4		F9		1-2 1B	1B	2	0	0	0	2	0	0																				
George Strickland, R OBP: 0.342, SLG: 0.410 (1, 5)		K			HR 1B			SF8	1B	3	1	2	1	0	1	2																				
Jim Piersall, R OBP: 0.284, SLG: 0.315 (1, 8)		P4		L6		F8		2-3 3-H P4	1B	4	0	0	0	0	0	6																				
Dick Brown, R OBP: 0.368, SLG: 0.441 (1, 2)		FC6-4			1-H HR		1-3		SH1-4 1B	4	2	2	2	0	0	2																				
Cal McLish, S OBP: 0.214, SLG: 0.192 (1, 1)			F7		P6		1-3		SH1-4	3	0	0	0	0	0	0																				
<b>Inning Stats</b>	R: 0 E: 0 K: 1 S: 5	H: 0 LOB: 0 BB: 0 P: 5	R: 0 E: 0 K: 1 S: 6	H: 1 LOB: 2 BB: 1 P: 10	R: 0 E: 0 K: 0 S: 3	H: 0 LOB: 0 BB: 0 P: 3	R: 0 E: 0 K: 0 S: 3	H: 0 LOB: 0 BB: 0 P: 3	R: 2 E: 0 K: 0 S: 7	H: 4 LOB: 2 BB: 0 P: 7	R: 0 E: 0 K: 0 S: 4	H: 1 LOB: 1 BB: 0 P: 4	R: 0 E: 0 K: 0 S: 3	H: 0 LOB: 0 BB: 0 P: 3	R: 1 E: 0 K: 0 S: 5	H: 2 LOB: 2 BB: 1 P: 9	R: 1 E: 0 K: 0 S: 4	H: 2 LOB: 1 BB: 0 P: 4	1B: 9 2B: 0 3B: 0 HR: 1	SF: 1 SAC: 1 DP: 0 HBP: 0	WP: 1 PB: 0 SB: 0 CS: 0	PA: 38														
<b>PITCHER</b>	IP	WLS	BF	H	R	ER	SO	BB	IBB	HBP	BLK	WP	HR	S	P	ERA	WHIP	<b>PITCHER</b>		IP	WLS	BF	H	R	ER	SO	BB	IBB	HBP	BLK	WP	HR	S	P	ERA	WHIP
Ted Wills, L ERA: 4.67 (1, 1)	7.0	L	28	6	2	2	2	1	0	0	0	0	1	31	35	2.57	1.000																			
Murray Wall, R ERA: 5.66 (8, 1)	2.0		10	4	2	2	0	0	1	0	0	1	0	9	13	9.00	2.000																			

AB	34
R	4
H	10
RBI	4
BB	2
SO	2
LOB	13



Batter	1	2	3	4	5	6	7	8	9	AB	R	H	RBI	BB	SO	LOB	BOTTOM																			
Don Buddin, R OBP: 0.352, SLG: 0.353 (1, 6)	FC4-6 1B BB		HBP BB		P5		3-5	F7		2	0	0	0	2	0	0	<b>Cleveland Indians @ Boston Red Sox</b> Fenway Park, Boston, MA Tue Jun 16 1959, 7:05 PM EDT Att: 16,656 - Unknown																			
Pete Runnels, L OBP: 0.433, SLG: 0.500 (1, 4)	FC4-6 1B		HBP			4-3		E4 1-3		3	0	1	0	0	0	0																				
Gene Stephens, L OBP: 0.274, SLG: 0.318 (1, 7)	FC4-6 G5-4-3		F8			FC6-4 1B		1-3		4	0	1	0	0	0	5																				
Dick Gemert, R OBP: 0.397, SLG: 0.459 (1, 3)	G5-4-3		K			F8		5-3		4	0	0	0	0	1	6																				
Jackie Jensen, R OBP: 0.371, SLG: 0.509 (1, 9)		S FC1-2 2B		1-3		FC6-4		L7		4	0	1	0	0	0	1																				
Frank Malzone, R OBP: 0.333, SLG: 0.455 (1, 5)		K		K			6-3		2B	4	0	1	0	0	2	1																				
Marty Keough, L OBP: 0.341, SLG: 0.473 (1, 8)		FC1-2 S		F8		HR		F7		4	1	1	1	0	0	2																				
Pete Daley, R OBP: 0.310, SLG: 0.346 (1, 2)		3-H			1-3		3-1		K	2	0	0	0	0	0	1																				
Vic Wertz, L OBP: 0.339, SLG: 0.444 (7, PH)	6-3									1	0	0	0	0	0	0																				
Sammy White, R OBP: 0.297, SLG: 0.280 (8, 2)										1	0	0	0	0	1	1																				
Ted Wills, L OBP: 0.182, SLG: 0.273 (7, PH)										2	0	0	0	0	2	0																				
Ted Williams, L OBP: 0.299, SLG: 0.276 (7, PH)										1	0	1	0	0	0	0																				
Bobby Avila, R OBP: 0.227, SLG: 0.164 (7, PR)										0	0	0	0	0	0	0																				
Murray Wall, R (8, 1)										0	0	0	0	0	0	0																				
<b>Inning Stats</b>	R: 0 E: 0 K: 0 S: 3	H: 1 LOB: 1 BB: 1 P: 7	R: 0 E: 0 K: 1 S: 6	H: 1 LOB: 0 BB: 0 P: 6	R: 0 E: 0 K: 2 S: 7	H: 0 LOB: 2 BB: 1 P: 12	R: 0 E: 0 K: 1 S: 5	H: 0 LOB: 0 BB: 0 P: 5	R: 0 E: 0 K: 1 S: 5	H: 0 LOB: 0 BB: 0 P: 5	R: 0 E: 0 K: 0 S: 4	H: 1 LOB: 1 BB: 0 P: 4	R: 1 E: 1 K: 0 S: 4	H: 2 LOB: 2 BB: 0 P: 4	R: 0 E: 0 K: 0 S: 4	H: 0 LOB: 1 BB: 0 P: 4	R: 0 E: 0 K: 1 S: 6	H: 1 LOB: 1 BB: 0 P: 6	1B: 3 2B: 2 3B: 0 HR: 1	SF: 0 SAC: 0 DP: 1 HBP: 1	WP: 0 PB: 0 SB: 2 CS: 0	PA: 35														
<b>PITCHER</b>	IP	WLS	BF	H	R	ER	SO	BB	IBB	HBP	BLK	WP	HR	S	P	ERA	WHIP	<b>PITCHER</b>		IP	WLS	BF	H	R	ER	SO	BB	IBB	HBP	BLK	WP	HR	S	P	ERA	WHIP
Cal McLish, R ERA: 3.26 (1, 1)	9.0	W	36	6	1	1	6	2	0	1	0	0	1	44	53	1.00	0.889																			

AB	32
R	1
H	6
RBI	1
BB	2
SO	6
LOB	17





Batter	1	2	3	4	5	6	7	8	9	AB	R	H	RBI	BB	SO	LOB	TOP																
Woodie Held, R OBP: 0.327, SLG: 0.462	L8		HR	K			K		BB	4	1	1	1	1	2	0	<b>Cleveland Indians @ Boston Red Sox</b> Fenway Park, Boston, MA Thu Jun 18 1959, 3:33 AM EDT Att: 3,386 - Unknown																
Vic Power, R OBP: 0.336, SLG: 0.443	FC3-6 BB		F5		E		5-3		F9	4	1	1	0	1	0	2																	
Tito Francona, L OBP: 0.386, SLG: 0.532	FC3-6 1-2		4-3		SH1-3				K	3	0	0	0	0	1	1																	
Rocky Colavito, R OBP: 0.372, SLG: 0.614	K			FC5-4 BB	P6				BB	2	0	0	0	2	1	1																	
Minnie Minoso, R OBP: 0.364, SLG: 0.489		F7		FC5-4 3B	F8				F9	4	1	0	0	0	0	2																	
George Strickland, R OBP: 0.340, SLG: 0.420		P4		HR 3B		F8			P4	4	1	1	1	0	0	1																	
Dick Brown, R OBP: 0.381, SLG: 0.417		BB		HR BB		F9			6-3	2	1	0	0	2	0	0																	
Billy Martin, R OBP: 0.278, SLG: 0.396				F2		F9			BB	3	0	0	0	0	1	3																	
Willie Jones, R OBP: 0.342, SLG: 0.460									1B	1	0	1	0	0	0	0																	
Carroll Hardy, R OBP: 0.167, SLG: 0.107										0	0	0	0	0	0	0																	
Bobby Locke, R OBP: 0.500, SLG: 2.000			1-3						K	2	1	1	3	0	0	0																	
Mike Garcia, R (6, 1)										1	0	0	0	0	1	0																	
Jim Perry, S OBP: 0.500, SLG: 0.500										0	0	0	0	0	0	0																	
Granny Hamner, R OBP: 0.296, SLG: 0.412				HR						1	0	0	0	0	1	1																	
<b>Inning Stats</b>	R: 0 E: 0 K: 1 S: 5	H: 0 LOB: 1 BB: 1 P: 9	R: 0 E: 0 K: 1 S: 5	H: 0 LOB: 1 BB: 1 P: 9	R: 1 E: 0 K: 0 S: 4	H: 1 LOB: 0 BB: 0 P: 4	R: 4 E: 0 K: 1 S: 7	H: 2 LOB: 2 BB: 2 P: 15	R: 1 E: 1 K: 0 S: 4	H: 1 LOB: 0 BB: 0 P: 4	R: 0 E: 0 K: 0 S: 3	H: 0 LOB: 0 BB: 0 P: 3	R: 0 E: 0 K: 1 S: 5	H: 0 LOB: 1 BB: 1 P: 9	R: 0 E: 0 K: 1 S: 6	H: 1 LOB: 2 BB: 1 P: 10	1B: 1 2B: 1 3B: 1 HR: 2	SF: 0 SAC: 1 DP: 0 HBP: 0	WP: 0 PB: 0 SB: 0 CS: 0	PA: 38													
<b>PITCHER</b>	IP WLS BF H R ER SO BB IBB HBP BLK WP HR S P ERA WHIP																																
Frank Sullivan, R ERA: 4.48	(1, 1) 4.0	W 19	3	5	5	3	4	0	0	0	0	0	2	21	37	11.25	1.750																
Jack Harshman, L ERA: 6.02	(5, 1) 5.0	L 19	2	1	0	4	2	0	0	0	0	0	0	25	33	0.00	0.800																


Batter	1	2	3	4	5	6	7	8	9	AB	R	H	RBI	BB	SO	LOB	BOTTOM																
Don Buddin, R OBP: 0.352, SLG: 0.348	6-3	6-3							5-3	3	0	0	1	2	0	0	<b>Cleveland Indians @ Boston Red Sox</b> Fenway Park, Boston, MA Thu Jun 18 1959, 3:33 AM EDT Att: 3,386 - Unknown																
Pete Runnels, L OBP: 0.432, SLG: 0.496	4-3		4-3	F7					WP 1B BB	4	1	1	0	1	0	3																	
Gene Stephens, L OBP: 0.269, SLG: 0.300	2B BB		F8		5-3	6-3			P6	4	1	0	0	1	0	3																	
Vic Wertz, L OBP: 0.351, SLG: 0.490										5	2	3	3	0	0	0																	
Bobby Avila, R OBP: 0.227, SLG: 0.164			4-3							0	0	0	0	0	0	0																	
Dick Gernert, R OBP: 0.397, SLG: 0.459	1B 1B 2B				HR				1B	0	0	0	0	0	0	0																	
Jackie Jensen, R OBP: 0.379, SLG: 0.528	1B			1B BB BB	HR				FC5-4 1B	4	2	3	1	1	1	0																	
Frank Malzone, R OBP: 0.335, SLG: 0.451				F9	P5				FC5-4	4	1	1	1	1	0	3																	
Marty Keough, L OBP: 0.346, SLG: 0.474				1B						4	0	2	1	0	1	2																	
Pete Daley, R OBP: 0.308, SLG: 0.336		L4		1-3					P6	3	0	0	0	1	0	2																	
Frank Sullivan, R OBP: 0.091, SLG: 0.091										1	0	0	0	0	0	0																	
Ted Williams, L OBP: 0.305, SLG: 0.276		1-3							F9	0	0	0	0	0	0	0																	
Tom Brewer, R OBP: 0.138, SLG: 0.107										0	0	0	0	0	0	0																	
Jack Harshman, L OBP: 0.286, SLG: 0.417				BB HBP					K	2	0	0	0	0	1	2																	
<b>Inning Stats</b>	R: 2 E: 0 K: 1 S: 8	H: 3 LOB: 2 BB: 1 P: 12	R: 0 E: 0 K: 0 S: 3	H: 0 LOB: 0 BB: 0 P: 3	R: 0 E: 0 K: 0 S: 3	H: 0 LOB: 0 BB: 0 P: 3	R: 1 E: 0 K: 0 S: 4	H: 1 LOB: 3 BB: 2 P: 13	R: 2 E: 0 K: 0 S: 5	H: 2 LOB: 2 BB: 0 P: 5	R: 0 E: 0 K: 0 S: 4	H: 1 LOB: 2 BB: 1 P: 8	R: 1 E: 0 K: 2 S: 8	H: 1 LOB: 2 BB: 2 P: 16	R: 1 E: 0 K: 0 S: 5	H: 2 LOB: 2 BB: 1 P: 9	1B: 7 2B: 1 3B: 0 HR: 2	SF: 0 SAC: 0 DP: 0 HBP: 1	WP: 2 PB: 0 SB: 0 CS: 0	PA: 42													
<b>PITCHER</b>	IP WLS BF H R ER SO BB IBB HBP BLK WP HR S P ERA WHIP																																
Bobby Locke, R ERA: 7.94	(1, 1) 5.2	W 29	7	5	5	1	4	0	1	0	0	0	2	26	43	7.94	1.941																
Mike Garcia, R ERA: 3.19	(6, 1) 1.2	L 9	1	2	2	2	3	0	0	0	1	0	10	22	10.80	2.400																	
Jim Perry, R ERA: 4.38	(8, 1) 0.2	4	2	0	0	0	0	0	0	0	1	0	4	4	0.00	3.000																	



Batter	1	2	3	4	5	6	7	8	9	AB	R	H	RBI	BB	SO	LOB	TOP		
Luis Aparicio, R (1, 6) OBP: 0.360, SLG: 0.368 Sammy Esposito, R (3, PH) OBP: 0.263, SLG: 0.176 (3, 6)	0-0 6-3		0-3 K		0-0 FC6-4 1B		0-0 1B		4-0 BB BB	1	0	0	0	0	0	0			
Nelle Fox, L (1, 4) OBP: 0.421, SLG: 0.461	0-0 F9		0-0 4-3		0-0 F8		0-0 G3		4-0 FC4-6 BB	4	0	0	0	1	0	3			
Billy Goodman, L (1, 5) OBP: 0.306, SLG: 0.236	0-0 F8			0-0 FC6-4 1B	0-0 FC6-4			0-0 L4	0-0 FC4-6	5	0	1	0	0	0	4			
Sherm Lollar, R (1, 2) OBP: 0.348, SLG: 0.425		0-0 E6		0-0 FC6-4 1B	0-0 FC6-4			0-0 WP 1B		4	0	1	0	0	0	3			
Earl Torgeson, L (1, 3) OBP: 0.401, SLG: 0.420	0-0 F9			0-0 FC1-5 1B		0-3 K		0-3 K		4	0	1	0	0	2	2			
Jim Rivera, L (1, 9) OBP: 0.318, SLG: 0.500	0-0 2-3			0-0 FC1-5		0-0 F9		0-0 1-3		4	0	0	0	0	0	4			
Al Smith, R (1, 7) OBP: 0.320, SLG: 0.347	4-0 BB			0-0 F8		0-0 F9			0-0 6-3	3	0	0	0	1	0	2	AB 36		
Jim Landis, R (1, 8) OBP: 0.347, SLG: 0.350	0-3 K				0-0 1B 2B		0-0 5-3		0-0 HR	4	2	2	1	0	1	2	R 2		
Early Wynn, S (1, 1) OBP: 0.333, SLG: 0.436 Barry Latman, R (2, 1) OBP: 0.167, SLG: 0.091 Larry Lundy, L (5, PH) OBP: 0.242, SLG: 0.359 Ray Moore, R (5, 1) OBP: 0.303, SLG: 0.077 Norm Cash, L (7, PH) OBP: 0.258, SLG: 0.349 Rudy Arias, L (7, 1) OBP: 0.279, SLG: 0.309 Turk Lowm, R (7, 1) OBP: 0.279, SLG: 0.309 Harry Simpson, L (9, PH)	0-0 4-3		0-0 4-3		0-0 FC6-4 1B		0-0 F9		0-0 4-3	0	0	0	0	0	0	0	H 8		
<b>Inning Stats</b>	R: 0 E: 0 K: 0 S: 3	H: 0 LOB: 0 BB: 0 P: 3	R: 0 E: 1 K: 1 S: 6	H: 0 LOB: 2 BB: 1 P: 10	R: 0 E: 0 K: 1 S: 5	H: 2 LOB: 0 BB: 0 P: 5	R: 1 E: 0 K: 0 S: 6	H: 3 LOB: 2 BB: 0 P: 6	R: 0 E: 0 K: 1 S: 5	H: 0 LOB: 0 BB: 0 P: 5	R: 0 E: 0 K: 0 S: 4	H: 1 LOB: 1 BB: 0 P: 4	R: 0 E: 0 K: 1 S: 6	H: 1 LOB: 1 BB: 0 P: 6	R: 1 E: 0 K: 0 S: 4	H: 1 LOB: 2 BB: 2 P: 12	1B: 6 2B: 1 3B: 0 HR: 1	SF: 0 SAC: 0 DP: 0 HBP: 0	WP: 1 PA: 39
<b>PITCHER</b> Tom Brewer, R (1, 1) ERA: 2.97	IP: 9.0 WLS: W BF: 39 H: 8 R: 2 ER: 2 SO: 4 BB: 3 IBB: 0 HBP: 0 BLK: 0 WP: 1 HR: 1 S: 44 P: 56 ERA: 2.00 WHIP: 1.222															<b>PITCHER</b>			

Chicago White Sox @ Boston Red Sox  
Fenway Park, Boston, MA  
Sat Jun 20 1959, 3:33 AM EDT  
Att: 12,997 - Unknown


AB 36  
R 2  
H 8  
RBI 2  
BB 3  
SO 4  
LOB 20



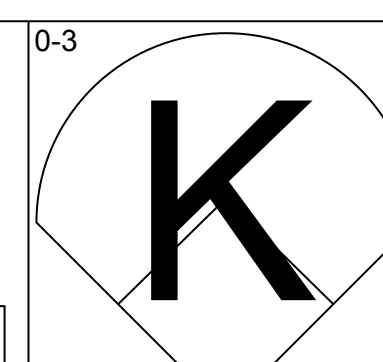
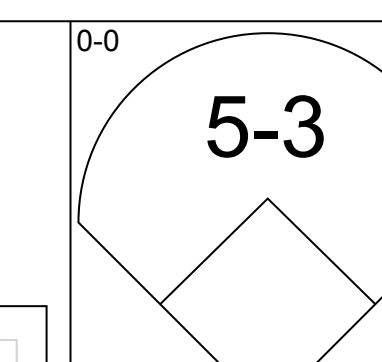
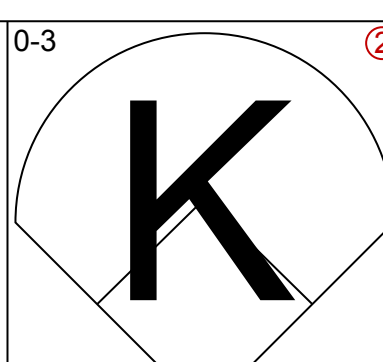
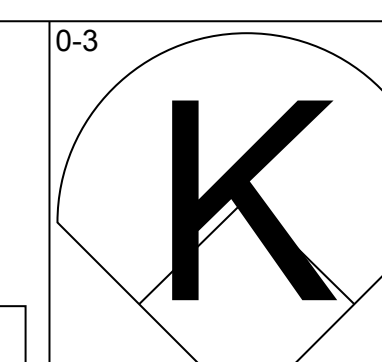
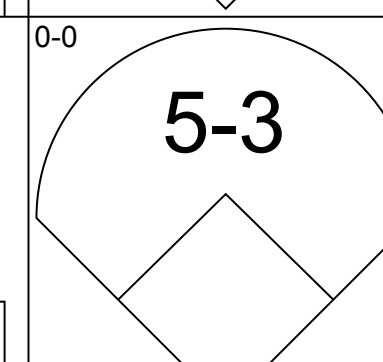
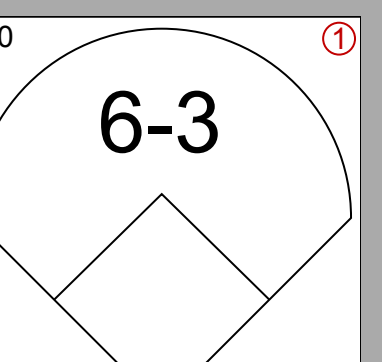
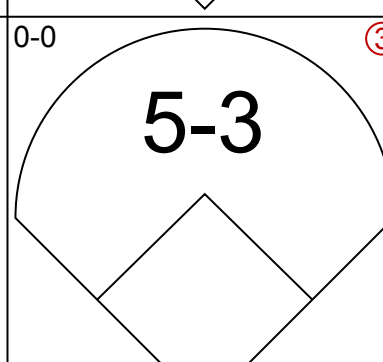
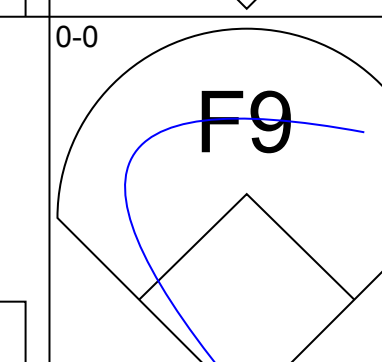
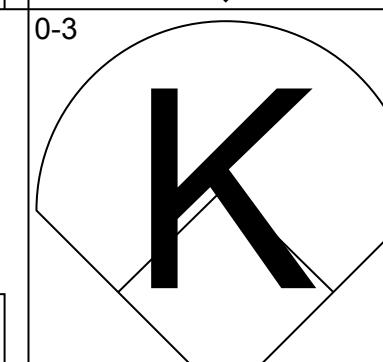
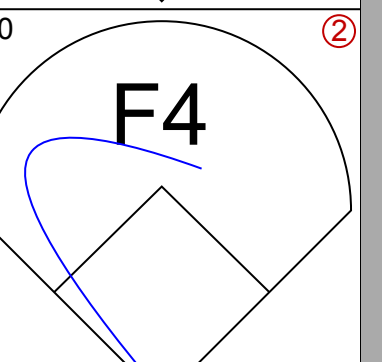
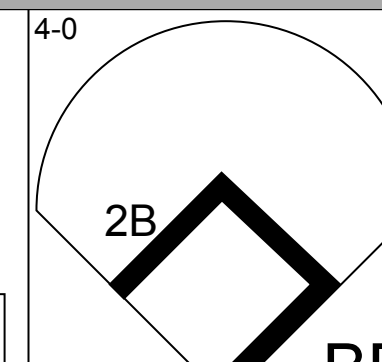
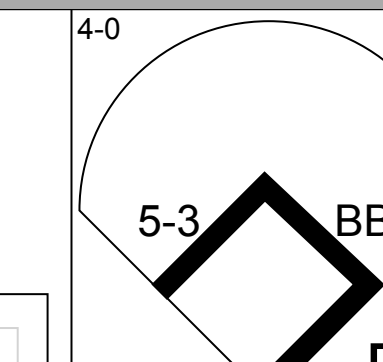
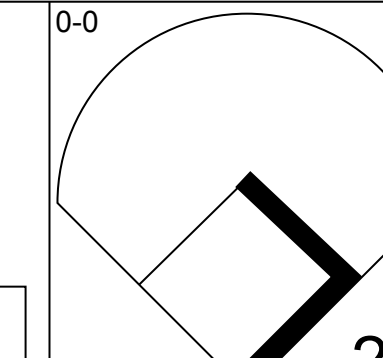
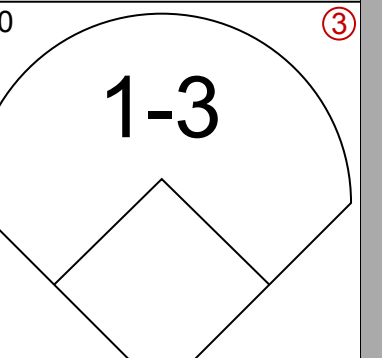
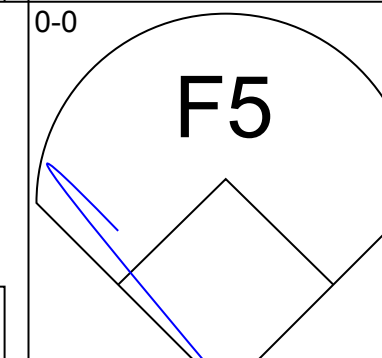
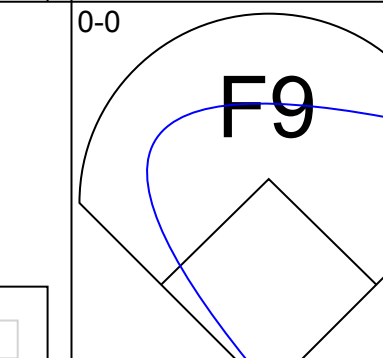
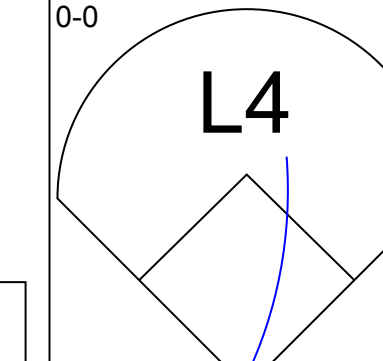
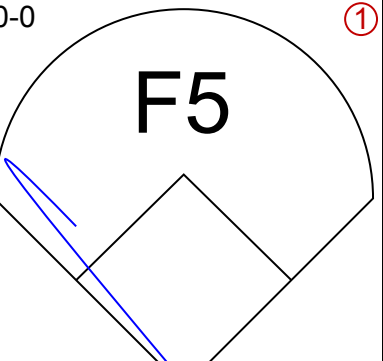
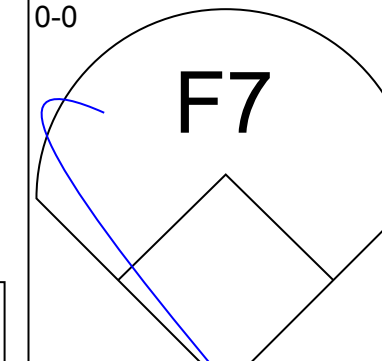
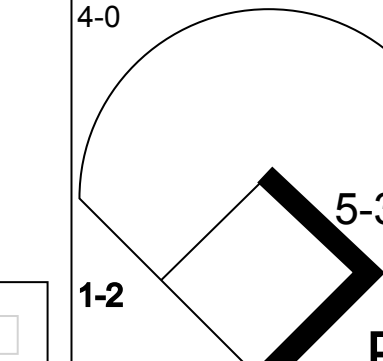
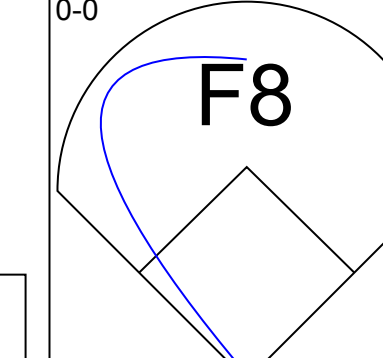
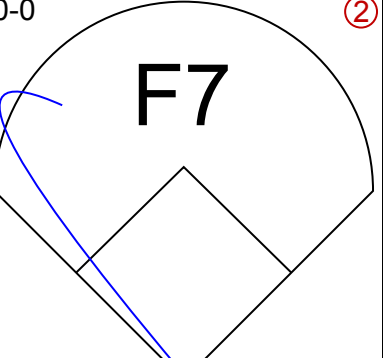
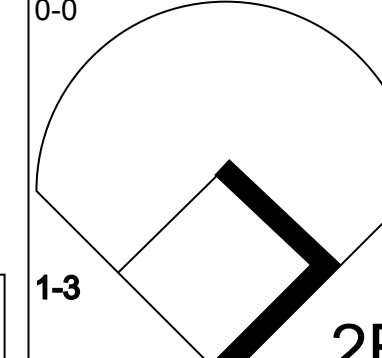
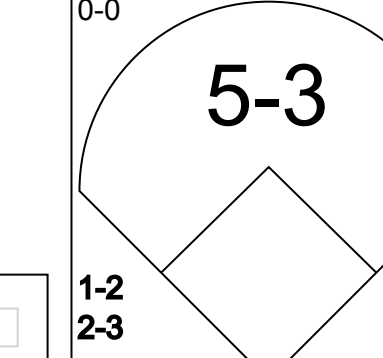
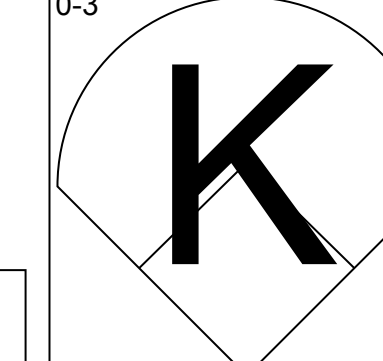
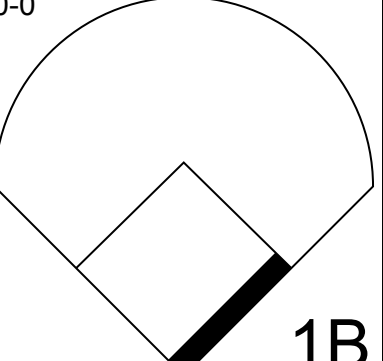
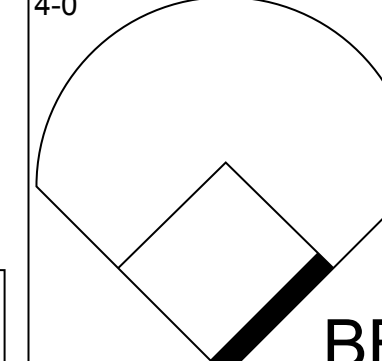
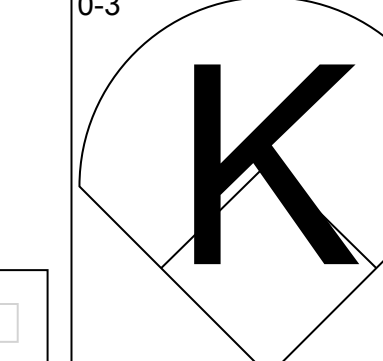
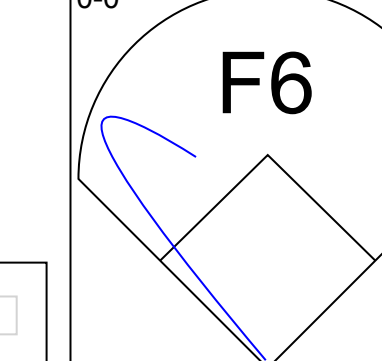
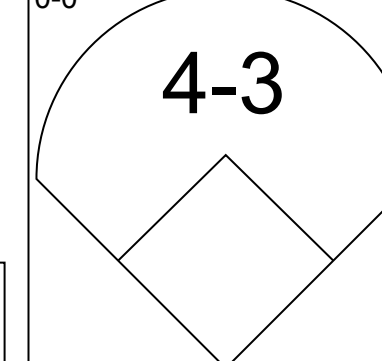
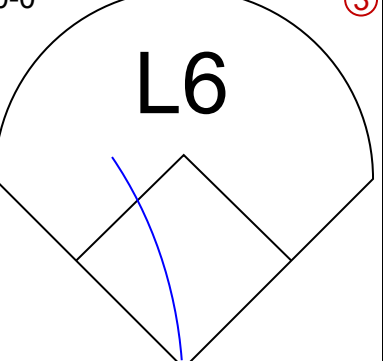
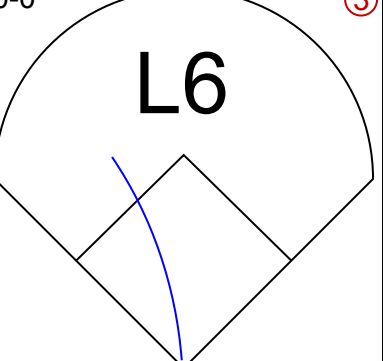
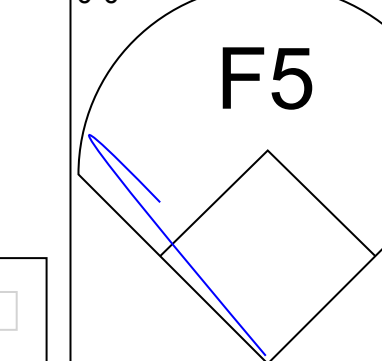
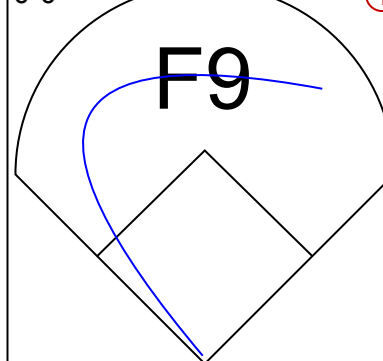
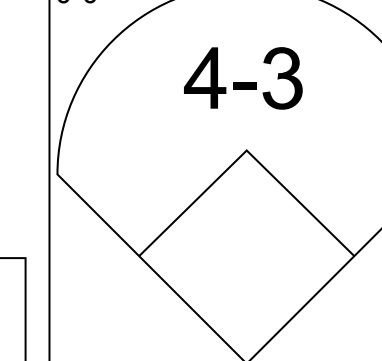
Batter	1	2	3	4	5	6	7	8	9	AB	R	H	RBI	BB	SO	LOB	BOTTOM
Don Buddin, R (1, 6) OBP: 0.353, SLG: 0.347	0-3 K	0-0 1B BB 1B		0-0 F2			4-0 1B 1B 1B BB	0-0 F5		4	1	1	0	1	1	0	
Pete Runnels, L (1, 4) OBP: 0.438, SLG: 0.496	4-0 E 1B BB	4-0 1B BB		0-0 F7			0-0 1B BB 1B	4-0 1B BB		2	2	1	0	3	0	0	
Gene Stephens, L (1, 7) OBP: 0.289, SLG: 0.320	0-0 E3 1B	0-0 G4-6-3 1B		0-0 F8			0-0 BB SF8 1B	0-0 1B		5	2	3	1	0	0	1	
Vic Wertz, L (1, 3) OBP: 0.356, SLG: 0.491 Gary Geiger, L (7, PR) OBP: 0.273, SLG: 0.381 Dick Gemert, R (8, 3) OBP: 0.395, SLG: 0.457	0-0 HR 1B	0-0 G4-6-3		0-0 F3			0-0 BB 1B	0-3 K		4	1	2	3	0	0	3	
Jackie Jensen, R (1, 9) OBP: 0.377, SLG: 0.520	0-0 F9		0-0 F5		0-0 F5		0-0 BB			3	0	0	1	1	0	1	
Frank Malzone, R (1, 5) OBP: 0.333, SLG: 0.462	0-0 HR		0-0 E5 2B		0-0 F6		0-0 SF8			3	1	1	3	0	0	0	
Marty Keough, L (1, 8) OBP: 0.344, SLG: 0.476	0-3 K		0-0 2B			0-3 K	0-0 F8			4	0	1	0	0	2	2	AB 33
Pete Daley, R (1, 2) OBP: 0.306, SLG: 0.327		4-0 1B BB		0-0 F4		0-0 F9	0-0 F9			3	1	0	0	1	0	4	R 8
Tom Brewer, R (1, 1) OBP: 0.121, SLG: 0.094		0-3 K		0-0 L5		0-3 K		0-3 K		4	0	0	0	0	3	3	H 9
<b>Inning Stats</b>	R: 4 E: 1 K: 2 S: 10	H: 2 LOB: 0 BB: 1 P: 14	R: 1 E: 0 K: 1 S: 6	H: 2 LOB: 2 BB: 2 P: 14	R: 0 E: 0 K: 0 S: 5	H: 1 LOB: 0 BB: 0 P: 5	R: 0 E: 0 K: 0 S: 3	H: 0 LOB: 0 BB: 0 P: 3	R: 0 E: 0 K: 2 S: 7	H: 0 LOB: 0 BB: 0 P: 7	R: 3 E: 0 K: 0 S: 6	H: 3 LOB: 2 BB: 2 P: 14	R: 0 E: 0 K: 2 S: 8	H: 1 LOB: 2 BB: 1 P: 12	1B: 7 2B: 1 3B: 0 HR: 1	SF: 1 SAC: 0 DP: 1 HBP: 0	WP: 0 PA: 40
<b>PITCHER</b> Early Wynn, R (1, 1) ERA: 4.09 Barry Latman, R (2, 1) ERA: 5.4 Ray Moore, R (5, 1) ERA: 4.56 Rudy Arias, L (7, 1) ERA: 3.77 Turk Lowm, R (7, 1) ERA: 2.9	IP: 1.1 WLS: L BF: 11 H: 3 R: 5 ER: 2 SO: 3 BB: 3 IBB: 0 HBP: 0 BLK: 0 WP: 0 HR: 1 S: 14 P: 26 ERA: 13.50 WHIP: 4.500															<b>PITCHER</b>	

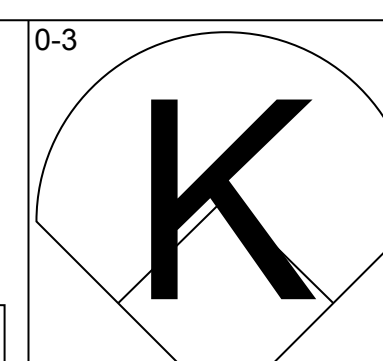
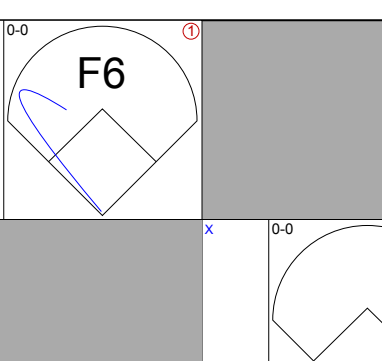
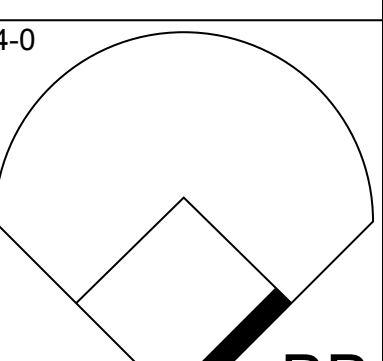
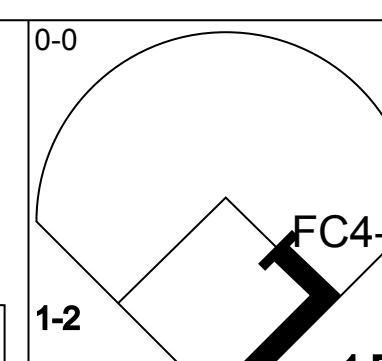

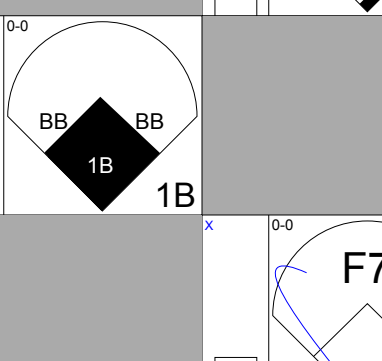
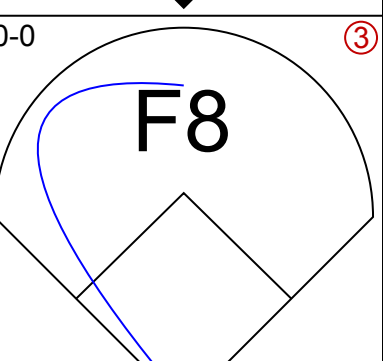
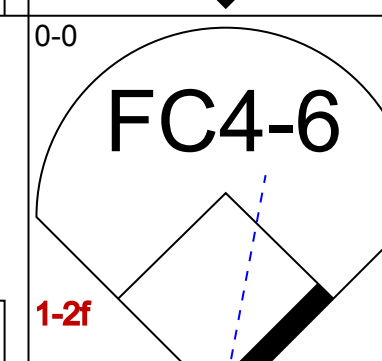

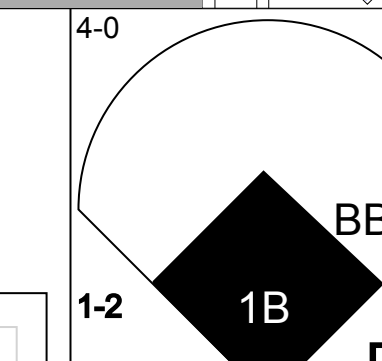
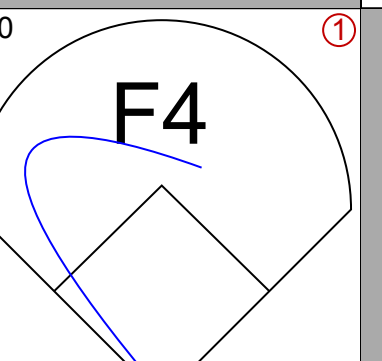
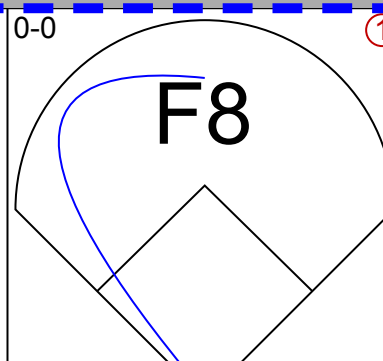
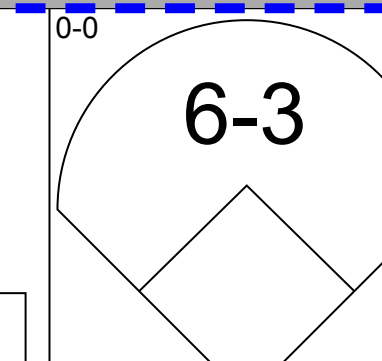

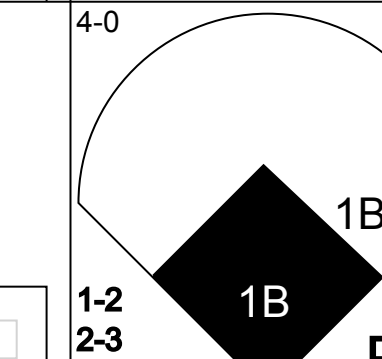
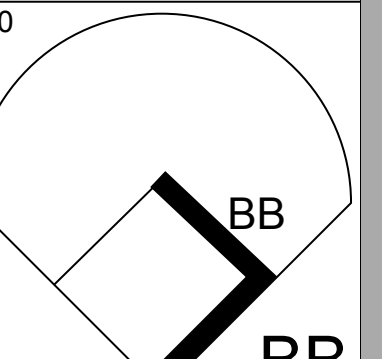
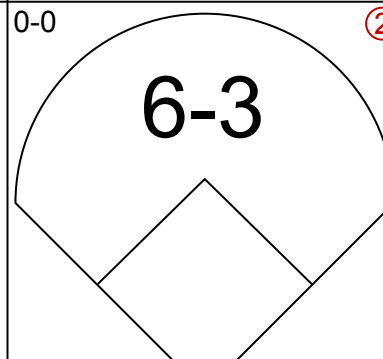
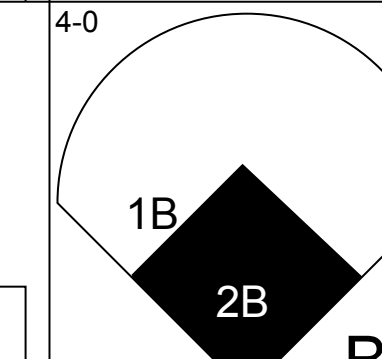
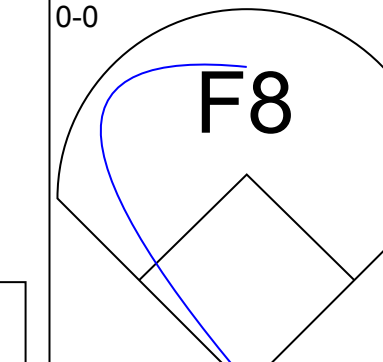
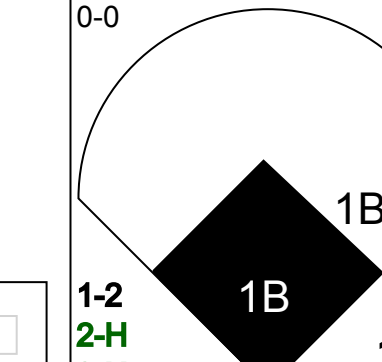
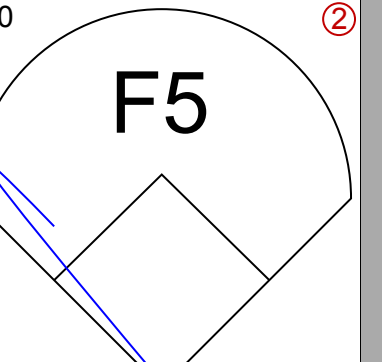
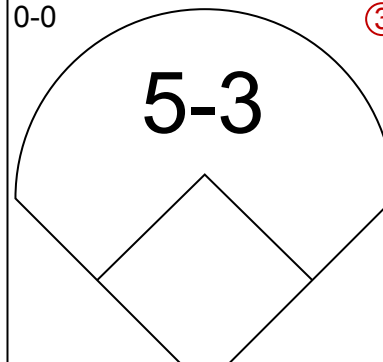
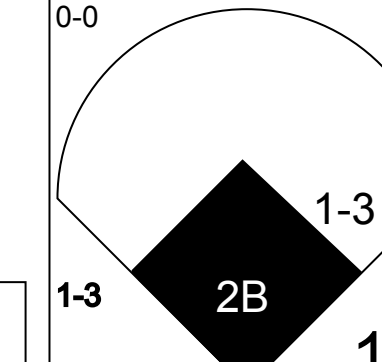
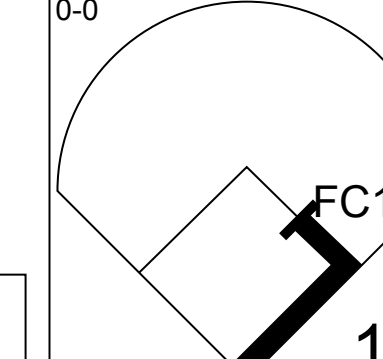
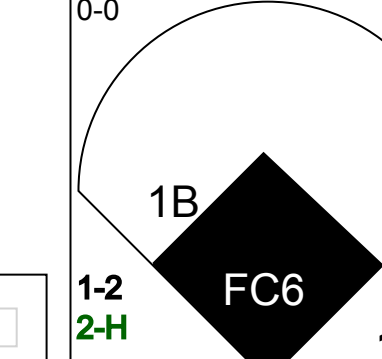
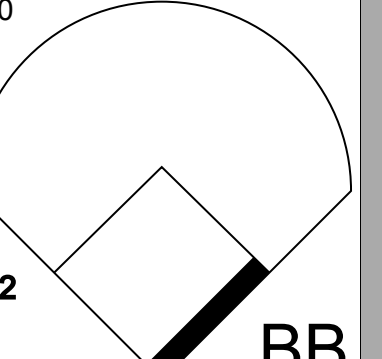

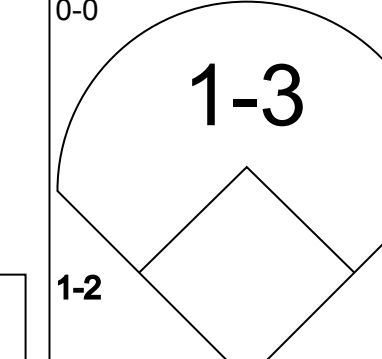
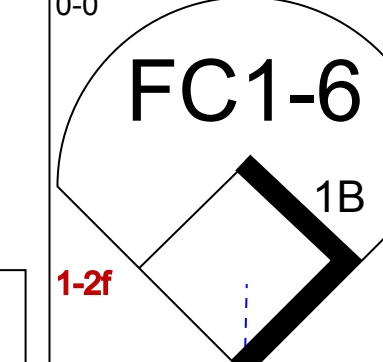
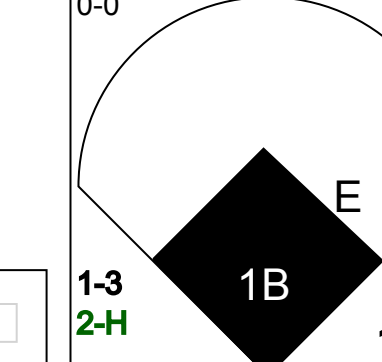


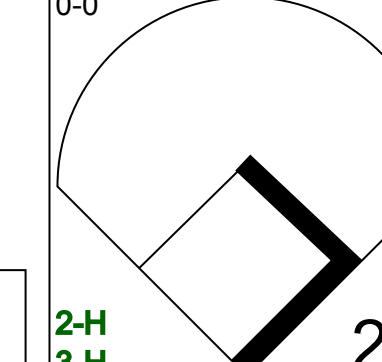
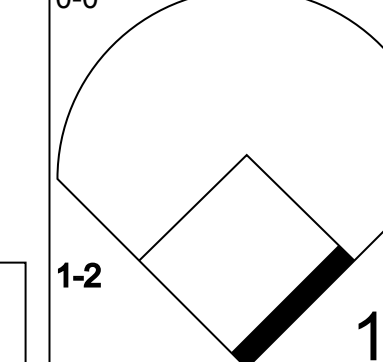
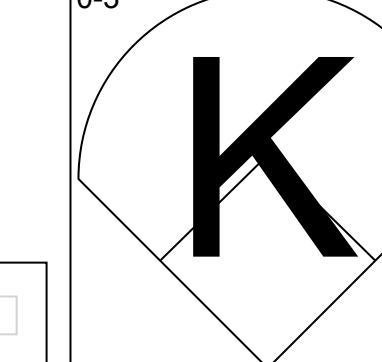
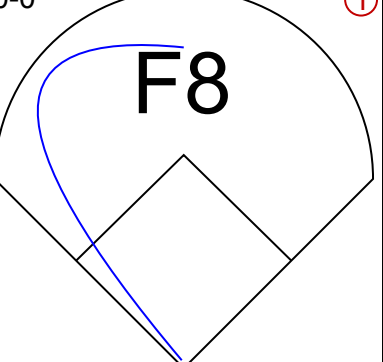
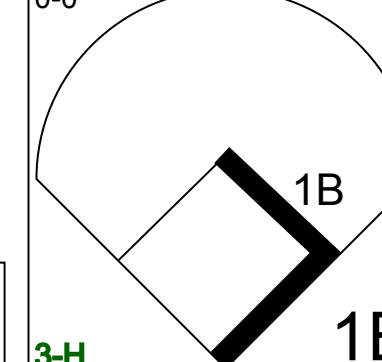
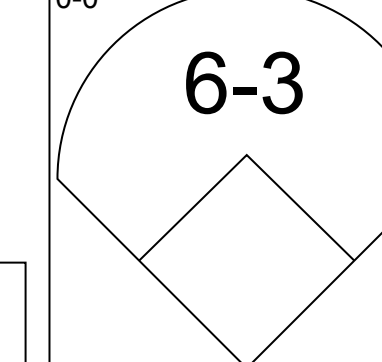
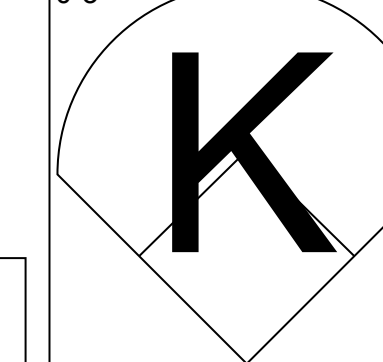
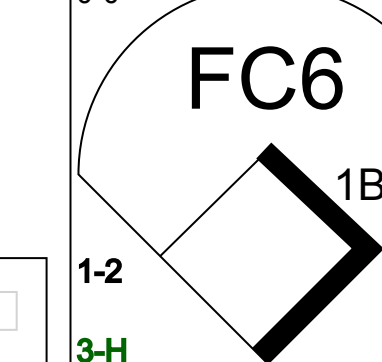
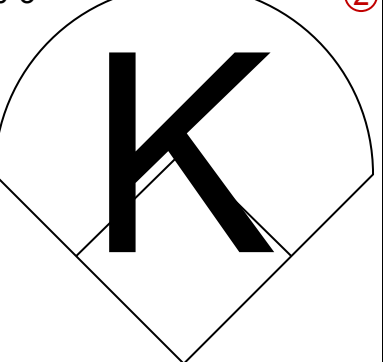
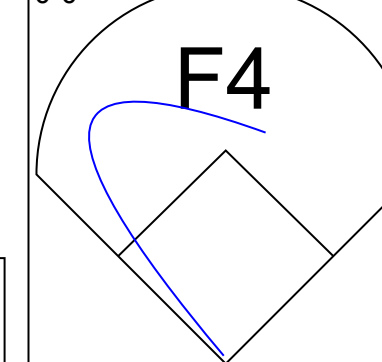
Chicago White Sox @ Boston Red Sox  
Fenway Park, Boston, MA  
Sat Jun 20 1959, 3:33 AM EDT  
Att: 12,997 - Unknown

AB 33  
R 8  
H 9  
RBI 8  
BB 6  
SO 7  
LOB 16





Batter	1	2	3	4	5	6	7	8	9	AB	R	H	RBI	BB	SO	LOB	TOP					
<b>Al Smith, R</b> OBP: 0.313, SLG: 0.339 (1, 7)										4	0	0	0	0	3	0	<b>Chicago White Sox @ Boston Red Sox</b> Fenway Park, Boston, MA Sat Jun 20 1959, 7:05 PM EDT Att: 16,067 - Unknown					
<b>Nelle Fox, L</b> OBP: 0.416, SLG: 0.453 (1, 4)										4	0	0	0	0	0	0						
<b>Earl Torgeson, L</b> OBP: 0.404, SLG: 0.413 (1, 3)										2	0	0	0	2	1	0						
<b>Harry Simpson, L</b> OBP: 0.277, SLG: 0.381 (1, 9)										4	0	1	0	0	0	2						
<b>Jim Landis, R</b> OBP: 0.345, SLG: 0.344 (1, 8)										3	0	0	0	1	0	2						
<b>Bubba Phillips, R</b> OBP: 0.345, SLG: 0.379 (1, 5)										4	0	1	0	0	0	3						
<b>Earl Batley, R</b> OBP: 0.355, SLG: 0.333 (1, 2)										3	0	1	0	1	2	3						
<b>Sammy Esposito, R</b> OBP: 0.238, SLG: 0.158 (1, 6)										2	0	0	0	0	0	1						
<b>Larry Doby, L</b> OBP: 0.295, SLG: 0.306 (7, PH)										1	0	0	0	0	0	3						
<b>Luis Aparicio, R</b> OBP: 0.360, SLG: 0.368 (7, 6)										0	0	0	0	0	0	0						
<b>Dick Donovan, L</b> OBP: 0.206, SLG: 0.310 (3, 1)										1	0	0	0	0	0	0						
<b>Barry Latman, R</b> OBP: 0.187, SLG: 0.091 (3, 1)										0	0	0	0	0	0	0						
<b>Johnny Callison, L</b> OBP: 0.270, SLG: 0.247 (6, PH)										0	0	0	0	0	0	0						
<b>Gerry Staley, R</b> OBP: 0.300, SLG: 0.232 (8, PH)										0	0	0	0	0	0	0						
<b>Billy Goodman, L</b> OBP: 0.290, SLG: 0.232 (8, PH)										0	0	0	0	0	0	0						
<b>Turk Lown, R</b> OBP: 0.290, SLG: 0.232 (8, 1)										0	0	0	0	0	0	0						
<b>Inning Stats</b>	R: 0 E: 0 K: 2 S: 7	H: 0 LOB: 0 BB: 0 P: 7	R: 0 E: 0 K: 1 S: 6	H: 1 LOB: 1 BB: 0 P: 6	R: 0 E: 0 K: 0 S: 3	H: 0 LOB: 0 BB: 0 P: 3	R: 0 E: 0 K: 0 S: 3	H: 0 LOB: 0 BB: 0 P: 3	R: 0 E: 0 K: 1 S: 4	H: 1 LOB: 1 BB: 0 P: 4	R: 0 E: 0 K: 1 S: 5	H: 0 LOB: 0 BB: 0 P: 5	R: 0 E: 0 K: 0 S: 4	H: 1 LOB: 3 BB: 2 P: 12	R: 0 E: 0 K: 1 S: 5	H: 0 LOB: 0 BB: 2 P: 5	R: 0 E: 0 K: 1 S: 5	H: 0 LOB: 2 BB: 2 P: 13	1B: 1 2B: 2 3B: 0 HR: 0	SF: 0 SAC: 0 DP: 0 HBP: 0	WP: 0 PB: 0 SB: 0 CS: 0	PA: 34
<b>PITCHER</b> <b>Jerry Casale, R</b> ERA: 3.26 (1, 1)	IP: 9.0 W: 1 L: 0 BF: 34	H: 3 R: 0 ER: 0 SO: 6	BB: 4 IBB: 0 HBP: 0 BLK: 0	WP: 0 HR: 0 S: 42 P: 58	ERA: 0.00 WHIP: 0.778																	

Batter	1	2	3	4	5	6	7	8	9	AB	R	H	RBI	BB	SO	LOB	BOTTOM		
<b>Don Buddin, R</b> OBP: 0.358, SLG: 0.349 (1, 6)										4	0	2	1	1	1	0	<b>Chicago White Sox @ Boston Red Sox</b> Fenway Park, Boston, MA Sat Jun 20 1959, 7:05 PM EDT Att: 16,067 - Unknown		
<b>Pete Runnels, L</b> OBP: 0.438, SLG: 0.494 (1, 4)										5	1	2	0	0	0	5			
<b>Gene Stephens, L</b> OBP: 0.284, SLG: 0.304 (1, 7)										4	1	0	0	1	0	1			
<b>Jackie Jensen, R</b> OBP: 0.381, SLG: 0.516 (1, 9)										2	2	0	0	3	0	1			
<b>Frank Matzone, R</b> OBP: 0.335, SLG: 0.461 (1, 5)										5	2	2	2	0	0	1			
<b>Dick Gemert, R</b> OBP: 0.405, SLG: 0.469 (1, 3)										4	2	3	1	1	0	2			
<b>Marty Keough, L</b> OBP: 0.347, SLG: 0.483 (1, 8)										5	1	2	3	0	1	4			
<b>Sammy White, R</b> OBP: 0.301, SLG: 0.286 (1, 2)										5	0	2	1	0	1	3			
<b>Jerry Casale, R</b> OBP: 0.250, SLG: 0.320 (1, 1)										4	0	0	0	0	2	4			
<b>Inning Stats</b>	R: 0 E: 0 K: 1 S: 6	H: 1 LOB: 1 BB: 0 P: 6	R: 0 E: 0 K: 1 S: 7	H: 2 LOB: 2 BB: 0 P: 7	R: 0 E: 1 K: 1 S: 11	H: 5 LOB: 2 BB: 2 P: 19	R: 0 E: 0 K: 1 S: 5	H: 0 LOB: 2 BB: 2 P: 13	R: 0 E: 0 K: 0 S: 3	H: 0 LOB: 0 BB: 0 P: 3	R: 1 E: 0 K: 0 S: 6	H: 3 LOB: 2 BB: 0 P: 6	R: 2 E: 0 K: 0 S: 5	H: 2 LOB: 1 BB: 1 P: 9	1B: 11 2B: 2 3B: 0 HR: 0	SF: 0 SAC: 0 DP: 0 HBP: 0		WP: 0 PB: 0 SB: 0 CS: 0	PA: 44
<b>PITCHER</b> <b>Dick Donovan, R</b> ERA: 4.09 (1, 1)	IP: 2.1 W: 0 L: 1 BF: 16	H: 7 R: 6 ER: 4 SO: 2	BB: 2 IBB: 0 HBP: 0 BLK: 0	WP: 0 HR: 0 S: 18 P: 26	ERA: 15.43 WHIP: 3.857														
<b>Barry Latman, R</b> ERA: 5.09 (3, 1)	IP: 2.2 W: 0 L: 0 BF: 13	H: 1 R: 0 ER: 0 SO: 3	BB: 3 IBB: 0 HBP: 0 BLK: 0	WP: 0 HR: 0 S: 16 P: 28	ERA: 0.00 WHIP: 1.500														
<b>Gerry Staley, R</b> ERA: 1.97 (6, 1)	IP: 2.0 W: 0 L: 0 BF: 9	H: 3 R: 1 ER: 1 SO: 0	BB: 0 IBB: 0 HBP: 0 BLK: 0	WP: 0 HR: 0 S: 9 P: 9	ERA: 4.50 WHIP: 1.500														
<b>Turk Lown, R</b> ERA: 3.38 (8, 1)	IP: 1.0 W: 0 L: 0 BF: 6	H: 2 R: 2 ER: 2 SO: 0	BB: 1 IBB: 0 HBP: 0 BLK: 0	WP: 0 HR: 0 S: 5 P: 9	ERA: 18.00 WHIP: 3.000														



Batter	1	2	3	4	5	6	7	8	9	AB	R	H	RBI	BB	SO	LOB	TOP										
<b>Al Smith, R</b> OBP: 0.312, SLG: 0.333 (1, 7)										3	0	0	0	1	1	3	<b>Chicago White Sox @ Boston Red Sox</b> Fenway Park, Boston, MA Sun Jun 21 1959, 3:33 AM EDT Att: 21,094 - Unknown										
<b>Nelle Fox, L</b> OBP: 0.410, SLG: 0.447 (1, 4)										4	0	0	0	0	0	1											
<b>Jim Landis, R</b> OBP: 0.344, SLG: 0.347 (1, 8)										4	0	1	0	0	1	1											
<b>Sherm Lollar, R</b> OBP: 0.346, SLG: 0.422 (1, 3) (8, 2)										4	0	1	0	0	1	1											
<b>Bubba Phillips, R</b> OBP: 0.344, SLG: 0.377 (1, 5)										4	0	1	0	0	0	3											
<b>John Romano, R</b> OBP: 0.396, SLG: 0.452 (1, 2)										3	1	0	0	1	1	1											
<b>Earl Torgeson, L</b> OBP: 0.404, SLG: 0.413 (8, 3)										0	0	0	0	0	0	0											
<b>Harry Simpson, L</b> OBP: 0.294, SLG: 0.478 (1, 9)										4	1	2	1	0	0	0											
<b>Sammy Esposito, R</b> OBP: 0.280, SLG: 0.318 (1, 6)										3	1	1	1	1	1	0											
<b>Billy Pierce, L</b> OBP: 0.263, SLG: 0.306 (1, 1)										4	0	1	1	0	0	2											
<b>Inning Stats</b>	R: 0 E: 0 K: 0 S: 4	H: 1 LOB: 2 BB: 1 P: 8	R: 2 E: 0 K: 1 S: 7	H: 3 LOB: 0 BB: 0 P: 7	R: 0 E: 0 K: 1 S: 5	H: 0 LOB: 0 BB: 0 P: 5	R: 1 E: 0 K: 0 S: 4	H: 1 LOB: 2 BB: 2 P: 12	R: 0 E: 0 K: 1 S: 6	H: 1 LOB: 1 BB: 0 P: 6	R: 0 E: 0 K: 1 S: 5	H: 0 LOB: 0 BB: 0 P: 5	R: 0 E: 0 K: 0 S: 4	H: 1 LOB: 1 BB: 0 P: 4	R: 0 E: 0 K: 0 S: 3	H: 0 LOB: 0 BB: 0 P: 3	1B: 3 2B: 2 3B: 0 HR: 2	SF: 0 SAC: 0 DP: 1 HBP: 0	WP: 0 PB: 0 SB: 0 CS: 0	PA: 36							
<b>PITCHER</b>	IP	WLS	BF	H	R	ER	SO	BB	IBB	HBP	BLK	WP	HR	S	P	ERA	WHIP										
<b>Ted Wills, L</b> ERA: 4.85 (1, 1)	6.0	L	26	6	3	3	4	2	1	0	0	0	2	31	43	4.50	1.333										
<b>Leo Kiely, L</b> ERA: 3.48 (7, 1)	2.0		7	1	0	0	1	0	0	0	0	0	0	9	9	0.00	0.500										
<b>Frank Baumann, L</b> ERA: 5.45 (9, 1)	1.0		3	0	0	0	0	0	0	0	0	0	0	3	3	0.00	0.000										

AB	33
R	3
H	7
RBI	3
BB	3
SO	5
LOB	12



Batter	1	2	3	4	5	6	7	8	9	AB	R	H	RBI	BB	SO	LOB	BOTTOM										
<b>Don Buddin, R</b> OBP: 0.356, SLG: 0.345 (1, 6)										3	0	0	0	1	1	2	<b>Chicago White Sox @ Boston Red Sox</b> Fenway Park, Boston, MA Sun Jun 21 1959, 3:33 AM EDT Att: 21,094 - Unknown										
<b>Pete Runnels, L</b> OBP: 0.432, SLG: 0.485 (1, 4)										4	0	0	0	0	1	2											
<b>Jim Busby, R</b> OBP: 0.286, SLG: 0.382 (1, 7)										4	0	0	0	0	1	1											
<b>Jackie Jensen, R</b> OBP: 0.380, SLG: 0.511 (1, 9)										4	1	1	0	0	1	1											
<b>Frank Matzone, R</b> OBP: 0.337, SLG: 0.463 (1, 5)										3	0	1	1	1	0	2											
<b>Dick Gemert, R</b> OBP: 0.402, SLG: 0.464 (1, 3)										4	0	1	0	0	0	1											
<b>Marty Keough, L</b> OBP: 0.337, SLG: 0.467 (1, 8)										3	0	0	0	0	0	2											
<b>Pete Daley, R</b> OBP: 0.304, SLG: 0.325 (9, PH)										1	0	0	0	0	0	1											
<b>Sammy White, R</b> OBP: 0.294, SLG: 0.278 (1, 2)										3	0	0	0	0	1	2											
<b>Ted Wills, L</b> OBP: 0.290, SLG: 0.333 (5, PH)										1	0	1	0	0	0	0											
<b>Bobby Avila, R</b> OBP: 0.276, SLG: 0.226 (7, 1)										1	1	1	0	0	0	0											
<b>Leo Kiely, L</b> OBP: 0.276, SLG: 0.226 (7, 1)										0	0	0	0	0	0	0											
<b>Ted Williams, L</b> OBP: 0.310, SLG: 0.263 (8, PH)										0	1	0	0	0	0	0											
<b>Tom Brewer, R</b> OBP: 0.157, SLG: 0.054 (8, PH)										0	0	0	0	0	0	0											
<b>Frank Baumann, L</b> OBP: 0.333, SLG: 0.405 (9, 1)										0	0	0	0	0	0	0											
<b>Inning Stats</b>	R: 0 E: 0 K: 1 S: 5	H: 0 LOB: 0 BB: 0 P: 5	R: 0 E: 0 K: 0 S: 3	H: 0 LOB: 0 BB: 0 P: 3	R: 0 E: 0 K: 1 S: 6	H: 1 LOB: 1 BB: 0 P: 6	R: 0 E: 0 K: 1 S: 5	H: 0 LOB: 0 BB: 0 P: 5	R: 0 E: 0 K: 1 S: 3	H: 1 LOB: 2 BB: 1 P: 7	R: 1 E: 1 K: 2 S: 9	H: 1 LOB: 2 BB: 1 P: 13	R: 0 E: 0 K: 0 S: 3	H: 0 LOB: 0 BB: 0 P: 3	R: 0 E: 0 K: 0 S: 3	H: 1 LOB: 1 BB: 0 P: 3	R: 1 E: 0 K: 0 S: 5	H: 2 LOB: 1 BB: 0 P: 5	1B: 4 2B: 1 3B: 0 HR: 1	SF: 0 SAC: 0 DP: 2 HBP: 0	WP: 0 PB: 0 SB: 0 CS: 0	PA: 34					
<b>PITCHER</b>	IP	WLS	BF	H	R	ER	SO	BB	IBB	HBP	BLK	WP	HR	S	P	ERA	WHIP										
<b>Billy Pierce, L</b> ERA: 3.6 (1, 1)	9.0	W	34	6	2	2	5	2	0	0	0	0	1	42	50	2.00	0.889										

AB	32
R	2
H	6
RBI	2
BB	2
SO	5
LOB	14





Batter	1	2	3	4	5	6	7	8	9	AB	R	H	RBI	BB	SO	LOB	TOP																	
Don Buddin, R OBP: 0.350, SLG: 0.338 (1, 6)	F7	F7			P5		F6		K	5	0	0	0	0	1	1	<b>Boston Red Sox @ Detroit Tigers</b> Briggs Stadium, Detroit, MI Tue Jun 23 1959, 7:05 PM EDT Att: 40,085 - Unknown																	
Pete Runnels, L OBP: 0.435, SLG: 0.483 (1, 4)	BB 1B		1B G4-6-3		F7		F9		BB HR BB	3	3	1	0	2	0	1																		
Ted Williams, L OBP: 0.323, SLG: 0.321 Gary Geiger, L OBP: 0.278, SLG: 0.381 (8, 7)	1B 2B BB		1B G4-6-3		F5			HR	HR BB	3	2	2	1	1	0	0																		
Jackie Jensen, R OBP: 0.384, SLG: 0.526 (1, 9)	2B 1B		G4-6-3		FC5-4 1B		P4		HR	5	2	3	4	0	0	1																		
Frank Matzone, R OBP: 0.338, SLG: 0.478 (1, 5)	1B 2B		F8		FC5-4 1B		HR	K	K	5	2	3	0	1	1																			
Dick Gamert, R OBP: 0.404, SLG: 0.465 (1, 3)	1B			L7		1B		K		4	0	2	1	0	1	0																		
Marty Keough, L OBP: 0.345, SLG: 0.468 (1, 8)	1B			F8		F8		1B	1B	4	0	2	0	0	0	2																		
Pete Daley, R OBP: 0.302, SLG: 0.322 (1, 2)	CS	P6		F7			SH3 1B	5-3		4	0	1	0	0	0	1																		
Ike Delock, R OBP: 0.114, SLG: 0.152 (1, 1)		K			F8		SH3	K		3	0	0	0	0	2	0																		
<b>Inning Stats</b>	R: 4 E: 0 K: 0 S: 5	H: 4 LOB: 0 BB: 2 P: 13	R: 0 E: 0 K: 1 S: 5	H: 0 LOB: 0 BB: 0 P: 5	R: 1 E: 0 K: 0 S: 4	H: 2 LOB: 0 BB: 0 P: 4	R: 0 E: 0 K: 0 S: 3	H: 0 LOB: 0 BB: 0 P: 3	R: 0 E: 0 K: 0 S: 3	H: 2 LOB: 2 BB: 0 P: 5	R: 0 E: 0 K: 1 S: 4	H: 1 LOB: 1 BB: 0 P: 4	R: 2 E: 0 K: 1 S: 8	H: 3 LOB: 1 BB: 0 P: 8	R: 3 E: 0 K: 3 S: 10	H: 1 LOB: 0 BB: 2 P: 18		1B: 9 2B: 1 3B: 0 HR: 3	SF: 0 SAC: 1 DP: 1 HBP: 0	WP: 0 PB: 0 SB: 0 CS: 1	PA: 42													
<b>PITCHER</b>	IP WLS BF H R ER SO BB IBB HBP BLK WP HR S P ERA WHIP	IP WLS BF H R ER SO BB IBB HBP BLK WP HR S P ERA WHIP																																
Paul Foytack, R ERA: 6.19 (1, 1)	0.2	L	6	3	4	4	0	2	0	0	0	0	0	0	0	12	54.00	7.500																
Tom Morgan, R ERA: 3.51 (1, 1)	6.1		23	6	1	1	1	0	0	0	0	0	0	0	0	25	1.42	0.947																
Dave Sisler, R ERA: 5.2 (8, 1)	0.0		0	0	0	0	0	0	0	0	0	0	0	0	0	0	∞	∞																


Batter	1	2	3	4	5	6	7	8	9	AB	R	H	RBI	BB	SO	LOB	BOTTOM																	
Eddie Yost, R OBP: 0.404, SLG: 0.474 (1, 5)	K	K		4-3					1-3	4	0	0	0	1	2	2	<b>Boston Red Sox @ Detroit Tigers</b> Briggs Stadium, Detroit, MI Tue Jun 23 1959, 7:05 PM EDT Att: 40,085 - Unknown																	
Bobo Osborne, L OBP: 0.282, SLG: 0.324 (1, 3)	1B 2B BB		E4 E	G3			BB K		L9	4	2	0	0	1	1	2																		
Harvey Kuenn, R OBP: 0.418, SLG: 0.498 (1, 9)	2B 1B		E6 4-1 2B		F8		K			4	1	2	1	0	1	1																		
Charlie Maxwell, L OBP: 0.342, SLG: 0.502 (1, 7)	2B		4-1 E BB		4-3			G3 1B		3	1	2	1	1	0	0																		
Lou Berberet, L OBP: 0.311, SLG: 0.397 (1, 2)	K		4-1		G3			G3		4	0	0	1	0	1	4																		
Johnny Groth, R OBP: 0.320, SLG: 0.458 (1, 8)	F7		E4				K	P4		4	0	0	0	0	1	3																		
Rocky Bridges, R OBP: 0.324, SLG: 0.386 Gail Harris, L OBP: 0.221, SLG: 0.329 Coot Veal, R OBP: 0.600, SLG: 0.600 (1, 6)		6-3		F8		6-3		6-3		3	0	0	0	0	0	1																		
Frank Bolling, R OBP: 0.316, SLG: 0.365 (1, 4)		E5		F9		5-3			1-3 2B	4	0	1	0	0	0	1																		
Paul Foytack, R OBP: 0.129, SLG: 0.069 Tom Morgan, R OBP: 0.200, SLG: 0.500 Ted Lepcio, R OBP: 0.350, SLG: 0.514 Dave Sisler, R OBP: 0.250, SLG: 0.250 Gus Zernial, R OBP: 0.133, SLG: 0.133 (1, 1)		K			K		5-3		F7	0	0	0	0	0	0	0																		
<b>Inning Stats</b>	R: 1 E: 0 K: 2 S: 9	H: 2 LOB: 2 BB: 1 P: 13	R: 0 E: 1 K: 2 S: 8	H: 0 LOB: 1 BB: 0 P: 8	R: 3 E: 3 K: 0 S: 6	H: 1 LOB: 1 BB: 1 P: 10	R: 0 E: 0 K: 1 S: 5	H: 0 LOB: 0 BB: 0 P: 5	R: 0 E: 0 K: 0 S: 3	H: 0 LOB: 0 BB: 0 P: 3	R: 0 E: 0 K: 1 S: 5	H: 0 LOB: 0 BB: 0 P: 5	R: 0 E: 0 K: 2 S: 7	H: 0 LOB: 1 BB: 1 P: 11	R: 0 E: 0 K: 0 S: 4	H: 1 LOB: 1 BB: 0 P: 4		R: 0 E: 0 K: 0 S: 4	H: 1 LOB: 1 BB: 0 P: 4	1B: 2 2B: 3 3B: 0 HR: 0	SF: 0 SAC: 0 DP: 0 HBP: 0	WP: 0 PB: 0 SB: 0 CS: 0	PA: 38											
<b>PITCHER</b>	IP WLS BF H R ER SO BB IBB HBP BLK WP HR S P ERA WHIP	IP WLS BF H R ER SO BB IBB HBP BLK WP HR S P ERA WHIP																																
Ike Delock, R ERA: 3.05 (1, 1)	9.0	W	38	5	4	1	8	3	0	0	0	0	0	0	0	51	1.00	0.889																



Batter	1	2	3	4	5	6	7	8	9	AB	R	H	RBI	BB	SO	LOB	TOP	
Don Buddin, R (1, 6) OBP: 0.358, SLG: 0.349	4-0 BB G4-6-3		0-0 1-3			0-0 1B SF9	0-0 1B 1-3 2-H		0-0 G3	4	1	3	1	1	0	0		
Pete Runnels, L (1, 4) OBP: 0.438, SLG: 0.486	0-0 G4-6-3 1-2		0-0 1-3 1-2 2-3			0-0 1B 2-3	0-0 1B 1-2 3-H		0-0 1B	5	0	3	1	0	0	3		
Ted Williams, L (1, 7) OBP: 0.314, SLG: 0.313 Gary Geiger, L (7, 7) OBP: 0.276, SLG: 0.378	0-0 6-3		0-0 3-1			0-0 SF9	0-0 L1		0-3 K	3	0	0	1	0	0	4		
Jackie Jensen, R (1, 9) OBP: 0.384, SLG: 0.519		4-0 BB G5-4-3		0-0 5-3		0-0 P4		4-0 FC5-4 BB	0-0 G3	3	0	0	0	2	0	2		
Frank Matzone, R (1, 5) OBP: 0.337, SLG: 0.475		0-0 BB G5-4-3		0-0 4-3		0-0 P3		0-0 FC5-4 1B SF8		4	1	1	0	0	0	2		
Dick Gemert, R (1, 3) OBP: 0.401, SLG: 0.460		0-0 BB G5-4-3		0-0 4-3			0-0 P4	0-0 PB 1B		4	0	1	0	0	0	2		
Jim Busby, R (1, 8) OBP: 0.283, SLG: 0.379		0-0 5-3			0-0 1-3		0-0 BB 1B	0-0 SF8		3	1	1	1	0	0	1		
Pete Daley, R (1, 2) OBP: 0.308, SLG: 0.322			0-0 1B SH 1B		0-0 L7		0-0 F3	4-0 IBB		3	0	1	0	1	0	1		
Jack Harshman, L (1, 1) OBP: 0.313, SLG: 0.385 Mike Fomiele, R (7, 1) OBP: 0.167, SLG: 0.167			0-0 SH 1-3 1B		0-0 L8		4-0 1B 1B BB	0-0 6-3		1	1	0	0	1	0	0		
1	2	3	4	5	6	7	8	9	AB	R	H	RBI	BB	SO	LOB			
R: 0 H: 0 E: 0 LOB: 0 K: 0 BB: 1 S: 2 P: 6	R: 0 H: 1 E: 0 LOB: 1 K: 0 BB: 1 S: 3 P: 7	R: 0 H: 2 E: 1 LOB: 2 K: 0 BB: 0 S: 5 P: 5	R: 0 H: 0 E: 0 LOB: 0 K: 0 BB: 0 S: 3 P: 3	R: 0 H: 0 E: 0 LOB: 0 K: 0 BB: 0 S: 3 P: 3	R: 1 H: 2 E: 0 LOB: 1 K: 0 BB: 0 S: 5 P: 5	R: 2 H: 3 E: 0 LOB: 2 K: 0 BB: 1 S: 6 P: 10	R: 1 H: 1 E: 0 LOB: 2 K: 1 BB: 0 S: 4 P: 12	R: 0 H: 1 E: 0 LOB: 1 K: 1 BB: 0 S: 6 P: 6	1B: 9 SF: 2 2B: 1 SAC: 1 3B: 0 DP: 2 HR: 0 HBP: 0	WP: 0 PA: 40 PB: 1 SB: 0 CS: 0								
PITCHER IP WLS BF H R ER SO BB IBB HBP BLK WP HR S P ERA WHIP																		
Don Mossi, L (1, 1) ERA: 2.76	7.0	L	30	8	3	3	0	3	0	0	0	0	0	0	27	39	3.86	1.571
Barney Schultz, R (8, 1) ERA: 2.08	2.0	S	10	2	1	0	1	1	1	0	0	0	0	0	10	18	0.00	1.500

**Boston Red Sox @ Detroit Tigers**  
Briggs Stadium, Detroit, MI  
Wed Jun 24 1959, 4:33 AM EDT  
Att: 9,327 - Unknown


AB 32  
R 4  
H 10  
RBI 4  
BB 5  
SO 1  
LOB 18



Batter	1	2	3	4	5	6	7	8	9	AB	R	H	RBI	BB	SO	LOB	BOTTOM	
Eddie Yost, R (1, 5) OBP: 0.401, SLG: 0.474	0-0 F3		0-0 F9		0-0 5-3		0-0 2B 1-H 2-H			4	0	1	2	0	0	0		
Harvey Kuenn, R (1, 9) OBP: 0.415, SLG: 0.494	0-3 K				0-0 3-1		0-0 5-3			4	0	1	0	0	1	1		
Charlie Maxwell, L (1, 7) OBP: 0.336, SLG: 0.493	0-0 6-3		0-3 K			0-0 G3	0-0 F8			4	0	0	0	0	1	2		
Al Kaline, R (1, 8) OBP: 0.405, SLG: 0.554		4-0 FC5-6 BB	0-0 L7			0-0 L8		0-0 L3		3	0	0	0	1	0	1		
Red Wilson, R (1, 2) OBP: 0.314, SLG: 0.353		0-0 FC5-6 BB E		0-0 P3 2B		0-0 1B		0-0 6-3		4	0	2	0	0	0	1		
Bobo Osborne, L (1, 3) OBP: 0.275, SLG: 0.315		0-3 K		0-3 K		0-0 P4		0-0 G3		4	0	0	0	0	2	3		
Rocky Bridges, R (1, 6) OBP: 0.340, SLG: 0.381 Gail Harris, L (9, PH) OBP: 0.220, SLG: 0.327		0-0 E5 BB		0-0 P3		0-0 P3		0-3 K		3	0	0	0	0	0	2		
Frank Bolling, R (1, 4) OBP: 0.319, SLG: 0.365		4-0 BB 1-2 2-3		0-0 F2		0-0 BB 2B 1B		0-0 F7		3	1	1	0	1	0	1		
Don Mossi, L (1, 1) OBP: 0.129, SLG: 0.103 Ted Lepcio, R (7, PH) OBP: 0.366, SLG: 0.514 Barney Schultz, R (8, 1) OBP: 1.000, SLG: 1.000 Lou Berberet, L (9, PH) OBP: 0.310, SLG: 0.394		0-0 F5		0-0 4-3		4-0 2B BB		0-3 K		2	0	0	0	0	0	3		
1	2	3	4	5	6	7	8	9	AB	R	H	RBI	BB	SO	LOB			
R: 0 H: 0 E: 0 LOB: 0 K: 1 BB: 0 S: 5 P: 5	R: 0 H: 0 E: 1 LOB: 3 K: 1 BB: 2 S: 6 P: 14	R: 0 H: 1 E: 0 LOB: 1 K: 1 BB: 0 S: 6 P: 6	R: 0 H: 1 E: 0 LOB: 1 K: 1 BB: 0 S: 6 P: 6	R: 0 H: 0 E: 0 LOB: 0 K: 0 BB: 0 S: 3 P: 3	R: 0 H: 1 E: 0 LOB: 1 K: 0 BB: 0 S: 4 P: 4	R: 2 H: 2 E: 0 LOB: 1 K: 0 BB: 1 S: 5 P: 9	R: 0 H: 0 E: 0 LOB: 0 K: 0 BB: 0 S: 3 P: 3	R: 0 H: 0 E: 0 LOB: 0 K: 2 BB: 0 S: 7 P: 7	1B: 3 SF: 0 2B: 2 SAC: 0 3B: 0 DP: 0 HR: 0 HBP: 0	WP: 0 PA: 36 PB: 0 SB: 0 CS: 0								
PITCHER IP WLS BF H R ER SO BB IBB HBP BLK WP HR S P ERA WHIP																		
Jack Harshman, L (1, 1) ERA: 5.68	6.1	W	28	5	2	2	4	3	0	0	0	0	0	0	33	45	2.84	1.263
Mike Fomiele, R (7, 1) ERA: 4.29	2.2	S	8	0	0	0	2	0	0	0	0	0	0	0	12	12	0.00	0.000

**Boston Red Sox @ Detroit Tigers**  
Briggs Stadium, Detroit, MI  
Wed Jun 24 1959, 4:33 AM EDT  
Att: 9,327 - Unknown

AB 33  
R 2  
H 5  
RBI 2  
BB 3  
SO 6  
LOB 14





Batter	1	2	3	4	5	6	7	8	9	AB	R	H	RBI	BB	SO	LOB	TOP			
Don Buddin, R OBP: 0.362, SLG: 0.348 (1, 6)										3	1	1	0	1	0	1	<b>Boston Red Sox @ Detroit Tigers</b> Briggs Stadium, Detroit, MI Thu Jun 25 1959, 4:33 AM EDT Att: 10,144 - Unknown			
Pete Runnels, L OBP: 0.437, SLG: 0.484 (1, 4)									5	0	2	0	0	1	3					
Ted Williams, L OBP: 0.317, SLG: 0.310 (1, 7)									4	1	1	1	1	0	2					
Jackie Jensen, R OBP: 0.381, SLG: 0.513 (1, 9)									5	0	1	0	0	0	5					
Frank Matzone, R OBP: 0.339, SLG: 0.475 (1, 5)									4	0	2	1	0	0	2					
Dick Gamert, R OBP: 0.403, SLG: 0.482 (1, 3)									4	1	2	2	0	1	3					
Marty Keough, L OBP: 0.339, SLG: 0.490 (1, 8)									4	1	1	1	0	0	3					
Pete Daley, R OBP: 0.301, SLG: 0.315 (8, PH)									3	0	0	0	0	2	0					
Gene Stephens, L OBP: 0.291, SLG: 0.300 (8, 2)									1	0	0	0	0	0	0					
Sammy White, R OBP: 0.294, SLG: 0.278 (8, 1)									0	0	0	0	0	0	0					
Tom Brewer, R ERA: 3.45 Frank Baumann, L ERA: 5.4 Bill Monbouquette, R ERA: 5.73 Leo Kiely, L ERA: 3.38 Murray Wall, R ERA: 6.25									1	0	0	0	0	0	0					
<b>Inning Stats</b>	R: 2 E: 0 K: 1 S: 7	H: 2 LOB: 2 BB: 1 P: 12	R: 0 E: 0 K: 1 S: 5	H: 0 LOB: 0 BB: 0 P: 5	R: 0 E: 0 K: 0 S: 5	H: 2 LOB: 2 BB: 0 P: 5	R: 0 E: 0 K: 2 S: 7	H: 0 LOB: 0 BB: 0 P: 7	R: 0 E: 0 K: 0 S: 2	H: 1 LOB: 1 BB: 1 P: 6	R: 1 E: 0 K: 0 S: 6	H: 3 LOB: 2 BB: 0 P: 6	R: 2 E: 0 K: 0 S: 5	H: 2 LOB: 0 BB: 0 P: 5	R: 0 E: 0 K: 0 S: 4	H: 1 LOB: 1 BB: 0 P: 4	1B: 8 2B: 1 3B: 0 HR: 2	SF: 0 SAC: 0 DP: 1 HBP: 1	WP: 0 PB: 0 SB: 0 CS: 0	PA: 40
<b>PITCHER</b>	IP WLS BF H R ER SO BB IBB HBP BLK WP HR S P ERA WHIP	7.1 W 34 10 5 5 5 2 0 0 0 0 2 41 50 6.14 1.636	1.2 S 6 1 0 0 0 0 0 0 0 0 0 0 6 6 0.00 0.600																	

AB	37
R	5
H	11
RBI	5
BB	2
SO	5
LOB	19



Batter	1	2	3	4	5	6	7	8	9	AB	R	H	RBI	BB	SO	LOB	BOTTOM					
Eddie Yost, R OBP: 0.408, SLG: 0.474 (1, 5)									2	2	1	0	3	0	0	<b>Boston Red Sox @ Detroit Tigers</b> Briggs Stadium, Detroit, MI Thu Jun 25 1959, 4:33 AM EDT Att: 10,144 - Unknown						
Harvey Kuenn, R OBP: 0.419, SLG: 0.496 (1, 9)									3	2	1	1	2	0	3							
Charlie Maxwell, L OBP: 0.337, SLG: 0.488 (1, 7)									4	1	1	0	1	0	5							
Al Kaline, R OBP: 0.405, SLG: 0.563 (1, 8)									5	2	2	3	0	0	5							
Lou Berberet, L OBP: 0.312, SLG: 0.394 (1, 2)									5	0	2	1	0	1	4							
Gail Harris, L OBP: 0.225, SLG: 0.325 (1, 3)									4	1	1	0	1	0	1							
Rocky Bridges, R OBP: 0.340, SLG: 0.393 (1, 6)									3	1	1	4	0	0	0							
Frank Bolling, R OBP: 0.322, SLG: 0.362 (1, 4)									2	0	0	0	2	0	0							
Jim Bunning, R OBP: 0.267, SLG: 0.333 Tom Morgan, R OBP: 0.273, SLG: 0.818									2	0	0	0	1	1	5							
<b>Inning Stats</b>	R: 0 E: 0 K: 0 S: 2	H: 0 LOB: 1 BB: 1 P: 6	R: 1 E: 0 K: 0 S: 5	H: 3 LOB: 2 BB: 1 P: 9	R: 5 E: 0 K: 0 S: 6	H: 3 LOB: 0 BB: 2 P: 14	R: 0 E: 0 K: 0 S: 4	H: 1 LOB: 2 BB: 1 P: 8	R: 0 E: 1 K: 1 S: 6	H: 0 LOB: 2 BB: 1 P: 10	R: 1 E: 0 K: 1 S: 5	H: 1 LOB: 2 BB: 2 P: 13	R: 0 E: 0 K: 0 S: 3	H: 0 LOB: 0 BB: 0 P: 3	R: 3 E: 1 K: 0 S: 5		H: 2 LOB: 1 BB: 2 P: 13	1B: 6 2B: 2 3B: 0 HR: 3	SF: 0 SAC: 1 DP: 3 HBP: 0	WP: 0 PB: 0 SB: 0 CS: 1	PA: 42	
<b>PITCHER</b>	IP WLS BF H R ER SO BB IBB HBP BLK WP HR S P ERA WHIP	3.0 L 17 6 6 6 0 3 1 0 0 0 0 13 29 18.00 3.000	2.0 13 2 1 1 1 4 0 0 0 0 0 0 11 27 4.50 3.000	1.0 2 0 0 0 0 0 0 0 0 0 0 4 4 0.00 0.000	1.0 3 0 0 0 0 0 0 0 0 0 0 3 3 0.00 0.000	1.0 7 2 3 3 0 2 0 0 0 0 1 5 13 27.00 4.000																

AB	31
R	10
H	10
RBI	10
BB	10
SO	2
LOB	23





Batter	1	2	3	4	5	6	7	8	9	AB	R	H	RBI	BB	SO	LOB	TOP		
Don Buddin, R OBP: 0.366, SLG: 0.351	4-0 1B 1B BB		0-0 BB 1B HR	0-0 G4-3 1B			0-0 6-3	0-0 1-3		4	1	2	0	1	0	1			
Pete Runnels, L OBP: 0.443, SLG: 0.490	0-0 1B 1-2 1B		0-0 BB HR 1B	0-0 G4-3 1-2			0-0 WP BB 1B	0-0 FC5-4 1B		5	1	4	0	0	0	1			
Ted Williams, L Gene Stephens, L OBP: 0.322, SLG: 0.311 OBP: 0.278, SLG: 0.296	0-0 1-2 2-3 1B		4-0 HR BB		0-0 L6		0-3 K	0-0 F9		3	1	1	0	1	1	1			
Jackie Jensen, R OBP: 0.381, SLG: 0.520	0-0 F9		0-0 HR		0-0 4-3		4-0 WP BB	0-0 FC5-4		4	1	1	4	1	0	4			
Frank Matzone, R OBP: 0.333, SLG: 0.466	0-0 F9		0-0 P6		0-0 E6		0-0 L6	0-0 F5		5	0	0	0	0	0	6			
Dick Gemert, R OBP: 0.400, SLG: 0.492	0-3 K		0-0 5-3		0-0 F7			0-0 HR		4	1	1	1	0	1	4			
Marty Keough, L OBP: 0.345, SLG: 0.490		0-3 K	0-0 1B		0-0 4-3			0-0 4-3 3-1 1B		4	0	2	0	0	1	0			
Pete Daley, R Herb Plews, L Sammy White, R OBP: 0.295, SLG: 0.307 OBP: 0.255, SLG: 0.205 OBP: 0.294, SLG: 0.278	0-0 F7		0-0 6-3		0-0 5-3		0-0 5-3	0-0 3-1 1-2		3	0	0	0	0	0	1			
Jerry Casale, R Bill Monbouquette, R Gary Gerner, L Mike Forni, L Vic Wertz, L Frank Baumann, L OBP: 0.296, SLG: 0.399 OBP: 0.187, SLG: 0.100 OBP: 0.279, SLG: 0.380 OBP: 0.245, SLG: 0.143 OBP: 0.305, SLG: 0.442 OBP: 0.333, SLG: 0.495	0-3 K		0-0 F8		0-3 K		0-0 4-3	0-0 4-3 2-3		0	0	0	0	0	0	0			
<b>Inning Stats</b>	R: 0 E: 0 K: 1 S: 7	H: 2 LOB: 3 BB: 1 P: 11	R: 0 E: 0 K: 2 S: 7	H: 0 LOB: 0 BB: 0 P: 7	R: 4 E: 0 K: 0 S: 7	H: 4 LOB: 1 BB: 1 P: 11	R: 0 E: 0 K: 0 S: 3	H: 1 LOB: 0 BB: 0 P: 3	R: 0 E: 1 K: 0 S: 4	H: 0 LOB: 1 BB: 0 P: 4	R: 0 E: 0 K: 1 S: 6	H: 1 LOB: 2 BB: 1 P: 10	R: 1 E: 0 K: 0 S: 5	H: 2 LOB: 1 BB: 0 P: 5	R: 0 E: 0 K: 0 S: 4	H: 1 LOB: 1 BB: 0 P: 4	1B: 9 2B: 0 3B: 0 HR: 2	SF: 0 SAC: 0 DP: 1 HBP: 0	WP: 1 PA: 41 PB: 0 SB: 0 CS: 0
<b>PITCHER</b> Cal McLish, R ERA: 3.3	IP: 9.0 WLS: W BF: 41 H: 11 R: 5 ER: 5 SO: 5 BB: 3 IBB: 0 HBP: 0 BLK: 0 WP: 1 HR: 2 S: 48 P: 60 ERA: 5.00 WHIP: 1.556															<b>PITCHER</b>			
<b>Batter</b>	1	2	3	4	5	6	7	8	9	AB	R	H	RBI	BB	SO	LOB	BOTTOM		
Woodie Held, R OBP: 0.333, SLG: 0.468	0-0 BB 1B BB FC5-4		0-0 HR		0-0 G4-3			4-0 BB BB		3	2	1	2	2	0	3			
Vic Power, R Jim Piersall, R OBP: 0.342, SLG: 0.460 OBP: 0.279, SLG: 0.309	0-0 1B 1-2 1B	0-0 2B 2B	1-0 HBP		0-0 P3		0-0 P4			2	2	2	0	0	0	0			
Tito Francona, L OBP: 0.398, SLG: 0.613	4-0 1B 1-2 2-3 BB	0-0 E 2B	0-0 F7		0-0 F9		0-0 F8			4	2	1	1	1	0	2			
Rocky Colavito, R OBP: 0.357, SLG: 0.591	0-0 BB 1B 1-3 2-H 3-H	0-0 5-3		0-0 5-3		0-0 F2		4-0 BB		4	1	1	2	1	0	0			
Minnie Minoso, R OBP: 0.356, SLG: 0.460	4-0 1B 1-2 SF8 BB	0-0 6-3		0-0 P4		0-0 P3		0-0 F7		4	1	0	0	1	0	2			
George Strickland, R OBP: 0.342, SLG: 0.384	0-0 FC6-4 1B 1-3 2-H 3-H	0-0 5-3		0-0 F8		4-0 BB				3	0	1	2	1	0	0			
Granny Hamner, R OBP: 0.291, SLG: 0.400	0-0 SF8		0-0 6-3		0-0 HR 1B		0-0 F8			3	1	1	1	0	0	1			
Dick Brown, R OBP: 0.369, SLG: 0.431	0-0 FC6-4 1B 1-2		0-0 SH1-3 HR 1B		0-0 HR		0-3 K			4	2	2	2	0	1	2			
Cal McLish, S OBP: 0.229, SLG: 0.212	0-0 FC5-4 1B 1-3		0-0 SH1-3		0-0 G4-3 1B		0-3 K			3	0	2	0	0	1	1			
<b>Inning Stats</b>	R: 5 E: 0 K: 0 S: 7	H: 4 LOB: 2 BB: 3 P: 19	R: 2 E: 1 K: 0 S: 5	H: 2 LOB: 0 BB: 0 P: 5	R: 2 E: 0 K: 0 S: 5	H: 2 LOB: 1 BB: 0 P: 6	R: 0 E: 0 K: 0 S: 3	H: 0 LOB: 0 BB: 0 P: 3	R: 2 E: 0 K: 0 S: 5	H: 3 LOB: 0 BB: 0 P: 5	R: 0 E: 0 K: 2 S: 7	H: 0 LOB: 1 BB: 1 P: 11	R: 0 E: 0 K: 0 S: 3	H: 0 LOB: 2 BB: 2 P: 11	R: 0 E: 0 K: 0 S: 3	H: 0 LOB: 2 BB: 2 P: 11	1B: 7 2B: 2 3B: 0 HR: 2	SF: 1 SAC: 1 DP: 1 HBP: 1	WP: 0 PA: 41 PB: 0 SB: 0 CS: 0
<b>PITCHER</b> Jerry Casale, R Bill Monbouquette, R Mike Forni, R Frank Baumann, L ERA: 3.84 ERA: 6.21 ERA: 4.31 ERA: 5.26	IP: 0.0 WLS: L BF: 6 H: 3 R: 5 ER: 5 SO: 0 BB: 3 IBB: 0 HBP: 0 BLK: 0 WP: 0 HR: 0 S: 15 P: 15 ERA: ∞ WHIP: 1.667															<b>PITCHER</b>			
<b>Batter</b>	1	2	3	4	5	6	7	8	9	AB	R	H	RBI	BB	SO	LOB	BOTTOM		
Woodie Held, R OBP: 0.333, SLG: 0.468	0-0 BB 1B BB FC5-4		0-0 HR		0-0 G4-3			4-0 BB BB		3	2	1	2	2	0	3			
Vic Power, R Jim Piersall, R OBP: 0.342, SLG: 0.460 OBP: 0.279, SLG: 0.309	0-0 1B 1-2 1B	0-0 2B 2B	1-0 HBP		0-0 P3		0-0 P4			2	2	2	0	0	0	0			
Tito Francona, L OBP: 0.398, SLG: 0.613	4-0 1B 1-2 2-3 BB	0-0 E 2B	0-0 F7		0-0 F9		0-0 F8			4	2	1	1	1	0	2			
Rocky Colavito, R OBP: 0.357, SLG: 0.591	0-0 BB 1B 1-3 2-H 3-H	0-0 5-3		0-0 5-3		0-0 F2		4-0 BB		4	1	1	2	1	0	0			
Minnie Minoso, R OBP: 0.356, SLG: 0.460	4-0 1B 1-2 SF8 BB	0-0 6-3		0-0 P4		0-0 P3		0-0 F7		4	1	0	0	1	0	2			
George Strickland, R OBP: 0.342, SLG: 0.384	0-0 FC6-4 1B 1-3 2-H 3-H	0-0 5-3		0-0 F8		4-0 BB				3	0	1	2	1	0	0			
Granny Hamner, R OBP: 0.291, SLG: 0.400	0-0 SF8		0-0 6-3		0-0 HR 1B		0-0 F8			3	1	1	1	0	0	1			
Dick Brown, R OBP: 0.369, SLG: 0.431	0-0 FC6-4 1B 1-2		0-0 SH1-3 HR 1B		0-0 HR		0-3 K			4	2	2	2	0	1	2			
Cal McLish, S OBP: 0.229, SLG: 0.212	0-0 FC5-4 1B 1-3		0-0 SH1-3		0-0 G4-3 1B		0-3 K			3	0	2	0	0	1	1			
<b>Inning Stats</b>	R: 5 E: 0 K: 0 S: 7	H: 4 LOB: 2 BB: 3 P: 19	R: 2 E: 1 K: 0 S: 5	H: 2 LOB: 0 BB: 0 P: 5	R: 2 E: 0 K: 0 S: 5	H: 2 LOB: 1 BB: 0 P: 6	R: 0 E: 0 K: 0 S: 3	H: 0 LOB: 0 BB: 0 P: 3	R: 2 E: 0 K: 0 S: 5	H: 3 LOB: 0 BB: 0 P: 5	R: 0 E: 0 K: 2 S: 7	H: 0 LOB: 1 BB: 1 P: 11	R: 0 E: 0 K: 0 S: 3	H: 0 LOB: 2 BB: 2 P: 11	R: 0 E: 0 K: 0 S: 3	H: 0 LOB: 2 BB: 2 P: 11	1B: 7 2B: 2 3B: 0 HR: 2	SF: 1 SAC: 1 DP: 1 HBP: 1	WP: 0 PA: 41 PB: 0 SB: 0 CS: 0
<b>PITCHER</b> Jerry Casale, R Bill Monbouquette, R Mike Forni, R Frank Baumann, L ERA: 3.84 ERA: 6.21 ERA: 4.31 ERA: 5.26	IP: 0.0 WLS: L BF: 6 H: 3 R: 5 ER: 5 SO: 0 BB: 3 IBB: 0 HBP: 0 BLK: 0 WP: 0 HR: 0 S: 15 P: 15 ERA: ∞ WHIP: 1.667															<b>PITCHER</b>			

Boston Red Sox @ Cleveland Indians  
Cleveland Municipal Stadium, Cleveland, OH  
Fri Jun 26 1959, 7:05 PM EDT  
Att: 25,416 - Unknown

AB 38  
R 5  
H 11  
RBI 5  
BB 3  
SO 5  
LOB 21



Boston Red Sox @ Cleveland Indians  
Cleveland Municipal Stadium, Cleveland, OH  
Fri Jun 26 1959, 7:05 PM EDT  
Att: 25,416 - Unknown

AB 32  
R 11  
H 11  
RBI 10  
BB 6  
SO 2  
LOB 12





Batter	1	2	3	4	5	6	7	8	9	AB	R	H	RBI	BB	SO	LOB	TOP										
Don Buddin, R (1, 6) OBP: 0.370, SLG: 0.348										2	2	0	0	3	0	1	<b>Boston Red Sox @ Cleveland Indians</b> Cleveland Municipal Stadium, Cleveland, OH Sat Jun 27 1959, 3:33 AM EDT Att: 10,919 - Unknown										
Pete Runnels, L (1, 4) OBP: 0.449, SLG: 0.502										4	1	3	1	1	0	1											
Ted Williams, L (1, 7) Gene Stephens, L (7, 7) OBP: 0.320, SLG: 0.333 OBP: 0.286, SLG: 0.305										4	1	1	2	0	0	4											
Jackie Jensen, R (1, 9) OBP: 0.385, SLG: 0.530										3	1	1	1	2	0	3											
Frank Matzone, R (1, 5) OBP: 0.330, SLG: 0.461										3	0	0	0	0	0	2											
Dick Gemert, R (1, 3) OBP: 0.393, SLG: 0.483										4	0	0	0	0	1	1											
Marty Keough, L (1, 8) OBP: 0.359, SLG: 0.500										2	1	1	0	2	0	0											
Sammy White, R (1, 2) OBP: 0.285, SLG: 0.269										4	0	0	0	0	0	4											
Frank Sullivan, R (1, 1) Tom Brewer, R (8, 1) OBP: 0.120, SLG: 0.120 OBP: 0.114, SLG: 0.088										3	0	1	1	0	0	1											
<b>Inning Stats</b>	R: 1 E: 0 K: 0 S: 3	H: 1 LOB: 1 BB: 2 P: 11	R: 1 E: 0 K: 0 S: 5	H: 2 LOB: 1 BB: 0 P: 5	R: 0 E: 0 K: 0 S: 3	H: 1 LOB: 0 BB: 0 P: 3	R: 0 E: 0 K: 0 S: 3	H: 0 LOB: 0 BB: 0 P: 3	R: 4 E: 0 K: 1 S: 6	H: 3 LOB: 0 BB: 1 P: 10	R: 0 E: 0 K: 0 S: 2	H: 0 LOB: 0 BB: 1 P: 6	R: 0 E: 0 K: 0 S: 3	H: 0 LOB: 2 BB: 2 P: 11	R: 0 E: 0 K: 0 S: 4	H: 1 LOB: 2 BB: 1 P: 8		1B: 3 2B: 3 3B: 0 HR: 2	SF: 0 SAC: 1 DP: 2 HBP: 0	WP: 1 PB: 0 SB: 0 CS: 1	PA: 41						
<b>PITCHER</b>	IP	WLS	BF	H	R	ER	SO	BB	IBB	HBP	BLK	WP	HR	S	P	ERA	WHIP										
Mudcat Grant, R (1, 1) ERA: 3.29	5.0	L	23	7	6	6	0	3	0	0	0	1	2	20	32	10.80	2.000										
Mike Garcia, R (6, 1) ERA: 2.75	2.0		7	0	0	0	1	2	0	0	0	0	0	7	15	0.00	1.000										
Dick Brodowski, R (8, 1) ERA: 1.61	2.0		10	1	0	0	0	3	0	0	0	0	0	7	19	0.00	2.000										

Batter	1	2	3	4	5	6	7	8	9	AB	R	H	RBI	BB	SO	LOB	BOTTOM										
Woodie Held, R (1, 1) OBP: 0.122, SLG: 0.000										3	1	1	1	2	1	0	<b>Boston Red Sox @ Cleveland Indians</b> Cleveland Municipal Stadium, Cleveland, OH Sat Jun 27 1959, 3:33 AM EDT Att: 10,919 - Unknown										
Vic Power, R (1, 3) OBP: 0.343, SLG: 0.459										5	1	2	1	0	0	1											
Tito Francona, L (1, 8) OBP: 0.390, SLG: 0.629										4	1	1	2	0	1	2											
Rocky Colavito, R (1, 9) OBP: 0.352, SLG: 0.582										4	0	0	0	0	1	3											
Minnie Minoso, R (1, 7) OBP: 0.361, SLG: 0.469										4	0	3	0	0	0	0											
George Strickland, R (1, 5) OBP: 0.346, SLG: 0.389										2	0	0	0	2	1	1											
Granny Hamner, R (1, 1) OBP: 0.100, SLG: 0.000										4	0	1	0	0	1	5											
Dick Brown, R (1, 2) Willie Jones, R (9, PH) OBP: 0.353, SLG: 0.410 OBP: 0.335, SLG: 0.449										3	0	0	0	0	1	2											
Mudcat Grant, R (1, 1) Jim Broussard, R (5, PH) Mike Garbos, R (8, 1) Jim Piersall, R (7, PH) Dick Brodowski, R (8, 1) Russ Nixon, R (9, PH) OBP: 0.100, SLG: 0.000 OBP: 0.318, SLG: 0.432 OBP: 0.278, SLG: 0.308 OBP: 0.330, SLG: 0.333 OBP: 0.220, SLG: 0.180										1	1	1	0	0	0	0											
<b>Inning Stats</b>	R: 0 E: 1 K: 0 S: 3	H: 0 LOB: 1 BB: 1 P: 7	R: 0 E: 0 K: 1 S: 5	H: 1 LOB: 0 BB: 0 P: 5	R: 1 E: 0 K: 1 S: 7	H: 2 LOB: 1 BB: 1 P: 11	R: 0 E: 0 K: 1 S: 5	H: 1 LOB: 1 BB: 1 P: 9	R: 2 E: 0 K: 2 S: 9	H: 2 LOB: 0 BB: 0 P: 9	R: 0 E: 0 K: 0 S: 4	H: 0 LOB: 0 BB: 0 P: 4	R: 0 E: 0 K: 1 S: 6	H: 0 LOB: 0 BB: 1 P: 10	R: 0 E: 0 K: 0 S: 4	H: 1 LOB: 2 BB: 1 P: 4		1B: 6 2B: 4 3B: 0 HR: 2	SF: 0 SAC: 0 DP: 3 HBP: 0	WP: 0 PB: 0 SB: 0 CS: 0	PA: 38						
<b>PITCHER</b>	IP	WLS	BF	H	R	ER	SO	BB	IBB	HBP	BLK	WP	HR	S	P	ERA	WHIP										
Frank Sullivan, R (1, 1) ERA: 4.37	7.2	W	33	8	3	3	5	4	0	0	0	0	1	39	55	3.52	1.565										
Tom Brewer, R (8, 1) ERA: 3.49	1.1	S	5	1	1	1	1	0	0	0	0	0	1	7	7	6.75	0.750										

AB	31
R	6
H	8
RBI	5
BB	8
SO	1
LOB	17



AB	34
R	4
H	9
RBI	4
BB	4
SO	6
LOB	14





Batter	1	2	3	4	5	6	7	8	9	AB	R	H	RBI	BB	SO	LOB	TOP																	
Don Buddin, R (1,6) OBP: 0.367, SLG: 0.343	L7		K	5-3			1B BLK SF7 BB		5-3	4	1	0	0	1	1	0	<b>Boston Red Sox @ Cleveland Indians</b> Cleveland Municipal Stadium, Cleveland, OH Sun Jun 28 1959, 3:33 AM EDT Unknown <a href="http://livebaseballscorecards.com">livebaseballscorecards.com</a>																	
Pete Runnels, L (1,4) OBP: 0.445, SLG: 0.496	L8		F7		F7		SF7 BB		4-3	5	0	1	1	0	0	0																		
Ted Williams, L (1,7) OBP: 0.323, SLG: 0.359	FC6-4 1B		HR		F8		F9		F9	5	1	2	1	0	0	3																		
Jackie Jensen, R (1,9) OBP: 0.389, SLG: 0.532	FC6-4 1-2		1B		1B		SF7 BB			3	0	2	0	1	0	1																		
Frank Matzone, R (1,5) OBP: 0.332, SLG: 0.463	FC1-4 1B		E 1B			5-3	SF7			3	0	2	1	0	0	0																		
Dick Gemert, R (1,3) OBP: 0.387, SLG: 0.473	L9		E6 1-2 2-3		F9		5-3			4	0	0	0	0	0	5																		
Marty Keough, L (1,8) OBP: 0.347, SLG: 0.481	FC1-4 1B 1-2		P6		4-3				F8	4	0	0	0	0	0	4																		
Pete Daley, R (1,2) OBP: 0.298, SLG: 0.310					5-3					2	0	1	0	0	0	0																		
Gene Stephens, L (7, PH) OBP: 0.355, SLG: 0.305	S 1B						2B BB		3-1	0	1	0	0	1	0	0																		
Sammy White, R (7,2) OBP: 0.282, SLG: 0.267										1	0	0	0	0	0	0																		
Ike Delock, R (1,1) OBP: 0.108, SLG: 0.143										2	0	0	0	0	0	2																		
Vic Wertz, L (7, PH) OBP: 0.355, SLG: 0.495	P6				5-3				4-3	1	0	1	1	0	0	0																		
Tom Brewer, R (7, PR) OBP: 0.114, SLG: 0.088							BLK 1-H 1B			0	1	0	0	0	0	0																		
Jack Harshman, L (7,1) OBP: 0.294, SLG: 0.357										1	0	0	0	0	0	0																		
<b>Inning Stats</b>	R: 0 E: 0 K: 0 S: 4	H: 1 LOB: 1 BB: 0 P: 4	R: 0 E: 0 K: 0 S: 5	H: 2 LOB: 2 BB: 0 P: 5	R: 1 E: 1 K: 1 S: 9	H: 3 LOB: 3 BB: 0 P: 9	R: 0 E: 0 K: 0 S: 3	H: 0 LOB: 0 BB: 0 P: 3	R: 0 E: 0 K: 0 S: 3	H: 1 LOB: 1 BB: 0 P: 3	R: 0 E: 0 K: 0 S: 3	H: 0 LOB: 0 BB: 0 P: 3	R: 3 E: 0 K: 0 S: 5	H: 2 LOB: 2 BB: 3 P: 17	R: 0 E: 0 K: 0 S: 3	H: 0 LOB: 0 BB: 0 P: 3	R: 0 E: 0 K: 0 S: 3	H: 0 LOB: 0 BB: 0 P: 3	1B: 7 2B: 1 3B: 0 HR: 1	SF: 1 SAC: 0 DP: 0 HBP: 0	WP: 0 PB: 0 SB: 1 CS: 0	PA: 39												
<b>PITCHER</b>	IP WLS BF H R ER SO BB IBB HBP BLK WP HR S P ERA WHIP																																	
Gary Bell, R (1,1) ERA: 4.21	6.0	W	28	8	4	4	1	2	0	0	0	0	0	1	28	36	6.00	1.667																
Jim Perry, R (7,1) ERA: 3.92	3.0	L	11	1	0	0	0	1	0	0	1	0	0	0	10	14	0.00	0.667																

AB 35  
R 4  
H 9  
RBI 4  
BB 3  
SO 1  
LOB 15

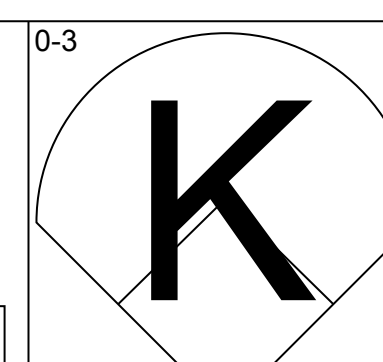
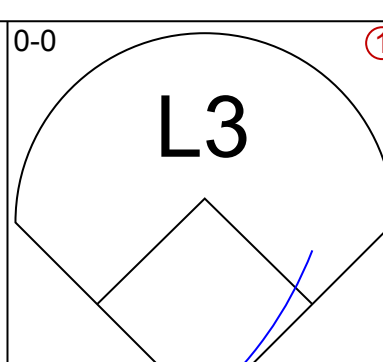
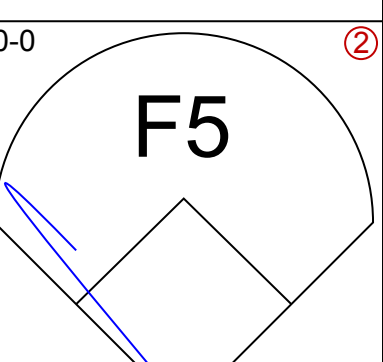
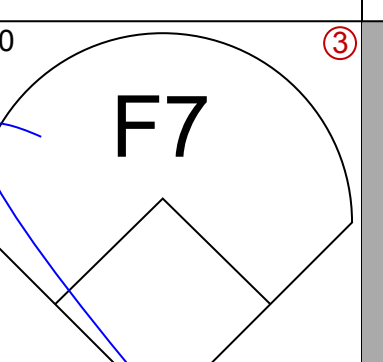
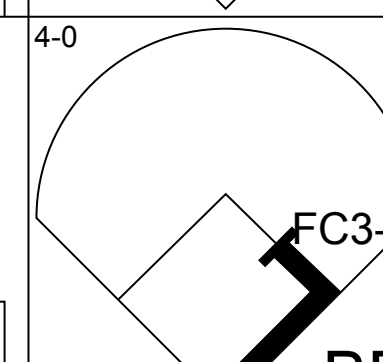
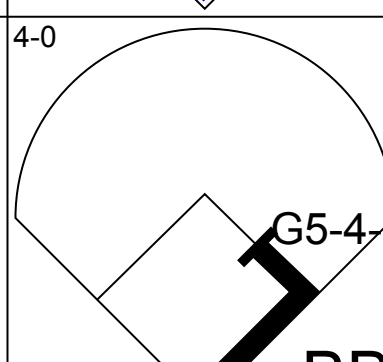
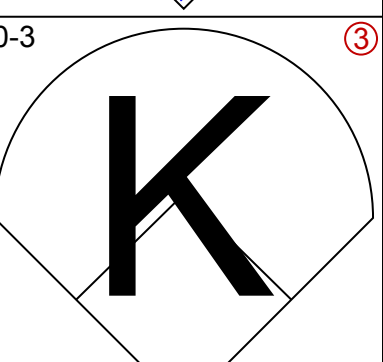
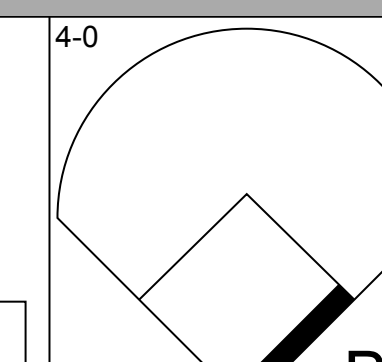
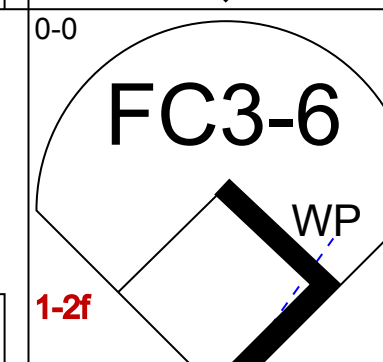
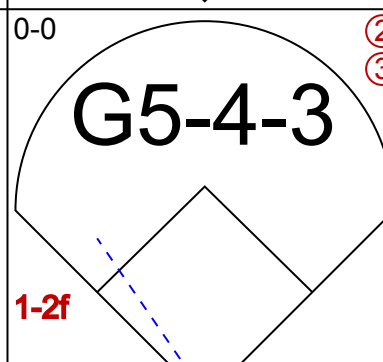
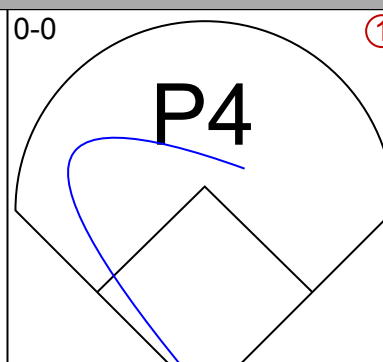
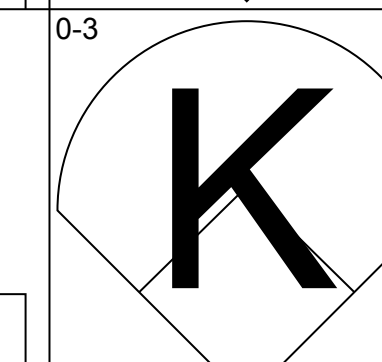
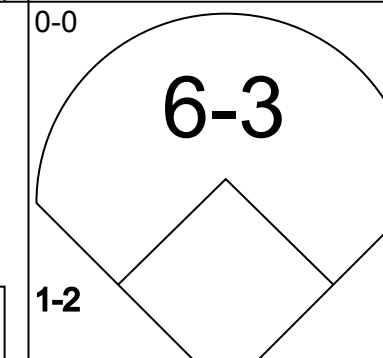
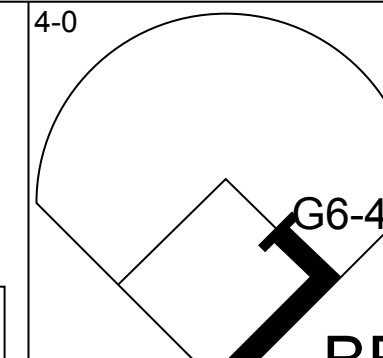
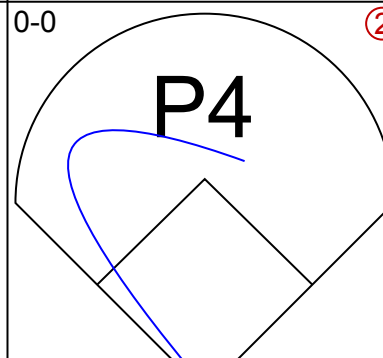
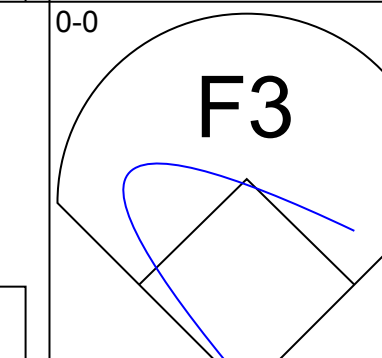
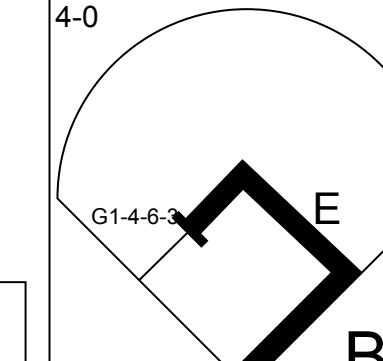
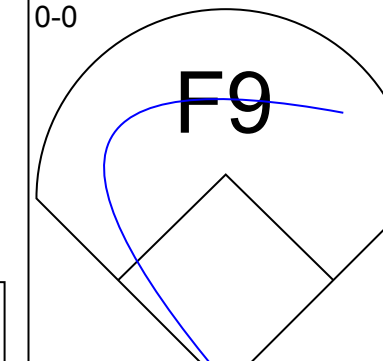
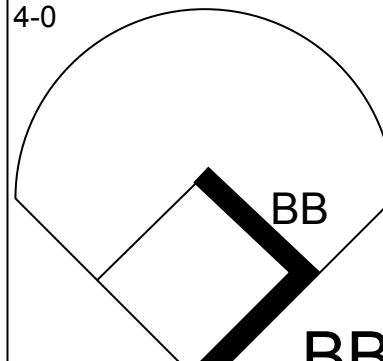
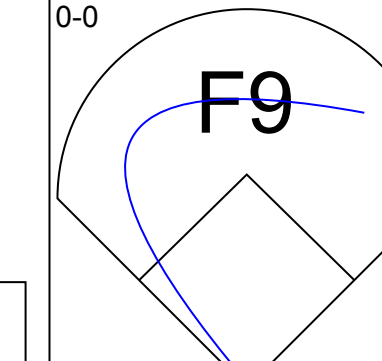
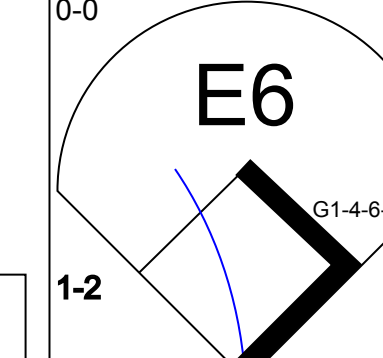
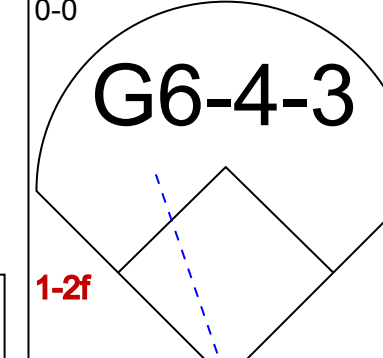
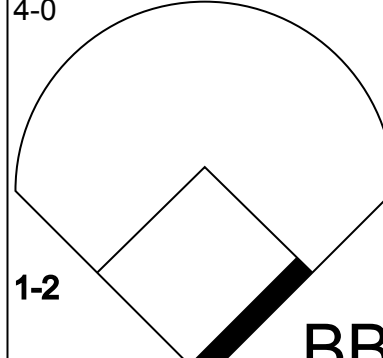
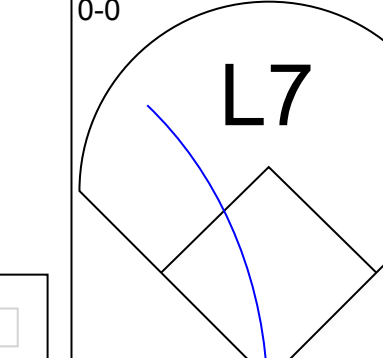
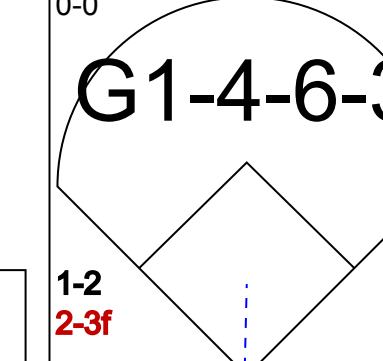
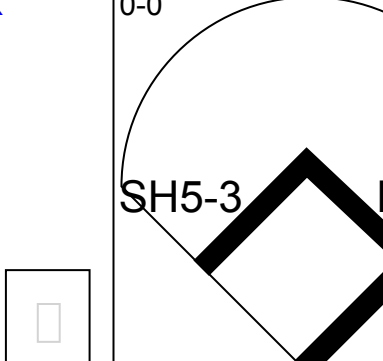
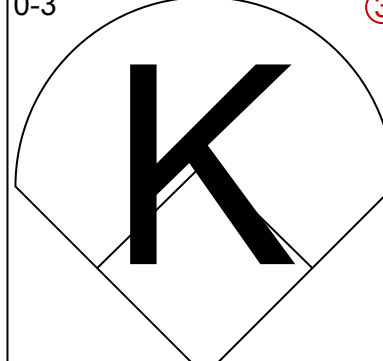
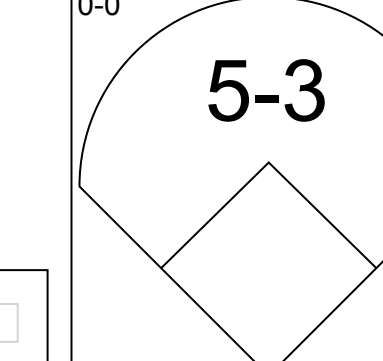
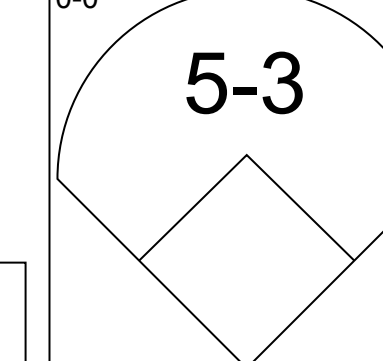
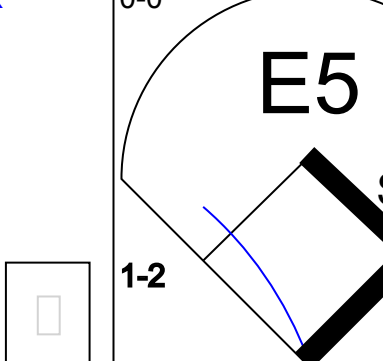

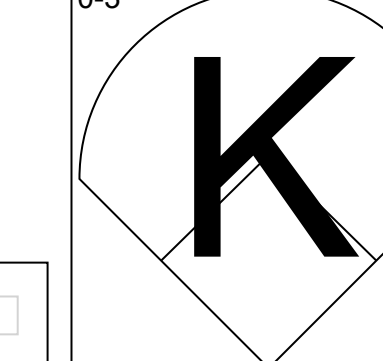
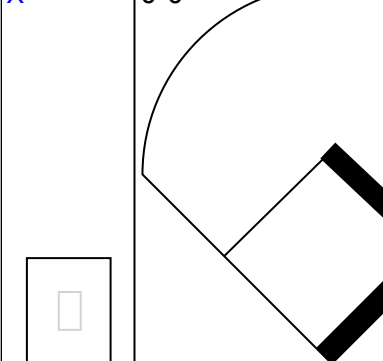
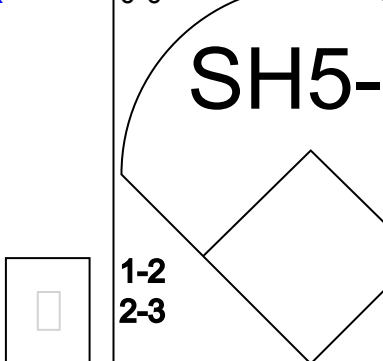



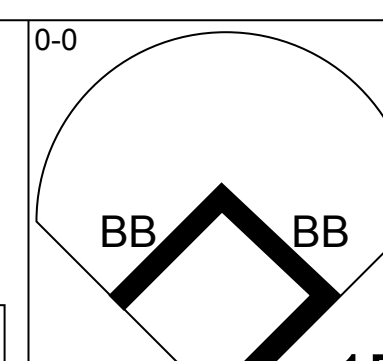
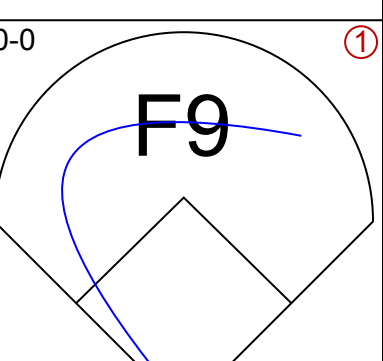
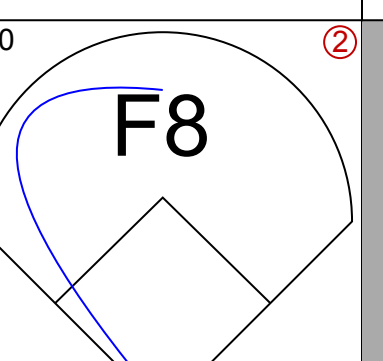
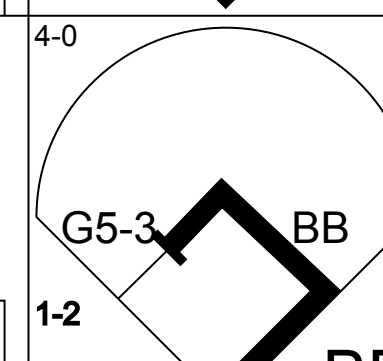
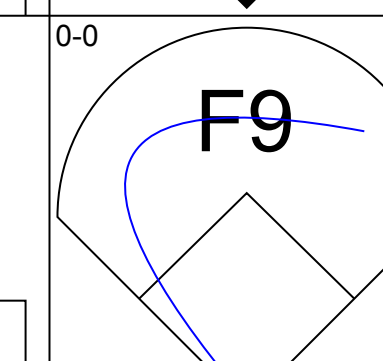
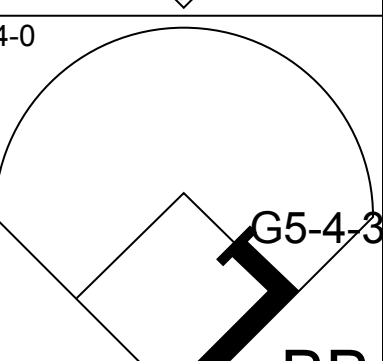
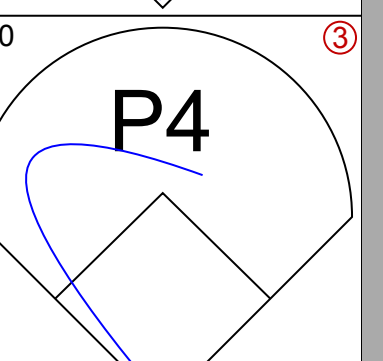
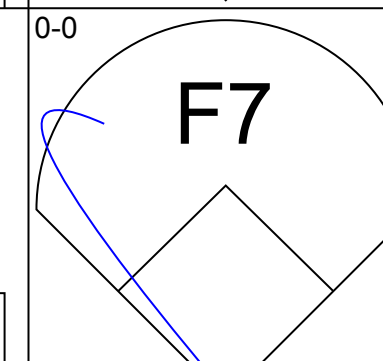
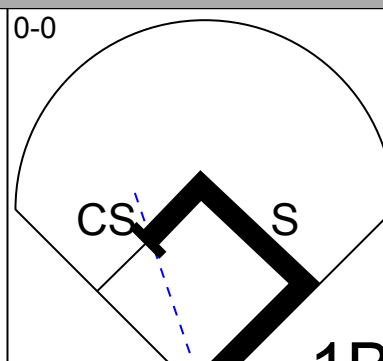
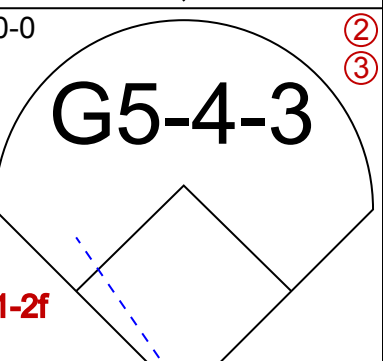
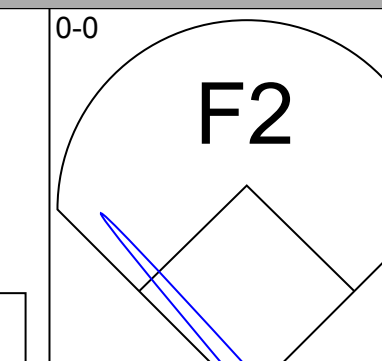
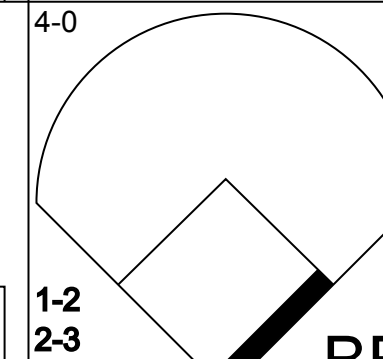
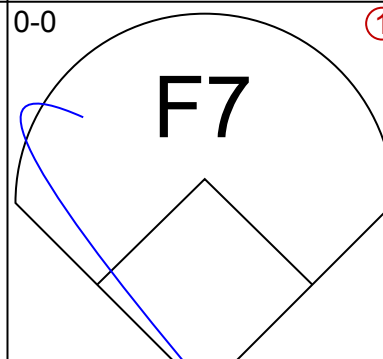
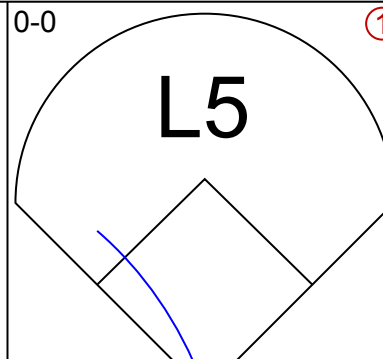
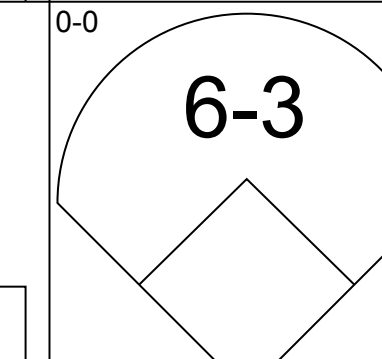
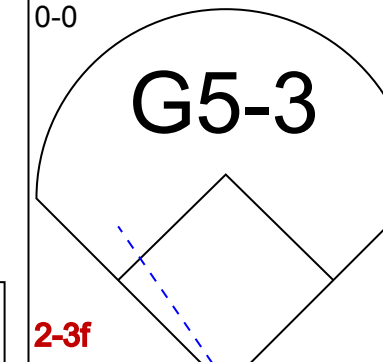
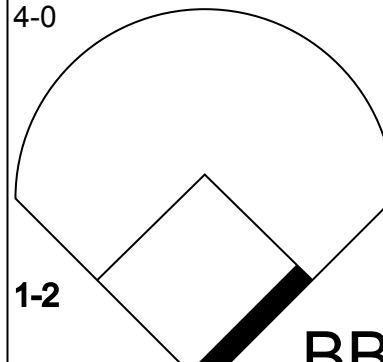
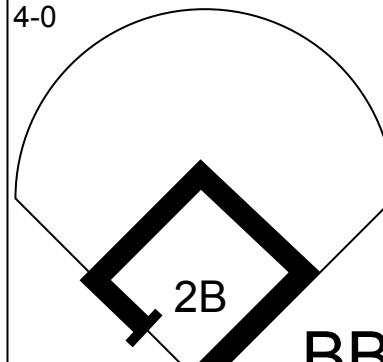
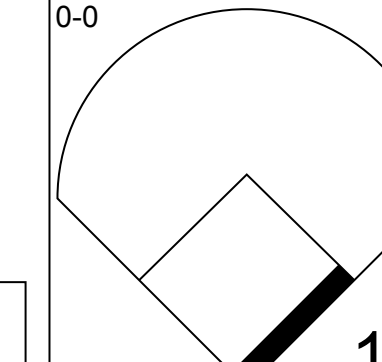
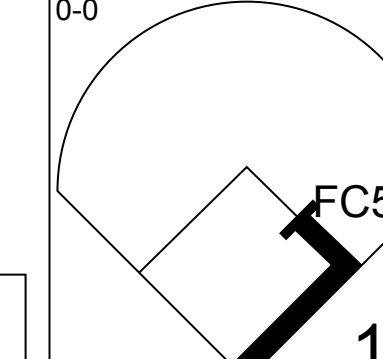
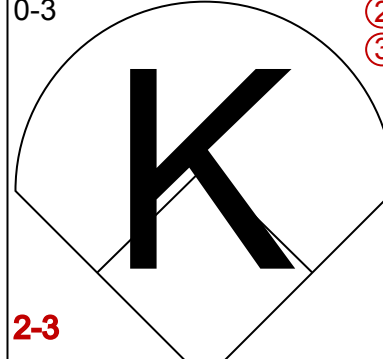
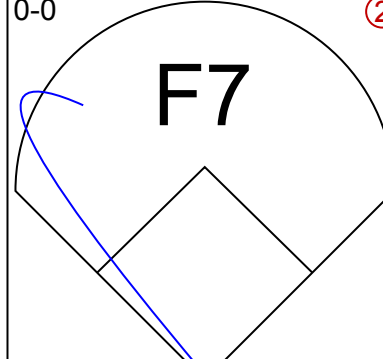
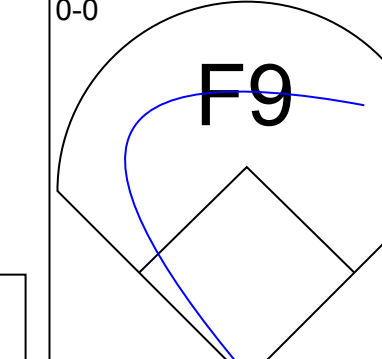
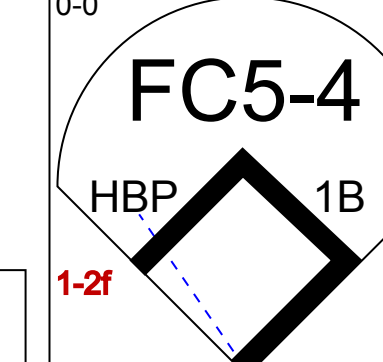
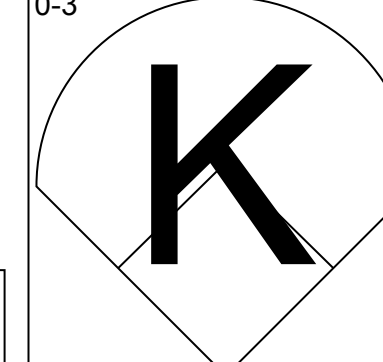
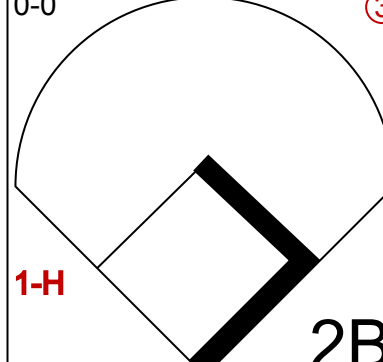
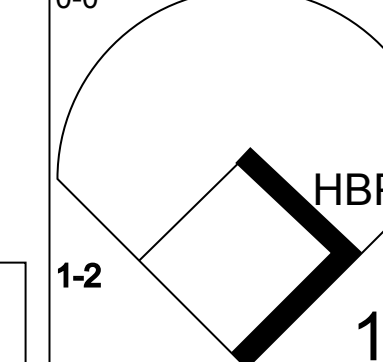
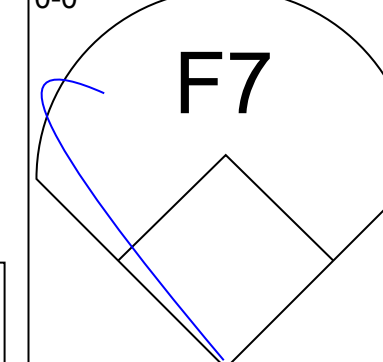

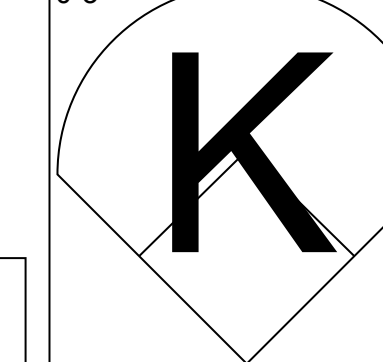
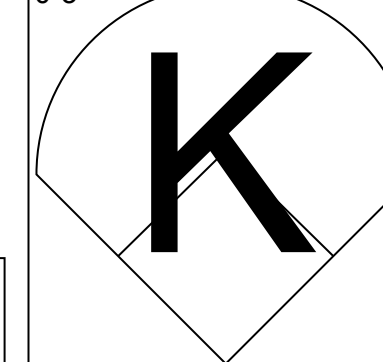

Batter	1	2	3	4	5	6	7	8	9	AB	R	H	RBI	BB	SO	LOB	BOTTOM																	
Woodie Held, R (1,8) OBP: 0.396, SLG: 0.624	FC3-6 1B		K	F9			1B 2B			4	1	2	0	0	1	0	<b>Boston Red Sox @ Cleveland Indians</b> Cleveland Municipal Stadium, Cleveland, OH Sun Jun 28 1959, 3:33 AM EDT Unknown <a href="http://livebaseballscorecards.com">livebaseballscorecards.com</a>																	
Vic Power, R (1,3) OBP: 0.338, SLG: 0.452	F8		F8		L8		P6			4	0	0	0	0	0	2																		
Tito Francona, L (1,8) OBP: 0.396, SLG: 0.624	FC3-6 1-2		HR 1B		F8		FC6-4 2-H 1B			4	1	2	1	0	0	1																		
Rocky Colavito, R (1,9) OBP: 0.354, SLG: 0.578	P6		HR BB				F9			2	1	0	0	2	0	2																		
Minnie Minoso, R (1,7) OBP: 0.363, SLG: 0.485		1B 2B	1-H 2-H HR		P6		FC6-4 1-2			4	2	2	3	0	0	2																		
George Strickland, R (1,5) OBP: 0.354, SLG: 0.404		2-H 1B							K	4	0	3	1	0	1	0																		
Granny Hamner, R (1,8) OBP: 0.354, SLG: 0.404	P4		F9				F3		F8	4	0	0	0	0	0	3																		
Russ Nixon, L (1,2) OBP: 0.213, SLG: 0.180	F2				F9		L9		4-3	4	0	0	0	0	0	2																		
Gary Bell, R (1,1) OBP: 0.167, SLG: 0.118	F8				F8					3	0	0	0	0	0	2																		
Jim Perry, S (7,1) OBP: 0.500, SLG: 0.500							F7			0	0	0	0	0	0	0																		
<b>Inning Stats</b>	R: 0 E: 0 K: 0 S: 4	H: 1 LOB: 1 BB: 0 P: 4	R: 1 E: 0 K: 0 S: 5	H: 2 LOB: 1 BB: 0 P: 5	R: 3 E: 0 K: 1 S: 8	H: 3 LOB: 1 BB: 1 P: 12	R: 0 E: 0 K: 0 S: 3	H: 0 LOB: 0 BB: 0 P: 3	R: 0 E: 0 K: 0 S: 3	H: 0 LOB: 1 BB: 1 P: 7	R: 0 E: 0 K: 0 S: 4	H: 1 LOB: 1 BB: 0 P: 4	R: 1 E: 0 K: 0 S: 5	H: 2 LOB: 1 BB: 0 P: 5	R: 0 E: 0 K: 1 S: 5	H: 0 LOB: 0 BB: 0 P: 5		1B: 5 2B: 3 3B: 0 HR: 1	SF: 0 SAC: 0 DP: 0 HBP: 0	WP: 0 PB: 0 SB: 0 CS: 0	PA: 35													
<b>PITCHER</b>	IP WLS BF H R ER SO BB IBB HBP BLK WP HR S P ERA WHIP																																	
Ike Delock, R (1,1) ERA: 3.24	6.0	L	27	7	4	4	1	2	0	0	0	0	0	0	27	35	6.00	1.500																
Jack Harshman, L (7,1) ERA: 5.64	2.0	L	8	2	1	1	1	0	0	0	0	0	0	0	10	10	4.50	1.000																

AB 33  
R 5  
H 9  
RBI 5  
BB 2  
SO 2  
LOB 14





Batter	1	2	3	4	5	6	7	8	9	AB	R	H	RBI	BB	SO	LOB	TOP							
<b>Don Buddin, R</b> (1, 6) OBP: 0.362, SLG: 0.337										4	0	0	0	0	1	3	<b>Boston Red Sox @ Cleveland Indians</b> Cleveland Municipal Stadium, Cleveland, OH Sun Jun 28 1959, 3:38 AM EDT Att: 27,610 - Unknown							
<b>Pete Runnels, L</b> (1, 3) OBP: 0.449, SLG: 0.494										1	0	0	0	3	1	2								
<b>Jackie Jensen, R</b> (1, 9) OBP: 0.384, SLG: 0.524										4	0	0	0	0	1	4								
<b>Frank Malzone, R</b> (1, 5) OBP: 0.331, SLG: 0.458										3	0	0	0	1	0	2								
<b>Dick Gernert, R</b> (1, 7) OBP: 0.389, SLG: 0.469										2	0	0	0	2	0	2								
<b>Jim Busby, R</b> (1, 8) OBP: 0.281, SLG: 0.361										3	0	0	0	1	0	2								
<b>Bobby Avila, R</b> (1, 4) OBP: 0.239, SLG: 0.227										4	0	1	0	0	1	4								
<b>Sammy White, R</b> (1, 2) OBP: 0.276, SLG: 0.260										3	0	0	0	0	1	2								
<b>Ted Williams, L</b> (9, PH) OBP: 0.321, SLG: 0.357										1	0	0	0	0	1	0								
<b>Ted Wills, L</b> (1, 1) OBP: 0.286, SLG: 0.429										2	0	1	0	0	1	0								
<b>Inning Stats</b>	R: 0 E: 0 K: 1 S: 5	H: 0 LOB: 1 BB: 1 P: 9	R: 0 E: 1 K: 0 S: 3	H: 0 LOB: 1 BB: 1 P: 7	R: 0 E: 0 K: 0 S: 3	H: 1 LOB: 1 BB: 1 P: 7	R: 0 E: 0 K: 0 S: 2	H: 0 LOB: 0 BB: 1 P: 6	R: 0 E: 1 K: 1 S: 7	H: 1 LOB: 2 BB: 0 P: 7	R: 0 E: 0 K: 1 S: 5	H: 0 LOB: 2 BB: 2 P: 13	R: 0 E: 0 K: 2 S: 7	H: 0 LOB: 0 BB: 0 P: 7	R: 0 E: 0 K: 1 S: 5	H: 0 LOB: 1 BB: 1 P: 9	R: 0 E: 0 K: 1 S: 5	H: 0 LOB: 0 BB: 0 P: 5	R: 0 E: 0 K: 1 S: 5	H: 0 LOB: 0 BB: 0 P: 5	1B: 1 2B: 1 3B: 0 HR: 0	SF: 0 SAC: 1 DP: 3 HBP: 0	WP: 1 PB: 0 SB: 0 CS: 0	PA: 35
<b>PITCHER</b> <b>Herb Score, L</b> (1, 1) ERA: 4.13	IP: 9.0 WLS: W BF: 35	H: 2 R: 0 ER: 0 SO: 7	BB: 7 IBB: 0 HBP: 0 BLK: 0	WP: 1 HR: 0 S: 42 P: 70	ERA: 0.00 WHIP: 1.000																			

Batter	1	2	3	4	5	6	7	8	9	AB	R	H	RBI	BB	SO	LOB	BOTTOM			
<b>Jim Piersall, R</b> (1, 8) OBP: 0.282, SLG: 0.308										3	0	1	0	0	0	0	<b>Boston Red Sox @ Cleveland Indians</b> Cleveland Municipal Stadium, Cleveland, OH Sun Jun 28 1959, 3:38 AM EDT Att: 27,610 - Unknown			
<b>Vic Power, R</b> (1, 3) OBP: 0.340, SLG: 0.449										2	0	0	0	2	0	3				
<b>Woodie Held, R</b> (1, 6) OBP: 0.340, SLG: 0.481										4	0	1	0	0	0	3				
<b>Rocky Colavito, R</b> (1, 9) OBP: 0.352, SLG: 0.571										3	0	0	0	1	0	1				
<b>Minnie Minoso, R</b> (1, 7) OBP: 0.368, SLG: 0.485										2	0	1	0	2	0	3				
<b>George Strickland, R</b> (1, 5) OBP: 0.352, SLG: 0.400										4	0	1	0	0	1	4				
<b>Dick Brown, R</b> (1, 2) OBP: 0.352, SLG: 0.422										3	0	1	0	0	1	1				
<b>Jim Baxes, R</b> (1, 4) OBP: 0.330, SLG: 0.476										3	1	2	1	0	0	0				
<b>Herb Score, L</b> (1, 1) OBP: 0.081, SLG: 0.083										3	0	0	0	0	3	2				
<b>Inning Stats</b>	R: 0 E: 0 K: 0 S: 3	H: 1 LOB: 2 BB: 2 P: 11	R: 0 E: 0 K: 1 S: 7	H: 2 LOB: 3 BB: 0 P: 8	R: 0 E: 0 K: 1 S: 5	H: 1 LOB: 2 BB: 1 P: 9	R: 0 E: 0 K: 2 S: 7	H: 0 LOB: 0 BB: 0 P: 7	R: 0 E: 0 K: 0 S: 2	H: 1 LOB: 2 BB: 1 P: 6	R: 1 E: 0 K: 1 S: 6	H: 1 LOB: 0 BB: 0 P: 6	R: 0 E: 0 K: 0 S: 4	H: 1 LOB: 1 BB: 0 P: 4	R: 0 E: 0 K: 1 S: 4	H: 1 LOB: 1 BB: 0 P: 4	1B: 5 2B: 2 3B: 0 HR: 1	SF: 0 SAC: 0 DP: 3 HBP: 1	WP: 0 PB: 0 SB: 1 CS: 1	PA: 33
<b>PITCHER</b> <b>Ted Wills, L</b> (1, 1) ERA: 4.07	IP: 8.0 WLS: L BF: 33	H: 7 R: 1 ER: 1 SO: 5	BB: 5 IBB: 0 HBP: 1 BLK: 0	WP: 0 HR: 1 S: 37 P: 58	ERA: 1.12 WHIP: 1.500															



Batter	1	2	3	4	5	6	7	8	9	AB	R	H	RBI	BB	SO	LOB	TOP			
Don Buddin, R OBP: 0.359, SLG: 0.333 Gary Geiger, L OBP: 0.277, SLG: 0.377 Leo Kiely, L (8, 1)	F5		5-3		5-3			P5		3	0	0	0	0	0	1	<b>Boston Red Sox @ Washington Senators</b> Griffith Stadium, Washington, DC Tue Jun 30 1959, 7:05 PM EDT Att: 10,214 - Unknown			
Pete Runnels, L OBP: 0.450, SLG: 0.494 (1, 4) (8, 6)	F7			1B		F5			4	1	2	0	0	0	0					
Ted Williams, L OBP: 0.319, SLG: 0.353 (1, 7)	P4			1B		G3		F8	4	0	1	0	0	0	1					
Vic Wertz, L OBP: 0.352, SLG: 0.487 (1, 3)		L3				4-3			4	0	1	1	0	0	0					
Jackie Jensen, R OBP: 0.379, SLG: 0.516 (1, 9)	F8			F8			F5		K	4	0	0	0	0	1	2				
Frank Malzone, R OBP: 0.333, SLG: 0.458 (1, 5)				P6						4	0	2	0	0	1	2				
Gene Stephens, L OBP: 0.292, SLG: 0.294 (1, 8)				F6			F9		G3	3	0	0	0	1	0	4				
Sammy White, R OBP: 0.270, SLG: 0.254 (1, 2)			G3		L6			P3		3	0	0	0	0	0	2				
Tom Brewer, R OBP: 0.114, SLG: 0.088 Mike Fomieles, R OBP: 0.111, SLG: 0.111 Marty Keough, L OBP: 0.344, SLG: 0.477 Bobby Avila, R OBP: 0.239, SLG: 0.227 (1, 1) (2, 1) (8, PH) (8, 4)			K		K			F7		0	0	0	0	0	0	0				
<b>Inning Stats</b>	R: 0 E: 0 K: 0 S: 3	H: 0 LOB: 0 BB: 0 P: 3	R: 0 E: 0 K: 1 S: 5	H: 0 LOB: 0 BB: 0 P: 5	R: 0 E: 0 K: 1 S: 5	H: 0 LOB: 1 BB: 1 P: 9	R: 1 E: 0 K: 0 S: 6	H: 3 LOB: 2 BB: 0 P: 6	R: 0 E: 0 K: 0 S: 5	H: 0 LOB: 0 BB: 0 P: 5	R: 0 E: 0 K: 0 S: 4	H: 1 LOB: 1 BB: 0 P: 4	R: 0 E: 0 K: 0 S: 4	H: 1 LOB: 1 BB: 0 P: 4	R: 0 E: 0 K: 1 S: 6	H: 1 LOB: 1 BB: 0 P: 6		1B: 6 2B: 0 3B: 0 HR: 0	SF: 0 SAC: 0 DP: 0 HBP: 0	WP: 0 PB: 0 SB: 0 CS: 0
<b>PITCHER</b> Pedro Ramos, R ERA: 4.09 (1, 1)	IP: 9.0 WLS: W BF: 34 H: 6 R: 1 ER: 1 SO: 4 BB: 1 IBB: 0 HBP: 0 BLK: 0 WP: 0 HR: 0 S: 41 P: 45 ERA: 1.00 WHIP: 0.778															<b>PITCHER</b>				

Batter	1	2	3	4	5	6	7	8	9	AB	R	H	RBI	BB	SO	LOB	BOTTOM			
Ken Aspromonte, R OBP: 0.368, SLG: 0.333 (1, 4)	4-3					F7		1-3		4	1	1	0	1	0	1	<b>Boston Red Sox @ Washington Senators</b> Griffith Stadium, Washington, DC Tue Jun 30 1959, 7:05 PM EDT Att: 10,214 - Unknown			
Bob Allison, R OBP: 0.342, SLG: 0.571 (1, 8)	K			K		K			4	1	1	1	0	3	1					
Harmon Killebrew, R OBP: 0.383, SLG: 0.615 (1, 5)									4	0	3	2	0	0	0					
Roy Sievers, R OBP: 0.318, SLG: 0.436 (1, 3)									3	1	1	0	1	0	1					
Jim Lemon, R OBP: 0.342, SLG: 0.540 (1, 7)	5-3								4	0	1	0	0	0	2					
Faye Throneberry, L OBP: 0.401, SLG: 0.475 (1, 9)									4	1	2	2	0	0	1					
Hal Naragon, L OBP: 0.308, SLG: 0.352 (1, 2)									3	1	0	0	1	0	1					
Billy Consolo, R OBP: 0.273, SLG: 0.205 (1, 6)									3	0	0	0	1	2	4					
Pedro Ramos, S OBP: 0.250, SLG: 0.270 (1, 1)									4	1	1	0	0	2	1					
<b>Inning Stats</b>	R: 0 E: 0 K: 1 S: 6	H: 1 LOB: 2 BB: 1 P: 10	R: 4 E: 2 K: 1 S: 9	H: 4 LOB: 1 BB: 1 P: 13	R: 0 E: 0 K: 0 S: 3	H: 0 LOB: 0 BB: 0 P: 3	R: 0 E: 0 K: 3 S: 10	H: 1 LOB: 1 BB: 0 P: 10	R: 1 E: 0 K: 0 S: 5	H: 3 LOB: 2 BB: 1 P: 9	R: 0 E: 0 K: 1 S: 3	H: 0 LOB: 0 BB: 0 P: 3	R: 0 E: 0 K: 0 S: 6	H: 1 LOB: 1 BB: 1 P: 10	R: 1 E: 0 K: 1 S: 6	H: 1 LOB: 1 BB: 1 P: 10		1B: 7 2B: 3 3B: 0 HR: 1	SF: 0 SAC: 0 DP: 1 HBP: 0	WP: 1 PB: 1 SB: 0 CS: 2
<b>PITCHER</b> Tom Brewer, R ERA: 3.43 Mike Fomieles, R ERA: 3.93 Leo Kiely, L ERA: 3.55 (1, 1) (2, 1) (8, 1)	IP: 1.2 WLS: L BF: 11 H: 4 R: 4 ER: 0 SO: 2 BB: 2 IBB: 0 HBP: 0 BLK: 0 WP: 0 HR: 0 S: 13 P: 21 ERA: 0.00 WHIP: 3.600															<b>PITCHER</b>				



Batter	1	2	3	4	5	6	7	8	9	AB	R	H	RBI	BB	SO	LOB	TOP
Don Buddin, R OBP: 0.358, SLG: 0.330 (1, 6)										3	0	0	0	1	2	1	<b>Boston Red Sox @ Washington Senators</b> Griffith Stadium, Washington, DC Wed Jul 01 1959, 7:05 PM EDT Att: 9,338 - Unknown
Pete Runnels, L OBP: 0.447, SLG: 0.491 (1, 4)										4	0	1	0	0	1	1	
Ted Williams, L OBP: 0.317, SLG: 0.358 (1, 7)										4	0	1	0	0	0	1	
Vic Wertz, L OBP: 0.349, SLG: 0.479 (1, 3)										4	1	1	0	0	0	2	
Jackie Jensen, R OBP: 0.375, SLG: 0.508 (1, 9)										4	0	0	0	0	0	3	
Frank Malzone, R OBP: 0.332, SLG: 0.456 (1, 5)										4	0	1	1	0	1	0	
Gene Stephens, L OBP: 0.300, SLG: 0.287 (1, 8)										2	0	0	0	2	0	2	
Sammy White, R OBP: 0.266, SLG: 0.250 Marty Keough, L OBP: 0.347, SLG: 0.473 Leo Kiely, L (8, 1)										2	0	0	0	0	0	2	
Jerry Casale, R OBP: 0.233, SLG: 0.296 Murray Wall, R (7, 1)										0	0	0	0	0	0	0	
Gary Geiger, L OBP: 0.275, SLG: 0.374 Pete Daley, R OBP: 0.298, SLG: 0.310 (8, 2)										1	0	0	0	0	0	0	
<b>Inning Stats</b>	R: 0 E: 0 K: 1 S: 5	H: 0 LOB: 0 BB: 0 P: 5	R: 0 E: 1 K: 1 S: 5	H: 0 LOB: 0 BB: 0 P: 5	R: 0 E: 0 K: 1 S: 5	H: 0 LOB: 1 BB: 1 P: 9	R: 0 E: 0 K: 0 S: 4	H: 1 LOB: 1 BB: 0 P: 4	R: 0 E: 0 K: 1 S: 3	H: 0 LOB: 0 BB: 0 P: 3	R: 0 E: 0 K: 0 S: 5	H: 0 LOB: 0 BB: 0 P: 5	R: 1 E: 1 K: 0 S: 6	H: 2 LOB: 2 BB: 0 P: 6	1B: 3 2B: 1 3B: 0 HR: 0	SF: 0 SAC: 0 DP: 2 HBP: 0	WP: 0 PA: 34 PB: 0 SB: 0 CS: 0
<b>PITCHER</b> Camilo Pascual, R ERA: 2.71 (1, 1)	IP: 9.0 WLS: W BF: 34 H: 4 R: 1 ER: 0 SO: 5 BB: 3 IBB: 0 HBP: 0 BLK: 0 WP: 0 HR: 0 S: 41 P: 53 ERA: 0.00 WHIP: 0.778											<b>PITCHER</b>	IP: 9.0 WLS: W BF: 34 H: 4 R: 1 ER: 0 SO: 5 BB: 3 IBB: 0 HBP: 0 BLK: 0 WP: 0 HR: 0 S: 41 P: 53 ERA: 0.00 WHIP: 0.778				


Batter	1	2	3	4	5	6	7	8	9	AB	R	H	RBI	BB	SO	LOB	BOTTOM		
Ken Aspromonte, R OBP: 0.375, SLG: 0.344 (1, 4)										4	1	2	0	0	0	2	<b>Boston Red Sox @ Washington Senators</b> Griffith Stadium, Washington, DC Wed Jul 01 1959, 7:05 PM EDT Att: 9,338 - Unknown		
Bob Allison, R OBP: 0.340, SLG: 0.565 (1, 8)										5	1	1	0	0	0	2			
Harmon Killebrew, R OBP: 0.387, SLG: 0.615 (1, 5)										3	1	1	2	2	0	1			
Roy Sievers, R OBP: 0.317, SLG: 0.428 (1, 3)										3	0	0	0	1	1	3			
Jim Lemon, R OBP: 0.340, SLG: 0.536 (1, 7)										4	1	1	1	0	0	3			
Faye Throneberry, L OBP: 0.358, SLG: 0.470 (1, 9)										4	0	1	0	0	0	2			
Hal Naragon, L OBP: 0.322, SLG: 0.366 (1, 2)										4	0	3	1	0	0	0			
Billy Consolo, R OBP: 0.292, SLG: 0.214 (1, 6)										3	0	1	0	1	0	2			
Camilo Pascual, R OBP: 0.261, SLG: 0.267 (1, 1)										4	0	1	0	0	0	4			
<b>Inning Stats</b>	R: 0 E: 0 K: 0 S: 4	H: 1 LOB: 2 BB: 1 P: 8	R: 0 E: 0 K: 0 S: 5	H: 2 LOB: 2 BB: 0 P: 5	R: 0 E: 0 K: 1 S: 5	H: 0 LOB: 0 BB: 0 P: 5	R: 0 E: 0 K: 0 S: 4	H: 1 LOB: 2 BB: 1 P: 8	R: 1 E: 0 K: 0 S: 4	H: 1 LOB: 2 BB: 2 P: 12	R: 0 E: 0 K: 0 S: 3	H: 0 LOB: 0 BB: 0 P: 3	R: 3 E: 0 K: 0 S: 8	H: 5 LOB: 2 BB: 0 P: 8	R: 0 E: 0 K: 0 S: 4	H: 1 LOB: 1 BB: 0 P: 4		1B: 10 2B: 1 3B: 0 HR: 0	SF: 0 SAC: 1 DP: 0 HBP: 0
<b>PITCHER</b> Jerry Casale, R ERA: 4.0 Murray Wall, R ERA: 6.09 Leo Kiely, L ERA: 3.44 (1, 1)	IP: 6.0 WLS: L BF: 30 H: 8 R: 4 ER: 4 SO: 4 BB: 4 IBB: 0 HBP: 0 BLK: 0 WP: 0 HR: 0 S: 28 P: 44 ERA: 6.00 WHIP: 2.000											<b>PITCHER</b>	IP: 6.0 WLS: L BF: 30 H: 8 R: 4 ER: 4 SO: 4 BB: 4 IBB: 0 HBP: 0 BLK: 0 WP: 0 HR: 0 S: 28 P: 44 ERA: 6.00 WHIP: 2.000						



Batter	1	2	3	4	5	6	7	8	9	10	AB	R	H	RBI	BB	SO	LOB	TOP			
Marty Keough, L OBP: 0.346, SLG: 0.500 Jim Busby, R OBP: 0.277, SLG: 0.355	0-0 HR		0-0 BLK 1B		0-0 F8		0-0 4-3		0-0 F8		4	1	2	1	0	0	3				
Pete Runnels, L OBP: 0.443, SLG: 0.484	0-0 1-3		0-0 1-3		0-0 L8			0-0 F8	0-0 BB		4	0	0	0	1	0	2				
Ted Williams, L OBP: 0.310, SLG: 0.348 Gary Geiger, L OBP: 0.275, SLG: 0.374 Bobby Avila, R OBP: 0.236, SLG: 0.224 Leo Kiely, L OBP: 0.224	0-3 K			0-0 F7		0-0 3-1		0-0 3-1	0-3 K		4	0	0	0	0	1	0				
Vic Wertz, L OBP: 0.363, SLG: 0.480 Dick Gernert, R OBP: 0.391, SLG: 0.471	0-0 P6			0-0 FC6-4 1B		0-0 F9		0-0 HR 1B	0-0 FC6-4 1B		4	1	2	0	0	0	0				
Jackie Jensen, R OBP: 0.375, SLG: 0.515		0-0 6-3		0-0 FC6-4 BB 1B		0-0 F8		0-0 HR	0-0 F9		4	1	1	2	1	0	1				
Frank Malzone, R OBP: 0.430, SLG: 0.451		0-0 F3		0-0 FC6-4 1-2 2-3		0-0 F7		0-0 5-3	0-0 1B		5	0	1	0	0	0	3				
Pete Daley, R OBP: 0.288, SLG: 0.299		0-0 6-3		0-0 F7			0-0 E6 SH1-3 1B	0-0 F7		0-0 4-3		5	0	0	0	0	4				
Don Buddin, R OBP: 0.363, SLG: 0.333			0-0 P6		0-0 FC1-6 1B		0-0 SH1-3 1B		0-0 BB BB		3	0	2	0	1	0	0				
Frank Sullivan, R OBP: 0.111, SLG: 0.111 Herb Plews, L OBP: 0.250, SLG: 0.200 Gene Stephens, L OBP: 0.300, SLG: 0.287			0-3 K		0-0 FC1-6 1-2 2-3		0-0 SH1-3		0-0 P1		2	0	0	0	0	1	1				
<b>Inning Stats</b>	R: 1 E: 0 K: 1 S: 6	H: 1 LOB: 0 BB: 0 P: 6	R: 0 E: 0 K: 0 S: 3	H: 0 LOB: 0 BB: 0 P: 3	R: 0 E: 0 K: 1 S: 6	H: 1 LOB: 1 BB: 0 P: 6	R: 0 E: 0 K: 0 S: 4	H: 1 LOB: 2 BB: 1 P: 8	R: 0 E: 0 K: 0 S: 3	H: 0 LOB: 0 BB: 0 P: 3	R: 0 E: 1 K: 0 S: 5	H: 1 LOB: 2 BB: 0 P: 5	R: 2 E: 0 K: 0 S: 6	H: 3 LOB: 1 BB: 0 P: 6	R: 0 E: 0 K: 1 S: 5	H: 0 LOB: 2 BB: 2 P: 13	R: 0 E: 0 K: 0 S: 4	H: 1 LOB: 1 BB: 0 P: 4	1B: 7 2B: 0 3B: 0 HR: 2	SF: 0 SAC: 1 DP: 0 HBP: 0	WP: 0 PA: 43
<b>PITCHER</b>	IP 8.0	WLS 34	BF 8	H 3	R 3	ER 3	SO 2	BB 1	IBB 0	HBP 0	BLK 1	WP 0	HR 2	S 37	P 41	ERA 3.38	WHIP 1.125				
Bill Fischer, R ERA: 3.31 Tex Clevenger, R ERA: 5.22 Chuck Stobbs, L ERA: 3.48 Dick Hyde, R ERA: 6.75	(1, 1) (9, 1) (9, 1) (10, 1)	0.0 1.0 1.0	0 4 4	0 0 1	0 0 0	0 0 0	0 1 0	0 0 0	0 0 0	0 0 0	0 0 0	0 0 0	0 0 0	0 5 4	9 9 4	0.00 0.00 0.00	1.000 1.000 1.000				

**Boston Red Sox @ Washington Senators**  
Griffith Stadium, Washington, DC  
Thu Jul 02 1959, 3:33 AM EDT  
Att: 3,677 - Unknown

AB 39  
R 3  
H 9  
RBI 3  
BB 3  
SO 3  
LOB 18



Batter	1	2	3	4	5	6	7	8	9	10	AB	R	H	RBI	BB	SO	LOB	BOTTOM			
Ken Aspromonte, R OBP: 0.275, SLG: 0.333 Ron Samford, R OBP: 0.277, SLG: 0.360 Julio Becerra, L OBP: 0.205, SLG: 0.286 Tex Clevenger, R OBP: 0.277, SLG: 0.360 Chuck Stobbs, L OBP: 0.277, SLG: 0.360 Jay Miller, R OBP: 0.277, SLG: 0.360	4-0 BB 1B BB		0-3 K		0-3 K		0-0 F8		0-0 F9		2	0	0	0	1	2	1				
Bob Allison, R OBP: 0.341, SLG: 0.572	0-0 BB 1-2 1B		0-0 HR		0-3 K		0-0 K		0-0 P4		5	1	2	1	0	1	2				
Harmon Killebrew, R OBP: 0.387, SLG: 0.615	0-3 K		0-3 K		0-3 K		0-3 K		0-0 K	0-3 K	5	2	2	1	0	3	2				
Roy Sievers, R OBP: 0.319, SLG: 0.420	0-3 K		0-3 K		0-3 K		0-3 K		0-0 K	0-0 K	3	1	0	0	2	3	2				
Jim Lemon, R OBP: 0.348, SLG: 0.555	4-0 1-2 2-3 BB			0-0 9-3 1B		0-0 F7		0-0 F7	0-0 F7		4	1	3	4	1	0	0				
Faye Throneberry, L OBP: 0.300, SLG: 0.458	0-0 G3			0-0 F7		0-0 F7		0-0 E1 G4-6-3	0-3 K		4	0	0	0	0	1	4				
Clint Courtney, L OBP: 0.344, SLG: 0.286 John Romonosky, R OBP: 0.222, SLG: 0.444 Dick Hyde, R		0-0 CS 1B		0-0 9-3		0-0 9-3		0-0 G4-6-3	0-0 5-3 BB		3	0	1	0	1	0	2				
Billy Conzolo, R OBP: 0.288, SLG: 0.200		0-0 1-3		0-0 SH1-4 BB		0-0 K		0-0 K	0-0 5-3		3	0	0	0	1	1	2				
Bill Fischer, R OBP: 0.188, SLG: 0.133 Lenny Green, L OBP: 0.259, SLG: 0.295 Reno Bertoia, R OBP: 0.318, SLG: 0.379		0-0 P4		0-0 SH1-4		0-0 SH1-4		0-0 1B 2B	0-0 IBB		1	0	0	0	0	0	0				
<b>Inning Stats</b>	R: 0 E: 0 K: 2 S: 8	H: 1 LOB: 3 BB: 2 P: 16	R: 0 E: 0 K: 0 S: 3	H: 1 LOB: 0 BB: 0 P: 3	R: 1 E: 0 K: 3 S: 10	H: 1 LOB: 0 BB: 0 P: 10	R: 0 E: 0 K: 0 S: 3	H: 1 LOB: 0 BB: 0 P: 3	R: 0 E: 0 K: 2 S: 7	H: 0 LOB: 0 BB: 0 P: 7	R: 0 E: 1 K: 1 S: 5	H: 0 LOB: 0 BB: 0 P: 5	R: 2 E: 0 K: 0 S: 5	H: 3 LOB: 2 BB: 1 P: 9	R: 0 E: 0 K: 1 S: 5	H: 0 LOB: 2 BB: 2 P: 13	R: 3 E: 0 K: 0 S: 3	H: 2 LOB: 0 BB: 1 P: 7	1B: 4 2B: 4 3B: 0 HR: 2	SF: 0 SAC: 1 DP: 2 HBP: 0	WP: 0 PA: 41
<b>PITCHER</b>	IP 8.0	WLS 32	BF 7	H 3	R 3	ER 3	SO 10	BB 4	IBB 0	HBP 0	BLK 0	WP 0	HR 1	S 48	P 64	ERA 3.38	WHIP 1.375				
Frank Sullivan, R ERA: 4.26 Leo Kiely, L ERA: 4.08	(1, 1) (9, 1)	1.1 L	9 2	3 3	3 1	1 1	2 0	0 0	0 0	0 0	0 0	0 0	0 0	0 1	8 20	20.25 2.250					

**Boston Red Sox @ Washington Senators**  
Griffith Stadium, Washington, DC  
Thu Jul 02 1959, 3:33 AM EDT  
Att: 3,677 - Unknown

AB 33  
R 6  
H 9  
RBI 6  
BB 7  
SO 11  
LOB 18





Batter	1	2	3	4	5	6	7	8	9	AB	R	H	RBI	BB	SO	LOB	TOP										
Marty Keough, L OBP: 0.344, SLG: 0.492 (1, 8)	F9		BB BB 1-2 1B		4-3			E1		4	0	1	0	0	0	0	<b>Boston Red Sox @ Baltimore Orioles</b> Memorial Stadium, Baltimore, MD Fri Jul 03 1959, 7:05 PM EDT Att: 13,997 - Unknown										
Pete Runnels, L OBP: 0.441, SLG: 0.479 (1, 4)	F7		BB BB 1-2 2-3 BB		4-3			F8		3	0	0	0	1	0	1											
Ted Williams, L OBP: 0.308, SLG: 0.340 (1, 7)	4-3		BB BB 1-2 2-3 BB		4-3			P6		3	0	0	1	1	1	1											
Vic Wertz, L OBP: 0.351, SLG: 0.476 Dick Gemert, R OBP: 0.396, SLG: 0.464 (3, 3)	4-3		BB BB 1-2 2-3 3-H BB		F8			K		1	0	0	0	0	0	0											
Jackie Jensen, R OBP: 0.373, SLG: 0.515 (1, 9)	6-3		BB BB 1-2 2-3 BB		4-3			F8		4	0	1	0	0	0	0											
Frank Malzone, R OBP: 0.326, SLG: 0.445 (1, 5)	F8		BB BB 1-2 2-3 BB		5-3			F9		4	0	0	0	0	1	1											
Pete Daley, R OBP: 0.289, SLG: 0.294 (1, 2)			BB BB 1-2 2-3 BB		1-3			5-3		2	0	0	0	1	0	1											
Don Buddin, R OBP: 0.362, SLG: 0.331 (1, 6)			BB BB 1-2 2-3 BB		P6			FC6-5		2	1	0	0	1	0	1											
Jack Harshman, L OBP: 0.284, SLG: 0.357 Mike Cornelius, R OBP: 0.111, SLG: 0.111 Gary Gardner, L OBP: 0.272, SLG: 0.374 Bill Monbouquette, R OBP: 0.303, SLG: 0.221 Bobby Avila, R OBP: 0.292, SLG: 0.221 Murray Wall, R OBP: 0.188, SLG: 0.233 (1, 1) (1, 1) (3, PH) (3, 1) (8, PH) (8, 1)			BB BB 1-2 2-3 BB		K			K		0	0	0	0	0	0	0											
<b>Inning Stats</b>	R: 0 E: 0 K: 0 S: 3	H: 0 LOB: 0 BB: 0 P: 3	R: 0 E: 0 K: 0 S: 3	H: 0 LOB: 0 BB: 0 P: 3	R: 1 E: 0 K: 1 S: 5	H: 1 LOB: 3 BB: 4 P: 21	R: 0 E: 0 K: 0 S: 3	H: 0 LOB: 0 BB: 0 P: 3	R: 0 E: 0 K: 1 S: 5	H: 0 LOB: 0 BB: 0 P: 5	R: 0 E: 0 K: 2 S: 7	H: 0 LOB: 0 BB: 0 P: 7	R: 0 E: 0 K: 1 S: 6	H: 1 LOB: 1 BB: 0 P: 6	R: 0 E: 1 K: 1 S: 6	H: 0 LOB: 1 BB: 0 P: 6	R: 0 E: 0 K: 0 S: 3	H: 0 LOB: 0 BB: 0 P: 3	1B: 1 2B: 1 3B: 0 HR: 0	SF: 0 SAC: 0 DP: 0 HBP: 0	WP: 0 PB: 0 SB: 0 CS: 1	PA: 33					
<b>PITCHER</b>	IP	WLS	BF	H	R	ER	SO	BB	IBB	HBP	BLK	WP	HR	S	P	ERA	WHIP										
Jack Fisher, R ERA: 2.77 Billy O'Dell, L ERA: 3.79	(1, 1) (3, 1)	2.2 W	12 21	1 1	1 0	1 0	1 5	4 0	0 0	0 0	0 0	0 0	0 0	10 31	26 31	3.38 0.00	1.875 0.158										

AB 29  
R 1  
H 2  
RBI 1  
BB 4  
SO 6  
LOB 9



Batter	1	2	3	4	5	6	7	8	9	AB	R	H	RBI	BB	SO	LOB	BOTTOM										
Jim Finigan, R OBP: 0.303, SLG: 0.306 (1, 5)	BB BB 1B K			3-1		BB BB 1-3 1B		FC5		4	1	1	0	1	1	4	<b>Boston Red Sox @ Baltimore Orioles</b> Memorial Stadium, Baltimore, MD Fri Jul 03 1959, 7:05 PM EDT Att: 13,997 - Unknown										
Gene Woodling, L OBP: 0.403, SLG: 0.523 (1, 9)	BB BB 1B 2B BB	SH1-3 1B BB		K		P5		BB BB 1-2 2-3 BB		2	2	0	0	3	1	1											
Bob Nieman, R OBP: 0.462 Albie Pearson, L OBP: 0.328, SLG: 0.231 (1, 7)	BB BB 1-2 2-3 BB	SH1-3		4-3		4-3		4-3		3	0	0	0	0	1	2											
Gus Triandos, R OBP: 0.386, SLG: 0.547 (1, 2)	BB BB 1-2 2-3 BB	2H 1B		K		K		F3		3	1	1	1	1	1	0											
Willie Tasby, R OBP: 0.342, SLG: 0.409 (1, 8)	BB BB 1-2 2-3 BB	K		BB BB 1-2 2-3 BB		BB BB 1-2 2-3 BB		BB BB 1-2 2-3 BB		4	1	3	1	0	1	1											
Walt Dropo, R OBP: 0.243, SLG: 0.302 (1, 3)	BB BB 1-2 2-3 BB	1B		BB BB 1-2 2-3 BB		BB BB 1-2 2-3 BB		P6		3	1	1	3	1	0	2											
Chico Carrasquel, R OBP: 0.289, SLG: 0.323 (1, 6)	BB BB 1-2 2-3 BB	1B		BB BB 1-2 2-3 BB		BB BB 1-2 2-3 BB		SH2-4 1B FC5 BB		3	0	0	0	1	2	3											
Billy Gardner, R OBP: 0.294, SLG: 0.341 (1, 4)	BB BB 1-2 2-3 BB	1B		4-3		G3		BB BB 1-2 2-3 BB		3	0	1	0	1	0	0											
Jack Fisher, R OBP: 0.500, SLG: 0.500 Billy O'Dell, S OBP: 0.188, SLG: 0.233 (1, 1)	BB BB 1-2 2-3 BB	1B		BB BB 1-2 2-3 BB		BB BB 1-2 2-3 BB		SH2-4 1B		1	0	1	1	0	0	0											
<b>Inning Stats</b>	R: 5 E: 0 K: 3 S: 12	H: 3 LOB: 2 BB: 4 P: 28	R: 1 E: 0 K: 1 S: 6	H: 1 LOB: 1 BB: 1 P: 10	R: 0 E: 0 K: 2 S: 7	H: 0 LOB: 0 BB: 0 P: 7	R: 0 E: 0 K: 1 S: 5	H: 0 LOB: 0 BB: 0 P: 5	R: 0 E: 0 K: 0 S: 4	H: 2 LOB: 1 BB: 0 P: 4	R: 0 E: 0 K: 0 S: 4	H: 1 LOB: 1 BB: 0 P: 4	R: 0 E: 0 K: 0 S: 4	H: 1 LOB: 3 BB: 2 P: 12	R: 0 E: 0 K: 0 S: 3	H: 1 LOB: 2 BB: 1 P: 12	1B: 7 2B: 2 3B: 0 HR: 0	SF: 0 SAC: 2 DP: 1 HBP: 0	WP: 0 PB: 0 SB: 0 CS: 0	PA: 39							
<b>PITCHER</b>	IP	WLS	BF	H	R	ER	SO	BB	IBB	HBP	BLK	WP	HR	S	P	ERA	WHIP										
Jack Harshman, L ERA: 6.34 Mike Fornieles, R ERA: 3.99 Bill Monbouquette, R ERA: 5.95 Murray Wall, R ERA: 5.92	(1, 1) (1, 1) (3, 1) (8, 1)	0.1 1.2 5.0 1.0	L 9 18 6	2 2 4 1	1 1 0 0	1 1 0 0	3 3 4 0	3 2 1 2	0 0 0 0	0 0 0 0	0 0 0 0	0 0 0 0	0 0 0 0	5 13 25 4	17 21 29 12	135.00 5.40 0.00 0.00	15.000 2.400 1.000 3.000										

AB 29  
R 6  
H 9  
RBI 6  
BB 8  
SO 8  
LOB 16





Batter	1	2	3	4	5	6	7	8	9	AB	R	H	RBI	BB	SO	LOB	TOP
Don Buddin, R (1, 6) OBP: 0.358, SLG: 0.326 Herb Plews, L (9, PH) OBP: 0.265, SLG: 0.239	K		K				K										4 0 0 0 0 3 2 1 0 1 0 0 0 0
Pete Runnels, L (1, 4) OBP: 0.435, SLG: 0.470	G3		F5			6-3	G3		L6								5 0 0 0 0 0 3
Marty Keough, L (1, 8) OBP: 0.341, SLG: 0.484	F7		P4				F2										4 1 1 0 0 0 2
Vic Wertz, L (1, 3) OBP: 0.348, SLG: 0.465		K		K													3 1 0 0 1 3 0
Jackie Jensen, R (1, 9) OBP: 0.378, SLG: 0.522		F9															4 2 3 1 0 0 0
Ted Williams, L (1, 7) OBP: 0.316, SLG: 0.354		F8															3 0 2 2 1 0 0
Frank Malzone, R (1, 5) OBP: 0.325, SLG: 0.442																	4 1 1 0 0 1 4
Sammy White, R (1, 2) OBP: 0.268, SLG: 0.252 Dick Gemert, R (9, PH) OBP: 0.385, SLG: 0.462																	3 0 1 0 0 0 2 1 0 0 0 0 0 0
Ted Wills, L (1, 1) OBP: 0.313, SLG: 0.400 Mike Fomiele, R (5, 1) OBP: 0.111, SLG: 0.111 Gary Gardner, R (6, PH) OBP: 0.271, SLG: 0.388 Leo Kiely, L (6, 1) OBP: 0.271, SLG: 0.388 Murray Wall, R (6, 1) OBP: 0.271, SLG: 0.388 Gene Stephens, L (6, PH) OBP: 0.271, SLG: 0.388																	1 0 0 0 0 1 1 0 0 0 0 0 0 0 0 0 1 0 0 0 0 0 0 1 0 0 0 0 0 0 0 0 0 0 0 0 0 0 0 0 1 0 0 0 0 0 0 0
<b>Inning Stats</b>	R: 0 H: 0 E: 0 LOB: 0 K: 1 BB: 0 S: 5 P: 5	R: 0 H: 0 E: 0 LOB: 0 K: 1 BB: 0 S: 5 P: 5	R: 1 H: 2 E: 0 LOB: 2 K: 1 BB: 1 S: 7 P: 11	R: 1 H: 2 E: 0 LOB: 1 K: 1 BB: 0 S: 7 P: 7	R: 0 H: 0 E: 0 LOB: 0 K: 1 BB: 0 S: 5 P: 5	R: 3 H: 3 E: 0 LOB: 1 K: 1 BB: 1 S: 8 P: 12	R: 0 H: 0 E: 0 LOB: 0 K: 1 BB: 0 S: 5 P: 5	R: 0 H: 1 E: 0 LOB: 1 K: 1 BB: 1 S: 4 P: 9	R: 0 H: 1 E: 0 LOB: 1 K: 0 BB: 0 S: 4 P: 4	1B: 6 SF: 0 2B: 3 SAC: 0 3B: 0 DP: 1 HR: 0 HBP: 0	WP: 2 PA: 38 PB: 0 SB: 0 CS: 0						
<b>PITCHER</b> Mitt Pappas, R (1, 1) ERA: 4.53	IP: 9.0 WLS: W BF: 38 H: 9 R: 5 ER: 5 SO: 8 BB: 3 IBB: 0 HBP: 0 BLK: 0 WP: 2 HR: 0 S: 51 P: 63 ERA: 5.00 WHIP: 1.333											<b>PITCHER</b> IP: WLS: BF: H: R: ER: SO: BB: IBB: HBP: BLK: WP: HR: S: P: ERA: WHIP					

**Boston Red Sox @ Baltimore Orioles**  
Memorial Stadium, Baltimore, MD  
Sat Jul 04 1959, 3:33 AM EDT  
Att: 10,628 - Unknown

AB 35  
R 5  
H 9  
RBI 3  
BB 3  
SO 8  
LOB 14



Batter	1	2	3	4	5	6	7	8	9	AB	R	H	RBI	BB	SO	LOB	BOTTOM
Jim Finigan, R (1, 5) OBP: 0.307, SLG: 0.336	F8																5 2 2 1 0 0 3
Gene Woodling, L (1, 9) OBP: 0.407, SLG: 0.524 Albie Pearson, L (8, PR) OBP: 0.328, SLG: 0.231	F9		F2														5 2 3 0 0 0 0 0 1 0 0 0 0 0
Bob Nieman, R (1, 7) OBP: 0.340, SLG: 0.468 Al Pilarcik, L (6, PR) OBP: 0.370, SLG: 0.419	5-3		F8														4 0 2 2 0 0 0 0 0 0 0 0 0 0
Gus Triandos, R (1, 2) OBP: 0.391, SLG: 0.558		E7															3 2 1 2 2 0 2
Willie Tasby, R (1, 8) OBP: 0.343, SLG: 0.405		F7	F5														3 1 0 0 2 1 5
Walt Dropo, R (1, 3) OBP: 0.297, SLG: 0.412																	5 3 3 4 0 0 5
Chico Carrasquel, R (1, 6) OBP: 0.285, SLG: 0.326		F7															4 0 1 2 0 1 2
Billy Gardner, R (1, 4) OBP: 0.301, SLG: 0.347																	2 0 1 0 2 0 0
Mitt Pappas, R (1, 1) OBP: 0.143, SLG: 0.118		F5															4 0 0 0 0 1 4
<b>Inning Stats</b>	R: 0 H: 0 E: 0 LOB: 0 K: 0 BB: 0 S: 3 P: 3	R: 2 H: 1 E: 1 LOB: 1 K: 0 BB: 1 S: 5 P: 9	R: 1 H: 1 E: 0 LOB: 1 K: 0 BB: 1 S: 4 P: 8	R: 1 H: 1 E: 0 LOB: 0 K: 1 BB: 0 S: 6 P: 6	R: 5 H: 5 E: 0 LOB: 2 K: 1 BB: 2 S: 10 P: 18	R: 1 H: 2 E: 0 LOB: 2 K: 1 BB: 1 S: 7 P: 11	R: 0 H: 1 E: 0 LOB: 0 K: 0 BB: 0 S: 3 P: 3	R: 1 H: 2 E: 0 LOB: 3 K: 0 BB: 1 S: 4 P: 8	1B: 6 SF: 1 2B: 3 SAC: 0 3B: 0 DP: 2 HR: 4 HBP: 0	WP: 0 PA: 42 PB: 0 SB: 0 CS: 0							
<b>PITCHER</b> Ted Wills, L (1, 1) ERA: 5.09 Mike Fomiele, R (5, 1) ERA: 3.92 Leo Kiely, L (6, 1) ERA: 4.3 Murray Wall, R (8, 1) ERA: 5.82	IP: 4.1 WLS: L BF: 24 H: 7 R: 9 ER: 8 SO: 1 BB: 3 IBB: 0 HBP: 0 BLK: 0 WP: 0 HR: 4 S: 23 P: 35 ERA: 16.61 WHIP: 2.308											<b>PITCHER</b> IP: WLS: BF: H: R: ER: SO: BB: IBB: HBP: BLK: WP: HR: S: P: ERA: WHIP					

**Boston Red Sox @ Baltimore Orioles**  
Memorial Stadium, Baltimore, MD  
Sat Jul 04 1959, 3:33 AM EDT  
Att: 10,628 - Unknown

AB 35  
R 11  
H 13  
RBI 11  
BB 6  
SO 3  
LOB 21






Batter	1	2	3	4	5	6	7	8	9	AB	R	H	RBI	BB	SO	LOB	TOP					
Don Buddin, R (1, 6) OBP: 0.361, SLG: 0.329										4	1	2	1	1	1	0						
Pete Runnels, L (1, 4) OBP: 0.428, SLG: 0.462										5	0	0	0	0	1	2						
Marty Keough, L (1, 8) OBP: 0.336, SLG: 0.472										5	1	1	0	0	1	1						
Vic Wertz, L (1, 3) OBP: 0.348, SLG: 0.462										3	1	1	1	0	1	1						
Dick Gemert, R (5, 3) OBP: 0.392, SLG: 0.458										4	2	2	2	0	0	0						
Jackie Jensen, R (1, 9) OBP: 0.380, SLG: 0.532																						
Ted Williams, L (1, 7) OBP: 0.324, SLG: 0.360										3	1	2	0	0	0	0						
Gene Stephens, L (5, PR) OBP: 0.304, SLG: 0.292										1	1	1	0	0	0	0						
Frank Malzone, R (1, 5) OBP: 0.327, SLG: 0.441										3	2	1	0	1	0	3						
Sammy White, R (1, 2) OBP: 0.274, SLG: 0.267										4	0	2	5	0	0	2						
Tom Brewer, R (1, 1) OBP: 0.105, SLG: 0.081										3	0	0	0	0	0	3						
<b>Inning Stats</b>	R: 0 E: 0 K: 2 S: 8	H: 1 LOB: 1 BB: 0 P: 8	R: 0 E: 1 K: 0 S: 4	H: 0 LOB: 1 BB: 0 P: 4	R: 0 E: 0 K: 1 S: 5	H: 0 LOB: 0 BB: 0 P: 5	R: 3 E: 0 K: 0 S: 7	H: 4 LOB: 1 BB: 0 P: 7	R: 5 E: 0 K: 0 S: 8	H: 5 LOB: 2 BB: 1 P: 12	R: 0 E: 0 K: 0 S: 3	H: 0 LOB: 0 BB: 0 P: 3	R: 0 E: 0 K: 0 S: 3	H: 1 LOB: 1 BB: 0 P: 3	R: 1 E: 0 K: 0 S: 3	H: 1 LOB: 1 BB: 1 P: 7	R: 0 E: 0 K: 2 S: 7	H: 0 LOB: 0 BB: 0 P: 7	1B: 10 2B: 1 3B: 0 HR: 1	SF: 0 SAC: 1 DP: 0 HBP: 0	WP: 0 PB: 1 SB: 0 CS: 0	PA: 40
<b>PITCHER</b>	IP: 4.1 WLS: L BF: 22	H: 7 R: 6 ER: 6 SO: 3	BB: 1 IBB: 0 HBP: 0 BLK: 0	WP: 0 HR: 1 S: 27 P: 31	ERA: 12.46 WHIP: 1.846	IP: 5.1 WLS: L BF: 18	H: 5 R: 3 ER: 3 SO: 2	BB: 1 IBB: 0 HBP: 0 BLK: 0	WP: 0 HR: 0 S: 21 P: 25	ERA: 5.79 WHIP: 1.286												

Boston Red Sox @ Baltimore Orioles  
Memorial Stadium, Baltimore, MD  
Sun Jul 05 1959, 3:33 AM EDT  
Unknown


AB	37
R	9
H	12
RBI	9
BB	2
SO	5
LOB	12



Batter	1	2	3	4	5	6	7	8	9	AB	R	H	RBI	BB	SO	LOB	BOTTOM					
Chico Carrasquel, R (1, 6) OBP: 0.284, SLG: 0.321										3	0	0	0	1	1	2						
Al Pilarcik, L (1, 9) OBP: 0.365, SLG: 0.413										2	0	0	0	0	1	2						
Joe Taylor, R (6, 9) OBP: 0.357, SLG: 0.100										1	0	0	0	1	0	0						
Gene Woodling, L (1, 7) OBP: 0.401, SLG: 0.515										4	0	0	0	0	0	1						
Walt Dropo, R (1, 3) OBP: 0.253, SLG: 0.389										4	0	0	0	0	1	1						
Willie Tasby, R (1, 8) OBP: 0.341, SLG: 0.402										2	0	0	0	0	0	0						
Arnie Portocarrero, R (5, 1) OBP: 0.278, SLG: 0.288										1	0	0	0	0	0	1						
Bob Boyd, L (9, PH) OBP: 0.278, SLG: 0.288										1	0	1	0	0	0	0						
Joe Ginsberg, L (1, 2) OBP: 0.289, SLG: 0.254										4	0	0	0	0	1	1						
Billy Klaus, L (1, 5) OBP: 0.357, SLG: 0.285										2	0	1	0	1	0	0						
Billy Gardner, R (1, 4) OBP: 0.302, SLG: 0.346										3	0	1	0	0	0	2						
Hal Brown, R (1, 1) OBP: 0.190, SLG: 0.167										0	0	0	0	0	0	0						
Albie Pearson, L (5, 8) OBP: 0.324, SLG: 0.227										2	0	0	0	0	0	2						
<b>Inning Stats</b>	R: 0 E: 0 K: 1 S: 5	H: 0 LOB: 0 BB: 0 P: 5	R: 0 E: 0 K: 1 S: 5	H: 0 LOB: 0 BB: 0 P: 5	R: 0 E: 0 K: 1 S: 6	H: 1 LOB: 2 BB: 1 P: 10	R: 0 E: 0 K: 0 S: 3	H: 0 LOB: 0 BB: 0 P: 3	R: 0 E: 0 K: 0 S: 5	H: 1 LOB: 2 BB: 0 P: 5	R: 0 E: 0 K: 0 S: 3	H: 0 LOB: 1 BB: 1 P: 7	R: 0 E: 0 K: 1 S: 4	H: 0 LOB: 0 BB: 1 P: 8	R: 0 E: 0 K: 0 S: 3	H: 0 LOB: 0 BB: 0 P: 3	R: 0 E: 0 K: 0 S: 4	H: 1 LOB: 1 BB: 0 P: 4	1B: 3 2B: 0 3B: 0 HR: 0	SF: 0 SAC: 1 DP: 1 HBP: 0	WP: 0 PB: 0 SB: 0 CS: 0	PA: 33
<b>PITCHER</b>	IP: 9.0 WLS: W BF: 33	H: 3 R: 0 ER: 0 SO: 4	BB: 3 IBB: 0 HBP: 0 BLK: 0	WP: 0 HR: 0 S: 38 P: 50	ERA: 0.00 WHIP: 0.667																	

Boston Red Sox @ Baltimore Orioles  
Memorial Stadium, Baltimore, MD  
Sun Jul 05 1959, 3:33 AM EDT  
Unknown

AB	29
R	0
H	3
RBI	0
BB	3
SO	4
LOB	12





Batter	1	2	3	4	5	6	7	8	9	AB	R	H	RBI	BB	SO	LOB	TOP				
Don Buddin, R OBP: 0.365, SLG: 0.342 (1, 6)										4	3	2	1	1	1	3					
Pete Runnels, L OBP: 0.428, SLG: 0.461 (1, 4)										5	1	2	1	0	0	0					
Marty Keough, L OBP: 0.340, SLG: 0.485 (1, 8)										3	2	1	0	1	1	2					
Vic Wertz, L OBP: 0.345, SLG: 0.455 Dick Gemert, R OBP: 0.330, SLG: 0.456 (7, 3)										4	0	1	1	0	1	3					
Jackie Jensen, R OBP: 0.386, SLG: 0.537 (1, 9)										5	0	4	3	0	0	1					
Ted Williams, L OBP: 0.324, SLG: 0.355 Gene Stephens, L OBP: 0.308, SLG: 0.308 (6, 7)										2	0	0	0	1	0	0					
Frank Malzone, R OBP: 0.322, SLG: 0.434 (1, 5)										5	0	0	0	0	0	4					
Pete Daley, R OBP: 0.301, SLG: 0.302 (1, 2)										3	0	2	0	1	1	2					
Frank Baumann, L OBP: 0.333, SLG: 0.429 Frank Sullivan, R OBP: 0.111, SLG: 0.111 (6, 1)										3	0	1	0	0	0	3					
<b>Inning Stats</b>	R: 1 E: 0 K: 1 S: 7	H: 3 LOB: 2 BB: 0 P: 7	R: 0 E: 0 K: 0 S: 4	H: 1 LOB: 2 BB: 1 P: 8	R: 0 E: 0 K: 0 S: 3	H: 0 LOB: 0 BB: 0 P: 3	R: 0 E: 0 K: 1 S: 6	H: 1 LOB: 2 BB: 1 P: 10	R: 2 E: 0 K: 0 S: 4	H: 2 LOB: 0 BB: 1 P: 8	R: 0 E: 0 K: 0 S: 4	H: 1 LOB: 1 BB: 0 P: 4	R: 2 E: 0 K: 1 S: 8	H: 3 LOB: 1 BB: 0 P: 8	R: 0 E: 0 K: 1 S: 6	H: 1 LOB: 1 BB: 0 P: 6	R: 1 E: 0 K: 1 S: 7	H: 2 LOB: 2 BB: 1 P: 11	1B: 11 2B: 1 3B: 1 HR: 1	SF: 0 SAC: 2 DP: 1 HBP: 0	WP: 0 PA: 43
<b>PITCHER</b>	IP WLS BF H R ER SO BB IBB HBP BLK WP HR S P ERA WHIP	IP WLS BF H R ER SO BB IBB HBP BLK WP HR S P ERA WHIP															IP WLS BF H R ER SO BB IBB HBP BLK WP HR S P ERA WHIP				
Hoyt Wilhelm, R ERA: 1.96 (1, 1)	6.0 L 27 8 3 3 2 3 0 0 0 0 0 28 40 4.50 1.833	1.0 (6, PH) (7, 3)	6 3 2 2 1 0 0 0 0 0 1 8 8 18.00 3.000	2.0 (8, 1)	10 3 1 1 2 1 0 0 0 0 0 0 13 17 4.50 2.000																

Boston Red Sox @ Baltimore Orioles  
Memorial Stadium, Baltimore, MD  
Sun Jul 05 1959, 3:38 AM EDT  
Att: 16,672 - Unknown

AB 37  
R 6  
H 14  
RBI 6  
BB 4  
SO 5  
LOB 20



Batter	1	2	3	4	5	6	7	8	9	AB	R	H	RBI	BB	SO	LOB	BOTTOM				
Jim Finigan, R OBP: 0.300, SLG: 0.328 Bob Boyd, L OBP: 0.280, SLG: 0.290 (7, 3)										3	0	0	0	0	1	1					
Willie Tasby, R OBP: 0.335, SLG: 0.395 (1, 8)										5	0	0	0	0	0	2					
Bob Nieman, R OBP: 0.336, SLG: 0.461 (1, 7)										5	1	1	0	0	2	2					
Gus Triandos, R OBP: 0.398, SLG: 0.576 (1, 2)										4	2	3	2	1	1	1					
Walt Dropo, R OBP: 0.256, SLG: 0.378 Billy Klaus, L OBP: 0.355, SLG: 0.283 (7, 5)										2	0	0	0	1	1	2					
Joe Taylor, R OBP: 0.412, SLG: 0.091 Jack Fisher, R OBP: 0.500, SLG: 0.500 Albie Pearson, L OBP: 0.321, SLG: 0.225 Ernie Johnson, R OBP: 0.333, SLG: 0.333 (8, 1)										1	0	0	0	2	0	1					
Chico Carrasquel, R OBP: 0.295, SLG: 0.318 Joe Ginsberg, L OBP: 0.296, SLG: 0.250 Willy Miranda, S OBP: 0.203, SLG: 0.203 (9, 6)										2	0	0	0	1	1	5					
Billy Gardner, R OBP: 0.301, SLG: 0.342 (1, 4)										3	0	0	0	1	3	5					
Hoyt Wilhelm, R OBP: 0.116, SLG: 0.026 Gene Woodling, L OBP: 0.401, SLG: 0.513 (7, 9)										1	0	0	0	1	0	0					
<b>Inning Stats</b>	R: 0 E: 0 K: 1 S: 5	H: 0 LOB: 0 BB: 0 P: 5	R: 0 E: 0 K: 1 S: 6	H: 1 LOB: 2 BB: 1 P: 10	R: 0 E: 0 K: 2 S: 8	H: 0 LOB: 0 BB: 0 P: 5	R: 0 E: 0 K: 1 S: 5	H: 1 LOB: 3 BB: 2 P: 16	R: 0 E: 0 K: 1 S: 5	H: 0 LOB: 1 BB: 1 P: 9	R: 0 E: 0 K: 1 S: 5	H: 0 LOB: 3 BB: 4 P: 21	R: 2 E: 1 K: 1 S: 7	H: 1 LOB: 0 BB: 0 P: 7	R: 0 E: 0 K: 1 S: 5	H: 0 LOB: 0 BB: 0 P: 5	R: 0 E: 0 K: 1 S: 6	H: 2 LOB: 1 BB: 0 P: 6	1B: 4 2B: 0 3B: 0 HR: 1	SF: 0 SAC: 0 DP: 1 HBP: 0	WP: 0 PA: 40
<b>PITCHER</b>	IP WLS BF H R ER SO BB IBB HBP BLK WP HR S P ERA WHIP	IP WLS BF H R ER SO BB IBB HBP BLK WP HR S P ERA WHIP															IP WLS BF H R ER SO BB IBB HBP BLK WP HR S P ERA WHIP				
Frank Baumann, L ERA: 4.8 (6, 1)	5.2 W 27 3 2 1 3 0 0 0 0 0 1 19 19 2.70 0.900	3.1 S 13 3 2 1 3 0 0 0 0 0 1 19 19 2.70 0.900																			

Boston Red Sox @ Baltimore Orioles  
Memorial Stadium, Baltimore, MD  
Sun Jul 05 1959, 3:38 AM EDT  
Att: 16,672 - Unknown

AB 32  
R 3  
H 5  
RBI 3  
BB 8  
SO 10  
LOB 22



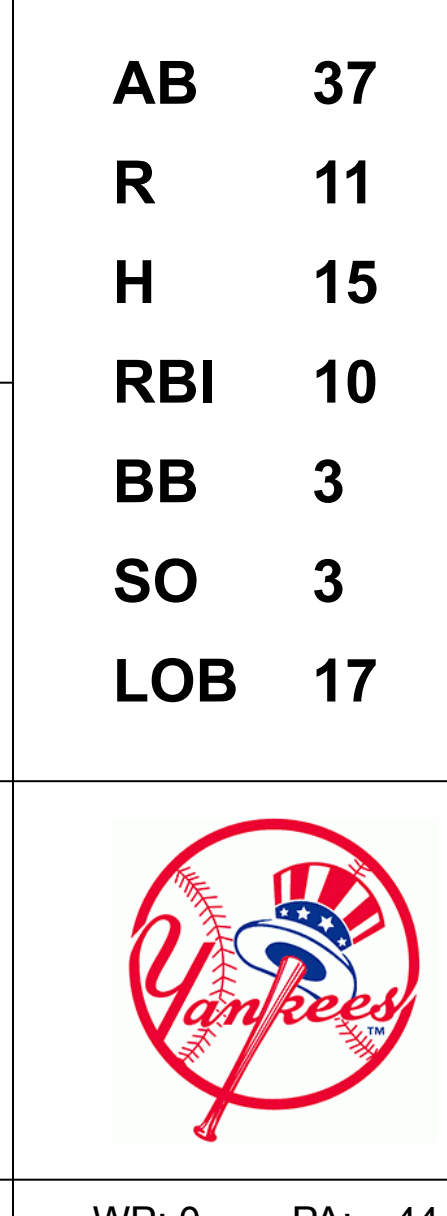


Batter	1	2	3	4	5	6	7	8	9	AB	R	H	RBI	BB	SO	LOB	TOP			
<b>Don Buddin, R</b> (1, 6) OBP: 0.365, SLG: 0.344										4	2	1	2	1	1	4	<b>Boston Red Sox @ New York Yankees</b> Yankee Stadium, Bronx, NY Wed Jul 08 1959, 7:05 PM EDT Att: 25,702 - Unknown - 79 F			
<b>Pete Runnels, L</b> (1, 4) OBP: 0.429, SLG: 0.462										4	0	2	2	0	2	2				
<b>Herb Plews, L</b> (8, 4) OBP: 0.265, SLG: 0.239										0	0	0	0	0	0	0				
<b>Bobby Avila, R</b> (9, PH) OBP: 0.230, SLG: 0.217										1	0	0	0	0	0	0				
<b>Marty Keough, L</b> (1, 8) OBP: 0.336, SLG: 0.477										2	0	0	0	0	1	2				
<b>Jim Busby, R</b> (4, PH) OBP: 0.279, SLG: 0.344										2	0	0	0	1	1	0				
<b>Vic Wertz, L</b> (1, 3) OBP: 0.340, SLG: 0.446										5	0	1	0	0	0	3				
<b>Jackie Jensen, R</b> (1, 9) OBP: 0.384, SLG: 0.531										3	0	0	0	1	0	2				
<b>Ted Williams, L</b> (1, 7) OBP: 0.326, SLG: 0.355										3	0	1	0	1	1	1				
<b>Frank Malzone, R</b> (1, 5) OBP: 0.324, SLG: 0.433										3	2	1	0	1	1	2				
<b>Sammy White, R</b> (1, 2) OBP: 0.280, SLG: 0.273										4	1	2	0	0	0	2				
<b>Ike Delock, R</b> (1, 1) OBP: 0.108, SLG: 0.143										0	0	0	0	0	0	0				
<b>Gary Geiger, L</b> (2, PH) OBP: 0.270, SLG: 0.366										1	0	0	0	0	1	2				
<b>Jack Harshman, L</b> (2, 1) OBP: 0.368, SLG: 0.400										1	0	1	1	1	0	0				
<b>Dick Gemert, R</b> (8, PH) OBP: 0.379, SLG: 0.454										1	0	0	0	0	0	1				
<b>Leo Kiely, L</b> (8, 1) OBP: 0.379, SLG: 0.454										0	0	0	0	0	0	0				
<b>Inning Stats</b>	R: 1 E: 0 K: 0 S: 4	H: 2 LOB: 1 BB: 1 P: 8	R: 3 E: 0 K: 2 S: 10	H: 3 LOB: 1 BB: 1 P: 14	R: 0 E: 0 K: 0 S: 3	H: 0 LOB: 0 BB: 0 P: 3	R: 1 E: 0 K: 2 S: 9	H: 2 LOB: 2 BB: 2 P: 17	R: 0 E: 0 K: 1 S: 6	H: 1 LOB: 1 BB: 0 P: 6	R: 0 E: 0 K: 1 S: 4	H: 0 LOB: 1 BB: 1 P: 11	R: 0 E: 0 K: 0 S: 4	H: 1 LOB: 1 BB: 0 P: 4	R: 0 E: 0 K: 0 S: 3	H: 0 LOB: 0 BB: 0 P: 3	1B: 8 2B: 2 3B: 0 HR: 0	SF: 0 SAC: 0 DP: 2 HBP: 0	WP: 1 PB: 0 SB: 1 CS: 0	PA: 40
<b>PITCHER</b>	IP	WLS	BF	H	R	ER	SO	BB	IBB	HBP	BLK	WP	HR	S	P	ERA	WHIP			
<b>Don Larsen, R</b> (1, 1) ERA: 3.32	1.1		8	3	3	3	0	2	0	0	0	0	0	6	14	20.25	3.750			
<b>Bobby Shantz, L</b> (2, 1) ERA: 3.61	7.2	W	32	6	2	2	8	4	0	0	0	1	0	44	60	2.35	1.304			

AB	34
R	5
H	9
RBI	5
BB	6
SO	8
LOB	21



Batter	1	2	3	4	5	6	7	8	9	AB	R	H	RBI	BB	SO	LOB	BOTTOM			
<b>Tony Kubek, L</b> (1, 9) OBP: 0.333, SLG: 0.420										4	2	2	1	1	1	2	<b>Boston Red Sox @ New York Yankees</b> Yankee Stadium, Bronx, NY Wed Jul 08 1959, 7:05 PM EDT Att: 25,702 - Unknown - 79 F			
<b>Norm Siebern, L</b> (1, 7) OBP: 0.345, SLG: 0.416										5	1	2	0	0	0	2				
<b>Hank Bauer, R</b> (9, 9) OBP: 0.341, SLG: 0.386										0	0	0	0	0	0	0				
<b>Mickey Mantle, S</b> (1, 8) OBP: 0.417, SLG: 0.572										5	2	2	0	0	1	3				
<b>Bill Skowron, R</b> (1, 3) OBP: 0.353, SLG: 0.548										4	3	3	2	0	0	1				
<b>Yogi Berra, L</b> (1, 2) OBP: 0.332, SLG: 0.425										4	1	2	3	0	0	1				
<b>Hector Lopez, R</b> (1, 5) OBP: 0.342, SLG: 0.515										4	0	1	3	0	0	1				
<b>Gil McDougald, R</b> (1, 6) OBP: 0.326, SLG: 0.380										4	1	1	0	1	0	3				
<b>Bobby Richardson, R</b> (1, 4) OBP: 0.331, SLG: 0.348										4	1	1	0	1	0	4				
<b>Don Larsen, R</b> (1, 1) OBP: 0.421, SLG: 0.355										0	0	0	0	0	0	0				
<b>Bobby Shantz, R</b> (2, 1) OBP: 0.300, SLG: 0.500										3	0	1	1	0	1	0				
<b>Inning Stats</b>	R: 3 E: 0 K: 1 S: 8	H: 3 LOB: 2 BB: 1 P: 13	R: 0 E: 0 K: 0 S: 3	H: 0 LOB: 1 BB: 1 P: 7	R: 0 E: 0 K: 0 S: 4	H: 1 LOB: 1 BB: 0 P: 4	R: 5 E: 0 K: 0 S: 8	H: 5 LOB: 0 BB: 0 P: 8	R: 0 E: 0 K: 1 S: 5	H: 0 LOB: 0 BB: 0 P: 5	R: 0 E: 0 K: 1 S: 6	H: 1 LOB: 1 BB: 1 P: 6	R: 1 E: 0 K: 0 S: 5	H: 2 LOB: 2 BB: 1 P: 9	R: 2 E: 0 K: 0 S: 6	H: 3 LOB: 2 BB: 0 P: 7		1B: 9 2B: 4 3B: 1 HR: 1	SF: 1 SAC: 1 DP: 0 HBP: 2	WP: 0 PB: 0 SB: 0 CS: 0
<b>PITCHER</b>	IP	WLS	BF	H	R	ER	SO	BB	IBB	HBP	BLK	WP	HR	S	P	ERA	WHIP			
<b>Ike Delock, R</b> (1, 1) ERA: 3.48	1.0		8	3	3	3	1	1	0	0	0	0	0	6	13	27.00	4.000			
<b>Jack Harshman, L</b> (2, 1) ERA: 6.59	6.0	L	29	9	6	6	2	2	0	0	0	0	1	31	39	9.00	1.833			
<b>Leo Kiely, L</b> (8, 1) ERA: 4.66	1.0		7	3	2	2	0	0	0	1	0	0	0	6	7	18.00	3.000			





Batter	1	2	3	4	5	6	7	8	9	AB	R	H	RBI	BB	SO	LOB	TOP		
Tony Kubek, L OBP: 0.329, SLG: 0.414 (1, 9)	F5		6-3		F9			L8		4	0	0	0	0	0	1	<b>New York Yankees @ Boston Red Sox</b> Fenway Park, Boston, MA Thu Jul 09 1959, 7:05 PM EDT Att: 30,253 - Unknown - 80 F		
Norm Siebern, L OBP: 0.347, SLG: 0.419 (1, 7)	2B			G6-4-3 1B BB	K			FC4-6		3	1	1	0	1	1				
Mickey Mantle, S OBP: 0.418, SLG: 0.568 (1, 8)				G6-4-3 BB				3-1		2	0	0	0	2	0	1			
Bill Skowron, R OBP: 0.348, SLG: 0.540 (1, 3)	G6-4-3			G6-4-3				3-1		4	0	0	0	0	2	4			
Hector Lopez, R OBP: 0.344, SLG: 0.515 (1, 5)		6-3		2B 1B				E7		4	1	2	1	0	0	0			
Elston Howard, R OBP: 0.286, SLG: 0.475 (1, 2)	L1			2B				5-3		4	1	1	1	0	0	1			
Gil McDougald, R OBP: 0.325, SLG: 0.382 (1, 6)	5-3			2B				L8		4	0	1	1	0	1	1			
Bobby Richardson, R OBP: 0.326, SLG: 0.341 (1, 4)			L8	K				5-3		3	0	0	0	0	1	1			
Bob Turley, R OBP: 0.237, SLG: 0.121 Jim Coates, R (3, 1)			F8		K					1	0	0	0	0	0	0			
Mary Throneberry, L OBP: 0.292, SLG: 0.354 Jim Bronstad, R (8, 1)								FC4-6 1B		1	0	0	0	0	0	0			
<b>Inning Stats</b>	R: 0 E: 0 K: 0 S: 3	H: 1 LOB: 1 BB: 1 P: 7	R: 0 E: 0 K: 0 S: 3	H: 0 LOB: 0 BB: 0 P: 3	R: 0 E: 0 K: 0 S: 3	H: 0 LOB: 0 BB: 2 P: 3	R: 3 E: 0 K: 1 S: 7	H: 3 LOB: 1 BB: 2 P: 15	R: 0 E: 0 K: 1 S: 5	H: 0 LOB: 0 BB: 0 P: 5	R: 0 E: 0 K: 0 S: 3	H: 0 LOB: 0 BB: 0 P: 3	R: 0 E: 0 K: 0 S: 4	H: 1 LOB: 1 BB: 0 P: 4	R: 0 E: 1 K: 2 S: 8	H: 1 LOB: 1 BB: 0 P: 8	1B: 3 2B: 3 3B: 0 HR: 0	SF: 0 SAC: 0 DP: 2 HBP: 0	WP: 0 PA: 34
<b>PITCHER</b> Frank Sullivan, R ERA: 4.08 (1, 1)	IP: 9.0 WLS: W BF: 34 H: 6 R: 3 ER: 3 SO: 6 BB: 3 IBB: 0 HBP: 0 BLK: 0 WP: 0 HR: 0 S: 43 P: 55 ERA: 3.00 WHIP: 1.000																		

Batter	1	2	3	4	5	6	7	8	9	AB	R	H	RBI	BB	SO	LOB	BOTTOM		
Don Buddin, R OBP: 0.372, SLG: 0.345 (1, 6)	L4-3 BB					K	1B			2	1	1	1	3	1	0	<b>New York Yankees @ Boston Red Sox</b> Fenway Park, Boston, MA Thu Jul 09 1959, 7:05 PM EDT Att: 30,253 - Unknown - 80 F		
Marty Keough, L OBP: 0.325, SLG: 0.460 (1, 8)	K		E6			E3 2B WP	F7			5	2	0	0	0	1	5			
Bobby Avila, R OBP: 0.266, SLG: 0.329 (1, 4)	L4-3					2B	1B			4	3	3	4	1	0	1			
Vic Wertz, L OBP: 0.342, SLG: 0.462 Dick Gemert, R OBP: 0.379, SLG: 0.454 (8, 3)						F5	F5			4	2	1	1	1	1	4			
Jackie Jensen, R OBP: 0.384, SLG: 0.531 (1, 9)		6-3				2B	1B			4	1	1	2	1	0	0			
Ted Williams, L OBP: 0.332, SLG: 0.384 Gene Stephens, L OBP: 0.314, SLG: 0.315 (7, 7)						F5	F5			4	2	2	3	0	0	1			
Frank Malzone, R OBP: 0.322, SLG: 0.432 (1, 5)						K	G3			1	0	1	0	0	0	0			
Sammy White, R OBP: 0.290, SLG: 0.292 (1, 2)	5-3					2B	1B			5	2	3	1	0	0	1			
Frank Sullivan, R OBP: 0.133, SLG: 0.133 (1, 1)						F2	G5-4-3			3	0	1	1	0	0	1			
<b>Inning Stats</b>	R: 0 E: 0 K: 1 S: 4	H: 0 LOB: 0 BB: 1 P: 8	R: 2 E: 0 K: 1 S: 7	H: 2 LOB: 0 BB: 0 P: 7	R: 7 E: 1 K: 0 S: 9	H: 5 LOB: 3 BB: 3 P: 21	R: 1 E: 0 K: 1 S: 6	H: 1 LOB: 0 BB: 0 P: 6	R: 0 E: 0 K: 0 S: 3	H: 1 LOB: 0 BB: 0 P: 3	R: 2 E: 1 K: 1 S: 7	H: 1 LOB: 1 BB: 1 P: 11	R: 2 E: 0 K: 0 S: 6	H: 3 LOB: 2 BB: 1 P: 10	R: 0 E: 0 K: 0 S: 4	H: 1 LOB: 1 BB: 0 P: 4		1B: 6 2B: 5 3B: 0 HR: 4	SF: 0 SAC: 1 DP: 2 HBP: 0
<b>PITCHER</b> Bob Turley, R ERA: 4.58 Jim Coates, R ERA: 4.05 Jim Bronstad, R ERA: 2.96 (1, 1)	IP: 2.1 WLS: L BF: 14 H: 3 R: 7 ER: 6 SO: 2 BB: 4 IBB: 0 HBP: 0 BLK: 0 WP: 1 HR: 3 S: 14 P: 30 ERA: 23.14 WHIP: 3.000																		



Batter	1	2	3	4	5	6	7	8	9	AB	R	H	RBI	BB	SO	LOB	TOP					
Hank Bauer, R OBP: 0.343, SLG: 0.402 (1, 9)										5	1	2	3	0	1	2						
Gil McDougald, R OBP: 0.323, SLG: 0.386 (1, 6)										5	1	1	0	0	0	2						
Mickey Mantle, S OBP: 0.417, SLG: 0.568 (1, 8)										5	0	2	0	0	3	0						
Yogi Berra, L OBP: 0.329, SLG: 0.421 (1, 2)										5	0	1	0	0	1	2						
Bill Skowron, R OBP: 0.349, SLG: 0.541 (1, 3)										5	1	2	0	0	1	2						
Hector Lopez, R OBP: 0.343, SLG: 0.510 (1, 5)										3	1	0	0	1	2	2						
Tony Kubek, L OBP: 0.327, SLG: 0.411 (1, 7)										4	1	1	0	0	0	2						
Bobby Richardson, R OBP: 0.331, SLG: 0.347 (1, 4)										3	0	2	0	0	0	2						
Norm Siebern, L OBP: 0.349, SLG: 0.421 (8, PH)										1	0	1	0	0	0	0						
Fritz Brickell, R OBP: 0.250, SLG: 0.250 (8, 4)										0	0	0	0	0	0	0						
Whitey Ford, L OBP: 0.227, SLG: 0.395 (1, 1)										2	0	0	0	0	1	2						
Eli Grba, R OBP: 0.295, SLG: 0.179 (5, 1)										0	0	0	0	0	0	0						
Enos Slaughter, L OBP: 0.345, SLG: 0.340 (6, PH)										0	0	0	0	0	0	0						
Art Ditmar, R OBP: 0.345, SLG: 0.179 (6, 1)										0	0	0	0	0	0	0						
Marv Throneberry, L OBP: 0.282, SLG: 0.254 (8, PH)										0	0	0	0	0	0	0						
Jim Bronstad, R OBP: 0.254, SLG: 0.254 (8, 1)										0	0	0	0	0	0	0						
<b>Inning Stats</b>	R: 1 E: 0 K: 2 S: 10	H: 3 LOB: 2 BB: 0 P: 10	R: 0 E: 0 K: 0 S: 4	H: 1 LOB: 1 BB: 0 P: 4	R: 0 E: 0 K: 0 S: 4	H: 1 LOB: 1 BB: 0 P: 4	R: 0 E: 0 K: 1 S: 6	H: 1 LOB: 0 BB: 0 P: 6	R: 1 E: 0 K: 1 S: 6	H: 1 LOB: 0 BB: 0 P: 6	R: 2 E: 0 K: 0 S: 5	H: 2 LOB: 2 BB: 2 P: 13	R: 0 E: 0 K: 1 S: 5	H: 0 LOB: 0 BB: 0 P: 5	R: 1 E: 0 K: 2 S: 9	H: 2 LOB: 1 BB: 0 P: 9	R: 0 E: 0 K: 2 S: 8	H: 1 LOB: 1 BB: 0 P: 8	1B: 8 2B: 2 3B: 1 HR: 1	SF: 1 SAC: 0 DP: 0 HBP: 0	WP: 2 PB: 0 SB: 1 CS: 0	PA: 41
<b>PITCHER</b>	IP WLS BF H R ER SO BB IBB HBP BLK WP HR S P ERA WHIP																					
Tom Brewer, R ERA: 3.29 (1, 1)	6.0 W 29 9 4 4 4 2 0 0 0 2 1 35 43 6.00 1.833																					
Mike Fomies, R ERA: 3.95 (7, 1)	3.0 S 12 3 1 1 5 0 0 0 0 0 0 22 22 3.00 1.000																					

**New York Yankees @ Boston Red Sox**  
Fenway Park, Boston, MA  
Fri Jul 10 1959, 7:05 PM EDT  
Att: 25,882 - Unknown - 80 F

livebaseballscores.com

AB 38  
R 5  
H 12  
RBI 4  
BB 2  
SO 9  
LOB 16

Batter	1	2	3	4	5	6	7	8	9	AB	R	H	RBI	BB	SO	LOB	BOTTOM			
Don Buddin, R OBP: 0.369, SLG: 0.346 (1, 6)										5	0	1	1	0	1	3				
Jim Busby, R OBP: 0.288, SLG: 0.328 (1, 8)										3	0	0	0	0	2	3				
Marty Keough, L OBP: 0.327, SLG: 0.468 (7, PH)										2	1	1	0	0	0	1				
Bobby Avila, R OBP: 0.274, SLG: 0.333 (1, 4)										5	1	2	1	0	1	3				
Dick Gemert, R OBP: 0.375, SLG: 0.447 (1, 3)										3	1	0	0	0	1	1				
Vic Wertz, L OBP: 0.340, SLG: 0.458 (8, 3)										1	0	0	0	0	1	1				
Pete Runnels, L OBP: 0.429, SLG: 0.462 (9, 3)										0	0	0	0	0	0	0				
Jackie Jensen, R OBP: 0.383, SLG: 0.527 (1, 9)										4	2	1	0	0	0	1				
Ted Williams, L OBP: 0.340, SLG: 0.399 (1, 7)										4	1	3	2	0	1	0				
Gene Stephens, L OBP: 0.314, SLG: 0.315 (7, FR)										0	0	0	0	0	0	0				
Frank Malzone, R OBP: 0.322, SLG: 0.430 (1, 5)										4	1	1	2	0	1	2				
Sammy White, R OBP: 0.302, SLG: 0.299 (1, 2)										3	1	2	0	1	0	1				
Tom Brewer, R OBP: 0.125, SLG: 0.103 (1, 1)										2	0	1	2	0	0	1				
Herb Plews, L OBP: 0.260, SLG: 0.234 (6, PH)										1	0	0	0	0	0	1				
Mike Fomies, R OBP: 0.100, SLG: 0.100 (7, 1)										1	0	0	0	0	1	0				
<b>Inning Stats</b>	R: 0 E: 0 K: 1 S: 5	H: 0 LOB: 0 BB: 0 P: 5	R: 0 E: 0 K: 2 S: 8	H: 1 LOB: 1 BB: 0 P: 8	R: 0 E: 0 K: 0 S: 4	H: 1 LOB: 1 BB: 0 P: 4	R: 5 E: 3 K: 2 S: 13	H: 4 LOB: 2 BB: 1 P: 17	R: 0 E: 0 K: 1 S: 5	H: 0 LOB: 0 BB: 0 P: 5	R: 0 E: 0 K: 1 S: 6	H: 1 LOB: 1 BB: 0 P: 6	R: 3 E: 0 K: 1 S: 9	H: 4 LOB: 1 BB: 0 P: 9	R: 0 E: 0 K: 1 S: 6	H: 1 LOB: 1 BB: 0 P: 6	1B: 9 2B: 3 3B: 0 HR: 0	SF: 0 SAC: 0 DP: 0 HBP: 0	WP: 0 PB: 0 SB: 0 CS: 0	PA: 39
<b>PITCHER</b>	IP WLS BF H R ER SO BB IBB HBP BLK WP HR S P ERA WHIP																			
Whitey Ford, L ERA: 3.31 (1, 1)	4.0 L 21 6 5 3 5 0 0 0 0 0 0 5 5 0.00 0.000																			
Eli Grba, R ERA: (5, 1)	1.0 3 0 0 0 1 0 0 0 0 0 0 5 5 0.00 0.000																			
Art Ditmar, R ERA: 3.82 (6, 1)	2.0 11 5 3 3 2 0 0 0 0 0 0 15 15 13.50 2.500																			
Jim Bronstad, R ERA: 2.84 (8, 1)	1.0 4 1 0 0 1 0 0 0 0 0 0 6 6 0.00 1.000																			

**New York Yankees @ Boston Red Sox**  
Fenway Park, Boston, MA  
Fri Jul 10 1959, 7:05 PM EDT  
Att: 25,882 - Unknown - 80 F

livebaseballscores.com

AB 38  
R 8  
H 12  
RBI 8  
BB 1  
SO 9  
LOB 18







Batter	1	2	3	4	5	6	7	8	9	AB	R	H	RBI	BB	SO	LOB	TOP		
Hank Bauer, R OBP: 0.341, SLG: 0.390 (1, 9)	4-0 G4-6-3 BB		4-0 FC3-6 BB		0-0 F6		0-0 SF9		0-0 F8	2	0	0	1	2	0	0	<b>New York Yankees @ Boston Red Sox</b> Fenway Park, Boston, MA Sun Jul 12 1959, 3:33 AM EDT Att: 29,626 - Unknown		
Tony Kubek, L OBP: 0.334, SLG: 0.435 (1, 5) (7, 4)	0-0 G4-6-3		0-0 FC3-6 BB 1B		0-0 6-3		3-H 4-0 BB		0-0 BB	4	1	1	0	1	0	2			
Mickey Mantle, S OBP: 0.417, SLG: 0.558 (1, 8)	0-0 F8		4-0 1B BB		0-3 K		0-3 K		0-0 1-3	4	0	0	0	1	2	3			
Elston Howard, R OBP: 0.295, SLG: 0.471 (1, 7)		0-0 L3	0-0 1B		0-0 G3 1B		0-0 F9			4	0	2	1	0	0	0			
Yogi Berra, L OBP: 0.333, SLG: 0.425 (1, 2)		4-0 BB BB	0-0 L6		0-0 G3		0-0 BB 2B			3	1	1	0	1	0	3			
Mary Thronberry, L OBP: 0.263, SLG: 0.319 (1, 3)		0-0 F8		0-0 1-3		0-0 3-1		0-0 L6		4	0	0	0	0	0	3			
Gil McDougald, R OBP: 0.327, SLG: 0.391 (1, 6)		4-0 BB		0-3 K		4-0 1B SF9 BB		0-0 3B		2	1	1	1	2	1	0			
Bobby Richardson, R OBP: 0.321, SLG: 0.335 (1, 4)		0-0 5-3		0-0 F3		0-0 L7		0-0 3-1		2	0	0	0	0	0	2			
Hector Lopez, R OBP: 0.342, SLG: 0.507 (7, PH) (7, 5)										2	0	0	0	0	0	2			
Ralph Terry, R ERA: 3.48 Norm Siebern, L OBP: 0.251, SLG: 0.121 Art Ditmar, R ERA: 4.05 Bobby Shantz, L ERA: 3.59 Jim Coates, R ERA: 3.97 Enos Slaughter, L OBP: 0.271, SLG: 0.333 (8, PH)			0-0 F3		0-0 L9		0-0 BB 1B		0-3 K	2	0	0	0	0	0	0			
<b>Inning Stats</b>	R: 0 E: 0 K: 0 S: 2	H: 0 LOB: 0 BB: 1 P: 6	R: 0 E: 0 K: 0 S: 3	H: 0 LOB: 2 BB: 2 P: 11	R: 1 E: 0 K: 0 S: 4	H: 1 LOB: 2 BB: 2 P: 12	R: 0 E: 0 K: 1 S: 5	H: 0 LOB: 0 BB: 0 P: 5	R: 0 E: 0 K: 1 S: 6	H: 1 LOB: 1 BB: 0 P: 6	R: 1 E: 0 K: 1 S: 6	H: 1 LOB: 2 BB: 2 P: 14	R: 1 E: 0 K: 0 S: 5	H: 2 LOB: 1 BB: 0 P: 5	R: 0 E: 0 K: 1 S: 6	H: 1 LOB: 1 BB: 0 P: 6	1B: 4 2B: 1 3B: 1 HR: 0	SF: 1 SAC: 0 DP: 1 HBP: 0	WP: 0 PA: 39 CS: 0
<b>PITCHER</b>	IP WLS BF H R ER SO BB IBB HBP BLK WP HR S P ERA WHIP	2.2 L 13 1 1 1 0 5 0 0 0 0 0 8 28 3.38 2.250	6.1 W 26 5 2 2 4 2 0 0 0 0 0 32 40 2.84 1.105																

AB	31
R	3
H	6
RBI	3
BB	7
SO	4
LOB	15



Batter	1	2	3	4	5	6	7	8	9	AB	R	H	RBI	BB	SO	LOB	BOTTOM
Don Buddin, R OBP: 0.364, SLG: 0.348 (1, 6)	0-0 F9	0-0 F8		4-0 G4-6-3 BB		0-0 G5-4-3		0-0 5-3		4	0	0	0	1	0	2	<b>New York Yankees @ Boston Red Sox</b> Fenway Park, Boston, MA Sun Jul 12 1959, 3:33 AM EDT Att: 29,626 - Unknown
Pete Runnels, L OBP: 0.433, SLG: 0.462 (1, 4)	4-0 1B BB	4-0 2B BB		0-0 G4-6-3		0-0 F6		0-0 BB		3	1	1	0	2	0	1	
Marty Keough, L OBP: 0.331, SLG: 0.463 (1, 8)	0-0 1B HR	0-0 1B		0-0 L8		4-0 L8		0-0 F8		4	2	2	0	1	0	1	
Vic Wertz, L OBP: 0.352, SLG: 0.457 (1, 3)	0-0 HR	4-0 G4-6-3 IBB		0-0 L8		0-0 F8		0-3 K		4	1	1	1	1	1	2	
Jackie Jensen, R OBP: 0.390, SLG: 0.548 (1, 9)	0-0 HR	0-0 G4-6-3		0-0 2B		0-0 2B		4-0 2B IBB		4	2	3	4	0	0	3	
Ted Williams, L OBP: 0.347, SLG: 0.402 Gene Stephens, L OBP: 0.321, SLG: 0.323 (7, FR) (8, 7)	0-0 2B		0-0 F7		0-0 3-1		4-0 2B IBB			3	0	1	0	1	0	1	
Frank Malzone, R OBP: 0.325, SLG: 0.431 (1, 5)	0-0 F8		0-0 F4		0-0 SH 1B		0-0 1B 2B			4	0	2	2	0	0	1	
Sammy White, R OBP: 0.309, SLG: 0.293 (1, 2)	4-0 BB		0-0 F2		0-0 F4		4-0 IBB			2	0	0	0	2	0	1	
Ike Delock, R OBP: 0.105, SLG: 0.139 Bill Monbouquette, R OBP: 0.143, SLG: 0.077 (1, 1) (3, 1)	0-3 K		0-0 1-3		0-0 SH 1B		0-0 1-3			1	0	0	0	0	1	2	
<b>Inning Stats</b>	R: 4 E: 0 K: 1 S: 9	H: 4 LOB: 2 BB: 2 P: 17	R: 0 E: 0 K: 0 S: 3	H: 1 LOB: 2 BB: 2 P: 11	R: 0 E: 0 K: 0 S: 3	H: 0 LOB: 0 BB: 0 P: 3	R: 0 E: 0 K: 0 S: 2	H: 0 LOB: 1 BB: 1 P: 6	R: 0 E: 0 K: 0 S: 4	H: 1 LOB: 1 BB: 0 P: 4	R: 3 E: 0 K: 0 S: 5	H: 2 LOB: 3 BB: 3 P: 17	R: 0 E: 0 K: 1 S: 6	H: 1 LOB: 1 BB: 0 P: 6	1B: 4 2B: 5 3B: 0 HR: 1	SF: 0 SAC: 1 DP: 3 HBP: 0	
<b>PITCHER</b>	IP WLS BF H R ER SO BB IBB HBP BLK WP HR S P ERA WHIP	6.0 L 28 7 4 4 0 4 1 0 0 0 0 4 12 40.50 4.500	0.2 L 6 2 3 3 0 1 1 0 0 0 0 4 12 40.50 4.500	0.1 L 2 0 0 0 0 0 1 0 0 0 0 1 5 0.00 0.000	1.0 L 4 1 0 0 1 0 0 0 0 0 0 6 6 0.00 1.000												

AB	31
R	7
H	10
RBI	7
BB	8
SO	2
LOB	16





Batter	1	2	3	4	5	6	7	8	9	AB	R	H	RBI	BB	SO	LOB	TOP			
Tony Kubek, L (1,9) OBP: 0.336, SLG: 0.435										5	1	2	0	0	0	3	<p><b>New York Yankees @ Boston Red Sox</b> Fenway Park, Boston, MA Mon Jul 13 1959, 3:33 AM EDT Att: 22,064 - Overcast - 79 F</p> <p>livebaseballscores.com</p>			
Hector Lopez, R (1,5) OBP: 0.337, SLG: 0.498										5	0	0	0	0	2	2				
Mickey Mantle, S (1,8) OBP: 0.415, SLG: 0.552										3	0	0	0	1	2	1				
Hank Bauer, R (7,9) OBP: 0.339, SLG: 0.388										1	0	0	0	0	0	1				
Yogi Berra, L (1,2) OBP: 0.341, SLG: 0.444										3	1	3	2	0	0	0				
Johnny Blanchard, L (7,2) OBP: 0.265, SLG: 0.323										2	0	0	0	0	0	1				
Norm Siebern, L (1,7) OBP: 0.350, SLG: 0.425										4	1	1	0	0	1	3				
Elston Howard, R (1,3) OBP: 0.299, SLG: 0.469										3	0	1	0	0	0	0				
Gil McDougald, R (1,6) OBP: 0.329, SLG: 0.392										4	0	2	0	0	1	0				
Fritz Brickell, R (8,6) OBP: 0.250, SLG: 0.250										0	0	0	0	0	0	0				
Bobby Richardson, R (1,4) OBP: 0.321, SLG: 0.337										2	0	1	1	0	0	0				
Don Larsen, R (1,1) OBP: 0.421, SLG: 0.355										0	0	0	0	0	0	0				
Enos Slaughter, L (2, PH) OBP: 0.283, SLG: 0.333										0	0	0	0	1	0	0				
Duke Maas, R (2, 1) OBP: 0.214, SLG: 0.154										2	0	0	0	0	1	2				
Jim Bronstad, R (6, 1) OBP: 0.214, SLG: 0.154										0	0	0	0	0	0	0				
Jim Coates, R (6, 1) OBP: 0.214, SLG: 0.154										1	0	0	0	0	1	2				
<b>Inning Stats</b>	R: 2 E: 0 K: 1 S: 7	H: 2 LOB: 0 BB: 0 P: 7	R: 0 E: 0 K: 0 S: 4	H: 2 LOB: 2 BB: 1 P: 8	R: 0 E: 0 K: 2 S: 8	H: 1 LOB: 1 BB: 0 P: 8	R: 0 E: 0 K: 2 S: 8	H: 1 LOB: 1 BB: 0 P: 8	R: 0 E: 1 K: 0 S: 4	H: 0 LOB: 2 BB: 0 P: 4	R: 0 E: 0 K: 1 S: 5	H: 0 LOB: 0 BB: 0 P: 5	R: 1 E: 0 K: 1 S: 7	H: 2 LOB: 2 BB: 0 P: 8	R: 0 E: 0 K: 0 S: 4	H: 1 LOB: 1 BB: 0 P: 4	1B: 8 2B: 2 3B: 0 HR: 1	SF: 1 SAC: 1 DP: 1 HBP: 1	WP: 0 PB: 0 SB: 0 CS: 0	PA: 40
<b>PITCHER</b> Frank Sullivan, R (1,1) ERA: 3.98	IP: 9.0 WLS: W BF: 40 H: 10 R: 3 ER: 3 SO: 8 BB: 2 IBB: 0 HBP: 1 BLK: 0 WP: 0 HR: 1 S: 53 P: 62 ERA: 3.00 WHIP: 1.333															<b>PITCHER</b>				

Batter	1	2	3	4	5	6	7	8	9	AB	R	H	RBI	BB	SO	LOB	BOTTOM			
Don Buddin, R (1,6) OBP: 0.367, SLG: 0.352										5	1	3	1	0	0	1	<p><b>New York Yankees @ Boston Red Sox</b> Fenway Park, Boston, MA Mon Jul 13 1959, 3:33 AM EDT Att: 22,064 - Overcast - 79 F</p> <p>livebaseballscores.com</p>			
Pete Runnels, L (1,4) OBP: 0.432, SLG: 0.463										4	2	1	1	1	1	2				
Marty Keough, L (1,8) OBP: 0.335, SLG: 0.453										3	1	0	0	1	0	1				
Vic Wertz, L (1,3) OBP: 0.343, SLG: 0.445										4	2	0	1	0	1	6				
Dick Gemert, R (7,3) OBP: 0.372, SLG: 0.443										1	0	0	0	0	0	0				
Jackie Jensen, R (1,9) OBP: 0.397, SLG: 0.564										2	3	2	4	2	0	0				
Gary Geiger, L (8,9) OBP: 0.280, SLG: 0.378										1	0	1	0	0	0	0				
Ted Williams, L (1,7) OBP: 0.346, SLG: 0.401										3	0	1	1	0	1	1				
Gene Stephens, L (6, FR) OBP: 0.324, SLG: 0.358										2	1	1	4	0	1	1				
Frank Malzone, R (1,5) OBP: 0.327, SLG: 0.432										4	1	2	0	0	1	0				
Sammy White, R (1,2) OBP: 0.308, SLG: 0.292										4	1	1	0	0	1	5				
Frank Sullivan, R (1,1) OBP: 0.147, SLG: 0.147										4	1	1	1	0	1	1				
<b>Inning Stats</b>	R: 4 E: 0 K: 1 S: 7	H: 2 LOB: 0 BB: 2 P: 15	R: 0 E: 0 K: 0 S: 4	H: 1 LOB: 1 BB: 0 P: 4	R: 0 E: 0 K: 1 S: 5	H: 0 LOB: 0 BB: 1 P: 9	R: 0 E: 0 K: 1 S: 5	H: 0 LOB: 0 BB: 0 P: 5	R: 0 E: 0 K: 2 S: 8	H: 1 LOB: 1 BB: 0 P: 8	R: 9 E: 0 K: 1 S: 13	H: 8 LOB: 2 BB: 1 P: 18	R: 0 E: 0 K: 0 S: 3	H: 0 LOB: 0 BB: 0 P: 3	R: 0 E: 0 K: 1 S: 6	H: 1 LOB: 1 BB: 0 P: 6		1B: 8 2B: 3 3B: 0 HR: 2	SF: 0 SAC: 0 DP: 0 HBP: 1	WP: 0 PB: 0 SB: 0 CS: 0
<b>PITCHER</b> Don Larsen, R (1,1) ERA: 3.72	IP: 1.0 WLS: L BF: 7 H: 2 R: 4 ER: 4 SO: 4 BB: 2 IBB: 0 HBP: 0 BLK: 0 WP: 0 HR: 1 S: 7 P: 15 ERA: 9.00 WHIP: 4.000															<b>PITCHER</b>				
Duke Maas, R (2, 1) ERA: 4.52	IP: 4.0 WLS: 18 BF: 5 H: 4 R: 4 ER: 4 SO: 4 BB: 1 IBB: 0 HBP: 0 BLK: 0 WP: 0 HR: 0 S: 25 P: 29 ERA: 9.00 WHIP: 1.500															<b>PITCHER</b>				
Jim Bronstad, R (6, 1) ERA: 5.54	IP: 0.2 WLS: 8 BF: 4 H: 5 R: 5 ER: 5 SO: 0 BB: 1 IBB: 0 HBP: 1 BLK: 0 WP: 0 HR: 6 S: 11 P: 11 ERA: 67.50 WHIP: 7.500															<b>PITCHER</b>				
Jim Coates, R (6, 1) ERA: 3.78	IP: 2.1 WLS: 9 BF: 2 H: 0 R: 0 ER: 0 SO: 2 BB: 0 IBB: 0 HBP: 0 BLK: 0 WP: 0 HR: 13 S: 13 P: 13 ERA: 0.00 WHIP: 0.857															<b>PITCHER</b>				









Batter	1	2	3	4	5	6	7	8	9	AB	R	H	RBI	BB	SO	LOB	TOP				
Luis Aparicio, R OBP: 0.350, SLG: 0.377 (1, 6)										5	1	1	0	0	0	4	Chicago White Sox @ Boston Red Sox Fenway Park, Boston, MA Thu Jul 16 1959, 3:33 AM EDT Unknown				
Nellie Fox, L OBP: 0.407, SLG: 0.434 (1, 4)										4	1	1	0	1	0	0					
Jim Landis, R OBP: 0.360, SLG: 0.364 (1, 8)										5	1	2	1	0	1	1					
Sherm Lollar, R OBP: 0.342, SLG: 0.452 (1, 2)										4	0	1	1	1	1	3					
Earl Torgeson, L OBP: 0.392, SLG: 0.419 (1, 3)										4	0	0	1	0	1	4					
Al Smith, R OBP: 0.328, SLG: 0.409 (1, 7)										3	0	0	0	1	1	1					
Bubba Phillips, R OBP: 0.331, SLG: 0.396 (1, 5)										4	0	0	0	0	2	1					
Jim McAnany, R OBP: 0.479, SLG: 0.614 (1, 9)										3	1	3	0	1	0	0					
Dick Donovan, L OBP: 0.233, SLG: 0.325 (1, 1)										3	0	1	1	1	1	2					
Gerry Staley, R OBP: 0.167, SLG: 0.167 (8, 1)										0	0	0	0	0	0	0					
<b>Inning Stats</b>	R: 2 E: 0 K: 0 S: 5	H: 2 LOB: 1 BB: 1 P: 9	R: 0 E: 0 K: 0 S: 3	H: 0 LOB: 1 BB: 0 P: 7	R: 0 E: 0 K: 1 S: 6	H: 1 LOB: 1 BB: 0 P: 6	R: 1 E: 0 K: 2 S: 9	H: 2 LOB: 0 BB: 0 P: 9	R: 0 E: 0 K: 2 S: 8	H: 1 LOB: 1 BB: 0 P: 8	R: 1 E: 0 K: 1 S: 7	H: 2 LOB: 1 BB: 0 P: 7	R: 0 E: 0 K: 0 S: 3	H: 1 LOB: 2 BB: 2 P: 11	R: 0 E: 0 K: 1 S: 5	H: 0 LOB: 0 BB: 0 P: 5	1B: 4 2B: 5 3B: 0 HR: 0	SF: 0 SAC: 0 DP: 1 HBP: 0	WP: 0 PB: 0 SB: 1 CS: 0	PA: 40	
<b>PITCHER</b>	IP WLS BF H R ER SO BB IBB HBP BLK WP HR S P ERA WHIP	8.0 L 37 9 4 4 6 5 0 0 0 0 0 0 44 64 4.50 1.750	1.0 S 3 0 0 0 1 0 0 0 0 0 0 5 5 0.00 0.000																		

AB	35
R	4
H	9
RBI	4
BB	5
SO	7
LOB	16



Batter	1	2	3	4	5	6	7	8	9	AB	R	H	RBI	BB	SO	LOB	BOTTOM					
Don Buddin, R OBP: 0.365, SLG: 0.363 (1, 6)										3	1	1	0	0	0	0	Chicago White Sox @ Boston Red Sox Fenway Park, Boston, MA Thu Jul 16 1959, 3:33 AM EDT Unknown					
Pete Runnels, L OBP: 0.425, SLG: 0.454 (1, 4)										4	0	0	0	0	2	2						
Marty Keough, L OBP: 0.324, SLG: 0.442 (1, 8)										3	0	0	1	0	1	1						
Vic Wertz, L OBP: 0.333, SLG: 0.431 (1, 3)										4	0	0	0	0	2	0						
Jackie Jensen, R OBP: 0.399, SLG: 0.571 (1, 9)										4	0	0	0	0	1	0						
Ted Williams, L OBP: 0.352, SLG: 0.397 (1, 7)										2	1	0	0	2	0	0						
Jim Busby, R OBP: 0.267, SLG: 0.338 (9, FR)										0	0	0	0	0	0	0						
Frank Malzone, R OBP: 0.328, SLG: 0.432 (1, 5)										3	1	1	0	1	0	2						
Sammy White, R OBP: 0.312, SLG: 0.316 (1, 2)										1	0	0	0	0	0	0						
Gene Stephens, L OBP: 0.295, SLG: 0.371 (5, PH)										1	0	1	2	0	0	0						
Pete Daley, R OBP: 0.295, SLG: 0.296 (6, 2)										1	0	0	0	0	0	1						
Tom Brewer, R OBP: 0.119, SLG: 0.098 (1, 1)										2	0	0	0	0	0	1						
Gary Geiger, L OBP: 0.295, SLG: 0.382 (8, PH)										1	0	1	0	0	0	0						
Mike Fomiele, R OBP: 0.100, SLG: 0.100 (9, 1)										0	0	0	0	0	0	0						
<b>Inning Stats</b>	R: 0 E: 0 K: 1 S: 5	H: 0 LOB: 0 BB: 0 P: 5	R: 0 E: 1 K: 0 S: 4	H: 0 LOB: 0 BB: 0 P: 4	R: 0 E: 0 K: 0 S: 3	H: 0 LOB: 0 BB: 0 P: 3	R: 0 E: 0 K: 2 S: 7	H: 0 LOB: 0 BB: 0 P: 7	R: 2 E: 0 K: 0 S: 4	H: 2 LOB: 0 BB: 1 P: 8	R: 1 E: 0 K: 1 S: 6	H: 1 LOB: 1 BB: 0 P: 6	R: 0 E: 0 K: 1 S: 5	H: 0 LOB: 1 BB: 1 P: 9	R: 0 E: 0 K: 1 S: 6	H: 1 LOB: 0 BB: 0 P: 6	R: 0 E: 0 K: 0 S: 3	H: 0 LOB: 1 BB: 1 P: 7	1B: 2 2B: 2 3B: 0 HR: 0	SF: 1 SAC: 1 DP: 1 HBP: 0	WP: 1 PB: 0 SB: 0 CS: 0	PA: 34
<b>PITCHER</b>	IP WLS BF H R ER SO BB IBB HBP BLK WP HR S P ERA WHIP	7.0 W 27 4 3 3 5 2 0 0 0 0 1 0 35 43 3.86 0.857	2.0 S 7 0 0 0 1 1 0 0 0 1 0 8 12 0.00 0.500																			

AB	29
R	3
H	4
RBI	3
BB	3
SO	6
LOB	7





Batter	1	2	3	4	5	6	7	8	9	AB	R	H	RBI	BB	SO	LOB	TOP							
Luis Aparicio, R OBP: 0.345, SLG: 0.373	0-3 K		0-0 F5		0-0 F9	0-0 SF7		0-0 4-3	4 0 0 1 0 1 0								Chicago White Sox @ Boston Red Sox Fenway Park, Boston, MA Thu Jul 16 1959, 3:38 AM EDT Att: 17,285 - Unknown							
Nelle Fox, L OBP: 0.409, SLG: 0.439	0-0 1B		0-0 F6		0-0 BB	0-0 F9		0-0 1B	5 2 3 0 0 0 1															
Jim Landis, R OBP: 0.364, SLG: 0.363	0-0 F7		4-0 1B		4-0 3-1			0-3 K	3 1 1 0 2 1 2															
John Romano, R OBP: 0.443, SLG: 0.550	0-0 1B		0-0 1B		4-0 3-1			0-0 L6	4 0 3 2 1 0 1															
Earl Torgeson, L OBP: 0.384, SLG: 0.409	0-3 K		0-0 F2		0-0 3-1			0-3 K	4 0 0 1 0 2 5															
Al Smith, R OBP: 0.331, SLG: 0.405		4-0 FC6-4		4-0 F8		0-0 F6		0-0 F6	2 0 0 0 2 0 3															
Bubba Phillips, R OBP: 0.331, SLG: 0.395		0-0 FC6-4		0-0 SH1-4		0-0 2B		0-0 F6	3 1 1 0 0 0 1															
Jim McAnany, R OBP: 0.442, SLG: 0.563		0-0 F8		0-0 F8		0-0 F9		0-0 F9	4 0 0 0 0 0 3															
Barry Latman, R OBP: 0.240, SLG: 0.227		0-0 4-3		0-0 F8		0-0 2B		0-0 1B	2 0 0 0 0 0 2															
Ray Moore, R OBP: 0.188, SLG: 0.200									1 0 1 0 0 0 0															
Gerry Staley, R OBP: 0.167, SLG: 0.167									0 0 0 0 0 0 0															
Sherm Lollar, R OBP: 0.344, SLG: 0.454									1 0 1 0 0 0 0															
Turk Lown, R OBP: 0.344, SLG: 0.454									0 0 0 0 0 0 0															
<b>Inning Stats</b>	R: 1 E: 0 K: 2 S: 9	H: 2 LOB: 1 BB: 0 P: 9	R: 0 E: 0 K: 0 S: 3	H: 0 LOB: 1 BB: 1 P: 7	R: 1 E: 0 K: 0 S: 4	H: 1 LOB: 1 BB: 1 P: 8	R: 0 E: 0 K: 0 S: 3	H: 0 LOB: 1 BB: 1 P: 7	R: 1 E: 0 K: 0 S: 4	H: 1 LOB: 2 BB: 2 P: 12	R: 1 E: 0 K: 0 S: 5	H: 2 LOB: 1 BB: 0 P: 5	R: 0 E: 0 K: 1 S: 6	H: 2 LOB: 1 BB: 0 P: 6	R: 0 E: 0 K: 0 S: 3	H: 1 LOB: 1 BB: 0 P: 3	R: 0 E: 0 K: 1 S: 6	H: 1 LOB: 1 BB: 0 P: 6	1B: 8 2B: 2 3B: 0 HR: 0	SF: 1 SAC: 1 DP: 0 HBP: 0	WP: 0 PB: 0 SB: 1 CS: 1	PA: 40		
<b>PITCHER</b>	IP WLS BF H R ER SO BB IBB HBP BLK WP HR S P ERA WHIP	6.0 L 29 6 4 4 2 5 0 0 0 0 0 0 28 48 6.00 1.833	3.0 W 11 4 0 0 2 0 0 0 0 0 0 0 15 15 0.00 1.333																					

AB	33
R	4
H	10
RBI	4
BB	5
SO	4
LOB	18



Batter	1	2	3	4	5	6	7	8	9	AB	R	H	RBI	BB	SO	LOB	BOTTOM						
Don Buddin, R OBP: 0.366, SLG: 0.362	4-0 FC4-6		0-0 9-2-6		0-0 E6	0-3 K		0-0 F5	4 1 1 0 1 1 3								Chicago White Sox @ Boston Red Sox Fenway Park, Boston, MA Thu Jul 16 1959, 3:38 AM EDT Att: 17,285 - Unknown						
Pete Runnels, L OBP: 0.422, SLG: 0.449	0-0 FC4-6		4-0 BB		0-0 4-3	0-0 G3		0-0 6-3	4 0 0 0 1 0 4														
Marty Keough, L OBP: 0.322, SLG: 0.443	0-0 F9		0-3 K		0-0 4-3			0-0 1B	4 1 1 0 0 1 3														
Vic Wertz, L OBP: 0.343, SLG: 0.451	0-0 F8				0-0 1B			0-0 BB	4 1 3 2 0 0 1														
Dick Gemert, R OBP: 0.366, SLG: 0.436					0-0 1B			0-0 2B	0 0 0 0 0 0 0														
Jackie Jensen, R OBP: 0.400, SLG: 0.568		0-0 WP		0-0 F7	4-0 BB			0-0 F8	3 1 1 0 1 0 2														
Gene Stephens, L OBP: 0.342, SLG: 0.370	0-3 K		0-0 K		0-0 1B			4-0 G5-4-3	3 0 1 0 1 1 3														
Frank Malzone, R OBP: 0.327, SLG: 0.434	0-0 SF8		0-0 F6		0-0 F6			0-0 G5-4-3	3 1 1 1 0 0 4														
Sammy White, R OBP: 0.314, SLG: 0.319	0-0 F2		0-0 F2		0-0 1B			0-0 K	2 0 1 1 0 0 0														
Pete Daley, R OBP: 0.297, SLG: 0.306					0-0 1B			0-0 2B	2 0 1 0 0 1 1														
Jerry Casale, R OBP: 0.265, SLG: 0.300					0-0 F7			0-3 K	2 0 1 0 0 0 2														
Ted Williams, L OBP: 0.355, SLG: 0.400					0-0 F7			0-0 K	1 0 1 1 0 0 0														
Jim Busby, R OBP: 0.267, SLG: 0.338					0-0 F7			0-0 K	0 0 0 0 0 0 0														
Mike Fomiele, R OBP: 0.091, SLG: 0.091					0-0 1B			0-0 K	1 0 0 0 0 1 1														
<b>Inning Stats</b>	R: 0 E: 1 K: 0 S: 3	H: 0 LOB: 1 BB: 1 P: 7	R: 1 E: 0 K: 1 S: 6	H: 1 LOB: 0 BB: 0 P: 6	R: 0 E: 0 K: 1 S: 5	H: 1 LOB: 1 BB: 1 P: 9	R: 1 E: 0 K: 0 S: 6	H: 3 LOB: 2 BB: 0 P: 6	R: 1 E: 1 K: 0 S: 5	H: 2 LOB: 2 BB: 1 P: 9	R: 1 E: 0 K: 2 S: 9	H: 2 LOB: 1 BB: 0 P: 9	R: 1 E: 0 K: 0 S: 4	H: 2 LOB: 1 BB: 1 P: 8	R: 0 E: 0 K: 1 S: 6	H: 1 LOB: 1 BB: 0 P: 6	1B: 7 2B: 6 3B: 0 HR: 0	SF: 1 SAC: 0 DP: 2 HBP: 0	WP: 1 PB: 0 SB: 1 CS: 0	PA: 38			
<b>PITCHER</b>	IP WLS BF H R ER SO BB IBB HBP BLK WP HR S P ERA WHIP	4.2 L 23 4 2 2 2 1 0 0 0 0 0 13 17 10.80 3.000	0.2 1 0 0 0 0 0 0 0 0 0 0 0 1 1 0.00 0.000	1.0 4 1 0 0 1 0 0 0 0 0 0 0 6 6 0.00 1.000																			


AB	33
R	5
H	12
RBI	5
BB	4
SO	5
LOB	24










Batter	1	2	3	4	5	6	7	8	9	10	11	12	13	AB R H RBI BB SO LOB	TOP													
Jim Piersall, R OBP: 0.275, SLG: 0.300 (1, 8)	F8		F9		F7					K			G1	6 0 1 1 0 1 2	<b>Cleveland Indians @ Boston Red Sox</b> Fenway Park, Boston, MA Sat Jul 18 1959, 3:33 AM EDT Att: 14,453 - Unknown  <b>AB 50</b> <b>R 7</b> <b>H 14</b> <b>RBI 7</b> <b>BB 2</b> <b>SO 7</b> <b>LOB 15</b>  													
Vic Power, R OBP: 0.340, SLG: 0.459 (1, 3)	4-3 2B		5-3			CS 1B		F9			P6		1B CS 1B	6 0 3 0 0 0 1														
Tilo Francona, L OBP: 0.431, SLG: 0.604 (1, 7)	4-3			6-3		F5		F5		CS 2B			CS 2B 1B	6 1 2 1 0 0 3														
Rocky Colavito, R OBP: 0.360, SLG: 0.589 (1, 5)	1-3			P4		F3			5-3		CS 2B		CS 2B 1B	4 1 0 0 2 0 2														
George Strickland, R OBP: 0.331, SLG: 0.355 (1, 5)		K		FC6-4 1B		CS	4-3		6-3		K		1B 2B	6 1 2 2 0 2 2														
Woodie Held, R OBP: 0.323, SLG: 0.449 (1, 6)		K		FC6-4 1-2			5-3		K				1B	6 0 1 1 0 2 1														
Dick Brown, R OBP: 0.322, SLG: 0.427 (1, 2)		3-1					F8						F7	6 1 2 1 0 0 1														
Billy Martin, R OBP: 0.281, SLG: 0.404 (1, 4)				HR			F8			L3				5 2 2 1 0 0 1														
Herb Score, L ERA: 3.97 (1, 1)				HR									1B 1B	2 0 0 0 0 1 0														
Elmer Gussers, L ERA: 3.97 (1, 1)														1 0 0 0 0 0 1														
Don Ferrarese, L ERA: 2.8 (8, 1)														1 0 0 0 0 0 1														
Mike Garcia, R ERA: 3.16 (10, 1)														0 0 0 0 0 0 0														
Bob Smith, L ERA: 9.9 (13, 1)														0 0 0 0 0 0 0														
Cal McLish, S ERA: 3.05 (13, 1)														0 0 0 0 0 0 0														
<b>Inning Stats</b>	R: 0 E: 0 K: 0 S: 4	H: 1 LOB: 1 BB: 0 P: 4	R: 0 E: 0 K: 2 S: 7	H: 0 LOB: 0 BB: 7 P: 7	R: 1 E: 0 K: 1 S: 6	H: 1 LOB: 0 BB: 0 P: 6	R: 0 E: 0 K: 0 S: 4	H: 1 LOB: 1 BB: 0 P: 4	R: 1 E: 0 K: 0 S: 5	H: 2 LOB: 1 BB: 0 P: 5	R: 0 E: 0 K: 1 S: 5	H: 1 LOB: 2 BB: 1 P: 8	R: 0 E: 0 K: 0 S: 3	H: 0 LOB: 0 BB: 0 P: 3		R: 4 E: 0 K: 0 S: 7	H: 5 LOB: 1 BB: 11 P: 11	1B: 7 2B: 6 3B: 0 HR: 2	SF: 0 SAC: 0 DP: 1 HBP: 0	WIP: 0 PB: 0 SB: 0 CS: 5	PA: 53							
<b>PITCHER</b>	IP WLS BF H R ER SO BB IBB HBP BLK WP HR S P ERA WHIP																											
Frank Sullivan, R ERA: 3.93 (1, 1)	8.0	30	7	3	3	3	0	0	0	0	2	36	36	3.38	0.875													
Tom Brewer, R ERA: 3.32 (9, 1)	2.0	7	1	0	0	3	0	0	0	0	0	13	13	0.00	0.500													
Murray Wall, R ERA: 5.62 (11, 1)	3.0	15	6	4	4	1	0	2	0	0	0	15	23	12.00	2.000													

Batter	1	2	3	4	5	6	7	8	9	10	11	12	13	AB R H RBI BB SO LOB	BOTTOM													
Jim Busby, R OBP: 0.263, SLG: 0.320 (1, 8)	F8			E6			F8		P6	F5			F8	4 1 0 0 1 0 2	<b>Cleveland Indians @ Boston Red Sox</b> Fenway Park, Boston, MA Sat Jul 18 1959, 3:33 AM EDT Att: 14,453 - Unknown  <b>AB 48</b> <b>R 5</b> <b>H 8</b> <b>RBI 5</b> <b>BB 12</b> <b>SO 9</b> <b>LOB 28</b>  													
Herb Plews, L OBP: 0.241, SLG: 0.216 (10, PH)			HR BB	1-2 2-3			F7						BB 2B 1B	7 2 4 2 0 1 3														
Gary Geiger, L OBP: 0.281, SLG: 0.377 (11, 7)													BB 2B BB	5 1 1 1 0 2 1 2														
Pete Runnels, L OBP: 0.422, SLG: 0.459 (1, 6)													BB 2B BB	4 0 0 0 1 1 3														
Bobby Avila, R OBP: 0.287, SLG: 0.308 (1, 4)													BB 2B BB	1 0 0 0 0 0 1														
Dick Gemert, R OBP: 0.362, SLG: 0.428 (1, 3)													BB 2B BB	0 0 0 0 1 1 0 0														
Murray Wall, R ERA: 5.62 (11, 1)														7 0 2 2 0 1 2														
Don Buddin, R OBP: 0.361, SLG: 0.356 (13, PH)														3 0 0 0 2 1 1														
Frank Malzone, R OBP: 0.327, SLG: 0.434 (1, 5)														2 0 0 0 0 1 2														
Ted Williams, L OBP: 0.356, SLG: 0.389 (1, 7)														4 0 0 0 2 0 2														
Marty Keough, L OBP: 0.296, SLG: 0.303 (10, PH)														4 1 1 1 2 0 3														
Marty Keough, L OBP: 0.332, SLG: 0.460 (11, 8)														3 0 0 0 0 2 2														
Gene Stephens, L OBP: 0.344, SLG: 0.358 (1, 9)														2 0 0 0 0 1 2														
Sammy White, R OBP: 0.330, SLG: 0.341 (1, 2)														4 0 0 0 2 0 2														
Frank Sullivan, R OBP: 0.135, SLG: 0.135 (1, 1)														4 1 1 1 2 0 3														
Pete Daley, R OBP: 0.296, SLG: 0.303 (6, PH)														3 0 0 0 0 2 2														
Tom Brewer, R ERA: 3.16 (10, 1)														1 0 0 0 0 0 2														
Vic Wertz, L OBP: 0.351, SLG: 0.443 (10, PH)														0 0 0 0 0 0 0														
Cal McLish, S ERA: 3.05 (13, 1)														1 0 0 0 1 1 0														
<b>Inning Stats</b>	R: 0 E: 0 K: 1 S: 6	H: 1 LOB: 1 BB: 0 P: 6	R: 0 E: 0 K: 0 S: 4	H: 1 LOB: 1 BB: 0 P: 4	R: 2 E: 0 K: 0 S: 4	H: 1 LOB: 1 BB: 2 P: 12	R: 0 E: 1 K: 2 S: 8	H: 0 LOB: 3 BB: 2 P: 16	R: 0 E: 0 K: 1 S: 5	H: 0 LOB: 0 BB: 0 P: 5	R: 1 E: 0 K: 1 S: 6	H: 1 LOB: 0 BB: 0 P: 6	R: 0 E: 0 K: 0 S: 4	H: 1 LOB: 1 BB: 0 P: 4	R: 0 E: 0 K: 1 S: 5	H: 0 LOB: 3 BB: 3 P: 17	R: 0 E: 0 K: 0 S: 3	H: 0 LOB: 1 BB: 1 P: 7	R: 0 E: 0 K: 1 S: 5	H: 0 LOB: 0 BB: 0 P: 5	R: 2 E: 0 K: 1 S: 7	H: 2 LOB: 2 BB: 15 P: 15	1B: 4 2B: 2 3B: 0 HR: 2	SF: 0 SAC: 0 DP: 0 HBP: 0	WIP: 0 PB: 0 SB: 0 CS: 0	PA: 60		
<b>PITCHER</b>	IP WLS BF H R ER SO BB IBB HBP BLK WP HR S P ERA WHIP																											
Herb Score, L ERA: 3.97 (1, 1)	7.0	31	5	3	3	5	4	0	0	0	2	37	53	3.86	1.286													
Don Ferrarese, L ERA: 2.8 (8, 1)	2.2	13	1	0	0	2	3	1	0	0	0	13	29	0.00	1.500													
Mike Garcia, R ERA: 3.16 (10, 1)	2.1	W	9	0	0	1	1	1	0	0	0	9	17	0.00	0.429													
Bob Smith, L ERA: 9.9 (13, 1)	0.2	4	1	2	2		1	0	0	0	0	5	9	27.00	3.000													
Cal McLish, S ERA: 3.05 (13, 1)	0.1	S	3	1	0	0	1	0	0	0	0	2	6	0.00	6.000													



Batter	1	2	3	4	5	6	7	8	9	AB	R	H	RBI	BB	SO	LOB	TOP										
Jim Piersall, R OBP: 0.281, SLG: 0.304	F9		SH3-4		1B		1B		6-3	4	0	2	0	0	0	0	<b>Cleveland Indians @ Boston Red Sox</b> Fenway Park, Boston, MA Sun Jul 19 1959, 3:33 AM EDT Unknown										
Vic Power, R OBP: 0.339, SLG: 0.455	F9		1B		L6		F9		F7	5	1	1	2	0	0	1											
Tito Francona, L OBP: 0.430, SLG: 0.598	E5		1B		1B		4-3		K	5	0	2	1	0	1	0											
Rocky Colavito, R OBP: 0.359, SLG: 0.588	L4		F7		2B		4-3			4	1	1	0	0	0	4											
George Strickland, R OBP: 0.328, SLG: 0.349		E8	F9				F8		K	4	0	0	0	0	1	2											
Woodie Held, R OBP: 0.322, SLG: 0.446		G6-4-3			F9		E6		1B	4	0	1	0	0	0	1											
Dick Brown, R OBP: 0.311, SLG: 0.411		K			K		K		K	4	0	0	0	0	4	2											
Billy Martin, R OBP: 0.281, SLG: 0.401			E6		G1		1-5-3		1B	4	1	1	0	0	0	0											
Gary Bell, R OBP: 0.209, SLG: 0.171			SH3-4						4-3	2	1	1	0	0	1	0											
Jim Baxes, R OBP: 0.368, SLG: 0.504			1B							1	1	1	1	0	0	0											
Jim Perry, S OBP: 0.300, SLG: 0.300			1B				HR			1	0	0	0	0	0	2											
<b>Inning Stats</b>	R: 0 E: 1 K: 0 S: 4	H: 0 LOB: 1 BB: 0 P: 4	R: 0 E: 1 K: 1 S: 5	H: 0 LOB: 0 BB: 0 P: 5	R: 3 E: 1 K: 0 S: 7	H: 3 LOB: 1 BB: 0 P: 7	R: 0 E: 0 K: 1 S: 5	H: 0 LOB: 0 BB: 0 P: 5	R: 0 E: 0 K: 1 S: 5	H: 1 LOB: 0 BB: 0 P: 5	R: 1 E: 1 K: 1 S: 7	H: 1 LOB: 1 BB: 0 P: 7	R: 1 E: 0 K: 0 S: 6	H: 3 LOB: 2 BB: 0 P: 6	R: 0 E: 0 K: 2 S: 9	H: 2 LOB: 2 BB: 0 P: 9	R: 0 E: 0 K: 1 S: 5	H: 0 LOB: 0 BB: 0 P: 5	1B: 8 2B: 1 3B: 0 HR: 1	SF: 0 SAC: 1 DP: 1 HBP: 0	WP: 0 PB: 0 SB: 0 CS: 0	PA: 39					
<b>PITCHER</b>	IP	WLS	BF	H	R	ER	SO	BB	IBB	HBP	BLK	WP	HR	S	P	ERA	WHIP										
Bill Monbouquette, R ERA: 5.01	(1, 1)	6.0	25	5	4	2	4	0	0	0	0	0	0	33	33	3.00	0.833										
Mike Fornieles, R ERA: 3.49	(7, 1)	2.0	11	5	1	1	2	0	0	0	0	0	1	15	15	4.50	2.500										
Leo Kiely, L ERA: 4.39	(9, 1)	1.0	W	3	0	0	0	1	0	0	0	0	0	5	5	0.00	0.000										

Batter	1	2	3	4	5	6	7	8	9	AB	R	H	RBI	BB	SO	LOB	BOTTOM										
Don Buddin, R OBP: 0.373, SLG: 0.363	FC3-6		BB		2B		FC4-6		K	2	0	1	0	3	1	0	<b>Cleveland Indians @ Boston Red Sox</b> Fenway Park, Boston, MA Sun Jul 19 1959, 3:33 AM EDT Unknown										
Pete Runnels, L OBP: 0.418, SLG: 0.456	FC3-6		F8		P3		FC4-6		E	5	1	1	0	0	0	4											
Marty Keough, L OBP: 0.333, SLG: 0.461	K		F5		BB		2B		F8	4	0	1	0	1	1	3											
Vic Wertz, L OBP: 0.353, SLG: 0.435	1B		K		F7		2B		E3	3	0	0	0	2	1	4											
Tom Brewer, R OBP: 0.119, SLG: 0.098	1B		K		F7		PO		FC3	0	1	0	0	0	0	0											
Gene Stephens, L OBP: 0.346, SLG: 0.355	1B				P5		PO		FC3	4	1	1	0	0	0	4											
Ted Williams, L OBP: 0.354, SLG: 0.383	G3				L9		4-3		K	3	1	0	0	1	0	4											
Bobby Avila, R OBP: 0.284, SLG: 0.304							6-3		K	0	0	0	0	0	0	0											
Frank Malzone, R OBP: 0.331, SLG: 0.439			F8		F8		5-3			5	1	3	3	0	0	1											
Sammy White, R OBP: 0.328, SLG: 0.339		FC5-4					6-3		F9	4	0	1	0	0	0	3											
Bill Monbouquette, R OBP: 0.125, SLG: 0.067			F2-3						F8	2	0	0	0	0	1	3											
Gary Geiger, L OBP: 0.256, SLG: 0.403										1	1	1	3	0	0	0											
Mike Fornieles, R OBP: 0.091, SLG: 0.091										0	0	0	0	0	0	0											
Dick Gernert, R OBP: 0.360, SLG: 0.424										1	0	0	0	0	0	0											
<b>Inning Stats</b>	R: 0 E: 0 K: 1 S: 6	H: 1 LOB: 3 BB: 2 P: 14	R: 0 E: 0 K: 0 S: 3	H: 1 LOB: 0 BB: 0 P: 3	R: 0 E: 0 K: 1 S: 5	H: 0 LOB: 1 BB: 1 P: 9	R: 0 E: 0 K: 1 S: 6	H: 1 LOB: 2 BB: 0 P: 7	R: 0 E: 0 K: 0 S: 4	H: 1 LOB: 2 BB: 1 P: 8	R: 3 E: 0 K: 0 S: 5	H: 3 LOB: 2 BB: 3 P: 17	R: 0 E: 0 K: 0 S: 3	H: 0 LOB: 0 BB: 0 P: 3	R: 0 E: 0 K: 1 S: 5	H: 0 LOB: 0 BB: 0 P: 5	R: 3 E: 1 K: 1 S: 8	H: 2 LOB: 2 BB: 0 P: 8	1B: 5 2B: 4 3B: 0 HR: 1	SF: 0 SAC: 0 DP: 1 HBP: 1	WP: 1 PB: 0 SB: 0 CS: 0	PA: 44					
<b>PITCHER</b>	IP	WLS	BF	H	R	ER	SO	BB	IBB	HBP	BLK	WP	HR	S	P	ERA	WHIP										
Gary Bell, R ERA: 4.15	(1, 1)	6.0	L	12	2	3	0	2	0	0	0	0	0	16	16	0.00	0.750										
Jim Perry, R ERA: 3.42	(7, 1)	2.2	L	12	2	3	0	2	0	0	0	0	0	16	16	0.00	0.750										



Batter	1	2	3	4	5	6	7	8	9	AB	R	H	RBI	BB	SO	LOB	TOP	
Jim Piersall, R (1, 8) OBP: 0.289, SLG: 0.306	4-0 BB 2B BB		4-0 2B 1B BB		0-0 6-3		0-0 S 1B			2	2	1	1	2	0	0	Cleveland Indians @ Boston Red Sox Fenway Park, Boston, MA Sun Jul 19 1959, 3:38 AM EDT Att: 27,753 - Unknown	
Vic Power, R (1, 3) OBP: 0.340, SLG: 0.457	4-0 2B SF8 BB		0-0 1B 2B		0-0 F5		0-0 1-3			3	2	1	0	1	0	1		
Tito Francona, L (1, 7) OBP: 0.432, SLG: 0.601	0-0 1-3 2-H 2B		0-0 8-4 2-H 3-H 1B		0-0 F7		0-0 4-3			4	0	2	3	0	0	0		
Rocky Colavito, R (1, 9) OBP: 0.358, SLG: 0.584	0-3 K		0-0 8-4 2-2		0-0 1B		0-0 5-3			4	0	1	0	0	1	3		
George Strickland, R (1, 5) OBP: 0.324, SLG: 0.348 Jim Baxes, R (6, PH) OBP: 0.334, SLG: 0.496	0-0 SF8		0-0 6-3		0-0 K		0-3 K		0-3 K	1	0	0	1	0	0	0		
Woodie Held, R (1, 6) OBP: 0.320, SLG: 0.442	0-0 1-3				0-0 1-3		0-0 P4			3	0	0	0	0	0	2		
Ed Fitz Gerald, R (1, 2) OBP: 0.282, SLG: 0.281					0-0 F8		0-0 L4		0-0 F8	3	0	0	0	0	0	0		
Billy Martin, R (1, 4) OBP: 0.277, SLG: 0.395					0-0 K		0-0 6-3		0-0 E4 SH1-3 1B	3	1	0	0	0	1	0		
Mudcat Grant, R (1, 1) OBP: 0.139, SLG: 0.222 Bobby Locke, R (4, 1) OBP: 0.455, SLG: 0.618 Al Cicotte, R (6, 1) OBP: 1.000, SLG: 1.000					0-0 L4		0-3 K		0-0 SH1-3	1	0	0	0	0	0	0		
<b>Inning Stats</b>	R: 2 E: 0 K: 1 S: 6	H: 1 LOB: 1 BB: 2 P: 14	R: 0 E: 0 K: 1 S: 5	H: 0 LOB: 0 BB: 0 P: 5	R: 2 E: 0 K: 0 S: 4	H: 2 LOB: 0 BB: 1 P: 8	R: 0 E: 0 K: 0 S: 3	H: 0 LOB: 0 BB: 0 P: 3	R: 0 E: 0 K: 1 S: 5	H: 1 LOB: 0 BB: 0 P: 6	R: 1 E: 1 K: 0 S: 5	H: 1 LOB: 1 BB: 0 P: 5	R: 0 E: 0 K: 1 S: 5	H: 0 LOB: 0 BB: 0 P: 5				
<b>PITCHER</b>	IP 2.0	WLS L	BF 12	H 3	R 4	ER 4	SO 2	BB 3	IBB 0	HBP 0	BLK 0	WP 0	HR 0	S 13	P 25	ERA 18.00	WHIP 3.000	
Frank Baumann, L (1, 1) ERA: 5.51 Al Schroll, R (3, 1) ERA: 5.28	6.0	20	2	1	0	3	0	0	0	0	0	0	0	26	26	0.00	0.333	

AB	27
R	5
H	5
RBI	5
BB	3
SO	5
LOB	7



1B:	3	SF:	1
2B:	3	SAC:	1
3B:	0	DP:	1
HR:	0	HBP:	0

WP:	0	PA:	32
FB:	0		
SB:	1		
CS:	0		

Batter	1	2	3	4	5	6	7	8	9	AB	R	H	RBI	BB	SO	LOB	BOTTOM	
Don Buddin, R (1, 6) OBP: 0.378, SLG: 0.368 Vic Wertz, L (6, PH) OBP: 0.351, SLG: 0.433 Bobby Avila, R (7, 4) OBP: 0.284, SLG: 0.304	4-0 FC3-6 BB	0-0 E6 1-H 2B		1-0 BB HBP		0-3 K				1	0	1	1	1	0	0	Cleveland Indians @ Boston Red Sox Fenway Park, Boston, MA Sun Jul 19 1959, 3:38 AM EDT Att: 27,753 - Unknown	
Pete Runnels, L (1, 4) OBP: 0.418, SLG: 0.452	0-0 FC3-6 1B	0-0 F7		4-0 1-2 BB		0-3 K				3	1	0	0	1	1	4		
Marty Keough, L (1, 8) OBP: 0.326, SLG: 0.450	0-0 F3		0-0 4-3	0-0 4-3		0-3 K				4	0	0	0	0	1	4		
Dick Gemert, R (1, 3) OBP: 0.370, SLG: 0.433	4-0 1B 1-2 BB		0-0 1B 2B		0-0 4-3 1B		4-0 BB			2	1	2	0	2	0	0		
Gene Stephens, L (1, 9) OBP: 0.351, SLG: 0.360	0-0 FC6-4 1B		0-0 CS 1B		0-0 4-3		0-0 F8			4	0	2	2	0	0	2		
Frank Malzone, R (1, 5) OBP: 0.327, SLG: 0.434	0-0 FC6-4 1-2		0-0 L7		0-3 K		0-0 F8			4	0	0	0	0	1	5		
Gary Geiger, L (1, 7) OBP: 0.285, SLG: 0.413			0-0 G3		0-0 3B		0-0 P6		0-0 F9	4	0	1	0	0	0	1		
Pete Daley, R (1, 2) OBP: 0.302, SLG: 0.311 Tom Brewer, R (6, PR) OBP: 0.119, SLG: 0.098 Sammy White, R (7, 2) OBP: 0.326, SLG: 0.337			0-0 E 1B		0-3 K		0-0 SH1-3 1B		0-3 K	3	1	2	0	0	1	1		
Frank Baumann, L (1, 1) OBP: 0.313, SLG: 0.400 Al Schroll, R (3, 1) OBP: 0.200, SLG: 0.400 Jack Harshman, L (6, PH) OBP: 0.318, SLG: 0.353			0-0 F7		0-3 K		0-0 SH1-3		0-3 K	1	0	0	0	0	0	1		
<b>Inning Stats</b>	R: 1 E: 0 K: 0 S: 4	H: 1 LOB: 2 BB: 2 P: 12	R: 1 E: 1 K: 0 S: 5	H: 2 LOB: 1 BB: 0 P: 5	R: 1 E: 0 K: 0 S: 4	H: 2 LOB: 0 BB: 0 P: 4	R: 0 E: 0 K: 2 S: 8	H: 1 LOB: 3 BB: 1 P: 13	R: 0 E: 0 K: 1 S: 6	H: 1 LOB: 1 BB: 0 P: 6	R: 0 E: 0 K: 2 S: 8	H: 1 LOB: 2 BB: 0 P: 8	R: 0 E: 0 K: 1 S: 5	H: 0 LOB: 1 BB: 1 P: 9	R: 0 E: 0 K: 2 S: 7	H: 0 LOB: 0 BB: 0 P: 7		
<b>PITCHER</b>	IP 3.0	WLS L	BF 15	H 5	R 3	ER 3	SO 3	BB 2	IBB 0	HBP 0	BLK 0	WP 0	HR 0	S 13	P 21	ERA 9.00	WHIP 2.333	
Mudcat Grant, R (1, 1) ERA: 4.25 Bobby Locke, R (4, 1) ERA: 4.98 Al Cicotte, R (6, 1) ERA: 4.44	2.0	10	2	0	0	3	1	0	1	0	0	0	0	14	19	0.00	1.500	
3.0	W	11	1	0	0	5	1	0	0	0	0	0	0	20	24	0.00	0.667	

AB	30
R	3
H	8
RBI	3
BB	4
SO	8
LOB	21



WP:	0	PA:	36
FB:	0		
SB:	0		
CS:	1		

1B:	5	SF:	0
2B:	2	SAC:	1
3B:	1	DP:	0
HR:	0	HBP:	1




Batter	1	2	3	4	5	6	7	8	9	AB	R	H	RBI	BB	SO	LOB	TOP					
Don Buddin, R OBP: 0.380, SLG: 0.378 Vic Wertz, L OBP: 0.354, SLG: 0.436 Pumpsie Green, S (8, PR) (8, 6)	F2		BB	HR				1B		2	1	1	1	1	0	0	<b>Boston Red Sox @ Chicago White Sox</b> Comiskey Park, Chicago, IL Tue Jul 21 1959, 8:05 PM EDT Att: 28,534 - Unknown					
Pete Runnels, L OBP: 0.414, SLG: 0.446	6-3		G3			F7		L9		4	0	0	0	0	0	2						
Marty Keough, L OBP: 0.325, SLG: 0.446	1B			F2		F8		F5		4	0	1	0	0	0	1						
Dick Gemert, R OBP: 0.368, SLG: 0.428	K			3-1		BB		F2		3	0	0	0	1	1	2						
Gene Stephens, L OBP: 0.356, SLG: 0.359		F7		4-3		BB		1B		3	0	1	0	1	0	0						
Ted Williams, L OBP: 0.348, SLG: 0.374	G3				F8	F7		F9		4	0	0	0	0	0	3						
Frank Malzone, R OBP: 0.327, SLG: 0.432	4-3				5-3	1B		F8		4	0	1	0	0	0	1						
Sammy White, R OBP: 0.321, SLG: 0.331 Gary Geiger, L OBP: 0.289, SLG: 0.417			5-3		5-3		6-3			3	0	0	0	0	0	1						
Tom Brewer, R OBP: 0.111, SLG: 0.091 Jackie Jensen, R OBP: 0.399, SLG: 0.570	G3		G3		K		6-3		1-3	3	0	0	0	0	1	1						
										1	0	0	0	0	0	2						
<b>Inning Stats</b>	R: 0 E: 0 K: 1 S: 6	H: 1 LOB: 1 BB: 0 P: 6	R: 0 E: 0 K: 0 S: 3	H: 0 LOB: 0 BB: 0 P: 3	R: 0 E: 0 K: 0 S: 3	H: 0 LOB: 0 BB: 1 P: 7	R: 0 E: 0 K: 0 S: 3	H: 0 LOB: 0 BB: 0 P: 3	R: 0 E: 0 K: 1 S: 6	H: 1 LOB: 1 BB: 0 P: 6	R: 1 E: 0 K: 0 S: 4	H: 1 LOB: 2 BB: 2 P: 12	R: 0 E: 0 K: 0 S: 3	H: 0 LOB: 0 BB: 0 P: 3	R: 0 E: 0 K: 0 S: 4	H: 1 LOB: 1 BB: 0 P: 4	R: 0 E: 0 K: 0 S: 5	H: 2 LOB: 2 BB: 0 P: 5	1B: 5 2B: 0 3B: 0 HR: 1	SF: 0 SAC: 0 DP: 0 HBP: 0	WP: 0 PB: 0 SB: 0 CS: 0	PA: 36
<b>PITCHER</b> Dick Donovan, R ERA: 3.76	IP: 9.0 WLS: W BF: 36 H: 6 R: 1 ER: 1 SO: 2 BB: 3 IBB: 0 HBP: 0 BLK: 0 WP: 0 HR: 1 S: 37 P: 49 ERA: 1.00 WHIP: 1.000															<b>PITCHER</b>						

Batter	1	2	3	4	5	6	7	8	9	AB	R	H	RBI	BB	SO	LOB	BOTTOM	
Luis Aparicio, R OBP: 0.345, SLG: 0.362	K		6-3	1-3			SH2-3	F3		4	1	0	0	1	1	3	<b>Boston Red Sox @ Chicago White Sox</b> Comiskey Park, Chicago, IL Tue Jul 21 1959, 8:05 PM EDT Att: 28,534 - Unknown	
Nellie Fox, L OBP: 0.402, SLG: 0.427	1-3		FC6-4		F7	SH2-3				2	0	0	0	1	0	0		
Jim Landis, R OBP: 0.352, SLG: 0.356	F5		FC6-4		F7					4	0	1	1	0	0	1		
Sherm Lollar, R OBP: 0.339, SLG: 0.442		FC4-6				F9				4	0	3	0	0	0	1		
Billy Goodman, L OBP: 0.245, SLG: 0.206 Sammy Esposito, R OBP: 0.308, SLG: 0.318	FC4-6		K		E4		L9			4	0	0	0	0	1	5		
Al Smith, R OBP: 0.347, SLG: 0.404	1B			5-3	5-3			1B		3	0	1	0	0	0	2		
Norm Cash, L OBP: 0.341, SLG: 0.347	F2					F8				4	1	2	0	0	0	2		
Jim McAnany, R OBP: 0.394, SLG: 0.493				E5		F9		K		4	0	2	0	0	1	2		
Dick Donovan, L OBP: 0.213, SLG: 0.295	K			3-1		F8		K		4	0	0	0	0	2	6		
<b>Inning Stats</b>	R: 0 E: 0 K: 1 S: 5	H: 0 LOB: 0 BB: 0 P: 5	R: 0 E: 1 K: 1 S: 7	H: 2 LOB: 3 BB: 0 P: 8	R: 0 E: 0 K: 1 S: 6	H: 1 LOB: 2 BB: 1 P: 10	R: 1 E: 1 K: 0 S: 5	H: 2 LOB: 1 BB: 0 P: 5	R: 0 E: 0 K: 0 S: 3	H: 0 LOB: 0 BB: 0 P: 3	R: 1 E: 0 K: 0 S: 4	H: 1 LOB: 1 BB: 1 P: 8	R: 0 E: 0 K: 2 S: 9	H: 2 LOB: 2 BB: 0 P: 9	1B: 9 2B: 0 3B: 0 HR: 0	SF: 0 SAC: 1 DP: 0 HBP: 1	WP: 0 PB: 0 SB: 0 CS: 0	PA: 37
<b>PITCHER</b> Tom Brewer, R ERA: 3.25	IP: 8.0 WLS: L BF: 37 H: 9 R: 2 ER: 2 SO: 5 BB: 2 IBB: 0 HBP: 1 BLK: 0 WP: 0 HR: 0 S: 44 P: 53 ERA: 2.25 WHIP: 1.375															<b>PITCHER</b>		

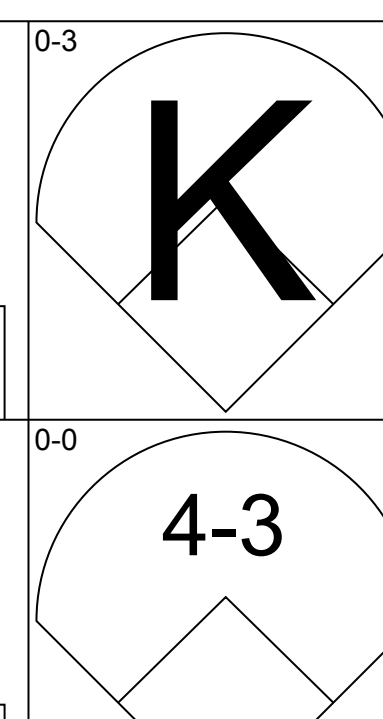
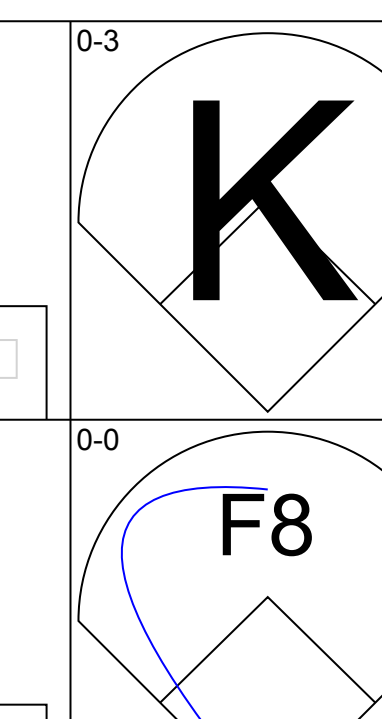
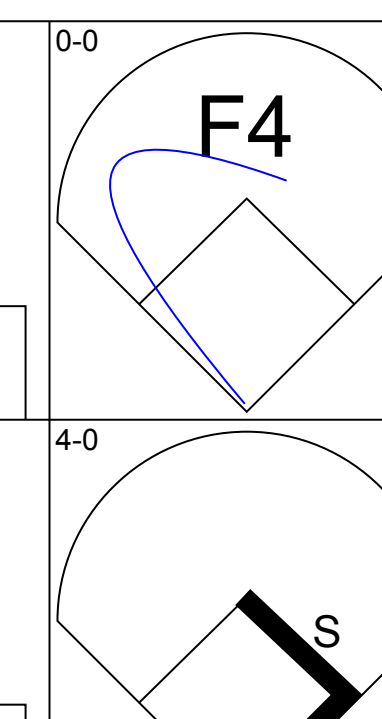
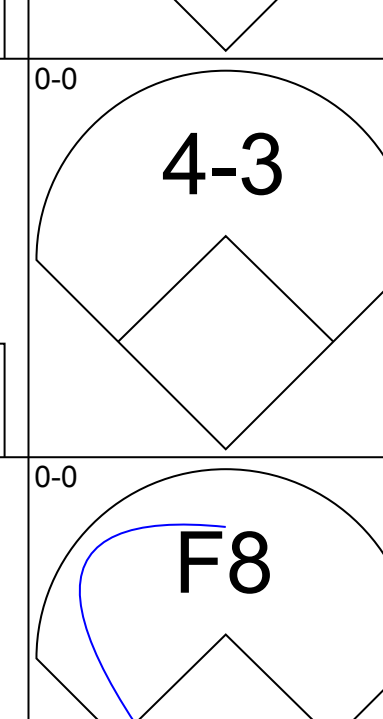
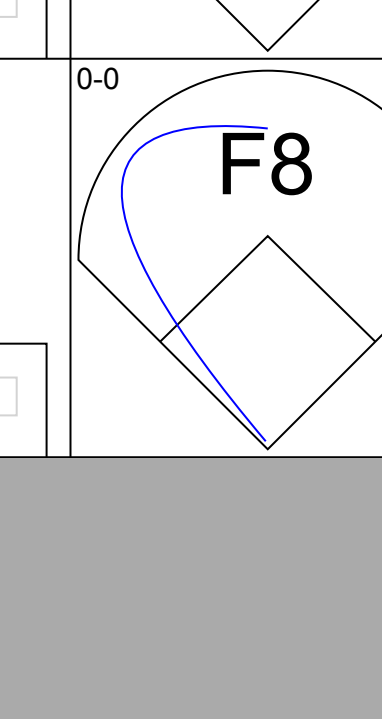
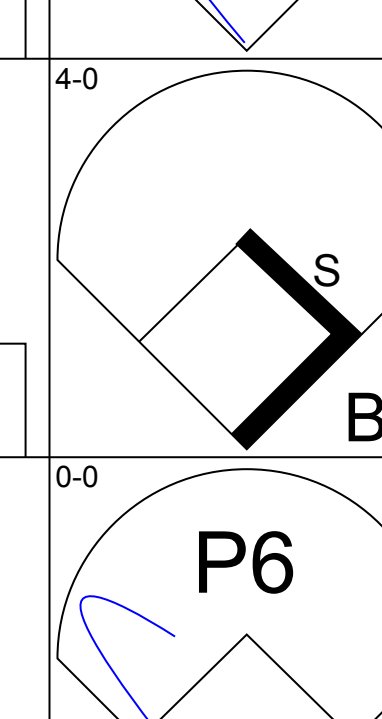
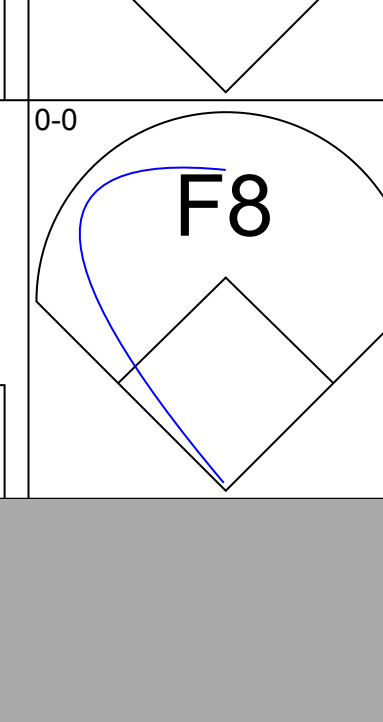
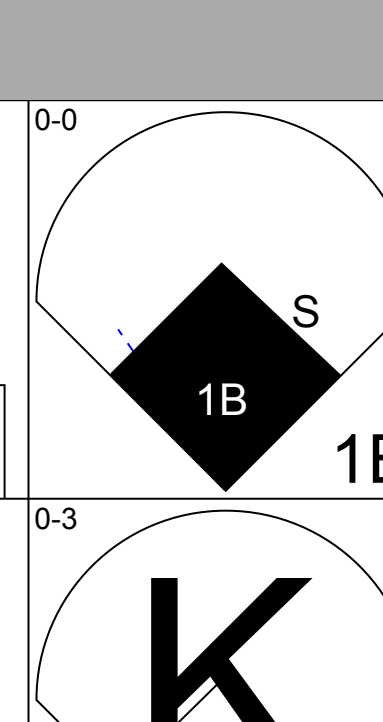
AB	33
R	1
H	6
RBI	1
BB	3
SO	2
LOB	13



AB	33
R	2
H	9
RBI	1
BB	2
SO	5
LOB	22



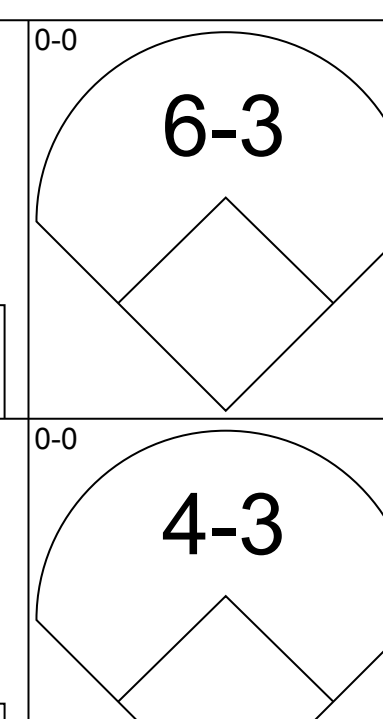
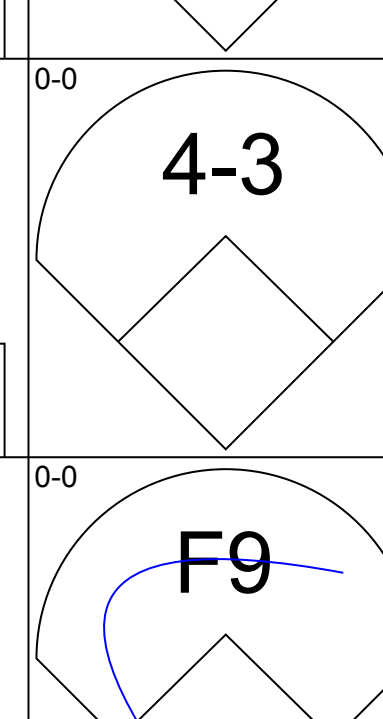
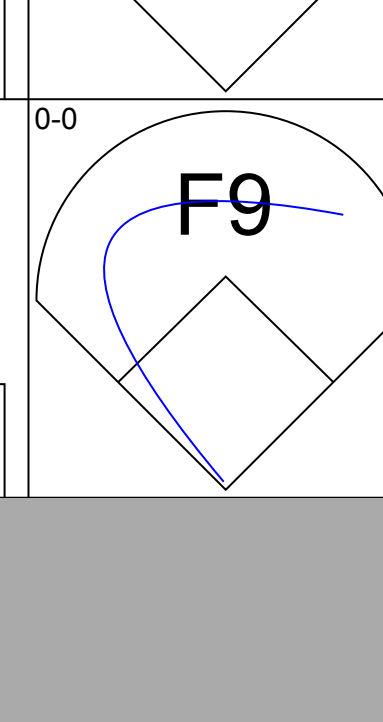


Batter	1	2	3	4	5	6	7	8	9	AB	R	H	RBI	BB	SO	LOB	TOP										
Don Buddin, R OBP: 0.376, SLG: 0.374 (1, 6)											4	0	0	0	0	2	0										
Pumpsie Green, S (1, 4)											3	0	0	0	1	0	0										
Marty Keough, L OBP: 0.323, SLG: 0.441 (1, 8)											4	1	1	0	0	0	1										
Dick Gemert, R OBP: 0.370, SLG: 0.433 (1, 3)											4	1	2	0	0	1	1										
Gene Stephens, L OBP: 0.360, SLG: 0.358 (1, 9)											3	0	1	1	1	1	1										
Ted Williams, L OBP: 0.351, SLG: 0.389 Gary Geiger, L OBP: 0.289, SLG: 0.417 (1, 7) (9, 7)											3	1	1	1	1	0	2										
Frank Malzone, R OBP: 0.323, SLG: 0.427 (1, 5)											4	0	0	1	0	1	3										
Pete Daley, R OBP: 0.301, SLG: 0.309 (1, 2)											4	0	1	0	0	1	3										
Jerry Casale, R OBP: 0.270, SLG: 0.394 Mike Fomieles, R OBP: 0.091, SLG: 0.091 Vic Wertz, L OBP: 0.352, SLG: 0.434 Leo Kiely, L Murray Wall, R (1, 1) (7, 1) (9, PH) (9, 1) (9, 1)											3	1	1	1	0	2	0										
<b>Inning Stats</b>	R: 0 E: 0 K: 1 S: 5	H: 0 LOB: 0 BB: 0 P: 5	R: 1 E: 0 K: 0 S: 4	H: 1 LOB: 1 BB: 1 P: 8	R: 0 E: 0 K: 2 S: 7	H: 0 LOB: 0 BB: 0 P: 7	R: 1 E: 0 K: 2 S: 9	H: 2 LOB: 2 BB: 1 P: 13	R: 0 E: 0 K: 1 S: 5	H: 0 LOB: 1 BB: 1 P: 9	R: 1 E: 0 K: 0 S: 6	H: 2 LOB: 0 BB: 0 P: 6	R: 1 E: 0 K: 0 S: 4	H: 1 LOB: 0 BB: 0 P: 4	R: 0 E: 0 K: 0 S: 3	H: 0 LOB: 0 BB: 0 P: 3	R: 0 E: 0 K: 1 S: 6	H: 1 LOB: 1 BB: 0 P: 6	1B: 4 2B: 2 3B: 0 HR: 2	SF: 0 SAC: 0 DP: 1 HBP: 0	WP: 0 PB: 1 SB: 2 CS: 1	PA: 36					
<b>PITCHER</b>	IP	WLS	BF	H	R	ER	SO	BB	IBB	HBP	BLK	WP	HR	S	P	ERA	WHIP										
Early Wynn, R ERA: 3.85 Turk Lown, R ERA: 3.28 (1, 1) (8, 1)	7.0		29	6	4	4	7	3	0	0	0	0	2	40	52	5.14	1.286										

**Boston Red Sox @ Chicago White Sox**  
Comiskey Park, Chicago, IL  
Wed Jul 22 1959, 4:33 AM EDT  
Att: 11,847 - Unknown

AB 33  
R 4  
H 7  
RBI 4  
BB 3  
SO 8  
LOB 12



Batter	1	2	3	4	5	6	7	8	9	AB	R	H	RBI	BB	SO	LOB	BOTTOM										
Luis Aparicio, R OBP: 0.346, SLG: 0.363 (1, 6)											5	1	2	0	0	0	1										
Nellie Fox, L OBP: 0.407, SLG: 0.433 (1, 4)											4	3	3	1	0	0	0										
Jim Landis, R OBP: 0.354, SLG: 0.359 (1, 8)											3	1	1	1	1	0	3										
Sherm Lollar, R OBP: 0.342, SLG: 0.447 (1, 2)											5	0	3	2	0	0	0										
Billy Goodman, L OBP: 0.245, SLG: 0.218 (1, 5)											4	0	1	1	0	1	1										
Al Smith, R OBP: 0.346, SLG: 0.406 (1, 7)											4	0	1	0	0	1	3										
Norm Cash, L OBP: 0.348, SLG: 0.347 (1, 3)											3	0	1	0	1	0	1										
Jim McAnany, R OBP: 0.400, SLG: 0.478 (1, 9)											2	0	0	0	2	0	2										
Early Wynn, S OBP: 0.339, SLG: 0.380 Earl Torgeson, L OBP: 0.377, SLG: 0.389 Turk Lown, R OBP: 0.250, SLG: 0.250 (1, 1) (7, PH) (8, 1)											1	0	0	0	1	0	1										
<b>Inning Stats</b>	R: 0 E: 0 K: 0 S: 3	H: 0 LOB: 0 BB: 0 P: 3	R: 0 E: 0 K: 0 S: 4	H: 1 LOB: 1 BB: 0 P: 4	R: 2 E: 0 K: 0 S: 4	H: 3 LOB: 1 BB: 1 P: 8	R: 0 E: 0 K: 2 S: 7	H: 0 LOB: 0 BB: 0 P: 7	R: 0 E: 0 K: 0 S: 4	H: 1 LOB: 3 BB: 1 P: 9	R: 0 E: 0 K: 0 S: 4	H: 1 LOB: 2 BB: 1 P: 8	R: 2 E: 0 K: 1 S: 8	H: 3 LOB: 2 BB: 1 P: 12	R: 0 E: 0 K: 0 S: 3	H: 2 LOB: 1 BB: 1 P: 7	R: 1 E: 0 K: 0 S: 3	H: 2 LOB: 1 BB: 0 P: 3	1B: 8 2B: 5 3B: 0 HR: 0	SF: 0 SAC: 1 DP: 0 HBP: 1	WP: 2 PB: 0 SB: 0 CS: 0	PA: 40					
<b>PITCHER</b>	IP	WLS	BF	H	R	ER	SO	BB	IBB	HBP	BLK	WP	HR	S	P	ERA	WHIP										
Jerry Casale, R ERA: 4.21 Mike Fomieles, R ERA: 3.4 Leo Kiely, L ERA: 4.61 Murray Wall, R ERA: 5.88 (1, 1) (7, 1) (9, 1) (9, 1)	6.2		31	8	4	4	3	4	0	0	0	1	0	5	9	0.00	3.000										

**Boston Red Sox @ Chicago White Sox**  
Comiskey Park, Chicago, IL  
Wed Jul 22 1959, 4:33 AM EDT  
Att: 11,847 - Unknown

AB 33  
R 5  
H 13  
RBI 5  
BB 5  
SO 3  
LOB 12





Batter	1	2	3	4	5	6	7	8	9	AB	R	H	RBI	BB	SO	LOB	TOP					
Don Buddin, R OBP: 0.375, SLG: 0.372 (1, 6)										4	0	1	0	0	0	3	<b>Boston Red Sox @ Kansas City Athletics</b> Municipal Stadium, Kansas City, MO Fri Jul 24, 1959, 8:05 PM EDT Att: 12,583 - Unknown <a href="http://livebaseballscorecards.com">livebaseballscorecards.com</a>					
Pete Runnels, L OBP: 0.414, SLG: 0.450 (1, 4)										4	1	2	0	0	0	2						
Marty Keough, L OBP: 0.322, SLG: 0.437 (1, 8)										4	0	1	0	0	0	4						
Vic Wertz, L OBP: 0.355, SLG: 0.432 (1, 3)										3	0	1	1	0	0	1						
Jackie Jensen, R OBP: 0.395, SLG: 0.563 (1, 9)										4	0	0	0	0	0	5						
Gene Stephens, L OBP: 0.357, SLG: 0.355 (1, 7)										4	0	1	0	0	1	0						
Frank Malzone, R OBP: 0.320, SLG: 0.422 (1, 5)										4	0	0	0	0	0	1						
Sammy White, R OBP: 0.318, SLG: 0.328 (1, 2)										2	0	0	0	0	0	0						
Gary Geiger, L OBP: 0.294, SLG: 0.421 (7, PH)										1	0	1	0	0	0	0						
Pete Daley, R OBP: 0.299, SLG: 0.307 (7, 2)										1	0	0	0	0	0	0						
Frank Sullivan, R OBP: 0.179, SLG: 0.179 (1, 1)										2	0	2	0	0	0	0						
Mike Fomiele, R OBP: 0.091, SLG: 0.091 (6, 1)										0	0	0	0	0	0	0						
Ted Williams, L OBP: 0.349, SLG: 0.387 (7, PH)										1	0	0	0	0	0	2						
Frank Baumann, L OBP: 0.313, SLG: 0.400 (7, 1)										0	0	0	0	0	0	0						
<b>Inning Stats</b>	R: 0 E: 0 K: 0 S: 3	H: 1 LOB: 0 BB: 0 P: 3	R: 0 E: 0 K: 0 S: 3	H: 0 LOB: 0 BB: 0 P: 3	R: 0 E: 0 K: 0 S: 4	H: 1 LOB: 1 BB: 0 P: 4	R: 1 E: 0 K: 0 S: 4	H: 2 LOB: 0 BB: 0 P: 4	R: 0 E: 0 K: 0 S: 5	H: 0 LOB: 0 BB: 0 P: 3	R: 0 E: 0 K: 0 S: 5	H: 2 LOB: 3 BB: 0 P: 6	R: 0 E: 0 K: 0 S: 5	H: 2 LOB: 2 BB: 0 P: 5	R: 0 E: 0 K: 1 S: 4	H: 1 LOB: 1 BB: 0 P: 4	R: 0 E: 0 K: 1 S: 5	H: 0 LOB: 0 BB: 0 P: 5	1B: 8 2B: 1 3B: 0 HR: 0	SF: 0 SAC: 0 DP: 2 HBP: 1	WP: 0 PB: 0 SB: 0 CS: 0	PA: 35
<b>PITCHER</b> Johnny Kucks, R ERA: 4.34 (1, 1)	IP: 9.0 WLS: W BF: 35 H: 9 R: 1 ER: 1 SO: 1 BB: 0 IBB: 0 HBP: 1 BLK: 0 WP: 0 HR: 0 S: 36 P: 37 ERA: 1.00 WHIP: 1.000																	<b>PITCHER</b>				

Batter	1	2	3	4	5	6	7	8	9	AB	R	H	RBI	BB	SO	LOB	BOTTOM														
Russ Snyder, L OBP: 0.350, SLG: 0.368 (1, 8)										4	1	1	0	0	1	3	<b>Boston Red Sox @ Kansas City Athletics</b> Municipal Stadium, Kansas City, MO Fri Jul 24, 1959, 8:05 PM EDT Att: 12,583 - Unknown <a href="http://livebaseballscorecards.com">livebaseballscorecards.com</a>														
Hal Smith, R OBP: 0.378, SLG: 0.390 (8, PH)										1	0	1	0	0	0	0															
Bill Tuttle, R OBP: 0.362, SLG: 0.397 (9, 8)										0	0	0	0	0	0	0															
Dick Williams, R OBP: 0.313, SLG: 0.482 (1, 5)										5	2	2	1	0	0	2															
Roger Maris, L OBP: 0.396, SLG: 0.599 (1, 9)										4	0	2	1	0	0	0															
Bob Cerv, R OBP: 0.319, SLG: 0.441 (1, 7)										4	0	1	0	0	0	2															
Kent Hadley, L OBP: 0.297, SLG: 0.427 (1, 3)										2	0	0	0	1	2	2															
Ray Boone, R OBP: 0.403, SLG: 0.377 (7, PH)										1	0	1	0	0	0	0															
Harry Chiti, R OBP: 0.322, SLG: 0.429 (1, 2)										4	0	1	0	0	0	4															
Joe Demaestri, R OBP: 0.299, SLG: 0.383 (1, 6)										3	0	1	0	0	1	0															
Wayne Terwilliger, R OBP: 0.267, SLG: 0.284 (1, 4)										4	0	1	0	0	1	1															
Johnny Kucks, R OBP: 0.192, SLG: 0.125 (1, 1)										4	0	1	0	0	2	3															
<b>Inning Stats</b>	R: 0 E: 0 K: 0 S: 4	H: 1 LOB: 1 BB: 0 P: 4	R: 0 E: 0 K: 2 S: 7	H: 0 LOB: 1 BB: 0 P: 8	R: 2 E: 1 K: 1 S: 9	H: 3 LOB: 2 BB: 0 P: 9	R: 0 E: 0 K: 2 S: 7	H: 0 LOB: 0 BB: 0 P: 7	R: 1 E: 0 K: 0 S: 4	H: 1 LOB: 0 BB: 0 P: 4	R: 0 E: 0 K: 2 S: 9	H: 3 LOB: 3 BB: 1 P: 13	R: 0 E: 0 K: 0 S: 5	H: 2 LOB: 2 BB: 0 P: 5	R: 0 E: 0 K: 0 S: 5	H: 2 LOB: 2 BB: 0 P: 5		1B: 10 2B: 1 3B: 0 HR: 1	SF: 0 SAC: 0 DP: 0 HBP: 1	WP: 0 PB: 0 SB: 0 CS: 1	PA: 38										
<b>PITCHER</b> Frank Sullivan, R ERA: 3.9 (1, 1)	IP: 5.1 WLS: L BF: 26 H: 8 R: 3 ER: 2 SO: 5 BB: 1 IBB: 0 HBP: 1 BLK: 0 WP: 0 HR: 1 S: 34 P: 39 ERA: 3.38 WHIP: 1.688																	<b>PITCHER</b>													
Mike Fomiele, R ERA: 3.55 (6, 1)	0.2	2	0	0	0	2	0	0	0	0	0	6	6	0.00	0.000																
Frank Baumann, L ERA: 5.29 (7, 1)	2.0	10	4	0	0	0	0	0	0	0	0	10	10	0.00	2.000																











Batter	1	2	3	4	5	6	7	8	9	AB	R	H	RBI	BB	SO	LOB	TOP											
<b>Don Buddin, R</b> OBP: 0.374, SLG: 0.364 (1, 6)	0-3 K		0-0 FC6-4 1B		0-0 F3		0-3 K		0-0 5-3	5	0	1	0	0	2	0	<b>Boston Red Sox @ Cleveland Indians</b> Cleveland Municipal Stadium, Cleveland, OH Mon Jul 27 1959, 7:05 PM EDT Att: 12,716 - Unknown  <a href="http://livebaseballscorecards.com">livebaseballscorecards.com</a>											
<b>Pete Runnels, L</b> OBP: 0.410, SLG: 0.440 (1, 4)	0-3 K		0-0 FC6-4 2B		4-0 G3 BB		0-0 F7		4-0 S BB	3	1	0	0	2	1	1												
<b>Jim Busby, R</b> OBP: 0.270, SLG: 0.325 (1, 8)	0-0 F9		0-0 1-H 2B		0-0 G3		0-0 5-3		0-3 1-3 K	5	0	1	1	0	1	2												
<b>Dick Gemert, R</b> OBP: 0.373, SLG: 0.433 (1, 3)		0-0 BB FC4-6 1B	0-3 K		4-0 BB		0-0 1B 1B		0-3 K	4	1	2	0	1	2	2												
<b>Jackie Jensen, R</b> OBP: 0.394, SLG: 0.563 (1, 9)		4-0 FC4-6 1-2 BB BB		0-0 HR	0-3 K		0-0 1B 1B		0-0 S 1B	3	1	2	1	1	1	2												
<b>Ted Williams, L</b> OBP: 0.383, SLG: 0.408 <b>Gene Stephens, L</b> OBP: 0.351, SLG: 0.344 (1, 7) (6, 7)		4-0 FC4-6 1-2 2-3 BB BB		4-0 WP BB	0-0 F8		0-3 K		0-3 K	1	0	0	0	2	0	0												
<b>Frank Malzone, R</b> OBP: 0.318, SLG: 0.431 (1, 5)		0-0 FC4-6 1-2 2-3 G5-4-3 BB		0-0 P4	0-0 HR		0-0 P6		0-0 P6	4	1	1	2	0	0	5												
<b>Sammy White, R</b> OBP: 0.309, SLG: 0.314 (1, 2)		0-0 G5-4-3		0-0 F7	0-0 P6		0-0 P6		4-0 IBB	3	0	0	0	1	0	3												
<b>Jerry Casale, R</b> OBP: 0.244, SLG: 0.351 (1, 1)			0-3 K		0-0 F7		0-0 6-3		0-3 K	4	0	0	0	0	2	4												
<b>Inning Stats</b>	R: 0 E: 0 K: 2 S: 7	H: 0 LOB: 0 BB: 0 P: 7	R: 1 E: 0 K: 0 S: 3	H: 1 LOB: 1 BB: 2 P: 11	R: 1 E: 0 K: 2 S: 9	H: 2 LOB: 1 BB: 0 P: 9	R: 1 E: 0 K: 0 S: 4	H: 1 LOB: 1 BB: 0 P: 8	R: 0 E: 0 K: 1 S: 5	H: 0 LOB: 2 BB: 2 P: 13	R: 0 E: 0 K: 1 S: 5	H: 0 LOB: 0 BB: 0 P: 5	R: 0 E: 0 K: 2 S: 9	H: 2 LOB: 3 BB: 1 P: 13	R: 0 E: 0 K: 2 S: 7	H: 0 LOB: 1 BB: 1 P: 11		1B: 4 2B: 1 3B: 0 HR: 2	SF: 0 SAC: 0 DP: 1 HBP: 0	WP: 1 PB: 0 SB: 3 CS: 0	PA: 40							
<b>PITCHER</b>	IP	WLS	BF	H	R	ER	SO	BB	IBB	HBP	BLK	WP	HR	S	P	ERA	WHIP											
<b>Herb Score, L</b> ERA: 4.14	(1, 1)	5.0	L	23	4	3	3	5	5	0	0	0	1	1	28	48	5.40	1.800										
<b>Al Cicotte, R</b> ERA: 4.44	(6, 1)	2.0		7	1	1	1	1	0	0	0	0	0	1	9	9	4.50	0.500										
<b>Mike Garcia, R</b> ERA: 3.02	(8, 1)	2.0		10	2	0	0	4	1	1	0	0	0	0	16	24	0.00	1.500										

Batter	1	2	3	4	5	6	7	8	9	AB	R	H	RBI	BB	SO	LOB	BOTTOM										
<b>Woodie Held, R</b> OBP: 0.317, SLG: 0.451 (1, 6) (8, 8)	0-0 F7		0-0 F8			4-0 BB BB		0-0 P5		3	0	0	0	1	0	0	<b>Boston Red Sox @ Cleveland Indians</b> Cleveland Municipal Stadium, Cleveland, OH Mon Jul 27 1959, 7:05 PM EDT Att: 12,716 - Unknown  <a href="http://livebaseballscorecards.com">livebaseballscorecards.com</a>										
<b>Vic Power, R</b> OBP: 0.348, SLG: 0.453 (1, 3)	0-3 K				0-0 L3		0-0 F8		0-0 F7	4	0	0	0	0	1	1											
<b>Minnie Minoso, R</b> OBP: 0.370, SLG: 0.472 (1, 7)	0-0 F8				4-0 5-3 BB		0-3 K		0-0 1B	3	0	1	0	1	1	1											
<b>Rocky Colavito, R</b> OBP: 0.358, SLG: 0.565 (1, 9)		0-0 F9			0-0 5-3		4-0 1-2 BB		0-0 F7	3	0	0	0	1	0	2											
<b>George Strickland, R</b> OBP: 0.342, SLG: 0.356 (1, 5) (8, 6)		0-0 1B			4-0 BB		0-0 F9		4-0 G6-4-3 BB	2	0	1	0	2	0	2											
<b>Jim Baxes, R</b> OBP: 0.331, SLG: 0.528 (1, 4)		0-0 P6			0-0 5-3		0-0 1B		0-0 G6-4-3	4	0	1	0	0	0	4											
<b>Ed Fitz Gerald, R</b> OBP: 0.274, SLG: 0.266 <b>Al Cicotte, R</b> OBP: 1.000, SLG: 1.000 <b>Elmer Valo, L</b> OBP: 0.462, SLG: 0.167 <b>Billy Martin, R</b> OBP: 0.274, SLG: 0.387 (1, 2) (6, 1) (7, PH) (8, 5)		0-0 4-3			0-0 F2		0-0 L9		0-0 P4	2	0	0	0	0	0	1											
<b>Jim Piersall, R</b> OBP: 0.294, SLG: 0.315 <b>Tito Francona, L</b> OBP: 0.431, SLG: 0.615 <b>Mike Garcia, R</b> OBP: 0.077, SLG: 0.077 (1, 8) (7, PH) (8, 1)			0-0 F8		0-0 F9		0-3 K			2	0	0	0	0	0	0											
<b>Herb Score, L</b> OBP: 0.098, SLG: 0.082 <b>Russ Nixon, L</b> OBP: 0.220, SLG: 0.190 (1, 1) (5, PH) (6, 2)			0-0 F9		0-0 G3		0-0 F7			1	0	0	0	0	0	0											
<b>Inning Stats</b>	R: 0 E: 0 K: 1 S: 5	H: 0 LOB: 0 BB: 0 P: 5	R: 0 E: 0 K: 0 S: 4	H: 1 LOB: 1 BB: 0 P: 4	R: 0 E: 0 K: 0 S: 3	H: 0 LOB: 0 BB: 0 P: 3	R: 0 E: 0 K: 0 S: 3	H: 0 LOB: 2 BB: 2 P: 11	R: 0 E: 0 K: 1 S: 5	H: 0 LOB: 2 BB: 2 P: 13	R: 0 E: 0 K: 1 S: 6	H: 1 LOB: 1 BB: 0 P: 6	R: 0 E: 0 K: 0 S: 4	H: 1 LOB: 0 BB: 0 P: 4	R: 0 E: 0 K: 0 S: 2	H: 0 LOB: 0 BB: 1 P: 6		1B: 3 2B: 0 3B: 0 HR: 0	SF: 0 SAC: 0 DP: 1 HBP: 0	WP: 0 PB: 0 SB: 0 CS: 0	PA: 34						
<b>PITCHER</b>	IP	WLS	BF	H	R	ER	SO	BB	IBB	HBP	BLK	WP	HR	S	P	ERA	WHIP										
<b>Jerry Casale, R</b> ERA: 3.87	(1, 1)	9.0	W	34	3	0	0	3	5	0	0	0	0	35	55	0.00	0.889										







Batter	1	2	3	4	5	6	7	8	9	AB	R	H	RBI	BB	SO	LOB	TOP										
<b>Pumpsie Green, S</b> (1, 4) OBP: 0.444, SLG: 0.167	0-3 K		4-0 S BB		0-0 HR 1B		0-0 SH1-3		4-0 2-3 BB	2	1	1	0	2	1	0	<b>Boston Red Sox @ Cleveland Indians</b> Cleveland Municipal Stadium, Cleveland, OH Tue Jul 28 1959, 7:05 PM EDT Att: 29,525 - Unknown										
<b>Pete Runnels, L</b> (1, 3) OBP: 0.417, SLG: 0.448	4-0 BB		0-0 6-3		0-0 HR		4-0 2B BB		0-0 2-3	3	2	1	2	2	0	2											
<b>Jim Busby, R</b> (1, 8) OBP: 0.269, SLG: 0.333	0-0 G6-4-3 BB			0-0 HR 2B	0-0 4-3		0-0 1B 2B		0-0 F9	3	1	1	0	0	0	1											
<b>Marty Keough, L</b> (7, PH) OBP: 0.325, SLG: 0.442	0-0 G6-4-3 1-2						1-3 2-H			2	1	1	1	0	0	1											
<b>Dick Gernert, R</b> (1, 7) OBP: 0.378, SLG: 0.434		0-0 P4		4-0 HR BB	0-0 1B		0-0 CS 1B			2	1	1	0	1	0	0											
<b>Gary Geiger, L</b> (7, PH) OBP: 0.302, SLG: 0.438							2-H 3-H 0-3			1	0	1	2	0	0	0											
<b>Frank Matzone, R</b> (1, 5) OBP: 0.319, SLG: 0.436	0-3 K		0-0 HR		0-0 F7		0-0 K			4	1	1	3	0	2	2											
<b>Jackie Jensen, R</b> (1, 9) OBP: 0.394, SLG: 0.559	4-0 BB		0-0 CS 1B		0-3 K		0-0 5-3			3	0	1	0	1	1	0											
<b>Pete Daley, R</b> (1, 2) OBP: 0.289, SLG: 0.296	0-0 P6		0-3 K		0-0 P4		0-3 K		0-3 K	4	0	0	0	0	2	2											
<b>Jim Mahoney, R</b> (1, 6)			0-0 4-3		0-0 F9		0-3 K		0-0 6-3	4	0	0	0	0	1	0											
<b>Bill Monbouquette, R</b> (1, 1) OBP: 0.150, SLG: 0.105			0-3 K		0-3 K		0-0 SH1-3 2B 1B		0-3 K	4	1	1	0	0	3	0											
<b>Mike Fomieleles, R</b> (9, 1) OBP: 0.091, SLG: 0.091										0	0	0	0	0	0	0											
<b>Inning Stats</b>	R: 0 E: 0 K: 1 S: 4	H: 0 LOB: 0 BB: 1 P: 8	R: 0 E: 0 K: 1 S: 5	H: 0 LOB: 1 BB: 1 P: 9	R: 0 E: 0 K: 1 S: 5	H: 0 LOB: 1 BB: 1 P: 9	R: 3 E: 0 K: 1 S: 7	H: 3 LOB: 0 BB: 1 P: 11	R: 2 E: 0 K: 1 S: 8	H: 3 LOB: 1 BB: 0 P: 8	R: 0 E: 0 K: 2 S: 7	H: 0 LOB: 0 BB: 0 P: 7	R: 3 E: 0 K: 1 S: 7	H: 3 LOB: 0 BB: 1 P: 11	R: 0 E: 0 K: 1 S: 5	H: 0 LOB: 1 BB: 0 P: 5	R: 0 E: 0 K: 1 S: 5	H: 0 LOB: 1 BB: 1 P: 9	1B: 5 2B: 2 3B: 0 HR: 2	SF: 0 SAC: 1 DP: 1 HBP: 0	WP: 0 PB: 0 SB: 1 CS: 2	PA: 39					
<b>PITCHER</b>	IP	WLS	BF	H	R	ER	SO	BB	IBB	HBP	BLK	WP	HR	S	P	ERA	WHIP										
<b>Don Ferrarese, L</b> (1, 1) ERA: 3.24	3.0		15	3	3	3	3	4	0	0	0	0	1	17	33	9.00	2.333										
<b>Jim Perry, R</b> (4, 1) ERA: 2.89	2.0	L	8	3	2	2	2	0	0	0	0	0	1	12	12	9.00	1.500										
<b>Mike Garcia, R</b> (6, 1) ERA: 3.39	1.1		8	3	3	3	2	1	0	0	0	0	0	11	15	20.25	3.000										
<b>Mudcat Grant, R</b> (7, 1) ERA: 4.11	1.2		4	0	0	0	2	0	0	0	0	0	0	8	8	0.00	0.000										
<b>Bobby Locke, R</b> (9, 1) ERA: 4.27	1.0		4	0	0	0	1	1	0	0	0	0	0	5	9	0.00	1.000										
<b>Batter</b>	<b>1</b>	<b>2</b>	<b>3</b>	<b>4</b>	<b>5</b>	<b>6</b>	<b>7</b>	<b>8</b>	<b>9</b>	<b>AB</b>	<b>R</b>	<b>H</b>	<b>RBI</b>	<b>BB</b>	<b>SO</b>	<b>LOB</b>	<b>BOTTOM</b>										
<b>Billy Martin, R</b> (1, 5) OBP: 0.279, SLG: 0.409	0-0 IHR		0-0 P6		0-0 2B				0-0 F2	4	1	2	1	0	0	0	<b>Boston Red Sox @ Cleveland Indians</b> Cleveland Municipal Stadium, Cleveland, OH Tue Jul 28 1959, 7:05 PM EDT Att: 29,525 - Unknown										
<b>Vic Power, R</b> (1, 3) OBP: 0.346, SLG: 0.449	0-0 SH1-3 2B 1B		0-0 6-3		0-0 F9			0-0 1B		4	1	2	0	0	0	1											
<b>Minnie Minoso, R</b> (1, 7) OBP: 0.369, SLG: 0.467	0-0 SH1-3 1-2		0-0 F9		0-0 F9		0-0 F9		0-0 6-3	3	0	0	0	0	0	1											
<b>Tito Francona, L</b> (1, 8) OBP: 0.443, SLG: 0.627	0-0 1B 2B			0-0 1B 2B		0-0 1-3		0-0 F8 S BB		3	2	2	1	1	0	0											
<b>Ray Webster, R</b> (9, PR) OBP: 0.170, SLG: 0.314	2-H 1B 2B			0-0 5-3		0-0 F8		0-0 F8		4	0	1	1	0	0	2											
<b>Rocky Colavito, R</b> (1, 9) OBP: 0.358, SLG: 0.563	0-0 1B			0-0 5-3		0-0 F8		0-0 F8		4	0	1	1	0	0	2											
<b>George Strickland, R</b> (1, 6) OBP: 0.339, SLG: 0.353	0-0 F7			0-0 G5-4-3 1B		0-0 F3		0-0 F8		4	0	1	1	0	0	2											
<b>Jim Baxes, R</b> (1, 4) OBP: 0.328, SLG: 0.533		0-0 1B		0-0 G5-4-3 1-2		0-0 F8		0-0 F8		4	0	1	0	0	0	3											
<b>Ed Fitz Gerald, R</b> (1, 2) OBP: 0.275, SLG: 0.268		0-3 K			0-0 G1-6-3 1B		0-0 L9			3	0	1	0	0	1	0											
<b>Don Ferrarese, R</b> (1, 1) OBP: 0.269, SLG: 0.407		0-3 K							0-0 6-3	1	0	0	0	0	1	0											
<b>Ed Fitz Gerald, R</b> (4, 1) ERA: 4.95										0	0	0	0	0	0	0											
<b>Elmer Goltz, L</b> (5, PH) OBP: 0.207, SLG: 0.287										1	0	0	0	0	0	1											
<b>Mike Garcia, R</b> (6, 1) OBP: 0.329, SLG: 0.143										0	0	0	0	0	0	0											
<b>Mike Garcia, R</b> (7, 1) OBP: 0.329, SLG: 0.097										0	0	0	0	0	0	0											
<b>Mudcat Grant, R</b> (7, 1) OBP: 0.329, SLG: 0.243										0	0	0	0	0	0	0											
<b>Russ Nixon, L</b> (8, PH) OBP: 0.219, SLG: 0.188										1	0	0	0	0	0	0											
<b>Bobby Locke, R</b> (9, 1) OBP: 0.333, SLG: 0.600										0	0	0	0	0	0	0											
<b>Inning Stats</b>	R: 3 E: 0 K: 0 S: 6	H: 4 LOB: 0 BB: 0 P: 6	R: 0 E: 0 K: 2 S: 7	H: 1 LOB: 0 BB: 0 P: 7	R: 0 E: 0 K: 0 S: 3	H: 0 LOB: 0 BB: 0 P: 3	R: 1 E: 0 K: 0 S: 4	H: 2 LOB: 0 BB: 0 P: 4	R: 0 E: 0 K: 0 S: 4	H: 2 LOB: 1 BB: 0 P: 4	R: 0 E: 0 K: 0 S: 3	H: 0 LOB: 0 BB: 0 P: 3	R: 0 E: 0 K: 0 S: 4	H: 1 LOB: 1 BB: 0 P: 4	R: 0 E: 0 K: 0 S: 3	H: 0 LOB: 2 BB: 1 P: 7	1B: 6 2B: 3 3B: 0 HR: 1	SF: 0 SAC: 1 DP: 2 HBP: 0	WP: 0 PB: 0 SB: 1 CS: 0	PA: 34							
<b>PITCHER</b>	IP	WLS	BF	H	R	ER	SO	BB	IBB	HBP	BLK	WP	HR	S	P	ERA	WHIP										
<b>Bill Monbouquette, R</b> (1, 1) ERA: 4.95	8.0	W	31	10	4	4	2	1	0	0	0	0	0	34	38	4.50	1.375										
<b>Mike Fomieleles, R</b> (9, 1) ERA: 3.31	1.0	S	3	0	0	0	0	0	0	0	0	0	0	3	3	0.00	0.000										



Batter	1	2	3	4	5	6	7	8	9	AB	R	H	RBI	BB	SO	LOB	TOP			
<b>Pumpsie Green, S</b> (1, 4) OBP: 0.571, SLG: 0.250	4-3																			
<b>Pete Runnels, L</b> (1, 3) OBP: 0.415, SLG: 0.444																				
<b>Marty Keough, L</b> (1, 8) OBP: 0.326, SLG: 0.436																				
<b>Frank Maltzone, R</b> (1, 5) OBP: 0.318, SLG: 0.434																				
<b>Jackie Jensen, R</b> (1, 9) OBP: 0.392, SLG: 0.553																				
<b>Gary Geiger, L</b> (1, 7) OBP: 0.301, SLG: 0.439																				
<b>Sammy White, R</b> (1, 2) OBP: 0.318, SLG: 0.328																				
<b>Jim Mahoney, R</b> (1, 6) OBP: 0.167, SLG: 0.167																				
<b>Ted Williams, L</b> (6, PH) OBP: 0.361, SLG: 0.406																				
<b>Don Buddin, R</b> (6, 6) OBP: 0.372, SLG: 0.360																				
<b>Al Schroll, R</b> (1, 1) OBP: 0.200, SLG: 0.222																				
<b>Inning Stats</b>	R: 0 E: 0 K: 1 S: 4	H: 0 LOB: 0 BB: 1 P: 8	R: 0 E: 0 K: 0 S: 3	H: 0 LOB: 0 BB: 0 P: 3	R: 0 E: 0 K: 0 S: 4	H: 1 LOB: 2 BB: 1 P: 8	R: 2 E: 0 K: 0 S: 6	H: 4 LOB: 2 BB: 0 P: 6	R: 0 E: 0 K: 0 S: 3	H: 0 LOB: 2 BB: 2 P: 11	R: 0 E: 0 K: 1 S: 6	H: 1 LOB: 1 BB: 0 P: 6	R: 0 E: 0 K: 0 S: 4	H: 1 LOB: 1 BB: 0 P: 4	R: 2 E: 1 K: 1 S: 7	H: 1 LOB: 1 BB: 1 P: 11	1B: 7 2B: 2 3B: 0 HR: 0	SF: 1 SAC: 1 DP: 0 HBP: 0	WP: 0 PA: 41 PB: 0 SB: 0 CS: 1	
<b>PITCHER</b>	IP	WLS	BF	H	R	ER	SO	BB	IBB	HBP	BLK	WP	HR	S	P	ERA	WHIP			
<b>Cal McLish, R</b> (1, 1) ERA: 2.78	8.0	L	35	8	2	2	2	5	0	0	0	0	0	34	54	2.25	1.625			
<b>Al Cicotte, R</b> (9, 1) ERA: 4.28	1.0		6	1	2	0	1	1	0	0	0	0	0	7	11	0.00	2.000			

**Boston Red Sox @ Cleveland Indians**  
Cleveland Municipal Stadium, Cleveland, OH

Wed Jul 29 1959, 7:05 PM EDT  
Att: 14,591 - Unknown

AB 33  
R 4  
H 9  
RBI 4  
BB 6  
SO 3  
LOB 22



Batter	1	2	3	4	5	6	7	8	9	AB	R	H	RBI	BB	SO	LOB	BOTTOM				
<b>Woodie Held, R</b> (1, 5) OBP: 0.313, SLG: 0.444	4-3																				
<b>Vic Power, R</b> (1, 3) OBP: 0.347, SLG: 0.449																					
<b>Minnie Minoso, R</b> (1, 7) OBP: 0.368, SLG: 0.465																					
<b>Tito Francona, L</b> (1, 8) OBP: 0.440, SLG: 0.619																					
<b>Rocky Colavito, R</b> (1, 9) OBP: 0.355, SLG: 0.558																					
<b>George Strickland, R</b> (1, 6) OBP: 0.335, SLG: 0.348																					
<b>Jim Baxes, R</b> (1, 4) OBP: 0.328, SLG: 0.529																					
<b>Ed Fitz Gerald, R</b> (1, 2) OBP: 0.277, SLG: 0.269																					
<b>Cal McLish, S</b> (1, 1) OBP: 0.241, SLG: 0.235																					
<b>Elmer Valo, L</b> (8, PH) OBP: 0.400, SLG: 0.125																					
<b>Al Cicotte, R</b> (9, 1) OBP: 1.000, SLG: 1.000																					
<b>Inning Stats</b>	R: 0 E: 0 K: 1 S: 6	H: 1 LOB: 0 BB: 0 P: 6	R: 0 E: 0 K: 0 S: 3	H: 0 LOB: 0 BB: 0 P: 3	R: 1 E: 0 K: 0 S: 5	H: 2 LOB: 1 BB: 0 P: 5	R: 0 E: 0 K: 1 S: 6	H: 1 LOB: 1 BB: 0 P: 6	R: 0 E: 0 K: 1 S: 5	H: 0 LOB: 0 BB: 0 P: 5	R: 0 E: 0 K: 0 S: 3	H: 0 LOB: 0 BB: 0 P: 3	R: 0 E: 0 K: 1 S: 6	H: 1 LOB: 1 BB: 0 P: 6	R: 0 E: 0 K: 1 S: 5	H: 0 LOB: 0 BB: 0 P: 5	R: 0 E: 0 K: 0 S: 4	H: 1 LOB: 1 BB: 0 P: 4	1B: 6 2B: 0 3B: 0 HR: 0	SF: 0 SAC: 1 DP: 0 HBP: 0	WP: 0 PA: 33 PB: 0 SB: 0 CS: 0
<b>PITCHER</b>	IP	WLS	BF	H	R	ER	SO	BB	IBB	HBP	BLK	WP	HR	S	P	ERA	WHIP				
<b>Al Schroll, R</b> (1, 1) ERA: 3.88	9.0	W	33	6	1	1	5	0	0	0	0	0	0	43	43	1.00	0.667				

**Boston Red Sox @ Cleveland Indians**  
Cleveland Municipal Stadium, Cleveland, OH

Wed Jul 29 1959, 7:05 PM EDT  
Att: 14,591 - Unknown

AB 32  
R 1  
H 6  
RBI 1  
BB 0  
SO 5  
LOB 11





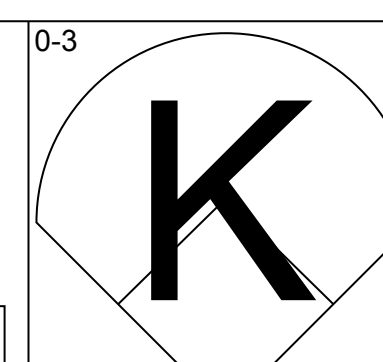
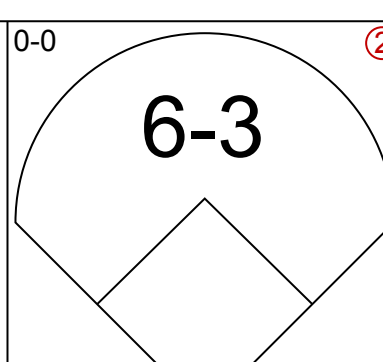
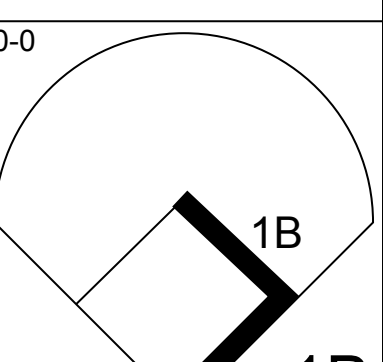
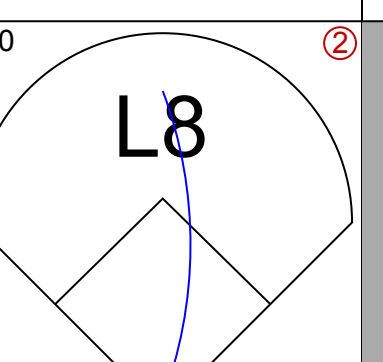
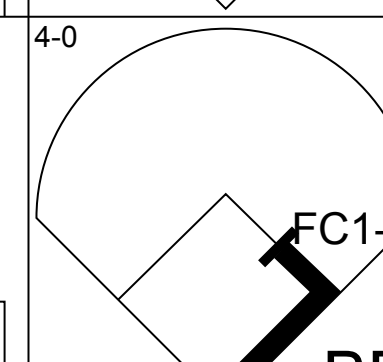
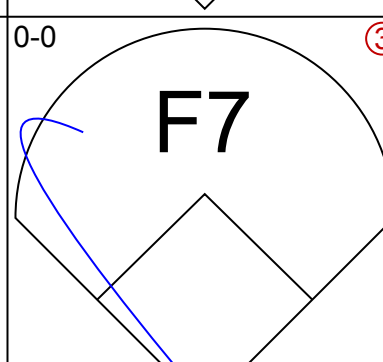
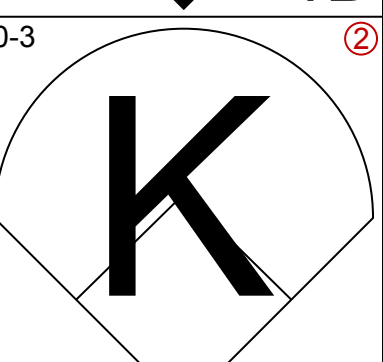
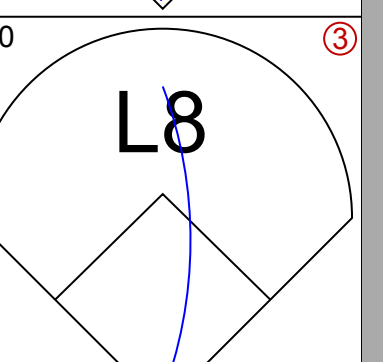
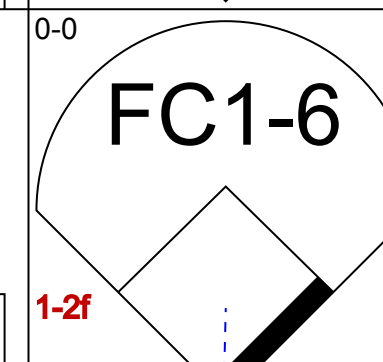
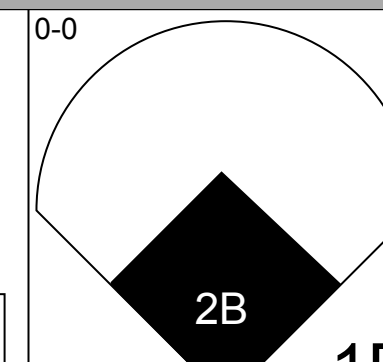
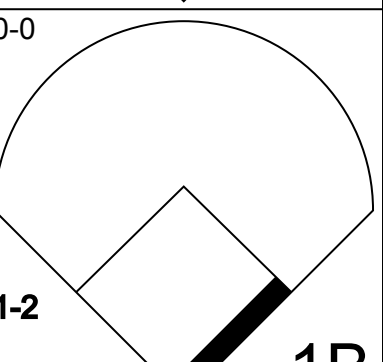
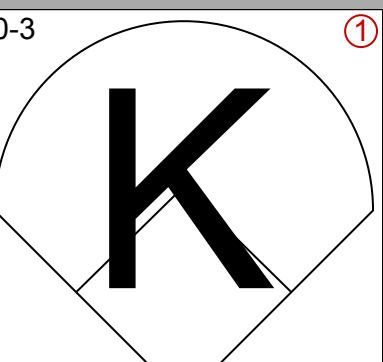
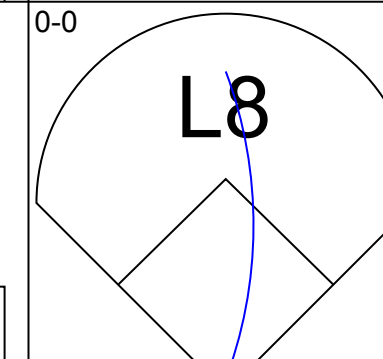
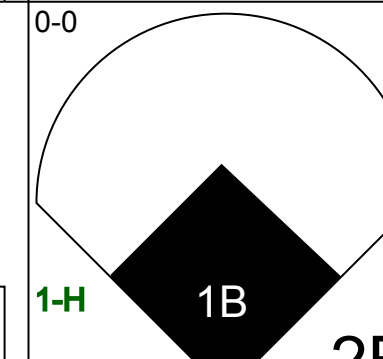
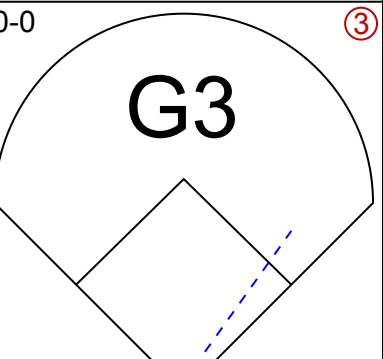
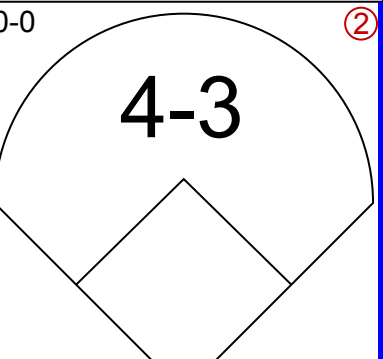
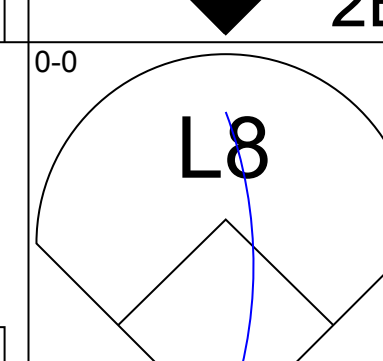
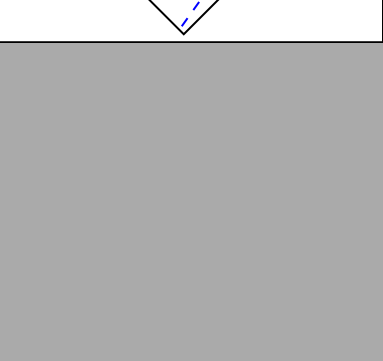
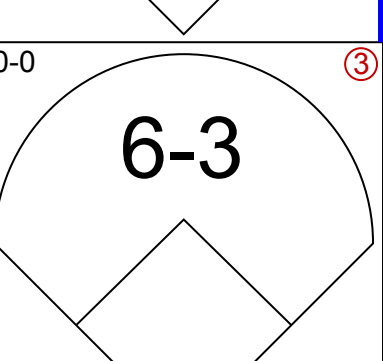
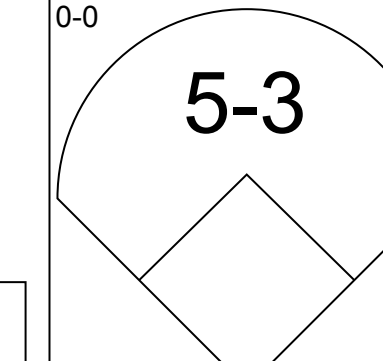
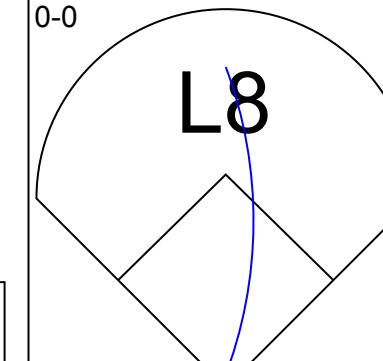
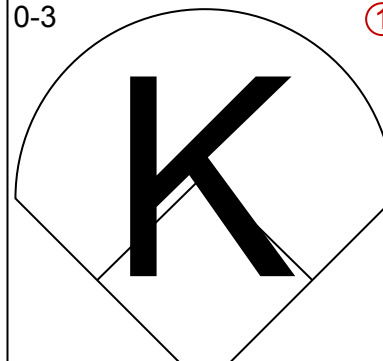
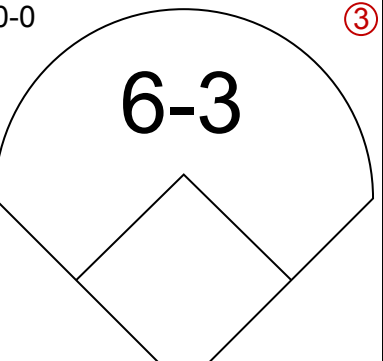

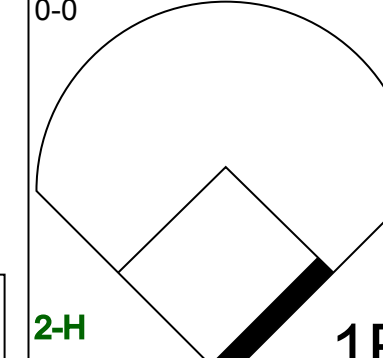
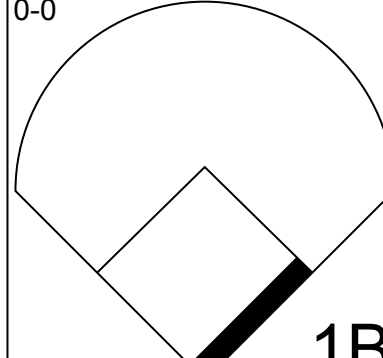
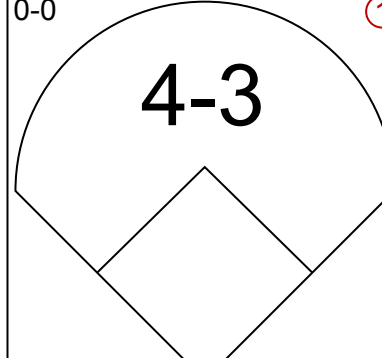

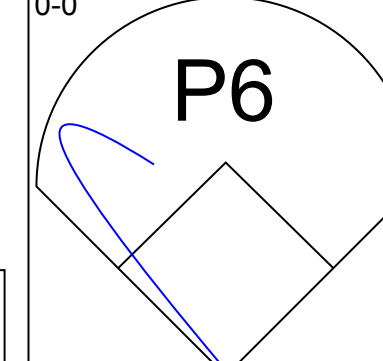
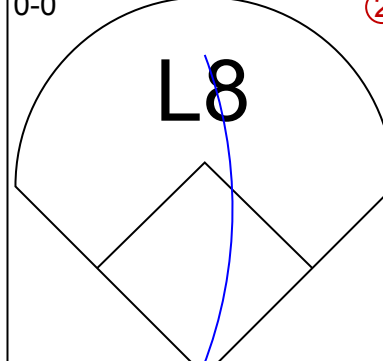
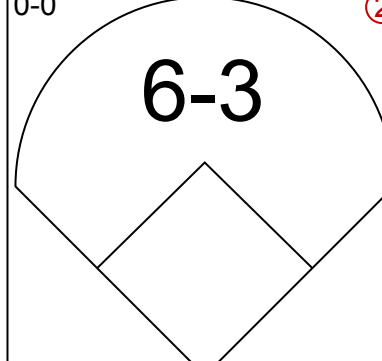
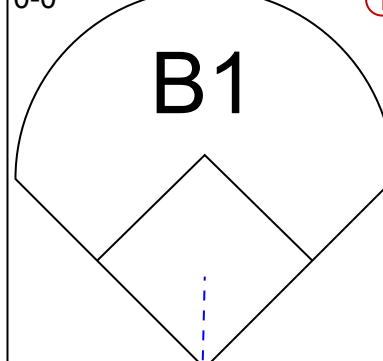
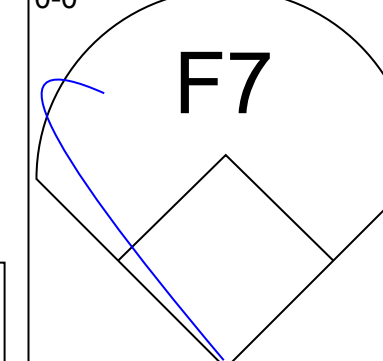
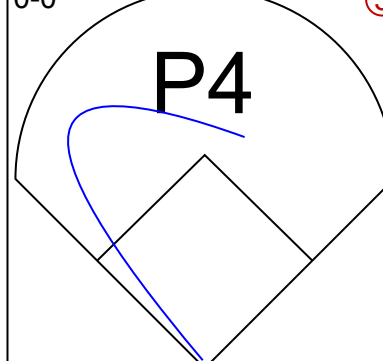
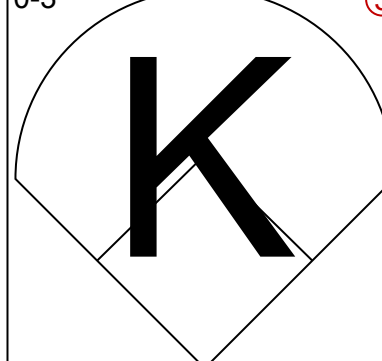

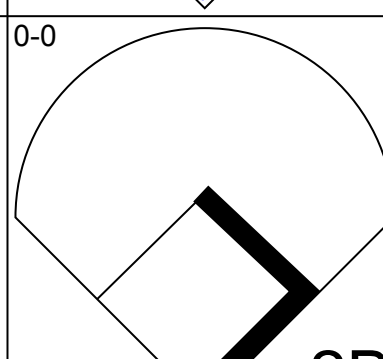




Batter	1	2	3	4	5	6	7	8	9	AB	R	H	RBI	BB	SO	LOB	TOP					
<b>Pumpsie Green, S</b> OBP: 0.522, SLG: 0.438 (1, 4)										4	3	3	0	1	0	3	<b>Boston Red Sox @ Detroit Tigers</b> Briggs Stadium, Detroit, MI Fri Jul 31 1959, 7:05 PM EDT Att: 31,916 - Unknown					
<b>Pete Runnels, L</b> OBP: 0.418, SLG: 0.446 (1, 3)										5	0	4	1	0	1	1						
<b>Gary Geiger, L</b> OBP: 0.303, SLG: 0.436 (1, 8) (8, 7)										5	1	1	1	0	0	4						
<b>Ted Williams, L</b> OBP: 0.361, SLG: 0.402 (1, 7)										3	0	1	2	1	0	2						
<b>Jim Busby, R</b> OBP: 0.369, SLG: 0.333 (8, PR)										0	1	0	0	0	0	0						
<b>Pete Daley, R</b> OBP: 0.287, SLG: 0.294 (8, 2)										1	0	0	0	0	1	1						
<b>Jackie Jensen, R</b> OBP: 0.388, SLG: 0.542 (1, 9)										5	0	0	0	0	2	4						
<b>Frank Malzone, R</b> OBP: 0.316, SLG: 0.438 (1, 5)										4	0	0	0	0	1	3						
<b>Sammy White, R</b> OBP: 0.321, SLG: 0.338 (1, 2)										3	1	1	0	0	0	0						
<b>Marty Keough, L</b> OBP: 0.324, SLG: 0.434 (8, PH) (8, 8)										1	0	0	0	0	1	3						
<b>Don Buddin, R</b> OBP: 0.369, SLG: 0.355 (1, 6)										3	0	0	0	1	1	1						
<b>Earl Wilson, R</b> OBP: 0.500, SLG: 1.000 (1, 1)										2	0	1	1	0	0	0						
<b>Frank Sullivan, R</b> OBP: 0.175, SLG: 0.175 (4, 1)										0	0	0	0	0	0	0						
<b>Leo Kiely, L</b> (5, 1)										0	0	0	0	0	0	0						
<b>Ike Delock, R</b> OBP: 0.122, SLG: 0.132 (5, 1)										1	0	0	1	1	1	0						
<b>Mike Fomieleles, R</b> OBP: 0.083, SLG: 0.083 (8, 1)										0	0	0	0	0	0	0						
<b>Inning Stats</b>	R: 2 E: 0 K: 2 S: 10	H: 3 LOB: 1 BB: 0 P: 10	R: 0 E: 0 K: 0 S: 3	H: 0 LOB: 0 BB: 0 P: 3	R: 1 E: 0 K: 1 S: 7	H: 2 LOB: 1 BB: 0 P: 7	R: 1 E: 0 K: 1 S: 7	H: 3 LOB: 2 BB: 1 P: 11	R: 0 E: 1 K: 0 S: 3	H: 0 LOB: 0 BB: 0 P: 3	R: 0 E: 0 K: 0 S: 3	H: 0 LOB: 0 BB: 0 P: 3	R: 1 E: 0 K: 1 S: 6	H: 2 LOB: 0 BB: 0 P: 6	R: 1 E: 0 K: 2 S: 8	H: 0 LOB: 3 BB: 3 P: 20	R: 0 E: 0 K: 1 S: 6	H: 1 LOB: 1 BB: 0 P: 6	1B: 7 2B: 3 3B: 1 HR: 0	SF: 0 SAC: 0 DP: 2 HBP: 0	WP: 1 PB: 0 SB: 0 CS: 0	PA: 41
<b>PITCHER</b>	IP	WLS	BF	H	R	ER	SO	BB	IBB	HBP	BLK	WP	HR	S	P	ERA	WHIP					
<b>Jim Bunning, R</b> ERA: 4.49 (1, 1)	4.0	L	20	8	4	4	4	1	0	0	0	0	0	27	31	9.00	2.250					
<b>Tom Morgan, R</b> ERA: 3.57 (5, 1)	3.0		10	2	1	1	1	0	0	0	0	0	0	12	12	3.00	0.667					
<b>Ray Narleski, R</b> ERA: 5.68 (8, 1)	0.2		6	0	1	0	2	3	0	0	0	1	0	7	19	0.00	4.500					
<b>Pete Burnside, L</b> ERA: 2.98 (8, 1)	1.1		5	1	0	0	1	0	0	0	0	0	0	7	7	0.00	0.750					

Batter	1	2	3	4	5	6	7	8	9	AB	R	H	RBI	BB	SO	LOB	BOTTOM						
<b>Eddie Yost, R</b> OBP: 0.413, SLG: 0.404 (1, 5)										3	1	1	0	3	0	3	<b>Boston Red Sox @ Detroit Tigers</b> Briggs Stadium, Detroit, MI Fri Jul 31 1959, 7:05 PM EDT Att: 31,916 - Unknown						
<b>Charlie Maxwell, L</b> OBP: 0.355, SLG: 0.475 (1, 7)										3	0	0	0	3	1	3							
<b>Neil Chrisley, L</b> OBP: 0.192, SLG: 0.304 (1, 9)										3	0	0	0	2	0	5							
<b>Al Kaline, R</b> OBP: 0.401, SLG: 0.547 (1, 8)										3	1	1	1	2	1	4							
<b>Lou Berberet, L</b> OBP: 0.286, SLG: 0.361 (1, 2)										4	0	0	1	0	1	5							
<b>Gail Harris, L</b> OBP: 0.263, SLG: 0.347 (1, 3)										4	1	1	1	1	0	4							
<b>Ted Lepcio, R</b> OBP: 0.331, SLG: 0.409 (1, 4)										3	2	1	1	2	1	3							
<b>Coot Veal, R</b> OBP: 0.365, SLG: 0.283 (1, 6)										1	0	0	0	2	0	0							
<b>Steve Demeter, R</b> OBP: 0.333, SLG: 0.667 (8, PH)										1	0	0	0	0	0	0							
<b>Jim Bunning, R</b> ERA: 4.49 (1, 1)	4.0		20	8	4	4	4	1	0	0	0	0	0	27	31	9.00		2.250					
<b>Tom Morgan, R</b> ERA: 3.57 (5, 1)	3.0		10	2	1	1	1	0	0	0	0	0	0	12	12	3.00		0.667					
<b>Ray Narleski, R</b> ERA: 5.68 (8, 1)	0.2		6	0	1	0	2	3	0	0	0	1	0	7	19	0.00		4.500					
<b>Pete Burnside, L</b> ERA: 2.98 (8, 1)	1.1		5	1	0	0	1	0	0	0	0	0	0	7	7	0.00		0.750					
<b>Inning Stats</b>	R: 0 E: 0 K: 2 S: 7	H: 0 LOB: 3 BB: 3 P: 19	R: 0 E: 0 K: 1 S: 5	H: 0 LOB: 2 BB: 2 P: 13	R: 0 E: 0 K: 0 S: 3	H: 0 LOB: 1 BB: 1 P: 7	R: 0 E: 0 K: 1 S: 5	H: 0 LOB: 3 BB: 3 P: 17	R: 3 E: 0 K: 0 S: 6	H: 3 LOB: 1 BB: 1 P: 10	R: 0 E: 0 K: 0 S: 3	H: 0 LOB: 1 BB: 1 P: 7	R: 1 E: 0 K: 0 S: 4	H: 1 LOB: 0 BB: 0 P: 4	R: 1 E: 0 K: 0 S: 4	H: 1 LOB: 3 BB: 3 P: 16		R: 0 E: 0 K: 0 S: 3	H: 0 LOB: 1 BB: 1 P: 7	1B: 2 2B: 0 3B: 0 HR: 3	SF: 1 SAC: 2 DP: 0 HBP: 0	WP: 1 PB: 0 SB: 0 CS: 0	PA: 47
<b>PITCHER</b>	IP	WLS	BF	H	R	ER	SO	BB	IBB	HBP	BLK	WP	HR	S	P	ERA		WHIP					
<b>Earl Wilson, R</b> ERA: 4.18 (1, 1)	3.2		20	0	0	0	0	9	0	0	0	0	0	19	55	0.00	2.455						
<b>Frank Sullivan, R</b> ERA: 5.14 (4, 1)	0.1		1	0	0	0	0	0	0	0	0	0	0	1	1	0.00	0.000						
<b>Leo Kiely, L</b> ERA: 5.14 (5, 1)	0.2		6	3	3	3	0	1	0	0	0	0	1	5	9	40.50	6.000						
<b>Ike Delock, R</b> ERA: 3.5 (5, 1)	3.0		15	2	2	2	0	3	1	0	0	1	1	11	27	6.00	1.667						
<b>Mike Fomieleles, R</b> ERA: 3.34 (8, 1)	1.1	W	5	0	0	0	0	1	0	0	0	0	0	4	8	0.00	0.750						

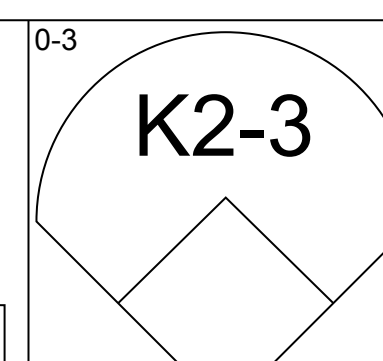
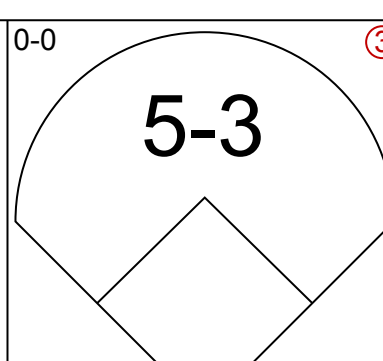
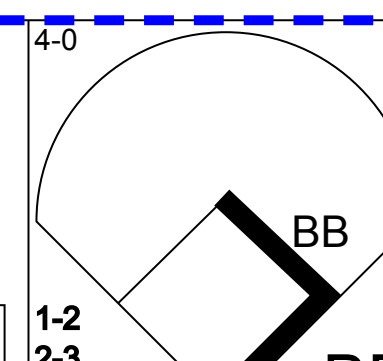
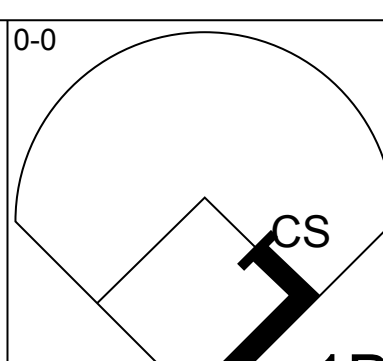
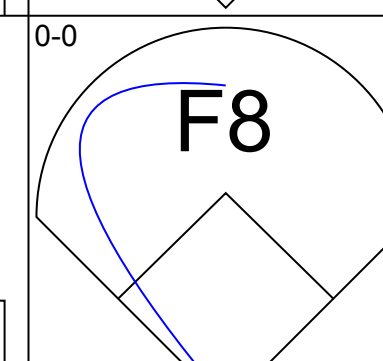
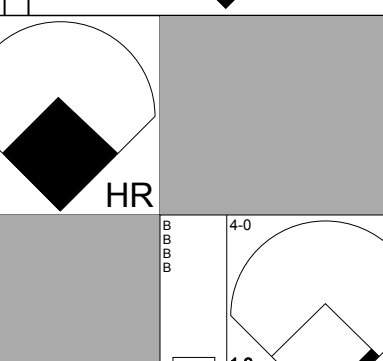
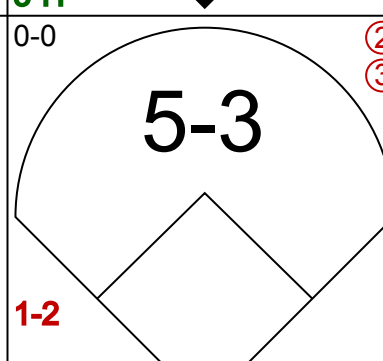
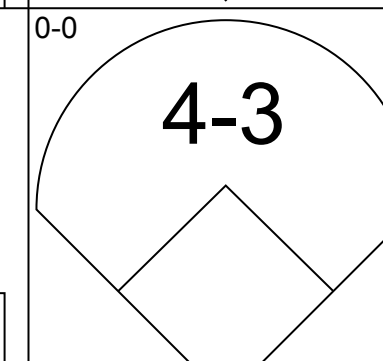
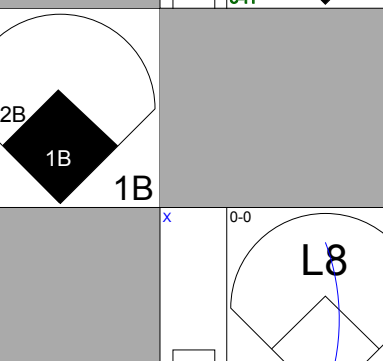
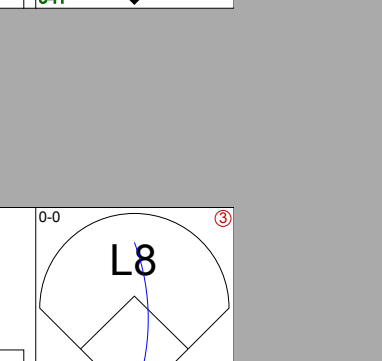
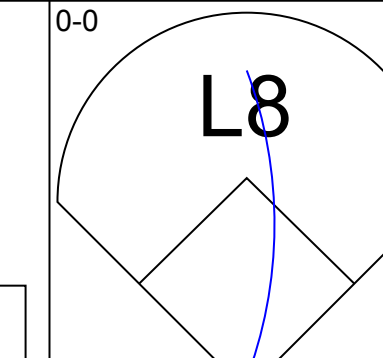
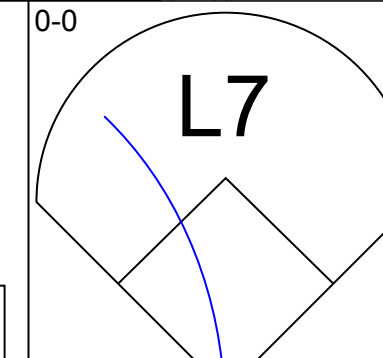
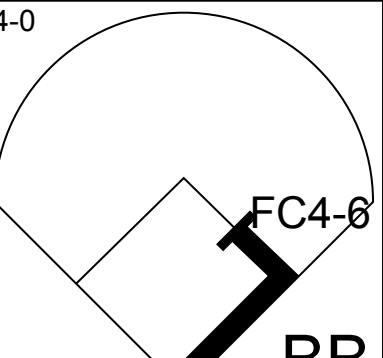
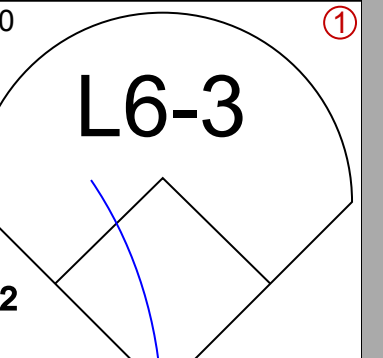
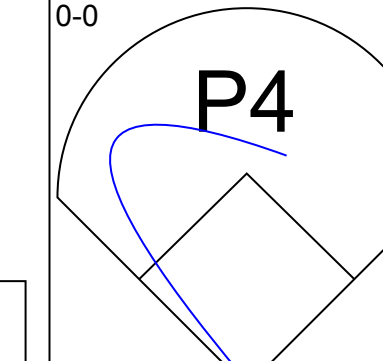
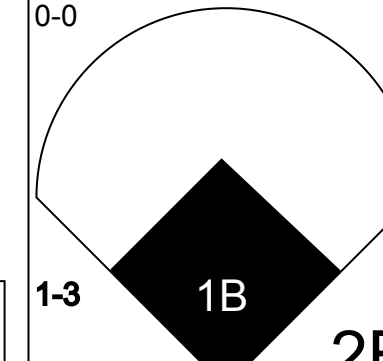
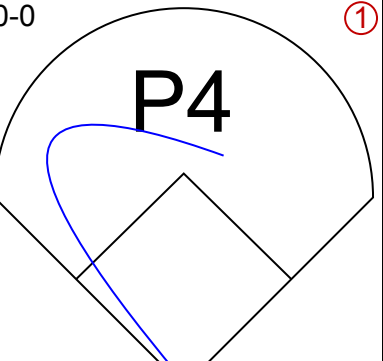
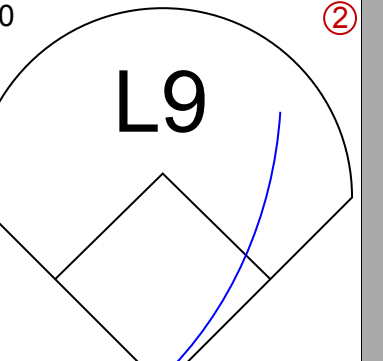
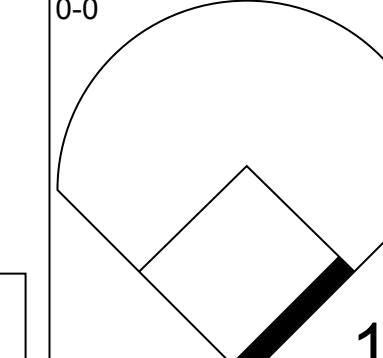
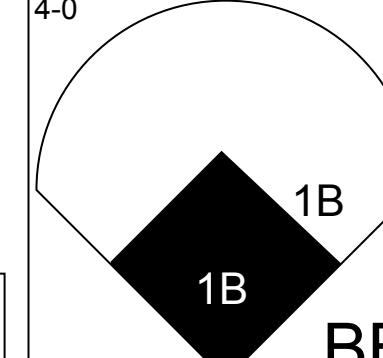
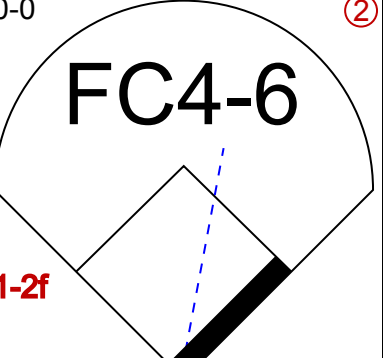
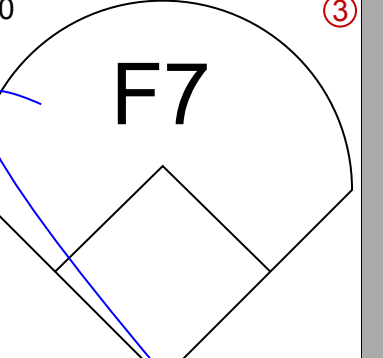

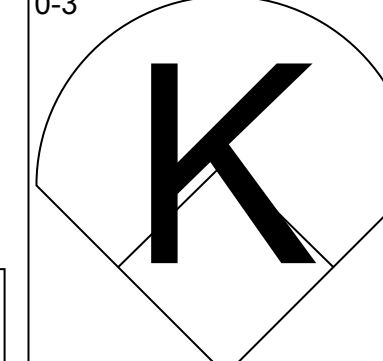
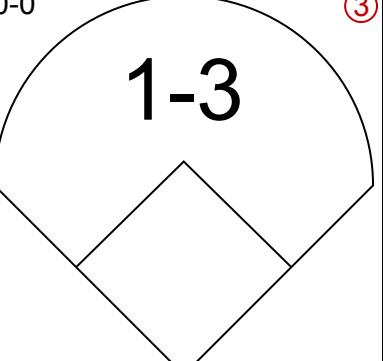
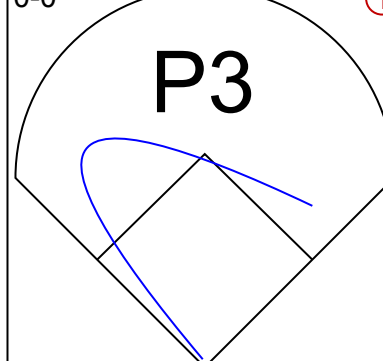
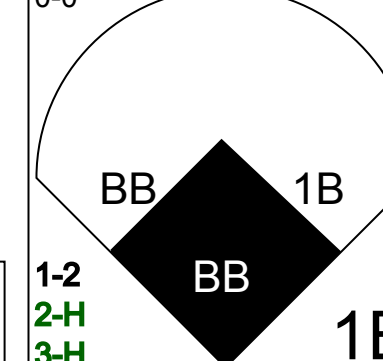

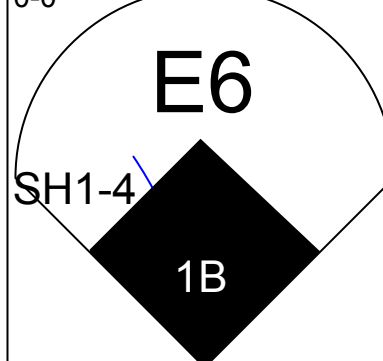
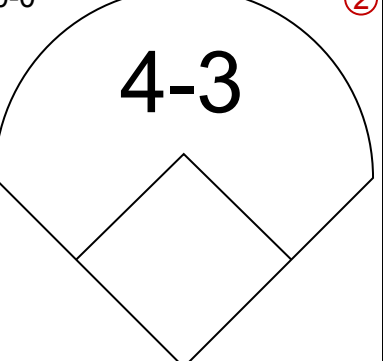
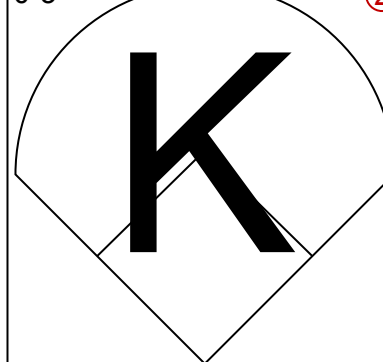
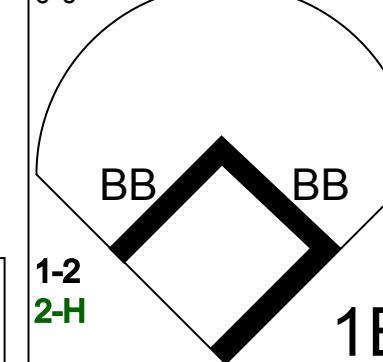

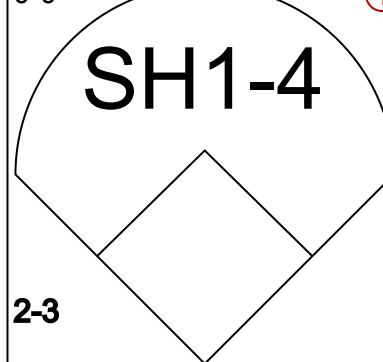
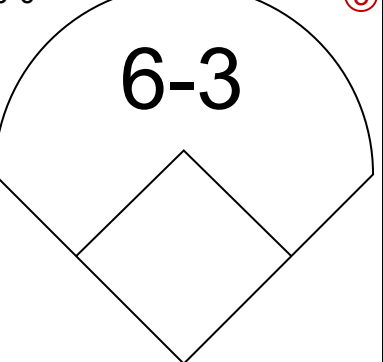


Batter	1	2	3	4	5	6	7	8	9	AB	R	H	RBI	BB	SO	LOB	TOP							
<b>Pumpsie Green, S</b> (1, 4) OBP: 0.481, SLG: 0.400										4	0	1	0	0	1	1								
<b>Pete Runnels, L</b> (1, 3) OBP: 0.417, SLG: 0.442										3	0	0	0	1	1	2								
<b>Gary Geiger, L</b> (1, 8) OBP: 0.307, SLG: 0.438										4	1	2	0	0	1	1								
<b>Ted Williams, L</b> (1, 7) OBP: 0.360, SLG: 0.404										4	1	1	1	0	0	3								
<b>Marty Keough, L</b> (8, 8) OBP: 0.324, SLG: 0.434										0	0	0	0	0	0	0								
<b>Jackie Jensen, R</b> (1, 9) OBP: 0.384, SLG: 0.535										4	0	0	0	0	1	1								
<b>Frank Malzone, R</b> (1, 5) OBP: 0.318, SLG: 0.439										4	0	2	1	0	0	0								
<b>Sammy White, R</b> (1, 2) OBP: 0.315, SLG: 0.332										4	0	0	0	0	1	2								
<b>Don Buddin, R</b> (1, 6) OBP: 0.367, SLG: 0.352										3	0	0	0	0	0	2								
<b>Dick Gemert, R</b> (9, PH) OBP: 0.377, SLG: 0.432										1	0	0	0	0	1	0								
<b>Jerry Casale, R</b> (1, 1) OBP: 0.262, SLG: 0.395										1	0	1	0	0	0	0								
<b>Frank Baumann, L</b> (4, 1) OBP: 0.294, SLG: 0.375										1	0	0	0	0	1	0								
<b>Jim Busby, R</b> (7, PH) OBP: 0.266, SLG: 0.330										1	0	0	0	0	0	0								
<b>Nelson Chittum, R</b> (7, 1) OBP: 0.266, SLG: 0.330										0	0	0	0	0	0	0								
<b>Inning Stats</b>	R: 0 E: 0 K: 1 S: 5	H: 0 LOB: 1 BB: 1 P: 9	R: 0 E: 0 K: 1 S: 5	H: 0 LOB: 0 BB: 0 P: 5	R: 0 E: 0 K: 0 S: 4	H: 1 LOB: 1 BB: 0 P: 4	R: 2 E: 0 K: 0 S: 6	H: 3 LOB: 1 BB: 0 P: 6	R: 0 E: 0 K: 2 S: 9	H: 2 LOB: 2 BB: 0 P: 9	R: 0 E: 0 K: 1 S: 6	H: 1 LOB: 1 BB: 0 P: 6	R: 0 E: 0 K: 0 S: 3	H: 0 LOB: 0 BB: 0 P: 3	R: 0 E: 0 K: 1 S: 5	H: 0 LOB: 0 BB: 0 P: 5	R: 0 E: 0 K: 1 S: 5	H: 0 LOB: 0 BB: 0 P: 5	1B: 5 2B: 2 3B: 0 HR: 0	SF: 0 SAC: 0 DP: 0 HBP: 0	WP: 0 PB: 0 SB: 0 CS: 0	PA: 35		
<b>PITCHER</b> <b>Don Mossi, L</b> (1, 1) ERA: 3.02	IP: 9.0 WLS: W BF: 35 H: 7 R: 2 ER: 2 SO: 7 BB: 1 IBB: 0 HBP: 0 BLK: 0 WP: 0 HR: 0 S: 48 P: 52 ERA: 2.00 WHIP: 0.889																							

**Boston Red Sox @ Detroit Tigers**  
Briggs Stadium, Detroit, MI  
Sat Aug 01 1959, 4:33 AM EDT  
Att: 9,772 - Unknown

AB 34  
R 2  
H 7  
RBI 2  
BB 1  
SO 7  
LOB 12



Batter	1	2	3	4	5	6	7	8	9	AB	R	H	RBI	BB	SO	LOB	BOTTOM							
<b>Eddie Yost, R</b> (1, 5) OBP: 0.414, SLG: 0.403										3	0	1	1	1	1	0								
<b>Neil Christley, L</b> (1, 9) OBP: 0.207, SLG: 0.347										3	1	1	2	1	0	1								
<b>Charlie Maxwell, L</b> (1, 7) OBP: 0.356, SLG: 0.475										4	1	2	0	0	0	3								
<b>Al Kaline, R</b> (1, 8) OBP: 0.399, SLG: 0.542										3	0	0	0	1	0	2								
<b>Red Wilson, R</b> (1, 2) OBP: 0.342, SLG: 0.464										4	1	1	0	0	0	2								
<b>Gail Harris, L</b> (1, 3) OBP: 0.267, SLG: 0.347										3	1	1	0	1	0	2								
<b>Frank Bolling, R</b> (1, 4) OBP: 0.329, SLG: 0.371										4	0	0	0	0	2	5								
<b>Coot Veal, R</b> (1, 6) OBP: 0.358, SLG: 0.281										4	2	1	2	0	0	0								
<b>Don Mossi, L</b> (1, 1) OBP: 0.154, SLG: 0.143										3	0	1	1	0	1	0								
<b>Inning Stats</b>	R: 0 E: 0 K: 1 S: 5	H: 0 LOB: 0 BB: 0 P: 5	R: 0 E: 0 K: 1 S: 6	H: 1 LOB: 1 BB: 0 P: 6	R: 0 E: 0 K: 1 S: 5	H: 0 LOB: 0 BB: 0 P: 5	R: 5 E: 0 K: 1 S: 10	H: 5 LOB: 3 BB: 3 P: 22	R: 0 E: 0 K: 0 S: 3	H: 0 LOB: 1 BB: 1 P: 7	R: 1 E: 1 K: 0 S: 4	H: 1 LOB: 0 BB: 0 P: 4	R: 0 E: 0 K: 0 S: 4	H: 1 LOB: 1 BB: 0 P: 4	R: 0 E: 0 K: 0 S: 3	H: 0 LOB: 0 BB: 0 P: 3	R: 0 E: 0 K: 0 S: 3	H: 0 LOB: 0 BB: 0 P: 3	1B: 6 2B: 1 3B: 0 HR: 1	SF: 0 SAC: 1 DP: 0 HBP: 0	WP: 0 PB: 0 SB: 0 CS: 1	PA: 36		
<b>PITCHER</b> <b>Jerry Casale, R</b> (1, 1) ERA: 4.14	IP: 3.2 WLS: L BF: 18 H: 6 R: 5 ER: 5 SO: 4 BB: 1 IBB: 0 HBP: 0 BLK: 0 WP: 1 HR: 1 S: 25 P: 29 ERA: 12.27 WHIP: 1.909																							
<b>Frank Baumann, L</b> (4, 1) ERA: 5.06	IP: 2.1 WLS: L BF: 11 H: 1 R: 1 ER: 0 SO: 0 BB: 3 IBB: 0 HBP: 0 BLK: 0 WP: 0 HR: 0 S: 8 P: 20 ERA: 0.00 WHIP: 1.714																							
<b>Nelson Chittum, R</b> (7, 1) ERA:	IP: 2.0 WLS: L BF: 7 H: 1 R: 0 ER: 0 SO: 0 BB: 0 IBB: 0 HBP: 0 BLK: 0 WP: 0 HR: 0 S: 7 P: 7 ERA: 0.00 WHIP: 0.500																							

**Boston Red Sox @ Detroit Tigers**  
Briggs Stadium, Detroit, MI  
Sat Aug 01 1959, 4:33 AM EDT  
Att: 9,772 - Unknown

AB 31  
R 6  
H 8  
RBI 6  
BB 4  
SO 4  
LOB 15





Batter	1	2	3	4	5	6	7	8	9	AB	R	H	RBI	BB	SO	LOB	TOP			
<b>Pumpsie Green, S</b> (1, 4) OBP: 0.452, SLG: 0.375	0-0 1-3		0-0 1-2 1B		0-0 F7			0-0 4-3		4	0	1	0	0	0	0	<b>Boston Red Sox @ Detroit Tigers</b> Briggs Stadium, Detroit, MI Sun Aug 02 1959, 4:33 AM EDT Att: 16,722 - Unknown			
<b>Pete Runnels, L</b> (1, 3) OBP: 0.413, SLG: 0.438	0-0 F7		0-0 6-3		0-0 1-3			0-0 5-3		4	0	0	0	0	0	2				
<b>Gary Geiger, L</b> (1, 8) OBP: 0.306, SLG: 0.434	0-0 4-3			0-0 4-3		0-0 L8		0-0 BB HR 1B		4	1	1	0	0	0	0				
<b>Ted Williams, L</b> (1, 7) OBP: 0.362, SLG: 0.400		0-0 L8		0-0 P5		4-0 FC6-4 BB		4-0 HR BB		2	0	0	0	2	0	0				
<b>Jim Busby, R</b> (8, PR) OBP: 0.296, SLG: 0.330								1-2 HR BB		0	1	0	0	0	0	0				
<b>Jackie Jensen, R</b> (1, 9) OBP: 0.385, SLG: 0.543		0-0 6-3		0-0 HR 1B		0-3 K		0-0 1-H 2-H HR		4	2	3	0	1	1					
<b>Frank Malzone, R</b> (1, 5) OBP: 0.317, SLG: 0.444	0-0 F7			0-0 1-H HR		0-0 FC6-4 1-2		0-0 E6 CS		4	1	1	2	0	0	2				
<b>Sammy White, R</b> (1, 2) OBP: 0.314, SLG: 0.330			0-0 6-3	0-0 FC5-4 1B		0-0 6-3		0-0 CS 1-2	0-3 K	4	0	1	0	0	1	0				
<b>Don Buddin, R</b> (1, 6) OBP: 0.367, SLG: 0.353			0-0 1B	0-0 FC5-4		0-3 K			0-3 K	2	0	1	0	0	0	1				
<b>Vic Wertz, L</b> (7, PH) OBP: 0.351, SLG: 0.425			0-0 1B	0-0 FC5-4 1-2		0-0 K			0-3 K	1	0	0	0	0	1	0				
<b>Jim Mahoney, R</b> (7, 6) OBP: 0.125, SLG: 0.125			0-3 K		0-3 K				0-3 K	2	0	0	0	0	2	1				
<b>Bill Monbouquette, R</b> (1, 1) OBP: 0.136, SLG: 0.095										2	0	0	0	0	2	1				
<b>Gene Stephens, L</b> (7, PH) OBP: 0.244, SLG: 0.336										1	0	0	0	0	0	0				
<b>Ike Delock, R</b> (7, 1) OBP: 0.119, SLG: 0.128										1	0	0	0	0	1	0				
<b>Inning Stats</b>	R: 0 E: 0 K: 0 S: 3	H: 0 LOB: 0 BB: 0 P: 3	R: 0 E: 0 K: 0 S: 3	H: 0 LOB: 0 BB: 0 P: 3	R: 0 E: 0 K: 1 S: 7	H: 2 LOB: 2 BB: 0 P: 7	R: 2 E: 0 K: 0 S: 6	H: 3 LOB: 1 BB: 0 P: 6	R: 0 E: 0 K: 1 S: 5	H: 0 LOB: 1 BB: 1 P: 9	R: 0 E: 0 K: 1 S: 5	H: 0 LOB: 0 BB: 0 P: 5	R: 0 E: 1 K: 0 S: 5	H: 2 LOB: 1 BB: 1 P: 9	R: 0 E: 0 K: 3 S: 9	H: 0 LOB: 0 BB: 0 P: 9	1B: 5 2B: 0 3B: 0 HR: 2	SF: 0 SAC: 0 DP: 0 HBP: 0	WP: 0 PB: 0 SB: 0 CS: 1	PA: 37
<b>PITCHER</b>	IP WLS BF H R ER SO BB IBB HBP BLK WP HR S P ERA WHIP	IP WLS BF H R ER SO BB IBB HBP BLK WP HR S P ERA WHIP																		
<b>Paul Foytack, R</b> (1, 1) ERA: 5.1	8.0 L 33 7 5 5 4 2 0 0 0 0 2 39 47 5.62 1.125																			
<b>Jim Bunning, R</b> (9, 1) ERA: 4.46	1.0 3 0 0 0 3 0 0 0 0 0 0 0 9 9 0.00 0.000																			

Batter	1	2	3	4	5	6	7	8	9	AB	R	H	RBI	BB	SO	LOB	BOTTOM			
<b>Eddie Yost, R</b> (1, 5) OBP: 0.416, SLG: 0.403	0-0 FC3-6 1B		4-0 HR BB		1-0 L4-3 HBP		0-0 F9		0-0 6-3	3	1	1	0	1	0	0	<b>Boston Red Sox @ Detroit Tigers</b> Briggs Stadium, Detroit, MI Sun Aug 02 1959, 4:33 AM EDT Att: 16,722 - Unknown			
<b>Neil Christley, L</b> (1, 9) OBP: 0.195, SLG: 0.329	0-0 FC3-6 1-2		0-0 F2		0-0 L4-3 1-2		0-0 F9			4	0	0	0	0	0	3				
<b>Charlie Maxwell, L</b> (1, 7) OBP: 0.358, SLG: 0.483	0-3 K		0-0 1-H HR		4-0 SH1-4 BB SF8 BB		0-3 K			3	2	1	2	1	2	1				
<b>Al Kaline, R</b> (1, 8) OBP: 0.398, SLG: 0.537	0-0 F2		0-0 L5		4-0 SH1-4 BB		0-0 L6 1B			3	0	0	0	1	0	1				
<b>Red Wilson, R</b> (1, 2) OBP: 0.342, SLG: 0.458		4-0 2B 5-3 BB	0-0 6-3		0-0 SH1-4		0-0 P5			2	1	0	0	1	0	1				
<b>Gail Harris, L</b> (1, 3) OBP: 0.270, SLG: 0.347		0-0 F9		0-0 F9		4-0 IBB		0-0 1-3 1B		3	0	1	0	1	0	1				
<b>Frank Bolling, R</b> (1, 4) OBP: 0.328, SLG: 0.375		0-0 5-3 1-3 2B		0-0 F7		0-0 SF8		0-0 F2		3	0	1	1	0	0	2				
<b>Coot Veal, R</b> (1, 6) OBP: 0.343, SLG: 0.267		0-0 5-3		0-0 4-3		0-3 3-H K			0-0 5-3	3	0	0	1	0	1	3				
<b>Steve Demeter, R</b> (9, PH) OBP: 0.250, SLG: 0.500		0-0 2-3 3-H							0-0 F9	1	0	0	0	0	0	0				
<b>Paul Foytack, R</b> (1, 1) OBP: 0.130, SLG: 0.078		0-0 6-3							0-0 F9	3	0	0	0	0	1	1				
<b>Jim Bunning, R</b> (9, 1) OBP: 0.230, SLG: 0.276										0	0	0	0	0	0	0				
<b>Bobo Osborne, L</b> (9, PH) OBP: 0.274, SLG: 0.301										1	0	0	0	0	0	0				
<b>Inning Stats</b>	R: 0 E: 0 K: 1 S: 6	H: 1 LOB: 1 BB: 0 P: 6	R: 1 E: 0 K: 0 S: 4	H: 1 LOB: 1 BB: 1 P: 8	R: 2 E: 0 K: 0 S: 4	H: 1 LOB: 0 BB: 1 P: 8	R: 0 E: 0 K: 0 S: 3	H: 0 LOB: 0 BB: 0 P: 3	R: 0 E: 0 K: 1 S: 4	H: 0 LOB: 2 BB: 3 P: 17	R: 0 E: 0 K: 0 S: 3	H: 0 LOB: 0 BB: 0 P: 3	R: 0 E: 1 K: 1 S: 7	H: 1 LOB: 2 BB: 0 P: 7	R: 0 E: 0 K: 0 S: 3	H: 0 LOB: 0 BB: 0 P: 3	1B: 2 2B: 2 3B: 0 HR: 1	SF: 1 SAC: 1 DP: 1 HBP: 1	WP: 0 PB: 0 SB: 0 CS: 0	PA: 37
<b>PITCHER</b>	IP WLS BF H R ER SO BB IBB HBP BLK WP HR S P ERA WHIP	IP WLS BF H R ER SO BB IBB HBP BLK WP HR S P ERA WHIP																		
<b>Bill Monbouquette, R</b> (1, 1) ERA: 5.03	6.0 26 11 1 0 0 1 4 1 1 0 0 1 26 47 6.00 1.167																			
<b>Ike Delock, R</b> (7, 1) ERA: 3.4	3.0 W 11 1 0 0 1 0 0 0 0 0 0 13 13 0.00 0.333																			







Batter	1	2	3	4	5	6	7	8	9	AB	R	H	RBI	BB	SO	LOB	TOP			
Bill Tuttle, R OBP: 0.391, SLG: 0.382 (1,8)	F8		5-3		L3	BLK BB 1-2 BB			E5	4	0	0	0	1	0	1				
Russ Snyder, L OBP: 0.400, SLG: 0.426 (1,7)	G3 1B				G4-6-3 1B	K			SH	3	0	2	0	1	1	0				
Dick Williams, R OBP: 0.317, SLG: 0.475 (1,5)	G3			K						5	1	1	0	0	1	5				
Roger Maris, L OBP: 0.386, SLG: 0.564 (1,9)	F8			G4-6-3		E		2-3		5	1	1	1	0	0	3				
Jerry Lumpe, L OBP: 0.322, SLG: 0.319 (1,6)		4-3			HR	E1 2B		F7		4	2	1	1	0	0	0				
Ray Boone, R OBP: 0.408, SLG: 0.387 (1,3)		6-3			HR	2B SH1-4 BB		K		2	2	1	2	1	0	0				
Kent Hadley, L OBP: 0.289, SLG: 0.400 (6,3)										1	0	0	0	0	1	0				
Harry Chiti, R OBP: 0.354, SLG: 0.472 (1,2)		4-3			K 1B BB	SH1-4 1B 2B				3	1	1	1	1	0	0				
Wayne Terwilliger, R OBP: 0.286, SLG: 0.337 (1,4)				F9		SH1-4				3	0	1	1	0	0	0				
Rip Coleman, L OBP: 0.083, SLG: 0.083 (1,1)				L5		BB BLK 1B				1	0	0	0	0	0	0				
Murry Dickson, R OBP: 0.300, SLG: 0.300 (3,1)					K					2	1	1	1	0	1	2				
Bud Daley, L OBP: 0.352, SLG: 0.346 (7,1)										1	0	0	0	0	0	0				
Tom Sturdivant, L ERA: 3.17 (9,1)										0	0	0	0	0	0	0				
<b>Inning Stats</b>	R: 0 E: 0 K: 0 S: 4	H: 1 LOB: 1 BB: 0 P: 4	R: 0 E: 0 K: 0 S: 3	H: 0 LOB: 0 BB: 0 P: 3	R: 0 E: 0 K: 1 S: 5	H: 1 LOB: 0 BB: 0 P: 5	R: 2 E: 0 K: 1 S: 7	H: 3 LOB: 1 BB: 1 P: 11	R: 6 E: 1 K: 1 S: 10	H: 4 LOB: 2 BB: 3 P: 22	R: 0 E: 0 K: 1 S: 5	H: 0 LOB: 0 BB: 0 P: 5	R: 0 E: 0 K: 0 S: 3	H: 0 LOB: 1 BB: 0 P: 3	R: 0 E: 1 K: 0 S: 4	H: 0 LOB: 1 BB: 0 P: 4	1B: 6 2B: 1 3B: 1 HR: 1	SF: 0 SAC: 2 DP: 1 HBP: 0	WP: 0 PB: 0 SB: 0 CS: 0	PA: 40
<b>PITCHER</b>	IP WLS BF H R ER SO BB IBB HBP BLK WP HR S P ERA WHIP																			
Al Schroll, R ERA: 4.15 (1,1)	5.1 L 24 7 6 4 3 2 0 0 0 0 0 1 28 36 6.75 1.688																			
Nelson Chittum, R ERA: (6,1)	0.1 5 2 1 0 0 2 0 0 0 0 0 0 3 11 0.00 12.000																			
Frank Sullivan, R ERA: 4.1 (6,1)	2.1 7 0 1 0 1 0 0 0 0 1 0 0 9 9 0.00 0.000																			
Mike Fomies, R ERA: 3.17 (9,1)	1.0 4 0 0 0 0 0 0 0 0 0 0 0 4 4 0.00 0.000																			

**Kansas City Athletics @ Boston Red Sox**  
Fenway Park, Boston, MA  
Tue Aug 04 1959, 7:05 PM EDT  
Att: 21,304 - Unknown


AB 34  
R 8  
H 9  
RBI 7  
BB 4  
SO 4  
LOB 11



Batter	1	2	3	4	5	6	7	8	9	AB	R	H	RBI	BB	SO	LOB	BOTTOM			
Don Buddin, R OBP: 0.373, SLG: 0.360 (1,6)	F9		BB G5-4-3 2B		P5		E 2B BB	2B HBP		3	2	1	0	1	0	0				
Pete Runnels, L OBP: 0.416, SLG: 0.440 (1,3)	K		G5-4-3 BB BB		BB BB BB			2B		3	1	1	1	2	1	1				
Pumpsie Green, S OBP: 0.462, SLG: 0.433 (1,4)	1B		G5-4-3 1-2 2-3 BB		BB BB		E3 2B	F8		3	1	1	0	2	0	3				
Frank Malzone, R OBP: 0.318, SLG: 0.443 (1,5)	L6		G5-4-3 1-2 2-3 3-H		F3		2B			5	0	2	2	0	0	5				
Jackie Jensen, R OBP: 0.389, SLG: 0.544 (1,9)		BB 2B BB	BB 1B		BB BB		BB			3	1	2	1	2	0	1				
Dick Gemert, R OBP: 0.375, SLG: 0.429 (1,7)			3-H 1B		BB					2	0	0	0	0	1	2				
Ted Williams, L OBP: 0.360, SLG: 0.397 (5, PH)		K	F7		1-3					1	0	0	0	0	0	3				
Marty Keough, L OBP: 0.320, SLG: 0.427 (6,8)							K			2	0	0	0	0	1	3				
Gary Geiger, L OBP: 0.298, SLG: 0.417 (1,8)		BB BB BB			F7		F7			3	0	0	0	1	1	0				
Jim Busby, R OBP: 0.274, SLG: 0.330 (9, PH)		BB 2B BB								0	0	0	0	0	0	0				
Sammy White, R OBP: 0.312, SLG: 0.324 (1,2)		BB BB								4	0	0	0	0	2	2				
Vic Wertz, L OBP: 0.349, SLG: 0.422 (9, PH)					K		6-3			1	0	0	0	0	1	2				
Al Schroll, R OBP: 0.250, SLG: 0.364 (1,1)										2	0	1	1	0	1	0				
Nelson Chittum, R ERA: (6,1)										0	0	0	0	0	0	0				
Frank Sullivan, R OBP: 0.171, SLG: 0.171 (6,1)										1	0	0	0	0	0	0				
Pete Daley, R OBP: 0.286, SLG: 0.292 (8, PH)										1	1	0	0	0	0	0				
Mike Fomies, R OBP: 0.077, SLG: 0.077 (9,1)		1-H 2-H 2B						E5 HBP 2B		0	0	0	0	0	0	0				
<b>Inning Stats</b>	R: 0 E: 0 K: 1 S: 6	H: 1 LOB: 1 BB: 0 P: 6	R: 1 E: 0 K: 2 S: 7	H: 1 LOB: 2 BB: 2 P: 15	R: 2 E: 0 K: 0 S: 4	H: 2 LOB: 1 BB: 2 P: 12	R: 0 E: 0 K: 2 S: 7	H: 0 LOB: 0 BB: 0 P: 7	R: 0 E: 0 K: 0 S: 3	H: 0 LOB: 3 BB: 3 P: 15	R: 0 E: 0 K: 1 S: 7	H: 0 LOB: 1 BB: 1 P: 11	R: 1 E: 1 K: 1 S: 7	H: 1 LOB: 2 BB: 0 P: 8	R: 0 E: 0 K: 1 S: 6	H: 2 LOB: 2 BB: 0 P: 7	1B: 4 2B: 5 3B: 0 HR: 0	SF: 0 SAC: 0 DP: 2 HBP: 2	WP: 0 PB: 1 SB: 0 CS: 0	PA: 44
<b>PITCHER</b>	IP WLS BF H R ER SO BB IBB HBP BLK WP HR S P ERA WHIP																			
Rip Coleman, L ERA: 4.56 (1,1)	2.0 W 19 2 2 1 2 4 0 0 0 0 0 0 19 35 2.08 1.385																			
Murry Dickson, R ERA: 3.53 (3,1)	4.1 12 3 1 0 2 0 0 0 2 0 0 0 14 16 0.00 1.286																			
Bud Daley, L ERA: 2.93 (7,1)	2.1 12 3 1 0 2 0 0 0 2 0 0 0 14 16 0.00 1.286																			
Tom Sturdivant, R ERA: 3.96 (9,1)	0.1 S 1 0 0 0 1 0 0 0 0 0 0 0 3 3 0.00 0.000																			

**Kansas City Athletics @ Boston Red Sox**  
Fenway Park, Boston, MA  
Tue Aug 04 1959, 7:05 PM EDT  
Att: 21,304 - Unknown

AB 34  
R 6  
H 8  
RBI 5  
BB 8  
SO 8  
LOB 22






Batter	1	2	3	4	5	6	7	8	9	AB	R	H	RBI	BB	SO	LOB	TOP			
<b>Bill Tuttle, R</b> OBP: 0.352, SLG: 0.383 (1, 8)										5	2	2	1	0	0	2				
<b>Russ Snyder, L</b> OBP: 0.377, SLG: 0.400 (1, 7)										4	0	0	0	0	0	2				
<b>Zeke Bella, R</b> OBP: 0.320, SLG: 0.288 (9, PH)										1	0	1	0	0	0	0				
<b>Dick Williams, R</b> OBP: 0.321, SLG: 0.477 (1, 5)										5	1	3	0	0	0	1				
<b>Roger Maris, L</b> OBP: 0.386, SLG: 0.559 (1, 9)										3	1	0	1	2	0	1				
<b>Jerry Lumpe, L</b> OBP: 0.324, SLG: 0.322 (1, 6)										4	0	2	1	0	0	2				
<b>Preston Ward, L</b> OBP: 0.252, SLG: 0.277 (1, 3)										4	0	1	2	0	0	3				
<b>Harry Chiti, R</b> OBP: 0.352, SLG: 0.466 (1, 2)										4	0	1	0	0	1	2				
<b>Wayne Terwilliger, R</b> OBP: 0.316, SLG: 0.360 (1, 4)										3	1	3	0	1	0	0				
<b>Johnny Kucks, R</b> OBP: 0.152, SLG: 0.097 (1, 1)										0	0	0	0	0	0	0				
<b>Howie Reed, R</b> OBP: 0.375, SLG: 0.509 (5, 1)										1	1	0	0	0	1	1				
<b>Ned Garver, R</b> OBP: 0.322, SLG: 0.446 (6, PH)										0	0	0	0	0	0	0				
<b>Bob Cerv, R</b> OBP: 0.173, SLG: 0.240 (6, 1)										1	0	1	0	0	0	0				
<b>Bob Grim, R</b> OBP: 0.173, SLG: 0.240 (6, 1)										1	0	0	0	0	1	2				
<b>Inning Stats</b>	R: 2 E: 1 K: 1 S: 8	H: 3 LOB: 2 BB: 1 P: 12	R: 3 E: 0 K: 0 S: 6	H: 3 LOB: 2 BB: 2 P: 14	R: 0 E: 0 K: 1 S: 4	H: 0 LOB: 0 BB: 1 P: 8	R: 0 E: 0 K: 0 S: 3	H: 0 LOB: 0 BB: 0 P: 3	R: 0 E: 0 K: 0 S: 4	H: 2 LOB: 1 BB: 0 P: 4	R: 0 E: 0 K: 0 S: 3	H: 1 LOB: 0 BB: 0 P: 3	R: 0 E: 0 K: 0 S: 7	H: 2 LOB: 2 BB: 0 P: 7	R: 1 E: 0 K: 0 S: 4	H: 2 LOB: 0 BB: 0 P: 4	1B: 14 2B: 0 3B: 0 HR: 0	SF: 0 SAC: 0 DP: 4 HBP: 0	WP: 0 PB: 0 SB: 0 CS: 1	PA: 41
<b>PITCHER</b>	IP WLS BF H R ER SO BB IBB HBP BLK WP HR S P ERA WHIP																			
<b>Earl Wilson, R</b> ERA: 7.94 (1, 1)	1.0	10	5	5	5	1	2	0	0	0	0	0	0	10	18	45.00	7.000			
<b>Ike Delock, R</b> ERA: 3.21 (2, 1)	7.0	W	26	7	0	0	2	2	0	0	0	0	0	28	36	0.00	1.286			
<b>Leo Kiely, L</b> ERA: 5.23 (9, 1)	1.0	S	4	2	1	1	0	0	0	0	0	0	0	4	4	9.00	2.000			

**Kansas City Athletics @ Boston Red Sox**  
Fenway Park, Boston, MA  
Wed Aug 05 1959, 7:05 PM EDT  
Att: 15,980 - Unknown

AB	36
R	6
H	14
RBI	5
BB	4
SO	3
LOB	16



Batter	1	2	3	4	5	6	7	8	9	AB	R	H	RBI	BB	SO	LOB	BOTTOM			
<b>Pumpsie Green, S</b> OBP: 0.489, SLG: 0.441 (1, 4)										4	3	2	0	2	0	1				
<b>Pete Runnels, L</b> OBP: 0.419, SLG: 0.442 (1, 3)										5	3	3	1	1	1	1				
<b>Jim Mahoney, R</b> OBP: 0.125, SLG: 0.125 (8, PR)										0	1	0	0	0	0	0				
<b>Gary Geiger, L</b> OBP: 0.306, SLG: 0.454 (1, 8)										5	3	3	6	0	0	1				
<b>Ted Williams, L</b> OBP: 0.358, SLG: 0.396 (1, 7)										3	0	1	1	0	1	2				
<b>Marty Keough, L</b> OBP: 0.317, SLG: 0.423 (6, PR)										2	0	0	0	0	1	3				
<b>Jackie Jensen, R</b> OBP: 0.387, SLG: 0.542 (1, 9)										5	2	1	1	0	0	3				
<b>Jim Busby, R</b> OBP: 0.274, SLG: 0.330 (8, 9)										0	0	0	0	0	0	0				
<b>Frank Malzone, R</b> OBP: 0.323, SLG: 0.464 (1, 5)										5	3	4	5	0	0	0				
<b>Don Buddin, R</b> OBP: 0.376, SLG: 0.364 (1, 6)										4	1	2	1	1	2	1				
<b>Leo Kiely, L</b> OBP: 0.376, SLG: 0.364 (9, 1)										0	0	0	0	0	0	0				
<b>Sammy White, R</b> OBP: 0.314, SLG: 0.323 (1, 2)										4	1	1	1	1	1	2				
<b>Earl Wilson, R</b> OBP: 0.500, SLG: 1.000 (1, 1)										0	0	0	0	0	0	0				
<b>Ike Delock, R</b> OBP: 0.130, SLG: 0.140 (2, 1)										4	0	1	0	0	1	3				
<b>Vic Wertz, L</b> OBP: 0.348, SLG: 0.420 (9, 3)										1	0	0	0	0	0	0				
<b>Inning Stats</b>	R: 4 E: 1 K: 3 S: 13	H: 3 LOB: 1 BB: 1 P: 17	R: 0 E: 0 K: 1 S: 5	H: 0 LOB: 0 BB: 0 P: 5	R: 2 E: 1 K: 0 S: 5	H: 1 LOB: 2 BB: 2 P: 13	R: 1 E: 0 K: 0 S: 5	H: 2 LOB: 1 BB: 0 P: 5	R: 5 E: 0 K: 1 S: 10	H: 5 LOB: 1 BB: 1 P: 14	R: 1 E: 0 K: 1 S: 7	H: 2 LOB: 1 BB: 0 P: 7	R: 3 E: 0 K: 0 S: 7	H: 4 LOB: 1 BB: 0 P: 7	R: 1 E: 0 K: 1 S: 6	H: 1 LOB: 2 BB: 1 P: 10	1B: 10 2B: 4 3B: 1 HR: 3	SF: 1 SAC: 1 DP: 0 HBP: 0	WP: 1 PB: 0 SB: 2 CS: 0	PA: 49
<b>PITCHER</b>	IP WLS BF H R ER SO BB IBB HBP BLK WP HR S P ERA WHIP																			
<b>Johnny Kucks, R</b> ERA: 4.02 (1, 1)	0.1																			
<b>Howie Reed, R</b> ERA: 7.4 (1, 1)	4.1	L	22	5	6	4	4	3	0	0	0	1	1	27	39	8.31	1.846			
<b>Ned Garver, R</b> ERA: 3.79 (5, 1)	0.1																			
<b>Bob Grim, R</b> ERA: 4.52 (6, 1)	3.0																			

**Kansas City Athletics @ Boston Red Sox**  
Fenway Park, Boston, MA  
Wed Aug 05 1959, 7:05 PM EDT  
Att: 15,980 - Unknown

AB	42
R	17
H	18
RBI	16
BB	5
SO	7
LOB	17





Batter	1	2	3	4	5	6	7	8	9	AB	R	H	RBI	BB	SO	LOB	TOP								
Bill Tuttle, R OBP: 0.353, SLG: 0.395 (1, 8)	F7		6-3			4-3 WP 2B		HR		4	2	2	1	0	0	0	<b>Kansas City Athletics @ Boston Red Sox</b> Fenway Park, Boston, MA Thu Aug 06 1959, 3:33 AM EDT Att: 7,673 - Unknown								
Russ Snyder, L OBP: 0.370, SLG: 0.391 (1, 7)	6-3		1B			4-3		F9		4	0	1	0	0	0	1									
Dick Williams, R OBP: 0.320, SLG: 0.483 (1, 5)	HR		K			6-3		P4		4	1	1	1	0	1	1									
Roger Maris, L OBP: 0.387, SLG: 0.555 (1, 9)	BB					3-3 BB		4-3		2	0	0	0	2	0	0									
Jerry Lumpe, L OBP: 0.323, SLG: 0.321 (1, 6)	F3					8-3		BB BB 1B		4	0	1	0	0	0	2									
Ray Boone, R OBP: 0.406, SLG: 0.379 (1, 3)						6-3		BB		3	0	0	0	1	1	0									
Kent Hadley, L OBP: 0.289, SLG: 0.400 (9, PR)	K							BB		0	0	0	0	0	0	0									
Harry Chiti, R OBP: 0.350, SLG: 0.463 (1, 2)								BB		1	0	0	0	0	0	0									
Frank House, L OBP: 0.303, SLG: 0.340 (4, 2)	5-3					L7		BB		2	0	0	0	0	0	0									
Hal Smith, R OBP: 0.386, SLG: 0.396 (9, PH)								FC5-4 BB		0	0	0	0	1	0	0									
Wayne Terwilliger, R OBP: 0.303, SLG: 0.344 (1, 4)	P5					F8		BB		4	0	0	0	0	0	3									
Ray Herbert, R OBP: 0.241, SLG: 0.294 (1, 1)								1-2 2-3		2	0	0	0	0	0	0									
Bob Cerv, R OBP: 0.321, SLG: 0.444 (8, PH)			5-3			F2		K		1	0	0	0	0	1	0									
John Tsitouris, R OBP: 0.333, SLG: 0.333 (8, 1)										0	0	0	0	0	0	0									
<b>Inning Stats</b>	R: 1 E: 0 K: 0 S: 4	H: 1 LOB: 1 BB: 1 P: 8	R: 0 E: 0 K: 1 S: 5	H: 0 LOB: 0 BB: 0 P: 5	R: 0 E: 0 K: 1 S: 6	H: 1 LOB: 1 BB: 0 P: 6	R: 0 E: 0 K: 0 S: 2	H: 0 LOB: 0 BB: 1 P: 6	R: 0 E: 0 K: 0 S: 3	H: 0 LOB: 0 BB: 0 P: 3	R: 1 E: 0 K: 0 S: 4	H: 1 LOB: 0 BB: 0 P: 4	R: 0 E: 0 K: 0 S: 3	H: 0 LOB: 0 BB: 0 P: 3	R: 1 E: 0 K: 1 S: 6	H: 1 LOB: 0 BB: 0 P: 6	R: 0 E: 0 K: 0 S: 4	H: 1 LOB: 3 BB: 2 P: 12	1B: 2 2B: 2 3B: 0 HR: 2	SF: 0 SAC: 0 DP: 1 HBP: 0	WP: 1 PB: 0 SB: 1 CS: 0	PA: 35			
<b>PITCHER</b>	IP WLS BF H R ER SO BB IBB HBP BLK WP HR S P ERA WHIP	8.2 W 33 5 3 3 3 3 0 0 0 0 2 36 48 3.12 0.923	0.1 S 2 0 0 0 0 1 0 0 0 0 0 1 5 0.00 3.000																						

AB	31
R	3
H	5
RBI	2
BB	4
SO	3
LOB	7



Batter	1	2	3	4	5	6	7	8	9	AB	R	H	RBI	BB	SO	LOB	BOTTOM							
Pumpsie Green, S OBP: 0.449, SLG: 0.395 (1, 4)	L5				5-3			3-1		4	0	0	0	0	0	1	<b>Kansas City Athletics @ Boston Red Sox</b> Fenway Park, Boston, MA Thu Aug 06 1959, 3:33 AM EDT Att: 7,673 - Unknown							
Pete Runnels, L OBP: 0.415, SLG: 0.438 (1, 3)	4-3			E6 BB 2B	4-3			F7		4	1	0	0	0	0	1								
Gary Geiger, L OBP: 0.310, SLG: 0.452 (1, 8)	P6			BB 2B BB				1B		3	1	1	0	1	0	0								
Ted Williams, L OBP: 0.354, SLG: 0.391 (1, 7)				4-3						3	0	0	0	0	2	2								
Marty Keough, L OBP: 0.316, SLG: 0.421 (7, 8)				K				P6		1	0	0	0	0	0	1								
Jackie Jensen, R OBP: 0.389, SLG: 0.542 (1, 9)				4-3						2	1	1	0	1	0	0								
Frank Malzone, R OBP: 0.323, SLG: 0.466 (1, 5)				2B 1B BB						3	1	1	2	0	0	1								
Don Buddin, R OBP: 0.376, SLG: 0.364 (1, 6)				1B 2B						3	0	1	2	0	1	0								
Sammy White, R OBP: 0.314, SLG: 0.320 (1, 2)				K						2	0	0	0	1	1	0								
Jerry Casale, R OBP: 0.250, SLG: 0.375 (1, 1)				SH1-4 BB						2	0	0	0	0	0	0								
Leo Kiely, L OBP: 0.316, SLG: 0.333 (9, 1)				F2						0	0	0	0	0	0	0								
<b>Inning Stats</b>	R: 0 E: 0 K: 0 S: 3	H: 0 LOB: 0 BB: 0 P: 3	R: 0 E: 0 K: 0 S: 3	H: 0 LOB: 0 BB: 0 P: 3	R: 0 E: 0 K: 2 S: 7	H: 0 LOB: 0 BB: 0 P: 7	R: 4 E: 1 K: 1 S: 7	H: 2 LOB: 1 BB: 2 P: 15	R: 0 E: 0 K: 0 S: 3	H: 0 LOB: 1 BB: 1 P: 7	R: 0 E: 0 K: 1 S: 6	H: 1 LOB: 1 BB: 0 P: 6	R: 0 E: 0 K: 0 S: 3	H: 0 LOB: 0 BB: 0 P: 3	R: 0 E: 0 K: 0 S: 4	H: 1 LOB: 1 BB: 0 P: 4	1B: 3 2B: 1 3B: 0 HR: 0	SF: 0 SAC: 1 DP: 0 HBP: 0	WP: 0 PB: 0 SB: 0 CS: 0	PA: 31				
<b>PITCHER</b>	IP WLS BF H R ER SO BB IBB HBP BLK WP HR S P ERA WHIP	7.0 L 27 3 4 0 4 3 0 0 0 0 0 4 44 0.00 0.857	1.0 4 1 0 0 0 0 0 0 0 0 0 0 4 4 0.00 1.000																					





Batter	1	2	3	4	5	6	7	8	9	AB	R	H	RBI	BB	SO	LOB	TOP			
<b>Eddie Yost, R</b> OBP: 0.413, SLG: 0.401 (1, 5)	F2		5-3		F7			1B SF9 BB		3	1	0	0	1	0	0	<b>Detroit Tigers @ Boston Red Sox</b> Fenway Park, Boston, MA Fri Aug 07 1959, 7:05 PM EDT Att: 21,099 - Unknown			
<b>Harvey Kuenn, R</b> OBP: 0.406, SLG: 0.491 (1, 9)	1B		1B 2B		F2			K		4	1	2	0	0	1	1				
<b>Charlie Maxwell, L</b> OBP: 0.357, SLG: 0.474 (1, 7)	K		K		1-3			FC5-4 1B		4	0	1	0	0	2	2				
<b>Al Kaline, R</b> OBP: 0.391, SLG: 0.523 (1, 8)	1B		2H 1B		L5			SF9		3	0	2	1	0	0	0				
<b>Red Wilson, R</b> OBP: 0.345, SLG: 0.487 (1, 2)	1-3 2H 1B			6-3		G3		FC5-4 1-2		4	0	1	1	0	0	1				
<b>Gus Zernial, R</b> OBP: 0.295, SLG: 0.433 (1, 3)	L6			HR		5-3			F8	4	1	1	1	0	0	2				
<b>Frank Bolling, R</b> OBP: 0.327, SLG: 0.370 (1, 4)				2B			F9		F7	4	0	1	0	0	0	0				
<b>Coot Veal, R</b> OBP: 0.301, SLG: 0.233 (7, PH)				5-3			F8		K	2	0	0	0	0	0	1				
<b>Ted Lepcio, R</b> OBP: 0.324, SLG: 0.400 (7, 6)										2	0	0	0	0	0	1				
<b>Jim Bunning, R</b> OBP: 0.222, SLG: 0.267 (7, PH)										2	0	0	0	0	0	1				
<b>Steve Demeter, R</b> OBP: 0.200, SLG: 0.400 (7, 1)			5-3		F7					1	0	0	0	0	0	0				
<b>Ray Narleski, R</b> OBP: 0.125, SLG: 0.250 (7, 1)										0	0	0	0	0	0	0				
<b>Inning Stats</b>	R: 1 E: 0 K: 1 S: 8	H: 3 LOB: 2 BB: 0 P: 8	R: 0 E: 0 K: 0 S: 3	H: 0 LOB: 0 BB: 0 P: 3	R: 0 E: 0 K: 1 S: 6	H: 2 LOB: 1 BB: 0 P: 6	R: 1 E: 0 K: 0 S: 5	H: 2 LOB: 1 BB: 0 P: 5	R: 0 E: 0 K: 0 S: 3	H: 0 LOB: 0 BB: 0 P: 3	R: 0 E: 0 K: 0 S: 3	H: 0 LOB: 0 BB: 0 P: 3	R: 1 E: 0 K: 1 S: 6	H: 1 LOB: 1 BB: 1 P: 10	R: 0 E: 0 K: 1 S: 5	H: 0 LOB: 0 BB: 0 P: 5	1B: 5 2B: 2 3B: 0 HR: 1	SF: 1 SAC: 0 DP: 0 HBP: 0	WP: 0 PB: 0 SB: 0 CS: 0	PA: 35
<b>PITCHER</b> Bill Monbouquette, R ERA: 4.81 (1, 1)	IP: 9.0 WLS: W BF: 35 H: 8 R: 3 ER: 3 SO: 4 BB: 1 IBB: 0 HBP: 0 BLK: 0 WP: 0 HR: 1 S: 42 P: 46 ERA: 3.00 WHIP: 1.000																			

Batter	1	2	3	4	5	6	7	8	9	AB	R	H	RBI	BB	SO	LOB	BOTTOM			
<b>Pumpsie Green, S</b> OBP: 0.434, SLG: 0.381 (1, 4)	BB 2B 1B		F7		L8		K			4	1	1	0	0	1	1	<b>Detroit Tigers @ Boston Red Sox</b> Fenway Park, Boston, MA Fri Aug 07 1959, 7:05 PM EDT Att: 21,099 - Unknown			
<b>Pete Runnels, L</b> OBP: 0.414, SLG: 0.434 (1, 3)	2B BB		6-3		P5			4-3		3	1	0	0	1	0	1				
<b>Gary Geiger, L</b> OBP: 0.314, SLG: 0.455 (1, 8)	3-1 SF9 1H 2H		4-3		4-3			S 1B WP BB		3	2	1	2	1	0	1				
<b>Gene Stephens, L</b> OBP: 0.348, SLG: 0.348 (1, 7)	3-1			E 2B		K		WP S 1B		4	0	2	0	0	1	1				
<b>Jackie Jensen, R</b> OBP: 0.385, SLG: 0.537 (1, 9)	SF9			F9		4-3		K		3	0	0	1	0	1	3				
<b>Frank Malzone, R</b> OBP: 0.325, SLG: 0.463 (1, 5)	6-3			E BB		S BB		K		2	0	0	0	2	1	1				
<b>Don Buddin, R</b> OBP: 0.373, SLG: 0.361 (1, 6)			K		E6 G6-4-3		K			3	0	0	0	0	2	3				
<b>Sammy White, R</b> OBP: 0.310, SLG: 0.315 (1, 2)			F9		G6-4-3		F5			3	0	0	0	0	0	3				
<b>Bill Monbouquette, R</b> OBP: 0.160, SLG: 0.125 (1, 1)			K				6-3			3	0	1	0	0	1	0				
<b>Inning Stats</b>	R: 3 E: 0 K: 0 S: 5	H: 2 LOB: 0 BB: 1 P: 9	R: 0 E: 0 K: 2 S: 7	H: 0 LOB: 0 BB: 0 P: 7	R: 0 E: 0 K: 0 S: 3	H: 1 LOB: 2 BB: 1 P: 8	R: 0 E: 0 K: 0 S: 4	H: 1 LOB: 1 BB: 0 P: 4	R: 0 E: 0 K: 2 S: 7	H: 0 LOB: 1 BB: 1 P: 11	R: 0 E: 0 K: 1 S: 5	H: 0 LOB: 0 BB: 0 P: 5	R: 1 E: 0 K: 2 S: 8	H: 1 LOB: 1 BB: 1 P: 12	R: 0 E: 0 K: 2 S: 5	H: 0 LOB: 0 BB: 0 P: 5		1B: 3 2B: 2 3B: 0 HR: 0	SF: 1 SAC: 0 DP: 1 HBP: 0	WP: 1 PB: 0 SB: 3 CS: 0
<b>PITCHER</b> Jim Bunning, R ERA: 4.46 (1, 1)	IP: 6.0 WLS: L BF: 25 H: 4 R: 3 ER: 3 SO: 4 BB: 3 IBB: 0 HBP: 0 BLK: 0 WP: 0 HR: 0 S: 30 P: 42 ERA: 4.50 WHIP: 1.167																			
<b>PITCHER</b> Ray Narleski, R ERA: 5.65 (7, 1)	IP: 2.0 WLS: L BF: 8 H: 1 R: 1 ER: 1 SO: 3 BB: 1 IBB: 0 HBP: 0 BLK: 0 WP: 1 HR: 0 S: 13 P: 17 ERA: 4.50 WHIP: 1.000																			








Batter	1	2	3	4	5	6	7	8	9	AB	R	H	RBI	BB	SO	LOB	TOP			
<b>Eddie Yost, R</b> OBP: 0.418, SLG: 0.402 (1, 5)	6-3		1-3		1-3		FC6-4		IBB	5	1	2	0	0	0	1				
<b>Frank Bolling, R</b> OBP: 0.335, SLG: 0.377 (1, 4)	F8		1-3				WP		F3	5	1	2	0	0	0	3				
<b>Harvey Kuenn, R</b> OBP: 0.405, SLG: 0.487 (1, 9)	6-3		P3				K		FC5	5	1	1	1	0	1	4				
<b>Al Kaline, R</b> OBP: 0.398, SLG: 0.533 (1, 8)		S					3-1		FC2-6	4	3	4	1	1	0	0				
<b>Charlie Maxwell, L</b> OBP: 0.356, SLG: 0.472 (1, 7)		WP					3-1		IBB	3	0	0	0	1	1	2				
<b>Gus Zernial, R</b> OBP: 0.270, SLG: 0.435 (9, PH)	P6								FC2-6	1	0	1	2	0	0	0				
<b>Johnny Groth, R</b> OBP: 0.319, SLG: 0.412 (9, PR)							3-1		1B	0	0	0	0	0	0	0				
<b>Gail Harris, L</b> OBP: 0.286, SLG: 0.352 (1, 3)		WP					3-1		1B	4	0	2	2	1	0	2				
<b>Red Wilson, R</b> OBP: 0.331, SLG: 0.461 (1, 2)		BB					3-1		1B	5	0	0	0	0	1	8				
<b>Coot Veal, R</b> OBP: 0.292, SLG: 0.218 (1, 6)									F9	2	0	0	0	0	1	1				
<b>Neil Christley, L</b> OBP: 0.227, SLG: 0.365 (7, PH)									FC1-6	1	0	1	0	0	0	0				
<b>Ted Lepcio, R</b> OBP: 0.329, SLG: 0.405 (7, 6)									1B	1	1	1	0	0	0	0				
<b>Don Mossi, L</b> OBP: 0.153, SLG: 0.127 (1, 1)									1B	3	0	0	0	1	1	2				
<b>Paul Foytack, R</b> OBP: 0.138, SLG: 0.091 (9, 1)									K	0	0	0	0	0	0	0				
<b>Inning Stats</b>	R: 0 E: 0 K: 0 S: 3	H: 0 LOB: 0 BB: 0 P: 3	R: 1 E: 0 K: 2 S: 8	H: 1 LOB: 1 BB: 1 P: 12	R: 0 E: 0 K: 0 S: 3	H: 1 LOB: 1 BB: 1 P: 7	R: 1 E: 0 K: 1 S: 6	H: 1 LOB: 0 BB: 0 P: 6	R: 0 E: 0 K: 0 S: 3	H: 0 LOB: 0 BB: 0 P: 3	R: 1 E: 0 K: 1 S: 7	H: 2 LOB: 2 BB: 1 P: 11	R: 0 E: 0 K: 0 S: 5	H: 2 LOB: 1 BB: 0 P: 4	R: 4 E: 0 K: 1 S: 10	H: 5 LOB: 2 BB: 1 P: 14	1B: 13 2B: 9 3B: 0 HR: 1	SF: 0 SAC: 0 DP: 1 HBP: 0	WP: 2 PB: 0 SB: 1 CS: 0	PA: 43
<b>PITCHER</b>	IP	WLS	BF	H	R	ER	SO	BB	IBB	HBP	BLK	WP	HR	S	P	ERA	WHIP			
<b>Tom Brewer, R</b> ERA: 3.45 (1, 1)	8.2	L	40	12	7	7	5	3	1	0	0	2	1	46	62	7.27	1.731			
<b>Leo Kiely, L</b> ERA: 5.19 (9, 1)	0.0		2	2	0	0	0	0	0	0	0	0	0	2	2	∞	∞			
<b>Ike Delock, R</b> ERA: 3.17 (9, 1)	0.1		1	0	0	0	0	0	0	0	0	0	0	1	1	0.00	0.000			

**Detroit Tigers @ Boston Red Sox**  
Fenway Park, Boston, MA  
Sun Aug 09 1959, 3:33 AM EDT  
Att: 12,500 - Unknown


**AB 39**  
**R 7**  
**H 14**  
**RBI 6**  
**BB 4**  
**SO 5**  
**LOB 23**



Batter	1	2	3	4	5	6	7	8	9	AB	R	H	RBI	BB	SO	LOB	BOTTOM					
<b>Gary Geiger, L</b> OBP: 0.313, SLG: 0.468 (1, 8)	K	F3		K		K			1B	5	0	1	0	0	3	1						
<b>Pete Runnels, L</b> OBP: 0.412, SLG: 0.432 (1, 3)	2B			1-3		4-3			1-3	4	0	1	0	1	0	1						
<b>Pumpsie Green, S</b> OBP: 0.413, SLG: 0.404 (1, 4)	1B					6-3			F9	5	0	2	0	0	0	3						
<b>Frank Maltzone, R</b> OBP: 0.327, SLG: 0.463 (1, 5)	F3		K						BB	5	0	3	0	0	1	2						
<b>Jackie Jensen, R</b> OBP: 0.382, SLG: 0.537 (1, 9)	F7								1B	4	1	1	1	1	1	5						
<b>Dick Gemert, R</b> OBP: 0.378, SLG: 0.434 (1, 7)									BB	3	1	1	0	1	1	1						
<b>Gene Stephens, L</b> OBP: 0.350, SLG: 0.345 (8, 7)		2B							F7	1	0	0	0	0	0	3						
<b>Don Buddin, R</b> OBP: 0.373, SLG: 0.358 (1, 6)		1B								3	1	0	0	1	1	1						
<b>Sammy White, R</b> OBP: 0.324, SLG: 0.332 (1, 2)		2B							F7	4	0	3	2	0	0	0						
<b>Tom Brewer, R</b> OBP: 0.127, SLG: 0.111 (1, 1)									P4	4	0	3	2	0	0	0						
<b>Leo Kiely, L</b> OBP: 0.127, SLG: 0.111 (9, 1)									FC6-4	4	0	0	0	0	1	4						
<b>Ike Delock, R</b> OBP: 0.130, SLG: 0.140 (9, 1)									1B	0	0	0	0	0	0	0						
<b>Inning Stats</b>	R: 0 E: 0 K: 1 S: 7	H: 2 LOB: 2 BB: 0 P: 7	R: 2 E: 0 K: 1 S: 7	H: 2 LOB: 2 BB: 2 P: 15	R: 1 E: 0 K: 1 S: 7	H: 2 LOB: 1 BB: 1 P: 11	R: 0 E: 0 K: 1 S: 7	H: 2 LOB: 0 BB: 0 P: 7	R: 0 E: 0 K: 2 S: 8	H: 1 LOB: 1 BB: 0 P: 8	R: 0 E: 0 K: 1 S: 5	H: 0 LOB: 0 BB: 0 P: 5	R: 0 E: 0 K: 0 S: 3	H: 1 LOB: 0 BB: 0 P: 5	R: 0 E: 0 K: 0 S: 5	H: 0 LOB: 0 BB: 0 P: 3	R: 0 E: 0 K: 0 S: 5	H: 2 LOB: 3 BB: 1 P: 9	1B: 7 2B: 4 3B: 0 HR: 1	SF: 0 SAC: 0 DP: 1 HBP: 0	WP: 0 PB: 0 SB: 0 CS: 0	PA: 42
<b>PITCHER</b>	IP	WLS	BF	H	R	ER	SO	BB	IBB	HBP	BLK	WP	HR	S	P	ERA	WHIP					
<b>Don Mossi, L</b> ERA: 2.99 (1, 1)	8.2	W	41	12	3	3	8	4	0	0	0	0	0	1	53	69	3.12	1.846				
<b>Paul Foytack, R</b> ERA: 4.8 (9, 1)	0.1	S	1	0	0	0	0	0	0	0	0	0	0	1	1	0.00	0.000					

**Detroit Tigers @ Boston Red Sox**  
Fenway Park, Boston, MA  
Sun Aug 09 1959, 3:33 AM EDT  
Att: 12,500 - Unknown

**AB 38**  
**R 3**  
**H 12**  
**RBI 3**  
**BB 4**  
**SO 8**  
**LOB 21**









Batter	1	2	3	4	5	6	7	8	9	AB	R	H	RBI	BB	SO	LOB	TOP										
Mary Thronberry, L OBP: 0.266, SLG: 0.281 (1, 3)	0-0 4-3	0-3 K			0-0 2B	0-0 F9		0-0 2-3		5	1	1	0	0	1	3	<b>New York Yankees @ Boston Red Sox</b> Fenway Park, Boston, MA Tue Aug 11 1959, 3:33 AM EDT Att: 25,032 - Unknown										
Tony Kubek, L OBP: 0.317, SLG: 0.398 (1, 9) (9, 7)	0-0 F4		0-0 L4		0-0 1B	0-0 6-3		0-0 4-3		5	1	1	2	0	0	1											
Mickey Mantle, S OBP: 0.402, SLG: 0.524 (1, 8)	0-3 K		0-0 S		0-0 1B				0-0 F7	4	1	2	0	1	1	0											
Yogi Berra, L OBP: 0.360, SLG: 0.488 (1, 2)		0-0 1B	0-0 F7		0-0 F7	0-0 3-1			0-0 F7	5	1	1	0	0	0	4											
Elston Howard, R OBP: 0.309, SLG: 0.497 Hank Bauer, R OBP: 0.310, SLG: 0.377 (1, 7) (9, 9)	0-3 K		0-0 F9		0-0 2B		0-0 L8		0-3 K2-3	5	1	1	0	0	2	2											
Hector Lopez, R OBP: 0.333, SLG: 0.471 Clete Boyer, R OBP: 0.171, SLG: 0.175 (1, 5) (9, 5)	0-0 SH			0-0 6-3	0-0 E		0-0 6-3			4	2	2	2	0	0	0											
Gil McDougald, R OBP: 0.317, SLG: 0.371 (1, 6)	0-0 SH			0-0 F8	0-0 F8		0-0 5-3			3	0	0	1	0	0	2											
Bobby Richardson, R OBP: 0.310, SLG: 0.331 (1, 4)	0-0 IBB			0-0 L3	0-0 E5			0-0 E1		3	0	0	0	1	0	1											
Duke Maas, R OBP: 0.176, SLG: 0.129 Bobby Shantz, R OBP: 0.333, SLG: 0.333 (1, 1) (8, 1)	0-0 SF7			0-0 E6				0-0 SH1-4		2	1	0	1	0	1	1											
	0-0 K							0-0 SH1-4		0	0	0	0	0	0	0											
<b>Inning Stats</b>	R: 0 E: 0 K: 1 S: 5	H: 0 LOB: 0 BB: 0 P: 5	R: 2 E: 1 K: 2 S: 10	H: 2 LOB: 2 BB: 1 P: 14	R: 0 E: 0 K: 0 S: 4	H: 1 LOB: 1 BB: 0 P: 4	R: 0 E: 0 K: 0 S: 3	H: 0 LOB: 0 BB: 0 P: 3	R: 6 E: 2 K: 1 S: 11	H: 4 LOB: 1 BB: 1 P: 15	R: 0 E: 0 K: 0 S: 4	H: 1 LOB: 1 BB: 0 P: 4	R: 0 E: 0 K: 0 S: 3	H: 0 LOB: 0 BB: 0 P: 3	R: 0 E: 1 K: 0 S: 4	H: 0 LOB: 1 BB: 0 P: 4	R: 0 E: 0 K: 1 S: 5	H: 0 LOB: 0 BB: 0 P: 5	1B: 3 2B: 4 3B: 1 HR: 0	SF: 1 SAC: 2 DP: 0 HBP: 0	WP: 1 PB: 0 SB: 1 CS: 0	PA: 41					
<b>PITCHER</b>	IP	WLS	BF	H	R	ER	SO	BB	IBB	HBP	BLK	WP	HR	S	P	ERA	WHIP										
Jerry Casale, R ERA: 4.28 (1, 1)	4.1	L	23	6	7	5	3	1	1	0	0	0	0	27	35	10.38	1.615										
Frank Baumann, L ERA: 4.74 (5, 1)	3.2		15	2	1	0	1	0	0	0	0	1	0	17	17	0.00	0.545										
Nelson Chittum, R ERA: (9, 1)	1.0		3	0	0	0	1	0	0	0	0	0	0	5	5	0.00	0.000										

AB	36
R	8
H	8
RBI	6
BB	2
SO	5
LOB	14



Batter	1	2	3	4	5	6	7	8	9	AB	R	H	RBI	BB	SO	LOB	BOTTOM										
Gary Geiger, L OBP: 0.311, SLG: 0.458 (1, 8)	0-0 F8		0-0 1B			0-0 6-3		0-0 F3	0-0 F2	5	0	1	0	0	0	3	<b>New York Yankees @ Boston Red Sox</b> Fenway Park, Boston, MA Tue Aug 11 1959, 3:33 AM EDT Att: 25,032 - Unknown										
Pete Runnels, L OBP: 0.415, SLG: 0.436 (1, 4)	0-0 F8		0-0 1B			0-0 4-3		0-0 1B		4	1	2	2	0	0	0											
Vic Wertz, L OBP: 0.347, SLG: 0.418 (1, 3)	0-0 4-3		0-0 K			0-0 F7		0-0 FC5-4		4	0	1	1	0	1	2											
Gene Stephens, L OBP: 0.341, SLG: 0.336 (1, 7)		0-0 G3			0-0 F8		0-0 F8	0-0 FC5-4		3	0	0	0	0	0	0											
Dick Cernot, R OBP: 0.278, SLG: 0.430 Nelson Chittum, R ERA: (8, PH) (9, 1)		0-0 G3			0-0 F8		0-0 F8	0-0 FC5-4		1	0	0	1	0	0	1											
Jackie Jensen, R OBP: 0.381, SLG: 0.531 (1, 9)	0-0 6-3			0-0 5-3		0-0 F8		0-0 L8		4	0	0	0	0	0	1											
Frank Malzone, R OBP: 0.327, SLG: 0.461 (1, 5)	0-0 L7			0-0 F4		0-0 2B			0-0 F8	4	0	1	0	0	0	0											
Sammy White, R OBP: 0.332, SLG: 0.338 (1, 2)			0-0 1B		0-0 F4		0-0 F2		0-3 K	4	1	1	0	0	1	1											
Jim Mahoney, R OBP: 0.100, SLG: 0.100 Marty Keough, L OBP: 0.317, SLG: 0.422 Don Buddin, R OBP: 0.371, SLG: 0.354 (1, 6) (8, PH) (9, 6)			0-3 K		0-0 5-3			0-0 1B	4-0 2B	2	0	0	0	0	1	1											
Jerry Casale, R OBP: 0.244, SLG: 0.366 Frank Baumann, L OBP: 0.278, SLG: 0.353 Ted Williams, L OBP: 0.357, SLG: 0.397 (1, 1) (5, 1) (8, PH) (9, 7)	0-0 F9				0-3 K			0-0 2B	0-0 2B	1	0	0	0	0	0	1											
								0-0 2B	0-0 2B	1	0	0	0	0	1	0											
<b>Inning Stats</b>	R: 0 E: 0 K: 0 S: 3	H: 0 LOB: 0 BB: 0 P: 3	R: 0 E: 0 K: 0 S: 3	H: 0 LOB: 0 BB: 0 P: 3	R: 1 E: 0 K: 2 S: 10	H: 3 LOB: 2 BB: 0 P: 10	R: 0 E: 0 K: 0 S: 3	H: 0 LOB: 0 BB: 0 P: 3	R: 0 E: 0 K: 0 S: 3	H: 0 LOB: 0 BB: 0 P: 3	R: 0 E: 0 K: 0 S: 4	H: 1 LOB: 1 BB: 0 P: 4	R: 0 E: 0 K: 0 S: 7	H: 4 LOB: 1 BB: 0 P: 7	R: 1 E: 0 K: 1 S: 6	H: 1 LOB: 1 BB: 1 P: 10	1B: 6 2B: 3 3B: 0 HR: 0	SF: 0 SAC: 0 DP: 0 HBP: 0	WP: 0 PB: 0 SB: 0 CS: 0	PA: 37							
<b>PITCHER</b>	IP	WLS	BF	H	R	ER	SO	BB	IBB	HBP	BLK	WP	HR	S	P	ERA	WHIP										
Duke Maas, R ERA: 4.19 (1, 1)	7.1	W	30	8	4	4	3	0	0	0	0	0	0	36	36	4.91	1.091										
Bobby Shantz, L ERA: 2.33 (8, 1)	1.2	S	7	1	1	1	1	1	0	0	0	0	0	8	12	5.40	1.200										









Batter	1	2	3	4	5	6	7	8	9	AB	R	H	RBI	BB	SO	LOB	TOP																	
<b>Gary Geiger, L</b> OBP: 0.318, SLG: 0.480 (1, 8)										5	1	2	1	1	1	1	<b>Boston Red Sox @ New York Yankees</b> Yankee Stadium, Bronx, NY Fri Aug 14 1959, 7:05 PM EDT Att: 38,624 - Unknown - 82 F																	
<b>Pete Runnels, L</b> OBP: 0.422, SLG: 0.440 (1, 4)										2	1	0	0	4	1	1																		
<b>Frank Malzone, R</b> OBP: 0.326, SLG: 0.457 (1, 5)										6	1	2	2	0	0	4																		
<b>Ted Williams, L</b> OBP: 0.359, SLG: 0.396 (8, 1)										3	1	0	0	2	1	4																		
<b>Jackie Jensen, R</b> OBP: 0.381, SLG: 0.526 (1, 9)										5	2	2	1	0	0	1																		
<b>Dick Gernert, R</b> OBP: 0.376, SLG: 0.429 (1, 3)										5	2	2	1	0	0	1																		
<b>Sammy White, R</b> OBP: 0.337, SLG: 0.351 (1, 2)										5	1	4	1	0	0	0																		
<b>Don Buddin, R</b> OBP: 0.372, SLG: 0.353 (8, PH)										2	0	0	0	1	0	1																		
<b>Vic Wertz, L</b> OBP: 0.352, SLG: 0.437 (8, 6)										2	1	1	4	0	0	2																		
<b>Jim Mahoney, R</b> OBP: 0.091, SLG: 0.091 (8, 6)										0	0	0	0	0	0	0																		
<b>Tom Brewer, R</b> OBP: 0.125, SLG: 0.100 (8, 1)										1	0	0	0	0	1	0																		
<b>Inning Stats</b>	R: 0 E: 0 K: 1 S: 4	H: 0 LOB: 0 BB: 1 P: 8	R: 1 E: 1 K: 0 S: 4	H: 1 LOB: 1 BB: 1 P: 8	R: 0 E: 0 K: 2 S: 7	H: 0 LOB: 0 BB: 2 P: 15	R: 0 E: 0 K: 0 S: 3	H: 0 LOB: 1 BB: 0 P: 3	R: 1 E: 0 K: 0 S: 5	H: 2 LOB: 2 BB: 1 P: 9	R: 0 E: 0 K: 0 S: 4	H: 1 LOB: 0 BB: 0 P: 8	R: 0 E: 0 K: 0 S: 3	H: 0 LOB: 0 BB: 0 P: 3	R: 9 E: 0 K: 0 S: 12	H: 9 LOB: 2 BB: 2 P: 20	R: 0 E: 1 K: 1 S: 6	H: 1 LOB: 1 BB: 0 P: 6	1B: 10 2B: 1 3B: 1 HR: 2	SF: 0 SAC: 0 DP: 1 HBP: 0	WP: 0 PB: 0 SB: 0 CS: 0	PA: 48												
<b>PITCHER</b>	IP WLS BF H R ER SO BB IBB HBP BLK WP HR S P ERA WHIP																																	
<b>Whitey Ford, L</b> ERA: 3.1 (1, 1)	7.1	34	7	5	4	3	6	0	0	0	0	0	0	0	34	58	4.91	1.773																
<b>Ryne Duren, R</b> ERA: 1.59 (8, 1)	0.1	L	5	3	3	3	0	1	0	0	0	0	0	2	4	8	81.00	12.000																
<b>Bobby Shantz, L</b> ERA: 2.53 (8, 1)	0.1		5	3	3	3	0	1	0	0	0	0	0	4	8	8	81.00	12.000																
<b>Jim Coates, R</b> ERA: 3.36 (9, 1)	1.0		4	1	0	0	1	0	0	0	0	0	0	6	6	6	0.00	1.000																

AB 40  
R 11  
H 14  
RBI 10  
BB 8  
SO 4  
LOB 17





Batter	1	2	3	4	5	6	7	8	9	AB	R	H	RBI	BB	SO	LOB	BOTTOM															
<b>Norm Siebern, L</b> OBP: 0.336, SLG: 0.401 (1, 9)										5	1	1	0	0	1	4	<b>Boston Red Sox @ New York Yankees</b> Yankee Stadium, Bronx, NY Fri Aug 14 1959, 7:05 PM EDT Att: 38,624 - Unknown - 82 F															
<b>Tony Kubek, L</b> OBP: 0.313, SLG: 0.390 (8, 8)										4	0	1	0	0	0	0																
<b>Mickey Mantle, S</b> OBP: 0.402, SLG: 0.521 (8, 7)										2	2	0	0	2	0	1																
<b>Enos Slaughter, L</b> OBP: 0.253, SLG: 0.392 (8, 7)										4	1	2	1	1	0	1																
<b>Yogi Berra, L</b> OBP: 0.356, SLG: 0.481 (1, 2)										3	1	2	2	1	0	1																
<b>Elston Howard, R</b> OBP: 0.316, SLG: 0.500 (1, 3)										3	1	2	2	1	0	1																
<b>Hector Lopez, R</b> OBP: 0.329, SLG: 0.463 (1, 5)										3	1	1	1	0	0	2																
<b>Clete Boyer, R</b> OBP: 0.171, SLG: 0.175 (8, 5)										0	0	0	0	0	0	0																
<b>Gil McDougald, R</b> OBP: 0.310, SLG: 0.360 (1, 6)										4	0	0	0	0	1	3																
<b>Bobby Richardson, R</b> OBP: 0.312, SLG: 0.342 (1, 4)										4	0	1	0	0	0	1																
<b>Whitey Ford, L</b> OBP: 0.361, SLG: 0.373 (8, 1)										2	0	1	1	1	1	0																
<b>Inning Stats</b>	R: 2 E: 0 K: 0 S: 5	H: 2 LOB: 2 BB: 2 P: 13	R: 0 E: 0 K: 1 S: 5	H: 0 LOB: 0 BB: 0 P: 5	R: 4 E: 1 K: 1 S: 10	H: 5 LOB: 2 BB: 1 P: 14	R: 0 E: 0 K: 0 S: 4	H: 1 LOB: 1 BB: 0 P: 4	R: 0 E: 0 K: 0 S: 3	H: 0 LOB: 0 BB: 0 P: 3	R: 0 E: 0 K: 0 S: 2	H: 0 LOB: 0 BB: 1 P: 6	R: 0 E: 0 K: 0 S: 3	H: 1 LOB: 1 BB: 1 P: 7	R: 0 E: 1 K: 1 S: 6	H: 1 LOB: 0 BB: 0 P: 6	R: 0 E: 0 K: 0 S: 3	H: 0 LOB: 0 BB: 0 P: 3	1B: 8 2B: 1 3B: 1 HR: 0	SF: 1 SAC: 1 DP: 2 HBP: 0	WP: 0 PB: 0 SB: 0 CS: 0	PA: 40										
<b>PITCHER</b>	IP WLS BF H R ER SO BB IBB HBP BLK WP HR S P ERA WHIP																															
<b>Tom Brewer, R</b> ERA: 3.73 (3, 1)	2.1	8	1	0	0	0	0	0	0	0	0	8	8	0.00	0.429																	
<b>Nelson Chittum, R</b> ERA: (6, 1)	2.0	W	7	1	0	0	0	2	0	0	0	0	5	13	0.00	1.500																
<b>Frank Baumann, L</b> ERA: 4.58 (8, 1)	2.0	S	7	1	0	0	1	0	0	0	0	9	9	0.00	0.500																	

AB 33  
R 6  
H 10  
RBI 5  
BB 5  
SO 3  
LOB 13





Batter	1	2	3	4	5	6	7	8	9	AB	R	H	RBI	BB	SO	LOB	TOP					
Gary Geiger, L (1, 8) OBP: 0.321, SLG: 0.480 Marty Keough, L (1, 8) OBP: 0.311, SLG: 0.415	4-0 BB SF7 BB	0-0 6-3	0-0 2B	0-0 F5	0-0 F4			0-0 F9		0 1 0 0 1 0 0 5 0 1 0 0 0 6							<b>Boston Red Sox @ New York Yankees</b> Yankee Stadium, Bronx, NY Sat Aug 15 1959, 3:33 AM EDT Att: 37,283 - Unknown - 94 F					
Pete Runnels, L (1, 4) OBP: 0.427, SLG: 0.440	4-0 4-3 BB BB		1B 4-3 BB		0-0 BB BB	4-0 SH1 BB		0-3 K		2 2 1 0 4 1 0												
Ted Williams, L (1, 7) OBP: 0.365, SLG: 0.397 Jim Busby, R (5, PR) OBP: 0.288, SLG: 0.322	4-0 4-3 BB		1B 4-3 F4		4-0 BB BB	0-0 SH1		0-0 F2		2 1 1 0 2 0 2 1 1 0 0 0 0 0												
Vic Wertz, L (1, 3) OBP: 0.347, SLG: 0.428	0-0 SF7		4-3 1-2 BB	0-3 K	4-0 BB 1B	0-0 F8		0-0 L7		4 1 0 2 1 1 2												
Jackie Jensen, R (1, 9) OBP: 0.383, SLG: 0.522	4-3 1-2 2-3		1B 3B BB	4-0 1B E BB	4-0 1B SF9 BB	0-0 F8		0-3 K 1B		3 3 0 1 3 1 3												
Frank Malzone, R (1, 5) OBP: 0.326, SLG: 0.455	0-0 F8		1-3 2-H 1B	0-0 F8	0-0 F5		0-0 PB 1B		0-0 F8	6 1 2 1 0 0 7												
Sammy White, R (1, 2) OBP: 0.344, SLG: 0.367		0-0 6-3	1-1 1B 3B	0-0 E BB 1B	0-0 BB 1B		0-0 F8		0-0 1B	6 1 4 4 0 0 1								<b>AB</b> 35 <b>R</b> 12 <b>H</b> 11 <b>RBI</b> 11 <b>BB</b> 13 <b>SO</b> 3 <b>LOB</b> 27				
Don Buddin, R (1, 6) OBP: 0.373, SLG: 0.355		0-0 SH1-4 1B	0-0 WP SF9 1B	4-0 E BB	0-0 SF9		0-0 F3		0-0 F8	4 1 2 2 1 0 3												
Frank Sullivan, R (1, 1) OBP: 0.188, SLG: 0.196 Leo Kiely, L (6, 1)		0-0 SH1-4	0-0 SF9	0-0 E3	4-0 BB		0-0 F2			1 0 0 1 1 0 2 1 0 0 0 0 0 1												
<b>Inning Stats</b>	R: 1 E: 0 K: 0 S: 3	H: 0 LOB: 2 BB: 3 P: 15	R: 0 E: 0 K: 0 S: 4	H: 1 LOB: 1 BB: 0 P: 4	R: 6 E: 0 K: 0 S: 8	H: 5 LOB: 2 BB: 3 P: 20	R: 1 E: 1 K: 1 S: 7	H: 1 LOB: 3 BB: 2 P: 15	R: 4 E: 0 K: 0 S: 5	H: 2 LOB: 2 BB: 4 P: 21	R: 0 E: 0 K: 0 S: 3	H: 0 LOB: 1 BB: 1 P: 7	R: 0 E: 0 K: 0 S: 4	H: 1 LOB: 1 BB: 0 P: 4	R: 0 E: 0 K: 1 S: 5	H: 0 LOB: 0 BB: 0 P: 5		R: 0 E: 0 K: 1 S: 7	H: 1 LOB: 2 BB: 0 P: 7	1B: 9 2B: 1 3B: 1 HR: 0	SF: 3 SAC: 2 DP: 0 HBP: 0	WP: 2 PB: 2 SB: 0 CS: 0
<b>PITCHER</b>	IP WLS BF H R ER SO BB IBB HBP BLK WP HR S P ERA WHIP																					
Eli Grba, R (1, 1) ERA: 4.71	2.1 L 15 3 5 5 0 5 0 0 0 0 0 10 30 19.29 3.429																					
Don Larsen, R (3, 1) ERA: 4.4	1.2 17 5 7 6 1 6 0 0 0 1 0 13 37 32.40 6.600																					
Gary Blaylock, R (5, 1) ERA: 4.58	5.0 21 3 0 0 2 2 0 0 0 0 0 23 31 0.00 1.000																					

Batter	1	2	3	4	5	6	7	8	9	AB	R	H	RBI	BB	SO	LOB	BOTTOM					
Gil McDougald, R (1, 6) OBP: 0.310, SLG: 0.357 Clete Boyer, R (8, 6) OBP: 0.167, SLG: 0.171	4-0 BB BB		0-0 F4		0-0 6-3		0-0 4-3		0-0 F8	3 0 0 1 1 0 0 1 0 0 0 0 0 1							<b>Boston Red Sox @ New York Yankees</b> Yankee Stadium, Bronx, NY Sat Aug 15 1959, 3:33 AM EDT Att: 37,283 - Unknown - 94 F					
Tony Kubek, L (1, 7) OBP: 0.316, SLG: 0.397	0-3 K		4-0 BB		0-0 1B		0-0 3-1 3B		0-0 P6	4 1 2 0 1 1 2												
Mickey Mantle, S (1, 8) OBP: 0.402, SLG: 0.519 Johnny Blanchard, L (6, 2) OBP: 0.250, SLG: 0.273	4-0 1-2 BB		0-3 K		0-0 F6		0-0 3-1			2 0 0 0 1 1 2 1 0 0 1 0 0 0												
Yogi Berra, L (1, 2) OBP: 0.353, SLG: 0.479 Mary Thronberry, L (5, 3) OBP: 0.267, SLG: 0.282	0-0 F4				0-0 F7		0-0 BB 1B		0-3 K	2 0 0 0 0 0 2 2 1 1 0 0 1 0												
Elston Howard, R (1, 3) OBP: 0.315, SLG: 0.497	0-0 L6				0-0 6-3		0-0 4-3 BB 1B		0-0 F9	4 0 1 0 0 0 2												
Hector Lopez, R (1, 5) OBP: 0.328, SLG: 0.460		0-0 G3			0-0 F9		4-0 1-2 2-3 BB		0-0 L8	3 0 0 0 1 0 0												
Norm Siebern, L (1, 9) OBP: 0.404, SLG: 0.402 Enos Slaughter, L (6, 9) OBP: 0.247, SLG: 0.383		0-0 F8					0-0 E 1B		0-0 F8	2 1 1 0 0 0 0 2 0 0 1 0 0 2								<b>AB</b> 34 <b>R</b> 4 <b>H</b> 7 <b>RBI</b> 4 <b>BB</b> 4 <b>SO</b> 5 <b>LOB</b> 17				
Bobby Richardson, R (1, 4) OBP: 0.311, SLG: 0.341		0-0 G3			0-3 K		0-0 F7		0-0 1B	4 0 1 0 0 1 3												
Eli Grba, R (1, 1) OBP: 0.250, SLG: 0.182 Don Larsen, R (3, 1) OBP: 0.404, SLG: 0.359 Gary Blaylock, R (5, 1) OBP: 0.139, SLG: 0.333 Andy Carey, R (8, PH) OBP: 0.264, SLG: 0.307			0-0 F4		0-0 E6 6-3 2B		0-3 K		0-0 F8	0 0 0 0 0 0 0 1 0 0 0 0 0 0 2 1 1 1 0 1 2 1 0 0 0 0 0 1												
<b>Inning Stats</b>	R: 0 E: 0 K: 1 S: 5	H: 0 LOB: 2 BB: 2 P: 13	R: 0 E: 0 K: 0 S: 3	H: 0 LOB: 0 BB: 0 P: 3	R: 0 E: 0 K: 1 S: 5	H: 0 LOB: 1 BB: 1 P: 9	R: 0 E: 0 K: 0 S: 3	H: 0 LOB: 0 BB: 0 P: 3	R: 2 E: 1 K: 1 S: 8	H: 3 LOB: 1 BB: 0 P: 8	R: 1 E: 0 K: 1 S: 7	H: 2 LOB: 2 BB: 1 P: 11	R: 1 E: 0 K: 1 S: 6	H: 1 LOB: 0 BB: 0 P: 6	R: 0 E: 0 K: 0 S: 3	H: 0 LOB: 0 BB: 0 P: 3		R: 0 E: 0 K: 0 S: 4	H: 1 LOB: 1 BB: 0 P: 4	1B: 5 2B: 1 3B: 1 HR: 0	SF: 0 SAC: 0 DP: 0 HBP: 0	WP: 0 PB: 0 SB: 0 CS: 0
<b>PITCHER</b>	IP WLS BF H R ER SO BB IBB HBP BLK WP HR S P ERA WHIP																					
Frank Sullivan, R (1, 1) ERA: 3.96	5.0 W 24 5 3 3 3 4 0 0 0 0 0 26 42 5.40 1.800																					
Leo Kiely, L (6, 1) ERA: 4.71	4.0 S 14 2 1 1 2 0 0 0 0 0 0 18 18 2.25 0.500																					



Batter	1	2	3	4	5	6	7	8	9	AB	R	H	RBI	BB	SO	LOB	TOP		
<b>Gary Geiger, L</b> OBP: 0.320, SLG: 0.476 (1, 8)	0-0 F7	0-0 FC5-4 1B		0-3 K			0-3 K			4	0	1	1	0	2	0	<b>Boston Red Sox @ New York Yankees</b> Yankee Stadium, Bronx, NY Sun Aug 16 1959, 3:33 AM EDT Unknown - 92 F		
<b>Pete Runnels, L</b> OBP: 0.426, SLG: 0.437 (1, 4)	0-0 3-1	0-0 FC5-4 E			0-3 K			4-0 SH5-3 BB		3	1	0	0	1	1	2			
<b>Gene Stephens, L</b> OBP: 0.333, SLG: 0.327 (1, 7)	0-0 F2	0-0 E1			0-3 K			0-0 SH5-3		3	0	0	0	0	1	0			
<b>Vic Wertz, L</b> OBP: 0.345, SLG: 0.424 (1, 3)		1B			0-0 F7			0-0 F7		4	1	1	0	0	0	2			
<b>Jackie Jensen, R</b> OBP: 0.380, SLG: 0.517 (1, 9)		0-0 F9	0-0 F9			0-3 K			0-3 K	4	0	0	0	0	2	2			
<b>Frank Malzone, R</b> OBP: 0.325, SLG: 0.453 (1, 5)		0-0 1B	0-3 K			0-0 6-3			0-0 G3	4	1	1	0	0	1	0			
<b>Sammy White, R</b> OBP: 0.343, SLG: 0.365 (1, 2)		0-0 1B	0-0 L4			0-0 1-3			0-0 G3	4	1	1	1	0	0	0			
<b>Don Buddin, R</b> OBP: 0.374, SLG: 0.355 (1, 6)		0-0 1B		0-0 F9			0-0 F8		4-0 BB	3	1	1	1	1	0	0			
<b>Jerry Casale, R</b> OBP: 0.261, SLG: 0.381 (1, 1)		0-0 1B		0-3 K			0-0 F7		0-3 K	1	1	1	1	0	0	0			
<b>Ike Delock, R</b> OBP: 0.120, SLG: 0.128 (2, 1)		0-0 FC5-4 E		0-3 K					0-3 K	3	0	0	0	0	2	1			
<b>Leo Kiely, L</b> (9, 1)		0-0 1B							0-3 K	0	0	0	0	0	0	0			
<b>Inning Stats</b>	R: 0 E: 0 K: 0 S: 3	H: 0 LOB: 0 BB: 0 P: 3	R: 6 E: 1 K: 0 S: 10	H: 6 LOB: 1 BB: 0 P: 10	R: 0 E: 0 K: 1 S: 5	H: 0 LOB: 0 BB: 0 P: 5	R: 0 E: 0 K: 2 S: 7	H: 0 LOB: 0 BB: 0 P: 7	R: 0 E: 0 K: 1 S: 5	H: 0 LOB: 0 BB: 0 P: 5	R: 0 E: 0 K: 1 S: 5	H: 0 LOB: 1 BB: 1 P: 9	R: 0 E: 0 K: 1 S: 5	H: 0 LOB: 1 BB: 1 P: 9	1B: 6 2B: 0 3B: 0 HR: 0	SF: 0 SAC: 1 DP: 0 HBP: 0	WP: 0 PA: 36 CS: 0		
<b>PITCHER</b>	IP	WLS	BF	H	R	ER	SO	BB	IBB	HBP	BLK	WP	HR	S	P	ERA	WHIP		
<b>Duke Maas, R</b> ERA: 4.49	1.1	L	9	5	5	4	0	0	0	0	0	0	0	9	9	27.00	3.750		
<b>Bobby Shantz, L</b> ERA: 2.39	5.2		19	1	1	0	7	0	0	0	0	0	0	33	33	0.00	0.176		
<b>Jim Coates, R</b> ERA: 3.24	2.0		8	0	0	0	2	2	0	0	0	0	0	10	18	0.00	1.000		

AB	33
R	6
H	6
RBI	4
BB	2
SO	9
LOB	7



Batter	1	2	3	4	5	6	7	8	9	AB	R	H	RBI	BB	SO	LOB	BOTTOM		
<b>Mary Throneberry, L</b> OBP: 0.272, SLG: 0.309 (1, 3)	0-0 HR	0-0 HR		0-3 K			0-0 3-1		0-0 4-1	5	2	2	1	0	1	0	<b>Boston Red Sox @ New York Yankees</b> Yankee Stadium, Bronx, NY Sun Aug 16 1959, 3:33 AM EDT Unknown - 92 F		
<b>Tony Kubek, L</b> OBP: 0.315, SLG: 0.392 (1, 9)	0-0 F6	4-0 BB		0-0 4-3			0-0 6-3		0-0 F9	4	0	0	0	1	0	1			
<b>Mickey Mantle, S</b> OBP: 0.403, SLG: 0.525 (1, 8)	0-0 HR	4-0 BB		0-0 F7			0-0 F7			3	1	1	2	1	0	0			
<b>Yogi Berra, L</b> OBP: 0.354, SLG: 0.476 (1, 2)	0-0 1B	0-0 F4			0-0 L7			0-0 L3		4	1	1	0	0	0	2			
<b>Elston Howard, R</b> OBP: 0.318, SLG: 0.506 (1, 7)	0-0 FC4-6 1B		0-0 F7		0-0 F4			0-0 HR		4	1	2	1	0	0	0			
<b>Hector Lopez, R</b> OBP: 0.330, SLG: 0.460 (1, 5)	0-0 FC4-6		0-0 1B		0-0 F5			0-0 FC6-4 1B		4	0	2	1	0	0	1			
<b>Clete Boyer, R</b> OBP: 0.167, SLG: 0.171 (8, FR)	0-0 FC4-6		0-0 1B							0	0	0	0	0	0	0			
<b>Gil McDougald, R</b> OBP: 0.306, SLG: 0.353 (1, 6)	0-0 F8		0-3 K			0-0 5-3		0-3 K		4	0	0	0	0	2	3			
<b>Bobby Richardson, R</b> OBP: 0.310, SLG: 0.340 (1, 4)		0-0 2-3	0-0 1B		0-0 F7		0-0 F7		0-0 FC6-4	4	0	1	0	0	0	1			
<b>Duke Maas, R</b> OBP: 0.176, SLG: 0.129 (1, 1)		0-0 F4		0-0 F7			0-0 F4			0	0	0	0	0	0	0			
<b>Bobby Shantz, R</b> OBP: 0.236, SLG: 0.292 (2, 1)									0-0 4-3	3	0	0	0	0	0	2			
<b>Jim Coates, R</b> (8, 1)										0	0	0	0	0	0	0			
<b>Johnny Blanchard, L</b> OBP: 0.245, SLG: 0.267 (9, PH)										1	0	0	0	0	0	0			
<b>Inning Stats</b>	R: 3 E: 0 K: 0 S: 7	H: 4 LOB: 1 BB: 0 P: 7	R: 1 E: 0 K: 0 S: 4	H: 1 LOB: 2 BB: 2 P: 12	R: 0 E: 0 K: 1 S: 7	H: 2 LOB: 0 BB: 0 P: 7	R: 0 E: 0 K: 1 S: 5	H: 0 LOB: 0 BB: 0 P: 5	R: 0 E: 0 K: 0 S: 3	H: 0 LOB: 0 BB: 0 P: 3	R: 0 E: 0 K: 0 S: 3	H: 0 LOB: 0 BB: 0 P: 3	R: 1 E: 0 K: 1 S: 7	H: 2 LOB: 1 BB: 0 P: 7	R: 0 E: 0 K: 0 S: 3	H: 0 LOB: 0 BB: 0 P: 3	1B: 6 2B: 0 3B: 0 HR: 3	SF: 0 SAC: 0 DP: 0 HBP: 0	WP: 0 PA: 38 CS: 0
<b>PITCHER</b>	IP	WLS	BF	H	R	ER	SO	BB	IBB	HBP	BLK	WP	HR	S	P	ERA	WHIP		
<b>Jerry Casale, R</b> ERA: 4.5	1.2		12	5	4	4	0	0	0	0	0	0	0	2	10	18	21.60	4.200	
<b>Ike Delock, R</b> ERA: 3.02	7.0	W	25	4	1	1	3	0	0	0	0	0	1	31	31	1.29	0.571		
<b>Leo Kiely, L</b> ERA: 4.68	0.1	S	1	0	0	0	0	0	0	0	0	0	0	1	1	0.00	0.000		





Batter	1	2	3	4	5	6	7	8	9	AB	R	H	RBI	BB	SO	LOB	TOP			
Gary Geiger, L (1.8) OBP: 0.327, SLG: 0.480	F7		1B			F8 1B		1B		4	1	3	0	0	0	0	<b>Boston Red Sox @ New York Yankees</b> Yankee Stadium, Bronx, NY Sun Aug 16 1959, 7:05 PM EDT Att: 46,717 - Unknown			
Pete Runnels, L (1.4) OBP: 0.424, SLG: 0.435	3-1		F7			1B		F9		4	0	1	0	0	0	2				
Gene Stephens, L (1.7) OBP: 0.337, SLG: 0.338	1B				WP SF8 2B	F8		F8		4	1	2	0	0	0	3				
Vic Wertz, L (1.3) OBP: 0.343, SLG: 0.421	4-3				F6	G6-4-3 1B		G3		4	0	1	1	0	0	3				
Jackie Jensen, R (1.9) OBP: 0.377, SLG: 0.513		F7			SF8	G6-4-3 1B		F7		3	0	0	1	0	0	2				
Frank Malzone, R (1.5) OBP: 0.323, SLG: 0.449	6-3				F7			K		4	0	0	0	0	1	0				
Sammy White, R (1.2) OBP: 0.342, SLG: 0.363	K				F8			F9		4	0	1	0	0	1	0				
Don Buddin, R (1.6) OBP: 0.373, SLG: 0.353			6-3		K			F8		2	0	0	0	0	1	0				
Ted Williams, L (7. PH) OBP: 0.394, SLG: 0.395					K					1	0	0	0	0	0	1				
Jim Mahoney, R (7.6) OBP: 0.091, SLG: 0.091					K					0	0	0	0	0	0	0				
Bill Monbouquette, R (1.1) OBP: 0.133, SLG: 0.103			K		1-3			6-3		3	0	0	0	0	1	1				
<b>Inning Stats</b>	R: 0 E: 0 K: 0 S: 4	H: 1 LOB: 1 BB: 0 P: 4	R: 0 E: 0 K: 1 S: 5	H: 0 LOB: 0 BB: 0 P: 5	R: 0 E: 0 K: 1 S: 6	H: 1 LOB: 1 BB: 0 P: 6	R: 1 E: 0 K: 0 S: 4	H: 1 LOB: 0 BB: 0 P: 4	R: 0 E: 0 K: 1 S: 5	H: 0 LOB: 0 BB: 0 P: 5	R: 1 E: 0 K: 0 S: 5	H: 3 LOB: 1 BB: 0 P: 5	R: 0 E: 0 K: 0 S: 4	H: 1 LOB: 1 BB: 0 P: 4	R: 0 E: 0 K: 1 S: 5	H: 0 LOB: 0 BB: 0 P: 5	1B: 7 2B: 1 3B: 0 HR: 0	SF: 1 SAC: 0 DP: 1 HBP: 0	WP: 1 PB: 0 SB: 1 CS: 0	PA: 34
<b>PITCHER</b>	IP WLS BF H R ER SO BB IBB HBP BLK WP HR S P ERA WHIP																			
Ralph Terry, R (1.1) ERA: 4.34	7.0 W 28 8 2 2 3 0 0 0 0 1 0 34 34 2.57 1.143																			
Bob Turley, R (8.1) ERA: 4.42	2.0 S 6 0 0 0 1 0 0 0 0 0 0 8 8 0.00 0.000																			

Batter	1	2	3	4	5	6	7	8	9	AB	R	H	RBI	BB	SO	LOB	BOTTOM			
Mary Throneberry, L (1.3) OBP: 0.284, SLG: 0.324	1B 2B		1B			BB		F4		3	1	2	0	1	0	1	<b>Boston Red Sox @ New York Yankees</b> Yankee Stadium, Bronx, NY Sun Aug 16 1959, 7:05 PM EDT Att: 46,717 - Unknown			
Enos Slaughter, L (1.7) OBP: 0.295, SLG: 0.381	HR 1B		1-2		BB			F9		3	1	1	1	1	0	2				
Mickey Mantle, S (1.8) OBP: 0.404, SLG: 0.534	HR		K					F9		4	2	2	2	0	1	3				
Elston Howard, R (1.2) OBP: 0.318, SLG: 0.505	K		L7					SH1-3 1B 2B		3	0	1	0	0	1	2				
Hector Lopez, R (1.5) OBP: 0.330, SLG: 0.459			F4					SH1-3		3	0	1	0	0	0	3				
Andy Carey, R (8.5) OBP: 0.292, SLG: 0.315	G1-6-3 1B							5-3		1	0	1	1	0	0	0				
Tony Kubek, L (1.9) OBP: 0.312, SLG: 0.388	G1-6-3							1B		4	0	0	0	0	1	3				
Clete Boyer, R (1.6) OBP: 0.152, SLG: 0.156		6-3						1B		4	0	0	0	0	0	2				
Bobby Richardson, R (1.4) OBP: 0.310, SLG: 0.340		6-3						1B		3	0	1	0	0	0	0				
Ralph Terry, R (1.1) OBP: 0.156, SLG: 0.156		F7						SH1-4 1B		2	0	0	0	0	0	0				
Bob Turley, R (8.1) OBP: 0.233, SLG: 0.108								SH1-4		0	0	0	0	0	0	0				
<b>Inning Stats</b>	R: 3 E: 0 K: 1 S: 8	H: 4 LOB: 0 BB: 0 P: 8	R: 0 E: 0 K: 1 S: 6	H: 0 LOB: 0 BB: 0 P: 3	R: 0 E: 0 K: 1 S: 6	H: 1 LOB: 1 BB: 1 P: 10	R: 0 E: 0 K: 0 S: 3	H: 0 LOB: 0 BB: 0 P: 3	R: 0 E: 0 K: 0 S: 3	H: 0 LOB: 1 BB: 1 P: 7	R: 0 E: 0 K: 0 S: 4	H: 1 LOB: 1 BB: 0 P: 4	R: 0 E: 0 K: 0 S: 4	H: 1 LOB: 1 BB: 0 P: 4	R: 1 E: 0 K: 1 S: 7	H: 2 LOB: 1 BB: 0 P: 7	1B: 6 2B: 2 3B: 0 HR: 1	SF: 0 SAC: 2 DP: 1 HBP: 0	WP: 0 PB: 0 SB: 0 CS: 0	PA: 34
<b>PITCHER</b>	IP WLS BF H R ER SO BB IBB HBP BLK WP HR S P ERA WHIP																			
Bill Monbouquette, R (1.1) ERA: 4.64	8.0 L 34 9 4 4 3 2 0 0 0 0 0 1 38 46 4.50 1.375																			







Batter	1	2	3	4	5	6	7	8	9	AB	R	H	RBI	BB	SO	LOB	TOP					
Gary Geiger, L (1, 8) OBP: 0.319, SLG: 0.466	E3 		G3-1 		K 			4-3 		4	0	0	1	0	1	1	<b>Boston Red Sox @ Kansas City Athletics</b> Municipal Stadium, Kansas City, MO Wed Aug 19 1959, 8:05 PM EDT Att: 8,753 - Unknown					
Pete Runnels, L (1, 4) OBP: 0.424, SLG: 0.434	F8 		4-1 			6-3 		5-3 		4	0	0	0	0	0	1						
Ted Williams, L (1, 7) OBP: 0.357, SLG: 0.383	K 			F8 		K 			L8 	4	0	0	0	0	2	1						
Dick Gemert, R (1, 3) OBP: 0.374, SLG: 0.437	F9 			6-3 			HR 		6-3 	4	1	1	1	0	0	1						
Jackie Jensen, R (1, 9) OBP: 0.377, SLG: 0.518		F5 		FC1-6 1B 		F8 			HR 	4	1	2	1	0	0	0						
Frank Malzone, R (1, 5) OBP: 0.322, SLG: 0.447	F7 			FC1-6 1-2 			6-3 			4	0	0	0	0	0	1						
Sammy White, R (1, 2) OBP: 0.341, SLG: 0.360	4-3 				4-0 SH1-4 BB 		5-3 			2	0	0	0	1	0	0						
Don Buddin, R (1, 6) OBP: 0.374, SLG: 0.353			SH1-4 G3-1 1B 		K 		5-3 			3	1	1	0	0	1	1						
Frank Sullivan, R (1, 1) OBP: 0.188, SLG: 0.196			SH1-4 					F9 		0	0	0	0	0	0	0						
Leo Kiely, L (7, 1)										0	0	0	0	0	0	0						
Nelson Chittum, R (7, 1) OBP: 1.000, SLG: 2.000										0	0	0	0	0	0	0						
Pumpsie Green, S (8, PH) OBP: 0.437, SLG: 0.424										1	0	0	0	0	0	0						
Al Schroll, R (8, 1) OBP: 0.286, SLG: 0.333										0	0	0	0	0	0	0						
<b>Inning Stats</b>	R: 0 E: 1 K: 1 S: 6	H: 0 LOB: 1 BB: 0 P: 6	R: 0 E: 0 K: 0 S: 3	H: 0 LOB: 0 BB: 0 P: 3	R: 1 E: 0 K: 0 S: 4	H: 1 LOB: 0 BB: 0 P: 4	R: 0 E: 0 K: 0 S: 4	H: 1 LOB: 1 BB: 0 P: 4	R: 0 E: 0 K: 2 S: 7	H: 0 LOB: 1 BB: 1 P: 11	R: 1 E: 0 K: 1 S: 6	H: 1 LOB: 0 BB: 0 P: 6	R: 0 E: 0 K: 0 S: 3	H: 0 LOB: 0 BB: 0 P: 3	R: 0 E: 0 K: 0 S: 3	H: 0 LOB: 0 BB: 0 P: 3	R: 1 E: 0 K: 0 S: 4	H: 1 LOB: 0 BB: 0 P: 4	1B: 2 2B: 0 3B: 0 HR: 2	SF: 0 SAC: 2 DP: 0 HBP: 0	WP: 0 PB: 0 SB: 1 CS: 0	PA: 33
<b>PITCHER</b> Bud Daley, L (1, 1) ERA: 2.84	IP: 9.0 WLS: W BF: 33 H: 4 R: 3 ER: 3 SO: 4 BB: 1 IBB: 0 HBP: 0 BLK: 0 WP: 0 HR: 2 S: 40 P: 44 ERA: 3.00 WHIP: 0.556															<b>PITCHER</b>						

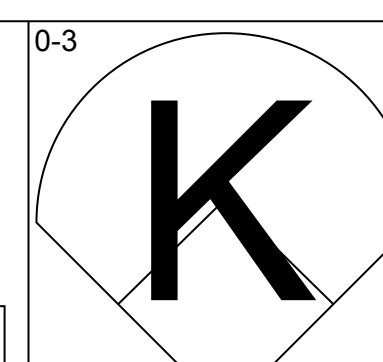
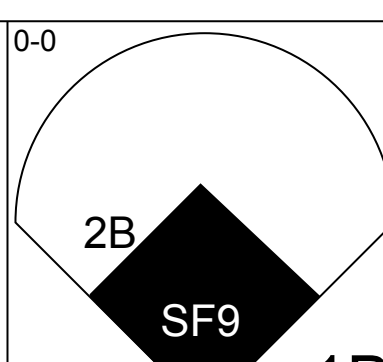
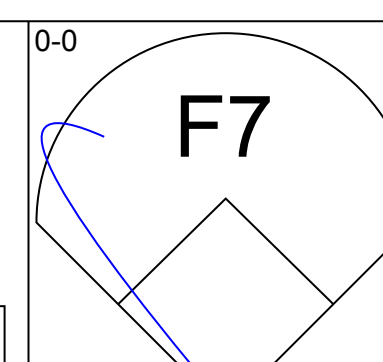
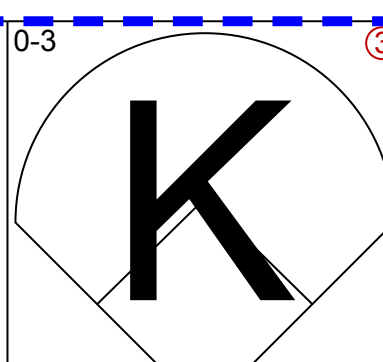
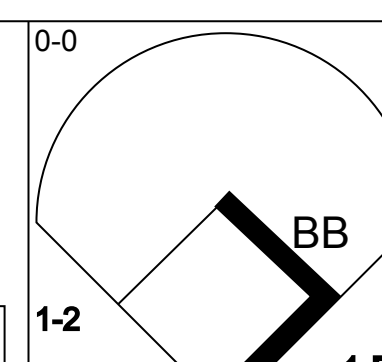
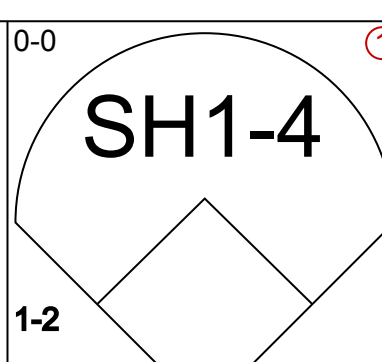
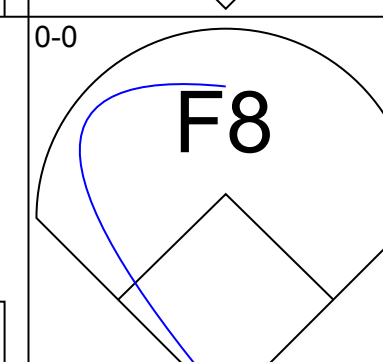
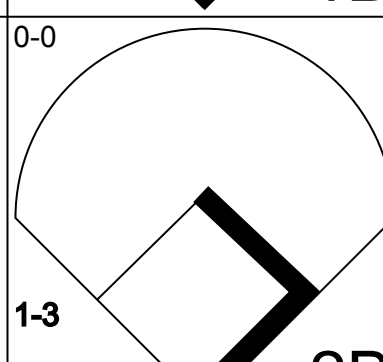
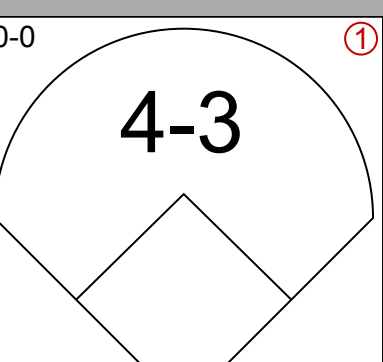
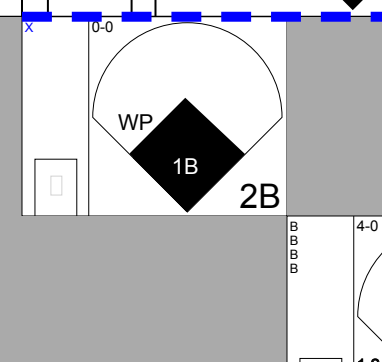
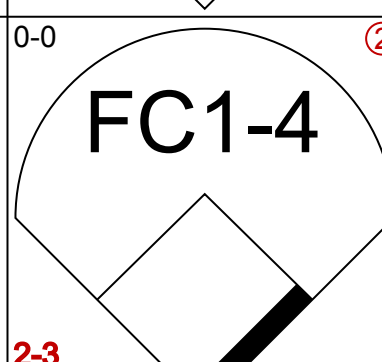
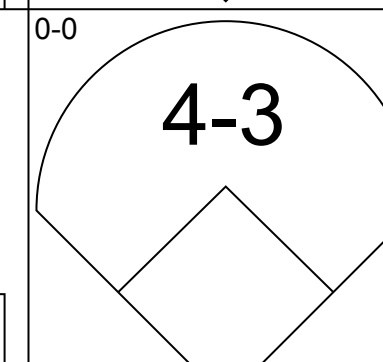
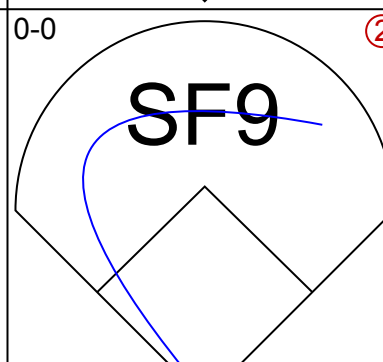
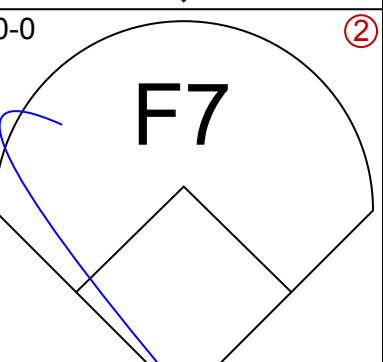
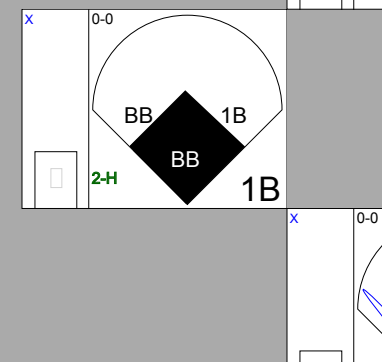
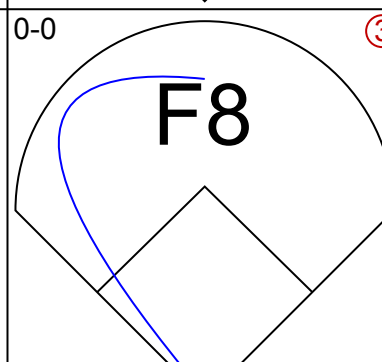
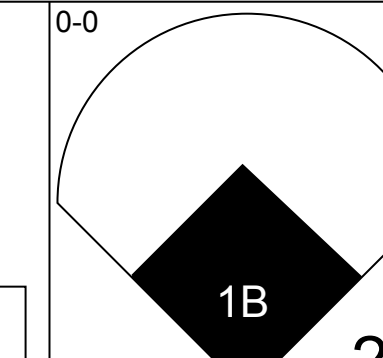
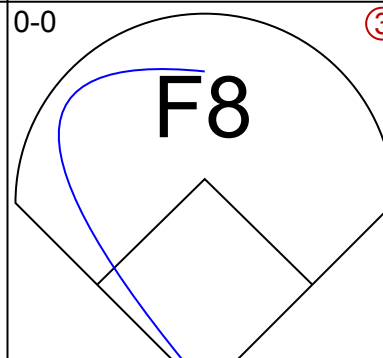
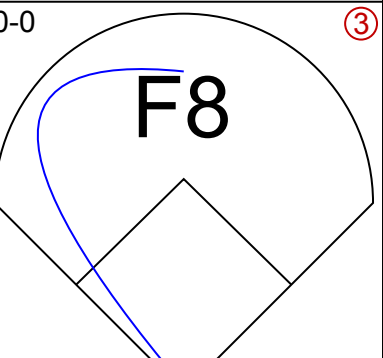
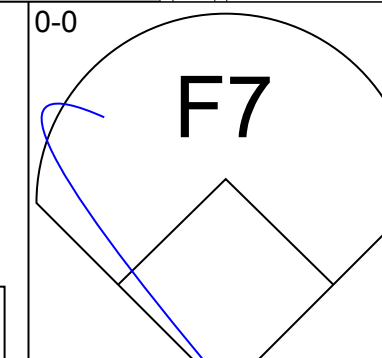

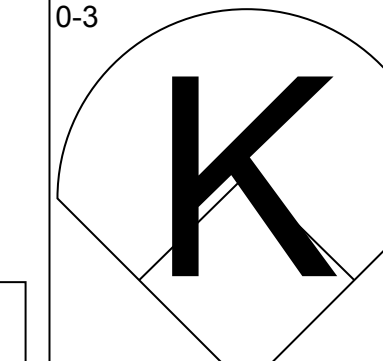
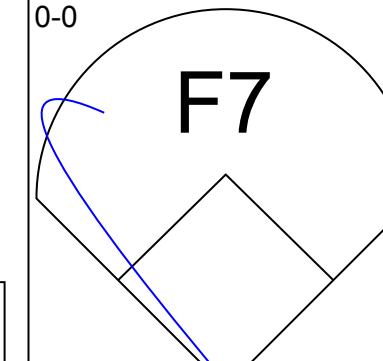
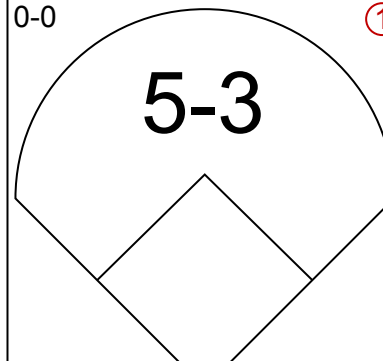
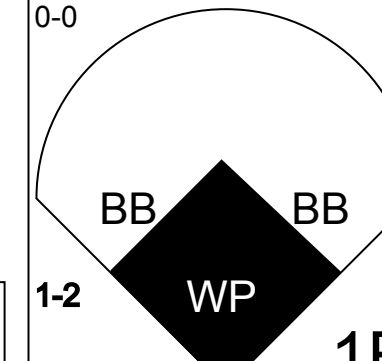

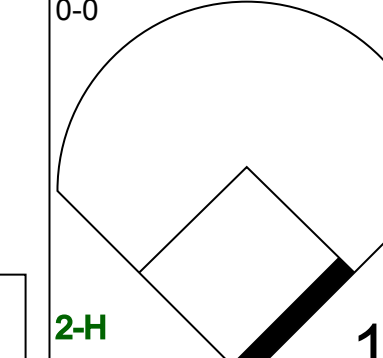
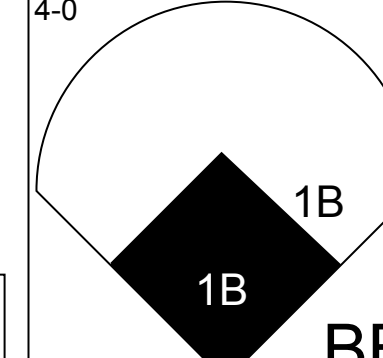
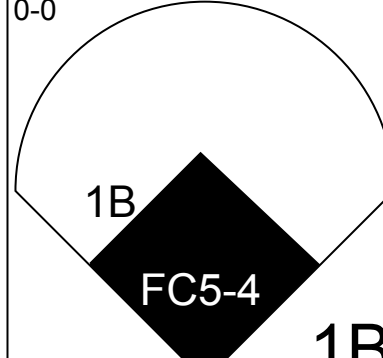
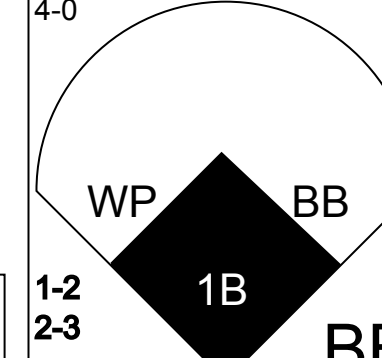

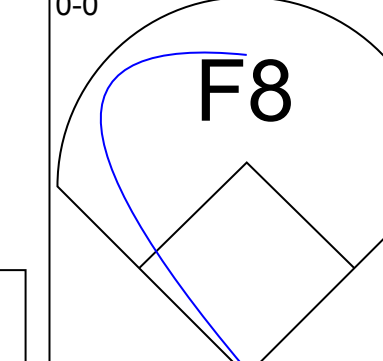
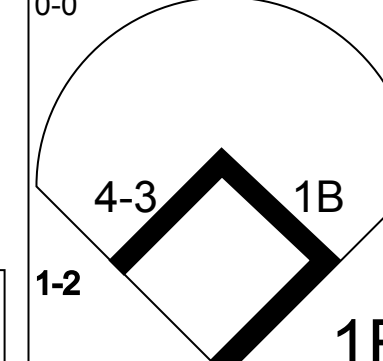
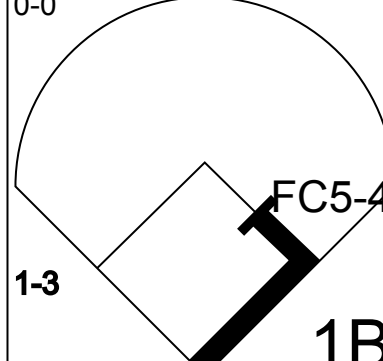
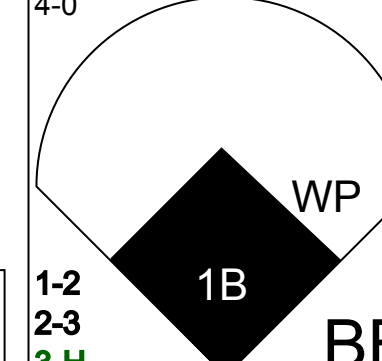

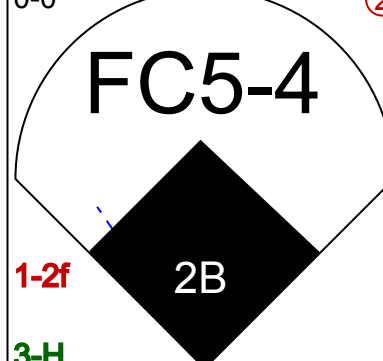
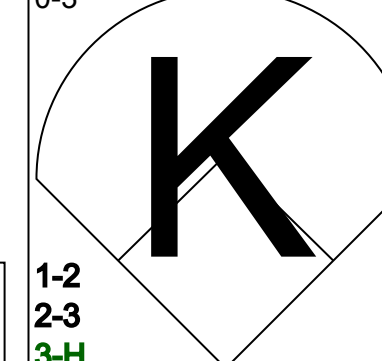

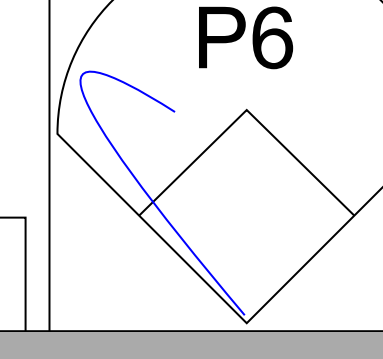
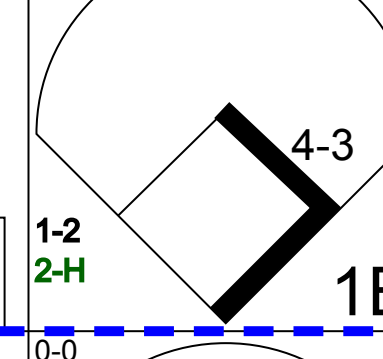
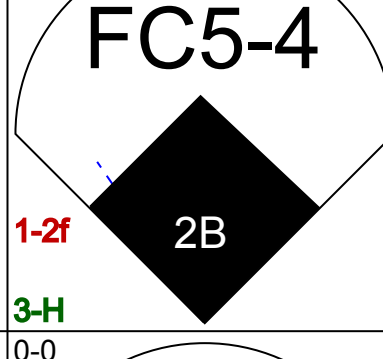
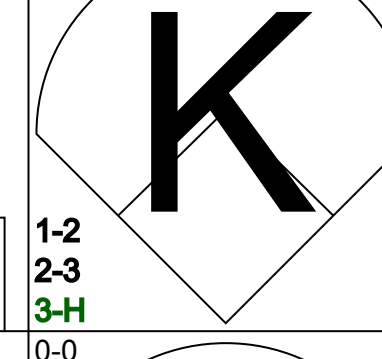

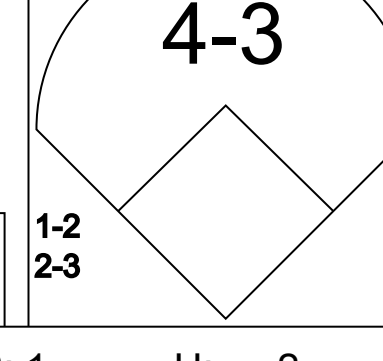
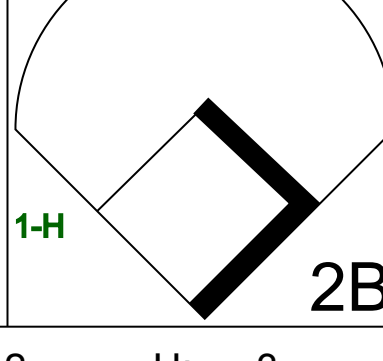
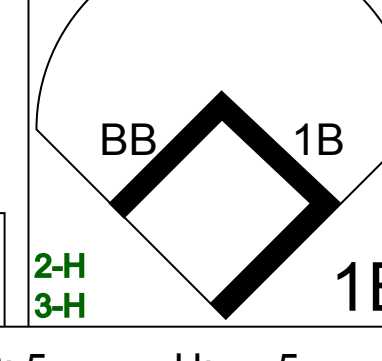
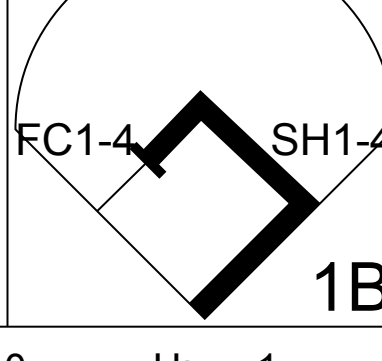
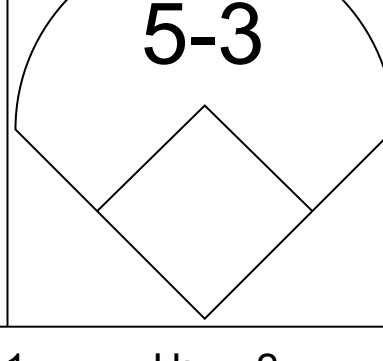
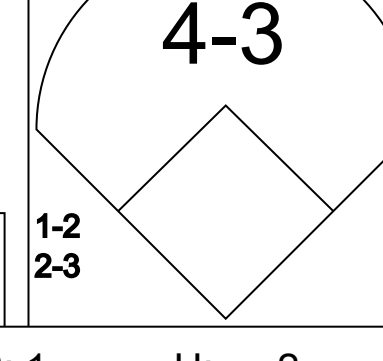
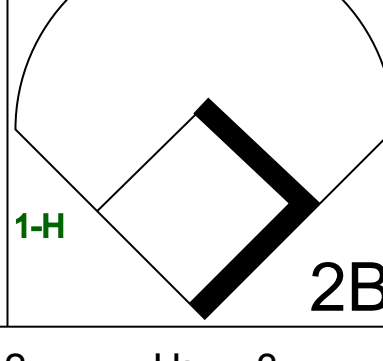
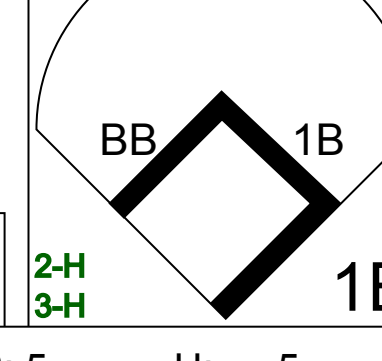
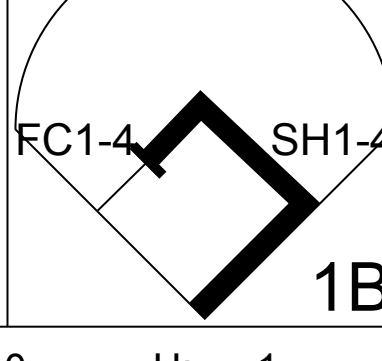
AB	30
R	3
H	4
RBI	3
BB	1
SO	4
LOB	6



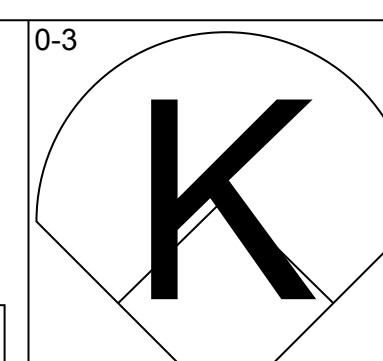
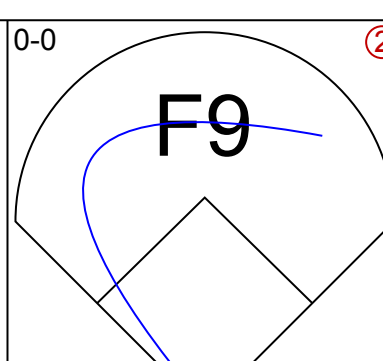
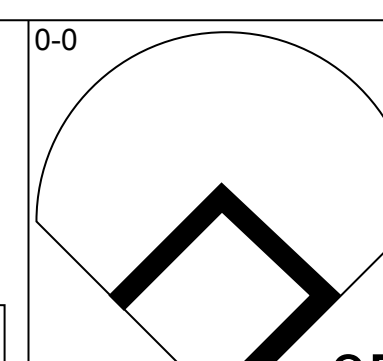
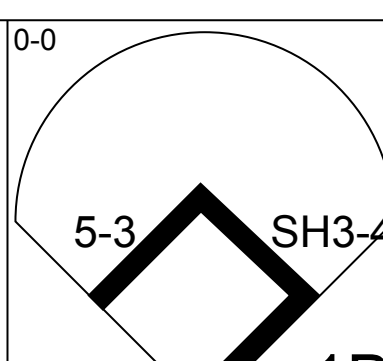
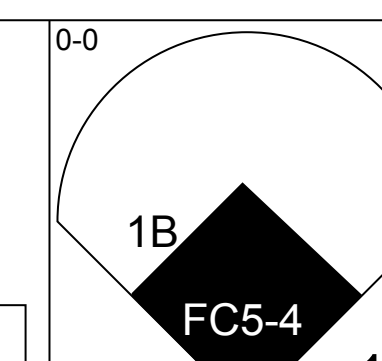
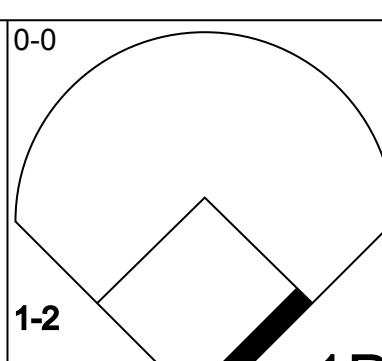
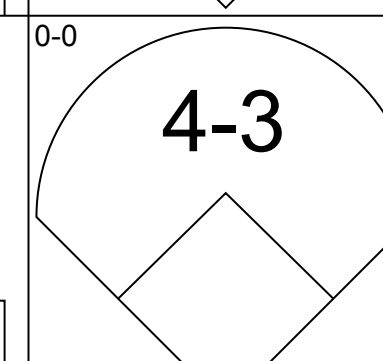
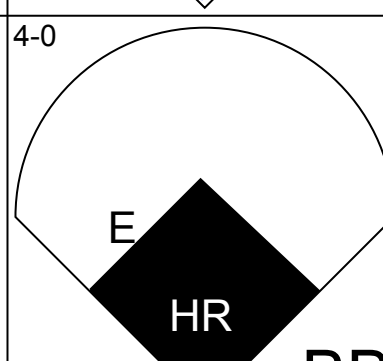
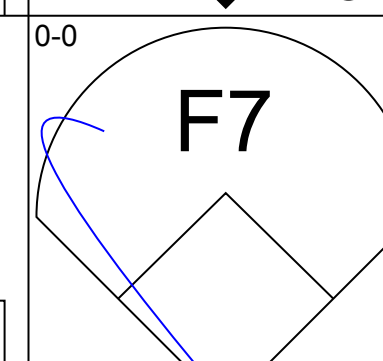
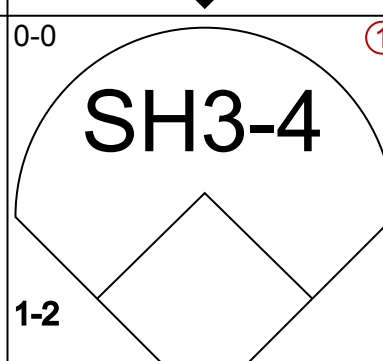
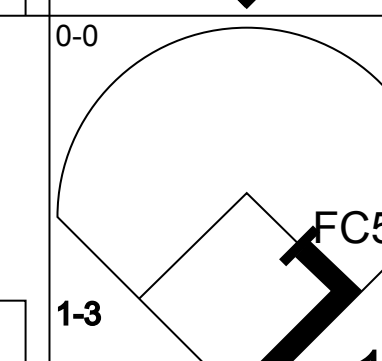
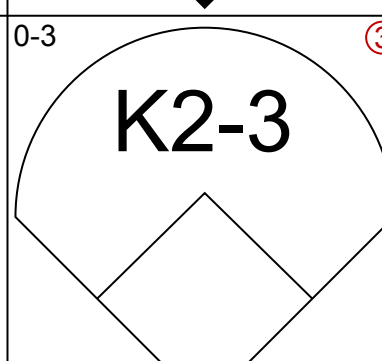
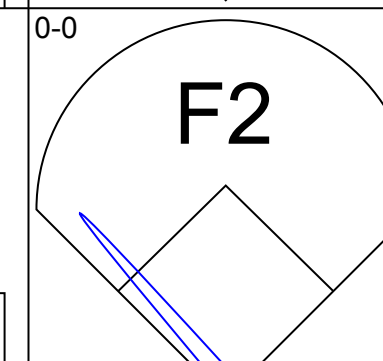
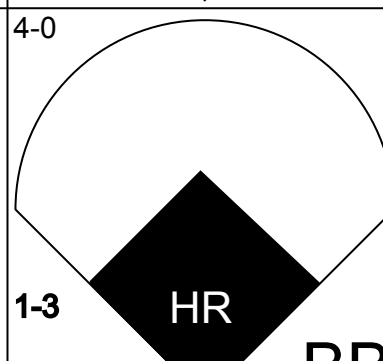
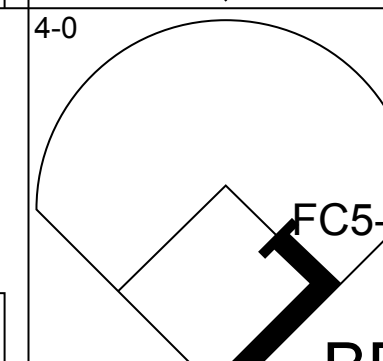
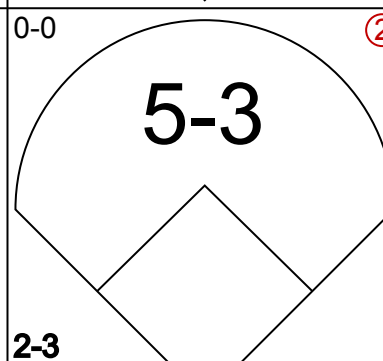
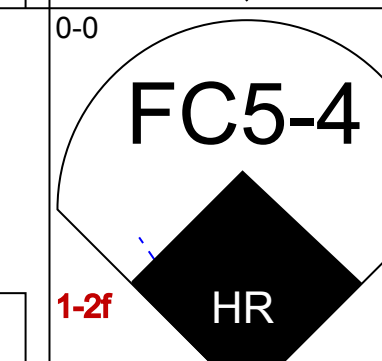
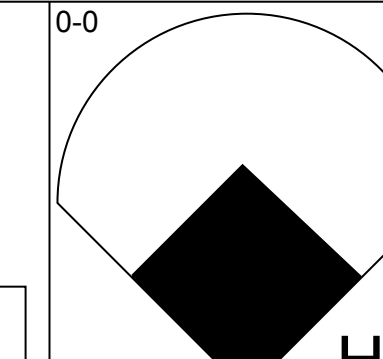
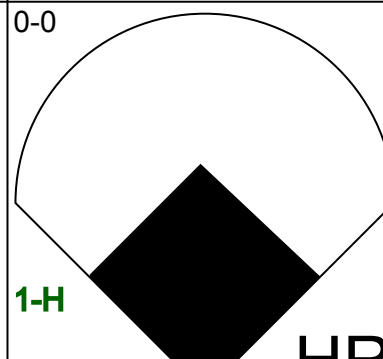
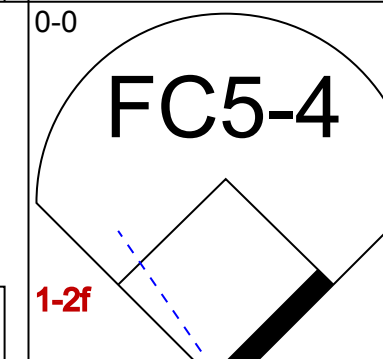
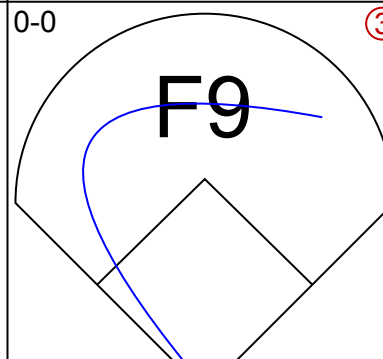
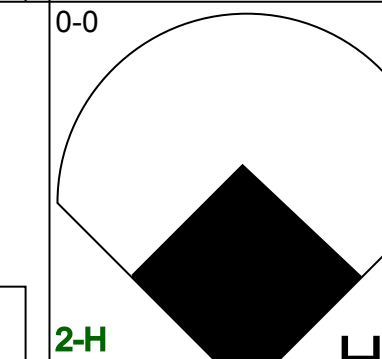
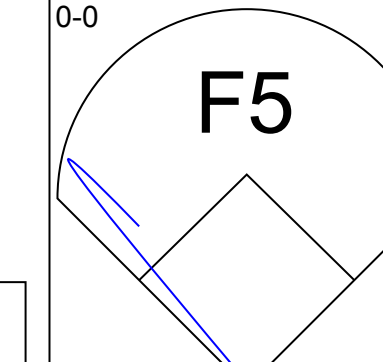
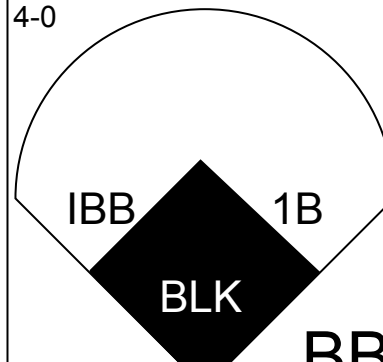
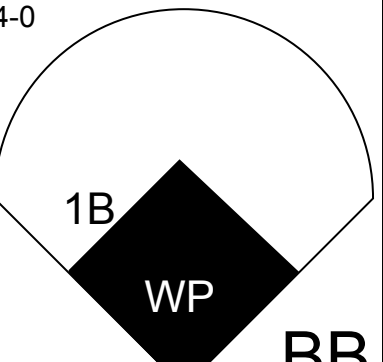
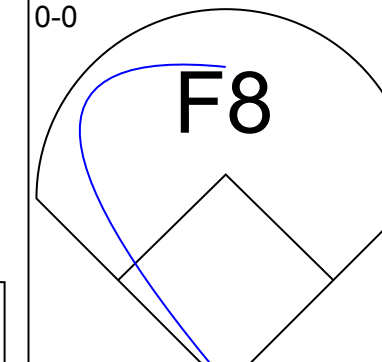

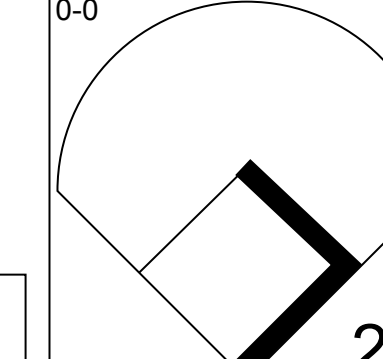
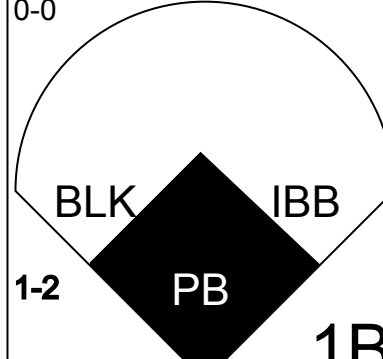
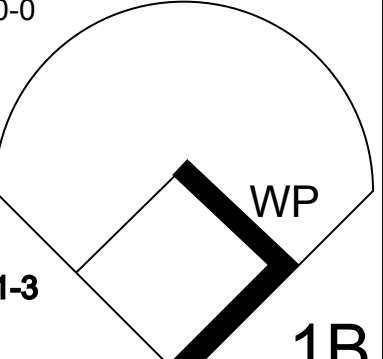
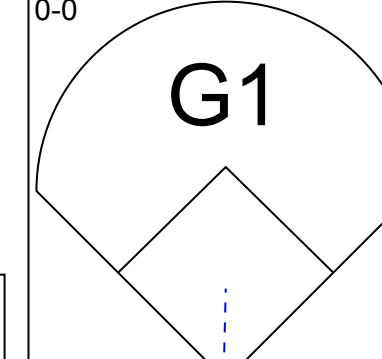

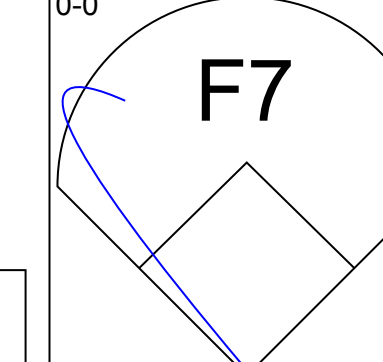
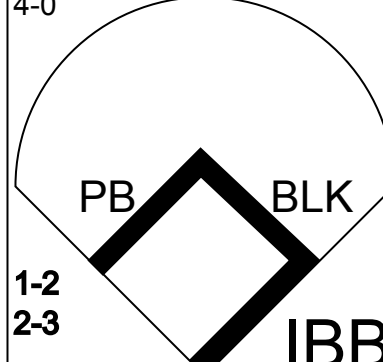
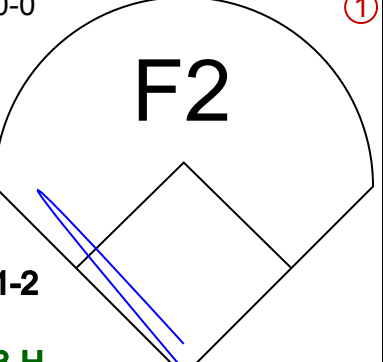
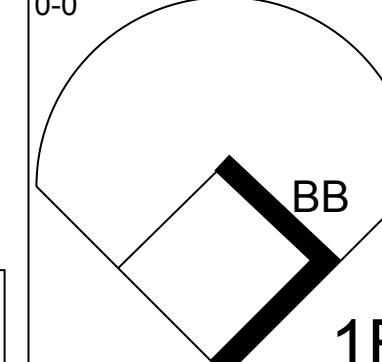
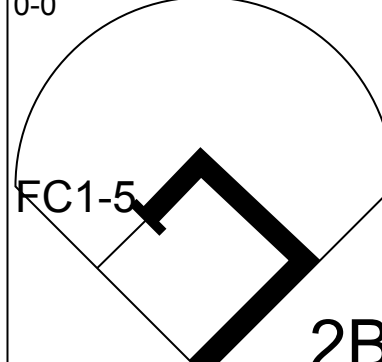
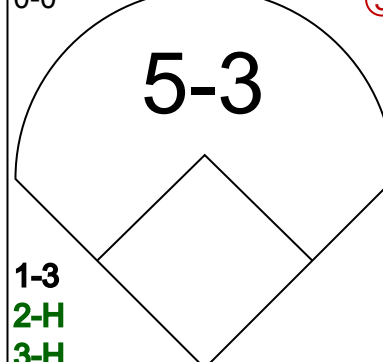
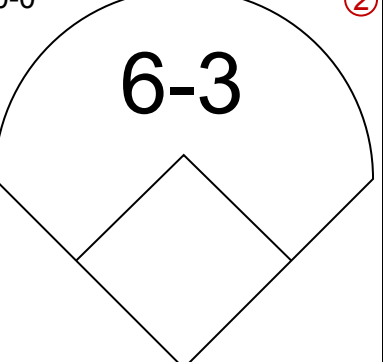
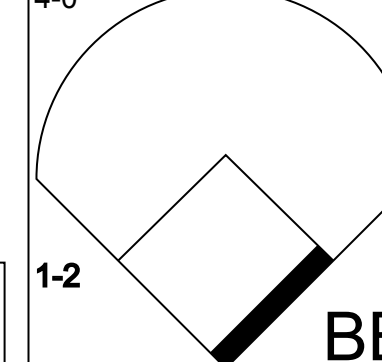
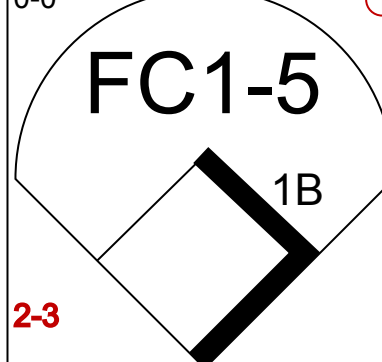

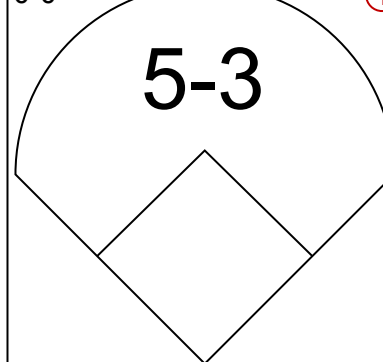
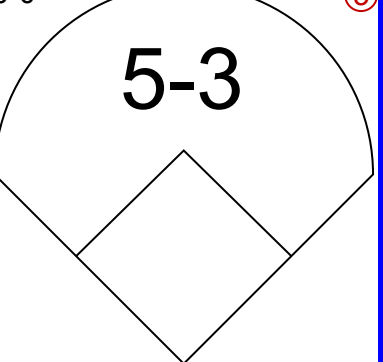
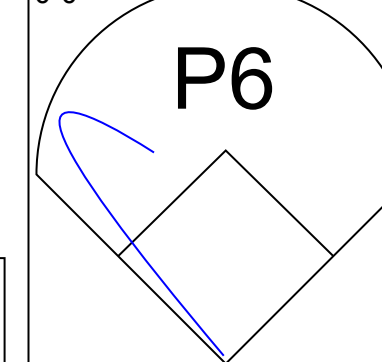

Batter	1	2	3	4	5	6	7	8	9	AB	R	H	RBI	BB	SO	LOB	BOTTOM			
Bill Tuttle, R (1, 8) OBP: 0.359, SLG: 0.397	FC4-6 BB 		F9 			1B BB 1B 	SF8 			2	1	1	1	1	0	0	<b>Boston Red Sox @ Kansas City Athletics</b> Municipal Stadium, Kansas City, MO Wed Aug 19 1959, 8:05 PM EDT Att: 8,753 - Unknown			
Russ Snyder, L (1, 9) OBP: 0.360, SLG: 0.459	FC4-6 1-2 			K 		1B BB 1B 	L3 			3	0	0	0	1	1	2				
Dick Williams, R (1, 5) OBP: 0.318, SLG: 0.457	K 			4-3 		1B 		1B FC3-2 2B 		4	0	2	1	0	1	1				
Bob Cerv, R (1, 7) OBP: 0.331, SLG: 0.458	5-3 			6-3 		1B G4-6-3 1B 		FC3-2 BB 1B 		4	1	2	1	0	0	1				
Jerry Lumpe, L (1, 6) OBP: 0.312, SLG: 0.311		6-3 			G3 	G4-6-3 1-2 		FC3-2 1B BB 		3	1	0	0	1	0	3				
Kent Hadley, L (1, 3) OBP: 0.290, SLG: 0.393		6-3 			4-3 			FC3-2 1B 		4	1	1	0	0	0	3				
Frank House, L (1, 2) OBP: 0.296, SLG: 0.321		4-3 			G3 		1B 2B 	FC2-5 1B 		4	0	1	2	0	1	1				
Wayne Terwilliger, R (1, 4) OBP: 0.336, SLG: 0.366			K2-3 					FC2-5 1B 		2	0	0	0	0	2	0				
Roger Maris, L (7, PH) OBP: 0.371, SLG: 0.502										0	1	0	0	1	0	0				
Joe Demaestri, R (8, 6) OBP: 0.302, SLG: 0.376										1	0	0	0	0	0	2				
Bud Daley, L (1, 1) OBP: 0.348, SLG: 0.333			1-4-3 			BB 1B HBP 	1B 1-3 2-H 	5-3 		3	1	1	1	0	0	2				
<b>Inning Stats</b>	R: 0 E: 0 K: 1 S: 5	H: 0 LOB: 1 BB: 1 P: 9	R: 0 E: 0 K: 0 S: 3	H: 0 LOB: 0 BB: 0 P: 3	R: 0 E: 0 K: 1 S: 5	H: 0 LOB: 0 BB: 0 P: 5	R: 0 E: 0 K: 1 S: 5	H: 0 LOB: 0 BB: 0 P: 5	R: 0 E: 0 K: 1 S: 7	H: 0 LOB: 0 BB: 0 P: 3	R: 2 E: 0 K: 1 S: 7	H: 3 LOB: 1 BB: 1 P: 12	R: 2 E: 0 K: 1 S: 7	H: 3 LOB: 2 BB: 1 P: 11	R: 2 E: 0 K: 0 S: 6	H: 3 LOB: 2 BB: 1 P: 10	1B: 6 2B: 2 3B: 0 HR: 0	SF: 1 SAC: 0 DP: 1 HBP: 1	WP: 0 PB: 0 SB: 1 CS: 0	PA: 36
<b>PITCHER</b> Frank Sullivan, R (1, 1) ERA: 4.04	IP: 6.1 WLS: L BF: 26 H: 4 R: 4 ER: 4 SO: 4 BB: 2 IBB: 1 HBP: 0 BLK: 0 WP: 0 HR: 0 S: 32 P: 45 ERA: 5.68 WHIP: 0.947															<b>PITCHER</b>				
Leo Kiely, L (7, 1) ERA: 4.65	0.0	1	1	0	0	0	0	0	0	0	0	1	1							
Nelson Chittum, R (7, 1) ERA:	0.2	2	0	0	0	0	0	0	0	0	2	2	0.00	0.000						
Al Schroll, R (8, 1) ERA: 5.02	1.0	7	3	2	2	0	1	0	0	0	6	10	18.00	4.000						





Batter	1	2	3	4	5	6	7	8	9	AB	R	H	RBI	BB	SO	LOB	TOP					
<b>Marty Keough, L</b> OBP: 0.313, SLG: 0.415										5	1	2	0	0	2	4	<b>Boston Red Sox @ Kansas City Athletics</b> Municipal Stadium, Kansas City, MO Thu Aug 20 1959, 4:33 AM EDT Att: 6,938 - Unknown					
<b>Pete Runnels, L</b> OBP: 0.425, SLG: 0.438										5	1	2	0	1	0	1						
<b>Gene Stephens, L</b> OBP: 0.330, SLG: 0.333										5	1	1	2	0	0	4						
<b>Vic Wertz, L</b> OBP: 0.335, SLG: 0.413										5	1	1	0	0	0	2						
<b>Jackie Jensen, R</b> OBP: 0.377, SLG: 0.516										4	2	1	0	1	1	1						
<b>Frank Malzone, R</b> OBP: 0.326, SLG: 0.448										3	3	2	1	2	1	1						
<b>Sammy White, R</b> OBP: 0.349, SLG: 0.366										4	1	3	2	1	0	1						
<b>Don Buddin, R</b> OBP: 0.374, SLG: 0.353										1	0	0	0	0	0	1						
<b>Ted Williams, L</b> OBP: 0.359, SLG: 0.386										1	0	1	1	0	0	0						
<b>Jim Mahoney, R</b> OBP: 0.071, SLG: 0.071										3	1	0	1	0	1	4						
<b>Jerry Casale, R</b> OBP: 0.226, SLG: 0.372										1	0	0	0	0	0	0						
<b>Inning Stats</b>	R: 0 E: 0 K: 1 S: 5	H: 0 LOB: 0 BB: 0 P: 5	R: 1 E: 0 K: 1 S: 7	H: 2 LOB: 1 BB: 0 P: 7	R: 1 E: 0 K: 0 S: 5	H: 2 LOB: 1 BB: 0 P: 5	R: 1 E: 0 K: 0 S: 5	H: 2 LOB: 3 BB: 1 P: 9	R: 0 E: 0 K: 0 S: 3	H: 0 LOB: 0 BB: 0 P: 3	R: 2 E: 0 K: 1 S: 8	H: 3 LOB: 1 BB: 0 P: 8	R: 5 E: 0 K: 1 S: 10	H: 5 LOB: 3 BB: 3 P: 22	R: 1 E: 0 K: 1 S: 6	H: 1 LOB: 1 BB: 1 P: 10	R: 0 E: 0 K: 0 S: 4	H: 1 LOB: 1 BB: 0 P: 4	1B: 12 2B: 4 3B: 0 HR: 0	SF: 1 SAC: 1 DP: 0 HBP: 0	WP: 2 PB: 2 SB: 1 CS: 0	PA: 48
<b>PITCHER</b>	IP	WLS	BF	H	R	ER	SO	BB	IBB	HBP	BLK	WP	HR	S	P	ERA	WHIP					
<b>John Tsitouris, R</b> ERA: 4.66	3.1		17	6	3	3	2	1	0	0	0	0	0	20	24	8.10	2.100					
<b>Murry Dickson, R</b> ERA: 3.93	2.1		10	3	2	2	0	0	0	0	0	0	0	10	10	7.71	1.286					
<b>Tom Sturdivant, R</b> ERA: 4.22	0.2	L	7	3	5	5	1	2	0	0	0	1	0	7	15	67.50	7.500					
<b>Dick Tomaneck, L</b> ERA: 8.25	0.1		3	2	0	0	1	0	0	0	0	1	0	5	5	0.00	6.000					
<b>Rip Coleman, L</b> ERA: 4.66	0.1		2	0	0	0	0	1	0	0	0	0	0	1	5	0.00	3.000					



Batter	1	2	3	4	5	6	7	8	9	AB	R	H	RBI	BB	SO	LOB	BOTTOM				
<b>Bill Tuttle, R</b> OBP: 0.363, SLG: 0.406										6	1	4	0	0	1	0	<b>Boston Red Sox @ Kansas City Athletics</b> Municipal Stadium, Kansas City, MO Thu Aug 20 1959, 4:33 AM EDT Att: 6,938 - Unknown				
<b>Russ Snyder, L</b> OBP: 0.361, SLG: 0.451										4	1	1	0	1	1	3					
<b>Dick Williams, R</b> OBP: 0.319, SLG: 0.453										3	2	0	1	2	0	2					
<b>Bob Cerv, R</b> OBP: 0.335, SLG: 0.488										5	3	3	6	0	0	3					
<b>Jerry Lumpe, L</b> OBP: 0.313, SLG: 0.308										3	2	0	0	2	0	0					
<b>Kent Hadley, L</b> OBP: 0.297, SLG: 0.403										5	1	3	0	0	0	0					
<b>Frank House, L</b> OBP: 0.301, SLG: 0.327										4	0	2	0	1	0	2					
<b>Joe Demaestri, R</b> OBP: 0.302, SLG: 0.376										0	0	0	0	0	0	0					
<b>Wayne Terwilliger, R</b> OBP: 0.331, SLG: 0.356										4	0	0	0	1	1	4					
<b>John Tsitouris, R</b> ERA: 4.75	2.2		15	4	6	5	2	3	0	0	0	1	0	1	5	0.00		0.000			
<b>Nelson Chittum, R</b> ERA: 5.79	0.1		2	0	0	0	0	0	1	0	0	1	0	1	5	0.00	0.000				
<b>Earl Wilson, R</b> ERA: 5.79	3.2	W	18	4	1	1	0	3	0	0	0	1	0	15	27	2.46	1.909				
<b>Mike Fomiales, R</b> ERA: 3.27	1.1		8	4	3	3	0	0	0	0	0	0	1	8	8	20.25	3.000				
<b>Tom Brewer, R</b> ERA: 3.8	1.0	S	4	1	0	0	2	0	0	0	0	0	0	8	8	0.00	1.000				
<b>Inning Stats</b>	R: 0 E: 0 K: 1 S: 5	H: 0 LOB: 0 BB: 0 P: 5	R: 1 E: 0 K: 1 S: 7	H: 2 LOB: 1 BB: 0 P: 7	R: 5 E: 1 K: 0 S: 5	H: 2 LOB: 1 BB: 4 P: 21	R: 0 E: 0 K: 0 S: 4	H: 1 LOB: 2 BB: 1 P: 8	R: 1 E: 0 K: 0 S: 4	H: 1 LOB: 1 BB: 0 P: 4	R: 0 E: 0 K: 0 S: 4	H: 1 LOB: 1 BB: 1 P: 8	R: 3 E: 1 K: 0 S: 6	H: 3 LOB: 0 BB: 0 P: 6	R: 0 E: 0 K: 2 S: 9	H: 2 LOB: 2 BB: 0 P: 9	1B: 7 2B: 2 3B: 1 HR: 3	SF: 0 SAC: 1 DP: 0 HBP: 0	WP: 1 PB: 1 SB: 0 CS: 0	PA: 47	
<b>PITCHER</b>	IP	WLS	BF	H	R	ER	SO	BB	IBB	HBP	BLK	WP	HR	S	P	ERA	WHIP				
<b>Jerry Casale, R</b> ERA: 4.75	2.2		15	4	6	5	2	3	0	0	0	1	0	1	5	0.00	0.000				
<b>Nelson Chittum, R</b> ERA: 5.79	0.1		2	0	0	0	0	0	1	0	0	1	0	1	5	0.00	0.000				
<b>Earl Wilson, R</b> ERA: 5.79	3.2	W	18	4	1	1	0	3	0	0	0	1	0	15	27	2.46	1.909				
<b>Mike Fomiales, R</b> ERA: 3.27	1.1		8	4	3	3	0	0	0	0	0	0	1	8	8	20.25	3.000				
<b>Tom Brewer, R</b> ERA: 3.8	1.0	S	4	1	0	0	2	0	0	0	0	0	0	8	8	0.00	1.000				





Batter	1	2	3	4	5	6	7	8	9	AB	R	H	RBI	BB	SO	LOB	TOP			
Marty Keough, L (1, 8) OBP: 0.311, SLG: 0.416	0-0 4-3		0-3 K			0-0 2B		0-0 1-3	4-0 1-3	4	0	1	0	0	1	0	<b>Boston Red Sox @ Detroit Tigers</b> Briggs Stadium, Detroit, MI Fri Aug 21 1959, 7:05 PM EDT Att: 16,781 - Unknown			
Pete Runnels, L (1, 4) OBP: 0.425, SLG: 0.438 Pumpsie Green, S (3, 4) OBP: 0.419, SLG: 0.403	4-0 1B BB		0-3 K			0-0 F7		0-0 1-3	1-0 1-3	1	0	0	0	1	1	0				
Gene Stephens, L (1, 7) OBP: 0.328, SLG: 0.331	0-0 1-2 1B			0-0 4-3		0-0 F9		0-0 3-1	4-0 1-3	4	0	1	0	0	0	1				
Vic Wertz, L (1, 3) OBP: 0.331, SLG: 0.407	0-0 G4-6-3 1-2			0-0 L8				0-0 L4		3	0	0	0	0	0	2				
Jackie Jensen, R (1, 9) OBP: 0.376, SLG: 0.514		0-0 G5-4-3 1B		0-0 F9				0-0 F7		3	0	1	0	0	0	0				
Frank Malzone, R (1, 5) OBP: 0.324, SLG: 0.446		0-0 G5-4-3 1-2			0-0 1-3			0-0 F7		3	0	0	0	0	0	1				
Sammy White, R (1, 2) OBP: 0.349, SLG: 0.365		0-0 1B			0-3 K			0-0 F9		3	0	1	0	0	1	0				
Don Buddin, R (1, 6) OBP: 0.372, SLG: 0.351 Gary Geiger, L (8, PH) OBP: 0.318, SLG: 0.464 Jim Mahoney, R (8, 6) OBP: 0.071, SLG: 0.071		0-0 4-3			0-3 K			0-3 K		2	0	0	0	0	1	1				
Bill Monbouquette, R (1, 1) OBP: 0.125, SLG: 0.097 Ted Williams, L (8, PH) OBP: 0.358, SLG: 0.384 Nelson Chittum, R (8, 1) OBP: 1.000, SLG: 2.000			0-3 K			0-3 K		0-3 K		2	0	0	0	0	2	0				
<b>Inning Stats</b>	R: 0 E: 0 K: 0 S: 3	H: 1 LOB: 1 BB: 1 P: 7	R: 0 E: 0 K: 0 S: 4	H: 2 LOB: 1 BB: 0 P: 4	R: 0 E: 0 K: 3 S: 9	H: 0 LOB: 0 BB: 0 P: 9	R: 0 E: 0 K: 0 S: 3	H: 0 LOB: 0 BB: 0 P: 3	R: 0 E: 0 K: 2 S: 7	H: 0 LOB: 0 BB: 0 P: 7	R: 0 E: 0 K: 0 S: 6	H: 1 LOB: 1 BB: 0 P: 6	R: 0 E: 0 K: 0 S: 3	H: 0 LOB: 0 BB: 0 P: 3	R: 0 E: 0 K: 2 S: 7	H: 0 LOB: 0 BB: 0 P: 7		1B: 3 2B: 1 3B: 0 HR: 0	SF: 0 SAC: 0 DP: 2 HBP: 0	WP: 0 PB: 0 SB: 0 CS: 0
<b>PITCHER</b> Paul Foytack, R (1, 1) ERA: 4.5	IP: 9.0 WLS: W BF: 30 H: 4 R: 0 ER: 0 SO: 8 BB: 1 IBB: 0 HBP: 0 BLK: 0 WP: 0 HR: 0 S: 45 P: 49 ERA: 0.00 WHIP: 0.556															<b>PITCHER</b>				

Batter	1	2	3	4	5	6	7	8	9	AB	R	H	RBI	BB	SO	LOB	BOTTOM			
Eddie Yost, R (1, 5) OBP: 0.430, SLG: 0.401	0-3 K		0-0 F7		0-0 4-3			0-0 4-3		4	0	0	0	0	1	0	<b>Boston Red Sox @ Detroit Tigers</b> Briggs Stadium, Detroit, MI Fri Aug 21 1959, 7:05 PM EDT Att: 16,781 - Unknown			
Gail Harris, L (1, 3) OBP: 0.297, SLG: 0.367	0-0 4-3		0-0 F3		0-0 L8			0-0 CS 1B		4	0	1	0	0	0	0				
Harvey Kuenn, R (1, 9) OBP: 0.408, SLG: 0.499	0-0 1B		4-0 HR BB			0-0 2B		0-0 1-2 1B		3	1	3	0	1	0	0				
Al Kaline, R (1, 8) OBP: 0.404, SLG: 0.540	0-0 L4-3		0-0 1-H HR			0-0 L9		0-0 L1-3		4	1	1	2	0	0	3				
Charlie Maxwell, L (1, 7) OBP: 0.359, SLG: 0.482		4-0 1B BB	0-0 F8			0-0 G3		0-0 F2		2	0	0	0	1	0	1				
Frank Bolling, R (1, 4) OBP: 0.334, SLG: 0.399		0-3 K		0-0 5-3		0-0 F2				3	0	0	0	0	1	2				
Lou Berberet, L (1, 2) OBP: 0.290, SLG: 0.371		0-3 K		0-3 K				0-0 4-3		3	0	0	0	0	2	1				
Rocky Bridges, R (1, 6) OBP: 0.334, SLG: 0.375 Cool Veal, R (8, 6) OBP: 0.276, SLG: 0.241		0-0 1-2 1B		0-3 K				0-0 5-3		3	0	1	0	0	1	0				
Paul Foytack, R (1, 1) OBP: 0.138, SLG: 0.082		0-3 K		0-3 K				0-0 L8		3	0	0	0	0	2	2				
<b>Inning Stats</b>	R: 0 E: 0 K: 1 S: 6	H: 1 LOB: 1 BB: 0 P: 6	R: 0 E: 0 K: 3 S: 10	H: 1 LOB: 2 BB: 1 P: 14	R: 2 E: 0 K: 0 S: 4	H: 1 LOB: 0 BB: 1 P: 8	R: 0 E: 0 K: 2 S: 7	H: 0 LOB: 0 BB: 0 P: 7	R: 0 E: 0 K: 1 S: 5	H: 0 LOB: 0 BB: 0 P: 5	R: 0 E: 0 K: 0 S: 4	H: 1 LOB: 1 BB: 0 P: 4	R: 0 E: 0 K: 0 S: 3	H: 0 LOB: 0 BB: 0 P: 3	R: 0 E: 0 K: 0 S: 4	H: 2 LOB: 1 BB: 0 P: 4		1B: 4 2B: 1 3B: 0 HR: 1	SF: 0 SAC: 0 DP: 0 HBP: 0	WP: 0 PB: 0 SB: 0 CS: 1
<b>PITCHER</b> Bill Monbouquette, R (1, 1) ERA: 4.5 Nelson Chittum, R (8, 1) ERA:	IP: 7.0 WLS: L BF: 27 H: 2 R: 2 ER: 2 SO: 7 BB: 2 IBB: 0 HBP: 0 BLK: 0 WP: 0 HR: 1 S: 39 P: 47 ERA: 2.57 WHIP: 0.857															<b>PITCHER</b>				







Batter	1	2	3	4	5	6	7	8	9	AB	R	H	RBI	BB	SO	LOB	TOP			
<b>Pumpsie Green, S</b> OBP: 0.427, SLG: 0.397 (1, 4)	0-3 K		0-3 K						0-0 SH1-4 1B	4	0	1	0	0	2	0	<b>Boston Red Sox @ Cleveland Indians</b> Cleveland Municipal Stadium, Cleveland, OH Sun Aug 23 1959, 3:33 AM EDT Unknown <a href="http://livebaseballscorecards.com">livebaseballscorecards.com</a>			
<b>Gene Stephens, L</b> OBP: 0.326, SLG: 0.329 (1, 8) (7, 7)	0-0 4-3		0-0 F8						0-0 SH1-4 1-2	3	0	0	0	0	0	0				
<b>Ted Williams, L</b> OBP: 0.394, SLG: 0.398 (7, PR) <b>Gary Geiger, L</b> OBP: 0.316, SLG: 0.463 (7, 8)	4-0 1B BB			0-0 3-1					0-0 F7	1	0	0	0	2	0	0				
<b>Vic Wertz, L</b> OBP: 0.333, SLG: 0.406 (1, 3)	0-0 1-2 1B			0-0 3-1					4-0 1B IBB	3	0	1	0	1	0	1				
<b>Jackie Jensen, R</b> OBP: 0.373, SLG: 0.507 (1, 9)	0-3 K			0-0 6-3					0-0 F5	4	0	0	0	0	1	5				
<b>Frank Malzone, R</b> OBP: 0.326, SLG: 0.444 (1, 5)		4-0 G4-3 BB			0-0 G5-4-3 1B				0-0 6-3 1-2	2	0	1	0	1	0	1				
<b>Sammy White, R</b> OBP: 0.341, SLG: 0.356 (1, 2)		0-0 G4-3 1-2			0-0 F7				0-3 K	3	0	0	0	0	1	2				
<b>Don Buddin, R</b> OBP: 0.369, SLG: 0.346 (1, 6)		0-3 K			0-0 G5-4-3 1-2				0-0 F9	3	0	0	0	0	1	1				
<b>Tom Brewer, R</b> OBP: 0.131, SLG: 0.117 (1, 1)					0-0 F5				0-0 P6	3	0	0	0	0	0	0				
<b>Inning Stats</b>	R: 0 E: 0 K: 2 S: 8	H: 1 LOB: 2 BB: 1 P: 12	R: 0 E: 0 K: 1 S: 4	H: 0 LOB: 0 BB: 1 P: 8	R: 0 E: 0 K: 1 S: 5	H: 0 LOB: 0 BB: 0 P: 5	R: 0 E: 0 K: 0 S: 3	H: 0 LOB: 0 BB: 0 P: 3	R: 0 E: 0 K: 0 S: 3	H: 0 LOB: 0 BB: 0 P: 3	R: 0 E: 0 K: 0 S: 3	H: 0 LOB: 2 BB: 1 P: 7	R: 0 E: 0 K: 1 S: 5	H: 0 LOB: 0 BB: 0 P: 5	R: 0 E: 0 K: 0 S: 4	H: 1 LOB: 2 BB: 1 P: 8	1B: 3 2B: 0 3B: 0 HR: 0	SF: 0 SAC: 1 DP: 2 HBP: 0	WP: 0 PB: 0 SB: 1 CS: 0	PA: 32
<b>PITCHER</b> <b>Jim Perry, R</b> ERA: 3.09 (1, 1)	IP: 9.0 WLS: W BF: 32	H: 3 R: 0 ER: 0 SO: 5	BB: 3 IBB: 1 HBP: 0 BLK: 0	WP: 0 HR: 0 S: 38 P: 54	ERA: 0.00 WHIP: 0.667											ERA: 0.00 WHIP: 0.667				

**Boston Red Sox @ Cleveland Indians**  
 Cleveland Municipal Stadium, Cleveland, OH  
 Sun Aug 23 1959, 3:33 AM EDT  
 Unknown

AB 27  
 R 0  
 H 3  
 RBI 0  
 BB 4  
 SO 5  
 LOB 11



Batter	1	2	3	4	5	6	7	8	9	AB	R	H	RBI	BB	SO	LOB	BOTTOM			
<b>Vic Power, R</b> OBP: 0.342, SLG: 0.429 (1, 3)	0-0 F5								0-0 1-2 1B	4	0	1	0	0	0	1	<b>Boston Red Sox @ Cleveland Indians</b> Cleveland Municipal Stadium, Cleveland, OH Sun Aug 23 1959, 3:33 AM EDT Unknown <a href="http://livebaseballscorecards.com">livebaseballscorecards.com</a>			
<b>Minnie Minoso, R</b> OBP: 0.379, SLG: 0.466 (1, 7)	0-0 5-3		4-0 BB						0-0 L4	3	0	0	0	1	0	2				
<b>Tito Francona, L</b> OBP: 0.414, SLG: 0.609 (1, 8)	0-0 F8		0-3 K						0-0 HR	4	1	1	1	0	1	2				
<b>Rocky Colavito, R</b> OBP: 0.349, SLG: 0.535 (1, 9)		0-0 F8		0-3 K					0-0 F7	3	0	0	0	0	1	0				
<b>Jim Baxes, R</b> OBP: 0.318, SLG: 0.502 (1, 4)		0-0 E5 1B		0-0 F3					0-0 F9	3	0	1	0	0	0	0				
<b>George Strickland, R</b> OBP: 0.317, SLG: 0.320 (1, 5)		0-3 K		0-0 F8					0-0 F8	3	0	0	0	0	1	1				
<b>Woodie Held, R</b> OBP: 0.313, SLG: 0.454 (1, 6)		0-0 6-3			0-3 K				0-0 6-3	3	0	0	0	0	1	1				
<b>Ed Fitz Gerald, R</b> OBP: 0.278, SLG: 0.304 (1, 2)			0-0 4-3 2B		0-3 K				0-3 K	3	0	1	0	0	2	0				
<b>Jim Perry, S</b> OBP: 0.333, SLG: 0.400 (1, 1)			0-0 4-3 2-3		0-0 4-3				0-0 1B 1B	3	0	1	0	0	0	1				
<b>Inning Stats</b>	R: 0 E: 0 K: 0 S: 3	H: 0 LOB: 0 BB: 0 P: 3	R: 0 E: 1 K: 1 S: 6	H: 1 LOB: 1 BB: 0 P: 6	R: 0 E: 0 K: 1 S: 6	H: 1 LOB: 2 BB: 1 P: 10	R: 0 E: 0 K: 1 S: 5	H: 0 LOB: 0 BB: 0 P: 5	R: 0 E: 0 K: 2 S: 7	H: 0 LOB: 0 BB: 0 P: 7	R: 0 E: 0 K: 0 S: 3	H: 0 LOB: 0 BB: 0 P: 3	R: 0 E: 0 K: 1 S: 7	H: 2 LOB: 2 BB: 0 P: 7	R: 1 E: 0 K: 0 S: 1	H: 1 LOB: 0 BB: 0 P: 1	1B: 3 2B: 1 3B: 0 HR: 1	SF: 0 SAC: 0 DP: 0 HBP: 0	WP: 0 PB: 0 SB: 0 CS: 0	PA: 30
<b>PITCHER</b> <b>Tom Brewer, R</b> ERA: 3.67 (1, 1)	IP: 8.0 WLS: L BF: 30	H: 5 R: 1 ER: 1 SO: 6	BB: 1 IBB: 0 HBP: 0 BLK: 0	WP: 0 HR: 1 S: 41 P: 45	ERA: 1.12 WHIP: 0.750											ERA: 1.12 WHIP: 0.750				

**Boston Red Sox @ Cleveland Indians**  
 Cleveland Municipal Stadium, Cleveland, OH  
 Sun Aug 23 1959, 3:33 AM EDT  
 Unknown

AB 29  
 R 1  
 H 5  
 RBI 1  
 BB 1  
 SO 6  
 LOB 8





Batter	1	2	3	4	5	6	7	8	9	AB	R	H	RBI	BB	SO	LOB	TOP					
<b>Pumpsie Green, S</b> OBP: 0.402, SLG: 0.370 (1, 4)	F7		FC6-5		K		K		P3	5	0	0	0	0	2	4	<b>Boston Red Sox @ Cleveland Indians</b> <b>Cleveland Municipal Stadium, Cleveland, OH</b> Sun Aug 23 1959, 3:38 AM EDT Att: 26,208 - Unknown					
<b>Pete Runnels, L</b> OBP: 0.424, SLG: 0.436 (1, 3)	4-3		CS		FC4-6		6-3		F7	4	0	1	0	0	0	2						
<b>Gary Geiger, L</b> OBP: 0.312, SLG: 0.455 (1, 8)	K				P6		E4		3-1	4	1	0	0	0	1	3						
<b>Gene Stephens, L</b> OBP: 0.321, SLG: 0.324 (1, 7)		G3			FC4-6		SH1-3		F8	3	0	0	0	0	0	1						
<b>Jackie Jensen, R</b> OBP: 0.374, SLG: 0.508 (1, 9)		1B			E6		1B		P6	3	1	1	0	1	0	1						
<b>Frank Malzone, R</b> OBP: 0.327, SLG: 0.447 (1, 5)		F5			1-3		1-2		1B	4	0	2	1	0	0	3						
<b>Sammy White, R</b> OBP: 0.340, SLG: 0.355 (1, 2)		2H			F3		F8		K	4	0	1	1	0	1	3						
<b>Don Buddin, R</b> OBP: 0.372, SLG: 0.348 (1, 6)		CS		FC6-5	SH3-4		2B		5-3	3	0	2	0	1	0	0						
<b>Al Schroll, R</b> OBP: 0.286, SLG: 0.333 (4, 1)					SH3-4		K		4-1	0	0	0	0	0	0	0						
<b>Jerry Casale, R</b> OBP: 0.295, SLG: 0.372 (5, PH)							1-3			0	0	0	0	0	0	0						
<b>Dick Gerritt, R</b> OBP: 0.272, SLG: 0.433 (5, PH)										1	0	0	0	0	0	1						
<b>Nelson Chittum, R</b> OBP: 0.275, SLG: 0.206 (5, PH)										0	0	0	0	0	0	0						
<b>Jim Busby, R</b> OBP: 0.262, SLG: 0.354 (7, PH)										1	0	1	0	0	0	0						
<b>Earl Wilson, R</b> OBP: 0.292, SLG: 1.250 (7, PH)										0	0	0	0	0	0	0						
<b>Ted Williams, L</b> OBP: 0.363, SLG: 0.397 (9, PH)										1	0	0	0	0	0	0						
<b>Inning Stats</b>	R: 0 E: 0 K: 1 S: 5	H: 0 LOB: 0 BB: 0 P: 5	R: 1 E: 0 K: 0 S: 4	H: 2 LOB: 0 BB: 0 P: 4	R: 0 E: 0 K: 0 S: 3	H: 1 LOB: 0 BB: 0 P: 3	R: 0 E: 0 K: 0 S: 5	H: 1 LOB: 2 BB: 0 P: 5	R: 0 E: 0 K: 2 S: 7	H: 0 LOB: 1 BB: 1 P: 11	R: 1 E: 1 K: 0 S: 5	H: 1 LOB: 2 BB: 1 P: 9	R: 0 E: 0 K: 1 S: 6	H: 2 LOB: 2 BB: 0 P: 7	R: 0 E: 0 K: 1 S: 6	H: 1 LOB: 1 BB: 0 P: 6	R: 0 E: 0 K: 0 S: 3	H: 0 LOB: 0 BB: 0 P: 3	1B: 5 2B: 3 3B: 0 HR: 0	SF: 0 SAC: 2 DP: 0 HBP: 0	WP: 0 PB: 0 SB: 0 CS: 2	PA: 39
<b>PITCHER</b>	IP	WLS	BF	H	R	ER	SO	BB	IBB	HBP	BLK	WP	HR	S	P	ERA	WHIP					
<b>Mike Garcia, R</b> ERA: 3.46 (1, 1)	4.0		15	4	1	1	1	0	0	0	0	0	0	17	17	2.25	1.000					
<b>Jack Harshman, L</b> ERA: 5.29 (5, 1)	5.0	W	22	4	1	0	4	2	0	0	0	0	0	28	36	0.00	1.200					

AB	33
R	2
H	8
RBI	2
BB	2
SO	5
LOB	18



Batter	1	2	3	4	5	6	7	8	9	AB	R	H	RBI	BB	SO	LOB	BOTTOM					
<b>Vic Power, R</b> OBP: 0.345, SLG: 0.434 (1, 3)	4-3								P3	5	1	3	1	0	0	0	<b>Boston Red Sox @ Cleveland Indians</b> <b>Cleveland Municipal Stadium, Cleveland, OH</b> Sun Aug 23 1959, 3:38 AM EDT Att: 26,208 - Unknown					
<b>Minnie Minoso, R</b> OBP: 0.376, SLG: 0.470 (1, 7)	6-3								6-3	5	1	1	3	0	1	2						
<b>Tito Francona, L</b> OBP: 0.417, SLG: 0.617 (1, 8)										4	1	2	1	1	0	2						
<b>Jim Piersall, R</b> OBP: 0.305, SLG: 0.333 (6, PR) (9, 8)	HR								CS	0	0	0	0	0	0	0						
<b>Rocky Colavito, R</b> OBP: 0.348, SLG: 0.532 (1, 9)	K2-3								CS	3	0	0	0	1	2	2						
<b>Jim Baxes, R</b> OBP: 0.317, SLG: 0.496 (1, 4)										3	0	0	0	1	1	2						
<b>George Strickland, R</b> OBP: 0.316, SLG: 0.317 (1, 5)	4-3								F7	3	1	0	0	1	0	1						
<b>Woodie Held, R</b> OBP: 0.317, SLG: 0.455 (1, 6)	1B								6-3	2	1	1	0	2	0	0						
<b>Ed Fitz Gerald, R</b> OBP: 0.289, SLG: 0.315 (1, 2)									6-3	4	1	3	0	0	0	2						
<b>Mike Garcia, R</b> OBP: 0.071, SLG: 0.071 (1, 1)									F8	1	0	0	0	0	1	2						
<b>Jack Harshman, L</b> OBP: 0.275, SLG: 0.226 (4, PH) (5, 1)	K									2	0	0	1	0	0	3						
<b>Inning Stats</b>	R: 1 E: 0 K: 1 S: 6	H: 1 LOB: 0 BB: 0 P: 6	R: 0 E: 0 K: 1 S: 7	H: 2 LOB: 2 BB: 0 P: 7	R: 0 E: 0 K: 0 S: 4	H: 1 LOB: 1 BB: 0 P: 4	R: 5 E: 0 K: 1 S: 9	H: 4 LOB: 2 BB: 3 P: 21	R: 0 E: 0 K: 0 S: 4	H: 1 LOB: 1 BB: 0 P: 4	R: 0 E: 0 K: 2 S: 8	H: 1 LOB: 1 BB: 0 P: 8	R: 0 E: 0 K: 0 S: 3	H: 0 LOB: 2 BB: 2 P: 11	R: 0 E: 0 K: 0 S: 2	H: 0 LOB: 1 BB: 1 P: 6	1B: 6 2B: 2 3B: 0 HR: 2	SF: 1 SAC: 0 DP: 0 HBP: 0	WP: 0 PB: 2 SB: 0 CS: 1	PA: 40		
<b>PITCHER</b>	IP	WLS	BF	H	R	ER	SO	BB	IBB	HBP	BLK	WP	HR	S	P	ERA	WHIP					
<b>Al Schroll, R</b> ERA: 5.59 (1, 1)	3.2	L	19	6	5	5	3	2	0	0	0	0	0	1	23	31	12.27	2.182				
<b>Jerry Casale, R</b> ERA: 4.5 (4, 1)	0.1		4	2	1	1	0	1	0	0	0	0	0	1	3	7	27.00	9.000				
<b>Nelson Chittum, R</b> ERA: (5, 1)	2.0		8	2	0	0	2	0	0	0	0	0	0	12	12	0.00	1.000					
<b>Earl Wilson, R</b> ERA: 4.76 (7, 1)	2.0		8	0	0	0	0	3	0	0	0	0	0	5	17	0.00	1.500					

AB	32
R	6
H	10
RBI	6
BB	6
SO	5
LOB	16









Batter	1	2	3	4	5	6	7	8	9	AB	R	H	RBI	BB	SO	LOB	TOP								
<b>Pumpsie Green, S</b> OBP: 0.423, SLG: 0.383 (1, 4)	F8		1-3		1B		1B	1B		3	3	1	0	2	0	0	<b>Boston Red Sox @ Chicago White Sox</b> Comiskey Park, Chicago, IL Wed Aug 26 1959, 8:05 PM EDT Att: 22,497 - Unknown								
<b>Gary Geiger, L</b> OBP: 0.311, SLG: 0.449 (1, 8)	K		1-3		1B		SF7	E1		5	1	2	2	0	1	1									
<b>Ted Williams, L</b> OBP: 0.360, SLG: 0.390 <b>Nelson Chittum, R</b> OBP: 1.000, SLG: 2.000 <b>Mike Fornieles, R</b> OBP: 0.188, SLG: 0.250 (7, 1)				F8			4-3	SH		3	0	1	1	1	0	3									
<b>Jackie Jensen, R</b> OBP: 0.374, SLG: 0.502 (1, 9)	F8			S	F9		SF7	K		3	0	0	0	2	1	5									
<b>Pete Runnels, L</b> OBP: 0.421, SLG: 0.432 (1, 3)				P6			5-3	FC6-4		4	0	1	1	1	0	3									
<b>Frank Malzone, R</b> OBP: 0.327, SLG: 0.448 (1, 5)	F9						F2		F5	3	0	0	1	1	0	1									
<b>Sammy White, R</b> OBP: 0.340, SLG: 0.354 (1, 2)	F9				L4		6-3	5-3		5	0	1	0	0	0	6									
<b>Don Buddin, R</b> OBP: 0.368, SLG: 0.344 <b>Gene Stephens, L</b> OBP: 0.320, SLG: 0.328 (7, PH)				4-3				F8	F8	2	0	0	0	0	1	1									
<b>Bill Monbouquette, R</b> OBP: 0.118, SLG: 0.091 <b>Vic Wertz, L</b> OBP: 0.331, SLG: 0.403 <b>Jim Mahoney, R</b> OBP: 0.125, SLG: 0.067 (7, PH)			F9		K			E7	1-3	2	0	0	0	0	1	0									
<b>Inning Stats</b>	R: 0 E: 0 K: 1 S: 5	H: 0 LOB: 1 BB: 1 P: 9	R: 0 E: 0 K: 1 S: 5	H: 0 LOB: 1 BB: 1 P: 9	R: 0 E: 0 K: 0 S: 3	H: 0 LOB: 0 BB: 0 P: 3	R: 0 E: 0 K: 0 S: 3	H: 0 LOB: 2 BB: 2 P: 11	R: 1 E: 0 K: 1 S: 7	H: 2 LOB: 2 BB: 1 P: 11	R: 0 E: 0 K: 0 S: 3	H: 0 LOB: 0 BB: 0 P: 3	R: 4 E: 1 K: 0 S: 7	H: 3 LOB: 3 BB: 2 P: 15	R: 2 E: 1 K: 1 S: 8	H: 1 LOB: 2 BB: 1 P: 12		R: 0 E: 0 K: 0 S: 4	H: 1 LOB: 1 BB: 0 P: 4	1B: 6 2B: 1 3B: 0 HR: 0	SF: 1 SAC: 1 DP: 0 HBP: 0	WP: 0 PB: 0 SB: 2 CS: 0	PA: 45		
<b>PITCHER</b>	IP	WLS	BF	H	R	ER	SO	BB	IBB	HBP	BLK	WP	HR	S	P	ERA	WHIP								
<b>Early Wynn, R</b> ERA: 3.31 (1, 1)	6.0	L	28	3	4	3	3	5	1	0	0	0	0	28	52	4.50	1.333								
<b>Gerry Staley, R</b> ERA: 2.0 (7, 1)	1.0		6	2	1	0	0	0	1	0	0	0	0	5	9	0.00	2.000								
<b>Turk Lown, R</b> ERA: 2.64 (8, 1)	1.0		7	1	2	0	1	1	0	0	0	0	0	8	12	0.00	2.000								
<b>Rudy Arias, L</b> ERA: 4.09 (9, 1)	1.0		4	1	0	0	0	0	0	0	0	0	0	4	4	0.00	1.000								

AB 35  
R 7  
H 7  
RBI 6  
BB 8  
SO 4  
LOB 23



Batter	1	2	3	4	5	6	7	8	9	AB	R	H	RBI	BB	SO	LOB	BOTTOM								
<b>Luis Aparicio, R</b> OBP: 0.321, SLG: 0.339 (1, 6)	F8		K		3-4				5-3	5	0	2	1	0	1	1	<b>Boston Red Sox @ Chicago White Sox</b> Comiskey Park, Chicago, IL Wed Aug 26 1959, 8:05 PM EDT Att: 22,497 - Unknown								
<b>Nellie Fox, L</b> OBP: 0.384, SLG: 0.402 (1, 4)	F7		F9		3-4		2H	F8	6-3	5	0	0	0	0	0	3									
<b>Jim Landis, R</b> OBP: 0.374, SLG: 0.369 (1, 8)	L4				1B			F9		4	1	1	0	1	0	0									
<b>Sherm Lollar, R</b> OBP: 0.350, SLG: 0.459 (1, 2)				F7			F8	E6	6-3	4	1	0	0	1	0	2									
<b>Billy Goodman, L</b> OBP: 0.302, SLG: 0.288 <b>Sammy Esposito, R</b> OBP: 0.314, SLG: 0.279 (6, PR)				FC3-6				BB		3	1	2	1	0	0	1									
<b>Al Smith, R</b> OBP: 0.319, SLG: 0.383 (1, 7)				FC6-4-5				BB		1	1	1	0	0	0	0									
<b>Norm Cash, L</b> OBP: 0.373, SLG: 0.361 (1, 3)				FC3-6				BB		4	0	1	0	0	1	4									
<b>Jim McAnany, R</b> OBP: 0.333, SLG: 0.343 <b>Earl Torgerson, L</b> OBP: 0.363, SLG: 0.372 <b>Jim Rivera, L</b> OBP: 0.262, SLG: 0.364 (8, 9)				FC6-4-5				BB		3	2	1	1	1	0	2									
<b>Jim McAnany, R</b> OBP: 0.333, SLG: 0.343 <b>Earl Torgerson, L</b> OBP: 0.363, SLG: 0.372 <b>Jim Rivera, L</b> OBP: 0.262, SLG: 0.364 (1, 9)				F7				BB		2	0	0	0	0	0	1									
<b>Early Wynn, S</b> OBP: 0.228, SLG: 0.377 <b>Gerry Staley, R</b> ERA: 4.42 <b>Ted Kluszewski, L</b> OBP: 0.348, SLG: 0.222 <b>Turk Lown, R</b> ERA: 2.64 <b>John Romano, R</b> OBP: 0.337, SLG: 0.222 <b>Rudy Arias, L</b> ERA: 4.09 (7, PH)				1-3				BB		1	0	0	0	0	0	1									
<b>Inning Stats</b>	R: 0 E: 0 K: 0 S: 3	H: 0 LOB: 0 BB: 0 P: 3	R: 0 E: 1 K: 0 S: 3	H: 0 LOB: 1 BB: 1 P: 7	R: 0 E: 0 K: 1 S: 6	H: 1 LOB: 1 BB: 0 P: 6	R: 2 E: 0 K: 0 S: 6	H: 3 LOB: 1 BB: 0 P: 6	R: 0 E: 0 K: 1 S: 6	H: 1 LOB: 1 BB: 0 P: 6	R: 1 E: 0 K: 0 S: 5	H: 2 LOB: 1 BB: 0 P: 5	R: 3 E: 1 K: 1 S: 8	H: 2 LOB: 1 BB: 1 P: 12	R: 0 E: 0 K: 0 S: 3	H: 0 LOB: 1 BB: 1 P: 7	1B: 7 2B: 4 3B: 0 HR: 0	SF: 0 SAC: 0 DP: 1 HBP: 0	WP: 0 PB: 0 SB: 0 CS: 0	PA: 40					
<b>PITCHER</b>	IP	WLS	BF	H	R	ER	SO	BB	IBB	HBP	BLK	WP	HR	S	P	ERA	WHIP								
<b>Bill Monbouquette, R</b> ERA: 4.42 (1, 1)	6.0	W	24	6	2	2	2	1	0	0	0	0	0	27	31	3.00	1.167								
<b>Nelson Chittum, R</b> ERA: 0.63 (7, 1)	1.2		11	4	4	1	0	1	0	0	0	0	0	10	14	5.40	3.000								
<b>Mike Fornieles, R</b> ERA: 3.28 (8, 1)	1.1	S	5	0	0	0	1	1	0	0	0	0	0	6	10	0.00	0.750								

AB 37  
R 6  
H 10  
RBI 6  
BB 3  
SO 3  
LOB 17





Batter	1	2	3	4	5	6	7	8	9	AB	R	H	RBI	BB	SO	LOB	TOP					
<b>Pumpsie Green, S</b> OBP: 0.416, SLG: 0.376 (1, 4)	G3		4-3			1B		4-3		4	0	1	0	0	0	0	<b>Boston Red Sox @ Chicago White Sox</b> Comiskey Park, Chicago, IL Thu Aug 27 1959, 4:33 AM EDT Att: 11,703 - Unknown					
<b>Gary Geiger, L</b> OBP: 0.310, SLG: 0.446 (1, 8)	BLK 1B			G1		F8		F8		4	0	1	0	0	0	1						
<b>Ted Williams, L</b> OBP: 0.359, SLG: 0.399 (1, 7)	F8			K		G3			HR	4	1	1	1	0	1	2						
<b>Gene Stephens, L</b> OBP: 0.324, SLG: 0.328 (1, 9)	F8					1B		F8 1B BB	F7	3	0	1	0	1	0	1						
<b>Vic Wertz, L</b> OBP: 0.329, SLG: 0.400 (1, 3)		K		4-3				F8	BB 1B	4	0	1	0	0	1	2						
<b>Frank Malzone, R</b> OBP: 0.328, SLG: 0.448 (1, 5)		6-3				F5			1-2 BB	3	0	1	0	1	0	0						
<b>Sammy White, R</b> OBP: 0.338, SLG: 0.352 (7, PH)										2	0	0	0	0	0	0						
<b>Pete Runnels, L</b> OBP: 0.420, SLG: 0.431 (7, 6)		5-3				5-3		F8	K	1	0	0	0	0	0	2						
<b>Jim Mahoney, R</b> OBP: 0.125, SLG: 0.067 (9, PH)										0	0	0	0	0	0	0						
<b>Jim Busby, R</b> OBP: 0.279, SLG: 0.351 (9, PH)								2-3		1	0	0	0	0	1	2						
<b>Don Buddin, R</b> OBP: 0.367, SLG: 0.342 (7, PH)				6-3						2	0	0	0	0	0	0						
<b>Marty Keough, L</b> OBP: 0.310, SLG: 0.414 (7, 2)						F5		K	K	1	0	0	0	0	1	2						
<b>Pete Daley, R</b> OBP: 0.282, SLG: 0.288 (7, 2)									K	1	0	0	0	0	1	2						
<b>Frank Baumann, L</b> OBP: 0.217, SLG: 0.273 (8, PH)				6-3						2	0	0	0	0	0	0						
<b>Dick Gemert, R</b> OBP: 0.370, SLG: 0.431 (8, PH)						4-3				1	0	0	0	0	0	0						
<b>Al Schroll, R</b> OBP: 0.286, SLG: 0.333 (8, 1)								F3		0	0	0	0	0	0	0						
<b>Earl Wilson, R</b> OBP: 0.750, SLG: 1.250 (8, 1)										0	0	0	0	0	0	0						
<b>Inning Stats</b>	R: 0 E: 0 K: 0 S: 4	H: 1 LOB: 1 BB: 0 P: 4	R: 0 E: 0 K: 1 S: 5	H: 0 LOB: 0 BB: 0 P: 5	R: 0 E: 0 K: 0 S: 3	H: 0 LOB: 0 BB: 0 P: 3	R: 0 E: 0 K: 1 S: 6	H: 1 LOB: 1 BB: 0 P: 6	R: 0 E: 0 K: 0 S: 3	H: 0 LOB: 0 BB: 0 P: 3	R: 0 E: 0 K: 0 S: 4	H: 1 LOB: 1 BB: 0 P: 4	R: 0 E: 0 K: 1 S: 6	H: 1 LOB: 2 BB: 1 P: 10	R: 0 E: 0 K: 0 S: 3	H: 0 LOB: 0 BB: 0 P: 3	R: 1 E: 0 K: 2 S: 9	H: 2 LOB: 2 BB: 1 P: 13	1B: 5 2B: 0 3B: 0 HR: 1	SF: 0 SAC: 0 DP: 0 HBP: 0	WP: 0 PB: 0 SB: 0 CS: 0	PA: 35
<b>PITCHER</b>	IP WLS BF H R ER SO BB IBB HBP BLK WP HR S P ERA WHIP	IP WLS BF H R ER SO BB IBB HBP BLK WP HR S P ERA WHIP															IP WLS BF H R ER SO BB IBB HBP BLK WP HR S P ERA WHIP					
<b>Barry Latman, R</b> ERA: 3.61 (1, 1)	8.1 W 33 6 1 1 3 2 0 0 0 0 0 1 37 45 1.08 0.960	0.2 S 2 0 0 0 2 0 0 0 0 0 0 0 6 6 0.00 0.000																				
<b>Gerry Staley, R</b> ERA: 1.99 (9, 1)																						

AB	33
R	1
H	6
RBI	1
BB	2
SO	5
LOB	14



Batter	1	2	3	4	5	6	7	8	9	AB	R	H	RBI	BB	SO	LOB	BOTTOM				
<b>Luis Aparicio, R</b> OBP: 0.320, SLG: 0.336 (1, 6)	5-3		L8		5-3		6-3			4	0	0	0	1	0	0	<b>Boston Red Sox @ Chicago White Sox</b> Comiskey Park, Chicago, IL Thu Aug 27 1959, 4:33 AM EDT Att: 11,703 - Unknown				
<b>Nellie Fox, L</b> OBP: 0.386, SLG: 0.403 (1, 4)	G5-4-3 1B		1B		6-3			BB 1-3		5	1	3	0	0	0	3					
<b>Jim Landis, R</b> OBP: 0.375, SLG: 0.370 (1, 8)	G5-4-3 1-2		1B							4	2	2	0	0	0	2					
<b>John Romano, R</b> OBP: 0.390, SLG: 0.477 (1, 2)		F8	1B			1B		K		4	0	2	3	0	1	0					
<b>Ted Kluszewski, L</b> OBP: 0.293, SLG: 0.406 (8, PR)			1B			1B				4	0	2	0	0	0	2					
<b>Earl Torgeson, L</b> OBP: 0.363, SLG: 0.372 (9, 3)		FC6-4 1B	1-3			F2		1B E 1B		0	1	0	0	0	0	0					
<b>Al Smith, R</b> OBP: 0.318, SLG: 0.381 (1, 7)										4	1	1	0	0	0	2					
<b>Bubba Phillips, R</b> OBP: 0.322, SLG: 0.381 (8, PH)										2	0	1	0	1	0	0					
<b>Billy Goodman, L</b> OBP: 0.300, SLG: 0.286 (8, PR)										1	0	0	1	0	0	1					
<b>Sammy Esposito, R</b> OBP: 0.314, SLG: 0.279 (9, 5)										0	0	0	0	0	0	0					
<b>Jim McAnany, R</b> OBP: 0.332, SLG: 0.353 (1, 9)										4	0	1	1	0	0	4					
<b>Barry Latman, R</b> OBP: 0.205, SLG: 0.175 (1, 1)										3	0	0	0	1	0	0					
<b>Gerry Staley, R</b> OBP: 0.364, SLG: 0.222 (9, 1)										0	0	0	0	0	0	0					
<b>Inning Stats</b>	R: 0 E: 0 K: 0 S: 3	H: 1 LOB: 2 BB: 1 P: 8	R: 2 E: 0 K: 0 S: 6	H: 3 LOB: 1 BB: 0 P: 6	R: 0 E: 0 K: 0 S: 3	H: 0 LOB: 0 BB: 0 P: 3	R: 0 E: 0 K: 0 S: 3	H: 0 LOB: 0 BB: 0 P: 3	R: 1 E: 1 K: 0 S: 6	H: 3 LOB: 2 BB: 0 P: 6	R: 0 E: 0 K: 0 S: 4	H: 1 LOB: 1 BB: 0 P: 4	R: 2 E: 1 K: 1 S: 8	H: 3 LOB: 3 BB: 2 P: 16	R: 2 E: 1 K: 1 S: 8	H: 3 LOB: 3 BB: 2 P: 16		1B: 11 2B: 0 3B: 1 HR: 0	SF: 0 SAC: 0 DP: 1 HBP: 0	WP: 0 PB: 0 SB: 0 CS: 1	PA: 38
<b>PITCHER</b>	IP WLS BF H R ER SO BB IBB HBP BLK WP HR S P ERA WHIP	IP WLS BF H R ER SO BB IBB HBP BLK WP HR S P ERA WHIP																IP WLS BF H R ER SO BB IBB HBP BLK WP HR S P ERA WHIP			
<b>Frank Baumann, L</b> ERA: 4.08 (8, 1)	7.0 L 30 9 3 2 1 2 0 0 0 0 0 0 29 33 3.86 1.429	0.2 7 3 2 2 1 2 0 0 0 0 0 0 7 15 27.00 7.500																			
<b>Al Schroll, R</b> ERA: 5.89 (8, 1)																					
<b>Earl Wilson, R</b> ERA: 4.63 (8, 1)																					

AB	35
R	5
H	12
RBI	5
BB	3
SO	1
LOB	14






Batter	1	2	3	4	5	6	7	8	9	10	AB	R	H	RBI	BB	SO	LOB	TOP									
Willie Tasby, R OBP: 0.300, SLG: 0.367 (1, 8)	K		G3-6-3 1B		1B 1B		2B 4-3 1B	P6		F2	6	1	3	0	0	1	1										
Billy Klaus, L OBP: 0.377, SLG: 0.343 (1, 6)	1-3		G3-6-3 1-2		K		4-3 SF8 2B	CS 1B			5	1	2	0	0	1	2										
Bob Nieman, R OBP: 0.379, SLG: 0.542 Billy O'Dell, S OBP: 0.163, SLG: 0.156 Billy Loes, R (8, 1)	K		1-3		1B		4-3 2-3 3-H 1B	CS 1B 1-2			5	0	1	1	0	2	2										
Gene Woodling, L OBP: 0.415, SLG: 0.483 (8, 7)		6-3		G3	G3		SF8		G3		4	0	0	1	0	0	2										
Gus Triandos, R OBP: 0.352, SLG: 0.489 (1, 2)		5-3		5-3		6-3	2B 1B		1-3		5	1	1	0	0	0	0										
Walt Dropo, R OBP: 0.287, SLG: 0.399 (1, 3)		BB 1B 1B		E 1B BB		5-3	1B 1B 2B		K		4	1	2	1	1	1	0										
Brooks Robinson, R OBP: 0.307, SLG: 0.345 (1, 5)		BB 1B		E9 1B		1B BB	1B IBB		SH3-4 1B		4	0	4	1	1	0	0										
Chico Carrasquel, R OBP: 0.303, SLG: 0.305 Billy Gardner, R OBP: 0.284, SLG: 0.311 (7, 4)		BB BB BB	4-0 1-2 2-3 BB	6-3		1B BB	1B IBB		SH3-4		2	0	1	0	2	0	2										
Hal Brown, R OBP: 0.135, SLG: 0.091 Al Pilarcik, L OBP: 0.353, SLG: 0.361 (8, 9)		5-3		6-3		K	K		P6		4	0	0	0	0	2	7										
											1	0	0	0	0	1											
<b>Inning Stats</b>	R: 0 E: 0 K: 2 S: 7	H: 0 LOB: 0 BB: 0 P: 7	R: 0 E: 0 K: 0 S: 5	H: 2 LOB: 3 BB: 1 P: 9	R: 0 E: 0 K: 0 S: 3	H: 1 LOB: 0 BB: 0 P: 3	R: 0 E: 1 K: 0 S: 4	H: 1 LOB: 2 BB: 1 P: 8	R: 0 E: 0 K: 1 S: 7	H: 2 LOB: 2 BB: 0 P: 7	R: 0 E: 0 K: 1 S: 6	H: 1 LOB: 2 BB: 1 P: 10	R: 4 E: 0 K: 1 S: 10	H: 5 LOB: 2 BB: 1 P: 14	R: 0 E: 0 K: 1 S: 5	H: 1 LOB: 1 BB: 0 P: 5	R: 0 E: 0 K: 1 S: 5	H: 0 LOB: 0 BB: 0 P: 5	R: 0 E: 0 K: 0 S: 4	H: 1 LOB: 1 BB: 0 P: 4	1B: 12 2B: 3 3B: 0 HR: 0	SF: 1 SAC: 1 DP: 2 HBP: 0	WP: 0 PB: 0 SB: 0 CS: 1	PA: 46			
<b>PITCHER</b>	IP WLS BF H R ER SO ERA WHIP	IP WLS BF H R ER SO ERA WHIP	IP WLS BF H R ER SO ERA WHIP	IP WLS BF H R ER SO ERA WHIP	IP WLS BF H R ER SO ERA WHIP	IP WLS BF H R ER SO ERA WHIP	IP WLS BF H R ER SO ERA WHIP	IP WLS BF H R ER SO ERA WHIP	IP WLS BF H R ER SO ERA WHIP	IP WLS BF H R ER SO ERA WHIP	IP WLS BF H R ER SO ERA WHIP	IP WLS BF H R ER SO ERA WHIP	IP WLS BF H R ER SO ERA WHIP	IP WLS BF H R ER SO ERA WHIP	IP WLS BF H R ER SO ERA WHIP	IP WLS BF H R ER SO ERA WHIP	IP WLS BF H R ER SO ERA WHIP	IP WLS BF H R ER SO ERA WHIP	IP WLS BF H R ER SO ERA WHIP	IP WLS BF H R ER SO ERA WHIP	IP WLS BF H R ER SO ERA WHIP	IP WLS BF H R ER SO ERA WHIP	IP WLS BF H R ER SO ERA WHIP	IP WLS BF H R ER SO ERA WHIP	IP WLS BF H R ER SO ERA WHIP	IP WLS BF H R ER SO ERA WHIP	
Tom Brewer, R ERA: 3.69 Mike Fomieles, R ERA: 3.39 Nelson Chittum, R ERA: 0.52 (1, 1) (7, 1) (8, 1)	6.2 0.1 3.0	WLS 4 W	BF 32 10	H 10 3	R 3 3	ER 3 3	SO 4 4	BB 3 0	IBB 0 0	HBP 0 0	BLK 0 0	WP 0 0	HR 0 0	S 37 5	P 49 9	ERA 4.05 27.00	WHIP 1.950 6.000										

**Baltimore Orioles @ Boston Red Sox**  
Fenway Park, Boston, MA  
Fri Aug 28 1959, 7:05 PM EDT  
Att: 18,071 - Unknown

livebaseballscorecards.com

AB 40  
R 4  
H 14  
RBI 4  
BB 4  
SO 7  
LOB 17




Batter	1	2	3	4	5	6	7	8	9	10	AB	R	H	RBI	BB	SO	LOB	BOTTOM									
Pumpsie Green, S OBP: 0.396, SLG: 0.356 (1, 4)	4-3		F9		6-3		P4		F7		5	0	0	0	0	3											
Gary Geiger, L OBP: 0.315, SLG: 0.449 (1, 8)	1B 1B		2B 1B		P6			1B SF8 1B		F9	5	3	3	0	0	0	0										
Pete Runnels, L OBP: 0.424, SLG: 0.437 (1, 3)	1B 1B		1H 2B			F7		FC6-4 1B		HR 1B	5	1	4	1	0	0	0										
Gene Stephens, L OBP: 0.324, SLG: 0.328 Dick Gernert, R OBP: 0.371, SLG: 0.444 (1, 7) (8, PH) (9, 7)			K			F7		SF8		HR	3	0	1	1	0	1	1										
Jackie Jensen, R OBP: 0.371, SLG: 0.498 (1, 9)	G6-4-3				F8		F7		F7		4	0	0	0	0	3											
Frank Malzone, R OBP: 0.327, SLG: 0.448 (1, 5)		K		L7			2B 2B	FC6-4 1-2			4	1	1	0	0	1	1										
Sammy White, R OBP: 0.339, SLG: 0.353 Ted Williams, L OBP: 0.361, SLG: 0.405 Jim Mahoney, R OBP: 0.118, SLG: 0.063 (1, 2) (7, PH) (7, PR) (8, 6)		K					4-3 2H 2B		K		2	0	1	0	0	1	0										
Don Buddin, R OBP: 0.365, SLG: 0.340 Vic Wertz, L OBP: 0.328, SLG: 0.398 Pete Daley, R OBP: 0.281, SLG: 0.287 (1, 6) (7, PH) (8, 2)		L7					4-3		E6 B1-3		2	0	0	0	0	1	1										
Tom Brewer, R OBP: 0.127, SLG: 0.113 Mike Fomieles, R OBP: 0.158, SLG: 0.250 Marty Keough, L OBP: 0.309, SLG: 0.413 Nelson Chittum, R OBP: 0.500, SLG: 1.000 (1, 1) (7, 1) (7, PH) (8, 1)			K				L3		B1-3		2	0	0	0	0	1	0										
<b>Inning Stats</b>	R: 1 E: 0 K: 0 S: 5	H: 3 LOB: 1 BB: 0 P: 5	R: 0 E: 0 K: 2 S: 7	H: 0 LOB: 0 BB: 0 P: 7	R: 1 E: 0 K: 2 S: 9	H: 2 LOB: 1 BB: 0 P: 9	R: 0 E: 0 K: 0 S: 4	H: 1 LOB: 1 BB: 0 P: 4	R: 0 E: 0 K: 0 S: 3	H: 0 LOB: 0 BB: 0 P: 3	R: 0 E: 0 K: 0 S: 3	H: 0 LOB: 0 BB: 0 P: 3	R: 1 E: 0 K: 0 S: 5	H: 2 LOB: 2 BB: 0 P: 5	R: 0 E: 0 K: 0 S: 5	H: 2 LOB: 1 BB: 0 P: 5	R: 0 E: 1 K: 1 S: 6	H: 0 LOB: 1 BB: 0 P: 6	R: 2 E: 0 K: 0 S: 3	H: 2 LOB: 0 BB: 0 P: 3	1B: 8 2B: 3 3B: 0 HR: 1	SF: 1 SAC: 0 DP: 1 HBP: 0	WP: 0 PB: 0 SB: 0 CS: 0	PA: 40			
<b>PITCHER</b>	IP WLS BF H R ER SO ERA WHIP	IP WLS BF H R ER SO ERA WHIP	IP WLS BF H R ER SO ERA WHIP	IP WLS BF H R ER SO ERA WHIP	IP WLS BF H R ER SO ERA WHIP	IP WLS BF H R ER SO ERA WHIP	IP WLS BF H R ER SO ERA WHIP	IP WLS BF H R ER SO ERA WHIP	IP WLS BF H R ER SO ERA WHIP	IP WLS BF H R ER SO ERA WHIP	IP WLS BF H R ER SO ERA WHIP	IP WLS BF H R ER SO ERA WHIP	IP WLS BF H R ER SO ERA WHIP	IP WLS BF H R ER SO ERA WHIP	IP WLS BF H R ER SO ERA WHIP	IP WLS BF H R ER SO ERA WHIP	IP WLS BF H R ER SO ERA WHIP	IP WLS BF H R ER SO ERA WHIP	IP WLS BF H R ER SO ERA WHIP	IP WLS BF H R ER SO ERA WHIP	IP WLS BF H R ER SO ERA WHIP	IP WLS BF H R ER SO ERA WHIP	IP WLS BF H R ER SO ERA WHIP	IP WLS BF H R ER SO ERA WHIP	IP WLS BF H R ER SO ERA WHIP	IP WLS BF H R ER SO ERA WHIP	
Hal Brown, R ERA: 3.72 Billy O'Dell, L ERA: 3.45 Billy Loes, R ERA: 3.18 (1, 1) (8, 1) (8, 1)	7.0 0.0 2.1	WLS 2 L	BF 28 10	H 8 2	R 3 2	ER 3 2	SO 4 1	BB 0 0	IBB 0 0	HBP 0 0	BLK 0 0	WP 0 0	HR 0 1	S 36 2	P 36 2	ERA 3.86 7.71	WHIP 1.143 0.857										

**Baltimore Orioles @ Boston Red Sox**  
Fenway Park, Boston, MA  
Fri Aug 28 1959, 7:05 PM EDT  
Att: 18,071 - Unknown

livebaseballscorecards.com

AB 39  
R 6  
H 12  
RBI 6  
BB 0  
SO 5  
LOB 13





Batter	1	2	3	4	5	6	7	8	9	AB	R	H	RBI	BB	SO	LOB	TOP					
Willie Tasby, R (1.8) OBP: 0.296, SLG: 0.364	L8			F5		6-3		P4		4	0	0	0	0	0	0	<b>Baltimore Orioles @ Boston Red Sox</b> Fenway Park, Boston, MA Sat Aug 29 1959, 3:33 AM EDT Att: 10,114 - Unknown					
Billy Klaus, L (1.6) OBP: 0.372, SLG: 0.337	4-3			F9		K		F9		4	0	0	0	0	1	0						
Bob Nieman, R (1.7) OBP: 0.377, SLG: 0.537	6-3			F8		F7				4	0	1	0	0	0	0						
Gene Woodling, L (1.9) OBP: 0.411, SLG: 0.488		3-1			G3		L9		F9	4	0	0	0	0	0	1						
Gus Triandos, R (1.2) OBP: 0.356, SLG: 0.491		6-3			BB 1B BB		BB 1B		BB 1B	3	1	2	0	1	0	0						
Walt Dropo, R (1.3) OBP: 0.292, SLG: 0.394		P6			BB 1B BB		BB 1B		F9	2	0	0	0	2	0	2						
Brooks Robinson, R (1.5) OBP: 0.301, SLG: 0.338			P4		F9		P6		F9	4	0	0	0	0	0	6						
Chico Carrasquel, R (1.4) OBP: 0.304, SLG: 0.306			F8							2	0	1	1	0	0	0						
Bob Boyd, L (7. PH) OBP: 0.287, SLG: 0.322										1	0	0	0	0	0	2						
Billy Gardner, R (7.4) OBP: 0.284, SLG: 0.311										0	0	0	0	0	0	0						
Mitt Pappas, R (1.1) OBP: 0.169, SLG: 0.172										2	0	0	0	0	2	2						
Albie Pearson, L (8. PH) OBP: 0.321, SLG: 0.279										1	0	0	0	0	0	0						
Amie Portocarrero, R (8.1)								6-3		0	0	0	0	0	0	0						
<b>Inning Stats</b>	R: 0 E: 0 K: 0 S: 3	H: 0 LOB: 0 BB: 0 P: 3	R: 0 E: 0 K: 0 S: 3	H: 0 LOB: 0 BB: 0 P: 3	R: 0 E: 0 K: 1 S: 5	H: 0 LOB: 0 BB: 0 P: 5	R: 0 E: 0 K: 0 S: 3	H: 0 LOB: 0 BB: 0 P: 3	R: 1 E: 0 K: 1 S: 6	H: 1 LOB: 2 BB: 2 P: 14	R: 0 E: 0 K: 0 S: 5	H: 0 LOB: 0 BB: 0 P: 5	R: 0 E: 0 K: 0 S: 4	H: 1 LOB: 1 BB: 1 P: 8	R: 0 E: 0 K: 0 S: 3	H: 0 LOB: 0 BB: 0 P: 3	R: 0 E: 0 K: 0 S: 5	H: 2 LOB: 2 BB: 0 P: 5	1B: 4 2B: 0 3B: 0 HR: 0	SF: 0 SAC: 0 DP: 0 HBP: 0	WP: 0 PB: 0 SB: 0 CS: 0	PA: 34
<b>PITCHER</b> Jerry Casale, R (1.1) ERA: 4.56	IP: 9.0 WLS: W BF: 34 H: 4 R: 1 ER: 1 SO: 3 BB: 3 IBB: 0 HBP: 0 BLK: 0 WP: 0 HR: 0 S: 37 P: 49 ERA: 1.00 WHIP: 0.778															<b>PITCHER</b>	IP: 9.0 WLS: W BF: 34 H: 4 R: 1 ER: 1 SO: 3 BB: 3 IBB: 0 HBP: 0 BLK: 0 WP: 0 HR: 0 S: 37 P: 49 ERA: 1.00 WHIP: 0.778					

AB 31  
R 1  
H 4  
RBI 1  
BB 3  
SO 3  
LOB 13





Batter	1	2	3	4	5	6	7	8	9	AB	R	H	RBI	BB	SO	LOB	BOTTOM					
Pumpsie Green, S (1.4) OBP: 0.382, SLG: 0.340	4-3		6-3		4-3		F8			4	0	0	0	0	0	0	<b>Baltimore Orioles @ Boston Red Sox</b> Fenway Park, Boston, MA Sat Aug 29 1959, 3:33 AM EDT Att: 10,114 - Unknown					
Gary Geiger, L (1.8) OBP: 0.322, SLG: 0.459	G3		FC6-4 1B		S 1B BB		1B 3B			3	2	2	0	1	0	0						
Pete Runnels, L (1.3) OBP: 0.426, SLG: 0.436			FC6-4 1-2		1B BB		1B IBB			1	2	0	0	3	0	1						
Gene Stephens, L (1.7) OBP: 0.327, SLG: 0.328				4-3	1B 1-2 2H		G3			3	0	1	1	1	0	2						
Jackie Jensen, R (1.9) OBP: 0.372, SLG: 0.498				F2	1-3 2H		1B			4	0	2	3	0	0	2						
Frank Malzone, R (1.5) OBP: 0.329, SLG: 0.449			G4-6-3 1B		1B		F5			4	0	2	0	0	0	3						
Sammy White, R (1.2) OBP: 0.337, SLG: 0.351		G4-6-3 1-2					4-3		P4	4	0	1	0	0	0	1						
Don Buddin, R (1.6) OBP: 0.363, SLG: 0.337			K				6-3		F8	4	0	0	0	0	1	2						
Jerry Casale, R (1.1) OBP: 0.235, SLG: 0.340			6-3		K		K		K	4	0	0	0	0	3	0						
<b>Inning Stats</b>	R: 0 E: 0 K: 0 S: 3	H: 0 LOB: 2 BB: 2 P: 11	R: 0 E: 0 K: 1 S: 5	H: 1 LOB: 0 BB: 0 P: 5	R: 0 E: 0 K: 0 S: 4	H: 1 LOB: 1 BB: 0 P: 4	R: 0 E: 0 K: 0 S: 5	H: 2 LOB: 2 BB: 0 P: 5	R: 2 E: 0 K: 1 S: 7	H: 2 LOB: 2 BB: 2 P: 15	R: 0 E: 0 K: 1 S: 5	H: 0 LOB: 0 BB: 0 P: 5	R: 2 E: 0 K: 0 S: 5	H: 2 LOB: 1 BB: 1 P: 9	R: 0 E: 0 K: 1 S: 5	H: 0 LOB: 0 BB: 0 P: 5		R: 0 E: 0 K: 1 S: 5	H: 0 LOB: 0 BB: 0 P: 5	1B: 7 2B: 0 3B: 1 HR: 0	SF: 0 SAC: 0 DP: 1 HBP: 0	WP: 0 PB: 0 SB: 2 CS: 0
<b>PITCHER</b> Mitt Pappas, R (1.1) ERA: 3.55	IP: 7.0 WLS: L BF: 33 H: 8 R: 4 ER: 4 SO: 3 BB: 4 IBB: 0 HBP: 0 BLK: 0 WP: 0 HR: 0 S: 34 P: 54 ERA: 5.14 WHIP: 1.714															<b>PITCHER</b> Amie Portocarrero, R (8.1) ERA: 6.86	IP: 1.0 WLS: L BF: 3 H: 0 R: 0 ER: 0 SO: 1 BB: 0 IBB: 0 HBP: 0 BLK: 0 WP: 0 HR: 0 S: 5 P: 5 ERA: 0.00 WHIP: 0.000					

AB 31  
R 4  
H 8  
RBI 4  
BB 5  
SO 4  
LOB 11





Batter	1	2	3	4	5	6	7	8	9	AB	R	H	RBI	BB	SO	LOB	TOP			
Willie Tasby, R (1, 8) OBP: 0.295, SLG: 0.361	F3			5-3		F9			F5	4	0	0	0	0	0	1	<b>Baltimore Orioles @ Boston Red Sox</b> Fenway Park, Boston, MA Sun Aug 30 1959, 3:33 AM EDT Att: 11,134 - Unknown  <b>AB 28</b> <b>R 0</b> <b>H 4</b> <b>RBI 0</b> <b>BB 4</b> <b>SO 8</b> <b>LOB 14</b> 			
Gene Woodling, L (1, 9) OBP: 0.412, SLG: 0.485	6-3			K			5-3 BB		1B BB	2	0	0	0	2	1	0				
Bob Nieman, R (1, 7) OBP: 0.375, SLG: 0.533	1-4-3			F8			K		1-2 1B	4	0	1	0	0	1	1				
Gus Triandos, R (1, 2) OBP: 0.353, SLG: 0.485		K			P5		5-3		F8	4	0	0	0	0	1	3				
Walt Dropo, R (1, 3) OBP: 0.286, SLG: 0.384		5-3			K		K		K	4	0	0	0	0	3	3				
Brooks Robinson, R (1, 5) OBP: 0.306, SLG: 0.348					K				1B 2B	3	0	2	0	0	1	0				
Billy Klaus, L (1, 6) OBP: 0.375, SLG: 0.339		CS				G3			FC5-4 1B	2	0	1	0	1	0	0				
Billy Gardner, R (1, 4) OBP: 0.285, SLG: 0.311									FC5-4 1B	1	0	0	0	1	0	1				
Bob Boyd, L (8, PH) OBP: 0.286, SLG: 0.321					G6-4-3				G6-4-3	1	0	0	0	0	0	2				
Chico Carrasquel, R (8, 4) OBP: 0.304, SLG: 0.356									G6-4-3	0	0	0	0	0	0	0				
Hoyt Wilhelm, R (1, 1) OBP: 0.116, SLG: 0.047									G6-4-3	1	0	0	0	0	1	0				
Albie Pearson, L (6, PH) OBP: 0.320, SLG: 0.278										1	0	0	0	0	0	1				
Jack Fisher, R (6, 1) OBP: 0.267, SLG: 0.286										0	0	0	0	0	0	0				
Al Pilarcik, L (8, PH) OBP: 0.352, SLG: 0.360										1	0	0	0	0	0	2				
Billy Loes, R (8, 1) OBP: 0.352, SLG: 0.360										0	0	0	0	0	0	0				
<b>Inning Stats</b>	R: 0 E: 0 K: 0 S: 3	H: 0 LOB: 0 BB: 0 P: 3	R: 0 E: 0 K: 1 S: 5	H: 1 LOB: 0 BB: 0 P: 5	R: 0 E: 0 K: 1 S: 4	H: 0 LOB: 0 BB: 1 P: 8	R: 0 E: 0 K: 1 S: 5	H: 0 LOB: 0 BB: 0 P: 5	R: 0 E: 0 K: 2 S: 7	H: 0 LOB: 1 BB: 1 P: 7	R: 0 E: 0 K: 0 S: 7	H: 0 LOB: 1 BB: 1 P: 11	R: 0 E: 0 K: 0 S: 4	H: 2 LOB: 1 BB: 0 P: 4	R: 0 E: 0 K: 1 S: 6	H: 1 LOB: 2 BB: 1 P: 10	1B: 3 2B: 1 3B: 0 HR: 0	SF: 0 SAC: 0 DP: 2 HBP: 0	WP: 0 PB: 0 SB: 0 CS: 1	PA: 33
<b>PITCHER</b> Frank Sullivan, R (1, 1) ERA: 3.82	IP: 9.0 WLS: W BF: 32 H: 4 R: 0 ER: 0 SO: 8 BB: 4 IBB: 0 HBP: 0 BLK: 0 WP: 0 HR: 0 S: 44 P: 60 ERA: 0.00 WHIP: 0.889															<b>PITCHER</b>				

Batter	1	2	3	4	5	6	7	8	9	AB	R	H	RBI	BB	SO	LOB	BOTTOM				
Pumpsie Green, S (1, 4) OBP: 0.386, SLG: 0.333	PB 1B BB	PB BB			K		6-3			2	1	0	0	2	1	0	<b>Baltimore Orioles @ Boston Red Sox</b> Fenway Park, Boston, MA Sun Aug 30 1959, 3:33 AM EDT Att: 11,134 - Unknown  <b>AB 29</b> <b>R 3</b> <b>H 5</b> <b>RBI 3</b> <b>BB 2</b> <b>SO 2</b> <b>LOB 9</b> 				
Gary Geiger, L (1, 8) OBP: 0.321, SLG: 0.456	FC4-6 1B	F8			6-3		4-3			4	0	1	1	0	0	2					
Pete Runnels, L (1, 3) OBP: 0.425, SLG: 0.434	FC4-6 1B				6-3				F7	4	1	1	0	0	0	1					
Gene Stephens, L (1, 7) OBP: 0.330, SLG: 0.347	S 1B				4-3				F7	4	1	2	2	0	0	1					
Jackie Jensen, R (1, 9) OBP: 0.369, SLG: 0.493	F9				5-3				6-3	4	0	0	0	0	0	1					
Frank Malzone, R (1, 5) OBP: 0.327, SLG: 0.446	4-3				5-3				E5	3	0	0	0	0	0	1					
Sammy White, R (1, 2) OBP: 0.337, SLG: 0.351		PB SH2-4 1B			L8				L9	3	0	1	0	0	0	1					
Don Buddin, R (1, 6) OBP: 0.360, SLG: 0.335		K			F7				P5	3	0	0	0	0	1	2					
Frank Sullivan, R (1, 1) OBP: 0.204, SLG: 0.212		SH2-4			5-3				4-3	2	0	0	0	0	0	0					
<b>Inning Stats</b>	R: 2 E: 0 K: 0 S: 5	H: 2 LOB: 1 BB: 1 P: 9	R: 0 E: 0 K: 1 S: 6	H: 1 LOB: 2 BB: 1 P: 10	R: 1 E: 0 K: 0 S: 4	H: 1 LOB: 0 BB: 0 P: 4	R: 0 E: 0 K: 0 S: 3	H: 0 LOB: 0 BB: 0 P: 3	R: 0 E: 0 K: 0 S: 4	H: 0 LOB: 1 BB: 0 P: 4	R: 0 E: 0 K: 0 S: 3	H: 0 LOB: 0 BB: 0 P: 3	R: 0 E: 0 K: 0 S: 3	H: 0 LOB: 0 BB: 0 P: 3	R: 0 E: 0 K: 0 S: 3	H: 0 LOB: 0 BB: 0 P: 3		1B: 4 2B: 0 3B: 0 HR: 1	SF: 0 SAC: 1 DP: 0 HBP: 0	WP: 0 PB: 4 SB: 1 CS: 0	PA: 32
<b>PITCHER</b> Hoyt Wilhelm, R (1, 1) ERA: 2.3	IP: 5.0 WLS: L BF: 22 H: 5 R: 3 ER: 3 SO: 2 BB: 2 IBB: 0 HBP: 0 BLK: 0 WP: 0 HR: 1 S: 24 P: 32 ERA: 5.40 WHIP: 1.400															<b>PITCHER</b>					
Jack Fisher, R (6, 1) ERA: 3.99	IP: 2.0 WLS: 7 BF: 7 H: 0 R: 0 ER: 0 SO: 0 BB: 0 IBB: 0 HBP: 0 BLK: 0 WP: 0 HR: 0 S: 7 P: 7 ERA: 0.00 WHIP: 0.000																				
Billy Loes, R (8, 1) ERA: 3.12	IP: 1.0 WLS: 3 BF: 3 H: 0 R: 0 ER: 0 SO: 0 BB: 0 IBB: 0 HBP: 0 BLK: 0 WP: 0 HR: 0 S: 3 P: 3 ERA: 0.00 WHIP: 0.000																				



Batter	1	2	3	4	5	6	7	8	9	10	AB	R	H	RBI	BB	SO	LOB	TOP									
<b>Billy Conso</b> , R OBP: 0.318, SLG: 0.272 (1, 4) (7, 6)	0-0 1B		0-0 FC6-5 2B		4-0 BB		0-0 1B		0-0 5-3		4	1	3	0	1	0	1	<b>Washington Senators @ Boston Red Sox</b> Fenway Park, Boston, MA Mon Aug 31 1959, 7:05 PM EDT Att: 21,907 - Unknown									
<b>Bob Allison</b> , R OBP: 0.334, SLG: 0.509 (1, 8) (7, 1)	0-3 K		0-0 FC6-5 CS		0-0 F9		0-0 9-6 1B		0-3 K		4	0	0	0	0	1	6										
<b>Julio Becquer</b> , L OBP: 0.291, SLG: 0.374 (9, PH) <b>Chuck Stobbs</b> , L OBP: 0.105, SLG: 0.105 (9, 1)	0-0 L7		0-3 K		0-3 K				0-0 CS 1B		5	0	1	0	0	2	4										
<b>Harmon Killebrew</b> , R OBP: 0.355, SLG: 0.537 (1, 7)	0-0 1B		0-0 CS		0-0 2-3 1B		0-0 F7		0-0 1-3		5	1	3	1	0	0	0										
<b>Jim Lemon</b> , R OBP: 0.332, SLG: 0.495 (1, 9)	0-0 1B		0-0 1-2		0-0 2-3 1B		0-0 F7		0-0 CS 1B		4	0	1	0	0	1	4										
<b>Clint Courtney</b> , L OBP: 0.284, SLG: 0.294 (1, 2) <b>Steve Korcheck</b> , R OBP: 0.188, SLG: 0.071 (8, 2)	0-0 4-3		0-0 9-3		0-0 1-2 1B		0-0 1B		0-3 K		4	0	1	0	0	1	4										
<b>Roy Sievers</b> , R OBP: 0.311, SLG: 0.431 (1, 3)		0-0 1B		0-0 F8		0-0 F8		0-0 F8		0-0 FC5-4 1B		4	0	2	1	0	0		1								
<b>Reno Bertoia</b> , R OBP: 0.302, SLG: 0.354 (1, 5)		0-3 K			0-0 5-3		0-0 L8		0-0 FC5-4 1B		4	0	0	0	0	1	3										
<b>Zoilo Versalles</b> , R OBP: 0.218, SLG: 0.216 (1, 6) <b>Hal Naragon</b> , L OBP: 0.288, SLG: 0.310 (7, PH) <b>Pedro Ramos</b> , S OBP: 0.203, SLG: 0.200 (7, PR) <b>Ron Samford</b> , R OBP: 0.265, SLG: 0.332 (7, 4)		0-3 K			0-0 E6 WP 2B		0-0 FC1-6 1B		0-0 P3		2	1	0	0	0	1	1										
<b>Bill Fischer</b> , R OBP: 0.139, SLG: 0.095 (4, 1) <b>Hal Griggs</b> , R OBP: 0.146, SLG: 0.096 (5, PH) <b>Faye Throness</b> , L OBP: 0.077, SLG: 0.040 (5, 1) <b>Hal Woodeshick</b> , R OBP: 0.094, SLG: 0.318 (7, PH) (7, 8)		0-3 K			0-0 1B		0-0 FC1-6 1B		0-0 5-3 BB		1	0	0	0	0	1	1										
<b>Inning Stats</b>	R: 1 E: 0 K: 1 S: 7	H: 2 LOB: 1 BB: 0 P: 7	R: 0 E: 0 K: 3 S: 10	H: 1 LOB: 1 BB: 0 P: 10	R: 0 E: 0 K: 1 S: 5	H: 1 LOB: 0 BB: 0 P: 5	R: 0 E: 0 K: 0 S: 3	H: 1 LOB: 0 BB: 0 P: 3	R: 0 E: 0 K: 1 S: 7	H: 1 LOB: 2 BB: 0 P: 11	R: 0 E: 0 K: 0 S: 4	H: 1 LOB: 1 BB: 0 P: 4	R: 0 E: 0 K: 0 S: 4	H: 2 LOB: 2 BB: 0 P: 4	R: 1 E: 0 K: 1 S: 7	H: 3 LOB: 1 BB: 0 P: 7	R: 0 E: 0 K: 1 S: 5	H: 0 LOB: 1 BB: 1 P: 9	R: 0 E: 0 K: 0 S: 3	H: 0 LOB: 0 BB: 0 P: 3	1B: 10 2B: 5 3B: 0 HR: 0	SF: 0 SAC: 0 DP: 3 HBP: 0	WP: 2 PB: 0 SB: 1 CS: 3	PA: 42			
<b>PITCHER</b>	IP	WLS	BF	H	R	ER	SO	BB	IBB	HBP	BLK	WP	HR	S	P	ERA	WHIP										
<b>Bill Monbouquette</b> , R ERA: 4.23 <b>Mike Formelles</b> , R ERA: 3.34	(1, 1) (10, 1)	9.0 1.0	38 3	12 0	3 0	2 0	8 0	2 0	0 0	0 0	0 0	0 0	1 0	0 3	60 3	2.00 0.00	1.556 0.000										



Batter	1	2	3	4	5	6	7	8	9	10	AB	R	H	RBI	BB	SO	LOB	BOTTOM									
<b>Pumpsie Green</b> , S OBP: 0.378, SLG: 0.320 (1, 4)	0-0 4-3		0-0 L6		0-0 F9		4-0 BB		0-0 5-3		4	0	0	0	1	0	0	<b>Washington Senators @ Boston Red Sox</b> Fenway Park, Boston, MA Mon Aug 31 1959, 7:05 PM EDT Att: 21,907 - Unknown									
<b>Gary Geiger</b> , L OBP: 0.318, SLG: 0.449 (1, 8) (8, 8)	4-0 1B BB		0-0 6-3		0-3 K		0-3 K		0-0 P6		4	0	0	0	1	2	2										
<b>Pete Runnels</b> , L OBP: 0.427, SLG: 0.442 (1, 3)	0-0 G1-6-3 1B		0-0 5-3		0-0 5-3		0-0 F8		0-0 HR		5	2	3	1	0	0	0										
<b>Gene Stephens</b> , L OBP: 0.329, SLG: 0.345 (1, 7)	0-0 G1-6-3		0-0 G1		0-0 F5 1B		0-0 F2				4	0	1	0	0	0	3										
<b>Jackie Jensen</b> , R OBP: 0.370, SLG: 0.500 (1, 9)		0-0 5-3		0-0 HR		0-0 F5		0-0 1B		0-0 F5		4	1	2	2	0	1										
<b>Frank Malzone</b> , R OBP: 0.326, SLG: 0.444 (1, 5)		0-0 5-3		0-0 HR		0-0 L8		0-0 F8		0-0 1B		4	1	1	0	0	1										
<b>Sammy White</b> , R OBP: 0.342, SLG: 0.356 (1, 2)		0-0 1B		0-0 FC4-6 1B		0-0 L8		0-0 F8		0-0 F2		4	0	3	0	0	0										
<b>Don Buddin</b> , R OBP: 0.358, SLG: 0.332 (1, 6)		0-0 P6		0-0 FC4-6 1B		0-0 F7		0-0 F7		0-0 F7		4	0	0	1	0	0										
<b>Bill Monbouquette</b> , R ERA: 5.10 <b>Dick Gemert</b> , R OBP: 0.370, SLG: 0.442 (9, PH) <b>Mike Formelles</b> , R OBP: 0.198, SLG: 0.250 (10, 1)		0-0 1-3		0-0 1B		0-0 FC4-6 1B		0-0 SH1-4 1B		0-0 L5		2	0	0	0	0	1										
<b>Inning Stats</b>	R: 0 E: 0 K: 0 S: 3	H: 1 LOB: 1 BB: 1 P: 7	R: 0 E: 0 K: 0 S: 4	H: 1 LOB: 1 BB: 0 P: 4	R: 0 E: 0 K: 0 S: 3	H: 0 LOB: 0 BB: 0 P: 3	R: 3 E: 0 K: 1 S: 9	H: 4 LOB: 1 BB: 0 P: 9	R: 0 E: 0 K: 1 S: 5	H: 0 LOB: 0 BB: 0 P: 5	R: 0 E: 0 K: 0 S: 3	H: 1 LOB: 2 BB: 1 P: 10	R: 0 E: 0 K: 0 S: 4	H: 1 LOB: 1 BB: 0 P: 4	R: 0 E: 0 K: 0 S: 3	H: 0 LOB: 0 BB: 0 P: 3	R: 1 E: 0 K: 0 S: 3		H: 1 LOB: 0 BB: 0 P: 3	1B: 8 2B: 0 3B: 0 HR: 2	SF: 0 SAC: 1 DP: 1 HBP: 0	WP: 0 PB: 0 SB: 0 CS: 0	PA: 39				
<b>PITCHER</b>	IP	WLS	BF	H	R	ER	SO	BB	IBB	HBP	BLK	WP	HR	S	P	ERA	WHIP										
<b>Bill Fischer</b> , R ERA: 4.62 <b>Hal Griggs</b> , R ERA: 5.10 <b>Hal Woodeshick</b> , L ERA: 4.73 <b>Dick Hyde</b> , R ERA: 5.03 <b>Chuck Stobbs</b> , L ERA: 3.09	(1, 1) (4, 1) (5, 1) (7, 1) (9, 1)	3.1 0.2 2.0 2.0 1.2	16 2 6 9 6	6 0 1 2 1	3 0 0 0 1	3 0 0 0 1	0 1 0 1 0	0 0 0 0 0	1 0 0 1 0	0 0 0 0 0	0 0 0 0 0	0 0 0 0 0	0 0 0 0 1	1 0 8 10 6	15 4 8 14 6	8.10 0.00 0.00 0.00 5.40	2.100 0.000 0.500 1.500 0.600										













Batter	1	2	3	4	5	6	7	8	9	AB	R	H	RBI	BB	SO	LOB	TOP									
<b>Pumpsie Green, S</b> OBP: 0.368, SLG: 0.319	F9		F7		SH1-4		4-3		4-3	4	0	0	0	0	0	2										
<b>Gary Geiger, L</b> OBP: 0.308, SLG: 0.432	1-6-3		F9		K			F9		4	0	0	0	0	1	1										
<b>Pete Runnels, L</b> OBP: 0.424, SLG: 0.438	E 1B		F8		F8			P4		4	0	1	0	0	0	1										
<b>Gene Stephens, L</b> OBP: 0.333, SLG: 0.361	E4 FC6-4			4-3		F9		L9		4	0	0	0	0	0	1										
<b>Jackie Jensen, R</b> OBP: 0.373, SLG: 0.498	FC6-4			E S 1B BB		F9		BB 3B BB		2	2	0	0	2	0	2										
<b>Frank Malzone, R</b> OBP: 0.326, SLG: 0.446		6-3 1B		K		1B		F2		4	1	2	0	0	1	2										
<b>Sammy White, R</b> OBP: 0.348, SLG: 0.365		6-3 1-2				2B		L6		4	0	2	2	0	0	2										
<b>Don Buddin, R</b> OBP: 0.355, SLG: 0.328			F8		F9			BB 3B BB		3	0	0	0	0	0	2										
<b>Vic Wertz, L</b> OBP: 0.329, SLG: 0.397							F7			0	0	0	0	1	0	0										
<b>Jim Mahoney, R</b> OBP: 0.118, SLG: 0.063										0	1	0	0	0	0	0										
<b>Frank Baumann, L</b> OBP: 0.231, SLG: 0.280										3	0	1	0	0	0	1										
<b>Nelson Chittum, R</b> OBP: 0.500, SLG: 1.000		4-3					4-3			0	0	0	0	0	0	0										
<b>Marty Keough, L</b> OBP: 0.310, SLG: 0.422					SH1-4 1B			1-H 2-H 3B		1	0	1	2	0	0	0										
<b>Inning Stats</b>	R: 0 E: 1 K: 0 S: 5	H: 1 LOB: 2 BB: 0 P: 5	R: 0 E: 0 K: 0 S: 4	H: 1 LOB: 1 BB: 0 P: 4	R: 0 E: 0 K: 0 S: 3	H: 0 LOB: 0 BB: 0 P: 3	R: 1 E: 0 K: 1 S: 6	H: 1 LOB: 1 BB: 1 P: 10	R: 0 E: 0 K: 1 S: 6	H: 1 LOB: 1 BB: 0 P: 6	R: 1 E: 0 K: 0 S: 4	H: 2 LOB: 1 BB: 0 P: 4	R: 0 E: 0 K: 0 S: 3	H: 0 LOB: 0 BB: 0 P: 3	R: 0 E: 0 K: 0 S: 3	H: 0 LOB: 0 BB: 2 P: 3	R: 2 E: 0 K: 0 S: 4	H: 1 LOB: 2 BB: 2 P: 12	1B: 5 2B: 1 3B: 1 HR: 0	SF: 0 SAC: 1 DP: 0 HBP: 0	WP: 0 PB: 0 SB: 1 CS: 0	PA: 37				
<b>PITCHER</b>	IP	WLS	BF	H	R	ER	SO	BB	IBB	HBP	BLK	WP	HR	S	P	ERA	WHIP									
<b>Hal Brown, R</b> ERA: 3.75	(1, 1)	8.2	W	36	7	4	4	2	3	0	0	0	0	0	37	49	4.15	1.154								
<b>Billy Loes, R</b> ERA: 3.1	(9, 1)	0.1	S	1	0	0	0	0	0	0	0	0	0	1	1	0.00	0.000									

**Boston Red Sox @ Baltimore Orioles**  
Memorial Stadium, Baltimore, MD  
Thu Sep 03 1959, 7:05 PM EDT  
Att: 8,754 - Unknown

AB 33  
R 4  
H 7  
RBI 4  
BB 3  
SO 2  
LOB 14



Batter	1	2	3	4	5	6	7	8	9	AB	R	H	RBI	BB	SO	LOB	BOTTOM									
<b>Chico Carrasquel, R</b> OBP: 0.309, SLG: 0.318	6-3 SH5-3 1B		4-3 HR 2B		F8		F7	G4-6-3 1B		4	1	2	0	0	0	0										
<b>Gene Woodling, L</b> OBP: 0.407, SLG: 0.479										1	0	1	1	0	0	0										
<b>Billy Klaus, L</b> OBP: 0.374, SLG: 0.336										0	0	0	0	0	0	0										
<b>Al Pilarcik, L</b> OBP: 0.355, SLG: 0.355	SH5-3 1-2		4-3			BB	1-3	G4-6-3 1-2		3	0	0	0	1	0	3										
<b>Bob Nieman, R</b> OBP: 0.377, SLG: 0.549										4	2	2	3	0	0	2										
<b>Albie Pearson, L</b> OBP: 0.322, SLG: 0.276	6-3 2-3				F9					0	0	0	0	0	0	0										
<b>Gus Triandos, R</b> OBP: 0.350, SLG: 0.472			HR K			4-3		HR BB		3	0	0	0	1	2	2										
<b>Walt Dropo, R</b> OBP: 0.290, SLG: 0.380		6-3		E5 FC6-4 1B		1-3 BB		F8		3	0	1	0	1	0	1										
<b>Brooks Robinson, R</b> OBP: 0.308, SLG: 0.344		G5-3 1B								3	0	1	0	1	1	1										
<b>Willie Tasby, R</b> OBP: 0.295, SLG: 0.364					F9		1-3			4	1	2	0	0	0	3										
<b>Billy Gardner, R</b> OBP: 0.285, SLG: 0.306										2	1	0	0	2	0	4										
<b>Hal Brown, R</b> OBP: 0.146, SLG: 0.108										4	0	1	1	0	0	4										
<b>Billy Loes, R</b> ERA: 1.6					F8		P2			0	0	0	0	0	0	0										
<b>Inning Stats</b>	R: 0 E: 0 K: 1 S: 6	H: 2 LOB: 1 BB: 0 P: 6	R: 0 E: 0 K: 0 S: 4	H: 2 LOB: 1 BB: 0 P: 4	R: 2 E: 0 K: 1 S: 7	H: 2 LOB: 0 BB: 0 P: 7	R: 0 E: 1 K: 0 S: 4	H: 1 LOB: 2 BB: 1 P: 8	R: 0 E: 0 K: 0 S: 3	H: 0 LOB: 2 BB: 2 P: 11	R: 1 E: 0 K: 0 S: 4	H: 1 LOB: 1 BB: 1 P: 8	R: 2 E: 0 K: 1 S: 7	H: 3 LOB: 1 BB: 1 P: 11	1B: 6 2B: 1 3B: 1 HR: 2	SF: 0 SAC: 1 DP: 2 HBP: 0	WP: 0 PB: 0 SB: 0 CS: 0	PA: 38								
<b>PITCHER</b>	IP	WLS	BF	H	R	ER	SO	BB	IBB	HBP	BLK	WP	HR	S	P	ERA	WHIP									
<b>Frank Baumann, L</b> ERA: 4.26	(1, 1)	7.1	L	36	9	5	5	3	4	2	0	0	0	0	36	60	6.14	1.773								
<b>Nelson Chittum, R</b> ERA: 1.6	(8, 1)	0.2		2	1	0	0	0	0	0	0	0	0	2	2	0.00	1.500									

**Boston Red Sox @ Baltimore Orioles**  
Memorial Stadium, Baltimore, MD  
Thu Sep 03 1959, 7:05 PM EDT  
Att: 8,754 - Unknown

AB 31  
R 5  
H 10  
RBI 5  
BB 6  
SO 3  
LOB 20





Batter	1	2	3	4	5	6	7	8	9	AB	R	H	RBI	BB	SO	LOB	TOP								
<b>Pumpsie Green, S</b> OBP: 0.362, SLG: 0.314 (1, 4)										5	0	1	0	0	2	1	<b>Boston Red Sox @ Washington Senators</b> Griffith Stadium, Washington, DC Fri Sep 04 1959, 3:33 AM EDT Att. 4,960 - Unknown <a href="http://livebaseballscorecards.com">livebaseballscorecards.com</a>								
<b>Gary Geiger, L</b> OBP: 0.307, SLG: 0.428 (1, 8)										3	0	0	0	1	1										
<b>Pete Runnels, L</b> OBP: 0.423, SLG: 0.436 (1, 3)										4	0	1	0	0	2	3									
<b>Gene Stephens, L</b> OBP: 0.345, SLG: 0.373 (1, 7)										2	1	2	0	2	0	0									
<b>Jackie Jensen, R</b> OBP: 0.372, SLG: 0.496 (1, 9)										4	1	1	0	0	2	6									
<b>Frank Malzone, R</b> OBP: 0.326, SLG: 0.444 (1, 5)										4	0	1	1	0	0	1									
<b>Sammy White, R</b> OBP: 0.347, SLG: 0.371 (1, 2)										3	1	1	1	0	0	1									
<b>Don Buddin, R</b> OBP: 0.354, SLG: 0.327 (6, PH)										2	0	0	0	0	0	1									
<b>Dick Gemert, R</b> OBP: 0.393, SLG: 0.433 (6, PH)										1	0	0	1	0	0	0									
<b>Jim Mahoney, R</b> OBP: 0.118, SLG: 0.063 (9, PH)										0	0	0	0	0	0	0									
<b>Marty Keough, L</b> OBP: 0.309, SLG: 0.420 (9, PH)										1	0	0	0	0	1	0									
<b>Frank Sullivan, R</b> OBP: 0.214, SLG: 0.222 (1, 1)										2	0	1	0	0	0	1									
<b>Jerry Casale, R</b> OBP: 0.235, SLG: 0.340 (5, 1)										0	0	0	0	0	0	0									
<b>Nelson Chittum, R</b> OBP: 0.333, SLG: 0.667 (5, 1)										1	0	0	0	0	1	0									
<b>Jim Busby, R</b> OBP: 0.271, SLG: 0.340 (9, PH)										1	0	0	0	0	0	0									
<b>Inning Stats</b>	R: 0 E: 0 K: 0 S: 3	H: 1 LOB: 0 BB: 0 P: 3	R: 2 E: 0 K: 0 S: 6	H: 3 LOB: 1 BB: 0 P: 6	R: 0 E: 0 K: 2 S: 9	H: 2 LOB: 2 BB: 0 P: 9	R: 0 E: 0 K: 0 S: 3	H: 0 LOB: 0 BB: 0 P: 3	R: 0 E: 0 K: 2 S: 8	H: 1 LOB: 3 BB: 2 P: 16	R: 1 E: 0 K: 1 S: 6	H: 1 LOB: 0 BB: 0 P: 6	R: 0 E: 0 K: 1 S: 7	H: 0 LOB: 0 BB: 0 P: 7	R: 0 E: 0 K: 1 S: 5	H: 0 LOB: 1 BB: 1 P: 9	R: 0 E: 0 K: 1 S: 5	H: 0 LOB: 0 BB: 0 P: 5	1B: 6 2B: 1 3B: 1 HR: 0	SF: 1 SAC: 0 DP: 1 HBP: 0	WP: 0 PB: 0 SB: 1 CS: 0	PA: 37			
<b>PITCHER</b>	IP	WLS	BF	H	R	ER	SO	BB	IBB	HBP	BLK	WP	HR	S	P	ERA	WHIP								
<b>Tex Clevenger, R</b> ERA: 4.03 (1, 1)	8.0	W	34	8	3	3	8	3	0	0	0	0	0	47	59	3.38	1.375								
<b>Dick Hyde, R</b> ERA: 4.93 (9, 1)	1.0	S	3	0	0	0	1	0	0	0	0	0	0	5	5	0.00	0.000								

Batter	1	2	3	4	5	6	7	8	9	AB	R	H	RBI	BB	SO	LOB	BOTTOM								
<b>Billy Consolo, R</b> OBP: 0.339, SLG: 0.273 (1, 6)										2	0	0	0	2	0	0	<b>Boston Red Sox @ Washington Senators</b> Griffith Stadium, Washington, DC Fri Sep 04 1959, 3:33 AM EDT Att. 4,960 - Unknown <a href="http://livebaseballscorecards.com">livebaseballscorecards.com</a>								
<b>Lenny Green, L</b> OBP: 0.298, SLG: 0.315 (1, 9)										4	1	1	1	0	0	3									
<b>Jim Lemon, R</b> OBP: 0.329, SLG: 0.485 (1, 7)										4	1	1	1	0	1	0									
<b>Clint Courtney, L</b> OBP: 0.331, SLG: 0.333 (1, 2)										4	1	3	0	0	0	0									
<b>Steve Korcheck, R</b> OBP: 0.198, SLG: 0.071 (7, PR) (8, 2)										0	0	0	0	0	0	0									
<b>Harmon Killebrew, R</b> OBP: 0.355, SLG: 0.535 (1, 5)										2	0	0	0	2	0	2									
<b>Roy Sievers, R</b> OBP: 0.318, SLG: 0.440 (1, 3)										3	0	2	1	1	0	3									
<b>Bob Allison, R</b> OBP: 0.332, SLG: 0.499 (1, 8)										3	0	0	1	1	1	6									
<b>Reno Bertoia, R</b> OBP: 0.309, SLG: 0.354 (5, PH)										2	0	1	0	0	1	2									
<b>Julio Becquer, L</b> OBP: 0.292, SLG: 0.373 (6, 4)										1	0	0	0	0	0	3									
<b>Ron Samford, R</b> OBP: 0.259, SLG: 0.325 (6, 4)										1	0	0	0	0	0	0									
<b>Tex Clevenger, R</b> OBP: 0.250, SLG: 0.278 (1, 1)										3	1	1	0	0	1	0									
<b>Dick Hyde, R</b> (9, 1)										0	0	0	0	0	0	0									
<b>Inning Stats</b>	R: 0 E: 0 K: 0 S: 3	H: 0 LOB: 0 BB: 0 P: 3	R: 0 E: 0 K: 0 S: 4	H: 2 LOB: 1 BB: 0 P: 4	R: 0 E: 0 K: 0 S: 3	H: 1 LOB: 1 BB: 1 P: 7	R: 1 E: 0 K: 2 S: 9	H: 2 LOB: 2 BB: 1 P: 13	R: 3 E: 0 K: 0 S: 7	H: 4 LOB: 3 BB: 2 P: 15	R: 0 E: 0 K: 0 S: 2	H: 0 LOB: 0 BB: 1 P: 6	R: 0 E: 1 K: 1 S: 6	H: 0 LOB: 2 BB: 1 P: 10	R: 0 E: 0 K: 1 S: 5	H: 0 LOB: 0 BB: 0 P: 5	1B: 8 2B: 1 3B: 0 HR: 0	SF: 0 SAC: 2 DP: 2 HBP: 0	WP: 0 PB: 0 SB: 0 CS: 1	PA: 38					
<b>PITCHER</b>	IP	WLS	BF	H	R	ER	SO	BB	IBB	HBP	BLK	WP	HR	S	P	ERA	WHIP								
<b>Frank Sullivan, R</b> ERA: 3.94 (1, 1)	4.1	L	21	8	4	4	2	2	0	0	0	0	0	23	31	8.31	2.308								
<b>Jerry Casale, R</b> ERA: 4.55 (5, 1)	0.1		4	1	0	0	0	2	0	0	0	0	0	2	10	0.00	9.000								
<b>Nelson Chittum, R</b> ERA: 1.54 (5, 1)	3.1		12	0	0	0	2	2	0	0	0	0	0	14	22	0.00	0.600								



Batter	1	2	3	4	5	6	7	8	9	AB	R	H	RBI	BB	SO	LOB	TOP					
<b>Pete Runnels, L</b> OBP: 0.423, SLG: 0.436 <b>Dick Gemert, R</b> OBP: 0.361, SLG: 0.430	0-0 S 1B		0-0 F7		0-3 K			0-0 F9		2	0	1	0	0	0	0	<b>Boston Red Sox @ Washington Senators</b> Griffith Stadium, Washington, DC Sat Sep 05 1959, 3:33 AM EDT Att: 4,283 - Unknown <a href="http://livebaseballscorecards.com">livebaseballscorecards.com</a>					
<b>Pumpsie Green, S</b> OBP: 0.366, SLG: 0.314	0-3 K		4-0 HR BB			0-0 3-1		0-0 S 1B		3	1	1	0	1	1	1						
<b>Jackie Jensen, R</b> OBP: 0.371, SLG: 0.500	0-0 6-3		0-0 HR			0-0 F8		0-0 6-3		4	1	1	2	0	0	3						
<b>Gene Stephens, L</b> OBP: 0.339, SLG: 0.365	0-0 F7		0-0 1-3			0-0 F9			0-3 K	4	0	0	0	0	1	1						
<b>Frank Matzone, R</b> OBP: 0.324, SLG: 0.441		0-0 F7		0-0 6-3			0-0 4-3		0-0 F8	4	0	0	0	0	0	0						
<b>Gary Geiger, L</b> OBP: 0.305, SLG: 0.425 <b>Marty Keough, L</b> OBP: 0.307, SLG: 0.417		0-0 4-3		0-0 3-1			0-0 P3		0-0 L6	2	0	0	0	0	0	0						
<b>Sammy White, R</b> OBP: 0.372, SLG: 0.372 <b>Pete Daley, R</b> OBP: 0.278, SLG: 0.283		0-0 1B		0-0 5-3			0-0 5-3			2	0	1	0	0	0	0						
<b>Don Buddin, R</b> OBP: 0.353, SLG: 0.326 <b>Jim Mahoney, R</b> OBP: 0.105, SLG: 0.056		0-0 4-3			0-0 5-3			0-0 6-3		1	0	0	0	0	0	1						
<b>Bill Monbouquette, R</b> OBP: 0.108, SLG: 0.083 <b>Al Schroll, R</b> OBP: 0.297, SLG: 0.308 <b>Earl Wilson, R</b> OBP: 0.571, SLG: 0.857			0-0 1-6-3			0-0 F9		0-0 1B		1	0	0	0	0	0	0						
<b>Inning Stats</b>	R: 0 E: 0 K: 1 S: 6	H: 1 LOB: 1 BB: 0 P: 6	R: 0 E: 0 K: 0 S: 4	H: 1 LOB: 1 BB: 0 P: 4	R: 2 E: 0 K: 0 S: 4	H: 1 LOB: 0 BB: 1 P: 8	R: 0 E: 0 K: 0 S: 3	H: 0 LOB: 0 BB: 0 P: 3	R: 0 E: 0 K: 1 S: 5	H: 0 LOB: 0 BB: 0 P: 5	R: 0 E: 0 K: 0 S: 3	H: 0 LOB: 0 BB: 0 P: 3	R: 0 E: 0 K: 0 S: 3	H: 0 LOB: 0 BB: 0 P: 3	R: 0 E: 0 K: 0 S: 5	H: 2 LOB: 2 BB: 0 P: 5		R: 0 E: 0 K: 1 S: 5	H: 0 LOB: 0 BB: 0 P: 5	1B: 4 2B: 0 3B: 0 HR: 1	SF: 0 SAC: 0 DP: 0 HBP: 0	WP: 0 PB: 0 SB: 2 CS: 0
<b>PITCHER</b> <b>Camilo Pascual, R</b> ERA: 2.88	IP: 9.0 WLS: W BF: 33 H: 5 R: 2 ER: 2 SO: 3 BB: 1 IBB: 0 HBP: 0 BLK: 0 WP: 0 HR: 1 S: 38 P: 42 ERA: 2.00 WHIP: 0.667															<b>PITCHER</b>						

Batter	1	2	3	4	5	6	7	8	9	AB	R	H	RBI	BB	SO	LOB	BOTTOM					
<b>Billy Consolo, R</b> OBP: 0.340, SLG: 0.268	0-0 E5 SH5-3 2B		4-0 BB HR BB	4-0 1-2 2-3 BB		0-3 K				3	2	0	0	2	1	3	<b>Boston Red Sox @ Washington Senators</b> Griffith Stadium, Washington, DC Sat Sep 05 1959, 3:33 AM EDT Att: 4,283 - Unknown <a href="http://livebaseballscorecards.com">livebaseballscorecards.com</a>					
<b>Lenny Green, L</b> OBP: 0.297, SLG: 0.310	0-0 SH5-3 1-2		0-0 K	0-0 P1			0-3 K			3	1	0	1	1	2	3						
<b>Faye Throneberry, L</b> OBP: 0.327, SLG: 0.397	0-0 F7		0-0 HR 1B	0-0 HR BB		0-0 2-3		0-0 G3		4	2	1	1	1	0	1						
<b>Jim Lemon, R</b> OBP: 0.331, SLG: 0.501	0-0 2H 2B		0-0 HR BB	0-0 HR BB		0-0 F3		0-0 F9		5	2	3	7	0	0	0						
<b>Harmon Killebrew, R</b> OBP: 0.353, SLG: 0.531	0-3 K		0-0 E4 K	0-0 K		0-0 6-3		4-0 HR BB		4	2	0	0	1	2	1						
<b>Roy Sievers, R</b> OBP: 0.317, SLG: 0.446		0-0 2-3	0-0 E6 1B 2B	0-0 E6 BB 1B		0-3 K		0-0 HR BB		5	2	1	2	0	1	0						
<b>Hal Naragon, L</b> OBP: 0.288, SLG: 0.308		0-0 1B 1B	0-0 2B BB 1B	0-0 1-2 BB 1B		0-0 6-3 1B		0-0 F2		5	2	4	0	0	0	0						
<b>Reno Bertoia, R</b> OBP: 0.307, SLG: 0.354		0-0 F7	0-0 BB BB 2B	0-3 K		0-0 6-3		0-3 K		5	1	1	1	0	2	4						
<b>Camilo Pascual, R</b> OBP: 0.325, SLG: 0.315		0-0 1-2 1B	0-0 F3	0-3 K		0-0 2H 1B		0-0 1-3		5	0	2	1	0	1	4						
<b>Inning Stats</b>	R: 1 E: 1 K: 1 S: 7	H: 1 LOB: 1 BB: 0 P: 7	R: 0 E: 0 K: 0 S: 5	H: 2 LOB: 2 BB: 0 P: 5	R: 10 E: 2 K: 2 S: 14	H: 5 LOB: 0 BB: 3 P: 26	R: 0 E: 1 K: 2 S: 9	H: 1 LOB: 3 BB: 1 P: 13	R: 0 E: 0 K: 0 S: 3	H: 0 LOB: 0 BB: 0 P: 3	R: 1 E: 0 K: 2 S: 9	H: 2 LOB: 1 BB: 0 P: 9	R: 0 E: 0 K: 1 S: 5	H: 0 LOB: 0 BB: 0 P: 5	R: 2 E: 0 K: 1 S: 6	H: 1 LOB: 0 BB: 1 P: 10		R: 0 E: 0 K: 1 S: 5	H: 0 LOB: 0 BB: 0 P: 5	1B: 7 2B: 2 3B: 0 HR: 3	SF: 0 SAC: 1 DP: 0 HBP: 0	WP: 0 PB: 0 SB: 0 CS: 0
<b>PITCHER</b> <b>Bill Monbouquette, R</b> ERA: 4.29 <b>Al Schroll, R</b> ERA: 5.43 <b>Earl Wilson, R</b> ERA: 5.31	IP: 2.2 WLS: L BF: 19 H: 7 R: 8 ER: 2 SO: 2 BB: 1 IBB: 0 HBP: 0 BLK: 0 WP: 0 HR: 1 S: 26 P: 44 ERA: 6.75 WHIP: 3.000															<b>PITCHER</b>						



Batter	1	2	3	4	5	6	7	8	9	AB	R	H	RBI	BB	SO	LOB	TOP										
<b>Pumpsie Green, S</b> (1,4) OBP: 0.370, SLG: 0.315	4-0 BB G3-6-3		0-0 P5		0-0 1B			0-0 F9		3	0	1	1	1	0	0	<b>Boston Red Sox @ Washington Senators</b> Griffith Stadium, Washington, DC Sun Sep 06 1959, 3:33 AM EDT Att: 7,009 - Unknown <a href="http://livebaseballscorecards.com">livebaseballscorecards.com</a>										
<b>Gary Geiger, L</b> (1,8) OBP: 0.302, SLG: 0.419	0-0 G3-6-3 1-2			0-0 3-1	0-0 F9			0-3 K		4	0	0	0	0	1	2											
<b>Pete Runnels, L</b> (1,3) OBP: 0.420, SLG: 0.433	0-0 G3			0-0 6-3		0-0 F8			0-3 K	4	0	0	0	0	1	0											
<b>Gene Stephens, L</b> (1,7) OBP: 0.338, SLG: 0.363		0-0 4-3		0-0 1B		0-0 F9			0-0 F7	4	0	1	0	0	0	0											
<b>Jackie Jensen, R</b> (1,9) OBP: 0.370, SLG: 0.498		0-0 F7		0-0 1B		0-0 6-3			0-0 4-3	4	0	1	0	0	0	0											
<b>Frank Malzone, R</b> (1,5) OBP: 0.322, SLG: 0.438		0-0 P3		0-0 F8			0-0 P5			3	0	0	0	0	0	2											
<b>Sammy White, R</b> (1,2) OBP: 0.345, SLG: 0.368			0-3 K		0-0 F2		0-0 6-3			3	0	0	0	0	1	0											
<b>Don Buddin, R</b> (1,6) OBP: 0.353, SLG: 0.328			0-0 5-3		0-0 1B		0-0 F7			3	1	1	0	0	0	0											
<b>Tom Brewer, R</b> (1,1) OBP: 0.134, SLG: 0.167			0-0 HR		0-0 5-3			0-0 1-3		3	1	1	1	0	0	1											
<b>Inning Stats</b>	R: 0 E: 0 K: 0 S: 2	H: 0 LOB: 0 BB: 1 P: 6	R: 0 E: 0 K: 0 S: 3	H: 0 LOB: 0 BB: 0 P: 3	R: 1 E: 0 K: 1 S: 6	H: 1 LOB: 0 BB: 0 P: 6	R: 0 E: 0 K: 0 S: 5	H: 2 LOB: 2 BB: 0 P: 5	R: 1 E: 0 K: 0 S: 5	H: 2 LOB: 1 BB: 0 P: 5	R: 0 E: 0 K: 0 S: 3	H: 0 LOB: 0 BB: 0 P: 3	R: 0 E: 0 K: 0 S: 3	H: 0 LOB: 0 BB: 0 P: 3	R: 0 E: 0 K: 1 S: 5	H: 0 LOB: 0 BB: 0 P: 5	1B: 3 2B: 1 3B: 0 HR: 1	SF: 0 SAC: 0 DP: 1 HBP: 0	WP: 0 PB: 0 SB: 1 CS: 0	PA: 32							
<b>PITCHER</b>	IP	WLS	BF	H	R	ER	SO	BB	IBB	HBP	BLK	WP	HR	S	P	ERA	WHIP										
<b>Pedro Ramos, R</b> (1,1) ERA: 4.01	7.0	L	26	5	2	2	1	1	0	0	0	0	1	27	31	2.57	0.857										
<b>Hal Woodeshick, L</b> (8,1) ERA: 4.1	2.0		6	0	0	0	2	0	0	0	0	0	0	10	10	0.00	0.000										

Batter	1	2	3	4	5	6	7	8	9	AB	R	H	RBI	BB	SO	LOB	BOTTOM										
<b>Billy Conso, R</b> (1,6) OBP: 0.339, SLG: 0.267	0-0 BB 1B		0-0 P4		0-0 F9		0-0 6-3			4	0	1	0	0	0	0	<b>Boston Red Sox @ Washington Senators</b> Griffith Stadium, Washington, DC Sun Sep 06 1959, 3:33 AM EDT Att: 7,009 - Unknown <a href="http://livebaseballscorecards.com">livebaseballscorecards.com</a>										
<b>Lenny Green, L</b> (1,9) OBP: 0.306, SLG: 0.312	4-0 BB G6-4-3		4-0 BB		0-0 3-1			0-0 FC4-6 1B		2	0	1	0	2	0	0											
<b>Clint Courtney, L</b> (1,2) OBP: 0.324, SLG: 0.325	0-3 K		0-0 6-3		0-0 F5			0-0 FC4-6 2B		4	1	0	0	0	1	4											
<b>Jim Lemon, R</b> (1,7) OBP: 0.329, SLG: 0.497	0-0 G6-4-3			0-3 K		0-0 5-3		0-0 E4 2B		4	0	0	0	0	1	3											
<b>Roy Sievers, R</b> (1,3) OBP: 0.321, SLG: 0.452		0-0 F9		0-0 BB 1B		0-0 BB 1B		0-0 1-H 2-H 2B		4	0	3	1	0	0	0											
<b>Harmon Killebrew, R</b> (1,5) OBP: 0.356, SLG: 0.529		4-0 BB BB		4-0 BB 1-2 BB		4-0 BB 1-2 BB		0-0 F8		1	0	0	0	3	0	1											
<b>Bob Allison, R</b> (1,8) OBP: 0.331, SLG: 0.496		4-0 BB G5-4-3		0-3 K		0-3 K			0-3 K	3	0	0	0	1	3	4											
<b>Reno Bertoia, R</b> (1,4) OBP: 0.306, SLG: 0.352		0-0 BB G5-4-3		0-0 P4			0-0 P6		0-3 K	2	0	0	0	0	0	4											
<b>Hal Naragon, L</b> (7, PH) OBP: 0.297, SLG: 0.307										1	0	0	0	0	0	0											
<b>Hal Woodeshick, R</b> (8,1)										0	0	0	0	0	0	0											
<b>Julio Becquer, L</b> (9, PH) OBP: 0.291, SLG: 0.371										1	0	0	0	0	1	0											
<b>Pedro Ramos, S</b> (1,1) OBP: 0.192, SLG: 0.188										2	0	0	0	0	2	0											
<b>Faye Throneberry, L</b> (7, PH) OBP: 0.329, SLG: 0.396										1	0	0	0	0	1	0											
<b>Ron Samford, R</b> (8,4) OBP: 0.259, SLG: 0.323										1	0	0	0	0	1	0											
<b>Inning Stats</b>	R: 0 E: 0 K: 1 S: 5	H: 1 LOB: 1 BB: 1 P: 9	R: 0 E: 0 K: 0 S: 2	H: 0 LOB: 1 BB: 2 P: 10	R: 0 E: 0 K: 1 S: 5	H: 0 LOB: 1 BB: 1 P: 9	R: 0 E: 0 K: 2 S: 8	H: 1 LOB: 2 BB: 1 P: 12	R: 0 E: 0 K: 1 S: 5	H: 0 LOB: 0 BB: 0 P: 5	R: 0 E: 0 K: 1 S: 6	H: 1 LOB: 2 BB: 1 P: 10	R: 0 E: 0 K: 1 S: 5	H: 0 LOB: 0 BB: 0 P: 5	R: 1 E: 1 K: 0 S: 5	H: 2 LOB: 1 BB: 0 P: 5	R: 0 E: 0 K: 3 S: 9	H: 0 LOB: 0 BB: 0 P: 9	1B: 4 2B: 1 3B: 0 HR: 0	SF: 0 SAC: 0 DP: 2 HBP: 0	WP: 0 PB: 0 SB: 0 CS: 0	PA: 36					
<b>PITCHER</b>	IP	WLS	BF	H	R	ER	SO	BB	IBB	HBP	BLK	WP	HR	S	P	ERA	WHIP										
<b>Tom Brewer, R</b> (1,1) ERA: 3.66	9.0	W	36	5	1	0	10	6	0	0	0	0	0	50	74	0.00	1.222										





Batter	1	2	3	4	5	6	7	8	9	AB	R	H	RBI	BB	SO	LOB	TOP										
Hank Bauer, R OBP: 0.306, SLG: 0.375 (1, 9)										4	1	1	0	1	0	1	<b>New York Yankees @ Boston Red Sox</b> Fenway Park, Boston, MA Mon Sep 07 1959, 3:33 AM EDT Att: 19,995 - Unknown - 91 F										
Tony Kubek, L OBP: 0.327, SLG: 0.405 (1, 6)										5	0	1	0	0	0	3											
Mickey Mantle, S OBP: 0.393, SLG: 0.510 (1, 8)										4	1	1	2	0	3	1											
Yogi Berra, L OBP: 0.351, SLG: 0.478 Gary Blaylock, R OBP: 0.139, SLG: 0.333 (8, 1)										4	0	1	0	0	0	1											
Elston Howard, R OBP: 0.313, SLG: 0.487 (1, 3)										4	0	1	0	0	0	1											
Hector Lopez, R OBP: 0.338, SLG: 0.477 (1, 7)										1	1	0	0	2	0	0											
Gil McDougald, R OBP: 0.299, SLG: 0.344 (1, 5)										4	0	1	1	0	0	3											
Bobby Richardson, R OBP: 0.321, SLG: 0.350 (1, 4)										4	0	2	0	0	1	2											
Duke Maas, R OBP: 0.171, SLG: 0.132 Bob Turley, R OBP: 0.258, SLG: 0.095 Andy Carey, R OBP: 0.333, SLG: 0.359 Eli Grba, R OBP: 0.287, SLG: 0.286 Johnny Blanchard, L OBP: 0.219, SLG: 0.205 (1, 1) (2, 1) (3, PH) (3, 1) (8, 2)										0	0	0	0	0	0	0											
<b>Inning Stats</b>	R: 0 E: 0 K: 1 S: 5	H: 0 LOB: 0 BB: 0 P: 5	R: 1 E: 0 K: 0 S: 4	H: 2 LOB: 1 BB: 1 P: 8	R: 3 E: 0 K: 0 S: 7	H: 4 LOB: 2 BB: 0 P: 8	R: 0 E: 0 K: 1 S: 6	H: 1 LOB: 1 BB: 0 P: 6	R: 0 E: 0 K: 1 S: 5	H: 0 LOB: 0 BB: 0 P: 5	R: 0 E: 0 K: 0 S: 4	H: 1 LOB: 1 BB: 0 P: 4	R: 0 E: 0 K: 1 S: 6	H: 1 LOB: 1 BB: 0 P: 6	R: 0 E: 0 K: 1 S: 5	H: 0 LOB: 1 BB: 1 P: 9		R: 0 E: 0 K: 0 S: 2	H: 0 LOB: 0 BB: 1 P: 6	1B: 3 2B: 3 3B: 1 HR: 2	SF: 0 SAC: 0 DP: 2 HBP: 1	WP: 0 PB: 0 SB: 1 CS: 0	PA: 38				
<b>PITCHER</b>	IP	WLS	BF	H	R	ER	SO	BB	IBB	HBP	BLK	WP	HR	S	P	ERA	WHIP										
Jerry Casale, R ERA: 4.6 (1, 1)	6.1	W	29	9	4	4	3	1	0	1	0	0	2	33	38	5.68	1.579										
Mike Fomiele, R ERA: 3.22 (7, 1)	2.2	S	9	0	0	0	2	2	0	0	0	0	0	11	19	0.00	0.750										

AB	34
R	4
H	9
RBI	4
BB	3
SO	5
LOB	14



Batter	1	2	3	4	5	6	7	8	9	AB	R	H	RBI	BB	SO	LOB	BOTTOM										
Pumpsie Green, S OBP: 0.371, SLG: 0.349 (1, 4)										5	1	2	1	0	1	0	<b>New York Yankees @ Boston Red Sox</b> Fenway Park, Boston, MA Mon Sep 07 1959, 3:33 AM EDT Att: 19,995 - Unknown - 91 F										
Gary Geiger, L OBP: 0.300, SLG: 0.416 Marty Keough, L OBP: 0.311, SLG: 0.415 (1, 8) (4, PH) (5, 8)										2	0	0	0	0	0	1											
Pete Runnels, L OBP: 0.421, SLG: 0.433 (1, 3)										4	1	2	0	0	0	1											
Gene Stephens, L OBP: 0.343, SLG: 0.370 (1, 7)										4	1	2	1	1	0	2											
Jackie Jensen, R OBP: 0.372, SLG: 0.502 (1, 9)										4	1	2	2	1	1	2											
Frank Malzone, R OBP: 0.324, SLG: 0.439 (1, 5)										4	2	2	0	1	0	3											
Sammy White, R OBP: 0.345, SLG: 0.367 (1, 2)										4	2	1	1	1	0	4											
Don Buddin, R OBP: 0.353, SLG: 0.335 Vic Wertz, L OBP: 0.332, SLG: 0.403 Jim Mahoney, R OBP: 0.105, SLG: 0.056 (1, 6) (7, PH) (7, PR) (8, 6)										3	1	1	3	0	0	1											
Jerry Casale, R OBP: 0.241, SLG: 0.400 Mike Fomiele, R OBP: 0.176, SLG: 0.235 (1, 1) (7, 1)										3	1	1	1	0	1	1											
<b>Inning Stats</b>	R: 0 E: 0 K: 0 S: 4	H: 1 LOB: 1 BB: 0 P: 4	R: 6 E: 0 K: 0 S: 10	H: 7 LOB: 1 BB: 0 P: 10	R: 0 E: 0 K: 0 S: 4	H: 1 LOB: 1 BB: 0 P: 4	R: 0 E: 0 K: 1 S: 6	H: 1 LOB: 1 BB: 0 P: 6	R: 0 E: 0 K: 2 S: 7	H: 0 LOB: 0 BB: 1 P: 6	R: 0 E: 0 K: 2 S: 7	H: 0 LOB: 0 BB: 0 P: 7	R: 4 E: 0 K: 1 S: 7	H: 2 LOB: 1 BB: 3 P: 19	R: 2 E: 0 K: 0 S: 5	H: 2 LOB: 2 BB: 2 P: 13		1B: 6 2B: 5 3B: 0 HR: 3	SF: 0 SAC: 1 DP: 1 HBP: 0	WP: 0 PB: 0 SB: 1 CS: 0	PA: 43						
<b>PITCHER</b>	IP	WLS	BF	H	R	ER	SO	BB	IBB	HBP	BLK	WP	HR	S	P	ERA	WHIP										
Duke Maas, R ERA: 4.57 (1, 1)	1.0	L	8	5	4	4	0	0	0	0	0	0	1	8	8	36.00	5.000										
Bob Turley, R ERA: 4.7 (2, 1)	1.0		6	3	2	2	0	0	0	0	0	0	2	6	6	18.00	3.000										
Eli Grba, R ERA: 5.91 (3, 1)	5.0		22	4	4	4	4	4	0	0	0	0	0	26	42	7.20	1.600										
Gary Blaylock, R ERA: 4.75 (8, 1)	1.0		7	2	2	2	0	2	0	0	0	0	0	5	13	18.00	4.000										





Batter	1	2	3	4	5	6	7	8	9	AB	R	H	RBI	BB	SO	LOB	TOP								
<b>Eddie Yost, R</b> OBP: 0.437, SLG: 0.446 (1, 5)	0-0 4-3		0-0 P1		0-0 FC6-4 1B		0-3 K		0-0 G4-6-3	5	0	1	0	0	1	1									
<b>Gail Harris, L</b> OBP: 0.287, SLG: 0.339 (1, 3)	1-0 HBP			0-0 5-3 HR 1B	0-0 F4		0-3 K			3	1	1	0	0	1	1									
<b>Harvey Kuenn, R</b> OBP: 0.405, SLG: 0.497 (1, 9)	0-3 K			0-0 5-3 1-2	0-0 FC6-4 FC4		0-0 1B			4	0	1	0	0	1	3									
<b>Al Kaline, R</b> OBP: 0.405, SLG: 0.530 (1, 8)	0-0 L5-3			0-0 2H HR	0-0 FC4		0-0 L1-3			4	1	1	2	0	0	3									
<b>Charlie Maxwell, L</b> OBP: 0.366, SLG: 0.469 (1, 7)		0-3 K		0-0 F7		0-0 1B CS 1B		0-0 F7		4	0	1	0	0	1	0									
<b>Frank Bolling, R</b> OBP: 0.342, SLG: 0.410 (1, 4)	4-0 G6-4-3 BB			4-0 BB 1B	0-0 CS 1B		0-0 1B			2	1	2	0	2	0	0									
<b>Red Wilson, R</b> OBP: 0.314, SLG: 0.434 (1, 2)	0-0 G6-4-3 1-2			4-0 1B BB	0-0 1B		0-0 1B		0-0 F8	3	0	1	0	1	0	2									
<b>Ted Lepcio, R</b> OBP: 0.346, SLG: 0.443 (1, 6)			0-0 6-3	0-0 1-2 2H 1B	0-0 P4		0-0 CS		0-0 G4-6-3 1B	4	0	2	1	0	0	3									
<b>Coot Veal, R</b> OBP: 0.260, SLG: 0.247 (9, 6)										0	0	0	0	0	0	0									
<b>Jim Bunning, R</b> OBP: 0.218, SLG: 0.232 (1, 1)			0-0 P5	0-0 F8		0-3 K		0-3 K		4	0	0	0	0	2	6									
<b>Inning Stats</b>	R: 0 E: 0 K: 1 S: 5	H: 0 LOB: 1 BB: 0 P: 6	R: 0 E: 0 K: 1 S: 4	H: 0 LOB: 0 BB: 1 P: 8	R: 0 E: 0 K: 0 S: 3	H: 0 LOB: 0 BB: 0 P: 3	R: 3 E: 0 K: 0 S: 6	H: 3 LOB: 2 BB: 2 P: 14	R: 0 E: 0 K: 1 S: 4	H: 1 LOB: 1 BB: 0 P: 4	R: 0 E: 0 K: 0 S: 7	H: 3 LOB: 2 BB: 0 P: 7	R: 0 E: 0 K: 2 S: 8	H: 1 LOB: 1 BB: 0 P: 8	R: 0 E: 0 K: 0 S: 3	H: 1 LOB: 0 BB: 0 P: 3	R: 0 E: 0 K: 1 S: 5	H: 1 LOB: 0 BB: 0 P: 5	1B: 9 2B: 0 3B: 0 HR: 1	SF: 0 SAC: 0 DP: 2 HBP: 1	WP: 0 PB: 0 SB: 0 CS: 3	PA: 38			
<b>PITCHER</b>	IP	WLS	BF	H	R	ER	SO	BB	IBB	HBP	BLK	WP	HR	S	P	ERA	WHIP								
<b>Frank Sullivan, R</b> ERA: 3.91 (1, 1)	8.0	L	34	9	3	3	5	3	0	1	0	0	1	40	53	3.38	1.500								
<b>Nelson Chittum, R</b> ERA: 1.45 (9, 1)	1.0		3	1	0	0	1	0	0	0	0	0	0	5	5	0.00	1.000								

**Detroit Tigers @ Boston Red Sox**  
Fenway Park, Boston, MA  
Wed Sep 09 1959, 7:05 PM EDT  
Att: 13,406 - Unknown

AB	33
R	3
H	10
RBI	3
BB	3
SO	6
LOB	19



Batter	1	2	3	4	5	6	7	8	9	AB	R	H	RBI	BB	SO	LOB	BOTTOM								
<b>Pumpsie Green, S</b> OBP: 0.374, SLG: 0.344 (1, 4)	0-0 F7		0-0 F7			4-0 BB		1-0 HBP		2	0	0	0	1	0	0									
<b>Marty Keough, L</b> OBP: 0.314, SLG: 0.427 (1, 8)	0-0 HR			4-0 BB		0-0 F9		0-0 L8		3	1	1	1	1	0	3									
<b>Pete Runnels, L</b> OBP: 0.418, SLG: 0.430 (1, 3)	0-0 6-3			0-3 K		0-0 F7		0-0 6-3		4	0	0	0	0	1	4									
<b>Gene Stephens, L</b> OBP: 0.337, SLG: 0.364 (1, 7)	0-3 K			0-0 P6		0-0 1-3			0-0 L8	4	0	0	0	0	1	2									
<b>Jackie Jensen, R</b> OBP: 0.371, SLG: 0.499 (1, 9)		0-3 K		0-0 F5			0-0 P6		4-0 S BB BB	3	0	0	0	1	1	1									
<b>Frank Malzone, R</b> OBP: 0.325, SLG: 0.438 (1, 5)		0-0 5-3			0-0 4-3 1B		0-0 F2		4-0 S BB	3	0	1	0	1	0	0									
<b>Sammy White, R</b> OBP: 0.342, SLG: 0.362 (1, 2)		0-3 K			0-0 4-3 1-2		0-0 F7		0-3 K	4	0	0	0	0	2	3									
<b>Don Buddin, R</b> OBP: 0.352, SLG: 0.333 (1, 6)			0-3 K						0-3 K	2	0	0	0	0	2	1									
<b>Dick Gemert, R</b> OBP: 0.263, SLG: 0.432 (8, PH)										1	0	1	0	0	0	0									
<b>Tom Brewer, R</b> OBP: 0.134, SLG: 0.167 (8, FR)										0	0	0	0	0	0	0									
<b>Nelson Chittum, R</b> OBP: 0.333, SLG: 0.667 (9, PH)										0	0	0	0	0	0	0									
<b>Jim Busby, R</b> OBP: 0.269, SLG: 0.337 (9, PH)										1	0	0	0	0	1	2									
<b>Frank Sullivan, R</b> OBP: 0.207, SLG: 0.214 (1, 1)									0-3 K	2	0	0	0	0	0	1									
<b>Vic Wertz, L</b> OBP: 0.331, SLG: 0.402 (8, PH)										1	0	0	0	0	1	1									
<b>Jim Mahoney, R</b> OBP: 0.105, SLG: 0.056 (9, 6)										0	0	0	0	0	0	0									
<b>Inning Stats</b>	R: 1 E: 0 K: 1 S: 6	H: 1 LOB: 0 BB: 0 P: 6	R: 0 E: 0 K: 2 S: 7	H: 0 LOB: 0 BB: 0 P: 7	R: 0 E: 0 K: 1 S: 5	H: 0 LOB: 0 BB: 0 P: 5	R: 0 E: 0 K: 1 S: 5	H: 0 LOB: 1 BB: 1 P: 9	R: 0 E: 0 K: 1 S: 6	H: 1 LOB: 1 BB: 0 P: 6	R: 0 E: 0 K: 0 S: 3	H: 0 LOB: 1 BB: 1 P: 7	R: 0 E: 0 K: 0 S: 3	H: 0 LOB: 0 BB: 0 P: 3	R: 0 E: 0 K: 1 S: 6	H: 1 LOB: 2 BB: 0 P: 7	R: 0 E: 0 K: 2 S: 7	H: 0 LOB: 2 BB: 2 P: 15	1B: 2 2B: 0 3B: 0 HR: 1	SF: 0 SAC: 0 DP: 0 HBP: 1	WP: 0 PB: 0 SB: 2 CS: 0	PA: 35			
<b>PITCHER</b>	IP	WLS	BF	H	R	ER	SO	BB	IBB	HBP	BLK	WP	HR	S	P	ERA	WHIP								
<b>Jim Bunning, R</b> ERA: 3.96 (1, 1)	9.0	W	35	3	1	1	9	4	0	1	0	0	1	48	65	1.00	0.778								

**Detroit Tigers @ Boston Red Sox**  
Fenway Park, Boston, MA  
Wed Sep 09 1959, 7:05 PM EDT  
Att: 13,406 - Unknown

AB	30
R	1
H	3
RBI	1
BB	4
SO	9
LOB	18





Batter	1	2	3	4	5	6	7	8	9	AB	R	H	RBI	BB	SO	LOB	TOP			
<b>Eddie Yost, R</b> OBP: 0.435, SLG: 0.443 (1, 5) X	0-0 1-3		0-0 1B		0-0 5-3	0-0 FC5-4			0-0 F5	5	0	1	0	0	0	1				
<b>Gail Harris, L</b> OBP: 0.290, SLG: 0.341 (1, 3) X	0-0 FC5-4 1B		0-3 K		0-0 BB 1B				0-0 F9	4	1	2	0	0	1	2				
<b>Harvey Kuenn, R</b> OBP: 0.406, SLG: 0.497 (1, 9) X	0-0 FC5-4 1-2		0-0 1B		0-0 BB 1B				0-0 L6	4	1	2	1	0	0	1				
<b>Al Kaline, R</b> OBP: 0.404, SLG: 0.527 (1, 8) X	0-3 K		0-3 K		4-0 1B BB				0-0 L6-3	3	0	0	0	1	2	3				
<b>Charlie Maxwell, L</b> OBP: 0.365, SLG: 0.468 (1, 7) X		0-0 F3	0-0 F7		0-0 1B				0-0 G3	4	0	1	2	0	0	2				
<b>Frank Bolling, R</b> OBP: 0.341, SLG: 0.409 (1, 4) X		0-0 G3 1B		0-0 E6 G6-4-3		0-0 F9			0-0 F9	4	0	1	0	0	0	2				
<b>Red Wilson, R</b> OBP: 0.308, SLG: 0.426 (1, 2) X		0-0 G3 1-2		0-0 G6-4-3 1-2		0-0 4-3			0-0 F9	4	0	0	0	0	0	2				
<b>Ted Lepcio, R</b> OBP: 0.344, SLG: 0.435 (1, 6) X		0-3 K		0-0 6-3		4-0 FC5-4 BB			0-0 F9	3	0	0	0	1	1					
<b>Frank Lary, R</b> OBP: 0.167, SLG: 0.200 (3, PH)			4-0 1B		0-0 5-3				0-3 K	0	0	0	0	0	0	0				
<b>Johnny Croch, R</b> OBP: 0.316, SLG: 0.396 (3, PH)										0	1	0	0	0	1	0				
<b>Dave Sisler, R</b> OBP: 0.286, SLG: 0.286 (5, PH)										0	0	0	0	0	0	0				
<b>Rocky Edge, R</b> OBP: 0.286, SLG: 0.350 (5, PH)										0	0	0	0	0	0	0				
<b>Jim Stump, R</b> OBP: 0.224, SLG: 0.340 (5, PH)										0	0	0	0	0	0	1				
<b>Neil Christley, L</b> OBP: 0.246, SLG: 0.436 (5, PH)										0	0	0	0	0	0	0				
<b>Tom Morgan, R</b> OBP: 0.266, SLG: 0.436 (5, PH)										0	0	0	0	0	0	0				
<b>Gus Zernial, R</b> OBP: 0.265, SLG: 0.447 (5, PH)										1	0	0	0	0	0	0				
<b>Inning Stats</b>	R: 0 E: 0 K: 1 S: 6	H: 1 LOB: 1 BB: 0 P: 6	R: 0 E: 0 K: 1 S: 6	H: 1 LOB: 1 BB: 0 P: 6	R: 1 E: 0 K: 2 S: 9	H: 2 LOB: 2 BB: 1 P: 13	R: 0 E: 1 K: 0 S: 3	H: 0 LOB: 0 BB: 0 P: 3	R: 2 E: 0 K: 0 S: 6	H: 3 LOB: 2 BB: 1 P: 10	R: 0 E: 0 K: 0 S: 3	H: 0 LOB: 0 BB: 0 P: 7	R: 0 E: 0 K: 0 S: 3	H: 0 LOB: 0 BB: 0 P: 3	R: 0 E: 0 K: 1 S: 5	H: 0 LOB: 0 BB: 0 P: 5	1B: 7 2B: 0 3B: 0 HR: 0	SF: 0 SAC: 0 DP: 1 HBP: 0	WP: 0 PB: 0 SB: 0 CS: 0	PA: 37
<b>PITCHER</b> <b>Bill Monbouquette, R</b> ERA: 4.2 (1, 1)	IP: 9.0 WLS: W BF: 37 H: 7 R: 3 ER: 3 SO: 5 BB: 3 IBB: 0 HBP: 0 BLK: 0 WP: 0 HR: 0 S: 44 P: 56 ERA: 3.00 WHIP: 1.111																			

**Detroit Tigers @ Boston Red Sox**  
Fenway Park, Boston, MA  
Thu Sep 10 1959, 7:05 PM EDT  
Att: 3,294 - Unknown

AB 34  
R 3  
H 7  
RBI 3  
BB 3  
SO 5  
LOB 15



Batter	1	2	3	4	5	6	7	8	9	AB	R	H	RBI	BB	SO	LOB	BOTTOM			
<b>Pumpsie Green, S</b> OBP: 0.381, SLG: 0.363 (1, 4) X	0-0 6-3			0-0 4-3 3B		0-0 F7		4-0 BB		4	2	2	1	1	0	0				
<b>Marty Keough, L</b> OBP: 0.316, SLG: 0.421 (1, 8) X	4-0 2B BB	4-0 1B BB		0-0 FC1 4-3 2B		0-0 4-3		0-0 F7		3	2	0	0	2	0	2				
<b>Pete Runnels, L</b> OBP: 0.418, SLG: 0.431 (1, 3) X	0-0 2B 1-2		0-0 1B	0-0 4-3		0-3 K				4	1	2	3	0	1	1				
<b>Gene Stephens, L</b> OBP: 0.344, SLG: 0.379 (1, 7) X	0-0 2B 1-2 2H		0-0 F3	0-0 1B 2B						4	0	3	3	0	0	2				
<b>Jackie Jensen, R</b> OBP: 0.370, SLG: 0.496 (1, 9) X	0-0 F7		0-0 P5	4-0 1B BB						3	0	0	0	1	1	2				
<b>Frank Malzone, R</b> OBP: 0.327, SLG: 0.438 (1, 5) X	0-0 6-3		4-0 PO BB	0-0 1B						3	0	1	0	1	0	2				
<b>Sammy White, R</b> OBP: 0.338, SLG: 0.358 (1, 2) X		0-0 4-3	0-0 F4		0-0 5-3					4	0	0	0	0	0	2				
<b>Don Buddin, R</b> OBP: 0.353, SLG: 0.333 (1, 6) X		4-0 BB 1B BB	0-0 PO	0-0 3B 1B						3	2	1	0	1	0	0				
<b>Bill Monbouquette, R</b> OBP: 0.098, SLG: 0.075 (1, 1) X	0-3 K		0-3 K		0-0 4-3					4	0	0	0	0	3	2				
<b>Inning Stats</b>	R: 2 E: 0 K: 0 S: 5	H: 2 LOB: 1 BB: 1 P: 9	R: 2 E: 0 K: 1 S: 7	H: 2 LOB: 2 BB: 2 P: 15	R: 0 E: 0 K: 0 S: 2	H: 0 LOB: 0 BB: 1 P: 6	R: 3 E: 0 K: 1 S: 9	H: 4 LOB: 2 BB: 1 P: 13	R: 0 E: 0 K: 0 S: 3	H: 0 LOB: 0 BB: 0 P: 3	R: 0 E: 0 K: 1 S: 5	H: 0 LOB: 0 BB: 0 P: 5	R: 0 E: 0 K: 1 S: 6	H: 1 LOB: 1 BB: 0 P: 6	R: 0 E: 0 K: 1 S: 5	H: 0 LOB: 1 BB: 1 P: 9	1B: 6 2B: 2 3B: 1 HR: 0	SF: 0 SAC: 0 DP: 0 HBP: 0	WP: 0 PB: 0 SB: 0 CS: 0	PA: 39
<b>PITCHER</b> <b>Frank Lary, R</b> ERA: 3.55 (3, 1)	IP: 2.0 WLS: L BF: 13 H: 4 R: 4 ER: 4 SO: 4 BB: 3 IBB: 0 HBP: 0 BLK: 0 WP: 0 HR: 0 S: 12 P: 24 ERA: 18.00 WHIP: 3.500																			
<b>Dave Sisler, R</b> ERA: 4.53 (5, 1)	IP: 2.0 WLS: L BF: 11 H: 4 R: 3 ER: 3 SO: 1 BB: 2 IBB: 0 HBP: 0 BLK: 0 WP: 0 HR: 0 S: 11 P: 19 ERA: 13.50 WHIP: 3.000																			
<b>Jim Stump, R</b> ERA: 2.57 (6, 1)	IP: 1.0 WLS: L BF: 3 H: 0 R: 0 ER: 0 SO: 0 BB: 0 IBB: 0 HBP: 0 BLK: 0 WP: 0 HR: 0 S: 3 P: 3 ERA: 0.00 WHIP: 0.000																			
<b>Tom Morgan, R</b> ERA: 4.2 (6, 1)	IP: 3.0 WLS: L BF: 11 H: 1 R: 0 ER: 0 SO: 3 BB: 1 IBB: 0 HBP: 0 BLK: 0 WP: 0 HR: 0 S: 16 P: 20 ERA: 0.00 WHIP: 0.667																			

**Detroit Tigers @ Boston Red Sox**  
Fenway Park, Boston, MA  
Thu Sep 10 1959, 7:05 PM EDT  
Att: 3,294 - Unknown

AB 32  
R 7  
H 9  
RBI 7  
BB 6  
SO 5  
LOB 13





Batter	1	2	3	4	5	6	7	8	9	AB	R	H	RBI	BB	SO	LOB	TOP								
<b>Bill Tuttle, R</b> OBP: 0.372, SLG: 0.417 (1.8)										5	2	2	1	0	1	0									
<b>Russ Snyder, L</b> OBP: 0.376, SLG: 0.431 (1.9)										4	0	2	1	1	0	0									
<b>Dick Williams, R</b> OBP: 0.316, SLG: 0.451 (1.3)										5	1	2	0	0	0	3									
<b>Bob Cerv, R</b> OBP: 0.339, SLG: 0.481 (1.7)										4	1	1	1	0	1	1									
<b>Ray Jablonski, R</b> OBP: 0.291, SLG: 0.352 (1.5)										5	1	3	0	0	0	0									
<b>Hal Smith, R</b> OBP: 0.368, SLG: 0.367 (1.2)										5	1	1	0	0	0	3									
<b>Lou Klimchok, L</b> OBP: 0.400, SLG: 0.600 (1.4)										4	1	2	2	0	0	2									
<b>Joe Demaestri, R</b> OBP: 0.309, SLG: 0.375 (1.6)										3	1	1	2	1	0	2									
<b>John Tsitouris, R</b> OBP: 0.176, SLG: 0.176 (1.1)										2	0	0	0	0	0	2									
<b>Al Grunwald, L</b> (7.1)										1	0	0	0	0	0	0									
<b>Inning Stats</b>	R: 0 E: 0 K: 1 S: 6	H: 1 LOB: 1 BB: 0 P: 6	R: 0 E: 0 K: 0 S: 4	H: 1 LOB: 2 BB: 1 P: 8	R: 1 E: 0 K: 0 S: 4	H: 2 LOB: 0 BB: 0 P: 4	R: 0 E: 1 K: 0 S: 4	H: 1 LOB: 1 BB: 0 P: 4	R: 0 E: 0 K: 0 S: 3	H: 0 LOB: 1 BB: 1 P: 7	R: 6 E: 0 K: 0 S: 9	H: 7 LOB: 0 BB: 0 P: 9	R: 0 E: 1 K: 0 S: 4	H: 0 LOB: 1 BB: 0 P: 4	R: 0 E: 0 K: 1 S: 5	H: 0 LOB: 0 BB: 0 P: 5	R: 1 E: 0 K: 0 S: 5	H: 2 LOB: 1 BB: 0 P: 5	1B: 12 2B: 1 3B: 1 HR: 0	SF: 1 SAC: 1 DP: 2 HBP: 0	WP: 2 PB: 0 CS: 1 SB: 0	PA: 42			
<b>PITCHER</b>	IP	WLS	BF	H	R	ER	SO	BB	IBB	HBP	BLK	WP	HR	S	P	ERA	WHIP								
<b>Tom Brewer, R</b> ERA: 3.84 (1.1)	5.0	L	26	10	6	6	1	2	0	0	0	1	0	26	34	10.80	2.400								
<b>Mike Fomiele, R</b> ERA: 3.25 (6.1)	2.0		8	2	1	1	0	0	0	0	0	1	0	8	8	4.50	1.000								
<b>Al Schroll, R</b> ERA: 5.4 (8.1)	2.0		8	2	1	1	1	0	0	0	0	0	0	10	10	4.50	1.000								

**Kansas City Athletics @ Boston Red Sox**  
Fenway Park, Boston, MA  
Fri Sep 11 1959, 7:05 PM EDT  
Att: 10,409 - Unknown

AB	38
R	8
H	14
RBI	7
BB	2
SO	2
LOB	13




Batter	1	2	3	4	5	6	7	8	9	AB	R	H	RBI	BB	SO	LOB	BOTTOM								
<b>Pumpsie Green, S</b> OBP: 0.382, SLG: 0.371 (1.4)										5	2	2	0	0	1	4									
<b>Marty Keough, L</b> OBP: 0.313, SLG: 0.417 (1.8)										5	1	1	0	0	2	3									
<b>Pete Runnels, L</b> OBP: 0.419, SLG: 0.430 (1.3)										3	2	1	1	1	0	0									
<b>Gene Stephens, L</b> OBP: 0.342, SLG: 0.377 (1.7)										4	0	1	0	0	0	2									
<b>Jackie Jensen, R</b> OBP: 0.368, SLG: 0.492 (1.9)										4	0	0	0	0	1	3									
<b>Frank Malzone, R</b> OBP: 0.328, SLG: 0.440 (1.5)										4	1	2	1	0	0	0									
<b>Sammy White, R</b> OBP: 0.337, SLG: 0.357 (1.2)										4	0	1	0	0	1	1									
<b>Don Buddin, R</b> OBP: 0.136, SLG: 0.162 (1.6)										1	0	1	0	1	0	0									
<b>Vic Wertz, L</b> OBP: 0.176, SLG: 0.226 (7. PH)										1	0	0	1	0	0	1									
<b>Jim Mahoney, R</b> OBP: 0.195, SLG: 0.196 (8. PH)										0	0	0	0	0	0	0									
<b>Dick Gemert, R</b> OBP: 0.360, SLG: 0.431 (8. PH)										1	0	0	0	0	0	2									
<b>Tom Brewer, R</b> OBP: 0.136, SLG: 0.162 (1.1)										2	0	0	0	0	1	2									
<b>Mike Fomiele, R</b> OBP: 0.176, SLG: 0.226 (6.1)										0	0	0	0	0	0	0									
<b>Ted Williams, R</b> OBP: 0.345, SLG: 0.498 (7. PH)										1	0	1	0	0	0	0									
<b>Jim Busby, R</b> OBP: 0.195, SLG: 0.337 (7. PH)										0	0	0	0	0	0	0									
<b>Al Schroll, R</b> OBP: 0.337, SLG: 0.357 (8.1)										0	0	0	0	0	0	0									
<b>Pete Daley, R</b> OBP: 0.262, SLG: 0.287 (8. PH)										1	0	1	0	0	0	0									
<b>Inning Stats</b>	R: 1 E: 0 K: 0 S: 4	H: 1 LOB: 0 BB: 0 P: 4	R: 0 E: 0 K: 1 S: 5	H: 0 LOB: 0 BB: 0 P: 5	R: 0 E: 0 K: 2 S: 8	H: 1 LOB: 1 BB: 0 P: 8	R: 1 E: 0 K: 0 S: 4	H: 2 LOB: 0 BB: 0 P: 4	R: 0 E: 0 K: 1 S: 4	H: 0 LOB: 1 BB: 1 P: 8	R: 1 E: 1 K: 0 S: 4	H: 1 LOB: 0 BB: 0 P: 4	R: 1 E: 0 K: 0 S: 6	H: 3 LOB: 2 BB: 0 P: 6	R: 1 E: 1 K: 1 S: 8	H: 2 LOB: 2 BB: 1 P: 12	R: 0 E: 0 K: 1 S: 5	H: 1 LOB: 0 BB: 0 P: 5	1B: 8 2B: 4 3B: 0 HR: 0	SF: 0 SAC: 0 DP: 3 HBP: 0	WP: 0 PB: 1 CS: 0 SB: 0	PA: 38			
<b>PITCHER</b>	IP	WLS	BF	H	R	ER	SO	BB	IBB	HBP	BLK	WP	HR	S	P	ERA	WHIP								
<b>John Tsitouris, R</b> ERA: 5.06 (1.1)	6.2	W	27	8	4	2	4	1	0	0	1	0	0	34	38	2.70	1.350								
<b>Al Grunwald, L</b> ERA: 1.69 (7.1)	2.1	S	11	3	2	1	2	1	0	0	0	0	0	14	18	3.86	1.714								


**Kansas City Athletics @ Boston Red Sox**  
Fenway Park, Boston, MA  
Fri Sep 11 1959, 7:05 PM EDT  
Att: 10,409 - Unknown

AB	36
R	6
H	11
RBI	3
BB	2
SO	6
LOB	18





Batter	1	2	3	4	5	6	7	8	9	AB	R	H	RBI	BB	SO	LOB	TOP			
Bill Tuttle, R OBP: 0.371, SLG: 0.416 (1, 8)	F8		6-3				4-3			4	0	1	1	0	0	0	<b>Kansas City Athletics @ Boston Red Sox</b> Fenway Park, Boston, MA Sat Sep 12 1959, 3:33 AM EDT Att: 7,156 - Unknown 			
Russ Snyder, L OBP: 0.376, SLG: 0.424 (1, 9)	4-3 1B BB		F7			F5	F8			3	1	0	0	1	0	1				
Dick Williams, R OBP: 0.318, SLG: 0.450 (1, 3)	4-3 1-2		BB BB			K				3	0	1	0	1	1	2				
Bob Cerv, R OBP: 0.341, SLG: 0.480 (1, 7)	2H 1B		BB BB			K				3	0	1	1	1	2	0				
Ray Jablonski, R OBP: 0.283, SLG: 0.341 (1, 5)	F7		5-3			L5				4	0	0	0	0	1	3				
Hal Smith, R OBP: 0.370, SLG: 0.369 (9, PR)		E1 1B				P6				4	0	2	0	0	0	0				
Zeke Bella, R OBP: 0.292, SLG: 0.291 (9, PR)								FC4-6 1B		0	0	0	0	0	0	0				
Lou Klimchok, L OBP: 0.222, SLG: 0.333 (1, 4)	F8		4-3			F2		FC4-6 1-2		4	0	0	0	0	0	2				
Joe Demaestri, R OBP: 0.309, SLG: 0.375 (9, PH)	F8		K				3B 1B	F5		3	1	1	0	0	1	1				
Roger Maris, L OBP: 0.361, SLG: 0.471 (9, PH)										1	0	0	0	0	0	1				
Tom Sturdivant, L OBP: 0.048, SLG: 0.048 (1, 1)	F5					L9		F9		2	0	0	0	0	0	1				
Ray Herbert, R OBP: 0.237, SLG: 0.286 (7, PH)										0	0	0	0	0	0	0				
Joe Morgan, L OBP: 0.316, SLG: 0.324 (7, PH)										1	1	1	1	0	0	0				
Dick Tomanek, L OBP: 0.500, SLG: 0.500 (7, 1)										0	0	0	0	0	0	0				
Jerry Lumpe, L OBP: 0.305, SLG: 0.292 (9, PH)							1-H 4-3 3B			1	0	0	0	0	0	1				
<b>Inning Stats</b>	R: 1 E: 0 K: 0 S: 4	H: 1 LOB: 1 BB: 1 P: 8	R: 0 E: 1 K: 0 S: 4	H: 1 LOB: 1 BB: 0 P: 4	R: 0 E: 0 K: 0 S: 3	H: 0 LOB: 0 BB: 2 P: 11	R: 0 E: 0 K: 1 S: 5	H: 1 LOB: 1 BB: 0 P: 6	R: 0 E: 0 K: 1 S: 5	H: 0 LOB: 0 BB: 0 P: 5	R: 2 E: 0 K: 0 S: 5	H: 2 LOB: 0 BB: 0 P: 5	R: 0 E: 0 K: 2 S: 7	H: 1 LOB: 0 BB: 0 P: 7	R: 0 E: 0 K: 0 S: 4	H: 1 LOB: 1 BB: 0 P: 4	1B: 6 2B: 0 3B: 1 HR: 0	SF: 0 SAC: 0 DP: 0 HBP: 0	WP: 0 PB: 0 SB: 0 CS: 0	PA: 36
<b>PITCHER</b> Jerry Casale, R ERA: 4.51 (1, 1)	IP: 9.0 WLS: W BF: 36 H: 7 R: 3 ER: 3 SO: 5 BB: 3 IBB: 0 HBP: 0 BLK: 0 WP: 0 HR: 0 S: 43 P: 55 ERA: 3.00 WHIP: 1.111															<b>PITCHER</b>				


Batter	1	2	3	4	5	6	7	8	9	AB	R	H	RBI	BB	SO	LOB	BOTTOM				
Pumpsie Green, S OBP: 0.376, SLG: 0.372 (1, 4)	4-3	F8				F8		1-3		5	1	1	0	0	0	4	<b>Kansas City Athletics @ Boston Red Sox</b> Fenway Park, Boston, MA Sat Sep 12 1959, 3:33 AM EDT Att: 7,156 - Unknown 				
Gary Geiger, L OBP: 0.302, SLG: 0.417 (1, 8)	PB 2B HBP 1B		4-3			S 1B	F2			4	2	2	1	0	0	0					
Pete Runnels, L OBP: 0.419, SLG: 0.428 (1, 3)	P6		F7			2H 1B BB BB		BB		2	0	0	0	2	0	1					
Gene Stephens, L OBP: 0.345, SLG: 0.377 (1, 7)	PB 2B HBP		4-3			FC5 BB 1-2 2H 1B	F8			3	1	1	1	0	0	1					
Jackie Jensen, R OBP: 0.369, SLG: 0.493 (1, 9)	WP 1-H 2-H 2B					F5		K		3	0	1	2	1	1	1					
Frank Malzone, R OBP: 0.326, SLG: 0.437 (1, 5)	P4					5-3	FC5			4	0	0	0	0	0	4					
Sammy White, R OBP: 0.336, SLG: 0.355 (1, 2)			4-3			1-3		6-3		4	0	1	0	0	0	0					
Don Buddin, R OBP: 0.356, SLG: 0.337 (1, 6)						F9				3	0	1	0	1	1	1					
Jerry Casale, R OBP: 0.241, SLG: 0.377 (1, 1)	F8					K		F2		3	0	0	0	1	1	2					
<b>Inning Stats</b>	R: 2 E: 0 K: 0 S: 5	H: 2 LOB: 1 BB: 0 P: 6	R: 0 E: 0 K: 0 S: 3	H: 0 LOB: 1 BB: 1 P: 7	R: 0 E: 0 K: 0 S: 3	H: 0 LOB: 0 BB: 0 P: 3	R: 0 E: 0 K: 0 S: 3	H: 0 LOB: 0 BB: 0 P: 3	R: 2 E: 0 K: 1 S: 8	H: 3 LOB: 3 BB: 2 P: 16	R: 0 E: 0 K: 0 S: 4	H: 1 LOB: 1 BB: 0 P: 4	R: 0 E: 0 K: 1 S: 5	H: 0 LOB: 1 BB: 1 P: 9	R: 0 E: 1 K: 1 S: 6	H: 1 LOB: 2 BB: 1 P: 10		1B: 5 2B: 2 3B: 0 HR: 0	SF: 0 SAC: 0 DP: 0 HBP: 1	WP: 1 PB: 1 SB: 1 CS: 0	PA: 37
<b>PITCHER</b> Tom Sturdivant, R ERA: 4.47 (1, 1)	IP: 4.2 WLS: L BF: 22 H: 5 R: 4 ER: 4 SO: 4 BB: 2 IBB: 0 HBP: 1 BLK: 0 WP: 1 HR: 0 S: 21 P: 30 ERA: 7.71 WHIP: 1.500															<b>PITCHER</b>					
Ray Herbert, R ERA: 4.73 (5, 1)	1.1 6 1 0 0 0 1 0 0 0 0 0 5 9 0.00 1.500																				
Dick Tomanek, L ERA: 6.64 (7, 1)	2.0 9 1 0 0 2 2 0 0 0 0 0 11 19 0.00 1.500																				



Batter	1	2	3	4	5	6	7	8	9	AB	R	H	RBI	BB	SO	LOB	TOP			
Luis Aparicio, R (1, 6) OBP: 0.321, SLG: 0.336	0-0 1-3		0-0 L5-4 1B		0-0 L5			0-0 F2		4	0	1	0	0	0	0	Chicago White Sox @ Boston Red Sox Fenway Park, Boston, MA Sun Sep 13 1959, 3:33 AM EDT Att: 26,720 - Unknown			
Nelle Fox, L (1, 4) OBP: 0.376, SLG: 0.385	0-0 F7		0-0 2-3		0-0 4-3			4-0 HBP BB		3	0	0	0	1	0	1				
Al Smith, R (1, 7) OBP: 0.307, SLG: 0.383	0-3 K		0-0 L5-4			0-0 L8		1-0 HBP		3	0	0	0	0	1	1				
Ted Kluszewski, L (1, 3) OBP: 0.323, SLG: 0.421		0-0 L9		0-0 3-4-1		0-0 G5-4-3 1B		0-0 F4		4	0	1	0	0	0	2				
Earl Torgeson, L (8, 3) OBP: 0.363, SLG: 0.363										0	0	0	0	0	0	0				
Sherm Lollar, R (1, 2) OBP: 0.345, SLG: 0.447		0-0 1B 1B		0-0 1B		0-0 G5-4-3 1-2			0-0 1-3	4	1	2	0	0	0	1				
Jim Landis, R (1, 8) OBP: 0.372, SLG: 0.380		0-0 F8		4-0 HR BB					0-0 1-3	3	1	0	0	1	0	1				
Billy Goodman, L (1, 5) OBP: 0.300, SLG: 0.398		0-0 1B 1-2 1B		0-0 HR			0-0 F8		0-0	3	1	2	2	0	0	0				
Sammy Esposito, R (7, 5) OBP: 0.286, SLG: 0.259				0-0 HR					0-0 1B	1	0	1	0	0	0	0				
Jim Rivera, L (1, 9) OBP: 0.265, SLG: 0.366		0-0 1-3 2-H 1B		0-0 L9			0-0 G3		0-0 4-3	4	0	1	1	0	0	1				
Bob Shaw, R (1, 1) OBP: 0.197, SLG: 0.152		0-3 K				0-0 F8				3	0	0	0	0	1	2				
Billy Pierce, L (8, 1) OBP: 0.281, SLG: 0.270								0-0 F4		0	0	0	0	0	0	0				
Turk Lown, R (9, 1) OBP: 0.364, SLG: 0.300										0	0	0	0	0	0	0				
<b>Inning Stats</b>	R: 0 E: 0 K: 1 S: 5	H: 0 LOB: 0 BB: 0 P: 5	R: 1 E: 0 K: 1 S: 8	H: 3 LOB: 2 BB: 0 P: 8	R: 0 E: 0 K: 0 S: 3	H: 1 LOB: 0 BB: 0 P: 3	R: 2 E: 0 K: 0 S: 4	H: 2 LOB: 0 BB: 1 P: 8	R: 0 E: 0 K: 0 S: 3	H: 0 LOB: 0 BB: 0 P: 3	R: 0 E: 0 K: 0 S: 3	H: 0 LOB: 0 BB: 0 P: 3	R: 0 E: 0 K: 0 S: 3	H: 0 LOB: 2 BB: 1 P: 8	R: 0 E: 0 K: 0 S: 4	H: 1 LOB: 1 BB: 0 P: 4	1B: 7 2B: 1 3B: 0 HR: 1	SF: 0 SAC: 0 DP: 2 HBP: 1	WP: 0 PB: 0 SB: 1 CS: 0	PA: 35
<b>PITCHER</b>	IP WLS BF H R ER SO BB IBB HBP BLK WP HR S P ERA WHIP																			
Frank Sullivan, R (1, 1) ERA: 3.96	5.0 L 20 6 3 3 2 1 0 0 0 0 0 1 23 27 5.40 1.400																			
Ike Delock, R (6, 1) ERA: 2.95	3.0 11 1 0 0 0 1 0 1 0 0 0 9 14 0.00 0.667																			
Nelson Chittum, R (9, 1) ERA: 1.42	1.0 4 1 0 0 0 0 0 0 0 0 0 0 4 4 0.00 1.000																			

Batter	1	2	3	4	5	6	7	8	9	AB	R	H	RBI	BB	SO	LOB	BOTTOM			
Pumpsie Green, S (1, 4) OBP: 0.379, SLG: 0.372	4-0 4-3 6-3 BB		0-3 K			0-3 K		0-0 1-2 3-H 1B		3	0	1	1	1	2	0	Chicago White Sox @ Boston Red Sox Fenway Park, Boston, MA Sun Sep 13 1959, 3:33 AM EDT Att: 26,720 - Unknown			
Gary Geiger, L (1, 8) OBP: 0.302, SLG: 0.413	0-0 6-3 1-2		4-0 PO BB			0-0 G3		0-0 F8		3	0	0	0	1	0	3				
Pete Runnels, L (1, 3) OBP: 0.417, SLG: 0.425	0-0 4-3 2-3		0-0 PO 1-2		0-0 F7		0-3 K		0-0 4-3	4	0	0	0	0	1	3				
Gene Stephens, L (1, 7) OBP: 0.340, SLG: 0.370	0-0 F4			0-0 L9			0-3 K		0-3 K	4	0	0	0	0	2	1				
Jackie Jensen, R (1, 9) OBP: 0.368, SLG: 0.491		0-3 K		0-0 F8			0-0 5-3		0-0 4-3 1B	4	0	1	0	0	1	0				
Frank Malzone, R (1, 5) OBP: 0.325, SLG: 0.437		0-0 5-3			0-0 2B		0-0 6-3		0-0 4-3	4	0	1	0	0	0	1				
Sammy White, R (1, 2) OBP: 0.338, SLG: 0.357		0-0 FC4 1B			0-0 F9			0-0 1B 1B	0-3 K	4	1	2	0	0	1	2				
Don Buddin, R (1, 6) OBP: 0.356, SLG: 0.336										1	0	0	0	0	0	1				
Marty Keough, L (5, PH) OBP: 0.312, SLG: 0.415					0-0 4-3			0-0 F8		1	0	0	0	0	0	1				
Jim Mahoney, R (6, 6) OBP: 0.105, SLG: 0.056										0	0	0	0	0	0	0				
Dick Gemert, R (8, PH) OBP: 0.361, SLG: 0.429										1	0	0	0	0	0	1				
Nelson Chittum, R (9, 1) OBP: 0.333, SLG: 0.667										0	0	0	0	0	0	0				
Frank Sullivan, R (1, 1) OBP: 0.203, SLG: 0.211					0-0 6-3					1	0	0	0	0	0	0				
Ted Williams, L (5, PH) OBP: 0.362, SLG: 0.406										1	0	0	0	0	0	1				
Ike Delock, R (6, 1) OBP: 0.120, SLG: 0.128										0	0	0	0	0	0	0				
Vic Wertz, L (8, PH) OBP: 0.332, SLG: 0.403										1	0	1	0	0	0	0				
<b>Inning Stats</b>	R: 0 E: 0 K: 0 S: 3	H: 0 LOB: 1 BB: 1 P: 7	R: 0 E: 0 K: 1 S: 6	H: 1 LOB: 1 BB: 0 P: 6	R: 0 E: 0 K: 1 S: 4	H: 0 LOB: 0 BB: 1 P: 8	R: 0 E: 0 K: 0 S: 3	H: 0 LOB: 0 BB: 0 P: 3	R: 0 E: 0 K: 2 S: 7	H: 0 LOB: 0 BB: 0 P: 7	R: 0 E: 0 K: 1 S: 5	H: 0 LOB: 0 BB: 0 P: 5	R: 0 E: 0 K: 0 S: 6	H: 3 LOB: 2 BB: 0 P: 6	R: 0 E: 0 K: 2 S: 8	H: 1 LOB: 1 BB: 0 P: 8	1B: 5 2B: 1 3B: 0 HR: 0	SF: 0 SAC: 0 DP: 0 HBP: 0	WP: 0 PB: 0 SB: 0 CS: 0	PA: 35
<b>PITCHER</b>	IP WLS BF H R ER SO BB IBB HBP BLK WP HR S P ERA WHIP																			
Bob Shaw, R (1, 1) ERA: 2.86	7.1 W 28 5 1 1 5 2 0 0 0 0 0 0 36 44 1.23 0.955																			
Billy Pierce, L (8, 1) ERA: 3.47	1.0 4 1 0 0 1 0 0 0 0 0 0 0 6 6 0.00 1.000																			
Turk Lown, R (9, 1) ERA: 2.49	0.2 S 2 0 0 0 1 0 0 0 0 0 0 0 4 4 0.00 0.000																			



Batter	1	2	3	4	5	6	7	8	9	AB	R	H	RBI	BB	SO	LOB	TOP										
Luis Aparicio, R (1, 6) OBP: 0.319, SLG: 0.334	F9		F9			F8		F8		4	0	0	0	0	0	0	Chicago White Sox @ Boston Red Sox Fenway Park, Boston, MA Mon Sep 14 1959, 3:33 AM EDT Att: 3,676 - Unknown										
Nellie Fox, L (1, 4) OBP: 0.376, SLG: 0.387	F7			CS 1B		FC6-4 2B		6-3		4	0	2	0	0	0	0											
Al Smith, R (1, 7) OBP: 0.306, SLG: 0.382	E6			6-3		FC6-4 2B				4	2	1	0	0	0	2											
Ted Kluszewski, L (1, 3) OBP: 0.327, SLG: 0.428	F8			6-3						4	1	2	1	0	0	1											
Sherm Lollar, R (1, 2) OBP: 0.345, SLG: 0.446		F3								4	0	1	1	0	0	2											
Billy Goodman, L (1, 5) OBP: 0.295, SLG: 0.303		4-3								4	0	0	0	0	0	2											
Bubba Phillips, R (1, 8) OBP: 0.321, SLG: 0.378		6-3								4	0	2	1	0	0	0											
Jim Rivera, L (1, 9) OBP: 0.271, SLG: 0.369			1-3							4	0	2	0	0	0	0											
Dick Donovan, L (1, 1) Gerry Staley, R (6, 1) Gary Peters, L (6, 1) Turk Lown, R (6, 1) Earl Torgeson, L (6, PH) Ken McBride, R (8, 1) Norm Cash, SLG: 0.347 (9, PH)			K							2	0	0	0	0	2	2											
<b>Inning Stats</b>	R: 0 E: 1 K: 0 S: 4	H: 0 LOB: 1 BB: 0 P: 4	R: 0 E: 0 K: 0 S: 3	H: 0 LOB: 0 BB: 0 P: 3	R: 0 E: 0 K: 1 S: 5	H: 0 LOB: 0 BB: 0 P: 5	R: 0 E: 0 K: 0 S: 3	H: 1 LOB: 0 BB: 0 P: 3	R: 0 E: 0 K: 1 S: 7	H: 2 LOB: 2 BB: 0 P: 7	R: 2 E: 0 K: 0 S: 5	H: 3 LOB: 1 BB: 0 P: 5	R: 0 E: 0 K: 0 S: 3	H: 0 LOB: 0 BB: 0 P: 3	R: 0 E: 0 K: 0 S: 3	H: 0 LOB: 0 BB: 0 P: 3		R: 1 E: 0 K: 0 S: 7	H: 4 LOB: 3 BB: 0 P: 7	1B: 8 2B: 2 3B: 0 HR: 0	SF: 0 SAC: 0 DP: 0 HBP: 0	WP: 0 PB: 0 SB: 0 CS: 1	PA: 36				
<b>PITCHER</b> Bill Monbouquette, R (1, 1) ERA: 4.12	IP	WLS	BF	H	R	ER	SO	BB	IBB	HBP	BLK	WP	HR	S	P	ERA	WHIP										

Batter	1	2	3	4	5	6	7	8	9	AB	R	H	RBI	BB	SO	LOB	BOTTOM										
Pumpsie Green, S (1, 4) OBP: 0.374, SLG: 0.362	3-1		4-3			G3		G3		4	0	0	1	1	0	0	Chicago White Sox @ Boston Red Sox Fenway Park, Boston, MA Mon Sep 14 1959, 3:33 AM EDT Att: 3,676 - Unknown										
Gary Geiger, L (1, 8) OBP: 0.300, SLG: 0.408	4-3			K		BB K		K		4	1	0	0	1	3	3											
Pete Runnels, L (1, 3) OBP: 0.415, SLG: 0.423	3-1			F7		BB 1B 4-3		F7		5	1	1	0	0	0	3											
Gene Stephens, L (1, 7) OBP: 0.342, SLG: 0.372				E4 1B		BB 1B 1B		F2		4	1	2	1	0	0	0											
Jackie Jensen, R (1, 9) OBP: 0.369, SLG: 0.490				F3 K		BB 1B BB		HR 1B		3	2	1	0	1	1	2											
Frank Malzone, R (1, 5) OBP: 0.326, SLG: 0.438				K		G4-6-3 1B		E5 HR		4	2	2	2	0	1	2											
Sammy White, R (1, 2) OBP: 0.336, SLG: 0.355						BB 1B		HR		2	0	0	0	0	0	2											
Ted Williams, L (6, PH) OBP: 0.364, SLG: 0.408						BB 1B				1	0	1	1	0	0	0											
Jim Mahoney, R (6, FR) OBP: 0.150, SLG: 0.263 (7, 6)						BB 1B		HR		1	2	1	3	0	0	0											
Don Buddin, R (1, 6) OBP: 0.356, SLG: 0.337						BB 1B				2	0	1	0	0	1	0											
Vic Wertz, L (6, PH) OBP: 0.332, SLG: 0.403						BB 1B		F8		0	0	0	0	0	0	0											
Dick Gernert, R (6, PH) OBP: 0.363, SLG: 0.429						BB 1B				0	0	0	0	1	0	0											
Pete Daley, R (7, 2) OBP: 0.280, SLG: 0.286						BB 1B				1	0	0	0	0	0	0											
Bill Monbouquette, R (1, 1) OBP: 0.111, SLG: 0.070						BB 1B		K		3	0	0	1	1	2	1											
<b>Inning Stats</b>	R: 0 E: 0 K: 0 S: 3	H: 0 LOB: 0 BB: 0 P: 3	R: 0 E: 0 K: 1 S: 6	H: 1 LOB: 1 BB: 0 P: 6	R: 0 E: 0 K: 1 S: 5	H: 0 LOB: 0 BB: 0 P: 5	R: 0 E: 1 K: 2 S: 8	H: 0 LOB: 1 BB: 0 P: 8	R: 0 E: 0 K: 1 S: 6	H: 2 LOB: 1 BB: 0 P: 6	R: 6 E: 0 K: 1 S: 9	H: 4 LOB: 3 BB: 5 P: 29	R: 3 E: 1 K: 1 S: 8	H: 2 LOB: 0 BB: 0 P: 8	R: 0 E: 0 K: 1 S: 5	H: 0 LOB: 0 BB: 0 P: 5	1B: 8 2B: 0 3B: 0 HR: 1	SF: 0 SAC: 0 DP: 1 HBP: 0	WP: 0 PB: 0 SB: 2 CS: 0	PA: 39							
<b>PITCHER</b> Dick Donovan, R (1, 1) ERA: 3.78 Gerry Staley, R (6, 1) ERA: 2.08 Gary Peters, L (6, 1) ERA: Turk Lown, R (6, 1) ERA: 2.85 Ken McBride, R (8, 1) ERA: 3.32	IP	WLS	BF	H	R	ER	SO	BB	IBB	HBP	BLK	WP	HR	S	P	ERA	WHIP										



Batter	1	2	3	4	5	6	7	8	9	AB	R	H	RBI	BB	SO	LOB	TOP				
Ray Webster, R (1.5) George Strickland, R (8.5)	WP 1B		1B BB		L9			SH G4-6-3		2	0	1	0	1	0	0	<b>Cleveland Indians @ Boston Red Sox</b> Fenway Park, Boston, MA Tue Sep 15 1959, 7:05 PM EDT Att: 8,456 - Unknown				
Chuck Tanner, L (1.8) Minnie Minoso, R (1.7)	K		1B		G3			G4-6-3		4	0	1	0	0	1	3					
Tito Francona, L (1.3)	1-3		P6					F9		4	0	1	0	0	4						
Rocky Colavito, R (1.9)	4-3		K		G4-6-3			1B		4	0	0	0	0	1	4					
Russ Nixon, L (1.2) Carroll Hardy, R (9, PR) Ed Fitz Gerald, R (9, 2)	5-3				6-3			F8		4	0	0	0	0	0	0					
Vic Power, R (1.4)	K		2B				3-1	1B		4	0	2	0	0	1	0					
Woodie Held, R (1.6)	1B		5-3		5-3		5-3	1B		0	0	0	0	0	0	0					
Mudcat Grant, R (1.1)	5-3		5-3		5-3		G5-4-3	1B		3	0	1	0	1	0	2					
Inning Stats	R: 0 E: 0 K: 1 S: 6	H: 1 LOB: 1 BB: 0 P: 6	R: 0 E: 0 K: 1 S: 6	H: 1 LOB: 1 BB: 0 P: 6	R: 0 E: 0 K: 1 S: 6	H: 1 LOB: 2 BB: 1 P: 10	R: 0 E: 0 K: 0 S: 4	H: 1 LOB: 1 BB: 0 P: 4	R: 0 E: 0 K: 0 S: 3	H: 0 LOB: 0 BB: 0 P: 3	R: 0 E: 0 K: 0 S: 2	H: 0 LOB: 0 BB: 1 P: 6	R: 0 E: 1 K: 0 S: 3	H: 0 LOB: 1 BB: 1 P: 7	R: 0 E: 0 K: 0 S: 4	H: 1 LOB: 1 BB: 0 P: 4		1B: 5 2B: 1 3B: 0 HR: 0	SF: 0 SAC: 1 DP: 3 HBP: 0	WP: 1 PB: 0 SB: 0 CS: 0	PA: 34
PITCHER Tom Brewer, R (1.1) ERA: 3.67	IP: 9.0 WLS: W BF: 34 H: 6 R: 0 ER: 0 SO: 3 BB: 3 IBB: 0 HBP: 0 BLK: 0 WP: 1 HR: 0 S: 37 P: 49 ERA: 0.00 WHIP: 1.000															PITCHER Tom Brewer, R (1.1) ERA: 3.67					

AB	30
R	0
H	6
RBI	0
BB	3
SO	3
LOB	16



Batter	1	2	3	4	5	6	7	8	9	AB	R	H	RBI	BB	SO	LOB	BOTTOM					
Pumpsie Green, S (1.4) Gary Geiger, L (1.8)	K		F7			F8		F9		4	0	0	0	0	1	3	<b>Cleveland Indians @ Boston Red Sox</b> Fenway Park, Boston, MA Tue Sep 15 1959, 7:05 PM EDT Att: 8,456 - Unknown					
Pete Runnels, L (1.3) Gene Stephens, L (1.7)	P5		K			E1		F8		4	0	0	0	0	1	3						
Jackie Jensen, R (1.9)	E5		4-3			F7		SH3-4 1B		4	1	1	0	0	0	1						
Frank Malzone, R (1.5) Sammy White, R (1.2)	F7		K			K		SH3-4		3	0	0	0	0	2	2						
Don Buddin, R (1.6) Ted Williams, L (8, PH) Jim Mahoney, R (9, 6)	K		K			K		1B		3	0	0	0	1	1	0						
Tom Brewer, R (1.1)	F7		K			F5		1B		3	0	0	0	1	1	0						
Frank Malzone, R (1.5) Sammy White, R (1.2)	P4		P4			P4		IBB		4	0	2	1	0	0	0						
Don Buddin, R (1.6) Ted Williams, L (8, PH) Jim Mahoney, R (9, 6)	F8		G5-4-3			G5-4-3		1B		4	0	2	1	0	0	0						
Tom Brewer, R (1.1)	SH3-4 1B		SH3-4			1B		1B		3	0	0	0	0	0	1						
Inning Stats	R: 0 E: 1 K: 1 S: 6	H: 0 LOB: 1 BB: 0 P: 6	R: 0 E: 0 K: 0 S: 3	H: 0 LOB: 0 BB: 0 P: 3	R: 0 E: 0 K: 1 S: 6	H: 1 LOB: 1 BB: 0 P: 6	R: 0 E: 0 K: 2 S: 7	H: 0 LOB: 0 BB: 0 P: 7	R: 0 E: 0 K: 0 S: 4	H: 2 LOB: 1 BB: 0 P: 4	R: 0 E: 1 K: 1 S: 6	H: 0 LOB: 1 BB: 0 P: 6	R: 0 E: 0 K: 0 S: 3	H: 0 LOB: 0 BB: 0 P: 3	R: 0 E: 0 K: 0 S: 4	H: 1 LOB: 2 BB: 0 P: 4		R: 1 E: 0 K: 0 S: 3	H: 2 LOB: 2 BB: 1 P: 7	1B: 6 2B: 0 3B: 0 HR: 0	SF: 0 SAC: 3 DP: 1 HBP: 0	WP: 1 PB: 0 SB: 0 CS: 0
PITCHER Mudcat Grant, R (1.1) ERA: 4.08	IP: 8.1 WLS: L BF: 33 H: 6 R: 1 ER: 1 SO: 5 BB: 0 IBB: 1 HBP: 0 BLK: 0 WP: 1 HR: 0 S: 42 P: 46 ERA: 1.08 WHIP: 0.720															PITCHER Mudcat Grant, R (1.1) ERA: 4.08						





Batter	1	2	3	4	5	6	7	8	9	AB	R	H	RBI	BB	SO	LOB	TOP								
Ray Webster, R George Strickland, R	F8	FC5-4			5-3			P4	P4	3	0	0	0	0	0	2									
Chuck Tanner, L Carroll Hardy, R	4-3		F8		F7			2B	K	5	1	1	0	0	1	0									
Minnie Minoso, R	K					G5-3		2B		4	1	3	1	0	1	0									
Tito Francona, L		K	K			G5-3		2B		2	1	0	0	2	2	1									
Rocky Colavito, R		6-3	F8			G5-3		F5		4	0	0	0	0	0	5									
Russ Nixon, L		BB		K		K				4	1	2	2	0	2	1									
Vic Power, R		BB		K				P6		3	1	1	0	1	1	0									
Woodie Held, R		BB		K				K	K	3	0	0	0	1	3	2									
Gary Bell, R Jim Perry, S					F9			6-3	3-1	3	0	1	2	0	0	0									
<b>Inning Stats</b>	R: 0 E: 0 K: 1 S: 5	H: 0 LOB: 0 BB: 0 P: 5	R: 2 E: 0 K: 1 S: 8	H: 3 LOB: 2 BB: 1 P: 12	R: 0 E: 0 K: 1 S: 6	H: 1 LOB: 1 BB: 0 P: 6	R: 0 E: 0 K: 3 S: 9	H: 0 LOB: 0 BB: 0 P: 9	R: 0 E: 0 K: 0 S: 3	H: 0 LOB: 0 BB: 0 P: 3	R: 0 E: 0 K: 1 S: 5	H: 1 LOB: 1 BB: 1 P: 9	R: 0 E: 0 K: 1 S: 5	H: 0 LOB: 0 BB: 0 P: 5	R: 3 E: 0 K: 1 S: 8	H: 3 LOB: 2 BB: 2 P: 16	R: 0 E: 0 K: 1 S: 5	H: 0 LOB: 0 BB: 0 P: 5	1B: 5 2B: 3 3B: 0 HR: 0	SF: 0 SAC: 0 DP: 1 HBP: 0	WP: 0 PB: 0 SB: 0 CS: 0	PA: 38			
<b>PITCHER</b>	IP	WLS	BF	H	R	ER	SO	BB	IBB	HBP	BLK	WP	HR	S	P	ERA	WHIP								
Jerry Casale, R Nelson Chittum, R	8.0		35	8	5	5	9	4	0	0	0	0	0	49	65	5.62	1.500								
	1.0	W	3	0	0	0	1	0	0	0	0	0	0	5	5	0.00	0.000								

Cleveland Indians @ Boston Red Sox  
Fenway Park, Boston, MA  
Wed Sep 16 1959, 3:33 AM EDT  
Att: 3,006 - Unknown

AB 34  
R 5  
H 8  
RBI 5  
BB 4  
SO 10  
LOB 11



Batter	1	2	3	4	5	6	7	8	9	AB	R	H	RBI	BB	SO	LOB	BOTTOM								
Pumpsie Green, S	4-3			6-3		F5		G3	FC3-2	4	1	0	0	1	0	4									
Gary Geiger, L	P6			5-3		P6		G3	SF8	4	0	0	1	0	0	3									
Pete Runnels, L	F7			3-1				BB		4	1	1	2	0	0	0									
Gene Stephens, L					L7			BB		4	0	2	0	0	0	0									
Jackie Jensen, R					K			BB		3	1	1	1	1	1	1									
Frank Malzone, R								HR		4	1	2	2	0	0	2									
Sammy White, R Marty Keough, L					6-3			HR		3	0	0	0	0	0	1									
Don Buddin, R Ted Williams, L Jim Mahoney, R								BB		1	0	0	0	1	0	0									
Jerry Casale, R Vic Wertz, L Nelson Chittum, R Dick Gemert, R								BB		2	0	0	0	0	1	1									
<b>Inning Stats</b>	R: 0 E: 0 K: 0 S: 3	H: 0 LOB: 0 BB: 0 P: 3	R: 0 E: 0 K: 0 S: 3	H: 1 LOB: 0 BB: 0 P: 3	R: 0 E: 0 K: 1 S: 5	H: 0 LOB: 0 BB: 0 P: 5	R: 0 E: 0 K: 0 S: 3	H: 0 LOB: 0 BB: 0 P: 3	R: 0 E: 0 K: 0 S: 3	H: 0 LOB: 1 BB: 1 P: 7	R: 2 E: 0 K: 0 S: 4	H: 1 LOB: 0 BB: 1 P: 8	R: 3 E: 0 K: 0 S: 7	H: 4 LOB: 2 BB: 1 P: 11	R: 1 E: 0 K: 0 S: 3	H: 1 LOB: 2 BB: 2 P: 11	1B: 7 2B: 0 3B: 0 HR: 1	SF: 1 SAC: 0 DP: 1 HBP: 0	WP: 0 PB: 0 SB: 0 CS: 0	PA: 38					
<b>PITCHER</b>	IP	WLS	BF	H	R	ER	SO	BB	IBB	HBP	BLK	WP	HR	S	P	ERA	WHIP								
Gary Bell, R Jim Perry, R	7.2		31	6	5	5	2	3	0	0	0	0	0	32	44	5.87	1.174								
	1.0	L	7	2	1	1	0	1	1	0	0	0	0	5	13	9.00	3.000								

Cleveland Indians @ Boston Red Sox  
Fenway Park, Boston, MA  
Wed Sep 16 1959, 3:33 AM EDT  
Att: 3,006 - Unknown

AB 32  
R 6  
H 8  
RBI 6  
BB 5  
SO 2  
LOB 13






Batter	1	2	3	4	5	6	7	8	9	AB	R	H	RBI	BB	SO	LOB	TOP			
<b>Pumpsie Green, S</b> OBP: 0.363, SLG: 0.337 (1, 4)										3	1	0	1	2	1	2	<b>Boston Red Sox @ New York Yankees</b> Yankee Stadium, Bronx, NY Fri Sep 18 1959, 7:05 PM EDT Att: 15,556 - Unknown - 55 F			
<b>Gary Geiger, L</b> OBP: 0.291, SLG: 0.394 (1, 8)										5	0	1	0	0	1	4				
<b>Pete Runnels, L</b> OBP: 0.413, SLG: 0.424 (1, 3)										5	2	2	1	0	0	1				
<b>Gene Stephens, L</b> OBP: 0.342, SLG: 0.371 (1, 7)										5	1	2	1	0	0	1				
<b>Jackie Jensen, R</b> OBP: 0.369, SLG: 0.486 (1, 9)										4	1	1	2	1	0	1				
<b>Frank Malzone, R</b> OBP: 0.326, SLG: 0.440 (1, 5)										5	0	0	0	0	1	3				
<b>Sammy White, R</b> OBP: 0.330, SLG: 0.348 (1, 2)										4	1	1	1	0	0	2				
<b>Don Buddin, R</b> OBP: 0.362, SLG: 0.340 (1, 6)										2	0	1	0	2	1	0				
<b>Frank Baumann, L</b> OBP: 0.267, SLG: 0.286 <b>Mike Fomiele, R</b> OBP: 0.176, SLG: 0.235 (9, 1)										3	0	1	0	1	2	2				
<b>Inning Stats</b>	R: 5 E: 0 K: 0 S: 7	H: 4 LOB: 3 BB: 4 P: 23	R: 0 E: 0 K: 0 S: 4	H: 1 LOB: 2 BB: 1 P: 8	R: 0 E: 0 K: 2 S: 7	H: 0 LOB: 1 BB: 1 P: 11	R: 1 E: 0 K: 0 S: 4	H: 1 LOB: 0 BB: 0 P: 4	R: 0 E: 0 K: 2 S: 8	H: 1 LOB: 1 BB: 0 P: 8	R: 0 E: 0 K: 0 S: 4	H: 1 LOB: 0 BB: 0 P: 3	R: 0 E: 0 K: 0 S: 3	H: 0 LOB: 0 BB: 0 P: 3	R: 0 E: 0 K: 0 S: 3	H: 0 LOB: 0 BB: 0 P: 3	1B: 7 2B: 1 3B: 1 HR: 0	SF: 0 SAC: 0 DP: 0 HBP: 0	WP: 1 PB: 0 SB: 0 CS: 0	PA: 42
<b>PITCHER</b>	IP WLS BF H R ER SO BB IBB HBP BLK WP HR S P ERA WHIP																			
<b>Duke Maas, R</b> ERA: 4.52 (1, 1)	0.1 L 5 3 4 4 0 1 0 0 0 0 0 0 4 8 108.00 12.000																			
<b>John Gabler, R</b> ERA: 2.35 (1, 1)	7.2 34 6 2 2 6 5 0 0 0 1 0 41 61 2.35 1.435																			
<b>Eli Grba, R</b> ERA: 5.77 (9, 1)	1.0 3 0 0 0 0 0 0 0 0 0 0 0 3 3 0.00 0.000																			

AB	36
R	6
H	9
RBI	6
BB	6
SO	6
LOB	16




Batter	1	2	3	4	5	6	7	8	9	AB	R	H	RBI	BB	SO	LOB	BOTTOM			
<b>Bobby Richardson, R</b> OBP: 0.330, SLG: 0.388 (1, 4)										5	1	2	0	0	0	3	<b>Boston Red Sox @ New York Yankees</b> Yankee Stadium, Bronx, NY Fri Sep 18 1959, 7:05 PM EDT Att: 15,556 - Unknown - 55 F			
<b>Tony Kubek, L</b> OBP: 0.319, SLG: 0.398 (1, 6)										4	1	2	1	0	0	0				
<b>Mickey Mantle, S</b> OBP: 0.389, SLG: 0.517 (1, 8)										4	0	0	0	0	0	2				
<b>Yogi Berra, L</b> OBP: 0.391, SLG: 0.471 <b>Johnny Blanchard, L</b> OBP: 0.237, SLG: 0.241 (3, 2)										1	0	0	0	0	0	0				
<b>Hector Lopez, R</b> OBP: 0.334, SLG: 0.469 (1, 7)										4	1	1	2	0	0	1				
<b>Elston Howard, R</b> OBP: 0.308, SLG: 0.479 (1, 3)										4	1	2	0	0	0	0				
<b>Hank Bauer, R</b> OBP: 0.309, SLG: 0.375 <b>Mary Throneberry, L</b> OBP: 0.302, SLG: 0.379 (9, PH)										3	0	0	0	0	1	1				
<b>Gil McDougald, R</b> OBP: 0.305, SLG: 0.349 (1, 5)										4	0	2	1	0	0	0				
<b>Duke Maas, R</b> OBP: 0.182, SLG: 0.125 <b>John Gabler, S</b> <b>Gordie Windhorn, R</b> (9, PH) <b>Eli Grba, R</b> OBP: 0.267, SLG: 0.286 <b>Norm Siebern, L</b> OBP: 0.347, SLG: 0.412 (9, PH)										0	0	0	0	0	0	0				
<b>Inning Stats</b>	R: 0 E: 0 K: 0 S: 3	H: 1 LOB: 0 BB: 0 P: 3	R: 0 E: 0 K: 0 S: 4	H: 1 LOB: 0 BB: 0 P: 4	R: 0 E: 0 K: 0 S: 3	H: 0 LOB: 0 BB: 0 P: 3	R: 0 E: 0 K: 0 S: 3	H: 1 LOB: 1 BB: 1 P: 7	R: 0 E: 0 K: 0 S: 4	H: 1 LOB: 0 BB: 0 P: 4	R: 0 E: 0 K: 0 S: 3	H: 0 LOB: 0 BB: 0 P: 3	R: 0 E: 0 K: 2 S: 7	H: 0 LOB: 0 BB: 0 P: 7	R: 4 E: 1 K: 0 S: 9	H: 5 LOB: 3 BB: 1 P: 13	1B: 7 2B: 1 3B: 0 HR: 1	SF: 0 SAC: 0 DP: 1 HBP: 0	WP: 0 PB: 0 SB: 0 CS: 0	PA: 37
<b>PITCHER</b>	IP WLS BF H R ER SO BB IBB HBP BLK WP HR S P ERA WHIP																			
<b>Frank Baumann, L</b> ERA: 4.15 (1, 1)	8.2 W 33 8 4 3 2 1 0 0 0 0 0 1 36 40 3.12 1.038																			
<b>Mike Fomiele, R</b> ERA: 3.24 (9, 1)	0.1 S 4 1 0 0 0 1 0 0 0 0 0 0 3 7 0.00 6.000																			

AB	35
R	4
H	9
RBI	4
BB	2
SO	2
LOB	10





Batter	1	2	3	4	5	6	7	8	9	AB	R	H	RBI	BB	SO	LOB	TOP																			
<b>Pumpsie Green, S</b> (1.4) OBP: 0.355, SLG: 0.329	F7		6-3			K		F8		4	0	0	0	0	1	3	<b>Boston Red Sox @ New York Yankees</b> Yankee Stadium, Bronx, NY Sat Sep 19 1959, 3:33 AM EDT Att: 24,830 - Unknown - 66 F																			
<b>Pete Runnels, L</b> (1.3) OBP: 0.410, SLG: 0.421	3-1			6-3			6-3		K	4	0	0	0	0	1	0																				
<b>Dick Gemert, R</b> (1.7) OBP: 0.363, SLG: 0.427	5-3			1-3			5-3		FC6-4 1B	4	0	1	0	0	0	0																				
<b>Jackie Jensen, R</b> (1.9) OBP: 0.368, SLG: 0.483		CS BB		F6			F7		F5	3	0	0	0	1	0	1																				
<b>Frank Matzone, R</b> (1.5) OBP: 0.324, SLG: 0.437	F8				K			F8	FC6-4	4	0	0	0	0	1	2																				
<b>Jerry Mallett, R</b> (1.8) OBP: 0.333, SLG: 0.333	F9				5-3				E 1B	3	1	1	0	0	0	0																				
<b>Sammy White, R</b> (1.2) OBP: 0.330, SLG: 0.348			SH1-3 1B		6-3				FC6 1B	3	0	1	0	0	0	1																				
<b>Don Buddin, R</b> (1.6) OBP: 0.363, SLG: 0.340			F9			G1-6-3 BB			1-2 2H 1B	2	0	1	1	1	0	1																				
<b>Bill Monbouquette, R</b> (1.1) OBP: 0.115, SLG: 0.070 <b>Ted Williams, L</b> (6. Ph) OBP: 0.396, SLG: 0.411 <b>Leo Kiely, L</b> (6.1) <b>Al Schroll, R</b> (7.1) OBP: 0.345, SLG: 0.338 <b>Jim Busby, R</b> (8. Ph) OBP: 0.303, SLG: 0.333 <b>Nelson Chittum, R</b> (8.1) OBP: 0.333, SLG: 0.667			SH1-3			G1-6-3		L9		0	0	0	0	0	0	0																				
<b>Inning Stats</b>	R: 0 E: 0 K: 0 S: 3	H: 0 LOB: 0 BB: 0 P: 3	R: 0 E: 0 K: 0 S: 2	H: 0 LOB: 0 BB: 1 P: 6	R: 0 E: 0 K: 0 S: 4	H: 1 LOB: 1 BB: 0 P: 4	R: 0 E: 0 K: 0 S: 3	H: 0 LOB: 0 BB: 0 P: 3	R: 0 E: 0 K: 1 S: 5	H: 0 LOB: 0 BB: 1 P: 5	R: 0 E: 0 K: 0 S: 3	H: 0 LOB: 0 BB: 0 P: 3	R: 1 E: 1 K: 0 S: 6	H: 2 LOB: 2 BB: 0 P: 6	R: 0 E: 0 K: 1 S: 6	H: 1 LOB: 1 BB: 0 P: 6		1B: 4 2B: 0 3B: 0 HR: 0	SF: 0 SAC: 1 DP: 1 HBP: 0	WP: 0 PA: 32 CS: 1																
<b>PITCHER</b> <b>Whitey Ford, L</b> (1.1) ERA: 3.14	IP	WLS	BF	H	R	ER	SO	BB	IBB	HBP	BLK	WP	HR	S	P	ERA	WHIP	<b>PITCHER</b>		IP	WLS	BF	H	R	ER	SO	BB	IBB	HBP	BLK	WP	HR	S	P	ERA	WHIP

Batter	1	2	3	4	5	6	7	8	9	AB	R	H	RBI	BB	SO	LOB	BOTTOM																			
<b>Bobby Richardson, R</b> (1.4) OBP: 0.329, SLG: 0.387	F8		F7					1-3		4	0	1	2	0	0	0	<b>Boston Red Sox @ New York Yankees</b> Yankee Stadium, Bronx, NY Sat Sep 19 1959, 3:33 AM EDT Att: 24,830 - Unknown - 66 F																			
<b>Tony Kubek, L</b> (1.6) OBP: 0.318, SLG: 0.396	K			4-3 1B	CS	G3		L8		4	0	1	0	0	1	0																				
<b>Mickey Mantle, S</b> (1.8) OBP: 0.390, SLG: 0.517	K				F8		G4-6-3 1B		1B	4	0	2	0	0	1	1																				
<b>Yogi Berra, L</b> (1.2) OBP: 0.348, SLG: 0.467		G3		4-3		G4-6-3		4-3		4	0	0	0	0	3																					
<b>Norm Siebern, L</b> (1.9) OBP: 0.344, SLG: 0.409 <b>Hank Bauer, R</b> (8.9) OBP: 0.305, SLG: 0.375		K				K			4-1	3	0	0	0	0	2	1																				
<b>Hector Lopez, R</b> (1.7) OBP: 0.334, SLG: 0.470			6-3				F9			3	1	1	0	0	0	0																				
<b>Mary Throneberry, L</b> (1.3) OBP: 0.312, SLG: 0.405							SH1-3 2B			3	2	3	1	0	0	0																				
<b>Gil McDougald, R</b> (1.5) OBP: 0.305, SLG: 0.349				HR			SH1-3 1B			3	0	1	0	0	0	2																				
<b>Whitey Ford, L</b> (1.1) OBP: 0.370, SLG: 0.361			F6		F4			1-2 1B		2	0	0	0	0	2																					
<b>Inning Stats</b>	R: 0 E: 0 K: 2 S: 7	H: 0 LOB: 0 BB: 0 P: 7	R: 0 E: 0 K: 1 S: 5	H: 0 LOB: 0 BB: 0 P: 5	R: 1 E: 0 K: 0 S: 4	H: 1 LOB: 0 BB: 0 P: 4	R: 0 E: 0 K: 1 S: 6	H: 1 LOB: 1 BB: 0 P: 6	R: 2 E: 0 K: 0 S: 5	H: 3 LOB: 0 BB: 0 P: 5	R: 0 E: 0 K: 0 S: 3	H: 1 LOB: 0 BB: 0 P: 3	R: 0 E: 0 K: 0 S: 5	H: 2 LOB: 2 BB: 0 P: 5	R: 0 E: 0 K: 0 S: 4	H: 1 LOB: 1 BB: 0 P: 4	1B: 7 2B: 1 3B: 0 HR: 1	SF: 0 SAC: 1 DP: 1 HBP: 0	WP: 0 PA: 32 CS: 1																	
<b>PITCHER</b> <b>Bill Monbouquette, R</b> (1.1) ERA: 4.16 <b>Leo Kiely, L</b> (6.1) ERA: 4.2 <b>Al Schroll, R</b> (7.1) ERA: 5.37 <b>Nelson Chittum, R</b> (8.1) ERA: 1.32	IP	WLS	BF	H	R	ER	SO	BB	IBB	HBP	BLK	WP	HR	S	P	ERA	WHIP	<b>PITCHER</b>		IP	WLS	BF	H	R	ER	SO	BB	IBB	HBP	BLK	WP	HR	S	P	ERA	WHIP



Batter	1	2	3	4	5	6	7	8	9	AB	R	H	RBI	BB	SO	LOB	TOP				
<b>Pumpsie Green, S</b> OBP: 0.351, SLG: 0.322 (1, 4)	0-0 4-1		0-3 K		0-0 4-3		4-0 BB 1B BB	0-0 F8		4	1	0	0	1	1	2					
<b>Gary Geiger, L</b> OBP: 0.297, SLG: 0.388 (1, 8)	0-0 F8		0-0 E3		0-0 1-3		0-3 K		0-0 F9	5	0	0	0	0	1	1					
<b>Pete Runnels, L</b> OBP: 0.413, SLG: 0.422 (1, 3) (6, 6)	0-0 1B 1B		0-0 1-3		0-0 1B 1B		4-0 1B SF7 BB		4-0 1B BB	3	1	2	0	2	0	1					
<b>Gene Stephens, L</b> OBP: 0.350, SLG: 0.376 (1, 7)	0-0 1-2 1B			0-3 K	0-0 1-2 1B		0-0 1-3 2-H 1B		4-0 1-2 BB	4	0	3	1	1	1	0					
<b>Jackie Jensen, R</b> OBP: 0.369, SLG: 0.484 (1, 9)	0-0 F8			0-0 S 2B 1B	0-0 F7		0-0 SF7		0-0 1-2 BB	4	1	2	1	0	0	4					
<b>Frank Malzone, R</b> OBP: 0.324, SLG: 0.440 (1, 5)		0-0 F7		0-0 F8		0-0 3B	0-0 CS	0-0 1B	0-0 F4	5	0	2	0	0	0	4					
<b>Sammy White, R</b> OBP: 0.332, SLG: 0.353 (1, 2)										3	1	2	1	0	0	1					
<b>Vic Wertz, L</b> OBP: 0.333, SLG: 0.403 (6, PH)										1	0	1	0	0	0	0					
<b>Bill Monbouquette, R</b> OBP: 0.111, SLG: 0.070 (6, PR)										0	0	0	0	0	0	0					
<b>Pete Daley, R</b> OBP: 0.279, SLG: 0.284 (6, 2)										1	0	0	0	0	0	3					
<b>Don Buddin, R</b> OBP: 0.152, SLG: 0.241 (6, PH)										2	0	1	0	0	0	1					
<b>Ted Williams, L</b> OBP: 0.386, SLG: 0.441 (6, PH)										0	0	0	0	1	0	0					
<b>Jim Mahoney, R</b> OBP: 0.190, SLG: 0.330 (6, PH)										0	0	0	0	0	0	0					
<b>Mary Keough, L</b> OBP: 0.152, SLG: 0.413 (6, PH)										1	0	0	0	0	1	2					
<b>Mike Fornieles, R</b> OBP: 0.176, SLG: 0.220 (6, 1)										0	0	0	0	0	0	0					
<b>Tom Brewer, R</b> OBP: 0.123, SLG: 0.153 (1, 1)										3	0	0	0	0	0	3					
<b>Frank Baumann, L</b> OBP: 0.267, SLG: 0.286 (7, 1)										0	0	0	0	0	0	0					
<b>Dick Gemert, R</b> OBP: 0.362, SLG: 0.425 (6, PH) (6, 3)										1	0	0	0	0	1	2					
<b>Inning Stats</b>	R: 0 E: 0 K: 0 S: 5	H: 2 LOB: 2 BB: 0 P: 5	R: 0 E: 0 K: 0 S: 3	H: 1 LOB: 0 BB: 0 P: 3	R: 0 E: 1 K: 1 S: 6	H: 0 LOB: 1 BB: 0 P: 6	R: 2 E: 1 K: 1 S: 8	H: 3 LOB: 1 BB: 0 P: 8	R: 0 E: 0 K: 0 S: 3	H: 1 LOB: 2 BB: 1 P: 7	R: 2 E: 0 K: 1 S: 5	H: 1 LOB: 0 BB: 2 P: 13	R: 0 E: 0 K: 2 S: 9	H: 2 LOB: 2 BB: 0 P: 9	R: 0 E: 0 K: 0 S: 4	H: 1 LOB: 3 BB: 2 P: 12	1B: 11 2B: 1 3B: 1 HR: 0	SF: 1 SAC: 0 DP: 2 HBP: 0	WP: 0 PB: 0 SB: 1 CS: 1	PA: 44	
<b>PITCHER</b>	IP WLS BF H R ER SO BB IBB HBP BLK WP HR S P ERA WHIP	IP WLS BF H R ER SO BB IBB HBP BLK WP HR S P ERA WHIP	IP WLS BF H R ER SO BB IBB HBP BLK WP HR S P ERA WHIP	IP WLS BF H R ER SO BB IBB HBP BLK WP HR S P ERA WHIP	IP WLS BF H R ER SO BB IBB HBP BLK WP HR S P ERA WHIP	IP WLS BF H R ER SO BB IBB HBP BLK WP HR S P ERA WHIP	IP WLS BF H R ER SO BB IBB HBP BLK WP HR S P ERA WHIP	IP WLS BF H R ER SO BB IBB HBP BLK WP HR S P ERA WHIP	IP WLS BF H R ER SO BB IBB HBP BLK WP HR S P ERA WHIP	IP WLS BF H R ER SO BB IBB HBP BLK WP HR S P ERA WHIP	IP WLS BF H R ER SO BB IBB HBP BLK WP HR S P ERA WHIP	IP WLS BF H R ER SO BB IBB HBP BLK WP HR S P ERA WHIP	IP WLS BF H R ER SO BB IBB HBP BLK WP HR S P ERA WHIP	IP WLS BF H R ER SO BB IBB HBP BLK WP HR S P ERA WHIP	IP WLS BF H R ER SO BB IBB HBP BLK WP HR S P ERA WHIP	IP WLS BF H R ER SO BB IBB HBP BLK WP HR S P ERA WHIP	IP WLS BF H R ER SO BB IBB HBP BLK WP HR S P ERA WHIP	IP WLS BF H R ER SO BB IBB HBP BLK WP HR S P ERA WHIP	IP WLS BF H R ER SO BB IBB HBP BLK WP HR S P ERA WHIP	IP WLS BF H R ER SO BB IBB HBP BLK WP HR S P ERA WHIP	IP WLS BF H R ER SO BB IBB HBP BLK WP HR S P ERA WHIP
<b>Bob Turley, R</b> ERA: 4.32 (1, 1)	4.0	18	6	2	1	2	0	0	0	0	0	0	0	0	22	24	2.25	1.500			
<b>Don Larsen, R</b> ERA: 4.33 (5, 1)	2.1	13	4	2	2	1	2	1	0	0	0	0	0	12	14	7.71	2.571				
<b>Duke Maas, R</b> ERA: 4.5 (7, 1)	0.2	W	1	0	0	0	0	0	0	0	0	0	0	1	1	0.00	0.000				
<b>Jim Coates, R</b> ERA: 3.03 (6, 1)	2.0	S	11	3	0	2	2	0	0	0	0	0	0	13	21	0.00	2.500				
<b>Batter</b>	<b>1</b>	<b>2</b>	<b>3</b>	<b>4</b>	<b>5</b>	<b>6</b>	<b>7</b>	<b>8</b>	<b>9</b>	<b>AB</b>	<b>R</b>	<b>H</b>	<b>RBI</b>	<b>BB</b>	<b>SO</b>	<b>LOB</b>	<b>BOTTOM</b>				
<b>Bobby Richardson, R</b> OBP: 0.331, SLG: 0.373 (1, 4)	0-0 F6		0-0 BB 1B 1B		0-0 5-3		0-0 HR 3B			4	2	2	1	0	0	0					
<b>Tony Kubek, L</b> OBP: 0.317, SLG: 0.394 (1, 6)	0-0 6-3		0-3 K		0-0 F5		0-0 HR			3	0	0	0	0	1	2					
<b>Elston Howard, R</b> OBP: 0.309, SLG: 0.487 (7, PH)										1	1	1	2	0	0	0					
<b>Clete Boyer, R</b> OBP: 0.212, SLG: 0.179 (6, 6)										0	0	0	0	0	0	0					
<b>Mickey Mantle, S</b> OBP: 0.392, SLG: 0.517 (1, 8)	0-0 1B		4-0 1B BB		4-0 1B SF7 BB		0-3 K			2	1	1	0	2	1	1					
<b>Yogi Berra, L</b> OBP: 0.349, SLG: 0.467 (1, 2)	0-0 F3		0-0 1B		0-0 E 1B		0-3 K			4	0	2	2	0	1	2					
<b>Norm Siebern, L</b> OBP: 0.343, SLG: 0.408 (1, 9)		0-0 F8		0-0 4-3		0-0 SF7		0-0 1B FC4-6 1B		3	1	1	1	0	0	2					
<b>Hank Bauer, R</b> OBP: 0.305, SLG: 0.375 (9, 9)										0	0	0	0	0	0	0					
<b>Hector Lopez, R</b> OBP: 0.333, SLG: 0.469 (1, 7)	0-0 5-3		0-0 5-3		0-0 5-3		0-0 E4 G4-6-3 1B		0-0 FC4-6 1B	4	0	1	0	0	0	1					
<b>Mary Throneberry, L</b> OBP: 0.306, SLG: 0.357 (1, 3)			0-3 K		0-0 F6		0-0 G4-6-3 1B		0-0 FC4-6 G6-4-3 1B	4	0	0	1	0	1	3					
<b>Gil McDougald, R</b> OBP: 0.305, SLG: 0.347 (1, 5)			4-0 FC3-6 BB		0-0 1-3		0-0 F4		0-0 G6-4-3	3	0	0	0	1	0	1					
<b>Bob Turley, R</b> OBP: 0.192, SLG: 0.287 (5, 1)										1	1	0	0	0	0	1					
<b>Don Larsen, R</b> OBP: 0.346, SLG: 0.296 (7, 1)										0	0	0	0	0	0	0					
<b>Duke Maas, R</b> OBP: 0.152, SLG: 0.179 (7, PH)										0	0	0	0	0	0	0					
<b>Johnny Blanchard, L</b> OBP: 0.266, SLG: 0.243 (7, PH)										0	0	0	0	1	0	0					
<b>Bobby Shantz, R</b> OBP: 0.266, SLG: 0.252 (6, PH)										0	1	0	0	0	0	0					
<b>Jim Coates, R</b> OBP: 0.150, SLG: 0.295 (6, 1)										0	0	0	0	0	0	0					
<b>Inning Stats</b>	R: 0 E: 0 K: 0 S: 4	H: 1 LOB: 1 BB: 0 P: 4	R: 0 E: 0 K: 1 S: 5	H: 0 LOB: 0 BB: 0 P: 5	R: 2 E: 0 K: 1 S: 7	H: 2 LOB: 2 BB: 2 P: 15	R: 0 E: 0 K: 0 S: 3	H: 0 LOB: 0 BB: 0 P: 3	R: 0 E: 0 K: 1 S: 5	H: 0 LOB: 0 BB: 0 P: 5	R: 1 E: 1 K: 0 S: 4	H: 1 LOB: 1 BB: 1 P: 8	R: 3 E: 0 K: 2 S: 9	H: 2 LOB: 1 BB: 1 P: 13	R: 1 E: 0 K: 0 S: 4	H: 2 LOB: 2 BB: 0 P: 4	1B: 6 2B: 0 3B: 1 HR: 1	SF: 1 SAC: 0 DP: 2 HBP: 0	WP: 0 PB: 0 SB: 0 CS: 0	PA: 35	
<b>PITCHER</b>	IP WLS BF H R ER SO BB IBB HBP BLK WP HR S P ERA WHIP	IP WLS BF H R ER SO BB IBB HBP BLK WP HR S P ERA WHIP	IP WLS BF H R ER SO BB IBB HBP BLK WP HR S P ERA WHIP	IP WLS BF H R ER SO BB IBB HBP BLK WP HR S P ERA WHIP	IP WLS BF H R ER SO BB IBB HBP BLK WP HR S P ERA WHIP	IP WLS BF H R ER SO BB IBB HBP BLK WP HR S P ERA WHIP	IP WLS BF H R ER SO BB IBB HBP BLK WP HR S P ERA WHIP	IP WLS BF H R ER SO BB IBB HBP BLK WP HR S P ERA WHIP	IP WLS BF H R ER SO BB IBB HBP BLK WP HR S P ERA WHIP	IP WLS BF H R ER SO BB IBB HBP BLK WP HR S P ERA WHIP	IP WLS BF H R ER SO BB IBB HBP BLK WP HR S P ERA WHIP	IP WLS BF H R ER SO BB IBB HBP BLK WP HR S P ERA WHIP	IP WLS BF H R ER SO BB IBB HBP BLK WP HR S P ERA WHIP	IP WLS BF H R ER SO BB IBB HBP BLK WP HR S P ERA WHIP	IP WLS BF H R ER SO BB IBB HBP BLK WP HR S P ERA WHIP	IP WLS BF H R ER SO BB IBB HBP BLK WP HR S P ERA WHIP	IP WLS BF H R ER SO BB IBB HBP BLK WP HR S P ERA WHIP	IP WLS BF H R ER SO BB IBB HBP BLK WP HR S P ERA WHIP	IP WLS BF H R ER SO BB IBB HBP BLK WP HR S P ERA WHIP	IP WLS BF H R ER SO BB IBB HBP BLK WP HR S P ERA WHIP	IP WLS BF H R ER SO BB IBB HBP BLK WP HR S P ERA WHIP
<b>Tom Brewer, R</b> ERA: 3.77 (1, 1)	6.1	28	5	6	6	3	4	0	0	0	0	0	0	0	30	46	8.53	1.421			
<b>Frank Baumann, L</b> ERA: 4.22 (7, 1)	0.2	3	1	0	0	2	0	0	0	0	0	1	7	7	0.00	1.500					
<b>Mike Fornieles, R</b> ERA: 3.32 (6, 1)	1.0	4	2	1	1	0	0	0	0	0	0	0	4	4	9.00	2.000					

**Boston Red Sox @ New York Yankees**  
Yankee Stadium, Bronx, NY  
Sun Sep 20 1959, 3:33 AM EDT  
Att: 17,667 - Unknown - 71 F

AB 37  
R 4  
H 13  
RBI 3  
BB 5  
SO 5  
LOB 24



**Boston Red Sox @ New York Yankees**  
Yankee Stadium, Bronx, NY  
Sun Sep 20 1959, 3:33 AM EDT  
Att: 17,667 - Unknown - 71 F

AB 30  
R 7  
H 8  
RBI 7  
BB 4  
SO 5  
LOB 13





Batter	1	2	3	4	5	6	7	8	9	AB	R	H	RBI	BB	SO	LOB	TOP								
Billy Klaus, L OBP: 0.355, SLG: 0.318 (1, 6)	4-0 BB		0-0 4-3		0-0 P6		0-0 2-3		0-0 F8	3	0	0	0	1	0	2									
Bob Hale, L OBP: 0.200, SLG: 0.208 (9, PH)							1-2			1	0	0	0	0	0	1									
Al Pilarcik, L OBP: 0.354, SLG: 0.356 (1, 8)	0-3 K		0-0 F7		0-0 F8		0-0 1B		0-0 L9	5	0	1	2	0	1	2									
Gene Woodling, L OBP: 0.402, SLG: 0.456 (1, 9)	4-0 BB			0-0 6-3 2B	0-0 6-3				0-0 4-6-3 1B	4	1	2	0	1	0	1									
Bob Nieman, R OBP: 0.368, SLG: 0.532 (1, 7)	0-0 4-3			0-0 6-3		0-0 F9			0-0 G4-6-3 1B	4	0	0	0	0	0	3									
Brooks Robinson, R OBP: 0.317, SLG: 0.378 (1, 5)		0-0 5-3		0-3 K		0-0 G1			0-0 BB 1B	4	0	1	0	0	1	1									
Bob Boyd, L OBP: 0.314, SLG: 0.347 (1, 3)		4-0 BB		0-0 1B 2B		0-0 F7			0-0 BB 1B	3	0	2	1	1	0	0									
Gus Triandos, R OBP: 0.434, SLG: 0.434 (7, PH)		0-3 K		4-0 1B BB					0-0 BB 1B	2	0	0	0	2	2	1									
Barry Shetrone, L OBP: 0.227, SLG: 0.217 (8, PR)									1-2 BB	0	0	0	0	0	0	0									
Joe Ginsberg, L OBP: 0.265, SLG: 0.208 (8, 2)									1-2 BB	0	0	0	0	0	0	0									
Jerry Adair, R OBP: 0.346, SLG: 0.320 (1, 4)		0-0 F5		0-0 1B		0-0 1B			0-0 4-3	4	1	2	0	0	0	4									
Hoyt Wilhelm, R OBP: 0.111, SLG: 0.053 (1, 1)			0-3 K		0-0 P6				4-0 BB	2	0	0	0	0	1	3									
Albie Pearson, L OBP: 0.308, SLG: 0.264 (7, PH)										1	1	1	0	0	0	0									
Hal Brown, R OBP: 0.130, SLG: 0.095 (7, 1)										0	0	0	0	0	0	0									
Willie Tasby, R OBP: 0.301, SLG: 0.381 (9, PH)										0	0	0	0	1	0	0									
<b>Inning Stats</b>	R: 0 E: 0 K: 1 S: 4	H: 0 LOB: 1 BB: 2 P: 12	R: 0 E: 0 K: 1 S: 5	H: 0 LOB: 1 BB: 1 P: 9	R: 0 E: 0 K: 1 S: 5	H: 0 LOB: 0 BB: 0 P: 5	R: 1 E: 0 K: 1 S: 8	H: 3 LOB: 3 BB: 1 P: 12	R: 0 E: 0 K: 0 S: 3	H: 0 LOB: 0 BB: 0 P: 3	R: 0 E: 0 K: 0 S: 3	H: 0 LOB: 0 BB: 0 P: 3	R: 2 E: 0 K: 1 S: 7	H: 3 LOB: 1 BB: 0 P: 7	R: 0 E: 0 K: 0 S: 5	H: 3 LOB: 3 BB: 1 P: 9	R: 0 E: 0 K: 0 S: 3	H: 0 LOB: 1 BB: 1 P: 7	1B: 8 2B: 1 3B: 0 HR: 0	SF: 0 SAC: 0 DP: 1 HBP: 0	WP: 1 PB: 0 SB: 0 CS: 0	PA: 39			
<b>PITCHER</b>	IP	WLS	BF	H	R	ER	SO	BB	IBB	HBP	BLK	WP	HR	S	P	ERA	WHIP								
Frank Sullivan, R ERA: 3.95 (1, 1)	7.0	W	29	6	3	3	5	4	0	0	0	1	0	35	51	3.86	1.429								
Nelson Chittum, R ERA: 1.27 (8, 1)	1.0		7	3	0	0	0	2	0	0	0	0	0	5	13	0.00	5.000								
Mike Fornieles, R ERA: 3.27 (9, 1)	1.0	S	3	0	0	0	0	0	0	0	0	0	0	3	3	0.00	0.000								

Baltimore Orioles @ Boston Red Sox  
Fenway Park, Boston, MA  
Tue Sep 22 1959, 7:05 PM EDT  
Att: 9,344 - Unknown

AB 33  
R 3  
H 9  
RBI 3  
BB 6  
SO 5  
LOB 18



Batter	1	2	3	4	5	6	7	8	9	AB	R	H	RBI	BB	SO	LOB	BOTTOM								
Gary Geiger, L OBP: 0.289, SLG: 0.399 (1, 8)	0-0 4-3		0-0 HR	0-0 1B		0-0 F8				4	1	2	2	0	0	1									
Pete Runnels, L OBP: 0.415, SLG: 0.427 (1, 4)			0-0 L6	4-0 BB					0-0 1B	3	1	2	0	1	0	0									
Dick Gemert, R OBP: 0.364, SLG: 0.424 (1, 3)	4-0 1B		0-0 L7	0-0 FC6-4					0-0 3B	3	0	1	1	1	0	3									
Gene Stephens, L OBP: 0.352, SLG: 0.378 (1, 7)	0-0 BB		0-0 L7	0-0 FC6-4					0-0 1B	4	0	2	0	0	1	1									
Jackie Jensen, R OBP: 0.366, SLG: 0.480 (1, 9)	0-0 P5		0-0 FC5-4	0-0 1B		0-0 F7			0-0 K	4	0	2	0	0	1	1									
Frank Malzone, R OBP: 0.324, SLG: 0.440 (1, 5)		0-0 G3		0-0 6-3		0-0 F8			0-0 K	4	1	1	0	0	1	1									
Sammy White, R OBP: 0.329, SLG: 0.349 (1, 2)		0-0 G3		0-0 G3					0-0 L6	4	0	0	0	0	0	1									
Don Buddin, R OBP: 0.363, SLG: 0.340 (1, 6)		0-3 K		0-0 FC6 1B					0-3 K	4	1	1	0	0	3	1									
Frank Sullivan, R OBP: 0.210, SLG: 0.217 (1, 1)		0-3 K		0-0 FC6 1B					0-0 F7	3	0	1	0	0	1	1									
Nelson Chittum, R OBP: 0.250, SLG: 0.500 (8, 1)										1	0	0	0	0	0	0									
Mike Fornieles, R OBP: 0.176, SLG: 0.235 (9, 1)										0	0	0	0	0	0	0									
<b>Inning Stats</b>	R: 0 E: 0 K: 0 S: 4	H: 2 LOB: 2 BB: 1 P: 8	R: 1 E: 0 K: 2 S: 8	H: 1 LOB: 0 BB: 0 P: 8	R: 1 E: 0 K: 0 S: 5	H: 2 LOB: 3 BB: 1 P: 10	R: 0 E: 0 K: 0 S: 3	H: 0 LOB: 0 BB: 0 P: 3	R: 0 E: 0 K: 1 S: 6	H: 1 LOB: 1 BB: 0 P: 6	R: 1 E: 0 K: 2 S: 9	H: 2 LOB: 1 BB: 0 P: 9	R: 0 E: 0 K: 1 S: 5	H: 0 LOB: 0 BB: 0 P: 5	R: 0 E: 0 K: 1 S: 5	H: 0 LOB: 0 BB: 0 P: 5	1B: 7 2B: 1 3B: 1 HR: 1	SF: 0 SAC: 0 DP: 0 HBP: 0	WP: 0 PB: 1 SB: 0 CS: 1	PA: 36					
<b>PITCHER</b>	IP	WLS	BF	H	R	ER	SO	BB	IBB	HBP	BLK	WP	HR	S	P	ERA	WHIP								
Hoyt Wilhelm, R ERA: 2.19 (1, 1)	6.0		28	8	3	2	3	2	0	0	0	0	0	32	40	3.00	1.667								
Hal Brown, R ERA: 3.95 (7, 1)	2.0	L	8	2	1	1	3	0	0	0	0	0	0	14	14	4.50	1.000								

Baltimore Orioles @ Boston Red Sox  
Fenway Park, Boston, MA  
Tue Sep 22 1959, 7:05 PM EDT  
Att: 9,344 - Unknown

AB 34  
R 4  
H 10  
RBI 3  
BB 2  
SO 6  
LOB 13





Batter	1	2	3	4	5	6	7	8	9	AB	R	H	RBI	BB	SO	LOB	TOP						
Chico Carrasquel, R (1, 6) OBP: 0.292, SLG: 0.295 Bob Hale, L (7, PH) OBP: 0.199, SLG: 0.204 Billy Klaus, L (7, 6) OBP: 0.355, SLG: 0.318	0-3 K (1)		0-0 F8 (1)		0-0 P4 (2)		0-3 K (3)			3	0	0	0	0	1	1	<p><b>Baltimore Orioles @ Boston Red Sox</b> Fenway Park, Boston, MA Wed Sep 23 1959, 3:33 AM EDT Att: 2,199 - Unknown</p>						
Al Pilarcik, L (1, 9) OBP: 0.352, SLG: 0.354	0-0 1B (1)		0-0 G3 (2)		0-0 F9 (3)			0-0 G3 (1)		4	0	1	0	0	0	1							
Brooks Robinson, R (1, 5) OBP: 0.326, SLG: 0.387	0-0 1B (1)		0-0 1B (1)		0-0 1B (1)		0-0 G4-6-3 (1)	0-0 1B (1)		4	0	4	0	0	0	0							
Gene Woodling, L (1, 7) OBP: 0.400, SLG: 0.455	0-3 K (2)		0-0 F9 (3)		0-0 G4-6-3 (2)	1-2	0-0 G4-6-3 (1)	0-0 1B (1)		4	0	1	0	0	1	4							
Bob Boyd, L (1, 3) OBP: 0.311, SLG: 0.344	0-0 P4 (3)			0-0 F7 (1)		0-0 F7 (3)		0-0 G4-6-3 (3)		4	0	0	0	0	0	4							
Willie Tasby, R (1, 8) OBP: 0.299, SLG: 0.378		0-0 5-3 (1)		0-0 F8 (2)			0-0 L7 (1)		0-0 5-3 (1)	4	0	0	0	0	0	0							
Gus Triandos, R (1, 2) OBP: 0.330, SLG: 0.432	0-3 K (2)			0-0 P6 (3)			0-0 WP BB 1B (1)		0-0 F8 (2)	4	0	1	0	0	1	0							
Jerry Adair, R (1, 4) OBP: 0.367, SLG: 0.345	0-0 1B (1)			0-0 WP 1B (1)			0-0 F8 (2)		0-3 K (3)	4	0	2	0	0	1	1							
Jack Fisher, R (1, 1) OBP: 0.167, SLG: 0.174 Bob Nieman, R (7, PH) OBP: 0.369, SLG: 0.532 Fred Valentine, S (7, PR) OBP: 0.429, SLG: 0.333 Billy O'Dell, S (7, 1) OBP: 0.150, SLG: 0.143	0-3 K (3)			0-0 5-3 (1)			4-0 WP BB (1)			2	0	0	0	0	1	2							
<b>Inning Stats</b>	R: 0 E: 0 K: 2 S: 9	H: 2 LOB: 2 BB: 0 P: 9	R: 0 E: 0 K: 2 S: 8	H: 1 LOB: 1 BB: 0 P: 8	R: 0 E: 0 K: 0 S: 4	H: 1 LOB: 0 BB: 0 P: 4	R: 0 E: 0 K: 0 S: 3	H: 0 LOB: 0 BB: 0 P: 3	R: 0 E: 0 K: 0 S: 4	H: 1 LOB: 1 BB: 0 P: 4	R: 0 E: 0 K: 1 S: 6	H: 1 LOB: 3 BB: 1 P: 10	R: 0 E: 0 K: 0 S: 4	H: 2 LOB: 1 BB: 0 P: 4	R: 0 E: 0 K: 1 S: 5	H: 0 LOB: 0 BB: 0 P: 5		1B: 9 2B: 0 3B: 0 HR: 0	SF: 0 SAC: 0 DP: 2 HBP: 0	WP: 2 PB: 0 SB: 0 CS: 0	PA: 35		
<b>PITCHER</b> Jerry Casale, R (1, 1) ERA: 4.33	IP: 9.0 WLS: W BF: 35 H: 9 R: 0 ER: 0 SO: 6 BB: 1 IBB: 0 HBP: 0 BLK: 0 WP: 2 HR: 0 S: 46 P: 50 ERA: 0.00 WHIP: 1.111											<b>PITCHER</b>	IP: 9.0 WLS: W BF: 35 H: 9 R: 0 ER: 0 SO: 6 BB: 1 IBB: 0 HBP: 0 BLK: 0 WP: 2 HR: 0 S: 46 P: 50 ERA: 0.00 WHIP: 1.111										

Batter	1	2	3	4	5	6	7	8	9	AB	R	H	RBI	BB	SO	LOB	BOTTOM						
Gary Geiger, L (1, 8) OBP: 0.289, SLG: 0.397 Marty Keough, L (8, 8) OBP: 0.314, SLG: 0.413	0-0 P4 (1)	0-0 4-3 (3)		0-0 4-3 (2)			0-0 E5 SH1-3 1B (1)			4	0	1	0	0	0	1	<p><b>Baltimore Orioles @ Boston Red Sox</b> Fenway Park, Boston, MA Wed Sep 23 1959, 3:33 AM EDT Att: 2,199 - Unknown</p>						
Pete Runnels, L (1, 4) OBP: 0.413, SLG: 0.425	0-0 4-3 (2)		0-0 5-3 (1)	0-0 4-3 (3)			0-0 SH1-3 (1)			3	0	0	0	0	0	0							
Vic Wertz, L (1, 3) OBP: 0.340, SLG: 0.413	0-0 1B (1)		0-0 2B BB 1B (1)		0-0 2B (1)		0-0 L4 (2)			4	1	3	0	0	1								
Gene Stephens, L (1, 7) OBP: 0.354, SLG: 0.378	0-0 1B (1)		0-0 2B BB (1)		0-0 P6 (1)		0-0 6-3 (3)			3	1	1	0	1	0	2							
Jackie Jensen, R (1, 9) OBP: 0.365, SLG: 0.480	0-0 P4 (3)		0-0 E 2B (1)		0-3 K (2)			0-0 6-3 (1)		4	1	1	2	0	1	3							
Frank Malzone, R (1, 5) OBP: 0.323, SLG: 0.441		0-0 2B 2B (1)	0-0 F3 (2)		0-0 F2 (3)			0-0 F8 (2)		4	1	1	0	0	0	2							
Sammy White, R (1, 2) OBP: 0.328, SLG: 0.348		0-0 6-3 (1)	0-0 E4 1B (1)			0-0 F9 (1)		0-0 5-3 (3)		4	0	1	0	0	0	1							
Don Buddin, R (1, 6) OBP: 0.363, SLG: 0.342		0-0 2B (1)	0-0 6-3 (3)			0-0 K (2)				3	0	1	1	0	1	1							
Jerry Casale, R (1, 1) OBP: 0.222, SLG: 0.345	0-0 F8 (2)			0-0 F8 (1)			0-0 6-3 (3)			3	0	0	0	0	0	1							
<b>Inning Stats</b>	R: 0 E: 0 K: 0 S: 5	H: 2 LOB: 2 BB: 0 P: 5	R: 1 E: 0 K: 0 S: 5	H: 2 LOB: 1 BB: 0 P: 5	R: 3 E: 1 K: 0 S: 6	H: 3 LOB: 1 BB: 1 P: 10	R: 0 E: 0 K: 0 S: 3	H: 0 LOB: 0 BB: 0 P: 3	R: 0 E: 0 K: 1 S: 6	H: 1 LOB: 1 BB: 0 P: 6	R: 0 E: 0 K: 1 S: 5	H: 0 LOB: 0 BB: 0 P: 5	R: 0 E: 1 K: 0 S: 4	H: 1 LOB: 1 BB: 0 P: 4	R: 0 E: 0 K: 0 S: 3	H: 0 LOB: 0 BB: 0 P: 3		1B: 5 2B: 4 3B: 0 HR: 0	SF: 0 SAC: 1 DP: 0 HBP: 0	WP: 0 PB: 0 SB: 0 CS: 0	PA: 34		
<b>PITCHER</b> Jack Fisher, R (1, 1) ERA: 3.12 Billy O'Dell, L (7, 1) ERA: 3.03	IP: 6.0 WLS: L BF: 27 H: 8 R: 4 ER: 3 SO: 2 BB: 1 IBB: 0 HBP: 0 BLK: 0 WP: 0 HR: 0 S: 30 P: 34 ERA: 4.50 WHIP: 1.500											<b>PITCHER</b>	IP: 6.0 WLS: L BF: 27 H: 8 R: 4 ER: 3 SO: 2 BB: 1 IBB: 0 HBP: 0 BLK: 0 WP: 0 HR: 0 S: 30 P: 34 ERA: 4.50 WHIP: 1.500										

AB	34
R	0
H	9
RBI	0
BB	1
SO	6
LOB	15



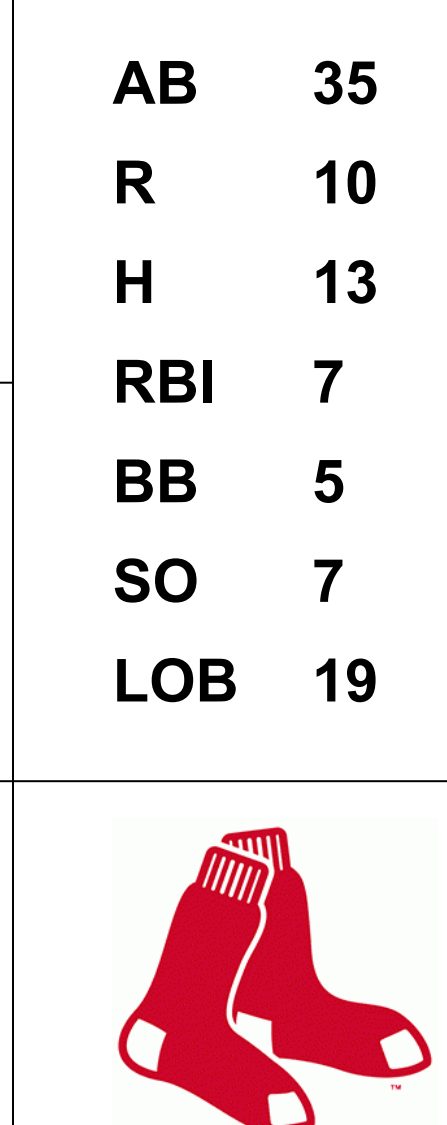


Batter	1	2	3	4	5	6	7	8	9	AB	R	H	RBI	BB	SO	LOB	TOP										
<b>Billy Conso</b> , R OBP: 0.333, SLG: 0.270 (1, 6)	0-3 K		0-3 K	0-0 2B		0-0 1B			0-0 1B	5	0	3	2	0	2	0	<b>Washington Senators @ Boston Red Sox</b> Fenway Park, Boston, MA Fri Sep 25 1959, 7:05 PM EDT Att: 9,089 - Unknown										
<b>Dan Dobbek</b> , L OBP: 0.304, SLG: 0.404 (1, 9)	0-0 F7		0-0 F8	0-3 K		4-0 1B			0-3 K	4	0	0	0	1	2	3											
<b>Harmon Killebrew</b> , R OBP: 0.350, SLG: 0.500 (1, 5)	4-0 BB		4-0 BB	0-0 6-3		0-0 L6			0-0 1B	3	0	1	0	2	0	4											
<b>Jim Lemon</b> , R OBP: 0.337, SLG: 0.516 (1, 7)	0-0 6-3		0-0 6-3			0-0 F8			0-0 F9	5	0	0	0	0	0	4											
<b>Roy Sievers</b> , R OBP: 0.327, SLG: 0.440 (1, 3)		0-3 K		0-0 E1 FC1-5 1B		0-0 6-3			0-0 F8	5	0	1	0	0	1	2											
<b>Bob Allison</b> , R OBP: 0.332, SLG: 0.487 (1, 8)		0-0 1-3 1B		4-0 BB FC1-5 SH BB		4-0 BB			0-0 6-3	2	2	1	0	2	0	0											
<b>Johnny Schaive</b> , R OBP: 0.173, SLG: 0.196 (1, 4)		0-0 1-3		0-0 FC1-5 SH BB 2B		0-0 4-3			0-0 F8	4	1	0	0	0	0	4											
<b>Steve Korcheck</b> , R OBP: 0.265, SLG: 0.233 (1, 2)		0-0 2H 1B		4-0 SH 2B BB		0-0 4-3			0-0 5-3	3	1	1	1	1	0	0											
<b>Tex Clevenger</b> , R Dick Hyde, R Hal Griggs, R Frank Williams, L Hal Woodeshick, L Chuck Stobbs, L Jim Kaat, L Julio Becerra, L Ralph Lumentli, L (1, 1)	0-3 K		0-0 SH 2B			0-0 1-3			0-0 F7	1	0	0	0	0	0	1											
<b>Inning Stats</b>	R: 0 E: 0 K: 1 S: 5	H: 0 LOB: 1 BB: 1 P: 9	R: 1 E: 0 K: 2 S: 9	H: 2 LOB: 1 BB: 0 P: 9	R: 0 E: 0 K: 1 S: 5	H: 0 LOB: 1 BB: 1 P: 9	R: 3 E: 2 K: 1 S: 8	H: 2 LOB: 2 BB: 2 P: 16	R: 0 E: 0 K: 0 S: 3	H: 1 LOB: 2 BB: 1 P: 8	R: 0 E: 0 K: 0 S: 3	H: 0 LOB: 0 BB: 0 P: 3	R: 0 E: 0 K: 0 S: 3	H: 0 LOB: 2 BB: 0 P: 3	R: 0 E: 0 K: 1 S: 7	H: 2 LOB: 2 BB: 0 P: 7		1B: 6 2B: 1 3B: 0 HR: 0	SF: 0 SAC: 1 DP: 0 HBP: 0	WP: 0 PB: 0 SB: 0 CS: 0	PA: 41						
<b>PITCHER</b>	IP	WLS	BF	H	R	ER	SO	BB	IBB	HBP	BLK	WP	HR	S	P	ERA	WHIP										
<b>Earl Wilson</b> , R ERA: 6.08 (1, 1)	3.1		19	4	4	4	4	4	0	0	0	0	0	23	39	10.80	2.400										
<b>Tom Brewer</b> , R ERA: 3.75 (4, 1)	0.2	W	2	0	0	0	1	0	0	0	0	0	0	4	4	0.00	0.000										
<b>Mike Fomiele</b> , R ERA: 3.07 (5, 1)	5.0		20	3	0	0	1	2	0	0	0	0	0	20	28	0.00	1.000										

AB	34
R	4
H	7
RBI	4
BB	6
SO	6
LOB	18



Batter	1	2	3	4	5	6	7	8	9	AB	R	H	RBI	BB	SO	LOB	BOTTOM										
<b>Don Buddin</b> , R OBP: 0.365, SLG: 0.347 (1, 6)	4-0 G3 BB		0-0 2B	0-0 SF7		0-0 BB SF 1B			0-3 K	3	1	2	1	1	1	0	<b>Washington Senators @ Boston Red Sox</b> Fenway Park, Boston, MA Fri Sep 25 1959, 7:05 PM EDT Att: 9,089 - Unknown										
<b>Pete Runnels</b> , L OBP: 0.414, SLG: 0.426 <b>Pumpsie Green</b> , S OBP: 0.350, SLG: 0.320 (1, 4) (7, 4)	0-0 G3		0-0 E6 G4-6-3	0-0 2B		4-0 BB SF BB			0-0 F9	3	1	1	2	1	0	2											
<b>Gene Stephens</b> , L OBP: 0.351, SLG: 0.372 (1, 7)	0-3 K		0-0 G4-6-3	0-0 F9		4-0 SF BB			0-3 K	4	1	0	0	1	2	5											
<b>Vic Wertz</b> , L OBP: 0.341, SLG: 0.418 <b>Don Gile</b> , R OBP: 0.333, SLG: 0.500 (1, 3) (5, 2)	0-0 F7			0-0 1B 2B		0-0 K			0-0 1B 1B	2	1	1	0	0	0	1											
<b>Jackie Jensen</b> , R OBP: 0.369, SLG: 0.482 (1, 9)		0-0 S 1B 1B		0-0 1-3 1B 1B		0-0 6-3			0-0 1B 1B	4	2	3	1	1	0	0											
<b>Frank Malzone</b> , R OBP: 0.324, SLG: 0.441 (1, 5)		0-3 K		0-0 1B 1-3 SF7 1B		0-0 1B WP 1B			0-0 K	5	2	2	0	0	2	5											
<b>Jerry Mallett</b> , R OBP: 0.429, SLG: 0.429 (1, 8)		0-0 G6-4-3 1B		0-0 1-3 1B		0-0 WP 1B			0-3 K	4	0	2	1	0	1	4											
<b>Sammy White</b> , R OBP: 0.328, SLG: 0.347 <b>Ted Williams</b> , L OBP: 0.370, SLG: 0.411 <b>Gary Geiger</b> , L OBP: 0.289, SLG: 0.397 <b>Mike Fomiele</b> , R OBP: 0.158, SLG: 0.211 (1, 2) (4, PH) (4, FR) (5, 1)	0-0 G6-4-3		0-0 G6-4-3	4-0 1B IBB		0-0 4-3			0-0 P3	1	0	0	0	0	0	1											
<b>Earl Wilson</b> , R OBP: 0.500, SLG: 0.750 <b>Tom Brewer</b> , R OBP: 0.123, SLG: 0.153 <b>Marty Keough</b> , L OBP: 0.314, SLG: 0.412 (1, 1) (4, 1) (4, PH) (5, 3)			0-0 F3	0-0 2B 1B		0-0 6-3			0-0 4-3	1	0	0	0	0	0	0											
<b>Inning Stats</b>	R: 0 E: 0 K: 1 S: 5	H: 0 LOB: 1 BB: 1 P: 9	R: 1 E: 0 K: 1 S: 6	H: 2 LOB: 0 BB: 0 P: 6	R: 0 E: 1 K: 0 S: 4	H: 1 LOB: 1 BB: 0 P: 4	R: 5 E: 0 K: 0 S: 8	H: 5 LOB: 2 BB: 1 P: 12	R: 1 E: 0 K: 1 S: 7	H: 2 LOB: 1 BB: 0 P: 7	R: 3 E: 1 K: 2 S: 9	H: 1 LOB: 2 BB: 3 P: 21	R: 0 E: 0 K: 1 S: 5	H: 0 LOB: 0 BB: 0 P: 5	R: 0 E: 0 K: 1 S: 7	H: 2 LOB: 2 BB: 0 P: 7		1B: 10 2B: 3 3B: 0 HR: 0	SF: 2 SAC: 0 DP: 2 HBP: 0	WP: 1 PB: 0 SB: 1 CS: 0	PA: 42						
<b>PITCHER</b>	IP	WLS	BF	H	R	ER	SO	BB	IBB	HBP	BLK	WP	HR	S	P	ERA	WHIP										
<b>Tex Clevenger</b> , R ERA: 3.91 (1, 1)	3.1		16	6	4	4	2	1	0	0	0	0	0	3	7	54.00	6.000										
<b>Dick Hyde</b> , R ERA: 4.97 (4, 1)	0.1	L	4	2	2	2	0	0	1	0	0	0	0	3	7	6.75	1.500										
<b>Hal Griggs</b> , R ERA: 5.25 (4, 1)	1.1		6	2	1	1	1	0	0	0	0	0	0	8	8	27.00	12.000										
<b>Hal Woodeshick</b> , L ERA: 3.69 <b>Chuck Stobbs</b> , L ERA: 2.98 (6, 1) (6, 1)	0.1		6	1	3	1	0	3	0	0	0	0	0	3	15	0.00	0.000										
<b>Jim Kaat</b> , L ERA: 2.45 (7, 1)	1.0		3	0	0	0	1	0	0	0	0	0	0	5	5	0.00	0.000										
<b>Ralph Lumentli</b> , L ERA: (8, 1)	1.0		5	2	0	0	1	0	0	0	0	0	0	7	7	0.00	2.000										





Batter	1	2	3	4	5	6	7	8	9	10	11	AB	R	H	RBI	BB	SO	LOB	TOP			
<b>Billy Conso</b> , R OBP: 0.332, SLG: 0.270 (1, 6)	L6			1B HR	K		FC4-6			SH1-4		4	1	1	0	0	1	1				
<b>Dan Dobbek</b> , L OBP: 0.328, SLG: 0.411 (1, 9)	F9			1B HR			F9		L6-4 1B	G4-6-3 1B		4	1	2	0	1	0	0				
<b>Harmon Killebrew</b> , R OBP: 0.351, SLG: 0.506 (1, 5)	K			HR			FC4-6 1B		1B	G4-6-3 1B		5	1	3	3	0	1	2				
<b>Jim Lemon</b> , R OBP: 0.336, SLG: 0.513 (6, PR)	F9			6-3			FC4-6 2B		F5			3	0	0	0	0	0	1				
<b>Lenny Green</b> , L OBP: 0.319, SLG: 0.327 (6, 8) (11, 7)							1-2r					2	1	0	0	0	1	2				
<b>Roy Slevers</b> , R OBP: 0.330, SLG: 0.444 (1, 3)	K			FC6-4 1B			1-H		L6-4			4	0	2	1	1	1	2				
<b>Bob Allison</b> , R OBP: 0.331, SLG: 0.484 (6, 7) (11, 8)	K			FC6-4 1B			F2					5	0	1	0	0	1	4				
<b>Johnny Schaive</b> , R OBP: 0.161, SLG: 0.182 (1, 4)				F8	G3				P6	F3		4	0	0	0	0	0	2				
<b>Steve Korcheck</b> , R OBP: 0.245, SLG: 0.213 (1, 2)				P3			5-3			6-3		4	0	0	0	0	0	1				
<b>Camilo Pascual</b> , R OBP: 0.341, SLG: 0.326 (9, 1)				4-3			4-3					3	0	1	0	0	0	0				
<b>Bill Fischer</b> , R OBP: 0.172, SLG: 0.130 (9, 1)										FC4-6 1B		1	0	1	0	0	0	0				
<b>Inning Stats</b>	R: 0 E: 0 K: 1 S: 5	H: 0 LOB: 0 BB: 0 P: 5	R: 0 E: 0 K: 2 S: 7	H: 0 LOB: 0 BB: 0 P: 7	R: 0 E: 0 K: 0 S: 3	H: 0 LOB: 0 BB: 0 P: 3	R: 3 E: 0 K: 0 S: 7	H: 4 LOB: 1 BB: 0 P: 7	R: 0 E: 0 K: 1 S: 5	H: 2 LOB: 2 BB: 0 P: 5	R: 0 E: 0 K: 0 S: 4	H: 1 LOB: 0 BB: 0 P: 4	R: 0 E: 0 K: 0 S: 3	H: 1 LOB: 1 BB: 0 P: 3	R: 0 E: 0 K: 0 S: 3	H: 1 LOB: 1 BB: 1 P: 7	R: 0 E: 0 K: 1 S: 4	H: 0 LOB: 0 BB: 1 P: 8	1B: 9 2B: 4 3B: 0 HR: 1	SF: 0 SAC: 1 DP: 4 HBP: 0	WP: 0 PB: 0 SB: 2 CS: 0	PA: 42
<b>PITCHER</b>	IP ERA WLS BF H R ER SO BB IBB HBP BLK WP HR S P ERA WHIP	IP ERA WLS BF H R ER SO BB IBB HBP BLK WP HR S P ERA WHIP																				
<b>Bill Monbouquette</b> , R ERA: 4.15 (1, 1)	9.0	2.0	W	7	1	0	0	1	1	1	0	0	0	0	0	7	15	0.00	1.000			
<b>Nelson Chittum</b> , R ERA: 1.19 (10, 1)	2.0	W	7	1	0	0	1	1	1	0	0	0	0	0	7	15	0.00	1.000				

Washington Senators @ Boston Red Sox  
Fenway Park, Boston, MA  
Sat Sep 26 1959, 3:33 AM EDT  
Att: 5,428 - Unknown

AB 39  
R 4  
H 11  
RBI 4  
BB 2  
SO 5  
LOB 15




Batter	1	2	3	4	5	6	7	8	9	10	11	AB	R	H	RBI	BB	SO	LOB	BOTTOM							
<b>Pete Runnels</b> , L OBP: 0.415, SLG: 0.427 (1, 4)	1-3			5-3			FC4-6 1B			SH1-4 2B 1B		5	0	2	0	0	1	2								
<b>Marty Keough</b> , L OBP: 0.315, SLG: 0.416 (1, 3)	FC1-6-5 2B			1B			FC4-6 1B			SH1-4 1B		5	0	2	0	0	1	2								
<b>Ted Williams</b> , L OBP: 0.370, SLG: 0.414 (6, PR)	FC1-6-5 2-3			P4			1B FC5-4 2B			2B		3	0	1	0	0	0	2								
<b>Gene Stephens</b> , L OBP: 0.351, SLG: 0.369 (7, 7)	2-3						K			2B		2	1	0	0	1	1	1								
<b>Jackie Jensen</b> , R OBP: 0.372, SLG: 0.492 (1, 9)	K			F8			FC5-4 1B			FC5-4 1B		6	1	4	3	0	1	2								
<b>Frank Malzone</b> , R OBP: 0.325, SLG: 0.439 (1, 5)				F9			FC5-4 1B			F9		4	0	1	1	1	0	3								
<b>Jerry Maltett</b> , R OBP: 0.106, SLG: 0.065 (6, PH)	G6-4-3 1B						1-2r 3-H			1B		5	0	1	0	0	2	5								
<b>Jerry Maltett</b> , R OBP: 0.333, SLG: 0.333 (1, 8)	G6-4-3 1-2r			K			1-2			F9		5	0	1	0	0	2	5								
<b>Don Gile</b> , R OBP: 0.250, SLG: 0.429 (1, 2)				P4			1B			F9		5	0	1	0	0	1	6								
<b>Don Gile</b> , R OBP: 0.250, SLG: 0.429 (1, 2)				2B			K			FC5-4		5	0	1	0	0	1	6								
<b>Jim Mahoney</b> , R OBP: 0.217, SLG: 0.286 (6, PH)							K			FC5		1	0	0	0	1	1	0								
<b>Vic Wertz</b> , L OBP: 0.339, SLG: 0.416 (7, 6)							K			1B		1	0	0	0	0	1	2								
<b>Don Buddin</b> , R OBP: 0.366, SLG: 0.349 (7, 6)							K			1B		2	1	1	0	0	0	0								
<b>Bill Monbouquette</b> , R OBP: 0.106, SLG: 0.065 (9, PH)							K			1B		3	0	0	0	0	3	2								
<b>Dick Gemert</b> , R OBP: 0.268, SLG: 0.428 (10, 1)							K			SH1-4 2B 1B		1	1	1	0	0	0	0								
<b>Nelson Chittum</b> , R OBP: 0.200, SLG: 0.400 (10, 1)							K			4-3		1	0	0	0	0	0	0								
<b>Inning Stats</b>	R: 0 E: 0 K: 1 S: 6	H: 1 LOB: 1 BB: 0 P: 6	R: 0 E: 0 K: 1 S: 6	H: 2 LOB: 2 BB: 1 P: 10	R: 0 E: 0 K: 0 S: 4	H: 1 LOB: 1 BB: 0 P: 4	R: 0 E: 0 K: 1 S: 5	H: 0 LOB: 0 BB: 0 P: 5	R: 0 E: 0 K: 3 S: 10	H: 1 LOB: 1 BB: 0 P: 10	R: 1 E: 0 K: 2 S: 8	H: 3 LOB: 2 BB: 0 P: 10	R: 0 E: 0 K: 2 S: 8	H: 1 LOB: 1 BB: 0 P: 8	R: 0 E: 0 K: 0 S: 4	H: 1 LOB: 1 BB: 0 P: 4	R: 3 E: 0 K: 1 S: 9	H: 4 LOB: 3 BB: 2 P: 17	R: 0 E: 0 K: 0 S: 3	H: 0 LOB: 0 BB: 0 P: 3	R: 1 E: 0 K: 0 S: 3	H: 1 LOB: 0 BB: 0 P: 3	1B: 9 2B: 5 3B: 0 HR: 1	SF: 0 SAC: 1 DP: 1 HBP: 0	WP: 0 PB: 0 SB: 0 CS: 0	PA: 49
<b>PITCHER</b>	IP ERA WLS BF H R ER SO BB IBB HBP BLK WP HR S P ERA WHIP	IP ERA WLS BF H R ER SO BB IBB HBP BLK WP HR S P ERA WHIP																								
<b>Camilo Pascual</b> , R ERA: 2.64 (1, 1)	8.1	2.1	L	9	1	1	1	0	0	0	0	1	0	0	0	0	1	10	14							
<b>Bill Fischer</b> , R ERA: 4.28 (9, 1)	2.1	L	9	1	1	1	0	0	0	0	1	10	14	3.86	0.429											


Washington Senators @ Boston Red Sox  
Fenway Park, Boston, MA  
Sat Sep 26 1959, 3:33 AM EDT  
Att: 5,428 - Unknown

AB 45  
R 5  
H 15  
RBI 5  
BB 3  
SO 11  
LOB 25





Batter	1	2	3	4	5	6	7	8	9	AB	R	H	RBI	BB	SO	LOB	TOP			
Harmon Killebrew, R OBP: 0.355, SLG: 0.516	0-0 BB 1B		0-0 2B		0-0 HR		0-0 1B		0-0 6-3	5	1	4	1	0	0	0	<b>Washington Senators @ Boston Red Sox</b> Fenway Park, Boston, MA Sun Sep 27 1959, 3:33 AM EDT Att: 9,110 - Unknown 			
Bob Allison, R OBP: 0.332, SLG: 0.482	4-0 BB		0-0 5-3		0-3 K		0-0 1B		0-0 5-3	4	0	1	0	1	1					
Jim Lemon, R OBP: 0.335, SLG: 0.510	0-0 P2		4-0 BB		0-0 F7		0-3 K			3	0	0	0	1	4					
Dan Dobbek, L OBP: 0.308, SLG: 0.383	0-0 F9		0-0 P4			0-0 F8			0-0 F9	4	0	0	0	0	4					
Roy Sievers, R OBP: 0.332, SLG: 0.455	0-0 2-3			0-0 HR		0-0 2B			0-0 4-3	4	1	2	1	0	2					
Johnny Schaive, R OBP: 0.167, SLG: 0.186		0-3 K		0-0 F8		0-0 5-3			0-0 BB 1B	4	0	1	0	0	1					
Zolo Versailles, R OBP: 0.219, SLG: 0.203	0-0 P2		0-3 K			0-3 K			4-0 BB	3	0	0	0	1	2					
Steve Korcheck, R OBP: 0.228, SLG: 0.196	0-0 L6		0-0 6-3				0-3 K		0-0 P6	4	0	0	0	0	1					
Jim Kaat, L Tom McAvoy, L Hal Naragon, L Jack Kralick, L Reno Bertola, R Ralph Lumentli, L Billy Consolo, R			0-0 F9		0-0 F9		0-0 3-1		0-3 K	0	0	0	0	0	0	0				
<b>Inning Stats</b>	R: 0 E: 0 K: 0 S: 4	H: 1 LOB: 2 BB: 1 P: 8	R: 0 E: 0 K: 1 S: 5	H: 0 LOB: 0 BB: 0 P: 5	R: 0 E: 0 K: 0 S: 4	H: 1 LOB: 2 BB: 1 P: 8	R: 1 E: 0 K: 1 S: 6	H: 1 LOB: 0 BB: 0 P: 6	R: 1 E: 0 K: 1 S: 6	H: 1 LOB: 1 BB: 0 P: 6	R: 0 E: 0 K: 1 S: 9	H: 2 LOB: 2 BB: 0 P: 9	R: 0 E: 0 K: 0 S: 4	H: 1 LOB: 2 BB: 1 P: 8	R: 0 E: 0 K: 1 S: 5	H: 0 LOB: 0 BB: 0 P: 5		1B: 4 2B: 2 3B: 0 HR: 2	SF: 0 SAC: 0 DP: 0 HBP: 0	WP: 0 PB: 0 SB: 0 CS: 0
<b>PITCHER</b>	IP WLS BF H R ER SO BB IBB HBP BLK WP HR S P ERA WHIP																			
Jerry Casale, R ERA: 4.31	(1, 1) 5.0 W 21 4 2 2 3 2 0 0 0 0 0 2 25 33 3.60 1.200																			
Frank Baumann, L ERA: 4.05	(6, 1) 4.0 S 17 4 0 0 4 1 0 0 0 0 0 0 24 28 0.00 1.250																			

Batter	1	2	3	4	5	6	7	8	9	AB	R	H	RBI	BB	SO	LOB	BOTTOM			
Don Buddin, R OBP: 0.366, SLG: 0.357	0-0 1B E	0-0 HR	0-0 F7			0-0 F8				4	2	3	0	0	1	<b>Washington Senators @ Boston Red Sox</b> Fenway Park, Boston, MA Sun Sep 27 1959, 3:33 AM EDT Att: 9,110 - Unknown 				
Marty Keough, L OBP: 0.320, SLG: 0.418	0-0 1B	1-0 2H 3H HR								1	1	1	0	0	0					
Vic Wertz, L OBP: 0.337, SLG: 0.413	0-0 SF7 1B	0-0 2B HBP								2	1	0	0	0	0					
Ted Williams, L OBP: 0.372, SLG: 0.419	0-0 E7 1B	0-0 2B								4	0	2	2	0	0					
Dick Gemert, R OBP: 0.366, SLG: 0.426	1-3 2H 1B	1-H 2B								0	0	0	0	0	0					
Gene Stephens, L OBP: 0.353, SLG: 0.367	0-3 K	4-0 BB								2	0	0	0	2	1					
Frank Matzone, R OBP: 0.323, SLG: 0.437	0-0 SF7	0-0 F8								3	0	0	1	0	1					
Jerry Mallett, R OBP: 0.313, SLG: 0.267	0-0 6-3	0-0 F9								3	0	0	0	1	0					
Don Gile, R OBP: 0.250, SLG: 0.300		1-0 SH5-4 HR HBP	0-0 P4			0-3 K			0-0 G4-6-3 BB	3	1	0	0	0	1					
Jim Mahoney, R OBP: 0.231, SLG: 0.261		4-0 SH5-4 HR BB	0-0 1-3						0-0 1-3	2	1	0	0	1	0					
Jerry Casale, R OBP: 0.234, SLG: 0.356		0-0 SH5-4								1	0	1	0	0	0					
Frank Baumann, L OBP: 0.258, SLG: 0.276		1-2 2-3 1B							0-3 K	1	0	0	0	0	1					
<b>Inning Stats</b>	R: 2 E: 1 K: 1 S: 8	H: 3 LOB: 1 BB: 0 P: 8	R: 4 E: 0 K: 0 S: 5	H: 2 LOB: 2 BB: 2 P: 15	R: 0 E: 0 K: 0 S: 4	H: 1 LOB: 1 BB: 0 P: 4	R: 0 E: 0 K: 0 S: 2	H: 0 LOB: 0 BB: 1 P: 6	R: 0 E: 0 K: 1 S: 5	H: 0 LOB: 0 BB: 0 P: 5	R: 0 E: 0 K: 1 S: 3	H: 0 LOB: 0 BB: 0 P: 3	R: 0 E: 0 K: 1 S: 4	H: 0 LOB: 0 BB: 1 P: 8	R: 0 E: 0 K: 1 S: 4	H: 0 LOB: 0 BB: 1 P: 8	1B: 4 2B: 1 3B: 0 HR: 1	SF: 1 SAC: 1 DP: 1 HBP: 2	WP: 0 PB: 0 SB: 0 CS: 0	PA: 35
<b>PITCHER</b>	IP WLS BF H R ER SO BB IBB HBP BLK WP HR S P ERA WHIP																			
Jim Kaat, L ERA: 12.6	(1, 1) 1.1 L 12 1 0 0 0 2 0 0 0 0 0 0 8 16 40.50 4.500																			
Tom McAvoy, L ERA	(2, 1) 2.2 10 1 0 0 0 2 0 0 0 0 0 0 8 16 0.00 1.125																			
Jack Kralick, L ERA: 6.57	(5, 1) 2.0 6 0 0 0 2 0 0 0 0 0 0 10 10 0.00 0.000																			
Ralph Lumentli, L ERA	(7, 1) 2.0 6 0 0 0 1 1 0 0 0 0 0 0 7 11 0.00 0.500																			