Boston Red Sox - 1962

Cleveland Indians @ Boston Red Sox

Fenway Park, Boston, MA

Tue Apr 10 1962, 3:33 AM EST

Att. 14,736 - Unknown

TOP

livebaseballscorecards.com

Batter	1	2	3	4	5	6	7	8	9	AB	R	H	RBI	BB	SO	LOB
Ty Cline, L (1, 8)	L1-2-3		L6	L4-3		L7			K	5	0	0	0	0	1	2
Tito Francona, L (1, 3) OBP: 0.200, SLG: 0.200	5-3		2B 1B		F8		F8		F7	5	0	1	0	0	0	0
Chuck Essegian, R (1, 7) OBP: 1.000, SLG: 1.500	BB		1-3 2B		1B 1B HBP		3B 1B		BB	2	2	2	0	2	0	0
Willie Kirkland, L (1, 9)	F7		G3-6-3 BB		L7		F6		6-3	4	0	0	0	1	0	4
John Romano, R (1, 2) OBP: 0.750, SLG: 1.250		3-1 PB 1B 1B	G3-6-3 1-2f		1B 1-2 1B		1B 1-H 3B			4	2	3	1	0	0	3
Woodie Held, R (1, 6) OBP: 0.750, SLG: 0.667		3-1 1-3		BB BB	1B 1-2 2-H 1B		1B 3-H 1B			3	0	2	2	1	0	1
Bubba Phillips, R (1, 5) OBP: 0.500, SLG: 0.333		1B 3-H 1B		BB 1-2 BB	1-3			6-3		3	0	1	1	1	0	2
Jerry Kindall, R (1, 4)		F7		F8		K		F7		4	0	0	0	0	1	3
Dick Donovan, L (1, 1)		G6		K		4-3		K		4	0	0	0	0	2	3
Inning Stats	R: 0 E: 0 K: 0 S: 3 H: 0 LOB: 1 BB: 1 P: 7	R: 1 E: 0 K: 0 S: 5 H: 2 LOB: 1 BB: 0 P: 5	R: 0 E: 0 K: 0 S: 4 H: 2 LOB: 2 BB: 1 P: 8	R: 0 E: 0 K: 1 S: 5 H: 0 LOB: 2 BB: 2 P: 13	R: 1 E: 0 K: 0 S: 5 H: 2 LOB: 2 BB: 0 P: 6	R: 0 E: 0 K: 1 S: 5 H: 0 LOB: 0 BB: 0 P: 5	R: 2 E: 0 K: 0 S: 5 H: 3 LOB: 1 BB: 0 P: 5	R: 0 E: 0 K: 1 S: 5 H: 0 LOB: 0 BB: 0 P: 5	R: 0 E: 0 K: 1 S: 5 H: 0 LOB: 1 BB: 1 P: 9	1B: 7 2B: 1 3B: 1 HR: 0	SF: 0 SAC: 0 DP: 1 HBP: 1						

AB	34
R	4
H	9
RBI	4
BB	5
SO	4
LOB	18

WP: 0 PB: 1 SB: 0 CS: 0 PA: 40

PITCHER		IP	WLS	BF	H	R	ER	SO	BB	IBB	HBP	BLK	WP	HR	S	P	ERA	WHIP
Don Schwall, R ERA: 4.5	(1, 1)	8.0	L	36	9	4	4	3	4	0	1	0	0	0	37	54	4.50	1.625
Dick Radatz, R ERA:	(9, 1)	1.0		4	0	0	0	1	1	0	0	0	0	0	5	9	0.00	1.000

PITCHER	IP	WLS	BF	H	R	ER	SO	BB	IBB	HBP	BLK	WP	HR	S	P	ERA	WHIP

Batter	1	2	3	4	5	6	7	8	9	AB	R	H	RBI	BB	SO	LOB
Pete Runnels, L (1, 3)	3-1		L8			BBBB G4-6-3 BB		G3		3	0	0	0	1	0	1
Chuck Schilling, R (1, 4)	5-3		SSS K			SSS K			L8	4	0	0	0	0	2	1
Gary Geiger, L (1, 8)	6-3			F9		G4-6-3 1-2f			G3	4	0	0	0	0	0	1
Carl Yastrzemski, L (1, 7) OBP: 0.500, SLG: 0.500		FC5 1B 1B		3-1			1-3		1B	4	0	2	0	0	0	0
Frank Malzone, R (1, 5)		L8		6-3			L8		F6	4	0	0	0	0	0	2
Russ Nixon, L (1, 2)		F7			L8		F7			3	0	0	0	0	0	1
Carroll Hardy, R (1, 9) OBP: 0.667, SLG: 0.667		1-2 1B			F9			FC4-6 1B		3	0	2	0	0	0	0
Eddie Bressoud, R (1, 6) OBP: 0.333, SLG: 0.333		FC5 2-3f			FC6-4 1B			FC4-6 1-2f		3	0	1	0	0	0	3
Don Schwall, R (1, 1)			6-3		FC6-4 1-2f			F6		2	0	0	0	0	0	1
Dave Philley, S (8, PH)										1	0	0	0	0	0	1
Dick Radatz, R (9, 1)										0	0	0	0	0	0	0
Inning Stats	R: 0 E: 0 K: 0 S: 3 H: 0 LOB: 0 BB: 0 P: 3	R: 0 E: 0 K: 0 S: 5 H: 2 LOB: 2 BB: 0 P: 5	R: 0 E: 0 K: 1 S: 5 H: 0 LOB: 0 BB: 0 P: 5	R: 0 E: 0 K: 0 S: 3 H: 0 LOB: 0 BB: 0 P: 3	R: 0 E: 0 K: 0 S: 4 H: 1 LOB: 1 BB: 0 P: 4	R: 0 E: 0 K: 1 S: 4 H: 0 LOB: 0 BB: 1 P: 8	R: 0 E: 0 K: 0 S: 3 H: 0 LOB: 0 BB: 0 P: 3	R: 0 E: 0 K: 0 S: 4 H: 1 LOB: 1 BB: 0 P: 4	R: 0 E: 0 K: 0 S: 4 H: 1 LOB: 1 BB: 0 P: 4	1B: 5 2B: 0 3B: 0 HR: 0	SF: 0 SAC: 0 DP: 1 HBP: 0						

PITCHER	IP	WLS	BF	H	R	ER	SO	BB	IBB	HBP	BLK	WP	HR	S	P	ERA	WHIP
Dick Donovan, R (1, 1) ERA:	9.0	W	32	5	0	0	2	1	0	0	0	0	0	35	39	0.00	0.667

PITCHER	IP	WLS	BF	H	R	ER	SO	BB	IBB	HBP	BLK	WP	HR	S	P	ERA	WHIP

BOTTOM

Cleveland Indians @ Boston Red Sox

Fenway Park, Boston, MA

Tue Apr 10 1962, 3:33 AM EST

Att. 14,736 - Unknown

livebaseballscorecards.com

AB	31
R	0
H	5
RBI	0
BB	1
SO	2
LOB	11

1B: 5 SF: 0 WP: 0 PA: 32
2B: 0 SAC: 0 PB: 0
3B: 0 DP: 1 SB: 0
HR: 0 HBP: 0 CS: 0

Cleveland Indians @ Boston Red Sox

Fenway Park, Boston, MA

Wed Apr 11 1962, 3:33 AM EST

Att. 2,466 - Unknown

livebaseballscorecards.com

TOP

Batter	1	2	3	4	5	6	7	8	9	10	11	12	AB	R	H	RBI	BB	SO	LOB
Ty Cline, L (1, 8)	H 1-0 G6-4-3 HBP		x 0-0 ③ L4-3			x 0-0 ① FC3-6 1-2f			x 0-0 ① F5		x 0-0 ② L8		4	0	0	0	0	0	2
Tito Francona, L (1, 3) OBP: 0.100, SLG: 0.100	S S S 0-3 ① K			x 0-0 ① 4-3		x 0-0 ② F8			S S S 0-3 ② K		x 0-0 ③ F6		5	0	0	0	0	2	3
Chuck Essegian, R (1, 7) OBP: 0.600, SLG: 0.571	x 0-0 ②③ G6-4-3 1-2f			S S S 0-3 ② K		x 0-0 ③ F9			x 0-0 ③ F4			x 0-0 FC4-6 1B	5	0	1	0	0	1	2
Willie Kirkland, L (1, 9)		x 0-0 ① F7		S S S 0-3 ③ K			x 0-0 ① 4-3			x 0-0 ① F2		x 0-0 ① FC4-6 FC5-4 BB 1-2f	5	0	0	0	0	1	1
John Romano, R (1, 2) OBP: 0.556, SLG: 0.714		B B B B 4-0 BB			x 0-0 ① 6-3		x 0-0 ② F9			x 0-0 ② 4-3		B B B B 4-0 FC5-4 1-2 BB	3	0	0	0	2	0	0
Woodie Held, R (1, 6) OBP: 0.556, SLG: 0.429		S S S 0-3 ② K			B B B B 4-0 FC1-6 BB		x 0-0 ③ F8			x 0-0 1B		x 0-0 ② FC5-4 1-2f 2-3	4	0	1	0	1	1	3
Bubba Phillips, R (1, 5) OBP: 0.222, SLG: 0.125		x 0-0 ③ F9			x 0-0 ② FC1-6 1-2f			x 0-0 ① 6-3		x 0-0 ③ F6		x 0-0 ③ F8	5	0	0	0	0	0	5
Jerry Kindall, R (1, 4)			x 0-0 ① F8		x 0-0 ③ L5			x 0-0 ② 6-3			x 0-0 ① F7		3	0	0	0	0	0	1
Don Dillard, L (11, PH)													1	0	0	0	0	0	0
Ken Aspromonte, R (11, 4)													0	0	0	0	0	0	0
Ron Taylor, R (1, 1) OBP: 0.500, SLG: 0.500			x 0-0 ② F9			x 0-0 FC3-6 1B		x 0-0 ③ 1-3			x 0-0 1B		4	0	2	0	0	0	0

Inning Stats	1	2	3	4	5	6	7	8	9	10	11	12
	R: 0 H: 0	R: 0 H: 0	R: 0 H: 0	R: 0 H: 0	R: 0 H: 0	R: 0 H: 1	R: 0 H: 0	R: 0 H: 0	R: 0 H: 0	R: 0 H: 1	R: 0 H: 1	R: 0 H: 1
	E: 0 LOB: 0	E: 0 LOB: 1	E: 0 LOB: 0	E: 0 LOB: 0	E: 0 LOB: 1	E: 0 LOB: 1	E: 0 LOB: 0	E: 0 LOB: 0	E: 0 LOB: 0	E: 0 LOB: 1	E: 0 LOB: 1	E: 0 LOB: 2
	K: 1 BB: 0	K: 1 BB: 1	K: 0 BB: 0	K: 2 BB: 0	K: 0 BB: 0	K: 0 BB: 0	K: 0 BB: 0	K: 0 BB: 0	K: 1 BB: 0	K: 0 BB: 0	K: 0 BB: 0	K: 0 BB: 1
	S: 4 P: 5	S: 5 P: 9	S: 3 P: 3	S: 7 P: 7	S: 3 P: 7	S: 4 P: 4	S: 3 P: 3	S: 3 P: 3	S: 5 P: 5	S: 4 P: 4	S: 4 P: 4	S: 4 P: 8

	1B	SF	PA
	4	0	43
	2B	SAC	
	0	0	
	3B	DP	
	0	1	
	HR	HBP	
	0	1	

	WP	
	0	
	PB	
	0	
	SB	
	0	
	CS	
	0	

	AB	39
	R	0
	H	4
	RBI	0
	BB	3
	SO	5
	LOB	17

PITCHER	IP	WLS	BF	H	R	ER	SO	BB	IBB	HBP	BLK	WP	HR	S	P	ERA	WHIP
Bill Monbouquette, R (1, 1) ERA:	12.0	W	43	4	0	0	5	3	0	1	0	0	0	49	62	0.00	0.583

PITCHER	IP	WLS	BF	H	R	ER	SO	BB	IBB	HBP	BLK	WP	HR	S	P	ERA	WHIP

Batter	1	2	3	4	5	6	7	8	9	10	11	12	AB	R	H	RBI	BB	SO	LOB
Pete Runnels, L (1, 3) OBP: 0.444, SLG: 0.286	6-3		F5			1B		IBB			G5-4-3 1B		4	0	2	0	1	0	1
Chuck Schilling, R (1, 4)	4-3			F9		1-3		F9			G5-4-3 1-2f		5	0	0	0	0	0	4
Gary Geiger, L (1, 8) OBP: 0.111, SLG: 0.111	F4			F6			K		G3		CS 1B		5	0	1	0	0	1	0
Carl Yastrzemski, L (1, 7) OBP: 0.444, SLG: 0.778		3-1		4-3			2B		K		CS 1-2	HR 3B	5	1	2	0	0	1	0
Frank Malzone, R (1, 5) OBP: 0.222, SLG: 0.125		6-3			G6-4-3 1B		L8		K			IBB HR IBB	4	1	1	0	1	1	1
Russ Nixon, L (1, 2)		5-3			G6-4-3 1-2f		4-3			L8		HR IBB	4	1	0	0	1	0	2
Carroll Hardy, R (1, 9) OBP: 0.625, SLG: 1.125			6-3		F7			2B		FC5-4 1B		HR	5	1	3	4	0	0	0
Eddie Bressoud, R (1, 6) OBP: 0.286, SLG: 0.286			FC2-6 1B			5-3		K		FC5-4 1-2f			4	0	1	0	0	1	2
Bill Monbouquette, R (1, 1)			FC2-6 1-2f			G3		K		2-3			4	0	0	0	0	1	3
Inning Stats	R: 0 E: 0 K: 0 S: 3 H: 0 LOB: 0 BB: 0 P: 3	R: 0 E: 0 K: 0 S: 3 H: 0 LOB: 0 BB: 0 P: 3	R: 0 E: 0 K: 0 S: 4 H: 1 LOB: 1 BB: 0 P: 4	R: 0 E: 0 K: 0 S: 3 H: 0 LOB: 0 BB: 0 P: 3	R: 0 E: 0 K: 0 S: 3 H: 1 LOB: 0 BB: 0 P: 3	R: 0 E: 0 K: 0 S: 4 H: 1 LOB: 1 BB: 0 P: 4	R: 0 E: 0 K: 1 S: 6 H: 1 LOB: 1 BB: 0 P: 6	R: 0 E: 0 K: 2 S: 8 H: 1 LOB: 2 BB: 1 P: 12	R: 0 E: 0 K: 2 S: 7 H: 0 LOB: 0 BB: 0 P: 7	R: 0 E: 0 K: 0 S: 4 H: 1 LOB: 1 BB: 0 P: 4	R: 0 E: 0 K: 0 S: 3 H: 2 LOB: 0 BB: 0 P: 3	R: 4 E: 0 K: 0 S: 2 H: 2 LOB: 0 BB: 2 P: 10	1B: 6 2B: 2 3B: 1 HR: 1	SF: 0 SAC: 0 DP: 2 HBP: 0	WP: 0 PB: 0 SB: 0 CS: 1	PA: 44					

PITCHER	IP	WLS	BF	H	R	ER	SO	BB	IBB	HBP	BLK	WP	HR	S	P	ERA	WHIP
Ron Taylor, R (1, 1) ERA: 3.27	11.0	L	43	10	4	4	5	0	3	0	0	0	1	50	62	3.27	0.909

PITCHER	IP	WLS	BF	H	R	ER	SO	BB	IBB	HBP	BLK	WP	HR	S	P	ERA	WHIP

BOTTOM

Cleveland Indians @ Boston Red Sox

Fenway Park, Boston, MA

Wed Apr 11 1962, 3:33 AM EST

Att. 2,466 - Unknown

livebaseballscorecards.com

AB	40
R	4
H	10
RBI	4
BB	3
SO	5
LOB	13

Batter	1	2	3	4	5	6	7	8	9	AB	R	H	RBI	BB	SO	LOB
Pete Runnels, L (1, 3) OBP: 0.308, SLG: 0.182	SSS 0-3 ① K		x 0-0 ① F5			x 0-0 ① 1-3		x 0-0 ③ 4-3		4	0	0	0	0	1	0
Chuck Schilling, R (1, 4)	BBBB 4-0 BB		x 0-0 ② 6-3			BBBB 4-0 BB			x 0-0 ① F7	2	0	0	0	2	0	0
Gary Geiger, L (1, 8) OBP: 0.077, SLG: 0.077	x 0-0 ② F9		x 0-0 ③ F7			x 0-0 ② F8			x 0-0 ② F8	4	0	0	0	0	0	2
Carl Yastrzemski, L (1, 7) OBP: 0.308, SLG: 0.538	SSS 0-3 ③ K			x 0-0 ① F9		x 0-0 ③ F8			x 0-0 ③ F4	4	0	0	0	0	1	2
Frank Malzone, R (1, 5) OBP: 0.250, SLG: 0.273		x 0-0 1B 2B		x 0-0 ② F3			x 0-0 ① 4-3			3	0	1	0	0	0	0
Russ Nixon, L (1, 2) Jim Pagliaroni, R (2, 2)		x 0-0 ① F6		x 0-0 ③ F3			x 0-0 ② F8			1 2	0 0	0 0	0 0	0 0	0 0	1 0
Carroll Hardy, R (1, 9) OBP: 0.455, SLG: 0.818		SSS 0-3 ② K			x 0-0 ① F5		x 0-0 ③ F8			3	0	0	0	0	1	1
Eddie Bressoud, R (1, 6) OBP: 0.300, SLG: 0.300		x 0-0 2-3 1B			SSS 0-3 ② K			SSS 0-3 ① K		3	0	1	0	0	2	0
Gene Conley, R (1, 1) Dave Philley, S (8, PH) Dick Radatz, R (8, 1)		x 0-0 ③ 5-3			SSS 0-3 ③ K			x 0-0 ② 4-3		2 1 0	0 0 0	0 0 0	0 0 0	1 0 0	2 0 0	2 0 0
Inning Stats	R: 0 H: 0 E: 0 LOB: 1 K: 2 BB: 1 S: 7 P: 11	R: 0 H: 2 E: 0 LOB: 2 K: 1 BB: 0 S: 7 P: 7	R: 0 H: 0 E: 0 LOB: 0 K: 0 BB: 0 S: 3 P: 3	R: 0 H: 0 E: 0 LOB: 0 K: 0 BB: 0 S: 3 P: 3	R: 0 H: 0 E: 0 LOB: 0 K: 2 BB: 0 S: 7 P: 7	R: 0 H: 0 E: 0 LOB: 1 K: 0 BB: 1 S: 3 P: 7	R: 0 H: 0 E: 0 LOB: 0 K: 0 BB: 0 S: 3 P: 3	R: 0 H: 0 E: 0 LOB: 0 K: 1 BB: 0 S: 5 P: 5	R: 0 H: 0 E: 0 LOB: 0 K: 0 BB: 0 S: 3 P: 3	1B: 1 SF: 0 2B: 1 SAC: 0 3B: 0 DP: 0 HR: 0 HBP: 0						

TOP

Boston Red Sox @ Baltimore Orioles

Memorial Stadium, Baltimore, MD

Sat Apr 14 1962, 3:33 AM EST
Att. 11,379 - Unknown - 52 F

livebaseballscorecards.com

AB	29
R	0
H	2
RBI	0
BB	2
SO	6
LOB	8

PITCHER		IP	WLS	BF	H	R	ER	SO	BB	IBB	HBP	BLK	WP	HR	S	P	ERA	WHIP
Chuck Estrada, R	(1, 1)	7.0	W	25	2	0	0	5	2	0	0	0	0	0	33	41	0.00	0.571
ERA:																		
Dick Hall, R	(8, 1)	2.0	S	6	0	0	0	1	0	0	0	0	0	0	8	8	0.00	0.000
ERA:																		

PITCHER	IP	WLS	BF	H	R	ER	SO	BB	IBB	HBP	BLK	WP	HR	S	P	ERA	WHIP

Batter	1	2	3	4	5	6	7	8	9	AB	R	H	RBI	BB	SO	LOB
Johnny Temple, R (1, 4) OBP: 0.444, SLG: 0.750	F7		BB		5-3		F4			3	0	0	0	1	0	0
Earl Robinson, R (1, 9)	B1		K 1-2		F3		1-3			4	0	0	0	0	1	1
Boog Powell, L (1, 7) OBP: 0.125, SLG: 0.125	4-3		K		BB BB 1B		4-3			4	0	1	0	0	1	1
Russ Snyder, L (8, 7)										0	0	0	0	0	0	0
Jim Gentile, L (1, 3) OBP: 0.444, SLG: 0.429		4-3		2B SF9 HBP	BB 1-2 BB			K		2	1	0	0	1	1	0
Jackie Brandt, R (1, 8) OBP: 0.222, SLG: 0.250		K		L8	1-2 2-3 BB			K		3	0	0	0	1	2	1
Brooks Robinson, R (1, 5) OBP: 0.500, SLG: 1.000		HR		SF9 1-3 2B	G3			K		4	1	2	1	0	1	3
Gus Triandos, R (1, 2) OBP: 0.571, SLG: 1.333		HR		FC6-4 IBB			F7			2	1	1	1	1	0	0
Jerry Adair, R (1, 6) OBP: 0.571, SLG: 0.800		K		SF9 2-3 3-H			G3			2	0	0	1	0	1	0
Chuck Estrada, R (1, 1)			4-3	FC6-4 1-2f			K			3	0	0	0	0	1	2
Dick Hall, R (8, 1)										0	0	0	0	0	0	0
Inning Stats	R: 0 E: 0 K: 0 S: 3 H: 0 LOB: 0 BB: 0 P: 3	R: 2 E: 0 K: 2 S: 9 H: 2 LOB: 0 BB: 0 P: 9	R: 0 E: 0 K: 2 S: 7 H: 0 LOB: 1 BB: 1 P: 11	R: 1 E: 0 K: 0 S: 4 H: 1 LOB: 2 BB: 1 P: 9	R: 0 E: 0 K: 0 S: 4 H: 1 LOB: 3 BB: 2 P: 12		R: 0 E: 0 K: 1 S: 5 H: 0 LOB: 0 BB: 0 P: 5	R: 0 E: 0 K: 0 S: 3 H: 0 LOB: 0 BB: 0 P: 3	R: 0 E: 0 K: 3 S: 9 H: 0 LOB: 0 BB: 0 P: 9		1B: 1 2B: 1 3B: 0 HR: 2	SF: 1 SAC: 0 DP: 0 HBP: 1			WP: 0 PB: 0 SB: 1 CS: 0	PA: 33	

PITCHER	IP	WLS	BF	H	R	ER	SO	BB	IBB	HBP	BLK	WP	HR	S	P	ERA	WHIP
Gene Conley, R (1, 1) ERA: 3.86	7.0	L	30	4	3	3	5	3	1	1	0	0	2	35	52	3.86	1.000
Dick Radatz, R (8, 1) ERA:	1.0		3	0	0	0	3	0	0	0	0	0	0	9	9	0.00	0.000

PITCHER	IP	WLS	BF	H	R	ER	SO	BB	IBB	HBP	BLK	WP	HR	S	P	ERA	WHIP

BOTTOM

Boston Red Sox @ Baltimore Orioles

Memorial Stadium, Baltimore, MD

Sat Apr 14 1962, 3:33 AM EST
Att. 11,379 - Unknown - 52 F

AB	27
R	3
H	4
RBI	3
BB	4
SO	8
LOB	8

livebaseballscorecards.com

Batter	1	2	3	4	5	6	7	8	9	AB	R	H	RBI	BB	SO	LOB
Pete Runnels, L (1, 3) OBP: 0.389, SLG: 0.333	S S S 0-3 ① K		S S S 0-3 ① K		B B B 4-0 FC6-4 BB		x 0-0 2B		x 0-0 FC6-4 1-2 1B	4	0	2	0	1	2	0
Chuck Schilling, R (1, 4)	x 0-0 ② 5-3		x 0-0 ② 6-3		x 0-0 ③ FC6-4 1-2f		x 0-0 ② 5-3		x 0-0 ① F9	5	0	0	0	0	0	4
Lou Clinton, R (1, 9)	x 0-0 ③ 3-1		x 0-0 ③ F8			x 0-0 E6 BB WP	S S S 0-3 ③ K		x 0-0 ② FC6-4 1-2f 2-3	5	0	0	0	0	1	3
Jim Pagliaroni, R (1, 2) OBP: 0.429, SLG: 0.333		x 0-0 G4-6-3 1B		x 0-0 G5-4-3 1B		B B B 4-0 BB 1-2 BB		x 0-0 E5 G6-4-3	S S S 0-3 ③ K	4	0	2	0	1	1	2
Frank Malzone, R (1, 5) OBP: 0.250, SLG: 0.267		x 0-0 ① ② G4-6-3 1-2f		x 0-0 G5-4-3 1-2 1B		S S S 0-3 ① K		x 0-0 ① ② G6-4-3 1-2f		4	0	1	0	0	1	4
Carroll Hardy, R (1, 8) OBP: 0.467, SLG: 0.714		x 0-0 BB 1B 1B		x 0-0 ① ② G5-4-3 1-2f 2-3		S S S 0-3 ② K		B B B B 4-0 1B BB		3	1	1	0	1	1	4
Carl Yastrzemski, L (1, 7) OBP: 0.412, SLG: 0.533		B B B B 4-0 1B 1-2 BB		S S S 0-3 ③ K		B B B B 4-0 1-2 2-3 BB		x 0-0 1-3 1B		2	0	1	0	2	1	1
Eddie Bressoud, R (1, 6) OBP: 0.286, SLG: 0.286		x 0-0 1-3 2-H 1B			x 0-0 ① 5-3	x 0-0 ③ 3-1		x 0-0 ③ F8		4	0	1	1	0	0	5
Don Schwall, R (1, 1) Pumpsie Green, S (7, PH) Ted Wills, L (7, 1) Mike Fornieles, R (7, 1) Bob Tillman, R (9, PH)		x 0-0 ③ L4			x 0-0 ② 1-3		x 0-0 ① 2-3		B B B B 4-0 FC6-4 1B BB	2 1 0 0 0	0 0 0 0 0	0 0 0 0 0	0 0 0 0 0	0 0 0 0 1	0 0 0 0 0	2 0 0 0 0
Inning Stats	R: 0 H: 0 E: 0 LOB: 0 K: 1 BB: 0 S: 5 P: 5	R: 1 H: 3 E: 0 LOB: 2 K: 0 BB: 1 S: 5 P: 9	R: 0 H: 0 E: 0 LOB: 0 K: 1 BB: 0 S: 5 P: 5	R: 0 H: 2 E: 0 LOB: 1 K: 1 BB: 0 S: 6 P: 6	R: 0 H: 0 E: 0 LOB: 1 K: 0 BB: 1 S: 3 P: 7	R: 0 H: 0 E: 1 LOB: 3 K: 2 BB: 2 S: 8 P: 16	R: 0 H: 1 E: 0 LOB: 1 K: 1 BB: 0 S: 6 P: 6	R: 0 H: 1 E: 1 LOB: 2 K: 0 BB: 1 S: 4 P: 8	R: 0 H: 1 E: 0 LOB: 2 K: 1 BB: 1 S: 6 P: 10	1B: 7 SF: 0 2B: 1 SAC: 0 3B: 0 DP: 3 HR: 0 HBP: 0						WP: 1 PA: 40 PB: 0 SB: 0 CS: 0

PITCHER	IP	WLS	BF	H	R	ER	SO	BB	IBB	HBP	BLK	WP	HR	S	P	ERA	WHIP
Steve Barber, L (1, 1) ERA: 1.0	9.0	W	40	8	1	1	7	6	0	0	0	1	0	48	72	1.00	1.556

PITCHER	IP	WLS	BF	H	R	ER	SO	BB	IBB	HBP	BLK	WP	HR	S	P	ERA	WHIP

TOP

Boston Red Sox @ Baltimore Orioles

Memorial Stadium, Baltimore, MD

Sun Apr 15 1962, 3:33 AM EST

Unknown

livebaseballscorecards.com

AB	34
R	1
H	8
RBI	1
BB	6
SO	7
LOB	25

Batter	1	2	3	4	5	6	7	8	9	AB	R	H	RBI	BB	SO	LOB
Johnny Temple, R (1, 4) OBP: 0.462, SLG: 0.600	BBBB 4-0 FC6-4 BB	SSS 0-3 ③ K			BBBB 4-0 SH3-4 2B BB	x 0-0 ③ 6-3		x 0-0 ① SH1-4 1-2		2	1	0	0	2	1	1
Earl Robinson, R (1, 9) OBP: 0.154, SLG: 0.250	x 0-0 ① FC6-4 G3 BB 1-2f 2B		BBBB 4-0 BB BB		x 0-0 ① SH3-4 1-2		x 0-0 1B 3B	x 0-0 ② F4		3	2	1	0	1	0	2
Boog Powell, L (1, 7) OBP: 0.333, SLG: 0.300 Russ Snyder, L (8, 7)	BBBB 4-0 G3 1-2 2B BB		x 0-0 ① F7		x 0-0 1B 2-H 2B		BBBB 4-0 BB 1B BB	x 0-0 ③ 3-1		2 1	2 0	1 0	1 0	2 0	0 0	1 1
Jim Gentile, L (1, 3) OBP: 0.538, SLG: 0.444	x 0-0 ② G3 1-2 2-3		BBBB 4-0 1-2 BB		BBBB 4-0 WP 1B FC1-5-2 BB		x 0-0 BB 1-2 3-H 1B			2	0	1	1	2	0	2
Jackie Brandt, R (1, 8) OBP: 0.308, SLG: 0.417	x 0-0 2-H 3-H 2B		SSS 0-3 ② K		x 0-0 WP 1-2 2-H 1B		SSS 0-3 ① K			4	0	2	3	0	2	4
Brooks Robinson, R (1, 5) OBP: 0.333, SLG: 0.667	SSS 0-3 ③ K		x 0-0 ③ F8		x 0-0 ② FC1-5-2 1-2 2-H		x 0-0 ② F9			4	0	0	0	0	1	7
Gus Triandos, R (1, 2) OBP: 0.455, SLG: 0.667		SSS 0-3 ① K		SSS 0-3 ① K2-3	x 0-0 ③ 5-3		BBBB 4-0 1-2 2-3 BB			3	0	0	0	1	2	2
Jerry Adair, R (1, 6) OBP: 0.455, SLG: 0.500		BBBB 4-0 SH3-4 BB		x 0-0 ② L9		SSS 0-3 ① K	x 0-0 ③ F7			3	0	0	0	1	1	3
Steve Barber, L (1, 1)		x 0-0 ② SH3-4 1-2		SSS 0-3 ③ K		SSS 0-3 ② K		BBBB 4-0 SH1-4 BB		2	0	0	0	1	2	0
Inning Stats	R: 2 E: 0 K: 1 S: 6 H: 1 LOB: 1 BB: 2 P: 14	R: 0 E: 0 K: 2 S: 7 H: 0 LOB: 1 BB: 1 P: 11	R: 0 E: 0 K: 1 S: 5 H: 0 LOB: 2 BB: 2 P: 13	R: 0 E: 0 K: 2 S: 7 H: 0 LOB: 0 BB: 0 P: 7	R: 2 E: 0 K: 0 S: 5 H: 2 LOB: 2 BB: 2 P: 13	R: 0 E: 0 K: 2 S: 7 H: 0 LOB: 0 BB: 0 P: 7	R: 1 E: 0 K: 1 S: 7 H: 2 LOB: 3 BB: 2 P: 15	R: 0 E: 0 K: 0 S: 3 H: 0 LOB: 1 BB: 1 P: 7		1B: 2 2B: 2 3B: 1 HR: 0	SF: 0 SAC: 3 DP: 0 HBP: 0					

PITCHER		IP	WLS	BF	H	R	ER	SO	BB	IBB	HBP	BLK	WP	HR	S	P	ERA	WHIP
Don Schwall, R ERA: 5.14	(1, 1)	6.0	L	28	3	4	4	8	7	0	0	0	1	0	37	65	6.00	1.667
Ted Wills, L ERA:	(7, 1)	0.0		3	2	1	1	0	1	0	0	0	0	0	2	6	∞	∞
Mike Fornieles, R ERA:	(7, 1)	2.0		8	0	0	0	1	2	0	0	0	0	0	8	16	0.00	1.000

PITCHER	IP	WLS	BF	H	R	ER	SO	BB	IBB	HBP	BLK	WP	HR	S	P	ERA	WHIP

BOTTOM

Boston Red Sox @ Baltimore Orioles

Memorial Stadium, Baltimore, MD

Sun Apr 15 1962, 3:33 AM EST

Unknown

livebaseballscorecards.com

AB	26
R	5
H	5
RBI	5
BB	10
SO	9
LOB	23

WP: 1 PA: 39
PB: 0
SB: 0
CS: 0

Boston Red Sox @ Baltimore Orioles

Memorial Stadium, Baltimore, MD

Sun Apr 15 1962, 6:05 PM EST

Att. 10,134 - Unknown

TOP

livebaseballscorecards.com

Batter	1	2	3	4	5	6	7	8	9	AB	R	H	RBI	BB	SO	LOB
Pete Runnels, L (1, 3) OBP: 0.304, SLG: 0.250	L7		K	E6 1-2 2-3		E3		6-3		5	0	0	0	0	1	3
Eddie Bressoud, R (1, 6) OBP: 0.316, SLG: 0.421	F8			1B 3B F9		F7		1B		5	1	2	0	0	0	5
Lou Clinton, R (1, 9) OBP: 0.100, SLG: 0.100	F4			SH1-3 BB 1B 1B 3-H	K	1-3		F7		5	1	1	1	0	1	3
Jim Pagliaroni, R (1, 2) OBP: 0.500, SLG: 0.444		1B SF8 2B		SH1-3 1B BB 1-2	F6		F8 SH1-3 BB		F4	3	2	1	0	2	0	0
Frank Malzone, R (1, 5) OBP: 0.316, SLG: 0.333		G4-6-3 1B 2-3		SH1-3 1-2 2-3	BB 1B		SH1-3 1-2		6-3	3	0	2	0	0	0	0
Carroll Hardy, R (1, 8) OBP: 0.500, SLG: 0.667		SF8 3-H		1B 4-3 IBB	BB 1-2		FC4-6 BB		1-3	1	1	0	1	3	0	0
Carl Yastrzemski, L (1, 7) OBP: 0.381, SLG: 0.474		G4-6-3 1-2f		E 4-3 1B 1-3 2-H 3-H	F7		F8 2-3			4	0	1	2	0	0	5
Chuck Schilling, R (1, 4)			K	4-3 1-2 3-H		F6	FC4-6 1-2f			4	0	0	1	0	1	3
Galen Cisco, R (1, 1) OBP: 0.667, SLG: 1.000			4-3	E BB		2B		K		2	0	1	0	1	0	0
Dick Radatz, R (7, 1)										1	0	0	0	0	1	0
Inning Stats	R: 0 E: 0 K: 0 S: 3 H: 0 LOB: 0 BB: 0 P: 3	R: 1 E: 0 K: 0 S: 4 H: 2 LOB: 0 BB: 0 P: 4	R: 0 E: 0 K: 2 S: 7 H: 0 LOB: 0 BB: 0 P: 7	R: 4 E: 1 K: 0 S: 7 H: 3 LOB: 3 BB: 3 P: 19	R: 0 E: 0 K: 1 S: 6 H: 1 LOB: 2 BB: 1 P: 10	R: 0 E: 1 K: 0 S: 5 H: 1 LOB: 2 BB: 0 P: 5	R: 0 E: 0 K: 0 S: 3 H: 0 LOB: 2 BB: 2 P: 11	R: 0 E: 0 K: 1 S: 6 H: 1 LOB: 1 BB: 0 P: 6	R: 0 E: 0 K: 0 S: 3 H: 0 LOB: 0 BB: 0 P: 3	1B: 5 2B: 2 3B: 1 HR: 0 SF: 1 SAC: 2 DP: 1 HBP: 0						

AB	33
R	5
H	8
RBI	5
BB	6
SO	4
LOB	19

WP: 0 PB: 0 SB: 0 CS: 0 PA: 42

PITCHER		IP	WLS	BF	H	R	ER	SO	BB	IBB	HBP	BLK	WP	HR	S	P	ERA	WHIP
Billy Hoeft, L ERA: 10.38	(1, 1)	3.2	L	19	5	5	5	2	2	1	0	0	0	0	20	32	12.27	1.909
Wes Stock, R ERA:	(4, 1)	1.1		6	1	0	0	1	1	0	0	0	0	0	7	11	0.00	1.500
Bill Short, L ERA:	(6, 1)	1.0		5	1	0	0	0	0	0	0	0	0	0	5	5	0.00	1.000
Jim Lehew, R ERA:	(7, 1)	2.0		9	1	0	0	1	2	0	0	0	0	0	9	17	0.00	1.500
Milt Pappas, R ERA:	(9, 1)	1.0		3	0	0	0	0	0	0	0	0	0	0	3	3	0.00	0.000

PITCHER	IP	WLS	BF	H	R	ER	SO	BB	IBB	HBP	BLK	WP	HR	S	P	ERA	WHIP

BOTTOM

Batter	1	2	3	4	5	6	7	8	9	AB	R	H	RBI	BB	SO	LOB
Marv Breeding, R (1, 4) OBP: 0.200, SLG: 0.200	F2	FC5-4 1-2f 2-3			4-3 1-2		1B 1B	F5		5	1	1	0	0	0	3
Whitey Herzog, L (1, 9) OBP: 0.200, SLG: 0.200	1B	K			K		F7		K	5	0	1	0	0	3	4
Boog Powell, L (1, 7) OBP: 0.412, SLG: 0.400	BB 1-3		G1-6-3		K		BB 1B 1-2 2B		K	5	1	3	0	0	2	1
Jim Gentile, L (1, 3) OBP: 0.556, SLG: 0.462 Dave Nicholson, R (9, PR)	F4		G1-6-3 1-2f			FC6-4 BB SF8 1B	BB 1-2 2-H 2B		WP BB	4 0	2 0	2 0	1 0	1 0	0 0	3 0
Jackie Brandt, R (1, 8) OBP: 0.389, SLG: 0.357	BB 1-2		K			FC6-4 1-2 BB	2B 1-2 2-3 BB		1-3 1-2	2	0	0	0	3	1	1
Brooks Robinson, R (1, 5) OBP: 0.313, SLG: 0.563	L1			G6-4-3 1B		FC6-4 1-2f 2-3 S	K			4	0	1	0	0	1	8
Charlie Lau, L (1, 2) OBP: 0.500, SLG: 1.000		FC1-5 E 1B		G6-4-3 1-2f		SF8 1-2 3-H	1-H 2-H 3-H 2B			3	0	2	3	0	0	1
Jerry Adair, R (1, 6) OBP: 0.400, SLG: 0.364		E5 FC5-4 FC1-5 1-2		L5		BB		F8		3	0	0	0	1	0	1
Billy Hoeft, L (1, 1) Wes Stock, R (4, 1) Johnny Temple, R (5, PH) OBP: 0.500, SLG: 0.600 Bill Short, L (6, 1) Marv Throneberry, L (6, PH) Jim Lehew, R (7, 1) Russ Snyder, L (8, PH) Milt Pappas, R (9, 1)		FC1-5 FC5-4 1-2 2-3f			4-3 BB		K		K	1 0 0 0 1 0 0 1 0	0 0 0 0 0 0 0 0 0	0 0 0 0 0 1 0 0 0	0 0 0 0 0 0 0 0 0	0 0 0 0 0 0 1 1 0	0 0 0 0 0 0 0 0 0	2 0 0 0 0 2 0 0 0
Inning Stats	R: 0 E: 0 K: 0 S: 5 H: 2 LOB: 3 BB: 1 P: 9	R: 0 E: 1 K: 1 S: 7 H: 1 LOB: 2 BB: 0 P: 7	R: 0 E: 0 K: 1 S: 5 H: 1 LOB: 0 BB: 0 P: 5	R: 0 E: 0 K: 0 S: 3 H: 1 LOB: 0 BB: 0 P: 3	R: 0 E: 0 K: 2 S: 7 H: 0 LOB: 1 BB: 1 P: 11	R: 1 E: 0 K: 1 S: 6 H: 1 LOB: 2 BB: 2 P: 14	R: 3 E: 0 K: 1 S: 8 H: 4 LOB: 2 BB: 1 P: 12	R: 0 E: 0 K: 1 S: 5 H: 0 LOB: 0 BB: 0 P: 5	R: 0 E: 0 K: 2 S: 7 H: 0 LOB: 2 BB: 1 P: 11	1B: 9 2B: 1 3B: 0 HR: 0 SF: 1 SAC: 0 DP: 2 HBP: 0				WP: 1 PB: 0 SB: 1 CS: 0		PA: 41

PITCHER		IP	WLS	BF	H	R	ER	SO	BB	IBB	HBP	BLK	WP	HR	S	P	ERA	WHIP
Galen Cisco, R ERA: 5.68	(1, 1)	6.1	W	31	9	4	4	5	4	0	0	0	0	0	37	53	5.68	2.053
Dick Radatz, R ERA:	(7, 1)	2.2	S	10	1	0	0	4	2	0	0	0	1	0	16	24	0.00	1.125

PITCHER	IP	WLS	BF	H	R	ER	SO	BB	IBB	HBP	BLK	WP	HR	S	P	ERA	WHIP

Boston Red Sox @ Baltimore Orioles

Memorial Stadium, Baltimore, MD

Sun Apr 15 1962, 6:05 PM EST

Att. 10,134 - Unknown

livebaseballscorecards.com

AB	34
R	4
H	10
RBI	4
BB	6
SO	9
LOB	26

Batter	1	2	3	4	5	6	7	8	9	AB	R	H	RBI	BB	SO	LOB
Pete Runnels, L (1, 3) OBP: 0.259, SLG: 0.208	F5		P6		F7			G3-6-3 1-2f		4	0	0	0	0	0	3
Eddie Bressoud, R (1, 6) OBP: 0.304, SLG: 0.435	1B 2B			K		F7			P3	4	0	1	0	0	1	0
Gary Geiger, L (1, 8) OBP: 0.176, SLG: 0.125	2-H 1B			K		G3			BBBB G1-6-3 BB	3	0	1	0	1	1	0
Carl Yastrzemski, L (1, 7) OBP: 0.360, SLG: 0.435	K			1B		F8			G1-6-3 1-2f	4	0	1	0	0	1	2
Frank Malzone, R (1, 5) OBP: 0.273, SLG: 0.286		6-3		P4			F8			3	0	0	0	0	0	1
Russ Nixon, L (1, 2) OBP: 0.167, SLG: 0.091		G6-4-3 1B			F9		6-3			3	0	1	0	0	0	0
Carroll Hardy, R (1, 9) OBP: 0.478, SLG: 0.588		G6-4-3 1-2f			1B BB		F2			2	0	0	0	1	0	1
Chuck Schilling, R (1, 4) Dave Philley, S (8, PH) Earl Wilson, R (8, 1)			K		K			FC3-6 BB		2 0 0	0 0 0	0 0 0	0 0 0	0 1 0	2 0 0	1 0 0
Bill Monbouquette, R (1, 1) OBP: 0.167, SLG: 0.167 Pumpsie Green, S (8, PH) (8, 4)			K		1-2 1B			FC3-6 G3-6-3 1-2f		2 1	0 0	1 0	0 0	0 0	1 0	0 1
Inning Stats	R: 0 H: 2 E: 0 LOB: 1 K: 1 BB: 0 S: 6 P: 6	R: 0 H: 1 E: 0 LOB: 0 K: 0 BB: 0 S: 3 P: 3	R: 0 H: 0 E: 0 LOB: 0 K: 2 BB: 0 S: 7 P: 7	R: 0 H: 1 E: 0 LOB: 1 K: 2 BB: 0 S: 8 P: 8	R: 0 H: 1 E: 0 LOB: 2 K: 1 BB: 1 S: 6 P: 10	R: 0 H: 0 E: 0 LOB: 0 K: 0 BB: 0 S: 3 P: 3	R: 0 H: 0 E: 0 LOB: 0 K: 0 BB: 0 S: 3 P: 3	R: 0 H: 0 E: 0 LOB: 0 K: 0 BB: 1 S: 2 P: 6	R: 0 H: 0 E: 0 LOB: 0 K: 0 BB: 1 S: 2 P: 6	1B: 4 SF: 0 2B: 1 SAC: 0 3B: 0 DP: 3 HR: 0 HBP: 0						

TOP

Boston Red Sox @ Cleveland Indians

Cleveland Municipal Stadium, Cleveland, OH

Tue Apr 17 1962, 6:05 PM EST

Att. 3,104 - Unknown

livebaseballscorecards.com

AB	28
R	0
H	5
RBI	0
BB	3
SO	6
LOB	9

PITCHER		IP	WLS	BF	H	R	ER	SO	BB	IBB	HBP	BLK	WP	HR	S	P	ERA	WHIP
Dick Donovan, R ERA:	(1, 1)	9.0	W	31	5	0	0	6	3	0	0	0	0	0	40	52	0.00	0.889

PITCHER	IP	WLS	BF	H	R	ER	SO	BB	IBB	HBP	BLK	WP	HR	S	P	ERA	WHIP

Boston Red Sox @ Cleveland Indians

Cleveland Municipal Stadium, Cleveland, OH

Tue Apr 17 1962, 6:05 PM EST

Att. 3,104 - Unknown

livebaseballscorecards.com

Batter	1	2	3	4	5	6	7	8	9	AB	R	H	RBI	BB	SO	LOB
Don Dillard, L (1, 8)	F7		L6		E3 FC6-4 2-3		6-3			4	0	0	0	0	0	1
Al Luplow, L (1, 7) OBP: 0.200, SLG: 0.800	G3		F7		FC6-4 1B 1-2f 3-H		HR			4	2	1	2	0	0	1
Tito Francona, L (1, 3) OBP: 0.381, SLG: 0.316	1B 1B			B B B B 1B SF BB	1B 1-3 1B		F9			3	1	2	0	1	0	0
Willie Kirkland, L (1, 9) OBP: 0.350, SLG: 0.526	1-2 1B			1-3 1B	FC5-4 1-3 3-H 1B			HR		4	1	4	2	0	0	0
John Romano, R (1, 2) OBP: 0.421, SLG: 0.385	P4			SF 3-H	FC5-4 1-2f			6-3		3	0	0	1	0	0	4
Woodie Held, R (1, 6) OBP: 0.368, SLG: 0.294		5-3		F7		F7		E5 FC6-4		4	0	0	0	0	0	1
Bubba Phillips, R (1, 5) OBP: 0.300, SLG: 0.368		5-3		P6		1-3		FC6-4 1-2f		4	0	0	0	0	0	2
Jerry Kindall, R (1, 4) OBP: 0.176, SLG: 0.235		S S S K			E FC6-4 2B	S S S K		F7		4	1	1	0	0	2	1
Dick Donovan, L (1, 1)			S S S K		F5		S S S K			3	0	0	0	0	2	1
Inning Stats	R: 0 E: 0 K: 0 S: 5 H: 2 LOB: 2 BB: 0 P: 5	R: 0 E: 0 K: 1 S: 5 H: 0 LOB: 0 BB: 0 P: 5	R: 0 E: 0 K: 1 S: 5 H: 0 LOB: 0 BB: 0 P: 5	R: 1 E: 0 K: 0 S: 4 H: 1 LOB: 1 BB: 1 P: 8	R: 2 E: 1 K: 0 S: 7 H: 3 LOB: 2 BB: 0 P: 7	R: 0 E: 0 K: 1 S: 5 H: 0 LOB: 0 BB: 0 P: 5	R: 1 E: 0 K: 1 S: 6 H: 1 LOB: 0 BB: 0 P: 6	R: 1 E: 2 K: 0 S: 5 H: 1 LOB: 1 BB: 0 P: 5		1B: 5 2B: 1 3B: 0 HR: 2 SF: 1 SAC: 0 DP: 0 HBP: 0						

BOTTOM	
AB	33
R	5
H	8
RBI	5
BB	1
SO	4
LOB	11

WP: 0 PB: 0 SB: 0 CS: 0 PA: 35

PITCHER		IP	WLS	BF	H	R	ER	SO	BB	IBB	HBP	BLK	WP	HR	S	P	ERA	WHIP
Bill Monbouquette, R ERA: 0.95	(1, 1)	7.0	L	30	7	4	2	4	1	0	0	0	0	1	37	41	2.57	1.143
Earl Wilson, R ERA: 9.0	(8, 1)	1.0		5	1	1	1	0	0	0	0	0	0	1	5	5	9.00	1.000

PITCHER	IP	WLS	BF	H	R	ER	SO	BB	IBB	HBP	BLK	WP	HR	S	P	ERA	WHIP

Batter	1	2	3	4	5	6	7	8	9	AB	R	H	RBI	BB	SO	LOB
Jake Wood, R (1, 4) OBP: 0.346, SLG: 0.261	1-3		6-3		S BB		K		6-3	4	0	0	0	1	1	1
Bill Bruton, L (1, 8) OBP: 0.385, SLG: 0.455	1B 1B		F5		1-2 BB		F6		1B 2B	4	1	2	0	1	0	1
Al Kaline, R (1, 9) OBP: 0.500, SLG: 0.714	1-3 G4-6-3 1B			G3 1B BB	L7			1B 2B 1B	2-H FC4-6 1B	4	2	3	1	1	0	2
Norm Cash, L (1, 3) OBP: 0.308, SLG: 0.682	G4-6-3 1-2f			G3 1-2	F5			2B 1B 1-2	K	5	1	1	0	0	1	4
Rocky Colavito, R (1, 7) OBP: 0.192, SLG: 0.087		G1-6-3 1B BB		F7	1B			K	FC4-6 1-2f	4	0	1	0	1	1	4
Steve Boros, R (1, 5) OBP: 0.375, SLG: 0.316		G1-6-3 1-2 1B		BB	F3			1B 1-3 2-H 2B		3	1	2	1	1	0	1
Chico Fernandez, R (1, 6) OBP: 0.304, SLG: 0.273		G1-6-3 1-2f 2-3		2-H 1B	F7			F7		4	0	1	1	0	0	5
Dick Brown, R (1, 2) OBP: 0.417, SLG: 0.818		6-3			4-3		2B	2-H 3-H 1B		4	0	2	2	0	0	1
Phil Regan, R (1, 1)			1-3		4-3		K	4-3		2	0	0	0	0	0	0
Jerry Casale, R (5, 1)										0	0	0	0	0	0	0
Dick McAuliffe, L (7, PH)										1	0	0	0	0	1	1
Paul Foytack, R (7, 1)										0	0	0	0	0	0	0
Vic Wertz, L (8, PH)										1	0	0	0	0	0	1
Fred Gladding, L (8, 1)										0	0	0	0	0	0	0
Inning Stats	R: 0 E: 0 K: 0 S: 4 H: 2 LOB: 1 BB: 0 P: 4	R: 0 E: 0 K: 0 S: 3 H: 1 LOB: 1 BB: 1 P: 7	R: 0 E: 0 K: 0 S: 3 H: 0 LOB: 0 BB: 0 P: 3	R: 1 E: 0 K: 0 S: 3 H: 1 LOB: 1 BB: 2 P: 11	R: 0 E: 0 K: 0 S: 3 H: 0 LOB: 2 BB: 2 P: 11	R: 0 E: 0 K: 0 S: 4 H: 1 LOB: 1 BB: 0 P: 4	R: 0 E: 0 K: 2 S: 8 H: 1 LOB: 1 BB: 0 P: 8	R: 3 E: 0 K: 1 S: 9 H: 4 LOB: 1 BB: 0 P: 9	R: 1 E: 0 K: 1 S: 7 H: 2 LOB: 1 BB: 0 P: 7	1B: 9 2B: 3 3B: 0 HR: 0	SF: 0 SAC: 0 DP: 2 HBP: 0						

TOP

Detroit Tigers @ Boston Red Sox

Fenway Park, Boston, MA

Thu Apr 19 1962, 3:33 AM EST

Att. 9,223 - Unknown

livebaseballscorecards.com

AB	36
R	5
H	12
RBI	5
BB	5
SO	4
LOB	21

WP: 0 PB: 0 SB: 1 CS: 0 PA: 41

PITCHER		IP	WLS	BF	H	R	ER	SO	BB	IBB	HBP	BLK	WP	HR	S	P	ERA	WHIP
Gene Conley, R ERA: 4.7	(1, 1)	8.1	W	39	12	5	5	3	5	0	0	0	0	0	40	60	5.40	2.040
Dick Radatz, R ERA:	(9, 1)	0.2	S	2	0	0	0	1	0	0	0	0	0	0	4	4	0.00	0.000

PITCHER	IP	WLS	BF	H	R	ER	SO	BB	IBB	HBP	BLK	WP	HR	S	P	ERA	WHIP

Batter	1	2	3	4	5	6	7	8	9	AB	R	H	RBI	BB	SO	LOB
Pete Runnels, L (1, 3) OBP: 0.281, SLG: 0.241	4-3		1B		F4	2B 1B		4-3		5	1	2	0	0	0	1
Eddie Bressoud, R (1, 6) OBP: 0.357, SLG: 0.481	K		6-3		BB BB 1B 1-2 BB	1-H 2B		1B		4	1	2	1	1	1	1
Carl Yastrzemski, L (1, 7) OBP: 0.367, SLG: 0.385	4-3			E8 2B	1B BB HR 1-2 2-3 BB	BB		L3		3	2	0	0	2	0	1
Jim Pagliaroni, R (1, 2) OBP: 0.563, SLG: 0.667		6-3 2B		2-H 2B	1B HR BB 1-2 2-3 3-H	K				3	1	2	2	1	1	2
Frank Malzone, R (1, 5) OBP: 0.269, SLG: 0.280		6-3 2-3		6-3	HR 1B 1-2 2-3 3-H		F5			4	1	1	1	0	0	2
Lou Clinton, R (1, 9) OBP: 0.214, SLG: 0.571		K		F7	HR 1-H 2-H 3-H		1B 3B			4	2	2	4	0	1	2
Carroll Hardy, R (1, 8) OBP: 0.407, SLG: 0.476		F8		3-1	5-3		F3			4	0	0	0	0	0	3
Chuck Schilling, R (1, 4) OBP: 0.107, SLG: 0.038			L9		5-3	F4	PO 1B 3-H			4	0	1	1	0	0	0
Gene Conley, R (1, 1) OBP: 0.167, SLG: 0.167			F8		BB BB BB 1B	F6	PO 1-2	K		4	1	1	0	0	1	0
Dick Radatz, R (9, 1)										0	0	0	0	0	0	0
Inning Stats	R: 0 E: 0 K: 1 S: 5 H: 0 LOB: 0 BB: 0 P: 5	R: 0 E: 0 K: 1 S: 6 H: 1 LOB: 1 BB: 0 P: 6	R: 0 E: 0 K: 0 S: 4 H: 1 LOB: 1 BB: 0 P: 4	R: 1 E: 1 K: 0 S: 5 H: 1 LOB: 1 BB: 0 P: 5	R: 6 E: 0 K: 0 S: 6 H: 3 LOB: 0 BB: 3 P: 18	R: 1 E: 0 K: 1 S: 7 H: 2 LOB: 2 BB: 1 P: 11	R: 1 E: 0 K: 0 S: 4 H: 2 LOB: 0 BB: 0 P: 4	R: 0 E: 0 K: 1 S: 6 H: 1 LOB: 1 BB: 0 P: 6		1B: 6 2B: 3 3B: 1 HR: 1	SF: 0 SAC: 0 DP: 0 HBP: 0						

BOTTOM

Detroit Tigers @ Boston Red Sox

Fenway Park, Boston, MA

Thu Apr 19 1962, 3:33 AM EST

Att. 9,223 - Unknown

livebaseballscorecards.com

AB	35
R	9
H	11
RBI	9
BB	4
SO	4
LOB	12

WP: 0 PA: 40
PB: 0
SB: 0
CS: 0

PITCHER		IP	WLS	BF	H	R	ER	SO	BB	IBB	HBP	BLK	WP	HR	S	P	ERA	WHIP
Phil Regan, R ERA: 11.88	(1, 1)	4.2	L	22	4	5	4	2	3	0	0	0	0	0	23	35	7.71	1.500
Jerry Casale, R ERA: 10.8	(5, 1)	1.1		9	4	3	3	1	1	0	0	0	0	1	10	14	20.25	3.750
Paul Foytack, R ERA: 9.0	(7, 1)	1.0		4	2	1	1	0	0	0	0	0	0	0	4	4	9.00	2.000
Fred Gladding, R ERA:	(8, 1)	1.0		4	1	0	0	1	0	0	0	0	0	0	6	6	0.00	1.000

PITCHER	IP	WLS	BF	H	R	ER	SO	BB	IBB	HBP	BLK	WP	HR	S	P	ERA	WHIP

Batter	1	2	3	4	5	6	7	8	9	AB	R	H	RBI	BB	SO	LOB
Jake Wood, R (1, 4) OBP: 0.355, SLG: 0.286	G6-4-3 1B		K		FC4-6 1B		6-3		K	5	0	2	0	0	2	2
Bill Bruton, L (1, 8) OBP: 0.387, SLG: 0.400	G6-4-3 1-2f			HR BB	FC4-6 L4-6-3 1-2f 2-3		FC4 BB		4-3	3	1	0	0	2	0	3
Al Kaline, R (1, 9) OBP: 0.467, SLG: 0.760	F2			HR 1-H	L4-6-3 1-2		FC4 1-2f			4	1	1	2	0	0	4
Norm Cash, L (1, 3) OBP: 0.333, SLG: 0.760		4-3		F9		1-3 BB		HR		3	1	1	1	1	0	0
Rocky Colavito, R (1, 7) OBP: 0.200, SLG: 0.111		6-3		BB 1B		1-3 1-2		K		4	0	1	0	0	1	1
Steve Boros, R (1, 5) OBP: 0.357, SLG: 0.304		1B		K		K		5-3		4	0	1	0	0	2	2
Chico Fernandez, R (1, 6) OBP: 0.308, SLG: 0.250			5-3	FC6-4 1-2 BB		K		BB		2	0	0	0	1	1	1
Bobo Osborne, L (8, PH)										0	0	0	0	1	0	0
Reno Bertoia, R (8, PR)										0	0	0	0	0	0	0
Dick McAuliffe, L (8, 6)										0	0	0	0	0	0	0
Dick Brown, R (1, 2) OBP: 0.400, SLG: 0.714			K	FC6-4 1-2f			6-3 E 1B	4-3		3	0	1	0	0	1	2
Vic Wertz, L (8, PH)										1	0	0	0	0	0	1
Mike Roarke, R (8, 2) OBP: 0.250, SLG: 0.143										0	0	0	0	0	0	0
Frank Lary, R (1, 1) OBP: 0.500, SLG: 0.800			BB		FC4-6 1B		K 1-2		G3	2	0	1	0	1	1	1
Charlie Maxwell, L (9, PH)										1	0	0	0	0	0	0
Inning Stats	R: 0 E: 0 K: 0 S: 3 H: 1 LOB: 0 BB: 0 P: 3	R: 0 E: 0 K: 0 S: 3 H: 1 LOB: 1 BB: 0 P: 3	R: 0 E: 0 K: 2 S: 7 H: 0 LOB: 1 BB: 1 P: 11	R: 2 E: 0 K: 1 S: 7 H: 2 LOB: 2 BB: 2 P: 15	R: 0 E: 0 K: 0 S: 4 H: 2 LOB: 1 BB: 0 P: 4	R: 0 E: 0 K: 2 S: 7 H: 0 LOB: 1 BB: 1 P: 11	R: 0 E: 1 K: 1 S: 6 H: 1 LOB: 2 BB: 1 P: 10	R: 1 E: 0 K: 1 S: 6 H: 1 LOB: 1 BB: 1 P: 10	R: 0 E: 0 K: 1 S: 5 H: 0 LOB: 0 BB: 0 P: 5	1B: 6 2B: 0 3B: 0 HR: 2 SF: 0 SAC: 0 DP: 2 HBP: 0						

TOP

Detroit Tigers @ Boston Red Sox

Fenway Park, Boston, MA

Sat Apr 21 1962, 3:33 AM EST
Att. 12,558 - Unknown

livebaseballscorecards.com

AB	32
R	3
H	8
RBI	3
BB	6
SO	8
LOB	17

WP: 0 PB: 0 SB: 0 CS: 0 PA: 38

PITCHER		IP	WLS	BF	H	R	ER	SO	BB	IBB	HBP	BLK	WP	HR	S	P	ERA	WHIP
Don Schwall, R ERA: 4.5	(1, 1)	8.0	W	35	8	3	3	7	6	0	0	0	0	2	43	67	3.38	1.750
Dick Radatz, R ERA:	(9, 1)	1.0	S	3	0	0	0	1	0	0	0	0	0	0	5	5	0.00	0.000

PITCHER		IP	WLS	BF	H	R	ER	SO	BB	IBB	HBP	BLK	WP	HR	S	P	ERA	WHIP

Batter	1	2	3	4	5	6	7	8	9	AB	R	H	RBI	BB	SO	LOB
Pete Runnels, L (1, 3) OBP: 0.306, SLG: 0.250	G6-4-3 1B		BBBB 4-0 1B 2B BB	0-0 G4-6-3 1-2f			0-0 F7			3	1	1	0	1	0	1
Eddie Bressoud, R (1, 6) OBP: 0.344, SLG: 0.452	0-0 G6-4-3 1-2f		0-0 2B 1B 1-2 2-H 1B		0-0 F5		0-0 6-3			4	1	1	1	0	0	1
Carl Yastrzemski, L (1, 7) OBP: 0.353, SLG: 0.400	0-0 G3		0-0 1B 1B 1-3 2-H 2B		0-0 L9		SSS 0-3 K			4	1	1	1	0	1	0
Jim Pagliaroni, R (1, 2) OBP: 0.500, SLG: 0.563		0-0 F8	0-0 WP 1B 2-3 3-H 1B		0-0 F8			0-0 F5		4	0	1	1	0	0	0
Frank Malzone, R (1, 5) OBP: 0.267, SLG: 0.276		0-0 L9	0-0 WP 1-2 3-H 1B			0-0 5-3		0-0 L7		4	0	1	1	0	0	0
Lou Clinton, R (1, 9) OBP: 0.222, SLG: 0.500		0-0 E6	0-0 F6 1-2 2-3			0-0 S 1B		0-0 5-3		4	0	1	0	0	0	2
Carroll Hardy, R (1, 8) OBP: 0.400, SLG: 0.435		0-0 F6	0-0 4-3			BBBB 4-0 1-2 BB				2	0	0	0	1	0	3
Chuck Schilling, R (1, 4) OBP: 0.129, SLG: 0.069			0-0 SH1-3 1B 1B	0-0 F8		0-0 L9				3	1	1	0	0	0	2
Don Schwall, R (1, 1) OBP: 0.167, SLG: 0.167 Dick Radatz, R (9, 1)			0-0 SH1-3 1-2	0-0 G4-6-3 1B		0-0 L9				2 0	0 0	1 0	0 0	0 0	0 0	2 0
Inning Stats	R: 0 H: 1 E: 0 LOB: 0 K: 0 BB: 0 S: 3 P: 3	R: 0 H: 0 E: 1 LOB: 1 K: 0 BB: 0 S: 4 P: 4	R: 4 H: 5 E: 0 LOB: 2 K: 0 BB: 1 S: 8 P: 12	R: 0 H: 1 E: 0 LOB: 0 K: 0 BB: 0 S: 3 P: 3	R: 0 H: 0 E: 0 LOB: 0 K: 0 BB: 0 S: 3 P: 3	R: 0 H: 1 E: 0 LOB: 2 K: 0 BB: 1 S: 4 P: 8	R: 0 H: 0 E: 0 LOB: 0 K: 1 BB: 0 S: 5 P: 5	R: 0 H: 0 E: 0 LOB: 0 K: 0 BB: 0 S: 3 P: 3		1B: 7 SF: 0 2B: 1 SAC: 1 3B: 0 DP: 2 HR: 0 HBP: 0						

PITCHER	IP	WLS	BF	H	R	ER	SO	BB	IBB	HBP	BLK	WP	HR	S	P	ERA	WHIP
Frank Lary, R (1, 1) ERA: 4.2	8.0	L	33	8	4	4	1	2	0	0	0	1	0	33	41	4.50	1.250

PITCHER	IP	WLS	BF	H	R	ER	SO	BB	IBB	HBP	BLK	WP	HR	S	P	ERA	WHIP

Detroit Tigers @ Boston Red Sox

Fenway Park, Boston, MA

Sat Apr 21 1962, 3:33 AM EST

Att. 12,558 - Unknown

BOTTOM

livebaseballscorecards.com

AB	30
R	4
H	8
RBI	4
BB	2
SO	1
LOB	11

PA: 33

WP: 1
PB: 0
SB: 1
CS: 0

Batter	1	2	3	4	5	6	7	8	9	AB	R	H	RBI	BB	SO	LOB
Jake Wood, R (1, 4) OBP: 0.361, SLG: 0.323	1B 2B	S 1B BB	SF7 3-H		FC6-4 1-2f		F9			3	2	1	1	1	0	4
Bill Bruton, L (1, 8) OBP: 0.417, SLG: 0.433	2-H 1B 1B	1-H 1B 1B	F4				L6-4-3 1B S S S	K		5	1	3	2	0	1	3
Al Kaline, R (1, 9) OBP: 0.457, SLG: 0.700	2-H HR 1B	1-3 IBB 1B		L6-3		L6-4-3 1-2		L9		5	1	2	1	0	0	1
Norm Cash, L (1, 3) OBP: 0.371, SLG: 0.931	1-H HR	1-2 IBB		G3		HR		F9		4	2	2	3	1	0	0
Rocky Colavito, R (1, 7) OBP: 0.226, SLG: 0.143 Bubba Morton, R (1, 7) OBP: 0.500, SLG: 0.400	1B	F8		6-3		1B		6-3		1 4	0 0	1 1	0 0	0 0	0 0	0 3
Steve Boros, R (1, 5) OBP: 0.333, SLG: 0.286	F9	1B 1B 1B			6-3	L7			5-3	5	1	1	0	0	0	1
Dick McAuliffe, L (1, 6) OBP: 0.667, SLG: 0.500	F7	1-3 1B SF7 1B			1B 1B		SH1-4 BB BB		L6-3 BB	3	1	2	0	2	0	0
Dick Brown, R (1, 2) OBP: 0.350, SLG: 0.556		F7	F6		K S S S		SH1-4 1-2 BB		L6-3 1-2	4	0	0	0	1	1	4
Jim Bunning, R (1, 1) OBP: 0.286, SLG: 0.286 Ron Kline, R (5, 1)		5-3	1-3 3-H 1B		FC6-4 1-2 1B		SH1-4 1-2 2-3			3 0	0 0	2 0	1 0	0 0	0 0	0 0
Inning Stats	R: 4 E: 0 K: 0 S: 7 H: 5 LOB: 0 BB: 0 P: 7	R: 1 E: 0 K: 0 S: 5 H: 2 LOB: 3 BB: 2 P: 13	R: 2 E: 0 K: 0 S: 6 H: 3 LOB: 1 BB: 0 P: 6	R: 0 E: 0 K: 0 S: 3 H: 0 LOB: 0 BB: 0 P: 3	R: 0 E: 0 K: 1 S: 7 H: 2 LOB: 2 BB: 0 P: 7	R: 1 E: 0 K: 0 S: 5 H: 3 LOB: 1 BB: 0 P: 5	R: 0 E: 0 K: 1 S: 5 H: 0 LOB: 2 BB: 2 P: 13	R: 0 E: 0 K: 0 S: 3 H: 0 LOB: 0 BB: 0 P: 3	R: 0 E: 0 K: 0 S: 2 H: 0 LOB: 0 BB: 1 P: 6	1B: 12 2B: 2 3B: 0 HR: 2 SF: 1 SAC: 1 DP: 2 HBP: 0						

PITCHER		IP	WLS	BF	H	R	ER	SO	BB	IBB	HBP	BLK	WP	HR	S	P	ERA	WHIP
Bill Monbouquette, R ERA: 3.05	(1, 1)	1.2	L	13	7	5	5	0	1	1	0	0	0	1	11	19	27.00	4.800
Mike Fornieles, R ERA: 3.38	(2, 1)	3.1		15	5	2	2	1	0	0	0	0	0	0	17	17	5.40	1.500
Ike Delock, R ERA: 9.0	(6, 1)	1.0		5	3	1	1	0	0	0	0	0	0	1	5	5	9.00	3.000
Arnold Earley, L ERA:	(7, 1)	2.0		8	0	0	0	1	2	0	0	0	0	0	8	16	0.00	1.000
Hal Kolstad, R ERA:	(9, 1)	1.0		3	0	0	0	0	1	0	0	0	0	0	2	6	0.00	1.000

PITCHER	IP	WLS	BF	H	R	ER	SO	BB	IBB	HBP	BLK	WP	HR	S	P	ERA	WHIP

TOP

Detroit Tigers @ Boston Red Sox

Fenway Park, Boston, MA

Sun Apr 22 1962, 3:33 AM EST

Att. 8,011 - Unknown

livebaseballscorecards.com

AB	37
R	8
H	15
RBI	8
BB	5
SO	2
LOB	16

WP: 0 PA: 44
PB: 0
SB: 1
CS: 0

Detroit Tigers @ Boston Red Sox

Fenway Park, Boston, MA

Sun Apr 22 1962, 3:33 AM EST

Att. 8,011 - Unknown

BOTTOM

Batter	1	2	3	4	5	6	7	8	9	AB	R	H	RBI	BB	SO	LOB
Pete Runnels, L (1, 3) OBP: 0.293, SLG: 0.270	6-3		L9		E4 1-2	L3-1		6-3		5	1	1	0	0	0	1
Eddie Bressoud, R (1, 6) OBP: 0.351, SLG: 0.500	1B 1B		F7		3-1 1-H 2-H	L3-1 2-3			K	5	2	2	2	0	1	1
Carl Yastrzemski, L (1, 7) OBP: 0.333, SLG: 0.371	1B 1-3		F8		3-1 3-H	6-3			F7	5	0	1	1	0	0	1
Jim Pagliaroni, R (1, 2) OBP: 0.480, SLG: 0.667	F4			HR	PB 1B		G3		L9	5	1	2	1	0	0	2
Frank Malzone, R (1, 5) OBP: 0.324, SLG: 0.333	FC4-6 1-2 3-H			E4 1B	PB 1-2		5-3			4	0	3	1	0	0	0
Lou Clinton, R (1, 9) OBP: 0.227, SLG: 0.429	FC4-6 1-2f			K	BBB 4-0 1-2 2-3	BB	K			3	0	0	0	1	2	3
Carroll Hardy, R (1, 8) OBP: 0.382, SLG: 0.407		5-3		2-H 1B	SSS K			K		4	0	1	0	0	2	3
Chuck Schilling, R (1, 4) OBP: 0.114, SLG: 0.061		G3		SSS K	F3			L9		4	0	0	0	0	1	4
Bill Monbouquette, R (1, 1) OBP: 0.167, SLG: 0.167		5-3			E 3B 1B	F5		HR		0	0	0	0	0	0	0
Mike Fornieles, R (2, 1)										1	0	0	0	0	0	0
Pumpsie Green, S (5, PH) OBP: 0.333, SLG: 0.333										1	1	1	0	0	0	0
Ike Delock, R (6, 1)										0	0	0	0	0	0	0
Russ Nixon, L (6, PH) OBP: 0.154, SLG: 0.083										1	0	0	0	0	0	0
Arnold Earley, L (7, 1)										0	0	0	0	0	0	0
Gary Geiger, L (8, PH) OBP: 0.222, SLG: 0.353										1	1	1	1	0	0	0
Hal Kolstad, R (9, 1)										0	0	0	0	0	0	0
Inning Stats	R: 1 E: 0 K: 0 S: 6 H: 3 LOB: 2 BB: 0 P: 6	R: 0 E: 0 K: 0 S: 3 H: 0 LOB: 0 BB: 0 P: 3	R: 0 E: 0 K: 0 S: 3 H: 0 LOB: 0 BB: 0 P: 3	R: 1 E: 1 K: 2 S: 9 H: 3 LOB: 1 BB: 0 P: 9	R: 3 E: 1 K: 1 S: 10 H: 4 LOB: 3 BB: 1 P: 14	R: 0 E: 0 K: 0 S: 4 H: 1 LOB: 1 BB: 0 P: 4	R: 0 E: 0 K: 1 S: 5 H: 0 LOB: 0 BB: 0 P: 5	R: 1 E: 0 K: 1 S: 6 H: 1 LOB: 0 BB: 0 P: 6	R: 0 E: 0 K: 1 S: 5 H: 0 LOB: 0 BB: 0 P: 5	1B: 8 2B: 1 3B: 1 HR: 2 SF: 0 SAC: 0 DP: 0 HBP: 0						

livebaseballscorecards.com

AB	39
R	6
H	12
RBI	6
BB	1
SO	6
LOB	15

PITCHER		IP	WLS	BF	H	R	ER	SO	BB	IBB	HBP	BLK	WP	HR	S	P	ERA	WHIP
Jim Bunning, R ERA: 3.52	(1, 1)	4.1		23	10	5	4	2	0	0	0	0	0	1	27	27	8.31	2.308
Ron Kline, R ERA: 3.68	(5, 1)	4.2	W	17	2	1	1	4	1	0	0	0	0	1	24	28	1.93	0.643

PITCHER	IP	WLS	BF	H	R	ER	SO	BB	IBB	HBP	BLK	WP	HR	S	P	ERA	WHIP

Batter	1	2	3	4	5	6	7	8	9	AB	R	H	RBI	BB	SO	LOB
Joe Hicks, L (1, 8) OBP: 0.375, SLG: 0.286	F8		G3			BBBB WP 5-3 BB		P3		3	0	0	0	1	0	0
Chuck Cottier, R (1, 4) OBP: 0.355, SLG: 0.345	L1			F9		5-3 1-2		6-3		4	0	0	0	0	0	1
Gene Woodling, L (1, 7) OBP: 0.458, SLG: 0.526	4-3			BBBB G1-6-3 BB		BBBB 2-3 BB			6-3	2	0	0	0	2	0	0
Dale Long, L (1, 3) OBP: 0.371, SLG: 0.438		SSS K		G1-6-3 1-2f		G3			P5	4	0	0	0	0	1	3
Jim King, L (1, 9) OBP: 0.235, SLG: 0.375		FC6 1B			1-3		HR		2-3	4	1	2	1	0	0	0
Bob Johnson, R (1, 6) OBP: 0.353, SLG: 0.438		SSS K			5-3 1B		G6-4-3 1B			3	0	2	0	0	1	1
Johnny Schaive, R (1, 5)		FC6 1-2f			5-3 1-2		G6-4-3 1-2f			3	0	0	0	0	0	3
Bob Schmidt, R (1, 2) OBP: 0.259, SLG: 0.269			BBBB 3-4 BB		F7		2-3			2	0	0	0	1	0	1
Joe McClain, R (1, 1)			3-4 1-2f			4-3		5-3		3	0	0	0	0	0	1
Fred Green, R (8, 1)										0	0	0	0	0	0	0
Dave Stenhouse, R (8, 1)										0	0	0	0	0	0	0
Inning Stats	R: 0 E: 0 K: 0 S: 3 H: 0 LOB: 0 BB: 0 P: 3	R: 0 E: 0 K: 2 S: 8 H: 1 LOB: 1 BB: 0 P: 8	R: 0 E: 0 K: 0 S: 2 H: 0 LOB: 0 BB: 1 P: 6	R: 0 E: 0 K: 0 S: 2 H: 0 LOB: 0 BB: 1 P: 6	R: 0 E: 0 K: 0 S: 4 H: 1 LOB: 1 BB: 0 P: 4	R: 0 E: 0 K: 0 S: 3 H: 0 LOB: 2 BB: 2 P: 11	R: 1 E: 0 K: 0 S: 4 H: 2 LOB: 0 BB: 0 P: 4	R: 0 E: 0 K: 0 S: 3 H: 0 LOB: 0 BB: 0 P: 3	R: 0 E: 0 K: 0 S: 3 H: 0 LOB: 0 BB: 0 P: 3	1B: 3 2B: 1 3B: 0 HR: 1	SF: 0 SAC: 0 DP: 3 HBP: 0					

TOP

Washington Senators @ Boston Red Sox

Fenway Park, Boston, MA

Tue Apr 24 1962, 3:33 AM EST

Att. 2,749 - Unknown

livebaseballscorecards.com

AB	28
R	1
H	4
RBI	1
BB	4
SO	2
LOB	10

WP: 1 PB: 0 SB: 0 CS: 0 PA: 32

PITCHER	IP	WLS	BF	H	R	ER	SO	BB	IBB	HBP	BLK	WP	HR	S	P	ERA	WHIP
Galen Cisco, R (1, 1) ERA: 2.93	9.0	W	32	4	1	1	2	4	0	0	0	1	1	32	48	1.00	0.889

PITCHER	IP	WLS	BF	H	R	ER	SO	BB	IBB	HBP	BLK	WP	HR	S	P	ERA	WHIP

Batter	1	2	3	4	5	6	7	8	9	AB	R	H	RBI	BB	SO	LOB
Pete Runnels, L (1, 3) OBP: 0.311, SLG: 0.439	4-3		HR		F8			HR		4	2	2	2	0	0	0
Eddie Bressoud, R (1, 6) OBP: 0.366, SLG: 0.513	2B		P6			1-3		BB 1B 2B		3	1	1	0	1	0	0
Carl Yastrzemski, L (1, 7) OBP: 0.326, SLG: 0.359	F8		6-3			F8		BB 1-3 2B 1B		4	1	1	0	0	0	1
Jim Pagliaroni, R (1, 2) OBP: 0.483, SLG: 0.609	BB		2-3			F5		BB 2B 1-2		2	0	0	0	2	0	0
Frank Malzone, R (1, 5) OBP: 0.342, SLG: 0.405	P4			F8			F8 2B	1-3 2-H 3-H 2B		4	0	2	2	0	0	2
Gary Geiger, L (1, 8) OBP: 0.227, SLG: 0.300		F9		F9			F8 2-3	G4-6-3 BB		3	0	0	0	1	0	1
Lou Clinton, R (1, 9) OBP: 0.200, SLG: 0.375		L8		F9			P6	G4-6-3 1-2f		3	0	0	0	0	0	1
Dave Philley, S (8, PH)										1	0	0	0	0	0	3
Carroll Hardy, R (9, 9) OBP: 0.382, SLG: 0.407										0	0	0	0	0	0	0
Chuck Schilling, R (1, 4) OBP: 0.132, SLG: 0.111		2B			P3		P4			3	0	1	0	0	0	1
Galen Cisco, R (1, 1) OBP: 0.333, SLG: 0.400		6-3			K			5-3		3	0	0	0	0	1	1
Inning Stats	R: 0 H: 1 E: 0 LOB: 2 K: 0 BB: 1 S: 4 P: 8	R: 0 H: 1 E: 0 LOB: 1 K: 0 BB: 0 S: 4 P: 4	R: 1 H: 1 E: 0 LOB: 0 K: 0 BB: 0 S: 4 P: 4	R: 0 H: 0 E: 0 LOB: 0 K: 0 BB: 0 S: 3 P: 3	R: 0 H: 0 E: 0 LOB: 0 K: 1 BB: 0 S: 5 P: 5	R: 0 H: 0 E: 0 LOB: 0 K: 0 BB: 0 S: 3 P: 3	R: 0 H: 1 E: 0 LOB: 1 K: 0 BB: 0 S: 4 P: 4	R: 3 H: 3 E: 0 LOB: 2 K: 0 BB: 3 S: 5 P: 17		1B: 1 SF: 0 2B: 4 SAC: 0 3B: 0 DP: 1 HR: 2 HBP: 0						

PITCHER		IP	WLS	BF	H	R	ER	SO	BB	IBB	HBP	BLK	WP	HR	S	P	ERA	WHIP
Joe McClain, R ERA: 7.36	(1, 1)	7.1	L	32	7	4	4	1	3	0	0	0	0	2	31	43	4.91	1.364
Fred Green, L ERA:	(8, 1)	0.0		1	0	0	0	0	1	0	0	0	0	0	0	4	∞	∞
Dave Stenhouse, R ERA:	(8, 1)	0.2		1	0	0	0	0	0	0	0	0	0	0	1	1	0.00	0.000

PITCHER	IP	WLS	BF	H	R	ER	SO	BB	IBB	HBP	BLK	WP	HR	S	P	ERA	WHIP

BOTTOM

Washington Senators @ Boston Red Sox

Fenway Park, Boston, MA

Tue Apr 24 1962, 3:33 AM EST

Att. 2,749 - Unknown

AB	30
R	4
H	7
RBI	4
BB	4
SO	1
LOB	10

WP: 0 PA: 34
PB: 0
SB: 0
CS: 0

livebaseballscorecards.com

Batter	1	2	3	4	5	6	7	8	9	AB	R	H	RBI	BB	SO	LOB
Joe Hicks, L (1, 8) OBP: 0.250, SLG: 0.182	F7			F9		P6		4-3		4	0	0	0	0	0	2
Chuck Cottier, R (1, 4) OBP: 0.343, SLG: 0.313	F9			BBBB G4-6-3 BB			L4		K	3	0	0	0	1	1	0
Gene Woodling, L (1, 7) OBP: 0.393, SLG: 0.435	G3			G4-6-3 1-2f			4-3		6-3	4	0	0	0	0	0	1
Dale Long, L (1, 3) OBP: 0.359, SLG: 0.417		K			1B		K		G3	4	0	1	0	0	2	0
Jim King, L (1, 9) OBP: 0.250, SLG: 0.368		G6-4-3 1B			L5			K		3	0	1	0	0	1	1
Bob Johnson, R (1, 6) OBP: 0.351, SLG: 0.429		G6-4-3 1-2f			K			1B 2B 1B		3	1	1	0	0	1	2
Ken Retzer, L (1, 2) OBP: 0.625, SLG: 0.500			BBBB G5-4-3 BB		1-3			2B 1-3 1B		2	0	1	0	1	0	1
Johnny Schaive, R (1, 5) OBP: 0.125, SLG: 0.250			G5-4-3 1-2f			F8		1-3 3-H 2B		3	0	1	1	0	0	1
Jim Hannan, R (1, 1)			K			K		K		1	0	0	0	0	1	0
Danny O'Connell, R (6, PH) OBP: 0.265, SLG: 0.394										1	0	0	0	0	1	0
Ray Rippelmeyer, R (6, 1)										0	0	0	0	0	0	0
Willie Tasby, R (8, PH) OBP: 0.286, SLG: 0.211										1	0	0	0	0	1	2
Marty Kutyna, R (8, 1)										0	0	0	0	0	0	0
Inning Stats	R: 0 E: 0 K: 0 S: 3 H: 0 LOB: 0 BB: 0 P: 3	R: 0 E: 0 K: 1 S: 5 H: 1 LOB: 0 BB: 0 P: 5	R: 0 E: 0 K: 1 S: 4 H: 0 LOB: 0 BB: 1 P: 8	R: 0 E: 0 K: 0 S: 2 H: 0 LOB: 0 BB: 1 P: 6	R: 0 E: 0 K: 1 S: 6 H: 1 LOB: 1 BB: 0 P: 6	R: 0 E: 0 K: 1 S: 5 H: 0 LOB: 0 BB: 0 P: 5	R: 0 E: 0 K: 1 S: 5 H: 0 LOB: 0 BB: 0 P: 5	R: 1 E: 0 K: 2 S: 10 H: 3 LOB: 2 BB: 0 P: 10	R: 0 E: 0 K: 1 S: 5 H: 0 LOB: 0 BB: 0 P: 5	1B: 4 2B: 1 3B: 0 HR: 0 SF: 0 SAC: 0 DP: 3 HBP: 0						

PITCHER	IP	WLS	BF	H	R	ER	SO	BB	IBB	HBP	BLK	WP	HR	S	P	ERA	WHIP
Gene Conley, R (1, 1) ERA: 3.33	9.0	W	31	5	1	1	8	2	0	0	0	0	0	45	53	1.00	0.778

PITCHER	IP	WLS	BF	H	R	ER	SO	BB	IBB	HBP	BLK	WP	HR	S	P	ERA	WHIP

TOP

Washington Senators @ Boston Red Sox

Fenway Park, Boston, MA

Wed Apr 25 1962, 3:33 AM EST

Att. 4,536 - Sunny - 78 F

livebaseballscorecards.com

AB	29
R	1
H	5
RBI	1
BB	2
SO	8
LOB	10

WP: 0 PB: 0 SB: 0 CS: 0 PA: 31

Batter	1	2	3	4	5	6	7	8	9	AB	R	H	RBI	BB	SO	LOB
Pete Runnels, L (1, 3) OBP: 0.286, SLG: 0.400	S S S 0-3 ① **K**		x 0-0 ② **5-3**	x 0-0 ③ **G3**			S S S 0-3 ① **K**			4	0	0	0	0	2	1
Eddie Bressoud, R (1, 6) OBP: 0.378, SLG: 0.500	B B B B 4-0 **FC6-4** **BB**		x 0-0 ③ **4-3**		x 0-0 **G4-6-3** **1B**		x 0-0 ② **F9**			3	0	1	0	1	0	1
Carl Yastrzemski, L (1, 7) OBP: 0.340, SLG: 0.357	S S S 0-3 ② **K**			B B B B 4-0 **BB** **HR** **BB**	x 0-0 ① ② **G4-6-3** 1-2f		x 0-0 **2B** 1-3 **1B**			3	2	1	0	1	1	2
Jim Pagliaroni, R (1, 2) OBP: 0.515, SLG: 0.640	x 0-0 ③ **FC6-4** 1-2f			B B B B 4-0 **HR** 1-2 **BB**	B B B B 4-0 **FC6-4** **BB**		x 0-0 **2B** 1-H 3-H			2	1	1	2	2	0	1
Frank Malzone, R (1, 5) OBP: 0.333, SLG: 0.463		x 0-0 ① **6-3**		x 0-0 **HR** 1-H 2-H	x 0-0 ③ **FC6-4** 1-2f		x 0-0 ③ **L6**			4	1	1	3	0	0	2
Gary Geiger, L (1, 8) OBP: 0.231, SLG: 0.375		x 0-0 **3B**	x 0-0 ① **4-3**		S S S 0-3 ① **K**			x 0-0 ① **L8**		4	0	1	0	0	1	0
Lou Clinton, R (1, 9) OBP: 0.172, SLG: 0.321		S S S 0-3 ② **K**	x 0-0 ② **4-3**		x 0-0 ② **F8**			x 0-0 ② **F5**		4	0	0	0	0	1	1
Chuck Schilling, R (1, 4) OBP: 0.143, SLG: 0.125		x 0-0 ③ **6-3**		x 0-0 **HR** **1B**			x 0-0 ③ **1-3**			4	1	1	0	0	0	1
Gene Conley, R (1, 1) OBP: 0.333, SLG: 0.625			x 0-0 ① **6-3**	x 0-0 **HR** 1-H			B B B B 4-0 **BB** 1B 2B			2	2	1	2	1	0	0
Inning Stats	R: 0 H: 0 E: 0 LOB: 1 K: 2 BB: 1 S: 7 P: 11	R: 0 H: 1 E: 0 LOB: 1 K: 1 BB: 0 S: 6 P: 6	R: 0 H: 0 E: 0 LOB: 0 K: 0 BB: 0 S: 3 P: 3	R: 5 H: 3 E: 0 LOB: 0 K: 0 BB: 2 S: 6 P: 14	R: 0 H: 1 E: 0 LOB: 1 K: 0 BB: 1 S: 3 P: 7	R: 0 H: 0 E: 0 LOB: 0 K: 1 BB: 0 S: 5 P: 5	R: 2 H: 2 E: 0 LOB: 1 K: 1 BB: 1 S: 7 P: 11	R: 0 H: 0 E: 0 LOB: 0 K: 0 BB: 0 S: 3 P: 3		1B: 3 SF: 0 2B: 1 SAC: 0 3B: 1 DP: 1 HR: 2 HBP: 0						

BOTTOM

Washington Senators @ Boston Red Sox

Fenway Park, Boston, MA

Wed Apr 25 1962, 3:33 AM EST

Att. 4,536 - Sunny - 78 F

livebaseballscorecards.com

AB	30
R	7
H	7
RBI	7
BB	5
SO	5
LOB	9

PITCHER		IP	WLS	BF	H	R	ER	SO	BB	IBB	HBP	BLK	WP	HR	S	P	ERA	WHIP
Jim Hannan, R ERA: 5.63	(1, 1)	5.0	L	23	5	5	5	3	4	0	0	0	0	2	25	41	9.00	1.800
Ray Rippelmeyer, R ERA: 4.66	(6, 1)	2.0		9	2	2	2	2	1	0	0	0	0	0	12	16	9.00	1.500
Marty Kutyna, R ERA: 2.08	(8, 1)	1.0		3	0	0	0	0	0	0	0	0	0	0	3	3	0.00	0.000

PITCHER	IP	WLS	BF	H	R	ER	SO	BB	IBB	HBP	BLK	WP	HR	S	P	ERA	WHIP

Batter	1	2	3	4	5	6	7	8	9	AB	R	H	RBI	BB	SO	LOB
Willie Tasby, R (1, 8) OBP: 0.259, SLG: 0.200	E5 1B FC5-2	E4		1B BB WP 1B	K		6-3		4-3	6	1	1	0	0	1	0
Jim King, L (1, 9) OBP: 0.346, SLG: 0.391	2-3 FC5-2 BB 1B	4-3		WP 1B HBP BB	P4		3-1 1B 1B		BB	4	2	2	0	2	0	1
Bob Johnson, R (1, 6) OBP: 0.372, SLG: 0.425	FC5-2 BB 2-3		4-3	HBP WP 1B 1B	BB		3-1 1B		F8	5	1	2	0	1	0	3
Dale Long, L (1, 3) OBP: 0.333, SLG: 0.366	2-3		G3	1B HBP BB	K		3-1		F3	5	0	0	0	1	1	6
Gene Woodling, L (1, 7) OBP: 0.455, SLG: 0.462	BB IBB		BB 1B 2B 1B	FC5 1B HBP		2B 1B	4-3			3	1	2	1	1	0	2
Johnny Schaive, R (1, 5) OBP: 0.462, SLG: 0.583	BB		BB 2B 1B			2B		G6-4-3 1B		4	1	4	2	1	0	0
Ken Retzer, L (1, 2) OBP: 0.500, SLG: 0.333	K		2B BB	K		K		G6-4-3 1-2f		3	1	0	0	1	3	8
Chuck Hinton, R (8, PH) OBP: 0.227, SLG: 0.333										1	0	0	0	0	0	1
Fred Green, R (8, 1)										0	0	0	0	0	0	0
Chuck Cottier, R (1, 4) OBP: 0.350, SLG: 0.378		P5	1-H 2-H 3-H 2B	P3		K		2B		5	0	2	3	0	1	5
Carl Bouldin, S (1, 1)										2	0	0	0	0	1	1
Ed Hobaugh, R (3, 1)										0	0	0	0	0	0	0
Jim Piersall, R (4, PH) OBP: 0.167, SLG: 0.250										1	0	0	0	0	0	3
Marty Kutyna, R (4, 1)										0	0	0	0	0	0	0
Harry Bright, R (6, PH)										1	0	0	0	0	1	2
Dave Stenhouse, R (6, 1)										0	0	0	0	0	0	0
Bob Schmidt, R (8, PH) OBP: 0.250, SLG: 0.259		K	F8	FC5 2-3f		K		K		1	0	0	0	0	1	1
(8, 2)																
Inning Stats	R: 1 E: 1 K: 1 S: 7 H: 1 LOB: 3 BB: 2 P: 15	R: 0 E: 1 K: 1 S: 6 H: 0 LOB: 1 BB: 0 P: 6	R: 3 E: 0 K: 0 S: 6 H: 3 LOB: 1 BB: 1 P: 10	R: 3 E: 0 K: 1 S: 8 H: 3 LOB: 3 BB: 2 P: 17	R: 0 E: 0 K: 2 S: 7 H: 0 LOB: 1 BB: 1 P: 11	R: 0 E: 0 K: 3 S: 11 H: 2 LOB: 2 BB: 0 P: 11	R: 0 E: 0 K: 0 S: 5 H: 2 LOB: 2 BB: 0 P: 5	R: 0 E: 0 K: 1 S: 6 H: 2 LOB: 1 BB: 0 P: 6	R: 0 E: 0 K: 0 S: 3 H: 0 LOB: 1 BB: 1 P: 7	1B: 10 2B: 3 3B: 0 HR: 0	SF: 0 SAC: 0 DP: 1 HBP: 1						

PITCHER	IP	WLS	BF	H	R	ER	SO	BB	IBB	HBP	BLK	WP	HR	S	P	ERA	WHIP
Don Schwall, R (1, 1) ERA: 5.04	3.0		18	4	4	3	2	2	1	0	0	0	0	19	31	9.00	2.000
Mike Fornieles, R (4, 1) ERA: 8.44	0.0		5	2	3	3	0	2	0	1	0	1	0	2	11	∞	∞
Chet Nichols, L (4, 1) ERA:	4.2		21	7	0	0	6	1	0	0	0	0	0	32	36	0.00	1.714
Dick Radatz, R (8, 1) ERA:	0.1	W	1	0	0	0	1	0	0	0	0	0	0	3	3	0.00	0.000
Arnold Earley, L (9, 1) ERA:	1.0	S	4	0	0	0	0	1	0	0	0	0	0	3	7	0.00	1.000

PITCHER	IP	WLS	BF	H	R	ER	SO	BB	IBB	HBP	BLK	WP	HR	S	P	ERA	WHIP

Washington Senators @ Boston Red Sox

Fenway Park, Boston, MA

Thu Apr 26 1962, 3:33 AM EST

Att. 3,662 - Sunny

TOP

livebaseballscorecards.com

AB	41
R	7
H	13
RBI	6
BB	7
SO	9
LOB	33

WP: 1	PA: 49
PB: 0	
SB: 0	
CS: 0	

Batter	1	2	3	4	5	6	7	8	9	AB	R	H	RBI	BB	SO	LOB
Pete Runnels, L (1, 3) OBP: 0.291, SLG: 0.380	0-0 2B 1B	0-0 ② F8	0-0 E6 3-H		4-0 IBB		0-0 ② F8	S S S 0-3 ③ K		5	1	1	0	1	1	3
Eddie Bressoud, R (1, 6) OBP: 0.380, SLG: 0.511	0-0 3-1 1-H 2B 2B	0-0 ③ FC6-4 1-2f	0-0 ③ F4		0-0 ③ P6		0-0 S 1B			5	1	2	1	0	0	5
Carl Yastrzemski, L (1, 7) OBP: 0.365, SLG: 0.356	0-0 ① 3-1 2-3	B B B B 4-0 WP 1B 2B BB	0-0 ① G3		0-0 BB 1-3 1B		4-0 FC5-4 1-2 IBB			3	1	1	0	2	0	1
Jim Pagliaroni, R (1, 2) OBP: 0.500, SLG: 0.633	0-0 3-H 2B	0-0 WP 1-2 2B 1B	S S S 0-3 ② K		0-0 ① 1-3 1-2		0-0 ③ FC5-4 1-2f			5	1	2	1	0	1	3
Frank Malzone, R (1, 5) OBP: 0.340, SLG: 0.432	B B B B 4-0 BB	B B B B 4-0 2B 1B 1-2 2-3 BB	0-0 ③ 5-3		S S S 0-3 ② K			0-0 ① 4-3		3	1	0	0	2	1	1
Gary Geiger, L (1, 8) OBP: 0.323, SLG: 0.444	0-0 ② F9	0-0 1B WP 1-3 2-H 3-H 2B		0-0 SH3-4 1B 1B	I I I 4-0 FC5 BB IBB			B B B B 4-0 1B BB		3	1	2	2	2	0	2
Carroll Hardy, R (1, 9) OBP: 0.410, SLG: 0.419	0-0 ③ 1-3	0-0 G1-6-3 WP E 2-3 3-H 1B		0-0 ① F8	B B B B 4-0 1-2 2-3 BB			0-0 ② 1-3 1B		4	2	2	1	1	0	3
Chuck Schilling, R (1, 4) OBP: 0.213, SLG: 0.163		0-0 FC1-6 1B	B B B B 4-0 G1-6-3 1-2 3-H BB		0-0 SH3-4 1-2 1B	0-0 ③ FC5 2-3f		I I I 4-0 1B IBB		3	0	2	0	2	0	3
Don Schwall, R (1, 1) OBP: 0.143, SLG: 0.143 Dave Philley, S (3, PH) Mike Fornieles, R (4, 1) Chet Nichols, S (4, 1) Dick Radatz, R (8, 1) Lou Clinton, R (8, PH) OBP: 0.200, SLG: 0.345 Arnold Earley, L (9, 1)	0-0 ① FC1-6 FC6-4 1-2f	0-0 ① ② G1-6-3 1-2f 2-3			0-0 ② SH3-4 1-2 2-3		0-0 ① G3	0-0 1-2 2-H 1B		1 1 0 1 0 0 1 0	0 0 0 0 0 0 0 0	0 0 0 0 0 0 1 0	0 0 0 0 0 0 1 0	0 0 0 0 0 0 0 0	0 0 0 0 0 0 0 0	1 2 0 0 0 0 0 0
Inning Stats	R: 2 E: 0 K: 0 S: 6 H: 3 LOB: 2 BB: 1 P: 10	R: 0 E: 0 K: 0 S: 4 H: 1 LOB: 1 BB: 0 P: 4	R: 5 E: 1 K: 0 S: 6 H: 3 LOB: 1 BB: 3 P: 18	R: 0 E: 0 K: 1 S: 5 H: 0 LOB: 0 BB: 0 P: 5	R: 0 E: 0 K: 0 S: 5 H: 2 LOB: 3 BB: 1 P: 9	R: 0 E: 0 K: 1 S: 6 H: 1 LOB: 3 BB: 2 P: 14	R: 0 E: 0 K: 0 S: 4 H: 1 LOB: 2 BB: 1 P: 8	R: 1 E: 0 K: 1 S: 6 H: 2 LOB: 2 BB: 2 P: 14		1B: 10 2B: 3 3B: 0 HR: 0	SF: 0 SAC: 1 DP: 1 HBP: 0					

BOTTOM

Washington Senators @ Boston Red Sox

Fenway Park, Boston, MA

Thu Apr 26 1962, 3:33 AM EST

Att. 3,662 - Sunny

livebaseballscorecards.com

AB	35
R	8
H	13
RBI	6
BB	10
SO	3
LOB	24

WP: 2 PB: 0 SB: 1 CS: 0 PA: 46

PITCHER		IP	WLS	BF	H	R	ER	SO	BB	IBB	HBP	BLK	WP	HR	S	P	ERA	WHIP
Carl Bouldin, R ERA: 22.5	(1, 1)	2.0		14	5	5	5	0	3	0	0	0	1	0	11	23	22.50	4.000
Ed Hobaugh, R ERA: 9.0	(3, 1)	1.0		6	2	2	1	0	1	0	0	0	1	0	5	9	9.00	3.000
Marty Kutyna, R ERA: 1.42	(4, 1)	2.0		9	2	0	0	1	0	1	0	0	0	0	10	14	0.00	1.000
Dave Stenhouse, R ERA:	(6, 1)	2.0		11	2	0	0	1	1	2	0	0	0	0	10	22	0.00	1.500
Fred Green, L ERA: 3.0	(8, 1)	1.0	L	6	2	1	1	1	1	1	0	0	0	0	6	14	9.00	3.000

PITCHER	IP	WLS	BF	H	R	ER	SO	BB	IBB	HBP	BLK	WP	HR	S	P	ERA	WHIP

Boston Red Sox @ Chicago White Sox

Comiskey Park, Chicago, IL

Fri Apr 27 1962, 7:05 PM EST

Att. 15,077 - Unknown

TOP

livebaseballscorecards.com

Batter	1	2	3	4	5	6	7	8	9	AB	R	H	RBI	BB	SO	LOB
Pete Runnels, L (1, 3) OBP: 0.300, SLG: 0.358	F8	BB, 1B BB		6-3 BB			4-3		1-3	3	0	0	0	2	0	0
Eddie Bressoud, R (1, 6) OBP: 0.370, SLG: 0.490	1-3	BB 1-2 2-H 3-H 1B		6-3 1-2			6-3			4	0	1	2	0	0	1
Carl Yastrzemski, L (1, 7) OBP: 0.375, SLG: 0.354	F7	1-2 2-3 BB		K			1B			3	0	1	0	1	1	1
Jim Pagliaroni, R (1, 2) OBP: 0.476, SLG: 0.676	HR P1				F5		F3			4	1	1	1	0	0	4
Frank Malzone, R (1, 5) OBP: 0.333, SLG: 0.438	F7	FC6-4 2B			F8			L1		4	0	1	0	0	0	0
Gary Geiger, L (1, 8) OBP: 0.343, SLG: 0.414	S 1B BB	FC6-4 BB			K			F3		2	1	0	0	2	1	0
Carroll Hardy, R (1, 9) OBP: 0.395, SLG: 0.382	SH1-4 1B 1-2 1B BB	FC6-4 G4-6-3 1-2f 2-3				F8		F8		3	1	0	0	1	0	2
Chuck Schilling, R (1, 4) OBP: 0.216, SLG: 0.170	SH1-4 1B 1-2 2-H 1B	G4-6-3 1-2f				6-3			K2-3	4	1	1	1	0	1	2
Bill Monbouquette, R (1, 1) OBP: 0.125, SLG: 0.125 Arnold Earley, L (6, 1) Dick Radatz, R (8, 1) Russ Nixon, L (9, PH) OBP: 0.143, SLG: 0.077	SH1-4 1-2 2-3		K			K			K	2 0 0 1	0 0 0 0	0 0 0 0	0 0 0 0	0 0 0 0	2 0 0 1	0 0 0 0
Inning Stats	R: 0 E: 0 K: 0 S: 3 H: 0 LOB: 0 BB: 0 P: 3	R: 4 E: 0 K: 0 S: 6 H: 3 LOB: 3 BB: 4 P: 22	R: 0 E: 0 K: 0 S: 3 H: 1 LOB: 1 BB: 1 P: 7	R: 0 E: 0 K: 2 S: 7 H: 0 LOB: 1 BB: 1 P: 11	R: 0 E: 0 K: 1 S: 5 H: 0 LOB: 0 BB: 0 P: 5	R: 0 E: 0 K: 1 S: 5 H: 0 LOB: 0 BB: 0 P: 5	R: 0 E: 0 K: 0 S: 4 H: 1 LOB: 1 BB: 0 P: 4	R: 0 E: 0 K: 0 S: 3 H: 0 LOB: 0 BB: 0 P: 3	R: 0 E: 0 K: 2 S: 7 H: 0 LOB: 0 BB: 0 P: 7	1B: 3 2B: 1 3B: 0 HR: 1 SF: 0 SAC: 1 DP: 1 HBP: 0						

	AB	30
	R	4
	H	5
	RBI	4
	BB	6
	SO	6
	LOB	10

WP: 0 PB: 0 SB: 1 CS: 0 PA: 37

PITCHER		IP	WLS	BF	H	R	ER	SO	BB	IBB	HBP	BLK	WP	HR	S	P	ERA	WHIP
Joe Horlen, R ERA: 3.75	(1, 1)	2.0		13	3	4	4	0	4	0	0	0	0	1	9	25	18.00	3.500
Frank Baumann, L ERA: 2.7	(3, 1)	5.0	W	18	2	0	0	4	2	0	0	0	0	0	24	32	0.00	0.800
Eddie Fisher, R ERA: 9.0	(8, 1)	2.0	S	6	0	0	0	2	0	0	0	0	0	0	10	10	0.00	0.000

PITCHER		IP	WLS	BF	H	R	ER	SO	BB	IBB	HBP	BLK	WP	HR	S	P	ERA	WHIP

Boston Red Sox @ Chicago White Sox

Comiskey Park, Chicago, IL

Fri Apr 27 1962, 7:05 PM EST

Att. 15,077 - Unknown

livebaseballscorecards.com

BOTTOM

Batter	1	2	3	4	5	6	7	8	9	AB	R	H	RBI	BB	SO	LOB
Jim Landis, R (1, 8) OBP: 0.380, SLG: 0.714	H 1-0 2B HBP	x 0-0 CS 1B			x 0-0 ② F9		x 0-0 ② 1B 1-3 2-H 1B			3	2	2	0	0	0	0
Nellie Fox, L (1, 4) OBP: 0.306, SLG: 0.368	x 0-0 1B 1-H 2B	x 0-0 ②③ F7 1-2			x 0-0 ③ G3		x 0-0 2-H 3-H 1B			4	1	2	3	0	0	1
Joe Cunningham, L (1, 3) OBP: 0.500, SLG: 0.490	B B B B 4-0 1B BB		x 0-0 G6-4-3 1B			B B B B 4-0 FC1-6 BB S S S	0-3 ③ K			2	0	1	0	2	1	1
Floyd Robinson, L (1, 7) OBP: 0.484, SLG: 0.707	x 0-0 1-2 2-H 1B		x 0-0 ① F8			x 0-0 ① F6		x 0-0 1B E 1B		4	1	2	1	0	0	2
Al Smith, R (1, 5) OBP: 0.368, SLG: 0.393	x 0-0 ① F7		x 0-0 ②③ G6-4-3 1-2f			x 0-0 ② FC1-6 1-2f		x 0-0 ① F2		4	0	0	0	0	0	5
Mike Hershberger, R (1, 9) OBP: 0.317, SLG: 0.310	x 0-0 ② F8			x 0-0 ① 5-3		x 0-0 ③ 5-3		x 0-0 S 1-3 E 1B		4	1	1	0	0	0	3
Luis Aparicio, R (1, 6) OBP: 0.191, SLG: 0.215	x 0-0 ③ F7			x 0-0 ② L6			x 0-0 ① 1-3 S S S	0-3 ② K 1-H 3-H		4	0	0	0	0	1	2
Sherm Lollar, R (1, 2) OBP: 0.457, SLG: 0.552		x 0-0 ① F5		x 0-0 ③ 2-3			B B B B 4-0 BB 1B BB S S S	0-3 ③ K		2	0	0	0	1	0	0
Cam Carreon, R (7, PR) OBP: 0.318, SLG: 0.350 (8, 2)										1	0	0	0	0	1	0
Joe Horlen, R (1, 1) OBP: 0.111, SLG: 0.111		x 0-0 HR			x 0-0 ① L9		B B B B 4-0 1B 1-2 1B BB			0	0	0	0	0	0	0
Bob Sadowski, L (2, PH) OBP: 0.167, SLG: 0.364										1	1	1	1	0	0	0
Frank Baumann, L (3, 1)										1	0	0	0	0	0	0
Charley Smith, R (7, PH)										0	1	0	0	1	0	0
Eddie Fisher, R (8, 1)										0	0	0	0	0	0	0
Inning Stats	R: 2 E: 0 K: 0 S: 5 H: 2 LOB: 2 BB: 1 P: 10	R: 1 E: 0 K: 0 S: 4 H: 2 LOB: 0 BB: 0 P: 4	R: 0 E: 0 K: 0 S: 3 H: 1 LOB: 0 BB: 0 P: 3	R: 0 E: 0 K: 0 S: 3 H: 0 LOB: 0 BB: 0 P: 3	R: 0 E: 0 K: 0 S: 3 H: 0 LOB: 0 BB: 0 P: 3	R: 0 E: 0 K: 0 S: 3 H: 0 LOB: 1 BB: 1 P: 7	R: 2 E: 0 K: 1 S: 6 H: 2 LOB: 1 BB: 2 P: 14	R: 2 E: 1 K: 2 S: 9 H: 2 LOB: 0 BB: 0 P: 9		1B: 7 2B: 1 3B: 0 HR: 1	SF: 0 SAC: 0 DP: 1 HBP: 1						

	AB	30
	R	7
	H	9
	RBI	5
	BB	4
	SO	3
	LOB	14

WP: 0 PB: 0 SB: 1 CS: 1 PA: 35

PITCHER		IP	WLS	BF	H	R	ER	SO	BB	IBB	HBP	BLK	WP	HR	S	P	ERA	WHIP
Bill Monbouquette, R ERA: 3.51	(1, 1)	5.0		20	5	3	3	0	1	0	1	0	0	1	18	23	5.40	1.200
Arnold Earley, L ERA: 3.6	(6, 1)	2.0	L	11	3	3	2	1	3	0	0	0	0	0	10	22	9.00	3.000
Dick Radatz, R ERA:	(8, 1)	1.0		4	1	1	0	2	0	0	0	0	0	0	8	8	0.00	1.000

PITCHER	IP	WLS	BF	H	R	ER	SO	BB	IBB	HBP	BLK	WP	HR	S	P	ERA	WHIP

Boston Red Sox @ Chicago White Sox

Comiskey Park, Chicago, IL

Sat Apr 28 1962, 4:33 AM EST

Att. 3,165 - Unknown

TOP

livebaseballscorecards.com

Batter	1	2	3	4	5	6	7	8	9	10	AB	R	H	RBI	BB	SO	LOB
Pete Runnels, L (1, 3) OBP: 0.308, SLG: 0.362	G1-6-3 1B		3-1		G3 2-3 3-H		1-3 1B 3-H 1B		3-1		5	1	2	2	0	0	2
Eddie Bressoud, R (1, 6) OBP: 0.390, SLG: 0.518	K			2B 1B	2B 3-H		1-3 1-2			G6-4-3 1B	5	1	3	1	0	1	2
Carl Yastrzemski, L (1, 7) OBP: 0.377, SLG: 0.377	G1-6-3 1-2f			1B 2B 1-H	F8		S 1B 2-H			G6-4-3 1-2f	5	1	2	2	0	0	3
Jim Pagliaroni, R (1, 2) OBP: 0.447, SLG: 0.615		K		G6-4-3 1B 2-H		5-3	K 1-2			K	5	0	1	1	0	3	1
Frank Malzone, R (1, 5) OBP: 0.309, SLG: 0.404		6-3		G6-4-3 1-2f		1-3		1-3			4	0	0	0	0	0	1
Gary Geiger, L (1, 8) OBP: 0.333, SLG: 0.375		F9		3-1		BB		K			3	0	0	0	1	1	0
Carroll Hardy, R (1, 9) OBP: 0.383, SLG: 0.368			6-3		G3 3-1 1B 1B	3-1		1-3			4	1	1	0	0	0	1
Chuck Schilling, R (1, 4) OBP: 0.255, SLG: 0.235			4-3 1B		G3 3-1 1-2 2B 1B		SH5-4 1B 2B		1-3		4	2	3	0	0	0	0
Billy Muffett, R (1, 1) Dave Philley, S (5, PH) Mike Fornieles, R (5, 1)			4-3 1-2		3-1 1-2 2-3		SH5-4 2-3		K		1 1 1	0 0 0	0 0 0	0 0 0	0 0 0	0 0 1	1 2 0
Inning Stats	R: 0 H: 1 E: 0 LOB: 0 K: 1 BB: 0 S: 5 P: 5	R: 0 H: 0 E: 0 LOB: 0 K: 1 BB: 0 S: 5 P: 5	R: 0 H: 1 E: 0 LOB: 1 K: 0 BB: 0 S: 4 P: 4	R: 2 H: 3 E: 0 LOB: 0 K: 0 BB: 0 S: 5 P: 5	R: 2 H: 3 E: 0 LOB: 1 K: 0 BB: 0 S: 6 P: 6	R: 0 H: 0 E: 0 LOB: 1 K: 0 BB: 1 S: 3 P: 7	R: 2 H: 3 E: 0 LOB: 1 K: 1 BB: 0 S: 8 P: 8	R: 0 H: 0 E: 0 LOB: 0 K: 1 BB: 0 S: 5 P: 5	R: 0 H: 0 E: 0 LOB: 0 K: 1 BB: 0 S: 5 P: 5	R: 0 H: 1 E: 0 LOB: 0 K: 1 BB: 0 S: 5 P: 5	1B: 9 2B: 3 3B: 0 HR: 0	SF: 0 SAC: 1 DP: 3 HBP: 0					

	AB	38
	R	6
	H	12
	RBI	6
	BB	1
	SO	6
	LOB	13

WP: 0 PA: 40
PB: 0
SB: 1
CS: 0

PITCHER		IP	WLS	BF	H	R	ER	SO	BB	IBB	HBP	BLK	WP	HR	S	P	ERA	WHIP
Ray Herbert, R ERA: 6.38	(1, 1)	4.2		20	8	4	4	2	0	0	0	0	0	0	24	24	7.71	1.714
Turk Lown, R ERA: 4.5	(5, 1)	2.1		11	3	2	2	1	1	0	0	0	0	0	12	16	7.71	1.714
Russ Kemmerer, R ERA: 1.04	(8, 1)	3.0	W	9	1	0	0	3	0	0	0	0	0	0	15	15	0.00	0.333

PITCHER	IP	WLS	BF	H	R	ER	SO	BB	IBB	HBP	BLK	WP	HR	S	P	ERA	WHIP

Batter	1	2	3	4	5	6	7	8	9	10	AB	R	H	RBI	BB	SO	LOB
Jim Landis, R (1, 8) OBP: 0.364, SLG: 0.681	F4	G6-4-3 1-2f		2B 2-H			K	F8			5	0	1	1	0	1	3
Nellie Fox, L (1, 4) OBP: 0.284, SLG: 0.339	F9		F7	F7			4-3	4-3			5	0	0	0	0	0	2
Joe Cunningham, L (1, 3) OBP: 0.507, SLG: 0.537	BB 1B		F7		G3		HR		BB SH5-3		3	1	1	1	2	0	0
Floyd Robinson, L (1, 7) OBP: 0.500, SLG: 0.742	1B 1-2		3B		F8		BB 1B 1B		SH5-3 1-2		4	1	3	0	0	0	0
Al Smith, R (1, 5) OBP: 0.384, SLG: 0.390		1B SF9 1B	6-3		F6		BB 1B 1-2		G6-4-3 IBB		3	1	1	0	2	0	1
Mike Hershberger, R (1, 9) OBP: 0.324, SLG: 0.317		SF9 FC5 1B 1-3 1B		K		6-3	FC5-4 1-3 2-H 1B		G6-4-3 1-2f		5	1	2	1	0	1	2
Luis Aparicio, R (1, 6) OBP: 0.194, SLG: 0.217 Bob Farley, L (10, PH)	FC5 1B 1-2			E7 2B 1B		K	FC5-4 1-2f			SH1-4 2B BB	4 0	1 1	1 0	0 0	0 1	1 0	4 0
Cam Carreon, R (1, 2) OBP: 0.385, SLG: 0.381	SF9 2-3 3-H			2B BB		BB	SH1-4 1B			SH1-4 1-2	1	0	1	1	2	0	0
Ray Herbert, R (1, 1) OBP: 0.429, SLG: 1.000 Turk Lown, R (5, 1) Russ Kemmerer, R (8, 1) Bob Sadowski, L (10, PH) OBP: 0.231, SLG: 0.500	G6-4-3 1-2 3-H 1B			2B 1-H 2-H 2B		1-3	SH1-4 1-2			2B 2-H	2 1 0 1	1 0 0 0	2 0 0 1	2 0 0 1	0 0 0 0	0 0 0 0	0 1 0 0
Inning Stats	R: 0 E: 0 K: 0 S: 3 H: 1 LOB: 2 BB: 1 P: 7	R: 2 E: 0 K: 0 S: 6 H: 3 LOB: 1 BB: 0 P: 6	R: 0 E: 0 K: 0 S: 4 H: 1 LOB: 1 BB: 0 P: 4	R: 2 E: 1 K: 1 S: 7 H: 3 LOB: 1 BB: 1 P: 11	R: 0 E: 0 K: 0 S: 3 H: 0 LOB: 0 BB: 0 P: 3	R: 0 E: 0 K: 1 S: 5 H: 0 LOB: 1 BB: 1 P: 9	R: 2 E: 0 K: 1 S: 8 H: 3 LOB: 2 BB: 1 P: 12	R: 0 E: 0 K: 0 S: 4 H: 1 LOB: 1 BB: 0 P: 4	R: 0 E: 0 K: 0 S: 2 H: 0 LOB: 1 BB: 2 P: 10	R: 1 E: 0 K: 0 S: 2 H: 1 LOB: 1 BB: 1 P: 6	1B: 8 2B: 3 3B: 1 HR: 1	SF: 1 SAC: 3 DP: 2 HBP: 0	WP: 0 PB: 0 SB: 0 CS: 0	PA: 45				

PITCHER	IP	WLS	BF	H	R	ER	SO	BB	IBB	HBP	BLK	WP	HR	S	P	ERA	WHIP
Billy Muffett, R (1, 1) ERA: 9.0	4.0		20	8	4	4	1	2	0	0	0	0	0	20	28	9.00	2.500
Mike Fornieles, R (5, 1) ERA: 6.75	5.1	L	25	5	3	3	2	4	1	0	0	0	1	24	44	5.06	1.688

PITCHER	IP	WLS	BF	H	R	ER	SO	BB	IBB	HBP	BLK	WP	HR	S	P	ERA	WHIP

BOTTOM

Boston Red Sox @ Chicago White Sox

Comiskey Park, Chicago, IL

Sat Apr 28 1962, 4:33 AM EST

Att. 3,165 - Unknown

livebaseballscorecards.com

AB	34
R	7
H	13
RBI	7
BB	7
SO	3
LOB	13

Batter	1	2	3	4	5	6	7	8	9	AB	R	H	RBI	BB	SO	LOB
Pete Runnels, L (1, 3) OBP: 0.319, SLG: 0.350	F7		BB		FC5 S BB		3-1			2	0	0	0	2	0	0
Eddie Bressoud, R (1, 6) OBP: 0.365, SLG: 0.483	K		F9		F9 1-2			1-3		4	0	0	0	0	1	3
Carl Yastrzemski, L (1, 7) OBP: 0.385, SLG: 0.393	4-3			BB FC6-4 2B	BB			4-3		3	1	1	0	1	0	0
Jim Pagliaroni, R (1, 2) OBP: 0.431, SLG: 0.581		CS 1B		1-3	FC5 2-3f			F7		4	0	1	0	0	0	3
Frank Malzone, R (1, 5) OBP: 0.305, SLG: 0.382		F8		FC6-4 BB		6-3			F7	3	0	0	0	1	0	1
Gary Geiger, L (1, 8) OBP: 0.372, SLG: 0.364		K 1-2		FC6-4 1-2 2-3		L3 BB			1B BB	1	0	0	0	3	1	1
Carroll Hardy, R (1, 9) OBP: 0.392, SLG: 0.381			2-3 1B	FC6-4 FC4-6 1-2f 2-3 3-H		L3 1-2			1-2 1B	4	0	2	1	0	0	3
Chuck Schilling, R (1, 4) OBP: 0.241, SLG: 0.222 Dave Philley, S (9, PH)			2-3 1-2	FC4-6 1-2f			F8		F2	3	0	0	0	0	0	3
										1	0	0	0	0	0	2
Don Schwall, R (1, 1) OBP: 0.100, SLG: 0.100 Pumpsie Green, S (9, PH) OBP: 0.250, SLG: 0.250			F4		5-3		F8		K	3	0	0	0	0	0	1
										1	0	0	0	0	1	2
Inning Stats	R: 0 H: 0 E: 0 LOB: 0 K: 1 BB: 0 S: 5 P: 5	R: 0 H: 1 E: 0 LOB: 1 K: 1 BB: 0 S: 5 P: 5	R: 0 H: 1 E: 0 LOB: 2 K: 0 BB: 1 S: 4 P: 8	R: 1 H: 1 E: 0 LOB: 2 K: 0 BB: 2 S: 4 P: 12	R: 0 H: 0 E: 0 LOB: 2 K: 0 BB: 2 S: 3 P: 11	R: 0 H: 0 E: 0 LOB: 0 K: 0 BB: 1 S: 2 P: 6	R: 0 H: 0 E: 0 LOB: 0 K: 0 BB: 0 S: 3 P: 3	R: 0 H: 0 E: 0 LOB: 0 K: 0 BB: 0 S: 3 P: 3	R: 0 H: 1 E: 0 LOB: 2 K: 1 BB: 1 S: 6 P: 10	1B: 3 SF: 0 2B: 3 SAC: 0 3B: 0 DP: 2 HR: 0 HBP: 0				WP: 0 PA: 36 PB: 0 SB: 1 CS: 1		

PITCHER	IP	WLS	BF	H	R	ER	SO	BB	IBB	HBP	BLK	WP	HR	S	P	ERA	WHIP
John Buzhardt, R (1, 1) ERA: 3.42	9.0	W	36	4	1	1	3	7	0	0	0	0	0	35	63	1.00	1.222

PITCHER	IP	WLS	BF	H	R	ER	SO	BB	IBB	HBP	BLK	WP	HR	S	P	ERA	WHIP

TOP

Boston Red Sox @ Chicago White Sox

Comiskey Park, Chicago, IL

Sun Apr 29 1962, 4:33 AM EDT

Unknown

livebaseballscorecards.com

AB	29
R	1
H	4
RBI	1
BB	7
SO	3
LOB	19

Batter	1	2	3	4	5	6	7	8	9	AB	R	H	RBI	BB	SO	LOB
Jim Landis, R (1, 8) OBP: 0.379, SLG: 0.673	4-3 4-3 1B		SH G1-6-3 1-2		BBBB 4-0 BB		FC6-4 1-2f			2	1	1	0	1	0	1
Nellie Fox, L (1, 4) OBP: 0.268, SLG: 0.318	4-3 1-3		F7		5-4-3			F9		4	0	0	0	0	0	4
Joe Cunningham, L (1, 3) OBP: 0.481, SLG: 0.500	4-3 3-H		G1-6-3 1-2f			F9		SSS 0-3 K		4	0	0	1	0	1	2
Floyd Robinson, L (1, 7) OBP: 0.486, SLG: 0.742	3B			1-3		F7		1-3		4	0	1	0	0	0	0
Al Smith, R (1, 5) OBP: 0.382, SLG: 0.387	F8			1B		L5				3	0	1	0	0	0	1
Mike Hershberger, R (1, 9) OBP: 0.324, SLG: 0.364		6-3		F8			HR			3	1	1	1	0	0	1
Luis Aparicio, R (1, 6) OBP: 0.200, SLG: 0.211		BBBB 4-0 CS BB		F8			6-3			2	0	0	0	1	0	1
Bob Roselli, R (1, 2) OBP: 0.200, SLG: 0.222		SSS 0-3 K 1-2			F8		1-3			3	0	0	0	0	1	1
John Buzhardt, R (1, 1) OBP: 0.222, SLG: 0.125			SH 1B		SSS 0-3 K		E5 FC6-4			3	0	1	0	0	1	0
Inning Stats	R: 1 E: 0 K: 0 S: 5 H: 2 LOB: 1 BB: 0 P: 5	R: 0 E: 0 K: 1 S: 4 H: 0 LOB: 0 BB: 1 P: 8	R: 0 E: 1 K: 0 S: 4 H: 1 LOB: 1 BB: 0 P: 4	R: 0 E: 0 K: 0 S: 4 H: 1 LOB: 1 BB: 0 P: 4	R: 0 E: 0 K: 1 S: 5 H: 0 LOB: 1 BB: 1 P: 9	R: 0 E: 0 K: 0 S: 3 H: 0 LOB: 0 BB: 0 P: 3	R: 1 E: 1 K: 0 S: 5 H: 1 LOB: 1 BB: 0 P: 5	R: 0 E: 0 K: 1 S: 5 H: 0 LOB: 0 BB: 0 P: 5		1B: 3 2B: 0 3B: 1 HR: 1	SF: 0 SAC: 1 DP: 1 HBP: 0					

PITCHER	IP	WLS	BF	H	R	ER	SO	BB	IBB	HBP	BLK	WP	HR	S	P	ERA	WHIP
Don Schwall, R (1, 1) ERA: 4.36	8.0	L	31	5	2	2	3	2	0	0	0	0	1	35	43	2.25	0.875

PITCHER	IP	WLS	BF	H	R	ER	SO	BB	IBB	HBP	BLK	WP	HR	S	P	ERA	WHIP

BOTTOM

Boston Red Sox @ Chicago White Sox

Comiskey Park, Chicago, IL

Sun Apr 29 1962, 4:33 AM EDT

Unknown

livebaseballscorecards.com

AB	28
R	2
H	5
RBI	2
BB	2
SO	3
LOB	11

1B: 3 2B: 0 3B: 1 HR: 1 SF: 0 SAC: 1 DP: 1 HBP: 0

WP: 0 PB: 0 SB: 0 CS: 1 PA: 31

Batter	1	2	3	4	5	6	7	8	9	AB	R	H	RBI	BB	SO	LOB
Pete Runnels, L (1, 3) OBP: 0.315, SLG: 0.333	S S S 0-3 ① K		x 0-0 ② 6-3			B B B B 4-0 BB		x 0-0 ② F5		3	0	0	0	1	1	1
Eddie Bressoud, R (1, 6) OBP: 0.343, SLG: 0.453	S S S 0-3 ② K		x 0-0 ③ F3			x 0-0 ① F8		x 0-0 ③ F9		4	0	0	0	0	1	2
Carl Yastrzemski, L (1, 7) OBP: 0.377, SLG: 0.373	S S S 0-3 ③ K			B B B B 4-0 1B BB		x 0-0 ② F8			S S S 0-3 ① K	3	0	0	0	1	2	1
Russ Nixon, L (1, 2) OBP: 0.167, SLG: 0.118		x 0-0 ① L8		x 0-0 G4-6-3 1-2 1B		x 0-0 ③ 1-3			x 0-0 ② 5-3	4	0	1	0	0	0	1
Frank Malzone, R (1, 5) OBP: 0.302, SLG: 0.373		x 0-0 BB 1B 1B		x 0-0 ① F7			x 0-0 ① F8		x 0-0 ③ 5-3	4	1	1	0	0	0	2
Gary Geiger, L (1, 8) OBP: 0.348, SLG: 0.333		x 0-0 ② F7		x 0-0 ② ③ G4-6-3 1-2f			x 0-0 ② 4-3			3	0	0	0	0	0	3
Carroll Hardy, R (1, 9) OBP: 0.389, SLG: 0.364		B B B B 4-0 1B 1-2 CS BB			S S S 0-3 ① K		S S S 0-3 ③ K			2	0	0	0	1	2	0
Chuck Schilling, R (1, 4) OBP: 0.246, SLG: 0.228		x 0-0 1-3 2-H 1B			x 0-0 ② F7			x 0-0 ① F6		3	0	1	1	0	0	0
Galen Cisco, R (1, 1) Chet Nichols, S (4, 1) Jim Pagliaroni, R (8, PH) OBP: 0.442, SLG: 0.581 Hal Kolstad, R (8, 1)		0-0 ③ CS 3-H	x 0-0 ① 4-3		x 0-0 ③ F4			B B B B 4-0 BB		1 1 0 0	0 0 0 0	0 0 0 0	0 0 1 0	0 0 0 0	0 0 0 0	0 0 0 0
Inning Stats	R: 0 E: 0 K: 3 S: 9 H: 0 LOB: 0 BB: 0 P: 9	R: 1 E: 0 K: 0 S: 4 H: 2 LOB: 1 BB: 1 P: 8	R: 0 E: 0 K: 0 S: 3 H: 0 LOB: 0 BB: 0 P: 3	R: 0 E: 0 K: 0 S: 3 H: 1 LOB: 1 BB: 1 P: 7	R: 0 E: 0 K: 1 S: 5 H: 0 LOB: 0 BB: 0 P: 5	R: 0 E: 0 K: 0 S: 3 H: 0 LOB: 1 BB: 1 P: 7	R: 0 E: 0 K: 1 S: 5 H: 0 LOB: 0 BB: 0 P: 5	R: 0 E: 0 K: 0 S: 3 H: 0 LOB: 1 BB: 1 P: 7	R: 0 E: 0 K: 1 S: 5 H: 0 LOB: 0 BB: 0 P: 5	1B: 3 2B: 0 3B: 0 HR: 0 SF: 0 SAC: 0 DP: 1 HBP: 0						

TOP

Boston Red Sox @ Chicago White Sox

Comiskey Park, Chicago, IL

Sun Apr 29 1962, 4:38 AM EDT

Att. 12,059 - Unknown

livebaseballscorecards.com

AB	28
R	1
H	3
RBI	1
BB	4
SO	6
LOB	10

PITCHER		IP	WLS	BF	H	R	ER	SO	BB	IBB	HBP	BLK	WP	HR	S	P	ERA	WHIP
Early Wynn, R ERA: 3.46	(1, 1)	9.0	W	32	3	1	1	6	4	0	0	0	0	0	40	56	1.00	0.778

PITCHER	IP	WLS	BF	H	R	ER	SO	BB	IBB	HBP	BLK	WP	HR	S	P	ERA	WHIP

Boston Red Sox @ Chicago White Sox

Comiskey Park, Chicago, IL

Sun Apr 29 1962, 4:38 AM EDT

Att. 12,059 - Unknown

BOTTOM

Batter	1	2	3	4	5	6	7	8	9	AB	R	H	RBI	BB	SO	LOB
Jim Landis, R (1, 8) OBP: 0.397, SLG: 0.679	4-3		SF7 1B 1-2 1B	BB 2-H 2B		F9		BBBB G4-6-3 BB		4	1	2	1	1	0	0
Bob Sadowski, L (1, 4) OBP: 0.278, SLG: 0.438	1-3		BBBB SF7 1-2 2-3 BB	F7		4-3 1B		G4-6-3 1-2f		4	1	1	0	1	0	2
Joe Cunningham, L (1, 3) OBP: 0.481, SLG: 0.500	1B		SF7 1-2 2-3 3-H	BBBB BB BB		4-3 1-2				2	0	1	1	1	0	1
Floyd Robinson, L (1, 7) OBP: 0.486, SLG: 0.721	F2		IIII 1B IBB	BBBB 1-2 2-3 BB		4-3				2	0	0	0	2	0	2
Mike Hershberger, R (1, 9) OBP: 0.320, SLG: 0.357		4-3	1-3 2-H 3-H 1B	5-3			6-3			4	0	1	2	0	0	3
Charley Smith, R (1, 5)		6-3	SSS K		F4		SSS K			4	0	0	0	0	2	2
Luis Aparicio, R (1, 6) OBP: 0.228, SLG: 0.230		4-3		BBBB E S 1B BB	1B		1B			3	1	2	0	1	0	0
Sherm Lollar, R (1, 2) OBP: 0.462, SLG: 0.545			FC4-6 1B	1-3 1-H 2B 1B	F4		L4			4	1	2	1	0	0	2
Early Wynn, S (1, 1)			FC4-6 BB 1B 1-2f SF7	1-3 1-2	F8			6-3		4	1	0	0	0	0	3
Inning Stats	R: 0 H: 1 E: 0 LOB: 1 K: 0 BB: 0 S: 4 P: 4	R: 0 H: 0 E: 0 LOB: 0 K: 0 BB: 0 S: 3 P: 3	R: 3 H: 3 E: 0 LOB: 2 K: 1 BB: 2 S: 8 P: 16	R: 2 H: 2 E: 0 LOB: 3 K: 0 BB: 3 S: 5 P: 17	R: 0 H: 1 E: 0 LOB: 1 K: 0 BB: 0 S: 4 P: 4	R: 0 H: 1 E: 0 LOB: 1 K: 0 BB: 0 S: 4 P: 4	R: 0 H: 1 E: 0 LOB: 1 K: 1 BB: 0 S: 6 P: 6	R: 0 H: 0 E: 0 LOB: 0 K: 0 BB: 1 S: 2 P: 6		1B: 8 SF: 1 2B: 1 SAC: 0 3B: 0 DP: 1 HR: 0 HBP: 0				WP: 0 PA: 38 PB: 0 SB: 1 CS: 0		

livebaseballscorecards.com

	AB	31
	R	5
	H	9
	RBI	5
	BB	6
	SO	2
	LOB	15

PITCHER		IP	WLS	BF	H	R	ER	SO	BB	IBB	HBP	BLK	WP	HR	S	P	ERA	WHIP
Galen Cisco, R ERA: 4.82	(1, 1)	3.1	L	19	6	5	5	1	2	1	0	0	0	0	18	30	13.50	2.400
Chet Nichols, L ERA:	(4, 1)	3.2		16	3	0	0	1	2	0	0	0	0	0	16	24	0.00	1.364
Hal Kolstad, R ERA:	(8, 1)	1.0		3	0	0	0	0	1	0	0	0	0	0	2	6	0.00	1.000

PITCHER		IP	WLS	BF	H	R	ER	SO	BB	IBB	HBP	BLK	WP	HR	S	P	ERA	WHIP

Boston Red Sox @ Washington Senators

D.C. Stadium, Washington, DC

Tue May 01 1962, 7:05 PM EDT

Att. 3,233 - Cloudy

livebaseballscorecards.com

TOP

Batter	1	2	3	4	5	6	7	8	9	AB	R	H	RBI	BB	SO	LOB
Pete Runnels, L (1, 3) OBP: 0.325, SLG: 0.348	SH1-3, 1B, 2B		BBBB, 5-3, BB		6-3			P6		3	1	1	0	1	0	0
Eddie Bressoud, R (1, 6) OBP: 0.329, SLG: 0.433	SH1-3 2-3		5-3 1-2			6-3		F3		3	0	0	0	0	0	1
Carroll Hardy, R (1, 8) OBP: 0.379, SLG: 0.354	F8		SSS, K			6-3			CS, 1B	4	0	1	0	0	1	2
Jim Pagliaroni, R (1, 2) OBP: 0.446, SLG: 0.565	BBBB, 1B, BB		SSS, K			1B			SSS, K 1-2	3	0	1	0	1	2	2
Frank Malzone, R (1, 5) OBP: 0.299, SLG: 0.365	1-3 3-H, 1B			1-3		F8			F2	4	0	1	1	0	0	1
Lou Clinton, R (1, 9) OBP: 0.182, SLG: 0.313	SSS, K			SSS, K			P4			3	0	0	0	0	2	2
Carl Yastrzemski, L (1, 7) OBP: 0.361, SLG: 0.355		4-3		4-3			SSS, K			3	0	0	0	0	1	0
Chuck Schilling, R (1, 4) OBP: 0.234, SLG: 0.217		6-3			F2		P4			3	0	0	0	0	0	0
Gene Conley, R (1, 1) OBP: 0.250, SLG: 0.455		F7			F9			SSS, K		3	0	0	0	0	1	0

	AB	29
	R	1
	H	4
	RBI	1
	BB	2
	SO	7
	LOB	8

Inning Stats										
	R: 1	H: 2	R: 0	H: 0	R: 0	H: 0	R: 0	H: 0	R: 0	H: 1
	E: 0	LOB: 2	E: 0	LOB: 0	E: 0	LOB: 1	E: 0	LOB: 0	E: 0	LOB: 1
	K: 1	BB: 1	K: 0	BB: 0	K: 2	BB: 1	K: 0	BB: 0	K: 1	BB: 0
	S: 7	P: 11	S: 3	P: 3	S: 7	P: 11	S: 5	P: 5	S: 3	P: 4

Inning Stats										
	R: 0	H: 0	R: 0	H: 1	R: 0	H: 0	R: 0	H: 0	R: 0	H: 1
	E: 0	LOB: 0	E: 0	LOB: 1	E: 0	LOB: 0	E: 0	LOB: 0	E: 0	LOB: 0
	K: 1	BB: 0	K: 0	BB: 0	K: 1	BB: 0	K: 1	BB: 0	K: 1	BB: 0
	S: 5	P: 5	S: 4	P: 4	S: 5	P: 5	S: 5	P: 5	S: 5	P: 5

	1B: 3	SF: 0	WP: 0	PA: 32
	2B: 2	SAC: 1	PB: 0	
	3B: 0	DP: 1	SB: 0	
	HR: 0	HBP: 0	CS: 1	

PITCHER		IP	WLS	BF	H	R	ER	SO	BB	IBB	HBP	BLK	WP	HR	S	P	ERA	WHIP
Pete Burnside, L ERA: 4.5	(1, 1)	9.0	W	32	4	1	1	7	2	0	0	0	0	0	44	52	1.00	0.667

PITCHER		IP	WLS	BF	H	R	ER	SO	BB	IBB	HBP	BLK	WP	HR	S	P	ERA	WHIP

Batter	1	2	3	4	5	6	7	8	9	AB	R	H	RBI	BB	SO	LOB
Jim Piersall, R (1, 8) OBP: 0.209, SLG: 0.262	0-0 2B 1B 1B		0-0 5-3 ②		0-0 4-3 ③			0-0 PB SF7 2B		4	0	2	0	0	0	0
Chuck Hinton, R (8, PR) (9, 9) OBP: 0.225, SLG: 0.250										0	1	0	0	0	0	0
Jim King, L (1, 7) OBP: 0.385, SLG: 0.394	0-0 2B 1-2 1B		SSS 0-3 K ③			0-0 P6 ①		0-0 SF7 ① 2-H		3	0	1	1	0	1	0
Bob Johnson, R (1, 6) OBP: 0.369, SLG: 0.517	0-0 1-3 2-3 2B ①			0-0 1B 2B		0-0 1-3 ②		0-0 3-1 1B		4	1	3	0	0	0	0
Dale Long, L (1, 3) OBP: 0.351, SLG: 0.373	0-0 1-5-3 ②			0-0 2-H 1B		BBBB 4-0 1B BB		0-0 3-1 ② 1-2		3	0	1	1	1	0	4
Gene Woodling, L (1, 9) OBP: 0.450, SLG: 0.469	0-0 5-3 ③			0-0 F7 ①		0-0 FC6-4 1-3 1B		4-0 IBB		3	0	1	0	1	0	3
Willie Tasby, R (8, PR) (9, 8) OBP: 0.250, SLG: 0.206										0	0	0	0	0	0	0
Johnny Schaive, R (1, 5) OBP: 0.324, SLG: 0.636		0-0 4-3 ①		0-0 P4 ②		0-0 FC6-4 ③ 1-2f		0-0 F9 ③		4	0	0	0	0	0	5
Ken Retzer, L (1, 2) OBP: 0.438, SLG: 0.308		0-0 G3 ②		0-0 L3 ③			0-0 F7 ①			3	0	0	0	0	0	1
Chuck Cottier, R (1, 4) OBP: 0.351, SLG: 0.385		0-0 F9 ③			0-0 P2 ①		0-0 P6 ②			3	0	0	0	0	0	0
Pete Burnside, R (1, 1)			0-0 5-3 ①		SSS 0-3 K ②		SSS 0-3 K ③			3	0	0	0	0	2	0
Inning Stats	R: 0 E: 0 K: 0 S: 5 H: 3 LOB: 2 BB: 0 P: 5	R: 0 E: 0 K: 0 S: 3 H: 0 LOB: 0 BB: 0 P: 3	R: 0 E: 0 K: 1 S: 5 H: 0 LOB: 0 BB: 0 P: 5	R: 1 E: 0 K: 0 S: 5 H: 2 LOB: 1 BB: 0 P: 5	R: 0 E: 0 K: 1 S: 5 H: 0 LOB: 0 BB: 0 P: 5	R: 0 E: 0 K: 0 S: 4 H: 1 LOB: 2 BB: 1 P: 8	R: 0 E: 0 K: 1 S: 5 H: 0 LOB: 0 BB: 0 P: 5	R: 1 E: 0 K: 0 S: 5 H: 2 LOB: 2 BB: 1 P: 9		1B: 5 2B: 3 3B: 0 HR: 0	SF: 1 SAC: 0 DP: 0 HBP: 0						

PITCHER		IP	WLS	BF	H	R	ER	SO	BB	IBB	HBP	BLK	WP	HR	S	P	ERA	WHIP
Gene Conley, R ERA: 3.06	(1, 1)	8.0	L	33	8	2	2	3	1	1	0	0	0	0	37	45	2.25	1.125

PITCHER	IP	WLS	BF	H	R	ER	SO	BB	IBB	HBP	BLK	WP	HR	S	P	ERA	WHIP

BOTTOM

Boston Red Sox @ Washington Senators

D.C. Stadium, Washington, DC

Tue May 01 1962, 7:05 PM EDT

Att. 3,233 - Cloudy

livebaseballscorecards.com

AB	30
R	2
H	8
RBI	2
BB	2
SO	3
LOB	13

WP: 0	PA: 33		
PB: 1			
SB: 0			
CS: 0			

Boston Red Sox @ Washington Senators

D.C. Stadium, Washington, DC

Thu May 03 1962, 3:33 AM EDT

Att. 1,704 - Unknown

TOP

livebaseballscorecards.com

Batter	1	2	3	4	5	6	7	8	9	AB	R	H	RBI	BB	SO	LOB
Pete Runnels, L (1, 3) OBP: 0.341, SLG: 0.371	5-3	BLK, BB 1-2 1B			1-3 1B	1-3 2-H 3-H 1B		SF8 3-H		4	0	3	3	0	0	0
Eddie Bressoud, R (1, 6) OBP: 0.333, SLG: 0.465	HR	B B B BLK 1-2 2-3 BB			K	K		6-3		4	1	1	1	1	2	3
Carl Yastrzemski, L (1, 7) OBP: 0.338, SLG: 0.328	4-3	1-3 1-2 2-3 3-H			1-3 1-2		K		1-3	5	0	0	0	0	1	3
Jim Pagliaroni, R (1, 2) OBP: 0.443, SLG: 0.600	B B B BB		F7		6-3		HR		K	4	1	1	1	1	1	1
Frank Malzone, R (1, 5) OBP: 0.306, SLG: 0.382	1-3		6-3			BB 1B 2B	F9		1B 1B	5	1	2	0	0	0	1
Gary Geiger, L (1, 8) OBP: 0.333, SLG: 0.317		4-3	K			P6	E9		1-3 1B	5	0	1	0	0	1	1
Carroll Hardy, R (1, 9) OBP: 0.365, SLG: 0.358		BLK S 2B		6-3		F8	F9		5-3	5	1	1	0	0	0	4
Chuck Schilling, R (1, 4) OBP: 0.250, SLG: 0.254		5-3 2-3	K			BB 1B IBB		SF8 3B		3	2	1	0	1	1	1
Bill Monbouquette, R (1, 1) OBP: 0.250, SLG: 0.100		B B B BB, 1B BLK 3-H BB	K			1B 1-2 2-3 BB		K		2	1	0	0	2	2	1
Dick Radatz, R (9, 1)										0	0	0	0	0	0	0
Inning Stats	R: 1 E: 0 K: 0 S: 4 H: 1 LOB: 1 BB: 1 P: 8	R: 2 E: 0 K: 0 S: 5 H: 2 LOB: 2 BB: 2 P: 13	R: 0 E: 0 K: 1 S: 5 H: 0 LOB: 0 BB: 0 P: 5	R: 0 E: 0 K: 2 S: 7 H: 0 LOB: 0 BB: 0 P: 7	R: 0 E: 0 K: 1 S: 6 H: 1 LOB: 1 BB: 0 P: 6	R: 2 E: 0 K: 1 S: 7 H: 2 LOB: 2 BB: 2 P: 15	R: 1 E: 1 K: 1 S: 7 H: 1 LOB: 1 BB: 0 P: 7	R: 1 E: 0 K: 1 S: 6 H: 1 LOB: 0 BB: 0 P: 6	R: 0 E: 0 K: 1 S: 7 H: 2 LOB: 2 BB: 0 P: 7	1B: 5 2B: 2 3B: 1 HR: 2 SF: 1 SAC: 0 DP: 0 HBP: 0						

	AB	37
	R	7
	H	10
	RBI	5
	BB	5
	SO	8
	LOB	15

WP: 0 PB: 0 SB: 1 CS: 0 PA: 43

PITCHER	IP	WLS	BF	H	R	ER	SO	BB	IBB	HBP	BLK	WP	HR	S	P	ERA	WHIP
Jim Hannan, R (1, 1) ERA: 5.68	1.2	L	11	3	3	3	0	3	0	0	1	0	1	8	20	16.20	3.600
Ray Rippelmeyer, R (2, 1) ERA: 4.76	4.1		18	3	2	2	5	1	1	0	1	0	0	26	34	4.15	0.923
Joe McClain, R (7, 1) ERA: 10.13	1.0		5	1	1	1	1	0	0	0	0	0	1	7	7	9.00	1.000
Marty Kutyna, R (8, 1) ERA: 1.64	2.0		9	3	1	1	2	0	0	0	0	0	0	13	13	4.50	1.500

PITCHER	IP	WLS	BF	H	R	ER	SO	BB	IBB	HBP	BLK	WP	HR	S	P	ERA	WHIP

BOTTOM

Boston Red Sox @ Washington Senators

D.C. Stadium, Washington, DC

Thu May 03 1962, 3:33 AM EDT

Att. 1,704 - Unknown

livebaseballscorecards.com

Batter	1	2	3	4	5	6	7	8	9	AB	R	H	RBI	BB	SO	LOB
Jim Piersall, R (1, 8) OBP: 0.229, SLG: 0.298	SSS 0-3 ① K		x 0-0 ① 1-3		x 0-0 ② F4		x 0-0 FC4-6 1-3 1B		x 0-0 2B	5	0	2	0	0	1	1
Jim King, L (1, 7) OBP: 0.386, SLG: 0.395	x 0-0 ② F5		x 0-0 1B		x 0-0 1-H 1B		x 0-0 ③ FC4-6 1-2f		x 0-0 ② P5	5	0	2	1	0	0	3
Bob Johnson, R (1, 6) OBP: 0.371, SLG: 0.500	BBBB 4-0 S BB		x 0-0 ② L9		SSS 0-3 ③ K			x 0-0 G3 1B	x 0-0 ③ 5-3	4	0	1	0	1	1	3
Dale Long, L (1, 3) OBP: 0.344, SLG: 0.352	BBBB 4-0 FC4-6 1-2 BB		x 0-0 ③ F9			x 0-0 ① F7		x 0-0 ① L6		3	0	0	0	1	0	2
Gene Woodling, L (1, 9) OBP: 0.409, SLG: 0.417	x 0-0 ③ FC4-6 1-2f			x 0-0 ① 4-3		x 0-0 ② 4-3		x 0-0 ② G3 1-2		4	0	0	0	0	0	3
Johnny Schaive, R (1, 5) OBP: 0.289, SLG: 0.568		x 0-0 ① F3		x 0-0 ② F8		x 0-0 ③ 6-3		x 0-0 ③ 5-3		4	0	0	0	0	0	1
Ken Retzer, L (1, 2) OBP: 0.350, SLG: 0.235		SSS 0-3 ② K		x 0-0 ③ F5			x 0-0 ① 4-3		SSS 0-3 ① K	4	0	0	0	0	2	0
Chuck Cottier, R (1, 4) OBP: 0.361, SLG: 0.382		x 0-0 ③ 6-3			x 0-0 ① F8		BBBB 4-0 1B BB		x 0-0 HR 1B	3	1	1	0	1	0	0
Jim Hannan, R (1, 1) Ray Rippelmeyer, R (2, 1) OBP: 0.000, SLG: 1.400 Joe McClain, R (7, 1) Joe Hicks, L (7, PH) OBP: 0.176, SLG: 0.125 Marty Kutyna, R (8, 1) Harry Bright, R (9, PH) OBP: 0.417, SLG: 1.167			x 0-0 HR		x 0-0 1B 1B 1B		SSS 0-3 ② K		x 0-0 1-H HR	0 2 0 1 0 1	0 2 0 0 0 1	0 2 0 0 0 2	0 1 0 0 0 2	0 0 0 0 0 0	0 0 0 1 0 0	0 0 0 1 0 0
Inning Stats	R: 0 E: 0 K: 1 S: 5 H: 0 LOB: 2 BB: 2 P: 13	R: 0 E: 0 K: 1 S: 5 H: 0 LOB: 0 BB: 0 P: 5	R: 1 E: 0 K: 0 S: 5 H: 2 LOB: 1 BB: 0 P: 5	R: 0 E: 0 K: 0 S: 3 H: 0 LOB: 0 BB: 0 P: 3	R: 1 E: 0 K: 1 S: 7 H: 2 LOB: 1 BB: 0 P: 7	R: 0 E: 0 K: 0 S: 3 H: 0 LOB: 0 BB: 0 P: 3	R: 0 E: 0 K: 1 S: 6 H: 1 LOB: 2 BB: 1 P: 10	R: 0 E: 0 K: 0 S: 4 H: 1 LOB: 1 BB: 0 P: 4	R: 2 E: 0 K: 1 S: 8 H: 3 LOB: 1 BB: 0 P: 8	1B: 6 2B: 1 3B: 0 HR: 2	SF: 0 SAC: 0 DP: 0 HBP: 0			WP: 0 PB: 0 SB: 1 CS: 0	PA: 39		

	AB	36
	R	4
	H	9
	RBI	4
	BB	3
	SO	5
	LOB	14

PITCHER		IP	WLS	BF	H	R	ER	SO	BB	IBB	HBP	BLK	WP	HR	S	P	ERA	WHIP
Bill Monbouquette, R ERA: 3.71	(1, 1)	8.1	W	37	9	4	4	5	3	0	0	0	0	2	44	56	4.32	1.440
Dick Radatz, R ERA:	(9, 1)	0.2	S	2	0	0	0	0	0	0	0	0	0	0	2	2	0.00	0.000

PITCHER	IP	WLS	BF	H	R	ER	SO	BB	IBB	HBP	BLK	WP	HR	S	P	ERA	WHIP

Chicago White Sox @ Boston Red Sox

Fenway Park, Boston, MA

Fri May 04 1962, 7:05 PM EDT

Att. 8,782 - Unknown

TOP

livebaseballscorecards.com

Batter	1	2	3	4	5	6	7	8	9	AB	R	H	RBI	BB	SO	LOB
Luis Aparicio, R (1, 6) OBP: 0.236, SLG: 0.232	6-3		BB: FC3-6, S	2B		BB: G4-6-3		F3		3	0	1	0	2	0	0
Joe Cunningham, L (1, 3) OBP: 0.449, SLG: 0.417	F9		BB: FC3-6 (1-2)	6-3		G4-6-3 (1-2f)			1-3	4	0	0	0	1	0	3
Jim Landis, R (1, 8) OBP: 0.375, SLG: 0.657	4-3		FC3-6, S (1-2f, 2-3)	6-3			HR		2B: BB	4	1	1	1	1	0	3
Floyd Robinson, L (1, 7) OBP: 0.433, SLG: 0.643		F3	K (1-2)		K		1-3		F8	5	0	0	0	0	2	3
Al Smith, R (1, 5) OBP: 0.409, SLG: 0.468		1B: 3B	K		F8		1-3: 1B		1-3: 2B	5	1	3	0	0	1	2
Mike Hershberger, R (1, 9) OBP: 0.289, SLG: 0.310		BB: 1B: BB		1B: HR: 1B	5-3		1-2		F8	4	1	1	0	1	0	3
Nellie Fox, L (1, 4) OBP: 0.299, SLG: 0.325		G5-3, BB: 1B (1-2, 3-H)		1-3: HR: 1B		E6: 1B, 6-3	5-3			4	2	2	1	0	0	1
Cam Carreon, R (1, 2) OBP: 0.394, SLG: 0.481		BB (1-2, 2-3)		1-H, 3-H: HR		6-3: 1B (1-3)		F7		3	1	2	3	1	0	0
Ray Herbert, R (1, 1) OBP: 0.400, SLG: 0.778 Gary Peters, L (0, 1) Dom Zanni, R (0, 1) OBP: 0.000, SLG: 0.000 Eddie Fisher, R (0, 1) Frank Baumann, L (0, 1) Charley Smith, R (0, PH) Herb Score, L (0, 1) Sherm Lollar, R (0, PH) OBP: 0.364, SLG: 0.429 Dave DeBusschere, R (0, 1)		G5-3 (2-3f)		4-3		6-3: 1B (1-2, 3-H)		1-3		2 0 0 0 0 1 0 1 0	0 0 0 0 0 0 0 0 0	0 0 0 0 1 0 0 0 0	0 0 0 0 0 0 0 0 0	0 0 0 0 0 0 0 0 0	0 0 0 0 0 0 0 0 0	3 0 0 0 1 0 0 0 0
Inning Stats	R: 0 E: 0 K: 0 S: 3 H: 0 LOB: 0 BB: 0 P: 3	R: 1 E: 0 K: 0 S: 4 H: 2 LOB: 2 BB: 2 P: 12	R: 0 E: 0 K: 2 S: 7 H: 0 LOB: 2 BB: 2 P: 15	R: 3 E: 0 K: 0 S: 7 H: 4 LOB: 1 BB: 0 P: 7	R: 0 E: 0 K: 1 S: 5 H: 0 LOB: 0 BB: 0 P: 5	R: 1 E: 1 K: 0 S: 4 H: 1 LOB: 1 BB: 1 P: 8	R: 1 E: 0 K: 0 S: 5 H: 2 LOB: 1 BB: 0 P: 5	R: 0 E: 0 K: 0 S: 3 H: 0 LOB: 0 BB: 0 P: 3	R: 0 E: 0 K: 0 S: 4 H: 1 LOB: 2 BB: 1 P: 8	1B: 5 2B: 2 3B: 1 HR: 2	SF: 0 SAC: 0 DP: 2 HBP: 0						

AB	36
R	6
H	10
RBI	6
BB	6
SO	3
LOB	19

WP: 0 PB: 0 SB: 2 CS: 0 PA: 42

PITCHER		IP	WLS	BF	H	R	ER	SO	BB	IBB	HBP	BLK	WP	HR	S	P	ERA	WHIP
Don Schwall, R ERA: 4.95	(1, 1)	3.1		19	6	4	4	2	4	0	0	0	0	1	19	35	10.80	3.000
Mike Fornieles, R ERA: 5.84	(4, 1)	1.2	W	5	0	0	0	1	0	0	0	0	0	0	7	7	0.00	0.000
Chet Nichols, L ERA: 0.73	(6, 1)	4.0	S	18	4	2	1	0	2	0	0	0	0	1	16	24	2.25	1.500

PITCHER	IP	WLS	BF	H	R	ER	SO	BB	IBB	HBP	BLK	WP	HR	S	P	ERA	WHIP

Batter	1	2	3	4	5	6	7	8	9	AB	R	H	RBI	BB	SO	LOB
Pete Runnels, L (1, 3) OBP: 0.356, SLG: 0.392	CS BB 1B		6-3		BB 1B F8		2B 2B			4	2	2	0	1	0	2
Eddie Bressoud, R (1, 6) OBP: 0.350, SLG: 0.500	K		6-3		1B 1B 2B		2-H 2B			5	2	3	3	0	1	1
Carl Yastrzemski, L (1, 7) OBP: 0.354, SLG: 0.352	1-2 BB		4-3		BB 1B 2B		4-3			4	1	2	4	1	0	1
Jim Pagliaroni, R (1, 2) OBP: 0.424, SLG: 0.556	6-3 2-3			F8	BB K		F3			4	1	0	0	1	1	4
Frank Malzone, R (1, 5) OBP: 0.312, SLG: 0.384		6-3		F8	1B BB 1-2 2-3 3-H 1B	1-3 1B		L6		5	1	2	1	0	0	0
Gary Geiger, L (1, 8) OBP: 0.339, SLG: 0.311		1B BB		F9	BB BB 1-3 2-H 3-H 1B	1-3 1-2		K		4	1	1	2	1	1	1
Carroll Hardy, R (1, 9) OBP: 0.382, SLG: 0.357		1-3 1B			BB 1B BB	F3		K		3	2	1	0	2	1	1
Pumpsie Green, S (1, 4) OBP: 0.250, SLG: 0.143		F6			F8 1B 2B BB	K				3	1	0	1	1	1	4
Don Schwall, R (1, 1) OBP: 0.091, SLG: 0.091		K			1B BB 1B 2B 2B 1-2 2-H 3-H 1B		K2-3			1	0	0	0	0	1	2
Mike Fornieles, R (4, 1)										0	0	0	0	0	0	0
Russ Nixon, L (5, PH) OBP: 0.250, SLG: 0.211										2	2	2	2	0	0	0
Chet Nichols, S (6, 1)										1	0	0	0	0	1	0
Inning Stats	R: 0 E: 0 K: 1 S: 5 H: 1 LOB: 1 BB: 1 P: 9	R: 0 E: 0 K: 1 S: 6 H: 1 LOB: 2 BB: 1 P: 10	R: 0 E: 0 K: 0 S: 3 H: 0 LOB: 0 BB: 0 P: 3	R: 0 E: 0 K: 0 S: 3 H: 0 LOB: 0 BB: 0 P: 3	R: 12 E: 0 K: 1 S: 13 H: 8 LOB: 1 BB: 5 P: 33	R: 0 E: 0 K: 1 S: 6 H: 1 LOB: 1 BB: 0 P: 6	R: 1 E: 0 K: 1 S: 7 H: 2 LOB: 1 BB: 0 P: 7	R: 0 E: 0 K: 2 S: 7 H: 0 LOB: 0 BB: 0 P: 7		1B: 9 2B: 4 3B: 0 HR: 0 SF: 0 SAC: 0 DP: 0 HBP: 0						

PITCHER		IP	WLS	BF	H	R	ER	SO	BB	IBB	HBP	BLK	WP	HR	S	P	ERA	WHIP
Ray Herbert, R ERA: 6.75	(1, 1)	4.1		20	4	4	4	2	4	0	0	0	0	0	20	36	8.31	1.846
Gary Peters, L ERA: 5.68	(5, 1)	0.0	L	1	1	0	0	0	0	0	0	0	0	0	1	1	∞	∞
Dom Zanni, R ERA: 7.5	(5, 1)	0.0		3	2	2	2	0	1	0	0	0	0	0	2	6	∞	∞
Eddie Fisher, R ERA: 9.45	(5, 1)	0.0		3	1	3	3	0	2	0	0	0	0	0	1	9	∞	∞
Frank Baumann, L ERA: 3.38	(5, 1)	0.2		4	2	3	3	1	0	0	0	0	0	0	6	6	40.50	3.000

PITCHER		IP	WLS	BF	H	R	ER	SO	BB	IBB	HBP	BLK	WP	HR	S	P	ERA	WHIP
Herb Score, L ERA: 4.5	(6, 1)	2.0		9	3	1	1	2	0	0	0	0	0	0	13	13	4.50	1.500
Dave DeBusschere, R ERA:	(8, 1)	1.0		3	0	0	0	2	0	0	0	0	0	0	7	7	0.00	0.000

BOTTOM

Chicago White Sox @ Boston Red Sox

Fenway Park, Boston, MA

Fri May 04 1962, 7:05 PM EDT

Att. 8,782 - Unknown

livebaseballscorecards.com

AB	36
R	13
H	13
RBI	13
BB	7
SO	7
LOB	16

WP: 0 PA: 43
PB: 0
SB: 0
CS: 1

Batter	1	2	3	4	5	6	7	8	9	AB	R	H	RBI	BB	SO	LOB
Luis Aparicio, R (1, 6) OBP: 0.237, SLG: 0.224	B B B B 4-0 FC3-6 BB		x 0-0 ② FC6-4 S 1-2f			x 0-0 ① 5-3	x 0-0 ② 6-3			3	0	0	0	1	0	1
Joe Cunningham, L (1, 3) OBP: 0.451, SLG: 0.405	x 0-0 ① FC3-6 1-2f		S S S 0-3 ③ K 1-2			B B B B 4-0 1B 2B BB	B B B B 4-0 BB			2	1	0	0	2	1	2
Jim Landis, R (1, 8) OBP: 0.369, SLG: 0.634	x 0-0 ② F7			S S S 0-3 ① K		x 0-0 2B 6-3 1-2 1B	S S S 0-3 ③ K			4	1	1	0	0	2	2
Floyd Robinson, L (1, 7) OBP: 0.426, SLG: 0.636	x 0-0 ③ F7			x 0-0 ② F7		x 0-0 1B 1B 1-3 2-H 2B		S S S 0-3 ① K		4	1	1	1	0	1	1
Al Smith, R (1, 5) OBP: 0.402, SLG: 0.457		x 0-0 ① 5-3		x 0-0 FC6-4 1B		x 0-0 ② 6-3 3-H		x 0-0 ② F3		4	0	1	1	0	0	1
Mike Hershberger, R (1, 9) OBP: 0.287, SLG: 0.307		x 0-0 ② L9		x 0-0 ③ FC6-4 1-2f		x 0-0 1B 2-3 1B		x 0-0 ③ F4		4	0	1	0	0	0	1
Nellie Fox, L (1, 4) OBP: 0.297, SLG: 0.321		x 0-0 ③ F9		x 0-0 ① 4-3	x 0-0 1B 1-3 3-H				x 0-0 ① F7	4	0	1	1	0	0	0
Sherm Lollar, R (1, 2) OBP: 0.380, SLG: 0.419 Cam Carreon, R (5, 2) OBP: 0.371, SLG: 0.448			x 0-0 ① 6-3	x 0-0 ② F2	x 0-0 ③ F9				x 0-0 ② F8	2 2	0 0	0 0	0 0	0 0	0 0	0 2
Early Wynn, S (1, 1) Russ Kemmerer, R (4, 1) J.C. Martin, L (5, PH) Dave DeBusschere, R (5, 1) Bob Farley, L (7, PH) Dom Zanni, R (7, 1) OBP: 0.667, SLG: 0.500 Bob Sadowski, L (9, PH) OBP: 0.238, SLG: 0.368			B B B B 4-0 FC6-4 BB	x 0-0 ③ F7			S S S 0-3 ① K		S S S 0-3 ③ K	0 0 1 0 1 0 1	0 0 0 0 0 0 0	0 0 0 0 0 0 0	0 0 0 0 0 0 0	1 0 0 0 0 0 0	0 0 0 0 1 1 1	0 0 0 0 0 0 0
Inning Stats	R: 0 E: 0 K: 0 S: 3 H: 0 LOB: 1 BB: 1 P: 7	R: 0 E: 0 K: 0 S: 3 H: 0 LOB: 0 BB: 0 P: 3	R: 0 E: 0 K: 1 S: 5 H: 0 LOB: 1 BB: 1 P: 9	R: 0 E: 0 K: 1 S: 6 H: 1 LOB: 1 BB: 0 P: 6	R: 0 E: 0 K: 0 S: 3 H: 0 LOB: 0 BB: 0 P: 3	R: 3 E: 0 K: 0 S: 7 H: 4 LOB: 2 BB: 1 P: 11	R: 0 E: 0 K: 2 S: 7 H: 0 LOB: 1 BB: 1 P: 11	R: 0 E: 0 K: 1 S: 5 H: 0 LOB: 0 BB: 0 P: 5	R: 0 E: 0 K: 1 S: 5 H: 0 LOB: 0 BB: 0 P: 5	1B: 4 2B: 1 3B: 0 HR: 0 SF: 0 SAC: 0 DP: 0 HBP: 0				WP: 0 PB: 0 SB: 1 CS: 0	PA: 36	

TOP

Chicago White Sox @ Boston Red Sox

Fenway Park, Boston, MA

Sat May 05 1962, 3:33 AM EDT

Att. 5,688 - Unknown

livebaseballscorecards.com

AB	32
R	3
H	5
RBI	3
BB	4
SO	6
LOB	10

PITCHER		IP	WLS	BF	H	R	ER	SO	BB	IBB	HBP	BLK	WP	HR	S	P	ERA	WHIP
Galen Cisco, R ERA: 4.81	(1, 1)	5.2	W	25	5	3	3	2	3	0	0	0	0	0	26	38	4.76	1.412
Dick Radatz, R ERA:	(6, 1)	3.1	S	11	0	0	0	4	1	0	0	0	0	0	18	22	0.00	0.300

PITCHER	IP	WLS	BF	H	R	ER	SO	BB	IBB	HBP	BLK	WP	HR	S	P	ERA	WHIP

Batter	1	2	3	4	5	6	7	8	9	AB	R	H	RBI	BB	SO	LOB
Pete Runnels, L (1, 3) OBP: 0.348, SLG: 0.372	BBBB 4-0 S 1B BB	x 0-0 ③ 2-3		x 0-0 ② F7	x 0-0 ② F7		x 0-0 ③ 6-3			4	1	0	0	1	0	2
Eddie Bressoud, R (1, 6) OBP: 0.341, SLG: 0.481	SSS 0-3 ① K 1-2		x 0-0 1B 1B 1B	x 0-0 E5 HR	x 0-0 L9			x 0-0 ① 5-3		5	2	1	0	0	1	3
Carl Yastrzemski, L (1, 7) OBP: 0.368, SLG: 0.408	x 0-0 ② F5		x 0-0 1B 1-2 1B	x 0-0 1-H 2-H HR		x 0-0 F9 HBP 1B 1B		SSS 0-3 ② K		5	2	3	3	0	1	1
Jim Pagliaroni, R (1, 2) OBP: 0.437, SLG: 0.552	x 0-0 1B 2B 2-H 1B		SSS 0-3 ① K	x 0-0 1B 1B 1B		H 1-0 L6-4 1B 1-2 HBP		SSS 0-3 ③ K2-3		4	2	2	1	0	2	2
Frank Malzone, R (1, 5) OBP: 0.333, SLG: 0.403	x 0-0 2B 1-3 1B		x 0-0 FC5-4 1-2 2-H 1B	x 0-0 1B 1-3 1B		x 0-0 ① F9 2-3				4	0	3	1	0	0	2
Gary Geiger, L (1, 8) OBP: 0.367, SLG: 0.367	x 0-0 1-3 3-H 2B		SSS 0-3 ② K	x 0-0 WP 1-3 3-H 1B		x 0-0 1-2 3-H 1B				4	0	3	3	0	1	2
Carroll Hardy, R (1, 9) OBP: 0.361, SLG: 0.333	x 0-0 ③ F7		x 0-0 ③ FC5-4 1-2f	x 0-0 ③ F4 1-2		x 0-0 ②③ L6-4 2-3				4	0	0	0	0	0	8
Pumpsie Green, S (1, 4) OBP: 0.333, SLG: 0.200		SSS 0-3 ① K		x 0-0 S HR 1B	BBB 4-0 WP BB		x 0-0 ① F2			3	1	1	0	1	1	0
Galen Cisco, R (1, 1) OBP: 0.200, SLG: 0.222 Dick Radatz, R (6, 1)		x 0-0 ② F8		SSS 0-3 ① K 1-2	SSS 0-3 ① K 1-2		SSS 0-3 ② K			3 1	0 0	0 0	0 0	0 0	2 1	2 0
Inning Stats	R: 2 E: 0 K: 1 S: 8 H: 3 LOB: 2 BB: 1 P: 12	R: 0 E: 0 K: 1 S: 5 H: 0 LOB: 0 BB: 0 P: 5	R: 1 E: 0 K: 2 S: 10 H: 3 LOB: 2 BB: 0 P: 10	R: 4 E: 1 K: 1 S: 11 H: 5 LOB: 2 BB: 0 P: 11	R: 0 E: 0 K: 1 S: 5 H: 0 LOB: 1 BB: 1 P: 9	R: 1 E: 0 K: 0 S: 4 H: 2 LOB: 1 BB: 0 P: 5	R: 0 E: 0 K: 1 S: 5 H: 0 LOB: 0 BB: 0 P: 5	R: 0 E: 0 K: 2 S: 7 H: 0 LOB: 0 BB: 0 P: 7		1B: 11 2B: 2 3B: 0 HR: 1 SF: 0 SAC: 0 DP: 1 HBP: 1					

PITCHER		IP	WLS	BF	H	R	ER	SO	BB	IBB	HBP	BLK	WP	HR	S	P	ERA	WHIP
Early Wynn, R ERA: 4.32	(1, 1)	3.2	L	23	10	7	3	5	1	0	0	0	0	1	32	36	7.36	3.000
Russ Kemmerer, R ERA: 1.0	(4, 1)	0.1		2	1	0	0	0	0	0	0	0	1	0	2	2	0.00	3.000
Dave DeBusschere, R ERA: 2.25	(5, 1)	2.0		9	2	1	1	1	1	0	1	0	1	0	9	14	4.50	1.500
Dom Zanni, R ERA: 5.63	(7, 1)	2.0		6	0	0	0	3	0	0	0	0	0	0	12	12	0.00	0.000

PITCHER	IP	WLS	BF	H	R	ER	SO	BB	IBB	HBP	BLK	WP	HR	S	P	ERA	WHIP

BOTTOM

Chicago White Sox @ Boston Red Sox

Fenway Park, Boston, MA

Sat May 05 1962, 3:33 AM EDT

Att. 5,688 - Unknown

livebaseballscorecards.com

AB	37
R	8
H	13
RBI	8
BB	2
SO	9
LOB	22

Chicago White Sox @ Boston Red Sox

Fenway Park, Boston, MA

Sun May 06 1962, 3:33 AM EDT

Unknown

TOP

livebaseballscorecards.com

Batter	1	2	3	4	5	6	7	8	9	AB	R	H	RBI	BB	SO	LOB
Jim Landis, R (1, 8) OBP: 0.352, SLG: 0.600	F9	F5		K			K			4	0	0	0	0	2	1
Nellie Fox, L (1, 4) OBP: 0.316, SLG: 0.341	None 1B 1B		FC1-6 1B		1B 1B		F9			4	1	3	0	0	0	0
Joe Cunningham, L (1, 3) OBP: 0.434, SLG: 0.385	1-2		F7		F7			5-3		4	0	0	0	0	0	3
Floyd Robinson, L (1, 7) OBP: 0.429, SLG: 0.630	E BB 2-H 1B		FC1-6 1-2f		G6-4-3 1-3 1B			6-3		4	0	2	1	0	0	1
Al Smith, R (1, 5) OBP: 0.406, SLG: 0.452	B B B B E 1-2 BB		F7		G6-4-3 1-2f			FC6-4 1B		3	0	1	0	1	0	3
Mike Hershberger, R (1, 9) OBP: 0.296, SLG: 0.315	E5 1-2 2-3			FC6-4 1B		G3 1B		FC6-4 1-2f		4	0	2	0	0	0	3
Luis Aparicio, R (1, 6) OBP: 0.229, SLG: 0.216	5-3			FC6-4 CS 1-2f		G3 1-2			K	3	0	0	0	0	0	5
Bob Farley, L (9, PH)										1	0	0	0	0	1	0
Cam Carreon, R (1, 2) OBP: 0.359, SLG: 0.515		6-3		HR 1-2		5-3-4-3-1-6-5 2-3f			F8	4	1	1	1	0	0	1
Juan Pizarro, L (1, 1) OBP: 0.222, SLG: 0.222		1-3		1B			4-3		K	3	0	1	0	0	0	0
Eddie Fisher, R (7, 1)										0	0	0	0	0	0	0
Bob Sadowski, L (9, PH) OBP: 0.227, SLG: 0.350										1	0	0	0	0	1	0

	AB	35
	R	2
	H	10
	RBI	2
	BB	1
	SO	4
	LOB	17

Inning Stats	1	2	3	4	5	6	7	8	9	1B: 9	SF: 0	WP: 0	PA: 36
R	1	0	0	1	0	0	0	0	0	2B: 1	SAC: 0	PB: 0	
E	1	0	0	0	0	0	0	0	0	3B: 0	DP: 2	SB: 0	
K	0	0	0	1	0	0	1	0	2	HR: 1	HBP: 0	CS: 1	
S	6	3	4	7	4	3	5	4	7				
H	2	0	1	3	2	1	0	1	0				
LOB	3	0	1	1	1	0	0	0	0				
BB	1	0	0	0	0	0	0	0	0				
P	10	3	4	7	4	3	5	4	7				

PITCHER		IP	WLS	BF	H	R	ER	SO	BB	IBB	HBP	BLK	WP	HR	S	P	ERA	WHIP
Gene Conley, R	(1, 1)	9.0	W	36	10	2	2	4	1	0	0	0	0	1	43	47	2.00	1.222
ERA: 2.83																		

PITCHER	IP	WLS	BF	H	R	ER	SO	BB	IBB	HBP	BLK	WP	HR	S	P	ERA	WHIP

Batter	1	2	3	4	5	6	7	8	9	AB	R	H	RBI	BB	SO	LOB
Pete Runnels, L (1, 3) OBP: 0.351, SLG: 0.366	FC5-4 1B 1B	BBB 1B 1-2 2-3 BB		6-3		F3		4-3		4	0	1	0	1	0	2
Eddie Bressoud, R (1, 6) OBP: 0.337, SLG: 0.471	SSS K	1-3 2-H 3-H 1B		SSS K		F4				4	0	1	2	0	2	3
Carl Yastrzemski, L (1, 7) OBP: 0.363, SLG: 0.400	FC5-4 1-2 1B	G3			SSS K		G3			4	0	1	0	0	1	2
Jim Pagliaroni, R (1, 2) OBP: 0.453, SLG: 0.597	FC5-4 1-2f 2-3		2B 1B		F4		5-3 1B 2B			4	1	3	0	0	0	2
Frank Malzone, R (1, 5) OBP: 0.329, SLG: 0.407	6-3		1-3 2B		3-1		5-3 2-3			4	0	1	0	0	0	4
Gary Geiger, L (1, 8) OBP: 0.375, SLG: 0.365		BBB BB 1B 1B BB	SSS K				3-H 1B			3	1	1	1	1	1	3
Carroll Hardy, R (1, 9) OBP: 0.368, SLG: 0.344		1-2 BB 1B 1B	SSS K			1B SH1-4 1B	F8			4	1	2	0	0	1	3
Chuck Schilling, R (1, 4) OBP: 0.239, SLG: 0.242		SSS K	SSS K			SH1-4 1-2		6-3		3	0	0	0	0	2	4
Gene Conley, R (1, 1) OBP: 0.250, SLG: 0.400		SSS K		SSS K		2-3 1B		F7		4	0	1	0	0	2	2
Inning Stats	R: 0 E: 0 K: 1 S: 7 H: 2 LOB: 2 BB: 0 P: 7	R: 2 E: 0 K: 2 S: 9 H: 2 LOB: 2 BB: 2 P: 17	R: 0 E: 0 K: 3 S: 11 H: 2 LOB: 2 BB: 0 P: 11	R: 0 E: 0 K: 2 S: 7 H: 0 LOB: 0 BB: 0 P: 7	R: 0 E: 0 K: 1 S: 6 H: 1 LOB: 1 BB: 0 P: 6	R: 0 E: 0 K: 0 S: 5 H: 2 LOB: 2 BB: 0 P: 5	R: 1 E: 0 K: 0 S: 5 H: 2 LOB: 1 BB: 0 P: 5	R: 0 E: 0 K: 0 S: 3 H: 0 LOB: 0 BB: 0 P: 3		1B: 8 2B: 3 3B: 0 HR: 0 SF: 0 SAC: 1 DP: 0 HBP: 0						

PITCHER	IP	WLS	BF	H	R	ER	SO	BB	IBB	HBP	BLK	WP	HR	S	P	ERA	WHIP
Juan Pizarro, L (1, 1) ERA: 3.59	6.2	L	33	11	3	3	9	2	0	0	0	0	0	49	57	4.05	1.950
Eddie Fisher, R (7, 1) ERA: 7.88	1.1		4	0	0	0	0	0	0	0	0	0	0	4	4	0.00	0.000

PITCHER	IP	WLS	BF	H	R	ER	SO	BB	IBB	HBP	BLK	WP	HR	S	P	ERA	WHIP

BOTTOM

Chicago White Sox @ Boston Red Sox

Fenway Park, Boston, MA

Sun May 06 1962, 3:33 AM EDT

Unknown

livebaseballscorecards.com

AB	34
R	3
H	11
RBI	3
BB	2
SO	9
LOB	25

WP: 0 PB: 0 SB: 0 CS: 0 PA: 37

TOP

Chicago White Sox @ Boston Red Sox

Fenway Park, Boston, MA

Sun May 06 1962, 3:38 AM EDT

Att. 16,277 - Unknown

livebaseballscorecards.com

Batter	1	2	3	4	5	6	7	8	9	AB	R	H	RBI	BB	SO	LOB
Jim Landis, R (1, 8) OBP: 0.344, SLG: 0.570	F2	F5		F8		BB		F8		4	0	0	0	1	0	4
Nellie Fox, L (1, 4) OBP: 0.320, SLG: 0.344	2B G3 1B		E7 1B 1B		4-3	F7			5-3	5	2	2	0	0	0	2
Bob Farley, L (1, 3) OBP: 0.333, SLG: 0.154	G3 1-3 2B		1B G6-4-3 BB		3-1		4-3		6-3	4	1	1	0	1	0	0
Floyd Robinson, L (1, 7) OBP: 0.417, SLG: 0.608	G3 2-3 3-H		G6-4-3 1-3 2-H 1B		G3		F8		F7	5	0	1	2	0	0	1
Mike Hershberger, R (1, 9) OBP: 0.304, SLG: 0.316	K		G6-4-3 1-2f 3-H			SH1-3 2B 1B	1-0 HBP			3	1	1	0	0	1	2
Charley Smith, R (1, 5)		K	K			SH1-3 1-2	1-3			3	0	0	0	0	2	1
Luis Aparicio, R (1, 6) OBP: 0.260, SLG: 0.233		SH1 BB 1B		CS BB		2B BB		SH3-4 1B		2	1	2	0	2	0	0
Sherm Lollar, R (1, 2) OBP: 0.389, SLG: 0.435		SH1 1-2 BB		F4 1-2		1-H 2-H 2B		F3		3	0	1	2	1	0	2
Joe Horlen, R (1, 1) OBP: 0.214, SLG: 0.154		SH1 1-2 2-3				5-3		SH3-4 1-2		2	0	1	0	0	0	1
Eddie Fisher, R (9, 1)										0	0	0	0	0	0	0
Frank Baumann, L (9, 1)										0	0	0	0	0	0	0
Turk Lown, R (9, 1)										0	0	0	0	0	0	0
Inning Stats	R: 1 H: 2 E: 0 LOB: 1 K: 1 BB: 0 S: 7 P: 7	R: 0 H: 1 E: 0 LOB: 2 K: 1 BB: 1 S: 6 P: 10	R: 2 H: 2 E: 1 LOB: 0 K: 1 BB: 1 S: 6 P: 10	R: 0 H: 1 E: 0 LOB: 1 K: 0 BB: 1 S: 3 P: 7	R: 0 H: 0 E: 0 LOB: 0 K: 0 BB: 0 S: 3 P: 3	R: 2 H: 2 E: 0 LOB: 2 K: 0 BB: 2 S: 5 P: 13	R: 0 H: 0 E: 0 LOB: 1 K: 0 BB: 0 S: 3 P: 4	R: 0 H: 1 E: 0 LOB: 1 K: 0 BB: 0 S: 4 P: 4	R: 0 H: 0 E: 0 LOB: 0 K: 0 BB: 0 S: 3 P: 3	1B: 7 SF: 0 2B: 2 SAC: 3 3B: 0 DP: 1 HR: 0 HBP: 1						

AB	31
R	5
H	9
RBI	4
BB	5
SO	3
LOB	13

WP: 0 PB: 0 SB: 0 CS: 1 PA: 40

PITCHER		IP	WLS	BF	H	R	ER	SO	BB	IBB	HBP	BLK	WP	HR	S	P	ERA	WHIP
Earl Wilson, R ERA: 8.1	(1, 1)	5.2	L	28	8	5	5	3	5	0	0	0	0	0	29	49	7.94	2.294
Arnold Earley, L ERA: 2.45	(6, 1)	2.1		9	1	0	0	0	0	0	1	0	0	0	8	9	0.00	0.429
Tracy Stallard, R ERA:	(9, 1)	1.0		3	0	0	0	0	0	0	0	0	0	0	3	3	0.00	0.000

PITCHER	IP	WLS	BF	H	R	ER	SO	BB	IBB	HBP	BLK	WP	HR	S	P	ERA	WHIP

Batter	1	2	3	4	5	6	7	8	9	AB	R	H	RBI	BB	SO	LOB
Pete Runnels, L (1, 3) OBP: 0.356, SLG: 0.372	1B		G3 1-2			G4-6-3 1B		4-3		4	0	2	0	0	0	1
Eddie Bressoud, R (1, 6) OBP: 0.344, SLG: 0.472	4-3 1B		F8			K			BB 2B 1B	4	1	2	0	0	1	2
Carl Yastrzemski, L (1, 7) OBP: 0.358, SLG: 0.386	4-3 1-2		1-3			G4-6-3 1-2f			BB 2B 1-2 1B	3	1	0	0	1	0	3
Jim Pagliaroni, R (1, 2) OBP: 0.456, SLG: 0.600	BB FC6-4			6-3			F7		1B 1-3 2-H 1B 2B	3	1	1	1	1	0	0
Frank Malzone, R (1, 5) OBP: 0.337, SLG: 0.405	FC6-4 1-2f			F8			BB		1B 2-3 3-H 1B	3	0	1	1	1	0	2
Gary Geiger, L (1, 8) OBP: 0.368, SLG: 0.357		4-3		6-3			K		1-2 3-H 1B	4	0	1	1	0	1	1
Carroll Hardy, R (1, 9) OBP: 0.363, SLG: 0.328		BB CS	K				K		K	3	0	0	0	1	3	3
Chuck Schilling, R (1, 4) OBP: 0.233, SLG: 0.235 Russ Nixon, L (8, PH) OBP: 0.238, SLG: 0.200 Pumpsie Green, S (9, 4) OBP: 0.308, SLG: 0.182		1-3 1-2	6-3					4-3	K	2 1 1	0 0 0	0 0 0	0 0 0	0 0 0	0 0 1	1 0 2
Earl Wilson, R (1, 1) Arnold Earley, L (6, 1) Dave Philley, S (8, PH) Tracy Stallard, R (9, 1) Lou Clinton, R (9, PH) OBP: 0.176, SLG: 0.303			BB G3	4-3				L6	K	1 0 1 0 1	0 0 0 0 0	0 0 0 0 1	0 0 0 0 0	1 0 0 0 1	0 0 0 0 2	0 0 0 0 2
Inning Stats	R: 0 E: 0 K: 0 S: 4 H: 2 LOB: 2 BB: 1 P: 8	R: 0 E: 0 K: 0 S: 2 H: 0 LOB: 0 BB: 1 P: 6	R: 0 E: 0 K: 0 S: 3 H: 0 LOB: 1 BB: 1 P: 7	R: 0 E: 0 K: 0 S: 3 H: 0 LOB: 0 BB: 0 P: 3	R: 0 E: 0 K: 1 S: 5 H: 0 LOB: 0 BB: 0 P: 5	R: 0 E: 0 K: 1 S: 5 H: 1 LOB: 0 BB: 0 P: 5	R: 0 E: 0 K: 2 S: 7 H: 0 LOB: 1 BB: 1 P: 11	R: 0 E: 0 K: 0 S: 3 H: 0 LOB: 0 BB: 0 P: 3	R: 3 E: 0 K: 3 S: 13 H: 4 LOB: 2 BB: 1 P: 17	1B: 6 2B: 1 3B: 0 HR: 0 SF: 0 SAC: 0 DP: 1 HBP: 0						WP: 0 PB: 0 SB: 0 CS: 1 PA: 36	

PITCHER		IP	WLS	BF	H	R	ER	SO	BB	IBB	HBP	BLK	WP	HR	S	P	ERA	WHIP
Joe Horlen, R ERA: 3.51	(1, 1)	8.0	W	29	4	1	1	4	4	0	0	0	0	0	33	49	1.12	1.000
Eddie Fisher, R ERA: 9.0	(9, 1)	0.0		3	2	1	1	0	1	0	0	0	0	0	2	6	∞	∞
Frank Baumann, L ERA: 3.38	(9, 1)	0.0		1	1	1	1	0	0	0	0	0	0	0	1	1	∞	∞
Turk Lown, R ERA: 4.09	(9, 1)	1.0	S	3	0	0	0	3	0	0	0	0	0	0	9	9	0.00	0.000

PITCHER	IP	WLS	BF	H	R	ER	SO	BB	IBB	HBP	BLK	WP	HR	S	P	ERA	WHIP

BOTTOM

Chicago White Sox @ Boston Red Sox

Fenway Park, Boston, MA

Sun May 06 1962, 3:38 AM EDT

Att. 16,277 - Unknown

livebaseballscorecards.com

AB	31
R	3
H	7
RBI	3
BB	5
SO	7
LOB	17

Batter	1	2	3	4	5	6	7	8	9	AB	R	H	RBI	BB	SO	LOB
Pete Runnels, L (1, 3) OBP: 0.352, SLG: 0.367	E 1B 1B		K			6-3		F3		4	0	1	0	0	1	1
Eddie Bressoud, R (1, 6) OBP: 0.340, SLG: 0.462	FC5-4 1-2 1B		6-3			3-1			F7	4	0	1	0	0	0	0
Carl Yastrzemski, L (1, 7) OBP: 0.354, SLG: 0.391	FC5-4 FC1 1-2f 2-3			G1			5-3 2B		3-1	4	0	1	0	0	0	2
Jim Pagliaroni, R (1, 2) OBP: 0.446, SLG: 0.580	FC1 G6-4-3 1-2 3-3			K			F2		2B 1B	4	1	1	0	0	1	3
Frank Malzone, R (1, 5) OBP: 0.333, SLG: 0.409	G6-4-3 1-2f			L1			5-3 2-3		1B 1-H 2B	4	0	1	1	0	0	4
Gary Geiger, L (1, 8) OBP: 0.361, SLG: 0.350		K			K		F6		2-3 1B	4	0	1	0	0	2	1
Carroll Hardy, R (1, 9) OBP: 0.345, SLG: 0.310		6-3			F9			F7 SSS	K	4	0	0	0	0	1	2
Chuck Schilling, R (1, 4) OBP: 0.237, SLG: 0.239		F7			P4			1B		3	0	1	0	0	0	0
Bill Monbouquette, R (1, 1) OBP: 0.214, SLG: 0.083			F7			K		K		2	0	0	0	0	1	0
Don Gile, R (8, PH)										1	0	0	0	0	1	1
Dick Radatz, R (8, 1)										0	0	0	0	0	0	0
Inning Stats	R: 0 E: 1 K: 0 S: 5 H: 2 LOB: 2 BB: 0 P: 5	R: 0 E: 0 K: 1 S: 5 H: 0 LOB: 0 BB: 0 P: 5	R: 0 E: 0 K: 1 S: 5 H: 0 LOB: 0 BB: 0 P: 5	R: 0 E: 0 K: 1 S: 5 H: 0 LOB: 0 BB: 0 P: 5	R: 0 E: 0 K: 1 S: 5 H: 0 LOB: 0 BB: 0 P: 5	R: 0 E: 0 K: 1 S: 5 H: 0 LOB: 0 BB: 0 P: 5	R: 0 E: 0 K: 0 S: 4 H: 1 LOB: 1 BB: 0 P: 4	R: 0 E: 0 K: 1 S: 6 H: 1 LOB: 1 BB: 0 P: 6	R: 1 E: 0 K: 1 S: 8 H: 3 LOB: 2 BB: 0 P: 8	1B: 5 2B: 2 3B: 0 HR: 0	SF: 0 SAC: 0 DP: 1 HBP: 0					

TOP

Boston Red Sox @ New York Yankees

Yankee Stadium, Bronx, NY

Wed May 09 1962, 3:33 AM EDT

Att. 12,500 - Unknown - 58 F

livebaseballscorecards.com

AB	34
R	1
H	7
RBI	1
BB	0
SO	7
LOB	14

PITCHER		IP	WLS	BF	H	R	ER	SO	BB	IBB	HBP	BLK	WP	HR	S	P	ERA	WHIP
Whitey Ford, L ERA: 2.88	(1, 1)	9.0	W	34	7	1	1	7	0	0	0	0	0	0	48	48	1.00	0.778

PITCHER	IP	WLS	BF	H	R	ER	SO	BB	IBB	HBP	BLK	WP	HR	S	P	ERA	WHIP

Batter	1	2	3	4	5	6	7	8	9	AB	R	H	RBI	BB	SO	LOB
Bobby Richardson, R (1, 4) OBP: 0.314, SLG: 0.333	F8			6-3			5-3	6-3		4	0	0	0	0	0	0
Tom Tresh, S (1, 6) OBP: 0.379, SLG: 0.388	F7			6-3			BB, E, 2B, 1B	6-3		4	1	1	0	0	0	0
Roger Maris, L (1, 9) OBP: 0.367, SLG: 0.529	1-3			K			E8, BB, 2B 1-2			3	1	0	0	0	1	1
Mickey Mantle, S (1, 8) OBP: 0.553, SLG: 0.683		K			K		K			3	0	0	0	0	3	2
Yogi Berra, L (1, 7) OBP: 0.349, SLG: 0.432		L9			4-0, G6-4-3, BB		4-0, 2B, BB 1-2 2-3			1	1	0	0	2	0	0
Elston Howard, R (1, 2) OBP: 0.292, SLG: 0.544		L3			G6-4-3 1-2f		1B, 2B 1-H 2-H 3-H			3	1	1	3	0	0	1
Bill Skowron, R (1, 3) OBP: 0.263, SLG: 0.431			F7			F3	FC5-4, 1B 2-H			3	0	1	1	0	0	0
Clete Boyer, R (1, 5) OBP: 0.418, SLG: 0.570			F8			F8	FC5-4 1-2f			3	0	0	0	0	0	1
Whitey Ford, L (1, 1) OBP: 0.111, SLG: 0.125			K			F9		6-3		3	0	0	0	0	1	0
Inning Stats	R: 0 E: 0 K: 0 S: 3 H: 0 LOB: 0 BB: 0 P: 3	R: 0 E: 0 K: 1 S: 5 H: 0 LOB: 0 BB: 0 P: 5	R: 0 E: 0 K: 1 S: 5 H: 0 LOB: 0 BB: 0 P: 5	R: 0 E: 0 K: 1 S: 5 H: 0 LOB: 0 BB: 0 P: 5	R: 0 E: 0 K: 1 S: 4 H: 0 LOB: 0 BB: 1 P: 8	R: 0 E: 0 K: 0 S: 3 H: 0 LOB: 0 BB: 0 P: 3	R: 4 E: 1 K: 1 S: 9 H: 3 LOB: 1 BB: 1 P: 13	R: 0 E: 0 K: 0 S: 3 H: 0 LOB: 0 BB: 0 P: 3		1B: 2 2B: 1 3B: 0 HR: 0 SF: 0 SAC: 0 DP: 1 HBP: 0				WP: 0 PB: 0 SB: 0 CS: 0 PA: 29		

PITCHER		IP	WLS	BF	H	R	ER	SO	BB	IBB	HBP	BLK	WP	HR	S	P	ERA	WHIP
Bill Monbouquette, R ERA: 3.07	(1, 1)	7.0	L	26	3	4	0	5	2	0	0	0	0	0	34	42	0.00	0.714
Dick Radatz, R ERA:	(8, 1)	1.0		3	0	0	0	0	0	0	0	0	0	0	3	3	0.00	0.000

PITCHER	IP	WLS	BF	H	R	ER	SO	BB	IBB	HBP	BLK	WP	HR	S	P	ERA	WHIP

BOTTOM

Boston Red Sox @ New York Yankees

Yankee Stadium, Bronx, NY

Wed May 09 1962, 3:33 AM EDT

Att. 12,500 - Unknown - 58 F

livebaseballscorecards.com

AB	27
R	4
H	3
RBI	4
BB	2
SO	5
LOB	5

Batter	1	2	3	4	5	6	7	8	9	AB	R	H	RBI	BB	SO	LOB
Pete Runnels, L (1, 3) OBP: 0.349, SLG: 0.362	E 1B 1B		4-3 ①		5-3 ③			E7 FC1-4 1-2		4	0	1	0	0	0	2
Eddie Bressoud, R (1, 6) OBP: 0.337, SLG: 0.454	E 1-2 1B		K ②			K ①		FC1-4 ① G3 1-2f 2-3		4	0	1	0	0	2	2
Carl Yastrzemski, L (1, 7) OBP: 0.340, SLG: 0.374	F6 ①		F8 ③			3-1 ②		G3 ② 1-2 3-H		4	0	0	1	0	0	3
Jim Pagliaroni, R (1, 2) OBP: 0.425, SLG: 0.548	L9 ②			F5 ①		K ③		6-3		4	0	0	0	0	1	3
Frank Malzone, R (1, 5) OBP: 0.320, SLG: 0.391	E6 1-2 2-3			5-3 ②			K ①		1-3 ①	4	0	0	0	0	1	2
Gary Geiger, L (1, 8) OBP: 0.355, SLG: 0.333	F8 ③			L9 ③			BB		E4 1B	3	0	0	0	1	0	3
Carroll Hardy, R (1, 9) OBP: 0.341, SLG: 0.307		K ①			L9 ①		K ②		1B 1-2	4	0	1	0	0	2	1
Chuck Schilling, R (1, 4) OBP: 0.228, SLG: 0.230 Russ Nixon, L (9, PH) OBP: 0.227, SLG: 0.190		F6 ②			F8 ②		L9 ③		F7 ②	3 1	0 0	0 0	0 0	0 0	0 0	1 2
Don Schwall, R (1, 1) OBP: 0.154, SLG: 0.154 Mike Fornieles, R (7, 1) Dave Philley, S (8, PH) OBP: 0.222, SLG: 0.125 Hal Kolstad, R (8, 1) Pumpsie Green, S (9, PH) OBP: 0.286, SLG: 0.167		L7 ③			1B			FC1-4 E G3 1B	F8 ③	2 0 1 0 1	0 0 1 0 0	1 0 1 0 0	0 0 0 0 0	0 0 0 0 0	0 0 0 0 0	0 0 0 0 2
Inning Stats	R: 0 H: 2 E: 1 LOB: 3 K: 0 BB: 0 S: 6 P: 6	R: 0 H: 0 E: 0 LOB: 0 K: 1 BB: 0 S: 5 P: 5	R: 0 H: 0 E: 0 LOB: 0 K: 1 BB: 0 S: 5 P: 5	R: 0 H: 0 E: 0 LOB: 0 K: 0 BB: 0 S: 3 P: 3	R: 0 H: 1 E: 0 LOB: 1 K: 0 BB: 0 S: 4 P: 4	R: 0 H: 0 E: 0 LOB: 0 K: 2 BB: 0 S: 7 P: 7	R: 0 H: 0 E: 0 LOB: 1 K: 2 BB: 1 S: 7 P: 11	R: 1 H: 1 E: 1 LOB: 1 K: 0 BB: 0 S: 5 P: 5	R: 0 H: 1 E: 1 LOB: 2 K: 0 BB: 0 S: 5 P: 5	1B: 5 SF: 0 2B: 0 SAC: 0 3B: 0 DP: 0 HR: 0 HBP: 0						WP: 0 PA: 36 PB: 0 SB: 0 CS: 0

PITCHER	IP	WLS	BF	H	R	ER	SO	BB	IBB	HBP	BLK	WP	HR	S	P	ERA	WHIP
Paul Foytack, R (1, 1) ERA: 5.19	9.0	W	36	5	1	0	6	1	0	0	0	0	0	47	51	0.00	0.667

PITCHER	IP	WLS	BF	H	R	ER	SO	BB	IBB	HBP	BLK	WP	HR	S	P	ERA	WHIP

TOP

Boston Red Sox @ Detroit Tigers

Tiger Stadium, Detroit, MI

Fri May 11 1962, 7:05 PM EDT

Att. 22,588 - Unknown

livebaseballscorecards.com

AB	35
R	1
H	5
RBI	1
BB	1
SO	6
LOB	21

Batter	1	2	3	4	5	6	7	8	9	AB	R	H	RBI	BB	SO	LOB
Jake Wood, R (1, 4) OBP: 0.319, SLG: 0.330	1-3		K		F3		WP S 1B BB	K		4	1	0	0	1	2	1
Bill Bruton, L (1, 8) OBP: 0.348, SLG: 0.530	6-3		6-3		3B		F3 1-3	FC6-4 1-2 1B		5	0	2	0	0	0	1
Al Kaline, R (1, 9) OBP: 0.427, SLG: 0.747 Bubba Morton, R (8, 9) OBP: 0.556, SLG: 0.714	1B		E 1B		L2-3		L6	FC6-4 1-2f		4 1	0 0	2 0	0 0	0 0	0 0	2 2
Norm Cash, L (1, 3) OBP: 0.443, SLG: 0.620	G1		E6 FC6-4 1-2			HR	1B 1B BB			3	2	1	1	1	0	2
Rocky Colavito, R (1, 7) OBP: 0.275, SLG: 0.244		4-3	FC6-4 1-2f			2B BB	1B 1-3 3-H 1B			3	0	1	1	1	0	2
Dick McAuliffe, L (1, 5) OBP: 0.450, SLG: 0.519		HR 1B		L6-4 SH1-3 1B		1-3 2B	FC2-4 1-3 3-H 1B			4	1	4	1	0	0	0
Chico Fernandez, R (1, 6) OBP: 0.378, SLG: 0.512		1-H HR		SH1-3 1-2		K	FC2-4 1-2f			3	1	1	2	0	1	4
Dick Brown, R (1, 2) OBP: 0.288, SLG: 0.487		6-3		L6-4 2-3		F4		K		4	0	0	0	0	1	3
Paul Foytack, R (1, 1) OBP: 0.333, SLG: 0.200		L1			4-3	1-3		1B BB		3	0	0	0	1	0	2
Inning Stats	R: 0 E: 0 K: 0 S: 4 H: 1 LOB: 1 BB: 0 P: 4	R: 2 E: 0 K: 0 S: 5 H: 2 LOB: 0 BB: 0 P: 5	R: 0 E: 1 K: 1 S: 7 H: 1 LOB: 2 BB: 0 P: 7	R: 0 E: 0 K: 0 S: 3 H: 1 LOB: 0 BB: 0 P: 3	R: 0 E: 0 K: 0 S: 4 H: 1 LOB: 1 BB: 0 P: 4	R: 1 E: 0 K: 1 S: 7 H: 2 LOB: 2 BB: 1 P: 11	R: 2 E: 0 K: 0 S: 5 H: 2 LOB: 2 BB: 2 P: 13	R: 0 E: 0 K: 2 S: 8 H: 1 LOB: 2 BB: 1 P: 12		1B: 7 2B: 2 3B: 1 HR: 2	SF: 0 SAC: 1 DP: 1 HBP: 0						

BOTTOM

Boston Red Sox @ Detroit Tigers

Tiger Stadium, Detroit, MI

Fri May 11 1962, 7:05 PM EDT

Att. 22,588 - Unknown

livebaseballscorecards.com

AB	34
R	5
H	11
RBI	5
BB	4
SO	4
LOB	19

WP: 1 PA: 39
PB: 0
SB: 1
CS: 0

PITCHER		IP	WLS	BF	H	R	ER	SO	BB	IBB	HBP	BLK	WP	HR	S	P	ERA	WHIP
Don Schwall, R ERA: 5.23	(1, 1)	6.2	L	33	10	5	5	2	3	0	0	0	1	2	34	46	6.75	1.950
Mike Fornieles, R ERA: 5.68	(7, 1)	0.1		1	0	0	0	0	0	0	0	0	0	0	1	1	0.00	0.000
Hal Kolstad, R ERA:	(8, 1)	1.0		5	1	0	0	2	1	0	0	0	0	0	8	12	0.00	2.000

PITCHER		IP	WLS	BF	H	R	ER	SO	BB	IBB	HBP	BLK	WP	HR	S	P	ERA	WHIP

Batter	1	2	3	4	5	6	7	8	9	AB	R	H	RBI	BB	SO	LOB
Pete Runnels, L (1, 3) OBP: 0.360, SLG: 0.378	BBBB 4-0 1B BB	x 0-0 2-H 2B			x 0-0 SH3 1B		x 0-0 ① FC4-6 1-2f	SSS 0-3 ③ K		4	0	2	1	1	1	3
Eddie Bressoud, R (1, 6) OBP: 0.324, SLG: 0.436	x 0-0 ① L9	SSS 0-3 ③ K			x 0-0 ① SH3 1-2		SSS 0-3 ② K		x 0-0 ① 1-3	4	0	0	0	0	2	3
Lou Clinton, R (1, 9) OBP: 0.162, SLG: 0.278 Gary Geiger, L (7, PH) (7, 8)	SSS 0-3 ② K		x 0-0 ① L9		x 0-0 ② 6-3		x 0-0 ③ 4-3		SSS 0-3 ② K	3	0	0	0	0	1	2
										2	0	0	0	0	1	1
Jim Pagliaroni, R (1, 2) OBP: 0.435, SLG: 0.545	x 0-0 1-3 1B		x 0-0 1B		x 0-0 ③ F7			BBBB 4-0 BB 1B 1B BB	SSS 0-3 ③ K	4	1	2	0	1	1	1
Frank Malzone, R (1, 5) OBP: 0.307, SLG: 0.375	x 0-0 ③ 5-3		x 0-0 ② L9			SSS 0-3 ① K		x 0-0 ① F6		4	0	0	0	0	1	4
Carroll Hardy, R (1, 8) OBP: 0.337, SLG: 0.304 (7, 9)		x 0-0 ① F1	x 0-0 ③ F3			x 0-0 ② F5		x 0-0 1-2 BB 1B 1B		4	1	1	0	0	0	1
Carl Yastrzemski, L (1, 7) OBP: 0.346, SLG: 0.372		x 0-0 2B 1B		x 0-0 ① F7		x 0-0 ③ G3		BBBB 4-0 1-2 2-3 1B BB		3	1	1	0	1	0	0
Chuck Schilling, R (1, 4) OBP: 0.217, SLG: 0.218		x 0-0 ② F4		SSS 0-3 ② K			x 0-0 E1 1B	x 0-0 ② F6		4	1	0	0	0	1	4
Gene Conley, R (1, 1) OBP: 0.316, SLG: 0.500 Dick Radatz, R (7, 1) OBP: 0.333, SLG: 0.333		x 0-0 1-H 2B 2B		x 0-0 ③ 6-3			x 0-0 2-H FC4-6 1B	x 0-0 1-2 2-H 3-H 1B		3	1	2	2	0	0	0
										1	0	1	2	0	0	0
Inning Stats	R: 0 H: 1 E: 0 LOB: 2 K: 1 BB: 1 S: 6 P: 10	R: 2 H: 3 E: 0 LOB: 1 K: 1 BB: 0 S: 8 P: 8	R: 0 H: 1 E: 0 LOB: 1 K: 0 BB: 0 S: 4 P: 4	R: 0 H: 0 E: 0 LOB: 0 K: 1 BB: 0 S: 5 P: 5	R: 0 H: 1 E: 0 LOB: 1 K: 0 BB: 0 S: 4 P: 4	R: 0 H: 0 E: 0 LOB: 0 K: 1 BB: 0 S: 5 P: 5	R: 1 H: 1 E: 1 LOB: 1 K: 1 BB: 0 S: 7 P: 7	R: 2 H: 2 E: 0 LOB: 2 K: 1 BB: 2 S: 7 P: 15	R: 0 H: 0 E: 0 LOB: 0 K: 2 BB: 0 S: 7 P: 7	1B: 7 SF: 0 2B: 2 SAC: 1 3B: 0 DP: 0 HR: 0 HBP: 0						

PITCHER		IP	WLS	BF	H	R	ER	SO	BB	IBB	HBP	BLK	WP	HR	S	P	ERA	WHIP
Don Mossi, L ERA: 3.93	(1, 1)	6.0	L	25	6	2	2	4	1	0	0	0	0	0	32	36	3.00	1.167
Sam Jones, R ERA: 6.23	(7, 1)	1.0		5	1	1	0	1	0	0	0	0	0	0	7	7	0.00	1.000
Ron Nischwitz, L ERA: 9.0	(8, 1)	2.0		10	2	2	2	3	2	0	0	0	0	0	14	22	9.00	2.000

PITCHER	IP	WLS	BF	H	R	ER	SO	BB	IBB	HBP	BLK	WP	HR	S	P	ERA	WHIP

Boston Red Sox @ Detroit Tigers

Tiger Stadium, Detroit, MI

Sat May 12 1962, 4:33 AM EDT

Att. 7,689 - Unknown

TOP

livebaseballscorecards.com

AB	36
R	5
H	9
RBI	5
BB	3
SO	8
LOB	19

WP: 0	PA: 40					
PB: 0						
SB: 0						
CS: 0						

Boston Red Sox @ Detroit Tigers

Tiger Stadium, Detroit, MI

Sat May 12 1962, 4:33 AM EDT

Att. 7,689 - Unknown

BOTTOM

Batter	1	2	3	4	5	6	7	8	9	AB	R	H	RBI	BB	SO	LOB
Jake Wood, R (1, 4) OBP: 0.308, SLG: 0.317	6-3		F5			1-3	K			4	0	0	0	0	1	3
Bill Bruton, L (1, 8) OBP: 0.345, SLG: 0.515	6-3			F8		BB		G3		3	0	0	0	1	0	0
Al Kaline, R (1, 9) OBP: 0.412, SLG: 0.718	K			L8		L5		L8		4	0	0	0	0	1	1
Norm Cash, L (1, 3) OBP: 0.445, SLG: 0.627		G4-6-3 E 1B		2B			F6	F8		4	0	2	0	0	0	0
Rocky Colavito, R (1, 7) OBP: 0.274, SLG: 0.245		E6 G4-6-3 1-2		5-3			1B BB 1B		K	4	1	1	0	0	1	2
Dick McAuliffe, L (1, 5) OBP: 0.438, SLG: 0.500		G4-6-3 1-2f 2-3			6-3		BB BB 1-3 1B		F7	4	0	1	0	0	0	2
Chico Fernandez, R (1, 6) OBP: 0.367, SLG: 0.477		5-3			4-3		BB 1-2 BB		G3	3	0	0	0	1	0	1
Dick Brown, R (1, 2) OBP: 0.280, SLG: 0.474			F5		F9		K			2	0	0	0	0	0	0
Vic Wertz, L (7, PH) OBP: 0.462, SLG: 0.462										1	0	0	0	0	1	3
Mike Roarke, R (8, 2) OBP: 0.250, SLG: 0.143										0	0	0	0	0	0	0
Don Mossi, L (1, 1) OBP: 0.273, SLG: 0.273			K			4-3	BB 1-2 2-3 3-H			1	0	0	0	0	1	0
Charlie Maxwell, L (6, PH) OBP: 0.250, SLG: 0.143										1	0	0	0	0	0	0
Sam Jones, R (7, 1) OBP: 0.250, SLG: 1.000										0	0	0	0	0	0	0
Bobo Osborne, L (7, PH) OBP: 0.600, SLG: 0.333										0	0	0	1	1	0	0
Ron Nischwitz, S (8, 1)										0	0	0	0	0	0	0
Inning Stats	R: 0 E: 0 K: 1 S: 5 H: 0 LOB: 0 BB: 0 P: 5	R: 0 E: 1 K: 0 S: 4 H: 1 LOB: 1 BB: 0 P: 4	R: 0 E: 0 K: 1 S: 5 H: 0 LOB: 0 BB: 0 P: 5	R: 0 E: 0 K: 0 S: 4 H: 1 LOB: 1 BB: 0 P: 4	R: 0 E: 0 K: 0 S: 3 H: 0 LOB: 0 BB: 0 P: 3	R: 0 E: 0 K: 0 S: 3 H: 0 LOB: 1 BB: 1 P: 7	R: 1 E: 0 K: 2 S: 9 H: 2 LOB: 3 BB: 2 P: 17	R: 0 E: 0 K: 0 S: 3 H: 0 LOB: 0 BB: 0 P: 3	R: 0 E: 0 K: 1 S: 5 H: 0 LOB: 0 BB: 0 P: 5	1B: 3 2B: 1 3B: 0 HR: 0 SF: 0 SAC: 0 DP: 1 HBP: 0						

PITCHER		IP	WLS	BF	H	R	ER	SO	BB	IBB	HBP	BLK	WP	HR	S	P	ERA	WHIP
Gene Conley, R ERA: 2.64	(1, 1)	6.1	W	25	4	1	1	2	2	0	0	0	0	0	27	35	1.42	0.947
Dick Radatz, R ERA:	(7, 1)	2.2	S	9	0	0	0	3	1	0	0	0	0	0	14	18	0.00	0.375

PITCHER	IP	WLS	BF	H	R	ER	SO	BB	IBB	HBP	BLK	WP	HR	S	P	ERA	WHIP

AB	31
R	1
H	4
RBI	1
BB	3
SO	5
LOB	12

WP: 0 PA: 34
PB: 0
SB: 0
CS: 0

livebaseballscorecards.com

Boston Red Sox @ Detroit Tigers

Tiger Stadium, Detroit, MI

Sun May 13 1962, 4:33 AM EDT

Att. 11,307 - Unknown

TOP

Batter	1	2	3	4	5	6	7	8	9	AB	R	H	RBI	BB	SO	LOB
Pete Runnels, L (1, 3) OBP: 0.370, SLG: 0.388	G5-3, BB, 1B		5-3	F8			FC6-4, 1B		FC4-6, 1B	5	0	3	0	0	0	0
Eddie Bressoud, R (1, 6) OBP: 0.318, SLG: 0.443	L9		1B, 3B		K		K		FC4-6 1-2f	5	1	1	0	0	2	3
Dave Philley, S (1, 9) OBP: 0.286, SLG: 0.167	BB 1-2		1B, 1B 3-H		F7		FC6-4 1-2f		K	4	0	1	1	1	1	2
Jim Pagliaroni, R (1, 2) OBP: 0.412, SLG: 0.512	G5-3 2-3f		F6		5-3		F8		L9	5	0	0	0	0	0	5
Frank Malzone, R (1, 5) OBP: 0.314, SLG: 0.380		1B, 1B	1-3, 1B			K		F7		4	0	2	0	0	1	0
Gary Geiger, L (1, 8) OBP: 0.341, SLG: 0.362		F5	F2			E4, HR		HR		4	2	1	1	0	0	3
Carl Yastrzemski, L (1, 7) OBP: 0.351, SLG: 0.408		1-3, 1B		IHR		F8		K		4	1	2	1	0	1	1
Chuck Schilling, R (1, 4) OBP: 0.230, SLG: 0.280		K		5-3		1-H, HR		2B		4	1	2	2	0	1	2
Galen Cisco, R (1, 1) OBP: 0.167, SLG: 0.182		K		4-3		F4		F6		2	0	0	0	0	1	2
Lou Clinton, R (6, PH) OBP: 0.158, SLG: 0.270										1	0	0	0	0	0	0
Mike Fornieles, R (6, 1)										0	0	0	0	0	0	0
Carroll Hardy, R (8, PH) OBP: 0.333, SLG: 0.300										1	0	0	0	0	0	1
Dick Radatz, R (8, 1) OBP: 0.333, SLG: 0.333										0	0	0	0	0	0	0
Inning Stats	R: 0 E: 0 K: 0 S: 3 H: 1 LOB: 1 BB: 1 P: 7	R: 0 E: 0 K: 2 S: 9 H: 2 LOB: 2 BB: 0 P: 9	R: 1 E: 0 K: 0 S: 6 H: 3 LOB: 2 BB: 0 P: 6	R: 1 E: 0 K: 0 S: 4 H: 1 LOB: 0 BB: 0 P: 4	R: 0 E: 0 K: 1 S: 5 H: 0 LOB: 0 BB: 0 P: 5	R: 2 E: 1 K: 1 S: 7 H: 1 LOB: 0 BB: 0 P: 7	R: 0 E: 0 K: 1 S: 6 H: 1 LOB: 1 BB: 0 P: 6	R: 1 E: 0 K: 1 S: 7 H: 2 LOB: 1 BB: 0 P: 7	R: 0 E: 0 K: 1 S: 6 H: 1 LOB: 1 BB: 0 P: 6	1B: 7 2B: 1 3B: 1 HR: 3 SF: 0 SAC: 0 DP: 1 HBP: 0						

PITCHER		IP	WLS	BF	H	R	ER	SO	BB	IBB	HBP	BLK	WP	HR	S	P	ERA	WHIP
Phil Regan, R ERA: 4.87	(1, 1)	7.1	W	33	10	5	3	5	1	0	0	0	0	2	42	46	3.68	1.500
Hank Aguirre, L ERA: 3.78	(8, 1)	1.2	S	7	2	0	0	2	0	0	0	0	0	0	11	11	0.00	1.200

PITCHER		IP	WLS	BF	H	R	ER	SO	BB	IBB	HBP	BLK	WP	HR	S	P	ERA	WHIP

AB	39
R	5
H	12
RBI	5
BB	1
SO	7
LOB	19

WP: 0	PA: 40
PB: 0	
SB: 0	
CS: 0	

livebaseballscorecards.com

Boston Red Sox @ Detroit Tigers

Tiger Stadium, Detroit, MI

Sun May 13 1962, 4:33 AM EDT

Att. 11,307 - Unknown

BOTTOM

Batter	1	2	3	4	5	6	7	8	9	AB	R	H	RBI	BB	SO	LOB
Jake Wood, R (1, 4) OBP: 0.295, SLG: 0.303	K	F6			F4	F9		FC6-4 1-2f		5	0	0	0	0	1	2
Bill Bruton, L (1, 8) OBP: 0.342, SLG: 0.500	HBP		K		4-3	G3				3	0	0	0	0	1	0
Al Kaline, R (1, 9) OBP: 0.415, SLG: 0.705	L5		BB		BB BB 2B BB		K			2	1	0	0	2	1	1
Norm Cash, L (1, 3) OBP: 0.447, SLG: 0.612	K		F9		BB 1-2 2B BB		WP BB			2	1	0	0	2	1	2
Rocky Colavito, R (1, 7) OBP: 0.291, SLG: 0.242		5-3 HR BB	1-2 BB		1-2 2-3 2B BB		1-2 K			1	2	0	0	3	1	1
Dick McAuliffe, L (1, 5) OBP: 0.426, SLG: 0.500		F2	4-3		1-H 2-H 3-H 2B		K			4	0	1	3	0	1	4
Chico Fernandez, R (1, 6) OBP: 0.340, SLG: 0.438		5-3 1-2		1-6-3	L7			F2		4	0	0	0	0	0	2
Dick Brown, R (1, 2) OBP: 0.302, SLG: 0.561		2-H HR		5-3		HR		FC3-6 1B		4	2	3	3	0	0	0
Phil Regan, R (1, 1) OBP: 0.400, SLG: 0.385		BB		5-3		6-3		FC3-6 FC6-4 1-2f		2	0	0	0	1	0	0
Hank Aguirre, R (8, 1)										1	0	0	0	0	0	1
Inning Stats	R: 0 E: 0 K: 2 S: 7 H: 0 LOB: 1 BB: 0 P: 8	R: 2 E: 0 K: 0 S: 4 H: 1 LOB: 1 BB: 2 P: 12	R: 0 E: 0 K: 1 S: 5 H: 0 LOB: 2 BB: 2 P: 13	R: 0 E: 0 K: 0 S: 3 H: 0 LOB: 0 BB: 0 P: 3	R: 3 E: 0 K: 0 S: 4 H: 1 LOB: 1 BB: 3 P: 16	R: 1 E: 0 K: 0 S: 4 H: 1 LOB: 0 BB: 0 P: 4	R: 0 E: 0 K: 3 S: 9 H: 0 LOB: 1 BB: 1 P: 13	R: 0 E: 0 K: 0 S: 4 H: 1 LOB: 1 BB: 0 P: 4		1B: 1 2B: 1 3B: 0 HR: 2	SF: 0 SAC: 0 DP: 0 HBP: 1			WP: 1 PB: 0 SB: 0 CS: 0	PA: 37		

livebaseballscorecards.com

	AB	28
	R	6
	H	4
	RBI	6
	BB	8
	SO	6
	LOB	13

PITCHER		IP	WLS	BF	H	R	ER	SO	BB	IBB	HBP	BLK	WP	HR	S	P	ERA	WHIP
Galen Cisco, R ERA: 5.52	(1, 1)	5.0	L	25	2	5	5	3	7	0	1	0	0	1	23	52	9.00	1.800
Mike Fornieles, R ERA: 5.52	(6, 1)	2.0		8	1	1	1	3	1	0	0	0	1	1	13	17	4.50	1.000
Dick Radatz, R ERA:	(8, 1)	1.0		4	1	0	0	0	0	0	0	0	0	0	4	4	0.00	1.000

PITCHER	IP	WLS	BF	H	R	ER	SO	BB	IBB	HBP	BLK	WP	HR	S	P	ERA	WHIP

Batter	1	2	3	4	5	6	7	8	9	AB	R	H	RBI	BB	SO	LOB
Bobby Richardson, R (1, 4) OBP: 0.304, SLG: 0.314	F7		6-3	F6		1B			1-3 1B	5	0	2	0	0	0	2
Tom Tresh, S (1, 6) OBP: 0.371, SLG: 0.410	4-3		4-1	1-2 3-H 1B		F8			SF9 3-H	4	0	1	2	0	0	1
Roger Maris, L (1, 9) OBP: 0.375, SLG: 0.523	F7		BB 1B	F6			F9		K	5	0	1	0	0	1	3
Mickey Mantle, S (1, 8) OBP: 0.526, SLG: 0.642		WP 2B 1B	1-2 BB		G3		K		K	4	1	1	0	1	2	1
Yogi Berra, L (1, 7) OBP: 0.271, SLG: 0.346		F6	F9		F6		F2			4	0	0	0	0	0	3
Elston Howard, R (1, 2) OBP: 0.273, SLG: 0.476		K 1-2		FC6-4 1B	FC6-4 1B			G4-6-3 BB		3	0	2	0	1	1	1
Bill Skowron, R (1, 3) OBP: 0.269, SLG: 0.437		2-H 2B		FC6-4 1B 1-2f	FC6-4 1-2f			G4-6-3 1-2f		4	1	1	1	0	0	3
Clete Boyer, R (1, 5) OBP: 0.409, SLG: 0.552		BB		1B 1-2 1B		F8		K		3	1	1	0	1	1	0
Ralph Terry, R (1, 1) OBP: 0.130, SLG: 0.091		L6		1B 1-3 2-H 1B		K			1B SF9 HBP	3	0	1	1	0	1	2
Jim Coates, R (6, 1)										0	0	0	0	0	0	0
Jim Bouton, R (7, 1)										0	0	0	0	0	0	0
Johnny Blanchard, L (9, PH) OBP: 0.333, SLG: 0.543										0	1	0	0	0	0	0
Inning Stats	R: 0 E: 0 K: 0 S: 3 H: 0 LOB: 0 BB: 0 P: 3	R: 1 E: 0 K: 1 S: 7 H: 2 LOB: 2 BB: 1 P: 11	R: 0 E: 0 K: 0 S: 4 H: 1 LOB: 2 BB: 1 P: 8	R: 2 E: 0 K: 0 S: 7 H: 4 LOB: 2 BB: 0 P: 7	R: 0 E: 0 K: 0 S: 4 H: 1 LOB: 1 BB: 0 P: 4	R: 0 E: 0 K: 1 S: 6 H: 1 LOB: 1 BB: 0 P: 6	R: 0 E: 0 K: 1 S: 5 H: 0 LOB: 0 BB: 0 P: 5	R: 0 E: 0 K: 1 S: 4 H: 0 LOB: 0 BB: 1 P: 8	R: 1 E: 0 K: 2 S: 8 H: 1 LOB: 1 BB: 0 P: 9	1B: 9 2B: 1 3B: 0 HR: 0	SF: 1 SAC: 0 DP: 1 HBP: 1			WP: 1 PB: 0 SB: 0 CS: 0	PA: 40		

PITCHER	IP	WLS	BF	H	R	ER	SO	BB	IBB	HBP	BLK	WP	HR	S	P	ERA	WHIP
Bill Monbouquette, R (1, 1) ERA: 3.26	6.0	W	29	9	3	3	2	2	0	0	0	1	0	31	39	4.50	1.833
Dick Radatz, R (7, 1) ERA: 0.47	3.0	S	11	1	1	1	4	1	0	1	0	0	0	17	22	3.00	0.667

PITCHER	IP	WLS	BF	H	R	ER	SO	BB	IBB	HBP	BLK	WP	HR	S	P	ERA	WHIP

TOP

New York Yankees @ Boston Red Sox

Fenway Park, Boston, MA

Tue May 15 1962, 7:05 PM EDT

Att. 19,260 - Overcast - 55 F

livebaseballscorecards.com

AB	35
R	4
H	10
RBI	4
BB	3
SO	6
LOB	16

BOTTOM

New York Yankees @ Boston Red Sox

Fenway Park, Boston, MA

Tue May 15 1962, 7:05 PM EDT

Att. 19,260 - Overcast - 55 F

livebaseballscorecards.com

Batter	1	2	3	4	5	6	7	8	9	AB	R	H	RBI	BB	SO	LOB
Pete Runnels, L (1, 3) OBP: 0.371, SLG: 0.389	F8		F9			1B; E7		F7		5	2	2	2	0	0	0
Eddie Bressoud, R (1, 6) OBP: 0.339, SLG: 0.454	HR; 1B		BBBBB; CS; BB			SF8; 1B		BBBBB; 1B; BB		2	2	2	2	2	0	0
Carl Yastrzemski, L (1, 7) OBP: 0.371, SLG: 0.456	1-H; HR		CS; 1-2	L8		1B		1B; 1-2		5	3	4	3	0	0	0
Jim Pagliaroni, R (1, 2) OBP: 0.406, SLG: 0.500 Dick Radatz, R (7, 1) OBP: 0.500, SLG: 0.500	F2			L5		FC4-6; 2B; 1B; K		1-H; 2-H		4 1	1 0	1 1	1 2	0 0	1 0	2 0
Frank Malzone, R (1, 5) OBP: 0.309, SLG: 0.371	6-3			6-3		FC4-6; 1-2; 2-H; 1B	F8	F8		5	0	1	1	0	0	1
Gary Geiger, L (1, 8) OBP: 0.326, SLG: 0.342		1-3			F9	FC4-6; 2B; BB; 1-2f; 2-3	F9			4	1	0	0	0	0	2
Carroll Hardy, R (1, 9) OBP: 0.330, SLG: 0.310		6-3			5-3	BB; E; 2B; 1-3; 3-H	F9			4	1	1	1	0	0	0
Chuck Schilling, R (1, 4) OBP: 0.242, SLG: 0.318		5-3			5-3	BB; E; IBB		HR		3	2	1	1	1	0	0
Bill Monbouquette, R (1, 1) OBP: 0.250, SLG: 0.077 Dave Philley, S (6, PH) OBP: 0.333, SLG: 0.167 Russ Nixon, L (7, 2) OBP: 0.217, SLG: 0.182			5-3			SF8; BB; E; 1B; 1-2; 2-3; 3-H; BB		F6		1 0 1	1 1 0	0 1 0	0 1 0	1 1 0	0 0 0	0 0 0
Inning Stats	R: 2 E: 0 K: 0 S: 5 H: 2 LOB: 0 BB: 0 P: 5	R: 0 E: 0 K: 0 S: 3 H: 0 LOB: 0 BB: 0 P: 3	R: 0 E: 0 K: 0 S: 2 H: 0 LOB: 0 BB: 1 P: 6	R: 0 E: 0 K: 0 S: 3 H: 0 LOB: 0 BB: 0 P: 3	R: 0 E: 0 K: 0 S: 3 H: 0 LOB: 0 BB: 0 P: 3	R: 9 E: 1 K: 1 S: 13 H: 8 LOB: 2 BB: 3 P: 25	R: 0 E: 0 K: 0 S: 3 H: 0 LOB: 0 BB: 0 P: 3	R: 3 E: 0 K: 0 S: 6 H: 3 LOB: 1 BB: 1 P: 10		1B: 10 2B: 1 3B: 0 HR: 2 SF: 1 SAC: 0 DP: 0 HBP: 0				WP: 0 PB: 0 SB: 0 CS: 1 PA: 42	

	AB	35
	R	14
	H	13
	RBI	14
	BB	5
	SO	1
	LOB	5

PITCHER		IP	WLS	BF	H	R	ER	SO	BB	IBB	HBP	BLK	WP	HR	S	P	ERA	WHIP
Ralph Terry, R ERA: 4.4	(1, 1)	5.1	L	22	5	6	6	0	2	0	0	0	0	1	20	28	10.12	1.312
Jim Coates, R ERA: 3.95	(6, 1)	0.2		9	5	5	5	1	1	1	0	0	0	0	9	17	67.50	9.000
Jim Bouton, R ERA: 3.12	(7, 1)	2.0		10	3	3	3	0	1	0	0	0	0	1	9	13	13.50	2.000

PITCHER	IP	WLS	BF	H	R	ER	SO	BB	IBB	HBP	BLK	WP	HR	S	P	ERA	WHIP

Batter	1	2	3	4	5	6	7	8	9	AB	R	H	RBI	BB	SO	LOB
Bobby Richardson, R (1, 4) OBP: 0.300, SLG: 0.317	6-3	4-3		FC5-4 1-2f 3-H		1B 2-H 2B		FC4-6 1-2f		5	1	1	2	0	0	2
Tom Tresh, S (1, 6) OBP: 0.372, SLG: 0.410	E3 1B 1B		K	FC5-4 1-2f		2-H 1B			F6	5	1	2	1	0	1	1
Roger Maris, L (1, 9) OBP: 0.382, SLG: 0.527 Hector Lopez, R (5, 9) OBP: 0.391, SLG: 0.333 Johnny Blanchard, L (9, PH) OBP: 0.327, SLG: 0.532 Jack Reed, R (9, 9)	BB 2-H 1B		4-3 BB 1B	4-3		K			K	3 1 1 0	0 0 0 0	2 0 0 0	1 0 0 0	0 0 0 0	0 1 1 0	1 1 0 0
Mickey Mantle, S (1, 8) OBP: 0.529, SLG: 0.627	G1-6-3 1-2 BB		4-3 1-2 BB		6-3		K		1B 1B BB	2	1	0	0	3	1	0
Yogi Berra, L (1, 7) OBP: 0.266, SLG: 0.333 Phil Linz, R (9, PR) Jim Coates, R (9, 1) Marshall Bridges, S (9, 1)	G1-6-3 1-2f		4-3 1-2 2-3		4-3		F5		1B 1-3 1B	5 0 0 0	0 1 0 0	1 0 0 0	0 0 0 0	0 0 0 0	0 0 0 0	4 0 0 0
Elston Howard, R (1, 2) OBP: 0.290, SLG: 0.471		HR BB	FC5-4 BB		K		F8		1B 1-3 3-H 2B 1B	3	2	1	1	2	1	0
Bill Skowron, R (1, 3) OBP: 0.276, SLG: 0.467		1-H HR	FC5-4 1-2f			L9		5-3	2B 1-3 3-H 1B	5	1	2	3	0	0	3
Clete Boyer, R (1, 5) OBP: 0.417, SLG: 0.574		6-3		1B FC5-4 2B		K SH2-4 2B		CS 1B	2B 1-3 3-H 2B	5	2	3	1	0	1	0
Bill Stafford, R (1, 1) OBP: 0.133, SLG: 0.200 Rollie Sheldon, R (5, 1) Joe Pepitone, L (9, PH) OBP: 0.182, SLG: 0.455 (9, 7)		K		FC5-4 2-3 1B		SH2-4 1-2		FC4-6 1-2 BB	K	2 0 1	0 0 0	1 0 0	0 0 0	0 1 0	1 0 1	0 0 3
Inning Stats	R: 1 E: 1 K: 0 S: 4 H: 2 LOB: 1 BB: 1 P: 8	R: 2 E: 0 K: 1 S: 6 H: 1 LOB: 0 BB: 1 P: 10	R: 0 E: 0 K: 1 S: 6 H: 1 LOB: 3 BB: 2 P: 14	R: 1 E: 0 K: 0 S: 5 H: 2 LOB: 1 BB: 0 P: 5	R: 0 E: 0 K: 1 S: 5 H: 0 LOB: 0 BB: 0 P: 5	R: 2 E: 0 K: 2 S: 10 H: 2 LOB: 1 BB: 0 P: 10	R: 0 E: 0 K: 1 S: 5 H: 0 LOB: 0 BB: 0 P: 5	R: 0 E: 0 K: 0 S: 3 H: 1 LOB: 1 BB: 1 P: 7	R: 3 E: 0 K: 2 S: 11 H: 4 LOB: 3 BB: 1 P: 15	1B: 9 2B: 3 3B: 0 HR: 1 SF: 0 SAC: 1 DP: 1 HBP: 0						

PITCHER	IP	WLS	BF	H	R	ER	SO	BB	IBB	HBP	BLK	WP	HR	S	P	ERA	WHIP
Don Schwall, R (1, 1) ERA: 5.48	3.0		18	6	4	3	2	4	0	0	0	0	1	18	34	9.00	3.333
Chet Nichols, L (4, 1) ERA: 0.59	3.0		12	2	2	0	3	0	0	0	0	0	0	18	18	0.00	0.667
Arnold Earley, L (7, 1) ERA: 2.16	1.0		3	0	0	0	1	0	0	0	0	0	0	5	5	0.00	0.000
Mike Fornieles, R (8, 1) ERA: 6.06	1.2	L	8	2	2	2	1	2	0	0	0	0	0	8	16	10.80	2.400
Dick Radatz, R (9, 1) ERA: 0.92	0.1		4	3	1	1	1	0	0	0	0	0	0	6	6	27.00	9.000

PITCHER	IP	WLS	BF	H	R	ER	SO	BB	IBB	HBP	BLK	WP	HR	S	P	ERA	WHIP

TOP

New York Yankees @ Boston Red Sox

Fenway Park, Boston, MA

Wed May 16 1962, 7:05 PM EDT

Att. 16,485 - Unknown

livebaseballscorecards.com

AB	38
R	9
H	13
RBI	9
BB	6
SO	8
LOB	15

WP: 0 PA: 45
PB: 1
SB: 0
CS: 1

Batter	1	2	3	4	5	6	7	8	9	AB	R	H	RBI	BB	SO	LOB
Pete Runnels, L (1, 3) OBP: 0.362, SLG: 0.381	L5	SF7 3-H		F7		1B 1B		4-3	FC1-5-6 FC6-4 2-3	5	1	1	1	0	0	1
Eddie Bressoud, R (1, 6) OBP: 0.339, SLG: 0.442	HR BB	FC5-4 BB 1-2f 2-3		K		1B 1-3		5-3	F7	5	1	1	0	1	1	3
Carl Yastrzemski, L (1, 7) OBP: 0.385, SLG: 0.486	HR 1-H	BB 1-2		F9		FC5-4 1-2 3-H 1B		1B 1B E BB	FC6-4 1-2f	4	2	2	3	2	0	1
Jim Pagliaroni, R (1, 2) OBP: 0.396, SLG: 0.484 Lou Clinton, R (8, PR) OBP: 0.158, SLG: 0.270 Bob Tillman, R (9, 2)	F4	1-3			F5 BB 1B	K		1B E 1-2 1B		5 0 0	0 1 0	1 0 0	0 0 0	0 0 0	1 0 0	5 0 0
Frank Malzone, R (1, 5) OBP: 0.330, SLG: 0.427	2B		HR		BB 1B	FC5-4 1-2f		E 1B 1-2 2-3 1B		5	1	4	1	0	0	2
Gary Geiger, L (1, 8) OBP: 0.330, SLG: 0.338	K	4-3			FC6-4 1-2 BB	F9		E7 1-3 2-H 3-H 1B		4	0	1	2	1	1	1
Carroll Hardy, R (1, 9) OBP: 0.333, SLG: 0.307		1B 1B SF7 BB	6-3		K	1B		1-3		4	1	1	0	1	1	4
Chuck Schilling, R (1, 4) OBP: 0.260, SLG: 0.326		FC5-4 1B 1-2 1B			FC6-4 1-2f	L7			2B BB	4	1	2	0	1	0	3
Don Schwall, R (1, 1) OBP: 0.200, SLG: 0.200 Chet Nichols, S (4, 1) Russ Nixon, L (6, PH) OBP: 0.208, SLG: 0.174 Arnold Earley, L (7, 1) Dave Philley, S (7, PH) OBP: 0.313, SLG: 0.154 Mike Fornieles, R (8, 1) Dick Radatz, R (9, 1) OBP: 0.500, SLG: 0.500 Pumpsie Green, S (9, PH) OBP: 0.333, SLG: 0.308		FC5-4 1-2 2-3 1B	F8			K		L8	FC1-5-6 1-H 2B	2 0 0 1 0 1 0 0 1	0 0 0 0 0 0 0 0 0	1 0 0 0 0 0 0 0 1	0 0 0 0 0 0 0 0 1	0 0 0 1 0 0 0 0 0	0 0 1 0 0 0 0 0 0	1 0 0 0 1 0 0 0 0
Inning Stats	R: 2 E: 0 K: 1 S: 7 H: 2 LOB: 1 BB: 1 P: 11	R: 1 E: 0 K: 0 S: 5 H: 2 LOB: 3 BB: 2 P: 13	R: 1 E: 0 K: 0 S: 5 H: 2 LOB: 1 BB: 0 P: 5	R: 0 E: 0 K: 1 S: 5 H: 0 LOB: 0 BB: 0 P: 5	R: 0 E: 0 K: 1 S: 6 H: 1 LOB: 2 BB: 1 P: 10	R: 1 E: 0 K: 2 S: 10 H: 3 LOB: 2 BB: 0 P: 10	R: 0 E: 0 K: 0 S: 4 H: 1 LOB: 1 BB: 0 P: 4	R: 2 E: 1 K: 0 S: 6 H: 3 LOB: 2 BB: 1 P: 10	R: 1 E: 0 K: 0 S: 4 H: 1 LOB: 1 BB: 1 P: 8	1B: 11 2B: 2 3B: 0 HR: 2 SF: 1 SAC: 0 DP: 0 HBP: 0						

PITCHER		IP	WLS	BF	H	R	ER	SO	BB	IBB	HBP	BLK	WP	HR	S	P	ERA	WHIP
Bill Stafford, R ERA: 5.89	(1, 1)	4.1		24	7	4	4	2	4	0	0	0	0	2	24	40	8.31	2.538
Rollie Sheldon, R ERA: 6.75	(5, 1)	3.2	W	19	7	3	3	3	1	0	0	0	0	0	24	28	7.36	2.182
Jim Coates, R ERA: 4.28	(9, 1)	0.0		2	1	1	1	0	1	0	0	0	0	0	1	5	∞	∞
Marshall Bridges, L ERA:	(9, 1)	1.0	S	3	0	0	0	0	0	0	0	0	0	0	3	3	0.00	0.000

PITCHER	IP	WLS	BF	H	R	ER	SO	BB	IBB	HBP	BLK	WP	HR	S	P	ERA	WHIP

BOTTOM

New York Yankees @ Boston Red Sox

Fenway Park, Boston, MA

Wed May 16 1962, 7:05 PM EDT

Att. 16,485 - Unknown

livebaseballscorecards.com

AB	41
R	8
H	15
RBI	8
BB	6
SO	5
LOB	22

WP: 0	PA: 48					
PB: 0						
SB: 0						
CS: 0						

Batter	1	2	3	4	5	6	7	8	9	AB	R	H	RBI	BB	SO	LOB
Bobby Richardson, R (1, 4) OBP: 0.293, SLG: 0.310	4-3		F2			F6		K 2B		3	0	0	0	0	0	2
Yogi Berra, L (8, PH) OBP: 0.262, SLG: 0.328										1	0	0	0	0	1	1
Phil Linz, R (8, PR)										0	0	0	0	0	0	0
Billy Gardner, R (8, 4)										0	0	0	0	0	0	0
Tom Tresh, S (1, 6) OBP: 0.368, SLG: 0.413	4-3			4-3		K		1-3 3-H 2B		4	0	1	1	0	1	1
Clete Boyer, R (1, 5) OBP: 0.403, SLG: 0.552	K			F7			F2	6-3		4	0	0	0	0	1	3
Mickey Mantle, S (1, 8) OBP: 0.528, SLG: 0.628		L8		K			2B		E S SF7 BB	3	1	1	0	1	1	0
Johnny Blanchard, L (1, 7) OBP: 0.304, SLG: 0.490		1-3			4-3		F6		L7 1-3	4	0	0	0	0	0	2
Jack Reed, R (9, 9)										0	0	0	0	0	0	0
Elston Howard, R (1, 2) OBP: 0.278, SLG: 0.455		K			F9		K		SF7 3-H	3	0	0	1	0	2	1
Bill Skowron, R (1, 3) OBP: 0.265, SLG: 0.448			5-3		6-3			F5	L7	4	0	0	0	0	0	0
Joe Pepitone, L (1, 9) OBP: 0.280, SLG: 0.600 (9, 7)			SH1-4 1B			SH5-3 2B		F8 2B		3	1	3	0	0	0	0
Bob Turley, R (1, 1)			SH1-4 1-2			SH5-3 2-3		F8 2-3		0	0	0	0	0	0	0
Roger Maris, L (8, PH) OBP: 0.379, SLG: 0.523										1	0	0	0	0	0	1
Marshall Bridges, S (8, 1)										0	0	0	0	0	0	0
Inning Stats	R: 0 E: 0 K: 1 S: 5 H: 0 LOB: 0 BB: 0 P: 5	R: 0 E: 0 K: 1 S: 5 H: 0 LOB: 0 BB: 0 P: 5	R: 0 E: 0 K: 0 S: 4 H: 1 LOB: 1 BB: 0 P: 4	R: 0 E: 0 K: 1 S: 5 H: 0 LOB: 0 BB: 0 P: 5	R: 0 E: 0 K: 0 S: 3 H: 0 LOB: 0 BB: 0 P: 3	R: 0 E: 0 K: 1 S: 6 H: 1 LOB: 1 BB: 0 P: 6	R: 0 E: 0 K: 1 S: 6 H: 1 LOB: 1 BB: 0 P: 6	R: 1 E: 0 K: 1 S: 8 H: 2 LOB: 3 BB: 0 P: 8	R: 1 E: 0 K: 0 S: 3 H: 0 LOB: 0 BB: 1 P: 7	1B: 1 2B: 4 3B: 0 HR: 0	SF: 1 SAC: 2 DP: 0 HBP: 0					

PITCHER	IP	WLS	BF	H	R	ER	SO	BB	IBB	HBP	BLK	WP	HR	S	P	ERA	WHIP
Gene Conley, R (1, 1) ERA: 2.38	9.0	L	34	5	2	1	6	1	0	0	0	1	0	45	49	1.00	0.667

PITCHER	IP	WLS	BF	H	R	ER	SO	BB	IBB	HBP	BLK	WP	HR	S	P	ERA	WHIP

TOP

New York Yankees @ Boston Red Sox

Fenway Park, Boston, MA

Thu May 17 1962, 3:33 AM EDT

Att. 9,665 - Unknown - 63 F

livebaseballscorecards.com

AB	30
R	2
H	5
RBI	2
BB	1
SO	6
LOB	11

WP: 1	PA: 34
PB: 0	
SB: 1	
CS: 0	

1B: 1	SF: 1
2B: 4	SAC: 2
3B: 0	DP: 0
HR: 0	HBP: 0

BOTTOM

New York Yankees @ Boston Red Sox

Fenway Park, Boston, MA

Thu May 17 1962, 3:33 AM EDT

Att. 9,665 - Unknown - 63 F

livebaseballscorecards.com

Batter	1	2	3	4	5	6	7	8	9	AB	R	H	RBI	BB	SO	LOB
Pete Runnels, L (1, 3) OBP: 0.366, SLG: 0.374	F9		FC6-4 BB		BB			1-5-3		2	0	0	0	2	0	0
Eddie Bressoud, R (1, 6) OBP: 0.336, SLG: 0.436	K		FC6-4 1-2f		F7			1B		4	0	1	0	0	1	2
Carl Yastrzemski, L (1, 7) OBP: 0.373, SLG: 0.468	F9		F7			3-1		K		4	0	0	0	0	1	2
Jim Pagliaroni, R (1, 2) OBP: 0.391, SLG: 0.474		1B SF7 1B	F5			F7			K	4	1	1	0	0	1	1
Frank Malzone, R (1, 5) OBP: 0.319, SLG: 0.412		F8		6-3		F2			6-3	4	0	0	0	0	0	1
Gary Geiger, L (1, 8) OBP: 0.340, SLG: 0.342		S 1-3 1B		G6-4-3 BB			1-3		F4	2	0	1	0	1	0	0
Pumpsie Green, S (9, PH) OBP: 0.313, SLG: 0.286										1	0	0	0	0	0	0
Carroll Hardy, R (1, 9) OBP: 0.324, SLG: 0.300		SF7 3-H		G6-4-3 1-2f			1-3			2	0	0	1	0	0	1
Chuck Schilling, R (1, 4) OBP: 0.263, SLG: 0.319		1-2 BB			F4		4-3			2	0	0	0	1	0	0
Gene Conley, R (1, 1) OBP: 0.273, SLG: 0.429		F6			K			5-3		3	0	0	0	0	1	2
Inning Stats	R: 0 H: 0 E: 0 LOB: 0 K: 1 BB: 0 S: 5 P: 5	R: 1 H: 2 E: 0 LOB: 2 K: 0 BB: 1 S: 5 P: 9	R: 0 H: 0 E: 0 LOB: 1 K: 0 BB: 1 S: 3 P: 7	R: 0 H: 0 E: 0 LOB: 0 K: 0 BB: 1 S: 2 P: 6	R: 0 H: 0 E: 0 LOB: 1 K: 1 BB: 1 S: 5 P: 9	R: 0 H: 0 E: 0 LOB: 0 K: 0 BB: 0 S: 3 P: 3	R: 0 H: 0 E: 0 LOB: 0 K: 0 BB: 0 S: 3 P: 3	R: 0 H: 1 E: 0 LOB: 1 K: 1 BB: 0 S: 6 P: 6	R: 0 H: 0 E: 0 LOB: 0 K: 1 BB: 0 S: 5 P: 5	1B: 3 SF: 1 2B: 0 SAC: 0 3B: 0 DP: 1 HR: 0 HBP: 0						

	AB	28
	R	1
	H	3
	RBI	1
	BB	4
	SO	4
	LOB	9

PITCHER		IP	WLS	BF	H	R	ER	SO	BB	IBB	HBP	BLK	WP	HR	S	P	ERA	WHIP
Bob Turley, R ERA: 1.59	(1, 1)	7.0		26	2	1	1	2	4	0	0	0	0	0	26	42	1.29	0.857
Marshall Bridges, L ERA:	(8, 1)	2.0	W	7	1	0	0	2	0	0	0	0	0	0	11	11	0.00	0.500

PITCHER	IP	WLS	BF	H	R	ER	SO	BB	IBB	HBP	BLK	WP	HR	S	P	ERA	WHIP

Batter	1	2	3	4	5	6	7	8	9	AB	R	H	RBI	BB	SO	LOB
Albie Pearson, L (1, 8) OBP: 0.401, SLG: 0.395	F7		G3-6-1 1-2f 3-H		E 1B FC3-2 1-2 3-H 1B	2-H 1B		1B 1-2 BB		4	0	2	2	1	0	1
Billy Moran, R (1, 4) OBP: 0.317, SLG: 0.378	K		F7		FC3-2 E SF8 1-2 2-3 1B	6-3		1-3 2-H 1B		5	1	2	1	0	1	1
Leon Wagner, L (1, 7) OBP: 0.376, SLG: 0.642	2B 1B			F8	FC4 SF8 FC3-2 1-2 2-3 3-H		SH5-3 1B	F7		5	0	2	0	0	0	4
Lee Thomas, L (1, 9) OBP: 0.284, SLG: 0.330	1-H 2B			F8	FC3-2 SF8 1-2 2-3 3-Hf		SH5-3 1-2		F5	4	0	1	0	0	0	3
Tom Burgess, L (1, 3) OBP: 0.333, SLG: 0.500		6-3		1-3	SF8 1-2 2-3 3-H		K		K	2	0	0	0	0	0	0
Steve Bilko, R (5, PH) OBP: 0.370, SLG: 0.459 (5, 3)					1B BB 1B BB					2	0	0	1	0	2	1
Buck Rodgers, S (1, 2) OBP: 0.314, SLG: 0.364		L4			F8		6-3		F8	4	1	0	0	1	0	4
Eddie Yost, R (1, 5) OBP: 0.493, SLG: 0.388		K			1B 1-2 1B BB	G5-4-3 BB		CS BB BB		1	1	0	0	3	1	0
Joe Koppe, R (1, 6) OBP: 0.350, SLG: 0.340			SH BLK G3-6-1 1B		1B 1-2 2-3 1B	G5-4-3 1-2f		BB 1-2 1B BB		3	3	2	0	1	0	1
Eli Grba, R (1, 1) OBP: 0.333, SLG: 0.250 Jim Donohue, R (2, 1) OBP: 0.500, SLG: 0.333 Earl Averill, R (5, PH) OBP: 0.344, SLG: 0.393 Ted Bowsfield, R (5, PR) Ryne Duren, R (5, 1) OBP: 0.167, SLG: 0.333 Jack Spring, R (9, 1)			SH G3-6-1 1-3		1B 1B E 1-3 2-H 3-H 1B	1B 2B		K 2-3		0 0 1 0 2 0	0 0 0 1 1 0	0 0 1 0 1 0	0 0 2 0 0 0	0 0 0 0 1 0	0 0 0 0 0 0	0 0 0 0 2 0
Inning Stats	R: 0 E: 0 K: 1 S: 6 H: 2 LOB: 2 BB: 0 P: 6	R: 0 E: 0 K: 1 S: 5 H: 0 LOB: 0 BB: 0 P: 5	R: 1 E: 0 K: 0 S: 4 H: 1 LOB: 0 BB: 0 P: 4	R: 0 E: 0 K: 0 S: 3 H: 0 LOB: 0 BB: 0 P: 3	R: 5 E: 1 K: 0 S: 8 H: 4 LOB: 3 BB: 2 P: 16	R: 1 E: 0 K: 0 S: 4 H: 2 LOB: 1 BB: 1 P: 8	R: 0 E: 0 K: 1 S: 6 H: 1 LOB: 1 BB: 0 P: 6	R: 1 E: 0 K: 1 S: 5 H: 1 LOB: 2 BB: 3 P: 17	R: 0 E: 0 K: 1 S: 5 H: 0 LOB: 0 BB: 0 P: 5	1B: 9 2B: 2 3B: 0 HR: 0 SF: 1 SAC: 2 DP: 2 HBP: 0						

PITCHER	IP	WLS	BF	H	R	ER	SO	BB	IBB	HBP	BLK	WP	HR	S	P	ERA	WHIP
Galen Cisco, R (1, 1) ERA: 6.21	4.0	L	18	5	5	5	2	2	0	0	1	0	0	20	28	11.25	1.750
Chet Nichols, L (5, 1) ERA: 0.57	0.1		4	2	0	0	0	0	0	0	0	0	0	4	4	0.00	6.000
Mike Fornieles, R (5, 1) ERA: 6.0	1.2		7	2	2	1	0	1	0	0	0	0	0	6	10	5.40	1.800
Arnold Earley, L (7, 1) ERA: 2.61	2.0		10	2	1	1	2	3	0	0	0	0	0	11	23	4.50	2.500
Ike Delock, R (9, 1) ERA: 4.5	1.0		3	0	0	0	1	0	0	0	0	0	0	5	5	0.00	0.000

PITCHER	IP	WLS	BF	H	R	ER	SO	BB	IBB	HBP	BLK	WP	HR	S	P	ERA	WHIP

TOP

Los Angeles Angels @ Boston Red Sox

Fenway Park, Boston, MA

Fri May 18 1962, 7:05 PM EDT

Att. 10,124 - Unknown

livebaseballscorecards.com

AB	33
R	8
H	11
RBI	6
BB	6
SO	5
LOB	17

BOTTOM

Los Angeles Angels @ Boston Red Sox

Fenway Park, Boston, MA

Fri May 18 1962, 7:05 PM EDT

Att. 10,124 - Unknown

livebaseballscorecards.com

Batter	1	2	3	4	5	6	7	8	9	AB	R	H	RBI	BB	SO	LOB
Pete Runnels, L (1, 3) OBP: 0.388, SLG: 0.398	0-0 1B 2B 2B	0-0 1-2 1B		0-0 1B		4-0 BB		4-0 1-2 BB		3	1	3	0	2	0	0
Eddie Bressoud, R (1, 6) OBP: 0.331, SLG: 0.426	0-0 2B 1B 2-3 1B	0-3 ① K		0-0 ② F6		0-3 ③ K		0-3 ③ K		5	1	1	0	0	3	6
Carl Yastrzemski, L (1, 7) OBP: 0.374, SLG: 0.474	0-0 1B 1-3 3-H 2B	0-0 ② F7		0-0 1-2 1B			0-0 ① F7		0-0 ① G3	5	1	2	1	0	0	2
Jim Pagliaroni, R (1, 2) OBP: 0.374, SLG: 0.450	0-3 ① K	0-0 ③ F8		0-0 ③ F6			0-0 ② 5-3		0-0 ② F5	5	0	0	0	0	1	6
Frank Malzone, R (1, 5) OBP: 0.315, SLG: 0.403	0-0 ② F4		0-0 ① F3		0-0 ① F8		0-0 1B		0-0 ③ 4-3	5	0	1	0	0	0	2
Gary Geiger, L (1, 8) OBP: 0.347, SLG: 0.333	4-0 1B 1B IBB		4-0 G3 S BB		0-0 ② F5		0-3 ③ K			2	1	0	0	2	1	1
Carroll Hardy, R (1, 9) OBP: 0.321, SLG: 0.298	0-0 1B 1-3 2-H 3-H 1B		0-0 ② G3 1-3		0-0 ③ 1-3			0-3 ① K		4	0	1	2	0	1	1
Chuck Schilling, R (1, 4) OBP: 0.272, SLG: 0.326	0-0 ③ 1-3 3-H 1B		0-0 ③ 6-3			0-0 G6-4-3 1B		0-0 ② F8		4	0	2	1	0	0	1
Galen Cisco, R (1, 1) OBP: 0.214, SLG: 0.231		0-0 1B 1B		0-0 ① 6-3						2	0	1	0	0	0	0
Chet Nichols, S (5, 1)										0	0	0	0	0	0	0
Mike Fornieles, R (5, 1)										0	0	0	0	0	0	0
Russ Nixon, L (6, PH) OBP: 0.200, SLG: 0.167										1	0	0	0	0	0	1
Arnold Earley, L (7, 1)										0	0	0	0	0	0	0
Dave Philley, S (8, PH) OBP: 0.355, SLG: 0.154										0	0	0	0	0	0	0
Ike Delock, R (9, 1)						0-0 ① ② G6-4-3 1-2f		1-0 WP HBP		0	0	0	0	0	0	0
Inning Stats	R: 4 E: 0 K: 1 S: 9 H: 5 LOB: 3 BB: 1 P: 13	R: 0 E: 0 K: 1 S: 7 H: 2 LOB: 2 BB: 0 P: 7	R: 0 E: 0 K: 0 S: 3 H: 0 LOB: 1 BB: 1 P: 7	R: 0 E: 0 K: 0 S: 5 H: 2 LOB: 2 BB: 0 P: 5	R: 0 E: 0 K: 0 S: 3 H: 0 LOB: 0 BB: 0 P: 3	R: 0 E: 0 K: 1 S: 5 H: 1 LOB: 1 BB: 1 P: 9	R: 0 E: 0 K: 1 S: 6 H: 1 LOB: 1 BB: 0 P: 6	R: 0 E: 0 K: 2 S: 7 H: 0 LOB: 2 BB: 1 P: 12	R: 0 E: 0 K: 0 S: 3 H: 0 LOB: 0 BB: 0 P: 3	1B: 9 2B: 2 3B: 0 HR: 0	SF: 0 SAC: 0 DP: 1 HBP: 1						

AB	36
R	4
H	11
RBI	4
BB	4
SO	6
LOB	20

WP: 1 PB: 0 SB: 1 CS: 0 PA: 41

PITCHER		IP	WLS	BF	H	R	ER	SO	BB	IBB	HBP	BLK	WP	HR	S	P	ERA	WHIP
Eli Grba, R ERA: 7.89	(1, 1)	1.0		10	7	4	4	1	0	1	0	0	0	0	11	15	36.00	7.000
Jim Donohue, R ERA: 4.42	(2, 1)	3.0	W	12	2	0	0	1	1	0	0	0	0	0	13	17	0.00	1.000
Ryne Duren, R ERA: 3.27	(5, 1)	4.0		16	2	0	0	4	2	0	1	0	1	0	21	30	0.00	1.000
Jack Spring, L ERA: 2.01	(9, 1)	1.0	S	3	0	0	0	0	0	0	0	0	0	0	3	3	0.00	0.000

PITCHER	IP	WLS	BF	H	R	ER	SO	BB	IBB	HBP	BLK	WP	HR	S	P	ERA	WHIP

Batter	1	2	3	4	5	6	7	8	9	10	AB	R	H	RBI	BB	SO	LOB
Albie Pearson, L (1, 8) OBP: 0.392, SLG: 0.378	K		6-3			HR, BB	G3	F7		K	5	1	0	0	1	2	5
Billy Moran, R (1, 4) OBP: 0.321, SLG: 0.411	F6			HR		F9	F9		4-3		5	1	2	1	0	0	2
Leon Wagner, L (1, 7) OBP: 0.370, SLG: 0.648	F9			F8		HR		K	F2		5	1	1	2	0	1	1
Lee Thomas, L (1, 9) OBP: 0.298, SLG: 0.330		FC5-4, BB		F9		WP, 1B		2B, BB	4-3		3	1	1	0	2	0	1
Tom Burgess, L (1, 3) OBP: 0.316, SLG: 0.485		L6		F7		F8		1-3, 2B	F2		5	1	1	0	0	0	3
Felix Torres, R (1, 5) OBP: 0.349, SLG: 0.373		F8			F5	WP		BB, BB, 1B		F8	4	0	2	2	0	0	1
Billy Consolo, R (8, PR) OBP: 0.308, SLG: 0.308 (8, 5)						1-2		2-H, 3-H			1	0	0	0	0	0	0
Joe Koppe, R (1, 6) OBP: 0.352, SLG: 0.330		FC5-4, 1-2f			5-3	F5, 1-2, 2-3		BB, 1-2, BB		SH1-4, 1B, BB	3	1	0	0	2	0	3
Ed Sadowski, R (1, 2) OBP: 0.300, SLG: 0.333			K		BB		G3, S, 1B	1-2, 2-3, BB		SH1-4, 1-2	2	0	1	0	1	1	0
Art Fowler, R (7, 1)											0	0	0	0	0	0	0
Earl Averill, R (8, PH) OBP: 0.364, SLG: 0.393											0	0	0	0	1	0	0
Gordie Windhorn, R (8, PR) OBP: 0.208, SLG: 0.261											0	0	0	0	0	0	0
Dean Chance, R (8, 1)											0	0	0	0	0	0	0
Ted Bowsfield, R (1, 1)			K		1-3		K	K		1B	2	0	0	0	0	1	1
Tom Morgan, R (6, 1)							1-2			2-H	0	0	0	0	0	0	0
Buck Rodgers, S (7, PH) OBP: 0.314, SLG: 0.363											3	0	1	1	0	2	4
(7, 2)																	
Inning Stats	R: 0 E: 0 K: 1 S: 5 H: 0 LOB: 0 BB: 0 P: 5	R: 0 E: 0 K: 0 S: 3 H: 0 LOB: 1 BB: 1 P: 7	R: 0 E: 0 K: 2 S: 7 H: 0 LOB: 0 BB: 0 P: 7	R: 1 E: 0 K: 0 S: 4 H: 1 LOB: 0 BB: 0 P: 4	R: 0 E: 0 K: 0 S: 3 H: 0 LOB: 1 BB: 1 P: 7	R: 2 E: 0 K: 0 S: 6 H: 3 LOB: 2 BB: 1 P: 10	R: 0 E: 0 K: 1 S: 6 H: 1 LOB: 1 BB: 0 P: 6	R: 2 E: 0 K: 2 S: 9 H: 2 LOB: 3 BB: 3 P: 21	R: 0 E: 0 K: 0 S: 4 H: 1 LOB: 1 BB: 0 P: 4	R: 1 E: 0 K: 1 S: 6 H: 1 LOB: 1 BB: 1 P: 10	1B: 5 2B: 2 3B: 0 HR: 2	SF: 0 SAC: 1 DP: 0 HBP: 0						

PITCHER		IP	WLS	BF	H	R	ER	SO	BB	IBB	HBP	BLK	WP	HR	S	P	ERA	WHIP
Earl Wilson, R ERA: 6.39	(1, 1)	6.0		26	5	3	3	3	3	0	0	0	1	2	29	41	4.50	1.333
Dick Radatz, R ERA: 1.71	(7, 1)	1.1		9	2	2	2	2	3	0	0	0	0	0	10	22	13.50	3.750
Chet Nichols, L ERA: 0.98	(8, 1)	2.2	L	11	2	1	1	2	1	0	0	0	0	0	14	18	3.38	1.125

PITCHER	IP	WLS	BF	H	R	ER	SO	BB	IBB	HBP	BLK	WP	HR	S	P	ERA	WHIP

TOP

Los Angeles Angels @ Boston Red Sox

Fenway Park, Boston, MA

Sat May 19 1962, 3:33 AM EDT

Att. 6,590 - Unknown - 96 F

livebaseballscorecards.com

AB	38
R	6
H	9
RBI	6
BB	7
SO	7
LOB	21

1B: 5	SF: 0	WP: 1	PA: 46
2B: 2	SAC: 1	PB: 0	
3B: 0	DP: 0	SB: 1	
HR: 2	HBP: 0	CS: 0	

Batter	1	2	3	4	5	6	7	8	9	10	AB	R	H	RBI	BB	SO	LOB
Pete Runnels, L (1, 3) OBP: 0.396, SLG: 0.415	G4-6-3 1B		3-1		2-H 1B		2B		F4		5	0	3	1	0	0	1
Eddie Bressoud, R (1, 6) OBP: 0.319, SLG: 0.409	G4-6-3 1-2f			6-3	F9		F2		F8		5	0	0	0	0	0	4
Carl Yastrzemski, L (1, 7) OBP: 0.375, SLG: 0.483	3-1			G3		SF8 3B	IBB		1-3		4	1	1	0	1	0	1
Bob Tillman, R (1, 2) OBP: 0.500, SLG: 1.333		BBBB 4-0 FC6-4 BB		HR		SF8 3-H	K			5-3	3	1	1	2	1	1	2
Frank Malzone, R (1, 5) OBP: 0.333, SLG: 0.410		F8		BBBB 4-0 FC5-4 BB		BBBB 4-0 FC4-6 BB		FC4-6 1B		FC3-6 1B	3	0	2	0	2	0	1
Lou Clinton, R (1, 9) OBP: 0.150, SLG: 0.256 Gary Geiger, L (6, PH) OBP: 0.337, SLG: 0.321 (7, 8)		FC6-4 FC5-4 1-2f		FC5-4 1-2f		FC4-6 HR 1-2f		F8		FC3-6 1-2f	2 3	0 1	0 0	0 0	0 0	0 0	2 3
Carroll Hardy, R (1, 8) OBP: 0.325, SLG: 0.327 (7, 9)		FC5-4 1-2f			BBBB 4-0 1-6-3 1B BB	1-H HR		FC4-6 1-2f		F9	4	2	1	2	1	0	3
Chuck Schilling, R (1, 4) OBP: 0.262, SLG: 0.313			F9		1-6-3 1-2	4-3		1-3			4	0	0	0	0	0	2
Earl Wilson, R (1, 1) Dick Radatz, R (7, 1) OBP: 0.400, SLG: 0.400 Chet Nichols, S (8, 1)			6-3		6-3		F4		BBBB 4-0 BB		2 1 0	0 0 0	0 0 0	0 0 0	0 0 1	0 0 0	1 0 0
Inning Stats	R: 0 E: 0 K: 0 S: 3 H: 1 LOB: 0 BB: 0 P: 3	R: 0 E: 0 K: 0 S: 3 H: 0 LOB: 1 BB: 1 P: 7	R: 0 E: 0 K: 0 S: 3 H: 0 LOB: 0 BB: 0 P: 3	R: 1 E: 0 K: 0 S: 4 H: 1 LOB: 1 BB: 1 P: 8	R: 1 E: 0 K: 0 S: 4 H: 1 LOB: 1 BB: 1 P: 8	R: 3 E: 0 K: 0 S: 5 H: 2 LOB: 0 BB: 1 P: 9	R: 0 E: 0 K: 1 S: 6 H: 1 LOB: 2 BB: 1 P: 10	R: 0 E: 0 K: 0 S: 4 H: 1 LOB: 1 BB: 0 P: 4	R: 0 E: 0 K: 0 S: 3 H: 0 LOB: 1 BB: 1 P: 7	R: 0 E: 0 K: 0 S: 4 H: 1 LOB: 1 BB: 0 P: 4	1B: 4 2B: 1 3B: 1 HR: 2	SF: 1 SAC: 0 DP: 1 HBP: 0						

PITCHER		IP	WLS	BF	H	R	ER	SO	BB	IBB	HBP	BLK	WP	HR	S	P	ERA	WHIP
Ted Bowsfield, L ERA: 7.4	(1, 1)	5.1		23	4	4	4	0	4	0	0	0	0	1	19	35	6.75	1.500
Tom Morgan, R ERA: 3.6	(6, 1)	0.2		3	1	1	1	0	0	0	0	0	0	1	3	3	13.50	1.500
Art Fowler, R ERA: 2.29	(7, 1)	1.0		5	1	0	0	1	0	1	0	0	0	0	6	10	0.00	1.000
Dean Chance, R ERA: 4.94	(8, 1)	3.0	W	12	2	0	0	0	1	0	0	0	0	0	11	15	0.00	1.000

PITCHER	IP	WLS	BF	H	R	ER	SO	BB	IBB	HBP	BLK	WP	HR	S	P	ERA	WHIP

BOTTOM

Los Angeles Angels @ Boston Red Sox

Fenway Park, Boston, MA

Sat May 19 1962, 3:33 AM EDT
Att. 6,590 - Unknown - 96 F

livebaseballscorecards.com

AB	36
R	5
H	8
RBI	5
BB	6
SO	1
LOB	20

WP: 0 PA: 43
PB: 0
SB: 0
CS: 0

Los Angeles Angels @ Boston Red Sox

Fenway Park, Boston, MA

Sun May 20 1962, 3:33 AM EDT

Unknown - 61 F

TOP

livebaseballscorecards.com

Batter	1	2	3	4	5	6	7	8	9	AB	R	H	RBI	BB	SO	LOB
Albie Pearson, L (1, 8) OBP: 0.392, SLG: 0.374	P6		6-3		SH1-4 1B 1B		6-3		BB	4	1	1	0	1	0	0
Billy Moran, R (1, 4) OBP: 0.311, SLG: 0.398	K		K		SH1-4 1-2		F3		1-3	4	0	0	0	0	2	2
Leon Wagner, L (1, 7) OBP: 0.373, SLG: 0.643	G3			E3 4-1 1B 1B	1B SF8-6 2-H 1B			WP SH1-3 4-3 1B		4	3	2	1	0	0	0
Lee Thomas, L (1, 9) OBP: 0.315, SLG: 0.342		7-3 BB		1B 4-1 1-2 1B	SF8-6 1-3 1B			SH1-3 1-2		2	1	2	0	1	0	0
Buck Rodgers, S (1, 2) OBP: 0.304, SLG: 0.353		7-3 1-2f		4-1 1-2 2-3	SF8-6 1-2 3-H			4-3 2-H		3	0	0	2	0	0	3
Tom Burgess, L (1, 3) OBP: 0.357, SLG: 0.528		BB BB		2-3 3-H 1B		SH3 K 2B		F7		3	0	2	1	1	0	0
Felix Torres, R (1, 5) OBP: 0.364, SLG: 0.377 Billy Consolo, R (9, 5) OBP: 0.308, SLG: 0.308		1-2 BB		BB 3-H 1B	SH3 2-3			6-3		2 0	0 0	1 0	1 0	1 0	0 0	0 0
Joe Koppe, R (1, 6) OBP: 0.356, SLG: 0.330	F9			1-2 BB	K 3-H			SH3-4 1B		3	0	1	0	1	1	3
Ken McBride, R (1, 1) OBP: 0.133, SLG: 0.200 Eddie Yost, R (7, PH) OBP: 0.486, SLG: 0.380 Jim Donohue, R (7, 1) OBP: 0.500, SLG: 0.333 Eli Grba, R (7, 1) OBP: 0.333, SLG: 0.250 Jack Spring, R (7, 1) Ryne Duren, R (8, 1) OBP: 0.167, SLG: 0.333			K2-3	K			F5	SH3-4 1-2		2 1 0 0 0 0	0 0 0 0 0 0	0 0 0 0 0 0	0 0 0 0 0 0	0 0 0 0 0 0	2 0 0 0 0 0	2 0 0 0 0 0
Inning Stats	R: 0 E: 0 K: 1 S: 5 H: 0 LOB: 0 BB: 0 P: 5	R: 0 E: 0 K: 0 S: 2 H: 0 LOB: 2 BB: 3 P: 14	R: 0 E: 0 K: 2 S: 7 H: 0 LOB: 0 BB: 0 P: 7	R: 2 E: 1 K: 1 S: 8 H: 3 LOB: 2 BB: 1 P: 12	R: 2 E: 0 K: 0 S: 5 H: 3 LOB: 0 BB: 0 P: 5	R: 0 E: 0 K: 1 S: 5 H: 1 LOB: 0 BB: 0 P: 5	R: 0 E: 0 K: 0 S: 3 H: 0 LOB: 0 BB: 0 P: 3	R: 1 E: 0 K: 0 S: 4 H: 1 LOB: 0 BB: 0 P: 4	R: 0 E: 0 K: 0 S: 4 H: 1 LOB: 2 BB: 1 P: 8	1B: 8 2B: 3 3B: 0 HR: 0 SF: 1 SAC: 4 DP: 2 HBP: 0						

	AB	28
	R	5
	H	9
	RBI	5
	BB	5
	SO	5
	LOB	10

WP: 1 PA: 38
PB: 0
SB: 0
CS: 0

PITCHER		IP	WLS	BF	H	R	ER	SO	BB	IBB	HBP	BLK	WP	HR	S	P	ERA	WHIP
Bill Monbouquette, R ERA: 3.46	(1, 1)	5.0	L	24	7	4	3	4	4	0	0	0	0	0	28	44	5.40	2.200
Ike Delock, R ERA: 3.6	(6, 1)	3.0		9	1	1	1	1	0	0	0	0	1	0	11	11	3.00	0.333
Mike Fornieles, R ERA: 5.68	(9, 1)	1.0		5	1	0	0	0	1	0	0	0	0	0	4	8	0.00	2.000

PITCHER		IP	WLS	BF	H	R	ER	SO	BB	IBB	HBP	BLK	WP	HR	S	P	ERA	WHIP

Batter	1	2	3	4	5	6	7	8	9	AB	R	H	RBI	BB	SO	LOB
Pete Runnels, L (1, 3) OBP: 0.396, SLG: 0.405	6-3		BB	G3		4-3		BB		3	0	0	0	2	0	3
Eddie Bressoud, R (1, 6) OBP: 0.307, SLG: 0.394	6-3		K		P6		F7	P4		5	0	0	0	0	1	3
Carl Yastrzemski, L (1, 7) OBP: 0.376, SLG: 0.472	2B BB		BB		G3		F7		F7	3	0	0	0	2	0	0
Frank Malzone, R (1, 5) OBP: 0.336, SLG: 0.413	2B		K		F8		BB		F8	4	0	1	0	1	1	2
Russ Nixon, L (1, 2) OBP: 0.192, SLG: 0.160 Jim Pagliaroni, R (2, 2) OBP: 0.373, SLG: 0.441 Lou Clinton, R (7, PR) OBP: 0.146, SLG: 0.250 (8, 9)	K			K		E5 SH1-3 HR	FC5-4 BB		K	1 2 1	0 1 0	0 0 0	0 1 0	0 1 0	1 1 1	2 0 0
Gary Geiger, L (1, 8) OBP: 0.330, SLG: 0.314 Bob Tillman, R (7, PH) OBP: 0.429, SLG: 1.000 (8, 2)		K		P4		SH1-3	FC5-4			2 1	0 0	0 0	0 0	0 0	1 0	0 2
Carroll Hardy, R (1, 9) OBP: 0.331, SLG: 0.392 (8, 8)		K	HR			HR		F9		4	2	2	3	0	1	0
Chuck Schilling, R (1, 4) OBP: 0.261, SLG: 0.304		K	BB	1B		K		1-3		3	0	0	0	1	2	0
Bill Monbouquette, R (1, 1) OBP: 0.278, SLG: 0.133 Ike Delock, R (6, 1) Dave Philley, S (8, PH) OBP: 0.389, SLG: 0.214 Mike Fornieles, R (9, 1)			6-3	1B		BB		BB		2 0 1 0	0 0 0 0	1 0 1 0	0 0 0 0	0 1 0 0	0 0 0 0	0 0 0 0
Inning Stats	R: 0 E: 0 K: 1 S: 6 H: 1 LOB: 2 BB: 1 P: 10	R: 0 E: 0 K: 3 S: 9 H: 0 LOB: 0 BB: 0 P: 9	R: 0 E: 0 K: 2 S: 7 H: 0 LOB: 2 BB: 2 P: 15	R: 1 E: 0 K: 1 S: 7 H: 2 LOB: 2 BB: 1 P: 11	R: 0 E: 0 K: 0 S: 3 H: 0 LOB: 0 BB: 0 P: 3	R: 2 E: 1 K: 1 S: 7 H: 1 LOB: 1 BB: 1 P: 11	R: 0 E: 0 K: 0 S: 3 H: 0 LOB: 2 BB: 2 P: 11	R: 0 E: 0 K: 0 S: 4 H: 1 LOB: 2 BB: 1 P: 8	R: 0 E: 0 K: 1 S: 5 H: 0 LOB: 0 BB: 0 P: 5	1B: 2 2B: 1 3B: 0 HR: 2	SF: 0 SAC: 1 DP: 0 HBP: 0						

PITCHER	IP	WLS	BF	H	R	ER	SO	BB	IBB	HBP	BLK	WP	HR	S	P	ERA	WHIP
Ken McBride, R (1, 1) ERA: 4.17	6.0	W	28	4	3	2	8	5	0	0	0	0	2	39	59	3.00	1.500
Jim Donohue, R (7, 1) ERA: 4.26	0.2		3	0	0	0	0	1	0	0	0	0	0	2	6	0.00	1.500
Eli Grba, R (7, 1) ERA: 7.89	0.0		1	0	0	0	0	1	0	0	0	0	0	0	4	∞	∞
Jack Spring, L (7, 1) ERA: 1.99	0.1		1	0	0	0	0	0	0	0	0	0	0	1	1	0.00	0.000
Ryne Duren, R (8, 1) ERA: 3.0	2.0	S	8	1	0	0	1	1	0	0	0	0	0	9	13	0.00	1.000

PITCHER	IP	WLS	BF	H	R	ER	SO	BB	IBB	HBP	BLK	WP	HR	S	P	ERA	WHIP

BOTTOM

Los Angeles Angels @ Boston Red Sox

Fenway Park, Boston, MA

Sun May 20 1962, 3:33 AM EDT

Unknown - 61 F

livebaseballscorecards.com

AB	32
R	3
H	5
RBI	3
BB	8
SO	9
LOB	12

Batter	1	2	3	4	5	6	7	8	9	AB	R	H	RBI	BB	SO	LOB
Albie Pearson, L (1, 8) OBP: 0.395, SLG: 0.373	BBBB 4-0 CS BB		x 0-0 FC3-6 1B		x 0-0 ① F6		x 0-0 ③ F9			3	0	1	0	1	0	1
Billy Moran, R (1, 4) OBP: 0.309, SLG: 0.394	x 0-0 ① FC5 1B 1B 1-2		SSS 0-3 ① K		x 0-0 ② F9			x 0-0 ① L4		4	0	1	0	0	1	1
Leon Wagner, L (1, 7) OBP: 0.363, SLG: 0.624	x 0-0 ② F4		x 0-0 ② FC3-6 S 1B 1-2f		x 0-0 ③ F8			SSS 0-3 ② K		4	1	0	0	0	1	2
Lee Thomas, L (1, 9) OBP: 0.320, SLG: 0.348	x 0-0 1-2 1B		x 0-0 1-H 1B			x 0-0 ① F9		x 0-0 ③ F7		4	0	2	1	0	0	0
Buck Rodgers, S (1, 2) OBP: 0.295, SLG: 0.342	x 0-0 ③ FC5 2-3f		x 0-0 ③ 4-3			x 0-0 ② F8			x 0-0 ① F5	4	0	0	0	0	0	3
Tom Burgess, L (1, 3) OBP: 0.348, SLG: 0.487		x 0-0 ① 4-3		SSS 0-3 ① K		x 0-0 ③ F9			BBBB 4-0 BB	3	0	0	0	1	1	0
Felix Torres, R (1, 5) OBP: 0.348, SLG: 0.359		x 0-0 ② G3		x 0-0 ② 3-1			x 0-0 ① 6-3		x 0-0 ② F7	3	0	0	0	0	0	0
Billy Consolo, R (7, 5) OBP: 0.286, SLG: 0.286										1	0	0	0	0	0	1
Joe Koppe, R (1, 6) OBP: 0.360, SLG: 0.330		BBBB 4-0 BB		x 0-0 1B			SSS 0-3 ② K		x 0-0 ③ F9	3	0	1	0	1	1	1
Bo Belinsky, L (1, 1) OBP: 0.263, SLG: 0.067		SSS 0-3 ③ K		SSS 0-3 ③ K			BBBB 4-0 BB			2	0	0	0	1	2	2
Inning Stats	R: 0 E: 0 K: 0 S: 4	H: 2 LOB: 2 BB: 1 P: 8	R: 0 E: 0 K: 1 S: 5	H: 0 LOB: 1 BB: 1 P: 9	R: 1 E: 0 K: 1 S: 7	H: 2 LOB: 1 BB: 0 P: 7	R: 0 E: 0 K: 2 S: 8	H: 1 LOB: 1 BB: 0 P: 8	R: 0 E: 0 K: 0 S: 3	H: 0 LOB: 0 BB: 0 P: 3	R: 0 E: 0 K: 0 S: 3	H: 0 LOB: 0 BB: 0 P: 3	R: 0 E: 0 K: 1 S: 5	H: 0 LOB: 1 BB: 1 P: 9	R: 0 E: 0 K: 1 S: 5	H: 0 LOB: 0 BB: 0 P: 5	R: 0 E: 0 K: 0 S: 3	H: 0 LOB: 1 BB: 1 P: 7

PITCHER		IP	WLS	BF	H	R	ER	SO	BB	IBB	HBP	BLK	WP	HR	S	P	ERA	WHIP
Don Schwall, R ERA: 4.75	(1, 1)	9.0	L	35	5	1	1	6	4	0	0	0	0	0	43	59	1.00	1.000

PITCHER	IP	WLS	BF	H	R	ER	SO	BB	IBB	HBP	BLK	WP	HR	S	P	ERA	WHIP

TOP

Los Angeles Angels @ Boston Red Sox

Fenway Park, Boston, MA

Sun May 20 1962, 3:38 AM EDT

Att. 14,356 - Unknown - 58 F

livebaseballscorecards.com

AB	31
R	1
H	5
RBI	1
BB	4
SO	6
LOB	11

1B: 5	SF: 0	WP: 0	PA: 35
2B: 0	SAC: 0	PB: 0	
3B: 0	DP: 0	SB: 1	
HR: 0	HBP: 0	CS: 1	

Batter	1	2	3	4	5	6	7	8	9	AB	R	H	RBI	BB	SO	LOB
Pete Runnels, L (1, 3) OBP: 0.405, SLG: 0.406	G3 4-3 1B		HBP		1-3		BB			2	0	1	0	1	0	0
Eddie Bressoud, R (1, 6) OBP: 0.299, SLG: 0.382	4-3 1-2		F8		1-3		G4-6-3 1-2f			4	0	0	0	0	0	3
Carl Yastrzemski, L (1, 7) OBP: 0.372, SLG: 0.460	G3 2-3		G3		HBP			K		3	0	0	0	0	1	2
Bob Tillman, R (1, 2) OBP: 0.455, SLG: 0.857	BB			G3 2B	1-3			6-3		3	0	1	0	1	0	1
Frank Malzone, R (1, 5) OBP: 0.326, SLG: 0.400	1-3			F3		4-3		K		4	0	0	0	0	1	3
Carroll Hardy, R (1, 9) OBP: 0.336, SLG: 0.385		K		BB G3		BB 1-3			F3	2	0	0	0	2	1	0
Gary Geiger, L (1, 8) OBP: 0.327, SLG: 0.303		F6		G3 1-2 2-3		1-3 1-2			BB	3	0	0	0	1	0	3
Chuck Schilling, R (1, 4) OBP: 0.261, SLG: 0.295		5-3		IBB		5-3			F9	3	0	0	0	1	0	2
Don Schwall, R (1, 1) OBP: 0.167, SLG: 0.167			L6	5-3			1-3		F5	3	0	0	0	0	0	3
Jim Pagliaroni, R (9, PH) OBP: 0.370, SLG: 0.437										1	0	0	0	0	0	1
Inning Stats	R: 0 H: 1 E: 0 LOB: 2 K: 0 BB: 1 S: 4 P: 8	R: 0 H: 0 E: 0 LOB: 0 K: 1 BB: 0 S: 5 P: 5	R: 0 H: 0 E: 0 LOB: 1 K: 0 BB: 0 S: 3 P: 4	R: 0 H: 1 E: 0 LOB: 3 K: 0 BB: 2 S: 4 P: 12	R: 0 H: 0 E: 0 LOB: 1 K: 0 BB: 0 S: 3 P: 4	R: 0 H: 0 E: 0 LOB: 1 K: 0 BB: 1 S: 3 P: 7	R: 0 H: 0 E: 0 LOB: 0 K: 0 BB: 1 S: 2 P: 6	R: 0 H: 0 E: 0 LOB: 0 K: 2 BB: 0 S: 7 P: 7	R: 0 H: 0 E: 0 LOB: 1 K: 0 BB: 1 S: 3 P: 7	1B: 1 SF: 0 2B: 1 SAC: 0 3B: 0 DP: 1 HR: 0 HBP: 2						

PITCHER	IP	WLS	BF	H	R	ER	SO	BB	IBB	HBP	BLK	WP	HR	S	P	ERA	WHIP
Bo Belinsky, L (1, 1) ERA: 2.42	9.0	W	36	2	0	0	3	5	1	2	0	0	0	34	60	0.00	0.778

PITCHER	IP	WLS	BF	H	R	ER	SO	BB	IBB	HBP	BLK	WP	HR	S	P	ERA	WHIP

BOTTOM

Los Angeles Angels @ Boston Red Sox

Fenway Park, Boston, MA

Sun May 20 1962, 3:38 AM EDT

Att. 14,356 - Unknown - 58 F

livebaseballscorecards.com

AB	28
R	0
H	2
RBI	0
BB	6
SO	3
LOB	18

WP: 0 PA: 36
PB: 0
SB: 0
CS: 0

Kansas City Athletics @ Boston Red Sox

Fenway Park, Boston, MA

Mon May 21 1962, 7:05 PM EDT

Att. 4,937 - Unknown

TOP

livebaseballscorecards.com

Batter	1	2	3	4	5	6	7	8	9	AB	R	H	RBI	BB	SO	LOB
Dick Howser, R (1, 6) OBP: 0.343, SLG: 0.404	E5		6-3	2B 1B		1B 1B	F7			5	3	2	0	0	0	0
Jerry Lumpe, L (1, 4) OBP: 0.352, SLG: 0.432	F8		1B 1B	2B		1B 1B		F9		5	1	3	3	0	0	1
Norm Siebern, L (1, 3) OBP: 0.410, SLG: 0.479	K		1B	3-1		1B		BB G4-6-3		4	0	2	1	1	1	2
Manny Jimenez, L (1, 7) OBP: 0.412, SLG: 0.581	2B		1B		1-3	F2		G4-6-3		5	0	2	2	0	0	3
Bobby Del Greco, R (8, 8) OBP: 0.400, SLG: 0.373										0	0	0	0	0	0	0
Gino Cimoli, R (1, 8) (8, 9) OBP: 0.363, SLG: 0.471	6-3		4-3		4-3		4-3 SH 2B		K	5	1	1	0	0	1	3
George Alusik, R (1, 9) (8, 7) OBP: 0.118, SLG: 0.176		K		5-3	F7		4-3		1-3	5	0	0	0	0	1	1
Ed Charles, R (1, 5) OBP: 0.289, SLG: 0.286		F9		F8		K	SH FC6-4		L3	4	0	0	1	0	1	0
Joe Azcue, R (1, 2) OBP: 0.278, SLG: 0.344		6-3		HR		FC6-4 1B	FC6-4 HR			4	2	2	1	0	0	1
Jerry Walker, S (1, 1) OBP: 0.370, SLG: 0.741			K	1B WP 2B 1B		FC6-4 1B	HR			4	3	2	2	0	1	1

	AB	41
	R	10
	H	14
	RBI	10
	BB	1
	SO	5
	LOB	12

Inning Stats	1	2	3	4	5	6	7	8	9
	R: 1 E: 1 K: 1 S: 7	H: 1 LOB: 1 BB: 0 P: 7	R: 0 E: 0 K: 1 S: 5	H: 0 LOB: 0 BB: 0 P: 5	R: 1 E: 0 K: 1 S: 8	H: 3 LOB: 2 BB: 0 P: 8	R: 3 E: 0 K: 0 S: 7	H: 4 LOB: 1 BB: 0 P: 7	R: 0 E: 0 K: 0 S: 3	H: 0 LOB: 0 BB: 0 P: 3	R: 2 E: 0 K: 1 S: 9	H: 4 LOB: 2 BB: 0 P: 9	R: 3 E: 1 K: 0 S: 6	H: 2 LOB: 0 BB: 0 P: 6	R: 0 E: 0 K: 0 S: 2	H: 0 LOB: 0 BB: 1 P: 6	R: 0 E: 0 K: 1 S: 5	H: 0 LOB: 0 BB: 0 P: 5

	1B: 9	SF: 0
	2B: 3	SAC: 1
	3B: 0	DP: 1
	HR: 2	HBP: 0

	WP: 1	PA: 43
	PB: 0	
	SB: 0	
	CS: 0	

PITCHER		IP	WLS	BF	H	R	ER	SO	BB	IBB	HBP	BLK	WP	HR	S	P	ERA	WHIP
Gene Conley, R ERA: 3.03	(1, 1)	5.2	L	28	10	7	6	4	0	0	0	0	1	1	36	36	9.53	1.765
Arnold Earley, L ERA: 2.53	(6, 1)	0.1		3	2	0	0	0	0	0	0	0	0	0	3	3	0.00	6.000
Mike Fornieles, R ERA: 5.57	(7, 1)	2.0		9	2	3	1	0	1	0	0	0	0	1	8	12	4.50	1.500
Hal Kolstad, R ERA:	(9, 1)	1.0		3	0	0	0	1	0	0	0	0	0	0	5	5	0.00	0.000

PITCHER		IP	WLS	BF	H	R	ER	SO	BB	IBB	HBP	BLK	WP	HR	S	P	ERA	WHIP

Batter	1	2	3	4	5	6	7	8	9	AB	R	H	RBI	BB	SO	LOB
Pete Runnels, L (1, 3) OBP: 0.405, SLG: 0.405	FC3-6 1B		1B 1B 1B HBP	SF7 1-3 2-H		F8			F9	3	1	1	1	0	0	2
Eddie Bressoud, R (1, 6) OBP: 0.302, SLG: 0.404	F9		1B 1B 1-2 1B	F3		F9			HR	5	2	2	1	0	0	4
Carl Yastrzemski, L (1, 7) OBP: 0.380, SLG: 0.462	FC3-6 1-2f		1B 1B 1-2 2-3 1B	L4			BB 1B		BBBB 1B BB	4	0	2	0	1	0	2
Frank Malzone, R (1, 5) OBP: 0.336, SLG: 0.403	F6		BB 1B 1-H 2-H 3-H 1B		SSS K		BBBB G5-4-3 1-2 BB		G1-6-3 1-2 1B	4	1	2	2	1	1	1
Gary Geiger, L (1, 8) OBP: 0.330, SLG: 0.301		1B	BBBB 1B 1-2 BB		SSS K		F4		G1-6-3 1-2f	4	0	1	0	1	1	4
Bob Tillman, R (1, 2) OBP: 0.400, SLG: 0.636		SSS K	FC6-4 1-2 2-H 1B		L5		G5-4-3 1-2f			4	0	1	1	0	1	3
Carroll Hardy, R (1, 9) OBP: 0.333, SLG: 0.380		F8	FC6-4 1-2f			1B		SSS K		4	0	1	0	0	1	3
Chuck Schilling, R (1, 4) OBP: 0.269, SLG: 0.296		SSS K		BBBB PB 1B SF7 BB		1B 1-2		5-3		3	1	1	0	1	1	1
Gene Conley, R (1, 1) OBP: 0.222, SLG: 0.435 Arnold Earley, L (6, 1) Dave Philley, S (6, PH) OBP: 0.368, SLG: 0.200 Mike Fornieles, R (7, 1) Lou Clinton, R (8, PH) OBP: 0.143, SLG: 0.244 Hal Kolstad, R (9, 1)			6-3	E PB 1-2 1B		F7		1-3		2 0 1 0 1	0 0 0 0 0	1 0 0 0 0	0 0 0 0 0	0 0 0 0 0	0 0 0 0 0	0 0 2 0 0
Inning Stats	R: 0 E: 0 K: 0 S: 4 H: 1 LOB: 1 BB: 0 P: 4	R: 0 E: 0 K: 2 S: 8 H: 1 LOB: 1 BB: 0 P: 8	R: 3 E: 0 K: 0 S: 6 H: 4 LOB: 2 BB: 1 P: 11	R: 1 E: 1 K: 0 S: 4 H: 1 LOB: 1 BB: 1 P: 8	R: 0 E: 0 K: 2 S: 7 H: 0 LOB: 0 BB: 0 P: 7	R: 0 E: 0 K: 0 S: 5 H: 2 LOB: 2 BB: 0 P: 5	R: 0 E: 0 K: 0 S: 3 H: 1 LOB: 1 BB: 1 P: 7	R: 0 E: 0 K: 1 S: 5 H: 0 LOB: 0 BB: 0 P: 5	R: 1 E: 0 K: 0 S: 4 H: 2 LOB: 1 BB: 1 P: 8	1B: 11 2B: 0 3B: 0 HR: 1	SF: 1 SAC: 0 DP: 2 HBP: 1					

PITCHER	IP	WLS	BF	H	R	ER	SO	BB	IBB	HBP	BLK	WP	HR	S	P	ERA	WHIP
Jerry Walker, R (1, 1) ERA: 4.72	9.0	W	41	12	5	4	5	4	0	1	0	0	1	46	63	4.00	1.778

PITCHER	IP	WLS	BF	H	R	ER	SO	BB	IBB	HBP	BLK	WP	HR	S	P	ERA	WHIP

BOTTOM

Kansas City Athletics @ Boston Red Sox

Fenway Park, Boston, MA

Mon May 21 1962, 7:05 PM EDT

Att. 4,937 - Unknown

livebaseballscorecards.com

AB	35
R	5
H	12
RBI	5
BB	4
SO	5
LOB	22

WP: 0 PB: 1 SB: 0 CS: 0 PA: 41

Kansas City Athletics @ Boston Red Sox

Fenway Park, Boston, MA

Tue May 22 1962, 3:33 AM EDT

Att. 1,424 - Unknown

TOP

livebaseballscorecards.com

Batter	1	2	3	4	5	6	7	8	9	AB	R	H	RBI	BB	SO	LOB
Dick Howser, R (1, 6) OBP: 0.339, SLG: 0.394	S S S 0-3 ① K		x 0-0 ① F9	x 0-0 ③ 6-3		B B B 4-0 1B CS BB		x 0-0 ③ F9		4	0	0	0	1	1	3
Jerry Lumpe, L (1, 4) OBP: 0.353, SLG: 0.431	x 0-0 ② F4		x 0-0 BB 1B		x 0-0 ① F8	x 0-0 1-3 3-H 1B			x 0-0 ① F8	5	0	2	1	0	0	0
Norm Siebern, L (1, 3) OBP: 0.410, SLG: 0.472	B B B B 4-0 HR BB		x 0-0 ② F9		x 0-0 ② 4-3	0-0 ③ CS 3-H	x 0-0 ① 3-1		x 0-0 BB 1B 1B	4	1	1	0	1	0	1
Manny Jimenez, L (1, 7) OBP: 0.432, SLG: 0.617 Bobby Del Greco, R (8, 8) OBP: 0.404, SLG: 0.378	x 0-0 1-H HR		B B B B 4-0 1-2 BB		B B B B 4-0 BB		x 0-0 G5-4-3 1B		x 0-0 1-2 BB 1B	2 1	1 0	2 1	2 0	2 0	0 0	0 0
Gino Cimoli, R (1, 8) (8, 9) OBP: 0.353, SLG: 0.456	x 0-0 ③ L3		x 0-0 ③ F8		x 0-0 ③ F3		x 0-0 ② ③ G5-4-3 1-2f		x 0-0 ② F9	5	0	0	0	0	0	6
George Alusik, R (1, 9) (8, 7) OBP: 0.227, SLG: 0.381		S S S 0-3 ① K		x 0-0 6-3 6-3 2B		x 0-0 ① 6-3		x 0-0 3B	B B B B 4-0 1-2 2-3 BB	4	1	2	0	1	1	0
Ed Charles, R (1, 5) OBP: 0.295, SLG: 0.293		x 0-0 4-3 1B		x 0-0 ① 6-3 2-3		x 0-0 S 2B 1B		S S S 0-3 ① K	S S S 0-3 ③ K	5	1	2	0	0	2	5
Joe Azcue, R (1, 2) OBP: 0.325, SLG: 0.382		x 0-0 ② 4-3 1-2		B B B B 4-0 6-3 BB		x 0-0 SH1-3 1-H 1B 2B		B B B B 4-0 FC1-2-5-1 BB		2	1	1	1	2	0	1
Dave Wickersham, R (1, 1) OBP: 0.083, SLG: 0.083 Diego Segui, R (9, 1)		x 0-0 ③ 6-3		x 0-0 ② 6-3 1-2 3-H		x 0-0 ② SH1-3 2-3		x 0-0 ② FC1-2-5-1 1-3		3 0	0 0	0 0	1 0	0 0	0 0	4 0
Inning Stats	R: 2 E: 0 K: 1 S: 6 H: 1 LOB: 0 BB: 1 P: 10	R: 0 E: 0 K: 1 S: 6 H: 1 LOB: 1 BB: 0 P: 6	R: 0 E: 0 K: 0 S: 4 H: 1 LOB: 2 BB: 1 P: 8	R: 1 E: 0 K: 0 S: 4 H: 1 LOB: 1 BB: 1 P: 8	R: 0 E: 0 K: 0 S: 3 H: 0 LOB: 1 BB: 1 P: 7	R: 2 E: 0 K: 0 S: 5 H: 3 LOB: 1 BB: 1 P: 9	R: 0 E: 0 K: 0 S: 3 H: 1 LOB: 0 BB: 0 P: 3	R: 0 E: 0 K: 1 S: 6 H: 1 LOB: 2 BB: 1 P: 10	R: 0 E: 0 K: 1 S: 7 H: 2 LOB: 3 BB: 1 P: 11	1B: 7 2B: 2 3B: 1 HR: 1		SF: 0 SAC: 1 DP: 1 HBP: 0				

	AB	35
	R	5
	H	11
	RBI	5
	BB	7
	SO	4
	LOB	20

WP: 0 PB: 0 SB: 1 CS: 1 PA: 44

PITCHER		IP	WLS	BF	H	R	ER	SO	BB	IBB	HBP	BLK	WP	HR	S	P	ERA	WHIP
Galen Cisco, R ERA: 6.46	(1, 1)	5.2	L	29	7	5	5	2	5	0	0	0	0	1	28	48	7.94	2.118
Chet Nichols, L ERA: 0.87	(6, 1)	2.1		8	2	0	0	1	1	0	0	0	0	0	9	13	0.00	1.286
Hal Kolstad, R ERA:	(9, 1)	1.0		6	2	0	0	1	1	0	0	0	0	0	7	11	0.00	3.000

PITCHER	IP	WLS	BF	H	R	ER	SO	BB	IBB	HBP	BLK	WP	HR	S	P	ERA	WHIP

Batter	1	2	3	4	5	6	7	8	9	AB	R	H	RBI	BB	SO	LOB
Pete Runnels, L (1, 3) OBP: 0.401, SLG: 0.400	0-0 1B		0-0 FC4-6 1-2f ②			0-0 4-3 ②		0-0 6-3 ③		4	0	1	0	0	0	2
Eddie Bressoud, R (1, 6) OBP: 0.294, SLG: 0.393	0-0 F7 ①		0-0 4-3 ③			0-0 6-3 ③			0-0 F9 ①	4	0	0	0	0	0	2
Carl Yastrzemski, L (1, 7) OBP: 0.370, SLG: 0.448	0-0 F8 ②			0-0 4-3 ①			0-0 6-3 ①		0-0 4-3 ②	4	0	0	0	0	0	1
Frank Malzone, R (1, 5) OBP: 0.327, SLG: 0.391	S S S 0-3 K ③			0-0 F8 ②			0-0 F7 ②		0-0 6-3 ③	4	0	0	0	0	1	1
Gary Geiger, L (1, 8) OBP: 0.322, SLG: 0.292		S S S 0-3 K ①		0-0 4-3 ③			0-0 G1 ③			3	0	0	0	0	1	0
Bob Tillman, R (1, 2) OBP: 0.444, SLG: 0.857		0-0 4-3 ②			0-0 G6-4-3 1B			0-0 HR		3	1	2	1	0	0	0
Carroll Hardy, R (1, 9) OBP: 0.333, SLG: 0.378		S S S 0-3 K ③			0-0 ① ② G6-4-3 1-2f			0-0 6-3 1B		3	0	1	0	0	1	1
Chuck Schilling, R (1, 4) OBP: 0.270, SLG: 0.297			0-0 FC6-4 1B		0-0 5-3 ③			0-0 F8 ①		3	0	1	0	0	0	1
Galen Cisco, R (1, 1) OBP: 0.200, SLG: 0.214			0-0 FC6-4 FC4-6 1-2f ①			S S S 0-3 K ①		0-0 6-3 1-2 ②		1	0	0	0	0	0	1
Chet Nichols, S (6, 1)										1	0	0	0	0	1	0
Dave Philley, S (8, PH) OBP: 0.350, SLG: 0.188										1	0	0	0	0	0	1
Hal Kolstad, R (9, 1)										0	0	0	0	0	0	0
Inning Stats	R: 0 E: 0 K: 1 S: 6 H: 1 LOB: 1 BB: 0 P: 6	R: 0 E: 0 K: 2 S: 7 H: 0 LOB: 0 BB: 0 P: 7	R: 0 E: 0 K: 0 S: 4 H: 1 LOB: 1 BB: 0 P: 4	R: 0 E: 0 K: 0 S: 3 H: 0 LOB: 0 BB: 0 P: 3	R: 0 E: 0 K: 0 S: 3 H: 1 LOB: 0 BB: 0 P: 3	R: 0 E: 0 K: 1 S: 5 H: 0 LOB: 0 BB: 0 P: 5	R: 0 E: 0 K: 0 S: 3 H: 0 LOB: 0 BB: 0 P: 3	R: 1 E: 0 K: 0 S: 5 H: 2 LOB: 1 BB: 0 P: 5	R: 0 E: 0 K: 0 S: 3 H: 0 LOB: 0 BB: 0 P: 3	1B: 4 2B: 0 3B: 0 HR: 1	SF: 0 SAC: 0 DP: 1 HBP: 0					WP: 0 PB: 0 SB: 0 CS: 0	PA: 31

PITCHER	IP	WLS	BF	H	R	ER	SO	BB	IBB	HBP	BLK	WP	HR	S	P	ERA	WHIP
Dave Wickersham, R (1, 1) ERA: 3.13	8.0	W	28	5	1	1	4	0	0	0	0	0	1	36	36	1.12	0.625
Diego Segui, R (9, 1) ERA: 3.27	1.0	S	3	0	0	0	0	0	0	0	0	0	0	3	3	0.00	0.000

PITCHER	IP	WLS	BF	H	R	ER	SO	BB	IBB	HBP	BLK	WP	HR	S	P	ERA	WHIP

BOTTOM

Kansas City Athletics @ Boston Red Sox

Fenway Park, Boston, MA

Tue May 22 1962, 3:33 AM EDT

Att. 1,424 - Unknown

livebaseballscorecards.com

AB	31
R	1
H	5
RBI	1
BB	0
SO	4
LOB	10

Batter	1	2	3	4	5	6	7	8	9	AB	R	H	RBI	BB	SO	LOB
Lenny Green, L (1, 8) OBP: 0.392, SLG: 0.497	E FC5-2 2B		F9		1B		1-2 BB		K	4	0	2	0	1	1	2
Vic Power, R (1, 3) OBP: 0.323, SLG: 0.417	K		3-1		F2		K		5-3	5	0	0	0	0	2	7
Rich Rollins, R (1, 5) OBP: 0.404, SLG: 0.570	E5 FC5-2 2-3			HR	K			3B		4	1	2	1	0	1	1
Harmon Killebrew, R (1, 7) OBP: 0.380, SLG: 0.487	FC5-2 1-2 3-H			K	K			F9		4	0	0	0	0	2	3
Bernie Allen, L (1, 4) OBP: 0.317, SLG: 0.500	4-3			E3 WP 1B	K			K		4	0	1	0	0	2	3
Zoilo Versalles, R (1, 6) OBP: 0.267, SLG: 0.360		F8		5-3 2-3			G4-6-3 1B BB	F8		3	0	0	0	1	0	2
Bill Tuttle, R (1, 9) OBP: 0.310, SLG: 0.295		F8		K			G4-6-3 1-2		5-3	4	0	1	0	0	1	1
Jerry Zimmerman, R (1, 2) OBP: 0.400, SLG: 0.333 Hal Naragon, L (7, PH) OBP: 0.286, SLG: 0.333 (7, 2)		P6			1-6-3		G4-6-3 1-2f 2-3		2B	2 2	0 0	0 1	0 0	0 0	0 0	0 2
Don Lee, R (1, 1) OBP: 0.278, SLG: 0.235 Jim Kaat, L (5, PH) OBP: 0.211, SLG: 0.188 (5, 1) Don Mincher, L (7, PH) OBP: 0.415, SLG: 0.659 Ted Sadowski, R (7, 1) OBP: 1.000, SLG: 1.000 George Banks, R (9, PH) OBP: 0.300, SLG: 0.250			P5		K				BB	1 1 0 0 0	0 0 0 0 0	0 0 0 0 0	0 0 0 0 0	0 0 1 0 1	0 1 0 0 0	0 0 0 0 0
Inning Stats	R: 0 E: 1 K: 1 S: 7 H: 1 LOB: 2 BB: 0 P: 7	R: 0 E: 0 K: 0 S: 3 H: 0 LOB: 0 BB: 0 P: 3	R: 0 E: 0 K: 0 S: 3 H: 0 LOB: 0 BB: 0 P: 3	R: 1 E: 1 K: 2 S: 9 H: 2 LOB: 1 BB: 0 P: 9	R: 0 E: 0 K: 1 S: 6 H: 1 LOB: 1 BB: 0 P: 6	R: 0 E: 0 K: 3 S: 9 H: 0 LOB: 0 BB: 0 P: 9	R: 0 E: 0 K: 1 S: 5 H: 1 LOB: 3 BB: 3 P: 17	R: 0 E: 0 K: 1 S: 6 H: 1 LOB: 1 BB: 0 P: 6	R: 0 E: 0 K: 1 S: 6 H: 1 LOB: 2 BB: 1 P: 10	1B: 3 2B: 2 3B: 1 HR: 1 SF: 0 SAC: 0 DP: 1 HBP: 0						

PITCHER		IP	WLS	BF	H	R	ER	SO	BB	IBB	HBP	BLK	WP	HR	S	P	ERA	WHIP
Earl Wilson, R ERA: 4.66	(1, 1)	6.2	W	28	5	1	1	7	3	0	0	0	1	1	39	51	1.35	1.200
Dick Radatz, R ERA: 1.54	(7, 1)	2.1	S	10	2	0	0	3	1	0	0	0	0	0	15	19	0.00	1.286

PITCHER	IP	WLS	BF	H	R	ER	SO	BB	IBB	HBP	BLK	WP	HR	S	P	ERA	WHIP

TOP

Minnesota Twins @ Boston Red Sox

Fenway Park, Boston, MA

Wed May 23 1962, 7:05 PM EDT

Att. 6,051 - Unknown - 61 F

livebaseballscorecards.com

AB	34
R	1
H	7
RBI	1
BB	4
SO	10
LOB	21

WP: 1	PA: 38		
PB: 0			
SB: 0			
CS: 0			

BOTTOM

Minnesota Twins @ Boston Red Sox

Fenway Park, Boston, MA

Wed May 23 1962, 7:05 PM EDT

Att. 6,051 - Unknown - 61 F

livebaseballscorecards.com

Batter	1	2	3	4	5	6	7	8	9	AB	R	H	RBI	BB	SO	LOB
Chuck Schilling, R (1, 4) OBP: 0.283, SLG: 0.304	5-3	2B BB		6-3		1B		1B		4	1	2	1	1	0	0
Gary Geiger, L (1, 8) OBP: 0.325, SLG: 0.337	HR	1-H 2B			K	4-3		F8		5	1	2	2	0	1	3
Carl Yastrzemski, L (1, 7) OBP: 0.380, SLG: 0.464	1B 2B	4-3			1B		2B 1B			4	2	3	0	0	0	1
Frank Malzone, R (1, 5) OBP: 0.331, SLG: 0.394	BB 2-H 1B		CS 1B		K		K			4	0	2	1	0	2	2
Pete Runnels, L (1, 3) OBP: 0.404, SLG: 0.406	1-2 BB		F7 1-2		F8		1-H 2B			3	0	1	1	1	0	2
Bob Tillman, R (1, 2) OBP: 0.409, SLG: 0.722	K		1-3			FC6-4 1B	P4			4	0	1	0	0	1	3
Carroll Hardy, R (1, 9) OBP: 0.323, SLG: 0.365	4-3			P5		FC6-4 1B 1-2f	F2			4	1	0	0	0	0	4
Eddie Bressoud, R (1, 6) OBP: 0.293, SLG: 0.409		6-3		HR		K		K		4	1	1	1	0	2	1
Earl Wilson, R (1, 1) OBP: 0.286, SLG: 0.167		K		K		1B 1-3		6-3		3	0	1	0	0	2	0
Dick Radatz, R (7, 1) OBP: 0.333, SLG: 0.333										1	0	0	0	0	0	0
Inning Stats	R: 2 E: 0 K: 1 S: 8 H: 3 LOB: 2 BB: 1 P: 12	R: 1 E: 0 K: 1 S: 6 H: 1 LOB: 1 BB: 1 P: 10	R: 0 E: 0 K: 0 S: 3 H: 1 LOB: 0 BB: 0 P: 3	R: 1 E: 0 K: 1 S: 6 H: 1 LOB: 0 BB: 0 P: 6	R: 0 E: 0 K: 2 S: 8 H: 1 LOB: 1 BB: 0 P: 8	R: 1 E: 0 K: 1 S: 8 H: 3 LOB: 2 BB: 0 P: 8	R: 1 E: 0 K: 1 S: 7 H: 2 LOB: 1 BB: 0 P: 7	R: 0 E: 0 K: 1 S: 6 H: 1 LOB: 1 BB: 0 P: 6		1B: 8 2B: 3 3B: 0 HR: 2 SF: 0 SAC: 0 DP: 0 HBP: 0						

AB	36
R	6
H	13
RBI	6
BB	2
SO	8
LOB	16

WP: 0 PB: 0 SB: 0 CS: 1 PA: 38

PITCHER		IP	WLS	BF	H	R	ER	SO	BB	IBB	HBP	BLK	WP	HR	S	P	ERA	WHIP
Don Lee, R ERA: 4.04	(1, 1)	4.0	L	19	6	4	4	3	2	0	0	0	0	2	23	31	9.00	2.000
Jim Kaat, L ERA: 3.94	(5, 1)	2.0		10	4	1	1	3	0	0	0	0	0	0	16	16	4.50	2.000
Ted Sadowski, R ERA: 5.27	(7, 1)	2.0		9	3	1	1	2	0	0	0	0	0	0	13	13	4.50	1.500

PITCHER	IP	WLS	BF	H	R	ER	SO	BB	IBB	HBP	BLK	WP	HR	S	P	ERA	WHIP

Minnesota Twins @ Boston Red Sox

Fenway Park, Boston, MA

Thu May 24 1962, 3:33 AM EDT

Att. 1,124 - Unknown - 73 F

livebaseballscorecards.com

Batter	1	2	3	4	5	6	7	8	9	AB	R	H	RBI	BB	SO	LOB
Lenny Green, L (1, 8) OBP: 0.382, SLG: 0.481	L7		4-3		6-3		FC4-6 1B 1B 1-2f BB		G6-4-3 1-2f	5	1	0	0	0	0	2
Vic Power, R (1, 3) OBP: 0.341, SLG: 0.450	BBBB 4-0 PB BB 6-3 BB		HR			6-3	BB 1B 1-2 1B		1B	4	2	3	1	1	0	0
Rich Rollins, R (1, 5) OBP: 0.415, SLG: 0.571	BBBB 4-0 PB 1-2 BB		1B			BBBB 4-0 2B 1B BB	BB 1-2 2-3 1B		P6	3	1	2	0	2	0	1
Harmon Killebrew, R (1, 7) OBP: 0.383, SLG: 0.492	6-3 1-2 2-H		5-3			0-0 1-3 1B 2B	BBBB 4-0 1-2 2-3 3-H BB			3	1	1	2	1	0	2
George Banks, R (1, 9) OBP: 0.286, SLG: 0.250	F7			F7		SSS 0-0 2-H 3-H 1B	0-3 K			4	0	1	2	0	1	4
Bernie Allen, L (1, 4) OBP: 0.308, SLG: 0.485		E5 G4-6-3		F9		F8		F8		4	0	0	0	0	0	1
Zoilo Versalles, R (1, 6) OBP: 0.261, SLG: 0.351		SSS 0-3 K		SSS 0-3 K		5-3		SSS 0-3 K		4	0	0	0	0	3	2
Jerry Zimmerman, R (1, 2) OBP: 0.333, SLG: 0.273		G4-6-3 1-2f			5-3		G3	F7		2	0	0	0	0	0	1
Hal Naragon, L (7, PH) OBP: 0.222, SLG: 0.250 (7, 2)										2	0	0	0	0	0	0
Joe Bonikowski, R (1, 1) OBP: 0.167, SLG: 0.091			SSS 0-3 K		SSS 0-3 K		BBBB 4-0 FC4-6 BB		BBBB 4-0 G6-4-3 BB	2	0	0	0	0	2	0
Lee Stange, R (5, 1)										0	0	0	0	0	0	0
Don Mincher, L (7, PH) OBP: 0.426, SLG: 0.659										0	0	0	0	1	0	0
Ray Moore, R (7, 1)										0	0	0	0	0	0	0
Johnny Goryl, R (9, PH) OBP: 0.273, SLG: 0.800										0	0	0	0	1	0	0
Inning Stats	R: 1 E: 0 K: 0 S: 3 H: 0 LOB: 1 BB: 2 P: 11	R: 0 E: 1 K: 1 S: 5 H: 0 LOB: 0 BB: 0 P: 5	R: 1 E: 0 K: 1 S: 7 H: 2 LOB: 1 BB: 0 P: 7	R: 0 E: 0 K: 1 S: 5 H: 0 LOB: 0 BB: 0 P: 5	R: 0 E: 0 K: 1 S: 5 H: 0 LOB: 0 BB: 0 P: 5	R: 2 E: 0 K: 0 S: 5 H: 2 LOB: 1 BB: 1 P: 9	R: 1 E: 0 K: 1 S: 7 H: 2 LOB: 3 BB: 2 P: 15	R: 0 E: 0 K: 1 S: 5 H: 0 LOB: 0 BB: 0 P: 5	R: 0 E: 0 K: 0 S: 3 H: 1 LOB: 1 BB: 1 P: 7	1B: 5 2B: 1 3B: 0 HR: 1 SF: 0 SAC: 0 DP: 2 HBP: 0						

TOP

AB	33
R	5
H	7
RBI	5
BB	6
SO	6
LOB	13

WP: 0 PB: 1 SB: 0 CS: 0 PA: 39

PITCHER		IP	WLS	BF	H	R	ER	SO	BB	IBB	HBP	BLK	WP	HR	S	P	ERA	WHIP
Don Schwall, R ERA: 4.66	(1, 1)	1.0		5	0	1	0	0	2	0	0	0	0	0	3	11	0.00	2.000
Mike Fornieles, R ERA: 5.74	(2, 1)	5.2	W	25	6	4	4	4	2	0	0	0	0	1	31	39	6.35	1.412
Hal Kolstad, R ERA:	(7, 1)	2.1	S	9	1	0	0	2	2	0	0	0	0	0	11	19	0.00	1.286

PITCHER		IP	WLS	BF	H	R	ER	SO	BB	IBB	HBP	BLK	WP	HR	S	P	ERA	WHIP

Batter	1	2	3	4	5	6	7	8	9	AB	R	H	RBI	BB	SO	LOB
Chuck Schilling, R (1, 4) OBP: 0.288, SLG: 0.311	H 1-0 FC3-6 HBP		x 0-0 2B 2B	x 0-0 ② 1-3	x 0-0 ③ F7			x 0-0 ① G3		4	1	1	0	0	0	2
Gary Geiger, L (1, 8) OBP: 0.320, SLG: 0.324	x 0-0 ① FC3-6 WP BB 1-2f		B B B B 4-0 2B BB	x 0-0 ③ 1-3		x 0-0 ① 4-3		x 0-0 ② P2		4	1	0	0	1	0	1
Carl Yastrzemski, L (1, 7) OBP: 0.387, SLG: 0.479	B B B B 4-0 WP 1-2 BB		x 0-0 1B 1-H 2-H 2B		x 0-0 ① G3	x 0-0 ② F9		x 0-0 2B		4	1	2	2	1	0	0
Frank Malzone, R (1, 5) OBP: 0.333, SLG: 0.395	x 0-0 ② 5-3 1-2 2-3		x 0-0 ① F8		x 0-0 E 1B BB 1B	x 0-0 1B 1B		x 0-0 ③ F5		5	1	2	0	0	0	4
Pete Runnels, L (1, 3) OBP: 0.418, SLG: 0.418	B B B B 4-0 BB		x 0-0 E 1B FC6-4 2-H 1B		x 0-0 BB E 1-2 2B 1B	x 0-0 1-2 1B				3	2	3	1	1	0	0
Bob Tillman, R (1, 2) OBP: 0.385, SLG: 0.636	x 0-0 ③ 6-3		x 0-0 E6 FC6-4 1-3 1B		x 0-0 E5 BB 1-2 2-3 2B	S S S 0-3 ③ K				4	1	1	0	0	1	7
Carroll Hardy, R (1, 9) OBP: 0.321, SLG: 0.356		x 0-0 ① F8	x 0-0 ② FC6-4 FC6-4 1-2f 3-H		B B B 4-0 2B 1-2 2-3 3-H BB		S S S 0-3 ① K			3	0	0	2	1	1	1
Eddie Bressoud, R (1, 6) OBP: 0.292, SLG: 0.412		S S S 0-3 ② K	x 0-0 ③ FC6-4 1-2f		x 0-0 1-3 2-H 3-H 2B		S S S 0-3 ② K			4	0	1	2	0	2	1
Don Schwall, R (1, 1) OBP: 0.167, SLG: 0.167		S S S 0-3 ③ K		S S S 0-3 ① K	x 0-0 ② 6-3		S S S 0-3 ③ K			0	0	0	0	0	0	0
Mike Fornieles, R (2, 1)										3	0	0	0	0	2	2
Hal Kolstad, R (7, 1)										1	0	0	0	0	1	0
Inning Stats	R: 0 E: 0 K: 0 S: 3 H: 0 LOB: 3 BB: 2 P: 12	R: 0 E: 0 K: 2 S: 7 H: 0 LOB: 0 BB: 0 P: 7	R: 4 E: 1 K: 0 S: 7 H: 4 LOB: 1 BB: 1 P: 11	R: 0 E: 0 K: 1 S: 5 H: 0 LOB: 0 BB: 0 P: 5	R: 3 E: 1 K: 0 S: 7 H: 3 LOB: 2 BB: 1 P: 11	R: 0 E: 0 K: 1 S: 7 H: 2 LOB: 2 BB: 0 P: 7	R: 0 E: 0 K: 3 S: 9 H: 0 LOB: 0 BB: 0 P: 9	R: 0 E: 0 K: 0 S: 4 H: 1 LOB: 1 BB: 0 P: 4		1B: 6 2B: 4 3B: 0 HR: 0	SF: 0 SAC: 0 DP: 0 HBP: 1					

Minnesota Twins @ Boston Red Sox

Fenway Park, Boston, MA

Thu May 24 1962, 3:33 AM EDT

Att. 1,124 - Unknown - 73 F

livebaseballscorecards.com

BOTTOM

AB	35
R	7
H	10
RBI	7
BB	4
SO	7
LOB	18

WP: 1 PB: 0 SB: 0 CS: 0 PA: 40

PITCHER		IP	WLS	BF	H	R	ER	SO	BB	IBB	HBP	BLK	WP	HR	S	P	ERA	WHIP
Joe Bonikowski, R ERA: 3.57	(1, 1)	4.1	L	25	6	7	5	3	4	0	1	0	1	0	26	43	10.38	2.308
Lee Stange, R ERA: 2.7	(5, 1)	1.2		8	3	0	0	1	0	0	0	0	0	0	10	10	0.00	1.800
Ray Moore, R ERA: 3.86	(7, 1)	2.0		7	1	0	0	3	0	0	0	0	0	0	13	13	0.00	0.500

PITCHER	IP	WLS	BF	H	R	ER	SO	BB	IBB	HBP	BLK	WP	HR	S	P	ERA	WHIP

Batter	1	2	3	4	5	6	7	8	9	AB	R	H	RBI	BB	SO	LOB
Marv Breeding, R (1, 4) OBP: 0.240, SLG: 0.229	F3		6-3		FC1-6 CS 1-2f		K		5-3 1B 1B	5	1	1	0	0	1	2
Russ Snyder, L (1, 9) OBP: 0.320, SLG: 0.469	4-3		S E 3-H		F7 1-2		BB		5-3 1-2	4	2	2	1	1	0	1
Brooks Robinson, R (1, 5) OBP: 0.310, SLG: 0.453	1B		E6 1-H			HR	F8		5-3 1-2 2-3	5	2	3	1	0	0	3
Jim Gentile, L (1, 3) OBP: 0.405, SLG: 0.617	K		K			HR 1-H	F4		BB 2-H 3-H	5	2	2	4	0	2	2
Jackie Brandt, R (1, 8) OBP: 0.340, SLG: 0.429		F8		2B		6-3		1B 2B	1B 1-2	4	1	3	0	1	0	0
Charlie Lau, L (1, 2) OBP: 0.380, SLG: 0.500		G5-4-3 BB		F4		F9		F9		4	0	1	1	1	0	3
Dick Williams, R (1, 7) OBP: 0.241, SLG: 0.154		G5-4-3 1-2f		F7		6-3 1-2		1-3 2B	K	5	0	1	0	0	1	5
Jerry Adair, R (1, 6) OBP: 0.220, SLG: 0.216			6-3 SH3-4 1B	F9		BB		K	F9	4	1	1	0	1	1	5
Chuck Estrada, R (1, 1) OBP: 0.133, SLG: 0.133			SH3-4 1-2		FC1-6	F4		1-H 3-H 2B		2	0	1	0	0	0	2
Dick Hall, R (7, 1) OBP: 0.286, SLG: 0.333										1	0	1	1	0	0	0
Inning Stats	R: 0 E: 0 K: 1 S: 6 H: 1 LOB: 1 BB: 0 P: 6	R: 0 E: 0 K: 0 S: 2 H: 0 LOB: 0 BB: 1 P: 6	R: 3 E: 1 K: 1 S: 8 H: 3 LOB: 0 BB: 0 P: 8	R: 0 E: 0 K: 0 S: 4 H: 1 LOB: 1 BB: 0 P: 4	R: 0 E: 0 K: 0 S: 3 H: 1 LOB: 0 BB: 0 P: 3	R: 2 E: 0 K: 0 S: 6 H: 3 LOB: 2 BB: 1 P: 10	R: 0 E: 0 K: 1 S: 5 H: 0 LOB: 1 BB: 1 P: 9	R: 1 E: 0 K: 1 S: 7 H: 3 LOB: 2 BB: 0 P: 7	R: 3 E: 0 K: 1 S: 9 H: 4 LOB: 2 BB: 1 P: 13	1B: 12 2B: 2 3B: 1 HR: 1 SF: 0 SAC: 1 DP: 1 HBP: 0						

PITCHER		IP	WLS	BF	H	R	ER	SO	BB	IBB	HBP	BLK	WP	HR	S	P	ERA	WHIP
Bill Monbouquette, R ERA: 3.66	(1, 1)	7.0	L	31	9	5	4	3	3	0	0	0	0	1	34	46	5.14	1.714
Chet Nichols, L ERA: 1.25	(8, 1)	1.0		5	3	1	1	1	0	0	0	0	0	0	7	7	9.00	3.000
Arnold Earley, L ERA: 4.63	(9, 1)	1.0		8	4	3	3	1	1	0	0	0	0	0	9	13	27.00	5.000

PITCHER	IP	WLS	BF	H	R	ER	SO	BB	IBB	HBP	BLK	WP	HR	S	P	ERA	WHIP

TOP

Baltimore Orioles @ Boston Red Sox

Fenway Park, Boston, MA

Fri May 25 1962, 7:05 PM EDT

Att. 13,487 - Unknown

livebaseballscorecards.com

AB	39
R	9
H	16
RBI	8
BB	4
SO	5
LOB	23

Baltimore Orioles @ Boston Red Sox

Fenway Park, Boston, MA

Fri May 25 1962, 7:05 PM EDT

Att. 13,487 - Unknown

BOTTOM

livebaseballscorecards.com

Batter	1	2	3	4	5	6	7	8	9	AB	R	H	RBI	BB	SO	LOB
Chuck Schilling, R (1, 4) OBP: 0.292, SLG: 0.303	BBBB 4-0 BB		x 0-0 F9 ②		x 0-0 F6 ②		BBBB 4-0 FC1-6 BB		SSS 0-3 K ①	3	0	0	0	2	1	0
Gary Geiger, L (1, 8) OBP: 0.331, SLG: 0.339	x 0-0 F8 ①		BBBB 4-0 BB		x 0-0 1B 1B		x 0-0 FC1-6 ② 1B 1-2f 1B		x 0-0 2B 2B	4	2	2	0	1	0	2
Carl Yastrzemski, L (1, 7) OBP: 0.393, SLG: 0.490 Earl Wilson, R (9, PR) OBP: 0.286, SLG: 0.167	x 0-0 F6 ②		x 0-0 F9 ③		x 0-0 1-3 1B		x 0-0 1B 1-3 1B		x 0-0 4-3 2B 2-H	5 0	1 1	3 0	1 0	0 0	0 0	2 0
Frank Malzone, R (1, 5) OBP: 0.329, SLG: 0.388	x 0-0 F9 ③			x 0-0 F7 ①	x 0-0 F9 ③		x 0-0 1B 1-3 3-H 1B		x 0-0 4-3 ② 3-H	5	0	1	2	0	0	3
Pete Runnels, L (1, 3) OBP: 0.423, SLG: 0.432		x 0-0 F7 ①		x 0-0 1B 2B		x 0-0 F7 ①	x 0-0 1-2 3-H 1B		x 0-0 FC6-4 1B	5	1	3	1	0	0	0
Bob Tillman, R (1, 2) OBP: 0.387, SLG: 0.593		x 0-0 F6 ②		x 0-0 2-H 1B		x 0-0 FC5-4 1B	SSS 0-3 K ③		x 0-0 FC6-4 ③ 1-2f	5	0	2	1	0	1	4
Carroll Hardy, R (1, 9) OBP: 0.319, SLG: 0.369		x 0-0 3B		SSS 0-3 K ②		x 0-0 FC5-4 ② 1-2f		SSS 0-3 K ①		4	0	1	0	0	2	2
Eddie Bressoud, R (1, 6) OBP: 0.285, SLG: 0.401		SSS 0-3 K ③		SSS 0-3 K ③		x 0-0 F4 ③		x 0-0 F4 ②		4	0	0	0	0	2	3
Bill Monbouquette, R (1, 1) OBP: 0.250, SLG: 0.118 Dave Philley, S (7, PH) OBP: 0.333, SLG: 0.176 Chet Nichols, S (8, 1) Pumpsie Green, S (8, PH) OBP: 0.294, SLG: 0.267 Arnold Earley, L (9, 1)			SSS 0-3 K ①		SSS 0-3 K ①		x 0-0 F9 ①	x 0-0 F9 ③		2 1 0 1 0	0 0 0 0 0	0 0 0 0 0	0 0 0 0 0	0 0 0 0 0	2 0 0 0 0	0 0 0 0 0
Inning Stats	R: 0 E: 0 K: 0 S: 3 H: 0 LOB: 1 BB: 1 P: 7	R: 0 E: 0 K: 1 S: 6 H: 1 LOB: 1 BB: 0 P: 6	R: 0 E: 0 K: 1 S: 5 H: 0 LOB: 1 BB: 1 P: 9	R: 1 E: 0 K: 2 S: 9 H: 2 LOB: 1 BB: 0 P: 9	R: 0 E: 0 K: 1 S: 7 H: 2 LOB: 2 BB: 0 P: 7	R: 0 E: 0 K: 0 S: 4 H: 1 LOB: 1 BB: 0 P: 4	R: 2 E: 0 K: 1 S: 8 H: 3 LOB: 2 BB: 1 P: 12	R: 0 E: 0 K: 1 S: 5 H: 0 LOB: 0 BB: 0 P: 5	R: 2 E: 0 K: 1 S: 8 H: 3 LOB: 2 BB: 0 P: 8	1B: 8 2B: 3 3B: 1 HR: 0	SF: 0 SAC: 0 DP: 0 HBP: 0					

	AB	39
	R	5
	H	12
	RBI	5
	BB	3
	SO	8
	LOB	16

WP: 0 PB: 0 SB: 0 CS: 0 PA: 42

PITCHER		IP	WLS	BF	H	R	ER	SO	BB	IBB	HBP	BLK	WP	HR	S	P	ERA	WHIP
Chuck Estrada, R ERA: 4.09	(1, 1)	6.2	W	32	9	3	3	5	3	0	0	0	0	0	39	51	4.05	1.800
Dick Hall, R ERA: 2.63	(7, 1)	2.1	S	10	3	2	2	3	0	0	0	0	0	0	16	16	7.71	1.286

PITCHER	IP	WLS	BF	H	R	ER	SO	BB	IBB	HBP	BLK	WP	HR	S	P	ERA	WHIP

Batter	1	2	3	4	5	6	7	8	9	AB	R	H	RBI	BB	SO	LOB
Marv Breeding, R (1, 4) OBP: 0.255, SLG: 0.264	SH1-3 1B 1B		1B 2B	F8 ②			E5 G6-3		F6 ①	5	1	2	0	0	0	0
Russ Snyder, L (1, 9) OBP: 0.327, SLG: 0.463	0-0 SH1-3 1-2 1B		0-0 1B SF7 2-H 1B	S S S 0-3 K ③			0-0 ① ② G6-3 1-2f		0-0 F6 ②	5	1	2	1	0	1	1
Brooks Robinson, R (1, 5) OBP: 0.321, SLG: 0.480	0-0 SH1-3 ① 1-2 2-3		0-0 1B HBP SF9 1-3 1B		0-0 6-3 ①		0-0 HR 1B		0-0 HR	4	3	3	1	0	0	0
Jim Gentile, L (1, 3) OBP: 0.411, SLG: 0.649	I I I I 4-0 IBB		0-0 SF7 ① 3-H		0-0 F6 ②		0-0 1-H HR		0-0 2B	3	1	2	3	1	0	0
Jackie Brandt, R (1, 8) OBP: 0.336, SLG: 0.415	S S S 0-3 K ②		H 1-0 1B 1-2 HBP		0-0 L8 ③		0-0 F5 ③		0-0 6-3 ③	4	0	0	0	0	1	4
Charlie Lau, L (1, 2) OBP: 0.407, SLG: 0.521	S S S 0-3 K ③		0-0 1-2 2-3 1B			0-0 FC4-6 1B		0-0 1B		4	0	3	0	0	1	3
Dick Williams, R (1, 7) OBP: 0.212, SLG: 0.138		0-0 F8 ① 3-H	0-0 SF9 ②			0-0 ① FC4-6 4-3 1-2f		0-0 F9 ①		3	0	0	1	0	0	2
Jerry Adair, R (1, 6) OBP: 0.215, SLG: 0.211 Whitey Herzog, L (8, PH) OBP: 0.361, SLG: 0.254 Ron Hansen, R (8, 6) OBP: 0.194, SLG: 0.147		0-0 5-3 ②	0-0 1-3 ③			0-0 4-3 ② 1-2		0-0 F6 ②		3 1 0	0 0 0	0 0 0	0 0 0	0 0 0	0 0 0	3 1 0
Steve Barber, L (1, 1) Hal Brown, R (6, 1) OBP: 0.375, SLG: 0.375 Wes Stock, R (7, 1) Boog Powell, L (8, PH) OBP: 0.349, SLG: 0.457 Billy Hoeft, L (8, 1) OBP: 0.429, SLG: 0.500		S S S 0-3 K ③		S S S 0-3 K ①		0-0 5-3 ③		0-0 F9 ③		3 0 0 1 0	0 0 0 0 0	0 0 0 0 0	0 0 0 0 0	0 0 0 0 0	2 0 0 0 0	1 0 0 1 0
Inning Stats	R: 0 H: 2 E: 0 LOB: 3 K: 2 BB: 1 S: 9 P: 13	R: 0 H: 0 E: 0 LOB: 0 K: 1 BB: 0 S: 5 P: 5	R: 3 H: 4 E: 0 LOB: 2 K: 0 BB: 0 S: 7 P: 8	R: 0 H: 0 E: 0 LOB: 0 K: 2 BB: 0 S: 7 P: 7	R: 0 H: 0 E: 0 LOB: 0 K: 0 BB: 0 S: 3 P: 3	R: 0 H: 1 E: 0 LOB: 1 K: 0 BB: 0 S: 4 P: 4	R: 2 H: 2 E: 1 LOB: 0 K: 0 BB: 0 S: 5 P: 5	R: 0 H: 1 E: 0 LOB: 1 K: 0 BB: 0 S: 4 P: 4	R: 1 H: 2 E: 0 LOB: 1 K: 0 BB: 0 S: 5 P: 5	1B: 8 2B: 2 3B: 0 HR: 2	SF: 2 SAC: 1 DP: 1 HBP: 1			WP: 0 PB: 0 SB: 0 CS: 0	PA: 41		

PITCHER	IP	WLS	BF	H	R	ER	SO	BB	IBB	HBP	BLK	WP	HR	S	P	ERA	WHIP
Gene Conley, R (1, 1) ERA: 3.41	9.0	W	41	12	6	6	5	0	1	1	0	0	2	49	54	6.00	1.333

PITCHER	IP	WLS	BF	H	R	ER	SO	BB	IBB	HBP	BLK	WP	HR	S	P	ERA	WHIP

TOP

Baltimore Orioles @ Boston Red Sox

Fenway Park, Boston, MA

Sat May 26 1962, 3:33 AM EDT

Att. 6,279 - Unknown

livebaseballscorecards.com

AB	36
R	6
H	12
RBI	6
BB	1
SO	5
LOB	16

BOTTOM

Baltimore Orioles @ Boston Red Sox

Fenway Park, Boston, MA

Sat May 26 1962, 3:33 AM EDT

Att. 6,279 - Unknown

Batter	1	2	3	4	5	6	7	8	9	AB	R	H	RBI	BB	SO	LOB
Chuck Schilling, R (1, 4) OBP: 0.291, SLG: 0.302	4-3		HR 1B (2-H)		6-3	F3		SH1-4 (1-2, 2-3)		4	1	1	1	0	0	1
Gary Geiger, L (1, 8) OBP: 0.333, SLG: 0.363	F4		HR (1-H)		3-1	G3		BB 2B SF8		4	2	1	2	1	0	1
Carl Yastrzemski, L (1, 7) OBP: 0.399, SLG: 0.517	F8		HR		3-1		BB SH3-4	2B (1-3, 2-H, 3-H)		4	1	2	3	1	0	0
Frank Malzone, R (1, 5) OBP: 0.327, SLG: 0.387		5-3	4-1			1B E	SH3-4 (1-2)	SF8 (3-H)		3	1	1	1	0	0	0
Pete Runnels, L (1, 3) OBP: 0.428, SLG: 0.430		BB G6-4-3		4-3		E5 HR (1-H)	IBB	F4		3	1	1	0	2	0	1
Bob Tillman, R (1, 2) OBP: 0.371, SLG: 0.645		G6-4-3 (1-2f)		K		HR (2-H)	K			4	1	1	2	0	2	3
Carroll Hardy, R (1, 9) OBP: 0.331, SLG: 0.397			1B 2B	2B 2B		S 2B 1B	5-3			4	3	3	0	0	0	2
Eddie Bressoud, R (1, 6) OBP: 0.290, SLG: 0.410			K	2B (2-H)		K (1-2)		SH1-4 E 2B 1B		4	1	2	1	0	2	2
Gene Conley, R (1, 1) OBP: 0.286, SLG: 0.444			5-3	F6		2B (2-H)		E1 SH1-4 2B (1-2)		4	1	1	1	0	0	3
Inning Stats	R: 0 E: 0 K: 0 S: 3 / H: 0 LOB: 0 BB: 0 P: 3	R: 0 E: 0 K: 0 S: 2 / H: 0 LOB: 0 BB: 1 P: 6	R: 4 E: 0 K: 1 S: 9 / H: 4 LOB: 0 BB: 0 P: 9	R: 1 E: 0 K: 1 S: 7 / H: 2 LOB: 1 BB: 0 P: 7	R: 0 E: 0 K: 0 S: 3 / H: 0 LOB: 0 BB: 0 P: 3	R: 4 E: 1 K: 1 S: 10 / H: 5 LOB: 1 BB: 0 P: 10	R: 0 E: 0 K: 1 S: 5 / H: 0 LOB: 2 BB: 2 P: 13	R: 3 E: 1 K: 0 S: 6 / H: 2 LOB: 1 BB: 1 P: 10		1B: 5 2B: 5 3B: 0 HR: 3	SF: 1 SAC: 2 DP: 1 HBP: 0					

livebaseballscorecards.com

AB	34
R	12
H	13
RBI	11
BB	4
SO	4
LOB	13

WP: 0 PB: 0 SB: 1 CS: 0 PA: 41

PITCHER		IP	WLS	BF	H	R	ER	SO	BB	IBB	HBP	BLK	WP	HR	S	P	ERA	WHIP
Steve Barber, L ERA: 2.92	(1, 1)	5.0	L	24	9	8	8	2	1	0	0	0	0	3	27	31	14.40	2.000
Hal Brown, R ERA: 7.23	(6, 1)	1.1		8	2	1	1	1	1	1	0	0	0	0	8	16	6.75	2.250
Wes Stock, R ERA: 3.86	(7, 1)	0.2		2	0	0	0	1	0	0	0	0	0	0	4	4	0.00	0.000
Billy Hoeft, L ERA: 8.9	(8, 1)	1.0		7	2	3	1	0	1	0	0	0	0	0	6	10	9.00	3.000

PITCHER	IP	WLS	BF	H	R	ER	SO	BB	IBB	HBP	BLK	WP	HR	S	P	ERA	WHIP

Batter	1	2	3	4	5	6	7	8	9	10	11	AB	R	H	RBI	BB	SO	LOB
Marv Breeding, R (1, 4) OBP: 0.246, SLG: 0.241	5-3	FC4-6 1-2 BB		K		FC5 2-3f		FC5-4 1-2f		K		5	0	0	0	1	2	4
Russ Snyder, L (1, 9) OBP: 0.328, SLG: 0.517	F5	FC4-6 1-2f			K		G3		1B 2B		HR	6	1	2	1	0	1	3
Dave Nicholson, R (11, 9) OBP: 0.292, SLG: 0.111												0	0	0	0	0	0	0
Brooks Robinson, R (1, 5) OBP: 0.327, SLG: 0.500	1B 1B		HR		F9		F7		2-3 1B		4-3	6	1	3	1	0	0	0
Jim Gentile, L (1, 3) OBP: 0.420, SLG: 0.669	1-3 1B		1B		F7		1B BB		K		HR	5	1	3	1	1	1	2
Boog Powell, L (1, 7) OBP: 0.348, SLG: 0.451	F7		F9			FC6-4 1B	1-2 1B		K		3-1	6	0	2	0	0	1	5
Jackie Brandt, R (1, 8) OBP: 0.323, SLG: 0.397		5-3	F7			FC6-4 1B 1-2f FC6-4	F6		F3		F9	6	1	0	0	0	0	6
Jerry Adair, R (1, 6) OBP: 0.230, SLG: 0.227		1B F9 1B	L8			FC6-4 1-3 1B		F3		1B		5	0	3	0	0	0	1
Darrell Johnson, R (1, 2) OBP: 0.273, SLG: 0.111		F9 1-2		F5		FC6-4 FC5 1-2f 3-H		FC5-4 1B		F3		5	0	1	1	0	0	3
Robin Roberts, S (1, 1) OBP: 0.500, SLG: 0.333		BB 2-3 1B		4-3		BB		K		F8		3	0	1	0	1	1	1
Steve Barber, L (8, 1)												0	0	0	0	0	0	0
Whitey Herzog, L (10, PH) OBP: 0.356, SLG: 0.250												1	0	0	0	0	0	1
Wes Stock, R (10, 1)												0	0	0	0	0	0	0
Inning Stats	R: 0 E: 0 K: 0 S: 5 H: 2 LOB: 2 BB: 0 P: 5	R: 0 E: 0 K: 0 S: 5 H: 2 LOB: 3 BB: 1 P: 9	R: 1 E: 0 K: 0 S: 5 H: 2 LOB: 1 BB: 0 P: 5	R: 0 E: 0 K: 1 S: 5 H: 0 LOB: 0 BB: 0 P: 5	R: 0 E: 0 K: 1 S: 5 H: 0 LOB: 0 BB: 0 P: 5	R: 1 E: 1 K: 0 S: 5 H: 2 LOB: 2 BB: 1 P: 9	R: 0 E: 0 K: 0 S: 4 H: 1 LOB: 2 BB: 1 P: 8	R: 0 E: 0 K: 1 S: 6 H: 1 LOB: 1 BB: 0 P: 6	R: 0 E: 0 K: 2 S: 9 H: 2 LOB: 2 BB: 0 P: 9	R: 0 E: 0 K: 1 S: 6 H: 1 LOB: 1 BB: 0 P: 6	R: 2 E: 0 K: 0 S: 5 H: 2 LOB: 0 BB: 0 P: 5	1B: 11 2B: 1 3B: 0 HR: 3 SF: 0 SAC: 0 DP: 0 HBP: 0						

PITCHER	IP	WLS	BF	H	R	ER	SO	BB	IBB	HBP	BLK	WP	HR	S	P	ERA	WHIP
Ike Delock, R (1, 1) ERA: 2.77	8.0		37	10	2	2	3	3	0	0	0	0	1	40	52	2.25	1.625
Dick Radatz, R (9, 1) ERA: 2.05	3.0	L	14	5	2	2	3	0	0	0	0	0	2	20	20	6.00	1.667

PITCHER	IP	WLS	BF	H	R	ER	SO	BB	IBB	HBP	BLK	WP	HR	S	P	ERA	WHIP

TOP

Baltimore Orioles @ Boston Red Sox

Fenway Park, Boston, MA

Sun May 27 1962, 3:33 AM EDT

Att. 10,954 - Unknown

livebaseballscorecards.com

AB	48
R	4
H	15
RBI	4
BB	3
SO	6
LOB	26

WP: 0 PB: 0 SB: 0 CS: 0 PA: 51

Batter	1	2	3	4	5	6	7	8	9	10	11	AB	R	H	RBI	BB	SO	LOB
Chuck Schilling, R (1, 4) OBP: 0.290, SLG: 0.295	x 0-0 5-3 ①		x 0-0 5-3 ①	H 1-0 HBP		x 0-0 F4 ③		SSS 0-3 K ③			x 0-0 F4 ①	3	0	0	0	0	0	1
Dave Philley, S (8, PH) OBP: 0.333, SLG: 0.176												0	0	0	0	0	0	0
Jim Pagliaroni, R (8, PH) OBP: 0.367, SLG: 0.433												1	0	0	0	0	1	2
Dick Radatz, R (9, 1) OBP: 0.333, SLG: 0.333												0	0	0	0	0	0	0
Lou Clinton, R (11, PH) OBP: 0.140, SLG: 0.238												1	0	0	0	0	0	0
Gary Geiger, L (1, 8) OBP: 0.333, SLG: 0.356	x 0-0 L3 ②		x 0-0 1B E 1B	x 0-0 F9 ②			SSS 0-3 K ①		BBBB 4-0 SH5-4 BB		x 0-0 G3 ②	5	1	1	0	1	1	1
Carl Yastrzemski, L (1, 7) OBP: 0.404, SLG: 0.526	x 0-0 1B		x 0-0 E 1B HBP 1-3 1B	x 0-0 F6 ③			x 0-0 FC6-5 2B		x 0-0 SH5-4 ① 1-2		SSS 0-3 K ③	5	1	3	0	0	1	1
Frank Malzone, R (1, 5) OBP: 0.324, SLG: 0.381	x 0-0 L7 ③		x 0-0 E9 HBP 1-3 3-H 1B		x 0-0 F7 ①		x 0-0 FC6-5 ② 2-3		x 0-0 5-3 ②			5	0	1	1	0	0	3
Pete Runnels, L (1, 3) OBP: 0.422, SLG: 0.418		x 0-0 3-1 ①	4-0 HBP IBB		x 0-0 F7 ②		x 0-0 G3 ③		x 0-0 L5 ③			4	0	0	0	1	0	2
Bob Tillman, R (1, 2) OBP: 0.350, SLG: 0.571		x 0-0 F9 ②	H 1-0 1-2 2-3 3-H HBP		x 0-0 F8 ③			x 0-0 F6 ①		x 0-0 5-3 ①		4	0	0	1	0	0	0
Carroll Hardy, R (1, 9) OBP: 0.340, SLG: 0.403	BBBB 4-0 2B BB		x 0-0 L4 ②			x 0-0 B1 ①		x 0-0 2B		BBBB 4-0 FC6-4 BB		3	0	1	0	2	0	3
Eddie Bressoud, R (1, 6) OBP: 0.293, SLG: 0.422	x 0-0 1-3 2B		x 0-0 F4 ③			x 0-0 2B		SSS 0-3 K ②		x 0-0 FC6-4 ② 1-2f		5	0	2	0	0	1	5
Ike Delock, R (1, 1) Pumpsie Green, S (8, PH) (9, 4) OBP: 0.316, SLG: 0.250	SSS 0-3 K ③			SSS 0-3 K ①		SSS 0-3 K ②		BBBB 4-0 BB		x 0-0 4-3 ③		3	0	0	0	0	3	3
												1	0	0	0	1	0	1
Inning Stats	R: 0 E: 0 K: 0 S: 4 H: 1 LOB: 1 BB: 0 P: 4	R: 0 E: 0 K: 1 S: 6 H: 1 LOB: 2 BB: 1 P: 10	R: 2 E: 1 K: 0 S: 6 H: 3 LOB: 3 BB: 1 P: 11	R: 0 E: 0 K: 1 S: 5 H: 0 LOB: 1 BB: 0 P: 6	R: 0 E: 0 K: 0 S: 3 H: 0 LOB: 0 BB: 0 P: 3	R: 0 E: 0 K: 1 S: 6 H: 1 LOB: 1 BB: 0 P: 6	R: 0 E: 0 K: 1 S: 6 H: 1 LOB: 1 BB: 0 P: 6	R: 0 E: 0 K: 2 S: 8 H: 1 LOB: 2 BB: 1 P: 12	R: 0 E: 0 K: 0 S: 3 H: 0 LOB: 1 BB: 1 P: 7	R: 0 E: 0 K: 0 S: 3 H: 0 LOB: 1 BB: 1 P: 7	R: 0 E: 0 K: 1 S: 5 H: 0 LOB: 0 BB: 0 P: 5	1B: 4 2B: 4 3B: 0 HR: 0	SF: 0 SAC: 1 DP: 0 HBP: 2					

PITCHER		IP	WLS	BF	H	R	ER	SO	BB	IBB	HBP	BLK	WP	HR	S	P	ERA	WHIP
Robin Roberts, R ERA: 1.86	(1, 1)	7.2		36	8	2	2	5	2	1	2	0	0	0	41	55	2.35	1.304
Steve Barber, L ERA: 2.85	(8, 1)	1.1		5	0	0	0	1	1	0	0	0	0	0	6	10	0.00	0.750
Wes Stock, R ERA: 3.55	(10, 1)	2.0	W	7	0	0	0	1	1	0	0	0	0	0	8	12	0.00	0.500

PITCHER	IP	WLS	BF	H	R	ER	SO	BB	IBB	HBP	BLK	WP	HR	S	P	ERA	WHIP

BOTTOM

Baltimore Orioles @ Boston Red Sox

Fenway Park, Boston, MA

Sun May 27 1962, 3:33 AM EDT

Att. 10,954 - Unknown

livebaseballscorecards.com

AB	40
R	2
H	8
RBI	2
BB	5
SO	7
LOB	22

1B: 4	SF: 0	WP: 0	PA: 48
2B: 4	SAC: 1	PB: 0	
3B: 0	DP: 0	SB: 0	
HR: 0	HBP: 2	CS: 0	

Batter	1	2	3	4	5	6	7	8	9	AB	R	H	RBI	BB	SO	LOB
Chuck Schilling, R (1, 4) OBP: 0.295, SLG: 0.303	BBBB 4-0 1B FC3 BB		x 0-0 ① FC3-6 BB 1-2f 1B	x 0-0 ③ FC6-4 1-2f			x 0-0 2B			3	1	1	0	1	0	2
Carroll Hardy, R (1, 8) OBP: 0.357, SLG: 0.412	x 0-0 FC3 1-3 SF7 1B		BBBB 4-0 1B 1-2 1B BB		x 0-0 FC3-6 1B		BBBB 4-0 G4-6-3 BB			2	2	2	0	2	0	0
Carl Yastrzemski, L (1, 7) OBP: 0.396, SLG: 0.513	x 0-0 ① FC3 1-3 3-H		x 0-0 ② F8		x 0-0 ① FC3-6 G6-4-3 1-2f		x 0-0 ②③ G4-6-3 1-2f			4	0	0	0	0	0	7
Frank Malzone, R (1, 5) OBP: 0.328, SLG: 0.387	x 0-0 ② SF7 3-H		x 0-0 1B 1-3 2-H 1B		x 0-0 ②③ G6-4-3 1-2f			x 0-0 G5-4-3 1B		3	0	2	2	0	0	1
Pete Runnels, L (1, 3) OBP: 0.418, SLG: 0.414	x 0-0 ③ 6-3		x 0-0 1-3 3-H 1B			x 0-0 ① 5-3		x 0-0 ① P6		4	0	1	1	0	0	2
Bob Tillman, R (1, 2) OBP: 0.341, SLG: 0.538		x 0-0 ① P6	x 0-0 ③ 5-3			x 0-0 1B		x 0-0 ②③ G5-4-3 1-2f		4	0	1	0	0	0	3
Lou Clinton, R (1, 9) OBP: 0.149, SLG: 0.222		SSS 0-3 ② K	BBBB 4-0 G1-6-3 BB			x 0-0 ② F2			SSS 0-3 ① K	3	0	0	0	1	2	1
Eddie Bressoud, R (1, 6) OBP: 0.287, SLG: 0.412		x 0-0 ③ 6-3	x 0-0 ①② G1-6-3 1-2f			x 0-0 ③ 5-3			SSS 0-3 ② K	4	0	0	0	0	1	2
Earl Wilson, R (1, 1) OBP: 0.400, SLG: 0.250 Mike Fornieles, R (8, 1)		x 0-0 FC3-6 1B	BBBB 4-0 FC6-4 BB				SSS 0-3 ① K		SSS 0-3 ③ K	2 1	0 0	1 0	0 0	1 0	1 1	0 0
Inning Stats	R: 1 H: 1 E: 0 LOB: 1 K: 0 BB: 1 S: 4 P: 8	R: 0 H: 0 E: 0 LOB: 0 K: 1 BB: 0 S: 5 P: 5	R: 2 H: 3 E: 0 LOB: 2 K: 0 BB: 1 S: 6 P: 10	R: 0 H: 0 E: 0 LOB: 1 K: 0 BB: 2 S: 2 P: 10	R: 0 H: 1 E: 0 LOB: 0 K: 0 BB: 0 S: 3 P: 3	R: 0 H: 1 E: 0 LOB: 1 K: 0 BB: 0 S: 4 P: 4	R: 0 H: 1 E: 0 LOB: 1 K: 1 BB: 1 S: 5 P: 9	R: 0 H: 1 E: 0 LOB: 0 K: 0 BB: 0 S: 3 P: 3	R: 0 H: 0 E: 0 LOB: 0 K: 3 BB: 0 S: 9 P: 9	1B: 7 SF: 1 2B: 1 SAC: 0 3B: 0 DP: 4 HR: 0 HBP: 0						WP: 0 PA: 36 PB: 0 SB: 0 CS: 0	

PITCHER		IP	WLS	BF	H	R	ER	SO	BB	IBB	HBP	BLK	WP	HR	S	P	ERA	WHIP
Jack Kralick, L ERA: 4.83	(1, 1)	2.2	L	14	4	3	3	1	2	0	0	0	0	0	14	22	10.12	2.250
Georges Maranda, R ERA: 5.3	(3, 1)	3.1		12	2	0	0	0	2	0	0	0	0	0	10	18	0.00	1.200
Ted Sadowski, R ERA: 4.58	(7, 1)	2.0		7	2	0	0	1	1	0	0	0	0	0	8	12	0.00	1.500
Ray Moore, R ERA: 3.66	(9, 1)	1.0		3	0	0	0	3	0	0	0	0	0	0	9	9	0.00	0.000

PITCHER	IP	WLS	BF	H	R	ER	SO	BB	IBB	HBP	BLK	WP	HR	S	P	ERA	WHIP

TOP

Boston Red Sox @ Minnesota Twins

Metropolitan Stadium, Bloomington , MI

Mon May 28 1962, 8:05 PM EDT

Att. 17,927 - Unknown - 66 F

livebaseballscorecards.com

AB	30
R	3
H	8
RBI	3
BB	5
SO	5
LOB	18

Boston Red Sox @ Minnesota Twins

Metropolitan Stadium, Bloomington , MI

Mon May 28 1962, 8:05 PM EDT

Att. 17,927 - Unknown - 66 F

BOTTOM

livebaseballscorecards.com

Batter	1	2	3	4	5	6	7	8	9	AB	R	H	RBI	BB	SO	LOB
Lenny Green, L (1, 8) OBP: 0.393, SLG: 0.492	F7		WP, 1B			G3		BB, G4-6-3		3	0	1	0	1	0	0
Vic Power, R (1, 3) OBP: 0.323, SLG: 0.425	6-3		F9			F4		G4-6-3		4	0	0	0	0	0	4
Rich Rollins, R (1, 5) OBP: 0.409, SLG: 0.546	1-3			BB, 7-4			6-3		G5-4-3, 1B	3	0	1	0	1	0	0
Harmon Killebrew, R (1, 7) OBP: 0.411, SLG: 0.537		K		K			BB		G5-4-3	3	0	0	0	1	2	2
George Banks, R (1, 9) OBP: 0.333, SLG: 0.346		BB, G4-6-3		7-4			BB		E6	2	0	0	0	2	0	1
Bernie Allen, L (1, 4) OBP: 0.289, SLG: 0.448		G4-6-3			P6		P4		F6	4	0	0	0	0	0	4
Zoilo Versalles, R (1, 6) OBP: 0.255, SLG: 0.333			5-3		F8		F7			3	0	0	0	0	0	2
Jerry Zimmerman, R (1, 2) OBP: 0.222, SLG: 0.176			4-3		4-3			4-3		2	0	0	0	0	0	0
Hal Naragon, L (8, PH) (9, 2)										1	0	0	0	0	0	0
Jack Kralick, L (1, 1) OBP: 0.240, SLG: 0.304			WP, 1B			4-3		BB		0	0	0	0	0	0	0
Georges Maranda, R (3, 1) OBP: 0.500, SLG: 0.833										1	0	1	0	0	0	0
Johnny Goryl, R (6, PH) OBP: 0.286, SLG: 0.667										1	0	0	0	0	0	0
Ted Sadowski, R (7, 1) OBP: 1.000, SLG: 1.000										0	0	0	0	0	0	0
Don Mincher, L (8, PH) OBP: 0.429, SLG: 0.644										0	0	0	0	1	0	0
Ray Moore, R (9, 1)										0	0	0	0	0	0	0
Inning Stats	R: 0 E: 0 K: 0 S: 3 H: 0 LOB: 0 BB: 0 P: 3	R: 0 E: 0 K: 1 S: 4 H: 0 LOB: 0 BB: 1 P: 8	R: 0 E: 0 K: 0 S: 5 H: 2 LOB: 2 BB: 0 P: 5	R: 0 E: 0 K: 1 S: 4 H: 0 LOB: 0 BB: 1 P: 8	R: 0 E: 0 K: 0 S: 3 H: 0 LOB: 0 BB: 0 P: 3	R: 0 E: 0 K: 0 S: 3 H: 0 LOB: 0 BB: 0 P: 3	R: 0 E: 0 K: 0 S: 3 H: 0 LOB: 2 BB: 2 P: 11	R: 0 E: 0 K: 0 S: 2 H: 0 LOB: 1 BB: 2 P: 10	R: 0 E: 1 K: 0 S: 4 H: 1 LOB: 1 BB: 0 P: 4	1B: 3 2B: 1 3B: 0 HR: 0 SF: 0 SAC: 0 DP: 4 HBP: 0						

	AB	27
	R	0
	H	3
	RBI	0
	BB	6
	SO	2
	LOB	13

WP: 1 PB: 0 SB: 0 CS: 0 PA: 33

PITCHER		IP	WLS	BF	H	R	ER	SO	BB	IBB	HBP	BLK	WP	HR	S	P	ERA	WHIP
Earl Wilson, R ERA: 3.38	(1, 1)	7.1	W	28	2	0	0	2	6	0	0	0	1	0	26	50	0.00	1.091
Mike Fornieles, R ERA: 5.4	(8, 1)	1.2	S	5	1	0	0	0	0	0	0	0	0	0	5	5	0.00	0.600

PITCHER	IP	WLS	BF	H	R	ER	SO	BB	IBB	HBP	BLK	WP	HR	S	P	ERA	WHIP

Batter	1	2	3	4	5	6	7	8	9	AB	R	H	RBI	BB	SO	LOB
Chuck Schilling, R (1, 4) OBP: 0.299, SLG: 0.328	L8	FC5-2 BB BB 1-2 2-3 3-H		L1		2-H 3-H HR		1B		5	1	2	3	0	0	3
Gary Geiger, L (1, 8) OBP: 0.329, SLG: 0.344	P5	BB 1-2 2-3		P5		F5		G3		4	0	0	0	1	0	1
Carl Yastrzemski, L (1, 7) OBP: 0.401, SLG: 0.528	HR	BB 1-2 2-3 3-H			F8		G6-4-3 BB		4-3	3	1	1	2	2	0	0
Frank Malzone, R (1, 5) OBP: 0.318, SLG: 0.375	L7	K			P4		G6-4-3 1-2f		K	5	0	0	0	0	2	4
Pete Runnels, L (1, 3) OBP: 0.418, SLG: 0.410		HR 1B	F8		F7		1B BB		4-3	4	1	1	0	1	0	0
Bob Tillman, R (1, 2) OBP: 0.396, SLG: 0.714		1-H HR	HR			1-3 1B HR BB	FC6-4 1-2 1B			3	3	3	3	1	0	0
Carroll Hardy, R (1, 9) OBP: 0.361, SLG: 0.410		E FC5-2 BB	K			1-3 1-2 HR 1B	FC6-4 1-2f			3	1	1	0	1	1	2
Eddie Bressoud, R (1, 6) OBP: 0.286, SLG: 0.408		E5 FC5-2 1-3	5-3			K		B1-6-4 1B		4	0	1	0	0	1	3
Don Schwall, R (1, 1) OBP: 0.211, SLG: 0.167		BB FC5-2 BB BB		6-3		1-3 1-2 2-3		B1-6-4 1-2f		0	1	0	0	1	0	0
Galen Cisco, R (2, 1) OBP: 0.188, SLG: 0.200										1	0	0	0	0	0	0
Jim Pagliaroni, R (6, PH) OBP: 0.364, SLG: 0.429										1	0	0	0	0	0	2
Mike Fornieles, R (6, 1)										1	0	0	0	0	0	1

TOP

Boston Red Sox @ Minnesota Twins

Metropolitan Stadium, Bloomington , MI

Tue May 29 1962, 4:33 AM EDT

Att. 6,284 - Unknown - 74 F

livebaseballscorecards.com

AB	34
R	8
H	9
RBI	8
BB	7
SO	4
LOB	16

Inning Stats	1	2	3	4	5	6	7	8	9	1B: 5	SF: 0	WP: 0	PA: 41
R:	1	3	1	0	0	3	0	0	0	2B: 0	SAC: 0	PB: 0	
E:	0	1	0	0	0	0	0	0	0	3B: 0	DP: 3	SB: 0	
K:	0	1	1	0	0	1	0	0	1	HR: 4	HBP: 0	CS: 0	
S:	4	7	6	3	3	7	3	4	5				
H:	1	2	1	0	0	2	1	2	0				
LOB:	0	3	0	0	0	0	2	0	0				
BB:	0	4	0	0	0	1	2	0	0				
P:	4	23	6	3	3	11	11	4	5				

PITCHER		IP	WLS	BF	H	R	ER	SO	BB	IBB	HBP	BLK	WP	HR	S	P	ERA	WHIP
Lee Stange, R ERA: 3.41	(1, 1)	1.0		9	3	4	3	0	2	0	0	0	0	2	7	15	27.00	5.000
Ted Sadowski, R ERA: 4.94	(2, 1)	4.0	L	16	2	3	3	2	3	0	0	0	0	1	17	29	6.75	1.250
Dick Stigman, L ERA: 2.12	(6, 1)	1.0		4	1	1	1	1	0	0	0	0	0	1	6	6	9.00	1.000
Jim Kaat, L ERA: 3.81	(7, 1)	2.0		9	3	0	0	0	2	0	0	0	0	0	7	15	0.00	2.500
Georges Maranda, R ERA: 5.03	(9, 1)	1.0		3	0	0	0	1	0	0	0	0	0	0	5	5	0.00	0.000

PITCHER	IP	WLS	BF	H	R	ER	SO	BB	IBB	HBP	BLK	WP	HR	S	P	ERA	WHIP

BOTTOM

Boston Red Sox @ Minnesota Twins

Metropolitan Stadium, Bloomington , MI

Tue May 29 1962, 4:33 AM EDT

Att. 6,284 - Unknown - 74 F

livebaseballscorecards.com

Batter	1	2	3	4	5	6	7	8	9	AB	R	H	RBI	BB	SO	LOB
Lenny Green, L (1, 8) OBP: 0.397, SLG: 0.489	BBBB 4-0 5-3 1B BB	BBBB 4-0 BB 1B 1-2 BB		x 0-0 ② P4		x 0-0 ③ F3			x 0-0 G5-4-3 1B	3	1	1	0	2	0	1
Vic Power, R (1, 3) OBP: 0.325, SLG: 0.424	x 0-0 ① P6	x 0-0 BB 1-2 2-3 3-H 1B		x 0-0 ③ 3-H 1B			x 0-0 ① 6-3		x 0-0 ① F8	5	0	2	2	0	0	2
Rich Rollins, R (1, 5) OBP: 0.409, SLG: 0.539	x 0-0 ② 5-3 1-2	BBB 4-0 1-2 2-3 3-H BB			x 0-0 ① 6-3		x 0-0 1B 1B		x 0-0 ②③ G5-4-3 1-2f	4	0	1	1	1	0	2
Harmon Killebrew, R (1, 7) OBP: 0.408, SLG: 0.529	x 0-0 2-H 1B	SSS 0-3 ③ K			x 0-0 ② 5-3		SSS 0-3 ② K			4	0	1	1	0	2	4
George Banks, R (1, 9) OBP: 0.351, SLG: 0.467	SSS 0-3 ③ K		SSS 0-3 ① K		x 0-0 HR		x 0-0 1-2 1B			4	1	2	1	0	2	1
Hal Naragon, L (1, 2) OBP: 0.267, SLG: 0.286		x 0-0 ① 4-3	x 0-0 G5-4-3 1B		x 0-0 1B		x 0-0 ③ 6-3			4	0	2	0	0	0	2
Zoilo Versalles, R (1, 6) OBP: 0.261, SLG: 0.333		BBB 4-0 FC6-4 BB	x 0-0 ②③ G5-4-3 1-2f		x 0-0 ③ 5-3			x 0-0 G3-6 1B		3	0	1	0	1	0	2
Bernie Allen, L (1, 4) OBP: 0.288, SLG: 0.456		x 0-0 ② FC6-4 1B 1-2f 1B		x 0-0 1B 3B		x 0-0 ① 4-3		x 0-0 ① F5		4	2	1	0	0	0	2
Lee Stange, R (1, 1)										0	0	0	0	0	0	0
Ted Sadowski, R (2, 1) OBP: 0.667, SLG: 0.667										2	1	1	0	0	0	1
Dick Stigman, R (6, 1)										0	0	0	0	0	0	0
Jim Kaat, L (6, PH) OBP: 0.208, SLG: 0.190										1	0	0	0	0	0	0
(7, 1)																
Don Mincher, L (8, PH) OBP: 0.421, SLG: 0.630										1	0	0	0	0	0	1
Georges Maranda, R (9, 1) OBP: 0.500, SLG: 0.833		x 0-0 1B BB 1-3 BB 1B		x 0-0 ① 6-3		x 0-0 ②③ 1-3		x 0-0 ②③ G3-6 1-2f		0	0	0	0	0	0	0
Inning Stats	R: 1 E: 0 K: 1 S: 6 H: 1 LOB: 1 BB: 1 P: 10	R: 2 E: 0 K: 1 S: 7 H: 2 LOB: 3 BB: 3 P: 19	R: 0 E: 0 K: 1 S: 5 H: 1 LOB: 0 BB: 0 P: 5	R: 1 E: 0 K: 0 S: 4 H: 2 LOB: 1 BB: 0 P: 4	R: 1 E: 0 K: 0 S: 5 H: 2 LOB: 1 BB: 0 P: 5	R: 0 E: 0 K: 0 S: 3 H: 0 LOB: 0 BB: 0 P: 3	R: 0 E: 0 K: 1 S: 7 H: 2 LOB: 2 BB: 0 P: 7	R: 0 E: 0 K: 0 S: 3 H: 1 LOB: 0 BB: 0 P: 3	R: 0 E: 0 K: 0 S: 3 H: 1 LOB: 0 BB: 0 P: 3	1B: 10 2B: 0 3B: 1 HR: 1	SF: 0 SAC: 0 DP: 3 HBP: 0						

	AB	35
	R	5
	H	12
	RBI	5
	BB	4
	SO	4
	LOB	18

WP: 0 PB: 0 SB: 0 CS: 0 PA: 39

PITCHER		IP	WLS	BF	H	R	ER	SO	BB	IBB	HBP	BLK	WP	HR	S	P	ERA	WHIP
Don Schwall, R	(1, 1)	1.2		12	3	3	3	1	4	0	0	0	0	0	10	26	16.20	4.200
ERA: 4.99																		
Galen Cisco, R	(2, 1)	3.1	W	13	5	2	2	2	0	0	0	0	0	1	17	17	5.40	1.500
ERA: 6.38																		
Mike Fornieles, R	(6, 1)	4.0	S	14	4	0	0	1	0	0	0	0	0	0	16	16	0.00	1.000
ERA: 4.73																		

PITCHER	IP	WLS	BF	H	R	ER	SO	BB	IBB	HBP	BLK	WP	HR	S	P	ERA	WHIP

Batter	1	2	3	4	5	6	7	8	9	AB	R	H	RBI	BB	SO	LOB
Chuck Schilling, R (1, 4) OBP: 0.297, SLG: 0.326 Arnold Earley, L (6, 1) Lou Clinton, R (9, PH) OBP: 0.167, SLG: 0.222	6-3		1B 2-3 1B		K	F7			1-3 BB BB	4 0 0	0 0 0	1 0 0	0 0 0	0 0 1	1 0 0	0 0 0
Gary Geiger, L (1, 8) OBP: 0.325, SLG: 0.333	F6		F4		F8	4-3			1-3 1-2 BB	4	0	0	0	1	0	2
Carl Yastrzemski, L (1, 7) OBP: 0.401, SLG: 0.521	K		1-2 1B		BB	F9			1-3 1-2 2-3	4	0	1	0	1	1	2
Frank Malzone, R (1, 5) OBP: 0.315, SLG: 0.370		1B	F5		5-3	F8			4-3	5	0	1	0	0	0	6
Pete Runnels, L (1, 3) OBP: 0.424, SLG: 0.424		F4	1B 1B 1B		E 1B 1B	4-3 SF4 2B				4	3	3	0	0	0	1
Bob Tillman, R (1, 2) OBP: 0.404, SLG: 0.696		F8	F8 1B 1-2 1B		E 1-2 1B	4-3 2-3				4	1	2	0	0	0	2
Carroll Hardy, R (1, 9) OBP: 0.358, SLG: 0.409		K	G4-6-3 1-2 1B 2-H		E5 SF7 1-H 2-H	SF4 3-H				3	1	1	2	0	1	1
Eddie Bressoud, R (1, 6) OBP: 0.285, SLG: 0.404			1B 6-3 1B	F8 2-3	F2	K				4	0	1	0	0	1	3
Bill Monbouquette, R (1, 1) OBP: 0.250, SLG: 0.118 Chet Nichols, S (2, 1) Dave Philley, S (4, PH) OBP: 0.318, SLG: 0.167 Hal Kolstad, R (4, 1) Pumpsie Green, S (6, PH) OBP: 0.286, SLG: 0.235 (6, 4)			6-3 1-2	G4-6-3 1-2f	SF7 3-H				G3	0 1 1 0 1	0 0 0 0 0	0 0 0 0 0	0 0 0 0 1	0 0 0 0 0	0 1 2 0 0	0 1 0 0 0
Inning Stats	R: 0 E: 0 K: 1 S: 5 H: 0 LOB: 0 BB: 0 P: 5	R: 0 E: 0 K: 1 S: 6 H: 1 LOB: 1 BB: 0 P: 6	R: 0 E: 0 K: 0 S: 6 H: 3 LOB: 3 BB: 0 P: 6	R: 1 E: 0 K: 0 S: 5 H: 3 LOB: 1 BB: 0 P: 5	R: 0 E: 0 K: 1 S: 5 H: 0 LOB: 1 BB: 1 P: 9	R: 3 E: 1 K: 0 S: 6 H: 2 LOB: 0 BB: 0 P: 6	R: 0 E: 0 K: 0 S: 3 H: 0 LOB: 0 BB: 0 P: 3	R: 1 E: 0 K: 1 S: 6 H: 1 LOB: 0 BB: 0 P: 6	R: 0 E: 0 K: 0 S: 3 H: 0 LOB: 2 BB: 2 P: 11	1B: 9 2B: 1 3B: 0 HR: 0 SF: 2 SAC: 0 DP: 1 HBP: 0						

PITCHER	IP	WLS	BF	H	R	ER	SO	BB	IBB	HBP	BLK	WP	HR	S	P	ERA	WHIP
Dean Chance, R (1, 1) ERA: 4.87	5.0	W	25	9	4	1	3	1	0	0	0	0	0	30	34	1.80	2.000
Eli Grba, R (6, 1) ERA: 6.29	4.0	S	15	1	1	1	1	2	0	0	0	0	0	15	23	2.25	0.750

PITCHER	IP	WLS	BF	H	R	ER	SO	BB	IBB	HBP	BLK	WP	HR	S	P	ERA	WHIP

Boston Red Sox @ Los Angeles Angels

Dodger Stadium, Los Angeles, CA

Wed May 30 1962, 7:05 PM PDT

Unknown - 64 F

TOP

livebaseballscorecards.com

AB	35
R	5
H	10
RBI	3
BB	3
SO	4
LOB	20

BOTTOM

Boston Red Sox @ Los Angeles Angels

Dodger Stadium, Los Angeles, CA

Wed May 30 1962, 7:05 PM PDT

Unknown - 64 F

livebaseballscorecards.com

Batter	1	2	3	4	5	6	7	8	9	AB	R	H	RBI	BB	SO	LOB
Albie Pearson, L (1, 8) OBP: 0.417, SLG: 0.384	HR 1B	1B 2-3 3-H 1B		WP 1B		SH1-3 1B BB	1-3 2B BB			3	4	3	1	2	0	0
Billy Moran, R (1, 4) OBP: 0.339, SLG: 0.429	F4	BB 2-H 3-H 1B		F2 1-2		SH1-3 1-2 1B 1B	1-3 1-2 2-3			5	1	2	2	0	0	4
Leon Wagner, L (1, 7) OBP: 0.346, SLG: 0.598	HR 1-H	G4-6-3 1-2 BB		K		SH1-3 1-2 2-3	2B 2-H 3-H			3	1	2	4	1	1	1
Lee Thomas, L (1, 9) OBP: 0.351, SLG: 0.396	BB	G4-6-3 1-2f		F4		PB 1B 2-H 3-H 1B	F2			4	0	1	2	1	0	4
Buck Rodgers, S (1, 2) OBP: 0.314, SLG: 0.348	F8	5-3		F7		PB 1-2 1B		6-3		5	0	1	0	0	0	1
Steve Bilko, R (1, 3) OBP: 0.369, SLG: 0.439	F9	WP S 1B		F8		K 1-2 2-3		5-3		5	0	1	0	0	1	3
Eddie Yost, R (1, 5) OBP: 0.452, SLG: 0.368 Billy Consolo, R (7, 5) OBP: 0.211, SLG: 0.211		SH5-4 BB 1B 1B	F9 1-3		1B 2B	4-3		K		4 1	2 0	2 0	0 0	0 0	0 1	3 0
Joe Koppe, R (1, 6) OBP: 0.371, SLG: 0.322		1B SH5-4 1-2 1B BB	BB		2-H 1B		1-3 SH1-4 2B BB			1	2	1	1	3	0	0
Dean Chance, R (1, 1) Eli Grba, R (6, 1) OBP: 0.357, SLG: 0.538		SH5-4 1-2 2-3	1-3	4-3			SH1-4 1-2			2 0	0 0	0 0	0 0	0 0	0 0	3 0
Inning Stats	R: 2 E: 0 K: 0 S: 5 H: 2 LOB: 1 BB: 1 P: 9	R: 3 E: 0 K: 0 S: 5 H: 3 LOB: 1 BB: 2 P: 13	R: 0 E: 0 K: 0 S: 4 H: 1 LOB: 2 BB: 1 P: 8	R: 0 E: 0 K: 1 S: 6 H: 1 LOB: 1 BB: 0 P: 6	R: 1 E: 0 K: 0 S: 5 H: 2 LOB: 1 BB: 0 P: 5	R: 2 E: 0 K: 1 S: 8 H: 3 LOB: 2 BB: 1 P: 12	R: 2 E: 0 K: 0 S: 4 H: 1 LOB: 1 BB: 2 P: 12	R: 0 E: 0 K: 1 S: 5 H: 0 LOB: 0 BB: 0 P: 5								

AB	33
R	10
H	13
RBI	10
BB	7
SO	3
LOB	19

1B: 10	SF: 0	WP: 2	PA: 43
2B: 2	SAC: 3	PB: 1	
3B: 0	DP: 1	SB: 1	
HR: 1	HBP: 0	CS: 0	

PITCHER		IP	WLS	BF	H	R	ER	SO	BB	IBB	HBP	BLK	WP	HR	S	P	ERA	WHIP
Bill Monbouquette, R ERA: 4.33	(1, 1)	1.1	L	11	5	5	5	0	2	0	0	0	0	1	9	17	33.75	5.250
Chet Nichols, L ERA: 1.16	(2, 1)	1.2		7	1	0	0	0	2	0	0	0	1	0	5	13	0.00	1.800
Hal Kolstad, R ERA: 0.96	(4, 1)	2.0		9	3	1	1	1	0	0	0	0	1	0	11	11	4.50	1.500
Arnold Earley, L ERA: 6.14	(6, 1)	3.0		16	4	4	4	2	3	0	0	0	0	0	17	29	12.00	2.333

PITCHER		IP	WLS	BF	H	R	ER	SO	BB	IBB	HBP	BLK	WP	HR	S	P	ERA	WHIP

Batter	1	2	3	4	5	6	7	8	9	AB	R	H	RBI	BB	SO	LOB
Chuck Schilling, R (1, 4) OBP: 0.296, SLG: 0.324	0-0 E S 1B	0-0 F3			0-0 G3			0-0 L6		4	0	1	0	0	0	1
Gary Geiger, L (1, 8) OBP: 0.316, SLG: 0.323	0-0 F9 1-2		0-0 F8			0-0 F6		0-0 4-3		4	0	0	0	0	0	1
Carl Yastrzemski, L (1, 7) OBP: 0.398, SLG: 0.515	0-3 K		0-0 F7			0-0 1B			0-0 F7	4	0	1	0	0	1	1
Frank Malzone, R (1, 5) OBP: 0.314, SLG: 0.367	0-0 E5 BB 2-3		0-0 5-3			0-0 F9			0-0 1B	4	0	1	0	0	0	2
Pete Runnels, L (1, 3) OBP: 0.421, SLG: 0.417	4-0 1-2 BB			0-0 F9		0-0 F8			0-0 F8	3	0	0	0	1	0	2
Bob Tillman, R (1, 2) OBP: 0.375, SLG: 0.640	0-3 K			0-0 6-3			0-3 K		0-0 F6	4	0	0	0	0	2	4
Carroll Hardy, R (1, 9) OBP: 0.352, SLG: 0.400		0-3 K		0-0 F9			0-0 F3			3	0	0	0	0	1	0
Eddie Bressoud, R (1, 6) OBP: 0.280, SLG: 0.398		0-3 K			0-0 F5		0-0 6-3			3	0	0	0	0	1	0
Gene Conley, R (1, 1) OBP: 0.300, SLG: 0.429		H 1-0 HBP			0-0 B1-3			0-0 3-1		1	0	0	0	0	0	0
Pumpsie Green, S (8, PH) OBP: 0.273, SLG: 0.222										1	0	0	0	0	0	0
Dick Radatz, R (8, 1) OBP: 0.333, SLG: 0.333										0	0	0	0	0	0	0

TOP

Boston Red Sox @ Los Angeles Angels

Dodger Stadium, Los Angeles, CA

Wed May 30 1962, 7:05 PM PDT

Att. 12,949 - Unknown - 59 F

livebaseballscorecards.com

AB	31
R	0
H	3
RBI	0
BB	1
SO	5
LOB	11

Inning Stats	1	2	3	4	5	6	7	8	9
	R: 0 E: 1 K: 2 S: 9	H: 1 LOB: 3 BB: 1 P: 13	R: 0 E: 0 K: 2 S: 7	H: 0 LOB: 1 BB: 0 P: 8	R: 0 E: 0 K: 0 S: 3	H: 0 LOB: 0 BB: 0 P: 3	R: 0 E: 0 K: 0 S: 3	H: 0 LOB: 0 BB: 0 P: 3	R: 0 E: 0 K: 0 S: 3	H: 0 LOB: 0 BB: 0 P: 3	R: 0 E: 0 K: 0 S: 4	H: 1 LOB: 1 BB: 0 P: 4	R: 0 E: 0 K: 1 S: 5	H: 0 LOB: 0 BB: 0 P: 5	R: 0 E: 0 K: 0 S: 3	H: 0 LOB: 0 BB: 0 P: 3	R: 0 E: 0 K: 0 S: 4	H: 1 LOB: 1 BB: 0 P: 4

| | | | | | | | | | |

Boston Red Sox @ Los Angeles Angels

Dodger Stadium, Los Angeles, CA

Wed May 30 1962, 7:05 PM PDT

Att. 12,949 - Unknown - 59 F

livebaseballscorecards.com

BOTTOM

Batter	1	2	3	4	5	6	7	8	9	AB	R	H	RBI	BB	SO	LOB
Albie Pearson, L (1, 8) OBP: 0.414, SLG: 0.377	BBBB 4-0 FC1 HBP E BB	x 0-0 ① 4-3		x 0-0 ① F4		x 0-0 ③ F9				3	1	0	0	1	0	0
Billy Moran, R (1, 4) OBP: 0.337, SLG: 0.421	H 1-0 1-2 FC1 FC1 HBP	x 0-0 ② F9		x 0-0 ② F4			x 0-0 ① F7			3	1	0	0	0	0	0
Leon Wagner, L (1, 7) OBP: 0.349, SLG: 0.596	x 0-0 ① F7	x 0-0 ③ F5		x 0-0 1B 1B			x 0-0 1-3 1B			4	0	2	0	0	0	2
Lee Thomas, L (1, 9) OBP: 0.354, SLG: 0.399	x 0-0 FC1 1B 1-H 2-H		x 0-0 1B S 1B	x 0-0 ③ 1-3 1B			x 0-0 ② 1-3 1-2			4	1	2	0	0	0	1
Buck Rodgers, S (1, 2) OBP: 0.312, SLG: 0.346	x 0-0 1B 1B 2-H 1B		x 0-0 ① F8 1-2		x 0-0 ① 4-3		SSS 0-3 ③ K			4	1	1	1	0	1	2
Tom Burgess, L (1, 3) OBP: 0.348, SLG: 0.424	SSS 0-3 ② K		BBBB 4-0 1B BB		x 0-0 9-6 S 1B			x 0-0 ① 3-1		3	0	1	0	1	1	1
Felix Torres, R (1, 5) OBP: 0.289, SLG: 0.294 Billy Consolo, R (8, PR) OBP: 0.211, SLG: 0.211 (9, 5)	x 0-0 1B 1B 1-2		x 0-0 ② F7		x 0-0 ②③ 9-6 1-3f			x 0-0 S 1B		4 0	0 0	2 0	0 0	0 0	0 0	3 0
Joe Koppe, R (1, 6) OBP: 0.374, SLG: 0.327	x 0-0 1-2 1B 2-H		x 0-0 1-2 1B 2-3			x 0-0 ① F4		x 0-0 ② F5 1-2		4	0	2	1	0	0	1
Ryne Duren, R (1, 1) OBP: 0.125, SLG: 0.250 Earl Averill, R (3, PH) OBP: 0.300, SLG: 0.314 Art Fowler, R (4, 1)	x 0-0 ③ G3		SSS 0-3 ③ K			SSS 0-3 ② K		SSS 0-3 ③ K		1 1 2	0 0 0	0 0 0	0 0 0	0 0 2	0 1 2	2 3 2
Inning Stats	R: 4 E: 1 K: 1 S: 9 H: 3 LOB: 2 BB: 1 P: 14	R: 0 E: 0 K: 0 S: 3 H: 0 LOB: 0 BB: 0 P: 3	R: 0 E: 0 K: 1 S: 7 H: 2 LOB: 3 BB: 1 P: 11	R: 0 E: 0 K: 0 S: 4 H: 2 LOB: 2 BB: 0 P: 4	R: 0 E: 0 K: 0 S: 3 H: 1 LOB: 0 BB: 0 P: 3	R: 0 E: 0 K: 1 S: 5 H: 0 LOB: 0 BB: 0 P: 5	R: 0 E: 0 K: 1 S: 6 H: 1 LOB: 1 BB: 0 P: 6	R: 0 E: 0 K: 1 S: 6 H: 1 LOB: 2 BB: 0 P: 6		1B: 10 2B: 1 3B: 0 HR: 0	SF: 0 SAC: 0 DP: 1 HBP: 1		WP: 0 PB: 0 SB: 3 CS: 0	PA: 36		

	AB	33
	R	4
	H	10
	RBI	2
	BB	2
	SO	5
	LOB	17

PITCHER		IP	WLS	BF	H	R	ER	SO	BB	IBB	HBP	BLK	WP	HR	S	P	ERA	WHIP
Gene Conley, R ERA: 3.22	(1, 1)	7.0	L	32	9	4	1	4	2	0	1	0	0	0	37	46	1.29	1.571
Dick Radatz, R ERA: 1.98	(8, 1)	1.0		4	1	0	0	1	0	0	0	0	0	0	6	6	0.00	1.000

PITCHER	IP	WLS	BF	H	R	ER	SO	BB	IBB	HBP	BLK	WP	HR	S	P	ERA	WHIP

Boston Red Sox @ Kansas City Athletics

Municipal Stadium, Kansas City, MO

Fri Jun 01 1962, 8:05 PM EDT

Att. 6,309 - Unknown

TOP

livebaseballscorecards.com

Batter	1	2	3	4	5	6	7	8	9	AB	R	H	RBI	BB	SO	LOB
Chuck Schilling, R (1, 4) OBP: 0.295, SLG: 0.322	FC6-4 1B		1-3		6-3		K			4	0	1	0	0	1	1
Gary Geiger, L (1, 8) OBP: 0.321, SLG: 0.336	FC6-4 PB 1-2f		CS 1B		2B		K			4	0	2	0	0	1	2
Carl Yastrzemski, L (1, 7) OBP: 0.390, SLG: 0.503	6-3 1-2		3-1 1-2		3-1		F8			4	0	0	0	0	0	4
Frank Malzone, R (1, 5) OBP: 0.318, SLG: 0.387	K			HR		BB 1B		K		4	1	2	1	0	2	1
Pete Runnels, L (1, 3) OBP: 0.417, SLG: 0.419		3-1		3B 2B		K		6-3		4	1	1	0	0	1	1
Bob Tillman, R (1, 2) OBP: 0.367, SLG: 0.648		K		9-2 2-H 3B		F8		F8		4	0	1	1	0	1	1
Carroll Hardy, R (1, 9) OBP: 0.355, SLG: 0.394		1B HBP		G3		BB 1-2			K	2	0	0	0	1	1	1
Eddie Bressoud, R (1, 6) OBP: 0.280, SLG: 0.395		1-2 1B		9-2 3-Hf		6-3			5-3	4	0	1	0	0	0	3
Don Schwall, R (1, 1) OBP: 0.200, SLG: 0.158		5-3					BB		1-3	1	0	0	0	0	0	2
Galen Cisco, R (4, 1) OBP: 0.176, SLG: 0.188										1	0	0	0	0	0	0
Dave Philley, S (7, PH) OBP: 0.348, SLG: 0.167										0	0	0	0	1	0	0
Chet Nichols, S (7, 1)										0	0	0	0	0	0	0
Pumpsie Green, S (9, PH) OBP: 0.261, SLG: 0.211										1	0	0	0	0	0	0
Inning Stats	R: 0 E: 0 K: 1 S: 6 H: 1 LOB: 1 BB: 0 P: 6	R: 0 E: 0 K: 1 S: 6 H: 1 LOB: 2 BB: 0 P: 7	R: 0 E: 0 K: 0 S: 3 H: 1 LOB: 0 BB: 0 P: 3	R: 2 E: 0 K: 0 S: 5 H: 3 LOB: 0 BB: 0 P: 5	R: 0 E: 0 K: 0 S: 4 H: 1 LOB: 1 BB: 0 P: 4	R: 0 E: 0 K: 1 S: 6 H: 1 LOB: 2 BB: 1 P: 10	R: 0 E: 0 K: 2 S: 7 H: 0 LOB: 1 BB: 1 P: 11	R: 0 E: 0 K: 1 S: 5 H: 0 LOB: 0 BB: 0 P: 5	R: 0 E: 0 K: 1 S: 5 H: 0 LOB: 0 BB: 0 P: 5	1B: 4 2B: 3 3B: 1 HR: 1	SF: 0 SAC: 0 DP: 1 HBP: 1					

AB	33
R	2
H	8
RBI	2
BB	2
SO	7
LOB	16

WP: 0 PB: 1 SB: 0 CS: 1 PA: 36

PITCHER	IP	WLS	BF	H	R	ER	SO	BB	IBB	HBP	BLK	WP	HR	S	P	ERA	WHIP
Dave Wickersham, R (1, 1) ERA: 2.72	9.0	W	36	8	2	2	7	2	0	1	0	0	1	47	56	2.00	1.111

PITCHER	IP	WLS	BF	H	R	ER	SO	BB	IBB	HBP	BLK	WP	HR	S	P	ERA	WHIP

Batter	1	2	3	4	5	6	7	8	9	AB	R	H	RBI	BB	SO	LOB
Dick Howser, R (1, 6) OBP: 0.341, SLG: 0.369	H 1-0 FC4 HBP		x 0-0 S 3B 1B	x 0-0 ②③ G6-4-3 1-2f			x 0-0 ① 5-3	x 0-0 ② 6-3		4	1	1	0	0	0	2
Jose Tartabull, L (1, 8) OBP: 0.350, SLG: 0.393	x 0-0 ① FC4 1B 1-2f FC4-6		B B B B 4-0 1-2 3B BB		S S S 0-3 ① K		x 0-0 S 2B 1B	x 0-0 1B		4	3	2	0	1	1	1
Norm Siebern, L (1, 3) OBP: 0.425, SLG: 0.489	x 0-0 FC4-6 1-3 1B		x 0-0 1-H 2-H G6-4-3 3B		x 0-0 1B SF8 1B		x 0-0 BB 1-H 1B 2B	S S S 0-3 ③ K		5	3	4	3	0	1	1
Manny Jimenez, L (1, 7) OBP: 0.430, SLG: 0.616 Bobby Del Greco, R (8, 7) OBP: 0.407, SLG: 0.370	x 0-0 ② FC4-6 BB 1-2f 3-H		B B B B 4-0 G6-4-3 BB		x 0-0 1-3 1B		S S S 0-3 ② K			3 0	0 0	1 0	1 0	1 0	1 0	2 0
Jerry Lumpe, L (1, 4) OBP: 0.347, SLG: 0.409	B B B B 4-0 1-2 BB		x 0-0 ① ② G6-4-3 1-2f 3-H		x 0-0 ② SF8 3-H		B B B B 4-0 BB 1B BB			1	1	0	1	2	0	1
Gino Cimoli, R (1, 9) OBP: 0.323, SLG: 0.397	x 0-0 ③ 4-3		x 0-0 ③ 4-3		S S S 0-3 ③ K		B B B B 4-0 1B 1-2 2-3 1B BB			3	1	0	0	1	1	3
Ed Charles, R (1, 5) OBP: 0.319, SLG: 0.364		S S S 0-3 ① K		B B B B 4-0 HBP BB		x 0-0 CS 1B	x 0-0 1-H 2-H 3-H 1B			3	0	2	3	1	1	0
Joe Azcue, R (1, 2) OBP: 0.324, SLG: 0.355		x 0-0 ② 6-3		H 1-0 G6-4-3 1-2 HBP		S S S 0-3 ①② K 1-2	x 0-0 ③ F4			3	0	0	0	0	1	2
Dave Wickersham, R (1, 1) OBP: 0.053, SLG: 0.053		S S S 0-3 ③ K		S S S 0-3 ① K		x 0-0 ③ 6-3		S S S 0-3 ① K		4	0	0	0	0	3	2
Inning Stats	R: 1 E: 0 K: 0 S: 4 H: 1 LOB: 2 BB: 1 P: 9	R: 0 E: 0 K: 2 S: 7 H: 0 LOB: 0 BB: 0 P: 7	R: 3 E: 0 K: 0 S: 4 H: 2 LOB: 0 BB: 2 P: 12	R: 0 E: 0 K: 1 S: 4 H: 0 LOB: 1 BB: 1 P: 9	R: 1 E: 0 K: 2 S: 9 H: 2 LOB: 1 BB: 0 P: 9	R: 0 E: 0 K: 1 S: 5 H: 1 LOB: 0 BB: 0 P: 5	R: 4 E: 0 K: 1 S: 8 H: 3 LOB: 1 BB: 2 P: 16	R: 0 E: 0 K: 2 S: 8 H: 1 LOB: 1 BB: 0 P: 8		1B: 8 2B: 1 3B: 1 HR: 0	SF: 1 SAC: 0 DP: 2 HBP: 2		WP: 0 PB: 0 SB: 2 CS: 1	PA: 39		

PITCHER		IP	WLS	BF	H	R	ER	SO	BB	IBB	HBP	BLK	WP	HR	S	P	ERA	WHIP
Don Schwall, R ERA: 5.34	(1, 1)	3.0	L	17	3	4	4	2	4	0	2	0	0	0	15	33	12.00	2.333
Galen Cisco, R ERA: 6.15	(4, 1)	3.0		10	3	1	1	4	0	0	0	0	0	0	18	18	3.00	1.000
Chet Nichols, L ERA: 2.49	(7, 1)	2.0		12	4	4	4	3	2	0	0	0	0	0	16	24	18.00	3.000

PITCHER	IP	WLS	BF	H	R	ER	SO	BB	IBB	HBP	BLK	WP	HR	S	P	ERA	WHIP

BOTTOM

Boston Red Sox @ Kansas City Athletics

Municipal Stadium, Kansas City, MO

Fri Jun 01 1962, 8:05 PM EDT

Att. 6,309 - Unknown

livebaseballscorecards.com

AB	30
R	9
H	10
RBI	8
BB	6
SO	9
LOB	14

Boston Red Sox @ Kansas City Athletics

Municipal Stadium, Kansas City, MO

Sat Jun 02 1962, 8:05 PM EDT

Att. 2,347 - Unknown

TOP

livebaseballscorecards.com

Batter	1	2	3	4	5	6	7	8	9	AB	R	H	RBI	BB	SO	LOB
Chuck Schilling, R (1, 4) OBP: 0.294, SLG: 0.316	5-3			F6			6-3	BB		3	1	0	1	1	0	0
Gary Geiger, L (1, 8) OBP: 0.325, SLG: 0.341	G4-6-3 1B			3-1			K	1B		4	0	2	1	0	1	0
Carl Yastrzemski, L (1, 7) OBP: 0.387, SLG: 0.497	G4-6-3 1-2f			K			K	FC6-4 1B		4	0	1	2	0	2	1
Frank Malzone, R (1, 5) OBP: 0.316, SLG: 0.384		6-3			F6			BB E 1B FC6-4		4	1	1	0	0	0	2
Pete Runnels, L (1, 3) OBP: 0.414, SLG: 0.426		6-3			K			F7	3B	4	0	1	0	0	1	1
Bob Tillman, R (1, 2) OBP: 0.359, SLG: 0.614		K			K			BB E BB	P4	3	1	0	0	1	2	1
Carroll Hardy, R (1, 9) OBP: 0.347, SLG: 0.384			K			6-3		E3 BB BB 1B	K	4	1	0	0	0	2	2
Eddie Bressoud, R (1, 6) OBP: 0.274, SLG: 0.386			6-3			5-3		K	K	4	0	0	0	0	2	3
Earl Wilson, R (1, 1) OBP: 0.333, SLG: 0.200			K			4-3		1B BB 1B BB		2	0	0	0	0	1	0
Dave Philley, S (8, PH) OBP: 0.375, SLG: 0.167										0	1	0	0	1	0	0
Dick Radatz, R (8, 1) OBP: 0.333, SLG: 0.333										0	0	0	0	0	0	0

Inning Stats	1	2	3	4	5	6	7	8	9
R	0	0	0	0	0	0	0	5	0
E	0	0	0	0	0	0	0	1	0
K	0	1	2	1	2	0	2	1	2
S	3	5	7	5	7	3	7	9	8
H	1	0	0	0	0	0	0	3	1
LOB	0	0	0	0	0	0	0	2	1
BB	0	0	0	0	0	0	0	3	0
P	3	5	7	5	7	3	7	21	8

1B	4
2B	0
3B	1
HR	0
SF	0
SAC	0
DP	1
HBP	0

WP	0
PB	0
SB	0
CS	0
PA	35

AB	32
R	5
H	5
RBI	4
BB	3
SO	11
LOB	10

PITCHER		IP	WLS	BF	H	R	ER	SO	BB	IBB	HBP	BLK	WP	HR	S	P	ERA	WHIP
Ed Rakow, R ERA: 4.66	(1, 1)	7.2	L	29	3	5	0	9	3	0	0	0	0	0	44	56	0.00	0.783
Bill Fischer, R ERA:	(8, 1)	0.1		2	1	0	0	0	0	0	0	0	0	0	2	2	0.00	3.000
Gordon Jones, R ERA:	(9, 1)	1.0		4	1	0	0	2	0	0	0	0	0	0	8	8	0.00	1.000

PITCHER		IP	WLS	BF	H	R	ER	SO	BB	IBB	HBP	BLK	WP	HR	S	P	ERA	WHIP

BOTTOM

Boston Red Sox @ Kansas City Athletics

Municipal Stadium, Kansas City, MO

Sat Jun 02 1962, 8:05 PM EDT

Att. 2,347 - Unknown

Batter	1	2	3	4	5	6	7	8	9	AB	R	H	RBI	BB	SO	LOB
Dick Howser, R (1, 6) OBP: 0.338, SLG: 0.365	F8		6-3		1B 3-H 1B		L6		P3	5	0	1	1	0	0	0
Jose Tartabull, L (1, 8) OBP: 0.375, SLG: 0.407	BB		F6		FC6-4 1-3 1B		S 1B		BB	3	0	2	0	1	0	0
Gino Cimoli, R (9, 9) OBP: 0.326, SLG: 0.397										0	0	0	0	1	0	0
Norm Siebern, L (1, 3) OBP: 0.424, SLG: 0.481	BB 1-2			3-1	FC6-4 1-2f		BB 1-2		K	3	0	0	0	2	1	3
Manny Jimenez, L (1, 7) OBP: 0.426, SLG: 0.604	F7			6-3		1B BB	G3		K	3	0	0	0	1	0	4
Bobby Del Greco, R (8, 7) OBP: 0.405, SLG: 0.367										1	0	0	0	0	1	1
Jerry Lumpe, L (1, 4) OBP: 0.345, SLG: 0.406	1-3			FC6-4 1B		F8		K		4	0	1	0	0	1	3
George Alusik, R (1, 9) OBP: 0.229, SLG: 0.303		BB FC4-6		FC6-4 1-2f		F7		3B 1B		3	1	1	0	1	0	2
(9, 7)																
Ed Charles, R (1, 5) OBP: 0.331, SLG: 0.387		FC4-6 K 1-2f			G3 WP 1B HBP	1B 1-2		1-H 3B		3	1	2	1	0	0	1
Joe Azcue, R (1, 2) OBP: 0.307, SLG: 0.333	K 1-2				6-3 1-2	K		K		4	0	0	0	0	3	5
Ed Rakow, S (1, 1) OBP: 0.143, SLG: 0.179			F8		G3 2-3		K		G3	3	0	0	0	0	1	1
Bill Fischer, R (8, 1)										0	0	0	0	0	0	0
Wayne Causey, L (8, PH) OBP: 0.372, SLG: 0.343										1	0	0	0	0	0	1
Gordon Jones, R (9, 1)										0	0	0	0	0	0	0
Inning Stats	R: 0 E: 0 K: 0 S: 3 H: 0 LOB: 2 BB: 2 P: 11	R: 0 E: 0 K: 1 S: 4 H: 0 LOB: 0 BB: 1 P: 8	R: 0 E: 0 K: 0 S: 3 H: 0 LOB: 0 BB: 0 P: 3	R: 0 E: 0 K: 0 S: 4 H: 1 LOB: 1 BB: 0 P: 4	R: 1 E: 0 K: 0 S: 5 H: 2 LOB: 2 BB: 0 P: 6	R: 0 E: 0 K: 1 S: 6 H: 1 LOB: 2 BB: 1 P: 10	R: 0 E: 0 K: 1 S: 6 H: 1 LOB: 2 BB: 1 P: 10	R: 1 E: 0 K: 2 S: 9 H: 2 LOB: 1 BB: 0 P: 9	R: 0 E: 0 K: 2 S: 7 H: 0 LOB: 1 BB: 1 P: 11	1B: 6 2B: 0 3B: 1 HR: 0 SF: 0 SAC: 0 DP: 0 HBP: 1				WP: 1 PB: 0 SB: 1 CS: 0 PA: 40		

livebaseballscorecards.com

AB	33
R	2
H	7
RBI	2
BB	6
SO	7
LOB	21

PITCHER		IP	WLS	BF	H	R	ER	SO	BB	IBB	HBP	BLK	WP	HR	S	P	ERA	WHIP
Earl Wilson, R ERA: 2.94	(1, 1)	7.0	W	31	5	1	1	3	5	0	1	0	1	0	31	52	1.29	1.429
Dick Radatz, R ERA: 2.15	(8, 1)	2.0	S	9	2	1	1	4	1	0	0	0	0	0	16	20	4.50	1.500

PITCHER	IP	WLS	BF	H	R	ER	SO	BB	IBB	HBP	BLK	WP	HR	S	P	ERA	WHIP

Detroit Tigers @ Boston Red Sox

Fenway Park, Boston, MA

Wed Jun 06 1962, 3:33 AM EDT

Att. 2,110 - Unknown

livebaseballscorecards.com

Batter	1	2	3	4	5	6	7	8	9	AB	R	H	RBI	BB	SO	LOB
Jake Wood, R (1, 4) OBP: 0.320, SLG: 0.372	0-0 S 1B		0-0 CS 1B		0-0 2-3 1B		0-0 1-3			4	0	3	0	0	0	0
Bill Bruton, L (1, 8) OBP: 0.340, SLG: 0.508	0-3 K 1-2		0-0 F7 1-2		0-0 F7			0-0 F7		4	0	0	0	0	1	4
Charlie Maxwell, L (1, 9) OBP: 0.283, SLG: 0.298	0-0 G3		4-0 BB		0-0 F5			0-0 F9		3	0	0	0	1	0	3
Norm Cash, L (1, 3) OBP: 0.408, SLG: 0.535	0-3 K		0-3 K			0-0 F2		0-3 K		4	0	0	0	0	3	2
Rocky Colavito, R (1, 7) OBP: 0.310, SLG: 0.433		0-0 1B 1B		0-0 F2		0-0 F9			0-0 F7	4	0	1	0	0	0	0
Dick McAuliffe, L (1, 5) OBP: 0.351, SLG: 0.402		0-0 F7		0-0 F7		0-0 4-3			0-0 FC4-6 1B	4	0	1	0	0	0	1
Chico Fernandez, R (1, 6) OBP: 0.324, SLG: 0.516		0-3 K		0-3 K			0-0 6-3		0-0 F8	4	0	0	0	0	2	2
Dick Brown, R (1, 2) OBP: 0.304, SLG: 0.470		0-0 1-3 1B			0-0 1B 2B		0-0 HR		0-0 FC4-6 1-2f	4	1	3	1	0	0	1
Phil Regan, R (1, 1) OBP: 0.292, SLG: 0.273		0-3 K			0-0 F3		0-3 K			3	0	0	0	0	2	3
Inning Stats	R: 0 E: 0 K: 2 S: 8 H: 1 LOB: 1 BB: 0 P: 8	R: 0 E: 0 K: 2 S: 9 H: 2 LOB: 2 BB: 0 P: 9	R: 0 E: 0 K: 1 S: 5 H: 1 LOB: 1 BB: 1 P: 9	R: 0 E: 0 K: 1 S: 5 H: 0 LOB: 0 BB: 0 P: 5	R: 0 E: 0 K: 0 S: 5 H: 2 LOB: 2 BB: 0 P: 5	R: 0 E: 0 K: 0 S: 3 H: 0 LOB: 0 BB: 0 P: 3	R: 1 E: 0 K: 1 S: 6 H: 1 LOB: 0 BB: 0 P: 6	R: 0 E: 0 K: 1 S: 5 H: 0 LOB: 0 BB: 0 P: 5	R: 0 E: 0 K: 0 S: 4 H: 1 LOB: 1 BB: 0 P: 4	1B: 6 2B: 1 3B: 0 HR: 1	SF: 0 SAC: 0 DP: 0 HBP: 0						

PITCHER	IP	WLS	BF	H	R	ER	SO	BB	IBB	HBP	BLK	WP	HR	S	P	ERA	WHIP
Bill Monbouquette, R (1, 1) ERA: 3.89	9.0	W	35	8	1	1	8	1	0	0	0	0	1	50	54	1.00	1.000

PITCHER	IP	WLS	BF	H	R	ER	SO	BB	IBB	HBP	BLK	WP	HR	S	P	ERA	WHIP

TOP

AB	34
R	1
H	8
RBI	1
BB	1
SO	8
LOB	16

WP: 0 PA: 35
PB: 0
SB: 1
CS: 1

BOTTOM

Detroit Tigers @ Boston Red Sox

Fenway Park, Boston, MA

Wed Jun 06 1962, 3:33 AM EDT

Att. 2,110 - Unknown

Batter	1	2	3	4	5	6	7	8	9	AB	R	H	RBI	BB	SO	LOB
Chuck Schilling, R (1, 4) OBP: 0.289, SLG: 0.310	4-3		2-3			5-3		4-1		3	0	0	0	0	0	1
Dave Philley, S (8, PH) OBP: 0.360, SLG: 0.158										1	0	0	0	0	0	1
Pumpsie Green, S (9, 4) OBP: 0.261, SLG: 0.211										0	0	0	0	0	0	0
Gary Geiger, L (1, 8) OBP: 0.323, SLG: 0.333	BB			1-3		F9		F7		3	0	0	0	1	0	1
Carl Yastrzemski, L (1, 7) OBP: 0.380, SLG: 0.486	L3			3-1		G1			L9	4	0	0	0	0	0	1
Frank Malzone, R (1, 5) OBP: 0.320, SLG: 0.402		F7		1B			G3		HR	4	1	2	1	0	0	0
Pete Runnels, L (1, 3) OBP: 0.418, SLG: 0.430		G6-4-3		1-3			4-3			3	0	2	0	0	0	0
Bob Tillman, R (1, 2) OBP: 0.358, SLG: 0.650		G6-4-3		F4			HR			3	1	1	1	0	0	3
Carroll Hardy, R (1, 9) OBP: 0.347, SLG: 0.378			BB	K			6-3			2	0	0	0	1	1	0
Eddie Bressoud, R (1, 6) OBP: 0.275, SLG: 0.382			4-3	K				BB		2	0	0	0	1	1	1
Bill Monbouquette, R (1, 1) OBP: 0.273, SLG: 0.111			BB	4-3				SH1-4		1	0	0	0	1	0	0

	AB	26
	R	2
	H	5
	RBI	2
	BB	4
	SO	2
	LOB	8

livebaseballscorecards.com

Inning Stats										
1	R: 0	H: 0	E: 0	LOB: 0	K: 0	BB: 1	S: 2	P: 6		
2	R: 0	H: 1	E: 0	LOB: 0	K: 0	BB: 0	S: 3	P: 3		
3	R: 0	H: 0	E: 0	LOB: 1	K: 0	BB: 2	S: 2	P: 10		
4	R: 0	H: 2	E: 0	LOB: 2	K: 0	BB: 0	S: 5	P: 5		
5	R: 0	H: 0	E: 0	LOB: 0	K: 2	BB: 0	S: 7	P: 7		
6	R: 0	H: 0	E: 0	LOB: 0	K: 0	BB: 0	S: 3	P: 3		
7	R: 1	H: 1	E: 0	LOB: 0	K: 0	BB: 0	S: 4	P: 4		
8	R: 0	H: 0	E: 0	LOB: 1	K: 0	BB: 1	S: 3	P: 7		
9	R: 1	H: 1	E: 0	LOB: 0	K: 0	BB: 0	S: 2	P: 2		

1B: 3	SF: 0	WP: 0	PA: 31
2B: 1	SAC: 1	PB: 0	
3B: 0	DP: 2	SB: 0	
HR: 2	HBP: 0	CS: 0	

PITCHER	IP	WLS	BF	H	R	ER	SO	BB	IBB	HBP	BLK	WP	HR	S	P	ERA	WHIP
Phil Regan, R (1, 1) ERA: 4.29	8.1	L	31	5	2	2	2	4	0	0	0	0	2	31	47	2.16	1.080

PITCHER	IP	WLS	BF	H	R	ER	SO	BB	IBB	HBP	BLK	WP	HR	S	P	ERA	WHIP

Batter	1	2	3	4	5	6	7	8	9	10	11	AB	R	H	RBI	BB	SO	LOB
Jake Wood, R (1, 4) OBP: 0.322, SLG: 0.373	6-3		S 1B 1B		5-3		1-2 1B		K			5	1	2	0	0	1	0
Bill Bruton, L (1, 8) OBP: 0.336, SLG: 0.500	6-3		S 1-H 1B		F5		F6			F7		5	0	1	1	0	0	2
Charlie Maxwell, L (1, 9) OBP: 0.293, SLG: 0.314	BB BB		K 1-2			4-3		2B		K		4	0	1	0	1	2	1
Rocky Colavito, R (1, 7) OBP: 0.312, SLG: 0.434	1-2 BB		6-3			2B		K		F4		4	0	1	0	1	1	2
Norm Cash, L (1, 3) OBP: 0.408, SLG: 0.547	F6			HR		K		F8			1B SH3-4 BB	4	2	1	1	1	1	4
Dick McAuliffe, L (1, 5) OBP: 0.353, SLG: 0.397		6-3		F5		F8		BB			1-3 SH3-4 1B	4	0	1	0	1	0	1
Chico Fernandez, R (1, 6) OBP: 0.312, SLG: 0.496		F6		5-3			5-3	4-3			L6	5	0	0	0	0	0	4
Mike Roarke, R (1, 2) OBP: 0.150, SLG: 0.158 Vic Wertz, L (9, PH) OBP: 0.368, SLG: 0.421 Dick Brown, R (9, 2) OBP: 0.304, SLG: 0.470		3-1		K			5-3		6-3		SH3-4 1-2 3-H	3 1 0	0 0 0	0 0 0	0 0 0	1 0 1	0 0 0	0 0 0
Jim Bunning, R (1, 1) OBP: 0.257, SLG: 0.394			F9		K		1B 1B		K		5-3	5	0	1	0	0	2	1
Inning Stats	R: 0 E: 0 K: 0 S: 3 H: 0 LOB: 2 BB: 2 P: 11	R: 0 E: 0 K: 0 S: 3 H: 0 LOB: 0 BB: 0 P: 3	R: 1 E: 0 K: 1 S: 7 H: 2 LOB: 1 BB: 0 P: 7	R: 1 E: 0 K: 1 S: 6 H: 1 LOB: 0 BB: 0 P: 6	R: 0 E: 0 K: 1 S: 5 H: 0 LOB: 0 BB: 0 P: 5	R: 0 E: 0 K: 1 S: 6 H: 1 LOB: 1 BB: 0 P: 6	R: 0 E: 0 K: 0 S: 5 H: 2 LOB: 2 BB: 0 P: 5	R: 0 E: 0 K: 1 S: 6 H: 1 LOB: 2 BB: 1 P: 10	R: 0 E: 0 K: 2 S: 7 H: 0 LOB: 0 BB: 0 P: 7	R: 0 E: 0 K: 1 S: 5 H: 0 LOB: 0 BB: 0 P: 5	R: 1 E: 0 K: 0 S: 4 H: 1 LOB: 1 BB: 1 P: 8	1B: 5 2B: 2 3B: 0 HR: 1 SF: 0 SAC: 1 DP: 0 HBP: 0						

PITCHER		IP	WLS	BF	H	R	ER	SO	BB	IBB	HBP	BLK	WP	HR	S	P	ERA	WHIP
Gene Conley, R ERA: 3.16	(1, 1)	7.0		29	6	2	2	4	2	0	0	0	0	1	35	43	2.57	1.143
Dick Radatz, R ERA: 2.16	(8, 1)	4.0	L	16	2	1	1	4	2	0	0	0	0	0	22	30	2.25	1.000

PITCHER	IP	WLS	BF	H	R	ER	SO	BB	IBB	HBP	BLK	WP	HR	S	P	ERA	WHIP

TOP

Detroit Tigers @ Boston Red Sox

Fenway Park, Boston, MA

Wed Jun 06 1962, 7:05 PM EDT

Att. 6,351 - Unknown

livebaseballscorecards.com

AB	40
R	3
H	8
RBI	3
BB	4
SO	8
LOB	15

WP: 0 PB: 0 SB: 2 CS: 0

PA: 45

Detroit Tigers @ Boston Red Sox

Fenway Park, Boston, MA

Wed Jun 06 1962, 7:05 PM EDT

Att. 6,351 - Unknown

livebaseballscorecards.com

Batter	1	2	3	4	5	6	7	8	9	10	11	AB	R	H	RBI	BB	SO	LOB
Chuck Schilling, R (1, 4) OBP: 0.298, SLG: 0.338	F7		1B			5-3 2B 1B		HR		L6		5	2	3	1	0	0	0
Gary Geiger, L (1, 8) OBP: 0.314, SLG: 0.322	F9		G3			5-3 1-2		F9		F8		5	0	0	0	0	0	2
Carl Yastrzemski, L (1, 7) OBP: 0.376, SLG: 0.484	F9			K		2-H 2B		F6		K		5	0	1	1	0	2	0
Frank Malzone, R (1, 5) OBP: 0.327, SLG: 0.401		F2		F6		BB		1B BB			1B	3	0	1	0	2	0	0
Pete Runnels, L (1, 3) OBP: 0.427, SLG: 0.437		BB		1B		F8		1-2 1B			G5-4-3 1B	4	0	3	0	1	0	2
Bob Tillman, R (1, 2) OBP: 0.333, SLG: 0.600		L7		K		K		F8			G5-4-3 1-2f	5	0	0	0	0	2	7
Carroll Hardy, R (1, 9) OBP: 0.344, SLG: 0.371		F8			F8		CS BB		6-3			3	0	0	0	1	0	1
Eddie Bressoud, R (1, 6) OBP: 0.270, SLG: 0.374			K		K		F3 1-2		F6			4	0	0	0	0	2	1
Gene Conley, R (1, 1) OBP: 0.281, SLG: 0.400			K		K		G3		F8			2	0	0	0	0	2	0
Dave Philley, S (7, PH) OBP: 0.346, SLG: 0.150												1	0	0	0	0	0	0
Dick Radatz, R (8, 1) OBP: 0.286, SLG: 0.286												1	0	0	0	0	0	0

Inning Stats	1	2	3	4	5	6	7	8	9	10	11	AB	R	H	RBI	BB	SO	LOB
	R: 0 H: 0 E: 0 LOB: 0 K: 0 BB: 0 S: 3 P: 3	R: 0 H: 0 E: 0 LOB: 1 K: 0 BB: 1 S: 3 P: 7	R: 0 H: 1 E: 0 LOB: 1 K: 2 BB: 0 S: 8 P: 8	R: 0 H: 1 E: 0 LOB: 1 K: 2 BB: 0 S: 8 P: 8	R: 0 H: 0 E: 0 LOB: 0 K: 2 BB: 0 S: 7 P: 7	R: 1 H: 2 E: 0 LOB: 2 K: 1 BB: 1 S: 7 P: 11	R: 0 H: 0 E: 0 LOB: 0 K: 0 BB: 1 S: 2 P: 6	R: 1 H: 2 E: 0 LOB: 2 K: 0 BB: 1 S: 5 P: 9	R: 0 H: 0 E: 0 LOB: 0 K: 0 BB: 0 S: 3 P: 3	R: 0 H: 0 E: 0 LOB: 0 K: 1 BB: 0 S: 5 P: 5	R: 0 H: 2 E: 0 LOB: 0 K: 0 BB: 0 S: 3 P: 3	1B: 6 SF: 0 2B: 1 SAC: 0 3B: 0 DP: 1 HR: 1 HBP: 0	WP: 0 PA: 42 PB: 0 SB: 0 CS: 1

PITCHER	IP	WLS	BF	H	R	ER	SO	BB	IBB	HBP	BLK	WP	HR	S	P	ERA	WHIP
Jim Bunning, R (1, 1) ERA: 3.57	11.0	W	42	8	2	2	8	4	0	0	0	0	1	54	70	1.64	1.091

PITCHER	IP	WLS	BF	H	R	ER	SO	BB	IBB	HBP	BLK	WP	HR	S	P	ERA	WHIP

Batter	1	2	3	4	5	6	7	8	9	AB	R	H	RBI	BB	SO	LOB
Jake Wood, R (1, 4) OBP: 0.333, SLG: 0.394	1B G4-6-3 1B	F9			FC5-2 BB 1-2 BB		HR	BLK BB		3	2	2	1	2	0	1
Bill Bruton, L (1, 8) OBP: 0.342, SLG: 0.500	G4-6-3 1-3 1B		F6		FC5-2 1-2 2-3 BB		HR 1B	4-3 1-2		4	1	2	0	1	0	1
Charlie Maxwell, L (1, 9) OBP: 0.274, SLG: 0.291 Bubba Morton, R (9, PH) OBP: 0.316, SLG: 0.313	G4-6-3 1-2f 3-H		F6		FC5-2 1-2 2-3 3-Hf		F4		K	4 1	0 0	0 0	0 0	0 1	0 0	5 0
Rocky Colavito, R (1, 7) OBP: 0.314, SLG: 0.446	BB BB		F5		4-3		1-H HR		6-3	4	1	1	2	1	0	3
Norm Cash, L (1, 3) OBP: 0.412, SLG: 0.549	BB 1-2			F8		G6-4-3 BB	2B		K	3	0	1	0	2	1	0
Dick McAuliffe, L (1, 5) OBP: 0.353, SLG: 0.391 Steve Boros, R (7, PH) OBP: 0.343, SLG: 0.341 (7, 5)	K			K		G6-4-3 1-2 BB	BB			2 0	0 0	0 0	0 0	1 1	2 0	2 0
Chico Fernandez, R (1, 6) OBP: 0.310, SLG: 0.489		1-3 1B		F6		G6-4-3 1-2f 2-3	F3			4	0	1	0	0	0	4
Dick Brown, R (1, 2) OBP: 0.302, SLG: 0.461		1-3 1-2			FC1-6 BB	F4		1-3		3	0	0	0	1	0	2
Frank Lary, R (1, 1) OBP: 0.333, SLG: 0.385 Jerry Casale, R (4, 1) Bobo Osborne, L (7, PH) OBP: 0.526, SLG: 0.250 Ron Kline, R (7, 1) Terry Fox, R (8, 1)		K			FC1-6 BB BB 1-2f FC5-2		4-3	L4-3		1 1 1 1 0	0 0 0 0 0	0 0 0 0 0	0 0 0 0 0	0 0 0 0 0	1 0 0 0 0	1 1 0 0 0
Inning Stats	R: 1 E: 0 K: 1 S: 6 H: 2 LOB: 2 BB: 2 P: 14	R: 0 E: 0 K: 1 S: 6 H: 1 LOB: 1 BB: 0 P: 6	R: 0 E: 0 K: 0 S: 3 H: 0 LOB: 0 BB: 0 P: 3	R: 0 E: 0 K: 1 S: 5 H: 0 LOB: 0 BB: 0 P: 5	R: 0 E: 0 K: 0 S: 3 H: 0 LOB: 3 BB: 3 P: 15	R: 0 E: 0 K: 0 S: 2 H: 0 LOB: 1 BB: 2 P: 10	R: 3 E: 0 K: 0 S: 7 H: 4 LOB: 2 BB: 1 P: 11	R: 0 E: 0 K: 0 S: 3 H: 0 LOB: 1 BB: 1 P: 7	R: 0 E: 0 K: 2 S: 7 H: 0 LOB: 0 BB: 0 P: 7	1B: 4 2B: 1 3B: 0 HR: 2	SF: 0 SAC: 0 DP: 2 HBP: 0						

TOP

Detroit Tigers @ Boston Red Sox

Fenway Park, Boston, MA

Thu Jun 07 1962, 3:33 AM EDT

Att. 2,586 - Unknown

livebaseballscorecards.com

AB	32
R	4
H	7
RBI	3
BB	9
SO	5
LOB	20

WP: 0 PB: 0 SB: 0 CS: 0 PA: 41

PITCHER		IP	WLS	BF	H	R	ER	SO	BB	IBB	HBP	BLK	WP	HR	S	P	ERA	WHIP
Earl Wilson, R ERA: 2.79	(1, 1)	5.0		24	3	1	1	3	7	0	0	0	0	0	23	51	1.80	2.000
Mike Fornieles, R ERA: 5.29	(6, 1)	1.2		8	4	3	3	0	0	0	0	0	0	2	8	8	16.20	2.400
Arnold Earley, L ERA: 5.29	(7, 1)	2.1	W	9	0	0	0	2	2	0	0	1	0	0	11	19	0.00	0.857

PITCHER	IP	WLS	BF	H	R	ER	SO	BB	IBB	HBP	BLK	WP	HR	S	P	ERA	WHIP

Detroit Tigers @ Boston Red Sox

Fenway Park, Boston, MA

Thu Jun 07 1962, 3:33 AM EDT

Att. 2,586 - Unknown

BOTTOM

Batter	1	2	3	4	5	6	7	8	9	AB	R	H	RBI	BB	SO	LOB
Chuck Schilling, R (1, 4) OBP: 0.295, SLG: 0.333	0-0 4-1 1B		0-0 E5 SH 2B	0-0 ② F8		0-0 ③ 4-3		0-0 ③ 5-3		5	1	1	0	0	0	5
Gary Geiger, L (1, 8) OBP: 0.314, SLG: 0.342	0-0 ① 4-1 1-2		0-0 SH 1-2 2B	0-0 ③ F2			0-0 HR			3	1	1	1	0	0	2
Carl Yastrzemski, L (1, 7) OBP: 0.369, SLG: 0.474	0-0 ② 4-3		0-0 ① F7		0-0 ① 4-3		0-0 ① F8			4	0	0	0	0	0	3
Frank Malzone, R (1, 5) OBP: 0.325, SLG: 0.403	0-0 ③ 6-3		0-0 ② 1B 1-H 2-H 2B		0-0 ② F6		0-0 ② 6-3			4	1	1	1	0	0	1
Pete Runnels, L (1, 3) OBP: 0.428, SLG: 0.439		0-0 1B	0-0 BB 2-H 1B		0-0 ③ F8		0-0 ③ 6-3			4	0	2	1	0	0	0
Bob Tillman, R (1, 2) OBP: 0.342, SLG: 0.618 Lou Clinton, R (8, PR) OBP: 0.167, SLG: 0.222 Jim Pagliaroni, R (9, 2) OBP: 0.364, SLG: 0.429		0-0 ① F7	B B B B 4-0 1-2 BB			S S S 0-3 ① K		0-0 1B 3B		3 0 0	0 1 0	1 0 0	0 0 0	1 0 0	1 0 0	1 0 0
Carroll Hardy, R (1, 9) OBP: 0.348, SLG: 0.374		0-0 ② F7	S S S 0-3 ③ K			0-0 1B		0-0 FC1-6 3-H 1B		4	0	2	1	0	1	3
Eddie Bressoud, R (1, 6) OBP: 0.269, SLG: 0.377		0-0 ③ 4-3		0-0 2B		0-0 ② L7		0-0 ① F5		4	0	1	0	0	0	4
Earl Wilson, R (1, 1) OBP: 0.357, SLG: 0.500 Mike Fornieles, R (6, 1) OBP: 0.125, SLG: 0.125 Arnold Earley, L (7, 1)			0-0 HR	0-0 ① F4		0-0 1-2 1B		0-0 ② FC1-6 1-2f		2 1 1	1 0 0	1 1 0	1 0 0	0 0 0	0 0 0	1 0 2
Inning Stats	R: 0 H: 1 E: 0 LOB: 1 K: 0 BB: 0 S: 4 P: 4	R: 0 H: 1 E: 0 LOB: 1 K: 0 BB: 0 S: 4 P: 4	R: 3 H: 3 E: 1 LOB: 2 K: 1 BB: 1 S: 9 P: 13	R: 0 H: 1 E: 0 LOB: 1 K: 0 BB: 0 S: 4 P: 4	R: 0 H: 0 E: 0 LOB: 0 K: 0 BB: 0 S: 3 P: 3	R: 0 H: 2 E: 0 LOB: 2 K: 1 BB: 0 S: 7 P: 7	R: 1 H: 1 E: 0 LOB: 0 K: 0 BB: 0 S: 4 P: 4	R: 1 H: 2 E: 0 LOB: 2 K: 0 BB: 0 S: 5 P: 5		1B: 6 SF: 0 2B: 2 SAC: 1 3B: 1 DP: 0 HR: 2 HBP: 0						

livebaseballscorecards.com

AB	35
R	5
H	11
RBI	5
BB	1
SO	2
LOB	22

WP: 0 PA: 37
PB: 0
SB: 0
CS: 0

PITCHER		IP	WLS	BF	H	R	ER	SO	BB	IBB	HBP	BLK	WP	HR	S	P	ERA	WHIP
Frank Lary, R ERA: 5.27	(1, 1)	3.0		17	6	3	1	1	1	0	0	0	0	1	18	22	3.00	2.333
Jerry Casale, R ERA: 4.07	(4, 1)	3.0		11	2	0	0	1	0	0	0	0	0	0	13	13	0.00	0.667
Ron Kline, R ERA: 6.38	(7, 1)	1.0	L	5	2	2	2	0	0	0	0	0	0	1	5	5	18.00	2.000
Terry Fox, R ERA: 3.38	(8, 1)	1.0		4	1	0	0	0	0	0	0	0	0	0	4	4	0.00	1.000

PITCHER	IP	WLS	BF	H	R	ER	SO	BB	IBB	HBP	BLK	WP	HR	S	P	ERA	WHIP

Cleveland Indians @ Boston Red Sox

Fenway Park, Boston, MA

Fri Jun 08 1962, 7:05 PM EDT

Att. 19,341 - Unknown

TOP

livebaseballscorecards.com

Batter	1	2	3	4	5	6	7	8	9	10	11	12	13	AB	R	H	RBI	BB	SO	LOB
Tito Francona, L (1, 3) OBP: 0.306, SLG: 0.376	0-0 1B SF9 2B	0-3 K	0-0 F9			0-0 4-3	0-0 HR 3-H			0-3 K	4-0 IBB	0-0 5-3 1B 1-3 2-H 3-H		7	2	3	4	1	2	2
Al Luplow, L (1, 9) (9, 7)	0-0 1B 1B 1B 2-3	0-0 1B		0-0 P3		0-0 4-3	0-3 K			0-0 5-3	0-0 FC5 2-3f	0-0 5-3 1-2 3-H		5	1	2	0	0	1	0
Gene Green, R (10, PH) (10, 7) OBP: 0.351, SLG: 0.630														3	0	0	1	0	0	4
Chuck Essegian, R (1, 7) OBP: 0.419, SLG: 0.629	0-0 SF9 3-H	0-3 K		0-0 4-3		0-0 1B 1B		0-0 F2			0-0 G6-4-3 1B	P5 1-3		4	0	1	1	0	1	1
Willie Tasby, R (9, 8) OBP: 0.341, SLG: 0.292														3	0	1	0	0	0	1
John Romano, R (1, 2) OBP: 0.382, SLG: 0.503	0-0 1B E 1B 1-3		0-0 1B 2B	0-0 6-3		0-0 1B 1-2		0-3 K			0-0 G6-4-3 1-2f	1-0 HR HBP		6	3	3	0	0	1	1
Willie Kirkland, L (1, 8) (9, 9) OBP: 0.300, SLG: 0.406	0-0 1B E 1B 1-3 3-H		0-0 G4-6-3 E 1B 1B 2-H		4-0 BB BB	0-0 P4		0-3 K			0-0 G3	0-0 HR 1-H		6	3	3	4	1	1	2
Woodie Held, R (1, 6) OBP: 0.364, SLG: 0.392	0-3 K		0-0 E4 G4-6-3 1-2		0-3 K		0-0 HR		0-3 K			0-0 2B 1B	0-0 BB S BB 1B	7	2	3	1	0	3	4
Bubba Phillips, R (1, 5) OBP: 0.328, SLG: 0.400	0-0 E8 1B 1-H 3-H		0-0 G4-6-3 1-2f 2-3		4-0 1-2 BB		0-0 WP S HR 1B		0-3 K			0-0 FC5 2B 1-3	4-0 BB BB 1B 1-2 BB	5	2	3	1	2	1	2
Jerry Kindall, R (1, 4) OBP: 0.269, SLG: 0.354	0-3 K		0-0 1B 1B 3-H		0-0 F8		0-0 6-3 1-2		0-0 F2			0-0 F7	4-0 BB 1B BB 1-2 2-3	2	0	1	1	0	1	1
Ken Aspromonte, R (3, PR) (3, 4) OBP: 0.303, SLG: 0.231														4	1	0	0	1	0	5
Dick Donovan, L (1, 1) OBP: 0.308, SLG: 0.455														2	0	1	0	0	1	0
Frank Funk, R (4, 1)														1	0	0	0	0	0	2
Barry Latman, R (5, 1) OBP: 0.375, SLG: 0.857														0	0	0	0	0	0	0
Don Dillard, L (7, PH) OBP: 0.000, SLG: 0.317														1	0	0	0	0	1	1
Gary Bell, R (7, 1) OBP: 0.133, SLG: 0.133														1	0	0	0	0	0	0
Doc Edwards, R (12, PH) OBP: 0.267, SLG: 0.167														1	0	0	0	0	0	2
Wynn Hawkins, R (12, 1)		0-3 K	0-0 1-2		0-0 1-3		0-3 K 2-3			0-0 6-3		0-0 P6	4-0 1B 5-3 1-2 2-3 3-H BB	0	1	0	1	0	0	0

	AB	58
	R	15
	H	21
	RBI	14
	BB	6
	SO	13
	LOB	28

| Inning Stats | | | | | | | | | | | | | |

Batter	1	2	3	4	5	6	7	8	9	10	11	12	13	AB	R	H	RBI	BB	SO	LOB
Chuck Schilling, R (1, 4) OBP: 0.298, SLG: 0.337	L6		L8	F9		1B 2B		1B HBP		3-1		FC6 1-2f		4	0	1	0	0	0	2
Pumpsie Green, S (10, 4) OBP: 0.240, SLG: 0.190														2	0	0	0	0	0	1
Gary Geiger, L (1, 8) OBP: 0.319, SLG: 0.342	F5			E3 2B 2B	FC4-6 HBP	S 1B 2-3		1B 1-2		3-1			F7	6	1	2	0	0	0	0
Carl Yastrzemski, L (1, 7) OBP: 0.366, SLG: 0.477	4-3			2B 1-3	FC4-6 1B 1-2f	F7 1-2		K		K			2B	7	2	2	0	0	2	5
Frank Malzone, R (1, 5) OBP: 0.324, SLG: 0.404		K		2B 2-H 3-H	BB 2B 1-3	K		F7			5-3		P4	7	2	2	2	0	2	5
Pete Runnels, L (1, 3) OBP: 0.432, SLG: 0.440		6-3		HR 2-H	2B SF8 1-2	FC6-4 IBB		K			L6-3 BB		F8	4	2	1	1	3	1	3
Bob Tillman, R (1, 2) OBP: 0.341, SLG: 0.649		6-3		HR 2-H	2B 1-3 2-H 3-H	FC6-4 1-2f			K		L6-3 1-2			6	1	2	4	0	1	4
Carroll Hardy, R (1, 9) OBP: 0.342, SLG: 0.369	F5			5-3 1B	SF8 3-H		3-1		F7			P6		5	0	1	1	0	0	0
Eddie Bressoud, R (1, 6) OBP: 0.280, SLG: 0.397	1B			5-3 1-2	IBB		K		HR			FC2-6 1B		5	1	3	1	1	1	1
Ike Delock, R (1, 1) Galen Cisco, R (3, 1) OBP: 0.100, SLG: 0.158 Dick Radatz, R (7, 1) OBP: 0.200, SLG: 0.250 Dave Philley, S (9, PH) OBP: 0.333, SLG: 0.143 Chet Nichols, S (10, 1) Hal Kolstad, R (12, 1)	F7	P4	K		K		K		K			FC2-6 FC6 1-2f		0 3 1 1 0 1	0 0 0 0 0 0	0 0 0 0 0 0	0 0 0 0 0 0	0 0 1 0 0 0	0 1 0 1 0 0	0 4 0 0 0 1
Inning Stats	R: 0 E: 0 K: 0 S: 3 H: 0 LOB: 0 BB: 0 P: 3	R: 0 E: 0 K: 1 S: 5 H: 0 LOB: 0 BB: 0 P: 5	R: 0 E: 0 K: 0 S: 4 H: 1 LOB: 1 BB: 0 P: 4	R: 5 E: 1 K: 0 S: 9 H: 5 LOB: 1 BB: 0 P: 9	R: 3 E: 0 K: 1 S: 7 H: 2 LOB: 2 BB: 2 P: 16	R: 0 E: 0 K: 1 S: 7 H: 2 LOB: 3 BB: 1 P: 11	R: 0 E: 0 K: 2 S: 7 H: 0 LOB: 0 BB: 0 P: 7	R: 0 E: 0 K: 2 S: 8 H: 1 LOB: 2 BB: 0 P: 9	R: 1 E: 0 K: 2 S: 8 H: 1 LOB: 0 BB: 0 P: 8	R: 0 E: 0 K: 1 S: 5 H: 0 LOB: 0 BB: 0 P: 5	R: 0 E: 0 K: 0 S: 2 H: 0 LOB: 0 BB: 1 P: 6	R: 0 E: 0 K: 0 S: 4 H: 1 LOB: 1 BB: 0 P: 4	R: 0 E: 0 K: 0 S: 4 H: 1 LOB: 1 BB: 0 P: 4	1B: 6 2B: 7 3B: 0 HR: 2	SF: 1 SAC: 0 DP: 1 HBP: 2	WP: 0 PB: 0 SB: 1 CS: 0	PA: 59

PITCHER		IP	WLS	BF	H	R	ER	SO	BB	IBB	HBP	BLK	WP	HR	S	P	ERA	WHIP
Dick Donovan, R ERA: 3.34	(1, 1)	3.0		15	5	5	4	1	0	0	0	0	0	0	1	17	12.00	1.667
Frank Funk, R ERA: 3.49	(4, 1)	1.1		8	2	3	3	0	1	0	1	0	0	0	0	6	20.25	2.250
Barry Latman, R ERA: 5.3	(5, 1)	1.2		10	3	0	0	2	0	2	0	0	0	0	0	12	0.00	1.800
Gary Bell, R ERA: 3.86	(7, 1)	5.0		18	2	1	1	7	1	0	1	0	0	1	0	30	1.80	0.600
Wynn Hawkins, R ERA: 7.71	(12, 1)	2.0	W	8	2	0	0	0	0	0	0	0	0	0	0	8	0.00	1.000

PITCHER		IP	WLS	BF	H	R	ER	SO	BB	IBB	HBP	BLK	WP	HR	S	P	ERA	WHIP

BOTTOM

Cleveland Indians @ Boston Red Sox

Fenway Park, Boston, MA

Fri Jun 08 1962, 7:05 PM EDT

Att. 19,341 - Unknown

livebaseballscorecards.com

AB	52
R	9
H	14
RBI	9
BB	4
SO	10
LOB	26

Cleveland Indians @ Boston Red Sox

Fenway Park, Boston, MA

Sat Jun 09 1962, 3:33 AM EDT

Att. 9,386 - Unknown

TOP

livebaseballscorecards.com

Batter	1	2	3	4	5	6	7	8	9	AB	R	H	RBI	BB	SO	LOB
Tito Francona, L (1, 3) OBP: 0.316, SLG: 0.405	0-0 1B 3B	0-0 1B E 1B 1-3		4-0 BB BB BB B B B	0-0 2-H HR		0-0 ① 3-1	0-0 ② 5-3		5	3	3	2	1	0	0
Al Luplow, L (1, 9) (9, 7) OBP: 0.377, SLG: 0.527	0-0 BB BB 1B 3-H	0-0 E 1B 1B 1-2 3-H		0-0 ① F9	4-0 B B B		0-0 E4 1B 1B	S S S 0-3 ③ K		5	2	2	2	1	1	1
Chuck Essegian, R (1, 7) OBP: 0.410, SLG: 0.609 Willie Tasby, R (9, 8) OBP: 0.341, SLG: 0.292	0-0 ① F7	0-0 E6 1B HR 1-2 2-H		0-0 ② P6	0-0 ② P6		0-0 1B 1B 1B 1-2		x 0-0 ① 6-3	6 0	2 0	1 0	0 0	0 0	0 0	4 0
John Romano, R (1, 2) OBP: 0.390, SLG: 0.503	B B B B 4-0 G5-3 BB BB 1-2	0-0 HR 1B 1-2 2-H		B B B 4-0 BB BB 1-2	0-0 ③ 6-3		0-0 BB 1B 1B 1-2 2-H		x 0-0 ② F8	4	1	2	2	2	0	1
Willie Kirkland, L (1, 8) (9, 9) OBP: 0.319, SLG: 0.437	B B B B 4-0 BB 1-2 2-3	0-0 HR 1-H 2-H		B B B B 4-0 BB 1-2 2-3		0-0 HR 1B 1-H	0-0 BB 1B 1-2 2-H		x 0-0 ③ G3	4	2	3	4	2	0	0
Woodie Held, R (1, 6) OBP: 0.365, SLG: 0.406	0-0 ② ③ G5-3 2-3f	S S S 0-3 ③ K		S S S 0-3 ③ K		0-0 HR 1-H	B B B 4-0 BB 1-2 2-3			4	1	1	2	1	2	6
Bubba Phillips, R (1, 5) OBP: 0.330, SLG: 0.397	x 0-0 FC6-4 1B 1B	x 0-0 ① 5-3		B B B 4-0 SH1-3 2B BB	S S S 0-3 ① K	x 0-0 ② P5				4	1	1	0	1	1	3
Jerry Kindall, R (1, 4) OBP: 0.269, SLG: 0.348	x 0-0 ① FC6-4 1B 1B 1-2f	B B B B 4-0 G6-4-3 BB		x 0-0 ① SH1-3 1-2	S S S 0-3 ② K	x 0-0 ③ F9				3	1	0	0	1	1	4
Pedro Ramos, S (1, 1) OBP: 0.438, SLG: 1.133 Wynn Hawkins, R (8, 1) Frank Funk, R (9, 1)	x 0-0 ② L7	x 0-0 ② ③ G6-4-3 1-2f		x 0-0 HR 2B 2-H	x 0-0 F7			x 0-0 ① 6-3		5 0 0	1 0 0	1 0 0	1 0 0	0 0 0	0 0 0	2 0 0

	AB	40
	R	14
	H	14
	RBI	13
	BB	9
	SO	5
	LOB	21

Inning Stats	1	2	3	4	5	6	7	8	9	1B: 9	SF: 0	WP: 0	PA: 50
	R: 1 H: 2 E: 0 LOB: 2 K: 0 BB: 2 S: 4 P: 12	R: 6 H: 5 E: 1 LOB: 0 K: 1 BB: 0 S: 11 P: 11	R: 0 H: 0 E: 0 LOB: 0 K: 0 BB: 1 S: 2 P: 6	R: 0 H: 0 E: 0 LOB: 3 K: 1 BB: 3 S: 5 P: 17	R: 3 H: 2 E: 0 LOB: 1 K: 0 BB: 2 S: 5 P: 13	R: 2 H: 2 E: 0 LOB: 0 K: 2 BB: 0 S: 9 P: 9	R: 2 H: 3 E: 1 LOB: 3 K: 0 BB: 1 S: 7 P: 11	R: 0 H: 0 E: 0 LOB: 0 K: 1 BB: 0 S: 5 P: 5	R: 0 H: 0 E: 0 LOB: 0 K: 0 BB: 0 S: 3 P: 3	2B: 1 3B: 1 HR: 3	SAC: 1 DP: 2 HBP: 0	PB: 0 SB: 0 CS: 0	

PITCHER		IP	WLS	BF	H	R	ER	SO	BB	IBB	HBP	BLK	WP	HR	S	P	ERA	WHIP
Don Schwall, R ERA: 5.54	(1, 1)	4.1	L	27	8	9	4	2	7	0	0	0	0	1	24	52	8.31	3.462
Hal Kolstad, R ERA: 7.43	(5, 1)	2.0		15	6	5	4	2	2	0	0	0	0	2	17	25	18.00	4.000
Chet Nichols, L ERA: 2.17	(7, 1)	1.2		5	0	0	0	1	0	0	0	0	0	0	7	7	0.00	0.000
Galen Cisco, R ERA: 5.98	(9, 1)	1.0		3	0	0	0	0	0	0	0	0	0	0	3	3	0.00	0.000

PITCHER		IP	WLS	BF	H	R	ER	SO	BB	IBB	HBP	BLK	WP	HR	S	P	ERA	WHIP

Batter	1	2	3	4	5	6	7	8	9	AB	R	H	RBI	BB	SO	LOB
Pumpsie Green, S (1, 4) OBP: 0.226, SLG: 0.185	4-3		1B		4-3		K	P6	FC4-6 1-2f	6	0	1	0	0	1	6
Gary Geiger, L (1, 8) OBP: 0.319, SLG: 0.342	F7		6-3		K		G3 1-2	FC6-4-5 2-3 3-H		0	0	0	0	0	0	0
Lou Clinton, R (1, 9) OBP: 0.151, SLG: 0.200										5	0	0	1	0	1	3
Carl Yastrzemski, L (1, 7) OBP: 0.371, SLG: 0.495	K			HR		2B E 1B	3B 2-H 1B	4-3		5	3	3	2	0	1	1
Frank Malzone, R (1, 5) OBP: 0.330, SLG: 0.447		F7		HR		5-3 1-2	3B 1-H		HR	5	2	3	3	0	0	1
Pete Runnels, L (1, 3) OBP: 0.432, SLG: 0.444		1B		F7		E 2-H 2B	4-3		F7	5	1	2	1	0	0	1
Bob Tillman, R (1, 2) OBP: 0.345, SLG: 0.667		K		K		F2		HR	BB 1B BB	4	1	1	1	1	2	2
Carroll Hardy, R (1, 9) OBP: 0.349, SLG: 0.388 (1, 8)		4-3		3B		E6 2-H		E 2B 1B	BB 1-2 1B	5	1	3	0	0	0	1
Eddie Bressoud, R (1, 6) OBP: 0.279, SLG: 0.389			F5	K		1-3		E6 2B 1-2 FC6-4-5	FC4-6 1-2 2-3 BB	4	1	0	0	1	1	3
Don Schwall, R (1, 1) OBP: 0.190, SLG: 0.150 Hal Kolstad, R (5, 1) Chet Nichols, S (7, 1) Dave Philley, S (8, PH) OBP: 0.357, SLG: 0.227 Galen Cisco, R (9, 1) OBP: 0.150, SLG: 0.158 Jim Pagliaroni, R (9, PH) OBP: 0.361, SLG: 0.425			F3		F5		E1 G3 1B	FC6-4-5 1-3 2-H 2B	K	1 1 1 1 0 1	0 0 1 0 0 0	0 0 0 1 0 0	0 0 0 1 0 1	0 0 0 0 0 0	0 0 0 0 0 1	0 0 0 0 0 3
Inning Stats	R: 0 E: 0 K: 1 S: 5 H: 0 LOB: 0 BB: 0 P: 5	R: 0 E: 0 K: 1 S: 6 H: 1 LOB: 1 BB: 0 P: 6	R: 0 E: 0 K: 0 S: 4 H: 1 LOB: 1 BB: 0 P: 4	R: 2 E: 0 K: 2 S: 10 H: 3 LOB: 1 BB: 0 P: 10	R: 0 E: 0 K: 1 S: 5 H: 0 LOB: 0 BB: 0 P: 5	R: 2 E: 2 K: 0 S: 6 H: 2 LOB: 1 BB: 0 P: 6	R: 2 E: 1 K: 1 S: 8 H: 2 LOB: 1 BB: 0 P: 8	R: 3 E: 1 K: 0 S: 7 H: 3 LOB: 1 BB: 0 P: 7	R: 1 E: 0 K: 1 S: 7 H: 2 LOB: 3 BB: 2 P: 15	1B: 6 2B: 2 3B: 2 HR: 4 SF: 0 SAC: 0 DP: 0 HBP: 0						

PITCHER		IP	WLS	BF	H	R	ER	SO	BB	IBB	HBP	BLK	WP	HR	S	P	ERA	WHIP
Pedro Ramos, R ERA: 4.95	(1, 1)	7.0	W	33	10	7	3	6	0	0	0	0	0	3	45	45	3.86	1.429
Wynn Hawkins, R ERA: 7.36	(8, 1)	1.1		9	3	3	1	0	1	0	0	0	0	1	8	12	6.75	3.000
Frank Funk, R ERA: 3.41	(9, 1)	0.2	S	4	1	0	0	1	1	0	0	0	0	0	5	9	0.00	3.000

PITCHER	IP	WLS	BF	H	R	ER	SO	BB	IBB	HBP	BLK	WP	HR	S	P	ERA	WHIP

BOTTOM

Cleveland Indians @ Boston Red Sox

Fenway Park, Boston, MA

Sat Jun 09 1962, 3:33 AM EDT

Att. 9,386 - Unknown

livebaseballscorecards.com

AB	44
R	10
H	14
RBI	9
BB	2
SO	7
LOB	21

1B: 6
2B: 2
3B: 2
HR: 4
SF: 0
SAC: 0
DP: 0
HBP: 0

WP: 0
PB: 0
SB: 0
CS: 0
PA: 46

Cleveland Indians @ Boston Red Sox

Fenway Park, Boston, MA

Sun Jun 10 1962, 3:33 AM EDT

Unknown

livebaseballscorecards.com

TOP

Batter	1	2	3	4	5	6	7	8	9	10	11	AB	R	H	RBI	BB	SO	LOB
Tito Francona, L (1, 3) OBP: 0.321, SLG: 0.412	0-0 2B		0-0 1-2 1B		0-3 K ①		0-0 F8 ②		0-0 E1 BB 1-2	0-0 1-2 2-3 1B		6	0	3	0	0	1	1
Al Luplow, L (1, 9) OBP: 0.357, SLG: 0.495	0-0 P6 ①		0-0 F7 ①		0-0 F9 ②		0-0 L3 ③		0-3 K ①	0-0 4-3 ③		6	0	0	0	0	1	8
Chuck Essegian, R (1, 7) OBP: 0.407, SLG: 0.604	0-3 K ②		0-3 K ②		0-0 1B			0-0 HR 2B	0-3 K ②		0-0 F8 ①	6	1	2	0	0	3	5
John Romano, R (1, 2) OBP: 0.389, SLG: 0.511	0-3 K ③		0-3 K ③		0-0 F9 ③			0-0 2-H HR	4-0 1-2 2-3 BB		0-3 K ②	5	1	1	2	1	3	4
Willie Kirkland, L (1, 8) OBP: 0.314, SLG: 0.428 Gene Green, R (8, PH) OBP: 0.345, SLG: 0.618 Gary Bell, R (8, 1) OBP: 0.133, SLG: 0.133 Don Dillard, L (9, PH) OBP: 0.209, SLG: 0.313 Frank Funk, R (9, 1) OBP: 0.167, SLG: 0.167		0-0 P5 ①		0-0 G3 ①		0-3 K ①		0-0 L6 ①	0-0 F7 ③		0-0 FC6-4 1B	3 1 0 1 1	0 0 0 0 0	0 0 0 0 1	0 0 0 0 0	0 0 0 0 0	1 0 0 0 0	0 0 0 3 0
Woodie Held, R (1, 6) OBP: 0.369, SLG: 0.425		0-3 K ②		0-0 1B 1B		0-0 HR		0-3 K ②		0-0 FC5-4 1B	0-0 FC6-4 ③ 1-2f	6	1	3	1	0	2	1
Bubba Phillips, R (1, 5) OBP: 0.332, SLG: 0.402	0-0 2B			0-0 P6 ②		0-3 K ②		0-0 1B		0-0 FC5-4 1B 1B 1-2f ①		5	0	2	0	0	1	2
Jerry Kindall, R (1, 4) OBP: 0.272, SLG: 0.349	0-0 F3 ③			0-0 1-2 1B		0-0 F9 ③		0-0 F7 ③		0-0 1B 1-2 1B		5	0	2	0	0	0	2
Mudcat Grant, R (1, 1) OBP: 0.190, SLG: 0.200 Bob Allen, L (7, 1) Ty Cline, L (8, 8) OBP: 0.359, SLG: 0.415 Willie Tasby, R (9, PH) OBP: 0.345, SLG: 0.297 (9, 8)			0-0 1B 1B		0-3 K ③		0-0 F8 ①		0-0 BB E 1B		0-3 K ②	3 0 0 2	0 0 0 0	1 0 0 1	0 0 0 0	0 0 0 1	1 0 0 2	2 0 0 2
Inning Stats	R: 0 E: 0 K: 2 S: 8 H: 1 LOB: 1 BB: 0 P: 8	R: 0 E: 0 K: 1 S: 6 H: 1 LOB: 1 BB: 0 P: 6	R: 0 E: 0 K: 2 S: 9 H: 2 LOB: 2 BB: 0 P: 9	R: 0 E: 0 K: 1 S: 7 H: 2 LOB: 2 BB: 0 P: 7	R: 0 E: 0 K: 1 S: 6 H: 1 LOB: 1 BB: 0 P: 6	R: 1 E: 0 K: 2 S: 8 H: 1 LOB: 0 BB: 0 P: 8	R: 0 E: 0 K: 0 S: 3 H: 0 LOB: 0 BB: 0 P: 3	R: 2 E: 0 K: 1 S: 8 H: 3 LOB: 1 BB: 0 P: 8	R: 0 E: 1 K: 2 S: 9 H: 1 LOB: 3 BB: 1 P: 13	R: 0 E: 0 K: 1 S: 8 H: 3 LOB: 3 BB: 0 P: 8	R: 0 E: 0 K: 1 S: 6 H: 1 LOB: 1 BB: 0 P: 6	1B: 11 2B: 3 3B: 0 HR: 2	SF: 0 SAC: 0 DP: 0 HBP: 0	WP: 0 PB: 0 SB: 0 CS: 0	PA: 51			

PITCHER		IP	WLS	BF	H	R	ER	SO	BB	IBB	HBP	BLK	WP	HR	S	P	ERA	WHIP
Bill Monbouquette, R ERA: 3.89	(1, 1)	7.0		31	10	3	3	9	0	0	0	0	0	2	49	49	3.86	1.429
Arnold Earley, L ERA: 4.91	(8, 1)	1.1		7	2	0	0	2	0	0	0	0	0	0	11	11	0.00	1.500
Dick Radatz, R ERA: 2.08	(9, 1)	2.2	W	13	4	0	0	3	1	0	0	0	0	0	18	22	0.00	1.875

PITCHER	IP	WLS	BF	H	R	ER	SO	BB	IBB	HBP	BLK	WP	HR	S	P	ERA	WHIP

AB	50
R	3
H	16
RBI	3
BB	1
SO	14
LOB	30

Batter	1	2	3	4	5	6	7	8	9	10	11	AB	R	H	RBI	BB	SO	LOB
Pumpsie Green, S (1, 4) OBP: 0.278, SLG: 0.207	G3-6-3 1B		F8		SF9 3-H		BB BB		BB			2	0	1	1	2	0	1
Gary Geiger, L (1, 8) OBP: 0.316, SLG: 0.333	G3-6-3 1-2f			F7	P4		1-2 2-3 3-H BB		F3			4	0	0	1	1	0	4
Carl Yastrzemski, L (1, 7) OBP: 0.368, SLG: 0.502	G3			HR	K		4-3			F8		5	1	1	1	0	1	3
Frank Malzone, R (1, 5) OBP: 0.323, SLG: 0.437		F7		F2	K			6-3		6-3		5	0	0	0	0	1	0
Pete Runnels, L (1, 3) OBP: 0.423, SLG: 0.433		L4		K	L6			F7		K		5	0	0	0	0	2	0
Bob Tillman, R (1, 2) OBP: 0.370, SLG: 0.720		F5			BB FC1-2 1B		1B BB 2B	FC6-4 BB			HR	4	2	3	1	1	0	0
Carroll Hardy, R (1, 9) OBP: 0.347, SLG: 0.385			F8		FC1-2 1-2 BB SF9 1B		5-3	FC6-4 1-2f				4	1	1	0	0	0	2
Eddie Bressoud, R (1, 6) OBP: 0.287, SLG: 0.398			2B		FC1-2 1-2 2-3 BB		BB 2-3 1B		1-3			3	0	2	0	1	0	0
Bill Monbouquette, R (1, 1) OBP: 0.240, SLG: 0.095 Arnold Earley, L (8, 1) Dick Radatz, R (9, 1) OBP: 0.222, SLG: 0.222			K		FC1-2 1-2 2-3 3-Hf		K		K			3 0 1	0 0 0	0 0 0	0 0 0	2 0 1	6 0 0	
Inning Stats	R: 0 H: 1 E: 0 LOB: 0 K: 0 BB: 0 S: 3 P: 3	R: 0 H: 0 E: 0 LOB: 0 K: 0 BB: 0 S: 3 P: 3	R: 0 H: 1 E: 0 LOB: 1 K: 1 BB: 0 S: 6 P: 6	R: 1 H: 1 E: 0 LOB: 0 K: 1 BB: 0 S: 6 P: 6	R: 1 H: 2 E: 0 LOB: 2 K: 0 BB: 1 S: 5 P: 9	R: 0 H: 0 E: 0 LOB: 0 K: 2 BB: 0 S: 7 P: 7	R: 1 H: 2 E: 0 LOB: 3 K: 1 BB: 2 S: 7 P: 15	R: 0 H: 0 E: 0 LOB: 1 K: 0 BB: 1 S: 3 P: 7	R: 0 H: 0 E: 0 LOB: 1 K: 1 BB: 1 S: 5 P: 9	R: 0 H: 0 E: 0 LOB: 0 K: 1 BB: 0 S: 5 P: 5	R: 1 H: 1 E: 0 LOB: 0 K: 0 BB: 0 S: 1 P: 1	1B: 4 SF: 1 2B: 2 SAC: 0 3B: 0 DP: 1 HR: 2 HBP: 0						

PITCHER	IP	WLS	BF	H	R	ER	SO	BB	IBB	HBP	BLK	WP	HR	S	P	ERA	WHIP
Mudcat Grant, R (1, 1) ERA: 4.45	6.2		29	7	3	3	5	3	0	0	0	0	1	36	48	4.05	1.500
Bob Allen, L (7, 1) ERA: 5.16	0.1		1	0	0	0	0	0	0	0	0	0	0	1	1	0.00	0.000
Gary Bell, R (8, 1) ERA: 3.78	1.0		4	0	0	0	0	1	0	0	0	0	0	3	7	0.00	1.000
Frank Funk, R (9, 1) ERA: 3.48	2.0	L	8	1	1	1	2	1	0	0	0	0	1	11	15	4.50	1.000

PITCHER	IP	WLS	BF	H	R	ER	SO	BB	IBB	HBP	BLK	WP	HR	S	P	ERA	WHIP

BOTTOM

Cleveland Indians @ Boston Red Sox

Fenway Park, Boston, MA

Sun Jun 10 1962, 3:33 AM EDT

Unknown

livebaseballscorecards.com

AB	36
R	4
H	8
RBI	4
BB	5
SO	7
LOB	16

Batter	1	2	3	4	5	6	7	8	9	AB	R	H	RBI	BB	SO	LOB
Don Dillard, L (1, 8) OBP: 0.225, SLG: 0.324	4-3		1B 1-3 1B		3B 1B	K		F9		4	1	2	0	0	1	0
Willie Tasby, R (8, PH) (8, 8) OBP: 0.341, SLG: 0.293										1	0	0	0	0	0	0
Al Luplow, L (1, 7) OBP: 0.376, SLG: 0.539	BB		SF8 3-H		FC5-2 1-H 3B		HR 1B	2B		3	1	3	2	1	0	0
Tito Francona, L (1, 3) OBP: 0.322, SLG: 0.425	F7		1B 1-2		FC5-2 G4-6-3 3-H		HR 1-H	K		5	1	2	2	0	1	3
Willie Kirkland, L (1, 9) OBP: 0.310, SLG: 0.420	4-3		P6		G4-6-3 1-2f		1B 1B	F8		5	1	1	0	0	0	5
John Romano, R (1, 2) OBP: 0.389, SLG: 0.525		6-3		HR		5-3	1B 1-3 1B		K	5	1	2	1	0	1	0
Woodie Held, R (1, 6) OBP: 0.365, SLG: 0.419		5-3		6-3		1B S HR 1B	K		1-3	5	1	1	0	0	1	2
Bubba Phillips, R (1, 5) OBP: 0.333, SLG: 0.402		F7		5-3		1-3 HR 1B	1-3 3-H 1B		P4	5	1	2	1	0	0	0
Jerry Kindall, R (1, 4) OBP: 0.283, SLG: 0.376			1B SF8 1B	1B		1-H 3-H HR	K			4	2	3	3	0	1	2
Barry Latman, R (1, 1) OBP: 0.250, SLG: 0.545			K	4-3		F8	K			4	0	0	0	0	2	4
Inning Stats	R: 0 H: 0 E: 0 LOB: 1 K: 0 BB: 1 S: 3 P: 7	R: 0 H: 0 E: 0 LOB: 0 K: 0 BB: 0 S: 3 P: 3	R: 1 H: 3 E: 0 LOB: 2 K: 1 BB: 0 S: 8 P: 8	R: 1 H: 2 E: 0 LOB: 0 K: 0 BB: 0 S: 5 P: 5	R: 1 H: 2 E: 0 LOB: 0 K: 0 BB: 0 S: 4 P: 4	R: 3 H: 3 E: 0 LOB: 0 K: 1 BB: 0 S: 8 P: 8	R: 3 H: 5 E: 0 LOB: 2 K: 3 BB: 0 S: 14 P: 14	R: 0 H: 1 E: 0 LOB: 1 K: 1 BB: 0 S: 6 P: 6	R: 0 H: 0 E: 0 LOB: 0 K: 1 BB: 0 S: 5 P: 5	1B: 11 SF: 1 2B: 1 SAC: 0 3B: 1 DP: 1 HR: 3 HBP: 0						

PITCHER	IP	WLS	BF	H	R	ER	SO	BB	IBB	HBP	BLK	WP	HR	S	P	ERA	WHIP
Gene Conley, R (1, 1) ERA: 3.74	6.0	L	30	12	8	8	2	1	0	0	0	0	3	33	37	12.00	2.167
Mike Fornieles, R (7, 1) ERA: 5.4	1.0		6	3	1	1	3	0	0	0	0	0	0	12	12	9.00	3.000
Chet Nichols, L (8, 1) ERA: 2.03	2.0		7	1	0	0	2	0	0	0	0	0	0	11	11	0.00	0.500

PITCHER	IP	WLS	BF	H	R	ER	SO	BB	IBB	HBP	BLK	WP	HR	S	P	ERA	WHIP

TOP

Cleveland Indians @ Boston Red Sox

Fenway Park, Boston, MA

Sun Jun 10 1962, 3:38 AM EDT

Att. 21,427 - Unknown

livebaseballscorecards.com

AB	41
R	9
H	16
RBI	9
BB	1
SO	7
LOB	16

WP: 0 PA: 43
PB: 0
SB: 1
CS: 0

Cleveland Indians @ Boston Red Sox

Fenway Park, Boston, MA

Sun Jun 10 1962, 3:38 AM EDT

Att. 21,427 - Unknown

BOTTOM

Batter	1	2	3	4	5	6	7	8	9	AB	R	H	RBI	BB	SO	LOB
Pumpsie Green, S (1, 4) OBP: 0.300, SLG: 0.219	F8			BB 1B 2B		1B		4-3		3	1	1	0	1	0	0
Gary Geiger, L (1, 8) OBP: 0.314, SLG: 0.327	BB CS			P3		F7		G3		3	0	0	0	1	0	2
Carl Yastrzemski, L (1, 7) OBP: 0.366, SLG: 0.512	4-3 1-2			F5		F7		HR		4	1	1	1	0	0	3
Frank Malzone, R (1, 5) OBP: 0.322, SLG: 0.433		F5		1B 2B 1-2		F7		F8		4	1	1	0	0	0	1
Pete Runnels, L (1, 3) OBP: 0.424, SLG: 0.439		K		2B 1-H 2-H			1B		F8	4	0	2	2	0	1	0
Bob Tillman, R (1, 2) OBP: 0.365, SLG: 0.698		P5		1-3			L5		1B	4	0	1	0	0	0	2
Carroll Hardy, R (1, 9) OBP: 0.340, SLG: 0.376			P1		K		F8		F5	4	0	0	0	0	1	2
Eddie Bressoud, R (1, 6) OBP: 0.291, SLG: 0.400			K		K		1B 1-2		PO 1B 1-2	4	0	2	0	0	2	0
Gene Conley, R (1, 1) OBP: 0.265, SLG: 0.375			K		F7		K		PO 1-2	2	0	0	0	0	1	0
Mike Fornieles, R (7, 1) OBP: 0.125, SLG: 0.125										0	0	0	0	0	0	0
Dave Philley, S (7, PH) OBP: 0.345, SLG: 0.217										1	0	0	0	0	1	2
Chet Nichols, S (8, 1)										0	0	0	0	0	0	0
Don Gile, R (9, PH)										0	0	0	0	0	0	0
Inning Stats	R: 0 E: 0 K: 0 S: 2 H: 0 LOB: 0 BB: 1 P: 6	R: 0 E: 0 K: 1 S: 5 H: 0 LOB: 0 BB: 0 P: 5	R: 0 E: 0 K: 2 S: 7 H: 0 LOB: 0 BB: 0 P: 7	R: 2 E: 0 K: 0 S: 5 H: 2 LOB: 1 BB: 1 P: 9	R: 0 E: 0 K: 2 S: 7 H: 0 LOB: 0 BB: 0 P: 7	R: 0 E: 0 K: 0 S: 4 H: 1 LOB: 1 BB: 0 P: 4	R: 0 E: 0 K: 1 S: 7 H: 2 LOB: 2 BB: 0 P: 7	R: 1 E: 0 K: 0 S: 4 H: 1 LOB: 0 BB: 0 P: 4	R: 0 E: 0 K: 0 S: 4 H: 2 LOB: 1 BB: 0 P: 4	1B: 6 2B: 1 3B: 0 HR: 1	SF: 0 SAC: 0 DP: 0 HBP: 0			WP: 0 PB: 0 SB: 0 CS: 1	PA: 36		

livebaseballscorecards.com

	AB	33
	R	3
	H	8
	RBI	3
	BB	2
	SO	6
	LOB	12

PITCHER		IP	WLS	BF	H	R	ER	SO	BB	IBB	HBP	BLK	WP	HR	S	P	ERA	WHIP
Barry Latman, R ERA: 4.86	(1, 1)	9.0	W	35	8	3	3	6	2	0	0	0	0	1	45	53	3.00	1.111

PITCHER		IP	WLS	BF	H	R	ER	SO	BB	IBB	HBP	BLK	WP	HR	S	P	ERA	WHIP

Batter	1	2	3	4	5	6	7	8	9	AB	R	H	RBI	BB	SO	LOB
Don Dillard, L (1, 8) OBP: 0.237, SLG: 0.329	SSS 0-3 ① K		x 0-0 ② L8		x 0-0 ① F8		x 0-0 1B 2B 3-H 1B	x 0-0 1B		5	1	2	1	0	1	1
Al Luplow, L (1, 7) OBP: 0.369, SLG: 0.523	x 0-0 ② F8		x 0-0 BLK BB HR 1-2 1B		x 0-0 ② F9		x 0-0 ② F2	x 0-0 ③ P5		5	1	1	0	0	0	2
Tito Francona, L (1, 3) OBP: 0.332, SLG: 0.429	BBBB 4-0 BB		BBBB 4-0 BLK HR 1-2 2-3 BB		x 0-0 ③ G3		x 0-0 1-3 2B 1B		x 0-0 1B 1B 1B	3	3	2	0	2	0	0
Willie Kirkland, L (1, 9) OBP: 0.318, SLG: 0.448	x 0-0 ③ 6-3		x 0-0 1-H 2-H 3-H HR			BBBB 4-0 5-3 BB	x 0-0 1-H 3-H 1B 2B		x 0-0 ① F8	4	2	2	5	1	0	2
John Romano, R (1, 2) OBP: 0.394, SLG: 0.524		x 0-0 ① P6	BBBB 4-0 FC6 BB			x 0-0 ① 5-3 1-2	x 0-0 3-H 1B		x 0-0 1B 1B 1-3 1B	4	0	2	1	1	0	1
Woodie Held, R (1, 6) OBP: 0.361, SLG: 0.414		x 0-0 ② 1-3	x 0-0 ③ FC6 1-2f			x 0-0 ② 5-3	SSS 0-3 ③ K		x 0-0 1B 1-2 3-H 1B	5	0	1	1	0	1	3
Bubba Phillips, R (1, 5) OBP: 0.335, SLG: 0.417		x 0-0 ③ 6-3		SSS 0-3 ① K		x 0-0 ③ F8		x 0-0 HR	x 0-0 1-2 2-3 G6-4-3 1B	5	1	2	1	0	1	1
Jerry Kindall, R (1, 4) OBP: 0.280, SLG: 0.371			x 0-0 ① F7	SSS 0-3 ② K			x 0-0 E6 SH3-4 1B 1B	x 0-0 ① F8	x 0-0 ②③ G6-4-3 1-2f	5	1	1	0	0	1	3
Jim Perry, S (1, 1) OBP: 0.208, SLG: 0.217			BBBB 4-0 BB 1B BLK BB	x 0-0 ③ 6-3			x 0-0 ① SH3-4 2-3	SSS 0-3 ② K		2	1	0	0	1	1	0
Inning Stats	R: 0 E: 0 K: 1 S: 5 H: 0 LOB: 1 BB: 1 P: 9	R: 0 E: 0 K: 0 S: 3 H: 0 LOB: 0 BB: 0 P: 3	R: 4 E: 0 K: 0 S: 5 H: 2 LOB: 1 BB: 3 P: 17	R: 0 E: 0 K: 2 S: 7 H: 0 LOB: 0 BB: 0 P: 7	R: 0 E: 0 K: 0 S: 3 H: 0 LOB: 0 BB: 0 P: 3	R: 0 E: 0 K: 0 S: 3 H: 0 LOB: 1 BB: 1 P: 7	R: 4 E: 1 K: 1 S: 10 H: 5 LOB: 1 BB: 0 P: 10	R: 1 E: 0 K: 1 S: 7 H: 2 LOB: 1 BB: 0 P: 7	R: 1 E: 0 K: 0 S: 6 H: 4 LOB: 2 BB: 0 P: 6	1B: 10 2B: 1 3B: 0 HR: 2 SF: 0 SAC: 1 DP: 1 HBP: 0							

Cleveland Indians @ Boston Red Sox

Fenway Park, Boston, MA

Mon Jun 11 1962, 3:33 AM EDT

Att. 2,068 - Unknown

TOP

livebaseballscorecards.com

AB	38
R	10
H	13
RBI	9
BB	5
SO	5
LOB	13

WP: 0 PB: 0 SB: 0 CS: 0 PA: 44

PITCHER		IP	WLS	BF	H	R	ER	SO	BB	IBB	HBP	BLK	WP	HR	S	P	ERA	WHIP
Earl Wilson, R ERA: 4.05	(1, 1)	8.0	L	38	9	9	9	5	5	0	0	1	0	2	43	63	10.12	1.750
Mike Fornieles, R ERA: 5.5	(9, 1)	1.0		6	4	1	1	0	0	0	0	0	0	0	6	6	9.00	4.000

PITCHER		IP	WLS	BF	H	R	ER	SO	BB	IBB	HBP	BLK	WP	HR	S	P	ERA	WHIP

Batter	1	2	3	4	5	6	7	8	9	AB	R	H	RBI	BB	SO	LOB
Pumpsie Green, S (1, 4) OBP: 0.273, SLG: 0.194	K		K		K			K		4	0	0	0	0	4	3
Gary Geiger, L (1, 8) OBP: 0.318, SLG: 0.331	F8			G3		G4-6-3 1B			FC4-6 1B	4	0	2	0	0	0	0
Carl Yastrzemski, L (1, 7) OBP: 0.360, SLG: 0.502	F8			4-3		G4-6-3 1-2f			FC4-6 FC6-4 1-2f	4	0	0	0	0	0	2
Frank Malzone, R (1, 5) OBP: 0.321, SLG: 0.434		F9		2B		F3			FC6-4 1B 1-2f	4	0	1	0	0	0	1
Pete Runnels, L (1, 3) OBP: 0.421, SLG: 0.435		F7		G3			6-3		1-3 1B	4	0	1	0	0	0	1
Bob Tillman, R (1, 2) OBP: 0.360, SLG: 0.674		6-3			FC5-4 BB		5-3		K	3	0	0	0	1	1	2
Carroll Hardy, R (1, 9) OBP: 0.335, SLG: 0.369			P4	FC5-4 2B 1-2f			K			3	0	0	0	0	1	1
Eddie Bressoud, R (1, 6) OBP: 0.300, SLG: 0.413			FC6-4 1B	1-3 2B				G5-4-3 1B		3	0	3	0	0	0	0
Earl Wilson, R (1, 1) OBP: 0.313, SLG: 0.429 Dave Philley, S (8, PH) OBP: 0.333, SLG: 0.208 Mike Fornieles, R (9, 1) OBP: 0.125, SLG: 0.125			FC6-4 1-2f		K			G5-4-3 1-2f		2 1 0	0 0 0	0 0 0	0 0 0	0 0 0	1 0 0	3 1 0
Inning Stats	R: 0 H: 0 E: 0 LOB: 0 K: 1 BB: 0 S: 5 P: 5	R: 0 H: 0 E: 0 LOB: 0 K: 0 BB: 0 S: 3 P: 3	R: 0 H: 1 E: 1 LOB: 1 K: 1 BB: 0 S: 6 P: 6	R: 0 H: 1 E: 0 LOB: 1 K: 0 BB: 0 S: 4 P: 4	R: 0 H: 1 E: 0 LOB: 2 K: 2 BB: 1 S: 8 P: 12	R: 0 H: 1 E: 0 LOB: 0 K: 0 BB: 0 S: 3 P: 3	R: 0 H: 0 E: 0 LOB: 0 K: 1 BB: 0 S: 5 P: 3	R: 0 H: 1 E: 0 LOB: 0 K: 1 BB: 0 S: 5 P: 5	R: 0 H: 2 E: 0 LOB: 2 K: 1 BB: 0 S: 7 P: 7	1B: 5 SF: 0 2B: 2 SAC: 0 3B: 0 DP: 2 HR: 0 HBP: 0						

PITCHER	IP	WLS	BF	H	R	ER	SO	BB	IBB	HBP	BLK	WP	HR	S	P	ERA	WHIP
Jim Perry, R (1, 1) ERA: 2.82	9.0	W	33	7	0	0	7	1	0	0	0	0	0	46	50	0.00	0.889

PITCHER	IP	WLS	BF	H	R	ER	SO	BB	IBB	HBP	BLK	WP	HR	S	P	ERA	WHIP

BOTTOM

Cleveland Indians @ Boston Red Sox

Fenway Park, Boston, MA

Mon Jun 11 1962, 3:33 AM EDT

Att. 2,068 - Unknown

livebaseballscorecards.com

AB	32
R	0
H	7
RBI	0
BB	1
SO	7
LOB	14

WP: 0 PA: 33
PB: 0
SB: 0
CS: 0

Baltimore Orioles @ Boston Red Sox

Fenway Park, Boston, MA

Tue Jun 12 1962, 7:05 PM EDT

Att. 6,080 - Unknown

TOP

livebaseballscorecards.com

Batter	1	2	3	4	5	6	7	8	9	AB	R	H	RBI	BB	SO	LOB
Johnny Temple, R (1, 4) OBP: 0.391, SLG: 0.368	BBBB 4-0 K BB		x 0-0 F9 ③			BBBB 4-0 1B SF9 BB	x 0-0 SH5-3 ② 1-2 2-3		x 0-0 SH1-4 ① 1-2	1	1	0	0	2	0	0
Russ Snyder, L (1, 9) OBP: 0.323, SLG: 0.549	SSS 0-3 K ①② 1-2			x 0-0 4-3 ①		x 0-0 SF9 1B SF9 1-3 1B	x 0-0 L8 ③		x 0-0 PB ② 2-H 1B	5	1	2	0	0	1	3
Brooks Robinson, R (1, 5) OBP: 0.318, SLG: 0.487	x 0-0 F9 ③			SSS 0-3 K ②		x 0-0 1-2 1B		x 0-0 6-3 ①	SSS 0-3 K ③ 2-3	5	0	1	0	0	2	1
Jim Gentile, L (1, 3) OBP: 0.380, SLG: 0.583		x 0-0 F9 ①		x 0-0 1B 1B		x 0-0 SF9 ① 2-3 3-H		SSS 0-3 K ②		3	0	1	1	0	1	0
Jackie Brandt, R (1, 8) OBP: 0.301, SLG: 0.425		x 0-0 3B		x 0-0 1-2 1B		x 0-0 SF9 ② 3-H		x 0-0 1B 1B 1B		3	1	3	1	0	0	0
Whitey Herzog, L (1, 7) OBP: 0.366, SLG: 0.346		x 0-0 4-3 ②		x 0-0 L9 ③		x 0-0 F6 ③		x 0-0 1B 1-3 1B		4	0	1	0	0	0	4
Jerry Adair, R (1, 6) OBP: 0.224, SLG: 0.228		x 0-0 6-3 ③			x 0-0 F8 ①		x 0-0 6-3 ①	x 0-0 1-3 3-H 1B		3	0	0	0	0	0	1
Charlie Lau, L (8, PH) OBP: 0.333, SLG: 0.398										1	0	1	1	0	0	0
Marv Breeding, R (8, PR) OBP: 0.250, SLG: 0.262										0	0	0	0	0	0	0
(8, 6)																
Hobie Landrith, L (1, 2) OBP: 0.371, SLG: 0.404			x 0-0 F4 ①		x 0-0 4-3 ②		BBBB 4-0 SH5-3 1B BB	SSS 0-3 K ③		3	0	0	0	1	1	2
Jack Fisher, R (1, 1) OBP: 0.308, SLG: 0.100			x 0-0 F4 ②		x 0-0 5-3 ③		x 0-0 1-2 SH5-3 1B		BBBB 4-0 1B SH1-4 BB	1	0	0	0	0	0	0
Dick Hall, R (3, 1) OBP: 0.222, SLG: 0.250										1	0	0	0	0	0	0
Earl Robinson, R (7, PH) OBP: 0.348, SLG: 0.400										1	0	1	0	0	0	0
Wes Stock, R (7, 1)										0	0	0	0	0	0	0
Dick Williams, R (9, PH) OBP: 0.250, SLG: 0.241										0	0	0	0	1	0	0
Inning Stats	R: 0 E: 0 K: 1 S: 4 H: 0 LOB: 0 BB: 1 P: 8	R: 0 E: 0 K: 0 S: 4 H: 1 LOB: 1 BB: 0 P: 4	R: 0 E: 0 K: 0 S: 3 H: 0 LOB: 0 BB: 0 P: 3	R: 0 E: 0 K: 1 S: 7 H: 2 LOB: 2 BB: 0 P: 7	R: 0 E: 0 K: 0 S: 3 H: 0 LOB: 0 BB: 0 P: 3	R: 2 E: 0 K: 0 S: 5 H: 2 LOB: 1 BB: 1 P: 9	R: 0 E: 0 K: 0 S: 4 H: 1 LOB: 2 BB: 1 P: 8	R: 1 E: 0 K: 2 S: 10 H: 3 LOB: 2 BB: 0 P: 10	R: 0 E: 0 K: 1 S: 5 H: 1 LOB: 1 BB: 1 P: 9	1B: 9 2B: 0 3B: 1 HR: 0	SF: 2 SAC: 2 DP: 0 HBP: 0						

	AB	31
	R	3
	H	10
	RBI	3
	BB	4
	SO	5
	LOB	11

WP: 0 PB: 1 SB: 0 CS: 0 PA: 39

PITCHER		IP	WLS	BF	H	R	ER	SO	BB	IBB	HBP	BLK	WP	HR	S	P	ERA	WHIP
Ike Delock, R ERA: 4.09	(1, 1)	6.1	W	27	6	2	2	2	3	0	0	0	0	0	28	40	2.84	1.421
Dick Radatz, R ERA: 2.2	(7, 1)	2.0		10	3	1	1	2	1	0	0	0	0	0	13	17	4.50	2.000
Arnold Earley, L ERA: 4.74	(9, 1)	0.2	S	2	1	0	0	1	0	0	0	0	0	0	4	4	0.00	1.500

PITCHER		IP	WLS	BF	H	R	ER	SO	BB	IBB	HBP	BLK	WP	HR	S	P	ERA	WHIP

BOTTOM

Baltimore Orioles @ Boston Red Sox

Fenway Park, Boston, MA

Tue Jun 12 1962, 7:05 PM EDT

Att. 6,080 - Unknown

Batter	1	2	3	4	5	6	7	8	9	AB	R	H	RBI	BB	SO	LOB
Billy Gardner, R (1, 4) OBP: 0.167, SLG: 0.167	K	K		K		3-1 1B		F9		5	0	1	0	0	3	2
Gary Geiger, L (1, 8) OBP: 0.325, SLG: 0.335	S 1B	4-3		CS		3-1		F8		4	1	2	0	1	0	2
Carl Yastrzemski, L (1, 7) OBP: 0.360, SLG: 0.505	K		HR			3-1		F7		5	1	2	0	0	1	3
Frank Malzone, R (1, 5) OBP: 0.324, SLG: 0.449	BB		HR	K		F4				4	1	2	3	0	1	3
Pete Runnels, L (1, 3) OBP: 0.430, SLG: 0.448	BB		WP 2B		2B		6-3			3	1	3	0	1	0	0
Bob Tillman, R (1, 2) OBP: 0.346, SLG: 0.645	K		K		K		6-3			4	0	0	0	0	3	5
Carroll Hardy, R (1, 9) OBP: 0.338, SLG: 0.378		SH3-4 HBP 1B	2-H 2B		F9		K			4	0	2	1	0	1	2
Eddie Bressoud, R (1, 6) OBP: 0.303, SLG: 0.409		SH3-4 HBP	5-3		F3		IBB			2	0	0	0	1	0	2
Ike Delock, R (1, 1) Dick Radatz, R (7, 1) OBP: 0.200, SLG: 0.200 Arnold Earley, L (9, 1)		SH3-4	K			5-3	K			2 1 0	0 0 0	0 0 0	0 0 0	0 0 0	1 1 0	1 2 0
Inning Stats	R: 1 E: 0 K: 3 S: 11 H: 2 LOB: 2 BB: 1 P: 15	R: 0 E: 0 K: 1 S: 6 H: 1 LOB: 2 BB: 0 P: 7	R: 3 E: 0 K: 2 S: 11 H: 4 LOB: 1 BB: 0 P: 11	R: 0 E: 0 K: 2 S: 7 H: 1 LOB: 1 BB: 1 P: 11	R: 0 E: 0 K: 1 S: 6 H: 1 LOB: 1 BB: 0 P: 6	R: 0 E: 0 K: 0 S: 5 H: 2 LOB: 2 BB: 0 P: 5	R: 0 E: 0 K: 2 S: 8 H: 1 LOB: 2 BB: 1 P: 12	R: 0 E: 0 K: 0 S: 3 H: 0 LOB: 0 BB: 0 P: 3		1B: 8 2B: 3 3B: 0 HR: 1	SF: 0 SAC: 1 DP: 0 HBP: 1	WP: 1 PB: 0 SB: 1 CS: 1	PA: 39				

livebaseballscorecards.com

	AB	34
	R	4
	H	12
	RBI	4
	BB	3
	SO	11
	LOB	22

PITCHER		IP	WLS	BF	H	R	ER	SO	BB	IBB	HBP	BLK	WP	HR	S	P	ERA	WHIP
Jack Fisher, R ERA: 6.75	(1, 1)	2.1	L	16	7	4	4	5	1	0	1	0	1	1	24	29	15.43	3.429
Dick Hall, R ERA: 3.03	(3, 1)	3.2		15	4	0	0	4	1	0	0	0	0	0	22	26	0.00	1.364
Wes Stock, R ERA: 3.52	(7, 1)	2.0		8	1	0	0	2	0	1	0	0	0	0	11	15	0.00	0.500

PITCHER	IP	WLS	BF	H	R	ER	SO	BB	IBB	HBP	BLK	WP	HR	S	P	ERA	WHIP

Batter	1	2	3	4	5	6	7	8	9	AB	R	H	RBI	BB	SO	LOB
Johnny Temple, R (1, 4) OBP: 0.393, SLG: 0.364	B B B B 4-0 G4-6-3 BB		H 1-0 HBP			x 0-0 ① 6-3		x 0-0 ③ G3		2	0	0	0	1	0	0
Russ Snyder, L (1, 9) OBP: 0.313, SLG: 0.532	x 0-0 ① ② G4-6-3 1-2f		x 0-0 ③ F7			x 0-0 ② 6-3			x 0-0 ① F8	4	0	0	0	0	0	2
Brooks Robinson, R (1, 5) OBP: 0.313, SLG: 0.478	x 0-0 ③ 1-4-3			x 0-0 ① 5-3		x 0-0 ③ F8			x 0-0 ② F4	4	0	0	0	0	0	0
Jim Gentile, L (1, 3) OBP: 0.373, SLG: 0.571		x 0-0 E4 G6-4-3		x 0-0 ② 4-3			x 0-0 ① 4-3		x 0-0 ③ F7	4	0	0	0	0	0	0
Jackie Brandt, R (1, 8) OBP: 0.302, SLG: 0.429		x 0-0 ① ② G6-4-3 1-2f		x 0-0 2B			S S S 0-3 ② K			3	0	1	0	0	1	1
Whitey Herzog, L (1, 7) OBP: 0.375, SLG: 0.350		B B B B 4-0 BB		x 0-0 ③ 4-3			x 0-0 FC5-4 1B			2	0	1	0	1	0	1
Jerry Adair, R (1, 6) OBP: 0.219, SLG: 0.223		x 0-0 ③ F5			x 0-0 ① 6-3		x 0-0 ③ FC5-4 1-2f			3	0	0	0	0	0	2
Hobie Landrith, L (1, 2) OBP: 0.356, SLG: 0.383			x 0-0 ① 6-3		x 0-0 ② 1-3			x 0-0 ① 4-3		3	0	0	0	0	0	0
Chuck Estrada, R (1, 1) OBP: 0.125, SLG: 0.087 Billy Hoeft, L (5, 1) OBP: 0.538, SLG: 0.375 Earl Robinson, R (8, PH) OBP: 0.343, SLG: 0.393 Wes Stock, R (8, 1)			x 0-0 ② 1-3		S S S 0-3 ③ K			x 0-0 ② 4-3		2 0 1 0	0 0 0 0	0 0 0 0	0 0 0 0	0 0 0 0	1 0 0 0	0 0 0 0
Inning Stats	R: 0 H: 0 E: 0 LOB: 0 K: 0 BB: 1 S: 2 P: 6	R: 0 H: 0 E: 1 LOB: 1 K: 0 BB: 1 S: 3 P: 7	R: 0 H: 0 E: 0 LOB: 1 K: 0 BB: 0 S: 3 P: 4	R: 0 H: 1 E: 0 LOB: 1 K: 0 BB: 0 S: 4 P: 4	R: 0 H: 0 E: 0 LOB: 0 K: 1 BB: 0 S: 5 P: 5	R: 0 H: 0 E: 0 LOB: 0 K: 0 BB: 0 S: 3 P: 3	R: 0 H: 1 E: 0 LOB: 1 K: 1 BB: 0 S: 6 P: 6	R: 0 H: 0 E: 0 LOB: 0 K: 0 BB: 0 S: 3 P: 3	R: 0 H: 0 E: 0 LOB: 0 K: 0 BB: 0 S: 3 P: 3	1B: 1 SF: 0 2B: 1 SAC: 0 3B: 0 DP: 2 HR: 0 HBP: 1						

Baltimore Orioles @ Boston Red Sox

Fenway Park, Boston, MA

Wed Jun 13 1962, 7:05 PM EDT

Att. 4,692 - Unknown

TOP

livebaseballscorecards.com

AB	28
R	0
H	2
RBI	0
BB	2
SO	2
LOB	6

PITCHER	IP	WLS	BF	H	R	ER	SO	BB	IBB	HBP	BLK	WP	HR	S	P	ERA	WHIP
Don Schwall, R (1, 1) ERA: 4.86	9.0	W	31	2	0	0	2	2	0	1	0	0	0	32	41	0.00	0.444

PITCHER	IP	WLS	BF	H	R	ER	SO	BB	IBB	HBP	BLK	WP	HR	S	P	ERA	WHIP

Baltimore Orioles @ Boston Red Sox

Fenway Park, Boston, MA

Wed Jun 13 1962, 7:05 PM EDT

Att. 4,692 - Unknown

BOTTOM

livebaseballscorecards.com

Batter	1	2	3	4	5	6	7	8	9	AB	R	H	RBI	BB	SO	LOB
Billy Gardner, R (1, 4) OBP: 0.364, SLG: 0.400	x 0-0 ① L6		x 0-0 4-3 SF9 2B		x 0-0 4-3 1B 1B	B B B B 4-0 BB		x 0-0 ③ F6		4	2	2	0	1	0	1
Gary Geiger, L (1, 8) OBP: 0.319, SLG: 0.328	x 0-0 ② F7		x 0-0 ① 4-3 2-3		x 0-0 ① 4-3 1-2	S S S 0-3 ③ K				4	0	0	0	0	1	3
Carl Yastrzemski, L (1, 7) OBP: 0.363, SLG: 0.509	x 0-0 ③ F7		x 0-0 ② SF9 3-H		4-0 1B IBB		x 0-0 6-3 2B			2	0	1	1	1	0	0
Frank Malzone, R (1, 5) OBP: 0.326, SLG: 0.450		x 0-0 WP BB SF7 1B	x 0-0 ③ 6-3		x 0-0 FC5 BB 1-3 2-H 1B		x 0-0 ① 5-3			4	1	2	1	0	0	1
Pete Runnels, L (1, 3) OBP: 0.435, SLG: 0.453		B B B B 4-0 WP 1-2 BB		x 0-0 1B 2B	B B B 4-0 1-2 BB		x 0-0 ② 6-3 2-3			2	1	1	0	2	0	1
Bob Tillman, R (1, 2) OBP: 0.343, SLG: 0.632		x 0-0 ① SF7 1-2 2-H		B B B B 4-0 1B K BB	S S S 0-3 ② K		S S S 0-3 ③ K			2	0	0	1	1	2	4
Carroll Hardy, R (1, 9) OBP: 0.336, SLG: 0.372		B B B B 4-0 BB		S S S 0-3 ① K	x 0-0 ③ FC5 2-3f			x 0-0 ① 5-3		3	0	0	0	1	1	5
Eddie Bressoud, R (1, 6) OBP: 0.303, SLG: 0.406		S S S 0-3 ② K		x 0-0 1-3 2-H 1B		x 0-0 ① F8		x 0-0 ② 5-3		4	0	1	1	0	1	2
Don Schwall, R (1, 1) OBP: 0.200, SLG: 0.167		S S S 0-3 ③ K		S S S 0-3 ② ③ K 3-H		x 0-0 ② F9		x 0-0 1B		4	0	1	0	0	2	4
Inning Stats	R: 0 H: 0 E: 0 LOB: 0 K: 0 BB: 0 S: 3 P: 3	R: 1 H: 1 E: 0 LOB: 2 K: 2 BB: 2 S: 8 P: 16	R: 1 H: 1 E: 0 LOB: 0 K: 0 BB: 0 S: 4 P: 4	R: 1 H: 2 E: 0 LOB: 1 K: 2 BB: 1 S: 8 P: 12	R: 1 H: 2 E: 0 LOB: 3 K: 1 BB: 2 S: 7 P: 15	R: 0 H: 0 E: 0 LOB: 1 K: 1 BB: 1 S: 5 P: 9	R: 0 H: 1 E: 0 LOB: 1 K: 1 BB: 0 S: 6 P: 6	R: 0 H: 1 E: 0 LOB: 1 K: 0 BB: 0 S: 4 P: 4		1B: 5 SF: 2 2B: 3 SAC: 0 3B: 0 DP: 0 HR: 0 HBP: 0						

	AB	29
	R	4
	H	8
	RBI	4
	BB	6
	SO	7
	LOB	21

WP: 1 PA: 37
PB: 0
SB: 0
CS: 0

PITCHER		IP	WLS	BF	H	R	ER	SO	BB	IBB	HBP	BLK	WP	HR	S	P	ERA	WHIP
Chuck Estrada, R ERA: 4.1	(1, 1)	4.1	L	22	6	4	4	4	3	1	0	0	1	0	26	42	8.31	2.077
Billy Hoeft, L ERA: 6.0	(5, 1)	2.2		11	1	0	0	3	2	0	0	0	0	0	15	23	0.00	1.125
Wes Stock, R ERA: 3.41	(8, 1)	1.0		4	1	0	0	0	0	0	0	0	0	0	4	4	0.00	1.000

PITCHER	IP	WLS	BF	H	R	ER	SO	BB	IBB	HBP	BLK	WP	HR	S	P	ERA	WHIP

Batter	1	2	3	4	5	6	7	8	9	AB	R	H	RBI	BB	SO	LOB
Marv Breeding, R (1, 4) OBP: 0.260, SLG: 0.271	1B		F2	F9		2B E 1B 2-H		F8		5	1	2	1	0	0	1
Russ Snyder, L (1, 9) OBP: 0.323, SLG: 0.542	F5		1B	F9		E SF8 2B 1-3		CS 1B		5	1	3	0	0	0	2
Brooks Robinson, R (1, 5) OBP: 0.319, SLG: 0.498	1-2 1B		HR		HR 2B	E6 2-3 3-H		CS 1-2	S S S K	5	2	3	2	0	1	1
Jim Gentile, L (1, 3) OBP: 0.374, SLG: 0.585	F8		BB 1B		2-H HR	SF8 3-H			F4	4	1	2	3	0	0	2
Jackie Brandt, R (1, 8) OBP: 0.304, SLG: 0.425	6-3		B B B B 1-2 BB		4-3	F8			1B	4	0	1	0	1	0	3
Whitey Herzog, L (1, 7) OBP: 0.356, SLG: 0.329		F7	F5		F5		4-3		1-3	5	0	0	0	0	0	3
Charlie Lau, L (1, 2) OBP: 0.319, SLG: 0.379		F7		L8	F9		F3			4	0	0	0	0	0	0
Jerry Adair, R (1, 6) OBP: 0.233, SLG: 0.245		1B		1B 2B		SH5-4 1B 1B	K			4	2	3	0	0	1	0
Steve Barber, L (1, 1) OBP: 0.192, SLG: 0.087		S S S K		2-H 1B		SH5-4 1-2		S S S K		2	0	1	1	0	1	1
Hoyt Wilhelm, R (7, 1)										1	0	0	0	0	1	0
Inning Stats	R: 0 E: 0 K: 0 S: 5 H: 2 LOB: 2 BB: 0 P: 5	R: 0 E: 0 K: 1 S: 6 H: 1 LOB: 1 BB: 0 P: 6	R: 1 E: 0 K: 0 S: 5 H: 3 LOB: 2 BB: 1 P: 9	R: 1 E: 0 K: 0 S: 5 H: 2 LOB: 1 BB: 0 P: 5	R: 2 E: 0 K: 0 S: 5 H: 2 LOB: 0 BB: 0 P: 5	R: 3 E: 1 K: 0 S: 7 H: 3 LOB: 1 BB: 0 P: 7	R: 0 E: 0 K: 1 S: 5 H: 0 LOB: 0 BB: 0 P: 5	R: 0 E: 0 K: 1 S: 5 H: 1 LOB: 0 BB: 0 P: 5	R: 0 E: 0 K: 1 S: 6 H: 1 LOB: 1 BB: 0 P: 6	1B: 10 2B: 3 3B: 0 HR: 2 SF: 1 SAC: 1 DP: 0 HBP: 0							

TOP

Baltimore Orioles @ Boston Red Sox

Fenway Park, Boston, MA

Thu Jun 14 1962, 3:33 AM EDT

Att. 2,415 - Unknown

livebaseballscorecards.com

AB	39
R	7
H	15
RBI	7
BB	1
SO	4
LOB	13

WP: 0 PB: 0 SB: 0 CS: 1 PA: 43

PITCHER		IP	WLS	BF	H	R	ER	SO	BB	IBB	HBP	BLK	WP	HR	S	P	ERA	WHIP
Bill Monbouquette, R ERA: 4.09	(1, 1)	5.0	L	25	10	4	4	1	1	0	0	0	0	2	26	30	7.20	2.200
Chet Nichols, L ERA: 2.18	(6, 1)	2.0		10	3	3	1	1	0	0	0	0	0	0	12	12	4.50	1.500
Galen Cisco, R ERA: 5.86	(8, 1)	1.0		3	1	0	0	1	0	0	0	0	0	0	5	5	0.00	1.000
Arnold Earley, L ERA: 4.5	(9, 1)	1.0		4	1	0	0	1	0	0	0	0	0	0	6	6	0.00	1.000

PITCHER	IP	WLS	BF	H	R	ER	SO	BB	IBB	HBP	BLK	WP	HR	S	P	ERA	WHIP

Baltimore Orioles @ Boston Red Sox

Fenway Park, Boston, MA

Thu Jun 14 1962, 3:33 AM EDT

Att. 2,415 - Unknown

BOTTOM

Batter	1	2	3	4	5	6	7	8	9	AB	R	H	RBI	BB	SO	LOB
Billy Gardner, R (1, 4) OBP: 0.500, SLG: 0.500	0-0 FC5-6 1B		BBB 4-0 BB		0-0 1-3 2B 1B		0-0 3-1 1B 1B		0-0 ① 5-3	4	2	3	0	1	0	0
Gary Geiger, L (1, 8) OBP: 0.316, SLG: 0.330	0-0 ① FC5-6 1B 1-2f		0-0 ② F5		0-0 1-H 1B 3-H 2B		0-0 ② 3-1 1-2		0-0 ② 3-1	5	1	1	2	0	0	4
Carl Yastrzemski, L (1, 7) OBP: 0.367, SLG: 0.511	0-0 G6-4-3 1-2 1B		SSS 0-3 ③ K		SSS 0-3 ② K		0-0 BB 2-H 1B		0-0 1B 1B	5	0	3	1	0	2	3
Frank Malzone, R (1, 5) OBP: 0.332, SLG: 0.451	0-0 ② ③ G6-4-3 1-2f			0-0 ① F6	0-0 PB 2-H 1B		BBB 4-0 1-2 BB		0-0 1-2 1B	4	0	2	1	1	0	2
Bob Tillman, R (1, 2) OBP: 0.336, SLG: 0.610		0-0 ① 6-3		0-0 FC4-6 1B	0-0 ③ 5-3 1-2		0-0 ③ 5-3		0-0 ③ 3-1	5	0	1	0	0	0	5
Don Gile, R (1, 3)		0-0 ② 6-3		0-0 ② FC4-6 FC6-4 1-2f		SSS 0-3 ① K		SSS 0-3 ① K		4	0	0	0	0	2	1
Carroll Hardy, R (1, 9) OBP: 0.330, SLG: 0.364		0-0 ③ 4-3		0-0 ③ FC6-4 1-2f		0-0 ② 5-3		0-3 K PB		4	0	0	0	0	1	1
Eddie Bressoud, R (1, 6) OBP: 0.302, SLG: 0.404			0-0 SH1-4 1B		0-0 ① 4-3	0-0 ③ 5-3		0-0 ② 5-3 1-3		4	0	1	0	0	0	1
Bill Monbouquette, R (1, 1) OBP: 0.240, SLG: 0.095 Pumpsie Green, S (5, PH) OBP: 0.269, SLG: 0.216 Chet Nichols, S (6, 1) Lou Clinton, R (7, PH) OBP: 0.148, SLG: 0.196 Galen Cisco, R (8, 1) OBP: 0.150, SLG: 0.158 Dave Philley, S (8, PH) OBP: 0.325, SLG: 0.200 Arnold Earley, L (9, 1)			0-0 ① SH1-4 1-2		0-0 1B 2B 1B		0-0 ① 6-3	0-0 ③ 4-3		0 1 0 1 0 0 1 0	0 1 0 0 0 0 0 0	0 1 0 0 0 0 0 0	0 1 0 0 0 0 0 0	0 0 0 0 0 0 0 0	0 0 0 0 0 0 0 0	0 0 0 0 0 0 1 0	0 0 0 0 0 0 1 0
Inning Stats	R: 0 H: 2 E: 0 LOB: 1 K: 0 BB: 0 S: 4 P: 4	R: 0 H: 0 E: 0 LOB: 0 K: 0 BB: 0 S: 3 P: 3	R: 0 H: 1 E: 0 LOB: 2 K: 1 BB: 1 S: 6 P: 10	R: 0 H: 1 E: 0 LOB: 1 K: 0 BB: 0 S: 4 P: 4	R: 3 H: 4 E: 0 LOB: 1 K: 1 BB: 0 S: 9 P: 9	R: 0 H: 0 E: 0 LOB: 0 K: 1 BB: 1 S: 5 P: 5	R: 1 H: 2 E: 0 LOB: 2 K: 0 BB: 1 S: 5 P: 9	R: 0 H: 0 E: 0 LOB: 1 K: 2 BB: 0 S: 8 P: 8	R: 0 H: 2 E: 0 LOB: 2 K: 0 BB: 0 S: 5 P: 5	1B: 11 2B: 1 3B: 0 HR: 0	SF: 0 SAC: 1 DP: 1 HBP: 0			WP: 0 PB: 4 SB: 0 CS: 0	PA: 41		

livebaseballscorecards.com

AB	38
R	4
H	12
RBI	4
BB	2
SO	5
LOB	18

PITCHER		IP	WLS	BF	H	R	ER	SO	BB	IBB	HBP	BLK	WP	HR	S	P	ERA	WHIP
Steve Barber, L ERA: 3.67	(1, 1)	6.2	W	31	10	4	4	3	2	0	0	0	0	0	35	43	5.40	1.800
Hoyt Wilhelm, R ERA: 1.59	(7, 1)	2.1	S	10	2	0	0	2	0	0	0	0	0	0	14	14	0.00	0.857

PITCHER	IP	WLS	BF	H	R	ER	SO	BB	IBB	HBP	BLK	WP	HR	S	P	ERA	WHIP

Batter	1	2	3	4	5	6	7	8	9	AB	R	H	RBI	BB	SO	LOB
Billy Gardner, R (1, 4) OBP: 0.476, SLG: 0.474	0-0 E 1B 1B	0-0 4-3			0-0 F7		0-0 FC1-6 1-2f		0-0 2-H 1B	5	1	2	1	0	0	1
Gary Geiger, L (1, 8) OBP: 0.313, SLG: 0.326	0-0 E4 1B 1-2 1B		0-0 G3		0-0 E7 1B		0-0 F9	B B B B	4-0 S BB	2	1	0	0	0	0	1
Lou Clinton, R (5, PH) (5, 9) OBP: 0.175, SLG: 0.208										2	0	1	0	1	0	1
Carl Yastrzemski, L (1, 7) OBP: 0.364, SLG: 0.504	0-0 1B 1-2 2-H 1B		S S S 0-3 K		0-0 F2		S S S 0-3 K		0-0 3-1 1-2	5	0	1	1	0	2	3
Frank Malzone, R (1, 5) OBP: 0.331, SLG: 0.447	0-0 F2		0-0 E3			0-0 1B 1B		0-0 F6		4	0	1	0	0	0	2
Pete Runnels, L (1, 3) OBP: 0.440, SLG: 0.456	0-0 FC6-4 1-3 2-H 1B		0-0 4-3			0-0 1-2 1B		B B B B 4-0 BB		3	0	2	1	1	0	1
Bob Tillman, R (1, 2) OBP: 0.325, SLG: 0.587	S S S 0-3 K			0-0 5-3		S S S 0-3 K		0-0 F8		4	0	0	0	0	2	5
Carroll Hardy, R (1, 9) (5, 8) OBP: 0.324, SLG: 0.356	0-0 FC6-4 1-2f			0-0 F3		S S S 0-3 K		0-0 F7		4	0	0	0	0	1	5
Eddie Bressoud, R (1, 6) OBP: 0.301, SLG: 0.401		0-0 F9		S S S 0-3 K		S S S 0-3 K			0-0 SH1-4 1B 1B	4	1	1	0	0	2	2
Gene Conley, R (1, 1) OBP: 0.270, SLG: 0.371		0-0 3-1			0-0 F6		0-0 FC1-6 1B		0-0 SH1-4 1-2	3	0	1	0	0	0	0
Inning Stats	R: 2 E: 1 K: 1 S: 9 H: 3 LOB: 2 BB: 0 P: 9	R: 0 E: 0 K: 0 S: 3 H: 0 LOB: 0 BB: 0 P: 3	R: 0 E: 1 K: 1 S: 6 H: 0 LOB: 1 BB: 0 P: 6	R: 0 E: 0 K: 1 S: 5 H: 0 LOB: 0 BB: 0 P: 5	R: 0 E: 1 K: 0 S: 4 H: 1 LOB: 1 BB: 0 P: 4	R: 0 E: 0 K: 3 S: 11 H: 2 LOB: 2 BB: 0 P: 11	R: 0 E: 0 K: 1 S: 6 H: 1 LOB: 1 BB: 0 P: 6	R: 0 E: 0 K: 0 S: 3 H: 0 LOB: 1 BB: 1 P: 7	R: 1 E: 0 K: 0 S: 4 H: 2 LOB: 1 BB: 1 P: 8	1B: 9 2B: 0 3B: 0 HR: 0	SF: 0 SAC: 1 DP: 0 HBP: 0						

Boston Red Sox @ Detroit Tigers

Tiger Stadium, Detroit, MI

Fri Jun 15 1962, 7:05 PM EDT

Att. 26,272 - Unknown

TOP

livebaseballscorecards.com

AB	36
R	3
H	9
RBI	3
BB	2
SO	7
LOB	21

WP: 0 PB: 0 SB: 1 CS: 0 PA: 39

PITCHER	IP	WLS	BF	H	R	ER	SO	BB	IBB	HBP	BLK	WP	HR	S	P	ERA	WHIP
Don Mossi, L (1, 1) ERA: 3.44	9.0	L	39	9	3	2	7	2	0	0	0	0	0	51	59	2.00	1.222

PITCHER	IP	WLS	BF	H	R	ER	SO	BB	IBB	HBP	BLK	WP	HR	S	P	ERA	WHIP

Boston Red Sox @ Detroit Tigers

Tiger Stadium, Detroit, MI

Fri Jun 15 1962, 7:05 PM EDT

Att. 26,272 - Unknown

BOTTOM

Batter	1	2	3	4	5	6	7	8	9	AB	R	H	RBI	BB	SO	LOB
Jake Wood, R (1, 4) OBP: 0.324, SLG: 0.359	6-3		PB, BB		L7		F3		F8	4	0	0	0	1	0	0
Dick McAuliffe, L (1, 5) OBP: 0.352, SLG: 0.361	F9		F7 (1-3)		F8		BB		4-3	4	0	0	0	1	0	1
Bubba Morton, R (1, 8) OBP: 0.388, SLG: 0.395	BB (1B)		K		BB (1B)		F4			3	0	1	0	1	1	2
Norm Cash, L (1, 3) OBP: 0.413, SLG: 0.532	BB (1-3, 1B)		K		BB (1-2)		3-1			3	0	1	0	1	1	2
Rocky Colavito, R (1, 7) OBP: 0.320, SLG: 0.449	BB (1-2)			SH2-3, 1B	F3			6-3		3	0	1	0	1	0	2
Purnal Goldy, R (1, 9) OBP: 0.500, SLG: 0.500	F8			SH2-3 (1-2, 1B)		1B		1-3		4	0	2	0	0	0	3
Chico Fernandez, R (1, 6) OBP: 0.295, SLG: 0.449		K		SH2-3 (1-2, 2-3)		F6		1B		3	0	1	0	0	1	1
Dick Brown, R (1, 2) OBP: 0.294, SLG: 0.429		6-3		K		K		F8		2	0	0	0	0	1	2
Vic Wertz, L (6, PH) OBP: 0.333, SLG: 0.370										1	0	0	0	0	1	1
Mike Roarke, R (7, 2) OBP: 0.115, SLG: 0.120										0	0	0	0	0	0	0
Bobo Osborne, L (8, PH) OBP: 0.440, SLG: 0.222 (9, 2)										1	0	0	0	0	0	1
Don Mossi, L (1, 1) OBP: 0.345, SLG: 0.240		K		F7		K			F8	3	0	0	0	0	2	3
Charlie Maxwell, L (9, PH) OBP: 0.257, SLG: 0.262										1	0	0	0	0	0	0
Inning Stats	R: 0 E: 0 K: 0 S: 4 H: 1 LOB: 3 BB: 2 P: 12	R: 0 E: 0 K: 2 S: 7 H: 0 LOB: 0 BB: 0 P: 7	R: 0 E: 0 K: 2 S: 7 H: 0 LOB: 1 BB: 1 P: 11	R: 0 E: 0 K: 1 S: 7 H: 2 LOB: 2 BB: 0 P: 7	R: 0 E: 0 K: 0 S: 4 H: 1 LOB: 2 BB: 1 P: 8	R: 0 E: 0 K: 2 S: 8 H: 1 LOB: 1 BB: 0 P: 8	R: 0 E: 0 K: 0 S: 3 H: 0 LOB: 1 BB: 1 P: 7	R: 0 E: 0 K: 0 S: 4 H: 1 LOB: 1 BB: 0 P: 4	R: 0 E: 0 K: 0 S: 3 H: 0 LOB: 0 BB: 0 P: 3	1B: 6 2B: 0 3B: 0 HR: 0	SF: 0 SAC: 1 DP: 0 HBP: 0						

livebaseballscorecards.com

AB	32
R	0
H	6
RBI	0
BB	5
SO	7
LOB	18

WP: 0 PB: 2 SB: 0 CS: 0 PA: 38

PITCHER		IP	WLS	BF	H	R	ER	SO	BB	IBB	HBP	BLK	WP	HR	S	P	ERA	WHIP
Gene Conley, R (1, 1) ERA: 3.41		9.0	W	38	6	0	0	7	5	0	0	0	0	0	47	67	0.00	1.222

PITCHER	IP	WLS	BF	H	R	ER	SO	BB	IBB	HBP	BLK	WP	HR	S	P	ERA	WHIP

Boston Red Sox @ Detroit Tigers

Tiger Stadium, Detroit, MI

Sat Jun 16 1962, 4:33 AM EDT

Att. 11,447 - Unknown

TOP

livebaseballscorecards.com

Batter	1	2	3	4	5	6	7	8	9	AB	R	H	RBI	BB	SO	LOB
Billy Gardner, R (1, 4) OBP: 0.385, SLG: 0.375	6-3	K		K			F7		K	5	0	0	0	0	3	2
Dave Philley, S (1, 9) OBP: 0.314, SLG: 0.207	1B	3-1		F5			6-3			4	0	1	0	0	0	2
Lou Clinton, R (7, 9) OBP: 0.175, SLG: 0.208										0	0	0	0	0	0	0
Carl Yastrzemski, L (1, 7) OBP: 0.362, SLG: 0.513	F8		HR		3-1			3-1		4	1	1	1	0	0	1
Frank Malzone, R (1, 5) OBP: 0.329, SLG: 0.444	K		F7		5-3			1B		4	0	1	0	0	1	1
Pete Runnels, L (1, 3) OBP: 0.445, SLG: 0.457		BB	BB		3-1			BB		2	2	1	0	2	0	0
Bob Tillman, R (1, 2) OBP: 0.322, SLG: 0.570		K	F7			F8		BB		3	0	0	0	1	1	2
Carroll Hardy, R (1, 8) OBP: 0.327, SLG: 0.361		BB	1-H			K		F6		3	1	1	1	1	1	2
Eddie Bressoud, R (1, 6) OBP: 0.300, SLG: 0.396		BB	F6			1-3			6-3	3	0	0	0	1	0	1
Earl Wilson, R (1, 1) OBP: 0.316, SLG: 0.471				K			F7		F3	3	0	1	2	0	1	0
Dick Radatz, R (8, 1) OBP: 0.182, SLG: 0.182		2B								1	0	0	0	0	0	0
Inning Stats	R: 0 E: 0 K: 1 S: 6 H: 1 LOB: 1 BB: 0 P: 6	R: 2 E: 0 K: 2 S: 8 H: 1 LOB: 2 BB: 3 P: 20	R: 2 E: 0 K: 0 S: 5 H: 2 LOB: 1 BB: 1 P: 9	R: 0 E: 0 K: 2 S: 7 H: 0 LOB: 0 BB: 0 P: 7	R: 0 E: 0 K: 0 S: 3 H: 0 LOB: 0 BB: 0 P: 3	R: 0 E: 0 K: 1 S: 5 H: 0 LOB: 0 BB: 0 P: 5	R: 0 E: 0 K: 0 S: 3 H: 0 LOB: 0 BB: 0 P: 3	R: 0 E: 0 K: 0 S: 4 H: 2 LOB: 2 BB: 1 P: 8	R: 0 E: 0 K: 1 S: 5 H: 0 LOB: 0 BB: 0 P: 5	1B: 3 2B: 2 3B: 0 HR: 1 SF: 0 SAC: 0 DP: 0 HBP: 0	WP: 0 PB: 0 SB: 0 CS: 0 PA: 37					

	AB	32
	R	4
	H	6
	RBI	4
	BB	5
	SO	7
	LOB	11

PITCHER	IP	WLS	BF	H	R	ER	SO	BB	IBB	HBP	BLK	WP	HR	S	P	ERA	WHIP
Jim Bunning, R (1, 1) ERA: 4.04	2.2	L	16	4	4	4	3	4	0	0	0	0	1	18	34	13.50	3.000
Sam Jones, R (3, 1) ERA: 5.3	2.1		7	0	0	0	2	0	0	0	0	0	0	11	11	0.00	0.000
Jerry Casale, R (6, 1) ERA: 4.03	3.0		11	2	0	0	1	1	0	0	0	0	0	12	16	0.00	1.000
Terry Fox, R (9, 1) ERA: 2.57	1.0		3	0	0	0	1	0	0	0	0	0	0	5	5	0.00	0.000

PITCHER	IP	WLS	BF	H	R	ER	SO	BB	IBB	HBP	BLK	WP	HR	S	P	ERA	WHIP

Batter	1	2	3	4	5	6	7	8	9	AB	R	H	RBI	BB	SO	LOB
Jake Wood, R (1, 4) OBP: 0.331, SLG: 0.361	5-3			G6-4-3 1B 1B		S BB		FC4 BB		2	0	1	0	2	0	0
Bubba Morton, R (1, 8) OBP: 0.377, SLG: 0.383	5-3			G6-4-3 1-2 1B		K 1-2		FC4 1B 1-2f		4	0	1	0	0	1	2
Purnal Goldy, R (1, 9) OBP: 0.375, SLG: 0.375	5-3			G6-4-3 1-2f 2-3		F9		1-3 1B		4	0	1	0	0	0	3
Norm Cash, L (1, 3) OBP: 0.407, SLG: 0.521		K		K		K		F8		4	0	0	0	0	3	4
Rocky Colavito, R (1, 7) OBP: 0.322, SLG: 0.477		5-3			HR		HR		K	4	2	2	2	0	1	0
Dick McAuliffe, L (1, 5) OBP: 0.349, SLG: 0.358		4-3			1-3		F2		BB 1B	4	0	1	0	0	0	0
Chico Fernandez, R (1, 6) OBP: 0.300, SLG: 0.463			5-3		3B		1B		K	4	0	2	0	0	1	1
Dick Brown, R (1, 2) OBP: 0.290, SLG: 0.421 Bobo Osborne, L (9, PH) OBP: 0.462, SLG: 0.222			K		K2-3		F7		BB 1-2	3 0	0 0	0 0	0 0	2 1	1 0	1 0
Jim Bunning, R (1, 1) OBP: 0.237, SLG: 0.361 Sam Jones, R (3, 1) OBP: 0.167, SLG: 0.667 Charlie Maxwell, L (5, PH) OBP: 0.253, SLG: 0.258 Jerry Casale, R (6, 1) Vic Wertz, L (8, PH) OBP: 0.321, SLG: 0.357 Terry Fox, R (9, 1) Steve Boros, R (9, PH) OBP: 0.339, SLG: 0.360			K		3-1			4-3	F9	0 1 1 0 1 0 1	0 0 0 0 0 0 0	0 0 0 0 0 0 0	0 0 0 0 0 0 0	0 1 0 0 0 0 0	0 0 0 0 0 0 0	0 0 1 0 0 0 0
Inning Stats	R: 0 H: 0 E: 0 LOB: 0 K: 0 BB: 0 S: 3 P: 3	R: 0 H: 0 E: 0 LOB: 0 K: 1 BB: 0 S: 5 P: 5	R: 0 H: 0 E: 0 LOB: 0 K: 2 BB: 0 S: 7 P: 7	R: 0 H: 2 E: 0 LOB: 1 K: 1 BB: 0 S: 6 P: 6	R: 1 H: 2 E: 0 LOB: 1 K: 1 BB: 0 S: 7 P: 7	R: 0 H: 0 E: 0 LOB: 1 K: 2 BB: 1 S: 7 P: 11	R: 1 H: 2 E: 0 LOB: 0 K: 0 BB: 0 S: 4 P: 4	R: 0 H: 1 E: 0 LOB: 2 K: 0 BB: 1 S: 4 P: 8	R: 0 H: 1 E: 0 LOB: 2 K: 2 BB: 1 S: 8 P: 12	1B: 5 SF: 0 2B: 0 SAC: 0 3B: 1 DP: 1 HR: 2 HBP: 0						

PITCHER		IP	WLS	BF	H	R	ER	SO	BB	IBB	HBP	BLK	WP	HR	S	P	ERA	WHIP
Earl Wilson, R ERA: 3.86	(1, 1)	7.0	W	26	6	2	2	7	1	0	0	0	0	2	39	43	2.57	1.000
Dick Radatz, R ERA: 2.09	(8, 1)	2.0	S	10	2	0	0	2	2	0	0	0	0	0	12	20	0.00	2.000

PITCHER	IP	WLS	BF	H	R	ER	SO	BB	IBB	HBP	BLK	WP	HR	S	P	ERA	WHIP

BOTTOM

Boston Red Sox @ Detroit Tigers

Tiger Stadium, Detroit, MI

Sat Jun 16 1962, 4:33 AM EDT

Att. 11,447 - Unknown

livebaseballscorecards.com

AB	33
R	2
H	8
RBI	2
BB	3
SO	9
LOB	14

Batter	1	2	3	4	5	6	7	8	9	AB	R	H	RBI	BB	SO	LOB
Billy Gardner, R (1, 4) OBP: 0.400, SLG: 0.393	G1-6-3 1B	5-3 3-H		4-3 2-3 3-H 1B			K			4	0	2	2	0	1	0
Dave Philley, S (1, 9) OBP: 0.289, SLG: 0.188	G1-6-3 1-2f	5-3		4-3 1-2 3-H			K			3	0	0	1	0	0	2
Lou Clinton, R (7, PH) OBP: 0.172, SLG: 0.204 (7, 9)										1	0	0	0	0	1	0
Carl Yastrzemski, L (1, 7) OBP: 0.364, SLG: 0.508	S HR BB		BB BB	F7			4-3			2	1	0	0	2	0	1
Frank Malzone, R (1, 5) OBP: 0.328, SLG: 0.453	HR 1-H		F6		F3			5-3		4	1	1	2	0	0	1
Pete Runnels, L (1, 3) OBP: 0.446, SLG: 0.452	1B BB		G5-4-3 1-2 BB		F7			F5		2	0	0	0	2	0	0
Bob Tillman, R (1, 2) OBP: 0.320, SLG: 0.559	1-2 1B		G5-4-3 1-2f		F7			5-3		4	0	1	0	0	0	2
Carroll Hardy, R (1, 8) OBP: 0.322, SLG: 0.354	F7			1-3	6-3				F8	4	0	0	0	0	0	2
Eddie Bressoud, R (1, 6) OBP: 0.303, SLG: 0.402		4-3 5-3 2B		E 1B 1B	6-3				L8	4	2	2	0	0	0	0
Don Schwall, R (1, 1) OBP: 0.185, SLG: 0.154		4-3 2-3		E4 1B 1-3 4-3	F8				1-3	2	1	0	0	0	0	2
Galen Cisco, R (5, 1) OBP: 0.143, SLG: 0.150										1	0	0	0	0	0	0
Jim Pagliaroni, R (9, PH) OBP: 0.358, SLG: 0.421										1	0	0	0	0	0	0
Inning Stats	R: 2 E: 0 K: 0 S: 5 H: 3 LOB: 2 BB: 2 P: 13	R: 1 E: 0 K: 0 S: 4 H: 1 LOB: 0 BB: 0 P: 4	R: 0 E: 0 K: 0 S: 2 H: 0 LOB: 1 BB: 2 P: 10	R: 2 E: 1 K: 0 S: 6 H: 2 LOB: 1 BB: 0 P: 6	R: 0 E: 0 K: 0 S: 3 H: 0 LOB: 0 BB: 0 P: 3	R: 0 E: 0 K: 0 S: 3 H: 0 LOB: 0 BB: 0 P: 3	R: 0 E: 0 K: 2 S: 7 H: 0 LOB: 0 BB: 0 P: 7	R: 0 E: 0 K: 0 S: 3 H: 0 LOB: 0 BB: 0 P: 3	R: 0 E: 0 K: 0 S: 3 H: 0 LOB: 0 BB: 0 P: 3	1B: 4 2B: 1 3B: 0 HR: 1 SF: 0 SAC: 0 DP: 2 HBP: 0	WP: 0 PB: 0 SB: 1 CS: 0 PA: 36					

PITCHER	IP	WLS	BF	H	R	ER	SO	BB	IBB	HBP	BLK	WP	HR	S	P	ERA	WHIP
Paul Foytack, R (1, 1) ERA: 5.06	4.0		21	6	5	3	0	4	0	0	0	0	1	17	33	6.75	2.500
Hank Aguirre, L (5, 1) ERA: 2.6	5.0	W	15	0	0	0	2	0	0	0	0	0	0	19	19	0.00	0.000

PITCHER	IP	WLS	BF	H	R	ER	SO	BB	IBB	HBP	BLK	WP	HR	S	P	ERA	WHIP

Boston Red Sox @ Detroit Tigers

Tiger Stadium, Detroit, MI

Sun Jun 17 1962, 4:33 AM EDT

Unknown

TOP

livebaseballscorecards.com

AB	32
R	5
H	6
RBI	5
BB	4
SO	2
LOB	10

Boston Red Sox @ Detroit Tigers

Tiger Stadium, Detroit, MI

Sun Jun 17 1962, 4:33 AM EDT

Unknown

BOTTOM

Batter	1	2	3	4	5	6	7	8	9	AB	R	H	RBI	BB	SO	LOB
Jake Wood, R (1, 4) OBP: 0.324, SLG: 0.353	K		6-3	5-3		K		F6		5	0	0	0	0	2	2
Bubba Morton, R (1, 8) OBP: 0.386, SLG: 0.367	HR, BB		1-3		HR, BB	F3				2	2	0	0	2	0	0
Purnal Goldy, R (1, 9) OBP: 0.417, SLG: 0.917	1-H, HR		HR		K		K			4	2	2	3	0	2	1
Rocky Colavito, R (1, 7) OBP: 0.329, SLG: 0.493	G3-6-3, 1B		6-3		1-H, HR		BB			3	1	2	2	1	0	0
Norm Cash, L (1, 3) OBP: 0.404, SLG: 0.531	G3-6-3 1-2f			HR	F6		F8			4	1	1	1	0	0	2
Dick McAuliffe, L (1, 5) OBP: 0.347, SLG: 0.352		4-3		4-3	BB, 2B		F7			3	1	0	0	1	0	1
Chico Fernandez, R (1, 6) OBP: 0.299, SLG: 0.463		5-3		G3	1-H, 2B			5-3		4	0	1	1	0	0	0
Mike Roarke, R (1, 2) OBP: 0.167, SLG: 0.241		3B		E6 2B	K			1B		4	1	2	0	0	1	1
Paul Foytack, R (1, 1) OBP: 0.250, SLG: 0.167		6-3		1-H, 2B		5-3		K		1	0	0	0	0	0	1
Bobo Osborne, L (4, PH) OBP: 0.481, SLG: 0.316										1	0	1	1	0	0	0
Hank Aguirre, R (5, 1)										2	0	0	0	0	1	1
Inning Stats	R: 2 E: 0 K: 1 S: 6 H: 2 LOB: 0 BB: 1 P: 10	R: 0 E: 0 K: 0 S: 4 H: 1 LOB: 1 BB: 0 P: 4	R: 1 E: 0 K: 0 S: 4 H: 1 LOB: 0 BB: 0 P: 4	R: 2 E: 1 K: 0 S: 6 H: 2 LOB: 1 BB: 0 P: 6	R: 3 E: 0 K: 2 S: 9 H: 2 LOB: 1 BB: 2 P: 17	R: 0 E: 0 K: 1 S: 5 H: 0 LOB: 0 BB: 0 P: 5	R: 0 E: 0 K: 1 S: 5 H: 0 LOB: 1 BB: 1 P: 9	R: 0 E: 0 K: 1 S: 6 H: 1 LOB: 1 BB: 0 P: 6		1B: 2 2B: 2 3B: 1 HR: 4 SF: 0 SAC: 0 DP: 1 HBP: 0						

PITCHER	IP	WLS	BF	H	R	ER	SO	BB	IBB	HBP	BLK	WP	HR	S	P	ERA	WHIP
Don Schwall, R (1, 1) ERA: 5.19	4.0	L	20	6	6	5	1	2	0	0	0	0	3	20	28	11.25	2.000
Galen Cisco, R (5, 1) ERA: 5.76	4.0		17	3	2	2	5	2	0	0	0	0	1	25	33	4.50	1.250

PITCHER	IP	WLS	BF	H	R	ER	SO	BB	IBB	HBP	BLK	WP	HR	S	P	ERA	WHIP

AB	33
R	8
H	9
RBI	8
BB	4
SO	6
LOB	9

WP: 0 PA: 37
PB: 0
SB: 0
CS: 0

livebaseballscorecards.com

Boston Red Sox @ Detroit Tigers

Tiger Stadium, Detroit, MI

Sun Jun 17 1962, 4:38 AM EDT

Att. 20,869 - Unknown

TOP

Batter	1	2	3	4	5	6	7	8	9	AB	R	H	RBI	BB	SO	LOB
Billy Gardner, R (1, 4) OBP: 0.353, SLG: 0.344	F7	K			F8		6-3			4	0	0	0	0	1	1
Dave Philley, S (1, 9) OBP: 0.268, SLG: 0.171	6-3		4-3		4-3		K			3	0	0	0	0	0	0
Lou Clinton, R (5, 9) OBP: 0.169, SLG: 0.200			CS 1B							1	0	0	0	0	1	0
Carl Yastrzemski, L (1, 7) OBP: 0.366, SLG: 0.506	F5		CS 1B		K			G4-3 BB		3	0	1	0	1	1	0
Frank Malzone, R (1, 5) OBP: 0.331, SLG: 0.464		BB 1B 1B	F3 1-2			HR		G4-3 1-2f		3	2	1	1	1	0	2
Pete Runnels, L (1, 3) OBP: 0.446, SLG: 0.467		1-2 1B 3B		HR		6-3		4-3		4	2	2	1	0	0	0
Jim Pagliaroni, R (1, 2) OBP: 0.362, SLG: 0.418		1-2 2-H 3B		FC5-4 HBP		3-1			F7	3	1	1	1	0	0	0
Carroll Hardy, R (1, 8) OBP: 0.325, SLG: 0.353		K		FC5-4 1-2f		BLK BB			CS 1B	3	0	1	0	1	1	3
Eddie Bressoud, R (1, 6) OBP: 0.302, SLG: 0.407		1-H 2-H 3B		F8		F2 1-2			F9 1-2	4	0	1	2	0	0	3
Ike Delock, R (1, 1)		K		K			6-3			3	0	0	0	0	2	2

	AB	31
	R	5
	H	7
	RBI	5
	BB	3
	SO	6
	LOB	11

Inning Stats										
	R: 0 E: 0 K: 0 S: 3	H: 0 LOB: 0 BB: 0 P: 3	R: 3 E: 0 K: 3 S: 12	H: 3 LOB: 1 BB: 1 P: 16	R: 0 E: 0 K: 0 S: 3	H: 1 LOB: 0 BB: 0 P: 3	R: 1 E: 0 K: 1 S: 6	H: 1 LOB: 1 BB: 0 P: 7	R: 0 E: 0 K: 1 S: 5	H: 0 LOB: 0 BB: 0 P: 5
	R: 1 E: 0 K: 0 S: 4	H: 1 LOB: 1 BB: 1 P: 8	R: 0 E: 0 K: 1 S: 5	H: 0 LOB: 0 BB: 0 P: 5	R: 0 E: 0 K: 0 S: 2	H: 0 LOB: 0 BB: 1 P: 6	R: 0 E: 0 K: 0 S: 3	H: 1 LOB: 0 BB: 0 P: 3		

	1B: 4	SF: 0	WP: 0	PA: 35
	2B: 0	SAC: 0	PB: 0	
	3B: 1	DP: 1	SB: 0	
	HR: 2	HBP: 1	CS: 2	

PITCHER		IP	WLS	BF	H	R	ER	SO	BB	IBB	HBP	BLK	WP	HR	S	P	ERA	WHIP
Phil Regan, R ERA: 4.32	(1, 1)	7.0	L	29	6	5	5	6	2	0	1	1	0	2	38	47	6.43	1.143
Ron Nischwitz, L ERA: 2.03	(8, 1)	2.0		6	1	0	0	0	1	0	0	0	0	0	5	9	0.00	1.000

PITCHER	IP	WLS	BF	H	R	ER	SO	BB	IBB	HBP	BLK	WP	HR	S	P	ERA	WHIP

livebaseballscorecards.com

Boston Red Sox @ Detroit Tigers

Tiger Stadium, Detroit, MI

Sun Jun 17 1962, 4:38 AM EDT

Att. 20,869 - Unknown

BOTTOM

Batter	1	2	3	4	5	6	7	8	9	AB	R	H	RBI	BB	SO	LOB
Jake Wood, R (1, 4) OBP: 0.318, SLG: 0.345	6-3		G5-4-3 1-2f		6-3			K	5-3	5	0	0	0	0	1	3
Bubba Morton, R (1, 8) OBP: 0.393, SLG: 0.377	K			FC 5-3 1B		F4		1B		4	0	2	0	0	1	0
Purnal Goldy, R (1, 9) OBP: 0.375, SLG: 0.750	1B			5-3 1-2		F6		F9		4	0	1	0	0	0	2
Rocky Colavito, R (1, 7) OBP: 0.332, SLG: 0.493	F9			FC 2-3		1B		BB 1-3 1B		4	0	2	0	0	0	2
Norm Cash, L (1, 3) OBP: 0.402, SLG: 0.523		F9		F9		4-3		1-2 BB		3	0	0	0	1	0	3
Dick McAuliffe, L (1, 5) OBP: 0.340, SLG: 0.343		L4		F8			K	K		4	0	0	0	0	2	5
Chico Fernandez, R (1, 6) OBP: 0.292, SLG: 0.452		F7			F9		5-3	K		4	0	0	0	0	1	0
Mike Roarke, R (1, 2) OBP: 0.235, SLG: 0.281			FC1-6 1B		1B		BB	F3		3	0	2	0	1	0	0
Phil Regan, R (1, 1) OBP: 0.250, SLG: 0.231 Bobo Osborne, L (7, PH) OBP: 0.464, SLG: 0.300 Ron Nischwitz, S (8, 1) Charlie Maxwell, L (9, PH) OBP: 0.263, SLG: 0.258			FC1-6 G5-4-3 1-2f		F8		K		BB	2	0	0	0	0	0	2
										1	0	0	0	0	1	1
										0	0	0	0	0	0	0
										0	0	0	0	1	0	0

Inning Stats	1	2	3	4	5	6	7	8	9
R:	0	0	0	0	0	0	0	0	0
E:	0	0	0	0	0	0	0	0	0
K:	1	0	0	0	0	0	2	2	1
S:	6	3	3	5	4	4	7	9	5
H:	1	0	1	1	1	1	0	2	0
LOB:	1	0	0	2	1	1	1	3	1
BB:	0	0	0	0	0	0	1	1	1
P:	6	3	3	5	4	4	11	13	9

1B	7	SF:	0	WP:	0	PA:	37
2B:	0	SAC:	0	PB:	0		
3B:	0	DP:	1	SB:	0		
HR:	0	HBP:	0	CS:	0		

PITCHER	IP	WLS	BF	H	R	ER	SO	BB	IBB	HBP	BLK	WP	HR	S	P	ERA	WHIP
Ike Delock, R (1, 1) ERA: 2.9	9.0	W	37	7	0	0	6	3	0	0	0	0	0	46	58	0.00	1.111

PITCHER	IP	WLS	BF	H	R	ER	SO	BB	IBB	HBP	BLK	WP	HR	S	P	ERA	WHIP

livebaseballscorecards.com

Boston Red Sox @ Cleveland Indians

Cleveland Municipal Stadium, Cleveland, OH

Tue Jun 19 1962, 7:05 PM EDT

Att. 9,082 - Unknown

TOP

livebaseballscorecards.com

Batter	1	2	3	4	5	6	7	8	9	AB	R	H	RBI	BB	SO	LOB
Billy Gardner, R (1, 4) OBP: 0.333, SLG: 0.324	0-0 1B	0-0 F7			0-0 F7		0-0 P4		0-3 K	5	0	1	0	0	1	2
Gary Geiger, L (1, 8) OBP: 0.310, SLG: 0.319	0-3 K		0-0 1-3		4-0 G3-6-3 BB		0-0 L8		0-0 F7	4	0	0	0	1	1	1
Carl Yastrzemski, L (1, 7) OBP: 0.361, SLG: 0.498	0-3 K		0-0 F7		0-0 G3-6-3 1-2f		0-3 K			4	0	0	0	0	2	2
Frank Malzone, R (1, 5) OBP: 0.337, SLG: 0.478	0-0 1-2 1B		0-0 HR			4-0 1B 2B BB		0-0 6-3		3	1	2	1	1	0	0
Pete Runnels, L (1, 3) OBP: 0.447, SLG: 0.465	0-0 4-3		0-0 G3			0-0 2B 2B 1-3 1B		4-0 5-3 E BB		3	2	1	0	1	0	2
Jim Pagliaroni, R (1, 2) OBP: 0.374, SLG: 0.439		0-0 SH1-3 1B		0-0 G6-4-3 1B		0-0 1-3 2B 3-H 2B		0-0 5-3 1-2		4	1	3	0	0	0	1
Carroll Hardy, R (1, 9) OBP: 0.328, SLG: 0.361		0-0 1-2 SH1-3 1B		0-0 G6-4-3 1-2f		0-0 2-H 3-H 2B		0-0 E5 2-H		4	0	2	2	0	0	1
Eddie Bressoud, R (1, 6) OBP: 0.302, SLG: 0.405		0-0 F9		0-0 1B		0-3 K		0-0 F7		4	0	1	0	0	1	4
Bill Monbouquette, R (1, 1) OBP: 0.214, SLG: 0.083		0-0 1-2 2-3 SH1-3		0-3 K		0-3 K			0-3 K	3	0	0	0	0	3	2
Inning Stats	R: 0 H: 2 E: 0 LOB: 2 K: 2 BB: 0 S: 9 P: 9	R: 0 H: 2 E: 0 LOB: 2 K: 0 BB: 0 S: 5 P: 5	R: 1 H: 1 E: 0 LOB: 0 K: 0 BB: 0 S: 4 P: 4	R: 0 H: 2 E: 0 LOB: 1 K: 1 BB: 0 S: 6 P: 6	R: 0 H: 0 E: 0 LOB: 0 K: 0 BB: 1 S: 2 P: 6	R: 2 H: 3 E: 0 LOB: 1 K: 2 BB: 1 S: 9 P: 13	R: 0 H: 0 E: 0 LOB: 0 K: 1 BB: 0 S: 5 P: 5	R: 1 H: 0 E: 1 LOB: 1 K: 0 BB: 1 S: 4 P: 8	R: 0 H: 0 E: 0 LOB: 0 K: 2 BB: 0 S: 7 P: 7	1B: 7 SF: 0 2B: 2 SAC: 1 3B: 0 DP: 2 HR: 1 HBP: 0						

AB	34
R	4
H	10
RBI	3
BB	3
SO	8
LOB	15

WP: 0 PA: 38
PB: 0
SB: 0
CS: 0

PITCHER		IP	WLS	BF	H	R	ER	SO	BB	IBB	HBP	BLK	WP	HR	S	P	ERA	WHIP
Ruben Gomez, R ERA: 4.5	(1, 1)	6.0	L	27	10	3	3	5	2	0	0	0	0	1	35	43	4.50	2.000
Frank Funk, R ERA: 3.18	(7, 1)	2.0		8	0	1	0	1	1	0	0	0	0	0	9	13	0.00	0.500
Gary Bell, R ERA: 3.7	(9, 1)	1.0		3	0	0	0	2	0	0	0	0	0	0	7	7	0.00	0.000

PITCHER	IP	WLS	BF	H	R	ER	SO	BB	IBB	HBP	BLK	WP	HR	S	P	ERA	WHIP

BOTTOM

Boston Red Sox @ Cleveland Indians

Cleveland Municipal Stadium, Cleveland, OH

Tue Jun 19 1962, 7:05 PM EDT

Att. 9,082 - Unknown

livebaseballscorecards.com

Batter	1	2	3	4	5	6	7	8	9	AB	R	H	RBI	BB	SO	LOB
Ty Cline, L (1, 8) OBP: 0.371, SLG: 0.413	L7		L3-1			L3		1B		4	0	1	0	0	0	1
Al Luplow, L (1, 7) OBP: 0.373, SLG: 0.526	F3			1B		F9		P2		4	0	1	0	0	0	2
Gary Bell, R (9, 1) OBP: 0.133, SLG: 0.133										0	0	0	0	0	0	0
Tito Francona, L (1, 3) OBP: 0.331, SLG: 0.432	K			K		4-3		P4		4	0	0	0	0	2	3
Willie Kirkland, L (1, 9) OBP: 0.335, SLG: 0.454		BB		F7			F9		F9	3	0	0	0	1	0	1
John Romano, R (1, 2) OBP: 0.356, SLG: 0.477		F7 1-2		F8			K		K	4	0	0	0	0	2	2
Jerry Kindall, R (1, 4) OBP: 0.297, SLG: 0.416		K			L4		F7		K	4	0	0	0	0	2	1
Bubba Phillips, R (1, 5) OBP: 0.321, SLG: 0.404		P6			F7			K		3	0	0	0	0	1	1
Jim Mahoney, R (1, 6) OBP: 0.214, SLG: 0.429			K		K			HR BB		2	0	0	0	0	2	0
Chuck Essegian, R (8, PH) OBP: 0.402, SLG: 0.584										0	1	0	0	1	0	0
Woodie Held, R (9, 6) OBP: 0.361, SLG: 0.406										0	0	0	0	0	0	0
Ruben Gomez, R (1, 1)			F7			1B		HR 1-H		1	0	0	0	0	0	0
Don Dillard, L (6, PH) OBP: 0.253, SLG: 0.317										1	0	1	0	0	0	0
Frank Funk, R (7, 1) OBP: 0.167, SLG: 0.167										0	0	0	0	0	0	0
Gene Green, R (8, PH) OBP: 0.344, SLG: 0.633										1	1	1	2	0	0	0
(9, 7)																
Inning Stats	R: 0 E: 0 K: 1 S: 5 H: 0 LOB: 0 BB: 0 P: 5	R: 0 E: 0 K: 1 S: 5 H: 0 LOB: 1 BB: 1 P: 9	R: 0 E: 0 K: 1 S: 5 H: 0 LOB: 0 BB: 0 P: 5	R: 0 E: 0 K: 1 S: 6 H: 1 LOB: 1 BB: 0 P: 6	R: 0 E: 0 K: 1 S: 5 H: 0 LOB: 0 BB: 0 P: 5	R: 0 E: 0 K: 0 S: 4 H: 1 LOB: 1 BB: 0 P: 4	R: 0 E: 0 K: 1 S: 5 H: 0 LOB: 0 BB: 0 P: 5	R: 2 E: 0 K: 1 S: 7 H: 2 LOB: 1 BB: 1 P: 11	R: 0 E: 0 K: 2 S: 7 H: 0 LOB: 0 BB: 0 P: 7	1B: 3 2B: 0 3B: 0 HR: 1 SF: 0 SAC: 0 DP: 0 HBP: 0	WP: 0 PB: 0 SB: 1 CS: 0 PA: 33					

	AB	31
	R	2
	H	4
	RBI	2
	BB	2
	SO	9
	LOB	11

PITCHER	IP	WLS	BF	H	R	ER	SO	BB	IBB	HBP	BLK	WP	HR	S	P	ERA	WHIP
Bill Monbouquette, R (1, 1) ERA: 3.89	9.0	W	33	4	2	2	9	2	0	0	0	0	1	49	57	2.00	0.667

PITCHER	IP	WLS	BF	H	R	ER	SO	BB	IBB	HBP	BLK	WP	HR	S	P	ERA	WHIP

Boston Red Sox @ Cleveland Indians

Cleveland Municipal Stadium, Cleveland, OH

Wed Jun 20 1962, 7:05 PM EDT

Unknown

TOP

livebaseballscorecards.com

Batter	1	2	3	4	5	6	7	8	9	AB	R	H	RBI	BB	SO	LOB
Billy Gardner, R (1, 4) OBP: 0.302, SLG: 0.293	F9	1-3			P4			L8		4	0	0	0	0	0	0
Gary Geiger, L (1, 8) OBP: 0.314, SLG: 0.344	HR		L8			K		2B		4	1	2	1	0	1	0
Carl Yastrzemski, L (1, 7) OBP: 0.367, SLG: 0.496	BB 1B 2B		6-3			BB G6-4-3		BB		1	1	0	0	3	0	0
Frank Malzone, R (1, 5) OBP: 0.336, SLG: 0.475	1B 1-3 2B		F2			G6-4-3 1-2f		L8		4	1	1	0	0	0	3
Pete Runnels, L (1, 3) OBP: 0.448, SLG: 0.466	K			CS 1B			1B 1B		6-3	4	0	2	0	0	1	2
Jim Pagliaroni, R (1, 2) OBP: 0.370, SLG: 0.441	2B 1-H 3-H			F7			P4		K	4	0	1	2	0	1	2
Carroll Hardy, R (1, 9) OBP: 0.326, SLG: 0.359	L6			K 1-2			G6-4-3 1-2 1B		K	4	0	1	0	0	2	2
Eddie Bressoud, R (1, 6) OBP: 0.298, SLG: 0.400		F9			F9		G6-4-3 1-2f			3	0	0	0	0	0	2
Gene Conley, R (1, 1) OBP: 0.256, SLG: 0.351		6-3			1-3			P6		2	0	0	0	0	0	0
Arnold Earley, L (7, 1)										0	0	0	0	0	0	0
Dave Philley, S (8, PH) OBP: 0.262, SLG: 0.167										1	0	0	0	0	0	0
Hal Kolstad, R (8, 1)										0	0	0	0	0	0	0
Inning Stats	R: 3 E: 0 K: 1 S: 8 H: 3 LOB: 1 BB: 1 P: 12	R: 0 E: 0 K: 0 S: 3 H: 0 LOB: 0 BB: 0 P: 3	R: 0 E: 0 K: 0 S: 3 H: 0 LOB: 0 BB: 0 P: 3	R: 0 E: 0 K: 1 S: 5 H: 1 LOB: 1 BB: 0 P: 5	R: 0 E: 0 K: 0 S: 3 H: 0 LOB: 0 BB: 0 P: 3	R: 0 E: 0 K: 1 S: 4 H: 0 LOB: 0 BB: 1 P: 8	R: 0 E: 0 K: 0 S: 4 H: 2 LOB: 1 BB: 0 P: 4	R: 0 E: 0 K: 0 S: 4 H: 1 LOB: 2 BB: 1 P: 8	R: 0 E: 0 K: 2 S: 7 H: 0 LOB: 0 BB: 0 P: 7	1B: 4 2B: 3 3B: 0 HR: 1 SF: 0 SAC: 0 DP: 3 HBP: 0						

AB	31
R	3
H	7
RBI	3
BB	3
SO	5
LOB	11

WP: 0 PB: 0 SB: 0 CS: 1 PA: 34

PITCHER		IP	WLS	BF	H	R	ER	SO	BB	IBB	HBP	BLK	WP	HR	S	P	ERA	WHIP
Jim Perry, R ERA: 3.2	(1, 1)	7.2	W	29	7	3	3	3	2	0	0	0	0	1	33	41	3.52	1.174
Bob Allen, L ERA: 5.61	(8, 1)	0.0		1	0	0	0	0	1	0	0	0	0	0	0	4	∞	∞
Gary Bell, R ERA: 3.61	(8, 1)	1.1	S	4	0	0	0	2	0	0	0	0	0	0	8	8	0.00	0.000

PITCHER		IP	WLS	BF	H	R	ER	SO	BB	IBB	HBP	BLK	WP	HR	S	P	ERA	WHIP

BOTTOM

Boston Red Sox @ Cleveland Indians

Cleveland Municipal Stadium, Cleveland, OH

Wed Jun 20 1962, 7:05 PM EDT

Unknown

Batter	1	2	3	4	5	6	7	8	9	AB	R	H	RBI	BB	SO	LOB
Ty Cline, L (1, 8) OBP: 0.375, SLG: 0.411	0-0 2B 1B 1B	BBBB 4-0 BB			x 0-0 ① L7		x 0-0 ① L4			3	1	1	0	1	0	0
Al Luplow, L (1, 7) OBP: 0.370, SLG: 0.515	0-0 ① F3	x 0-0 ③ 6-3			SSS 0-3 ② K		BBBB 4-0 BB			3	0	0	0	1	1	2
Tito Francona, L (1, 3) OBP: 0.333, SLG: 0.435	0-0 1-3 1B 2B		BBBB 4-0 G3-6-3 BB		SSS 0-3 ③ K		x 0-0 ② P5			3	1	1	0	1	1	1
Willie Kirkland, L (1, 9) OBP: 0.338, SLG: 0.455	0-0 S 2-H 3-H 1B		x 0-0 ① ② G3-6-3 1-2f			x 0-0 WP PB HR 1B	x 0-0 ③ F5			4	1	2	2	0	0	2
Woodie Held, R (1, 6) OBP: 0.367, SLG: 0.424	SSS 0-3 ② K 1-2		x 0-0 1B			BBBB 4-0 1-3 HR BB		x 0-0 HR		3	2	2	1	1	1	1
Jerry Kindall, R (1, 4) OBP: 0.296, SLG: 0.410	BBBB 4-0 BB		x 0-0 ③ F9			SSS 0-3 ① K		x 0-0 ① F8		3	0	0	0	1	1	3
Bubba Phillips, R (1, 5) OBP: 0.320, SLG: 0.414	SSS 0-3 ③ K			SSS 0-3 ① K		x 0-0 1-H 3-H HR		x 0-0 ② P5		4	1	1	3	0	2	2
Doc Edwards, R (1, 2) OBP: 0.263, SLG: 0.188		x 0-0 ① 5-3		x 0-0 ② F5		x 0-0 ② 6-3		x 0-0 FC6-4 1B		4	0	1	0	0	0	0
Jim Perry, S (1, 1) OBP: 0.172, SLG: 0.179		x 0-0 ② L1		x 0-0 ③ 1-3		x 0-0 ③ 1-3		x 0-0 ③ FC6-4 1-2f		3	0	0	0	0	0	0
Bob Allen, L (8, 1)										0	0	0	0	0	0	0
Gary Bell, R (8, 1) OBP: 0.125, SLG: 0.125										1	0	0	0	0	0	1
Inning Stats	R: 2 E: 0 K: 2 S: 10 H: 3 LOB: 2 BB: 1 P: 14	R: 0 E: 0 K: 0 S: 3 H: 0 LOB: 1 BB: 1 P: 7	R: 0 E: 0 K: 0 S: 3 H: 1 LOB: 1 BB: 1 P: 7	R: 0 E: 0 K: 1 S: 5 H: 0 LOB: 0 BB: 0 P: 5	R: 0 E: 0 K: 2 S: 7 H: 0 LOB: 0 BB: 0 P: 7	R: 3 E: 0 K: 1 S: 7 H: 2 LOB: 0 BB: 1 P: 11	R: 0 E: 0 K: 0 S: 3 H: 0 LOB: 1 BB: 1 P: 7	R: 1 E: 0 K: 0 S: 5 H: 2 LOB: 1 BB: 0 P: 5		1B: 5 2B: 1 3B: 0 HR: 2	SF: 0 SAC: 0 DP: 1 HBP: 0					

livebaseballscorecards.com

AB	31
R	6
H	8
RBI	6
BB	5
SO	6
LOB	12

PITCHER		IP	WLS	BF	H	R	ER	SO	BB	IBB	HBP	BLK	WP	HR	S	P	ERA	WHIP
Gene Conley, R ERA: 3.63	(1, 1)	6.1	L	29	6	5	5	6	5	0	0	0	1	1	36	56	7.11	1.737
Arnold Earley, L ERA: 4.35	(7, 1)	0.2		2	0	0	0	0	0	0	0	0	0	0	2	2	0.00	0.000
Hal Kolstad, R ERA: 7.53	(8, 1)	1.0		5	2	1	1	0	0	0	0	0	0	1	5	5	9.00	2.000

PITCHER	IP	WLS	BF	H	R	ER	SO	BB	IBB	HBP	BLK	WP	HR	S	P	ERA	WHIP

WP: 1	PB: 1	SB: 1	CS: 0	PA: 36													

Batter	1	2	3	4	5	6	7	8	9	AB	R	H	RBI	BB	SO	LOB
Billy Gardner, R (1, 4) OBP: 0.277, SLG: 0.267	P5		6-3 1-2			5-3		P4		4	0	0	0	0	0	2
Gary Geiger, L (1, 8) OBP: 0.317, SLG: 0.352	F9		2-H 1B			2B		L4		4	0	2	0	0	0	1
Carl Yastrzemski, L (1, 7) OBP: 0.365, SLG: 0.490	BB			L8		K			4-3	3	0	0	0	1	1	1
Frank Malzone, R (1, 5) OBP: 0.331, SLG: 0.467	L5 1-2			F5		4-3			6-3	4	0	0	0	0	0	2
Pete Runnels, L (1, 3) OBP: 0.445, SLG: 0.460		BB G5-4-3		F6			F7		K	3	0	0	0	1	1	0
Bob Tillman, R (1, 2) OBP: 0.313, SLG: 0.544		K			L8		P5			3	0	0	0	0	1	1
Carroll Hardy, R (1, 9) OBP: 0.322, SLG: 0.354		G5-4-3 1-2f			K		6-3			3	0	0	0	0	1	1
Eddie Bressoud, R (1, 6) OBP: 0.299, SLG: 0.399			L8		1B			F7		3	0	1	0	0	0	0
Mike Fornieles, R (1, 1) OBP: 0.222, SLG: 0.222			E 1B		4-3			1B		1	0	1	0	0	0	0
Galen Cisco, R (4, 1) OBP: 0.136, SLG: 0.143										1	0	0	0	0	0	1
Jim Pagliaroni, R (8, PH) OBP: 0.375, SLG: 0.445										1	0	1	0	0	0	0
Lou Clinton, R (8, PR) OBP: 0.169, SLG: 0.200										0	0	0	0	0	0	0
Arnold Earley, L (8, 1)										0	0	0	0	0	0	0
Inning Stats	R: 0 E: 0 K: 0 S: 3 H: 0 LOB: 1 BB: 1 P: 7	R: 0 E: 0 K: 1 S: 4 H: 0 LOB: 0 BB: 1 P: 8	R: 0 E: 1 K: 0 S: 4 H: 2 LOB: 2 BB: 0 P: 4	R: 0 E: 0 K: 0 S: 3 H: 0 LOB: 0 BB: 0 P: 3	R: 0 E: 0 K: 1 S: 6 H: 1 LOB: 1 BB: 0 P: 6	R: 0 E: 0 K: 1 S: 6 H: 1 LOB: 1 BB: 0 P: 6	R: 0 E: 0 K: 0 S: 3 H: 0 LOB: 0 BB: 0 P: 3	R: 0 E: 0 K: 0 S: 4 H: 1 LOB: 1 BB: 0 P: 4	R: 0 E: 0 K: 1 S: 5 H: 0 LOB: 0 BB: 0 P: 5	1B: 4 2B: 1 3B: 0 HR: 0 SF: 0 SAC: 0 DP: 1 HBP: 0						

PITCHER	IP	WLS	BF	H	R	ER	SO	BB	IBB	HBP	BLK	WP	HR	S	P	ERA	WHIP
Barry Latman, R (1, 1) ERA: 4.06	9.0	W	32	5	0	0	4	2	0	0	0	0	0	38	46	0.00	0.778

PITCHER	IP	WLS	BF	H	R	ER	SO	BB	IBB	HBP	BLK	WP	HR	S	P	ERA	WHIP

TOP

Boston Red Sox @ Cleveland Indians

Cleveland Municipal Stadium, Cleveland, OH

Wed Jun 20 1962, 7:05 PM EDT

Att. 12,134 - Unknown

livebaseballscorecards.com

AB	30
R	0
H	5
RBI	0
BB	2
SO	4
LOB	9

WP: 0 PB: 0 SB: 1 CS: 0 PA: 32

Batter	1	2	3	4	5	6	7	8	9	AB	R	H	RBI	BB	SO	LOB
Ty Cline, L (1, 8) OBP: 0.385, SLG: 0.424	HBP 1B HBP	1-H 2B		L4-3 1-3		1-3 1B		4-3		3	0	2	1	0	0	1
Willie Tasby, R (8, PH) (9, 8) OBP: 0.333, SLG: 0.300										1	0	0	0	0	0	1
Al Luplow, L (1, 7) OBP: 0.373, SLG: 0.511	HBP 1B 1-2	HBP		1-3		F7				3	0	1	0	0	0	3
Tito Francona, L (1, 3) OBP: 0.332, SLG: 0.430	HBP 1-2 2-3	4-3		4-3			F7			3	0	0	0	0	0	3
Willie Kirkland, L (1, 9) OBP: 0.336, SLG: 0.467	L6		HR		4-3		F7			4	1	1	1	0	0	3
Woodie Held, R (1, 6) OBP: 0.365, SLG: 0.418	K		L7		FC6-4 BB		P4			3	0	0	0	1	1	3
Jerry Kindall, R (1, 4) OBP: 0.295, SLG: 0.421	K		F8		FC6-4 CS 1-2f			HR		4	1	1	1	0	1	4
Bubba Phillips, R (1, 5) OBP: 0.319, SLG: 0.409		5-3	HBP		CS 1-2	K		F7		3	0	0	0	0	1	0
Doc Edwards, R (1, 2) OBP: 0.304, SLG: 0.211		5-3	F8			1B 1B		SH3-4 BB		3	0	1	0	1	0	1
Barry Latman, R (1, 1) OBP: 0.294, SLG: 0.467		E6 2B		L4-3 WP BB		P1		SH3-4 1-2		2	1	0	0	1	0	1
Inning Stats	R: 0 E: 0 K: 2 S: 8 H: 1 LOB: 3 BB: 0 P: 10	R: 1 E: 1 K: 0 S: 5 H: 1 LOB: 2 BB: 0 P: 6	R: 1 E: 0 K: 0 S: 4 H: 1 LOB: 1 BB: 0 P: 5	R: 0 E: 0 K: 0 S: 3 H: 0 LOB: 1 BB: 1 P: 7	R: 0 E: 0 K: 0 S: 2 H: 0 LOB: 0 BB: 1 P: 6	R: 0 E: 0 K: 1 S: 7 H: 2 LOB: 2 BB: 0 P: 7	R: 0 E: 0 K: 0 S: 3 H: 0 LOB: 0 BB: 0 P: 3	R: 1 E: 0 K: 0 S: 4 H: 1 LOB: 1 BB: 1 P: 8		1B: 3 2B: 1 3B: 0 HR: 2 SF: 0 SAC: 1 DP: 0 HBP: 4						

PITCHER		IP	WLS	BF	H	R	ER	SO	BB	IBB	HBP	BLK	WP	HR	S	P	ERA	WHIP
Mike Fornieles, R ERA: 5.31	(1, 1)	3.0	L	18	3	2	1	2	1	0	4	0	0	1	17	25	3.00	1.333
Galen Cisco, R ERA: 5.37	(4, 1)	4.0		14	2	0	0	1	1	0	0	0	1	0	15	19	0.00	0.750
Arnold Earley, L ERA: 4.57	(8, 1)	1.0		5	1	1	1	0	1	0	0	0	0	1	4	8	9.00	2.000

PITCHER	IP	WLS	BF	H	R	ER	SO	BB	IBB	HBP	BLK	WP	HR	S	P	ERA	WHIP

BOTTOM

Boston Red Sox @ Cleveland Indians

Cleveland Municipal Stadium, Cleveland, OH

Wed Jun 20 1962, 7:05 PM EDT

Att. 12,134 - Unknown

livebaseballscorecards.com

AB	29
R	3
H	6
RBI	3
BB	3
SO	3
LOB	20

WP: 1 PB: 0 SB: 0 CS: 1 PA: 38

Boston Red Sox @ Cleveland Indians

Cleveland Municipal Stadium, Cleveland, OH

Thu Jun 21 1962, 3:33 AM EDT

Att. 4,396 - Unknown

livebaseballscorecards.com

Batter	1	2	3	4	5	6	7	8	9	AB	R	H	RBI	BB	SO	LOB
Billy Gardner, R (1, 4) OBP: 0.308, SLG: 0.271	K		BB, 1B		BB		BB		5-3	3	0	1	0	2	1	0
Gary Geiger, L (1, 8) OBP: 0.323, SLG: 0.352	L8		1-2 BB		F5		1-2 FC6-4, 1B		S, BB	3	0	1	0	2	0	1
Carl Yastrzemski, L (1, 7) OBP: 0.366, SLG: 0.490	2B		G3		K		L8		1-2 S, BB	4	0	1	0	1	1	5
Frank Malzone, R (1, 5) OBP: 0.329, SLG: 0.460	6-3			6-3		6-3	F7		1-2, 2-3 IBB	4	0	0	0	1	0	3
Pete Runnels, L (1, 3) OBP: 0.444, SLG: 0.456		4-3		HR, 1B		1B, 1B, BB	1-2f FC6-4		K	4	2	1	0	1	1	5
Jim Pagliaroni, R (1, 2) OBP: 0.369, SLG: 0.435		P5		K		1-2 1B		5-3	P4	5	0	1	0	0	1	4
Carroll Hardy, R (1, 9) OBP: 0.325, SLG: 0.367		K	1-H HR			F3		BB		3	1	1	2	1	1	2
Eddie Bressoud, R (1, 6) OBP: 0.298, SLG: 0.397			F7	P6		1-2 2-H 1B		F2		4	0	1	1	0	0	1
Earl Wilson, R (1, 1) OBP: 0.273, SLG: 0.400			F7		K	K		K		3	0	0	0	0	2	2
Dick Radatz, R (6, 1) OBP: 0.167, SLG: 0.167										1	0	0	0	0	1	1
Inning Stats	R: 0 E: 0 K: 1 S: 6 H: 1 LOB: 1 BB: 0 P: 6	R: 0 E: 0 K: 1 S: 5 H: 0 LOB: 0 BB: 0 P: 5	R: 0 E: 0 K: 0 S: 4 H: 1 LOB: 2 BB: 1 P: 8	R: 2 E: 0 K: 1 S: 7 H: 2 LOB: 0 BB: 0 P: 7	R: 0 E: 0 K: 2 S: 7 H: 0 LOB: 1 BB: 1 P: 11	R: 1 E: 0 K: 1 S: 7 H: 2 LOB: 2 BB: 1 P: 11	R: 0 E: 0 K: 0 S: 4 H: 1 LOB: 2 BB: 1 P: 8	R: 0 E: 0 K: 1 S: 5 H: 0 LOB: 1 BB: 1 P: 9	R: 0 E: 0 K: 1 S: 5 H: 0 LOB: 3 BB: 3 P: 17	1B: 5 2B: 1 3B: 0 HR: 1 SF: 0 SAC: 0 DP: 0 HBP: 0						

TOP	
AB	34
R	3
H	7
RBI	3
BB	8
SO	8
LOB	24

		WP: 0	PA: 42
		PB: 0	
		SB: 2	
		CS: 0	

PITCHER		IP	WLS	BF	H	R	ER	SO	BB	IBB	HBP	BLK	WP	HR	S	P	ERA	WHIP
Pedro Ramos, R ERA: 4.48	(1, 1)	6.0	L	29	7	3	3	6	4	0	0	0	0	1	37	53	4.50	1.833
Frank Funk, R ERA: 3.09	(7, 1)	1.0		3	0	0	0	0	0	0	0	0	0	0	3	3	0.00	0.000
Bob Allen, L ERA: 5.2	(8, 1)	2.0		10	0	0	0	2	3	1	0	0	0	0	10	26	0.00	1.500

PITCHER		IP	WLS	BF	H	R	ER	SO	BB	IBB	HBP	BLK	WP	HR	S	P	ERA	WHIP

BOTTOM

Batter	1	2	3	4	5	6	7	8	9	AB	R	H	RBI	BB	SO	LOB
Ty Cline, L (1, 8) OBP: 0.379, SLG: 0.416	x 0-0 ① L7			x 0-0 ① L4-3		x 0-0 WP BB G3 1B	x 0-0 ③ L7		S S S 0-3 ③ K	5	1	1	0	0	1	2
Al Luplow, L (1, 7) OBP: 0.383, SLG: 0.507	x 0-0 ② F2			B B B B 4-0 WP BB BB		B B B B 4-0 G3 WP 1-2 BB		B B B B 4-0 BB		1	0	0	0	3	0	0
Tito Francona, L (1, 3) OBP: 0.331, SLG: 0.425	x 0-0 ③ F7			B B B B 4-0 WP 1-2 BB		x 0-0 ① F7 1-2 2-3		x 0-0 ① F9		3	0	0	0	1	0	3
Willie Kirkland, L (1, 9) OBP: 0.330, SLG: 0.457		S S S 0-3 ① K		S S S 0-3 ② K 1-2 2-3		x 0-0 ② G3 2-3 3-H		x 0-0 ② F8		4	0	0	1	0	2	4
John Romano, R (1, 2) OBP: 0.354, SLG: 0.470		x 0-0 ② F8		S S S 0-3 ③ K		B B B B 4-0 BB BB		x 0-0 ③ F7		3	0	0	0	1	1	3
Woodie Held, R (1, 6) OBP: 0.372, SLG: 0.416		S S S 0-3 ③ K			B B B B 4-0 5-3 BB	B B B B 4-0 1-2 BB			B B B B 4-0 1B BB	1	0	0	0	3	1	0
Bubba Phillips, R (1, 5) OBP: 0.318, SLG: 0.406			x 0-0 G6-4-3 1B		x 0-0 ① P3	x 0-0 ③ P1			S S S 0-3 ① K	4	0	1	0	0	1	5
Jerry Kindall, R (1, 4) OBP: 0.294, SLG: 0.418			x 0-0 ① F9		x 0-0 ② 5-3 1-2		x 0-0 ① F8		x 0-0 1-2 1B	4	0	1	0	0	0	2
Pedro Ramos, S (1, 1) OBP: 0.333, SLG: 0.773			x 0-0 ② ③ G6-4-3 1-2f		S S S 0-3 ③ K		S S S 0-3 ② K		S S S 0-3 ② K	2	0	0	0	0	1	2
Frank Funk, R (7, 1) OBP: 0.167, SLG: 0.167										0	0	0	0	0	0	0
Don Dillard, L (7, PH) OBP: 0.250, SLG: 0.313										1	0	0	0	0	1	0
Bob Allen, L (8, 1)										0	0	0	0	0	0	0
Gene Green, R (9, PH) OBP: 0.338, SLG: 0.623										1	0	0	0	0	1	2
Inning Stats	R: 0 H: 0 E: 0 LOB: 0 K: 0 BB: 0 S: 3 P: 3	R: 0 H: 0 E: 0 LOB: 0 K: 2 BB: 0 S: 7 P: 7	R: 0 H: 1 E: 0 LOB: 0 K: 0 BB: 0 S: 3 P: 3	R: 0 H: 0 E: 0 LOB: 2 K: 2 BB: 2 S: 7 P: 15	R: 0 H: 0 E: 0 LOB: 1 K: 1 BB: 1 S: 5 P: 9	R: 1 H: 1 E: 0 LOB: 3 K: 0 BB: 3 S: 4 P: 16	R: 0 H: 0 E: 0 LOB: 0 K: 1 BB: 0 S: 5 P: 5	R: 0 H: 0 E: 0 LOB: 1 K: 0 BB: 1 S: 3 P: 7	R: 0 H: 1 E: 0 LOB: 2 K: 3 BB: 1 S: 10 P: 14	1B: 3 SF: 0 2B: 0 SAC: 0 3B: 0 DP: 1 HR: 0 HBP: 0						

PITCHER	IP	WLS	BF	H	R	ER	SO	BB	IBB	HBP	BLK	WP	HR	S	P	ERA	WHIP
Earl Wilson, R (1, 1) ERA: 3.64	5.2	W	24	2	1	1	5	6	0	0	0	2	0	28	52	1.59	1.412
Dick Radatz, R (6, 1) ERA: 1.94	3.1	S	13	1	0	0	4	2	0	0	0	0	0	19	27	0.00	0.900

PITCHER	IP	WLS	BF	H	R	ER	SO	BB	IBB	HBP	BLK	WP	HR	S	P	ERA	WHIP

Boston Red Sox @ Cleveland Indians

Cleveland Municipal Stadium, Cleveland, OH

Thu Jun 21 1962, 3:33 AM EDT

Att. 4,396 - Unknown

livebaseballscorecards.com

AB	29
R	1
H	3
RBI	1
BB	8
SO	9
LOB	23

WP: 2 PA: 37
PB: 0
SB: 0
CS: 0

Batter	1	2	3	4	5	6	7	8	9	10	AB	R	H	RBI	BB	SO	LOB
Billy Gardner, R (1, 4) OBP: 0.298, SLG: 0.264	G4-3 1B		F9			6-3	K			E5 3-1 WP	5	1	1	0	0	1	2
Gary Geiger, L (1, 8) OBP: 0.321, SLG: 0.348	F9			F5		BB S 1B		F9		3-1 2-3	5	0	1	0	0	0	2
Carl Yastrzemski, L (1, 7) OBP: 0.369, SLG: 0.510	G4-3 1-2f			HR		BB 1-2 IBB		8-2 3B		K 3-H	4	1	2	1	1	1	1
Frank Malzone, R (1, 5) OBP: 0.324, SLG: 0.453		F6		F8		F2		8-2 3-Hf			4	0	0	0	0	0	3
Pete Runnels, L (1, 3) OBP: 0.445, SLG: 0.455		4-3		6-3		BB 1-2 2-3			FC5-6 1B		3	0	1	0	1	0	0
Bob Tillman, R (1, 2) OBP: 0.311, SLG: 0.530		6-3			BB	F3			FC5-6 1-2f		3	0	0	0	1	0	4
Carroll Hardy, R (1, 9) OBP: 0.324, SLG: 0.362			F8		L1-3 1-2 BB		3-1		F8		3	0	0	0	1	0	1
Eddie Bressoud, R (1, 6) OBP: 0.301, SLG: 0.396			SH1-4 BB		L1-3 1-2		SH3-4 1B		F3		3	0	1	0	1	0	3
Ike Delock, R (1, 1)			SH1-4 1-2		K		SH3-4 1-2			K	2	0	0	0	0	2	1
Inning Stats	R: 0 H: 1 E: 0 LOB: 0 K: 0 BB: 0 S: 3 P: 3	R: 0 H: 0 E: 0 LOB: 0 K: 0 BB: 0 S: 3 P: 3	R: 0 H: 0 E: 0 LOB: 1 K: 0 BB: 1 S: 3 P: 7	R: 1 H: 1 E: 0 LOB: 0 K: 0 BB: 0 S: 4 P: 4	R: 0 H: 0 E: 0 LOB: 1 K: 1 BB: 2 S: 4 P: 12	R: 0 H: 1 E: 0 LOB: 3 K: 0 BB: 2 S: 4 P: 12	R: 0 H: 1 E: 0 LOB: 1 K: 1 BB: 0 S: 6 P: 6	R: 0 H: 1 E: 0 LOB: 0 K: 0 BB: 0 S: 3 P: 3	R: 0 H: 1 E: 0 LOB: 1 K: 0 BB: 0 S: 4 P: 4	R: 1 H: 0 E: 1 LOB: 0 K: 2 BB: 0 S: 8 P: 8	1B: 4 SF: 0 2B: 2 SAC: 2 3B: 1 DP: 3 HR: 1 HBP: 0						

PITCHER		IP	WLS	BF	H	R	ER	SO	BB	IBB	HBP	BLK	WP	HR	S	P	ERA	WHIP
Milt Pappas, R ERA: 3.43	(1, 1)	9.0		35	6	1	1	2	4	1	0	0	0	1	34	54	1.00	1.111
Hoyt Wilhelm, R ERA: 1.42	(10, 1)	1.0	L	4	0	1	0	2	0	0	0	0	1	0	8	8	0.00	0.000

PITCHER	IP	WLS	BF	H	R	ER	SO	BB	IBB	HBP	BLK	WP	HR	S	P	ERA	WHIP

TOP

Boston Red Sox @ Baltimore Orioles

Memorial Stadium, Baltimore, MD

Fri Jun 22 1962, 7:05 PM EDT

Unknown

livebaseballscorecards.com

AB	32
R	2
H	6
RBI	1
BB	5
SO	4
LOB	17

1B: 4 SF: 0
2B: 2 SAC: 2
3B: 1 DP: 3
HR: 1 HBP: 0

WP: 1 PA: 39
PB: 0
SB: 1
CS: 0

Boston Red Sox @ Baltimore Orioles

Memorial Stadium, Baltimore, MD

Fri Jun 22 1962, 7:05 PM EDT

Unknown

livebaseballscorecards.com

Batter	1	2	3	4	5	6	7	8	9	10	AB	R	H	RBI	BB	SO	LOB
Johnny Temple, R (1, 4) OBP: 0.382, SLG: 0.352	F4		F9			F9		F9		F7	5	0	0	0	0	0	1
Russ Snyder, L (1, 9) OBP: 0.319, SLG: 0.494	F7		FC6-4 1B			F8		F8			4	0	1	0	0	0	1
Brooks Robinson, R (1, 5) OBP: 0.325, SLG: 0.508	2B		FC6-4 1-2f			3B			E9 FC1-5 1B		4	0	3	0	0	0	1
Marv Breeding, R (9, PR) OBP: 0.274, SLG: 0.289											0	0	0	0	0	0	0
(10, 5)																	
Jim Gentile, L (1, 3) OBP: 0.361, SLG: 0.541	3-1			F8		F7			FC1-5 IBB		3	0	0	0	1	0	2
Jackie Brandt, R (1, 8) OBP: 0.319, SLG: 0.452		HR		G3-6 BB			G4-6-3 BB		FC1-5 1-2 2-3f		2	1	1	1	2	0	2
Boog Powell, L (1, 7) OBP: 0.314, SLG: 0.382		K		G3-6 1-2f			G4-6-3 1-2f		F5		4	0	0	0	0	1	4
Jerry Adair, R (1, 6) OBP: 0.257, SLG: 0.267		5-3			F7		F8		1-3		3	0	0	0	0	0	0
Whitey Herzog, L (9, PH) OBP: 0.350, SLG: 0.322											1	0	0	0	0	0	2
Hoyt Wilhelm, R (10, 1)											0	0	0	0	0	0	0
Hobie Landrith, L (1, 2) OBP: 0.315, SLG: 0.390		F2			F8			2B		6-3	3	0	1	0	0	0	0
Earl Robinson, R (8, PR) OBP: 0.352, SLG: 0.403											0	0	0	0	0	0	0
Charlie Lau, L (9, 2) OBP: 0.320, SLG: 0.378											1	0	0	0	0	0	0
Milt Pappas, R (1, 1) OBP: 0.139, SLG: 0.485			K		K			K		K	3	0	0	0	0	3	1
Ron Hansen, R (10, 6) OBP: 0.293, SLG: 0.250											1	0	0	0	0	1	0

	AB	34
	R	1
	H	6
	RBI	1
	BB	3
	SO	5
	LOB	14

Inning Stats	1	2	3	4	5	6	7	8	9	10
	R: 0 E: 0 K: 0 S: 4	H: 1 LOB: 1 BB: 0 P: 4	R: 1 E: 0 K: 1 S: 6	H: 1 LOB: 0 BB: 0 P: 6	R: 0 E: 0 K: 1 S: 6	H: 1 LOB: 1 BB: 0 P: 6	R: 0 E: 0 K: 0 S: 2	H: 0 LOB: 0 BB: 1 P: 6	R: 0 E: 0 K: 0 S: 2	H: 0 LOB: 0 BB: 1 P: 6	R: 0 E: 0 K: 1 S: 6	H: 1 LOB: 1 BB: 0 P: 6	R: 0 E: 1 K: 0 S: 4	H: 1 LOB: 2 BB: 1 P: 8	R: 0 E: 0 K: 1 S: 5	H: 0 LOB: 0 BB: 0 P: 5

	1B: 2	SF: 0	WP: 0	PA: 37
	2B: 2	SAC: 0	PB: 0	
	3B: 1	DP: 2	SB: 0	
	HR: 1	HBP: 0	CS: 0	

PITCHER	IP	WLS	BF	H	R	ER	SO	BB	IBB	HBP	BLK	WP	HR	S	P	ERA	WHIP
Ike Delock, R (1, 1) ERA: 2.41	10.0	W	37	6	1	1	5	2	1	0	0	0	1	44	56	0.90	0.800

PITCHER	IP	WLS	BF	H	R	ER	SO	BB	IBB	HBP	BLK	WP	HR	S	P	ERA	WHIP

Batter	1	2	3	4	5	6	7	8	9	AB	R	H	RBI	BB	SO	LOB
Billy Gardner, R (1, 4) OBP: 0.300, SLG: 0.268	S S S 0-3 ① K		S S S 0-3 ① K		x 0-0 2B 1B			x 0-0 ① 5-3	x 0-0 ③ 4-3	3	0	1	0	0	2	0
Pumpsie Green, S (7, 4) OBP: 0.277, SLG: 0.205										2	0	0	0	0	0	2
Gary Geiger, L (1, 8) OBP: 0.324, SLG: 0.356	x 0-0 HBP 2B 1B		x 0-0 ② F9		x 0-0 ③ 1-H 2B			x 0-0 ② F9		4	1	2	0	0	0	0
Carl Yastrzemski, L (1, 7) OBP: 0.375, SLG: 0.510	H 1-0 1-2 2B HBP		B B B B 4-0 E BB			x 0-0 ① F7		x 0-0 WP S 1B		2	1	1	0	1	0	0
Frank Malzone, R (1, 5) OBP: 0.319, SLG: 0.446	x 0-0 ② F8		x 0-0 ③ F7 1-2			x 0-0 ② 5-3		x 0-0 ③ 1-3 1-3		4	0	0	0	0	0	4
Pete Runnels, L (1, 3) OBP: 0.443, SLG: 0.455	x 0-0 1-H 2-H 2B			x 0-0 ① F7		S S S 0-3 ③ K			x 0-0 ① F8	4	0	1	2	0	1	0
Jim Pagliaroni, R (1, 2) OBP: 0.359, SLG: 0.422	S S S 0-3 ③ K			S S S 0-3 ② K			S S S 0-3 ① K		x 0-0 ② 5-3	4	0	0	0	0	3	1
Carroll Hardy, R (1, 9) OBP: 0.323, SLG: 0.360		S S S 0-3 ① K		x 0-0 ③ F5			x 0-0 ② F5		x 0-0 E 1B 1B	4	1	1	0	0	1	0
Eddie Bressoud, R (1, 6) OBP: 0.304, SLG: 0.398		x 0-0 B1-6-4 1B			x 0-0 ① 5-3		x 0-0 1B		x 0-0 E6 1B 1-2	4	0	2	0	0	0	1
Don Schwall, R (1, 1) OBP: 0.194, SLG: 0.167		x 0-0 ② ③ B1-6-4 1-2f			x 0-0 ② 5-3		x 0-0 ③ L8		x 0-0 1-3 2-H 1B	4	0	1	1	0	0	2
Dick Radatz, R (9, 1) OBP: 0.167, SLG: 0.167										0	0	0	0	0	0	0
Inning Stats	R: 2 E: 0 K: 2 S: 9 H: 2 LOB: 1 BB: 0 P: 10	R: 0 E: 0 K: 1 S: 5 H: 1 LOB: 0 BB: 0 P: 5	R: 0 E: 1 K: 1 S: 5 H: 0 LOB: 1 BB: 1 P: 9	R: 0 E: 0 K: 1 S: 5 H: 0 LOB: 0 BB: 0 P: 5	R: 0 E: 0 K: 0 S: 4 H: 2 LOB: 2 BB: 0 P: 4	R: 0 E: 0 K: 1 S: 5 H: 0 LOB: 0 BB: 0 P: 5	R: 0 E: 0 K: 1 S: 6 H: 1 LOB: 1 BB: 0 P: 6	R: 0 E: 0 K: 0 S: 4 H: 1 LOB: 1 BB: 0 P: 4	R: 1 E: 1 K: 0 S: 6 H: 2 LOB: 2 BB: 0 P: 6	1B: 7 2B: 2 3B: 0 HR: 0 SF: 0 SAC: 0 DP: 1 HBP: 1						

PITCHER	IP	WLS	BF	H	R	ER	SO	BB	IBB	HBP	BLK	WP	HR	S	P	ERA	WHIP
Robin Roberts, R (1, 1) ERA: 2.8	9.0	W	37	9	3	2	7	1	0	1	0	1	0	49	54	2.00	1.111

PITCHER	IP	WLS	BF	H	R	ER	SO	BB	IBB	HBP	BLK	WP	HR	S	P	ERA	WHIP

TOP

Boston Red Sox @ Baltimore Orioles

Memorial Stadium, Baltimore, MD

Fri Jun 22 1962, 7:05 PM EDT

Att. 14,452 - Unknown

livebaseballscorecards.com

AB	35
R	3
H	9
RBI	3
BB	1
SO	7
LOB	10

WP: 1 PA: 37
PB: 0
SB: 1
CS: 0

Batter	1	2	3	4	5	6	7	8	9	AB	R	H	RBI	BB	SO	LOB
Marv Breeding, R (1, 4) OBP: 0.263, SLG: 0.277	4-3		5-3		F7		L5			4	0	0	0	0	0	2
Russ Snyder, L (1, 9) (2, 8) OBP: 0.317, SLG: 0.500	SF8 3B		6-3			F9		F8		4	1	1	0	0	0	0
Brooks Robinson, R (1, 5) OBP: 0.320, SLG: 0.502	SF8 3-H		F8			5-3		F8		3	0	0	1	0	0	0
Jim Gentile, L (1, 3) OBP: 0.367, SLG: 0.549	1B			K		1B		2B		4	0	3	0	0	1	0
Jackie Brandt, R (1, 8) OBP: 0.317, SLG: 0.450	K			G4-6-3 BB		F7		4-3		1	0	0	0	0	1	1
Whitey Herzog, L (2, 9) OBP: 0.349, SLG: 0.315										2	0	0	0	1	0	2
Boog Powell, L (1, 7) OBP: 0.318, SLG: 0.404		F3		G4-6-3 1-2f			HR		FC3-6 1B	4	1	2	1	0	0	1
Earl Robinson, R (9, PR) OBP: 0.352, SLG: 0.403										0	0	0	0	0	0	0
Jerry Adair, R (1, 6) OBP: 0.263, SLG: 0.274		L1-6 2B			6-3		BB		FC3-6 HR 1-2f	3	1	1	0	1	0	1
Hobie Landrith, L (1, 2) OBP: 0.333, SLG: 0.430		HBP			SH1-3 BB		F8		HR 1-H	2	1	1	2	1	0	1
Robin Roberts, S (1, 1) OBP: 0.333, SLG: 0.182		L1-6 2-3			SH1-3 1-2					2	0	0	0	0	0	3
Inning Stats	R: 1 H: 2 E: 0 LOB: 1 K: 1 BB: 0 S: 7 P: 7	R: 0 H: 1 E: 0 LOB: 1 K: 0 BB: 0 S: 3 P: 4	R: 0 H: 0 E: 0 LOB: 0 K: 0 BB: 0 S: 3 P: 3	R: 0 H: 0 E: 0 LOB: 0 K: 1 BB: 1 S: 4 P: 8	R: 0 H: 0 E: 0 LOB: 1 K: 0 BB: 1 S: 3 P: 7	R: 0 H: 1 E: 0 LOB: 1 K: 0 BB: 0 S: 4 P: 4	R: 1 H: 1 E: 0 LOB: 1 K: 0 BB: 1 S: 4 P: 8	R: 0 H: 1 E: 0 LOB: 1 K: 0 BB: 0 S: 4 P: 4	R: 2 H: 2 E: 0 LOB: 1 K: 0 BB: 0 S: 3 P: 3	1B: 3 SF: 1 2B: 3 SAC: 1 3B: 1 DP: 2 HR: 2 HBP: 1						

PITCHER		IP	WLS	BF	H	R	ER	SO	BB	IBB	HBP	BLK	WP	HR	S	P	ERA	WHIP
Don Schwall, R ERA: 4.92	(1, 1)	8.0		32	6	2	2	2	3	0	1	0	0	1	32	45	2.25	1.125
Dick Radatz, R ERA: 2.31	(9, 1)	0.1	L	3	2	2	2	0	0	0	0	0	0	1	3	3	54.00	6.000

PITCHER	IP	WLS	BF	H	R	ER	SO	BB	IBB	HBP	BLK	WP	HR	S	P	ERA	WHIP

BOTTOM

Boston Red Sox @ Baltimore Orioles

Memorial Stadium, Baltimore, MD

Fri Jun 22 1962, 7:05 PM EDT

Att. 14,452 - Unknown

livebaseballscorecards.com

AB	29
R	4
H	8
RBI	4
BB	3
SO	2
LOB	11

WP: 0	PA: 35								
PB: 0									
SB: 0									
CS: 0									

Batter	1	2	3	4	5	6	7	8	9	AB	R	H	RBI	BB	SO	LOB
Pumpsie Green, S (1, 4) OBP: 0.288, SLG: 0.233	BBBB 4-0 1B 1B BB	x 0-0 1-3 2-H 2B		x 0-0 F9 ③		x 0-0 FC4-6 ③ 1-2f			x 0-0 F4 ②	4	1	1	1	1	0	3
Gary Geiger, L (1, 8) OBP: 0.333, SLG: 0.364	x 0-0 1B 1-2 G4-6-3 1B	x 0-0 ③ G3			x 0-0 1B 1B		x 0-0 CS 1B		BBBB 4-0 BB	4	1	3	0	1	0	2
Carl Yastrzemski, L (1, 7) OBP: 0.372, SLG: 0.504	x 0-0 G4-6-3 1-3 2-H 1B		x 0-0 ① F7		x 0-0 F8 ①		x 0-0 ①② F9 1-2		SSS 0-3 ③ K	5	0	1	1	0	1	3
Frank Malzone, R (1, 5) OBP: 0.318, SLG: 0.444	x 0-0 ①② G4-6-3 1-2f 3-H		x 0-0 ② F8		x 0-0 1-2 1B		SSS 0-3 ③ K			4	0	1	0	0	1	1
Pete Runnels, L (1, 3) OBP: 0.437, SLG: 0.448	x 0-0 ③ F8		x 0-0 ③ F7		SSS 0-3 ② K			x 0-0 ① F7		4	0	0	0	0	1	2
Jim Pagliaroni, R (1, 2) OBP: 0.362, SLG: 0.420		x 0-0 FC6-4 1B		BBBB 4-0 2B BB	x 0-0 ③ F7			x 0-0 ② F8		3	0	1	0	1	0	2
Carroll Hardy, R (1, 9) OBP: 0.326, SLG: 0.364		x 0-0 ① F7		x 0-0 1-3 2B		SSS 0-3 ① K		BBBB 4-0 BB		3	0	1	0	1	1	1
Eddie Bressoud, R (1, 6) OBP: 0.299, SLG: 0.392		x 0-0 ② FC6-4 BB 1-2f 2B		x 0-0 ① 5-3		x 0-0 ② 5-3		x 0-0 ③ G3		4	1	0	0	0	0	4
Galen Cisco, R (1, 1) OBP: 0.200, SLG: 0.136 Arnold Earley, L (8, 1) Lou Clinton, R (9, PH) OBP: 0.167, SLG: 0.196		BBBB 4-0 2B 1-2 BB		SSS 0-3 ② K		BBBB 4-0 FC4-6 BB			x 0-0 ① F7	1 0 1	0 0 0	0 0 0	0 0 0	2 0 0	1 0 0	2 0 0
Inning Stats	R: 2 E: 0 K: 0 S: 4 H: 2 LOB: 0 BB: 1 P: 8	R: 1 E: 0 K: 0 S: 5 H: 2 LOB: 2 BB: 1 P: 9	R: 0 E: 0 K: 0 S: 3 H: 0 LOB: 0 BB: 0 P: 3	R: 0 E: 0 K: 1 S: 6 H: 1 LOB: 2 BB: 1 P: 10	R: 0 E: 0 K: 1 S: 7 H: 2 LOB: 2 BB: 0 P: 7	R: 0 E: 0 K: 1 S: 5 H: 0 LOB: 1 BB: 1 P: 9	R: 0 E: 0 K: 1 S: 5 H: 1 LOB: 0 BB: 0 P: 5	R: 0 E: 0 K: 0 S: 3 H: 0 LOB: 1 BB: 1 P: 7	R: 0 E: 0 K: 1 S: 5 H: 0 LOB: 1 BB: 1 P: 9	1B: 6 2B: 2 3B: 0 HR: 0 SF: 0 SAC: 0 DP: 1 HBP: 0						

PITCHER	IP	WLS	BF	H	R	ER	SO	BB	IBB	HBP	BLK	WP	HR	S	P	ERA	WHIP
Hal Brown, R (1, 1) ERA: 5.36	1.2		10	4	3	3	0	2	0	0	0	0	0	8	16	16.20	3.600
Billy Hoeft, L (2, 1) ERA: 5.25	7.1	W	29	4	0	0	5	4	0	0	0	0	0	35	51	0.00	1.091

PITCHER	IP	WLS	BF	H	R	ER	SO	BB	IBB	HBP	BLK	WP	HR	S	P	ERA	WHIP

TOP

Boston Red Sox @ Baltimore Orioles

Memorial Stadium, Baltimore, MD

Sat Jun 23 1962, 3:33 AM EDT

Att. 5,954 - Unknown

livebaseballscorecards.com

AB	33
R	3
H	8
RBI	2
BB	6
SO	5
LOB	20

WP: 0 PA: 39
PB: 0
SB: 0
CS: 1

Boston Red Sox @ Baltimore Orioles

Memorial Stadium, Baltimore, MD

Sat Jun 23 1962, 3:33 AM EDT

Att. 5,954 - Unknown

livebaseballscorecards.com

BOTTOM

Batter	1	2	3	4	5	6	7	8	9	AB	R	H	RBI	BB	SO	LOB
Johnny Temple, R (1, 4) OBP: 0.380, SLG: 0.349	0-0 1B 1B	0-0 FC1-6-5 ② 2-3		0-0 L6 ③			0-0 6-3 ①			4	0	1	0	0	0	2
Russ Snyder, L (1, 8) OBP: 0.321, SLG: 0.500	0-0 G4-6-3 1-2 1B	0-0 4-3 ③			0-0 CS 1B		0-0 F8 ②			4	0	2	0	0	0	1
Brooks Robinson, R (1, 5) OBP: 0.316, SLG: 0.494	S S S 0-3 K ①		S S S 0-3 K ①		0-0 F8 ① ② 1-2		0-0 L7 ③			4	0	0	0	0	2	3
Jim Gentile, L (1, 3) OBP: 0.365, SLG: 0.543 Marv Breeding, R (8, PR) OBP: 0.263, SLG: 0.277 Dave Nicholson, R (9, 9) OBP: 0.306, SLG: 0.310	0-0 G4-6-3 ② ③ 1-2f		0-0 F6 ②		0-0 L6 ③			0-0 HR 1B		4 0 0	0 1 0	1 0 0	0 0 0	0 0 0	0 0 0	2 0 0
Boog Powell, L (1, 7) OBP: 0.322, SLG: 0.403		0-0 BB E 1B 1B	B B B 4-0 BB			0-0 F9 ①		S S S 0-3 K ①		3	1	1	0	1	1	1
Whitey Herzog, L (1, 9) OBP: 0.339, SLG: 0.304 Dick Williams, R (8, PH) OBP: 0.257, SLG: 0.239 (9, 3)		0-0 E3 BB 1-2 1B	0-0 G3 ③			0-0 F7 ②		0-0 F9 ②		3 1	1 0	0 0	0 0	0 0	0 0	2 1
Ron Hansen, R (1, 6) OBP: 0.323, SLG: 0.317		B B B 4-0 1B SH1-3 1-2 2-3 BB		0-0 2B		B B B 4-0 BB BB		0-0 1-H HR		2	2	2	2	2	0	0
Hobie Landrith, L (1, 2) OBP: 0.340, SLG: 0.427		0-0 FC1-6-5 SH1-3 1-3 2-H 3-H 1B		0-0 F8 ①		B B B B 4-0 1-2 BB		0-0 4-3 ③		3	0	1	2	1	0	2
Hal Brown, R (1, 1) OBP: 0.353, SLG: 0.353 Billy Hoeft, L (2, 1) OBP: 0.467, SLG: 0.300		0-0 SH1-3 ① 1-2 3-H		S S S 0-3 K ②		S S S 0-3 K ③				0 2	0 0	0 0	0 1	0 0	0 2	0 3
Inning Stats	R: 0 E: 0 K: 1 S: 6 H: 2 LOB: 1 BB: 0 P: 6	R: 3 E: 1 K: 0 S: 6 H: 2 LOB: 1 BB: 1 P: 10	R: 0 E: 0 K: 1 S: 5 H: 0 LOB: 1 BB: 1 P: 9	R: 0 E: 0 K: 1 S: 6 H: 1 LOB: 1 BB: 0 P: 6	R: 0 E: 0 K: 0 S: 3 H: 1 LOB: 0 BB: 0 P: 3	R: 0 E: 0 K: 1 S: 5 H: 0 LOB: 2 BB: 2 P: 13	R: 0 E: 0 K: 0 S: 3 H: 0 LOB: 0 BB: 0 P: 3	R: 2 E: 0 K: 1 S: 7 H: 2 LOB: 1 BB: 0 P: 7		1B: 6 2B: 1 3B: 0 HR: 1	SF: 0 SAC: 1 DP: 1 HBP: 0			WP: 0 PB: 0 SB: 0 CS: 1	PA: 35	

	AB	30
	R	5
	H	8
	RBI	5
	BB	4
	SO	5
	LOB	17

PITCHER		IP	WLS	BF	H	R	ER	SO	BB	IBB	HBP	BLK	WP	HR	S	P	ERA	WHIP
Galen Cisco, R ERA: 5.21	(1, 1)	7.0	L	31	7	4	3	4	4	0	0	0	0	0	35	51	3.86	1.571
Arnold Earley, L ERA: 4.76	(8, 1)	1.0		4	1	1	1	1	0	0	0	0	0	1	6	6	9.00	1.000

PITCHER	IP	WLS	BF	H	R	ER	SO	BB	IBB	HBP	BLK	WP	HR	S	P	ERA	WHIP

Batter	1	2	3	4	5	6	7	8	9	AB	R	H	RBI	BB	SO	LOB
Pumpsie Green, S (1, 4) OBP: 0.286, SLG: 0.234	F5			FC4-6 1B	K		1-3			4	0	1	0	0	1	3
Gary Geiger, L (1, 8) OBP: 0.332, SLG: 0.362	G4-6-3 1B			FC4-6 1B 1-2f	K	K		L9		4	1	1	0	0	1	1
Carl Yastrzemski, L (1, 7) OBP: 0.373, SLG: 0.504	G4-6-3 1-2f			2-H 1B		F7		1B		4	0	2	1	0	0	1
Frank Malzone, R (1, 5) OBP: 0.318, SLG: 0.441		F5		F3		1B		K		4	0	1	0	0	1	2
Pete Runnels, L (1, 3) OBP: 0.431, SLG: 0.441		F9		F9		1-3		F9		4	0	0	0	0	0	3
Jim Pagliaroni, R (1, 2) OBP: 0.364, SLG: 0.417 Bob Tillman, R (6, 2) OBP: 0.313, SLG: 0.555	K				1B WP SH1-4 BB		F8		HR	1 2	1 1	0 1	0 1	1 0	1 0	0 0
Carroll Hardy, R (1, 9) OBP: 0.325, SLG: 0.362			F8	SH1-4 1-3 1B			F9		G3	4	0	1	0	0	0	0
Eddie Bressoud, R (1, 6) OBP: 0.299, SLG: 0.390			K	K			1B		L6	4	0	1	0	0	2	2
Bill Monbouquette, R (1, 1) OBP: 0.226, SLG: 0.111			K	SH1-4 1-2 3-H			1-2 1B		K	3	0	1	1	0	2	0
Inning Stats	R: 0 E: 0 K: 0 S: 3 H: 1 LOB: 0 BB: 0 P: 3	R: 0 E: 0 K: 1 S: 5 H: 0 LOB: 0 BB: 0 P: 5	R: 0 E: 0 K: 2 S: 7 H: 0 LOB: 0 BB: 0 P: 7	R: 1 E: 1 K: 0 S: 5 H: 2 LOB: 1 BB: 0 P: 5	R: 1 E: 0 K: 2 S: 8 H: 1 LOB: 1 BB: 1 P: 12	R: 0 E: 0 K: 1 S: 6 H: 1 LOB: 1 BB: 0 P: 6	R: 0 E: 0 K: 0 S: 5 H: 2 LOB: 2 BB: 0 P: 5	R: 0 E: 0 K: 1 S: 6 H: 1 LOB: 1 BB: 0 P: 6	R: 1 E: 0 K: 1 S: 6 H: 1 LOB: 0 BB: 0 P: 6	1B: 8 2B: 0 3B: 0 HR: 1	SF: 0 SAC: 1 DP: 1 HBP: 0						

TOP

Boston Red Sox @ Baltimore Orioles

Memorial Stadium, Baltimore, MD

Sun Jun 24 1962, 3:33 AM EDT

Unknown

livebaseballscorecards.com

AB	34
R	3
H	9
RBI	3
BB	1
SO	8
LOB	12

WP: 1 PA: 36
PB: 0
SB: 0
CS: 0

PITCHER		IP	WLS	BF	H	R	ER	SO	BB	IBB	HBP	BLK	WP	HR	S	P	ERA	WHIP
Chuck Estrada, R ERA: 3.62	(1, 1)	8.0		32	8	2	1	7	1	0	0	0	1	0	45	49	1.12	1.125
Wes Stock, R ERA: 3.28	(9, 1)	1.0	L	4	1	1	1	1	0	0	0	0	0	1	6	6	9.00	1.000

PITCHER	IP	WLS	BF	H	R	ER	SO	BB	IBB	HBP	BLK	WP	HR	S	P	ERA	WHIP

Batter	1	2	3	4	5	6	7	8	9	AB	R	H	RBI	BB	SO	LOB
Johnny Temple, R (1, 4) OBP: 0.373, SLG: 0.342	F8		F7			6-3		6-3		4	0	0	0	0	0	1
Russ Snyder, L (1, 8) OBP: 0.320, SLG: 0.512	F3			HR		4-3			F4	4	1	1	1	0	0	0
Brooks Robinson, R (1, 5) OBP: 0.312, SLG: 0.487	F2			F8			F3		K	4	0	0	0	0	1	0
Jim Gentile, L (1, 3) OBP: 0.360, SLG: 0.534		F6		F7			F6		F2	4	0	0	0	0	0	0
Boog Powell, L (1, 7) OBP: 0.317, SLG: 0.395		4-3		F6			F5			3	0	0	0	0	0	0
Whitey Herzog, L (1, 9) OBP: 0.339, SLG: 0.305		1B			F6			4-3		3	0	1	0	0	0	0
Ron Hansen, R (1, 6) OBP: 0.323, SLG: 0.329 Jerry Adair, R (8, PR) OBP: 0.263, SLG: 0.274 (9, 6)		1-3			K			2B		3 0	0 1	1 0	0 0	0 0	1 0	1 0
Hobie Landrith, L (1, 2) OBP: 0.330, SLG: 0.412			K		G3			K		3	0	0	0	0	2	1
Chuck Estrada, R (1, 1) OBP: 0.143, SLG: 0.111 Charlie Lau, L (8, PH) OBP: 0.327, SLG: 0.396 Earl Robinson, R (8, PR) OBP: 0.352, SLG: 0.403 Wes Stock, R (9, 1)			K			F4		2B 2-H		2 1 0 0	0 0 0 0	0 1 0 0	0 1 0 0	0 0 0 0	1 0 0 0	0 0 0 0
Inning Stats	R: 0 E: 0 K: 0 S: 3 H: 0 LOB: 0 BB: 0 P: 3	R: 0 E: 0 K: 0 S: 4 H: 1 LOB: 1 BB: 0 P: 4	R: 0 E: 0 K: 2 S: 7 H: 0 LOB: 0 BB: 0 P: 7	R: 1 E: 0 K: 0 S: 4 H: 1 LOB: 0 BB: 0 P: 4	R: 0 E: 0 K: 1 S: 5 H: 0 LOB: 0 BB: 0 P: 5	R: 0 E: 0 K: 0 S: 3 H: 0 LOB: 0 BB: 0 P: 3	R: 0 E: 0 K: 0 S: 3 H: 0 LOB: 0 BB: 0 P: 3	R: 1 E: 0 K: 1 S: 7 H: 2 LOB: 1 BB: 0 P: 7	R: 0 E: 0 K: 1 S: 5 H: 0 LOB: 0 BB: 0 P: 5	1B: 1 2B: 2 3B: 0 HR: 1	SF: 0 SAC: 0 DP: 0 HBP: 0					

PITCHER	IP	WLS	BF	H	R	ER	SO	BB	IBB	HBP	BLK	WP	HR	S	P	ERA	WHIP
Bill Monbouquette, R (1, 1) ERA: 3.71	9.0	W	31	4	2	2	5	0	0	0	0	0	1	41	41	2.00	0.444

PITCHER	IP	WLS	BF	H	R	ER	SO	BB	IBB	HBP	BLK	WP	HR	S	P	ERA	WHIP

BOTTOM

Boston Red Sox @ Baltimore Orioles

Memorial Stadium, Baltimore, MD

Sun Jun 24 1962, 3:33 AM EDT

Unknown

livebaseballscorecards.com

AB	31
R	2
H	4
RBI	2
BB	0
SO	5
LOB	3

Batter	1	2	3	4	5	6	7	8	9	AB	R	H	RBI	BB	SO	LOB
Pumpsie Green, S (1, 4) OBP: 0.279, SLG: 0.231	HR 1B 4-3			K		4-3		1-3		5	1	1	0	0	1	2
Gary Geiger, L (1, 8) OBP: 0.333, SLG: 0.390	1-H HR	L3		4-3		HR		K		5	2	2	3	0	1	0
Carl Yastrzemski, L (1, 7) OBP: 0.374, SLG: 0.500	FC5-4 BB	1B		4-3		F4		K		4	0	1	0	1	1	0
Frank Malzone, R (1, 5) OBP: 0.319, SLG: 0.438	FC5-4 1B 1-2f 1B	BB			6-3	K			1B	4	1	1	0	1	1	1
Bob Tillman, R (1, 2) OBP: 0.324, SLG: 0.553	BB 1B 1-2 2B 1B	K			BB 1B BB		PB WP 1B 1B		F4	4	3	2	0	1	1	2
Carroll Hardy, R (1, 9) OBP: 0.322, SLG: 0.359	FC5-4 1-2 2-H 1B	F4			F5		5-3 1-3		F7	5	0	1	1	0	0	3
Don Gile, R (1, 3)	FC5-4 BB 1-2f 2B	K			1B 1-2 BB		F4		F4	4	1	0	0	1	1	4
Eddie Bressoud, R (1, 6) OBP: 0.308, SLG: 0.396	2B 1-2 2-3 BB	1B			1-3 2-H 1B		3-H 1B			3	0	3	2	1	0	0
Gene Conley, R (1, 1) OBP: 0.256, SLG: 0.366	1-3 2-H 3-H 2B	F5			K		4-3			4	0	1	2	0	1	4
Inning Stats	R: 5 E: 0 K: 0 S: 8 H: 5 LOB: 2 BB: 2 P: 16	R: 0 E: 0 K: 1 S: 5 H: 1 LOB: 1 BB: 1 P: 9	R: 0 E: 0 K: 1 S: 6 H: 1 LOB: 1 BB: 0 P: 6	R: 0 E: 0 K: 1 S: 5 H: 0 LOB: 0 BB: 0 P: 5	R: 1 E: 0 K: 1 S: 6 H: 1 LOB: 2 BB: 2 P: 14	R: 1 E: 0 K: 1 S: 6 H: 1 LOB: 0 BB: 0 P: 6	R: 1 E: 0 K: 0 S: 5 H: 2 LOB: 1 BB: 0 P: 5	R: 0 E: 0 K: 2 S: 7 H: 0 LOB: 0 BB: 0 P: 7	R: 0 E: 0 K: 0 S: 4 H: 1 LOB: 1 BB: 0 P: 4	1B: 9 2B: 1 3B: 0 HR: 2 SF: 0 SAC: 0 DP: 0 HBP: 0	WP: 1 PB: 1 SB: 0 CS: 0 PA: 43					

PITCHER		IP	WLS	BF	H	R	ER	SO	BB	IBB	HBP	BLK	WP	HR	S	P	ERA	WHIP
Steve Barber, L ERA: 4.28	(1, 1)	0.1		6	4	5	5	0	1	0	0	0	0	1	5	9	135.00	15.000
Jack Fisher, R ERA: 5.96	(1, 1)	5.2	L	25	5	2	2	5	4	0	0	0	0	1	31	47	3.18	1.588
Hoyt Wilhelm, R ERA: 1.32	(7, 1)	3.0		12	3	1	0	2	0	0	0	0	1	0	16	16	0.00	1.000

PITCHER	IP	WLS	BF	H	R	ER	SO	BB	IBB	HBP	BLK	WP	HR	S	P	ERA	WHIP

TOP

Boston Red Sox @ Baltimore Orioles

Memorial Stadium, Baltimore, MD

Sun Jun 24 1962, 3:38 AM EDT

Att. 8,921 - Unknown

livebaseballscorecards.com

AB	38
R	8
H	12
RBI	8
BB	5
SO	7
LOB	16

BOTTOM

Batter	1	2	3	4	5	6	7	8	9	AB	R	H	RBI	BB	SO	LOB
Marv Breeding, R (1, 4) OBP: 0.250, SLG: 0.263	6-3	1-3		K			F7		1-3	5	0	0	0	0	1	2
Russ Snyder, L (1, 8) OBP: 0.318, SLG: 0.506	1B		F5	K			F7			4	1	1	0	0	1	1
Brooks Robinson, R (1, 5) OBP: 0.307, SLG: 0.480	F7		6-3		5-3		F9			4	0	0	0	0	0	1
Jim Gentile, L (1, 3) OBP: 0.362, SLG: 0.532	1B 1-3 3B		BBB 2B		K			G3		3	2	1	0	1	1	0
Boog Powell, L (1, 7) OBP: 0.321, SLG: 0.404	3B 1-3 3-H		2B 1-3		4-3			L9		4	2	2	1	0	0	0
Whitey Herzog, L (1, 9) OBP: 0.345, SLG: 0.343	3B 1-H 3-H		2B 2-H 3-H			L8		K		4	0	2	4	0	1	0
Ron Hansen, R (1, 6) OBP: 0.320, SLG: 0.326	5-3		6-3			F3			1B	4	0	1	0	0	0	2
Hobie Landrith, L (1, 2) OBP: 0.327, SLG: 0.404		F7		F4		1B			K	4	0	1	0	0	1	1
Steve Barber, L (1, 1) OBP: 0.185, SLG: 0.083		1-3		1B		1-3 1B			K	0	0	0	0	0	0	0
Jack Fisher, R (1, 1) OBP: 0.333, SLG: 0.167										2	0	1	0	0	0	0
Earl Robinson, R (6, PH) OBP: 0.361, SLG: 0.413										1	0	1	0	0	0	0
Hoyt Wilhelm, R (7, 1)										0	0	0	0	0	0	0
Charlie Lau, L (9, PH) OBP: 0.323, SLG: 0.391										1	0	0	0	0	1	1
Inning Stats	R: 3 E: 0 K: 0 S: 7 H: 4 LOB: 1 BB: 0 P: 7	R: 0 E: 0 K: 0 S: 3 H: 0 LOB: 0 BB: 0 P: 3	R: 2 E: 0 K: 0 S: 5 H: 2 LOB: 1 BB: 1 P: 9	R: 0 E: 0 K: 2 S: 8 H: 1 LOB: 1 BB: 0 P: 8	R: 0 E: 0 K: 1 S: 5 H: 0 LOB: 0 BB: 0 P: 5	R: 0 E: 0 K: 0 S: 4 H: 2 LOB: 2 BB: 0 P: 4	R: 0 E: 0 K: 0 S: 3 H: 0 LOB: 0 BB: 0 P: 3	R: 0 E: 0 K: 1 S: 5 H: 0 LOB: 0 BB: 0 P: 5	R: 0 E: 0 K: 2 S: 8 H: 1 LOB: 1 BB: 0 P: 8	1B: 7 2B: 2 3B: 1 HR: 0 SF: 0 SAC: 0 DP: 0 HBP: 0	WP: 0 PB: 0 SB: 0 CS: 0 PA: 37					

PITCHER	IP	WLS	BF	H	R	ER	SO	BB	IBB	HBP	BLK	WP	HR	S	P	ERA	WHIP
Gene Conley, R (1, 1) ERA: 3.73	9.0	W	37	10	5	5	6	1	0	0	0	0	0	48	52	5.00	1.222

PITCHER	IP	WLS	BF	H	R	ER	SO	BB	IBB	HBP	BLK	WP	HR	S	P	ERA	WHIP

Boston Red Sox @ Baltimore Orioles

Memorial Stadium, Baltimore, MD

Sun Jun 24 1962, 3:38 AM EDT

Att. 8,921 - Unknown

livebaseballscorecards.com

AB	36
R	5
H	10
RBI	5
BB	1
SO	6
LOB	8

Batter	1	2	3	4	5	6	7	8	9	AB	R	H	RBI	BB	SO	LOB
Albie Pearson, L (1, 8) OBP: 0.394, SLG: 0.374	G3		L4			F7		F2		4	0	0	0	0	0	0
Billy Moran, R (1, 4) OBP: 0.337, SLG: 0.465	F9			K		BB			F6	3	0	0	0	1	1	0
Leon Wagner, L (1, 9) OBP: 0.356, SLG: 0.574	K			F9		F9			F7	4	0	0	0	0	1	1
Lee Thomas, L (1, 3) OBP: 0.360, SLG: 0.427		BB 4-3		F6		G3			F8	3	0	0	0	1	0	1
Buck Rodgers, S (1, 2) OBP: 0.328, SLG: 0.408		4-3 1-2			4-3		4-3			3	0	0	0	0	0	1
Earl Averill, R (1, 7) OBP: 0.423, SLG: 0.400		1-3			BB BB		K			2	0	0	0	1	1	1
Eddie Yost, R (1, 5) OBP: 0.431, SLG: 0.366		5-3			BB 1-2 BB		K			2	0	0	0	1	1	1
Joe Koppe, R (1, 6) OBP: 0.358, SLG: 0.308			4-3		F7			F5		3	0	0	0	0	0	2
Bo Belinsky, L (1, 1) OBP: 0.237, SLG: 0.094			K		F8			F9		2	0	0	0	0	1	2
Tom Burgess, L (8, PH) OBP: 0.352, SLG: 0.392										1	0	0	0	0	0	0
Dean Chance, R (8, 1) OBP: 0.227, SLG: 0.150										0	0	0	0	0	0	0

Inning Stats	1	2	3	4	5	6	7	8	9
R	0	0	0	0	0	0	0	0	0
E	0	0	0	0	0	0	0	0	0
K	1	0	1	1	0	0	2	0	0
S	5	3	5	5	3	3	7	3	3
H	0	0	0	0	0	0	0	0	0
LOB	0	1	0	0	2	1	0	0	0
BB	0	1	0	0	2	1	0	0	0
P	5	7	5	5	11	7	7	3	3

PITCHER	IP	WLS	BF	H	R	ER	SO	BB	IBB	HBP	BLK	WP	HR	S	P	ERA	WHIP
Earl Wilson, R (1, 1) ERA: 3.16	9.0	W	31	0	0	0	5	4	0	0	0	0	0	37	53	0.00	0.444

PITCHER	IP	WLS	BF	H	R	ER	SO	BB	IBB	HBP	BLK	WP	HR	S	P	ERA	WHIP

1B: 0	SF: 0	WP: 0	PA: 31
2B: 0	SAC: 0	PB: 0	
3B: 0	DP: 0	SB: 0	
HR: 0	HBP: 0	CS: 0	

TOP

Los Angeles Angels @ Boston Red Sox

Fenway Park, Boston, MA

Tue Jun 26 1962, 7:05 PM EDT

Att. 14,002 - Unknown

livebaseballscorecards.com

AB	27
R	0
H	0
RBI	0
BB	4
SO	5
LOB	9

Batter	1	2	3	4	5	6	7	8	9	AB	R	H	RBI	BB	SO	LOB
Billy Gardner, R (1, 4) OBP: 0.281, SLG: 0.250	F7		F3		5-3		K			4	0	0	0	0	1	0
Gary Geiger, L (1, 8) OBP: 0.328, SLG: 0.383	K		F8		K			4-3		4	0	0	0	0	2	0
Carl Yastrzemski, L (1, 7) OBP: 0.369, SLG: 0.493	K			F8	F5			6-3		4	0	0	0	0	1	0
Frank Malzone, R (1, 5) OBP: 0.321, SLG: 0.437		BB		E3 1B 1B		F8		1B		3	1	1	0	1	0	0
Pete Runnels, L (1, 3) OBP: 0.435, SLG: 0.444		F5		BB 1B 1-3 1B		FC6-4 BB		1-3 1B		3	0	2	0	1	0	1
Bob Tillman, R (1, 2) OBP: 0.315, SLG: 0.535		K		K		FC6-4 1-2f		K		4	0	0	0	0	3	6
Carroll Hardy, R (1, 9) OBP: 0.322, SLG: 0.359		K		BB 1-2 3-H 1B		F4				3	0	1	1	0	1	2
Eddie Bressoud, R (1, 6) OBP: 0.308, SLG: 0.394			K	BB 1-2 2-3			F3			2	0	0	0	1	1	0
Earl Wilson, R (1, 1) OBP: 0.280, SLG: 0.522			HR	K			K			3	1	1	1	0	2	3
Inning Stats	R: 0 H: 0 E: 0 LOB: 0 K: 2 BB: 0 S: 7 P: 7	R: 0 H: 0 E: 0 LOB: 1 K: 2 BB: 1 S: 7 P: 11	R: 1 H: 1 E: 0 LOB: 0 K: 1 BB: 0 S: 6 P: 6	R: 1 H: 2 E: 1 LOB: 3 K: 2 BB: 1 S: 10 P: 14	R: 0 H: 0 E: 0 LOB: 0 K: 1 BB: 0 S: 5 P: 5	R: 0 H: 0 E: 0 LOB: 1 K: 0 BB: 1 S: 3 P: 7	R: 0 H: 0 E: 0 LOB: 0 K: 2 BB: 0 S: 7 P: 7	R: 0 H: 2 E: 0 LOB: 2 K: 1 BB: 0 S: 7 P: 7		1B: 4 SF: 0 2B: 0 SAC: 0 3B: 0 DP: 0 HR: 1 HBP: 0					WP: 0 PA: 33 PB: 0 SB: 0 CS: 0	

PITCHER		IP	WLS	BF	H	R	ER	SO	BB	IBB	HBP	BLK	WP	HR	S	P	ERA	WHIP
Bo Belinsky, L ERA: 2.79	(1, 1)	7.0	L	28	3	2	1	10	3	0	0	0	0	1	45	57	1.29	0.857
Dean Chance, R ERA: 4.06	(8, 1)	1.0		5	2	0	0	1	0	0	0	0	0	0	7	7	0.00	2.000

PITCHER	IP	WLS	BF	H	R	ER	SO	BB	IBB	HBP	BLK	WP	HR	S	P	ERA	WHIP

BOTTOM

Los Angeles Angels @ Boston Red Sox

Fenway Park, Boston, MA

Tue Jun 26 1962, 7:05 PM EDT

Att. 14,002 - Unknown

livebaseballscorecards.com

AB	30
R	2
H	5
RBI	2
BB	3
SO	11
LOB	12

Batter	1	2	3	4	5	6	7	8	9	AB	R	H	RBI	BB	SO	LOB
Albie Pearson, L (1, 8) OBP: 0.397, SLG: 0.375	0-0 1B		0-0 1B		0-0 ② 4-3 2-3		0-0 ③ F6		4-0 1-2 BB	4	0	2	0	1	0	1
Billy Moran, R (1, 4) OBP: 0.338, SLG: 0.462	0-0 ① F7		0-0 ① L5		0-0 2B 1B 3-H			B B B B 4-0 SH SF7 BB	0-0 ③ F8	4	2	1	1	1	0	4
Leon Wagner, L (1, 9) OBP: 0.356, SLG: 0.575	0-0 ② F7		S S S 0-3 ② K		0-0 2-H 2B			0-0 SH SF7 1-3		3	0	1	1	0	1	2
Lee Thomas, L (1, 3) OBP: 0.355, SLG: 0.422	0-0 ③ F7		0-0 ③ G3		0-0 ③ 3-1			0-0 ① SF7 2-3 3-H		3	0	0	1	0	0	3
Buck Rodgers, S (1, 2) OBP: 0.324, SLG: 0.402		S S S 0-3 ① K		x 0-0 ① F9		x 0-0 ① 5-3		S S S 0-3 ② K		4	0	0	0	0	2	1
Earl Averill, R (1, 7) OBP: 0.416, SLG: 0.405 Gordie Windhorn, R (8, 7) OBP: 0.224, SLG: 0.309		x 0-0 2B		x 0-0 ② 5-3		x 0-0 ② 6-3		S S S 0-3 ③ K		4 0	0 0	1 0	0 0	0 0	1 0	1 0
Felix Torres, R (1, 5) OBP: 0.299, SLG: 0.364		x 0-0 ② 1-3		x 0-0 ③ F8		x 0-0 ③ F8			x 0-0 ① F9	4	0	0	0	0	0	1
Joe Koppe, R (1, 6) OBP: 0.364, SLG: 0.306	B B B B 4-0 FC6 BB				B B B B 4-0 4-3 SH3-4 1B BB		x 0-0 ① F9		B B B B 4-0 FC1-6 BB	1	1	0	0	3	0	0
Don Lee, R (1, 1) OBP: 0.206, SLG: 0.182 Dean Chance, R (9, 1) OBP: 0.227, SLG: 0.150		x 0-0 ③ FC6 1-2f			x 0-0 ① SH3-4 1-2		x 0-0 ② 6-3		x 0-0 ② FC1-6 BB 1-2f	3 0	0 0	0 0	0 0	0 0	0 0	3 0
Inning Stats	R: 0 E: 0 K: 0 S: 4 H: 1 LOB: 1 BB: 0 P: 4	R: 0 E: 0 K: 1 S: 6 H: 1 LOB: 2 BB: 1 P: 10	R: 0 E: 0 K: 1 S: 6 H: 1 LOB: 1 BB: 0 P: 6	R: 0 E: 0 K: 0 S: 3 H: 0 LOB: 0 BB: 0 P: 3	R: 2 E: 0 K: 0 S: 5 H: 2 LOB: 1 BB: 1 P: 9	R: 0 E: 0 K: 0 S: 3 H: 0 LOB: 0 BB: 0 P: 3	R: 0 E: 0 K: 0 S: 3 H: 0 LOB: 0 BB: 0 P: 3	R: 1 E: 1 K: 2 S: 8 H: 0 LOB: 1 BB: 1 P: 12	R: 0 E: 0 K: 0 S: 3 H: 0 LOB: 2 BB: 2 P: 11	1B: 3 2B: 2 3B: 0 HR: 0	SF: 1 SAC: 2 DP: 0 HBP: 0						

PITCHER		IP	WLS	BF	H	R	ER	SO	BB	IBB	HBP	BLK	WP	HR	S	P	ERA	WHIP
Ike Delock, R ERA: 2.44	(1, 1)	7.0	L	28	5	2	2	2	2	0	0	0	0	0	30	38	2.57	1.000
Arnold Earley, L ERA: 4.38	(8, 1)	2.0		10	0	1	0	2	3	0	0	0	0	0	11	23	0.00	1.500

PITCHER	IP	WLS	BF	H	R	ER	SO	BB	IBB	HBP	BLK	WP	HR	S	P	ERA	WHIP

TOP

Los Angeles Angels @ Boston Red Sox

Fenway Park, Boston, MA

Wed Jun 27 1962, 3:33 AM EDT

Att. 5,779 - Unknown - 68 F

livebaseballscorecards.com

AB	30
R	3
H	5
RBI	3
BB	5
SO	4
LOB	16

1B: 3	SF: 1	WP: 0	PA: 38
2B: 2	SAC: 2	PB: 0	
3B: 0	DP: 0	SB: 0	
HR: 0	HBP: 0	CS: 0	

Batter	1	2	3	4	5	6	7	8	9	AB	R	H	RBI	BB	SO	LOB
Billy Gardner, R (1, 4) OBP: 0.279, SLG: 0.250	F3		E6		1B		FC6-4 1-2f			4	0	1	0	0	0	1
Gary Geiger, L (1, 8) OBP: 0.323, SLG: 0.376	G3		K		K			3-1		4	0	0	0	0	2	2
Carl Yastrzemski, L (1, 7) OBP: 0.364, SLG: 0.486	F8			G3		G3		6-3		4	0	0	0	0	0	0
Frank Malzone, R (1, 5) OBP: 0.317, SLG: 0.431		5-3		5-3		E8		6-3		4	0	0	0	0	0	0
Pete Runnels, L (1, 3) OBP: 0.439, SLG: 0.446		5-3 1B		BB 1B		F9			FC6-4 1B BB	3	0	2	0	1	0	1
Bob Tillman, R (1, 2) OBP: 0.320, SLG: 0.531		5-3 1-2		1-2 BB		4-3			1-2 FC6-4 1B	3	0	1	0	1	0	2
Carroll Hardy, R (1, 9) OBP: 0.318, SLG: 0.353		K		L6			L3		F6	4	0	0	0	0	1	5
Eddie Bressoud, R (1, 6) OBP: 0.304, SLG: 0.388			F7		K		4-3		FC6-4 1-2f 2-3	4	0	0	0	0	1	2
Ike Delock, R (1, 1) Russ Nixon, L (7, PH) OBP: 0.222, SLG: 0.192 Arnold Earley, L (8, 1) Jim Pagliaroni, R (9, PH) OBP: 0.362, SLG: 0.414			L5		K		FC6-4 1B		F3	2 1 0 1	0 0 0 0	0 1 0 0	0 0 0 0	0 0 0 0	1 0 0 0	0 0 0 2
Inning Stats	R: 0 H: 0 E: 0 LOB: 0 K: 0 BB: 0 S: 3 P: 3	R: 0 H: 1 E: 0 LOB: 1 K: 1 BB: 0 S: 6 P: 6	R: 0 H: 0 E: 1 LOB: 1 K: 1 BB: 0 S: 6 P: 6	R: 0 H: 1 E: 0 LOB: 2 K: 0 BB: 1 S: 4 P: 8	R: 0 H: 1 E: 0 LOB: 1 K: 3 BB: 0 S: 10 P: 10	R: 0 H: 0 E: 1 LOB: 1 K: 0 BB: 0 S: 4 P: 4	R: 0 H: 1 E: 0 LOB: 1 K: 0 BB: 0 S: 4 P: 4	R: 0 H: 0 E: 0 LOB: 0 K: 0 BB: 0 S: 3 P: 3	R: 0 H: 1 E: 0 LOB: 2 K: 0 BB: 1 S: 4 P: 8	1B: 5 2B: 0 3B: 0 HR: 0	SF: 0 SAC: 0 DP: 0 HBP: 0			WP: 0 PB: 0 SB: 0 CS: 0	PA: 36		

PITCHER		IP	WLS	BF	H	R	ER	SO	BB	IBB	HBP	BLK	WP	HR	S	P	ERA	WHIP
Don Lee, R ERA: 3.26	(1, 1)	8.0	W	33	5	0	0	5	2	0	0	0	0	0	41	49	0.00	0.875
Dean Chance, R ERA: 4.0	(9, 1)	1.0	S	3	0	0	0	0	0	0	0	0	0	0	3	3	0.00	0.000

PITCHER	IP	WLS	BF	H	R	ER	SO	BB	IBB	HBP	BLK	WP	HR	S	P	ERA	WHIP

BOTTOM

Los Angeles Angels @ Boston Red Sox

Fenway Park, Boston, MA

Wed Jun 27 1962, 3:33 AM EDT

Att. 5,779 - Unknown - 68 F

livebaseballscorecards.com

AB	34
R	0
H	5
RBI	0
BB	2
SO	5
LOB	15

Los Angeles Angels @ Boston Red Sox

Fenway Park, Boston, MA

Thu Jun 28 1962, 3:33 AM EDT

Att. 3,903 - Unknown - 85 F

livebaseballscorecards.com

TOP

Batter	1	2	3	4	5	6	7	8	9	AB	R	H	RBI	BB	SO	LOB
Albie Pearson, L (1, 8) OBP: 0.401, SLG: 0.377	4-0 5-3 BB	BB 1B 2B BB	0-0 4-3	0-0 1-3 2-H 3-H 2B		0-3 K	0-0 F7		4-0 1B 1-2 2-3 3-H BB	4	1	1	3	3	1	3
Billy Moran, R (1, 4) OBP: 0.346, SLG: 0.466	0-0 5-3 1-2	0-0 BB 2B 1-2 2-3 3-H 1B		1B 1B 1B 0-3 K			0-0 HR 1B	4-0 G3-6-3 BB	0-0 1-2 2-3 3-H 1B	6	3	4	2	1	1	3
Leon Wagner, L (1, 9) OBP: 0.361, SLG: 0.584	0-0 F5	4-0 2B 1-2 2-3 3-H BB		0-0 1B 1-3 FC1-4 1B	0-0 G3-6-3 1B		0-0 1-H HR	0-0 F5	0-0 4-3	6	3	3	3	1	0	5
Lee Thomas, L (1, 3) OBP: 0.351, SLG: 0.417	0-3 K	0-0 L7		0-0 FC1-4 BB 1-3 3-H 1B	0-0 F8		0-0 4-3	0-0 G3-6-3 1-2f		6	1	1	1	0	1	6
Buck Rodgers, S (1, 2) OBP: 0.331, SLG: 0.413		0-0 BB BB 1B 1B 0-0 2B		4-0 FC1-4 1-2 BB	0-0 G3-6-3 1-2f		0-0 WP 1B 2B		0-0 6-3	5	2	3	3	1	0	1
Earl Averill, R (1, 7) OBP: 0.425, SLG: 0.395 Gordie Windhorn, R (7, 7) OBP: 0.220, SLG: 0.304	4-0 1B BB 1-2 5-3 BB 4-0 BB			0-0 L5		0-3 K	4-0 PB 1B 1B 2-3 BB		0-0 6-3	2 1	2 0	0 0	0 0	3 0	1 0	3 0
Felix Torres, R (1, 5) OBP: 0.306, SLG: 0.365	5-3 1B 1-2 2-3 1B BB 0-3 K			0-0 FC1-4 1B BB 1-2f 2-3 3-H 2B		0-0 F8	0-0 PB 1B 1-2 3-H 1B		0-0 E BB BB 1B	5	4	2	2	1	1	4
Joe Koppe, R (1, 6) OBP: 0.371, SLG: 0.310		0-0 1B 5-3 BB 1-2 2-3 3-H 1B	0-0 5-3	4-0 1B 1-2 2B BB		0-0 BB 1B 0-3 K	1-2 2-3		4-0 BB E 1-2 1B BB	4	3	2	1	2	1	2
Eli Grba, R (1, 1) OBP: 0.333, SLG: 0.409 Bob Botz, R (8, 1)		0-0 5-3 1-2 2-3 3-H	0-0 5-3	0-0 2B 1-2 2-3 3-H 1B		4-0 1-2 BB 0-0 2-H 3-H 1B			0-0 E4 1B BB 1-2 2-3	4 1	0 0	2 0	4 0	1 0	0 0	2 2
Inning Stats	R: 0 E: 0 K: 1 S: 5 H: 0 LOB: 1 BB: 1 P: 9	R: 7 E: 0 K: 1 S: 9 H: 4 LOB: 2 BB: 5 P: 29	R: 0 E: 0 K: 0 S: 3 H: 0 LOB: 0 BB: 0 P: 3	R: 5 E: 0 K: 1 S: 10 H: 5 LOB: 2 BB: 2 P: 18	R: 0 E: 0 K: 0 S: 3 H: 1 LOB: 0 BB: 0 P: 3	R: 0 E: 0 K: 2 S: 8 H: 1 LOB: 2 BB: 1 P: 12	R: 5 E: 0 K: 1 S: 10 H: 5 LOB: 1 BB: 1 P: 14	R: 0 E: 0 K: 0 S: 2 H: 0 LOB: 0 BB: 1 P: 6	R: 2 E: 1 K: 0 S: 6 H: 2 LOB: 3 BB: 2 P: 14	1B: 14 2B: 3 3B: 0 HR: 1 SF: 0 SAC: 0 DP: 2 HBP: 0						

	AB	44
	R	19
	H	18
	RBI	19
	BB	13
	SO	6
	LOB	31

WP: 1 PB: 1 SB: 0 CS: 0 PA: 57

PITCHER		IP	WLS	BF	H	R	ER	SO	BB	IBB	HBP	BLK	WP	HR	S	P	ERA	WHIP
Don Schwall, R ERA: 5.17	(1, 1)	1.0	L	7	1	3	3	1	3	0	0	0	0	0	6	18	27.00	4.000
Galen Cisco, R ERA: 5.7	(2, 1)	0.2		8	3	4	4	0	3	0	0	0	0	0	5	17	54.00	9.000
Mike Fornieles, R ERA: 5.49	(2, 1)	2.0		13	5	5	2	1	2	0	0	0	0	0	13	21	9.00	3.500
Hal Kolstad, R ERA: 7.71	(4, 1)	4.1		21	7	5	4	4	3	0	0	0	1	1	26	38	8.31	2.308
Arnold Earley, L ERA: 4.21	(9, 1)	1.0		8	2	2	0	0	2	0	0	0	0	0	6	14	0.00	4.000

PITCHER		IP	WLS	BF	H	R	ER	SO	BB	IBB	HBP	BLK	WP	HR	S	P	ERA	WHIP

Batter	1	2	3	4	5	6	7	8	9	AB	R	H	RBI	BB	SO	LOB
Billy Gardner, R (1, 4) OBP: 0.301, SLG: 0.304	4-3 G3 2B		1-3 1B 2B	F8			4-3		1B 1B 1B 1B	5	3	3	0	0	0	2
Gary Geiger, L (1, 8) OBP: 0.325, SLG: 0.377	4-3 2-3		2-H 3-H 1B		K		F9		1B 1B SF9 1-2 1B	5	1	2	2	0	1	1
Carl Yastrzemski, L (1, 7) OBP: 0.365, SLG: 0.484	G3 3-H		F5		F8			BB 1B 1B	SF9 1B FC5-4 1-2 2-3 1B	5	2	2	1	0	0	1
Frank Malzone, R (1, 5) OBP: 0.322, SLG: 0.432	1B		F3		F8			BBBB BB 1B FC3-1 1-2 BB	FC5-4 1-2 2-3 3-H 1B	4	0	2	1	1	0	1
Pete Runnels, L (1, 3) OBP: 0.438, SLG: 0.445	F7		G3			BBBB 1-3 BB		FC3-1 BB 1-2 2-H 1B	SF9 2-3 3-H	3	0	1	2	1	0	2
Bob Tillman, R (1, 2) OBP: 0.316, SLG: 0.515		SSS K	F3		1-3 1-2			BBBB FC3-1 1-2 2-3 BB	FC5-4 FC6-4 1-2f 3-H	4	0	0	1	1	1	2
Lou Clinton, R (1, 9) OBP: 0.169, SLG: 0.183		SSS K	BBBB FC6-4 BB		5-3			F6	FC6-4 1-2f	4	0	0	0	1	1	5
Eddie Bressoud, R (1, 6) OBP: 0.300, SLG: 0.382		F7	FC6-4 1B 1-2f		6-3			FC3-1 1-2 2-3 3-Hf		4	0	0	0	0	0	5
Don Schwall, R (1, 1) OBP: 0.194, SLG: 0.167			2B 1B 1B	1-2 1B			SSS K	F7		0	0	0	0	0	0	0
Galen Cisco, R (2, 1) OBP: 0.200, SLG: 0.136										0	0	0	0	0	0	0
Mike Fornieles, R (2, 1) OBP: 0.300, SLG: 0.300										1	1	1	0	0	0	0
Hal Kolstad, R (4, 1) OBP: 0.200, SLG: 0.200										2	0	1	0	0	1	0
Russ Nixon, L (8, PH) OBP: 0.214, SLG: 0.185										1	0	0	0	0	0	3
Arnold Earley, L (9, 1)										0	0	0	0	0	0	0

Inning Stats	1	2	3	4	5	6	7	8	9
	R: 1 H: 2 E: 0 LOB: 1 K: 0 BB: 0 S: 5 P: 5	R: 0 H: 0 E: 0 LOB: 0 K: 2 BB: 0 S: 7 P: 7	R: 2 H: 3 E: 0 LOB: 1 K: 0 BB: 0 S: 6 P: 6	R: 0 H: 1 E: 0 LOB: 2 K: 0 BB: 1 S: 4 P: 8	R: 0 H: 0 E: 0 LOB: 0 K: 1 BB: 0 S: 5 P: 5	R: 0 H: 0 E: 0 LOB: 1 K: 0 BB: 1 S: 3 P: 7	R: 0 H: 0 E: 0 LOB: 0 K: 1 BB: 0 S: 5 P: 5	R: 1 H: 2 E: 0 LOB: 3 K: 0 BB: 2 S: 5 P: 13	R: 3 H: 4 E: 0 LOB: 1 K: 0 BB: 0 S: 7 P: 7

PITCHER		IP	WLS	BF	H	R	ER	SO	BB	IBB	HBP	BLK	WP	HR	S	P	ERA	WHIP
Eli Grba, R ERA: 6.88	(1, 1)	7.0	W	33	8	4	4	4	4	0	0	0	0	0	37	53	5.14	1.714
Bob Botz, R ERA: 4.13	(8, 1)	2.0	S	10	4	3	3	0	0	0	0	0	0	0	10	10	13.50	2.000

PITCHER	IP	WLS	BF	H	R	ER	SO	BB	IBB	HBP	BLK	WP	HR	S	P	ERA	WHIP

BOTTOM

Los Angeles Angels @ Boston Red Sox

Fenway Park, Boston, MA

Thu Jun 28 1962, 3:33 AM EDT

Att. 3,903 - Unknown - 85 F

livebaseballscorecards.com

AB	38
R	7
H	12
RBI	7
BB	4
SO	4
LOB	22

1B: 10	SF: 1	WP: 0	PA: 43
2B: 2	SAC: 0	PB: 0	
3B: 0	DP: 0	SB: 0	
HR: 0	HBP: 0	CS: 0	

Batter	1	2	3	4	5	6	7	8	9	AB	R	H	RBI	BB	SO	LOB
Billy Consolo, R (1, 6) OBP: 0.326, SLG: 0.286	F3		K		K			F9	K	5	0	0	0	0	3	1
Jerry Lumpe, L (1, 4) OBP: 0.330, SLG: 0.378	BB		3-1			2B		2B BB		2	1	1	0	2	0	0
Gino Cimoli, R (1, 8) OBP: 0.345, SLG: 0.422	F8		BB			K		F9		3	0	0	0	1	1	3
Manny Jimenez, L (1, 7) OBP: 0.404, SLG: 0.526	F8		F2			F8		1-H 1B 2B		4	1	1	1	0	0	3
Norm Siebern, L (1, 3) OBP: 0.409, SLG: 0.461		F7		F8		F5		2-H 1B		4	0	1	1	0	0	1
Ed Charles, R (1, 5) OBP: 0.333, SLG: 0.457		2B 6-3 BB		CS BB			K	F8		2	1	0	0	2	1	1
George Alusik, R (1, 9) OBP: 0.246, SLG: 0.345		1-3 2B		K			F5		E6 5-3	4	0	1	0	0	1	1
Joe Azcue, R (1, 2) OBP: 0.306, SLG: 0.345		6-3 3-H		CS 1-2	F5		2B		5-3 1-2	4	0	1	1	0	0	2
Diego Segui, R (1, 1) OBP: 0.308, SLG: 0.333 Wayne Causey, L (7, PH) OBP: 0.360, SLG: 0.317 Jim Archer, R (7, 1) OBP: 1.000, SLG: 1.000 Haywood Sullivan, R (9, PH) OBP: 0.324, SLG: 0.292		5-3			K		K		K	2 1 0 1	0 0 0 0	0 0 0 0	0 0 0 0	0 0 0 0	1 1 0 1	1 1 0 1
Inning Stats	R: 0 E: 0 K: 0 S: 3 H: 0 LOB: 1 BB: 1 P: 7	R: 1 E: 0 K: 0 S: 4 H: 1 LOB: 1 BB: 1 P: 8	R: 0 E: 0 K: 1 S: 5 H: 0 LOB: 1 BB: 1 P: 9	R: 0 E: 0 K: 1 S: 4 H: 0 LOB: 0 BB: 1 P: 8	R: 0 E: 0 K: 2 S: 7 H: 0 LOB: 0 BB: 0 P: 7	R: 0 E: 0 K: 1 S: 6 H: 1 LOB: 1 BB: 0 P: 6	R: 0 E: 0 K: 2 S: 8 H: 1 LOB: 1 BB: 0 P: 8	R: 2 E: 0 K: 0 S: 5 H: 2 LOB: 1 BB: 1 P: 9	R: 0 E: 1 K: 2 S: 8 H: 0 LOB: 1 BB: 0 P: 8	1B: 1 2B: 4 3B: 0 HR: 0 SF: 0 SAC: 0 DP: 0 HBP: 0						

PITCHER	IP	WLS	BF	H	R	ER	SO	BB	IBB	HBP	BLK	WP	HR	S	P	ERA	WHIP
Bill Monbouquette, R (1, 1) ERA: 3.66	9.0	W	37	5	3	3	9	5	0	0	0	0	0	50	70	3.00	1.111

PITCHER	IP	WLS	BF	H	R	ER	SO	BB	IBB	HBP	BLK	WP	HR	S	P	ERA	WHIP

TOP

Kansas City Athletics @ Boston Red Sox

Fenway Park, Boston, MA

Fri Jun 29 1962, 7:05 PM EDT

Att. 11,299 - Unknown

livebaseballscorecards.com

AB	32
R	3
H	5
RBI	3
BB	5
SO	9
LOB	15

WP: 0 PB: 0 SB: 0 CS: 1 PA: 38

BOTTOM

Kansas City Athletics @ Boston Red Sox

Fenway Park, Boston, MA

Fri Jun 29 1962, 7:05 PM EDT

Att. 11,299 - Unknown

livebaseballscorecards.com

Batter	1	2	3	4	5	6	7	8	9	AB	R	H	RBI	BB	SO	LOB
Billy Gardner, R (1, 4) OBP: 0.286, SLG: 0.288	S S S 0-3 K ①	S S S 0-3 K ③			x 0-0 1-3 ③		S S S 0-3 K ②			4	0	0	0	0	3	0
Gary Geiger, L (1, 8) OBP: 0.327, SLG: 0.373	B B B B 4-0 2B 5-3 BB		x 0-0 F3 ①			x 0-0 4-3 ①	B B B B 4-0 1B E BB			2	2	0	0	2	0	0
Carl Yastrzemski, L (1, 7) OBP: 0.367, SLG: 0.488	x 0-0 5-3 2B 1-3 2B		x 0-0 L7 ②			S S S 0-3 K ②	x 0-0 E1 1-H 1B			4	1	2	0	0	1	0
Frank Malzone, R (1, 5) OBP: 0.321, SLG: 0.436	x 0-0 5-3 ② 2-3 3-H		x 0-0 1-3 ③			x 0-0 HR 3B	x 0-0 6-3 ③			4	1	1	1	0	0	2
Pete Runnels, L (1, 3) OBP: 0.442, SLG: 0.451	x 0-0 3-H 2B			x 0-0 4-3 ①		I I I I 4-0 HR BB IBB		x 0-0 HR 6-3 1B		3	2	2	1	1	0	0
Jim Pagliaroni, R (1, 2) OBP: 0.365, SLG: 0.407	H 1-0 HBP			x 0-0 F8 ②		B B B B 4-0 1-2 HR BB		x 0-0 1-2 6-3 ①		2	1	0	0	1	0	1
Lou Clinton, R (1, 9) OBP: 0.188, SLG: 0.297	S S S 0-3 K ③			x 0-0 F5 ③		x 0-0 1-H 2-H 3-H HR		x 0-0 2-H HR		4	2	2	6	0	1	2
Eddie Bressoud, R (1, 6) OBP: 0.296, SLG: 0.377		S S S 0-3 K ①			x 0-0 5-3 ①	x 0-0 F4 ③		x 0-0 4-3 ②		4	0	0	0	0	1	0
Bill Monbouquette, R (1, 1) OBP: 0.200, SLG: 0.097		S S S 0-3 K ②			S S S 0-3 K ②		x 0-0 1-3 ①	x 0-0 F3 ③		4	0	0	0	0	2	0
Inning Stats	R: 2 H: 2 E: 0 LOB: 2 K: 2 BB: 1 S: 9 P: 14	R: 0 H: 0 E: 0 LOB: 0 K: 3 BB: 0 S: 9 P: 9	R: 0 H: 0 E: 0 LOB: 0 K: 0 BB: 0 S: 3 P: 3	R: 0 H: 0 E: 0 LOB: 0 K: 0 BB: 0 S: 3 P: 3	R: 0 H: 0 E: 0 LOB: 0 K: 1 BB: 0 S: 5 P: 5	R: 4 H: 2 E: 0 LOB: 0 K: 1 BB: 2 S: 7 P: 15	R: 1 H: 1 E: 1 LOB: 1 K: 1 BB: 1 S: 6 P: 10	R: 2 H: 2 E: 0 LOB: 0 K: 0 BB: 0 S: 5 P: 5		1B: 2 SF: 0 2B: 2 SAC: 0 3B: 1 DP: 0 HR: 2 HBP: 1						

	AB	31
	R	9
	H	7
	RBI	8
	BB	4
	SO	8
	LOB	5

WP: 0 PA: 36
PB: 0
SB: 0
CS: 0

PITCHER		IP	WLS	BF	H	R	ER	SO	BB	IBB	HBP	BLK	WP	HR	S	P	ERA	WHIP
Diego Segui, R ERA: 3.93	(1, 1)	6.0	L	26	4	6	6	7	2	1	1	0	0	1	36	49	9.00	1.000
Jim Archer, L ERA: 10.67	(7, 1)	2.0		10	3	3	2	1	1	0	0	0	0	1	11	15	9.00	2.000

PITCHER	IP	WLS	BF	H	R	ER	SO	BB	IBB	HBP	BLK	WP	HR	S	P	ERA	WHIP

Kansas City Athletics @ Boston Red Sox

Fenway Park, Boston, MA

Sat Jun 30 1962, 3:33 AM EDT

Att. 5,555 - Unknown

TOP

livebaseballscorecards.com

Batter	1	2	3	4	5	6	7	8	9	AB	R	H	RBI	BB	SO	LOB
Billy Consolo, R (1, 6) OBP: 0.314, SLG: 0.298	K		1-3 2B 3-H		K		K		K	5	0	1	1	0	4	2
Jerry Lumpe, L (1, 4) OBP: 0.329, SLG: 0.377	K		SF7 3-H		L7		2-H 3-H 1B			3	0	1	3	0	1	0
Gino Cimoli, R (1, 8) OBP: 0.341, SLG: 0.416	F9		G3			6-3	P3			4	0	0	0	0	0	2
Manny Jimenez, L (1, 7) OBP: 0.405, SLG: 0.526		F8		HR 1B		1B		6-3		4	1	2	0	0	0	0
Norm Siebern, L (1, 3) OBP: 0.405, SLG: 0.456		K		F7		F9		1B 1B		3	0	0	0	0	1	2
Joe Azcue, R (6, 2) OBP: 0.310, SLG: 0.350										1	0	1	0	0	0	0
Ed Charles, R (1, 5) OBP: 0.332, SLG: 0.453		6-3		F3		F8		1-2 G5-4-3 1B		4	0	1	0	0	0	2
George Alusik, R (1, 9) OBP: 0.277, SLG: 0.435			1B 2B 2B	1-H HR			2B 1B 1B	1-2f G5-4-3		4	3	3	2	0	0	2
Haywood Sullivan, R (1, 2) (6, 3) OBP: 0.322, SLG: 0.300			F5	F4			1-3 1B 2B		P4	4	1	1	0	0	0	1
Dave Wickersham, R (1, 1) OBP: 0.107, SLG: 0.074			2B SF7 2-3 1B		F7		K		P4	0	0	0	0	0	0	0
Leo Posada, R (3, PH) OBP: 0.327, SLG: 0.286										1	1	1	0	0	0	0
Norm Bass, R (3, 1) OBP: 0.087, SLG: 0.045										1	0	0	0	0	0	0
Danny McDevitt, L (5, 1) OBP: 0.250, SLG: 0.250										0	0	0	0	0	0	0
Wayne Causey, L (7, PH) OBP: 0.356, SLG: 0.313										1	0	0	0	0	1	2
Bill Fischer, R (7, 1)										0	0	0	0	0	0	0
Bobby Del Greco, R (9, PH) OBP: 0.382, SLG: 0.337										1	0	0	0	0	0	0
Inning Stats	R: 0 E: 0 K: 2 S: 7 H: 0 LOB: 0 BB: 0 P: 7	R: 0 E: 0 K: 1 S: 5 H: 0 LOB: 0 BB: 0 P: 5	R: 2 E: 0 K: 0 S: 6 H: 3 LOB: 1 BB: 0 P: 6	R: 2 E: 0 K: 0 S: 5 H: 2 LOB: 0 BB: 0 P: 5	R: 0 E: 0 K: 1 S: 5 H: 0 LOB: 0 BB: 0 P: 5	R: 0 E: 0 K: 0 S: 4 H: 1 LOB: 1 BB: 0 P: 4	R: 2 E: 0 K: 2 S: 10 H: 3 LOB: 1 BB: 0 P: 10	R: 0 E: 0 K: 0 S: 4 H: 2 LOB: 1 BB: 0 P: 4	R: 0 E: 0 K: 1 S: 5 H: 0 LOB: 0 BB: 0 P: 5	1B: 7 2B: 3 3B: 0 HR: 1	SF: 1 SAC: 0 DP: 1 HBP: 0						

	AB	36
	R	6
	H	11
	RBI	6
	BB	0
	SO	7
	LOB	13

WP: 0 PB: 0 SB: 0 CS: 0 PA: 37

PITCHER	IP	WLS	BF	H	R	ER	SO	BB	IBB	HBP	BLK	WP	HR	S	P	ERA	WHIP
Gene Conley, R (1, 1) ERA: 3.95	7.1	W	33	11	6	6	6	0	0	0	0	0	1	45	45	7.36	1.500
Dick Radatz, R (8, 1) ERA: 2.23	1.2	S	4	0	0	0	1	0	0	0	0	0	0	6	6	0.00	0.000

PITCHER	IP	WLS	BF	H	R	ER	SO	BB	IBB	HBP	BLK	WP	HR	S	P	ERA	WHIP

Batter	1	2	3	4	5	6	7	8	9	AB	R	H	RBI	BB	SO	LOB
Billy Gardner, R (1, 4) OBP: 0.268, SLG: 0.269	F8	F9		1-3	F9			K		5	0	0	0	0	1	1
Gary Geiger, L (1, 8) OBP: 0.336, SLG: 0.399	2B 1B 2B	1B 1B			3B 1B	K		HR		5	4	4	1	0	1	0
Carl Yastrzemski, L (1, 7) OBP: 0.376, SLG: 0.505	1B 2B 2-3	1B 1B 1-3			SF7 3B 1-H	WP BB		1B		4	2	4	1	1	0	0
Frank Malzone, R (1, 5) OBP: 0.322, SLG: 0.437	1B 1B 2-H 3-H	G6-4-3 1B 1-3 3-H			SF7 3-H	F8 1-2		F9		4	0	2	4	0	0	2
Pete Runnels, L (1, 3) OBP: 0.442, SLG: 0.450	G1-4-3 1B 1-2	K			1B 3B 1B	P6		4-3		5	1	2	0	0	1	4
Jim Pagliaroni, R (1, 2) OBP: 0.363, SLG: 0.403	G1-4-3 1-2f	G6-4-3 1-2f			3B 1B 1-2		P2			4	1	1	0	0	0	4
Lou Clinton, R (1, 9) OBP: 0.205, SLG: 0.382		6-3		HR	SF7 3B 1-H 2-H		P6			4	2	2	3	0	0	0
Eddie Bressoud, R (1, 6) OBP: 0.305, SLG: 0.408		HR		2B	BB		HR			3	2	3	2	1	0	0
Gene Conley, R (1, 1) OBP: 0.234, SLG: 0.341 Dick Radatz, R (8, 1) OBP: 0.167, SLG: 0.167		5-3		L8	SF7 3-H		P3			3 0	0 0	0 0	1 0	0 0	0 0	0 0
Inning Stats	R: 2 H: 4 E: 0 LOB: 1 K: 0 BB: 0 S: 6 P: 6	R: 1 H: 1 E: 0 LOB: 0 K: 0 BB: 0 S: 4 P: 4	R: 1 H: 3 E: 0 LOB: 1 K: 1 BB: 0 S: 7 P: 7	R: 1 H: 2 E: 0 LOB: 0 K: 0 BB: 0 S: 4 P: 4	R: 5 H: 5 E: 0 LOB: 1 K: 0 BB: 1 S: 8 P: 12	R: 0 H: 0 E: 0 LOB: 1 K: 1 BB: 1 S: 5 P: 9	R: 1 H: 1 E: 0 LOB: 0 K: 0 BB: 0 S: 4 P: 4	R: 1 H: 2 E: 0 LOB: 1 K: 1 BB: 0 S: 7 P: 7		1B: 9 SF: 2 2B: 3 SAC: 0 3B: 2 DP: 2 HR: 4 HBP: 0						

PITCHER		IP	WLS	BF	H	R	ER	SO	BB	IBB	HBP	BLK	WP	HR	S	P	ERA	WHIP
Dave Wickersham, R ERA: 3.33	(1, 1)	2.0		10	5	3	3	0	0	0	0	0	0	1	10	10	13.50	2.500
Norm Bass, R ERA: 5.9	(3, 1)	2.1	L	13	8	5	5	1	0	0	0	0	0	1	15	15	19.29	3.429
Danny McDevitt, L ERA: 3.81	(5, 1)	1.2		9	2	2	2	1	2	0	0	0	1	0	9	17	10.80	2.400
Bill Fischer, R ERA: 5.4	(7, 1)	2.0		9	3	2	2	1	0	0	0	0	0	2	11	11	9.00	1.500

PITCHER	IP	WLS	BF	H	R	ER	SO	BB	IBB	HBP	BLK	WP	HR	S	P	ERA	WHIP

BOTTOM

Kansas City Athletics @ Boston Red Sox

Fenway Park, Boston, MA

Sat Jun 30 1962, 3:33 AM EDT

Att. 5,555 - Unknown

livebaseballscorecards.com

AB	37
R	12
H	18
RBI	12
BB	2
SO	3
LOB	11

Batter	1	2	3	4	5	6	7	8	9	AB	R	H	RBI	BB	SO	LOB
Bobby Del Greco, R (1, 8) OBP: 0.387, SLG: 0.359	F7		4-3 1B 1B		BBB 4-0 G5-4-3 BB		0-0 HR	F6		4	2	2	1	1	0	0
Jerry Lumpe, L (1, 4) OBP: 0.327, SLG: 0.372	4-3		4-3 1-2		F5		BBBB 4-0 HR BB	4-3		4	1	0	0	1	0	2
George Alusik, R (1, 9) OBP: 0.300, SLG: 0.485	BBBB 4-0 BB 1B BB		1B 2-H 1B		G5-4-3 1-2f		1-H HR	SSS 0-3 K		4	1	2	3	1	1	1
Manny Jimenez, L (1, 7) OBP: 0.405, SLG: 0.523 Gino Cimoli, R (9, PR) OBP: 0.341, SLG: 0.416 (9, 7)	BB 1-2 1B		1-2 1B			4-3	F7		E4 1B 1B	5 0	0 1	2 0	0 0	0 0	0 0	0 0
Norm Siebern, L (1, 3) OBP: 0.411, SLG: 0.464	BBBB 4-0 1-2 2-3 BB	SSS 0-3 K				1B BB 2B	3B 1B		S 1B 2-3 1B	4	2	3	0	1	1	2
Ed Charles, R (1, 5) OBP: 0.337, SLG: 0.465	F9		5-3			BB HBP SF9-1-3 2-3 1B	1-H SF8 3B		S 1-2 3-H 1B	5	2	3	2	0	0	5
Joe Azcue, R (1, 2) OBP: 0.315, SLG: 0.345 Haywood Sullivan, R (7, 2) OBP: 0.319, SLG: 0.297		F8		F7		H 1-0 BB 1-2 HBP	H 1-0 HBP		SSS 0-3 K	2 1	0 0	0 0	0 0	0 0	0 1	0 2
Billy Consolo, R (1, 6) OBP: 0.304, SLG: 0.280		SSS 0-3 K		6-3		BBBB 4-0 1-2 2-3 3-H BB SF9-1-3	SF8 3-H		SSS 0-3 K 1-2 2-3	3	0	0	2	1	2	2
Dan Pfister, R (1, 1) OBP: 0.214, SLG: 0.214 Bill Fischer, R (5, 1) Wayne Causey, L (6, PH) OBP: 0.353, SLG: 0.313 Gordon Jones, R (6, 1)		1-3		SSS 0-3 K		SF9-1-3 1-2 3-H	F8		6-3	2 0 0 2	0 0 0 0	0 0 0 0	0 0 1 0	1 0 0 0	0 0 0 0	0 0 0 3
Inning Stats	R: 0 E: 0 K: 0 S: 4 H: 1 LOB: 3 BB: 2 P: 12	R: 0 E: 0 K: 1 S: 5 H: 0 LOB: 0 BB: 0 P: 5	R: 1 E: 0 K: 1 S: 8 H: 3 LOB: 2 BB: 0 P: 8	R: 0 E: 0 K: 1 S: 5 H: 0 LOB: 0 BB: 0 P: 5	R: 0 E: 0 K: 0 S: 2 H: 0 LOB: 0 BB: 1 P: 6	R: 2 E: 0 K: 0 S: 4 H: 2 LOB: 1 BB: 1 P: 9	R: 5 E: 0 K: 0 S: 7 H: 4 LOB: 1 BB: 1 P: 12	R: 0 E: 0 K: 1 S: 5 H: 0 LOB: 0 BB: 0 P: 5	R: 1 E: 1 K: 2 S: 10 H: 2 LOB: 2 BB: 0 P: 10	1B: 8 2B: 2 3B: 1 HR: 2 SF: 2 SAC: 0 DP: 2 HBP: 2						

PITCHER	IP	WLS	BF	H	R	ER	SO	BB	IBB	HBP	BLK	WP	HR	S	P	ERA	WHIP
Earl Wilson, R (1, 1) ERA: 3.39	6.0		28	7	4	4	3	4	0	1	0	0	1	29	46	6.00	1.833
Dick Radatz, R (7, 1) ERA: 2.96	0.1	L	5	3	3	3	0	1	0	0	0	0	1	4	8	81.00	12.000
Galen Cisco, R (7, 1) ERA: 5.56	1.2		6	0	1	1	1	0	0	1	0	0	0	7	8	5.40	0.000
Arnold Earley, L (9, 1) ERA: 4.05	1.0		6	2	1	0	2	0	0	0	0	0	0	10	10	0.00	2.000

PITCHER	IP	WLS	BF	H	R	ER	SO	BB	IBB	HBP	BLK	WP	HR	S	P	ERA	WHIP

TOP

Kansas City Athletics @ Boston Red Sox

Fenway Park, Boston, MA

Sun Jul 01 1962, 3:33 AM EDT

Att. 19,322 - Unknown

livebaseballscorecards.com

AB	36
R	9
H	12
RBI	9
BB	5
SO	6
LOB	17

WP: 0	PA: 45		
PB: 0			
SB: 2			
CS: 0			

BOTTOM

Kansas City Athletics @ Boston Red Sox

Fenway Park, Boston, MA

Sun Jul 01 1962, 3:33 AM EDT

Att. 19,322 - Unknown

livebaseballscorecards.com

Batter	1	2	3	4	5	6	7	8	9	AB	R	H	RBI	BB	SO	LOB
Billy Gardner, R (1, 4) OBP: 0.287, SLG: 0.289	0-0 3-1 HR 1B	0-0 ③ F6		0-0 ② F2		0-0 1B			0-0 SH5-3 1B	5	1	3	0	0	0	2
Gary Geiger, L (1, 8) OBP: 0.331, SLG: 0.393	0-0 ① 3-1 1-2		0-0 ① F7	0-0 ③ 4-1		SSS 0-3 ② K			0-0 ① SH5-3 1-2	4	0	0	0	0	1	3
Carl Yastrzemski, L (1, 7) OBP: 0.374, SLG: 0.498	BBBB 4-0 HR BB		0-0 ② 3-1		0-0 ① F9	0-0 ③ F8			0-0 ② F8	4	1	0	0	1	0	2
Frank Malzone, R (1, 5) OBP: 0.326, SLG: 0.451	0-0 1-H 2-H HR		BBBB 4-0 BB		0-0 1B 2B		SSS 0-3 ① K2-3		0-0 ③ F7	4	1	2	3	1	1	1
Pete Runnels, L (1, 3) OBP: 0.439, SLG: 0.447	0-0 ② F5		0-0 ③ F4		0-0 BB 2-3 1B		0-0 ② F7			4	0	1	0	0	0	1
Jim Pagliaroni, R (1, 2) OBP: 0.366, SLG: 0.423	0-0 ③ F8			0-0 HR	BBBB 4-0 FC6-4 1-2 BB		0-0 ③ F4			3	1	1	1	1	0	0
Lou Clinton, R (1, 9) OBP: 0.221, SLG: 0.371		BBBB 4-0 BB		BBBB 4-0 CS BB	SSS 0-3 ② K			0-0 ① F7		2	0	0	0	2	1	3
Eddie Bressoud, R (1, 6) OBP: 0.305, SLG: 0.403		SSS 0-3 ① K		BBBB 4-0 ① 1-2 2B BB	0-0 ③ FC6-4 1-2f			0-0 ② F8		3	1	0	0	1	1	4
Earl Wilson, R (1, 1) OBP: 0.286, SLG: 0.538		SSS 0-3 ② K		0-0 1-H 2B		SSS 0-3 ① K		0-0 ③ F5		3	0	1	1	0	2	1
Dick Radatz, R (7, 1) OBP: 0.167, SLG: 0.167										0	0	0	0	0	0	0
Galen Cisco, R (7, 1) OBP: 0.200, SLG: 0.136										0	0	0	0	0	0	0
Dave Philley, S (8, PH) OBP: 0.256, SLG: 0.162										1	0	0	0	0	0	0
Arnold Earley, L (9, 1)										0	0	0	0	0	0	0
Inning Stats	R: 3 E: 0 K: 0 S: 5 — H: 2 LOB: 0 BB: 1 P: 9	R: 0 E: 0 K: 2 S: 7 — H: 0 LOB: 1 BB: 1 P: 11	R: 0 E: 0 K: 0 S: 3 — H: 0 LOB: 1 BB: 1 P: 7	R: 2 E: 0 K: 0 S: 4 — H: 2 LOB: 1 BB: 2 P: 12	R: 0 E: 0 K: 1 S: 7 — H: 2 LOB: 3 BB: 1 P: 11	R: 0 E: 0 K: 2 S: 8 — H: 1 LOB: 1 BB: 0 P: 8	R: 0 E: 0 K: 1 S: 5 — H: 0 LOB: 0 BB: 0 P: 5	R: 0 E: 0 K: 0 S: 3 — H: 0 LOB: 0 BB: 0 P: 3	R: 0 E: 0 K: 0 S: 4 — H: 1 LOB: 1 BB: 0 P: 4	1B: 4 2B: 2 3B: 0 HR: 2 — SF: 0 SAC: 1 DP: 0 HBP: 0							

	AB	33
	R	5
	H	8
	RBI	5
	BB	6
	SO	6
	LOB	17

WP: 0 PB: 0 SB: 0 CS: 1 — PA: 40

PITCHER		IP	WLS	BF	H	R	ER	SO	BB	IBB	HBP	BLK	WP	HR	S	P	ERA	WHIP
Dan Pfister, R ERA: 5.53	(1, 1)	4.1		24	6	5	5	2	6	0	0	0	0	2	22	46	10.38	2.769
Bill Fischer, R ERA: 5.14	(5, 1)	0.2		2	0	0	0	1	0	0	0	0	0	0	4	4	0.00	0.000
Gordon Jones, R ERA: 3.63	(6, 1)	4.0	W	14	2	0	0	3	0	0	0	0	0	0	20	20	0.00	0.500

PITCHER	IP	WLS	BF	H	R	ER	SO	BB	IBB	HBP	BLK	WP	HR	S	P	ERA	WHIP

Batter	1	2	3	4	5	6	7	8	9	AB	R	H	RBI	BB	SO	LOB
Lenny Green, L (1, 8) (8, 7) OBP: 0.379, SLG: 0.445	F9		1-2 1B			F9 1B 2B	K		F7	5	1	2	0	0	1	0
Vic Power, R (1, 3) OBP: 0.331, SLG: 0.451	K		FC5 2-3f			F9 2-3		BB BB FC1-2 1B		4	0	1	0	0	1	3
Rich Rollins, R (1, 5) OBP: 0.393, SLG: 0.495	F4			F7		2B 1B 1B 3-H		BBBB FC1-2 BB 1-2 FC5-2 BB		3	1	1	1	1	0	0
Harmon Killebrew, R (1, 7) OBP: 0.374, SLG: 0.470 Marty Martinez, S (8, PR) OBP: 0.455, SLG: 0.250 Bill Tuttle, R (8, 8) OBP: 0.321, SLG: 0.292		K		6-3		1B 1-3 2B		BBBB FC5-2 FC1-2 1-2 2-3 BB		3 0 0	1 0 0	1 0 0	0 0 0	1 0 0	1 0 0	0 0 0
Bob Allison, R (1, 9) OBP: 0.378, SLG: 0.431		F8		2B		1-3		FC1-2 FC5-2 1-2 2-3 3-Hf		4	0	1	0	0	0	5
Earl Battey, R (1, 2) OBP: 0.342, SLG: 0.411		6-3		F9		1B 2-H 3-H		FC5-2 1-2 2-3 3-Hf		4	0	1	2	0	0	4
Bernie Allen, L (1, 4) OBP: 0.317, SLG: 0.422			FC5 1B 1B	F9		K		F8		4	0	1	0	0	1	4
Zoilo Versalles, R (1, 6) OBP: 0.249, SLG: 0.335			F9	F6			4-3		E6 G4-6-3	4	0	0	0	0	0	1
Georges Maranda, R (1, 1) OBP: 0.333, SLG: 0.556 Lee Stange, R (6, 1) OBP: 0.143, SLG: 0.143 George Banks, R (7, PH) OBP: 0.375, SLG: 0.424 Dick Stigman, R (7, 1) Don Mincher, L (9, PH) OBP: 0.400, SLG: 0.500			K	K			F9		G4-6-3 1-2f	2 0 1 0 1	0 0 0 0 0	0 0 0 0 0	0 0 0 0 0	0 0 0 0 0	2 0 0 0 0	1 0 0 0 1
Inning Stats	R: 0 E: 0 K: 1 S: 5 H: 0 LOB: 0 BB: 0 P: 5	R: 0 E: 0 K: 1 S: 5 H: 0 LOB: 0 BB: 0 P: 5	R: 0 E: 0 K: 1 S: 7 H: 2 LOB: 2 BB: 0 P: 7	R: 0 E: 0 K: 0 S: 4 H: 1 LOB: 1 BB: 0 P: 4	R: 0 E: 0 K: 1 S: 5 H: 0 LOB: 0 BB: 0 P: 5	R: 3 E: 0 K: 1 S: 9 H: 4 LOB: 1 BB: 0 P: 9	R: 0 E: 0 K: 1 S: 5 H: 0 LOB: 0 BB: 0 P: 5	R: 0 E: 0 K: 0 S: 4 H: 1 LOB: 3 BB: 2 P: 12	R: 0 E: 1 K: 0 S: 3 H: 0 LOB: 0 BB: 0 P: 3	1B: 5 2B: 3 3B: 0 HR: 0	SF: 0 SAC: 0 DP: 1 HBP: 0						

PITCHER	IP	WLS	BF	H	R	ER	SO	BB	IBB	HBP	BLK	WP	HR	S	P	ERA	WHIP
Ike Delock, R (1, 1) ERA: 2.68	5.2		24	7	3	3	4	0	0	0	0	0	0	32	32	4.76	1.235
Arnold Earley, L (6, 1) ERA: 3.86	1.1	W	6	1	0	0	2	1	0	0	0	0	0	9	13	0.00	1.500
Mike Fornieles, R (8, 1) ERA: 5.23	2.0	S	7	0	0	0	0	1	0	0	0	0	0	6	10	0.00	0.500

PITCHER	IP	WLS	BF	H	R	ER	SO	BB	IBB	HBP	BLK	WP	HR	S	P	ERA	WHIP

TOP

Minnesota Twins @ Boston Red Sox

Fenway Park, Boston, MA

Mon Jul 02 1962, 7:05 PM EDT

Att. 12,805 - Unknown - 76 F

livebaseballscorecards.com

AB	35
R	3
H	8
RBI	3
BB	2
SO	6
LOB	19

1B: 5	SF: 0	WP: 0	PA: 37
2B: 3	SAC: 0	PB: 0	
3B: 0	DP: 1	SB: 0	
HR: 0	HBP: 0	CS: 0	

Batter	1	2	3	4	5	6	7	8	9	AB	R	H	RBI	BB	SO	LOB
Billy Gardner, R (1, 4) OBP: 0.286, SLG: 0.287	1-3		L9 BB FC5-4 1B		L9	K				4	1	1	0	0	1	2
Gary Geiger, L (1, 8) OBP: 0.333, SLG: 0.389	K		FC5-4 1-2 BB		BB	F9				2	0	0	0	2	1	2
Carl Yastrzemski, L (1, 7) OBP: 0.372, SLG: 0.495	FC4 1B		L9 2-3		F8		K			4	0	1	0	0	1	3
Frank Malzone, R (1, 5) OBP: 0.322, SLG: 0.445	FC4 1-2f		FC5-4 1-2f 3-H		F5		6-3			4	0	0	1	0	0	3
Pete Runnels, L (1, 3) OBP: 0.440, SLG: 0.444		1B FC BB	K			SH5-4 SH 1B BB	K			2	2	0	0	2	2	1
Jim Pagliaroni, R (1, 2) OBP: 0.365, SLG: 0.417		F9		G6-4-3 1B BB		SH 1-2 SH5-4 1B		6-3		2	1	0	0	1	0	1
Lou Clinton, R (1, 9) OBP: 0.238, SLG: 0.384		FC 1-3 1B		G6-4-3 1-2 1B		SH5-4 1-2 2-3		K		3	0	2	0	0	1	0
Eddie Bressoud, R (1, 6) OBP: 0.304, SLG: 0.401		FC G6-4-3 1-2 3-H		G6-4-3 1-2f 2-3		1B 2-H 3-H 1B		K		4	0	1	3	0	1	3
Ike Delock, R (1, 1) Arnold Earley, L (6, 1) OBP: 0.500, SLG: 0.500 Mike Fornieles, R (8, 1) OBP: 0.300, SLG: 0.300		G6-4-3 1-2f		3-1		1-2 1B				2 1 0	0 0 0	0 1 0	0 0 0	0 0 0	0 0 0	3 0 0
Inning Stats	R: 0 E: 0 K: 1 S: 6 H: 1 LOB: 1 BB: 0 P: 6	R: 1 E: 0 K: 0 S: 4 H: 1 LOB: 1 BB: 1 P: 8	R: 1 E: 0 K: 1 S: 6 H: 1 LOB: 1 BB: 1 P: 10	R: 0 E: 0 K: 0 S: 3 H: 1 LOB: 1 BB: 1 P: 7	R: 0 E: 0 K: 0 S: 3 H: 0 LOB: 1 BB: 1 P: 7	R: 2 E: 1 K: 1 S: 8 H: 2 LOB: 2 BB: 1 P: 12	R: 0 E: 0 K: 2 S: 7 H: 0 LOB: 0 BB: 0 P: 7	R: 0 E: 0 K: 2 S: 7 H: 0 LOB: 0 BB: 0 P: 7		1B: 6 2B: 0 3B: 0 HR: 0	SF: 0 SAC: 2 DP: 2 HBP: 0					

PITCHER		IP	WLS	BF	H	R	ER	SO	BB	IBB	HBP	BLK	WP	HR	S	P	ERA	WHIP
Georges Maranda, R ERA: 4.2	(1, 1)	5.0		23	4	3	3	2	5	0	0	0	0	0	22	42	5.40	1.800
Lee Stange, R ERA: 3.83	(6, 1)	1.0	L	6	2	1	0	1	0	0	0	0	0	0	8	8	0.00	2.000
Dick Stigman, L ERA: 3.3	(7, 1)	2.0		6	0	0	0	4	0	0	0	0	0	0	14	14	0.00	0.000

PITCHER	IP	WLS	BF	H	R	ER	SO	BB	IBB	HBP	BLK	WP	HR	S	P	ERA	WHIP

BOTTOM

Minnesota Twins @ Boston Red Sox

Fenway Park, Boston, MA

Mon Jul 02 1962, 7:05 PM EDT

Att. 12,805 - Unknown - 76 F

livebaseballscorecards.com

AB	28
R	4
H	6
RBI	4
BB	5
SO	7
LOB	18

Batter	1	2	3	4	5	6	7	8	9	AB	R	H	RBI	BB	SO	LOB
Lenny Green, L (1, 8) (9, 7) OBP: 0.383, SLG: 0.447	G3-6-3 1B		2B BB		SH1-3 1B		SH3 1-2		4-3	3	1	2	0	1	0	0
Vic Power, R (1, 3) OBP: 0.333, SLG: 0.452	G3-6-3 1-2f		F6		SH1-3 1-2		E7 2-H 3B 1B		1B	4	1	2	1	0	0	2
Rich Rollins, R (1, 5) OBP: 0.396, SLG: 0.497	HBP		1-H 2B		BB		F4		K	3	0	1	1	1	1	2
Harmon Killebrew, R (1, 7) OBP: 0.371, SLG: 0.472 Bill Tuttle, R (9, 8) OBP: 0.321, SLG: 0.292	F7		K		5-3		2-H 3B		K	5 0	0 0	1 0	1 0	0 0	2 0	5 0
Bob Allison, R (1, 9) OBP: 0.380, SLG: 0.437		1-3 G3 1B		6-3 2B		F7	F6			4	1	2	0	0	0	1
Earl Battey, R (1, 2) OBP: 0.341, SLG: 0.409		1-3 1-3		6-3 2-3		4-3		1B		4	0	1	0	0	0	2
Bernie Allen, L (1, 4) OBP: 0.316, SLG: 0.419		G3 3-H		G3		1B		F3		4	0	1	1	0	0	2
Zoilo Versalles, R (1, 6) OBP: 0.246, SLG: 0.330		K		4-3		F8		K		4	0	0	0	0	2	3
Jack Kralick, L (1, 1) OBP: 0.222, SLG: 0.256 Ray Moore, R (9, 1)			F8		F3		SH3 E 1B	K		4 0	1 0	1 0	0 0	0 0	1 0	1 0
Inning Stats	R: 0 E: 0 K: 0 S: 3 H: 1 LOB: 1 BB: 0 P: 4	R: 1 E: 0 K: 1 S: 6 H: 1 LOB: 0 BB: 0 P: 6	R: 1 E: 0 K: 1 S: 6 H: 1 LOB: 1 BB: 1 P: 10	R: 0 E: 0 K: 0 S: 4 H: 1 LOB: 1 BB: 0 P: 4	R: 0 E: 0 K: 0 S: 4 H: 1 LOB: 2 BB: 1 P: 8	R: 0 E: 0 K: 0 S: 4 H: 1 LOB: 1 BB: 0 P: 4	R: 2 E: 1 K: 0 S: 6 H: 3 LOB: 1 BB: 0 P: 6	R: 0 E: 0 K: 2 S: 8 H: 1 LOB: 1 BB: 0 P: 8	R: 0 E: 0 K: 2 S: 8 H: 1 LOB: 1 BB: 0 P: 8	1B: 8 2B: 2 3B: 1 HR: 0	SF: 0 SAC: 2 DP: 1 HBP: 1						

TOP

Minnesota Twins @ Boston Red Sox

Fenway Park, Boston, MA

Tue Jul 03 1962, 3:33 AM EDT

Att. 7,403 - Unknown - 78 F

livebaseballscorecards.com

AB	35
R	4
H	11
RBI	4
BB	2
SO	6
LOB	18

WP: 0 PB: 0 SB: 0 CS: 0 PA: 40

PITCHER		IP	WLS	BF	H	R	ER	SO	BB	IBB	HBP	BLK	WP	HR	S	P	ERA	WHIP
Don Schwall, R ERA: 5.17	(1, 1)	7.0	L	32	9	4	4	2	2	0	1	0	0	0	33	42	5.14	1.571
Dick Radatz, R ERA: 2.84	(8, 1)	2.0		8	2	0	0	4	0	0	0	0	0	0	16	16	0.00	1.000

PITCHER	IP	WLS	BF	H	R	ER	SO	BB	IBB	HBP	BLK	WP	HR	S	P	ERA	WHIP

Minnesota Twins @ Boston Red Sox

Fenway Park, Boston, MA

Tue Jul 03 1962, 3:33 AM EDT
Att. 7,403 - Unknown - 78 F

livebaseballscorecards.com

BOTTOM

Batter	1	2	3	4	5	6	7	8	9	AB	R	H	RBI	BB	SO	LOB
Billy Gardner, R (1, 4) OBP: 0.274, SLG: 0.275	F9		6-3		G1-6-3 1-2f			5-3		4	0	0	0	0	0	2
Gary Geiger, L (1, 8) OBP: 0.330, SLG: 0.385	K		F7			3-1		F4		3	0	0	0	0	1	0
Carroll Hardy, R (8, PH) (9, 8) OBP: 0.317, SLG: 0.351										1	0	0	0	0	0	0
Carl Yastrzemski, L (1, 7) OBP: 0.368, SLG: 0.489	4-3		4-3			4-3		K		4	0	0	0	0	1	0
Frank Malzone, R (1, 5) OBP: 0.324, SLG: 0.446		G3 1B 1B		L5		F5			1B 1B	4	1	2	0	0	0	0
Pete Runnels, L (1, 3) OBP: 0.438, SLG: 0.441		G3 1-2		6-3			1-3		1-3 1B	4	0	1	0	0	0	1
Jim Pagliaroni, R (1, 2) OBP: 0.368, SLG: 0.415		1B 2-H 1B		6-3			S E HBP		F6	3	1	1	1	0	0	2
Lou Clinton, R (1, 9) OBP: 0.262, SLG: 0.416		1B 1-3 1B			1B 1B		E5 WP 1-H 2B		K	4	1	3	1	0	1	2
Eddie Bressoud, R (1, 6) OBP: 0.307, SLG: 0.403		1-3 1B			G1-6-3 1-2 1B	5-3			K	4	0	2	0	0	1	3
Don Schwall, R (1, 1) OBP: 0.182, SLG: 0.156		6-3			F1		F7 3-H			2	0	0	0	0	0	4
Bob Tillman, R (7, PH) OBP: 0.314, SLG: 0.511										1	0	0	0	0	0	0
Dick Radatz, R (8, 1) OBP: 0.167, SLG: 0.167										0	0	0	0	0	0	0
Inning Stats	R: 0 E: 0 K: 1 S: 5 H: 0 LOB: 0 BB: 0 P: 5	R: 1 E: 0 K: 0 S: 6 H: 4 LOB: 2 BB: 0 P: 6	R: 0 E: 0 K: 0 S: 3 H: 0 LOB: 0 BB: 0 P: 3	R: 0 E: 0 K: 0 S: 3 H: 0 LOB: 0 BB: 0 P: 3	R: 0 E: 0 K: 0 S: 4 H: 2 LOB: 1 BB: 0 P: 4	R: 0 E: 0 K: 0 S: 3 H: 0 LOB: 0 BB: 0 P: 3	R: 2 E: 1 K: 0 S: 4 H: 1 LOB: 0 BB: 0 P: 5	R: 0 E: 0 K: 1 S: 5 H: 0 LOB: 0 BB: 0 P: 5	R: 0 E: 0 K: 2 S: 9 H: 2 LOB: 2 BB: 0 P: 9	1B: 8 2B: 1 3B: 0 HR: 0 SF: 0 SAC: 0 DP: 1 HBP: 1	WP: 1 PB: 0 SB: 1 CS: 0 PA: 35					

	AB	34
	R	3
	H	9
	RBI	2
	BB	0
	SO	4
	LOB	14

PITCHER		IP	WLS	BF	H	R	ER	SO	BB	IBB	HBP	BLK	WP	HR	S	P	ERA	WHIP
Jack Kralick, L ERA: 4.2	(1, 1)	8.0	W	32	9	3	2	2	0	0	1	0	1	0	35	36	2.25	1.125
Ray Moore, R ERA: 3.75	(9, 1)	1.0	S	3	0	0	0	2	0	0	0	0	0	0	7	7	0.00	0.000

PITCHER	IP	WLS	BF	H	R	ER	SO	BB	IBB	HBP	BLK	WP	HR	S	P	ERA	WHIP

Minnesota Twins @ Boston Red Sox

Fenway Park, Boston, MA

Wed Jul 04 1962, 3:33 AM EDT

Unknown - 80 F

livebaseballscorecards.com

TOP

Batter	1	2	3	4	5	6	7	8	9	AB	R	H	RBI	BB	SO	LOB
Lenny Green, L (1, 8) (9, 7) OBP: 0.383, SLG: 0.450	F8		1B 1B 1B 1-2	2B			5-3		K S S S	5	1	2	0	0	1	0
Vic Power, R (1, 3) OBP: 0.334, SLG: 0.462	6-3		1B HR 1B 1-2 2-3	F8			HR		F8	5	2	2	1	0	0	1
Rich Rollins, R (1, 5) OBP: 0.398, SLG: 0.497	5-3		HR 1B 1-2 2-H 3-H		5-3		1B		2B HBP H	4	2	2	2	0	0	0
Harmon Killebrew, R (1, 7) OBP: 0.372, SLG: 0.479 Marty Martinez, S (9, PR) OBP: 0.455, SLG: 0.250 Bill Tuttle, R (9, 8) OBP: 0.321, SLG: 0.292		1B 2B S S S	K		6-3		K S S S		1B 2B 1-H	5 0 0	0 1 0	2 0 0	1 0 0	0 0 0	2 0 0	3 0 0
Bob Allison, R (1, 9) OBP: 0.385, SLG: 0.454		1B 2-3	HR 1-H 2-H		F2			6-3	1B 2-H	5	1	3	4	0	0	0
Earl Battey, R (1, 2) OBP: 0.338, SLG: 0.405		K S S S	4-3			F8		1B	F7	5	0	1	0	0	1	4
Bernie Allen, L (1, 4) OBP: 0.315, SLG: 0.417		K S S S	1-3			F8		1-3 1B		4	0	1	0	0	1	2
Zoilo Versalles, R (1, 6) OBP: 0.243, SLG: 0.325		4-3		K S S S		K S S S		F2		4	0	0	0	0	2	4
Joe Bonikowski, R (1, 1) OBP: 0.192, SLG: 0.160			1B 1B 1B	K2-3 S S S			F7 S S S	K		0	0	0	0	0	0	0
Bill Pleis, L (2, 1) OBP: 0.250, SLG: 0.250										4	1	1	0	0	2	2
Inning Stats	R: 0 E: 0 K: 0 S: 3 H: 0 LOB: 0 BB: 0 P: 3	R: 0 E: 0 K: 2 S: 9 H: 2 LOB: 2 BB: 0 P: 9	R: 5 E: 0 K: 1 S: 10 H: 5 LOB: 0 BB: 0 P: 10	R: 0 E: 0 K: 2 S: 8 H: 1 LOB: 1 BB: 0 P: 8	R: 0 E: 0 K: 0 S: 3 H: 0 LOB: 0 BB: 0 P: 3	R: 0 E: 0 K: 1 S: 5 H: 0 LOB: 0 BB: 0 P: 5	R: 1 E: 0 K: 1 S: 7 H: 2 LOB: 1 BB: 0 P: 7	R: 0 E: 0 K: 1 S: 7 H: 2 LOB: 2 BB: 0 P: 7	R: 2 E: 0 K: 1 S: 7 H: 2 LOB: 2 BB: 0 P: 8	1B: 9 2B: 3 3B: 0 HR: 2 SF: 0 SAC: 0 DP: 0 HBP: 1	WP: 0 PB: 0 SB: 0 CS: 0 PA: 42					

	AB	41
	R	8
	H	14
	RBI	8
	BB	0
	SO	9
	LOB	16

PITCHER		IP	WLS	BF	H	R	ER	SO	BB	IBB	HBP	BLK	WP	HR	S	P	ERA	WHIP
Bill Monbouquette, R ERA: 3.86	(1, 1)	6.0	L	26	8	5	5	6	0	0	0	0	0	1	38	38	7.50	1.333
Mike Fornieles, R ERA: 5.48	(7, 1)	3.0		16	6	3	3	3	0	0	1	0	0	1	21	22	9.00	2.000

PITCHER		IP	WLS	BF	H	R	ER	SO	BB	IBB	HBP	BLK	WP	HR	S	P	ERA	WHIP

Batter	1	2	3	4	5	6	7	8	9	AB	R	H	RBI	BB	SO	LOB
Billy Gardner, R (1, 4) OBP: 0.280, SLG: 0.274	G6-3 1B	BB 1-2		3-1		F9			G6-4-3 1-2f	4	1	1	0	1	0	3
Gary Geiger, L (1, 8) OBP: 0.332, SLG: 0.384	G6-3 1-3 1B	G3			6-3 HBP		4-3		F6	3	0	1	0	0	0	2
Carroll Hardy, R (9, PH) OBP: 0.315, SLG: 0.350										1	0	0	0	0	0	0
Carl Yastrzemski, L (1, 7) OBP: 0.364, SLG: 0.482	G6-3 1-2f 3-H		3-1		6-3 1-2		F7			4	0	0	0	0	0	2
Frank Malzone, R (1, 5) OBP: 0.326, SLG: 0.450	2B		1B		5-3		F4			4	0	2	0	0	0	1
Pete Runnels, L (1, 3) OBP: 0.433, SLG: 0.435	1-3		K		6-3			F8		4	0	0	0	0	1	3
Jim Pagliaroni, R (1, 2) OBP: 0.366, SLG: 0.430		HR	F4			F8		K		4	1	1	1	0	1	1
Lou Clinton, R (1, 9) OBP: 0.284, SLG: 0.481		6-3		SH5-3 1B		FC6-4 1B 2B		HR		4	2	3	1	0	0	0
Eddie Bressoud, R (1, 6) OBP: 0.309, SLG: 0.404		1B		F3		FC6-4 2-3 1B		4-3		4	0	2	0	0	0	1
Bill Monbouquette, R (1, 1) OBP: 0.222, SLG: 0.125 Bob Tillman, R (6, PH) OBP: 0.312, SLG: 0.507 Earl Wilson, R (6, PR) OBP: 0.286, SLG: 0.538 Mike Fornieles, R (7, 1) OBP: 0.300, SLG: 0.300 Pumpsie Green, S (9, PH) OBP: 0.290, SLG: 0.231		BB 1B		SH5-3 1-2		FC6-4 1-2f 3-H			G6-4-3 BB	1	0	1	0	0	0	0
										1	0	0	1	0	0	1
										0	0	0	0	0	0	0
										0	0	0	0	0	0	0
										0	0	0	0	1	0	0
Inning Stats	R: 1 E: 0 K: 0 S: 5 H: 3 LOB: 1 BB: 0 P: 5	R: 1 E: 0 K: 0 S: 5 H: 3 LOB: 2 BB: 1 P: 9	R: 0 E: 0 K: 1 S: 6 H: 1 LOB: 1 BB: 0 P: 6	R: 0 E: 0 K: 0 S: 4 H: 1 LOB: 1 BB: 0 P: 4	R: 0 E: 0 K: 0 S: 3 H: 0 LOB: 1 BB: 0 P: 4	R: 1 E: 0 K: 0 S: 5 H: 2 LOB: 1 BB: 0 P: 5	R: 0 E: 0 K: 0 S: 3 H: 0 LOB: 0 BB: 0 P: 3	R: 1 E: 0 K: 1 S: 6 H: 1 LOB: 0 BB: 0 P: 6	R: 0 E: 0 K: 0 S: 2 H: 0 LOB: 0 BB: 1 P: 6	1B: 7 2B: 2 3B: 0 HR: 2 SF: 0 SAC: 1 DP: 2 HBP: 1						

PITCHER		IP	WLS	BF	H	R	ER	SO	BB	IBB	HBP	BLK	WP	HR	S	P	ERA	WHIP
Joe Bonikowski, R ERA: 4.06	(1, 1)	1.2		10	6	2	2	0	1	0	0	0	0	1	9	13	10.80	4.200
Bill Pleis, L ERA: 2.7	(2, 1)	7.1	W	28	5	2	2	2	1	0	1	0	0	1	30	35	2.46	0.818

PITCHER	IP	WLS	BF	H	R	ER	SO	BB	IBB	HBP	BLK	WP	HR	S	P	ERA	WHIP

BOTTOM

Minnesota Twins @ Boston Red Sox

Fenway Park, Boston, MA

Wed Jul 04 1962, 3:33 AM EDT

Unknown - 80 F

livebaseballscorecards.com

AB	34
R	4
H	11
RBI	3
BB	2
SO	2
LOB	14

WP: 0 PB: 0 SB: 0 CS: 0 PA: 38

Minnesota Twins @ Boston Red Sox

Fenway Park, Boston, MA

Wed Jul 04 1962, 3:38 AM EDT

Att. 16,910 - Unknown

livebaseballscorecards.com

Batter	1	2	3	4	5	6	7	8	9	AB	R	H	RBI	BB	SO	LOB
Bill Tuttle, R (1, 8) OBP: 0.315, SLG: 0.286	4-3		F9		6-3		1B 1-2 2B 1B	K		5	1	1	0	0	1	2
Vic Power, R (1, 3) OBP: 0.329, SLG: 0.454	L4		F8			4-3	F8		6-3	5	0	0	0	0	0	2
Rich Rollins, R (1, 5) OBP: 0.398, SLG: 0.505	HR			4-3		F9	2B 1-3 2-H 1B		F8	5	2	2	2	0	0	0
Harmon Killebrew, R (1, 7) OBP: 0.372, SLG: 0.481	K			K		1B 1B	1-H 3-H 2B		5-3	5	0	2	2	0	2	0
Bob Allison, R (1, 9) OBP: 0.386, SLG: 0.459		K		2B		FC4-6 1-2 1B	K			4	0	2	0	0	2	1
Earl Battey, R (1, 2) OBP: 0.337, SLG: 0.400		3-1		BB		FC4-6 1-2f		K		3	0	0	0	1	1	2
Bernie Allen, L (1, 4) OBP: 0.317, SLG: 0.429		1B		F4			HR	F2		4	1	2	1	0	0	2
Zoilo Versalles, R (1, 6) OBP: 0.243, SLG: 0.328		K		F7			F8	2B		4	0	1	0	0	1	1
Jim Kaat, L (1, 1) OBP: 0.260, SLG: 0.318			K	6-3			1B 1B BB	BB		1	0	0	0	0	1	0
Johnny Goryl, R (5, PH) OBP: 0.292, SLG: 0.591										1	0	0	0	0	0	0
Ted Sadowski, R (5, 1) OBP: 0.500, SLG: 0.500										0	0	0	0	0	0	0
Lee Stange, R (5, 1) OBP: 0.143, SLG: 0.143										0	0	0	0	0	0	0
Hal Naragon, L (7, PH) OBP: 0.263, SLG: 0.235										0	1	0	0	1	0	0
Joe Bonikowski, R (7, 1) OBP: 0.192, SLG: 0.160										0	0	0	0	0	0	0
George Banks, R (8, PH) OBP: 0.383, SLG: 0.424										0	0	0	0	1	0	0
Ray Moore, R (8, 1)										0	0	0	0	0	0	0

Inning Stats	1	2	3	4	5	6	7	8	9
	R: 1 E: 0 K: 1 S: 6	H: 1 LOB: 0 BB: 0 P: 6	R: 0 E: 0 K: 2 S: 8	H: 1 LOB: 1 BB: 0 P: 8	R: 0 E: 0 K: 1 S: 5	H: 0 LOB: 0 BB: 0 P: 5	R: 0 E: 0 K: 1 S: 6	H: 1 LOB: 2 BB: 1 P: 10	R: 0 E: 0 K: 0 S: 3	H: 0 LOB: 0 BB: 0 P: 3	R: 0 E: 0 K: 0 S: 5	H: 2 LOB: 2 BB: 0 P: 5	R: 4 E: 0 K: 1 S: 9	H: 4 LOB: 1 BB: 1 P: 13	R: 0 E: 0 K: 2 S: 8	H: 1 LOB: 2 BB: 1 P: 12	R: 0 E: 0 K: 0 S: 3	H: 0 LOB: 0 BB: 0 P: 3

	AB	37
	R	5
	H	10
	RBI	5
	BB	3
	SO	8
	LOB	10

| | | | | | | | | | |

Batter	1	2	3	4	5	6	7	8	9	AB	R	H	RBI	BB	SO	LOB
Billy Gardner, R (1, 4) OBP: 0.286, SLG: 0.300	F3	K		2B 2-H 3-H	4-3			SH5-3 1B 2B		5	1	2	2	0	1	4
Carroll Hardy, R (1, 8) (9, 7) OBP: 0.318, SLG: 0.352	G4-6-3 1B		FC1-6 1B	F8		5-3		SH5-3 2-3		4	0	2	0	0	0	1
Carl Yastrzemski, L (1, 7) OBP: 0.367, SLG: 0.494 Gary Geiger, L (8, PR) OBP: 0.332, SLG: 0.384 (9, 8)	G4-6-3 1-2f		FC1-6 WP 1-2f		HR	1B		3-H 1B		5 0	1 0	3 0	2 0	0 0	0 0	2 0
Frank Malzone, R (1, 5) OBP: 0.330, SLG: 0.452		E6 HR 1B	K2-3 1-2		BB 2B 1B	WP 1B		F6		5	2	3	0	0	1	2
Bob Tillman, R (1, 2) OBP: 0.308, SLG: 0.493		K	F9		2B E 1-2 BB	K 1-2		5-3		4	1	0	0	1	2	4
Lou Clinton, R (1, 9) OBP: 0.315, SLG: 0.553		HR 2-H	2B 2B 1B	E 1-3 2-H 2B		1B 2B 1B				4	3	4	3	0	0	0
Pete Runnels, L (1, 3) OBP: 0.434, SLG: 0.439		4-3	2B 1-3 2B	4-3		2B K 1-3 1B				4	1	2	0	0	0	2
Eddie Bressoud, R (1, 6) OBP: 0.314, SLG: 0.408		1B BB	6-3	E BB		2B 1-3 3-H				2	0	1	1	2	0	2
Gene Conley, R (1, 1) OBP: 0.240, SLG: 0.348 Dick Radatz, R (7, 1) OBP: 0.154, SLG: 0.154		1B 1-2	K	SF7 1-2 2-3 3-H		K 3-H				2 1	0 0	1 0	1 0	0 0	1 1	2 1
Inning Stats	R: 0 E: 0 K: 0 S: 3 H: 1 LOB: 0 BB: 0 P: 3	R: 2 E: 1 K: 2 S: 10 H: 3 LOB: 2 BB: 1 P: 14	R: 0 E: 0 K: 1 S: 6 H: 1 LOB: 1 BB: 0 P: 6	R: 2 E: 0 K: 1 S: 8 H: 3 LOB: 1 BB: 0 P: 8	R: 3 E: 1 K: 0 S: 6 H: 3 LOB: 2 BB: 2 P: 14	R: 0 E: 0 K: 1 S: 6 H: 2 LOB: 1 BB: 0 P: 6	R: 1 E: 0 K: 1 S: 6 H: 3 LOB: 0 BB: 0 P: 6	R: 1 E: 0 K: 0 S: 5 H: 2 LOB: 1 BB: 0 P: 5		1B: 11 2B: 5 3B: 0 HR: 2 SF: 1 SAC: 1 DP: 1 HBP: 0					WP: 2 PB: 0 SB: 0 CS: 0 PA: 41	

PITCHER		IP	WLS	BF	H	R	ER	SO	BB	IBB	HBP	BLK	WP	HR	S	P	ERA	WHIP
Jim Kaat, L ERA: 3.61	(1, 1)	4.0	L	20	8	4	4	4	1	0	0	0	1	1	27	31	9.00	2.250
Ted Sadowski, R ERA: 5.18	(5, 1)	0.0		4	3	3	3	0	1	0	0	0	0	1	3	7	∞	∞
Lee Stange, R ERA: 3.69	(5, 1)	2.0		8	2	0	0	1	1	0	0	0	1	0	9	13	0.00	1.500
Joe Bonikowski, R ERA: 4.11	(7, 1)	1.0		4	3	1	1	1	0	0	0	0	0	0	6	6	9.00	3.000
Ray Moore, R ERA: 3.89	(8, 1)	1.0		5	2	1	1	0	0	0	0	0	0	0	5	5	9.00	2.000

PITCHER	IP	WLS	BF	H	R	ER	SO	BB	IBB	HBP	BLK	WP	HR	S	P	ERA	WHIP

BOTTOM

Minnesota Twins @ Boston Red Sox

Fenway Park, Boston, MA

Wed Jul 04 1962, 3:38 AM EDT

Att. 16,910 - Unknown

livebaseballscorecards.com

AB	36
R	9
H	18
RBI	9
BB	3
SO	6
LOB	20

Batter	1	2	3	4	5	6	7	8	9	AB	R	H	RBI	BB	SO	LOB
Billy Gardner, R (1, 4) OBP: 0.291, SLG: 0.291	BBBB 4-0 BB FC5-2 BB BB	BBB 4-0 2B 6-3 BB	x 0-0 ① SH3-4 1-2		x 0-0 ① F3		x 0-0 ② F9		x 0-0 ③ 5-3	3	1	0	0	2	0	1
Carroll Hardy, R (1, 8) OBP: 0.323, SLG: 0.356	BBBB 4-0 FC5-2 BB 1-2 BB BB	x 0-0 1B 1B 1-3 2B	H 1-0 1B HBP		x 0-0 ② 4-3		x 0-0 ③ 6-3			3	2	1	0	1	0	0
Carl Yastrzemski, L (1, 7) OBP: 0.370, SLG: 0.494	BBBB 4-0 BB FC5-2 1-2 BB 2-3 BB	x 0-0 ① 6-3 3-H	x 0-0 G4-3 1-3 2-H 1B		x 0-0 1B			x 0-0 ① F7		4	1	2	2	1	0	1
Frank Malzone, R (1, 5) OBP: 0.329, SLG: 0.448	x 0-0 ① FC5-2 BB BB 1-2 SF7 2-3 3-Hf	x 0-0 1B 1B 2-3 1B	x 0-0 ② G4-3 ③ 1-2f		x 0-0 ③ F7			x 0-0 ② F4		5	2	1	0	0	0	6
Jim Pagliaroni, R (1, 2) OBP: 0.378, SLG: 0.458	BBBB 4-0 BB 1-2 2B 2-3 3-H BB	x 0-0 1B 1-2 3-H 1B	SSS 0-3 ① K		x 0-0 FC4-6 1B			x 0-0 HR		4	2	3	3	1	1	0
Lou Clinton, R (1, 9) OBP: 0.320, SLG: 0.539	BBBB 4-0 1-2 2B 2-3 3-H BB	x 0-0 ② F8	x 0-0 HR 1B		SSS 0-3 ① K			x 0-0 ③ F7		4	2	1	1	1	1	3
Pete Runnels, L (1, 3) OBP: 0.433, SLG: 0.451	x 0-0 ② SF7 3-H	x 0-0 1-2 2-H 1B	x 0-0 1-H HR		x 0-0 ② FC4-6 1-2f				SSS 0-3 ① K	4	1	2	4	0	1	1
Eddie Bressoud, R (1, 6) OBP: 0.315, SLG: 0.411	x 0-0 1-H 2-H 2B	x 0-0 ③ F9	x 0-0 ② 1-3		x 0-0 ③ F3				x 0-0 1B	5	0	2	2	0	0	3
Earl Wilson, R (1, 1) OBP: 0.290, SLG: 0.517 Arnold Earley, L (4, 1) OBP: 0.250, SLG: 0.250	x 0-0 ③ 5-3	x 0-0 SH3-4 1B 1B	x 0-0 ③ F3				SSS 0-3 ① K		x 0-0 ② F2	3 2	1 0	1 0	0 0	0 0	0 1	1 1
Inning Stats	R: 5 E: 0 K: 0 S: 4 H: 1 LOB: 1 BB: 5 P: 24	R: 3 E: 0 K: 0 S: 7 H: 4 LOB: 2 BB: 1 P: 11	R: 1 E: 0 K: 0 S: 4 H: 2 LOB: 1 BB: 0 P: 5	R: 2 E: 0 K: 1 S: 7 H: 2 LOB: 0 BB: 0 P: 7	R: 0 E: 0 K: 0 S: 4 H: 1 LOB: 1 BB: 0 P: 4	R: 0 E: 0 K: 1 S: 6 H: 1 LOB: 1 BB: 0 P: 6	R: 0 E: 0 K: 1 S: 5 H: 0 LOB: 0 BB: 0 P: 5	R: 1 E: 0 K: 0 S: 4 H: 1 LOB: 0 BB: 0 P: 4	R: 0 E: 0 K: 1 S: 6 H: 1 LOB: 1 BB: 0 P: 6	1B: 9 2B: 2 3B: 0 HR: 2 SF: 1 SAC: 1 DP: 1 HBP: 1						

PITCHER		IP	WLS	BF	H	R	ER	SO	BB	IBB	HBP	BLK	WP	HR	S	P	ERA	WHIP
Bo Belinsky, L ERA: 3.14	(1, 1)	0.1	L	5	0	4	4	0	4	0	0	0	0	0	1	17	108.00	12.000
Ryne Duren, R ERA: 4.13	(1, 1)	2.2		17	7	5	5	0	2	0	1	0	0	0	14	23	16.88	3.375
Bob Botz, R ERA: 4.33	(4, 1)	1.0		5	2	2	2	1	0	0	0	0	0	1	7	7	18.00	2.000
Tom Morgan, R ERA: 3.75	(5, 1)	4.0		15	3	1	1	2	0	0	0	0	0	1	19	19	2.25	0.750
Art Fowler, R ERA: 2.72	(9, 1)	1.0		4	1	0	0	1	0	0	0	0	0	0	6	6	0.00	1.000

PITCHER	IP	WLS	BF	H	R	ER	SO	BB	IBB	HBP	BLK	WP	HR	S	P	ERA	WHIP

TOP

Boston Red Sox @ Los Angeles Angels

Dodger Stadium, Los Angeles, CA

Fri Jul 06 1962, 7:05 PM PDT

Att. 23,875 - Unknown - 69 F

livebaseballscorecards.com

AB	37
R	12
H	13
RBI	12
BB	6
SO	4
LOB	17

WP: 0 PA: 46
PB: 0
SB: 0
CS: 0

Batter	1	2	3	4	5	6	7	8	9	AB	R	H	RBI	BB	SO	LOB
Albie Pearson, L (1, 8) OBP: 0.380, SLG: 0.368	x 0-0 ① F8		x 0-0 ③ F9	x 0-0 1-2 3-H 1B		x 0-0 ② FC1-6 1B 1-2f		x 0-0 ① F3		5	0	1	1	0	0	3
Billy Moran, R (1, 4) OBP: 0.333, SLG: 0.442	x 0-0 ② F8			F6 K		x 0-0 1-3 1B		x 0-0 ② F8		5	0	1	0	0	1	4
Leon Wagner, L (1, 9) OBP: 0.357, SLG: 0.577	B B B B 4-0 BB			x 0-0 ② L3	S S S 0-3 ① K	S S S 0-3 ③ K		x 0-0 ③ F9		4	0	0	0	1	2	4
Buck Rodgers, S (1, 2) OBP: 0.343, SLG: 0.457	x 0-0 ③ F8			x 0-0 1B 3B	x 0-0 E 1B		S S S 0-3 ① K		x 0-0 1B 2B	5	2	3	0	0	1	1
Lee Thomas, L (1, 3) OBP: 0.345, SLG: 0.418		x 0-0 ① 4-3		x 0-0 BB 1B 1B 3-H 1B	x 0-0 ② F5		x 0-0 ② 3-1		x 0-0 ① 4-3	5	1	1	1	0	0	2
Felix Torres, R (1, 5) OBP: 0.307, SLG: 0.376		x 0-0 ② F9		x 0-0 BB 1-2 1B 1B	x 0-0 1-2 E6		S S S 0-3 ③ K		x 0-0 F9 BB 2-H 1B	5	1	2	1	0	1	1
Earl Averill, R (1, 7) OBP: 0.428, SLG: 0.368		x 0-0 ③ 1-3		B B B B 4-0 1B 1-2 2-3 1B BB	x 0-0 ③ F7			x 0-0 1B E 1B	B B B B 4-0 FC6-4 1-2 BB	3	2	1	0	2	0	2
Jim Fregosi, R (1, 6) OBP: 0.250, SLG: 0.227			x 0-0 ① 3-1	x 0-0 1B 1-2 2-H 3-H 1B		B B B B 4-0 FC1-6 BB		x 0-0 1-3 E 1B	x 0-0 ② F9 2-3	4	1	2	2	1	0	2
Bo Belinsky, L (1, 1) OBP: 0.143, SLG: 0.094 Ryne Duren, R (1, 1) OBP: 0.400, SLG: 0.167 Gordie Windhorn, R (3, PH) OBP: 0.000, SLG: 0.000 Bob Botz, R (4, 1) Steve Bilko, R (4, PH) OBP: 0.167, SLG: 0.440 Ted Bowsfield, R (4, PH) OBP: 0.500, SLG: 0.105 Tom Morgan, R (5, 1) Eddie Yost, R (5, PH) OBP: 0.429, SLG: 0.385 Art Fowler, R (5, 1) OBP: 0.000, SLG: 0.222 Joe Koppe, R (5, PH) OBP: 0.364, SLG: 0.309		x 0-0 ② 6-3	x 0-0 1-3 2-H 1B	S S S 0-3 ① K	x 0-0 E4 1-2 3-H	x 0-0 ③ FC6-4 1-2f	0 0 0 0 0 0 0 0 0 0 0 0 0 0 1 0 0 0 0 0 0 0 0 0 0 0 0 0 1 0 1 1 0 0 0 0 0 0 0 0 0 0 1 0 0 0 0 1 1 1 0 0 1 0 0 1 0 0 0 0 0 0 0 1 0 0 0 0 0 2								
Inning Stats	R: 0 E: 0 K: 0 S: 3 H: 0 LOB: 1 BB: 1 P: 7	R: 0 E: 0 K: 0 S: 3 H: 0 LOB: 0 BB: 0 P: 3	R: 0 E: 0 K: 0 S: 3 H: 0 LOB: 0 BB: 0 P: 3	R: 5 E: 0 K: 1 S: 11 H: 6 LOB: 2 BB: 1 P: 15	R: 0 E: 1 K: 1 S: 7 H: 1 LOB: 2 BB: 0 P: 7	R: 0 E: 0 K: 2 S: 8 H: 1 LOB: 2 BB: 1 P: 12	R: 0 E: 0 K: 2 S: 7 H: 0 LOB: 0 BB: 0 P: 7	R: 1 E: 1 K: 0 S: 6 H: 2 LOB: 2 BB: 0 P: 6	R: 1 E: 0 K: 0 S: 5 H: 2 LOB: 2 BB: 1 P: 9	1B: 10 2B: 1 3B: 1 HR: 0 SF: 0 SAC: 0 DP: 0 HBP: 0							

PITCHER		IP	WLS	BF	H	R	ER	SO	BB	IBB	HBP	BLK	WP	HR	S	P	ERA	WHIP
Earl Wilson, R ERA: 3.81	(1, 1)	3.2		19	6	5	5	0	2	0	0	0	0	0	17	25	12.27	2.182
Arnold Earley, L ERA: 3.78	(4, 1)	5.1	W	26	6	2	2	6	2	0	0	0	0	0	36	44	3.38	1.500

PITCHER	IP	WLS	BF	H	R	ER	SO	BB	IBB	HBP	BLK	WP	HR	S	P	ERA	WHIP

BOTTOM

Boston Red Sox @ Los Angeles Angels

Dodger Stadium, Los Angeles, CA

Fri Jul 06 1962, 7:05 PM PDT

Att. 23,875 - Unknown - 69 F

livebaseballscorecards.com

AB	41
R	7
H	12
RBI	7
BB	4
SO	6
LOB	23

WP: 0 PA: 45
PB: 0
SB: 0
CS: 0

Batter	1	2	3	4	5	6	7	8	9	AB	R	H	RBI	BB	SO	LOB
Billy Gardner, R (1, 4) OBP: 0.313, SLG: 0.308	FC6-4 1B		1-2 1B		F4		4-3 SH1-4 E 1B		BBB G6-3 BB	4	1	3	0	1	0	0
Carroll Hardy, R (1, 8) OBP: 0.318, SLG: 0.350	F7		K		K		SH1-4 1-2		F2	4	0	0	0	0	2	4
Carl Yastrzemski, L (1, 7) OBP: 0.368, SLG: 0.489	F7		F7		FC6-4 1B		4-3 2-3		G6-3 1-2f	5	0	1	0	0	0	5
Frank Malzone, R (1, 5) OBP: 0.325, SLG: 0.443	FC6-4 1-2f			F8	FC6-4 1-2f		E6 3-H			4	0	0	0	0	0	2
Pete Runnels, L (1, 3) OBP: 0.431, SLG: 0.448		6-3		1B HR 1B		F9	F8			4	1	1	0	0	0	1
Jim Pagliaroni, R (1, 2) OBP: 0.380, SLG: 0.478		K		1-2 HR 1B		6-3		HR		4	2	2	1	0	1	0
Lou Clinton, R (1, 9) OBP: 0.327, SLG: 0.570		F3		1-H 2-H HR		1B 1B		F3		4	1	2	3	0	0	0
Eddie Bressoud, R (1, 6) OBP: 0.315, SLG: 0.409			F6	F7		1-3 1B		F2		4	0	1	0	0	0	0
Don Schwall, R (1, 1) OBP: 0.189, SLG: 0.167 Dick Radatz, R (8, 1) OBP: 0.154, SLG: 0.154			1B 1B	F3		L4		6-3		4 0	0 0	1 0	0 0	0 0	0 0	2 0
Inning Stats	R: 0 H: 1 E: 0 LOB: 1 K: 0 BB: 0 S: 4 P: 4	R: 0 H: 0 E: 0 LOB: 0 K: 1 BB: 0 S: 5 P: 5	R: 0 H: 2 E: 0 LOB: 2 K: 1 BB: 0 S: 7 P: 7	R: 3 H: 3 E: 0 LOB: 0 K: 0 BB: 0 S: 6 P: 6	R: 0 H: 1 E: 0 LOB: 1 K: 1 BB: 0 S: 6 P: 6	R: 0 H: 2 E: 0 LOB: 2 K: 0 BB: 0 S: 5 P: 5	R: 1 H: 1 E: 1 LOB: 1 K: 0 BB: 0 S: 5 P: 5	R: 1 H: 1 E: 0 LOB: 0 K: 0 BB: 0 S: 4 P: 4	R: 0 H: 0 E: 0 LOB: 0 K: 0 BB: 1 S: 2 P: 6	1B: 9 SF: 0 2B: 0 SAC: 1 3B: 0 DP: 1 HR: 2 HBP: 0						

TOP

Boston Red Sox @ Los Angeles Angels

Dodger Stadium, Los Angeles, CA

Sat Jul 07 1962, 7:05 PM PDT

Att. 16,725 - Unknown - 74 F

livebaseballscorecards.com

AB	37
R	5
H	11
RBI	4
BB	1
SO	3
LOB	14

WP: 0 PA: 39
PB: 0
SB: 0
CS: 0

PITCHER		IP	WLS	BF	H	R	ER	SO	BB	IBB	HBP	BLK	WP	HR	S	P	ERA	WHIP
Don Lee, R ERA: 3.38	(1, 1)	7.0	L	32	10	4	3	3	0	0	0	0	0	1	38	38	3.86	1.429
Art Fowler, R ERA: 2.78	(8, 1)	2.0		7	1	1	1	0	1	0	0	0	0	1	6	10	4.50	1.000

PITCHER	IP	WLS	BF	H	R	ER	SO	BB	IBB	HBP	BLK	WP	HR	S	P	ERA	WHIP

BOTTOM

Batter	1	2	3	4	5	6	7	8	9	AB	R	H	RBI	BB	SO	LOB
Albie Pearson, L (1, 8) OBP: 0.378, SLG: 0.367	4-3	F6			HR 1B		SH1-3		6-3	4	1	1	0	0	0	2
Billy Moran, R (1, 4) OBP: 0.330, SLG: 0.437	6-3		5-3		K		6-3			4	0	0	0	0	1	2
Leon Wagner, L (1, 9) OBP: 0.359, SLG: 0.585	BB		K		1-H HR		K			3	1	1	2	1	2	1
Buck Rodgers, S (1, 2) OBP: 0.342, SLG: 0.452	F9		4-3		F8			1B G4-6-3 BB		3	1	0	0	1	0	1
Lee Thomas, L (1, 3) OBP: 0.347, SLG: 0.417		1B S BB		K		F8		G4-6-3 1-3 1B		3	1	1	0	1	1	0
Felix Torres, R (1, 5) OBP: 0.305, SLG: 0.379		K 1-2		6-3 2B		K		G4-6-3 1-2f 3-H		4	0	1	0	0	2	2
Earl Averill, R (1, 7) OBP: 0.415, SLG: 0.355		K		6-3 2-3		E6		K		4	0	0	0	0	2	2
Jim Fregosi, R (1, 6) OBP: 0.259, SLG: 0.240		1B 2-H 1B		K		F5			K	3	0	1	1	0	1	2
Steve Bilko, R (9, PH) OBP: 0.344, SLG: 0.437										1	0	0	0	0	1	0
Don Lee, R (1, 1) OBP: 0.237, SLG: 0.243		1-2 1B			K		SH1-3 BB		F5	2	0	1	0	0	1	0
Eddie Yost, R (7, PH) OBP: 0.434, SLG: 0.365										0	0	0	0	1	0	0
Art Fowler, R (8, 1) OBP: 0.300, SLG: 0.222										0	0	0	0	0	0	0
Tom Burgess, L (9, PH) OBP: 0.340, SLG: 0.377										1	0	0	0	0	0	0
Inning Stats	R: 0 E: 0 K: 0 S: 3 H: 0 LOB: 1 BB: 1 P: 7	R: 1 E: 0 K: 2 S: 9 H: 2 LOB: 2 BB: 1 P: 13	R: 0 E: 0 K: 1 S: 5 H: 0 LOB: 0 BB: 0 P: 5	R: 0 E: 0 K: 2 S: 8 H: 1 LOB: 1 BB: 0 P: 8	R: 2 E: 0 K: 2 S: 9 H: 2 LOB: 0 BB: 0 P: 9	R: 0 E: 1 K: 1 S: 6 H: 0 LOB: 1 BB: 0 P: 6	R: 0 E: 0 K: 1 S: 5 H: 0 LOB: 1 BB: 1 P: 9	R: 1 E: 0 K: 1 S: 5 H: 1 LOB: 0 BB: 1 P: 9	R: 0 E: 0 K: 1 S: 5 H: 0 LOB: 0 BB: 0 P: 5							

PITCHER		IP	WLS	BF	H	R	ER	SO	BB	IBB	HBP	BLK	WP	HR	S	P	ERA	WHIP
Don Schwall, R ERA: 5.17	(1, 1)	7.0	W	31	5	4	4	9	4	0	0	0	0	1	45	61	5.14	1.286
Dick Radatz, R ERA: 2.62	(8, 1)	2.0	S	6	1	0	0	2	0	0	0	0	0	0	10	10	0.00	0.500

PITCHER	IP	WLS	BF	H	R	ER	SO	BB	IBB	HBP	BLK	WP	HR	S	P	ERA	WHIP

Boston Red Sox @ Los Angeles Angels

Dodger Stadium, Los Angeles, CA

Sat Jul 07 1962, 7:05 PM PDT

Att. 16,725 - Unknown - 74 F

livebaseballscorecards.com

AB	32
R	4
H	6
RBI	3
BB	4
SO	11
LOB	12

1B: 4	SF: 0	WP: 0	PA: 37
2B: 1	SAC: 1	PB: 0	
3B: 0	DP: 1	SB: 1	
HR: 1	HBP: 0	CS: 0	

Boston Red Sox @ Los Angeles Angels

Dodger Stadium, Los Angeles, CA

Sun Jul 08 1962, 3:33 AM PDT

Att. 7,742 - Unknown - 84 F

TOP

Batter	1	2	3	4	5	6	7	8	9	AB	R	H	RBI	BB	SO	LOB
Billy Gardner, R (1, 4) OBP: 0.305, SLG: 0.300	SSS 0-3 ① K		x 0-0 E1 FC7-5 1-2		SSS 0-3 ② K		x 0-0 1-3 2-H 1B 1B		SSS 0-3 ① K	3	0	0	0	0	2	1
Russ Nixon, L (7, PH) OBP: 0.241, SLG: 0.214										1	0	1	1	0	0	0
Chuck Schilling, R (7, PR) OBP: 0.296, SLG: 0.335										1	1	0	0	0	1	0
(7, 4)																
Carroll Hardy, R (1, 8) OBP: 0.316, SLG: 0.345	x 0-0 ② 5-3		x 0-0 ② FC7-5 1-2 2-3f		x 0-0 ③ F8		BBBB 4-0 1B BB		SSS 0-3 ② K	4	0	0	0	1	1	2
Carl Yastrzemski, L (1, 7) OBP: 0.368, SLG: 0.488	x 0-0 ③ 4-3		x 0-0 ③ F8			x 0-0 ① F7	x 0-0 ② 1-3 2-H 3-H 1B		x 0-0 1B	5	0	2	2	0	0	2
Frank Malzone, R (1, 5) OBP: 0.323, SLG: 0.439		x 0-0 ① F7		x 0-0 2B 1B		x 0-0 ② F8	x 0-0 ③ 6-3		x 0-0 ③ F8	5	1	1	0	0	0	2
Pete Runnels, L (1, 3) OBP: 0.435, SLG: 0.463		BBBB 4-0 BB		x 0-0 ① F9		x 0-0 2B		x 0-0 HR		3	1	2	1	1	0	1
Jim Pagliaroni, R (1, 2) OBP: 0.383, SLG: 0.481		SSS 0-3 ② K		x 0-0 1-H 2B		SSS 0-3 ③ K		BBBB 4-0 4-3 BB		3	0	1	1	1	2	2
Lou Clinton, R (1, 9) OBP: 0.324, SLG: 0.557		x 0-0 ③ 1-3		x 0-0 ② F7			x 0-0 FC1-5 BB 1B		x 0-0 ① F8	4	0	1	0	0	0	3
Eddie Bressoud, R (1, 6) OBP: 0.314, SLG: 0.405			SSS 0-3 ① K	SSS 0-3 ③ K			BBBB 4-0 FC1-5 1-2 1B BB		x 0-0 ② 4-3 1-2	3	1	0	0	1	2	2
Bill Monbouquette, R (1, 1) OBP: 0.225, SLG: 0.139			x 0-0 FC7-5 E 1B		x 0-0 ① F2		x 0-0 ① FC1-5 1B 1-2 2-3f 1B		x 0-0 ③ 1-3	4	1	1	0	0	0	3
Gene Conley, R (9, 1) OBP: 0.240, SLG: 0.348										0	0	0	0	0	0	0
Inning Stats	R: 0 E: 0 K: 1 S: 5 H: 0 LOB: 0 BB: 0 P: 5	R: 0 E: 0 K: 1 S: 5 H: 0 LOB: 1 BB: 1 P: 9	R: 0 E: 1 K: 1 S: 7 H: 1 LOB: 2 BB: 0 P: 7	R: 1 E: 0 K: 1 S: 7 H: 2 LOB: 1 BB: 0 P: 7	R: 0 E: 0 K: 1 S: 5 H: 0 LOB: 0 BB: 0 P: 5	R: 0 E: 0 K: 1 S: 6 H: 1 LOB: 1 BB: 0 P: 6	R: 3 E: 0 K: 0 S: 5 H: 3 LOB: 1 BB: 2 P: 13	R: 1 E: 0 K: 0 S: 4 H: 1 LOB: 1 BB: 1 P: 8	R: 0 E: 0 K: 2 S: 8 H: 1 LOB: 1 BB: 0 P: 8	1B: 6 2B: 2 3B: 0 HR: 1	SF: 0 SAC: 0 DP: 0 HBP: 0						

PITCHER		IP	WLS	BF	H	R	ER	SO	BB	IBB	HBP	BLK	WP	HR	S	P	ERA	WHIP
Eli Grba, R ERA: 6.37	(1, 1)	6.1	L	28	6	4	4	6	2	0	0	0	0	0	38	46	5.68	1.263
Dean Chance, R ERA: 3.81	(7, 1)	0.2		3	1	0	0	0	1	0	0	0	0	0	2	6	0.00	3.000
Tom Morgan, R ERA: 3.79	(8, 1)	2.0		9	2	1	1	2	1	0	0	0	0	1	12	16	4.50	1.500

PITCHER	IP	WLS	BF	H	R	ER	SO	BB	IBB	HBP	BLK	WP	HR	S	P	ERA	WHIP

livebaseballscorecards.com

AB	36
R	5
H	9
RBI	5
BB	4
SO	8
LOB	18

WP: 0	PA: 40		
PB: 0			
SB: 0			
CS: 0			

Batter	1	2	3	4	5	6	7	8	9	AB	R	H	RBI	BB	SO	LOB
Albie Pearson, L (1, 8) OBP: 0.377, SLG: 0.365	F7		G3 1-2f		1B 1-H			F5		4	0	1	1	0	0	1
Billy Moran, R (1, 4) OBP: 0.326, SLG: 0.432	4-3			F6	F9			F9		4	0	0	0	0	0	1
Leon Wagner, L (1, 9) OBP: 0.358, SLG: 0.580	F7			K SSS		1B		K SSS		4	0	1	0	0	2	0
Buck Rodgers, S (1, 2) OBP: 0.340, SLG: 0.453		G3		2B 1B		F5			F8	4	1	1	0	0	0	1
Lee Thomas, L (1, 7) OBP: 0.346, SLG: 0.415		3-1		1B 2-H		F8			F9	4	0	1	1	0	0	1
Felix Torres, R (1, 5) OBP: 0.309, SLG: 0.381		1B		K SSS		F3		1B 2B	1B	4	1	2	0	0	1	2
Tom Burgess, L (1, 3) OBP: 0.337, SLG: 0.370		F8			L4		F8	1-2 2B	1B	4	1	1	0	0	0	1
Joe Koppe, R (1, 6) OBP: 0.364, SLG: 0.310 Steve Bilko, R (9, PH) OBP: 0.349, SLG: 0.449 Jim Fregosi, R (9, PR) OBP: 0.259, SLG: 0.240			4-3		1B 1B		F7	1-H 2-H	2B	3 1 0	1 0 0	1 1 0	0 2 0	0 0 0	0 0 0	0 0 0
Eli Grba, R (1, 1) OBP: 0.310, SLG: 0.346 Dean Chance, R (7, 1) OBP: 0.217, SLG: 0.143 Eddie Yost, R (7, PH) OBP: 0.431, SLG: 0.361 Tom Morgan, R (8, 1) Earl Averill, R (9, PH) OBP: 0.413, SLG: 0.351			BB BBB G3		F8		K SSS		F7	1 0 1 0 1	0 0 0 0 0	0 0 0 0 0	0 0 0 0 0	1 0 0 0 0	0 0 1 0 0	1 0 0 0 1
Inning Stats	R: 0 E: 0 K: 0 S: 3 H: 0 LOB: 0 BB: 0 P: 3	R: 0 E: 0 K: 0 S: 4 H: 1 LOB: 1 BB: 0 P: 4	R: 0 E: 0 K: 0 S: 2 H: 0 LOB: 0 BB: 1 P: 6	R: 1 E: 0 K: 2 S: 9 H: 2 LOB: 1 BB: 0 P: 9	R: 1 E: 0 K: 0 S: 5 H: 2 LOB: 1 BB: 0 P: 5	R: 0 E: 0 K: 0 S: 4 H: 1 LOB: 1 BB: 0 P: 4	R: 0 E: 0 K: 1 S: 5 H: 0 LOB: 0 BB: 0 P: 5	R: 0 E: 0 K: 1 S: 5 H: 0 LOB: 0 BB: 0 P: 5	R: 2 E: 0 K: 0 S: 6 H: 3 LOB: 1 BB: 0 P: 6	1B: 7 2B: 2 3B: 0 HR: 0	SF: 0 SAC: 0 DP: 1 HBP: 0					

PITCHER	IP	WLS	BF	H	R	ER	SO	BB	IBB	HBP	BLK	WP	HR	S	P	ERA	WHIP
Bill Monbouquette, R (1, 1) ERA: 3.88	8.2	W	35	9	4	4	4	1	0	0	0	0	0	42	46	4.15	1.154
Gene Conley, R (9, 1) ERA: 4.08	0.1	S	1	0	0	0	0	0	0	0	0	0	0	1	1	0.00	0.000

PITCHER	IP	WLS	BF	H	R	ER	SO	BB	IBB	HBP	BLK	WP	HR	S	P	ERA	WHIP

Boston Red Sox @ Los Angeles Angels

Dodger Stadium, Los Angeles, CA

Sun Jul 08 1962, 3:33 AM PDT

Att. 7,742 - Unknown - 84 F

livebaseballscorecards.com

BOTTOM

AB	35
R	4
H	9
RBI	4
BB	1
SO	4
LOB	9

Boston Red Sox @ Kansas City Athletics

Municipal Stadium, Kansas City, MO

Thu Jul 12 1962, 8:05 PM EDT

Unknown

TOP

livebaseballscorecards.com

Batter	1	2	3	4	5	6	7	8	9	AB	R	H	RBI	BB	SO	LOB
Billy Gardner, R (1, 4) OBP: 0.298, SLG: 0.292	F9		L1		K			1B	1-3	3	0	0	0	0	1	1
Russ Nixon, L (8, PH) OBP: 0.267, SLG: 0.241										1	0	1	0	0	0	0
Chuck Schilling, R (8, PR) OBP: 0.295, SLG: 0.333										1	0	0	0	0	0	2
(8, 4)																
Carroll Hardy, R (1, 8) OBP: 0.319, SLG: 0.356	K			HR		G4-6-3 BB		5-3		3	1	1	1	1	1	1
Carl Yastrzemski, L (1, 7) OBP: 0.367, SLG: 0.483	3-1			G3		G4-6-3 1-2f			1B HR HBP	3	1	0	0	0	0	1
Frank Malzone, R (1, 5) OBP: 0.322, SLG: 0.437		5-3		F8		F7			1-2 HR 1B	4	1	1	0	0	0	0
Pete Runnels, L (1, 3) OBP: 0.435, SLG: 0.477		F5		2B			F8		1-H 2-H HR	4	1	2	3	0	0	0
Jim Pagliaroni, R (1, 2) OBP: 0.380, SLG: 0.473		FC6-4 BB		5-3			6-3		K	3	0	0	0	1	1	1
Lou Clinton, R (1, 9) OBP: 0.330, SLG: 0.554		FC6-4 1-2f			4-3 1B		K		BB 1B	4	0	2	0	0	1	1
Eddie Bressoud, R (1, 6) OBP: 0.313, SLG: 0.401			K		4-3 1-2			F8	1-2 BB	3	0	0	0	1	1	1
Gene Conley, R (1, 1) OBP: 0.231, SLG: 0.333			1-3		K			4-3	F8	2	0	0	0	0	1	1
Dave Philley, S (8, PH) OBP: 0.250, SLG: 0.158										1	0	0	0	0	0	0
Chet Nichols, S (8, 1)										0	0	0	0	0	0	0
Pumpsie Green, S (9, PH) OBP: 0.286, SLG: 0.226										1	0	0	0	0	0	2
Mike Fornieles, R (9, 1) OBP: 0.300, SLG: 0.300										0	0	0	0	0	0	0
Inning Stats	R: 0 E: 0 K: 1 S: 5 H: 0 LOB: 0 BB: 0 P: 5	R: 0 E: 0 K: 0 S: 3 H: 0 LOB: 1 BB: 1 P: 7	R: 0 E: 0 K: 1 S: 5 H: 0 LOB: 0 BB: 0 P: 5	R: 1 E: 0 K: 0 S: 5 H: 2 LOB: 1 BB: 0 P: 5	R: 0 E: 0 K: 2 S: 8 H: 1 LOB: 1 BB: 0 P: 8	R: 0 E: 0 K: 0 S: 2 H: 0 LOB: 0 BB: 1 P: 6	R: 0 E: 0 K: 1 S: 5 H: 0 LOB: 0 BB: 0 P: 5	R: 0 E: 0 K: 0 S: 4 H: 1 LOB: 1 BB: 0 P: 4	R: 3 E: 0 K: 1 S: 8 H: 3 LOB: 2 BB: 1 P: 13	1B: 4 2B: 1 3B: 0 HR: 2 SF: 0 SAC: 0 DP: 1 HBP: 1	WP: 0 PB: 0 SB: 0 CS: 0 PA: 37					

	AB	33
	R	4
	H	7
	RBI	4
	BB	3
	SO	6
	LOB	11

PITCHER		IP	WLS	BF	H	R	ER	SO	BB	IBB	HBP	BLK	WP	HR	S	P	ERA	WHIP
Dan Pfister, R ERA: 5.4	(1, 1)	8.0		31	5	3	3	5	2	0	1	0	0	1	38	47	3.38	0.875
Gordon Jones, R ERA: 4.76	(9, 1)	0.1		4	2	1	1	1	1	0	0	0	0	1	5	9	27.00	9.000
John Wyatt, R ERA: 5.17	(9, 1)	0.2	W	2	0	0	0	0	0	0	0	0	0	0	2	2	0.00	0.000

PITCHER		IP	WLS	BF	H	R	ER	SO	BB	IBB	HBP	BLK	WP	HR	S	P	ERA	WHIP

Batter	1	2	3	4	5	6	7	8	9	AB	R	H	RBI	BB	SO	LOB
Jose Tartabull, L (1, 8) OBP: 0.362, SLG: 0.375	F9		S, E, 1B		4-3			SH1-3, 1B		4	1	2	0	0	0	0
Jerry Lumpe, L (1, 4) OBP: 0.339, SLG: 0.416	4-3		E4, 1B 1-H			HR, 3B		SH1-3 1-2		3	1	1	0	0	0	0
Gino Cimoli, R (1, 9) OBP: 0.352, SLG: 0.431	5-3		1-2, 1B			4-3		SSS, K		4	0	1	0	0	1	2
Manny Jimenez, L (1, 7) OBP: 0.392, SLG: 0.502		F6	5-3			F7		5-3		4	0	0	0	0	0	4
Bobby Del Greco, R (9, 7) OBP: 0.381, SLG: 0.365										0	0	0	0	0	0	0
Norm Siebern, L (1, 3) OBP: 0.413, SLG: 0.495		HR		4-3		3-H, HR			3-1	4	2	2	3	0	0	0
Ed Charles, R (1, 5) OBP: 0.341, SLG: 0.452		SSS, K		SSS, K		6-3			1B, 2B	4	1	1	0	0	2	0
Joe Azcue, R (1, 2) OBP: 0.306, SLG: 0.329		1-3		6-3			5-3		IBB, 1B	3	0	0	0	0	0	0
Wayne Causey, L (9, PH) OBP: 0.364, SLG: 0.314										0	0	0	0	1	0	0
Billy Consolo, R (1, 6) OBP: 0.302, SLG: 0.303			5-3		F7		F8		L7	4	0	0	0	0	0	2
Dan Pfister, R (1, 1) OBP: 0.182, SLG: 0.182			F8		6-3		6-3		1-2, 2-H, 1B	3	0	0	0	0	0	0
Gordon Jones, R (9, 1)										0	0	0	0	0	0	0
John Wyatt, R (9, 1) OBP: 0.130, SLG: 0.091										0	0	0	0	0	0	0
George Alusik, R (9, PH) OBP: 0.329, SLG: 0.573										1	0	1	1	0	0	0
Inning Stats	R: 0 E: 0 K: 0 S: 3 H: 0 LOB: 0 BB: 0 P: 3	R: 1 E: 0 K: 1 S: 6 H: 1 LOB: 0 BB: 0 P: 6	R: 1 E: 1 K: 0 S: 6 H: 2 LOB: 2 BB: 0 P: 6	R: 0 E: 0 K: 1 S: 5 H: 0 LOB: 0 BB: 0 P: 5	R: 0 E: 0 K: 0 S: 3 H: 0 LOB: 0 BB: 0 P: 3	R: 2 E: 0 K: 0 S: 5 H: 2 LOB: 0 BB: 0 P: 5	R: 0 E: 0 K: 0 S: 3 H: 0 LOB: 0 BB: 0 P: 3	R: 0 E: 0 K: 1 S: 6 H: 1 LOB: 1 BB: 0 P: 6	R: 1 E: 0 K: 0 S: 4 H: 2 LOB: 2 BB: 1 P: 8	1B: 4 2B: 1 3B: 1 HR: 2 SF: 0 SAC: 1 DP: 0 HBP: 0						

PITCHER		IP	WLS	BF	H	R	ER	SO	BB	IBB	HBP	BLK	WP	HR	S	P	ERA	WHIP
Gene Conley, R ERA: 4.07	(1, 1)	7.0		27	5	4	3	2	0	0	0	0	0	2	31	31	3.86	0.714
Chet Nichols, L ERA: 2.12	(8, 1)	1.0		4	1	0	0	1	0	0	0	0	0	0	6	6	0.00	1.000
Mike Fornieles, R ERA: 5.59	(9, 1)	0.2	L	5	2	1	1	0	0	1	0	0	0	0	4	8	13.50	3.000

PITCHER	IP	WLS	BF	H	R	ER	SO	BB	IBB	HBP	BLK	WP	HR	S	P	ERA	WHIP

BOTTOM

Boston Red Sox @ Kansas City Athletics

Municipal Stadium, Kansas City, MO

Thu Jul 12 1962, 8:05 PM EDT

Unknown

livebaseballscorecards.com

AB	34
R	5
H	8
RBI	4
BB	1
SO	3
LOB	8

WP: 0 PA: 36
PB: 0
SB: 1
CS: 0

Boston Red Sox @ Kansas City Athletics

Municipal Stadium, Kansas City, MO

Thu Jul 12 1962, 8:05 PM EDT

Att. 8,622 - Unknown

livebaseballscorecards.com

Batter	1	2	3	4	5	6	7	8	9	10	11	AB	R	H	RBI	BB	SO	LOB
Chuck Schilling, R (1, 4) OBP: 0.297, SLG: 0.341	5-3		6-3		BB 1B (1-3)		1B 1B 2B		K		6-3	5	1	2	0	0	1	0
Pumpsie Green, S (11, PH) OBP: 0.281, SLG: 0.222 (11, 4)												1	0	0	0	0	0	0
Carroll Hardy, R (1, 8) OBP: 0.326, SLG: 0.366	F6			1-3	BB (1-2)		1B SF8 1B (2-3)		3B		BB 1B	4	2	2	0	2	0	0
Carl Yastrzemski, L (1, 7) OBP: 0.364, SLG: 0.478	F7			1-3	1-4-3		BB 1B (1-3, 3-H)		F5		F8	6	0	1	1	0	0	5
Frank Malzone, R (1, 5) OBP: 0.325, SLG: 0.436		6-3		E5		2B 1B	SF8 (3-H)		BB		3B BB (1-2)	3	1	1	1	2	0	0
Pete Runnels, L (1, 3) OBP: 0.436, SLG: 0.479		6-3		F3		2B (1-3)	FC5-6-4 BB (1-2)		K		3B 1B (1-2, 2-H)	5	1	2	1	1	1	3
Lou Clinton, R (1, 9) OBP: 0.339, SLG: 0.626		HR			HR	4-3	FC5-6-4 (1-2f)			F8	HR (1-H, 2-H) 3B	6	3	3	4	0	0	4
Bob Tillman, R (1, 2) OBP: 0.303, SLG: 0.500		G3			6-3	K		K		K	HR (3-H)	6	1	1	2	0	3	2
Eddie Bressoud, R (1, 6) OBP: 0.316, SLG: 0.403			K		1B S	F9		F8		1B	1B	6	0	3	0	0	1	2
Earl Wilson, R (1, 1) OBP: 0.273, SLG: 0.484			1-3		F4		K	F9		K	K	2	0	0	0	0	0	1
Chet Nichols, S (6, 1)												0	0	0	0	0	0	0
Russ Nixon, L (7, PH) OBP: 0.258, SLG: 0.233												1	0	0	0	0	1	0
Dick Radatz, R (7, 1) OBP: 0.125, SLG: 0.125												3	0	0	0	0	2	2
Inning Stats	R: 0 E: 0 K: 0 S: 3 / H: 0 LOB: 0 BB: 0 P: 3	R: 1 E: 0 K: 0 S: 4 / H: 1 LOB: 0 BB: 0 P: 4	R: 0 E: 0 K: 1 S: 5 / H: 0 LOB: 0 BB: 0 P: 5	R: 0 E: 1 K: 0 S: 4 / H: 0 LOB: 1 BB: 0 P: 4	R: 1 E: 0 K: 0 S: 6 / H: 3 LOB: 3 BB: 1 P: 10	R: 0 E: 0 K: 1 S: 7 / H: 2 LOB: 2 BB: 0 P: 7	R: 2 E: 0 K: 1 S: 8 / H: 3 LOB: 2 BB: 1 P: 12	R: 0 E: 0 K: 1 S: 5 / H: 0 LOB: 0 BB: 0 P: 5	R: 0 E: 0 K: 2 S: 8 / H: 1 LOB: 2 BB: 1 P: 12	R: 0 E: 0 K: 2 S: 8 / H: 1 LOB: 1 BB: 0 P: 8	R: 5 E: 0 K: 1 S: 9 / H: 4 LOB: 1 BB: 2 P: 17	1B: 8 2B: 2 3B: 2 HR: 3 / SF: 1 SAC: 0 DP: 0 HBP: 0						

TOP

AB	48
R	9
H	15
RBI	9
BB	5
SO	9
LOB	19

WP: 0 PB: 0 SB: 1 CS: 0 PA: 54

PITCHER		IP	WLS	BF	H	R	ER	SO	BB	IBB	HBP	BLK	WP	HR	S	P	ERA	WHIP
Ed Rakow, R ERA: 5.03	(1, 1)	6.1		30	9	4	4	3	1	0	0	0	0	2	35	39	5.68	1.579
Norm Bass, R ERA: 5.74	(7, 1)	0.2		3	0	0	0	0	1	0	0	0	0	0	2	6	0.00	1.500
John Wyatt, R ERA: 5.06	(8, 1)	1.2		7	1	0	0	2	1	0	0	0	0	0	10	14	0.00	1.200
Danny McDevitt, L ERA: 3.67	(9, 1)	0.1		1	0	0	0	1	0	0	0	0	0	0	3	3	0.00	0.000
Gordon Jones, R ERA: 5.93	(10, 1)	2.0	L	13	5	5	5	3	2	0	0	0	0	1	17	25	22.50	3.500

PITCHER	IP	WLS	BF	H	R	ER	SO	BB	IBB	HBP	BLK	WP	HR	S	P	ERA	WHIP

Batter	1	2	3	4	5	6	7	8	9	10	11	AB	R	H	RBI	BB	SO	LOB
Jose Tartabull, L (1, 8) OBP: 0.347, SLG: 0.358	5-3		4-3		1-3 1-2		F7		F8			6	0	0	0	0	0	3
Jerry Lumpe, L (1, 4) OBP: 0.341, SLG: 0.426	F8			3-1 SF8 2B	2-H 1B		4-3			3B		6	1	3	1	0	0	2
Gino Cimoli, R (1, 9) OBP: 0.347, SLG: 0.425	1-3			3-1 2-3	F9			K		K		5	0	0	0	0	2	3
Norm Siebern, L (1, 3) OBP: 0.413, SLG: 0.492		K		SF8 3-H		F8		FC4-6 HBP		IBB		2	0	0	1	1	1	0
Manny Jimenez, L (1, 7) OBP: 0.390, SLG: 0.498 Bobby Del Greco, R (8, PR) OBP: 0.380, SLG: 0.363 (9, 7)		4-3		FC4-6 1B		F6		FC4-6 2B 1-2f		F3		4 1	0 1	1 1	0 0	0 0	0 0	1 2
Ed Charles, R (1, 5) OBP: 0.346, SLG: 0.456		4-0 WP 1B BB		FC4-6 1-2f		S 1B		1-H 2B		K		4	0	2	1	1	1	3
Haywood Sullivan, R (1, 2) OBP: 0.331, SLG: 0.339		1-H 1B			HR	4-0 1-2 BB		F3			K	4	1	2	1	1	1	2
Billy Consolo, R (1, 6) OBP: 0.295, SLG: 0.295 Wayne Causey, L (6, 6) OBP: 0.364, SLG: 0.307			K		6-3	K			F9		4-0 1B BB	2 2	0 0	0 0	0 0	0 1	1 1	0 2
Ed Rakow, S (1, 1) OBP: 0.114, SLG: 0.136 Norm Bass, R (7, 1) OBP: 0.087, SLG: 0.045 George Alusik, R (7, PH) OBP: 0.325, SLG: 0.566 John Wyatt, R (8, 1) OBP: 0.120, SLG: 0.091 Danny McDevitt, L (9, 1) OBP: 0.167, SLG: 0.167 Leo Posada, R (9, PH) OBP: 0.308, SLG: 0.267 Gordon Jones, R (10, 1) Joe Azcue, R (11, PH) OBP: 0.310, SLG: 0.333		K			1-3 1B		K		K		1-2 1B	2 0 0 1 0 0 1 0 0	1 0 0 0 0 0 0 0 0	1 0 0 0 0 0 0 1 1	0 0 0 0 0 0 0 0 0	0 0 0 0 0 0 0 1 0	1 0 1 0 0 0 0 0 0	0 0 0 0 0 0 0 0 0
Inning Stats	R: 0 H: 0 E: 0 LOB: 0 K: 0 BB: 0 S: 3 P: 3	R: 0 H: 1 E: 0 LOB: 2 K: 1 BB: 1 S: 5 P: 9	R: 0 H: 0 E: 0 LOB: 0 K: 2 BB: 0 S: 7 P: 7	R: 1 H: 2 E: 0 LOB: 1 K: 0 BB: 0 S: 5 P: 5	R: 2 H: 3 E: 0 LOB: 1 K: 0 BB: 0 S: 6 P: 6	R: 0 H: 1 E: 0 LOB: 2 K: 1 BB: 1 S: 6 P: 10	R: 0 H: 0 E: 0 LOB: 0 K: 1 BB: 0 S: 5 P: 5	R: 1 H: 1 E: 0 LOB: 2 K: 1 BB: 0 S: 6 P: 7	R: 0 H: 0 E: 0 LOB: 0 K: 1 BB: 0 S: 5 P: 5	R: 0 H: 1 E: 0 LOB: 2 K: 2 BB: 1 S: 8 P: 12	R: 0 H: 1 E: 0 LOB: 2 K: 1 BB: 1 S: 6 P: 10	1B: 6 2B: 2 3B: 1 HR: 1	SF: 1 SAC: 0 DP: 0 HBP: 1			WP: 1 PB: 0 SB: 1 CS: 0	PA: 47	

PITCHER		IP	WLS	BF	H	R	ER	SO	BB	IBB	HBP	BLK	WP	HR	S	P	ERA	WHIP
Earl Wilson, R ERA: 3.87	(1, 1)	5.2		25	7	3	3	3	2	0	0	0	1	1	29	37	4.76	1.588
Chet Nichols, L ERA: 2.1	(6, 1)	0.1		1	0	0	0	1	0	0	0	0	0	0	3	3	0.00	0.000
Dick Radatz, R ERA: 2.55	(7, 1)	5.0	W	21	3	1	1	6	1	1	1	0	0	0	30	39	1.80	0.800

PITCHER	IP	WLS	BF	H	R	ER	SO	BB	IBB	HBP	BLK	WP	HR	S	P	ERA	WHIP

BOTTOM

Boston Red Sox @ Kansas City Athletics

Municipal Stadium, Kansas City, MO

Thu Jul 12 1962, 8:05 PM EDT

Att. 8,622 - Unknown

livebaseballscorecards.com

AB	41
R	4
H	10
RBI	4
BB	4
SO	10
LOB	18

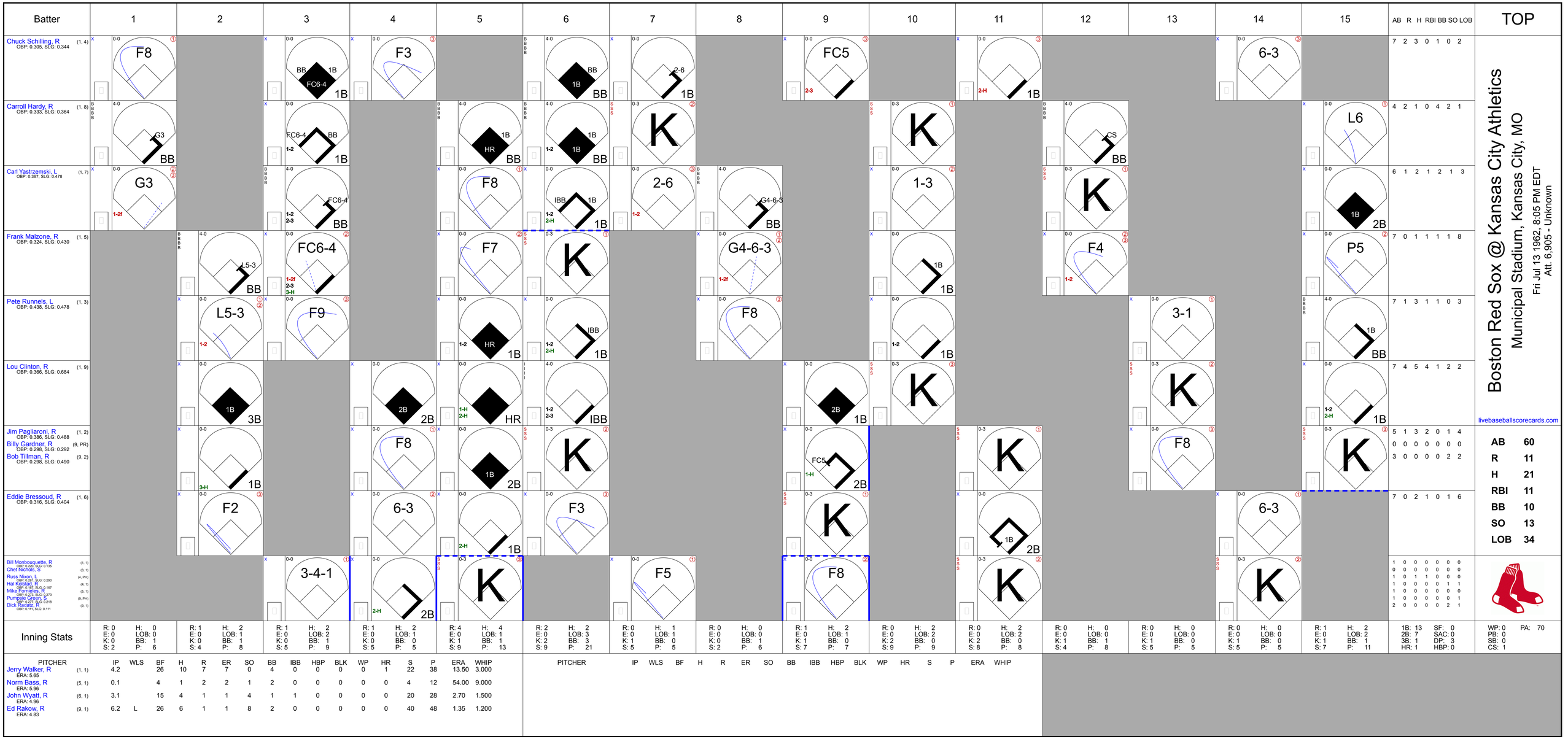
Batter
1
2
3
4
5
6
7
8
9
10
11
12
13
14
15
AB R H RBI BB SO LOB
TOP
Chuck Schilling, R (1, 4)
OBP: 0.305, SLG: 0.344
F8
BB 1B FC6-4 1B
F3
1B BB
2-6 1B
FC5
2-3
2-H 1B
6-3
7 2 3 0 1 0 2
Carroll Hardy, R (1, 8)
OBP: 0.333, SLG: 0.364
G3 BB
FC6-4 BB 1-2 1B
HR 1B BB
1-2 1B BB
K
K
CS BB
L6
4 2 1 0 4 2 1
Carl Yastrzemski, L (1, 7)
OBP: 0.367, SLG: 0.478
G3
1-2f
F8
IBB 1B 1-2 2-H 1B
2-6 1-2
G4-6-3 BB
1-3
K
1B 2B
6 1 2 1 2 1 3
Frank Malzone, R (1, 5)
OBP: 0.324, SLG: 0.430
L5-3 BB
FC6-4 1-2f 2-3 3-H
F7
K
G4-6-3 1-2f
1B 1B
F4 1-2
P5
7 0 1 1 1 1 8
Pete Runnels, L (1, 3)
OBP: 0.438, SLG: 0.478
L5-3 1-2
F9
HR 1B 1-2
IBB 1-2 2-H 1B
F8
1B 1-2 1B
3-1
1B BB
7 1 3 1 1 0 3
Lou Clinton, R (1, 9)
OBP: 0.366, SLG: 0.684
1B 3B
2B 2B
HR 1-H 2-H
IBB 1-2 2-3
2B 1B
K
K
1-2 2-H 1B
7 4 5 4 1 2 2
Jim Pagliaroni, R (1, 2)
OBP: 0.386, SLG: 0.488
Billy Gardner, R (9, PR)
OBP: 0.298, SLG: 0.292
Bob Tillman, R (9, 2)
OBP: 0.298, SLG: 0.490
3-H 1B
F8
1B 2B
K
FC5 1-H 2B
K
F8
K
5 1 3 2 0 1 4
0 0 0 0 0 0 0
3 0 0 0 0 2 2
Eddie Bressoud, R (1, 6)
OBP: 0.316, SLG: 0.404
F2
6-3
2-H 1B
F3
K
1B 2B
6-3
7 0 2 1 0 1 6
Bill Monbouquette, R (1, 1)
OBP: 0.200, SLG: 0.135
Chet Nichols, S (3, 1)
Russ Nixon, L (4, PH)
OBP: 0.200, SLG: 0.290
Hal Kolstad, R (4, 1)
OBP: 0.167, SLG: 0.167
Mike Fornieles, R (5, 1)
OBP: 0.273, SLG: 0.273
Pumpsie Green, S (9, PH)
OBP: 0.077, SLG: 0.218
Dick Radatz, R (9, 1)
OBP: 0.111, SLG: 0.111
3-4-1
2-H 2B
K
F5
F8
K
K
1 0 0 0 0 0 0
0 0 0 0 0 0 0
1 0 1 1 0 0 0
1 0 0 0 0 1 1
1 0 0 0 0 0 0
1 0 0 0 0 0 1
2 0 0 0 0 2 1
Boston Red Sox @ Kansas City Athletics
Municipal Stadium, Kansas City, MO
Fri Jul 13 1962, 8:05 PM EDT
Att. 6,905 - Unknown
livebaseballscorecards.com
AB 60
R 11
H 21
RBI 11
BB 10
SO 13
LOB 34
Inning Stats
R: 0 H: 0 E: 0 LOB: 0 K: 0 BB: 1 S: 2 P: 6
R: 1 H: 2 E: 0 LOB: 1 K: 0 BB: 1 S: 4 P: 8
R: 1 H: 2 E: 0 LOB: 2 K: 0 BB: 1 S: 5 P: 9
R: 1 H: 2 E: 0 LOB: 2 K: 0 BB: 0 S: 5 P: 5
R: 4 H: 4 E: 0 LOB: 1 K: 1 BB: 1 S: 9 P: 13
R: 2 H: 2 E: 0 LOB: 3 K: 2 BB: 3 S: 9 P: 21
R: 0 H: 1 E: 0 LOB: 1 K: 1 BB: 0 S: 5 P: 5
R: 0 H: 0 E: 0 LOB: 1 K: 0 BB: 1 S: 2 P: 6
R: 1 H: 2 E: 0 LOB: 1 K: 1 BB: 0 S: 7 P: 7
R: 0 H: 2 E: 0 LOB: 2 K: 2 BB: 0 S: 9 P: 9
R: 0 H: 2 E: 0 LOB: 2 K: 2 BB: 0 S: 8 P: 8
R: 0 H: 0 E: 0 LOB: 0 K: 1 BB: 1 S: 4 P: 8
R: 0 H: 0 E: 0 LOB: 0 K: 1 BB: 0 S: 5 P: 5
R: 0 H: 0 E: 0 LOB: 0 K: 1 BB: 0 S: 5 P: 5
R: 1 H: 2 E: 0 LOB: 2 K: 1 BB: 1 S: 7 P: 11
1B: 13 SF: 0
2B: 7 SAC: 0
3B: 1 DP: 3
HR: 1 HBP: 0
WP: 0 PA: 70
PB: 0
SB: 0
CS: 1
PITCHER IP WLS BF H R ER SO BB IBB HBP BLK WP HR S P ERA WHIP
Jerry Walker, R (1, 1) ERA: 5.65 4.2 26 10 7 7 0 4 0 0 0 0 1 22 38 13.50 3.000
Norm Bass, R (5, 1) ERA: 5.96 0.1 4 1 2 2 1 2 0 0 0 0 0 4 12 54.00 9.000
John Wyatt, R (6, 1) ERA: 4.96 3.1 15 4 1 1 4 1 1 0 0 0 0 20 28 2.70 1.500
Ed Rakow, R (9, 1) ERA: 4.83 6.2 L 26 6 1 1 8 2 0 0 0 0 0 40 48 1.35 1.200
PITCHER IP WLS BF H R ER SO BB IBB HBP BLK WP HR S P ERA WHIP

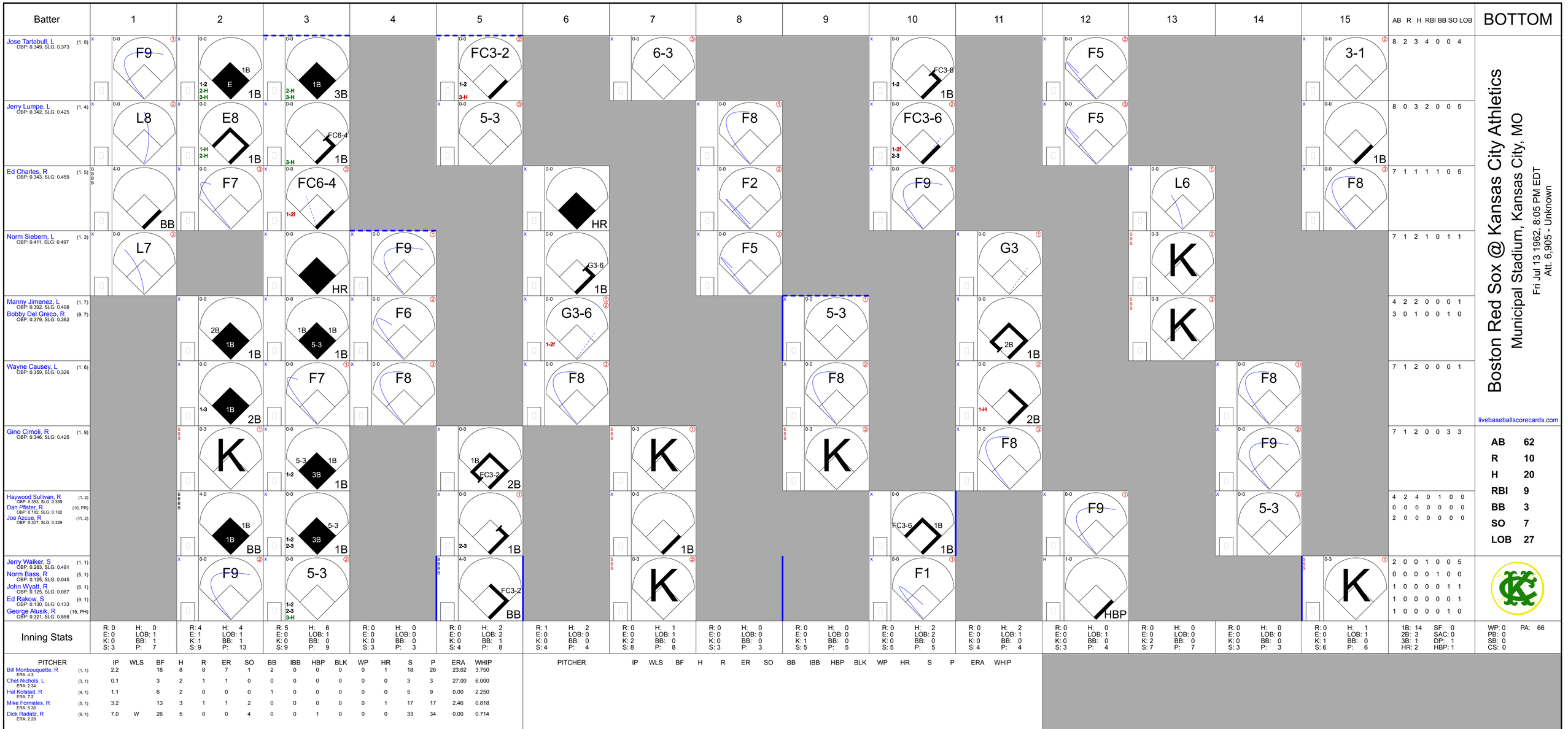
Batter
1
2
3
4
5
6
7
8
9
10
11
12
13
14
15
AB R H RBI BB SO LOB
BOTTOM
Jose Tartabull, L (1, 8) OBP: 0.349, SLG: 0.373
F9
E 1B 1B
1-2 2-H 3-H
2-H 3-H 3B
FC3-2
1-2 3-H
6-3
FC3-6 1B
1-2
F5
3-1
8 2 3 4 0 0 4
Jerry Lumpe, L (1, 4) OBP: 0.342, SLG: 0.425
L8
E8 1B
1-H 2-H
FC6-4 1B
3-H
5-3
F8
FC3-6
1-2f 2-3
F5
1B
8 0 3 2 0 0 5
Ed Charles, R (1, 5) OBP: 0.343, SLG: 0.459
BB
F7
FC6-4
1-2f
F2
F9
L6
F8
7 1 1 1 1 0 5
Norm Siebern, L (1, 3) OBP: 0.411, SLG: 0.497
L7
HR
F9
HR
G3-6 1B
F5
G3
K
7 1 2 1 0 1 1
Manny Jimenez, L (1, 7) OBP: 0.392, SLG: 0.498
Bobby Del Greco, R (9, 7) OBP: 0.379, SLG: 0.362
2B 1B
1B 1B 5-3 1B
F6
G3-6
1-2f
5-3
2B 1B
K
4 2 2 0 0 0 1
3 0 1 0 0 1 0
Wayne Causey, L (1, 6) OBP: 0.359, SLG: 0.326
1-3 2B
F7
F8
F8
F8
1-H 2B
F8
7 1 2 0 0 0 1
Gino Cimoli, R (1, 9) OBP: 0.346, SLG: 0.425
K
5-3 1B 3B
1-2 1B
1B FC3-2 2B
K
K
F8
F9
7 1 2 0 0 3 3
Haywood Sullivan, R (1, 2) OBP: 0.353, SLG: 0.359
Dan Pfister, R (10, PR) OBP: 0.182, SLG: 0.182
Joe Azcue, R (11, 2) OBP: 0.307, SLG: 0.329
BB
1B 1B
5-3 3B
1-2 2-3 1B
2-3 1B
1B
FC3-6 1B
F9
5-3
4 2 4 0 1 0 0
0 0 0 0 0 0 0
2 0 0 0 0 0 0
Jerry Walker, S (1, 1) OBP: 0.283, SLG: 0.491
Norm Bass, R (5, 1) OBP: 0.125, SLG: 0.045
John Wyatt, R (6, 1) OBP: 0.125, SLG: 0.087
Ed Rakow, S (9, 1) OBP: 0.130, SLG: 0.133
George Alusik, R (15, PH) OBP: 0.321, SLG: 0.558
F9
5-3
1-2 2-3 3-H
BB
FC3-2
F1
HBP
K
2 0 0 1 0 0 5
0 0 0 0 1 0 0
1 0 0 0 0 1 1
1 0 0 0 0 0 1
1 0 0 0 0 1 0
Inning Stats
R: 0 H: 0 E: 0 LOB: 1 K: 0 BB: 1 S: 3 P: 7
R: 4 H: 4 E: 1 LOB: 1 K: 1 BB: 1 S: 9 P: 13
R: 5 H: 6 E: 0 LOB: 1 K: 0 BB: 0 S: 9 P: 9
R: 0 H: 0 E: 0 LOB: 0 K: 0 BB: 0 S: 3 P: 3
R: 0 H: 2 E: 0 LOB: 2 K: 0 BB: 1 S: 4 P: 8
R: 1 H: 2 E: 0 LOB: 0 K: 0 BB: 0 S: 4 P: 4
R: 0 H: 1 E: 0 LOB: 1 K: 2 BB: 0 S: 8 P: 8
R: 0 H: 0 E: 0 LOB: 0 K: 0 BB: 0 S: 3 P: 3
R: 0 H: 0 E: 0 LOB: 0 K: 1 BB: 0 S: 5 P: 5
R: 0 H: 2 E: 0 LOB: 2 K: 0 BB: 0 S: 5 P: 5
R: 0 H: 2 E: 0 LOB: 1 K: 0 BB: 0 S: 4 P: 4
R: 0 H: 0 E: 0 LOB: 1 K: 0 BB: 0 S: 3 P: 4
R: 0 H: 0 E: 0 LOB: 0 K: 2 BB: 0 S: 7 P: 7
R: 0 H: 0 E: 0 LOB: 0 K: 0 BB: 0 S: 3 P: 3
R: 0 H: 1 E: 0 LOB: 1 K: 1 BB: 0 S: 6 P: 6
1B: 14 SF: 0 2B: 3 SAC: 0 3B: 1 DP: 1 HR: 2 HBP: 1
WP: 0 PA: 66 PB: 0 SB: 0 CS: 0
Boston Red Sox @ Kansas City Athletics
Municipal Stadium, Kansas City, MO
Fri Jul 13 1962, 8:05 PM EDT
Att. 6,905 - Unknown
livebaseballscorecards.com
AB 62
R 10
H 20
RBI 9
BB 3
SO 7
LOB 27
PITCHER IP WLS BF H R ER SO BB IBB HBP BLK WP HR S P ERA WHIP
Bill Monbouquette, R (1, 1) ERA: 4.3 2.2 18 8 8 7 1 2 0 0 0 1 18 26 23.62 3.750
Chet Nichols, L (3, 1) ERA: 2.34 0.1 3 2 1 1 0 0 0 0 0 0 3 3 27.00 6.000
Hal Kolstad, R (4, 1) ERA: 7.2 1.1 6 2 0 0 0 1 0 0 0 0 5 9 0.00 2.250
Mike Fornieles, R (5, 1) ERA: 5.36 3.2 13 3 1 1 2 0 0 0 0 0 1 17 17 2.46 0.818
Dick Radatz, R (9, 1) ERA: 2.28 7.0 W 26 5 0 0 4 0 0 1 0 0 0 33 34 0.00 0.714
PITCHER IP WLS BF H R ER SO BB IBB HBP BLK WP HR S P ERA WHIP

Boston Red Sox @ Kansas City Athletics

Municipal Stadium, Kansas City, MO

Sat Jul 14 1962, 4:33 AM EDT

Att. 6,800 - Unknown

livebaseballscorecards.com

TOP

Batter	1	2	3	4	5	6	7	8	9	AB	R	H	RBI	BB	SO	LOB
Chuck Schilling, R (1, 4) OBP: 0.308, SLG: 0.342	L6-3 1B		6-3			2-3		F8	1-2 BB	4	0	1	0	1	0	0
Carroll Hardy, R (1, 8) OBP: 0.331, SLG: 0.361	K			F3		F3		1B	F8	5	0	1	0	0	1	4
Carl Yastrzemski, L (1, 7) OBP: 0.365, SLG: 0.476	L6-3 1-2			4-3			SH6-3 1B	G3		4	0	1	0	0	0	2
Frank Malzone, R (1, 5) OBP: 0.326, SLG: 0.432		4-3		FC4-6 1B			SH6-3 1-2		FC4-6 1B	3	0	2	0	0	0	0
Pete Runnels, L (1, 3) OBP: 0.438, SLG: 0.486		HR		FC4-6 1-2f			IBB		FC4-6 WP 1B 1-2f	3	2	1	1	1	0	2
Lou Clinton, R (1, 9) OBP: 0.362, SLG: 0.667		6-3			L6		L9		1B E 1-3 BB	3	1	0	0	1	0	2
Jim Pagliaroni, R (1, 2) OBP: 0.383, SLG: 0.483		G3			K		F8		S 1B 1-3 3-H	4	0	1	1	0	1	2
Eddie Bressoud, R (1, 6) OBP: 0.315, SLG: 0.411			F8		6-3			HR	P6	4	1	1	1	0	0	2
Arnold Earley, L (1, 1) OBP: 0.250, SLG: 0.143			1-3			K		F7	BB BB 1-3 3-H	3	0	0	0	1	1	0
Earl Wilson, R (9, 1) OBP: 0.273, SLG: 0.484										0	0	0	0	0	0	0
Chet Nichols, S (9, 1)										0	0	0	0	0	0	0
Inning Stats	R: 0 E: 0 K: 1 S: 5 H: 1 LOB: 0 BB: 0 P: 5	R: 1 E: 0 K: 0 S: 4 H: 1 LOB: 0 BB: 0 P: 4	R: 0 E: 0 K: 0 S: 3 H: 0 LOB: 0 BB: 0 P: 3	R: 0 E: 0 K: 0 S: 4 H: 1 LOB: 1 BB: 0 P: 4	R: 0 E: 0 K: 1 S: 5 H: 0 LOB: 0 BB: 0 P: 5	R: 0 E: 0 K: 1 S: 5 H: 0 LOB: 0 BB: 0 P: 5	R: 0 E: 0 K: 0 S: 4 H: 1 LOB: 2 BB: 1 P: 8	R: 1 E: 0 K: 0 S: 5 H: 2 LOB: 1 BB: 0 P: 5	R: 2 E: 0 K: 0 S: 5 H: 2 LOB: 3 BB: 3 P: 17	1B: 6 2B: 1 3B: 0 HR: 2 SF: 0 SAC: 1 DP: 1 HBP: 0	WP: 2 PB: 0 SB: 2 CS: 0 PA: 38					

	AB	33
	R	4
	H	8
	RBI	3
	BB	4
	SO	3
	LOB	14

PITCHER		IP	WLS	BF	H	R	ER	SO	BB	IBB	HBP	BLK	WP	HR	S	P	ERA	WHIP
Bill Fischer, R ERA: 4.38	(1, 1)	8.0	L	30	6	2	2	3	0	1	0	0	0	2	35	39	2.25	0.750
Norm Bass, R ERA: 6.12	(9, 1)	1.0		8	2	2	2	0	3	0	0	0	1	0	5	17	18.00	5.000

PITCHER		IP	WLS	BF	H	R	ER	SO	BB	IBB	HBP	BLK	WP	HR	S	P	ERA	WHIP

Batter	1	2	3	4	5	6	7	8	9	AB	R	H	RBI	BB	SO	LOB
Bobby Del Greco, R (1, 8) OBP: 0.377, SLG: 0.357	BBBB 4-0 BB BB		SSS 0-3 ① K		x 0-0 ① L7		x 0-0 ② P5		x 0-0 ① SH1-3 1-2 2-3	3	0	0	0	1	1	1
Jose Tartabull, L (9, PH) OBP: 0.349, SLG: 0.373										0	0	0	0	0	0	0
Jerry Lumpe, L (1, 4) OBP: 0.340, SLG: 0.420	BBBB 4-0 FC6-4 1-2 BB		x 0-0 ② F5		x 0-0 ② 6-3		x 0-0 ③ L9		x 0-0 ② ③ FC1-5-2 2-3 3-H	4	0	0	0	1	0	3
Ed Charles, R (1, 5) OBP: 0.342, SLG: 0.458	x 0-0 ① F7		SSS 0-3 ③ K		x 0-0 ③ F8			x 0-0 ① F8		1	0	0	0	0	0	2
Wayne Causey, L (2, 5) OBP: 0.350, SLG: 0.316										3	0	0	0	0	1	0
Norm Siebern, L (1, 3) OBP: 0.407, SLG: 0.491	SSS 0-3 ② K			x 0-0 ① 3-1		x 0-0 ① 6-3		SSS 0-3 ② K		4	0	0	0	0	2	2
Manny Jimenez, L (1, 7) OBP: 0.393, SLG: 0.497	x 0-0 ③ FC6-4 1-2f			BBBB 4-0 BB 1-3 BB		x 0-0 1B		SSS 0-3 ③ K		3	0	1	0	1	1	2
Gino Cimoli, R (1, 9) OBP: 0.348, SLG: 0.432		x 0-0 1B		x 0-0 ② 1-3 1-2		x 0-0 ② F8			x 0-0 HR 3B	4	1	2	0	0	0	2
Haywood Sullivan, R (1, 2) OBP: 0.357, SLG: 0.381		x 0-0 ① P1		BBBB 4-0 BB BB		x 0-0 ③ F3			x 0-0 3-H HR	3	1	1	2	1	0	2
Billy Consolo, R (1, 6) OBP: 0.304, SLG: 0.288		SSS 0-3 ② K		BBBB 4-0 1-2 2-3 BB			x 0-0 ① 5-3		BBBB 4-0 SH1-3 1B FC1-5-2 BB	2	0	0	0	2	1	1
Bill Fischer, R (1, 1) OBP: 0.333, SLG: 0.667		SSS 0-3 ③ K		x 0-0 ③ F9			x 0-0 2B		x 0-0 FC1-5-2 SH1-3 1-2 1B	3	0	1	0	0	1	4
Norm Bass, R (9, 1) OBP: 0.125, SLG: 0.045										0	0	0	0	0	0	0
George Alusik, R (9, PH) OBP: 0.329, SLG: 0.564										1	0	1	0	0	0	0
Inning Stats	R: 0 E: 0 K: 1 S: 5 H: 0 LOB: 2 BB: 2 P: 13	R: 0 E: 0 K: 2 S: 8 H: 1 LOB: 1 BB: 0 P: 8	R: 0 E: 0 K: 2 S: 7 H: 0 LOB: 0 BB: 0 P: 7	R: 0 E: 0 K: 0 S: 3 H: 0 LOB: 3 BB: 3 P: 15	R: 0 E: 0 K: 0 S: 3 H: 0 LOB: 0 BB: 0 P: 3	R: 0 E: 0 K: 0 S: 4 H: 1 LOB: 1 BB: 0 P: 4	R: 0 E: 0 K: 0 S: 4 H: 1 LOB: 1 BB: 0 P: 4	R: 0 E: 0 K: 2 S: 7 H: 0 LOB: 0 BB: 0 P: 7	R: 2 E: 0 K: 0 S: 5 H: 3 LOB: 1 BB: 1 P: 9	1B: 3 2B: 2 3B: 1 HR: 1	SF: 0 SAC: 1 DP: 1 HBP: 0						

PITCHER		IP	WLS	BF	H	R	ER	SO	BB	IBB	HBP	BLK	WP	HR	S	P	ERA	WHIP
Arnold Earley, L ERA: 3.48	(1, 1)	8.0	W	35	5	2	2	7	6	0	0	0	0	1	43	67	2.25	1.375
Earl Wilson, R ERA: 3.86	(9, 1)	0.1		2	1	0	0	0	0	0	0	0	0	0	2	2	0.00	3.000
Chet Nichols, L ERA: 2.29	(9, 1)	0.2	S	1	0	0	0	0	0	0	0	0	0	0	1	1	0.00	0.000

PITCHER	IP	WLS	BF	H	R	ER	SO	BB	IBB	HBP	BLK	WP	HR	S	P	ERA	WHIP

BOTTOM

Boston Red Sox @ Kansas City Athletics

Municipal Stadium, Kansas City, MO

Sat Jul 14 1962, 4:33 AM EDT

Att. 6,800 - Unknown

livebaseballscorecards.com

AB	31
R	2
H	6
RBI	2
BB	6
SO	7
LOB	19

WP: 0 PB: 0 SB: 0 CS: 0 PA: 38

Boston Red Sox @ Minnesota Twins

Metropolitan Stadium, Bloomington , MI

Sun Jul 15 1962, 4:33 AM EDT

Att. 20,450 - Unknown - 61 F

TOP

livebaseballscorecards.com

Batter	1	2	3	4	5	6	7	8	9	AB	R	H	RBI	BB	SO	LOB
Chuck Schilling, R (1, 4) OBP: 0.307, SLG: 0.340	5-3	1-3 1B		F3			F3			4	0	1	0	0	0	2
Carroll Hardy, R (1, 8) OBP: 0.328, SLG: 0.357	F7	4-3			F7		F9			3	0	0	0	0	0	2
Gary Geiger, L (7, PH) OBP: 0.331, SLG: 0.382 (7, 8)										1	0	0	0	0	0	1
Carl Yastrzemski, L (1, 7) OBP: 0.367, SLG: 0.476	F7		1B 1B		F9 1B		F6			4	0	2	0	0	0	1
Frank Malzone, R (1, 5) OBP: 0.326, SLG: 0.429		BB HR BB	F7		F9 1-2			5-3		3	1	0	0	1	0	2
Lou Clinton, R (1, 9) OBP: 0.366, SLG: 0.658		HR BB 1-2	L6-4 1B 1-2			1-3		F7		3	1	1	0	1	0	0
Jim Pagliaroni, R (1, 2) OBP: 0.385, SLG: 0.500		HR 1-H 2-H	L6-4 1-2			PB 1B		5-3		4	1	2	3	0	0	2
Pete Runnels, L (1, 3) OBP: 0.434, SLG: 0.480		K		F5		5-3 1-2			F3	4	0	0	0	0	1	1
Eddie Bressoud, R (1, 6) OBP: 0.314, SLG: 0.407		BB 1B		E6		1-4-3			F6	3	0	0	0	1	0	1
Don Schwall, R (1, 1) OBP: 0.179, SLG: 0.158		K		5-3			1B		F8	2	0	0	0	0	1	2
Russ Nixon, L (7, PH) OBP: 0.303, SLG: 0.313										1	0	1	0	0	0	0
Mike Fornieles, R (7, 1) OBP: 0.273, SLG: 0.273										0	0	0	0	0	0	0
Pumpsie Green, S (9, PH) OBP: 0.273, SLG: 0.214										1	0	0	0	0	0	0

	AB	33
	R	3
	H	7
	RBI	3
	BB	3
	SO	2
	LOB	14

Inning Stats	1	2	3	4	5	6	7	8	9
	R: 0 H: 0 E: 0 LOB: 0 K: 0 BB: 0 S: 3 P: 3	R: 3 H: 2 E: 0 LOB: 2 K: 2 BB: 3 S: 9 P: 21	R: 0 H: 2 E: 0 LOB: 1 K: 0 BB: 0 S: 4 P: 4	R: 0 H: 0 E: 1 LOB: 1 K: 0 BB: 0 S: 4 P: 4	R: 0 H: 1 E: 0 LOB: 0 K: 0 BB: 0 S: 3 P: 3	R: 0 H: 1 E: 0 LOB: 1 K: 0 BB: 0 S: 4 P: 4	R: 0 H: 1 E: 0 LOB: 1 K: 0 BB: 0 S: 4 P: 4	R: 0 H: 0 E: 0 LOB: 0 K: 0 BB: 0 S: 3 P: 3	R: 0 H: 0 E: 0 LOB: 0 K: 0 BB: 0 S: 3 P: 3

1B: 6	SF: 0	WP: 0	PA: 36
2B: 1	SAC: 0	PB: 1	
3B: 0	DP: 1	SB: 0	
HR: 1	HBP: 0	CS: 0	

PITCHER		IP	WLS	BF	H	R	ER	SO	BB	IBB	HBP	BLK	WP	HR	S	P	ERA	WHIP
Bill Pleis, L ERA: 4.26	(1, 1)	1.2		10	2	3	3	2	3	0	0	0	0	1	11	23	16.20	3.000
Georges Maranda, R ERA: 3.92	(2, 1)	2.1		9	2	0	0	0	0	0	0	0	0	0	9	9	0.00	0.857
Lee Stange, R ERA: 3.63	(5, 1)	2.0	W	7	2	0	0	0	0	0	0	0	0	0	7	7	0.00	1.000
Frank Sullivan, R ERA: 5.54	(7, 1)	3.0	S	10	1	0	0	0	0	0	0	0	0	0	10	10	0.00	0.333

PITCHER	IP	WLS	BF	H	R	ER	SO	BB	IBB	HBP	BLK	WP	HR	S	P	ERA	WHIP

Boston Red Sox @ Minnesota Twins

Metropolitan Stadium, Bloomington , MI

Sun Jul 15 1962, 4:33 AM EDT

Att. 20,450 - Unknown - 61 F

BOTTOM

Batter	1	2	3	4	5	6	7	8	9	AB	R	H	RBI	BB	SO	LOB
Bill Tuttle, R (1, 8) OBP: 0.308, SLG: 0.250	0-0 ① 6-3	0-0 ③ 6-3		0-0 ③ F8		0-0 ② F4		0-0 ② F6		5	0	0	0	0	0	5
Vic Power, R (1, 3) OBP: 0.332, SLG: 0.444	BBBB 4-0 FC5-4 BB		0-0 ① F8		0-0 ① L9	0-0 1-2 BB 2B 1B		0-0 WP 1B		4	1	2	0	1	0	0
Rich Rollins, R (1, 5) OBP: 0.387, SLG: 0.484	0-0 ② L6		BBBB 4-0 BB		BBBB 4-0 2B BB	BBBB 4-0 1-2 2-3 2B BB		0-0 ③ L8 1-2		2	2	0	0	3	0	2
Harmon Killebrew, R (1, 7) OBP: 0.370, SLG: 0.514	0-0 ③ FC5-4 1-2f		SSS 0-3 ② K		0-0 1-H 2B	0-0 1-H 2-H 3-H 2B				4	0	2	4	0	1	2
Bob Allison, R (1, 9) OBP: 0.365, SLG: 0.435		BBBB 4-0 2B E BB	0-0 ③ F7		0-0 ② F8	SSS 0-3 ③ K				3	1	0	0	1	1	3
Earl Battey, R (1, 2) OBP: 0.339, SLG: 0.399		0-0 E7 2B 1-H 2B		0-0 ① 4-3	BBBB 4-0 BB		0-0 ① 4-3			3	0	1	0	1	0	0
Bernie Allen, L (1, 4) OBP: 0.305, SLG: 0.413		0-0 ① L7		0-0 ② 6-3	0-0 ③ G3		0-0 ② F4			4	0	0	0	0	0	3
Zoilo Versalles, R (1, 6) OBP: 0.252, SLG: 0.339		0-0 2-3 2B	BBBB 4-0 BB			0-0 ① F2	0-0 ③ F6			3	0	1	0	1	0	0
Bill Pleis, L (1, 1) OBP: 0.250, SLG: 0.250		SSS 0-3 ② K		BBBB 4-0 1-2 BB		BBBB 4-0 BB 1B 2B BB		0-0 ① F8		0	0	0	0	0	0	0
Georges Maranda, R (2, 1) OBP: 0.300, SLG: 0.500										1	0	0	0	0	1	2
Don Mincher, L (4, PH) OBP: 0.403, SLG: 0.527										0	0	0	0	1	0	0
Lee Stange, R (5, 1) OBP: 0.143, SLG: 0.143										0	0	0	0	0	0	0
George Banks, R (6, PH) OBP: 0.409, SLG: 0.459										0	1	0	0	1	0	0
Frank Sullivan, R (7, 1)										1	0	0	0	0	0	0
Inning Stats	R: 0 E: 0 K: 0 S: 3 H: 0 LOB: 1 BB: 1 P: 7	R: 1 E: 1 K: 1 S: 7 H: 2 LOB: 2 BB: 1 P: 11	R: 0 E: 0 K: 1 S: 5 H: 0 LOB: 1 BB: 1 P: 9	R: 0 E: 0 K: 0 S: 3 H: 0 LOB: 2 BB: 2 P: 11	R: 1 E: 0 K: 0 S: 4 H: 1 LOB: 2 BB: 2 P: 12	R: 3 E: 0 K: 1 S: 7 H: 2 LOB: 1 BB: 2 P: 15	R: 0 E: 0 K: 0 S: 3 H: 0 LOB: 0 BB: 0 P: 3	R: 0 E: 0 K: 0 S: 4 H: 1 LOB: 1 BB: 0 P: 4		1B: 2 2B: 4 3B: 0 HR: 0	SF: 0 SAC: 0 DP: 0 HBP: 0					

livebaseballscorecards.com

AB	30
R	5
H	6
RBI	4
BB	9
SO	3
LOB	17

WP: 1 PB: 0 SB: 0 CS: 0 PA: 39

PITCHER		IP	WLS	BF	H	R	ER	SO	BB	IBB	HBP	BLK	WP	HR	S	P	ERA	WHIP
Don Schwall, R (1, 1) ERA: 5.3		6.0	L	32	5	5	5	3	9	0	0	0	0	0	29	65	7.50	2.333
Mike Fornieles, R (7, 1) ERA: 5.16		2.0		7	1	0	0	0	0	0	0	0	1	0	7	7	0.00	0.500

PITCHER	IP	WLS	BF	H	R	ER	SO	BB	IBB	HBP	BLK	WP	HR	S	P	ERA	WHIP

Batter	1	2	3	4	5	6	7	8	9	AB	R	H	RBI	BB	SO	LOB
Tom Tresh, S (1, 6) OBP: 0.340, SLG: 0.391	6-3			F3		1-3		1-3 2-H 1B		4	0	1	1	0	0	0
Bobby Richardson, R (1, 4) OBP: 0.330, SLG: 0.376	F7			5-3			F5	F7		4	0	0	0	0	0	2
Roger Maris, L (1, 9) OBP: 0.347, SLG: 0.511	K			BB			F9		BB	2	0	0	0	2	1	0
Mickey Mantle, S (1, 8) OBP: 0.500, SLG: 0.655		G4-6-3 BB		F4			S 1B		FC6-4 1-2 BB	2	0	1	0	2	0	1
Elston Howard, R (1, 2) OBP: 0.312, SLG: 0.447		G4-6-3 1-2f			G6-4-3 1B		4-3 1-2		K	4	0	1	0	0	1	4
Bill Skowron, R (1, 3) OBP: 0.316, SLG: 0.438		K			G6-4-3 1-2f			F9	K	4	0	0	0	0	2	3
Hector Lopez, R (1, 7) OBP: 0.347, SLG: 0.412			6-3		5-3			1B 1B 1B	FC6-4 1-2f	4	1	1	0	0	0	2
Clete Boyer, R (1, 5) OBP: 0.366, SLG: 0.438			K			F6		1B 1-2 1B		3	0	1	0	0	1	0
Ralph Terry, R (1, 1) OBP: 0.164, SLG: 0.136			F3			6-3		L9		3	0	0	0	0	0	2
Inning Stats	R: 0 E: 0 K: 1 S: 5 H: 0 LOB: 0 BB: 0 P: 5	R: 0 E: 0 K: 1 S: 4 H: 0 LOB: 0 BB: 1 P: 8	R: 0 E: 0 K: 1 S: 5 H: 0 LOB: 0 BB: 0 P: 5	R: 0 E: 0 K: 0 S: 3 H: 0 LOB: 1 BB: 1 P: 7	R: 0 E: 0 K: 0 S: 3 H: 1 LOB: 0 BB: 0 P: 3	R: 0 E: 0 K: 0 S: 3 H: 0 LOB: 0 BB: 0 P: 3	R: 0 E: 0 K: 0 S: 4 H: 1 LOB: 1 BB: 0 P: 4	R: 1 E: 0 K: 0 S: 6 H: 3 LOB: 2 BB: 0 P: 6	R: 0 E: 0 K: 2 S: 7 H: 0 LOB: 2 BB: 2 P: 15	1B: 5 2B: 0 3B: 0 HR: 0 SF: 0 SAC: 0 DP: 2 HBP: 0						

TOP

New York Yankees @ Boston Red Sox

Fenway Park, Boston, MA

Tue Jul 17 1962, 7:05 PM EDT

Att. 34,386 - Cloudy

livebaseballscorecards.com

AB	30
R	1
H	5
RBI	1
BB	4
SO	5
LOB	14

WP: 0 PA: 34
PB: 0
SB: 1
CS: 0

PITCHER		IP	WLS	BF	H	R	ER	SO	BB	IBB	HBP	BLK	WP	HR	S	P	ERA	WHIP
Gene Conley, R ERA: 3.91	(1, 1)	8.0	L	29	5	1	1	3	2	0	0	0	0	0	33	41	1.12	0.875
Dick Radatz, R ERA: 2.25	(9, 1)	1.0		5	0	0	0	2	2	0	0	0	0	0	7	15	0.00	2.000

PITCHER	IP	WLS	BF	H	R	ER	SO	BB	IBB	HBP	BLK	WP	HR	S	P	ERA	WHIP

BOTTOM

New York Yankees @ Boston Red Sox

Fenway Park, Boston, MA

Tue Jul 17 1962, 7:05 PM EDT

Att. 34,386 - Cloudy

livebaseballscorecards.com

Batter	1	2	3	4	5	6	7	8	9	AB	R	H	RBI	BB	SO	LOB
Chuck Schilling, R (1, 4) OBP: 0.306, SLG: 0.335	6-3			K		6-3		BB		3	0	0	0	1	1	0
Carroll Hardy, R (1, 8) OBP: 0.330, SLG: 0.355	G4-6-3 BB			2B BB		6-3		F2		2	0	0	0	2	0	1
Carl Yastrzemski, L (1, 7) OBP: 0.366, SLG: 0.479	G4-6-3 1-2f			K		4-3			3B	4	0	1	0	0	1	2
Frank Malzone, R (1, 5) OBP: 0.325, SLG: 0.429		1-3		1-3 2B			5-3		6-3	4	0	1	0	0	0	1
Pete Runnels, L (1, 3) OBP: 0.432, SLG: 0.477		1-3		5-3			FC6-4 1B		F6	4	0	1	0	0	0	3
Lou Clinton, R (1, 9) OBP: 0.363, SLG: 0.653		5-3			F8 2B		FC6-4 1-2f		5-3	4	0	1	0	0	0	2
Jim Pagliaroni, R (1, 2) OBP: 0.380, SLG: 0.492			K		F8 2-3		K			3	0	0	0	0	2	2
Eddie Bressoud, R (1, 6) OBP: 0.312, SLG: 0.403			K		K			K		3	0	0	0	0	3	1
Gene Conley, R (1, 1) OBP: 0.222, SLG: 0.320			K		F5			K		2	0	0	0	0	1	1
Russ Nixon, L (8, PH) OBP: 0.294, SLG: 0.303										1	0	0	0	0	1	0
Dick Radatz, R (9, 1) OBP: 0.111, SLG: 0.111										0	0	0	0	0	0	0
Inning Stats	R: 0 H: 0 E: 0 LOB: 0 K: 0 BB: 1 S: 2 P: 6	R: 0 H: 0 E: 0 LOB: 0 K: 0 BB: 0 S: 3 P: 3	R: 0 H: 0 E: 0 LOB: 0 K: 3 BB: 0 S: 9 P: 9	R: 0 H: 1 E: 0 LOB: 2 K: 2 BB: 1 S: 8 P: 12	R: 0 H: 1 E: 0 LOB: 1 K: 1 BB: 0 S: 6 P: 6	R: 0 H: 0 E: 0 LOB: 0 K: 0 BB: 0 S: 3 P: 3	R: 0 H: 1 E: 0 LOB: 1 K: 1 BB: 0 S: 6 P: 6	R: 0 H: 0 E: 0 LOB: 1 K: 2 BB: 1 S: 7 P: 11	R: 0 H: 1 E: 0 LOB: 1 K: 0 BB: 0 S: 4 P: 4	1B: 1 2B: 2 3B: 1 HR: 0	SF: 0 SAC: 0 DP: 1 HBP: 0					

	AB	30
	R	0
	H	4
	RBI	0
	BB	3
	SO	9
	LOB	13

PITCHER	IP	WLS	BF	H	R	ER	SO	BB	IBB	HBP	BLK	WP	HR	S	P	ERA	WHIP
Ralph Terry, R (1, 1) ERA: 3.33	9.0	W	33	4	0	0	9	3	0	0	0	0	0	48	60	0.00	0.778

PITCHER	IP	WLS	BF	H	R	ER	SO	BB	IBB	HBP	BLK	WP	HR	S	P	ERA	WHIP

Batter	1	2	3	4	5	6	7	8	9	AB	R	H	RBI	BB	SO	LOB
Tom Tresh, S (1, 6) OBP: 0.345, SLG: 0.399	0-0 1B 2B	4-0 1B 1B BB		0-0 F7 ②	0-0 L3 ③			0-0 2B	4-0 BB	4	2	2	0	2	0	0
Bobby Richardson, R (1, 4) OBP: 0.330, SLG: 0.383	0-0 1B 4-3 1B 2-H	0-3 K ②		0-0 HR		0-0 F7 ①		0-0 5-3 ②	0-0 F7 ③	6	2	2	2	0	1	5
Roger Maris, L (1, 9) OBP: 0.351, SLG: 0.511	0-0 4-3 2B 1B 1-3	0-0 1B 1B 1-2 3-H		4-0 HR BB		0-0 1-3 ②		0-0 F2 ③		4	2	2	1	1	0	1
Mickey Mantle, S (1, 8) OBP: 0.500, SLG: 0.669 Jack Reed, R (6, 8) OBP: 0.360, SLG: 0.545	0-0 4-3 ① 1-3 3-H	0-0 1B 1-3 2-H		0-0 HR 1-H		0-0 G3 ③			0-0 1B 3B	4 1	1 1	2 1	4 1	0 0	0 0	1 0
Yogi Berra, L (1, 2) OBP: 0.303, SLG: 0.419	0-0 1B 2B 3-H	0-0 1-3 ③		0-0 HR			0-0 2B		0-0 BB 2B 1B 3-H	5	2	4	3	0	0	2
Hector Lopez, R (1, 7) OBP: 0.348, SLG: 0.408	0-0 G4-6-3 1B 2-3		0-0 F7 ①	4-0 BB			0-0 5-3 ①		0-3 K ①	4	0	1	0	1	1	2
Bill Skowron, R (1, 3) OBP: 0.314, SLG: 0.431	0-0 G4-6-3 ② ③ 1-2f	0-0 6-3 ②	0-3 K ③				0-0 6-3 ②		4-0 2B SF8 BB 1-2	4	1	0	0	1	1	4
Clete Boyer, R (1, 5) OBP: 0.366, SLG: 0.444		0-0 SH1-4 1B 2B	0-3 K ③		0-3 K ①		0-0 F9 ③		0-0 1-3 2B 2-H	5	1	2	1	0	2	1
Jim Bouton, R (1, 1) OBP: 0.063, SLG: 0.067	0-0 SH1-4 ① 2-3		0-0 3-1 ①		0-0 6-3 ②			0-0 6-3 ①	0-0 SF8 ② 3-H	3	0	0	1	0	0	0
Inning Stats	R: 3 H: 5 E: 0 LOB: 1 K: 0 BB: 0 S: 7 P: 7	R: 2 H: 3 E: 0 LOB: 2 K: 1 BB: 1 S: 8 P: 12	R: 0 H: 0 E: 0 LOB: 0 K: 1 BB: 0 S: 5 P: 5	R: 4 H: 3 E: 0 LOB: 1 K: 1 BB: 2 S: 8 P: 16	R: 0 H: 0 E: 0 LOB: 0 K: 1 BB: 0 S: 5 P: 5	R: 0 H: 0 E: 0 LOB: 0 K: 0 BB: 0 S: 3 P: 3	R: 0 H: 1 E: 0 LOB: 1 K: 0 BB: 0 S: 4 P: 4	R: 0 H: 1 E: 0 LOB: 1 K: 0 BB: 0 S: 4 P: 4	R: 3 H: 3 E: 0 LOB: 2 K: 1 BB: 2 S: 8 P: 16	1B: 6 SF: 1 2B: 6 SAC: 1 3B: 1 DP: 1 HR: 3 HBP: 0						

TOP

New York Yankees @ Boston Red Sox

Fenway Park, Boston, MA

Wed Jul 18 1962, 3:33 AM EDT

Att. 23,885 - Cloudy - 73 F

livebaseballscorecards.com

AB	40
R	12
H	16
RBI	12
BB	5
SO	5
LOB	16

PITCHER		IP	WLS	BF	H	R	ER	SO	BB	IBB	HBP	BLK	WP	HR	S	P	ERA	WHIP
Bill Monbouquette, R ERA: 4.5	(1, 1)	0.1	L	6	5	3	3	0	0	0	0	0	0	0	6	6	81.00	15.000
Galen Cisco, R ERA: 6.06	(1, 1)	3.1		18	6	6	6	2	3	0	0	0	0	3	19	31	16.20	2.700
Hal Kolstad, R ERA: 6.17	(4, 1)	3.1		11	1	0	0	2	0	0	0	0	0	0	15	15	0.00	0.300
Mike Fornieles, R ERA: 5.47	(8, 1)	2.0		12	4	3	3	1	2	0	0	0	0	0	12	20	13.50	3.000

PITCHER	IP	WLS	BF	H	R	ER	SO	BB	IBB	HBP	BLK	WP	HR	S	P	ERA	WHIP

Batter	1	2	3	4	5	6	7	8	9	AB	R	H	RBI	BB	SO	LOB
Chuck Schilling, R (1, 4) OBP: 0.303, SLG: 0.332	F5		L5		5-3		5-3		1B 3-H	5	0	1	1	0	0	2
Carroll Hardy, R (1, 8) OBP: 0.325, SLG: 0.349	4-3		5-3		6-3			5-6-3	F9	5	0	0	0	0	0	2
Carl Yastrzemski, L (1, 7) OBP: 0.367, SLG: 0.479	K		1B			3-1		1B		4	0	2	0	0	1	0
Frank Malzone, R (1, 5) OBP: 0.321, SLG: 0.425		F2	1-3			F8		F7		4	0	0	0	0	0	2
Pete Runnels, L (1, 3) OBP: 0.433, SLG: 0.486		HR		G5-4-3 1B		4-3		5-3		4	1	2	1	0	0	1
Lou Clinton, R (1, 9) OBP: 0.367, SLG: 0.656		1B 1B		G5-4-3 1-2f			L7		WP 2B 2B	4	1	2	0	0	0	1
Jim Pagliaroni, R (1, 2) OBP: 0.377, SLG: 0.486		K		K			FC1-4 1B		5-3	4	0	1	0	0	2	2
Eddie Bressoud, R (1, 6) OBP: 0.316, SLG: 0.409		1-2 1B				WP BB	FC1-4 1-2f 2B		4-3 2-H 1B 2B	3	2	2	1	1	0	1
Bill Monbouquette, R (1, 1) OBP: 0.220, SLG: 0.135 Galen Cisco, R (1, 1) OBP: 0.182, SLG: 0.130 Hal Kolstad, R (4, 1) OBP: 0.143, SLG: 0.143 Russ Nixon, L (7, PH) OBP: 0.314, SLG: 0.353 Mike Fornieles, R (8, 1) OBP: 0.273, SLG: 0.273 Pumpsie Green, S (9, PH) OBP: 0.269, SLG: 0.211		K				F9 1-2		1-H 2B	4-3 2-3	0 1 1 1 0 1	0 0 0 0 0 0	0 0 0 1 0 1	0 0 0 0 0 0	0 1 1 0 0 0	0 2 1 0 0 1	0 2 1 0 0 1
Inning Stats	R: 0 E: 0 K: 1 S: 5 H: 0 LOB: 0 BB: 0 P: 5	R: 1 E: 0 K: 2 S: 10 H: 3 LOB: 2 BB: 0 P: 10	R: 0 E: 0 K: 0 S: 4 H: 1 LOB: 1 BB: 0 P: 4	R: 0 E: 0 K: 1 S: 5 H: 1 LOB: 0 BB: 0 P: 5	R: 0 E: 0 K: 0 S: 3 H: 0 LOB: 1 BB: 1 P: 7	R: 0 E: 0 K: 0 S: 3 H: 0 LOB: 0 BB: 0 P: 3	R: 1 E: 0 K: 0 S: 5 H: 2 LOB: 1 BB: 0 P: 5	R: 0 E: 0 K: 0 S: 4 H: 1 LOB: 1 BB: 0 P: 4	R: 2 E: 0 K: 0 S: 6 H: 3 LOB: 1 BB: 0 P: 6	1B: 7 2B: 3 3B: 0 HR: 1	SF: 0 SAC: 0 DP: 1 HBP: 0						

PITCHER		IP	WLS	BF	H	R	ER	SO	BB	IBB	HBP	BLK	WP	HR	S	P	ERA	WHIP
Jim Bouton, R ERA: 2.93	(1, 1)	9.0	W	38	11	4	4	4	1	0	0	0	2	1	45	49	4.00	1.333

PITCHER	IP	WLS	BF	H	R	ER	SO	BB	IBB	HBP	BLK	WP	HR	S	P	ERA	WHIP

BOTTOM

New York Yankees @ Boston Red Sox

Fenway Park, Boston, MA

Wed Jul 18 1962, 3:33 AM EDT

Att. 23,885 - Cloudy - 73 F

livebaseballscorecards.com

AB	37
R	4
H	11
RBI	4
BB	1
SO	4
LOB	15

WP: 2	PA: 38		
PB: 0			
SB: 0			
CS: 0			

Batter	1	2	3	4	5	6	7	8	9	AB	R	H	RBI	BB	SO	LOB
Tom Tresh, S (1, 6) OBP: 0.343, SLG: 0.396	4-3	K		G5-4-3 1B		K		F8		5	0	1	0	0	2	1
Bobby Richardson, R (1, 4) OBP: 0.328, SLG: 0.381	BB 1B		5-3	G5-4-3 1-2f			F5	F9		5	0	1	0	0	0	1
Roger Maris, L (1, 9) OBP: 0.351, SLG: 0.507	L8		1B 2B BB	F8			1B SH 1B	F8		4	2	1	0	1	0	1
Mickey Mantle, S (1, 8) OBP: 0.506, SLG: 0.669 Jack Reed, R (9, PR) (9, 8) OBP: 0.360, SLG: 0.545	1-2 BB	2B 1B 1-3 1B		F3		SH 1-3 1B 1B		FC6-4 BB		3	2	2	0	2	0	0
										0	0	0	0	0	0	0
Hector Lopez, R (1, 7) OBP: 0.347, SLG: 0.410	K	1B 1-3 3-H 1B 2B		K		SH 1-3 3-H 1B		FC6-4 1-2f		4	2	1	2	0	2	3
Elston Howard, R (1, 2) OBP: 0.316, SLG: 0.458	1B 3B	1B 2-3 3-H 1B		K		HR 2-H 3-H 1B		F9		5	2	3	3	0	1	1
Bill Skowron, R (1, 3) OBP: 0.316, SLG: 0.442	K	1-3 3-H 1B				HR	K	F9		5	1	2	2	0	2	3
Clete Boyer, R (1, 5) OBP: 0.368, SLG: 0.455	FC1-6 3-H 1B	F3				5-3	1-H HR			4	1	2	3	0	0	2
Rollie Sheldon, R (1, 1) OBP: 0.200, SLG: 0.048 Luis Arroyo, L (9, 1) OBP: 0.500, SLG: 0.500	FC1-6 1-2f	K				K	K			4	0	0	0	0	3	3
										0	0	0	0	0	0	0
Inning Stats	R: 0 E: 0 K: 1 S: 6 H: 1 LOB: 2 BB: 1 P: 10	R: 1 E: 0 K: 2 S: 9 H: 2 LOB: 1 BB: 0 P: 9	R: 3 E: 0 K: 1 S: 9 H: 4 LOB: 2 BB: 1 P: 13	R: 0 E: 0 K: 0 S: 3 H: 1 LOB: 0 BB: 0 P: 3	R: 0 E: 0 K: 2 S: 7 H: 0 LOB: 0 BB: 0 P: 7	R: 1 E: 0 K: 2 S: 8 H: 1 LOB: 0 BB: 0 P: 8	R: 5 E: 1 K: 2 S: 12 H: 4 LOB: 0 BB: 0 P: 12	R: 0 E: 0 K: 0 S: 3 H: 0 LOB: 0 BB: 0 P: 3	R: 0 E: 0 K: 0 S: 3 H: 0 LOB: 1 BB: 1 P: 7	1B: 9 2B: 1 3B: 1 HR: 2	SF: 0 SAC: 1 DP: 1 HBP: 0						

TOP

New York Yankees @ Boston Red Sox

Fenway Park, Boston, MA

Thu Jul 19 1962, 3:33 AM EDT

Att. 16,253 - Unknown - 84 F

livebaseballscorecards.com

AB	39
R	10
H	13
RBI	10
BB	3
SO	10
LOB	15

WP: 0 PB: 0 SB: 0 CS: 0 PA: 43

PITCHER		IP	WLS	BF	H	R	ER	SO	BB	IBB	HBP	BLK	WP	HR	S	P	ERA	WHIP
Earl Wilson, R ERA: 4.17	(1, 1)	2.1	L	16	7	4	4	3	2	0	0	0	0	0	20	28	15.43	3.857
Arnold Earley, L ERA: 4.3	(3, 1)	4.2		20	6	6	6	7	0	0	0	0	0	2	34	34	11.57	1.286
Chet Nichols, L ERA: 2.17	(8, 1)	2.0		7	0	0	0	0	1	0	0	0	0	0	6	10	0.00	0.500

PITCHER	IP	WLS	BF	H	R	ER	SO	BB	IBB	HBP	BLK	WP	HR	S	P	ERA	WHIP

BOTTOM

New York Yankees @ Boston Red Sox

Fenway Park, Boston, MA

Thu Jul 19 1962, 3:33 AM EDT
Att. 16,253 - Unknown - 84 F

Batter	1	2	3	4	5	6	7	8	9	AB	R	H	RBI	BB	SO	LOB
Billy Gardner, R (1, 4) OBP: 0.286, SLG: 0.280	F8	5-3			5-3		F8		F2	5	0	0	0	0	0	2
Carroll Hardy, R (1, 8) OBP: 0.320, SLG: 0.343	K		L7		6-3			6-3	F3	5	0	0	0	0	1	0
Carl Yastrzemski, L (1, 7) OBP: 0.368, SLG: 0.479	WP, 1B		FC5-4		F8			F7		4	1	2	0	0	0	0
Frank Malzone, R (1, 5) OBP: 0.321, SLG: 0.421	1B, BB		FC5-4			F8		5-3		3	0	0	0	1	0	1
Pete Runnels, L (1, 3) OBP: 0.433, SLG: 0.487	FC6-4		F7			K			HR	4	1	2	1	0	1	1
Lou Clinton, R (1, 9) OBP: 0.371, SLG: 0.659	FC6-4			1B		K			HR	4	2	2	0	0	1	2
Jim Pagliaroni, R (1, 2) OBP: 0.380, SLG: 0.503		5-3		F2			FC6-4		HR	4	1	2	3	0	0	1
Eddie Bressoud, R (1, 6) OBP: 0.316, SLG: 0.407		F8		G3-6-4			FC6-4		K	4	0	1	1	0	1	1
Earl Wilson, R (1, 1) OBP: 0.294, SLG: 0.500		1B		G3-6-4			FC6-4		HR	1	0	1	0	0	0	0
Arnold Earley, L (3, 1) OBP: 0.222, SLG: 0.125										1	0	0	0	0	0	1
Russ Nixon, L (7, PH) OBP: 0.306, SLG: 0.343										1	0	0	0	0	0	1
Chet Nichols, S (8, 1)										0	0	0	0	0	0	0
Bob Tillman, R (9, PH) OBP: 0.302, SLG: 0.513										1	1	1	1	0	0	0

Inning Stats	1	2	3	4	5	6	7	8	9
	R: 1 E: 0 K: 1 S: 7	H: 2 LOB: 2 BB: 1 P: 11	R: 0 E: 0 K: 0 S: 4	H: 1 LOB: 1 BB: 0 P: 4	R: 0 E: 0 K: 0 S: 4	H: 1 LOB: 1 BB: 0 P: 4	R: 1 E: 0 K: 0 S: 4	H: 2 LOB: 0 BB: 0 P: 4	R: 0 E: 0 K: 0 S: 3	H: 0 LOB: 0 BB: 0 P: 3
	R: 0 E: 0 K: 2 S: 7	H: 0 LOB: 0 BB: 0 P: 7	R: 0 E: 0 K: 0 S: 4	H: 1 LOB: 1 BB: 0 P: 4	R: 0 E: 0 K: 0 S: 3	H: 0 LOB: 0 BB: 0 P: 3	R: 4 E: 0 K: 1 S: 9	H: 4 LOB: 0 BB: 0 P: 9		

1B: 8	SF: 0
2B: 1	SAC: 0
3B: 0	DP: 1
HR: 2	HBP: 0
WP: 1	PA: 38
PB: 0	
SB: 0	
CS: 0	

PITCHER	IP	WLS	BF	H	R	ER	SO	BB	IBB	HBP	BLK	WP	HR	S	P	ERA	WHIP
Rollie Sheldon, R (1, 1) ERA: 5.02	8.0	W	34	10	5	5	3	1	0	0	0	1	1	39	43	5.62	1.375
Luis Arroyo, L (9, 1) ERA: 5.4	1.0	S	4	1	1	1	1	0	0	0	0	0	1	6	6	9.00	1.000

PITCHER	IP	WLS	BF	H	R	ER	SO	BB	IBB	HBP	BLK	WP	HR	S	P	ERA	WHIP

livebaseballscorecards.com

Batter	1	2	3	4	5	6	7	8	9	AB	R	H	RBI	BB	SO	LOB
Luis Aparicio, R (1, 6) OBP: 0.291, SLG: 0.370	S S S 0-3 ① K		x 0-0 ① 4-3		x 0-0 ① ② G6-4-3 1-2f			x 0-0 ② 2-3		4	0	0	0	0	1	1
Joe Cunningham, L (1, 3) OBP: 0.438, SLG: 0.470	B B B B 4-0 BB		S S S 0-3 ② K		x 0-0 ③ 3-1			x 0-0 ③ F8		3	0	0	0	1	1	0
Floyd Robinson, L (1, 9) OBP: 0.369, SLG: 0.469	x 0-0 ② F2		x 0-0 ③ F7			x 0-0 ① F7			x 0-0 1B 3B 1B	4	1	1	0	0	0	1
Charlie Maxwell, L (1, 7) OBP: 0.340, SLG: 0.410	S S S 0-3 ③ K			x 0-0 ① 6-3		S S S 0-3 ② K			x 0-0 1-2 3B 1B	4	1	1	0	0	2	1
Al Smith, R (1, 5) OBP: 0.373, SLG: 0.479		B B B B 4-0 5-3 1B BB		x 0-0 ② 5-3		x 0-0 ③ 4-3			x 0-0 1-H 2-H WP 3B	3	1	1	2	1	0	0
Bob Sadowski, L (1, 4) OBP: 0.333, SLG: 0.489		x 0-0 1-2 5-3 1B		B B B 4-0 HBP BB			x 0-0 G4-6-3 1B		x 0-0 3-H HR	3	1	3	1	1	0	0
Jim Landis, R (1, 8) OBP: 0.354, SLG: 0.417		x 0-0 ① F2		H 1-0 1-2 HBP			x 0-0 ① ② G4-6-3 1-2f		x 0-0 ① F4	3	0	0	0	0	0	3
Cam Carreon, R (1, 2) OBP: 0.302, SLG: 0.328		x 0-0 ② 5-3 1-2 2-3		S S S 0-3 ③ K			x 0-0 ③ 5-3		x 0-0 ② F3	4	0	0	0	0	1	4
John Buzhardt, R (1, 1) OBP: 0.229, SLG: 0.182 Eddie Fisher, R (1, 1) OBP: 0.100, SLG: 0.105 Ramon Conde, R (5, PH) Dom Zanni, R (5, 1) OBP: 0.471, SLG: 0.357 Mike Hershberger, R (8, PH) OBP: 0.329, SLG: 0.312 Mike Joyce, R (8, 1) Nellie Fox, L (9, PH) OBP: 0.301, SLG: 0.333		x 0-0 ③ F8			B B B 4-0 G6-4-3 BB			S S S 0-3 ① K	x 0-0 ③ F3	0 1 0 0 1 0 0	0 0 0 0 0 0 0	0 0 0 0 0 0 0	0 0 1 0 0 0 0	0 0 0 0 1 0 0	0 0 0 0 0 0 0	0 2 0 0 0 0 0
Inning Stats	R: 0 E: 0 K: 2 S: 7 H: 0 LOB: 1 BB: 1 P: 11	R: 0 E: 0 K: 0 S: 4 H: 1 LOB: 2 BB: 1 P: 8	R: 0 E: 0 K: 1 S: 5 H: 0 LOB: 0 BB: 0 P: 5	R: 0 E: 0 K: 1 S: 5 H: 0 LOB: 2 BB: 1 P: 10	R: 0 E: 0 K: 0 S: 2 H: 0 LOB: 0 BB: 1 P: 6	R: 0 E: 0 K: 1 S: 5 H: 0 LOB: 0 BB: 0 P: 5	R: 0 E: 0 K: 0 S: 3 H: 1 LOB: 0 BB: 0 P: 3	R: 0 E: 0 K: 1 S: 5 H: 0 LOB: 0 BB: 0 P: 5	R: 4 E: 0 K: 0 S: 7 H: 4 LOB: 0 BB: 0 P: 7	1B: 4 2B: 0 3B: 1 HR: 1	SF: 0 SAC: 0 DP: 2 HBP: 1						

TOP

Chicago White Sox @ Boston Red Sox

Fenway Park, Boston, MA

Fri Jul 20 1962, 7:05 PM EDT

Att. 17,998 - Unknown

livebaseballscorecards.com

AB	31
R	4
H	6
RBI	3
BB	4
SO	6
LOB	12

PITCHER		IP	WLS	BF	H	R	ER	SO	BB	IBB	HBP	BLK	WP	HR	S	P	ERA	WHIP
Don Schwall, R ERA: 5.24	(1, 1)	8.0	W	33	6	4	4	6	4	0	1	0	1	1	40	57	4.50	1.250
Dick Radatz, R ERA: 2.22	(9, 1)	1.0	S	3	0	0	0	0	0	0	0	0	0	0	3	3	0.00	0.000

PITCHER		IP	WLS	BF	H	R	ER	SO	BB	IBB	HBP	BLK	WP	HR	S	P	ERA	WHIP

WP: 1 PB: 0 SB: 0 CS: 0 PA: 36

Batter	1	2	3	4	5	6	7	8	9	AB	R	H	RBI	BB	SO	LOB
Eddie Bressoud, R (1, 6) OBP: 0.320, SLG: 0.412	E 2B 1B	B5-3		BB			WP HR 2B			3	2	2	0	1	0	0
Carroll Hardy, R (1, 8) OBP: 0.320, SLG: 0.352	E3 2B 3B 1-2	1-3		F8			2-H HR			4	2	1	2	0	0	3
Carl Yastrzemski, L (1, 7) OBP: 0.372, SLG: 0.501	1-3 3B 2B 2-H		HR	G3			HR			4	3	3	3	0	0	2
Frank Malzone, R (1, 5) OBP: 0.318, SLG: 0.417	5-3		1-4-3		K		5-3			4	0	0	0	0	1	2
Pete Runnels, L (1, 3) OBP: 0.434, SLG: 0.484	3B IBB		1B BB		K		F8			2	1	0	0	2	1	0
Lou Clinton, R (1, 9) OBP: 0.374, SLG: 0.669	1-H 2-H 3-H 3B		G6-4-3 1-2 1B		K		K			4	0	2	3	0	2	0
Jim Pagliaroni, R (1, 2) OBP: 0.377, SLG: 0.495	G4-6-3 BB		G6-4-3 1-2f			K	F2			3	0	0	0	1	1	2
Chuck Schilling, R (1, 4) OBP: 0.302, SLG: 0.330	G4-6-3 1-2f			SH2-4 1B		F7	5-3			4	0	1	0	0	0	2
Don Schwall, R (1, 1) OBP: 0.167, SLG: 0.146		K		SH2-4 1-2		K	5-3			3	0	0	0	0	2	0
Dick Radatz, R (9, 1) OBP: 0.111, SLG: 0.111										0	0	0	0	0	0	0
Inning Stats	R: 4 H: 3 E: 1 LOB: 1 K: 0 BB: 2 S: 6 P: 14	R: 0 H: 0 E: 0 LOB: 0 K: 1 BB: 0 S: 5 P: 5	R: 1 H: 2 E: 0 LOB: 1 K: 0 BB: 1 S: 4 P: 8	R: 0 H: 1 E: 0 LOB: 2 K: 0 BB: 1 S: 4 P: 8	R: 0 H: 0 E: 0 LOB: 0 K: 3 BB: 0 S: 9 P: 9	R: 0 H: 0 E: 0 LOB: 0 K: 2 BB: 0 S: 7 P: 7	R: 3 H: 3 E: 0 LOB: 0 K: 1 BB: 0 S: 8 P: 8	R: 0 H: 0 E: 0 LOB: 0 K: 0 BB: 0 S: 3 P: 3		1B: 3 SF: 0 2B: 2 SAC: 1 3B: 1 DP: 2 HR: 3 HBP: 0						

PITCHER		IP	WLS	BF	H	R	ER	SO	BB	IBB	HBP	BLK	WP	HR	S	P	ERA	WHIP
John Buzhardt, R ERA: 3.92	(1, 1)	0.1	L	6	3	4	3	0	0	1	0	0	0	0	5	9	81.00	9.000
Eddie Fisher, R ERA: 3.39	(1, 1)	3.2		15	3	1	1	1	3	0	0	0	0	1	14	26	2.46	1.636
Dom Zanni, R ERA: 4.29	(5, 1)	3.0		12	3	3	3	6	0	0	0	0	1	2	24	24	9.00	1.000
Mike Joyce, R ERA:	(8, 1)	1.0		3	0	0	0	0	0	0	0	0	0	0	3	3	0.00	0.000

PITCHER	IP	WLS	BF	H	R	ER	SO	BB	IBB	HBP	BLK	WP	HR	S	P	ERA	WHIP

BOTTOM

Chicago White Sox @ Boston Red Sox

Fenway Park, Boston, MA

Fri Jul 20 1962, 7:05 PM EDT

Att. 17,998 - Unknown

livebaseballscorecards.com

AB	31
R	8
H	9
RBI	8
BB	4
SO	7
LOB	11

WP: 1 PA: 36
PB: 0
SB: 0
CS: 0

Batter	1	2	3	4	5	6	7	8	9	AB	R	H	RBI	BB	SO	LOB
Luis Aparicio, R (1, 6) OBP: 0.295, SLG: 0.376	4-3		BB, 1B		SH5-3, 1B		E4, 6-3 1-2		HR, 2B	5	2	3	0	0	0	1
Joe Cunningham, L (1, 3) OBP: 0.441, SLG: 0.482	1B, 1B		BBBB 1B 1-2 1B, BB		SH5-3 1-2		6-3 1-2 2-3		2-H HR	3	2	2	2	1	0	2
Floyd Robinson, L (1, 9) (9, 7) OBP: 0.369, SLG: 0.466	F5		1B 1-3 2-H 1B, 1B		5-3		IBB		1-3	4	0	1	1	1	0	2
Charlie Maxwell, L (1, 7) OBP: 0.344, SLG: 0.416 Jim Landis, R (9, PH) (9, 8) OBP: 0.353, SLG: 0.415	1-2 1B		1-H 3-H 1B		SSS K		SF9 3-H		F7	3 1	0 0	2 0	2 0	0 0	1 0	1 0
Al Smith, R (1, 5) OBP: 0.368, SLG: 0.473 Sammy Esposito, R (8, 5) OBP: 0.318, SLG: 0.256	F9		F7			F6	5-3			4 0	0 0	0 0	0 0	0 0	0 0	5 0
Bob Sadowski, L (1, 4) OBP: 0.321, SLG: 0.468 Nellie Fox, L (9, 4) OBP: 0.301, SLG: 0.333		SSS K		G3		6-3		G3		4 0	0 0	0 0	0 0	0 0	1 0	0 0
Mike Hershberger, R (1, 8) OBP: 0.327, SLG: 0.311 (9, 9)		4-3		6-3		1B		4-3		4	0	1	0	0	0	0
Cam Carreon, R (1, 2) OBP: 0.301, SLG: 0.332		5-3		2B		SSS K		F7		4	0	1	0	0	1	1
Juan Pizarro, L (1, 1) OBP: 0.214, SLG: 0.176			SSS K	1-3		BBB 6-3 SF9 E BB			F6	3	1	0	0	1	1	1
Inning Stats	R: 0 E: 0 K: 0 S: 5 H: 2 LOB: 2 BB: 0 P: 5	R: 0 E: 0 K: 1 S: 5 H: 0 LOB: 0 BB: 0 P: 5	R: 2 E: 0 K: 1 S: 7 H: 3 LOB: 1 BB: 1 P: 11	R: 0 E: 0 K: 0 S: 4 H: 1 LOB: 1 BB: 0 P: 4	R: 0 E: 0 K: 1 S: 6 H: 1 LOB: 1 BB: 0 P: 6	R: 0 E: 0 K: 1 S: 6 H: 1 LOB: 1 BB: 0 P: 6	R: 1 E: 1 K: 0 S: 4 H: 0 LOB: 2 BB: 2 P: 12	R: 0 E: 0 K: 0 S: 3 H: 0 LOB: 0 BB: 0 P: 3	R: 2 E: 0 K: 0 S: 5 H: 2 LOB: 0 BB: 0 P: 5	1B: 7 2B: 2 3B: 0 HR: 1 SF: 1 SAC: 1 DP: 0 HBP: 0						

PITCHER		IP	WLS	BF	H	R	ER	SO	BB	IBB	HBP	BLK	WP	HR	S	P	ERA	WHIP
Gene Conley, R ERA: 3.82	(1, 1)	8.0	L	35	8	3	2	4	2	1	0	0	0	0	40	52	2.25	1.250
Chet Nichols, L ERA: 2.58	(9, 1)	1.0		5	2	2	2	0	0	0	0	0	0	1	5	5	18.00	2.000

PITCHER	IP	WLS	BF	H	R	ER	SO	BB	IBB	HBP	BLK	WP	HR	S	P	ERA	WHIP

TOP

Chicago White Sox @ Boston Red Sox

Fenway Park, Boston, MA

Sat Jul 21 1962, 3:33 AM EDT

Att. 8,408 - Unknown

livebaseballscorecards.com

AB	35
R	5
H	10
RBI	5
BB	3
SO	4
LOB	13

Batter	1	2	3	4	5	6	7	8	9	AB	R	H	RBI	BB	SO	LOB
Eddie Bressoud, R (1, 6) OBP: 0.317, SLG: 0.407	F5		K			K		K		4	0	0	0	0	3	1
Carroll Hardy, R (1, 8) OBP: 0.325, SLG: 0.350	K			1B BB		BB			FC4-6 BB	1	0	0	0	3	1	0
Carl Yastrzemski, L (1, 7) OBP: 0.371, SLG: 0.499	F6			FC4 1-2 1B		K			FC4-6 1-2f	4	0	1	0	0	1	2
Frank Malzone, R (1, 5) OBP: 0.314, SLG: 0.412		F8		FC4 1-2f		F7			F9	4	0	0	0	0	0	4
Lou Clinton, R (1, 9) OBP: 0.364, SLG: 0.650		F3		K			F9		K	4	0	0	0	0	2	3
Jim Pagliaroni, R (1, 2) OBP: 0.372, SLG: 0.487		K		K			K			3	0	0	0	0	3	2
Pete Runnels, L (1, 3) OBP: 0.431, SLG: 0.479			F3		1-3		4-3			3	0	0	0	0	0	0
Chuck Schilling, R (1, 4) OBP: 0.298, SLG: 0.325			F9		F7			K		3	0	0	0	0	1	0
Gene Conley, R (1, 1) OBP: 0.232, SLG: 0.346			2B		K			F4		2	0	1	0	0	1	0
Bob Tillman, R (8, PH) OBP: 0.300, SLG: 0.510										1	0	0	0	0	0	0
Chet Nichols, S (9, 1)										0	0	0	0	0	0	0
Inning Stats	R: 0 E: 0 K: 1 S: 5 H: 0 LOB: 0 BB: 0 P: 5	R: 0 E: 0 K: 1 S: 5 H: 0 LOB: 0 BB: 0 P: 5	R: 0 E: 0 K: 1 S: 6 H: 1 LOB: 1 BB: 0 P: 6	R: 0 E: 0 K: 2 S: 8 H: 1 LOB: 2 BB: 1 P: 12	R: 0 E: 0 K: 1 S: 5 H: 0 LOB: 0 BB: 0 P: 5	R: 0 E: 0 K: 2 S: 7 H: 0 LOB: 1 BB: 1 P: 11	R: 0 E: 0 K: 1 S: 5 H: 0 LOB: 0 BB: 0 P: 5	R: 0 E: 0 K: 2 S: 7 H: 0 LOB: 0 BB: 0 P: 7	R: 0 E: 0 K: 1 S: 5 H: 0 LOB: 1 BB: 1 P: 9	1B: 1 2B: 1 3B: 0 HR: 0	SF: 0 SAC: 0 DP: 0 HBP: 0			WP: 0 PB: 0 SB: 0 CS: 0		PA: 32	

PITCHER	IP	WLS	BF	H	R	ER	SO	BB	IBB	HBP	BLK	WP	HR	S	P	ERA	WHIP
Juan Pizarro, L (1, 1) ERA: 3.34	9.0	W	32	2	0	0	12	3	0	0	0	0	0	53	65	0.00	0.556

PITCHER	IP	WLS	BF	H	R	ER	SO	BB	IBB	HBP	BLK	WP	HR	S	P	ERA	WHIP

BOTTOM

Chicago White Sox @ Boston Red Sox

Fenway Park, Boston, MA

Sat Jul 21 1962, 3:33 AM EDT

Att. 8,408 - Unknown

livebaseballscorecards.com

AB	29
R	0
H	2
RBI	0
BB	3
SO	12
LOB	12

Chicago White Sox @ Boston Red Sox

Fenway Park, Boston, MA

Sun Jul 22 1962, 3:33 AM EDT

Att. 15,621 - Unknown

TOP

livebaseballscorecards.com

Batter	1	2	3	4	5	6	7	8	9	AB	R	H	RBI	BB	SO	LOB
Luis Aparicio, R (1, 6) OBP: 0.296, SLG: 0.375	F3		1B	5-3	SH1-3 1B	FC1-6-4 1-2f		K		6	2	2	1	0	1	4
Joe Cunningham, L (1, 3) OBP: 0.440, SLG: 0.479	5-3		F6	G3 1B	SH1-3 1-2		BBBB 6-3 FC5-2 1B BB		K	4	1	1	0	1	1	1
Floyd Robinson, L (1, 9) (7, 7) OBP: 0.379, SLG: 0.475	1B		1B 2B 1-3	1B G3 1-2	2-H		FC5-2 6-3 1-2		1B	6	1	6	1	0	0	0
Charlie Maxwell, L (1, 7) OBP: 0.346, SLG: 0.415 Jim Landis, R (7, 8) OBP: 0.352, SLG: 0.414	1-3		2B SF7 1-3 3-H	G3 1-2 2-3	F8		6-3 1-2 2-3		K	5 1	1 0	2 0	1 0	0 0	0 1	5 1
Al Smith, R (1, 5) OBP: 0.369, SLG: 0.475 Sammy Esposito, R (7, 5) OBP: 0.311, SLG: 0.250	F9		SF7 1-3 3-H 2B	2-3 3-H 1B		E7 5-3	FC5-2 2-3 3-H		K	5 1	0 0	2 0	2 0	0 0	0 1	4 1
Nellie Fox, L (1, 4) OBP: 0.299, SLG: 0.332		1B	SF7 2-3 3-H	F9		5-3 2-3	F6			4	0	1	1	0	0	5
Mike Hershberger, R (1, 8) (7, 9) OBP: 0.329, SLG: 0.310		K	BBBB BB	2B 6-3 1B		L4		L9		4	1	1	0	1	1	2
Cam Carreon, R (1, 2) OBP: 0.308, SLG: 0.337		F8	BBBB 1-2 BB	6-3 1B 2B 1-3		BBBB BB		6-3		3	1	1	0	2	0	1
Ray Herbert, R (1, 1) OBP: 0.157, SLG: 0.224 Frank Baumann, L (4, 1) OBP: 0.375, SLG: 0.308		F7	K	6-3 2-3 3-H		BBBB FC1-6-4 1-2 BB		1B		2 2	0 0	0 1	0 1	0 1	1 0	4 1
Inning Stats	R: 0 E: 0 K: 0 S: 5 H: 2 LOB: 2 BB: 0 P: 5	R: 0 E: 0 K: 1 S: 6 H: 1 LOB: 1 BB: 0 P: 6	R: 3 E: 0 K: 1 S: 9 H: 4 LOB: 3 BB: 2 P: 17	R: 1 E: 0 K: 0 S: 6 H: 3 LOB: 2 BB: 0 P: 6	R: 3 E: 0 K: 0 S: 7 H: 4 LOB: 1 BB: 0 P: 7	R: 0 E: 1 K: 0 S: 4 H: 0 LOB: 3 BB: 2 P: 12	R: 0 E: 0 K: 0 S: 4 H: 1 LOB: 2 BB: 1 P: 8	R: 0 E: 0 K: 1 S: 6 H: 1 LOB: 1 BB: 0 P: 6	R: 0 E: 0 K: 3 S: 10 H: 1 LOB: 1 BB: 0 P: 10	1B: 15 2B: 2 3B: 0 HR: 0 SF: 1 SAC: 1 DP: 0 HBP: 0							

AB	43
R	7
H	17
RBI	7
BB	5
SO	6
LOB	29

WP: 0 PB: 0 SB: 0 CS: 0 PA: 50

PITCHER		IP	WLS	BF	H	R	ER	SO	BB	IBB	HBP	BLK	WP	HR	S	P	ERA	WHIP
Bill Monbouquette, R ERA: 4.62	(1, 1)	2.2		16	7	3	3	1	1	0	0	0	0	0	17	21	10.12	3.000
Mike Fornieles, R ERA: 5.5	(3, 1)	1.1	L	8	3	1	1	1	1	0	0	0	0	0	9	13	6.75	3.000
Hal Kolstad, R ERA: 6.84	(5, 1)	1.2		12	4	3	3	0	2	0	0	0	0	0	10	18	16.20	3.600
Galen Cisco, R ERA: 5.94	(6, 1)	1.1		6	1	0	0	0	1	0	0	0	0	0	5	9	0.00	1.500
Dick Radatz, R ERA: 2.15	(8, 1)	2.0		8	2	0	0	4	0	0	0	0	0	0	16	16	0.00	1.000

PITCHER	IP	WLS	BF	H	R	ER	SO	BB	IBB	HBP	BLK	WP	HR	S	P	ERA	WHIP

BOTTOM

Batter	1	2	3	4	5	6	7	8	9	AB	R	H	RBI	BB	SO	LOB
Eddie Bressoud, R (1, 6) OBP: 0.318, SLG: 0.410	2B	K		6-3			1B		L6-3 1-2	5	1	2	0	0	1	3
Gary Geiger, L (1, 8) OBP: 0.327, SLG: 0.376	F2	K			5-3		L9			4	0	0	0	0	1	3
Carl Yastrzemski, L (1, 7) OBP: 0.372, SLG: 0.501	2B 2-H		4-3		F8		1B 1-3			4	1	2	1	0	0	0
Frank Malzone, R (1, 5) OBP: 0.311, SLG: 0.408	F7		L5		K		1-3			4	0	0	0	0	1	3
Pete Runnels, L (1, 3) OBP: 0.429, SLG: 0.480	2B 2-H		5-3			F8		6-3		4	0	1	1	0	0	0
Lou Clinton, R (1, 9) OBP: 0.361, SLG: 0.639	F4			PB BB 1B		1-3		K		4	0	1	0	0	1	1
Jim Pagliaroni, R (1, 2) OBP: 0.379, SLG: 0.505		HR		PB BB 1-2		FC5-4 1B		6-3		3	1	2	1	1	0	0
Chuck Schilling, R (1, 4) OBP: 0.293, SLG: 0.319		6-3		K 1-2 2-3		FC5-4 1-2f			5-3	4	0	0	0	0	1	3
Bill Monbouquette, R (1, 1) OBP: 0.214, SLG: 0.250 Mike Fornieles, R (3, 1) OBP: 0.000, SLG: 0.273 Russ Nixon, L (4, PH) OBP: 0.306, SLG: 0.343 Bob Tillman, R (4, PH) OBP: 0.269, SLG: 0.607 Hal Kolstad, R (5, 1) OBP: 0.000, SLG: 0.143 Galen Cisco, R (6, 1) OBP: 0.182, SLG: 0.136 Carroll Hardy, R (7, PH) OBP: 0.267, SLG: 0.348 Dick Radatz, R (8, 1) OBP: 0.111, SLG: 0.111 Pumpsie Green, S (9, PH) OBP: 0.278, SLG: 0.224		K		K			F6		L6-3	1 0 0 1 0 0 0 1 0	0 0 0 0 0 0 0 0 1	0 0 0 0 0 0 0 0 0	0 0 0 0 0 0 0 0 1	1 0 0 0 0 0 0 0 0	0 0 0 1 0 0 0 0 0	0 0 0 2 0 0 0 0 0
Inning Stats	R: 2 E: 0 K: 0 S: 6 H: 3 LOB: 1 BB: 0 P: 6	R: 1 E: 0 K: 3 S: 11 H: 1 LOB: 1 BB: 0 P: 11	R: 0 E: 0 K: 0 S: 3 H: 0 LOB: 0 BB: 0 P: 3	R: 0 E: 0 K: 2 S: 8 H: 1 LOB: 2 BB: 1 P: 12	R: 0 E: 0 K: 1 S: 5 H: 0 LOB: 0 BB: 0 P: 5	R: 0 E: 0 K: 0 S: 4 H: 1 LOB: 1 BB: 0 P: 4	R: 0 E: 0 K: 0 S: 5 H: 2 LOB: 2 BB: 0 P: 5	R: 0 E: 0 K: 1 S: 5 H: 0 LOB: 0 BB: 0 P: 5	R: 0 E: 0 K: 0 S: 3 H: 1 LOB: 0 BB: 0 P: 3	1B: 5 2B: 4 3B: 0 HR: 1	SF: 0 SAC: 0 DP: 1 HBP: 0						

PITCHER		IP	WLS	BF	H	R	ER	SO	BB	IBB	HBP	BLK	WP	HR	S	P	ERA	WHIP
Ray Herbert, R ERA: 3.78	(1, 1)	3.1		17	5	3	3	4	1	0	0	0	0	1	24	28	8.10	1.800
Frank Baumann, L ERA: 3.32	(4, 1)	5.2	W	20	4	0	0	3	0	0	0	0	0	0	26	26	0.00	0.706

PITCHER	IP	WLS	BF	H	R	ER	SO	BB	IBB	HBP	BLK	WP	HR	S	P	ERA	WHIP

Chicago White Sox @ Boston Red Sox

Fenway Park, Boston, MA

Sun Jul 22 1962, 3:33 AM EDT

Att. 15,621 - Unknown

livebaseballscorecards.com

AB	36
R	3
H	9
RBI	3
BB	1
SO	7
LOB	15

WP: 0 PB: 2 SB: 0 CS: 0 PA: 37

Boston Red Sox @ New York Yankees

Yankee Stadium, Bronx, NY

Tue Jul 24 1962, 7:05 PM EDT

Att. 23,513 - Unknown - 76 F

livebaseballscorecards.com

Batter	1	2	3	4	5	6	7	8	9	AB	R	H	RBI	BB	SO	LOB
Eddie Bressoud, R (1, 6) OBP: 0.315, SLG: 0.405	K		F6			6-3	F6			4	0	0	0	0	1	2
Carroll Hardy, R (1, 8) OBP: 0.320, SLG: 0.344	F4			K		F3		F7		4	0	0	0	0	1	0
Carl Yastrzemski, L (1, 7) OBP: 0.373, SLG: 0.500	K			1-3		BB		G5-4-3 1B		3	0	1	0	1	1	0
Frank Malzone, R (1, 5) OBP: 0.311, SLG: 0.406		5-3		1B		1-3		G5-4-3 1-2f		4	0	1	0	0	0	2
Lou Clinton, R (1, 9) OBP: 0.365, SLG: 0.633		K		K			HR 1B		BB 1B G5-4-3 BB	3	2	1	0	1	2	1
Jim Pagliaroni, R (1, 2) OBP: 0.381, SLG: 0.520		F8			K		1-H HR		G5-4-3 BB 1-2 1B	4	1	2	2	0	1	0
Pete Runnels, L (1, 3) OBP: 0.432, SLG: 0.490			3B		1-3		2B		G5-4-3 1-2 2-3 BB	3	0	2	0	1	0	0
Chuck Schilling, R (1, 4) OBP: 0.292, SLG: 0.318			F9		1B		F9		G5-4-3 1-2f 2-3 3-H	4	0	1	0	0	0	4
Arnold Earley, L (1, 1) OBP: 0.200, SLG: 0.111										1	0	0	0	0	1	1
Bob Tillman, R (5, PH) OBP: 0.297, SLG: 0.503										1	0	0	0	0	1	1
Galen Cisco, R (5, 1) OBP: 0.192, SLG: 0.130										0	0	0	0	0	0	0
Pumpsie Green, S (7, PH) OBP: 0.275, SLG: 0.220										1	0	0	0	0	0	1
Chet Nichols, S (7, 1)										0	0	0	0	0	0	0
Don Gile, R (9, PH)			K		K		F9		K	1	0	0	0	0	1	1
Inning Stats	R: 0 E: 0 K: 2 S: 7 H: 0 LOB: 0 BB: 0 P: 7	R: 0 E: 0 K: 1 S: 5 H: 0 LOB: 0 BB: 0 P: 5	R: 0 E: 0 K: 1 S: 6 H: 1 LOB: 1 BB: 0 P: 6	R: 0 E: 0 K: 2 S: 8 H: 1 LOB: 1 BB: 0 P: 8	R: 0 E: 0 K: 2 S: 8 H: 1 LOB: 1 BB: 0 P: 8	R: 0 E: 0 K: 0 S: 3 H: 0 LOB: 1 BB: 1 P: 7	R: 2 E: 0 K: 0 S: 6 H: 3 LOB: 1 BB: 0 P: 6	R: 0 E: 0 K: 0 S: 3 H: 1 LOB: 0 BB: 0 P: 3	R: 1 E: 0 K: 1 S: 5 H: 1 LOB: 1 BB: 2 P: 13	1B: 5 2B: 1 3B: 1 HR: 1	SF: 0 SAC: 0 DP: 2 HBP: 0						

TOP	
AB	33
R	3
H	8
RBI	2
BB	3
SO	9
LOB	13

WP: 0 PB: 0 SB: 0 CS: 0 PA: 36

PITCHER		IP	WLS	BF	H	R	ER	SO	BB	IBB	HBP	BLK	WP	HR	S	P	ERA	WHIP
Whitey Ford, L ERA: 3.03	(1, 1)	8.0	W	33	8	3	3	8	2	0	0	0	0	1	47	55	3.38	1.250
Marshall Bridges, L ERA: 2.43	(9, 1)	1.0	S	3	0	0	0	1	1	0	0	0	0	0	4	8	0.00	1.000

PITCHER		IP	WLS	BF	H	R	ER	SO	BB	IBB	HBP	BLK	WP	HR	S	P	ERA	WHIP

Boston Red Sox @ New York Yankees

Yankee Stadium, Bronx, NY

Tue Jul 24 1962, 7:05 PM EDT

Att. 23,513 - Unknown - 76 F

BOTTOM

Batter	1	2	3	4	5	6	7	8	9	AB	R	H	RBI	BB	SO	LOB
Tom Tresh, S (1, 6) OBP: 0.343, SLG: 0.391	5-3		SH5-3 2B 1B	F9			5-3			4	1	1	0	0	0	0
Bobby Richardson, R (1, 4) OBP: 0.326, SLG: 0.375	F8		SH5-3 1-2		BBBB 1B 6-3 BB		F9			2	1	0	0	1	0	0
Roger Maris, L (1, 9) OBP: 0.346, SLG: 0.506	F7		2-H 2B		L9		F6			4	0	1	1	0	0	1
Mickey Mantle, S (1, 8) OBP: 0.502, SLG: 0.663		BBBB G6-4-3 BB	SSS K		6-3 1-3 1B			SSS K		3	0	1	0	1	2	1
Hector Lopez, R (1, 7) OBP: 0.349, SLG: 0.432		G6-4-3 1-2f	SSS K		6-3 1-2 3-H			F8		4	0	0	1	0	1	3
Elston Howard, R (1, 2) OBP: 0.310, SLG: 0.441		E5 2B		3B 1B	6-3			F8		4	2	1	0	0	0	1
Bill Skowron, R (1, 3) OBP: 0.315, SLG: 0.445		2-H 2B		1-H SF9 3B		SSS K				3	1	2	2	0	1	0
Clete Boyer, R (1, 5) OBP: 0.359, SLG: 0.437		IIIII IBB		SF9 3-H		SSS K				1	0	0	1	1	1	0
Whitey Ford, L (1, 1) OBP: 0.077, SLG: 0.063 Marshall Bridges, S (9, 1)		1-3		6-3		1-3				3 0	0 0	0 0	0 0	0 0	0 0	2 0
Inning Stats	R: 0 H: 0 E: 0 LOB: 0 K: 0 BB: 0 S: 3 P: 3	R: 1 H: 1 E: 1 LOB: 2 K: 0 BB: 2 S: 4 P: 12	R: 1 H: 2 E: 0 LOB: 1 K: 2 BB: 0 S: 9 P: 9	R: 2 H: 2 E: 0 LOB: 0 K: 0 BB: 0 S: 5 P: 5	R: 1 H: 1 E: 0 LOB: 1 K: 0 BB: 1 S: 4 P: 8	R: 0 H: 0 E: 0 LOB: 0 K: 2 BB: 0 S: 7 P: 7	R: 0 H: 0 E: 0 LOB: 0 K: 0 BB: 0 S: 3 P: 3	R: 0 H: 0 E: 0 LOB: 0 K: 1 BB: 0 S: 5 P: 5		1B: 3 SF: 1 2B: 2 SAC: 1 3B: 1 DP: 1 HR: 0 HBP: 0						

livebaseballscorecards.com

AB	28
R	5
H	6
RBI	5
BB	3
SO	5
LOB	8

WP: 0 PB: 0 SB: 0 CS: 0 PA: 33

PITCHER		IP	WLS	BF	H	R	ER	SO	BB	IBB	HBP	BLK	WP	HR	S	P	ERA	WHIP
Arnold Earley, L ERA: 4.5	(1, 1)	4.0	L	19	5	4	3	2	1	1	0	0	0	0	21	29	6.75	1.500
Galen Cisco, R ERA: 5.91	(5, 1)	2.0		8	1	1	1	2	1	0	0	0	0	0	11	15	4.50	1.000
Chet Nichols, L ERA: 2.45	(7, 1)	2.0		6	0	0	0	1	0	0	0	0	0	0	8	8	0.00	0.000

PITCHER	IP	WLS	BF	H	R	ER	SO	BB	IBB	HBP	BLK	WP	HR	S	P	ERA	WHIP

Boston Red Sox @ New York Yankees

Yankee Stadium, Bronx, NY

Wed Jul 25 1962, 7:05 PM EDT

Overcast - 76 F

TOP

livebaseballscorecards.com

Batter	1	2	3	4	5	6	7	8	9	AB	R	H	RBI	BB	SO	LOB
Billy Gardner, R (1, 4) OBP: 0.298, SLG: 0.317	6-3		4-3 3B	1-2 2-3 3-H 1B			2B		FC1-2 3-H	5	1	3	1	0	0	1
Gary Geiger, L (1, 8) OBP: 0.321, SLG: 0.371	F9		4-3 3-H	SF8 2-3 3-H			K		F6	4	0	0	2	0	1	2
Carl Yastrzemski, L (1, 7) OBP: 0.370, SLG: 0.495	G3		F9	G3			F8			4	0	0	0	0	0	3
Russ Nixon, L (1, 2) OBP: 0.300, SLG: 0.333		2B 1B	F4		F6		G3			4	0	1	0	0	0	1
Pete Runnels, L (1, 3) OBP: 0.428, SLG: 0.484		K		F7	G3			3-1		4	0	0	0	0	1	1
Lou Clinton, R (1, 9) OBP: 0.362, SLG: 0.629		1-3 2B		E5 1B 1B	5-3			F7		4	1	1	0	0	0	0
Frank Malzone, R (1, 5) OBP: 0.310, SLG: 0.405		5-3		BB 1B 1-2 1B		F7		F3		4	1	1	0	0	0	2
Eddie Bressoud, R (1, 6) OBP: 0.319, SLG: 0.413		BB		1B BB SF8 1-2 2-H 1B		F2			FC1-2 3B	3	1	2	1	1	0	0
Earl Wilson, R (1, 1) OBP: 0.297, SLG: 0.471		5-3		SF8 1B 1-2 2-3 BB		F5			K	2	0	0	0	1	0	3
Dick Radatz, R (8, 1) OBP: 0.105, SLG: 0.105										1	0	0	0	0	1	1
Inning Stats	R: 0 E: 0 K: 0 S: 3 H: 0 LOB: 0 BB: 0 P: 3	R: 0 E: 0 K: 1 S: 7 H: 2 LOB: 3 BB: 1 P: 11	R: 1 E: 0 K: 0 S: 4 H: 1 LOB: 0 BB: 0 P: 4	R: 3 E: 1 K: 0 S: 7 H: 3 LOB: 2 BB: 1 P: 11	R: 0 E: 0 K: 0 S: 3 H: 0 LOB: 0 BB: 0 P: 3	R: 0 E: 0 K: 0 S: 3 H: 0 LOB: 0 BB: 0 P: 3	R: 0 E: 0 K: 1 S: 6 H: 1 LOB: 1 BB: 0 P: 6	R: 0 E: 0 K: 0 S: 3 H: 0 LOB: 0 BB: 0 P: 3	R: 0 E: 0 K: 1 S: 6 H: 1 LOB: 1 BB: 0 P: 6	1B: 4 2B: 2 3B: 2 HR: 0 SF: 1 SAC: 0 DP: 0 HBP: 0							WP: 0 PB: 0 SB: 0 CS: 0 PA: 38

	AB	35
	R	4
	H	8
	RBI	4
	BB	2
	SO	3
	LOB	14

PITCHER		IP	WLS	BF	H	R	ER	SO	BB	IBB	HBP	BLK	WP	HR	S	P	ERA	WHIP
Ralph Terry, R ERA: 3.28	(1, 1)	6.0	L	27	6	4	2	1	2	0	0	0	0	0	27	35	3.00	1.333
Bud Daley, L ERA: 4.73	(7, 1)	2.0		7	1	0	0	1	0	0	0	0	0	0	9	9	0.00	0.500
Jim Coates, R ERA: 4.75	(9, 1)	1.0		4	1	0	0	1	0	0	0	0	0	0	6	6	0.00	1.000

PITCHER	IP	WLS	BF	H	R	ER	SO	BB	IBB	HBP	BLK	WP	HR	S	P	ERA	WHIP

BOTTOM

Boston Red Sox @ New York Yankees

Yankee Stadium, Bronx, NY

Wed Jul 25 1962, 7:05 PM EDT

Overcast - 76 F

Batter	1	2	3	4	5	6	7	8	9	AB	R	H	RBI	BB	SO	LOB
Tom Tresh, S (1, 6) OBP: 0.344, SLG: 0.399	5-3		K			HR		1B, 1-2, BB		3	1	1	1	1	1	0
Bobby Richardson, R (1, 4) OBP: 0.326, SLG: 0.374	6-3			F4		F9		0-0, 1-2, 2-3, 1B		4	0	1	0	0	0	0
Roger Maris, L (1, 9) OBP: 0.343, SLG: 0.500	L4			F7		F9		F2		4	0	0	0	0	0	3
Mickey Mantle, S (1, 8) OBP: 0.502, SLG: 0.673		HR		K			G5-4-3, BB		K	3	1	1	1	1	2	0
Hector Lopez, R (1, 7) OBP: 0.351, SLG: 0.434		G6-4-3, 1B			G4-6-3, BB, 1B		G5-4-3, 1-2f		1-3	4	0	2	0	0	0	1
Elston Howard, R (1, 2) OBP: 0.312, SLG: 0.439		G6-4-3, 1-2f			G4-6-3, 1-2, BB		K		1B	3	0	1	0	1	1	1
Bill Skowron, R (1, 3) OBP: 0.313, SLG: 0.442 Dale Long, L (8, 3) OBP: 0.316, SLG: 0.365 Jack Reed, R (9, PR) OBP: 0.360, SLG: 0.545		G3			G4-6-3, 1-2f, 2-3			F6	1-3, 1B	2 2 0	0 0 0	0 1 0	0 0 0	0 0 0	0 0 0	2 0 0
Clete Boyer, R (1, 5) OBP: 0.356, SLG: 0.433 Johnny Blanchard, L (9, PH) OBP: 0.293, SLG: 0.404			K		6-3			4-3	F6	3 1	0 0	0 0	0 0	0 0	1 0	1 2
Ralph Terry, R (1, 1) OBP: 0.185, SLG: 0.159 Joe Pepitone, L (6, PH) OBP: 0.268, SLG: 0.427 Bud Daley, L (7, 1) OBP: 0.308, SLG: 0.308 Yogi Berra, L (8, PH) OBP: 0.304, SLG: 0.413 Jim Coates, R (9, 1) OBP: 0.105, SLG: 0.056			6-3			F8		1B, BB, 1B		1 1 0 1 0	0 0 0 0 0	0 0 0 1 0	0 0 0 0 0	0 0 0 0 0	0 0 0 0 0	0 0 0 0 0
Inning Stats	R: 0 E: 0 K: 0 S: 3 H: 0 LOB: 0 BB: 0 P: 3	R: 1 E: 0 K: 0 S: 4 H: 2 LOB: 0 BB: 0 P: 4	R: 0 E: 0 K: 2 S: 7 H: 0 LOB: 0 BB: 0 P: 7	R: 0 E: 0 K: 1 S: 5 H: 0 LOB: 0 BB: 0 P: 5	R: 0 E: 0 K: 0 S: 3 H: 1 LOB: 1 BB: 1 P: 7	R: 1 E: 0 K: 0 S: 4 H: 1 LOB: 0 BB: 0 P: 4	R: 0 E: 0 K: 1 S: 4 H: 0 LOB: 0 BB: 1 P: 8	R: 0 E: 0 K: 0 S: 5 H: 2 LOB: 3 BB: 1 P: 9	R: 0 E: 0 K: 1 S: 7 H: 2 LOB: 2 BB: 0 P: 7	1B: 6 2B: 0 3B: 0 HR: 2	SF: 0 SAC: 0 DP: 3 HBP: 0		WP: 0 PB: 0 SB: 0 CS: 0	PA: 35			

PITCHER	IP	WLS	BF	H	R	ER	SO	BB	IBB	HBP	BLK	WP	HR	S	P	ERA	WHIP
Earl Wilson, R (1, 1) ERA: 4.02	7.2	W	28	5	2	2	4	3	0	0	0	0	2	33	45	2.35	1.043
Dick Radatz, R (8, 1) ERA: 2.12	1.1	S	7	3	0	0	1	0	0	0	0	0	0	9	9	0.00	2.250

PITCHER	IP	WLS	BF	H	R	ER	SO	BB	IBB	HBP	BLK	WP	HR	S	P	ERA	WHIP

AB	32
R	2
H	8
RBI	2
BB	3
SO	5
LOB	10

livebaseballscorecards.com

Batter	1	2	3	4	5	6	7	8	9	AB	R	H	RBI	BB	SO	LOB
Billy Gardner, R (1, 4) OBP: 0.294, SLG: 0.313	6-3		F7		K			K	WP 1B	5	0	1	0	0	2	1
Gary Geiger, L (1, 8) OBP: 0.319, SLG: 0.379	F7		3-1		F9			HR	K	5	1	1	1	0	1	2
Carl Yastrzemski, L (1, 7) OBP: 0.370, SLG: 0.501	E5			HR		G5-3 4-3 1B		3-4-1	4-3 1-2	5	1	2	1	0	0	1
Jim Pagliaroni, R (1, 2) Chuck Schilling, R (8, PR) OBP: 0.292, SLG: 0.318 Russ Nixon, L (8, 2) OBP: 0.300, SLG: 0.333		6-3		1B		4-3 1-2		2B BB BB		3 0 0	0 1 0	1 0 0	0 0 0	1 0 0	0 0 0	1 0 0
Pete Runnels, L (1, 3) OBP: 0.431, SLG: 0.494		WP 3B		F6		BB		BB 1-3 2B		3	1	2	0	1	0	1
Lou Clinton, R (1, 9) OBP: 0.365, SLG: 0.621		3-H BB		F5		G5-3 2-3f		BB IBB		2	0	0	0	2	0	3
Frank Malzone, R (1, 5) OBP: 0.310, SLG: 0.402		K		F4			5-3	1-2 2-3 3-H BB		3	0	0	1	1	1	2
Eddie Bressoud, R (1, 6) OBP: 0.316, SLG: 0.408		L9			F3		F8	F4		4	0	0	0	0	0	4
Don Schwall, R (1, 1) OBP: 0.163, SLG: 0.143 Chet Nichols, S (4, 1) Dave Philley, S (7, PH) OBP: 0.244, SLG: 0.154 Mike Fornieles, R (7, 1) OBP: 0.273, SLG: 0.273 Carroll Hardy, R (9, PH) OBP: 0.319, SLG: 0.343			5-3		BB		L8		K	1 0 1 0 1	0 0 0 0 0	0 0 0 0 0	0 1 0 0 0	0 0 0 0 1	0 0 0 0 0	0 0 0 0 0
Inning Stats	R: 0 E: 1 K: 0 S: 3 H: 0 LOB: 1 BB: 0 P: 3	R: 1 E: 0 K: 1 S: 6 H: 1 LOB: 1 BB: 1 P: 10	R: 0 E: 0 K: 0 S: 3 H: 0 LOB: 0 BB: 0 P: 3	R: 1 E: 0 K: 0 S: 5 H: 2 LOB: 1 BB: 0 P: 5	R: 0 E: 0 K: 1 S: 5 H: 0 LOB: 1 BB: 1 P: 9	R: 0 E: 0 K: 0 S: 3 H: 1 LOB: 1 BB: 1 P: 7	R: 0 E: 0 K: 0 S: 3 H: 0 LOB: 0 BB: 0 P: 3	R: 2 E: 0 K: 1 S: 7 H: 2 LOB: 3 BB: 3 P: 19	R: 0 E: 0 K: 2 S: 8 H: 1 LOB: 1 BB: 0 P: 8	1B: 3 2B: 1 3B: 1 HR: 2	SF: 0 SAC: 0 DP: 1 HBP: 0					

PITCHER	IP	WLS	BF	H	R	ER	SO	BB	IBB	HBP	BLK	WP	HR	S	P	ERA	WHIP
Rollie Sheldon, R (1, 1) ERA: 4.92	7.1		29	5	3	3	3	3	0	0	0	1	2	32	44	3.68	1.091
Marshall Bridges, L (8, 1) ERA: 2.57	1.2	W	10	2	1	1	2	2	1	0	0	1	0	11	23	5.40	2.400

PITCHER	IP	WLS	BF	H	R	ER	SO	BB	IBB	HBP	BLK	WP	HR	S	P	ERA	WHIP

TOP

Boston Red Sox @ New York Yankees

Yankee Stadium, Bronx, NY

Wed Jul 25 1962, 7:05 PM EDT

Att. 25,737 - Overcast - 76 F

livebaseballscorecards.com

AB	33
R	4
H	7
RBI	3
BB	6
SO	5
LOB	15

1B: 3	SF: 0	WP: 2	PA: 39
2B: 1	SAC: 0	PB: 0	
3B: 1	DP: 1	SB: 0	
HR: 2	HBP: 0	CS: 0	

Batter	1	2	3	4	5	6	7	8	9	AB	R	H	RBI	BB	SO	LOB
Tom Tresh, S (1, 6) OBP: 0.345, SLG: 0.397	K	E1 1-3 3-H 1B		K		4-3		1-3 SH1-4 1B BB		4	1	1	0	1	2	1
Bobby Richardson, R (1, 4) OBP: 0.327, SLG: 0.374	6-3 BB	FC4-5 3-H		2B 1-2 G1-2-3 1B		K		SH1-4 1-2		3	0	1	0	1	1	2
Roger Maris, L (1, 9) OBP: 0.344, SLG: 0.500	6-3 1-2	4-3		1-3 2-H 2B		F8		1-3 1B IBB		4	1	1	1	1	0	3
Mickey Mantle, S (1, 8) OBP: 0.498, SLG: 0.663 Joe Pepitone, L (8, 7) (9, 8) OBP: 0.266, SLG: 0.424	K		K	IBB			K	1-3 1-2 2-3		3 1	0 0	0 0	0 0	1 0	3 0	1 2
Yogi Berra, L (1, 2) OBP: 0.312, SLG: 0.411		BB BB 1B BB	F7	G1-2-3 3-Hf			E FC3 1B	1B IBB		3	1	1	0	2	0	3
Johnny Blanchard, L (1, 7) OBP: 0.297, SLG: 0.400 Jack Reed, R (7, PR) (8, 8) OBP: 0.360, SLG: 0.545 Hector Lopez, R (8, PH) (9, 7) OBP: 0.354, SLG: 0.437		BB 1-2 1B BB	BB BB	F8			FC3 1-3 BB	1-2 2-H 3-H 1B		2 0 1	0 0 0	0 0 1	0 0 2	2 0 0	0 0 0	1 0 0
Dale Long, L (1, 3) OBP: 0.326, SLG: 0.366		1B 1-2 2-3 E BB	1-2 BB	G6-3 1B 1B			1-2 BB	3-1		2	1	1	0	3	0	2
Clete Boyer, R (1, 5) OBP: 0.357, SLG: 0.434		E 1-3 2-H 3-H E 1B	F8	1-2 1B			F2			4	1	2	1	0	0	5
Rollie Sheldon, R (1, 1) OBP: 0.207, SLG: 0.042 Marshall Bridges, S (8, 1)		E6 E 2-3 3-H FC4-5		1B 2B BB			F9			3 0	1 0	0 0	0 0	1 0	0 0	6 0
Inning Stats	R: 0 E: 0 K: 2 S: 7 H: 0 LOB: 1 BB: 1 P: 11	R: 3 E: 2 K: 0 S: 5 H: 2 LOB: 2 BB: 3 P: 17	R: 0 E: 0 K: 1 S: 5 H: 0 LOB: 2 BB: 2 P: 13	R: 1 E: 0 K: 1 S: 6 H: 2 LOB: 2 BB: 2 P: 14	R: 0 E: 0 K: 0 S: 4 H: 2 LOB: 1 BB: 0 P: 4	R: 0 E: 0 K: 1 S: 5 H: 0 LOB: 0 BB: 0 P: 5	R: 0 E: 1 K: 1 S: 7 H: 1 LOB: 3 BB: 1 P: 11	R: 2 E: 0 K: 0 S: 4 H: 1 LOB: 2 BB: 3 P: 16		1B: 7 2B: 1 3B: 0 HR: 0 SF: 0 SAC: 1 DP: 2 HBP: 0						

PITCHER		IP	WLS	BF	H	R	ER	SO	BB	IBB	HBP	BLK	WP	HR	S	P	ERA	WHIP
Don Schwall, R ERA: 5.25	(1, 1)	3.1		21	4	4	2	4	7	0	0	0	0	0	22	50	5.40	3.300
Chet Nichols, L ERA: 2.3	(4, 1)	2.2		9	2	0	0	1	0	1	0	0	0	0	10	14	0.00	0.750
Mike Fornieles, R ERA: 5.62	(7, 1)	2.0	L	13	2	2	2	1	2	2	0	0	0	0	11	27	9.00	2.000

PITCHER	IP	WLS	BF	H	R	ER	SO	BB	IBB	HBP	BLK	WP	HR	S	P	ERA	WHIP

BOTTOM

Boston Red Sox @ New York Yankees

Yankee Stadium, Bronx, NY

Wed Jul 25 1962, 7:05 PM EDT
Att. 25,737 - Overcast - 76 F

livebaseballscorecards.com

AB	30
R	6
H	8
RBI	4
BB	12
SO	6
LOB	26

1B: 7 SF: 0
2B: 1 SAC: 1
3B: 0 DP: 2
HR: 0 HBP: 0

WP: 0 PA: 43
PB: 0
SB: 0
CS: 0

Batter	1	2	3	4	5	6	7	8	9	AB	R	H	RBI	BB	SO	LOB
Billy Gardner, R (1, 4) (5, 5) OBP: 0.286, SLG: 0.303	F3		K			3-1		K		4	0	0	0	0	2	1
Gary Geiger, L (1, 8) OBP: 0.318, SLG: 0.377	K		G6-3, BB, 1B			3-1		4-3		4	0	1	0	0	1	0
Carl Yastrzemski, L (1, 7) OBP: 0.369, SLG: 0.497	4-3		G6-3, BB 1-2				5-3	1-3		3	0	0	0	1	0	0
Russ Nixon, L (1, 2) OBP: 0.295, SLG: 0.326		L6	G6-3 1-2f 2-3				BB, 2B, 1B		F5	4	1	1	0	0	0	2
Pete Runnels, L (1, 3) OBP: 0.433, SLG: 0.494		CS, 1B	1-3				2B 1-2 BB		K	2	0	1	0	1	0	1
Don Gile, R (7, PR) (7, 3)										1	1	0	0	0	1	0
Lou Clinton, R (1, 9) OBP: 0.368, SLG: 0.622		L7 1-2			F7		2B 1-3 2-H		FC5-4 BB	3	1	1	1	1	0	1
Frank Malzone, R (1, 5) OBP: 0.308, SLG: 0.399			F7		F7		2B 2-H 3-H		FC5-4 1-2f	2	0	0	0	0	0	0
Chuck Schilling, R (5, 4) OBP: 0.294, SLG: 0.324										2	0	1	2	0	0	1
Eddie Bressoud, R (1, 6) OBP: 0.316, SLG: 0.413			3B		F9		F2			3	0	1	0	0	0	2
Gene Conley, R (1, 1) OBP: 0.246, SLG: 0.358			1B			6-3	1-3			1	0	1	0	0	0	0
Hal Kolstad, R (3, 1) OBP: 0.125, SLG: 0.125										1	0	0	0	0	0	0
Dave Philley, S (7, PH) OBP: 0.239, SLG: 0.150										1	0	0	0	0	0	2
Mike Fornieles, R (7, 1) OBP: 0.273, SLG: 0.273										0	0	0	0	0	0	0
Inning Stats	R: 0 E: 0 K: 1 S: 5 H: 0 LOB: 0 BB: 0 P: 5	R: 0 E: 0 K: 0 S: 3 H: 1 LOB: 0 BB: 0 P: 3	R: 0 E: 0 K: 1 S: 6 H: 2 LOB: 1 BB: 0 P: 6	R: 0 E: 0 K: 0 S: 3 H: 1 LOB: 1 BB: 1 P: 7	R: 0 E: 0 K: 0 S: 3 H: 0 LOB: 0 BB: 0 P: 3	R: 0 E: 0 K: 0 S: 3 H: 0 LOB: 0 BB: 0 P: 3	R: 3 E: 0 K: 0 S: 6 H: 3 LOB: 2 BB: 1 P: 10	R: 0 E: 0 K: 1 S: 5 H: 0 LOB: 0 BB: 0 P: 5	R: 0 E: 0 K: 1 S: 5 H: 0 LOB: 1 BB: 1 P: 9	1B: 4 2B: 2 3B: 1 HR: 0	SF: 0 SAC: 0 DP: 1 HBP: 0					

PITCHER	IP	WLS	BF	H	R	ER	SO	BB	IBB	HBP	BLK	WP	HR	S	P	ERA	WHIP
Jim Bouton, R (1, 1) ERA: 3.46	6.1	W	25	7	3	3	2	2	0	0	0	0	0	27	35	4.26	1.421
Bob Turley, R (7, 1) ERA: 3.38	2.2	S	9	0	0	0	2	1	0	0	0	0	0	12	16	0.00	0.375

PITCHER	IP	WLS	BF	H	R	ER	SO	BB	IBB	HBP	BLK	WP	HR	S	P	ERA	WHIP

TOP

Boston Red Sox @ New York Yankees

Yankee Stadium, Bronx, NY

Thu Jul 26 1962, 3:33 AM EDT

Att. 25,501 - Unknown

livebaseballscorecards.com

AB	31
R	3
H	7
RBI	3
BB	3
SO	4
LOB	10

1B: 4	SF: 0
2B: 2	SAC: 0
3B: 1	DP: 1
HR: 0	HBP: 0

WP: 0	PA: 34
PB: 0	
SB: 0	
CS: 1	

BOTTOM

Boston Red Sox @ New York Yankees

Yankee Stadium, Bronx, NY

Thu Jul 26 1962, 3:33 AM EDT

Att. 25,501 - Unknown

livebaseballscorecards.com

Batter	1	2	3	4	5	6	7	8	9	AB	R	H	RBI	BB	SO	LOB
Tom Tresh, S (1, 6) OBP: 0.348, SLG: 0.407	BBBB 4-0 1-3 5-3 BB		x 0-0 FC5-4 1B	x 0-0 ① 4-3		x 0-0 HR	x 0-0 ② F8			4	1	2	1	1	0	0
Bobby Richardson, R (1, 4) OBP: 0.323, SLG: 0.369	x 0-0 ① 5-3 1-2		x 0-0 ② FC5-4 BB BB BB 1-2f 2-3	x 0-0 ② 6-3		x 0-0 ① 1-4-3	x 0-0 ③ 6-3			5	1	0	0	0	0	3
Roger Maris, L (1, 9) OBP: 0.344, SLG: 0.497 Joe Pepitone, L (9, 9) OBP: 0.266, SLG: 0.424	x 0-0 ② 1-3 2-3		BBBB 4-0 BB BB 2B 1-2 BB	SSS 0-3 ③ K		x 0-0 WP 1B 1B		x 0-0 ① F7		4 0	2 0	1 0	0 0	1 0	1 0	1 0
Mickey Mantle, S (1, 8) OBP: 0.498, SLG: 0.657 Jack Reed, R (6, PR) OBP: 0.346, SLG: 0.522 (7, 8)	SSS 0-3 ③ K		BBBB 4-0 BB 2B 1-2 2-3 3-H BB		x 0-0 ① 3-1	BBBB 4-0 1B E 1-2 BB		x 0-0 ② F2		2 1	1 1	0 0	1 0	2 0	1 0	1 0
Hector Lopez, R (1, 7) OBP: 0.360, SLG: 0.443		SSS 0-3 ① K	BBBB 4-0 2B 2B 1-2 2-3 3-H BB		x 0-0 1B 2B	x 0-0 E 1-3 2-H 1B		x 0-0 ③ F4		4	2	2	2	1	1	0
Elston Howard, R (1, 2) OBP: 0.315, SLG: 0.444		x 0-0 ② F8	x 0-0 2B 1-3 2-H 3-H 2B		x 0-0 1B 1B 2-H 1B	x 0-0 E5 1-2 3-H				4	2	2	4	0	0	1
Dale Long, L (1, 3) OBP: 0.329, SLG: 0.373		x 0-0 ③ 4-3	x 0-0 HR 2-H 3-H 2B		x 0-0 1B 1B 1-2 1B	x 0-0 ② F8				4	1	2	2	0	0	2
Clete Boyer, R (1, 5) OBP: 0.362, SLG: 0.447			x 0-0 FC5-4 5-3 BB 1B x 0-0 2-H HR		x 0-0 ② 1-3 2-H 1B	SSS 0-3 ③ K				4	2	3	3	0	1	2
Jim Bouton, R (1, 1) OBP: 0.095, SLG: 0.053 Bob Turley, R (7, 1)			x 0-0 ① 5-3 1-2 x 0-0 ③ 6-3		x 0-0 ③ 6-3		x 0-0 ① F2			3 1	0 0	0 0	0 0	0 0	0 0	2 0
Inning Stats	R: 0 H: 0 E: 0 LOB: 1 K: 1 BB: 1 S: 5 P: 9	R: 0 H: 0 E: 0 LOB: 0 K: 1 BB: 0 S: 5 P: 5	R: 8 H: 5 E: 0 LOB: 0 K: 0 BB: 3 S: 8 P: 20	R: 0 H: 0 E: 0 LOB: 0 K: 1 BB: 0 S: 5 P: 5	R: 2 H: 4 E: 0 LOB: 1 K: 0 BB: 0 S: 6 P: 6	R: 3 H: 3 E: 1 LOB: 2 K: 1 BB: 1 S: 9 P: 13	R: 0 H: 0 E: 0 LOB: 0 K: 0 BB: 0 S: 3 P: 3	R: 0 H: 0 E: 0 LOB: 0 K: 0 BB: 0 S: 3 P: 3		1B: 7 SF: 0 2B: 3 SAC: 0 3B: 0 DP: 0 HR: 2 HBP: 0						

	AB	36
	R	13
	H	12
	RBI	13
	BB	5
	SO	4
	LOB	12

WP: 1 PA: 41
PB: 0
SB: 0
CS: 0

PITCHER		IP	WLS	BF	H	R	ER	SO	BB	IBB	HBP	BLK	WP	HR	S	P	ERA	WHIP
Gene Conley, R ERA: 4.22	(1, 1)	2.2	L	17	5	8	8	2	4	0	0	0	0	1	17	33	27.00	3.375
Hal Kolstad, R ERA: 7.62	(3, 1)	3.1		18	7	5	5	2	1	0	0	0	1	1	21	25	13.50	2.400
Mike Fornieles, R ERA: 5.43	(7, 1)	2.0		6	0	0	0	0	0	0	0	0	0	0	6	6	0.00	0.000

PITCHER	IP	WLS	BF	H	R	ER	SO	BB	IBB	HBP	BLK	WP	HR	S	P	ERA	WHIP

Boston Red Sox @ Washington Senators

D.C. Stadium, Washington, DC

Fri Jul 27 1962, 7:05 PM EDT

Unknown

TOP

livebaseballscorecards.com

Batter	1	2	3	4	5	6	7	8	9	AB	R	H	RBI	BB	SO	LOB
Billy Gardner, R (1, 5) OBP: 0.303, SLG: 0.321	F5		1B		BB, 1B			2-3 1B		5	0	4	0	0	0	0
Gary Geiger, L (1, 8) OBP: 0.316, SLG: 0.374	4-3 1B		F5		F7	K		F2		5	0	1	0	0	1	6
Carl Yastrzemski, L (1, 7) OBP: 0.367, SLG: 0.494	4-3 1-2		1-2 1B		F8		1-3	K		5	0	1	0	0	1	4
Russ Nixon, L (1, 2) OBP: 0.327, SLG: 0.404	F8		F8		1-2 BB		BBBB BB		HR	4	1	2	1	1	0	3
Pete Runnels, L (1, 3) OBP: 0.432, SLG: 0.492		1-3 1B	G3		BBBB 1-2 2-3 FC5-4 BB		F7		4-3	4	0	1	0	1	0	3
Lou Clinton, R (1, 9) OBP: 0.358, SLG: 0.602		F8		SSS K	FC5-4 1-2f		F8		F6	5	0	0	0	0	1	5
Chuck Schilling, R (1, 4) OBP: 0.292, SLG: 0.335		1-3 1-2		SSS K		F7		HR	L6	5	1	1	1	0	1	1
Eddie Bressoud, R (1, 6) OBP: 0.320, SLG: 0.418		IBB		1B		G3		1B 2B		3	0	2	0	1	0	0
Bill Monbouquette, R (1, 1) OBP: 0.205, SLG: 0.125		G3		SSS K		2B		5-3		2	0	0	0	0	1	3
Dave Philley, S (6, PH) OBP: 0.255, SLG: 0.195										1	0	1	0	0	0	0
Don Schwall, R (6, 1) OBP: 0.163, SLG: 0.143										0	0	0	0	0	0	0
Mike Fornieles, R (6, 1) OBP: 0.250, SLG: 0.250										1	0	0	0	0	0	1

	AB	40
	R	2
	H	13
	RBI	2
	BB	3
	SO	5
	LOB	26

Inning Stats										
	R: 0	H: 1	R: 0	H: 1	R: 0	H: 2	R: 0	H: 1	R: 0	H: 2
	E: 0	LOB: 1	E: 0	LOB: 2	E: 0	LOB: 2	E: 0	LOB: 1	E: 0	LOB: 3
	K: 0	BB: 0	K: 0	BB: 1	K: 0	BB: 0	K: 3	BB: 0	K: 0	BB: 1
	S: 4	P: 4	S: 4	P: 8	S: 5	P: 5	S: 10	P: 10	S: 5	P: 9

Inning Stats										
	R: 0	H: 2	R: 0	H: 0	R: 1	H: 3	R: 1	H: 1	1B: 9	SF: 0	WP: 0	PA: 43
	E: 0	LOB: 2	E: 0	LOB: 1	E: 0	LOB: 2	E: 0	LOB: 0	2B: 2	SAC: 0	PB: 0	
	K: 1	BB: 0	K: 0	BB: 1	K: 1	BB: 0	K: 0	BB: 0	3B: 0	DP: 0	SB: 0	
	S: 7	P: 7	S: 3	P: 7	S: 8	P: 8	S: 4	P: 4	HR: 2	HBP: 0	CS: 0	

PITCHER	IP	WLS	BF	H	R	ER	SO	BB	IBB	HBP	BLK	WP	HR	S	P	ERA	WHIP
Dave Stenhouse, R (1, 1) ERA: 2.73	9.0	W	43	13	2	2	5	2	1	0	0	0	2	50	62	2.00	1.667

PITCHER	IP	WLS	BF	H	R	ER	SO	BB	IBB	HBP	BLK	WP	HR	S	P	ERA	WHIP

BOTTOM

Boston Red Sox @ Washington Senators

D.C. Stadium, Washington, DC

Fri Jul 27 1962, 7:05 PM EDT

Unknown

livebaseballscorecards.com

Batter	1	2	3	4	5	6	7	8	9	AB	R	H	RBI	BB	SO	LOB
Ken Hamlin, R (1, 6) OBP: 0.299, SLG: 0.283	6-3		F8		F9	K		5-3		5	0	0	0	0	1	1
Jim Piersall, R (1, 8) OBP: 0.303, SLG: 0.365	S 1B			F8	2B	F8		5-3		5	0	2	0	0	0	1
Bob Johnson, R (1, 5) OBP: 0.334, SLG: 0.421	F9 1-2			E5 HR	F8	1-H HR		F9		4	2	1	2	0	0	2
Danny O'Connell, R (7, 5) OBP: 0.337, SLG: 0.376										1	0	0	0	0	0	0
Harry Bright, R (1, 3) OBP: 0.341, SLG: 0.517	F2			1-H HR		BB 2B 1B FC5-4 1B				4	2	3	2	0	0	1
Bud Zipfel, L (6, PR) (7, 3) OBP: 0.294, SLG: 0.354										0	0	0	0	0	0	0
Chuck Hinton, R (1, 9) OBP: 0.344, SLG: 0.483		5-3		F7		BB 2B 1-3 FC5-4 1-2f				4	1	1	0	0	0	1
Ken Retzer, L (1, 2) OBP: 0.354, SLG: 0.460		3-1		2B		BB 2B BB		G5-4-3 BB		2	1	1	0	2	0	0
Don Lock, R (1, 7) OBP: 0.320, SLG: 0.524		K		F4		2B 1B 1-2 2-3 3-H BB		G5-4-3 1-2f		3	1	0	1	1	1	2
Chuck Cottier, R (1, 4) OBP: 0.320, SLG: 0.368			F6		HR	1B 2B 1-3 2-H 3-H		HR		3	2	2	3	0	0	0
Johnny Schaive, R (7, 4) OBP: 0.274, SLG: 0.397										1	1	1	1	0	0	0
Dave Stenhouse, R (1, 1) OBP: 0.119, SLG: 0.075			K		F8	HR 1B 2-H 3-H		K		4	1	1	2	0	2	0
Inning Stats	R: 0 E: 0 K: 0 S: 4 H: 1 LOB: 1 BB: 0 P: 4	R: 0 E: 0 K: 1 S: 5 H: 0 LOB: 0 BB: 0 P: 5	R: 0 E: 0 K: 1 S: 5 H: 0 LOB: 0 BB: 0 P: 5	R: 2 E: 1 K: 0 S: 6 H: 2 LOB: 1 BB: 0 P: 6	R: 1 E: 0 K: 0 S: 5 H: 2 LOB: 1 BB: 0 P: 5	R: 7 E: 0 K: 1 S: 11 H: 6 LOB: 1 BB: 2 P: 19	R: 1 E: 0 K: 1 S: 5 H: 1 LOB: 0 BB: 1 P: 9	R: 0 E: 0 K: 0 S: 3 H: 0 LOB: 0 BB: 0 P: 3		1B: 4 2B: 4 3B: 0 HR: 4 SF: 0 SAC: 0 DP: 1 HBP: 0						

	AB	36
	R	11
	H	12
	RBI	11
	BB	3
	SO	4
	LOB	8

WP: 0 PB: 0 SB: 1 CS: 0 PA: 39

PITCHER		IP	WLS	BF	H	R	ER	SO	BB	IBB	HBP	BLK	WP	HR	S	P	ERA	WHIP
Bill Monbouquette, R ERA: 4.58	(1, 1)	5.0	L	21	5	3	2	2	0	0	0	0	0	2	25	25	3.60	1.000
Don Schwall, R ERA: 5.55	(6, 1)	0.0		4	2	4	4	0	2	0	0	0	0	0	2	10	∞	∞
Mike Fornieles, R ERA: 5.74	(6, 1)	3.0		14	5	4	4	2	1	0	0	0	0	2	17	21	12.00	2.000

PITCHER	IP	WLS	BF	H	R	ER	SO	BB	IBB	HBP	BLK	WP	HR	S	P	ERA	WHIP

Boston Red Sox @ Washington Senators

D.C. Stadium, Washington, DC

Fri Jul 27 1962, 7:05 PM EDT

Att. 11,598 - Unknown

TOP

livebaseballscorecards.com

Batter	1	2	3	4	5	6	7	8	9	AB	R	H	RBI	BB	SO	LOB
Billy Gardner, R (1, 5) OBP: 0.309, SLG: 0.333	S S S 0-3 ① K		x 0-0 2B			x 0-0 ① F9		x 0-0 1-2 FC5-4 1B		4	0	2	0	0	1	0
Carroll Hardy, R (1, 8) OBP: 0.318, SLG: 0.342	x 0-0 1B		x 0-0 ③ F3			x 0-0 ② F8		x 0-0 ③ FC5-4 1-2f		4	0	1	0	0	0	3
Carl Yastrzemski, L (1, 7) OBP: 0.366, SLG: 0.491	x 0-0 ② F8			x 0-0 ① F8		x 0-0 ③ 4-3			x 0-0 F9 1B 5-3 1B	4	1	1	0	0	0	1
Jim Pagliaroni, R (1, 2) OBP: 0.381, SLG: 0.515 Bob Tillman, R (2, 2) OBP: 0.297, SLG: 0.500	S S S 0-3 ③ K			x 0-0 ② F4			x 0-0 ① F2		x 0-0 1-2 5-3 1B 1B	1 3	0 0	0 1	0 0	0 0	1 0	1 0
Lou Clinton, R (1, 9) OBP: 0.356, SLG: 0.591		B B B B 4-0 G5-4-3 BB		x 0-0 ③ F7			x 0-0 ② 5-3		x 0-0 ① F9 2-3	3	0	0	0	1	0	2
Pete Runnels, L (1, 3) OBP: 0.429, SLG: 0.488 Don Gile, R (7, 3)		x 0-0 ① F8			x 0-0 ① 4-3		x 0-0 ③ F6		x 0-0 ② 5-3 1-2 3-H	3 1	0 0	0 0	0 1	0 0	0 0	1 1
Chuck Schilling, R (1, 4) OBP: 0.291, SLG: 0.333		x 0-0 ② ③ G5-4-3 1-2f			x 0-0 ② L5			x 0-0 ① F7	x 0-0 ③ 2-H 1B	4	0	1	0	0	0	1
Eddie Bressoud, R (1, 6) OBP: 0.323, SLG: 0.420			x 0-0 ① 6-3		x 0-0 1B			x 0-0 FC4-6 1B		3	0	2	0	0	0	0
Galen Cisco, R (1, 1) OBP: 0.179, SLG: 0.120 Chet Nichols, S (6, 1)			S S S 0-3 ② K		x 0-0 ③ F9			x 0-0 ② FC4-6 1B 1-2f		2 1	0 0	0 0	0 0	0 0	1 0	1 1
Inning Stats	R: 0 E: 0 K: 2 S: 8 H: 1 LOB: 1 BB: 0 P: 8	R: 0 E: 0 K: 0 S: 2 H: 0 LOB: 0 BB: 1 P: 6	R: 0 E: 0 K: 1 S: 6 H: 1 LOB: 1 BB: 0 P: 6	R: 0 E: 0 K: 0 S: 3 H: 0 LOB: 0 BB: 0 P: 3	R: 0 E: 0 K: 0 S: 4 H: 1 LOB: 1 BB: 0 P: 4	R: 0 E: 0 K: 0 S: 3 H: 0 LOB: 0 BB: 0 P: 3	R: 0 E: 0 K: 0 S: 3 H: 0 LOB: 0 BB: 0 P: 3	R: 0 E: 0 K: 0 S: 5 H: 2 LOB: 2 BB: 0 P: 5	R: 1 E: 0 K: 0 S: 5 H: 3 LOB: 2 BB: 0 P: 5	1B: 7 2B: 1 3B: 0 HR: 0	SF: 0 SAC: 0 DP: 1 HBP: 0						

	AB	33
	R	1
	H	8
	RBI	1
	BB	1
	SO	3
	LOB	12

WP: 0 PB: 0 SB: 0 CS: 0 PA: 34

PITCHER	IP	WLS	BF	H	R	ER	SO	BB	IBB	HBP	BLK	WP	HR	S	P	ERA	WHIP
Don Rudolph, L (1, 1) ERA: 3.31	9.0	W	34	8	1	1	3	1	0	0	0	0	0	39	43	1.00	1.000

PITCHER	IP	WLS	BF	H	R	ER	SO	BB	IBB	HBP	BLK	WP	HR	S	P	ERA	WHIP

Batter	1	2	3	4	5	6	7	8	9	AB	R	H	RBI	BB	SO	LOB
Ken Hamlin, R (1, 6) OBP: 0.313, SLG: 0.320	5-3	1B 2B 1-3 2-H		FC5-4 F3 1B 1-2f	1B 1B	1-H 2-H 3-H HR	BBBB 1-2 BB			5	2	3	5	1	0	1
Ed Brinkman, R (8, 6) OBP: 0.193, SLG: 0.218										0	0	0	0	0	0	0
Jim Piersall, R (1, 8) OBP: 0.306, SLG: 0.372	HR 2B	E1 1B 3-H		1B 1B 1-2	1B 1B 1-3	WP 2B	F8			3	2	2	0	0	0	1
Joe Hicks, L (5, 8) OBP: 0.314, SLG: 0.421										3	0	2	0	0	0	3
Bob Johnson, R (1, 5) OBP: 0.335, SLG: 0.430	2-H HR	6-4 1B 1-2 2-3		F3 2-3	5-3	SSS K 2-3		F8		5	1	2	2	0	1	5
Jim King, L (7, 9) OBP: 0.351, SLG: 0.381										1	0	0	0	0	0	0
Harry Bright, R (1, 3) OBP: 0.339, SLG: 0.512	SSS K	6-4 1-2f		1B 1B 1-H 3-H		6-3 BB		6-3		4	1	1	2	0	1	3
Bud Zipfel, L (6, PH) OBP: 0.299, SLG: 0.350 (7, 3)										1	0	0	0	1	0	0
Chuck Hinton, R (1, 9) OBP: 0.349, SLG: 0.485	F8		BBBB BB	FC5 1B 1-2		BB 1B 4-3		5-3		3	1	2	0	1	0	0
Danny O'Connell, R (6, PH) OBP: 0.333, SLG: 0.372 (7, 5)										2	0	0	0	0	0	2
Don Lock, R (1, 7) OBP: 0.367, SLG: 0.640		HR 1-2 2-H	L5	1B 1-2 2-H		BBBB 1B 1-2 BB	5-3			4	2	2	2	1	0	1
Bob Schmidt, R (1, 2) OBP: 0.253, SLG: 0.364		F8	F9	FC5 2-3f		BB 1B HR 1-3 2-H	1B FC5-2			5	1	2	1	0	0	3
Chuck Cottier, R (1, 4) OBP: 0.322, SLG: 0.370	E5 S 2B	F9		CS		BB HR 1-2 3-H	FC5-2 1-3			4	2	2	1	0	0	1
Johnny Schaive, R (7, 4) OBP: 0.279, SLG: 0.402										1	0	1	0	0	0	0
Don Rudolph, L (1, 1) OBP: 0.293, SLG: 0.324	BBBB 2B E 1-2 BB			FC5-4	SSS K 1-2	BBBB HR 1-2 2-3 BB	BBBB FC5-2 BB 1-3 3-H			3	2	1	0	2	1	3
Inning Stats	R: 2 H: 2 E: 0 LOB: 0 K: 1 BB: 0 S: 7 P: 7	R: 3 H: 3 E: 2 LOB: 2 K: 0 BB: 1 S: 7 P: 11	R: 0 H: 0 E: 0 LOB: 1 K: 0 BB: 1 S: 3 P: 7	R: 3 H: 5 E: 0 LOB: 2 K: 0 BB: 0 S: 8 P: 8	R: 0 H: 3 E: 0 LOB: 2 K: 1 BB: 0 S: 7 P: 7	R: 6 H: 5 E: 0 LOB: 2 K: 1 BB: 3 S: 10 P: 22	R: 0 H: 0 E: 0 LOB: 3 K: 0 BB: 1 S: 5 P: 9	R: 0 H: 0 E: 0 LOB: 0 K: 0 BB: 0 S: 3 P: 3		1B: 14 SF: 0 2B: 5 SAC: 0 3B: 0 DP: 2 HR: 3 HBP: 0						

PITCHER		IP	WLS	BF	H	R	ER	SO	BB	IBB	HBP	BLK	WP	HR	S	P	ERA	WHIP
Galen Cisco, R ERA: 6.75	(1, 1)	5.1	L	36	16	13	11	2	4	0	0	0	0	2	36	52	18.56	3.750
Chet Nichols, L ERA: 2.36	(6, 1)	2.2		14	4	1	1	1	2	0	0	0	1	1	14	22	3.38	2.250

PITCHER	IP	WLS	BF	H	R	ER	SO	BB	IBB	HBP	BLK	WP	HR	S	P	ERA	WHIP

BOTTOM

Boston Red Sox @ Washington Senators

D.C. Stadium, Washington, DC

Fri Jul 27 1962, 7:05 PM EDT

Att. 11,598 - Unknown

livebaseballscorecards.com

AB	44
R	14
H	20
RBI	13
BB	6
SO	3
LOB	23

Batter	1	2	3	4	5	6	7	8	9	AB	R	H	RBI	BB	SO	LOB
Billy Gardner, R (1, 5) OBP: 0.314, SLG: 0.338	G6-4-3 1B		K			3-1		1B		4	0	2	0	0	1	1
Carroll Hardy, R (1, 8) OBP: 0.315, SLG: 0.338	G6-4-3 1-2f			F3		F8		F5		4	0	0	0	0	0	2
Carl Yastrzemski, L (1, 7) OBP: 0.365, SLG: 0.489	F7			F7			4-3 BB E 1B	F7		4	1	1	0	0	0	1
Jim Pagliaroni, R (1, 2) OBP: 0.383, SLG: 0.512		F8		1B			BBBB E 4-3 1-2 BB		F7	3	0	1	0	1	0	0
Lou Clinton, R (1, 9) OBP: 0.348, SLG: 0.577		F9		F2			L7		F5	4	0	0	0	0	0	3
Pete Runnels, L (1, 3) OBP: 0.425, SLG: 0.482		5-3			6-3		4-3 1-2 2-3		F8	4	0	0	0	0	0	2
Chuck Schilling, R (1, 4) OBP: 0.292, SLG: 0.333			F1		G5-4-3 1B		E5 2-3 3-H			3	0	1	0	0	0	1
Eddie Bressoud, R (1, 6) OBP: 0.321, SLG: 0.416			F4		G5-4-3 1-2f		K			3	0	0	0	0	1	3
Arnold Earley, L (1, 1) OBP: 0.273, SLG: 0.200			E7 1B			K		F3		1	0	1	0	0	0	0
Hal Kolstad, R (5, 1) OBP: 0.111, SLG: 0.111										1	0	0	0	0	1	0
Pumpsie Green, S (8, PH) OBP: 0.271, SLG: 0.217										1	0	0	0	0	0	0
Dick Radatz, R (8, 1) OBP: 0.105, SLG: 0.105										0	0	0	0	0	0	0
Inning Stats	R: 0 E: 0 K: 0 S: 3 H: 1 LOB: 0 BB: 0 P: 3	R: 0 E: 0 K: 0 S: 3 H: 0 LOB: 0 BB: 0 P: 3	R: 0 E: 1 K: 1 S: 6 H: 1 LOB: 1 BB: 0 P: 6	R: 0 E: 0 K: 0 S: 4 H: 1 LOB: 1 BB: 0 P: 4	R: 0 E: 0 K: 0 S: 3 H: 1 LOB: 0 BB: 0 P: 3	R: 0 E: 0 K: 1 S: 5 H: 0 LOB: 0 BB: 0 P: 5	R: 1 E: 1 K: 1 S: 7 H: 1 LOB: 2 BB: 1 P: 11	R: 0 E: 0 K: 0 S: 4 H: 1 LOB: 1 BB: 0 P: 4	R: 0 E: 0 K: 0 S: 3 H: 0 LOB: 0 BB: 0 P: 3	1B: 6 2B: 0 3B: 0 HR: 0 SF: 0 SAC: 0 DP: 2 HBP: 0						

PITCHER		IP	WLS	BF	H	R	ER	SO	BB	IBB	HBP	BLK	WP	HR	S	P	ERA	WHIP
Pete Burnside, L ERA: 3.97	(1, 1)	9.0	W	33	6	1	0	3	1	0	0	0	0	0	38	42	0.00	0.778

PITCHER	IP	WLS	BF	H	R	ER	SO	BB	IBB	HBP	BLK	WP	HR	S	P	ERA	WHIP

TOP

Boston Red Sox @ Washington Senators

D.C. Stadium, Washington, DC

Sat Jul 28 1962, 7:05 PM EDT

Att. 11,724 - Unknown

livebaseballscorecards.com

AB	32
R	1
H	6
RBI	0
BB	1
SO	3
LOB	13

WP: 0 PA: 33
PB: 0
SB: 0
CS: 0

BOTTOM

Boston Red Sox @ Washington Senators

D.C. Stadium, Washington, DC

Sat Jul 28 1962, 7:05 PM EDT

Att. 11,724 - Unknown

livebaseballscorecards.com

Batter	1	2	3	4	5	6	7	8	9	AB	R	H	RBI	BB	SO	LOB
Ken Hamlin, R (1, 6) OBP: 0.315, SLG: 0.318	F4			BB; F6		E6; WP; 1B		5-3		4	2	1	0	1	0	2
Jim Piersall, R (1, 8) OBP: 0.308, SLG: 0.368	5-3			F8	6-3	BB		BB		3	0	0	0	2	0	1
Bob Johnson, R (1, 5) OBP: 0.336, SLG: 0.429	F8			S; 1-3; 1B	2B	K		F9		5	2	2	0	0	1	2
Harry Bright, R (1, 3) OBP: 0.342, SLG: 0.514		G3		1B; E; 1-2; BB	SF7; 1-H	F4				3	2	1	1	1	0	1
Chuck Hinton, R (1, 9) OBP: 0.348, SLG: 0.483		F5		E; E; 1-2; 2-H; 3-H; 1B	SF7; 3-H		6-3			3	1	1	3	0	0	0
Don Lock, R (1, 7) OBP: 0.382, SLG: 0.607		F3		E7; 1B; 1-H; 2-H; 1B	BB		K			3	1	1	1	1	1	0
Bob Schmidt, R (1, 2) OBP: 0.263, SLG: 0.386		F8		SH1-4; BB; 3-H; 1B	1-2; BB		HR			3	1	2	2	1	0	0
Chuck Cottier, R (1, 4) OBP: 0.321, SLG: 0.366		K		SH1-4; 1-2; BB	F8		K			3	0	0	0	1	2	2
Pete Burnside, R (1, 1) OBP: 0.091, SLG: 0.032		K		SH1-4; 1-2; 2-3		5-3		4-3		3	0	0	0	0	1	0
Inning Stats	R: 0 E: 0 K: 0 S: 3 H: 0 LOB: 0 BB: 0 P: 3	R: 0 E: 0 K: 0 S: 3 H: 0 LOB: 0 BB: 0 P: 3	R: 0 E: 0 K: 2 S: 7 H: 0 LOB: 0 BB: 0 P: 7	R: 5 E: 1 K: 0 S: 7 H: 4 LOB: 2 BB: 3 P: 19	R: 2 E: 0 K: 0 S: 5 H: 2 LOB: 2 BB: 2 P: 13	R: 1 E: 1 K: 1 S: 6 H: 1 LOB: 1 BB: 1 P: 10	R: 1 E: 0 K: 2 S: 8 H: 1 LOB: 0 BB: 0 P: 8	R: 0 E: 0 K: 0 S: 3 H: 0 LOB: 1 BB: 1 P: 7		1B: 6 2B: 1 3B: 0 HR: 1	SF: 1 SAC: 1 DP: 0 HBP: 0						

	AB	30
	R	9
	H	8
	RBI	7
	BB	7
	SO	5
	LOB	8

WP: 1 PB: 0 SB: 1 CS: 0 PA: 39

PITCHER		IP	WLS	BF	H	R	ER	SO	BB	IBB	HBP	BLK	WP	HR	S	P	ERA	WHIP
Arnold Earley, L (1, 1) ERA: 5.3	(1, 1)	4.1	L	22	6	7	7	2	3	0	0	0	0	0	23	35	14.54	2.077
Hal Kolstad, R (5, 1) ERA: 7.26	(5, 1)	2.2		13	2	2	1	3	3	0	0	0	1	1	16	28	3.38	1.875
Dick Radatz, R (8, 1) ERA: 2.09	(8, 1)	1.0		4	0	0	0	0	1	0	0	0	0	0	3	7	0.00	1.000

PITCHER	IP	WLS	BF	H	R	ER	SO	BB	IBB	HBP	BLK	WP	HR	S	P	ERA	WHIP

Batter	1	2	3	4	5	6	7	8	9	AB	R	H	RBI	BB	SO	LOB
Billy Gardner, R (1, 5) OBP: 0.318, SLG: 0.356	6-3		SH2-4 1-2 2-3		1B 2-H 3B		1B		1-3	4	1	2	1	0	0	0
Gary Geiger, L (1, 8) OBP: 0.318, SLG: 0.374	PB 1B 1B		K		CS 3-H 1B		K		F7	5	1	2	1	0	2	3
Carl Yastrzemski, L (1, 7) OBP: 0.363, SLG: 0.485	CS 1-H 1B		F8		F8 1-2		K		4-3	5	0	1	1	0	1	4
Jim Pagliaroni, R (1, 2) OBP: 0.385, SLG: 0.514	F4 1-2			BB		5-3		1B 2B		3	1	1	0	1	0	1
Pete Runnels, L (1, 3) OBP: 0.424, SLG: 0.480		K		K		F8		1B 2-H 1B		4	0	1	1	0	2	1
Lou Clinton, R (1, 9) OBP: 0.346, SLG: 0.570		K		F4		1B 1B		F8		4	0	1	0	0	1	2
Chuck Schilling, R (1, 4) OBP: 0.291, SLG: 0.332		F6		F5		1-2 1B		6-3		4	0	1	0	0	0	2
Eddie Bressoud, R (1, 6) OBP: 0.325, SLG: 0.418			SH2-4 E 1B		SH2 3B 1B	F8		IBB		3	1	2	0	1	0	2
Earl Wilson, R (1, 1) OBP: 0.275, SLG: 0.432			E5 SH2-4 1-2		SH2 1-2		F8	F7		3	0	0	0	0	0	3
Dick Radatz, R (8, 1) OBP: 0.105, SLG: 0.105										0	0	0	0	0	0	0
Inning Stats	R: 1 E: 0 K: 0 S: 4 H: 2 LOB: 0 BB: 0 P: 4	R: 0 E: 0 K: 2 S: 7 H: 0 LOB: 0 BB: 0 P: 7	R: 0 E: 1 K: 1 S: 7 H: 1 LOB: 2 BB: 0 P: 7	R: 0 E: 0 K: 1 S: 5 H: 0 LOB: 1 BB: 1 P: 9	R: 2 E: 0 K: 0 S: 5 H: 3 LOB: 0 BB: 0 P: 5	R: 0 E: 0 K: 0 S: 5 H: 2 LOB: 2 BB: 0 P: 5	R: 0 E: 0 K: 2 S: 8 H: 1 LOB: 1 BB: 0 P: 8	R: 1 E: 0 K: 0 S: 5 H: 2 LOB: 2 BB: 1 P: 9	R: 0 E: 0 K: 0 S: 3 H: 0 LOB: 0 BB: 0 P: 3	1B: 9 2B: 1 3B: 1 HR: 0 SF: 0 SAC: 2 DP: 0 HBP: 0						

TOP

Boston Red Sox @ Washington Senators

D.C. Stadium, Washington, DC

Sun Jul 29 1962, 3:33 AM EDT

Att. 5,634 - Unknown

livebaseballscorecards.com

AB	35
R	4
H	11
RBI	4
BB	2
SO	6
LOB	18

WP: 0 PB: 2 SB: 0 CS: 2 PA: 39

PITCHER		IP	WLS	BF	H	R	ER	SO	BB	IBB	HBP	BLK	WP	HR	S	P	ERA	WHIP
Tom Cheney, R ERA: 3.34	(1, 1)	6.0	L	26	8	3	2	4	1	0	0	0	0	0	33	37	3.00	1.500
Steve Hamilton, L ERA: 3.7	(7, 1)	2.0		10	3	1	1	2	0	1	0	0	0	0	13	17	4.50	1.500
Jim Hannan, R ERA: 3.6	(9, 1)	1.0		3	0	0	0	0	0	0	0	0	0	0	3	3	0.00	0.000

PITCHER		IP	WLS	BF	H	R	ER	SO	BB	IBB	HBP	BLK	WP	HR	S	P	ERA	WHIP

BOTTOM

Boston Red Sox @ Washington Senators

D.C. Stadium, Washington, DC

Sun Jul 29 1962, 3:33 AM EDT

Att. 5,634 - Unknown

Batter	1	2	3	4	5	6	7	8	9	AB	R	H	RBI	BB	SO	LOB
Ken Hamlin, R (1, 6) OBP: 0.312, SLG: 0.314	F7		CS 1B	FC5-4 1-2f			5-3	K		5	0	1	0	0	1	6
Jim Piersall, R (1, 8) OBP: 0.306, SLG: 0.363	1-3		BB 1-2		6-3		6-3		K	4	0	0	0	1	1	0
Bob Johnson, R (1, 5) OBP: 0.334, SLG: 0.424	6-3		F9		F7		BB		F9	4	0	0	0	1	0	1
Harry Bright, R (1, 3) OBP: 0.339, SLG: 0.505		L6	K		WP BB		K		K	4	0	0	0	1	3	1
Chuck Hinton, R (1, 9) OBP: 0.353, SLG: 0.485		E WP S 1B	1B SF9 1B		4-3 1-2			BB 1B		3	2	2	0	1	0	1
Ken Retzer, L (1, 2) OBP: 0.362, SLG: 0.464		F7 1-H	BB S 1-3 1B			FC1-6 BB		BB 1-3 1B		3	0	2	0	1	0	0
Claude Osteen, L (8, PR) OBP: 0.192, SLG: 0.231										0	0	0	0	0	0	0
Danny O'Connell, R (9, 4) OBP: 0.333, SLG: 0.372										0	0	0	0	0	0	0
Don Lock, R (1, 7) OBP: 0.368, SLG: 0.567		E BB	SF9 1-2 3-H			F8		K		2	0	0	1	1	1	3
Chuck Cottier, R (1, 4) OBP: 0.321, SLG: 0.364		F8 1-3		BB		FC1-6 S 1-2f		K		2	0	0	0	1	0	2
Joe Hicks, L (8, PH) OBP: 0.311, SLG: 0.417										1	0	0	0	0	1	2
Bob Schmidt, R (9, 2) OBP: 0.263, SLG: 0.386										0	0	0	0	0	0	0
Tom Cheney, R (1, 1) OBP: 0.185, SLG: 0.083			K	FC5-4 1-2 2-3 BB		K 1-2		BB 1-2		1	0	0	0	1	1	0
Jim King, L (6, PH) OBP: 0.350, SLG: 0.380										1	0	0	0	0	1	1
Steve Hamilton, L (7, 1) OBP: 0.133, SLG: 0.071										0	0	0	0	0	0	0
Bud Zipfel, L (8, PH) OBP: 0.307, SLG: 0.350										0	0	0	0	1	0	0
Jim Hannan, R (9, 1) OBP: 0.200, SLG: 0.200										0	0	0	0	0	0	0
Inning Stats	R: 0 E: 0 K: 0 S: 3 H: 0 LOB: 0 BB: 0 P: 3	R: 1 E: 1 K: 0 S: 4 H: 1 LOB: 1 BB: 1 P: 8	R: 0 E: 0 K: 1 S: 5 H: 1 LOB: 1 BB: 1 P: 9	R: 1 E: 0 K: 1 S: 7 H: 2 LOB: 3 BB: 2 P: 15	R: 0 E: 0 K: 0 S: 3 H: 0 LOB: 1 BB: 1 P: 7	R: 0 E: 0 K: 1 S: 5 H: 0 LOB: 1 BB: 1 P: 9	R: 0 E: 0 K: 1 S: 5 H: 0 LOB: 1 BB: 1 P: 9	R: 0 E: 0 K: 3 S: 10 H: 1 LOB: 3 BB: 2 P: 18	R: 0 E: 0 K: 2 S: 7 H: 0 LOB: 0 BB: 0 P: 7	1B: 5 2B: 0 3B: 0 HR: 0	SF: 1 SAC: 0 DP: 0 HBP: 0						

PITCHER	IP	WLS	BF	H	R	ER	SO	BB	IBB	HBP	BLK	WP	HR	S	P	ERA	WHIP
Earl Wilson, R (1, 1) ERA: 3.83	7.0	W	33	5	2	1	4	8	0	0	0	2	0	33	65	1.29	1.857
Dick Radatz, R (8, 1) ERA: 2.03	2.0	S	7	0	0	0	5	1	0	0	0	0	0	16	20	0.00	0.500

PITCHER	IP	WLS	BF	H	R	ER	SO	BB	IBB	HBP	BLK	WP	HR	S	P	ERA	WHIP

livebaseballscorecards.com

AB	30
R	2
H	5
RBI	1
BB	9
SO	9
LOB	17

PB: 0 SB: 3 CS: 1 PA: 40

Batter	1	2	3	4	5	6	7	8	9	AB	R	H	RBI	BB	SO	LOB
Billy Gardner, R (1, 4) OBP: 0.315, SLG: 0.351	F9		K		SH1-4 1-2 1B	6-3			1-3	5	0	1	0	0	1	1
Gary Geiger, L (1, 8) OBP: 0.318, SLG: 0.371	4-3		FC4-6 S 1-2f		SH1-4 1-2 2-3			BB CS BB		2	0	0	0	1	0	1
Carl Yastrzemski, L (1, 7) OBP: 0.362, SLG: 0.482	K		BB 1-2		F8			K		3	0	0	0	1	2	3
Jim Pagliaroni, R (1, 2) OBP: 0.383, SLG: 0.509		L5	F8		F2			1B 1B 1-2 1B		4	1	1	0	0	0	4
Pete Runnels, L (1, 3) OBP: 0.424, SLG: 0.480		F7		K		G1-4-3 1B		1B 1-2 1B		4	0	2	0	0	1	0
Lou Clinton, R (1, 9) OBP: 0.354, SLG: 0.574		BB 1B		FC5-4 1B		F8		1-2 2-H 1B		4	0	3	1	0	0	1
Frank Malzone, R (1, 5) OBP: 0.308, SLG: 0.396		BB 1-2		F6		G1-4-3 1-2f		F9		3	0	0	0	1	0	4
Eddie Bressoud, R (1, 6) OBP: 0.322, SLG: 0.414		1-3		FC5-4 1-2f			F7		F7	4	0	0	0	0	0	3
Bill Monbouquette, R (1, 1) OBP: 0.229, SLG: 0.140			BB FC4-6		1B SH1-4		K		G3	3	0	1	0	1	1	0
Inning Stats	R: 0 H: 0 E: 0 LOB: 0 K: 1 BB: 0 S: 5 P: 5	R: 0 H: 1 E: 0 LOB: 2 K: 0 BB: 1 S: 4 P: 8	R: 0 H: 0 E: 0 LOB: 2 K: 1 BB: 2 S: 5 P: 13	R: 0 H: 1 E: 0 LOB: 1 K: 1 BB: 0 S: 6 P: 6	R: 0 H: 2 E: 0 LOB: 2 K: 0 BB: 0 S: 5 P: 5	R: 0 H: 1 E: 0 LOB: 0 K: 0 BB: 0 S: 3 P: 3	R: 0 H: 0 E: 0 LOB: 0 K: 1 BB: 0 S: 5 P: 5	R: 1 H: 3 E: 0 LOB: 2 K: 1 BB: 1 S: 7 P: 11	R: 0 H: 0 E: 0 LOB: 0 K: 0 BB: 0 S: 3 P: 3	1B: 8 SF: 0 2B: 0 SAC: 1 3B: 0 DP: 1 HR: 0 HBP: 0						

PITCHER	IP	WLS	BF	H	R	ER	SO	BB	IBB	HBP	BLK	WP	HR	S	P	ERA	WHIP
Early Wynn, R (1, 1) ERA: 4.21	9.0	L	37	8	1	1	5	4	0	0	0	0	0	43	59	1.00	1.333

PITCHER	IP	WLS	BF	H	R	ER	SO	BB	IBB	HBP	BLK	WP	HR	S	P	ERA	WHIP

TOP

Boston Red Sox @ Chicago White Sox

Comiskey Park, Chicago, IL

Wed Aug 01 1962, 8:05 PM EDT

Att. 17,185 - Unknown

livebaseballscorecards.com

AB	32
R	1
H	8
RBI	1
BB	4
SO	5
LOB	17

WP: 0 PA: 37
PB: 0
SB: 1
CS: 1

BOTTOM

Batter	1	2	3	4	5	6	7	8	9	AB	R	H	RBI	BB	SO	LOB
Luis Aparicio, R (1, 6) OBP: 0.282, SLG: 0.356	5-3		F9			F7			K	4	0	0	0	0	1	0
Bob Sadowski, L (1, 4) OBP: 0.304, SLG: 0.466	K			K			F6			3	0	0	0	0	2	0
Joe Cunningham, L (1, 3) OBP: 0.427, SLG: 0.473	F5			G3			1-3			3	0	0	0	0	0	0
Floyd Robinson, L (1, 9) OBP: 0.378, SLG: 0.470		4-3		F6			F9			3	0	0	0	0	0	0
Charlie Maxwell, L (1, 7) OBP: 0.356, SLG: 0.487		L9			F8			F2		3	0	0	0	0	0	0
Al Smith, R (1, 5) OBP: 0.362, SLG: 0.478		BB			6-3			K		2	0	0	0	1	1	0
Jim Landis, R (1, 8) OBP: 0.342, SLG: 0.399		K			K			F8		3	0	0	0	0	2	1
Sherm Lollar, R (1, 2) OBP: 0.335, SLG: 0.319			6-3			F4			K	3	0	0	0	0	1	0
Early Wynn, S (1, 1) OBP: 0.242, SLG: 0.138			6-3			F7			5-3	2	0	0	0	0	0	0
Nellie Fox, L (9, PH) OBP: 0.301, SLG: 0.335										1	0	0	0	0	0	0
Inning Stats	R: 0 E: 0 K: 1 S: 5 H: 0 LOB: 0 BB: 0 P: 5	R: 0 E: 0 K: 1 S: 5 H: 0 LOB: 1 BB: 1 P: 9	R: 0 E: 0 K: 0 S: 3 H: 0 LOB: 0 BB: 0 P: 3	R: 0 E: 0 K: 1 S: 5 H: 0 LOB: 0 BB: 0 P: 5	R: 0 E: 0 K: 1 S: 5 H: 0 LOB: 0 BB: 0 P: 5	R: 0 E: 0 K: 0 S: 3 H: 0 LOB: 0 BB: 0 P: 3	R: 0 E: 0 K: 0 S: 3 H: 0 LOB: 0 BB: 0 P: 3	R: 0 E: 0 K: 1 S: 5 H: 0 LOB: 0 BB: 0 P: 5	R: 0 E: 0 K: 2 S: 7 H: 0 LOB: 0 BB: 0 P: 7	1B: 0 2B: 0 3B: 0 HR: 0 SF: 0 SAC: 0 DP: 0 HBP: 0						

PITCHER	IP	WLS	BF	H	R	ER	SO	BB	IBB	HBP	BLK	WP	HR	S	P	ERA	WHIP
Bill Monbouquette, R (1, 1) ERA: 4.29	9.0	W	28	0	0	0	7	1	0	0	0	0	0	41	45	0.00	0.111

PITCHER	IP	WLS	BF	H	R	ER	SO	BB	IBB	HBP	BLK	WP	HR	S	P	ERA	WHIP

Boston Red Sox @ Chicago White Sox

Comiskey Park, Chicago, IL

Wed Aug 01 1962, 8:05 PM EDT

Att. 17,185 - Unknown

livebaseballscorecards.com

AB	27
R	0
H	0
RBI	0
BB	1
SO	7
LOB	1

PA: 28

Batter	1	2	3	4	5	6	7	8	9	AB	R	H	RBI	BB	SO	LOB
Billy Gardner, R (1, 4) OBP: 0.311, SLG: 0.346	K	1B BB BB 1B 2-3 3-H		G3		FC5 1-2 2-3 3-H		L5-4 2-3		5	1	1	2	0	1	3
Gary Geiger, L (1, 8) OBP: 0.319, SLG: 0.371	G4-6-3 1B	BB 1B 1-2 BB		3-1		SF8 3-H			L6	3	0	1	1	1	0	0
Carl Yastrzemski, L (1, 7) OBP: 0.363, SLG: 0.481	G4-6-3 1-2f	BB 1-2 2-3 3-H 1B			G5-4-3 1B	K			G3	5	0	2	1	0	1	3
Jim Pagliaroni, R (1, 2) OBP: 0.379, SLG: 0.500		5-3 BB			G5-4-3 1-2f		F3		5-3	4	0	0	1	1	0	1
Pete Runnels, L (1, 3) OBP: 0.423, SLG: 0.483		1B 3B F8			F4		K			4	1	1	0	0	1	3
Lou Clinton, R (1, 9) OBP: 0.362, SLG: 0.578		1B 1B 1B 3-H	5-3			FC4-6 1B	FC6-4 1B			4	1	3	1	0	0	0
Frank Malzone, R (1, 5) OBP: 0.307, SLG: 0.395		1B 1B 1B 1-2	K			FC4-6 BB 1B 1-2f FC5	FC6-4 1-2f			4	2	1	0	0	1	2
Eddie Bressoud, R (1, 6) OBP: 0.326, SLG: 0.420		1B 1B 1B 1-3 2-H	F7			FC5 BB 1-2 SF8 1B		L5-4 2B		4	2	3	1	0	0	0
Don Schwall, R (1, 1) OBP: 0.174, SLG: 0.136 Dick Radatz, R (6, 1) OBP: 0.100, SLG: 0.100		4-3		5-3		FC5 1-2 2-3 BB		K		2 1	0 0	0 0	0 0	1 0	0 1	2 1
Inning Stats	R: 0 H: 1 E: 0 LOB: 0 K: 1 BB: 0 S: 5 P: 5	R: 5 H: 6 E: 0 LOB: 3 K: 0 BB: 2 S: 9 P: 17	R: 0 H: 0 E: 0 LOB: 0 K: 1 BB: 0 S: 5 P: 5	R: 0 H: 0 E: 0 LOB: 0 K: 0 BB: 0 S: 3 P: 3	R: 0 H: 1 E: 0 LOB: 0 K: 0 BB: 0 S: 3 P: 3	R: 2 H: 2 E: 0 LOB: 2 K: 1 BB: 1 S: 8 P: 12	R: 0 H: 1 E: 0 LOB: 1 K: 1 BB: 0 S: 6 P: 6	R: 0 H: 1 E: 0 LOB: 0 K: 1 BB: 0 S: 5 P: 5	R: 0 H: 0 E: 0 LOB: 0 K: 0 BB: 0 S: 3 P: 3	1B: 10 SF: 1 2B: 2 SAC: 0 3B: 1 DP: 3 HR: 0 HBP: 0				WP: 0 PA: 40 PB: 0 SB: 0 CS: 0		

TOP

Boston Red Sox @ Chicago White Sox

Comiskey Park, Chicago, IL

Thu Aug 02 1962, 4:33 AM EDT

Att. 5,259 - Unknown

livebaseballscorecards.com

AB	36
R	7
H	12
RBI	7
BB	3
SO	5
LOB	15

PITCHER		IP	WLS	BF	H	R	ER	SO	BB	IBB	HBP	BLK	WP	HR	S	P	ERA	WHIP
Ray Herbert, R ERA: 3.87	(1, 1)	1.2	L	11	6	5	5	1	1	0	0	0	0	0	12	16	27.00	4.200
Dom Zanni, R ERA: 4.11	(2, 1)	0.0		2	1	0	0	0	1	0	0	0	0	0	1	5	∞	∞
Mike Joyce, R ERA: 1.0	(2, 1)	2.1		7	0	0	0	1	0	0	0	0	0	0	9	9	0.00	0.000
Turk Lown, R ERA: 3.32	(5, 1)	1.1		8	3	2	2	0	1	0	0	0	0	0	7	11	13.50	3.000
Dean Stone, L ERA: 4.59	(6, 1)	0.2		2	0	0	0	1	0	0	0	0	0	0	4	4	0.00	0.000

PITCHER		IP	WLS	BF	H	R	ER	SO	BB	IBB	HBP	BLK	WP	HR	S	P	ERA	WHIP
Eddie Fisher, R ERA: 3.31	(7, 1)	3.0		10	2	0	0	2	0	0	0	0	0	0	14	14	0.00	0.667

Batter	1	2	3	4	5	6	7	8	9	AB	R	H	RBI	BB	SO	LOB
Luis Aparicio, R (1, 6) OBP: 0.283, SLG: 0.364	F9		6-3		HR		F8		1B	5	1	2	1	0	0	0
Nellie Fox, L (1, 4) OBP: 0.297, SLG: 0.331	F9		F9		F9		6-3		F6	5	0	0	0	0	0	1
Joe Cunningham, L (1, 3) OBP: 0.425, SLG: 0.469	1-3		BB		F8		F9			3	0	0	0	1	0	0
Floyd Robinson, L (1, 9) OBP: 0.374, SLG: 0.465		F8	4-3		F9			K		4	0	0	0	0	1	1
Charlie Maxwell, L (1, 7) OBP: 0.353, SLG: 0.478		HR BB		F4		G3		4-3		3	1	0	0	1	0	0
Al Smith, R (1, 5) OBP: 0.364, SLG: 0.486		1-H HR		F7		F9 E BB		F8		3	1	1	2	1	0	0
Jim Landis, R (1, 8) OBP: 0.343, SLG: 0.406		3B		1B 1B		E4 1-2			F7	4	0	2	0	0	0	1
Cam Carreon, R (1, 2) OBP: 0.314, SLG: 0.343		K		1-3 1B		F9 2-3			WP G3 2B	4	1	2	0	0	1	3
Ray Herbert, R (1, 1) OBP: 0.182, SLG: 0.231 Dom Zanni, R (2, 1) OBP: 0.000, SLG: 0.357 Mike Joyce, L (2, 1) OBP: 0.400, SLG: 0.400 Bob Sadowski, L (4, PH) OBP: 0.462, SLG: 0.462 Turk Lown, R (5, 1) Dean Stone, L (6, 1) OBP: 0.000, SLG: 0.000 Mike Hershberger, R (9, PH) OBP: 0.000, SLG: 0.000 Eddie Fisher, R (7, 1) OBP: 0.667, SLG: 0.667 Ramon Conde, R (9, PH)		4-3		L5		F6			G3 2-H	0 0 0 0 0 0 0 0 0 0 0 0 0 0 1 0 0 0 0 0 1 1 0 0 0 0 0 2 0 0 0 0 0 0 0 0 0 0 0 0 0 0 1 0 0 0 0 0 2 0 0 0 0 0 0 0 1 0 0 1 0 0 0						
Inning Stats	R: 0 H: 0 E: 0 LOB: 0 K: 0 BB: 0 S: 3 P: 3	R: 2 H: 2 E: 0 LOB: 1 K: 1 BB: 1 S: 7 P: 11	R: 0 H: 0 E: 0 LOB: 1 K: 0 BB: 1 S: 3 P: 7	R: 0 H: 2 E: 0 LOB: 2 K: 0 BB: 0 S: 5 P: 5	R: 1 H: 1 E: 0 LOB: 0 K: 0 BB: 0 S: 4 P: 4	R: 0 H: 0 E: 1 LOB: 2 K: 0 BB: 1 S: 4 P: 8	R: 0 H: 0 E: 0 LOB: 0 K: 0 BB: 0 S: 3 P: 3	R: 0 H: 0 E: 0 LOB: 0 K: 1 BB: 0 S: 5 P: 5	R: 1 H: 2 E: 0 LOB: 1 K: 0 BB: 0 S: 5 P: 5	1B: 3 SF: 0 2B: 1 SAC: 0 3B: 1 DP: 0 HR: 2 HBP: 0						

BOTTOM

Boston Red Sox @ Chicago White Sox

Comiskey Park, Chicago, IL

Thu Aug 02 1962, 4:33 AM EDT

Att. 5,259 - Unknown

livebaseballscorecards.com

AB	35
R	4
H	7
RBI	4
BB	3
SO	2
LOB	11

PITCHER		IP	WLS	BF	H	R	ER	SO	BB	IBB	HBP	BLK	WP	HR	S	P	ERA	WHIP
Don Schwall, R ERA: 5.53	(1, 1)	5.1	W	24	5	3	3	1	3	0	0	0	0	2	23	35	5.06	1.500
Dick Radatz, R ERA: 2.05	(6, 1)	3.2	S	14	2	1	1	1	0	0	0	0	1	0	16	16	2.46	0.545

PITCHER	IP	WLS	BF	H	R	ER	SO	BB	IBB	HBP	BLK	WP	HR	S	P	ERA	WHIP

Batter	1	2	3	4	5	6	7	8	9	AB	R	H	RBI	BB	SO	LOB
Jim Piersall, R (1, 8) OBP: 0.320, SLG: 0.362	S S S 0-3 ① K		x 0-0 ② F4		x 0-0 1B 1-2 2-H 1B		B B B B 4-0 FC5-4 BB			3	0	1	1	1	1	0
Chuck Cottier, R (1, 4) OBP: 0.324, SLG: 0.371	x 0-0 1B 1B		x 0-0 ③ 6-3		x 0-0 1-2 2-H 1B		x 0-0 ② F7			4	0	2	1	0	0	2
Bob Johnson, R (1, 5) OBP: 0.330, SLG: 0.419	x 0-0 ② F2			x 0-0 ① F9	x 0-0 ② F6		x 0-0 ③ FC5-4 1-2f			4	0	0	0	0	0	5
Harry Bright, R (1, 3) OBP: 0.340, SLG: 0.496	x 0-0 1-3 1B			x 0-0 FC6-4 1B	x 0-0 ③ L7			x 0-0 ① 6-3		4	0	2	0	0	0	2
Chuck Hinton, R (1, 9) OBP: 0.350, SLG: 0.483	S S S 0-3 ③ K			x 0-0 ② FC6-4 1-2f		x 0-0 ① F7		B B B B 4-0 3 BB		3	0	0	0	1	1	3
Ken Retzer, L (1, 2) OBP: 0.356, SLG: 0.444		x 0-0 ① F8		x 0-0 ③ F7		x 0-0 ② 3-1		x 0-0 ② ③ 3 1-2f		4	0	0	0	0	0	2
Don Lock, R (1, 7) OBP: 0.314, SLG: 0.439		S S S 0-3 ② K			B B B 4-0 1B 1B BB	S S S 0-3 ③ K			S S S 0-3 ① K	3	1	0	0	1	3	0
Ed Brinkman, R (1, 6) OBP: 0.200, SLG: 0.210		x 0-0 ③ 5-3			x 0-0 1B 1B 1-2 1B		B B B B 4-0 SH3-4 BB		S S S 0-3 ② K	3	1	1	0	1	1	0
Don Rudolph, L (1, 1) OBP: 0.279, SLG: 0.308 Jim Hannan, R (8, 1) OBP: 0.167, SLG: 0.167			S S S 0-3 ① K		S S S 0-3 ① K		x 0-0 ① SH3-4 1-2		S S S 0-3 ③ K2-3	2 1	0 0	0 0	0 0	0 0	2 1	2 0
Inning Stats	R: 0 E: 0 K: 2 S: 9 H: 2 LOB: 2 BB: 0 P: 9	R: 0 E: 0 K: 1 S: 5 H: 0 LOB: 0 BB: 0 P: 5	R: 0 E: 0 K: 1 S: 5 H: 0 LOB: 0 BB: 0 P: 5	R: 0 E: 0 K: 0 S: 4 H: 1 LOB: 1 BB: 0 P: 4	R: 2 E: 0 K: 1 S: 8 H: 3 LOB: 2 BB: 1 P: 12	R: 0 E: 0 K: 1 S: 5 H: 0 LOB: 0 BB: 0 P: 5	R: 0 E: 0 K: 0 S: 3 H: 0 LOB: 0 BB: 2 P: 11	R: 0 E: 0 K: 0 S: 2 H: 0 LOB: 0 BB: 1 P: 6	R: 0 E: 0 K: 3 S: 9 H: 0 LOB: 0 BB: 0 P: 9	1B: 6 2B: 1 3B: 0 HR: 0	SF: 0 SAC: 1 DP: 1 HBP: 0						

TOP

Washington Senators @ Boston Red Sox

Fenway Park, Boston, MA

Fri Aug 03 1962, 7:05 PM EDT

Att. 10,112 - Unknown

livebaseballscorecards.com

AB	31
R	2
H	6
RBI	2
BB	4
SO	9
LOB	16

WP: 0 PB: 0 SB: 0 CS: 0 PA: 36

PITCHER		IP	WLS	BF	H	R	ER	SO	BB	IBB	HBP	BLK	WP	HR	S	P	ERA	WHIP
Earl Wilson, R ERA: 3.75	(1, 1)	7.0	L	30	6	2	2	6	3	0	0	0	0	0	39	51	2.57	1.286
Mike Fornieles, R ERA: 5.65	(8, 1)	1.0		3	0	0	0	0	1	0	0	0	0	0	2	6	0.00	1.000
Dick Radatz, R ERA: 2.03	(9, 1)	1.0		3	0	0	0	3	0	0	0	0	0	0	9	9	0.00	0.000

PITCHER	IP	WLS	BF	H	R	ER	SO	BB	IBB	HBP	BLK	WP	HR	S	P	ERA	WHIP

Batter	1	2	3	4	5	6	7	8	9	AB	R	H	RBI	BB	SO	LOB
Billy Gardner, R (1, 4) OBP: 0.302, SLG: 0.335	F9		1-3			F8		F8	G6-4-3 1-2f	5	0	0	0	0	0	2
Carroll Hardy, R (1, 8) OBP: 0.317, SLG: 0.338 Dick Radatz, R (9, 1) OBP: 0.100, SLG: 0.100	6-3			L7		E 1B		3B BB		3 0	1 0	1 0	0 0	1 0	0 0	0 0
Carl Yastrzemski, L (1, 7) OBP: 0.362, SLG: 0.483	K			F8		E3 1-3		1-H 3B		4	0	1	1	0	1	1
Jim Pagliaroni, R (1, 2) OBP: 0.381, SLG: 0.498 Gary Geiger, L (8, PR) (9, 8) OBP: 0.319, SLG: 0.371		F4		1B		F6		FC6-4 BB		3 0	0 0	1 0	0 0	1 0	0 0	2 0
Lou Clinton, R (1, 9) OBP: 0.355, SLG: 0.565		K		4-3			6-3	L6		4	0	0	0	0	1	3
Frank Malzone, R (1, 5) OBP: 0.309, SLG: 0.396		1B			F4		BB 1B	FC6-4 1-2f		4	0	2	0	0	0	2
Pete Runnels, L (1, 3) OBP: 0.424, SLG: 0.483		L8			G5-4-3 1-2f		F6		SH1-4 1B	4	0	2	0	0	0	2
Eddie Bressoud, R (1, 6) OBP: 0.326, SLG: 0.418			F7		G5-4-3		FC5-4 1-2		SH1-4 1-2	2	0	0	0	1	0	1
Earl Wilson, R (1, 1) OBP: 0.262, SLG: 0.410 Bob Tillman, R (7, PH) OBP: 0.295, SLG: 0.497 Mike Fornieles, R (8, 1) OBP: 0.250, SLG: 0.250 Russ Nixon, L (9, 2) OBP: 0.340, SLG: 0.404			4-3			K	FC5-4 1-2f		G6-4-3 BB	2 1 0 0	0 0 0 0	0 0 0 0	0 0 0 0	1 0 0 1	0 0 0 0	0 2 0 0
Inning Stats	R: 0 E: 0 K: 1 S: 5 H: 0 LOB: 0 BB: 0 P: 5	R: 0 E: 0 K: 1 S: 6 H: 1 LOB: 1 BB: 0 P: 6	R: 0 E: 0 K: 0 S: 3 H: 0 LOB: 0 BB: 0 P: 3	R: 0 E: 0 K: 0 S: 4 H: 1 LOB: 1 BB: 0 P: 4	R: 0 E: 0 K: 0 S: 3 H: 1 LOB: 0 BB: 0 P: 3	R: 0 E: 1 K: 1 S: 7 H: 1 LOB: 2 BB: 0 P: 7	R: 0 E: 0 K: 0 S: 4 H: 1 LOB: 2 BB: 1 P: 8	R: 1 E: 0 K: 0 S: 4 H: 1 LOB: 2 BB: 2 P: 12	R: 0 E: 0 K: 0 S: 3 H: 1 LOB: 1 BB: 1 P: 7	1B: 6 2B: 0 3B: 1 HR: 0 SF: 0 SAC: 1 DP: 2 HBP: 0						

PITCHER	IP	WLS	BF	H	R	ER	SO	BB	IBB	HBP	BLK	WP	HR	S	P	ERA	WHIP
Don Rudolph, L (1, 1) ERA: 3.18	7.1	W	30	6	1	1	3	2	0	0	0	0	0	34	42	1.23	1.091
Jim Hannan, R (8, 1) ERA: 3.38	1.2	S	7	1	0	0	0	2	0	0	0	0	0	5	13	0.00	1.800

PITCHER	IP	WLS	BF	H	R	ER	SO	BB	IBB	HBP	BLK	WP	HR	S	P	ERA	WHIP

BOTTOM

Washington Senators @ Boston Red Sox

Fenway Park, Boston, MA

Fri Aug 03 1962, 7:05 PM EDT

Att. 10,112 - Unknown

livebaseballscorecards.com

AB	32
R	1
H	7
RBI	1
BB	4
SO	3
LOB	15

WP: 0	PB: 0	SB: 0	CS: 0
PA: 37			

Batter	1	2	3	4	5	6	7	8	9	AB	R	H	RBI	BB	SO	LOB
Jim Piersall, R (1, 8) OBP: 0.321, SLG: 0.360	5-3		F9 1B BB	K		1-3 2-H 1B		F4		4	0	1	1	1	1	2
Chuck Cottier, R (1, 4) OBP: 0.328, SLG: 0.373	3-1		S 1-2 1B		G5-4-3 BB	F8		S 1B		4	0	2	0	1	0	2
Johnny Schaive, R (1, 5) OBP: 0.277, SLG: 0.444	HR		F9 2-3		F6		HR	K 1-2		5	2	2	2	0	1	4
Harry Bright, R (1, 3) OBP: 0.337, SLG: 0.490	1B		F6 1-2		G5-4-3 1-2f		K	6-3		5	0	1	0	0	1	4
Chuck Hinton, R (1, 9) OBP: 0.348, SLG: 0.477	K		F8			F7	1B SF8 BB		F9	4	1	0	0	1	1	3
Ken Retzer, L (1, 2) OBP: 0.357, SLG: 0.443		F7		FC6-4 1B		F6	1-3 1B 1B		F7	5	0	2	0	0	0	0
Don Lock, R (1, 7) OBP: 0.304, SLG: 0.489		6-3		FC6-4 1-2f 1B		HR	SF8 3-H		1-3	4	1	1	2	0	0	1
Ed Brinkman, R (1, 6) OBP: 0.232, SLG: 0.246		2B		L7		HBP 1B BB	1-2 1B			3	1	2	0	1	0	1
Pete Burnside, R (1, 1) OBP: 0.114, SLG: 0.061		5-3		1-2 1B		1B 1-2 HBP	L9			2	0	1	0	0	0	1
Jim King, L (6, PH) OBP: 0.350, SLG: 0.375										0	0	0	0	0	0	0
Ed Hobaugh, R (6, 1)										1	0	0	0	0	0	2
Inning Stats	R: 1 E: 0 K: 1 S: 7 H: 2 LOB: 1 BB: 0 P: 7	R: 0 E: 0 K: 0 S: 4 H: 1 LOB: 1 BB: 0 P: 4	R: 0 E: 0 K: 0 S: 4 H: 1 LOB: 2 BB: 1 P: 8	R: 0 E: 0 K: 1 S: 7 H: 2 LOB: 2 BB: 0 P: 7	R: 0 E: 0 K: 0 S: 2 H: 0 LOB: 0 BB: 1 P: 6	R: 2 E: 0 K: 0 S: 5 H: 2 LOB: 2 BB: 1 P: 10	R: 2 E: 0 K: 1 S: 8 H: 3 LOB: 2 BB: 1 P: 12	R: 0 E: 0 K: 1 S: 6 H: 1 LOB: 1 BB: 0 P: 6	R: 0 E: 0 K: 0 S: 3 H: 0 LOB: 0 BB: 0 P: 3	1B: 8 2B: 1 3B: 0 HR: 3	SF: 1 SAC: 0 DP: 1 HBP: 1					

PITCHER	IP	WLS	BF	H	R	ER	SO	BB	IBB	HBP	BLK	WP	HR	S	P	ERA	WHIP
Gene Conley, R (1, 1) ERA: 4.24	5.2		28	8	3	3	2	3	0	1	0	0	2	28	41	4.76	1.941
Arnold Earley, L (6, 1) ERA: 5.5	1.1	L	8	3	2	2	1	1	0	0	0	0	1	9	13	13.50	3.000
Galen Cisco, R (8, 1) ERA: 6.59	2.0		7	1	0	0	1	0	0	0	0	0	0	9	9	0.00	0.500

PITCHER	IP	WLS	BF	H	R	ER	SO	BB	IBB	HBP	BLK	WP	HR	S	P	ERA	WHIP

TOP

Washington Senators @ Boston Red Sox

Fenway Park, Boston, MA

Sat Aug 04 1962, 3:33 AM EDT

Att. 5,328 - Unknown

livebaseballscorecards.com

AB	37
R	5
H	12
RBI	5
BB	4
SO	4
LOB	20

1B: 8	SF: 1	WP: 0	PA: 43
2B: 1	SAC: 0	PB: 0	
3B: 0	DP: 1	SB: 2	
HR: 3	HBP: 1	CS: 0	

Batter	1	2	3	4	5	6	7	8	9	AB	R	H	RBI	BB	SO	LOB
Billy Gardner, R (1, 4) OBP: 0.297, SLG: 0.329	6-3		F9	F6			G6-3 1-2f		F7	3	0	0	0	0	0	3
Russ Nixon, L (7, PH) OBP: 0.333, SLG: 0.396										1	0	0	0	0	0	1
Chuck Schilling, R (8, 4) OBP: 0.290, SLG: 0.330										1	0	0	0	0	0	1
Carroll Hardy, R (1, 8) OBP: 0.316, SLG: 0.334	BB		6-3		F7		F7			3	0	0	0	1	0	1
Galen Cisco, R (8, 1) OBP: 0.179, SLG: 0.120										0	0	0	0	0	0	0
Carl Yastrzemski, L (1, 7) OBP: 0.359, SLG: 0.479	F9		K		F8			K		4	0	0	0	0	2	2
Jim Pagliaroni, R (1, 2) OBP: 0.379, SLG: 0.493	F7			F4	F7			FC5-4 1B		4	0	1	0	0	0	1
Lou Clinton, R (1, 9) OBP: 0.358, SLG: 0.572		BB G6-4-3		1B 3B		F7		F8		3	1	1	0	1	0	1
Frank Malzone, R (1, 5) OBP: 0.308, SLG: 0.395		G6-4-3 1-2f		1B E 3-H		E3 1B		FC5-4 1-2f		4	1	1	1	0	0	2
Pete Runnels, L (1, 3) OBP: 0.424, SLG: 0.483		K		1-3 E 1-3		G6-4-3 1-2 1B			F7	4	0	2	0	0	1	0
Eddie Bressoud, R (1, 6) OBP: 0.325, SLG: 0.419			3B 2B	E5 1-3 1-2 3-H		G6-4-3 1-2f			F4	4	1	1	1	0	0	3
Gene Conley, R (1, 1) OBP: 0.254, SLG: 0.400										2	0	1	1	0	0	2
Arnold Earley, L (6, 1) OBP: 0.273, SLG: 0.200										0	0	0	0	0	0	0
Gary Geiger, L (7, PH) OBP: 0.323, SLG: 0.375 (8, 8)			2-H 3B	1-3 1-2 2-3			G6-3 1B		1B	2	0	2	0	0	0	0
Inning Stats	R: 0 E: 0 K: 0 S: 3 H: 0 LOB: 1 BB: 1 P: 7	R: 0 E: 0 K: 1 S: 4 H: 0 LOB: 0 BB: 1 P: 8	R: 1 E: 0 K: 1 S: 7 H: 2 LOB: 1 BB: 0 P: 7	R: 2 E: 1 K: 0 S: 7 H: 3 LOB: 2 BB: 0 P: 7	R: 0 E: 0 K: 0 S: 3 H: 0 LOB: 0 BB: 0 P: 3	R: 0 E: 1 K: 0 S: 4 H: 1 LOB: 1 BB: 0 P: 4	R: 0 E: 0 K: 0 S: 3 H: 1 LOB: 0 BB: 0 P: 3	R: 0 E: 0 K: 1 S: 6 H: 1 LOB: 1 BB: 0 P: 6	R: 0 E: 0 K: 0 S: 4 H: 1 LOB: 1 BB: 0 P: 4	1B: 6 2B: 1 3B: 2 HR: 0	SF: 0 SAC: 0 DP: 3 HBP: 0						

PITCHER	IP	WLS	BF	H	R	ER	SO	BB	IBB	HBP	BLK	WP	HR	S	P	ERA	WHIP
Pete Burnside, L (1, 1) ERA: 4.03	5.0		22	5	3	3	2	2	0	0	0	0	0	24	32	5.40	1.400
Ed Hobaugh, R (6, 1) ERA: 4.18	4.0	W	15	4	0	0	1	0	0	0	0	0	0	17	17	0.00	1.000

PITCHER	IP	WLS	BF	H	R	ER	SO	BB	IBB	HBP	BLK	WP	HR	S	P	ERA	WHIP

BOTTOM

Washington Senators @ Boston Red Sox

Fenway Park, Boston, MA

Sat Aug 04 1962, 3:33 AM EDT

Att. 5,328 - Unknown

livebaseballscorecards.com

AB	35
R	3
H	9
RBI	3
BB	2
SO	3
LOB	17

PA: 37

WP: 0 PB: 0 SB: 0 CS: 0

Batter	1	2	3	4	5	6	7	8	9	AB	R	H	RBI	BB	SO	LOB
Jim Piersall, R (1, 8) OBP: 0.325, SLG: 0.362	0-0 2B 4-3 1B	4-0 1-2 2-3 BB		0-0 FC6-2-5 S 2-3 3-H			0-0 CS SH1-3 1B		0-3 K	4	1	2	0	1	1	2
Chuck Cottier, R (1, 4) OBP: 0.327, SLG: 0.374	0-0 4-3 1-3 2B	0-0 F5		0-3 K 1-2			0-0 SH1-3 1-2		0-3 K	4	0	1	0	0	2	5
Johnny Schaive, R (1, 5) OBP: 0.275, SLG: 0.442	0-0 4-3 2-3 3-H		0-0 6-3		0-0 2B		0-0 1-3 2-3		0-3 K	5	0	1	1	0	1	2
Harry Bright, R (1, 3) OBP: 0.340, SLG: 0.488	0-0 5-3		4-0 5-3 BB		0-0 F9			0-0 2B 1B 1B		3	1	1	0	1	0	2
Chuck Hinton, R (1, 9) OBP: 0.346, SLG: 0.477	0-0 4-3		0-0 5-3 1-2		0-0 F9			0-0 1B 1-3 2B		4	0	1	0	0	0	3
Ken Retzer, L (1, 2) OBP: 0.355, SLG: 0.437		4-0 BB 1B BB	0-0 4-3		0-0 F6			0-0 F6		3	0	0	0	1	0	4
Don Lock, R (1, 7) OBP: 0.317, SLG: 0.490		0-3 K		0-0 SH5-4 E FC6-2-5 1B		0-3 K2-3		0-0 2-3 3-H 1B		4	0	2	1	0	2	1
Ed Brinkman, R (1, 6) OBP: 0.222, SLG: 0.235 Jim King, L (8, PH) OBP: 0.348, SLG: 0.373 Ken Hamlin, R (8, 6) OBP: 0.309, SLG: 0.313		0-0 F4		0-0 E4 FC6-2-5 SH5-4 1-2		0-3 K		0-3 K		3 1 0	0 0 0	0 0 0	0 0 0	0 0 0	1 1 0	2 2 0
Tom Cheney, R (1, 1) OBP: 0.200, SLG: 0.111		0-0 BB 1-2 1B		0-0 SH5-4 1-2 2-3		0-0 G3		0-0 5-3		3	0	1	0	0	0	2
Inning Stats	R: 1 E: 0 K: 0 S: 5 H: 2 LOB: 1 BB: 0 P: 5	R: 0 E: 0 K: 1 S: 6 H: 1 LOB: 3 BB: 2 P: 14	R: 0 E: 0 K: 0 S: 3 H: 0 LOB: 1 BB: 1 P: 7	R: 0 E: 1 K: 1 S: 7 H: 1 LOB: 2 BB: 0 P: 7	R: 0 E: 0 K: 0 S: 4 H: 1 LOB: 1 BB: 0 P: 4	R: 0 E: 0 K: 2 S: 7 H: 0 LOB: 0 BB: 0 P: 7	R: 0 E: 0 K: 0 S: 3 H: 1 LOB: 0 BB: 0 P: 3	R: 1 E: 0 K: 1 S: 8 H: 3 LOB: 2 BB: 0 P: 8	R: 0 E: 0 K: 3 S: 9 H: 0 LOB: 0 BB: 0 P: 9	1B: 6 2B: 3 3B: 0 HR: 0	SF: 0 SAC: 2 DP: 0 HBP: 0						

PITCHER		IP	WLS	BF	H	R	ER	SO	BB	IBB	HBP	BLK	WP	HR	S	P	ERA	WHIP
Bill Monbouquette, R ERA: 4.18	(1, 1)	8.0	L	36	9	2	2	5	3	0	0	0	0	0	43	55	2.25	1.500
Dick Radatz, R ERA: 2.0	(9, 1)	1.0		3	0	0	0	3	0	0	0	0	0	0	9	9	0.00	0.000

PITCHER	IP	WLS	BF	H	R	ER	SO	BB	IBB	HBP	BLK	WP	HR	S	P	ERA	WHIP

Washington Senators @ Boston Red Sox

Fenway Park, Boston, MA

Sun Aug 05 1962, 3:33 AM EDT

Unknown

TOP

livebaseballscorecards.com

AB	34
R	2
H	9
RBI	2
BB	3
SO	8
LOB	25

1B: 6	SF: 0	WP: 0	PA: 39
2B: 3	SAC: 2	PB: 0	
3B: 0	DP: 0	SB: 1	
HR: 0	HBP: 0	CS: 1	

BOTTOM

Washington Senators @ Boston Red Sox

Fenway Park, Boston, MA

Sun Aug 05 1962, 3:33 AM EDT

Unknown

livebaseballscorecards.com

Batter	1	2	3	4	5	6	7	8	9	AB	R	H	RBI	BB	SO	LOB
Chuck Schilling, R (1, 4) OBP: 0.290, SLG: 0.329	E4 1B		F2			G3		4-3		4	0	1	0	0	0	0
Gary Geiger, L (1, 8) OBP: 0.322, SLG: 0.374	F5		F7			S 1B			4-3	4	0	1	0	0	0	1
Carl Yastrzemski, L (1, 7) OBP: 0.360, SLG: 0.478	F7			F7		BBBB 4-0 FC5-4 1-2 BB			FC6-4 1B	3	0	1	0	1	0	1
Lou Clinton, R (1, 9) OBP: 0.351, SLG: 0.560	F4			SSS K		FC5-4 1-2f			FC6-4 1-2f	4	0	0	0	0	1	4
Pete Runnels, L (1, 3) OBP: 0.420, SLG: 0.478		SSS K		F6			F5		F9	4	0	0	0	0	1	1
Jim Pagliaroni, R (1, 2) OBP: 0.375, SLG: 0.487		SSS K			SSS K		SSS K			3	0	0	0	0	3	0
Frank Malzone, R (1, 5) OBP: 0.308, SLG: 0.394		1B			L6		F8			3	0	1	0	0	0	0
Eddie Bressoud, R (1, 6) OBP: 0.323, SLG: 0.416		SSS K			F7			SSS K		3	0	0	0	0	2	1
Bill Monbouquette, R (1, 1) OBP: 0.220, SLG: 0.133 Russ Nixon, L (8, PH) OBP: 0.327, SLG: 0.388 Dick Radatz, R (9, 1) OBP: 0.100, SLG: 0.100			SSS K			F4		5-3		2 1 0	0 0 0	0 0 0	0 0 0	0 0 0	1 0 0	0 0 0
Inning Stats	R: 0 E: 1 K: 0 S: 4 H: 1 LOB: 1 BB: 0 P: 4	R: 0 E: 0 K: 3 S: 10 H: 1 LOB: 1 BB: 0 P: 10	R: 0 E: 0 K: 1 S: 5 H: 0 LOB: 0 BB: 0 P: 5	R: 0 E: 0 K: 1 S: 5 H: 0 LOB: 0 BB: 0 P: 5	R: 0 E: 0 K: 1 S: 5 H: 0 LOB: 0 BB: 0 P: 5	R: 0 E: 0 K: 0 S: 4 H: 1 LOB: 2 BB: 1 P: 8	R: 0 E: 0 K: 1 S: 5 H: 0 LOB: 0 BB: 0 P: 5	R: 0 E: 0 K: 1 S: 5 H: 0 LOB: 0 BB: 0 P: 5	R: 0 E: 0 K: 0 S: 4 H: 1 LOB: 1 BB: 0 P: 4	1B: 4 2B: 0 3B: 0 HR: 0 SF: 0 SAC: 0 DP: 0 HBP: 0						

	AB	31
	R	0
	H	4
	RBI	0
	BB	1
	SO	8
	LOB	8

WP: 0 PB: 0 SB: 1 CS: 0 PA: 32

PITCHER		IP	WLS	BF	H	R	ER	SO	BB	IBB	HBP	BLK	WP	HR	S	P	ERA	WHIP
Tom Cheney, R ERA: 2.99	(1, 1)	9.0	W	32	4	0	0	8	1	0	0	0	0	0	47	51	0.00	0.556

PITCHER	IP	WLS	BF	H	R	ER	SO	BB	IBB	HBP	BLK	WP	HR	S	P	ERA	WHIP

Batter	1	2	3	4	5	6	7	8	9	10	11	AB	R	H	RBI	BB	SO	LOB
Jim Piersall, R (1, 8) OBP: 0.325, SLG: 0.359	FC4-6 1B	G3		BB SF7 1-2 2-3		F9			6-3		F3	5	0	1	0	1	0	0
Chuck Cottier, R (1, 4) OBP: 0.321, SLG: 0.368	FC4-6 E 1B 1-2f	6-3	SF7 1-2 2-H 3-H		5-3				K		K	5	1	0	1	0	2	1
Johnny Schaive, R (1, 5) OBP: 0.278, SLG: 0.449	E6 1B 1-2	2B	6-3			1B CS 1B			1B		4-3	2	0	1	0	0	0	1
Bob Johnson, R (3, PR) (3, 5) OBP: 0.332, SLG: 0.420												4	0	2	0	0	0	1
Harry Bright, R (1, 3) OBP: 0.344, SLG: 0.488	BB 1-3 2-H 1B	G4-3 HBP		1B			F7		K			4	0	2	1	0	1	2
Chuck Hinton, R (1, 9) OBP: 0.347, SLG: 0.474	BB 1-2	G4-3 1-2f		K			1-3 1B			6-3		4	0	1	0	1	1	3
Don Lock, R (1, 7) OBP: 0.308, SLG: 0.500	K	K	K	K			CS 3-H	K		3B		5	0	1	0	0	4	4
Bob Schmidt, R (1, 2) OBP: 0.268, SLG: 0.397	F3	E 2B	F9	2B						F2		4	1	2	0	0	0	4
Ken Hamlin, R (8, PR) (8, 6) OBP: 0.308, SLG: 0.311												1	0	0	0	0	0	1
Ed Brinkman, R (1, 6) OBP: 0.213, SLG: 0.225	L5	E1 BB 1B S 2-H				F7		K		IBB		3	1	0	0	0	0	0
Jim King, L (8, PH) OBP: 0.347, SLG: 0.372												1	0	0	0	0	1	1
Ken Retzer, L (8, 2) OBP: 0.358, SLG: 0.437												0	0	0	0	1	0	0
Bennie Daniels, L (1, 1) OBP: 0.132, SLG: 0.211		K		S SF7 1-2 1B		6-3		K		4-3		2	1	1	0	0	1	0
Marty Kutyna, R (5, 1) OBP: 0.286, SLG: 0.167												1	0	0	0	0	0	0
Bud Zipfel, L (8, PH) OBP: 0.319, SLG: 0.395												1	0	0	0	0	1	1
Jim Hannan, R (8, 1) OBP: 0.167, SLG: 0.167												0	0	0	0	0	0	0
Joe Hicks, R (10, PH) OBP: 0.303, SLG: 0.405												1	0	0	0	0	0	2
Don Rudolph, L (10, 1) OBP: 0.279, SLG: 0.308												0	0	0	0	0	0	0
Inning Stats	R: 1 E: 1 K: 1 S: 8 / H: 2 LOB: 3 BB: 1 P: 12	R: 0 E: 0 K: 1 S: 5 / H: 0 LOB: 0 BB: 0 P: 5	R: 0 E: 0 K: 0 S: 3 / H: 1 LOB: 1 BB: 0 P: 4	R: 3 E: 1 K: 1 S: 8 / H: 2 LOB: 1 BB: 1 P: 12	R: 0 E: 0 K: 2 S: 8 / H: 1 LOB: 1 BB: 0 P: 8	R: 0 E: 0 K: 0 S: 3 / H: 0 LOB: 0 BB: 0 P: 3	R: 0 E: 0 K: 0 S: 4 / H: 2 LOB: 1 BB: 0 P: 4	R: 0 E: 0 K: 3 S: 10 / H: 1 LOB: 1 BB: 0 P: 10	R: 0 E: 0 K: 2 S: 8 / H: 1 LOB: 1 BB: 0 P: 8	R: 0 E: 0 K: 0 S: 4 / H: 1 LOB: 2 BB: 1 P: 8	R: 0 E: 0 K: 1 S: 5 / H: 0 LOB: 0 BB: 0 P: 5							

PITCHER		IP	WLS	BF	H	R	ER	SO	BB	IBB	HBP	BLK	WP	HR	S	P	ERA	WHIP
Hal Kolstad, R ERA: 6.16	(1, 1)	7.0		32	8	4	1	5	2	0	1	0	0	0	39	48	1.29	1.429
Dick Radatz, R ERA: 1.91	(8, 1)	4.0	W	16	3	0	0	6	0	1	0	0	0	0	27	31	0.00	0.750

PITCHER	IP	WLS	BF	H	R	ER	SO	BB	IBB	HBP	BLK	WP	HR	S	P	ERA	WHIP

TOP

Washington Senators @ Boston Red Sox

Fenway Park, Boston, MA

Sun Aug 05 1962, 3:38 AM EDT

Att. 13,321 - Unknown

livebaseballscorecards.com

AB	43
R	4
H	11
RBI	2
BB	3
SO	11
LOB	21

1B: 7	SF: 1	WP: 0	PA: 49
2B: 3	SAC: 0	PB: 0	
3B: 1	DP: 1	SB: 2	
HR: 0	HBP: 1	CS: 1	

Batter	1	2	3	4	5	6	7	8	9	10	11	AB	R	H	RBI	BB	SO	LOB
Billy Gardner, R (1, 4) OBP: 0.296, SLG: 0.324 Russ Nixon, L (9, PH) OBP: 0.321, SLG: 0.380 Chuck Schilling, R (10, 4) OBP: 0.290, SLG: 0.329	F9	F9		BB		6-3			F7			3 1 0	0 0 0	0 0 0	0 0 0	1 0 0	0 0 0	2 0 0
Gary Geiger, L (1, 8) OBP: 0.318, SLG: 0.367	3-1	3-1		F8			4-3		3-1			5	0	0	0	0	0	3
Carl Yastrzemski, L (1, 7) OBP: 0.360, SLG: 0.478	2B BB		F8		4-3		FC6-5 2B			3-1		4	1	1	0	1	0	0
Lou Clinton, R (1, 9) OBP: 0.352, SLG: 0.561	1-H 1B 2B		F7		1B 1B		FC6-5-4 2-3			1-3		5	1	2	1	0	0	1
Pete Runnels, L (1, 3) OBP: 0.420, SLG: 0.477	2-H FC5-4 1B		6-3		1-2 1B		4-3			F7		5	0	2	1	0	0	1
Bob Tillman, R (1, 2) OBP: 0.293, SLG: 0.494 Carroll Hardy, R (11, PR) OBP: 0.316, SLG: 0.334	FC5-4 1-2f			K	K			5-3			E 2B	5 0	0 1	1 0	0 0	0 0	2 0	3 0
Frank Malzone, R (1, 5) OBP: 0.307, SLG: 0.392		E6 SH1-4 1B		HR 1B	F4			4-3			F3	5	1	1	0	0	0	3
Eddie Bressoud, R (1, 6) OBP: 0.324, SLG: 0.423		1-2 SH1-4 1B		1-H HR		F6		F8			E5 2-H	5	1	2	2	0	0	0
Hal Kolstad, R (1, 1) OBP: 0.091, SLG: 0.091 Dick Radatz, R (8, 1) OBP: 0.095, SLG: 0.095		SH1-4 1-2 2-3		K		F7			K			2 1	0 0	0 0	0 0	0 0	1 1	0 0
Inning Stats	R: 2 E: 0 K: 0 S: 5 H: 2 LOB: 1 BB: 1 P: 9	R: 0 E: 1 K: 0 S: 5 H: 1 LOB: 2 BB: 0 P: 5	R: 0 E: 0 K: 0 S: 3 H: 0 LOB: 0 BB: 0 P: 3	R: 2 E: 0 K: 2 S: 9 H: 2 LOB: 1 BB: 1 P: 13	R: 0 E: 0 K: 1 S: 7 H: 2 LOB: 2 BB: 0 P: 7	R: 0 E: 0 K: 0 S: 3 H: 0 LOB: 0 BB: 0 P: 3	R: 0 E: 0 K: 0 S: 4 H: 1 LOB: 1 BB: 0 P: 4	R: 0 E: 0 K: 0 S: 3 H: 0 LOB: 0 BB: 0 P: 3	R: 0 E: 0 K: 1 S: 5 H: 0 LOB: 0 BB: 0 P: 5	R: 0 E: 0 K: 0 S: 3 H: 0 LOB: 0 BB: 0 P: 3	R: 1 E: 1 K: 0 S: 3 H: 1 LOB: 2 BB: 0 P: 3	1B: 5 2B: 3 3B: 0 HR: 1 SF: 0 SAC: 1 DP: 0 HBP: 0						

PITCHER		IP	WLS	BF	H	R	ER	SO	BB	IBB	HBP	BLK	WP	HR	S	P	ERA	WHIP
Bennie Daniels, R ERA: 5.59	(1, 1)	4.0		20	5	4	4	2	2	0	0	0	0	1	22	30	9.00	1.750
Marty Kutyna, R ERA: 2.95	(5, 1)	3.0		12	3	0	0	1	0	0	0	0	0	0	14	14	0.00	1.000
Jim Hannan, R ERA: 3.22	(8, 1)	2.0		6	0	0	0	1	0	0	0	0	0	0	8	8	0.00	0.000
Don Rudolph, L ERA: 3.14	(10, 1)	1.1	L	6	1	1	0	0	0	0	0	0	0	0	6	6	0.00	0.750

PITCHER	IP	WLS	BF	H	R	ER	SO	BB	IBB	HBP	BLK	WP	HR	S	P	ERA	WHIP

BOTTOM

Washington Senators @ Boston Red Sox

Fenway Park, Boston, MA

Sun Aug 05 1962, 3:38 AM EDT

Att. 13,321 - Unknown

livebaseballscorecards.com

AB	41
R	5
H	9
RBI	4
BB	2
SO	4
LOB	13

WP: 0 PA: 44
PB: 0
SB: 0
CS: 0

Los Angeles Angels @ Boston Red Sox

Fenway Park, Boston, MA

Mon Aug 06 1962, 7:05 PM EDT

Att. 9,824 - Unknown

TOP

livebaseballscorecards.com

Batter	1	2	3	4	5	6	7	8	9	AB	R	H	RBI	BB	SO	LOB
Albie Pearson, L (1, 8) OBP: 0.390, SLG: 0.382	6-3		E 2B	F9		E5 1B	4-3			5	2	2	0	0	0	2
Billy Moran, R (1, 4) OBP: 0.339, SLG: 0.432	6-3		E6 G3 2B 1B 2-H	G3	1B	6-3		1B		5	1	2	0	0	0	1
Lee Thomas, L (1, 3) OBP: 0.347, SLG: 0.438	BB		G3 2-3	1B 2B	2-H 1B					4	1	2	1	1	0	1
Leon Wagner, L (1, 7) OBP: 0.348, SLG: 0.533	4-3		HBP 2B 3-H	BB 1B 2-H 1B	F9			1B		5	0	3	2	0	0	2
Buck Rodgers, S (1, 2) OBP: 0.326, SLG: 0.395		1B 1B	BB HBP	F7			K	L3		4	0	1	0	1	1	2
Felix Torres, R (1, 5) OBP: 0.337, SLG: 0.428		K	FC6-4 HBP 1-2 2-3	BB 1B 1-2			BB 1B		5-3	4	1	2	0	0	1	1
George Thomas, R (1, 9) OBP: 0.375, SLG: 0.368		G6-4-3 1B 1-2	FC6-4 1-2f	1-2 2-3 BB			FC1-6 1B BB 1-2		K	3	0	1	0	2	1	3
Joe Koppe, R (1, 6) OBP: 0.359, SLG: 0.318		G6-4-3 1-2f		6-3	K		FC1-6 1B 1-2 2-H		BB	4	0	1	1	1	1	5
Dean Chance, R (1, 1) OBP: 0.147, SLG: 0.094			4-3	1-3		3-1	FC1-6 1-2f 2-3		K	5	0	0	0	0	1	3
Inning Stats	R: 0 H: 0 E: 0 LOB: 1 K: 0 BB: 1 S: 3 P: 7	R: 0 H: 2 E: 0 LOB: 1 K: 1 BB: 0 S: 6 P: 6	R: 2 H: 3 E: 1 LOB: 3 K: 0 BB: 1 S: 6 P: 11	R: 0 H: 0 E: 0 LOB: 0 K: 0 BB: 0 S: 3 P: 3	R: 1 H: 3 E: 0 LOB: 3 K: 1 BB: 1 S: 8 P: 12	R: 1 H: 2 E: 1 LOB: 1 K: 0 BB: 0 S: 5 P: 5	R: 1 H: 2 E: 0 LOB: 2 K: 1 BB: 1 S: 7 P: 11	R: 0 H: 2 E: 0 LOB: 1 K: 0 BB: 0 S: 4 P: 4	R: 0 H: 0 E: 0 LOB: 1 K: 2 BB: 1 S: 7 P: 11	1B: 11 SF: 0 2B: 3 SAC: 0 3B: 0 DP: 1 HR: 0 HBP: 1						

	AB	39
	R	5
	H	14
	RBI	4
	BB	5
	SO	5
	LOB	20

WP: 0 PA: 45
PB: 0
SB: 0
CS: 0

PITCHER		IP	WLS	BF	H	R	ER	SO	BB	IBB	HBP	BLK	WP	HR	S	P	ERA	WHIP
Don Schwall, R ERA: 5.54	(1, 1)	4.2	L	25	8	3	3	1	3	0	1	0	0	0	23	36	5.79	2.357
Mike Fornieles, R ERA: 5.59	(5, 1)	2.1		12	4	2	1	2	1	0	0	0	0	0	15	19	3.86	2.143
Chet Nichols, L ERA: 2.27	(8, 1)	2.0		8	2	0	0	2	1	0	0	0	0	0	11	15	0.00	1.500

PITCHER	IP	WLS	BF	H	R	ER	SO	BB	IBB	HBP	BLK	WP	HR	S	P	ERA	WHIP

Batter	1	2	3	4	5	6	7	8	9	AB	R	H	RBI	BB	SO	LOB
Chuck Schilling, R (1, 4) OBP: 0.297, SLG: 0.335	BBBB 4-0 2B BB		BBBB 4-0 4-3 BB			x 0-0 2B 2B		x 0-0 ① 6-3		2	1	1	0	2	0	0
Gary Geiger, L (1, 8) OBP: 0.317, SLG: 0.364	x 0-0 ① F7		x 0-0 ② 4-3 1-2			BBBB 4-0 2B 5-3 BB		x 0-0 ② 1-3		3	1	0	0	1	0	2
Carl Yastrzemski, L (1, 7) OBP: 0.359, SLG: 0.475	SSS 0-3 ② K		x 0-0 ③ G3			SSS 0-3 ① K		BBBB 4-0 1B BB		3	0	0	0	1	2	4
Lou Clinton, R (1, 9) OBP: 0.359, SLG: 0.575	x 0-0 1-3 2B			x 0-0 ① L5		x 0-0 1-3 2-H 2B		x 0-0 1-2 1B		4	0	3	1	0	0	0
Russ Nixon, L (1, 2) OBP: 0.298, SLG: 0.352	x 0-0 ③ F9			x 0-0 ② F9		x 0-0 ② 5-3 3-H		x 0-0 ③ 5-3		4	0	0	1	0	0	5
Frank Malzone, R (1, 5) OBP: 0.307, SLG: 0.390		x 0-0 G4-6-3 1B		x 0-0 ③ 5-3		x 0-0 ③ 6-3			x 0-0 ① 1-3	4	0	1	0	0	0	1
Don Gile, R (1, 3)		x 0-0 ①② G4-6-3 1-2f			x 0-0 ① 5-3		x 0-0 ① 6-3		x 0-0 ② F9	4	0	0	0	0	0	1
Eddie Bressoud, R (1, 6) OBP: 0.323, SLG: 0.421		SSS 0-3 ③ K			x 0-0 ② 5-3		x 0-0 ② P6		x 0-0 FC4 1B	4	0	1	0	0	1	0
Don Schwall, R (1, 1) OBP: 0.170, SLG: 0.133 Mike Fornieles, R (5, 1) OBP: 0.231, SLG: 0.231 Pumpsie Green, S (7, PH) OBP: 0.268, SLG: 0.213 Chet Nichols, S (8, 1) Dave Philley, S (9, PH) OBP: 0.250, SLG: 0.190			x 0-0 ① F7		SSS 0-3 ③ K		x 0-0 ③ L4		x 0-0 ③ FC4 1-2f	1 1 1 0 1	0 0 0 0 0	0 0 0 0 0	0 0 0 0 0	0 1 0 0 0	0 0 0 0 0	0 0 0 0 1
Inning Stats	R: 0 E: 0 K: 1 S: 6 H: 1 LOB: 2 BB: 1 P: 10	R: 0 E: 0 K: 1 S: 5 H: 1 LOB: 0 BB: 0 P: 5	R: 0 E: 0 K: 0 S: 3 H: 0 LOB: 1 BB: 1 P: 7	R: 0 E: 0 K: 0 S: 3 H: 0 LOB: 0 BB: 0 P: 3	R: 0 E: 0 K: 1 S: 5 H: 0 LOB: 0 BB: 0 P: 5	R: 2 E: 0 K: 1 S: 7 H: 2 LOB: 1 BB: 1 P: 11	R: 0 E: 0 K: 0 S: 3 H: 0 LOB: 0 BB: 0 P: 3	R: 0 E: 0 K: 0 S: 4 H: 1 LOB: 2 BB: 1 P: 8	R: 0 E: 0 K: 0 S: 4 H: 1 LOB: 1 BB: 0 P: 4	1B: 3 2B: 3 3B: 0 HR: 0	SF: 0 SAC: 0 DP: 1 HBP: 0						

PITCHER	IP	WLS	BF	H	R	ER	SO	BB	IBB	HBP	BLK	WP	HR	S	P	ERA	WHIP
Dean Chance, R (1, 1) ERA: 3.36	9.0	W	36	6	2	2	4	4	0	0	0	0	0	40	56	2.00	1.111

PITCHER	IP	WLS	BF	H	R	ER	SO	BB	IBB	HBP	BLK	WP	HR	S	P	ERA	WHIP

BOTTOM

Los Angeles Angels @ Boston Red Sox

Fenway Park, Boston, MA

Mon Aug 06 1962, 7:05 PM EDT

Att. 9,824 - Unknown

livebaseballscorecards.com

AB	32
R	2
H	6
RBI	2
BB	4
SO	4
LOB	14

1B: 3	SF: 0	WP: 0	PA: 36
2B: 3	SAC: 0	PB: 0	
3B: 0	DP: 1	SB: 0	
HR: 0	HBP: 0	CS: 0	

Batter	1	2	3	4	5	6	7	8	9	AB	R	H	RBI	BB	SO	LOB
Albie Pearson, L (1, 8) OBP: 0.386, SLG: 0.378	4-3		G3-6-1 1-2f			4-3			2-3	4	0	0	0	0	0	1
Billy Moran, R (1, 4) OBP: 0.338, SLG: 0.430	F3			2-3			F7		WP BB 1B 1B	4	1	1	0	0	0	0
Lee Thomas, L (1, 3) OBP: 0.351, SLG: 0.442	2B			P5			FC6 1B		BBBB WP 1B 1-2 BB	3	1	2	0	1	0	0
Leon Wagner, L (1, 7) OBP: 0.347, SLG: 0.530	G3			5-3			F7		BBBB E 1B SF9 1-2 2-3 BB	3	1	0	0	1	0	2
Buck Rodgers, S (1, 2) OBP: 0.325, SLG: 0.394		F9			F7		FC6 1-2f		E2 1-3 2-H 3-H 1B	4	0	1	2	0	0	1
Felix Torres, R (1, 5) OBP: 0.336, SLG: 0.427		SSS K			5-3			FC4-6 1B	SF9 3-H	3	0	1	1	0	1	0
George Thomas, R (1, 9) OBP: 0.321, SLG: 0.304		F8			SSS K			FC4-6 1B 1-2f	P6	4	0	0	0	0	1	2
Joe Koppe, R (1, 6) OBP: 0.358, SLG: 0.316 Tom Burgess, L (8, PH) OBP: 0.354, SLG: 0.336 Jim Fregosi, R (8, PR) OBP: 0.226, SLG: 0.207 (8, 6)			SSS K 1B			SSS K		L5-4 1B 1-2		2 1 0	0 0 0	0 1 0	0 0 0	0 0 0	2 0 0	0 0 0
Bo Belinsky, L (1, 1) OBP: 0.222, SLG: 0.103 Earl Averill, R (8, PH) OBP: 0.360, SLG: 0.329 Dan Osinski, R (8, 1)			G3-6-1 1B			4-3		L5-4 1-2		2 1 0	0 0 0	1 0 0	0 0 0	0 0 0	0 0 0	0 2 0
Inning Stats	R: 0 E: 0 K: 0 S: 4 H: 1 LOB: 1 BB: 0 P: 4	R: 0 E: 0 K: 1 S: 5 H: 0 LOB: 0 BB: 0 P: 5	R: 0 E: 0 K: 1 S: 5 H: 1 LOB: 0 BB: 0 P: 5	R: 0 E: 0 K: 0 S: 3 H: 0 LOB: 0 BB: 0 P: 3	R: 0 E: 0 K: 1 S: 5 H: 0 LOB: 0 BB: 0 P: 5	R: 0 E: 0 K: 1 S: 5 H: 0 LOB: 0 BB: 0 P: 5	R: 0 E: 0 K: 0 S: 4 H: 1 LOB: 1 BB: 0 P: 4	R: 0 E: 0 K: 0 S: 4 H: 2 LOB: 2 BB: 0 P: 4	R: 3 E: 1 K: 0 S: 5 H: 2 LOB: 1 BB: 2 P: 13	1B: 6 2B: 2 3B: 0 HR: 0	SF: 1 SAC: 0 DP: 2 HBP: 0						

TOP

Los Angeles Angels @ Boston Red Sox

Fenway Park, Boston, MA

Tue Aug 07 1962, 3:33 AM EDT

Att. 5,564 - Unknown

livebaseballscorecards.com

AB	31
R	3
H	7
RBI	3
BB	2
SO	4
LOB	8

WP: 1 PB: 0 SB: 0 CS: 0 PA: 34

PITCHER		IP	WLS	BF	H	R	ER	SO	BB	IBB	HBP	BLK	WP	HR	S	P	ERA	WHIP
Earl Wilson, R ERA: 3.64	(1, 1)	8.1	L	30	6	2	2	4	1	0	0	0	0	0	37	41	2.16	0.840
Arnold Earley, L ERA: 5.5	(9, 1)	0.0		2	1	0	0	0	1	0	0	0	1	0	1	5	∞	∞
Dick Radatz, R ERA: 1.89	(9, 1)	0.2		2	0	1	0	0	0	0	0	0	0	0	2	2	0.00	0.000

PITCHER	IP	WLS	BF	H	R	ER	SO	BB	IBB	HBP	BLK	WP	HR	S	P	ERA	WHIP

BOTTOM

Batter	1	2	3	4	5	6	7	8	9	AB	R	H	RBI	BB	SO	LOB
Chuck Schilling, R (1, 4) OBP: 0.292, SLG: 0.329	4-3			5-3	F8 1-2		G3		K	4	0	0	0	0	0	2
Pete Runnels, L (9, PH) OBP: 0.419, SLG: 0.476										1	0	0	0	0	1	1
Eddie Bressoud, R (1, 6) OBP: 0.327, SLG: 0.428	F9			1B 2B	BBBB BB			2B		3	1	2	0	1	0	0
Carl Yastrzemski, L (1, 7) OBP: 0.356, SLG: 0.470	4-3			F7	F8			6-3		4	0	0	0	0	0	4
Lou Clinton, R (1, 9) OBP: 0.362, SLG: 0.571		SSS K		BBBB BB 1B BB		G5-4-3 1B		SSS K		3	0	1	0	1	2	1
Bob Tillman, R (1, 2) OBP: 0.297, SLG: 0.491		5-3		BB 1B 1-2 2-H		G5-4-3 1-2f		BBBB BB		3	0	1	1	1	0	1
Frank Malzone, R (1, 5) OBP: 0.306, SLG: 0.388		6-3		BBB 4-0 BB 1-2 2-3		F7		SSS K		3	0	0	0	1	1	2
Don Gile, R (1, 3)			P5	SSS K			SSS K		SSS K	3	0	0	0	0	2	3
Russ Nixon, L (9, PH) OBP: 0.293, SLG: 0.345										1	0	0	0	0	1	0
Gary Geiger, L (1, 8) OBP: 0.319, SLG: 0.361			4-3		BBBB S BB		BBBB BB		E6	2	0	0	0	2	0	0
Earl Wilson, R (1, 1) OBP: 0.244, SLG: 0.381			F7		F9		F9		F7	3	0	0	0	0	0	2
Arnold Earley, L (9, 1) OBP: 0.273, SLG: 0.200										0	0	0	0	0	0	0
Dick Radatz, R (9, 1) OBP: 0.095, SLG: 0.095										0	0	0	0	0	0	0
Pumpsie Green, S (9, PH) OBP: 0.264, SLG: 0.210										1	0	0	0	0	0	1
Inning Stats	R: 0 H: 0 E: 0 LOB: 0 K: 0 BB: 0 S: 3 P: 3	R: 0 H: 0 E: 0 LOB: 0 K: 1 BB: 0 S: 5 P: 5	R: 0 H: 0 E: 0 LOB: 0 K: 0 BB: 0 S: 3 P: 3	R: 1 H: 2 E: 0 LOB: 3 K: 1 BB: 2 S: 7 P: 15	R: 0 H: 0 E: 0 LOB: 2 K: 0 BB: 2 S: 3 P: 11	R: 0 H: 1 E: 0 LOB: 0 K: 0 BB: 0 S: 3 P: 3	R: 0 H: 0 E: 0 LOB: 1 K: 1 BB: 1 S: 5 P: 9	R: 0 H: 1 E: 0 LOB: 2 K: 2 BB: 1 S: 8 P: 12	R: 0 H: 0 E: 1 LOB: 1 K: 2 BB: 0 S: 8 P: 8	1B: 2 SF: 0 2B: 2 SAC: 0 3B: 0 DP: 1 HR: 0 HBP: 0						

PITCHER	IP	WLS	BF	H	R	ER	SO	BB	IBB	HBP	BLK	WP	HR	S	P	ERA	WHIP
Bo Belinsky, L (1, 1) ERA: 3.18	7.0		28	3	1	1	3	5	0	0	0	0	0	29	49	1.29	1.143
Dan Osinski, R (8, 1) ERA: 9.19	2.0	W	9	1	0	0	4	1	0	0	0	0	0	16	20	0.00	1.000

PITCHER	IP	WLS	BF	H	R	ER	SO	BB	IBB	HBP	BLK	WP	HR	S	P	ERA	WHIP

Los Angeles Angels @ Boston Red Sox

Fenway Park, Boston, MA

Tue Aug 07 1962, 3:33 AM EDT

Att. 5,564 - Unknown

livebaseballscorecards.com

AB	31
R	1
H	4
RBI	1
BB	6
SO	7
LOB	17

WP: 0 PA: 37
PB: 0
SB: 1
CS: 0

Batter	1	2	3	4	5	6	7	8	9	AB	R	H	RBI	BB	SO	LOB
Willie Tasby, R (1, 8) OBP: 0.330, SLG: 0.325	4-3		4-3			F9		F8		4	0	0	0	0	0	1
Doc Edwards, R (1, 2) OBP: 0.442, SLG: 0.588	G6-4-3 1B			4-3			3-1 BB HBP		2B BB	2	0	1	0	1	0	0
Tito Francona, L (1, 3) OBP: 0.320, SLG: 0.392	G6-4-3 1-2f			K			F7		1-3 2B	4	0	1	0	0	1	2
Chuck Essegian, R (1, 7) OBP: 0.367, SLG: 0.512		F8		K			4-0 3-1 1-2 BB		F2	3	0	0	0	1	1	2
Al Luplow, L (1, 9) OBP: 0.376, SLG: 0.512		F8			G3		3-1 1-2 2-3		F4	4	0	0	0	0	0	4
Bubba Phillips, R (1, 5) OBP: 0.294, SLG: 0.355		FC5-4 1B			F8		L5		5-3	4	0	1	0	0	0	4
Jerry Kindall, R (1, 4) OBP: 0.270, SLG: 0.350		FC5-4 1-2f			K			L5		3	0	0	0	0	1	1
Jim Mahoney, R (1, 6) OBP: 0.190, SLG: 0.381			1-3			K		L3 2B		3	0	1	0	0	1	0
Dick Donovan, L (1, 1) OBP: 0.221, SLG: 0.270			K			K		L3 2-3		1	0	0	0	0	1	0
Don Dillard, L (6, PH) OBP: 0.287, SLG: 0.396										1	0	0	0	0	1	0
Frank Funk, R (6, 1) OBP: 0.083, SLG: 0.083										0	0	0	0	0	0	0
Ty Cline, L (8, PH) OBP: 0.320, SLG: 0.325										1	0	0	0	0	0	1
Bill Dailey, R (8, 1)										0	0	0	0	0	0	0
Inning Stats	R: 0 E: 0 K: 0 S: 3 H: 1 LOB: 0 BB: 0 P: 3	R: 0 E: 0 K: 0 S: 4 H: 1 LOB: 1 BB: 0 P: 4	R: 0 E: 0 K: 1 S: 5 H: 0 LOB: 0 BB: 0 P: 5	R: 0 E: 0 K: 2 S: 7 H: 0 LOB: 0 BB: 0 P: 7	R: 0 E: 0 K: 1 S: 5 H: 0 LOB: 0 BB: 0 P: 5	R: 0 E: 0 K: 2 S: 7 H: 0 LOB: 0 BB: 0 P: 7	R: 0 E: 0 K: 0 S: 3 H: 0 LOB: 2 BB: 1 P: 8	R: 0 E: 0 K: 0 S: 4 H: 1 LOB: 1 BB: 0 P: 4	R: 0 E: 0 K: 0 S: 4 H: 1 LOB: 2 BB: 1 P: 8	1B: 2 2B: 2 3B: 0 HR: 0 SF: 0 SAC: 0 DP: 1 HBP: 1						

PITCHER	IP	WLS	BF	H	R	ER	SO	BB	IBB	HBP	BLK	WP	HR	S	P	ERA	WHIP
Gene Conley, R (1, 1) ERA: 4.02	9.0	W	33	4	0	0	6	2	0	1	0	0	0	42	51	0.00	0.667

PITCHER	IP	WLS	BF	H	R	ER	SO	BB	IBB	HBP	BLK	WP	HR	S	P	ERA	WHIP

TOP

Cleveland Indians @ Boston Red Sox

Fenway Park, Boston, MA

Wed Aug 08 1962, 7:05 PM EDT

Att. 13,489 - Unknown

livebaseballscorecards.com

AB	30
R	0
H	4
RBI	0
BB	2
SO	6
LOB	15

Batter	1	2	3	4	5	6	7	8	9	AB	R	H	RBI	BB	SO	LOB
Gary Geiger, L (1, 8) OBP: 0.324, SLG: 0.370	0-0 FC6-4 1B	0-0 2-H 1B		0-0 2-H 3-H 2B		0-0 F8				4	0	3	3	0	0	1
Eddie Bressoud, R (1, 6) OBP: 0.324, SLG: 0.424	0-0 FC6-4 1B 1-2f 3B	0-0 6-3		0-0 F8			0-3 K			4	1	0	0	0	1	3
Carl Yastrzemski, L (1, 7) OBP: 0.356, SLG: 0.468	0-0 1-3 3B 1B		0-0 L8		0-0 F8		0-0 F7			4	1	1	0	0	0	0
Lou Clinton, R (1, 9) OBP: 0.364, SLG: 0.578	0-0 1-H 3-H SF7 3B		0-0 5-3		B B B 4-0 BB		0-0 F6			3	1	1	2	1	0	0
Pete Runnels, L (1, 3) OBP: 0.418, SLG: 0.475	0-0 SF7 3-H		0-0 3-1		0-0 F5			0-0 1B 1B		3	0	1	1	0	0	1
Frank Malzone, R (1, 5) OBP: 0.308, SLG: 0.389	0-0 L6			0-0 SH1-4 1B 2B 1B	0-0 F9			0-0 1-3 1B		4	1	2	0	0	0	1
Bob Tillman, R (1, 2) OBP: 0.296, SLG: 0.485		0-0 L9		0-0 SH1-4 1-2 2B 1B		0-0 F7		S S S 0-3 K		4	1	1	0	0	1	2
Chuck Schilling, R (1, 4) OBP: 0.293, SLG: 0.329		0-0 4-3 1B 1B		0-0 SH1-4 1-2 2-3		0-0 F8		S S S 0-3 K		3	1	1	0	0	1	2
Gene Conley, R (1, 1) OBP: 0.254, SLG: 0.390		0-0 4-3 1-2		0-0 6-3		0-0 1B		S S S 0-3 K		4	0	1	0	0	1	5
Inning Stats	R: 3 H: 3 E: 0 LOB: 0 K: 0 BB: 0 S: 6 P: 6	R: 1 H: 2 E: 0 LOB: 1 K: 0 BB: 0 S: 5 P: 5	R: 0 H: 0 E: 0 LOB: 0 K: 0 BB: 0 S: 3 P: 3	R: 2 H: 3 E: 0 LOB: 1 K: 0 BB: 0 S: 6 P: 6	R: 0 H: 0 E: 0 LOB: 1 K: 0 BB: 1 S: 3 P: 7	R: 0 H: 1 E: 0 LOB: 1 K: 0 BB: 0 S: 4 P: 4	R: 0 H: 0 E: 0 LOB: 0 K: 1 BB: 0 S: 5 P: 5	R: 0 H: 2 E: 0 LOB: 2 K: 3 BB: 0 S: 11 P: 11		1B: 9 SF: 1 2B: 1 SAC: 1 3B: 1 DP: 0 HR: 0 HBP: 0						

BOTTOM

Cleveland Indians @ Boston Red Sox

Fenway Park, Boston, MA

Wed Aug 08 1962, 7:05 PM EDT

Att. 13,489 - Unknown

livebaseballscorecards.com

AB	33
R	6
H	11
RBI	6
BB	1
SO	4
LOB	15

PITCHER		IP	WLS	BF	H	R	ER	SO	BB	IBB	HBP	BLK	WP	HR	S	P	ERA	WHIP
Dick Donovan, R ERA: 3.0	(1, 1)	5.0	L	24	8	6	6	0	1	0	0	0	0	0	23	27	10.80	1.800
Frank Funk, R ERA: 3.18	(6, 1)	2.0		7	1	0	0	1	0	0	0	0	0	0	9	9	0.00	0.500
Bill Dailey, R ERA: 2.96	(8, 1)	1.0		5	2	0	0	3	0	0	0	0	0	0	11	11	0.00	2.000

PITCHER	IP	WLS	BF	H	R	ER	SO	BB	IBB	HBP	BLK	WP	HR	S	P	ERA	WHIP

Cleveland Indians @ Boston Red Sox

Fenway Park, Boston, MA

Thu Aug 09 1962, 3:33 AM EDT

Att. 3,796 - Unknown

TOP

livebaseballscorecards.com

Batter	1	2	3	4	5	6	7	8	9	AB	R	H	RBI	BB	SO	LOB
Ty Cline, L (1, 8) OBP: 0.318, SLG: 0.320	L4-3	L7			L8		L7		BB	4	0	0	0	1	0	2
Al Luplow, L (1, 7) OBP: 0.377, SLG: 0.507	1B		G3		F6		6-3		1-2 2-3 BB	4	0	1	0	1	0	0
Tito Francona, L (1, 3) OBP: 0.321, SLG: 0.391	1-2 1B		BBBB 1B BB		F8			F9	F3	4	0	1	0	1	0	3
Willie Kirkland, L (1, 9) OBP: 0.283, SLG: 0.389	SSS K		F9			F3		SSS K		4	0	0	0	0	2	3
John Romano, R (1, 2) OBP: 0.364, SLG: 0.490	F4		1-3 1B			2B		FC5-4 1B		4	0	3	0	0	0	2
Bubba Phillips, R (1, 5) OBP: 0.293, SLG: 0.354		FC1-4 1B	SSS K			F3		1-2f FC5-4		4	0	1	0	0	1	4
Jerry Kindall, R (1, 4) OBP: 0.275, SLG: 0.355		1-2 FC1-4 1B		F2		BBBB BB			BB 2B	3	0	2	0	1	0	0
Jack Kubiszyn, R (1, 6) OBP: 0.200, SLG: 0.244		SSS K		SSS K		5-3			SSS K	3	0	0	0	0	2	4
Chuck Essegian, R (9, PH) OBP: 0.366, SLG: 0.510										1	0	0	0	0	1	1
Barry Latman, R (1, 1) OBP: 0.233, SLG: 0.321		1-2f 2-3 FC1-4		F8			F7		SSS K	2	0	0	0	0	0	2
Don Dillard, L (7, PH) OBP: 0.285, SLG: 0.393										1	0	0	0	0	0	0
Jim Perry, S (7, 1) OBP: 0.174, SLG: 0.178										0	0	0	0	0	0	0
Gene Green, R (9, PH) OBP: 0.336, SLG: 0.533										1	0	0	0	0	1	1

	AB	35
	R	0
	H	8
	RBI	0
	BB	4
	SO	7
	LOB	22

Inning Stats										
	R: 0 E: 0 K: 1 S: 7	H: 2 LOB: 2 BB: 0 P: 7	R: 0 E: 0 K: 1 S: 7	H: 2 LOB: 2 BB: 0 P: 7	R: 0 E: 0 K: 1 S: 6	H: 1 LOB: 2 BB: 1 P: 10	R: 0 E: 0 K: 1 S: 5	H: 0 LOB: 0 BB: 0 P: 5	R: 0 E: 0 K: 0 S: 3	H: 0 LOB: 0 BB: 0 P: 3
	R: 0 E: 0 K: 0 S: 4	H: 1 LOB: 2 BB: 1 P: 8	R: 0 E: 0 K: 0 S: 3	H: 0 LOB: 0 BB: 0 P: 3	R: 0 E: 0 K: 1 S: 6	H: 1 LOB: 1 BB: 0 P: 6	R: 0 E: 0 K: 2 S: 8	H: 1 LOB: 3 BB: 2 P: 16	1B: 6 2B: 2 3B: 0 HR: 0	SF: 0 SAC: 0 DP: 0 HBP: 0
	WP: 0 PB: 0 SB: 0 CS: 0	PA: 39								

PITCHER	IP	WLS	BF	H	R	ER	SO	BB	IBB	HBP	BLK	WP	HR	S	P	ERA	WHIP
Bill Monbouquette, R (1, 1) ERA: 3.95	9.0	W	39	8	0	0	7	4	0	0	0	0	0	49	65	0.00	1.333

PITCHER	IP	WLS	BF	H	R	ER	SO	BB	IBB	HBP	BLK	WP	HR	S	P	ERA	WHIP

BOTTOM

Cleveland Indians @ Boston Red Sox

Fenway Park, Boston, MA

Thu Aug 09 1962, 3:33 AM EDT

Att. 3,796 - Unknown

Batter	1	2	3	4	5	6	7	8	9	AB	R	H	RBI	BB	SO	LOB
Gary Geiger, L (1, 8) OBP: 0.326, SLG: 0.371	E6	WP S 1B		F2			S 1B			4	1	2	0	0	0	0
Eddie Bressoud, R (1, 6) OBP: 0.325, SLG: 0.425	E 2B	K			BB		K			3	1	1	0	1	2	2
Carl Yastrzemski, L (1, 7) OBP: 0.357, SLG: 0.470	E 2B	L8			G1-4-6-3		BB			3	1	1	1	1	0	2
Lou Clinton, R (1, 9) OBP: 0.358, SLG: 0.567	K		6-3		F4		L8			4	0	0	0	0	1	4
Pete Runnels, L (1, 3) OBP: 0.416, SLG: 0.471	E SF7 IBB		4-3			F9		5-3		3	1	0	0	1	0	0
Frank Malzone, R (1, 5) OBP: 0.310, SLG: 0.390	E8 1B		1B			L8		F4		4	0	2	2	0	0	0
Bob Tillman, R (1, 2) OBP: 0.295, SLG: 0.483	SF7		5-3			1B		6-3		3	0	1	1	0	0	1
Chuck Schilling, R (1, 4) OBP: 0.289, SLG: 0.325	K			F6		F3				3	0	0	0	0	1	2
Bill Monbouquette, R (1, 1) OBP: 0.208, SLG: 0.125		K		L4			6-3			3	0	0	0	0	1	0
Inning Stats	R: 4 H: 3 E: 2 LOB: 1 K: 2 BB: 1 S: 11 P: 15	R: 0 H: 1 E: 0 LOB: 1 K: 2 BB: 0 S: 8 P: 8	R: 0 H: 1 E: 0 LOB: 1 K: 0 BB: 0 S: 4 P: 4	R: 0 H: 0 E: 0 LOB: 0 K: 0 BB: 0 S: 3 P: 3	R: 0 H: 0 E: 0 LOB: 0 K: 0 BB: 1 S: 2 P: 6	R: 0 H: 1 E: 0 LOB: 1 K: 0 BB: 0 S: 4 P: 4	R: 0 H: 1 E: 0 LOB: 2 K: 1 BB: 1 S: 6 P: 10	R: 0 H: 0 E: 0 LOB: 0 K: 0 BB: 0 S: 3 P: 3		1B: 5 SF: 1 2B: 2 SAC: 0 3B: 0 DP: 1 HR: 0 HBP: 0						

livebaseballscorecards.com

AB	30
R	4
H	7
RBI	4
BB	3
SO	5
LOB	11

WP: 1 PA: 34
PB: 0
SB: 2
CS: 0

PITCHER		IP	WLS	BF	H	R	ER	SO	BB	IBB	HBP	BLK	WP	HR	S	P	ERA	WHIP
Barry Latman, R ERA: 3.77	(1, 1)	6.0	L	26	6	4	2	4	1	1	0	0	1	0	32	40	3.00	1.167
Jim Perry, R ERA: 4.12	(7, 1)	2.0		8	1	0	0	1	1	0	0	0	0	0	9	13	0.00	1.000

PITCHER	IP	WLS	BF	H	R	ER	SO	BB	IBB	HBP	BLK	WP	HR	S	P	ERA	WHIP

Baltimore Orioles @ Boston Red Sox

Fenway Park, Boston, MA

Sat Aug 11 1962, 3:33 AM EDT

Att. 5,657 - Unknown

TOP

livebaseballscorecards.com

Batter	1	2	3	4	5	6	7	8	9	AB	R	H	RBI	BB	SO	LOB
Jerry Adair, R (1, 4) OBP: 0.297, SLG: 0.372	F9		K			G3 1B		F9		4	0	1	0	0	1	0
Russ Snyder, L (1, 9) OBP: 0.314, SLG: 0.442	1B 1B		F5			G3 1-2			F8	4	0	1	0	0	0	1
Jackie Brandt, R (1, 8) OBP: 0.329, SLG: 0.456	FC6-4 1-3 1B			K		F9			1B	4	0	2	0	0	1	0
Jim Gentile, L (1, 3) OBP: 0.361, SLG: 0.514	K			5-3 BB			3-1		K	3	0	0	0	1	2	3
Brooks Robinson, R (1, 5) OBP: 0.320, SLG: 0.473	FC6-4 1-2f			5-3 1-2			F8		F9	4	0	0	0	0	0	4
Boog Powell, L (1, 7) OBP: 0.319, SLG: 0.419		4-3		F3			1B			3	0	1	0	0	0	1
Ron Hansen, R (1, 6) OBP: 0.292, SLG: 0.263		F8			4-3		1-3			3	0	0	0	0	0	1
Hobie Landrith, L (1, 2) OBP: 0.328, SLG: 0.358		F8			F5			L7		2	0	0	0	0	0	0
Charlie Lau, L (8, PH) OBP: 0.327, SLG: 0.453										1	0	0	0	0	0	0
(8, 2)																
Robin Roberts, S (1, 1) OBP: 0.333, SLG: 0.273			K		F6			F8		2	0	0	0	0	1	0
Whitey Herzog, L (8, PH) OBP: 0.379, SLG: 0.396										1	0	0	0	0	0	0
Dick Luebke, R (8, 1)										0	0	0	0	0	0	0
Inning Stats	R: 0 E: 0 K: 1 S: 7 H: 2 LOB: 2 BB: 0 P: 7	R: 0 E: 0 K: 0 S: 3 H: 0 LOB: 0 BB: 0 P: 3	R: 0 E: 0 K: 2 S: 7 H: 0 LOB: 0 BB: 0 P: 7	R: 0 E: 0 K: 1 S: 5 H: 0 LOB: 1 BB: 1 P: 9	R: 0 E: 0 K: 0 S: 3 H: 0 LOB: 0 BB: 0 P: 3	R: 0 E: 0 K: 0 S: 3 H: 1 LOB: 0 BB: 0 P: 3	R: 0 E: 0 K: 0 S: 4 H: 1 LOB: 1 BB: 0 P: 4	R: 0 E: 0 K: 0 S: 3 H: 0 LOB: 0 BB: 0 P: 3	R: 0 E: 0 K: 1 S: 6 H: 1 LOB: 1 BB: 0 P: 6	1B: 5 2B: 0 3B: 0 HR: 0 SF: 0 SAC: 0 DP: 0 HBP: 0							

	AB	31
	R	0
	H	5
	RBI	0
	BB	1
	SO	5
	LOB	10

WP: 0 PB: 0 SB: 0 CS: 0 PA: 32

PITCHER	IP	WLS	BF	H	R	ER	SO	BB	IBB	HBP	BLK	WP	HR	S	P	ERA	WHIP
Ike Delock, R (1, 1) ERA: 2.3	9.0	W	32	5	0	0	5	1	0	0	0	0	0	41	45	0.00	0.667

PITCHER	IP	WLS	BF	H	R	ER	SO	BB	IBB	HBP	BLK	WP	HR	S	P	ERA	WHIP

Batter	1	2	3	4	5	6	7	8	9	AB	R	H	RBI	BB	SO	LOB
Gary Geiger, L (1, 8) OBP: 0.325, SLG: 0.373	F7		F7		SH4-3 FC6-4 2B		4-3			4	1	1	0	0	0	1
Eddie Bressoud, R (1, 6) OBP: 0.323, SLG: 0.422	K		F6		SH4-3 2-3			F2		3	0	0	0	0	1	1
Carl Yastrzemski, L (1, 7) OBP: 0.358, SLG: 0.469	K		1B 1-3		FC6-4 IBB			4-3		3	0	1	0	1	1	0
Lou Clinton, R (1, 9) OBP: 0.355, SLG: 0.561		K	F7		FC6-4 CS 1-2f 3-H			L9		2	0	0	0	0	1	2
Carroll Hardy, R (5, 9) OBP: 0.314, SLG: 0.332										2	0	0	1	0	0	1
Pete Runnels, L (1, 3) OBP: 0.416, SLG: 0.470		1-3		L5	CS 1-2	G6-4-3 1B				3	0	1	0	0	0	0
Frank Malzone, R (1, 5) OBP: 0.312, SLG: 0.401		1B 2B		HR		G6-4-3 1-2f				3	2	2	1	0	0	1
Bob Tillman, R (1, 2) OBP: 0.296, SLG: 0.480		2-H 1B		E2		6-3				3	0	1	1	0	0	0
Chuck Schilling, R (1, 4) OBP: 0.286, SLG: 0.321		K		L8			6-3			3	0	0	0	0	1	2
Ike Delock, R (1, 1) OBP: 0.111, SLG: 0.059			1B	5-3			K			3	0	1	0	0	1	1
Inning Stats	R: 0 E: 0 K: 2 S: 7 H: 0 LOB: 0 BB: 0 P: 7	R: 1 E: 0 K: 2 S: 9 H: 2 LOB: 1 BB: 0 P: 9	R: 0 E: 0 K: 0 S: 5 H: 2 LOB: 2 BB: 0 P: 5	R: 1 E: 1 K: 0 S: 5 H: 1 LOB: 1 BB: 0 P: 5	R: 1 E: 0 K: 0 S: 3 H: 1 LOB: 0 BB: 1 P: 7	R: 0 E: 0 K: 0 S: 3 H: 1 LOB: 0 BB: 0 P: 3	R: 0 E: 0 K: 1 S: 5 H: 0 LOB: 0 BB: 0 P: 5	R: 0 E: 0 K: 0 S: 3 H: 0 LOB: 0 BB: 0 P: 3		1B: 4 2B: 2 3B: 0 HR: 1 SF: 0 SAC: 1 DP: 1 HBP: 0						

PITCHER		IP	WLS	BF	H	R	ER	SO	BB	IBB	HBP	BLK	WP	HR	S	P	ERA	WHIP
Robin Roberts, R ERA: 2.56	(1, 1)	7.0	L	28	7	3	3	5	0	1	0	0	0	1	37	41	3.86	1.000
Dick Luebke, L ERA:	(8, 1)	1.0		3	0	0	0	0	0	0	0	0	0	0	3	3	0.00	0.000

PITCHER	IP	WLS	BF	H	R	ER	SO	BB	IBB	HBP	BLK	WP	HR	S	P	ERA	WHIP

BOTTOM

Baltimore Orioles @ Boston Red Sox

Fenway Park, Boston, MA

Sat Aug 11 1962, 3:33 AM EDT

Att. 5,657 - Unknown

livebaseballscorecards.com

AB	29
R	3
H	7
RBI	3
BB	1
SO	5
LOB	9

WP: 0 PA: 32
PB: 0
SB: 0
CS: 1

Batter	1	2	3	4	5	6	7	8	9	AB	R	H	RBI	BB	SO	LOB
Jerry Adair, R (1, 4) OBP: 0.299, SLG: 0.373	G4-6-3 1B		BB 1B 1B		6-3		K			4	0	2	0	0	1	0
Russ Snyder, L (1, 7) OBP: 0.314, SLG: 0.439	G4-6-3 1-2f		BB 1-2 1B			4-3		4-3		4	0	1	0	0	0	1
Jackie Brandt, R (1, 8) OBP: 0.331, SLG: 0.455	5-3		BBBB 4-0 1-2 2-3 BB			1B HR 1B		E6 L4-3		3	1	1	0	1	0	0
Charlie Lau, L (1, 2) OBP: 0.325, SLG: 0.448		5-3	4-3			1-3 HR 1B		L4-3 1-2		4	1	1	0	0	0	4
Whitey Herzog, L (1, 9) OBP: 0.381, SLG: 0.410		BBBB 4-0 BB		4-3		1-H 3-H HR			K	3	1	1	3	1	1	0
Jim Gentile, L (1, 3) OBP: 0.358, SLG: 0.509		F8		4-3		F7			F7	4	0	0	0	0	0	1
Brooks Robinson, R (1, 5) OBP: 0.319, SLG: 0.471		K		K		6-3			FC4-6 1B	4	0	1	0	0	2	1
Ron Hansen, R (1, 6) OBP: 0.286, SLG: 0.257			5-3		6-3		6-3		FC4-6 1-2f	4	0	0	0	0	0	1
Chuck Estrada, R (1, 1) OBP: 0.136, SLG: 0.116			K		6-3		1-3			2	0	0	0	0	1	0
Wes Stock, R (5, 1)										0	0	0	0	0	0	0
Billy Hoeft, L (6, 1) OBP: 0.400, SLG: 0.333										0	0	0	0	0	0	0
Barry Shetrone, L (7, PH)										1	0	0	0	0	0	0
Jack Fisher, R (7, 1) OBP: 0.171, SLG: 0.094										0	0	0	0	0	0	0
Inning Stats	R: 0 E: 0 K: 0 S: 3 H: 1 LOB: 0 BB: 0 P: 3	R: 0 E: 0 K: 1 S: 5 H: 0 LOB: 1 BB: 1 P: 9	R: 0 E: 0 K: 1 S: 7 H: 2 LOB: 3 BB: 1 P: 11	R: 0 E: 0 K: 1 S: 5 H: 0 LOB: 0 BB: 0 P: 5	R: 0 E: 0 K: 0 S: 3 H: 0 LOB: 0 BB: 0 P: 3	R: 3 E: 0 K: 0 S: 6 H: 3 LOB: 0 BB: 0 P: 6	R: 0 E: 0 K: 1 S: 5 H: 0 LOB: 0 BB: 0 P: 5	R: 0 E: 1 K: 0 S: 3 H: 0 LOB: 0 BB: 0 P: 3	R: 0 E: 0 K: 1 S: 6 H: 1 LOB: 1 BB: 0 P: 6	1B: 6 2B: 1 3B: 0 HR: 1	SF: 0 SAC: 0 DP: 2 HBP: 0			WP: 0 PB: 0 SB: 0 CS: 0	PA: 35		

PITCHER	IP	WLS	BF	H	R	ER	SO	BB	IBB	HBP	BLK	WP	HR	S	P	ERA	WHIP
Don Schwall, R (1, 1) ERA: 5.37	9.0	W	35	7	3	3	5	2	0	0	0	0	1	43	51	3.00	1.000

PITCHER	IP	WLS	BF	H	R	ER	SO	BB	IBB	HBP	BLK	WP	HR	S	P	ERA	WHIP

TOP

Baltimore Orioles @ Boston Red Sox

Fenway Park, Boston, MA

Sat Aug 11 1962, 7:05 PM EDT

Att. 8,058 - Unknown

livebaseballscorecards.com

AB	33
R	3
H	7
RBI	3
BB	2
SO	5
LOB	8

BOTTOM

Baltimore Orioles @ Boston Red Sox

Fenway Park, Boston, MA

Sat Aug 11 1962, 7:05 PM EDT

Att. 8,058 - Unknown

livebaseballscorecards.com

Batter	1	2	3	4	5	6	7	8	9	AB	R	H	RBI	BB	SO	LOB
Gary Geiger, L (1, 8) OBP: 0.331, SLG: 0.384	0-0 G6-3 1B			0-0 FC6-5 S 1B	4-0 1B 1B IBB	0-0 SF7 2-H 3B		0-0 3-1 ③		4	2	3	1	1	0	0
Eddie Bressoud, R (1, 6) OBP: 0.323, SLG: 0.422	0-0 G6-3 ①② 1-2f			0-0 FC6-5 ① BB BB 1-3	0-0 1B E 1-2 3-H 1B	0-0 SF7 ② 3-H				3	1	1	2	0	0	2
Carl Yastrzemski, L (1, 7) OBP: 0.359, SLG: 0.468	0-3 K ③			4-0 BB 1-2 BB	0-0 E 1-3 2-H 1B	0-0 F7 ③				3	0	1	1	1	1	0
Frank Malzone, R (1, 5) OBP: 0.309, SLG: 0.397		0-0 F4 ①		0-3 K ②	0-0 6-3 ② 1-2 3-H		0-0 F2 ①			4	0	0	0	0	1	3
Pete Runnels, L (1, 3) OBP: 0.419, SLG: 0.471		0-0 L7 ②		4-0 1-2 2-3 BB	4-0 BB		0-0 G1 1B			2	0	1	0	2	0	0
Jim Pagliaroni, R (1, 2) OBP: 0.369, SLG: 0.479		0-0 F8 ③		0-0 F4 ③	0-0 L5 ③		0-0 G1 ② 1-2			4	0	0	0	0	0	6
Carroll Hardy, R (1, 9) OBP: 0.316, SLG: 0.347			0-0 4-3 ①		0-0 2B 2B	0-0 HR	0-0 6-3 ③			4	2	2	1	0	0	1
Chuck Schilling, R (1, 4) OBP: 0.289, SLG: 0.325			0-0 4-3 ②		0-0 SH3-4 1B 2-H 2B	4-0 SH1-4 3B BB		0-0 F7 ①		3	2	1	1	1	0	0
Don Schwall, R (1, 1) OBP: 0.163, SLG: 0.128			0-0 3-1 ③		0-0 SH3-4 ① 2-3	0-0 SH1-4 ① 1-2		0-3 K ②		2	0	0	0	0	1	0
Inning Stats	R: 0 E: 0 K: 1 S: 5 H: 1 LOB: 0 BB: 0 P: 5	R: 0 E: 0 K: 0 S: 3 H: 0 LOB: 0 BB: 0 P: 3	R: 0 E: 0 K: 0 S: 3 H: 0 LOB: 0 BB: 0 P: 3	R: 0 E: 0 K: 1 S: 6 H: 1 LOB: 3 BB: 2 P: 14	R: 4 E: 1 K: 0 S: 7 H: 4 LOB: 2 BB: 2 P: 15	R: 3 E: 0 K: 0 S: 5 H: 2 LOB: 0 BB: 1 P: 9	R: 0 E: 0 K: 0 S: 4 H: 1 LOB: 1 BB: 0 P: 4	R: 0 E: 0 K: 1 S: 5 H: 0 LOB: 0 BB: 0 P: 5		1B: 5 2B: 2 3B: 1 HR: 1	SF: 1 SAC: 2 DP: 1 HBP: 0					

	AB	29
	R	7
	H	9
	RBI	6
	BB	5
	SO	3
	LOB	12

WP: 0 PB: 0 SB: 1 CS: 0 PA: 37

PITCHER		IP	WLS	BF	H	R	ER	SO	BB	IBB	HBP	BLK	WP	HR	S	P	ERA	WHIP
Chuck Estrada, R ERA: 4.27	(1, 1)	4.1	L	21	6	4	4	2	2	1	0	0	0	0	22	34	8.31	1.846
Wes Stock, R ERA: 3.83	(5, 1)	1.0		6	1	2	2	0	2	0	0	0	0	1	4	12	18.00	3.000
Billy Hoeft, L ERA: 4.57	(6, 1)	0.2		3	1	1	1	0	0	0	0	0	0	0	3	3	13.50	1.500
Jack Fisher, R ERA: 5.13	(7, 1)	2.0		7	1	0	0	1	0	0	0	0	0	0	9	9	0.00	0.500

PITCHER		IP	WLS	BF	H	R	ER	SO	BB	IBB	HBP	BLK	WP	HR	S	P	ERA	WHIP

Baltimore Orioles @ Boston Red Sox

Fenway Park, Boston, MA

Sun Aug 12 1962, 3:33 AM EDT

Att. 5,461 - Unknown

TOP

livebaseballscorecards.com

Batter	1	2	3	4	5	6	7	8	9	AB	R	H	RBI	BB	SO	LOB
Jerry Adair, R (1, 4) OBP: 0.298, SLG: 0.374	L8		HBP 2B	5-3			F4		6-3	5	0	1	0	0	0	1
Russ Snyder, L (1, 7) (5, 8) OBP: 0.320, SLG: 0.439	1B		BB HBP		4-3		BB			2	0	1	0	2	0	0
Jackie Brandt, R (1, 8) OBP: 0.333, SLG: 0.454	L9		1-2 2-3 HBP		BB		F6			1	0	0	0	1	0	1
Dick Williams, R (5, 7) OBP: 0.277, SLG: 0.273										1	0	0	0	0	0	1
Whitey Herzog, L (1, 9) OBP: 0.378, SLG: 0.404	6-3		K		F6			HBP		3	0	0	0	0	1	5
Jim Gentile, L (1, 3) OBP: 0.357, SLG: 0.505		BB	K		4-3			F2		3	0	0	0	1	1	5
Brooks Robinson, R (1, 5) OBP: 0.318, SLG: 0.471		K		2B 2B		F8		K		4	1	1	0	0	2	2
Gus Triandos, R (1, 2) OBP: 0.250, SLG: 0.293		K		K		F8		K		4	0	0	0	0	3	3
Ron Hansen, R (1, 6) OBP: 0.286, SLG: 0.263		K		2-H 2B		F3			1-3	4	0	1	1	0	1	1
Milt Pappas, R (1, 1) OBP: 0.109, SLG: 0.346			K	F4			F8		L9	1	0	0	0	0	1	0
Barry Shetrone, L (4, PH) OBP: , SLG:										1	0	0	0	0	0	1
Dick Hall, R (4, 1) OBP: 0.294, SLG: 0.214										0	0	0	0	0	0	0
Boog Powell, L (7, PH) OBP: 0.318, SLG: 0.418										1	0	0	0	0	0	0
Dick Luebke, R (7, 1) OBP: , SLG:										0	0	0	0	0	0	0
Charlie Lau, L (9, PH) OBP: 0.322, SLG: 0.444										1	0	0	0	0	0	0
Inning Stats	R: 0 E: 0 K: 0 S: 4 H: 1 LOB: 1 BB: 0 P: 4	R: 0 E: 0 K: 3 S: 9 H: 0 LOB: 1 BB: 1 P: 13	R: 0 E: 0 K: 3 S: 10 H: 1 LOB: 3 BB: 1 P: 15	R: 1 E: 0 K: 1 S: 7 H: 2 LOB: 1 BB: 0 P: 7	R: 0 E: 0 K: 0 S: 3 H: 0 LOB: 1 BB: 1 P: 7	R: 0 E: 0 K: 0 S: 3 H: 0 LOB: 0 BB: 0 P: 3	R: 0 E: 0 K: 0 S: 3 H: 0 LOB: 1 BB: 1 P: 7	R: 0 E: 0 K: 2 S: 7 H: 0 LOB: 1 BB: 0 P: 8	R: 0 E: 0 K: 0 S: 3 H: 0 LOB: 0 BB: 0 P: 3	1B: 1 2B: 3 3B: 0 HR: 0	SF: 0 SAC: 0 DP: 0 HBP: 2					

	AB	31
	R	1
	H	4
	RBI	1
	BB	4
	SO	9
	LOB	20

WP: 0 PB: 0 SB: 0 CS: 0 PA: 37

PITCHER		IP	W	L	S	BF	H	R	ER	SO	BB	IBB	HBP	BLK	WP	HR	P	ERA	WHIP
Earl Wilson, R ERA: 3.45	(1, 1)	9.0	W			37	4	1	1	9	4	0	2	0	0	0	67	1.00	0.889

PITCHER	IP	W	L	S	BF	H	R	ER	SO	BB	IBB	HBP	BLK	WP	HR	P	ERA	WHIP

Batter	1	2	3	4	5	6	7	8	9	AB	R	H	RBI	BB	SO	LOB
Gary Geiger, L (1, 8) OBP: 0.331, SLG: 0.381	6-3		HR, BB		L3		K			3	1	0	0	1	1	0
Eddie Bressoud, R (1, 6) OBP: 0.324, SLG: 0.429	1-3		HR		E5		4-6-3			4	1	2	3	0	0	0
Carl Yastrzemski, L (1, 7) OBP: 0.360, SLG: 0.468	F7		S, 1B		1-3, 1B		4-6-3			4	1	2	0	0	0	1
Frank Malzone, R (1, 5) OBP: 0.309, SLG: 0.396		F7	1-H, 1B		F4			F6		4	0	1	1	0	0	2
Pete Runnels, L (1, 3) OBP: 0.417, SLG: 0.468		K	F7			1B		6-3		4	0	1	0	0	1	1
Bob Tillman, R (1, 2) OBP: 0.290, SLG: 0.469		6-3		6-3		F7		F9		4	0	0	0	0	0	1
Carroll Hardy, R (1, 9) OBP: 0.319, SLG: 0.350			SH1-4, HR, 1B	6-3		1-2, 1B				3	1	2	0	0	0	0
Chuck Schilling, R (1, 4) OBP: 0.287, SLG: 0.323			SH1-4 1-2	6-3		F8				2	0	0	0	0	0	2
Earl Wilson, R (1, 1) OBP: 0.229, SLG: 0.356			K		F7	F7				3	0	0	0	0	1	3
Inning Stats	R: 0 E: 0 K: 0 S: 3 H: 0 LOB: 0 BB: 0 P: 3	R: 0 E: 0 K: 1 S: 5 H: 0 LOB: 0 BB: 0 P: 5	R: 4 E: 0 K: 1 S: 9 H: 4 LOB: 1 BB: 1 P: 13	R: 0 E: 0 K: 0 S: 3 H: 0 LOB: 0 BB: 0 P: 3	R: 0 E: 1 K: 0 S: 5 H: 1 LOB: 2 BB: 0 P: 5	R: 0 E: 0 K: 0 S: 5 H: 2 LOB: 2 BB: 0 P: 5	R: 0 E: 0 K: 1 S: 5 H: 1 LOB: 0 BB: 0 P: 5	R: 0 E: 0 K: 0 S: 3 H: 0 LOB: 0 BB: 0 P: 3								

PITCHER		IP	WLS	BF	H	R	ER	SO	BB	IBB	HBP	BLK	WP	HR	S	P	ERA	WHIP
Milt Pappas, R ERA: 3.92	(1, 1)	3.0	L	14	4	4	4	2	1	0	0	0	0	1	17	21	12.00	1.667
Dick Hall, R ERA: 2.34	(4, 1)	3.0		13	3	0	0	0	0	0	0	0	0	0	13	13	0.00	1.000
Dick Luebke, L ERA:	(7, 1)	2.0		6	1	0	0	1	0	0	0	0	0	0	8	8	0.00	0.500

PITCHER	IP	WLS	BF	H	R	ER	SO	BB	IBB	HBP	BLK	WP	HR	S	P	ERA	WHIP

BOTTOM

Baltimore Orioles @ Boston Red Sox

Fenway Park, Boston, MA

Sun Aug 12 1962, 3:33 AM EDT

Att. 5,461 - Unknown

AB	31
R	4
H	8
RBI	4
BB	1
SO	3
LOB	10

1B: 7	SF: 0	WP: 0	PA: 33
2B: 1	SAC: 1	PB: 0	
3B: 0	DP: 1	SB: 1	
HR: 1	HBP: 0	CS: 0	

livebaseballscorecards.com

Batter	1	2	3	4	5	6	7	8	9	AB	R	H	RBI	BB	SO	LOB
Carroll Hardy, R (1, 8) OBP: 0.316, SLG: 0.346	SSS 0-3 ① K			x 0-0 ① 6-3		x 0-0 ② 1-3 1-2		x 0-0 ③ F8		4	0	0	0	0	1	3
Eddie Bressoud, R (1, 6) OBP: 0.324, SLG: 0.432	x 0-0 ② 4-3			x 0-0 ② F9		x 0-0 ③ 5-3			x 0-0 1B 3B	4	1	1	0	0	0	1
Carl Yastrzemski, L (1, 7) OBP: 0.357, SLG: 0.464	x 0-0 ③ 4-3			x 0-0 ③ 4-3			x 0-0 ① L6		x 0-0 ① F8	4	0	0	0	0	0	1
Lou Clinton, R (1, 9) OBP: 0.349, SLG: 0.551		x 0-0 ① 1-3			x 0-0 ① 6-3		x 0-0 ② 6-3		x 0-0 ② 2-3	4	0	0	0	0	0	1
Frank Malzone, R (1, 5) OBP: 0.308, SLG: 0.395		x 0-0 ② 4-3			x 0-0 ② F9		x 0-0 ③ F4		x 0-0 3-H 1B	4	0	1	1	0	0	0
Bob Tillman, R (1, 2) OBP: 0.289, SLG: 0.464		x 0-0 ③ 6-3			x 0-0 1B			x 0-0 ① 6-3	x 0-0 ③ F8	4	0	1	0	0	0	1
Pete Runnels, L (1, 3) OBP: 0.417, SLG: 0.470			x 0-0 ① L5		SSS 0-3 ③ K			x 0-0 2B		3	0	1	0	0	1	1
Chuck Schilling, R (1, 4) OBP: 0.284, SLG: 0.319			x 0-0 ② 5-3			x 0-0 ① 5-3		SSS 0-3 ② K		3	0	0	0	0	1	1
Gene Conley, R (1, 1) OBP: 0.262, SLG: 0.393			x 0-0 ③ F9			x 0-0 1-3 1B		BBB 4-0 BB		2	0	1	0	0	0	0
Arnold Earley, L (7, 1) OBP: 0.273, SLG: 0.200										0	0	0	0	0	0	0
Jim Pagliaroni, R (8, PH) OBP: 0.372, SLG: 0.479										0	0	0	0	1	0	0
Billy Gardner, R (8, PR) OBP: 0.296, SLG: 0.324										0	0	0	0	0	0	0
Mike Fornieles, R (8, 1) OBP: 0.231, SLG: 0.231										0	0	0	0	0	0	0
Inning Stats	R: 0 E: 0 K: 1 S: 5 H: 0 LOB: 0 BB: 0 P: 5	R: 0 E: 0 K: 0 S: 3 H: 0 LOB: 0 BB: 0 P: 3	R: 0 E: 0 K: 0 S: 3 H: 0 LOB: 0 BB: 0 P: 3	R: 0 E: 0 K: 0 S: 3 H: 0 LOB: 0 BB: 0 P: 3	R: 0 E: 0 K: 1 S: 6 H: 1 LOB: 1 BB: 0 P: 6	R: 0 E: 0 K: 0 S: 4 H: 1 LOB: 1 BB: 0 P: 4	R: 0 E: 0 K: 0 S: 3 H: 0 LOB: 0 BB: 0 P: 3	R: 0 E: 0 K: 1 S: 6 H: 1 LOB: 2 BB: 1 P: 10	R: 1 E: 0 K: 0 S: 5 H: 2 LOB: 1 BB: 0 P: 5	1B: 3 2B: 1 3B: 1 HR: 0	SF: 0 SAC: 0 DP: 0 HBP: 0						

TOP

Boston Red Sox @ Los Angeles Angels

Dodger Stadium, Los Angeles, CA

Mon Aug 13 1962, 7:05 PM PDT

Att. 6,897 - Unknown - 71 F

livebaseballscorecards.com

AB	32
R	1
H	5
RBI	1
BB	1
SO	3
LOB	9

PITCHER		IP	WLS	BF	H	R	ER	SO	BB	IBB	HBP	BLK	WP	HR	S	P	ERA	WHIP
Ted Bowsfield, L ERA: 4.62	(1, 1)	9.0	W	33	5	1	1	3	1	0	0	0	0	0	38	42	1.00	0.667

PITCHER	IP	WLS	BF	H	R	ER	SO	BB	IBB	HBP	BLK	WP	HR	S	P	ERA	WHIP

Batter	1	2	3	4	5	6	7	8	9	AB	R	H	RBI	BB	SO	LOB
Albie Pearson, L (1, 8) OBP: 0.379, SLG: 0.370	F8	F7			4-3		1B			4	1	1	0	0	0	1
Billy Moran, R (1, 4) OBP: 0.332, SLG: 0.420	4-3		S		E6		1B			4	2	2	1	0	0	0
Lee Thomas, L (1, 3) OBP: 0.353, SLG: 0.438	1B		K		F7		WP			4	1	2	2	0	1	2
Leon Wagner, L (1, 7) OBP: 0.342, SLG: 0.516	1B		CS			F7	K			4	0	2	1	0	1	1
Buck Rodgers, S (1, 2) OBP: 0.318, SLG: 0.383	1B		F7			F9	G5-4-3			4	0	2	1	0	0	1
Felix Torres, R (1, 5) OBP: 0.332, SLG: 0.435	6-3			F8		F6	G5-4-3			4	0	0	0	0	0	3
George Thomas, R (1, 9) OBP: 0.291, SLG: 0.265		K		F9			5-3			4	0	0	0	0	1	0
Joe Koppe, R (1, 6) OBP: 0.354, SLG: 0.304		F8		F9			3-1			3	0	0	0	0	0	0
Ted Bowsfield, R (1, 1) OBP: 0.324, SLG: 0.226		1B			K		BB			2	1	1	0	1	1	0
Inning Stats	R: 1 H: 3 E: 0 LOB: 2 K: 0 BB: 0 S: 6 P: 6	R: 0 H: 1 E: 0 LOB: 1 K: 1 BB: 0 S: 6 P: 6	R: 1 H: 2 E: 0 LOB: 0 K: 1 BB: 0 S: 6 P: 6	R: 0 H: 0 E: 0 LOB: 0 K: 0 BB: 0 S: 3 P: 3	R: 0 H: 0 E: 1 LOB: 1 K: 1 BB: 0 S: 6 P: 6	R: 0 H: 0 E: 0 LOB: 0 K: 0 BB: 0 S: 3 P: 3	R: 3 H: 3 E: 0 LOB: 1 K: 1 BB: 1 S: 8 P: 12	R: 0 H: 1 E: 0 LOB: 0 K: 0 BB: 0 S: 3 P: 3		1B: 10 SF: 0 2B: 0 SAC: 0 3B: 0 DP: 1 HR: 0 HBP: 0						

PITCHER		IP	WLS	BF	H	R	ER	SO	BB	IBB	HBP	BLK	WP	HR	S	P	ERA	WHIP
Gene Conley, R ERA: 4.12	(1, 1)	6.2	L	29	8	5	5	3	1	0	0	0	0	0	34	38	6.75	1.350
Arnold Earley, L ERA: 5.46	(7, 1)	0.1		2	1	0	0	1	0	0	0	0	1	0	4	4	0.00	3.000
Mike Fornieles, R ERA: 5.51	(8, 1)	1.0		3	1	0	0	0	0	0	0	0	0	0	3	3	0.00	1.000

PITCHER	IP	WLS	BF	H	R	ER	SO	BB	IBB	HBP	BLK	WP	HR	S	P	ERA	WHIP

BOTTOM

Boston Red Sox @ Los Angeles Angels

Dodger Stadium, Los Angeles, CA

Mon Aug 13 1962, 7:05 PM PDT

Att. 6,897 - Unknown - 71 F

livebaseballscorecards.com

AB	33
R	5
H	10
RBI	5
BB	1
SO	4
LOB	8

Batter	1	2	3	4	5	6	7	8	9	AB	R	H	RBI	BB	SO	LOB
Gary Geiger, L (1, 8) OBP: 0.330, SLG: 0.379	CS 1B			1-3		F9			4-3	4	0	1	0	0	0	0
Eddie Bressoud, R (1, 6) OBP: 0.325, SLG: 0.431	K 1-2			K			G7-6-3 BB		HR 1B	3	1	1	0	1	2	1
Carl Yastrzemski, L (1, 7) OBP: 0.355, SLG: 0.460	1-3			G3			G7-6-3 1-2f		F7	4	0	0	0	0	0	2
Lou Clinton, R (1, 9) OBP: 0.351, SLG: 0.564		K			1B		K		1-H HR	4	1	2	2	0	2	0
Pete Runnels, L (1, 3) OBP: 0.418, SLG: 0.470		6-3			F8			SH5-4 1B	1B	4	0	2	0	0	0	1
Frank Malzone, R (1, 5) OBP: 0.308, SLG: 0.393		5-3			F8			SH5-4 1-2	F3	4	0	1	0	0	0	2
Jim Pagliaroni, R (1, 2) OBP: 0.369, SLG: 0.475			F8		K			SH5-4 1-2 2-3		2	0	0	0	0	1	1
Chuck Schilling, R (1, 4) OBP: 0.282, SLG: 0.317 Russ Nixon, L (8, PH) OBP: 0.288, SLG: 0.339 Dick Radatz, R (8, 1) OBP: 0.095, SLG: 0.095			1-3			F8		F8		2 1 0	0 0 0	0 0 0	0 0 0	0 0 0	0 0 0	0 2 0
Bill Monbouquette, R (1, 1) OBP: 0.200, SLG: 0.120 Pumpsie Green, S (8, PH) OBP: 0.260, SLG: 0.206 (8, 4)			K			K		K		2 1	0 0	0 0	0 0	0 0	2 1	0 2
Inning Stats	R: 0 E: 0 K: 1 S: 5 H: 1 LOB: 0 BB: 0 P: 5	R: 0 E: 0 K: 1 S: 5 H: 0 LOB: 0 BB: 0 P: 5	R: 0 E: 0 K: 1 S: 5 H: 0 LOB: 0 BB: 0 P: 5	R: 0 E: 0 K: 1 S: 5 H: 0 LOB: 0 BB: 0 P: 5	R: 0 E: 0 K: 1 S: 6 H: 1 LOB: 1 BB: 0 P: 6	R: 0 E: 0 K: 1 S: 5 H: 0 LOB: 0 BB: 0 P: 5	R: 0 E: 0 K: 1 S: 4 H: 0 LOB: 0 BB: 1 P: 8	R: 0 E: 0 K: 1 S: 7 H: 2 LOB: 2 BB: 0 P: 7	R: 2 E: 0 K: 0 S: 6 H: 3 LOB: 1 BB: 0 P: 6	1B: 6 2B: 1 3B: 0 HR: 1 SF: 0 SAC: 1 DP: 2 HBP: 0						

PITCHER		IP	WLS	BF	H	R	ER	SO	BB	IBB	HBP	BLK	WP	HR	S	P	ERA	WHIP
Dean Chance, R ERA: 3.0	(1, 1)	8.2	L	32	7	2	2	8	1	0	0	0	0	1	47	51	2.08	0.923
Dan Osinski, R ERA: 9.0	(9, 1)	0.1		1	0	0	0	0	0	0	0	0	0	0	1	1	0.00	0.000

PITCHER	IP	WLS	BF	H	R	ER	SO	BB	IBB	HBP	BLK	WP	HR	S	P	ERA	WHIP

Boston Red Sox @ Los Angeles Angels

Dodger Stadium, Los Angeles, CA

Tue Aug 14 1962, 7:05 PM PDT

Unknown - 79 F

TOP

livebaseballscorecards.com

AB	31
R	2
H	7
RBI	2
BB	1
SO	8
LOB	11

BOTTOM

Boston Red Sox @ Los Angeles Angels

Dodger Stadium, Los Angeles, CA

Tue Aug 14 1962, 7:05 PM PDT

Unknown - 79 F

livebaseballscorecards.com

Batter	1	2	3	4	5	6	7	8	9	AB	R	H	RBI	BB	SO	LOB
Albie Pearson, L (1, 8) OBP: 0.378, SLG: 0.368	F7		HBP		F8			FC6-5-6 2-3		3	0	0	0	0	0	1
Billy Moran, R (1, 4) OBP: 0.330, SLG: 0.417	6-3		K			6-3		K		4	0	0	0	0	2	2
Lee Thomas, L (1, 3) OBP: 0.350, SLG: 0.434	F8		F7			G3			F7	4	0	0	0	0	0	1
Leon Wagner, L (1, 7) OBP: 0.339, SLG: 0.511		F9		F8		F6			4-3	4	0	0	0	0	0	0
Buck Rodgers, S (1, 2) OBP: 0.322, SLG: 0.391		1B E 1B		6-3 1B			F7		3B	4	1	3	0	0	0	0
Felix Torres, R (1, 5) OBP: 0.331, SLG: 0.432		E7 1-H 1B		6-3 1-2			5-3		6-3	4	0	1	0	0	0	2
George Thomas, R (1, 9) OBP: 0.276, SLG: 0.250		F6		F8			5-3			3	0	0	0	0	0	2
Joe Koppe, R (1, 6) OBP: 0.354, SLG: 0.302		F8			F3			BBBB 4-0 FC6-5-6 SH3-4 BB		2	0	0	0	1	0	1
Dean Chance, R (1, 1) OBP: 0.125, SLG: 0.079 Dan Osinski, R (9, 1)			F9		1-3			SH3-4 1-2		2 0	0 0	0 0	0 0	0 0	0 0	0 0

	AB	30
	R	1
	H	4
	RBI	0
	BB	1
	SO	2
	LOB	9

Inning Stats	1	2	3	4	5	6	7	8	9	1B: 3	SF: 0	WP: 0	PA: 33
R:	0	1	0	0	0	0	0	0	0	2B: 0	SAC: 1	PB: 0	
E:	0	1	0	0	0	0	0	0	0	3B: 1	DP: 0	SB: 0	
H:	0	2	0	1	0	0	0	1	1	HR: 0	HBP: 1	CS: 0	
K:	0	0	1	0	0	0	0	1	0				
BB:	0	0	0	0	0	0	0	0	0				
LOB:	0	1	1	1	0	0	0	1	1				
P:	3	5	6	4	3	3	3	9	4				
S:	3	5	5	4	3	3	3	5	4				

PITCHER		IP	WLS	BF	H	R	ER	SO	BB	IBB	HBP	BLK	WP	HR	S	P	ERA	WHIP
Bill Monbouquette, R ERA: 3.78	(1, 1)	7.0		25	3	1	0	1	0	0	1	0	0	0	26	27	0.00	0.429
Dick Radatz, R ERA: 1.85	(8, 1)	2.0	W	8	1	0	0	1	1	0	0	0	0	0	9	13	0.00	1.000

PITCHER	IP	WLS	BF	H	R	ER	SO	BB	IBB	HBP	BLK	WP	HR	S	P	ERA	WHIP

Boston Red Sox @ Los Angeles Angels

Dodger Stadium, Los Angeles, CA

Tue Aug 14 1962, 7:05 PM PDT

Att. 11,931 - Unknown - 68 F

livebaseballscorecards.com

TOP

Batter	1	2	3	4	5	6	7	8	9	AB	R	H	RBI	BB	SO	LOB
Gary Geiger, L (1, 8) OBP: 0.333, SLG: 0.380	BBBB 4-0 1B 1B BB	x 0-0 1B E 1B	x 0-0 ① F7		x 0-0 ② F7			x 0-0 2B 1B		4	2	2	0	1	0	1
Eddie Bressoud, R (1, 6) OBP: 0.328, SLG: 0.432	x 0-0 E 1B BB 1-2 1B	x 0-0 E FC6-4 1-2 1B	x 0-0 ② F9		BBBB 4-0 BB			x 0-0 ① F7		4	2	2	0	1	0	1
Carl Yastrzemski, L (1, 7) OBP: 0.355, SLG: 0.460	x 0-0 BB E 1B 1-2 2-H 1B	x 0-0 E3 FC6-4 1-3 2-H	x 0-0 1B		SSS 0-3 ③ K			x 0-0 ② F8		5	1	2	1	0	1	4
Lou Clinton, R (1, 9) OBP: 0.348, SLG: 0.560	x 0-0 E6 BB 1B 1-2 2-3	x 0-0 ① FC6-4 FC4-6 1-2f 3-H	SSS 0-3 ③ K			x 0-0 ① 6-3		x 0-0 ③ 1-3 2B		5	1	1	1	0	1	4
Pete Runnels, L (1, 3) OBP: 0.417, SLG: 0.468	BBBB 4-0 1B 1-2 2-3 3-H BB	x 0-0 ② FC4-6 BB BB 1-2f 1B		x 0-0 ① 4-3		x 0-0 G6-4-3 1B			x 0-0 ① F8	4	1	1	1	1	0	1
Frank Malzone, R (1, 5) OBP: 0.309, SLG: 0.392	x 0-0 ① 2B 1-3 2-H 3-H 1B	BBBB 4-0 BB 1B 1-2 BB		x 0-0 ② F2		x 0-0 ② ③ G6-4-3 1-2f			x 0-0 ② F2	4	2	1	2	1	0	1
Bob Tillman, R (1, 2) OBP: 0.292, SLG: 0.465	x 0-0 2B 2-H	BBBB 4-0 1B 1-2 2-3 BB		SSS 0-3 ③ K			x 0-0 ① 5-3		x 0-0 ③ 5-3	4	0	1	1	1	1	0
Chuck Schilling, R (1, 4) OBP: 0.285, SLG: 0.320	x 0-0 ② F3	x 0-0 FC4-6 1-2 2-H 3-H 1B			x 0-0 SH1-4 1B		x 0-0 ② 6-3			4	0	2	2	0	0	1
Chet Nichols, S (1, 1) Mike Fornieles, R (6, 1) OBP: 0.214, SLG: 0.214	x 0-0 ③ 6-3	x 0-0 ③ FC4-6 1-2f			x 0-0 ① SH1-4 1-2		x 0-0 ③ 1-3			2 1	0 0	0 0	0 0	0 0	0 0	3 0
Inning Stats	R: 5 E: 1 K: 0 S: 7 H: 4 LOB: 1 BB: 2 P: 15	R: 4 E: 1 K: 0 S: 7 H: 3 LOB: 2 BB: 2 P: 15	R: 0 E: 0 K: 1 S: 6 H: 1 LOB: 1 BB: 0 P: 6	R: 0 E: 0 K: 1 S: 5 H: 0 LOB: 0 BB: 0 P: 5	R: 0 E: 0 K: 1 S: 6 H: 1 LOB: 2 BB: 1 P: 10	R: 0 E: 0 K: 0 S: 3 H: 1 LOB: 0 BB: 0 P: 3	R: 0 E: 0 K: 0 S: 3 H: 0 LOB: 0 BB: 0 P: 3	R: 0 E: 0 K: 0 S: 4 H: 2 LOB: 2 BB: 0 P: 4	R: 0 E: 0 K: 0 S: 3 H: 0 LOB: 0 BB: 0 P: 3	1B: 10 2B: 2 3B: 0 HR: 0 SF: 0 SAC: 1 DP: 1 HBP: 0						

	AB	37
	R	9
	H	12
	RBI	8
	BB	5
	SO	3
	LOB	16

WP: 0 PB: 0 SB: 0 CS: 0 PA: 43

PITCHER		IP	WLS	BF	H	R	ER	SO	BB	IBB	HBP	BLK	WP	HR	S	P	ERA	WHIP
Eli Grba, R ERA: 5.27	(1, 1)	0.0	L	5	2	5	4	0	2	0	0	0	0	0	3	11	∞	∞
Bob Botz, R ERA: 3.96	(1, 1)	2.0		13	5	4	1	0	2	0	0	0	0	0	11	19	4.50	3.500
Ryne Duren, R ERA: 4.15	(3, 1)	5.0		18	3	0	0	3	1	0	0	0	0	0	23	27	0.00	0.800
Tom Morgan, R ERA: 3.57	(8, 1)	2.0		7	2	0	0	0	0	0	0	0	0	0	7	7	0.00	1.000

PITCHER	IP	WLS	BF	H	R	ER	SO	BB	IBB	HBP	BLK	WP	HR	S	P	ERA	WHIP

BOTTOM

Batter	1	2	3	4	5	6	7	8	9	AB	R	H	RBI	BB	SO	LOB
Albie Pearson, L (1, 8) OBP: 0.377, SLG: 0.366	x 0-0 ① 4-3		x 0-0 ③ 4-3			x 0-0 1B 1B 2B	B B B B 4-0 BB		B B B B 4-0 BB	2	0	0	0	0	0	0
Earl Averill, R (4, 7) OBP: 0.361, SLG: 0.329										1	1	1	0	2	0	0
Billy Moran, R (1, 4) OBP: 0.328, SLG: 0.415	x 0-0 ② 1-3			x 0-0 ① F9		x 0-0 1B 2B 2-3 1B	x 0-0 ② F8		x 0-0 ② F7	2	0	0	0	0	0	0
Joe Koppe, R (5, 4) OBP: 0.354, SLG: 0.302										3	1	1	0	0	0	2
Leon Wagner, L (1, 7) OBP: 0.338, SLG: 0.508	x 0-0 ③ F7			x 0-0 ② 3-1		x 0-0 2B 1B 1-2 3-H	x 0-0 ③ 4-3		x 0-0 ③ F8	5	1	1	1	0	0	2
(4, 9)																
Steve Bilko, R (1, 3) OBP: 0.376, SLG: 0.503		x 0-0 ① 6-3		B B B B 4-0 BB		x 0-0 1B 1-H 2-H 2B		x 0-0 HR		3	2	2	3	1	0	0
Felix Torres, R (1, 5) OBP: 0.331, SLG: 0.429		B B B B 4-0 7-4 BB BB		x 0-0 ③ F8		x 0-0 ① 6-3		x 0-0 ① F8		3	0	0	0	1	0	2
George Thomas, R (1, 9) OBP: 0.306, SLG: 0.278		B B B B 4-0 1-2 BB			B B B B 4-0 G3 BB	x 0-0 ② 5-3		x 0-0 2B		2	0	1	0	2	0	1
(4, 8)																
Jim Fregosi, R (1, 6) OBP: 0.256, SLG: 0.250		x 0-0 ② ③ 7-4 2-3f			x 0-0 ① G3 1-2	x 0-0 2-H 1B		x 0-0 ② 5-3		4	0	1	1	0	0	4
Ed Sadowski, R (1, 2) OBP: 0.189, SLG: 0.257			x 0-0 ① F5		x 0-0 ② 5-3	x 0-0 ③ F4		x 0-0 ③ F8		2	0	0	0	0	0	1
Buck Rodgers, S (6, PH) OBP: 0.321, SLG: 0.389										2	0	0	0	0	0	2
(7, 2)																
Eli Grba, R (1, 1) OBP: 0.244, SLG: 0.268			S S S 0-3 ② K		x 0-0 ③ 1-3		x 0-0 ① L6		S S S 0-3 ① K	0	0	0	0	0	0	0
Bob Botz, R (1, 1)										0	0	0	0	0	0	0
Ryne Duren, R (3, 1) OBP: 0.067, SLG: 0.133										2	0	0	0	0	1	1
Tom Burgess, L (7, PH) OBP: 0.350, SLG: 0.331										1	0	0	0	0	0	0
Tom Morgan, R (8, 1)										0	0	0	0	0	0	0
Lee Thomas, L (9, PH) OBP: 0.349, SLG: 0.433										1	0	0	0	0	1	0
Inning Stats	R: 0 E: 0 K: 0 S: 3 H: 0 LOB: 0 BB: 0 P: 3	R: 0 E: 0 K: 0 S: 2 H: 0 LOB: 1 BB: 2 P: 10	R: 0 E: 0 K: 1 S: 5 H: 0 LOB: 0 BB: 0 P: 5	R: 0 E: 0 K: 0 S: 3 H: 0 LOB: 1 BB: 1 P: 7	R: 0 E: 0 K: 0 S: 3 H: 0 LOB: 1 BB: 1 P: 7	R: 4 E: 0 K: 0 S: 8 H: 5 LOB: 1 BB: 0 P: 8	R: 0 E: 0 K: 0 S: 3 H: 0 LOB: 1 BB: 1 P: 7	R: 1 E: 0 K: 0 S: 5 H: 2 LOB: 1 BB: 0 P: 5	R: 0 E: 0 K: 1 S: 5 H: 0 LOB: 1 BB: 1 P: 9	1B: 3 2B: 4 3B: 0 HR: 1	SF: 0 SAC: 0 DP: 1 HBP: 0						

PITCHER	IP	WLS	BF	H	R	ER	SO	BB	IBB	HBP	BLK	WP	HR	S	P	ERA	WHIP
Chet Nichols, L (1, 1) ERA: 2.7	5.2	W	25	5	4	4	1	4	0	0	0	0	0	23	39	6.35	1.588
Mike Fornieles, R (6, 1) ERA: 5.37	3.1	S	14	2	1	1	1	2	0	0	0	0	1	14	22	2.70	1.200

PITCHER	IP	WLS	BF	H	R	ER	SO	BB	IBB	HBP	BLK	WP	HR	S	P	ERA	WHIP

Boston Red Sox @ Los Angeles Angels

Dodger Stadium, Los Angeles, CA

Tue Aug 14 1962, 7:05 PM PDT

Att. 11,931 - Unknown - 68 F

livebaseballscorecards.com

AB	33
R	5
H	7
RBI	5
BB	6
SO	2
LOB	15

WP: 0 PB: 0 SB: 0 CS: 0 PA: 39

Batter	1	2	3	4	5	6	7	8	9	AB	R	H	RBI	BB	SO	LOB
Carroll Hardy, R (1, 8) OBP: 0.317, SLG: 0.344	5-3	K			G6-4-3 1B		F8		G5-4-3 BB	4	0	1	0	1	1	1
Eddie Bressoud, R (1, 6) OBP: 0.329, SLG: 0.430	F8		FC1-6 1B		G6-4-3 1-2f		BB		G5-4-3 1-2f	4	0	1	0	1	0	2
Carl Yastrzemski, L (1, 7) OBP: 0.354, SLG: 0.458	1-3		FC1-6 1-2f		E 1B		F4			4	1	1	0	0	0	2
Lou Clinton, R (1, 9) OBP: 0.351, SLG: 0.572		HR	K		E 1-3 1B		F5			4	1	2	1	0	1	2
Frank Malzone, R (1, 5) OBP: 0.308, SLG: 0.391		3B 1B	F4		E9 1-3 3-H			6-3		4	1	1	0	0	0	2
Bob Tillman, R (1, 2) OBP: 0.296, SLG: 0.487		1-H 2B 3B		5-3	K			3B		4	1	2	1	0	1	2
Don Gile, R (8, PR)										0	0	0	0	0	0	0
Dick Radatz, R (8, 1) OBP: 0.095, SLG: 0.095										0	0	0	0	0	0	0
Pete Runnels, L (1, 3) OBP: 0.418, SLG: 0.471		3-H 2B		FC5-4 1B		F8		6-3		4	0	2	1	0	0	1
Chuck Schilling, R (1, 4) OBP: 0.281, SLG: 0.315		F9		FC5-4 1-2f		K		6-3		4	0	0	0	0	1	3
Don Schwall, R (1, 1) OBP: 0.154, SLG: 0.120		K		K		6-3			4-3	3	0	0	0	0	2	2
Jim Pagliaroni, R (8, 2) OBP: 0.369, SLG: 0.475										0	0	0	0	0	0	0
Gary Geiger, L (9, PH) OBP: 0.332, SLG: 0.379										1	0	0	0	0	0	0
Inning Stats	R: 0 E: 0 K: 0 S: 3 H: 0 LOB: 0 BB: 0 P: 3	R: 3 E: 0 K: 2 S: 11 H: 4 LOB: 1 BB: 0 P: 11	R: 0 E: 0 K: 1 S: 6 H: 1 LOB: 1 BB: 0 P: 6	R: 0 E: 0 K: 1 S: 6 H: 1 LOB: 1 BB: 0 P: 6	R: 1 E: 1 K: 1 S: 8 H: 3 LOB: 2 BB: 0 P: 8	R: 0 E: 0 K: 1 S: 5 H: 0 LOB: 0 BB: 0 P: 5	R: 0 E: 0 K: 0 S: 3 H: 0 LOB: 1 BB: 1 P: 7	R: 0 E: 0 K: 0 S: 4 H: 1 LOB: 1 BB: 0 P: 4	R: 0 E: 0 K: 0 S: 2 H: 0 LOB: 0 BB: 1 P: 6	1B: 6 2B: 1 3B: 2 HR: 1 SF: 0 SAC: 0 DP: 2 HBP: 0	WP: 0 PB: 0 SB: 0 CS: 0 PA: 38					

PITCHER		IP	WLS	BF	H	R	ER	SO	BB	IBB	HBP	BLK	WP	HR	S	P	ERA	WHIP
Bo Belinsky, L ERA: 3.14	(1, 1)	1.0		7	4	3	3	0	0	0	0	0	0	1	7	7	27.00	4.000
Dan Osinski, R ERA: 6.56	(2, 1)	6.1	W	26	6	1	0	6	1	0	0	0	0	0	37	41	0.00	1.105
Jack Spring, L ERA: 2.93	(8, 1)	0.2		2	0	0	0	0	0	0	0	0	0	0	2	2	0.00	0.000
Tom Morgan, R ERA: 3.5	(9, 1)	1.0	S	3	0	0	0	0	1	0	0	0	0	0	2	6	0.00	1.000

PITCHER	IP	WLS	BF	H	R	ER	SO	BB	IBB	HBP	BLK	WP	HR	S	P	ERA	WHIP

TOP

Boston Red Sox @ Los Angeles Angels

Dodger Stadium, Los Angeles, CA

Wed Aug 15 1962, 7:05 PM PDT

Att. 9,431 - Unknown - 69 F

AB	36
R	4
H	10
RBI	3
BB	2
SO	6
LOB	17

livebaseballscorecards.com

Batter	1	2	3	4	5	6	7	8	9	AB	R	H	RBI	BB	SO	LOB
Albie Pearson, L (1, 8) OBP: 0.379, SLG: 0.367	1B	1B		BB		G3		F7		4	1	2	0	1	0	2
Billy Moran, R (1, 4) OBP: 0.330, SLG: 0.416	1B 3B	K		E2		5-3				4	1	2	0	0	1	2
Lee Thomas, L (1, 3) OBP: 0.350, SLG: 0.432	3B		FC6-4 BB	4-3			K			3	1	1	1	1	1	2
Leon Wagner, L (1, 7) OBP: 0.337, SLG: 0.510	SF9		F6		4-3		3-1			4	1	1	2	0	0	1
Buck Rodgers, S (1, 2) OBP: 0.322, SLG: 0.392	SF9		FC6-4		2B		FC1-6-4 BB			2	0	1	1	1	0	1
Felix Torres, R (1, 5) OBP: 0.327, SLG: 0.424	F4		FC6-4		1-3		FC1-6-4			4	0	0	0	0	0	3
George Thomas, R (1, 9) OBP: 0.303, SLG: 0.293	4-3			6-3	5-3			SH5-4 2B		4	0	1	0	0	0	1
Joe Koppe, R (1, 6) OBP: 0.354, SLG: 0.301		5-3		F9			SH1-4 BB	SH5-4		2	0	0	0	1	0	0
Bo Belinsky, L (1, 1) OBP: 0.229, SLG: 0.119		K		1B BB E HBP		SH1-4		K		0	0	0	0	0	0	0
Dan Osinski, R (2, 1)										1	1	0	0	0	1	0
Jack Spring, R (8, 1) OBP: 0.100, SLG: 0.100										0	0	0	0	0	0	0
Tom Burgess, L (8, PH) OBP: 0.348, SLG: 0.328										1	0	0	0	0	1	1
Tom Morgan, R (9, 1)										0	0	0	0	0	0	0
Inning Stats	R: 4 E: 0 K: 0 S: 7 H: 4 LOB: 0 BB: 0 P: 7	R: 0 E: 0 K: 2 S: 8 H: 1 LOB: 1 BB: 0 P: 8	R: 0 E: 0 K: 0 S: 3 H: 0 LOB: 1 BB: 1 P: 7	R: 1 E: 1 K: 0 S: 4 H: 1 LOB: 2 BB: 1 P: 9	R: 0 E: 0 K: 0 S: 4 H: 1 LOB: 1 BB: 0 P: 4	R: 0 E: 0 K: 0 S: 3 H: 0 LOB: 1 BB: 1 P: 7	R: 0 E: 0 K: 1 S: 5 H: 0 LOB: 1 BB: 1 P: 9	R: 0 E: 0 K: 1 S: 6 H: 1 LOB: 1 BB: 0 P: 6		1B: 5 2B: 2 3B: 1 HR: 0 SF: 1 SAC: 2 DP: 0 HBP: 1						

PITCHER	IP	WLS	BF	H	R	ER	SO	BB	IBB	HBP	BLK	WP	HR	S	P	ERA	WHIP
Don Schwall, R (1, 1) ERA: 5.36	7.0	L	33	7	5	4	3	4	0	1	0	0	0	34	51	5.14	1.571
Dick Radatz, R (8, 1) ERA: 1.83	1.0		4	1	0	0	1	0	0	0	0	0	0	6	6	0.00	1.000

PITCHER	IP	WLS	BF	H	R	ER	SO	BB	IBB	HBP	BLK	WP	HR	S	P	ERA	WHIP

BOTTOM

Boston Red Sox @ Los Angeles Angels

Dodger Stadium, Los Angeles, CA

Wed Aug 15 1962, 7:05 PM PDT

Att. 9,431 - Unknown - 69 F

livebaseballscorecards.com

AB	29
R	5
H	8
RBI	4
BB	4
SO	4
LOB	13

WP: 0 PA: 37
PB: 0
SB: 0
CS: 0

Boston Red Sox @ Minnesota Twins

Metropolitan Stadium, Bloomington , MI

Fri Aug 17 1962, 8:05 PM EDT

Unknown - 76 F

TOP

livebaseballscorecards.com

Batter	1	2	3	4	5	6	7	8	9	AB	R	H	RBI	BB	SO	LOB
Carroll Hardy, R (1, 8) OBP: 0.314, SLG: 0.340	6-3		6-3			6-3		L8		4	0	0	0	0	0	0
Eddie Bressoud, R (1, 6) OBP: 0.326, SLG: 0.427	F8			2-3		5-3		5-3		4	0	0	0	0	0	0
Carl Yastrzemski, L (1, 7) OBP: 0.353, SLG: 0.456	F8			6-3		HR 1B		K		4	1	1	0	0	1	0
Lou Clinton, R (1, 9) OBP: 0.361, SLG: 0.591		1B		BB		1-H HR			6-3 1B 1B	3	2	3	2	1	0	0
Frank Malzone, R (1, 5) OBP: 0.306, SLG: 0.387		F6		5-3		K			6-3 1-2	4	0	0	0	0	1	3
Bob Tillman, R (1, 2) OBP: 0.300, SLG: 0.485		F8			5-3 BB		F2		FC6-4 2-H 1B	3	0	1	1	1	0	1
Pete Runnels, L (1, 3) OBP: 0.417, SLG: 0.469		K			5-3 1-2		1B		FC6-4 1-2f 1B	4	0	1	0	0	1	3
Chuck Schilling, R (1, 4) OBP: 0.281, SLG: 0.314			F2		F6		F8		1B	4	0	1	0	0	0	2
Ike Delock, R (1, 1) OBP: 0.095, SLG: 0.050			K		F7		F8		F8	3	0	0	0	0	1	2
Mike Fornieles, R (7, 1) OBP: 0.214, SLG: 0.214										0	0	0	0	0	0	0
Jim Pagliaroni, R (9, PH) OBP: 0.368, SLG: 0.473										1	0	0	0	0	0	2
Inning Stats	R: 0 E: 0 K: 0 S: 3 H: 0 LOB: 0 BB: 0 P: 3	R: 0 E: 0 K: 1 S: 6 H: 1 LOB: 1 BB: 0 P: 6	R: 0 E: 0 K: 1 S: 5 H: 0 LOB: 0 BB: 0 P: 5	R: 0 E: 0 K: 0 S: 3 H: 0 LOB: 1 BB: 1 P: 7	R: 0 E: 0 K: 0 S: 3 H: 0 LOB: 1 BB: 1 P: 7	R: 2 E: 0 K: 1 S: 7 H: 2 LOB: 0 BB: 0 P: 7	R: 0 E: 0 K: 0 S: 4 H: 1 LOB: 1 BB: 0 P: 4	R: 0 E: 0 K: 1 S: 5 H: 0 LOB: 0 BB: 0 P: 5	R: 1 E: 0 K: 0 S: 6 H: 3 LOB: 2 BB: 0 P: 6	1B: 6 2B: 0 3B: 0 HR: 1 SF: 0 SAC: 0 DP: 0 HBP: 0						

	AB	34
	R	3
	H	7
	RBI	3
	BB	2
	SO	4
	LOB	13

WP: 0 PB: 0 SB: 0 CS: 0 PA: 36

PITCHER	IP	WLS	BF	H	R	ER	SO	BB	IBB	HBP	BLK	WP	HR	S	P	ERA	WHIP
Jack Kralick, L (1, 1) ERA: 4.41	9.0	W	36	7	3	3	4	2	0	0	0	0	1	42	50	3.00	1.000

PITCHER	IP	WLS	BF	H	R	ER	SO	BB	IBB	HBP	BLK	WP	HR	S	P	ERA	WHIP

BOTTOM

Batter	1	2	3	4	5	6	7	8	9	AB	R	H	RBI	BB	SO	LOB
Lenny Green, L (1, 8) (9, 7) OBP: 0.382, SLG: 0.448	4-3		F7		BB		1-H HR			3	1	1	2	1	0	0
Vic Power, R (1, 3) OBP: 0.321, SLG: 0.431	F7			2B	F8		F2			4	0	1	0	0	0	1
Rich Rollins, R (1, 5) OBP: 0.389, SLG: 0.459	F9			K		F5		HR 1B		4	1	1	0	0	1	1
Harmon Killebrew, R (1, 7) OBP: 0.368, SLG: 0.507 Bill Tuttle, R (9, 8) OBP: 0.312, SLG: 0.267		F7		F8		L7		K		4 0	0 0	0 0	0 0	0 0	1 0	2 0
Bob Allison, R (1, 9) OBP: 0.365, SLG: 0.489		WP BB		K		6-3		F1		3	0	0	0	1	1	2
Earl Battey, R (1, 2) OBP: 0.351, SLG: 0.422		G4-6-3 1-2 BB			4-3		SH1-3 1B 1B	1-H HR		3	2	2	2	1	0	0
Bernie Allen, L (1, 4) OBP: 0.340, SLG: 0.433		G4-6-3 1-2f			F5		SH1-3 1-2	WP 2B		3	0	1	0	0	0	2
Zoilo Versalles, R (1, 6) OBP: 0.258, SLG: 0.340			F8		HR		L3	2-3 BB		3	1	1	1	1	0	1
Jack Kralick, L (1, 1) OBP: 0.239, SLG: 0.284			K		HR		2-H HR 1B	1-3		4	2	2	2	0	1	2
Inning Stats	R: 0 E: 0 K: 0 S: 3 / H: 0 LOB: 0 BB: 0 P: 3	R: 0 E: 0 K: 0 S: 2 / H: 0 LOB: 1 BB: 2 P: 10	R: 0 E: 0 K: 1 S: 5 / H: 0 LOB: 0 BB: 0 P: 5	R: 0 E: 0 K: 2 S: 8 / H: 1 LOB: 1 BB: 0 P: 8	R: 2 E: 0 K: 0 S: 5 / H: 2 LOB: 1 BB: 1 P: 9	R: 0 E: 0 K: 0 S: 3 / H: 0 LOB: 0 BB: 0 P: 3	R: 3 E: 0 K: 0 S: 6 / H: 3 LOB: 0 BB: 0 P: 6	R: 2 E: 0 K: 1 S: 8 / H: 3 LOB: 2 BB: 1 P: 12		1B: 3 2B: 2 3B: 0 HR: 4	SF: 0 SAC: 1 DP: 1 HBP: 0					

PITCHER	IP	WLS	BF	H	R	ER	SO	BB	IBB	HBP	BLK	WP	HR	S	P	ERA	WHIP
Ike Delock, R (1, 1) ERA: 2.73	6.2	L	28	6	5	5	3	3	0	0	0	1	3	31	43	6.75	1.350
Mike Fornieles, R (7, 1) ERA: 5.53	1.1		8	3	2	2	1	1	0	0	0	1	1	9	13	13.50	3.000

PITCHER	IP	WLS	BF	H	R	ER	SO	BB	IBB	HBP	BLK	WP	HR	S	P	ERA	WHIP

Boston Red Sox @ Minnesota Twins

Metropolitan Stadium, Bloomington , MI

Fri Aug 17 1962, 8:05 PM EDT

Unknown - 76 F

livebaseballscorecards.com

AB	31
R	7
H	9
RBI	7
BB	4
SO	4
LOB	11

WP: 2 PB: 0 SB: 0 CS: 0 PA: 36

Batter	1	2	3	4	5	6	7	8	9	AB	R	H	RBI	BB	SO	LOB
Gary Geiger, L (1, 8) OBP: 0.331, SLG: 0.386	4-3	K			F7		HR	F5		5	1	1	1	0	1	3
Eddie Bressoud, R (1, 6) OBP: 0.327, SLG: 0.437	K		F2		WP, 2-H, 3B		HR		F4	5	2	2	2	0	1	0
Carl Yastrzemski, L (1, 7) OBP: 0.354, SLG: 0.458	2B		4-3		G3, 3-H		1B		F6	5	0	2	0	0	0	0
Lou Clinton, R (1, 9) OBP: 0.358, SLG: 0.595	F3		5-3			HR	F8		K	5	1	1	1	0	1	2
Pete Runnels, L (1, 3) OBP: 0.415, SLG: 0.465		HR, 1B, BB		3-1		K		6-3		3	1	0	0	1	1	0
Frank Malzone, R (1, 5) OBP: 0.307, SLG: 0.391		HR, 1-2, 1B		5-3		F9		1B, 2B		4	2	2	0	0	0	0
Jim Pagliaroni, R (1, 2) OBP: 0.366, SLG: 0.467		K		L6		K		1B, BB		3	0	0	0	1	2	2
Chuck Schilling, R (1, 4) OBP: 0.284, SLG: 0.317		F6			WP, 3B, 1B		6-3	1-2, 2-H, 1B		4	1	2	1	0	0	2
Earl Wilson, R (1, 1) OBP: 0.235, SLG: 0.417		1-H, 2-H, HR			K, 1-2		F3	K		3	1	1	3	0	1	1
Dick Radatz, R (7, 1) OBP: 0.091, SLG: 0.091										1	0	0	0	0	1	2
Inning Stats	R: 0 E: 0 K: 1 S: 6 H: 1 LOB: 1 BB: 0 P: 6	R: 3 E: 0 K: 2 S: 9 H: 2 LOB: 0 BB: 1 P: 13	R: 0 E: 0 K: 0 S: 3 H: 0 LOB: 0 BB: 0 P: 3	R: 0 E: 0 K: 0 S: 3 H: 0 LOB: 0 BB: 0 P: 3	R: 2 E: 0 K: 1 S: 7 H: 2 LOB: 0 BB: 0 P: 7	R: 1 E: 0 K: 2 S: 8 H: 1 LOB: 0 BB: 0 P: 8	R: 2 E: 0 K: 0 S: 6 H: 3 LOB: 1 BB: 0 P: 6	R: 1 E: 0 K: 1 S: 7 H: 2 LOB: 2 BB: 1 P: 11	R: 0 E: 0 K: 1 S: 5 H: 0 LOB: 0 BB: 0 P: 5	1B: 4 2B: 2 3B: 1 HR: 4 SF: 0 SAC: 0 DP: 0 HBP: 0						

PITCHER		IP	WLS	BF	H	R	ER	SO	BB	IBB	HBP	BLK	WP	HR	S	P	ERA	WHIP
Georges Maranda, R ERA: 4.95	(1, 1)	6.2	L	29	8	8	8	6	1	0	0	0	2	4	40	44	10.80	1.350
Jackie Collum, L ERA: 12.41	(7, 1)	0.1		2	1	0	0	0	0	0	0	0	0	0	2	2	0.00	3.000
Ray Moore, R ERA: 3.76	(8, 1)	2.0		9	2	1	1	2	1	0	0	0	0	0	12	16	4.50	1.500

PITCHER	IP	WLS	BF	H	R	ER	SO	BB	IBB	HBP	BLK	WP	HR	S	P	ERA	WHIP

TOP

Boston Red Sox @ Minnesota Twins

Metropolitan Stadium, Bloomington , MI

Fri Aug 17 1962, 8:05 PM EDT

Att. 34,239 - Unknown - 65 F

livebaseballscorecards.com

AB	38
R	9
H	11
RBI	8
BB	2
SO	8
LOB	12

WP: 2	PA: 40		
PB: 0			
SB: 0			
CS: 0			

BOTTOM

Batter	1	2	3	4	5	6	7	8	9	AB	R	H	RBI	BB	SO	LOB
Lenny Green, L (1, 8) OBP: 0.379, SLG: 0.444	L6		F5			F9	K			4	0	0	0	0	1	2
Vic Power, R (1, 3) OBP: 0.323, SLG: 0.430	1B		4-3			K		BB		3	0	1	0	1	1	1
Rich Rollins, R (1, 5) OBP: 0.386, SLG: 0.455	F9			5-3		F4		F3		4	0	0	0	0	0	2
Harmon Killebrew, R (1, 7) OBP: 0.367, SLG: 0.504	K			F8			G6-4-3 1B 1B BB	K		3	1	0	0	1	2	2
Bob Allison, R (1, 9) OBP: 0.364, SLG: 0.487		K		F3			1-2 G6-4-3 1B	K		4	0	1	0	0	2	1
Earl Battey, R (1, 2) OBP: 0.350, SLG: 0.419		4-3			K		1-2f 2-3 G6-4-3		2-3 BB	3	0	0	0	1	1	2
Bernie Allen, L (1, 4) OBP: 0.341, SLG: 0.440		K			HR		3-H HR 1B		1-2 2-3	4	2	2	2	0	1	1
Zoilo Versalles, R (1, 6) OBP: 0.260, SLG: 0.349			1B		K		1-H HR		F5	4	1	2	2	0	1	1
Georges Maranda, R (1, 1) OBP: 0.313, SLG: 0.400			K		K		BB		K	2	0	0	0	0	2	1
Jackie Collum, L (7, 1)										0	0	0	0	0	0	0
Don Mincher, L (7, PH) OBP: 0.398, SLG: 0.490										0	0	0	0	1	0	0
Ray Moore, R (8, 1)										0	0	0	0	0	0	0
George Banks, R (9, PH) OBP: 0.408, SLG: 0.425										1	0	0	0	0	1	1
Inning Stats	R: 0 E: 0 K: 1 S: 6 H: 1 LOB: 1 BB: 0 P: 6	R: 0 E: 0 K: 2 S: 7 H: 0 LOB: 0 BB: 0 P: 7	R: 0 E: 0 K: 1 S: 6 H: 1 LOB: 1 BB: 0 P: 6	R: 0 E: 0 K: 0 S: 3 H: 0 LOB: 0 BB: 0 P: 3	R: 1 E: 0 K: 3 S: 10 H: 1 LOB: 0 BB: 0 P: 10	R: 0 E: 0 K: 1 S: 5 H: 0 LOB: 0 BB: 0 P: 5	R: 3 E: 0 K: 1 S: 7 H: 3 LOB: 1 BB: 2 P: 15	R: 0 E: 0 K: 2 S: 7 H: 0 LOB: 1 BB: 1 P: 11	R: 0 E: 0 K: 1 S: 5 H: 0 LOB: 1 BB: 1 P: 9	1B: 4 2B: 0 3B: 0 HR: 2 SF: 0 SAC: 0 DP: 1 HBP: 0	WP: 0 PB: 0 SB: 0 CS: 0 PA: 36					

PITCHER		IP	WLS	BF	H	R	ER	SO	BB	IBB	HBP	BLK	WP	HR	S	P	ERA	WHIP
Earl Wilson, R ERA: 3.55	(1, 1)	6.2	W	27	6	4	4	8	2	0	0	0	0	2	41	49	5.40	1.200
Dick Radatz, R ERA: 1.78	(7, 1)	2.1	S	9	0	0	0	4	2	0	0	0	0	0	15	23	0.00	0.857

PITCHER	IP	WLS	BF	H	R	ER	SO	BB	IBB	HBP	BLK	WP	HR	S	P	ERA	WHIP

Boston Red Sox @ Minnesota Twins

Metropolitan Stadium, Bloomington , MI

Fri Aug 17 1962, 8:05 PM EDT

Att. 34,239 - Unknown - 65 F

livebaseballscorecards.com

AB	32
R	4
H	6
RBI	4
BB	4
SO	12
LOB	14

Boston Red Sox @ Minnesota Twins

Metropolitan Stadium, Bloomington , MI

Sat Aug 18 1962, 4:33 AM EDT
Att. 21,078 - Unknown - 78 F

TOP

livebaseballscorecards.com

Batter	1	2	3	4	5	6	7	8	9	AB	R	H	RBI	BB	SO	LOB
Carroll Hardy, R (1, 8) OBP: 0.311, SLG: 0.335	6-3		K	FC4-6 1-2f		G5-4-3 1-2f	F2		BB 1-2	5	0	0	0	1	1	4
Eddie Bressoud, R (1, 6) OBP: 0.329, SLG: 0.437	BB 2B SF8		1-3		SH3-4 HR		2B 3B 1B G5-4-3 1-2f		F8	5	3	2	0	1	0	3
Carl Yastrzemski, L (1, 7) OBP: 0.357, SLG: 0.464	SF8 1-3		FC6-4		SH3-4 1-2		3B 1-3	4-3		4	1	3	0	0	0	0
Lou Clinton, R (1, 9) OBP: 0.355, SLG: 0.598	SF8 2-3 3-H		FC6-4 1-2f		L7		1B 2-H 3-H	F8		4	1	1	3	0	0	2
Frank Malzone, R (1, 5) OBP: 0.312, SLG: 0.408	5-3			HR	2-H HR		HR 3-H	1B		5	3	4	4	0	0	1
Bob Tillman, R (1, 2) OBP: 0.297, SLG: 0.492		K		5-3	5-3		HR 1-H	K		5	1	1	2	0	2	1
Pete Runnels, L (1, 3) OBP: 0.417, SLG: 0.474		1B		K		HR	2B 1B		F7	5	2	3	1	0	1	0
Chuck Schilling, R (1, 4) OBP: 0.292, SLG: 0.330		F9		E 2B		FC1-4 BB	1B 1-3		BB 1B	4	1	3	0	1	0	1
Gene Conley, R (1, 1) OBP: 0.250, SLG: 0.375		4-3		E5 FC4-6 2-3		FC1-4 G5-4-3 1-2f	G5-4-3 2-H 3-H 1B		F7	3	0	0	0	0	0	3
Dick Radatz, R (6, 1) OBP: 0.130, SLG: 0.130										1	0	1	2	0	0	0
Jim Pagliaroni, R (9, PH) OBP: 0.365, SLG: 0.465										1	0	0	0	0	0	1
Arnold Earley, L (9, 1) OBP: 0.273, SLG: 0.200										0	0	0	0	0	0	0

	AB	42
	R	12
	H	18
	RBI	12
	BB	3
	SO	4
	LOB	16

Inning Stats	1	2	3	4	5	6	7	8	9	1B: 9	SF: 1	WP: 0	PA: 47
R	1	0	0	1	2	1	7	0	0	2B: 4	SAC: 1	PB: 0	
E	0	0	0	1	0	0	0	0	0	3B: 1	DP: 2	SB: 0	
K	0	1	1	1	0	0	0	1	0	HR: 4	HBP: 0	CS: 0	
S	4	6	6	8	5	3	10	6	4				
LOB	1	1	1	2	0	1	0	1	2				
BB	1	0	0	0	0	1	0	0	1				
P	8	6	6	8	5	7	10	6	8				
H	1	1	1	2	2	1	8	1	1				

PITCHER		IP	WLS	BF	H	R	ER	SO	BB	IBB	HBP	BLK	WP	HR	S	P	ERA	WHIP
Bill Pleis, L ERA: 4.31	(1, 1)	5.0	L	25	8	5	5	3	1	0	0	0	0	3	30	34	9.00	1.800
Frank Sullivan, R ERA: 4.67	(6, 1)	1.0		8	5	5	5	0	1	0	0	0	0	1	7	11	45.00	6.000
Jackie Collum, L ERA: 11.15	(7, 1)	3.0		14	5	2	2	1	1	0	0	0	0	0	15	19	6.00	2.000

PITCHER	IP	WLS	BF	H	R	ER	SO	BB	IBB	HBP	BLK	WP	HR	S	P	ERA	WHIP

BOTTOM

Boston Red Sox @ Minnesota Twins

Metropolitan Stadium, Bloomington , MI

Sat Aug 18 1962, 4:33 AM EDT

Att. 21,078 - Unknown - 78 F

livebaseballscorecards.com

Batter	1	2	3	4	5	6	7	8	9	AB	R	H	RBI	BB	SO	LOB
Lenny Green, L (1, 8) OBP: 0.378, SLG: 0.440	F6			F8		BB BB BB 4-0 1-2 2-3 BB		4-3	4-1	4	0	0	0	1	0	1
Vic Power, R (1, 3) OBP: 0.324, SLG: 0.428	BBBB 4-0 G6-4-3 BB			F9		BBBB 4-0 1-2 2-3 3-H BB		F2		2	0	0	1	2	0	0
Rich Rollins, R (1, 5) OBP: 0.387, SLG: 0.454	G6-4-3 1-2f			5-3		BBBB 4-0 1-2 2-3 3-H BB		HR 1B		3	1	1	1	1	0	1
Harmon Killebrew, R (1, 7) OBP: 0.368, SLG: 0.511		L6 E 1B			6-3	SSS 0-3 K		1-H HR		4	1	2	2	0	1	3
Bob Allison, R (1, 9) OBP: 0.363, SLG: 0.483		SSS 0-3 K 1-2			F5	SSS 0-3 K		BBBB 4-0 FC5-4 BB		3	0	0	0	1	2	4
Earl Battey, R (1, 2) OBP: 0.350, SLG: 0.417 Jerry Zimmerman, R (8, 2) OBP: 0.283, SLG: 0.279		L6 2-3			6-3	BBBB 4-0 FC4-6 BB		FC5-4 1-2f		2 1	0 0	0 0	0 0	1 0	0 0	1 1
Bernie Allen, L (1, 4) OBP: 0.340, SLG: 0.441			F7			BB BB 2B	FC4-6 1-2f		6-3	4	1	1	0	0	0	1
Zoilo Versalles, R (1, 6) OBP: 0.259, SLG: 0.348			6-3			1-3	F7		1B	4	0	1	0	0	0	2
Bill Pleis, L (1, 1) OBP: 0.200, SLG: 0.200 Frank Sullivan, R (6, 1) Jackie Collum, L (7, 1) George Banks, R (9, PH) OBP: 0.404, SLG: 0.420			6-3			BBBB 4-0 BB BB BB	SSS 0-3 K		F8	1 0 1 1	0 1 0 0	0 0 0 0	0 0 0 0	0 1 1 0	0 0 1 0	0 0 1 1

Inning Stats	1	2	3	4	5	6	7	8	9
	R: 0 E: 0 K: 0 S: 2	H: 0 LOB: 0 BB: 1 P: 6	R: 0 E: 1 K: 1 S: 5	H: 1 LOB: 0 BB: 0 P: 5	R: 0 E: 0 K: 0 S: 3	H: 0 LOB: 0 BB: 0 P: 3	R: 0 E: 0 K: 0 S: 3	H: 0 LOB: 0 BB: 0 P: 3	R: 0 E: 0 K: 0 S: 3	H: 0 LOB: 0 BB: 0 P: 3	R: 2 E: 0 K: 2 S: 8	H: 1 LOB: 3 BB: 4 P: 24	R: 0 E: 0 K: 1 S: 5	H: 0 LOB: 1 BB: 1 P: 9	R: 2 E: 0 K: 0 S: 5	H: 2 LOB: 1 BB: 1 P: 9	R: 0 E: 0 K: 0 S: 4	H: 1 LOB: 1 BB: 0 P: 4

AB	30
R	4
H	5
RBI	4
BB	7
SO	4
LOB	16

PITCHER		IP	WLS	BF	H	R	ER	SO	BB	IBB	HBP	BLK	WP	HR	S	P	ERA	WHIP	PITCHER	IP	WLS	BF	H	R	ER	SO	BB	IBB	HBP	BLK	WP	HR	S	P	ERA	WHIP
Gene Conley, R ERA: 4.1	(1, 1)	5.1	W	20	2	2	2	1	4	0	0	0	0	0	18	34	3.38	1.125																	
Dick Radatz, R ERA: 1.92	(6, 1)	2.2		13	2	2	2	3	3	0	0	0	0	1	16	28	6.75	1.875																	
Arnold Earley, L ERA: 5.37	(9, 1)	1.0	S	4	1	0	0	0	0	0	0	0	0	0	4	4	0.00	1.000																	

PITCHER		IP	WLS	BF	H	R	ER	SO	BB	IBB	HBP	BLK	WP	HR	S	P	ERA	WHIP	PITCHER	IP	WLS	BF	H	R	ER	SO	BB	IBB	HBP	BLK	WP	HR	S	P	ERA	WHIP
Jim Kaat, L ERA: 3.00	(1, 1)	6.0	W	24	3	1	1	3	2	0	0	0	0	0	19	32	1.50	0.833																	
Al Worthington, R ERA: 2.70	(6, 1)	3.0	S	11	1	0	0	2	1	0	0	0	0	0	7	10	0.00	0.667																	
Ron Kline, R ERA: 3.00	(7, 1)	3.0		11	1	0	0	2	0	0	0	0	0	0	7	10	0.00	0.333																	
Jack Kralick, L ERA: 3.00	(8, 1)	3.0		11	0	0	0	2	1	0	0	0	0	0	7	10	0.00	0.333																	

Boston Red Sox @ Minnesota Twins

Metropolitan Stadium, Bloomington , MI

Sun Aug 19 1962, 4:33 AM EDT

Unknown - 86 F

livebaseballscorecards.com

Batter	1	2	3	4	5	6	7	8	9	AB	R	H	RBI	BB	SO	LOB
Gary Geiger, L (1, 8) OBP: 0.330, SLG: 0.393	1-6-3		1-H HR		4-3			3-1		4	1	1	2	0	0	0
Eddie Bressoud, R (1, 6) OBP: 0.326, SLG: 0.433	F8		F9			E6 FC1-6		SSS K		4	0	0	0	0	1	0
Carl Yastrzemski, L (1, 7) OBP: 0.356, SLG: 0.462	1B		F8			FC1-6 FC6-4 1-2f			6-3	4	0	1	0	0	0	1
Lou Clinton, R (1, 9) OBP: 0.350, SLG: 0.588	F6			1-3		F4			5-3	4	0	0	0	0	0	2
Frank Malzone, R (1, 5) OBP: 0.312, SLG: 0.406		6-3		FC6-4 1B		FC6-4 1-2f			L5	4	0	1	0	0	0	1
Jim Pagliaroni, R (1, 2) OBP: 0.364, SLG: 0.463		6-3		F3			G6-4-3 1B			3	0	1	0	0	0	1
Carroll Hardy, R (7, PR) OBP: 0.311, SLG: 0.335										0	0	0	0	0	0	0
Bob Tillman, R (7, 2) OBP: 0.297, SLG: 0.492										0	0	0	0	0	0	0
Pete Runnels, L (1, 3) OBP: 0.415, SLG: 0.471		1-3		FC6-4 1-2f			F6			3	0	0	0	0	0	2
Don Gile, R (8, 3)										0	0	0	0	0	0	0
Chuck Schilling, R (1, 4) OBP: 0.293, SLG: 0.330			HR 1B		F4		G6-4-3 1-2f			3	1	1	0	0	0	1
Bill Monbouquette, R (1, 1) OBP: 0.190, SLG: 0.113			SSS K		L3			6-3		3	0	0	0	0	1	1

TOP	
AB	32
R	2
H	5
RBI	2
BB	0
SO	2
LOB	9

Inning Stats	1	2	3	4	5	6	7	8	9
	R: 0 H: 1 E: 0 LOB: 1 K: 0 BB: 0 S: 4 P: 4	R: 0 H: 0 E: 0 LOB: 0 K: 0 BB: 0 S: 3 P: 3	R: 2 H: 2 E: 0 LOB: 0 K: 1 BB: 0 S: 7 P: 7	R: 0 H: 1 E: 0 LOB: 1 K: 0 BB: 0 S: 4 P: 4	R: 0 H: 0 E: 0 LOB: 0 K: 0 BB: 0 S: 3 P: 3	R: 0 H: 0 E: 1 LOB: 1 K: 0 BB: 0 S: 4 P: 4	R: 0 H: 1 E: 0 LOB: 1 K: 0 BB: 0 S: 3 P: 3	R: 0 H: 0 E: 0 LOB: 0 K: 1 BB: 0 S: 5 P: 5	R: 0 H: 0 E: 0 LOB: 0 K: 0 BB: 0 S: 3 P: 3

1B: 4	SF: 0	WP: 0	PA: 32
2B: 0	SAC: 0	PB: 0	
3B: 0	DP: 1	SB: 0	
HR: 1	HBP: 0	CS: 0	

PITCHER	IP	WLS	BF	H	R	ER	SO	BB	IBB	HBP	BLK	WP	HR	S	P	ERA	WHIP
Jim Kaat, L (1, 1) ERA: 3.16	9.0	W	32	5	2	2	2	0	0	0	0	0	1	36	36	2.00	0.556

PITCHER	IP	WLS	BF	H	R	ER	SO	BB	IBB	HBP	BLK	WP	HR	S	P	ERA	WHIP

Batter	1	2	3	4	5	6	7	8	9	AB	R	H	RBI	BB	SO	LOB
Lenny Green, L (1, 8) (9, 7) OBP: 0.378, SLG: 0.440	G6-4-3 1B		F3			L6		BLK SH3-4 FC6 1B		4	1	2	0	0	0	0
Vic Power, R (1, 3) OBP: 0.322, SLG: 0.425	G2			F9		F7		SH3-4 1-2		3	0	0	0	0	0	1
Rich Rollins, R (1, 5) OBP: 0.386, SLG: 0.452	G6-4-3 1-2f			F3		1B		FC6 1B E 2-H		4	1	1	1	0	0	1
Harmon Killebrew, R (1, 7) Johnny Goryl, R (8, PR) Bill Tuttle, R (9, 8) OBP: 0.367, SLG: 0.508 OBP: 0.259, SLG: 0.520 OBP: 0.312, SLG: 0.267		F4		F8		L8		E2 G4-6-3 1-H 1B		4 0 0	0 0 0	1 0 0	0 0 0	0 0 0	0 0 0	1 0 0
Bob Allison, R (1, 9) OBP: 0.362, SLG: 0.480		K			HR 1B		K	G4-6-3 1-2f		4	1	1	0	0	2	1
Earl Battey, R (1, 2) OBP: 0.350, SLG: 0.415		BB		F4			K			2	0	0	0	1	1	1
Bernie Allen, L (1, 4) OBP: 0.340, SLG: 0.439		4-3		F7			BB BB			2	0	0	0	1	0	2
Zoilo Versalles, R (1, 6) OBP: 0.262, SLG: 0.355			6-3	HR 1-H			BB 1-2			2	1	1	2	1	0	0
Jim Kaat, L (1, 1) OBP: 0.217, SLG: 0.263			F9	K			K			3	0	0	0	0	2	2
Inning Stats	R: 0 H: 1 E: 0 LOB: 0 K: 0 BB: 0 S: 3 P: 3	R: 0 H: 0 E: 0 LOB: 1 K: 1 BB: 1 S: 5 P: 9	R: 0 H: 0 E: 0 LOB: 0 K: 0 BB: 0 S: 3 P: 3	R: 0 H: 0 E: 0 LOB: 0 K: 0 BB: 0 S: 3 P: 3	R: 2 H: 2 E: 0 LOB: 0 K: 1 BB: 0 S: 7 P: 7	R: 0 H: 1 E: 0 LOB: 1 K: 0 BB: 0 S: 4 P: 4	R: 0 H: 0 E: 0 LOB: 2 K: 3 BB: 2 S: 9 P: 17	R: 2 H: 2 E: 1 LOB: 1 K: 0 BB: 0 S: 5 P: 5		1B: 5 SF: 0 2B: 0 SAC: 1 3B: 0 DP: 2 HR: 1 HBP: 0						

PITCHER	IP	WLS	BF	H	R	ER	SO	BB	IBB	HBP	BLK	WP	HR	S	P	ERA	WHIP
Bill Monbouquette, R (1, 1) ERA: 3.76	8.0	L	32	6	4	3	5	3	0	0	1	0	1	39	51	3.38	1.125

PITCHER	IP	WLS	BF	H	R	ER	SO	BB	IBB	HBP	BLK	WP	HR	S	P	ERA	WHIP

BOTTOM

Boston Red Sox @ Minnesota Twins

Metropolitan Stadium, Bloomington , MI

Sun Aug 19 1962, 4:33 AM EDT

Unknown - 86 F

livebaseballscorecards.com

AB	28
R	4
H	6
RBI	3
BB	3
SO	5
LOB	9

Boston Red Sox @ Minnesota Twins

Metropolitan Stadium, Bloomington , MI

Sun Aug 19 1962, 4:38 AM EDT

Att. 20,469 - Unknown - 90 F

TOP

livebaseballscorecards.com

Batter	1	2	3	4	5	6	7	8	9	AB	R	H	RBI	BB	SO	LOB
Gary Geiger, L (1, 8) OBP: 0.332, SLG: 0.395	S S S 0-3 ① K		x 0-0 1B 2B	x 0-0 ③ 6-3			B B B B 4-0 BB			3	1	1	0	1	1	0
Eddie Bressoud, R (1, 6) OBP: 0.326, SLG: 0.430	B B B B 4-0 2B FC5-2-5 BB		S S S 0-3 ① K		x 0-0 ① 6-3		x 0-0 ③ F6			3	0	0	0	1	1	2
Carl Yastrzemski, L (1, 7) OBP: 0.359, SLG: 0.467	x 0-0 FC5-2-5 1-3 2B		x 0-0 BB HR 2-H 1B		x 0-0 G6-4-3 1B			x 0-0 ① F8		4	1	3	1	0	0	0
Lou Clinton, R (1, 9) OBP: 0.348, SLG: 0.581	x 0-0 ② FC5-2-5 FC6-4 2-3 3-H		B B B B 4-0 HR 1-2 BB		x 0-0 ② ③ G6-4-3 1-2f			S S S 0-3 ② K		3	1	0	0	1	1	3
Frank Malzone, R (1, 5) OBP: 0.311, SLG: 0.411	x 0-0 ③ FC6-4 1-2f		x 0-0 1-H 2-H HR			S S S 0-3 ① K		S S S 0-3 ③ K		4	1	1	3	0	2	2
Bob Tillman, R (1, 2) OBP: 0.296, SLG: 0.490 Russ Nixon, L (3, PH) (3, 2) OBP: 0.290, SLG: 0.339		S S S 0-3 ① K	x 0-0 G5-4-3 1B			x 0-0 ② 5-3			x 0-0 ① 4-3	1 3	0 0	0 1	0 0	0 0	1 0	0 0
Don Gile, R (1, 3)		H 1-0 5-3 HBP	x 0-0 ② ③ G5-4-3 1-2f			x 0-0 ③ F8			S S S 0-3 ② K	3	0	0	0	0	1	1
Chuck Schilling, R (1, 4) OBP: 0.289, SLG: 0.325		x 0-0 ② 5-3 1-2	x 0-0 ① 6-3				x 0-0 ① F4		x 0-0 ③ F4	4	0	0	0	0	0	1
Hal Kolstad, R (1, 1) OBP: 0.071, SLG: 0.071 Galen Cisco, R (7, 1) OBP: 0.179, SLG: 0.120 Mike Fornieles, R (8, 1) OBP: 0.214, SLG: 0.214		S S S 0-3 ③ K	S S S 0-3 ② K				S S S 0-3 ② K			3 0 0	0 0 0	0 0 0	0 0 0	0 0 0	3 0 0	1 0 0
Inning Stats	R: 0 H: 1 E: 0 LOB: 2 K: 1 BB: 1 S: 6 P: 10	R: 0 H: 0 E: 0 LOB: 1 K: 2 BB: 0 S: 7 P: 8	R: 4 H: 4 E: 0 LOB: 0 K: 1 BB: 1 S: 8 P: 12	R: 0 H: 0 E: 0 LOB: 0 K: 1 BB: 0 S: 5 P: 5	R: 0 H: 1 E: 0 LOB: 0 K: 0 BB: 0 S: 3 P: 3	R: 0 H: 0 E: 0 LOB: 0 K: 1 BB: 0 S: 5 P: 5	R: 0 H: 0 E: 0 LOB: 1 K: 1 BB: 1 S: 5 P: 9	R: 0 H: 0 E: 0 LOB: 0 K: 2 BB: 0 S: 7 P: 7	R: 0 H: 0 E: 0 LOB: 0 K: 1 BB: 0 S: 5 P: 5	1B: 3 SF: 0 2B: 2 SAC: 0 3B: 0 DP: 2 HR: 1 HBP: 1						

	AB	31
	R	4
	H	6
	RBI	4
	BB	3
	SO	10
	LOB	10

PITCHER		IP	WLS	BF	H	R	ER	SO	BB	IBB	HBP	BLK	WP	HR	S	P	ERA	WHIP
Lee Stange, R ERA: 3.93	(1, 1)	7.0	W	29	6	4	4	7	3	0	1	0	0	1	39	52	5.14	1.286
Ray Moore, R ERA: 3.63	(8, 1)	2.0	S	6	0	0	0	3	0	0	0	0	0	0	12	12	0.00	0.000

PITCHER	IP	WLS	BF	H	R	ER	SO	BB	IBB	HBP	BLK	WP	HR	S	P	ERA	WHIP

BOTTOM

Boston Red Sox @ Minnesota Twins

Metropolitan Stadium, Bloomington , MI

Sun Aug 19 1962, 4:38 AM EDT

Att. 20,469 - Unknown - 90 F

Batter	1	2	3	4	5	6	7	8	9	AB	R	H	RBI	BB	SO	LOB
Lenny Green, L (1, 8) (9, 7) OBP: 0.377, SLG: 0.439	F8	F9			E3		1B 2B 1B 1-3	SF7 1-2 3-H		4	1	1	1	0	0	0
Rich Rollins, R (1, 5) OBP: 0.388, SLG: 0.453	HR BB		FC5-4 1B		L4		1B 2B 1-2 3-H	F3		4	2	2	1	1	0	2
Harmon Killebrew, R (1, 7) OBP: 0.368, SLG: 0.518 Bill Tuttle, R (9, 8) OBP: 0.312, SLG: 0.267	1-H HR		FC5-4 BB 1-2f		F3		1B 2B 1-H 2-H			4 0	2 0	2 0	4 0	0 0	0 0	2 0
Don Mincher, L (1, 3) OBP: 0.394, SLG: 0.477 Ray Moore, R (8, 1)	FC5-4 BB		F8		G3		F6			3 0	0 0	0 0	0 0	1 0	0 0	3 0
Bob Allison, R (1, 9) OBP: 0.365, SLG: 0.481	FC5-4 1B 1-2f		1-2 BB			G1-6-3 BB	1B 2-H			2	0	1	1	2	0	1
Bernie Allen, L (1, 4) OBP: 0.339, SLG: 0.437	1-3 1B		L4			G1-6-3 1-2f	F8			4	0	1	0	0	0	4
Zoilo Versalles, R (1, 6) OBP: 0.260, SLG: 0.352	K			F9		F6		E8 SF7		4	1	0	0	0	1	2
Jerry Zimmerman, R (1, 2) OBP: 0.260, SLG: 0.255		5-3		5-3			F4	5-3		4	0	0	0	0	0	1
Lee Stange, R (1, 1) OBP: 0.067, SLG: 0.067 Vic Power, R (7, PH) (8, 3) OBP: 0.325, SLG: 0.427		K		K			1B 1B 1B	SF7 BB		2 1	0 1	0 1	0 0	0 1	2 0	0 0
Inning Stats	R: 2 H: 2 E: 0 LOB: 2 K: 1 BB: 2 S: 7 P: 15	R: 0 H: 0 E: 0 LOB: 0 K: 1 BB: 0 S: 5 P: 5	R: 0 H: 1 E: 0 LOB: 2 K: 0 BB: 1 S: 4 P: 8	R: 0 H: 0 E: 0 LOB: 0 K: 1 BB: 0 S: 5 P: 5	R: 0 H: 0 E: 1 LOB: 1 K: 0 BB: 0 S: 4 P: 4	R: 0 H: 0 E: 0 LOB: 0 K: 0 BB: 1 S: 2 P: 6	R: 4 H: 5 E: 0 LOB: 1 K: 0 BB: 0 S: 8 P: 8	R: 1 H: 0 E: 1 LOB: 1 K: 0 BB: 1 S: 4 P: 8		1B: 6 SF: 1 2B: 1 SAC: 0 3B: 0 DP: 1 HR: 1 HBP: 0						

livebaseballscorecards.com

AB	32
R	7
H	8
RBI	7
BB	5
SO	3
LOB	15

WP: 0 PA: 38
PB: 0
SB: 0
CS: 0

PITCHER		IP	WLS	BF	H	R	ER	SO	BB	IBB	HBP	BLK	WP	HR	S	P	ERA	WHIP
Hal Kolstad, R ERA: 6.09	(1, 1)	6.1		28	5	4	4	3	4	0	0	0	0	1	30	46	5.68	1.421
Galen Cisco, R ERA: 6.72	(7, 1)	1.0	L	8	3	3	2	0	1	0	0	0	0	0	7	11	18.00	4.000
Mike Fornieles, R ERA: 5.47	(8, 1)	0.2		2	0	0	0	0	0	0	0	0	0	0	2	2	0.00	0.000

PITCHER	IP	WLS	BF	H	R	ER	SO	BB	IBB	HBP	BLK	WP	HR	S	P	ERA	WHIP

Batter	1	2	3	4	5	6	7	8	9	AB	R	H	RBI	BB	SO	LOB
Gary Geiger, L (1, 8) OBP: 0.335, SLG: 0.395	BBBB 4-0 G4-3 BB		x 0-0 ③ 4-3		BBBB 4-0 FC5-4 BB		SSS 0-3 ② K		x 0-0 1B	3	0	1	0	2	1	1
Eddie Bressoud, R (1, 6) OBP: 0.324, SLG: 0.430	SSS 0-3 ① K			x 0-0 1B 2B	x 0-0 ③ FC5-4 1-2f		x 0-0 ③ F5		x 0-0 ③ F3	5	1	1	0	0	1	3
Carl Yastrzemski, L (1, 7) OBP: 0.362, SLG: 0.468	x 0-0 ②③ G4-3 1-2f			x 0-0 2-H 1B		BBBB 4-0 HR BB		x 0-0 BB 1B		3	1	2	1	1	0	1
Lou Clinton, R (1, 9) OBP: 0.347, SLG: 0.587		x 0-0 ① F2		x 0-0 ① F9		x 0-0 1-H HR		SSS 0-3 ① K		4	1	1	2	0	1	2
Frank Malzone, R (1, 5) OBP: 0.313, SLG: 0.413		x 0-0 ② F2		SSS 0-3 ② K		x 0-0 1B 2B K2-6-5-2		BBBB 4-0 1-2 BB		3	0	1	0	1	1	1
Jim Pagliaroni, R (1, 2) OBP: 0.359, SLG: 0.456		x 0-0 ③ F6		x 0-0 ③ F8		x 0-0 ① F7		x 0-0 ② F5		4	0	0	0	0	0	4
Pete Runnels, L (1, 3) OBP: 0.417, SLG: 0.472			BBBB 4-0 BB		x 0-0 1B G6-4-3 1B	x 0-0 2-3 1B		x 0-0 ③ F9		3	1	2	0	1	0	2
Chuck Schilling, R (1, 4) OBP: 0.289, SLG: 0.325 Russ Nixon, L (9, PH) OBP: 0.286, SLG: 0.333			x 0-0 ① F8		x 0-0 1-3 G6-4-3 1B	SSS 0-3 ②③ K2-6-5-2 3-3			x 0-0 ① 3-1	3	0	1	0	0	1	3
										1	0	0	0	0	0	0
Don Schwall, R (1, 1) OBP: 0.148, SLG: 0.115 Billy Gardner, R (7, PH) OBP: 0.294, SLG: 0.322 Dick Radatz, R (7, 1) OBP: 0.130, SLG: 0.130 Pumpsie Green, S (9, PH) OBP: 0.257, SLG: 0.203			x 0-0 ② F7		x 0-0 ①② G6-4-3 1-2f 3-H		x 0-0 ① F2		x 0-0 ② 4-3	2	0	0	0	0	0	2
										1	0	0	0	0	0	0
										0	0	0	0	0	0	0
										1	0	0	0	0	0	0

Inning Stats																																		
	R: 0	H: 0		R: 0	H: 0		R: 0	H: 0		R: 1	H: 2		R: 1	H: 2		R: 2	H: 3		R: 0	H: 0		R: 0	H: 1		R: 0	H: 1		1B: 6	SF: 0		WP: 0	PA: 38	
	E: 0	LOB: 0		E: 0	LOB: 0		E: 0	LOB: 1		E: 0	LOB: 1		E: 0	LOB: 1		E: 0	LOB: 2		E: 0	LOB: 0		E: 0	LOB: 2		E: 0	LOB: 1		2B: 3	SAC: 0		PB: 0		
	K: 1	BB: 1		K: 0	BB: 0		K: 0	BB: 1		K: 1	BB: 0		K: 0	BB: 1		K: 1	BB: 1		K: 1	BB: 0		K: 0	BB: 1		K: 1	BB: 0		3B: 0	DP: 3		SB: 0		
	S: 4	P: 8		S: 3	P: 3		S: 3	P: 7		S: 7	P: 7		S: 4	P: 8		S: 7	P: 11		S: 5	P: 5		S: 6	P: 10		S: 4	P: 4		HR: 1	HBP: 0		CS: 0		

PITCHER		IP	WLS	BF	H	R	ER	SO	BB	IBB	HBP	BLK	WP	HR	S	P	ERA	WHIP
Dick Stigman, L ERA: 3.61	(1, 1)	7.1	W	32	8	4	4	5	5	0	0	0	0	1	37	57	4.91	1.773
Frank Sullivan, R ERA: 4.5	(8, 1)	1.2	S	6	1	0	0	0	0	0	0	0	0	0	6	6	0.00	0.600

PITCHER		IP	WLS	BF	H	R	ER	SO	BB	IBB	HBP	BLK	WP	HR	S	P	ERA	WHIP

TOP

Boston Red Sox @ Minnesota Twins

Metropolitan Stadium, Bloomington , MI

Mon Aug 20 1962, 4:33 AM EDT

Att. 12,853 - Unknown - 84 F

livebaseballscorecards.com

AB	33
R	4
H	9
RBI	3
BB	5
SO	5
LOB	19

Batter	1	2	3	4	5	6	7	8	9	AB	R	H	RBI	BB	SO	LOB
Lenny Green, L (1, 8) (9, 7) OBP: 0.374, SLG: 0.435	G3	4-3			F7		F2			4	0	0	0	0	0	0
Vic Power, R (1, 3) OBP: 0.329, SLG: 0.433	FC5-4 E 2B BB		1B FC6-4-2-5-1 2B		F8		1B 2B			3	2	2	0	1	0	0
Rich Rollins, R (1, 5) OBP: 0.390, SLG: 0.455	E5 FC5-4 1-2		FC6-4-2-5-1 2-3 1B			HR 1B	CS 2-H 1B			4	1	3	1	0	0	1
Harmon Killebrew, R (1, 7) OBP: 0.369, SLG: 0.525 Johnny Goryl, R (8, PR) OBP: 0.259, SLG: 0.520 Bill Tuttle, R (9, 8) OBP: 0.312, SLG: 0.267	FC5-4 2B 1B 1-2f 2-3		FC6-4-2-5-1 1-2 3-H			1-H HR	CS 1-2	G6-4-3 1B		4 0 0	2 0 0	2 0 0	2 0 0	0 0 0	0 0 0	4 0 0
Bob Allison, R (1, 9) OBP: 0.364, SLG: 0.481	1B 2B 1-3 3-H		K			K		K		4	1	1	1	0	3	2
Earl Battey, R (1, 2) OBP: 0.351, SLG: 0.414	1B 2-H 3-H		K			BB G3		G6-4-3 1-2f		3	0	1	2	1	1	1
Bernie Allen, L (1, 4) OBP: 0.337, SLG: 0.434	6-3			F8		G3 1-2				3	0	0	0	0	0	2
Zoilo Versalles, R (1, 6) OBP: 0.258, SLG: 0.350		5-3		6-3		5-3				3	0	0	0	0	0	1
Dick Stigman, R (1, 1) OBP: 0.107, SLG: 0.077 Frank Sullivan, R (8, 1)		6-3			L7		K			3 0	0 0	0 0	0 0	0 0	1 0	0 0
Inning Stats	R: 3 H: 2 E: 1 LOB: 1 K: 0 BB: 1 S: 6 P: 10	R: 0 H: 0 E: 0 LOB: 0 K: 0 BB: 0 S: 3 P: 3	R: 0 H: 2 E: 0 LOB: 1 K: 1 BB: 0 S: 6 P: 6	R: 0 H: 0 E: 0 LOB: 0 K: 1 BB: 0 S: 5 P: 5	R: 0 H: 0 E: 0 LOB: 0 K: 0 BB: 0 S: 3 P: 3	R: 2 H: 2 E: 0 LOB: 1 K: 1 BB: 1 S: 7 P: 11	R: 1 H: 2 E: 0 LOB: 0 K: 1 BB: 0 S: 6 P: 6	R: 0 H: 1 E: 0 LOB: 1 K: 1 BB: 0 S: 5 P: 5		1B: 5 SF: 0 2B: 4 SAC: 0 3B: 0 DP: 2 HR: 1 HBP: 0				WP: 0 PA: 34 PB: 0 SB: 0 CS: 1		

PITCHER		IP	WLS	BF	H	R	ER	SO	BB	IBB	HBP	BLK	WP	HR	S	P	ERA	WHIP
Don Schwall, R ERA: 5.27	(1, 1)	6.0	L	26	6	5	2	3	2	0	0	0	0	1	30	38	3.00	1.333
Dick Radatz, R ERA: 1.98	(7, 1)	2.0		7	3	1	1	2	0	0	0	0	0	0	11	11	4.50	1.500

PITCHER	IP	WLS	BF	H	R	ER	SO	BB	IBB	HBP	BLK	WP	HR	S	P	ERA	WHIP

BOTTOM

Boston Red Sox @ Minnesota Twins

Metropolitan Stadium, Bloomington , MI

Mon Aug 20 1962, 4:33 AM EDT

Att. 12,853 - Unknown - 84 F

livebaseballscorecards.com

AB	31
R	6
H	9
RBI	6
BB	2
SO	5
LOB	11

Boston Red Sox @ Kansas City Athletics

Municipal Stadium, Kansas City, MO

Tue Aug 21 1962, 8:05 PM EDT

Att. 6,551 - Unknown

TOP

livebaseballscorecards.com

Batter	1	2	3	4	5	6	7	8	9	AB	R	H	RBI	BB	SO	LOB
Gary Geiger, L (1, 8) OBP: 0.333, SLG: 0.398	4-3	1B 3B		FC3-6 PB S HR 1-2f		F8	K			5	2	1	0	0	1	2
Eddie Bressoud, R (1, 6) OBP: 0.329, SLG: 0.441	2B 3B	F3		1-3 HR HBP		2B		WP 1B 2B		4	3	3	0	0	0	1
Carl Yastrzemski, L (1, 7) OBP: 0.364, SLG: 0.477	PB E 2B 3-H	S 1B 3-H		1-H HR 3-H		K		F9		5	2	3	5	0	1	2
Lou Clinton, R (1, 9) OBP: 0.341, SLG: 0.576	E2 2B 2-H	F3 1-2		K		K		K 2-3		5	1	0	0	0	3	3
Pete Runnels, L (1, 3) OBP: 0.419, SLG: 0.476	FC5-2 2B 1-H	F7			E6 6-3 1-3 2B		1B 3B 1B	1B 3-H		5	2	3	2	0	0	0
Frank Malzone, R (1, 5) OBP: 0.312, SLG: 0.411	FC5-2 2B 3-H	F7			1-3 1-2		3B 1B 1-2	F6		5	1	1	0	0	0	3
Russ Nixon, L (1, 2) OBP: 0.294, SLG: 0.385	2B 1-3	1-3			6-3 2-3		3B 1-H 2-H		F7	5	0	2	2	0	0	1
Chuck Schilling, R (1, 4) OBP: 0.291, SLG: 0.330	1-3			FC3-6 1B	2B 3-H		K		G3	5	0	2	1	0	1	3
Earl Wilson, R (1, 1) OBP: 0.214, SLG: 0.377		P6		F9	4-3		L3		K	5	0	0	0	0	1	3
Arnold Earley, L (9, 1) OBP: 0.273, SLG: 0.200										0	0	0	0	0	0	0

	AB	44
	R	11
	H	15
	RBI	10
	BB	0
	SO	7
	LOB	18

Inning Stats																																		
	R: 3	H: 4	R: 1	H: 2	R: 0	H: 0	R: 3	H: 2	R: 1	H: 1	R: 0	H: 1	R: 2	H: 3	R: 1	H: 2	R: 0	H: 0	1B: 5	SF: 0	WP: 1	PA: 45
	E: 1	LOB: 2	E: 0	LOB: 1	E: 0	LOB: 0	E: 0	LOB: 0	E: 1	LOB: 1	E: 0	LOB: 1	E: 0	LOB: 1	E: 0	LOB: 1	E: 0	LOB: 0	2B: 6	SAC: 0	PB: 2	
	K: 0	BB: 0	K: 0	BB: 0	K: 0	BB: 0	K: 1	BB: 0	K: 0	BB: 0	K: 2	BB: 0	K: 2	BB: 0	K: 1	BB: 0	K: 1	BB: 0	3B: 3	DP: 0	SB: 2	
	S: 8	P: 8	S: 5	P: 5	S: 3	P: 3	S: 7	P: 8	S: 5	P: 5	S: 8	P: 8	S: 10	P: 10	S: 7	P: 7	S: 5	P: 5	HR: 1	HBP: 1	CS: 0	

PITCHER		IP	WLS	BF	H	R	ER	SO	BB	IBB	HBP	BLK	WP	HR	S	P	ERA	WHIP
Bill Fischer, R ERA: 3.64	(1, 1)	4.0	L	22	8	7	6	1	0	0	1	0	0	1	23	24	13.50	2.000
Dan Pfister, R ERA: 5.04	(5, 1)	2.0		9	2	1	0	2	0	0	0	0	0	0	13	13	0.00	1.000
Jerry Walker, R ERA: 6.03	(7, 1)	2.0		11	5	3	3	3	0	0	0	0	1	0	17	17	13.50	2.500
Don Williams, R ERA: 12.0	(9, 1)	1.0		3	0	0	0	1	0	0	0	0	0	0	5	5	0.00	0.000

PITCHER	IP	WLS	BF	H	R	ER	SO	BB	IBB	HBP	BLK	WP	HR	S	P	ERA	WHIP

Batter	1	2	3	4	5	6	7	8	9	AB	R	H	RBI	BB	SO	LOB
Bobby Del Greco, R (1, 8) OBP: 0.391, SLG: 0.423	P6	K			1-3 1B		P6	K		5	0	1	0	0	2	4
Ed Charles, R (1, 5) OBP: 0.361, SLG: 0.462	HR HBP		K		1-3 1-2		5-3		F2	4	1	0	0	0	1	1
Jerry Lumpe, L (1, 4) OBP: 0.342, SLG: 0.441	K	4-3			BB		4-3		HR 2B	4	1	1	0	1	1	1
Norm Siebern, L (1, 3) OBP: 0.414, SLG: 0.500	1-H HR	2B			F7			4-3 1B BB	2-H HR	4	3	3	4	1	0	2
Manny Jimenez, L (1, 7) OBP: 0.367, SLG: 0.452	4-1	F7			P6			4-3 1-2	FC4-6 BB	4	0	0	0	1	0	4
George Alusik, R (1, 9) OBP: 0.363, SLG: 0.584		2B		F7		FC4-6 2B		1B 3-1 BB	K	4	1	2	0	1	1	1
Wayne Causey, L (1, 6) OBP: 0.372, SLG: 0.373		BB		1B		FC4-6 BB		3-1 1-3 2-H 1B	FC4-6 1-2f	3	0	2	1	2	0	1
Billy Bryan, L (1, 2) OBP: 0.250, SLG: 0.366		K		K		FC4-6 G6-4-3 1-2f 2-3		3-1 1-2 3-H		4	0	0	1	0	2	6
Bill Fischer, R (1, 1) OBP: 0.174, SLG: 0.217		K		5-3		G6-4-3 1-2f		BB		1	0	0	0	0	1	2
Jose Tartabull, L (4, PH) OBP: 0.324, SLG: 0.329										1	0	0	0	0	0	1
Dan Pfister, R (5, 1) OBP: 0.151, SLG: 0.151										0	0	0	0	0	0	0
Gino Cimoli, R (6, PH) OBP: 0.335, SLG: 0.437										1	0	0	0	0	0	2
Jerry Walker, S (7, 1) OBP: 0.263, SLG: 0.456										0	0	0	0	0	0	0
Deron Johnson, R (8, PH) OBP: 0.278, SLG: 0.200										0	0	0	0	1	0	0
Don Williams, R (9, 1)										0	0	0	0	0	0	0
Inning Stats	R: 2 E: 0 K: 1 S: 6 H: 1 LOB: 0 BB: 0 P: 7	R: 0 E: 0 K: 3 S: 10 H: 1 LOB: 2 BB: 1 P: 14	R: 0 E: 0 K: 1 S: 6 H: 1 LOB: 1 BB: 0 P: 6	R: 0 E: 0 K: 1 S: 6 H: 1 LOB: 1 BB: 0 P: 6	R: 0 E: 0 K: 0 S: 4 H: 1 LOB: 2 BB: 1 P: 8	R: 0 E: 0 K: 0 S: 3 H: 1 LOB: 1 BB: 1 P: 7	R: 0 E: 0 K: 0 S: 3 H: 0 LOB: 0 BB: 0 P: 3	R: 2 E: 0 K: 1 S: 6 H: 1 LOB: 2 BB: 3 P: 18	R: 2 E: 0 K: 1 S: 7 H: 2 LOB: 1 BB: 1 P: 11	1B: 3 2B: 4 3B: 0 HR: 2 SF: 0 SAC: 0 DP: 1 HBP: 1						

PITCHER		IP	WLS	BF	H	R	ER	SO	BB	IBB	HBP	BLK	WP	HR	S	P	ERA	WHIP
Earl Wilson, R ERA: 3.72	(1, 1)	8.1	W	40	9	6	6	7	6	0	1	0	0	2	47	72	6.48	1.800
Arnold Earley, L ERA: 5.31	(9, 1)	0.2	S	3	0	0	0	1	1	0	0	0	0	0	4	8	0.00	1.500

PITCHER	IP	WLS	BF	H	R	ER	SO	BB	IBB	HBP	BLK	WP	HR	S	P	ERA	WHIP

BOTTOM

Boston Red Sox @ Kansas City Athletics

Municipal Stadium, Kansas City, MO

Tue Aug 21 1962, 8:05 PM EDT

Att. 6,551 - Unknown

livebaseballscorecards.com

AB	35
R	6
H	9
RBI	6
BB	7
SO	8
LOB	25

Batter	1	2	3	4	5	6	7	8	9	AB	R	H	RBI	BB	SO	LOB
Gary Geiger, L (1, 8) OBP: 0.333, SLG: 0.405	G3		3-1		L8			HR		4	1	1	1	0	0	3
Eddie Bressoud, R (1, 6) OBP: 0.328, SLG: 0.446	F7			HR		4-3		K		4	1	1	1	0	1	0
Carl Yastrzemski, L (1, 7) OBP: 0.363, SLG: 0.474	K			K		F7		BB		3	0	0	0	1	2	0
Lou Clinton, R (1, 9) OBP: 0.339, SLG: 0.575		L5		F8		2B		K		4	0	1	0	0	1	1
Pete Runnels, L (1, 3) OBP: 0.416, SLG: 0.471		K		L7		F8			K	4	0	0	0	0	2	1
Frank Malzone, R (1, 5) OBP: 0.309, SLG: 0.407		K			F8		1-3		6-3	4	0	0	0	0	1	0
Russ Nixon, L (1, 2) OBP: 0.306, SLG: 0.391			6-3		1B		4-3		HBP	4	0	2	0	0	0	0
Chuck Schilling, R (1, 4) OBP: 0.291, SLG: 0.330 Jim Pagliaroni, R (9, PH) OBP: 0.361, SLG: 0.456 Billy Gardner, R (9, PR) OBP: 0.294, SLG: 0.322			SH3-4		F3		4-3		HBP	3 0 0	0 0 0	1 0 0	0 0 0	0 0 0	0 0 0	1 0 0
Ike Delock, R (1, 1) OBP: 0.136, SLG: 0.095 Arnold Earley, L (6, 1) OBP: 0.273, SLG: 0.200 Pumpsie Green, S (8, PH) OBP: 0.253, SLG: 0.200 Hal Kolstad, R (8, 1) OBP: 0.071, SLG: 0.071 Carroll Hardy, R (9, PH) OBP: 0.311, SLG: 0.334			SH3-4					K	K	1 0 1 0 1	0 0 0 0 0	1 0 0 0 0	0 0 0 0 0	0 0 1 0 0	0 0 0 0 1	0 0 0 0 2
Inning Stats	R: 0 E: 0 K: 1 S: 5 H: 0 LOB: 0 BB: 0 P: 5	R: 0 E: 0 K: 2 S: 7 H: 0 LOB: 0 BB: 0 P: 7	R: 0 E: 0 K: 0 S: 4 H: 1 LOB: 1 BB: 0 P: 4	R: 1 E: 0 K: 1 S: 6 H: 1 LOB: 0 BB: 0 P: 6	R: 0 E: 0 K: 0 S: 5 H: 2 LOB: 2 BB: 0 P: 5	R: 0 E: 0 K: 0 S: 4 H: 1 LOB: 1 BB: 0 P: 4	R: 0 E: 0 K: 0 S: 3 H: 0 LOB: 0 BB: 0 P: 3	R: 1 E: 0 K: 3 S: 10 H: 1 LOB: 1 BB: 1 P: 14	R: 0 E: 0 K: 2 S: 8 H: 1 LOB: 2 BB: 0 P: 9	1B: 4 2B: 1 3B: 0 HR: 2	SF: 0 SAC: 1 DP: 0 HBP: 1					

PITCHER	IP	WLS	BF	H	R	ER	SO	BB	IBB	HBP	BLK	WP	HR	S	P	ERA	WHIP
Moe Drabowsky, R (1, 1) ERA: 4.72	7.1	W	28	6	2	2	5	0	0	0	0	0	2	38	38	2.46	0.818
John Wyatt, R (8, 1) ERA: 4.8	1.2	S	8	1	0	0	4	1	0	1	0	0	0	14	19	0.00	1.200

PITCHER	IP	WLS	BF	H	R	ER	SO	BB	IBB	HBP	BLK	WP	HR	S	P	ERA	WHIP

TOP

Boston Red Sox @ Kansas City Athletics

Municipal Stadium, Kansas City, MO

Wed Aug 22 1962, 8:05 PM EDT

Att. 6,926 - Unknown

livebaseballscorecards.com

AB	33
R	2
H	7
RBI	2
BB	1
SO	9
LOB	8

WP: 0 PA: 36
PB: 0
SB: 0
CS: 0

Boston Red Sox @ Kansas City Athletics

Municipal Stadium, Kansas City, MO

Wed Aug 22 1962, 8:05 PM EDT

Att. 6,926 - Unknown

BOTTOM

Batter	1	2	3	4	5	6	7	8	9	AB	R	H	RBI	BB	SO	LOB
Wayne Causey, L (1, 6) OBP: 0.374, SLG: 0.378	K		1B 2B		BB 1B 2B	4-3				3	2	1	0	1	1	1
Ed Charles, R (1, 5) OBP: 0.363, SLG: 0.463	6-3		BB 1B 2-H		1-2 2B 1B		K			4	1	2	1	0	1	0
Jerry Lumpe, L (1, 4) OBP: 0.343, SLG: 0.442	P6		BB 1-2		1-H 2-H 2B		6-3			3	0	1	2	1	0	0
Norm Siebern, L (1, 3) OBP: 0.417, SLG: 0.501		FC3-6 1B	L3		IBB		1B			3	0	2	0	1	0	2
George Alusik, R (1, 7) OBP: 0.354, SLG: 0.569		FC3-6 1-2f		5-3	F5		L8			4	0	0	0	0	0	4
Gino Cimoli, R (1, 9) OBP: 0.335, SLG: 0.442		K		L8	HR			1-3		4	1	1	1	0	1	1
Bobby Del Greco, R (1, 8) OBP: 0.389, SLG: 0.418		F9	K		BB			K		3	0	0	0	1	2	1
Billy Bryan, L (1, 2) OBP: 0.229, SLG: 0.333			K		F5		K	F8		4	0	0	0	0	2	1
Moe Drabowsky, R (1, 1)			F2		P1		K			3	0	0	0	0	1	1
John Wyatt, R (8, 1) OBP: 0.138, SLG: 0.107										0	0	0	0	0	0	0
Inning Stats	R: 0 E: 0 K: 1 S: 5 H: 0 LOB: 0 BB: 0 P: 5	R: 0 E: 0 K: 1 S: 6 H: 1 LOB: 1 BB: 0 P: 6	R: 1 E: 0 K: 1 S: 7 H: 2 LOB: 2 BB: 1 P: 11	R: 0 E: 0 K: 1 S: 5 H: 0 LOB: 0 BB: 0 P: 5	R: 2 E: 0 K: 0 S: 5 H: 2 LOB: 2 BB: 2 P: 13	R: 1 E: 0 K: 2 S: 8 H: 1 LOB: 1 BB: 1 P: 12	R: 0 E: 0 K: 1 S: 6 H: 1 LOB: 1 BB: 0 P: 6	R: 0 E: 0 K: 1 S: 5 H: 0 LOB: 0 BB: 0 P: 5		1B: 4 2B: 2 3B: 0 HR: 1 SF: 0 SAC: 0 DP: 0 HBP: 0						

livebaseballscorecards.com

AB	31
R	4
H	7
RBI	4
BB	4
SO	8
LOB	11

WP: 0 PB: 0 SB: 0 CS: 0 PA: 35

PITCHER		IP	WLS	BF	H	R	ER	SO	BB	IBB	HBP	BLK	WP	HR	S	P	ERA	WHIP
Ike Delock, R ERA: 3.03	(1, 1)	5.0	L	25	6	4	4	4	3	1	0	0	0	1	29	45	7.20	1.800
Arnold Earley, L ERA: 5.13	(6, 1)	2.0		7	1	0	0	3	0	0	0	0	0	0	13	13	0.00	0.500
Hal Kolstad, R ERA: 5.96	(8, 1)	1.0		3	0	0	0	1	0	0	0	0	0	0	5	5	0.00	0.000

PITCHER	IP	WLS	BF	H	R	ER	SO	BB	IBB	HBP	BLK	WP	HR	S	P	ERA	WHIP

Boston Red Sox @ Kansas City Athletics

Municipal Stadium, Kansas City, MO

Thu Aug 23 1962, 4:33 AM EDT

Att. 3,439 - Unknown

TOP

livebaseballscorecards.com

Batter	1	2	3	4	5	6	7	8	9	AB	R	H	RBI	BB	SO	LOB
Gary Geiger, L (1, 8) OBP: 0.333, SLG: 0.401	P3		F8		P6	4-0 FC6-4 BB		4-0 HR BB		3	1	0	0	2	0	3
Eddie Bressoud, R (1, 6) OBP: 0.329, SLG: 0.451	E7 1B		P5		K	0-0 FC6-4 1-2f 3-H		0-0 1-H HR		5	1	2	3	0	1	5
Carl Yastrzemski, L (1, 7) OBP: 0.362, SLG: 0.472	F8		L8		0-0 1-H 1B 3-H 1B	F8		G3		5	0	1	2	0	0	4
Lou Clinton, R (1, 9) OBP: 0.340, SLG: 0.571	F7			L6	1-H 1B		1B		6-3	5	0	2	0	0	0	1
Pete Runnels, L (1, 3) OBP: 0.416, SLG: 0.471		PB 1B 1B		6-3		1B FC5 1B	K		F7	5	2	2	0	0	1	1
Frank Malzone, R (1, 5) OBP: 0.308, SLG: 0.405		P5 1-2		WP 1B			P6		6-3	5	0	1	0	0	0	3
Russ Nixon, L (1, 2) OBP: 0.316, SLG: 0.397		G5-4-3 2-H 1B		4-3 1-3		FC5 1-3 2B 1B	F7			4	1	2	1	0	0	2
Chuck Schilling, R (1, 4) OBP: 0.291, SLG: 0.332		G5-4-3 1-2f			FC6 1B 2B	FC5 2B 1-2 FC6-4 3-H		F8		4	2	1	1	0	0	2
Gene Conley, R (1, 1) OBP: 0.264, SLG: 0.397			1B		FC6 PB 1B 2-3	1-3 2-H 2B		5-3		4	1	2	1	0	0	1
Inning Stats	R: 0 E: 1 K: 0 S: 4 H: 1 LOB: 1 BB: 0 P: 4	R: 1 E: 0 K: 0 S: 4 H: 2 LOB: 0 BB: 0 P: 4	R: 0 E: 0 K: 0 S: 4 H: 1 LOB: 1 BB: 0 P: 4	R: 0 E: 0 K: 0 S: 4 H: 1 LOB: 1 BB: 0 P: 4	R: 2 E: 0 K: 1 S: 8 H: 3 LOB: 2 BB: 0 P: 8	R: 3 E: 0 K: 0 S: 7 H: 3 LOB: 2 BB: 1 P: 11	R: 0 E: 0 K: 1 S: 6 H: 1 LOB: 1 BB: 0 P: 6	R: 2 E: 0 K: 0 S: 4 H: 1 LOB: 0 BB: 1 P: 8	R: 0 E: 0 K: 0 S: 3 H: 0 LOB: 0 BB: 0 P: 3	1B: 10 2B: 2 3B: 0 HR: 1 SF: 0 SAC: 0 DP: 1 HBP: 0							

	AB	40
	R	8
	H	13
	RBI	8
	BB	2
	SO	2
	LOB	22

WP: 2 PB: 2 SB: 0 CS: 0 PA: 42

PITCHER		IP	WLS	BF	H	R	ER	SO	BB	IBB	HBP	BLK	WP	HR	S	P	ERA	WHIP
Diego Segui, R ERA: 3.96	(1, 1)	1.0		4	1	0	0	0	0	0	0	0	0	0	4	4	0.00	1.000
Dan Pfister, R ERA: 4.97	(2, 1)	4.0	L	18	7	3	1	1	0	0	0	0	1	0	20	20	2.25	1.750
Jim Archer, L ERA: 11.69	(6, 1)	0.1		5	3	3	3	0	0	0	0	0	0	0	5	5	81.00	9.000
Jerry Walker, R ERA: 6.04	(6, 1)	2.2		12	2	2	2	1	2	0	0	0	0	1	12	20	6.75	1.500
Don Williams, R ERA: 9.0	(9, 1)	1.0		3	0	0	0	0	0	0	0	0	0	0	3	3	0.00	0.000

PITCHER		IP	WLS	BF	H	R	ER	SO	BB	IBB	HBP	BLK	WP	HR	S	P	ERA	WHIP

BOTTOM

Boston Red Sox @ Kansas City Athletics

Municipal Stadium, Kansas City, MO

Thu Aug 23 1962, 4:33 AM EDT

Att. 3,439 - Unknown

livebaseballscorecards.com

Batter	1	2	3	4	5	6	7	8	9	AB	R	H	RBI	BB	SO	LOB
Wayne Causey, L (1, 6) OBP: 0.377, SLG: 0.382	BBBB 4-0 1B BB		x 0-0 1-3 ①		x 0-0 P5 ②			x 0-0 2B		3	0	1	0	1	0	0
Ed Charles, R (1, 5) OBP: 0.364, SLG: 0.462	x 0-0 1-2 1B		SSS 0-3 K ②		x 0-0 F8 ③			BBBB 4-0 G6-3 BB		3	0	1	0	1	1	0
Jerry Lumpe, L (1, 4) OBP: 0.343, SLG: 0.441	x 0-0 F7 ①		x 0-0 1B			x 0-0 4-3 ①		x 0-0 G6-3 ②③ 1-2f		4	0	1	0	0	0	4
Norm Siebern, L (1, 3) OBP: 0.414, SLG: 0.497	SSS 0-3 K ②		x 0-0 L8 ③			x 0-0 4-3 ②			SSS 0-3 K ①	4	0	0	0	0	2	3
George Alusik, R (1, 7) OBP: 0.351, SLG: 0.561	x 0-0 P5 ③			x 0-0 6-3 ①		x 0-0 L5 ③			x 0-0 HR 1B	4	1	1	0	0	0	2
Gino Cimoli, R (1, 9) OBP: 0.334, SLG: 0.447		x 0-0 F9 ①		x 0-0 6-3 ②			x 0-0 F5 ①		x 0-0 1-H HR	4	1	1	2	0	0	0
Bobby Del Greco, R (1, 8) OBP: 0.390, SLG: 0.417		x 0-0 1B		BBBB 4-0 BB			x 0-0 L8 ②		x 0-0 6-3 ②	3	0	1	0	1	0	0
Billy Bryan, L (1, 2) OBP: 0.212, SLG: 0.306		x 0-0 F7 ②		x 0-0 3-1 ③			x 0-0 L8 ③		SSS 0-3 K ③	4	0	0	0	0	1	2
Diego Segui, R (1, 1) OBP: 0.257, SLG: 0.353		x 0-0 3-1 ③			x 0-0 P4 ①			x 0-0 6-3 ①		0	0	0	0	0	0	0
Dan Pfister, R (2, 1) OBP: 0.148, SLG: 0.148										1	0	0	0	0	0	1
Jose Tartabull, L (5, PH) OBP: 0.323, SLG: 0.328										1	0	0	0	0	0	0
Jim Archer, R (6, 1) OBP: 1.000, SLG: 1.000										0	0	0	0	0	0	0
Jerry Walker, S (6, 1) OBP: 0.263, SLG: 0.456										0	0	0	0	0	0	0
Manny Jimenez, L (8, PH) OBP: 0.366, SLG: 0.451										1	0	0	0	0	0	0
Don Williams, R (9, 1)										0	0	0	0	0	0	0
Inning Stats	R: 0 E: 0 K: 1 S: 6 H: 1 LOB: 2 BB: 1 P: 10	R: 0 E: 0 K: 0 S: 4 H: 1 LOB: 1 BB: 0 P: 4	R: 0 E: 0 K: 1 S: 6 H: 1 LOB: 1 BB: 0 P: 6	R: 0 E: 0 K: 0 S: 3 H: 0 LOB: 1 BB: 1 P: 7	R: 0 E: 0 K: 0 S: 3 H: 0 LOB: 0 BB: 0 P: 3	R: 0 E: 0 K: 0 S: 3 H: 0 LOB: 0 BB: 0 P: 3	R: 0 E: 0 K: 0 S: 3 H: 0 LOB: 0 BB: 0 P: 3	R: 0 E: 0 K: 0 S: 3 H: 1 LOB: 1 BB: 1 P: 7	R: 2 E: 0 K: 2 S: 9 H: 2 LOB: 0 BB: 0 P: 9	1B: 4 2B: 1 3B: 0 HR: 1	SF: 0 SAC: 0 DP: 1 HBP: 0						

PITCHER	IP	WLS	BF	H	R	ER	SO	BB	IBB	HBP	BLK	WP	HR	S	P	ERA	WHIP
Gene Conley, R (1, 1) ERA: 4.0	9.0	W	35	6	2	2	4	3	0	0	0	0	1	40	52	2.00	1.000

PITCHER	IP	WLS	BF	H	R	ER	SO	BB	IBB	HBP	BLK	WP	HR	S	P	ERA	WHIP

AB	32
R	2
H	6
RBI	2
BB	3
SO	4
LOB	12

1B: 4 2B: 1 3B: 0 HR: 1 SF: 0 SAC: 0 DP: 1 HBP: 0

WP: 0 PB: 0 SB: 0 CS: 0 PA: 35

Batter	1	2	3	4	5	6	7	8	9	AB	R	H	RBI	BB	SO	LOB
Gary Geiger, L (1, 8) OBP: 0.337, SLG: 0.399	F4		4-3		BB		CS BB		2B BB	2	0	0	0	3	0	0
Eddie Bressoud, R (1, 6) OBP: 0.330, SLG: 0.452	K		1B BB		K		F7		2B	4	0	1	0	1	2	2
Carl Yastrzemski, L (1, 7) OBP: 0.365, SLG: 0.478	2B		1B			1B SF7 2B		3-1	IBB	4	1	3	0	1	0	0
Lou Clinton, R (1, 9) OBP: 0.338, SLG: 0.563	K		K			F1		2B E BB	F7	4	1	0	0	1	2	7
Pete Runnels, L (1, 3) OBP: 0.418, SLG: 0.474		F7		CS 1B		1B BB		E9 2B		3	0	2	0	1	0	0
Frank Malzone, R (1, 5) OBP: 0.310, SLG: 0.412		HR		K		1B		F6		4	1	2	1	0	1	2
Russ Nixon, L (1, 2) OBP: 0.300, SLG: 0.382		4-3		F2		SF7		3-1		3	0	0	1	0	0	1
Chuck Schilling, R (1, 4) OBP: 0.287, SLG: 0.328		F7			6-3	K			6-3	4	0	0	0	0	1	2
Bill Monbouquette, R (1, 1) OBP: 0.177, SLG: 0.105 Dick Radatz, R (9, 1) OBP: 0.130, SLG: 0.130			K		F8		K		L4	4 0	0 0	0 0	0 0	0 0	2 0	0 0
Inning Stats	R: 0 E: 0 K: 2 S: 8 H: 1 LOB: 1 BB: 0 P: 8	R: 1 E: 0 K: 0 S: 4 H: 1 LOB: 0 BB: 0 P: 4	R: 0 E: 0 K: 2 S: 8 H: 1 LOB: 2 BB: 1 P: 12	R: 0 E: 0 K: 1 S: 5 H: 1 LOB: 0 BB: 0 P: 5	R: 0 E: 0 K: 1 S: 5 H: 0 LOB: 1 BB: 1 P: 9	R: 1 E: 0 K: 1 S: 7 H: 2 LOB: 2 BB: 1 P: 11	R: 0 E: 0 K: 1 S: 4 H: 0 LOB: 0 BB: 1 P: 8	R: 1 E: 1 K: 0 S: 4 H: 1 LOB: 1 BB: 1 P: 8	R: 0 E: 0 K: 0 S: 4 H: 1 LOB: 3 BB: 2 P: 12	1B: 3 2B: 4 3B: 0 HR: 1 SF: 1 SAC: 0 DP: 0 HBP: 0						

PITCHER	IP	WLS	BF	H	R	ER	SO	BB	IBB	HBP	BLK	WP	HR	S	P	ERA	WHIP
Pedro Ramos, R (1, 1) ERA: 3.95	8.2	L	39	8	3	2	8	6	1	0	0	0	1	48	76	2.08	1.615
Bill Dailey, R (9, 1) ERA: 3.82	0.1		1	0	0	0	0	0	0	0	0	0	0	1	1	0.00	0.000

PITCHER	IP	WLS	BF	H	R	ER	SO	BB	IBB	HBP	BLK	WP	HR	S	P	ERA	WHIP

TOP

Boston Red Sox @ Cleveland Indians

Cleveland Municipal Stadium, Cleveland, OH

Fri Aug 24 1962, 7:05 PM EDT

Att. 9,888 - Unknown

livebaseballscorecards.com

AB	32
R	3
H	8
RBI	2
BB	7
SO	8
LOB	14

WP: 0	PA: 40					
PB: 0						
SB: 0						
CS: 2						

BOTTOM

Boston Red Sox @ Cleveland Indians

Cleveland Municipal Stadium, Cleveland, OH

Fri Aug 24 1962, 7:05 PM EDT

Att. 9,888 - Unknown

Batter	1	2	3	4	5	6	7	8	9	AB	R	H	RBI	BB	SO	LOB
Willie Tasby, R (1, 8) OBP: 0.333, SLG: 0.337	5-3		1B		1-3			6-3		4	0	1	0	0	0	1
Al Luplow, L (1, 7) OBP: 0.365, SLG: 0.486	G3 1B		K			F9		F3		4	0	1	0	0	1	1
Tito Francona, L (1, 3) OBP: 0.315, SLG: 0.390	G3 1-2		K			4-3		6-3		4	0	0	0	0	1	2
John Romano, R (1, 2) OBP: 0.360, SLG: 0.464	BB			F7		BB			K	2	0	0	0	2	1	0
Willie Kirkland, L (1, 9) OBP: 0.276, SLG: 0.370	K			F7		F8			G3	4	0	0	0	0	1	3
Woodie Held, R (1, 6) OBP: 0.356, SLG: 0.386		6-3		6-3			5-3		BB 1B	3	0	0	0	1	0	0
Bubba Phillips, R (1, 5) OBP: 0.279, SLG: 0.336		F5			K		6-3		1-2 1B	4	0	1	0	0	1	0
Jerry Kindall, R (1, 4) OBP: 0.291, SLG: 0.364		K			F8		2B		1-3	3	0	1	0	0	1	0
Gene Green, R (9, PH) OBP: 0.322, SLG: 0.556										1	0	0	0	0	0	2
Pedro Ramos, S (1, 1) OBP: 0.224, SLG: 0.447			K		2B		K			3	0	1	0	0	2	1
Bill Dailey, R (9, 1)										0	0	0	0	0	0	0
Inning Stats	R: 0 E: 0 K: 1 S: 6 H: 1 LOB: 2 BB: 1 P: 10	R: 0 E: 0 K: 1 S: 5 H: 0 LOB: 0 BB: 0 P: 5	R: 0 E: 0 K: 3 S: 10 H: 1 LOB: 1 BB: 0 P: 10	R: 0 E: 0 K: 0 S: 3 H: 0 LOB: 0 BB: 0 P: 3	R: 0 E: 0 K: 1 S: 6 H: 1 LOB: 1 BB: 1 P: 6	R: 0 E: 0 K: 0 S: 3 H: 0 LOB: 1 BB: 1 P: 7	R: 0 E: 0 K: 1 S: 6 H: 1 LOB: 1 BB: 0 P: 6	R: 0 E: 0 K: 0 S: 3 H: 0 LOB: 0 BB: 0 P: 3	R: 0 E: 0 K: 1 S: 6 H: 1 LOB: 2 BB: 1 P: 10	1B: 3 2B: 2 3B: 0 HR: 0	SF: 0 SAC: 0 DP: 0 HBP: 0						

livebaseballscorecards.com

AB	32
R	0
H	5
RBI	0
BB	3
SO	8
LOB	10

WP: 0 PB: 0 SB: 0 CS: 0 PA: 35

PITCHER		IP	WLS	BF	H	R	ER	SO	BB	IBB	HBP	BLK	WP	HR	S	P	ERA	WHIP
Bill Monbouquette, R ERA: 3.58	(1, 1)	8.2	W	34	5	0	0	8	3	0	0	0	0	0	47	59	0.00	0.923
Dick Radatz, R ERA: 1.97	(9, 1)	0.1	S	1	0	0	0	0	0	0	0	0	0	0	1	1	0.00	0.000

PITCHER	IP	WLS	BF	H	R	ER	SO	BB	IBB	HBP	BLK	WP	HR	S	P	ERA	WHIP

Boston Red Sox @ Cleveland Indians

Cleveland Municipal Stadium, Cleveland, OH

Sat Aug 25 1962, 3:33 AM EDT

Att. 4,206 - Unknown

TOP

livebaseballscorecards.com

Batter	1	2	3	4	5	6	7	8	9	AB	R	H	RBI	BB	SO	LOB
Gary Geiger, L (1, 8) OBP: 0.337, SLG: 0.397	4-3		BBB 2B E 1-2 2-3 BB	3-1		1B		F7		4	1	1	0	1	0	1
Eddie Bressoud, R (1, 6) OBP: 0.330, SLG: 0.453	SSS K		E 1-3 2-H 3-H 2B	5-3		F7			G4-6-3 1B	5	1	2	2	0	1	2
Carl Yastrzemski, L (1, 7) OBP: 0.366, SLG: 0.476	SSS K		IIII E 1B IBB		4-3 BB 1B	4-3			G4-6-3 1-2f	4	1	1	0	1	1	2
Lou Clinton, R (1, 9) OBP: 0.332, SLG: 0.553		F7	SSS K		SSS K		SSS K		F9	5	0	0	0	0	3	4
Pete Runnels, L (1, 3) OBP: 0.421, SLG: 0.474		SSS K	E4 1B 1-3 2-H 3-H 1B		BBBB 4-3 1-2 BB		BBBB S BB			2	0	1	1	2	1	0
Frank Malzone, R (1, 5) OBP: 0.309, SLG: 0.411		SSS K	2-3 3-H 1B		4-3 1-2 2-3		F5 1-2			4	0	1	1	0	1	3
Russ Nixon, L (1, 2) OBP: 0.298, SLG: 0.375			BB 1B 2B 1B 1-3		4-3		F7			4	1	1	0	0	0	5
Chuck Schilling, R (1, 4) OBP: 0.293, SLG: 0.343			SSS K SH3-4 1B			HR		G1-6-3 1B		4	1	3	1	0	1	1
Don Schwall, R (1, 1) OBP: 0.164, SLG: 0.132			BB 2B 1-2 1B	SH3-4 1-2		F7		G1-6-3 1-2f		1	1	1	0	0	0	0
Mike Fornieles, R (4, 1) OBP: 0.200, SLG: 0.200										1	0	0	0	0	0	0
Dick Radatz, R (6, 1) OBP: 0.125, SLG: 0.125										1	0	0	0	0	0	1

	AB	35
	R	6
	H	11
	RBI	5
	BB	4
	SO	8
	LOB	19

Inning Stats										
	R: 0	H: 0	R: 0	H: 0	R: 5	H: 5	R: 0	H: 1	R: 0	H: 1
	E: 0	LOB: 0	E: 0	LOB: 0	E: 1	LOB: 2	E: 0	LOB: 1	E: 0	LOB: 2
	K: 2	BB: 0	K: 2	BB: 0	K: 2	BB: 2	K: 0	BB: 0	K: 1	BB: 1
	S: 7	P: 7	S: 7	P: 7	S: 12	P: 20	S: 4	P: 4	S: 6	P: 10

	R: 1	H: 2	R: 0	H: 0	R: 0	H: 1	R: 0	H: 1	1B: 9	SF: 0	WP: 0	PA: 40
	E: 0	LOB: 1	E: 0	LOB: 1	E: 0	LOB: 0	E: 0	LOB: 0	2B: 1	SAC: 1	PB: 0	
	K: 0	BB: 0	K: 1	BB: 1	K: 0	BB: 0	K: 0	BB: 0	3B: 0	DP: 2	SB: 1	
	S: 5	P: 5	S: 5	P: 9	S: 3	P: 3	S: 3	P: 3	HR: 1	HBP: 0	CS: 0	

PITCHER	IP	WLS	BF	H	R	ER	SO	BB	IBB	HBP	BLK	WP	HR	S	P	ERA	WHIP
Barry Latman, R (1, 1) ERA: 3.87	9.0	W	40	11	6	6	8	3	1	0	0	0	1	52	68	6.00	1.556

PITCHER	IP	WLS	BF	H	R	ER	SO	BB	IBB	HBP	BLK	WP	HR	S	P	ERA	WHIP

BOTTOM

Boston Red Sox @ Cleveland Indians

Cleveland Municipal Stadium, Cleveland, OH

Sat Aug 25 1962, 3:33 AM EDT

Att. 4,206 - Unknown

livebaseballscorecards.com

Batter	1	2	3	4	5	6	7	8	9	AB	R	H	RBI	BB	SO	LOB
Don Dillard, L (1, 8) OBP: 0.281, SLG: 0.373	G3		5-3 1-2	F2		K		F7		5	0	0	0	0	1	3
Al Luplow, L (1, 9) OBP: 0.367, SLG: 0.482	F8		1B FC5-4 BB		6-3		FC1-6 BB			2	1	0	0	2	0	0
Tito Francona, L (1, 3) OBP: 0.314, SLG: 0.389	G3		FC5-4 1-3 2-H 1B		F8		FC1-6 FC1-4 1-2f			4	0	1	1	0	0	1
Chuck Essegian, R (1, 7) OBP: 0.367, SLG: 0.496		5-3	FC5-4 1-2f 3-H		F3		FC1-4 1-2f			4	0	0	1	0	0	2
John Romano, R (1, 2) OBP: 0.359, SLG: 0.465		1B FC5-4 2B	5-3			K	K			4	1	1	0	0	2	2
Woodie Held, R (1, 6) OBP: 0.357, SLG: 0.386		FC5-4 2-3 1B		6-3		HR HBP		K		3	1	1	0	0	1	0
Bubba Phillips, R (1, 5) OBP: 0.283, SLG: 0.346		FC5-4 S 1-2f 3-H		E5 1B 1B		1-H HR		HR 1B		4	3	3	3	0	0	1
Jerry Kindall, R (1, 4) OBP: 0.293, SLG: 0.372		G3 1-2		F3		1B		1-H HR		4	1	2	2	0	0	2
Barry Latman, R (1, 1) OBP: 0.262, SLG: 0.325			5-3 1B 1B	2-H 1B		K		K		4	1	2	1	0	2	1
Inning Stats	R: 0 E: 0 K: 0 S: 3 H: 0 LOB: 0 BB: 0 P: 3	R: 1 E: 0 K: 0 S: 5 H: 2 LOB: 1 BB: 0 P: 5	R: 2 E: 0 K: 0 S: 5 H: 2 LOB: 1 BB: 1 P: 9	R: 1 E: 1 K: 0 S: 5 H: 2 LOB: 1 BB: 0 P: 5	R: 0 E: 0 K: 0 S: 3 H: 0 LOB: 0 BB: 0 P: 3	R: 2 E: 0 K: 3 S: 11 H: 2 LOB: 1 BB: 0 P: 12	R: 0 E: 0 K: 1 S: 5 H: 0 LOB: 1 BB: 1 P: 9	R: 2 E: 0 K: 2 S: 9 H: 2 LOB: 0 BB: 0 P: 9		1B: 7 2B: 1 3B: 0 HR: 2 SF: 0 SAC: 0 DP: 0 HBP: 1				WP: 0 PB: 0 SB: 1 CS: 0 PA: 37		

	AB	34
	R	8
	H	10
	RBI	8
	BB	2
	SO	6
	LOB	12

PITCHER		IP	WLS	BF	H	R	ER	SO	BB	IBB	HBP	BLK	WP	HR	S	P	ERA	WHIP
Don Schwall, R ERA: 5.32	(1, 1)	3.2		18	6	4	3	0	1	0	0	0	0	0	17	21	7.36	1.909
Mike Fornieles, R ERA: 5.59	(4, 1)	1.2		8	2	2	2	1	0	0	1	0	0	1	9	10	10.80	1.200
Dick Radatz, R ERA: 2.1	(6, 1)	2.2	L	11	2	2	2	5	1	0	0	0	0	1	20	24	6.75	1.125

PITCHER	IP	WLS	BF	H	R	ER	SO	BB	IBB	HBP	BLK	WP	HR	S	P	ERA	WHIP

Batter	1	2	3	4	5	6	7	8	9	AB	R	H	RBI	BB	SO	LOB
Gary Geiger, L (1, 8) OBP: 0.338, SLG: 0.396	B B B B 4-0 FC3-6 BB		0-0 ① F8		0-0 1B	0-0 ② FC4-6 BB 1-2f 3-H			0-0 ① 3-1	4	0	1	1	1	0	2
Eddie Bressoud, R (1, 6) OBP: 0.329, SLG: 0.450	S S S 0-3 ① K		0-0 ② F8		0-0 ② F8	B B B B 4-0 BB 1-2			S S S 0-3 ② K	4	0	0	0	1	2	3
Carl Yastrzemski, L (1, 7) OBP: 0.364, SLG: 0.473	0-0 ② FC3-6 1B 1-2f		0-0 1B 1-2		0-0 ③ 4-3	0-0 ③ F5			0-0 ③ 1-3	5	0	1	0	0	0	4
Lou Clinton, R (1, 9) OBP: 0.334, SLG: 0.563	0-0 1B 1-2		0-0 ③ F2			0-0 HR	0-0 ① F4			4	1	2	1	0	0	2
Pete Runnels, L (1, 3) OBP: 0.423, SLG: 0.476	S S S 0-3 ③ K			0-0 1B FC5-4 1B		0-0 HR 1B	0-0 G5-4-3 1B			4	2	3	0	0	1	2
Frank Malzone, R (1, 5) OBP: 0.311, SLG: 0.417		0-0 ① F8		0-0 FC5-4 1-3 1B		0-0 1-H HR	0-0 ② ③ G5-4-3 1-2f			4	1	2	2	0	0	1
Russ Nixon, L (1, 2) OBP: 0.284, SLG: 0.357		0-0 ② G3		0-0 ① FC5-4 G4-6-3 1-2f 3-H		0-0 ① F7		S S S 0-3 ① K		4	0	0	1	0	1	1
Chuck Schilling, R (1, 4) OBP: 0.292, SLG: 0.342		0-0 ③ F5		0-0 ② ③ G4-6-3 1-2f		0-0 1B FC4-6 1B		0-0 ② 5-3		4	1	1	0	0	0	1
Earl Wilson, R (1, 1) OBP: 0.228, SLG: 0.389			0-0 1B 1B		S S S 0-3 ① K	0-0 FC4-6 1-3 1B		0-0 ③ 5-3		1	0	1	0	0	0	0
Hal Kolstad, R (3, 1) OBP: 0.067, SLG: 0.067										1	0	0	0	0	1	0
Pumpsie Green, S (6, PH) OBP: 0.263, SLG: 0.212										1	0	1	0	0	0	0
Arnold Earley, L (6, 1) OBP: 0.273, SLG: 0.200										0	0	0	0	0	0	0
Bob Tillman, R (8, PH) OBP: 0.295, SLG: 0.488										1	0	0	0	0	0	0
Mike Fornieles, R (8, 1) OBP: 0.200, SLG: 0.200										0	0	0	0	0	0	0
Inning Stats	R: 0 E: 0 K: 2 S: 8 H: 1 LOB: 2 BB: 1 P: 12	R: 0 E: 0 K: 0 S: 3 H: 0 LOB: 0 BB: 0 P: 3	R: 0 E: 0 K: 0 S: 5 H: 2 LOB: 2 BB: 0 P: 5	R: 1 E: 0 K: 0 S: 4 H: 2 LOB: 0 BB: 0 P: 4	R: 0 E: 0 K: 1 S: 6 H: 1 LOB: 1 BB: 0 P: 6	R: 4 E: 0 K: 0 S: 8 H: 5 LOB: 2 BB: 1 P: 12	R: 0 E: 0 K: 0 S: 3 H: 1 LOB: 0 BB: 0 P: 3	R: 0 E: 0 K: 1 S: 5 H: 0 LOB: 0 BB: 0 P: 5	R: 0 E: 0 K: 1 S: 5 H: 0 LOB: 0 BB: 0 P: 5	1B: 10 2B: 0 3B: 0 HR: 2 SF: 0 SAC: 0 DP: 2 HBP: 0						

PITCHER	IP	WLS	BF	H	R	ER	SO	BB	IBB	HBP	BLK	WP	HR	S	P	ERA	WHIP
Jim Perry, R (1, 1) ERA: 4.32	5.1	W	26	10	5	5	3	1	0	0	0	0	2	31	35	8.44	2.062
Gary Bell, R (6, 1) ERA: 4.27	3.2	S	13	2	0	0	2	1	0	0	0	0	0	16	20	0.00	0.818

PITCHER	IP	WLS	BF	H	R	ER	SO	BB	IBB	HBP	BLK	WP	HR	S	P	ERA	WHIP

TOP

Boston Red Sox @ Cleveland Indians

Cleveland Municipal Stadium, Cleveland, OH

Sun Aug 26 1962, 3:33 AM EDT

Unknown

livebaseballscorecards.com

AB	37
R	5
H	12
RBI	5
BB	2
SO	5
LOB	16

WP: 0 PB: 0 SB: 0 CS: 0 PA: 39

Batter	1	2	3	4	5	6	7	8	9	AB	R	H	RBI	BB	SO	LOB
Don Dillard, L (1, 8) OBP: 0.276, SLG: 0.366	F7		F8	G3-6 1-2f		K	1-3 2-H 2B			3	0	0	0	0	0	1
Willie Tasby, R (6, 8) OBP: 0.335, SLG: 0.344										2	0	1	1	0	1	1
Al Luplow, L (1, 9) OBP: 0.361, SLG: 0.472	K		F9	4-3		K	K			5	0	0	0	0	3	3
Tito Francona, L (1, 3) OBP: 0.319, SLG: 0.396	E E BB		BB BB BB BB		HR		F8	FC5-4 1B		3	3	2	1	2	0	0
Chuck Essegian, R (1, 7) OBP: 0.370, SLG: 0.500	E7 1-H 2B 1B		BB BB 1-2 1B BB		6-3		1B 2B	FC5-4 1-2f		4	3	2	0	1	0	1
John Romano, R (1, 2) OBP: 0.360, SLG: 0.465	3-H 2B		BB 1-2 2-3 1B BB		5-3		F4	F7		4	1	1	1	1	0	2
Woodie Held, R (1, 6) OBP: 0.360, SLG: 0.385	K		1B 1-2 2-3 3-H BB		BB		HR 2-H 1B	F7		3	1	1	2	2	1	2
Bubba Phillips, R (1, 5) OBP: 0.285, SLG: 0.353		F8	1B 1-2 2-H 3-H		K		1-H HR			4	1	2	4	0	1	1
Jerry Kindall, R (1, 4) OBP: 0.294, SLG: 0.372		K	6-3			S BB	E 2B 1B			3	1	1	0	1	1	2
Jim Perry, S (1, 1) OBP: 0.173, SLG: 0.176		1-4-3		G3-6 1B		K 1-2	E6 2B 1-2			2	0	1	0	0	0	0
Gary Bell, R (6, 1) OBP: 0.308, SLG: 0.217										2	0	0	0	0	1	2
Inning Stats	R: 2 E: 1 K: 2 S: 9 H: 2 LOB: 1 BB: 1 P: 13	R: 0 E: 0 K: 1 S: 5 H: 0 LOB: 0 BB: 0 P: 5	R: 3 E: 0 K: 0 S: 4 H: 1 LOB: 2 BB: 4 P: 20	R: 0 E: 0 K: 0 S: 3 H: 1 LOB: 0 BB: 0 P: 3	R: 1 E: 0 K: 1 S: 6 H: 1 LOB: 1 BB: 1 P: 10	R: 0 E: 0 K: 3 S: 9 H: 0 LOB: 1 BB: 1 P: 13	R: 4 E: 1 K: 1 S: 11 H: 5 LOB: 2 BB: 0 P: 11	R: 0 E: 0 K: 0 S: 4 H: 1 LOB: 1 BB: 0 P: 4		1B: 6 2B: 3 3B: 0 HR: 2 SF: 0 SAC: 0 DP: 1 HBP: 0						

PITCHER		IP	WLS	BF	H	R	ER	SO	BB	IBB	HBP	BLK	WP	HR	S	P	ERA	WHIP
Earl Wilson, R ERA: 3.9	(1, 1)	2.2	L	16	3	5	4	3	5	0	0	0	0	0	17	37	13.50	3.000
Hal Kolstad, R ERA: 5.85	(3, 1)	2.1		9	2	1	1	1	1	0	0	0	0	1	10	14	3.86	1.286
Arnold Earley, L ERA: 5.4	(6, 1)	2.0		13	5	4	3	4	1	0	0	0	0	1	20	24	13.50	3.000
Mike Fornieles, R ERA: 5.52	(8, 1)	1.0		4	1	0	0	0	0	0	0	0	0	0	4	4	0.00	1.000

PITCHER	IP	WLS	BF	H	R	ER	SO	BB	IBB	HBP	BLK	WP	HR	S	P	ERA	WHIP

BOTTOM

Boston Red Sox @ Cleveland Indians

Cleveland Municipal Stadium, Cleveland, OH

Sun Aug 26 1962, 3:33 AM EDT

Unknown

livebaseballscorecards.com

AB	35
R	10
H	11
RBI	9
BB	7
SO	8
LOB	15

1B: 6 SF: 0
2B: 3 SAC: 0
3B: 0 DP: 1
HR: 2 HBP: 0

WP: 0 PA: 42
PB: 0
SB: 1
CS: 0

Boston Red Sox @ Cleveland Indians

Cleveland Municipal Stadium, Cleveland, OH

Sun Aug 26 1962, 3:38 AM EDT

Att. 7,644 - Unknown

TOP

livebaseballscorecards.com

Batter	1	2	3	4	5	6	7	8	9	AB	R	H	RBI	BB	SO	LOB
Gary Geiger, L (1, 8) OBP: 0.337, SLG: 0.392	K		K			L6			BB	3	0	0	0	1	2	0
Pumpsie Green, S (1, 6) OBP: 0.250, SLG: 0.200	F4			K			K		F7	4	0	0	0	0	2	1
Carl Yastrzemski, L (1, 7) OBP: 0.362, SLG: 0.470	6-3			G3			F8		F8	4	0	0	0	0	0	1
Lou Clinton, R (1, 9) OBP: 0.331, SLG: 0.557		F1		K			F7			3	0	0	0	0	1	0
Pete Runnels, L (1, 3) OBP: 0.421, SLG: 0.473		F9			F4			F7		3	0	0	0	0	0	0
Frank Malzone, R (1, 5) OBP: 0.313, SLG: 0.421		1B			F7			2B		3	0	2	0	0	0	0
Bob Tillman, R (1, 2) OBP: 0.291, SLG: 0.480		K			K			F4		3	0	0	0	0	2	2
Chuck Schilling, R (1, 4) OBP: 0.290, SLG: 0.339			K			F7		F7		3	0	0	0	0	1	1
Ike Delock, R (1, 1) OBP: 0.125, SLG: 0.087			G3			6-3			F6	2	0	0	0	0	0	0
Russ Nixon, L (9, PH) OBP: 0.281, SLG: 0.353										1	0	0	0	0	0	0

	AB	29
	R	0
	H	2
	RBI	0
	BB	1
	SO	8
	LOB	5

Inning Stats	1	2	3	4	5	6	7	8	9	1B: 1	SF: 0	WP: 0	PA: 30
R	0	0	0	0	0	0	0	0	0	2B: 1	SAC: 0	PB: 0	
E	0	0	0	0	0	0	0	0	0	3B: 0	DP: 0	SB: 0	
K	1	1	2	2	1	0	1	0	0	HR: 0	HBP: 0	CS: 0	
S	5	6	7	7	5	3	5	4	3				
H	0	1	0	0	0	0	0	1	0				
LOB	0	1	0	0	0	0	0	1	1				
BB	0	0	0	0	0	0	0	0	1				
P	5	6	7	7	5	3	5	4	7				

PITCHER	IP	WLS	BF	H	R	ER	SO	BB	IBB	HBP	BLK	WP	HR	S	P	ERA	WHIP
Dick Donovan, R (1, 1) ERA: 3.25	9.0	W	30	2	0	0	8	1	0	0	0	0	0	45	49	0.00	0.333

PITCHER	IP	WLS	BF	H	R	ER	SO	BB	IBB	HBP	BLK	WP	HR	S	P	ERA	WHIP

BOTTOM

Boston Red Sox @ Cleveland Indians

Cleveland Municipal Stadium, Cleveland, OH

Sun Aug 26 1962, 3:38 AM EDT

Att. 7,644 - Unknown

Batter	1	2	3	4	5	6	7	8	9	AB	R	H	RBI	BB	SO	LOB
Don Dillard, L (1, 8) OBP: 0.275, SLG: 0.363	F7		G3			1B		F5		4	1	1	0	0	0	0
Al Luplow, L (1, 9) OBP: 0.359, SLG: 0.469	4-3			1-3		HR		K		4	1	1	0	0	1	0
Tito Francona, L (1, 3) OBP: 0.318, SLG: 0.395	6-3			F7		HR		F6		4	1	1	1	0	0	0
Chuck Essegian, R (1, 7) OBP: 0.373, SLG: 0.512		L3		F7		HR				3	1	2	3	0	0	0
Bubba Phillips, R (1, 5) OBP: 0.287, SLG: 0.354		L3			G4-6-3	1B				2	0	1	0	1	0	1
Woodie Held, R (1, 6) OBP: 0.360, SLG: 0.385		1B			G4-6-3	L6				3	0	1	0	0	0	2
Jerry Kindall, R (1, 4) OBP: 0.292, SLG: 0.369		F5			5-3		6-3			3	0	0	0	0	0	1
Doc Edwards, R (1, 2) OBP: 0.381, SLG: 0.483			4-3			F5	6-3			3	0	0	0	0	0	0
Dick Donovan, L (1, 1) OBP: 0.231, SLG: 0.274			F7			4-3	F6			3	0	0	0	0	0	0
Inning Stats	R: 0 E: 0 K: 0 S: 3 H: 0 LOB: 0 BB: 0 P: 3	R: 0 E: 0 K: 0 S: 4 H: 2 LOB: 1 BB: 0 P: 4	R: 0 E: 0 K: 0 S: 3 H: 0 LOB: 0 BB: 0 P: 3	R: 0 E: 0 K: 0 S: 3 H: 0 LOB: 0 BB: 0 P: 3	R: 0 E: 0 K: 0 S: 2 H: 0 LOB: 0 BB: 1 P: 6	R: 4 E: 0 K: 0 S: 8 H: 5 LOB: 1 BB: 0 P: 8	R: 0 E: 0 K: 0 S: 3 H: 0 LOB: 0 BB: 0 P: 3	R: 0 E: 0 K: 1 S: 5 H: 0 LOB: 0 BB: 0 P: 5		1B: 6 2B: 1 3B: 0 HR: 1 SF: 0 SAC: 0 DP: 2 HBP: 0						

livebaseballscorecards.com

AB	29
R	4
H	7
RBI	4
BB	1
SO	1
LOB	4

PITCHER	IP	WLS	BF	H	R	ER	SO	BB	IBB	HBP	BLK	WP	HR	S	P	ERA	WHIP
Ike Delock, R (1, 1) ERA: 3.17	8.0	L	30	7	4	4	1	1	0	0	0	0	1	31	35	4.50	1.000

PITCHER	IP	WLS	BF	H	R	ER	SO	BB	IBB	HBP	BLK	WP	HR	S	P	ERA	WHIP

Detroit Tigers @ Boston Red Sox

Fenway Park, Boston, MA

Mon Aug 27 1962, 7:05 PM EDT

Att. 11,265 - Unknown

TOP

livebaseballscorecards.com

Batter	1	2	3	4	5	6	7	8	9	AB	R	H	RBI	BB	SO	LOB
Chico Fernandez, R (1, 6) OBP: 0.286, SLG: 0.394	F6		L5		K		G3		6-3	5	1	1	0	0	1	0
Bill Bruton, L (1, 8) OBP: 0.347, SLG: 0.433	HR		G3		3-1		G3		F7	5	1	1	1	0	0	2
Al Kaline, R (1, 9) OBP: 0.385, SLG: 0.603	HR		2B		F2		1B		L3	5	1	3	3	0	0	0
Rocky Colavito, R (1, 7) OBP: 0.373, SLG: 0.524	3-1		1B			F6	L5			4	0	1	0	0	0	1
Vic Wertz, L (1, 3) OBP: 0.364, SLG: 0.527	1-3		F8			1B	1B			4	0	2	0	0	0	2
Dick McAuliffe, L (1, 4) OBP: 0.352, SLG: 0.389		4-3		F7		BB	F7			3	0	0	0	1	0	2
Steve Boros, R (1, 5) OBP: 0.338, SLG: 0.429		5-3		1B		F8		L5		4	0	1	0	0	0	2
Dick Brown, R (1, 2) OBP: 0.284, SLG: 0.352		1B		F7		F8		5-3		4	0	1	0	0	0	3
Hank Aguirre, R (1, 1) OBP: 0.053, SLG: 0.036 Howie Koplitz, R (4, 1) OBP: 0.333, SLG: 0.231 Bob Farley, L (7, PH) OBP: 0.341, SLG: 0.278 Don Mossi, L (7, 1) OBP: 0.302, SLG: 0.159 Bobo Osborne, L (8, PH) OBP: 0.360, SLG: 0.242 Ron Nischwitz, S (8, 1) OBP: 0.444, SLG: 0.667	K		1-3			BB	BB	K		2 0 0 0 0 1 0	0 0 1 0 0 0 0	0 0 0 0 0 0 0	0 0 0 0 0 0 0	0 0 1 0 0 1 0	1 0 0 0 0 0 0	2 0 0 0 0 0 0
Inning Stats	R: 2 E: 0 K: 0 S: 5 H: 2 LOB: 0 BB: 0 P: 5	R: 0 E: 0 K: 1 S: 6 H: 1 LOB: 1 BB: 0 P: 6	R: 0 E: 0 K: 0 S: 5 H: 2 LOB: 2 BB: 0 P: 5	R: 0 E: 0 K: 0 S: 4 H: 1 LOB: 1 BB: 0 P: 4	R: 0 E: 0 K: 1 S: 5 H: 0 LOB: 0 BB: 0 P: 5	R: 0 E: 0 K: 0 S: 4 H: 1 LOB: 2 BB: 1 P: 8	R: 2 E: 0 K: 0 S: 6 H: 3 LOB: 2 BB: 1 P: 10	R: 0 E: 0 K: 1 S: 5 H: 0 LOB: 0 BB: 0 P: 5	R: 0 E: 0 K: 0 S: 3 H: 0 LOB: 0 BB: 0 P: 3	1B: 7 2B: 1 3B: 0 HR: 2 SF: 0 SAC: 0 DP: 0 HBP: 0						

	AB	37
	R	4
	H	10
	RBI	4
	BB	2
	SO	3
	LOB	14

WP: 0 PB: 0 SB: 0 CS: 0 PA: 39

PITCHER		IP	WLS	BF	H	R	ER	SO	BB	IBB	HBP	BLK	WP	HR	S	P	ERA	WHIP
Gene Conley, R ERA: 4.05	(1, 1)	6.1	W	30	9	4	4	2	2	0	0	0	0	2	32	40	5.68	1.737
Dick Radatz, R ERA: 2.04	(7, 1)	2.2	S	9	1	0	0	1	0	0	0	0	0	0	11	11	0.00	0.375

PITCHER	IP	WLS	BF	H	R	ER	SO	BB	IBB	HBP	BLK	WP	HR	S	P	ERA	WHIP

Detroit Tigers @ Boston Red Sox

Fenway Park, Boston, MA

Mon Aug 27 1962, 7:05 PM EDT

Att. 11,265 - Unknown

livebaseballscorecards.com

BOTTOM

Batter	1	2	3	4	5	6	7	8	9	AB	R	H	RBI	BB	SO	LOB
Carroll Hardy, R (1, 8) (7, 7) OBP: 0.312, SLG: 0.336	K		2B	BB		F8		6-3		4	1	1	0	1	1	0
Eddie Bressoud, R (1, 6) OBP: 0.328, SLG: 0.448	K		SH3	BB		K		K		4	0	1	1	0	3	0
Carl Yastrzemski, L (1, 7) OBP: 0.366, SLG: 0.475 Gary Geiger, L (7, 8) OBP: 0.336, SLG: 0.391	1B		2B	G6-4-3		HR		K		3 1	3 0	3 0	2 0	1 0	0 1	0 0
Lou Clinton, R (1, 9) OBP: 0.337, SLG: 0.573	1B		2B	G6-4-3		HR				4	1	3	3	0	0	3
Frank Malzone, R (1, 5) OBP: 0.314, SLG: 0.421	1B		F2		F7	1B				4	0	2	1	0	0	1
Bob Tillman, R (1, 2) OBP: 0.286, SLG: 0.471	K		K		F4	F8				4	0	0	0	0	2	4
Pete Runnels, L (1, 3) OBP: 0.421, SLG: 0.476		F8	1B	2B			6-3			4	1	2	0	0	0	0
Chuck Schilling, R (1, 4) OBP: 0.292, SLG: 0.336		F4	HBP	IBB			F4			2	1	0	0	1	0	0
Gene Conley, R (1, 1) OBP: 0.253, SLG: 0.380 Dick Radatz, R (7, 1) OBP: 0.120, SLG: 0.120		K	K	FC6-4			F4			3 1	0 0	0 0	0 0	0 0	2 0	4 0
Inning Stats	R: 1 H: 3 E: 0 LOB: 2 K: 3 BB: 0 S: 12 P: 12		R: 2 H: 3 E: 0 LOB: 1 K: 1 BB: 0 S: 8 P: 8	R: 2 H: 2 E: 0 LOB: 2 K: 1 BB: 2 S: 6 P: 15	R: 0 H: 1 E: 0 LOB: 2 K: 0 BB: 1 S: 4 P: 8	R: 2 H: 3 E: 0 LOB: 1 K: 1 BB: 0 S: 8 P: 8	R: 0 H: 0 E: 0 LOB: 0 K: 0 BB: 0 S: 3 P: 3	R: 0 H: 0 E: 0 LOB: 0 K: 2 BB: 0 S: 7 P: 7		1B: 7 SF: 0 2B: 4 SAC: 1 3B: 0 DP: 1 HR: 1 HBP: 1							

	AB	34
	R	7
	H	12
	RBI	7
	BB	3
	SO	9
	LOB	12

WP: 0 PB: 0 SB: 0 CS: 0 PA: 39

PITCHER		IP	WLS	BF	H	R	ER	SO	BB	IBB	HBP	BLK	WP	HR	S	P	ERA	WHIP
Hank Aguirre, L ERA: 2.36	(1, 1)	3.1	L	21	8	5	5	6	2	0	1	0	0	0	30	39	13.50	3.000
Howie Koplitz, R ERA: 4.93	(4, 1)	2.2		12	4	2	2	1	0	1	0	0	0	1	13	17	6.75	1.500
Don Mossi, L ERA: 4.17	(7, 1)	1.0		3	0	0	0	0	0	0	0	0	0	0	3	3	0.00	0.000
Ron Nischwitz, L ERA: 3.78	(8, 1)	1.0		3	0	0	0	2	0	0	0	0	0	0	7	7	0.00	0.000

PITCHER	IP	WLS	BF	H	R	ER	SO	BB	IBB	HBP	BLK	WP	HR	S	P	ERA	WHIP

Batter	1	2	3	4	5	6	7	8	9	AB	R	H	RBI	BB	SO	LOB
Lenny Green, L (1, 8) OBP: 0.360, SLG: 0.412	F8		4-3	F2		F5		F4		5	0	0	0	0	0	3
Vic Power, R (1, 3) OBP: 0.320, SLG: 0.418	4-3		F8		F8		E6 F8 1B	FC4 1-2f		5	0	1	0	0	0	2
Rich Rollins, R (1, 5) OBP: 0.387, SLG: 0.450	1B		HR 1B		HR		F8 2-3		BBBB FC6 BB	4	2	3	1	1	0	1
Harmon Killebrew, R (1, 7) OBP: 0.358, SLG: 0.514	K		1-H HR		K		K		F2	5	1	1	2	0	3	3
Bob Allison, R (1, 9) OBP: 0.364, SLG: 0.469		BBBB FC1-5-6-5 S BB	1B		BBBB 2B BB		K		F2	3	1	1	0	2	1	2
Earl Battey, R (1, 2) OBP: 0.347, SLG: 0.409		FC1-5-6-5 1B 1-3	K		1-H 2B			1B SF8 1B	FC6 1-2f	5	1	2	1	0	1	3
Bernie Allen, L (1, 4) OBP: 0.346, SLG: 0.435		K		CS 1B 1B	F6			1B 1-2 1B		4	0	2	0	0	1	2
Zoilo Versalles, R (1, 6) OBP: 0.271, SLG: 0.361		1-2 1B		1-2 1B		F3		FC4 1-2 2-3 1B		4	0	3	0	0	0	0
Dick Stigman, R (1, 1) OBP: 0.091, SLG: 0.065		K		F3 2-3		K		SF8 3-H		2	0	0	0	0	1	4
Ruben Gomez, R (4, 1) OBP: 0.200, SLG: 0.200										0	0	0	0	0	0	0
Don Mincher, L (6, PH) OBP: 0.400, SLG: 0.464										1	0	0	0	0	1	0
Lee Stange, R (6, 1) OBP: 0.111, SLG: 0.059										0	0	0	0	0	0	0
George Banks, R (8, PH) OBP: 0.393, SLG: 0.410										0	0	0	1	0	0	0
Ray Moore, R (8, 1)										0	0	0	0	0	0	0
Inning Stats	R: 0 E: 0 K: 1 S: 6 H: 1 LOB: 1 BB: 0 P: 6	R: 0 E: 0 K: 2 S: 8 H: 1 LOB: 2 BB: 1 P: 12	R: 2 E: 0 K: 1 S: 8 H: 3 LOB: 1 BB: 0 P: 8	R: 0 E: 0 K: 0 S: 4 H: 2 LOB: 1 BB: 0 P: 4	R: 2 E: 0 K: 1 S: 7 H: 2 LOB: 1 BB: 1 P: 11	R: 0 E: 0 K: 1 S: 5 H: 0 LOB: 0 BB: 0 P: 5	R: 0 E: 1 K: 2 S: 8 H: 1 LOB: 1 BB: 0 P: 8	R: 1 E: 0 K: 0 S: 6 H: 3 LOB: 2 BB: 0 P: 6	R: 0 E: 0 K: 0 S: 3 H: 0 LOB: 1 BB: 1 P: 7	1B: 10 2B: 1 3B: 0 HR: 2 SF: 1 SAC: 0 DP: 0 HBP: 0	WP: 0 PB: 0 SB: 1 CS: 1 PA: 42					

PITCHER		IP	WLS	BF	H	R	ER	SO	BB	IBB	HBP	BLK	WP	HR	S	P	ERA	WHIP
Bill Monbouquette, R ERA: 3.69	(1, 1)	4.2		24	9	4	4	5	2	0	0	0	0	2	32	40	7.71	2.357
Dick Radatz, R ERA: 2.04	(5, 1)	4.1	W	18	4	1	1	3	1	0	0	0	0	0	23	27	2.08	1.154

PITCHER	IP	WLS	BF	H	R	ER	SO	BB	IBB	HBP	BLK	WP	HR	S	P	ERA	WHIP

TOP

Minnesota Twins @ Boston Red Sox

Fenway Park, Boston, MA

Fri Aug 31 1962, 7:05 PM EDT

Att. 14,741 - Unknown - 68 F

livebaseballscorecards.com

AB	38
R	5
H	13
RBI	5
BB	3
SO	8
LOB	20

BOTTOM

Minnesota Twins @ Boston Red Sox

Fenway Park, Boston, MA

Fri Aug 31 1962, 7:05 PM EDT

Att. 14,741 - Unknown - 68 F

livebaseballscorecards.com

Batter	1	2	3	4	5	6	7	8	9	AB	R	H	RBI	BB	SO	LOB
Gary Geiger, L (1, 8) OBP: 0.339, SLG: 0.401	BBBB 4-0 3-1 WP BB	SSS 0-3 ③ K		x 0-0 1B 2B 1B	x 0-0 2-H HR			SSS 0-3 ① K		4	2	2	2	1	2	2
Eddie Bressoud, R (1, 6) OBP: 0.327, SLG: 0.446	SSS 0-3 ① K 1-2		x 0-0 ① 6-3	x 0-0 1-3 2B 1B	x 0-0 ③ 6-3			SSS 0-3 ② K		5	1	1	0	0	2	1
Carl Yastrzemski, L (1, 7) OBP: 0.366, SLG: 0.475	x 0-0 ② 3-1 2-3		BBBB 4-0 BB 1B BB	x 0-0 1-H SF8 3-H 2B		SSS 0-3 ① K		x 0-0 ③ F4		4	2	1	2	1	1	1
Lou Clinton, R (1, 9) OBP: 0.339, SLG: 0.571	BBBB 4-0 BB		SSS 0-3 ② K	x 0-0 ② SF8 3-H		BBBB 4-0 FC1-4-6 BB				1	0	0	1	2	1	1
Frank Malzone, R (1, 5) OBP: 0.315, SLG: 0.420	x 0-0 ③ L7		BBBB 4-0 1-2 1B 1B BB	BBBB 4-0 FC6-4 BB		x 0-0 ② FC1-4-6 1-2f				2	1	0	0	2	0	3
Bob Tillman, R (1, 2) OBP: 0.285, SLG: 0.467		x 0-0 ① 6-3	x 0-0 1-2 2-H 1B 1B	x 0-0 ③ FC6-4 1-2f		SSS 0-3 ③ K				4	0	1	1	0	1	2
Pete Runnels, L (1, 3) OBP: 0.420, SLG: 0.474		x 0-0 ② 6-3	x 0-0 1-2 2-H 1B		x 0-0 ① F8		x 0-0 ① 4-3			4	0	1	1	0	0	0
Chuck Schilling, R (1, 4) OBP: 0.295, SLG: 0.336		x 0-0 1B 1B	x 0-0 ③ F3		BBBB 4-0 SH3 HR BB		x 0-0 ② F5			3	1	1	0	1	0	2
Bill Monbouquette, R (1, 1) OBP: 0.188, SLG: 0.119 Dick Radatz, R (5, 1) OBP: 0.115, SLG: 0.115		x 0-0 1-2 1B	SSS 0-3 ① K	x 0-0 ② SH3 1-2		SSS 0-3 ③ K				2 1	0 0	1 0	0 0	0 0	1 1	0 0
Inning Stats	R: 0 E: 0 K: 1 S: 5 H: 0 LOB: 2 BB: 2 P: 13	R: 0 E: 0 K: 1 S: 7 H: 2 LOB: 2 BB: 0 P: 7	R: 2 E: 0 K: 1 S: 7 H: 2 LOB: 2 BB: 2 P: 15	R: 3 E: 0 K: 1 S: 8 H: 3 LOB: 1 BB: 1 P: 12	R: 2 E: 0 K: 0 S: 4 H: 1 LOB: 0 BB: 1 P: 8	R: 0 E: 0 K: 2 S: 7 H: 0 LOB: 1 BB: 1 P: 11	R: 0 E: 0 K: 1 S: 5 H: 0 LOB: 0 BB: 0 P: 5	R: 0 E: 0 K: 2 S: 7 H: 0 LOB: 0 BB: 0 P: 7		1B: 6 2B: 1 3B: 0 HR: 1	SF: 1 SAC: 1 DP: 0 HBP: 0			WP: 1 PB: 0 SB: 0 CS: 0	PA: 39	

	AB	30
	R	7
	H	8
	RBI	7
	BB	7
	SO	9
	LOB	12

PITCHER		IP	WLS	BF	H	R	ER	SO	BB	IBB	HBP	BLK	WP	HR	S	P	ERA	WHIP
Dick Stigman, L ERA: 3.7	(1, 1)	3.1	L	21	7	5	5	4	4	0	0	0	1	0	25	41	13.50	3.300
Ruben Gomez, R ERA: 4.99	(4, 1)	1.2		8	1	2	2	0	2	0	0	0	0	1	6	14	10.80	1.800
Lee Stange, R ERA: 4.42	(6, 1)	2.0		7	0	0	0	3	1	0	0	0	0	0	12	16	0.00	0.500
Ray Moore, R ERA: 4.09	(8, 1)	1.0		3	0	0	0	2	0	0	0	0	0	0	7	7	0.00	0.000

PITCHER	IP	WLS	BF	H	R	ER	SO	BB	IBB	HBP	BLK	WP	HR	S	P	ERA	WHIP

Batter	1	2	3	4	5	6	7	8	9	AB	R	H	RBI	BB	SO	LOB
Lenny Green, L (1, 8) OBP: 0.358, SLG: 0.409	F8	F5		BB		F8			4-3	4	0	0	0	1	0	2
Vic Power, R (1, 3) OBP: 0.323, SLG: 0.424	BB BB 1B	6-3		6-3			HR 3B		G5-4-3 1B	5	1	3	0	0	0	4
Rich Rollins, R (1, 5) OBP: 0.386, SLG: 0.447	BB BB		5-3		5-3		5-3		G5-4-3	4	0	0	0	1	0	2
Harmon Killebrew, R (1, 7) OBP: 0.359, SLG: 0.519	G5-4-3 BB		K		K		HR			3	1	1	2	1	2	0
Bob Allison, R (1, 9) OBP: 0.365, SLG: 0.475	G5-4-3			BB	HR		K			3	1	1	1	1	1	3
Earl Battey, R (1, 2) OBP: 0.348, SLG: 0.408		BB E 1B	F3		BB		F9			3	1	1	0	1	0	1
Bernie Allen, L (1, 4) OBP: 0.347, SLG: 0.433		E BB		F5	L9				FC5-4 BB	2	0	0	0	2	0	1
Zoilo Versalles, R (1, 6) OBP: 0.269, SLG: 0.358		E3		K		K			FC5-4 B1-6-4	4	0	0	0	0	2	2
Jack Kralick, L (1, 1) OBP: 0.244, SLG: 0.274		K		BB		K			B1-6-4	2	0	0	0	1	2	2
Frank Sullivan, R (7, 1)										1	0	0	0	0	0	1
Bill Pleis, L (9, 1) OBP: 0.308, SLG: 0.250										0	0	0	0	0	0	0
Ray Moore, R (9, 1)										0	0	0	0	0	0	0

TOP

Minnesota Twins @ Boston Red Sox

Fenway Park, Boston, MA

Sat Sep 01 1962, 3:33 AM EDT
Att. 7,370 - Unknown - 80 F

livebaseballscorecards.com

AB	31
R	4
H	6
RBI	3
BB	8
SO	7
LOB	18

Inning Stats	1	2	3	4	5	6	7	8	9
	R: 0 E: 0 K: 0 S: 3	H: 1 LOB: 2 BB: 2 P: 11	R: 1 E: 1 K: 1 S: 7	H: 1 LOB: 2 BB: 1 P: 11	R: 0 E: 0 K: 1 S: 5	H: 0 LOB: 1 BB: 1 P: 9	R: 0 E: 0 K: 1 S: 5	H: 0 LOB: 2 BB: 2 P: 13	R: 1 E: 0 K: 1 S: 6	H: 1 LOB: 1 BB: 1 P: 10	R: 0 E: 0 K: 2 S: 7	H: 0 LOB: 0 BB: 0 P: 7	R: 2 E: 0 K: 1 S: 7	H: 2 LOB: 0 BB: 0 P: 7	R: 0 E: 0 K: 0 S: 2	H: 0 LOB: 0 BB: 1 P: 6	R: 0 E: 0 K: 0 S: 3	H: 1 LOB: 0 BB: 0 P: 3

| | | | | | | | | | |

Minnesota Twins @ Boston Red Sox

Fenway Park, Boston, MA

Sat Sep 01 1962, 3:33 AM EDT

Att. 7,370 - Unknown - 80 F

livebaseballscorecards.com

BOTTOM

Batter	1	2	3	4	5	6	7	8	9	AB	R	H	RBI	BB	SO	LOB
Gary Geiger, L (1, 8) OBP: 0.339, SLG: 0.397	0-0 1-3		0-3 K		0-0 F8			BBBB 4-0 G4-6-3 BB		3	0	0	0	1	1	1
Eddie Bressoud, R (1, 6) OBP: 0.325, SLG: 0.442	0-0 5-3		0-3 K		0-0 F2			0-0 G4-6-3 1-2f		4	0	0	0	0	1	2
Carl Yastrzemski, L (1, 7) OBP: 0.366, SLG: 0.479	0-0 HR		0-0 F8			0-0 4-3		0-0 6-3		4	1	1	1	0	0	0
Lou Clinton, R (1, 9) OBP: 0.341, SLG: 0.567	BBBB 4-0 HR BB			0-0 F8		SSS 0-3 K			BBBB 4-0 1B 1B BB	2	2	0	0	2	1	0
Frank Malzone, R (1, 5) OBP: 0.318, SLG: 0.427	0-0 1-H HR			BBBB 4-0 BB		0-0 F7			0-0 WP 1B 1-3 BB 1B	3	2	2	2	1	0	0
Bob Tillman, R (1, 2) OBP: 0.285, SLG: 0.463	0-0 L8			0-0 F8			SSS 0-3 K		0-0 BB WP 1-2 3-H 1B	4	0	1	1	0	1	1
Pete Runnels, L (1, 3) OBP: 0.419, SLG: 0.471		SSS 0-3 K		0-0 1-3			0-0 1-3		IIII 4-0 BB 1-2 2-3 IBB	3	0	0	0	1	1	1
Chuck Schilling, R (1, 4) OBP: 0.300, SLG: 0.339		0-0 F7			0-0 1B		0-0 1B		BBBB 4-0 1-2 2-3 3-H BB	3	0	2	1	1	0	0
Earl Wilson, R (1, 1) OBP: 0.220, SLG: 0.375 Jim Pagliaroni, R (7, PH) OBP: 0.360, SLG: 0.454 Mike Fornieles, R (8, 1) OBP: 0.200, SLG: 0.200		SSS 0-3 K			0-0 F9		SSS 0-3 K			2 1 0	0 0 0	0 0 0	0 0 0	0 0 0	1 1 0	1 1 0
Inning Stats	R: 3 E: 0 K: 0 S: 5 H: 2 LOB: 0 BB: 1 P: 9	R: 0 E: 0 K: 2 S: 7 H: 0 LOB: 0 BB: 0 P: 7	R: 0 E: 0 K: 2 S: 7 H: 0 LOB: 0 BB: 0 P: 7	R: 0 E: 0 K: 0 S: 3 H: 0 LOB: 1 BB: 1 P: 7	R: 0 E: 0 K: 0 S: 4 H: 1 LOB: 1 BB: 0 P: 4	R: 0 E: 0 K: 1 S: 5 H: 0 LOB: 0 BB: 0 P: 5	R: 0 E: 0 K: 2 S: 8 H: 1 LOB: 1 BB: 0 P: 8	R: 0 E: 0 K: 0 S: 2 H: 0 LOB: 0 BB: 1 P: 6	R: 2 E: 0 K: 0 S: 2 H: 2 LOB: 3 BB: 3 P: 14	1B: 4 2B: 0 3B: 0 HR: 2	SF: 0 SAC: 0 DP: 1 HBP: 0			WP: 1 PB: 0 SB: 0 CS: 0	PA: 35		

	AB	29
	R	5
	H	6
	RBI	5
	BB	6
	SO	7
	LOB	7

PITCHER		IP	WLS	BF	H	R	ER	SO	BB	IBB	HBP	BLK	WP	HR	S	P	ERA	WHIP
Jack Kralick, L ERA: 4.03	(1, 1)	6.2		26	4	3	3	6	2	0	0	0	0	2	36	44	4.05	0.900
Frank Sullivan, R ERA: 4.44	(7, 1)	1.1	L	7	2	2	2	1	2	0	0	0	0	0	7	15	13.50	3.000
Bill Pleis, L ERA: 4.3	(9, 1)	0.0		1	0	0	0	0	0	1	0	0	1	0	0	4	∞	∞
Ray Moore, R ERA: 4.09	(9, 1)	0.0		1	0	0	0	0	1	0	0	0	0	0	0	4	∞	∞

PITCHER	IP	WLS	BF	H	R	ER	SO	BB	IBB	HBP	BLK	WP	HR	S	P	ERA	WHIP

Minnesota Twins @ Boston Red Sox

Fenway Park, Boston, MA

Sun Sep 02 1962, 3:33 AM EDT

Att. 9,453 - Unknown - 75 F

livebaseballscorecards.com

Batter	1	2	3	4	5	6	7	8	9	AB	R	H	RBI	BB	SO	LOB
Lenny Green, L (1, 8) (9, 7) OBP: 0.359, SLG: 0.407	G3		6-3			L6	BB 1-2 2-3		SF9 SH 1-2 2B 1B	4	1	1	0	1	0	0
Vic Power, R (1, 3) OBP: 0.323, SLG: 0.422	F7			F9		1B 1B	4-3		SH SF9 1-2 2-3 2B	4	1	1	0	0	0	3
Rich Rollins, R (1, 5) OBP: 0.386, SLG: 0.447	K			F3		1-2 1B		E 1B	SF9 1-2 2-3 3-H	4	1	2	1	0	1	0
Harmon Killebrew, R (1, 7) OBP: 0.358, SLG: 0.518 Marty Martinez, S (9, PR) OBP: 0.417, SLG: 0.222 Bill Tuttle, R (9, 8) OBP: 0.319, SLG: 0.287		5-3		E6		K		K	2-H 3-H 2B	5 0 0	0 0 0	1 0 0	2 0 0	0 0 0	2 0 0	3 0 0
Bob Allison, R (1, 9) OBP: 0.361, SLG: 0.470		K		K			E5 1B E	E8 IBB 1-H	K	5	1	0	0	0	3	2
Earl Battey, R (1, 2) OBP: 0.347, SLG: 0.406		1B			F7		K	F9	F3	5	0	1	0	0	1	3
Bernie Allen, L (1, 4) OBP: 0.348, SLG: 0.432		F8			F8		BB FC 1-3 1B	4-0 1-2 IBB		3	0	1	0	1	0	1
Zoilo Versalles, R (1, 6) OBP: 0.267, SLG: 0.355			5-3		K		FC BB 1-2 3-H	F7		4	0	0	0	0	1	3
Jim Kaat, L (1, 1) OBP: 0.228, SLG: 0.262			K			K	K		SH 1B SF9 1B	4	1	1	0	0	3	2
Inning Stats	R: 0 E: 0 K: 1 S: 5 H: 0 LOB: 0 BB: 0 P: 5	R: 0 E: 0 K: 1 S: 6 H: 1 LOB: 1 BB: 0 P: 6	R: 0 E: 0 K: 1 S: 5 H: 0 LOB: 0 BB: 0 P: 5	R: 0 E: 1 K: 1 S: 6 H: 0 LOB: 1 BB: 0 P: 6	R: 0 E: 0 K: 1 S: 5 H: 0 LOB: 0 BB: 0 P: 5	R: 0 E: 0 K: 2 S: 9 H: 2 LOB: 2 BB: 0 P: 9	R: 1 E: 2 K: 2 S: 10 H: 1 LOB: 3 BB: 1 P: 14	R: 1 E: 1 K: 1 S: 7 H: 1 LOB: 2 BB: 1 P: 11	R: 3 E: 0 K: 1 S: 9 H: 3 LOB: 1 BB: 0 P: 9	1B: 7 2B: 1 3B: 0 HR: 0 SF: 1 SAC: 1 DP: 0 HBP: 0						WP: 0 PB: 0 SB: 0 CS: 0 PA: 42	

	AB	38
	R	5
	H	8
	RBI	3
	BB	2
	SO	11
	LOB	17

PITCHER		IP	WLS	BF	H	R	ER	SO	BB	IBB	HBP	BLK	WP	HR	S	P	ERA	WHIP
Gene Conley, R ERA: 4.03	(1, 1)	8.0	L	38	7	5	3	10	1	1	0	0	0	0	56	64	3.38	1.000
Dick Radatz, R ERA: 2.03	(9, 1)	1.0		4	1	0	0	1	0	0	0	0	0	0	6	6	0.00	1.000

PITCHER	IP	WLS	BF	H	R	ER	SO	BB	IBB	HBP	BLK	WP	HR	S	P	ERA	WHIP

BOTTOM

Minnesota Twins @ Boston Red Sox

Fenway Park, Boston, MA

Sun Sep 02 1962, 3:33 AM EDT

Att. 9,453 - Unknown - 75 F

livebaseballscorecards.com

Batter	1	2	3	4	5	6	7	8	9	AB	R	H	RBI	BB	SO	LOB
Gary Geiger, L (1, 8) OBP: 0.336, SLG: 0.393	4-3		F6		K			G1		4	0	0	0	0	1	1
Pumpsie Green, S (1, 6) OBP: 0.262, SLG: 0.216	1B		1-3			6-3		E 1B		4	0	2	0	0	0	0
Carl Yastrzemski, L (1, 7) OBP: 0.367, SLG: 0.479	FC5-4 1B			4-3		4-3		E8		4	0	2	0	0	0	0
Lou Clinton, R (1, 9) OBP: 0.336, SLG: 0.560	F8			F4		K		5-3		4	0	0	0	0	1	4
Frank Malzone, R (1, 5) OBP: 0.318, SLG: 0.426	FC5-4			6-3			5-3		FC6-4 1B	4	0	1	0	0	0	2
Bob Tillman, R (1, 2) OBP: 0.280, SLG: 0.455		F4			K		K		K	4	0	0	0	0	3	1
Pete Runnels, L (1, 3) OBP: 0.418, SLG: 0.469		1-3			2B SF8 1B		6-3		FC6-4	4	1	1	0	0	0	1
Chuck Schilling, R (1, 4) OBP: 0.302, SLG: 0.353		K			1-3 2B			HR	5-3	4	1	2	1	0	1	1
Gene Conley, R (1, 1) OBP: 0.244, SLG: 0.370 Dick Radatz, R (9, 1) OBP: 0.115, SLG: 0.115			3-1		SF8			F9		2 0	0 0	0 0	1 0	0 0	0 0	0 0

Inning Stats	R: 0	H: 2		R: 0	H: 0		R: 0	H: 0		R: 0	H: 0		R: 1	H: 2		R: 0	H: 0		R: 0	H: 0		R: 1	H: 3		R: 0	H: 1		1B: 6	SF: 1		WP: 0	PA: 35
	E: 0	LOB: 2		E: 0	LOB: 0		E: 0	LOB: 0		E: 0	LOB: 0		E: 1	LOB: 2		E: 0	LOB: 0		E: 0	LOB: 0		E: 1	LOB: 2		E: 0	LOB: 1		2B: 1	SAC: 0		PB: 0	
	K: 0	BB: 0		K: 1	BB: 0		K: 0	BB: 0		K: 0	BB: 0		K: 2	BB: 0		K: 1	BB: 0		K: 1	BB: 0		K: 0	BB: 0		K: 1	BB: 0		3B: 0	DP: 0		SB: 0	
	S: 5	P: 5		S: 5	P: 5		S: 3	P: 3		S: 3	P: 3		S: 9	P: 9		K: 1 S: 5	P: 5		K: 1 S: 5	P: 5		K: 0 S: 6	P: 6		K: 1 S: 6	P: 6		HR: 1	HBP: 0		CS: 0	

PITCHER	IP	WLS	BF	H	R	ER	SO	BB	IBB	HBP	BLK	WP	HR	S	P	ERA	WHIP
Jim Kaat, L (1, 1) ERA: 3.09	9.0	W	35	8	2	2	6	0	0	0	0	0	1	47	47	2.00	0.889

PITCHER	IP	WLS	BF	H	R	ER	SO	BB	IBB	HBP	BLK	WP	HR	S	P	ERA	WHIP

AB	34
R	2
H	8
RBI	2
BB	0
SO	6
LOB	10

Batter	1	2	3	4	5	6	7	8	9	AB	R	H	RBI	BB	SO	LOB
Bobby Del Greco, R (1, 8) OBP: 0.384, SLG: 0.420	K	HR		FC6-4		6-3			P3	5	1	1	1	0	1	1
Wayne Causey, L (1, 6) OBP: 0.358, SLG: 0.356	P5	F8		FC4-6			4-3		HR 2B	5	1	1	0	0	0	1
Jerry Lumpe, L (1, 4) OBP: 0.344, SLG: 0.442	BB 1B		BB		BB		G3		6-3	3	2	1	0	2	0	1
Norm Siebern, L (1, 3) OBP: 0.414, SLG: 0.510	BB		BB		K		4-3		HR	3	2	1	2	2	1	1
Ed Charles, R (1, 5) OBP: 0.366, SLG: 0.463	2B		F2		P1			1-3 E S	FC6-4 1B	5	2	3	2	0	0	3
George Alusik, R (1, 7) OBP: 0.338, SLG: 0.522	2B		F2		2B			1-3	FC6-4	5	0	2	2	0	0	4
Gino Cimoli, R (1, 9) OBP: 0.320, SLG: 0.428	K		P4		F9			FC1 FC1-4		4	0	0	0	0	1	4
Haywood Sullivan, R (1, 2) OBP: 0.325, SLG: 0.327		K	6-3			5-3		FC1-4		4	0	0	0	0	1	1
Moe Drabowsky, R (1, 1) OBP: 0.083, SLG: 0.043		K	BB FC6-4			F9		K		1	0	0	0	0	1	0
Dave Wickersham, R (3, 1) OBP: 0.133, SLG: 0.071										1	0	0	0	1	0	0
John Wyatt, R (6, 1) OBP: 0.133, SLG: 0.103										1	0	0	0	0	1	1
Inning Stats	R: 3 H: 3 E: 0 LOB: 1 K: 2 BB: 1 S: 10 P: 14	R: 1 H: 1 E: 0 LOB: 0 K: 2 BB: 0 S: 8 P: 8	R: 0 H: 0 E: 0 LOB: 2 K: 0 BB: 2 S: 3 P: 11	R: 0 H: 0 E: 0 LOB: 1 K: 0 BB: 1 S: 3 P: 7	R: 1 H: 1 E: 0 LOB: 1 K: 1 BB: 1 S: 6 P: 10	R: 0 H: 0 E: 0 LOB: 0 K: 0 BB: 0 S: 3 P: 3	R: 0 H: 0 E: 0 LOB: 0 K: 0 BB: 0 S: 3 P: 3	R: 1 H: 1 E: 1 LOB: 1 K: 1 BB: 0 S: 7 P: 7	R: 2 H: 3 E: 0 LOB: 1 K: 0 BB: 0 S: 6 P: 6	1B: 3 SF: 0 2B: 4 SAC: 0 3B: 0 DP: 0 HR: 2 HBP: 0						

PITCHER		IP	WLS	BF	H	R	ER	SO	BB	IBB	HBP	BLK	WP	HR	S	P	ERA	WHIP
Ike Delock, R ERA: 3.52	(1, 1)	2.0	L	11	4	4	4	4	1	0	0	0	0	1	18	22	18.00	2.500
Hal Kolstad, R ERA: 5.57	(3, 1)	4.0		17	1	1	1	1	4	0	0	0	0	0	15	31	2.25	1.250
Mike Fornieles, R ERA: 5.24	(7, 1)	2.0		8	1	1	0	1	0	0	0	0	0	0	10	10	0.00	0.500
Arnold Earley, L ERA: 5.6	(9, 1)	1.0		6	3	2	2	0	0	0	0	0	0	1	6	6	18.00	3.000

PITCHER	IP	WLS	BF	H	R	ER	SO	BB	IBB	HBP	BLK	WP	HR	S	P	ERA	WHIP

TOP

Kansas City Athletics @ Boston Red Sox

Fenway Park, Boston, MA

Mon Sep 03 1962, 3:33 AM EDT

Unknown

livebaseballscorecards.com

AB	37
R	8
H	9
RBI	7
BB	5
SO	6
LOB	17

WP: 0 PA: 42
PB: 0
SB: 1
CS: 0

Batter	1	2	3	4	5	6	7	8	9	AB	R	H	RBI	BB	SO	LOB
Gary Geiger, L (1, 8) OBP: 0.336, SLG: 0.397	3-1 2B	SF9 3-H 1B		6-3 2-3		1-2 2-H 3-H 1B			G3	4	0	2	2	0	0	1
Billy Gardner, R (1, 6) OBP: 0.297, SLG: 0.330	6-3	2-H 1B		K					1B 2B	5	1	2	1	0	1	4
Carl Yastrzemski, L (1, 7) OBP: 0.367, SLG: 0.477	BBBB 3-1 BB	4-3			G3	6-3			2-H 1B	4	0	1	1	1	0	3
Lou Clinton, R (1, 9) OBP: 0.334, SLG: 0.552	3-1 1-2 2-3		BBBB G6-3 BB		5-3		SSS K		F7	4	0	0	0	1	1	3
Pete Runnels, L (1, 3) OBP: 0.416, SLG: 0.466	6-3		G6-3 1-2f		1B		SSS K		SSS K	5	0	1	0	0	2	4
Frank Malzone, R (1, 5) OBP: 0.319, SLG: 0.425		WP BB 2B 1B	BBBB		F7		6-3			3	1	1	0	1	0	1
Jim Pagliaroni, R (1, 2) OBP: 0.355, SLG: 0.447		P6	SSS K			E8 BB 1B 1B			5-3	4	1	0	0	0	1	2
Chuck Schilling, R (1, 4) OBP: 0.307, SLG: 0.356	BBBB 2B WP 1-2 SF9 BB			6-3 SH1-4 1B		1-2 BB 1B 1B			SSS K	3	1	2	0	1	1	0
Ike Delock, R (1, 1) OBP: 0.125, SLG: 0.087 Russ Nixon, L (2, PH) OBP: 0.289, SLG: 0.372 Hal Kolstad, R (3, 1) OBP: 0.067, SLG: 0.067 Pumpsie Green, S (6, PH) OBP: 0.271, SLG: 0.216 Mike Fornieles, R (7, 1) OBP: 0.200, SLG: 0.200 Bob Tillman, R (8, PH) OBP: 0.279, SLG: 0.452 Arnold Earley, L (9, 1) OBP: 0.273, SLG: 0.200		1-3 2-H 1B 2B		SH1-4 1-2		BBBB 1B 1-2 2-3 BB		SSS K		0 0 0 0 0 0 0 1 1 1 1 0 0 0 0 0 0 0 0 0 0 0 0 0 0 1 0 0 0 0 0 0 0 0 0 1 0 0 0 0 1 0 0 0 0 0 0 0 0						
Inning Stats	R: 0 E: 0 K: 0 S: 4 H: 1 LOB: 2 BB: 1 P: 8	R: 3 E: 0 K: 0 S: 6 H: 3 LOB: 1 BB: 1 P: 10	R: 0 E: 0 K: 1 S: 4 H: 0 LOB: 1 BB: 2 P: 12	R: 0 E: 0 K: 1 S: 6 H: 1 LOB: 1 BB: 0 P: 6	R: 0 E: 0 K: 0 S: 4 H: 1 LOB: 1 BB: 0 P: 4	R: 1 E: 1 K: 0 S: 5 H: 2 LOB: 2 BB: 1 P: 9	R: 0 E: 0 K: 2 S: 7 H: 0 LOB: 0 BB: 0 P: 7	R: 0 E: 0 K: 2 S: 7 H: 0 LOB: 0 BB: 0 P: 7	R: 1 E: 0 K: 1 S: 7 H: 2 LOB: 1 BB: 0 P: 7	1B: 7 2B: 3 3B: 0 HR: 0	SF: 1 SAC: 1 DP: 1 HBP: 0					

PITCHER	IP	WLS	BF	H	R	ER	SO	BB	IBB	HBP	BLK	WP	HR	S	P	ERA	WHIP
Moe Drabowsky, R (1, 1) ERA: 5.1	2.0		12	4	3	3	0	2	0	0	0	1	0	10	18	13.50	3.000
Dave Wickersham, R (3, 1) ERA: 3.29	3.0		15	3	1	0	2	3	0	0	0	0	0	16	28	0.00	2.000
John Wyatt, R (6, 1) ERA: 4.63	4.0	W	14	3	1	1	5	0	0	0	0	0	0	24	24	2.25	0.750

PITCHER	IP	WLS	BF	H	R	ER	SO	BB	IBB	HBP	BLK	WP	HR	S	P	ERA	WHIP

BOTTOM

Kansas City Athletics @ Boston Red Sox

Fenway Park, Boston, MA

Mon Sep 03 1962, 3:33 AM EDT

Unknown

livebaseballscorecards.com

AB	34
R	5
H	10
RBI	5
BB	5
SO	7
LOB	18

WP: 1 PB: 0 SB: 0 CS: 0 PA: 41

Batter	1	2	3	4	5	6	7	8	9	AB	R	H	RBI	BB	SO	LOB
Bobby Del Greco, R (1, 8) OBP: 0.383, SLG: 0.418	0-0 1-3 BB 4-3 1B		0-0 P4 ②			0-0 F7 ①		0-0 F7 ②		4	1	1	0	0	0	1
Wayne Causey, L (1, 6) OBP: 0.357, SLG: 0.351	B B B B 4-0 4-3 1-3 1-2 BB		0-0 6-3 ③			0-0 G3 ②		0-0 F7 ③		3	0	0	0	1	0	1
Jerry Lumpe, L (1, 4) OBP: 0.344, SLG: 0.441	0-0 1-3 ① 1-2 2-3			0-0 F7 ①		0-0 1B			0-0 6-3 ①	4	0	1	0	0	0	2
Norm Siebern, L (1, 3) OBP: 0.412, SLG: 0.506	0-0 4-3 ② 2-3 3-H			0-0 4-3 ②		0-0 4-3 ③			0-0 5-3 ②	4	0	0	1	0	0	2
Ed Charles, R (1, 5) OBP: 0.363, SLG: 0.459	0-0 F9 ③			0-0 F7 ③			0-0 6-3 ①		0-0 6-3 ③	4	0	0	0	0	0	1
Manny Jimenez, L (1, 7) OBP: 0.359, SLG: 0.441		0-0 4-3 ①			0-0 4-3 ①		0-0 6-3 ②			3	0	0	0	0	0	0
George Alusik, R (1, 9) OBP: 0.338, SLG: 0.519		0-0 4-3 ②			0-0 1B		0-0 6-3 ③			3	0	1	0	0	0	0
Haywood Sullivan, R (1, 2) OBP: 0.325, SLG: 0.327		S S S 0-3 K ③			0-0 F3 ②			0-0 FC3-6 1B		3	0	1	0	0	1	1
Dan Pfister, R (1, 1) OBP: 0.143, SLG: 0.143			0-0 6-3 ①		0-0 L5 ③			0-0 FC3-6 ① 1-2f		2	0	0	0	0	0	1
Jose Tartabull, L (8, PH) OBP: 0.320, SLG: 0.325										1	0	0	0	0	0	1
Jerry Walker, S (8, 1) OBP: 0.263, SLG: 0.456										0	0	0	0	0	0	0
Jim Archer, R (8, 1) OBP: 1.000, SLG: 1.000										0	0	0	0	0	0	0
Inning Stats	R: 1 H: 1 E: 0 LOB: 1 K: 0 BB: 1 S: 4 P: 8	R: 0 H: 0 E: 0 LOB: 0 K: 1 BB: 0 S: 5 P: 5	R: 0 H: 0 E: 0 LOB: 0 K: 0 BB: 0 S: 3 P: 3	R: 0 H: 0 E: 0 LOB: 0 K: 0 BB: 0 S: 3 P: 3	R: 0 H: 1 E: 0 LOB: 1 K: 0 BB: 0 S: 4 P: 4	R: 0 H: 1 E: 0 LOB: 1 K: 0 BB: 0 S: 4 P: 4	R: 0 H: 0 E: 0 LOB: 0 K: 0 BB: 0 S: 3 P: 3	R: 0 H: 1 E: 1 LOB: 1 K: 0 BB: 0 S: 4 P: 4	R: 0 H: 0 E: 0 LOB: 0 K: 0 BB: 0 S: 3 P: 3	1B: 4 SF: 0 2B: 0 SAC: 0 3B: 0 DP: 0 HR: 0 HBP: 0						

PITCHER	IP	WLS	BF	H	R	ER	SO	BB	IBB	HBP	BLK	WP	HR	S	P	ERA	WHIP
Don Schwall, R (1, 1) ERA: 5.08	9.0	W	32	4	1	1	1	1	0	0	0	0	0	33	37	1.00	0.556

PITCHER	IP	WLS	BF	H	R	ER	SO	BB	IBB	HBP	BLK	WP	HR	S	P	ERA	WHIP

TOP

Kansas City Athletics @ Boston Red Sox

Fenway Park, Boston, MA

Mon Sep 03 1962, 3:38 AM EDT

Att. 12,953 - Unknown

livebaseballscorecards.com

AB	31
R	1
H	4
RBI	1
BB	1
SO	1
LOB	10

PA: 32

WP: 0 PB: 0 SB: 0 CS: 0

BOTTOM

Kansas City Athletics @ Boston Red Sox

Fenway Park, Boston, MA

Mon Sep 03 1962, 3:38 AM EDT

Att. 12,953 - Unknown

livebaseballscorecards.com

Batter	1	2	3	4	5	6	7	8	9	AB	R	H	RBI	BB	SO	LOB
Gary Geiger, L (1, 8) OBP: 0.333, SLG: 0.393	F7	F8			F8			F9		4	0	0	0	0	0	1
Billy Gardner, R (1, 6) OBP: 0.302, SLG: 0.333	2B 1B	K			K			2B BB 1B		4	2	2	0	0	2	1
Carl Yastrzemski, L (1, 7) OBP: 0.368, SLG: 0.479	1-2 2B 1B		P4		K			BB 1-3 2B		4	1	2	0	0	1	0
Lou Clinton, R (1, 9) OBP: 0.336, SLG: 0.555	E 1-H 2-H 2B		FC1-6 1B			F8		K		4	0	2	2	0	1	2
Pete Runnels, L (1, 3) OBP: 0.415, SLG: 0.464	E6 2-3		FC1-6 1-2f			F7		BB IBB		3	0	0	0	1	0	2
Frank Malzone, R (1, 5) OBP: 0.319, SLG: 0.423	P1		F7			P4		BBBB 1-2 2-3 3-H BB		3	0	0	1	1	0	3
Russ Nixon, L (1, 2) OBP: 0.277, SLG: 0.356	P4			F9			6-3	4-3		4	0	0	0	0	0	5
Chuck Schilling, R (1, 4) OBP: 0.307, SLG: 0.356		PB 1B		5-3			5-3			3	0	1	0	0	0	0
Don Schwall, R (1, 1) OBP: 0.155, SLG: 0.125		F3 1-2		4-3			SSS K			3	0	0	0	0	1	1
Inning Stats	R: 2 E: 1 K: 0 S: 7 H: 3 LOB: 2 BB: 0 P: 7	R: 0 E: 0 K: 1 S: 6 H: 1 LOB: 1 BB: 0 P: 6	R: 0 E: 0 K: 0 S: 4 H: 1 LOB: 1 BB: 0 P: 4	R: 0 E: 0 K: 0 S: 3 H: 0 LOB: 0 BB: 0 P: 3	R: 0 E: 0 K: 2 S: 7 H: 0 LOB: 0 BB: 0 P: 7	R: 0 E: 0 K: 0 S: 3 H: 0 LOB: 0 BB: 0 P: 3	R: 0 E: 0 K: 1 S: 5 H: 0 LOB: 0 BB: 0 P: 5	R: 1 E: 0 K: 1 S: 7 H: 2 LOB: 3 BB: 2 P: 15		1B: 5 2B: 2 3B: 0 HR: 0	SF: 0 SAC: 0 DP: 0 HBP: 0					

	AB	32
	R	3
	H	7
	RBI	3
	BB	2
	SO	5
	LOB	15

WP: 0 PB: 1 SB: 0 CS: 0 PA: 34

PITCHER		IP	WLS	BF	H	R	ER	SO	BB	IBB	HBP	BLK	WP	HR	S	P	ERA	WHIP
Dan Pfister, R ERA: 4.87	(1, 1)	7.0	L	27	5	2	2	4	0	0	0	0	0	0	35	35	2.57	0.714
Jerry Walker, R ERA: 6.06	(8, 1)	0.2		6	2	1	1	1	1	1	0	0	0	0	6	14	13.50	4.500
Jim Archer, L ERA: 11.51	(8, 1)	0.1		1	0	0	0	0	0	0	0	0	0	0	1	1	0.00	0.000

PITCHER	IP	WLS	BF	H	R	ER	SO	BB	IBB	HBP	BLK	WP	HR	S	P	ERA	WHIP

Batter	1	2	3	4	5	6	7	8	9	AB	R	H	RBI	BB	SO	LOB
Jose Tartabull, L (1, 8) OBP: 0.326, SLG: 0.331	S 1B		E 1B		P4 ③		F8 ②		2B 1B 2-H	5	1	3	1	0	0	0
Bobby Del Greco, R (1, 7) OBP: 0.380, SLG: 0.418	K ①		K ③ 1-3			F3 ①	K ③		2B 2B 1-H	5	1	1	1	0	3	2
Jerry Lumpe, L (1, 4) OBP: 0.346, SLG: 0.446	F7 ② 1-2			BB 1B		1B 2B 2B		F7 ①	2B 2-H	5	1	3	1	0	0	1
Norm Siebern, L (1, 3) OBP: 0.413, SLG: 0.506	F9 ③			BB 1-2		2B 1B 2-3		1B 1B	K ②	4	1	2	0	1	1	2
Ed Charles, R (1, 5) OBP: 0.364, SLG: 0.461		F7 ①		F8 ①		HR 2B 1-H 3-H		1B 1-2	F9 ③	5	1	2	2	0	0	3
George Alusik, R (1, 9) OBP: 0.337, SLG: 0.529		4-3 ②		F8 ②		HR 3-H		F8 ②		4	1	1	2	0	0	4
Wayne Causey, L (1, 6) OBP: 0.351, SLG: 0.345		K ③		F8 ③		F7 ②		L6 ③		4	0	0	0	0	1	4
Haywood Sullivan, R (1, 2) OBP: 0.324, SLG: 0.323			6-3 ①		K ①	F8 ③			S SH3-4 1B BB	3	1	0	0	1	1	0
Ed Rakow, S (1, 1) OBP: 0.127, SLG: 0.116			K ②		4-3 ②		1-3 ①		SH3-4 ① 1-2	3	0	0	0	0	1	0
Inning Stats	R: 0 H: 1 E: 0 LOB: 1 K: 1 BB: 0 S: 6 P: 6	R: 0 H: 0 E: 0 LOB: 0 K: 1 BB: 0 S: 5 P: 5	R: 0 H: 1 E: 1 LOB: 1 K: 2 BB: 0 S: 8 P: 8	R: 0 H: 1 E: 0 LOB: 2 K: 0 BB: 1 S: 4 P: 8	R: 0 H: 0 E: 0 LOB: 0 K: 1 BB: 0 S: 5 P: 5	R: 4 H: 4 E: 0 LOB: 0 K: 0 BB: 0 S: 7 P: 7	R: 0 H: 0 E: 0 LOB: 0 K: 1 BB: 0 S: 5 P: 5	R: 0 H: 2 E: 0 LOB: 2 K: 0 BB: 0 S: 5 P: 5	R: 3 H: 3 E: 0 LOB: 1 K: 1 BB: 1 S: 8 P: 12	1B: 7 SF: 0 2B: 4 SAC: 1 3B: 0 DP: 0 HR: 1 HBP: 0						

PITCHER		IP	WLS	BF	H	R	ER	SO	BB	IBB	HBP	BLK	WP	HR	S	P	ERA	WHIP
Bill Monbouquette, R ERA: 3.74	(1, 1)	7.0	L	29	7	4	4	6	1	0	0	0	0	1	40	44	5.14	1.143
Chet Nichols, L ERA: 3.09	(8, 1)	2.0		12	5	3	3	1	1	0	0	0	0	0	13	17	13.50	3.000

PITCHER	IP	WLS	BF	H	R	ER	SO	BB	IBB	HBP	BLK	WP	HR	S	P	ERA	WHIP

TOP

Kansas City Athletics @ Boston Red Sox

Fenway Park, Boston, MA

Tue Sep 04 1962, 7:05 PM EDT

Att. 6,212 - Unknown

livebaseballscorecards.com

AB	38
R	7
H	12
RBI	7
BB	2
SO	7
LOB	16

Batter	1	2	3	4	5	6	7	8	9	AB	R	H	RBI	BB	SO	LOB
Gary Geiger, L (1, 8) OBP: 0.334, SLG: 0.391	BBBB 4-0 FC1-6 BB		x 0-0 1B			x 0-0 ① F8	SSS 0-3 ② K		x 0-0 ① 4-3	4	0	1	0	1	1	2
Billy Gardner, R (1, 6) OBP: 0.301, SLG: 0.328	x 0-0 ① FC1-6 FC4-6 1-2f		SSS 0-3 ③ K			x 0-0 ② 5-3	H 1-0 1-2 2-3 HBP		SSS 0-3 ② K	3	0	0	0	0	1	2
Don Schwall, R (7, PR) OBP: 0.155, SLG: 0.125										0	0	0	0	0	0	0
Chet Nichols, S (8, 1)										0	0	0	0	0	0	0
Bob Tillman, R (9, PH) OBP: 0.278, SLG: 0.450										1	0	0	0	0	1	0
Carl Yastrzemski, L (1, 7) OBP: 0.370, SLG: 0.479	x 0-0 ② FC4-6 CS 1-2f			BBBB 4-0 G5-4-3 BB		x 0-0 1B 1B 1B	x 0-0 ③ 4-3		x 0-0 1B	4	1	2	0	1	0	4
Lou Clinton, R (1, 9) OBP: 0.337, SLG: 0.552	0-0 ③ CS 1-2	SSS 0-3 ① K		x 0-0 ①② G5-4-3 1-2f		x 0-0 1B 1-2 1B		x 0-0 FC6-4 1B	x 0-0 ③	5	0	2	0	0	1	2
Pete Runnels, L (1, 3) OBP: 0.415, SLG: 0.464		x 0-0 ② 4-3		x 0-0 FC5-4 1B		x 0-0 1-2 2-H 1B		x 0-0 ① F7		4	0	2	1	0	0	1
Frank Malzone, R (1, 5) OBP: 0.318, SLG: 0.421		x 0-0 1B		x 0-0 ③ FC5-4 1-2f		x 0-0 ③ P6		x 0-0 ② FC6-4 1B 1-2f		4	0	1	0	0	0	4
Russ Nixon, L (1, 2) OBP: 0.276, SLG: 0.351		x 0-0 ③ P5			x 0-0 ① 6-3		x 0-0 ① F8	x 0-0 1-2 1B		4	0	1	0	0	0	1
Chuck Schilling, R (1, 4) OBP: 0.306, SLG: 0.355			SSS 0-3 ① K		x 0-0 ② 1-3		x 0-0 HBP 1B 1B	SSS 0-3 ③ K		4	0	1	0	0	2	2
Bill Monbouquette, R (1, 1) OBP: 0.182, SLG: 0.115			x 0-0 ② L3		SSS 0-3 ③ K		x 0-0 HBP 1-2 1B		x 0-0 HR	2	0	0	0	0	1	0
Pumpsie Green, S (7, PH) OBP: 0.287, SLG: 0.276										2	1	2	1	0	0	0
(8, 6)																
Inning Stats	R: 0 H: 0 E: 0 LOB: 0 K: 0 BB: 1 S: 2 P: 6	R: 0 H: 1 E: 0 LOB: 1 K: 1 BB: 0 S: 6 P: 6	R: 0 H: 1 E: 0 LOB: 1 K: 2 BB: 0 S: 8 P: 8	R: 0 H: 1 E: 0 LOB: 1 K: 0 BB: 1 S: 3 P: 7	R: 0 H: 0 E: 0 LOB: 0 K: 1 BB: 0 S: 5 P: 5	R: 1 H: 3 E: 0 LOB: 2 K: 0 BB: 0 S: 6 P: 6	R: 0 H: 2 E: 0 LOB: 3 K: 1 BB: 0 S: 7 P: 8	R: 0 H: 2 E: 0 LOB: 2 K: 1 BB: 0 S: 7 P: 7	R: 1 H: 2 E: 0 LOB: 1 K: 1 BB: 0 S: 7 P: 7	1B: 11 SF: 0 2B: 0 SAC: 0 3B: 0 DP: 1 HR: 1 HBP: 1							

PITCHER	IP	WLS	BF	H	R	ER	SO	BB	IBB	HBP	BLK	WP	HR	S	P	ERA	WHIP
Ed Rakow, R (1, 1) ERA: 4.11	9.0	W	40	12	2	2	7	2	0	1	0	0	1	51	60	2.00	1.556

PITCHER	IP	WLS	BF	H	R	ER	SO	BB	IBB	HBP	BLK	WP	HR	S	P	ERA	WHIP

BOTTOM

Kansas City Athletics @ Boston Red Sox

Fenway Park, Boston, MA

Tue Sep 04 1962, 7:05 PM EDT

Att. 6,212 - Unknown

livebaseballscorecards.com

AB	37
R	2
H	12
RBI	2
BB	2
SO	7
LOB	18

WP: 0	PA: 41		
PB: 0			
SB: 0			
CS: 1			

Batter	1	2	3	4	5	6	7	8	9	AB	R	H	RBI	BB	SO	LOB
Jose Tartabull, L (1, 8) OBP: 0.327, SLG: 0.332	E6 1B		1B		F7		5-3		F7	5	1	2	0	0	0	0
Bobby Del Greco, R (1, 7) OBP: 0.378, SLG: 0.414	F7		K 1-2		6-3		F3		1B	5	0	1	0	0	1	2
Jerry Lumpe, L (1, 4) OBP: 0.346, SLG: 0.445	G3		6-3		HR 1B		K		1B 1-2	5	1	2	0	0	1	2
Norm Siebern, L (1, 3) OBP: 0.415, SLG: 0.511	G3		1B BB		HR 1-H			G5-4-3 BB	K	3	1	1	2	2	1	3
Ed Charles, R (1, 5) OBP: 0.365, SLG: 0.463		5-3 SH1-3 2B	1B 1-2 2-H		F9			G5-4-3 1-2f		4	1	2	1	0	0	1
George Alusik, R (1, 9) OBP: 0.335, SLG: 0.521		5-3 2-3	G3			F8		1B BB		3	0	0	0	1	0	3
Wayne Causey, L (1, 6) OBP: 0.355, SLG: 0.349		SH1-3 3-H		4-3		6-3 1B		FC6-4 1-2 1B		3	0	2	1	0	0	0
Haywood Sullivan, R (1, 2) OBP: 0.323, SLG: 0.321		1B		K		6-3 1-2		FC6-4 1-2f		4	0	1	0	0	1	3
Bill Fischer, R (1, 1) OBP: 0.143, SLG: 0.179 Dave Wickersham, R (3, 1) OBP: 0.133, SLG: 0.071 Deron Johnson, R (4, PH) OBP: 0.238, SLG: 0.167 Moe Drabowsky, R (4, 1) OBP: 0.083, SLG: 0.043 Manny Jimenez, L (6, PH) OBP: 0.358, SLG: 0.440 Jim Archer, R (6, 1) OBP: 1.000, SLG: 1.000 Billy Bryan, L (9, PH) OBP: 0.224, SLG: 0.323		K	K		4-3				K2-3	1 0 1 0 1 0 1	0 0 0 0 0 0 0	0 0 0 0 0 0 0	0 0 0 0 0 0 0	1 0 0 0 0 0 0	1 0 0 0 1 0 1	1 0 0 0 0 0 0
Inning Stats	R: 0 E: 1 K: 0 S: 4 H: 1 LOB: 1 BB: 0 P: 4	R: 1 E: 0 K: 1 S: 7 H: 2 LOB: 1 BB: 0 P: 7	R: 1 E: 0 K: 1 S: 7 H: 2 LOB: 2 BB: 1 P: 11	R: 0 E: 0 K: 2 S: 7 H: 0 LOB: 0 BB: 0 P: 7	R: 2 E: 0 K: 0 S: 5 H: 2 LOB: 0 BB: 0 P: 5	R: 0 E: 0 K: 0 S: 4 H: 1 LOB: 1 BB: 0 P: 4	R: 0 E: 0 K: 1 S: 5 H: 0 LOB: 0 BB: 0 P: 5	R: 0 E: 0 K: 0 S: 3 H: 1 LOB: 2 BB: 2 P: 11	R: 0 E: 0 K: 2 S: 9 H: 2 LOB: 2 BB: 0 P: 9	1B: 9 2B: 1 3B: 0 HR: 1 SF: 0 SAC: 1 DP: 1 HBP: 0						

PITCHER	IP	WLS	BF	H	R	ER	SO	BB	IBB	HBP	BLK	WP	HR	S	P	ERA	WHIP
Earl Wilson, R (1, 1) ERA: 3.91	9.0	W	40	11	4	4	7	3	0	0	0	0	1	51	63	4.00	1.556

PITCHER	IP	WLS	BF	H	R	ER	SO	BB	IBB	HBP	BLK	WP	HR	S	P	ERA	WHIP

TOP

Kansas City Athletics @ Boston Red Sox

Fenway Park, Boston, MA

Wed Sep 05 1962, 3:33 AM EDT

Att. 1,217 - Unknown

livebaseballscorecards.com

AB	36
R	4
H	11
RBI	4
BB	3
SO	7
LOB	16

Batter	1	2	3	4	5	6	7	8	9	AB	R	H	RBI	BB	SO	LOB
Gary Geiger, L (1, 8) OBP: 0.335, SLG: 0.390	F8		3B 1B; 1-3		SF7 FC6-4 BB 1-2		K			4	2	1	0	1	1	2
Pumpsie Green, S (1, 6) OBP: 0.293, SLG: 0.300	P5		1B 3B 1-H 2-H	K	FC6-4 BB 1-2 2-3		K2-3			4	1	1	2	1	2	0
Carl Yastrzemski, L (1, 7) OBP: 0.370, SLG: 0.479	1B		2B 1B 1B 3-H	F7	SF7 2-3 3-H			4-3		4	1	2	2	0	0	0
Lou Clinton, R (1, 9) OBP: 0.341, SLG: 0.556	F8		1B 2B 1-3	1B HR 1B	FC6-4 FC6-4 1-2f 3-H			L3 1B		5	2	3	1	0	0	2
Pete Runnels, L (1, 3) OBP: 0.417, SLG: 0.465		G6-4-3 1B	1B E 1B 2-H 3-H	HR 1B 1-2	FC6-4 1-2f			L3 1-2		5	2	3	2	0	0	2
Frank Malzone, R (1, 5) OBP: 0.319, SLG: 0.428		F8	E6 1B FC4-6 1-H	HR 1-H 2-H		5-3				4	2	2	3	0	0	1
Russ Nixon, L (1, 2) OBP: 0.284, SLG: 0.367		G6-4-3 1-2f	FC4-6 1B 1-3	2B		K				4	0	2	0	0	1	1
Chuck Schilling, R (1, 4) OBP: 0.306, SLG: 0.354			3B 1B; FC4-6 1-2f 3-H	P1		F7				4	1	1	1	0	0	2
Earl Wilson, R (1, 1) OBP: 0.222, SLG: 0.367			F3; 1B 1-2		E6 BB BB SF7		1-3			4	1	1	0	0	0	1
Inning Stats	R: 0 H: 1 E: 0 LOB: 1 K: 0 BB: 0 S: 4 P: 4	R: 0 H: 1 E: 0 LOB: 0 K: 0 BB: 0 S: 3 P: 3	R: 7 H: 9 E: 1 LOB: 2 K: 0 BB: 0 S: 12 P: 12	R: 3 H: 4 E: 0 LOB: 1 K: 1 BB: 0 S: 9 P: 9	R: 2 H: 0 E: 1 LOB: 1 K: 0 BB: 2 S: 4 P: 12	R: 0 H: 0 E: 0 LOB: 0 K: 1 BB: 0 S: 5 P: 5	R: 0 H: 0 E: 0 LOB: 0 K: 2 BB: 0 S: 7 P: 7	R: 0 H: 1 E: 0 LOB: 0 K: 0 BB: 0 S: 3 P: 3		1B: 12 SF: 1 2B: 3 SAC: 0 3B: 1 DP: 2 HR: 1 HBP: 0						

PITCHER		IP	WLS	BF	H	R	ER	SO	BB	IBB	HBP	BLK	WP	HR	S	P	ERA	WHIP
Bill Fischer, R ERA: 3.86	(1, 1)	2.1	L	13	7	5	5	0	0	0	0	0	0	0	13	13	19.29	3.000
Dave Wickersham, R ERA: 3.48	(3, 1)	0.2		6	4	2	2	0	0	0	0	0	0	0	6	6	27.00	6.000
Moe Drabowsky, R ERA: 5.26	(4, 1)	2.0		13	4	5	3	1	2	0	0	0	0	1	13	21	13.50	3.000
Jim Archer, L ERA: 10.17	(6, 1)	3.0		9	1	0	0	3	0	0	0	0	0	0	15	15	0.00	0.333

PITCHER	IP	WLS	BF	H	R	ER	SO	BB	IBB	HBP	BLK	WP	HR	S	P	ERA	WHIP

BOTTOM

Kansas City Athletics @ Boston Red Sox

Fenway Park, Boston, MA

Wed Sep 05 1962, 3:33 AM EDT

Att. 1,217 - Unknown

livebaseballscorecards.com

AB	38
R	12
H	16
RBI	11
BB	2
SO	4
LOB	11

WP: 0 PA: 41
PB: 0
SB: 0
CS: 0

Batter	1	2	3	4	5	6	7	8	9	AB	R	H	RBI	BB	SO	LOB
Gary Geiger, L (1, 8) OBP: 0.334, SLG: 0.388	K		3-1		G3		1B		K	4	0	1	0	0	1	0
Jim Pagliaroni, R (9, PH) OBP: 0.354, SLG: 0.445										1	0	0	0	0	1	0
Eddie Bressoud, R (1, 6) OBP: 0.324, SLG: 0.440	5-3		K		F2		K		1B	5	0	1	0	0	2	1
Carl Yastrzemski, L (1, 7) OBP: 0.370, SLG: 0.478	F7			2B 1B 1B		4-3		BBBB 1B 1B BB	F8	4	2	1	0	1	0	1
Lou Clinton, R (1, 9) OBP: 0.343, SLG: 0.559		K		1B 1B 1-3 2B		E7 1B		F4		4	1	2	0	0	1	1
Pete Runnels, L (1, 3) OBP: 0.419, SLG: 0.472		HR		K		BBBB BB		1B 1-2 1B		3	1	2	1	1	1	2
Frank Malzone, R (1, 5) OBP: 0.319, SLG: 0.426		L6		1B 2-3 3-H 1B		L7		F6		4	0	1	1	0	0	4
Russ Nixon, L (1, 2) OBP: 0.302, SLG: 0.382		1B		L5-4 1-2 3-H 1B		F9		1-2 2-H 1B		4	0	3	2	0	0	2
Chuck Schilling, R (1, 4) OBP: 0.303, SLG: 0.350		K		L5-4 1-2			F3	F9		4	0	0	0	0	1	5
Gene Conley, R (1, 1) OBP: 0.235, SLG: 0.355			5-3		B2-3		6-3		F8	3	0	0	0	0	0	0
Dick Radatz, R (8, 1) OBP: 0.115, SLG: 0.115										0	0	0	0	0	0	0
Pumpsie Green, S (9, PH) OBP: 0.290, SLG: 0.296										1	0	0	0	0	0	0

TOP

Boston Red Sox @ New York Yankees

Yankee Stadium, Bronx, NY

Fri Sep 07 1962, 7:05 PM EDT

Att. 26,635 - Unknown - 66 F

livebaseballscorecards.com

AB	37
R	4
H	11
RBI	4
BB	2
SO	7
LOB	16

Inning Stats	1	2	3	4	5	6	7	8	9	1B	SF	WP	PA
R	0	1	0	2	0	0	0	1	0	9	0	0	39
E	0	0	0	0	0	1	0	0	0	2	0	0	
K	1	2	1	1	0	0	1	0	1	0	0	0	
S	5	9	5	8	3	4	6	5	6	HR 1	DP 1	SB 0	
H	0	2	0	4	0	1	1	2	1		HBP 0	CS 0	
LOB	0	1	0	1	0	2	1	2	1				
BB	0	0	0	0	0	1	0	1	0				
P	5	9	5	8	3	8	6	9	6				

PITCHER		IP	WLS	BF	H	R	ER	SO	BB	IBB	HBP	BLK	WP	HR	S	P	ERA	WHIP
Bill Stafford, R ERA: 3.57	(1, 1)	7.0	W	29	8	3	3	6	1	0	0	0	0	1	40	44	3.86	1.286
Bud Daley, L ERA: 3.59	(8, 1)	2.0	S	10	3	1	1	1	1	0	0	0	0	0	11	15	4.50	2.000

PITCHER	IP	WLS	BF	H	R	ER	SO	BB	IBB	HBP	BLK	WP	HR	S	P	ERA	WHIP

Boston Red Sox @ New York Yankees

Yankee Stadium, Bronx, NY

Fri Sep 07 1962, 7:05 PM EDT

Att. 26,635 - Unknown - 66 F

BOTTOM

Batter	1	2	3	4	5	6	7	8	9	AB	R	H	RBI	BB	SO	LOB
Tony Kubek, L (1, 6) OBP: 0.345, SLG: 0.423	0-0 1B 2B	0-0 E1 1-3 1B			0-0 ② F7		0-0 HR			4	2	3	1	0	0	0
Bobby Richardson, R (1, 4) OBP: 0.329, SLG: 0.396	0-0 ① 5-3	0-0 ③ L9			0-0 ③ 6-3		0-0 ③ F9			4	0	0	0	0	0	3
Tom Tresh, S (1, 7) OBP: 0.353, SLG: 0.439	0-0 2-H 1B		0-0 ① F7			0-0 ① F8		0-0 ① F2		4	0	1	1	0	0	0
Roger Maris, L (1, 8) OBP: 0.357, SLG: 0.482	0-0 ② F7		S S S 0-3 ② K			0-0 ② 3-1		0-0 5-3 1B		4	0	1	0	0	1	1
Hector Lopez, R (1, 9) OBP: 0.362, SLG: 0.419	0-0 ③ 6-3		S S S 0-3 ③ K			0-0 ③ L7		0-0 ② 5-3 1-2		4	0	0	0	0	1	2
Elston Howard, R (1, 2) OBP: 0.315, SLG: 0.468		0-0 HR		0-0 ① L4			0-0 HR 1B	0-0 ③ 6-3		4	2	2	1	0	0	1
Bill Skowron, R (1, 3) OBP: 0.319, SLG: 0.462		0-0 FC5-6 1B		S S S 0-3 ② K			0-0 1-H HR			3	1	2	2	0	1	0
Clete Boyer, R (1, 5) OBP: 0.339, SLG: 0.430		S S S 0-3 ① K		0-0 ③ F9			0-0 ① L9			3	0	0	0	0	1	1
Bill Stafford, R (1, 1) OBP: 0.239, SLG: 0.275		0-0 ② FC5-6 E 1B 1-2f			S S S 0-3 ① K		0-0 ② F7			2	0	0	0	0	1	1
Dale Long, L (7, PH) OBP: 0.339, SLG: 0.382										1	0	0	0	0	0	0
Bud Daley, L (8, 1) OBP: 0.208, SLG: 0.208										0	0	0	0	0	0	0
Inning Stats	R: 1 E: 0 K: 0 S: 5 H: 2 LOB: 1 BB: 0 P: 5	R: 1 E: 1 K: 1 S: 8 H: 3 LOB: 2 BB: 0 P: 8	R: 0 E: 0 K: 2 S: 7 H: 0 LOB: 0 BB: 0 P: 7	R: 0 E: 0 K: 1 S: 5 H: 0 LOB: 0 BB: 0 P: 5	R: 0 E: 0 K: 1 S: 5 H: 0 LOB: 0 BB: 0 P: 5	R: 0 E: 0 K: 0 S: 3 H: 0 LOB: 0 BB: 0 P: 3	R: 3 E: 0 K: 0 S: 6 H: 3 LOB: 0 BB: 0 P: 6	R: 0 E: 0 K: 0 S: 4 H: 1 LOB: 1 BB: 0 P: 4		1B: 5 2B: 1 3B: 0 HR: 3	SF: 0 SAC: 0 DP: 0 HBP: 0					

livebaseballscorecards.com

AB	33
R	5
H	9
RBI	5
BB	0
SO	5
LOB	9

WP: 0 PB: 0 SB: 0 CS: 0 PA: 33

PITCHER		IP	WLS	BF	H	R	ER	SO	BB	IBB	HBP	BLK	WP	HR	S	P	ERA	WHIP
Gene Conley, R ERA: 4.1	(1, 1)	7.1	L	31	9	5	5	5	0	0	0	0	0	3	41	41	6.14	1.227
Dick Radatz, R ERA: 2.01	(8, 1)	0.2		2	0	0	0	0	0	0	0	0	0	0	2	2	0.00	0.000

PITCHER	IP	WLS	BF	H	R	ER	SO	BB	IBB	HBP	BLK	WP	HR	S	P	ERA	WHIP

Batter	1	2	3	4	5	6	7	8	9	AB	R	H	RBI	BB	SO	LOB
Carroll Hardy, R (1, 8) OBP: 0.309, SLG: 0.333	6-3		5-3	6-3			3-1		K	3	0	0	0	0	0	2
Gary Geiger, L (7, PH) (7, 8) OBP: 0.333, SLG: 0.387										2	0	0	0	0	1	0
Eddie Bressoud, R (1, 6) OBP: 0.328, SLG: 0.444	F8		1B E 1B		2B		G4-6-3 1B		G3-6-1 BB	4	1	3	0	1	0	0
Carl Yastrzemski, L (1, 7) OBP: 0.369, SLG: 0.475	F7		E 1B		K		G4-6-3		G3-6-1	5	0	1	0	0	1	3
Lou Clinton, R (1, 9) OBP: 0.342, SLG: 0.555		1-3 1B 1B	E4 FC6-4		K			F8		4	0	1	0	0	1	2
Frank Malzone, R (1, 5) OBP: 0.322, SLG: 0.428		1-3 1B	FC6-4		BB			BB 1B		3	0	2	0	1	0	2
Jim Pagliaroni, R (1, 2) OBP: 0.354, SLG: 0.441		F9			5-3					2	0	0	0	1	0	4
Mike Fornieles, R (6, 1) OBP: 0.200, SLG: 0.200										0	0	0	0	0	0	0
Arnold Earley, L (6, 1) OBP: 0.273, SLG: 0.200										0	0	0	0	0	0	0
Pumpsie Green, S (8, PH) OBP: 0.298, SLG: 0.305										1	0	1	0	0	0	0
Hal Kolstad, R (8, 1) OBP: 0.067, SLG: 0.067				FC6-4 1B BB				BB 1B		0	0	0	0	0	0	0
Pete Runnels, L (1, 3) OBP: 0.420, SLG: 0.472		1-3		FC6-4			1-3			3	0	1	0	1	0	2
Chuck Schilling, R (1, 4) OBP: 0.299, SLG: 0.346		F4		FC6-4			F4		F3	4	0	0	0	0	0	7
Don Schwall, R (1, 1) OBP: 0.150, SLG: 0.121			F8							2	0	0	0	0	1	2
Russ Nixon, L (6, PH) (6, 2) OBP: 0.296, SLG: 0.375							F7		K	2	0	0	0	0	1	3
Inning Stats	R: 0 E: 0 K: 0 S: 3 H: 0 LOB: 0 BB: 0 P: 3	R: 0 E: 0 K: 0 S: 5 H: 2 LOB: 2 BB: 0 P: 5	R: 1 E: 1 K: 0 S: 6 H: 2 LOB: 2 BB: 0 P: 6	R: 0 E: 0 K: 1 S: 6 H: 1 LOB: 2 BB: 1 P: 10	R: 0 E: 0 K: 2 S: 8 H: 1 LOB: 2 BB: 1 P: 12	R: 0 E: 0 K: 0 S: 3 H: 0 LOB: 0 BB: 0 P: 3	R: 0 E: 0 K: 0 S: 3 H: 1 LOB: 0 BB: 0 P: 3	R: 0 E: 0 K: 1 S: 7 H: 2 LOB: 3 BB: 1 P: 11	R: 0 E: 0 K: 1 S: 4 H: 0 LOB: 0 BB: 1 P: 8	1B: 8 2B: 1 3B: 0 HR: 0	SF: 0 SAC: 0 DP: 2 HBP: 0						

TOP

Boston Red Sox @ New York Yankees

Yankee Stadium, Bronx, NY

Sat Sep 08 1962, 3:33 AM EDT

Att. 27,886 - Unknown - 74 F

livebaseballscorecards.com

AB	35
R	1
H	9
RBI	0
BB	4
SO	5
LOB	27

WP: 0 PB: 0 SB: 0 CS: 0 PA: 39

PITCHER		IP	WLS	BF	H	R	ER	SO	BB	IBB	HBP	BLK	WP	HR	S	P	ERA	WHIP
Whitey Ford, L ERA: 2.96	(1, 1)	5.0	W	24	6	1	0	3	2	0	0	0	0	0	28	36	0.00	1.600
Jim Coates, R ERA: 4.32	(6, 1)	4.0	S	15	3	0	0	2	2	0	0	0	0	0	17	25	0.00	1.250

PITCHER	IP	WLS	BF	H	R	ER	SO	BB	IBB	HBP	BLK	WP	HR	S	P	ERA	WHIP

Batter	1	2	3	4	5	6	7	8	9	AB	R	H	RBI	BB	SO	LOB
Tony Kubek, L (1, 6) OBP: 0.350, SLG: 0.421	BB		1-2 SF9 SH1-4 1B		1-3	1-2 4-3				3	0	1	0	1	0	1
Bobby Richardson, R (1, 4) OBP: 0.332, SLG: 0.404	1-2 FC4-6 1B		1-2 2-3 SH1-4		4-3 1B 2B	2-H 3B				3	1	3	1	0	0	0
Tom Tresh, S (1, 7) OBP: 0.351, SLG: 0.437	1-2f FC4-6 G3-6-3		2-3 3-H SF9		2-3 4-3	5-3				3	0	0	1	0	0	4
Roger Maris, L (1, 8) OBP: 0.357, SLG: 0.480	1-2f G3-6-3		F7		3-H 1B		S S S K			4	0	1	1	0	1	3
Hector Lopez, R (1, 9) OBP: 0.358, SLG: 0.414		6-3		6-3	F8		L8			4	0	0	0	0	0	1
Yogi Berra, L (1, 2) OBP: 0.299, SLG: 0.381		BB BB		4-3		L4	F3			3	0	0	0	1	0	0
Bill Skowron, R (1, 3) OBP: 0.322, SLG: 0.465		BB 1-2 G6-4-3 BB		WP 1B 2B		WP 2B 1B		3-1		3	2	2	0	1	0	0
Clete Boyer, R (1, 5) OBP: 0.340, SLG: 0.433		1-2f G6-4-3		2-H 1B		S 1-H 1B 2B		4-3		4	1	2	2	0	0	2
Whitey Ford, L (1, 1) OBP: 0.181, SLG: 0.158			H SH1-4 1B SF9 HBP	4-3		2-H BLK 3B 1B		1-3		1	1	0	0	0	0	1
Jim Coates, R (6, 1) OBP: 0.138, SLG: 0.107										2	1	1	1	0	0	0
Inning Stats	R: 0 E: 0 K: 0 S: 3 H: 1 LOB: 1 BB: 1 P: 7	R: 0 E: 0 K: 0 S: 2 H: 0 LOB: 1 BB: 2 P: 10	R: 1 E: 0 K: 0 S: 4 H: 1 LOB: 1 BB: 0 P: 5	R: 1 E: 0 K: 0 S: 5 H: 2 LOB: 1 BB: 0 P: 5	R: 1 E: 0 K: 0 S: 5 H: 2 LOB: 1 BB: 0 P: 5	R: 3 E: 0 K: 0 S: 7 H: 4 LOB: 1 BB: 0 P: 7	R: 0 E: 0 K: 1 S: 5 H: 0 LOB: 0 BB: 0 P: 5	R: 0 E: 0 K: 0 S: 3 H: 0 LOB: 0 BB: 0 P: 3		1B: 6 2B: 3 3B: 1 HR: 0	SF: 1 SAC: 1 DP: 2 HBP: 1			WP: 2 PB: 0 SB: 1 CS: 0	PA: 36		

PITCHER	IP	WLS	BF	H	R	ER	SO	BB	IBB	HBP	BLK	WP	HR	S	P	ERA	WHIP
Don Schwall, R (1, 1) ERA: 5.09	5.0	L	23	6	3	3	0	3	0	1	0	1	0	19	32	5.40	1.800
Mike Fornieles, R (6, 1) ERA: 5.56	0.1		4	3	3	3	0	0	0	0	0	1	0	4	4	81.00	9.000
Arnold Earley, L (6, 1) ERA: 5.46	1.2		6	1	0	0	1	0	0	0	1	0	0	8	8	0.00	0.600
Hal Kolstad, R (8, 1) ERA: 5.47	1.0		3	0	0	0	0	0	0	0	0	0	0	3	3	0.00	0.000

PITCHER	IP	WLS	BF	H	R	ER	SO	BB	IBB	HBP	BLK	WP	HR	S	P	ERA	WHIP

BOTTOM

Boston Red Sox @ New York Yankees

Yankee Stadium, Bronx, NY

Sat Sep 08 1962, 3:33 AM EDT
Att. 27,886 - Unknown - 74 F

livebaseballscorecards.com

AB	30
R	6
H	10
RBI	6
BB	3
SO	1
LOB	12

Batter	1	2	3	4	5	6	7	8	9	AB	R	H	RBI	BB	SO	LOB
Gary Geiger, L (1, 8) OBP: 0.330, SLG: 0.383	F2		4-3		SH 2B 1B 1-2 2-3	F6		G1-6-3 1-2f		4	1	0	0	0	0	3
Eddie Bressoud, R (1, 6) OBP: 0.327, SLG: 0.448	F9			HR	SF7 3-H	K			F6	4	1	1	2	0	1	1
Carl Yastrzemski, L (1, 7) OBP: 0.370, SLG: 0.483	HR			HR BB	1B 1-3 2-H 2B		6-3		G3	4	3	2	2	1	0	0
Lou Clinton, R (1, 9) OBP: 0.346, SLG: 0.571	F6			HR 1-H	6-3		3B		1B	5	1	3	2	0	0	2
Pete Runnels, L (1, 3) OBP: 0.418, SLG: 0.469		4-3		3-1	3B 1B 2-H 3-H		4-3		6-3	5	1	1	2	0	0	2
Frank Malzone, R (1, 5) OBP: 0.321, SLG: 0.430		F7		F8	3B 1-H		6-3			4	0	1	1	0	0	1
Russ Nixon, L (1, 2) OBP: 0.295, SLG: 0.370		L1		F4	F2			1B		4	0	1	0	0	0	1
Chuck Schilling, R (1, 4) OBP: 0.302, SLG: 0.347			5-3		SH SH SF7 1B	K		G1-6-3 1-3 1B		4	1	2	0	0	1	0
Bill Monbouquette, R (1, 1) OBP: 0.188, SLG: 0.111			K		SH SH 2B 1-2	BB		K		2	1	0	0	1	2	2
Inning Stats	R: 1 E: 0 K: 0 S: 4 H: 1 LOB: 0 BB: 0 P: 4	R: 0 E: 0 K: 0 S: 3 H: 0 LOB: 0 BB: 0 P: 3	R: 0 E: 0 K: 1 S: 5 H: 0 LOB: 0 BB: 0 P: 5	R: 3 E: 0 K: 0 S: 5 H: 2 LOB: 0 BB: 1 P: 9	R: 5 E: 2 K: 0 S: 9 H: 4 LOB: 1 BB: 0 P: 9	R: 0 E: 0 K: 2 S: 7 H: 0 LOB: 1 BB: 1 P: 11	R: 0 E: 0 K: 0 S: 4 H: 1 LOB: 1 BB: 0 P: 4	R: 0 E: 0 K: 1 S: 6 H: 2 LOB: 1 BB: 0 P: 6	R: 0 E: 0 K: 0 S: 4 H: 1 LOB: 1 BB: 0 P: 4	1B: 5 2B: 1 3B: 2 HR: 3 SF: 1 SAC: 2 DP: 1 HBP: 0						

TOP

Boston Red Sox @ New York Yankees

Yankee Stadium, Bronx, NY

Sun Sep 09 1962, 3:33 AM EDT

Unknown - 76 F

livebaseballscorecards.com

AB	36
R	9
H	11
RBI	9
BB	2
SO	4
LOB	12

PITCHER		IP	WLS	BF	H	R	ER	SO	BB	IBB	HBP	BLK	WP	HR	S	P	ERA	WHIP
Hal Brown, R ERA: 4.28	(1, 1)	4.2	L	24	7	9	4	1	1	0	0	0	0	3	25	29	7.71	1.714
Rollie Sheldon, R ERA: 5.45	(5, 1)	0.1		1	0	0	0	0	0	0	0	0	0	0	1	1	0.00	0.000
Jack Cullen, R ERA:	(6, 1)	2.0		8	1	0	0	2	1	0	0	0	0	0	11	15	0.00	1.000
Tex Clevenger, R ERA: 3.24	(8, 1)	2.0		8	3	0	0	1	0	0	0	0	0	0	10	10	0.00	1.500

PITCHER	IP	WLS	BF	H	R	ER	SO	BB	IBB	HBP	BLK	WP	HR	S	P	ERA	WHIP

BOTTOM

Boston Red Sox @ New York Yankees

Yankee Stadium, Bronx, NY

Sun Sep 09 1962, 3:33 AM EDT

Unknown - 76 F

livebaseballscorecards.com

Batter	1	2	3	4	5	6	7	8	9	AB	R	H	RBI	BB	SO	LOB
Tony Kubek, L (1, 6) OBP: 0.355, SLG: 0.418	0-0 2B 1B		0-0 F5 ①		BBB 4-0 1B 2B BB		0-0 F4 ③			3	2	1	0	1	0	0
Bobby Richardson, R (1, 4) OBP: 0.333, SLG: 0.407	0-0 1-3 2B 2B		0-0 B5-3 ②		0-0 2B 1-2 1B			0-0 F8 ①		4	1	2	0	0	0	0
Tom Tresh, S (1, 7) OBP: 0.353, SLG: 0.440	0-0 L7 ①		0-0 1B		0-0 1-3 2-H 2B			BBB 4-0 G5-3 BB BB		3	0	2	1	1	0	2
Roger Maris, L (1, 8) OBP: 0.358, SLG: 0.481	0-0 2-H 3-H 2B		SSS 0-3 K ③		0-0 F9 ③			BBBB 4-0 1-2 BB		3	0	1	2	1	1	3
Hector Lopez, R (1, 9) OBP: 0.353, SLG: 0.408	0-0 L9 ②			0-0 F9 ①		0-0 L9 ①		0-0 G5-3 ②③ 2-3f		4	0	0	0	0	0	3
Elston Howard, R (1, 2) OBP: 0.314, SLG: 0.466	0-0 5-3 ③			0-0 F9 ②		0-0 5-3 ②			0-0 1B	4	0	1	0	0	0	1
Bill Skowron, R (1, 3) OBP: 0.320, SLG: 0.461		SSS 0-3 K ①		0-0 5-3 ③		SSS 0-3 K ③			SSS 0-3 K ①	4	0	0	0	0	3	1
Clete Boyer, R (1, 5) OBP: 0.338, SLG: 0.429		SSS 0-3 K ②			0-0 F9 ①		0-0 6-3 ①		SSS 0-3 K ②	4	0	0	0	0	2	1
Hal Brown, R (1, 1) OBP: 0.276, SLG: 0.276 Rollie Sheldon, R (5, 1) OBP: 0.273, SLG: 0.077 Phil Linz, R (5, PH) OBP: 0.324, SLG: 0.387 Jack Cullen, R (6, 1) Johnny Blanchard, L (7, PH) OBP: 0.311, SLG: 0.408 Tex Clevenger, R (8, 1) Dale Long, L (9, PH) OBP: 0.338, SLG: 0.381		0-0 6-3 ③			0-0 F8 ②		0-0 F2 ②		0-0 F5 ③	1 0 1 0 1 0 1	0 0 0 0 0 0 0	0 0 0 0 0 0 0	0 0 0 0 0 0 0	0 0 0 0 0 0 0	0 0 0 0 0 0 0	0 0 0 0 0 0 1
Inning Stats	R: 2 H: 3 E: 0 LOB: 1 K: 0 BB: 0 S: 6 P: 6	R: 0 H: 0 E: 0 LOB: 0 K: 2 BB: 0 S: 7 P: 7	R: 0 H: 1 E: 0 LOB: 1 K: 1 BB: 0 S: 6 P: 6	R: 0 H: 0 E: 0 LOB: 0 K: 0 BB: 0 S: 3 P: 3	R: 1 H: 2 E: 0 LOB: 2 K: 0 BB: 1 S: 5 P: 9	R: 0 H: 0 E: 0 LOB: 0 K: 1 BB: 0 S: 5 P: 5	R: 0 H: 0 E: 0 LOB: 0 K: 0 BB: 0 S: 3 P: 3	R: 0 H: 0 E: 0 LOB: 1 K: 0 BB: 2 S: 2 P: 10	R: 0 H: 1 E: 0 LOB: 1 K: 2 BB: 0 S: 8 P: 8	1B: 4 SF: 0 2B: 3 SAC: 0 3B: 0 DP: 1 HR: 0 HBP: 0						

	AB	33
	R	3
	H	7
	RBI	3
	BB	3
	SO	6
	LOB	12

WP: 0 PA: 36
PB: 0
SB: 0
CS: 0

PITCHER		IP	WLS	BF	H	R	ER	SO	BB	IBB	HBP	BLK	WP	HR	S	P	ERA	WHIP
Bill Monbouquette, R ERA: 3.71	(1, 1)	9.0	W	36	7	3	3	6	3	0	0	0	0	0	45	57	3.00	1.111

PITCHER	IP	WLS	BF	H	R	ER	SO	BB	IBB	HBP	BLK	WP	HR	S	P	ERA	WHIP

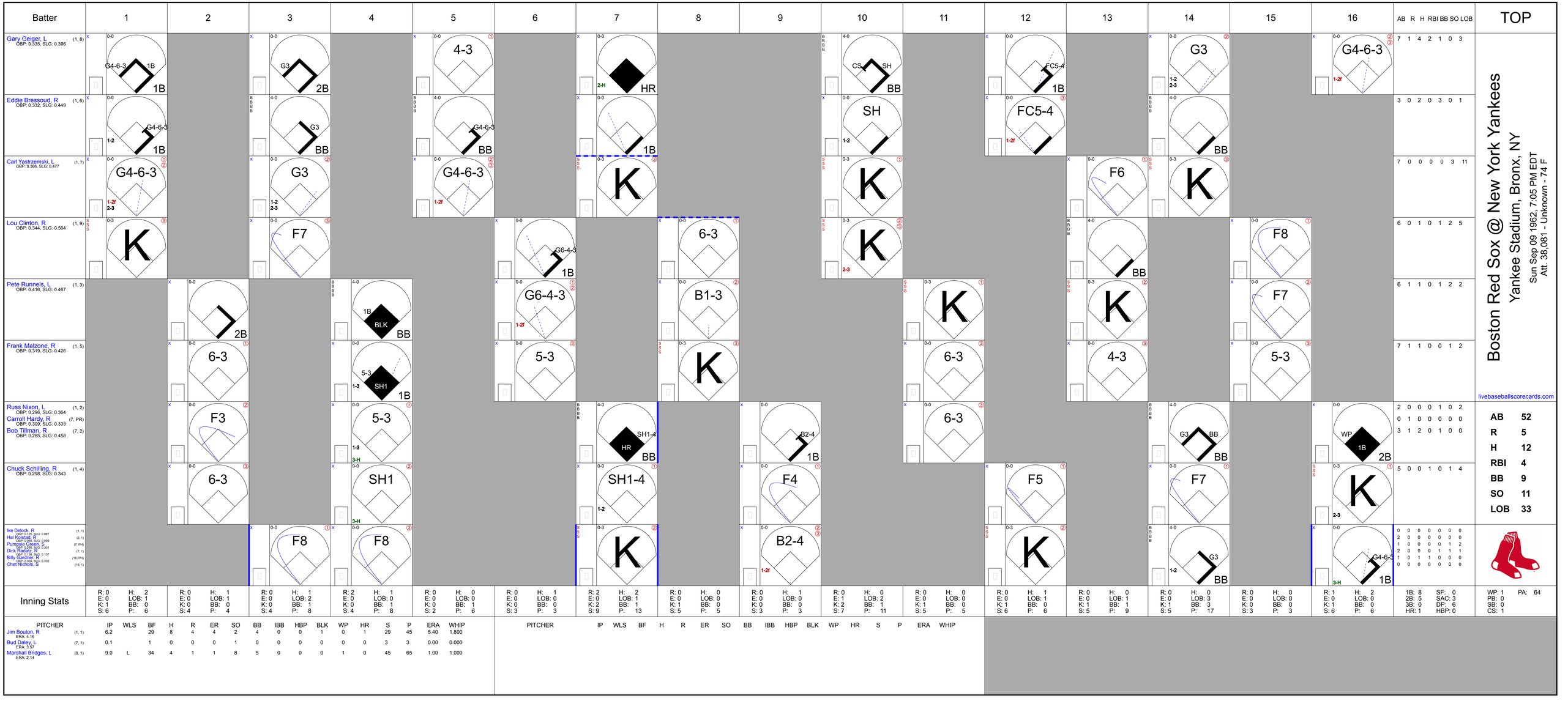
Batter
1
2
3
4
5
6
7
8
9
10
11
12
13
14
15
16
AB R H RBI BB SO LOB
TOP
Gary Geiger, L (1, 8) OBP: 0.335, SLG: 0.396
G4-6-3 1B
G3 2B
4-3
2-H HR
CS SH BB
FC5-4 1B
G3
7 1 4 2 1 0 3
Eddie Bressoud, R (1, 6) OBP: 0.332, SLG: 0.449
G4-6-3 1B
G3 BB
G4-6-3 BB
1B
SH
FC5-4
BB
3 0 2 0 3 0 1
Carl Yastrzemski, L (1, 7) OBP: 0.366, SLG: 0.477
G4-6-3
G3
G4-6-3
K
K
F6
K
7 0 0 0 0 3 11
Lou Clinton, R (1, 9) OBP: 0.344, SLG: 0.564
K
F7
G6-4-3 1B
6-3
K
K
BB
F8
6 0 1 0 1 2 5
Pete Runnels, L (1, 3) OBP: 0.416, SLG: 0.467
2B
1B BLK BB
G6-4-3
B1-3
K
6-3
K
F7
6 1 1 0 1 2 2
Frank Malzone, R (1, 5) OBP: 0.319, SLG: 0.426
6-3
5-3 SH1 1B
5-3
K
6-3
4-3
5-3
7 1 1 0 0 1 2
Russ Nixon, L (1, 2) OBP: 0.296, SLG: 0.364
Carroll Hardy, R (7, PR) OBP: 0.309, SLG: 0.333
Bob Tillman, R (7, 2) OBP: 0.285, SLG: 0.458
F3
5-3
HR SH1-4 BB
B2-4 1B
G3 BB
WP 1B 2B
2 0 0 0 1 0 2
0 1 0 0 0 0 0
3 1 2 0 1 0 0
Chuck Schilling, R (1, 4) OBP: 0.298, SLG: 0.343
6-3
SH1
SH1-4
F4
F5
F7
K
5 0 0 1 0 1 4
Ike Delock, R (1, 1) OBP: 0.139, SLG: 0.087
Hal Kolstad, R (2, 1) OBP: 0.059, SLG: 0.059
Pumpsie Green, S (7, PH) OBP: 0.286, SLG: 0.301
Dick Radatz, R (7, 1) OBP: 0.136, SLG: 0.107
Billy Gardner, R (16, PH) OBP: 0.304, SLG: 0.332
Chet Nichols, S (16, 1)
F8
F8
K
B2-4
K
G4-6-3 1B
0 0 0 0 0 0 0
2 0 0 0 0 0 0
1 0 0 0 0 1 2
2 0 0 0 1 1 1
1 0 1 1 0 0 0
0 0 0 0 0 0 0
Boston Red Sox @ New York Yankees
Yankee Stadium, Bronx, NY
Sun Sep 09 1962, 7:05 PM EDT
Att. 38,081 - Unknown - 74 F
livebaseballscorecards.com
AB 52
R 5
H 12
RBI 4
BB 9
SO 11
LOB 33
Inning Stats
R: 0 E: 0 K: 1 S: 6 H: 2 LOB: 1 BB: 0 P: 6
R: 0 E: 0 K: 0 S: 4 H: 1 LOB: 1 BB: 0 P: 4
R: 0 E: 0 K: 0 S: 4 H: 1 LOB: 2 BB: 1 P: 8
R: 2 E: 0 K: 0 S: 4 H: 1 LOB: 0 BB: 1 P: 8
R: 0 E: 0 K: 0 S: 2 H: 0 LOB: 0 BB: 1 P: 6
R: 0 E: 0 K: 0 S: 3 H: 1 LOB: 0 BB: 0 P: 3
R: 2 E: 0 K: 2 S: 9 H: 2 LOB: 1 BB: 1 P: 13
R: 0 E: 0 K: 1 S: 5 H: 0 LOB: 0 BB: 0 P: 5
R: 0 E: 0 K: 3 S: 3 H: 1 LOB: 0 BB: 0 P: 3
R: 0 E: 0 K: 2 S: 7 H: 0 LOB: 2 BB: 1 P: 11
R: 0 E: 0 K: 1 S: 5 H: 0 LOB: 0 BB: 0 P: 5
R: 0 E: 0 K: 1 S: 6 H: 1 LOB: 0 BB: 0 P: 6
R: 0 E: 0 K: 1 S: 5 H: 0 LOB: 1 BB: 1 P: 9
R: 0 E: 0 K: 1 S: 5 H: 0 LOB: 3 BB: 3 P: 17
R: 0 E: 0 K: 0 S: 3 H: 0 LOB: 0 BB: 0 P: 3
R: 1 E: 0 K: 1 S: 6 H: 2 LOB: 0 BB: 0 P: 6
1B: 8 2B: 5 3B: 0 HR: 1
SF: 0 SAC: 3 DP: 6 HBP: 0
WP: 1 PB: 0 SB: 0 CS: 1
PA: 64
PITCHER IP WLS BF H R ER SO BB IBB HBP BLK WP HR S P ERA WHIP
Jim Bouton, R (1, 1) ERA: 4.16 6.2 29 8 4 4 2 4 0 0 1 0 1 29 45 5.40 1.800
Bud Daley, L (7, 1) ERA: 3.57 0.1 1 0 0 0 1 0 0 0 0 0 0 3 3 0.00 0.000
Marshall Bridges, L (8, 1) ERA: 2.14 9.0 L 34 4 1 1 8 5 0 0 0 1 0 45 65 1.00 1.000
PITCHER IP WLS BF H R ER SO BB IBB HBP BLK WP HR S P ERA WHIP

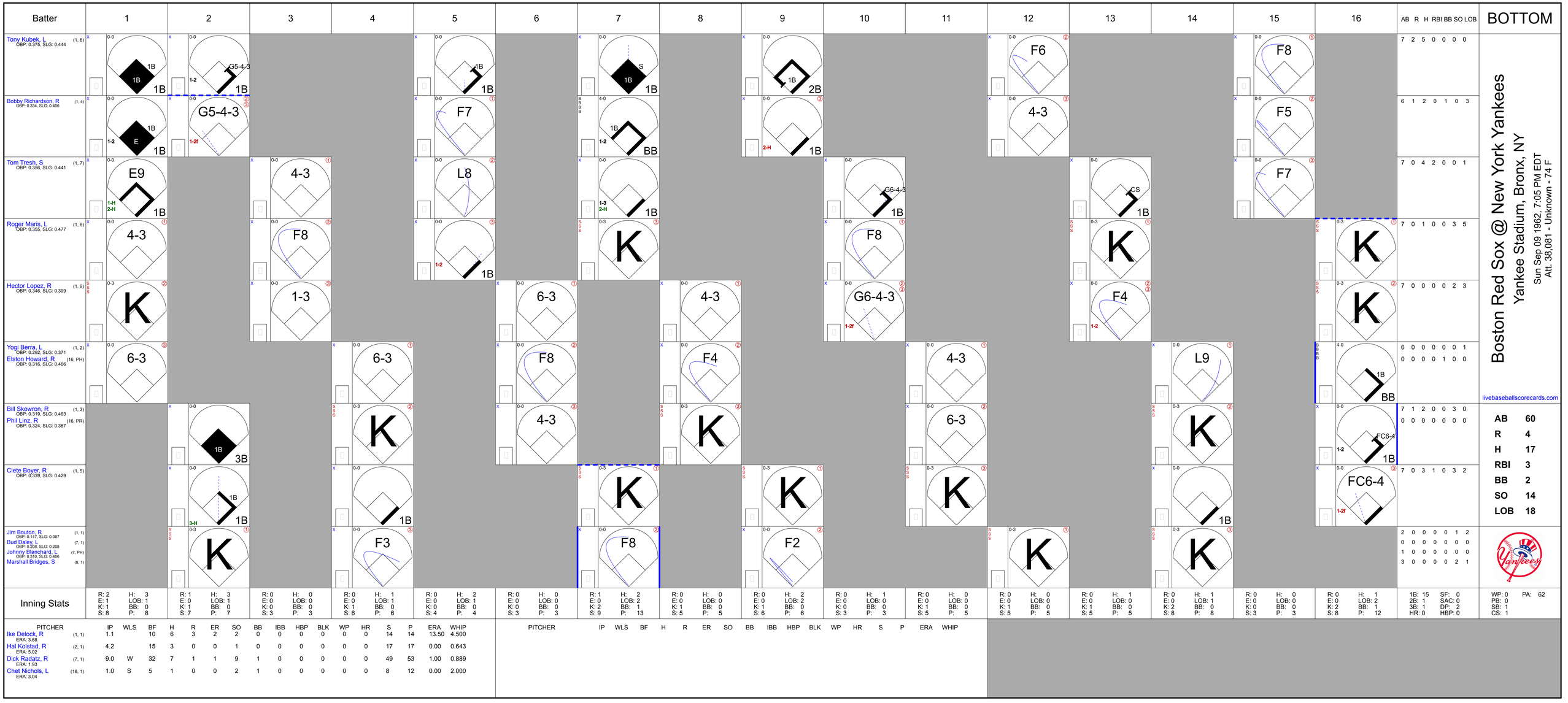
Batter
1
2
3
4
5
6
7
8
9
10
11
12
13
14
15
16
AB R H RBI BB SO LOB
BOTTOM
Tony Kubek, L (1, 6) OBP: 0.375, SLG: 0.444
Bobby Richardson, R (1, 4) OBP: 0.334, SLG: 0.406
Tom Tresh, S (1, 7) OBP: 0.356, SLG: 0.441
Roger Maris, L (1, 8) OBP: 0.355, SLG: 0.477
Hector Lopez, R (1, 9) OBP: 0.346, SLG: 0.399
Yogi Berra, L (1, 2) OBP: 0.292, SLG: 0.371
Elston Howard, R (16, PH) OBP: 0.316, SLG: 0.466
Bill Skowron, R (1, 3) OBP: 0.319, SLG: 0.463
Phil Linz, R (16, PR) OBP: 0.324, SLG: 0.387
Clete Boyer, R (1, 5) OBP: 0.339, SLG: 0.429
Jim Bouton, R (1, 1) OBP: 0.147, SLG: 0.067
Bud Daley, L (7, 1) OBP: 0.208, SLG: 0.208
Johnny Blanchard, L (7, PH) OBP: 0.310, SLG: 0.406
Marshall Bridges, S (8, 1)
Boston Red Sox @ New York Yankees
Yankee Stadium, Bronx, NY
Sun Sep 09 1962, 7:05 PM EDT
Att. 38,081 - Unknown - 74 F
livebaseballscorecards.com
AB 60
R 4
H 17
RBI 3
BB 2
SO 14
LOB 18
Inning Stats
PITCHER
Ike Delock, R (1, 1) ERA: 3.68
Hal Kolstad, R (2, 1) ERA: 5.02
Dick Radatz, R (7, 1) ERA: 1.93
Chet Nichols, L (16, 1) ERA: 3.04
IP WLS BF H R ER SO BB IBB HBP BLK WP HR S P ERA WHIP
1.1 10 6 3 2 2 0 0 0 0 0 0 14 14 13.50 4.500
4.2 15 3 0 0 1 0 0 0 0 0 0 17 17 0.00 0.643
9.0 W 32 7 1 1 9 1 0 0 0 0 0 49 53 1.00 0.889
1.0 S 5 1 0 0 2 1 0 0 0 0 0 8 12 0.00 2.000
1B: 15 SF: 0
2B: 1 SAC: 0
3B: 1 DP: 2
HR: 0 HBP: 0
WP: 0 PA: 62
PB: 0
SB: 1
CS: 1

Batter	1	2	3	4	5	6	7	8	9	10	11	12	AB	R	H	RBI	BB	SO	LOB
Gary Geiger, L (1, 8) OBP: 0.331, SLG: 0.391	3-1			F9		F8			3-1			F9	5	0	0	0	0	0	0
Eddie Bressoud, R (1, 6) OBP: 0.331, SLG: 0.447	F2			G4-6-3 1B			F8		4-3			1-3	5	0	1	0	0	0	0
Carl Yastrzemski, L (1, 7) OBP: 0.365, SLG: 0.473	6-3			G4-6-3 1-2f			F9		6-3			BB	4	0	0	0	1	0	1
Lou Clinton, R (1, 9) OBP: 0.340, SLG: 0.555		F7			F2		F4			F8		F8	5	0	0	0	0	0	1
Pete Runnels, L (1, 3) OBP: 0.417, SLG: 0.474 Carroll Hardy, R (8, PR) OBP: 0.309, SLG: 0.333 Don Gile, R (8, 3)		K			3B			1B 1B 2B		F8			3 0 1	0 1 0	2 0 0	0 0 0	0 0 0	1 0 0	0 0 0
Frank Malzone, R (1, 5) OBP: 0.317, SLG: 0.423		F4			5-3			1-3		F8			4	0	0	0	0	0	2
Russ Nixon, L (1, 2) OBP: 0.294, SLG: 0.360			F4		G3			L4-6 1B 1B 2-3			F7		4	0	1	0	0	0	1
Chuck Schilling, R (1, 4) OBP: 0.297, SLG: 0.342			K			5-3		1-2 3-H 1B			1-3		4	0	1	1	0	1	0
Earl Wilson, R (1, 1) OBP: 0.209, SLG: 0.344			K			5-3		L4-6 2-3			F9		4	0	0	0	0	1	2
Inning Stats	R: 0 H: 0 E: 0 LOB: 0 K: 0 BB: 0 S: 3 P: 3	R: 0 H: 0 E: 0 LOB: 0 K: 1 BB: 0 S: 5 P: 5	R: 0 H: 0 E: 0 LOB: 0 K: 2 BB: 0 S: 7 P: 7	R: 0 H: 1 E: 0 LOB: 0 K: 0 BB: 0 S: 3 P: 3	R: 0 H: 1 E: 0 LOB: 1 K: 0 BB: 0 S: 4 P: 4	R: 0 H: 0 E: 0 LOB: 0 K: 0 BB: 0 S: 3 P: 3	R: 0 H: 0 E: 0 LOB: 0 K: 0 BB: 0 S: 3 P: 3	R: 1 H: 3 E: 0 LOB: 2 K: 0 BB: 0 S: 5 P: 5	R: 0 H: 0 E: 0 LOB: 0 K: 0 BB: 0 S: 3 P: 3	R: 0 H: 0 E: 0 LOB: 0 K: 0 BB: 0 S: 3 P: 3	R: 0 H: 0 E: 0 LOB: 0 K: 0 BB: 0 S: 3 P: 3	R: 0 H: 0 E: 0 LOB: 1 K: 0 BB: 1 S: 3 P: 7	1B: 3 SF: 0 2B: 2 SAC: 0 3B: 1 DP: 2 HR: 0 HBP: 0						

PITCHER		IP	WLS	BF	H	R	ER	SO	BB	IBB	HBP	BLK	WP	HR	S	P	ERA	WHIP
Robin Roberts, R ERA: 2.68	(1, 1)	10.0		33	5	1	1	3	0	0	0	0	0	0	39	39	0.90	0.500
Wes Stock, R ERA: 3.88	(11, 1)	2.0	W	7	0	0	0	0	1	0	0	0	0	0	6	10	0.00	0.500

PITCHER		IP	WLS	BF	H	R	ER	SO	BB	IBB	HBP	BLK	WP	HR	S	P	ERA	WHIP

TOP

Boston Red Sox @ Baltimore Orioles

Memorial Stadium, Baltimore, MD

Mon Sep 10 1962, 7:05 PM EDT

Att. 9,063 - Unknown

livebaseballscorecards.com

AB	39
R	1
H	5
RBI	1
BB	1
SO	3
LOB	7

WP: 0	PA: 40		
PB: 0			
SB: 0			
CS: 0			

Batter	1	2	3	4	5	6	7	8	9	10	11	12	AB	R	H	RBI	BB	SO	LOB
Jerry Adair, R (1, 6) (11, 4) OBP: 0.313, SLG: 0.397	6-3		K 3-H			F2			1B SH3-4 1B		K		5	0	1	0	0	2	0
Russ Snyder, L (1, 9) (8, 7) OBP: 0.323, SLG: 0.426	BB		6-3			4-3			SH3-4 1-2		4-3		3	0	0	0	1	0	0
Brooks Robinson, R (1, 5) OBP: 0.343, SLG: 0.492	K			F6			FC3-6 BB		1B 2-3		2B		4	0	2	0	1	1	1
Jim Gentile, L (1, 3) OBP: 0.354, SLG: 0.493	F5			3-1			F9		F3		IBB		4	0	0	0	1	0	4
Boog Powell, L (1, 7) OBP: 0.313, SLG: 0.422 Jackie Brandt, R (7, PR) (8, 9) OBP: 0.325, SLG: 0.436		3-1		K			FC3-6 1-2f		K		1-3		3 2	0 0	0 0	0 0	0 0	1 1	1 4
Dave Nicholson, R (1, 8) OBP: 0.306, SLG: 0.342	K		K				K		K		FC 1B BB 1B		5	1	1	0	0	4	1
Hobie Landrith, R (1, 2) OBP: 0.329, SLG: 0.359	F2		1B					K		BB	1B 1-2 FC BB		3	0	1	0	2	1	0
Marv Breeding, R (1, 4) OBP: 0.272, SLG: 0.312 Whitey Herzog, L (10, PH) OBP: 0.378, SLG: 0.414 Mickey McGuire, R (11, 6)	SH1 WP 2B		F4					6-3		F5	FC 1B 1-2 2-3		3 1 1	1 0 0	1 0 0	0 0 0	0 0 0	0 0 0	0 1 2
Robin Roberts, S (1, 1) OBP: 0.283, SLG: 0.217 Charlie Lau, L (10, PH) OBP: 0.324, SLG: 0.456 Wes Stock, R (11, 1) Dick Williams, R (12, PH) OBP: 0.291, SLG: 0.289	SH1 2-3					K		F8		F6	1B 1-2 2-3 3-H		2 1 0 1	0 0 0 1	0 0 0 0	0 0 0 0	0 0 0 0	1 0 0 0	0 1 0 0
Inning Stats	R: 0 H: 0 E: 0 LOB: 1 K: 1 BB: 1 S: 5 P: 9	R: 0 H: 0 E: 0 LOB: 0 K: 1 BB: 0 S: 5 P: 5	R: 1 H: 1 E: 0 LOB: 0 K: 1 BB: 0 S: 6 P: 6	R: 0 H: 0 E: 0 LOB: 0 K: 1 BB: 0 S: 5 P: 5	R: 0 H: 1 E: 0 LOB: 0 K: 1 BB: 0 S: 5 P: 5	R: 0 H: 0 E: 0 LOB: 0 K: 1 BB: 0 S: 5 P: 5	R: 0 H: 0 E: 0 LOB: 1 K: 1 BB: 1 S: 5 P: 9	R: 0 H: 0 E: 0 LOB: 0 K: 1 BB: 0 S: 5 P: 5	R: 0 H: 2 E: 0 LOB: 2 K: 1 BB: 0 S: 7 P: 7	R: 0 H: 0 E: 0 LOB: 1 K: 1 BB: 1 S: 5 P: 9	R: 0 H: 1 E: 0 LOB: 2 K: 1 BB: 1 S: 6 P: 10	R: 1 H: 2 E: 0 LOB: 3 K: 0 BB: 1 S: 3 P: 7	1B: 5 2B: 2 3B: 0 HR: 0	SF: 0 SAC: 2 DP: 0 HBP: 0		WP: 1 PB: 0 SB: 0 CS: 0	PA: 45		

PITCHER	IP	WLS	BF	H	R	ER	SO	BB	IBB	HBP	BLK	WP	HR	S	P	ERA	WHIP
Earl Wilson, R (1, 1) ERA: 3.76	11.0	L	45	7	2	2	11	4	1	0	0	1	0	62	82	1.64	1.000

PITCHER	IP	WLS	BF	H	R	ER	SO	BB	IBB	HBP	BLK	WP	HR	S	P	ERA	WHIP

BOTTOM

Boston Red Sox @ Baltimore Orioles

Memorial Stadium, Baltimore, MD

Mon Sep 10 1962, 7:05 PM EDT

Att. 9,063 - Unknown

livebaseballscorecards.com

AB	38
R	2
H	7
RBI	1
BB	5
SO	11
LOB	15

Batter	1	2	3	4	5	6	7	8	9	AB	R	H	RBI	BB	SO	LOB
Gary Geiger, L (1, 8) OBP: 0.331, SLG: 0.390 Jim Pagliaroni, R (9, PH) OBP: 0.356, SLG: 0.441 Carroll Hardy, R (9, PR) OBP: 0.309, SLG: 0.333 (9, 8)	F8		E 2B 1B		1-3		4-3		BBBB 1-2 HR BB	4 0 0	1 0 1	1 0 0	0 0 0	0 1 0	0 0 0	0 0 0
Eddie Bressoud, R (1, 6) OBP: 0.332, SLG: 0.452	K		E5 1-2 2B		G2			1B 1B	1-H 2-H HR	5	3	2	3	0	1	1
Carl Yastrzemski, L (1, 7) OBP: 0.365, SLG: 0.474	K		1-H 2-H 2B		F8			1B SF9 1-3 1B	L3-1	5	1	2	2	0	1	1
Lou Clinton, R (1, 9) OBP: 0.338, SLG: 0.550		L9	F4			F3		1B 1-3 3-H	F3	5	0	1	1	0	0	2
Pete Runnels, L (1, 3) OBP: 0.418, SLG: 0.473		FC6 1B		BBBB 3-1 1B BB		4-3		F7		3	0	1	0	1	0	2
Frank Malzone, R (1, 5) OBP: 0.315, SLG: 0.421		F6		F6		6-3		SF9 3-H		3	0	0	1	0	0	2
Russ Nixon, L (1, 2) OBP: 0.293, SLG: 0.356		FC6 1-2f		3-1 1-2 1B			6-3	K		4	0	1	0	0	1	2
Chuck Schilling, R (1, 4) OBP: 0.294, SLG: 0.338			K	3-1 1-2 2-3			G3		F6	4	0	0	0	0	1	2
Gene Conley, R (1, 1) OBP: 0.222, SLG: 0.346 Bob Tillman, R (7, PH) OBP: 0.288, SLG: 0.473 Merlin Nippert, R (7, 1) Dick Radatz, R (8, 1) OBP: 0.138, SLG: 0.107 Pumpsie Green, S (9, PH) OBP: 0.302, SLG: 0.310 Hal Kolstad, R (9, 1) OBP: 0.059, SLG: 0.059			K	K			HR		BB HR 1B	2 1 0 0 1 0	0 1 0 0 1 0	0 1 0 0 1 0	0 1 0 0 0 0	2 0 0 0 0 0	2 0 0 0 0 0	
Inning Stats	R: 0 E: 0 K: 2 S: 7 H: 0 LOB: 0 BB: 0 P: 7	R: 0 E: 0 K: 0 S: 4 H: 1 LOB: 1 BB: 0 P: 4	R: 2 E: 1 K: 2 S: 10 H: 2 LOB: 1 BB: 0 P: 10	R: 0 E: 0 K: 1 S: 6 H: 1 LOB: 2 BB: 1 P: 10	R: 0 E: 0 K: 0 S: 3 H: 0 LOB: 0 BB: 0 P: 3	R: 0 E: 0 K: 0 S: 3 H: 0 LOB: 0 BB: 0 P: 3	R: 1 E: 0 K: 0 S: 4 H: 1 LOB: 0 BB: 0 P: 4	R: 2 E: 0 K: 1 S: 8 H: 3 LOB: 1 BB: 0 P: 8	R: 3 E: 0 K: 0 S: 5 H: 2 LOB: 1 BB: 1 P: 9	1B: 7 2B: 1 3B: 0 HR: 2 SF: 1 SAC: 0 DP: 0 HBP: 0				WP: 0 PB: 0 SB: 0 CS: 0	PA: 40	

PITCHER		IP	WLS	BF	H	R	ER	SO	BB	IBB	HBP	BLK	WP	HR	S	P	ERA	WHIP
Phil Regan, R ERA: 4.31	(1, 1)	7.0		30	7	5	3	5	1	0	0	0	0	1	39	43	3.86	1.143
Terry Fox, R ERA: 1.92	(8, 1)	0.0		1	1	0	0	0	0	0	0	0	0	0	1	1	∞	∞
Ron Nischwitz, L ERA: 3.95	(8, 1)	1.1	L	6	1	2	2	1	1	0	0	0	0	0	7	11	13.50	1.500
Ron Kline, R ERA: 4.3	(9, 1)	0.2		3	1	1	1	0	0	0	0	0	0	1	3	3	13.50	1.500

PITCHER	IP	WLS	BF	H	R	ER	SO	BB	IBB	HBP	BLK	WP	HR	S	P	ERA	WHIP

TOP

Boston Red Sox @ Detroit Tigers

Tiger Stadium, Detroit, MI

Wed Sep 12 1962, 4:33 AM EDT

Unknown

livebaseballscorecards.com

AB	37
R	8
H	10
RBI	8
BB	2
SO	6
LOB	14

Boston Red Sox @ Detroit Tigers

Tiger Stadium, Detroit, MI

Wed Sep 12 1962, 4:33 AM EDT

Unknown

BOTTOM

Batter	1	2	3	4	5	6	7	8	9	AB	R	H	RBI	BB	SO	LOB
Chico Fernandez, R (1, 6) OBP: 0.307, SLG: 0.418	E 1B	L7			S 1B 1-3		F7		K	5	0	2	0	0	1	3
Bill Bruton, L (1, 8) OBP: 0.350, SLG: 0.436	E7 G6-4-3 1-2	6-3			4-3 1-2			F7	4-3	5	0	0	0	0	0	4
Al Kaline, R (1, 9) OBP: 0.378, SLG: 0.600	L4	L8				L6		HR 1B		4	1	1	0	0	0	2
Rocky Colavito, R (1, 7) OBP: 0.373, SLG: 0.532	G6-4-3 1-2f	5-3				HR		1-H HR		4	2	2	3	0	0	2
Norm Cash, L (1, 3) OBP: 0.375, SLG: 0.501		4-3		4-3		HR		K		4	1	1	1	0	1	0
Dick McAuliffe, L (1, 4) OBP: 0.347, SLG: 0.392		BBBB 1B E BB		F7		4-3		K		3	1	0	0	1	1	0
Bobo Osborne, L (1, 5) OBP: 0.360, SLG: 0.250 Steve Boros, R (7, 5) OBP: 0.326, SLG: 0.409		1B E 1-3 1B		F7		K			K	3 1	1 0	1 0	0 0	0 0	1 1	0 0
Dick Brown, R (1, 2) OBP: 0.283, SLG: 0.356 Bob Farley, L (9, PH) OBP: 0.354, SLG: 0.290	E9 1-H 3-H 1B				1B 1B		L8		BBBBB FC BB	3 0	0 0	2 0	1 0	0 1	0 0	0 0
Phil Regan, R (1, 1) OBP: 0.218, SLG: 0.208 Terry Fox, R (8, 1) OBP: 0.545, SLG: 0.429 Ron Nischwitz, S (8, 1) OBP: 0.455, SLG: 0.636 Ron Kline, R (9, 1) OBP: 0.125, SLG: 0.125 Vic Wertz, L (9, PH) OBP: 0.358, SLG: 0.500 Jake Wood, R (9, PR) OBP: 0.289, SLG: 0.346		K			K		5-3		FC 1-2	3 0 0 0 1 0	0 0 0 0 0 0	0 0 0 0 0 0	0 0 0 0 0 0	0 0 0 0 0 0	2 0 0 0 0 0	2 0 0 0 1 0
Inning Stats	R: 0 E: 1 K: 0 S: 4 H: 1 LOB: 1 BB: 0 P: 4	R: 2 E: 1 K: 1 S: 7 H: 2 LOB: 1 BB: 1 P: 11	R: 0 E: 0 K: 0 S: 3 H: 0 LOB: 0 BB: 0 P: 3	R: 0 E: 0 K: 0 S: 3 H: 0 LOB: 0 BB: 0 P: 3	R: 0 E: 0 K: 1 S: 6 H: 2 LOB: 1 BB: 0 P: 6	R: 2 E: 0 K: 1 S: 7 H: 2 LOB: 0 BB: 0 P: 7	R: 0 E: 0 K: 0 S: 3 H: 0 LOB: 0 BB: 0 P: 3	R: 2 E: 0 K: 2 S: 9 H: 2 LOB: 0 BB: 0 P: 9	R: 0 E: 0 K: 2 S: 8 H: 0 LOB: 2 BB: 1 P: 12	1B: 6 2B: 0 3B: 0 HR: 3	SF: 0 SAC: 0 DP: 1 HBP: 0			WP: 0 PB: 0 SB: 1 CS: 0	PA: 38		

livebaseballscorecards.com

	AB	36
	R	6
	H	9
	RBI	5
	BB	2
	SO	7
	LOB	14

PITCHER		IP	WLS	BF	H	R	ER	SO	BB	IBB	HBP	BLK	WP	HR	S	P	ERA	WHIP
Gene Conley, R ERA: 4.11	(1, 1)	6.0		25	7	4	3	3	1	0	0	0	0	2	30	34	4.50	1.333
Merlin Nippert, R ERA: 6.75	(7, 1)	1.1		5	1	1	1	0	0	0	0	0	0	0	5	5	6.75	0.750
Dick Radatz, R ERA: 2.0	(8, 1)	0.2	W	3	1	1	1	2	0	0	0	0	0	1	7	7	13.50	1.500
Hal Kolstad, R ERA: 4.94	(9, 1)	1.0	S	5	0	0	0	2	1	0	0	0	0	0	8	12	0.00	1.000

PITCHER	IP	WLS	BF	H	R	ER	SO	BB	IBB	HBP	BLK	WP	HR	S	P	ERA	WHIP

Boston Red Sox @ Detroit Tigers

Tiger Stadium, Detroit, MI

Wed Sep 12 1962, 4:38 AM EDT

Att. 3,272 - Unknown

TOP

livebaseballscorecards.com

Batter	1	2	3	4	5	6	7	8	9	AB	R	H	RBI	BB	SO	LOB
Gary Geiger, L (1, 8) OBP: 0.335, SLG: 0.398	0-0 1B 3B		0-0 BB 2B 1B	0-0 ② 5-3 1-2			0-0 4-3 1B 1B	BBBB 4-0 WP 1-2 BB		4	3	3	0	1	0	1
Eddie Bressoud, R (1, 6) OBP: 0.332, SLG: 0.451	0-0 3-H 1B		BBBB 4-0 2B 1-2 HR BB	0-0 ③ F8			0-0 ① 4-3 1-2	0-0 ③ L9 1-2 2-3		4	1	1	1	1	0	4
Carl Yastrzemski, L (1, 7) OBP: 0.364, SLG: 0.474	0-0 ① F6		0-0 HR 1-3 2-H 2B		0-0 ① F8		0-0 ② 4-3		0-0 ① 3-1	5	1	1	1	0	0	2
Lou Clinton, R (1, 9) OBP: 0.339, SLG: 0.548	0-0 ② F8		0-0 ① F3		0-0 E5 FC5-4		0-0 1B 2-H 1B		0-0 E 1B	5	0	2	1	0	0	3
Frank Malzone, R (1, 5) OBP: 0.317, SLG: 0.428	0-0 ③ F7		0-0 2-H 3-H HR		0-0 ② FC5-4 1-2f		0-0 FC5-4 1-2 1B		0-0 E5 G5-3 1-3 1B	5	1	3	3	0	0	2
Bob Tillman, R (1, 2) OBP: 0.286, SLG: 0.468		0-0 6-3 1B	SSS 0-3 ② K		0-0 ③ F7		0-0 ③ FC5-4 1-2f		0-0 FC	5	0	1	0	0	1	5
Don Gile, R (1, 3)		0-0 ① F6	0-0 ③ F8			0-0 ① F3		BBBB 4-0 WP BB BB	0-0 ②③ G5-3 2-3f	4	0	0	0	1	0	4
Billy Gardner, R (1, 4) OBP: 0.303, SLG: 0.330		0-0 ② 6-3 1-2		0-0 5-3 1B		SSS 0-3 ② K		0-0 ① F8		4	0	1	0	0	1	2
Don Schwall, R (1, 1) OBP: 0.143, SLG: 0.115		0-0 ③ L9		SSS 0-3 ① K		0-0 ③ 5-3		SSS 0-3 ② K		3	0	0	0	0	1	2
Arnold Earley, L (7, 1) OBP: 0.273, SLG: 0.200										0	0	0	0	0	0	0
Mike Fornieles, R (7, 1) OBP: 0.188, SLG: 0.188										1	0	0	0	0	1	1
Inning Stats	R: 1 H: 2 E: 0 LOB: 1 K: 0 BB: 0 S: 5 P: 5	R: 0 H: 1 E: 0 LOB: 1 K: 0 BB: 0 S: 4 P: 4	R: 4 H: 3 E: 0 LOB: 0 K: 1 BB: 1 S: 8 P: 12	R: 0 H: 1 E: 0 LOB: 1 K: 1 BB: 0 S: 6 P: 6	R: 0 H: 0 E: 1 LOB: 1 K: 0 BB: 0 S: 4 P: 4	R: 0 H: 0 E: 0 LOB: 0 K: 1 BB: 0 S: 5 P: 5	R: 1 H: 3 E: 0 LOB: 2 K: 0 BB: 0 S: 6 P: 6	R: 0 H: 0 E: 0 LOB: 2 K: 1 BB: 2 S: 5 P: 13	R: 0 H: 2 E: 1 LOB: 2 K: 0 BB: 0 S: 5 P: 5	1B: 9 SF: 0 2B: 1 SAC: 0 3B: 1 DP: 1 HR: 1 HBP: 0						WP: 1 PA: 43 PB: 0 SB: 0 CS: 0	

	AB	40
	R	6
	H	12
	RBI	6
	BB	3
	SO	4
	LOB	26

PITCHER		IP	WLS	BF	H	R	ER	SO	BB	IBB	HBP	BLK	WP	HR	S	P	ERA	WHIP
Paul Foytack, R ERA: 4.54	(1, 1)	3.0	L	16	6	5	5	1	1	0	0	0	0	1	17	21	15.00	2.333
Howie Koplitz, R ERA: 5.26	(4, 1)	2.0		8	1	0	0	1	0	0	0	0	0	0	10	10	0.00	0.500
Ron Nischwitz, L ERA: 3.97	(6, 1)	2.0		9	3	1	1	1	0	0	0	0	0	0	11	11	4.50	1.500
Tom Fletcher, L ERA:	(8, 1)	2.0		10	2	0	0	1	2	0	0	0	1	0	10	18	0.00	2.000

PITCHER	IP	WLS	BF	H	R	ER	SO	BB	IBB	HBP	BLK	WP	HR	S	P	ERA	WHIP

Boston Red Sox @ Detroit Tigers

Tiger Stadium, Detroit, MI

Wed Sep 12 1962, 4:38 AM EDT

Att. 3,272 - Unknown

BOTTOM

Batter	1	2	3	4	5	6	7	8	9	AB	R	H	RBI	BB	SO	LOB
Jake Wood, R (1, 4) OBP: 0.290, SLG: 0.345	BBBB 4-0 L6-4 G3 BB		x 0-0 ② F9		x 0-0 ② FC FC5 BB 1-2f		x 0-0 BB 1-2 2-H 1B		x 0-0 ②③ G6-4-3 1-2f	4	0	1	1	1	0	2
Bill Bruton, L (1, 8) OBP: 0.351, SLG: 0.434	x 0-0 ① G3 1-2		x 0-0 ③ F8		BBBB 4-0 1-2 BB		BBBB 4-0 L6-4-3 1-2 2-3 BB			2	0	0	0	2	0	1
Al Kaline, R (1, 9) OBP: 0.377, SLG: 0.595	x 0-0 ②③ L6-4 2-3			BBBB 4-0 BB	x 0-0 ③ FC5 2-3f		x 0-0 ②③ L6-4-3 1-2			3	0	0	0	1	0	6
Rocky Colavito, R (1, 7) OBP: 0.372, SLG: 0.529		x 0-0 ① 5-3		x 0-0 ① F6		x 0-0 ① L1		H 1-0 1B HBP		3	0	0	0	0	0	1
Norm Cash, L (1, 3) OBP: 0.376, SLG: 0.500		BBBB 4-0 FC5 BB BB		x 0-0 ② F6		x 0-0 ② F9		x 0-0 G6-4-3 1-2 1B		3	0	1	0	1	0	1
Dick McAuliffe, L (1, 5) OBP: 0.346, SLG: 0.389		BBBB 4-0 1-2 BB		x 0-0 ③ G3		x 0-0 ③ F8		x 0-0 ① F9		3	0	0	0	1	0	3
Chico Fernandez, R (1, 6) OBP: 0.306, SLG: 0.419		SSS 0-3 ② K			x 0-0 1B SF9 2B		x 0-0 ① F1	x 0-0 ②③ G6-4-3 1-2f		4	1	1	0	0	1	4
Mike Roarke, R (1, 2) OBP: 0.277, SLG: 0.354		x 0-0 ③ FC5 2-3f			x 0-0 FC 2-3 1B		BBBB 4-0 HBP 1B BB		x 0-0 ① 5-3	3	1	1	0	1	0	2
Paul Foytack, R (1, 1) OBP: 0.150, SLG: 0.150 Frank Kostro, R (3, PH) OBP: 0.313, SLG: 0.313 Howie Koplitz, R (4, 1) OBP: 0.333, SLG: 0.333 Bob Farley, L (5, PH) OBP: 0.462, SLG: 0.296 Ron Nischwitz, S (6, 1) OBP: 0.400, SLG: 0.636 Bobo Osborne, L (7, PH) OBP: 0.000, SLG: 0.000 Tom Fletcher, S (8, 1) Vic Wertz, L (9, PH) OBP: 0.364, SLG: 0.500 Bubba Morton, R (9, PH) OBP: 0.364, SLG: 0.397			SSS 0-3 ① K		x 0-0 ① SF9 3-H		H 1-0 BB 1B 1-2 HBP		BBBB 4-0 G6-4-3 BB	0 0 0 0 0 0 0 1 0 0 0 0 1 0 0 0 0 0 0 0 0 0 0 0 1 0 0 0 0 0 0 0 0 0 0 0 0 0 0 0 0 0 0 0 0 0 0 0 0 0 0 0 0 1 0 0 0 0 0 0 0 0 0						
Inning Stats	R: 0 H: 0 E: 0 LOB: 0 K: 0 BB: 1 S: 2 P: 6	R: 0 H: 0 E: 0 LOB: 2 K: 1 BB: 2 S: 5 P: 13	R: 0 H: 0 E: 0 LOB: 0 K: 1 BB: 0 S: 5 P: 5	R: 0 H: 0 E: 0 LOB: 1 K: 0 BB: 1 S: 3 P: 7	R: 1 H: 2 E: 0 LOB: 2 K: 0 BB: 1 S: 5 P: 9	R: 0 H: 0 E: 0 LOB: 0 K: 0 BB: 0 S: 3 P: 3	R: 1 H: 1 E: 0 LOB: 2 K: 0 BB: 2 S: 3 P: 12	R: 0 H: 1 E: 0 LOB: 1 K: 0 BB: 0 S: 3 P: 4	R: 0 H: 0 E: 0 LOB: 1 K: 0 BB: 1 S: 2 P: 6	1B: 3 SF: 1 2B: 2 SAC: 0 3B: 0 DP: 4 HR: 0 HBP: 2						

livebaseballscorecards.com

AB	26
R	2
H	4
RBI	2
BB	8
SO	2
LOB	20

WP: 0 PA: 37
PB: 0
SB: 0
CS: 0

PITCHER		IP	WLS	BF	H	R	ER	SO	BB	IBB	HBP	BLK	WP	HR	S	P	ERA	WHIP
Don Schwall, R ERA: 5.01	(1, 1)	6.1	W	28	3	2	2	2	6	0	1	0	0	0	25	50	2.84	1.421
Arnold Earley, L ERA: 5.46	(7, 1)	0.0		1	0	0	0	0	1	0	0	0	0	0	0	4	∞	∞
Mike Fornieles, R ERA: 5.38	(7, 1)	2.2	S	8	1	0	0	0	1	0	1	0	0	0	6	11	0.00	0.750

PITCHER	IP	WLS	BF	H	R	ER	SO	BB	IBB	HBP	BLK	WP	HR	S	P	ERA	WHIP

Batter	1	2	3	4	5	6	7	8	9	AB	R	H	RBI	BB	SO	LOB
Gary Geiger, L (1, 8) OBP: 0.334, SLG: 0.395	L9		F2		F8		E4 1B 1-3	L9		5	1	1	0	0	0	2
Eddie Bressoud, R (1, 6) OBP: 0.331, SLG: 0.448	K		F7		K		1B 2-3 3-H		K	3	0	0	0	0	2	2
Merlin Nippert, R (5, 1)										0	0	0	0	0	0	0
Bob Tillman, R (7, PH) OBP: 0.289, SLG: 0.470										1	1	1	1	0	0	0
Arnold Earley, L (7, 1) OBP: 0.273, SLG: 0.200										0	0	0	0	0	0	0
Carroll Hardy, R (9, PH) OBP: 0.309, SLG: 0.332										1	0	0	0	0	1	0
Carl Yastrzemski, L (1, 7) OBP: 0.364, SLG: 0.473	F5			K		F5	1B 1-3 3-H		1B	5	0	2	1	0	1	0
Lou Clinton, R (1, 9) OBP: 0.339, SLG: 0.546		1B HBP FC5-2 1B		K		F6	FC5-4 1-3 3-H		K	5	0	2	1	0	2	1
Pete Runnels, L (1, 3) OBP: 0.420, SLG: 0.473		FC5-2 1B 1-2 HBP		BB		F8	FC5-4 1-2f		K	0	0	0	0	1	0	0
Don Gile, R (4, 3)										3	0	0	0	0	1	3
Frank Malzone, R (1, 5) OBP: 0.318, SLG: 0.428				4-3			K	HR		2	0	1	0	0	0	1
Billy Gardner, R (4, 5) OBP: 0.305, SLG: 0.332		G5-3 FC5-2 1-2 2-3								2	1	1	0	0	1	0
Russ Nixon, L (1, 2) OBP: 0.291, SLG: 0.352		FC5-2 1-2 2-3 3-Hf			FC3-6 1B		K	L9		4	0	1	0	0	1	4
Chuck Schilling, R (1, 4) OBP: 0.296, SLG: 0.342		G5-3 2-3f			FC3-6 1-2		1B	F8		4	1	2	0	0	0	4
Pete Smith, R (1, 1)			3-1		FC3-6 1-2f 2-3		E 2-H	1-H		1	0	0	0	0	0	0
William MacLeod, L (4, 1)										0	0	0	0	0	0	0
Pumpsie Green, S (5, PH) OBP: 0.313, SLG: 0.356										3	2	2	3	0	0	2
(5, 6)																

TOP

Boston Red Sox @ Detroit Tigers

Tiger Stadium, Detroit, MI

Thu Sep 13 1962, 4:33 AM EDT

Att. 2,734 - Unknown

livebaseballscorecards.com

AB	39
R	6
H	13
RBI	6
BB	1
SO	9
LOB	19

Inning Stats	1	2	3	4	5	6	7	8	9
	R: 0 E: 0 K: 1 S: 5	H: 0 LOB: 0 BB: 0 P: 5	R: 0 E: 0 K: 0 S: 4	H: 2 LOB: 2 BB: 0 P: 5	R: 0 E: 0 K: 0 S: 3	H: 0 LOB: 0 BB: 0 P: 3	R: 0 E: 0 K: 2 S: 7	H: 0 LOB: 1 BB: 1 P: 11	R: 0 E: 0 K: 1 S: 7	H: 2 LOB: 2 BB: 0 P: 7	R: 0 E: 0 K: 0 S: 3	H: 0 LOB: 0 BB: 0 P: 3	R: 4 E: 1 K: 2 S: 13	H: 6 LOB: 2 BB: 0 P: 13	R: 2 E: 0 K: 0 S: 5	H: 2 LOB: 0 BB: 0 P: 5	R: 0 E: 0 K: 3 S: 10	H: 1 LOB: 1 BB: 0 P: 10

| | | | | | | | | | | | | | | | |

Batter	1	2	3	4	5	6	7	8	9	AB	R	H	RBI	BB	SO	LOB
Chico Fernandez, R (1, 6) OBP: 0.307, SLG: 0.427	K		SF7 3-H	HR 1-H 2-H		1B 1-2		F6		4	1	2	4	0	1	0
Bill Bruton, L (1, 8) OBP: 0.351, SLG: 0.433	F6		HR BB 1-2	6-3		F8		2B BB 2B		2	1	0	0	1	0	0
Bubba Morton, R (5, 8) OBP: 0.365, SLG: 0.394										1	1	0	0	1	0	2
Al Kaline, R (1, 9) OBP: 0.377, SLG: 0.603	L6-3		HR 1-H 2-H		K	FC5 2-3f		2B 1-3		5	2	2	3	0	1	2
Rocky Colavito, R (1, 7) OBP: 0.375, SLG: 0.537		HR	6-3		HR BB		E BB	E 2-H 3-H		3	3	2	3	2	0	0
Norm Cash, L (1, 3) OBP: 0.375, SLG: 0.503		4-3	4-3		HR 1-H		F7	E6 G6-4-3 2-3		5	1	1	2	0	0	2
Dick McAuliffe, L (1, 4) OBP: 0.344, SLG: 0.389		F8		2B 1B	6-3		K	G6-4-3 1-2f		5	0	1	0	0	1	3
Steve Boros, R (1, 5) OBP: 0.326, SLG: 0.405		6-3		1-3	K		1B BB 1-2 E			3	1	0	0	1	1	1
Dick Brown, R (1, 2) OBP: 0.288, SLG: 0.360			1B SF7 1B	HR BB 2-H 1B		F4	E9 WP 1-H 2-H 1B			4	2	3	1	0	0	0
Jim Bunning, R (1, 1) OBP: 0.270, SLG: 0.337			HR BB 1-3 1B	HR 1-2 BB		FC5 1B 1B	5-3 2-3			3	2	2	0	1	0	1
Inning Stats	R: 0 H: 0 E: 0 LOB: 0 K: 1 BB: 0 S: 5 P: 5	R: 1 H: 1 E: 0 LOB: 0 K: 0 BB: 0 S: 4 P: 4	R: 4 H: 3 E: 0 LOB: 0 K: 0 BB: 1 S: 6 P: 10	R: 3 H: 3 E: 0 LOB: 0 K: 0 BB: 1 S: 5 P: 9	R: 2 H: 1 E: 0 LOB: 0 K: 2 BB: 1 S: 8 P: 12	R: 0 H: 2 E: 0 LOB: 2 K: 0 BB: 0 S: 5 P: 5	R: 2 H: 1 E: 1 LOB: 1 K: 1 BB: 2 S: 6 P: 14	R: 2 H: 2 E: 1 LOB: 1 K: 0 BB: 1 S: 5 P: 9		1B: 6 SF: 1 2B: 3 SAC: 0 3B: 0 DP: 1 HR: 4 HBP: 0						

PITCHER		IP	WLS	BF	H	R	ER	SO	BB	IBB	HBP	BLK	WP	HR	S	P	ERA	WHIP
Pete Smith, R ERA: 19.64	(1, 1)	3.2	L	19	7	8	8	1	2	0	0	0	0	3	19	27	19.64	2.455
William MacLeod, L ERA:	(4, 1)	0.1		1	0	0	0	0	0	0	0	0	0	0	1	1	0.00	0.000
Merlin Nippert, R ERA: 8.1	(5, 1)	2.0		10	3	2	2	2	1	0	0	0	0	1	13	17	9.00	2.000
Arnold Earley, L ERA: 5.7	(7, 1)	2.0		12	3	4	3	1	3	0	0	0	1	0	11	23	13.50	3.000

PITCHER	IP	WLS	BF	H	R	ER	SO	BB	IBB	HBP	BLK	WP	HR	S	P	ERA	WHIP

BOTTOM

Boston Red Sox @ Detroit Tigers

Tiger Stadium, Detroit, MI

Thu Sep 13 1962, 4:33 AM EDT

Att. 2,734 - Unknown

livebaseballscorecards.com

AB	35
R	14
H	13
RBI	13
BB	6
SO	4
LOB	11

WP: 1 PA: 42
PB: 0
SB: 0
CS: 0

Batter	1	2	3	4	5	6	7	8	9	AB	R	H	RBI	BB	SO	LOB
Tony Kubek, L (1, 6) OBP: 0.378, SLG: 0.482	F7		FC5-4 1B	K			F6		L7	5	0	1	0	0	1	2
Bobby Richardson, R (1, 4) OBP: 0.336, SLG: 0.410	3-1		FC5-4 2B 1-2f	L8			BB 2B		2B	5	0	2	0	0	0	1
Tom Tresh, S (1, 7) OBP: 0.357, SLG: 0.439	1B 1B BB		1-3 2B	BB			BB		BB	1	1	1	0	4	0	0
Mickey Mantle, S (1, 8) OBP: 0.477, SLG: 0.594	1-3 1B		F2	F8			K		K	5	0	1	0	0	2	7
Roger Maris, L (1, 9) OBP: 0.353, SLG: 0.472	1-2 3-H 1B		K	K			1-2 2-3 BB		F7	4	0	1	1	1	2	5
Elston Howard, R (1, 2) OBP: 0.317, SLG: 0.464	K			1B		6-3	K			4	0	1	0	0	2	5
Bill Skowron, R (1, 3) OBP: 0.320, SLG: 0.466		F4		F9		G5-3 1B BB		K		3	0	0	0	1	1	1
Clete Boyer, R (1, 5) OBP: 0.335, SLG: 0.423		K		1-3 1B		1-2 1B		B1-3		4	0	2	0	0	1	0
Ralph Terry, R (1, 1) OBP: 0.220, SLG: 0.188		6-3		F4		G5-3 2-3f		K		2	0	0	0	0	0	2
Yogi Berra, L (6, PH) OBP: 0.292, SLG: 0.386										1	0	0	0	0	0	2
Jim Coates, R (6, 1) OBP: 0.129, SLG: 0.100										0	0	0	0	0	0	0
Dale Long, L (8, PH) OBP: 0.341, SLG: 0.379										1	0	0	0	0	1	0
Rollie Sheldon, R (8, 1) OBP: 0.273, SLG: 0.077										0	0	0	0	0	0	0
Inning Stats	R: 1 E: 0 K: 1 S: 7 H: 2 LOB: 2 BB: 1 P: 11	R: 0 E: 0 K: 1 S: 5 H: 0 LOB: 0 BB: 0 P: 5	R: 0 E: 0 K: 1 S: 7 H: 2 LOB: 2 BB: 0 P: 7	R: 0 E: 0 K: 1 S: 7 H: 2 LOB: 2 BB: 0 P: 7	R: 0 E: 0 K: 1 S: 5 H: 0 LOB: 1 BB: 1 P: 9	R: 0 E: 0 K: 0 S: 3 H: 1 LOB: 1 BB: 1 P: 7	R: 0 E: 0 K: 2 S: 8 H: 1 LOB: 3 BB: 2 P: 16	R: 0 E: 0 K: 2 S: 7 H: 0 LOB: 0 BB: 0 P: 7	R: 0 E: 0 K: 1 S: 6 H: 1 LOB: 2 BB: 1 P: 10	1B: 6 2B: 3 3B: 0 HR: 0 SF: 0 SAC: 0 DP: 1 HBP: 0						

PITCHER		IP	WLS	BF	H	R	ER	SO	BB	IBB	HBP	BLK	WP	HR	S	P	ERA	WHIP
Bill Monbouquette, R ERA: 3.64	(1, 1)	6.1	W	30	8	1	1	5	4	0	0	0	0	0	36	52	1.42	1.895
Dick Radatz, R ERA: 1.96	(7, 1)	2.2	S	11	1	0	0	5	2	0	0	0	0	0	19	27	0.00	1.125

PITCHER		IP	WLS	BF	H	R	ER	SO	BB	IBB	HBP	BLK	WP	HR	S	P	ERA	WHIP

TOP

New York Yankees @ Boston Red Sox

Fenway Park, Boston, MA

Fri Sep 14 1962, 7:05 PM EDT

Att. 24,370 - Unknown

livebaseballscorecards.com

AB	35
R	1
H	9
RBI	1
BB	6
SO	10
LOB	25

Batter	1	2	3	4	5	6	7	8	9	AB	R	H	RBI	BB	SO	LOB
Gary Geiger, L (1, 8) OBP: 0.331, SLG: 0.392	F9		K		3-1		E1 BB			4	0	0	0	0	1	0
Eddie Bressoud, R (1, 6) OBP: 0.332, SLG: 0.448	K		K		1B		1-2 BB			3	0	1	0	1	2	0
Carl Yastrzemski, L (1, 7) OBP: 0.364, SLG: 0.473	4-3			2B 2B	4-3		F8			4	1	1	0	0	0	3
Lou Clinton, R (1, 9) OBP: 0.344, SLG: 0.551		2B 6-3 1B		3-1 2-H 4-3 2B		1B E 1B	F4			4	3	3	1	0	0	2
Pete Runnels, L (1, 3) OBP: 0.419, SLG: 0.474		1-3 2B		3-1 2-3		F8		5-3		4	0	1	0	0	0	2
Frank Malzone, R (1, 5) OBP: 0.319, SLG: 0.429		6-3 3-H		4-3 1B		1-3 FC6 1B		6-3		4	0	2	1	0	0	1
Russ Nixon, L (1, 2) OBP: 0.290, SLG: 0.349		F7		4-3 1-2 3-H		1-2f FC6 3-H		1B		4	0	1	2	0	0	3
Chuck Schilling, R (1, 4) OBP: 0.296, SLG: 0.341		L7		5-3		F2		1-2 1B		4	0	1	0	0	0	3
Bill Monbouquette, R (1, 1) OBP: 0.183, SLG: 0.108			K		K		K		K	2	0	0	0	0	2	0
Dick Radatz, R (7, 1) OBP: 0.129, SLG: 0.100										2	0	0	0	0	2	2
Inning Stats	R: 0 E: 0 K: 1 S: 5 H: 0 LOB: 0 BB: 0 P: 5	R: 1 E: 0 K: 0 S: 5 H: 2 LOB: 1 BB: 0 P: 5	R: 0 E: 0 K: 3 S: 9 H: 0 LOB: 0 BB: 0 P: 9	R: 2 E: 0 K: 0 S: 6 H: 3 LOB: 1 BB: 0 P: 6	R: 0 E: 0 K: 1 S: 6 H: 1 LOB: 1 BB: 0 P: 6	R: 1 E: 1 K: 0 S: 5 H: 2 LOB: 1 BB: 0 P: 5	R: 0 E: 1 K: 1 S: 6 H: 0 LOB: 2 BB: 1 P: 10	R: 0 E: 0 K: 1 S: 7 H: 2 LOB: 2 BB: 0 P: 7		1B: 7 2B: 3 3B: 0 HR: 0 SF: 0 SAC: 0 DP: 0 HBP: 0						

WP: 0 PB: 0 SB: 0 CS: 0 PA: 36

PITCHER		IP	WLS	BF	H	R	ER	SO	BB	IBB	HBP	BLK	WP	HR	S	P	ERA	WHIP
Ralph Terry, R ERA: 3.25	(1, 1)	5.0	L	21	6	3	3	5	0	0	0	0	0	0	31	31	5.40	1.200
Jim Coates, R ERA: 4.61	(6, 1)	2.0		10	2	1	1	1	1	0	0	0	0	0	11	15	4.50	1.500
Rollie Sheldon, R ERA: 5.38	(8, 1)	1.0		5	2	0	0	1	0	0	0	0	0	0	7	7	0.00	2.000

PITCHER	IP	WLS	BF	H	R	ER	SO	BB	IBB	HBP	BLK	WP	HR	S	P	ERA	WHIP

New York Yankees @ Boston Red Sox

Fenway Park, Boston, MA

Fri Sep 14 1962, 7:05 PM EDT

Att. 24,370 - Unknown

BOTTOM

livebaseballscorecards.com

AB	35
R	4
H	10
RBI	4
BB	1
SO	7
LOB	16

Batter	1	2	3	4	5	6	7	8	9	AB	R	H	RBI	BB	SO	LOB
Tony Kubek, L (1, 6) OBP: 0.373, SLG: 0.472	E SH 1B		F7 ①		6-3 ①	L6 ③		4-3 ③		5	0	1	0	0	0	1
Bobby Richardson, R (1, 4) OBP: 0.335, SLG: 0.409	SH E 1-2		6-3 ②		F9 ②		S 1B		E5 BB 1B	4	1	1	0	0	0	0
Tom Tresh, S (1, 7) OBP: 0.358, SLG: 0.443	K ①		G3 ③		HR		F7 ①		1B SF8 BB 1-2	4	2	1	1	1	1	3
Mickey Mantle, S (1, 8) OBP: 0.478, SLG: 0.593	E6 FC6-4 1-2 2-3			HR 1B	1B BB		K ② 1-2		S SF8 HR 1B 1-3 2-H	4	2	2	1	1	1	3
Roger Maris, L (1, 9) OBP: 0.353, SLG: 0.477	F6 ②			1-H HR	1-3 1B		K ③		SF8 ① 1-2 3-H	4	1	2	3	0	1	4
Elston Howard, R (1, 2) OBP: 0.316, SLG: 0.467	FC6-4 ③ 1-2f			K ①	6-3 ③			6-3 ①	HR 2-H	5	1	1	2	0	1	5
Bill Skowron, R (1, 3) OBP: 0.318, SLG: 0.463		4-3 ①		1B 1B		K ①		6-3 ②	F6 ②	5	0	1	0	0	1	0
Clete Boyer, R (1, 5) OBP: 0.336, SLG: 0.424		6-3 ②		B5-4-3 1B 1-2		K ②		HR 2B	K ③	5	1	2	0	0	2	0
Bill Stafford, R (1, 1) OBP: 0.243, SLG: 0.278 Joe Pepitone, L (8, PH) OBP: 0.267, SLG: 0.445 Marshall Bridges, S (8, 1) Jim Bouton, R (8, 1) OBP: 0.147, SLG: 0.067		5-3 ③		B5-4-3 ② ③ 1-2f		1B		HR 2-H		3 1 0 0	0 1 0 0	1 1 0 0	0 2 0 0	0 0 0 0	0 0 0 0	2 0 0 0
Inning Stats	R: 0 E: 2 K: 1 S: 8 H: 1 LOB: 3 BB: 0 P: 8	R: 0 E: 0 K: 0 S: 3 H: 0 LOB: 0 BB: 0 P: 3	R: 0 E: 0 K: 0 S: 3 H: 0 LOB: 0 BB: 0 P: 3	R: 2 E: 0 K: 1 S: 8 H: 4 LOB: 1 BB: 0 P: 8	R: 1 E: 0 K: 0 S: 5 H: 2 LOB: 2 BB: 1 P: 9	R: 0 E: 0 K: 2 S: 8 H: 1 LOB: 1 BB: 0 P: 8	R: 0 E: 0 K: 2 S: 8 H: 1 LOB: 1 BB: 0 P: 8	R: 2 E: 0 K: 0 S: 5 H: 2 LOB: 0 BB: 0 P: 5	R: 4 E: 1 K: 1 S: 8 H: 2 LOB: 0 BB: 1 P: 12	1B: 8 2B: 1 3B: 0 HR: 4 SF: 1 SAC: 1 DP: 1 HBP: 0						

PITCHER		IP	WLS	BF	H	R	ER	SO	BB	IBB	HBP	BLK	WP	HR	S	P	ERA	WHIP
Earl Wilson, R ERA: 3.76	(1, 1)	7.0		32	9	3	3	6	1	0	0	0	0	2	43	47	3.86	1.429
Hal Kolstad, R ERA: 5.46	(8, 1)	1.0	L	8	3	5	4	0	1	0	0	0	0	1	7	11	36.00	4.000
Chet Nichols, L ERA: 3.02	(9, 1)	0.1		1	0	0	0	0	0	0	0	0	0	0	1	1	0.00	0.000
Ike Delock, R ERA: 3.75	(9, 1)	0.2		3	1	1	1	1	0	0	0	0	0	1	5	5	13.50	1.500

PITCHER	IP	WLS	BF	H	R	ER	SO	BB	IBB	HBP	BLK	WP	HR	S	P	ERA	WHIP

TOP

New York Yankees @ Boston Red Sox

Fenway Park, Boston, MA

Sat Sep 15 1962, 3:33 AM EDT
Att. 22,280 - Unknown - 79 F

AB	40
R	9
H	13
RBI	9
BB	2
SO	7
LOB	18

1B: 8	SF: 1	WP: 0	PA: 44
2B: 1	SAC: 1	PB: 0	
3B: 0	DP: 1	SB: 2	
HR: 4	HBP: 0	CS: 0	

livebaseballscorecards.com

Batter	1	2	3	4	5	6	7	8	9	AB	R	H	RBI	BB	SO	LOB
Gary Geiger, L (1, 8) OBP: 0.329, SLG: 0.389	3-1	F9			K			5-3	6-3	3	0	0	0	0	1	2
Bob Tillman, R (8, PH) OBP: 0.287, SLG: 0.466										2	0	0	0	0	0	0
(9, 2)																
Eddie Bressoud, R (1, 6) OBP: 0.334, SLG: 0.449	K		4-3		BB 1-2			E 2B BB	2B	3	1	1	0	2	1	0
Carl Yastrzemski, L (1, 7) OBP: 0.363, SLG: 0.471	E HBP 1B		1-3		K2-5-2 2-3f			E4 2B 1-3	K	5	2	1	0	0	2	4
Lou Clinton, R (1, 9) OBP: 0.344, SLG: 0.550	E 1-2 HBP		L5			K		E 1-3 3-H 2B	K	4	1	1	1	0	2	1
Pete Runnels, L (1, 3) OBP: 0.416, SLG: 0.470	E3 FC5-4 1-3 2-H			6-3		4-3		K		4	0	0	0	0	1	3
Frank Malzone, R (1, 5) OBP: 0.317, SLG: 0.426	FC5-4 1-2f			F7		F5		E8 1B 2B 2-H 3-H		4	1	0	0	0	0	2
Russ Nixon, L (1, 2) OBP: 0.284, SLG: 0.341		5-3		E6			5-3	1-2 2B 1B		3	0	0	0	0	0	0
Jim Pagliaroni, R (8, PH) OBP: 0.358, SLG: 0.444										1	0	1	0	0	0	0
Carroll Hardy, R (8, PR) OBP: 0.309, SLG: 0.332										0	1	0	0	0	0	0
(9, 8)																
Chuck Schilling, R (1, 4) OBP: 0.295, SLG: 0.343		F5		F8			K	1-H 2-H 2B		4	0	1	2	0	1	1
Earl Wilson, R (1, 1) OBP: 0.232, SLG: 0.344		BB			K2-5-2 BB		G3	K		0	0	0	0	2	0	0
Pumpsie Green, S (7, PH) OBP: 0.310, SLG: 0.352										1	0	0	0	0	0	0
Hal Kolstad, R (8, 1) OBP: 0.056, SLG: 0.056										1	0	0	0	0	1	2
Chet Nichols, S (9, 1)										0	0	0	0	0	0	0
Ike Delock, R (9, 1) OBP: 0.125, SLG: 0.087										0	0	0	0	0	0	0
Inning Stats	R: 1 H: 1 E: 1 LOB: 2 K: 1 BB: 0 S: 7 P: 8	R: 0 H: 0 E: 0 LOB: 1 K: 0 BB: 1 S: 3 P: 7	R: 0 H: 0 E: 0 LOB: 0 K: 0 BB: 0 S: 3 P: 3	R: 0 H: 0 E: 1 LOB: 1 K: 0 BB: 0 S: 4 P: 4	R: 0 H: 0 E: 0 LOB: 2 K: 2 BB: 2 S: 6 P: 14	R: 0 H: 0 E: 0 LOB: 0 K: 1 BB: 0 S: 5 P: 5	R: 0 H: 0 E: 0 LOB: 0 K: 1 BB: 0 S: 5 P: 5	R: 5 H: 3 E: 2 LOB: 2 K: 2 BB: 1 S: 12 P: 16	R: 0 H: 1 E: 0 LOB: 1 K: 2 BB: 0 S: 8 P: 8	1B: 2 SF: 0 2B: 4 SAC: 0 3B: 0 DP: 1 HR: 0 HBP: 1						

PITCHER		IP	WLS	BF	H	R	ER	SO	BB	IBB	HBP	BLK	WP	HR	S	P	ERA	WHIP
Bill Stafford, R ERA: 3.44	(1, 1)	7.0		27	1	1	0	5	3	0	1	0	0	0	33	46	0.00	0.571
Marshall Bridges, L ERA: 2.48	(8, 1)	0.2		8	3	5	1	1	1	0	0	0	0	0	9	13	13.50	6.000
Jim Bouton, R ERA: 4.05	(8, 1)	1.1	W	5	1	0	0	3	0	0	0	0	0	0	11	11	0.00	0.750

PITCHER	IP	WLS	BF	H	R	ER	SO	BB	IBB	HBP	BLK	WP	HR	S	P	ERA	WHIP

BOTTOM

New York Yankees @ Boston Red Sox

Fenway Park, Boston, MA

Sat Sep 15 1962, 3:33 AM EDT
Att. 22,280 - Unknown - 79 F

livebaseballscorecards.com

AB	35
R	6
H	5
RBI	3
BB	4
SO	9
LOB	15

WP: 0 PA: 40
PB: 0
SB: 0
CS: 0

New York Yankees @ Boston Red Sox

Fenway Park, Boston, MA

Sun Sep 16 1962, 3:33 AM EDT

Att. 25,048 - Unknown

TOP

livebaseballscorecards.com

Batter	1	2	3	4	5	6	7	8	9	AB	R	H	RBI	BB	SO	LOB
Tony Kubek, L (1, 6) OBP: 0.369, SLG: 0.466	G3	4-3			FC6-4 1B			4-3		4	0	1	0	0	0	1
Bobby Richardson, R (1, 4) OBP: 0.335, SLG: 0.408	1B 1B 1B		4-3		FC6-4 S 1-2f			5-3		4	1	1	0	0	0	1
Tom Tresh, S (1, 7) OBP: 0.357, SLG: 0.442	1B 1B 1-3 1B		S S S K		F4 1-2			4-3		4	1	1	0	0	1	1
Mickey Mantle, S (1, 8) OBP: 0.478, SLG: 0.595	1B 1-3 3-H 1B		F5			S S S K			1B SF8 2B	4	1	2	1	0	1	0
Roger Maris, L (1, 9) OBP: 0.354, SLG: 0.477	G5-4-3 1-2 3-H 1B			F4		F8			2-3 1B	4	0	2	1	0	0	0
Elston Howard, R (1, 2) OBP: 0.315, SLG: 0.464	G5-4-3 1-2f			B B B B BB		5-3			F4	3	0	0	0	1	0	4
Bill Skowron, R (1, 3) OBP: 0.316, SLG: 0.460		L9		S S S K			5-3		SF8 3-H	3	0	0	1	0	1	1
Clete Boyer, R (1, 5) OBP: 0.334, SLG: 0.422		4-3		F6			5-3		F4	3	0	0	0	0	0	1
Johnny Blanchard, L (9, PH) OBP: 0.309, SLG: 0.404										1	0	0	0	0	0	1
Whitey Ford, L (1, 1) OBP: 0.191, SLG: 0.150		B B B B BB			F8		F9			1	0	0	0	1	0	0
Joe Pepitone, L (7, PH) OBP: 0.265, SLG: 0.442										1	0	0	0	0	0	0
Hal Brown, R (7, 1) OBP: 0.276, SLG: 0.276										0	0	0	0	0	0	0

	AB	32
	R	3
	H	7
	RBI	3
	BB	2
	SO	3
	LOB	10

Inning Stats	1	2	3	4	5	6	7	8	9
	R: 2 E: 0 K: 0 S: 6	H: 4 LOB: 1 BB: 0 P: 6	R: 0 E: 0 K: 0 S: 3	H: 0 LOB: 1 BB: 1 P: 7	R: 0 E: 0 K: 1 S: 5	H: 0 LOB: 0 BB: 0 P: 5	R: 0 E: 0 K: 1 S: 5	H: 0 LOB: 0 BB: 0 P: 5	R: 0 E: 0 K: 0 S: 4	H: 1 LOB: 1 BB: 0 P: 4	R: 0 E: 0 K: 0 S: 3	H: 0 LOB: 0 BB: 0 P: 3	R: 0 E: 0 K: 0 S: 3	H: 0 LOB: 0 BB: 0 P: 3	R: 1 E: 0 K: 0 S: 5	H: 2 LOB: 1 BB: 0 P: 5

	1B: 6	SF: 1	WP: 0	PA: 35
	2B: 1	SAC: 0	PB: 0	
	3B: 0	DP: 1	SB: 1	
	HR: 0	HBP: 0	CS: 0	

PITCHER		IP	WLS	BF	H	R	ER	SO	BB	IBB	HBP	BLK	WP	HR	S	P	ERA	WHIP
Gene Conley, R ERA: 4.08	(1, 1)	8.0	W	31	6	3	3	3	2	0	0	0	0	0	35	43	3.38	1.000
Dick Radatz, R ERA: 1.94	(9, 1)	1.0	S	4	1	0	0	0	0	0	0	0	0	0	4	4	0.00	1.000

PITCHER		IP	WLS	BF	H	R	ER	SO	BB	IBB	HBP	BLK	WP	HR	S	P	ERA	WHIP

BOTTOM

New York Yankees @ Boston Red Sox

Fenway Park, Boston, MA

Sun Sep 16 1962, 3:33 AM EDT

Att. 25,048 - Unknown

livebaseballscorecards.com

Batter	1	2	3	4	5	6	7	8	9	AB	R	H	RBI	BB	SO	LOB
Carroll Hardy, R (1, 8) OBP: 0.311, SLG: 0.340	G4-6-3 1B		FC1-5 3B	L7		4-3		SH2-4 2-3		4	0	2	0	0	0	2
Eddie Bressoud, R (1, 6) OBP: 0.333, SLG: 0.447	G4-6-3 1-2f		FC1-5 1B 3-H		5-3	1B 1B		K		5	1	1	0	0	1	3
Carl Yastrzemski, L (1, 7) OBP: 0.366, SLG: 0.472	BB BB		E 1B 2-H		3B 1B	K		1B BB		3	1	2	1	2	1	1
Lou Clinton, R (1, 9) OBP: 0.350, SLG: 0.558	1-2 BB		E1 1-3		1-H 1B 3B	1-2 1B		1-2 3-H 1B		4	1	3	2	1	0	1
Frank Malzone, R (1, 5) OBP: 0.316, SLG: 0.424	K		L3		F9 1B 3-H 1B	6-3		G3		5	0	1	1	0	1	8
Bob Tillman, R (1, 2) OBP: 0.286, SLG: 0.462		K		6-3	BB 1-2 1B		F8			4	0	1	0	0	1	0
Pete Runnels, L (1, 3) OBP: 0.413, SLG: 0.467		4-3		4-3	F9 2-3		F7			4	0	0	0	0	0	2
Chuck Schilling, R (1, 4) OBP: 0.297, SLG: 0.341		L8		E BB	 1-2 BB		L8			2	0	0	0	2	0	0
Gene Conley, R (1, 1) OBP: 0.230, SLG: 0.354			F4	E6 1-2	5-3			SH2-4 1B 2B		4	1	1	0	0	0	4
Dick Radatz, R (9, 1) OBP: 0.129, SLG: 0.100										0	0	0	0	0	0	0
Inning Stats	R: 0 E: 0 K: 1 S: 5 H: 1 LOB: 2 BB: 2 P: 13	R: 0 E: 0 K: 1 S: 5 H: 0 LOB: 0 BB: 0 P: 5	R: 1 E: 1 K: 0 S: 6 H: 2 LOB: 2 BB: 0 P: 6	R: 0 E: 1 K: 0 S: 4 H: 0 LOB: 2 BB: 1 P: 8	R: 2 E: 0 K: 0 S: 7 H: 4 LOB: 3 BB: 1 P: 11	R: 0 E: 0 K: 1 S: 7 H: 2 LOB: 2 BB: 0 P: 7	R: 0 E: 0 K: 0 S: 3 H: 0 LOB: 0 BB: 0 P: 3	R: 1 E: 0 K: 1 S: 7 H: 2 LOB: 2 BB: 1 P: 11		1B: 8 2B: 1 3B: 2 HR: 0 SF: 0 SAC: 1 DP: 1 HBP: 0						

	AB	35
	R	4
	H	11
	RBI	4
	BB	5
	SO	4
	LOB	21

PITCHER		IP	WLS	BF	H	R	ER	SO	BB	IBB	HBP	BLK	WP	HR	S	P	ERA	WHIP
Whitey Ford, L ERA: 2.96	(1, 1)	6.0	L	32	9	3	3	3	4	0	0	0	0	0	34	50	4.50	2.167
Hal Brown, R ERA: 4.29	(7, 1)	2.0		9	2	1	1	1	1	0	0	0	0	0	10	14	4.50	1.500

PITCHER	IP	WLS	BF	H	R	ER	SO	BB	IBB	HBP	BLK	WP	HR	S	P	ERA	WHIP

Batter	1	2	3	4	5	6	7	8	9	AB	R	H	RBI	BB	SO	LOB
Gary Geiger, L (1, 8) OBP: 0.332, SLG: 0.392	S S S 0-3 ① K	S S S 0-3 ③ K 2-3		x 0-0 1B 1-3 3-H 1B	x 0-0 1-H 2-H 2B		B B B B 4-0 S BB			4	0	2	3	1	2	1
Eddie Bressoud, R (1, 6) OBP: 0.333, SLG: 0.448	x 0-0 1B 2B		x 0-0 ① F7	x 0-0 2-3 3-H 1B	S S S 0-3 ③ K		x 0-0 ③ F9 1-2			5	1	2	1	0	1	2
Carl Yastrzemski, L (1, 7) OBP: 0.363, SLG: 0.468	x 0-0 ② 6-3		x 0-0 ② L4	x 0-0 ③ F7		x 0-0 ① 3-1		x 0-0 ① F5		5	0	0	0	0	0	3
Lou Clinton, R (1, 9) OBP: 0.353, SLG: 0.559	x 0-0 2-H 1B		x 0-0 1B		x 0-0 ① F7	x 0-0 FC4-6 1B		x 0-0 ② F7		5	0	3	1	0	0	0
Pete Runnels, L (1, 3) OBP: 0.412, SLG: 0.464	x 0-0 ③ 4-3		x 0-0 ③ F5		x 0-0 PB 1B 1B 1B	x 0-0 ② FC4-6 1-2f HR		x 0-0 ③ 6-3		5	2	1	0	0	0	3
Frank Malzone, R (1, 5) OBP: 0.317, SLG: 0.429		x 0-0 ① F3		x 0-0 ① F5	x 0-0 PB 1-2 1B 1B	x 0-0 1-H HR			x 0-0 ① 1-3	5	2	2	2	0	0	0
Russ Nixon, L (1, 2) OBP: 0.295, SLG: 0.341		x 0-0 1B 5-3 1B		x 0-0 ② 4-3	4-0 1B 1-2 2-3 2B IBB	x 0-0 ③ 3-1			B B B B 4-0 BB	3	2	1	0	2	0	0
Chuck Schilling, R (1, 4) OBP: 0.296, SLG: 0.339		x 0-0 PB 5-3 1-3 1B		x 0-0 E5 1B 1B	S S S 0-3 ② K		x 0-0 ① F9		x 0-0 ② F9	5	1	1	0	0	1	4
Don Schwall, R (1, 1) OBP: 0.162, SLG: 0.136 Arnold Earley, L (9, 1) OBP: 0.273, SLG: 0.200		x 0-0 ② 5-3 1-2 3-H		x 0-0 1B 1-3 1B	x 0-0 1-2 2-H 3-H 2B		x 0-0 ② 1-3		x 0-0 ③ F8	5 0	2 0	2 0	3 0	0 0	0 0	2 0
Inning Stats	R: 1 E: 0 K: 1 S: 7 H: 2 LOB: 1 BB: 0 P: 7	R: 1 E: 0 K: 1 S: 7 H: 2 LOB: 1 BB: 0 P: 7	R: 0 E: 0 K: 0 S: 4 H: 1 LOB: 1 BB: 0 P: 4	R: 2 E: 1 K: 0 S: 7 H: 3 LOB: 2 BB: 0 P: 7	R: 4 E: 0 K: 2 S: 11 H: 4 LOB: 1 BB: 1 P: 15	R: 2 E: 0 K: 0 S: 5 H: 2 LOB: 0 BB: 0 P: 5	R: 0 E: 0 K: 0 S: 3 H: 0 LOB: 1 BB: 1 P: 7	R: 0 E: 0 K: 0 S: 3 H: 0 LOB: 0 BB: 0 P: 3	R: 0 E: 0 K: 0 S: 3 H: 0 LOB: 1 BB: 1 P: 7	1B: 11 2B: 2 3B: 0 HR: 1	SF: 0 SAC: 0 DP: 0 HBP: 0						

TOP

Boston Red Sox @ Chicago White Sox

Comiskey Park, Chicago, IL

Tue Sep 18 1962, 8:05 PM EDT

Att. 14,498 - Unknown

livebaseballscorecards.com

AB	42
R	10
H	14
RBI	10
BB	3
SO	4
LOB	15

WP: 0 PB: 2 SB: 1 CS: 0 PA: 45

PITCHER		IP	WLS	BF	H	R	ER	SO	BB	IBB	HBP	BLK	WP	HR	S	P	ERA	WHIP
Early Wynn, R ERA: 4.27	(1, 1)	5.0	L	29	12	8	6	4	0	1	0	0	0	0	36	40	10.80	2.400
Frank Baumann, L ERA: 3.19	(6, 1)	1.0		5	2	2	2	0	0	0	0	0	0	1	5	5	18.00	2.000
Dave DeBusschere, R ERA: 2.12	(7, 1)	3.0		11	0	0	0	0	2	0	0	0	0	0	9	17	0.00	0.667

PITCHER		IP	WLS	BF	H	R	ER	SO	BB	IBB	HBP	BLK	WP	HR	S	P	ERA	WHIP

Batter	1	2	3	4	5	6	7	8	9	AB	R	H	RBI	BB	SO	LOB
Jim Landis, R (1, 8) OBP: 0.333, SLG: 0.382	SH2-3, S, 1B; 1B	BBBB; WP, 1-2; 1B; BB		F8			6-3		BBBB; 2B, 1-2; BB	3	2	1	0	2	0	1
Nellie Fox, L (1, 4) OBP: 0.319, SLG: 0.345	SH2-3, 1-3	1-H, 2-H; 1B			F9		FC6-4; 1B		1-3, 2-H; 2B	4	0	3	3	0	0	0
Joe Cunningham, L (1, 3) OBP: 0.407, SLG: 0.433	BB; 3-H; 1B	6-3			2B; 1B		FC6-4; 1B; 1-2f		6-3	5	1	2	1	0	0	4
Floyd Robinson, L (1, 9) OBP: 0.383, SLG: 0.468	F6		G6-4-3; 1B		1-H; 2B		1-2; 1B		BBBB; FC6-4; BB	4	0	3	1	1	0	1
Charlie Maxwell, L (1, 7) OBP: 0.370, SLG: 0.450 Mike Hershberger, R (9, PH) OBP: 0.321, SLG: 0.317	BBBB; 1-2; BB		G6-4-3; 1-2f		1B		F9		F9	3 1	0 0	1 0	0 0	1 0	0 0	3 3
Al Smith, R (1, 5) OBP: 0.361, SLG: 0.467	SSS; K		6-3		F3			5-3	FC6-4; 1-2f	5	0	0	0	0	1	6
Luis Aparicio, R (1, 6) OBP: 0.284, SLG: 0.345		F3		G4-6-3; 1B		4-3		SSS; K		4	0	1	0	0	1	0
J.C. Martin, L (1, 2) OBP: 0.053, SLG: 0.053		1-3		G4-6-3; 1-2f		6-3		F9		4	0	0	0	0	0	1
Early Wynn, S (1, 1) OBP: 0.236, SLG: 0.163 Frank Baumann, L (6, 1) OBP: 0.378, SLG: 0.400 Brian McCall, L (6, PH) Dave DeBusschere, R (7, 1) Deacon Jones, L (9, PH) OBP: 0.421, SLG: 0.412		E6; WP, BB; 1B		BBBB; BB		SSS; K			BB; 2B; 1B	1 0 1 0 1	1 0 0 0 1	0 0 0 0 1	0 0 0 0 0	1 0 0 0 0	0 0 1 0 0	0 0 0 0 0
Inning Stats	R: 1 E: 0 K: 1 S: 7 H: 2 LOB: 2 BB: 1 P: 11	R: 2 E: 1 K: 0 S: 5 H: 1 LOB: 1 BB: 1 P: 9	R: 0 E: 0 K: 0 S: 3 H: 1 LOB: 0 BB: 0 P: 3	R: 0 E: 0 K: 0 S: 3 H: 1 LOB: 1 BB: 1 P: 7	R: 1 E: 0 K: 0 S: 5 H: 3 LOB: 1 BB: 0 P: 5	R: 0 E: 0 K: 1 S: 5 H: 0 LOB: 0 BB: 0 P: 5	R: 0 E: 0 K: 0 S: 5 H: 2 LOB: 2 BB: 0 P: 5	R: 0 E: 0 K: 1 S: 5 H: 0 LOB: 0 BB: 0 P: 5	R: 1 E: 0 K: 0 S: 5 H: 2 LOB: 3 BB: 2 P: 13	1B: 10 2B: 2 3B: 0 HR: 0 SF: 0 SAC: 1 DP: 2 HBP: 0						

PITCHER	IP	WLS	BF	H	R	ER	SO	BB	IBB	HBP	BLK	WP	HR	S	P	ERA	WHIP
Don Schwall, R (1, 1) ERA: 4.94	8.0	W	38	12	5	3	3	4	0	0	0	1	0	40	56	3.38	2.000
Arnold Earley, L (9, 1) ERA: 5.61	1.0	S	4	0	0	0	0	1	0	0	0	0	0	3	7	0.00	1.000

PITCHER	IP	WLS	BF	H	R	ER	SO	BB	IBB	HBP	BLK	WP	HR	S	P	ERA	WHIP

BOTTOM

Boston Red Sox @ Chicago White Sox

Comiskey Park, Chicago, IL

Tue Sep 18 1962, 8:05 PM EDT

Att. 14,498 - Unknown

livebaseballscorecards.com

AB	36
R	5
H	12
RBI	5
BB	5
SO	3
LOB	19

Batter	1	2	3	4	5	6	7	8	9	10	AB	R	H	RBI	BB	SO	LOB
Gary Geiger, L (1, 8) OBP: 0.337, SLG: 0.396	FC3-6 1B		S 1B 1B		G3			BBBB 4-0 1B BB		1B 1B	4	1	3	0	1	0	0
Eddie Bressoud, R (1, 6) OBP: 0.334, SLG: 0.448	FC3-6 CS 1-2f		CS 1-H 1B		L7			F9		1-3 1B	5	0	2	1	0	0	2
Carl Yastrzemski, L (1, 7) OBP: 0.360, SLG: 0.465	F8		F5 1-2			F8		F8		F6	5	0	0	0	0	0	5
Lou Clinton, R (1, 9) OBP: 0.354, SLG: 0.559	CS 1-2	5-3		F6		2B		FC6-4 1-2 1B		F6	5	0	2	0	0	0	2
Pete Runnels, L (1, 3) OBP: 0.412, SLG: 0.463		BBBB 4-0 1B 2B BB		0-0 1B 1B		1-3		FC6-4 1-2f			3	1	1	0	1	0	3
Frank Malzone, R (1, 5) OBP: 0.316, SLG: 0.427		F2		F4		6-3			G5-4-3 1B		4	0	1	0	0	0	3
Russ Nixon, L (1, 2) OBP: 0.301, SLG: 0.346		1-3 2B 1B		1-2 1B			F6		F8		4	0	2	0	0	0	1
Billy Gardner, R (1, 4) OBP: 0.304, SLG: 0.335		1-H 3-H 2B		5-3			1-3		G5-4-3 1-2f		4	0	1	1	0	0	3
Bill Monbouquette, R (1, 1) OBP: 0.176, SLG: 0.103 Dick Radatz, R (8, 1) OBP: 0.125, SLG: 0.097			F9		4-3		1-3		SSS 0-3 K		3 1	0 0	0 0	0 0	0 0	0 1	0 0
Inning Stats	R: 0 H: 1 E: 0 LOB: 0 K: 0 BB: 0 S: 3 P: 3	R: 1 H: 2 E: 0 LOB: 2 K: 0 BB: 1 S: 4 P: 8	R: 1 H: 2 E: 0 LOB: 0 K: 0 BB: 0 S: 4 P: 4	R: 0 H: 2 E: 0 LOB: 2 K: 0 BB: 0 S: 5 P: 5	R: 0 H: 0 E: 0 LOB: 0 K: 0 BB: 0 S: 3 P: 3	R: 0 H: 1 E: 0 LOB: 1 K: 0 BB: 0 S: 4 P: 4	R: 0 H: 0 E: 0 LOB: 0 K: 0 BB: 0 S: 3 P: 3	R: 0 H: 1 E: 0 LOB: 2 K: 0 BB: 1 S: 4 P: 8	R: 0 H: 1 E: 0 LOB: 0 K: 0 BB: 0 S: 3 P: 3	R: 0 H: 2 E: 0 LOB: 2 K: 1 BB: 0 S: 7 P: 7	1B: 10 SF: 0 2B: 2 SAC: 0 3B: 0 DP: 1 HR: 0 HBP: 0						WP: 0 PA: 41 PB: 0 SB: 1 CS: 2

TOP

Boston Red Sox @ Chicago White Sox

Comiskey Park, Chicago, IL

Wed Sep 19 1962, 8:05 PM EDT

Att. 5,408 - Unknown

livebaseballscorecards.com

AB	38
R	2
H	12
RBI	2
BB	2
SO	1
LOB	19

PITCHER		IP	WLS	BF	H	R	ER	SO	BB	IBB	HBP	BLK	WP	HR	S	P	ERA	WHIP
Eddie Fisher, R ERA: 3.2	(1, 1)	7.0		27	8	2	2	0	1	0	0	0	0	0	26	30	2.57	1.286
Dean Stone, L ERA: 4.03	(8, 1)	1.0		5	1	0	0	0	1	0	0	0	0	0	4	8	0.00	2.000
Mike Joyce, R ERA: 3.32	(9, 1)	2.0	W	8	3	0	0	1	0	0	0	0	0	0	10	10	0.00	1.500

PITCHER		IP	WLS	BF	H	R	ER	SO	BB	IBB	HBP	BLK	WP	HR	S	P	ERA	WHIP

Batter	1	2	3	4	5	6	7	8	9	10	AB	R	H	RBI	BB	SO	LOB
Jim Landis, R (1, 8) OBP: 0.332, SLG: 0.379	6-3		6-3		BB		E6		6-3		4	0	0	0	1	0	1
Nellie Fox, L (1, 4) OBP: 0.316, SLG: 0.342	F4		F6		F9		F8		F7		5	0	0	0	0	0	2
Joe Cunningham, L (1, 3) OBP: 0.408, SLG: 0.434	1B		5-3			F8		1B	HBP		4	1	2	0	0	0	0
Floyd Robinson, L (1, 9) (9, 7) OBP: 0.387, SLG: 0.473	1B			1B		4-1 2B		FC6-2 1B	K		5	0	4	0	0	1	1
Charlie Maxwell, L (1, 7) OBP: 0.368, SLG: 0.447 Mike Hershberger, R (8, PR) (9, 9) OBP: 0.323, SLG: 0.327	F8			L4		4-1		FC6-2 1B		HR	4 1	0 1	1 1	1 1	0 0	0 0	4 0
Al Smith, R (1, 5) OBP: 0.360, SLG: 0.465		F7		F8		K		FC6-2 1B			4	0	1	0	0	1	2
Luis Aparicio, R (1, 6) OBP: 0.282, SLG: 0.342		F4		F9			F8	FC6-2			4	0	0	0	0	0	4
Sherm Lollar, R (1, 2) OBP: 0.376, SLG: 0.360 Al Weis, S (7, PR) Cam Carreon, R (8, 2) OBP: 0.323, SLG: 0.362		BB	F9				E 1B	K			2 0 1	0 1 0	1 0 0	0 0 0	1 0 1	0 0 3	0 0 3
Eddie Fisher, R (1, 1) OBP: 0.170, SLG: 0.222 Deacon Jones, L (7, PH) OBP: 0.400, SLG: 0.389 Dean Stone, L (8, 1) OBP: 0.316, SLG: 0.333 J.C. Martin, L (8, PH) OBP: 0.050, SLG: 0.050 Mike Joyce, R (9, 1) OBP: 0.429, SLG: 0.429		K	6-3				1-3	F6			2 1 0 1 0	0 0 0 0 0	0 0 0 0 0	0 0 0 0 0	1 0 0 0 0	1 0 0 0 0	1 1 0 3 0
Inning Stats	R: 0 H: 2 E: 0 LOB: 2 K: 0 BB: 0 S: 5 P: 5	R: 0 H: 0 E: 0 LOB: 1 K: 1 BB: 1 S: 5 P: 9	R: 0 H: 0 E: 0 LOB: 0 K: 0 BB: 0 S: 3 P: 3	R: 0 H: 1 E: 0 LOB: 1 K: 0 BB: 0 S: 4 P: 4	R: 0 H: 0 E: 0 LOB: 1 K: 0 BB: 1 S: 3 P: 7	R: 0 H: 1 E: 0 LOB: 1 K: 1 BB: 0 S: 6 P: 6	R: 1 H: 1 E: 1 LOB: 1 K: 0 BB: 0 S: 5 P: 5	R: 1 H: 4 E: 0 LOB: 3 K: 1 BB: 0 S: 9 P: 9	R: 0 H: 0 E: 0 LOB: 1 K: 1 BB: 0 S: 5 P: 6	R: 1 H: 1 E: 0 LOB: 0 K: 0 BB: 0 S: 1 P: 1	1B: 8 SF: 0 2B: 1 SAC: 0 3B: 0 DP: 0 HR: 1 HBP: 1						

PITCHER		IP	WLS	BF	H	R	ER	SO	BB	IBB	HBP	BLK	WP	HR	S	P	ERA	WHIP
Bill Monbouquette, R ERA: 3.56	(1, 1)	7.0		30	6	2	1	2	2	0	0	0	0	0	32	40	1.29	1.143
Dick Radatz, R ERA: 1.98	(8, 1)	2.0	L	11	4	1	1	2	0	0	1	0	0	1	14	15	4.50	2.000

PITCHER	IP	WLS	BF	H	R	ER	SO	BB	IBB	HBP	BLK	WP	HR	S	P	ERA	WHIP

Boston Red Sox @ Chicago White Sox

Comiskey Park, Chicago, IL

Wed Sep 19 1962, 8:05 PM EDT

Att. 5,408 - Unknown

BOTTOM

AB	38
R	3
H	10
RBI	2
BB	2
SO	4
LOB	22

1B: 8	SF: 0	WP: 0	PA: 41
2B: 1	SAC: 0	PB: 0	
3B: 0	DP: 0	SB: 0	
HR: 1	HBP: 1	CS: 0	

livebaseballscorecards.com

Boston Red Sox @ Chicago White Sox

Comiskey Park, Chicago, IL

Thu Sep 20 1962, 4:33 AM EDT

Att. 825 - Unknown

TOP

livebaseballscorecards.com

Batter	1	2	3	4	5	6	7	8	9	AB	R	H	RBI	BB	SO	LOB
Gary Geiger, L (1, 8) OBP: 0.340, SLG: 0.397	S S S 0-3 ① K			x 0-0 SH3-4 1B		x 0-0 4-3 2B 1B	B B B B 4-0 S BB			3	1	2	0	1	1	0
Eddie Bressoud, R (1, 6) OBP: 0.332, SLG: 0.445	x 0-0 ② F8			x 0-0 ① SH3-4 1-2		x 0-0 ① 4-3 1-2	x 0-0 ③ F8 1-2			3	0	0	0	0	0	2
Carl Yastrzemski, L (1, 7) OBP: 0.360, SLG: 0.462	x 0-0 ③ F9			x 0-0 ② 6-3		B B B B 4-0 2B BB		x 0-0 ① F7		3	1	0	0	1	0	1
Lou Clinton, R (1, 9) OBP: 0.353, SLG: 0.559		x 0-0 ① L5		S S S 0-3 ③ K		x 0-0 1-H 2-H 2B 2B		x 0-0 ② 6-3		4	1	1	2	0	1	1
Pete Runnels, L (1, 3) OBP: 0.410, SLG: 0.460		x 0-0 ② F7			x 0-0 ① 3-1	x 0-0 ② 1-3		x 0-0 ③ F7		4	0	0	0	0	0	1
Frank Malzone, R (1, 5) OBP: 0.318, SLG: 0.430		x 0-0 ③ 6-3			x 0-0 2B 1B	x 0-0 2-H 2B			x 0-0 E6 FC6-5 3-4-1	4	1	2	1	0	0	0
Russ Nixon, L (1, 2) OBP: 0.299, SLG: 0.350			S S S 0-3 ① K		x 0-0 4-3 1-H 2B	x 0-0 ③ F8			x 0-0 ① 3-4-1 1-2	4	0	1	1	0	1	2
Chuck Schilling, R (1, 4) OBP: 0.293, SLG: 0.336			S S S 0-3 ② K		x 0-0 ② 4-3 2-3		S S S 0-3 ① K		x 0-0 ② FC6-5 2-3	4	0	0	0	0	2	2
Earl Wilson, R (1, 1) OBP: 0.225, SLG: 0.333			x 0-0 ③ F4		x 0-0 ③ 1-4-3		x 0-0 ② 5-3		x 0-0 ③ 4-3	2	0	0	0	0	0	1
Hal Kolstad, R (6, 1) OBP: 0.056, SLG: 0.056										0	0	0	0	0	0	0
Bob Tillman, R (7, PH) OBP: 0.285, SLG: 0.460										1	0	0	0	0	0	0
Arnold Earley, L (7, 1) OBP: 0.273, SLG: 0.200										0	0	0	0	0	0	0
Merlin Nippert, R (8, 1)										0	0	0	0	0	0	0
Chet Nichols, S (8, 1)										0	0	0	0	0	0	0
Pumpsie Green, S (9, PH) OBP: 0.307, SLG: 0.348										1	0	0	0	0	0	1
Inning Stats	R: 0 E: 0 K: 1 S: 5 H: 0 LOB: 0 BB: 0 P: 5	R: 0 E: 0 K: 0 S: 3 H: 0 LOB: 0 BB: 0 P: 3	R: 0 E: 0 K: 2 S: 7 H: 0 LOB: 0 BB: 0 P: 7	R: 0 E: 0 K: 1 S: 6 H: 1 LOB: 1 BB: 0 P: 6	R: 1 E: 0 K: 0 S: 5 H: 2 LOB: 1 BB: 0 P: 5	R: 3 E: 0 K: 0 S: 6 H: 3 LOB: 1 BB: 1 P: 10	R: 0 E: 0 K: 1 S: 5 H: 0 LOB: 1 BB: 1 P: 9	R: 0 E: 0 K: 0 S: 3 H: 0 LOB: 0 BB: 0 P: 3	R: 0 E: 1 K: 0 S: 4 H: 0 LOB: 1 BB: 0 P: 4	1B: 3 2B: 3 3B: 0 HR: 0	SF: 0 SAC: 1 DP: 0 HBP: 0						

AB	33	
R	4	
H	6	
RBI	4	
BB	2	
SO	5	
LOB	11	

WP: 0 PB: 0 SB: 1 CS: 0 PA: 36

PITCHER		IP	WLS	BF	H	R	ER	SO	BB	IBB	HBP	BLK	WP	HR	S	P	ERA	WHIP
Joe Horlen, R ERA: 4.89	(1, 1)	5.2		24	6	4	4	4	1	0	0	0	0	0	31	35	6.35	1.235
Frank Kreutzer, L ERA:	(6, 1)	1.1		5	0	0	0	1	1	0	0	0	0	0	6	10	0.00	0.750
Turk Lown, R ERA: 3.05	(8, 1)	1.0	W	3	0	0	0	0	0	0	0	0	0	0	3	3	0.00	0.000
Dom Zanni, R ERA: 3.75	(9, 1)	1.0	S	4	0	0	0	0	0	0	0	0	0	0	4	4	0.00	0.000

PITCHER	IP	WLS	BF	H	R	ER	SO	BB	IBB	HBP	BLK	WP	HR	S	P	ERA	WHIP

Batter	1	2	3	4	5	6	7	8	9	AB	R	H	RBI	BB	SO	LOB
Jim Landis, R (1, 8) OBP: 0.333, SLG: 0.378	F5		K			2B BB	1B BB	SF8 1-3 2-H 3-H		2	1	0	1	2	1	0
Nellie Fox, L (1, 4) OBP: 0.319, SLG: 0.345	K			F8		3-1 1-H 2B	BB 1-3 1B	BB		4	1	2	1	1	1	0
Joe Cunningham, L (1, 3) OBP: 0.411, SLG: 0.433	F8			BB		3-1 2B BB	1-2 BB	1-2 BB		1	1	0	0	4	0	0
Floyd Robinson, L (1, 7) OBP: 0.385, SLG: 0.469		4-3		1-2 BB		3-1 1-2 2-3	K	F8		4	0	0	0	1	1	8
Mike Hershberger, R (1, 9) OBP: 0.322, SLG: 0.328		K		F6		2B 2-H 3-H 2B	K			4	1	1	2	0	2	5
Al Smith, R (1, 5) OBP: 0.363, SLG: 0.468 Sammy Esposito, R (9, 5) OBP: 0.361, SLG: 0.238	1B		K			3-1 2-H 2B		SH2-4 SF8 1B BB		3 0	1 0	2 0	1 0	1 0	1 0	2 0
Al Weis, S (1, 6) OBP: 0.375, SLG: 0.167	F8		B3			3-1 2-3		E SH2-4 1-2 1B		4	1	1	0	0	0	2
J.C. Martin, L (1, 2) OBP: 0.043, SLG: 0.043 Sherm Lollar, R (8, 2) OBP: 0.376, SLG: 0.360		G3	K2-3			K		SH2-4 1-2 2-3		3 0	0 0	0 0	0 0	0 0	2 0	1 0
Joe Horlen, R (1, 1) OBP: 0.100, SLG: 0.053 Frank Kreutzer, R (6, 1) Charley Smith, R (7, PH) OBP: 0.261, SLG: 0.282 Turk Lown, R (8, 1) Deacon Jones, L (8, PH) OBP: 0.429, SLG: 0.389 Dom Zanni, R (9, 1) OBP: 0.381, SLG: 0.278		3-1	F8				L6	E IBB		2 0 0 1 0 0 0	0 0 0 0 0 0 0	0 0 0 0 0 0 0	0 0 0 0 0 0 0	0 0 0 0 0 1 0	0 0 0 0 0 0 0	0 0 0 0 0 0 0
Inning Stats	R: 0 E: 0 K: 1 S: 5 H: 0 LOB: 0 BB: 0 P: 5	R: 0 E: 0 K: 1 S: 6 H: 1 LOB: 1 BB: 0 P: 6	R: 0 E: 0 K: 1 S: 5 H: 0 LOB: 0 BB: 0 P: 5	R: 0 E: 0 K: 1 S: 5 H: 0 LOB: 2 BB: 2 P: 13	R: 0 E: 0 K: 1 S: 5 H: 0 LOB: 0 BB: 0 P: 5	R: 4 E: 0 K: 1 S: 8 H: 3 LOB: 1 BB: 2 P: 16	R: 0 E: 0 K: 2 S: 8 H: 1 LOB: 3 BB: 2 P: 16	R: 2 E: 1 K: 0 S: 4 H: 1 LOB: 3 BB: 4 P: 20		1B: 3 2B: 3 3B: 0 HR: 0 SF: 1 SAC: 1 DP: 0 HBP: 0				WP: 0 PB: 0 SB: 0 CS: 0 PA: 40	

PITCHER		IP	WLS	BF	H	R	ER	SO	BB	IBB	HBP	BLK	WP	HR	S	P	ERA	WHIP
Earl Wilson, R ERA: 3.85	(1, 1)	5.1		23	3	4	4	5	4	0	0	0	0	0	29	45	6.75	1.312
Hal Kolstad, R ERA: 5.4	(6, 1)	0.2		3	1	0	0	1	0	0	0	0	0	0	5	5	0.00	1.500
Arnold Earley, L ERA: 5.8	(7, 1)	1.0	L	8	2	2	2	2	3	0	0	0	0	0	9	21	18.00	5.000
Merlin Nippert, R ERA: 6.75	(8, 1)	0.2		5	0	0	0	0	2	1	0	0	0	0	2	14	0.00	3.000
Chet Nichols, L ERA: 3.0	(8, 1)	0.1		1	0	0	0	0	0	0	0	0	0	0	1	1	0.00	0.000

PITCHER	IP	WLS	BF	H	R	ER	SO	BB	IBB	HBP	BLK	WP	HR	S	P	ERA	WHIP

BOTTOM

Boston Red Sox @ Chicago White Sox

Comiskey Park, Chicago, IL

Thu Sep 20 1962, 4:33 AM EDT

Att. 825 - Unknown

livebaseballscorecards.com

AB	28
R	6
H	6
RBI	5
BB	10
SO	8
LOB	18

Boston Red Sox @ Washington Senators

D.C. Stadium, Washington, DC

Fri Sep 21 1962, 7:05 PM EDT

Att. 2,809 - Unknown

TOP

livebaseballscorecards.com

Batter	1	2	3	4	5	6	7	8	9	AB	R	H	RBI	BB	SO	LOB
Gary Geiger, L (1, 8) OBP: 0.340, SLG: 0.400	CS 1B	4-3			6-3		3-1		PB 2-H 2B	5	0	2	1	0	0	2
Eddie Bressoud, R (1, 6) OBP: 0.331, SLG: 0.445	F4 1-2		F8		2B		5-3		K 2-3	5	0	1	0	0	1	2
Carl Yastrzemski, L (1, 7) OBP: 0.361, SLG: 0.469	2B		F7		K			HR		4	1	2	1	0	1	1
Lou Clinton, R (1, 9) OBP: 0.350, SLG: 0.553	K		6-3		F8			4-3		4	0	0	0	0	1	2
Pete Runnels, L (1, 3) OBP: 0.409, SLG: 0.458		1B 1B 1B		4-3		1-3		K		4	1	1	0	0	1	0
Frank Malzone, R (1, 5) OBP: 0.317, SLG: 0.428		F7		1B SF9 1B		E5		6-3		4	1	1	0	0	0	1
Russ Nixon, L (1, 2) OBP: 0.311, SLG: 0.357		1B 1-3 1B		SF9 1-3 1B		F5			BBBB SH1-4 2B BB	3	1	2	0	1	0	1
Chuck Schilling, R (1, 4) OBP: 0.293, SLG: 0.336		1-3 3-H 1B		SF9 1-2 3-H		F4			F7	3	0	1	2	0	0	2
Gene Conley, R (1, 1) OBP: 0.222, SLG: 0.341		K		1-3			F3		SH1-4 1-2	3	0	0	0	0	1	3
Dick Radatz, R (8, 1) OBP: 0.125, SLG: 0.097										0	0	0	0	0	0	0
Inning Stats	R: 0 E: 0 K: 1 S: 6 H: 2 LOB: 1 BB: 0 P: 6	R: 1 E: 0 K: 1 S: 8 H: 3 LOB: 2 BB: 0 P: 8	R: 0 E: 0 K: 0 S: 3 H: 0 LOB: 0 BB: 0 P: 3	R: 1 E: 0 K: 0 S: 5 H: 2 LOB: 1 BB: 0 P: 5	R: 0 E: 0 K: 1 S: 6 H: 1 LOB: 1 BB: 0 P: 6	R: 0 E: 1 K: 0 S: 4 H: 0 LOB: 1 BB: 0 P: 4	R: 0 E: 0 K: 0 S: 3 H: 0 LOB: 0 BB: 0 P: 3	R: 1 E: 0 K: 1 S: 6 H: 1 LOB: 0 BB: 0 P: 6	R: 1 E: 0 K: 1 S: 6 H: 1 LOB: 1 BB: 1 P: 10	1B: 6 2B: 3 3B: 0 HR: 1	SF: 1 SAC: 1 DP: 0 HBP: 0						

	AB	35
	R	4
	H	10
	RBI	4
	BB	1
	SO	5
	LOB	14

WP: 0 PB: 1 SB: 0 CS: 1 PA: 38

PITCHER		IP	WLS	BF	H	R	ER	SO	BB	IBB	HBP	BLK	WP	HR	S	P	ERA	WHIP
Carl Bouldin, R ERA: 5.85	(1, 1)	5.0	L	22	8	2	2	3	0	0	0	0	0	0	28	28	3.60	1.600
Pete Burnside, L ERA: 4.42	(6, 1)	3.0		11	1	1	1	1	0	0	0	0	0	1	13	13	3.00	0.333
Marty Kutyna, R ERA: 4.09	(9, 1)	1.0		5	1	1	1	1	1	0	0	0	0	0	6	10	9.00	2.000

PITCHER	IP	WLS	BF	H	R	ER	SO	BB	IBB	HBP	BLK	WP	HR	S	P	ERA	WHIP

Batter	1	2	3	4	5	6	7	8	9	AB	R	H	RBI	BB	SO	LOB
Ken Hamlin, R (1, 6) OBP: 0.298, SLG: 0.320	1-3		4-3			F8		BB, 1B, 1B		4	0	1	0	0	0	0
Chuck Cottier, R (1, 4) OBP: 0.312, SLG: 0.345	S, 1B, 1B		S, 1B			F3		1-2 BB, 1B		4	1	3	0	0	0	0
Chuck Hinton, R (1, 9) (5, 8) OBP: 0.359, SLG: 0.475	6-3 1-2		S S S K 1-2			F8		B B B 1-2 2-3 BB		3	0	0	0	1	1	2
Bud Zipfel, L (1, 3) OBP: 0.309, SLG: 0.374	2-H, 1B			F7			E1, SH3-4	F4		4	0	1	1	0	0	3
Johnny Schaive, R (1, 5) OBP: 0.277, SLG: 0.424	6-3			5-3			SH3-4 1-2		F8	3	0	0	0	0	0	1
Jim Piersall, R (1, 8) OBP: 0.301, SLG: 0.331 Jim King, L (4, PH) (5, 9) OBP: 0.352, SLG: 0.390		G6-4-3, 1B		F8			F4		F5	1 3	0 0	1 0	0 0	0 0	0 0	0 1
Don Lock, R (1, 7) OBP: 0.329, SLG: 0.448	G6-4-3 1-2f				5-3		5-3		1B, 1B	4	0	1	0	0	0	2
Bob Schmidt, R (1, 2) OBP: 0.273, SLG: 0.416	5-3				F3			6-3	1-2, 1B	4	0	1	0	0	0	0
Carl Bouldin, S (1, 1) Joe Hicks, L (5, PH) OBP: 0.289, SLG: 0.378 Pete Burnside, R (6, 1) OBP: 0.108, SLG: 0.057 Ken Retzer, L (8, PH) OBP: 0.339, SLG: 0.407 Marty Kutyna, R (9, 1) OBP: 0.222, SLG: 0.125 Bob Johnson, R (9, PH) OBP: 0.335, SLG: 0.418			F7		L9			F7	F9	1 1 0 1 0 0	0 0 0 0 0 0	0 0 0 0 0 0	0 0 0 0 0 0	0 0 0 0 0 0	0 0 0 0 0 0	0 0 0 0 0 2
Inning Stats	R: 1 E: 0 K: 0 S: 5 H: 2 LOB: 1 BB: 0 P: 5	R: 0 E: 0 K: 0 S: 3 H: 1 LOB: 0 BB: 0 P: 3	R: 0 E: 0 K: 1 S: 6 H: 1 LOB: 1 BB: 0 P: 6	R: 0 E: 0 K: 0 S: 3 H: 0 LOB: 0 BB: 0 P: 3	R: 0 E: 0 K: 0 S: 3 H: 0 LOB: 0 BB: 0 P: 3	R: 0 E: 0 K: 0 S: 3 H: 0 LOB: 0 BB: 0 P: 3	R: 0 E: 1 K: 0 S: 4 H: 0 LOB: 1 BB: 0 P: 4	R: 0 E: 0 K: 0 S: 5 H: 2 LOB: 3 BB: 1 P: 9	R: 0 E: 0 K: 0 S: 5 H: 2 LOB: 2 BB: 0 P: 5	1B: 8 2B: 0 3B: 0 HR: 0	SF: 0 SAC: 1 DP: 1 HBP: 0						

PITCHER		IP	WLS	BF	H	R	ER	SO	BB	IBB	HBP	BLK	WP	HR	S	P	ERA	WHIP
Gene Conley, R ERA: 3.99	(1, 1)	7.2	W	30	6	1	1	1	1	0	0	0	0	0	31	35	1.17	0.913
Dick Radatz, R ERA: 1.96	(8, 1)	1.1	S	6	2	0	0	0	0	0	0	0	0	0	6	6	0.00	1.500

PITCHER	IP	WLS	BF	H	R	ER	SO	BB	IBB	HBP	BLK	WP	HR	S	P	ERA	WHIP

BOTTOM

Boston Red Sox @ Washington Senators

D.C. Stadium, Washington, DC

Fri Sep 21 1962, 7:05 PM EDT

Att. 2,809 - Unknown

livebaseballscorecards.com

AB	34
R	1
H	8
RBI	1
BB	1
SO	1
LOB	11

1B: 8	SF: 0	WP: 0	PA: 36		
2B: 0	SAC: 1	PB: 0			
3B: 0	DP: 1	SB: 2			
HR: 0	HBP: 0	CS: 0			

Batter	1	2	3	4	5	6	7	8	9	10	11	12	AB	R	H	RBI	BB	SO	LOB
Carroll Hardy, R (1, 8) OBP: 0.314, SLG: 0.347	BBBB 4-0 1B BB	0-0 F3 ③			S S S 0-3 K ①		x 0-0 S 1B		x 0-0 1-H 3B		S S S 0-3 K ②		4	0	2	1	1	1	1
Gary Geiger, L (11, PH) OBP: 0.340, SLG: 0.399													1	0	0	0	0	1	2
(11, 8)																			
Eddie Bressoud, R (1, 6) OBP: 0.330, SLG: 0.444	x 0-0 F8 ①		x 0-0 1B 2B		S S S 0-3 K ②		x 0-0 F3 ③ 1-2		x 0-0 F8 ③		x 0-0 FC6-4 ③ 1-2f		6	1	1	0	0	1	5
Carl Yastrzemski, L (1, 7) OBP: 0.360, SLG: 0.468	x 0-0 FC6-4 1-3 1B		x 0-0 1B 3-2 ③ 2-H 1B		x 0-0 F8 ③			x 0-0 L4 ①		S S S 0-3 K ①		x 0-0 F5 ①	6	0	2	1	0	1	0
Lou Clinton, R (1, 9) OBP: 0.349, SLG: 0.548	x 0-0 F3 ②		x 0-0 3-2 1-3 1B			BBBB 4-0 G6-4-3 BB		x 0-0 F7 ②		S S S 0-3 K ②		S S S 0-3 K ②	5	0	1	0	1	2	2
Frank Malzone, R (1, 5) OBP: 0.316, SLG: 0.426	x 0-0 FC6-4 ③ 1-2f	x 0-0 3-2 ①② 1-2 3-Hf				x 0-0 G6-4-3 ①② 1-2f		x 0-0 1B		BBBB 4-0 FC6-4 BB		x 0-0 5-3 ③	3	0	0	0	0	0	5
Billy Gardner, R (6, 5) OBP: 0.309, SLG: 0.337													2	0	1	0	1	0	0
Bob Tillman, R (1, 2) OBP: 0.287, SLG: 0.459		x 0-0 1B WP SF9 1B	x 0-0 F8 ③			x 0-0 1B		S S S 0-3 K ③		x 0-0 FC6-4 ③ 1-2f			5	1	2	0	0	1	3
Pete Runnels, L (1, 3) OBP: 0.410, SLG: 0.459		x 0-0 SF9 1-3 1B		x 0-0 G6-4-3 1B		x 0-0 F8 ③			x 0-0 6-3 ①		BBBB 4-0 SH1-4 BB		4	0	2	0	1	0	1
Chuck Schilling, R (1, 4) OBP: 0.293, SLG: 0.336		x 0-0 SF9 ① 1-2 3-H		x 0-0 G6-4-3 ①② 1-2f			x 0-0 6-3 ①		x 0-0 3B 1B		x 0-0 SH1-4 ① 1-2		3	1	1	1	0	0	1
Wilbur Wood, R (1, 1) Mike Fornieles, R (8, 1) OBP: 0.188, SLG: 0.188 Pumpsie Green, S (9, PH) OBP: 0.304, SLG: 0.344 Merlin Nippert, R (9, 1) Russ Nixon, L (11, PH) OBP: 0.316, SLG: 0.357 Earl Wilson, R (11, PR) OBP: 0.225, SLG: 0.333 William MacLeod, L (11, 1)	S S S 0-3 K ②	S S S 0-3 K ③					S S S 0-3 K ②		x 0-0 F3 ②		4-0 FC6-4 IBB		3 0 1 0 0 0 0	0 0 0 0 0 0 0	0 0 0 0 1 0 0	0 0 0 0 0 0 0	0 0 0 0 0 0 0	3 0 0 0 1 0 0	1 0 1 0 0 0 0
Inning Stats	R: 0 H: 1 E: 0 LOB: 2 K: 0 BB: 1 S: 4 P: 8	R: 1 H: 2 E: 0 LOB: 1 K: 1 BB: 0 S: 7 P: 7	R: 1 H: 3 E: 0 LOB: 1 K: 0 BB: 0 S: 5 P: 5	R: 0 H: 1 E: 0 LOB: 0 K: 1 BB: 0 S: 5 P: 5	R: 0 H: 0 E: 0 LOB: 0 K: 2 BB: 0 S: 7 P: 7	R: 0 H: 1 E: 0 LOB: 1 K: 0 BB: 1 S: 3 P: 7	R: 0 H: 1 E: 0 LOB: 1 K: 1 BB: 0 S: 6 P: 6	R: 0 H: 1 E: 0 LOB: 1 K: 1 BB: 0 S: 6 P: 6	R: 1 H: 2 E: 0 LOB: 1 K: 0 BB: 0 S: 5 P: 5	R: 0 H: 0 E: 0 LOB: 1 K: 2 BB: 1 S: 7 P: 11	R: 0 H: 0 E: 0 LOB: 2 K: 1 BB: 2 S: 5 P: 13	R: 0 H: 0 E: 0 LOB: 0 K: 1 BB: 0 S: 5 P: 5	1B: 10 2B: 2 3B: 1 HR: 0	SF: 1 SAC: 1 DP: 3 HBP: 0		WP: 1 PB: 0 SB: 1 CS: 0	PA: 50		

PITCHER		IP	WLS	BF	H	R	ER	SO	BB	IBB	HBP	BLK	WP	HR	S	P	ERA	WHIP
Bob Baird, L ERA: 6.75	(1, 1)	2.0		13	6	2	2	1	1	0	0	0	1	0	5	18	9.00	3.500
Ed Hobaugh, R ERA: 3.76	(3, 1)	6.0		20	4	0	0	5	1	0	0	0	0	0	29	33	0.00	0.833
Don Rudolph, L ERA: 3.41	(9, 1)	1.0		5	2	1	1	0	0	0	0	0	0	0	5	5	9.00	2.000
Jim Hannan, R ERA: 3.22	(10, 1)	1.1		7	0	0	0	2	2	1	0	0	0	0	8	20	0.00	1.500
Steve Hamilton, L ERA: 3.67	(11, 1)	0.2		2	0	0	0	1	0	0	0	0	0	0	4	4	0.00	0.000

PITCHER		IP	WLS	BF	H	R	ER	SO	BB	IBB	HBP	BLK	WP	HR	S	P	ERA	WHIP
Marty Kutyna, R ERA: 4.04	(12, 1)	1.0	W	3	0	0	0	1	0	0	0	0	0	0	5	5	0.00	0.000

TOP

Boston Red Sox @ Washington Senators

D.C. Stadium, Washington, DC

Sat Sep 22 1962, 7:05 PM EDT

Att. 4,134 - Unknown

livebaseballscorecards.com

AB	43
R	3
H	12
RBI	3
BB	5
SO	10
LOB	22

BOTTOM

Boston Red Sox @ Washington Senators

D.C. Stadium, Washington, DC

Sat Sep 22 1962, 7:05 PM EDT

Att. 4,134 - Unknown

livebaseballscorecards.com

Batter	1	2	3	4	5	6	7	8	9	10	11	12	AB	R	H	RBI	BB	SO	LOB
John Kennedy, R (1, 6) OBP: 0.235, SLG: 0.281	BBBB 4-0 FC4-6 BB		x 0-0 1-3 ②		x 0-0 F8 ③			x 0-0 F9 ① 1-2		x 0-0 E1 SH1-4		x 0-0 5-3 ①	2	0	0	0	1	0	0
Jim King, L (8, PH) OBP: 0.276, SLG: 0.422													1	0	0	0	0	0	1
Ken Hamlin, R (9, 6) OBP: 0.296, SLG: 0.318													2	0	0	0	0	0	0
Ron Stillwell, R (1, 4) OBP: 0.333, SLG: 0.286	x 0-0 F9 ①		x 0-0 F9 ③			x 0-0 1B		x 0-0 E7 F8 1B 2-H 1B		x 0-0 SH1-4 ① 1-2		x 0-0 1B 2B 1B	5	2	3	1	0	0	1
Chuck Hinton, R (1, 9) OBP: 0.361, SLG: 0.476	SSS 0-3 K ②			x 0-0 6-3 ①		x 0-0 4-3 2B		BBBB 4-0 S 1B BB		x 0-0 F9 ②		x 0-0 2B 1-2 1B	5	1	2	0	1	1	2
(9, 7)																			
Bud Zipfel, L (1, 3) OBP: 0.304, SLG: 0.373	x 0-0 FC4-6 ③ 1-2f			x 0-0 E4 E ②		x 0-0 4-3 ② 2-3		x 0-0 F8 ② 2-3		x 0-0 L5 ③		x 0-0 2B 1-3 2-H	6	0	1	1	0	0	5
Don Lock, R (1, 7) OBP: 0.325, SLG: 0.441		SSS 0-3 K ①		x 0-0 F5 ②		x 0-0 F7 ③		x 0-0 FC6-4 1-H 3-H 1B			SSS 0-3 K ①		3	0	0	0	0	1	2
Jim King, L (8, PH) OBP: 0.353, SLG: 0.391													2	0	1	2	0	1	0
(9, 9)																			
Jim Piersall, R (1, 8) OBP: 0.302, SLG: 0.330		BBBB 4-0 1-3 BB		x 0-0 E7 1-3 1B			x 0-0 6-3 ①	x 0-0 FC6-4 ③ 1-2f			x 0-0 L4 ②		4	0	1	0	1	0	1
Bob Schmidt, R (1, 2) OBP: 0.275, SLG: 0.415	x 0-0 1-3 ② 1-2			x 0-0 5-3 ③			x 0-0 G6-4-3 1B		x 0-0 5-3 ①		x 0-0 BB 1B		5	0	2	0	0	0	3
Chuck Cottier, R (11, PR) OBP: 0.312, SLG: 0.345													0	0	0	0	0	0	0
Ken Retzer, L (12, 2) OBP: 0.339, SLG: 0.407													0	0	0	0	0	0	0
Ed Brinkman, R (1, 5) OBP: 0.225, SLG: 0.236	x 0-0 3-1 ③				x 0-0 6-3 ①		x 0-0 G6-4-3 ②③ 1-2f		SSS 0-3 K ②		BBBB 4-0 1-2 BB		4	0	0	0	0	1	2
Harry Bright, R (11, PH) OBP: 0.324, SLG: 0.470													0	0	0	0	1	0	0
Marty Kutyna, R (12, 1) OBP: 0.222, SLG: 0.125													0	0	0	0	0	0	0
Bob Baird, L (1, 7) Ed Hobaugh, R (3, 1) Danny O'Connell, R (6, PH) Don Rudolph, L (8, 1) OBP: 0.000, SLG: 0.000 Joe Hicks, L (8, PH) OBP: 0.000, SLG: 0.000 Jim Hannan, R (10, 1) Steve Hamilton, L (11, 1) OBP: 0.000, SLG: 0.000 Bob Johnson, R (11, PH) OBP: 0.000, SLG: 0.417			x 0-0 1-3 ①		SSS 0-3 K ②			x 0-0 PB E 1B	x 0-0 F7 ③		SSS 0-3 K ③		0 2 1 0 0 1 0 0 0	0 0 1 0 0 0 0 0 0	0 0 1 0 0 0 0 0 0	0 1 0 0 0 0 0 0 0	0 0 0 0 0 0 0 0 0	0 0 0 0 0 0 0 0 0	0 0 0 0 0 0 0 0 0
Inning Stats	R: 0 H: 0 E: 0 LOB: 1 K: 1 BB: 1 S: 5 P: 9	R: 0 H: 0 E: 0 LOB: 1 K: 1 BB: 1 S: 5 P: 9	R: 0 H: 0 E: 0 LOB: 0 K: 0 BB: 0 S: 3 P: 3	R: 0 H: 1 E: 2 LOB: 2 K: 0 BB: 0 S: 5 P: 5	R: 0 H: 0 E: 0 LOB: 0 K: 1 BB: 0 S: 5 P: 5	R: 0 H: 2 E: 0 LOB: 1 K: 0 BB: 0 S: 4 P: 4	R: 0 H: 1 E: 0 LOB: 0 K: 0 BB: 0 S: 3 P: 3	R: 3 H: 3 E: 1 LOB: 1 K: 0 BB: 1 S: 6 P: 10	R: 0 H: 0 E: 0 LOB: 0 K: 1 BB: 0 S: 5 P: 5	R: 0 H: 0 E: 1 LOB: 1 K: 0 BB: 0 S: 4 P: 4	R: 0 H: 1 E: 0 LOB: 2 K: 2 BB: 1 S: 8 P: 12	R: 1 H: 3 E: 0 LOB: 2 K: 0 BB: 0 S: 4 P: 4	1B: 9 SF: 0 2B: 2 SAC: 1 3B: 0 DP: 1 HR: 0 HBP: 0						

	AB	44
	R	4
	H	11
	RBI	4
	BB	4
	SO	6
	LOB	19

WP: 0 PA: 49
PB: 1
SB: 1
CS: 0

PITCHER	IP	WLS	BF	H	R	ER	SO	BB	IBB	HBP	BLK	WP	HR	S	P	ERA	WHIP
Wilbur Wood, L (1, 1) ERA: 3.52	7.2		31	6	3	3	3	3	0	0	0	0	0	34	46	3.52	1.174
Mike Fornieles, R (8, 1) ERA: 5.36	0.1		2	1	0	0	0	0	0	0	0	0	0	2	2	0.00	3.000
Merlin Nippert, R (9, 1) ERA: 4.5	2.0		7	0	0	0	1	0	0	0	0	0	0	9	9	0.00	0.000
William MacLeod, L (11, 1) ERA: 5.4	1.1	L	9	4	1	1	2	1	0	0	0	0	0	12	16	6.75	3.750

PITCHER	IP	WLS	BF	H	R	ER	SO	BB	IBB	HBP	BLK	WP	HR	S	P	ERA	WHIP

Batter	1	2	3	4	5	6	7	8	9	AB	R	H	RBI	BB	SO	LOB
Jim Landis, R (1, 8) OBP: 0.332, SLG: 0.375	S S S 0-3 ① K		x 0-0 ③ F9			x 0-0 1-3 1B		S S S 0-3 ② K		1	0	0	0	0	1	0
Charlie Maxwell, L (1, 7) OBP: 0.365, SLG: 0.442										3	0	1	0	0	1	0
Nellie Fox, L (1, 4) OBP: 0.315, SLG: 0.340	x 0-0 ② 1-3			x 0-0 ① F6		x 0-0 ② L4		x 0-0 ③ F8		4	0	0	0	0	0	2
Joe Cunningham, L (1, 3) OBP: 0.408, SLG: 0.431	S S S 0-3 ③ K			S S S 0-3 ② K		x 0-0 ③ L5			x 0-0 ① F7	4	0	0	0	0	2	2
Floyd Robinson, L (1, 7) OBP: 0.384, SLG: 0.467 (1, 9)		x 0-0 G5-4-3 BB 1B		x 0-0 1-3			x 0-0 SH1-4 1B 1B		x 0-0 ② G3	4	0	2	0	0	0	0
Al Smith, R (1, 5) OBP: 0.365, SLG: 0.468		B B B B 4-0 1-2 G5-4-3 BB			x 0-0 ① F8		x 0-0 1-2 SH1-4 1B		x 0-0 ③ F8	3	0	1	0	1	0	0
Mike Hershberger, R (1, 9) OBP: 0.321, SLG: 0.329 (1, 8)		x 0-0 ① ② G5-4-3 1-2f 2-3			x 0-0 ② F9		x 0-0 ① SH1-4 1-2 2-3			2	0	0	0	0	0	2
Luis Aparicio, R (1, 6) OBP: 0.281, SLG: 0.337		x 0-0 ③ 6-3			x 0-0 ③ F4		x 0-0 ② F4			3	0	0	0	0	0	3
Cam Carreon, R (1, 2) OBP: 0.325, SLG: 0.360			x 0-0 ① F9			x 0-0 ① F3	x 0-0 ③ 5-3			3	0	0	0	0	0	2
Juan Pizarro, L (1, 1) OBP: 0.205, SLG: 0.176			x 0-0 ② F8			x 0-0 1B 1B		S S S 0-3 ① K		2	0	1	0	0	0	0
Eddie Fisher, R (7, 1) OBP: 0.170, SLG: 0.222										0	0	0	0	0	0	0
Deacon Jones, L (8, PH) OBP: 0.440, SLG: 0.400										1	0	0	0	0	1	0
Dave DeBusschere, R (8, 1)										0	0	0	0	0	0	0
Inning Stats	R: 0 E: 0 K: 2 S: 7 H: 0 LOB: 0 BB: 0 P: 7	R: 0 E: 0 K: 0 S: 3 H: 1 LOB: 1 BB: 1 P: 7	R: 0 E: 0 K: 0 S: 3 H: 0 LOB: 0 BB: 0 P: 3	R: 0 E: 0 K: 1 S: 5 H: 0 LOB: 0 BB: 0 P: 5	R: 0 E: 0 K: 0 S: 3 H: 0 LOB: 0 BB: 0 P: 3	R: 0 E: 0 K: 0 S: 5 H: 2 LOB: 2 BB: 0 P: 5	R: 0 E: 0 K: 0 S: 5 H: 2 LOB: 2 BB: 0 P: 5	R: 0 E: 0 K: 2 S: 7 H: 0 LOB: 0 BB: 0 P: 7	R: 0 E: 0 K: 0 S: 3 H: 0 LOB: 0 BB: 0 P: 3	1B: 5 2B: 0 3B: 0 HR: 0	SF: 0 SAC: 1 DP: 1 HBP: 0						

TOP

Chicago White Sox @ Boston Red Sox

Fenway Park, Boston, MA

Tue Sep 25 1962, 3:33 AM EDT

Att. 1,224 - Unknown

livebaseballscorecards.com

AB	30
R	0
H	5
RBI	0
BB	1
SO	5
LOB	11

PITCHER	IP	WLS	BF	H	R	ER	SO	BB	IBB	HBP	BLK	WP	HR	S	P	ERA	WHIP
Bill Monbouquette, R (1, 1) ERA: 3.42	9.0	W	32	5	0	0	5	1	0	0	0	0	0	41	45	0.00	0.667

PITCHER	IP	WLS	BF	H	R	ER	SO	BB	IBB	HBP	BLK	WP	HR	S	P	ERA	WHIP

BOTTOM

Chicago White Sox @ Boston Red Sox

Fenway Park, Boston, MA

Tue Sep 25 1962, 3:33 AM EDT

Att. 1,224 - Unknown

Batter	1	2	3	4	5	6	7	8	9	AB	R	H	RBI	BB	SO	LOB
Carroll Hardy, R (1, 8) OBP: 0.315, SLG: 0.346	S S S 0-3 K ①	x 0-0 4-3 ③			B B B B 4-0 6-3 1B BB		x 0-0 2B 1B 1-2 1B	x 0-0 F8 ③		4	1	1	0	1	1	1
Eddie Bressoud, R (1, 6) OBP: 0.329, SLG: 0.444	x 0-0 1B 2B		x 0-0 F8 ①		x 0-0 6-3 ① 1-2		x 0-0 ①			4	1	1	0	0	0	3
Carl Yastrzemski, L (1, 7) OBP: 0.361, SLG: 0.469	x 0-0 F4 ②		x 0-0 F7 ②		x 0-0 ② 2-H 1B		x 0-0 1B 2B 1-3 2-H			4	1	2	1	0	0	1
Lou Clinton, R (1, 9) OBP: 0.353, SLG: 0.547	B B B B 4-0 1B BB		B B B B 4-0 BB		x 0-0 F8 ③		4-0 1B IBB			1	0	0	0	3	0	1
Frank Malzone, R (1, 5) OBP: 0.318, SLG: 0.428	x 0-0 1B 1-3 2-H		S S S 0-3 K ③			x 0-0 1B	x 0-0 1B 1-2 2-H 3-H			4	0	3	3	0	1	1
Bob Tillman, R (1, 2) OBP: 0.287, SLG: 0.456	S S S 0-3 K ③			x 0-0 1B		x 0-0 F7 ①	x 0-0 F9 ②			4	0	1	0	0	1	5
Don Gile, R (1, 3)		S S S 0-3 K ①		S S S 0-3 K ①		x 0-0 F4 ②	x 0-0 6-3 ③			4	0	0	0	0	2	4
Chuck Schilling, R (1, 4) OBP: 0.292, SLG: 0.335		x 0-0 SH1-4 1B		x 0-0 F9 ②		x 0-0 F3 ③		x 0-0 6-3 ①		4	0	1	0	0	0	2
Bill Monbouquette, R (1, 1) OBP: 0.182, SLG: 0.100		x 0-0 SH1-4 ② 1-2		S S S 0-3 K ③			B B B B 4-0 1B 2B BB	S S S 0-3 K ②		2	1	0	0	1	2	1
Inning Stats	R: 1 H: 2 E: 0 LOB: 2 K: 2 BB: 1 S: 9 P: 13	R: 0 H: 1 E: 0 LOB: 1 K: 1 BB: 0 S: 6 P: 6	R: 0 H: 0 E: 0 LOB: 1 K: 1 BB: 1 S: 5 P: 9	R: 0 H: 1 E: 0 LOB: 1 K: 2 BB: 0 S: 8 P: 8	R: 0 H: 1 E: 0 LOB: 1 K: 0 BB: 1 S: 3 P: 7	R: 0 H: 1 E: 0 LOB: 1 K: 0 BB: 0 S: 4 P: 4	R: 3 H: 3 E: 0 LOB: 2 K: 0 BB: 2 S: 6 P: 14	R: 0 H: 0 E: 0 LOB: 0 K: 1 BB: 0 S: 5 P: 5		1B: 7 SF: 0 2B: 2 SAC: 1 3B: 0 DP: 0 HR: 0 HBP: 0						

livebaseballscorecards.com

	AB	31
	R	4
	H	9
	RBI	4
	BB	5
	SO	7
	LOB	19

WP: 0 PA: 37
PB: 0
SB: 0
CS: 0

PITCHER		IP	WLS	BF	H	R	ER	SO	BB	IBB	HBP	BLK	WP	HR	S	P	ERA	WHIP
Juan Pizarro, L ERA: 3.83	(1, 1)	6.1	L	31	8	4	4	6	4	1	0	0	0	0	38	58	5.68	1.895
Eddie Fisher, R ERA: 3.17	(7, 1)	0.2		3	1	0	0	0	0	0	0	0	0	0	3	3	0.00	1.500
Dave DeBusschere, R ERA: 2.0	(8, 1)	1.0		3	0	0	0	1	0	0	0	0	0	0	5	5	0.00	0.000

PITCHER		IP	WLS	BF	H	R	ER	SO	BB	IBB	HBP	BLK	WP	HR	S	P	ERA	WHIP

Batter	1	2	3	4	5	6	7	8	9	AB	R	H	RBI	BB	SO	LOB
Jim Landis, R (1, 8) OBP: 0.332, SLG: 0.375	K		1B	S 2-H		G3		K	3-1	6	0	2	1	0	2	3
Joe Cunningham, L (1, 3) OBP: 0.408, SLG: 0.431	K		FC4 1-2	3-1 1-2			G3	1B 1-2		5	1	2	0	0	1	1
Floyd Robinson, L (1, 7) OBP: 0.384, SLG: 0.467	E6 FC1-4		F6		FC5-4		4-3	BB 1-3 2-H		5	1	2	1	0	0	2
Al Smith, R (1, 5) OBP: 0.365, SLG: 0.466 Sammy Esposito, R (8, 5) OBP: 0.361, SLG: 0.238	FC1-4 1-2f		F8		F4		FC6-4	1B WP 1-2	BB	4 0	1 0	1 0	0 0	1 0	0 0	4 0
Sherm Lollar, R (1, 2) OBP: 0.377, SLG: 0.358		WP BB	FC4 1-2f		K		FC6-4 1-2f	WP 1-3 2-H 3-H		5	0	2	2	0	1	4
Mike Hershberger, R (1, 9) OBP: 0.322, SLG: 0.330		F3		2B SF7	FC5-4 1-2f			1B 2B K		5	2	2	0	0	1	4
Nellie Fox, L (1, 4) OBP: 0.316, SLG: 0.343		F5		1B 1-3		L4		2B 1-3	L9	5	2	2	0	0	0	1
Al Weis, S (1, 6) OBP: 0.364, SLG: 0.125 Deacon Jones, L (8, PH) OBP: 0.462, SLG: 0.476 Luis Aparicio, R (8, PR) OBP: 0.281, SLG: 0.337 (8, 6)		WP 1-2 BB	K			4-3		FC3-5 1-H 3-H 2B	1-3	2 1 1	0 0 0	0 1 0	0 2 0	1 0 0	1 0 0	2 0 0
Ray Herbert, R (1, 1) OBP: 0.241, SLG: 0.333		F9 1-2 2-3		SF7 3-H		HBP		FC3-5 1B 1B 2-3	HR	3	2	1	2	0	0	3
Inning Stats	R: 0 E: 1 K: 2 S: 8 H: 0 LOB: 1 BB: 0 P: 8	R: 0 E: 0 K: 0 S: 4 H: 1 LOB: 2 BB: 1 P: 8	R: 0 E: 0 K: 0 S: 5 H: 2 LOB: 2 BB: 0 P: 5	R: 2 E: 0 K: 1 S: 8 H: 3 LOB: 1 BB: 0 P: 8	R: 0 E: 0 K: 1 S: 6 H: 1 LOB: 1 BB: 0 P: 6	R: 0 E: 0 K: 0 S: 3 H: 0 LOB: 1 BB: 0 P: 4	R: 0 E: 0 K: 0 S: 4 H: 1 LOB: 1 BB: 0 P: 4	R: 6 E: 0 K: 2 S: 13 H: 6 LOB: 1 BB: 1 P: 17	R: 1 E: 0 K: 0 S: 4 H: 1 LOB: 0 BB: 0 P: 4	1B: 12 2B: 2 3B: 0 HR: 1 SF: 1 SAC: 0 DP: 0 HBP: 1						

PITCHER		IP	WLS	BF	H	R	ER	SO	BB	IBB	HBP	BLK	WP	HR	S	P	ERA	WHIP
Earl Wilson, R ERA: 3.9	(1, 1)	7.0	L	34	10	4	4	4	1	0	1	0	1	0	40	45	5.14	1.571
Dick Radatz, R ERA: 2.24	(8, 1)	0.2		7	4	3	3	1	1	0	0	0	0	0	8	12	40.50	7.500
Hal Kolstad, R ERA: 5.43	(8, 1)	1.1		5	1	2	2	1	0	0	0	0	1	1	7	7	13.50	0.750

PITCHER	IP	WLS	BF	H	R	ER	SO	BB	IBB	HBP	BLK	WP	HR	S	P	ERA	WHIP

TOP

Chicago White Sox @ Boston Red Sox

Fenway Park, Boston, MA

Wed Sep 26 1962, 3:33 AM EDT

Att. 1,212 - Unknown

livebaseballscorecards.com

AB	42
R	9
H	15
RBI	8
BB	2
SO	6
LOB	24

WP: 2 PA: 46
PB: 0
SB: 1
CS: 0

Batter	1	2	3	4	5	6	7	8	9	AB	R	H	RBI	BB	SO	LOB
Gary Geiger, L (1, 8) OBP: 0.338, SLG: 0.395	1-3		F2		F9		BB		F3	4	0	0	0	1	0	1
Eddie Bressoud, R (1, 6) OBP: 0.330, SLG: 0.444	F4		FC1-4-6 1B		1-2 2B 1B		1-3 F9			4	1	2	0	0	0	1
Carl Yastrzemski, L (1, 7) OBP: 0.362, SLG: 0.470	4-3		FC1-4-6 1-2f		1-H 2-H 2B		BB			3	0	1	2	1	0	1
Lou Clinton, R (1, 9) OBP: 0.350, SLG: 0.541		F9		K	F6		F7			4	0	0	0	0	1	3
Pete Runnels, L (1, 3) OBP: 0.408, SLG: 0.456		4-3		F7		K		1-3		4	0	0	0	0	1	0
Frank Malzone, R (1, 5) OBP: 0.320, SLG: 0.429		2B 1B		1B		6-3		F6		4	1	2	0	0	0	0
Russ Nixon, L (1, 2) OBP: 0.321, SLG: 0.381		1-H 2B		F9		3B		6-3		4	0	2	1	0	0	1
Chuck Schilling, R (1, 4) OBP: 0.290, SLG: 0.332		4-3			1-6-3	6-3			6-3	4	0	0	0	0	0	2
Earl Wilson, R (1, 1) OBP: 0.230, SLG: 0.333			F9		1B 2B 1B		K		G3	3	1	1	0	0	1	0
Dick Radatz, R (8, 1) OBP: 0.125, SLG: 0.097										0	0	0	0	0	0	0
Hal Kolstad, R (8, 1) OBP: 0.056, SLG: 0.056										0	0	0	0	0	0	0
Pumpsie Green, S (9, PH) OBP: 0.301, SLG: 0.341										1	0	0	0	0	0	0
Inning Stats	R: 0 E: 0 K: 0 S: 3 H: 0 LOB: 0 BB: 0 P: 3	R: 1 E: 0 K: 0 S: 5 H: 2 LOB: 1 BB: 0 P: 5	R: 0 E: 0 K: 0 S: 4 H: 1 LOB: 1 BB: 0 P: 4	R: 0 E: 0 K: 1 S: 6 H: 1 LOB: 1 BB: 0 P: 6	R: 2 E: 0 K: 0 S: 6 H: 3 LOB: 1 BB: 0 P: 6	R: 0 E: 0 K: 1 S: 6 H: 1 LOB: 1 BB: 0 P: 6	R: 0 E: 0 K: 1 S: 5 H: 0 LOB: 2 BB: 2 P: 13	R: 0 E: 0 K: 0 S: 3 H: 0 LOB: 0 BB: 0 P: 3	R: 0 E: 0 K: 0 S: 3 H: 0 LOB: 0 BB: 0 P: 3	1B: 5 2B: 2 3B: 1 HR: 0 SF: 0 SAC: 0 DP: 0 HBP: 0						

PITCHER	IP	WLS	BF	H	R	ER	SO	BB	IBB	HBP	BLK	WP	HR	S	P	ERA	WHIP
Ray Herbert, R (1, 1) ERA: 3.22	9.0	W	37	8	3	3	3	2	0	0	0	0	0	41	49	3.00	1.111

PITCHER	IP	WLS	BF	H	R	ER	SO	BB	IBB	HBP	BLK	WP	HR	S	P	ERA	WHIP

BOTTOM

Chicago White Sox @ Boston Red Sox

Fenway Park, Boston, MA

Wed Sep 26 1962, 3:33 AM EDT

Att. 1,212 - Unknown

livebaseballscorecards.com

AB	35
R	3
H	8
RBI	3
BB	2
SO	3
LOB	9

WP: 0 PA: 37
PB: 0
SB: 1
CS: 0

Washington Senators @ Boston Red Sox

Fenway Park, Boston, MA

Sun Sep 30 1962, 3:33 AM EDT

Unknown

TOP

livebaseballscorecards.com

Batter	1	2	3	4	5	6	7	8	9	AB	R	H	RBI	BB	SO	LOB
Ken Hamlin, R (1, 6) OBP: 0.301, SLG: 0.325	6-3		WP, 2B		5-3			F8		4	0	1	0	0	0	0
Chuck Cottier, R (1, 4) OBP: 0.310, SLG: 0.341	F8		BBB, G5-4-3, 2-3, BB			F8		F9		3	0	0	0	1	0	0
Chuck Hinton, R (1, 9) (9, 8) OBP: 0.362, SLG: 0.474	F8		G5-4-3, 1-2f			1B			BBBB, SH, SF8, BB	3	1	1	0	1	0	2
Bud Zipfel, L (1, 3) OBP: 0.307, SLG: 0.370		S, HR, 1B		4-3		F8			BBBB, SF8, SH, 1-2, BB	3	1	1	0	1	0	1
Johnny Schaive, R (1, 5) OBP: 0.270, SLG: 0.409		SSS, K, 1-2		BBBB, BB		6-3			SH, SF8, 1-2, 2-3	2	0	0	0	1	1	2
Don Lock, R (1, 7) OBP: 0.329, SLG: 0.450		2-H, HR		F7			SSS, K		SF8, 1-2, 2-3, 3-H	3	1	1	3	0	1	1
Jim Piersall, R (1, 8) OBP: 0.301, SLG: 0.329 Jim King, L (9, PH) OBP: 0.355, SLG: 0.391 (9, 9)	G1		6-3				F7		G5-4-3, IBB	3 0	0 0	0 0	0 0	0 1	0 0	1 0
Bob Schmidt, R (1, 2) OBP: 0.278, SLG: 0.414	SSS, K			F2-4, 1B			F4		G5-4-3, 1-2f	4	0	1	0	0	1	3
Tom Cheney, R (1, 1) OBP: 0.118, SLG: 0.063 Bennie Daniels, L (9, 1) OBP: 0.130, SLG: 0.217			1-3	F2-4, 1-2				F9		3 0	0 0	0 0	0 0	0 0	0 0	1 0
Inning Stats	R: 0 E: 0 K: 0 S: 3 H: 0 LOB: 0 BB: 0 P: 3	R: 2 E: 0 K: 2 S: 9 H: 2 LOB: 0 BB: 0 P: 9	R: 0 E: 0 K: 0 S: 3 H: 1 LOB: 1 BB: 1 P: 7	R: 0 E: 0 K: 0 S: 3 H: 0 LOB: 1 BB: 1 P: 7	R: 0 E: 0 K: 0 S: 3 H: 1 LOB: 0 BB: 0 P: 3	R: 0 E: 0 K: 0 S: 4 H: 1 LOB: 1 BB: 0 P: 4	R: 0 E: 0 K: 1 S: 5 H: 0 LOB: 0 BB: 0 P: 5	R: 0 E: 0 K: 0 S: 3 H: 0 LOB: 0 BB: 0 P: 3	R: 1 E: 1 K: 0 S: 3 H: 0 LOB: 2 BB: 3 P: 15	1B: 3 2B: 2 3B: 0 HR: 1 SF: 1 SAC: 1 DP: 3 HBP: 0						

	AB	28
	R	3
	H	5
	RBI	3
	BB	5
	SO	3
	LOB	11

WP: 1 PB: 0 SB: 1 CS: 0 PA: 35

PITCHER		IP	WLS	BF	H	R	ER	SO	BB	IBB	HBP	BLK	WP	HR	S	P	ERA	WHIP
Gene Conley, R ERA: 3.95	(1, 1)	7.0	L	26	5	2	2	3	2	0	0	0	1	1	30	38	2.57	1.000
Earl Wilson, R ERA: 3.9	(8, 1)	2.0		9	0	1	1	0	2	1	0	0	0	0	6	18	4.50	1.000

PITCHER		IP	WLS	BF	H	R	ER	SO	BB	IBB	HBP	BLK	WP	HR	S	P	ERA	WHIP

Batter	1	2	3	4	5	6	7	8	9	AB	R	H	RBI	BB	SO	LOB
Gary Geiger, L (1, 8) OBP: 0.341, SLG: 0.396	FC5-4 1B		K		BB		F7		2B 1B	4	0	2	0	1	1	2
Eddie Bressoud, R (1, 6) OBP: 0.329, SLG: 0.444	K		L1		K		FC5-4		2B	5	0	1	0	0	2	5
Carl Yastrzemski, L (1, 7) OBP: 0.364, SLG: 0.470	F6		K			1-3 1B		2B 6-3 1B	BB	4	1	2	0	1	1	1
Lou Clinton, R (1, 9) OBP: 0.348, SLG: 0.539	FC5-4			K		K			5-3	5	0	1	0	0	2	5
Frank Malzone, R (1, 5) OBP: 0.319, SLG: 0.428		1B		6-3		1-3		6-3		4	0	1	1	0	0	2
Russ Nixon, L (1, 2) OBP: 0.313, SLG: 0.371		K		K		F5		F8		4	0	0	0	0	2	3
Don Gile, R (1, 3) OBP: 0.122, SLG: 0.027		1B			K		BB	K		3	0	1	0	1	2	1
Chuck Schilling, R (1, 4) OBP: 0.288, SLG: 0.329		F8			F2		F7		K	3	0	0	0	0	0	3
Bob Tillman, R (9, PH) OBP: 0.286, SLG: 0.454										1	0	0	0	0	1	0
Gene Conley, R (1, 1) OBP: 0.217, SLG: 0.333		K			E7		FC5-4		5-3	2	0	0	0	0	1	2
Pumpsie Green, S (7, PH) OBP: 0.308, SLG: 0.341										0	0	0	0	1	0	0
Earl Wilson, R (8, 1) OBP: 0.230, SLG: 0.333										0	0	0	0	0	0	0
Jim Pagliaroni, R (9, PH) OBP: 0.357, SLG: 0.442										1	0	0	0	0	0	0
Inning Stats	R: 0 E: 0 K: 1 S: 6 H: 1 LOB: 1 BB: 0 P: 6	R: 0 E: 0 K: 2 S: 9 H: 2 LOB: 2 BB: 0 P: 9	R: 0 E: 0 K: 2 S: 7 H: 0 LOB: 0 BB: 0 P: 7	R: 0 E: 0 K: 2 S: 7 H: 0 LOB: 0 BB: 0 P: 7	R: 0 E: 1 K: 2 S: 8 H: 0 LOB: 2 BB: 1 P: 12	R: 0 E: 0 K: 1 S: 6 H: 1 LOB: 1 BB: 0 P: 6	R: 0 E: 0 K: 0 S: 3 H: 0 LOB: 2 BB: 2 P: 11	R: 1 E: 0 K: 1 S: 7 H: 2 LOB: 1 BB: 0 P: 7	R: 0 E: 0 K: 1 S: 7 H: 2 LOB: 3 BB: 1 P: 11	1B: 6 2B: 2 3B: 0 HR: 0	SF: 0 SAC: 0 DP: 0 HBP: 0						

PITCHER	IP	WLS	BF	H	R	ER	SO	BB	IBB	HBP	BLK	WP	HR	S	P	ERA	WHIP
Tom Cheney, R (1, 1) ERA: 3.17	8.2	W	39	8	1	1	12	4	0	0	0	0	0	59	75	1.04	1.385
Bennie Daniels, R (9, 1) ERA: 4.86	0.1	S	1	0	0	0	0	0	0	0	0	0	0	1	1	0.00	0.000

PITCHER	IP	WLS	BF	H	R	ER	SO	BB	IBB	HBP	BLK	WP	HR	S	P	ERA	WHIP

BOTTOM

Washington Senators @ Boston Red Sox

Fenway Park, Boston, MA

Sun Sep 30 1962, 3:33 AM EDT

Unknown

livebaseballscorecards.com

AB	36
R	1
H	8
RBI	1
BB	4
SO	12
LOB	24

WP: 0 PB: 0 SB: 0 CS: 0 PA: 40

Batter	1	2	3	4	5	6	7	8	9	AB	R	H	RBI	BB	SO	LOB
John Kennedy, R (1, 5) OBP: 0.295, SLG: 0.381	3B		F9 ①		1-3 ③			1B		4	1	2	0	0	0	0
Ron Stillwell, R (1, 4) OBP: 0.333, SLG: 0.273	K ①		6-3 ②			F8 ①		F9 ③		4	0	0	0	0	1	2
Chuck Hinton, R (1, 8) OBP: 0.361, SLG: 0.472	F8 S 1B 3-H		5-3 ③			6-3 ②			F9 ①	4	0	1	1	0	0	0
Harry Bright, R (1, 3) OBP: 0.319, SLG: 0.462	F8 ② 1-3			5-3 ①		K ③			FC3-6 1B	4	0	1	0	0	1	1
Ken Retzer, L (1, 2) OBP: 0.334, SLG: 0.400	F8 ③			F6 ②			4-3 ①		FC3-6 ② 1-2f	4	0	0	0	0	0	2
Don Lock, R (1, 7) OBP: 0.336, SLG: 0.458		4-3 2B		BB			CS 1B		K ③	3	0	2	0	1	1	1
Jim King, L (1, 9) OBP: 0.353, SLG: 0.387		K ①		F2 ③			K ②③ 1-2			3	0	0	0	0	2	3
Ed Brinkman, R (1, 6) OBP: 0.228, SLG: 0.233		4-3 ② 2-3			4-3 ①			5-3 ①		3	0	0	0	0	0	1
Jack Jenkins, R (1, 1)		K ③			K ②			K ②		3	0	0	0	0	3	1
Inning Stats	R: 1 E: 0 K: 1 S: 7 H: 2 LOB: 1 BB: 0 P: 7	R: 0 E: 0 K: 2 S: 8 H: 1 LOB: 1 BB: 0 P: 8	R: 0 E: 0 K: 0 S: 3 H: 0 LOB: 0 BB: 0 P: 3	R: 0 E: 0 K: 0 S: 3 H: 0 LOB: 1 BB: 1 P: 7	R: 0 E: 0 K: 1 S: 5 H: 0 LOB: 0 BB: 0 P: 5	R: 0 E: 0 K: 1 S: 5 H: 0 LOB: 0 BB: 0 P: 5	R: 0 E: 0 K: 1 S: 5 H: 1 LOB: 1 BB: 0 P: 5	R: 0 E: 0 K: 1 S: 6 H: 1 LOB: 1 BB: 0 P: 6	R: 0 E: 0 K: 1 S: 6 H: 1 LOB: 1 BB: 0 P: 6	1B: 4 2B: 2 3B: 1 HR: 0	SF: 0 SAC: 0 DP: 1 HBP: 0						

PITCHER	IP	WLS	BF	H	R	ER	SO	BB	IBB	HBP	BLK	WP	HR	S	P	ERA	WHIP
Bill Monbouquette, R (1, 1) ERA: 3.33	9.0	W	33	6	1	1	8	1	0	0	0	0	0	48	52	1.00	0.778

PITCHER	IP	WLS	BF	H	R	ER	SO	BB	IBB	HBP	BLK	WP	HR	S	P	ERA	WHIP

TOP

Washington Senators @ Boston Red Sox

Fenway Park, Boston, MA

Sun Sep 30 1962, 3:38 AM EDT

Att. 6,346 - Unknown

livebaseballscorecards.com

AB	32
R	1
H	6
RBI	1
BB	1
SO	8
LOB	11

1B: 4	SF: 0	WP: 0	PA: 33
2B: 2	SAC: 0	PB: 0	
3B: 1	DP: 1	SB: 1	
HR: 0	HBP: 0	CS: 1	

BOTTOM

Washington Senators @ Boston Red Sox

Fenway Park, Boston, MA

Sun Sep 30 1962, 3:38 AM EDT

Att. 6,346 - Unknown

livebaseballscorecards.com

Batter	1	2	3	4	5	6	7	8	9	AB	R	H	RBI	BB	SO	LOB
Gary Geiger, L (1, 8) OBP: 0.344, SLG: 0.408	0-0 1B 2B		0-0 HR		0-0 1B		0-0 ③ F7			4	1	3	1	0	0	0
Billy Gardner, R (1, 6) OBP: 0.308, SLG: 0.335	0-0 CS 1B 2-3		0-0 ② 6-3		0-0 ③ F9			S S S 0-3 ① K		4	0	1	0	0	1	1
Carl Yastrzemski, L (1, 7) OBP: 0.363, SLG: 0.469 Carroll Hardy, R (4, 7) OBP: 0.316, SLG: 0.345	S S S 0-3 ① ② K 1-2		0-0 ③ 4-3			0-0 ① F3		B B B 4-0 G1-4-3 BB		2 1	0 0	0 0	0 0	0 1	1 0	2 0
Lou Clinton, R (1, 9) OBP: 0.349, SLG: 0.540	0-0 ③ 6-3			B B B 4-0 FC6-4 BB		0-0 2B		0-0 ② ③ G1-4-3 1-2f		3	0	1	0	1	0	2
Frank Malzone, R (1, 5) OBP: 0.319, SLG: 0.426		0-0 1B		0-0 ① F9		0-0 ② 6-3			0-0 ① F5	4	0	1	0	0	0	2
Jim Pagliaroni, R (1, 2) OBP: 0.359, SLG: 0.438 Earl Wilson, R (9, PR) OBP: 0.230, SLG: 0.333	S S S 0-3 ① K		0-0 ② L6			B B B 4-0 BB			B B B 4-0 HR BB	2 0	0 1	0 0	0 0	2 0	1 0	2 0
Don Gile, R (1, 3) OBP: 0.133, SLG: 0.122	S S S 0-3 ② K		0-0 ③ FC6-4 1-2f			0-0 ③ 5-3			0-0 1-H HR	4	1	1	2	0	1	4
Chuck Schilling, R (1, 4) OBP: 0.286, SLG: 0.327	S S S 0-3 ③ K				0-0 ① 5-3		0-0 ① 5-3			3	0	0	0	0	1	1
Bill Monbouquette, R (1, 1) OBP: 0.175, SLG: 0.096		S S S 0-3 ① K			S S S 0-3 ② K		S S S 0-3 ② K			3	0	0	0	0	3	0

	AB	30
	R	3
	H	7
	RBI	3
	BB	4
	SO	8
	LOB	14

Inning Stats	1	2	3	4	5	6	7	8	9
	R: 0 H: 2 E: 0 LOB: 1 K: 1 BB: 0 S: 6 P: 6	R: 0 H: 1 E: 0 LOB: 1 K: 3 BB: 0 S: 10 P: 10	R: 1 H: 1 E: 0 LOB: 0 K: 1 BB: 0 S: 6 P: 6	R: 0 H: 0 E: 0 LOB: 1 K: 0 BB: 1 S: 3 P: 7	R: 0 H: 1 E: 0 LOB: 1 K: 1 BB: 0 S: 6 P: 6	R: 0 H: 1 E: 0 LOB: 2 K: 0 BB: 1 S: 4 P: 8	R: 0 H: 0 E: 0 LOB: 0 K: 1 BB: 0 S: 5 P: 5	R: 0 H: 0 E: 0 LOB: 0 K: 1 BB: 1 S: 4 P: 8	R: 2 H: 1 E: 0 LOB: 1 K: 0 BB: 1 S: 2 P: 6

	1B	3	SF	0	WP	0	PA	34
	2B	3	SAC	0	PB	0		
	3B	0	DP	2	SB	0		
	HR	2	HBP	0	CS	1		

PITCHER	IP	WLS	BF	H	R	ER	SO	BB	IBB	HBP	BLK	WP	HR	S	P	ERA	WHIP
Jack Jenkins, R (1, 1) ERA: 4.05	8.1	L	34	7	3	3	8	4	0	0	0	0	2	46	62	3.24	1.320

PITCHER	IP	WLS	BF	H	R	ER	SO	BB	IBB	HBP	BLK	WP	HR	S	P	ERA	WHIP