


# Boston Red Sox - 1962

Batter	1	2	3	4	5	6	7	8	9	AB	R	H	RBI	BB	SO	LOB	TOP					
Ty Cline, L (1,8)	L1-2-3		L6	L4-3		L7			K	5	0	0	0	0	1	2						
Tito Francona, L (1,3) OBP: 0.200, SLG: 0.200	5-3		2B 1B		F8		F8		F7	5	0	1	0	0	0	0						
Chuck Essegian, R (1,7) OBP: 1.000, SLG: 1.500	BB		1-3 2B		1B HBP		3B 1B		BB	2	2	2	0	2	0	0						
Willie Kirkland, L (1,9)	F7		G3-6-3 BB		L7		F6		6-3	4	0	0	0	1	0	4						
John Romano, R (1,2) OBP: 0.750, SLG: 1.250		3-1 PB 1B	G3-6-3		1B		1B			4	2	3	1	0	0	3						
Woodie Held, R (1,6) OBP: 0.750, SLG: 0.667	3-1			BB BB	1B		1B			3	0	2	2	1	0	1						
Bubba Phillips, R (1,5) OBP: 0.500, SLG: 0.333		1B		BB BB	1-3				6-3	3	0	1	1	1	0	2						
Jerry Kindall, R (1,4)	F7				F8		K		F7	4	0	0	0	0	1	3						
Dick Donovan, L (1,1)	G6				K		4-3		K	4	0	0	0	0	2	3						
<b>Inning Stats</b>	R: 0 E: 0 K: 0 S: 3	H: 0 LOB: 1 BB: 1 P: 7	R: 1 E: 0 K: 0 S: 5	H: 2 LOB: 1 BB: 0 P: 5	R: 0 E: 0 K: 1 S: 4	H: 2 LOB: 2 BB: 1 P: 8	R: 0 E: 0 K: 1 S: 5	H: 0 LOB: 2 BB: 0 P: 13	R: 1 E: 0 K: 0 S: 5	H: 2 LOB: 2 BB: 0 P: 6	R: 0 E: 0 K: 1 S: 5	H: 0 LOB: 0 BB: 0 P: 5	R: 2 E: 0 K: 0 S: 5	H: 3 LOB: 1 BB: 0 P: 5	R: 0 E: 0 K: 1 S: 5	H: 0 LOB: 0 BB: 0 P: 5	R: 0 E: 0 K: 1 S: 5	H: 0 LOB: 1 BB: 1 P: 9	1B: 7 2B: 1 3B: 1 HR: 0	SF: 0 SAC: 0 DP: 1 HBP: 1	WP: 0 PB: 1 SB: 0 CS: 0	PA: 40
<b>PITCHER</b>	IP	WLS	BF	H	R	ER	SO	BB	IBB	HBP	BLK	WP	HR	S	P	ERA	WHIP					
Don Schwall, R (1,1) ERA: 4.5	8.0	L	36	9	4	4	3	4	0	1	0	0	0	37	54	4.50	1.625					
Dick Radatz, R (9,1) ERA:	1.0		4	0	0	0	1	1	0	0	0	0	0	5	9	0.00	1.000					

**Cleveland Indians @ Boston Red Sox**  
Fenway Park, Boston, MA  
Tue Apr 10 1962, 3:33 AM EST  
Att: 14,736 - Unknown


AB 34  
R 4  
H 9  
RBI 4  
BB 5  
SO 4  
LOB 18



Batter	1	2	3	4	5	6	7	8	9	AB	R	H	RBI	BB	SO	LOB	BOTTOM					
Pete Runnels, L (1,3)	3-1		L8			G4-6-3 BB		G3		3	0	0	0	1	0	1						
Chuck Schilling, R (1,4)	5-3		K			K			L8	4	0	0	0	0	2	1						
Gary Geiger, L (1,8)	6-3			F9		G4-6-3			G3	4	0	0	0	0	0	1						
Carl Yastrzemski, L (1,7) OBP: 0.500, SLG: 0.500		FC5 1B		3-1		1-3				4	0	2	0	0	0	0						
Frank Matzone, R (1,5)		L8		6-3		L8			F6	4	0	0	0	0	0	2						
Russ Nixon, L (1,2)		F7			L8		F7			3	0	0	0	0	0	1						
Carroll Hardy, R (1,9) OBP: 0.667, SLG: 0.667					F9			FC4-6 1B		3	0	2	0	0	0	0						
Eddie Bressoud, R (1,6) OBP: 0.333, SLG: 0.333		FC5			FC6-4 1B			FC4-6 1B		3	0	1	0	0	0	3						
Don Schwall, R (1,1)					FC6-4			F6		2	0	0	0	0	0	1						
Dave Philley, S (8,PH)										1	0	0	0	0	0	1						
Dick Radatz, R (9,1)										0	0	0	0	0	0	0						
<b>Inning Stats</b>	R: 0 E: 0 K: 0 S: 3	H: 0 LOB: 0 BB: 0 P: 3	R: 0 E: 0 K: 0 S: 5	H: 2 LOB: 2 BB: 0 P: 5	R: 0 E: 0 K: 1 S: 5	H: 0 LOB: 0 BB: 0 P: 5	R: 0 E: 0 K: 0 S: 3	H: 0 LOB: 0 BB: 0 P: 3	R: 0 E: 0 K: 1 S: 4	H: 1 LOB: 1 BB: 0 P: 4	R: 0 E: 0 K: 1 S: 4	H: 0 LOB: 0 BB: 1 P: 8	R: 0 E: 0 K: 0 S: 3	H: 0 LOB: 0 BB: 0 P: 3	R: 0 E: 0 K: 0 S: 4	H: 1 LOB: 1 BB: 0 P: 4	R: 0 E: 0 K: 0 S: 4	H: 1 LOB: 1 BB: 0 P: 4	1B: 5 2B: 0 3B: 0 HR: 0	SF: 0 SAC: 0 DP: 1 HBP: 0	WP: 0 PB: 0 SB: 0 CS: 0	PA: 32
<b>PITCHER</b>	IP	WLS	BF	H	R	ER	SO	BB	IBB	HBP	BLK	WP	HR	S	P	ERA	WHIP					
Dick Donovan, R (1,1) ERA:	9.0	W	32	5	0	0	2	1	0	0	0	0	0	35	39	0.00	0.667					

**Cleveland Indians @ Boston Red Sox**  
Fenway Park, Boston, MA  
Tue Apr 10 1962, 3:33 AM EST  
Att: 14,736 - Unknown

AB 31  
R 0  
H 5  
RBI 0  
BB 1  
SO 2  
LOB 11





Batter	1	2	3	4	5	6	7	8	9	10	11	12	AB	R	H	RBI	BB	SO	LOB						
Ty Cline, L (1.8)													4	0	0	0	0	0	2						
Tito Francona, L (1.3) OBP: 0.100, SLG: 0.100													5	0	0	0	0	2	3						
Chuck Essegian, R (1.7) OBP: 0.600, SLG: 0.571													5	0	1	0	0	1	2						
Willie Kirkland, L (1.9)													5	0	0	0	0	1	1						
John Romano, R (1.2) OBP: 0.556, SLG: 0.714													3	0	0	0	2	0	0						
Woodie Held, R (1.6) OBP: 0.556, SLG: 0.429													4	0	1	0	1	1	3						
Bubba Phillips, R (1.5) OBP: 0.222, SLG: 0.125													5	0	0	0	0	0	5						
Jerry Kindall, R (1.4)													3	0	0	0	0	0	1						
Don Dillard, L (11, PH)													1	0	0	0	0	0	0						
Ken Aspromonte, R (11, 4)													0	0	0	0	0	0	0						
Ron Taylor, R (1.1) OBP: 0.500, SLG: 0.500													4	0	2	0	0	0	0						
<b>Inning Stats</b>	R: 0 E: 0 K: 1 S: 4	H: 0 LOB: 0 BB: 0 P: 5	R: 0 E: 0 K: 1 S: 5	H: 0 LOB: 1 BB: 1 P: 9	R: 0 E: 0 K: 0 S: 3	H: 0 LOB: 0 BB: 0 P: 3	R: 0 E: 0 K: 2 S: 7	H: 0 LOB: 0 BB: 0 P: 7	R: 0 E: 0 K: 0 S: 3	H: 0 LOB: 1 BB: 1 P: 7	R: 0 E: 0 K: 0 S: 3	H: 0 LOB: 0 BB: 0 P: 3	R: 0 E: 0 K: 1 S: 5	H: 0 LOB: 0 BB: 0 P: 5	R: 0 E: 0 K: 0 S: 4	H: 1 LOB: 1 BB: 0 P: 4	R: 0 E: 0 K: 0 S: 4	H: 1 LOB: 1 BB: 0 P: 4	R: 0 E: 0 K: 0 S: 4	H: 1 LOB: 2 BB: 1 P: 8	1B: 4 2B: 0 3B: 0 HR: 0	SF: 0 SAC: 0 DP: 1 HBP: 1	WP: 0 PB: 0 SB: 0 CS: 0	PA: 43	
<b>PITCHER</b> Bill Monbouquette, R (1.1) ERA:	IP: 12.0 W: 4 L: 3	WLS: 43	BF: 4	H: 4 R: 0 ER: 0 SO: 5	BB: 3 IBB: 0 HBP: 1 BLK: 0	WP: 0 HR: 0 S: 49 P: 62	ERA: 0.00 WHIP: 0.583		<b>PITCHER</b>	IP: 12.0 W: 4 L: 3	WLS: 43	BF: 4	H: 4 R: 0 ER: 0 SO: 5	BB: 3 IBB: 0 HBP: 1 BLK: 0	WP: 0 HR: 0 S: 49 P: 62	ERA: 0.00 WHIP: 0.583									

**TOP**

**Cleveland Indians @ Boston Red Sox**  
Fenway Park, Boston, MA  
Wed Apr 11 1962, 3:33 AM EST  
Att. 2,466 - Unknown

AB	39
R	0
H	4
RBI	0
BB	3
SO	5
LOB	17

Batter	1	2	3	4	5	6	7	8	9	10	11	12	AB	R	H	RBI	BB	SO	LOB						
Pete Runnels, L (1.3) OBP: 0.444, SLG: 0.286													4	0	2	0	1	0	1						
Chuck Schilling, R (1.4)													5	0	0	0	0	0	4						
Gary Geiger, L (1.8) OBP: 0.111, SLG: 0.111													5	0	1	0	0	1	0						
Carl Yastrzemski, L (1.7) OBP: 0.444, SLG: 0.378													5	1	2	0	0	1	0						
Frank Malzone, R (1.5) OBP: 0.222, SLG: 0.125													4	1	1	0	1	1	1						
Russ Nixon, L (1.2)													4	1	0	0	1	0	2						
Carroll Hardy, R (1.9) OBP: 0.625, SLG: 1.125													5	1	3	4	0	0	0						
Eddie Bressoud, R (1.6) OBP: 0.286, SLG: 0.286													4	0	1	0	0	1	2						
Bill Monbouquette, R (1.1)													4	0	0	0	0	1	3						
<b>Inning Stats</b>	R: 0 E: 0 K: 0 S: 3	H: 0 LOB: 0 BB: 0 P: 3	R: 0 E: 0 K: 0 S: 4	H: 0 LOB: 0 BB: 0 P: 3	R: 0 E: 0 K: 0 S: 3	H: 0 LOB: 0 BB: 0 P: 3	R: 0 E: 0 K: 0 S: 4	H: 1 LOB: 1 BB: 0 P: 4	R: 0 E: 0 K: 1 S: 6	H: 1 LOB: 1 BB: 0 P: 6	R: 0 E: 0 K: 2 S: 8	H: 1 LOB: 2 BB: 1 P: 12	R: 0 E: 0 K: 0 S: 7	H: 0 LOB: 0 BB: 0 P: 7	R: 0 E: 0 K: 0 S: 4	H: 1 LOB: 1 BB: 0 P: 4	R: 0 E: 0 K: 0 S: 3	H: 2 LOB: 0 BB: 0 P: 3	R: 4 E: 0 K: 0 S: 2	H: 2 LOB: 0 BB: 2 P: 10	1B: 6 2B: 2 3B: 1 HR: 1	SF: 0 SAC: 0 DP: 2 HBP: 0	WP: 0 PB: 0 SB: 0 CS: 1	PA: 44	
<b>PITCHER</b> Ron Taylor, R (1.1) ERA: 3.27	IP: 11.0 W: 1 L: 3	WLS: 43	BF: 10	H: 4 R: 4 ER: 4 SO: 5	BB: 0 IBB: 3 HBP: 0 BLK: 0	WP: 0 HR: 1 S: 50 P: 62	ERA: 3.27 WHIP: 0.909		<b>PITCHER</b>	IP: 11.0 W: 1 L: 3	WLS: 43	BF: 10	H: 4 R: 4 ER: 4 SO: 5	BB: 0 IBB: 3 HBP: 0 BLK: 0	WP: 0 HR: 1 S: 50 P: 62	ERA: 3.27 WHIP: 0.909									

**BOTTOM**

**Cleveland Indians @ Boston Red Sox**  
Fenway Park, Boston, MA  
Wed Apr 11 1962, 3:33 AM EST  
Att. 2,466 - Unknown

AB	40
R	4
H	10
RBI	4
BB	3
SO	5
LOB	13







Batter	1	2	3	4	5	6	7	8	9	AB	R	H	RBI	BB	SO	LOB	TOP			
Pete Runnels, L (1, 3) OBP: 0.389, SLG: 0.333	0-3 K		0-3 K		4-0 FC6-4 BB		0-0 2B		0-0 FC6-4 1B	4	0	2	0	1	2	0	<b>Boston Red Sox @ Baltimore Orioles</b> Memorial Stadium, Baltimore, MD Sun Apr 15 1962, 3:33 AM EST Unknown			
Chuck Schilling, R (1, 4) OBP: 0.250, SLG: 0.267	0-0 5-3		0-0 6-3		0-0 FC6-4 1-2		0-0 5-3		0-0 F9	5	0	0	0	0	0	4				
Lou Clinton, R (1, 9) OBP: 0.429, SLG: 0.333	0-0 3-1		0-0 F8		0-0 E6 BB WP		0-3 K		0-0 FC6-4 1-2 2-3	5	0	0	0	0	1	3				
Jim Pagliaroni, R (1, 2) OBP: 0.333, SLG: 0.300		0-0 G4-6-3 1B		0-0 G5-4-3 1B		4-0 BB 1-2 BB		0-0 E5 G6-4-3	4	0	2	0	1	1	2					
Frank Matzone, R (1, 5) OBP: 0.250, SLG: 0.267		0-0 G4-6-3 1-2		0-0 G5-4-3 1B		0-3 K		0-0 G6-4-3 1-2	4	0	1	0	0	1	4					
Carroll Hardy, R (1, 8) OBP: 0.467, SLG: 0.714		0-0 BB 1B		0-0 G5-4-3 1-2 2-3		0-3 K		4-0 1B BB	3	1	1	0	1	1	4					
Carl Yastrzemski, L (1, 7) OBP: 0.412, SLG: 0.533		4-0 1B 1-2 BB		0-3 K		4-0 1-2 2-3 BB		0-0 1B	2	0	1	0	2	1	1					
Eddie Bressoud, R (1, 6) OBP: 0.286, SLG: 0.286		0-0 1-3 2-H 1B		0-0 5-3		0-0 3-1		0-0 F8	4	0	1	1	0	0	5					
Don Schwall, R (1, 1) Pumpsie Green, S (7, PH) Ted Wills, L (7, 1) Mike Fomieles, R (7, 1) Bob Tillman, R (9, PH)		0-0 L4		0-0 1-3		0-0 2-3		4-0 FC6-4 1B BB	2	0	0	0	0	0	2					
<b>Inning Stats</b>	R: 0 E: 0 K: 1 S: 5	H: 0 LOB: 0 BB: 0 P: 5	R: 1 E: 0 K: 0 S: 5	H: 3 LOB: 2 BB: 1 P: 9	R: 0 E: 0 K: 1 S: 5	H: 0 LOB: 0 BB: 0 P: 5	R: 0 E: 0 K: 0 S: 6	H: 2 LOB: 1 BB: 0 P: 6	R: 0 E: 0 K: 2 S: 8	H: 0 LOB: 3 BB: 2 P: 16	R: 0 E: 0 K: 1 S: 6	H: 1 LOB: 1 BB: 0 P: 6	R: 0 E: 1 K: 0 S: 4	H: 1 LOB: 2 BB: 1 P: 8	R: 0 E: 0 K: 1 S: 6	H: 1 LOB: 2 BB: 1 P: 10		1B: 7 2B: 1 3B: 0 HR: 0	SF: 0 SAC: 0 DP: 3 HBP: 0	WP: 1 PB: 0 SB: 0 CS: 0
<b>PITCHER</b> Steve Barber, L (1, 1) ERA: 1.0	IP: 9.0 WLS: W BF: 40 H: 8 R: 1 ER: 1 SO: 7 BB: 6 IBB: 0 HBP: 0 BLK: 0 WP: 1 HR: 0 S: 48 P: 72 ERA: 1.00 WHIP: 1.556															<b>PITCHER</b>				

Batter	1	2	3	4	5	6	7	8	9	AB	R	H	RBI	BB	SO	LOB	BOTTOM			
Johnny Temple, R (1, 4) OBP: 0.462, SLG: 0.600	4-0 FC6-4 BB	0-3 K			4-0 SH3-4 2B BB	0-0 6-3		0-0 SH1-4		2	1	0	0	2	1	1	<b>Boston Red Sox @ Baltimore Orioles</b> Memorial Stadium, Baltimore, MD Sun Apr 15 1962, 3:33 AM EST Unknown			
Earl Robinson, R (1, 9) OBP: 0.154, SLG: 0.250	0-0 FC6-4 G3 BB 1-2 2B		4-0 BB BB		0-0 SH3-4 1-2		0-0 F4		3	2	1	0	1	0	2					
Boog Powell, L (1, 7) Russ Snyder, L (8, 7)	4-0 G3 1-2 2B BB		0-0 F7		0-0 1B 2B		4-0 BB 1B BB		0-0 3-1	2	2	1	1	2	0	1				
Jim Gentile, L (1, 3) OBP: 0.538, SLG: 0.444	0-0 G3 1-2 2-3		4-0 BB BB		4-0 WP FC1-2-3 BB		0-0 BB 1B		0-0 1B	2	0	1	1	2	0	2				
Jackie Brandt, R (1, 8) OBP: 0.308, SLG: 0.417	0-0 2-H 3-H 2B		0-3 K		0-0 WP 1-2 2-H 1B		0-0 K		0-0 F9	4	0	2	3	0	2	4				
Brooks Robinson, R (1, 5) OBP: 0.333, SLG: 0.667	0-3 K		0-0 F8		0-0 FC1-5-2 1-2 2-H		0-0 F9		0-0 F9	4	0	0	0	0	1	7				
Gus Triandos, R (1, 2) OBP: 0.455, SLG: 0.667		0-3 K		0-3 K2-3	0-0 5-3		4-0 BB		0-0 BB	3	0	0	0	1	2	2				
Jerry Adair, R (1, 6) OBP: 0.455, SLG: 0.500		4-0 SH3-4 BB		0-0 L9		0-3 K		0-0 F7	3	0	0	0	1	1	3					
Steve Barber, L (1, 1)		0-0 SH3-4 1-2		0-3 K		0-3 K		4-0 SH1-4 BB	2	0	0	0	1	2	0					
<b>Inning Stats</b>	R: 2 E: 0 K: 1 S: 6	H: 1 LOB: 1 BB: 2 P: 14	R: 0 E: 0 K: 2 S: 7	H: 0 LOB: 1 BB: 1 P: 11	R: 0 E: 0 K: 1 S: 5	H: 0 LOB: 2 BB: 2 P: 13	R: 0 E: 0 K: 2 S: 7	H: 0 LOB: 0 BB: 0 P: 7	R: 2 E: 0 K: 0 S: 5	H: 2 LOB: 2 BB: 2 P: 13	R: 0 E: 0 K: 2 S: 7	H: 0 LOB: 0 BB: 0 P: 7	R: 1 E: 0 K: 1 S: 7	H: 2 LOB: 3 BB: 2 P: 15	R: 0 E: 0 K: 0 S: 3	H: 0 LOB: 1 BB: 1 P: 7		1B: 2 2B: 2 3B: 1 HR: 0	SF: 0 SAC: 3 DP: 0 HBP: 0	WP: 1 PB: 0 SB: 0 CS: 0
<b>PITCHER</b> Don Schwall, R (1, 1) ERA: 5.14 Ted Wills, L (7, 1) Mike Fomieles, R (7, 1)	IP: 6.0 WLS: L BF: 28 H: 3 R: 4 ER: 4 SO: 8 BB: 7 IBB: 0 HBP: 0 BLK: 0 WP: 1 HR: 0 S: 37 P: 65 ERA: 6.00 WHIP: 1.667															<b>PITCHER</b>				

AB	34
R	1
H	8
RBI	1
BB	6
SO	7
LOB	25



AB	26
R	5
H	5
RBI	5
BB	10
SO	9
LOB	23





Batter	1	2	3	4	5	6	7	8	9	AB	R	H	RBI	BB	SO	LOB	TOP										
<b>Pete Runnels, L</b> OBP: 0.304, SLG: 0.250 (1, 3)	L7		K	E6		E3		6-3		5	0	0	0	0	1	3	<b>Boston Red Sox @ Baltimore Orioles</b> <b>Memorial Stadium, Baltimore, MD</b> Sun Apr 15 1962, 6:05 PM EST Att: 10,134 - Unknown										
<b>Eddie Bressoud, R</b> OBP: 0.316, SLG: 0.421 (1, 6)	F8					F7				5	1	2	0	0	0	5											
<b>Lou Clinton, R</b> OBP: 0.100, SLG: 0.100 (1, 9)	F4					1-3		F7		5	1	1	1	0	1	3											
<b>Jim Pagliaroni, R</b> OBP: 0.500, SLG: 0.444 (1, 2)																											
<b>Frank Matzone, R</b> OBP: 0.316, SLG: 0.333 (1, 5)																											
<b>Carroll Hardy, R</b> OBP: 0.500, SLG: 0.667 (1, 8)																											
<b>Carl Yastrzemski, L</b> OBP: 0.381, SLG: 0.474 (1, 7)																											
<b>Chuck Schilling, R</b> (1, 4)																											
<b>Galen Cisco, R</b> OBP: 0.667, SLG: 1.000 <b>Dick Radatz, R</b> (7, 1)																											
<b>Inning Stats</b>	R: 0 E: 0 K: 0 S: 3	H: 0 LOB: 0 BB: 0 P: 3	R: 1 E: 0 K: 0 S: 4	H: 2 LOB: 0 BB: 0 P: 4	R: 0 E: 0 K: 2 S: 7	H: 0 LOB: 0 BB: 0 P: 7	R: 4 E: 1 K: 0 S: 7	H: 3 LOB: 3 BB: 3 P: 19	R: 0 E: 0 K: 1 S: 6	H: 1 LOB: 2 BB: 1 P: 10	R: 0 E: 1 K: 0 S: 5	H: 1 LOB: 2 BB: 0 P: 5	R: 0 E: 0 K: 1 S: 3	H: 0 LOB: 2 BB: 2 P: 11	R: 0 E: 0 K: 1 S: 6	H: 1 LOB: 1 BB: 0 P: 6	R: 0 E: 0 K: 0 S: 3	H: 0 LOB: 0 BB: 0 P: 3	1B: 5 2B: 2 3B: 1 HR: 0	SF: 1 SAC: 2 DP: 1 HBP: 0	WP: 0 PB: 0 SB: 0 CS: 0	PA: 42					
<b>PITCHER</b>	IP	WLS	BF	H	R	ER	SO	BB	IBB	HBP	BLK	WP	HR	S	P	ERA	WHIP										
<b>Billy Hoelt, L</b> ERA: 10.38	3.2	L	19	5	5	5	2	2	1	0	0	0	0	20	32	12.27	1.909										
<b>Wes Stock, R</b> ERA:	4.1		6	1	0	0	1	1	0	0	0	0	0	7	11	0.00	1.500										
<b>Bill Short, L</b> ERA:	6.1		1.0	5	1	0	0	0	0	0	0	0	0	5	5	0.00	1.000										
<b>Jim Lehw, R</b> ERA:	7.1		2.0	9	1	0	0	2	0	0	0	0	0	9	17	0.00	1.500										
<b>Mit Pappas, R</b> ERA:	9.1		1.0	3	0	0	0	0	0	0	0	0	0	3	3	0.00	0.000										

AB	33
R	5
H	8
RBI	5
BB	6
SO	4
LOB	19



Batter	1	2	3	4	5	6	7	8	9	AB	R	H	RBI	BB	SO	LOB	BOTTOM										
<b>Mary Breeding, R</b> OBP: 0.200, SLG: 0.200 (1, 4)	F2	FC5-4			4-3			F5		5	1	1	0	0	0	3	<b>Boston Red Sox @ Baltimore Orioles</b> <b>Memorial Stadium, Baltimore, MD</b> Sun Apr 15 1962, 6:05 PM EST Att: 10,134 - Unknown										
<b>Whitey Herzog, L</b> OBP: 0.200, SLG: 0.200 (1, 9)										5	0	1	0	0	3	4											
<b>Boog Powell, L</b> OBP: 0.412, SLG: 0.400 (1, 7)										5	1	3	0	0	2	1											
<b>Jim Gentile, L</b> OBP: 0.556, SLG: 0.462 <b>Dave Nicholson, R</b> (9, PR)										4	2	2	1	1	0	3											
<b>Jackie Brandt, R</b> OBP: 0.389, SLG: 0.357 (1, 8)										0	0	0	0	0	0	0											
<b>Brooks Robinson, R</b> OBP: 0.313, SLG: 0.563 (1, 5)										4	0	1	0	0	1	8											
<b>Charlie Lau, L</b> OBP: 0.500, SLG: 1.000 (1, 2)										3	0	2	3	0	0	1											
<b>Jerry Adair, R</b> OBP: 0.400, SLG: 0.364 (1, 6)										3	0	0	0	1	0	1											
<b>Billy Hoelt, L</b> ERA: 10.38 <b>Wes Stock, R</b> ERA: <b>Johnny Temple, R</b> OBP: 0.500, SLG: 0.600 <b>Bill Short, L</b> ERA: <b>Marv Throneberry, L</b> ERA: <b>Jim Lehw, R</b> ERA: <b>Russ Snyder, L</b> ERA: <b>Mit Pappas, R</b> ERA:										1	0	0	0	0	0	2											
<b>Inning Stats</b>	R: 0 E: 0 K: 0 S: 5	H: 2 LOB: 3 BB: 1 P: 9	R: 0 E: 1 K: 1 S: 7	H: 1 LOB: 2 BB: 0 P: 7	R: 0 E: 0 K: 1 S: 5	H: 1 LOB: 0 BB: 0 P: 5	R: 0 E: 0 K: 0 S: 3	H: 1 LOB: 0 BB: 0 P: 3	R: 0 E: 0 K: 2 S: 7	H: 0 LOB: 1 BB: 1 P: 11	R: 1 E: 0 K: 1 S: 6	H: 1 LOB: 2 BB: 2 P: 14	R: 3 E: 0 K: 1 S: 8	H: 4 LOB: 2 BB: 1 P: 12	R: 0 E: 0 K: 1 S: 5	H: 0 LOB: 2 BB: 0 P: 5	R: 0 E: 0 K: 2 S: 7	H: 0 LOB: 2 BB: 1 P: 11	1B: 9 2B: 1 3B: 0 HR: 0	SF: 1 SAC: 0 DP: 2 HBP: 0	WP: 1 PB: 0 SB: 1 CS: 0	PA: 41					
<b>PITCHER</b>	IP	WLS	BF	H	R	ER	SO	BB	IBB	HBP	BLK	WP	HR	S	P	ERA	WHIP										
<b>Galen Cisco, R</b> ERA: 5.68	6.1	W	31	9	4	4	5	4	0	0	0	0	0	37	53	5.68	2.053										
<b>Dick Radatz, R</b> ERA:	7.1	S	10	1	0	0	4	2	0	0	0	1	0	16	24	0.00	1.125										





Batter	1	2	3	4	5	6	7	8	9	AB	R	H	RBI	BB	SO	LOB	TOP									
<b>Pete Runnels, L</b> OBP: 0.259, SLG: 0.208 (1, 3)										4	0	0	0	0	0	3	<b>Boston Red Sox @ Cleveland Indians</b> Cleveland Municipal Stadium, Cleveland, OH Tue Apr 17 1962, 6:05 PM EST Att: 3,104 - Unknown <a href="http://livebaseballscorecards.com">livebaseballscorecards.com</a>									
<b>Eddie Bressoud, R</b> OBP: 0.304, SLG: 0.435 (1, 6)										4	0	1	0	0	1	0										
<b>Gary Geiger, L</b> OBP: 0.176, SLG: 0.125 (1, 8)									3	0	1	0	1	1	0											
<b>Carl Yastrzemski, L</b> OBP: 0.360, SLG: 0.435 (1, 7)									4	0	1	0	0	1	2											
<b>Frank Matzone, R</b> OBP: 0.273, SLG: 0.286 (1, 5)									3	0	0	0	0	0	1											
<b>Russ Nixon, L</b> OBP: 0.167, SLG: 0.091 (1, 2)									3	0	1	0	0	0	0											
<b>Carroll Hardy, R</b> OBP: 0.478, SLG: 0.588 (1, 9)									2	0	0	0	1	0	1											
<b>Chuck Schilling, R</b> (8, PH)									2	0	0	0	0	2	1											
<b>Dave Philley, S</b> (8, PH)									0	0	0	0	1	0	0											
<b>Earl Wilson, R</b> (8, 1)									0	0	0	0	0	0	0											
<b>Bill Monbouquette, R</b> OBP: 0.167, SLG: 0.167 (1, 1)									2	0	1	0	0	1	0											
<b>Pumpsie Green, S</b> (8, PH)									1	0	0	0	0	0	1											
<b>Inning Stats</b>	R: 0 E: 0 K: 1 S: 6	H: 2 LOB: 1 BB: 0 P: 6	R: 0 E: 0 K: 0 S: 3	H: 1 LOB: 0 BB: 0 P: 3	R: 0 E: 0 K: 2 S: 7	H: 0 LOB: 0 BB: 0 P: 7	R: 0 E: 0 K: 2 S: 8	H: 1 LOB: 1 BB: 0 P: 8	R: 0 E: 0 K: 1 S: 6	H: 1 LOB: 2 BB: 1 P: 10	R: 0 E: 0 K: 0 S: 3	H: 0 LOB: 0 BB: 0 P: 3	R: 0 E: 0 K: 0 S: 3	H: 0 LOB: 0 BB: 0 P: 3	R: 0 E: 0 K: 0 S: 2	H: 0 LOB: 0 BB: 1 P: 6	R: 0 E: 0 K: 0 S: 2	H: 0 LOB: 0 BB: 1 P: 6	1B: 4 2B: 1 3B: 0 HR: 0	SF: 0 SAC: 0 DP: 3 HBP: 0	WP: 0 PB: 0 SB: 0 CS: 0	PA: 31				
<b>PITCHER</b> <b>Dick Donovan, R</b> ERA: 9.00	IP: 9.0 WLS: W BF: 31	H: 5 R: 0 ER: 0 SO: 6	BB: 3 IBB: 0 HBP: 0 BLK: 0	WP: 0 HR: 0 S: 40 P: 52	ERA: 0.00 WHIP: 0.889											ERA: 0.00 WHIP: 0.889										

Batter	1	2	3	4	5	6	7	8	9	AB	R	H	RBI	BB	SO	LOB	BOTTOM									
<b>Don Dillard, L</b> (1, 8)										4	0	0	0	0	0	1	<b>Boston Red Sox @ Cleveland Indians</b> Cleveland Municipal Stadium, Cleveland, OH Tue Apr 17 1962, 6:05 PM EST Att: 3,104 - Unknown <a href="http://livebaseballscorecards.com">livebaseballscorecards.com</a>									
<b>Al Luplow, L</b> OBP: 0.200, SLG: 0.800 (1, 7)										4	2	1	2	0	0	1										
<b>Tito Francona, L</b> OBP: 0.381, SLG: 0.316 (1, 3)										3	1	2	0	1	0	0										
<b>Willie Kirkland, L</b> OBP: 0.350, SLG: 0.526 (1, 9)										4	1	4	2	0	0	0										
<b>John Romano, R</b> OBP: 0.421, SLG: 0.385 (1, 2)										3	0	0	1	0	0	4										
<b>Woodie Held, R</b> OBP: 0.388, SLG: 0.294 (1, 6)										4	0	0	0	0	0	1										
<b>Bubba Phillips, R</b> OBP: 0.300, SLG: 0.368 (1, 5)										4	0	0	0	0	0	2										
<b>Jerry Kindall, R</b> OBP: 0.176, SLG: 0.235 (1, 4)										4	1	1	0	0	2	1										
<b>Dick Donovan, L</b> (1, 1)										3	0	0	0	0	2	1										
<b>Inning Stats</b>	R: 0 E: 0 K: 0 S: 5	H: 2 LOB: 2 BB: 0 P: 5	R: 0 E: 0 K: 1 S: 5	H: 0 LOB: 0 BB: 0 P: 5	R: 1 E: 0 K: 0 S: 4	H: 1 LOB: 1 BB: 1 P: 8	R: 2 E: 1 K: 0 S: 7	H: 3 LOB: 2 BB: 0 P: 7	R: 0 E: 0 K: 1 S: 5	H: 0 LOB: 0 BB: 0 P: 5	R: 1 E: 0 K: 1 S: 6	H: 1 LOB: 1 BB: 0 P: 6	R: 1 E: 2 K: 0 S: 5	H: 1 LOB: 1 BB: 0 P: 5	R: 1 E: 2 K: 0 S: 5	H: 1 LOB: 1 BB: 0 P: 5		1B: 5 2B: 1 3B: 0 HR: 2	SF: 1 SAC: 0 DP: 0 HBP: 0	WP: 0 PB: 0 SB: 0 CS: 0	PA: 35					
<b>PITCHER</b> <b>Bill Monbouquette, R</b> ERA: 0.95	IP: 7.0 WLS: L BF: 30	H: 7 R: 4 ER: 2 SO: 4	BB: 1 IBB: 0 HBP: 0 BLK: 0	WP: 0 HR: 1 S: 37 P: 41	ERA: 2.57 WHIP: 1.143											ERA: 2.57 WHIP: 1.143										
<b>Earl Wilson, R</b> ERA: 9.0	IP: 1.0 WLS: 5 BF: 1	H: 1 R: 1 ER: 1 SO: 0	BB: 0 IBB: 0 HBP: 0 BLK: 0	WP: 0 HR: 1 S: 5 P: 5	ERA: 9.00 WHIP: 1.000											ERA: 9.00 WHIP: 1.000										



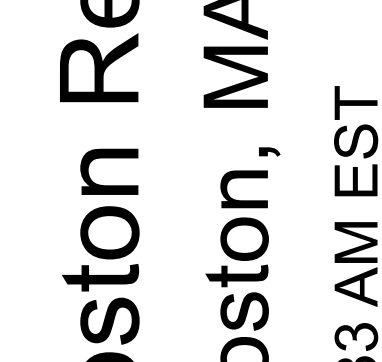
Batter	1	2	3	4	5	6	7	8	9	AB	R	H	RBI	BB	SO	LOB	TOP					
Jake Wood, R OBP: 0.346, SLG: 0.261 (1, 4)	1-3		6-3						6-3	4	0	0	0	1	1	1	<b>Detroit Tigers @ Boston Red Sox</b> Fenway Park, Boston, MA Thu Apr 19 1962, 3:33 AM EST Att: 9,223 - Unknown					
Bill Bruton, L OBP: 0.385, SLG: 0.455 (1, 8)	1B		F5				F6		1B	4	1	2	0	1	0	1						
Al Kaline, R OBP: 0.500, SLG: 0.714 (1, 9)	1B								1B	4	2	3	1	1	0	2						
Norm Cash, L OBP: 0.308, SLG: 0.682 (1, 3)	G4-6-3								1B	5	1	1	0	0	1	4						
Rocky Colavito, R OBP: 0.192, SLG: 0.087 (1, 7)									1B	4	0	1	0	1	1	4						
Steve Boros, R OBP: 0.375, SLG: 0.316 (1, 5)									1B	3	1	2	1	1	0	1						
Chico Fernandez, R OBP: 0.304, SLG: 0.273 (1, 6)	G1-6-3								1B	4	0	1	1	0	0	5						
Dick Brown, R OBP: 0.417, SLG: 0.818 (1, 2)	6-3								1B	4	0	2	2	0	0	1						
Phil Regan, R Jerry Casale, R Dick McAuliffe, L Paul Foytack, R Vic Wertz, L Fred Gladding, L (1, 1) (5, 1) (7, Ph) (7, 1) (8, Ph) (8, 1)	1-3								1B	2	0	0	0	0	0	0						
<b>Inning Stats</b>	R: 0 E: 0 K: 0 S: 4	H: 2 LOB: 1 BB: 0 P: 4	R: 0 E: 0 K: 0 S: 3	H: 1 LOB: 1 BB: 1 P: 7	R: 0 E: 0 K: 0 S: 3	H: 0 LOB: 0 BB: 0 P: 3	R: 1 E: 0 K: 0 S: 3	H: 1 LOB: 1 BB: 2 P: 11	R: 0 E: 0 K: 0 S: 3	H: 0 LOB: 2 BB: 2 P: 11	R: 0 E: 0 K: 0 S: 4	H: 1 LOB: 1 BB: 0 P: 4	R: 0 E: 0 K: 2 S: 8	H: 1 LOB: 1 BB: 0 P: 8	R: 3 E: 0 K: 1 S: 9	H: 4 LOB: 1 BB: 0 P: 9		R: 1 E: 0 K: 1 S: 7	H: 2 LOB: 1 BB: 0 P: 7	1B: 9 2B: 3 3B: 0 HR: 0	SF: 0 SAC: 0 DP: 2 HBP: 0	WP: 0 PB: 0 SB: 1 CS: 0
<b>PITCHER</b>	IP	WLS	BF	H	R	ER	SO	BB	IBB	HBP	BLK	WP	HR	S	P	ERA	WHIP					
Gene Conley, R ERA: 4.7 (1, 1)	8.1	W	39	12	5	5	3	5	0	0	0	0	0	40	60	5.40	2.040					
Dick Radatz, R ERA: (9, 1)	0.2	S	2	0	0	0	1	0	0	0	0	0	0	4	4	0.00	0.000					

Batter	1	2	3	4	5	6	7	8	9	AB	R	H	RBI	BB	SO	LOB	BOTTOM					
Pete Runnels, L OBP: 0.281, SLG: 0.241 (1, 3)	4-3								4-3	5	1	2	0	0	0	1	<b>Detroit Tigers @ Boston Red Sox</b> Fenway Park, Boston, MA Thu Apr 19 1962, 3:33 AM EST Att: 9,223 - Unknown					
Eddie Brassoud, R OBP: 0.357, SLG: 0.481 (1, 6)	K		6-3						1B	4	1	2	1	1	1	1						
Carl Yastrzemski, L OBP: 0.387, SLG: 0.385 (1, 7)	4-3								1B	3	2	0	0	2	0	1						
Jim Pagliaroni, R OBP: 0.563, SLG: 0.667 (1, 2)									1B	3	1	2	2	1	1	2						
Frank Matzone, R OBP: 0.269, SLG: 0.280 (1, 5)	6-3								1B	4	1	1	1	0	0	2						
Lou Clinton, R OBP: 0.214, SLG: 0.571 (1, 9)	K								1B	4	2	2	4	0	1	2						
Carroll Hardy, R OBP: 0.407, SLG: 0.476 (1, 8)	F8								1B	4	0	0	0	0	0	3						
Chuck Schilling, R OBP: 0.107, SLG: 0.038 (1, 4)									1B	4	0	1	1	0	0	0						
Gene Conley, R OBP: 0.167, SLG: 0.167 (1, 1)	F8								1B	4	1	1	0	0	1	0						
Dick Radatz, R ERA: (9, 1)									1B	0	0	0	0	0	0	0						
<b>Inning Stats</b>	R: 0 E: 0 K: 1 S: 5	H: 0 LOB: 0 BB: 0 P: 5	R: 0 E: 0 K: 1 S: 6	H: 1 LOB: 1 BB: 0 P: 6	R: 0 E: 0 K: 0 S: 4	H: 1 LOB: 1 BB: 0 P: 4	R: 1 E: 1 K: 0 S: 5	H: 1 LOB: 1 BB: 0 P: 5	R: 6 E: 0 K: 0 S: 6	H: 3 LOB: 0 BB: 3 P: 18	R: 1 E: 0 K: 1 S: 7	H: 2 LOB: 2 BB: 1 P: 11	R: 1 E: 0 K: 0 S: 4	H: 2 LOB: 0 BB: 0 P: 4	R: 0 E: 0 K: 1 S: 6	H: 1 LOB: 1 BB: 0 P: 6	R: 1 E: 0 K: 1 S: 6	H: 1 LOB: 1 BB: 0 P: 6	1B: 6 2B: 3 3B: 1 HR: 1	SF: 0 SAC: 0 DP: 0 HBP: 0	WP: 0 PB: 0 SB: 0 CS: 0	PA: 40
<b>PITCHER</b>	IP	WLS	BF	H	R	ER	SO	BB	IBB	HBP	BLK	WP	HR	S	P	ERA	WHIP					
Phil Regan, R ERA: 11.88 (1, 1)	4.2	L	22	4	5	4	2	3	0	0	0	0	0	23	35	7.71	1.500					
Jerry Casale, R ERA: 10.8 (5, 1)	1.1		9	4	3	3	1	1	0	0	0	0	1	10	14	20.25	3.750					
Paul Foytack, R ERA: 9.0 (7, 1)	1.0		4	2	1	1	0	0	0	0	0	0	0	4	4	9.00	2.000					
Fred Gladding, R ERA: (8, 1)	1.0		4	1	0	0	1	0	0	0	0	0	0	6	6	0.00	1.000					

AB 36  
R 5  
H 12  
RBI 5  
BB 5  
SO 4  
LOB 21



AB 35  
R 9  
H 11  
RBI 9  
BB 4  
SO 4  
LOB 12





Batter	1	2	3	4	5	6	7	8	9	AB	R	H	RBI	BB	SO	LOB	TOP					
Jake Wood, R (1,4) OBP: 0.355, SLG: 0.286										5	0	2	0	0	2	2	<p><b>Detroit Tigers @ Boston Red Sox</b> Fenway Park, Boston, MA Sat Apr 21 1962, 3:33 AM EST Att: 12,558 - Unknown</p> <p>AB 32 R 3 H 8 RBI 3 BB 6 SO 8 LOB 17</p>					
Bill Bruton, L (1,8) OBP: 0.387, SLG: 0.400										3	1	0	0	2	0	3						
Al Kaline, R (1,9) OBP: 0.467, SLG: 0.760										4	1	1	2	0	0	4						
Norm Cash, L (1,3)										3	1	1	1	1	0	0						
Rocky Colavito, R (1,7)										4	0	1	0	0	1	1						
Steve Boros, R (1,5)										4	0	1	0	0	2	2						
Chico Fernandez, R (1,6) OBP: 0.308, SLG: 0.250										2	0	0	0	1	1	1						
Bobo Osborne, L (8, PH)										0	0	0	0	1	0	0						
Reno Bertoia, R (8, FR)										0	0	0	0	0	0	0						
Dick McAuliffe, L (8, 6)										0	0	0	0	0	0	0						
Dick Brown, R (1,2) OBP: 0.400, SLG: 0.714										3	0	1	0	0	1	2						
Vic Wertz, L (8, PH)										1	0	0	0	0	0	1						
Mike Roarke, R (8, 2) OBP: 0.250, SLG: 0.143										0	0	0	0	0	0	0						
Frank Lary, R (1,1) OBP: 0.500, SLG: 0.800										2	0	1	0	1	1	1						
Charlie Maxwell, L (9, PH)										1	0	0	0	0	0	0						
<b>Inning Stats</b>	R: 0 E: 0 K: 0 S: 3	H: 1 LOB: 0 BB: 0 P: 3	R: 0 E: 0 K: 0 S: 3	H: 1 LOB: 1 BB: 0 P: 3	R: 0 E: 0 K: 2 S: 7	H: 0 LOB: 1 BB: 1 P: 11	R: 2 E: 0 K: 1 S: 7	H: 2 LOB: 2 BB: 2 P: 15	R: 0 E: 0 K: 0 S: 4	H: 2 LOB: 1 BB: 0 P: 4	R: 0 E: 0 K: 2 S: 7	H: 0 LOB: 1 BB: 1 P: 11	R: 0 E: 1 K: 1 S: 6	H: 1 LOB: 2 BB: 1 P: 10	R: 1 E: 0 K: 1 S: 6	H: 1 LOB: 1 BB: 1 P: 10	R: 0 E: 0 K: 1 S: 5	H: 0 LOB: 0 BB: 0 P: 5	1B: 6 2B: 0 3B: 0 HR: 2	SF: 0 SAC: 0 DP: 2 HBP: 0	WP: 0 PB: 0 SB: 0 CS: 0	PA: 38
<b>PITCHER</b>	IP WLS BF H R ER SO BB IBB HBP BLK WP HR S P ERA WHIP																					
Don Schwall, R (1,1) ERA: 4.5	8.0 W 35 8 3 3 7 6 0 0 0 0 0 2 43 67 3.38 1.750																					
Dick Radatz, R (9,1) ERA:	1.0 S 3 0 0 0 1 0 0 0 0 0 0 0 5 5 0.00 0.000																					

Batter	1	2	3	4	5	6	7	8	9	AB	R	H	RBI	BB	SO	LOB	BOTTOM				
Pete Runnels, L (1,3) OBP: 0.306, SLG: 0.250										3	1	1	0	1	0	1	<p><b>Detroit Tigers @ Boston Red Sox</b> Fenway Park, Boston, MA Sat Apr 21 1962, 3:33 AM EST Att: 12,558 - Unknown</p> <p>AB 30 R 4 H 8 RBI 4 BB 2 SO 1 LOB 11</p>				
Eddie Bresnold, R (1,6) OBP: 0.344, SLG: 0.452										4	1	1	1	0	0	1					
Carl Yastrzemski, L (1,7) OBP: 0.353, SLG: 0.400										4	1	1	1	0	1	0					
Jim Pagliaroni, R (1,2) OBP: 0.500, SLG: 0.563										4	0	1	1	0	0	0					
Frank Matzone, R (1,5) OBP: 0.267, SLG: 0.276										4	0	1	1	0	0	0					
Lou Clinton, R (1,9) OBP: 0.222, SLG: 0.500										4	0	1	0	0	0	2					
Carroll Hardy, R (1,8) OBP: 0.400, SLG: 0.435										2	0	0	0	1	0	3					
Chuck Schilling, R (1,4) OBP: 0.129, SLG: 0.069										3	1	1	0	0	0	2					
Don Schwall, R (1,1) OBP: 0.167, SLG: 0.167										2	0	1	0	0	0	2					
Dick Radatz, R (9,1) ERA:										0	0	0	0	0	0	0					
<b>Inning Stats</b>	R: 0 E: 0 K: 0 S: 3	H: 1 LOB: 0 BB: 0 P: 3	R: 0 E: 1 K: 0 S: 4	H: 0 LOB: 1 BB: 0 P: 4	R: 4 E: 0 K: 0 S: 8	H: 5 LOB: 2 BB: 1 P: 12	R: 0 E: 0 K: 0 S: 3	H: 1 LOB: 0 BB: 0 P: 3	R: 0 E: 0 K: 0 S: 4	H: 0 LOB: 2 BB: 1 P: 8	R: 0 E: 0 K: 1 S: 5	H: 0 LOB: 0 BB: 0 P: 5	R: 0 E: 0 K: 0 S: 3	H: 0 LOB: 0 BB: 0 P: 3	R: 0 E: 0 K: 0 S: 3	H: 0 LOB: 0 BB: 0 P: 3		1B: 7 2B: 1 3B: 0 HR: 0	SF: 0 SAC: 1 DP: 2 HBP: 0	WP: 1 PB: 0 SB: 1 CS: 0	PA: 33
<b>PITCHER</b>	IP WLS BF H R ER SO BB IBB HBP BLK WP HR S P ERA WHIP																				
Frank Lary, R (1,1) ERA: 4.2	8.0 L 33 8 4 4 1 2 0 0 0 0 1 0 33 41 4.50 1.250																				



Batter	1	2	3	4	5	6	7	8	9	AB	R	H	RBI	BB	SO	LOB	TOP			
Jake Wood, R OBP: 0.361, SLG: 0.323 (1, 4)										3	2	1	1	1	0	4	<b>Detroit Tigers @ Boston Red Sox</b> Fenway Park, Boston, MA Sun Apr 22 1962, 3:33 AM EST Att: 8,011 - Unknown			
Bill Bruton, L OBP: 0.417, SLG: 0.433 (1, 8)										5	1	3	2	0	1	3				
Al Kaline, R OBP: 0.457, SLG: 0.700 (1, 9)										5	1	2	1	0	0	1				
Norm Cash, L OBP: 0.371, SLG: 0.931 (1, 3)										4	2	2	3	1	0	0				
Rocky Colavito, R OBP: 0.226, SLG: 0.143 Bubba Morton, R OBP: 0.500, SLG: 0.400 (1, 7)										1	0	1	0	0	0	0				
Steve Boros, R OBP: 0.333, SLG: 0.286 (1, 5)										5	1	1	0	0	0	1				
Dick McAuliffe, L OBP: 0.667, SLG: 0.500 (1, 6)										3	1	2	0	2	0	0				
Dick Brown, R OBP: 0.350, SLG: 0.556 (1, 2)										4	0	0	0	1	1	4				
Jim Bunning, R OBP: 0.286, SLG: 0.286 Ron Kline, R (5, 1)										3	0	2	1	0	0	0				
										0	0	0	0	0	0	0				
<b>Inning Stats</b>	R: 4 E: 0 K: 0 S: 7	H: 5 LOB: 0 BB: 0 P: 7	R: 1 E: 0 K: 0 S: 5	H: 2 LOB: 3 BB: 2 P: 13	R: 2 E: 0 K: 0 S: 6	H: 3 LOB: 1 BB: 0 P: 6	R: 0 E: 0 K: 0 S: 3	H: 0 LOB: 0 BB: 0 P: 3	R: 0 E: 0 K: 1 S: 7	H: 2 LOB: 2 BB: 0 P: 7	R: 1 E: 0 K: 0 S: 5	H: 3 LOB: 1 BB: 0 P: 5	R: 0 E: 0 K: 1 S: 5	H: 0 LOB: 2 BB: 2 P: 13	R: 0 E: 0 K: 0 S: 2	H: 0 LOB: 0 BB: 1 P: 6	1B: 12 2B: 2 3B: 0 HR: 2	SF: 1 SAC: 1 DP: 2 HBP: 0	WP: 0 PB: 0 SB: 1 CS: 0	PA: 44
<b>PITCHER</b>	IP WLS BF H R ER SO BB IBB HBP BLK WP HR S P ERA WHIP	IP WLS BF H R ER SO BB IBB HBP BLK WP HR S P ERA WHIP																		
Bill Monbouquette, R ERA: 3.05 (1, 1)	1.2 L 13 7 5 5 0 1 1 0 0 0 0 1 11 19 27.00 4.800																			
Mike Fornieles, R ERA: 3.38 (2, 1)	3.1 15 5 2 2 1 0 0 0 0 0 0 0 17 17 5.40 1.500																			
Ike Delock, R ERA: 9.0 (6, 1)	1.0 5 3 1 1 0 0 0 0 0 0 0 1 5 9.00 3.000																			
Arnold Earley, L ERA: (7, 1)	2.0 8 0 0 0 1 2 0 0 0 0 0 0 8 16 0.00 1.000																			
Hal Kolstad, R ERA: (9, 1)	1.0 3 0 0 0 0 1 0 0 0 0 0 0 2 6 0.00 1.000																			

Batter	1	2	3	4	5	6	7	8	9	AB	R	H	RBI	BB	SO	LOB	BOTTOM			
Pete Runnels, L OBP: 0.293, SLG: 0.270 (1, 3)										5	1	1	0	0	0	1	<b>Detroit Tigers @ Boston Red Sox</b> Fenway Park, Boston, MA Sun Apr 22 1962, 3:33 AM EST Att: 8,011 - Unknown			
Eddie Brassoud, R OBP: 0.351, SLG: 0.500 (1, 6)										5	2	2	2	0	1	1				
Carl Yastrzemski, L OBP: 0.333, SLG: 0.371 (1, 7)										5	0	1	1	0	0	1				
Jim Pagliaroni, R OBP: 0.480, SLG: 0.667 (1, 2)										5	1	2	1	0	0	2				
Frank Matzone, R OBP: 0.324, SLG: 0.333 (1, 5)										4	0	3	1	0	0	0				
Lou Clinton, R OBP: 0.227, SLG: 0.429 (1, 9)										3	0	0	0	1	2	3				
Carroll Hardy, R OBP: 0.382, SLG: 0.407 (1, 8)										4	0	1	0	0	2	3				
Chuck Schilling, R OBP: 0.114, SLG: 0.061 (1, 4)										4	0	0	0	0	1	4				
Bill Monbouquette, R OBP: 0.167, SLG: 0.167 Mike Fornieles, R OBP: 0.333, SLG: 0.333 Pumpsie Green, S Ike Delock, R Russ Nixon, L Arnold Earley, L Gary Geiger, L Hal Kolstad, R (1, 1) (2, 1) (5, PH) (6, 1) (5, PH) (7, 1) (5, PH) (9, 1)										0	0	0	0	0	0	0				
										0	0	0	0	0	0	0				
<b>Inning Stats</b>	R: 1 E: 0 K: 0 S: 6	H: 3 LOB: 2 BB: 0 P: 6	R: 0 E: 0 K: 0 S: 3	H: 0 LOB: 0 BB: 0 P: 3	R: 0 E: 0 K: 2 S: 9	H: 3 LOB: 1 BB: 0 P: 9	R: 1 E: 1 K: 1 S: 10	H: 4 LOB: 3 BB: 1 P: 14	R: 0 E: 0 K: 0 S: 4	H: 1 LOB: 1 BB: 0 P: 4	R: 0 E: 0 K: 1 S: 5	H: 0 LOB: 0 BB: 0 P: 5	R: 0 E: 0 K: 1 S: 6	H: 1 LOB: 0 BB: 0 P: 6	R: 0 E: 0 K: 1 S: 5	H: 0 LOB: 0 BB: 0 P: 5	1B: 8 2B: 1 3B: 1 HR: 2	SF: 0 SAC: 0 DP: 0 HBP: 0	WP: 0 PB: 1 SB: 0 CS: 0	PA: 40
<b>PITCHER</b>	IP WLS BF H R ER SO BB IBB HBP BLK WP HR S P ERA WHIP	IP WLS BF H R ER SO BB IBB HBP BLK WP HR S P ERA WHIP																		
Jim Bunning, R ERA: 3.52 (1, 1)	4.1 W 23 10 5 4 2 0 0 0 0 0 0 1 27 27 8.31 2.308																			
Ron Kline, R ERA: 3.66 (5, 1)	4.2 W 17 2 1 1 4 1 0 0 0 0 0 0 1 24 28 1.93 0.643																			



Batter	1	2	3	4	5	6	7	8	9	AB	R	H	RBI	BB	SO	LOB	TOP					
Joe Hicks, L OBP: 0.375, SLG: 0.286 (1, 8)										3	0	0	0	1	0	0						
Chuck Cottier, R OBP: 0.355, SLG: 0.345 (1, 4)										4	0	0	0	0	0	1						
Gene Woodling, L OBP: 0.458, SLG: 0.526 (1, 7)										2	0	0	0	2	0	0						
Dale Long, L OBP: 0.371, SLG: 0.438 (1, 3)										4	0	0	0	0	1	3						
Jim King, L OBP: 0.235, SLG: 0.375 (1, 9)										4	1	2	1	0	0	0						
Bob Johnson, R OBP: 0.353, SLG: 0.438 (1, 6)										3	0	2	0	0	1	1						
Johnny Schaive, R (1, 5)										3	0	0	0	0	0	3						
Bob Schmidt, R OBP: 0.259, SLG: 0.269 (1, 2)										2	0	0	0	1	0	1						
Joe McClain, R Fred Green, R Dave Stenhouse, R (1, 1) (8, 1) (8, 1)										3	0	0	0	0	0	1						
										0	0	0	0	0	0	0						
										0	0	0	0	0	0	0						
<b>Inning Stats</b>	R: 0 E: 0 K: 0 S: 3	H: 0 LOB: 0 BB: 0 P: 3	R: 0 E: 0 K: 2 S: 8	H: 1 LOB: 1 BB: 0 P: 8	R: 0 E: 0 K: 0 S: 2	H: 0 LOB: 0 BB: 1 P: 6	R: 0 E: 0 K: 0 S: 2	H: 0 LOB: 0 BB: 1 P: 6	R: 0 E: 0 K: 0 S: 4	H: 1 LOB: 1 BB: 0 P: 4	R: 0 E: 0 K: 0 S: 3	H: 0 LOB: 2 BB: 2 P: 11	R: 1 E: 0 K: 0 S: 4	H: 2 LOB: 0 BB: 0 P: 4	R: 0 E: 0 K: 0 S: 3	H: 0 LOB: 0 BB: 0 P: 3	R: 0 E: 0 K: 0 S: 3	H: 0 LOB: 0 BB: 0 P: 3	1B: 3 2B: 1 3B: 0 HR: 1	SF: 0 SAC: 0 DP: 3 HBP: 0	WP: 1 PB: 0 SB: 0 CS: 0	PA: 32
<b>PITCHER</b> Galen Cisco, R ERA: 2.93 (1, 1)	IP: 9.0 WLS: W BF: 32 H: 4 R: 1 ER: 1 SO: 2 BB: 4 IBB: 0 HBP: 0 BLK: 0 WP: 1 HR: 1 S: 32 P: 48 ERA: 1.00 WHIP: 0.889															<b>PITCHER</b>						

Washington Senators @ Boston Red Sox  
Fenway Park, Boston, MA  
Tue Apr 24 1962, 3:33 AM EST  
Att: 2,749 - Unknown

AB 28  
R 1  
H 4  
RBI 1  
BB 4  
SO 2  
LOB 10



Batter	1	2	3	4	5	6	7	8	9	AB	R	H	RBI	BB	SO	LOB	BOTTOM					
Pete Runnels, L OBP: 0.311, SLG: 0.439 (1, 3)										4	2	2	2	0	0	0						
Eddie Brassoud, R OBP: 0.386, SLG: 0.513 (1, 6)										3	1	1	0	1	0	0						
Carl Yastrzemski, L OBP: 0.326, SLG: 0.399 (1, 7)										4	1	1	0	0	0	1						
Jim Pagliaroni, R OBP: 0.483, SLG: 0.609 (1, 2)										2	0	0	0	2	0	0						
Frank Matzone, R OBP: 0.342, SLG: 0.405 (1, 5)										4	0	2	2	0	0	2						
Gary Geiger, L OBP: 0.227, SLG: 0.300 (1, 8)										3	0	0	0	1	0	1						
Lou Clinton, R Dave Philley, S Carroll Hardy, R OBP: 0.200, SLG: 0.375 (8, PH) (9, 9)										3	0	0	0	0	0	1						
Chuck Schilling, R OBP: 0.132, SLG: 0.111 (1, 4)										3	0	1	0	0	0	1						
Galen Cisco, R OBP: 0.333, SLG: 0.400 (1, 1)										3	0	0	0	1	1							
<b>Inning Stats</b>	R: 0 E: 0 K: 0 S: 4	H: 1 LOB: 2 BB: 1 P: 8	R: 0 E: 0 K: 0 S: 4	H: 1 LOB: 0 BB: 0 P: 4	R: 1 E: 0 K: 0 S: 4	H: 1 LOB: 0 BB: 0 P: 4	R: 0 E: 0 K: 0 S: 3	H: 0 LOB: 0 BB: 0 P: 3	R: 0 E: 0 K: 1 S: 5	H: 0 LOB: 0 BB: 0 P: 5	R: 0 E: 0 K: 0 S: 3	H: 0 LOB: 0 BB: 0 P: 3	R: 0 E: 0 K: 0 S: 4	H: 1 LOB: 1 BB: 0 P: 4	R: 3 E: 0 K: 0 S: 5	H: 3 LOB: 2 BB: 3 P: 17	R: 0 E: 0 K: 0 S: 5	H: 0 LOB: 0 BB: 0 P: 17	1B: 1 2B: 4 3B: 0 HR: 2	SF: 0 SAC: 0 DP: 1 HBP: 0	WP: 0 PB: 0 SB: 0 CS: 0	PA: 34
<b>PITCHER</b> Joe McClain, R ERA: 7.36 Fred Green, L Dave Stenhouse, R (1, 1) (8, 1) (8, 1)	IP: 7.1 WLS: L BF: 32 H: 7 R: 4 ER: 4 SO: 1 BB: 3 IBB: 0 HBP: 0 BLK: 0 WP: 0 HR: 2 S: 31 P: 43 ERA: 4.91 WHIP: 1.364															<b>PITCHER</b>						

Washington Senators @ Boston Red Sox  
Fenway Park, Boston, MA  
Tue Apr 24 1962, 3:33 AM EST  
Att: 2,749 - Unknown

AB 30  
R 4  
H 7  
RBI 4  
BB 4  
SO 1  
LOB 10





Batter	1	2	3	4	5	6	7	8	9	AB	R	H	RBI	BB	SO	LOB	TOP					
Joe Hicks, L (1,8) OBP: 0.250, SLG: 0.182	F7			F9		P6		4-3		4	0	0	0	0	0	2						
Chuck Cottier, R (1,4) OBP: 0.343, SLG: 0.313	F9			G4-6-3 BB			L4		K	3	0	0	0	1	1	0						
Gene Woodling, L (1,7) OBP: 0.393, SLG: 0.435	G3			G4-6-3 1-2f			4-3		6-3	4	0	0	0	0	0	1						
Dale Long, L (1,3) OBP: 0.359, SLG: 0.417		K							G3	4	0	1	0	0	2	0						
Jim King, L (1,9) OBP: 0.250, SLG: 0.368				L5					K	3	0	1	0	0	1	1						
Bob Johnson, R (1,6) OBP: 0.351, SLG: 0.429				G6-4-3 1B					K	3	1	1	0	0	1	2						
Ken Retzer, L (1,2) OBP: 0.625, SLG: 0.500									1B	2	0	1	0	1	0	1						
Johnny Schaive, R (1,5) OBP: 0.125, SLG: 0.250				G5-4-3 1-2f			F8			3	0	1	1	0	0	1						
Jim Hannan, R (1,1) Danny O'Connell, R (6,PH) Ray Rippelmeyer, R (6,1) Willie Tasby, R (8,PH) Marty Kutyna, R (8,1)				K					K	1	0	0	0	0	1	0						
									K	1	0	0	0	0	1	0						
									K	0	0	0	0	0	0	0						
									K	1	0	0	0	0	1	2						
										2	0	1	0	1	0	1						
										3	0	1	1	0	0	1						
										1	0	0	0	0	1	0						
										1	0	0	0	0	1	0						
										0	0	0	0	0	0	0						
										1	0	0	0	0	1	2						
										0	0	0	0	0	0	0						
<b>Inning Stats</b>	R: 0 E: 0 K: 0 S: 3	H: 0 LOB: 0 BB: 0 P: 3	R: 0 E: 0 K: 1 S: 5	H: 1 LOB: 0 BB: 0 P: 5	R: 0 E: 0 K: 1 S: 4	H: 0 LOB: 0 BB: 1 P: 8	R: 0 E: 0 K: 0 S: 2	H: 0 LOB: 0 BB: 1 P: 6	R: 0 E: 0 K: 1 S: 6	H: 1 LOB: 1 BB: 0 P: 6	R: 0 E: 0 K: 1 S: 5	H: 0 LOB: 0 BB: 0 P: 5	R: 0 E: 0 K: 1 S: 5	H: 0 LOB: 0 BB: 0 P: 5	R: 1 E: 0 K: 2 S: 10	H: 3 LOB: 2 BB: 0 P: 10	R: 0 E: 0 K: 1 S: 5	H: 0 LOB: 0 BB: 0 P: 5	1B: 4 2B: 1 3B: 0 HR: 0	SF: 0 SAC: 0 DP: 3 HBP: 0	WP: 0 PB: 0 SB: 0 CS: 0	PA: 31
<b>PITCHER</b> Gene Conley, R (1,1) ERA: 3.33	IP: 9.0 WLS: W BF: 31 H: 5 R: 1 ER: 1 SO: 8 BB: 2 IBB: 0 HBP: 0 BLK: 0 WP: 0 HR: 0 S: 45 P: 53 ERA: 1.00 WHIP: 0.778															<b>PITCHER</b>						

Washington Senators @ Boston Red Sox  
Fenway Park, Boston, MA  
Wed Apr 25 1962, 3:33 AM EST  
Att: 4,536 - Sunny - 78 F

AB	29
R	1
H	5
RBI	1
BB	2
SO	8
LOB	10



Batter	1	2	3	4	5	6	7	8	9	AB	R	H	RBI	BB	SO	LOB	BOTTOM			
Pete Runnels, L (1,3) OBP: 0.286, SLG: 0.400	K		5-3	G3					K	4	0	0	0	0	2	1				
Eddie Brassoud, R (1,6) OBP: 0.378, SLG: 0.500	FC6-4 BB		4-3				G4-6-3 1B		F9	3	0	1	0	1	0	1				
Carl Yastrzemski, L (1,7) OBP: 0.340, SLG: 0.357	K			HR BB			G4-6-3 1-2f		2B 1B	3	2	1	0	1	1	2				
Jim Pagliaroni, R (1,2) OBP: 0.515, SLG: 0.640	FC6-4 1-2f			HR BB			FC6-4 BB		2B	2	1	1	2	2	0	1				
Frank Matzone, R (1,5) OBP: 0.333, SLG: 0.463		6-3		HR			FC6-4		L6	4	1	1	3	0	0	2				
Gary Geiger, L (1,8) OBP: 0.231, SLG: 0.375				4-3					L8	4	0	1	0	0	1	0				
Lou Clinton, R (1,9) OBP: 0.172, SLG: 0.321				4-3					F8	4	0	0	0	0	1	1				
Chuck Schilling, R (1,4) OBP: 0.143, SLG: 0.125		6-3		HR 1B					1-3	4	1	1	0	0	0	1				
Gene Conley, R (1,1) OBP: 0.333, SLG: 0.625			6-3	HR					1B 2B BB	2	2	1	2	1	0	0				
<b>Inning Stats</b>	R: 0 E: 0 K: 2 S: 7	H: 0 LOB: 1 BB: 1 P: 11	R: 0 E: 0 K: 1 S: 6	H: 1 LOB: 0 BB: 0 P: 6	R: 0 E: 0 K: 0 S: 3	H: 0 LOB: 0 BB: 0 P: 3	R: 5 E: 0 K: 0 S: 6	H: 3 LOB: 0 BB: 2 P: 14	R: 0 E: 0 K: 0 S: 3	H: 1 LOB: 1 BB: 1 P: 7	R: 0 E: 0 K: 1 S: 5	H: 0 LOB: 0 BB: 0 P: 5	R: 2 E: 0 K: 1 S: 7	H: 2 LOB: 1 BB: 1 P: 11	R: 0 E: 0 K: 0 S: 3	H: 0 LOB: 0 BB: 0 P: 3	1B: 3 2B: 1 3B: 1 HR: 2	SF: 0 SAC: 0 DP: 1 HBP: 0	WP: 0 PB: 0 SB: 0 CS: 0	PA: 35
<b>PITCHER</b> Jim Hannan, R (1,1) ERA: 5.63 Ray Rippelmeyer, R (6,1) ERA: 4.66 Marty Kutyna, R (8,1) ERA: 2.08	IP: 5.0 WLS: L BF: 23 H: 5 R: 5 ER: 5 SO: 3 BB: 4 IBB: 0 HBP: 0 BLK: 0 WP: 0 HR: 2 S: 25 P: 41 ERA: 9.00 WHIP: 1.800															<b>PITCHER</b>				

Washington Senators @ Boston Red Sox  
Fenway Park, Boston, MA  
Wed Apr 25 1962, 3:33 AM EST  
Att: 4,536 - Sunny - 78 F

AB	30
R	7
H	7
RBI	7
BB	5
SO	5
LOB	9





Batter	1	2	3	4	5	6	7	8	9	AB	R	H	RBI	BB	SO	LOB	TOP				
Willie Tasby, R OBP: 0.259, SLG: 0.200 (1, 8)										6	1	1	0	0	1	0	<b>Washington Senators @ Boston Red Sox</b> Fenway Park, Boston, MA Thu Apr 26 1962, 3:33 AM EST Att: 3,662 - Sunny  livebaseballscores.com  AB 41 R 7 H 13 RBI 6 BB 7 SO 9 LOB 33  				
Jim King, L OBP: 0.346, SLG: 0.391 (1, 9)										4	2	2	0	2	0	1					
Bob Johnson, R OBP: 0.372, SLG: 0.425 (1, 6)										5	1	2	0	1	0	3					
Dale Long, L OBP: 0.333, SLG: 0.366 (1, 3)										5	0	0	0	1	1	6					
Gene Woodling, L OBP: 0.455, SLG: 0.462 (1, 7)										3	1	2	1	1	0	2					
Johnny Schaefer, R OBP: 0.482, SLG: 0.583 (1, 5)										4	1	4	2	1	0	0					
Ken Retzer, L OBP: 0.500, SLG: 0.333 (6, PH)										3	1	0	0	1	3	8					
Chuck Hinton, R OBP: 0.227, SLG: 0.333 (8, PH)										1	0	0	0	0	0	1					
Fred Green, R (8, 1)										0	0	0	0	0	0	0					
Chuck Cottier, R OBP: 0.350, SLG: 0.378 (1, 4)										5	0	2	3	0	1	5					
Carl Bouldin, S Ed Hobaugh, R Jim Piersall, R Marty Kutyna, R Harry Bright, R Dave Stenhouse, R Bob Schmidt, R (1, 1) (3, 1) (4, PH) (4, 1) (6, PH) (6, 1) (8, PH) (8, 2)										2	0	0	0	0	1	1					
<b>Inning Stats</b>	R: 1 E: 1 K: 1 S: 7	H: 1 LOB: 3 BB: 2 P: 15	R: 0 E: 1 K: 1 S: 6	H: 0 LOB: 1 BB: 0 P: 6	R: 3 E: 0 K: 0 S: 6	H: 3 LOB: 1 BB: 1 P: 10	R: 3 E: 0 K: 1 S: 8	H: 3 LOB: 3 BB: 2 P: 17	R: 0 E: 0 K: 3 S: 11	H: 2 LOB: 2 BB: 0 P: 11	R: 0 E: 0 K: 0 S: 5	H: 2 LOB: 0 BB: 0 P: 5	R: 0 E: 0 K: 1 S: 6	H: 2 LOB: 1 BB: 0 P: 7	R: 0 E: 0 K: 0 S: 3	H: 0 LOB: 0 BB: 1 P: 7		1B: 10 2B: 3 3B: 0 HR: 0	SF: 0 SAC: 0 DP: 1 HBP: 1	WP: 1 PB: 0 SB: 0 CS: 0	PA: 49
<b>PITCHER</b>	IP WLS BF H R ER SO BB IBB HBP BLK WP HR S P ERA WHIP																				
Don Schwall, R ERA: 5.04 (1, 1)	3.0 0 18 4 4 3 2 2 1 0 0 0 0 0 19 31 9.00 2.000																				
Mike Fomieses, R ERA: 8.44 (4, 1)	0.0 5 2 3 3 0 2 0 1 0 0 1 0 2 11 ∞ ∞																				
Chet Nichols, L ERA: (4, 1)	4.2 21 7 0 0 6 1 0 0 0 0 0 0 32 36 0.00 1.714																				
Dick Radatz, R ERA: (8, 1)	0.1 W 1 0 0 0 1 0 0 0 0 0 0 0 3 3 0.00 0.000																				
Arnold Earley, L ERA: (9, 1)	1.0 S 4 0 0 0 0 1 0 0 0 0 0 0 3 7 0.00 1.000																				

Batter	1	2	3	4	5	6	7	8	9	AB	R	H	RBI	BB	SO	LOB	BOTTOM				
Pete Runnels, L OBP: 0.291, SLG: 0.380 (1, 3)										5	1	1	0	1	1	3	<b>Washington Senators @ Boston Red Sox</b> Fenway Park, Boston, MA Thu Apr 26 1962, 3:33 AM EST Att: 3,662 - Sunny  livebaseballscores.com  AB 35 R 8 H 13 RBI 6 BB 10 SO 3 LOB 24  				
Eddie Brassoud, R OBP: 0.380, SLG: 0.511 (1, 6)										5	1	2	1	0	0	5					
Carl Yastrzemski, L OBP: 0.365, SLG: 0.356 (1, 7)										3	1	1	0	2	0	1					
Jim Pagliaroni, R OBP: 0.500, SLG: 0.633 (1, 2)										5	1	2	1	0	1	3					
Frank Matzone, R OBP: 0.340, SLG: 0.432 (1, 5)										3	1	0	0	2	1	1					
Gary Geiger, L OBP: 0.323, SLG: 0.444 (1, 8)										3	1	2	2	2	0	2					
Carroll Hardy, R OBP: 0.410, SLG: 0.419 (1, 9)										4	2	2	1	1	0	3					
Chuck Schilling, R OBP: 0.213, SLG: 0.163 (1, 4)										3	0	2	0	2	0	3					
Don Schwall, R BP: 0.143, SLG: 0.143 Dave Philley, S Mike Fomieses, R Chet Nichols, S Dick Radatz, R Lou Clinton, R Arnold Earley, L (1, 1) (3, PH) (4, 1) (4, 1) (6, 1) (8, PH) (8, 1)										1	0	0	0	0	0	1					
<b>Inning Stats</b>	R: 2 E: 0 K: 0 S: 6	H: 3 LOB: 2 BB: 1 P: 10	R: 0 E: 0 K: 0 S: 4	H: 1 LOB: 1 BB: 0 P: 4	R: 5 E: 1 K: 0 S: 6	H: 3 LOB: 3 BB: 1 P: 18	R: 0 E: 0 K: 1 S: 5	H: 0 LOB: 0 BB: 0 P: 5	R: 0 E: 0 K: 0 S: 5	H: 2 LOB: 3 BB: 1 P: 9	R: 0 E: 0 K: 1 S: 6	H: 1 LOB: 2 BB: 1 P: 14	R: 0 E: 0 K: 0 S: 4	H: 1 LOB: 2 BB: 1 P: 8	R: 1 E: 0 K: 1 S: 6	H: 2 LOB: 2 BB: 2 P: 14		1B: 10 2B: 3 3B: 0 HR: 0	SF: 0 SAC: 1 DP: 1 HBP: 0	WP: 2 PB: 0 SB: 1 CS: 0	PA: 46
<b>PITCHER</b>	IP WLS BF H R ER SO BB IBB HBP BLK WP HR S P ERA WHIP																				
Carl Bouldin, R ERA: 22.5 (1, 1)	2.0 6 2 2 1 0 1 0 0 0 0 1 0 5 9 22.50 3.000																				
Ed Hobaugh, R ERA: 9.0 (3, 1)	1.0 2 2 2 1 0 1 0 0 0 0 1 0 5 9 9.00 3.000																				
Marty Kutyna, R ERA: 1.42 (4, 1)	2.0 9 2 0 0 1 0 1 0 0 0 0 0 10 14 0.00 1.000																				
Dave Stenhouse, R ERA: (6, 1)	2.0 11 2 0 0 1 1 2 0 0 0 0 0 10 22 0.00 1.500																				
Fred Green, L ERA: 3.0 (8, 1)	1.0 L 6 2 1 1 1 1 1 0 0 0 0 0 6 14 9.00 3.000																				



Batter	1	2	3	4	5	6	7	8	9	AB	R	H	RBI	BB	SO	LOB	TOP				
<b>Pete Runnels, L</b> OBP: 0.300, SLG: 0.358 (1, 3)	F8	BB 1B BB		6-3 BB			4-3		1-3	3	0	0	0	2	0	0	<b>Boston Red Sox @ Chicago White Sox</b> Comiskey Park, Chicago, IL Fri Apr 27 1962, 7:05 PM EST Att: 15,077 - Unknown				
<b>Eddie Bressoud, R</b> OBP: 0.370, SLG: 0.490 (1, 6)	1-3	BB 1B		6-3			6-3			4	0	1	2	0	0	1					
<b>Carl Yastrzemski, L</b> OBP: 0.375, SLG: 0.354 (1, 7)	F7	1-2 2-H 2-H 3-H		K			1B			3	0	1	0	1	1	1					
<b>Jim Pagliaroni, R</b> OBP: 0.476, SLG: 0.676 (1, 2)		HR				F5			F3	4	1	1	1	0	0	4					
<b>Frank Matzone, R</b> OBP: 0.333, SLG: 0.438 (1, 5)		F7	FC6-4 2B			F8			L1	4	0	1	0	0	0	0					
<b>Gary Geiger, L</b> OBP: 0.343, SLG: 0.414 (1, 8)		S 1B BB	FC6-4 BB			K			F3	2	1	0	0	2	1	0					
<b>Carroll Hardy, R</b> OBP: 0.395, SLG: 0.382 (1, 9)		SH1-4 1B BB	FC6-4 G4-6-3			F8			F8	3	1	0	0	1	0	2					
<b>Chuck Schilling, R</b> OBP: 0.216, SLG: 0.170 (1, 4)		SH1-4 1B	G4-6-3			6-3			K2-3	4	1	1	1	0	1	2					
<b>Bill Monbouquette, R</b> OBP: 0.125, SLG: 0.125 (1, 1)		SH1-4				K			K	2	0	0	0	0	2	0					
<b>Arnold Earley, L</b> ERA: 2.7 (6, 1)										0	0	0	0	0	0	0					
<b>Dick Radatz, R</b> ERA: 9.0 (8, 1)										0	0	0	0	0	0	0					
<b>Russ Nixon, L</b> OBP: 0.143, SLG: 0.077 (9, PH)		1-2 2-3								1	0	0	0	0	1	0					
<b>Inning Stats</b>	R: 0 E: 0 K: 0 S: 3	H: 0 LOB: 0 BB: 0 P: 3	R: 4 E: 0 K: 0 S: 6	H: 3 LOB: 3 BB: 4 P: 22	R: 0 E: 0 K: 0 S: 3	H: 1 LOB: 1 BB: 1 P: 7	R: 0 E: 0 K: 2 S: 7	H: 0 LOB: 1 BB: 1 P: 11	R: 0 E: 0 K: 1 S: 5	H: 0 LOB: 0 BB: 0 P: 5	R: 0 E: 0 K: 0 S: 4	H: 1 LOB: 1 BB: 0 P: 4	R: 0 E: 0 K: 0 S: 3	H: 0 LOB: 0 BB: 0 P: 3	R: 0 E: 0 K: 2 S: 7	H: 0 LOB: 0 BB: 0 P: 7	1B: 3 2B: 1 3B: 0 HR: 1	SF: 0 SAC: 1 DP: 1 HBP: 0	WP: 0 PB: 0 SB: 1 CS: 0	PA: 37	
<b>PITCHER</b>	IP	WLS	BF	H	R	ER	SO	BB	IBB	HBP	BLK	WP	HR	S	P	ERA	WHIP				
<b>Joe Horlen, R</b> ERA: 3.75 (1, 1)	2.0		13	3	4	4	0	4	0	0	0	0	1	9	25	18.00	3.500				
<b>Frank Baumann, L</b> ERA: 2.7 (3, 1)	5.0	W	18	2	0	0	4	2	0	0	0	0	0	24	32	0.00	0.800				
<b>Eddie Fisher, R</b> ERA: 9.0 (8, 1)	2.0	S	6	0	0	0	2	0	0	0	0	0	0	10	10	0.00	0.000				

AB 30  
R 4  
H 5  
RBI 4  
BB 6  
SO 6  
LOB 10



Batter	1	2	3	4	5	6	7	8	9	AB	R	H	RBI	BB	SO	LOB	BOTTOM				
<b>Jim Landis, R</b> OBP: 0.380, SLG: 0.714 (1, 8)	2B HBP	CS 1B					F9			3	2	2	0	0	0	0	<b>Boston Red Sox @ Chicago White Sox</b> Comiskey Park, Chicago, IL Fri Apr 27 1962, 7:05 PM EST Att: 15,077 - Unknown				
<b>Nellie Fox, L</b> OBP: 0.306, SLG: 0.368 (1, 4)	1-H 1B 2B	F7				G3				4	1	2	3	0	0	1					
<b>Joe Cunningham, L</b> OBP: 0.500, SLG: 0.490 (1, 3)	1B BB		G6-4-3 1B			FC1-6 BB	K			2	0	1	0	2	1	1					
<b>Floyd Robinson, L</b> OBP: 0.484, SLG: 0.707 (1, 7)	1-2 2-H 1B		F8			F6			1B E 1B	4	1	2	1	0	0	2					
<b>Al Smith, R</b> OBP: 0.368, SLG: 0.393 (1, 5)	F7		G6-4-3			FC1-6			F2	4	0	0	0	0	0	5					
<b>Mike Hershberger, R</b> OBP: 0.317, SLG: 0.310 (1, 9)	F8					5-3			S E 1B	4	1	1	0	0	0	3					
<b>Luis Aparicio, R</b> OBP: 0.191, SLG: 0.215 (1, 6)	F7					5-3			K	4	0	0	0	0	1	2					
<b>Sherm Lollar, R</b> OBP: 0.457, SLG: 0.552 (1, 2)		F5							K	2	0	0	0	1	0	0					
<b>Cam Carreon, R</b> OBP: 0.318, SLG: 0.350 (7, PR) (8, 2)									K	1	0	0	0	0	1	0					
<b>Joe Horlen, R</b> OBP: 0.111, SLG: 0.111 (1, 1)									K	0	0	0	0	0	0	0					
<b>Bob Sadowski, L</b> OBP: 0.167, SLG: 0.364 (2, PH)									K	1	1	1	1	0	0	0					
<b>Frank Baumann, L</b> OBP: 0.368, SLG: 0.393 (7, PH)									K	1	0	0	0	0	0	0					
<b>Charley Smith, R</b> OBP: 0.167, SLG: 0.364 (7, PH)									K	0	1	0	0	1	0	0					
<b>Eddie Fisher, R</b> OBP: 0.167, SLG: 0.364 (8, 1)									K	0	0	0	0	0	0	0					
<b>Inning Stats</b>	R: 2 E: 0 K: 0 S: 5	H: 2 LOB: 2 BB: 1 P: 10	R: 1 E: 0 K: 0 S: 4	H: 2 LOB: 0 BB: 0 P: 4	R: 0 E: 0 K: 0 S: 3	H: 1 LOB: 0 BB: 0 P: 3	R: 0 E: 0 K: 0 S: 3	H: 0 LOB: 0 BB: 0 P: 3	R: 0 E: 0 K: 0 S: 3	H: 0 LOB: 0 BB: 0 P: 3	R: 0 E: 0 K: 0 S: 3	H: 0 LOB: 1 BB: 1 P: 7	R: 2 E: 0 K: 1 S: 6	H: 2 LOB: 1 BB: 2 P: 14	R: 2 E: 1 K: 2 S: 9	H: 2 LOB: 0 BB: 0 P: 9	1B: 7 2B: 1 3B: 0 HR: 1	SF: 0 SAC: 0 DP: 1 HBP: 1	WP: 0 PB: 0 SB: 1 CS: 1	PA: 35	
<b>PITCHER</b>	IP	WLS	BF	H	R	ER	SO	BB	IBB	HBP	BLK	WP	HR	S	P	ERA	WHIP				
<b>Bill Monbouquette, R</b> ERA: 3.91 (1, 1)	5.0		11	3	3	2	1	3	0	0	0	0	0	10	22	9.00	3.000				
<b>Arnold Earley, L</b> ERA: 3.6 (6, 1)	2.0	L	11	3	3	2	1	3	0	0	0	0	0	8	8	0.00	1.000				
<b>Dick Radatz, R</b> ERA: 9.0 (8, 1)	1.0		4	1	1	0	2	0	0	0	0	0	0	8	8	0.00	1.000				

AB 30  
R 7  
H 9  
RBI 5  
BB 4  
SO 3  
LOB 14











Batter	1	2	3	4	5	6	7	8	9	AB	R	H	RBI	BB	SO	LOB	TOP			
<b>Pete Runnels, L</b> OBP: 0.319, SLG: 0.350 (1, 3)	F7						3-1			2	0	0	0	2	0	0	<b>Boston Red Sox @ Chicago White Sox</b> Comiskey Park, Chicago, IL Sun Apr 29 1962, 4:33 AM EDT Unknown			
<b>Eddie Bressoud, R</b> OBP: 0.365, SLG: 0.483 (1, 6)	K		F9					1-3		4	0	0	0	0	1	3				
<b>Carl Yastrzemski, L</b> OBP: 0.385, SLG: 0.393 (1, 7)	4-3							4-3		3	1	1	0	1	0	0				
<b>Jim Pagliaroni, R</b> OBP: 0.431, SLG: 0.581 (1, 2)				1-3	FC5			F7		4	0	1	0	0	0	3				
<b>Frank Matzone, R</b> OBP: 0.305, SLG: 0.382 (1, 5)	F8			FC6-4	BB		6-3	F7		3	0	0	0	1	0	1				
<b>Gary Geiger, L</b> OBP: 0.372, SLG: 0.364 (1, 8)	K			FC6-4	BB			1B		1	0	0	0	3	1	1				
<b>Carroll Hardy, R</b> OBP: 0.392, SLG: 0.381 (1, 9)				FC6-4	BB		L3	1B		4	0	2	1	0	0	3				
<b>Chuck Schilling, R</b> OBP: 0.241, SLG: 0.222 (1, 4)				FC4-6			F8	F2		3	0	0	0	0	0	3				
<b>Dave Philley, S</b> (9, PH)			2-3	FC4-6				K		1	0	0	0	0	0	2				
<b>Don Schwall, R</b> OBP: 0.100, SLG: 0.100 (1, 1)	F4				5-3		F8			3	0	0	0	0	0	1				
<b>Pumpsie Green, S</b> OBP: 0.250, SLG: 0.250 (9, PH)								K		1	0	0	0	0	1	2				
<b>Inning Stats</b>	R: 0 E: 0 K: 1 S: 5	H: 0 LOB: 0 BB: 0 P: 5	R: 0 E: 0 K: 1 S: 5	H: 1 LOB: 1 BB: 0 P: 5	R: 0 E: 0 K: 0 S: 4	H: 1 LOB: 2 BB: 1 P: 8	R: 1 E: 0 K: 0 S: 4	H: 1 LOB: 2 BB: 2 P: 12	R: 0 E: 0 K: 0 S: 3	H: 0 LOB: 0 BB: 2 P: 11	R: 0 E: 0 K: 0 S: 3	H: 0 LOB: 0 BB: 0 P: 3	R: 0 E: 0 K: 0 S: 3	H: 0 LOB: 0 BB: 0 P: 3	R: 0 E: 0 K: 1 S: 6	H: 1 LOB: 2 BB: 1 P: 10	1B: 3 2B: 3 3B: 0 HR: 0	SF: 0 SAC: 0 DP: 2 HBP: 0	WP: 0 PB: 0 SB: 1 CS: 1	PA: 36
<b>PITCHER</b> <b>John Buzhardt, R</b> ERA: 3.42 (1, 1)	IP: 9.0 WLS: W BF: 36 H: 4 R: 1 ER: 1 SO: 3 BB: 7 IBB: 0 HBP: 0 BLK: 0 WP: 0 HR: 0 S: 35 P: 63 ERA: 1.00 WHIP: 1.222															<b>PITCHER</b> <b>John Buzhardt, R</b> ERA: 3.42 (1, 1)	IP: 9.0 WLS: W BF: 36 H: 4 R: 1 ER: 1 SO: 3 BB: 7 IBB: 0 HBP: 0 BLK: 0 WP: 0 HR: 0 S: 35 P: 63 ERA: 1.00 WHIP: 1.222			

Batter	1	2	3	4	5	6	7	8	9	AB	R	H	RBI	BB	SO	LOB	BOTTOM			
<b>Jim Landis, R</b> OBP: 0.379, SLG: 0.673 (1, 8)	4-3		SH				FC6-4			2	1	1	0	1	0	1	<b>Boston Red Sox @ Chicago White Sox</b> Comiskey Park, Chicago, IL Sun Apr 29 1962, 4:33 AM EDT Unknown			
<b>Nellie Fox, L</b> OBP: 0.266, SLG: 0.318 (1, 4)	4-3		F7					F9		4	0	0	0	0	0	4				
<b>Joe Cunningham, L</b> OBP: 0.481, SLG: 0.500 (1, 3)	4-3		G1-6-3				F9	K		4	0	0	1	0	1	2				
<b>Floyd Robinson, L</b> OBP: 0.486, SLG: 0.742 (1, 7)							F7	1-3		4	0	1	0	0	0	0				
<b>Al Smith, R</b> OBP: 0.382, SLG: 0.387 (1, 5)	F8						L5			3	0	1	0	0	0	1				
<b>Mike Hershberger, R</b> OBP: 0.324, SLG: 0.364 (1, 9)								HR		3	1	1	1	0	0	1				
<b>Luis Aparicio, R</b> OBP: 0.200, SLG: 0.211 (1, 6)							F8	6-3		2	0	0	0	1	0	1				
<b>Bob Roselli, R</b> OBP: 0.200, SLG: 0.222 (1, 2)							F8	1-3		3	0	0	0	0	1	1				
<b>John Buzhardt, R</b> OBP: 0.222, SLG: 0.125 (1, 1)							K	E5		3	0	1	0	0	1	0				
<b>Inning Stats</b>	R: 1 E: 0 K: 0 S: 5	H: 2 LOB: 1 BB: 0 P: 5	R: 0 E: 0 K: 1 S: 4	H: 0 LOB: 0 BB: 1 P: 8	R: 0 E: 1 K: 0 S: 4	H: 1 LOB: 1 BB: 0 P: 4	R: 0 E: 0 K: 0 S: 4	H: 1 LOB: 1 BB: 0 P: 4	R: 0 E: 0 K: 1 S: 5	H: 0 LOB: 1 BB: 1 P: 9	R: 0 E: 0 K: 0 S: 3	H: 0 LOB: 0 BB: 0 P: 3	R: 1 E: 1 K: 0 S: 5	H: 1 LOB: 1 BB: 0 P: 5	R: 0 E: 0 K: 1 S: 5	H: 0 LOB: 0 BB: 0 P: 5	1B: 3 2B: 0 3B: 1 HR: 1	SF: 0 SAC: 1 DP: 1 HBP: 0	WP: 0 PB: 0 SB: 0 CS: 1	PA: 31
<b>PITCHER</b> <b>Don Schwall, R</b> ERA: 4.36 (1, 1)	IP: 8.0 WLS: L BF: 31 H: 5 R: 2 ER: 2 SO: 3 BB: 2 IBB: 0 HBP: 0 BLK: 0 WP: 0 HR: 1 S: 35 P: 43 ERA: 2.25 WHIP: 0.875															<b>PITCHER</b> <b>Don Schwall, R</b> ERA: 4.36 (1, 1)	IP: 8.0 WLS: L BF: 31 H: 5 R: 2 ER: 2 SO: 3 BB: 2 IBB: 0 HBP: 0 BLK: 0 WP: 0 HR: 1 S: 35 P: 43 ERA: 2.25 WHIP: 0.875			



Batter	1	2	3	4	5	6	7	8	9	AB	R	H	RBI	BB	SO	LOB	TOP			
<b>Pete Runnels, L</b> (1, 3) OBP: 0.315, SLG: 0.333	0-3 K		0-0 6-3			4-0 BB		0-0 F5		3	0	0	0	1	1	1	<b>Boston Red Sox @ Chicago White Sox</b> Comiskey Park, Chicago, IL Sun Apr 29 1962, 4:38 AM EDT Att: 12,059 - Unknown  <b>AB 28</b> <b>R 1</b> <b>H 3</b> <b>RBI 1</b> <b>BB 4</b> <b>SO 6</b> <b>LOB 10</b> 			
<b>Eddie Bresoud, R</b> (1, 6) OBP: 0.343, SLG: 0.453	0-3 K		0-0 F3			0-0 F8		0-0 F9		4	0	0	0	0	1	2				
<b>Carl Yastrzemski, L</b> (1, 7) OBP: 0.377, SLG: 0.373	0-3 K			4-0 1B BB		0-0 F8			0-3 K	3	0	0	0	1	2	1				
<b>Russ Nixon, L</b> (1, 2)		0-0 L8		0-0 G4-6-3 1B		0-0 1-3			0-0 5-3	4	0	1	0	0	0	1				
<b>Frank Matzone, R</b> (1, 5) OBP: 0.302, SLG: 0.373		0-0 BB 1B		0-0 F7			0-0 F8		0-0 5-3	4	1	1	0	0	0	2				
<b>Gary Geiger, L</b> (1, 8) OBP: 0.348, SLG: 0.333		0-0 F7		0-0 G4-6-3 1-2			0-0 4-3			3	0	0	0	0	0	3				
<b>Carroll Hardy, R</b> (1, 9) OBP: 0.389, SLG: 0.364		4-0 1B CS BB			0-3 K				0-3 K	2	0	0	0	1	2	0				
<b>Chuck Schilling, R</b> (1, 4) OBP: 0.246, SLG: 0.228		0-0 1-3 2-H 1B			0-0 F7			0-0 F6		3	0	1	1	0	0	0				
<b>Galen Cisco, R</b> (1, 1) OBP: 0.286, SLG: 0.333 <b>Chet Nichols, S</b> (4, 1) <b>Jim Pagliaroni, R</b> (8, PH) <b>Hal Kolstad, R</b> (8, 1)		0-0 CS	0-0 4-3		0-0 F4			4-0 BB		1	0	0	0	0	0	0				
<b>Inning Stats</b>	R: 0 E: 0 K: 3 S: 9	H: 0 LOB: 0 BB: 0 P: 9	R: 1 E: 0 K: 0 S: 4	H: 2 LOB: 1 BB: 1 P: 8	R: 0 E: 0 K: 0 S: 3	H: 0 LOB: 0 BB: 0 P: 3	R: 0 E: 0 K: 0 S: 3	H: 1 LOB: 1 BB: 1 P: 7	R: 0 E: 0 K: 1 S: 5	H: 0 LOB: 0 BB: 0 P: 5	R: 0 E: 0 K: 0 S: 3	H: 0 LOB: 0 BB: 0 P: 7	R: 0 E: 0 K: 0 S: 3	H: 0 LOB: 0 BB: 0 P: 7	R: 0 E: 0 K: 1 S: 5	H: 0 LOB: 0 BB: 0 P: 5		1B: 3 2B: 0 3B: 0 HR: 0	SF: 0 SAC: 0 DP: 1 HBP: 0	WP: 0 PB: 0 SB: 0 CS: 1
<b>PITCHER</b> <b>Early Wynn, R</b> (1, 1) ERA: 3.46	IP: 9.0 WLS: W BF: 32 H: 3 R: 1 ER: 1 SO: 6 BB: 4 IBB: 0 HBP: 0 BLK: 0 WP: 0 HR: 0 S: 40 P: 56 ERA: 1.00 WHIP: 0.778															<b>PITCHER</b>				

Batter	1	2	3	4	5	6	7	8	9	AB	R	H	RBI	BB	SO	LOB	BOTTOM	
<b>Jim Landis, R</b> (1, 8) OBP: 0.397, SLG: 0.679	0-0 4-3		0-0 SF7 1B BB	0-0 BB 2-H 2B		0-0 F9		4-0 G4-6-3 BB		4	1	2	1	1	0	0	<b>Boston Red Sox @ Chicago White Sox</b> Comiskey Park, Chicago, IL Sun Apr 29 1962, 4:38 AM EDT Att: 12,059 - Unknown  <b>AB 31</b> <b>R 5</b> <b>H 9</b> <b>RBI 5</b> <b>BB 6</b> <b>SO 2</b> <b>LOB 15</b> 	
<b>Bob Sadowski, L</b> (1, 4) OBP: 0.278, SLG: 0.438	0-0 1-3		4-0 SF7 1B BB	0-0 F7		0-0 4-3 1B		0-0 G4-6-3		4	1	1	0	1	0	2		
<b>Joe Cunningham, L</b> (1, 3) OBP: 0.481, SLG: 0.500	0-0 1B		0-0 SF7	4-0 BB		0-0 4-3		1-2 4-3		2	0	1	1	1	0	1		
<b>Floyd Robinson, L</b> (1, 7) OBP: 0.486, SLG: 0.721	0-0 F2		1-2 2-3 3-H 1B	4-0 1B	4-0 BB	0-0 4-3				2	0	0	0	2	0	2		
<b>Mike Hershberger, R</b> (1, 9) OBP: 0.320, SLG: 0.357		0-0 4-3	0-0 1-3 2-H 3-H 1B	0-0 5-3		0-0 6-3				4	0	1	2	0	0	3		
<b>Charley Smith, R</b> (1, 5)		0-0 6-3	0-3 K		0-0 F4		0-3 K			4	0	0	0	0	2	2		
<b>Luis Aparicio, R</b> (1, 6) OBP: 0.228, SLG: 0.230	0-0 4-3		4-0 E S 1B BB		0-0 1B		0-0 1B			3	1	2	0	1	0	0		
<b>Sherm Lollar, R</b> (1, 2) OBP: 0.462, SLG: 0.545			0-0 FC4-6 1B	0-0 1-H 2B 1B	0-0 F4		0-0 L4			4	1	2	1	0	0	2		
<b>Early Wynn, S</b> (1, 1)			0-0 FC4-6 BB 1B SF7	0-0 1-3 1B	0-0 F8		0-0 6-3			4	1	0	0	0	0	3		
<b>Inning Stats</b>	R: 0 E: 0 K: 0 S: 4	H: 1 LOB: 1 BB: 0 P: 4	R: 0 E: 0 K: 0 S: 3	H: 0 LOB: 0 BB: 0 P: 3	R: 3 E: 0 K: 1 S: 8	H: 3 LOB: 2 BB: 2 P: 16	R: 2 E: 0 K: 0 S: 5	H: 2 LOB: 3 BB: 3 P: 17	R: 0 E: 0 K: 0 S: 4	H: 1 LOB: 1 BB: 0 P: 4	R: 0 E: 0 K: 0 S: 6	H: 1 LOB: 1 BB: 0 P: 6	R: 0 E: 0 K: 0 S: 2	H: 0 LOB: 0 BB: 1 P: 6	1B: 8 2B: 1 3B: 0 HR: 0	SF: 1 SAC: 0 DP: 1 HBP: 0		WP: 0 PB: 0 SB: 1 CS: 0
<b>PITCHER</b> <b>Galen Cisco, R</b> (1, 1) ERA: 4.82 <b>Chet Nichols, L</b> (4, 1) ERA: <b>Hal Kolstad, R</b> (8, 1) ERA:	IP: 3.1 WLS: L BF: 19 H: 6 R: 5 ER: 5 SO: 1 BB: 2 IBB: 0 HBP: 0 BLK: 0 WP: 0 HR: 0 S: 16 P: 24 ERA: 0.00 WHIP: 1.364															<b>PITCHER</b>		



Batter	1	2	3	4	5	6	7	8	9	AB	R	H	RBI	BB	SO	LOB	TOP			
<b>Pete Runnels, L</b> OBP: 0.325, SLG: 0.348 (1, 3)										3	1	1	0	1	0	0	<b>Boston Red Sox @ Washington Senators</b> D.C. Stadium, Washington, DC Tue May 01 1962, 7:05 PM EDT Att: 3,233 - Cloudy <a href="http://livebaseballscorecards.com">livebaseballscorecards.com</a>			
<b>Eddie Bressoud, R</b> OBP: 0.329, SLG: 0.433 (1, 6)										3	0	0	0	0	0	1				
<b>Carroll Hardy, R</b> OBP: 0.379, SLG: 0.354 (1, 8)										4	0	1	0	0	1	2				
<b>Jim Pagliaroni, R</b> OBP: 0.446, SLG: 0.565 (1, 2)										3	0	1	0	1	2	2				
<b>Frank Matzone, R</b> OBP: 0.299, SLG: 0.365 (1, 5)										4	0	1	1	0	0	1				
<b>Lou Clinton, R</b> OBP: 0.182, SLG: 0.313 (1, 9)										3	0	0	0	0	2	2				
<b>Carl Yastrzemski, L</b> OBP: 0.361, SLG: 0.355 (1, 7)										3	0	0	0	0	1	0				
<b>Chuck Schilling, R</b> OBP: 0.234, SLG: 0.217 (1, 4)										3	0	0	0	0	0	0				
<b>Gene Conley, R</b> OBP: 0.250, SLG: 0.455 (1, 1)										3	0	0	0	0	1	0				
<b>Inning Stats</b>	R: 1 E: 0 K: 1 S: 7	H: 2 LOB: 2 BB: 1 P: 11	R: 0 E: 0 K: 0 S: 3	H: 0 LOB: 0 BB: 0 P: 3	R: 0 E: 0 K: 1 S: 7	H: 0 LOB: 1 BB: 1 P: 11	R: 0 E: 0 K: 1 S: 5	H: 0 LOB: 0 BB: 0 P: 5	R: 0 E: 0 K: 0 S: 4	H: 1 LOB: 1 BB: 0 P: 4	R: 0 E: 0 K: 1 S: 5	H: 0 LOB: 0 BB: 0 P: 5	R: 0 E: 0 K: 1 S: 5	H: 0 LOB: 0 BB: 0 P: 5	R: 0 E: 0 K: 1 S: 5	H: 1 LOB: 0 BB: 0 P: 5	1B: 3 2B: 2 3B: 0 HR: 0	SF: 0 SAC: 1 DP: 1 HBP: 0	WP: 0 PB: 0 SB: 0 CS: 1	PA: 32
<b>PITCHER</b> <b>Pete Burnside, L</b> ERA: 4.5 (1, 1)	IP: 9.0 WLS: W BF: 32 H: 4 R: 1 ER: 1 SO: 7 BB: 2 IBB: 0 HBP: 0 BLK: 0 WP: 0 HR: 0 S: 44 P: 52 ERA: 1.00 WHIP: 0.667															<b>PITCHER</b> IP: WLS: BF: H: R: ER: SO: BB: IBB: HBP: BLK: WP: HR: S: P: ERA: WHIP:				

Batter	1	2	3	4	5	6	7	8	9	AB	R	H	RBI	BB	SO	LOB	BOTTOM			
<b>Jim Piersall, R</b> OBP: 0.209, SLG: 0.262 (8, PR) <b>Chuck Hinton, R</b> OBP: 0.225, SLG: 0.250 (9, 9)										4	0	2	0	0	0	0	<b>Boston Red Sox @ Washington Senators</b> D.C. Stadium, Washington, DC Tue May 01 1962, 7:05 PM EDT Att: 3,233 - Cloudy <a href="http://livebaseballscorecards.com">livebaseballscorecards.com</a>			
<b>Jim King, L</b> OBP: 0.385, SLG: 0.394 (1, 7)										3	0	1	1	0	1	0				
<b>Bob Johnson, R</b> OBP: 0.369, SLG: 0.517 (1, 6)										4	1	3	0	0	0	0				
<b>Dale Long, L</b> OBP: 0.351, SLG: 0.373 (1, 3)										3	0	1	1	1	0	4				
<b>Gene Woodling, L</b> OBP: 0.450, SLG: 0.469 (8, PR) <b>Willie Tasby, R</b> OBP: 0.250, SLG: 0.206 (9, 8)										3	0	1	0	1	0	3				
<b>Johnny Scheive, R</b> OBP: 0.324, SLG: 0.636 (1, 5)										4	0	0	0	0	0	5				
<b>Ken Retzer, L</b> OBP: 0.438, SLG: 0.308 (1, 2)										3	0	0	0	0	0	1				
<b>Chuck Cottier, R</b> OBP: 0.351, SLG: 0.385 (1, 4)										3	0	0	0	0	0	0				
<b>Pete Burnside, R</b> (1, 1)										3	0	0	0	0	2	0				
<b>Inning Stats</b>	R: 0 E: 0 K: 0 S: 5	H: 3 LOB: 2 BB: 0 P: 5	R: 0 E: 0 K: 0 S: 3	H: 0 LOB: 0 BB: 0 P: 3	R: 0 E: 0 K: 1 S: 5	H: 0 LOB: 0 BB: 0 P: 5	R: 1 E: 0 K: 0 S: 5	H: 2 LOB: 1 BB: 0 P: 5	R: 0 E: 0 K: 1 S: 5	H: 0 LOB: 0 BB: 0 P: 5	R: 0 E: 0 K: 0 S: 4	H: 1 LOB: 2 BB: 1 P: 8	R: 0 E: 0 K: 1 S: 5	H: 0 LOB: 0 BB: 0 P: 5	R: 1 E: 0 K: 0 S: 5	H: 2 LOB: 2 BB: 1 P: 9	1B: 5 2B: 3 3B: 0 HR: 0	SF: 1 SAC: 0 DP: 0 HBP: 0	WP: 0 PB: 1 SB: 0 CS: 0	PA: 33
<b>PITCHER</b> <b>Gene Conley, R</b> ERA: 3.06 (1, 1)	IP: 8.0 WLS: L BF: 33 H: 8 R: 2 ER: 2 SO: 3 BB: 1 IBB: 1 HBP: 0 BLK: 0 WP: 0 HR: 0 S: 37 P: 45 ERA: 2.25 WHIP: 1.125															<b>PITCHER</b> IP: WLS: BF: H: R: ER: SO: BB: IBB: HBP: BLK: WP: HR: S: P: ERA: WHIP:				



Batter	1	2	3	4	5	6	7	8	9	AB	R	H	RBI	BB	SO	LOB	TOP					
<b>Pete Runnels, L</b> OBP: 0.341, SLG: 0.371 (1, 3)	5-3	BLK BB 1-2 1B						SF8		4	0	3	3	0	0	0	<b>Boston Red Sox @ Washington Senators</b> D.C. Stadium, Washington, DC Thu May 03 1962, 3:33 AM EDT Att: 1,704 - Unknown <a href="http://livebaseballscorecards.com">livebaseballscorecards.com</a>					
<b>Eddie Bresoud, R</b> OBP: 0.333, SLG: 0.465 (1, 6)	HR	BLK BB 1-2 2-3			K	K		6-3		4	1	1	1	1	2	3						
<b>Carl Yastrzemski, L</b> OBP: 0.339, SLG: 0.328 (1, 7)	4-3	1-3			1-3		K			5	0	0	0	0	1	3						
<b>Jim Pagliaroni, R</b> OBP: 0.443, SLG: 0.600 (1, 2)	BB				F7					4	1	1	1	1	1	1						
<b>Frank Matzone, R</b> OBP: 0.306, SLG: 0.382 (1, 5)	1-3				6-3					5	1	2	0	0	0	1						
<b>Gary Geiger, L</b> OBP: 0.333, SLG: 0.317 (1, 8)		4-3			K					5	0	1	0	0	1	1						
<b>Carroll Hardy, R</b> OBP: 0.365, SLG: 0.358 (1, 9)		BLK S 2B			6-3					5	1	1	0	0	0	4						
<b>Chuck Schilling, R</b> OBP: 0.250, SLG: 0.254 (1, 4)		5-3			K					3	2	1	0	1	1	1						
<b>Bill Monbouquette, R</b> OBP: 0.250, SLG: 0.100 <b>Dick Radatz, R</b> (9, 1)		2-3 BB BLK 1B BB			K					2	1	0	0	2	2	1						
<b>Inning Stats</b>	R: 1 E: 0 K: 0 S: 4	H: 1 LOB: 1 BB: 1 P: 8	R: 2 E: 0 K: 0 S: 5	H: 2 LOB: 2 BB: 2 P: 13	R: 0 E: 0 K: 1 S: 5	H: 0 LOB: 0 BB: 0 P: 5	R: 0 E: 0 K: 2 S: 7	H: 0 LOB: 0 BB: 0 P: 7	R: 0 E: 0 K: 1 S: 6	H: 1 LOB: 1 BB: 0 P: 6	R: 2 E: 0 K: 1 S: 7	H: 2 LOB: 2 BB: 2 P: 15	R: 1 E: 1 K: 1 S: 7	H: 1 LOB: 1 BB: 0 P: 7	R: 1 E: 0 K: 1 S: 6	H: 1 LOB: 0 BB: 0 P: 6	R: 0 E: 0 K: 1 S: 7	H: 2 LOB: 2 BB: 0 P: 7	1B: 5 2B: 2 3B: 1 HR: 2	SF: 1 SAC: 0 DP: 0 HBP: 0	WP: 0 PB: 0 SB: 1 CS: 0	PA: 43
<b>PITCHER</b>	IP	WLS	BF	H	R	ER	SO	BB	IBB	HBP	BLK	WP	HR	S	P	ERA	WHIP					
<b>Jim Hannan, R</b> ERA: 5.88 <b>Ray Rippelmeyer, R</b> ERA: 4.75 <b>Joe McClain, R</b> ERA: 10.13 <b>Marty Kutyna, R</b> ERA: 1.64	(1, 1)	1.2	L	11	3	3	3	0	3	0	0	1	0	1	8	20	16.20	3.600				
	(2, 1)	4.1		18	3	2	2	5	1	1	0	1	0	0	26	34	4.15	0.923				
	(7, 1)	1.0		5	1	1	1	1	0	0	0	0	0	1	7	7	9.00	1.000				
	(8, 1)	2.0		9	3	1	1	2	0	0	0	0	0	0	13	13	4.50	1.500				



Batter	1	2	3	4	5	6	7	8	9	AB	R	H	RBI	BB	SO	LOB	BOTTOM					
<b>Jim Piersall, R</b> OBP: 0.229, SLG: 0.298 (1, 8)	K		1-3		F4					5	0	2	0	0	1	1	<b>Boston Red Sox @ Washington Senators</b> D.C. Stadium, Washington, DC Thu May 03 1962, 3:33 AM EDT Att: 1,704 - Unknown <a href="http://livebaseballscorecards.com">livebaseballscorecards.com</a>					
<b>Jim King, L</b> OBP: 0.386, SLG: 0.395 (1, 7)	F5									5	0	2	1	0	0	3						
<b>Bob Johnson, R</b> OBP: 0.371, SLG: 0.500 (1, 6)	S BB		1B							4	0	1	0	1	1	3						
<b>Dale Long, L</b> OBP: 0.344, SLG: 0.352 (1, 3)	FC4-6 BB		F9							3	0	0	0	1	0	2						
<b>Gene Woodling, L</b> OBP: 0.409, SLG: 0.417 (1, 9)	FC4-6				4-3					4	0	0	0	0	0	3						
<b>Johnny Schaive, R</b> OBP: 0.289, SLG: 0.568 (1, 5)			F3		F8					4	0	0	0	0	0	1						
<b>Ken Retzer, L</b> OBP: 0.350, SLG: 0.235 (1, 2)			K		F5					4	0	0	0	0	2	0						
<b>Chuck Cottier, R</b> OBP: 0.361, SLG: 0.382 (1, 4)			6-3		F8					3	1	1	0	1	0	0						
<b>Jim Hannan, R</b> <b>Ray Rippelmeyer, R</b> <b>Joe McClain, R</b> <b>Joe Hicks, L</b> <b>Marty Kutyna, R</b> <b>Harry Bright, R</b>	(1, 1)	(2, 1)	(7, 1)	(7, PH)	(8, 1)	(8, PH)				0	0	0	0	0	0	0	0					
	(2, 1)	(2, 1)	(7, 1)	(7, PH)	(8, 1)	(8, PH)				2	2	1	0	0	0	0	0					
	(7, 1)	(7, PH)	(8, 1)	(8, PH)						0	0	0	0	0	0	0	0					
	(8, 1)	(8, PH)								1	1	1	2	0	0	0	0					
<b>Inning Stats</b>	R: 0 E: 0 K: 1 S: 5	H: 0 LOB: 2 BB: 2 P: 13	R: 0 E: 0 K: 1 S: 5	H: 0 LOB: 0 BB: 0 P: 5	R: 1 E: 0 K: 0 S: 5	H: 2 LOB: 1 BB: 0 P: 5	R: 0 E: 0 K: 0 S: 3	H: 0 LOB: 0 BB: 0 P: 3	R: 1 E: 0 K: 1 S: 7	H: 2 LOB: 1 BB: 0 P: 7	R: 0 E: 0 K: 0 S: 3	H: 0 LOB: 0 BB: 0 P: 3	R: 0 E: 0 K: 1 S: 6	H: 1 LOB: 2 BB: 1 P: 10	R: 0 E: 0 K: 0 S: 4	H: 1 LOB: 1 BB: 0 P: 4	R: 2 E: 0 K: 1 S: 8	H: 3 LOB: 1 BB: 0 P: 8	1B: 6 2B: 1 3B: 0 HR: 2	SF: 0 SAC: 0 DP: 0 HBP: 0	WP: 0 PB: 0 SB: 1 CS: 0	PA: 39
<b>PITCHER</b>	IP	WLS	BF	H	R	ER	SO	BB	IBB	HBP	BLK	WP	HR	S	P	ERA	WHIP					
<b>Bill Monbouquette, R</b> ERA: 3.71 <b>Dick Radatz, R</b> ERA:	(1, 1)	8.1	W	37	9	4	4	5	3	0	0	0	0	0	0	0	4.32	1.440				
	(9, 1)	0.2	S	2	0	0	0	0	0	0	0	0	0	0	2	2	0.00	0.000				










Batter	1	2	3	4	5	6	7	8	9	AB	R	H	RBI	BB	SO	LOB	TOP																		
Luis Aparicio, R OBP: 0.237, SLG: 0.224 (1, 6)	4-0 FC3-6 BB		0-0 FC6-4 1-2			0-0 5-3	0-0 6-3			3	0	0	0	1	0	1																			
Joe Cunningham, L OBP: 0.451, SLG: 0.405 (1, 3)	0-0 FC3-6 1-2		0-3 K			4-0 1B 2B BB	4-0 BB			2	1	0	0	2	1	2																			
Jim Landis, R OBP: 0.369, SLG: 0.634 (1, 8)	0-0 F7			0-3 K		0-0 2B 1-2 6-3 1B	0-3 K			4	1	1	0	0	2	2																			
Floyd Robinson, L OBP: 0.426, SLG: 0.636 (1, 7)	0-0 F7			0-0 F7		0-0 1B 1-3 2H 1B 2B		0-3 K		4	1	1	1	0	1	1																			
Al Smith, R OBP: 0.402, SLG: 0.457 (1, 5)		0-0 5-3		0-0 FC6-4 1B		0-0 6-3		0-0 F3		4	0	1	1	0	0	1																			
Mike Hershberger, R OBP: 0.287, SLG: 0.307 (1, 9)		0-0 L9		0-0 FC6-4 1-2		0-0 1B 2-3 1B		0-0 F4		4	0	1	0	0	0	1																			
Nellie Fox, L OBP: 0.297, SLG: 0.321 (1, 4)		0-0 F9			0-0 4-3	0-0 1-3 3H 1B		0-0 F7		4	0	1	1	0	0	0																			
Sherm Lollar, R OBP: 0.380, SLG: 0.419 Cam Carreon, R OBP: 0.371, SLG: 0.448 (1, 2)			0-0 6-3		0-0 F2	0-0 F9		0-0 F8		2	0	0	0	0	0	0																			
Early Wynn, S Russ Kemmerer, R J.C. Martin, L Dave DeBusschere, R Bob Farley, L Dom Zanni, R Bob Sadowski, L (1, 1) (4, 1) (5, PH) (5, 1) (7, PH) (7, 1) (9, PH)			4-0 FC6-4 BB		0-0 F7		0-3 K		0-3 K	0	0	0	0	1	0	0																			
<b>Inning Stats</b>	R: 0 E: 0 K: 0 S: 3	H: 0 LOB: 1 BB: 1 P: 7	R: 0 E: 0 K: 0 S: 3	H: 0 LOB: 0 BB: 0 P: 3	R: 0 E: 0 K: 1 S: 5	H: 0 LOB: 1 BB: 1 P: 9	R: 0 E: 0 K: 1 S: 6	H: 1 LOB: 1 BB: 0 P: 6	R: 0 E: 0 K: 0 S: 3	H: 0 LOB: 0 BB: 0 P: 3	R: 3 E: 0 K: 0 S: 7	H: 4 LOB: 2 BB: 1 P: 11	R: 0 E: 0 K: 1 S: 5	H: 0 LOB: 1 BB: 1 P: 11	R: 0 E: 0 K: 1 S: 5	H: 0 LOB: 0 BB: 0 P: 5	R: 0 E: 0 K: 1 S: 5	H: 0 LOB: 0 BB: 0 P: 5	1B: 4 2B: 1 3B: 0 HR: 0	SF: 0 SAC: 0 DP: 0 HBP: 0	WP: 0 PB: 0 SB: 1 CS: 0	PA: 36													
<b>PITCHER</b>	IP 5.2	WLS W	BF 25	H 5	R 3	ER 3	SO 2	BB 3	IBB 0	HBP 0	BLK 0	WP 0	HR 0	S 26	P 38	ERA 4.76	WHIP 1.412	<b>PITCHER</b>	IP 6.1	WLS S	BF 11	H 0	R 0	ER 0	SO 4	BB 1	IBB 0	HBP 0	BLK 0	WP 0	HR 0	S 18	P 22	ERA 0.00	WHIP 0.300

Chicago White Sox @ Boston Red Sox  
Fenway Park, Boston, MA  
Sat May 05 1962, 3:33 AM EDT  
Att: 5,688 - Unknown


AB 32  
R 3  
H 5  
RBI 3  
BB 4  
SO 6  
LOB 10



Batter	1	2	3	4	5	6	7	8	9	AB	R	H	RBI	BB	SO	LOB	BOTTOM																		
Pete Runnels, L OBP: 0.348, SLG: 0.372 (1, 3)	4-0 S 1B BB	0-0 2-3		0-0 F7	0-0 F7		0-0 6-3			4	1	0	0	1	0	2																			
Eddie Bressoud, R OBP: 0.341, SLG: 0.481 (1, 6)	0-3 K		0-0 1B	0-0 E5 HR	0-0 L9			0-0 5-3		5	2	1	0	0	1	3																			
Carl Yastrzemski, L OBP: 0.369, SLG: 0.408 (1, 7)	0-0 F5		0-0 1B	0-0 1B 1-2 2H HR		0-0 F9 1B HBP		0-3 K		5	2	3	3	0	1	1																			
Jim Pagliaroni, R OBP: 0.437, SLG: 0.552 (1, 2)	0-0 1B 2B 1B		0-3 K	0-0 1B 1B		1-0 L6-4 1B HBP		0-3 K2-3		4	2	2	1	0	2	2																			
Frank Matzone, R OBP: 0.333, SLG: 0.403 (1, 5)	0-0 2B 1B		0-0 FC5-4	0-0 1B 1-3		0-0 F9		0-0 F9		4	0	3	1	0	0	2																			
Gary Geiger, L OBP: 0.367, SLG: 0.367 (1, 8)	0-0 1B		0-3 K	0-0 WP 1B		0-0 1B		0-0 1B		4	0	3	3	0	1	2																			
Carroll Hardy, R OBP: 0.361, SLG: 0.333 (1, 9)	0-0 F7		0-0 FC5-4	0-0 F4		0-0 L6-4				4	0	0	0	0	0	8																			
Pumpsie Green, S OBP: 0.333, SLG: 0.200 (1, 4)		0-3 K		0-0 S HR 1B	4-0 WP BB		0-0 F2			3	1	1	0	1	1	0																			
Galen Cisco, R OBP: 0.200, SLG: 0.222 Dick Radatz, R (1, 1) (6, 1)		0-0 F8		0-3 K	0-3 K		0-3 K			3	0	0	0	0	2	2																			
<b>Inning Stats</b>	R: 2 E: 0 K: 1 S: 8	H: 3 LOB: 2 BB: 1 P: 12	R: 0 E: 0 K: 1 S: 5	H: 0 LOB: 0 BB: 0 P: 5	R: 1 E: 0 K: 2 S: 10	H: 3 LOB: 2 BB: 0 P: 10	R: 4 E: 1 K: 1 S: 11	H: 5 LOB: 2 BB: 0 P: 11	R: 0 E: 0 K: 1 S: 5	H: 0 LOB: 1 BB: 1 P: 9	R: 1 E: 0 K: 0 S: 4	H: 2 LOB: 1 BB: 0 P: 5	R: 0 E: 0 K: 1 S: 5	H: 0 LOB: 0 BB: 0 P: 5	R: 0 E: 0 K: 2 S: 7	H: 0 LOB: 0 BB: 0 P: 7	1B: 11 2B: 2 3B: 0 HR: 1	SF: 0 SAC: 0 DP: 1 HBP: 1	WP: 2 PB: 0 SB: 2 CS: 0	PA: 40															
<b>PITCHER</b>	IP 3.2	WLS L	BF 23	H 10	R 7	ER 3	SO 5	BB 1	IBB 0	HBP 0	BLK 0	WP 1	HR 0	S 32	P 36	ERA 7.36	WHIP 3.000	<b>PITCHER</b>	IP 6.1	WLS S	BF 11	H 0	R 0	ER 0	SO 4	BB 1	IBB 0	HBP 0	BLK 0	WP 0	HR 0	S 18	P 22	ERA 0.00	WHIP 0.300

Chicago White Sox @ Boston Red Sox  
Fenway Park, Boston, MA  
Sat May 05 1962, 3:33 AM EDT  
Att: 5,688 - Unknown

AB 37  
R 8  
H 13  
RBI 8  
BB 2  
SO 9  
LOB 22





Batter	1	2	3	4	5	6	7	8	9	AB	R	H	RBI	BB	SO	LOB	TOP			
Jim Landis, R OBP: 0.352, SLG: 0.600 (1, 8)										4	0	0	0	0	2	1	<b>Chicago White Sox @ Boston Red Sox</b> Fenway Park, Boston, MA Sun May 06 1962, 3:33 AM EDT Unknown			
Nelle Fox, L OBP: 0.316, SLG: 0.341 (1, 4)										4	1	3	0	0	0	0				
Joe Cunningham, L OBP: 0.434, SLG: 0.385 (1, 3)										4	0	0	0	0	0	3				
Floyd Robinson, L OBP: 0.429, SLG: 0.630 (1, 7)										4	0	2	1	0	0	1				
Al Smith, R OBP: 0.406, SLG: 0.452 (1, 5)										3	0	1	0	1	0	3				
Mike Hershberger, R OBP: 0.256, SLG: 0.315 (1, 9)										4	0	2	0	0	0	3				
Luis Aparicio, R OBP: 0.229, SLG: 0.216 (1, 6)										3	0	0	0	0	0	5				
Bob Farley, L (9, PH)										1	0	0	0	0	1	0				
Cam Carreon, R OBP: 0.359, SLG: 0.515 (1, 2)										4	1	1	1	0	0	1				
Juan Pizarro, L OBP: 0.222, SLG: 0.222 (1, 1)										3	0	1	0	0	0	0				
Eddie Fisher, R (7, 1)										0	0	0	0	0	0	0				
Bob Sadowski, L OBP: 0.227, SLG: 0.350 (9, PH)										1	0	0	0	0	1	0				
<b>Inning Stats</b>	R: 1 E: 1 K: 0 S: 6	H: 2 LOB: 3 BB: 1 P: 10	R: 0 E: 0 K: 0 S: 3	H: 0 LOB: 0 BB: 0 P: 3	R: 0 E: 0 K: 0 S: 4	H: 1 LOB: 1 BB: 0 P: 4	R: 1 E: 0 K: 1 S: 7	H: 3 LOB: 1 BB: 0 P: 7	R: 0 E: 0 K: 0 S: 4	H: 2 LOB: 1 BB: 0 P: 4	R: 0 E: 0 K: 0 S: 3	H: 1 LOB: 0 BB: 0 P: 3	R: 0 E: 0 K: 0 S: 4	H: 1 LOB: 1 BB: 0 P: 4	R: 0 E: 0 K: 2 S: 7	H: 0 LOB: 0 BB: 0 P: 7	1B: 9 2B: 1 3B: 0 HR: 1	SF: 0 SAC: 0 DP: 2 HBP: 0	WP: 0 PB: 0 SB: 0 CS: 1	PA: 36
<b>PITCHER</b> Gene Conley, R ERA: 2.83 (1, 1)	IP: 9.0 WLS: W BF: 36 H: 10 R: 2 ER: 2 SO: 4 BB: 1 IBB: 0 HBP: 0 BLK: 0 WP: 0 HR: 1 S: 43 P: 47 ERA: 2.00 WHIP: 1.222															<b>PITCHER</b>				

AB	35
R	2
H	10
RBI	2
BB	1
SO	4
LOB	17



Batter	1	2	3	4	5	6	7	8	9	AB	R	H	RBI	BB	SO	LOB	BOTTOM			
Pete Runnels, L OBP: 0.351, SLG: 0.366 (1, 3)										4	0	1	0	1	0	2	<b>Chicago White Sox @ Boston Red Sox</b> Fenway Park, Boston, MA Sun May 06 1962, 3:33 AM EDT Unknown			
Eddie Brassoud, R OBP: 0.337, SLG: 0.471 (1, 6)										4	0	1	2	0	2	3				
Carl Yastrzemski, L OBP: 0.363, SLG: 0.400 (1, 7)										4	0	1	0	0	1	2				
Jim Pagliaroni, R OBP: 0.453, SLG: 0.597 (1, 2)										4	1	3	0	0	0	2				
Frank Matzone, R OBP: 0.329, SLG: 0.407 (1, 5)										4	0	1	0	0	0	4				
Gary Geiger, L OBP: 0.375, SLG: 0.365 (1, 8)										3	1	1	1	1	1	3				
Carroll Hardy, R OBP: 0.368, SLG: 0.344 (1, 9)										4	1	2	0	0	1	3				
Chuck Schilling, R OBP: 0.239, SLG: 0.242 (1, 4)										3	0	0	0	0	2	4				
Gene Conley, R OBP: 0.250, SLG: 0.400 (1, 1)										4	0	1	0	0	2	2				
<b>Inning Stats</b>	R: 0 E: 0 K: 1 S: 7	H: 2 LOB: 2 BB: 0 P: 7	R: 2 E: 0 K: 2 S: 9	H: 2 LOB: 2 BB: 2 P: 17	R: 0 E: 0 K: 3 S: 11	H: 2 LOB: 2 BB: 0 P: 11	R: 0 E: 0 K: 2 S: 7	H: 0 LOB: 0 BB: 0 P: 7	R: 0 E: 0 K: 0 S: 6	H: 1 LOB: 1 BB: 0 P: 6	R: 0 E: 0 K: 0 S: 5	H: 2 LOB: 2 BB: 0 P: 5	R: 1 E: 0 K: 0 S: 5	H: 2 LOB: 1 BB: 0 P: 5	R: 0 E: 0 K: 0 S: 3	H: 0 LOB: 0 BB: 0 P: 3		1B: 8 2B: 3 3B: 0 HR: 0	SF: 0 SAC: 1 DP: 0 HBP: 0	WP: 0 PB: 0 SB: 0 CS: 0
<b>PITCHER</b> Juan Pizarro, L ERA: 3.59 (1, 1)	IP: 6.2 WLS: L BF: 33 H: 11 R: 3 ER: 3 SO: 9 BB: 2 IBB: 0 HBP: 0 BLK: 0 WP: 0 HR: 0 S: 49 P: 57 ERA: 4.05 WHIP: 1.950															<b>PITCHER</b>				
Eddie Fisher, R ERA: 7.95 (7, 1)	IP: 1.1 WLS: L BF: 4 H: 0 R: 0 ER: 0 SO: 0 BB: 0 IBB: 0 HBP: 0 BLK: 0 WP: 0 HR: 0 S: 4 P: 4 ERA: 0.00 WHIP: 0.000															<b>PITCHER</b>				

AB	34
R	3
H	11
RBI	3
BB	2
SO	9
LOB	25













Batter	1	2	3	4	5	6	7	8	9	AB	R	H	RBI	BB	SO	LOB	TOP					
<b>Pete Runnels, L</b> OBP: 0.348, SLG: 0.362 (1, 3)										4	0	1	0	0	0	2	<b>Boston Red Sox @ Detroit Tigers</b> Tiger Stadium, Detroit, MI Fri May 11 1962, 7:05 PM EDT Att: 22,588 - Unknown					
<b>Eddie Bressoud, R</b> OBP: 0.337, SLG: 0.454 (1, 6)										4	0	1	0	0	2	2						
<b>Carl Yastrzemski, L</b> OBP: 0.340, SLG: 0.374 (1, 7)										4	0	0	1	0	0	3						
<b>Jim Pagliaroni, R</b> OBP: 0.425, SLG: 0.548 (1, 2)										4	0	0	0	0	1	3						
<b>Frank Matzone, R</b> OBP: 0.320, SLG: 0.391 (1, 5)										4	0	0	0	0	1	2						
<b>Gary Geiger, L</b> OBP: 0.355, SLG: 0.333 (1, 8)										3	0	0	0	1	0	3						
<b>Carroll Hardy, R</b> OBP: 0.341, SLG: 0.307 (1, 9)										4	0	1	0	0	2	1						
<b>Chuck Schilling, R</b> OBP: 0.228, SLG: 0.230 (9, PH)										3	0	0	0	0	0	1						
<b>Russ Nixon, L</b> OBP: 0.227, SLG: 0.190 (9, PH)										1	0	0	0	0	0	2						
<b>Don Schwall, R</b> OBP: 0.154, SLG: 0.154 (1, 1)										2	0	1	0	0	0	0						
<b>Mike Fomielec, R</b> (7, 1)										0	0	0	0	0	0	0						
<b>Dave Philley, S</b> OBP: 0.222, SLG: 0.125 (8, PH)										1	1	1	0	0	0	0						
<b>Hal Kolstad, R</b> (8, 1)										0	0	0	0	0	0	0						
<b>Pumpsie Green, S</b> OBP: 0.285, SLG: 0.167 (9, PH)										1	0	0	0	0	0	2						
<b>Inning Stats</b>	R: 0 E: 1 K: 0 S: 6	H: 2 LOB: 3 BB: 0 P: 6	R: 0 E: 0 K: 1 S: 5	H: 0 LOB: 0 BB: 0 P: 5	R: 0 E: 0 K: 1 S: 5	H: 0 LOB: 0 BB: 0 P: 5	R: 0 E: 0 K: 0 S: 3	H: 0 LOB: 0 BB: 0 P: 3	R: 0 E: 0 K: 0 S: 4	H: 1 LOB: 1 BB: 0 P: 4	R: 0 E: 0 K: 2 S: 7	H: 0 LOB: 0 BB: 0 P: 7	R: 0 E: 0 K: 2 S: 7	H: 0 LOB: 1 BB: 1 P: 11	R: 1 E: 1 K: 0 S: 5	H: 1 LOB: 2 BB: 0 P: 5	R: 0 E: 1 K: 0 S: 5	H: 1 LOB: 2 BB: 0 P: 5	1B: 5 2B: 0 3B: 0 HR: 0	SF: 0 SAC: 0 DP: 0 HBP: 0	WP: 0 PB: 0 SB: 0 CS: 0	PA: 36
<b>PITCHER</b> <b>Paul Foytack, R</b> ERA: 5.19 (1, 1)	IP: 9.0 WLS: W BF: 36	H: 5 R: 1 ER: 0 SO: 6	BB: 1 IBB: 0 HBP: 0 BLK: 0	WP: 0 HR: 0 S: 47 P: 51	ERA: 0.00 WHIP: 0.667	<b>PITCHER</b>											IP: WLS: BF: H: R: ER: SO: BB: IBB: HBP: BLK: WP: HR: S: P: ERA: WHIP					

AB	35
R	1
H	5
RBI	1
BB	1
SO	6
LOB	21



Batter	1	2	3	4	5	6	7	8	9	AB	R	H	RBI	BB	SO	LOB	BOTTOM			
<b>Jake Wood, R</b> OBP: 0.319, SLG: 0.330 (1, 4)										4	1	0	0	1	2	1	<b>Boston Red Sox @ Detroit Tigers</b> Tiger Stadium, Detroit, MI Fri May 11 1962, 7:05 PM EDT Att: 22,588 - Unknown			
<b>Bill Bruton, L</b> OBP: 0.348, SLG: 0.530 (1, 8)										5	0	2	0	0	0	1				
<b>Al Kaline, R</b> OBP: 0.427, SLG: 0.747 (1, 9)										4	0	2	0	0	0	2				
<b>Bubba Morton, R</b> OBP: 0.556, SLG: 0.714 (8, 9)										1	0	0	0	0	0	2				
<b>Norm Cash, L</b> OBP: 0.443, SLG: 0.620 (1, 3)										3	2	1	1	1	0	2				
<b>Rocky Colavito, R</b> OBP: 0.275, SLG: 0.244 (1, 7)										3	0	1	1	1	0	2				
<b>Dick McAuliffe, L</b> OBP: 0.450, SLG: 0.519 (1, 5)										4	1	4	1	0	0	0				
<b>Chico Fernandez, R</b> OBP: 0.378, SLG: 0.512 (1, 6)										3	1	1	2	0	1	4				
<b>Dick Brown, R</b> OBP: 0.288, SLG: 0.487 (1, 2)										4	0	0	0	0	1	3				
<b>Paul Foytack, R</b> OBP: 0.333, SLG: 0.200 (1, 1)										3	0	0	0	1	0	2				
<b>Inning Stats</b>	R: 0 E: 0 K: 0 S: 4	H: 1 LOB: 1 BB: 0 P: 4	R: 2 E: 0 K: 0 S: 5	H: 2 LOB: 0 BB: 0 P: 5	R: 0 E: 1 K: 1 S: 7	H: 1 LOB: 2 BB: 0 P: 7	R: 0 E: 0 K: 0 S: 3	H: 1 LOB: 0 BB: 0 P: 3	R: 0 E: 0 K: 0 S: 4	H: 1 LOB: 1 BB: 0 P: 4	R: 1 E: 0 K: 1 S: 7	H: 2 LOB: 1 BB: 1 P: 11	R: 2 E: 0 K: 0 S: 5	H: 2 LOB: 2 BB: 2 P: 13	R: 0 E: 0 K: 2 S: 8	H: 1 LOB: 2 BB: 1 P: 12	1B: 7 2B: 2 3B: 1 HR: 2	SF: 0 SAC: 1 DP: 1 HBP: 0	WP: 1 PB: 0 SB: 1 CS: 0	PA: 39
<b>PITCHER</b> <b>Don Schwall, R</b> ERA: 5.23 (1, 1)	IP: 6.2 WLS: L BF: 33	H: 10 R: 5 ER: 5 SO: 2	BB: 3 IBB: 0 HBP: 0 BLK: 0	WP: 1 HR: 2 S: 34 P: 46	ERA: 6.75 WHIP: 1.950	<b>PITCHER</b>											IP: WLS: BF: H: R: ER: SO: BB: IBB: HBP: BLK: WP: HR: S: P: ERA: WHIP			
<b>Mike Fomielec, R</b> ERA: 5.69 (7, 1)	0.1	1	0	0	0	0	0	0	0	0	0	1	1	0.00	0.000					
<b>Hal Kolstad, R</b> ERA: (8, 1)	1.0	5	1	0	0	2	1	0	0	0	0	8	12	0.00	2.000					





Batter	1	2	3	4	5	6	7	8	9	AB	R	H	RBI	BB	SO	LOB	TOP										
<b>Pete Runnels, L</b> OBP: 0.360, SLG: 0.378 (1, 3)	4-0 1B BB	0-0 2H 2B					0-0 SH3 1B	0-0 FC4-6 1-2	0-3 K								4 0 2 1 1 1 3										
<b>Eddie Bressoud, R</b> OBP: 0.324, SLG: 0.436 (1, 6)	0-0 L9	0-3 K					0-0 SH3 1-2	0-3 K	0-0 1-3								4 0 0 0 0 2 3										
<b>Lou Clinton, R</b> OBP: 0.162, SLG: 0.278 <b>Gary Geiger, L</b> OBP: 0.346, SLG: 0.323 (7, PH) (7, 8)	0-3 K						0-0 6-3	0-0 4-3	0-3 K								3 0 0 0 0 1 2 2 0 0 0 0 1 1										
<b>Jim Pagliaroni, R</b> OBP: 0.435, SLG: 0.545 (1, 2)	0-0 1B						0-0 F7		4-0 BB 1B BB								4 1 2 0 1 1 1										
<b>Frank Matzone, R</b> OBP: 0.307, SLG: 0.375 (1, 5)	0-0 5-3						0-0 L9		0-0 F6								4 0 0 0 0 1 4										
<b>Carroll Hardy, R</b> OBP: 0.337, SLG: 0.304 (1, 8) (7, 9)							0-0 F1	0-0 F3									4 1 1 0 0 0 1										
<b>Carl Yastrzemski, L</b> OBP: 0.340, SLG: 0.372 (1, 7)							0-0 F7		4-0 BB 1B								3 1 1 0 1 0 0										
<b>Chuck Schilling, R</b> OBP: 0.217, SLG: 0.218 (1, 4)							0-0 F4	0-3 K									4 1 0 0 0 1 4										
<b>Gene Conley, R</b> OBP: 0.316, SLG: 0.500 <b>Dick Radatz, R</b> OBP: 0.333, SLG: 0.333 (7, 1) (7, 1)							0-0 2B 2B	0-0 6-3									3 1 2 2 0 0 0 1 0 1 2 0 0 0										
<b>Inning Stats</b>	R: 0 E: 0 K: 1 S: 6	H: 1 LOB: 2 BB: 1 P: 10	R: 2 E: 0 K: 1 S: 8	H: 3 LOB: 1 BB: 0 P: 8	R: 0 E: 0 K: 0 S: 4	H: 1 LOB: 1 BB: 0 P: 4	R: 0 E: 0 K: 1 S: 5	H: 0 LOB: 0 BB: 0 P: 5	R: 0 E: 0 K: 0 S: 4	H: 0 LOB: 0 BB: 0 P: 4	R: 1 E: 1 K: 1 S: 7	H: 1 LOB: 1 BB: 0 P: 7	R: 2 E: 0 K: 1 S: 7	H: 2 LOB: 2 BB: 2 P: 15	R: 0 E: 0 K: 2 S: 7	H: 0 LOB: 0 BB: 0 P: 7	1B: 7 2B: 2 3B: 0 HR: 0	SF: 0 SAC: 1 DP: 0 HBP: 0	WP: 0 PB: 0 SB: 0 CS: 0	PA: 40							
<b>PITCHER</b>	IP	WLS	BF	H	R	ER	SO	BB	IBB	HBP	BLK	WP	HR	S	P	ERA	WHIP										
<b>Don Mossi, L</b> ERA: 3.93 <b>Sam Jones, R</b> ERA: 5.23 <b>Ron Nischwitz, L</b> ERA: 9.0	(1, 1) (7, 1) (8, 1)	6.0 1.0 2.0	L 5 10	25 1 2	6 1 2	2 0 2	4 1 3	1 0 2	0 0 0	0 0 0	0 0 0	0 0 0	0 0 0	32 7 14	36 7 22	3.00 0.00 9.00	1.167 1.000 2.000										

**Boston Red Sox @ Detroit Tigers**  
Tiger Stadium, Detroit, MI  
Sat May 12 1962, 4:33 AM EDT  
Att: 7,689 - Unknown

AB 36  
R 5  
H 9  
RBI 5  
BB 3  
SO 8  
LOB 19



Batter	1	2	3	4	5	6	7	8	9	AB	R	H	RBI	BB	SO	LOB	BOTTOM										
<b>Jake Wood, R</b> OBP: 0.308, SLG: 0.317 (1, 4)	0-0 6-3						0-0 1-3	0-3 K									4 0 0 0 0 1 3										
<b>Bill Bruton, L</b> OBP: 0.345, SLG: 0.515 (1, 8)	0-0 6-3						0-0 F8		4-0 BB G3								3 0 0 0 1 0 0										
<b>Al Kaline, R</b> OBP: 0.412, SLG: 0.718 (1, 9)	0-3 K						0-0 L8		0-0 L5								4 0 0 0 0 1 1										
<b>Norm Cash, L</b> OBP: 0.445, SLG: 0.627 (1, 3)							0-0 G4-6-3 1B		0-0 F6								4 0 2 0 0 0 0										
<b>Rocky Colavito, R</b> OBP: 0.274, SLG: 0.245 (1, 7)							0-0 E6		0-0 5-3								4 1 1 0 0 1 2										
<b>Dick McAuliffe, L</b> OBP: 0.438, SLG: 0.500 (1, 5)							0-0 G4-6-3		1-2 1B								4 0 1 0 0 0 2										
<b>Chico Fernandez, R</b> OBP: 0.387, SLG: 0.477 (1, 6)							0-0 1-2 2-3		0-0 5-3								3 0 0 0 1 0 1										
<b>Dick Brown, R</b> OBP: 0.280, SLG: 0.474 <b>Vic Wertz, L</b> OBP: 0.462, SLG: 0.462 <b>Mike Roarke, R</b> OBP: 0.250, SLG: 0.143 (7, PH) (8, 2)							0-0 F5		0-0 F9								2 0 0 0 0 0 0 1 0 0 0 0 1 3 0 0 0 0 0 0 0										
<b>Don Mossi, L</b> OBP: 0.273, SLG: 0.273 <b>Charlie Maxwell, L</b> OBP: 0.250, SLG: 0.143 <b>Sam Jones, R</b> OBP: 0.250, SLG: 1.000 <b>Bobo Osborne, L</b> OBP: 0.600, SLG: 0.333 <b>Ron Nischwitz, S</b> (8, 1)							0-3 K		0-0 4-3								1 0 0 0 0 1 0 1 0 0 0 0 0 0 0 0 0 0 0 0 0 0 0 0 1 1 0 0 0 0 0 0 0 0 0										
<b>Inning Stats</b>	R: 0 E: 0 K: 1 S: 5	H: 0 LOB: 0 BB: 0 P: 5	R: 0 E: 1 K: 0 S: 4	H: 1 LOB: 1 BB: 0 P: 4	R: 0 E: 0 K: 1 S: 5	H: 0 LOB: 0 BB: 0 P: 5	R: 0 E: 0 K: 0 S: 4	H: 1 LOB: 1 BB: 0 P: 4	R: 0 E: 0 K: 0 S: 3	H: 0 LOB: 0 BB: 0 P: 3	R: 0 E: 0 K: 0 S: 3	H: 0 LOB: 1 BB: 1 P: 7	R: 1 E: 0 K: 2 S: 9	H: 2 LOB: 3 BB: 2 P: 17	R: 0 E: 0 K: 0 S: 3	H: 0 LOB: 0 BB: 0 P: 3	R: 0 E: 0 K: 1 S: 5	H: 0 LOB: 0 BB: 0 P: 5	1B: 3 2B: 1 3B: 0 HR: 0	SF: 0 SAC: 0 DP: 1 HBP: 0	WP: 0 PB: 0 SB: 0 CS: 0	PA: 34					
<b>PITCHER</b>	IP	WLS	BF	H	R	ER	SO	BB	IBB	HBP	BLK	WP	HR	S	P	ERA	WHIP										
<b>Gene Conley, R</b> ERA: 2.64 <b>Dick Radatz, R</b> ERA:	(1, 1) (7, 1)	6.1 2.2	W S	25 9	4 0	1 0	2 0	0 3	2 1	0 0	0 0	0 0	0 0	14 14	18	0.00 1.42	0.375 0.947										

**Boston Red Sox @ Detroit Tigers**  
Tiger Stadium, Detroit, MI  
Sat May 12 1962, 4:33 AM EDT  
Att: 7,689 - Unknown

AB 31  
R 1  
H 4  
RBI 1  
BB 3  
SO 5  
LOB 12





Batter	1	2	3	4	5	6	7	8	9	AB	R	H	RBI	BB	SO	LOB	TOP					
<b>Pete Runnels, L</b> OBP: 0.370, SLG: 0.388 (1, 3)	G5-3 BB 1B		5-3	F8			FC6-4 1B	FC4-6 1B		5	0	3	0	0	0	0	<b>Boston Red Sox @ Detroit Tigers</b> Tiger Stadium, Detroit, MI Sun May 13 1962, 4:33 AM EDT Att: 11,307 - Unknown					
<b>Eddie Bressoud, R</b> OBP: 0.318, SLG: 0.443 (1, 6)	L9		1B 3B			K	K	FC4-6 1-2		5	1	1	0	0	2	3						
<b>Dave Philley, S</b> OBP: 0.286, SLG: 0.167 (1, 9)	1-2 BB		1B 1B			F7	FC6-4 1-2	K		4	0	1	1	1	1	2						
<b>Jim Pagliaroni, R</b> OBP: 0.412, SLG: 0.512 (1, 2)	G5-3 2-3		F6			5-3	F8	L9		5	0	0	0	0	0	5						
<b>Frank Matzone, R</b> OBP: 0.314, SLG: 0.380 (1, 5)		1B 1B	1-3 1B			K		F7		4	0	2	0	0	1	0						
<b>Gary Geiger, L</b> OBP: 0.341, SLG: 0.362 (1, 8)	F5		F2			E4 HR		HR		4	2	1	1	0	0	3						
<b>Carl Yastrzemski, L</b> OBP: 0.351, SLG: 0.408 (1, 7)	1-3 1B			IHR		F8		K		4	1	2	1	0	1	1						
<b>Chuck Schilling, R</b> OBP: 0.230, SLG: 0.280 (1, 4)	K		5-3			5-3	1-H HR		2B	4	1	2	2	0	1	2						
<b>Galen Cisco, R</b> OBP: 0.167, SLG: 0.182 (1, 1)	K		4-3			F4		F6		2	0	0	0	0	1	2						
<b>Lou Clinton, R</b> OBP: 0.158, SLG: 0.270 (6, PH)										1	0	0	0	0	0	0						
<b>Mike Fomiele, R</b> OBP: 0.333, SLG: 0.300 (8, PH)										0	0	0	0	0	0	0						
<b>Carroll Hardy, R</b> OBP: 0.333, SLG: 0.333 (8, PH)										1	0	0	0	0	0	1						
<b>Dick Radatz, R</b> OBP: 0.333, SLG: 0.333 (8, 1)										0	0	0	0	0	0	0						
<b>Inning Stats</b>	R: 0 E: 0 K: 0 S: 3	H: 1 LOB: 1 BB: 1 P: 7	R: 0 E: 0 K: 2 S: 9	H: 2 LOB: 2 BB: 0 P: 9	R: 1 E: 0 K: 0 S: 6	H: 3 LOB: 2 BB: 0 P: 6	R: 1 E: 0 K: 0 S: 4	H: 1 LOB: 0 BB: 0 P: 4	R: 0 E: 0 K: 1 S: 5	H: 0 LOB: 0 BB: 0 P: 5	R: 2 E: 1 K: 1 S: 7	H: 1 LOB: 0 BB: 0 P: 7	R: 0 E: 0 K: 1 S: 6	H: 1 LOB: 1 BB: 0 P: 6	R: 1 E: 0 K: 1 S: 7	H: 2 LOB: 1 BB: 0 P: 7	R: 0 E: 0 K: 1 S: 6	H: 1 LOB: 1 BB: 0 P: 6	1B: 7 2B: 1 3B: 1 HR: 3	SF: 0 SAC: 0 DP: 1 HBP: 0	WP: 0 PB: 0 SB: 0 CS: 0	PA: 40
<b>PITCHER</b>	IP WLS BF H R ER SO BB IBB HBP BLK WP HR S P ERA WHIP																					
<b>Phil Regan, R</b> ERA: 4.87 (1, 1)	7.1 W 33 10 5 3 5 1 0 0 0 0 2 42 46 3.68 1.500																					
<b>Hank Aguirre, L</b> ERA: 3.78 (8, 1)	1.2 S 7 2 0 0 2 0 0 0 0 0 0 0 11 11 0.00 1.200																					

AB	39
R	5
H	12
RBI	5
BB	1
SO	7
LOB	19




Batter	1	2	3	4	5	6	7	8	9	AB	R	H	RBI	BB	SO	LOB	BOTTOM					
<b>Jake Wood, R</b> OBP: 0.295, SLG: 0.303 (1, 4)	K	F6			F4	F9		FC6-4 1-2		5	0	0	0	0	1	2	<b>Boston Red Sox @ Detroit Tigers</b> Tiger Stadium, Detroit, MI Sun May 13 1962, 4:33 AM EDT Att: 11,307 - Unknown					
<b>Bill Bruton, L</b> OBP: 0.342, SLG: 0.500 (1, 8)	HBP		K		4-3	G3				3	0	0	0	0	1	0						
<b>Al Kaline, R</b> OBP: 0.415, SLG: 0.705 (1, 9)	L5		BB BB		4-0 BB 2B BB		K			2	1	0	0	2	1	1						
<b>Norm Cash, L</b> OBP: 0.447, SLG: 0.612 (1, 3)	K		F9		4-0 1-2 2B BB		WP BB			2	1	0	0	2	1	2						
<b>Rocky Colavito, R</b> OBP: 0.291, SLG: 0.242 (1, 7)		5-3 HR BB	1-2 BB		4-0 1-2 2B BB		K			1	2	0	0	3	1	1						
<b>Dick McAuliffe, L</b> OBP: 0.426, SLG: 0.500 (1, 5)	F2		4-3		0-0 1-H 2-H 3-H 2B		K			4	0	1	3	0	1	4						
<b>Chico Fernandez, R</b> OBP: 0.340, SLG: 0.438 (1, 6)	5-3 1-2				1-6-3	L7		F2		4	0	0	0	0	2							
<b>Dick Brown, R</b> OBP: 0.302, SLG: 0.561 (1, 2)	2-H HR				5-3		HR	FC3-6 1B		4	2	3	3	0	0	0						
<b>Phil Regan, R</b> OBP: 0.400, SLG: 0.385 (1, 1)					5-3			FC3-6 FC6-4 1-2		2	0	0	0	1	0	0						
<b>Hank Aguirre, R</b> OBP: 0.400, SLG: 0.385 (8, 1)						6-3				1	0	0	0	0	0	1						
<b>Inning Stats</b>	R: 0 E: 0 K: 2 S: 7	H: 0 LOB: 1 BB: 0 P: 8	R: 2 E: 0 K: 0 S: 4	H: 1 LOB: 2 BB: 2 P: 12	R: 0 E: 0 K: 1 S: 5	H: 0 LOB: 2 BB: 2 P: 13	R: 0 E: 0 K: 0 S: 3	H: 0 LOB: 0 BB: 0 P: 3	R: 3 E: 0 K: 0 S: 4	H: 1 LOB: 1 BB: 3 P: 16	R: 1 E: 0 K: 0 S: 4	H: 1 LOB: 0 BB: 0 P: 4	R: 0 E: 0 K: 3 S: 9	H: 0 LOB: 1 BB: 1 P: 13	R: 0 E: 0 K: 0 S: 4	H: 1 LOB: 1 BB: 0 P: 4	R: 0 E: 0 K: 0 S: 4	H: 1 LOB: 1 BB: 0 P: 4	1B: 1 2B: 1 3B: 0 HR: 2	SF: 0 SAC: 0 DP: 0 HBP: 1	WP: 1 PB: 0 SB: 0 CS: 0	PA: 37
<b>PITCHER</b>	IP WLS BF H R ER SO BB IBB HBP BLK WP HR S P ERA WHIP																					
<b>Galen Cisco, R</b> ERA: 5.52 (1, 1)	5.0 L 25 2 5 5 3 7 0 1 0 0 1 23 52 9.00 1.800																					
<b>Mike Fomiele, R</b> ERA: 5.52 (6, 1)	2.0 8 1 1 1 3 1 0 0 0 0 1 1 13 17 4.50 1.000																					
<b>Dick Radatz, R</b> ERA: (8, 1)	1.0 4 1 0 0 0 0 0 0 0 0 0 0 4 4 0.00 1.000																					






Batter	1	2	3	4	5	6	7	8	9	AB	R	H	RBI	BB	SO	LOB	TOP																			
<b>Bobby Richardson, R</b> OBP: 0.304, SLG: 0.314 (1, 4)	F7		6-3	F6		1B			1-3 1B	5	0	2	0	0	0	2	<b>New York Yankees @ Boston Red Sox</b> Fenway Park, Boston, MA Tue May 15 1962, 7:05 PM EDT Att: 19,260 - Overcast - 55 F																			
<b>Tom Tresh, S</b> OBP: 0.371, SLG: 0.410 (1, 6)	4-3		4-1			F8			SF9	4	0	1	2	0	0	1																				
<b>Roger Maris, L</b> OBP: 0.375, SLG: 0.523 (1, 9)	F7			F6					K	5	0	1	0	0	1	3																				
<b>Mickey Mantle, S</b> OBP: 0.526, SLG: 0.642 (1, 8)		WP 2B 1B				G3			K	4	1	1	0	1	2	1																				
<b>Yogi Berra, L</b> OBP: 0.271, SLG: 0.346 (1, 7)	F6		F9			F6			F2	4	0	0	0	0	0	3																				
<b>Elston Howard, R</b> OBP: 0.273, SLG: 0.476 (1, 2)										3	0	2	0	1	1	1																				
<b>Bill Skowron, R</b> OBP: 0.269, SLG: 0.437 (1, 3)				FC6-4 1B		FC6-4 1B			G4-6-3 BB	4	1	1	1	0	0	3																				
<b>Clete Boyer, R</b> OBP: 0.409, SLG: 0.552 (1, 5)										3	1	1	0	1	1	0																				
<b>Ralph Terry, R</b> OBP: 0.150, SLG: 0.091 Jim Coates, R Jim Bouton, R Johnny Blanchard, L OBP: 0.333, SLG: 0.543 (1, 1) (6, 1) (7, 1) (9, PH)	L6									3	0	1	1	0	1	2																				
<b>Inning Stats</b>	R: 0 E: 0 K: 0 S: 3	H: 0 LOB: 0 BB: 0 P: 3	R: 1 E: 0 K: 1 S: 7	H: 2 LOB: 2 BB: 1 P: 11	R: 0 E: 0 K: 0 S: 4	H: 1 LOB: 2 BB: 1 P: 8	R: 2 E: 0 K: 0 S: 7	H: 4 LOB: 2 BB: 0 P: 7	R: 0 E: 0 K: 1 S: 6	H: 1 LOB: 1 BB: 0 P: 6	R: 0 E: 0 K: 1 S: 5	H: 0 LOB: 0 BB: 0 P: 5	R: 0 E: 0 K: 1 S: 4	H: 0 LOB: 0 BB: 1 P: 8	R: 1 E: 0 K: 2 S: 8	H: 1 LOB: 1 BB: 0 P: 9	1B: 9 2B: 1 3B: 0 HR: 0	SF: 1 SAC: 0 DP: 1 HBP: 1	WP: 1 PB: 0 SB: 0 CS: 0	PA: 40																
<b>PITCHER</b>	IP	WLS	BF	H	R	ER	SO	BB	IBB	HBP	BLK	WP	HR	S	P	ERA	WHIP	<b>PITCHER</b>		IP	WLS	BF	H	R	ER	SO	BB	IBB	HBP	BLK	WP	HR	S	P	ERA	WHIP
<b>Bill Monbouquette, R</b> ERA: 3.26 <b>Dick Radatz, R</b> ERA: 0.47 (1, 1) (7, 1)	6.0	W	29	9	3	3	2	2	0	0	0	1	0	31	39	4.50	1.833			3.0	S	11	1	1	1	4	1	0	1	0	0	0	0	0	0	0

AB	35
R	4
H	10
RBI	4
BB	3
SO	6
LOB	16



Batter	1	2	3	4	5	6	7	8	9	AB	R	H	RBI	BB	SO	LOB	BOTTOM																			
<b>Pete Runnels, L</b> OBP: 0.371, SLG: 0.389 (1, 3)	F8		F9							5	2	2	2	0	0	0	<b>New York Yankees @ Boston Red Sox</b> Fenway Park, Boston, MA Tue May 15 1962, 7:05 PM EDT Att: 19,260 - Overcast - 55 F																			
<b>Eddie Brassoud, R</b> OBP: 0.338, SLG: 0.454 (1, 6)	HR 1B									2	2	2	2	2	0	0																				
<b>Carl Yastrzemski, L</b> OBP: 0.371, SLG: 0.456 (1, 7)	HR		CS							5	3	4	3	0	0	0																				
<b>Jim Pagliaroni, R</b> OBP: 0.406, SLG: 0.500 <b>Dick Radatz, R</b> OBP: 0.500, SLG: 0.500 (1, 2) (7, 1)	F2			L5						4	1	1	1	0	1	2																				
<b>Frank Matzone, R</b> OBP: 0.309, SLG: 0.371 (1, 5)	6-3									1	0	1	2	0	0	0																				
<b>Gary Geiger, L</b> OBP: 0.326, SLG: 0.342 (1, 8)										5	0	1	1	0	0	1																				
<b>Gary Geiger, L</b> OBP: 0.326, SLG: 0.342 (1, 8)			1-3							4	1	0	0	0	0	2																				
<b>Carroll Hardy, R</b> OBP: 0.330, SLG: 0.310 (1, 9)			6-3							4	1	1	1	0	0	0																				
<b>Chuck Schilling, R</b> OBP: 0.242, SLG: 0.318 (1, 4)			5-3							3	2	1	1	1	0	0																				
<b>Bill Monbouquette, R</b> OBP: 0.250, SLG: 0.077 <b>Dave Philley, S</b> OBP: 0.333, SLG: 0.167 <b>Russ Nixon, L</b> OBP: 0.217, SLG: 0.182 (1, 1) (6, PH) (7, 2)			5-3							1	1	0	0	1	0	0																				
<b>Inning Stats</b>	R: 2 E: 0 K: 0 S: 5	H: 2 LOB: 0 BB: 0 P: 5	R: 0 E: 0 K: 0 S: 3	H: 0 LOB: 0 BB: 0 P: 3	R: 0 E: 0 K: 0 S: 2	H: 0 LOB: 0 BB: 1 P: 6	R: 0 E: 0 K: 0 S: 3	H: 0 LOB: 0 BB: 0 P: 3	R: 0 E: 0 K: 1 S: 13	H: 8 LOB: 2 BB: 3 P: 25	R: 0 E: 0 K: 0 S: 3	H: 0 LOB: 0 BB: 0 P: 3	R: 3 E: 0 K: 0 S: 6	H: 3 LOB: 1 BB: 1 P: 10	R: 0 E: 0 K: 0 S: 6	H: 0 LOB: 0 BB: 0 P: 10	1B: 10 2B: 1 3B: 0 HR: 2	SF: 1 SAC: 0 DP: 0 HBP: 0	WP: 0 PB: 0 SB: 0 CS: 1	PA: 42																
<b>PITCHER</b>	IP	WLS	BF	H	R	ER	SO	BB	IBB	HBP	BLK	WP	HR	S	P	ERA	WHIP	<b>PITCHER</b>		IP	WLS	BF	H	R	ER	SO	BB	IBB	HBP	BLK	WP	HR	S	P	ERA	WHIP
<b>Ralph Terry, R</b> ERA: 4.4 <b>Jim Coates, R</b> ERA: 3.95 <b>Jim Bouton, R</b> ERA: 3.12 (1, 1) (6, 1) (7, 1)	5.1	L	22	5	5	6	0	0	0	0	0	0	0	9	28	10.12	1.312			2.0		10	3	3	3	0	1	0	0	0	0	1	9	13	13.50	2.000









Batter	1	2	3	4	5	6	7	8	9	AB	R	H	RBI	BB	SO	LOB	TOP					
Bobby Richardson, R (1.4) Yogi Berra, L (8, PH) Phil Linz, R (8, PR) Billy Gardner, R (8, 4)	0-0 4-3		0-0 F2			0-0 F6		0-3 K 2B		3	0	0	0	0	0	2	<b>New York Yankees @ Boston Red Sox</b> Fenway Park, Boston, MA Thu May 17 1962, 3:33 AM EDT Alt. 9,665 - Unknown - 63 F					
Tom Tresh, S (1.6) OBP: 0.366, SLG: 0.413	0-0 4-3			0-0 4-3		0-3 K		0-0 K 1-3 2B		4	0	1	1	0	1							
Clete Boyer, R (1.5) OBP: 0.403, SLG: 0.552	0-3 K			0-0 F7			0-0 F2	0-0 6-3		4	0	0	0	0	1	3						
Mickey Mantle, S (1.8) OBP: 0.528, SLG: 0.628		0-0 L8		0-3 K			0-0 K 2B		4-0 SF7 BB	3	1	1	0	1	1	0						
Johnny Blanchard, L (1.7) Jack Reed, R (9, 9)	0-0 1-3				0-0 4-3		0-0 F6		0-0 L7	4	0	0	0	0	0	2						
Elston Howard, R (1.2) OBP: 0.276, SLG: 0.455	0-3 K				0-0 F9		0-3 K		0-0 SF7	3	0	0	1	0	2	1						
Bill Skowron, R (1.3) OBP: 0.265, SLG: 0.448			0-0 5-3		0-0 6-3			0-0 F5	0-0 L7	4	0	0	0	0	0	0						
Joe Pepitone, L (1.9) OBP: 0.280, SLG: 0.600			0-0 SH1-4 1B			0-0 SH5-3 2B		0-0 F8 2B	0-0 2B	3	1	3	0	0	0	0						
Bob Turley, R (1.1) Roger Maris, L (8, PH) Marshall Bridges, S (8, 1)			0-0 SH1-4			0-0 SH5-3		0-0 F8	0-0 2-3	0	0	0	0	0	0	0						
Inning Stats	R: 0 E: 0 K: 1 S: 5	H: 0 LOB: 0 BB: 0 P: 5	R: 0 E: 0 K: 1 S: 5	H: 0 LOB: 0 BB: 0 P: 5	R: 0 E: 0 K: 0 S: 4	H: 1 LOB: 1 BB: 0 P: 4	R: 0 E: 0 K: 1 S: 5	H: 0 LOB: 0 BB: 0 P: 5	R: 0 E: 0 K: 0 S: 3	H: 0 LOB: 0 BB: 0 P: 3	R: 0 E: 0 K: 1 S: 6	H: 1 LOB: 1 BB: 0 P: 6	R: 0 E: 0 K: 1 S: 6	H: 1 LOB: 1 BB: 0 P: 6	R: 1 E: 0 K: 1 S: 8	H: 2 LOB: 2 BB: 0 P: 8		R: 1 E: 0 K: 0 S: 3	H: 0 LOB: 0 BB: 1 P: 7	1B: 1 2B: 4 3B: 0 HR: 0	SF: 1 SAC: 2 DP: 0 HBP: 0	WP: 1 PB: 0 SB: 1 CS: 0
PITCHER Gene Conley, R (1.1) ERA: 2.38	IP: 9.0 WLS: L BF: 34 H: 5 R: 2 ER: 1 SO: 6 BB: 1 IBB: 0 HBP: 0 BLK: 0 WP: 1 HR: 0 S: 45 P: 49 ERA: 1.00 WHIP: 0.667															PITCHER IP: 9.0 WLS: L BF: 34 H: 5 R: 2 ER: 1 SO: 6 BB: 1 IBB: 0 HBP: 0 BLK: 0 WP: 1 HR: 0 S: 45 P: 49 ERA: 1.00 WHIP: 0.667						

Batter	1	2	3	4	5	6	7	8	9	AB	R	H	RBI	BB	SO	LOB	BOTTOM					
Pete Runnels, L (1.3) OBP: 0.366, SLG: 0.374	0-0 F9		4-0 FC6-4 BB		4-0 BB			0-0 1-5-3		2	0	0	0	2	0	0	<b>New York Yankees @ Boston Red Sox</b> Fenway Park, Boston, MA Thu May 17 1962, 3:33 AM EDT Alt. 9,665 - Unknown - 63 F					
Eddie Brassoud, R (1.6) OBP: 0.336, SLG: 0.436	0-3 K		0-0 FC6-4 1-2		0-0 F7		0-0 K 1B		0-0 1B	4	0	1	0	0	1	2						
Carl Yastrzemski, L (1.7) OBP: 0.373, SLG: 0.468	0-0 F9		0-0 F7			0-0 3-1		0-3 K		4	0	0	0	0	1	2						
Jim Pagliaroni, R (1.2) OBP: 0.391, SLG: 0.474		0-0 1B SF7 1B	0-0 F5		0-0 F7		0-0 K	0-3 K		4	1	1	0	0	1	1						
Frank Matzone, R (1.5) OBP: 0.319, SLG: 0.412		0-0 F8		0-0 6-3		0-0 F2		0-0 6-3		4	0	0	0	0	0	1						
Gary Geiger, L (1.8) Pumpsie Green, S (9, PH) OBP: 0.313, SLG: 0.286		0-0 S 1-3 1B		4-0 G6-4-3 BB		0-0 1-3		0-0 F4		2	0	1	0	1	0	0						
Carroll Hardy, R (1.9) OBP: 0.324, SLG: 0.300		0-0 SF7		0-0 G6-4-3 1-2		0-0 1-3		0-0 1-3		2	0	0	1	0	0	1						
Chuck Schilling, R (1.4) OBP: 0.263, SLG: 0.319		3-H 4-0 1-2 BB		0-0 F4		0-0 4-3		0-0 5-3		2	0	0	0	1	0	0						
Gene Conley, R (1.1) OBP: 0.273, SLG: 0.429		0-0 F6		0-3 K				0-0 K		3	0	0	0	0	1	2						
Inning Stats	R: 0 E: 0 K: 1 S: 5	H: 0 LOB: 0 BB: 0 P: 5	R: 1 E: 0 K: 0 S: 5	H: 2 LOB: 2 BB: 1 P: 9	R: 0 E: 0 K: 0 S: 3	H: 0 LOB: 1 BB: 1 P: 7	R: 0 E: 0 K: 0 S: 2	H: 0 LOB: 0 BB: 1 P: 6	R: 0 E: 0 K: 1 S: 5	H: 0 LOB: 1 BB: 1 P: 9	R: 0 E: 0 K: 0 S: 3	H: 0 LOB: 0 BB: 0 P: 3	R: 0 E: 0 K: 0 S: 3	H: 0 LOB: 0 BB: 0 P: 3	R: 0 E: 0 K: 1 S: 6	H: 1 LOB: 1 BB: 0 P: 6		R: 0 E: 0 K: 1 S: 5	H: 0 LOB: 0 BB: 0 P: 5	1B: 3 2B: 0 3B: 0 HR: 0	SF: 1 SAC: 0 DP: 1 HBP: 0	WP: 0 PB: 0 SB: 1 CS: 0
PITCHER Bob Turley, R (1.1) ERA: 1.50 Marshall Bridges, L (8, 1) ERA:	IP: 7.0 WLS: W BF: 26 H: 2 R: 1 ER: 1 SO: 2 BB: 4 IBB: 0 HBP: 0 BLK: 0 WP: 0 HR: 0 S: 26 P: 42 ERA: 1.29 WHIP: 0.857															PITCHER IP: 7.0 WLS: W BF: 26 H: 2 R: 1 ER: 1 SO: 2 BB: 4 IBB: 0 HBP: 0 BLK: 0 WP: 0 HR: 0 S: 26 P: 42 ERA: 1.29 WHIP: 0.857						



Batter	1	2	3	4	5	6	7	8	9	AB	R	H	RBI	BB	SO	LOB	TOP										
<b>Albie Pearson, L</b> OBP: 0.401, SLG: 0.395 (1, 8)	F7		G3-6-1														4 0 2 2 1 0 1										
<b>Billy Moran, R</b> OBP: 0.317, SLG: 0.378 (1, 4)	K		F7														5 1 2 1 0 1 1										
<b>Leon Wagner, L</b> OBP: 0.376, SLG: 0.642 (1, 7)					F8												5 0 2 0 0 0 4										
<b>Lee Thomas, L</b> OBP: 0.284, SLG: 0.330 (1, 9)					F8												4 0 1 0 0 0 3										
<b>Tom Burgess, L</b> OBP: 0.333, SLG: 0.500 <b>Steve Bilko, R</b> OBP: 0.370, SLG: 0.459 (5, PH) (5, 3)			6-3		1-3												2 0 0 0 0 0 0 2 0 0 1 0 2 1										
<b>Buck Rodgers, S</b> OBP: 0.314, SLG: 0.364 (1, 2)	L4																4 1 0 0 1 0 4										
<b>Eddie Yost, R</b> OBP: 0.493, SLG: 0.388 (1, 5)	K																1 1 0 0 3 1 0										
<b>Joe Koppe, R</b> OBP: 0.350, SLG: 0.340 (1, 6)																	3 3 2 0 1 0 1										
<b>Eli Grba, R</b> OBP: 0.333, SLG: 0.250 <b>Jim Donohue, R</b> OBP: 0.290, SLG: 0.333 <b>Earl Averill, R</b> OBP: 0.344, SLG: 0.393 <b>Ted Steward, R</b> OBP: 0.300, SLG: 0.333 <b>Ryne Duren, R</b> OBP: 0.167, SLG: 0.333 <b>Jack Spring, R</b> OBP: 0.167, SLG: 0.333 (9, 1)																	0 0 0 0 0 0 0 0 0 0 0 0 0 0 1 0 1 2 0 0 0 0 1 0 0 0 0 0 2 1 1 0 0 1 2 0 0 0 0 0 0 0										
<b>Inning Stats</b>	R: 0 E: 0 K: 1 S: 6	H: 2 LOB: 2 BB: 0 P: 6	R: 0 E: 0 K: 1 S: 5	H: 0 LOB: 0 BB: 0 P: 5	R: 1 E: 0 K: 0 S: 4	H: 1 LOB: 0 BB: 0 P: 4	R: 0 E: 0 K: 0 S: 3	H: 0 LOB: 0 BB: 0 P: 3	R: 5 E: 1 K: 0 S: 8	H: 4 LOB: 3 BB: 2 P: 16	R: 1 E: 0 K: 0 S: 4	H: 2 LOB: 1 BB: 1 P: 8	R: 0 E: 0 K: 1 S: 6	H: 1 LOB: 1 BB: 0 P: 6	R: 1 E: 0 K: 1 S: 5	H: 1 LOB: 2 BB: 3 P: 17	R: 0 E: 0 K: 1 S: 5	H: 0 LOB: 0 BB: 0 P: 5	1B: 9 2B: 2 3B: 0 HR: 0	SF: 1 SAC: 2 DP: 2 HBP: 0	WP: 0 PB: 0 SB: 0 CS: 1	PA: 42					
<b>PITCHER</b>	IP	WLS	BF	H	R	ER	SO	BB	IBB	HBP	BLK	WP	HR	S	P	ERA	WHIP										
<b>Galen Cisco, R</b> ERA: 6.21 (1, 1)	4.0	L	18	5	5	5	2	2	0	0	1	0	0	20	28	11.25	1.750										
<b>Chet Nichols, L</b> ERA: 9.57 (5, 1)	0.1		4	2	0	0	0	0	0	0	0	0	0	4	4	0.00	6.000										
<b>Mike Forniello, R</b> ERA: 6.0 (5, 1)	1.2		7	2	2	1	0	1	0	0	0	0	0	6	10	5.40	1.800										
<b>Arnold Earley, L</b> ERA: 2.61 (7, 1)	2.0		10	2	1	1	2	3	0	0	0	0	0	11	23	4.50	2.500										
<b>Ike Delock, R</b> ERA: 4.5 (9, 1)	1.0		3	0	0	0	1	0	0	0	0	0	0	5	5	0.00	0.000										

Los Angeles Angels @ Boston Red Sox  
Fenway Park, Boston, MA  
Fri May 18 1962, 7:05 PM EDT  
Att: 10,124 - Unknown

AB	33
R	8
H	11
RBI	6
BB	6
SO	5
LOB	17



Batter	1	2	3	4	5	6	7	8	9	AB	R	H	RBI	BB	SO	LOB	BOTTOM										
<b>Pete Runnels, L</b> OBP: 0.388, SLG: 0.398 (1, 3)																	3 1 3 0 2 0 0										
<b>Eddie Brassoud, R</b> OBP: 0.331, SLG: 0.426 (1, 6)																	5 1 1 0 0 3 6										
<b>Carl Yastrzemski, L</b> OBP: 0.374, SLG: 0.474 (1, 7)																	5 1 2 1 0 0 2										
<b>Jim Pagliaroni, R</b> OBP: 0.374, SLG: 0.450 (1, 2)																	5 0 0 0 0 1 6										
<b>Frank Matzone, R</b> OBP: 0.315, SLG: 0.403 (1, 5)																	5 0 1 0 0 0 2										
<b>Gary Geiger, L</b> OBP: 0.347, SLG: 0.333 (1, 8)																	2 1 0 0 2 1 1										
<b>Carroll Hardy, R</b> OBP: 0.321, SLG: 0.298 (1, 9)																	4 0 1 2 0 1 1										
<b>Chuck Schilling, R</b> OBP: 0.272, SLG: 0.326 (1, 4)																	4 0 2 1 0 0 1										
<b>Galen Cisco, R</b> OBP: 0.214, SLG: 0.231 <b>Chet Nichols, S</b> <b>Mike Forniello, R</b> <b>Russ Nixon, L</b> OBP: 0.290, SLG: 0.167 <b>Arnold Earley, L</b> <b>Dave Philley, S</b> OBP: 0.200, SLG: 0.154 <b>Ike Delock, R</b> OBP: 0.167, SLG: 0.333 (9, 1)																	2 0 1 0 0 0 0 0 0 0 0 0 0 0 0 0 0 0 0 0 0 1 0 0 0 0 0 1 0 0 0 0 0 0 0 0 0 0 0 0 0 0 0 0 0 0 0 0 0										
<b>Inning Stats</b>	R: 4 E: 0 K: 1 S: 9	H: 5 LOB: 3 BB: 1 P: 13	R: 0 E: 0 K: 1 S: 7	H: 2 LOB: 2 BB: 0 P: 7	R: 0 E: 0 K: 0 S: 3	H: 0 LOB: 1 BB: 1 P: 7	R: 0 E: 0 K: 0 S: 5	H: 2 LOB: 2 BB: 0 P: 5	R: 0 E: 0 K: 0 S: 3	H: 0 LOB: 0 BB: 0 P: 3	R: 0 E: 0 K: 1 S: 5	H: 1 LOB: 1 BB: 1 P: 9	R: 0 E: 0 K: 1 S: 6	H: 1 LOB: 1 BB: 0 P: 6	R: 0 E: 0 K: 2 S: 7	H: 0 LOB: 2 BB: 1 P: 12	R: 0 E: 0 K: 0 S: 3	H: 0 LOB: 0 BB: 0 P: 3	1B: 9 2B: 2 3B: 0 HR: 0	SF: 0 SAC: 0 DP: 1 HBP: 1	WP: 1 PB: 0 SB: 1 CS: 0	PA: 41					
<b>PITCHER</b>	IP	WLS	BF	H	R	ER	SO	BB	IBB	HBP	BLK	WP	HR	S	P	ERA	WHIP										
<b>Eli Grba, R</b> ERA: 7.89 (1, 1)	1.0		7	4	4	4	1	0	0	0	0	0	0	11	15	36.00	7.000										
<b>Jim Donohue, R</b> ERA: 4.42 (2, 1)	3.0	W	12	2	0	0	1	1	0	0	0	0	0	13	17	0.00	1.000										
<b>Ryne Duren, R</b> ERA: 3.27 (5, 1)	4.0		16	2	0	0	4	2	0	1	0	1	0	21	30	0.00	1.000										
<b>Jack Spring, L</b> ERA: 2.01 (9, 1)	1.0	S	3	0	0	0	0	0	0	0	0	0	0	3	3	0.00	0.000										

Los Angeles Angels @ Boston Red Sox  
Fenway Park, Boston, MA  
Fri May 18 1962, 7:05 PM EDT  
Att: 10,124 - Unknown

AB	36
R	4
H	11
RBI	4
BB	4
SO	6
LOB	20









Batter	1	2	3	4	5	6	7	8	9	AB	R	H	RBI	BB	SO	LOB	TOP								
<b>Albie Pearson, L</b> OBP: 0.392, SLG: 0.374 (1, 8)										4	1	1	0	1	0	0	<b>Los Angeles Angels @ Boston Red Sox</b> Fenway Park, Boston, MA Sun May 20 1962, 3:33AM EDT Unknown - 61 F								
<b>Billy Moran, R</b> OBP: 0.311, SLG: 0.398 (1, 4)										4	0	0	0	0	2	2									
<b>Leon Wagner, L</b> OBP: 0.373, SLG: 0.643 (1, 7)										4	3	2	1	0	0	0									
<b>Lee Thomas, L</b> OBP: 0.315, SLG: 0.342 (1, 9)										2	1	2	0	1	0	0									
<b>Buck Rodgers, S</b> OBP: 0.304, SLG: 0.353 (1, 2)										3	0	0	2	0	0	3									
<b>Tom Burgess, L</b> OBP: 0.357, SLG: 0.528 (1, 3)										3	0	2	1	1	0	0									
<b>Felix Torres, R</b> OBP: 0.364, SLG: 0.377 (1, 5)										2	0	1	1	1	0	0									
<b>Billy Consolo, R</b> OBP: 0.308, SLG: 0.308 (9, 5)										0	0	0	0	0	0	0									
<b>Joe Koppe, R</b> OBP: 0.356, SLG: 0.330 (1, 6)										3	0	1	0	1	1	3									
<b>Ken McBride, R</b> E: 0.133, SLG: 0.200 (7, PH)										2	0	0	0	0	2	2									
<b>Eddie Yost, R</b> OBP: 0.486, SLG: 0.380 (7, 1)										1	0	0	0	0	0	0									
<b>Jim Donohue, R</b> OBP: 0.356, SLG: 0.333 (7, 1)										0	0	0	0	0	0	0									
<b>Eli Grba, R</b> OBP: 0.333, SLG: 0.290 (7, 1)										0	0	0	0	0	0	0									
<b>Jack Spring, R</b> OBP: 0.167, SLG: 0.333 (8, 1)										0	0	0	0	0	0	0									
<b>Ryne Duren, R</b> OBP: 0.167, SLG: 0.333 (8, 1)										0	0	0	0	0	0	0									
<b>Inning Stats</b>	R: 0 E: 0 K: 1 S: 5	H: 0 LOB: 0 BB: 0 P: 5	R: 0 E: 0 K: 0 S: 2	H: 0 LOB: 2 BB: 3 P: 14	R: 0 E: 0 K: 2 S: 7	H: 0 LOB: 0 BB: 0 P: 7	R: 2 E: 1 K: 1 S: 8	H: 3 LOB: 2 BB: 1 P: 12	R: 2 E: 0 K: 0 S: 5	H: 3 LOB: 0 BB: 0 P: 5	R: 0 E: 0 K: 1 S: 5	H: 1 LOB: 0 BB: 0 P: 5	R: 0 E: 0 K: 0 S: 3	H: 0 LOB: 0 BB: 0 P: 3	R: 1 E: 0 K: 0 S: 4	H: 1 LOB: 0 BB: 0 P: 4	R: 0 E: 0 K: 0 S: 4	H: 1 LOB: 2 BB: 1 P: 8	1B: 8 2B: 3 3B: 0 HR: 0	SF: 1 SAC: 4 DP: 2 HBP: 0	WP: 1 PB: 0 SB: 0 CS: 0	PA: 38			
<b>PITCHER</b>	IP	WLS	BF	H	R	ER	SO	BB	IBB	HBP	BLK	WP	HR	S	P	ERA	WHIP								
<b>Bill Monbouquette, R</b> ERA: 3.46 (1, 1)	5.0	L	24	7	4	3	4	4	0	0	0	0	0	28	44	5.40	2.200								
<b>Ike Delock, R</b> ERA: 3.6 (6, 1)	3.0		9	1	1	1	1	0	0	0	0	1	0	11	11	3.00	0.333								
<b>Mike Fornieles, R</b> ERA: 5.68 (9, 1)	1.0		5	1	0	0	0	1	0	0	0	0	0	4	8	0.00	2.000								

AB	28
R	5
H	9
RBI	5
BB	5
SO	5
LOB	10



Batter	1	2	3	4	5	6	7	8	9	AB	R	H	RBI	BB	SO	LOB	BOTTOM								
<b>Pete Runnels, L</b> OBP: 0.396, SLG: 0.405 (1, 3)										3	0	0	0	2	0	3	<b>Los Angeles Angels @ Boston Red Sox</b> Fenway Park, Boston, MA Sun May 20 1962, 3:33AM EDT Unknown - 61 F								
<b>Eddie Brassoud, R</b> OBP: 0.307, SLG: 0.394 (1, 6)										5	0	0	0	0	1	3									
<b>Carl Yastrzemski, L</b> OBP: 0.376, SLG: 0.472 (1, 7)										3	0	0	0	2	0	0									
<b>Frank Maltzone, R</b> OBP: 0.336, SLG: 0.413 (1, 5)										4	0	1	0	1	1	2									
<b>Russ Nixon, L</b> OBP: 0.192, SLG: 0.160 (1, 2)										1	0	0	0	0	1	2									
<b>Jim Pagliaroni, R</b> OBP: 0.373, SLG: 0.441 (7, PR)										2	1	0	0	1	1	0									
<b>Lou Clinton, R</b> OBP: 0.146, SLG: 0.250 (8, 9)										1	0	0	0	0	1	0									
<b>Gary Geiger, L</b> OBP: 0.330, SLG: 0.314 (1, 8)										2	0	0	0	0	1	0									
<b>Bob Tillman, R</b> OBP: 0.429, SLG: 1.000 (7, PH) (8, 2)										1	0	0	0	0	0	2									
<b>Carroll Hardy, R</b> OBP: 0.331, SLG: 0.392 (8, 8)										4	2	2	3	0	1	0									
<b>Chuck Schilling, R</b> OBP: 0.261, SLG: 0.304 (1, 4)										3	0	0	0	1	2	0									
<b>Bill Monbouquette, R</b> OBP: 0.278, SLG: 0.133 (1, 1)										2	0	1	0	0	0	0									
<b>Ike Delock, R</b> (6, 1)										0	0	0	0	1	0	0									
<b>Dave Philley, S</b> OBP: 0.359, SLG: 0.214 (8, PH)										1	0	1	0	0	0	0									
<b>Mike Fornieles, R</b> (9, 1)										0	0	0	0	0	0	0									
<b>Inning Stats</b>	R: 0 E: 0 K: 1 S: 6	H: 1 LOB: 2 BB: 1 P: 10	R: 0 E: 0 K: 3 S: 9	H: 0 LOB: 0 BB: 0 P: 9	R: 0 E: 0 K: 2 S: 7	H: 0 LOB: 2 BB: 2 P: 15	R: 1 E: 0 K: 1 S: 7	H: 2 LOB: 1 BB: 1 P: 11	R: 0 E: 0 K: 0 S: 3	H: 0 LOB: 0 BB: 0 P: 3	R: 2 E: 1 K: 1 S: 7	H: 1 LOB: 1 BB: 1 P: 11	R: 0 E: 0 K: 0 S: 3	H: 0 LOB: 2 BB: 2 P: 11	R: 0 E: 0 K: 0 S: 4	H: 1 LOB: 2 BB: 1 P: 8	R: 0 E: 0 K: 1 S: 5	H: 0 LOB: 0 BB: 0 P: 5	1B: 2 2B: 1 3B: 0 HR: 2	SF: 0 SAC: 1 DP: 0 HBP: 0	WP: 0 PB: 0 SB: 0 CS: 0	PA: 41			
<b>PITCHER</b>	IP	WLS	BF	H	R	ER	SO	BB	IBB	HBP	BLK	WP	HR	S	P	ERA	WHIP								
<b>Ken McBride, R</b> ERA: 4.17 (1, 1)	6.0	W	28	4	3	2	8	5	0	0	0	0	0	2	39	5.9	1.500								
<b>Jim Donohue, R</b> ERA: 4.29 (7, 1)	0.2		3	0	0	0	0	1	0	0	0	0	0	2	6	0.00	1.500								
<b>Eli Grba, R</b> ERA: 7.89 (7, 1)	0.0		1	0	0	0	0	1	0	0	0	0	0	0	4	∞	∞								
<b>Jack Spring, L</b> ERA: 1.99 (7, 1)	0.1		1	0	0	0	0	0	0	0	0	0	0	1	1	0.00	0.000								
<b>Ryne Duren, R</b> ERA: 3.0 (8, 1)	2.0	S	8	1	0	0	1	1	0	0	0	0	0	9	13	0.00	1.000								

AB	32
R	3
H	5
RBI	3
BB	8
SO	9
LOB	12





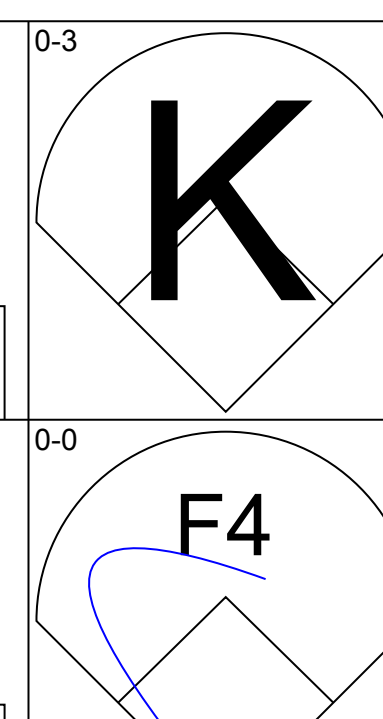
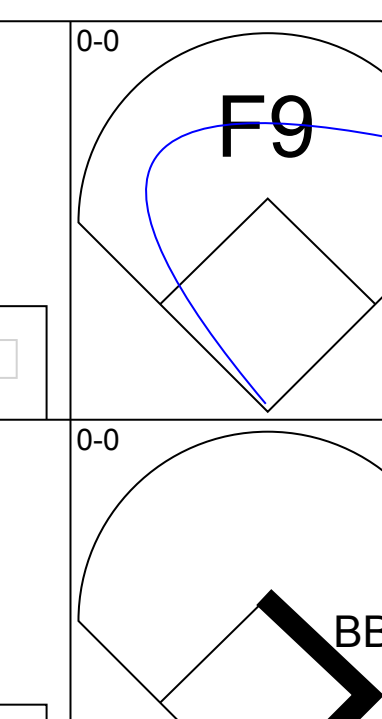
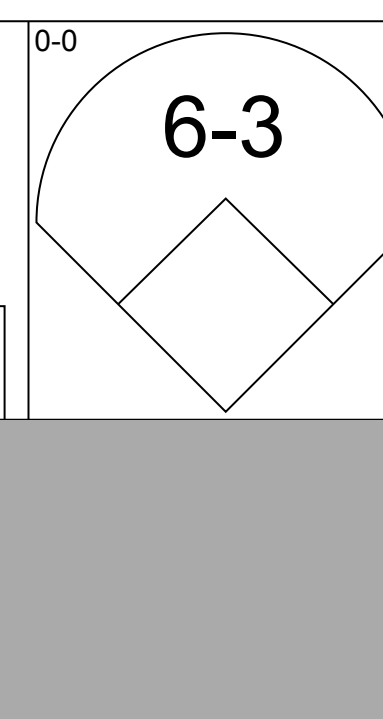
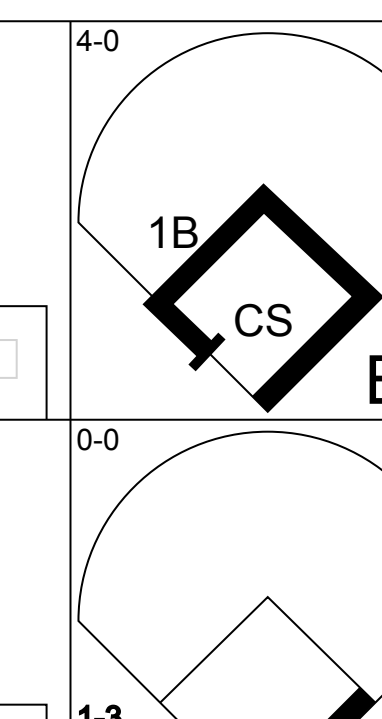
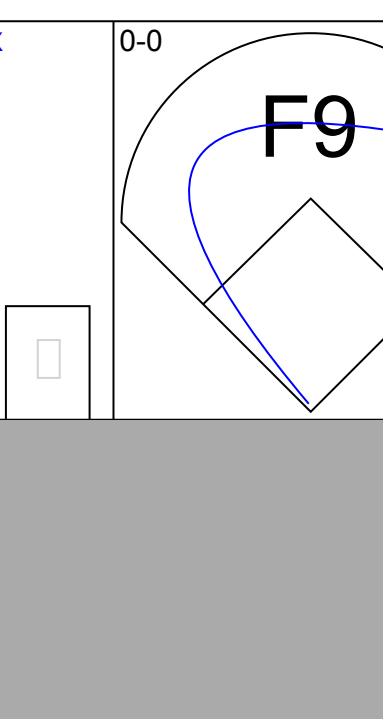
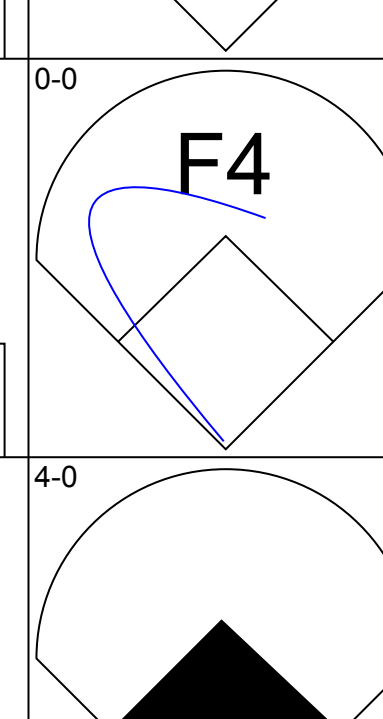
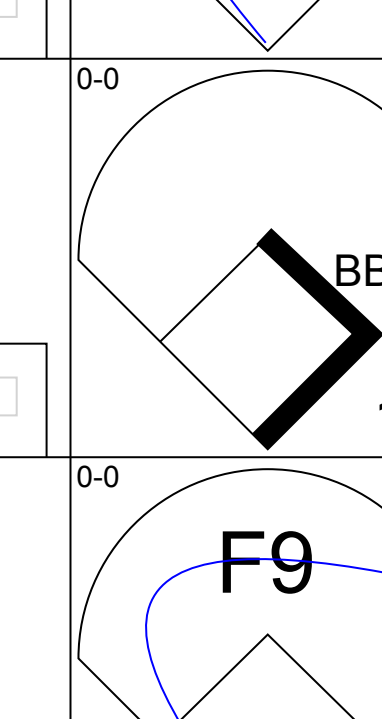
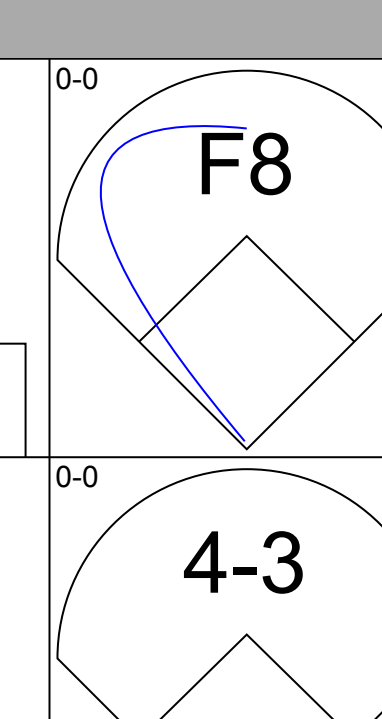
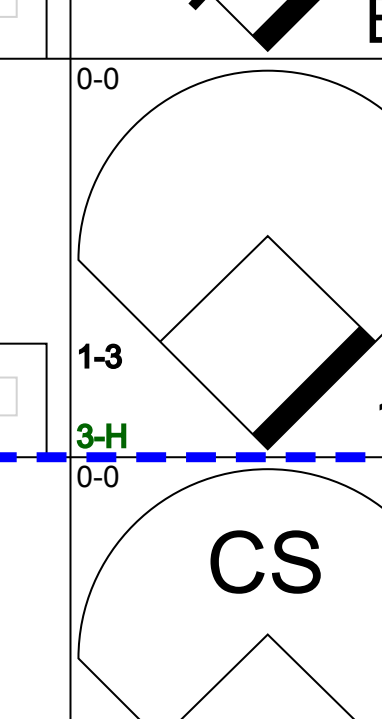
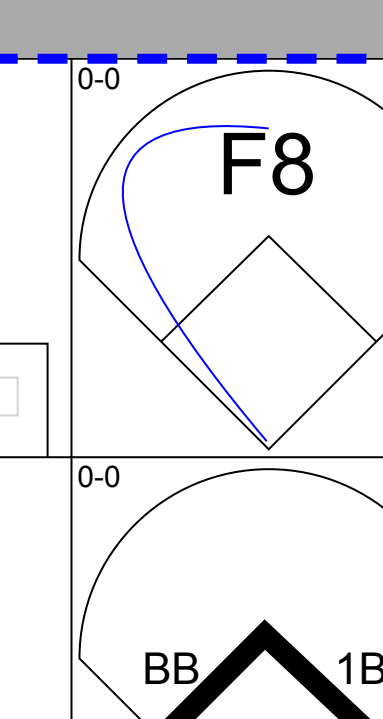
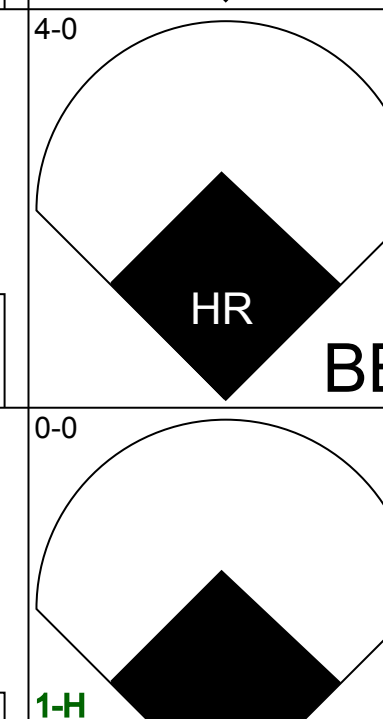
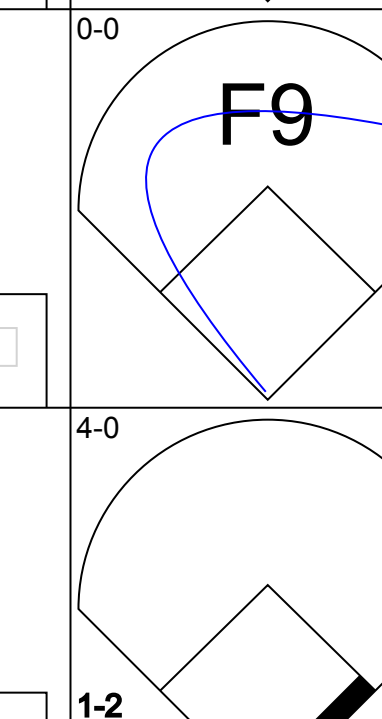
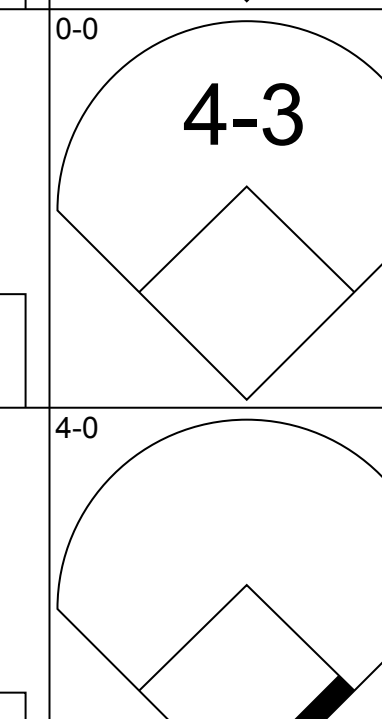
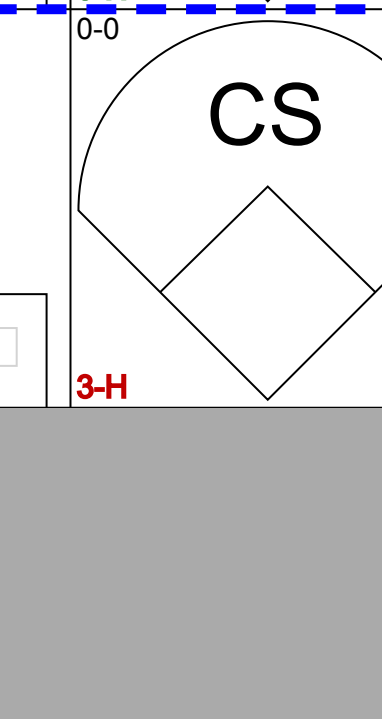
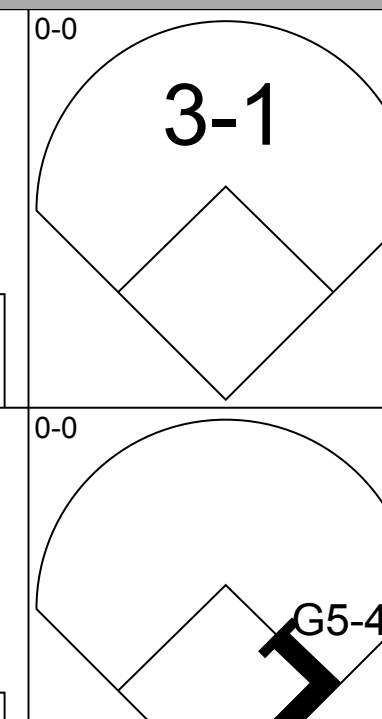
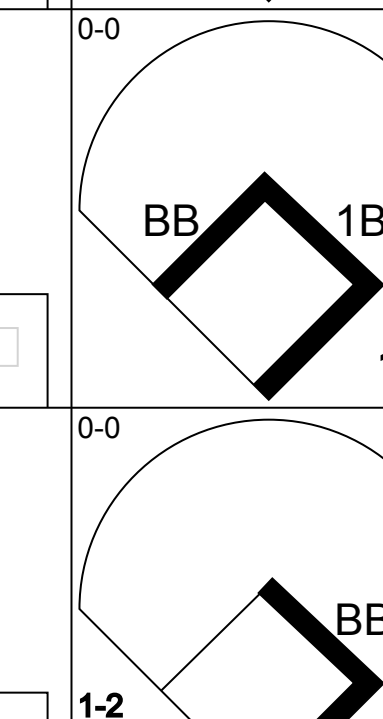
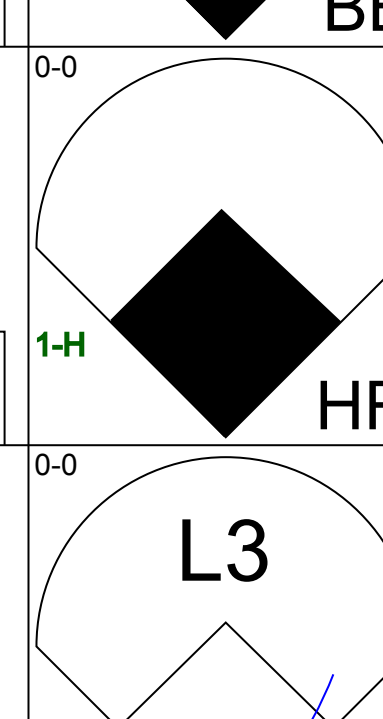
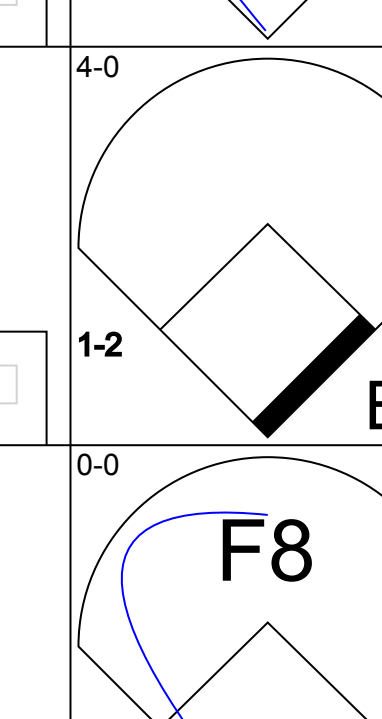
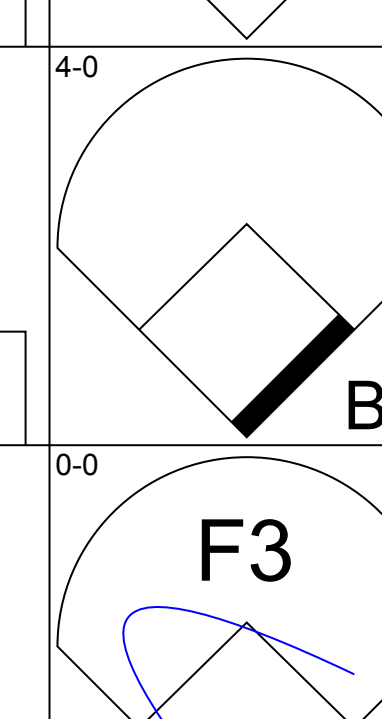

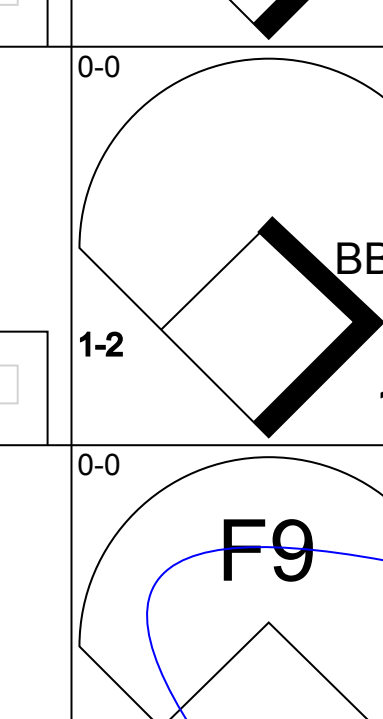
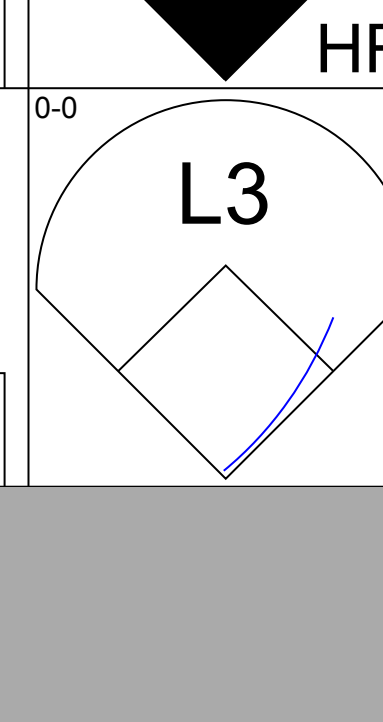
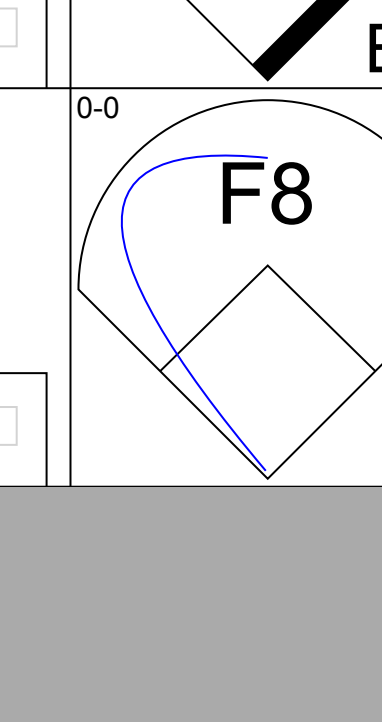
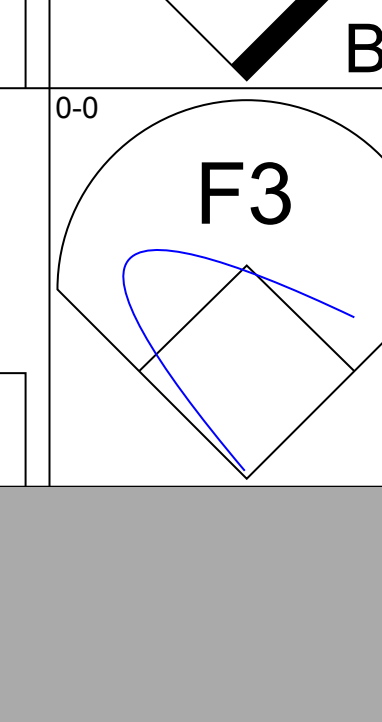
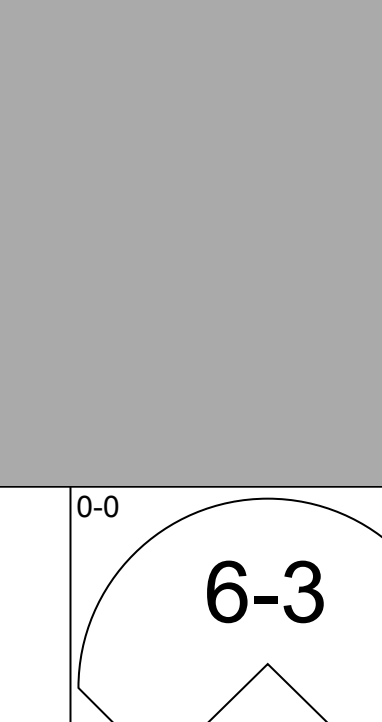
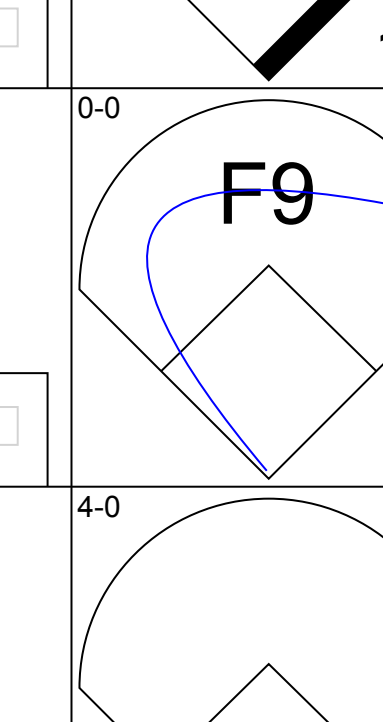
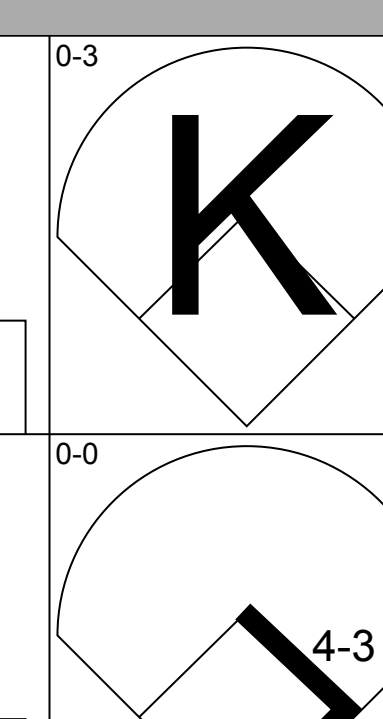
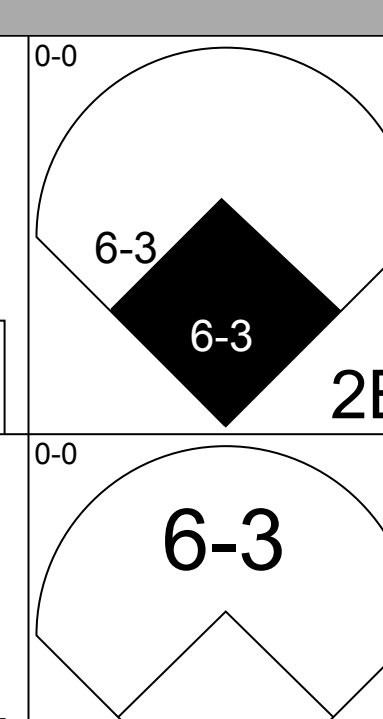
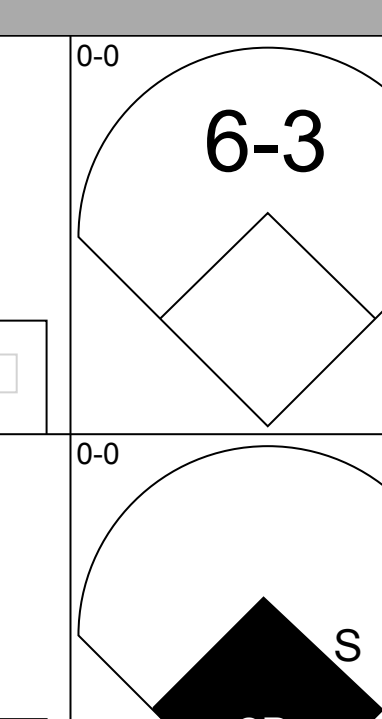
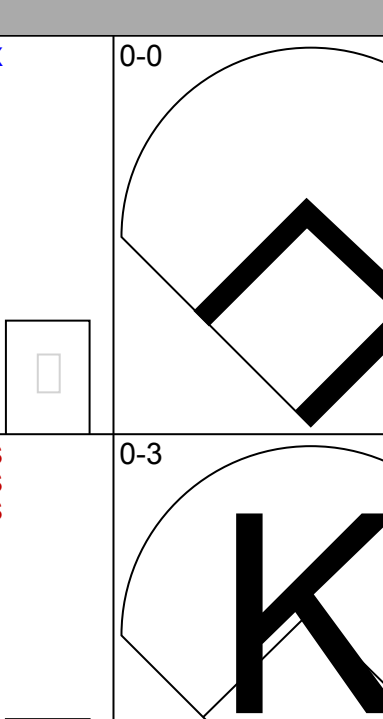
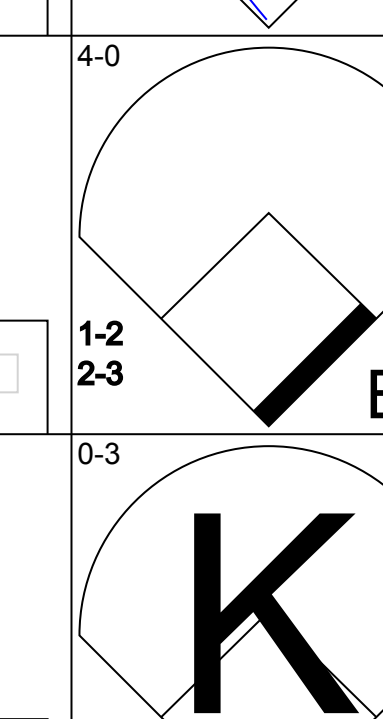
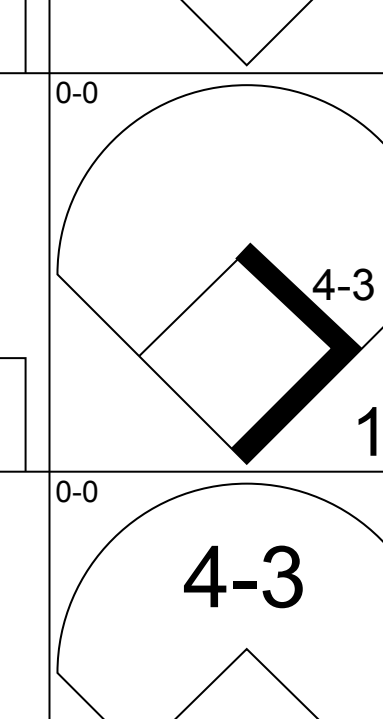
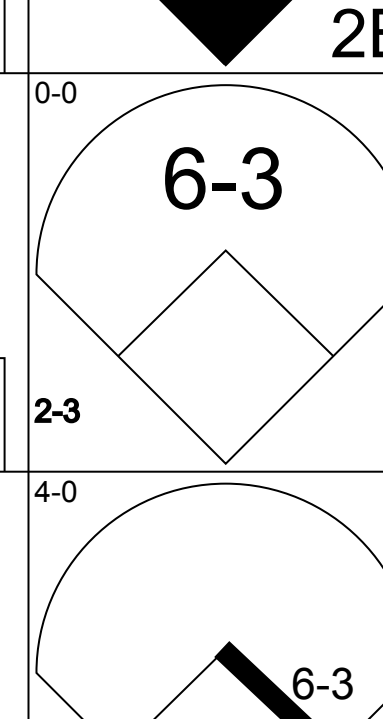
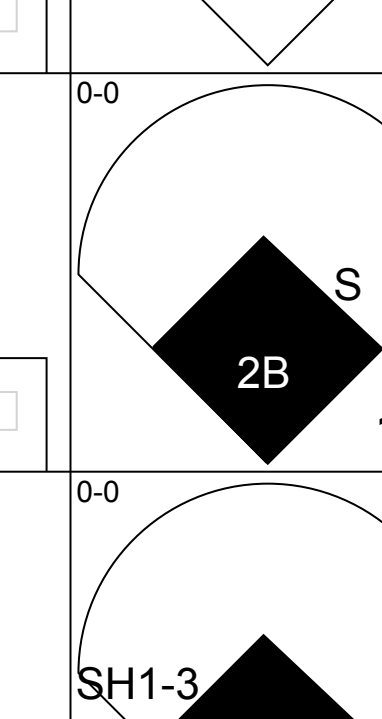
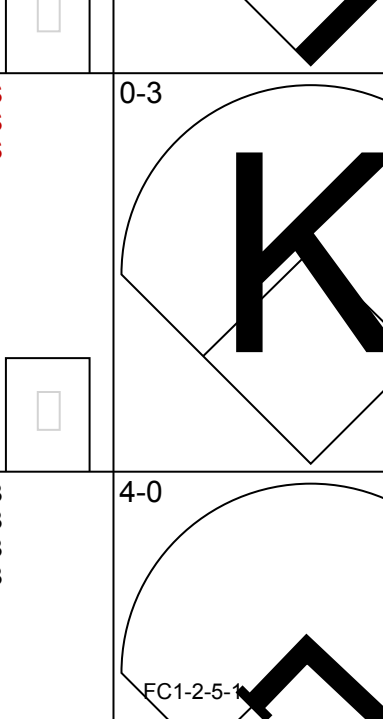
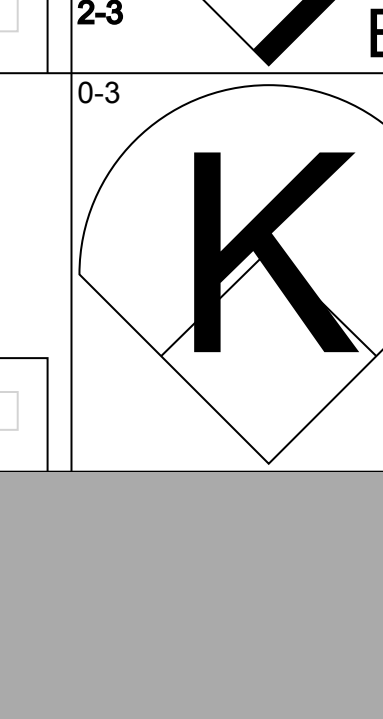
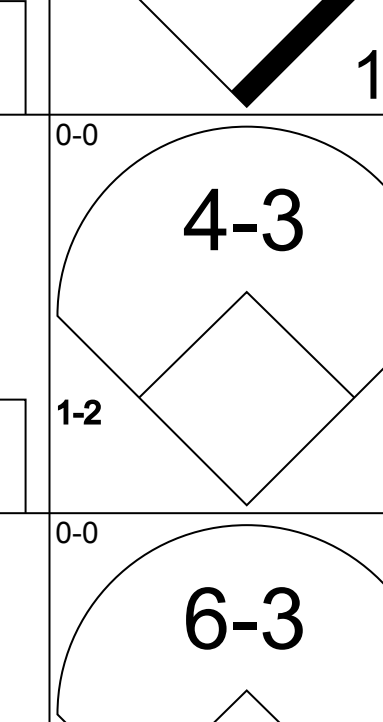
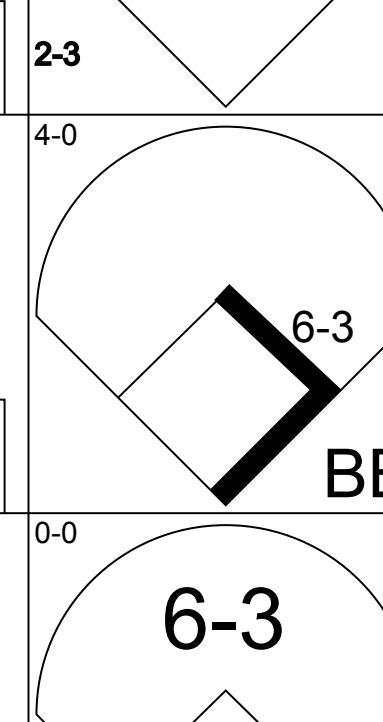
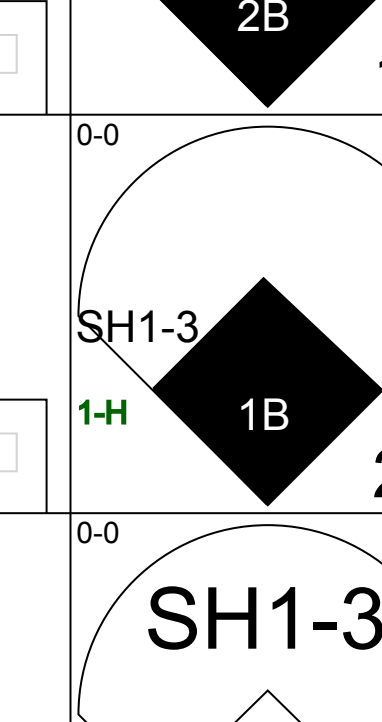
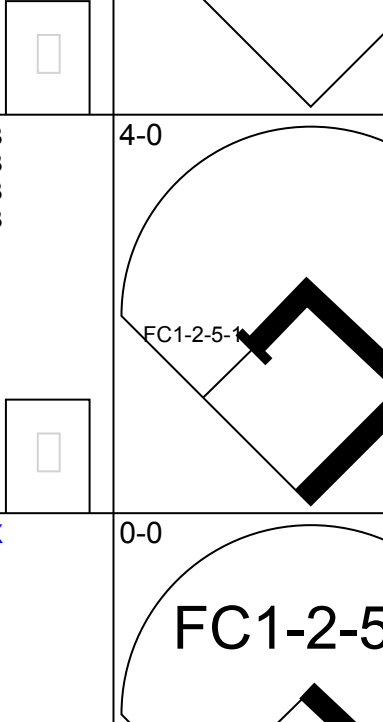
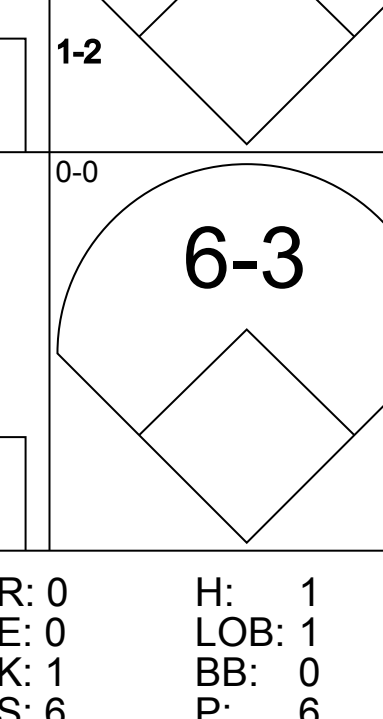
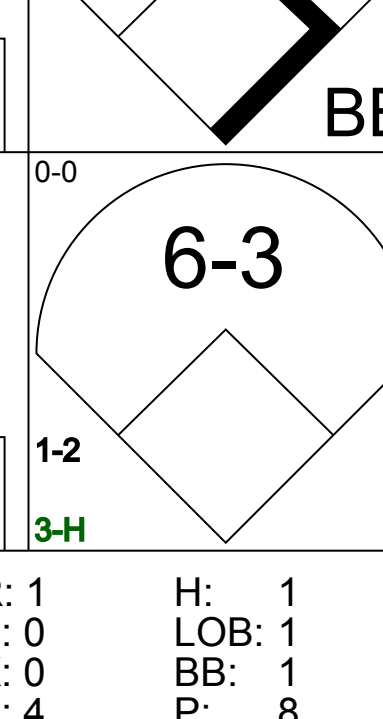
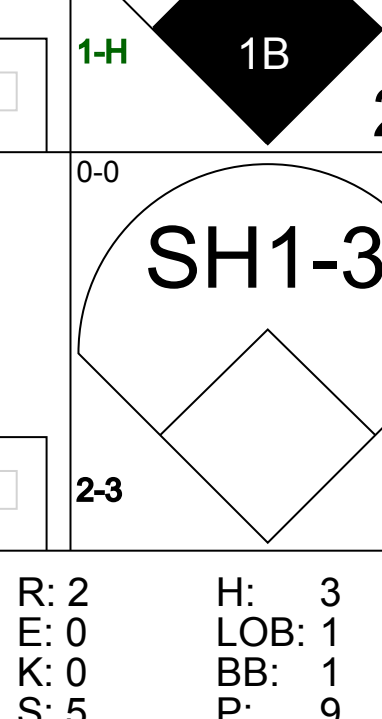
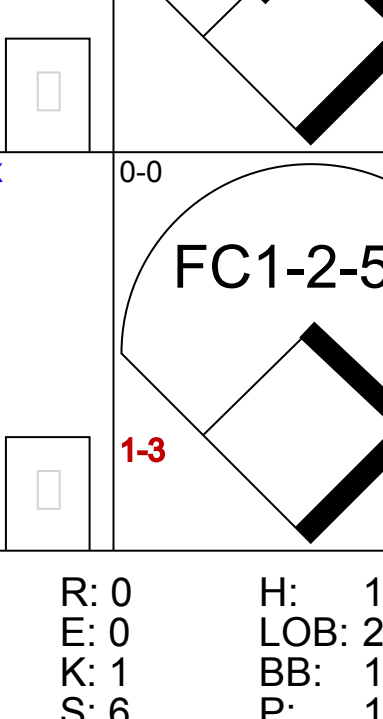
Batter	1	2	3	4	5	6	7	8	9	AB	R	H	RBI	BB	SO	LOB	TOP			
<b>Albie Pearson, L</b> (1, 8) OBP: 0.395, SLG: 0.373	4-0 CS BB		0-0 FC3-6 1B		0-0 F6		0-0 F9			3	0	1	0	1	0	1	<b>Los Angeles Angels @ Boston Red Sox</b> Fenway Park, Boston, MA Sun May 20 1962, 3:38 AM EDT Att: 14,356 - Unknown - 58 F			
<b>Billy Moran, R</b> (1, 4) OBP: 0.309, SLG: 0.394	0-0 FC5 1B 1-2		0-3 K		0-0 F9		0-0 F9	0-0 L4		4	0	1	0	0	1	1				
<b>Leon Wagner, L</b> (1, 7) OBP: 0.363, SLG: 0.624	0-0 F4		0-0 FC3-6 1B 1-2		0-0 F8			0-3 K		4	1	0	0	0	1	2				
<b>Lee Thomas, L</b> (1, 9) OBP: 0.320, SLG: 0.348	0-0 1-2 1B		0-0 1-1H 1B		0-0 F9			0-0 F7		4	0	2	1	0	0	0				
<b>Buck Rodgers, S</b> (1, 2) OBP: 0.295, SLG: 0.342	0-0 FC5 2-3f		0-0 4-3		0-0 F8			0-0 F5		4	0	0	0	0	0	3				
<b>Tom Burgess, L</b> (1, 3) OBP: 0.348, SLG: 0.487		0-0 4-3		0-3 K		0-0 F9		4-0 BB		3	0	0	0	1	1	0				
<b>Felix Torres, R</b> (1, 5) OBP: 0.349, SLG: 0.359		0-0 G3		0-0 3-1			0-0 6-3	0-0 F7		3	0	0	0	0	0	0				
<b>Billy Conzolo, R</b> (7, 5) OBP: 0.286, SLG: 0.286								1 0 0 0 0 0 1		1	0	0	0	0	0	1				
<b>Joe Koppe, R</b> (1, 6) OBP: 0.360, SLG: 0.330		4-0 BB		0-0 1B		0-3 K		0-0 F9		3	0	1	0	1	1	1				
<b>Bo Belinsky, L</b> (1, 1) OBP: 0.263, SLG: 0.067		0-3 K		0-3 K		4-0 BB				2	0	0	0	1	2	2				
<b>Inning Stats</b>	R: 0 E: 0 K: 0 S: 4	H: 2 LOB: 2 BB: 1 P: 8	R: 0 E: 0 K: 1 S: 5	H: 0 LOB: 1 BB: 1 P: 9	R: 1 E: 0 K: 1 S: 7	H: 2 LOB: 1 BB: 0 P: 7	R: 0 E: 0 K: 2 S: 8	H: 1 LOB: 1 BB: 0 P: 8	R: 0 E: 0 K: 0 S: 3	H: 0 LOB: 0 BB: 0 P: 3	R: 0 E: 0 K: 1 S: 5	H: 0 LOB: 1 BB: 1 P: 9	R: 0 E: 0 K: 1 S: 5	H: 0 LOB: 0 BB: 0 P: 5	R: 0 E: 0 K: 0 S: 3	H: 0 LOB: 1 BB: 1 P: 7	1B: 5 2B: 0 3B: 0 HR: 0	SF: 0 SAC: 0 DP: 0 HBP: 0	WP: 0 PB: 0 SB: 1 CS: 1	PA: 35
<b>PITCHER</b> <b>Don Schwalt, R</b> (1, 1) ERA: 4.75	IP: 9.0 WLS: L BF: 35	H: 5 R: 1 ER: 1 SO: 6	BB: 4 IBB: 0 HBP: 0 BLK: 0	WP: 0 HR: 0 S: 43 P: 59	ERA: 1.00 WHIP: 1.000											ERA: 1.00 WHIP: 1.000				

Batter	1	2	3	4	5	6	7	8	9	AB	R	H	RBI	BB	SO	LOB	BOTTOM					
<b>Pete Runnels, L</b> (1, 3) OBP: 0.405, SLG: 0.406	0-0 G3 4-3 1B		1-0 HBP		0-0 1-3		4-0 BB G4-6-3			2	0	1	0	1	0	0	<b>Los Angeles Angels @ Boston Red Sox</b> Fenway Park, Boston, MA Sun May 20 1962, 3:38 AM EDT Att: 14,356 - Unknown - 58 F					
<b>Eddie Brassoud, R</b> (1, 6) OBP: 0.299, SLG: 0.382	0-0 4-3 1-2		0-0 F8		0-0 1-3		0-0 G4-6-3 1-2f			4	0	0	0	0	0	3						
<b>Carl Yastrzemski, L</b> (1, 7) OBP: 0.372, SLG: 0.460	0-0 G3 2-3		0-0 G3		1-0 HBP			0-3 K		3	0	0	0	0	1	2						
<b>Bob Tillman, R</b> (1, 2) OBP: 0.455, SLG: 0.857	4-0 BB			0-0 G3 2B	0-0 1-3			0-0 6-3		3	0	1	0	1	0	1						
<b>Frank Matzone, R</b> (1, 5) OBP: 0.326, SLG: 0.400	0-0 1-3			0-0 F3		0-0 4-3		0-3 K		4	0	0	0	0	1	3						
<b>Carroll Hardy, R</b> (1, 9) OBP: 0.336, SLG: 0.385		0-3 K		4-0 G3 BB		4-0 1-3 BB		0-0 F3		2	0	0	0	2	1	0						
<b>Gary Geiger, L</b> (1, 8) OBP: 0.327, SLG: 0.303		0-0 F6		0-0 G3 1-2 2-3		0-0 1-3		4-0 BB		3	0	0	0	1	0	3						
<b>Chuck Schilling, R</b> (1, 4) OBP: 0.261, SLG: 0.295		0-0 5-3		4-0 IBB		0-0 5-3		0-0 F9		3	0	0	0	1	0	2						
<b>Don Schwalt, R</b> (1, 1) OBP: 0.167, SLG: 0.167			0-0 L6		0-0 5-3		0-0 1-3		0-0 F5	3	0	0	0	0	0	3						
<b>Jim Pagliaroni, R</b> (9, PH) OBP: 0.370, SLG: 0.437									1 0 0 0 0 0 1	1	0	0	0	0	0	1						
<b>Inning Stats</b>	R: 0 E: 0 K: 0 S: 4	H: 1 LOB: 2 BB: 1 P: 8	R: 0 E: 0 K: 1 S: 5	H: 0 LOB: 0 BB: 0 P: 5	R: 0 E: 0 K: 0 S: 3	H: 0 LOB: 1 BB: 0 P: 4	R: 0 E: 0 K: 0 S: 4	H: 1 LOB: 3 BB: 2 P: 12	R: 0 E: 0 K: 0 S: 3	H: 0 LOB: 1 BB: 0 P: 4	R: 0 E: 0 K: 0 S: 3	H: 0 LOB: 1 BB: 1 P: 7	R: 0 E: 0 K: 2 S: 7	H: 0 LOB: 0 BB: 1 P: 6	R: 0 E: 0 K: 2 S: 7	H: 0 LOB: 0 BB: 0 P: 7	R: 0 E: 0 K: 0 S: 3	H: 0 LOB: 1 BB: 1 P: 7	1B: 1 2B: 1 3B: 0 HR: 0	SF: 0 SAC: 0 DP: 1 HBP: 2	WP: 0 PB: 0 SB: 0 CS: 0	PA: 36
<b>PITCHER</b> <b>Bo Belinsky, L</b> (1, 1) ERA: 2.42	IP: 9.0 WLS: W BF: 36	H: 2 R: 0 ER: 0 SO: 3	BB: 5 IBB: 1 HBP: 2 BLK: 0	WP: 0 HR: 0 S: 34 P: 60	ERA: 0.00 WHIP: 0.778											ERA: 0.00 WHIP: 0.778						





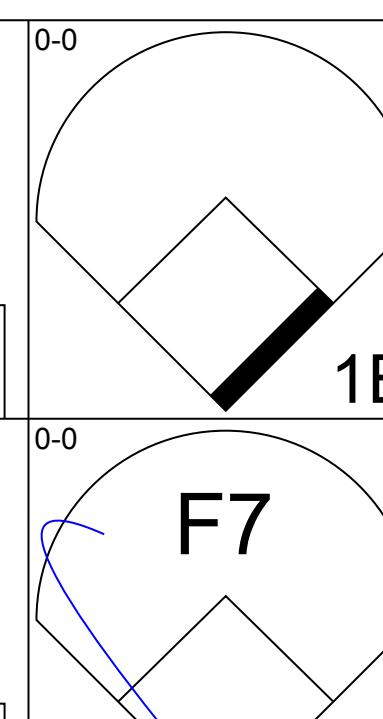
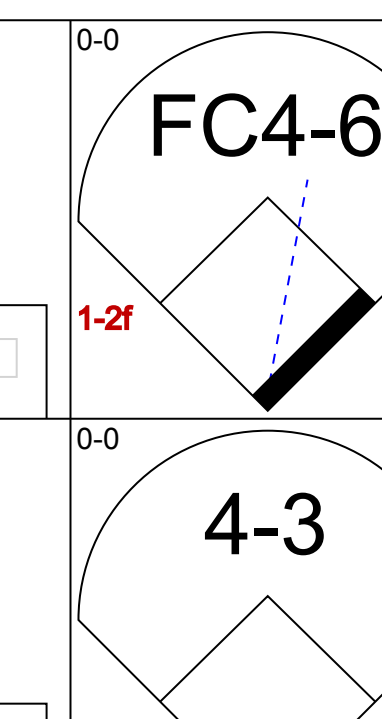
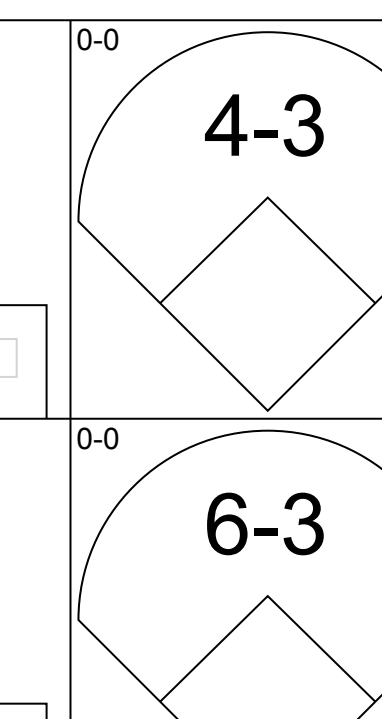
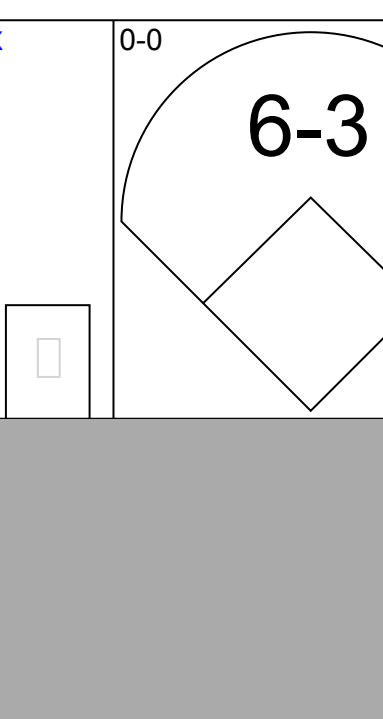
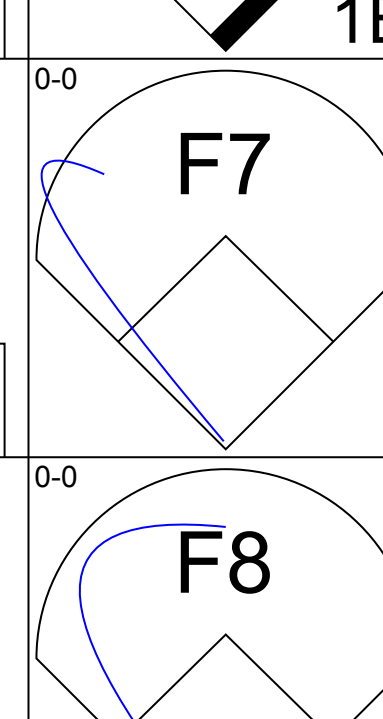
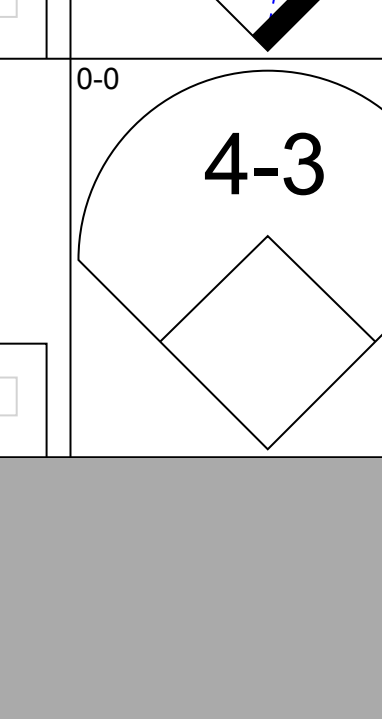
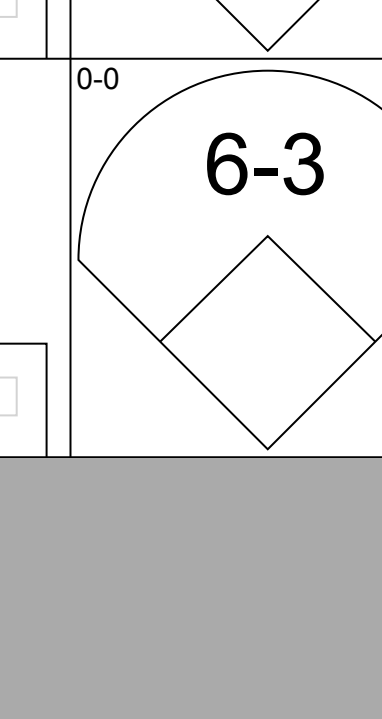
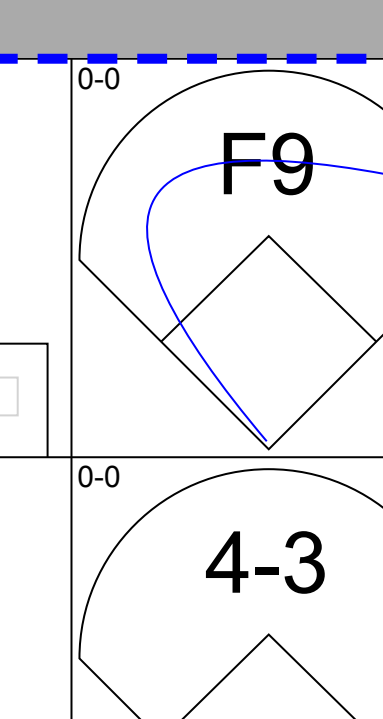
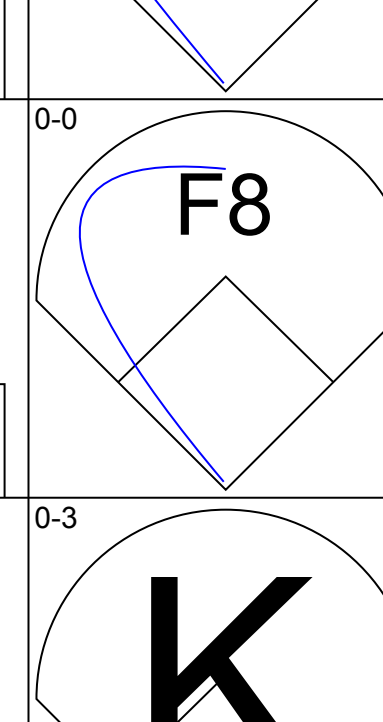
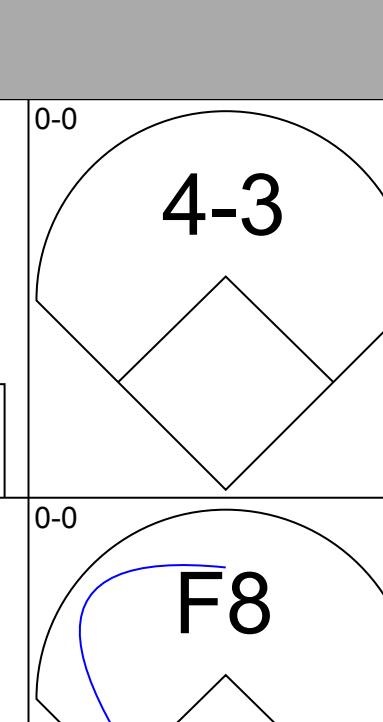

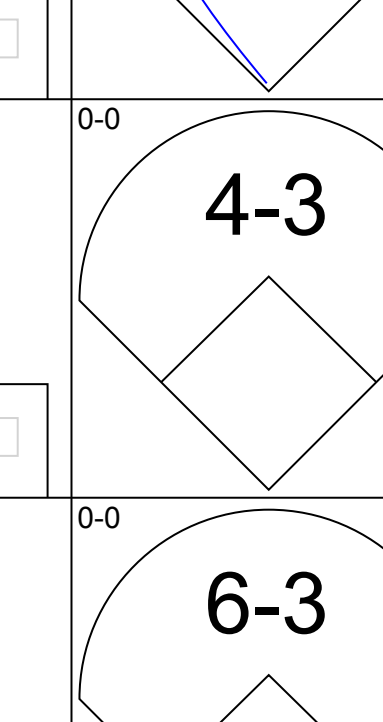
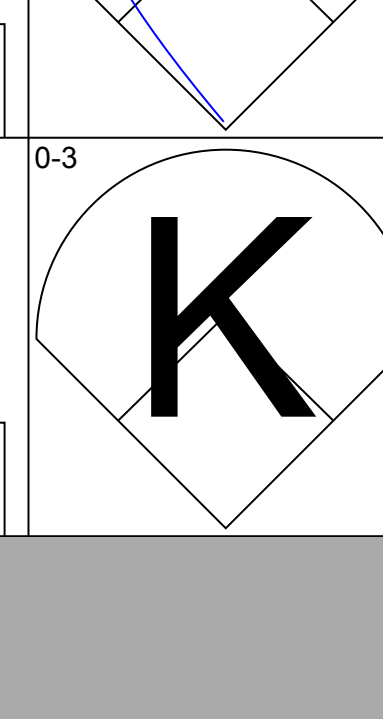
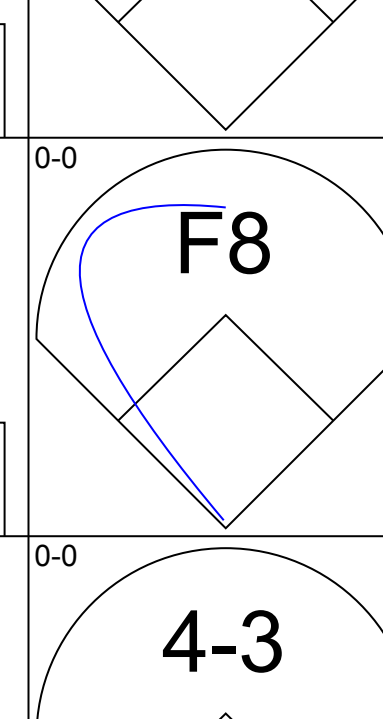

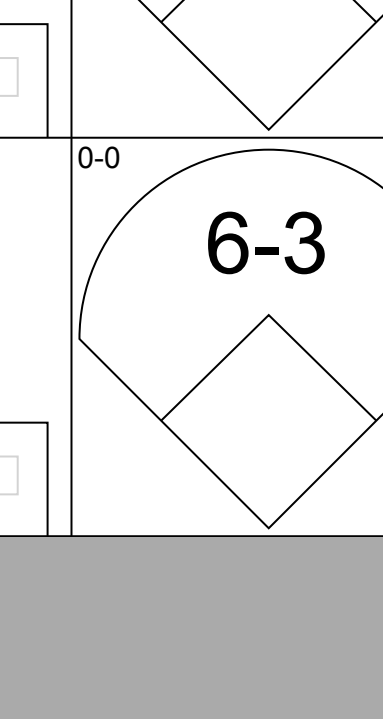
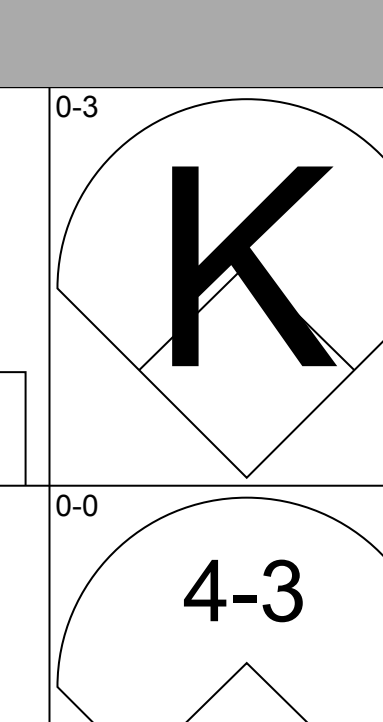
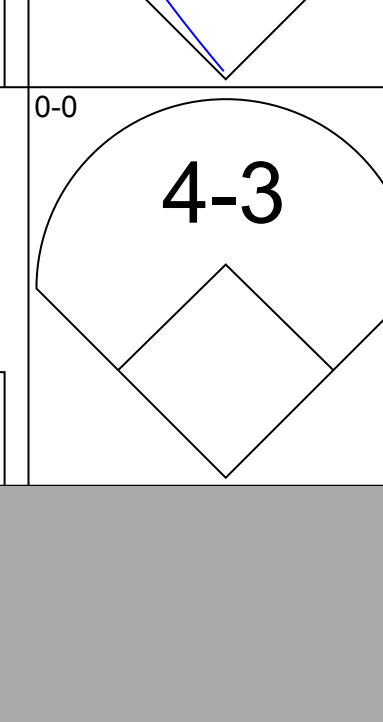

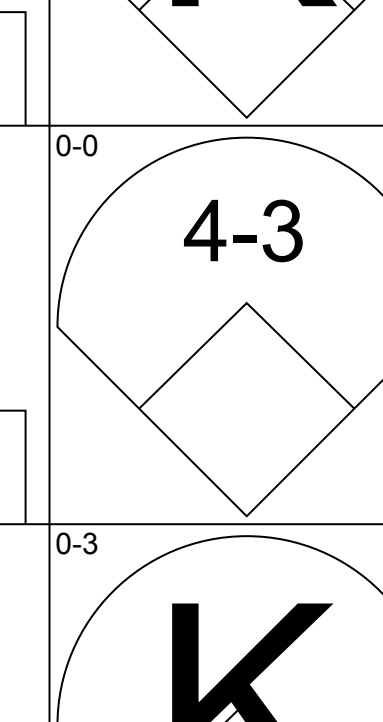
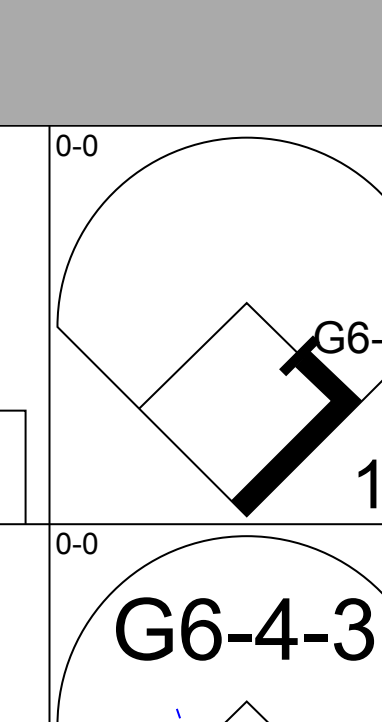
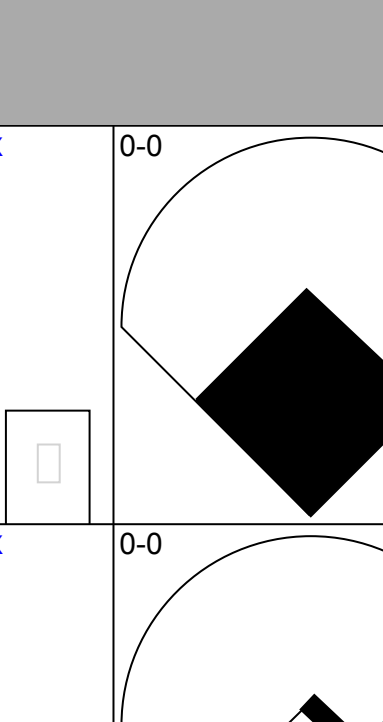
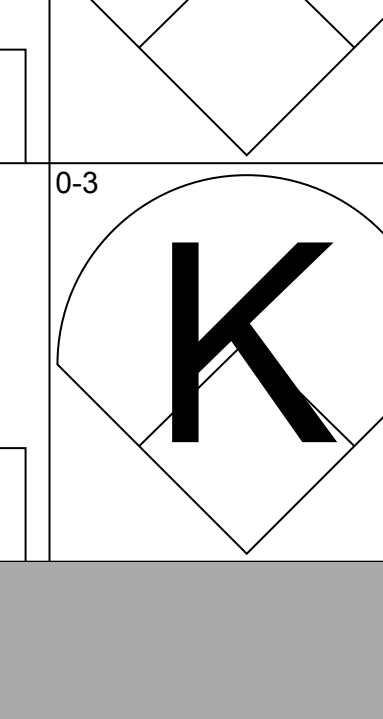
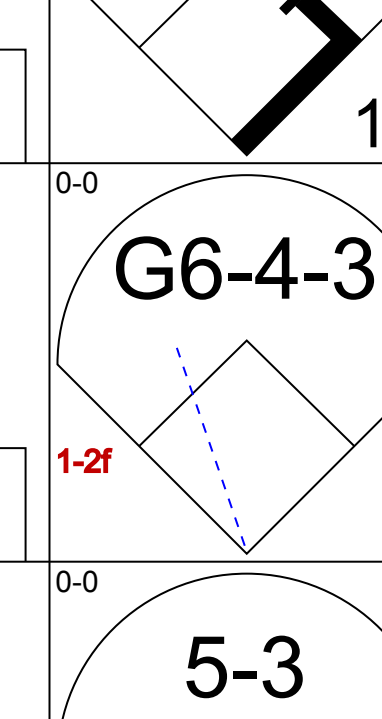
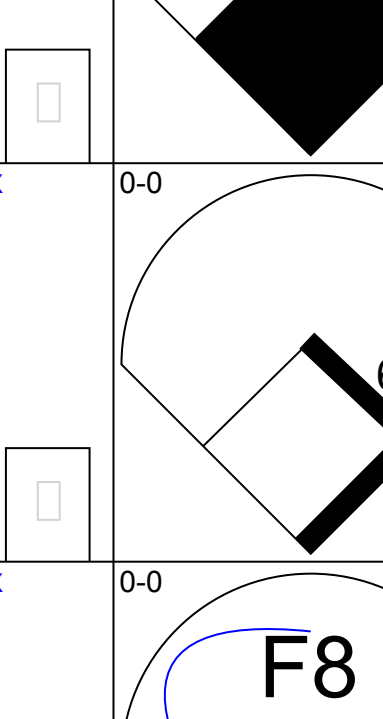
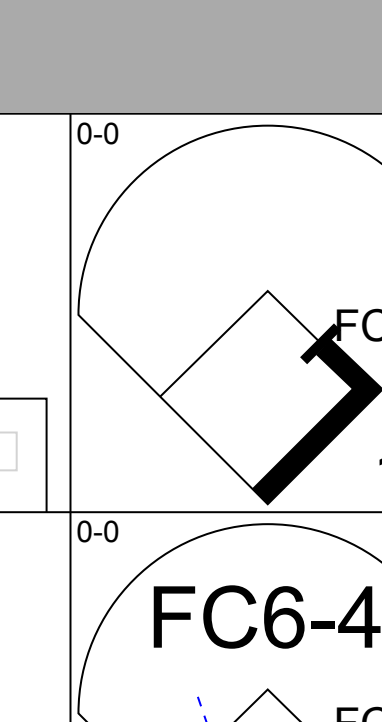
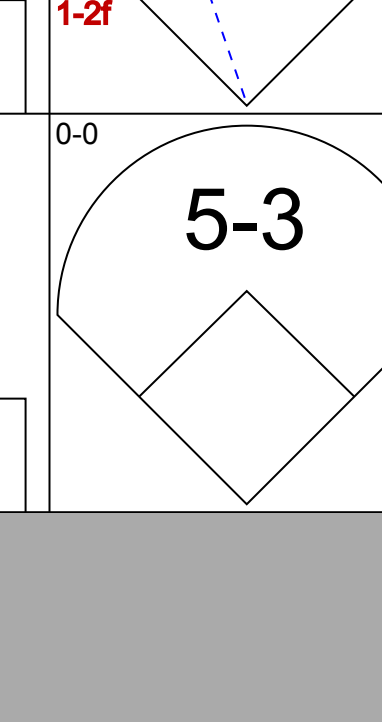
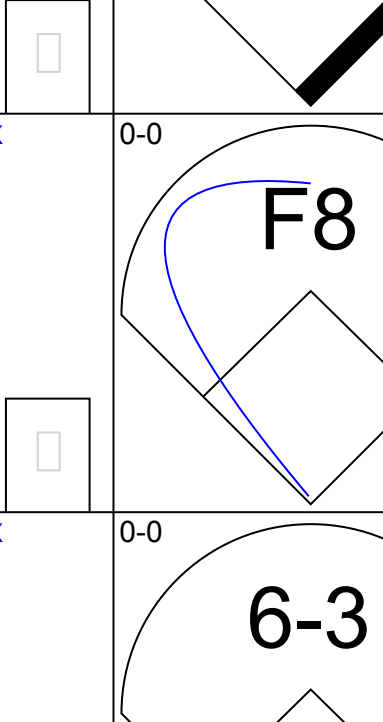
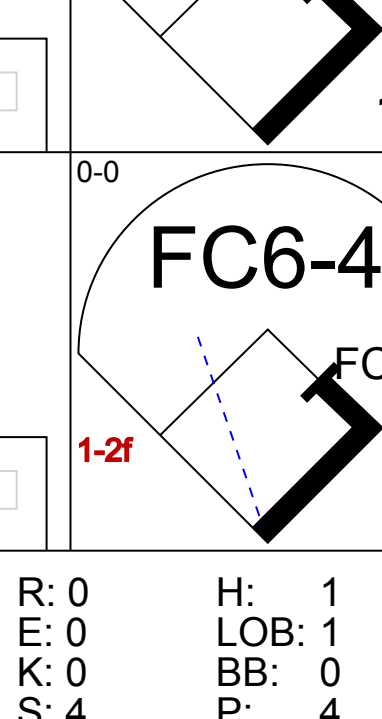
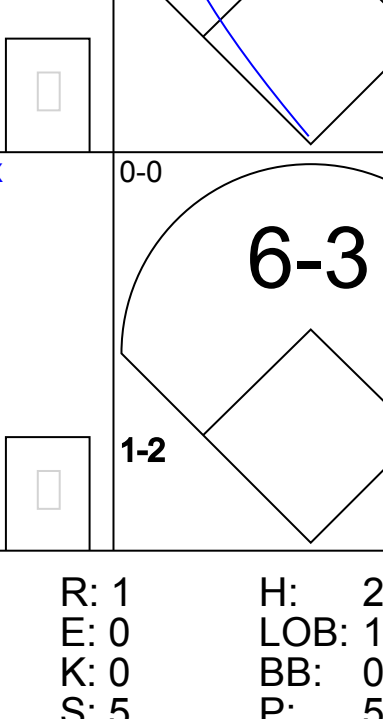
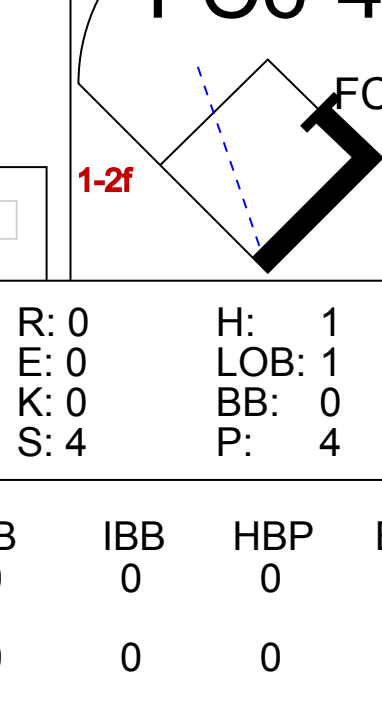
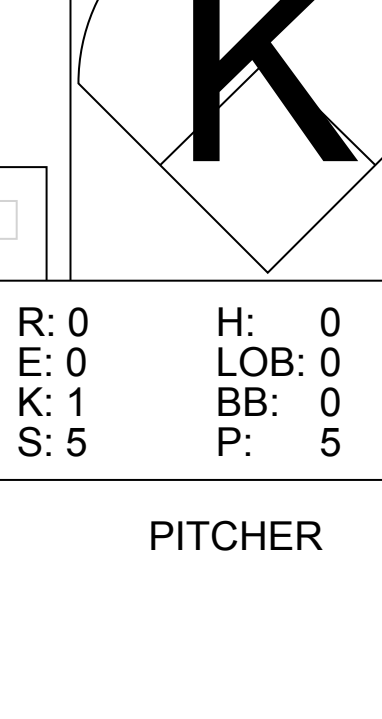


Batter	1	2	3	4	5	6	7	8	9	AB	R	H	RBI	BB	SO	LOB	TOP			
Dick Howser, R OBP: 0.339, SLG: 0.394 (1, 6)										4	0	0	0	1	1	3				
Jerry Lumpe, L OBP: 0.353, SLG: 0.431 (1, 4)										5	0	2	1	0	0	0				
Norm Siebern, L OBP: 0.410, SLG: 0.472 (1, 3)										4	1	1	0	1	0	1				
Manny Jimenez, L OBP: 0.432, SLG: 0.617 Bobby Del Greco, R OBP: 0.404, SLG: 0.378 (8, 8)										2	1	2	2	2	0	0				
Gino Cimoli, R OBP: 0.353, SLG: 0.456 (8, 9)										5	0	0	0	0	0	6				
George Aluskis, R OBP: 0.227, SLG: 0.381 (8, 7)										4	1	2	0	1	1	0				
Ed Charles, R OBP: 0.295, SLG: 0.293 (1, 5)										5	1	2	0	0	2	5				
Joe Azcue, R OBP: 0.325, SLG: 0.382 (1, 2)										2	1	1	1	2	0	1				
Dave Wickersham, R OBP: 0.083, SLG: 0.083 Diego Segui, R (9, 1)										3	0	0	1	0	0	4				
<b>Inning Stats</b>	R: 2 E: 0 K: 1 S: 6	H: 1 LOB: 0 BB: 1 P: 10	R: 0 E: 0 K: 1 S: 6	H: 1 LOB: 1 BB: 0 P: 6	R: 0 E: 0 K: 0 S: 4	H: 1 LOB: 2 BB: 1 P: 8	R: 1 E: 0 K: 0 S: 4	H: 1 LOB: 1 BB: 1 P: 8	R: 0 E: 0 K: 0 S: 3	H: 0 LOB: 1 BB: 1 P: 7	R: 0 E: 0 K: 0 S: 3	H: 1 LOB: 0 BB: 0 P: 3	R: 0 E: 0 K: 1 S: 6	H: 1 LOB: 2 BB: 1 P: 10	R: 0 E: 0 K: 1 S: 7	H: 2 LOB: 3 BB: 1 P: 11	1B: 7 2B: 2 3B: 1 HR: 1	SF: 0 SAC: 1 DP: 1 HBP: 0	WP: 0 PB: 0 CS: 1	PA: 44
<b>PITCHER</b>	IP WLS BF H R ER SO BB IBB HBP BLK WP HR S P ERA WHIP																			
Galen Cisco, R ERA: 6.46 (1, 1)	5.2 L 29 7 5 5 2 5 0 0 0 0 0 1 28 48 7.94 2.118																			
Chet Nichols, L ERA: 9.87 (6, 1)	2.1 8 2 0 0 1 1 0 0 0 0 0 0 9 13 0.00 1.286																			
Hal Kolstad, R ERA: (9, 1)	1.0 6 2 0 0 1 1 0 0 0 0 0 0 7 11 0.00 3.000																			

Kansas City Athletics @ Boston Red Sox  
Fenway Park, Boston, MA  
Tue May 22 1962, 3:33 AM EDT  
Att: 1,424 - Unknown

AB	35
R	5
H	11
RBI	5
BB	7
SO	4
LOB	20



Batter	1	2	3	4	5	6	7	8	9	AB	R	H	RBI	BB	SO	LOB	BOTTOM			
Pete Runnels, L OBP: 0.401, SLG: 0.400 (1, 3)										4	0	1	0	0	0	2				
Eddie Brassoud, R OBP: 0.294, SLG: 0.393 (1, 6)										4	0	0	0	0	0	2				
Carl Yastrzemski, L OBP: 0.370, SLG: 0.448 (1, 7)											4	0	0	0	0	1				
Frank Maltzone, R OBP: 0.327, SLG: 0.391 (1, 5)											4	0	0	0	1	1				
Gary Geiger, L OBP: 0.322, SLG: 0.292 (1, 8)											3	0	0	0	1	0				
Bob Tillman, R OBP: 0.444, SLG: 0.857 (1, 2)										3	1	2	1	0	0	0				
Carroll Hardy, R OBP: 0.333, SLG: 0.378 (1, 9)										3	0	1	0	0	1	1				
Chuck Schilling, R OBP: 0.270, SLG: 0.297 (1, 4)										3	0	1	0	0	0	1				
Galen Cisco, R OBP: 0.200, SLG: 0.214 Chet Nichols, S (6, 1)										1	0	0	0	0	0	1				
Dave Philley, S OBP: 0.350, SLG: 0.188 Hal Kolstad, R (9, 1)										1	0	0	0	0	0	1				
<b>Inning Stats</b>	R: 0 E: 0 K: 1 S: 6	H: 1 LOB: 0 BB: 0 P: 6	R: 0 E: 0 K: 2 S: 7	H: 0 LOB: 0 BB: 0 P: 7	R: 0 E: 0 K: 0 S: 4	H: 1 LOB: 1 BB: 0 P: 4	R: 0 E: 0 K: 0 S: 3	H: 0 LOB: 0 BB: 0 P: 3	R: 0 E: 0 K: 1 S: 5	H: 0 LOB: 0 BB: 0 P: 5	R: 0 E: 0 K: 0 S: 3	H: 0 LOB: 0 BB: 0 P: 3	R: 1 E: 0 K: 0 S: 5	H: 2 LOB: 1 BB: 0 P: 5	R: 0 E: 0 K: 0 S: 3	H: 0 LOB: 0 BB: 0 P: 3	1B: 4 2B: 0 3B: 0 HR: 1	SF: 0 SAC: 0 DP: 1 HBP: 0	WP: 0 PB: 0 CS: 0	PA: 31
<b>PITCHER</b>	IP WLS BF H R ER SO BB IBB HBP BLK WP HR S P ERA WHIP																			
Dave Wickersham, R ERA: 3.13 (1, 1)	8.0 W 28 5 1 1 4 0 0 0 0 0 0 1 36 36 1.12 0.625																			
Diego Segui, R ERA: 3.27 (9, 1)	1.0 S 3 0 0 0 0 0 0 0 0 0 0 0 3 3 0.00 0.000																			

Kansas City Athletics @ Boston Red Sox  
Fenway Park, Boston, MA  
Tue May 22 1962, 3:33 AM EDT  
Att: 1,424 - Unknown

AB	31
R	1
H	5
RBI	1
BB	0
SO	4
LOB	10





Batter	1	2	3	4	5	6	7	8	9	AB	R	H	RBI	BB	SO	LOB	TOP							
Lenny Green, L OBP: 0.392, SLG: 0.497 (1, 8)										4	0	2	0	1	1	2								
Vic Power, R OBP: 0.323, SLG: 0.417 (1, 3)										5	0	0	0	0	2	7								
Rich Rollins, R OBP: 0.404, SLG: 0.570 (1, 5)										4	1	2	1	0	1	1								
Harmon Killebrew, R OBP: 0.380, SLG: 0.487 (1, 7)										4	0	0	0	0	2	3								
Bernie Allen, L OBP: 0.317, SLG: 0.500 (1, 4)										4	0	1	0	0	2	3								
Zoilo Versalles, R OBP: 0.287, SLG: 0.360 (1, 6)										3	0	0	0	1	0	2								
Bill Tuttle, R OBP: 0.310, SLG: 0.295 (1, 9)										4	0	1	0	0	1	1								
Jerry Zimmerman, R OBP: 0.400, SLG: 0.333 (7, PH)										2	0	0	0	0	0	0								
Hal Naragon, L OBP: 0.286, SLG: 0.333 (7, 2)										2	0	1	0	0	0	2								
Don Lee, R OBP: 0.278, SLG: 0.235 (5, PH)										1	0	0	0	0	0	0								
Jim Kaat, L OBP: 0.211, SLG: 0.188 (5, 1)										1	0	0	0	0	1	0								
Don Mincher, L OBP: 0.145, SLG: 0.059 (7, PH)										0	0	0	0	0	1	0								
Ted Sadowski, R OBP: 0.190, SLG: 1.000 (7, 1)										0	0	0	0	0	0	0								
George Banks, R OBP: 0.300, SLG: 0.250 (6, PH)										0	0	0	0	0	1	0								
<b>Inning Stats</b>	R: 0 E: 1 K: 1 S: 7	H: 1 LOB: 2 BB: 0 P: 7	R: 0 E: 0 K: 0 S: 3	H: 0 LOB: 0 BB: 0 P: 3	R: 0 E: 0 K: 0 S: 3	H: 0 LOB: 0 BB: 0 P: 3	R: 1 E: 1 K: 2 S: 9	H: 2 LOB: 1 BB: 0 P: 9	R: 0 E: 0 K: 1 S: 6	H: 1 LOB: 1 BB: 0 P: 6	R: 0 E: 0 K: 3 S: 9	H: 0 LOB: 0 BB: 0 P: 9	R: 0 E: 0 K: 1 S: 5	H: 1 LOB: 3 BB: 3 P: 17	R: 0 E: 0 K: 1 S: 6	H: 1 LOB: 1 BB: 0 P: 6	R: 0 E: 0 K: 1 S: 6	H: 1 LOB: 2 BB: 1 P: 10	1B: 3 2B: 2 3B: 1 HR: 1	SF: 0 SAC: 0 DP: 1 HBP: 0	WP: 1 PB: 0 SB: 0 CS: 0	PA: 38		
<b>PITCHER</b>	IP WLS BF H R ER SO BB IBB HBP BLK WP HR S P ERA WHIP	6.2 W 28 5 1 1 7 3 0 0 0 1 1 39 51 1.35 1.200	2.1 S 10 2 0 0 3 1 0 0 0 0 0 15 19 0.00 1.286																					

Minnesota Twins @ Boston Red Sox  
Fenway Park, Boston, MA  
Wed May 23 1962, 7:05 PM EDT  
Att: 6,051 - Unknown - 61 F

AB 34  
R 1  
H 7  
RBI 1  
BB 4  
SO 10  
LOB 21



Batter	1	2	3	4	5	6	7	8	9	AB	R	H	RBI	BB	SO	LOB	BOTTOM						
Chuck Schilling, R OBP: 0.283, SLG: 0.304 (1, 4)										4	1	2	1	1	0	0							
Gary Geiger, L OBP: 0.325, SLG: 0.337 (1, 8)										5	1	2	2	0	1	3							
Carl Yastrzemski, L OBP: 0.380, SLG: 0.464 (1, 7)										4	2	3	0	0	0	1							
Frank Maltzone, R OBP: 0.331, SLG: 0.394 (1, 5)										4	0	2	1	0	2	2							
Pete Runnels, L OBP: 0.404, SLG: 0.406 (1, 3)										3	0	1	1	1	0	2							
Bob Tillman, R OBP: 0.409, SLG: 0.722 (1, 2)										4	0	1	0	0	1	3							
Carroll Hardy, R OBP: 0.323, SLG: 0.365 (1, 9)										4	1	0	0	0	0	4							
Eddie Bressoud, R OBP: 0.293, SLG: 0.409 (1, 6)										4	1	1	1	0	2	1							
Earl Wilson, R OBP: 0.286, SLG: 0.167 (7, 1)										3	0	1	0	0	2	0							
<b>Inning Stats</b>	R: 2 E: 0 K: 1 S: 8	H: 3 LOB: 2 BB: 1 P: 12	R: 1 E: 0 K: 1 S: 6	H: 1 LOB: 1 BB: 1 P: 10	R: 0 E: 0 K: 0 S: 3	H: 1 LOB: 0 BB: 0 P: 3	R: 1 E: 0 K: 1 S: 6	H: 1 LOB: 0 BB: 0 P: 6	R: 0 E: 0 K: 2 S: 8	H: 1 LOB: 1 BB: 0 P: 8	R: 1 E: 0 K: 1 S: 7	H: 2 LOB: 1 BB: 0 P: 7	R: 0 E: 0 K: 1 S: 6	H: 1 LOB: 1 BB: 0 P: 6	1B: 8 2B: 3 3B: 0 HR: 2	SF: 0 SAC: 0 DP: 0 HBP: 0	WP: 0 PB: 0 SB: 0 CS: 1	PA: 38					
<b>PITCHER</b>	IP WLS BF H R ER SO BB IBB HBP BLK WP HR S P ERA WHIP	4.0 L 19 6 4 4 3 2 0 0 0 0 0 16 16 4.50 2.000	2.0 9 3 1 1 2 0 0 0 0 0 0 0 13 13 4.50 1.500																				

Minnesota Twins @ Boston Red Sox  
Fenway Park, Boston, MA  
Wed May 23 1962, 7:05 PM EDT  
Att: 6,051 - Unknown - 61 F

AB 36  
R 6  
H 13  
RBI 6  
BB 2  
SO 8  
LOB 16






Batter	1	2	3	4	5	6	7	8	9	AB	R	H	RBI	BB	SO	LOB	TOP																
Lenny Green, L (1,8) OBP: 0.382, SLG: 0.481	L7		4-3		6-3		FC4-6 1B BB		G6-4-3	5	1	0	0	0	0	2	<b>Minnesota Twins @ Boston Red Sox</b> Fenway Park, Boston, MA Thu May 24 1962, 3:33 AM EDT Att. 1,124 - Unknown - 73 F																
Vic Power, R (1,3) OBP: 0.341, SLG: 0.450	PB BB 6-3 BB					6-3	BB 1B		1B	4	2	3	1	1	0	0																	
Rich Rollins, R (1,5) OBP: 0.415, SLG: 0.571	PB BB 1-2 BB						2B 1B BB		P6	3	1	2	0	2	0	1																	
Harmon Killebrew, R (1,7) OBP: 0.383, SLG: 0.492	6-3 1-2 2H		5-3			1B BB	1B BB			3	1	1	2	1	0	2																	
George Banks, R (1,9) OBP: 0.286, SLG: 0.250	F7					2B	BB			4	0	1	2	0	1	4																	
Bernie Allen, L (1,4) OBP: 0.305, SLG: 0.485		E5 G4-6-3		F9		F8			F8	4	0	0	0	0	0	1																	
Zolo Versailles, R (1,6) OBP: 0.261, SLG: 0.351		K		K		5-3			K	4	0	0	0	0	3	2																	
Jerry Zimmerman, R (1,2) OBP: 0.333, SLG: 0.273					5-3				F7	2	0	0	0	0	0	1																	
Hal Naragon, L (7,PH) OBP: 0.222, SLG: 0.250	G4-6-3 1-2									2	0	0	0	0	0	0																	
Joe Bonikowski, R (1,1) OBP: 0.167, SLG: 0.091			K							2	0	0	0	0	2	0																	
Lee Stange, R (5,1) OBP: 0.426, SLG: 0.659							FC4-6 BB		G6-4-3 BB	0	0	0	0	0	0	0																	
Don Mincher, L (7,PH) OBP: 0.273, SLG: 0.800										0	0	0	0	1	0	0																	
Ray Moore, R (7,1) OBP: 0.273, SLG: 0.800										0	0	0	0	0	0	0																	
Johnny Gonyl, R (9,PH) OBP: 0.273, SLG: 0.800										0	0	0	0	1	0	0																	
<b>Inning Stats</b>	R: 1 E: 0 K: 0 S: 3	H: 0 LOB: 1 BB: 2 P: 11	R: 0 E: 1 K: 1 S: 5	H: 0 LOB: 0 BB: 0 P: 5	R: 1 E: 0 K: 1 S: 7	H: 2 LOB: 1 BB: 0 P: 7	R: 0 E: 0 K: 1 S: 5	H: 0 LOB: 0 BB: 0 P: 5	R: 0 E: 0 K: 1 S: 5	H: 0 LOB: 0 BB: 0 P: 5	R: 2 E: 0 K: 0 S: 5	H: 2 LOB: 1 BB: 1 P: 9	R: 1 E: 0 K: 1 S: 7	H: 2 LOB: 3 BB: 2 P: 15	R: 0 E: 0 K: 1 S: 5	H: 0 LOB: 0 BB: 0 P: 5	R: 0 E: 0 K: 0 S: 3	H: 1 LOB: 1 BB: 1 P: 7	1B: 5 2B: 1 3B: 0 HR: 1	SF: 0 SAC: 0 DP: 2 HBP: 0	WP: 0 PB: 1 SB: 0 CS: 0	PA: 39											
<b>PITCHER</b>	IP WLS BF H R ER SO BB IBB HBP BLK WP HR S P ERA WHIP																																
Don Schwalt, R (1,1) ERA: 4.66	1.0	5	0	1	0	0	2	0	0	0	0	0	0	3	11	0.00	2.000																
Mike Fomies, R (2,1) ERA: 5.74	5.2	W	25	6	4	4	4	2	0	0	0	0	1	31	39	6.35	1.412																
Hal Kolstad, R (7,1) ERA:	2.1	S	9	1	0	0	2	2	0	0	0	0	0	11	19	0.00	1.286																


Batter	1	2	3	4	5	6	7	8	9	AB	R	H	RBI	BB	SO	LOB	BOTTOM																
Chuck Schilling, R (1,4) OBP: 0.288, SLG: 0.311	FC3-6 HBP		2B	1-3	F7			G3		4	1	1	0	0	0	2	<b>Minnesota Twins @ Boston Red Sox</b> Fenway Park, Boston, MA Thu May 24 1962, 3:33 AM EDT Att. 1,124 - Unknown - 73 F																
Gary Geiger, L (1,8) OBP: 0.320, SLG: 0.324	FC3-6 WP BB		2B BB	1-3		4-3		P2		4	1	0	0	1	0	1																	
Carl Yastrzemski, L (1,7) OBP: 0.387, SLG: 0.479	WP BB 1-2		1B 2B		G3	F9				4	1	2	2	1	0	0																	
Frank Maltzone, R (1,5) OBP: 0.333, SLG: 0.395	5-3 1-2 2-3		F8			1B BB	1B		F5	5	1	2	0	0	0	4																	
Pete Runnels, L (1,3) OBP: 0.418, SLG: 0.418			E 1B FC6-4			BB E 2B 1B	1B			3	2	3	1	1	0	0																	
Bob Tillman, R (1,2) OBP: 0.385, SLG: 0.636	6-3		E6 FC6-4		E5 2B		K			4	1	1	0	0	1	7																	
Carroll Hardy, R (1,9) OBP: 0.321, SLG: 0.356		F8	FC6-4 FC6-4		2B BB		K			3	0	0	2	1	1	1																	
Eddie Bressoud, R (1,6) OBP: 0.292, SLG: 0.412		K	FC6-4		2B		K			4	0	1	2	0	2	1																	
Don Schwalt, R (1,1) OBP: 0.167, SLG: 0.167										0	0	0	0	0	0	0																	
Mike Fomies, R (2,1) ERA: 2.7										3	0	0	0	0	2	2																	
Hal Kolstad, R (7,1) ERA: 3.86										1	0	0	0	0	1	0																	
<b>Inning Stats</b>	R: 0 E: 0 K: 0 S: 3	H: 0 LOB: 3 BB: 2 P: 12	R: 0 E: 2 K: 2 S: 7	H: 0 LOB: 0 BB: 0 P: 7	R: 4 E: 1 K: 0 S: 7	H: 4 LOB: 1 BB: 1 P: 11	R: 0 E: 0 K: 1 S: 5	H: 0 LOB: 0 BB: 0 P: 5	R: 3 E: 1 K: 0 S: 7	H: 3 LOB: 2 BB: 1 P: 11	R: 0 E: 0 K: 1 S: 7	H: 2 LOB: 2 BB: 0 P: 7	R: 0 E: 0 K: 3 S: 9	H: 0 LOB: 0 BB: 0 P: 9	R: 0 E: 0 K: 0 S: 4	H: 1 LOB: 1 BB: 0 P: 4	1B: 6 2B: 4 3B: 0 HR: 0	SF: 0 SAC: 0 DP: 0 HBP: 1	WP: 1 PB: 0 SB: 0 CS: 0	PA: 40													
<b>PITCHER</b>	IP WLS BF H R ER SO BB IBB HBP BLK WP HR S P ERA WHIP																																
Joe Bonikowski, R (1,1) ERA: 3.57	4.1	L	25	6	3	5	3	4	0	1	0	0	0	10	10	0.00	1.800																
Lee Stange, R (5,1) ERA: 2.7	1.2		8	3	0	0	1	0	0	0	0	0	0	10	10	0.00	1.800																
Ray Moore, R (7,1) ERA: 3.86	2.0		7	1	0	0	3	0	0	0	0	0	0	13	13	0.00	0.500																







Batter	1	2	3	4	5	6	7	8	9	AB	R	H	RBI	BB	SO	LOB	TOP					
Mary Breeding, R (1,4) OBP: 0.255, SLG: 0.264	SH1-3 1B		1B 2B	F8			E5 G6-3		F6	5	1	2	0	0	0	0	<p><b>Baltimore Orioles @ Boston Red Sox</b> Fenway Park, Boston, MA Sat May 26 1962, 3:33 AM EDT Att: 6,279 - Unknown</p> <p>livebaseballscorecards.com</p> <p>AB 36 R 6 H 12 RBI 6 BB 1 SO 5 LOB 16</p> 					
Russ Snyder, L (1,9) OBP: 0.327, SLG: 0.463	SH1-3 1B		1B SF7	K			G6-3		F6	5	1	2	1	0	1	1						
Brooks Robinson, R (1,5) OBP: 0.321, SLG: 0.480	SH1-3		1B HBP SF9				6-3		HR	4	3	3	1	0	0	0						
Jim Gentile, L (1,3) OBP: 0.411, SLG: 0.649	IBB		SF7				F6		HR	3	1	2	3	1	0	0						
Jackie Brandt, R (1,8) OBP: 0.336, SLG: 0.415	K		1B HBP				L8		F5	4	0	0	0	0	1	4						
Charlie Lau, L (1,2) OBP: 0.407, SLG: 0.521	K		1B				FC4-6 1B		1B	4	0	3	0	0	1	3						
Dick Williams, R (1,7) OBP: 0.212, SLG: 0.138			SF9				FC4-6 1B		F9	3	0	0	1	0	0	2						
Jerry Adair, R (1,6) OBP: 0.215, SLG: 0.211	5-3		1-3				4-3		F6	3	0	0	0	0	0	3						
Whitey Herzog, L (8,PH) OBP: 0.391, SLG: 0.254							1-2			1	0	0	0	0	0	1						
Ron Hansen, R (8,6) OBP: 0.194, SLG: 0.147							1-2			0	0	0	0	0	0	0						
Steve Barber, L (1,1)							5-3		F9	3	0	0	0	0	2	1						
Hal Brown, R (6,1) OBP: 0.375, SLG: 0.375										0	0	0	0	0	0	0						
Wes Stock, R (7,1)										0	0	0	0	0	0	0						
Boog Powell, L (8,PH) OBP: 0.349, SLG: 0.457										1	0	0	0	0	0	1						
Billy Hoelt, L (8,1) OBP: 0.429, SLG: 0.500										0	0	0	0	0	0	0						
<b>Inning Stats</b>	R: 0 E: 0 K: 2 S: 9	H: 2 LOB: 3 BB: 1 P: 13	R: 0 E: 0 K: 1 S: 5	H: 0 LOB: 0 BB: 0 P: 5	R: 3 E: 0 K: 0 S: 7	H: 4 LOB: 2 BB: 0 P: 8	R: 0 E: 0 K: 2 S: 7	H: 0 LOB: 0 BB: 0 P: 7	R: 0 E: 0 K: 0 S: 3	H: 0 LOB: 0 BB: 0 P: 3	R: 0 E: 0 K: 0 S: 4	H: 1 LOB: 1 BB: 0 P: 4	R: 2 E: 1 K: 0 S: 5	H: 2 LOB: 0 BB: 0 P: 5	R: 0 E: 0 K: 0 S: 4	H: 1 LOB: 1 BB: 0 P: 4	R: 1 E: 0 K: 0 S: 5	H: 2 LOB: 1 BB: 0 P: 5	1B: 8 2B: 2 3B: 0 HR: 2	SF: 2 SAC: 1 DP: 1 HBP: 1	WP: 0 PB: 0 SB: 0 CS: 0	PA: 41
<b>PITCHER</b> Gene Conley, R (1,1) ERA: 3.41	IP: 9.0 WLS: W BF: 41	H: 12 R: 6 ER: 6 SO: 5	BB: 0 IBB: 1 HBP: 1 BLK: 0	WP: 0 HR: 2 S: 49 P: 54	ERA: 6.00 WHIP: 1.333	<b>PITCHER</b>										IP: 9.0 WLS: W BF: 41	H: 12 R: 6 ER: 6 SO: 5	BB: 0 IBB: 1 HBP: 1 BLK: 0	WP: 0 HR: 2 S: 49 P: 54	ERA: 6.00 WHIP: 1.333		

Batter	1	2	3	4	5	6	7	8	9	AB	R	H	RBI	BB	SO	LOB	BOTTOM			
Chuck Schilling, R (1,4) OBP: 0.291, SLG: 0.302	4-3		HR		6-3	F3		SH1-4		4	1	1	1	0	0	1	<p><b>Baltimore Orioles @ Boston Red Sox</b> Fenway Park, Boston, MA Sat May 26 1962, 3:33 AM EDT Att: 6,279 - Unknown</p> <p>livebaseballscorecards.com</p> <p>AB 34 R 12 H 13 RBI 11 BB 4 SO 4 LOB 13</p> 			
Gary Geiger, L (1,8) OBP: 0.333, SLG: 0.363	F4		HR		3-1	G3		2B SF8 BB		4	2	1	2	1	0	1				
Carl Yastrzemski, L (1,7) OBP: 0.399, SLG: 0.517	F8		HR		3-1		SH3-4 BB	2B		4	1	2	3	1	0	0				
Frank Maltzone, R (1,5) OBP: 0.327, SLG: 0.387	5-3		4-1			1B E	SH3-4	SF8		3	1	1	1	0	0	0				
Pete Runnels, L (1,3) OBP: 0.428, SLG: 0.430	G6-4-3 BB				4-3	E5 HR	1B	F4		3	1	1	0	2	0	1				
Bob Tillman, R (1,2) OBP: 0.371, SLG: 0.645	G6-4-3				K	HR		K		4	1	1	2	0	2	3				
Carroll Hardy, R (1,9) OBP: 0.331, SLG: 0.397			1B 2B		2B 2B	HR	5-3			4	3	3	0	0	0	2				
Eddie Bressoud, R (1,6) OBP: 0.290, SLG: 0.410			K		K			SH1-4 E 2B 1B		4	1	2	1	0	2	2				
Gene Conley, R (1,1) OBP: 0.286, SLG: 0.444	5-3		5-3		F6	HR		E1 SH1-4 2B		4	1	1	1	0	0	3				
<b>Inning Stats</b>	R: 0 E: 0 K: 0 S: 3	H: 0 LOB: 0 BB: 0 P: 3	R: 0 E: 0 K: 0 S: 2	H: 0 LOB: 1 BB: 1 P: 6	R: 4 E: 0 K: 1 S: 9	H: 4 LOB: 0 BB: 0 P: 9	R: 1 E: 0 K: 1 S: 7	H: 2 LOB: 1 BB: 0 P: 7	R: 0 E: 0 K: 0 S: 3	H: 0 LOB: 0 BB: 0 P: 3	R: 4 E: 1 K: 1 S: 10	H: 5 LOB: 1 BB: 0 P: 10	R: 0 E: 0 K: 1 S: 5	H: 0 LOB: 2 BB: 2 P: 13	R: 3 E: 1 K: 0 S: 6	H: 2 LOB: 1 BB: 1 P: 10		1B: 5 2B: 5 3B: 0 HR: 3	SF: 1 SAC: 2 DP: 1 HBP: 0	WP: 0 PB: 0 SB: 1 CS: 0
<b>PITCHER</b> Steve Barber, L (1,1) ERA: 2.92	IP: 5.0 WLS: L BF: 24	H: 9 R: 8 ER: 8 SO: 2	BB: 1 IBB: 0 HBP: 0 BLK: 0	WP: 0 HR: 3 S: 27 P: 31	ERA: 14.40 WHIP: 2.000	<b>PITCHER</b>										IP: 5.0 WLS: L BF: 24	H: 9 R: 8 ER: 8 SO: 2	BB: 1 IBB: 0 HBP: 0 BLK: 0	WP: 0 HR: 3 S: 27 P: 31	ERA: 14.40 WHIP: 2.000
Hal Brown, R (6,1) ERA: 7.23	1.1	8	2	1	1	1	1	1	0	0	0	8	16	6.75	2.250					
Wes Stock, R (7,1) ERA: 3.86	0.2	2	0	0	0	1	0	0	0	0	4	4	0.00	0.000						
Billy Hoelt, L (8,1) ERA: 8.9	1.0	7	2	3	1	0	1	0	0	0	6	10	9.00	3.000						



Batter	1	2	3	4	5	6	7	8	9	10	11	AB	R	H	RBI	BB	SO	LOB	TOP			
Mary Breeding, R OBP: 0.246, SLG: 0.241 (1, 4)	5-3 BB BB	FC4-6 BB		K		FC5 2-3f		FC5-4 1-2f		K		5	0	0	0	1	2	4				
Russ Snyder, L OBP: 0.529, SLG: 0.517 (1, 9)	F5	FC4-6 1-2f				K		G3				6	1	2	1	0	1	3				
Dave Nicholson, R OBP: 0.292, SLG: 0.111 (11, 9)												0	0	0	0	0	0	0				
Brooks Robinson, R OBP: 0.327, SLG: 0.500 (1, 5)	1B											6	1	3	1	0	0	0				
Jim Gentile, L OBP: 0.420, SLG: 0.669 (1, 3)												5	1	3	1	1	1	2				
Boog Powell, L OBP: 0.348, SLG: 0.451 (1, 7)												6	0	2	0	0	1	5				
Jackie Brandt, R OBP: 0.323, SLG: 0.397 (1, 8)												6	1	0	0	0	0	6				
Jerry Adair, R OBP: 0.230, SLG: 0.227 (1, 6)												5	0	3	0	0	0	1				
Darrell Johnson, R OBP: 0.273, SLG: 0.111 (1, 2)												5	0	1	1	0	0	3				
Robin Roberts, S OBP: 0.367, SLG: 0.333 (8, 1)												3	0	1	0	1	1	1				
Steve Barber, L OBP: 0.356, SLG: 0.250 (10, PH)												1	0	0	0	0	0	1				
Whitey Herzog, L OBP: 0.356, SLG: 0.250 (10, 1)												0	0	0	0	0	0	0				
Wes Stock, R OBP: 0.348, SLG: 0.451 (1, 7)												6	0	2	0	0	1	5				
Jackie Brandt, R OBP: 0.323, SLG: 0.397 (1, 8)												6	1	0	0	0	0	6				
Jerry Adair, R OBP: 0.230, SLG: 0.227 (1, 6)												5	0	3	0	0	0	1				
Darrell Johnson, R OBP: 0.273, SLG: 0.111 (1, 2)												5	0	1	1	0	0	3				
Robin Roberts, S OBP: 0.367, SLG: 0.333 (8, 1)												3	0	1	0	1	1	1				
Steve Barber, L OBP: 0.356, SLG: 0.250 (10, PH)												1	0	0	0	0	0	1				
Wes Stock, R OBP: 0.348, SLG: 0.451 (1, 7)												0	0	0	0	0	0	0				
<b>Inning Stats</b>	R: 0 E: 0 K: 0 S: 5	H: 2 LOB: 2 BB: 0 P: 5	R: 0 E: 0 K: 0 S: 5	H: 2 LOB: 3 BB: 1 P: 9	R: 1 E: 0 K: 0 S: 5	H: 2 LOB: 1 BB: 0 P: 5	R: 0 E: 0 K: 1 S: 5	H: 0 LOB: 0 BB: 0 P: 5	R: 0 E: 0 K: 1 S: 5	H: 0 LOB: 0 BB: 0 P: 5	R: 0 E: 0 K: 1 S: 6	H: 1 LOB: 2 BB: 0 P: 6	R: 0 E: 0 K: 2 S: 9	H: 2 LOB: 2 BB: 0 P: 9	R: 0 E: 0 K: 1 S: 6	H: 1 LOB: 1 BB: 0 P: 6	R: 2 E: 0 K: 0 S: 5	H: 2 LOB: 0 BB: 0 P: 5	1B: 11 2B: 1 3B: 0 HR: 3	SF: 0 SAC: 0 DP: 0 HBP: 0	WP: 0 PB: 0 SB: 0 CS: 0	PA: 51
<b>PITCHER</b>	IP ERA: 2.77	WLS LOB: 2	BF 37	H 10	R 2	ER 2	SO 3	BB 0	IBB 0	HBP 0	BLK 0	WP 0	HR 1	S 40	P 52	ERA 2.25	WHIP 1.625					
<b>PITCHER</b>	IP ERA: 2.05	WLS LOB: 2	BF 14	H 5	R 2	ER 2	SO 3	BB 0	IBB 0	HBP 0	BLK 0	WP 0	HR 2	S 20	P 20	ERA 6.00	WHIP 1.667					

Baltimore Orioles @ Boston Red Sox  
Fenway Park, Boston, MA  
Sun May 27 1962, 3:33 AM EDT  
Att: 10,954 - Unknown

AB 48  
R 4  
H 15  
RBI 4  
BB 3  
SO 6  
LOB 26



Batter	1	2	3	4	5	6	7	8	9	10	11	AB	R	H	RBI	BB	SO	LOB	BOTTOM			
Chuck Schilling, R OBP: 0.290, SLG: 0.295 (1, 4)	5-3		5-3			F4		K				3	0	0	0	0	0	1				
Dave Philley, S OBP: 0.333, SLG: 0.176 (8, PH)												0	0	0	0	0	0	0				
Jim Paganaroni, R OBP: 0.367, SLG: 0.433 (9, 1)												1	0	0	0	0	1	2				
Dick Radatz, R OBP: 0.333, SLG: 0.333 (9, 1)												0	0	0	0	0	0	0				
Lou Clinton, R OBP: 0.140, SLG: 0.238 (11, PH)												1	0	0	0	0	0	0				
Gary Geiger, L OBP: 0.333, SLG: 0.356 (1, 8)	L3											5	1	1	0	1	1	1				
Carl Yastrzemski, L OBP: 0.404, SLG: 0.526 (1, 7)												5	1	3	0	0	1	1				
Frank Malzone, R OBP: 0.324, SLG: 0.381 (1, 5)	L7											5	0	1	1	0	0	3				
Pete Runnels, L OBP: 0.422, SLG: 0.418 (1, 3)												4	0	0	0	1	0	2				
Bob Tillman, R OBP: 0.350, SLG: 0.571 (1, 2)												4	0	0	1	0	0	0				
Carroll Hardy, R OBP: 0.340, SLG: 0.403 (1, 9)												3	0	1	0	2	0	3				
Eddie Bressoud, R OBP: 0.293, SLG: 0.422 (1, 6)												5	0	2	0	0	1	5				
Ike Delock, R OBP: 0.316, SLG: 0.250 (8, PH)												3	0	0	0	0	3	3				
Pumpsie Green, S OBP: 0.316, SLG: 0.250 (9, 4)												1	0	0	0	1	0	1				
<b>Inning Stats</b>	R: 0 E: 0 K: 0 S: 4	H: 1 LOB: 1 BB: 0 P: 4	R: 0 E: 0 K: 1 S: 6	H: 1 LOB: 2 BB: 1 P: 10	R: 2 E: 1 K: 0 S: 6	H: 3 LOB: 3 BB: 1 P: 11	R: 0 E: 0 K: 1 S: 5	H: 0 LOB: 0 BB: 0 P: 6	R: 0 E: 0 K: 1 S: 6	H: 1 LOB: 1 BB: 0 P: 6	R: 0 E: 0 K: 2 S: 8	H: 1 LOB: 2 BB: 0 P: 12	R: 0 E: 0 K: 0 S: 3	H: 0 LOB: 1 BB: 1 P: 7	R: 0 E: 0 K: 0 S: 3	H: 0 LOB: 1 BB: 1 P: 7	R: 0 E: 0 K: 1 S: 5	H: 0 LOB: 0 BB: 0 P: 5	1B: 4 2B: 4 3B: 0 HR: 0	SF: 0 SAC: 1 DP: 0 HBP: 2	WP: 0 PB: 0 SB: 0 CS: 0	PA: 48
<b>PITCHER</b>	IP ERA: 1.86	WLS LOB: 2	BF 36	H 8	R 2	ER 2	SO 5	BB 2	IBB 1	HBP 0	BLK 0	WP 0	HR 0	S 41	P 55	ERA 2.35	WHIP 1.304					
<b>PITCHER</b>	IP ERA: 2.85	WLS LOB: 2	BF 7	H 0	R 0	ER 0	SO 1	BB 1	IBB 0	HBP 0	BLK 0	WP 0	HR 0	S 8	P 12	ERA 0.00	WHIP 0.750					

Baltimore Orioles @ Boston Red Sox  
Fenway Park, Boston, MA  
Sun May 27 1962, 3:33 AM EDT  
Att: 10,954 - Unknown

AB 40  
R 2  
H 8  
RBI 2  
BB 5  
SO 7  
LOB 22





Batter	1	2	3	4	5	6	7	8	9	AB	R	H	RBI	BB	SO	LOB	TOP					
Chuck Schilling, R OBP: 0.295, SLG: 0.303										3	1	1	0	1	0	2	<b>Boston Red Sox @ Minnesota Twins</b> Metropolitan Stadium, Bloomington, MI Mon May 28 1962, 8:05 PM EDT Att: 17,927 - Unknown - 66 F					
Carroll Hardy, R OBP: 0.357, SLG: 0.412										2	2	2	0	2	0	0						
Carl Yastrzemski, L OBP: 0.390, SLG: 0.513										4	0	0	0	0	0	7						
Frank Maltzone, R OBP: 0.328, SLG: 0.387										3	0	2	2	0	0	1						
Pete Runnels, L OBP: 0.418, SLG: 0.414										4	0	1	1	0	0	2						
Bob Tillman, R OBP: 0.341, SLG: 0.538										4	0	1	0	0	0	3						
Lou Clinton, R OBP: 0.149, SLG: 0.222										3	0	0	0	1	2	1						
Eddie Bressoud, R OBP: 0.287, SLG: 0.412										4	0	0	0	0	1	2						
Earl Wilson, R OBP: 0.400, SLG: 0.250										2	0	1	0	1	1	0						
Mike Fomieleles, R (8, 1)										1	0	0	0	0	1	0						
<b>Inning Stats</b>	R: 1 E: 0 K: 0 S: 4	H: 1 LOB: 1 BB: 1 P: 8	R: 0 E: 0 K: 1 S: 5	H: 0 LOB: 0 BB: 0 P: 5	R: 2 E: 0 K: 0 S: 6	H: 3 LOB: 2 BB: 1 P: 10	R: 0 E: 0 K: 0 S: 2	H: 0 LOB: 1 BB: 2 P: 10	R: 0 E: 0 K: 0 S: 3	H: 1 LOB: 0 BB: 0 P: 3	R: 0 E: 0 K: 0 S: 4	H: 1 LOB: 1 BB: 0 P: 4	R: 0 E: 0 K: 1 S: 5	H: 1 LOB: 1 BB: 1 P: 9	R: 0 E: 0 K: 0 S: 3	H: 0 LOB: 0 BB: 0 P: 9	R: 0 E: 0 K: 3 S: 9	H: 0 LOB: 0 BB: 0 P: 9	1B: 7 2B: 1 3B: 0 HR: 0	SF: 1 SAC: 0 DP: 4 HBP: 0	WP: 0 PB: 0 SB: 0 CS: 0	PA: 36
<b>PITCHER</b>	IP WLS BF H R ER SO BB IBB HBP BLK WP HR S P ERA WHIP																					
Jack Kralick, L ERA: 4.83	2.2 L 14 4 3 3 1 2 0 0 0 0 0 0 14 22 10.12 2.250																					
Georges Maranda, R ERA: 5.3	3.1 12 2 0 0 0 2 0 0 0 0 0 0 10 18 0.00 1.200																					
Ted Sadowski, R ERA: 4.58	7.1 2.0 7 2 0 0 1 1 0 0 0 0 0 8 12 0.00 1.500																					
Ray Moore, R ERA: 3.66	9.1 1.0 3 0 0 0 3 0 0 0 0 0 0 9 9 0.00 0.000																					

Batter	1	2	3	4	5	6	7	8	9	AB	R	H	RBI	BB	SO	LOB	BOTTOM			
Lenny Green, L OBP: 0.393, SLG: 0.492										3	0	1	0	1	0	0	<b>Boston Red Sox @ Minnesota Twins</b> Metropolitan Stadium, Bloomington, MI Mon May 28 1962, 8:05 PM EDT Att: 17,927 - Unknown - 66 F			
Vic Power, R OBP: 0.323, SLG: 0.425										4	0	0	0	0	0	4				
Rich Rollins, R OBP: 0.409, SLG: 0.546										3	0	1	0	1	0	0				
Harmon Killebrew, R OBP: 0.411, SLG: 0.537										3	0	0	0	1	2	2				
George Banks, R OBP: 0.333, SLG: 0.346										2	0	0	0	2	0	1				
Bernie Allen, L OBP: 0.289, SLG: 0.448										4	0	0	0	0	0	4				
Zolio Versailles, R OBP: 0.255, SLG: 0.333										3	0	0	0	0	0	2				
Jerry Zimmerman, R OBP: 0.222, SLG: 0.176										2	0	0	0	0	0	0				
Hal Naragon, L OBP: 0.182, SLG: 0.200										1	0	0	0	0	0	0				
Jack Kralick, L ERA: 4.83										0	0	0	0	0	0	0				
Georges Maranda, R ERA: 5.3										1	0	0	0	0	0	0				
Johnny Scott, R ERA: 5.3										1	0	0	0	0	0	0				
Ted Sadowski, R ERA: 4.58										0	0	0	0	0	0	0				
Don Mincher, L OBP: 0.245, SLG: 0.344										0	0	0	0	1	0	0				
Ray Moore, R ERA: 3.66										0	0	0	0	0	0	0				
<b>Inning Stats</b>	R: 0 E: 0 K: 0 S: 3	H: 0 LOB: 0 BB: 0 P: 3	R: 0 E: 0 K: 1 S: 4	H: 0 LOB: 0 BB: 1 P: 8	R: 0 E: 0 K: 1 S: 4	H: 0 LOB: 0 BB: 1 P: 8	R: 0 E: 0 K: 0 S: 3	H: 0 LOB: 0 BB: 0 P: 3	R: 0 E: 0 K: 0 S: 3	H: 0 LOB: 2 BB: 2 P: 11	R: 0 E: 0 K: 0 S: 2	H: 0 LOB: 1 BB: 2 P: 10	R: 0 E: 1 K: 0 S: 4	H: 1 LOB: 1 BB: 0 P: 4	R: 0 E: 0 K: 0 S: 4	H: 1 LOB: 1 BB: 0 P: 4	1B: 3 2B: 1 3B: 0 HR: 0	SF: 0 SAC: 0 DP: 4 HBP: 0	WP: 1 PB: 0 SB: 0 CS: 0	PA: 33
<b>PITCHER</b>	IP WLS BF H R ER SO BB IBB HBP BLK WP HR S P ERA WHIP																			
Earl Wilson, R ERA: 3.38	7.1 W 28 2 0 0 2 6 0 0 0 0 0 0 26 50 0.00 1.091																			
Mike Fomieleles, R ERA: 5.4	1.2 S 5 1 0 0 0 0 0 0 0 0 0 0 5 5 0.00 0.600																			





Batter	1	2	3	4	5	6	7	8	9	AB	R	H	RBI	BB	SO	LOB	TOP	
<b>Chuck Schilling, R</b> OBP: 0.299, SLG: 0.328 (1, 4)	L8	FC5-2 BB BB		L1		HR		1B		5	1	2	3	0	0	3	<b>Boston Red Sox @ Minnesota Twins</b> Metropolitan Stadium, Bloomington, MI Tue May 29 1962, 4:33 AM EDT Att. 6,284 - Unknown - 74 F	
<b>Gary Geiger, L</b> OBP: 0.325, SLG: 0.344 (1, 8)	P5	BB BB		P5		F5		G3		4	0	0	0	1	0	1		
<b>Carl Yastrzemski, L</b> OBP: 0.491, SLG: 0.528 (1, 7)	HR	BB BB							4-3	3	1	1	2	2	0	0		
<b>Frank Maltzone, R</b> OBP: 0.318, SLG: 0.375 (1, 5)	L7	K							K	5	0	0	0	0	2	4		
<b>Pete Runnels, L</b> OBP: 0.418, SLG: 0.410 (1, 3)									4-3	4	1	1	0	1	0	0		
<b>Bob Tillman, R</b> OBP: 0.396, SLG: 0.714 (1, 2)									4-3	3	3	3	3	1	0	0		
<b>Carroll Hardy, R</b> OBP: 0.361, SLG: 0.410 (1, 9)										3	1	1	0	1	1	2		
<b>Eddie Bressoud, R</b> OBP: 0.286, SLG: 0.408 (1, 6)										4	0	1	0	0	1	3		
<b>Don Schwall, R</b> OBP: 0.211, SLG: 0.167 (1, 1)										0	1	0	0	1	0	0		
<b>Galen Cisco, R</b> OBP: 0.188, SLG: 0.200 (2, 1)										1	0	0	0	0	0	0		
<b>Jim Pagliarini, R</b> OBP: 0.364, SLG: 0.429 (6, PH)										1	0	0	0	0	0	2		
<b>Mike Fornieles, R</b> (6, 1)										1	0	0	0	0	0	1		
<b>Inning Stats</b>	R: 1 E: 0 K: 0 S: 4	H: 1 LOB: 0 BB: 0 P: 4	R: 3 E: 1 K: 1 S: 7	H: 2 LOB: 3 BB: 4 P: 23	R: 1 E: 0 K: 1 S: 6	H: 1 LOB: 0 BB: 0 P: 6	R: 0 E: 0 K: 0 S: 3	H: 0 LOB: 0 BB: 0 P: 3	R: 0 E: 0 K: 0 S: 3	H: 1 LOB: 2 BB: 2 P: 11	R: 0 E: 0 K: 0 S: 4	H: 2 LOB: 1 BB: 0 P: 4	R: 0 E: 0 K: 1 S: 5	H: 0 LOB: 0 BB: 0 P: 5	1B: 5 2B: 0 3B: 0 HR: 4	SF: 0 SAC: 0 DP: 3 HBP: 0	WP: 0 PB: 0 SB: 0 CS: 0	PA: 41
<b>PITCHER</b>	IP WLS BF H R ER SO BB IBB HBP BLK WP HR S P ERA WHIP																	
<b>Lee Stange, R</b> ERA: 3.41 (1, 1)	1.0	9	3	4	3	0	2	0	0	0	0	0	2	7	15	27.00	5.000	
<b>Ted Sadowski, R</b> ERA: 4.54 (2, 1)	4.0	L	16	2	3	3	2	3	0	0	0	0	1	17	29	6.75	1.250	
<b>Dick Stigman, L</b> ERA: 2.12 (6, 1)	1.0	4	1	1	1	1	0	0	0	0	0	0	1	6	6	9.00	1.000	
<b>Jim Kaat, L</b> ERA: 3.81 (7, 1)	2.0	9	3	0	0	0	2	0	0	0	0	0	7	15	0.00	2.500		
<b>Georges Maranda, R</b> ERA: 5.03 (9, 1)	1.0	3	0	0	0	1	0	0	0	0	0	0	5	5	0.00	0.000		

AB	34
R	8
H	9
RBI	8
BB	7
SO	4
LOB	16



Batter	1	2	3	4	5	6	7	8	9	AB	R	H	RBI	BB	SO	LOB	BOTTOM					
<b>Lenny Green, L</b> OBP: 0.397, SLG: 0.489 (1, 8)	5-3 1B BB	BB BB		P4		F3			G5-4-3 1B	3	1	1	0	2	0	1	<b>Boston Red Sox @ Minnesota Twins</b> Metropolitan Stadium, Bloomington, MI Tue May 29 1962, 4:33 AM EDT Att. 6,284 - Unknown - 74 F					
<b>Vic Power, R</b> OBP: 0.325, SLG: 0.424 (1, 3)	P6	BB BB		1B					F8	5	0	2	2	0	0	2						
<b>Rich Rollins, R</b> OBP: 0.409, SLG: 0.539 (1, 5)	5-3	BB BB		1B					G5-4-3	4	0	1	1	1	0	2						
<b>Harmon Killebrew, R</b> OBP: 0.408, SLG: 0.529 (1, 7)	1B	K							K	4	0	1	1	0	2	4						
<b>George Banks, R</b> OBP: 0.351, SLG: 0.467 (1, 9)	K								K	4	1	2	1	0	2	1						
<b>Hal Naragon, L</b> OBP: 0.297, SLG: 0.286 (1, 2)									4-3	4	0	2	0	0	0	2						
<b>Zollo Versalles, R</b> OBP: 0.261, SLG: 0.333 (1, 6)									G5-4-3 1B	3	0	1	0	1	0	2						
<b>Bernie Allen, L</b> OBP: 0.288, SLG: 0.456 (1, 4)									4-3	4	2	1	0	0	0	2						
<b>Lee Stange, R</b> ERA: 4.99 (1, 1)	1.2	12	3	3	3	1	4	0	0	0	0	0	10	26	16.20	4.200						
<b>Galen Cisco, R</b> ERA: 6.38 (2, 1)	3.1	W	13	5	2	2	2	0	0	0	0	0	1	17	17	5.40	1.500					
<b>Mike Fornieles, R</b> ERA: 4.73 (6, 1)	4.0	S	14	4	0	0	1	0	0	0	0	0	16	16	0.00	1.000						
<b>Inning Stats</b>	R: 1 E: 0 K: 1 S: 6	H: 1 LOB: 1 BB: 1 P: 10	R: 2 E: 0 K: 1 S: 7	H: 2 LOB: 3 BB: 3 P: 19	R: 0 E: 0 K: 1 S: 5	H: 1 LOB: 0 BB: 0 P: 5	R: 1 E: 0 K: 0 S: 4	H: 2 LOB: 1 BB: 0 P: 4	R: 1 E: 0 K: 0 S: 5	H: 2 LOB: 1 BB: 0 P: 5	R: 0 E: 0 K: 0 S: 3	H: 0 LOB: 0 BB: 0 P: 3	R: 0 E: 0 K: 1 S: 7	H: 1 LOB: 2 BB: 0 P: 7	R: 0 E: 0 K: 0 S: 3	H: 1 LOB: 0 BB: 0 P: 3	R: 0 E: 0 K: 0 S: 3	H: 1 LOB: 0 BB: 0 P: 3	1B: 10 2B: 0 3B: 1 HR: 1	SF: 0 SAC: 0 DP: 3 HBP: 0	WP: 0 PB: 0 SB: 0 CS: 0	PA: 39
<b>PITCHER</b>	IP WLS BF H R ER SO BB IBB HBP BLK WP HR S P ERA WHIP																					





Batter	1	2	3	4	5	6	7	8	9	AB	R	H	RBI	BB	SO	LOB	TOP				
<b>Chuck Schilling, R</b> (1, 4) <small>OBP: 0.297, SLG: 0.326</small> <b>Arnold Earley, L</b> (6, 1) <b>Lou Clinton, R</b> (9, PH) <small>OBP: 0.167, SLG: 0.222</small>	6-3		1B			F7			1-3 BB	4	0	1	0	0	1	0	<b>Boston Red Sox @ Los Angeles Angels</b> <b>Dodger Stadium, Los Angeles, CA</b> <small>Wed May 30 1962, 7:05 PM PDT</small> <small>Unknown - 64 F</small>				
<b>Gary Geiger, L</b> (1, 8) <small>OBP: 0.325, SLG: 0.333</small>	F6		F4			F8			1-3 BB	4	0	0	0	1	0	2					
<b>Carl Yastrzemski, L</b> (1, 7) <small>OBP: 0.491, SLG: 0.521</small>	K		1-2 1B			BB			1-3	4	0	1	0	1	1	2					
<b>Frank Maltzone, R</b> (1, 5) <small>OBP: 0.315, SLG: 0.370</small>			F5			5-3			4-3	5	0	1	0	0	0	6					
<b>Pete Runnels, L</b> (1, 3) <small>OBP: 0.424, SLG: 0.424</small>	F4					1B			4-3 SF4	4	3	3	0	0	0	1					
<b>Bob Tillman, R</b> (1, 2) <small>OBP: 0.404, SLG: 0.696</small>	F8					1B			4-3	4	1	2	0	0	0	2					
<b>Carroll Hardy, R</b> (1, 9) <small>OBP: 0.358, SLG: 0.409</small>	K					1B			SF4	3	1	1	2	0	1	1					
<b>Eddie Bressoud, R</b> (1, 6) <small>OBP: 0.285, SLG: 0.404</small>			1B			F8			K	4	0	1	0	0	1	3					
<b>Bill Monbouquette, R</b> (1, 1) <small>OBP: 0.256, SLG: 0.116</small> <b>Chet Nichols, S</b> (2, 1) <b>Dave Philley, S</b> (4, PH) <small>OBP: 0.148, SLG: 0.167</small> <b>Hal Kolstad, R</b> (4, 1) <b>Pumpsie Green, S</b> (6, PH) <small>OBP: 0.286, SLG: 0.235</small>	6-3		6-3			G4-6-3			G3	0	0	0	0	0	0	0					
<b>Inning Stats</b>	R: 0 E: 0 K: 1 S: 5	H: 0 LOB: 0 BB: 0 P: 5	R: 0 E: 0 K: 1 S: 6	H: 1 LOB: 1 BB: 0 P: 6	R: 0 E: 0 K: 0 S: 6	H: 3 LOB: 3 BB: 0 P: 6	R: 1 E: 0 K: 0 S: 5	H: 3 LOB: 1 BB: 0 P: 5	R: 0 E: 0 K: 1 S: 5	H: 0 LOB: 1 BB: 1 P: 9	R: 3 E: 1 K: 0 S: 6	H: 2 LOB: 0 BB: 0 P: 6	R: 0 E: 0 K: 0 S: 3	H: 0 LOB: 0 BB: 0 P: 3	R: 1 E: 0 K: 1 S: 6	H: 1 LOB: 0 BB: 2 P: 6		R: 0 E: 0 K: 0 S: 3	H: 0 LOB: 2 BB: 2 P: 11	1B: 9 2B: 1 3B: 0 HR: 0	SF: 2 SAC: 0 DP: 1 HBP: 0
<b>PITCHER</b>	IP WLS BF H R ER SO BB IBB HBP BLK WP HR S P ERA WHIP																				
<b>Dean Chance, R</b> (1, 1) <small>ERA: 4.87</small> <b>Eli Grba, R</b> (6, 1) <small>ERA: 6.29</small>	5.0 W 25 9 4 1 3 1 0 0 0 0 0 30 34 1.80 2.000																				

AB 35  
R 5  
H 10  
RBI 3  
BB 3  
SO 4  
LOB 20



Batter	1	2	3	4	5	6	7	8	9	AB	R	H	RBI	BB	SO	LOB	BOTTOM		
<b>Albie Pearson, L</b> (1, 8) <small>OBP: 0.417, SLG: 0.384</small>	HR					SH1-3			1-3	3	4	3	1	2	0	0	<b>Boston Red Sox @ Los Angeles Angels</b> <b>Dodger Stadium, Los Angeles, CA</b> <small>Wed May 30 1962, 7:05 PM PDT</small> <small>Unknown - 64 F</small>		
<b>Billy Moran, R</b> (1, 4) <small>OBP: 0.338, SLG: 0.429</small>	F4					1B			1-3	5	1	2	2	0	0	4			
<b>Leon Wagner, L</b> (1, 7) <small>OBP: 0.346, SLG: 0.598</small>	HR					SH1-3			2B	3	1	2	4	1	1	1			
<b>Lee Thomas, L</b> (1, 9) <small>OBP: 0.351, SLG: 0.396</small>	BB		G4-6-3			F4			F2	4	0	1	2	1	0	4			
<b>Buck Rodgers, S</b> (1, 2) <small>OBP: 0.314, SLG: 0.348</small>	F8					F7			6-3	5	0	1	0	0	0	1			
<b>Steve Bilko, R</b> (1, 3) <small>OBP: 0.368, SLG: 0.439</small>	F9					F8			5-3	5	0	1	0	0	1	3			
<b>Eddie Yost, R</b> (1, 5) <small>ERA: 4.33</small> <b>Billy Consoletto, R</b> (7, 5) <small>OBP: 0.211, SLG: 0.211</small>			F9			4-3			K	4	2	2	0	0	0	3			
<b>Joe Koppe, R</b> (1, 6) <small>OBP: 0.371, SLG: 0.322</small>			SH5-4			1B			K	1	0	0	0	0	1	0			
<b>Dean Chance, R</b> (1, 1) <b>Eli Grba, R</b> (6, 1) <small>OBP: 0.357, SLG: 0.538</small>			SH5-4			1-3			1-3	1	2	1	1	3	0	0			
<b>Inning Stats</b>	R: 2 E: 0 K: 0 S: 5	H: 2 LOB: 1 BB: 1 P: 9	R: 3 E: 0 K: 0 S: 5	H: 3 LOB: 2 BB: 2 P: 13	R: 0 E: 0 K: 0 S: 4	H: 1 LOB: 2 BB: 1 P: 8	R: 0 E: 0 K: 1 S: 6	H: 1 LOB: 1 BB: 0 P: 6	R: 1 E: 0 K: 0 S: 5	H: 2 LOB: 1 BB: 0 P: 5	R: 2 E: 0 K: 1 S: 8	H: 3 LOB: 2 BB: 1 P: 12	R: 2 E: 0 K: 0 S: 4	H: 1 LOB: 1 BB: 2 P: 12	R: 0 E: 0 K: 1 S: 5	H: 0 LOB: 0 BB: 0 P: 5		1B: 10 2B: 2 3B: 0 HR: 1	SF: 0 SAC: 3 DP: 1 HBP: 0
<b>PITCHER</b>	IP WLS BF H R ER SO BB IBB HBP BLK WP HR S P ERA WHIP																		
<b>Bill Monbouquette, R</b> (1, 1) <small>ERA: 4.33</small> <b>Chet Nichols, L</b> (2, 1) <small>ERA: 1.16</small> <b>Hal Kolstad, R</b> (4, 1) <small>ERA: 0.96</small> <b>Arnold Earley, L</b> (6, 1) <small>ERA: 6.14</small>	1.1 L 11 5 5 0 0 2 0 0 0 0 1 0 5 13 0.00 1.800																		

AB 33  
R 10  
H 13  
RBI 10  
BB 7  
SO 3  
LOB 19





Batter	1	2	3	4	5	6	7	8	9	AB	R	H	RBI	BB	SO	LOB	TOP		
Chuck Schilling, R (1, 4) OBP: 0.296, SLG: 0.324										4	0	1	0	0	0	1			
Gary Geiger, L (1, 8) OBP: 0.316, SLG: 0.323										4	0	0	0	0	0	1			
Carl Yastrzemski, L (1, 7) OBP: 0.389, SLG: 0.515										4	0	1	0	0	1	1			
Frank Maltzone, R (1, 5) OBP: 0.314, SLG: 0.367										4	0	1	0	0	0	2			
Pete Runnels, L (1, 3) OBP: 0.421, SLG: 0.417										3	0	0	0	1	0	2			
Bob Tillman, R (1, 2) OBP: 0.375, SLG: 0.640										4	0	0	0	0	2	4			
Carroll Hardy, R (1, 9) OBP: 0.352, SLG: 0.400										3	0	0	0	0	1	0			
Eddie Bressoud, R (1, 6) OBP: 0.280, SLG: 0.398										3	0	0	0	0	1	0			
Gene Conley, R (1, 1) OBP: 0.300, SLG: 0.429										1	0	0	0	0	0	0			
Pumpsie Green, S (8, PH) OBP: 0.273, SLG: 0.222										1	0	0	0	0	0	0			
Dick Radatz, R (8, 1) OBP: 0.333, SLG: 0.333										0	0	0	0	0	0	0			
<b>Inning Stats</b>	R: 0 E: 1 K: 2 S: 9	H: 1 LOB: 3 BB: 1 P: 13	R: 0 E: 0 K: 2 S: 7	H: 0 LOB: 1 BB: 0 P: 8	R: 0 E: 0 K: 0 S: 3	H: 0 LOB: 0 BB: 0 P: 3	R: 0 E: 0 K: 0 S: 3	H: 0 LOB: 0 BB: 0 P: 3	R: 0 E: 0 K: 0 S: 4	H: 1 LOB: 1 BB: 0 P: 4	R: 0 E: 0 K: 1 S: 5	H: 0 LOB: 0 BB: 0 P: 5	R: 0 E: 0 K: 0 S: 3	H: 0 LOB: 0 BB: 0 P: 3	R: 0 E: 0 K: 0 S: 4	H: 1 LOB: 1 BB: 0 P: 4	1B: 3 2B: 0 3B: 0 HR: 0	SF: 0 SAC: 0 DP: 0 HBP: 1	WP: 0 PA: 33 PB: 0 SB: 1 CS: 0
<b>PITCHER</b>	IP WLS BF H R ER SO BB IBB HBP BLK WP HR S P ERA WHIP																		
Ryne Duren, R (1, 1) ERA: 2.12	3.0	13	1	0	0	4	1	0	1	0	0	0	0	0	19	24	0.00	0.667	
Art Fowler, R (4, 1) ERA: 2.25	6.0	W	20	2	0	0	1	0	0	0	0	0	0	0	22	22	0.00	0.333	

**Boston Red Sox @ Los Angeles Angels**  
Dodger Stadium, Los Angeles, CA  
Wed May 30 1962, 7:05 PM PDT  
Att: 12,949 - Unknown - 59 F

AB 31  
R 0  
H 3  
RBI 0  
BB 1  
SO 5  
LOB 11



Batter	1	2	3	4	5	6	7	8	9	AB	R	H	RBI	BB	SO	LOB	BOTTOM		
Albie Pearson, L (1, 8) OBP: 0.414, SLG: 0.377										3	1	0	0	1	0	0			
Billy Moran, R (1, 4) OBP: 0.337, SLG: 0.421										3	1	0	0	0	0	0			
Leon Wagner, L (1, 7) OBP: 0.349, SLG: 0.596										4	0	2	0	0	0	2			
Lee Thomas, L (1, 9) OBP: 0.354, SLG: 0.399										4	1	2	0	0	0	1			
Buck Rodgers, S (1, 2) OBP: 0.312, SLG: 0.346										4	1	1	1	0	1	2			
Tom Burgess, L (1, 3) OBP: 0.348, SLG: 0.424										3	0	1	0	1	1	1			
Felix Torres, R (1, 5) OBP: 0.289, SLG: 0.294										4	0	2	0	0	0	3			
Billy Consoletto, R (8, PR) (9, 5) OBP: 0.211, SLG: 0.211										0	0	0	0	0	0	0			
Joe Koppe, R (1, 6) OBP: 0.374, SLG: 0.327										4	0	2	1	0	0	1			
Ryne Duren, R (1, 1) ERA: 3.22	7.0	L	32	9	4	1	4	2	0	1	0	0	0	37	46	1.29	1.571		
Earl Averill, R (3, PH) (9, 5) OBP: 0.300, SLG: 0.314										1	0	0	0	1	3				
Dick Radatz, R (8, 1) ERA: 1.99	1.0	4	1	0	0	1	0	0	0	0	0	0	0	6	6	0.00	1.000		
<b>Inning Stats</b>	R: 4 E: 1 K: 1 S: 9	H: 3 LOB: 2 BB: 1 P: 14	R: 0 E: 0 K: 0 S: 3	H: 0 LOB: 0 BB: 0 P: 3	R: 0 E: 0 K: 1 S: 7	H: 2 LOB: 3 BB: 1 P: 11	R: 0 E: 0 K: 0 S: 4	H: 2 LOB: 2 BB: 0 P: 4	R: 0 E: 0 K: 0 S: 3	H: 1 LOB: 0 BB: 0 P: 3	R: 0 E: 0 K: 1 S: 5	H: 0 LOB: 0 BB: 0 P: 5	R: 0 E: 0 K: 1 S: 6	H: 1 LOB: 1 BB: 0 P: 6	R: 0 E: 0 K: 1 S: 6	H: 1 LOB: 2 BB: 0 P: 6	1B: 10 2B: 1 3B: 0 HR: 0	SF: 0 SAC: 0 DP: 1 HBP: 1	WP: 0 PA: 36 PB: 0 SB: 3 CS: 0
<b>PITCHER</b>	IP WLS BF H R ER SO BB IBB HBP BLK WP HR S P ERA WHIP																		

**Boston Red Sox @ Los Angeles Angels**  
Dodger Stadium, Los Angeles, CA  
Wed May 30 1962, 7:05 PM PDT  
Att: 12,949 - Unknown - 59 F

AB 33  
R 4  
H 10  
RBI 2  
BB 2  
SO 5  
LOB 17









Batter	1	2	3	4	5	6	7	8	9	AB	R	H	RBI	BB	SO	LOB	TOP				
Chuck Schilling, R (1.4) OBP: 0.294, SLG: 0.316	5-3			F6			6-3	1B BB		3	1	0	1	1	0	0	<b>Boston Red Sox @ Kansas City Athletics</b> Municipal Stadium, Kansas City, MO Sat Jun 02 1962, 8:05 PM EDT Att: 2,347 - Unknown <a href="http://livebaseballscorecards.com">livebaseballscorecards.com</a>				
Gary Geiger, L (1.8) OBP: 0.325, SLG: 0.341	G4-6-3 1B			3-1			K	1B BB		4	0	2	1	0	1	0					
Carl Yastrzemski, L (1.7) OBP: 0.387, SLG: 0.497	G4-6-3 1-2			K			K	FC6-4 1B		4	0	1	2	0	2	1					
Frank Maltzone, R (1.5) OBP: 0.316, SLG: 0.384					F6			1B FC6-4		4	1	1	0	0	0	2					
Pete Runnels, L (1.3) OBP: 0.414, SLG: 0.426		6-3			K			F7 BB		4	0	1	0	0	1	1					
Bob Tillman, R (1.2) OBP: 0.359, SLG: 0.614					K			BB BB E BB	P4	3	1	0	0	1	2	1					
Carroll Hardy, R (1.9) OBP: 0.347, SLG: 0.384				K			6-3	E3 BB BB 1B	K	4	1	0	0	0	2	2					
Eddie Bressoud, R (1.6) OBP: 0.274, SLG: 0.386				6-3			5-3	K	K	4	0	0	0	0	2	3					
Earl Wilson, R (1.1) OBP: 0.333, SLG: 0.200					K		4-3			2	0	0	0	0	1	0					
Dave Philley, S (8, PH) OBP: 0.375, SLG: 0.167								1B BB BB		0	1	0	0	1	0	0					
Dick Radatz, R (8, 1) OBP: 0.333, SLG: 0.333										0	0	0	0	0	0	0					
<b>Inning Stats</b>	R: 0 E: 0 K: 0 S: 3	H: 1 LOB: 0 BB: 0 P: 3	R: 0 E: 0 K: 1 S: 5	H: 0 LOB: 0 BB: 0 P: 5	R: 0 E: 0 K: 2 S: 7	H: 0 LOB: 0 BB: 0 P: 7	R: 0 E: 0 K: 1 S: 5	H: 0 LOB: 0 BB: 0 P: 5	R: 0 E: 0 K: 2 S: 7	H: 0 LOB: 0 BB: 0 P: 7	R: 0 E: 0 K: 2 S: 7	H: 0 LOB: 0 BB: 0 P: 3	R: 0 E: 0 K: 1 S: 9	H: 3 LOB: 2 BB: 3 P: 21	R: 0 E: 0 K: 2 S: 8	H: 1 LOB: 1 BB: 0 P: 8	1B: 4 2B: 0 3B: 1 HR: 0	SF: 0 SAC: 0 DP: 1 HBP: 0	WP: 0 PB: 0 SB: 0 CS: 0	PA: 35	
<b>PITCHER</b>	IP	WLS	BF	H	R	ER	SO	BB	IBB	HBP	BLK	WP	HR	S	P	ERA	WHIP				
Ed Rakow, R (1.1) ERA: 4.66	7.2	L	29	3	5	0	9	3	0	0	0	0	0	44	56	0.00	0.783				
Bill Fischer, R (8, 1) ERA:	0.1		2	1	0	0	0	0	0	0	0	0	0	2	2	0.00	3.000				
Gordon Jones, R (9, 1) ERA:	1.0		4	1	0	0	2	0	0	0	0	0	0	8	8	0.00	1.000				



Batter	1	2	3	4	5	6	7	8	9	AB	R	H	RBI	BB	SO	LOB	BOTTOM					
Dick Howser, R (1.6) OBP: 0.338, SLG: 0.365	F8		6-3		1B 1B		L6		P3	5	0	1	1	0	0	0	<b>Boston Red Sox @ Kansas City Athletics</b> Municipal Stadium, Kansas City, MO Sat Jun 02 1962, 8:05 PM EDT Att: 2,347 - Unknown <a href="http://livebaseballscorecards.com">livebaseballscorecards.com</a>					
Jose Tartabull, L (1.8) OBP: 0.375, SLG: 0.407			F6		FC6-4 1B		S 1B			3	0	2	0	1	0	0						
Gino Cimoli, R (9, 9) OBP: 0.326, SLG: 0.397									BB	0	0	0	0	1	0	0						
Norm Siebern, L (1.3) OBP: 0.424, SLG: 0.481				3-1	FC6-4 1-2				BB	3	0	0	0	2	1	3						
Manny Jimenez, L (1.7) OBP: 0.426, SLG: 0.604							G3			3	0	0	0	1	0	4						
Bobby Del Greco, R (8, 7) OBP: 0.405, SLG: 0.387	F7			6-3					K	1	0	0	0	0	1	1						
Jerry Lumpe, L (1.4) OBP: 0.345, SLG: 0.406	1-3				FC6-4 1B		F8		K	4	0	1	0	0	1	3						
George Alusik, R (1.9) OBP: 0.228, SLG: 0.303				FC6-4			F7		3B 1B	3	1	1	0	1	0	2						
Ed Charles, R (1.5) OBP: 0.331, SLG: 0.387				FC4-6 1-2			G3 WP 1B HBP			3	1	2	1	0	0	1						
Joe Azcue, R (1.2) OBP: 0.307, SLG: 0.333				K			6-3		K	4	0	0	0	0	3	5						
Ed Rakow, S (1.1) OBP: 0.143, SLG: 0.179							G3			3	0	0	0	0	1	1						
Bill Fischer, R (8, 1) ERA:										0	0	0	0	0	0	0						
Wayne Causey, L (8, PH) OBP: 0.372, SLG: 0.343										1	0	0	0	0	0	1						
Gordon Jones, R (9, 1) ERA:										0	0	0	0	0	0	0						
<b>Inning Stats</b>	R: 0 E: 0 K: 0 S: 3	H: 0 LOB: 2 BB: 2 P: 11	R: 0 E: 0 K: 1 S: 4	H: 0 LOB: 1 BB: 1 P: 8	R: 0 E: 0 K: 0 S: 3	H: 0 LOB: 0 BB: 0 P: 3	R: 0 E: 0 K: 0 S: 4	H: 1 LOB: 1 BB: 0 P: 4	R: 1 E: 0 K: 0 S: 5	H: 2 LOB: 2 BB: 0 P: 6	R: 0 E: 0 K: 1 S: 6	H: 1 LOB: 2 BB: 1 P: 10	R: 0 E: 0 K: 1 S: 6	H: 1 LOB: 2 BB: 1 P: 10	R: 1 E: 0 K: 2 S: 9	H: 2 LOB: 1 BB: 0 P: 9	R: 0 E: 0 K: 2 S: 7	H: 0 LOB: 1 BB: 1 P: 11	1B: 6 2B: 0 3B: 1 HR: 0	SF: 0 SAC: 0 DP: 0 HBP: 1	WP: 1 PB: 0 SB: 1 CS: 0	PA: 40
<b>PITCHER</b>	IP	WLS	BF	H	R	ER	SO	BB	IBB	HBP	BLK	WP	HR	S	P	ERA	WHIP					
Earl Wilson, R (1.1) ERA: 2.94	7.0	W	31	5	1	1	3	5	0	1	0	0	0	31	52	1.29	1.429					
Dick Radatz, R (8, 1) ERA: 2.15	2.0	S	9	2	1	1	4	1	0	0	0	0	0	16	20	4.50	1.500					





Batter	1	2	3	4	5	6	7	8	9	AB	R	H	RBI	BB	SO	LOB	TOP			
Jake Wood, R OBP: 0.320, SLG: 0.372	0-0 S 1B		0-0 CS 1B		0-0 2-3 1B		0-0 1-3			4	0	3	0	0	0	0				
Bill Bruton, L OBP: 0.340, SLG: 0.508	0-3 K 1-2		0-0 F7 1-2		0-0 F7			0-0 F7		4	0	0	0	0	1	4				
Charlie Maxwell, L OBP: 0.283, SLG: 0.298	0-0 G3		4-0 BB		0-0 F5			0-0 F9		3	0	0	0	1	0	3				
Norm Cash, L OBP: 0.408, SLG: 0.535	0-3 K		0-3 K			0-0 F2		0-3 K		4	0	0	0	0	3	2				
Rocky Colavito, R OBP: 0.310, SLG: 0.433		0-0 1B 1B		0-0 F2		0-0 F9			0-0 F7	4	0	1	0	0	0	0				
Dick McAuliffe, L OBP: 0.351, SLG: 0.402		0-0 F7		0-0 F7		0-0 4-3			0-0 FC4-6 1B	4	0	1	0	0	0	1				
Chico Fernandez, R OBP: 0.324, SLG: 0.516		0-3 K		0-3 K			0-0 6-3		0-0 F8	4	0	0	0	0	2	2				
Dick Brown, R OBP: 0.304, SLG: 0.470		0-0 1-3 1B			0-0 1B 2B		0-0 HR		0-0 FC4-6 1-2	4	1	3	1	0	0	1				
Phil Regan, R OBP: 0.292, SLG: 0.273	0-3 K				0-0 F3		0-3 K			3	0	0	0	0	2	3				
<b>Inning Stats</b>	R: 0 E: 0 K: 2 S: 8	H: 1 LOB: 1 BB: 0 P: 8	R: 0 E: 0 K: 2 S: 9	H: 2 LOB: 2 BB: 0 P: 9	R: 0 E: 0 K: 1 S: 5	H: 1 LOB: 1 BB: 1 P: 9	R: 0 E: 0 K: 1 S: 5	H: 0 LOB: 0 BB: 0 P: 5	R: 0 E: 0 K: 0 S: 3	H: 0 LOB: 0 BB: 0 P: 3	R: 1 E: 0 K: 1 S: 6	H: 1 LOB: 0 BB: 0 P: 6	R: 0 E: 0 K: 1 S: 5	H: 0 LOB: 0 BB: 0 P: 5	R: 0 E: 0 K: 0 S: 4	H: 1 LOB: 1 BB: 0 P: 4	1B: 6 2B: 1 3B: 0 HR: 1	SF: 0 SAC: 0 DP: 0 HBP: 0	WP: 0 PB: 0 SB: 1 CS: 1	PA: 35
<b>PITCHER</b> Bill Monbouquette, R ERA: 3.89	IP: 9.0 WLS: W BF: 35 H: 8 R: 1 ER: 1 SO: 8 BB: 1 IBB: 0 HBP: 0 BLK: 0 WP: 0 HR: 1 S: 50 P: 54 ERA: 1.00 WHIP: 1.000															<b>PITCHER</b>				

**Detroit Tigers @ Boston Red Sox**  
Fenway Park, Boston, MA  
Wed Jun 06 1962, 3:33 AM EDT  
Att: 2,110 - Unknown

AB 34  
R 1  
H 8  
RBI 1  
BB 1  
SO 8  
LOB 16



Batter	1	2	3	4	5	6	7	8	9	AB	R	H	RBI	BB	SO	LOB	BOTTOM					
Chuck Schilling, R OBP: 0.289, SLG: 0.310	0-0 4-3		0-0 2-3			0-0 5-3		0-0 4-1		3	0	0	0	0	0	1						
Dave Philley, S OBP: 0.360, SLG: 0.158 (8, FH)								2-3		1	0	0	0	0	0	1						
Pumpsie Green, S OBP: 0.261, SLG: 0.211										0	0	0	0	0	0	0						
Gary Geiger, L OBP: 0.323, SLG: 0.333	4-0 L3 BB				0-0 1-3		0-0 F9		0-0 F7	3	0	0	0	1	0	1						
Carl Yastrzemski, L OBP: 0.380, SLG: 0.466	0-0 L3				0-0 3-1		0-0 G1		0-0 L9	4	0	0	0	0	0	1						
Frank Maltzone, R OBP: 0.320, SLG: 0.402		0-0 F7			0-0 1B 1B		0-0 G3		0-0 HR	4	1	2	1	0	0	0						
Pete Runnels, L OBP: 0.418, SLG: 0.430		0-0 G6-4-3 1B			0-0 1-3 1B		0-0 4-3			3	0	2	0	0	0	0						
Bob Tillman, R OBP: 0.358, SLG: 0.650		0-0 G6-4-3			0-0 F4		0-0 HR			3	1	1	1	0	0	3						
Carroll Hardy, R OBP: 0.347, SLG: 0.378			4-0 BB 4-3 BB			0-3 K		0-0 6-3		2	0	0	0	1	1	0						
Eddie Bressoud, R OBP: 0.275, SLG: 0.382			0-0 4-3			0-3 K		4-0 4-1 SH1-4 BB		2	0	0	0	1	1	1						
Bill Monbouquette, R OBP: 0.273, SLG: 0.111			4-0 2-3 BB			0-0 4-3		0-0 1-2		1	0	0	0	1	0	0						
<b>Inning Stats</b>	R: 0 E: 0 K: 0 S: 2	H: 0 LOB: 0 BB: 1 P: 6	R: 0 E: 0 K: 0 S: 3	H: 1 LOB: 0 BB: 0 P: 3	R: 0 E: 0 K: 0 S: 2	H: 0 LOB: 2 BB: 2 P: 10	R: 0 E: 0 K: 0 S: 5	H: 2 LOB: 2 BB: 0 P: 5	R: 0 E: 0 K: 2 S: 7	H: 0 LOB: 0 BB: 0 P: 7	R: 0 E: 0 K: 0 S: 3	H: 0 LOB: 0 BB: 0 P: 3	R: 1 E: 0 K: 0 S: 4	H: 1 LOB: 0 BB: 0 P: 4	R: 0 E: 0 K: 0 S: 3	H: 0 LOB: 1 BB: 1 P: 7	R: 1 E: 0 K: 0 S: 2	H: 1 LOB: 0 BB: 0 P: 2	1B: 3 2B: 1 3B: 0 HR: 2	SF: 0 SAC: 1 DP: 2 HBP: 0	WP: 0 PB: 0 SB: 0 CS: 0	PA: 31
<b>PITCHER</b> Phil Regan, R ERA: 4.29	IP: 8.1 WLS: L BF: 31 H: 5 R: 2 ER: 2 SO: 2 BB: 4 IBB: 0 HBP: 0 BLK: 0 WP: 0 HR: 2 S: 31 P: 47 ERA: 2.16 WHIP: 1.080															<b>PITCHER</b>						

**Detroit Tigers @ Boston Red Sox**  
Fenway Park, Boston, MA  
Wed Jun 06 1962, 3:33 AM EDT  
Att: 2,110 - Unknown

AB 26  
R 2  
H 5  
RBI 2  
BB 4  
SO 2  
LOB 8





Batter	1	2	3	4	5	6	7	8	9	10	11	AB	R	H	RBI	BB	SO	LOB	TOP	
Jake Wood, R OBP: 0.322, SLG: 0.373 (1, 4)	6-3		1B						K			5	1	2	0	0	1	0		
Bill Bruton, L OBP: 0.336, SLG: 0.500 (1, 8)	6-3		1B							F7		5	0	1	1	0	0	2		
Charlie Maxwell, L OBP: 0.293, SLG: 0.314 (1, 9)	BB		K							K		4	0	1	0	1	2	1		
Rocky Colavito, R OBP: 0.312, SLG: 0.434 (1, 7)	BB		6-3							F4		4	0	1	0	1	1	2		
Norm Cash, L OBP: 0.408, SLG: 0.547 (1, 3)	F6											4	2	1	1	1	1	4		
Dick McAuliffe, L OBP: 0.353, SLG: 0.397 (1, 5)												4	0	1	0	1	0	1		
Chico Fernandez, R OBP: 0.312, SLG: 0.496 (1, 6)												5	0	0	0	0	0	4		
Mike Roarke, R OBP: 0.150, SLG: 0.158 (1, 2)												3	0	0	0	0	1	0		
Vic Wertz, L OBP: 0.388, SLG: 0.421 (9, PH)												1	0	0	0	0	0	0		
Dick Brown, R OBP: 0.304, SLG: 0.470 (9, 2)												0	0	0	1	0	0	0		
Jim Bunning, R OBP: 0.297, SLG: 0.394 (1, 1)												5	0	1	0	0	2	1		
<b>Inning Stats</b>	R: 0 E: 0 K: 0 S: 3	H: 0 LOB: 2 BB: 2 P: 11	R: 0 E: 0 K: 0 S: 3	H: 0 LOB: 0 BB: 0 P: 3	R: 1 E: 0 K: 1 S: 7	H: 2 LOB: 1 BB: 0 P: 7	R: 1 E: 0 K: 1 S: 6	H: 1 LOB: 0 BB: 0 P: 6	R: 0 E: 0 K: 1 S: 6	H: 1 LOB: 1 BB: 1 P: 10	R: 0 E: 0 K: 2 S: 7	H: 0 LOB: 0 BB: 0 P: 7	R: 0 E: 0 K: 1 S: 5	H: 0 LOB: 0 BB: 0 P: 5	R: 1 E: 0 K: 0 S: 4	H: 1 LOB: 1 BB: 1 P: 8	1B: 5 2B: 2 3B: 0 HR: 1	SF: 0 SAC: 1 DP: 0 HBP: 0	WP: 0 PB: 0 SB: 2 CS: 0	PA: 45
<b>PITCHER</b>	IP 7.0	WLS L	BF 16	H 2	R 1	ER 1	SO 4	BB 2	IBB 0	HBP 0	BLK 0	WP 0	HR 0	S 22	P 30	ERA 2.25	WHIP 1.000			

**Detroit Tigers @ Boston Red Sox**  
Fenway Park, Boston, MA  
Wed Jun 06 1962, 7:05 PM EDT  
Att: 6,351 - Unknown


AB 40  
R 3  
H 8  
RBI 3  
BB 4  
SO 8  
LOB 15



Batter	1	2	3	4	5	6	7	8	9	10	11	AB	R	H	RBI	BB	SO	LOB	BOTTOM					
Chuck Schilling, R OBP: 0.298, SLG: 0.338 (1, 4)	F7		1B									5	2	3	1	0	0	0						
Gary Geiger, L OBP: 0.314, SLG: 0.322 (1, 8)	F9		G3									5	0	0	0	0	0	2						
Carl Yastrzemski, L OBP: 0.370, SLG: 0.484 (1, 7)	F9											5	0	1	1	0	2	0						
Frank Malzone, R OBP: 0.327, SLG: 0.401 (1, 5)												3	0	1	0	2	0	0						
Pete Runnels, L OBP: 0.427, SLG: 0.437 (1, 3)												4	0	3	0	1	0	2						
Bob Tillman, R OBP: 0.333, SLG: 0.600 (1, 2)												5	0	0	0	0	2	7						
Carroll Hardy, R OBP: 0.344, SLG: 0.371 (1, 9)												3	0	0	0	1	0	1						
Eddie Bressoud, R OBP: 0.270, SLG: 0.374 (1, 6)												4	0	0	0	0	2	1						
Gene Conley, R OBP: 0.201, SLG: 0.400 (1, 1)												2	0	0	0	0	2	0						
Dave Philley, S OBP: 0.346, SLG: 0.150 (7, PH)												1	0	0	0	0	0	0						
Dick Radatz, R OBP: 0.286, SLG: 0.286 (8, 1)												1	0	0	0	0	0	0						
<b>Inning Stats</b>	R: 0 E: 0 K: 0 S: 3	H: 0 LOB: 0 BB: 0 P: 3	R: 0 E: 0 K: 0 S: 3	H: 0 LOB: 1 BB: 1 P: 7	R: 0 E: 0 K: 2 S: 8	H: 1 LOB: 1 BB: 0 P: 8	R: 0 E: 0 K: 2 S: 7	H: 0 LOB: 0 BB: 0 P: 7	R: 1 E: 0 K: 1 S: 7	H: 2 LOB: 2 BB: 1 P: 11	R: 0 E: 0 K: 0 S: 2	H: 0 LOB: 0 BB: 0 P: 6	R: 1 E: 0 K: 0 S: 5	H: 2 LOB: 2 BB: 1 P: 9	R: 0 E: 0 K: 1 S: 5	H: 0 LOB: 0 BB: 0 P: 3	R: 0 E: 0 K: 1 S: 5	H: 0 LOB: 0 BB: 0 P: 5	R: 0 E: 0 K: 0 S: 3	H: 2 LOB: 0 BB: 0 P: 3	1B: 6 2B: 1 3B: 0 HR: 1	SF: 0 SAC: 0 DP: 1 HBP: 0	WP: 0 PB: 0 SB: 0 CS: 1	PA: 42
<b>PITCHER</b>	IP 11.0	WLS W	BF 42	H 8	R 2	ER 2	SO 8	BB 4	IBB 0	HBP 0	BLK 0	WP 0	HR 1	S 54	P 70	ERA 1.64	WHIP 1.091							

**Detroit Tigers @ Boston Red Sox**  
Fenway Park, Boston, MA  
Wed Jun 06 1962, 7:05 PM EDT  
Att: 6,351 - Unknown

AB 38  
R 2  
H 8  
RBI 2  
BB 4  
SO 8  
LOB 13






Batter	1	2	3	4	5	6	7	8	9	AB	R	H	RBI	BB	SO	LOB	TOP							
Jake Wood, R OBP: 0.333, SLG: 0.394										3	2	1	2	0	1									
Bill Bruton, L OBP: 0.342, SLG: 0.500										4	1	2	0	1	0	1								
Charlie Maxwell, L OBP: 0.274, SLG: 0.291										4	0	0	0	0	0	5								
Bubba Morton, R OBP: 0.316, SLG: 0.313										1	0	0	0	0	1	0								
Rocky Colavito, R OBP: 0.314, SLG: 0.446										4	1	1	2	1	0	3								
Norm Cash, L OBP: 0.412, SLG: 0.549										3	0	1	0	2	1	0								
Dick McAuliffe, L OBP: 0.353, SLG: 0.391										2	0	0	0	1	2	2								
Steve Boros, R OBP: 0.343, SLG: 0.341										0	0	0	0	1	0	0								
Chico Fernandez, R OBP: 0.310, SLG: 0.489										4	0	1	0	0	0	4								
Dick Brown, R OBP: 0.302, SLG: 0.461										3	0	0	0	1	0	2								
Frank Lary, R OBP: 0.333, SLG: 0.385										1	0	0	0	0	1	1								
Jerry Casale, R										1	0	0	0	0	0	1								
Bobo Osborne, L OBP: 0.526, SLG: 0.250										1	0	0	0	0	0	0								
Ron Kline, R										1	0	0	0	0	0	0								
Terry Fox, R										0	0	0	0	0	0	0								
<b>Inning Stats</b>	R: 1 E: 0 K: 1 S: 6	H: 2 LOB: 2 BB: 2 P: 14	R: 0 E: 0 K: 1 S: 6	H: 1 LOB: 1 BB: 0 P: 6	R: 0 E: 0 K: 0 S: 3	H: 0 LOB: 0 BB: 0 P: 3	R: 0 E: 0 K: 1 S: 5	H: 0 LOB: 0 BB: 0 P: 5	R: 0 E: 0 K: 0 S: 3	H: 0 LOB: 3 BB: 3 P: 15	R: 0 E: 0 K: 0 S: 2	H: 0 LOB: 1 BB: 2 P: 10	R: 3 E: 0 K: 0 S: 7	H: 4 LOB: 2 BB: 1 P: 11	R: 0 E: 0 K: 0 S: 3	H: 0 LOB: 1 BB: 1 P: 7	R: 0 E: 0 K: 2 S: 7	H: 0 LOB: 0 BB: 0 P: 7	1B: 4 2B: 1 3B: 0 HR: 2	SF: 0 SAC: 0 DP: 2 HBP: 0	WP: 0 PB: 0 SB: 0 CS: 0	PA: 41		
<b>PITCHER</b>	IP WLS BF H R ER SO BB IBB HBP BLK WP HR S P ERA WHIP	5.0 24 3 1 1 3 7 0 0 0 0 0 23 51 1.80 2.000	1.2 8 4 3 3 0 0 0 0 0 0 2 8 8 16.20 2.400	2.1 W 9 0 0 0 2 2 0 0 0 1 0 0 11 19 0.00 0.857																				

**Detroit Tigers @ Boston Red Sox**  
Fenway Park, Boston, MA  
Thu Jun 07 1962, 3:33 AM EDT  
Att: 2,586 - Unknown


AB 32  
R 4  
H 7  
RBI 3  
BB 9  
SO 5  
LOB 20



Batter	1	2	3	4	5	6	7	8	9	AB	R	H	RBI	BB	SO	LOB	BOTTOM						
Chuck Schilling, R OBP: 0.295, SLG: 0.333										5	1	1	0	0	0	5							
Gary Geiger, L OBP: 0.314, SLG: 0.342										3	1	1	1	0	0	2							
Carl Yastrzemski, L OBP: 0.369, SLG: 0.474										4	0	0	0	0	0	3							
Frank Maltzone, R OBP: 0.325, SLG: 0.403										4	1	1	1	0	0	1							
Pete Runnels, L OBP: 0.428, SLG: 0.439										4	0	2	1	0	0	0							
Bob Tillman, R OBP: 0.342, SLG: 0.618										3	0	1	0	1	1	1							
Lou Clinton, R OBP: 0.167, SLG: 0.222										0	1	0	0	0	0	0							
Jim Pagliaroni, R OBP: 0.304, SLG: 0.429										0	0	0	0	0	0	0							
Carroll Hardy, R OBP: 0.348, SLG: 0.374										4	0	2	1	0	1	3							
Eddie Bressoud, R OBP: 0.269, SLG: 0.377										4	0	1	0	0	0	4							
Earl Wilson, R OBP: 0.357, SLG: 0.500										2	1	1	1	0	0	1							
Mike Fomiele, R OBP: 0.125, SLG: 0.125										1	0	1	0	0	0	0							
Arnold Earley, L										1	0	0	0	0	0	2							
<b>Inning Stats</b>	R: 0 E: 0 K: 0 S: 4	H: 1 LOB: 1 BB: 0 P: 4	R: 0 E: 0 K: 0 S: 4	H: 1 LOB: 0 BB: 0 P: 4	R: 3 E: 1 K: 1 S: 9	H: 3 LOB: 2 BB: 1 P: 13	R: 0 E: 0 K: 0 S: 4	H: 1 LOB: 1 BB: 0 P: 4	R: 0 E: 0 K: 1 S: 7	H: 2 LOB: 2 BB: 0 P: 7	R: 1 E: 0 K: 0 S: 4	H: 1 LOB: 0 BB: 0 P: 4	R: 1 E: 0 K: 0 S: 5	H: 2 LOB: 2 BB: 0 P: 5	R: 0 E: 0 K: 0 S: 5	H: 0 LOB: 0 BB: 0 P: 5	1B: 6 2B: 2 3B: 1 HR: 2	SF: 0 SAC: 1 DP: 0 HBP: 0	WP: 0 PB: 0 SB: 0 CS: 0	PA: 37			
<b>PITCHER</b>	IP WLS BF H R ER SO BB IBB HBP BLK WP HR S P ERA WHIP	3.0 17 2 0 0 1 0 0 0 0 0 0 13 13 3.00 0.667	4.1 11 2 0 0 1 0 0 0 0 0 0 13 13 0.00 0.667	1.0 L 5 2 2 2 0 0 0 0 0 0 1 5 5 18.00 2.000	1.0 4 1 0 0 0 0 0 0 0 0 0 4 4 0.00 1.000																		

**Detroit Tigers @ Boston Red Sox**  
Fenway Park, Boston, MA  
Thu Jun 07 1962, 3:33 AM EDT  
Att: 2,586 - Unknown

AB 35  
R 5  
H 11  
RBI 5  
BB 1  
SO 2  
LOB 22





Batter	1	2	3	4	5	6	7	8	9	10	11	12	13	AB R H RBI BB SO LOB	TOP															
<b>Tito Francona, L</b> OBP: 0.306, SLG: 0.376 (1, 3)														7 2 3 4 1 2 2	<b>Cleveland Indians @ Boston Red Sox</b> Fenway Park, Boston, MA Fri Jun 08 1962, 7:05 PM EDT Att. 19,341 - Unknown															
<b>Al Luplow, L</b> OBP: 0.376, SLG: 0.534 (9, 7)														5 1 2 0 0 1 0																
<b>Gene Green, R</b> OBP: 0.351, SLG: 0.630 (10, PH)														3 0 0 1 0 0 4																
<b>Chuck Essegian, R</b> OBP: 0.419, SLG: 0.629 (1, 7)														4 0 1 1 0 1 1																
<b>Willie Tasby, R</b> OBP: 0.341, SLG: 0.292 (9, 8)														3 0 1 0 0 0 1																
<b>John Romano, R</b> OBP: 0.382, SLG: 0.503 (1, 2)														6 3 3 0 0 1 1																
<b>Willie Kirkland, L</b> OBP: 0.300, SLG: 0.406 (9, 8)														6 3 3 4 1 1 2																
<b>Woodie Held, R</b> OBP: 0.364, SLG: 0.392 (1, 6)														7 2 3 1 0 3 4																
<b>Bubba Phillips, R</b> OBP: 0.328, SLG: 0.400 (1, 5)														5 2 3 1 2 1 2																
<b>Jerry Kindall, R</b> OBP: 0.269, SLG: 0.354 (1, 4)														2 0 1 1 0 1 1																
<b>Ken Aspromonte, R</b> OBP: 0.303, SLG: 0.221 (3, PR)														4 1 0 0 1 0 5																
<b>Dick Donovan, L</b> OBP: 0.326, SLG: 0.445 (4, 1)														2 0 1 0 0 1 0																
<b>Barry Latman, R</b> OBP: 0.376, SLG: 0.487 (5, 1)														1 0 0 0 0 0 0																
<b>Don Billard, R</b> OBP: 0.376, SLG: 0.537 (7, PH)														1 0 0 0 0 0 0																
<b>Don Edwards, R</b> OBP: 0.376, SLG: 0.537 (7, PH)														1 0 0 0 0 0 0																
<b>Wynn Hawkins, R</b> OBP: 0.376, SLG: 0.537 (12, 1)														1 0 0 0 0 0 0																
<b>Inning Stats</b>	R: 4 E: 1 K: 2 S: 12	H: 5 LOB: 1 BB: 0 P: 12	R: 0 E: 0 K: 3 S: 10	H: 1 LOB: 1 BB: 10 P: 10	R: 2 E: 1 K: 0 S: 7	H: 4 LOB: 2 BB: 0 P: 7	R: 0 E: 0 K: 0 S: 3	H: 0 LOB: 0 BB: 0 P: 3	R: 0 E: 0 K: 1 S: 5	H: 0 LOB: 2 BB: 2 P: 13	R: 0 E: 0 K: 0 S: 5	H: 2 LOB: 2 BB: 0 P: 5	R: 3 E: 0 K: 2 S: 10	H: 3 LOB: 0 BB: 0 P: 10	R: 0 E: 0 K: 2 S: 7	H: 0 LOB: 0 BB: 0 P: 7	R: 0 E: 0 K: 2 S: 7	H: 0 LOB: 0 BB: 0 P: 7	R: 0 E: 0 K: 1 S: 5	H: 1 LOB: 0 BB: 0 P: 3	R: 0 E: 0 K: 0 S: 5	H: 2 LOB: 3 BB: 1 P: 9	R: 0 E: 0 K: 0 S: 6	H: 3 LOB: 1 BB: 3 P: 19	1B: 15 2B: 3 3B: 0 HR: 3	SF: 1 SAC: 0 DP: 2 HBP: 1	WP: 1 PB: 0 SB: 2 CS: 0	PA: 66		
<b>PITCHER</b>	IP WLS BF H R ER SO BB IBB HBP BLK WP HR S P ERA WHIP																													
<b>Ike Delock, R</b> ERA: 4.6 (1, 1)	2.2	17	9	6	4	5	0	0	0	0	0	0	0	27	27	13.50	3.375													
<b>Galen Cisco, R</b> ERA: 6.1 (3, 1)	3.1	17	5	2	2	1	2	0	0	0	0	1	1	17	25	5.40	2.100													
<b>Dick Radatz, R</b> ERA: 2.23 (7, 1)	3.0	10	1	1	1	6	0	0	0	0	1	1	22	22	3.00	0.333														
<b>Chet Nichols, L</b> ERA: 2.3 (10, 1)	2.0	8	3	0	0	1	0	0	0	0	0	0	10	10	0.00	1.500														
<b>Hal Kolstad, R</b> ERA: 5.56 (12, 1)	2.0	L	14	3	6	6	0	3	1	1	0	0	1	9	26	27.00	3.000													

AB 58  
R 15  
H 21  
RBI 14  
BB 6  
SO 13  
LOB 28



Batter	1	2	3	4	5	6	7	8	9	10	11	12	13	AB R H RBI BB SO LOB	BOTTOM																
<b>Chuck Schilling, R</b> OBP: 0.298, SLG: 0.337 (1, 4)														4 0 1 0 0 0 2	<b>Cleveland Indians @ Boston Red Sox</b> Fenway Park, Boston, MA Fri Jun 08 1962, 7:05 PM EDT Att. 19,341 - Unknown																
<b>Pumpsie Green, S</b> OBP: 0.240, SLG: 0.190 (10, 4)														2 0 0 0 0 0 1																	
<b>Gary Geiger, L</b> OBP: 0.319, SLG: 0.342 (1, 8)														6 1 2 0 0 0 0																	
<b>Carl Yastrzemski, L</b> OBP: 0.366, SLG: 0.477 (1, 7)														7 2 2 0 0 2 5																	
<b>Frank Malzone, R</b> OBP: 0.324, SLG: 0.404 (1, 5)														7 2 2 2 0 2 5																	
<b>Pete Runnels, L</b> OBP: 0.432, SLG: 0.440 (1, 3)														4 2 1 1 3 1 3																	
<b>Bob Tillman, R</b> OBP: 0.341, SLG: 0.649 (1, 2)														6 1 2 4 0 1 4																	
<b>Carroll Hardy, R</b> OBP: 0.342, SLG: 0.369 (1, 9)														5 0 1 1 0 0 0																	
<b>Eddie Bressoud, R</b> OBP: 0.280, SLG: 0.397 (1, 6)														5 1 3 1 1 1 1																	
<b>Ike Delock, R</b> ERA: 3.34 (1, 1)	3.0	15	5	5	4	1	0	0	0	0	0	0	0	17		17	12.00	1.667													
<b>Frank Funk, R</b> ERA: 3.49 (4, 1)	1.1	8	2	3	3	0	1	0	1	0	6	11	20.25	2.250																	
<b>Barry Latman, R</b> ERA: 5.3 (5, 1)	1.2	10	3	0	0	2	0	2	0	0	12	20	0.00	1.800																	
<b>Gary Sell, R</b> ERA: 3.86 (7, 1)	5.0	18	2	1	1	7	1	0	1	0	30	35	1.80	0.600																	
<b>Wynn Hawkins, R</b> ERA: 7.71 (12, 1)	2.0	W	8	2	0	0	0	0	0	0	8	8	0.00	1.000																	
<b>Inning Stats</b>	R: 0 E: 0 K: 0 S: 3	H: 0 LOB: 0 BB: 0 P: 3	R: 0 E: 0 K: 1 S: 5	H: 0 LOB: 0 BB: 0 P: 5	R: 0 E: 0 K: 0 S: 9	H: 1 LOB: 1 BB: 0 P: 4	R: 5 E: 1 K: 0 S: 9	H: 5 LOB: 1 BB: 0 P: 9	R: 3 E: 0 K: 1 S: 7	H: 2 LOB: 2 BB: 2 P: 16	R: 0 E: 0 K: 1 S: 7	H: 2 LOB: 3 BB: 1 P: 11	R: 0 E: 0 K: 2 S: 7	H: 0 LOB: 0 BB: 0 P: 7	R: 0 E: 0 K: 2 S: 8	H: 1 LOB: 2 BB: 0 P: 9	R: 1 E: 0 K: 2 S: 8	H: 1 LOB: 0 BB: 0 P: 8	R: 0 E: 0 K: 1 S: 5	H: 0 LOB: 0 BB: 0 P: 5	R: 0 E: 0 K: 0 S: 2	H: 0 LOB: 0 BB: 1 P: 6	R: 0 E: 0 K: 0 S: 4	H: 1 LOB: 1 BB: 0 P: 4	R: 0 E: 0 K: 0 S: 4	H: 1 LOB: 1 BB: 0 P: 4	1B: 6 2B: 7 3B: 0 HR: 2	SF: 1 SAC: 0 DP: 1 HBP: 2	WP: 0 PB: 0 SB: 1 CS: 0	PA: 59	
<b>PITCHER</b>	IP WLS BF H R ER SO BB IBB HBP BLK WP HR S P ERA WHIP																														
<b>Dick Donovan, R</b> ERA: 3.34 (1, 1)	3.0	15	5	5	4	1	0	0	0	0	0	0	0	17	17	12.00	1.667														
<b>Frank Funk, R</b> ERA: 3.49 (4, 1)	1.1	8	2	3	3	0	1	0	1	0	6	11	20.25	2.250																	
<b>Barry Latman, R</b> ERA: 5.3 (5, 1)	1.2	10	3	0	0	2	0	2	0	0	12	20	0.00	1.800																	
<b>Gary Sell, R</b> ERA: 3.86 (7, 1)	5.0	18	2	1	1	7	1	0	1	0	30	35	1.80	0.600																	
<b>Wynn Hawkins, R</b> ERA: 7.71 (12, 1)	2.0	W	8	2	0	0	0	0	0	0	8	8	0.00	1.000																	

AB 52  
R 9  
H 14  
RBI 9  
BB 4  
SO 10  
LOB 26









Batter	1	2	3	4	5	6	7	8	9	10	11	AB	R	H	RBI	BB	SO	LOB	TOP							
Tito Franconia, L OBP: 0.321, SLG: 0.412 (1, 3)												6	0	3	0	0	1	1								
Al Luplow, L OBP: 0.367, SLG: 0.495 (1, 9)												6	0	0	0	0	1	8								
Chuck Essegian, R OBP: 0.407, SLG: 0.604 (1, 7)												6	1	2	0	0	3	5								
John Romano, R OBP: 0.389, SLG: 0.511 (1, 2)												5	1	1	2	1	3	4								
Willie Kirkland, L OBP: 0.314, SLG: 0.428 (8, PH)												3	0	0	0	0	1	0								
Gene Green, R OBP: 0.345, SLG: 0.618 (8, 1)												1	0	0	0	0	0	0								
Gary Bell, R OBP: 0.133, SLG: 0.133 (9, PH)												0	0	0	0	0	0	0								
Don Dillard, L OBP: 0.209, SLG: 0.313 (9, 1)												1	0	0	0	0	0	3								
Frank Funk, R OBP: 0.167, SLG: 0.167 (1, 6)												6	1	3	1	0	2	1								
Woodie Held, R OBP: 0.369, SLG: 0.425 (1, 5)												5	0	2	0	0	1	2								
Bubba Phillips, R OBP: 0.332, SLG: 0.402 (1, 4)												5	0	2	0	0	1	2								
Jerry Kindall, R OBP: 0.272, SLG: 0.349 (1, 1)												5	0	2	0	0	0	2								
Mudcat Grant, R OBP: 0.200, SLG: 0.200 (7, 1)												3	0	1	0	0	1	2								
Bob Allen, L OBP: 0.359, SLG: 0.415 (9, PH)												0	0	0	0	0	0	0								
Ty Cline, L OBP: 0.345, SLG: 0.297 (9, 8)												2	0	1	0	0	1	2								
Willie Tasby, R OBP: 0.345, SLG: 0.297 (9, 8)												2	0	1	0	0	1	2								
<b>Inning Stats</b>	R: 0 E: 0 K: 2 S: 8	H: 1 LOB: 1 BB: 0 P: 8	R: 0 E: 0 K: 1 S: 6	H: 1 LOB: 1 BB: 0 P: 6	R: 0 E: 0 K: 1 S: 9	H: 2 LOB: 2 BB: 0 P: 9	R: 0 E: 0 K: 1 S: 7	H: 2 LOB: 2 BB: 0 P: 7	R: 0 E: 0 K: 1 S: 6	H: 1 LOB: 1 BB: 0 P: 6	R: 1 E: 0 K: 2 S: 8	H: 1 LOB: 0 BB: 0 P: 8	R: 0 E: 0 K: 0 S: 3	H: 0 LOB: 0 BB: 0 P: 3	R: 2 E: 0 K: 1 S: 8	H: 3 LOB: 1 BB: 0 P: 8	R: 0 E: 1 K: 2 S: 9	H: 1 LOB: 3 BB: 1 P: 13	R: 0 E: 0 K: 1 S: 8	H: 3 LOB: 3 BB: 0 P: 8	R: 0 E: 0 K: 1 S: 6	H: 1 LOB: 1 BB: 0 P: 6	1B: 11 2B: 3 3B: 0 HR: 2	SF: 0 SAC: 0 DP: 0 HBP: 0	WP: 0 PB: 0 SB: 0 CS: 0	PA: 51
<b>PITCHER</b>	IP 7.0	WLS 31	BF 10	H 3	R 0	ER 3	SO 9	BB 0	IBB 0	HBP 0	BLK 0	WP 0	HR 2	S 49	P 11	ERA 0.00	WHIP 1.500									
Bill Monbouquette, R ERA: 3.89 (8, 1)	1.1	7	2	0	0	2	0	0	0	0	0	0	0	11	11	0.00	1.500									
Arnold Earley, L ERA: 4.91 (9, 1)	2.2	W 13	4	0	0	3	1	0	0	0	0	0	0	18	22	0.00	1.875									

Cleveland Indians @ Boston Red Sox  
Fenway Park, Boston, MA  
Sun Jun 10 1962, 3:33 AM EDT  
Unknown

AB 50  
R 3  
H 16  
RBI 3  
BB 1  
SO 14  
LOB 30



Batter	1	2	3	4	5	6	7	8	9	10	11	AB	R	H	RBI	BB	SO	LOB	BOTTOM					
Pumpsie Green, S OBP: 0.278, SLG: 0.207 (1, 4)												2	0	1	1	2	0	1						
Gary Geiger, L OBP: 0.316, SLG: 0.333 (1, 8)												4	0	0	1	1	0	4						
Carl Yastrzemski, L OBP: 0.368, SLG: 0.502 (1, 7)												5	1	1	1	0	1	3						
Frank Malzone, R OBP: 0.323, SLG: 0.437 (1, 5)												5	0	0	0	0	1	0						
Pete Runnels, L OBP: 0.423, SLG: 0.433 (1, 3)												5	0	0	0	0	2	0						
Bob Tillman, R OBP: 0.370, SLG: 0.720 (1, 2)												4	2	3	1	1	0	0						
Carroll Hardy, R OBP: 0.347, SLG: 0.385 (1, 9)												4	1	1	0	0	2							
Eddie Bressoud, R OBP: 0.287, SLG: 0.398 (1, 6)												3	0	2	0	1	0	0						
Bill Monbouquette, R OBP: 0.240, SLG: 0.095 (8, 1)												3	0	0	0	0	2	6						
Arnold Earley, L ERA: 4.91 (9, 1)	2.0	L 8	1	1	1	2	1	0	0	0	0	1	0	0	0	1	0							
<b>Inning Stats</b>	R: 0 E: 0 K: 0 S: 3	H: 1 LOB: 0 BB: 0 P: 3	R: 0 E: 0 K: 0 S: 3	H: 0 LOB: 0 BB: 0 P: 3	R: 0 E: 0 K: 1 S: 6	H: 1 LOB: 1 BB: 0 P: 6	R: 1 E: 0 K: 1 S: 6	H: 1 LOB: 0 BB: 0 P: 6	R: 1 E: 0 K: 1 S: 7	H: 2 LOB: 3 BB: 2 P: 15	R: 0 E: 0 K: 0 S: 3	H: 0 LOB: 1 BB: 1 P: 7	R: 0 E: 0 K: 1 S: 5	H: 0 LOB: 0 BB: 1 P: 9	R: 0 E: 0 K: 1 S: 5	H: 0 LOB: 0 BB: 0 P: 5	R: 1 E: 0 K: 0 S: 1	H: 1 LOB: 0 BB: 0 P: 1	1B: 4 2B: 2 3B: 0 HR: 2	SF: 1 SAC: 0 DP: 1 HBP: 0	WP: 0 PB: 0 SB: 0 CS: 0	PA: 42		
<b>PITCHER</b>	IP 6.2	WLS 7	BF 29	H 7	R 3	ER 3	SO 5	BB 3	IBB 0	HBP 0	BLK 0	WP 0	HR 1	S 36	P 48	ERA 4.05	WHIP 1.500							
Mudcat Grant, R ERA: 4.45 (7, 1)	0.1	1	0	0	0	0	0	0	0	0	0	0	0	1	1	0.00	0.000							
Bob Allen, L ERA: 5.16 (8, 1)	1.0	4	0	0	0	0	1	0	0	0	0	0	0	3	7	0.00	1.000							
Gary Bell, R ERA: 3.75 (9, 1)	2.0	L 8	1	1	1	2	1	0	0	0	0	0	1	11	15	4.50	1.000							

Cleveland Indians @ Boston Red Sox  
Fenway Park, Boston, MA  
Sun Jun 10 1962, 3:33 AM EDT  
Unknown

AB 36  
R 4  
H 8  
RBI 4  
BB 5  
SO 7  
LOB 16





Batter	1	2	3	4	5	6	7	8	9	AB	R	H	RBI	BB	SO	LOB	TOP								
Don Dillard, L (1, 8) OBP: 0.225, SLG: 0.324 Willie Tasby, R (8, PH) OBP: 0.341, SLG: 0.293	4-3		1B		3B	K		F9		4	1	2	0	0	1	0	<b>Cleveland Indians @ Boston Red Sox</b> Fenway Park, Boston, MA Sun Jun 10 1962, 3:38 AM EDT Att: 21,427 - Unknown								
Al Luplow, L (1, 7) OBP: 0.376, SLG: 0.539	BB		SF8		FC5-2	HR		2B		3	1	3	2	1	0										
Tito Francona, L (1, 3)	F7		1B		FC5-2	HR		K		5	1	2	2	0	1										
Willie Kirkland, L (1, 9)	4-3		P6		G4-6-3	1B		F8		5	1	1	0	0	0										
John Romano, R (1, 2)		6-3		HR		5-3		K		5	1	2	1	0	1										
Woodie Held, R (1, 6) OBP: 0.365, SLG: 0.419		5-3		6-3		1B		1-3		5	1	1	0	0	1										
Bubba Phillips, R (1, 5)		F7		5-3		HR		P4		5	1	2	1	0	0										
Jerry Kindall, R (1, 4) OBP: 0.283, SLG: 0.376			1B		SF8	1B		K		4	2	3	3	0	1										
Barry Latman, R (1, 1) OBP: 0.250, SLG: 0.545			K		4-3			F8		4	0	0	0	0	2										
<b>Inning Stats</b>	R: 0 E: 0 K: 0 S: 3	H: 0 LOB: 1 BB: 1 P: 7	R: 0 E: 0 K: 0 S: 3	H: 0 LOB: 0 BB: 0 P: 3	R: 1 E: 0 K: 1 S: 8	H: 3 LOB: 2 BB: 0 P: 8	R: 1 E: 0 K: 0 S: 5	H: 2 LOB: 1 BB: 0 P: 5	R: 1 E: 0 K: 0 S: 4	H: 2 LOB: 0 BB: 0 P: 4	R: 3 E: 0 K: 1 S: 8	H: 3 LOB: 0 BB: 0 P: 8	R: 3 E: 0 K: 3 S: 14	H: 5 LOB: 2 BB: 0 P: 14	R: 0 E: 0 K: 1 S: 6	H: 1 LOB: 1 BB: 0 P: 6	R: 0 E: 0 K: 1 S: 5	H: 0 LOB: 0 BB: 0 P: 5	1B: 11 2B: 1 3B: 1 HR: 3	SF: 1 SAC: 0 DP: 1 HBP: 0	WP: 0 PB: 0 SB: 1 CS: 0	PA: 43			
<b>PITCHER</b>	IP	WLS	BF	H	R	ER	SO	BB	IBB	HBP	BLK	WP	HR	S	P	ERA	WHIP	<b>PITCHER</b>							
Gene Conley, R (1, 1) ERA: 3.74	6.0	L	30	12	8	8	2	1	0	0	0	0	3	33	37	12.00	2.167								
Mike Fomieles, R (7, 1) ERA: 5.4	1.0		6	3	1	1	3	0	0	0	0	0	0	12	12	9.00	3.000								
Chet Nichols, L (8, 1) ERA: 2.03	2.0		7	1	0	0	2	0	0	0	0	0	0	11	11	0.00	0.500								

Batter	1	2	3	4	5	6	7	8	9	AB	R	H	RBI	BB	SO	LOB	BOTTOM								
Pumpsie Green, S (1, 4) OBP: 0.300, SLG: 0.219	F8			1B				4-3		3	1	1	0	1	0	0	<b>Cleveland Indians @ Boston Red Sox</b> Fenway Park, Boston, MA Sun Jun 10 1962, 3:38 AM EDT Att: 21,427 - Unknown								
Gary Geiger, L (1, 8) OBP: 0.314, SLG: 0.327	CS			P3		F7		G3		3	0	0	0	1	0										
Carl Yastrzemski, L (1, 7) OBP: 0.366, SLG: 0.512	4-3			F5		F7		HR		4	1	1	1	0	0										
Frank Maltzone, R (1, 5) OBP: 0.322, SLG: 0.433		F5		2B		F7		F8		4	1	1	0	0	0										
Pete Runnels, L (1, 3) OBP: 0.424, SLG: 0.439		K		2B		1B		F8		4	0	2	2	0	1										
Bob Tillman, R (1, 2) OBP: 0.365, SLG: 0.698		P5		1-2		L5		1B		4	0	1	0	0	0										
Carroll Hardy, R (1, 9) OBP: 0.340, SLG: 0.376			P1		K			F5		4	0	0	0	0	1										
Eddie Bressoud, R (1, 6) OBP: 0.291, SLG: 0.400			K		K			PO		4	0	2	0	0	2										
Gene Conley, R (1, 1) OBP: 0.265, SLG: 0.375 Mike Fomieles, R (7, 1) OBP: 0.125, SLG: 0.125 Dave Philley, S (7, PH) OBP: 0.345, SLG: 0.217 Chet Nichols, S (8, 1) Don Gile, R (9, PH)			K		F7			PO		2	0	0	0	0	1	0									
<b>Inning Stats</b>	R: 0 E: 0 K: 0 S: 2	H: 0 LOB: 0 BB: 1 P: 6	R: 0 E: 0 K: 1 S: 5	H: 0 LOB: 0 BB: 0 P: 5	R: 0 E: 0 K: 2 S: 7	H: 0 LOB: 0 BB: 0 P: 7	R: 2 E: 0 K: 0 S: 5	H: 2 LOB: 1 BB: 1 P: 9	R: 0 E: 0 K: 2 S: 7	H: 0 LOB: 0 BB: 0 P: 7	R: 0 E: 0 K: 0 S: 4	H: 1 LOB: 1 BB: 0 P: 4	R: 0 E: 0 K: 1 S: 7	H: 2 LOB: 2 BB: 0 P: 7	R: 1 E: 0 K: 0 S: 4	H: 1 LOB: 0 BB: 0 P: 4	R: 0 E: 0 K: 0 S: 4	H: 2 LOB: 1 BB: 0 P: 4	1B: 6 2B: 1 3B: 0 HR: 1	SF: 0 SAC: 0 DP: 0 HBP: 0	WP: 0 PB: 0 SB: 0 CS: 1	PA: 36			
<b>PITCHER</b>	IP	WLS	BF	H	R	ER	SO	BB	IBB	HBP	BLK	WP	HR	S	P	ERA	WHIP	<b>PITCHER</b>							
Barry Latman, R (1, 1) ERA: 4.86	9.0	W	35	8	3	3	6	2	0	0	0	0	1	45	53	3.00	1.111								







Batter	1	2	3	4	5	6	7	8	9	AB	R	H	RBI	BB	SO	LOB	TOP							
Johnny Temple, R (1,4) OBP: 0.391, SLG: 0.368	4-0 BB		0-0 F9			4-0 1B SF9 BB	0-0 SH5-3		0-0 SH1-4	1	1	0	0	2	0	0								
Russ Snyder, L (1,9) OBP: 0.323, SLG: 0.549	0-3 K			0-0 4-3		0-0 SF9 1B	0-0 L8		0-0 PB 1B	5	1	2	0	0	1	3								
Brooks Robinson, R (1,5) OBP: 0.318, SLG: 0.487	0-0 F9			0-3 K		0-0 1B		0-0 6-3	0-3 K	5	0	1	0	0	2	1								
Jim Gentile, L (1,3) OBP: 0.380, SLG: 0.583		0-0 F9		0-0 1B 1B		0-0 SF9		0-3 K		3	0	1	1	0	1	0								
Jackie Brandt, R (1,8) OBP: 0.301, SLG: 0.425		0-0 3B		0-0 1B		0-0 SF9		0-0 1B 1B		3	1	3	1	0	0	0								
Whitey Herzog, L (1,7) OBP: 0.366, SLG: 0.346		0-0 4-3		0-0 L9		0-0 F6		0-0 1B 1B		4	0	1	0	0	0	4								
Jerry Adair, R (1,6) OBP: 0.224, SLG: 0.228 Charlie Lau, L (8, PH) OBP: 0.333, SLG: 0.398 Mary Breeding, R (8, FR) OBP: 0.250, SLG: 0.262		0-0 6-3			0-0 F8		0-0 6-3	0-0 1B		3	0	0	0	0	0	1	AB 31							
Hobie Landrith, L (1,2) OBP: 0.371, SLG: 0.404			0-0 F4		0-0 4-3		4-0 SH5-3 1B BB	0-3 K		3	0	0	0	1	1	2	R 3							
Jack Fisher, R (1,1) OBP: 0.308, SLG: 0.100 Dick Hall, R (3,1) OBP: 0.222, SLG: 0.250 Earl Robinson, R (7, PH) OBP: 0.348, SLG: 0.400 Wes Stock, R (7,1) OBP: 0.250, SLG: 0.241 Dick Williams, R (9, PH) OBP: 0.336, SLG: 0.378			0-0 F4		0-0 5-3		0-0 SH5-3 1B	0-3 SH1-4 BB		1	0	0	0	0	0	0	H 10							
<b>Inning Stats</b>	R: 0 E: 0 K: 1 S: 4	H: 0 LOB: 0 BB: 1 P: 8	R: 0 E: 0 K: 0 S: 4	H: 1 LOB: 1 BB: 0 P: 4	R: 0 E: 0 K: 0 S: 3	H: 0 LOB: 0 BB: 0 P: 3	R: 0 E: 0 K: 1 S: 7	H: 2 LOB: 2 BB: 0 P: 7	R: 0 E: 0 K: 0 S: 3	H: 0 LOB: 0 BB: 0 P: 3	R: 2 E: 0 K: 0 S: 5	H: 2 LOB: 1 BB: 1 P: 9	R: 0 E: 0 K: 0 S: 4	H: 1 LOB: 2 BB: 1 P: 8	R: 1 E: 0 K: 2 S: 10	H: 3 LOB: 2 BB: 0 P: 10	R: 0 E: 0 K: 1 S: 5	H: 1 LOB: 1 BB: 1 P: 9	1B: 9 2B: 0 3B: 1 HR: 0	SF: 2 SAC: 2 DP: 0 HBP: 0	WP: 0 PB: 1 SB: 0 CS: 0	PA: 39		
<b>PITCHER</b>	IP WLS BF H R ER SO BB IBB HBP BLK WP HR S P ERA WHIP	6.1 W 27 6 2 2 2 3 0 0 0 0 0 28 40 2.84 1.421	2.0 S 10 3 1 1 2 1 0 0 0 0 0 13 17 4.50 2.000	0.2 S 2 1 0 0 1 0 0 0 0 0 0 4 4 0.00 1.500																				

Baltimore Orioles @ Boston Red Sox  
Fenway Park, Boston, MA  
Tue Jun 12 1962, 7:05 PM EDT  
Att: 6,080 - Unknown

AB 31  
R 3  
H 10  
RBI 3  
BB 4  
SO 5  
LOB 11



Batter	1	2	3	4	5	6	7	8	9	AB	R	H	RBI	BB	SO	LOB	BOTTOM	
Billy Gardner, R (1,4) OBP: 0.167, SLG: 0.167	0-3 K	0-3 K		0-3 K		0-0 3-1 1B		0-0 F9		5	0	1	0	0	3	2		
Gary Geiger, L (1,8) OBP: 0.325, SLG: 0.335	0-0 S 1B	0-0 4-3		4-0 CS BB		0-0 3-1 1B		0-0 F8		4	1	2	0	1	0	2		
Carl Yastrzemski, L (1,7) OBP: 0.360, SLG: 0.505	0-3 K		0-0 HR	0-0 2B		0-0 3-1		0-0 F7		5	1	2	0	0	1	3		
Frank Maltzone, R (1,5) OBP: 0.324, SLG: 0.449	0-0 BB		0-0 HR	0-3 K		0-0 F4				4	1	2	3	0	1	3		
Pete Runnels, L (1,3) OBP: 0.430, SLG: 0.448	4-0 BB		0-0 WP 2B	0-0 2B		0-0 6-3		0-0 6-3		3	1	3	0	1	0	0		
Bob Tillman, R (1,2) OBP: 0.346, SLG: 0.645	0-3 K		0-3 K	0-0 K		0-0 K		0-0 6-3		4	0	0	0	0	3	5		
Carroll Hardy, R (1,9) OBP: 0.336, SLG: 0.378		0-0 SH3-4 HBP	0-0 2B	0-0 2B		0-0 F9		0-3 K		4	0	2	1	0	1	2	AB 34	
Eddie Bressoud, R (1,6) OBP: 0.303, SLG: 0.409		1-0 SH3-4 HBP	0-0 5-3	0-0 F3		0-0 F3		4-0 IBB		2	0	0	0	1	0	2	R 4	
Ike Delock, R (1,1) OBP: 0.200, SLG: 0.200 Wes Stock, R (7,1) OBP: 0.250, SLG: 0.241		0-0 SH3-4	0-3 K		0-0 5-3		0-3 K			2	0	0	0	0	1	1	H 12	
<b>Inning Stats</b>	R: 1 E: 0 K: 3 S: 11	H: 2 LOB: 2 BB: 1 P: 15	R: 0 E: 0 K: 1 S: 6	H: 1 LOB: 2 BB: 0 P: 7	R: 3 E: 0 K: 2 S: 11	H: 4 LOB: 1 BB: 0 P: 11	R: 0 E: 0 K: 2 S: 7	H: 1 LOB: 1 BB: 1 P: 11	R: 0 E: 0 K: 0 S: 5	H: 2 LOB: 2 BB: 0 P: 5	R: 0 E: 0 K: 2 S: 8	H: 1 LOB: 2 BB: 1 P: 12	R: 0 E: 0 K: 0 S: 3	H: 0 LOB: 0 BB: 0 P: 3	1B: 8 2B: 3 3B: 0 HR: 1	SF: 0 SAC: 1 DP: 0 HBP: 1	WP: 1 PB: 0 SB: 1 CS: 1	PA: 39
<b>PITCHER</b>	IP WLS BF H R ER SO BB IBB HBP BLK WP HR S P ERA WHIP	2.1 L 16 7 4 4 4 1 0 1 0 0 0 22 26 0.00 1.364	3.2 S 15 4 0 0 4 1 0 0 0 0 0 22 26 0.00 1.364	2.0 S 8 1 0 0 2 0 1 0 0 0 0 11 15 0.00 0.500														

Baltimore Orioles @ Boston Red Sox  
Fenway Park, Boston, MA  
Tue Jun 12 1962, 7:05 PM EDT  
Att: 6,080 - Unknown

AB 34  
R 4  
H 12  
RBI 4  
BB 3  
SO 11  
LOB 22





Batter	1	2	3	4	5	6	7	8	9	AB	R	H	RBI	BB	SO	LOB	TOP			
<b>Johnny Temple, R</b> OBP: 0.393, SLG: 0.364 (1, 4)	4-0 BB G4-6-3		1-0 HBP			0-0 6-3		0-0 G3		2	0	0	0	1	0	0				
<b>Russ Snyder, L</b> OBP: 0.313, SLG: 0.532 (1, 9)	0-0 G4-6-3 1-2f		0-0 F7			0-0 6-3		0-0 F8		4	0	0	0	0	0	2				
<b>Brooks Robinson, R</b> OBP: 0.313, SLG: 0.478 (1, 5)	0-0 1-4-3			0-0 5-3		0-0 F8		0-0 F4		4	0	0	0	0	0	0				
<b>Jim Gentile, L</b> OBP: 0.373, SLG: 0.571 (1, 3)		0-0 E4 G6-4-3		0-0 4-3		0-0 4-3		0-0 F7		4	0	0	0	0	0	0				
<b>Jackie Brandt, R</b> OBP: 0.302, SLG: 0.429 (1, 8)		0-0 G6-4-3 1-2f		0-0 2B		0-3 K				3	0	1	0	0	1	1				
<b>Whitey Herzog, L</b> OBP: 0.375, SLG: 0.350 (1, 7)		4-0 BB		0-0 4-3		0-0 FC5-4 1B				2	0	1	0	1	0	1				
<b>Jerry Adair, R</b> OBP: 0.219, SLG: 0.223 (1, 6)		0-0 F5		0-0 6-3		0-0 FC5-4 1-2f				3	0	0	0	0	0	2				
<b>Hobie Landrith, L</b> OBP: 0.356, SLG: 0.383 (1, 2)			0-0 6-3		0-0 1-3			0-0 4-3		3	0	0	0	0	0	0				
<b>Chuck Estrada, R</b> OBP: 0.125, SLG: 0.087 (1, 1)			0-0 1-3		0-3 K			0-0 4-3		2	0	0	0	0	1	0				
<b>Billy Hoelt, L</b> OBP: 0.538, SLG: 0.375 (5, 1)										0	0	0	0	0	0	0				
<b>Earl Robinson, R</b> OBP: 0.343, SLG: 0.393 (6, PH)										1	0	0	0	0	0	0				
<b>Wes Stock, R</b> (8, 1)										0	0	0	0	0	0	0				
<b>Inning Stats</b>	R: 0 E: 0 K: 0 S: 2	H: 0 LOB: 0 BB: 1 P: 6	R: 0 E: 1 K: 0 S: 3	H: 0 LOB: 1 BB: 0 P: 7	R: 0 E: 0 K: 0 S: 3	H: 0 LOB: 1 BB: 0 P: 4	R: 0 E: 0 K: 0 S: 4	H: 1 LOB: 1 BB: 0 P: 4	R: 0 E: 0 K: 1 S: 5	H: 0 LOB: 0 BB: 0 P: 5	R: 0 E: 0 K: 0 S: 3	H: 1 LOB: 1 BB: 0 P: 6	R: 0 E: 0 K: 0 S: 3	H: 0 LOB: 0 BB: 0 P: 3	R: 0 E: 0 K: 0 S: 3	H: 0 LOB: 0 BB: 0 P: 3	1B: 1 2B: 1 3B: 0 HR: 0	SF: 0 SAC: 0 DP: 2 HBP: 1	WP: 0 PB: 0 SB: 0 CS: 0	PA: 31
<b>PITCHER</b> <b>Don Schwall, R</b> ERA: 4.86 (1, 1)	IP: 9.0 WLS: W BF: 31 H: 2 R: 0 ER: 0 SO: 2 BB: 2 IBB: 0 HBP: 1 BLK: 0 WP: 0 HR: 0 S: 32 P: 41 ERA: 0.00 WHIP: 0.444															<b>PITCHER</b> <b>Don Schwall, R</b> ERA: 4.86 (1, 1)	IP: 9.0 WLS: W BF: 31 H: 2 R: 0 ER: 0 SO: 2 BB: 2 IBB: 0 HBP: 1 BLK: 0 WP: 0 HR: 0 S: 32 P: 41 ERA: 0.00 WHIP: 0.444			

**Baltimore Orioles @ Boston Red Sox**  
Fenway Park, Boston, MA  
Wed Jun 13 1962, 7:05 PM EDT  
Att: 4,692 - Unknown

AB	28
R	0
H	2
RBI	0
BB	2
SO	2
LOB	6



Batter	1	2	3	4	5	6	7	8	9	AB	R	H	RBI	BB	SO	LOB	BOTTOM			
<b>Billy Gardner, R</b> OBP: 0.364, SLG: 0.400 (1, 4)	0-0 L6		0-0 4-3 SF9 2B		0-0 1B 1B	4-0 BB		0-0 F6		4	2	2	0	1	0	1				
<b>Gary Geiger, L</b> OBP: 0.319, SLG: 0.328 (1, 8)	0-0 F7		0-0 4-3		0-0 4-3 1-2	0-3 K				4	0	0	0	0	1	3				
<b>Carl Yastrzemski, L</b> OBP: 0.363, SLG: 0.599 (1, 7)	0-0 F7		0-0 SF9		4-0 1B IBB			0-0 6-3 2B		2	0	1	1	1	0	0				
<b>Frank Malzone, R</b> OBP: 0.326, SLG: 0.450 (1, 5)		0-0 WP SF7 BB 1B	0-0 6-3		0-0 FC5 BB 1B	0-0 5-3				4	1	2	1	0	0	1				
<b>Pete Runnels, L</b> OBP: 0.435, SLG: 0.453 (1, 3)		4-0 WP BB		0-0 1B 2B	4-0 1-2 BB	0-0 6-3		0-0 2-3		2	1	1	0	2	0	1				
<b>Bob Tillman, R</b> OBP: 0.343, SLG: 0.632 (1, 2)		0-0 SF7		4-0 1B K BB	0-3 K	0-3 K				2	0	0	1	1	2	4				
<b>Carroll Hardy, R</b> OBP: 0.336, SLG: 0.372 (1, 9)		4-0 BB		0-3 K	0-0 FC5			0-0 5-3		3	0	0	0	1	1	5				
<b>Eddie Bressoud, R</b> OBP: 0.303, SLG: 0.406 (1, 6)		0-3 K		0-0 1B	0-0 F8			0-0 5-3		4	0	1	1	0	1	2				
<b>Don Schwall, R</b> OBP: 0.200, SLG: 0.167 (1, 1)		0-3 K		0-3 K	0-0 F9			0-0 1B		4	0	1	0	0	2	4				
<b>Inning Stats</b>	R: 0 E: 0 K: 0 S: 3	H: 0 LOB: 0 BB: 0 P: 3	R: 1 E: 0 K: 2 S: 8	H: 1 LOB: 2 BB: 2 P: 16	R: 1 E: 0 K: 0 S: 4	H: 1 LOB: 0 BB: 0 P: 4	R: 1 E: 0 K: 2 S: 8	H: 2 LOB: 1 BB: 1 P: 12	R: 1 E: 0 K: 1 S: 7	H: 2 LOB: 3 BB: 2 P: 15	R: 0 E: 0 K: 1 S: 5	H: 0 LOB: 1 BB: 1 P: 9	R: 0 E: 0 K: 1 S: 6	H: 1 LOB: 1 BB: 0 P: 6	R: 0 E: 0 K: 0 S: 4	H: 1 LOB: 1 BB: 0 P: 4	1B: 5 2B: 3 3B: 0 HR: 0	SF: 2 SAC: 0 DP: 0 HBP: 0	WP: 1 PB: 0 SB: 0 CS: 0	PA: 37
<b>PITCHER</b> <b>Chuck Estrada, R</b> ERA: 4.1 (1, 1)	IP: 4.1 WLS: L BF: 22 H: 6 R: 4 ER: 4 SO: 4 BB: 3 IBB: 1 HBP: 0 BLK: 0 WP: 1 HR: 0 S: 26 P: 42 ERA: 8.31 WHIP: 2.077															<b>PITCHER</b> <b>Chuck Estrada, R</b> ERA: 4.1 (1, 1)	IP: 4.1 WLS: L BF: 22 H: 6 R: 4 ER: 4 SO: 4 BB: 3 IBB: 1 HBP: 0 BLK: 0 WP: 1 HR: 0 S: 26 P: 42 ERA: 8.31 WHIP: 2.077			
<b>Billy Hoelt, L</b> ERA: 6.0 (5, 1)	2.2 L 11 1 0 0 3 2 0 0 0 0 0 15 23 0.00 1.125															<b>Billy Hoelt, L</b> ERA: 6.0 (5, 1)	2.2 L 11 1 0 0 3 2 0 0 0 0 0 15 23 0.00 1.125			
<b>Wes Stock, R</b> ERA: 3.41 (8, 1)	1.0 4 1 0 0 0 0 0 0 0 0 0 4 4 0.00 1.000															<b>Wes Stock, R</b> ERA: 3.41 (8, 1)	1.0 4 1 0 0 0 0 0 0 0 0 0 4 4 0.00 1.000			

**Baltimore Orioles @ Boston Red Sox**  
Fenway Park, Boston, MA  
Wed Jun 13 1962, 7:05 PM EDT  
Att: 4,692 - Unknown

AB	29
R	4
H	8
RBI	4
BB	6
SO	7
LOB	21









Batter	1	2	3	4	5	6	7	8	9	AB	R	H	RBI	BB	SO	LOB	TOP					
<b>Billy Gardner, R</b> OBP: 0.476, SLG: 0.474 (1, 4)										5	1	2	1	0	0	1	<b>Boston Red Sox @ Detroit Tigers</b> Tiger Stadium, Detroit, MI Fri Jun 15 1962, 7:05 PM EDT Att: 26,272 - Unknown					
<b>Gary Geiger, L</b> OBP: 0.313, SLG: 0.326 (1, 8)										2	1	0	0	0	0	1						
<b>Lou Clinton, R</b> OBP: 0.175, SLG: 0.208 (5, PH) (5, 9)										2	0	1	0	1	0	1						
<b>Carl Yastrzemski, L</b> OBP: 0.364, SLG: 0.504 (1, 7)										5	0	1	1	0	2	3						
<b>Frank Maltzone, R</b> OBP: 0.331, SLG: 0.447 (1, 5)										4	0	1	0	0	0	2						
<b>Pete Runnels, L</b> OBP: 0.440, SLG: 0.456 (1, 3)										3	0	2	1	1	0	1						
<b>Bob Tillman, R</b> OBP: 0.325, SLG: 0.587 (1, 2)										4	0	0	0	0	2	5						
<b>Carroll Hardy, R</b> OBP: 0.324, SLG: 0.356 (1, 9) (5, 8)										4	0	0	0	0	1	5						
<b>Eddie Bressoud, R</b> OBP: 0.301, SLG: 0.401 (1, 6)										4	1	1	0	0	2	2						
<b>Gene Conley, R</b> OBP: 0.270, SLG: 0.371 (1, 1)										3	0	1	0	0	0	0						
<b>Inning Stats</b>	R: 2 E: 1 K: 1 S: 9	H: 3 LOB: 2 BB: 0 P: 9	R: 0 E: 0 K: 0 S: 3	H: 0 LOB: 0 BB: 0 P: 3	R: 0 E: 1 K: 1 S: 6	H: 0 LOB: 1 BB: 0 P: 6	R: 0 E: 0 K: 1 S: 5	H: 0 LOB: 0 BB: 0 P: 5	R: 0 E: 1 K: 0 S: 4	H: 1 LOB: 1 BB: 0 P: 4	R: 0 E: 0 K: 3 S: 11	H: 2 LOB: 2 BB: 0 P: 11	R: 0 E: 0 K: 1 S: 6	H: 1 LOB: 1 BB: 0 P: 6	R: 0 E: 0 K: 0 S: 3	H: 0 LOB: 1 BB: 1 P: 7	R: 1 E: 0 K: 0 S: 4	H: 2 LOB: 1 BB: 1 P: 8	1B: 9 2B: 0 3B: 0 HR: 0	SF: 0 SAC: 1 DP: 0 HBP: 0	WP: 0 PB: 0 SB: 1 CS: 0	PA: 39
<b>PITCHER</b> <b>Don Mossi, L</b> ERA: 3.44 (1, 1)	IP: 9.0 WLS: L BF: 39	H: 9 R: 3 ER: 2 SO: 7	BB: 2 IBB: 0 HBP: 0 BLK: 0	WP: 0 HR: 0 S: 51 P: 59	ERA: 2.00 WHIP: 1.222	<b>PITCHER</b> IP: WLS: BF: H: R: ER: SO: BB: IBB: HBP: BLK: WP: HR: S: P: ERA: WHIP																

AB	36
R	3
H	9
RBI	3
BB	2
SO	7
LOB	21



Batter	1	2	3	4	5	6	7	8	9	AB	R	H	RBI	BB	SO	LOB	BOTTOM					
<b>Jake Wood, R</b> OBP: 0.324, SLG: 0.359 (1, 4)										4	0	0	0	1	0	0	<b>Boston Red Sox @ Detroit Tigers</b> Tiger Stadium, Detroit, MI Fri Jun 15 1962, 7:05 PM EDT Att: 26,272 - Unknown					
<b>Dick McAuliffe, L</b> OBP: 0.352, SLG: 0.361 (1, 5)										4	0	0	0	1	0	1						
<b>Bubba Morton, R</b> OBP: 0.388, SLG: 0.395 (1, 8)										3	0	1	0	1	1	2						
<b>Norm Cash, L</b> OBP: 0.413, SLG: 0.532 (1, 3)										3	0	1	0	1	1	2						
<b>Rocky Colavito, R</b> OBP: 0.320, SLG: 0.449 (1, 7)										3	0	1	0	1	0	2						
<b>Pumal Goldy, R</b> OBP: 0.500, SLG: 0.500 (1, 9)										4	0	2	0	0	0	3						
<b>Chico Fernandez, R</b> OBP: 0.295, SLG: 0.449 (1, 6)										3	0	1	0	0	1	1						
<b>Dick Brown, R</b> OBP: 0.294, SLG: 0.429 (1, 2)										2	0	0	0	0	1	2						
<b>Vic Wertz, L</b> OBP: 0.333, SLG: 0.370 (6, PH)										1	0	0	0	0	1	1						
<b>Mike Roarke, R</b> OBP: 0.115, SLG: 0.120 (8, PH)										0	0	0	0	0	0	0						
<b>Bobo Osborne, L</b> OBP: 0.440, SLG: 0.222 (9, 2)										1	0	0	0	0	0	1						
<b>Don Mossi, L</b> OBP: 0.345, SLG: 0.240 (1, 1)										3	0	0	0	0	2	3						
<b>Charlie Maxwell, L</b> OBP: 0.257, SLG: 0.262 (9, PH)										1	0	0	0	0	0	0						
<b>Inning Stats</b>	R: 0 E: 0 K: 0 S: 4	H: 1 LOB: 3 BB: 2 P: 12	R: 0 E: 0 K: 2 S: 7	H: 0 LOB: 0 BB: 0 P: 7	R: 0 E: 0 K: 2 S: 7	H: 0 LOB: 1 BB: 1 P: 11	R: 0 E: 0 K: 1 S: 7	H: 2 LOB: 2 BB: 0 P: 7	R: 0 E: 0 K: 0 S: 4	H: 1 LOB: 1 BB: 1 P: 8	R: 0 E: 0 K: 2 S: 8	H: 1 LOB: 1 BB: 0 P: 8	R: 0 E: 0 K: 0 S: 3	H: 0 LOB: 1 BB: 1 P: 7	R: 0 E: 0 K: 0 S: 4	H: 1 LOB: 1 BB: 0 P: 4	R: 0 E: 0 K: 0 S: 3	H: 0 LOB: 0 BB: 0 P: 3	1B: 6 2B: 0 3B: 0 HR: 0	SF: 0 SAC: 1 DP: 0 HBP: 0	WP: 0 PB: 2 SB: 0 CS: 0	PA: 38
<b>PITCHER</b> <b>Gene Conley, R</b> ERA: 3.41 (1, 1)	IP: 9.0 WLS: W BF: 38	H: 6 R: 0 ER: 0 SO: 7	BB: 5 IBB: 0 HBP: 0 BLK: 0	WP: 0 HR: 0 S: 47 P: 67	ERA: 0.00 WHIP: 1.222	<b>PITCHER</b> IP: WLS: BF: H: R: ER: SO: BB: IBB: HBP: BLK: WP: HR: S: P: ERA: WHIP																

AB	32
R	0
H	6
RBI	0
BB	5
SO	7
LOB	18





Batter	1	2	3	4	5	6	7	8	9	AB	R	H	RBI	BB	SO	LOB	TOP		
<b>Billy Gardner, R</b> OBP: 0.385, SLG: 0.375 (1,4)	0-0 6-3	0-3 K		0-3 K			0-0 F7		0-3 K	5	0	0	0	0	3	2			
<b>Dave Philley, S</b> OBP: 0.314, SLG: 0.207 (1,9)	0-0	0-0		0-0			0-0			4	0	1	0	0	0	2			
<b>Lou Clinton, R</b> OBP: 0.175, SLG: 0.208 (7,9)	1B	3-1		F5			6-3			0	0	0	0	0	0	0			
<b>Carl Yastrzemski, L</b> OBP: 0.362, SLG: 0.513 (1,7)	F8			HR			3-1		3-1	4	1	1	1	0	0	1			
<b>Frank Maltzone, R</b> OBP: 0.329, SLG: 0.444 (1,5)	K			F7			5-3		1B	4	0	1	0	0	1	1			
<b>Pete Runnels, L</b> OBP: 0.445, SLG: 0.457 (1,3)		BB		BB			3-1		BB	2	2	1	0	2	0	0			
<b>Bob Tillman, R</b> OBP: 0.322, SLG: 0.570 (1,2)	K			F7			F8		BB	3	0	0	0	1	1	2			
<b>Carroll Hardy, R</b> OBP: 0.327, SLG: 0.361 (1,8)		BB		BB			K		F6	3	1	1	1	1	1	2			
<b>Eddie Bressoud, R</b> OBP: 0.300, SLG: 0.396 (1,6)		BB		F6			1-3		6-3	3	0	0	0	1	0	1			
<b>Earl Wilson, R</b> OBP: 0.316, SLG: 0.471 (1,1)							F7		F3	3	0	1	2	0	1	0			
<b>Dick Radatz, R</b> OBP: 0.182, SLG: 0.182 (8,1)	2B			K						1	0	0	0	0	0	0			
<b>Inning Stats</b>	R: 0 E: 0 K: 1 S: 6	H: 1 LOB: 1 BB: 0 P: 6	R: 2 E: 0 K: 2 S: 8	H: 1 LOB: 2 BB: 3 P: 20	R: 2 E: 0 K: 0 S: 5	H: 2 LOB: 1 BB: 1 P: 9	R: 0 E: 0 K: 2 S: 7	H: 0 LOB: 0 BB: 0 P: 7	R: 0 E: 0 K: 0 S: 3	H: 0 LOB: 0 BB: 0 P: 3	R: 0 E: 0 K: 1 S: 5	H: 0 LOB: 0 BB: 0 P: 5	R: 0 E: 0 K: 0 S: 4	H: 2 LOB: 2 BB: 1 P: 8	R: 0 E: 0 K: 1 S: 5	H: 0 LOB: 0 BB: 0 P: 5	1B: 3 2B: 2 3B: 0 HR: 1	SF: 0 SAC: 0 DP: 0 HBP: 0	WP: 0 PA: 37 PB: 0 SB: 0 CS: 0
<b>PITCHER</b>	IP	WLS	BF	H	R	ER	SO	BB	IBB	HBP	BLK	WP	HR	S	P	ERA	WHIP		
<b>Jim Bunning, R</b> ERA: 4.04 (1,1)	2.2	L	16	4	4	4	3	4	0	0	0	0	1	18	34	13.50	3.000		
<b>Sam Jones, R</b> ERA: 5.3 (3,1)	2.1		7	0	0	0	2	0	0	0	0	0	0	11	11	0.00	0.000		
<b>Jerry Casale, R</b> ERA: 4.03 (6,1)	3.0		11	2	0	0	1	1	0	0	0	0	0	12	16	0.00	1.000		
<b>Terry Fox, R</b> ERA: 2.57 (9,1)	1.0		3	0	0	0	1	0	0	0	0	0	0	5	5	0.00	0.000		

**Boston Red Sox @ Detroit Tigers**  
Tiger Stadium, Detroit, MI  
Sat Jun 16 1962, 4:33 AM EDT  
Att: 11,447 - Unknown

AB 32  
R 4  
H 6  
RBI 4  
BB 5  
SO 7  
LOB 11



Batter	1	2	3	4	5	6	7	8	9	AB	R	H	RBI	BB	SO	LOB	BOTTOM		
<b>Jake Wood, R</b> OBP: 0.331, SLG: 0.361 (1,4)	5-3			G6-4-3 1B		S BB		FC4 BB		2	0	1	0	2	0	0			
<b>Bubba Morton, R</b> OBP: 0.377, SLG: 0.383 (1,8)	5-3			G6-4-3 1B		K		FC4 1B		4	0	1	0	0	1	2			
<b>Purnal Goldy, R</b> OBP: 0.375, SLG: 0.375 (1,9)	5-3			G6-4-3		F9		1B		4	0	1	0	0	0	3			
<b>Norm Cash, L</b> OBP: 0.407, SLG: 0.521 (1,3)				K		K		F8		4	0	0	0	0	3	4			
<b>Rocky Colavito, R</b> OBP: 0.322, SLG: 0.477 (1,7)	5-3					HR		HR		4	2	2	2	0	1	0			
<b>Dick McAuliffe, L</b> OBP: 0.348, SLG: 0.358 (1,5)	4-3			1-3		F2		BB		4	0	1	0	0	0	0			
<b>Chico Fernandez, R</b> OBP: 0.300, SLG: 0.463 (1,6)				5-3		3B		1B		4	0	2	0	0	1	1			
<b>Dick Brown, R</b> OBP: 0.290, SLG: 0.421 (1,2)				K		K2-3		F7		3	0	0	0	0	2	1			
<b>Bobo Osborne, L</b> OBP: 0.462, SLG: 0.222 (9, PH)				K				BB		0	0	0	0	1	0	0			
<b>Jim Bunning, R</b> ERA: 4.04 (1,1)				K		3-1		4-3		0	0	0	0	0	0	0			
<b>Sam Jones, R</b> ERA: 5.3 (3,1)										1	0	0	0	0	1	0			
<b>Charlie Maxwell, L</b> ERA: 5.3 (5, PH)										1	0	0	0	0	1	0			
<b>Jerry Casale, R</b> ERA: 4.03 (6,1)										0	0	0	0	0	0	0			
<b>Vic Wertz, L</b> ERA: 3.57 (8, PH)										1	0	0	0	0	0	0			
<b>Terry Fox, R</b> ERA: 2.57 (9,1)										0	0	0	0	0	0	0			
<b>Steve Boros, R</b> ERA: 2.57 (9, PH)										1	0	0	0	0	2	0			
<b>Inning Stats</b>	R: 0 E: 0 K: 0 S: 3	H: 0 LOB: 0 BB: 0 P: 3	R: 0 E: 0 K: 1 S: 5	H: 0 LOB: 0 BB: 0 P: 5	R: 0 E: 0 K: 2 S: 7	H: 0 LOB: 0 BB: 0 P: 7	R: 0 E: 0 K: 1 S: 6	H: 2 LOB: 1 BB: 0 P: 6	R: 1 E: 0 K: 1 S: 7	H: 2 LOB: 1 BB: 0 P: 7	R: 0 E: 0 K: 2 S: 7	H: 0 LOB: 1 BB: 1 P: 11	R: 1 E: 0 K: 0 S: 4	H: 2 LOB: 2 BB: 1 P: 8	R: 0 E: 0 K: 2 S: 8	H: 1 LOB: 2 BB: 1 P: 12	1B: 5 2B: 0 3B: 1 HR: 2	SF: 0 SAC: 0 DP: 1 HBP: 0	WP: 0 PA: 36 PB: 0 SB: 1 CS: 0
<b>PITCHER</b>	IP	WLS	BF	H	R	ER	SO	BB	IBB	HBP	BLK	WP	HR	S	P	ERA	WHIP		
<b>Earl Wilson, R</b> ERA: 3.86 (1,1)	7.0	W	26	6	2	2	7	1	0	0	0	0	0	2	39	43	2.57	1.000	
<b>Dick Radatz, R</b> ERA: 2.09 (8,1)	2.0	S	10	2	0	0	2	2	0	0	0	0	0	12	20	0.00	2.000		

**Boston Red Sox @ Detroit Tigers**  
Tiger Stadium, Detroit, MI  
Sat Jun 16 1962, 4:33 AM EDT  
Att: 11,447 - Unknown

AB 33  
R 2  
H 8  
RBI 2  
BB 3  
SO 9  
LOB 14






Batter	1	2	3	4	5	6	7	8	9	AB	R	H	RBI	BB	SO	LOB	TOP					
<b>Billy Gardner, R</b> OBP: 0.400, SLG: 0.393 (1, 4)										4	0	2	2	0	1	0	<b>Boston Red Sox @ Detroit Tigers</b> Tiger Stadium, Detroit, MI Sun Jun 17 1962, 4:33 AM EDT Unknown					
<b>Dave Philley, S</b> OBP: 0.285, SLG: 0.188 (1, 9)										3	0	0	1	0	0	2						
<b>Lou Clinton, R</b> OBP: 0.172, SLG: 0.204 (7, PH)										1	0	0	0	0	1	0						
<b>Carl Yastrzemski, L</b> OBP: 0.364, SLG: 0.508 (1, 7)										2	1	0	0	2	0	1						
<b>Frank Maltzone, R</b> OBP: 0.328, SLG: 0.453 (1, 5)										4	1	1	2	0	0	1						
<b>Pete Runnels, L</b> OBP: 0.446, SLG: 0.452 (1, 3)										2	0	0	0	2	0	0						
<b>Bob Tillman, R</b> OBP: 0.320, SLG: 0.559 (1, 2)										4	0	1	0	0	0	2						
<b>Carroll Hardy, R</b> OBP: 0.322, SLG: 0.354 (1, 8)										4	0	0	0	0	0	2						
<b>Eddie Bressoud, R</b> OBP: 0.303, SLG: 0.402 (1, 6)										4	2	2	0	0	0	0						
<b>Don Schwall, R</b> OBP: 0.185, SLG: 0.154 (1, 1)										2	1	0	0	0	0	2						
<b>Galen Cisco, R</b> OBP: 0.143, SLG: 0.150 (5, 1)										1	0	0	0	0	0	0						
<b>Jim Pagliarini, R</b> OBP: 0.358, SLG: 0.421 (9, PH)										1	0	0	0	0	0	0						
<b>Inning Stats</b>	R: 2 E: 0 K: 0 S: 5	H: 3 LOB: 2 BB: 2 P: 13	R: 1 E: 0 K: 0 S: 4	H: 1 LOB: 0 BB: 0 P: 4	R: 0 E: 0 K: 0 S: 2	H: 0 LOB: 1 BB: 2 P: 10	R: 2 E: 1 K: 0 S: 6	H: 2 LOB: 1 BB: 0 P: 6	R: 0 E: 0 K: 0 S: 3	H: 0 LOB: 0 BB: 0 P: 3	R: 0 E: 0 K: 0 S: 7	H: 0 LOB: 0 BB: 0 P: 7	R: 0 E: 0 K: 0 S: 3	H: 0 LOB: 0 BB: 0 P: 3	R: 0 E: 0 K: 0 S: 3	H: 0 LOB: 0 BB: 0 P: 3	1B: 4 2B: 1 3B: 0 HR: 1	SF: 0 SAC: 0 DP: 2 HBP: 0	WP: 0 PB: 0 SB: 1 CS: 0	PA: 36		
<b>PITCHER</b>	IP	WLS	BF	H	R	ER	SO	BB	IBB	HBP	BLK	WP	HR	S	P	ERA	WHIP					
<b>Paul Foytack, R</b> ERA: 5.06	(1, 1)	4.0	L	21	6	5	3	0	4	0	0	0	0	1	17	33	6.75	2.500				
<b>Hank Aguirre, L</b> ERA: 2.6	(5, 1)	5.0	W	15	0	0	0	2	0	0	0	0	0	0	19	19	0.00	0.000				

**Boston Red Sox @ Detroit Tigers**  
Tiger Stadium, Detroit, MI  
Sun Jun 17 1962, 4:33 AM EDT  
Unknown


AB 32  
R 5  
H 6  
RBI 5  
BB 4  
SO 2  
LOB 10



Batter	1	2	3	4	5	6	7	8	9	AB	R	H	RBI	BB	SO	LOB	BOTTOM					
<b>Jake Wood, R</b> OBP: 0.324, SLG: 0.353 (1, 4)										5	0	0	0	0	2	2	<b>Boston Red Sox @ Detroit Tigers</b> Tiger Stadium, Detroit, MI Sun Jun 17 1962, 4:33 AM EDT Unknown					
<b>Bubba Morton, R</b> OBP: 0.386, SLG: 0.367 (1, 8)										2	2	0	0	2	0	0						
<b>Purnal Goldy, R</b> OBP: 0.417, SLG: 0.917 (1, 9)										4	2	2	3	0	2	1						
<b>Rocky Colavito, R</b> OBP: 0.329, SLG: 0.493 (1, 7)										3	1	2	2	1	0	0						
<b>Norm Cash, L</b> OBP: 0.404, SLG: 0.531 (1, 3)										4	1	1	1	0	0	2						
<b>Dick McAuliffe, L</b> OBP: 0.347, SLG: 0.352 (1, 5)										3	1	0	0	1	0	1						
<b>Chico Fernandez, R</b> OBP: 0.299, SLG: 0.463 (1, 6)										4	0	1	1	0	0	0						
<b>Mike Roarke, R</b> OBP: 0.167, SLG: 0.241 (1, 2)										4	1	2	0	0	1	1						
<b>Paul Foytack, R</b> OBP: 0.250, SLG: 0.167 (1, 1)										1	0	0	0	0	0	1						
<b>Bobo Osborne, L</b> OBP: 0.481, SLG: 0.316 (4, PH)										1	0	1	1	0	0	0						
<b>Hank Aguirre, R</b> ERA: 5.76 (5, 1)										2	0	0	0	0	1	1						
<b>Inning Stats</b>	R: 2 E: 0 K: 1 S: 6	H: 2 LOB: 0 BB: 1 P: 10	R: 0 E: 0 K: 0 S: 4	H: 1 LOB: 0 BB: 0 P: 4	R: 1 E: 0 K: 0 S: 4	H: 1 LOB: 0 BB: 0 P: 4	R: 2 E: 1 K: 0 S: 6	H: 2 LOB: 1 BB: 2 P: 6	R: 3 E: 0 K: 2 S: 9	H: 2 LOB: 1 BB: 2 P: 17	R: 0 E: 0 K: 1 S: 5	H: 0 LOB: 0 BB: 0 P: 5	R: 0 E: 0 K: 1 S: 5	H: 0 LOB: 1 BB: 1 P: 9	R: 0 E: 0 K: 1 S: 6	H: 1 LOB: 1 BB: 0 P: 6	1B: 2 2B: 2 3B: 1 HR: 4	SF: 0 SAC: 0 DP: 1 HBP: 0	WP: 0 PB: 0 SB: 0 CS: 0	PA: 37		
<b>PITCHER</b>	IP	WLS	BF	H	R	ER	SO	BB	IBB	HBP	BLK	WP	HR	S	P	ERA	WHIP					
<b>Don Schwall, R</b> ERA: 5.19	(1, 1)	4.0	L	20	6	6	5	1	2	0	0	0	0	3	20	28	11.25	2.000				
<b>Galen Cisco, R</b> ERA: 5.76	(5, 1)	4.0	L	17	3	2	2	5	2	0	0	0	0	1	25	33	4.50	1.250				

**Boston Red Sox @ Detroit Tigers**  
Tiger Stadium, Detroit, MI  
Sun Jun 17 1962, 4:33 AM EDT  
Unknown

AB 33  
R 8  
H 9  
RBI 8  
BB 4  
SO 6  
LOB 9





Batter	1	2	3	4	5	6	7	8	9	AB	R	H	RBI	BB	SO	LOB	TOP					
<b>Billy Gardner, R</b> OBP: 0.353, SLG: 0.344 (1, 4)	F7	K			F8		6-3			4	0	0	0	0	1	1	<b>Boston Red Sox @ Detroit Tigers</b> Tiger Stadium, Detroit, MI Sun Jun 17 1962, 4:38 AM EDT Att: 20,869 - Unknown					
<b>Dave Philley, S</b> OBP: 0.285, SLG: 0.171 <b>Lou Clinton, R</b> OBP: 0.169, SLG: 0.200 (5, 9)	6-3		4-3		4-3		K			3	0	0	0	0	0	0						
<b>Carl Yastrzemski, L</b> OBP: 0.366, SLG: 0.506 (1, 7)	F5				K			G4-3 BB		3	0	1	0	1	1	0						
<b>Frank Maltzone, R</b> OBP: 0.331, SLG: 0.464 (1, 5)		1B BB	F3		HR			G4-3		3	2	1	1	1	0	2						
<b>Pete Runnels, L</b> OBP: 0.446, SLG: 0.467 (1, 3)		1B 3B 1B			HR		6-3	4-3		4	2	2	1	0	0	0						
<b>Jim Pagliaroni, R</b> OBP: 0.362, SLG: 0.418 (1, 2)		1B 3B 1B			FC5-4 HBP		3-1	F7		3	1	1	1	0	0	0						
<b>Carroll Hardy, R</b> OBP: 0.325, SLG: 0.353 (1, 8)		K			FC5-4 1-2		BLK BB	CS 1B		3	0	1	0	1	1	3						
<b>Eddie Bressoud, R</b> OBP: 0.302, SLG: 0.407 (1, 6)		1-2 2-H 3B	F8		F2		F9			4	0	1	2	0	0	3						
<b>Ike Delock, R</b> (1, 1)		K			K		6-3			3	0	0	0	0	2	2						
<b>Inning Stats</b>	R: 0 E: 0 K: 0 S: 3	H: 0 LOB: 0 BB: 0 P: 3	R: 3 E: 0 K: 3 S: 12	H: 3 LOB: 1 BB: 1 P: 16	R: 0 E: 0 K: 0 S: 3	H: 1 LOB: 0 BB: 0 P: 3	R: 1 E: 0 K: 1 S: 6	H: 1 LOB: 1 BB: 0 P: 7	R: 0 E: 0 K: 1 S: 5	H: 0 LOB: 0 BB: 1 P: 5	R: 1 E: 0 K: 0 S: 4	H: 1 LOB: 0 BB: 1 P: 8	R: 0 E: 0 K: 1 S: 5	H: 0 LOB: 0 BB: 0 P: 5	R: 0 E: 0 K: 0 S: 2	H: 0 LOB: 0 BB: 1 P: 6		R: 0 E: 0 K: 0 S: 3	H: 1 LOB: 0 BB: 0 P: 3	1B: 4 2B: 0 3B: 1 HR: 2	SF: 0 SAC: 0 DP: 1 HBP: 1	WP: 0 PB: 0 SB: 0 CS: 2
<b>PITCHER</b>	IP	WLS	BF	H	R	ER	SO	BB	IBB	HBP	BLK	WP	HR	S	P	ERA	WHIP					
<b>Phil Regan, R</b> ERA: 4.32 <b>Ron Nischwitz, L</b> ERA: 2.03	(1, 1)	7.0	L	29	6	5	5	6	2	0	1	1	0	2	38	47	6.43	1.143				

AB	31
R	5
H	7
RBI	5
BB	3
SO	6
LOB	11



Batter	1	2	3	4	5	6	7	8	9	AB	R	H	RBI	BB	SO	LOB	BOTTOM				
<b>Jake Wood, R</b> OBP: 0.318, SLG: 0.345 (1, 4)	6-3		G5-4-3		6-3			K	5-3	5	0	0	0	0	1	3	<b>Boston Red Sox @ Detroit Tigers</b> Tiger Stadium, Detroit, MI Sun Jun 17 1962, 4:38 AM EDT Att: 20,869 - Unknown				
<b>Bubba Morton, R</b> OBP: 0.393, SLG: 0.377 (1, 8)	K				FC 5-3 1B		F4	1B 1B		4	0	2	0	0	1	0					
<b>Purnal Goldy, R</b> OBP: 0.375, SLG: 0.750 (1, 9)					5-3		F6	F9		4	0	1	0	0	0	2					
<b>Rocky Colavito, R</b> OBP: 0.332, SLG: 0.493 (1, 7)					FC			BB 1B		4	0	2	0	0	0	2					
<b>Norm Cash, L</b> OBP: 0.402, SLG: 0.523 (1, 3)					F9		4-3	1-2 BB		3	0	0	0	1	0	3					
<b>Dick McAuliffe, L</b> OBP: 0.340, SLG: 0.343 (1, 5)					L4		F8	K	K	4	0	0	0	0	2	5					
<b>Chico Fernandez, R</b> OBP: 0.292, SLG: 0.452 (1, 6)					F7			5-3		4	0	0	0	0	1	0					
<b>Mike Roarke, R</b> OBP: 0.235, SLG: 0.281 (1, 2)					FC1-8 1B			1B BB		3	0	2	0	1	0	0					
<b>Phil Regan, R</b> OBP: 0.250, SLG: 0.231 <b>Bobo Osborne, L</b> OBP: 0.464, SLG: 0.300 <b>Ron Nischwitz, S</b> <b>Charlie Maxwell, L</b> OBP: 0.263, SLG: 0.258 (8, PH)	(1, 1)				FC1-6 G5-4-3			F8		2	0	0	0	0	0	2					
<b>Inning Stats</b>	R: 0 E: 0 K: 1 S: 6	H: 1 LOB: 1 BB: 0 P: 6	R: 0 E: 0 K: 0 S: 3	H: 0 LOB: 0 BB: 0 P: 3	R: 0 E: 0 K: 0 S: 3	H: 1 LOB: 0 BB: 0 P: 3	R: 0 E: 0 K: 0 S: 5	H: 1 LOB: 2 BB: 0 P: 5	R: 0 E: 0 K: 0 S: 4	H: 1 LOB: 1 BB: 0 P: 4	R: 0 E: 0 K: 2 S: 7	H: 0 LOB: 1 BB: 1 P: 11	R: 0 E: 0 K: 2 S: 9	H: 2 LOB: 3 BB: 1 P: 13	R: 0 E: 0 K: 1 S: 5	H: 0 LOB: 1 BB: 1 P: 9		1B: 7 2B: 0 3B: 0 HR: 0	SF: 0 SAC: 0 DP: 1 HBP: 0	WP: 0 PB: 0 SB: 0 CS: 0	PA: 37
<b>PITCHER</b>	IP	WLS	BF	H	R	ER	SO	BB	IBB	HBP	BLK	WP	HR	S	P	ERA	WHIP				
<b>Ike Delock, R</b> ERA: 2.9	(1, 1)	9.0	W	37	7	0	0	6	3	0	0	0	0	46	58	0.00	1.111				





Batter	1	2	3	4	5	6	7	8	9	AB	R	H	RBI	BB	SO	LOB	TOP								
<b>Billy Gardner, R</b> OBP: 0.333, SLG: 0.324 (1, 4)										5	0	1	0	0	1	2	<b>Boston Red Sox @ Cleveland Indians</b> Cleveland Municipal Stadium, Cleveland, OH Tue Jun 19 1962, 7:05 PM EDT Att: 9,082 - Unknown <a href="http://livebaseballscorecards.com">livebaseballscorecards.com</a>								
<b>Gary Geiger, L</b> OBP: 0.310, SLG: 0.319 (1, 8)										4	0	0	0	1	1	1									
<b>Carl Yastrzemski, L</b> OBP: 0.361, SLG: 0.498 (1, 7)										4	0	0	0	0	2	2									
<b>Frank Maltzone, R</b> OBP: 0.337, SLG: 0.478 (1, 5)										3	1	2	1	1	0	0									
<b>Pete Runnels, L</b> OBP: 0.447, SLG: 0.465 (1, 3)										3	2	1	0	1	0	2									
<b>Jim Pagliaroni, R</b> OBP: 0.374, SLG: 0.439 (1, 2)										4	1	3	0	0	0	1									
<b>Carroll Hardy, R</b> OBP: 0.328, SLG: 0.361 (1, 9)										4	0	2	2	0	0	1									
<b>Eddie Bressoud, R</b> OBP: 0.302, SLG: 0.405 (1, 6)										4	0	1	0	0	1	4									
<b>Bill Monbouquette, R</b> OBP: 0.214, SLG: 0.083 (1, 1)										3	0	0	0	0	3	2									
<b>Inning Stats</b>	R: 0 E: 0 K: 2 S: 9	H: 2 LOB: 2 BB: 0 P: 9	R: 0 E: 0 K: 0 S: 5	H: 2 LOB: 2 BB: 0 P: 5	R: 1 E: 0 K: 0 S: 4	H: 1 LOB: 0 BB: 0 P: 4	R: 0 E: 0 K: 1 S: 6	H: 2 LOB: 1 BB: 0 P: 6	R: 0 E: 0 K: 0 S: 2	H: 0 LOB: 0 BB: 1 P: 6	R: 2 E: 0 K: 2 S: 9	H: 3 LOB: 1 BB: 1 P: 13	R: 0 E: 0 K: 1 S: 5	H: 0 LOB: 0 BB: 0 P: 5	R: 1 E: 1 K: 0 S: 4	H: 0 LOB: 1 BB: 1 P: 8		R: 0 E: 0 K: 2 S: 7	H: 0 LOB: 0 BB: 0 P: 7	1B: 7 2B: 2 3B: 0 HR: 1	SF: 0 SAC: 1 DP: 2 HBP: 0	WP: 0 PB: 0 SB: 0 CS: 0	PA: 38		
<b>PITCHER</b>	IP	WLS	BF	H	R	ER	SO	BB	IBB	HBP	BLK	WP	HR	S	P	ERA	WHIP								
<b>Ruben Gomez, R</b> ERA: 4.5 (1, 1)	6.0	L	27	10	3	3	5	2	0	0	0	0	1	35	43	4.50	2.000								
<b>Frank Funk, R</b> ERA: 3.18 (7, 1)	2.0		8	0	1	0	1	1	0	0	0	0	0	9	13	0.00	0.500								
<b>Gary Bell, R</b> ERA: 3.7 (9, 1)	1.0		3	0	0	0	2	0	0	0	0	0	0	7	7	0.00	0.000								

Batter	1	2	3	4	5	6	7	8	9	AB	R	H	RBI	BB	SO	LOB	BOTTOM								
<b>Ty Cline, L</b> OBP: 0.371, SLG: 0.413 (1, 8)										4	0	1	0	0	0	1	<b>Boston Red Sox @ Cleveland Indians</b> Cleveland Municipal Stadium, Cleveland, OH Tue Jun 19 1962, 7:05 PM EDT Att: 9,082 - Unknown <a href="http://livebaseballscorecards.com">livebaseballscorecards.com</a>								
<b>Al Luplow, L</b> OBP: 0.373, SLG: 0.526 (1, 7)										4	0	1	0	0	0	2									
<b>Gary Bell, R</b> OBP: 0.133, SLG: 0.133 (9, 1)										0	0	0	0	0	0	0									
<b>Tito Francona, L</b> OBP: 0.331, SLG: 0.432 (1, 3)										4	0	0	0	0	2	3									
<b>Willie Kirkland, L</b> OBP: 0.335, SLG: 0.454 (1, 9)										3	0	0	0	1	0	1									
<b>John Romano, R</b> OBP: 0.356, SLG: 0.477 (1, 2)										4	0	0	0	0	2	2									
<b>Jerry Kindall, R</b> OBP: 0.297, SLG: 0.416 (1, 4)										4	0	0	0	0	2	1									
<b>Bubba Phillips, R</b> OBP: 0.321, SLG: 0.404 (1, 5)										3	0	0	0	0	1	1									
<b>Jim Mahoney, R</b> OBP: 0.214, SLG: 0.429 (1, 6)										2	0	0	0	0	2	0									
<b>Chuck Essegian, R</b> OBP: 0.402, SLG: 0.584 (8, PH)										0	1	0	0	1	0	0									
<b>Woodie Held, R</b> OBP: 0.361, SLG: 0.406 (9, 6)										0	0	0	0	0	0	0									
<b>Ruben Gomez, R</b> (1, 1)										1	0	0	0	0	0	0									
<b>Don Dillard, L</b> OBP: 0.253, SLG: 0.317 (6, PH)										1	0	1	0	0	0	0									
<b>Frank Funk, R</b> OBP: 0.167, SLG: 0.167 (7, 1)										0	0	0	0	0	0	0									
<b>Gene Green, R</b> OBP: 0.344, SLG: 0.633 (8, PH)										1	1	1	2	0	0	0									
<b>Inning Stats</b>	R: 0 E: 0 K: 1 S: 5	H: 0 LOB: 0 BB: 0 P: 5	R: 0 E: 0 K: 1 S: 5	H: 0 LOB: 1 BB: 1 P: 9	R: 0 E: 0 K: 1 S: 5	H: 0 LOB: 0 BB: 0 P: 5	R: 0 E: 0 K: 1 S: 6	H: 1 LOB: 1 BB: 0 P: 6	R: 0 E: 0 K: 1 S: 5	H: 0 LOB: 0 BB: 0 P: 5	R: 0 E: 0 K: 1 S: 4	H: 1 LOB: 1 BB: 0 P: 4	R: 0 E: 0 K: 1 S: 5	H: 0 LOB: 0 BB: 0 P: 5	R: 2 E: 0 K: 1 S: 7	H: 2 LOB: 1 BB: 1 P: 11	R: 0 E: 0 K: 2 S: 7	H: 0 LOB: 0 BB: 0 P: 7	1B: 3 2B: 0 3B: 0 HR: 1	SF: 0 SAC: 0 DP: 0 HBP: 0	WP: 0 PB: 0 SB: 1 CS: 0	PA: 33			
<b>PITCHER</b>	IP	WLS	BF	H	R	ER	SO	BB	IBB	HBP	BLK	WP	HR	S	P	ERA	WHIP								
<b>Bill Monbouquette, R</b> ERA: 3.99 (1, 1)	9.0	W	33	4	2	2	9	2	0	0	0	0	1	49	57	2.00	0.667								



Batter	1	2	3	4	5	6	7	8	9	AB	R	H	RBI	BB	SO	LOB	TOP											
<b>Billy Gardner, R</b> OBP: 0.302, SLG: 0.293 (1, 4)	F9	1-3			P4			L8		4	0	0	0	0	0	0	<b>Boston Red Sox @ Cleveland Indians</b> Cleveland Municipal Stadium, Cleveland, OH Wed Jun 20 1962, 7:05 PM EDT Unknown											
<b>Gary Geiger, L</b> OBP: 0.314, SLG: 0.344 (1, 8)	HR		L8			K				4	1	2	1	0	1	0												
<b>Carl Yastrzemski, L</b> OBP: 0.367, SLG: 0.496 (1, 7)	1B	2B	BB	6-3			G6-4-3	BB		1	1	0	0	3	0	0												
<b>Frank Maltzone, R</b> OBP: 0.336, SLG: 0.475 (1, 5)	2B	1B		F2		G6-4-3	1-2	L8		4	1	1	0	0	0	3												
<b>Pete Runnels, L</b> OBP: 0.448, SLG: 0.466 (1, 3)	K			CS	1B					4	0	2	0	0	1	2												
<b>Jim Paglaroni, R</b> OBP: 0.370, SLG: 0.441 (1, 2)	2B			F7		P4				4	0	1	2	0	1	2												
<b>Carroll Hardy, R</b> OBP: 0.326, SLG: 0.359 (1, 9)	L6			K		G6-4-3	1B			4	0	1	0	0	2	2												
<b>Eddie Bressoud, R</b> OBP: 0.298, SLG: 0.400 (1, 6)				F9		F9		G6-4-3		3	0	0	0	0	0	2												
<b>Gene Conley, R</b> OBP: 0.256, SLG: 0.351 <b>Arnold Earley, L</b> (7, 1)	6-3			1-3						2	0	0	0	0	0	0												
<b>Dave Philley, S</b> OBP: 0.262, SLG: 0.167 <b>Hal Kolstad, R</b> (8, 1)								P6		0	0	0	0	0	0	0												
<b>Inning Stats</b>	R: 3 E: 0 K: 1 S: 8	H: 3 LOB: 1 BB: 1 P: 12	R: 0 E: 0 K: 0 S: 3	H: 0 LOB: 0 BB: 0 P: 3	R: 0 E: 0 K: 0 S: 3	H: 0 LOB: 0 BB: 0 P: 3	R: 0 E: 0 K: 1 S: 5	H: 1 LOB: 1 BB: 0 P: 5	R: 0 E: 0 K: 0 S: 3	H: 0 LOB: 0 BB: 0 P: 3	R: 0 E: 0 K: 0 S: 4	H: 2 LOB: 1 BB: 0 P: 4	R: 0 E: 0 K: 0 S: 4	H: 1 LOB: 2 BB: 1 P: 8	R: 0 E: 0 K: 2 S: 7	H: 0 LOB: 0 BB: 0 P: 7	1B: 4 2B: 3 3B: 0 HR: 1	SF: 0 SAC: 0 DP: 3 HBP: 0	WP: 0 PB: 0 SB: 0 CS: 1	PA: 34								
<b>PITCHER</b>	IP	WLS	BF	H	R	ER	SO	BB	IBB	HBP	BLK	WP	HR	S	P	ERA	WHIP											
<b>Jim Perry, R</b> ERA: 3.2 <b>Bob Allen, L</b> ERA: 5.51 <b>Gary Bell, R</b> ERA: 3.81	(1, 1)	7.2	W	29	7	3	3	3	2	0	0	0	0	1	33	41	3.52	1.174										
	(8, 1)	0.0		1	0	0	0	0	1	0	0	0	0	0	0	4	∞	∞										
	(8, 1)	1.1	S	4	0	0	0	2	0	0	0	0	0	0	8	8	0.00	0.000										

AB	31
R	3
H	7
RBI	3
BB	3
SO	5
LOB	11



Batter	1	2	3	4	5	6	7	8	9	AB	R	H	RBI	BB	SO	LOB	BOTTOM											
<b>Ty Cline, L</b> OBP: 0.375, SLG: 0.411 (1, 8)	2B	1B			L7			L4		3	1	1	0	1	0	0	<b>Boston Red Sox @ Cleveland Indians</b> Cleveland Municipal Stadium, Cleveland, OH Wed Jun 20 1962, 7:05 PM EDT Unknown											
<b>Al Luplow, L</b> OBP: 0.370, SLG: 0.515 (1, 7)	F3	6-3			K					3	0	0	0	1	1	2												
<b>Tito Francona, L</b> OBP: 0.333, SLG: 0.435 (1, 3)	1B	2B			K			P5		3	1	1	0	1	1	1												
<b>Willie Kirkland, L</b> OBP: 0.338, SLG: 0.455 (1, 9)	S	1B			G3-6-3			F5		4	1	2	2	0	0	2												
<b>Woodie Held, R</b> OBP: 0.367, SLG: 0.424 (1, 6)	K					WP	PB	HR	1B	3	2	2	1	1	1	1												
<b>Jerry Kindall, R</b> OBP: 0.296, SLG: 0.410 (1, 4)	BB				F9			F8		3	0	0	0	1	1	3												
<b>Bubba Phillips, R</b> OBP: 0.320, SLG: 0.414 (1, 5)	K				K			P5		4	1	1	3	0	2	2												
<b>Doc Edwards, R</b> OBP: 0.263, SLG: 0.188 (1, 2)					F5			6-3		4	0	1	0	0	0	0												
<b>Jim Perry, S</b> OBP: 0.172, SLG: 0.179 <b>Bob Allen, L</b> (8, 1) <b>Gary Bell, R</b> OBP: 0.125, SLG: 0.125 (8, 1)	L1				1-3			1-3		3	0	0	0	0	0	0												
								FC6-4	1B	1	0	0	0	0	0	1												
<b>Inning Stats</b>	R: 2 E: 0 K: 2 S: 10	H: 3 LOB: 2 BB: 1 P: 14	R: 0 E: 0 K: 0 S: 3	H: 0 LOB: 1 BB: 1 P: 7	R: 0 E: 0 K: 1 S: 5	H: 0 LOB: 0 BB: 0 P: 5	R: 0 E: 0 K: 0 S: 7	H: 0 LOB: 0 BB: 0 P: 7	R: 3 E: 0 K: 1 S: 7	H: 2 LOB: 1 BB: 1 P: 11	R: 0 E: 0 K: 0 S: 3	H: 0 LOB: 1 BB: 1 P: 7	R: 1 E: 0 K: 0 S: 5	H: 2 LOB: 1 BB: 0 P: 5	1B: 5 2B: 1 3B: 0 HR: 2	SF: 0 SAC: 0 DP: 1 HBP: 0	WP: 1 PB: 1 SB: 1 CS: 0	PA: 36										
<b>PITCHER</b>	IP	WLS	BF	H	R	ER	SO	BB	IBB	HBP	BLK	WP	HR	S	P	ERA	WHIP											
<b>Gene Conley, R</b> ERA: 3.63 <b>Arnold Earley, L</b> ERA: 4.35 <b>Hal Kolstad, R</b> ERA: 7.53	(1, 1)	6.1	L	29	6	5	5	0	5	0	0	0	0	1	36	56	7.11	1.737										
	(7, 1)	0.2		2	0	0	0	0	0	0	0	0	0	2	2	0.00	0.000											
	(8, 1)	1.0		5	2	1	1	0	0	0	0	0	1	5	5	9.00	2.000											

AB	31
R	6
H	8
RBI	6
BB	5
SO	6
LOB	12

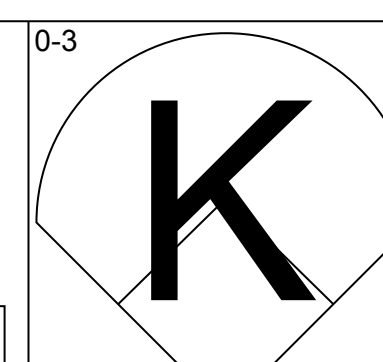
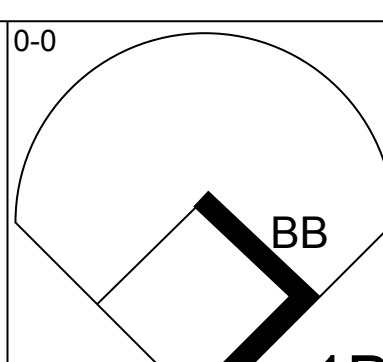
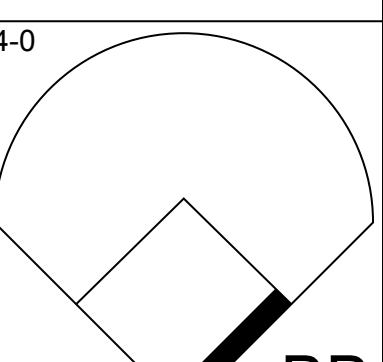
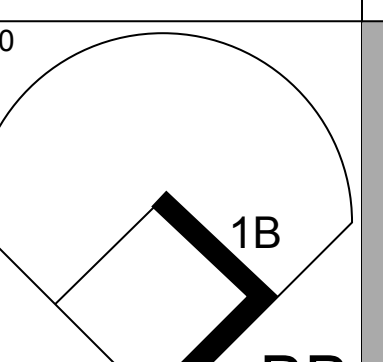
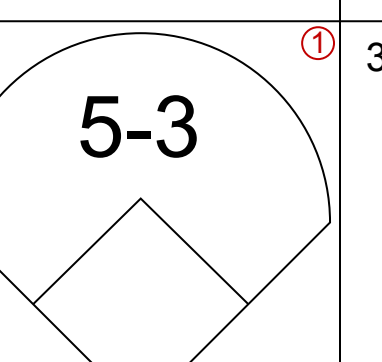

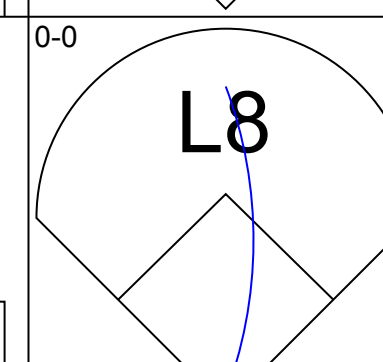
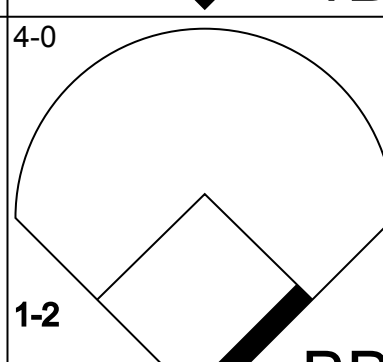
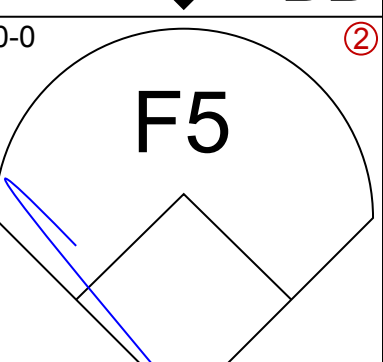
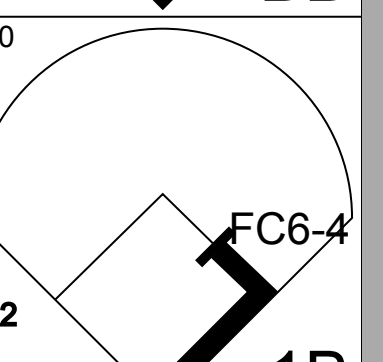
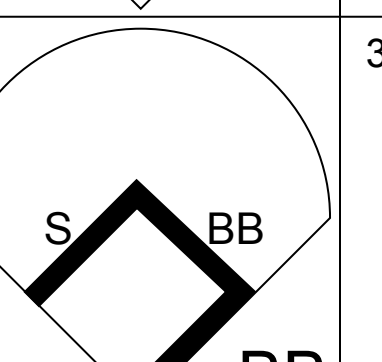
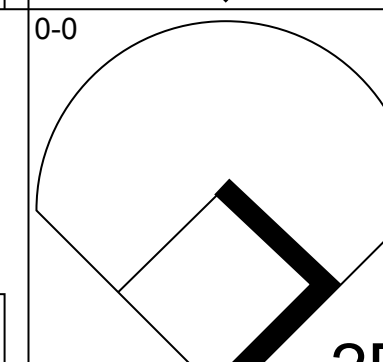
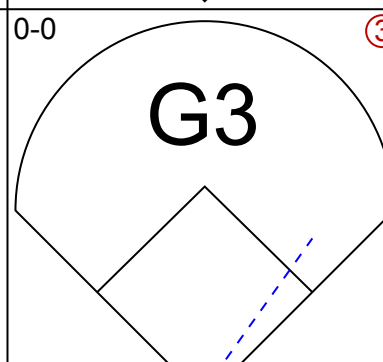
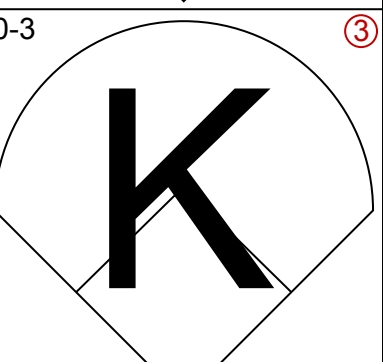
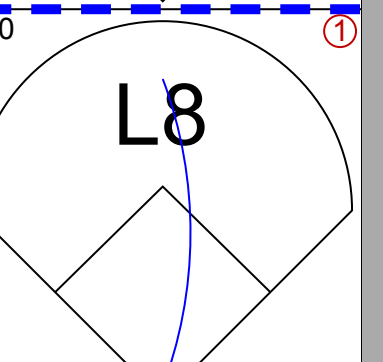
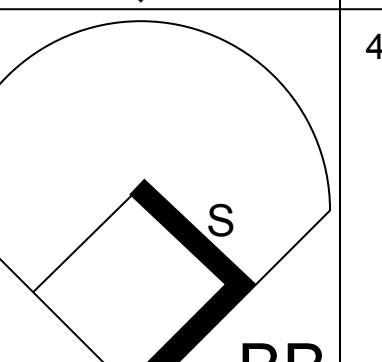
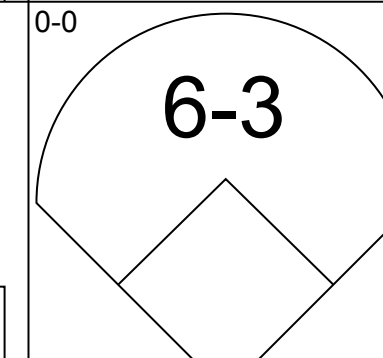
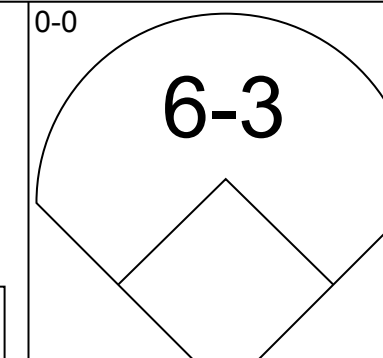
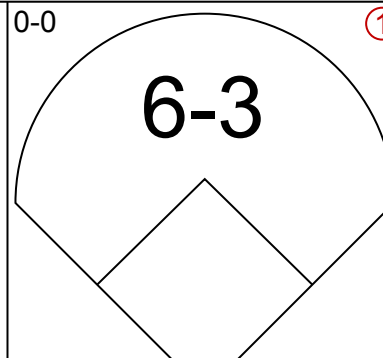

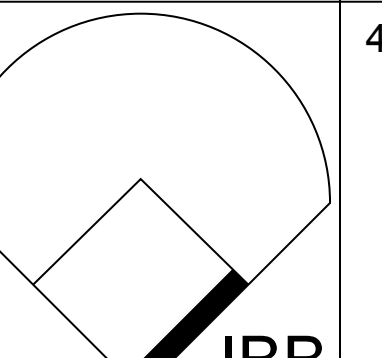
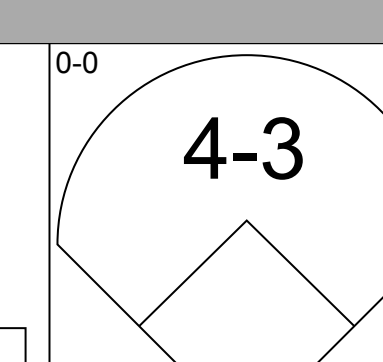
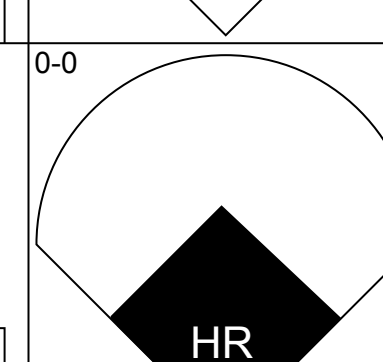
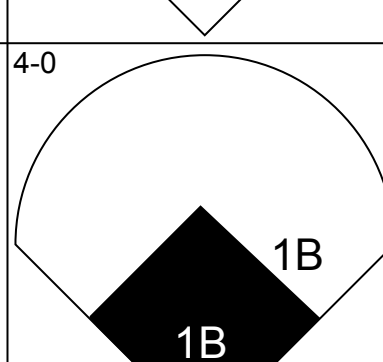

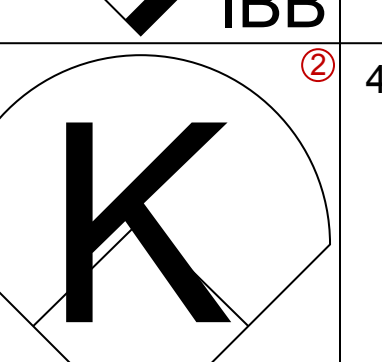

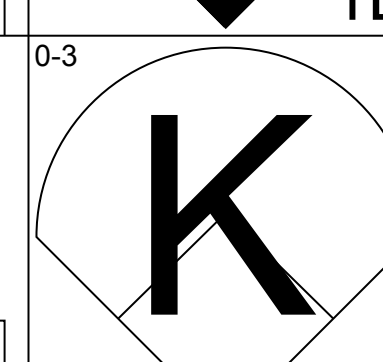
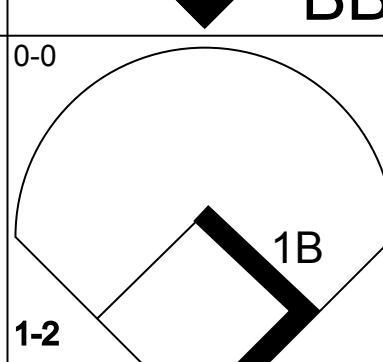
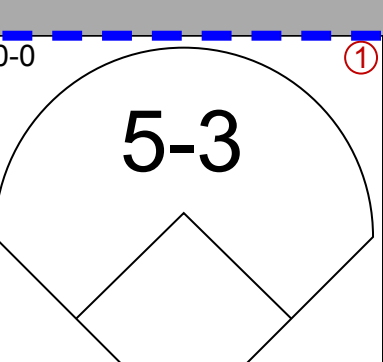
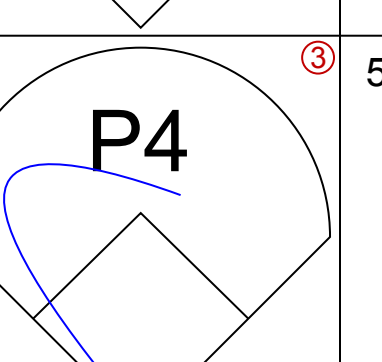

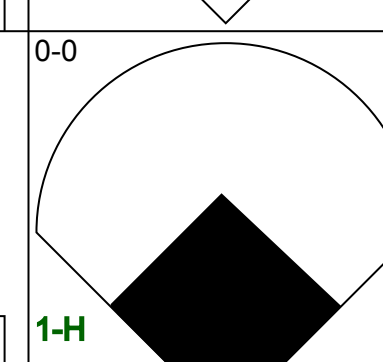
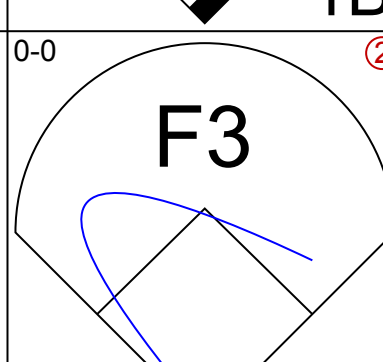
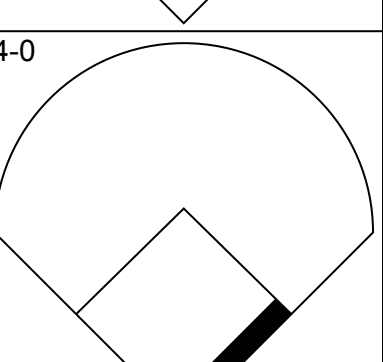
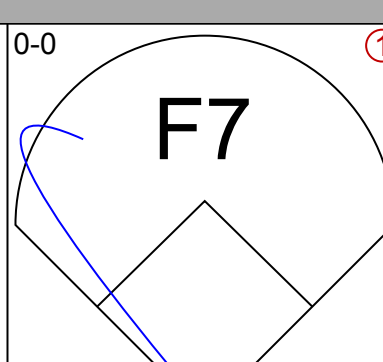
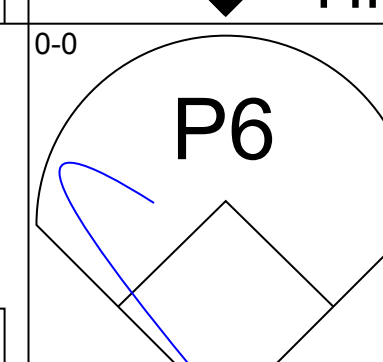
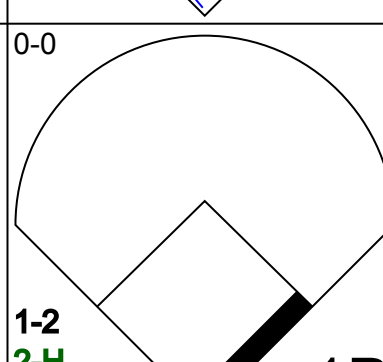
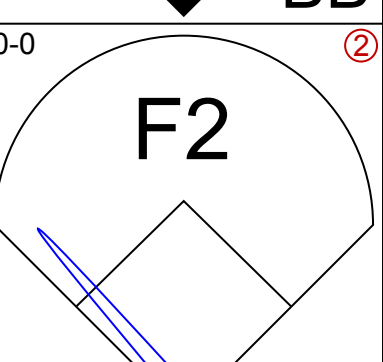

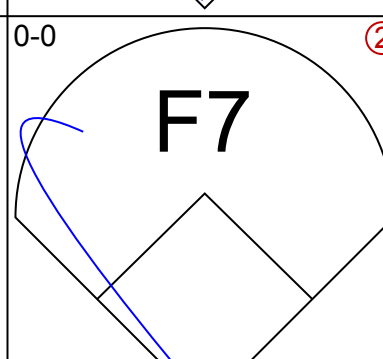
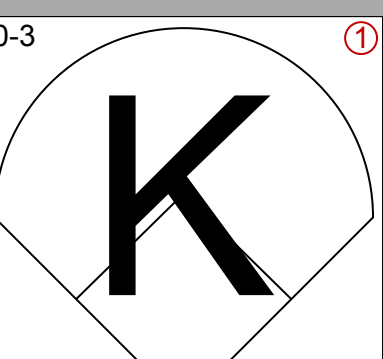
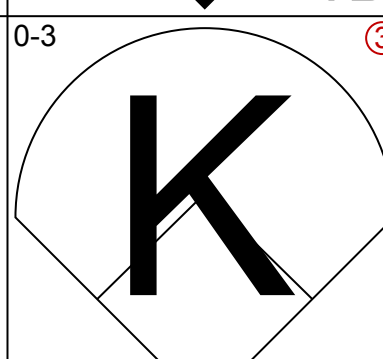
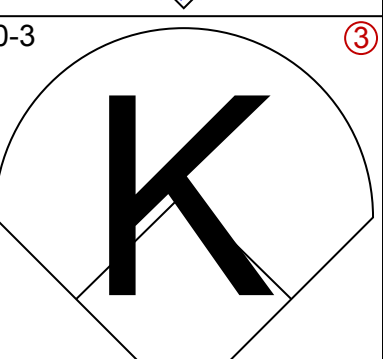


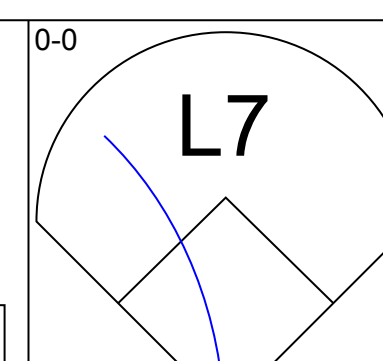
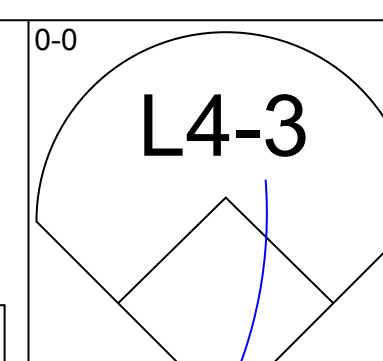
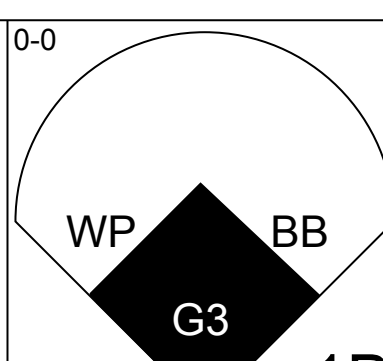

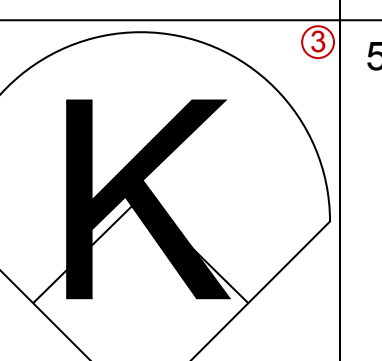

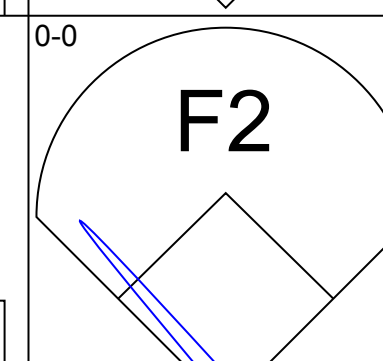
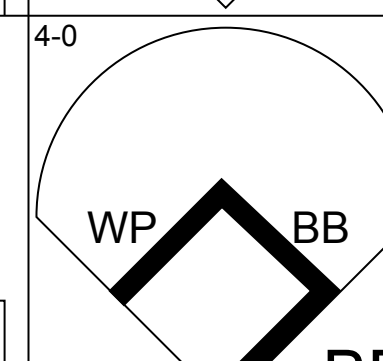
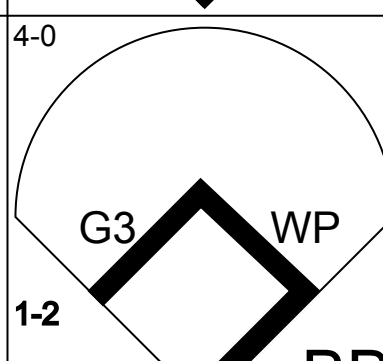
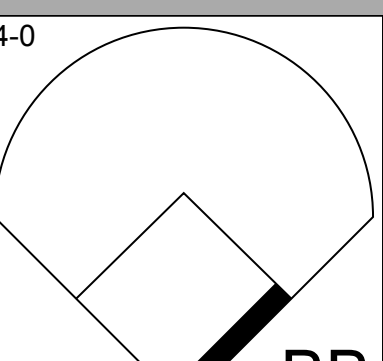
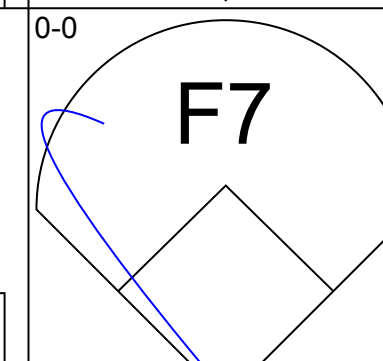
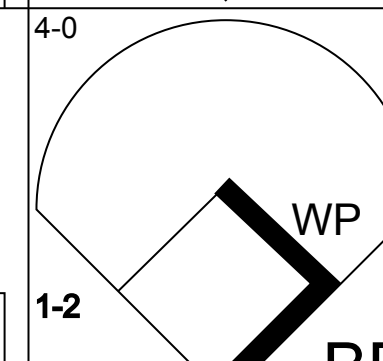
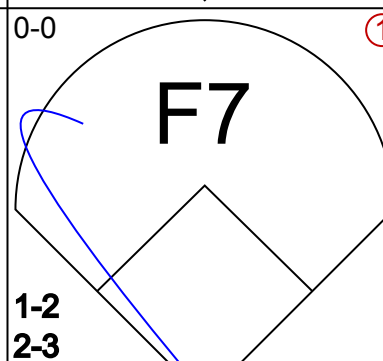
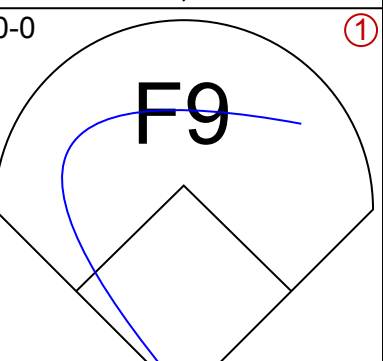
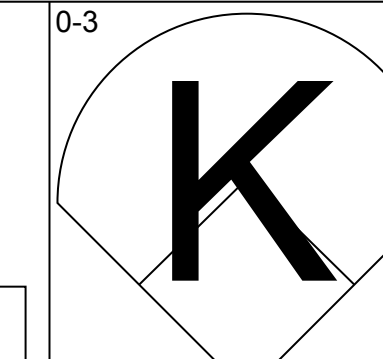
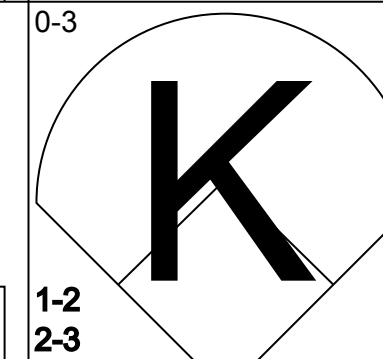
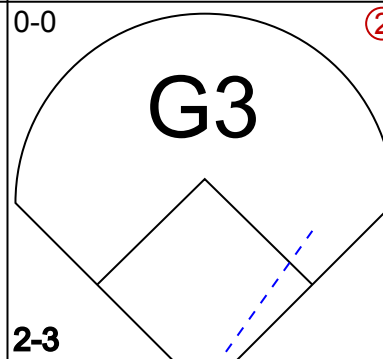
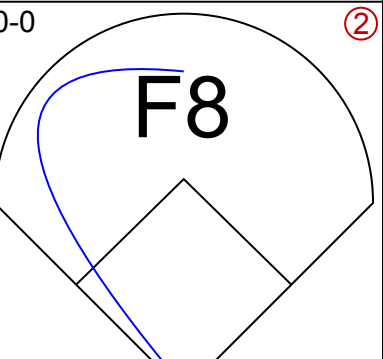
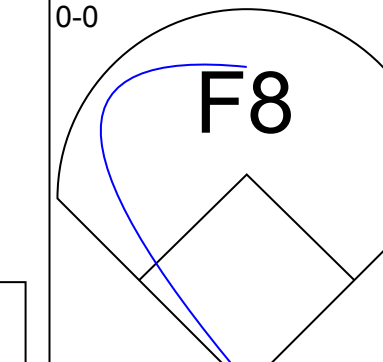
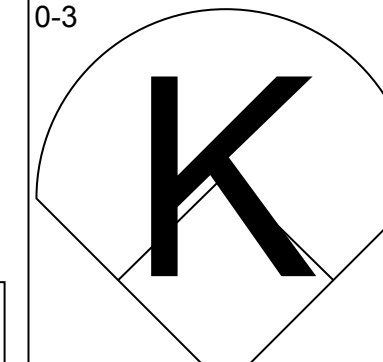
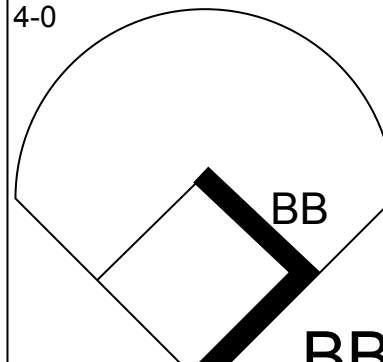
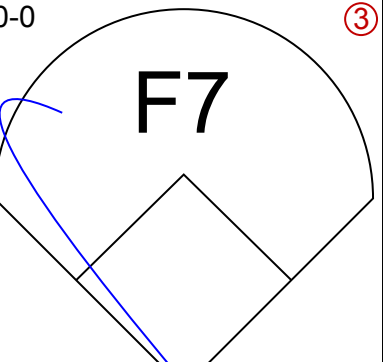
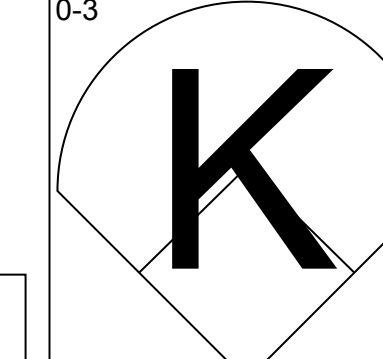
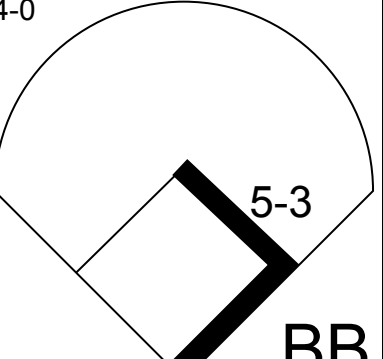
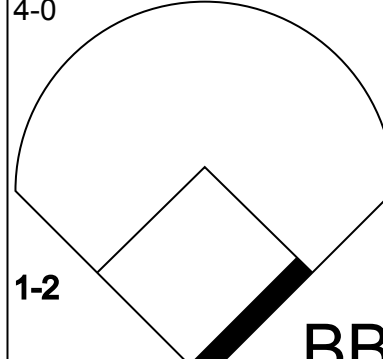
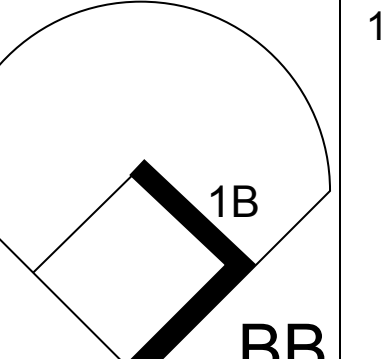
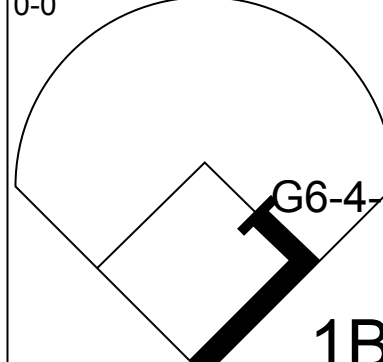
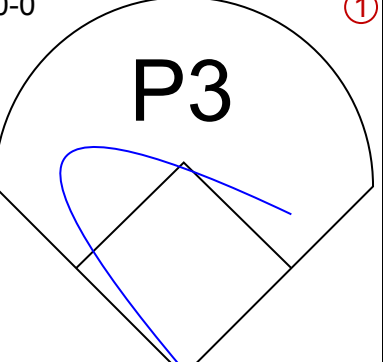
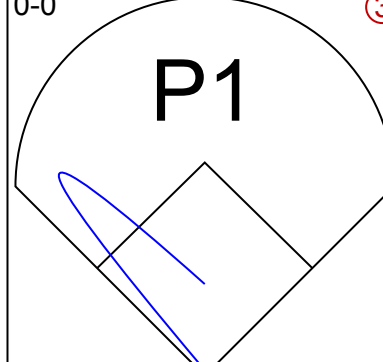
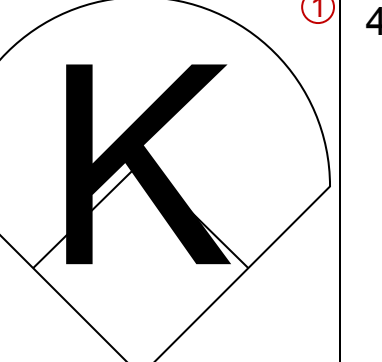
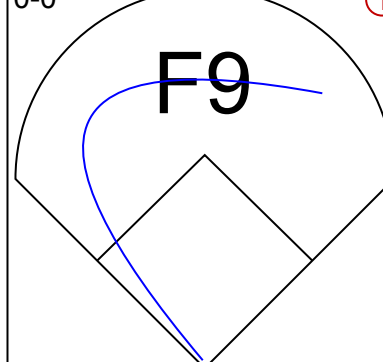
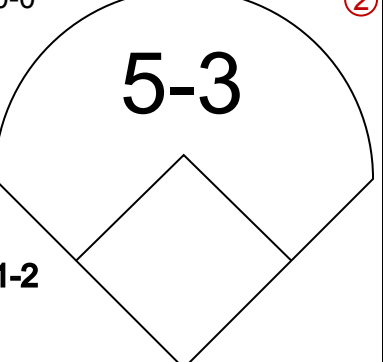

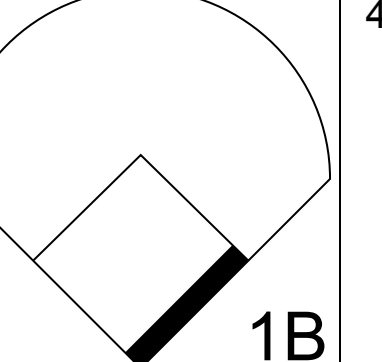


Batter	1	2	3	4	5	6	7	8	9	AB	R	H	RBI	BB	SO	LOB	TOP			
<b>Billy Gardner, R</b> OBP: 0.277, SLG: 0.267 (1, 4)										4	0	0	0	0	0	2	<b>Boston Red Sox @ Cleveland Indians</b> Cleveland Municipal Stadium, Cleveland, OH Wed Jun 20 1962, 7:05 PM EDT Att: 12,134 - Unknown  <b>AB 30</b> <b>R 0</b> <b>H 5</b> <b>RBI 0</b> <b>BB 2</b> <b>SO 4</b> <b>LOB 9</b> 			
<b>Gary Geiger, L</b> OBP: 0.317, SLG: 0.352 (1, 8)										4	0	2	0	0	0	1				
<b>Carl Yastrzemski, L</b> OBP: 0.365, SLG: 0.490 (1, 7)										3	0	0	0	1	1	1				
<b>Frank Maltzone, R</b> OBP: 0.331, SLG: 0.467 (1, 5)										4	0	0	0	0	2	2				
<b>Pete Runnels, L</b> OBP: 0.445, SLG: 0.460 (1, 3)										3	0	0	0	1	1	0				
<b>Bob Tillman, R</b> OBP: 0.313, SLG: 0.544 (1, 2)										3	0	0	0	0	1	1				
<b>Carroll Hardy, R</b> OBP: 0.322, SLG: 0.354 (1, 9)										3	0	0	0	0	1	1				
<b>Eddie Bressoud, R</b> OBP: 0.299, SLG: 0.399 (1, 6)										3	0	1	0	0	0	0				
<b>Mike Fomieses, R</b> OBP: 0.222, SLG: 0.222 (1, 1)										1	0	1	0	0	0	0				
<b>Galen Cisco, R</b> OBP: 0.136, SLG: 0.143 (6, PH)										1	0	0	0	0	0	1				
<b>Jim Pagliaroni, R</b> OBP: 0.375, SLG: 0.445 (8, PR)										1	0	1	0	0	0	0				
<b>Lou Clinton, R</b> OBP: 0.169, SLG: 0.200 (8, PR)										0	0	0	0	0	0	0				
<b>Arnold Earley, L</b> (8, 1)										0	0	0	0	0	0	0				
<b>Inning Stats</b>	R: 0 E: 0 K: 0 S: 3	H: 0 LOB: 1 BB: 1 P: 7	R: 0 E: 0 K: 1 S: 4	H: 0 LOB: 0 BB: 1 P: 8	R: 0 E: 1 K: 0 S: 4	H: 2 LOB: 2 BB: 0 P: 4	R: 0 E: 0 K: 0 S: 3	H: 0 LOB: 0 BB: 0 P: 3	R: 0 E: 0 K: 1 S: 6	H: 1 LOB: 1 BB: 0 P: 6	R: 0 E: 0 K: 0 S: 3	H: 0 LOB: 0 BB: 0 P: 3	R: 0 E: 0 K: 0 S: 4	H: 1 LOB: 1 BB: 0 P: 4	R: 0 E: 0 K: 1 S: 5	H: 0 LOB: 0 BB: 0 P: 5	1B: 4 2B: 1 3B: 0 HR: 0	SF: 0 SAC: 0 DP: 1 HBP: 0	WP: 0 PB: 0 SB: 1 CS: 0	PA: 32
<b>PITCHER</b> <b>Barry Latman, R</b> ERA: 4.06 (1, 1)	IP: 9.0 WLS: W BF: 32 H: 5 R: 0 ER: 0 SO: 4 BB: 2 IBB: 0 HBP: 0 BLK: 0 WP: 0 HR: 0 S: 38 P: 46 ERA: 0.00 WHIP: 0.778															<b>PITCHER</b>	IP: WLS: BF: H: R: ER: SO: BB: IBB: HBP: BLK: WP: HR: S: P: ERA: WHIP:			

Batter	1	2	3	4	5	6	7	8	9	AB	R	H	RBI	BB	SO	LOB	BOTTOM			
<b>Ty Cline, L</b> OBP: 0.385, SLG: 0.424 (1, 8)										3	0	2	1	0	0	1	<b>Boston Red Sox @ Cleveland Indians</b> Cleveland Municipal Stadium, Cleveland, OH Wed Jun 20 1962, 7:05 PM EDT Att: 12,134 - Unknown  <b>AB 29</b> <b>R 3</b> <b>H 6</b> <b>RBI 3</b> <b>BB 3</b> <b>SO 3</b> <b>LOB 20</b> 			
<b>Willie Tasby, R</b> OBP: 0.333, SLG: 0.300 (8, PH)										1	0	0	0	0	0	1				
<b>Al Luplow, L</b> OBP: 0.373, SLG: 0.511 (1, 7)										3	0	1	0	0	0	3				
<b>Tito Francona, L</b> OBP: 0.332, SLG: 0.430 (1, 3)										3	0	0	0	0	0	3				
<b>Willie Kirkland, L</b> OBP: 0.336, SLG: 0.467 (1, 9)										4	1	1	1	0	0	3				
<b>Woodie Held, R</b> OBP: 0.365, SLG: 0.418 (1, 6)										3	0	0	0	1	1	3				
<b>Jerry Kindall, R</b> OBP: 0.295, SLG: 0.421 (1, 4)										4	1	1	1	0	1	4				
<b>Bubba Phillips, R</b> OBP: 0.319, SLG: 0.409 (1, 5)										3	0	0	0	0	1	0				
<b>Doc Edwards, R</b> OBP: 0.304, SLG: 0.211 (1, 2)										3	0	1	0	1	0	1				
<b>Barry Latman, R</b> OBP: 0.294, SLG: 0.467 (1, 1)										2	1	0	0	1	0	1				
<b>Inning Stats</b>	R: 0 E: 0 K: 2 S: 8	H: 1 LOB: 3 BB: 0 P: 10	R: 1 E: 1 K: 0 S: 5	H: 1 LOB: 2 BB: 0 P: 6	R: 1 E: 0 K: 0 S: 4	H: 1 LOB: 1 BB: 0 P: 5	R: 0 E: 0 K: 0 S: 3	H: 0 LOB: 1 BB: 1 P: 7	R: 0 E: 0 K: 1 S: 7	H: 2 LOB: 2 BB: 0 P: 7	R: 0 E: 0 K: 0 S: 3	H: 0 LOB: 0 BB: 0 P: 3	R: 1 E: 0 K: 0 S: 4	H: 1 LOB: 1 BB: 1 P: 8	R: 0 E: 0 K: 0 S: 4	H: 0 LOB: 0 BB: 0 P: 5	1B: 3 2B: 1 3B: 0 HR: 2	SF: 0 SAC: 1 DP: 0 HBP: 4	WP: 1 PB: 0 SB: 0 CS: 1	PA: 38
<b>PITCHER</b> <b>Mike Fomieses, R</b> ERA: 5.31 (1, 1)	IP: 3.0 WLS: L BF: 18 H: 3 R: 2 ER: 1 SO: 2 BB: 1 IBB: 0 HBP: 0 BLK: 0 WP: 1 HR: 1 S: 17 P: 25 ERA: 3.00 WHIP: 1.333															<b>PITCHER</b>	IP: WLS: BF: H: R: ER: SO: BB: IBB: HBP: BLK: WP: HR: S: P: ERA: WHIP:			
<b>Galen Cisco, R</b> ERA: 5.37 (4, 1)	4.0 14 2 0 0 1 1 0 0 0 1 0 15 19 0.00 0.750																			
<b>Arnold Earley, L</b> ERA: 4.57 (8, 1)	1.0 5 1 1 1 0 1 0 0 0 0 1 4 8 9.00 2.000																			



Batter	1	2	3	4	5	6	7	8	9	AB	R	H	RBI	BB	SO	LOB	TOP					
<b>Billy Gardner, R</b> OBP: 0.308, SLG: 0.271 (1, 4)										3	0	1	0	2	1	0	<b>Boston Red Sox @ Cleveland Indians</b> Cleveland Municipal Stadium, Cleveland, OH Thu Jun 21 1962, 3:33 AM EDT Att: 4,396 - Unknown  <b>AB 34</b> <b>R 3</b> <b>H 7</b> <b>RBI 3</b> <b>BB 8</b> <b>SO 8</b> <b>LOB 24</b> 					
<b>Gary Geiger, L</b> OBP: 0.323, SLG: 0.352 (1, 8)										3	0	1	0	2	0	1						
<b>Carl Yastrzemski, L</b> OBP: 0.366, SLG: 0.490 (1, 7)										4	0	1	0	1	1	5						
<b>Frank Maltzone, R</b> OBP: 0.329, SLG: 0.460 (1, 5)										4	0	0	0	1	0	3						
<b>Pete Runnels, L</b> OBP: 0.444, SLG: 0.456 (1, 3)										4	2	1	0	1	1	5						
<b>Jim Paglaroni, R</b> OBP: 0.369, SLG: 0.435 (1, 2)										5	0	1	0	0	1	4						
<b>Carroll Hardy, R</b> OBP: 0.325, SLG: 0.367 (1, 9)										3	1	1	2	1	1	2						
<b>Eddie Bressoud, R</b> OBP: 0.298, SLG: 0.397 (1, 6)										4	0	1	1	0	0	1						
<b>Earl Wilson, R</b> OBP: 0.273, SLG: 0.400 <b>Dick Radatz, R</b> OBP: 0.167, SLG: 0.167 (6, 1)										3	0	0	0	0	2	2						
<b>Inning Stats</b>	R: 0 E: 0 K: 1 S: 6	H: 1 LOB: 1 BB: 0 P: 6	R: 0 E: 0 K: 1 S: 5	H: 0 LOB: 0 BB: 0 P: 5	R: 0 E: 0 K: 0 S: 4	H: 1 LOB: 2 BB: 1 P: 8	R: 2 E: 0 K: 1 S: 7	H: 2 LOB: 0 BB: 0 P: 7	R: 0 E: 0 K: 2 S: 7	H: 0 LOB: 1 BB: 1 P: 11	R: 1 E: 0 K: 1 S: 7	H: 2 LOB: 2 BB: 1 P: 11	R: 0 E: 0 K: 0 S: 4	H: 1 LOB: 2 BB: 1 P: 8	R: 0 E: 0 K: 1 S: 5	H: 0 LOB: 3 BB: 3 P: 17	R: 0 E: 0 K: 1 S: 5	H: 0 LOB: 3 BB: 3 P: 17	1B: 5 2B: 1 3B: 0 HR: 1	SF: 0 SAC: 0 DP: 0 HBP: 0	WP: 0 PB: 0 SB: 2 CS: 0	PA: 42
<b>PITCHER</b>	IP WLS BF H R ER SO BB IBB HBP BLK WP HR S P ERA WHIP																					
<b>Pedro Ramos, R</b> ERA: 4.48 <b>Frank Funk, R</b> ERA: 3.99 <b>Bob Allen, L</b> ERA: 5.2	(1, 1) (7, 1) (8, 1)	6.0 1.0 2.0	L 3 10	29 0 0	7 0 0	3 0 0	3 0 0	6 0 2	4 0 3	0 0 1	0 0 0	0 0 0	0 3 10	53 3 26	4.50 0.00 0.00	1.833 0.000 1.500						

Batter	1	2	3	4	5	6	7	8	9	AB	R	H	RBI	BB	SO	LOB	BOTTOM					
<b>Ty Cline, L</b> OBP: 0.379, SLG: 0.416 (1, 8)										5	1	1	0	0	1	2	<b>Boston Red Sox @ Cleveland Indians</b> Cleveland Municipal Stadium, Cleveland, OH Thu Jun 21 1962, 3:33 AM EDT Att: 4,396 - Unknown  <b>AB 29</b> <b>R 1</b> <b>H 3</b> <b>RBI 1</b> <b>BB 8</b> <b>SO 9</b> <b>LOB 23</b> 					
<b>Al Luplow, L</b> OBP: 0.383, SLG: 0.507 (1, 7)										1	0	0	0	3	0	0						
<b>Tito Francona, L</b> OBP: 0.331, SLG: 0.425 (1, 3)										3	0	0	0	1	0	3						
<b>Willie Kirkland, L</b> OBP: 0.330, SLG: 0.457 (1, 9)										4	0	0	1	0	2	4						
<b>John Romano, R</b> OBP: 0.354, SLG: 0.470 (1, 2)										3	0	0	0	1	1	3						
<b>Woodie Held, R</b> OBP: 0.372, SLG: 0.416 (1, 6)										1	0	0	0	3	1	0						
<b>Bubba Phillips, R</b> OBP: 0.316, SLG: 0.406 (1, 5)										4	0	1	0	0	1	5						
<b>Jerry Kindall, R</b> OBP: 0.294, SLG: 0.418 (1, 4)										4	0	1	0	0	0	2						
<b>Pedro Ramos, S</b> OBP: 0.333, SLG: 0.773 <b>Frank Funk, R</b> OBP: 0.167, SLG: 0.167 <b>Don Dillard, L</b> OBP: 0.250, SLG: 0.313 <b>Bob Allen, L</b> (8, 1) <b>Gene Green, R</b> OBP: 0.338, SLG: 0.623 (8, PH)	(1, 1) (7, 1) (7, PH) (8, 1) (8, PH)	5.2 3.64 3.1	W S S	24 13 1	2 1 0	1 0 0	1 0 4	5 0 4	6 2 2	0 0 0	0 0 0	0 0 0	0 0 0	0 19 27	1.59 0.00 0.900							
<b>Inning Stats</b>	R: 0 E: 0 K: 0 S: 3	H: 0 LOB: 0 BB: 0 P: 3	R: 0 E: 0 K: 2 S: 7	H: 0 LOB: 0 BB: 0 P: 7	R: 0 E: 0 K: 0 S: 3	H: 1 LOB: 0 BB: 0 P: 3	R: 0 E: 0 K: 2 S: 7	H: 0 LOB: 2 BB: 2 P: 15	R: 0 E: 0 K: 1 S: 5	H: 0 LOB: 1 BB: 1 P: 9	R: 1 E: 0 K: 0 S: 4	H: 1 LOB: 3 BB: 3 P: 16	R: 0 E: 0 K: 1 S: 5	H: 0 LOB: 0 BB: 0 P: 5	R: 0 E: 0 K: 0 S: 3	H: 0 LOB: 1 BB: 1 P: 7	R: 0 E: 0 K: 3 S: 10	H: 1 LOB: 2 BB: 1 P: 14	1B: 3 2B: 0 3B: 0 HR: 0	SF: 0 SAC: 0 DP: 1 HBP: 0	WP: 2 PB: 0 SB: 0 CS: 0	PA: 37
<b>PITCHER</b>	IP WLS BF H R ER SO BB IBB HBP BLK WP HR S P ERA WHIP																					
<b>Earl Wilson, R</b> ERA: 3.64 <b>Dick Radatz, R</b> ERA: 1.94	(1, 1) (6, 1)	5.2 3.1	W S	24 13	2 1	1 0	1 0	5 4	6 2	0 0	0 0	0 0	0 19	1.59 0.00								




Batter	1	2	3	4	5	6	7	8	9	10	AB	R	H	RBI	BB	SO	LOB	TOP		
<b>Billy Gardner, R</b> OBP: 0.298, SLG: 0.264 (1.4)	G4-3 1B		F9			6-3	K			E5 3-1 WP	5	1	1	0	0	1	2	<b>Boston Red Sox @ Baltimore Orioles</b> Memorial Stadium, Baltimore, MD Fri Jun 22 1962, 7:05 PM EDT Unknown <a href="http://livebaseballscorecards.com">livebaseballscorecards.com</a>		
<b>Gary Geiger, L</b> OBP: 0.321, SLG: 0.348 (1.8)	F9			F5		BB S 1B		F9		3-1 2-3	5	0	1	0	0	0	2			
<b>Carl Yastrzemski, L</b> OBP: 0.369, SLG: 0.510 (1.7)	G4-3 1-2f				HR			BB 1-2 IBB		K 8-2 3B	4	1	2	1	1	1	1			
<b>Frank Maizone, R</b> OBP: 0.324, SLG: 0.453 (1.5)		F6		F8		F2		8-2 3-H			4	0	0	0	0	0	3			
<b>Pete Runnels, L</b> OBP: 0.445, SLG: 0.455 (1.3)		4-3		6-3					FC5-6 1B		3	0	1	0	1	0	0			
<b>Bob Tillman, R</b> OBP: 0.311, SLG: 0.530 (1.2)		6-3			BB BB BB	F3			FC5-6 1-2f		3	0	0	0	1	0	4			
<b>Carroll Hardy, R</b> OBP: 0.324, SLG: 0.362 (1.9)			F8		BB BB BB	L1-3 BB		3-1	F8		3	0	0	0	1	0	1			
<b>Eddie Bressoud, R</b> OBP: 0.301, SLG: 0.396 (1.6)			SH1-4 BB		L1-3 BB	L1-3 BB			F3		3	0	1	0	1	0	3			
<b>Ike Delock, R</b> (1.1)			SH1-4 1-2		K	SH3-4 1B		SH3-4 1-2		K 6-3	2	0	0	0	0	2	1			
<b>Inning Stats</b>	R: 0 E: 0 K: 0 S: 3	H: 1 LOB: 0 BB: 0 P: 3	R: 0 E: 0 K: 0 S: 3	H: 0 LOB: 0 BB: 0 P: 3	R: 0 E: 0 K: 0 S: 3	H: 0 LOB: 1 BB: 1 P: 7	R: 1 E: 0 K: 0 S: 4	H: 1 LOB: 0 BB: 0 P: 4	R: 0 E: 0 K: 1 S: 4	H: 1 LOB: 3 BB: 2 P: 12	R: 0 E: 0 K: 0 S: 3	H: 1 LOB: 0 BB: 0 P: 3	R: 0 E: 0 K: 0 S: 4	H: 1 LOB: 1 BB: 0 P: 4	R: 1 E: 1 K: 2 S: 8	H: 0 LOB: 0 BB: 0 P: 8	1B: 4 2B: 2 3B: 1 HR: 1		SF: 0 SAC: 2 DP: 3 HBP: 0	WP: 1 PA: 39 PB: 0 SB: 1 CS: 0
<b>PITCHER</b>	IP WLS BF H R ER SO	IP WLS BF H R ER SO	IP WLS BF H R ER SO	IP WLS BF H R ER SO	IP WLS BF H R ER SO	IP WLS BF H R ER SO	IP WLS BF H R ER SO	IP WLS BF H R ER SO	IP WLS BF H R ER SO	IP WLS BF H R ER SO	IP WLS BF H R ER SO	IP WLS BF H R ER SO	IP WLS BF H R ER SO	IP WLS BF H R ER SO	IP WLS BF H R ER SO	IP WLS BF H R ER SO	IP WLS BF H R ER SO	ERA WHIP	ERA WHIP	
<b>Mitt Pappas, R</b> ERA: 3.43 (1.1)	9.0	35	6	1	1	2	4	1	0	0	0	0	0	0	0	0	0	1	1.00	1.111
<b>Hoyt Wilhelm, R</b> ERA: 1.42 (10.1)	1.0	4	0	1	0	2	0	0	0	0	0	0	0	0	0	0	0	0.00	0.000	

Batter	1	2	3	4	5	6	7	8	9	10	AB	R	H	RBI	BB	SO	LOB	BOTTOM			
<b>Johnny Temple, R</b> OBP: 0.382, SLG: 0.352 (1.4)	F4		F9			F9		F9		F7	5	0	0	0	0	0	1	<b>Boston Red Sox @ Baltimore Orioles</b> Memorial Stadium, Baltimore, MD Fri Jun 22 1962, 7:05 PM EDT Unknown <a href="http://livebaseballscorecards.com">livebaseballscorecards.com</a>			
<b>Russ Snyder, L</b> OBP: 0.319, SLG: 0.494 (1.9)	F7		FC6-4 1B			F8		F8			4	0	1	0	0	0	1				
<b>Brooks Robinson, R</b> OBP: 0.329, SLG: 0.508 (1.5)			FC6-4 1-2f							E9 FC1-5 1B	4	0	3	0	0	0	1				
<b>Mary Breeding, R</b> OBP: 0.274, SLG: 0.289 (9, PR) (10.5)											0	0	0	0	0	0	0				
<b>Jim Gentile, L</b> OBP: 0.361, SLG: 0.541 (1.3)	3-1				F8	F7			FC1-5 IBB		3	0	0	0	1	0	2				
<b>Jackie Brandt, R</b> OBP: 0.319, SLG: 0.452 (1.8)		HR			BB BB BB	G4-6-3 BB			FC1-5 1-2 2-3f		2	1	1	1	2	0	2				
<b>Boog Powell, L</b> OBP: 0.314, SLG: 0.382 (1.7)		K		G3-6 1-2f		G4-6-3 1-2f		F5			4	0	0	0	0	1	4				
<b>Jerry Adair, R</b> OBP: 0.257, SLG: 0.267 (1.6)					F7				1-3		3	0	0	0	0	0	0				
<b>Whitey Herzog, L</b> OBP: 0.350, SLG: 0.322 (9, PH) (10.1)		5-3				F8					1	0	0	0	0	0	2				
<b>Hobie Landrith, L</b> OBP: 0.315, SLG: 0.390 (1.2)			F2							6-3	3	0	1	0	0	0	0				
<b>Earl Robinson, R</b> OBP: 0.352, SLG: 0.403 (8, PR) (9.2)					F8						0	0	0	0	0	0	0				
<b>Charlie Lau, L</b> OBP: 0.320, SLG: 0.378 (9.2)											1	0	0	0	0	0	0				
<b>Mitt Pappas, R</b> OBP: 0.139, SLG: 0.485 (1.1)											3	0	0	0	0	3	1				
<b>Ron Hansen, R</b> OBP: 0.293, SLG: 0.250 (10.6)											1	0	0	0	0	1	0				
<b>Inning Stats</b>	R: 0 E: 0 K: 0 S: 4	H: 1 LOB: 1 BB: 0 P: 4	R: 1 E: 0 K: 1 S: 6	H: 1 LOB: 0 BB: 0 P: 6	R: 0 E: 0 K: 1 S: 6	H: 1 LOB: 1 BB: 1 P: 6	R: 0 E: 0 K: 0 S: 2	H: 0 LOB: 0 BB: 1 P: 6	R: 0 E: 0 K: 1 S: 5	H: 0 LOB: 0 BB: 0 P: 5	R: 0 E: 0 K: 0 S: 4	H: 1 LOB: 1 BB: 0 P: 4	R: 0 E: 0 K: 0 S: 2	H: 0 LOB: 0 BB: 1 P: 6	R: 0 E: 1 K: 0 S: 4	H: 1 LOB: 2 BB: 1 P: 8	R: 0 E: 0 K: 1 S: 5	H: 0 LOB: 0 BB: 0 P: 5	1B: 2 2B: 2 3B: 1 HR: 1	SF: 0 SAC: 0 DP: 2 HBP: 0	WP: 0 PA: 37 PB: 0 SB: 0 CS: 0
<b>PITCHER</b>	IP WLS BF H R ER SO	IP WLS BF H R ER SO	IP WLS BF H R ER SO	IP WLS BF H R ER SO	IP WLS BF H R ER SO	IP WLS BF H R ER SO	IP WLS BF H R ER SO	IP WLS BF H R ER SO	IP WLS BF H R ER SO	IP WLS BF H R ER SO	IP WLS BF H R ER SO	IP WLS BF H R ER SO	IP WLS BF H R ER SO	IP WLS BF H R ER SO	IP WLS BF H R ER SO	IP WLS BF H R ER SO	IP WLS BF H R ER SO	ERA WHIP	ERA WHIP		
<b>Ike Delock, R</b> ERA: 2.41 (1.1)	10.0	37	6	1	1	5	2	1	0	0	0	0	0	0	0	0	0	0.90	0.800		





Batter	1	2	3	4	5	6	7	8	9	AB	R	H	RBI	BB	SO	LOB	TOP		
<b>Billy Gardner, R</b> (1, 4) OBP: 0.300, SLG: 0.268 <b>Pumpsie Green, S</b> (7, 4) OBP: 0.277, SLG: 0.205	0-3 K		0-3 K					0-0 5-3	0-0 4-3	3	0	1	0	0	2	0			
<b>Gary Geiger, L</b> (1, 8) OBP: 0.324, SLG: 0.356	0-0 HBP 2B 1B		0-0 F9					0-0 F9		4	1	2	0	0	0	0			
<b>Carl Yastrzemski, L</b> (1, 7) OBP: 0.375, SLG: 0.510	1-0 2B HBP		4-0 E BB					0-0 WP S 1B		2	1	1	0	1	0	0			
<b>Frank Maltzone, R</b> (1, 5) OBP: 0.319, SLG: 0.446	0-0 F8		0-0 F7					0-0 5-3	0-0 1-3	4	0	0	0	0	0	4			
<b>Pete Runnels, L</b> (1, 3) OBP: 0.443, SLG: 0.455	0-0 1-H 2-H 2B		0-0 F7					0-3 K	0-0 F8	4	0	1	2	0	1	0			
<b>Jim Paglaroni, R</b> (1, 2) OBP: 0.359, SLG: 0.422	0-3 K		0-3 K					0-3 K	0-0 5-3	4	0	0	0	0	3	1			
<b>Carroll Hardy, R</b> (1, 9) OBP: 0.323, SLG: 0.360		0-3 K		0-0 F5				0-0 F5	0-0 E 1B	4	1	1	0	0	1	0			
<b>Eddie Bressoud, R</b> (1, 6) OBP: 0.304, SLG: 0.398		0-0 B1-6-4 1B						0-0 5-3	0-0 E6 1B	4	0	2	0	0	0	1			
<b>Don Schwall, R</b> (1, 1) OBP: 0.194, SLG: 0.167 <b>Dick Radatz, R</b> (9, 1) OBP: 0.167, SLG: 0.167		0-0 B1-6-4						0-0 5-3	0-0 L8	4	0	1	1	0	0	2			
<b>Inning Stats</b>	R: 2 E: 0 K: 2 S: 9	H: 2 LOB: 1 BB: 0 P: 10	R: 0 E: 0 K: 1 S: 5	H: 1 LOB: 0 BB: 0 P: 5	R: 0 E: 0 K: 1 S: 5	H: 0 LOB: 1 BB: 1 P: 9	R: 0 E: 0 K: 1 S: 5	H: 0 LOB: 0 BB: 0 P: 5	R: 0 E: 0 K: 0 S: 4	H: 2 LOB: 2 BB: 0 P: 4	R: 0 E: 0 K: 1 S: 6	H: 1 LOB: 1 BB: 0 P: 6	R: 0 E: 0 K: 0 S: 4	H: 1 LOB: 1 BB: 0 P: 4	R: 1 E: 1 K: 0 S: 6	H: 2 LOB: 2 BB: 0 P: 6	1B: 7 2B: 2 3B: 0 HR: 0	SF: 0 SAC: 0 DP: 1 HBP: 1	WP: 1 PA: 37 PB: 0 SB: 1 CS: 0
<b>PITCHER</b> <b>Robin Roberts, R</b> (1, 1) ERA: 2.8	IP: 9.0 WLS: W BF: 37 H: 9 R: 3 ER: 2 SO: 7 BB: 1 IBB: 0 HBP: 1 BLK: 0 WP: 1 HR: 0 S: 49 P: 54 ERA: 2.00 WHIP: 1.111															<b>PITCHER</b>			

**Boston Red Sox @ Baltimore Orioles**  
Memorial Stadium, Baltimore, MD  
Fri Jun 22 1962, 7:05 PM EDT  
Att: 14,452 - Unknown

AB 35  
R 3  
H 9  
RBI 3  
BB 1  
SO 7  
LOB 10



Batter	1	2	3	4	5	6	7	8	9	AB	R	H	RBI	BB	SO	LOB	BOTTOM				
<b>Mary Breeding, R</b> (1, 4) OBP: 0.263, SLG: 0.277	0-0 4-3		0-0 5-3					0-0 F7	0-0 L5	4	0	0	0	0	0	2					
<b>Russ Snyder, L</b> (1, 9) OBP: 0.317, SLG: 0.500	0-0 SF8 3B		0-0 6-3					0-0 F9	0-0 F8	4	1	1	0	0	0	0					
<b>Brooks Robinson, R</b> (1, 5) OBP: 0.320, SLG: 0.502	0-0 SF8		0-0 F8					0-0 5-3	0-0 F8	3	0	0	1	0	0	0					
<b>Jim Gentile, L</b> (1, 3) OBP: 0.367, SLG: 0.549	0-0 1B		0-3 K					0-0 1B	0-0 2B	4	0	3	0	0	1	0					
<b>Jackie Brandt, R</b> (1, 8) OBP: 0.317, SLG: 0.450 <b>Whitey Herzog, L</b> (2, 9) OBP: 0.349, SLG: 0.315	0-3 K		4-0 G4-6-3 BB					0-0 F7	0-0 4-3	1	0	0	0	0	1	1					
<b>Boog Powell, L</b> (1, 7) OBP: 0.318, SLG: 0.404 <b>Earl Robinson, R</b> (9, FR) OBP: 0.352, SLG: 0.403		0-0 F3		0-0 G4-6-3				0-0 HR	0-0 FC3-6 1B	4	1	2	1	0	0	1					
<b>Jerry Adair, R</b> (1, 6) OBP: 0.263, SLG: 0.274		0-0 L1-6 2B						0-0 6-3	0-0 FC3-6 HR	3	1	1	0	1	0	1					
<b>Hobie Landrith, L</b> (1, 2) OBP: 0.333, SLG: 0.430		1-0 HBP		4-0 SH1-3 BB				0-0 F8	0-0 HR	2	1	1	2	1	0	1					
<b>Robin Roberts, S</b> (1, 1) OBP: 0.333, SLG: 0.182		0-0 L1-6		0-0 SH1-3				0-0		2	0	0	0	0	0	3					
<b>Inning Stats</b>	R: 1 E: 0 K: 1 S: 7	H: 2 LOB: 1 BB: 0 P: 7	R: 0 E: 0 K: 0 S: 3	H: 1 LOB: 0 BB: 0 P: 4	R: 0 E: 0 K: 0 S: 3	H: 0 LOB: 0 BB: 0 P: 3	R: 0 E: 0 K: 1 S: 4	H: 0 LOB: 0 BB: 1 P: 8	R: 0 E: 0 K: 0 S: 3	H: 0 LOB: 1 BB: 1 P: 7	R: 0 E: 0 K: 0 S: 4	H: 1 LOB: 1 BB: 0 P: 4	R: 1 E: 0 K: 0 S: 4	H: 1 LOB: 1 BB: 1 P: 8	R: 0 E: 0 K: 0 S: 4	H: 1 LOB: 1 BB: 0 P: 4	R: 2 E: 0 K: 0 S: 3	H: 2 LOB: 1 BB: 0 P: 3	1B: 3 2B: 3 3B: 1 HR: 2	SF: 1 SAC: 1 DP: 2 HBP: 1	WP: 0 PA: 35 PB: 0 SB: 0 CS: 0
<b>PITCHER</b> <b>Don Schwall, R</b> (1, 1) ERA: 4.92 <b>Dick Radatz, R</b> (9, 1) ERA: 2.31	IP: 8.0 WLS: L BF: 32 H: 6 R: 2 ER: 2 SO: 2 BB: 2 IBB: 2 HBP: 2 BLK: 0 WP: 0 HR: 1 S: 32 P: 45 ERA: 2.25 WHIP: 1.125															<b>PITCHER</b>					

**Boston Red Sox @ Baltimore Orioles**  
Memorial Stadium, Baltimore, MD  
Fri Jun 22 1962, 7:05 PM EDT  
Att: 14,452 - Unknown

AB 29  
R 4  
H 8  
RBI 4  
BB 3  
SO 2  
LOB 11





Batter	1	2	3	4	5	6	7	8	9	AB	R	H	RBI	BB	SO	LOB	TOP			
<b>Pumpsie Green, S</b> OBP: 0.288, SLG: 0.233 (1, 4)										4	1	1	1	1	0	3	<b>Boston Red Sox @ Baltimore Orioles</b> Memorial Stadium, Baltimore, MD Sat Jun 23 1962, 3:33 AM EDT Att: 5,954 - Unknown			
<b>Gary Geiger, L</b> OBP: 0.333, SLG: 0.364 (1, 8)										4	1	3	0	1	0	2				
<b>Carl Yastrzemski, L</b> OBP: 0.372, SLG: 0.504 (1, 7)										5	0	1	1	0	1	3				
<b>Frank Malzone, R</b> OBP: 0.318, SLG: 0.444 (1, 5)										4	0	1	0	0	1	1				
<b>Pete Runnels, L</b> OBP: 0.437, SLG: 0.448 (1, 3)										4	0	0	0	0	1	2				
<b>Jim Pagliaroni, R</b> OBP: 0.362, SLG: 0.420 (1, 2)										3	0	1	0	1	0	2				
<b>Carroll Hardy, R</b> OBP: 0.326, SLG: 0.364 (1, 9)										3	0	1	0	1	1	1				
<b>Eddie Bressoud, R</b> OBP: 0.299, SLG: 0.392 (1, 6)										4	1	0	0	0	0	4				
<b>Galen Cisco, R</b> OBP: 0.200, SLG: 0.136 <b>Arnold Earley, L</b> (8, 1)										1	0	0	0	2	1	2				
<b>Lou Clinton, R</b> OBP: 0.167, SLG: 0.196 (9, PH)										0	0	0	0	0	0	0				
<b>Inning Stats</b>	R: 2 E: 0 K: 0 S: 4	H: 2 LOB: 0 BB: 1 P: 8	R: 1 E: 0 K: 0 S: 5	H: 2 LOB: 2 BB: 1 P: 9	R: 0 E: 0 K: 1 S: 3	H: 0 LOB: 0 BB: 0 P: 3	R: 0 E: 0 K: 1 S: 6	H: 1 LOB: 2 BB: 1 P: 10	R: 0 E: 0 K: 1 S: 7	H: 2 LOB: 2 BB: 0 P: 7	R: 0 E: 0 K: 1 S: 5	H: 1 LOB: 0 BB: 0 P: 5	R: 0 E: 0 K: 0 S: 3	H: 0 LOB: 1 BB: 1 P: 7	R: 0 E: 0 K: 1 S: 5	H: 0 LOB: 1 BB: 1 P: 9	1B: 6 2B: 2 3B: 0 HR: 0	SF: 0 SAC: 0 DP: 1 HBP: 0	WP: 0 PB: 0 SB: 0 CS: 1	PA: 39
<b>PITCHER</b>	IP	WLS	BF	H	R	ER	SO	BB	IBB	HBP	BLK	WP	HR	S	P	ERA	WHIP			
<b>Hal Brown, R</b> ERA: 5.36 <b>Billy Hoelt, L</b> ERA: 5.25	(1, 1) 7.1	W L	10 29	4 4	3 0	3 0	0 5	2 4	0 0	0 0	0 0	0 0	0 0	8 35	16 51	16.20 0.00	3.600 1.091			

Batter	1	2	3	4	5	6	7	8	9	AB	R	H	RBI	BB	SO	LOB	BOTTOM			
<b>Johnny Temple, R</b> OBP: 0.380, SLG: 0.349 (1, 4)										4	0	1	0	0	0	2	<b>Boston Red Sox @ Baltimore Orioles</b> Memorial Stadium, Baltimore, MD Sat Jun 23 1962, 3:33 AM EDT Att: 5,954 - Unknown			
<b>Russ Snyder, L</b> OBP: 0.321, SLG: 0.500 (1, 8)										4	0	2	0	0	0	1				
<b>Brooks Robinson, R</b> OBP: 0.316, SLG: 0.494 (1, 5)										4	0	0	0	0	2	3				
<b>Jim Gentile, L</b> OBP: 0.365, SLG: 0.543 <b>Mary Breeding, R</b> OBP: 0.263, SLG: 0.277 <b>Dave Nicholson, R</b> OBP: 0.306, SLG: 0.310 (1, 3)										4	0	1	0	0	0	2				
<b>Boog Powell, L</b> OBP: 0.322, SLG: 0.403 (1, 7)										3	1	1	0	1	1	1				
<b>Whitey Herzog, L</b> OBP: 0.339, SLG: 0.304 <b>Dick Williams, R</b> OBP: 0.257, SLG: 0.239 (1, 9)										3	1	0	0	0	0	2				
<b>Ron Hansen, R</b> OBP: 0.323, SLG: 0.317 (1, 6)										2	2	2	2	2	0	0				
<b>Hobie Landrith, L</b> OBP: 0.340, SLG: 0.427 (1, 2)										3	0	1	2	1	0	2				
<b>Hal Brown, R</b> OBP: 0.353, SLG: 0.353 <b>Billy Hoelt, L</b> OBP: 0.467, SLG: 0.300 (1, 1)										0	0	0	0	0	0	0				
<b>Inning Stats</b>	R: 0 E: 0 K: 1 S: 6	H: 2 LOB: 1 BB: 0 P: 6	R: 3 E: 1 K: 0 S: 6	H: 2 LOB: 1 BB: 1 P: 10	R: 0 E: 0 K: 1 S: 5	H: 0 LOB: 1 BB: 1 P: 9	R: 0 E: 0 K: 1 S: 6	H: 1 LOB: 1 BB: 0 P: 6	R: 0 E: 0 K: 0 S: 3	H: 1 LOB: 0 BB: 0 P: 3	R: 0 E: 0 K: 1 S: 5	H: 0 LOB: 2 BB: 2 P: 13	R: 0 E: 0 K: 0 S: 3	R: 2 E: 0 K: 1 S: 7	H: 2 LOB: 1 BB: 0 P: 7	1B: 6 2B: 1 3B: 0 HR: 1		SF: 0 SAC: 1 DP: 1 HBP: 0	WP: 0 PB: 0 SB: 0 CS: 1	PA: 35
<b>PITCHER</b>	IP	WLS	BF	H	R	ER	SO	BB	IBB	HBP	BLK	WP	HR	S	P	ERA	WHIP			
<b>Galen Cisco, R</b> ERA: 5.21 <b>Arnold Earley, L</b> ERA: 4.76	(1, 1) 1.0	L	4	1	1	1	1	0	0	0	0	0	0	1	6	9.00	1.000			



Batter	1	2	3	4	5	6	7	8	9	AB	R	H	RBI	BB	SO	LOB	TOP				
<b>Pumpsie Green, S</b> (1, 4) OBP: 0.286, SLG: 0.234	F5			FC4-6 1B	K		1-3			4	0	1	0	0	1	3	<b>Boston Red Sox @ Baltimore Orioles</b> Memorial Stadium, Baltimore, MD Sun Jun 24 1962, 3:33 AM EDT Unknown				
<b>Gary Geiger, L</b> (1, 8) OBP: 0.332, SLG: 0.362	G4-6-3 1B			FC4-6 1B		K		L9		4	1	1	0	0	1	1					
<b>Carl Yastrzemski, L</b> (1, 7) OBP: 0.373, SLG: 0.504	G4-6-3			1B		F7		1B		4	0	2	1	0	0	1					
<b>Frank Maltzone, R</b> (1, 5) OBP: 0.318, SLG: 0.441		F5		F3		1B		K		4	0	1	0	0	1	2					
<b>Pete Runnels, L</b> (1, 3) OBP: 0.431, SLG: 0.441		F9		F9		1-3		F9		4	0	0	0	0	0	3					
<b>Jim Paglironi, R</b> (1, 2) OBP: 0.364, SLG: 0.417										1	1	0	0	1	1	0					
<b>Bob Tillman, R</b> (6, 2) OBP: 0.313, SLG: 0.555	K				1B WP SH1-4 BB			HR		2	1	1	1	0	0	0					
<b>Carroll Hardy, R</b> (1, 9) OBP: 0.325, SLG: 0.362			F8		1B SH1-4		F9		G3	4	0	1	0	0	0	0	AB 34				
<b>Eddie Bressoud, R</b> (1, 6) OBP: 0.299, SLG: 0.390			K		K		1B		L6	4	0	1	0	0	2	2	R 3				
<b>Bill Monbouquette, R</b> (1, 1) OBP: 0.226, SLG: 0.111			K		SH1-4		1B		K	3	0	1	1	0	2	0	H 9				
<b>Inning Stats</b>	R: 0 E: 0 K: 0 S: 3	H: 1 LOB: 0 BB: 0 P: 3	R: 0 E: 0 K: 1 S: 5	H: 0 LOB: 0 BB: 0 P: 5	R: 0 E: 0 K: 2 S: 7	H: 0 LOB: 0 BB: 0 P: 7	R: 1 E: 1 K: 0 S: 5	H: 2 LOB: 1 BB: 0 P: 5	R: 0 E: 0 K: 1 S: 6	H: 1 LOB: 1 BB: 0 P: 6	R: 0 E: 0 K: 0 S: 5	H: 2 LOB: 2 BB: 0 P: 5	R: 0 E: 0 K: 1 S: 6	H: 1 LOB: 1 BB: 0 P: 6	R: 1 E: 0 K: 1 S: 6	H: 1 LOB: 0 BB: 0 P: 6	1B: 8 2B: 0 3B: 0 HR: 1	SF: 0 SAC: 1 DP: 1 HBP: 0	WP: 1 PB: 0 SB: 0 CS: 0	PA: 36	
<b>PITCHER</b>	IP	WLS	BF	H	R	ER	SO	BB	IBB	HBP	BLK	WP	HR	S	P	ERA	WHIP				
<b>Chuck Estrada, R</b> (1, 1) ERA: 3.62	8.0		32	8	2	1	7	1	0	0	0	1	0	45	49	1.12	1.125				
<b>Wes Stock, R</b> (9, 1) ERA: 3.28	1.0	L	4	1	1	1	1	0	0	0	0	0	1	6	6	9.00	1.000				

Batter	1	2	3	4	5	6	7	8	9	AB	R	H	RBI	BB	SO	LOB	BOTTOM					
<b>Johnny Temple, R</b> (1, 4) OBP: 0.373, SLG: 0.342	F8		F7			6-3		6-3		4	0	0	0	0	0	1	<b>Boston Red Sox @ Baltimore Orioles</b> Memorial Stadium, Baltimore, MD Sun Jun 24 1962, 3:33 AM EDT Unknown					
<b>Russ Snyder, L</b> (1, 8) OBP: 0.320, SLG: 0.512	F3			HR		4-3		F4		4	1	1	1	0	0	0						
<b>Brooks Robinson, R</b> (1, 5) OBP: 0.312, SLG: 0.487	F2			F8				K		4	0	0	0	0	1	0						
<b>Jim Gentile, L</b> (1, 3) OBP: 0.360, SLG: 0.534		F6		F7				F6		4	0	0	0	0	0	0						
<b>Boog Powell, L</b> (1, 7) OBP: 0.317, SLG: 0.395		4-3		F6				F5		3	0	0	0	0	0	0						
<b>Whitey Herzog, L</b> (1, 9) OBP: 0.339, SLG: 0.305		1B			F6			4-3		3	0	1	0	0	0	0						
<b>Ron Hansen, R</b> (1, 6) OBP: 0.323, SLG: 0.329										3	0	1	0	0	1	1						
<b>Jerry Adair, R</b> (8, PR) OBP: 0.263, SLG: 0.274		1-3			K			2B		0	1	0	0	0	0	0	AB 31					
<b>Hobie Landrith, L</b> (1, 2) OBP: 0.330, SLG: 0.412			K			G3		K		3	0	0	0	0	2	1	H 4					
<b>Chuck Estrada, R</b> (1, 1) OBP: 0.143, SLG: 0.111										2	0	0	0	0	1	0	RBI 2					
<b>Charlie Lau, L</b> (8, PH) OBP: 0.327, SLG: 0.396										1	0	1	1	0	0	0	BB 0					
<b>Earl Robinson, R</b> (8, PR) OBP: 0.352, SLG: 0.403										0	0	0	0	0	0	0	SO 5					
<b>Wes Stock, R</b> (9, 1)								2B		0	0	0	0	0	0	0	LOB 3					
<b>Inning Stats</b>	R: 0 E: 0 K: 0 S: 3	H: 0 LOB: 0 BB: 0 P: 3	R: 0 E: 0 K: 0 S: 4	H: 1 LOB: 1 BB: 0 P: 4	R: 0 E: 0 K: 2 S: 7	H: 0 LOB: 0 BB: 0 P: 7	R: 1 E: 0 K: 0 S: 4	H: 1 LOB: 0 BB: 0 P: 4	R: 0 E: 0 K: 1 S: 5	H: 0 LOB: 0 BB: 0 P: 5	R: 0 E: 0 K: 0 S: 3	H: 0 LOB: 0 BB: 0 P: 3	R: 0 E: 0 K: 0 S: 3	H: 0 LOB: 0 BB: 0 P: 3	R: 1 E: 0 K: 1 S: 7	H: 2 LOB: 1 BB: 0 P: 7	R: 0 E: 0 K: 1 S: 5	H: 0 LOB: 0 BB: 0 P: 5	1B: 1 2B: 2 3B: 0 HR: 1	SF: 0 SAC: 0 DP: 0 HBP: 0	WP: 0 PB: 0 SB: 0 CS: 0	PA: 31
<b>PITCHER</b>	IP	WLS	BF	H	R	ER	SO	BB	IBB	HBP	BLK	WP	HR	S	P	ERA	WHIP					
<b>Bill Monbouquette, R</b> (1, 1) ERA: 3.71	9.0	W	31	4	2	2	5	0	0	0	0	0	1	41	41	2.00	0.444					



Batter	1	2	3	4	5	6	7	8	9	AB	R	H	RBI	BB	SO	LOB	TOP										
<b>Pumpsie Green, S</b> OBP: 0.279, SLG: 0.231 (1, 4)										5	1	1	0	0	1	2	<b>Boston Red Sox @ Baltimore Orioles</b> Memorial Stadium, Baltimore, MD Sun Jun 24 1962, 3:38 AM EDT Att: 8,921 - Unknown										
<b>Gary Geiger, L</b> OBP: 0.333, SLG: 0.390 (1, 8)										5	2	2	3	0	1	0											
<b>Carl Yastrzemski, L</b> OBP: 0.374, SLG: 0.500 (1, 7)										4	0	1	0	1	1	0											
<b>Frank Maltzone, R</b> OBP: 0.319, SLG: 0.438 (1, 5)										4	1	1	0	1	1	1											
<b>Bob Tillman, R</b> OBP: 0.324, SLG: 0.553 (1, 2)										4	3	2	0	1	1	2											
<b>Carroll Hardy, R</b> OBP: 0.322, SLG: 0.359 (1, 9)										5	0	1	1	0	0	3											
<b>Don Gile, R</b> (1, 3)										4	1	0	0	1	1	4											
<b>Eddie Bressoud, R</b> OBP: 0.308, SLG: 0.396 (1, 6)										3	0	3	2	1	0	0											
<b>Gene Conley, R</b> OBP: 0.256, SLG: 0.366 (1, 1)										4	0	1	2	0	1	4											
<b>Inning Stats</b>	R: 5 E: 0 K: 0 S: 8	H: 5 LOB: 2 BB: 2 P: 16	R: 0 E: 0 K: 1 S: 5	H: 1 LOB: 1 BB: 1 P: 9	R: 0 E: 0 K: 1 S: 6	H: 1 LOB: 0 BB: 0 P: 6	R: 0 E: 0 K: 1 S: 5	H: 0 LOB: 0 BB: 0 P: 5	R: 1 E: 0 K: 1 S: 6	H: 1 LOB: 2 BB: 2 P: 14	R: 1 E: 0 K: 0 S: 5	H: 2 LOB: 1 BB: 0 P: 5	R: 0 E: 0 K: 2 S: 7	H: 0 LOB: 0 BB: 0 P: 7	R: 0 E: 0 K: 0 S: 4	H: 1 LOB: 1 BB: 0 P: 4	1B: 9 2B: 1 3B: 0 HR: 2	SF: 0 SAC: 0 DP: 0 HBP: 0	WP: 1 PB: 1 SB: 0 CS: 0	PA: 43							
<b>PITCHER</b>	IP	WLS	BF	H	R	ER	SO	BB	IBB	HBP	BLK	WP	HR	S	P	ERA	WHIP										
<b>Steve Barber, L</b> ERA: 4.28 (1, 1)	0.1		6	4	5	5	0	1	0	0	0	0	1	5	9	135.00	15.000										
<b>Jack Fisher, R</b> ERA: 5.96 (1, 1)	5.2	L	25	5	2	2	5	4	0	0	0	0	1	31	47	3.18	1.588										
<b>Hoyt Wilhelm, R</b> ERA: 1.32 (7, 1)	3.0		12	3	1	0	2	0	0	0	0	1	0	16	16	0.00	1.000										

AB	38
R	8
H	12
RBI	8
BB	5
SO	7
LOB	16



Batter	1	2	3	4	5	6	7	8	9	AB	R	H	RBI	BB	SO	LOB	BOTTOM										
<b>Mary Breeding, R</b> OBP: 0.250, SLG: 0.263 (1, 4)										5	0	0	0	0	1	2	<b>Boston Red Sox @ Baltimore Orioles</b> Memorial Stadium, Baltimore, MD Sun Jun 24 1962, 3:38 AM EDT Att: 8,921 - Unknown										
<b>Russ Snyder, L</b> OBP: 0.318, SLG: 0.506 (1, 8)										4	1	1	0	0	1	1											
<b>Brooks Robinson, R</b> OBP: 0.307, SLG: 0.480 (1, 5)										4	0	0	0	0	0	1											
<b>Jim Gentile, L</b> OBP: 0.362, SLG: 0.532 (1, 3)										3	2	1	0	1	1	0											
<b>Boog Powell, L</b> OBP: 0.321, SLG: 0.404 (1, 7)										4	2	2	1	0	0	0											
<b>Whitey Herzog, L</b> OBP: 0.345, SLG: 0.343 (1, 9)										4	0	2	4	0	1	0											
<b>Ron Hansen, R</b> OBP: 0.320, SLG: 0.326 (1, 6)										4	0	1	0	0	0	2											
<b>Hobie Landrith, L</b> OBP: 0.327, SLG: 0.404 (1, 2)										4	0	1	0	0	1	1											
<b>Steve Barber, L</b> OBP: 0.185, SLG: 0.083 (1, 1)										0	0	0	0	0	0	0											
<b>Jack Fisher, R</b> OBP: 0.333, SLG: 0.167 (1, 1)										2	0	1	0	0	0	0											
<b>Earl Robinson, R</b> OBP: 0.361, SLG: 0.413 (6, PH)										1	0	1	0	0	0	0											
<b>Hoyt Wilhelm, R</b> (7, 1)										0	0	0	0	0	0	0											
<b>Charlie Lau, L</b> OBP: 0.323, SLG: 0.391 (9, PH)										1	0	0	0	0	1	1											
<b>Inning Stats</b>	R: 3 E: 0 K: 0 S: 7	H: 4 LOB: 1 BB: 0 P: 7	R: 0 E: 0 K: 0 S: 3	H: 0 LOB: 0 BB: 0 P: 3	R: 2 E: 0 K: 0 S: 5	H: 2 LOB: 1 BB: 1 P: 9	R: 0 E: 0 K: 2 S: 8	H: 1 LOB: 1 BB: 0 P: 8	R: 0 E: 0 K: 1 S: 5	H: 0 LOB: 0 BB: 0 P: 5	R: 0 E: 0 K: 0 S: 4	H: 2 LOB: 2 BB: 0 P: 4	R: 0 E: 0 K: 1 S: 3	H: 0 LOB: 0 BB: 0 P: 3	R: 0 E: 0 K: 1 S: 5	H: 1 LOB: 1 BB: 0 P: 8	1B: 7 2B: 2 3B: 1 HR: 0	SF: 0 SAC: 0 DP: 0 HBP: 0	WP: 0 PB: 0 SB: 0 CS: 0	PA: 37							
<b>PITCHER</b>	IP	WLS	BF	H	R	ER	SO	BB	IBB	HBP	BLK	WP	HR	S	P	ERA	WHIP										
<b>Gene Conley, R</b> ERA: 3.73 (1, 1)	9.0	W	37	10	5	5	6	1	0	0	0	0	0	48	52	5.00	1.222										






Batter	1	2	3	4	5	6	7	8	9	AB	R	H	RBI	BB	SO	LOB	TOP		
Albie Pearson, L (1, 8) OBP: 0.394, SLG: 0.374	G3		L4			F7		F2		4	0	0	0	0	0	0			
Billy Moran, R (1, 4) OBP: 0.337, SLG: 0.465	F9								F6	3	0	0	0	1	1	0			
Leon Wagner, L (1, 9) OBP: 0.356, SLG: 0.574	K								F7	4	0	0	0	0	1	1			
Lee Thomas, L (1, 3) OBP: 0.360, SLG: 0.427									F8	3	0	0	0	1	0	1			
Buck Rodgers, S (1, 2) OBP: 0.328, SLG: 0.408										3	0	0	0	0	0	1			
Earl Averill, R (1, 7) OBP: 0.423, SLG: 0.400										2	0	0	0	1	1	1			
Eddie Yost, R (1, 5) OBP: 0.431, SLG: 0.366										2	0	0	0	1	1	1			
Joe Koppe, R (1, 6) OBP: 0.356, SLG: 0.308										3	0	0	0	0	0	2			
Bo Belinsky, L (1, 1) OBP: 0.237, SLG: 0.094										2	0	0	0	0	1	2			
Tom Burgess, L (8, PH) OBP: 0.352, SLG: 0.392										1	0	0	0	0	0	0			
Dean Chance, R (8, 1) OBP: 0.227, SLG: 0.150										0	0	0	0	0	0	0			
<b>Inning Stats</b>	R: 0 E: 0 K: 1 S: 5	H: 0 LOB: 0 BB: 0 P: 5	R: 0 E: 0 K: 0 S: 3	H: 0 LOB: 1 BB: 1 P: 7	R: 0 E: 0 K: 1 S: 5	H: 0 LOB: 0 BB: 0 P: 5	R: 0 E: 0 K: 0 S: 3	H: 0 LOB: 2 BB: 2 P: 11	R: 0 E: 0 K: 0 S: 3	H: 0 LOB: 1 BB: 1 P: 7	R: 0 E: 0 K: 2 S: 7	H: 0 LOB: 0 BB: 0 P: 7	R: 0 E: 0 K: 0 S: 3	H: 0 LOB: 0 BB: 0 P: 3	R: 0 E: 0 K: 0 S: 3	H: 0 LOB: 0 BB: 0 P: 3	1B: 0 2B: 0 3B: 0 HR: 0	SF: 0 SAC: 0 DP: 0 HBP: 0	WP: 0 PA: 31 PB: 0 SB: 0 CS: 0
<b>PITCHER</b> Earl Wilson, R (1, 1) ERA: 3.16	IP: 9.0 WLS: W BF: 31 H: 0 R: 0 ER: 0 SO: 5 BB: 4 IBB: 0 HBP: 0 BLK: 0 WP: 0 HR: 0 S: 37 P: 53 ERA: 0.00 WHIP: 0.444															<b>PITCHER</b>			

Los Angeles Angels @ Boston Red Sox  
Fenway Park, Boston, MA  
Tue Jun 26 1962, 7:05 PM EDT  
Att: 14,002 - Unknown

AB 27  
R 0  
H 0  
RBI 0  
BB 4  
SO 5  
LOB 9




Batter	1	2	3	4	5	6	7	8	9	AB	R	H	RBI	BB	SO	LOB	BOTTOM		
Billy Gardner, R (1, 4) OBP: 0.281, SLG: 0.250	F7		F3		5-3		K			4	0	0	0	0	1	0			
Gary Geiger, L (1, 8) OBP: 0.326, SLG: 0.383	K		F8		K			4-3		4	0	0	0	0	2	0			
Carl Yastrzemski, L (1, 7) OBP: 0.369, SLG: 0.493	K				F8	F5		6-3		4	0	0	0	0	1	0			
Frank Maltzone, R (1, 5) OBP: 0.321, SLG: 0.437					E3		F8	1B		3	1	1	0	1	0	0			
Pete Runnels, L (1, 3) OBP: 0.435, SLG: 0.444					F5	BB	FC6-4	1B		3	0	2	0	1	0	1			
Bob Tillman, R (1, 2) OBP: 0.315, SLG: 0.535					K	K	FC6-4	1B		4	0	0	0	0	3	6			
Carroll Hardy, R (1, 9) OBP: 0.322, SLG: 0.359					K	BB	F4			3	0	1	1	0	1	2			
Eddie Bressoud, R (1, 6) OBP: 0.308, SLG: 0.394					K	BB	F3			2	0	0	0	1	1	0			
Earl Wilson, R (1, 1) OBP: 0.280, SLG: 0.522					K	HR	K			3	1	1	1	0	2	3			
<b>Inning Stats</b>	R: 0 E: 0 K: 2 S: 7	H: 0 LOB: 0 BB: 0 P: 7	R: 0 E: 0 K: 2 S: 7	H: 0 LOB: 1 BB: 1 P: 11	R: 1 E: 1 K: 1 S: 6	H: 1 LOB: 0 BB: 0 P: 6	R: 1 E: 1 K: 2 S: 10	H: 2 LOB: 3 BB: 1 P: 14	R: 0 E: 0 K: 0 S: 3	H: 0 LOB: 1 BB: 1 P: 7	R: 0 E: 0 K: 2 S: 7	H: 0 LOB: 0 BB: 0 P: 7	R: 0 E: 0 K: 1 S: 7	H: 2 LOB: 2 BB: 0 P: 7	R: 0 E: 0 K: 1 S: 7	H: 2 LOB: 0 BB: 0 P: 7	1B: 4 2B: 0 3B: 0 HR: 1	SF: 0 SAC: 0 DP: 0 HBP: 0	WP: 0 PA: 33 PB: 0 SB: 0 CS: 0
<b>PITCHER</b> Bo Belinsky, L (1, 1) ERA: 2.79	IP: 7.0 WLS: L BF: 28 H: 3 R: 2 ER: 1 SO: 10 BB: 3 IBB: 0 HBP: 0 BLK: 0 WP: 0 HR: 1 S: 45 P: 57 ERA: 1.29 WHIP: 0.857															<b>PITCHER</b>			
<b>PITCHER</b> Dean Chance, R (8, 1) ERA: 4.06	IP: 1.0 WLS: 5 BF: 2 H: 2 R: 0 ER: 0 SO: 1 BB: 0 IBB: 0 HBP: 0 BLK: 0 WP: 0 HR: 0 S: 7 P: 7 ERA: 0.00 WHIP: 2.000															<b>PITCHER</b>			


Los Angeles Angels @ Boston Red Sox  
Fenway Park, Boston, MA  
Tue Jun 26 1962, 7:05 PM EDT  
Att: 14,002 - Unknown

AB 30  
R 2  
H 5  
RBI 2  
BB 3  
SO 11  
LOB 12





Batter	1	2	3	4	5	6	7	8	9	AB	R	H	RBI	BB	SO	LOB	TOP										
Albie Pearson, L (1, 8) OBP: 0.397, SLG: 0.375	0-0 1B		0-0 1B		0-0 2-3		0-0 F6		4-0 BB	4	0	2	0	1	0	1	<b>Los Angeles Angels @ Boston Red Sox</b> Fenway Park, Boston, MA Wed Jun 27 1962, 3:33 AM EDT Alt: 5,779 - Unknown - 68 F  <b>AB 30</b> <b>R 3</b> <b>H 5</b> <b>RBI 3</b> <b>BB 5</b> <b>SO 4</b> <b>LOB 16</b> 										
Billy Moran, R (1, 4) OBP: 0.338, SLG: 0.462	0-0 F7		0-0 L5		0-0 2B		0-0 BB	4-0 SH SF7 BB	4	2	1	1	1	0	4												
Leon Wagner, L (1, 9) OBP: 0.356, SLG: 0.575	0-0 F7		0-3 K		0-0 2B		0-0 BB	0-0 SH SF7	3	0	1	1	0	1	2												
Lee Thomas, L (1, 3) OBP: 0.355, SLG: 0.422	0-0 F7		0-0 G3		0-0 3-1		0-0 BB	0-0 SF7	3	0	0	1	0	0	3												
Buck Rodgers, S (1, 2) OBP: 0.324, SLG: 0.402		0-3 K		0-0 F9		0-0 5-3		0-3 K	4	0	0	0	0	2	1												
Earl Averill, R (1, 7) Gordie Windhorn, R (8, 7) OBP: 0.416, SLG: 0.405 OBP: 0.224, SLG: 0.309		0-0 2B		0-0 5-3		0-0 6-3		0-3 K	4	0	1	0	0	1	1												
Felix Torres, R (1, 5) OBP: 0.299, SLG: 0.364		0-0 1-3		0-0 F8		0-0 F8		0-0 F9	4	0	0	0	0	0	1												
Joe Koppe, R (1, 6) OBP: 0.364, SLG: 0.306		4-0 BB		4-0 SH3-4 1B BB		0-0 F9		4-0 FC1-6 BB	1	1	0	0	3	0	0												
Don Lee, R (1, 1) Dean Chance, R (9, 1) OBP: 0.206, SLG: 0.182 OBP: 0.227, SLG: 0.150		0-0 FC6		0-0 SH3-4		0-0 6-3		0-0 FC1-6 BB	3	0	0	0	0	0	3												
<b>Inning Stats</b>	R: 0 E: 0 K: 0 S: 4	H: 1 LOB: 1 BB: 0 P: 4	R: 0 E: 0 K: 1 S: 6	H: 1 LOB: 2 BB: 1 P: 10	R: 0 E: 0 K: 1 S: 6	H: 1 LOB: 0 BB: 0 P: 6	R: 0 E: 0 K: 0 S: 3	H: 0 LOB: 0 BB: 0 P: 3	R: 2 E: 0 K: 0 S: 5	H: 2 LOB: 1 BB: 1 P: 9	R: 0 E: 0 K: 0 S: 3	H: 0 LOB: 0 BB: 0 P: 3	R: 0 E: 0 K: 2 S: 8	H: 0 LOB: 1 BB: 1 P: 12	R: 0 E: 0 K: 0 S: 3	H: 0 LOB: 2 BB: 2 P: 11		1B: 3 2B: 2 3B: 0 HR: 0	SF: 1 SAC: 2 DP: 0 HBP: 0	WP: 0 PB: 0 SB: 0 CS: 0	PA: 38						
<b>PITCHER</b>	IP	WLS	BF	H	R	ER	SO	BB	IBB	HBP	BLK	WP	HR	S	P	ERA	WHIP										
Ike Delock, R (1, 1) ERA: 2.44	7.0	L	28	5	2	2	2	2	0	0	0	0	0	30	38	2.57	1.000										
Arnold Earley, L (8, 1) ERA: 4.39	2.0		10	0	1	0	2	3	0	0	0	0	0	11	23	0.00	1.500										

Batter	1	2	3	4	5	6	7	8	9	AB	R	H	RBI	BB	SO	LOB	BOTTOM										
Billy Gardner, R (1, 4) OBP: 0.279, SLG: 0.250	0-0 F3		0-0 E6		0-0 1B		0-0 FC6-4			4	0	1	0	0	0	1	<b>Los Angeles Angels @ Boston Red Sox</b> Fenway Park, Boston, MA Wed Jun 27 1962, 3:33 AM EDT Alt: 5,779 - Unknown - 68 F  <b>AB 34</b> <b>R 0</b> <b>H 5</b> <b>RBI 0</b> <b>BB 2</b> <b>SO 5</b> <b>LOB 15</b> 										
Gary Geiger, L (1, 8) OBP: 0.323, SLG: 0.376	0-0 G3		0-3 K		0-3 K			0-0 3-1	4	0	0	0	0	2	2												
Carl Yastrzemski, L (1, 7) OBP: 0.364, SLG: 0.466	0-0 F8			0-0 G3		0-0 G3		0-0 6-3	4	0	0	0	0	0	0												
Frank Maltzone, R (1, 5) OBP: 0.317, SLG: 0.431		0-0 5-3		0-0 5-3		0-0 E8		0-0 6-3	4	0	0	0	0	0	0												
Pete Runnels, L (1, 3) OBP: 0.439, SLG: 0.446		0-0 5-3 1B		0-0 BB 1B		0-0 F9		4-0 FC6-4 1B BB	3	0	2	0	1	0	1												
Bob Tillman, R (1, 2) OBP: 0.320, SLG: 0.531		0-0 5-3		4-0 1-2 BB		0-0 4-3		0-0 FC6-4 1B	3	0	1	0	1	0	2												
Carroll Hardy, R (1, 9) OBP: 0.318, SLG: 0.353		0-3 K		0-0 L6			0-0 L3	0-0 F6	4	0	0	0	0	1	5												
Eddie Bressoud, R (1, 6) OBP: 0.304, SLG: 0.388			0-0 F7		0-3 K		0-0 4-3	0-0 FC6-4	4	0	0	0	0	1	2												
Ike Delock, R (1, 1) Russ Nixon, L (7, PH) Arnold Earley, L (8, 1) Jim Pagliaroni, R (8, PH) OBP: 0.326, SLG: 0.192 OBP: 0.362, SLG: 0.414			0-0 L5		0-3 K		0-0 FC6-4 1B	0-0 F3	2	0	0	0	0	1	0												
<b>Inning Stats</b>	R: 0 E: 0 K: 0 S: 3	H: 0 LOB: 0 BB: 0 P: 3	R: 0 E: 0 K: 1 S: 6	H: 1 LOB: 1 BB: 0 P: 6	R: 0 E: 0 K: 1 S: 6	H: 0 LOB: 0 BB: 0 P: 6	R: 0 E: 0 K: 0 S: 4	H: 1 LOB: 2 BB: 1 P: 8	R: 0 E: 1 K: 3 S: 10	H: 1 LOB: 1 BB: 0 P: 10	R: 0 E: 0 K: 0 S: 4	H: 0 LOB: 1 BB: 0 P: 4	R: 0 E: 0 K: 0 S: 3	H: 0 LOB: 0 BB: 0 P: 3	R: 0 E: 0 K: 0 S: 4	H: 1 LOB: 2 BB: 1 P: 8		1B: 5 2B: 0 3B: 0 HR: 0	SF: 0 SAC: 0 DP: 0 HBP: 0	WP: 0 PB: 0 SB: 0 CS: 0	PA: 36						
<b>PITCHER</b>	IP	WLS	BF	H	R	ER	SO	BB	IBB	HBP	BLK	WP	HR	S	P	ERA	WHIP										
Don Lee, R (1, 1) ERA: 3.26	8.0	W	33	5	0	0	5	2	0	0	0	0	0	41	49	0.00	0.875										
Dean Chance, R (9, 1) ERA: 4.0	1.0	S	3	0	0	0	0	0	0	0	0	0	0	3	3	0.00	0.000										



Batter	1	2	3	4	5	6	7	8	9	AB	R	H	RBI	BB	SO	LOB	TOP					
<b>Albie Pearson, L</b> OBP: 0.401, SLG: 0.377 (1, 8)										4	1	1	3	3	1	3						
<b>Billy Moran, R</b> OBP: 0.346, SLG: 0.466 (1, 4)										6	3	4	2	1	1	3						
<b>Leon Wagner, L</b> OBP: 0.361, SLG: 0.584 (1, 9)										6	3	3	3	1	0	5						
<b>Lee Thomas, L</b> OBP: 0.351, SLG: 0.417 (1, 3)										6	1	1	1	0	1	6						
<b>Buck Rodgers, S</b> OBP: 0.331, SLG: 0.413 (1, 2)										5	2	3	3	1	0	1						
<b>Earl Averill, R</b> OBP: 0.425, SLG: 0.395 <b> Gordie Windhorn, R</b> OBP: 0.220, SLG: 0.304 (7, 7)										2	2	0	0	3	1	3						
<b>Felix Torres, R</b> OBP: 0.306, SLG: 0.365 (1, 5)										5	4	2	2	1	1	4						
<b>Joe Koppe, R</b> OBP: 0.371, SLG: 0.310 (1, 6)										4	3	2	1	2	1	2						
<b>Eli Grba, R</b> OBP: 0.333, SLG: 0.409 <b> Bob Botz, R</b> (8, 1)										4	0	2	4	1	0	2						
<b>Inning Stats</b>	R: 0 E: 0 K: 1 S: 5	H: 0 LOB: 1 BB: 1 P: 9	R: 7 E: 0 K: 1 S: 9	H: 4 LOB: 2 BB: 5 P: 29	R: 0 E: 0 K: 0 S: 3	H: 0 LOB: 0 BB: 0 P: 3	R: 5 E: 0 K: 1 S: 10	H: 5 LOB: 2 BB: 2 P: 18	R: 0 E: 0 K: 0 S: 3	H: 1 LOB: 0 BB: 0 P: 3	R: 0 E: 0 K: 2 S: 8	H: 1 LOB: 2 BB: 1 P: 12	R: 5 E: 0 K: 1 S: 10	H: 5 LOB: 1 BB: 1 P: 14	R: 0 E: 0 K: 0 S: 2	H: 0 LOB: 0 BB: 1 P: 6	R: 2 E: 1 K: 0 S: 6	H: 2 LOB: 3 BB: 2 P: 14	1B: 14 2B: 3 3B: 0 HR: 1	SF: 0 SAC: 0 DP: 2 HBP: 0	WP: 1 PB: 1 SB: 0 CS: 0	PA: 57
<b>PITCHER</b>	IP WLS BF H R ER SO BB IBB HBP BLK WP HR S P ERA WHIP																					
<b>Don Schwalt, R</b> ERA: 5.17 <b> Galen Cisco, R</b> ERA: 5.17 <b> Mike Fornieles, R</b> ERA: 5.49 <b> Hal Kolstad, R</b> ERA: 7.71 <b> Arnold Earley, L</b> ERA: 4.21 (1, 1) (2, 1) (2, 1) (4, 1) (9, 1)	1.0 0.2 2.0 4.1 1.0	WLS L 13 21 8	BF 7 8 13 21 8	H 1 3 4 5 2 7	R 3 4 4 5 2 2	ER 3 4 4 4 0 0	SO 1 4 1 4 0 0	BB 3 0 2 3 2 0	IBB 0 0 0 0 0 0	HBP 0 0 0 0 0 0	BLK 0 0 0 0 0 0	WP 0 0 0 1 0 0	HR 0 0 0 1 0 0	S 6 5 13 26 6	P 18 17 21 38 14	ERA 27.00 54.00 9.00 8.31 0.00	WHIP 4.000 9.000 3.500 2.308 4.000					

**Los Angeles Angels @ Boston Red Sox**  
Fenway Park, Boston, MA  
Thu Jun 28 1962, 3:33 AM EDT  
Alt. 3,903 - Unknown - 85 F

AB 44  
R 19  
H 18  
RBI 19  
BB 13  
SO 6  
LOB 31

Batter	1	2	3	4	5	6	7	8	9	AB	R	H	RBI	BB	SO	LOB	BOTTOM				
<b>Billy Gardner, R</b> OBP: 0.301, SLG: 0.304 (1, 4)										5	3	3	0	0	0	2					
<b>Gary Geiger, L</b> OBP: 0.325, SLG: 0.377 (1, 8)										5	1	2	2	0	1	1					
<b>Carl Yastrzemski, L</b> OBP: 0.365, SLG: 0.464 (1, 7)										5	2	2	1	0	0	1					
<b>Frank Malzone, R</b> OBP: 0.322, SLG: 0.432 (1, 5)										4	0	2	1	1	0	1					
<b>Pete Runnels, L</b> OBP: 0.438, SLG: 0.445 (1, 3)										3	0	1	2	1	0	2					
<b>Bob Tillman, R</b> OBP: 0.316, SLG: 0.515 (1, 2)										4	0	0	1	1	1	2					
<b>Lou Clinton, R</b> OBP: 0.169, SLG: 0.183 (1, 9)										4	0	0	0	1	1	5					
<b>Eddie Bressoud, R</b> OBP: 0.300, SLG: 0.382 (1, 6)										4	0	0	0	0	0	5					
<b>Don Schwalt, R</b> OBP: 0.194, SLG: 0.167 <b> Galen Cisco, R</b> OBP: 0.209, SLG: 0.136 <b> Mike Fornieles, R</b> OBP: 0.200, SLG: 0.300 <b> Hal Kolstad, R</b> OBP: 0.200, SLG: 0.200 <b> Russ Nixon, L</b> OBP: 0.214, SLG: 0.165 <b> Arnold Earley, L</b> (1, 1) (2, 1) (2, 1) (4, 1) (8, PH) (9, 1)	7.0 2.0	WLS S 10	BF 33 10	H 8 4	R 4 3	ER 4 3	SO 4 0	BB 4 0	IBB 0 0	HBP 0 0	BLK 0 0	WP 0 0	HR 0 0	S 10 10	P 10 10	ERA 5.14 13.50	WHIP 1.714 2.000				
<b>PITCHER</b>	IP WLS BF H R ER SO BB IBB HBP BLK WP HR S P ERA WHIP																				

**Los Angeles Angels @ Boston Red Sox**  
Fenway Park, Boston, MA  
Thu Jun 28 1962, 3:33 AM EDT  
Alt. 3,903 - Unknown - 85 F


AB 38  
R 7  
H 12  
RBI 7  
BB 4  
SO 4  
LOB 22



Batter	1	2	3	4	5	6	7	8	9	AB	R	H	RBI	BB	SO	LOB	TOP										
<b>Billy Conso</b> , R (1, 6) OBP: 0.326, SLG: 0.286	F3		K		K			F9	K	5	0	0	0	0	3	1	<b>Kansas City Athletics @ Boston Red Sox</b> Fenway Park, Boston, MA Fri Jun 29 1962, 7:05 PM EDT Att: 11,299 - Unknown										
<b>Jerry Lumpe</b> , L (1, 4) OBP: 0.330, SLG: 0.378	BB		3-1			2B		2B	BB	2	1	1	0	2	0	0											
<b>Gino Cimoli</b> , R (1, 8) OBP: 0.345, SLG: 0.422	F8					K		F9		3	0	0	0	1	1	3											
<b>Manny Jimenez</b> , L (1, 7) OBP: 0.404, SLG: 0.526	F8		F2			F8		1B	2B	4	1	1	1	0	0	3											
<b>Norm Siebern</b> , L (1, 3)		F7			F8					4	0	1	1	0	0	1											
<b>Ed Charles</b> , R (1, 5) OBP: 0.333, SLG: 0.457		2B	BB		CS	BB		F8		2	1	0	0	2	1	1											
<b>George Alusik</b> , R (1, 9) OBP: 0.246, SLG: 0.345					K			F5		4	0	1	0	0	1	1											
<b>Joe Azcue</b> , R (1, 2) OBP: 0.306, SLG: 0.345		6-3			CS	F5			5-3	4	0	1	1	0	0	2											
<b>Diego Segui</b> , R (1, 1) OBP: 0.308, SLG: 0.333										2	0	0	0	0	1	1											
<b>Wayne Causey</b> , L (7, PH) OBP: 0.300, SLG: 0.317										1	0	0	0	0	1	1											
<b>Jim Archer</b> , R (7, PH) OBP: 1.000, SLG: 1.000										0	0	0	0	0	0	0											
<b>Haywood Sullivan</b> , R (9, PH) OBP: 0.324, SLG: 0.292										1	0	0	0	0	1	1											
<b>Inning Stats</b>	R: 0 E: 0 K: 0 S: 3	H: 0 LOB: 1 BB: 1 P: 7	R: 1 E: 0 K: 0 S: 4	H: 1 LOB: 1 BB: 1 P: 8	R: 0 E: 0 K: 1 S: 5	H: 0 LOB: 0 BB: 1 P: 9	R: 0 E: 0 K: 1 S: 4	H: 0 LOB: 0 BB: 0 P: 8	R: 0 E: 0 K: 2 S: 7	H: 1 LOB: 1 BB: 0 P: 6	R: 0 E: 0 K: 2 S: 8	H: 1 LOB: 1 BB: 0 P: 8	R: 2 E: 0 K: 0 S: 5	H: 2 LOB: 1 BB: 1 P: 9	R: 0 E: 1 K: 2 S: 8	H: 0 LOB: 1 BB: 0 P: 8	1B: 1 2B: 4 3B: 0 HR: 0	SF: 0 SAC: 0 DP: 0 HBP: 0	WP: 0 PB: 0 SB: 0 CS: 1	PA: 38							
<b>PITCHER</b>	IP	WLS	BF	H	R	ER	SO	BB	IBB	HBP	BLK	WP	HR	S	P	ERA	WHIP										
<b>Bill Monbouquette</b> , R (1, 1) ERA: 3.68	9.0	W	37	5	3	3	9	5	0	0	0	0	0	50	70	3.00	1.111										

livebaseballscores.com

AB 32  
R 3  
H 5  
RBI 3  
BB 5  
SO 9  
LOB 15



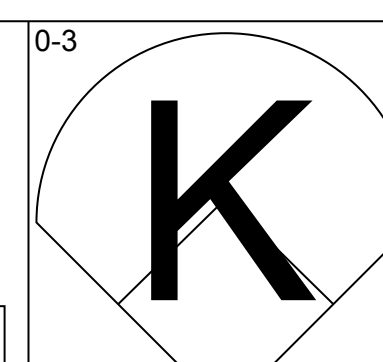
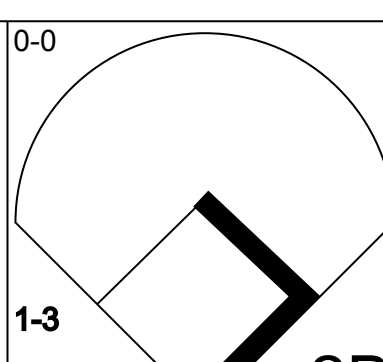
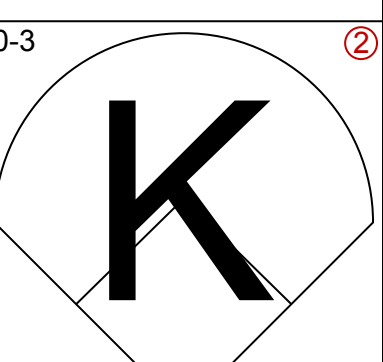
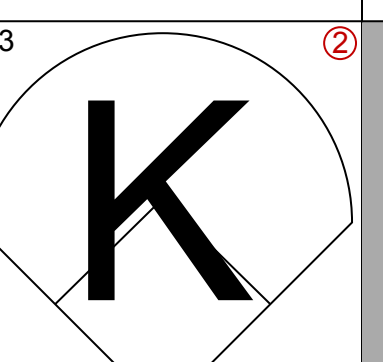
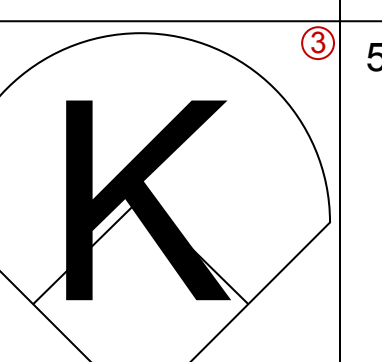
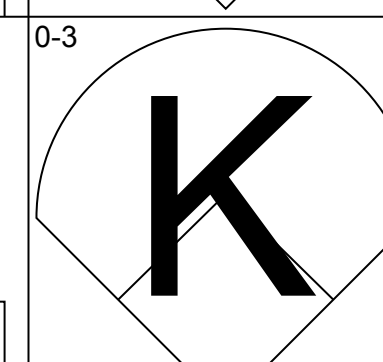
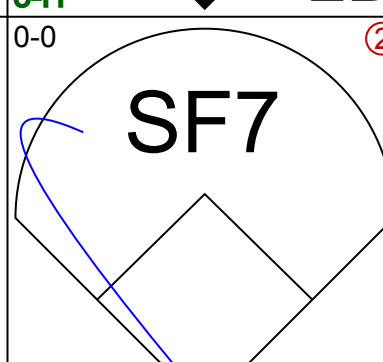
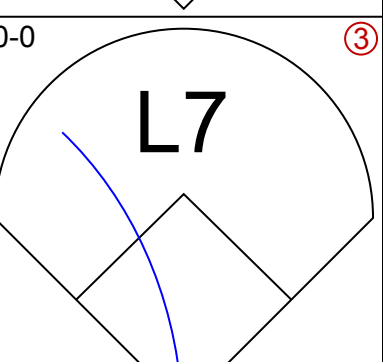
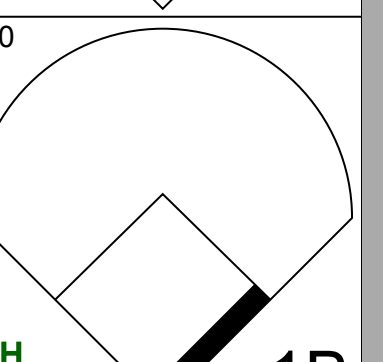
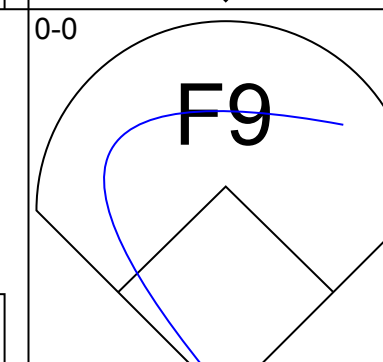
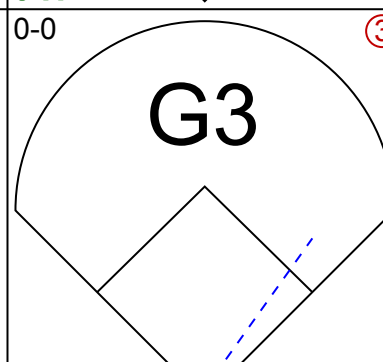
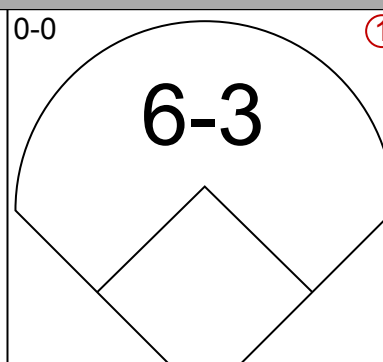
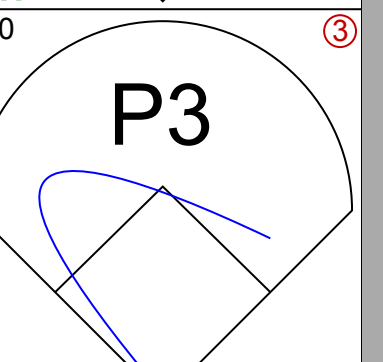
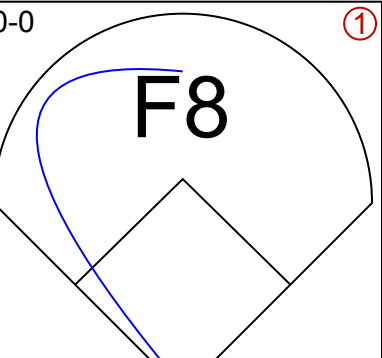
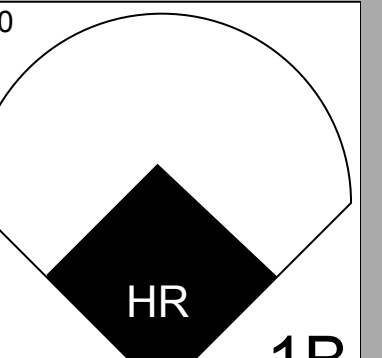
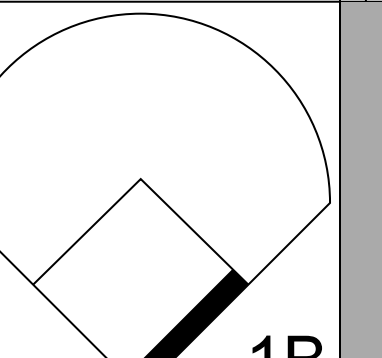
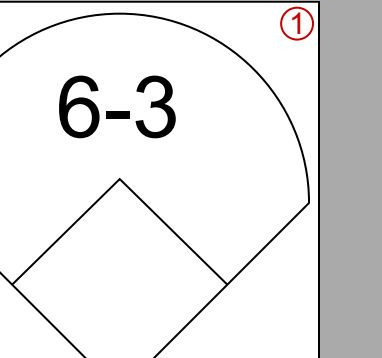




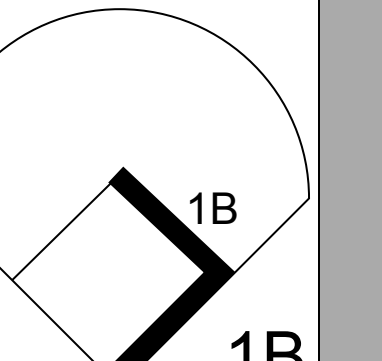

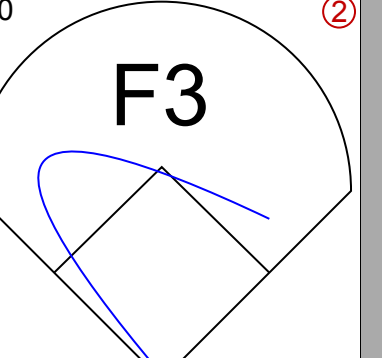
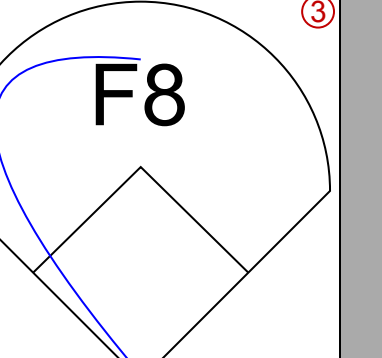
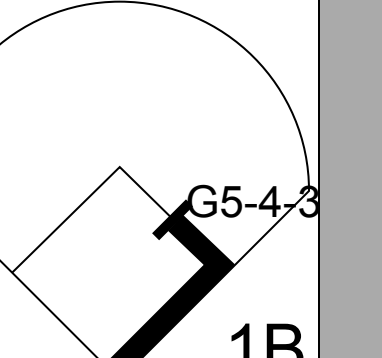
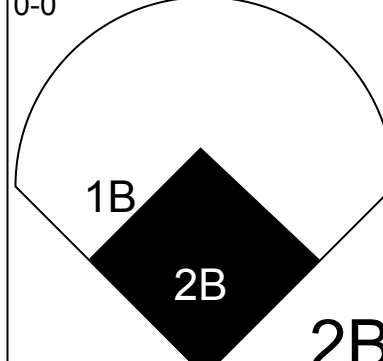
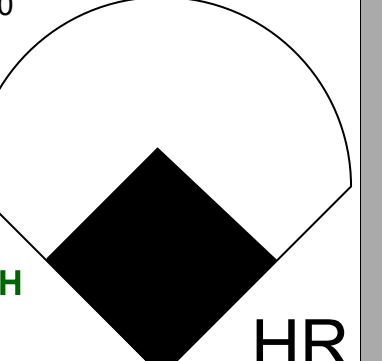
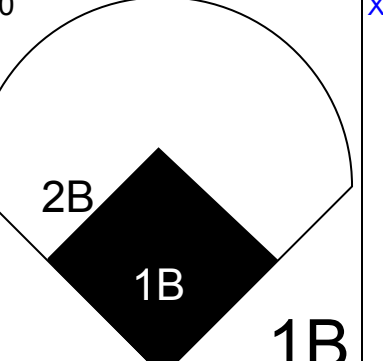
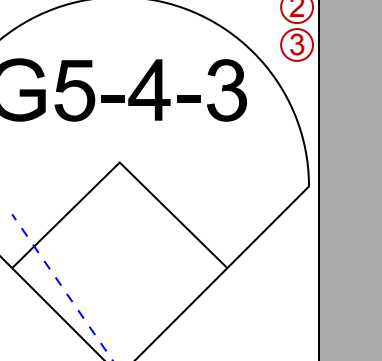
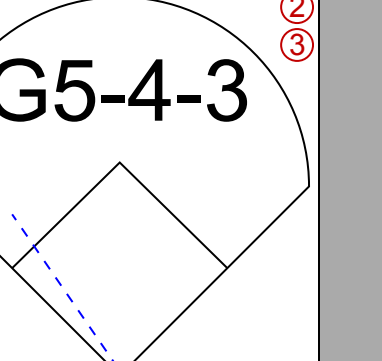
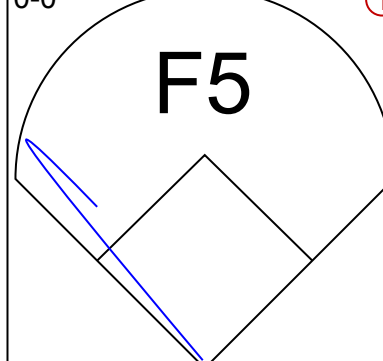
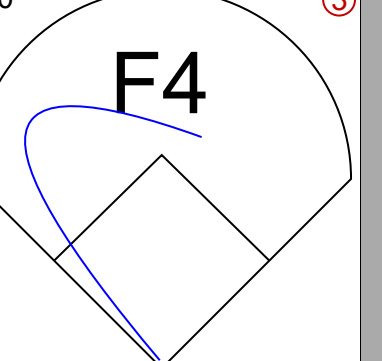
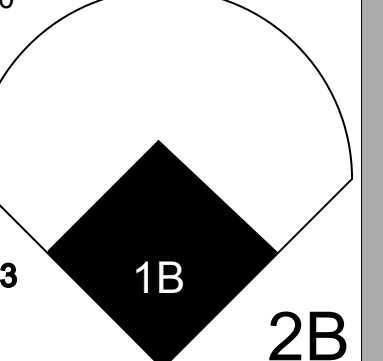
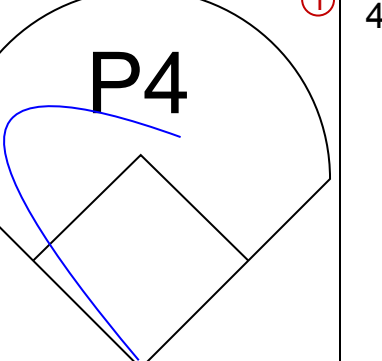
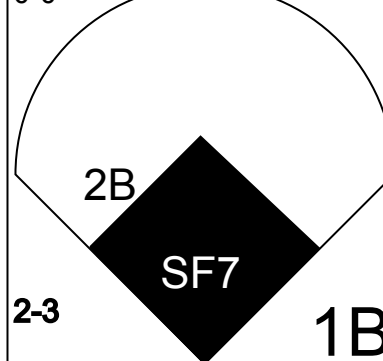
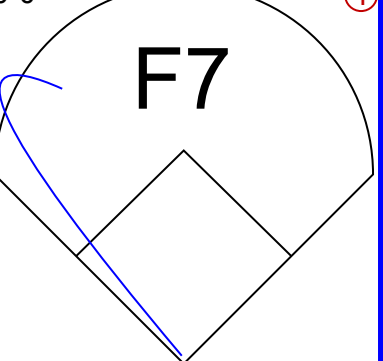
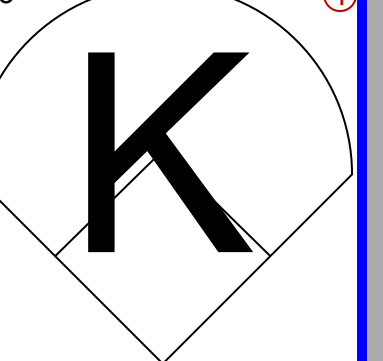
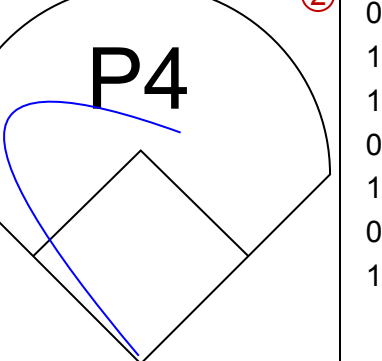
Batter	1	2	3	4	5	6	7	8	9	AB	R	H	RBI	BB	SO	LOB	BOTTOM										
<b>Billy Gardner</b> , R (1, 4) OBP: 0.286, SLG: 0.288	K	K			1-3			K		4	0	0	0	0	3	0	<b>Kansas City Athletics @ Boston Red Sox</b> Fenway Park, Boston, MA Fri Jun 29 1962, 7:05 PM EDT Att: 11,299 - Unknown										
<b>Gary Geiger</b> , L (1, 8) OBP: 0.327, SLG: 0.373	2B	BB			F3			4-3	1B	2	2	0	0	2	0	0											
<b>Carl Yastrzemski</b> , L (1, 7) OBP: 0.387, SLG: 0.488	5-3	2B			L7			K	E1	4	1	2	0	0	1	0											
<b>Frank Maltzone</b> , R (1, 5) OBP: 0.321, SLG: 0.436	5-3				1-3				6-3	4	1	1	1	0	0	2											
<b>Pete Runnels</b> , L (1, 3) OBP: 0.442, SLG: 0.451	2B				4-3			BB	HR	3	2	2	1	1	0	0											
<b>Jim Pagliaroni</b> , R (1, 2) OBP: 0.365, SLG: 0.407	HBP				F8			HR	6-3	2	1	0	0	1	0	1											
<b>Lou Clinton</b> , R (1, 9) OBP: 0.188, SLG: 0.297	K				F5			HR		4	2	2	6	0	1	2											
<b>Eddie Bressoud</b> , R (1, 6) OBP: 0.296, SLG: 0.377					5-3			F4		4	0	0	0	0	1	0											
<b>Bill Monbouquette</b> , R (1, 1) OBP: 0.200, SLG: 0.097	K				K			1-3	F3	4	0	0	0	0	2	0											
<b>Inning Stats</b>	R: 2 E: 0 K: 2 S: 9	H: 2 LOB: 2 BB: 1 P: 14	R: 0 E: 0 K: 3 S: 9	H: 0 LOB: 0 BB: 0 P: 9	R: 0 E: 0 K: 0 S: 3	H: 0 LOB: 0 BB: 0 P: 3	R: 0 E: 0 K: 0 S: 3	H: 0 LOB: 0 BB: 0 P: 3	R: 0 E: 0 K: 1 S: 5	H: 0 LOB: 0 BB: 0 P: 5	R: 4 E: 0 K: 1 S: 7	H: 2 LOB: 2 BB: 2 P: 15	R: 1 E: 1 K: 1 S: 6	H: 1 LOB: 1 BB: 1 P: 10	R: 2 E: 0 K: 0 S: 5	H: 2 LOB: 2 BB: 0 P: 5		1B: 2 2B: 2 3B: 1 HR: 2	SF: 0 SAC: 0 DP: 0 HBP: 1	WP: 0 PB: 0 SB: 0 CS: 0	PA: 36						
<b>PITCHER</b>	IP	WLS	BF	H	R	ER	SO	BB	IBB	HBP	BLK	WP	HR	S	P	ERA	WHIP										
<b>Diego Segui</b> , R (1, 1) ERA: 3.93	6.0	L	26	4	6	6	7	2	1	0	0	0	1	36	49	9.00	1.000										
<b>Jim Archer</b> , L (7, 1) ERA: 10.67	2.0		10	3	3	2	1	1	0	0	0	0	1	11	15	9.00	2.000										

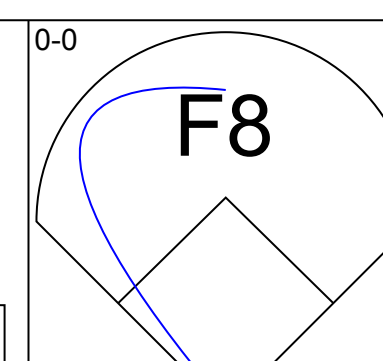
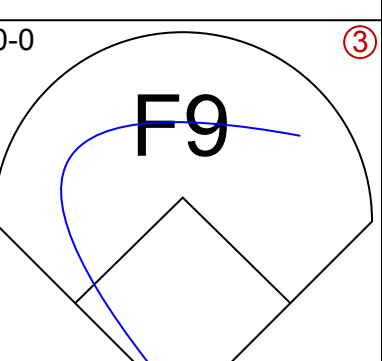
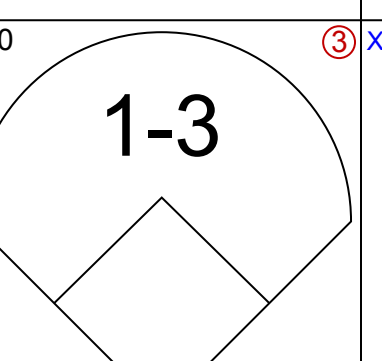
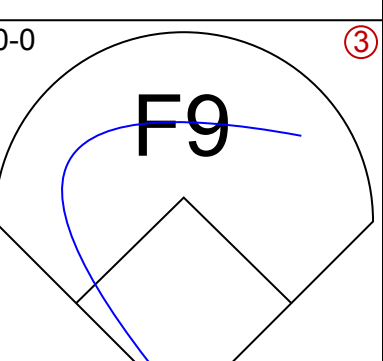
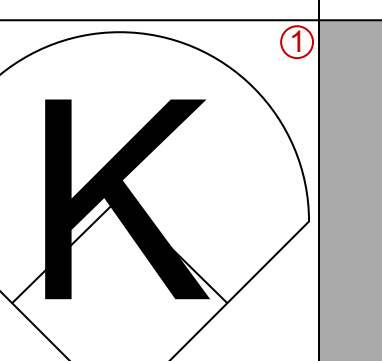
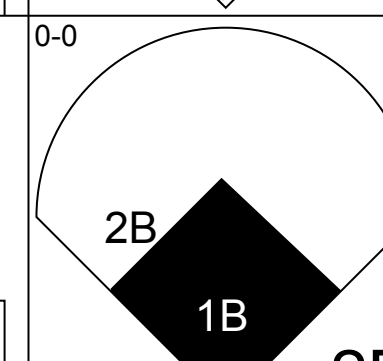
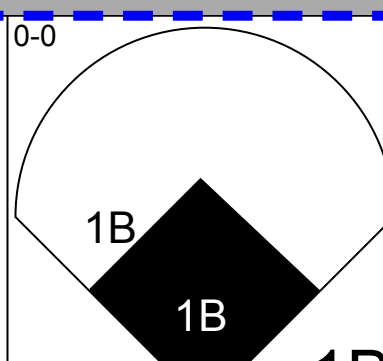
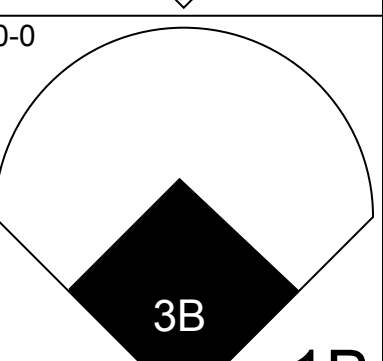
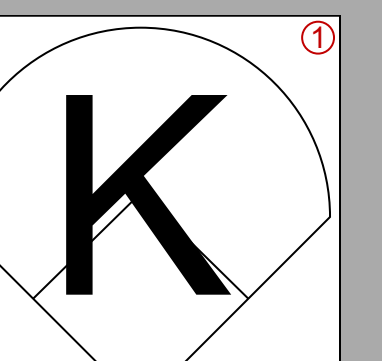
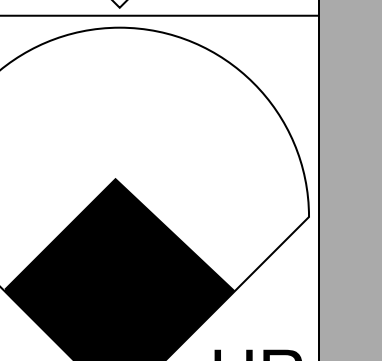
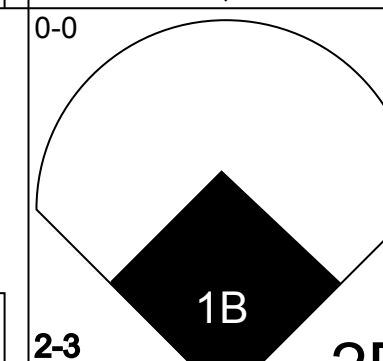
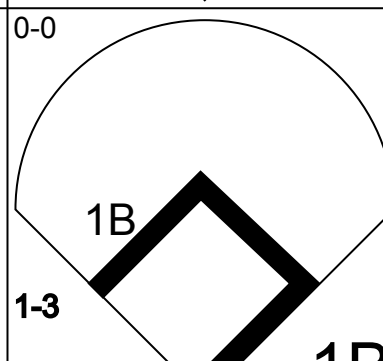

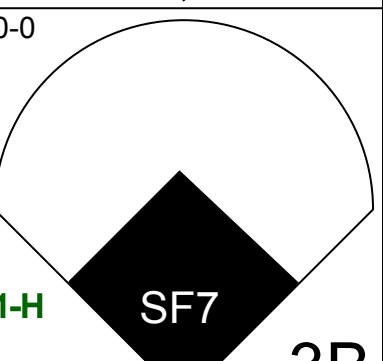
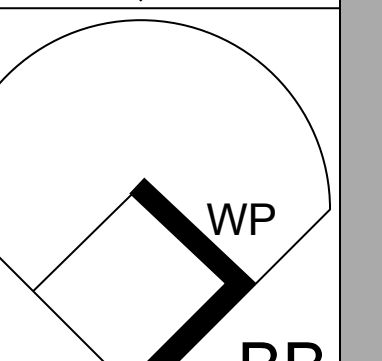
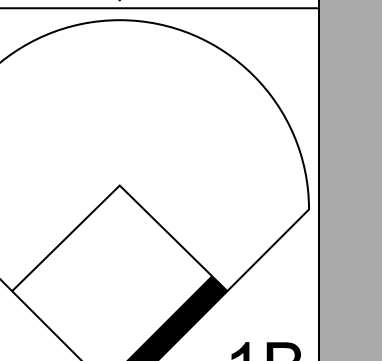
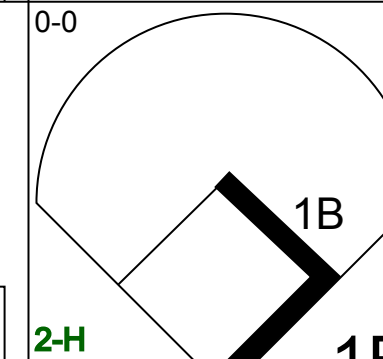
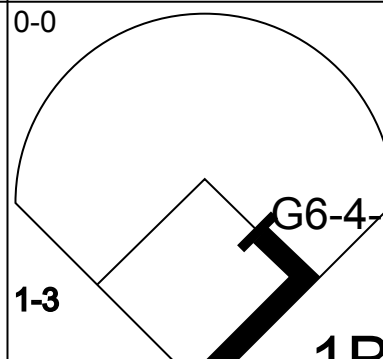

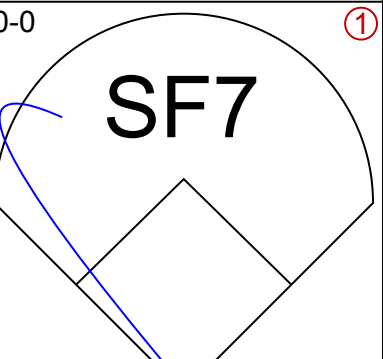
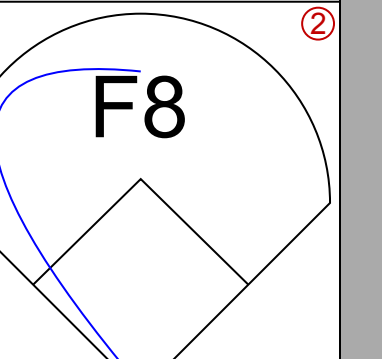
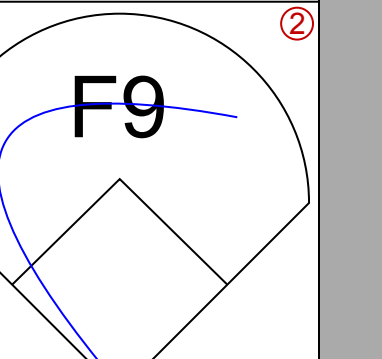
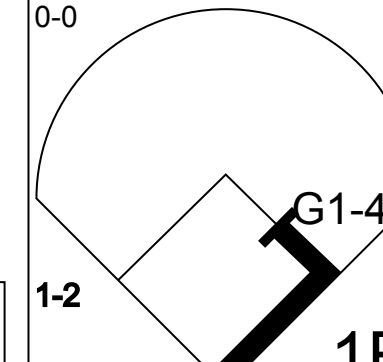
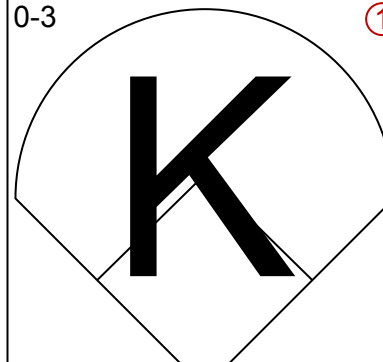
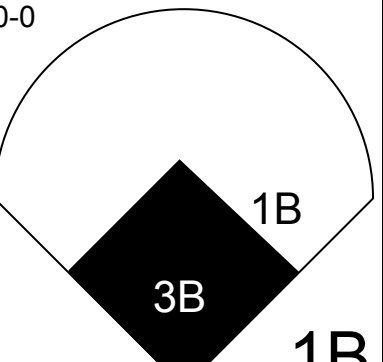
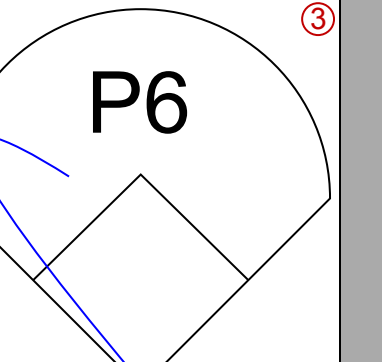
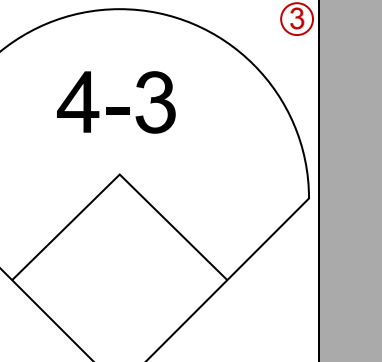
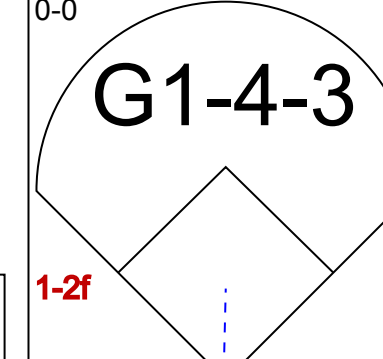
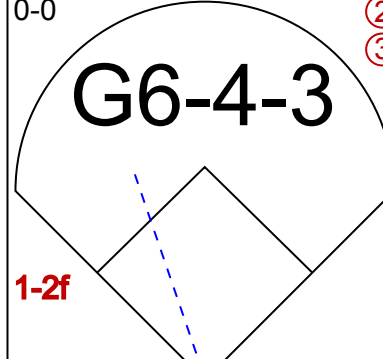
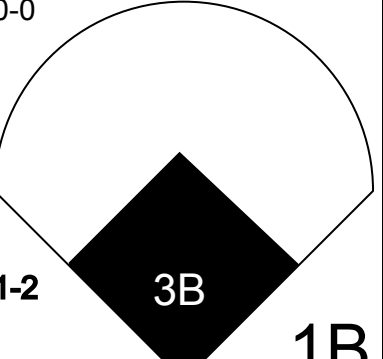


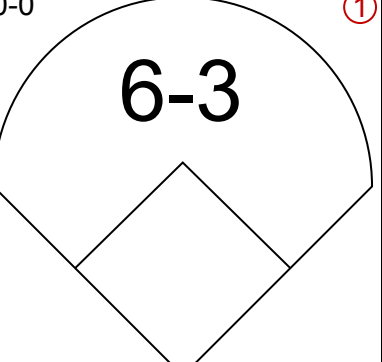
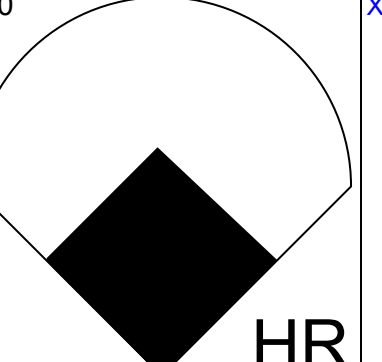
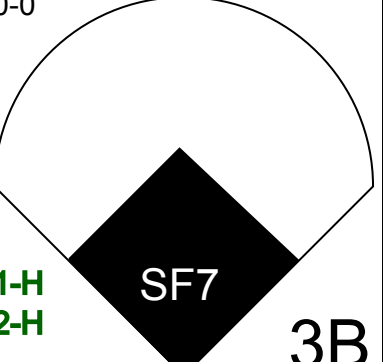

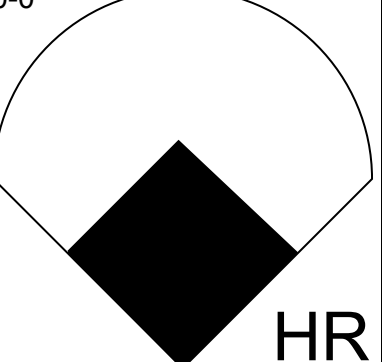
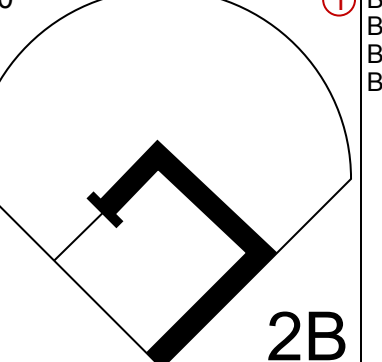
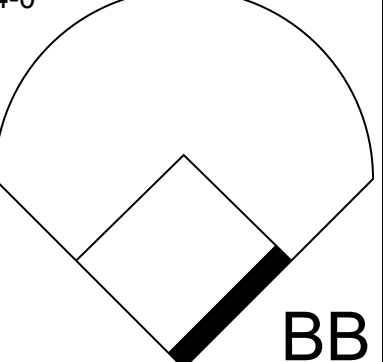

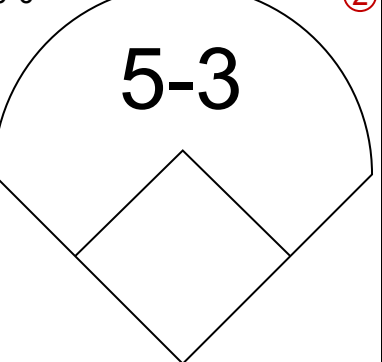
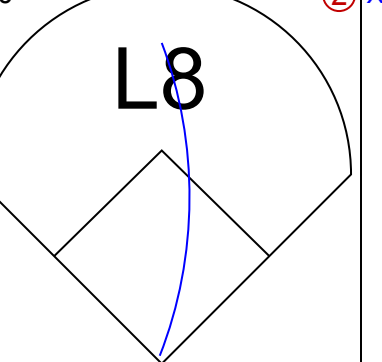
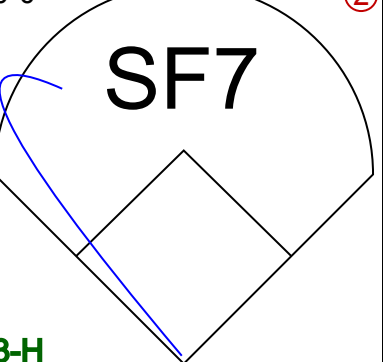

livebaseballscores.com

AB 31  
R 9  
H 7  
RBI 8  
BB 4  
SO 8  
LOB 5





Batter	1	2	3	4	5	6	7	8	9	AB	R	H	RBI	BB	SO	LOB	TOP			
<b>Billy Consolo, R</b> OBP: 0.314, SLG: 0.298 (1, 6)										5	0	1	1	0	4	2	<b>Kansas City Athletics @ Boston Red Sox</b> Fenway Park, Boston, MA Sat Jun 30 1962, 3:33 AM EDT Att: 5,555 - Unknown			
<b>Jerry Lumpe, L</b> OBP: 0.329, SLG: 0.377 (1, 4)										3	0	1	3	0	1	0				
<b>Gino Cimoli, R</b> OBP: 0.341, SLG: 0.416 (1, 8)										4	0	0	0	0	0	2				
<b>Manny Jimenez, L</b> OBP: 0.405, SLG: 0.526 (1, 7)										4	1	2	0	0	0	0				
<b>Norm Siebern, L</b> OBP: 0.405, SLG: 0.456 <b>Joe Azcue, R</b> OBP: 0.310, SLG: 0.350 (6, 2)										3	0	0	0	0	1	2				
<b>Ed Charles, R</b> OBP: 0.332, SLG: 0.453 (1, 5)										4	0	1	0	0	0	2				
<b>George Alusik, R</b> OBP: 0.277, SLG: 0.435 (1, 9)										4	3	3	2	0	0	2				
<b>Haywood Sullivan, R</b> OBP: 0.322, SLG: 0.300 (6, 3)										4	1	1	0	0	0	1				
<b>Dave Wickersham, R</b> OBP: 0.107, SLG: 0.074 <b>Leo Rosado, R</b> OBP: 0.327, SLG: 0.286 <b>Norm Bass, R</b> OBP: 0.287, SLG: 0.145 <b>Danny McDevitt, L</b> OBP: 0.267, SLG: 0.226 <b>Wayne Causey, L</b> OBP: 0.259, SLG: 0.313 <b>Bill Fischer, R</b> OBP: 0.382, SLG: 0.337 (1, 1)										0	0	0	0	0	0	0				
<b>Inning Stats</b>	R: 0 E: 0 K: 2 S: 7	H: 0 LOB: 0 BB: 0 P: 7	R: 0 E: 0 K: 1 S: 5	H: 0 LOB: 0 BB: 0 P: 5	R: 2 E: 0 K: 0 S: 6	H: 3 LOB: 1 BB: 0 P: 6	R: 2 E: 0 K: 0 S: 5	H: 2 LOB: 0 BB: 0 P: 5	R: 0 E: 0 K: 1 S: 4	H: 1 LOB: 1 BB: 0 P: 4	R: 2 E: 0 K: 2 S: 10	H: 3 LOB: 1 BB: 0 P: 10	R: 0 E: 0 K: 0 S: 4	H: 2 LOB: 1 BB: 0 P: 4	R: 0 E: 0 K: 1 S: 5	H: 0 LOB: 0 BB: 0 P: 5		1B: 7 2B: 3 3B: 0 HR: 1	SF: 1 SAC: 0 DP: 1 HBP: 0	WP: 0 PA: 37 PB: 0 SB: 0 CS: 0
<b>PITCHER</b>	IP	WLS	BF	H	R	ER	SO	BB	IBB	HBP	BLK	WP	HR	S	P	ERA	WHIP			
<b>Gene Conley, R</b> ERA: 3.95 <b>Dick Radatz, R</b> ERA: 2.23	(1, 1)	7.1	W	33	11	6	6	6	0	0	0	0	1	45	45	7.36	1.500			
(8, 1)	1.2	S	4	0	0	0	1	0	0	0	0	0	0	6	6	0.00	0.000			

Batter	1	2	3	4	5	6	7	8	9	AB	R	H	RBI	BB	SO	LOB	BOTTOM			
<b>Billy Gardner, R</b> OBP: 0.268, SLG: 0.269 (1, 4)										5	0	0	0	0	1	1	<b>Kansas City Athletics @ Boston Red Sox</b> Fenway Park, Boston, MA Sat Jun 30 1962, 3:33 AM EDT Att: 5,555 - Unknown			
<b>Gary Geiger, L</b> OBP: 0.336, SLG: 0.399 (1, 8)										5	4	4	1	0	1	0				
<b>Carl Yastrzemski, L</b> OBP: 0.376, SLG: 0.505 (1, 7)										4	2	4	1	1	0	0				
<b>Frank Maltzone, R</b> OBP: 0.322, SLG: 0.437 (1, 5)										4	0	2	4	0	0	2				
<b>Pete Runnels, L</b> OBP: 0.442, SLG: 0.450 (1, 3)										5	1	2	0	0	1	4				
<b>Jim Pagliaroni, R</b> OBP: 0.363, SLG: 0.403 (1, 2)										4	1	1	0	0	0	4				
<b>Lou Clinton, R</b> OBP: 0.205, SLG: 0.382 (1, 9)										4	2	2	3	0	0	0				
<b>Eddie Bressoud, R</b> OBP: 0.305, SLG: 0.408 (1, 6)										3	2	3	2	1	0	0				
<b>Gene Conley, R</b> OBP: 0.234, SLG: 0.341 <b>Dick Radatz, R</b> OBP: 0.167, SLG: 0.167 (1, 1)										3	0	0	1	0	0	0				
<b>Inning Stats</b>	R: 2 E: 0 K: 0 S: 6	H: 4 LOB: 1 BB: 0 P: 6	R: 1 E: 0 K: 0 S: 4	H: 1 LOB: 0 BB: 0 P: 4	R: 1 E: 0 K: 1 S: 7	H: 3 LOB: 1 BB: 0 P: 7	R: 1 E: 0 K: 0 S: 4	H: 2 LOB: 0 BB: 0 P: 4	R: 5 E: 0 K: 0 S: 8	H: 5 LOB: 1 BB: 1 P: 12	R: 0 E: 0 K: 1 S: 5	H: 0 LOB: 1 BB: 1 P: 9	R: 1 E: 0 K: 0 S: 4	H: 1 LOB: 0 BB: 0 P: 4	R: 1 E: 0 K: 1 S: 7	H: 2 LOB: 1 BB: 0 P: 7		1B: 9 2B: 3 3B: 2 HR: 4	SF: 2 SAC: 0 DP: 2 HBP: 0	WP: 1 PA: 41 PB: 0 SB: 0 CS: 0
<b>PITCHER</b>	IP	WLS	BF	H	R	ER	SO	BB	IBB	HBP	BLK	WP	HR	S	P	ERA	WHIP			
<b>Dave Wickersham, R</b> ERA: 3.33 <b>Norm Bass, R</b> ERA: 5.9 <b>Danny McDevitt, L</b> ERA: 3.81 <b>Bill Fischer, R</b> ERA: 5.4	(1, 1)	2.0	L	13	8	5	5	1	0	0	0	0	1	15	15	19.29	3.429			
(5, 1)	1.2	9	2	2	2	2	1	2	0	0	0	1	0	9	17	10.80	2.400			
(7, 1)	2.0	9	3	2	2	2	1	0	0	0	0	0	2	11	11	9.00	1.500			



Batter	1	2	3	4	5	6	7	8	9	AB	R	H	RBI	BB	SO	LOB	TOP					
<b>Bobby Del Greco, R</b> OBP: 0.387, SLG: 0.359 (1, 8)										4	2	2	1	1	0	0	<b>Kansas City Athletics @ Boston Red Sox</b> Fenway Park, Boston, MA Sun Jul 01 1962, 3:33 AM EDT Att: 19,322 - Unknown					
<b>Jerry Lumpe, L</b> OBP: 0.327, SLG: 0.372 (1, 4)										4	1	0	0	1	0	2						
<b>George Alusik, R</b> OBP: 0.300, SLG: 0.485 (1, 9)										4	1	2	3	1	1	1						
<b>Manny Jimenez, L</b> OBP: 0.405, SLG: 0.523 (9, PR)										5	0	2	0	0	0	0						
<b>Gino Cimoli, R</b> OBP: 0.341, SLG: 0.416 (9, 7)										0	1	0	0	0	0	0						
<b>Norm Siebern, L</b> OBP: 0.411, SLG: 0.464 (1, 3)										4	2	3	0	1	1	2						
<b>Ed Charles, R</b> OBP: 0.337, SLG: 0.465 (1, 5)										5	2	3	2	0	0	5						
<b>Joe Azcue, R</b> OBP: 0.319, SLG: 0.345 (1, 2)										2	0	0	0	0	0	0						
<b>Haywood Sullivan, R</b> OBP: 0.319, SLG: 0.297 (7, 2)										1	0	0	0	0	1	2						
<b>Billy Consolo, R</b> OBP: 0.304, SLG: 0.280 (1, 6)										3	0	0	2	1	2	2						
<b>Dan Pfister, R</b> OBP: 0.214, SLG: 0.214 (1, 1)										2	0	0	0	0	1	0						
<b>Bill Fischer, R</b> OBP: 0.353, SLG: 0.313 (6, PH)										0	0	0	0	0	0	0						
<b>Wayne Causey, L</b> OBP: 0.353, SLG: 0.313 (6, PH)										0	0	0	1	0	0	0						
<b>Gordon Jones, R</b> OBP: 0.337, SLG: 0.465 (6, 1)										2	0	0	0	0	0	3						
<b>Inning Stats</b>	R: 0 E: 0 K: 0 S: 4	H: 1 LOB: 3 BB: 2 P: 12	R: 0 E: 0 K: 1 S: 5	H: 0 LOB: 0 BB: 0 P: 5	R: 1 E: 0 K: 1 S: 8	H: 3 LOB: 2 BB: 0 P: 8	R: 0 E: 0 K: 1 S: 5	H: 0 LOB: 0 BB: 0 P: 5	R: 0 E: 0 K: 0 S: 2	H: 0 LOB: 0 BB: 1 P: 6	R: 2 E: 0 K: 0 S: 4	H: 2 LOB: 1 BB: 1 P: 9	R: 5 E: 0 K: 0 S: 7	H: 4 LOB: 1 BB: 1 P: 12	R: 0 E: 0 K: 1 S: 5	H: 0 LOB: 0 BB: 0 P: 5	R: 1 E: 1 K: 2 S: 10	H: 2 LOB: 2 BB: 0 P: 10	1B: 8 2B: 2 3B: 1 HR: 2	SF: 2 SAC: 0 DP: 2 HBP: 2	WP: 0 PB: 0 SB: 0 CS: 2	PA: 45
<b>PITCHER</b>	IP WLS BF H R ER SO BB IBB HBP BLK WP HR S P ERA WHIP																					
<b>Earl Wilson, R</b> ERA: 3.39 (1, 1)	6.0	28	7	4	4	3	4	0	1	0	0	0	0	1	29	46	6.00	1.833				
<b>Dick Radatz, R</b> ERA: 2.99 (7, 1)	0.1	L 5	3	3	3	0	1	0	0	0	0	0	1	4	8	81.00	12.000					
<b>Galen Cisco, R</b> ERA: 5.56 (7, 1)	1.2	6	0	1	1	1	0	0	1	0	0	0	0	7	8	5.40	0.000					
<b>Arnold Earley, L</b> ERA: 4.05 (9, 1)	1.0	6	2	1	0	2	0	0	0	0	0	0	0	10	10	0.00	2.000					

Batter	1	2	3	4	5	6	7	8	9	AB	R	H	RBI	BB	SO	LOB	BOTTOM					
<b>Billy Gardner, R</b> OBP: 0.287, SLG: 0.289 (1, 4)										5	1	3	0	0	0	2	<b>Kansas City Athletics @ Boston Red Sox</b> Fenway Park, Boston, MA Sun Jul 01 1962, 3:33 AM EDT Att: 19,322 - Unknown					
<b>Gary Geiger, L</b> OBP: 0.331, SLG: 0.393 (1, 8)										4	0	0	0	0	1	3						
<b>Carl Yastrzemski, L</b> OBP: 0.374, SLG: 0.498 (1, 7)										4	1	0	0	1	0	2						
<b>Frank Malzone, R</b> OBP: 0.326, SLG: 0.451 (1, 5)										4	1	2	3	1	1	1						
<b>Pete Runnels, L</b> OBP: 0.439, SLG: 0.447 (1, 3)										4	0	1	0	0	0	1						
<b>Jim Pagliaroni, R</b> OBP: 0.366, SLG: 0.423 (1, 2)										3	1	1	1	1	0	0						
<b>Lou Clinton, R</b> OBP: 0.221, SLG: 0.371 (1, 9)										2	0	0	0	2	1	3						
<b>Eddie Bressoud, R</b> OBP: 0.305, SLG: 0.403 (1, 6)										3	1	0	0	1	1	4						
<b>Earl Wilson, R</b> OBP: 0.286, SLG: 0.538 (1, 1)										3	0	1	1	0	2	1						
<b>Dick Radatz, R</b> OBP: 0.167, SLG: 0.167 (7, 1)										0	0	0	0	0	0	0						
<b>Galen Cisco, R</b> OBP: 0.200, SLG: 0.136 (7, 1)										0	0	0	0	0	0	0						
<b>Dave Philley, S</b> OBP: 0.256, SLG: 0.162 (8, PH)										1	0	0	0	0	0	0						
<b>Arnold Earley, L</b> ERA: 4.05 (9, 1)										0	0	0	0	0	0	0						
<b>Inning Stats</b>	R: 3 E: 0 K: 0 S: 5	H: 2 LOB: 0 BB: 1 P: 9	R: 0 E: 0 K: 2 S: 7	H: 0 LOB: 1 BB: 1 P: 11	R: 0 E: 0 K: 0 S: 3	H: 0 LOB: 1 BB: 1 P: 7	R: 2 E: 0 K: 0 S: 4	H: 2 LOB: 1 BB: 2 P: 12	R: 0 E: 0 K: 1 S: 7	H: 2 LOB: 3 BB: 1 P: 11	R: 0 E: 0 K: 2 S: 8	H: 1 LOB: 1 BB: 0 P: 8	R: 0 E: 0 K: 1 S: 5	H: 0 LOB: 0 BB: 0 P: 5	R: 0 E: 0 K: 0 S: 3	H: 0 LOB: 0 BB: 0 P: 3	R: 0 E: 0 K: 0 S: 4	H: 1 LOB: 1 BB: 0 P: 4	1B: 4 2B: 2 3B: 0 HR: 2	SF: 0 SAC: 1 DP: 0 HBP: 0	WP: 0 PB: 0 SB: 0 CS: 1	PA: 40
<b>PITCHER</b>	IP WLS BF H R ER SO BB IBB HBP BLK WP HR S P ERA WHIP																					
<b>Dan Pfister, R</b> ERA: 5.53 (1, 1)	4.1	24	6	5	5	2	6	0	0	0	0	0	0	4	4	0.00	0.000					
<b>Bill Fischer, R</b> ERA: 5.14 (5, 1)	0.2	2	0	0	0	1	0	0	0	0	0	0	0	4	4	0.00	0.000					
<b>Gordon Jones, R</b> ERA: 3.63 (6, 1)	4.0	W 14	2	0	0	3	0	0	0	0	0	0	0	20	20	0.00	0.500					



Batter	1	2	3	4	5	6	7	8	9	AB	R	H	RBI	BB	SO	LOB	TOP										
Lenny Green, L (1, 8) OBP: 0.379, SLG: 0.445	F9		F9			F9	K		F7	5	1	2	0	0	1	0											
Vic Power, R (1, 3) OBP: 0.331, SLG: 0.451	K		FC5			F9			BB	4	0	1	0	0	1	3											
Rich Rollins, R (1, 5)	F4				F7				FC1-2	3	1	1	1	1	0	0											
Harmon Killebrew, R (1, 7) Marty Martínez, S (8, PR) Bill Tuttle, R (8, 8) OBP: 0.374, SLG: 0.470 OBP: 0.455, SLG: 0.250 OBP: 0.321, SLG: 0.292		K			6-3				FC5-2	3	1	1	0	1	1	0											
Bob Allison, R (1, 9)	F8					1-3			FC1-2	4	0	1	0	0	0	5											
Earl Battey, R (1, 2) OBP: 0.342, SLG: 0.411	6-3				F9				FC5-2	4	0	1	2	0	0	4											
Bernie Allen, L (1, 4) OBP: 0.317, SLG: 0.422			FC5		F9				F8	4	0	1	0	0	1	4											
Zoilo Versalles, R (1, 6) OBP: 0.249, SLG: 0.335			F9		F6		4-3		E6	4	0	0	0	0	0	1											
Georges Maranda, R (1, 1) Lee Stange, R (6, 1) George Banks, R (7, PH) Dick Stigman, R (7, 1) Don Mincher, L (9, PH) OBP: 0.333, SLG: 0.556 OBP: 0.143, SLG: 0.143 OBP: 0.375, SLG: 0.424 OBP: 0.400, SLG: 0.500			K		K		F9		G4-6-3	2	0	0	0	0	2	1											
<b>Inning Stats</b>	R: 0 E: 0 K: 1 S: 5	H: 0 LOB: 0 BB: 0 P: 5	R: 0 E: 0 K: 1 S: 5	H: 0 LOB: 0 BB: 0 P: 5	R: 0 E: 0 K: 1 S: 7	H: 2 LOB: 2 BB: 0 P: 7	R: 0 E: 0 K: 0 S: 4	H: 1 LOB: 1 BB: 0 P: 4	R: 0 E: 0 K: 1 S: 5	H: 0 LOB: 0 BB: 0 P: 5	R: 3 E: 0 K: 1 S: 9	H: 4 LOB: 1 BB: 0 P: 9	R: 0 E: 0 K: 1 S: 5	H: 0 LOB: 0 BB: 2 P: 5	R: 0 E: 0 K: 0 S: 4	H: 1 LOB: 3 BB: 2 P: 12	R: 0 E: 1 K: 0 S: 3	H: 0 LOB: 0 BB: 0 P: 3	1B: 5 2B: 3 3B: 0 HR: 0	SF: 0 SAC: 0 DP: 1 HBP: 0	WP: 0 PB: 0 SB: 0 CS: 0	PA: 37					
<b>PITCHER</b>	IP	WLS	BF	H	R	ER	SO	BB	IBB	HBP	BLK	WP	HR	S	P	ERA	WHIP										
Ike Delock, R (1, 1) ERA: 2.68	5.2		24	7	3	3	4	0	0	0	0	0	0	32	32	4.76	1.235										
Arnold Earley, L (6, 1) ERA: 3.89	1.1	W	6	1	0	0	2	1	0	0	0	0	0	9	13	0.00	1.500										
Mike Fornieles, R (8, 1) ERA: 5.23	2.0	S	7	0	0	0	0	1	0	0	0	0	0	6	10	0.00	0.500										

Minnesota Twins @ Boston Red Sox  
Fenway Park, Boston, MA  
Mon Jul 02 1962, 7:05 PM EDT  
Att: 12,805 - Unknown - 76 F

AB 35  
R 3  
H 8  
RBI 3  
BB 2  
SO 6  
LOB 19



Batter	1	2	3	4	5	6	7	8	9	AB	R	H	RBI	BB	SO	LOB	BOTTOM										
Billy Gardner, R (1, 4) OBP: 0.286, SLG: 0.287	1-3		L9		L9	K				4	1	1	0	0	1	2											
Gary Geiger, L (1, 8) OBP: 0.333, SLG: 0.389	K		FC5-4		BB	F9				2	0	0	0	2	1	2											
Carl Yastrzemski, L (1, 7) OBP: 0.372, SLG: 0.495	FC4		L9		F8				K	4	0	1	0	0	1	3											
Frank Maltzone, R (1, 5) OBP: 0.322, SLG: 0.445	FC4		FC5-4		F5				6-3	4	0	0	1	0	0	3											
Pete Runnels, L (1, 3) OBP: 0.440, SLG: 0.444		1B	K		SH5-4				K	2	2	0	0	2	2	1											
Jim Pagliaroni, R (1, 2) OBP: 0.365, SLG: 0.417	F9				G6-4-3	SH			6-3	2	1	0	0	1	0	1											
Lou Clinton, R (1, 9) OBP: 0.238, SLG: 0.384		FC			G6-4-3	SH5-4			K	3	0	2	0	0	1	0											
Eddie Bressoud, R (1, 6) OBP: 0.304, SLG: 0.401		FC			G6-4-3	1B			K	4	0	1	3	0	1	3											
Ike Delock, R (1, 1) Arnold Earley, L (6, 1) Mike Fornieles, R (8, 1) OBP: 0.42 OBP: 0.500, SLG: 0.500 OBP: 0.300, SLG: 0.300		G6-4-3			3-1					2	0	0	0	0	0	3											
<b>Inning Stats</b>	R: 0 E: 0 K: 1 S: 6	H: 1 LOB: 1 BB: 0 P: 6	R: 1 E: 0 K: 0 S: 4	H: 1 LOB: 1 BB: 1 P: 8	R: 1 E: 0 K: 1 S: 6	H: 1 LOB: 1 BB: 1 P: 10	R: 0 E: 0 K: 0 S: 3	H: 1 LOB: 1 BB: 1 P: 7	R: 0 E: 0 K: 0 S: 3	H: 0 LOB: 1 BB: 1 P: 7	R: 2 E: 1 K: 1 S: 8	H: 2 LOB: 2 BB: 1 P: 12	R: 0 E: 0 K: 2 S: 7	H: 0 LOB: 0 BB: 0 P: 7	R: 0 E: 0 K: 2 S: 7	H: 0 LOB: 0 BB: 0 P: 7	1B: 6 2B: 0 3B: 0 HR: 0	SF: 0 SAC: 2 DP: 2 HBP: 0	WP: 0 PB: 0 SB: 0 CS: 0	PA: 35							
<b>PITCHER</b>	IP	WLS	BF	H	R	ER	SO	BB	IBB	HBP	BLK	WP	HR	S	P	ERA	WHIP										
Georges Maranda, R (1, 1) ERA: 4.2	5.0		23	4	3	3	2	5	0	0	0	0	0	22	42	5.40	1.800										
Lee Stange, R (6, 1) ERA: 3.53	1.0	L	6	2	1	0	1	0	0	0	0	0	0	8	8	0.00	2.000										
Dick Stigman, L (7, 1) ERA: 3.3	2.0		6	0	0	0	4	0	0	0	0	0	0	14	14	0.00	0.000										

Minnesota Twins @ Boston Red Sox  
Fenway Park, Boston, MA  
Mon Jul 02 1962, 7:05 PM EDT  
Att: 12,805 - Unknown - 76 F

AB 28  
R 4  
H 6  
RBI 4  
BB 5  
SO 7  
LOB 18





Batter	1	2	3	4	5	6	7	8	9	AB	R	H	RBI	BB	SO	LOB	TOP																	
Lenny Green, L OBP: 0.383, SLG: 0.447 (1, 8)										3	1	2	0	1	0	0																		
Vic Power, R OBP: 0.333, SLG: 0.452 (1, 3)										4	1	2	1	0	0	2																		
Rich Rollins, R OBP: 0.396, SLG: 0.497 (1, 5)										3	0	1	1	1	1	2																		
Harmon Killebrew, R OBP: 0.371, SLG: 0.472 Bill Tuttle, R OBP: 0.321, SLG: 0.292 (1, 7) (9, 8)										5	0	1	1	0	2	5																		
Bob Allison, R OBP: 0.380, SLG: 0.437 (1, 9)										4	1	2	0	0	0	1																		
Earl Battley, R OBP: 0.341, SLG: 0.409 (1, 2)										4	0	1	0	0	0	2																		
Bernie Allen, L OBP: 0.316, SLG: 0.419 (1, 4)										4	0	1	1	0	0	2																		
Zolio Versalles, R OBP: 0.246, SLG: 0.330 (1, 6)										4	0	0	0	0	2	3																		
Jack Kralick, L OBP: 0.222, SLG: 0.256 Ray Moore, R (9, 1)										4	1	1	0	0	1	1																		
										0	0	0	0	0	0	0																		
<b>Inning Stats</b>	R: 0 E: 0 K: 0 S: 3	H: 1 LOB: 1 BB: 0 P: 4	R: 1 E: 0 K: 1 S: 6	H: 1 LOB: 0 BB: 0 P: 6	R: 1 E: 0 K: 1 S: 6	H: 1 LOB: 1 BB: 1 P: 10	R: 0 E: 0 K: 0 S: 4	H: 1 LOB: 1 BB: 0 P: 4	R: 0 E: 0 K: 0 S: 4	H: 1 LOB: 2 BB: 1 P: 8	R: 2 E: 1 K: 0 S: 6	H: 3 LOB: 1 BB: 0 P: 6	R: 0 E: 0 K: 2 S: 8	H: 1 LOB: 1 BB: 0 P: 8	R: 0 E: 0 K: 2 S: 8	H: 1 LOB: 1 BB: 0 P: 8	1B: 8 2B: 2 3B: 1 HR: 0	SF: 0 SAC: 2 DP: 1 HBP: 1	WP: 0 PB: 0 SB: 0 CS: 0	PA: 40														
<b>PITCHER</b>	IP WLS BF H R ER SO BB IBB HBP BLK WP HR S P ERA WHIP																																	
Don Schwalt, R ERA: 5.17 Dick Radatz, R ERA: 2.84	(1, 1) (8, 1)	7.0 L	32 32	9 9	4 4	4 4	2 2	2 2	0 0	1 1	0 0	0 0	0 0	0 0	16 16	42 42	5.14 0.00	1.571 1.000																

Minnesota Twins @ Boston Red Sox  
Fenway Park, Boston, MA  
Tue Jul 03 1962, 3:33 AM EDT  
Alt. 7,403 - Unknown - 78 F

livebaseballscores.com

AB 35  
R 4  
H 11  
RBI 4  
BB 2  
SO 6  
LOB 18

Batter	1	2	3	4	5	6	7	8	9	AB	R	H	RBI	BB	SO	LOB	BOTTOM																	
Billy Gardner, R OBP: 0.274, SLG: 0.275 (1, 4)										4	0	0	0	0	0	2																		
Gary Geiger, L OBP: 0.330, SLG: 0.385 Carroll Hardy, R OBP: 0.317, SLG: 0.351 (1, 8) (8, PH) (9, 8)										3	0	0	0	0	1	0																		
Carl Yastrzemski, L OBP: 0.369, SLG: 0.499 (1, 7)										4	0	0	0	0	1	0																		
Frank Maltzone, R OBP: 0.324, SLG: 0.446 (1, 5)										4	1	2	0	0	0	0																		
Pete Runnels, L OBP: 0.438, SLG: 0.441 (1, 3)										4	0	1	0	0	0	1																		
Jim Pagliaroni, R OBP: 0.368, SLG: 0.415 (1, 2)										3	1	1	1	0	0	2																		
Lou Clinton, R OBP: 0.262, SLG: 0.416 (1, 9)										4	1	3	1	0	1	2																		
Eddie Bressoud, R OBP: 0.307, SLG: 0.403 (1, 6)										4	0	2	0	0	1	3																		
Don Schwalt, R OBP: 0.182, SLG: 0.156 Bob Tillman, R OBP: 0.314, SLG: 0.511 Dick Radatz, R OBP: 0.167, SLG: 0.167 (1, 1) (7, PH) (8, 1)										2	0	0	0	0	0	4																		
										1	0	0	0	0	0	0																		
										0	0	0	0	0	0	0																		
<b>Inning Stats</b>	R: 0 E: 0 K: 1 S: 5	H: 0 LOB: 0 BB: 0 P: 5	R: 1 E: 0 K: 0 S: 6	H: 4 LOB: 2 BB: 0 P: 6	R: 0 E: 0 K: 0 S: 3	H: 0 LOB: 0 BB: 0 P: 3	R: 0 E: 0 K: 0 S: 3	H: 0 LOB: 0 BB: 0 P: 3	R: 0 E: 0 K: 0 S: 3	H: 2 LOB: 1 BB: 0 P: 4	R: 2 E: 1 K: 0 S: 4	H: 1 LOB: 0 BB: 0 P: 5	R: 0 E: 0 K: 1 S: 5	H: 0 LOB: 0 BB: 0 P: 5	R: 0 E: 0 K: 2 S: 9	H: 2 LOB: 2 BB: 0 P: 9	1B: 8 2B: 1 3B: 0 HR: 0	SF: 0 SAC: 0 DP: 1 HBP: 1	WP: 1 PB: 0 SB: 1 CS: 0	PA: 35														
<b>PITCHER</b>	IP WLS BF H R ER SO BB IBB HBP BLK WP HR S P ERA WHIP																																	
Jack Kralick, L ERA: 4.2 Ray Moore, R ERA: 3.75	(1, 1) (9, 1)	8.0 S	32 32	9 9	3 3	2 2	2 2	0 0	0 0	0 0	0 0	0 0	0 0	0 0	7 7	36 36	2.25 0.00	1.125 0.000																

Minnesota Twins @ Boston Red Sox  
Fenway Park, Boston, MA  
Tue Jul 03 1962, 3:33 AM EDT  
Alt. 7,403 - Unknown - 78 F

livebaseballscores.com

AB 34  
R 3  
H 9  
RBI 2  
BB 0  
SO 4  
LOB 14



Batter	1	2	3	4	5	6	7	8	9	AB	R	H	RBI	BB	SO	LOB	TOP								
Lenny Green, L OBP: 0.383, SLG: 0.450 (1, 8)	F8		1B	2B			5-3		K	5	1	2	0	0	1	0	<b>Minnesota Twins @ Boston Red Sox</b> Fenway Park, Boston, MA Wed Jul 04 1962, 3:33 AM EDT Unknown - 80 F								
Vic Power, R OBP: 0.334, SLG: 0.462 (1, 3)	6-3		1B	F8			HR		F8	5	2	1	0	0	1										
Rich Rollins, R OBP: 0.398, SLG: 0.497 (1, 5)	5-3		HR		5-3				2B	4	2	2	2	0	0										
Harmon Killebrew, R OBP: 0.372, SLG: 0.479 Marty Martínez, S OBP: 0.455, SLG: 0.250 Bill Tuttle, R OBP: 0.321, SLG: 0.292 (1, 7)		1B	K		6-3				1B	5	0	2	1	0	2	3									
Bob Allison, R OBP: 0.385, SLG: 0.454 (1, 9)		2B			F2				6-3	5	1	3	4	0	0										
Earl Battey, R OBP: 0.338, SLG: 0.405 (1, 2)		1B	HR						1B	5	0	1	0	0	1	4									
Bernie Allen, L OBP: 0.315, SLG: 0.417 (1, 4)		K	4-3						F7	4	0	1	0	0	1	2									
Zolio Versalles, R OBP: 0.243, SLG: 0.325 (1, 6)		K	1-3						1B	4	0	1	0	0	1	2									
Joe Bonikowski, R OBP: 0.192, SLG: 0.160 Bill Pleis, L OBP: 0.250, SLG: 0.250 (1, 1)		4-3							F2	4	0	0	0	0	2	4									
			1B	K2-3					K	0	0	0	0	0	0	0									
			1B						F7	4	1	1	0	0	2	2									
<b>Inning Stats</b>	R: 0 E: 0 K: 0 S: 3	H: 0 LOB: 0 BB: 0 P: 3	R: 0 E: 0 K: 2 S: 9	H: 2 LOB: 2 BB: 0 P: 9	R: 5 E: 0 K: 1 S: 10	H: 5 LOB: 0 BB: 0 P: 10	R: 0 E: 0 K: 2 S: 8	H: 1 LOB: 1 BB: 0 P: 8	R: 0 E: 0 K: 0 S: 3	H: 0 LOB: 0 BB: 0 P: 3	R: 0 E: 0 K: 1 S: 5	H: 0 LOB: 0 BB: 0 P: 5	R: 1 E: 0 K: 1 S: 7	H: 2 LOB: 1 BB: 0 P: 7	R: 0 E: 0 K: 1 S: 7	H: 2 LOB: 2 BB: 0 P: 7	R: 2 E: 0 K: 1 S: 7	H: 2 LOB: 2 BB: 0 P: 8	1B: 9 2B: 3 3B: 0 HR: 2	SF: 0 SAC: 0 DP: 0 HBP: 1	WP: 0 PB: 0 SB: 0 CS: 0	PA: 42			
<b>PITCHER</b>	IP	WLS	BF	H	R	ER	SO	BB	IBB	HBP	BLK	WP	HR	S	P	ERA	WHIP								
Bill Monbouquette, R ERA: 3.98 Mike Fornieles, R ERA: 5.48 (1, 1)	6.0	L	26	8	5	5	6	0	0	0	0	0	1	38	38	7.50	1.333								
(7, 1)	3.0		16	6	3	3	3	0	0	1	0	0	1	21	22	9.00	2.000								

Batter	1	2	3	4	5	6	7	8	9	AB	R	H	RBI	BB	SO	LOB	BOTTOM								
Billy Gardner, R OBP: 0.280, SLG: 0.274 (1, 4)	1B			3-1					G6-4-3	4	1	1	0	1	0	3	<b>Minnesota Twins @ Boston Red Sox</b> Fenway Park, Boston, MA Wed Jul 04 1962, 3:33 AM EDT Unknown - 80 F								
Gary Geiger, L OBP: 0.332, SLG: 0.384 Carroll Hardy, R OBP: 0.315, SLG: 0.350 (1, 8)	1B	BB							F6	3	0	1	0	0	0	2									
Carl Yastrzemski, L OBP: 0.364, SLG: 0.482 (1, 7)	G6-3		3-1		6-3				F7	4	0	0	0	0	0	2									
Frank Maltzone, R OBP: 0.326, SLG: 0.450 (1, 5)	1B				5-3				F4	4	0	2	0	0	0	1									
Pete Runnels, L OBP: 0.433, SLG: 0.435 (1, 3)	2B				6-3				F8	4	0	0	0	0	1	3									
Jim Pagliaroni, R OBP: 0.366, SLG: 0.430 (1, 2)	1-3								K	4	1	1	1	0	1	1									
Lou Clinton, R OBP: 0.284, SLG: 0.481 (1, 9)		HR							F8	4	2	3	1	0	0	0									
Eddie Bressoud, R OBP: 0.309, SLG: 0.404 (1, 6)	6-3				SH5-3				1B	4	0	2	0	0	0	1									
Bill Monbouquette, R OBP: 0.222, SLG: 0.125 Bob Tillman, R OBP: 0.312, SLG: 0.507 Earl Wilson, R OBP: 0.298, SLG: 0.538 Mike Fornieles, R OBP: 0.300, SLG: 0.300 Pumpsie Green, S OBP: 0.290, SLG: 0.231 (1, 1)					F3				FC6-4	1	0	1	0	0	0	0									
					1B				FC6-4	1	0	0	1	0	0	1									
					SH5-3				1B	0	0	0	0	0	0	0									
					BB				FC6-4	0	0	0	0	0	0	0									
					1B				G6-4-3	0	0	0	0	1	0	0									
					1B				BB	0	0	0	0	1	0	0									
<b>Inning Stats</b>	R: 1 E: 0 K: 0 S: 5	H: 3 LOB: 1 BB: 0 P: 5	R: 1 E: 0 K: 0 S: 5	H: 3 LOB: 2 BB: 1 P: 9	R: 0 E: 0 K: 1 S: 6	H: 1 LOB: 1 BB: 0 P: 6	R: 0 E: 0 K: 0 S: 4	H: 1 LOB: 1 BB: 0 P: 4	R: 0 E: 0 K: 0 S: 3	H: 0 LOB: 0 BB: 0 P: 4	R: 1 E: 0 K: 0 S: 3	H: 1 LOB: 0 BB: 0 P: 3	R: 0 E: 0 K: 1 S: 6	H: 1 LOB: 0 BB: 0 P: 6	R: 0 E: 0 K: 0 S: 2	H: 0 LOB: 0 BB: 1 P: 6	1B: 7 2B: 2 3B: 0 HR: 2	SF: 0 SAC: 1 DP: 2 HBP: 1	WP: 0 PB: 0 SB: 0 CS: 0	PA: 38					
<b>PITCHER</b>	IP	WLS	BF	H	R	ER	SO	BB	IBB	HBP	BLK	WP	HR	S	P	ERA	WHIP								
Joe Bonikowski, R ERA: 4.06 Bill Pleis, L ERA: 2.7 (1, 1)	1.2		10	6	2	2	0	1	0	0	0	0	1	9	13	10.80	4.200								
(2, 1)	7.1	W	28	5	2	2	2	1	0	1	0	0	1	30	35	2.46	0.818								

AB	41
R	8
H	14
RBI	8
BB	0
SO	9
LOB	16





Batter	1	2	3	4	5	6	7	8	9	AB	R	H	RBI	BB	SO	LOB	TOP			
Bill Tuttle, R OBP: 0.315, SLG: 0.286 (1, 8)	4-3		F9		6-3		1B 1-2 2B 1B	K		5	1	1	0	0	1	2	<b>Minnesota Twins @ Boston Red Sox</b> Fenway Park, Boston, MA Wed Jul 04 1962, 3:38 AM EDT Att: 16,910 - Unknown			
Vic Power, R OBP: 0.329, SLG: 0.454 (1, 3)	L4		F8			4-3	F8		6-3	5	0	0	0	0	0	2				
Rich Rollins, R OBP: 0.398, SLG: 0.505 (1, 5)	HR			4-3		F9	2B 1-3 2-H 1B		F8	5	2	2	2	0	0	0				
Harmon Killebrew, R OBP: 0.372, SLG: 0.481 (1, 7)	K			K			1B 1B		5-3	5	0	2	2	0	2	0				
Bob Allison, R OBP: 0.386, SLG: 0.459 (1, 9)		K					1B 1B			4	0	2	0	0	2	1				
Earl Battey, R OBP: 0.337, SLG: 0.400 (1, 2)		3-1			2B		FC4-6 1B			3	0	0	0	1	1	2				
Bernie Allen, L OBP: 0.317, SLG: 0.429 (1, 4)					BB				F2	4	1	2	1	0	0	2				
Zoilo Versalles, R OBP: 0.243, SLG: 0.328 (1, 6)		K								4	0	1	0	0	1	1				
Jim Kaat, L OBP: 0.286, SLG: 0.318 (5, PH)			K							1	0	0	0	0	1	0				
Johnny Cueto, R OBP: 0.285, SLG: 0.591 (5, PH)										1	0	0	0	0	0	0				
Ted Sadowski, R OBP: 0.300, SLG: 0.500 (5, 1)										0	0	0	0	0	0	0				
Lee Stange, R OBP: 0.300, SLG: 0.443 (5, 1)										0	0	0	0	0	0	0				
Hal Naragon, L OBP: 0.250, SLG: 0.225 (7, PH)										0	1	0	0	1	0	0				
Joe Bonkowsky, R OBP: 0.180, SLG: 0.180 (7, 1)										0	0	0	0	0	0	0				
George Banks, R OBP: 0.300, SLG: 0.424 (8, PH)										0	0	0	0	1	0	0				
Ray Moore, R OBP: 0.300, SLG: 0.424 (8, 1)										0	0	0	0	0	0	0				
<b>Inning Stats</b>	R: 1 E: 0 K: 1 S: 6	H: 1 LOB: 0 BB: 0 P: 6	R: 0 E: 0 K: 2 S: 8	H: 1 LOB: 1 BB: 0 P: 8	R: 0 E: 0 K: 1 S: 5	H: 0 LOB: 0 BB: 0 P: 5	R: 0 E: 0 K: 1 S: 6	H: 1 LOB: 2 BB: 1 P: 10	R: 0 E: 0 K: 0 S: 3	H: 2 LOB: 2 BB: 0 P: 5	R: 4 E: 0 K: 1 S: 9	H: 4 LOB: 1 BB: 1 P: 13	R: 0 E: 0 K: 2 S: 8	H: 1 LOB: 2 BB: 0 P: 12	R: 0 E: 0 K: 0 S: 3	H: 0 LOB: 0 BB: 0 P: 3	1B: 5 2B: 3 3B: 0 HR: 2	SF: 0 SAC: 0 DP: 0 HBP: 0	WP: 0 PB: 0 SB: 0 CS: 0	PA: 40
<b>PITCHER</b>	IP WLS BF H R ER SO BB IBB HBP BLK WP HR S P ERA WHIP																			
Gene Conley, R ERA: 4.1 (1, 1)	6.2 W 30 8 5 5 5 2 0 0 0 0 2 38 46 6.75 1.500																			
Dick Radatz, R ERA: 2.72 (7, 1)	2.1 S 10 2 0 0 3 1 0 0 0 0 0 0 15 19 0.00 1.286																			

AB	37
R	5
H	10
RBI	5
BB	3
SO	8
LOB	10



Batter	1	2	3	4	5	6	7	8	9	AB	R	H	RBI	BB	SO	LOB	BOTTOM			
Billy Gardner, R OBP: 0.286, SLG: 0.300 (1, 4)	F3	K			4-3			SH5-3 1B 2B		5	1	2	2	0	1	4	<b>Minnesota Twins @ Boston Red Sox</b> Fenway Park, Boston, MA Wed Jul 04 1962, 3:38 AM EDT Att: 16,910 - Unknown			
Carroll Hardy, R OBP: 0.318, SLG: 0.352 (1, 8) (9, 7)					F8			SH5-3		4	0	2	0	0	0	1				
Carl Yastrzemski, L OBP: 0.387, SLG: 0.494 (6, PH)					FC1-6 1B			2-3		5	1	3	2	0	0	2				
Gary Geiger, L OBP: 0.332, SLG: 0.384 (9, 8)	G4-6-3 1B				FC1-6 WP					0	0	0	0	0	0	0				
Frank Maltzone, R OBP: 0.330, SLG: 0.452 (1, 5)		E6 HR 1B		K2-3						5	2	3	0	0	1	2				
Bob Tillman, R OBP: 0.308, SLG: 0.493 (1, 2)		K			F9					4	1	0	0	1	2	4				
Lou Clinton, R OBP: 0.315, SLG: 0.553 (1, 9)										4	3	4	3	0	0	0				
Pete Runnels, L OBP: 0.434, SLG: 0.439 (1, 3)										4	1	2	0	0	0	2				
Eddie Bressoud, R OBP: 0.314, SLG: 0.408 (1, 6)										2	0	1	1	2	0	2				
Gene Conley, R OBP: 0.240, SLG: 0.348 (1, 1)										2	0	1	1	0	1	2				
Dick Radatz, R OBP: 0.154, SLG: 0.154 (7, 1)										1	0	0	0	0	1	1				
<b>Inning Stats</b>	R: 0 E: 0 K: 0 S: 3	H: 1 LOB: 0 BB: 0 P: 3	R: 2 E: 1 K: 2 S: 10	H: 3 LOB: 2 BB: 1 P: 14	R: 0 E: 0 K: 1 S: 6	H: 1 LOB: 1 BB: 0 P: 6	R: 2 E: 0 K: 1 S: 8	H: 3 LOB: 1 BB: 0 P: 8	R: 3 E: 1 K: 0 S: 6	H: 3 LOB: 2 BB: 2 P: 14	R: 0 E: 0 K: 1 S: 6	H: 2 LOB: 1 BB: 0 P: 6	R: 1 E: 0 K: 0 S: 5	H: 2 LOB: 1 BB: 0 P: 5	R: 0 E: 0 K: 0 S: 5	H: 0 LOB: 0 BB: 0 P: 3	1B: 11 2B: 5 3B: 0 HR: 2	SF: 1 SAC: 1 DP: 1 HBP: 0	WP: 2 PB: 0 SB: 0 CS: 0	PA: 41
<b>PITCHER</b>	IP WLS BF H R ER SO BB IBB HBP BLK WP HR S P ERA WHIP																			
Jim Kaat, L ERA: 3.61 (5, 1)	0.0 L 4 3 3 3 0 1 0 0 0 0 0 1 3 7																			
Ted Sadowski, R ERA: 5.18 (5, 1)	2.0 8 2 0 0 1 1 0 0 0 0 1 0 9 13 0.00 1.500																			
Lee Stange, R ERA: 3.69 (7, 1)	1.0 4 3 1 1 1 0 0 0 0 0 0 0 6 6 9.00 3.000																			
Joe Bonkowsky, R ERA: 4.11 (8, 1)	1.0 5 2 1 1 0 0 0 0 0 0 0 0 5 5 9.00 2.000																			

AB	36
R	9
H	18
RBI	9
BB	3
SO	6
LOB	20





Batter	1	2	3	4	5	6	7	8	9	AB	R	H	RBI	BB	SO	LOB	TOP			
<b>Billy Gardner, R</b> OBP: 0.291, SLG: 0.291	4-0 BB FC5-2 BB	4-0 2B 6-3 BB	0-0 SH3-4		0-0 F3		0-0 F9		0-0 5-3	3	1	0	0	2	0	1				
<b>Carroll Hardy, R</b> OBP: 0.323, SLG: 0.356	4-0 FC5-2 BB 1-2 BB	0-0 1B 1-3 2B	1-0 1B HBP		0-0 4-3		0-0 6-3			3	2	1	0	1	0	0				
<b>Carl Yastrzemski, L</b> OBP: 0.370, SLG: 0.494	4-0 BB FC5-2 BB 1-2 2-3	0-0 6-3	0-0 G4-3 1B		0-0 1B				0-0 F7	4	1	2	2	1	0	1				
<b>Frank Maltzone, R</b> OBP: 0.329, SLG: 0.448	0-0 FC5-2 BB SF7 1-2 2-3 3-H	0-0 1B 2-3 1B	0-0 G4-3 1B		0-0 F7				0-0 F4	5	2	1	0	0	0	6				
<b>Jim Pagliaroni, R</b> OBP: 0.378, SLG: 0.458	4-0 BB 2B BB 1-2 2-3 3-H	0-0 1B 1-2 1B		0-3 K		0-0 FC4-6 1B			0-0 HR	4	2	3	3	1	1	0				
<b>Lou Clinton, R</b> OBP: 0.320, SLG: 0.539	4-0 BB 2B BB 1-2 2-3 3-H	0-0 F8		0-0 HR 1B		0-3 K			0-0 F7	4	2	1	1	1	1	3				
<b>Pete Runnels, L</b> OBP: 0.433, SLG: 0.451	0-0 SF7 3-H	0-0 1B 1-2 2-H		0-0 HR		0-0 FC4-6 1-2			0-3 K	4	1	2	4	0	1	1				
<b>Eddie Bressoud, R</b> OBP: 0.315, SLG: 0.411	0-0 1B 1-2 2-H 2B	0-0 F9		0-0 1-3		0-0 F3			0-0 1B	5	0	2	2	0	0	3				
<b>Earl Wilson, R</b> OBP: 0.290, SLG: 0.517	0-0 5-3			0-0 F3					0-0 F2	3	1	1	0	0	0	1				
<b>Arnold Earley, L</b> OBP: 0.250, SLG: 0.250			0-0 SH3-4 1B							2	0	0	0	0	1	1				
<b>Inning Stats</b>	R: 5 E: 0 K: 0 S: 4	H: 1 LOB: 5 BB: 24 P: 24	R: 3 E: 0 K: 0 S: 7	H: 4 LOB: 2 BB: 11 P: 11	R: 1 E: 0 K: 0 S: 4	H: 2 LOB: 1 BB: 0 P: 5	R: 2 E: 0 K: 1 S: 7	H: 2 LOB: 7 BB: 0 P: 7	R: 0 E: 0 K: 1 S: 6	H: 1 LOB: 1 BB: 0 P: 6	R: 0 E: 0 K: 1 S: 5	H: 0 LOB: 0 BB: 0 P: 5	R: 1 E: 0 K: 0 S: 4	H: 1 LOB: 0 BB: 4 P: 4	R: 0 E: 0 K: 1 S: 6	H: 1 LOB: 1 BB: 6 P: 6	1B: 9 2B: 2 3B: 0 HR: 2	SF: 1 SAC: 1 DP: 1 HBP: 1	WP: 0 PB: 0 SB: 0 CS: 0	PA: 46
<b>PITCHER</b>	IP WLS BF H R ER SO BB IBB HBP BLK WP HR S P ERA WHIP																			
<b>Bo Belinsky, L</b> ERA: 3.14	(1, 1) 0.1 L 5 0 4 4 0 4 0 0 0 0 0 0 1 17 108.00 12.000																			
<b>Ryne Duren, R</b> ERA: 4.13	(1, 1) 2.2 17 7 5 5 0 2 0 0 1 0 0 0 14 23 16.88 3.375																			
<b>Bob Botz, R</b> ERA: 4.33	(4, 1) 1.0 5 2 2 2 1 0 0 0 0 0 0 1 7 18.00 2.000																			
<b>Tom Morgan, R</b> ERA: 3.75	(5, 1) 4.0 15 3 1 1 2 0 0 0 0 0 0 1 19 19 2.25 0.750																			
<b>Art Fowler, R</b> ERA: 2.72	(9, 1) 1.0 4 1 0 0 1 0 0 0 0 0 0 0 6 6 0.00 1.000																			
<b>Batter</b>	<b>1</b>	<b>2</b>	<b>3</b>	<b>4</b>	<b>5</b>	<b>6</b>	<b>7</b>	<b>8</b>	<b>9</b>	<b>AB</b>	<b>R</b>	<b>H</b>	<b>RBI</b>	<b>BB</b>	<b>SO</b>	<b>LOB</b>	<b>BOTTOM</b>			
<b>Albie Pearson, L</b> OBP: 0.380, SLG: 0.368	0-0 F8		0-0 F9	0-0 1B 1-2 3-H		0-0 FC1-6 1B 1-2		0-0 F3		5	0	1	1	0	0	3				
<b>Billy Moran, R</b> OBP: 0.333, SLG: 0.442	0-0 F8			0-0 K		0-0 1B 1-3		0-0 F8		5	0	1	0	0	1	4				
<b>Leon Wagner, L</b> OBP: 0.357, SLG: 0.577	4-0 BB		0-0 L3	0-3 K		0-3 K		0-0 F9		4	0	0	0	1	2	4				
<b>Buck Rodgers, S</b> OBP: 0.343, SLG: 0.457	0-0 F8		0-0 1B 3B	0-0 1B E		0-3 K		0-0 1B 2B		5	2	3	0	0	1	1				
<b>Lee Thomas, L</b> OBP: 0.345, SLG: 0.418		0-0 4-3		0-0 1B 1B 3-H		0-0 F5		0-0 4-3		5	1	1	1	0	0	2				
<b>Felix Torres, R</b> OBP: 0.307, SLG: 0.376		0-0 F9		0-0 1B 1B 1-2		0-0 E6		0-0 F9 BB 2-H		5	1	2	1	0	1	1				
<b>Earl Averill, R</b> OBP: 0.428, SLG: 0.368		0-0 1-3		4-0 1B 1B 1-2 2-3		0-0 F7		0-0 1B E 1B		3	2	1	0	2	0	2				
<b>Jim Fregosi, R</b> OBP: 0.250, SLG: 0.227			0-0 3-1	0-0 1B 1B 1-2 2-H 3-H		4-0 FC1-6 BB		0-0 F9		4	1	2	2	1	0	2				
<b>Inning Stats</b>	R: 0 E: 0 K: 0 S: 3	H: 0 LOB: 1 BB: 7 P: 7	R: 0 E: 0 K: 0 S: 3	H: 0 LOB: 0 BB: 0 P: 3	R: 0 E: 0 K: 1 S: 11	H: 6 LOB: 2 BB: 1 P: 15	R: 0 E: 0 K: 1 S: 7	H: 1 LOB: 2 BB: 0 P: 7	R: 0 E: 0 K: 2 S: 8	H: 1 LOB: 1 BB: 1 P: 12	R: 0 E: 0 K: 2 S: 7	H: 0 LOB: 0 BB: 0 P: 7	R: 1 E: 1 K: 0 S: 6	H: 2 LOB: 2 BB: 0 P: 6	R: 0 E: 0 K: 0 S: 5	H: 2 LOB: 2 BB: 1 P: 9	1B: 10 2B: 1 3B: 1 HR: 0	SF: 0 SAC: 0 DP: 0 HBP: 0	WP: 0 PB: 0 SB: 0 CS: 0	PA: 45
<b>PITCHER</b>	IP WLS BF H R ER SO BB IBB HBP BLK WP HR S P ERA WHIP																			
<b>Earl Wilson, R</b> ERA: 3.81	(1, 1) 3.2 19 6 5 5 0 2 0 0 0 0 0 0 36 44 3.38 1.500																			
<b>Arnold Earley, L</b> ERA: 3.75	(4, 1) 5.1 W 26 6 2 2 6 2 0 0 0 0 0 0 36 44 3.38 1.500																			

**Boston Red Sox @ Los Angeles Angels**  
Dodger Stadium, Los Angeles, CA  
Fri Jul 06 1962, 7:05 PM PDT  
Att: 23,875 - Unknown - 69 F

AB 37  
R 12  
H 13  
RBI 12  
BB 6  
SO 4  
LOB 17



**Boston Red Sox @ Los Angeles Angels**  
Dodger Stadium, Los Angeles, CA  
Fri Jul 06 1962, 7:05 PM PDT  
Att: 23,875 - Unknown - 69 F

AB 41  
R 7  
H 12  
RBI 7  
BB 4  
SO 6  
LOB 23






Batter	1	2	3	4	5	6	7	8	9	AB	R	H	RBI	BB	SO	LOB	TOP				
<b>Billy Gardner, R</b> OBP: 0.313, SLG: 0.308 (1, 4)	0-0 FC6-4 1B		0-0 1-2 1B		0-0 F4		0-0 4-3 SH1-4 E 1B		0-0 G6-3 BB	4	1	3	0	1	0	0					
<b>Carroll Hardy, R</b> OBP: 0.318, SLG: 0.350 (1, 8)	0-0 F7		0-3 K		0-3 K		0-0 SH1-4		0-0 F2	4	0	0	0	0	2	4					
<b>Carl Yastrzemski, L</b> OBP: 0.369, SLG: 0.499 (1, 7)	0-0 F7		0-0 F7		0-0 FC6-4 1B		0-0 4-3		0-0 G6-3	5	0	1	1	0	0	5					
<b>Frank Maltzone, R</b> OBP: 0.325, SLG: 0.443 (1, 5)	0-0 FC6-4 1-2				0-0 F8 FC6-4		0-0 E6			4	0	0	0	0	0	2					
<b>Pete Runnels, L</b> OBP: 0.431, SLG: 0.448 (1, 3)		0-0 6-3			0-0 1B HR 1B		0-0 F9		0-0 F8	4	1	1	0	0	0	1					
<b>Jim Pagliaroni, R</b> OBP: 0.380, SLG: 0.478 (1, 2)		0-3 K			0-0 1-2 HR 1B		0-0 6-3		0-0 HR	4	2	2	1	0	1	0					
<b>Lou Clinton, R</b> OBP: 0.327, SLG: 0.570 (1, 9)		0-0 F3			0-0 1-2 HR HR		0-0 1B		0-0 F3	4	1	2	3	0	0	0					
<b>Eddie Bressoud, R</b> OBP: 0.315, SLG: 0.409 (1, 6)					0-0 F6		0-0 F7		0-0 F2	4	0	1	0	0	0	0					
<b>Don Schwall, R</b> OBP: 0.189, SLG: 0.167 <b>Dick Radatz, R</b> OBP: 0.154, SLG: 0.154 (8, 1)					0-0 1B		0-0 F3		0-0 L4	4	0	1	0	0	0	2					
<b>Inning Stats</b>	R: 0 E: 0 K: 0 S: 4	H: 1 LOB: 1 BB: 0 P: 4	R: 0 E: 0 K: 1 S: 5	H: 0 LOB: 0 BB: 0 P: 5	R: 0 E: 0 K: 1 S: 7	H: 2 LOB: 2 BB: 0 P: 7	R: 3 E: 0 K: 0 S: 6	H: 3 LOB: 0 BB: 0 P: 6	R: 0 E: 0 K: 0 S: 5	H: 1 LOB: 2 BB: 0 P: 5	R: 1 E: 1 K: 0 S: 5	H: 1 LOB: 1 BB: 0 P: 5	R: 1 E: 0 K: 0 S: 4	H: 1 LOB: 0 BB: 0 P: 4	R: 0 E: 0 K: 0 S: 2	H: 0 LOB: 0 BB: 1 P: 6	1B: 9 2B: 0 3B: 0 HR: 2	SF: 0 SAC: 1 DP: 1 HBP: 0	WP: 0 PB: 0 SB: 0 CS: 0	PA: 39	
<b>PITCHER</b>	IP	WLS	BF	H	R	ER	SO	BB	IBB	HBP	BLK	WP	HR	S	P	ERA	WHIP				
<b>Don Lee, R</b> ERA: 3.38 <b>Art Fowler, R</b> ERA: 2.75	(1, 1) (8, 1)	7.0 2.0	L 7	32 1	10 1	4 1	3 1	3 0	0 1	0 0	0 0	0 0	1 1	38 6	10	4.50	1.000				

**Boston Red Sox @ Los Angeles Angels**  
Dodger Stadium, Los Angeles, CA  
Sat Jul 07 1962, 7:05 PM PDT  
Att: 16,725 - Unknown - 74 F


AB 37  
R 5  
H 11  
RBI 4  
BB 1  
SO 3  
LOB 14



Batter	1	2	3	4	5	6	7	8	9	AB	R	H	RBI	BB	SO	LOB	BOTTOM				
<b>Albie Pearson, L</b> OBP: 0.378, SLG: 0.367 (1, 8)	0-0 4-3	0-0 F6			0-0 HR 1B		0-0 SH1-3		0-0 6-3	4	1	1	0	0	0	2					
<b>Billy Moran, R</b> OBP: 0.330, SLG: 0.437 (1, 4)	0-0 6-3		0-0 5-3		0-3 K		0-0 6-3			4	0	0	0	0	1	2					
<b>Leon Wagner, L</b> OBP: 0.359, SLG: 0.585 (1, 9)	4-0 BB		0-3 K		0-0 1-2 HR HR		0-3 K			3	1	1	2	1	2	1					
<b>Buck Rodgers, S</b> OBP: 0.342, SLG: 0.452 (1, 2)	0-0 F9		0-0 4-3		0-0 F8			4-0 1B G4-6-3 BB		3	1	0	0	1	0	1					
<b>Lee Thomas, L</b> OBP: 0.347, SLG: 0.417 (1, 3)		4-0 1B BB		0-3 K		0-0 F8		0-0 G4-6-3 1B		3	1	1	0	1	1	0					
<b>Felix Torres, R</b> OBP: 0.305, SLG: 0.379 (1, 5)		0-3 K		0-0 6-3 2B		0-3 K		0-0 G4-6-3		4	0	1	0	0	2	2					
<b>Earl Averill, R</b> OBP: 0.415, SLG: 0.355 (1, 7)		0-3 K		0-0 6-3		0-0 E6		0-3 K		4	0	0	0	0	2	2					
<b>Jim Fregosi, R</b> OBP: 0.259, SLG: 0.240 <b>Steve Bilko, R</b> OBP: 0.344, SLG: 0.437 (9, PH)		0-0 1B		0-3 K		0-0 F5		0-3 K		3	0	1	1	0	1	2					
<b>Don Lee, R</b> OBP: 0.237, SLG: 0.243 <b>Eddie Yost, R</b> OBP: 0.344, SLG: 0.365 <b>Art Fowler, R</b> OBP: 0.300, SLG: 0.222 <b>Tom Burgess, L</b> OBP: 0.340, SLG: 0.377 (9, PH)		0-0 2H 1B		0-3 K		0-3 K		4-0 SH1-3 BB		2	0	1	0	0	1	0					
<b>Inning Stats</b>	R: 0 E: 0 K: 0 S: 3	H: 0 LOB: 1 BB: 1 P: 7	R: 1 E: 0 K: 2 S: 9	H: 2 LOB: 2 BB: 1 P: 13	R: 0 E: 0 K: 1 S: 5	H: 0 LOB: 0 BB: 0 P: 5	R: 0 E: 0 K: 2 S: 8	H: 1 LOB: 1 BB: 0 P: 8	R: 2 E: 1 K: 1 S: 6	H: 2 LOB: 1 BB: 0 P: 6	R: 0 E: 0 K: 1 S: 5	H: 0 LOB: 1 BB: 1 P: 9	R: 1 E: 0 K: 1 S: 5	H: 1 LOB: 0 BB: 0 P: 9	R: 0 E: 0 K: 1 S: 5	H: 0 LOB: 0 BB: 0 P: 5	1B: 4 2B: 1 3B: 0 HR: 1	SF: 0 SAC: 1 DP: 1 HBP: 0	WP: 0 PB: 0 SB: 1 CS: 0	PA: 37	
<b>PITCHER</b>	IP	WLS	BF	H	R	ER	SO	BB	IBB	HBP	BLK	WP	HR	S	P	ERA	WHIP				
<b>Don Schwall, R</b> ERA: 5.17 <b>Dick Radatz, R</b> ERA: 2.62	(1, 1) (8, 1)	7.0 2.0	W S	31 6	3 1	4 0	9 2	4 0	0 0	0 0	0 0	0 0	1 10	45 10	6	0.00	0.500				

**Boston Red Sox @ Los Angeles Angels**  
Dodger Stadium, Los Angeles, CA  
Sat Jul 07 1962, 7:05 PM PDT  
Att: 16,725 - Unknown - 74 F


AB 32  
R 4  
H 6  
RBI 3  
BB 4  
SO 11  
LOB 12






Batter	1	2	3	4	5	6	7	8	9	AB	R	H	RBI	BB	SO	LOB	TOP					
<b>Billy Gardner, R</b> OBP: 0.305, SLG: 0.300 <b>Russ Nixon, L</b> OBP: 0.241, SLG: 0.214 <b>Chuck Schilling, R</b> OBP: 0.296, SLG: 0.335	0-3 K		0-0 E1 FC7-5		0-3 K		0-0 1B 1B		0-3 K	3	0	0	0	0	2	1	<b>Boston Red Sox @ Los Angeles Angels</b> <b>Dodger Stadium, Los Angeles, CA</b> Sun Jul 08 1962, 3:33 AM PDT Alt. 7,742 - Unknown - 84 F					
<b>Carroll Hardy, R</b> OBP: 0.316, SLG: 0.345	5-3		0-0 FC7-5		0-0 F8		1-0 1B BB		0-3 K	4	0	0	0	1	1	2						
<b>Carl Yastrzemski, L</b> OBP: 0.369, SLG: 0.488	4-3		0-0 F8		0-0 F7		0-0 1B		0-0 1B	5	0	2	2	0	0	2						
<b>Frank Maltzone, R</b> OBP: 0.323, SLG: 0.439		0-0 F7		0-0 2B 1B		0-0 F8	0-0 6-3		0-0 F8	5	1	1	0	0	0	2						
<b>Pete Runnels, L</b> OBP: 0.435, SLG: 0.463		4-0 BB		0-0 F9		0-0 2B		0-0 HR		3	1	2	1	1	0	1						
<b>Jim Pagliaroni, R</b> OBP: 0.383, SLG: 0.481	0-3 K		0-0 2B		0-0 K		0-3 K		4-0 4-3 BB	3	0	1	1	1	2	2						
<b>Lou Clinton, R</b> OBP: 0.324, SLG: 0.557	1-3		0-0 F7		0-0 F7		0-0 FC1-5 1B		0-0 F8	4	0	1	0	0	0	3						
<b>Eddie Bressoud, R</b> OBP: 0.314, SLG: 0.405			0-3 K	0-3 K			4-0 1B BB	0-0 4-3		3	1	0	0	1	2	2						
<b>Bill Monbouquette, R</b> OBP: 0.225, SLG: 0.139 <b>Gene Conley, R</b> OBP: 0.240, SLG: 0.348			0-0 FC7-5 E 1B		0-0 F2		0-0 FC1-5 1B 1B	0-0 1-3		4	1	1	0	0	0	3						
<b>Inning Stats</b>	R: 0 E: 0 K: 1 S: 5	H: 0 LOB: 0 BB: 0 P: 5	R: 0 E: 0 K: 1 S: 5	H: 0 LOB: 1 BB: 1 P: 9	R: 0 E: 1 K: 1 S: 7	H: 1 LOB: 2 BB: 0 P: 7	R: 1 E: 0 K: 1 S: 7	H: 2 LOB: 1 BB: 0 P: 7	R: 0 E: 0 K: 1 S: 5	H: 0 LOB: 0 BB: 0 P: 5	R: 0 E: 0 K: 1 S: 6	H: 1 LOB: 1 BB: 0 P: 6	R: 3 E: 0 K: 0 S: 5	H: 3 LOB: 1 BB: 2 P: 13	R: 1 E: 0 K: 0 S: 4	H: 1 LOB: 1 BB: 1 P: 8		R: 0 E: 0 K: 2 S: 8	H: 1 LOB: 1 BB: 0 P: 8	1B: 6 2B: 2 3B: 0 HR: 1	SF: 0 SAC: 0 DP: 0 HBP: 0	WP: 0 PB: 0 SB: 0 CS: 0
<b>PITCHER</b>	IP	WLS	BF	H	R	ER	SO	BB	IBB	HBP	BLK	WP	HR	S	P	ERA	WHIP					
<b>Eli Grba, R</b> ERA: 6.37	6.1	L	28	6	4	4	6	2	0	0	0	0	0	38	46	5.68	1.263					
<b>Dean Chance, R</b> ERA: 3.51	0.2		3	1	0	0	0	1	0	0	0	0	0	2	6	0.00	3.000					
<b>Tom Morgan, R</b> ERA: 3.79	2.0		9	2	1	1	2	1	0	0	0	0	1	12	16	4.50	1.500					

AB	36
R	5
H	9
RBI	5
BB	4
SO	8
LOB	18



Batter	1	2	3	4	5	6	7	8	9	AB	R	H	RBI	BB	SO	LOB	BOTTOM					
<b>Albie Pearson, L</b> OBP: 0.377, SLG: 0.365	0-0 F7		0-0 G3		0-0 1B			0-0 F5		4	0	1	1	0	0	1	<b>Boston Red Sox @ Los Angeles Angels</b> <b>Dodger Stadium, Los Angeles, CA</b> Sun Jul 08 1962, 3:33 AM PDT Alt. 7,742 - Unknown - 84 F					
<b>Billy Moran, R</b> OBP: 0.326, SLG: 0.432	4-3			0-0 F6	0-0 F9		0-0 F9		4	0	0	0	0	0	0	1						
<b>Leon Wagner, L</b> OBP: 0.358, SLG: 0.580	0-0 F7			0-3 K		0-0 1B		0-3 K		4	0	1	0	0	2	0						
<b>Buck Rodgers, S</b> OBP: 0.340, SLG: 0.453		0-0 G3		0-0 1B 2B		0-0 F5		0-0 F8		4	1	1	0	0	0	1						
<b>Lee Thomas, L</b> OBP: 0.346, SLG: 0.415		0-0 3-1		0-0 1B		0-0 F8		0-0 F9		4	0	1	1	0	0	1						
<b>Felix Torres, R</b> OBP: 0.309, SLG: 0.381		0-0 1B		0-3 K		0-0 F3		0-0 1B 2B 1B		4	1	2	0	0	1	2						
<b>Tom Burgess, L</b> OBP: 0.337, SLG: 0.370		0-0 F8			0-0 L4		0-0 F8		0-0 1B 2B 1B	4	1	1	0	0	0	1						
<b>Joe Koppe, R</b> OBP: 0.364, SLG: 0.310 <b>Steve Bilko, R</b> OBP: 0.348, SLG: 0.449 <b>Jim Fregosi, R</b> OBP: 0.259, SLG: 0.240			0-0 4-3		0-0 1B 1B		0-0 F7		0-0 1B 2B	3	1	1	0	0	0	0						
<b>Eli Grba, R</b> OBP: 0.310, SLG: 0.346 <b>Dean Chance, R</b> OBP: 0.217, SLG: 0.143 <b>Eddie Yost, R</b> OBP: 0.431, SLG: 0.361 <b>Tom Morgan, R</b> OBP: 0.313, SLG: 0.351		4-0 BB		0-0 F8		0-0 K		0-0 F7	1	0	0	0	1	0	1	0						
<b>Inning Stats</b>	R: 0 E: 0 K: 0 S: 3	H: 0 LOB: 0 BB: 0 P: 3	R: 0 E: 0 K: 0 S: 4	H: 1 LOB: 0 BB: 0 P: 4	R: 0 E: 0 K: 0 S: 2	H: 0 LOB: 0 BB: 1 P: 6	R: 1 E: 0 K: 2 S: 9	H: 2 LOB: 1 BB: 0 P: 9	R: 1 E: 0 K: 0 S: 5	H: 2 LOB: 1 BB: 0 P: 5	R: 0 E: 0 K: 0 S: 4	H: 1 LOB: 1 BB: 0 P: 4	R: 0 E: 0 K: 1 S: 5	H: 0 LOB: 0 BB: 0 P: 5	R: 0 E: 0 K: 1 S: 5	H: 0 LOB: 0 BB: 0 P: 5		R: 2 E: 0 K: 0 S: 6	H: 3 LOB: 1 BB: 0 P: 6	1B: 7 2B: 2 3B: 0 HR: 0	SF: 0 SAC: 0 DP: 1 HBP: 0	WP: 0 PB: 0 SB: 0 CS: 0
<b>PITCHER</b>	IP	WLS	BF	H	R	ER	SO	BB	IBB	HBP	BLK	WP	HR	S	P	ERA	WHIP					
<b>Bill Monbouquette, R</b> ERA: 3.88	8.2	W	35	9	4	4	4	1	0	0	0	0	0	42	46	4.15	1.154					
<b>Gene Conley, R</b> ERA: 4.08	0.1	S	1	0	0	0	0	0	0	0	0	0	0	1	1	0.00	0.000					

AB	35
R	4
H	9
RBI	4
BB	1
SO	4
LOB	9





Batter	1	2	3	4	5	6	7	8	9	AB	R	H	RBI	BB	SO	LOB	TOP								
<b>Billy Gardner, R</b> (1, 4) OBP: 0.298, SLG: 0.292	F9		L1		K			1B	1-3	3	0	0	0	0	1	1	<b>Boston Red Sox @ Kansas City Athletics</b> Municipal Stadium, Kansas City, MO Thu Jul 12 1962, 8:05 PM EDT Unknown								
<b>Russ Nixon, L</b> (8, PH) OBP: 0.267, SLG: 0.241										1	0	1	0	0	0	0									
<b>Chuck Schilling, R</b> (8, PR) OBP: 0.295, SLG: 0.333										1	0	0	0	0	0	2									
<b>Carroll Hardy, R</b> (1, 8) OBP: 0.319, SLG: 0.356	K			HR				5-3		3	1	1	1	1	1	1									
<b>Carl Yastrzemski, L</b> (1, 7) OBP: 0.387, SLG: 0.483	3-1			G3			G4-6-3		1B	3	1	0	0	0	0	1									
<b>Frank Maltzone, R</b> (1, 5) OBP: 0.322, SLG: 0.437		5-3		F8			F7		HR	4	1	1	0	0	0	0									
<b>Pete Runnels, L</b> (1, 3) OBP: 0.435, SLG: 0.477		F5							1B	4	1	2	3	0	0	0									
<b>Jim Paglioni, R</b> (1, 2) OBP: 0.380, SLG: 0.473				2B					HR	3	0	0	0	1	1	1									
<b>Lou Clinton, R</b> (1, 9) OBP: 0.330, SLG: 0.554				5-3					K	4	0	2	0	0	1	1									
<b>Eddie Bressoud, R</b> (1, 6) OBP: 0.313, SLG: 0.401			K		4-3			F8	BB	3	0	0	0	1	1	1									
<b>Gene Conley, R</b> (1, 1) OBP: 0.231, SLG: 0.333			1-3		K			4-3	F8	2	0	0	0	0	1	1									
<b>Dave Philley, S</b> (8, PH) OBP: 0.250, SLG: 0.158								4-3	F8	1	0	0	0	0	0	0									
<b>Chet Nichols, S</b> (8, 1) OBP: 0.286, SLG: 0.226										0	0	0	0	0	0	0									
<b>Pumpsie Green, S</b> (8, PH) OBP: 0.286, SLG: 0.226										1	0	0	0	0	0	2									
<b>Mike Fomiele, R</b> (8, 1) OBP: 0.300, SLG: 0.300										0	0	0	0	0	0	0									
<b>Inning Stats</b>	R: 0 E: 0 K: 1 S: 5	H: 0 LOB: 0 BB: 0 P: 5	R: 0 E: 0 K: 0 S: 3	H: 0 LOB: 1 BB: 1 P: 7	R: 0 E: 0 K: 1 S: 5	H: 0 LOB: 0 BB: 0 P: 5	R: 1 E: 0 K: 0 S: 5	H: 2 LOB: 1 BB: 0 P: 5	R: 0 E: 0 K: 2 S: 8	H: 1 LOB: 1 BB: 0 P: 8	R: 0 E: 0 K: 0 S: 2	H: 0 LOB: 0 BB: 1 P: 6	R: 0 E: 0 K: 1 S: 5	H: 0 LOB: 0 BB: 0 P: 5	R: 0 E: 0 K: 0 S: 4	H: 1 LOB: 1 BB: 0 P: 4	R: 3 E: 0 K: 1 S: 8	H: 3 LOB: 2 BB: 1 P: 13	1B: 4 2B: 1 3B: 0 HR: 2	SF: 0 SAC: 0 DP: 1 HBP: 1	WP: 0 PB: 0 SB: 0 CS: 0	PA: 37			
<b>PITCHER</b>	IP	WLS	BF	H	R	ER	SO	BB	IBB	HBP	BLK	WP	HR	S	P	ERA	WHIP								
<b>Dan Pfister, R</b> (1, 1) ERA: 5.4	8.0		31	5	3	3	5	2	0	1	0	0	1	38	47	3.38	0.875								
<b>Gordon Jones, R</b> (8, 1) ERA: 4.75	0.1		4	2	1	1	1	1	0	0	0	0	1	5	9	27.00	9.000								
<b>John Wyatt, R</b> (8, 1) ERA: 5.17	0.2	W	2	0	0	0	0	0	0	0	0	0	0	2	2	0.00	0.000								

AB 33  
R 4  
H 7  
RBI 4  
BB 3  
SO 6  
LOB 11



Batter	1	2	3	4	5	6	7	8	9	AB	R	H	RBI	BB	SO	LOB	BOTTOM									
<b>Jose Tartabull, L</b> (1, 8) OBP: 0.362, SLG: 0.375	F9		S		4-3			SH1-3		4	1	2	0	0	0	0	<b>Boston Red Sox @ Kansas City Athletics</b> Municipal Stadium, Kansas City, MO Thu Jul 12 1962, 8:05 PM EDT Unknown									
<b>Jerry Lumpe, L</b> (1, 4) OBP: 0.339, SLG: 0.416			E					1B		3	1	1	0	0	0	0										
<b>Gino Cimoli, R</b> (1, 9) OBP: 0.352, SLG: 0.431	4-3		E4					HR		4	0	1	0	0	1	2										
<b>Manny Jimenez, L</b> (1, 7) OBP: 0.392, SLG: 0.502			1B					3B		4	0	0	0	0	0	4										
<b>Bobby Del Greco, R</b> (8, 7) OBP: 0.391, SLG: 0.395	5-3									0	0	0	0	0	0	0										
<b>Norm Siebern, L</b> (1, 3) OBP: 0.413, SLG: 0.495		F6		5-3				F7		4	0	0	0	0	0	0										
<b>Ed Charles, R</b> (1, 5) OBP: 0.341, SLG: 0.452					4-3					4	2	2	3	0	0	0										
<b>Joe Azcue, R</b> (1, 2) OBP: 0.306, SLG: 0.329		HR						HR		4	1	1	0	0	2	0										
<b>Wayne Causey, L</b> (8, PH) OBP: 0.364, SLG: 0.314					K			6-3		1B	2B															
<b>Billy Consolo, R</b> (1, 6) OBP: 0.302, SLG: 0.303										4	0	0	0	0	0	2										
<b>Dan Pfister, R</b> (1, 1) ERA: 4.07	7.0		27	5	4	3	2	0	0	0	0	0	0	0	0	0										
<b>Chet Nichols, L</b> (8, 1) ERA: 2.12	1.0		4	1	0	0	1	0	0	0	0	0	6	6	0.00	1.000										
<b>Mike Fomiele, R</b> (8, 1) ERA: 5.59	0.2	L	5	2	1	1	0	0	1	0	0	0	4	8	13.50	3.000										
<b>PITCHER</b>	IP	WLS	BF	H	R	ER	SO	BB	IBB	HBP	BLK	WP	HR	S	P	ERA	WHIP									
<b>Gene Conley, R</b> (1, 1) ERA: 4.07	7.0		27	5	4	3	2	0	0	0	0	0	0	0	0	0	3.86	0.714								
<b>Chet Nichols, L</b> (8, 1) ERA: 2.12	1.0		4	1	0	0	1	0	0	0	0	0	6	6	0.00	1.000										
<b>Mike Fomiele, R</b> (8, 1) ERA: 5.59	0.2	L	5	2	1	1	0	0	1	0	0	0	4	8	13.50	3.000										
<b>Inning Stats</b>	R: 0 E: 0 K: 0 S: 3	H: 0 LOB: 0 BB: 0 P: 3	R: 1 E: 0 K: 1 S: 6	H: 1 LOB: 0 BB: 0 P: 6	R: 1 E: 1 K: 0 S: 6	H: 2 LOB: 2 BB: 0 P: 6	R: 0 E: 0 K: 1 S: 5	H: 0 LOB: 0 BB: 0 P: 5	R: 0 E: 0 K: 0 S: 3	H: 0 LOB: 0 BB: 0 P: 3	R: 2 E: 0 K: 0 S: 5	H: 2 LOB: 0 BB: 0 P: 5	R: 0 E: 0 K: 1 S: 6	H: 0 LOB: 1 BB: 0 P: 6	R: 0 E: 0 K: 0 S: 4	H: 1 LOB: 2 BB: 1 P: 8	1B: 4 2B: 1 3B: 1 HR: 2	SF: 0 SAC: 1 DP: 0 HBP: 0	WP: 0 PB: 0 SB: 1 CS: 0	PA: 36						

AB 34  
R 5  
H 8  
RBI 4  
BB 1  
SO 3  
LOB 8









Batter	1	2	3	4	5	6	7	8	9	10	11	12	13	14	15	AB	R	H	RBI	BB	SO	LOB	TOP													
Chuck Schilling, R OBP: 0.355, SLG: 0.344 (1.4)																7	2	3	0	1	0	2														
Carroll Hardy, R OBP: 0.333, SLG: 0.364 (1.8)																4	2	1	0	4	2	1														
Carl Yastrzemski, L OBP: 0.367, SLG: 0.478 (1.7)																6	1	2	1	2	1	3														
Frank Malzone, R OBP: 0.324, SLG: 0.430 (1.5)																7	0	1	1	1	1	8														
Pete Runnels, L OBP: 0.438, SLG: 0.478 (1.3)																7	1	3	1	1	0	3														
Lou Clinton, R OBP: 0.366, SLG: 0.684 (1.9)																7	4	5	4	1	2	2														
Jim Paglaroni, R OBP: 0.288, SLG: 0.488 (9. PR)																5	1	3	2	0	1	4														
Billy Gardner, R OBP: 0.298, SLG: 0.292 (9. PR)																0	0	0	0	0	0															
Boo Tillyarn, R OBP: 0.288, SLG: 0.490 (9. 2)																3	0	0	0	0	2															
Eddie Brissaud, R OBP: 0.316, SLG: 0.404 (1.6)																7	0	2	1	0	1	6														
Bill Monbouquette, R OBP: 0.325, SLG: 0.158 (3. 1)																1	0	0	0	0	0	0														
Russ Nixon, L OBP: 0.290 (4. PR)																0	0	0	0	0	0	0														
Hal Kooliadis, R OBP: 0.145, SLG: 0.187 (4. 1)																0	0	1	0	0	0	1														
Mike Fommelles, R OBP: 0.273, SLG: 0.373 (9. 1)																1	0	0	0	0	0	0														
George Aluskis, R OBP: 0.224, SLG: 0.224 (9. PR)																1	0	0	0	0	0	1														
Dick Radatz, R OBP: 0.110, SLG: 0.111 (9. 1)																2	0	0	0	0	2	1														
<b>Inning Stats</b>	R: 0 E: 0 K: 0 S: 2	H: 0 LOB: 0 BB: 1 P: 6	R: 1 E: 0 K: 1 S: 4	H: 2 LOB: 1 BB: 1 P: 8	R: 1 E: 0 K: 0 S: 5	H: 2 LOB: 2 BB: 0 P: 9	R: 1 E: 0 K: 0 S: 5	H: 2 LOB: 1 BB: 0 P: 5	R: 4 E: 0 K: 1 S: 9	H: 4 LOB: 1 BB: 1 P: 13	R: 2 E: 0 K: 2 S: 9	H: 2 LOB: 3 BB: 3 P: 21	R: 0 E: 0 K: 0 S: 2	H: 0 LOB: 0 BB: 1 P: 6	R: 1 E: 0 K: 1 S: 7	H: 2 LOB: 1 BB: 0 P: 7	R: 0 E: 0 K: 2 S: 9	H: 2 LOB: 2 BB: 0 P: 9	R: 0 E: 0 K: 2 S: 8	H: 2 LOB: 2 BB: 0 P: 8	R: 0 E: 0 K: 1 S: 4	H: 0 LOB: 0 BB: 1 P: 8	R: 0 E: 0 K: 1 S: 5	H: 0 LOB: 0 BB: 0 P: 5	R: 0 E: 0 K: 1 S: 5	H: 0 LOB: 0 BB: 0 P: 5	R: 1 E: 0 K: 1 S: 7	H: 2 LOB: 2 BB: 1 P: 11	1B: 13 2B: 7 3B: 1 HR: 1	SF: 0 SAC: 0 DP: 3 HBP: 0	WP: 0 PB: 0 SB: 0 CS: 1	PA: 70				
<b>PITCHER</b>	IP 4.2	WLS 0.1	BF 26	H 10	R 7	ER 7	SO 0	BB 4	IBB 0	HBP 0	BLK 0	WP 0	HR 1	S 22	P 38	ERA 13.50	WHIP 3.000																			
Jerry Walker, R ERA: 5.65 (1. 1)																																				
Norm Bass, R ERA: 5.96 (5. 1)																																				
John Wyatt, R ERA: 4.96 (6. 1)																																				
Ed Rakow, R ERA: 4.58 (9. 1)																																				

**Boston Red Sox @ Kansas City Athletics**  
Municipal Stadium, Kansas City, MO  
Fri Jul 13 1962, 8:05 PM EDT  
Att: 6,905 - Unknown

AB 60  
R 11  
H 21  
RBI 11  
SO 10  
LOB 34



Batter	1	2	3	4	5	6	7	8	9	10	11	12	13	14	15	AB	R	H	RBI	BB	SO	LOB	BOTTOM								
Jose Tartabull, L OBP: 0.349, SLG: 0.373 (1. 8)																8	2	3	4	0	0	4									
Jerry Lumpe, L OBP: 0.342, SLG: 0.425 (1.4)																8	0	3	2	0	0	5									
Ed Charles, R OBP: 0.343, SLG: 0.459 (1. 5)																7	1	1	1	1	0	5									
Norm Siebern, L OBP: 0.411, SLG: 0.497 (1. 3)																7	1	2	1	0	1	1									
Manny Jimenez, L OBP: 0.382, SLG: 0.498 (1. 7)																4	2	2	0	0	0	1									
Bobby Del Greco, R OBP: 0.378, SLG: 0.392 (9. 7)																3	0	1	0	0	1	0									
Wayne Causey, L OBP: 0.359, SLG: 0.326 (1. 6)																7	1	2	0	0	0	1									
Gino Cimoli, R OBP: 0.346, SLG: 0.425 (1. 9)																7	1	2	0	0	3	3									
Haywood Sullivan, R OBP: 0.356, SLG: 0.355 (1. 2)																4	2	4	0	1	0	0									
Dan Pflaster, R OBP: 0.182, SLG: 0.182 (10. PR)																0	0	0	0	0	0	0									
Joe Azcue, R OBP: 0.307, SLG: 0.329 (11. 2)																2	0	0	0	0	0	0									
Jerry Walker, S OBP: 0.283, SLG: 0.491 (1. 1)																2	0	0	1	0	0	5									
Norm Bass, R OBP: 0.125, SLG: 0.045 (5. 1)																0	0	0	1	0	0	0									
John Wyatt, R OBP: 0.125, SLG: 0.087 (6. 1)																1	0	0	0	0	1	1									
Ed Rakow, S OBP: 0.130, SLG: 0.133 (9. 1)																1	0	0	0	0	1	1									
George Aluskis, R OBP: 0.321, SLG: 0.558 (15. PR)																1	0	0	0	0	1	0									
<b>Inning Stats</b>	R: 0 E: 0 K: 0 S: 3	H: 0 LOB: 1 BB: 1 P: 7	R: 4 E: 1 K: 1 S: 9	H: 4 LOB: 1 BB: 1 P: 13	R: 5 E: 0 K: 0 S: 9	H: 6 LOB: 1 BB: 0 P: 9	R: 0 E: 0 K: 0 S: 3	H: 0 LOB: 0 BB: 0 P: 3	R: 0 E: 0 K: 0 S: 4	H: 2 LOB: 2 BB: 1 P: 8	R: 0 E: 0 K: 0 S: 8	H: 1 LOB: 1 BB: 0 P: 8	R: 0 E: 0 K: 0 S: 3	H: 0 LOB: 0 BB: 0 P: 3	R: 0 E: 0 K: 1 S: 5	H: 0 LOB: 0 BB: 0 P: 5	R: 0 E: 0 K: 0 S: 5	H: 2 LOB: 2 BB: 0 P: 5	R: 0 E: 0 K: 0 S: 4	H: 1 LOB: 1 BB: 0 P: 4	R: 0 E: 0 K: 0 S: 3	H: 0 LOB: 0 BB: 0 P: 7	R: 0 E: 0 K: 0 S: 3	H: 0 LOB: 0 BB: 0 P: 3	R: 0 E: 0 K: 1 S: 6	H: 1 LOB: 1 BB: 0 P: 6	1B: 14 2B: 3 3B: 1 HR: 2	SF: 0 SAC: 0 DP: 1 HBP: 1	WP: 0 PB: 0 SB: 0 CS: 0	PA: 66	
<b>PITCHER</b>	IP 2.2	WLS 0.1	BF 18	H 8	R 8	ER 7	SO 0	BB 2	IBB 0	HBP 0	BLK 0	WP 0	HR 1	S 18	P 26	ERA 23.62	WHIP 3.750														
Bill Monbouquette, R ERA: 4.3 (3. 1)																															
Chet Nichols, L ERA: 2.34 (4. 1)																															
Hal Kooliadis, R ERA: 7.34 (4. 1)																															
Mike Fommelles, R ERA: 5.39 (5. 1)																															
Dick Radatz, R ERA: 2.28 (9. 1)																															

**Boston Red Sox @ Kansas City Athletics**  
Municipal Stadium, Kansas City, MO  
Fri Jul 13 1962, 8:05 PM EDT  
Att: 6,905 - Unknown

AB 62  
R 10  
H 20  
RBI 9  
SO 7  
LOB 27









Batter	1	2	3	4	5	6	7	8	9	AB	R	H	RBI	BB	SO	LOB	TOP										
Chuck Schilling, R OBP: 0.307, SLG: 0.340	5-3			F3			F3			4	0	1	0	0	0	2											
Carroll Hardy, R OBP: 0.328, SLG: 0.357	F7				F7		F9			3	0	0	0	0	0	2											
Gary Geiger, L OBP: 0.331, SLG: 0.382	F7	4-3					F9			1	0	0	0	0	0	1											
Carl Yastrzemski, L OBP: 0.387, SLG: 0.476	F7						F6			4	0	2	0	0	0	1											
Frank Matzone, R OBP: 0.326, SLG: 0.429				F7			F9			3	1	0	0	1	0	2											
Lou Clinton, R OBP: 0.366, SLG: 0.658							1-3			3	1	1	0	1	0	0											
Jim Pagliaroni, R OBP: 0.385, SLG: 0.500										4	1	2	3	0	0	2											
Pete Runnels, L OBP: 0.434, SLG: 0.480										4	0	0	0	0	1	1											
Eddie Bressoud, R OBP: 0.314, SLG: 0.407										3	0	0	0	1	0	1											
Don Schwall, R OBP: 0.179, SLG: 0.158										2	0	0	0	0	1	2											
Russ Nixon, L OBP: 0.303, SLG: 0.313										1	0	1	0	0	0	0											
Mike Fomiele, R OBP: 0.273, SLG: 0.273										0	0	0	0	0	0	0											
Pumpsie Green, S OBP: 0.273, SLG: 0.214										1	0	0	0	0	0	0											
<b>Inning Stats</b>	R: 0 E: 0 K: 0 S: 3	H: 0 LOB: 0 BB: 0 P: 3	R: 3 E: 0 K: 2 S: 9	H: 2 LOB: 2 BB: 3 P: 21	R: 0 E: 0 K: 0 S: 4	H: 2 LOB: 1 BB: 0 P: 4	R: 0 E: 1 K: 0 S: 4	H: 0 LOB: 1 BB: 0 P: 4	R: 0 E: 0 K: 0 S: 3	H: 1 LOB: 0 BB: 0 P: 3	R: 0 E: 0 K: 0 S: 4	H: 1 LOB: 1 BB: 0 P: 4	R: 0 E: 0 K: 0 S: 4	H: 1 LOB: 0 BB: 0 P: 4	R: 0 E: 0 K: 0 S: 3	H: 0 LOB: 0 BB: 0 P: 3	R: 0 E: 0 K: 0 S: 3	H: 0 LOB: 0 BB: 0 P: 3	1B: 6 2B: 1 3B: 0 HR: 1	SF: 0 SAC: 0 DP: 1 HBP: 0	WP: 0 PB: 1 SB: 0 CS: 0	PA: 36					
<b>PITCHER</b>	IP	WLS	BF	H	R	ER	SO	BB	IBB	HBP	BLK	WP	HR	S	P	ERA	WHIP										
Bill Pleis, L ERA: 4.26	1.2		10	2	3	3	2	3	0	0	0	0	1	11	23	16.20	3.000										
Georges Maranda, R ERA: 3.92	2.1		9	2	0	0	0	0	0	0	0	0	0	9	9	0.00	0.857										
Lee Stange, R ERA: 3.63	2.0	W	7	2	0	0	0	0	0	0	0	0	0	7	7	0.00	1.000										
Frank Sullivan, R ERA: 5.54	3.0	S	10	1	0	0	0	0	0	0	0	0	0	10	10	0.00	0.333										

**Boston Red Sox @ Minnesota Twins**  
Metropolitan Stadium, Bloomington, MI  
Sun Jul 15 1962, 4:33 AM EDT  
Att: 20,450 - Unknown - 61 F

AB 33  
R 3  
H 7  
RBI 3  
BB 3  
SO 2  
LOB 14



Batter	1	2	3	4	5	6	7	8	9	AB	R	H	RBI	BB	SO	LOB	BOTTOM												
Bill Tuttle, R OBP: 0.308, SLG: 0.250	6-3			F8			F4			5	0	0	0	0	0	5													
Vic Power, R OBP: 0.332, SLG: 0.444				F8			L9			4	1	2	0	1	0	0													
Rich Rollins, R OBP: 0.387, SLG: 0.484	L6									2	2	0	0	3	0	2													
Harmon Killebrew, R OBP: 0.370, SLG: 0.514	FC5-4									4	0	2	4	0	1	2													
Bob Allison, R OBP: 0.365, SLG: 0.435										3	1	0	0	1	1	3													
Earl Battey, R OBP: 0.339, SLG: 0.399										3	0	1	0	1	0	0													
Bernie Allen, L OBP: 0.305, SLG: 0.413										4	0	0	0	0	0	3													
Zoilo Versalles, R OBP: 0.252, SLG: 0.339										3	0	1	0	1	0	0													
Bill Pleis, L ERA: 4.26	6.0		32	5	5	5	3	9	0	0	0	0	0	29	65	7.50	2.333												
Don Schwall, R ERA: 5.3	2.0		7	1	0	0	0	0	0	0	0	0	0	1	0	7	7	0.00	0.500										
Mike Fomiele, R ERA: 5.16																													

**Boston Red Sox @ Minnesota Twins**  
Metropolitan Stadium, Bloomington, MI  
Sun Jul 15 1962, 4:33 AM EDT  
Att: 20,450 - Unknown - 61 F

AB 30  
R 5  
H 6  
RBI 4  
BB 9  
SO 3  
LOB 17





Batter	1	2	3	4	5	6	7	8	9	AB	R	H	RBI	BB	SO	LOB	TOP			
Tom Tresh, S OBP: 0.340, SLG: 0.391	6-3			F3		1-3		1-3 2-H 1B		4	0	1	1	0	0	0				
Bobby Richardson, R OBP: 0.330, SLG: 0.376	F7			5-3			F5	F7		4	0	0	0	0	0	2				
Roger Maris, L OBP: 0.347, SLG: 0.511	K						F9		BB BB	2	0	0	0	2	1	0				
Mickey Mantle, S OBP: 0.500, SLG: 0.655		G4-6-3 BB		F4					BB BB	2	0	1	0	2	0	1				
Elston Howard, R OBP: 0.312, SLG: 0.447		G4-6-3 1-2					4-3		FC6-4 BB	4	0	1	0	0	1	4				
Bill Skowron, R OBP: 0.316, SLG: 0.438				G6-4-3 1-2				F9	K	4	0	0	0	0	2	3				
Hector Lopez, R OBP: 0.347, SLG: 0.412			6-3		5-3				FC6-4	4	1	1	0	0	0	2				
Clete Boyer, R OBP: 0.366, SLG: 0.438			K			F6				3	0	1	0	0	1	0				
Ralph Terry, R OBP: 0.164, SLG: 0.136				F3		6-3		L9		3	0	0	0	0	0	2				
<b>Inning Stats</b>	R: 0 E: 0 K: 1 S: 5	H: 0 LOB: 0 BB: 0 P: 5	R: 0 E: 0 K: 1 S: 4	H: 0 LOB: 0 BB: 1 P: 8	R: 0 E: 0 K: 1 S: 5	H: 0 LOB: 0 BB: 0 P: 5	R: 0 E: 0 K: 0 S: 3	H: 0 LOB: 1 BB: 1 P: 7	R: 0 E: 0 K: 0 S: 3	H: 0 LOB: 0 BB: 0 P: 3	R: 0 E: 0 K: 0 S: 4	H: 1 LOB: 1 BB: 0 P: 4	R: 1 E: 0 K: 2 S: 6	H: 3 LOB: 2 BB: 0 P: 6	R: 0 E: 0 K: 2 S: 7	H: 0 LOB: 2 BB: 2 P: 15	1B: 5 2B: 0 3B: 0 HR: 0	SF: 0 SAC: 0 DP: 2 HBP: 0	WP: 0 PB: 0 SB: 1 CS: 0	PA: 34
<b>PITCHER</b>	IP	WLS	BF	H	R	ER	SO	BB	IBB	HBP	BLK	WP	HR	S	P	ERA	WHIP			
Gene Conley, R ERA: 3.91	(1, 1)	8.0	L	29	5	1	1	3	2	0	0	0	0	33	41	1.12	0.875			
Dick Radatz, R ERA: 2.25	(9, 1)	1.0		5	0	0	0	2	2	0	0	0	0	7	15	0.00	2.000			

**New York Yankees @ Boston Red Sox**  
Fenway Park, Boston, MA  
Tue Jul 17 1962, 7:05 PM EDT  
Att. 34,386 - Cloudy

AB 30  
R 1  
H 5  
RBI 1  
BB 4  
SO 5  
LOB 14



Batter	1	2	3	4	5	6	7	8	9	AB	R	H	RBI	BB	SO	LOB	BOTTOM					
Chuck Schilling, R OBP: 0.306, SLG: 0.335	6-3			K		6-3				3	0	0	0	1	1	0						
Carroll Hardy, R OBP: 0.330, SLG: 0.355		G4-6-3 BB		2B BB		6-3		F2		2	0	0	0	2	0	1						
Carl Yastrzemski, L OBP: 0.366, SLG: 0.479			G4-6-3 1-2	K		4-3			3B	4	0	1	0	0	1	2						
Frank Maltzone, R OBP: 0.325, SLG: 0.429							5-3		6-3	4	0	1	0	0	0	1						
Pete Runnels, L OBP: 0.432, SLG: 0.477									F6	4	0	1	0	0	0	3						
Lou Clinton, R OBP: 0.363, SLG: 0.653									5-3	4	0	1	0	0	0	2						
Jim Pagliaroni, R OBP: 0.380, SLG: 0.492				K						3	0	0	0	0	2	2						
Eddie Bressoud, R OBP: 0.312, SLG: 0.403				K						3	0	0	0	0	3	1						
Gene Conley, R OBP: 0.222, SLG: 0.320	(1, 1)									2	0	0	0	0	1	1						
Russ Nixon, L OBP: 0.294, SLG: 0.303	(8, PH)									1	0	0	0	0	1	0						
Dick Radatz, R OBP: 0.111, SLG: 0.111	(9, 1)									0	0	0	0	0	0	0						
<b>Inning Stats</b>	R: 0 E: 0 K: 0 S: 2	H: 0 LOB: 0 BB: 1 P: 6	R: 0 E: 0 K: 0 S: 3	H: 0 LOB: 0 BB: 0 P: 3	R: 0 E: 0 K: 3 S: 9	H: 0 LOB: 0 BB: 0 P: 9	R: 0 E: 0 K: 2 S: 8	H: 1 LOB: 2 BB: 1 P: 12	R: 0 E: 0 K: 1 S: 6	H: 1 LOB: 1 BB: 0 P: 6	R: 0 E: 0 K: 0 S: 3	H: 0 LOB: 0 BB: 0 P: 3	R: 0 E: 0 K: 1 S: 6	H: 1 LOB: 1 BB: 0 P: 6	R: 2 E: 0 K: 2 S: 7	H: 0 LOB: 1 BB: 1 P: 11	R: 0 E: 0 K: 0 S: 4	H: 1 LOB: 1 BB: 0 P: 4	1B: 1 2B: 2 3B: 1 HR: 0	SF: 0 SAC: 0 DP: 1 HBP: 0	WP: 0 PB: 0 SB: 0 CS: 0	PA: 33
<b>PITCHER</b>	IP	WLS	BF	H	R	ER	SO	BB	IBB	HBP	BLK	WP	HR	S	P	ERA	WHIP					
Ralph Terry, R ERA: 3.33	(1, 1)	9.0	W	33	4	0	0	9	3	0	0	0	0	48	60	0.00	0.778					

**New York Yankees @ Boston Red Sox**  
Fenway Park, Boston, MA  
Tue Jul 17 1962, 7:05 PM EDT  
Att. 34,386 - Cloudy

AB 30  
R 0  
H 4  
RBI 0  
BB 3  
SO 9  
LOB 13









Batter	1	2	3	4	5	6	7	8	9	AB	R	H	RBI	BB	SO	LOB	TOP				
Tom Tresh, S OBP: 0.343, SLG: 0.396 (1, 6)	4-3	K		G5-4-3 1B		K		F8		5	0	1	0	0	2	1					
Bobby Richardson, R OBP: 0.329, SLG: 0.381 (1, 4)	BB 1B		5-3	G5-4-3 1-2			F5	F9		5	0	1	0	0	0	1					
Roger Maris, L OBP: 0.351, SLG: 0.507 (1, 9)	L8		1B 2B BB	F8			1B SH 1B	F8		4	2	1	0	1	0	1					
Mickey Mantle, S OBP: 0.506, SLG: 0.669 Jack Reed, R OBP: 0.360, SLG: 0.545 (9, PR) (9, 8)	1-2 BB		2B 1B 1B		F3		SH 1B 1B	FC6-4 BB		3	2	2	0	2	0	0					
Hector Lopez, R OBP: 0.347, SLG: 0.410 (1, 7)	K		1B 1B 2B		K		SH 1B	FC6-4		4	2	1	2	0	2	3					
Elston Howard, R OBP: 0.316, SLG: 0.458 (1, 2)		1B 3B	1B 2-3 3-H 1B		K		HR 1B	F9		5	2	3	3	0	1	1					
Bill Skowron, R OBP: 0.316, SLG: 0.442 (1, 3)	K		1-3 1B			HR	K	F9		5	1	2	2	0	2	3					
Clete Boyer, R OBP: 0.366, SLG: 0.455 (1, 5)		FC1-6 1B	F3		5-3		1-H HR			4	1	2	3	0	0	2					
Rollie Sheldon, R OBP: 0.200, SLG: 0.048 Luis Arroyo, L OBP: 0.500, SLG: 0.500 (9, 1)	FC1-6 1-2		K		K		K			4	0	0	0	0	3	3					
<b>Inning Stats</b>	R: 0 E: 0 K: 1 S: 6	H: 1 LOB: 2 BB: 1 P: 10	R: 1 E: 0 K: 2 S: 9	H: 2 LOB: 1 BB: 0 P: 9	R: 3 E: 0 K: 1 S: 9	H: 4 LOB: 2 BB: 1 P: 13	R: 0 E: 0 K: 0 S: 3	H: 1 LOB: 0 BB: 0 P: 3	R: 0 E: 0 K: 2 S: 7	H: 0 LOB: 0 BB: 0 P: 7	R: 1 E: 0 K: 2 S: 8	H: 1 LOB: 0 BB: 0 P: 8	R: 5 E: 1 K: 2 S: 12	H: 4 LOB: 0 BB: 0 P: 12	R: 0 E: 0 K: 0 S: 3	H: 0 LOB: 1 BB: 1 P: 7	1B: 9 2B: 1 3B: 1 HR: 2	SF: 0 SAC: 1 DP: 1 HBP: 0	WP: 0 PB: 0 SB: 0 CS: 0	PA: 43	
<b>PITCHER</b>	IP WLS BF H R ER SO BB IBB HBP BLK WP HR S P ERA WHIP	IP WLS BF H R ER SO BB IBB HBP BLK WP HR S P ERA WHIP	IP WLS BF H R ER SO BB IBB HBP BLK WP HR S P ERA WHIP	IP WLS BF H R ER SO BB IBB HBP BLK WP HR S P ERA WHIP	IP WLS BF H R ER SO BB IBB HBP BLK WP HR S P ERA WHIP	IP WLS BF H R ER SO BB IBB HBP BLK WP HR S P ERA WHIP	IP WLS BF H R ER SO BB IBB HBP BLK WP HR S P ERA WHIP	IP WLS BF H R ER SO BB IBB HBP BLK WP HR S P ERA WHIP	IP WLS BF H R ER SO BB IBB HBP BLK WP HR S P ERA WHIP	IP WLS BF H R ER SO BB IBB HBP BLK WP HR S P ERA WHIP	IP WLS BF H R ER SO BB IBB HBP BLK WP HR S P ERA WHIP	IP WLS BF H R ER SO BB IBB HBP BLK WP HR S P ERA WHIP	IP WLS BF H R ER SO BB IBB HBP BLK WP HR S P ERA WHIP	IP WLS BF H R ER SO BB IBB HBP BLK WP HR S P ERA WHIP	IP WLS BF H R ER SO BB IBB HBP BLK WP HR S P ERA WHIP	IP WLS BF H R ER SO BB IBB HBP BLK WP HR S P ERA WHIP	IP WLS BF H R ER SO BB IBB HBP BLK WP HR S P ERA WHIP	IP WLS BF H R ER SO BB IBB HBP BLK WP HR S P ERA WHIP	IP WLS BF H R ER SO BB IBB HBP BLK WP HR S P ERA WHIP	IP WLS BF H R ER SO BB IBB HBP BLK WP HR S P ERA WHIP	IP WLS BF H R ER SO BB IBB HBP BLK WP HR S P ERA WHIP
Earl Wilson, R ERA: 4.17	2.1	7	4	4	3	2	0	0	0	0	0	20	28	15.43	3.857						
Arnold Earley, L ERA: 4.3	4.2	6	6	6	7	0	0	0	0	0	2	34	34	11.57	1.286						
Chet Nichols, L ERA: 2.17	2.0	7	0	0	0	1	0	0	0	0	0	6	10	0.00	0.500						

**New York Yankees @ Boston Red Sox**  
Fenway Park, Boston, MA  
Thu Jul 19 1962, 3:33 AM EDT  
Att: 16,253 - Unknown - 84 F

AB	39
R	10
H	13
RBI	10
BB	3
SO	10
LOB	15



Batter	1	2	3	4	5	6	7	8	9	AB	R	H	RBI	BB	SO	LOB	BOTTOM				
Billy Gardner, R OBP: 0.286, SLG: 0.280 (1, 4)	F8	5-3			5-3		F8		F2	5	0	0	0	0	0	2					
Carroll Hardy, R OBP: 0.320, SLG: 0.343 (1, 8)	K		L7		6-3			6-3	F3	5	0	0	0	0	1	0					
Carl Yastrzemski, L OBP: 0.369, SLG: 0.479 (1, 7)	WP 1B		FC5-4 1B		F8			F7		4	1	2	0	0	0	0					
Frank Maltzone, R OBP: 0.321, SLG: 0.421 (1, 5)	1B BB		FC5-4 1-2		F8			5-3		3	0	0	0	1	0	1					
Pete Runnels, L OBP: 0.433, SLG: 0.487 (1, 3)	FC6-4 1B		F7		K				1B HR 1B	4	1	2	1	0	1	1					
Lou Clinton, R OBP: 0.371, SLG: 0.659 (1, 9)	FC6-4 1-2			1B 2B		K			HR 1B	4	2	2	0	0	1	2					
Jim Pagliaroni, R OBP: 0.380, SLG: 0.503 (1, 2)		5-3		F2			FC6-4 1B		1-H 2-H HR	4	1	2	3	0	0	1					
Eddie Bressoud, R OBP: 0.316, SLG: 0.407 (1, 6)	F8			G3-6-4 1B			FC6-4 FC6-4 1-2		K	4	0	1	1	0	1	1					
Earl Wilson, R OBP: 0.294, SLG: 0.500 Arnold Earley, L OBP: 0.222, SLG: 0.125 Russ Nixon, L OBP: 0.306, SLG: 0.343 Chet Nichols, S (8, 1) Bob Tillman, R OBP: 0.302, SLG: 0.513 (9, PH)				G3-6-4 1-2			FC6-4		HR	1	0	1	0	0	0	0					
<b>Inning Stats</b>	R: 1 E: 0 K: 1 S: 7	H: 2 LOB: 2 BB: 1 P: 11	R: 0 E: 0 K: 0 S: 4	H: 1 LOB: 1 BB: 0 P: 4	R: 0 E: 0 K: 0 S: 4	H: 1 LOB: 1 BB: 0 P: 4	R: 1 E: 0 K: 0 S: 4	H: 2 LOB: 0 BB: 0 P: 4	R: 0 E: 0 K: 2 S: 7	H: 0 LOB: 0 BB: 0 P: 7	R: 0 E: 0 K: 0 S: 4	H: 1 LOB: 1 BB: 0 P: 4	R: 0 E: 0 K: 0 S: 3	H: 0 LOB: 0 BB: 0 P: 3	R: 0 E: 0 K: 1 S: 9	H: 4 LOB: 4 BB: 0 P: 9	1B: 8 2B: 1 3B: 0 HR: 2	SF: 0 SAC: 0 DP: 1 HBP: 0	WP: 1 PB: 0 SB: 0 CS: 0	PA: 38	
<b>PITCHER</b>	IP WLS BF H R ER SO BB IBB HBP BLK WP HR S P ERA WHIP	IP WLS BF H R ER SO BB IBB HBP BLK WP HR S P ERA WHIP	IP WLS BF H R ER SO BB IBB HBP BLK WP HR S P ERA WHIP	IP WLS BF H R ER SO BB IBB HBP BLK WP HR S P ERA WHIP	IP WLS BF H R ER SO BB IBB HBP BLK WP HR S P ERA WHIP	IP WLS BF H R ER SO BB IBB HBP BLK WP HR S P ERA WHIP	IP WLS BF H R ER SO BB IBB HBP BLK WP HR S P ERA WHIP	IP WLS BF H R ER SO BB IBB HBP BLK WP HR S P ERA WHIP	IP WLS BF H R ER SO BB IBB HBP BLK WP HR S P ERA WHIP	IP WLS BF H R ER SO BB IBB HBP BLK WP HR S P ERA WHIP	IP WLS BF H R ER SO BB IBB HBP BLK WP HR S P ERA WHIP	IP WLS BF H R ER SO BB IBB HBP BLK WP HR S P ERA WHIP	IP WLS BF H R ER SO BB IBB HBP BLK WP HR S P ERA WHIP	IP WLS BF H R ER SO BB IBB HBP BLK WP HR S P ERA WHIP	IP WLS BF H R ER SO BB IBB HBP BLK WP HR S P ERA WHIP	IP WLS BF H R ER SO BB IBB HBP BLK WP HR S P ERA WHIP	IP WLS BF H R ER SO BB IBB HBP BLK WP HR S P ERA WHIP	IP WLS BF H R ER SO BB IBB HBP BLK WP HR S P ERA WHIP	IP WLS BF H R ER SO BB IBB HBP BLK WP HR S P ERA WHIP	IP WLS BF H R ER SO BB IBB HBP BLK WP HR S P ERA WHIP	IP WLS BF H R ER SO BB IBB HBP BLK WP HR S P ERA WHIP
Rollie Sheldon, R ERA: 5.02	8.0	34	5	5	3	1	0	0	0	5.62	1.375										
Luis Arroyo, L ERA: 5.4	1.0	4	1	1	1	0	0	0	0	9.00	1.000										

**New York Yankees @ Boston Red Sox**  
Fenway Park, Boston, MA  
Thu Jul 19 1962, 3:33 AM EDT  
Att: 16,253 - Unknown - 84 F

AB	37
R	6
H	11
RBI	6
BB	1
SO	4
LOB	10





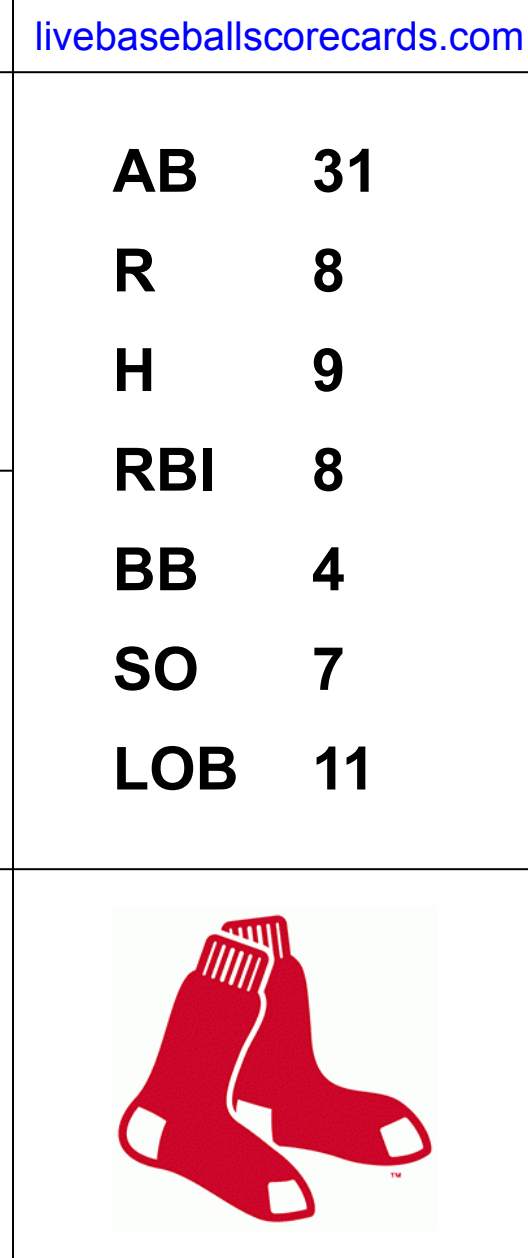
Batter	1	2	3	4	5	6	7	8	9	AB	R	H	RBI	BB	SO	LOB	TOP		
Luis Aparicio, R OBP: 0.291, SLG: 0.370 (1, 6)	0-3 K		0-0 4-3		0-0 G6-4-3			0-0 2-3		4	0	0	0	0	1	1	Chicago White Sox @ Boston Red Sox Fenway Park, Boston, MA Fri Jul 20, 1962, 7:05 PM EDT Att: 17,998 - Unknown		
Joe Cunningham, L OBP: 0.435, SLG: 0.470 (1, 3)	4-0 BB		0-3 K		0-0 3-1			0-0 F8		3	0	0	0	1	1	0			
Floyd Robinson, L OBP: 0.369, SLG: 0.469 (1, 9)	0-0 F2		0-0 F7			0-0 F7			0-0 1B 3B 1B	4	1	1	0	0	0	1			
Charlie Maxwell, L OBP: 0.340, SLG: 0.410 (1, 7)	0-3 K			0-0 6-3		0-3 K			0-0 1B 3B 1B	4	1	1	0	0	2	1			
Al Smith, R OBP: 0.373, SLG: 0.479 (1, 5)		4-0 5-3 1B BB		0-0 5-3		0-0 4-3			0-0 1B 3B 1B	3	1	1	2	1	0	0			
Bob Sadowski, L OBP: 0.333, SLG: 0.489 (1, 4)		0-0 5-3 1B		4-0 HBP BB			0-0 G4-6-3 1B		0-0 HR	3	1	3	1	1	0	0			
Jim Landis, R OBP: 0.354, SLG: 0.417 (1, 8)		0-0 F2		1-0 HBP		0-0 G4-6-3 1B		0-0 F4		3	0	0	0	0	0	3			
Cam Carreon, R OBP: 0.302, SLG: 0.328 (1, 2)		0-0 5-3		0-3 K		0-0 5-3		0-0 F3		4	0	0	0	0	1	4			
John Buzhardt, R Eddie Fisher, R Ramon Conde, R Dom Zanni, R Mike Harshberger, R Mike Joyce, R Nellie Fox, L OBP: 0.226, SLG: 0.182 OBP: 0.100, SLG: 0.100 OBP: 0.226, SLG: 0.312 OBP: 0.141, SLG: 0.192 OBP: 0.226, SLG: 0.312 OBP: 0.100, SLG: 0.100 OBP: 0.301, SLG: 0.333 (1, 1) (1, 1) (5, Ph) (5, Ph) (8, Ph) (8, Ph) (8, Ph) (9, Ph)		0-0 F8		4-0 G6-4-3 BB			0-3 K	0-0 F3		0	0	0	0	0	0	0			
<b>Inning Stats</b>	R: 0 E: 0 K: 2 S: 7	H: 0 LOB: 1 BB: 1 P: 11	R: 0 E: 0 K: 0 S: 4	H: 1 LOB: 2 BB: 1 P: 8	R: 0 E: 0 K: 1 S: 5	H: 0 LOB: 0 BB: 0 P: 5	R: 0 E: 0 K: 1 S: 5	H: 0 LOB: 0 BB: 1 P: 6	R: 0 E: 0 K: 1 S: 3	H: 1 LOB: 0 BB: 0 P: 3	R: 0 E: 0 K: 1 S: 5	H: 0 LOB: 0 BB: 0 P: 5	R: 4 E: 0 K: 0 S: 7	H: 4 LOB: 0 BB: 0 P: 7	1B: 4 2B: 0 3B: 1 HR: 1	SF: 0 SAC: 0 DP: 2 HBP: 1		WP: 1 PB: 0 SB: 0 CS: 0	PA: 36
<b>PITCHER</b>	IP WLS BF H R ER SO BB IBB HBP BLK WP HR S P ERA WHIP	8.0 W 33 6 4 4 6 4 0 1 0 1 1 40 57 4.50 1.250	1.0 S 3 0 0 0 0 0 0 0 0 0 0 3 3 0.00 0.000																

livebaseballscores.com

AB	31
R	4
H	6
RBI	3
BB	4
SO	6
LOB	12



Batter	1	2	3	4	5	6	7	8	9	AB	R	H	RBI	BB	SO	LOB	BOTTOM			
Eddie Bresoud, R OBP: 0.320, SLG: 0.412 (1, 6)	0-0 E 2B 1B		0-0 B5-3		4-0 BB		0-0 WP HR 2B			3	2	2	0	1	0	0	Chicago White Sox @ Boston Red Sox Fenway Park, Boston, MA Fri Jul 20, 1962, 7:05 PM EDT Att: 17,998 - Unknown			
Carroll Hardy, R OBP: 0.320, SLG: 0.352 (1, 8)	0-0 E3 2B 3B		0-0 1-3		0-0 F8		0-0 HR			4	2	1	2	0	0	3				
Carl Yastrzemski, L OBP: 0.372, SLG: 0.501 (1, 7)	0-0 3B 2B		0-0 HR		0-0 G3		0-0 HR			4	3	3	3	0	0	2				
Frank Maltzone, R OBP: 0.318, SLG: 0.417 (1, 5)	0-0 5-3		0-0 1-4-3		0-3 K		0-0 5-3			4	0	0	0	0	1	2				
Pete Runnels, L OBP: 0.434, SLG: 0.484 (1, 3)	4-0 3B IBB		4-0 1B BB		0-3 K		0-0 F8			2	1	0	0	2	1	0				
Lou Clinton, R OBP: 0.374, SLG: 0.669 (1, 9)	0-0 3B		0-0 G6-4-3 1B		0-3 K		0-3 K			4	0	2	3	0	2	0				
Jim Pagliaroni, R OBP: 0.377, SLG: 0.495 (1, 2)	4-0 G4-6-3 BB		4-0 G6-4-3		0-3 K		0-0 F2			3	0	0	0	1	1	2				
Chuck Schilling, R OBP: 0.302, SLG: 0.330 (1, 4)	0-0 G4-6-3		0-0 SH2-4 1B		0-0 F7		0-0 5-3			4	0	1	0	0	0	2				
Don Schwalt, R OBP: 0.167, SLG: 0.146 Dick Radatz, R OBP: 0.111, SLG: 0.111 (1, 1) (9, 1)		0-3 K		0-0 SH2-4		0-3 K		0-0 5-3		3	0	0	0	0	2	0				
<b>Inning Stats</b>	R: 4 E: 1 K: 0 S: 6	H: 3 LOB: 1 BB: 2 P: 14	R: 0 E: 0 K: 1 S: 5	H: 0 LOB: 0 BB: 0 P: 5	R: 1 E: 0 K: 0 S: 4	H: 2 LOB: 1 BB: 1 P: 8	R: 0 E: 0 K: 0 S: 4	H: 1 LOB: 2 BB: 1 P: 8	R: 0 E: 0 K: 3 S: 9	H: 0 LOB: 0 BB: 0 P: 9	R: 0 E: 0 K: 2 S: 7	H: 0 LOB: 0 BB: 0 P: 7	R: 3 E: 0 K: 1 S: 8	H: 3 LOB: 0 BB: 0 P: 8	R: 0 E: 0 K: 0 S: 3	H: 0 LOB: 0 BB: 0 P: 3		1B: 3 2B: 2 3B: 1 HR: 3	SF: 0 SAC: 1 DP: 2 HBP: 0	WP: 1 PB: 0 SB: 0 CS: 0
<b>PITCHER</b>	IP WLS BF H R ER SO BB IBB HBP BLK WP HR S P ERA WHIP	0.1 L 15 3 1 1 1 3 0 0 0 0 1 14 26 2.46 1.636																		





Batter	1	2	3	4	5	6	7	8	9	AB	R	H	RBI	BB	SO	LOB	TOP			
Luis Aparicio, R (1, 6) OBP: 0.295, SLG: 0.376	0-0 4-3		0-0 BB 1B		0-0 SH5-3 1B		0-0 E4 6-3		0-0 HR 2B	5	2	3	0	0	0	1	Chicago White Sox @ Boston Red Sox Fenway Park, Boston, MA Sat Jul 21 1962, 3:33 AM EDT Att: 8,408 - Unknown			
Joe Cunningham, L (1, 3) OBP: 0.441, SLG: 0.482	0-0 1B 1B		4-0 1B BB		0-0 SH5-3		0-0 6-3		0-0 HR 2H	3	2	2	2	1	0	2				
Floyd Robinson, L (1, 9) OBP: 0.369, SLG: 0.466	0-0 F5		0-0 1B 1B		0-0 5-3		4-0 IBB		0-0 1-3	4	0	1	1	1	0	2				
Charlie Maxwell, L (1, 7) OBP: 0.344, SLG: 0.416	0-0 1B		0-0 1B		0-3 K		0-0 SF9		0-0 F7	3	0	2	2	0	1	1				
Jim Landis, R (9, PH) OBP: 0.353, SLG: 0.415	1-2 1B		1-4 1B		0-0 F6		0-0 5-3			1	0	0	0	0	0	0				
Al Smith, R (1, 5) OBP: 0.368, SLG: 0.473	0-0 F9		0-0 F7							4	0	0	0	0	0	5				
Sammy Esposito, R (8, 5) OBP: 0.316, SLG: 0.256										0	0	0	0	0	0	0				
Bob Sadowski, L (1, 4) OBP: 0.321, SLG: 0.468		0-3 K		0-0 G3		0-0 6-3		0-0 G3		4	0	0	0	0	1	0				
Nellie Fox, L (9, 4) OBP: 0.301, SLG: 0.333										0	0	0	0	0	0	0				
Mike Hershberger, R (1, 8) OBP: 0.327, SLG: 0.311		0-0 4-3		0-0 6-3		0-0 1B		0-0 4-3		4	0	1	0	0	0	0				
Cam Carreon, R (1, 2)		0-0 5-3		0-0 2B		0-3 K		0-0 F7		4	0	1	0	0	1	1				
Juan Pizarro, L (1, 1) OBP: 0.214, SLG: 0.176			0-3 K		0-0 1-3		4-0 6-3 E SF9 BB		0-0 F6	3	1	0	0	1	1	1				
<b>Inning Stats</b>	R: 0 E: 0 K: 0 S: 5	H: 2 LOB: 2 BB: 0 P: 5	R: 0 E: 0 K: 1 S: 5	H: 0 LOB: 0 BB: 0 P: 5	R: 2 E: 0 K: 1 S: 7	H: 3 LOB: 1 BB: 1 P: 11	R: 0 E: 0 K: 0 S: 4	H: 1 LOB: 1 BB: 0 P: 4	R: 0 E: 0 K: 1 S: 6	H: 1 LOB: 1 BB: 0 P: 6	R: 1 E: 1 K: 0 S: 4	H: 0 LOB: 2 BB: 2 P: 12	R: 0 E: 0 K: 0 S: 3	H: 0 LOB: 0 BB: 0 P: 3	R: 2 E: 0 K: 0 S: 5	H: 2 LOB: 0 BB: 0 P: 5	1B: 7 2B: 2 3B: 0 HR: 1	SF: 1 SAC: 1 DP: 0 HBP: 0	WP: 0 PB: 0 SB: 0 CS: 0	PA: 40
<b>PITCHER</b>	IP WLS BF L	H R ER 2	SO BB HBP 0	BLK WP HR S P	ERA WHIP	<b>PITCHER</b>	IP WLS BF L	H R ER 2	SO BB HBP 0	BLK WP HR S P	ERA WHIP									
Gene Conley, R (1, 1) ERA: 3.82	8.0	8	3	2	4	2	1	0	0	0	0	0	0	0	0	0	2.25	1.250		
Chet Nichols, L (9, 1) ERA: 2.98	1.0	2	2	2	0	0	0	0	0	1	5	5	18.00	2.000						

Batter	1	2	3	4	5	6	7	8	9	AB	R	H	RBI	BB	SO	LOB	BOTTOM			
Eddie Bresoud, R (1, 6) OBP: 0.317, SLG: 0.407	0-0 F5		0-3 K			0-3 K		0-3 K		4	0	0	0	0	3	1	Chicago White Sox @ Boston Red Sox Fenway Park, Boston, MA Sat Jul 21 1962, 3:33 AM EDT Att: 8,408 - Unknown			
Carroll Hardy, R (1, 8) OBP: 0.325, SLG: 0.350	0-3 K			4-0 1B BB		4-0 BB		4-0 FC4-6 BB		1	0	0	0	3	1	0				
Carl Yastrzemski, L (1, 7) OBP: 0.371, SLG: 0.499	0-0 F6			0-0 FC4 1B		0-3 K		0-0 FC4-6 1-2		4	0	1	0	0	1	2				
Frank Maltzone, R (1, 5) OBP: 0.314, SLG: 0.412		0-0 F8		0-0 FC4 1-2		0-0 F7		0-0 F9		4	0	0	0	0	0	4				
Lou Clinton, R (1, 9) OBP: 0.364, SLG: 0.650		0-0 F3		0-3 K		0-0 F9		0-3 K		4	0	0	0	0	2	3				
Jim Pagliaroni, R (1, 2) OBP: 0.372, SLG: 0.487		0-3 K		0-3 K		0-0 K				3	0	0	0	0	3	2				
Pete Runnels, L (1, 3) OBP: 0.431, SLG: 0.479			0-0 F3		0-0 1-3		0-0 4-3			3	0	0	0	0	0	0				
Chuck Schilling, R (1, 4) OBP: 0.298, SLG: 0.325			0-0 F9		0-0 F7		0-3 K			3	0	0	0	0	1	0				
Gene Conley, R (1, 1) OBP: 0.232, SLG: 0.346					0-3 K					2	0	1	0	0	1	0				
Bob Tillman, R (8, PH) OBP: 0.300, SLG: 0.510										1	0	0	0	0	0	0				
Chet Nichols, S (9, 1)										0	0	0	0	0	0	0				
<b>Inning Stats</b>	R: 0 E: 0 K: 1 S: 5	H: 0 LOB: 0 BB: 0 P: 5	R: 0 E: 0 K: 1 S: 5	H: 0 LOB: 0 BB: 0 P: 5	R: 0 E: 0 K: 2 S: 8	H: 1 LOB: 2 BB: 1 P: 12	R: 0 E: 0 K: 1 S: 5	H: 0 LOB: 0 BB: 0 P: 5	R: 0 E: 0 K: 2 S: 7	H: 0 LOB: 1 BB: 1 P: 11	R: 0 E: 0 K: 1 S: 5	H: 0 LOB: 0 BB: 0 P: 5	R: 0 E: 0 K: 2 S: 7	H: 0 LOB: 0 BB: 0 P: 7	R: 0 E: 0 K: 1 S: 5	H: 0 LOB: 1 BB: 1 P: 9	1B: 1 2B: 1 3B: 0 HR: 0	SF: 0 SAC: 0 DP: 0 HBP: 0	WP: 0 PB: 0 SB: 0 CS: 0	PA: 32
<b>PITCHER</b>	IP WLS BF W	H R ER 0	SO BB HBP 0	BLK WP HR S P	ERA WHIP	<b>PITCHER</b>	IP WLS BF W	H R ER 0	SO BB HBP 0	BLK WP HR S P	ERA WHIP									
Juan Pizarro, L (1, 1) ERA: 3.34	9.0	2	0	0	12	3	0	0	0	0	0	0	0.00	0.556						








Batter	1	2	3	4	5	6	7	8	9	AB	R	H	RBI	BB	SO	LOB	TOP										
<b>Eddie Bressoud, R</b> OBP: 0.315, SLG: 0.405 (1, 6)										4	0	0	0	0	1	2	<b>Boston Red Sox @ New York Yankees</b> Yankee Stadium, Bronx, NY Tue Jul 24 1962, 7:05 PM EDT Att: 23,513 - Unknown - 76 F  livebaseballscores.com										
<b>Carroll Hardy, R</b> OBP: 0.320, SLG: 0.344 (1, 8)										4	0	0	0	0	1	0											
<b>Carl Yastrzemski, L</b> OBP: 0.373, SLG: 0.500 (1, 7)										3	0	1	0	1	1	0											
<b>Frank Maltzone, R</b> OBP: 0.311, SLG: 0.406 (1, 5)										4	0	1	0	0	0	2											
<b>Lou Clinton, R</b> OBP: 0.365, SLG: 0.633 (1, 9)										3	2	1	0	1	2	1											
<b>Jim Pagliaroni, R</b> OBP: 0.381, SLG: 0.520 (1, 2)										4	1	2	2	0	1	0											
<b>Pete Runnels, L</b> OBP: 0.432, SLG: 0.490 (1, 3)										3	0	2	0	1	0	0											
<b>Chuck Schilling, R</b> OBP: 0.292, SLG: 0.318 (1, 4)										4	0	1	0	0	0	4											
<b>Arnold Earley, L</b> OBP: 0.207, SLG: 0.111 (5, PH)										1	0	0	0	0	1	1											
<b>Bob Tillman, R</b> OBP: 0.297, SLG: 0.500 (5, PH)										1	0	0	0	0	1	1											
<b>Galen Cisco, R</b> OBP: 0.502, SLG: 0.130 (5, PH)										0	0	0	0	0	0	0											
<b>Pumpsie Green, S</b> OBP: 0.369, SLG: 0.220 (7, PH)										1	0	0	0	0	0	1											
<b>Chet Nichols, S</b> (7, PH)										0	0	0	0	0	0	0											
<b>Don Gile, R</b> (8, PH)										1	0	0	0	0	1	1											
<b>Inning Stats</b>	R: 0 E: 0 K: 2 S: 7	H: 0 LOB: 0 BB: 0 P: 7	R: 0 E: 0 K: 1 S: 5	H: 0 LOB: 0 BB: 0 P: 5	R: 0 E: 0 K: 1 S: 6	H: 1 LOB: 1 BB: 0 P: 6	R: 0 E: 0 K: 2 S: 8	H: 1 LOB: 1 BB: 0 P: 8	R: 0 E: 0 K: 2 S: 8	H: 0 LOB: 1 BB: 1 P: 7	R: 2 E: 0 K: 0 S: 6	H: 3 LOB: 1 BB: 0 P: 6	R: 0 E: 0 K: 0 S: 3	H: 1 LOB: 0 BB: 0 P: 3	R: 1 E: 0 K: 1 S: 5	H: 1 LOB: 1 BB: 2 P: 13	1B: 5 2B: 1 3B: 1 HR: 1	SF: 0 SAC: 0 DP: 2 HBP: 0	WP: 0 PB: 0 SB: 0 CS: 0	PA: 36							
<b>PITCHER</b>	IP	WLS	BF	H	R	ER	SO	BB	IBB	HBP	BLK	WP	HR	S	P	ERA	WHIP										
<b>Whitey Ford, L</b> ERA: 3.03 (1, 1)	8.0	W	33	8	3	3	8	2	0	0	0	0	1	47	55	3.38	1.250										
<b>Marshall Bridges, L</b> ERA: 2.43 (9, 1)	1.0	S	3	0	0	0	1	1	0	0	0	0	0	4	8	0.00	1.000										

AB 33  
R 3  
H 8  
RBI 2  
BB 3  
SO 9  
LOB 13



Batter	1	2	3	4	5	6	7	8	9	AB	R	H	RBI	BB	SO	LOB	BOTTOM										
<b>Tom Tresh, S</b> OBP: 0.343, SLG: 0.391 (1, 6)										4	1	1	0	0	0	0	<b>Boston Red Sox @ New York Yankees</b> Yankee Stadium, Bronx, NY Tue Jul 24 1962, 7:05 PM EDT Att: 23,513 - Unknown - 76 F  livebaseballscores.com										
<b>Bobby Richardson, R</b> OBP: 0.320, SLG: 0.375 (1, 4)										2	1	0	0	1	0	0											
<b>Roger Maris, L</b> OBP: 0.346, SLG: 0.506 (1, 9)										4	0	1	1	0	0	1											
<b>Mickey Mantle, S</b> OBP: 0.502, SLG: 0.663 (1, 8)										3	0	1	0	1	2	1											
<b>Hector Lopez, R</b> OBP: 0.349, SLG: 0.432 (1, 7)										4	0	0	1	0	1	3											
<b>Elston Howard, R</b> OBP: 0.310, SLG: 0.441 (1, 2)										4	2	1	0	0	0	1											
<b>Bill Skowron, R</b> OBP: 0.315, SLG: 0.445 (1, 3)										3	1	2	2	0	1	0											
<b>Clete Boyer, R</b> OBP: 0.359, SLG: 0.437 (1, 5)										1	0	0	1	1	1	0											
<b>Whitey Ford, L</b> OBP: 0.077, SLG: 0.063 (1, 1)										3	0	0	0	0	0	2											
<b>Marshall Bridges, S</b> (9, 1)										0	0	0	0	0	0	0											
<b>Inning Stats</b>	R: 0 E: 0 K: 0 S: 3	H: 0 LOB: 0 BB: 0 P: 3	R: 1 E: 1 K: 0 S: 4	H: 1 LOB: 2 BB: 2 P: 12	R: 1 E: 0 K: 2 S: 9	H: 2 LOB: 1 BB: 0 P: 9	R: 2 E: 0 K: 0 S: 5	H: 2 LOB: 0 BB: 0 P: 5	R: 1 E: 0 K: 0 S: 4	H: 1 LOB: 1 BB: 1 P: 8	R: 0 E: 0 K: 2 S: 7	H: 0 LOB: 0 BB: 0 P: 7	R: 0 E: 0 K: 0 S: 3	H: 0 LOB: 0 BB: 0 P: 3	R: 0 E: 0 K: 1 S: 5	H: 0 LOB: 0 BB: 0 P: 5	1B: 3 2B: 2 3B: 1 HR: 0	SF: 1 SAC: 1 DP: 1 HBP: 0	WP: 0 PB: 0 SB: 0 CS: 0	PA: 33							
<b>PITCHER</b>	IP	WLS	BF	H	R	ER	SO	BB	IBB	HBP	BLK	WP	HR	S	P	ERA	WHIP										
<b>Arnold Earley, L</b> ERA: 4.5 (1, 1)	4.0	L	19	5	4	3	2	1	1	0	0	0	0	11	15	4.50	1.500										
<b>Galen Cisco, R</b> ERA: 5.91 (5, 1)	2.0		8	1	1	1	2	1	0	0	0	0	0	8	8	0.00	0.000										
<b>Chet Nichols, L</b> ERA: 2.45 (7, 1)	2.0		6	0	0	0	1	0	0	0	0	0	0	8	8	0.00	0.000										

AB 28  
R 5  
H 6  
RBI 5  
BB 3  
SO 5  
LOB 8





Batter	1	2	3	4	5	6	7	8	9	AB	R	H	RBI	BB	SO	LOB	TOP										
<b>Billy Gardner, R</b> OBP: 0.298, SLG: 0.317 (1, 4)	0-0 6-3		0-0 4-3 3B	0-0 1-2 2-3 3H 1B			0-0 2B		0-0 FC1-2	5	1	3	1	0	0	1	<b>Boston Red Sox @ New York Yankees</b> Yankee Stadium, Bronx, NY Wed Jul 25 1962, 7:05 PM EDT Overcast - 76 F										
<b>Gary Geiger, L</b> OBP: 0.321, SLG: 0.371 (1, 8)	0-0 F9		0-0 4-3	0-0 SF8			0-3 K		0-0 F6	4	0	0	2	0	1	2											
<b>Carl Yastrzemski, L</b> OBP: 0.370, SLG: 0.495 (1, 7)	0-0 G3		0-0 F9	0-0 G3			0-0 F8			4	0	0	0	0	0	3											
<b>Russ Nixon, L</b> OBP: 0.300, SLG: 0.333 (1, 2)		0-0 2B 1B	0-0 F4		0-0 F6		0-0 G3			4	0	1	0	0	0	1											
<b>Pete Runnels, L</b> OBP: 0.428, SLG: 0.484 (1, 3)		0-3 K		0-0 F7	0-0 G3			0-0 3-1		4	0	0	0	0	1	1											
<b>Lou Clinton, R</b> OBP: 0.362, SLG: 0.629 (1, 9)		0-0 1-3 2B		0-0 E5 1B	0-0 5-3			0-0 F7		4	1	1	0	0	0	0											
<b>Frank Malzone, R</b> OBP: 0.310, SLG: 0.405 (1, 5)		0-0 5-3		0-0 BB 1B	0-0 F7			0-0 F3		4	1	1	0	0	0	2											
<b>Eddie Bressoud, R</b> OBP: 0.319, SLG: 0.413 (1, 6)		4-0 BB		0-0 1B BB SF8 1B	0-0 F2			0-0 FC1-2 3B	3	1	2	1	1	0	0												
<b>Earl Wilson, R</b> OBP: 0.297, SLG: 0.471 <b>Dick Radatz, R</b> OBP: 0.105, SLG: 0.105 (8, 1)	0-0 5-3		0-0 SF8 1B	1-2 2-3 BB		0-0 F5		0-3 K	2	0	0	0	1	0	3												
<b>Inning Stats</b>	R: 0 E: 0 K: 0 S: 3	H: 0 LOB: 0 BB: 0 P: 3	R: 0 E: 0 K: 1 S: 7	H: 2 LOB: 3 BB: 1 P: 11	R: 1 E: 0 K: 0 S: 4	H: 1 LOB: 0 BB: 0 P: 4	R: 3 E: 1 K: 0 S: 7	H: 3 LOB: 2 BB: 1 P: 11	R: 0 E: 0 K: 0 S: 3	H: 0 LOB: 0 BB: 0 P: 3	R: 0 E: 0 K: 1 S: 6	H: 1 LOB: 1 BB: 0 P: 6	R: 0 E: 0 K: 0 S: 3	H: 0 LOB: 0 BB: 0 P: 3	R: 0 E: 0 K: 1 S: 6	H: 1 LOB: 1 BB: 0 P: 6	1B: 4 2B: 2 HR: 0	SF: 1 SAC: 0 DP: 0 HBP: 0	WP: 0 PB: 0 SB: 0 CS: 0	PA: 38							
<b>PITCHER</b>	IP	WLS	BF	H	R	ER	SO	BB	IBB	HBP	BLK	WP	HR	S	P	ERA	WHIP										
<b>Ralph Terry, R</b> ERA: 3.28 <b>Bud Daley, L</b> ERA: 4.73 <b>Jim Coates, R</b> ERA: 4.75	(1, 1) (7, 1) (9, 1)	6.0 2.0 1.0	L 7 4	27 1 1	6 0 0	4 0 0	2 1 0	1 0 1	2 0 0	0 0 0	0 0 0	0 0 0	0 0 0	27 9 6	35 9 6	3.00 0.00 0.00	1.333 0.500 1.000										

AB	35
R	4
H	8
RBI	4
BB	2
SO	3
LOB	14



Batter	1	2	3	4	5	6	7	8	9	AB	R	H	RBI	BB	SO	LOB	BOTTOM										
<b>Tom Tresh, S</b> OBP: 0.344, SLG: 0.399 (1, 6)	0-0 5-3		0-3 K			0-0 HR		4-0 1B BB		3	1	1	1	1	1	0	<b>Boston Red Sox @ New York Yankees</b> Yankee Stadium, Bronx, NY Wed Jul 25 1962, 7:05 PM EDT Overcast - 76 F										
<b>Bobby Richardson, R</b> OBP: 0.326, SLG: 0.374 (1, 4)	0-0 6-3			0-0 F4		0-0 F9		0-0 1B BB		4	0	1	0	0	0	0											
<b>Roger Maris, L</b> OBP: 0.343, SLG: 0.500 (1, 9)	0-0 L4			0-0 F7		0-0 F9		0-0 F2		4	0	0	0	0	0	3											
<b>Mickey Mantle, S</b> OBP: 0.502, SLG: 0.673 (1, 8)		0-0 HR		0-3 K		4-0 G5-4-3 BB		0-3 K		3	1	1	1	1	2	0											
<b>Hector Lopez, R</b> OBP: 0.351, SLG: 0.434 (1, 7)		0-0 G6-4-3 1B			0-0 G4-6-3 BB 1B		0-0 G5-4-3 1-2F		0-0 1-3	4	0	2	0	0	0	1											
<b>Elston Howard, R</b> OBP: 0.312, SLG: 0.439 (1, 2)		0-0 G6-4-3 1-2F			4-0 G4-6-3 BB 1B		0-3 K		0-0 1B	3	0	1	0	1	1	1											
<b>Bill Skowron, R</b> OBP: 0.313, SLG: 0.442 <b>Dale Long, L</b> OBP: 0.316, SLG: 0.365 <b>Jack Reed, R</b> OBP: 0.360, SLG: 0.545 (9, PR)	0-0 G3				0-0 G4-6-3 1-2F 2-3			0-0 F6		2	0	0	0	0	0	2											
<b>Clete Boyer, R</b> OBP: 0.356, SLG: 0.433 <b>Johnny Blanchard, L</b> OBP: 0.293, SLG: 0.404 (9, PH)			0-3 K		0-0 6-3			0-0 4-3		3	0	0	0	0	1	1											
<b>Ralph Terry, R</b> OBP: 0.185, SLG: 0.159 <b>Joe Pepitone, L</b> OBP: 0.268, SLG: 0.427 <b>Bud Daley, L</b> OBP: 0.308, SLG: 0.308 <b>Yogi Berra, L</b> OBP: 0.304, SLG: 0.413 <b>Jim Coates, R</b> OBP: 0.105, SLG: 0.056 (9, 1)	0-0 6-3			0-0 6-3		0-0 F8		0-0 1B BB 1B		1	0	0	0	0	0	0											
<b>Inning Stats</b>	R: 0 E: 0 K: 0 S: 3	H: 0 LOB: 0 BB: 0 P: 3	R: 1 E: 0 K: 0 S: 4	H: 2 LOB: 0 BB: 0 P: 4	R: 0 E: 0 K: 2 S: 7	H: 0 LOB: 0 BB: 0 P: 7	R: 0 E: 0 K: 1 S: 5	H: 0 LOB: 0 BB: 0 P: 5	R: 0 E: 0 K: 0 S: 3	H: 1 LOB: 1 BB: 1 P: 7	R: 1 E: 0 K: 0 S: 4	H: 1 LOB: 0 BB: 0 P: 4	R: 0 E: 0 K: 1 S: 4	H: 0 LOB: 0 BB: 1 P: 8	R: 0 E: 0 K: 0 S: 5	H: 2 LOB: 3 BB: 1 P: 9	R: 0 E: 0 K: 1 S: 7	H: 2 LOB: 2 BB: 0 P: 7	1B: 6 2B: 0 3B: 0 HR: 2	SF: 0 SAC: 0 DP: 3 HBP: 0	WP: 0 PB: 0 SB: 0 CS: 0	PA: 35					
<b>PITCHER</b>	IP	WLS	BF	H	R	ER	SO	BB	IBB	HBP	BLK	WP	HR	S	P	ERA	WHIP										
<b>Earl Wilson, R</b> ERA: 4.02 <b>Dick Radatz, R</b> ERA: 2.12	(1, 1) (8, 1)	7.2 1.1	W S	28 7	5 3	2 0	2 0	4 1	0 0	0 0	0 0	0 0	0 0	2 9	33 9	2.35 0.00	1.043 2.250										

AB	32
R	2
H	8
RBI	2
BB	3
SO	5
LOB	10











Batter	1	2	3	4	5	6	7	8	9	AB	R	H	RBI	BB	SO	LOB	TOP										
<b>Billy Gardner, R</b> OBP: 0.286, SLG: 0.303 (1, 4) (5, 5)	F3		K			3-1		K		4	0	0	0	0	2	1	<b>Boston Red Sox @ New York Yankees</b> Yankee Stadium, Bronx, NY Thu Jul 26 1962, 3:33 AM EDT Att: 25,501 - Unknown										
<b>Gary Geiger, L</b> OBP: 0.318, SLG: 0.377 (1, 8)	K			G6-3 BB 1B		3-1		4-3		4	0	1	0	0	1	0											
<b>Carl Yastrzemski, L</b> OBP: 0.369, SLG: 0.497 (1, 7)	4-3			G6-3 BB 1-2			5-3	1-3		3	0	0	0	1	0	0											
<b>Russ Nixon, L</b> OBP: 0.295, SLG: 0.326 (1, 2)		L6		G6-3 1-2 2-3			BB 2B 1B	F5		4	1	1	0	0	0	2											
<b>Pete Runnels, L</b> OBP: 0.433, SLG: 0.494 (7, PR) (7, 3)		CS 1B		1-3			BB 2B 1-2	K		2	0	1	0	1	0	1											
<b>Lou Clinton, R</b> OBP: 0.368, SLG: 0.622 (1, 9)		L7 1-2			F7		BB 2B	FC5-4 BB		3	1	1	1	1	0	1											
<b>Frank Malzone, R</b> OBP: 0.308, SLG: 0.399 <b>Chuck Schilling, R</b> OBP: 0.294, SLG: 0.324 (5, 4)			F7		F7		BB 2B	FC5-4 BB 1-2		2	0	0	0	0	0	0											
<b>Eddie Bressoud, R</b> OBP: 0.316, SLG: 0.413 (1, 6)					F9		BB 2B	F2		3	0	1	0	0	0	2											
<b>Gene Conley, R</b> OBP: 0.246, SLG: 0.358 <b>Hal Kolstad, R</b> OBP: 0.125, SLG: 0.125 <b>Dave Philley, S</b> OBP: 0.239, SLG: 0.150 <b>Mike Fornieles, R</b> OBP: 0.273, SLG: 0.273 (7, 1)						6-3		1-3		1	0	1	0	0	0	0											
<b>Inning Stats</b>	R: 0 E: 0 K: 1 S: 5	H: 0 LOB: 0 BB: 0 P: 5	R: 0 E: 0 K: 0 S: 3	H: 1 LOB: 0 BB: 0 P: 3	R: 0 E: 0 K: 1 S: 6	H: 2 LOB: 1 BB: 0 P: 6	R: 0 E: 0 K: 0 S: 3	H: 1 LOB: 0 BB: 0 P: 7	R: 0 E: 0 K: 0 S: 3	H: 0 LOB: 0 BB: 0 P: 3	R: 0 E: 0 K: 0 S: 3	H: 0 LOB: 0 BB: 0 P: 3	R: 3 E: 0 K: 0 S: 6	H: 3 LOB: 2 BB: 1 P: 10	R: 0 E: 0 K: 1 S: 5	H: 0 LOB: 0 BB: 0 P: 5		R: 0 E: 0 K: 1 S: 5	H: 0 LOB: 1 BB: 1 P: 9	1B: 4 2B: 2 3B: 1 HR: 0	SF: 0 SAC: 0 DP: 1 HBP: 0	WP: 0 PB: 0 SB: 0 CS: 1	PA: 34				
<b>PITCHER</b>	IP	WLS	BF	H	R	ER	SO	BB	IBB	HBP	BLK	WP	HR	S	P	ERA	WHIP										
<b>Jim Bouton, R</b> ERA: 3.46 <b>Bob Turley, R</b> ERA: 3.38	(1, 1) (7, 1)	6.1 S	25 9	7 0	3 0	3 0	2 2	2 1	0 0	0 0	0 0	0 0	0 0	27 12	35 16	4.26 0.00	1.421 0.375										

Batter	1	2	3	4	5	6	7	8	9	AB	R	H	RBI	BB	SO	LOB	BOTTOM										
<b>Tom Tresh, S</b> OBP: 0.348, SLG: 0.407 (1, 6)	1-3 5-3 BB		FC5-4 1B	4-3		HR		F8		4	1	2	1	1	0	0	<b>Boston Red Sox @ New York Yankees</b> Yankee Stadium, Bronx, NY Thu Jul 26 1962, 3:33 AM EDT Att: 25,501 - Unknown										
<b>Bobby Richardson, R</b> OBP: 0.323, SLG: 0.369 (1, 4)	5-3		BB BB 1-2 2-3	6-3		1-4-3		6-3		5	1	0	0	0	0	3											
<b>Roger Maris, L</b> OBP: 0.344, SLG: 0.497 <b>Joe Pepitone, L</b> OBP: 0.266, SLG: 0.424 (1, 9) (9, 9)	1-3		BB BB 1-2	K		WP 1B		F7		4	2	1	0	1	1	1											
<b>Mickey Mantle, S</b> OBP: 0.498, SLG: 0.657 <b>Jack Reed, R</b> OBP: 0.346, SLG: 0.522 (6, PR) (7, 8)	K		BB BB 1-2 2-3 3-H	3-1		1B E BB		F2		2	1	0	1	2	1	1											
<b>Hector Lopez, R</b> OBP: 0.360, SLG: 0.443 (1, 7)		K	2B BB 1-2 2-3 3-H	1B 2B		1B E BB		F4		4	2	2	2	1	1	0											
<b>Elston Howard, R</b> OBP: 0.315, SLG: 0.444 (1, 2)		F8	2B BB 1-3 2-H 3-H	1B 2B		1B 1B 2-H		E5		4	2	2	4	0	0	1											
<b>Dale Long, L</b> OBP: 0.329, SLG: 0.373 (1, 3)		4-3	HR 2B 2-H 3-H	1B 1B		1B 1B 3-H		F8		4	1	2	2	0	0	2											
<b>Clete Boyer, R</b> OBP: 0.362, SLG: 0.447 (1, 5)			FC5-4 BB 1B			K				4	2	3	3	0	1	2											
<b>Jim Bouton, R</b> OBP: 0.095, SLG: 0.053 <b>Bob Turley, R</b> (7, 1)			5-3 6-3			6-3		F2		3	0	0	0	0	0	2											
<b>Inning Stats</b>	R: 0 E: 0 K: 1 S: 5	H: 0 LOB: 1 BB: 1 P: 9	R: 0 E: 0 K: 1 S: 5	H: 0 LOB: 0 BB: 0 P: 5	R: 8 E: 0 K: 0 S: 8	H: 5 LOB: 0 BB: 3 P: 20	R: 0 E: 0 K: 1 S: 5	H: 0 LOB: 0 BB: 0 P: 5	R: 2 E: 0 K: 0 S: 6	H: 4 LOB: 1 BB: 0 P: 6	R: 3 E: 1 K: 1 S: 9	H: 3 LOB: 2 BB: 1 P: 13	R: 0 E: 0 K: 0 S: 3	H: 0 LOB: 0 BB: 0 P: 3	R: 0 E: 0 K: 0 S: 3	H: 0 LOB: 0 BB: 0 P: 3		1B: 7 2B: 3 3B: 0 HR: 2	SF: 0 SAC: 0 DP: 0 HBP: 0	WP: 1 PB: 0 SB: 0 CS: 0	PA: 41						
<b>PITCHER</b>	IP	WLS	BF	H	R	ER	SO	BB	IBB	HBP	BLK	WP	HR	S	P	ERA	WHIP										
<b>Gene Conley, R</b> ERA: 4.22 <b>Hal Kolstad, R</b> ERA: 7.62 <b>Mike Fornieles, R</b> ERA: 5.43	(1, 1) (3, 1) (7, 1)	2.2 L	17 18	5 7	8 5	8 5	2 2	4 1	0 0	0 0	0 0	0 1	1 1	21 25	27.00 13.50	3.375 2.400											



Batter	1	2	3	4	5	6	7	8	9	AB	R	H	RBI	BB	SO	LOB	TOP			
<b>Billy Gardner, R</b> OBP: 0.303, SLG: 0.321 (1, 5)	F5		1B			BB 1B		2-3 1B		5	0	4	0	0	0	0	<b>Boston Red Sox @ Washington Senators</b> D.C. Stadium, Washington, DC Fri Jul 27 1962, 7:05 PM EDT Unknown 			
<b>Gary Geiger, L</b> OBP: 0.316, SLG: 0.374 (1, 8)	4-3 1B		F5			F7		F2		5	0	1	0	0	1	6				
<b>Carl Yastrzemski, L</b> OBP: 0.367, SLG: 0.494 (1, 7)	4-3		1-2 1B			F8		1-3		5	0	1	0	0	1	4				
<b>Russ Nixon, L</b> OBP: 0.327, SLG: 0.404 (1, 2)	F8		F8			BB 1B		BB		4	1	2	1	1	0	3				
<b>Pete Runnels, L</b> OBP: 0.432, SLG: 0.492 (1, 3)		1-3 1B	G3			FC5-4 BB		F7		4	0	1	0	1	0	3				
<b>Lou Clinton, R</b> OBP: 0.358, SLG: 0.602 (1, 9)	F8				K	FC5-4		F8		5	0	0	0	0	1	5				
<b>Chuck Schilling, R</b> OBP: 0.292, SLG: 0.335 (1, 4)	1-3				K			F7		5	1	1	1	0	1	1				
<b>Eddie Bressoud, R</b> OBP: 0.320, SLG: 0.418 (1, 6)		IBB			1B			G3		3	0	2	0	1	0	0				
<b>Bill Monbouquette, R</b> OBP: 0.295, SLG: 0.125 (6, PH)	G3				K			5-3		2	0	0	0	0	1	3				
<b>Dave Philley, S</b> OBP: 0.255, SLG: 0.195 (6, 1)										1	0	1	0	0	0	0				
<b>Don Schwall, R</b> OBP: 0.163, SLG: 0.143 (6, 1)										0	0	0	0	0	0	0				
<b>Mike Fornieles, R</b> OBP: 0.250, SLG: 0.250 (6, 1)										1	0	0	0	0	0	1				
<b>Inning Stats</b>	R: 0 E: 0 K: 0 S: 4	H: 1 LOB: 1 BB: 0 P: 4	R: 0 E: 0 K: 0 S: 4	H: 1 LOB: 2 BB: 1 P: 8	R: 0 E: 0 K: 0 S: 5	H: 2 LOB: 2 BB: 0 P: 5	R: 0 E: 0 K: 3 S: 10	H: 1 LOB: 1 BB: 0 P: 10	R: 0 E: 0 K: 1 S: 7	H: 2 LOB: 3 BB: 0 P: 7	R: 0 E: 0 K: 0 S: 3	H: 0 LOB: 1 BB: 1 P: 7	R: 0 E: 0 K: 1 S: 8	H: 3 LOB: 2 BB: 0 P: 8	R: 1 E: 0 K: 0 S: 4	H: 1 LOB: 0 BB: 0 P: 4	1B: 9 2B: 2 3B: 0 HR: 2	SF: 0 SAC: 0 DP: 0 HBP: 0	WP: 0 PB: 0 SB: 0 CS: 0	PA: 43
<b>PITCHER</b> <b>Dave Stenhouse, R</b> ERA: 2.73 (1, 1)	IP: 9.0 WLS: W BF: 43	H: 13 R: 2 ER: 2 SO: 5	BB: 2 IBB: 1 HBP: 0 BLK: 0	WP: 0 HR: 2 S: 50 P: 62	ERA: 2.00 WHIP: 1.667	<b>PITCHER</b>										IP: 9.0 WLS: W BF: 43	H: 13 R: 2 ER: 2 SO: 5	BB: 2 IBB: 1 HBP: 0 BLK: 0	WP: 0 HR: 2 S: 50 P: 62	ERA: 2.00 WHIP: 1.667

Batter	1	2	3	4	5	6	7	8	9	AB	R	H	RBI	BB	SO	LOB	BOTTOM			
<b>Ken Hamlin, R</b> OBP: 0.299, SLG: 0.283 (1, 6)	6-3		F8			F9		5-3		5	0	0	0	0	1	1	<b>Boston Red Sox @ Washington Senators</b> D.C. Stadium, Washington, DC Fri Jul 27 1962, 7:05 PM EDT Unknown 			
<b>Jim Piersall, R</b> OBP: 0.303, SLG: 0.365 (1, 8)	S 1B				F8	F8		5-3		5	0	2	0	0	0	1				
<b>Bob Johnson, R</b> OBP: 0.354, SLG: 0.421 (1, 5)	F9				E5	F8		F9		4	2	1	2	0	0	2				
<b>Danny O'Connell, R</b> OBP: 0.337, SLG: 0.376 (7, 5)	1-2				HR	1-H HR				1	0	0	0	0	0	0				
<b>Harry Bright, R</b> OBP: 0.341, SLG: 0.517 (6, PR)	F2					1B				4	2	3	2	0	0	1				
<b>Bud Zupfel, L</b> OBP: 0.294, SLG: 0.354 (7, 3)					1-H HR	1B				0	0	0	0	0	0	0				
<b>Chuck Hinton, R</b> OBP: 0.344, SLG: 0.483 (1, 9)		5-3			F7	FC5-4				4	1	1	0	0	0	1				
<b>Ken Retzer, L</b> OBP: 0.354, SLG: 0.460 (1, 2)		3-1				BB 2B		G5-4-3 BB		2	1	1	0	2	0	0				
<b>Don Lock, R</b> OBP: 0.320, SLG: 0.524 (1, 7)			K			F4		G5-4-3		3	1	0	1	1	1	2				
<b>Chuck Cottier, R</b> OBP: 0.320, SLG: 0.368 (1, 4)			F6							3	2	2	3	0	0	0				
<b>Johnny Schalve, R</b> OBP: 0.274, SLG: 0.397 (7, 4)						HR		1B 2B		1	1	1	1	0	0	0				
<b>Dave Stenhouse, R</b> OBP: 0.119, SLG: 0.075 (1, 1)			K			F8		HR 1B		4	1	1	2	0	2	0				
<b>Inning Stats</b>	R: 0 E: 0 K: 0 S: 4	H: 1 LOB: 0 BB: 0 P: 4	R: 0 E: 0 K: 1 S: 5	H: 0 LOB: 0 BB: 0 P: 5	R: 0 E: 0 K: 1 S: 5	H: 0 LOB: 0 BB: 0 P: 5	R: 2 E: 1 K: 0 S: 6	H: 2 LOB: 1 BB: 0 P: 6	R: 1 E: 0 K: 0 S: 5	H: 2 LOB: 1 BB: 0 P: 5	R: 7 E: 0 K: 1 S: 11	H: 6 LOB: 1 BB: 2 P: 19	R: 1 E: 0 K: 1 S: 5	H: 1 LOB: 0 BB: 1 P: 9	R: 0 E: 0 K: 0 S: 3	H: 0 LOB: 0 BB: 0 P: 3	1B: 4 2B: 4 3B: 0 HR: 4	SF: 0 SAC: 0 DP: 1 HBP: 0	WP: 0 PB: 0 SB: 1 CS: 0	PA: 39
<b>PITCHER</b> <b>Bill Monbouquette, R</b> ERA: 4.58 (1, 1)	IP: 5.0 WLS: L BF: 21	H: 5 R: 3 ER: 2 SO: 2	BB: 0 IBB: 0 HBP: 0 BLK: 0	WP: 0 HR: 2 S: 25 P: 25	ERA: 3.60 WHIP: 1.000	<b>PITCHER</b>										IP: 5.0 WLS: L BF: 21	H: 5 R: 3 ER: 2 SO: 2	BB: 0 IBB: 0 HBP: 0 BLK: 0	WP: 0 HR: 2 S: 25 P: 25	ERA: 3.60 WHIP: 1.000
<b>Don Schwall, R</b> ERA: 5.55 (6, 1)	IP: 0.0 WLS: 0 BF: 4	H: 2 R: 4 ER: 4 SO: 0	BB: 2 IBB: 0 HBP: 0 BLK: 0	WP: 0 HR: 0 S: 2 P: 10	ERA: - WHIP: -	<b>PITCHER</b>										IP: 0.0 WLS: 0 BF: 4	H: 2 R: 4 ER: 4 SO: 0	BB: 2 IBB: 0 HBP: 0 BLK: 0	WP: 0 HR: 0 S: 2 P: 10	ERA: - WHIP: -
<b>Mike Fornieles, R</b> ERA: 6.74 (6, 1)	IP: 3.0 WLS: 0 BF: 14	H: 5 R: 4 ER: 4 SO: 2	BB: 1 IBB: 0 HBP: 0 BLK: 0	WP: 0 HR: 2 S: 17 P: 21	ERA: 12.00 WHIP: 2.000	<b>PITCHER</b>										IP: 3.0 WLS: 0 BF: 14	H: 5 R: 4 ER: 4 SO: 2	BB: 1 IBB: 0 HBP: 0 BLK: 0	WP: 0 HR: 2 S: 17 P: 21	ERA: 12.00 WHIP: 2.000




Batter	1	2	3	4	5	6	7	8	9	AB	R	H	RBI	BB	SO	LOB	TOP					
<b>Billy Gardner, R</b> OBP: 0.309, SLG: 0.333 (1, 5)										4	0	2	0	0	1	0	<b>Boston Red Sox @ Washington Senators</b> D.C. Stadium, Washington, DC Fri Jul 27 1962, 7:05 PM EDT Att: 11,598 - Unknown					
<b>Carroll Hardy, R</b> OBP: 0.318, SLG: 0.342 (1, 8)										4	0	1	0	0	0	3						
<b>Carl Yastrzemski, L</b> OBP: 0.366, SLG: 0.491 (1, 7)										4	1	1	0	0	0	1						
<b>Jim Pagliaroni, R</b> OBP: 0.381, SLG: 0.515 <b>Bob Tillman, R</b> OBP: 0.297, SLG: 0.500 (1, 2) (2, 2)										1	0	0	0	0	1	1						
<b>Lou Clinton, R</b> OBP: 0.356, SLG: 0.591 (1, 9)										3	0	0	0	1	0	2						
<b>Pete Runnels, L</b> OBP: 0.428, SLG: 0.488 <b>Don Gile, R</b> (7, 3)										3	0	0	0	0	0	1						
<b>Chuck Schilling, R</b> OBP: 0.291, SLG: 0.333 (1, 4)										4	0	1	0	0	0	1						
<b>Eddie Bressoud, R</b> OBP: 0.323, SLG: 0.420 (1, 6)										3	0	2	0	0	0	0						
<b>Galen Cisco, R</b> OBP: 0.179, SLG: 0.120 <b>Chet Nichols, S</b> (6, 1)										2	0	0	0	0	1	1						
<b>Inning Stats</b>	R: 0 E: 0 K: 2 S: 8	H: 1 LOB: 1 BB: 0 P: 8	R: 0 E: 0 K: 0 S: 2	H: 0 LOB: 0 BB: 1 P: 6	R: 0 E: 0 K: 1 S: 6	H: 1 LOB: 1 BB: 0 P: 6	R: 0 E: 0 K: 0 S: 3	H: 0 LOB: 0 BB: 0 P: 3	R: 0 E: 0 K: 0 S: 4	H: 1 LOB: 1 BB: 0 P: 4	R: 0 E: 0 K: 0 S: 3	H: 0 LOB: 0 BB: 0 P: 3	R: 0 E: 0 K: 0 S: 3	H: 0 LOB: 0 BB: 0 P: 3	R: 0 E: 0 K: 0 S: 5	H: 2 LOB: 2 BB: 0 P: 5	R: 1 E: 0 K: 0 S: 5	H: 3 LOB: 2 BB: 0 P: 5	1B: 7 2B: 1 3B: 0 HR: 0	SF: 0 SAC: 0 DP: 1 HBP: 0	WP: 0 PB: 0 SB: 0 CS: 0	PA: 34
<b>PITCHER</b> <b>Don Rudolph, L</b> ERA: 3.31 (1, 1)	IP: 9.0 WLS: W BF: 34 H: 8 R: 1 ER: 1 SO: 3 BB: 1 IBB: 0 HBP: 0 BLK: 0 WP: 0 HR: 0 S: 39 P: 43 ERA: 1.00 WHIP: 1.000															<b>PITCHER</b> IP: WLS: BF: H: R: ER: SO: BB: IBB: HBP: BLK: WP: HR: S: P: ERA: WHIP						


Batter	1	2	3	4	5	6	7	8	9	AB	R	H	RBI	BB	SO	LOB	BOTTOM			
<b>Ken Hamlin, R</b> OBP: 0.313, SLG: 0.320 <b>Ed Brinkman, R</b> OBP: 0.193, SLG: 0.218 (1, 6) (8, 6)										5	2	3	5	1	0	1	<b>Boston Red Sox @ Washington Senators</b> D.C. Stadium, Washington, DC Fri Jul 27 1962, 7:05 PM EDT Att: 11,598 - Unknown			
<b>Jim Piersall, R</b> OBP: 0.306, SLG: 0.372 <b>Joe Hicks, L</b> OBP: 0.314, SLG: 0.421 (1, 8) (5, 8)										3	2	2	0	0	0	1				
<b>Bob Johnson, R</b> OBP: 0.349, SLG: 0.430 <b>Jim King, L</b> OBP: 0.351, SLG: 0.381 (1, 5) (7, 9)										5	1	2	2	0	1	5				
<b>Harry Bright, R</b> OBP: 0.339, SLG: 0.512 <b>Bud Zupfel, L</b> OBP: 0.299, SLG: 0.350 (1, 3) (6, PH) (7, 3)										4	1	1	2	0	1	3				
<b>Chuck Hinton, R</b> OBP: 0.349, SLG: 0.485 <b>Danny O'Connell, R</b> OBP: 0.333, SLG: 0.372 (1, 9) (6, PH) (7, 5)										3	1	2	0	1	0	0				
<b>Don Lock, R</b> OBP: 0.367, SLG: 0.640 (1, 7)										4	2	2	2	1	0	1				
<b>Bob Schmidt, R</b> OBP: 0.253, SLG: 0.364 (1, 2)										5	1	2	1	0	0	3				
<b>Chuck Cottier, R</b> OBP: 0.322, SLG: 0.370 <b>Johnny Schavage, R</b> OBP: 0.279, SLG: 0.402 (1, 4) (7, 4)										4	2	2	1	0	0	1				
<b>Don Rudolph, L</b> OBP: 0.293, SLG: 0.324 (1, 1)										3	2	1	0	2	1	3				
<b>Inning Stats</b>	R: 2 E: 0 K: 1 S: 7	H: 2 LOB: 0 BB: 0 P: 7	R: 3 E: 2 K: 0 S: 7	H: 3 LOB: 2 BB: 1 P: 11	R: 0 E: 0 K: 0 S: 3	H: 0 LOB: 1 BB: 1 P: 7	R: 3 E: 0 K: 0 S: 8	H: 5 LOB: 2 BB: 0 P: 8	R: 0 E: 0 K: 1 S: 7	H: 3 LOB: 2 BB: 0 P: 7	R: 6 E: 0 K: 1 S: 10	H: 5 LOB: 3 BB: 3 P: 22	R: 0 E: 0 K: 0 S: 5	H: 2 LOB: 3 BB: 1 P: 9	R: 0 E: 0 K: 0 S: 3	H: 0 LOB: 0 BB: 0 P: 3	1B: 14 2B: 5 3B: 0 HR: 3	SF: 0 SAC: 0 DP: 2 HBP: 0	WP: 1 PB: 0 SB: 1 CS: 1	PA: 50
<b>PITCHER</b> <b>Galen Cisco, R</b> ERA: 6.75 <b>Chet Nichols, L</b> ERA: 2.36 (1, 1) (6, 1)	IP: 5.1 WLS: L BF: 36 H: 16 R: 13 ER: 11 SO: 2 BB: 4 IBB: 0 HBP: 0 BLK: 0 WP: 0 HR: 2 S: 36 P: 52 ERA: 18.56 WHIP: 3.750															<b>PITCHER</b> IP: WLS: BF: H: R: ER: SO: BB: IBB: HBP: BLK: WP: HR: S: P: ERA: WHIP				









Batter	1	2	3	4	5	6	7	8	9	AB	R	H	RBI	BB	SO	LOB	TOP								
<b>Billy Gardner, R</b> OBP: 0.318, SLG: 0.356 (1, 5)	6-3		SH2-4						1-3	4	1	2	1	0	0	0	<b>Boston Red Sox @ Washington Senators</b> D.C. Stadium, Washington, DC Sun Jul 29 1962, 3:33 AM EDT Att: 5,634 - Unknown  <b>AB 35</b> <b>R 4</b> <b>H 11</b> <b>RBI 4</b> <b>BB 2</b> <b>SO 6</b> <b>LOB 18</b> 								
<b>Gary Geiger, L</b> OBP: 0.316, SLG: 0.374 (1, 8)	PB 1B		K				K		F7	5	1	2	1	0	2	3									
<b>Carl Yastrzemski, L</b> OBP: 0.363, SLG: 0.485 (1, 7)	CS 1B		F8				K		4-3	5	0	1	1	0	1	4									
<b>Jim Pagliaroni, R</b> OBP: 0.385, SLG: 0.514 (1, 2)	F4									3	1	1	0	1	0	1									
<b>Pete Runnels, L</b> OBP: 0.424, SLG: 0.480 (1, 3)		K								4	0	1	1	0	2	1									
<b>Lou Clinton, R</b> OBP: 0.346, SLG: 0.570 (1, 9)	K									4	0	1	0	0	1	2									
<b>Chuck Schilling, R</b> OBP: 0.291, SLG: 0.332 (1, 4)	F6									4	0	1	0	0	0	2									
<b>Eddie Bressoud, R</b> OBP: 0.325, SLG: 0.418 (1, 6)										3	1	2	0	1	0	2									
<b>Earl Wilson, R</b> OBP: 0.275, SLG: 0.432 (1, 1)										3	0	0	0	0	0	3									
<b>Dick Radatz, R</b> OBP: 0.105, SLG: 0.105 (8, 1)										0	0	0	0	0	0	0									
<b>Inning Stats</b>	R: 1 E: 0 K: 0 S: 4	H: 2 LOB: 0 BB: 0 P: 4	R: 0 E: 0 K: 2 S: 7	H: 0 LOB: 0 BB: 0 P: 7	R: 0 E: 1 K: 1 S: 7	H: 1 LOB: 2 BB: 0 P: 7	R: 0 E: 0 K: 1 S: 5	H: 0 LOB: 1 BB: 1 P: 9	R: 2 E: 0 K: 0 S: 5	H: 3 LOB: 0 BB: 0 P: 5	R: 0 E: 0 K: 2 S: 5	H: 2 LOB: 2 BB: 0 P: 5	R: 0 E: 0 K: 2 S: 8	H: 1 LOB: 1 BB: 0 P: 8	R: 1 E: 0 K: 0 S: 5	H: 2 LOB: 2 BB: 1 P: 9	R: 0 E: 0 K: 0 S: 3	H: 0 LOB: 0 BB: 0 P: 3	1B: 9 2B: 1 3B: 1 HR: 0	SF: 0 SAC: 2 DP: 0 HBP: 0	WP: 0 PB: 2 SB: 0 CS: 2	PA: 39			
<b>PITCHER</b>	IP	WLS	BF	H	R	ER	SO	BB	IBB	HBP	BLK	WP	HR	S	P	ERA	WHIP								
<b>Tom Cheney, R</b> ERA: 3.34 (1, 1)	6.0	L	26	8	3	2	4	1	0	0	0	0	0	33	37	3.00	1.500								
<b>Steve Hamilton, L</b> ERA: 3.7 (7, 1)	2.0		10	3	1	1	2	0	1	0	0	0	0	13	17	4.50	1.500								
<b>Jim Hannan, R</b> ERA: 3.6 (9, 1)	1.0		3	0	0	0	0	0	0	0	0	0	0	3	3	0.00	0.000								

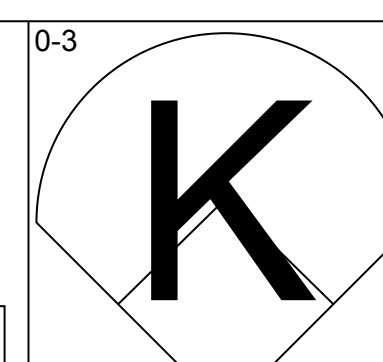
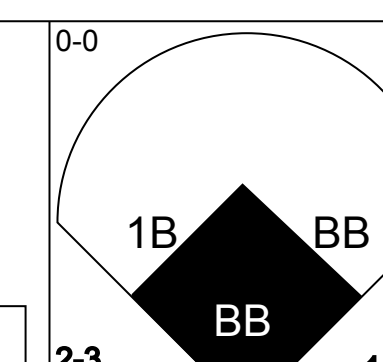
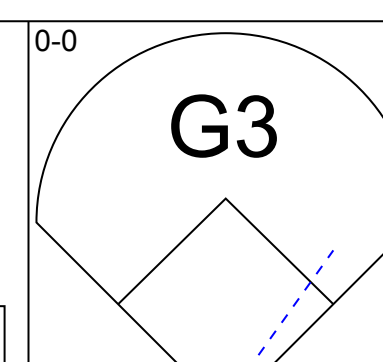
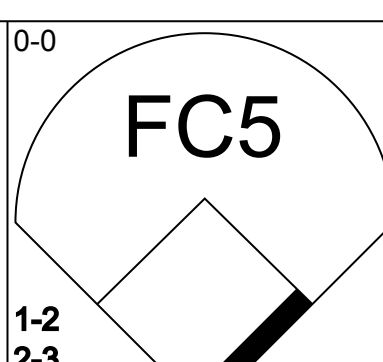
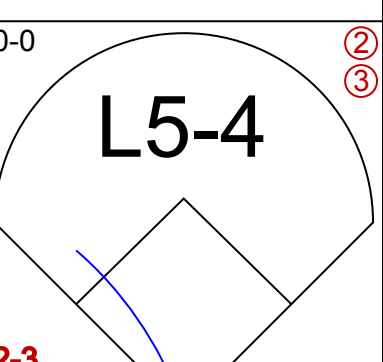
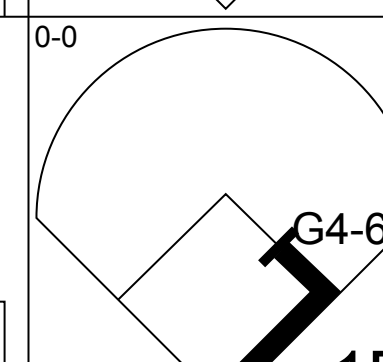
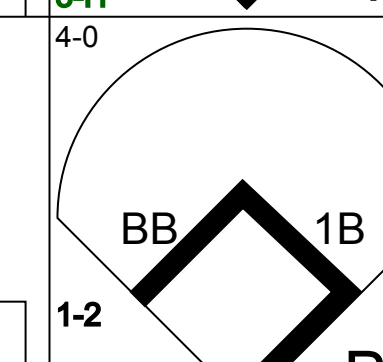
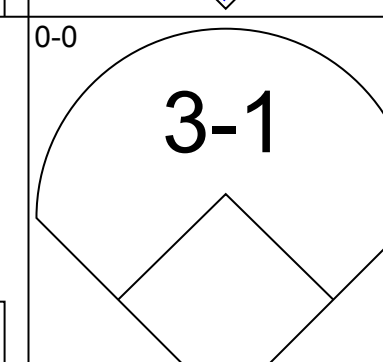
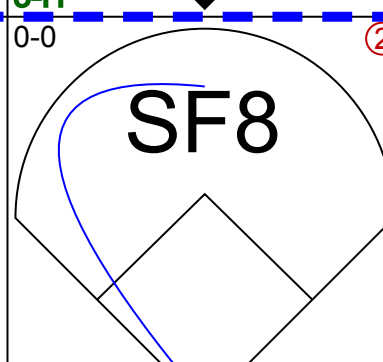

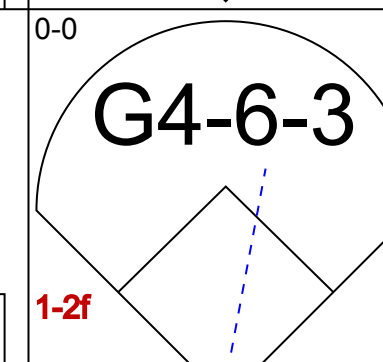
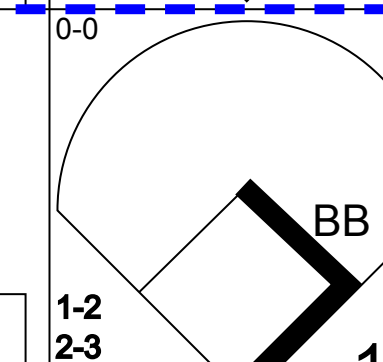
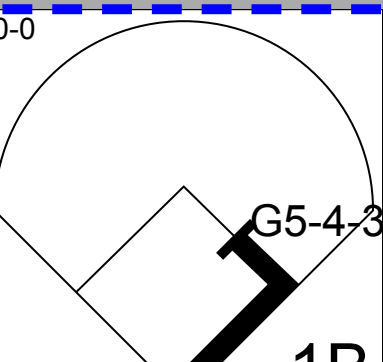
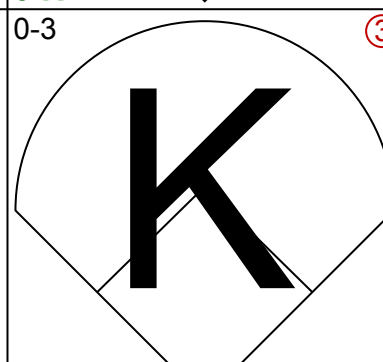

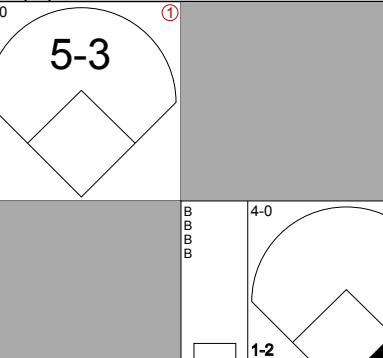
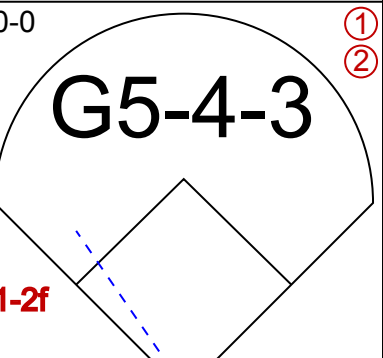
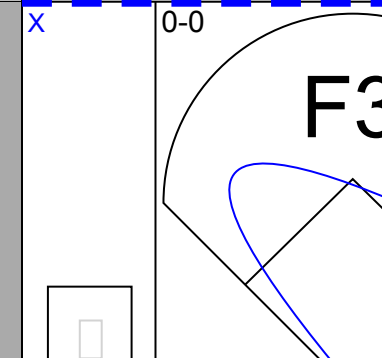

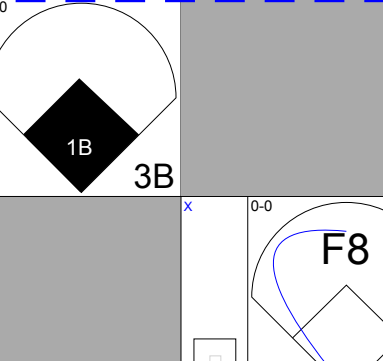
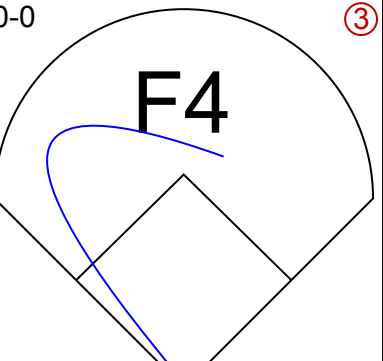
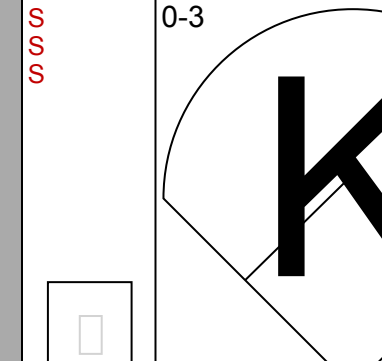
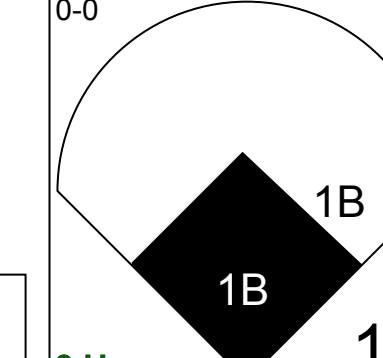
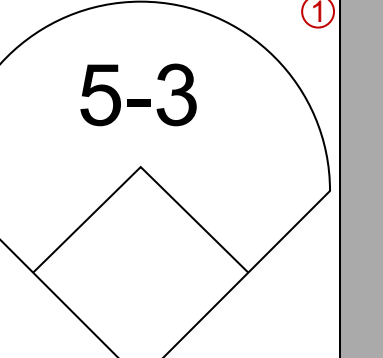
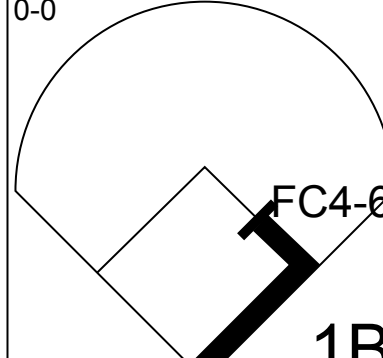
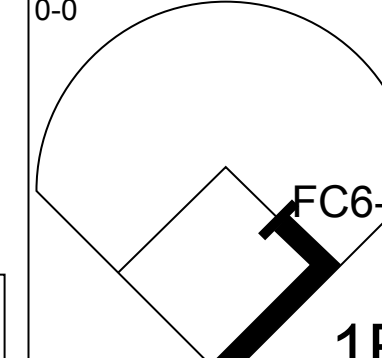
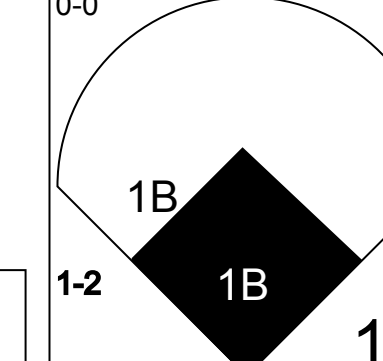
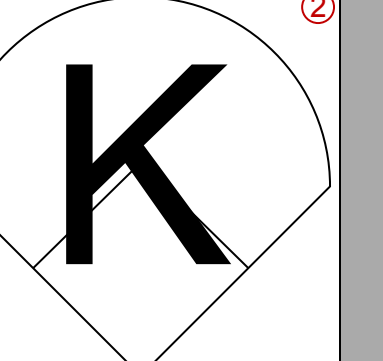
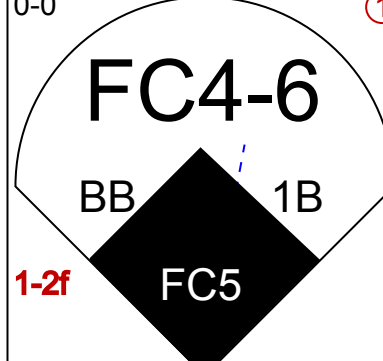
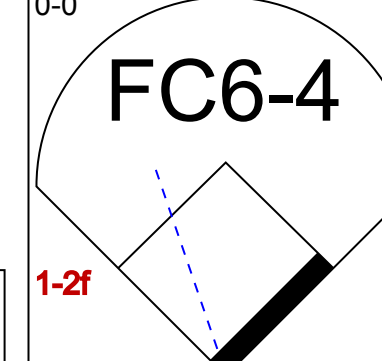
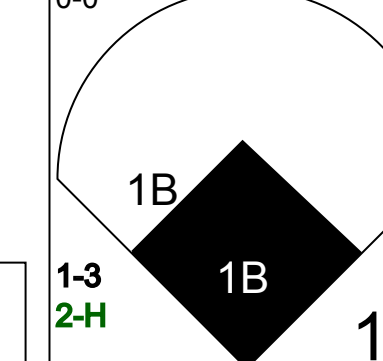
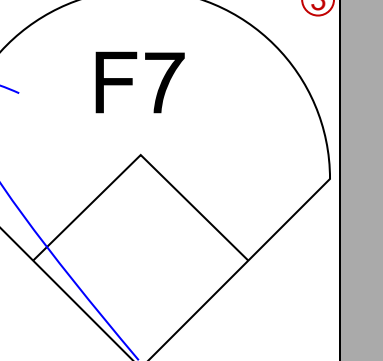
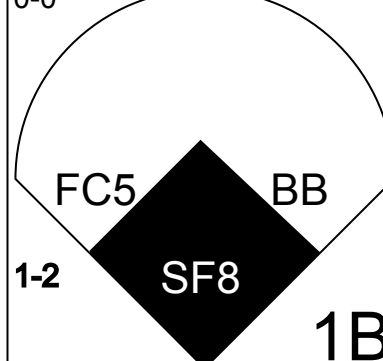
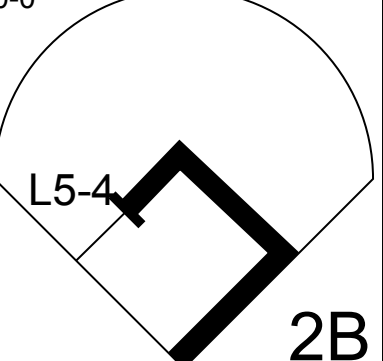
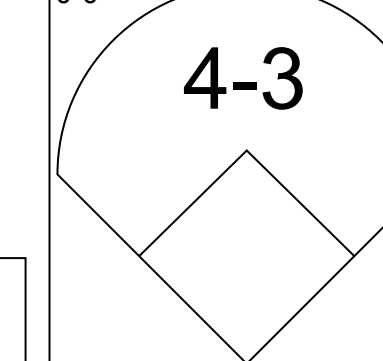
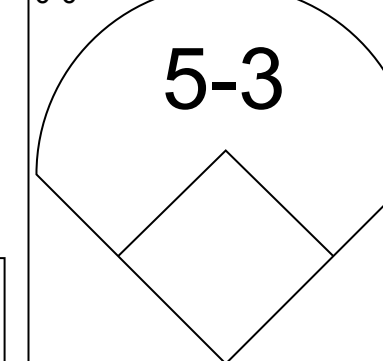
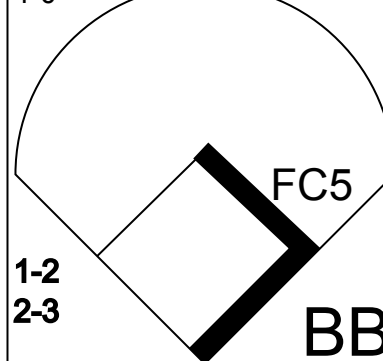
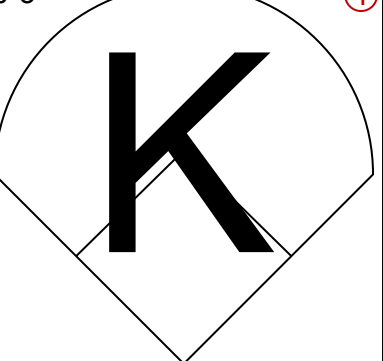
Batter	1	2	3	4	5	6	7	8	9	AB	R	H	RBI	BB	SO	LOB	BOTTOM								
<b>Ken Hamlin, R</b> OBP: 0.312, SLG: 0.314 (1, 6)	F7									5	0	1	0	0	1	6	<b>Boston Red Sox @ Washington Senators</b> D.C. Stadium, Washington, DC Sun Jul 29 1962, 3:33 AM EDT Att: 5,634 - Unknown  <b>AB 30</b> <b>R 2</b> <b>H 5</b> <b>RBI 1</b> <b>BB 9</b> <b>SO 9</b> <b>LOB 17</b> 								
<b>Jim Piersall, R</b> OBP: 0.306, SLG: 0.363 (1, 8)	1-3									4	0	0	0	1	1	0									
<b>Bob Johnson, R</b> OBP: 0.334, SLG: 0.424 (1, 5)	6-3									4	0	0	0	1	0	1									
<b>Harry Bright, R</b> OBP: 0.339, SLG: 0.505 (1, 3)										4	0	0	0	1	3	1									
<b>Chuck Hinton, R</b> OBP: 0.353, SLG: 0.485 (1, 9)										3	2	2	0	1	0	1									
<b>Ken Retzer, L</b> OBP: 0.362, SLG: 0.464 (1, 2)										3	0	2	0	1	0	0									
<b>Claude Osteen, L</b> OBP: 0.192, SLG: 0.231 (8, FR)										0	0	0	0	0	0	0									
<b>Danny O'Connell, R</b> OBP: 0.333, SLG: 0.372 (9, 4)										0	0	0	0	0	0	0									
<b>Don Lock, R</b> OBP: 0.368, SLG: 0.567 (1, 7)										2	0	0	1	1	1	3									
<b>Chuck Cottier, R</b> OBP: 0.321, SLG: 0.364 (1, 4)										2	0	0	0	1	0	2									
<b>Joe Hicks, L</b> OBP: 0.311, SLG: 0.417 (8, PH)										1	0	0	0	0	1	2									
<b>Bob Schmidt, R</b> OBP: 0.263, SLG: 0.386 (9, 2)										0	0	0	0	0	0	0									
<b>Tom Cheney, R</b> OBP: 0.185, SLG: 0.083 (1, 1)										1	0	0	0	1	1	0									
<b>Jim King, L</b> OBP: 0.350, SLG: 0.380 (6, PH)										1	0	0	0	0	1	1									
<b>Steve Hamilton, L</b> OBP: 0.133, SLG: 0.071 (7, 1)										0	0	0	0	0	0	0									
<b>Bud Zipfel, L</b> OBP: 0.307, SLG: 0.350 (8, PH)										0	0	0	0	1	0	0									
<b>Jim Hannan, R</b> OBP: 0.200, SLG: 0.200 (9, 1)										0	0	0	0	0	0	0									
<b>Inning Stats</b>	R: 0 E: 0 K: 0 S: 3	H: 0 LOB: 0 BB: 0 P: 3	R: 1 E: 1 K: 0 S: 4	H: 1 LOB: 1 BB: 1 P: 8	R: 0 E: 0 K: 1 S: 5	H: 1 LOB: 1 BB: 1 P: 9	R: 1 E: 0 K: 1 S: 7	H: 2 LOB: 3 BB: 2 P: 15	R: 0 E: 0 K: 0 S: 3	H: 0 LOB: 1 BB: 1 P: 7	R: 0 E: 0 K: 1 S: 5	H: 0 LOB: 1 BB: 1 P: 9	R: 0 E: 0 K: 1 S: 5	H: 0 LOB: 1 BB: 1 P: 9	R: 0 E: 0 K: 3 S: 10	H: 1 LOB: 3 BB: 2 P: 18	R: 0 E: 0 K: 2 S: 7	H: 0 LOB: 0 BB: 0 P: 7	1B: 5 2B: 0 3B: 0 HR: 0	SF: 1 SAC: 0 DP: 0 HBP: 0	WP: 2 PB: 0 SB: 3 CS: 1	PA: 40			
<b>PITCHER</b>	IP	WLS	BF	H	R	ER	SO	BB	IBB	HBP	BLK	WP	HR	S	P	ERA	WHIP								
<b>Earl Wilson, R</b> ERA: 3.83 (1, 1)	7.0	W	33	5	2	1	4	8	0	0	0	0	0	33	65	1.29	1.857								
<b>Dick Radatz, R</b> ERA: 2.03 (8, 1)	2.0	S	7	0	0	0	5	1	0	0	0	0	0	16	20	0.00	0.500								



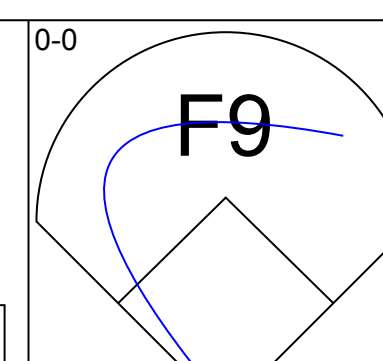
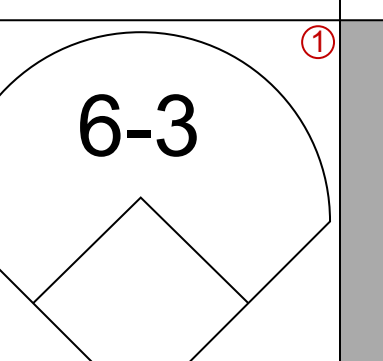
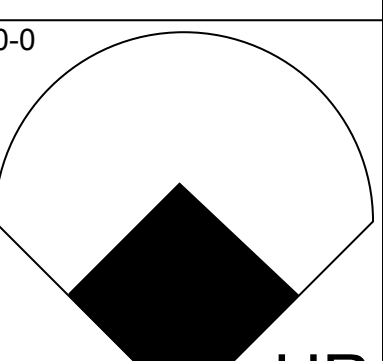
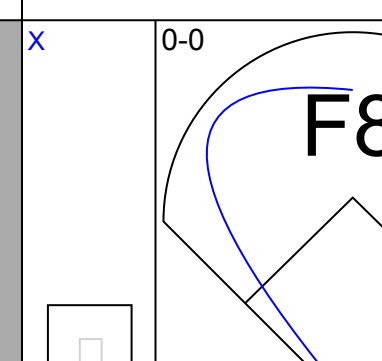
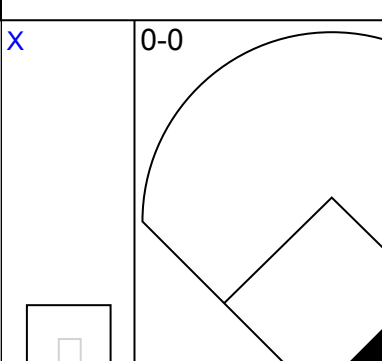
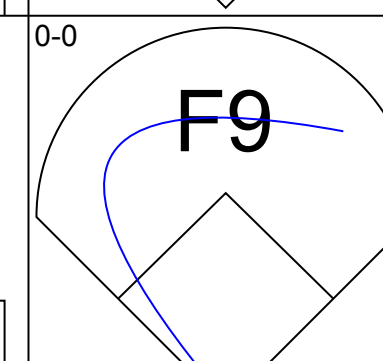
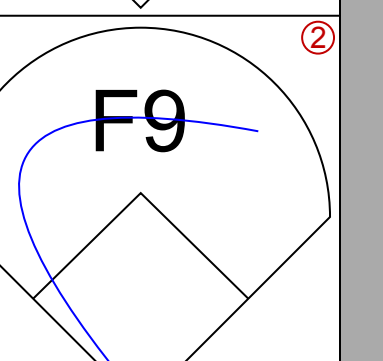
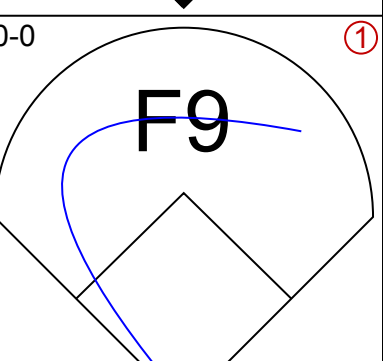
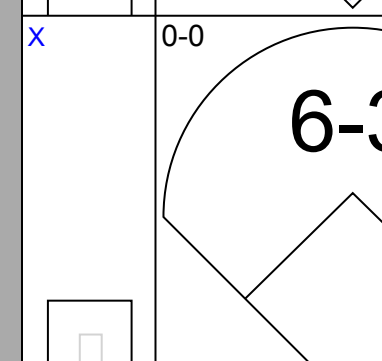
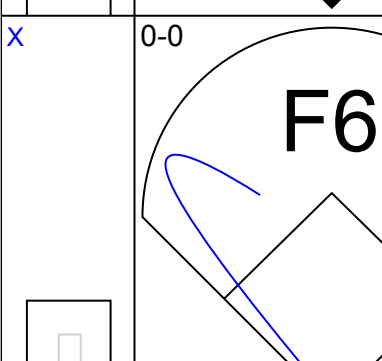
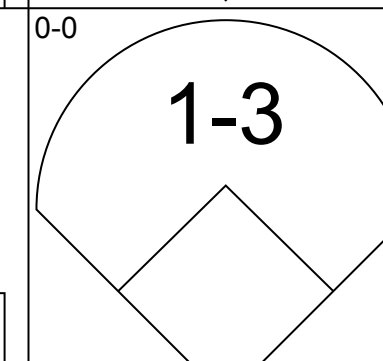
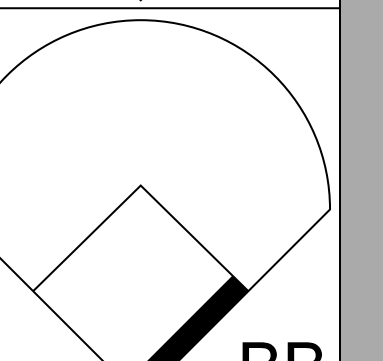
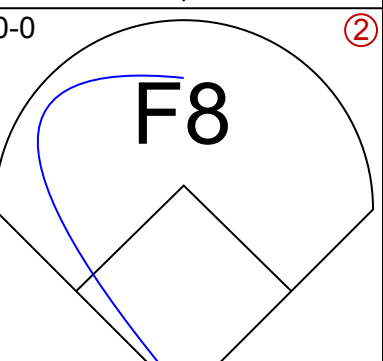
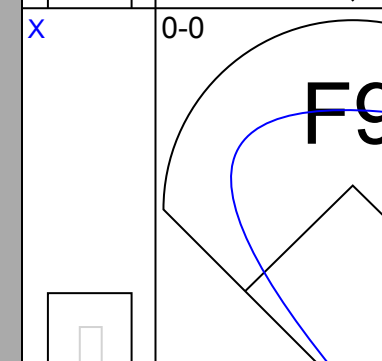
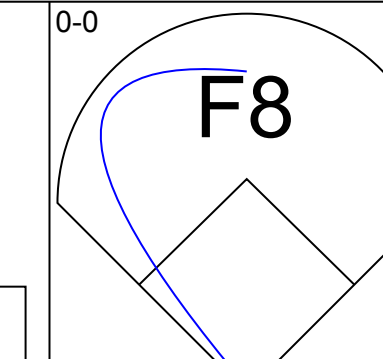
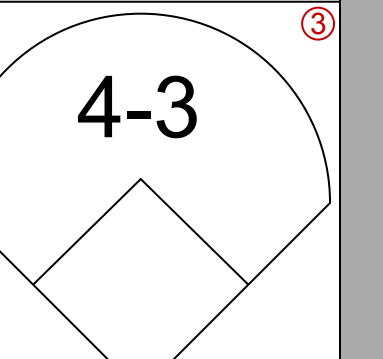
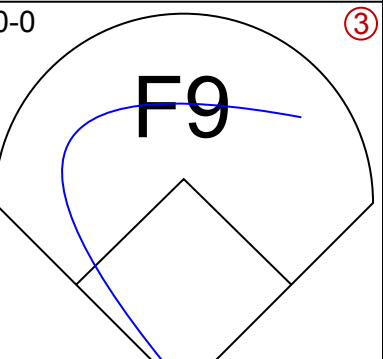
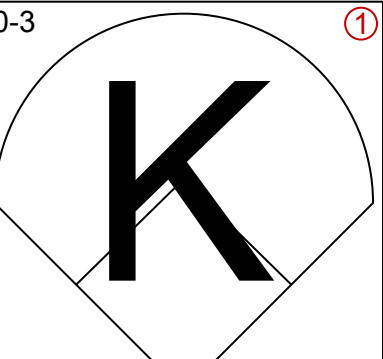
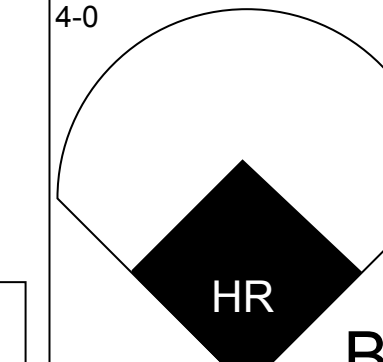
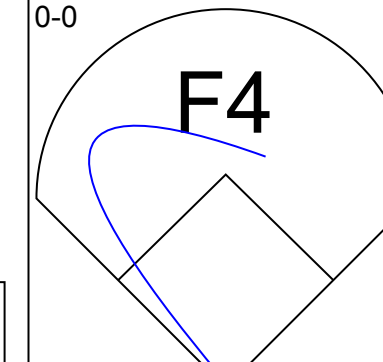
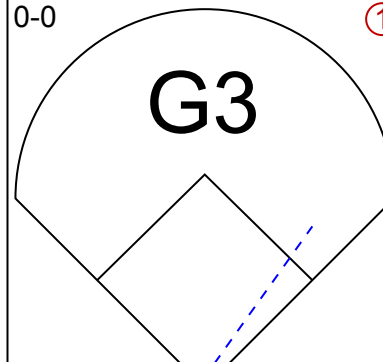
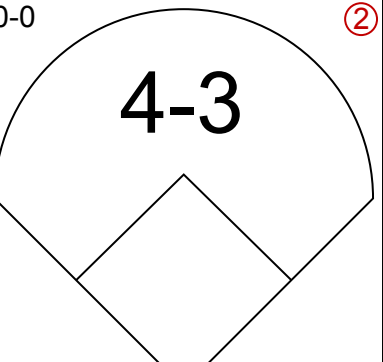
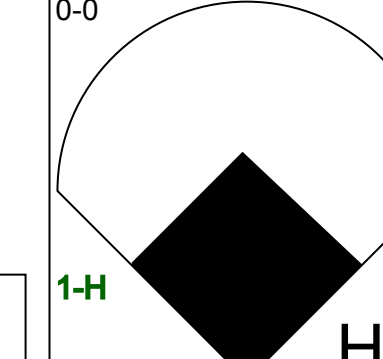
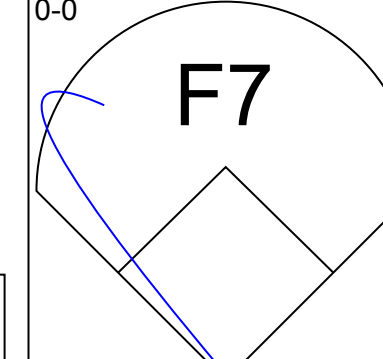
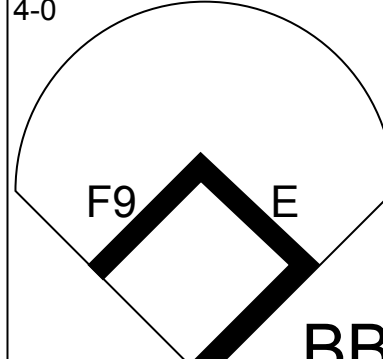
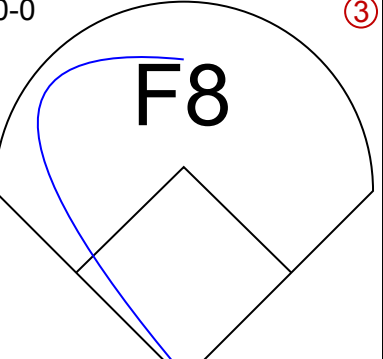
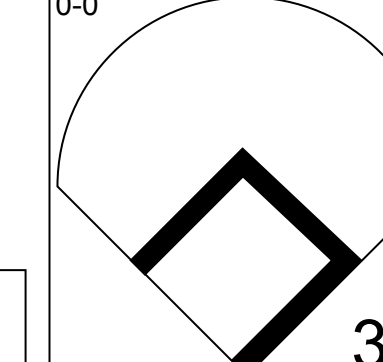
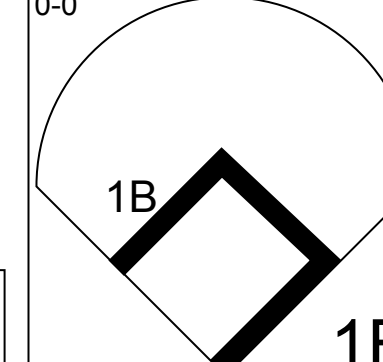
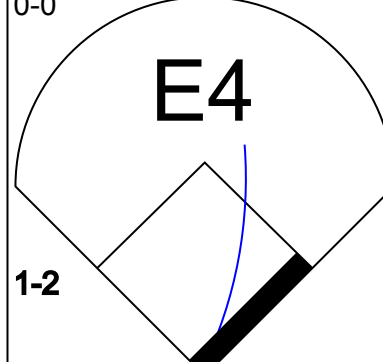

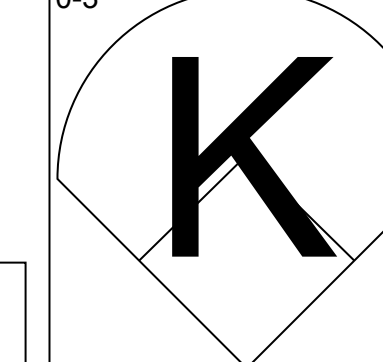
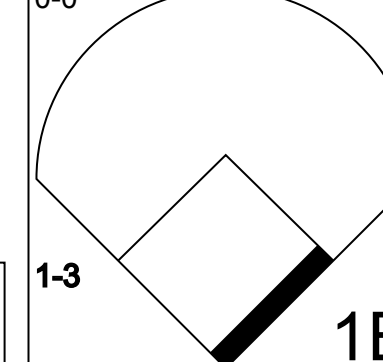
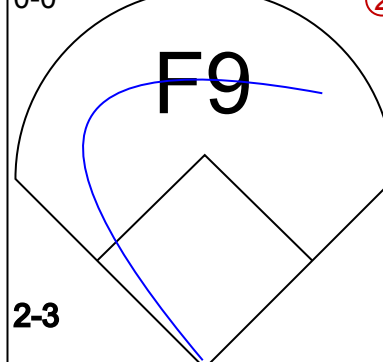

Batter	1	2	3	4	5	6	7	8	9	AB	R	H	RBI	BB	SO	LOB	TOP										
<b>Billy Gardner, R</b> OBP: 0.315, SLG: 0.351 (1, 4)	F9		K						1-3	5	0	1	0	0	1	1	<b>Boston Red Sox @ Chicago White Sox</b> Comiskey Park, Chicago, IL Wed Aug 01 1962, 8:05 PM EDT Att: 17,185 - Unknown										
<b>Gary Geiger, L</b> OBP: 0.318, SLG: 0.371 (1, 8)	4-3		FC4-6		SH1-4					2	0	0	0	1	0	1											
<b>Carl Yastrzemski, L</b> OBP: 0.362, SLG: 0.482 (1, 7)	K									3	0	0	0	1	2	3											
<b>Jim Pagliaroni, R</b> OBP: 0.383, SLG: 0.509 (1, 2)		L5	F8							4	1	1	0	0	0	4											
<b>Pete Runnels, L</b> OBP: 0.424, SLG: 0.480 (1, 3)	F7									4	0	2	0	0	1	0											
<b>Lou Clinton, R</b> OBP: 0.354, SLG: 0.574 (1, 9)										4	0	3	1	0	0	1											
<b>Frank Malzone, R</b> OBP: 0.308, SLG: 0.396 (1, 5)										3	0	0	0	1	0	4											
<b>Eddie Bressoud, R</b> OBP: 0.322, SLG: 0.414 (1, 6)										4	0	0	0	0	0	3											
<b>Bill Monbouquette, R</b> OBP: 0.229, SLG: 0.140 (1, 1)										3	0	1	0	1	1	0											
<b>Inning Stats</b>	R: 0 E: 0 K: 1 S: 5	H: 0 LOB: 0 BB: 0 P: 5	R: 0 E: 0 K: 0 S: 4	H: 1 LOB: 2 BB: 1 P: 8	R: 0 E: 0 K: 1 S: 5	H: 0 LOB: 2 BB: 2 P: 13	R: 0 E: 0 K: 1 S: 6	H: 1 LOB: 1 BB: 0 P: 6	R: 0 E: 0 K: 0 S: 5	H: 2 LOB: 2 BB: 0 P: 5	R: 0 E: 0 K: 0 S: 3	H: 1 LOB: 0 BB: 0 P: 3	R: 0 E: 0 K: 1 S: 5	H: 0 LOB: 0 BB: 0 P: 5	R: 1 E: 0 K: 1 S: 7	H: 3 LOB: 2 BB: 1 P: 11		R: 0 E: 0 K: 0 S: 3	H: 0 LOB: 0 BB: 0 P: 3	1B: 8 2B: 0 3B: 0 HR: 0	SF: 0 SAC: 1 DP: 1 HBP: 0	WP: 0 PB: 0 SB: 1 CS: 1	PA: 37				
<b>PITCHER</b> <b>Early Wynn, R</b> ERA: 4.21 (1, 1)	IP	WLS	BF	H	R	ER	SO	BB	IBB	HBP	BLK	WP	HR	S	P	ERA	WHIP										

Batter	1	2	3	4	5	6	7	8	9	AB	R	H	RBI	BB	SO	LOB	BOTTOM										
<b>Luis Aparicio, R</b> OBP: 0.282, SLG: 0.356 (1, 6)	5-3		F9						K	4	0	0	0	0	1	0	<b>Boston Red Sox @ Chicago White Sox</b> Comiskey Park, Chicago, IL Wed Aug 01 1962, 8:05 PM EDT Att: 17,185 - Unknown										
<b>Bob Sadowski, L</b> OBP: 0.304, SLG: 0.466 (1, 4)	K									3	0	0	0	0	2	0											
<b>Joe Cunningham, L</b> OBP: 0.427, SLG: 0.473 (1, 3)	F5									3	0	0	0	0	0	0											
<b>Floyd Robinson, L</b> OBP: 0.378, SLG: 0.470 (1, 9)		4-3								3	0	0	0	0	0	0											
<b>Charlie Maxwell, L</b> OBP: 0.356, SLG: 0.487 (1, 7)		L9								3	0	0	0	0	0	0											
<b>Al Smith, R</b> OBP: 0.362, SLG: 0.478 (1, 5)										2	0	0	0	1	1	0											
<b>Jim Landis, R</b> OBP: 0.342, SLG: 0.399 (1, 8)										3	0	0	0	0	2	1											
<b>Sherm Lollar, R</b> OBP: 0.335, SLG: 0.319 (1, 2)										3	0	0	0	0	1	0											
<b>Early Wynn, S</b> OBP: 0.242, SLG: 0.138 (1, 1)										2	0	0	0	0	0	0											
<b>Nellie Fox, L</b> OBP: 0.301, SLG: 0.335 (9, PH)										1	0	0	0	0	0	0											
<b>Inning Stats</b>	R: 0 E: 0 K: 1 S: 5	H: 0 LOB: 0 BB: 0 P: 5	R: 0 E: 0 K: 1 S: 5	H: 0 LOB: 1 BB: 1 P: 9	R: 0 E: 0 K: 0 S: 3	H: 0 LOB: 0 BB: 0 P: 3	R: 0 E: 0 K: 1 S: 5	H: 0 LOB: 0 BB: 0 P: 5	R: 0 E: 0 K: 0 S: 3	H: 0 LOB: 0 BB: 0 P: 3	R: 0 E: 0 K: 0 S: 3	H: 0 LOB: 0 BB: 0 P: 3	R: 0 E: 0 K: 1 S: 5	H: 0 LOB: 0 BB: 0 P: 5	R: 0 E: 0 K: 2 S: 7	H: 0 LOB: 0 BB: 0 P: 7	1B: 0 2B: 0 3B: 0 HR: 0	SF: 0 SAC: 0 DP: 0 HBP: 0	WP: 0 PB: 0 SB: 0 CS: 0	PA: 28							
<b>PITCHER</b> <b>Bill Monbouquette, R</b> ERA: 4.29 (1, 1)	IP	WLS	BF	H	R	ER	SO	BB	IBB	HBP	BLK	WP	HR	S	P	ERA	WHIP										



Batter	1	2	3	4	5	6	7	8	9	AB	R	H	RBI	BB	SO	LOB	TOP					
<b>Billy Gardner, R</b> OBP: 0.311, SLG: 0.346 (1, 4)										5	1	1	2	0	1	3	<b>Boston Red Sox @ Chicago White Sox</b> Comiskey Park, Chicago, IL Thu Aug 02 1962, 4:33 AM EDT Att: 5,259 - Unknown					
<b>Gary Geiger, L</b> OBP: 0.319, SLG: 0.371 (1, 8)										3	0	1	1	1	0	0						
<b>Carl Yastrzemski, L</b> OBP: 0.363, SLG: 0.461 (1, 7)										5	0	2	1	0	1	3						
<b>Jim Pagliaroni, R</b> OBP: 0.379, SLG: 0.500 (1, 2)											4	0	0	1	1	0		1				
<b>Pete Runnels, L</b> OBP: 0.423, SLG: 0.483 (1, 3)											4	1	1	0	0	1		3				
<b>Lou Clinton, R</b> OBP: 0.362, SLG: 0.578 (1, 9)											4	1	3	1	0	0		0				
<b>Frank Malzone, R</b> OBP: 0.307, SLG: 0.395 (1, 5)											4	2	1	0	0	1		2				
<b>Eddie Bressoud, R</b> OBP: 0.326, SLG: 0.420 (1, 6)											4	2	3	1	0	0		0				
<b>Don Schwall, R</b> OBP: 0.174, SLG: 0.136 <b>Dick Radatz, R</b> OBP: 0.100, SLG: 0.100 (6, 1)											2	0	0	0	1	0		2				
<b>Inning Stats</b>	R: 0 E: 0 K: 1 S: 5	H: 1 LOB: 0 BB: 0 P: 5	R: 5 E: 0 K: 0 S: 9	H: 6 LOB: 3 BB: 2 P: 17	R: 0 E: 0 K: 1 S: 5	H: 0 LOB: 0 BB: 0 P: 5	R: 0 E: 0 K: 0 S: 3	H: 0 LOB: 0 BB: 0 P: 3	R: 0 E: 0 K: 0 S: 3	H: 1 LOB: 0 BB: 0 P: 3	R: 2 E: 0 K: 1 S: 8	H: 2 LOB: 2 BB: 1 P: 12	R: 0 E: 0 K: 1 S: 6	H: 1 LOB: 1 BB: 0 P: 6	R: 0 E: 0 K: 1 S: 5	H: 1 LOB: 0 BB: 0 P: 5		R: 0 E: 0 K: 0 S: 3	H: 0 LOB: 0 BB: 0 P: 3	1B: 10 2B: 2 3B: 1 HR: 0	SF: 1 SAC: 0 DP: 3 HBP: 0	WP: 0 PB: 0 SB: 0 CS: 0
<b>PITCHER</b>	IP	WLS	BF	H	R	ER	SO	BB	IBB	HBP	BLK	WP	HR	S	P	ERA	WHIP					
<b>Ray Herbert, R</b> ERA: 3.87	1.2	L	11	6	5	5	1	1	0	0	0	0	0	12	16	27.00	4.200					
<b>Dom Zanni, R</b> ERA: 4.11	0.0		2	1	0	0	0	1	0	0	0	0	0	1	5	∞	∞					
<b>Mike Joyce, R</b> ERA: 1.0	2.1		7	0	0	0	1	0	0	0	0	0	0	9	9	0.00	0.000					
<b>Turk Lown, R</b> ERA: 3.32	1.1		8	3	2	2	0	1	0	0	0	0	0	7	11	13.50	3.000					
<b>Dean Stone, L</b> ERA: 4.59	0.2		2	0	0	0	1	0	0	0	0	0	0	4	4	0.00	0.000					
<b>Eddie Fisher, R</b> ERA: 3.31	3.0		10	2	0	0	2	0	0	0	0	0	0	14	14	0.00	0.667					

Batter	1	2	3	4	5	6	7	8	9	AB	R	H	RBI	BB	SO	LOB	BOTTOM					
<b>Luis Aparicio, R</b> OBP: 0.283, SLG: 0.364 (1, 6)											5	1	2	1	0	0	0					
<b>Nellie Fox, L</b> OBP: 0.297, SLG: 0.331 (1, 4)											5	0	0	0	0	0	1					
<b>Joe Cunningham, L</b> OBP: 0.425, SLG: 0.469 (1, 3)											3	0	0	0	1	0	0					
<b>Floyd Robinson, L</b> OBP: 0.374, SLG: 0.465 (1, 9)											4	0	0	0	0	1	1					
<b>Charlie Maxwell, L</b> OBP: 0.353, SLG: 0.478 (1, 7)											3	1	0	0	1	0	0					
<b>Al Smith, R</b> OBP: 0.364, SLG: 0.486 (1, 5)											3	1	1	2	1	0	0					
<b>Jim Landis, R</b> OBP: 0.343, SLG: 0.406 (1, 8)											4	0	2	0	0	0	1					
<b>Cam Carreon, R</b> OBP: 0.314, SLG: 0.343 (1, 2)											4	1	2	0	0	1	3					
<b>Ray Herbert, R</b> ERA: 3.87	1.2		1	0	0	0	0	1	0	0	0	0	0	1	5	∞	∞					
<b>Dom Zanni, R</b> ERA: 4.11	0.0		2	1	0	0	0	1	0	0	0	0	0	1	5	∞	∞					
<b>Mike Joyce, R</b> ERA: 1.0	2.1		7	0	0	0	1	0	0	0	0	0	0	9	9	0.00	0.000					
<b>Turk Lown, R</b> ERA: 3.32	1.1		8	3	2	2	0	1	0	0	0	0	0	7	11	13.50	3.000					
<b>Dean Stone, L</b> ERA: 4.59	0.2		2	0	0	0	1	0	0	0	0	0	0	4	4	0.00	0.000					
<b>Inning Stats</b>	R: 0 E: 0 K: 0 S: 3	H: 0 LOB: 0 BB: 0 P: 3	R: 2 E: 0 K: 1 S: 7	H: 2 LOB: 1 BB: 1 P: 11	R: 0 E: 0 K: 0 S: 3	H: 0 LOB: 1 BB: 1 P: 7	R: 0 E: 0 K: 0 S: 5	H: 2 LOB: 2 BB: 0 P: 5	R: 1 E: 0 K: 0 S: 4	H: 1 LOB: 0 BB: 0 P: 4	R: 0 E: 1 K: 0 S: 4	H: 0 LOB: 2 BB: 1 P: 8	R: 0 E: 0 K: 0 S: 3	H: 0 LOB: 0 BB: 0 P: 3	R: 0 E: 0 K: 1 S: 5	H: 0 LOB: 1 BB: 0 P: 5	R: 1 E: 0 K: 0 S: 5	H: 2 LOB: 1 BB: 0 P: 5	1B: 3 2B: 1 3B: 1 HR: 2	SF: 0 SAC: 0 DP: 0 HBP: 0	WP: 1 PB: 0 SB: 0 CS: 0	PA: 38
<b>PITCHER</b>	IP	WLS	BF	H	R	ER	SO	BB	IBB	HBP	BLK	WP	HR	S	P	ERA	WHIP					
<b>Don Schwall, R</b> ERA: 5.53	5.1	W	24	5	3	3	1	3	0	0	0	1	0	16	16	2.46	0.545					
<b>Dick Radatz, R</b> ERA: 2.05	6.1	S	14	2	1	1	1	0	0	0	0	0	0	16	16	2.46	0.545					



Batter	1	2	3	4	5	6	7	8	9	AB	R	H	RBI	BB	SO	LOB	TOP					
Jim Piersall, R (1, 8) OBP: 0.320, SLG: 0.362										3	0	1	1	1	1	0	<b>Washington Senators @ Boston Red Sox</b> Fenway Park, Boston, MA Fri Aug 03 1962, 7:05 PM EDT Att: 10,112 - Unknown					
Chuck Cottier, R (1, 4) OBP: 0.324, SLG: 0.371										4	0	2	1	0	0	2						
Bob Johnson, R (1, 5) OBP: 0.330, SLG: 0.419										4	0	0	0	0	0	5						
Harry Bright, R (1, 3) OBP: 0.340, SLG: 0.496										4	0	2	0	0	0	2						
Chuck Hinton, R (1, 9) OBP: 0.350, SLG: 0.483										3	0	0	0	1	1	3						
Ken Retzer, L (1, 2) OBP: 0.356, SLG: 0.444										4	0	0	0	0	0	2						
Don Lock, R (1, 7) OBP: 0.314, SLG: 0.439										3	1	0	0	1	3	0						
Ed Brinkman, R (1, 6) OBP: 0.200, SLG: 0.210										3	1	1	0	1	1	0						
Don Rudolph, L (1, 1) OBP: 0.279, SLG: 0.308										2	0	0	0	0	2	2						
Jim Hannan, R (8, 1) OBP: 0.167, SLG: 0.167										1	0	0	0	0	1	0						
<b>Inning Stats</b>	R: 0 E: 0 K: 2 S: 9	H: 2 LOB: 2 P: 9	R: 0 E: 0 K: 1 S: 5	H: 0 LOB: 0 BB: 0 P: 5	R: 0 E: 0 K: 1 S: 5	H: 0 LOB: 0 BB: 0 P: 5	R: 0 E: 0 K: 0 S: 4	H: 1 LOB: 1 BB: 0 P: 4	R: 2 E: 0 K: 1 S: 8	H: 3 LOB: 2 BB: 1 P: 12	R: 0 E: 0 K: 0 S: 5	H: 0 LOB: 0 BB: 0 P: 5	R: 0 E: 0 K: 0 S: 3	H: 0 LOB: 2 BB: 2 P: 11	R: 0 E: 0 K: 0 S: 2	H: 0 LOB: 0 BB: 1 P: 6	R: 0 E: 0 K: 3 S: 9	H: 0 LOB: 0 BB: 0 P: 9	1B: 6 2B: 1 3B: 0 HR: 0	SF: 0 SAC: 1 DP: 1 HBP: 0	WP: 0 PB: 0 SB: 0 CS: 0	PA: 36
<b>PITCHER</b>	IP WLS BF H R ER SO BB IBB HBP BLK WP HR S P ERA WHIP																					
Earl Wilson, R (1, 1) ERA: 3.75	7.0 L 30 6 2 2 6 3 0 0 0 0 0 0 39 51 2.57 1.286																					
Mike Fomies, R (8, 1) ERA: 5.65	1.0 3 0 0 0 0 1 0 0 0 0 0 0 2 6 0.00 1.000																					
Dick Radatz, R (9, 1) ERA: 2.03	1.0 3 0 0 0 3 0 0 0 0 0 0 0 9 9 0.00 0.000																					

Batter	1	2	3	4	5	6	7	8	9	AB	R	H	RBI	BB	SO	LOB	BOTTOM			
Billy Gardner, R (1, 4) OBP: 0.302, SLG: 0.335										5	0	0	0	0	0	2	<b>Washington Senators @ Boston Red Sox</b> Fenway Park, Boston, MA Fri Aug 03 1962, 7:05 PM EDT Att: 10,112 - Unknown			
Carroll Hardy, R (1, 8) OBP: 0.317, SLG: 0.338										3	1	1	0	1	0	0				
Dick Radatz, R (9, 1) OBP: 0.100, SLG: 0.100										0	0	0	0	0	0	0				
Carl Yastrzemski, L (1, 7) OBP: 0.362, SLG: 0.463										4	0	1	1	0	1	1				
Jim Pagliaroni, R (1, 2) OBP: 0.381, SLG: 0.498										3	0	1	0	1	0	2				
Gary Geiger, L (8, PR) OBP: 0.319, SLG: 0.371										0	0	0	0	0	0	0				
Lou Clinton, R (1, 9) OBP: 0.355, SLG: 0.565										4	0	0	0	0	1	3				
Frank Malzone, R (1, 5) OBP: 0.309, SLG: 0.396										4	0	2	0	0	0	2				
Pete Runnels, L (1, 3) OBP: 0.424, SLG: 0.483										4	0	2	0	0	0	2				
Eddie Bressoud, R (1, 6) OBP: 0.326, SLG: 0.418										2	0	0	0	1	0	1				
Earl Wilson, R (1, 1) OBP: 0.262, SLG: 0.410										2	0	0	0	0	1	0				
Bob Tillman, R (7, PH) OBP: 0.295, SLG: 0.497										1	0	0	0	0	0	2				
Mike Fomies, R (8, 1) OBP: 0.250, SLG: 0.250										0	0	0	0	0	0	0				
Russ Nixon, L (9, 2) OBP: 0.340, SLG: 0.404										0	0	0	0	1	0	0				
<b>Inning Stats</b>	R: 0 E: 0 K: 1 S: 5	H: 0 LOB: 0 P: 5	R: 0 E: 0 K: 1 S: 6	H: 1 LOB: 1 BB: 0 P: 6	R: 0 E: 0 K: 0 S: 3	H: 0 LOB: 0 BB: 0 P: 3	R: 0 E: 0 K: 0 S: 4	H: 1 LOB: 1 BB: 0 P: 4	R: 0 E: 1 K: 1 S: 7	H: 1 LOB: 2 BB: 0 P: 7	R: 0 E: 0 K: 0 S: 4	H: 1 LOB: 2 BB: 1 P: 8	R: 1 E: 0 K: 0 S: 4	H: 1 LOB: 2 BB: 2 P: 12	R: 0 E: 0 K: 0 S: 3	H: 1 LOB: 1 BB: 1 P: 7	1B: 6 2B: 0 3B: 1 HR: 0	SF: 0 SAC: 1 DP: 2 HBP: 0	WP: 0 PB: 0 SB: 0 CS: 0	PA: 37
<b>PITCHER</b>	IP WLS BF H R ER SO BB IBB HBP BLK WP HR S P ERA WHIP																			
Don Rudolph, L (1, 1) ERA: 3.18	7.1 W 30 6 1 1 3 2 0 0 0 0 0 0 34 42 1.23 1.091																			
Jim Hannan, R (8, 1) ERA: 3.35	1.2 S 7 1 0 0 0 2 0 0 0 0 0 0 5 13 0.00 1.800																			



Batter	1	2	3	4	5	6	7	8	9	AB	R	H	RBI	BB	SO	LOB	TOP					
Jim Piersall, R (1, 8) OBP: 0.321, SLG: 0.360	5-3		F9 1B BB	K				F4		4	0	1	1	1	1	2						
Chuck Cottier, R (1, 4) OBP: 0.328, SLG: 0.373	3-1		S 1B			G5-4-3 BB		F8	S 1B	4	0	2	0	1	0	2						
Johnny Schaive, R (1, 5) OBP: 0.277, SLG: 0.444	HR		F9					K	K	5	2	2	2	0	1	4						
Harry Bright, R (1, 3) OBP: 0.337, SLG: 0.490	1B		F6			G5-4-3		K	K	5	0	1	0	0	1	4						
Chuck Hinton, R (1, 9) OBP: 0.348, SLG: 0.477	K		F8					F7	1B SF8 BB	4	1	0	0	1	1	3						
Ken Retzer, L (1, 2) OBP: 0.357, SLG: 0.443		F7				FC6-4 1B		F6	F6	5	0	2	0	0	0	0						
Don Lock, R (1, 7) OBP: 0.304, SLG: 0.489	6-3		FC6-4 1B			HR		HR	SF8	4	1	1	2	0	0	1						
Ed Brinkman, R (1, 6) OBP: 0.232, SLG: 0.246			L7			HBP 1B BB				3	1	2	0	1	0	1						
Pete Burnside, R (1, 1) OBP: 0.114, SLG: 0.061 (6, PH)	5-3							L9		2	0	1	0	0	0	1						
Jim King, L (6, PH) OBP: 0.350, SLG: 0.375						1B				0	0	0	0	0	0	0						
Ed Hobaugh, R (6, 1)						1B				1	0	0	0	0	0	2						
<b>Inning Stats</b>	R: 1 E: 0 K: 1 S: 7	H: 2 LOB: 1 BB: 0 P: 7	R: 0 E: 0 K: 0 S: 4	H: 1 LOB: 1 BB: 0 P: 4	R: 0 E: 0 K: 0 S: 4	H: 1 LOB: 2 BB: 1 P: 8	R: 0 E: 0 K: 1 S: 7	H: 2 LOB: 0 BB: 0 P: 7	R: 0 E: 0 K: 0 S: 2	H: 0 LOB: 0 BB: 1 P: 6	R: 2 E: 0 K: 0 S: 5	H: 2 LOB: 2 BB: 1 P: 10	R: 2 E: 0 K: 1 S: 8	H: 3 LOB: 1 BB: 1 P: 12	R: 0 E: 0 K: 1 S: 6	H: 1 LOB: 1 BB: 0 P: 6	R: 0 E: 0 K: 0 S: 3	H: 0 LOB: 0 BB: 0 P: 3	1B: 8 2B: 1 3B: 0 HR: 3	SF: 1 SAC: 0 DP: 1 HBP: 1	WP: 0 PB: 0 SB: 2 CS: 0	PA: 43
<b>PITCHER</b>	IP WLS BF H R ER SO BB IBB HBP BLK WP HR S P ERA WHIP																					
Gene Conley, R (1, 1) ERA: 4.24	5.2	L	28	8	3	3	2	3	0	1	0	0	0	2	28	41	4.76	1.941				
Arnold Earley, L (6, 1) ERA: 5.5	1.1	L	8	3	2	2	1	1	0	0	0	0	0	1	9	13	13.50	3.000				
Galen Cisco, R (8, 1) ERA: 6.59	2.0		7	1	0	0	1	0	0	0	0	0	0	0	9	9	0.00	0.500				

Washington Senators @ Boston Red Sox  
Fenway Park, Boston, MA  
Sat Aug 04 1962, 3:33 AM EDT  
Att: 5,328 - Unknown

AB 37  
R 5  
H 12  
RBI 5  
BB 4  
SO 4  
LOB 20



Batter	1	2	3	4	5	6	7	8	9	AB	R	H	RBI	BB	SO	LOB	BOTTOM					
Billy Gardner, R (1, 4) OBP: 0.297, SLG: 0.329	6-3		F9	F6			G6-3		F7	3	0	0	0	0	0	3						
Russ Nixon, L (7, PH) OBP: 0.333, SLG: 0.396										1	0	0	0	0	0	1						
Chuck Schilling, R (8, 4) OBP: 0.290, SLG: 0.330										1	0	0	0	0	0	1						
Carroll Hardy, R (1, 8) OBP: 0.316, SLG: 0.334			6-3			F7		F7		3	0	0	0	1	0	1						
Galen Cisco, R (8, 1) OBP: 0.179, SLG: 0.120		BB								0	0	0	0	0	0	0						
Carl Yastrzemski, L (1, 7) OBP: 0.359, SLG: 0.479	F9		K			F8		K		4	0	0	0	0	2	2						
Jim Pagliaroni, R (1, 2) OBP: 0.379, SLG: 0.493	F7			F4	F7				FC5-4 1B	4	0	1	0	0	0	1						
Lou Clinton, R (1, 9) OBP: 0.358, SLG: 0.572			G6-4-3 BB	1B	3B		F7	F8		3	1	1	0	1	0	1						
Frank Malzone, R (1, 5) OBP: 0.308, SLG: 0.395		G6-4-3		1B	E	1B	E3	FC5-4		4	1	1	1	0	0	2						
Pete Runnels, L (1, 3) OBP: 0.424, SLG: 0.483		K		1-3	E	1B				4	0	2	0	0	1	0						
Eddie Bressoud, R (1, 6) OBP: 0.325, SLG: 0.419				3B	2B		G6-4-3		F7	4	1	1	1	0	0	3						
Gene Conley, R (1, 1) OBP: 0.254, SLG: 0.400				3B	2B					2	0	1	1	0	0	2						
Arnold Earley, L (6, 1) OBP: 0.273, SLG: 0.200										0	0	0	0	0	0	0						
Gary Geiger, L (7, PH) OBP: 0.323, SLG: 0.375				1-3	2-3			G6-3		2	0	2	0	0	0	0						
<b>Inning Stats</b>	R: 0 E: 0 K: 0 S: 3	H: 0 LOB: 1 BB: 1 P: 7	R: 0 E: 0 K: 1 S: 4	H: 0 LOB: 0 BB: 1 P: 8	R: 1 E: 0 K: 1 S: 7	H: 2 LOB: 1 BB: 0 P: 7	R: 2 E: 1 K: 0 S: 4	H: 3 LOB: 2 BB: 0 P: 7	R: 0 E: 0 K: 0 S: 3	H: 0 LOB: 0 BB: 0 P: 3	R: 0 E: 0 K: 0 S: 3	H: 1 LOB: 1 BB: 0 P: 4	R: 0 E: 0 K: 1 S: 6	H: 1 LOB: 1 BB: 0 P: 6	R: 0 E: 0 K: 0 S: 4	H: 1 LOB: 1 BB: 0 P: 4	1B: 6 2B: 1 3B: 2 HR: 0	SF: 0 SAC: 0 DP: 3 HBP: 0	WP: 0 PB: 0 SB: 0 CS: 0	PA: 37		
<b>PITCHER</b>	IP WLS BF H R ER SO BB IBB HBP BLK WP HR S P ERA WHIP																					
Pete Burnside, L (1, 1) ERA: 4.03	5.0	W	22	5	3	3	2	2	0	0	0	0	0	0	24	32	5.40	1.400				
Ed Hobaugh, R (6, 1) ERA: 4.18	4.0	W	15	4	0	0	1	0	0	0	0	0	0	17	17	0.00	1.000					

Washington Senators @ Boston Red Sox  
Fenway Park, Boston, MA  
Sat Aug 04 1962, 3:33 AM EDT  
Att: 5,328 - Unknown

AB 35  
R 3  
H 9  
RBI 3  
BB 2  
SO 3  
LOB 17













Batter	1	2	3	4	5	6	7	8	9	AB	R	H	RBI	BB	SO	LOB	TOP					
Albie Pearson, L OBP: 0.390, SLG: 0.382	6-3		E 2B	F9		E5 1B	4-3			5	2	2	0	0	0	2						
Billy Moran, R OBP: 0.339, SLG: 0.432	6-3		E6 G3 2B 1B		G3	6-3				5	1	2	0	0	0	1						
Lee Thomas, L OBP: 0.347, SLG: 0.438			G3							4	1	2	1	1	0	1						
Leon Wagner, L OBP: 0.348, SLG: 0.533	4-3		HBP 2B			F9				5	0	3	2	0	0	2						
Buck Rodgers, S OBP: 0.326, SLG: 0.395										4	0	1	0	1	1	2						
Felix Torres, R OBP: 0.337, SLG: 0.428										4	1	2	0	0	1	1						
George Thomas, R OBP: 0.375, SLG: 0.368										3	0	1	0	2	1	3						
Joe Koppe, R OBP: 0.359, SLG: 0.318										4	0	1	1	1	1	5						
Dean Chance, R OBP: 0.147, SLG: 0.094										5	0	0	0	0	1	3						
<b>Inning Stats</b>	R: 0 E: 0 K: 0 S: 3	H: 0 LOB: 1 BB: 1 P: 7	R: 0 E: 0 K: 1 S: 6	H: 2 LOB: 1 BB: 0 P: 6	R: 2 E: 1 K: 0 S: 6	H: 3 LOB: 1 BB: 1 P: 11	R: 0 E: 0 K: 0 S: 3	H: 0 LOB: 0 BB: 0 P: 3	R: 1 E: 0 K: 1 S: 8	H: 3 LOB: 3 BB: 1 P: 12	R: 1 E: 1 K: 0 S: 5	H: 2 LOB: 1 BB: 0 P: 5	R: 1 E: 0 K: 1 S: 7	H: 2 LOB: 2 BB: 1 P: 11	R: 0 E: 0 K: 0 S: 4	H: 2 LOB: 1 BB: 0 P: 4	R: 0 E: 0 K: 2 S: 7	H: 0 LOB: 1 BB: 1 P: 11	1B: 11 2B: 3 3B: 0 HR: 0	SF: 0 SAC: 0 DP: 1 HBP: 1	WP: 0 PB: 0 SB: 0 CS: 0	PA: 45
<b>PITCHER</b>	IP	WLS	BF	H	R	ER	SO	BB	IBB	HBP	BLK	WP	HR	S	P	ERA	WHIP					
Don Schwall, R ERA: 5.54	4.2	L	25	8	3	3	1	3	0	1	0	0	0	23	36	5.79	2.357					
Mike Fomies, R ERA: 5.59	2.1		12	4	2	1	2	1	0	0	0	0	0	15	19	3.86	2.143					
Chet Nichols, L ERA: 2.27	2.0		8	2	0	0	2	1	0	0	0	0	0	11	15	0.00	1.500					

Los Angeles Angels @ Boston Red Sox  
Fenway Park, Boston, MA  
Mon Aug 06 1962, 7:05 PM EDT  
Att: 9,824 - Unknown

AB 39  
R 5  
H 14  
RBI 4  
BB 5  
SO 5  
LOB 20



Batter	1	2	3	4	5	6	7	8	9	AB	R	H	RBI	BB	SO	LOB	BOTTOM					
Chuck Schilling, R OBP: 0.297, SLG: 0.335										2	1	1	0	2	0	0						
Gary Geiger, L OBP: 0.317, SLG: 0.364										3	1	0	0	1	0	2						
Carl Yastrzemski, L OBP: 0.359, SLG: 0.475										3	0	0	0	1	2	4						
Lou Clinton, R OBP: 0.359, SLG: 0.575										4	0	3	1	0	0	0						
Russ Nixon, L OBP: 0.298, SLG: 0.352										4	0	0	1	0	0	5						
Frank Malzone, R OBP: 0.307, SLG: 0.390										4	0	1	0	0	0	1						
Don Gile, R										4	0	0	0	0	0	1						
Eddie Bressoud, R OBP: 0.323, SLG: 0.421										4	0	1	0	0	1	0						
Don Schwall, R OBP: 0.170, SLG: 0.133										1	0	0	0	0	0	0						
Mike Fomies, R OBP: 0.231, SLG: 0.231										1	0	0	0	0	1	0						
Pumpsie Green, S OBP: 0.268, SLG: 0.213										1	0	0	0	0	0	0						
Chet Nichols, S										0	0	0	0	0	0	0						
Dave Philley, S OBP: 0.250, SLG: 0.190										1	0	0	0	0	0	1						
<b>Inning Stats</b>	R: 0 E: 0 K: 1 S: 6	H: 1 LOB: 2 BB: 1 P: 10	R: 0 E: 0 K: 1 S: 5	H: 1 LOB: 0 BB: 0 P: 5	R: 0 E: 0 K: 0 S: 3	H: 0 LOB: 0 BB: 1 P: 7	R: 0 E: 0 K: 0 S: 3	H: 0 LOB: 0 BB: 0 P: 3	R: 0 E: 0 K: 1 S: 5	H: 0 LOB: 0 BB: 0 P: 5	R: 2 E: 0 K: 1 S: 7	H: 2 LOB: 1 BB: 1 P: 11	R: 0 E: 0 K: 0 S: 3	H: 0 LOB: 0 BB: 0 P: 3	R: 0 E: 0 K: 0 S: 4	H: 1 LOB: 2 BB: 1 P: 8	R: 0 E: 0 K: 0 S: 4	H: 1 LOB: 1 BB: 0 P: 4	1B: 3 2B: 3 3B: 0 HR: 0	SF: 0 SAC: 0 DP: 1 HBP: 0	WP: 0 PB: 0 SB: 0 CS: 0	PA: 36
<b>PITCHER</b>	IP	WLS	BF	H	R	ER	SO	BB	IBB	HBP	BLK	WP	HR	S	P	ERA	WHIP					
Dean Chance, R ERA: 3.36	9.0	W	36	6	2	2	4	4	0	0	0	0	0	40	56	2.00	1.111					

Los Angeles Angels @ Boston Red Sox  
Fenway Park, Boston, MA  
Mon Aug 06 1962, 7:05 PM EDT  
Att: 9,824 - Unknown

AB 32  
R 2  
H 6  
RBI 2  
BB 4  
SO 4  
LOB 14





Batter	1	2	3	4	5	6	7	8	9	AB	R	H	RBI	BB	SO	LOB	TOP			
Albie Pearson, L (1, 8) OBP: 0.386, SLG: 0.378	4-3		G3-6-1			4-3			2-3	4	0	0	0	0	0	1	<b>Los Angeles Angels @ Boston Red Sox</b> Fenway Park, Boston, MA Tue Aug 07 1962, 3:33 AM EDT Att: 5,564 - Unknown			
Billy Moran, R (1, 4) OBP: 0.338, SLG: 0.430	F3			2-3			F7		WP BB 1B	4	1	1	0	0	0	0				
Lee Thomas, L (1, 3) OBP: 0.351, SLG: 0.442				P5			FC6 1B		WP 1B BB	3	1	2	0	1	0	0				
Leon Wagner, L (1, 7) OBP: 0.347, SLG: 0.530	G3			5-3			F7		E 1B SF9 BB	3	1	0	0	1	0	2				
Buck Rodgers, S (1, 2) OBP: 0.325, SLG: 0.394		F9				F7			E2 1B	4	0	1	2	0	0	1				
Felix Torres, R (1, 5) OBP: 0.336, SLG: 0.427		K				5-3			SF9 1B	3	0	1	1	0	1	0				
George Thomas, R (1, 9) OBP: 0.321, SLG: 0.304									FC4-6 1B P6	4	0	0	0	0	1	2				
Joe Koppe, R (1, 6) OBP: 0.356, SLG: 0.316			K						L5-4 1B	2	0	0	0	0	2	0				
Tom Burgess, L (8, PH) OBP: 0.354, SLG: 0.336										1	0	1	0	0	0	0				
Jim Fregosi, R (8, PH) OBP: 0.226, SLG: 0.207										0	0	0	0	0	0	0				
Bo Belinsky, L (1, 1) OBP: 0.222, SLG: 0.103										2	0	1	0	0	0	0				
Earl Averill, R (8, PH) OBP: 0.360, SLG: 0.329										1	0	0	0	0	0	2				
Dan Osinski, R (8, 1)										0	0	0	0	0	0	0				
<b>Inning Stats</b>	R: 0 E: 0 K: 0 S: 4	H: 1 LOB: 1 BB: 0 P: 4	R: 0 E: 0 K: 1 S: 5	H: 0 LOB: 0 BB: 0 P: 5	R: 0 E: 0 K: 1 S: 5	H: 1 LOB: 0 BB: 0 P: 5	R: 0 E: 0 K: 1 S: 3	H: 0 LOB: 0 BB: 0 P: 3	R: 0 E: 0 K: 1 S: 5	H: 0 LOB: 0 BB: 0 P: 5	R: 0 E: 0 K: 0 S: 4	H: 1 LOB: 1 BB: 0 P: 4	R: 0 E: 0 K: 0 S: 4	H: 2 LOB: 2 BB: 0 P: 4	R: 3 E: 1 K: 0 S: 5	H: 2 LOB: 1 BB: 2 P: 13	1B: 6 2B: 2 3B: 0 HR: 0	SF: 1 SAC: 0 DP: 2 HBP: 0	WP: 1 PB: 0 SB: 1 CS: 0	PA: 34
<b>PITCHER</b>	IP WLS BF H R ER SO BB IBB HBP BLK WP HR S P ERA WHIP																			
Earl Wilson, R (1, 1) ERA: 3.64	8.1 L 30 6 2 2 4 1 0 0 0 0 0 0 37 41 2.16 0.840																			
Arnold Earley, L (9, 1) ERA: 5.5	0.0 2 1 0 0 0 1 0 0 0 0 1 0 1 5 ∞ ∞																			
Dick Radatz, R (9, 1) ERA: 1.89	0.2 2 0 1 0 0 0 0 0 0 0 0 0 2 2 0.00 0.000																			

AB	31
R	3
H	7
RBI	3
BB	2
SO	4
LOB	8



Batter	1	2	3	4	5	6	7	8	9	AB	R	H	RBI	BB	SO	LOB	BOTTOM			
Chuck Schilling, R (1, 4) OBP: 0.292, SLG: 0.329	4-3			5-3	F8					4	0	0	0	0	0	2	<b>Los Angeles Angels @ Boston Red Sox</b> Fenway Park, Boston, MA Tue Aug 07 1962, 3:33 AM EDT Att: 5,564 - Unknown			
Pete Runnels, L (9, PH) OBP: 0.419, SLG: 0.476									K	1	0	0	0	0	1	1				
Eddie Brassoud, R (1, 6) OBP: 0.327, SLG: 0.428	F9			1B						3	1	2	0	1	0	0				
Carl Yastrzemski, L (1, 7) OBP: 0.356, SLG: 0.470	4-3			F7	F8					4	0	0	0	0	0	4				
Lou Clinton, R (1, 9) OBP: 0.362, SLG: 0.571		K		BB 1B BB						3	0	1	0	1	2	1				
Bob Tillman, R (1, 2) OBP: 0.297, SLG: 0.491		5-3			BB 1B					3	0	1	1	1	0	1				
Frank Malzone, R (1, 5) OBP: 0.306, SLG: 0.388		6-3			BB 1B					3	0	0	0	1	1	2				
Don Giles, R (1, 3)										3	0	0	0	0	2	3				
Russ Nixon, L (9, PH) OBP: 0.293, SLG: 0.345				P5						1	0	0	0	0	1	0				
Gary Geiger, L (1, 8) OBP: 0.319, SLG: 0.361				4-3						2	0	0	0	2	0	0				
Earl Wilson, R (1, 1) OBP: 0.244, SLG: 0.381										3	0	0	0	0	0	2				
Arnold Earley, L (9, 1) OBP: 0.273, SLG: 0.200										0	0	0	0	0	0	0				
Dick Radatz, R (9, 1) OBP: 0.095, SLG: 0.095										0	0	0	0	0	0	0				
Pumpsie Green, S (9, PH) OBP: 0.264, SLG: 0.210										1	0	0	0	0	0	1				
<b>Inning Stats</b>	R: 0 E: 0 K: 0 S: 3	H: 0 LOB: 0 BB: 0 P: 3	R: 0 E: 0 K: 1 S: 5	H: 0 LOB: 0 BB: 0 P: 5	R: 0 E: 0 K: 0 S: 3	H: 0 LOB: 0 BB: 0 P: 3	R: 1 E: 0 K: 1 S: 7	H: 2 LOB: 2 BB: 2 P: 15	R: 0 E: 0 K: 0 S: 3	H: 0 LOB: 0 BB: 2 P: 11	R: 0 E: 0 K: 0 S: 5	H: 1 LOB: 1 BB: 1 P: 9	R: 0 E: 0 K: 2 S: 8	H: 1 LOB: 2 BB: 1 P: 12	R: 0 E: 1 K: 2 S: 8	H: 0 LOB: 1 BB: 0 P: 8	1B: 2 2B: 2 3B: 0 HR: 0	SF: 0 SAC: 0 DP: 1 HBP: 0	WP: 0 PB: 0 SB: 1 CS: 0	PA: 37
<b>PITCHER</b>	IP WLS BF H R ER SO BB IBB HBP BLK WP HR S P ERA WHIP																			
Bo Belinsky, L (1, 1) ERA: 3.18	7.0 3 1 1 3 5 0 0 0 0 0 0 0 29 49 1.29 1.143																			
Dan Osinski, R (8, 1) ERA: 9.19	2.0 W 9 1 0 0 4 1 0 0 0 0 0 0 16 20 0.00 1.000																			

AB	31
R	1
H	4
RBI	1
BB	6
SO	7
LOB	17






Batter	1	2	3	4	5	6	7	8	9	AB	R	H	RBI	BB	SO	LOB	TOP			
Willie Tasby, R OBP: 0.330, SLG: 0.325	0-0 4-3		0-0 4-3			0-0 F9		0-0 F8		4	0	0	0	0	0	1				
Doc Edwards, R OBP: 0.442, SLG: 0.588	0-0 G6-4-3 1B			0-0 4-3			1-0 3-1 BB HBP		4-0 2B BB	2	0	1	0	1	0	0				
Tito Francona, L OBP: 0.320, SLG: 0.392	0-0 G6-4-3 1-2			0-3 K			0-0 F7		0-0 1-3 2B	4	0	1	0	0	1	2				
Chuck Essegian, R OBP: 0.367, SLG: 0.512		0-0 F8		0-3 K			4-0 1-2 3-1 BB		0-0 F2	3	0	0	0	1	1	2				
Al Luplow, L OBP: 0.376, SLG: 0.512		0-0 F8			0-0 G3		0-0 3-1		0-0 F4	4	0	0	0	0	0	4				
Bubba Phillips, R OBP: 0.294, SLG: 0.355		0-0 FC5-4 1B			0-0 F8		0-0 1-2 2-3 L5		0-0 5-3	4	0	1	0	0	0	4				
Jerry Kindall, R OBP: 0.270, SLG: 0.350		0-0 FC5-4 1-2			0-3 K			0-0 L5		3	0	0	0	0	1	1				
Jim Mahoney, R OBP: 0.190, SLG: 0.381			0-0 1-3			0-3 K		0-0 L3 2B		3	0	1	0	0	1	0				
Dick Donovan, L OBP: 0.221, SLG: 0.270			0-3 K			0-3 K		0-0 L3		1	0	0	0	0	1	0				
Don Dillard, L OBP: 0.287, SLG: 0.396										1	0	0	0	0	1	0				
Frank Funk, R OBP: 0.083, SLG: 0.083										0	0	0	0	0	0	0				
Ty Cline, L OBP: 0.320, SLG: 0.325										1	0	0	0	0	0	1				
Bill Dailey, R OBP: 0.320, SLG: 0.325										0	0	0	0	0	0	0				
<b>Inning Stats</b>	R: 0 E: 0 K: 0 S: 3	H: 1 LOB: 0 BB: 0 P: 3	R: 0 E: 0 K: 0 S: 4	H: 1 LOB: 0 BB: 0 P: 4	R: 0 E: 0 K: 1 S: 5	H: 0 LOB: 0 BB: 0 P: 5	R: 0 E: 0 K: 2 S: 7	H: 0 LOB: 0 BB: 0 P: 7	R: 0 E: 0 K: 1 S: 5	H: 0 LOB: 0 BB: 0 P: 5	R: 0 E: 0 K: 2 S: 7	H: 0 LOB: 0 BB: 0 P: 7	R: 0 E: 0 K: 0 S: 3	H: 1 LOB: 1 BB: 1 P: 8	R: 0 E: 0 K: 0 S: 4	H: 1 LOB: 2 BB: 1 P: 8	1B: 2 2B: 2 3B: 0 HR: 0	SF: 0 SAC: 0 DP: 1 HBP: 1	WP: 0 PB: 0 SB: 0 CS: 0	PA: 33
<b>PITCHER</b> Gene Conley, R ERA: 4.02	IP: 9.0 WLS: W BF: 33 H: 4 R: 0 ER: 0 SO: 6 BB: 2 IBB: 0 HBP: 1 BLK: 0 WP: 0 HR: 0 S: 42 P: 51 ERA: 0.00 WHIP: 0.667															<b>PITCHER</b>				

Cleveland Indians @ Boston Red Sox  
Fenway Park, Boston, MA  
Wed Aug 08 1962, 7:05 PM EDT  
Att: 13,489 - Unknown


AB 30  
R 0  
H 4  
RBI 0  
BB 2  
SO 6  
LOB 15



Batter	1	2	3	4	5	6	7	8	9	AB	R	H	RBI	BB	SO	LOB	BOTTOM			
Gary Geiger, L OBP: 0.324, SLG: 0.370	0-0 FC6-4 1B			0-0 2B		0-0 F8				4	0	3	3	0	0	1				
Eddie Brassoud, R OBP: 0.324, SLG: 0.424	0-0 FC6-4 1B 1-2 3B	2-H 1B		0-0 F8			0-3 K			4	1	0	0	0	1	3				
Carl Yastrzemski, L OBP: 0.356, SLG: 0.468	0-0 1-3 3B 1B		0-0 L8		0-0 F8		0-0 F7		0-0 F6	4	1	1	0	0	0	0				
Lou Clinton, R OBP: 0.364, SLG: 0.578	0-0 1-H 3-H SF7 3B		0-0 5-3		4-0 BB		0-0 F6			3	1	1	2	1	0	0				
Pete Runnels, L OBP: 0.418, SLG: 0.475	0-0 SF7		0-0 3-1		0-0 F5			0-0 1B		3	0	1	1	0	0	1				
Frank Malzone, R OBP: 0.308, SLG: 0.389	0-0 L6			0-0 SH1-4 2B 1B		0-0 F9		0-0 1B		4	1	2	0	0	0	1				
Bob Tillman, R OBP: 0.296, SLG: 0.485		0-0 L9		0-0 SH1-4 2B 1B		0-0 F7		0-3 K		4	1	1	0	0	1	2				
Chuck Schilling, R OBP: 0.293, SLG: 0.329		0-0 4-3 1B 1B		0-0 SH1-4		0-0 F8		0-3 K		3	1	1	0	0	1	2				
Gene Conley, R OBP: 0.254, SLG: 0.390		0-0 4-3 1-2		0-0 6-3		0-0 1B		0-3 K		4	0	1	0	0	1	5				
<b>Inning Stats</b>	R: 3 E: 0 K: 0 S: 6	H: 3 LOB: 0 BB: 0 P: 6	R: 1 E: 0 K: 0 S: 5	H: 2 LOB: 1 BB: 0 P: 5	R: 0 E: 0 K: 0 S: 3	H: 0 LOB: 0 BB: 0 P: 3	R: 2 E: 0 K: 0 S: 6	H: 3 LOB: 1 BB: 0 P: 6	R: 0 E: 0 K: 0 S: 3	H: 0 LOB: 1 BB: 1 P: 7	R: 0 E: 0 K: 0 S: 4	H: 1 LOB: 0 BB: 0 P: 4	R: 0 E: 0 K: 1 S: 5	H: 0 LOB: 0 BB: 1 P: 5	R: 0 E: 0 K: 3 S: 11	H: 2 LOB: 2 BB: 0 P: 11	1B: 9 2B: 1 3B: 1 HR: 0	SF: 1 SAC: 1 DP: 0 HBP: 0	WP: 0 PB: 0 SB: 0 CS: 0	PA: 36
<b>PITCHER</b> Dick Donovan, R ERA: 3.0 Frank Funk, R ERA: 3.18 Bill Dailey, R ERA: 2.96	IP: 5.0 WLS: L BF: 24 H: 8 R: 6 ER: 6 SO: 0 BB: 1 IBB: 0 HBP: 0 BLK: 0 WP: 0 HR: 0 S: 23 P: 27 ERA: 10.80 WHIP: 1.800															<b>PITCHER</b>				

Cleveland Indians @ Boston Red Sox  
Fenway Park, Boston, MA  
Wed Aug 08 1962, 7:05 PM EDT  
Att: 13,489 - Unknown

AB 33  
R 6  
H 11  
RBI 6  
BB 1  
SO 4  
LOB 15





Batter	1	2	3	4	5	6	7	8	9	AB	R	H	RBI	BB	SO	LOB	TOP					
Ty Cline, L OBP: 0.318, SLG: 0.320	L4-3	L7			L8		L7		BB	4	0	0	0	1	0	2						
Al Luplow, L OBP: 0.377, SLG: 0.507	1B		G3		F6		6-3		BB	4	0	1	0	1	0	0						
Tito Francona, L OBP: 0.321, SLG: 0.391	1B		1B	BB	F8				F9	4	0	1	0	1	0	3						
Willie Kirkland, L OBP: 0.283, SLG: 0.389	K		F9						K	4	0	0	0	0	2	3						
John Romano, R OBP: 0.364, SLG: 0.490	F4			1B					FC5-4	4	0	3	0	0	0	2						
Bubba Phillips, R OBP: 0.293, SLG: 0.354		FC1-4	K		F3				FC5-4	4	0	1	0	0	1	4						
Jerry Kindall, R OBP: 0.275, SLG: 0.355		FC1-4			F2				BB	3	0	2	0	1	0	0						
Jack Kubiszyn, R OBP: 0.200, SLG: 0.244		K							BB	3	0	0	0	0	2	4						
Chuck Essegian, R OBP: 0.366, SLG: 0.510		K			K				K	1	0	0	0	0	1	1						
Barry Latman, R OBP: 0.233, SLG: 0.321		FC1-4			F8				K	2	0	0	0	0	0	2						
Don Dillard, L OBP: 0.265, SLG: 0.393										1	0	0	0	0	0	0						
Jim Perry, S OBP: 0.174, SLG: 0.178										0	0	0	0	0	0	0						
Gene Green, R OBP: 0.336, SLG: 0.533										1	0	0	0	0	1	1						
<b>Inning Stats</b>	R: 0 E: 0 K: 1 S: 7	H: 2 LOB: 2 BB: 0 P: 7	R: 0 E: 0 K: 1 S: 7	H: 2 LOB: 0 BB: 0 P: 7	R: 0 E: 0 K: 1 S: 6	H: 1 LOB: 2 BB: 1 P: 10	R: 0 E: 0 K: 1 S: 5	H: 0 LOB: 0 BB: 0 P: 5	R: 0 E: 0 K: 0 S: 3	H: 0 LOB: 0 BB: 0 P: 3	R: 0 E: 0 K: 0 S: 4	H: 1 LOB: 2 BB: 1 P: 8	R: 0 E: 0 K: 0 S: 3	H: 0 LOB: 0 BB: 0 P: 3	R: 0 E: 0 K: 1 S: 6	H: 1 LOB: 1 BB: 2 P: 6	R: 0 E: 0 K: 2 S: 8	H: 1 LOB: 3 BB: 2 P: 16	1B: 6 2B: 2 3B: 0 HR: 0	SF: 0 SAC: 0 DP: 0 HBP: 0	WP: 0 PB: 0 SB: 0 CS: 0	PA: 39
<b>PITCHER</b> Bill Monbouquette, R ERA: 3.95	IP: 9.0 WLS: W BF: 39 H: 8 R: 0 ER: 0 SO: 7 BB: 4 IBB: 0 HBP: 0 BLK: 0 WP: 0 HR: 0 S: 49 P: 65 ERA: 0.00 WHIP: 1.333															<b>PITCHER</b>	IP: 9.0 WLS: W BF: 39 H: 8 R: 0 ER: 0 SO: 7 BB: 4 IBB: 0 HBP: 0 BLK: 0 WP: 0 HR: 0 S: 49 P: 65 ERA: 0.00 WHIP: 1.333					

Cleveland Indians @ Boston Red Sox  
Fenway Park, Boston, MA  
Thu Aug 09 1962, 3:33 AM EDT  
Att: 3,796 - Unknown

AB 35  
R 0  
H 8  
RBI 0  
BB 4  
SO 7  
LOB 22



Batter	1	2	3	4	5	6	7	8	9	AB	R	H	RBI	BB	SO	LOB	BOTTOM			
Gary Geiger, L OBP: 0.326, SLG: 0.371	E6	WP		F2			S			4	1	2	0	0	0	0				
Eddie Brassoud, R OBP: 0.325, SLG: 0.425	2B	K			BB		K			3	1	1	0	1	2	2				
Carl Yastrzemski, L OBP: 0.397, SLG: 0.470	E	L8			G1-4-6-3					3	1	1	1	1	0	2				
Lou Clinton, R OBP: 0.358, SLG: 0.567	K				6-3					4	0	0	0	0	1	4				
Pete Runnels, L OBP: 0.416, SLG: 0.471	E				4-3					3	1	0	0	1	0	0				
Frank Malzone, R OBP: 0.310, SLG: 0.390	E8	IBB								4	0	2	2	0	0	0				
Bob Tillman, R OBP: 0.295, SLG: 0.483	SF7				5-3					3	0	1	1	0	0	1				
Chuck Schilling, R OBP: 0.289, SLG: 0.325	K				F6					3	0	0	0	0	1	2				
Bill Monbouquette, R OBP: 0.208, SLG: 0.125		K			L4					3	0	0	0	0	1	0				
<b>Inning Stats</b>	R: 4 E: 2 K: 2 S: 11	H: 3 LOB: 1 BB: 1 P: 15	R: 0 E: 0 K: 2 S: 8	H: 1 LOB: 1 BB: 0 P: 8	R: 0 E: 0 K: 0 S: 4	H: 1 LOB: 1 BB: 0 P: 4	R: 0 E: 0 K: 0 S: 3	H: 0 LOB: 0 BB: 0 P: 3	R: 0 E: 0 K: 0 S: 2	H: 0 LOB: 0 BB: 1 P: 6	R: 0 E: 0 K: 0 S: 4	H: 1 LOB: 1 BB: 0 P: 4	R: 0 E: 0 K: 1 S: 6	H: 1 LOB: 2 BB: 1 P: 10	R: 0 E: 0 K: 0 S: 3	H: 0 LOB: 0 BB: 0 P: 3	1B: 5 2B: 2 3B: 0 HR: 0	SF: 1 SAC: 0 DP: 1 HBP: 0	WP: 1 PB: 0 SB: 2 CS: 0	PA: 34
<b>PITCHER</b> Barry Latman, R ERA: 3.77	IP: 6.0 WLS: L BF: 26 H: 6 R: 4 ER: 2 SO: 4 BB: 1 IBB: 2 HBP: 4 BLK: 1 WP: 1 HR: 0 S: 32 P: 40 ERA: 3.00 WHIP: 1.167															<b>PITCHER</b>	IP: 6.0 WLS: L BF: 26 H: 6 R: 4 ER: 2 SO: 4 BB: 1 IBB: 2 HBP: 4 BLK: 1 WP: 1 HR: 0 S: 32 P: 40 ERA: 3.00 WHIP: 1.167			
<b>PITCHER</b> Jim Perry, R ERA: 4.12	IP: 2.0 WLS: 8 BF: 1 H: 0 R: 0 ER: 0 SO: 1 BB: 1 IBB: 0 HBP: 0 BLK: 0 WP: 0 HR: 9 S: 13 P: 0 ERA: 0.00 WHIP: 1.000															<b>PITCHER</b>	IP: 2.0 WLS: 8 BF: 1 H: 0 R: 0 ER: 0 SO: 1 BB: 1 IBB: 0 HBP: 0 BLK: 0 WP: 0 HR: 9 S: 13 P: 0 ERA: 0.00 WHIP: 1.000			

Cleveland Indians @ Boston Red Sox  
Fenway Park, Boston, MA  
Thu Aug 09 1962, 3:33 AM EDT  
Att: 3,796 - Unknown

AB 30  
R 4  
H 7  
RBI 4  
BB 3  
SO 5  
LOB 11





Batter	1	2	3	4	5	6	7	8	9	AB	R	H	RBI	BB	SO	LOB	TOP			
Jerry Adair, R OBP: 0.297, SLG: 0.372 (1, 4)										4	0	1	0	0	1	0	<p><b>Baltimore Orioles @ Boston Red Sox</b> Fenway Park, Boston, MA Sat Aug 11 1962, 3:33 AM EDT Att: 5,657 - Unknown</p> <p>livebaseballscores.com</p> <p>AB 31 R 0 H 5 RBI 0 BB 1 SO 5 LOB 10</p>			
Russ Snyder, L OBP: 0.314, SLG: 0.442 (1, 9)										4	0	1	0	0	0	1				
Jackie Brandt, R OBP: 0.329, SLG: 0.456 (1, 8)										4	0	2	0	0	1	0				
Jim Gentile, L OBP: 0.361, SLG: 0.514 (1, 3)											3	0	0	0	1	2		3		
Brooks Robinson, R OBP: 0.320, SLG: 0.473 (1, 5)											4	0	0	0	0	4				
Boog Powell, L OBP: 0.319, SLG: 0.419 (1, 7)											3	0	1	0	0	1				
Ron Hansen, R OBP: 0.292, SLG: 0.263 (1, 6)											3	0	0	0	0	1				
Hobie Landrith, L OBP: 0.328, SLG: 0.358 (8, PH) Charlie Lau, L OBP: 0.327, SLG: 0.453 (8, 2)											2	0	0	0	0	0		0		
Robin Roberts, S OBP: 0.333, SLG: 0.273 Whitey Herzog, L OBP: 0.379, SLG: 0.396 Dick Luebke, R (8, 1)											2	0	0	0	1	0				
<b>Inning Stats</b>	R: 0 E: 0 K: 1 S: 7	H: 2 LOB: 2 BB: 0 P: 7	R: 0 E: 0 K: 0 S: 3	H: 0 LOB: 0 BB: 0 P: 3	R: 0 E: 0 K: 2 S: 7	H: 0 LOB: 1 BB: 1 P: 7	R: 0 E: 0 K: 1 S: 5	H: 0 LOB: 0 BB: 0 P: 9	R: 0 E: 0 K: 0 S: 3	H: 1 LOB: 0 BB: 0 P: 3	R: 0 E: 0 K: 0 S: 4	H: 1 LOB: 1 BB: 0 P: 4	R: 0 E: 0 K: 0 S: 3	H: 0 LOB: 0 BB: 0 P: 3	R: 0 E: 0 K: 1 S: 6	H: 1 LOB: 1 BB: 0 P: 6		1B: 5 2B: 0 3B: 0 HR: 0	SF: 0 SAC: 0 DP: 0 HBP: 0	WP: 0 PB: 0 SB: 0 CS: 0
<b>PITCHER</b> Ike Delock, R ERA: 2.3 (1, 1)	IP: 9.0 WLS: W BF: 32 H: 5 R: 0 ER: 0 SO: 5 BB: 1 IBB: 0 HBP: 0 BLK: 0 WP: 0 HR: 0 S: 41 P: 45 ERA: 0.00 WHIP: 0.667															<b>PITCHER</b>				

Batter	1	2	3	4	5	6	7	8	9	AB	R	H	RBI	BB	SO	LOB	BOTTOM			
Gary Geiger, L OBP: 0.325, SLG: 0.373 (1, 8)										4	1	1	0	0	0	1	<p><b>Baltimore Orioles @ Boston Red Sox</b> Fenway Park, Boston, MA Sat Aug 11 1962, 3:33 AM EDT Att: 5,657 - Unknown</p> <p>livebaseballscores.com</p> <p>AB 29 R 3 H 7 RBI 3 BB 1 SO 5 LOB 9</p>			
Eddie Bressoud, R OBP: 0.323, SLG: 0.422 (1, 6)										3	0	0	0	0	1	1				
Carl Yastrzemski, L OBP: 0.359, SLG: 0.499 (1, 7)										3	0	1	0	1	1	0				
Lou Clinton, R OBP: 0.355, SLG: 0.561 Carroll Hardy, R OBP: 0.314, SLG: 0.332 (5, 9)										2	0	0	0	0	1	2				
Pete Runnels, L OBP: 0.416, SLG: 0.470 (1, 3)										3	0	1	0	0	0	0				
Frank Malzone, R OBP: 0.312, SLG: 0.401 (1, 5)										3	2	2	1	0	0	1				
Bob Tillman, R OBP: 0.296, SLG: 0.480 (1, 2)										3	0	1	1	0	0	0				
Chuck Schilling, R OBP: 0.286, SLG: 0.321 (1, 4)										3	0	0	0	0	1	2				
Ike Delock, R OBP: 0.111, SLG: 0.059 (1, 1)										3	0	1	0	0	1	1				
<b>Inning Stats</b>	R: 0 E: 0 K: 2 S: 7	H: 0 LOB: 0 BB: 0 P: 7	R: 1 E: 0 K: 2 S: 9	H: 2 LOB: 1 BB: 0 P: 9	R: 0 E: 0 K: 0 S: 5	H: 2 LOB: 2 BB: 0 P: 5	R: 1 E: 1 K: 0 S: 5	H: 1 LOB: 1 BB: 0 P: 5	R: 1 E: 0 K: 0 S: 3	H: 1 LOB: 0 BB: 1 P: 7	R: 0 E: 0 K: 0 S: 3	H: 1 LOB: 0 BB: 0 P: 3	R: 0 E: 0 K: 1 S: 5	H: 0 LOB: 0 BB: 0 P: 5	R: 0 E: 0 K: 0 S: 3	H: 0 LOB: 0 BB: 0 P: 3		1B: 4 2B: 2 3B: 0 HR: 1	SF: 0 SAC: 1 DP: 1 HBP: 0	WP: 0 PB: 0 SB: 0 CS: 1
<b>PITCHER</b> Robin Roberts, R ERA: 2.56 Dick Luebke, L ERA: (8, 1)	IP: 7.0 WLS: L BF: 28 H: 7 R: 3 ER: 3 SO: 5 BB: 0 IBB: 1 HBP: 0 BLK: 0 WP: 0 HR: 1 S: 37 P: 41 ERA: 3.86 WHIP: 1.000															<b>PITCHER</b>				



Batter	1	2	3	4	5	6	7	8	9	AB	R	H	RBI	BB	SO	LOB	TOP					
Jerry Adair, R OBP: 0.299, SLG: 0.373 (1.4)										4	0	2	0	0	1	0	<b>Baltimore Orioles @ Boston Red Sox</b> Fenway Park, Boston, MA Sat Aug 11 1962, 7:05 PM EDT Att: 8,058 - Unknown					
Russ Snyder, L OBP: 0.314, SLG: 0.439 (1.7)										4	0	1	0	0	0	1						
Jackie Brandt, R OBP: 0.331, SLG: 0.455 (1.8)										3	1	1	0	1	0	0						
Charlie Lau, L OBP: 0.325, SLG: 0.448 (1.2)										4	1	1	0	0	0	4						
Whitey Herzog, L OBP: 0.381, SLG: 0.410 (1.9)										3	1	1	3	1	1	0						
Jim Gentile, L OBP: 0.358, SLG: 0.509 (1.3)										4	0	0	0	0	0	1						
Brooks Robinson, R OBP: 0.319, SLG: 0.471 (1.5)										4	0	1	0	0	2	1						
Ron Hansen, R OBP: 0.286, SLG: 0.257 (1.6)										4	0	0	0	0	0	1						
Chuck Estrada, R OBP: 0.136, SLG: 0.116 (1.1)										2	0	0	0	0	1	0						
Wes Stock, R (5.1)										0	0	0	0	0	0	0						
Billy Hoelt, L OBP: 0.400, SLG: 0.333 (6.1)										0	0	0	0	0	0	0						
Barry Shetrone, L (7, PH)										1	0	0	0	0	0	0						
Jack Fisher, R OBP: 0.171, SLG: 0.094 (7.1)										0	0	0	0	0	0	0						
<b>Inning Stats</b>	R: 0 E: 0 K: 0 S: 3	H: 1 LOB: 0 BB: 0 P: 3	R: 0 E: 0 K: 1 S: 5	H: 0 LOB: 1 BB: 1 P: 9	R: 0 E: 0 K: 1 S: 7	H: 2 LOB: 3 BB: 1 P: 11	R: 0 E: 0 K: 1 S: 5	H: 0 LOB: 0 BB: 0 P: 5	R: 0 E: 0 K: 0 S: 3	H: 0 LOB: 0 BB: 0 P: 3	R: 3 E: 0 K: 0 S: 6	H: 3 LOB: 0 BB: 0 P: 6	R: 0 E: 0 K: 1 S: 5	H: 0 LOB: 0 BB: 0 P: 5	R: 0 E: 1 K: 1 S: 6	H: 0 LOB: 0 BB: 0 P: 3	R: 0 E: 0 K: 1 S: 6	H: 1 LOB: 1 BB: 0 P: 6	1B: 6 2B: 1 3B: 0 HR: 1	SF: 0 SAC: 0 DP: 2 HBP: 0	WP: 0 PB: 0 SB: 0 CS: 0	PA: 35
<b>PITCHER</b>	IP WLS BF H R ER SO BB IBB HBP BLK WP HR S P ERA WHIP																					
Don Schwall, R ERA: 5.37 (1.1)	9.0 W 35 7 3 3 5 2 0 0 0 0 0 1 43 51 3.00 1.000																					

AB 33  
R 3  
H 7  
RBI 3  
BB 2  
SO 5  
LOB 8



Batter	1	2	3	4	5	6	7	8	9	AB	R	H	RBI	BB	SO	LOB	BOTTOM	
Gary Geiger, L OBP: 0.331, SLG: 0.384 (1.8)										4	2	3	1	1	0	0	<b>Baltimore Orioles @ Boston Red Sox</b> Fenway Park, Boston, MA Sat Aug 11 1962, 7:05 PM EDT Att: 8,058 - Unknown	
Eddie Brassoud, R OBP: 0.323, SLG: 0.422 (1.6)										3	1	1	2	0	0	2		
Carl Yastrzemski, L OBP: 0.359, SLG: 0.468 (1.7)										3	0	1	1	1	1	0		
Frank Maltzone, R OBP: 0.309, SLG: 0.397 (1.5)										4	0	0	0	0	1	3		
Pete Runnels, L OBP: 0.419, SLG: 0.471 (1.3)										2	0	1	0	2	0	0		
Jim Pagliaroni, R OBP: 0.369, SLG: 0.479 (1.2)										4	0	0	0	0	0	6		
Carroll Hardy, R OBP: 0.316, SLG: 0.347 (1.9)										4	2	2	1	0	0	1		
Chuck Schilling, R OBP: 0.289, SLG: 0.325 (1.4)										3	2	1	1	1	0	0		
Don Schwall, R OBP: 0.163, SLG: 0.128 (1.1)										2	0	0	0	0	1	0		
<b>Inning Stats</b>	R: 0 E: 0 K: 1 S: 5	H: 1 LOB: 0 BB: 0 P: 5	R: 0 E: 0 K: 0 S: 3	H: 0 LOB: 0 BB: 0 P: 3	R: 0 E: 0 K: 1 S: 6	H: 1 LOB: 3 BB: 2 P: 14	R: 4 E: 1 K: 0 S: 7	H: 4 LOB: 2 BB: 2 P: 15	R: 3 E: 0 K: 0 S: 5	H: 2 LOB: 1 BB: 1 P: 9	R: 0 E: 0 K: 0 S: 4	H: 1 LOB: 1 BB: 0 P: 4	R: 0 E: 0 K: 1 S: 5	H: 0 LOB: 0 BB: 0 P: 5	1B: 5 2B: 2 3B: 1 HR: 1	SF: 1 SAC: 2 DP: 1 HBP: 0		WP: 0 PB: 0 SB: 1 CS: 0
<b>PITCHER</b>	IP WLS BF H R ER SO BB IBB HBP BLK WP HR S P ERA WHIP																	
Chuck Estrada, R ERA: 4.27 (1.1)	1.0 L 21 6 4 2 0 2 0 0 0 0 0 1 4 12 8.31 1.846																	
Wes Stock, R ERA: 3.53 (5.1)	1.0 6 1 2 2 0 2 0 0 0 0 0 1 4 12 18.00 3.000																	
Billy Hoelt, L ERA: 4.57 (6.1)	0.2 3 1 1 1 0 0 0 0 0 0 0 0 3 3 13.50 1.500																	
Jack Fisher, R ERA: 5.13 (7.1)	2.0 7 1 0 0 1 0 0 0 0 0 0 0 9 9 0.00 0.500																	

AB 29  
R 7  
H 9  
RBI 6  
BB 5  
SO 3  
LOB 12









Batter	1	2	3	4	5	6	7	8	9	AB	R	H	RBI	BB	SO	LOB	TOP		
Carroll Hardy, R OBP: 0.316, SLG: 0.346 (1, 8)										4	0	0	0	0	1	3			
Eddie Bressoud, R OBP: 0.324, SLG: 0.432 (1, 6)										4	1	1	0	0	0	1			
Carl Yastrzemski, L OBP: 0.397, SLG: 0.464 (1, 7)										4	0	0	0	0	0	1			
Lou Clinton, R OBP: 0.349, SLG: 0.551 (1, 9)										4	0	0	0	0	0	1			
Frank Matzone, R OBP: 0.308, SLG: 0.395 (1, 5)										4	0	1	1	0	0	0			
Bob Tillman, R OBP: 0.289, SLG: 0.464 (1, 2)										4	0	1	0	0	0	1			
Pete Runnels, L OBP: 0.417, SLG: 0.470 (1, 3)										3	0	1	0	0	1	1			
Chuck Schilling, R OBP: 0.284, SLG: 0.319 (1, 4)										3	0	0	0	0	1	1			
Gene Conley, R OBP: 0.262, SLG: 0.393 (1, 1)										2	0	1	0	0	0	0			
Arnold Earley, L OBP: 0.273, SLG: 0.200 (7, 1)										0	0	0	0	0	0	0			
Jim Pagliaroni, R OBP: 0.372, SLG: 0.479 (8, PH)										0	0	0	0	1	0	0			
Billy Gardner, R OBP: 0.296, SLG: 0.324 (8, PR)										0	0	0	0	0	0	0			
Mike Fomieleles, R OBP: 0.231, SLG: 0.231 (8, 1)										0	0	0	0	0	0	0			
<b>Inning Stats</b>	R: 0 E: 0 K: 1 S: 5	H: 0 LOB: 0 BB: 0 P: 5	R: 0 E: 0 K: 0 S: 3	H: 0 LOB: 0 BB: 0 P: 3	R: 0 E: 0 K: 0 S: 3	H: 0 LOB: 0 BB: 0 P: 3	R: 0 E: 0 K: 0 S: 3	H: 1 LOB: 1 BB: 0 P: 6	R: 0 E: 0 K: 0 S: 4	H: 1 LOB: 1 BB: 0 P: 4	R: 0 E: 0 K: 0 S: 3	H: 0 LOB: 0 BB: 0 P: 3	R: 0 E: 0 K: 1 S: 6	H: 1 LOB: 2 BB: 1 P: 10	R: 1 E: 0 K: 0 S: 5	H: 2 LOB: 1 BB: 0 P: 5	1B: 3 2B: 1 3B: 1 HR: 0	SF: 0 SAC: 0 DP: 0 HBP: 0	WP: 0 PA: 33 PB: 0 SB: 0 CS: 0
<b>PITCHER</b> Ted Bowsfield, L ERA: 4.62 (1, 1)	IP: 9.0 WLS: W BF: 33 H: 5 R: 1 ER: 1 SO: 3 BB: 1 IBB: 0 HBP: 0 BLK: 0 WP: 0 HR: 0 S: 38 P: 42 ERA: 1.00 WHIP: 0.667																		

Boston Red Sox @ Los Angeles Angels  
Dodger Stadium, Los Angeles, CA  
Mon Aug 13 1962, 7:05 PM PDT  
Att: 6,897 - Unknown - 71 F

AB 32  
R 1  
H 5  
RBI 1  
BB 1  
SO 3  
LOB 9



Batter	1	2	3	4	5	6	7	8	9	AB	R	H	RBI	BB	SO	LOB	BOTTOM		
Albie Pearson, L OBP: 0.379, SLG: 0.370 (1, 8)										4	1	1	0	0	0	1			
Billy Moran, R OBP: 0.332, SLG: 0.420 (1, 4)										4	2	2	1	0	0	0			
Lee Thomas, L OBP: 0.353, SLG: 0.438 (1, 3)										4	1	2	2	0	1	2			
Leon Wagner, L OBP: 0.342, SLG: 0.516 (1, 7)										4	0	2	1	0	1	1			
Buck Rodgers, S OBP: 0.318, SLG: 0.383 (1, 2)										4	0	2	1	0	0	1			
Felix Torres, R OBP: 0.332, SLG: 0.435 (1, 5)										4	0	0	0	0	0	3			
George Thomas, R OBP: 0.291, SLG: 0.265 (1, 9)										4	0	0	0	0	1	0			
Joe Koppe, R OBP: 0.354, SLG: 0.304 (1, 6)										3	0	0	0	0	0	0			
Ted Bowsfield, R OBP: 0.324, SLG: 0.226 (1, 1)										2	1	1	0	1	1	0			
<b>Inning Stats</b>	R: 1 E: 0 K: 0 S: 6	H: 3 LOB: 2 BB: 0 P: 6	R: 0 E: 0 K: 1 S: 6	H: 1 LOB: 1 BB: 0 P: 6	R: 1 E: 0 K: 1 S: 6	H: 2 LOB: 0 BB: 0 P: 6	R: 0 E: 0 K: 0 S: 3	H: 0 LOB: 0 BB: 0 P: 3	R: 0 E: 1 K: 1 S: 6	H: 0 LOB: 1 BB: 0 P: 6	R: 0 E: 0 K: 0 S: 3	H: 0 LOB: 0 BB: 0 P: 3	R: 3 E: 0 K: 1 S: 8	H: 3 LOB: 1 BB: 1 P: 12	R: 0 E: 0 K: 0 S: 3	H: 1 LOB: 0 BB: 0 P: 3	1B: 10 2B: 0 3B: 0 HR: 0	SF: 0 SAC: 0 DP: 1 HBP: 0	WP: 1 PA: 34 PB: 0 SB: 1 CS: 1
<b>PITCHER</b> Gene Conley, R ERA: 4.12 (1, 1)	IP: 6.2 WLS: L BF: 29 H: 8 R: 5 ER: 5 SO: 3 BB: 1 IBB: 0 HBP: 0 BLK: 0 WP: 0 HR: 0 S: 34 P: 38 ERA: 6.75 WHIP: 1.350																		
Arnold Earley, L ERA: 5.46 (7, 1)	0.1 H: 1 ER: 0 SO: 1 BB: 0 P: 1																		
Mike Fomieleles, R ERA: 5.51 (8, 1)	1.0 H: 0 ER: 0 SO: 0 BB: 0 P: 3																		

Boston Red Sox @ Los Angeles Angels  
Dodger Stadium, Los Angeles, CA  
Mon Aug 13 1962, 7:05 PM PDT  
Att: 6,897 - Unknown - 71 F

AB 33  
R 5  
H 10  
RBI 5  
BB 1  
SO 4  
LOB 8





Batter	1	2	3	4	5	6	7	8	9	AB	R	H	RBI	BB	SO	LOB	TOP			
Gary Geiger, L (1, 8) OBP: 0.330, SLG: 0.379	0-0 CS 1B			0-0 1-3		0-0 F9			0-0 4-3	4	0	1	0	0	0	0	<b>Boston Red Sox @ Los Angeles Angels</b> Dodger Stadium, Los Angeles, CA Tue Aug 14 1962, 7:05 PM PDT Unknown - 79 F			
Eddie Bressoud, R (1, 6) OBP: 0.325, SLG: 0.431	0-3 K			0-3 K			4-0 BB G7-6-3		0-0 HR 1B	3	1	1	0	1	2	1				
Carl Yastrzemski, L (1, 7) OBP: 0.355, SLG: 0.460	0-0 1-3			0-0 G3			0-0 G7-6-3 1-2		0-0 F7	4	0	0	0	0	0	2				
Lou Clinton, R (1, 9) OBP: 0.351, SLG: 0.564		0-3 K			0-0 1B			0-3 K	0-0 HR	4	1	2	2	0	2	0				
Pete Runnels, L (1, 3) OBP: 0.418, SLG: 0.470	0-0 6-3			0-0 F8				0-0 SH5-4 1B	0-0 1B	4	0	2	0	0	0	1				
Frank Malzone, R (1, 5) OBP: 0.308, SLG: 0.393	0-0 5-3			0-0 F8				0-0 SH5-4 1B	0-0 F3	4	0	1	0	0	0	2				
Jim Pagliaroni, R (1, 2) OBP: 0.369, SLG: 0.475			0-0 F8		0-3 K			0-0 SH5-4		2	0	0	0	0	1	1				
Chuck Schilling, R (1, 4) OBP: 0.282, SLG: 0.317			0-0 1-3		0-0 F8			0-0 F8		2	0	0	0	0	0	0				
Russ Nixon, L (8, PH) OBP: 0.285, SLG: 0.339			0-0 1-3		0-0 F8			0-0 F8		1	0	0	0	0	0	2				
Dick Radatz, R (8, PH) OBP: 0.095, SLG: 0.095			0-3 K		0-3 K			0-3 K		0	0	0	0	0	0	0				
Bill Monbouquette, R (1, 1) OBP: 0.200, SLG: 0.120			0-3 K		0-3 K			0-3 K		2	0	0	0	0	2	0				
Pumpsie Green, S (8, PH) OBP: 0.260, SLG: 0.206										1	0	0	0	0	1	2				
<b>Inning Stats</b>	R: 0 E: 0 K: 1 S: 5	H: 1 LOB: 0 BB: 0 P: 5	R: 0 E: 0 K: 1 S: 5	H: 0 LOB: 0 BB: 0 P: 5	R: 0 E: 0 K: 1 S: 5	H: 0 LOB: 0 BB: 0 P: 5	R: 0 E: 0 K: 1 S: 5	H: 1 LOB: 1 BB: 0 P: 6	R: 0 E: 0 K: 1 S: 5	H: 0 LOB: 0 BB: 1 P: 5	R: 0 E: 0 K: 1 S: 4	H: 0 LOB: 0 BB: 1 P: 8	R: 0 E: 0 K: 1 S: 7	H: 2 LOB: 2 BB: 0 P: 7	R: 2 E: 0 K: 0 S: 6	H: 3 LOB: 1 BB: 0 P: 6	1B: 6 2B: 1 3B: 0 HR: 1	SF: 0 SAC: 1 DP: 2 HBP: 0	WP: 0 PB: 0 SB: 0 CS: 1	PA: 33
<b>PITCHER</b>	IP WLS BF H R ER SO BB IBB HBP BLK WP HR S P ERA WHIP																			
Dean Chance, R (1, 1) ERA: 3.0	8.2 L 32 7 2 2 8 1 0 0 0 0 0 1 47 51 2.08 0.923																			
Dan Osinski, R (9, 1) ERA: 9.0	0.1 1 0 0 0 0 0 0 0 0 0 0 0 0 1 1 0.00 0.000																			

AB	31
R	2
H	7
RBI	2
BB	1
SO	8
LOB	11



Batter	1	2	3	4	5	6	7	8	9	AB	R	H	RBI	BB	SO	LOB	BOTTOM			
Albie Pearson, L (1, 8) OBP: 0.378, SLG: 0.368	0-0 F7		1-0 HBP		0-0 F8			0-0 FC6-5-6		3	0	0	0	0	0	1	<b>Boston Red Sox @ Los Angeles Angels</b> Dodger Stadium, Los Angeles, CA Tue Aug 14 1962, 7:05 PM PDT Unknown - 79 F			
Billy Moran, R (1, 4) OBP: 0.330, SLG: 0.417	0-0 6-3		0-3 K			0-0 6-3		0-3 K		4	0	0	0	0	2	2				
Lee Thomas, L (1, 3) OBP: 0.350, SLG: 0.434	0-0 F8		0-0 F7			0-0 G3			0-0 F7	4	0	0	0	0	0	1				
Leon Wagner, L (1, 7) OBP: 0.339, SLG: 0.511		0-0 F9		0-0 F8		0-0 F6			0-0 4-3	4	0	0	0	0	0	0				
Buck Rodgers, S (1, 2) OBP: 0.322, SLG: 0.391		0-0 1B E 1B		0-0 6-3 1B			0-0 F7		0-0 3B	4	1	3	0	0	0	0				
Felix Torres, R (1, 5) OBP: 0.331, SLG: 0.432		0-0 E7 1B		0-0 6-3		0-0 5-3		0-0 6-3		4	0	1	0	0	0	2				
George Thomas, R (1, 9) OBP: 0.276, SLG: 0.250		0-0 F6		0-0 F8		0-0 5-3				3	0	0	0	0	0	2				
Joe Koppe, R (1, 6) OBP: 0.354, SLG: 0.302		0-0 F8		0-0 F3		4-0 SH3-4 BB				2	0	0	0	1	0	1				
Dean Chance, R (1, 1) ERA: 3.78			0-0 F9		0-0 1-3			0-0 SH3-4		2	0	0	0	0	0	0				
Dan Osinski, R (9, 1) ERA: 1.85								1-2		0	0	0	0	0	0	0				
<b>Inning Stats</b>	R: 0 E: 0 K: 0 S: 3	H: 0 LOB: 0 BB: 0 P: 3	R: 1 E: 1 K: 0 S: 5	H: 2 LOB: 1 BB: 0 P: 5	R: 0 E: 0 K: 1 S: 5	H: 0 LOB: 1 BB: 0 P: 6	R: 0 E: 0 K: 0 S: 4	H: 1 LOB: 1 BB: 0 P: 4	R: 0 E: 0 K: 0 S: 3	H: 0 LOB: 0 BB: 0 P: 3	R: 0 E: 0 K: 0 S: 3	H: 0 LOB: 0 BB: 0 P: 3	R: 0 E: 0 K: 1 S: 5	H: 0 LOB: 1 BB: 1 P: 9	R: 0 E: 0 K: 0 S: 4	H: 1 LOB: 1 BB: 0 P: 4	1B: 3 2B: 0 3B: 1 HR: 0	SF: 0 SAC: 1 DP: 0 HBP: 1	WP: 0 PB: 0 SB: 0 CS: 0	PA: 33
<b>PITCHER</b>	IP WLS BF H R ER SO BB IBB HBP BLK WP HR S P ERA WHIP																			
Bill Monbouquette, R (1, 1) ERA: 3.78	7.0 25 3 1 0 1 0 0 0 0 0 0 0 26 27 0.00 0.429																			
Dick Radatz, R (8, 1) ERA: 1.85	2.0 W 8 1 0 0 1 1 0 0 0 0 0 0 9 13 0.00 1.000																			







Batter	1	2	3	4	5	6	7	8	9	AB	R	H	RBI	BB	SO	LOB	TOP			
Gary Geiger, L OBP: 0.333, SLG: 0.380 (1, 8)										4	2	2	0	1	0	1	<b>Boston Red Sox @ Los Angeles Angels</b> Dodger Stadium, Los Angeles, CA Tue Aug 14 1962, 7:05 PM PDT Att: 11,931 - Unknown - 68 F			
Eddie Bressoud, R OBP: 0.328, SLG: 0.432 (1, 6)										4	2	2	0	1	0	1				
Carl Yastrzemski, L OBP: 0.355, SLG: 0.460 (1, 7)										5	1	2	1	0	1	4				
Lou Clinton, R OBP: 0.348, SLG: 0.560 (1, 9)										5	1	1	1	0	1	4				
Pete Runnels, L OBP: 0.417, SLG: 0.468 (1, 3)										4	1	1	1	1	0	1				
Frank Malzone, R OBP: 0.309, SLG: 0.392 (1, 5)										4	2	1	2	1	0	1				
Bob Tillman, R OBP: 0.292, SLG: 0.465 (1, 2)										4	0	1	1	1	1	0				
Chuck Schilling, R OBP: 0.285, SLG: 0.320 (1, 4)										4	0	2	2	0	0	1				
Chet Nichols, S OBP: 0.214, SLG: 0.214 (6, 1)										2	0	0	0	0	0	3				
<b>Inning Stats</b>	R: 5 E: 1 K: 0 S: 7	H: 4 LOB: 1 BB: 2 P: 15	R: 4 E: 1 K: 0 S: 7	H: 3 LOB: 2 BB: 2 P: 15	R: 0 E: 0 K: 1 S: 6	H: 1 LOB: 1 BB: 0 P: 6	R: 0 E: 0 K: 1 S: 5	H: 0 LOB: 0 BB: 0 P: 5	R: 0 E: 0 K: 1 S: 6	H: 1 LOB: 2 BB: 1 P: 10	R: 0 E: 0 K: 0 S: 3	H: 0 LOB: 0 BB: 0 P: 3	R: 0 E: 0 K: 0 S: 4	H: 2 LOB: 2 BB: 0 P: 4	R: 0 E: 0 K: 0 S: 3	H: 0 LOB: 0 BB: 0 P: 3	1B: 10 2B: 2 3B: 0 HR: 0	SF: 0 SAC: 1 DP: 1 HBP: 0	WP: 0 PB: 0 SB: 0 CS: 0	PA: 43
<b>PITCHER</b>	IP WLS BF H R ER SO BB IBB HBP BLK WP HR S P ERA WHIP																			
Eli Grba, R ERA: 5.27 (1, 1)	0.0 L 5 2 5 4 0 2 0 0 0 0 0 0 3 11																			
Bob Botz, R ERA: 3.95 (1, 1)	2.0 13 5 4 1 0 2 0 0 0 0 0 0 11 19																			
Ryne Duren, R ERA: 4.15 (3, 1)	5.0 18 3 0 0 3 1 0 0 0 0 0 0 23 27																			
Tom Morgan, R ERA: 3.57 (8, 1)	2.0 7 2 0 0 0 0 0 0 0 0 0 0 7 7																			

Batter	1	2	3	4	5	6	7	8	9	AB	R	H	RBI	BB	SO	LOB	BOTTOM					
Albie Pearson, L OBP: 0.377, SLG: 0.366 (1, 8)										2	0	0	0	0	0	0	<b>Boston Red Sox @ Los Angeles Angels</b> Dodger Stadium, Los Angeles, CA Tue Aug 14 1962, 7:05 PM PDT Att: 11,931 - Unknown - 68 F					
Earl Averill, R OBP: 0.361, SLG: 0.329 (4, 7)										1	1	1	0	2	0	0						
Billy Moran, R OBP: 0.328, SLG: 0.415 (1, 4)										2	0	0	0	0	0	0						
Joe Koppe, R OBP: 0.354, SLG: 0.302 (5, 4)										3	1	1	0	0	0	2						
Leon Wagner, L OBP: 0.338, SLG: 0.508 (1, 7)										5	1	1	1	0	0	2						
Steve Bilko, R OBP: 0.376, SLG: 0.503 (1, 3)										3	2	2	3	1	0	0						
Felix Torres, R OBP: 0.331, SLG: 0.429 (1, 5)										3	0	0	0	1	0	2						
George Thomas, R OBP: 0.306, SLG: 0.278 (1, 9)										2	0	1	0	2	0	1						
Jim Fregosi, R OBP: 0.256, SLG: 0.250 (1, 6)										4	0	1	1	0	0	4						
Ed Sadowski, R OBP: 0.189, SLG: 0.257 (6, PH)										2	0	0	0	0	0	1						
Buck Rodgers, S OBP: 0.321, SLG: 0.389 (7, 2)										2	0	0	0	0	0	2						
Eli Grba, R BP: 0.244, SLG: 0.268 (1, 1)										0	0	0	0	0	0	0						
Bob Botz, R BP: 0.244, SLG: 0.268 (1, 1)										0	0	0	0	0	0	0						
Ryne Duren, R BP: 0.244, SLG: 0.268 (3, 1)										2	0	0	0	0	1	1						
Tom Burpess, S BP: 0.244, SLG: 0.268 (7, PH)										1	0	0	0	0	0	0						
Tom Morgan, R BP: 0.244, SLG: 0.268 (8, 1)										0	0	0	0	0	0	0						
Lee Thomas, L BP: 0.244, SLG: 0.268 (9, PH)										1	0	0	0	0	1	0						
<b>Inning Stats</b>	R: 0 E: 0 K: 0 S: 3	H: 0 LOB: 0 BB: 0 P: 3	R: 0 E: 0 K: 0 S: 2	H: 0 LOB: 1 BB: 2 P: 10	R: 0 E: 0 K: 1 S: 5	H: 0 LOB: 0 BB: 0 P: 5	R: 0 E: 0 K: 0 S: 3	H: 0 LOB: 1 BB: 1 P: 7	R: 0 E: 0 K: 0 S: 3	H: 0 LOB: 1 BB: 1 P: 7	R: 4 E: 0 K: 0 S: 8	H: 5 LOB: 1 BB: 0 P: 8	R: 0 E: 0 K: 0 S: 3	H: 0 LOB: 1 BB: 1 P: 7	R: 1 E: 0 K: 0 S: 5	H: 2 LOB: 1 BB: 0 P: 5	R: 0 E: 0 K: 1 S: 5	H: 0 LOB: 1 BB: 1 P: 9	1B: 3 2B: 4 3B: 0 HR: 1	SF: 0 SAC: 0 DP: 1 HBP: 0	WP: 0 PB: 0 SB: 0 CS: 0	PA: 39
<b>PITCHER</b>	IP WLS BF H R ER SO BB IBB HBP BLK WP HR S P ERA WHIP																					
Chet Nichols, L ERA: 2.7 (1, 1)	5.2 W 25 4 4 4 1 4 0 0 0 0 0 1 14																					
Mike Fomiele, R ERA: 5.37 (6, 1)	3.1 S 14 2 1 1 1 2 0 0 0 0 0 1 14																					



Batter	1	2	3	4	5	6	7	8	9	AB	R	H	RBI	BB	SO	LOB	TOP										
<b>Carroll Hardy, R</b> OBP: 0.317, SLG: 0.344 (1, 8)	0-0 5-3	0-3 K			0-0 G6-4-3 1B		0-0 F8		4-0 G5-4-3 BB	4	0	1	0	1	1	1	<b>Boston Red Sox @ Los Angeles Angels</b> <b>Dodger Stadium, Los Angeles, CA</b> Wed Aug 15 1962, 7:05 PM PDT Alt. 9,431 - Unknown - 69 F  <b>AB 36</b> <b>R 4</b> <b>H 10</b> <b>RBI 3</b> <b>BB 2</b> <b>SO 6</b> <b>LOB 17</b> 										
<b>Eddie Bressoud, R</b> OBP: 0.329, SLG: 0.430 (1, 6)	0-0 F8		0-0 FC1-6 1B		0-0 G6-4-3 1-2f		4-0 BB		0-0 G5-4-3 1-2f	4	0	1	0	1	0	2											
<b>Carl Yastrzemski, L</b> OBP: 0.354, SLG: 0.458 (1, 7)	0-0 1-3		0-0 FC1-6 1-2f		0-0 1B E 1B		0-0 F4			4	1	1	0	0	0	2											
<b>Lou Clinton, R</b> OBP: 0.351, SLG: 0.572 (1, 9)		0-0 HR	0-3 K		0-0 E 1-3 1B		0-0 F5			4	1	2	1	0	1	2											
<b>Frank Matzone, R</b> OBP: 0.308, SLG: 0.391 (1, 5)		0-0 3B 1B	0-0 F4		0-0 E9 1-3 3-H 1B			0-0 6-3		4	1	1	0	0	0	2											
<b>Bob Tillman, R</b> OBP: 0.296, SLG: 0.487 Don Gile, R (8, PR)		0-0 2B 3B		0-0 5-3	0-3 K			0-0 6-3		4	1	2	1	0	1	2											
<b>Dick Radatz, R</b> OBP: 0.095, SLG: 0.095 (8, 1)		1-H 2B 3B		0-0 5-3	0-3 K			0-0 6-3		0	0	0	0	0	0	0											
<b>Pete Runnels, L</b> OBP: 0.418, SLG: 0.471 (1, 3)		0-0 3-H 2B		0-0 FC5-4 1B		0-0 F8		0-0 6-3		4	0	2	1	0	0	1											
<b>Chuck Schilling, R</b> OBP: 0.281, SLG: 0.315 (1, 4)		0-0 F9		0-0 FC5-4 1-2f		0-3 K		0-0 6-3		4	0	0	0	0	1	3											
<b>Don Schwall, R</b> OBP: 0.154, SLG: 0.120 Jim Pagliaroni, R Gary Geiger, L (9, PH)		0-3 K		0-3 K		0-0 6-3		0-0 6-3	0-0 4-3	3	0	0	0	0	2	2											
<b>Inning Stats</b>	R: 0 E: 0 K: 0 S: 3	H: 0 LOB: 0 BB: 0 P: 3	R: 3 E: 0 K: 2 S: 11	H: 4 LOB: 1 BB: 0 P: 11	R: 0 E: 0 K: 1 S: 6	H: 1 LOB: 1 BB: 0 P: 6	R: 0 E: 0 K: 1 S: 6	H: 1 LOB: 2 BB: 0 P: 6	R: 1 E: 1 K: 1 S: 8	H: 3 LOB: 2 BB: 0 P: 8	R: 0 E: 0 K: 0 S: 5	H: 0 LOB: 1 BB: 1 P: 7	R: 0 E: 0 K: 0 S: 4	H: 1 LOB: 1 BB: 0 P: 4	R: 0 E: 0 K: 0 S: 2	H: 0 LOB: 0 BB: 1 P: 6	1B: 6 2B: 1 3B: 2 HR: 1	SF: 0 SAC: 0 DP: 2 HBP: 0	WP: 0 PB: 0 SB: 0 CS: 0	PA: 38							
<b>PITCHER</b>	IP	WLS	BF	H	R	ER	SO	BB	IBB	HBP	BLK	WP	HR	S	P	ERA	WHIP										
<b>Bo Belinsky, L</b> ERA: 3.14	1.0		7	4	3	3	0	0	0	0	0	0	1	7	7	27.00	4.000										
<b>Dan Osinski, R</b> ERA: 5.55	6.1	W	26	6	1	0	6	1	0	0	0	0	0	37	41	0.00	1.105										
<b>Jack Spring, L</b> ERA: 2.93	0.2		2	0	0	0	0	0	0	0	0	0	0	2	2	0.00	0.000										
<b>Tom Morgan, R</b> ERA: 3.5	1.0	S	3	0	0	0	0	1	0	0	0	0	0	2	6	0.00	1.000										

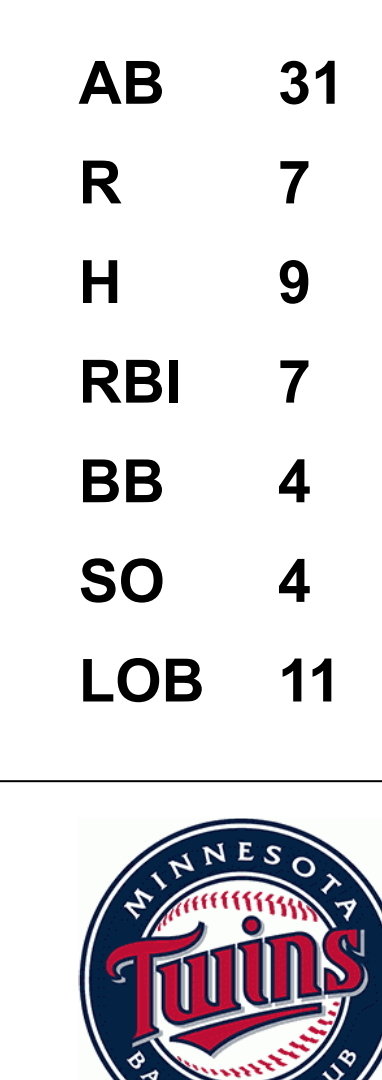
Batter	1	2	3	4	5	6	7	8	9	AB	R	H	RBI	BB	SO	LOB	BOTTOM										
<b>Albie Pearson, L</b> OBP: 0.379, SLG: 0.367 (1, 8)	0-0 1B 1B			4-0 1B 1-2 BB		0-0 G3		0-0 F7		4	1	2	0	1	0	2	<b>Boston Red Sox @ Los Angeles Angels</b> <b>Dodger Stadium, Los Angeles, CA</b> Wed Aug 15 1962, 7:05 PM PDT Alt. 9,431 - Unknown - 69 F  <b>AB 29</b> <b>R 5</b> <b>H 8</b> <b>RBI 4</b> <b>BB 4</b> <b>SO 4</b> <b>LOB 13</b> 										
<b>Billy Moran, R</b> OBP: 0.330, SLG: 0.416 (1, 4)	0-0 1B 1-2 3B 1B	0-3 K		0-0 E2 1-3 2-H 1B		0-0 5-3				4	1	2	0	0	1	2											
<b>Lee Thomas, L</b> OBP: 0.350, SLG: 0.432 (1, 3)	0-0 1-3 2-H 3B 1B		4-0 FC6-4 BB	0-0 4-3		0-3 K				3	1	1	1	1	1	2											
<b>Leon Wagner, L</b> OBP: 0.337, SLG: 0.510 (1, 7)	0-0 1-H 3-H SF9 3B		0-0 F6		0-0 4-3		0-0 3-1			4	1	1	2	0	0	1											
<b>Buck Rodgers, S</b> OBP: 0.322, SLG: 0.392 (1, 2)	0-0 SF9		0-0 FC6-4 1-2f FC6-4		0-0 2B		4-0 FC1-6-4 BB			2	0	1	1	1	0	1											
<b>Felix Torres, R</b> OBP: 0.327, SLG: 0.424 (1, 5)	0-0 F4		0-0 FC6-4 1-2f		0-0 1-3		0-0 FC1-6-4 1-2f			4	0	0	0	0	0	3											
<b>George Thomas, R</b> OBP: 0.303, SLG: 0.293 (1, 9)	0-0 4-3			0-0 6-3	0-0 5-3			0-0 SH5-4 2B		4	0	1	0	0	0	1											
<b>Joe Koppe, R</b> OBP: 0.354, SLG: 0.301 (1, 6)		0-0 5-3		0-0 F9		4-0 SH1-4 BB		0-0 SH5-4 2-3		2	0	0	0	1	0	0											
<b>Bo Belinsky, L</b> OBP: 0.229, SLG: 0.119 Dan Osinski, R (2, 1)		0-3 K		1-0 1B BB HBP		0-0 SH1-4		0-3 K		0	0	0	0	0	0	0											
<b>Jack Spring, R</b> OBP: 0.100, SLG: 0.100 Tom Burgess, L Tom Morgan, R (8, PH)										0	0	0	0	0	0	0											
<b>Inning Stats</b>	R: 4 E: 0 K: 0 S: 7	H: 4 LOB: 0 BB: 0 P: 7	R: 0 E: 0 K: 2 S: 8	H: 1 LOB: 1 BB: 0 P: 8	R: 0 E: 0 K: 0 S: 3	H: 0 LOB: 1 BB: 1 P: 7	R: 1 E: 1 K: 0 S: 4	H: 1 LOB: 2 BB: 1 P: 9	R: 0 E: 0 K: 0 S: 3	H: 0 LOB: 1 BB: 1 P: 7	R: 0 E: 0 K: 1 S: 5	H: 0 LOB: 1 BB: 1 P: 9	R: 0 E: 0 K: 1 S: 6	H: 1 LOB: 1 BB: 0 P: 6	1B: 5 2B: 2 3B: 1 HR: 0	SF: 1 SAC: 2 DP: 0 HBP: 1	WP: 0 PB: 0 SB: 0 CS: 0	PA: 37									
<b>PITCHER</b>	IP	WLS	BF	H	R	ER	SO	BB	IBB	HBP	BLK	WP	HR	S	P	ERA	WHIP										
<b>Don Schwall, R</b> ERA: 5.36	7.0		33	7	5	4	3	4	0	1	0	0	0	34	51	5.14	1.571										
<b>Dick Radatz, R</b> ERA: 1.53	1.0		4	1	0	0	1	0	0	0	0	0	0	6	6	0.00	1.000										



Batter	1	2	3	4	5	6	7	8	9	AB	R	H	RBI	BB	SO	LOB	TOP			
Carroll Hardy, R OBP: 0.314, SLG: 0.340 (1, 8)	6-3		6-3			6-3		L8		4	0	0	0	0	0	0	<b>Boston Red Sox @ Minnesota Twins</b> Metropolitan Stadium, Bloomington, MI Fri Aug 17 1962, 8:05 PM EDT Unknown - 76 F			
Eddie Bressoud, R OBP: 0.328, SLG: 0.427 (1, 6)	F8			2-3		5-3		5-3		4	0	0	0	0	0					
Carl Yastrzemski, L OBP: 0.353, SLG: 0.456 (1, 7)	F8			6-3		HR		K		4	1	1	0	0	1					
Lou Clinton, R OBP: 0.361, SLG: 0.591 (1, 9)										3	2	3	2	1	0					
Frank Matzone, R OBP: 0.306, SLG: 0.387 (1, 5)	F6			5-3		K		6-3		4	0	0	0	0	1					
Bob Tillman, R OBP: 0.300, SLG: 0.485 (1, 2)	F8									3	0	1	1	1	0					
Pete Runnels, L OBP: 0.417, SLG: 0.469 (1, 3)	K			5-3				FC6-4		4	0	1	0	0	1					
Chuck Schilling, R OBP: 0.281, SLG: 0.314 (1, 4)				F2		F6		F8		4	0	1	0	0	2					
Ike Delock, R OBP: 0.095, SLG: 0.050 (1, 1)				K		F7		F8		3	0	0	0	0	1					
Mike Fomiele, R OBP: 0.214, SLG: 0.214 (7, 1)										0	0	0	0	0	0					
Jim Pagliarini, R OBP: 0.368, SLG: 0.473 (9, PH)										1	0	0	0	0	2					
<b>Inning Stats</b>	R: 0 E: 0 K: 0 S: 3	H: 0 LOB: 0 BB: 0 P: 3	R: 0 E: 0 K: 1 S: 6	H: 1 LOB: 1 BB: 0 P: 6	R: 0 E: 0 K: 1 S: 5	H: 0 LOB: 0 BB: 0 P: 5	R: 0 E: 0 K: 0 S: 3	H: 0 LOB: 1 BB: 1 P: 7	R: 2 E: 0 K: 1 S: 7	H: 2 LOB: 0 BB: 0 P: 7	R: 0 E: 0 K: 0 S: 4	H: 1 LOB: 1 BB: 0 P: 4	R: 0 E: 0 K: 1 S: 5	H: 0 LOB: 0 BB: 0 P: 5	R: 1 E: 0 K: 0 S: 6	H: 3 LOB: 2 BB: 0 P: 6	1B: 6 2B: 0 3B: 0 HR: 1	SF: 0 SAC: 0 DP: 0 HBP: 0	WP: 0 PB: 0 SB: 0 CS: 0	PA: 36
<b>PITCHER</b> Jack Kralick, L ERA: 4.41 (1, 1)	IP: 9.0 WLS: W BF: 36 H: 7 R: 3 ER: 3 SO: 4 BB: 2 IBB: 0 HBP: 0 BLK: 0 WP: 0 HR: 1 S: 42 P: 50 ERA: 3.00 WHIP: 1.000															<b>PITCHER</b>				

Batter	1	2	3	4	5	6	7	8	9	AB	R	H	RBI	BB	SO	LOB	BOTTOM	
Lenny Green, L OBP: 0.382, SLG: 0.448 (1, 8) (9, 7)	4-3		F7							3	1	1	2	1	0	0	<b>Boston Red Sox @ Minnesota Twins</b> Metropolitan Stadium, Bloomington, MI Fri Aug 17 1962, 8:05 PM EDT Unknown - 76 F	
Vic Power, R OBP: 0.321, SLG: 0.431 (1, 3)	F7									4	0	1	0	0	1			
Rich Rollins, R OBP: 0.389, SLG: 0.459 (1, 5)	F9									4	1	1	0	0	1			
Harmon Killebrew, R OBP: 0.388, SLG: 0.507 (1, 7) Bill Tuttle, R OBP: 0.312, SLG: 0.267 (9, 8)	F7									4	0	0	0	0	1			
Bob Allison, R OBP: 0.365, SLG: 0.489 (1, 9)										3	0	0	0	1	2			
Earl Battey, R OBP: 0.351, SLG: 0.422 (1, 2)										3	2	2	2	1	0			
Bernie Allen, L OBP: 0.340, SLG: 0.433 (1, 4)										3	0	1	0	0	2			
Zoilo Versalles, R OBP: 0.258, SLG: 0.340 (1, 6)										3	1	1	1	1	0			
Jack Kralick, L OBP: 0.239, SLG: 0.284 (1, 1)										4	2	2	2	0	1			
<b>Inning Stats</b>	R: 0 E: 0 K: 0 S: 3	H: 0 LOB: 0 BB: 0 P: 3	R: 0 E: 0 K: 1 S: 5	H: 0 LOB: 0 BB: 0 P: 5	R: 0 E: 0 K: 2 S: 8	H: 1 LOB: 1 BB: 0 P: 8	R: 2 E: 0 K: 0 S: 3	H: 2 LOB: 1 BB: 1 P: 9	R: 0 E: 0 K: 0 S: 6	H: 0 LOB: 0 BB: 0 P: 3	R: 3 E: 0 K: 0 S: 6	H: 3 LOB: 0 BB: 0 P: 6	R: 2 E: 0 K: 1 S: 8	H: 3 LOB: 2 BB: 1 P: 12	1B: 3 2B: 2 3B: 0 HR: 4	SF: 0 SAC: 1 DP: 1 HBP: 0		WP: 2 PB: 0 SB: 0 CS: 0
<b>PITCHER</b> Ike Delock, R ERA: 2.73 (1, 1) Mike Fomiele, R ERA: 5.53 (7, 1)	IP: 6.2 WLS: L BF: 28 H: 6 R: 5 ER: 5 SO: 3 BB: 3 IBB: 0 HBP: 0 BLK: 0 WP: 1 HR: 3 S: 31 P: 43 ERA: 6.75 WHIP: 1.350															<b>PITCHER</b>		

AB 34  
R 3  
H 7  
RBI 3  
BB 2  
SO 4  
LOB 13






Batter	1	2	3	4	5	6	7	8	9	AB	R	H	RBI	BB	SO	LOB	TOP										
Gary Geiger, L (1, 8) OBP: 0.331, SLG: 0.386	0-0 4-3	0-3 K			0-0 F7		0-0 HR	0-0 F5		5	1	1	1	0	1	3											
Eddie Bressoud, R (1, 6) OBP: 0.327, SLG: 0.437	0-3 K		0-0 F2		0-0 WP 3B		0-0 HR		0-0 F4	5	2	2	2	0	1	0											
Carl Yastrzemski, L (1, 7) OBP: 0.354, SLG: 0.458	0-0 2B		0-0 4-3		0-0 G3		0-0 1B		0-0 F6	5	0	2	0	0	0	0											
Lou Clinton, R (1, 9) OBP: 0.358, SLG: 0.595	0-0 F3		0-0 5-3		0-0 HR		0-0 F8		0-3 K	5	1	1	1	0	1	2											
Pete Runnels, L (1, 3) OBP: 0.415, SLG: 0.465		4-0 1B HR BB		0-0 3-1		0-3 K		0-0 6-3		3	1	0	0	1	1	0											
Frank Malzone, R (1, 5) OBP: 0.307, SLG: 0.391		0-0 1-2 HR 1B		0-0 5-3		0-0 F9		0-0 1B 2B		4	2	2	0	0	0	0											
Jim Pagliaroni, R (1, 2) OBP: 0.366, SLG: 0.467		0-3 K		0-0 L6		0-3 K		4-0 1B BB		3	0	0	0	1	2	2											
Chuck Schilling, R (1, 4) OBP: 0.284, SLG: 0.317		0-0 F6			0-0 WP 3B 1B		0-0 6-3	0-0 1-2 2-H 1B		4	1	2	1	0	0	2											
Earl Wilson, R (1, 1) OBP: 0.235, SLG: 0.417		0-0 1-H 2-H HR			0-3 K		0-0 F3	0-3 K		3	1	1	3	0	1	1											
Dick Radatz, R (7, 1) OBP: 0.091, SLG: 0.091					1-2 K					1	0	0	0	0	1	2											
<b>Inning Stats</b>	R: 0 E: 0 K: 1 S: 6	H: 1 LOB: 1 BB: 0 P: 6	R: 3 E: 0 K: 2 S: 9	H: 2 LOB: 0 BB: 1 P: 13	R: 0 E: 0 K: 0 S: 3	H: 0 LOB: 0 BB: 0 P: 3	R: 0 E: 0 K: 0 S: 3	H: 0 LOB: 0 BB: 0 P: 3	R: 2 E: 0 K: 1 S: 7	H: 2 LOB: 0 BB: 0 P: 7	R: 1 E: 0 K: 2 S: 8	H: 1 LOB: 0 BB: 0 P: 8	R: 2 E: 0 K: 0 S: 6	H: 3 LOB: 1 BB: 0 P: 6	R: 1 E: 0 K: 1 S: 7	H: 2 LOB: 2 BB: 1 P: 11	R: 0 E: 0 K: 1 S: 5	H: 0 LOB: 0 BB: 0 P: 5	1B: 4 2B: 2 3B: 1 HR: 4	SF: 0 SAC: 0 DP: 0 HBP: 0	WP: 2 PB: 0 SB: 0 CS: 0	PA: 40					
<b>PITCHER</b>	IP	WLS	BF	H	R	ER	SO	BB	IBB	HBP	BLK	WP	HR	S	P	ERA	WHIP										
Georges Maranda, R (1, 1) ERA: 4.95	6.2	L	29	8	8	8	6	1	0	0	0	2	4	40	44	10.80	1.350										
Jackie Collum, L (7, 1) ERA: 12.41	0.1		2	1	0	0	0	0	0	0	0	0	0	2	2	0.00	3.000										
Ray Moore, R (8, 1) ERA: 3.76	2.0		9	2	1	1	2	1	0	0	0	0	0	12	16	4.50	1.500										

**Boston Red Sox @ Minnesota Twins**  
Metropolitan Stadium, Bloomington, MI  
Fri Aug 17 1962, 8:05 PM EDT  
Att: 34,239 - Unknown - 65 F

livebaseballscores.com

AB 38  
R 9  
H 11  
RBI 8  
BB 2  
SO 8  
LOB 12




Batter	1	2	3	4	5	6	7	8	9	AB	R	H	RBI	BB	SO	LOB	BOTTOM										
Lenny Green, L (1, 8) OBP: 0.379, SLG: 0.444	0-0 L6		0-0 F5			0-0 F9	0-3 K			4	0	0	0	0	1	2											
Vic Power, R (1, 3) OBP: 0.323, SLG: 0.430	0-0 1B		0-0 4-3			0-3 K		4-0 BB		3	0	1	0	1	1	1											
Rich Rollins, R (1, 5) OBP: 0.386, SLG: 0.455	0-0 F9			0-0 5-3		0-0 F4		0-0 F3		4	0	0	0	0	0	2											
Harmon Killebrew, R (1, 7) OBP: 0.367, SLG: 0.504	0-3 K			0-0 F8		4-0 G6-4-3 1B BB	0-3 K	0-3 K		3	1	0	0	1	2	2											
Bob Allison, R (1, 9) OBP: 0.364, SLG: 0.487		0-3 K		0-0 F3		0-0 G6-4-3 1B	0-3 K	0-3 K		4	0	1	0	0	2	1											
Earl Battey, R (1, 2) OBP: 0.350, SLG: 0.419		0-0 4-3			0-3 K	0-0 G6-4-3		4-0 2-3 BB		3	0	0	0	1	1	2											
Bernie Allen, L (1, 4) OBP: 0.341, SLG: 0.440		0-3 K			0-0 HR	0-0 G6-4-3 1B		0-0 2-3 BB		4	2	2	2	0	1	1											
Zoilo Versalles, R (1, 6) OBP: 0.260, SLG: 0.349			0-0 1B		0-3 K	0-0 K		0-0 F5		4	1	2	2	0	1	1											
Georges Maranda, R (1, 1) OBP: 0.313, SLG: 0.400			0-3 K		0-0 K	0-0 K		0-3 K		2	0	0	0	0	2	1											
Jackie Collum, L (7, 1) OBP: 0.398, SLG: 0.490					0-3 K	0-0 K		0-0 K		0	0	0	0	0	0	0											
Don Mincher, L (7, PH) OBP: 0.398, SLG: 0.490					0-3 K	0-0 K		0-0 K		0	0	0	0	1	0	0											
Ray Moore, R (8, 1) OBP: 0.408, SLG: 0.425					0-0 K	0-0 K		0-0 K		0	0	0	0	0	0	0											
<b>Inning Stats</b>	R: 0 E: 0 K: 1 S: 6	H: 1 LOB: 1 BB: 0 P: 6	R: 0 E: 0 K: 2 S: 7	H: 0 LOB: 0 BB: 0 P: 7	R: 0 E: 0 K: 1 S: 6	H: 1 LOB: 1 BB: 0 P: 6	R: 0 E: 0 K: 0 S: 3	H: 0 LOB: 0 BB: 0 P: 3	R: 1 E: 0 K: 3 S: 10	H: 1 LOB: 0 BB: 0 P: 10	R: 0 E: 0 K: 1 S: 5	H: 0 LOB: 0 BB: 0 P: 5	R: 3 E: 0 K: 1 S: 7	H: 3 LOB: 1 BB: 2 P: 15	R: 0 E: 0 K: 2 S: 7	H: 0 LOB: 1 BB: 1 P: 11	R: 0 E: 0 K: 1 S: 5	H: 0 LOB: 1 BB: 1 P: 9	1B: 4 2B: 0 3B: 0 HR: 2	SF: 0 SAC: 0 DP: 1 HBP: 0	WP: 0 PB: 0 SB: 0 CS: 0	PA: 36					
<b>PITCHER</b>	IP	WLS	BF	H	R	ER	SO	BB	IBB	HBP	BLK	WP	HR	S	P	ERA	WHIP										
Earl Wilson, R (1, 1) ERA: 3.55	6.2	W	27	6	4	4	8	2	0	0	0	0	2	41	49	5.40	1.200										
Dick Radatz, R (7, 1) ERA: 1.79	2.1	S	9	0	0	0	4	2	0	0	0	0	0	15	23	0.00	0.857										

**Boston Red Sox @ Minnesota Twins**  
Metropolitan Stadium, Bloomington, MI  
Fri Aug 17 1962, 8:05 PM EDT  
Att: 34,239 - Unknown - 65 F

livebaseballscores.com

AB 32  
R 4  
H 6  
RBI 4  
BB 4  
SO 12  
LOB 14





Batter	1	2	3	4	5	6	7	8	9	AB	R	H	RBI	BB	SO	LOB	TOP								
Carroll Hardy, R OBP: 0.311, SLG: 0.335	6-3		K	FC4-6		G5-4-3	F2			5	0	0	0	1	1	4									
Eddie Bressoud, R OBP: 0.329, SLG: 0.437	2B SF8 BB		1-3		SH3-4 HR 1B				F8	5	3	2	0	1	0	3									
Carl Yastrzemski, L OBP: 0.397, SLG: 0.464	SF8 1-3 2B			FC6-4 1B	SH3-4					4	1	3	0	0	0	0									
Lou Clinton, R OBP: 0.355, SLG: 0.598	SF8 2-3 3-H			FC6-4	L7					4	1	1	3	0	0	2									
Frank Matzone, R OBP: 0.312, SLG: 0.408	5-3									5	3	4	4	0	0	1									
Bob Tillman, R OBP: 0.297, SLG: 0.492		K		HR	5-3					5	1	1	2	0	2	1									
Pete Runnels, L OBP: 0.417, SLG: 0.474			K							5	2	3	1	0	1	0									
Chuck Schilling, R OBP: 0.292, SLG: 0.330										4	1	3	0	1	0	1									
Gene Conley, R OBP: 0.250, SLG: 0.375										3	0	0	0	0	0	3									
Dick Radatz, R OBP: 0.130, SLG: 0.130	4-3									1	0	1	2	0	0	0									
Jim Pagliaromi, R OBP: 0.365, SLG: 0.465										1	0	0	0	0	1										
Arnold Earley, L OBP: 0.273, SLG: 0.200										0	0	0	0	0	0	0									
<b>Inning Stats</b>	R: 1 E: 0 K: 0 S: 4	H: 1 LOB: 1 BB: 1 P: 8	R: 0 E: 0 K: 1 S: 6	H: 1 LOB: 1 BB: 0 P: 6	R: 0 E: 0 K: 1 S: 6	H: 1 LOB: 1 BB: 0 P: 6	R: 1 E: 1 K: 1 S: 8	H: 2 LOB: 2 BB: 0 P: 8	R: 2 E: 0 K: 0 S: 5	H: 2 LOB: 0 BB: 0 P: 5	R: 1 E: 0 K: 0 S: 3	H: 1 LOB: 0 BB: 1 P: 7	R: 7 E: 0 K: 0 S: 10	H: 8 LOB: 0 BB: 0 P: 10	R: 0 E: 0 K: 1 S: 6	H: 1 LOB: 1 BB: 0 P: 6	R: 0 E: 0 K: 0 S: 4	H: 1 LOB: 2 BB: 1 P: 8	1B: 9 2B: 4 3B: 1 HR: 4	SF: 1 SAC: 1 DP: 2 HBP: 0	WP: 0 PB: 0 SB: 0 CS: 0	PA: 47			
<b>PITCHER</b>	IP	WLS	BF	H	R	ER	SO	BB	IBB	HBP	BLK	WP	HR	S	P	ERA	WHIP								
Bill Pleis, L ERA: 4.31	5.0	L	25	8	5	5	3	1	0	0	0	0	3	30	34	9.00	1.800								
Frank Sullivan, R ERA: 4.57	1.0		8	5	5	5	0	1	0	0	0	0	1	7	11	45.00	6.000								
Jackie Collum, L ERA: 11.15	3.0		14	5	2	2	1	1	0	0	0	0	0	15	19	6.00	2.000								

**Boston Red Sox @ Minnesota Twins**  
 Metropolitan Stadium, Bloomington, MI  
 Sat Aug 18 1962, 4:33 AM EDT  
 Att: 21,078 - Unknown - 78 F

AB 42  
 R 12  
 H 18  
 RBI 12  
 BB 3  
 SO 4  
 LOB 16




Batter	1	2	3	4	5	6	7	8	9	AB	R	H	RBI	BB	SO	LOB	BOTTOM								
Lenny Green, L OBP: 0.378, SLG: 0.440	F6			F8				4-3	4-1	4	0	0	0	1	0	1									
Vic Power, R OBP: 0.324, SLG: 0.428				F9				F2		2	0	0	1	2	0	0									
Rich Rollins, R OBP: 0.387, SLG: 0.454	G6-4-3									3	1	1	1	1	0	1									
Harmon Killebrew, R OBP: 0.368, SLG: 0.511								HR		4	1	2	2	0	1	3									
Bob Allison, R OBP: 0.363, SLG: 0.483								HR		3	0	0	0	1	2	4									
Earl Battey, R OBP: 0.350, SLG: 0.417										2	0	0	0	1	0	1									
Jerry Zimmerman, R OBP: 0.283, SLG: 0.279										1	0	0	0	0	0	1									
Bernie Allen, L OBP: 0.340, SLG: 0.441										4	1	1	0	0	0	1									
Zoilo Versalles, R OBP: 0.259, SLG: 0.348										4	0	1	0	0	0	2									
Bill Pleis, L OBP: 0.200, SLG: 0.200										1	0	0	0	0	0	0									
Frank Sullivan, R ERA: 1.92										0	1	0	0	1	0	0									
Jackie Collum, L ERA: 5.37										1	0	0	0	0	1	1									
George Banks, R OBP: 0.404, SLG: 0.420										1	0	0	0	0	0	1									
<b>Inning Stats</b>	R: 0 E: 0 K: 0 S: 2	H: 0 LOB: 0 BB: 1 P: 6	R: 0 E: 1 K: 1 S: 5	H: 1 LOB: 0 BB: 0 P: 5	R: 0 E: 0 K: 0 S: 3	H: 0 LOB: 0 BB: 0 P: 3	R: 0 E: 0 K: 0 S: 3	H: 0 LOB: 0 BB: 0 P: 3	R: 2 E: 0 K: 1 S: 5	H: 2 LOB: 1 BB: 1 P: 9	R: 0 E: 0 K: 0 S: 2	H: 0 LOB: 1 BB: 0 P: 4	R: 2 E: 0 K: 0 S: 5	H: 2 LOB: 1 BB: 1 P: 9	R: 0 E: 0 K: 0 S: 4	H: 1 LOB: 1 BB: 0 P: 4	1B: 3 2B: 2 3B: 0 HR: 1	SF: 0 SAC: 0 DP: 2 HBP: 0	WP: 0 PB: 0 SB: 0 CS: 0	PA: 37					
<b>PITCHER</b>	IP	WLS	BF	H	R	ER	SO	BB	IBB	HBP	BLK	WP	HR	S	P	ERA	WHIP								
Gene Conley, R ERA: 4.1	5.1	W	20	2	2	2	1	4	0	0	0	0	0	18	34	3.38	1.125								
Dick Radatz, R ERA: 1.92	2.2		13	2	2	2	3	3	0	0	0	0	1	16	28	6.75	1.875								
Arnold Earley, L ERA: 5.37	1.0	S	4	1	0	0	0	0	0	0	0	0	0	4	4	0.00	1.000								


**Boston Red Sox @ Minnesota Twins**  
 Metropolitan Stadium, Bloomington, MI  
 Sat Aug 18 1962, 4:33 AM EDT  
 Att: 21,078 - Unknown - 78 F

AB 30  
 R 4  
 H 5  
 RBI 4  
 BB 7  
 SO 4  
 LOB 16





Batter	1	2	3	4	5	6	7	8	9	AB	R	H	RBI	BB	SO	LOB	TOP				
Gary Geiger, L OBP: 0.330, SLG: 0.393 (1, 8)	0-0 1-6-3 ①		0-0 HR ①		0-0 4-3 ③			0-0 3-1 ②		4	1	1	2	0	0	0	<b>Boston Red Sox @ Minnesota Twins</b> Metropolitan Stadium, Bloomington, MI Sun Aug 19 1962, 4:33 AM EDT Unknown - 86 F  <b>AB 32</b> <b>R 2</b> <b>H 5</b> <b>RBI 2</b> <b>BB 0</b> <b>SO 2</b> <b>LOB 9</b> 				
Eddie Bressoud, R OBP: 0.328, SLG: 0.433 (1, 6)	0-0 F8 ②		0-0 F9 ②			0-0 E6 FC1-6 ①		0-3 K ③		4	0	0	0	0	1	0					
Carl Yastrzemski, L OBP: 0.356, SLG: 0.462 (1, 7)	0-0 1B ③		0-0 F8 ③			0-0 FC1-6 FC6-4 1-2 ①		0-0 6-3 ①		4	0	1	0	0	0	1					
Lou Clinton, R OBP: 0.350, SLG: 0.588 (1, 9)	0-0 F6 ③			0-0 1-3 ①		0-0 F4 ②		0-0 5-3 ②		4	0	0	0	0	0	2					
Frank Matzone, R OBP: 0.312, SLG: 0.406 (1, 5)		0-0 6-3 ①		0-0 FC6-4 1B ②		0-0 FC6-4 1-2 ③		0-0 L5 ③		4	0	1	0	0	0	1					
Jim Pagliaroni, R OBP: 0.384, SLG: 0.463 Carroll Hardy, R OBP: 0.311, SLG: 0.335 (7, PR) Bob Tillman, R OBP: 0.297, SLG: 0.492 (7, 2)		0-0 6-3 ②		0-0 F3 ②			0-0 G6-4-3 1B ①			3	0	1	0	0	0	1					
Pete Runnels, L OBP: 0.415, SLG: 0.471 Don Gile, R (8, 3)		0-0 1-3 ③		0-0 FC6-4 1-2 ③			0-0 F6 ①			3	0	0	0	0	0	2					
Chuck Schilling, R OBP: 0.293, SLG: 0.330 (1, 4)			0-0 HR 1B ①		0-0 F4 ①		0-0 G6-4-3 1-2 ②			3	1	1	0	0	0	1					
Bill Monbouquette, R OBP: 0.190, SLG: 0.113 (1, 1)			0-3 K ①		0-0 L3 ②			0-0 6-3 ①		3	0	0	0	0	1	1					
<b>Inning Stats</b>	R: 0 E: 0 K: 0 S: 4	H: 1 LOB: 1 BB: 0 P: 4	R: 0 E: 0 K: 0 S: 3	H: 0 LOB: 0 BB: 0 P: 3	R: 2 E: 0 K: 1 S: 7	H: 2 LOB: 0 BB: 0 P: 7	R: 0 E: 0 K: 0 S: 4	H: 1 LOB: 1 BB: 0 P: 4	R: 0 E: 0 K: 0 S: 3	H: 0 LOB: 0 BB: 0 P: 3	R: 0 E: 1 K: 0 S: 4	H: 1 LOB: 1 BB: 0 P: 4	R: 0 E: 0 K: 1 S: 5	H: 0 LOB: 0 BB: 0 P: 5	R: 0 E: 0 K: 0 S: 3	H: 0 LOB: 0 BB: 0 P: 3		1B: 4 2B: 0 3B: 0 HR: 1	SF: 0 SAC: 0 DP: 1 HBP: 0	WP: 0 PB: 0 SB: 0 CS: 0	PA: 32
<b>PITCHER</b> Jim Kaat, L ERA: 3.16 (1, 1)	IP: 9.0 WLS: W BF: 32 H: 5 R: 2 ER: 2 SO: 2 BB: 0 IBB: 0 HBP: 0 BLK: 0 WP: 0 HR: 1 S: 36 P: 36 ERA: 2.00 WHIP: 0.556															<b>PITCHER</b> IP: WLS: BF: H: R: ER: SO: BB: IBB: HBP: BLK: WP: HR: S: P: ERA: WHIP					


Batter	1	2	3	4	5	6	7	8	9	AB	R	H	RBI	BB	SO	LOB	BOTTOM				
Lenny Green, L OBP: 0.378, SLG: 0.440 (1, 8) (9, 7)	0-0 G6-4-3 1B ①		0-0 F3 ③			0-0 L6 ①		0-0 BLK SH3-4 FC6 1B ①		4	1	2	0	0	0	0	<b>Boston Red Sox @ Minnesota Twins</b> Metropolitan Stadium, Bloomington, MI Sun Aug 19 1962, 4:33 AM EDT Unknown - 86 F  <b>AB 28</b> <b>R 4</b> <b>H 6</b> <b>RBI 3</b> <b>BB 3</b> <b>SO 5</b> <b>LOB 9</b> 				
Vic Power, R OBP: 0.322, SLG: 0.425 (1, 3)	0-0 G2 ①			0-0 F9 ①		0-0 F7 ②		0-0 SH3-4 1-2 ①		3	0	0	0	0	0	1					
Rich Rollins, R OBP: 0.386, SLG: 0.452 (1, 5)	0-0 G6-4-3 1-2 ②			0-0 F3 ②		0-0 1B ③		0-0 FC6 1B E 2-H ①		4	1	1	1	0	0	1					
Harmon Killebrew, R OBP: 0.367, SLG: 0.508 (8, PR) Johnny Gonyea, R OBP: 0.259, SLG: 0.520 Bill Tuttle, R OBP: 0.312, SLG: 0.267 (9, 8)		0-0 F4 ①		0-0 F8 ③		0-0 L8 ③		0-0 E2 G4-6-3 1-H 1B ①		4	0	1	0	0	0	1					
Bob Allison, R OBP: 0.362, SLG: 0.480 (1, 9)	0-3 K ②				0-0 HR 1B ①		0-3 K ②		0-0 G4-6-3 1-2 ③		4	1	1	0	0	2					
Earl Battey, R OBP: 0.350, SLG: 0.415 (1, 2)	4-0 BB ③			0-0 F4 ①		0-0 K ②				2	0	0	0	1	1	1					
Bernie Allen, L OBP: 0.340, SLG: 0.439 (1, 4)	0-0 4-3 ③			0-0 F7 ②		4-0 BB ②				2	0	0	0	1	0	2					
Zolio Versalles, R OBP: 0.262, SLG: 0.355 (1, 6)			0-0 6-3 ①		0-0 HR ①		4-0 BB ②		4-0 BB ②	2	1	1	2	1	0	0					
Jim Kaat, L OBP: 0.217, SLG: 0.263 (1, 1)			0-0 F9 ②		0-3 K ③		0-3 K ③			3	0	0	0	0	2	2					
<b>Inning Stats</b>	R: 0 E: 0 K: 0 S: 3	H: 1 LOB: 0 BB: 0 P: 3	R: 0 E: 0 K: 1 S: 5	H: 0 LOB: 1 BB: 1 P: 9	R: 0 E: 0 K: 0 S: 3	H: 0 LOB: 0 BB: 0 P: 3	R: 2 E: 0 K: 1 S: 7	H: 2 LOB: 0 BB: 0 P: 7	R: 0 E: 0 K: 0 S: 4	H: 1 LOB: 1 BB: 0 P: 4	R: 0 E: 0 K: 3 S: 9	H: 0 LOB: 2 BB: 2 P: 17	R: 2 E: 1 K: 0 S: 5	H: 2 LOB: 1 BB: 0 P: 5	R: 0 E: 0 K: 0 S: 3	H: 0 LOB: 0 BB: 0 P: 3		1B: 5 2B: 0 3B: 0 HR: 1	SF: 0 SAC: 1 DP: 2 HBP: 0	WP: 0 PB: 0 SB: 0 CS: 0	PA: 32
<b>PITCHER</b> Bill Monbouquette, R ERA: 3.76 (1, 1)	IP: 8.0 WLS: L BF: 32 H: 6 R: 4 ER: 3 SO: 5 BB: 3 IBB: 0 HBP: 0 BLK: 0 WP: 0 HR: 1 S: 39 P: 51 ERA: 3.38 WHIP: 1.125															<b>PITCHER</b> IP: WLS: BF: H: R: ER: SO: BB: IBB: HBP: BLK: WP: HR: S: P: ERA: WHIP					



Batter	1	2	3	4	5	6	7	8	9	AB	R	H	RBI	BB	SO	LOB	TOP
Gary Geiger, L (1, 8) OBP: 0.332, SLG: 0.395	0-3 K		0-0 1B 2B	0-0 6-3			4-0 BB			3	1	1	0	1	1	0	
Eddie Bressoud, R (1, 6) OBP: 0.326, SLG: 0.430	4-0 2B BB		0-3 K		0-0 6-3		0-0 F6			3	0	0	0	1	1	2	
Carl Yastrzemski, L (1, 7) OBP: 0.359, SLG: 0.467	0-0 2B		0-0 BB HR 1B		0-0 G6-4-3 1B			0-0 F8		4	1	3	1	0	0	0	
Lou Clinton, R (1, 9) OBP: 0.348, SLG: 0.581	0-0 FC5-2-5 FC6-4 2-3 3-H		4-0 HR BB		0-0 G6-4-3 1-2			0-3 K		3	1	0	0	1	1	3	
Frank Matzone, R (1, 5) OBP: 0.311, SLG: 0.411	0-0 FC6-4 1-2		0-0 HR			0-3 K		0-3 K		4	1	1	3	0	2	2	
Bob Tillman, R (1, 2) OBP: 0.296, SLG: 0.490		0-3 K		0-0 G5-4-3 1B		0-0 5-3			0-0 4-3	1	0	0	0	0	1	0	
Russ Nixon, L (3, PH) OBP: 0.290, SLG: 0.339										3	0	1	0	0	0	0	
Don Gile, R (1, 3)			1-0 HBP	0-0 G5-4-3 1-2		0-0 F8			0-3 K	3	0	0	0	0	1	1	
Chuck Schilling, R (1, 4) OBP: 0.289, SLG: 0.325		0-0 5-3 1-2			0-0 6-3		0-0 F4		0-0 F4	4	0	0	0	0	0	1	
Hal Kolstad, R (1, 1) OBP: 0.071, SLG: 0.071		0-3 K						0-3 K		3	0	0	0	0	3	1	
Galen Cisco, R (7, 1) OBP: 0.179, SLG: 0.120										0	0	0	0	0	0	0	
Mike Fomieleles, R (8, 1) OBP: 0.214, SLG: 0.214										0	0	0	0	0	0	0	
<b>Inning Stats</b>	R: 0 E: 0 K: 1 S: 6	H: 1 LOB: 2 BB: 1 P: 10	R: 0 E: 0 K: 2 S: 7	H: 0 LOB: 1 BB: 0 P: 8	R: 4 E: 0 K: 1 S: 8	H: 4 LOB: 0 BB: 1 P: 12	R: 0 E: 0 K: 1 S: 5	H: 0 LOB: 0 BB: 0 P: 5	R: 0 E: 0 K: 1 S: 5	H: 0 LOB: 0 BB: 1 P: 9	R: 0 E: 0 K: 2 S: 7	H: 0 LOB: 0 BB: 0 P: 7	R: 0 E: 0 K: 1 S: 5	H: 0 LOB: 0 BB: 0 P: 5	1B: 3 2B: 2 3B: 0 HR: 1	SF: 0 SAC: 0 DP: 2 HBP: 1	WP: 0 PA: 35 PB: 0 SB: 0 CS: 0
<b>PITCHER</b>	IP WLS BF H R ER SO BB IBB HBP BLK WP HR S P ERA WHIP																
Lee Stange, R (1, 1) ERA: 3.93	7.0 W 29 6 4 4 7 3 0 0 0 0 0 1 39 52 5.14 1.286																
Ray Moore, R (8, 1) ERA: 3.63	2.0 S 6 0 0 0 3 0 0 0 0 0 0 0 12 12 0.00 0.000																

**Boston Red Sox @ Minnesota Twins**  
 Metropolitan Stadium, Bloomington, MI  
 Sun Aug 19 1962, 4:38 AM EDT  
 Att: 20,469 - Unknown - 90 F


AB 31  
 R 4  
 H 6  
 RBI 4  
 BB 3  
 SO 10  
 LOB 10



Batter	1	2	3	4	5	6	7	8	9	AB	R	H	RBI	BB	SO	LOB	BOTTOM
Lenny Green, L (1, 8) OBP: 0.377, SLG: 0.439	0-0 F8	0-0 F9			0-0 E3		0-0 1B 2B 1B	0-0 SF7		4	1	1	1	0	0	0	
Rich Rollins, R (1, 5) OBP: 0.388, SLG: 0.453	4-0 HR BB		0-0 FC5-4 1B		0-0 L4		0-0 2B 1B	0-0 F3		4	2	2	1	1	0	2	
Harmon Killebrew, R (1, 7) OBP: 0.369, SLG: 0.516	0-0 1-H HR		0-0 FC5-4 BB 1-2		0-0 F3		0-0 1B 2B			4	2	2	4	0	0	2	
Bill Tuttle, R (9, 8) OBP: 0.312, SLG: 0.267										0	0	0	0	0	0	0	
Don Mincher, L (1, 3) OBP: 0.394, SLG: 0.477	4-0 FC5-4 BB		0-0 F8		0-0 G3		0-0 F6			3	0	0	0	1	0	3	
Ray Moore, R (8, 1) ERA: 3.63										0	0	0	0	0	0	0	
Bob Allison, R (1, 9) OBP: 0.365, SLG: 0.481	0-0 FC5-4 1B 1-2		4-0 BB		4-0 G1-6-3 BB		0-0 2-H 1B			2	0	1	1	2	0	1	
Bernie Allen, L (1, 4) OBP: 0.339, SLG: 0.437	0-0 1-3 1B		0-0 L4		0-0 G1-6-3 1-2		0-0 F8			4	0	1	0	0	0	4	
Zollo Versalles, R (1, 6) OBP: 0.260, SLG: 0.352	0-3 K				0-0 F9		0-0 F6		0-0 E8 SF7	4	1	0	0	0	1	2	
Jerry Zimmerman, R (1, 2) OBP: 0.260, SLG: 0.255		0-0 5-3			0-0 5-3			0-0 F4	0-0 5-3	4	0	0	0	0	0	1	
Lee Stange, R (1, 1) OBP: 0.067, SLG: 0.067		0-3 K			0-3 K			0-0 1B 1B	4-0 SF7 BB	2	0	0	0	0	2	0	
Vic Power, R (7, PH) OBP: 0.325, SLG: 0.427										1	1	1	0	1	0	0	
<b>Inning Stats</b>	R: 2 E: 0 K: 1 S: 7	H: 2 LOB: 2 BB: 2 P: 15	R: 0 E: 0 K: 1 S: 5	H: 0 LOB: 0 BB: 0 P: 5	R: 0 E: 0 K: 0 S: 4	H: 1 LOB: 2 BB: 1 P: 8	R: 0 E: 0 K: 1 S: 5	H: 0 LOB: 0 BB: 0 P: 5	R: 0 E: 0 K: 0 S: 2	H: 0 LOB: 1 BB: 1 P: 6	R: 4 E: 0 K: 0 S: 8	H: 5 LOB: 1 BB: 0 P: 8	R: 1 E: 1 K: 0 S: 4	H: 0 LOB: 1 BB: 1 P: 8	1B: 6 2B: 1 3B: 0 HR: 1	SF: 1 SAC: 0 DP: 1 HBP: 0	WP: 0 PA: 38 PB: 0 SB: 0 CS: 0
<b>PITCHER</b>	IP WLS BF H R ER SO BB IBB HBP BLK WP HR S P ERA WHIP																
Hal Kolstad, R (1, 1) ERA: 6.09	6.1 L 28 5 4 4 3 4 0 0 0 0 0 0 7 11 18.00 4.000																
Galen Cisco, R (7, 1) ERA: 6.72	1.0 L 8 3 3 2 0 1 0 0 0 0 0 0 7 11 18.00 4.000																
Mike Fomieleles, R (8, 1) ERA: 5.47	0.2 2 0 0 0 0 0 0 0 0 0 0 0 2 2 0.00 0.000																

**Boston Red Sox @ Minnesota Twins**  
 Metropolitan Stadium, Bloomington, MI  
 Sun Aug 19 1962, 4:38 AM EDT  
 Att: 20,469 - Unknown - 90 F

AB 32  
 R 7  
 H 8  
 RBI 7  
 BB 5  
 SO 3  
 LOB 15





Batter	1	2	3	4	5	6	7	8	9	AB	R	H	RBI	BB	SO	LOB	TOP									
<b>Gary Geiger, L</b> (1, 8) OBP: 0.335, SLG: 0.395	4-0 BB G4-3		4-3						0-0 BB 1B	3	0	1	0	2	1	1	<b>Boston Red Sox @ Minnesota Twins</b> Metropolitan Stadium, Bloomington, MI Mon Aug 20 1962, 4:33 AM EDT Att: 12,853 - Unknown - 84 F									
<b>Eddie Bressoud, R</b> (1, 6) OBP: 0.324, SLG: 0.430	0-3 K								0-0 BB F3	5	1	1	0	0	1	3										
<b>Carl Yastrzemski, L</b> (1, 7) OBP: 0.362, SLG: 0.468	0-0 1-2 G4-3								0-0 BB 1B	3	1	2	1	1	0	1										
<b>Lou Clinton, R</b> (1, 9) OBP: 0.347, SLG: 0.587		0-0 F2							0-0 BB K	4	1	1	2	0	1	2										
<b>Frank Matzone, R</b> (1, 5) OBP: 0.313, SLG: 0.413		0-0 F2							0-0 BB K	3	0	1	0	1	1	1										
<b>Jim Pagliaroni, R</b> (1, 2) OBP: 0.359, SLG: 0.456		0-0 F6							0-0 BB F5	4	0	0	0	0	0	4										
<b>Pete Runnels, L</b> (1, 3) OBP: 0.417, SLG: 0.472									0-0 F9	3	1	2	0	1	0	2										
<b>Chuck Schilling, R</b> (1, 4) OBP: 0.289, SLG: 0.325									0-0 3-1	3	0	1	0	0	1	3										
<b>Russ Nixon, L</b> (9, PH) OBP: 0.286, SLG: 0.333									0-0 3-1	1	0	0	0	0	0	0										
<b>Don Schwall, R</b> (1, 1) OBP: 0.148, SLG: 0.115									0-0 4-3	2	0	0	0	0	0	2										
<b>Billy Gardner, R</b> (7, PH) OBP: 0.294, SLG: 0.322									0-0 4-3	1	0	0	0	0	0	0										
<b>Dick Radatz, R</b> (7, PH) OBP: 0.130, SLG: 0.130									0-0 4-3	0	0	0	0	0	0	0										
<b>Pumpsie Green, S</b> (9, PH) OBP: 0.257, SLG: 0.203									0-0 4-3	1	0	0	0	0	0	0										
<b>Inning Stats</b>	R: 0 E: 0 K: 1 S: 4	H: 0 LOB: 0 BB: 1 P: 8	R: 0 E: 0 K: 0 S: 3	H: 0 LOB: 0 BB: 0 P: 3	R: 0 E: 0 K: 0 S: 3	H: 0 LOB: 1 BB: 1 P: 7	R: 1 E: 0 K: 1 S: 7	H: 2 LOB: 1 BB: 0 P: 7	R: 1 E: 0 K: 0 S: 4	H: 2 LOB: 1 BB: 1 P: 8	R: 2 E: 0 K: 1 S: 5	H: 3 LOB: 2 BB: 1 P: 11	R: 0 E: 0 K: 1 S: 5	H: 0 LOB: 0 BB: 0 P: 5	R: 0 E: 0 K: 1 S: 6	H: 1 LOB: 2 BB: 1 P: 10		R: 0 E: 0 K: 0 S: 4	H: 1 LOB: 1 BB: 0 P: 4	1B: 6 2B: 3 3B: 0 HR: 1	SF: 0 SAC: 0 DP: 3 HBP: 0	WP: 0 PB: 0 SB: 0 CS: 0	PA: 38			
<b>PITCHER</b>	IP	WLS	BF	H	R	ER	SO	BB	IBB	HBP	BLK	WP	HR	S	P	ERA	WHIP									
<b>Dick Stigman, L</b> (1, 1) ERA: 3.61	7.1	W	32	8	4	4	5	5	0	0	0	0	0	1	37	57	4.91	1.773								
<b>Frank Sullivan, R</b> (8, 1) ERA: 4.5	1.2	S	6	1	0	0	0	0	0	0	0	0	0	0	6	6	0.00	0.600								

Batter	1	2	3	4	5	6	7	8	9	AB	R	H	RBI	BB	SO	LOB	BOTTOM									
<b>Lenny Green, L</b> (1, 8) OBP: 0.374, SLG: 0.435	0-0 G3	4-3							0-0 F7	4	0	0	0	0	0	0	<b>Boston Red Sox @ Minnesota Twins</b> Metropolitan Stadium, Bloomington, MI Mon Aug 20 1962, 4:33 AM EDT Att: 12,853 - Unknown - 84 F									
<b>Vic Power, R</b> (1, 3) OBP: 0.329, SLG: 0.433	4-0 FC5-4 2B BB								0-0 F8	3	2	2	0	1	0	0										
<b>Rich Rollins, R</b> (1, 5) OBP: 0.390, SLG: 0.455	0-0 E5 FC5-4 1-2								0-0 F8	4	1	3	1	0	0	1										
<b>Harmon Killebrew, R</b> (1, 7) OBP: 0.369, SLG: 0.525	0-0 FC5-4 2B 1B								0-0 F8	4	2	2	2	0	0	4										
<b>Johnny Goyny, R</b> (8, PH) OBP: 0.259, SLG: 0.520	0-0 FC5-4 2B 1B								0-0 F8	0	0	0	0	0	0	0										
<b>Bill Tuttle, R</b> (9, 8) OBP: 0.312, SLG: 0.267	0-0 FC5-4 2B 1B								0-0 F8	0	0	0	0	0	0	0										
<b>Bob Allison, R</b> (1, 9) OBP: 0.364, SLG: 0.481	0-0 1-3 1B 2B								0-0 F8	4	1	1	1	0	3	2										
<b>Earl Battey, R</b> (1, 2) OBP: 0.351, SLG: 0.414	0-0 2H 3H 1B								0-0 F8	3	0	1	2	1	1	1										
<b>Bernie Allen, L</b> (1, 4) OBP: 0.337, SLG: 0.434	0-0 6-3								0-0 F8	3	0	0	0	0	0	2										
<b>Zoilo Versalles, R</b> (1, 6) OBP: 0.258, SLG: 0.350		0-0 5-3							0-0 F8	3	0	0	0	0	0	1										
<b>Dick Stigman, R</b> (1, 1) ERA: 5.27		0-0 6-3							0-0 L7	3	0	0	0	0	1	0										
<b>Frank Sullivan, R</b> (8, 1) ERA: 1.99		0-0 6-3							0-0 L7	0	0	0	0	0	0	0										
<b>Inning Stats</b>	R: 3 E: 1 K: 0 S: 6	H: 2 LOB: 1 BB: 1 P: 10	R: 0 E: 0 K: 0 S: 3	H: 0 LOB: 0 BB: 0 P: 3	R: 0 E: 0 K: 1 S: 6	H: 2 LOB: 1 BB: 0 P: 6	R: 0 E: 0 K: 1 S: 5	H: 0 LOB: 0 BB: 0 P: 5	R: 0 E: 0 K: 0 S: 3	H: 0 LOB: 0 BB: 0 P: 3	R: 2 E: 0 K: 1 S: 7	H: 2 LOB: 1 BB: 1 P: 11	R: 1 E: 0 K: 1 S: 6	H: 2 LOB: 0 BB: 0 P: 6	R: 0 E: 0 K: 1 S: 5	H: 1 LOB: 1 BB: 0 P: 5		1B: 5 2B: 4 3B: 0 HR: 1	SF: 0 SAC: 0 DP: 2 HBP: 0	WP: 0 PB: 0 SB: 0 CS: 1	PA: 34					
<b>PITCHER</b>	IP	WLS	BF	H	R	ER	SO	BB	IBB	HBP	BLK	WP	HR	S	P	ERA		WHIP								
<b>Don Schwall, R</b> (1, 1) ERA: 5.27	6.0	L	26	6	5	2	3	2	0	0	0	0	0	1	30	38	3.00	1.333								
<b>Dick Radatz, R</b> (7, 1) ERA: 1.99	2.0		7	3	1	1	2	0	0	0	0	0	0	11	11	4.50	1.500									






Batter	1	2	3	4	5	6	7	8	9	AB	R	H	RBI	BB	SO	LOB	TOP					
Gary Geiger, L (1.8) OBP: 0.333, SLG: 0.398	4-3	1B		FC3-6 PB HR		F8	K			5	2	1	0	0	1	2	Boston Red Sox @ Kansas City Athletics Municipal Stadium, Kansas City, MO Tue Aug 21 1962, 8:05 PM EDT Att: 6,551 - Unknown  livebaseballscores.com					
Eddie Bressoud, R (1.6) OBP: 0.329, SLG: 0.441	2B	F3		HR		2B		WP 1B		4	3	3	0	0	0	1						
Carl Yastrzemski, L (1.7) OBP: 0.364, SLG: 0.477	PB E	S		HR		K		F9		5	2	3	5	0	1	2						
Lou Clinton, R (1.9) OBP: 0.341, SLG: 0.576	E2	F3		HR		K		K		5	1	0	0	0	3	3						
Pete Runnels, L (1.3) OBP: 0.419, SLG: 0.476	FC5-2		F7		E6		1B			5	2	3	2	0	0	0						
Frank Malzone, R (1.5) OBP: 0.312, SLG: 0.411	FC5-2		F7		1-3		3B		F6	5	1	1	0	0	0	3						
Russ Nixon, L (1.2) OBP: 0.294, SLG: 0.385	1-3		1-3		6-3		3B		F7	5	0	2	2	0	0	1						
Chuck Schilling, R (1.4) OBP: 0.291, SLG: 0.330	1-3			FC3-6		K		G3		5	0	2	1	0	1	3						
Earl Wilson, R (1.1) OBP: 0.214, SLG: 0.377		P6		F9		L3		K		5	0	0	0	0	1	3						
Arnold Earley, L (9.1) OBP: 0.273, SLG: 0.200				4-3				K		0	0	0	0	0	0	0						
<b>Inning Stats</b>	R: 3 E: 1 K: 0 S: 8	H: 4 LOB: 2 BB: 0 P: 8	R: 1 E: 0 K: 0 S: 5	H: 2 LOB: 1 BB: 0 P: 5	R: 0 E: 0 K: 0 S: 3	H: 0 LOB: 0 BB: 0 P: 3	R: 3 E: 0 K: 1 S: 7	H: 2 LOB: 0 BB: 0 P: 8	R: 1 E: 1 K: 0 S: 5	H: 1 LOB: 0 BB: 0 P: 5	R: 0 E: 0 K: 2 S: 8	H: 1 LOB: 1 BB: 0 P: 8	R: 2 E: 0 K: 2 S: 10	H: 3 LOB: 1 BB: 0 P: 10	R: 1 E: 0 K: 1 S: 7	H: 2 LOB: 1 BB: 0 P: 7	R: 0 E: 0 K: 1 S: 5	H: 0 LOB: 0 BB: 0 P: 5	1B: 5 2B: 6 3B: 3 HR: 1	SF: 0 SAC: 0 DP: 0 HBP: 1	WP: 1 PB: 2 SB: 2 CS: 0	PA: 45
<b>PITCHER</b>	IP WLS BF H R ER SO BB IBB HBP BLK WP HR S P ERA WHIP																					
Bill Fischer, R (1.1) ERA: 3.64	4.0 L 22 8 7 6 1 0 0 0 1 0 0 1 23 24 13.50 2.000																					
Dan Pfister, R (5.1) ERA: 5.04	2.0 9 2 1 0 2 0 0 0 0 0 0 0 13 13 0.00 1.000																					
Jerry Walker, R (7.1) ERA: 6.03	2.0 11 5 3 3 2 0 0 0 0 0 1 0 17 17 13.50 2.500																					
Don Williams, R (9.1) ERA: 12.0	1.0 3 0 0 0 1 0 0 0 0 0 0 0 5 5 0.00 0.000																					




Batter	1	2	3	4	5	6	7	8	9	AB	R	H	RBI	BB	SO	LOB	BOTTOM					
Bobby Del Greco, R (1.8) OBP: 0.391, SLG: 0.423	P6	K			1-3		P6	K		5	0	1	0	0	2	4	Boston Red Sox @ Kansas City Athletics Municipal Stadium, Kansas City, MO Tue Aug 21 1962, 8:05 PM EDT Att: 6,551 - Unknown  livebaseballscores.com					
Ed Charles, R (1.5) OBP: 0.361, SLG: 0.462	HR		K		1-3		5-3		F2	4	1	0	0	0	1	1						
Jerry Lumpe, L (1.4) OBP: 0.342, SLG: 0.441	K		4-3		BB		4-3		HR	4	1	1	0	1	1	1						
Norm Siebern, L (1.3) OBP: 0.414, SLG: 0.500	HR				F7			4-3	HR	4	3	3	4	1	0	2						
Manny Jimenez, L (1.7) OBP: 0.367, SLG: 0.452	4-1		F7		P6			4-3	FC4-6	4	0	0	0	1	0	4						
George Aluskis, R (1.9) OBP: 0.363, SLG: 0.584				F7		FC4-6		1B	K	4	1	2	0	1	1	1						
Wayne Causey, L (1.6) OBP: 0.372, SLG: 0.373					1B				FC4-6	3	0	2	1	2	0	1						
Billy Bryan, L (1.2) OBP: 0.250, SLG: 0.366					K				FC4-6	4	0	0	1	0	2	6						
Bill Fischer, R (1.1) Jose Taraboulli, L (4.1) Dan Pfister, R (5.1) Gino Cimoli, R (6.1) Jerry Walker, R (7.1) Deron Johnson, R (8.1) Don Williams, R (9.1)					5-3				G6-4-3	1	0	0	0	0	1	2						
<b>Inning Stats</b>	R: 2 E: 0 K: 1 S: 6	H: 1 LOB: 0 BB: 0 P: 7	R: 0 E: 0 K: 3 S: 10	H: 1 LOB: 2 BB: 1 P: 14	R: 0 E: 0 K: 1 S: 6	H: 1 LOB: 1 BB: 0 P: 6	R: 0 E: 0 K: 1 S: 6	H: 1 LOB: 0 BB: 0 P: 6	R: 0 E: 0 K: 0 S: 4	H: 1 LOB: 2 BB: 1 P: 8	R: 0 E: 0 K: 0 S: 3	H: 1 LOB: 1 BB: 1 P: 7	R: 0 E: 0 K: 0 S: 3	H: 0 LOB: 0 BB: 0 P: 3	R: 2 E: 0 K: 1 S: 6	H: 1 LOB: 2 BB: 3 P: 18		R: 2 E: 0 K: 1 S: 7	H: 2 LOB: 1 BB: 1 P: 11	1B: 3 2B: 4 3B: 0 HR: 2	SF: 0 SAC: 0 DP: 1 HBP: 1	WP: 0 PB: 0 SB: 0 CS: 0
<b>PITCHER</b>	IP WLS BF H R ER SO BB IBB HBP BLK WP HR S P ERA WHIP																					
Earl Wilson, R (1.1) ERA: 3.72	8.1 W 40 9 6 6 7 6 0 1 0 0 0 0 47 72 6.48 1.800																					
Arnold Earley, L (9.1) ERA: 5.31	0.2 S 3 0 0 0 1 1 0 0 0 0 0 0 4 8 0.00 1.500																					





Batter	1	2	3	4	5	6	7	8	9	AB	R	H	RBI	BB	SO	LOB	TOP					
Gary Geiger, L (1, 8) OBP: 0.333, SLG: 0.405	G3		3-1		L8			HR		4	1	1	1	0	0	3	<b>Boston Red Sox @ Kansas City Athletics</b> Municipal Stadium, Kansas City, MO Wed Aug 22 1962, 8:05 PM EDT Att: 6,926 - Unknown  <b>AB 33</b> <b>R 2</b> <b>H 7</b> <b>RBI 2</b> <b>BB 1</b> <b>SO 9</b> <b>LOB 8</b> 					
Eddie Bressoud, R (1, 6) OBP: 0.328, SLG: 0.446	F7			HR	4-3			K		4	1	1	1	0	1	0						
Carl Yastrzemski, L (1, 7) OBP: 0.363, SLG: 0.474	K			K	F7			BB		3	0	0	0	1	2	0						
Lou Clinton, R (1, 9) OBP: 0.339, SLG: 0.575		L5		F8				K		4	0	1	0	0	1	1						
Pete Runnels, L (1, 3) OBP: 0.416, SLG: 0.471		K		L7				F8		4	0	0	0	0	2	1						
Frank Malzone, R (1, 5) OBP: 0.309, SLG: 0.407		K			F8			1-3		4	0	0	0	0	1	0						
Russ Nixon, L (1, 2) OBP: 0.306, SLG: 0.391			6-3		1B			4-3		4	0	2	0	0	0	0						
Chuck Schilling, R (1, 4) OBP: 0.291, SLG: 0.330					F3			4-3		3	0	1	0	0	0	1						
Jim Pagliaroni, R (9, PH) OBP: 0.391, SLG: 0.456			SH3-4		1B			1-2		0	0	0	0	0	0	0						
Billy Gardner, R (9, PH) OBP: 0.294, SLG: 0.322			1B					HR		0	0	0	0	0	0	0						
Ike Delock, R (1, 1) OBP: 0.136, SLG: 0.095			SH3-4					K		1	0	1	0	0	0	0						
Arnold Earley, L (6, 1) OBP: 0.273, SLG: 0.200								K		0	0	0	0	0	0	0						
Pumpsie Green, S (6, PH) OBP: 0.253, SLG: 0.200								K		1	0	0	0	0	1	0						
Hal Kolstad, R (8, 1) OBP: 0.071, SLG: 0.071								K		0	0	0	0	0	0	0						
Carroll Hardy, R (9, PH) OBP: 0.311, SLG: 0.334			1-2		1B			K		1	0	0	0	0	1	2						
<b>Inning Stats</b>	R: 0 E: 0 K: 1 S: 5	H: 0 LOB: 0 BB: 0 P: 5	R: 0 E: 0 K: 2 S: 7	H: 0 LOB: 0 BB: 0 P: 7	R: 0 E: 0 K: 0 S: 4	H: 1 LOB: 1 BB: 0 P: 4	R: 1 E: 0 K: 1 S: 6	H: 1 LOB: 0 BB: 0 P: 6	R: 0 E: 0 K: 0 S: 5	H: 2 LOB: 2 BB: 0 P: 5	R: 0 E: 0 K: 0 S: 4	H: 1 LOB: 1 BB: 0 P: 4	R: 0 E: 0 K: 0 S: 3	H: 0 LOB: 0 BB: 0 P: 3	R: 1 E: 0 K: 3 S: 10	H: 1 LOB: 1 BB: 1 P: 14	R: 0 E: 0 K: 2 S: 8	H: 1 LOB: 2 BB: 0 P: 9	1B: 4 2B: 1 3B: 0 HR: 2	SF: 0 SAC: 1 DP: 0 HBP: 1	WP: 0 PB: 0 SB: 0 CS: 0	PA: 36
<b>PITCHER</b>	IP WLS BF H R ER SO BB IBB HBP BLK WP HR S P ERA WHIP																					
Moe Drabowsky, R (1, 1) ERA: 4.72	7.1 W 28 6 2 2 5 0 0 0 0 0 2 38 38 2.46 0.818																					
John Wyatt, R (8, 1) ERA: 4.8	1.2 S 8 1 0 0 4 1 0 1 0 0 0 14 19 0.00 1.200																					

Batter	1	2	3	4	5	6	7	8	9	AB	R	H	RBI	BB	SO	LOB	BOTTOM			
Wayne Causey, L (1, 6) OBP: 0.374, SLG: 0.378	K		1B		2B	4-3				3	2	1	0	1	1	1	<b>Boston Red Sox @ Kansas City Athletics</b> Municipal Stadium, Kansas City, MO Wed Aug 22 1962, 8:05 PM EDT Att: 6,926 - Unknown  <b>AB 31</b> <b>R 4</b> <b>H 7</b> <b>RBI 4</b> <b>BB 4</b> <b>SO 8</b> <b>LOB 11</b> 			
Ed Charles, R (1, 5) OBP: 0.363, SLG: 0.463	6-3		BB		2B			K		4	1	2	1	0	1	0				
Jerry Lumpe, L (1, 4) OBP: 0.343, SLG: 0.442	P6		2H		1B			6-3		3	0	1	2	1	0	0				
Norm Siebern, L (1, 3) OBP: 0.417, SLG: 0.501			L3		IBB			1B		3	0	2	0	1	0	2				
George Alusik, R (1, 7) OBP: 0.354, SLG: 0.569	FC3-6		1B		5-3			F5		4	0	0	0	0	0	4				
Gino Cimoli, R (1, 9) OBP: 0.335, SLG: 0.442	K				L8			1-3		4	1	1	1	0	1	1				
Bobby Del Greco, R (1, 8) OBP: 0.389, SLG: 0.418	F9				K			HR		3	0	0	0	1	2	1				
Billy Bryan, L (1, 2) OBP: 0.229, SLG: 0.333			K					F8		4	0	0	0	0	2	1				
Moe Drabowsky, R (1, 1) ERA: 3.03			F2		P1			K		3	0	0	0	0	1	1				
John Wyatt, R (8, 1) ERA: 5.13								K		0	0	0	0	0	0	0				
<b>Inning Stats</b>	R: 0 E: 0 K: 1 S: 5	H: 0 LOB: 0 BB: 0 P: 5	R: 0 E: 0 K: 1 S: 6	H: 1 LOB: 1 BB: 0 P: 6	R: 1 E: 0 K: 1 S: 7	H: 2 LOB: 2 BB: 1 P: 11	R: 0 E: 0 K: 1 S: 5	H: 0 LOB: 0 BB: 0 P: 5	R: 2 E: 0 K: 0 S: 5	H: 2 LOB: 2 BB: 2 P: 13	R: 1 E: 0 K: 2 S: 8	H: 1 LOB: 1 BB: 1 P: 12	R: 0 E: 0 K: 1 S: 6	H: 1 LOB: 1 BB: 0 P: 6	R: 0 E: 0 K: 1 S: 5	H: 0 LOB: 0 BB: 0 P: 5	1B: 4 2B: 2 3B: 0 HR: 1	SF: 0 SAC: 0 DP: 0 HBP: 0	WP: 0 PB: 0 SB: 0 CS: 0	PA: 35
<b>PITCHER</b>	IP WLS BF H R ER SO BB IBB HBP BLK WP HR S P ERA WHIP																			
Ike Delock, R (6, 1) ERA: 5.13	5.0 L 25 6 4 4 4 3 0 0 0 0 0 0 29 45 7.20 1.800																			
Arnold Earley, L (8, 1) ERA: 5.96	2.0 7 1 0 0 3 0 0 0 0 0 0 0 13 13 0.00 0.500																			
Hal Kolstad, R (8, 1) ERA: 5.96	1.0 3 0 0 0 1 0 0 0 0 0 0 0 5 5 0.00 0.000																			



Batter	1	2	3	4	5	6	7	8	9	AB	R	H	RBI	BB	SO	LOB	TOP			
Gary Geiger, L OBP: 0.333, SLG: 0.401 (1, 8)																	3 1 0 0 2 0 3			
Eddie Bressoud, R OBP: 0.328, SLG: 0.451 (1, 6)																	5 1 2 3 0 1 5			
Carl Yastrzemski, L OBP: 0.362, SLG: 0.472 (1, 7)																	5 0 1 2 0 0 4			
Lou Clinton, R OBP: 0.340, SLG: 0.571 (1, 9)																	5 0 2 0 0 0 1			
Pete Runnels, L OBP: 0.416, SLG: 0.471 (1, 3)																	5 2 2 0 0 1 1			
Frank Malzone, R OBP: 0.308, SLG: 0.405 (1, 5)																	5 0 1 0 0 0 3			
Russ Nixon, L OBP: 0.316, SLG: 0.397 (1, 2)																	4 1 2 1 0 0 2			
Chuck Schilling, R OBP: 0.291, SLG: 0.332 (1, 4)																	4 2 1 1 0 0 2			
Gene Conley, R OBP: 0.264, SLG: 0.397 (1, 1)																	4 1 2 1 0 0 1			
<b>Inning Stats</b>	R: 0 E: 1 K: 0 S: 4	H: 1 LOB: 1 BB: 0 P: 4	R: 1 E: 0 K: 0 S: 4	H: 2 LOB: 0 BB: 0 P: 4	R: 0 E: 0 K: 0 S: 4	H: 1 LOB: 1 BB: 0 P: 4	R: 0 E: 0 K: 0 S: 4	H: 1 LOB: 1 BB: 0 P: 4	R: 2 E: 0 K: 1 S: 8	H: 3 LOB: 2 BB: 1 P: 11	R: 0 E: 0 K: 1 S: 6	H: 1 LOB: 1 BB: 0 P: 6	R: 2 E: 0 K: 0 S: 4	H: 1 LOB: 0 BB: 1 P: 8	R: 0 E: 0 K: 0 S: 3	H: 0 LOB: 0 BB: 0 P: 3	1B: 10 2B: 2 3B: 0 HR: 1	SF: 0 SAC: 0 DP: 1 HBP: 0	WP: 2 PB: 2 SB: 0 CS: 0	PA: 42
<b>PITCHER</b>	IP WLS BF H R ER SO BB IBB HBP BLK WP HR S P ERA WHIP																			
Diego Segui, R ERA: 3.96 (1, 1)	1.0 4 1 0 0 0 0 0 0 0 0 0 0 4 4 0.00 1.000																			
Dan Pfister, R ERA: 4.97 (2, 1)	4.0 L 18 7 3 1 1 0 0 0 0 0 1 0 20 20 2.25 1.750																			
Jim Archer, L ERA: 11.69 (6, 1)	0.1 5 3 3 3 0 0 0 0 0 0 0 0 5 5 81.00 9.000																			
Jerry Walker, R ERA: 6.04 (6, 1)	2.2 12 2 2 2 1 2 0 0 0 0 0 1 12 20 6.75 1.500																			
Don Williams, R ERA: 9.0 (9, 1)	1.0 3 0 0 0 0 0 0 0 0 0 0 0 3 3 0.00 0.000																			
<b>Batter</b>	<b>1</b>	<b>2</b>	<b>3</b>	<b>4</b>	<b>5</b>	<b>6</b>	<b>7</b>	<b>8</b>	<b>9</b>	<b>AB</b>	<b>R</b>	<b>H</b>	<b>RBI</b>	<b>BB</b>	<b>SO</b>	<b>LOB</b>	<b>BOTTOM</b>			
Wayne Causey, L OBP: 0.377, SLG: 0.382 (1, 6)										3	0	1	0	1	0	0				
Ed Charles, R OBP: 0.364, SLG: 0.462 (1, 5)										3	0	1	0	1	1	0				
Jerry Lumpe, L OBP: 0.343, SLG: 0.441 (1, 4)										4	0	1	0	0	0	4				
Norm Siebern, L OBP: 0.414, SLG: 0.497 (1, 3)										4	0	0	0	0	2	3				
George Alusik, R OBP: 0.351, SLG: 0.561 (1, 7)										4	1	1	0	0	0	2				
Gino Cimoli, R OBP: 0.334, SLG: 0.447 (1, 9)										4	1	1	2	0	0	0				
Bobby Del Greco, R OBP: 0.390, SLG: 0.417 (1, 8)										3	0	1	0	1	0	0				
Billy Bryan, L OBP: 0.212, SLG: 0.306 (1, 2)										4	0	0	0	0	1	2				
Diego Segui, R OBP: 0.257, SLG: 0.353 (2, 1)										0	0	0	0	0	0	0				
Dan Pfister, R OBP: 0.148, SLG: 0.148 (5, PH)										1	0	0	0	0	0	1				
Jose Barrios, L OBP: 0.325, SLG: 0.328 (6, PH)										1	0	0	0	0	0	0				
Jim Archer, R OBP: 0.325, SLG: 0.328 (8, 1)										0	0	0	0	0	0	0				
Jerry Walker, R OBP: 0.306, SLG: 0.456 (8, PH)										0	0	0	0	0	0	0				
Manny Jimenez, R OBP: 0.306, SLG: 0.453 (9, 1)										1	0	0	0	0	0	0				
<b>Inning Stats</b>	R: 0 E: 0 K: 1 S: 6	H: 1 LOB: 2 BB: 1 P: 10	R: 0 E: 0 K: 0 S: 4	H: 1 LOB: 1 BB: 0 P: 4	R: 0 E: 0 K: 0 S: 3	H: 0 LOB: 1 BB: 1 P: 7	R: 0 E: 0 K: 0 S: 3	H: 0 LOB: 0 BB: 0 P: 3	R: 0 E: 0 K: 0 S: 3	H: 0 LOB: 0 BB: 0 P: 3	R: 0 E: 0 K: 0 S: 3	H: 0 LOB: 1 BB: 1 P: 7	R: 2 E: 0 K: 2 S: 9	H: 2 LOB: 0 BB: 0 P: 9	1B: 4 2B: 1 3B: 0 HR: 1	SF: 0 SAC: 0 DP: 1 HBP: 0	WP: 0 PB: 0 SB: 0 CS: 0	PA: 35		
<b>PITCHER</b>	IP WLS BF H R ER SO BB IBB HBP BLK WP HR S P ERA WHIP																			
Gene Conley, R ERA: 4.0 (1, 1)	9.0 W 35 6 2 2 4 3 0 0 0 0 1 40 52 2.00 1.000																			

**Boston Red Sox @ Kansas City Athletics**  
Municipal Stadium, Kansas City, MO  
Thu Aug 23 1962, 4:33 AM EDT  
Att: 3,439 - Unknown

AB 40  
R 8  
H 13  
RBI 8  
BB 2  
SO 2  
LOB 22



**Boston Red Sox @ Kansas City Athletics**  
Municipal Stadium, Kansas City, MO  
Thu Aug 23 1962, 4:33 AM EDT  
Att: 3,439 - Unknown

AB 32  
R 2  
H 6  
RBI 2  
BB 3  
SO 4  
LOB 12







Batter	1	2	3	4	5	6	7	8	9	AB	R	H	RBI	BB	SO	LOB	TOP					
<b>Gary Geiger, L</b> OBP: 0.337, SLG: 0.399 (1, 8)	F4		4-3		4-0		4-0		4-0	2	0	0	0	3	0	0	<b>Boston Red Sox @ Cleveland Indians</b> Cleveland Municipal Stadium, Cleveland, OH Fri Aug 24 1962, 7:05 PM EDT Att: 9,888 - Unknown					
<b>Eddie Bressoud, R</b> OBP: 0.330, SLG: 0.452 (1, 6)	K		1B		0-3		0-0		0-0	4	0	1	0	1	2	2						
<b>Carl Yastrzemski, L</b> OBP: 0.365, SLG: 0.478 (1, 7)			1B		0-0		0-0		0-0	4	1	3	0	1	0	0						
<b>Lou Clinton, R</b> OBP: 0.338, SLG: 0.563 (1, 9)	K		1B		0-0		1B		0-0	4	1	0	0	1	2	7						
<b>Pete Runnels, L</b> OBP: 0.418, SLG: 0.474 (1, 3)					0-0		1B		0-0	3	0	2	0	1	0	0						
<b>Frank Malzone, R</b> OBP: 0.310, SLG: 0.412 (1, 5)		HR			0-0		1B		0-0	4	1	2	1	0	1	2						
<b>Russ Nixon, L</b> OBP: 0.300, SLG: 0.382 (1, 2)		4-3			0-0		SF7		0-0	3	0	0	1	0	0	1						
<b>Chuck Schilling, R</b> OBP: 0.287, SLG: 0.328 (1, 4)		F7			0-0		6-3		0-0	4	0	0	0	0	1	2						
<b>Bill Monbouquette, R</b> OBP: 0.177, SLG: 0.105 <b>Dick Radatz, R</b> OBP: 0.130, SLG: 0.130 (9, 1)			K		0-0		F8		0-0	4	0	0	0	0	2	0						
<b>Inning Stats</b>	R: 0 E: 0 K: 2 S: 8	H: 1 LOB: 1 BB: 0 P: 8	R: 1 E: 0 K: 0 S: 4	H: 1 LOB: 0 BB: 0 P: 4	R: 0 E: 0 K: 2 S: 8	H: 1 LOB: 2 BB: 1 P: 12	R: 0 E: 0 K: 1 S: 5	H: 1 LOB: 0 BB: 1 P: 5	R: 0 E: 0 K: 1 S: 5	H: 0 LOB: 1 BB: 1 P: 9	R: 1 E: 0 K: 1 S: 7	H: 2 LOB: 2 BB: 1 P: 11	R: 0 E: 0 K: 1 S: 4	H: 0 LOB: 0 BB: 1 P: 8	R: 1 E: 1 K: 0 S: 4	H: 1 LOB: 1 BB: 1 P: 8	R: 0 E: 0 K: 0 S: 4	H: 1 LOB: 3 BB: 2 P: 12	1B: 3 2B: 4 3B: 0 HR: 1	SF: 1 SAC: 0 DP: 0 HBP: 0	WP: 0 PB: 0 SB: 0 CS: 2	PA: 40
<b>PITCHER</b>	IP	WLS	BF	H	R	ER	SO	BB	IBB	HBP	BLK	WP	HR	S	P	ERA	WHIP					
<b>Pedro Ramos, R</b> ERA: 3.95 <b>Bill Dailey, R</b> ERA: 3.92 (9, 1)	8.2	L	39	8	3	2	8	6	1	0	0	0	0	1	48	76	2.08	1.615				

Batter	1	2	3	4	5	6	7	8	9	AB	R	H	RBI	BB	SO	LOB	BOTTOM					
<b>Willie Tasby, R</b> OBP: 0.333, SLG: 0.337 (1, 8)	5-3		1B		1-3				6-3	4	0	1	0	0	0	1	<b>Boston Red Sox @ Cleveland Indians</b> Cleveland Municipal Stadium, Cleveland, OH Fri Aug 24 1962, 7:05 PM EDT Att: 9,888 - Unknown					
<b>Al Luplow, L</b> OBP: 0.365, SLG: 0.486 (1, 7)	G3		K					F9	F3	4	0	1	0	0	1	1						
<b>Tito Francona, L</b> OBP: 0.315, SLG: 0.390 (1, 3)	G3		K					4-3	6-3	4	0	0	0	0	1	2						
<b>John Romano, R</b> OBP: 0.360, SLG: 0.464 (1, 2)					F7				K	2	0	0	0	2	1	0						
<b>Willie Kirkland, L</b> OBP: 0.276, SLG: 0.370 (1, 9)					F7				G3	4	0	0	0	0	1	3						
<b>Woodie Held, R</b> OBP: 0.356, SLG: 0.386 (1, 6)					6-3				1B	3	0	0	0	1	0	0						
<b>Bubba Phillips, R</b> OBP: 0.279, SLG: 0.336 (1, 5)					F5				1B	4	0	1	0	0	1	0						
<b>Jerry Kindall, R</b> OBP: 0.291, SLG: 0.364 <b>Gene Green, R</b> OBP: 0.322, SLG: 0.556 (9, PH)					K				1-3	3	0	1	0	0	1	0						
<b>Pedro Ramos, S</b> OBP: 0.224, SLG: 0.447 <b>Bill Dailey, R</b> (9, 1)					K					3	0	1	0	0	2	1						
<b>Inning Stats</b>	R: 0 E: 0 K: 1 S: 6	H: 1 LOB: 2 BB: 1 P: 10	R: 0 E: 0 K: 1 S: 5	H: 0 LOB: 0 BB: 0 P: 5	R: 0 E: 0 K: 3 S: 10	H: 1 LOB: 1 BB: 0 P: 10	R: 0 E: 0 K: 0 S: 3	H: 0 LOB: 0 BB: 0 P: 3	R: 0 E: 0 K: 1 S: 6	H: 1 LOB: 1 BB: 1 P: 7	R: 0 E: 0 K: 1 S: 6	H: 1 LOB: 0 BB: 0 P: 6	R: 0 E: 0 K: 0 S: 3	H: 0 LOB: 0 BB: 0 P: 3	R: 0 E: 0 K: 1 S: 6	H: 1 LOB: 2 BB: 1 P: 10	1B: 3 2B: 2 3B: 0 HR: 0	SF: 0 SAC: 0 DP: 0 HBP: 0	WP: 0 PB: 0 SB: 0 CS: 0	PA: 35		
<b>PITCHER</b>	IP	WLS	BF	H	R	ER	SO	BB	IBB	HBP	BLK	WP	HR	S	P	ERA	WHIP					
<b>Bill Monbouquette, R</b> ERA: 3.98 <b>Dick Radatz, R</b> ERA: 1.97 (9, 1)	8.2	W	34	5	0	0	8	3	0	0	0	0	0	1	47	59	0.00	0.923				



Batter	1	2	3	4	5	6	7	8	9	AB	R	H	RBI	BB	SO	LOB	TOP			
Gary Geiger, L (1.8) OBP: 0.337, SLG: 0.397	0-0 4-3		4-0 2B E BB	0-0 3-1		0-0 1B		0-0 F7		4	1	1	0	1	0	1	<b>Boston Red Sox @ Cleveland Indians</b> Cleveland Municipal Stadium, Cleveland, OH Sat Aug 25 1962, 3:33 AM EDT Att: 4,206 - Unknown  <b>AB 35</b> <b>R 6</b> <b>H 11</b> <b>RBI 5</b> <b>BB 4</b> <b>SO 8</b> <b>LOB 19</b> 			
Eddie Bressoud, R (1.6) OBP: 0.330, SLG: 0.453	0-3 K		0-0 E 2B	0-0 5-3		0-0 F7		0-0 G4-6-3 1B		5	1	2	2	0	1	2				
Carl Yastrzemski, L (1.7) OBP: 0.366, SLG: 0.476	0-3 K		4-0 E 1B IBB		0-0 4-3 BB 1B	0-0 4-3		0-0 G4-6-3 1-2		4	1	1	0	1	1	2				
Lou Clinton, R (1.9) OBP: 0.332, SLG: 0.553		0-0 F7		0-3 K		0-3 K		0-0 F9		5	0	0	0	0	3	4				
Pete Runnels, L (1.3) OBP: 0.421, SLG: 0.474	0-3 K		0-0 E4 1B	1-3 2-H 3-H 1B	4-0 4-3 BB	4-0 4-3 BB				2	0	1	1	2	1	0				
Frank Malzone, R (1.5) OBP: 0.309, SLG: 0.411	0-3 K		0-0 1B	2-3 3-H 1B	0-0 4-3	0-0 4-3		1-2 F5		4	0	1	1	0	1	3				
Russ Nixon, L (1.2) OBP: 0.298, SLG: 0.375			BB 1B	1-3 1B	0-0 4-3	0-0 4-3		0-0 F7		4	1	1	0	0	0	5				
Chuck Schilling, R (1.4) OBP: 0.293, SLG: 0.343			0-3 K	0-0 SH3-4 1B		0-0 HR		0-0 G1-6-3 1B		4	1	3	1	0	1	1				
Don Schwall, R (1.1) OBP: 0.164, SLG: 0.132			0-0 BB 1B	1-2 2B 1B	0-0 SH3-4	0-0 F7		0-0 G1-6-3 1-2		1	1	1	0	0	0	0				
Mike Fomieles, R (4.1) OBP: 0.200, SLG: 0.200										1	0	0	0	0	0	0				
Dick Radatz, R (6.1) OBP: 0.125, SLG: 0.125										1	0	0	0	0	0	1				
<b>Inning Stats</b>	R: 0 E: 0 K: 2 S: 7	H: 0 LOB: 0 BB: 0 P: 7	R: 0 E: 0 K: 2 S: 7	H: 0 LOB: 0 BB: 0 P: 7	R: 5 E: 1 K: 2 S: 12	H: 5 LOB: 2 BB: 2 P: 20	R: 0 E: 0 K: 0 S: 4	H: 1 LOB: 1 BB: 0 P: 4	R: 0 E: 0 K: 1 S: 6	H: 1 LOB: 2 BB: 1 P: 10	R: 0 E: 0 K: 1 S: 5	H: 0 LOB: 1 BB: 1 P: 9	R: 0 E: 0 K: 0 S: 3	H: 1 LOB: 0 BB: 0 P: 3	R: 0 E: 0 K: 0 S: 3	H: 1 LOB: 0 BB: 0 P: 3	1B: 9 2B: 1 3B: 0 HR: 1	SF: 0 SAC: 1 DP: 2 HBP: 0	WP: 0 PB: 0 SB: 1 CS: 0	PA: 40
<b>PITCHER</b> Barry Latman, R (1.1) ERA: 3.87	IP: 9.0 WLS: W BF: 40 H: 11 R: 6 ER: 6 SO: 8 BB: 3 IBB: 1 HBP: 0 BLK: 0 WP: 0 HR: 1 S: 52 P: 68 ERA: 6.00 WHIP: 1.556															<b>PITCHER</b>				

Batter	1	2	3	4	5	6	7	8	9	AB	R	H	RBI	BB	SO	LOB	BOTTOM			
Don Dillard, L (1.8) OBP: 0.281, SLG: 0.373	0-0 G3		0-0 5-3	0-0 F2		0-3 K		0-0 F7		5	0	0	0	0	1	3	<b>Boston Red Sox @ Cleveland Indians</b> Cleveland Municipal Stadium, Cleveland, OH Sat Aug 25 1962, 3:33 AM EDT Att: 4,206 - Unknown  <b>AB 34</b> <b>R 8</b> <b>H 10</b> <b>RBI 8</b> <b>BB 2</b> <b>SO 6</b> <b>LOB 12</b> 			
Al Luplow, L (1.9) OBP: 0.367, SLG: 0.482	0-0 F8		4-0 1B FC5-4 BB		0-0 6-3		4-0 FC1-6 BB			2	1	0	0	2	0	0				
Tito Francona, L (1.3) OBP: 0.314, SLG: 0.389	0-0 G3		0-0 FC5-4 1B	1-3 2-H 1B	0-0 F8		0-0 FC1-6 FC1-4			4	0	1	1	0	0	1				
Chuck Essegian, R (1.7) OBP: 0.367, SLG: 0.496		0-0 5-3	0-0 FC5-4	1-2 3-H 1B	0-0 F3		0-0 FC1-4			4	0	0	1	0	0	2				
John Romano, R (1.2) OBP: 0.359, SLG: 0.465		0-0 1B FC5-4 2B	0-0 5-3		0-3 K		0-3 K			4	1	1	0	0	2	2				
Woodie Held, R (1.6) OBP: 0.357, SLG: 0.386		0-0 FC5-4 1B		0-0 6-3		1-0 HR HBP		0-3 K		3	1	1	0	0	1	0				
Bubba Phillips, R (1.5) OBP: 0.283, SLG: 0.346		0-0 FC5-4		0-0 E5 1B		0-0 HR		0-0 HR 1B		4	3	3	3	0	0	1				
Jerry Kindall, R (1.4) OBP: 0.293, SLG: 0.372		0-0 G3		0-0 F3		0-0 1B		0-0 HR		4	1	2	2	0	0	2				
Barry Latman, R (1.1) OBP: 0.262, SLG: 0.325			0-0 1B	0-0 5-3 1B		0-3 K		0-3 K		4	1	2	1	0	2	1				
<b>Inning Stats</b>	R: 0 E: 0 K: 0 S: 3	H: 0 LOB: 0 BB: 0 P: 3	R: 1 E: 0 K: 0 S: 5	H: 2 LOB: 1 BB: 0 P: 5	R: 2 E: 0 K: 0 S: 5	H: 2 LOB: 1 BB: 1 P: 9	R: 1 E: 1 K: 0 S: 5	H: 2 LOB: 1 BB: 0 P: 5	R: 0 E: 0 K: 3 S: 11	H: 2 LOB: 1 BB: 0 P: 12	R: 0 E: 0 K: 1 S: 5	H: 0 LOB: 1 BB: 1 P: 9	R: 2 E: 0 K: 2 S: 9	H: 2 LOB: 0 BB: 0 P: 9	R: 2 E: 0 K: 2 S: 9	H: 2 LOB: 0 BB: 0 P: 9		1B: 7 2B: 1 3B: 0 HR: 2	SF: 0 SAC: 0 DP: 0 HBP: 1	WP: 0 PB: 0 SB: 1 CS: 0
<b>PITCHER</b> Don Schwall, R (1.1) ERA: 5.32	IP: 3.2 WLS: 8 BF: 18 H: 4 R: 4 ER: 3 SO: 0 BB: 0 IBB: 0 HBP: 1 BLK: 0 WP: 0 HR: 0 S: 17 P: 21 ERA: 7.36 WHIP: 1.909															<b>PITCHER</b>				
Mike Fomieles, R (4.1) ERA: 5.59	1.2 8 2 2 2 1 0 0 0 0 0 1 9 10 10.80 1.200																			
Dick Radatz, R (6.1) ERA: 2.1	2.2 L 11 2 2 2 5 1 0 0 0 0 1 20 24 6.75 1.125																			



Batter	1	2	3	4	5	6	7	8	9	AB	R	H	RBI	BB	SO	LOB	TOP					
Gary Geiger, L OBP: 0.338, SLG: 0.396 (1, 8)	4-0 FC3-6 BB		0-0 F8		0-0 1B	0-0 FC4-6 BB		0-0 3-1	4 0 1 1 1 0 2								<b>Boston Red Sox @ Cleveland Indians</b> Cleveland Municipal Stadium, Cleveland, OH Sun Aug 26 1962, 3:33 AM EDT Unknown					
Eddie Bressoud, R OBP: 0.329, SLG: 0.450 (1, 6)	0-3 K		0-0 F8		0-0 F8	0-0 BB		0-3 K	4 0 0 0 1 2 3													
Carl Yastrzemski, L OBP: 0.364, SLG: 0.473 (1, 7)	0-0 FC3-6 1B		0-0 1B		0-0 4-3	0-0 F5		0-0 1-3	5 0 1 0 0 0 4													
Lou Clinton, R OBP: 0.334, SLG: 0.563 (1, 9)	0-0 1-2 1B		0-0 F2		0-0 HR	0-0 F4			4 1 2 1 0 0 2													
Pete Runnels, L OBP: 0.423, SLG: 0.476 (1, 3)	0-3 K			0-0 1B FC5-4 1B	0-0 HR 1B	0-0 G5-4-3 1B			4 2 3 0 0 1 2													
Frank Malzone, R OBP: 0.311, SLG: 0.417 (1, 5)		0-0 F8		0-0 FC5-4 1B	0-0 HR 1B	0-0 G5-4-3			4 1 2 2 0 0 1													
Russ Nixon, L OBP: 0.284, SLG: 0.357 (1, 2)		0-0 G3		0-0 FC5-4 G4-6-3	0-0 F7		0-3 K	4 0 0 1 0 1 1														
Chuck Schilling, R OBP: 0.292, SLG: 0.342 (1, 4)		0-0 F5		0-0 G4-6-3	0-0 1B FC4-6 1B	0-0 5-3			4 1 1 0 0 0 1													
Earl Wilson, R Hal Klotstad, R Pumpkin Green, S Arnold Earley, L Bob Tillman, R Mike Fornieles, R OBP: 0.228, SLG: 0.389 OBP: 0.282, SLG: 0.212 OBP: 0.263, SLG: 0.200 OBP: 0.295, SLG: 0.488 OBP: 0.200, SLG: 0.200 (1, 1) (3, 1) (6, Ph) (6, Ph) (8, Ph) (8, Ph)			0-0 1B		0-3 K	0-0 FC4-6 1B		0-0 5-3	1 0 1 0 0 0 0 1 0 0 0 0 1 0 1 0 1 0 0 0 0 0 0 0 0 0 0 0 1 0 0 0 0 0 0 0 0 0 0 0 0 0													
<b>Inning Stats</b>	R: 0 E: 0 K: 2 S: 8	H: 1 LOB: 2 BB: 1 P: 12	R: 0 E: 0 K: 0 S: 3	H: 0 LOB: 0 BB: 0 P: 3	R: 0 E: 0 K: 0 S: 5	H: 2 LOB: 2 BB: 0 P: 5	R: 1 E: 0 K: 0 S: 4	H: 2 LOB: 0 BB: 0 P: 4	R: 0 E: 0 K: 1 S: 6	H: 1 LOB: 1 BB: 0 P: 6	R: 0 E: 0 K: 0 S: 3	H: 1 LOB: 0 BB: 0 P: 3	R: 0 E: 0 K: 1 S: 5	H: 0 LOB: 0 BB: 0 P: 5	R: 0 E: 0 K: 1 S: 5	H: 0 LOB: 0 BB: 0 P: 5		1B: 10 2B: 0 3B: 0 HR: 2	SF: 0 SAC: 0 DP: 2 HBP: 0	WP: 0 PB: 0 SB: 0 CS: 0	PA: 39	
<b>PITCHER</b>	IP WLS BF H R ER SO BB IBB HBP BLK WP HR S P ERA WHIP	5.1 W 26 10 5 5 3 1 0 0 0 0 2 31 35 8.44 2.062	3.2 S 13 2 0 0 2 1 0 0 0 0 0 16 20 0.00 0.818																			


AB	37
R	5
H	12
RBI	5
BB	2
SO	5
LOB	16



Batter	1	2	3	4	5	6	7	8	9	AB	R	H	RBI	BB	SO	LOB	BOTTOM				
Don Dillard, L OBP: 0.276, SLG: 0.366 Willie Tasby, R OBP: 0.335, SLG: 0.344 (1, 8) (6, 8)	0-0 F7		0-0 F8	0-0 G3-6		0-3 K	0-0 2B		3 0 0 0 0 0 1 2 0 1 1 0 1 1								<b>Boston Red Sox @ Cleveland Indians</b> Cleveland Municipal Stadium, Cleveland, OH Sun Aug 26 1962, 3:33 AM EDT Unknown				
Al Luplow, L OBP: 0.361, SLG: 0.472 (1, 9)	0-3 K		0-0 F9	0-0 4-3		0-3 K	0-3 K		5 0 0 0 0 3 3												
Tito Francona, L OBP: 0.319, SLG: 0.396 (1, 3)	4-0 E BB		4-0 BB BB		0-0 HR	0-0 F8	0-0 FC5-4 1B		3 3 2 1 2 0 0												
Chuck Essegian, R OBP: 0.370, SLG: 0.500 (1, 7)	0-0 E7 2B 1B		4-0 BB 1B BB	0-0 6-3	0-0 FC5-4	0-0 1B 2B	0-0 FC5-4		4 3 2 0 1 0 1												
John Romano, R OBP: 0.360, SLG: 0.465 (1, 2)	0-0 2B		4-0 1B BB	0-0 5-3	0-0 F4	0-0 F7		4 1 1 1 1 0 2													
Woodie Held, R OBP: 0.360, SLG: 0.385 (1, 6)	0-3 K		4-0 1B BB	4-0 BB	4-0 BB	0-0 F7		3 1 1 2 2 1 2													
Bubba Phillips, R OBP: 0.285, SLG: 0.353 (1, 5)		0-0 F8	0-0 1B	0-0 K		0-0 HR			4 1 2 4 0 1 1												
Jerry Kindall, R OBP: 0.294, SLG: 0.372 (1, 4)		0-3 K	0-0 6-3		4-0 S BB	4-0 E 2B 1B		3 1 1 0 1 1 2													
Jim Perry, S OBP: 0.173, SLG: 0.176 Gary Bell, R OBP: 0.308, SLG: 0.217 (1, 1) (6, 1)		0-0 1-4-3		0-0 G3-6 1B		0-3 K	0-0 E6 2B		2 0 1 0 0 0 0 2 0 0 0 0 1 2												
<b>Inning Stats</b>	R: 2 E: 1 K: 2 S: 9	H: 2 LOB: 1 BB: 1 P: 13	R: 0 E: 0 K: 1 S: 5	H: 0 LOB: 0 BB: 0 P: 5	R: 3 E: 0 K: 0 S: 4	H: 1 LOB: 2 BB: 4 P: 20	R: 0 E: 0 K: 0 S: 3	H: 1 LOB: 0 BB: 0 P: 3	R: 1 E: 0 K: 1 S: 6	H: 1 LOB: 1 BB: 1 P: 10	R: 0 E: 0 K: 3 S: 9	H: 0 LOB: 1 BB: 1 P: 13	R: 4 E: 1 K: 1 S: 11	H: 5 LOB: 2 BB: 0 P: 11	R: 0 E: 0 K: 0 S: 4	H: 1 LOB: 1 BB: 0 P: 4		1B: 6 2B: 3 3B: 0 HR: 2	SF: 0 SAC: 0 DP: 1 HBP: 0	WP: 0 PB: 0 SB: 1 CS: 0	PA: 42
<b>PITCHER</b>	IP WLS BF H R ER SO BB IBB HBP BLK WP HR S P ERA WHIP	2.2 L 9 2 1 1 1 1 0 0 0 0 1 10 14 3.86 1.286	2.0 13 5 4 3 4 1 0 0 0 0 1 20 24 13.50 3.000	1.0 4 1 0 0 0 0 0 0 0 0 0 4 4 0.00 1.000																	





Batter	1	2	3	4	5	6	7	8	9	AB	R	H	RBI	BB	SO	LOB	TOP			
Gary Geiger, L (1, 8) OBP: 0.337, SLG: 0.392	0-3 K		0-3 K			0-0 L6			4-0 BB	3	0	0	0	1	2	0	<b>Boston Red Sox @ Cleveland Indians</b> Cleveland Municipal Stadium, Cleveland, OH Sun Aug 26 1962, 3:38 AM EDT Att: 7,644 - Unknown			
Pumpsie Green, S (1, 6) OBP: 0.250, SLG: 0.200	0-0 F4			0-3 K			0-3 K		0-0 F7	4	0	0	0	0	2	1				
Carl Yastrzemski, L (1, 7) OBP: 0.362, SLG: 0.470	0-0 6-3			0-0 G3			0-0 F8		0-0 F8	4	0	0	0	0	0	1				
Lou Clinton, R (1, 9) OBP: 0.331, SLG: 0.557		0-0 F1		0-3 K			0-0 F7			3	0	0	0	0	1	0				
Pete Runnels, L (1, 3) OBP: 0.421, SLG: 0.473		0-0 F9			0-0 F4			0-0 F7		3	0	0	0	0	0	0				
Frank Malzone, R (1, 5) OBP: 0.313, SLG: 0.421					0-0 F7			0-0 2B		3	0	2	0	0	0	0				
Bob Tillman, R (1, 2) OBP: 0.291, SLG: 0.480		0-3 K			0-3 K			0-0 F4		3	0	0	0	0	2	2				
Chuck Schilling, R (1, 4) OBP: 0.290, SLG: 0.339			0-3 K			0-0 F7		0-0 F7		3	0	0	0	0	1	1				
Ike Delock, R (1, 1) OBP: 0.125, SLG: 0.087			0-0 G3			0-0 6-3			0-0 F6	2	0	0	0	0	0	0				
Russ Nixon, L (9, PH) OBP: 0.281, SLG: 0.353										1	0	0	0	0	0	0				
<b>Inning Stats</b>	R: 0 E: 0 K: 1 S: 5	H: 0 LOB: 0 BB: 0 P: 5	R: 0 E: 0 K: 1 S: 6	H: 1 LOB: 1 BB: 0 P: 6	R: 0 E: 0 K: 2 S: 7	H: 0 LOB: 0 BB: 0 P: 7	R: 0 E: 0 K: 1 S: 5	H: 0 LOB: 0 BB: 0 P: 5	R: 0 E: 0 K: 0 S: 3	H: 0 LOB: 0 BB: 0 P: 3	R: 0 E: 0 K: 1 S: 5	H: 0 LOB: 0 BB: 0 P: 5	R: 0 E: 0 K: 0 S: 4	H: 1 LOB: 1 BB: 0 P: 4	R: 0 E: 0 K: 0 S: 3	H: 0 LOB: 1 BB: 1 P: 7	1B: 1 2B: 1 3B: 0 HR: 0	SF: 0 SAC: 0 DP: 0 HBP: 0	WP: 0 PB: 0 SB: 0 CS: 0	PA: 30
<b>PITCHER</b> Dick Donovan, R (1, 1) ERA: 3.25	IP: 9.0 WLS: W BF: 30 H: 2 R: 0 ER: 0 SO: 8 BB: 1 IBB: 0 HBP: 0 BLK: 0 WP: 0 HR: 0 S: 45 P: 49 ERA: 0.00 WHIP: 0.333															<b>PITCHER</b>				

Batter	1	2	3	4	5	6	7	8	9	AB	R	H	RBI	BB	SO	LOB	BOTTOM			
Don Dillard, L (1, 8) OBP: 0.275, SLG: 0.363	0-0 F7		0-0 G3			0-0 1B 1B		0-0 F5		4	1	1	0	0	0	0	<b>Boston Red Sox @ Cleveland Indians</b> Cleveland Municipal Stadium, Cleveland, OH Sun Aug 26 1962, 3:38 AM EDT Att: 7,644 - Unknown			
Al Luplow, L (1, 9) OBP: 0.355, SLG: 0.469	0-0 4-3			0-0 1-3		0-0 1B HR		0-3 K		4	1	1	0	0	1	0				
Tito Francona, L (1, 3) OBP: 0.318, SLG: 0.395	0-0 6-3			0-0 F7		0-0 HR 1B		0-0 F6		4	1	1	1	0	0	0				
Chuck Essegian, R (1, 7) OBP: 0.373, SLG: 0.512		0-0 1B		0-0 F7		0-0 HR 1B				3	1	2	3	0	0	0				
Bubba Phillips, R (1, 5) OBP: 0.287, SLG: 0.354		0-0 L3			4-0 BB	0-0 1B				2	0	1	0	1	0	1				
Woodie Held, R (1, 6) OBP: 0.360, SLG: 0.385		0-0 1B			0-0 G4-6-3	0-0 L6				3	0	1	0	0	0	2				
Jerry Kindall, R (1, 4) OBP: 0.292, SLG: 0.369		0-0 F5			0-0 5-3		0-0 6-3			3	0	0	0	0	0	1				
Doc Edwards, R (1, 2) OBP: 0.381, SLG: 0.483			0-0 4-3			0-0 F5	0-0 6-3			3	0	0	0	0	0	0				
Dick Donovan, L (1, 1) OBP: 0.231, SLG: 0.274			0-0 F7			0-0 4-3	0-0 F6			3	0	0	0	0	0	0				
<b>Inning Stats</b>	R: 0 E: 0 K: 0 S: 3	H: 0 LOB: 0 BB: 0 P: 3	R: 0 E: 0 K: 0 S: 4	H: 2 LOB: 1 BB: 0 P: 4	R: 0 E: 0 K: 0 S: 3	H: 0 LOB: 0 BB: 0 P: 3	R: 0 E: 0 K: 0 S: 3	H: 0 LOB: 0 BB: 0 P: 3	R: 0 E: 0 K: 0 S: 2	H: 0 LOB: 0 BB: 1 P: 6	R: 4 E: 0 K: 0 S: 8	H: 5 LOB: 1 BB: 0 P: 8	R: 0 E: 0 K: 0 S: 3	H: 0 LOB: 0 BB: 0 P: 3	R: 0 E: 0 K: 1 S: 5	H: 0 LOB: 0 BB: 0 P: 5	1B: 6 2B: 1 3B: 0 HR: 1	SF: 0 SAC: 0 DP: 2 HBP: 0	WP: 0 PB: 0 SB: 0 CS: 0	PA: 30
<b>PITCHER</b> Ike Delock, R (1, 1) ERA: 3.17	IP: 8.0 WLS: L BF: 30 H: 7 R: 4 ER: 4 SO: 1 BB: 1 IBB: 0 HBP: 0 BLK: 0 WP: 0 HR: 1 S: 31 P: 35 ERA: 4.50 WHIP: 1.000															<b>PITCHER</b>				







Batter	1	2	3	4	5	6	7	8	9	AB	R	H	RBI	BB	SO	LOB	TOP									
Lenny Green, L OBP: 0.360, SLG: 0.412	F8		4-3	F2		F5		F4		5	0	0	0	0	0	3										
Vic Power, R OBP: 0.320, SLG: 0.418	4-3		F8		F8		E6 F8 1B	FC4		5	0	1	0	0	0	2										
Rich Rollins, R OBP: 0.387, SLG: 0.450			HR		HR		F8		4-0 BB BB	4	2	3	1	1	0	1										
Harmon Killebrew, R OBP: 0.358, SLG: 0.514	K		HR		K		K		F2	5	1	1	2	0	3	3										
Bob Allison, R OBP: 0.364, SLG: 0.469		FC1-5-6 BB			2B		K		F2	3	1	1	0	2	1	2										
Earl Battey, R OBP: 0.347, SLG: 0.409	FC1-5-6-5 1B		K		2B				FC6	5	1	2	1	0	1	3										
Bernie Allen, L OBP: 0.346, SLG: 0.435	K			CS 1B	F6				1B 1B SF8 1B	4	0	2	0	0	1	2										
Zolio Versalles, R OBP: 0.271, SLG: 0.361						F3			FC4 1B	4	0	3	0	0	0	0										
Dick Stigman, R ERA: 3.99	K				F3		K		SF8	2	0	0	0	0	1	4										
Ruben Gomez, R OBP: 0.290, SLG: 0.290										0	0	0	0	0	0	0										
Don Mincher, R OBP: 0.420, SLG: 0.484										1	0	0	0	0	1	0										
Lee Stange, R OBP: 0.399, SLG: 0.499										0	0	0	0	0	0	0										
George Banks, R OBP: 0.399, SLG: 0.410										0	0	0	1	0	0	0										
Ray Moore, R ERA: 4.09										0	0	0	0	0	0	0										
<b>Inning Stats</b>	R: 0 E: 0 K: 1 S: 6	H: 1 LOB: 1 BB: 0 P: 6	R: 0 E: 0 K: 2 S: 8	H: 1 LOB: 2 BB: 1 P: 12	R: 2 E: 0 K: 1 S: 8	H: 3 LOB: 1 BB: 0 P: 8	R: 0 E: 0 K: 0 S: 4	H: 2 LOB: 1 BB: 0 P: 4	R: 2 E: 0 K: 1 S: 7	H: 2 LOB: 1 BB: 1 P: 11	R: 0 E: 0 K: 1 S: 5	H: 0 LOB: 0 BB: 0 P: 5	R: 0 E: 1 K: 2 S: 8	H: 1 LOB: 1 BB: 0 P: 8	R: 0 E: 0 K: 0 S: 6	H: 3 LOB: 2 BB: 0 P: 6	R: 0 E: 0 K: 0 S: 3	H: 0 LOB: 1 BB: 1 P: 7	1B: 10 2B: 1 3B: 0 HR: 2	SF: 1 SAC: 0 DP: 0 HBP: 0	WP: 0 PB: 0 SB: 1 CS: 1	PA: 42				
<b>PITCHER</b>	IP	WLS	BF	H	R	ER	SO	BB	IBB	HBP	BLK	WP	HR	S	P	ERA	WHIP									
Bill Monbouquette, R ERA: 3.99	(1, 1)	4.2		24	9	4	4	5	2	0	0	0	0	2	32	40	7.71	2.357								
Dick Radatz, R ERA: 2.04	(5, 1)	4.1	W	18	4	1	1	3	1	0	0	0	0	0	23	27	2.08	1.154								

Minnesota Twins @ Boston Red Sox  
Fenway Park, Boston, MA  
Fri Aug 31 1962, 7:05 PM EDT  
Att: 14,741 - Unknown - 68 F

AB 38  
R 5  
H 13  
RBI 5  
BB 3  
SO 8  
LOB 20



Batter	1	2	3	4	5	6	7	8	9	AB	R	H	RBI	BB	SO	LOB	BOTTOM									
Gary Geiger, L OBP: 0.339, SLG: 0.401	3-1 WP BB	K		1B 2B	HR			K		4	2	2	2	1	2	2										
Eddie Brassoud, R OBP: 0.327, SLG: 0.446	K		6-3	2B	6-3			K		5	1	1	0	0	2	1										
Carl Yastrzemski, L OBP: 0.366, SLG: 0.475	3-1		BB	1B SF8	2B			F4		4	2	1	2	1	1	1										
Lou Clinton, R OBP: 0.339, SLG: 0.571			K	SF8				FC1-4-6 BB		1	0	0	1	2	1	1										
Frank Matzone, R OBP: 0.315, SLG: 0.420	L7		1B	FC6-4 BB				FC1-4-6		2	1	0	0	2	0	3										
Bob Tillman, R OBP: 0.285, SLG: 0.467		6-3	1B	FC6-4				K		4	0	1	1	0	1	2										
Pete Runnels, L OBP: 0.420, SLG: 0.474		6-3						F8		4	0	1	1	0	0	0										
Chuck Schilling, R OBP: 0.295, SLG: 0.336			F3					F5		3	1	1	0	1	0	2										
Bill Monbouquette, R OBP: 0.188, SLG: 0.119										2	0	1	0	0	1	0										
Dick Radatz, R OBP: 0.115, SLG: 0.115				K	SH3			K		1	0	0	0	0	1	0										
<b>Inning Stats</b>	R: 0 E: 0 K: 1 S: 5	H: 0 LOB: 2 BB: 2 P: 13	R: 0 E: 0 K: 1 S: 7	H: 2 LOB: 2 BB: 0 P: 7	R: 2 E: 0 K: 1 S: 7	H: 2 LOB: 2 BB: 2 P: 15	R: 3 E: 0 K: 1 S: 8	H: 3 LOB: 1 BB: 1 P: 12	R: 2 E: 0 K: 0 S: 4	H: 1 LOB: 0 BB: 1 P: 8	R: 0 E: 0 K: 2 S: 7	H: 0 LOB: 1 BB: 1 P: 11	R: 0 E: 0 K: 1 S: 5	H: 0 LOB: 0 BB: 0 P: 5	R: 0 E: 0 K: 2 S: 7	H: 0 LOB: 0 BB: 0 P: 7	1B: 6 2B: 1 3B: 0 HR: 1	SF: 1 SAC: 1 DP: 0 HBP: 0	WP: 1 PB: 0 SB: 0 CS: 0	PA: 39						
<b>PITCHER</b>	IP	WLS	BF	H	R	ER	SO	BB	IBB	HBP	BLK	WP	HR	S	P	ERA	WHIP									
Dick Stigman, L ERA: 3.7	(1, 1)	3.1	L	21	7	5	5	4	4	0	0	0	0	1	25	41	13.50	3.300								
Ruben Gomez, R ERA: 4.99	(4, 1)	1.2		8	1	2	2	0	2	0	0	0	0	1	6	14	10.80	1.800								
Lee Stange, R ERA: 4.42	(6, 1)	2.0		7	0	0	0	3	1	0	0	0	0	12	16	0.00	0.500									
Ray Moore, R ERA: 4.09	(8, 1)	1.0		3	0	0	0	2	0	0	0	0	0	7	7	0.00	0.000									

Minnesota Twins @ Boston Red Sox  
Fenway Park, Boston, MA  
Fri Aug 31 1962, 7:05 PM EDT  
Att: 14,741 - Unknown - 68 F

AB 30  
R 7  
H 8  
RBI 7  
BB 7  
SO 9  
LOB 12





Batter	1	2	3	4	5	6	7	8	9	AB	R	H	RBI	BB	SO	LOB	TOP							
Lenny Green, L OBP: 0.358, SLG: 0.409	F8	F5		BB		F8			4-3	4	0	0	0	1	0	2								
Vic Power, R OBP: 0.323, SLG: 0.424	BB	6-3		BB					BB	5	1	3	0	0	0	4								
Rich Rollins, R OBP: 0.386, SLG: 0.447	BB		5-3		5-3				5-3	4	0	0	0	1	0	2								
Harmon Killebrew, R OBP: 0.359, SLG: 0.519	BB		K		K				HR	3	1	1	2	1	2	0								
Bob Allison, R OBP: 0.365, SLG: 0.475	G5-4-3		BB		HR				K	3	1	1	1	1	1	3								
Earl Battey, R OBP: 0.348, SLG: 0.408		BB	F3		HR				F9	3	1	1	0	1	0	1								
Bernie Allen, L OBP: 0.347, SLG: 0.433	E		F5		L9				FC5-4	2	0	0	0	2	0	1								
Zoilo Versalles, R OBP: 0.269, SLG: 0.358	E3		K		K				FC5-4	4	0	0	0	0	2	2								
Jack Kralick, L OBP: 0.244, SLG: 0.274									B1-6-4	2	0	0	0	1	2	2								
Frank Sullivan, R										1	0	0	0	0	0	1								
Bill Pleis, L OBP: 0.308, SLG: 0.250										0	0	0	0	0	0	0								
Ray Moore, R										0	0	0	0	0	0	0								
<b>Inning Stats</b>	R: 0 E: 0 K: 0 S: 3	H: 1 LOB: 2 BB: 1 P: 11	R: 1 E: 1 K: 1 S: 7	H: 1 LOB: 1 BB: 1 P: 11	R: 0 E: 0 K: 1 S: 5	H: 0 LOB: 1 BB: 1 P: 9	R: 0 E: 0 K: 1 S: 5	H: 0 LOB: 2 BB: 1 P: 13	R: 1 E: 0 K: 1 S: 6	H: 1 LOB: 1 BB: 1 P: 10	R: 0 E: 0 K: 2 S: 7	H: 0 LOB: 0 BB: 0 P: 7	R: 2 E: 0 K: 1 S: 7	H: 2 LOB: 0 BB: 0 P: 7	R: 0 E: 0 K: 0 S: 2	H: 0 LOB: 0 BB: 1 P: 6	R: 0 E: 0 K: 0 S: 3	H: 1 LOB: 0 BB: 0 P: 3	1B: 3 2B: 0 3B: 1 HR: 2	SF: 0 SAC: 0 DP: 3 HBP: 0	WP: 0 PB: 0 SB: 0 CS: 0	PA: 39		
<b>PITCHER</b>	IP	WLS	BF	H	R	ER	SO	BB	IBB	HBP	BLK	WP	HR	S	P	ERA	WHIP							
Earl Wilson, R ERA: 3.9	7.0		33	5	4	3	7	7	0	0	0	0	2	40	68	3.86	1.714							
Mike Fomiele, R ERA: 5.35	2.0	W	6	1	0	0	0	1	0	0	0	0	0	5	9	0.00	1.000							

Minnesota Twins @ Boston Red Sox  
Fenway Park, Boston, MA  
Sat Sep 01 1962, 3:33 AM EDT  
Att. 7,370 - Unknown - 80 F

AB	31
R	4
H	6
RBI	3
BB	8
SO	7
LOB	18



Batter	1	2	3	4	5	6	7	8	9	AB	R	H	RBI	BB	SO	LOB	BOTTOM							
Gary Geiger, L OBP: 0.339, SLG: 0.397	1-3		K		F8				G4-6-3	3	0	0	0	1	1	1								
Eddie Brassoud, R OBP: 0.325, SLG: 0.442	5-3		K		F2				G4-6-3	4	0	0	0	0	1	2								
Carl Yastrzemski, L OBP: 0.366, SLG: 0.479			F8						6-3	4	1	1	1	0	0	0								
Lou Clinton, R OBP: 0.341, SLG: 0.567	HR				F8				1B	2	2	0	0	2	1	0								
Frank Matzone, R OBP: 0.318, SLG: 0.427	HR								1B	3	2	2	2	1	0	0								
Bob Tillman, R OBP: 0.285, SLG: 0.463	L8				F8				BB	4	0	1	1	0	1	1								
Pete Runnels, L OBP: 0.419, SLG: 0.471			K		1-3				BB	3	0	0	0	1	1	1								
Chuck Schilling, R OBP: 0.300, SLG: 0.339			F7						1B	3	0	2	1	1	0	0								
Earl Wilson, R OBP: 0.220, SLG: 0.375									BB	2	0	0	0	0	1	1								
Jim Paglaroni, R ERA: 4.44					F9					1	0	0	0	0	1	1								
Mike Fomiele, R OBP: 0.200, SLG: 0.200										0	0	0	0	0	0	0								
<b>Inning Stats</b>	R: 3 E: 0 K: 0 S: 5	H: 2 LOB: 0 BB: 1 P: 9	R: 0 E: 0 K: 2 S: 7	H: 0 LOB: 0 BB: 0 P: 7	R: 0 E: 0 K: 0 S: 3	H: 0 LOB: 0 BB: 1 P: 7	R: 0 E: 0 K: 0 S: 4	H: 1 LOB: 1 BB: 0 P: 4	R: 0 E: 0 K: 1 S: 5	H: 0 LOB: 0 BB: 0 P: 5	R: 0 E: 0 K: 2 S: 8	H: 1 LOB: 1 BB: 0 P: 8	R: 0 E: 0 K: 0 S: 2	H: 0 LOB: 0 BB: 1 P: 6	R: 2 E: 0 K: 0 S: 2	H: 2 LOB: 3 BB: 3 P: 14	1B: 4 2B: 0 3B: 0 HR: 2	SF: 0 SAC: 0 DP: 1 HBP: 0	WP: 1 PB: 0 SB: 0 CS: 0	PA: 35				
<b>PITCHER</b>	IP	WLS	BF	H	R	ER	SO	BB	IBB	HBP	BLK	WP	HR	S	P	ERA	WHIP							
Jack Kralick, L ERA: 4.03	6.2		26	4	3	3	6	2	0	0	0	0	2	36	44	4.05	0.900							
Frank Sullivan, R ERA: 4.44	1.1	L	7	2	2	2	1	2	0	0	0	0	0	7	15	13.50	3.000							
Bill Pleis, L ERA: 4.3	0.0		1	0	0	0	0	0	1	0	0	0	0	4	4	∞	∞							
Ray Moore, R ERA: 4.09	0.0		1	0	0	0	0	1	0	0	0	0	0	4	4	∞	∞							

Minnesota Twins @ Boston Red Sox  
Fenway Park, Boston, MA  
Sat Sep 01 1962, 3:33 AM EDT  
Att. 7,370 - Unknown - 80 F

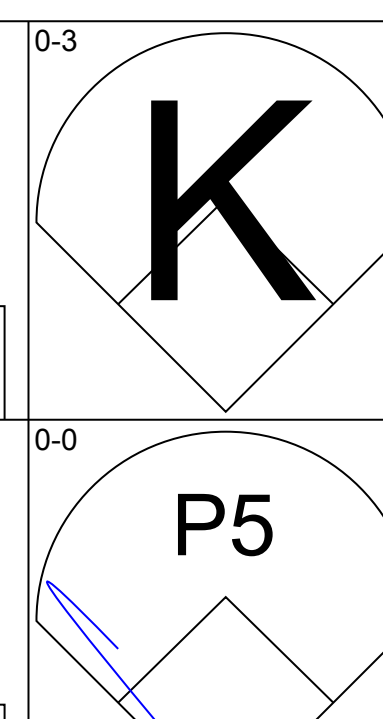
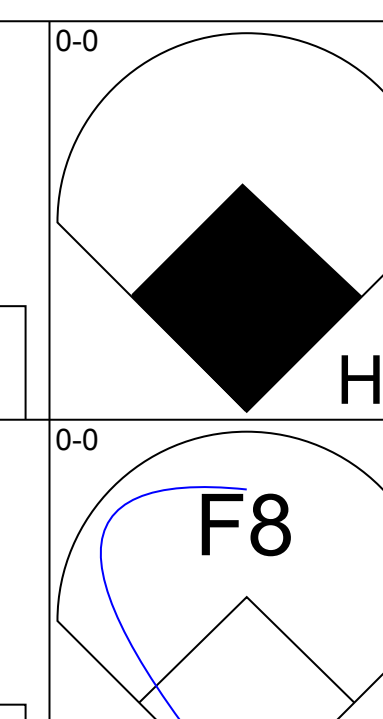
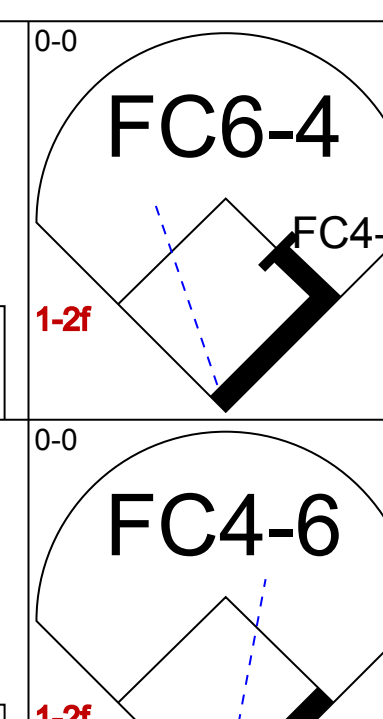
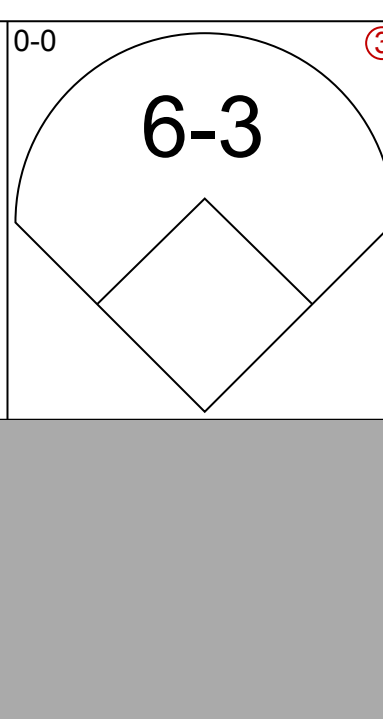
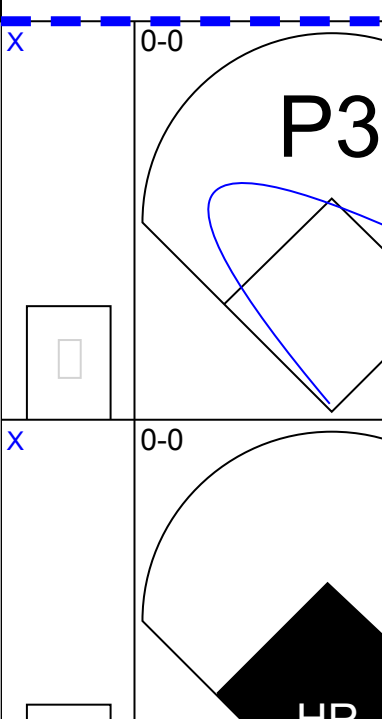
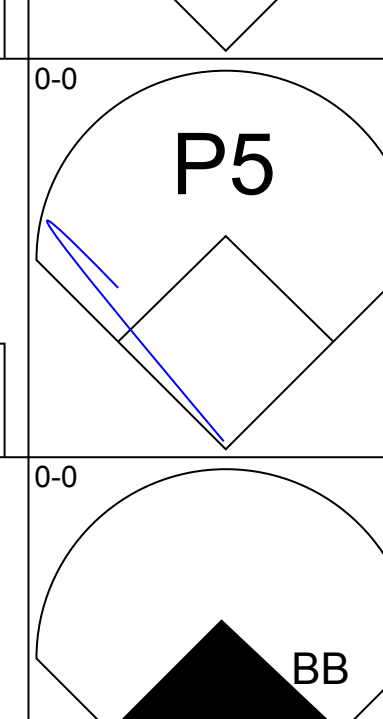
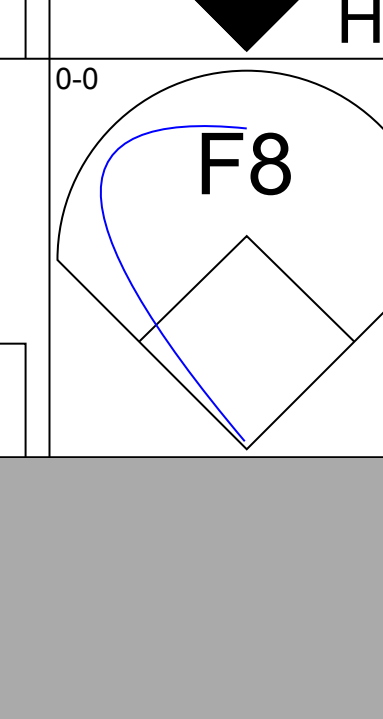
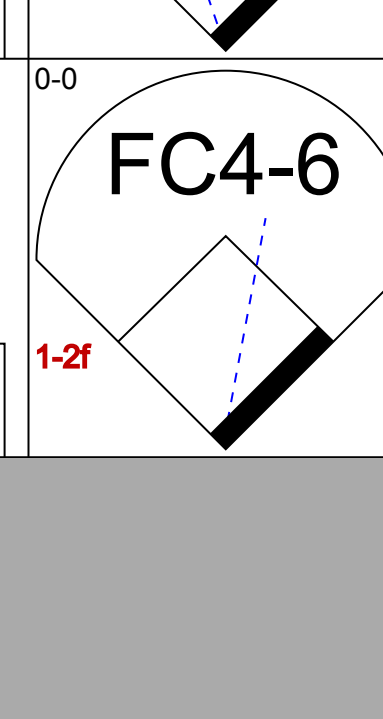
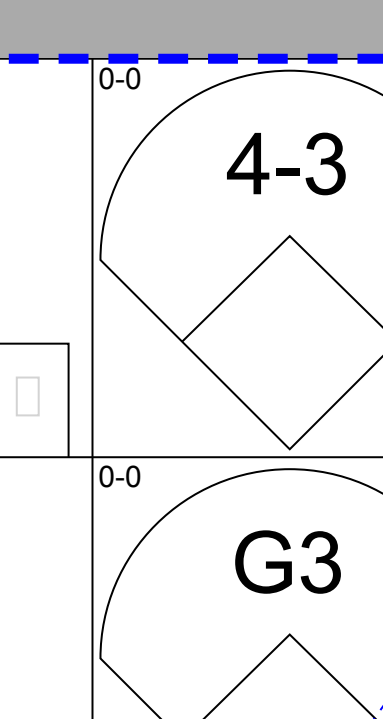
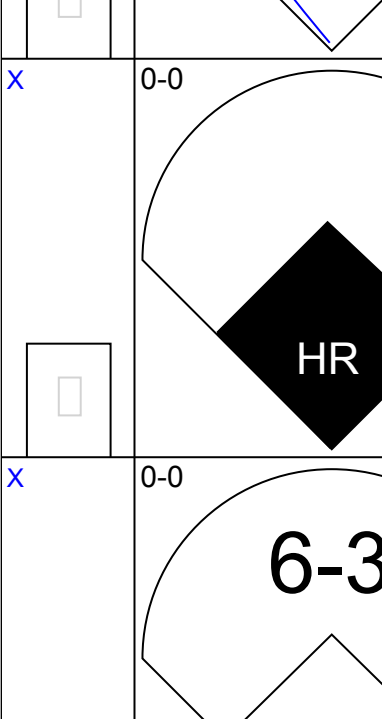
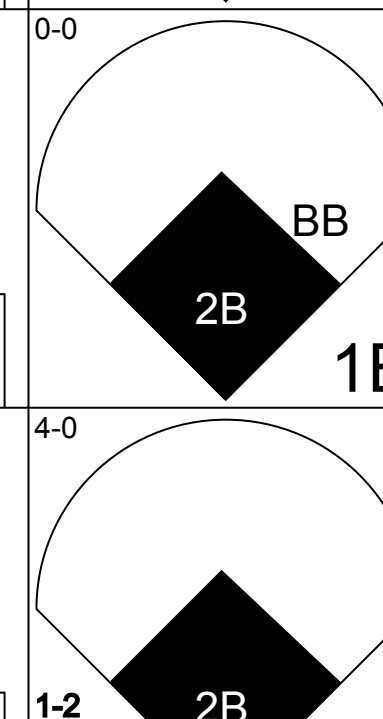
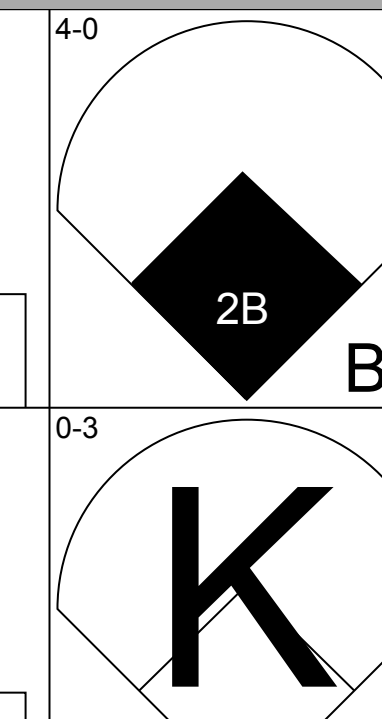
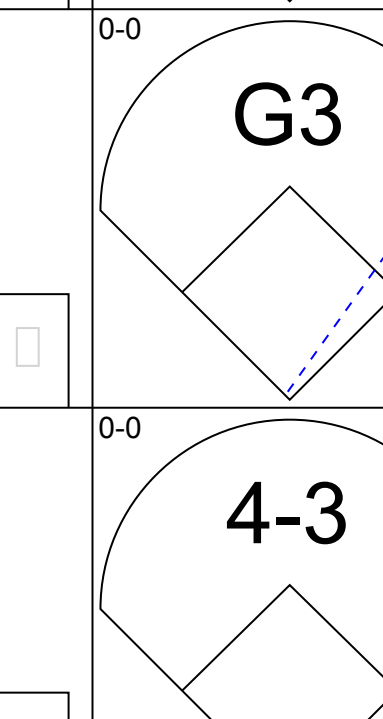
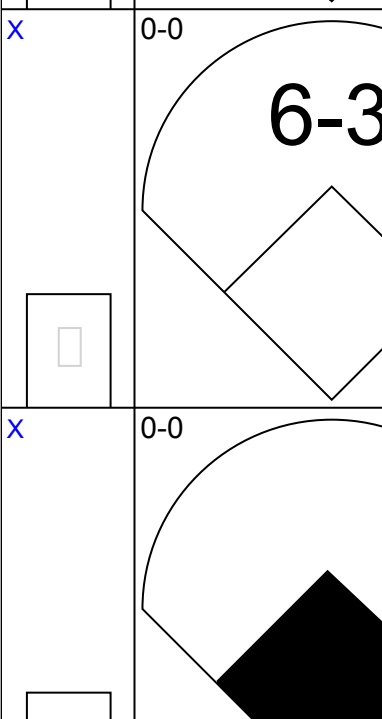
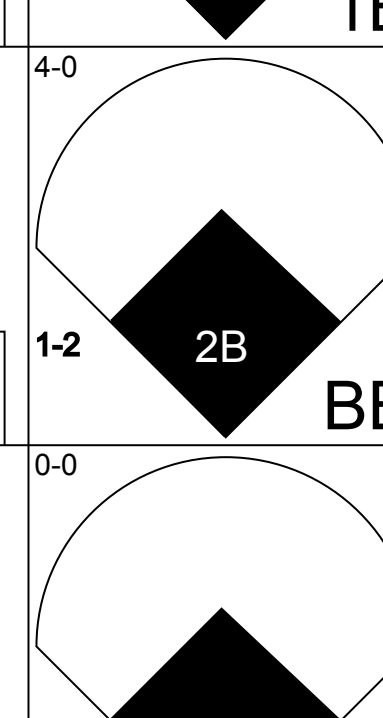
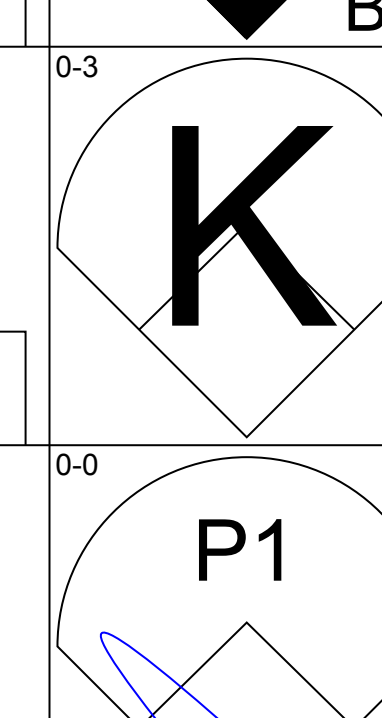
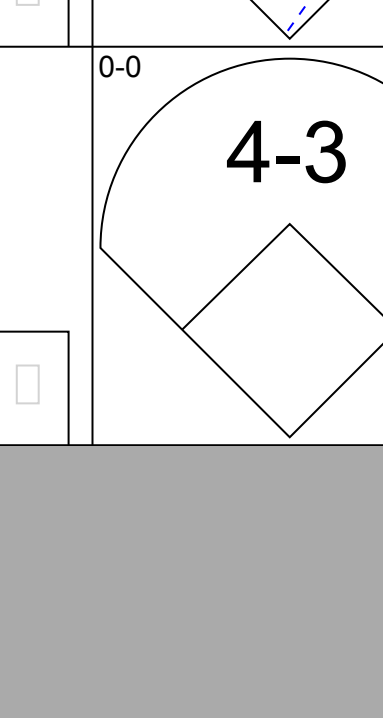
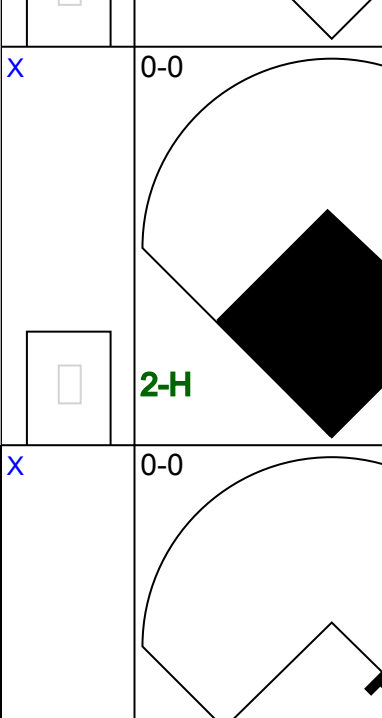
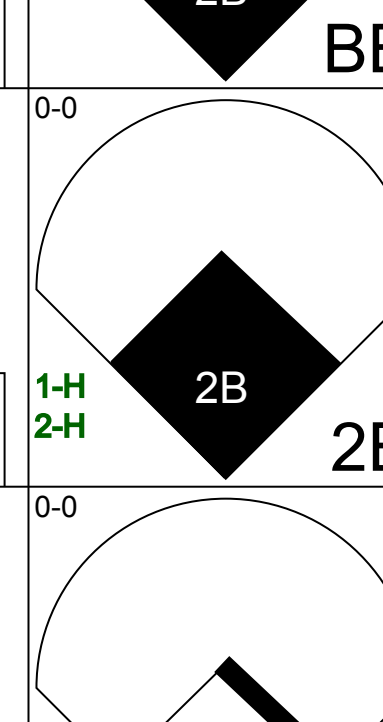
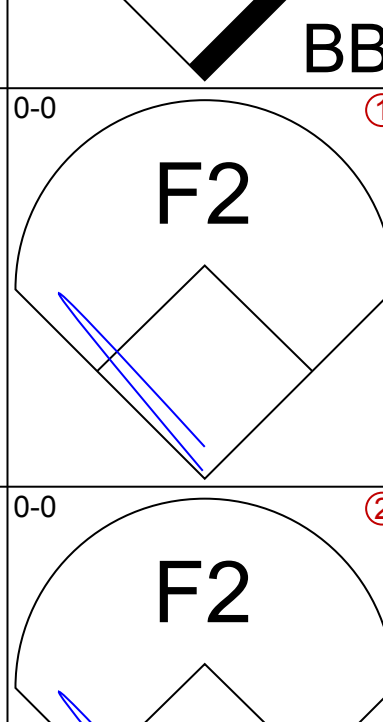
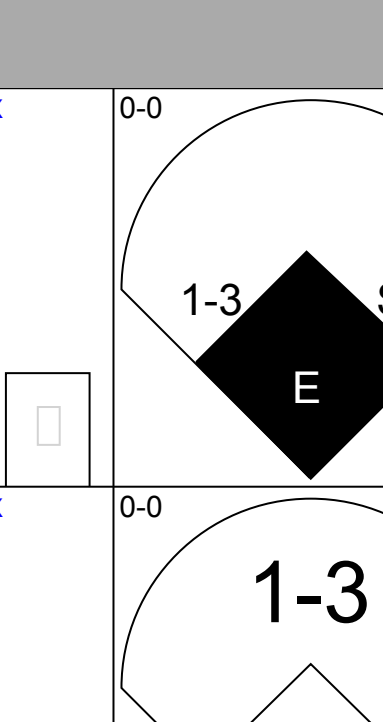
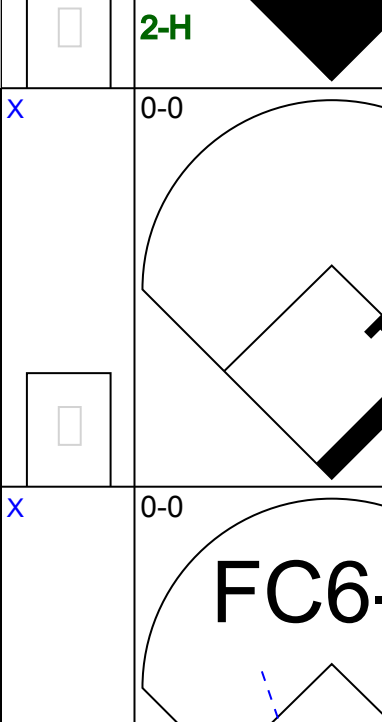
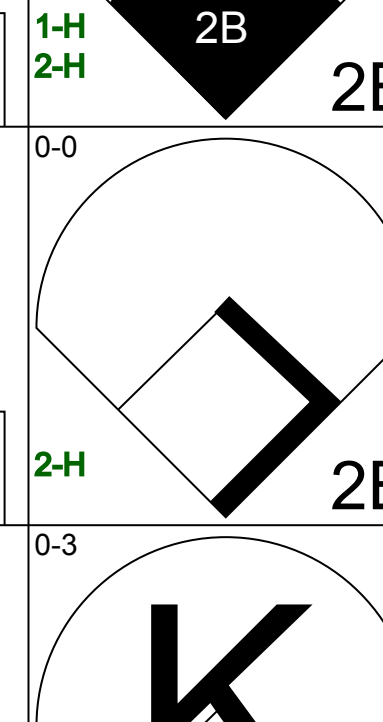
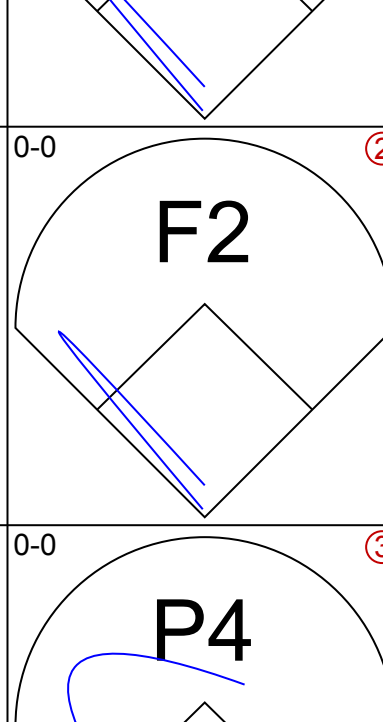
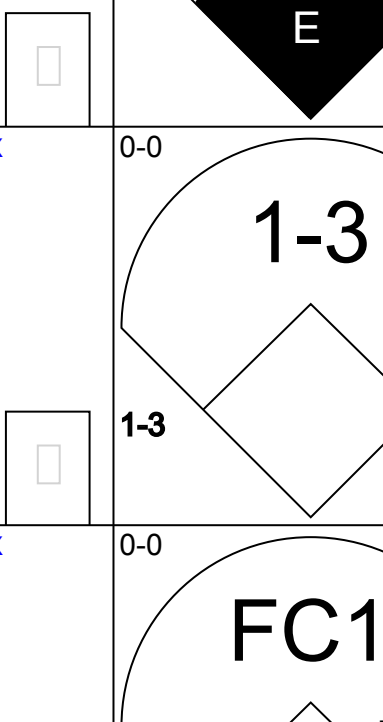
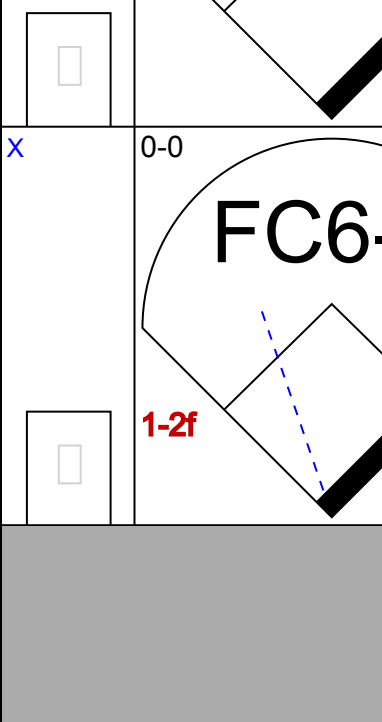
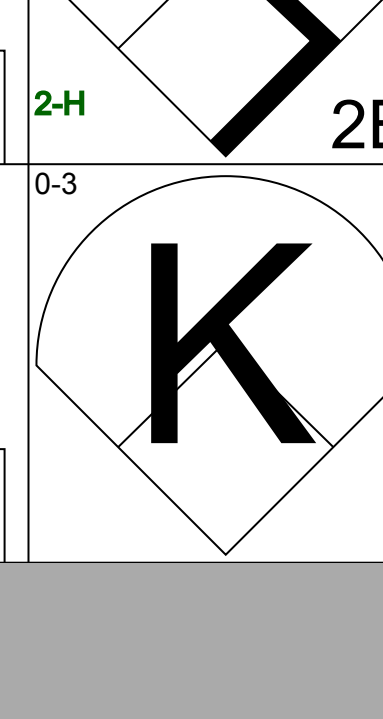
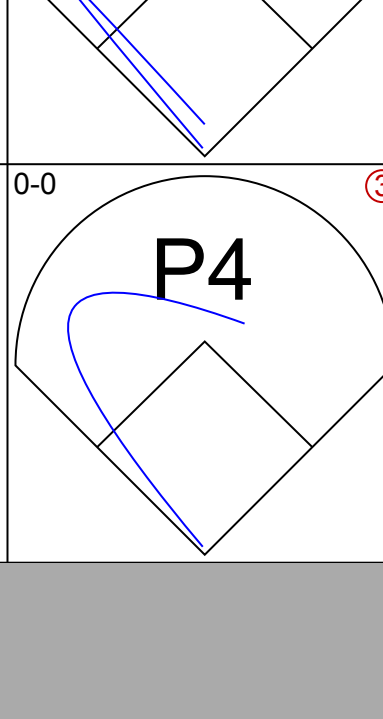
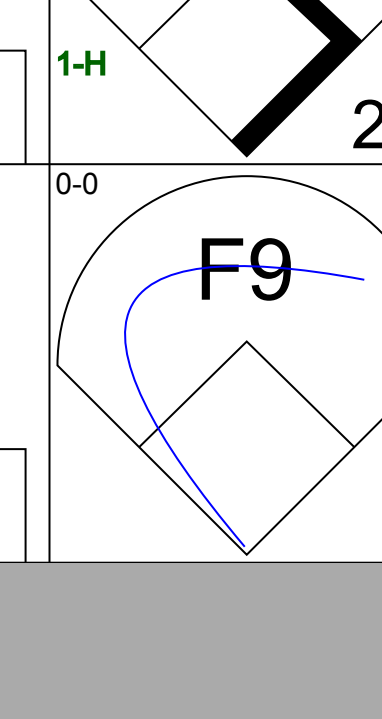
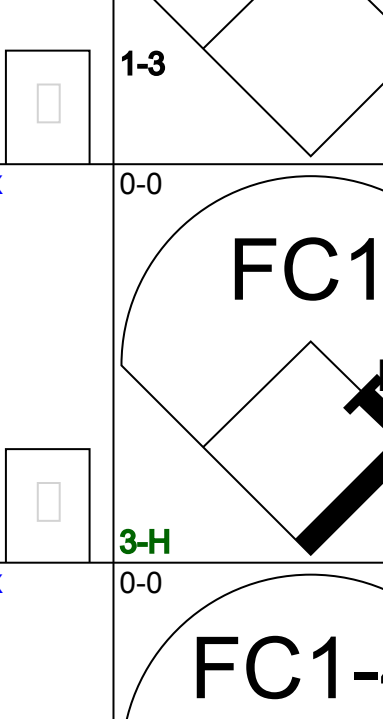
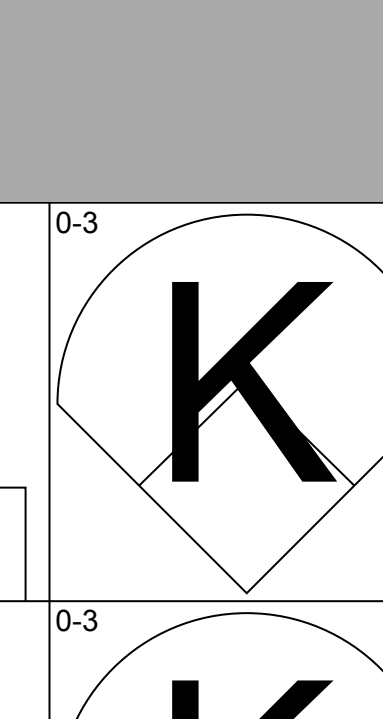
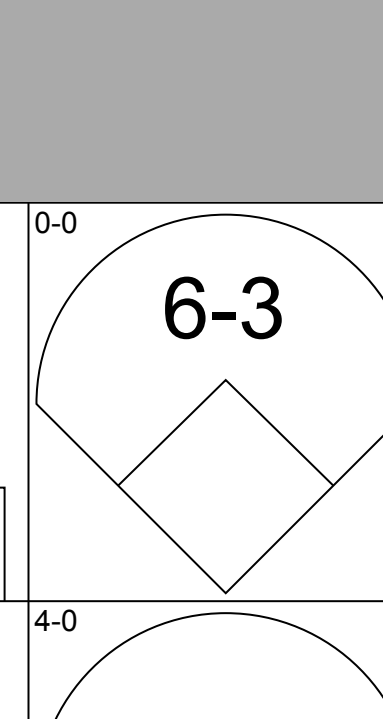
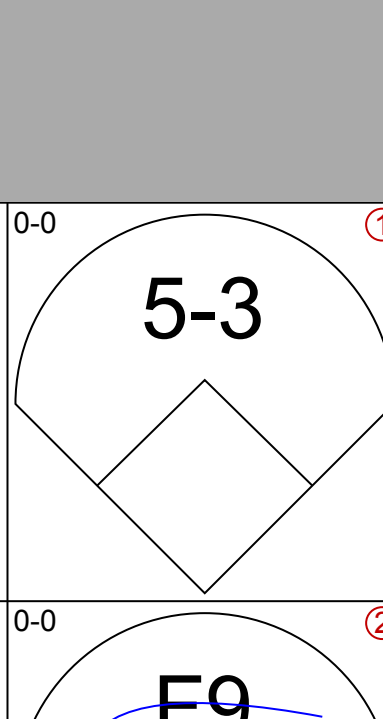
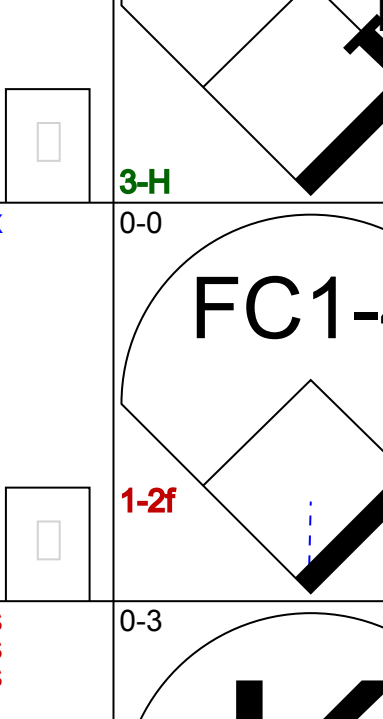
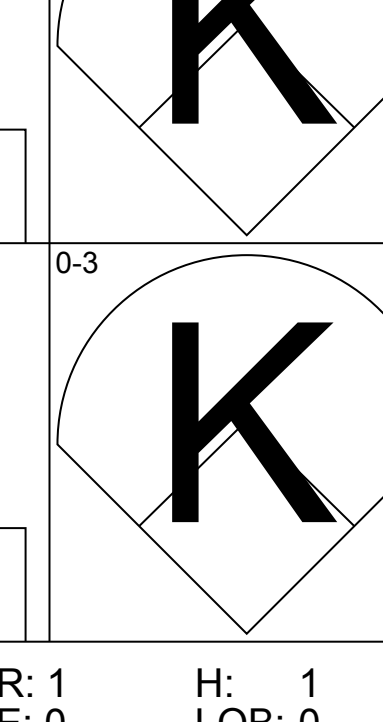
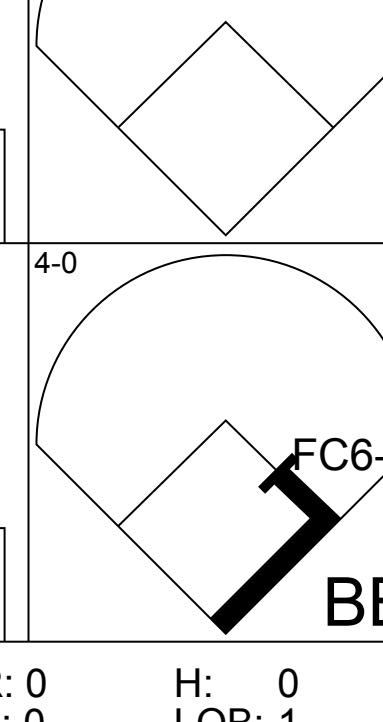
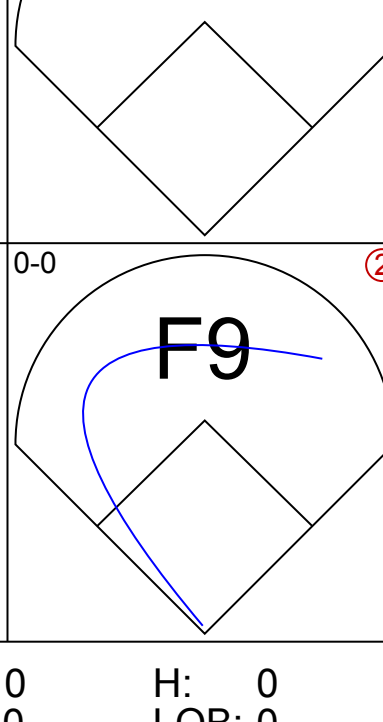
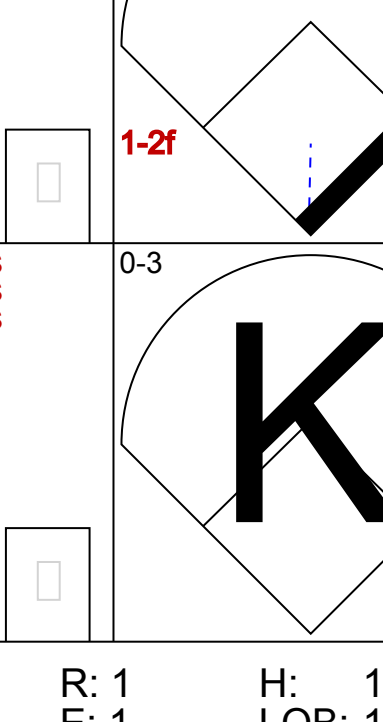
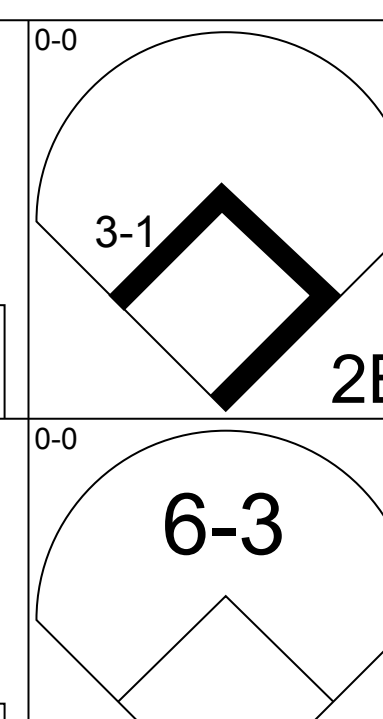
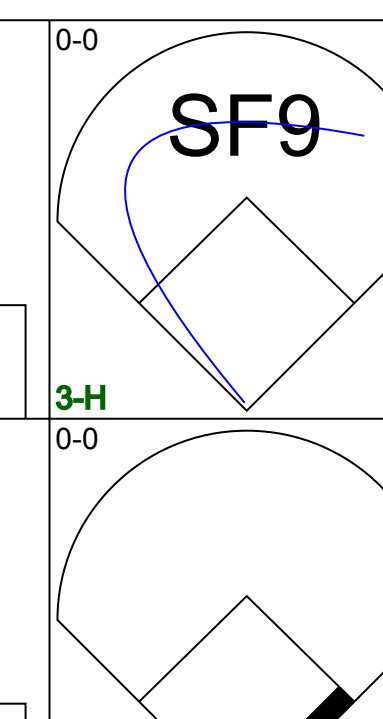
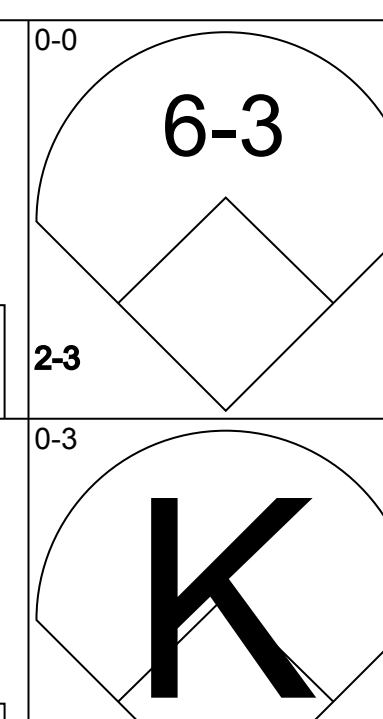
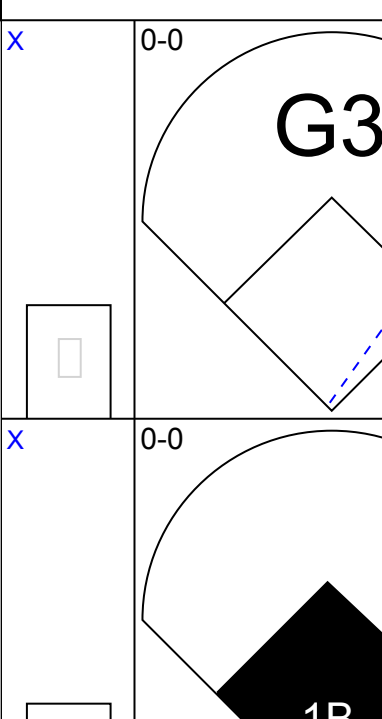
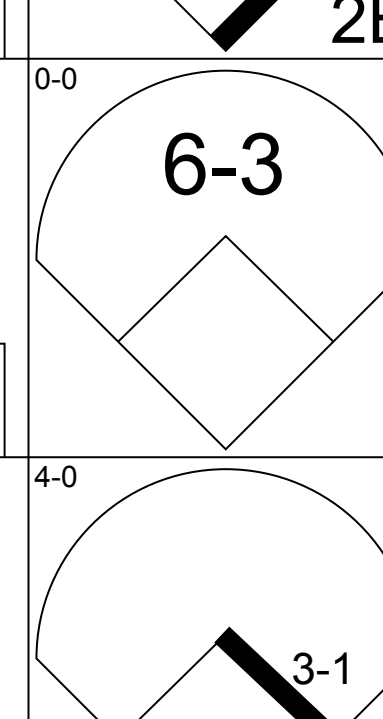
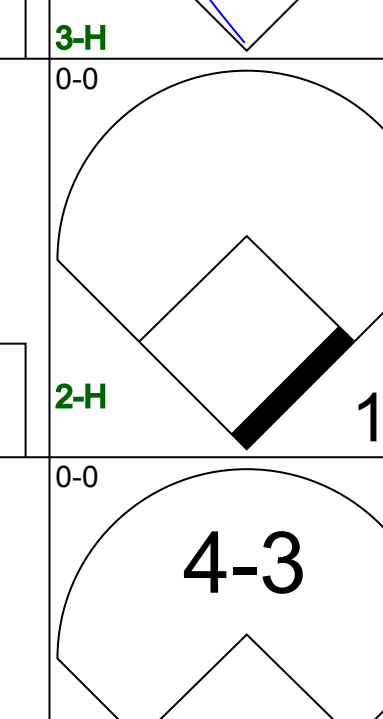
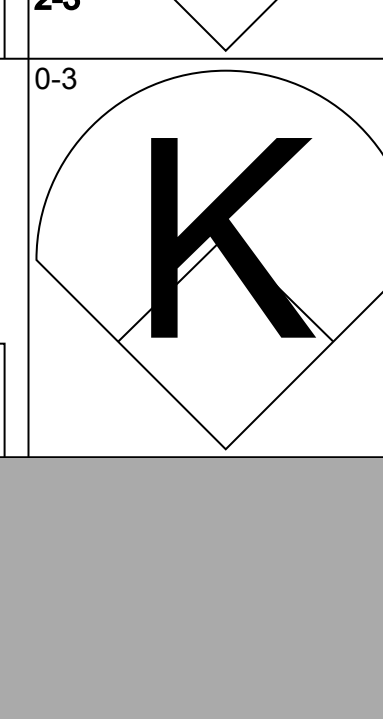
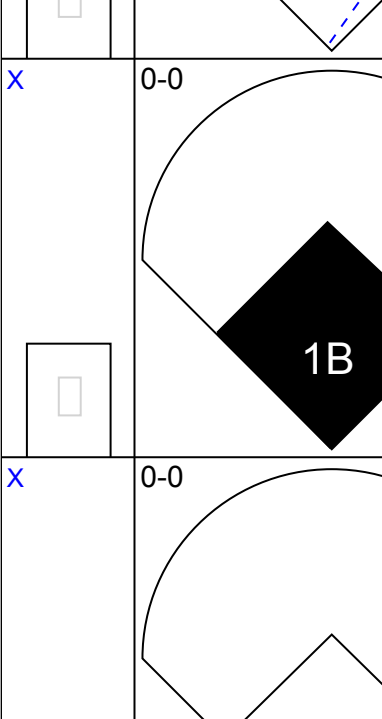
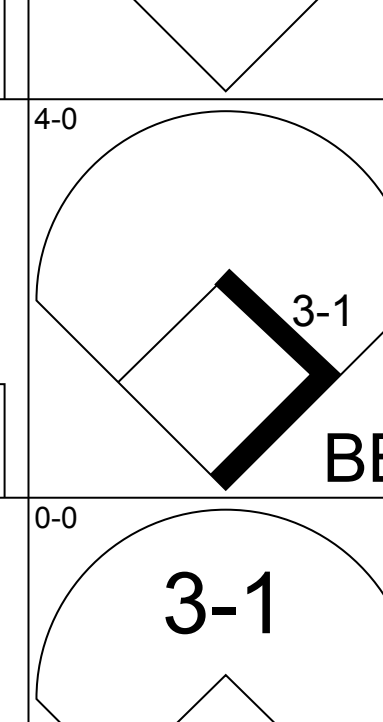
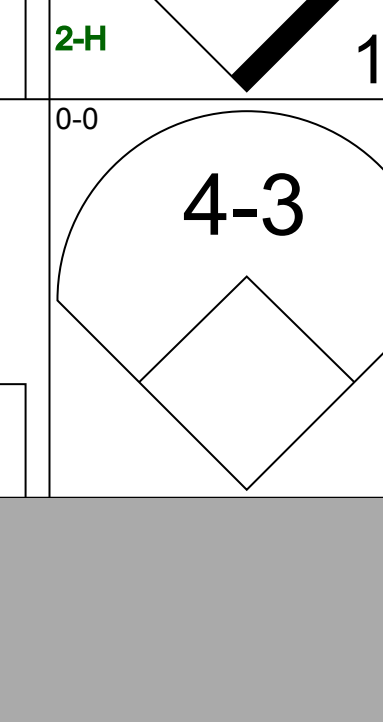
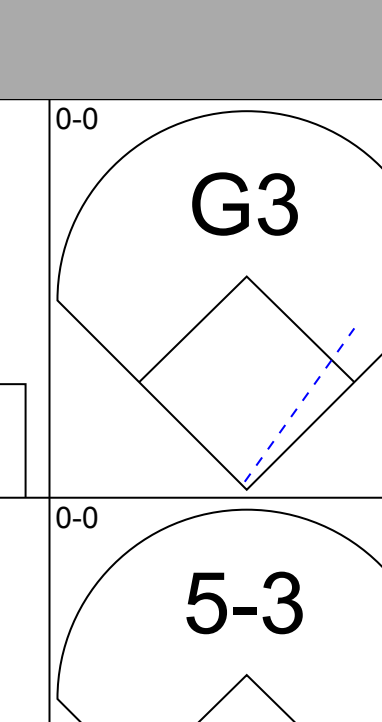
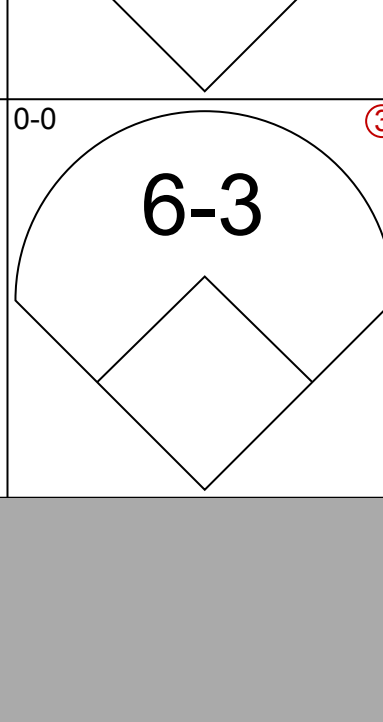
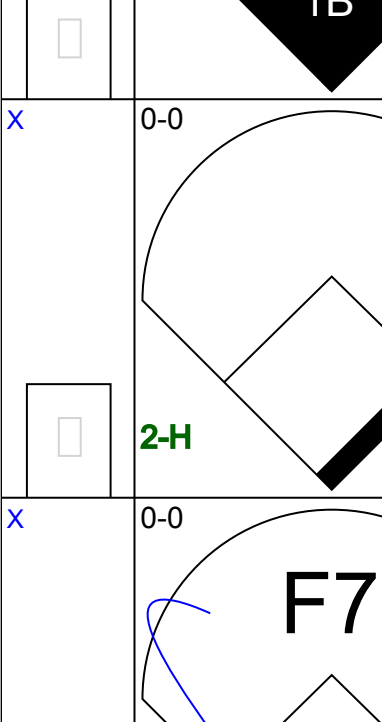
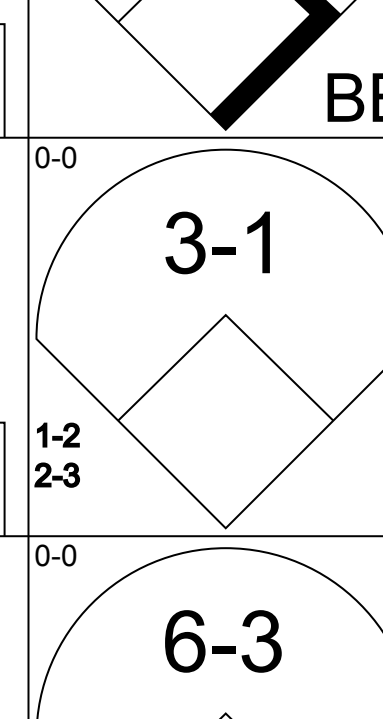
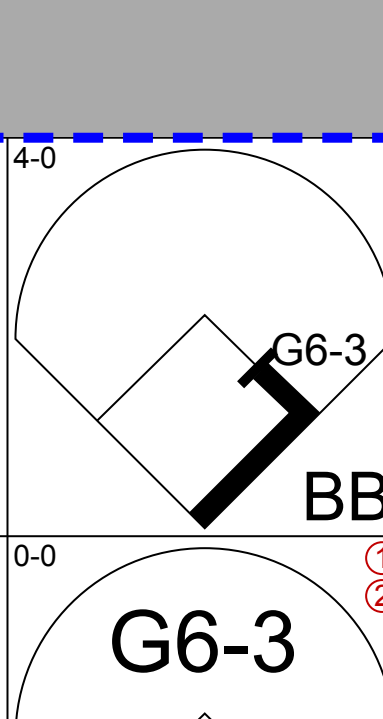
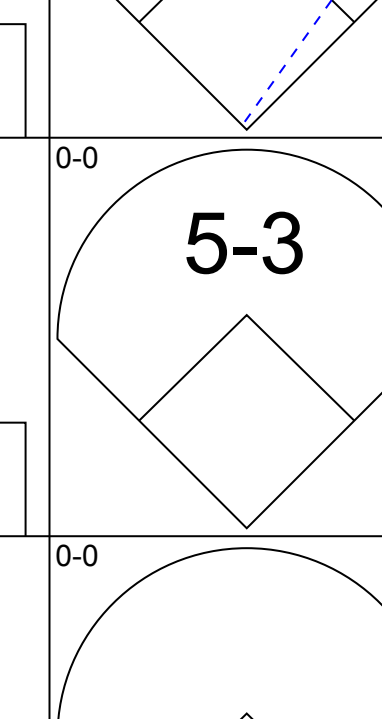

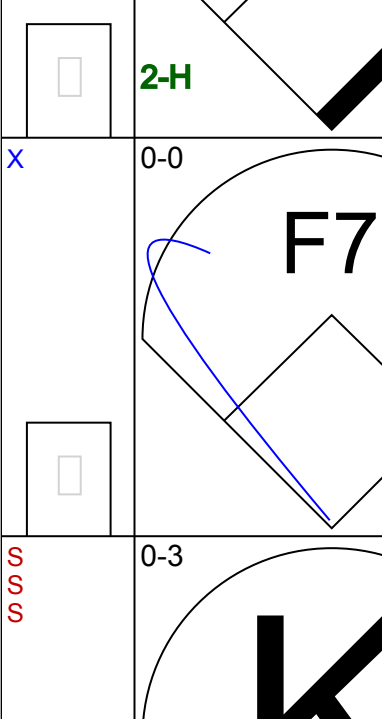
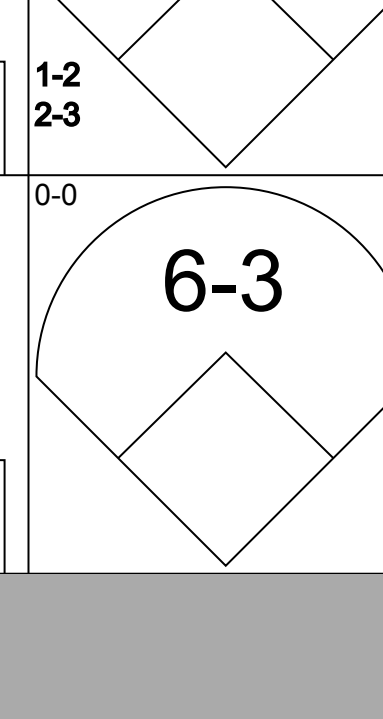
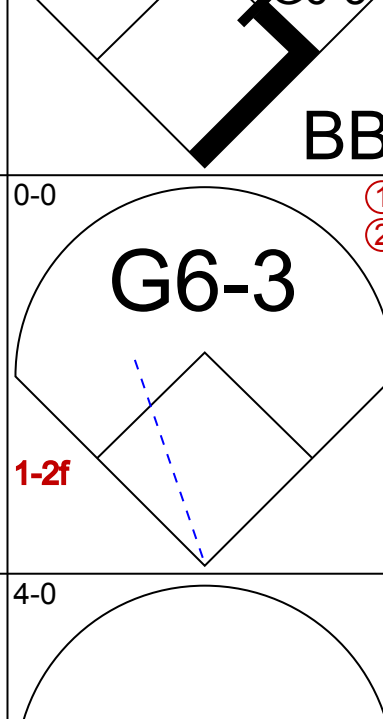
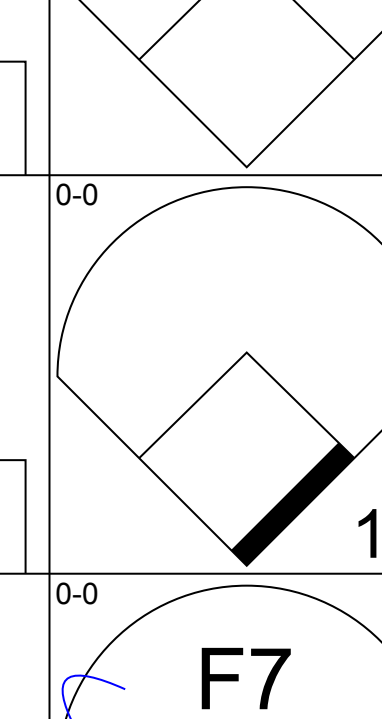

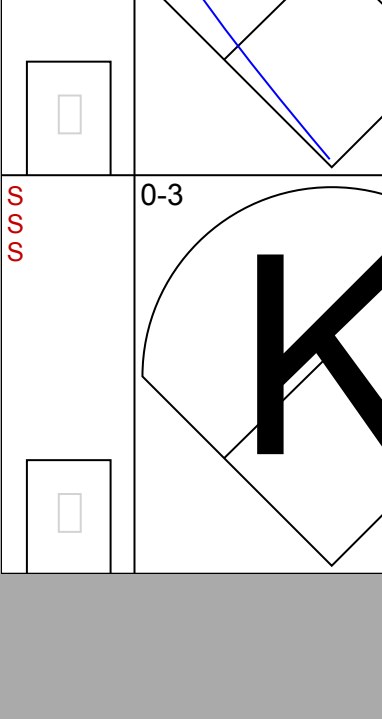
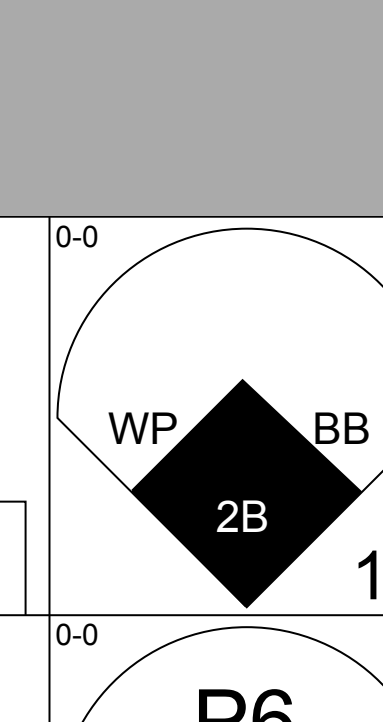
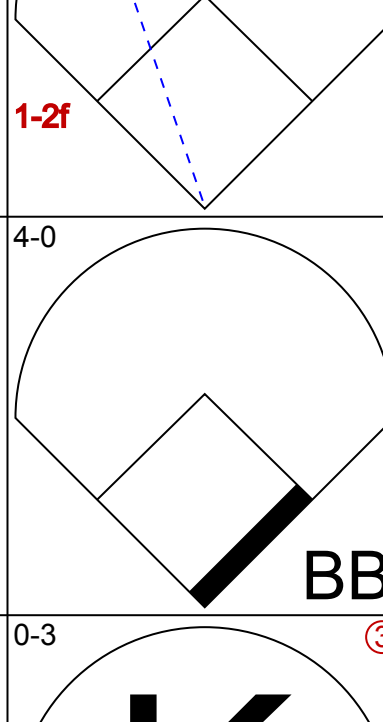

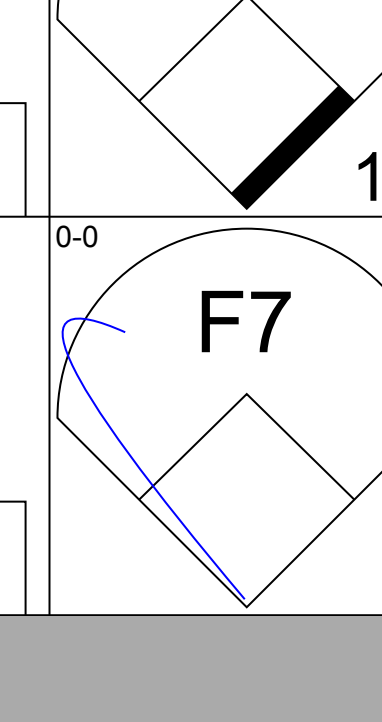
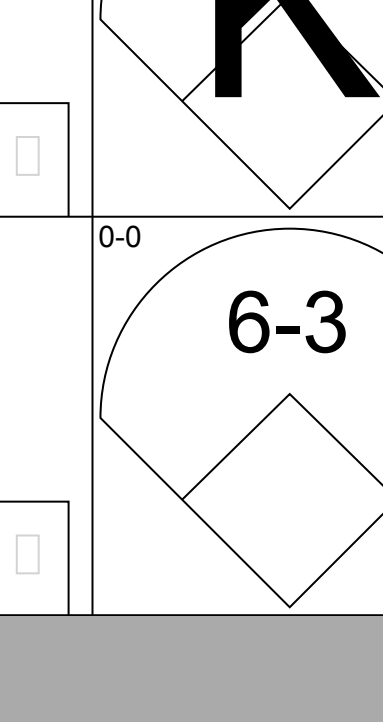
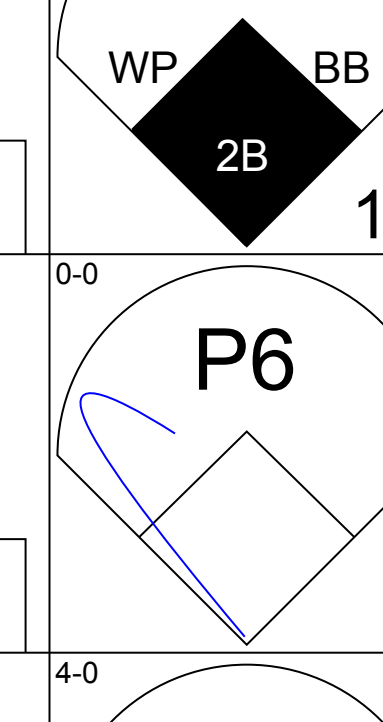
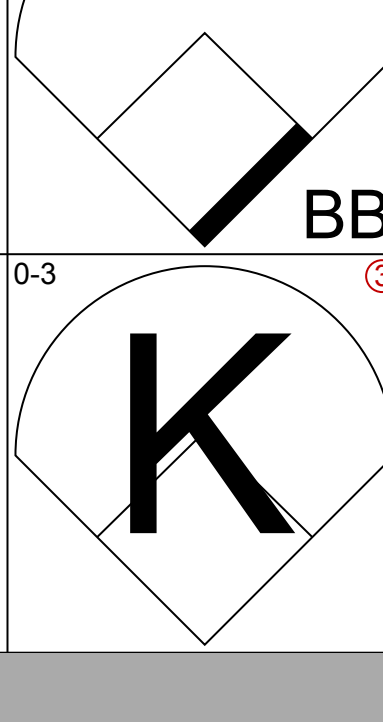
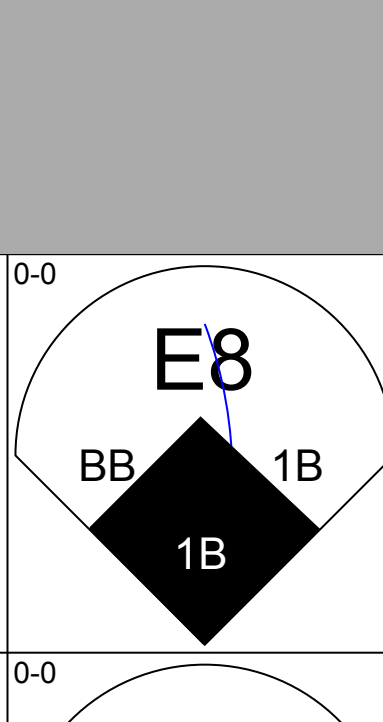
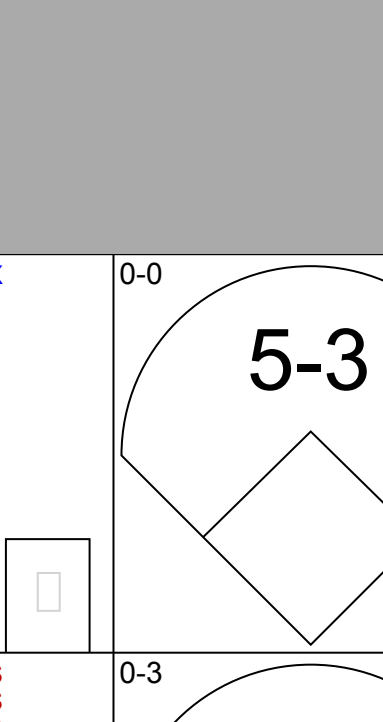
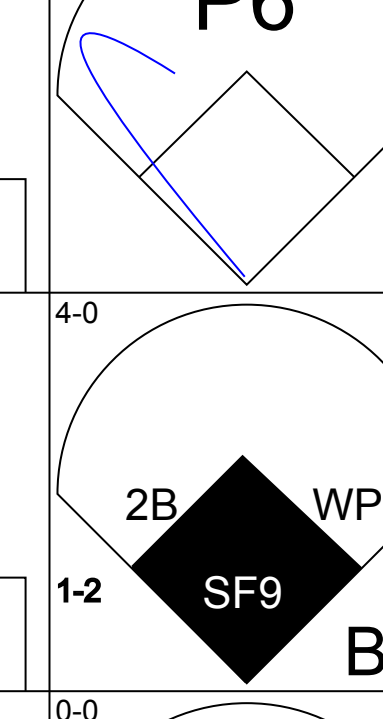
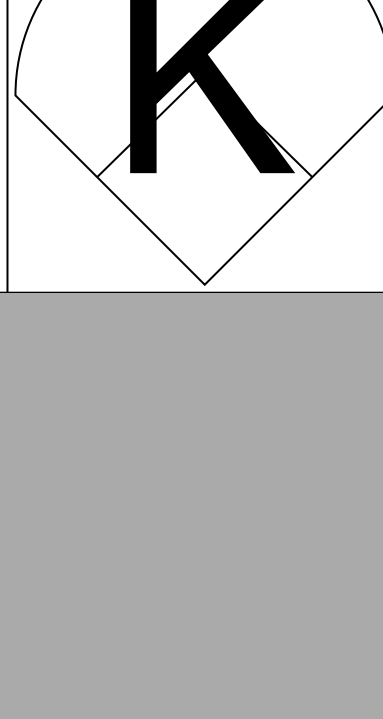
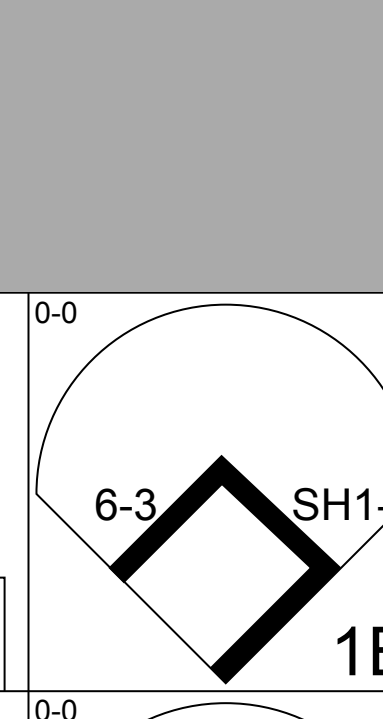

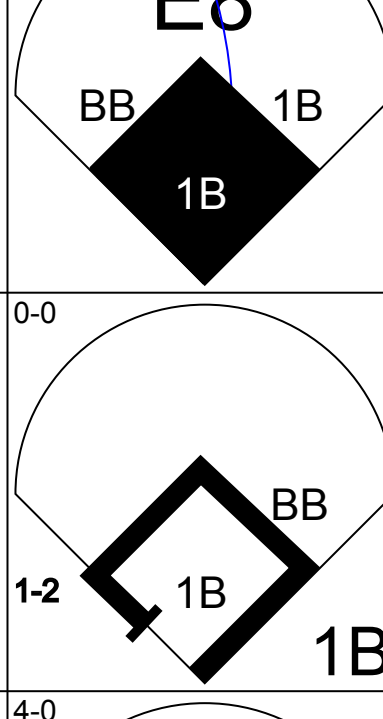
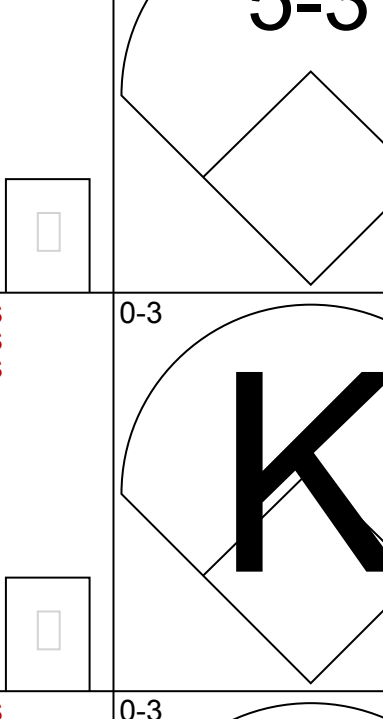
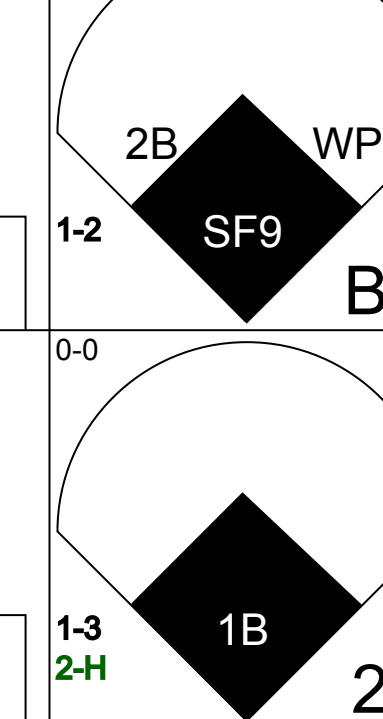

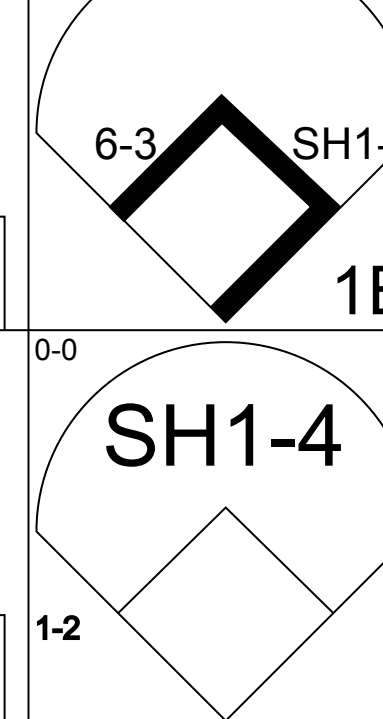

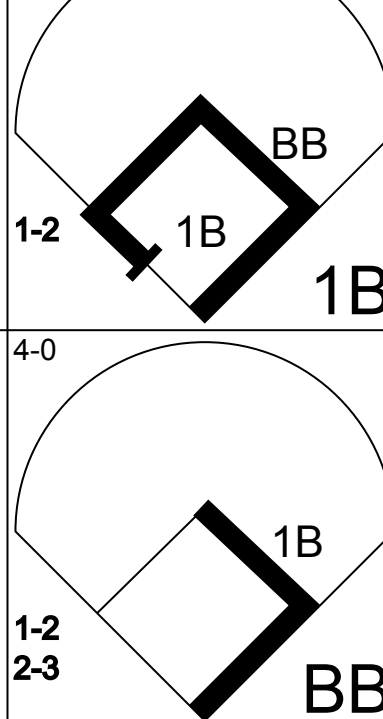
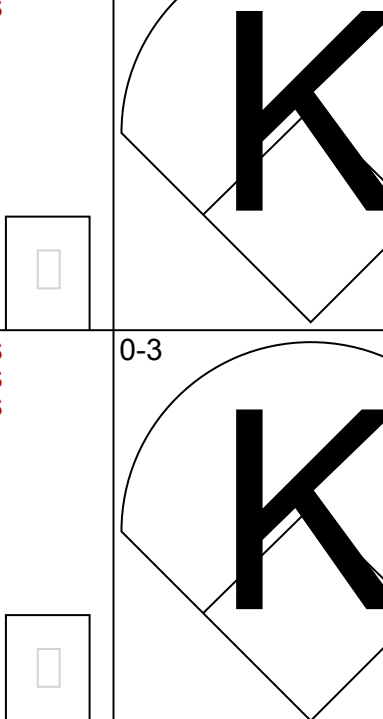

AB	29
R	5
H	6
RBI	5
BB	6
SO	7
LOB	7









Batter	1	2	3	4	5	6	7	8	9	AB R H RBI BB SO LOB	TOP												
<b>Bobby Del Greco, R</b> OBP: 0.384, SLG: 0.420 (1, 8)										5 1 1 1 0 1 1	<b>Kansas City Athletics @ Boston Red Sox</b> Fenway Park, Boston, MA Mon Sep 03 1962, 3:33 AM EDT Unknown												
<b>Wayne Causey, L</b> OBP: 0.356, SLG: 0.356 (1, 6)										5 1 1 0 0 0 1													
<b>Jerry Lumpe, L</b> OBP: 0.344, SLG: 0.442 (1, 4)										3 2 1 0 2 0 1													
<b>Norm Siebern, L</b> OBP: 0.414, SLG: 0.510 (1, 3)										3 2 1 2 2 1 1													
<b>Ed Charles, R</b> OBP: 0.366, SLG: 0.463 (1, 5)										5 2 3 2 0 0 3													
<b>George Alusk, R</b> OBP: 0.338, SLG: 0.522 (1, 7)										5 0 2 2 0 0 4													
<b>Gino Cimoli, R</b> OBP: 0.320, SLG: 0.428 (1, 9)										4 0 0 0 0 1 4													
<b>Haywood Sullivan, R</b> OBP: 0.325, SLG: 0.327 (1, 2)										4 0 0 0 0 1 1													
<b>Moe Drabowsky, R</b> OBP: 0.083, SLG: 0.043 <b>Dave Wickersham, R</b> OBP: 0.133, SLG: 0.071 <b>John Wyatt, R</b> OBP: 0.133, SLG: 0.103 (6, 1)										1 0 0 0 0 1 0 1 0 0 0 1 0 0 1 0 0 0 0 1 1													
<b>Inning Stats</b>	R: 3 E: 0 K: 2 S: 10	H: 3 LOB: 1 BB: 1 P: 14	R: 1 E: 0 K: 2 S: 8	H: 1 LOB: 0 BB: 0 P: 8	R: 0 E: 0 K: 0 S: 3	H: 0 LOB: 2 BB: 2 P: 11	R: 0 E: 0 K: 0 S: 3	H: 0 LOB: 1 BB: 1 P: 7	R: 1 E: 0 K: 1 S: 6	H: 1 LOB: 1 BB: 1 P: 10		R: 0 E: 0 K: 0 S: 3	H: 0 LOB: 0 BB: 0 P: 3	R: 0 E: 0 K: 0 S: 3	H: 0 LOB: 0 BB: 0 P: 3	R: 1 E: 1 K: 1 S: 7	H: 1 LOB: 1 BB: 0 P: 7	R: 2 E: 0 K: 0 S: 6	H: 3 LOB: 1 BB: 0 P: 6	1B: 3 2B: 4 3B: 0 HR: 2	SF: 0 SAC: 0 DP: 0 HBP: 0	WP: 0 PB: 0 SB: 1 CS: 0	PA: 42
<b>PITCHER</b>	IP WLS BF H R ER SO BB IBB HBP BLK WP HR S P ERA WHIP											<b>PITCHER</b>	IP WLS BF H R ER SO BB IBB HBP BLK WP HR S P ERA WHIP										
<b>Ike Delock, R</b> ERA: 3.52 <b>Hal Kolstad, R</b> ERA: 5.57 <b>Mike Fornieles, R</b> ERA: 5.24 <b>Arnold Earley, L</b> ERA: 5.6 (9, 1)	2.0 L 11 4 4 4 4 1 0 0 0 0 0 1 18 22 18.00 2.500												4.0 17 1 1 1 1 4 0 0 0 0 0 0 15 31 2.25 1.250										
<b>Gary Geiger, L</b> OBP: 0.336, SLG: 0.397 (1, 8)										4 0 2 2 0 0 1	<b>Kansas City Athletics @ Boston Red Sox</b> Fenway Park, Boston, MA Mon Sep 03 1962, 3:33 AM EDT Unknown												
<b>Billy Gardner, R</b> OBP: 0.297, SLG: 0.330 (1, 6)										5 1 2 1 0 1 4													
<b>Carl Yastrzemski, L</b> OBP: 0.387, SLG: 0.477 (1, 7)										4 0 1 1 1 0 3													
<b>Lou Clinton, R</b> OBP: 0.334, SLG: 0.552 (1, 9)										4 0 0 0 1 1 3													
<b>Pete Runnels, L</b> OBP: 0.416, SLG: 0.466 (1, 3)										5 0 1 0 0 2 4													
<b>Frank Malzone, R</b> OBP: 0.319, SLG: 0.425 (1, 5)										3 1 1 0 1 0 1													
<b>Jim Pagliaroni, R</b> OBP: 0.355, SLG: 0.447 (1, 2)										4 1 0 0 0 1 2													
<b>Chuck Schilling, R</b> OBP: 0.307, SLG: 0.356 (1, 4)										3 1 2 0 1 1 0													
<b>Ike Delock, R</b> ERA: 3.52 <b>Russ Nixon, R</b> ERA: 3.29 <b>Hal Kolstad, R</b> ERA: 5.57 <b>Pumpsie Green, S</b> ERA: 3.29 <b>Mike Fornieles, R</b> ERA: 5.24 <b>Bob Tillman, R</b> ERA: 5.6 <b>Arnold Earley, L</b> ERA: 5.6 (9, 1)										0 0 0 0 0 0 0 1 1 1 1 0 0 0 0 0 0 0 0 0 0 0 0 0 0 0 1 0 0 0 0 0 0 0 0 1 0 0 0 0 1 0 0 0 0 0 0 0 0													
<b>Inning Stats</b>	R: 0 E: 0 K: 0 S: 4	H: 1 LOB: 2 BB: 1 P: 8	R: 3 E: 0 K: 0 S: 6	H: 3 LOB: 1 BB: 1 P: 10	R: 0 E: 0 K: 1 S: 4	H: 0 LOB: 1 BB: 2 P: 12	R: 0 E: 0 K: 1 S: 6	H: 1 LOB: 1 BB: 0 P: 6	R: 0 E: 0 K: 0 S: 4	H: 1 LOB: 1 BB: 0 P: 4		R: 1 E: 1 K: 0 S: 5	H: 2 LOB: 2 BB: 1 P: 9	R: 0 E: 0 K: 2 S: 7	H: 0 LOB: 0 BB: 0 P: 7	R: 0 E: 0 K: 2 S: 7	H: 0 LOB: 0 BB: 0 P: 7	R: 1 E: 0 K: 1 S: 7	H: 2 LOB: 1 BB: 0 P: 7	1B: 7 2B: 3 3B: 0 HR: 0	SF: 1 SAC: 1 DP: 1 HBP: 0	WP: 1 PB: 0 SB: 0 CS: 0	PA: 41
<b>PITCHER</b>	IP WLS BF H R ER SO BB IBB HBP BLK WP HR S P ERA WHIP											<b>PITCHER</b>	IP WLS BF H R ER SO BB IBB HBP BLK WP HR S P ERA WHIP										
<b>Moe Drabowsky, R</b> ERA: 5.1 <b>Dave Wickersham, R</b> ERA: 3.29 <b>John Wyatt, R</b> ERA: 4.63 (6, 1)	2.0 12 4 3 3 0 2 0 0 0 0 0 0 16 28 0.00 2.000												3.0 15 3 1 0 2 3 0 0 0 0 0 0 16 28 0.00 2.000										
<b>AB 37</b>											<b>R 8</b>												
<b>H 9</b>											<b>RBI 7</b>												
<b>BB 5</b>											<b>SO 6</b>												
<b>LOB 17</b>																							



Batter	1	2	3	4	5	6	7	8	9	AB	R	H	RBI	BB	SO	LOB	TOP			
<b>Bobby Del Greco, R</b> OBP: 0.383, SLG: 0.418 (1, 8)										4	1	1	0	0	0	1	<b>Kansas City Athletics @ Boston Red Sox</b> Fenway Park, Boston, MA Mon Sep 03 1962, 3:38 AM EDT Att: 12,953 - Unknown			
<b>Wayne Causey, L</b> OBP: 0.357, SLG: 0.351 (1, 6)										3	0	0	0	1	0	1				
<b>Jerry Lumpe, L</b> OBP: 0.344, SLG: 0.441 (1, 4)										4	0	1	0	0	0	2				
<b>Norm Siebern, L</b> OBP: 0.412, SLG: 0.506 (1, 3)										4	0	0	1	0	0	2				
<b>Ed Charles, R</b> OBP: 0.363, SLG: 0.459 (1, 5)										4	0	0	0	0	0	1				
<b>Manly Jimenez, L</b> OBP: 0.359, SLG: 0.441 (1, 7)										3	0	0	0	0	0	0				
<b>George Alusik, R</b> OBP: 0.338, SLG: 0.519 (1, 9)										3	0	1	0	0	0	0				
<b>Haywood Sullivan, R</b> OBP: 0.325, SLG: 0.327 (1, 2)										3	0	1	0	0	1	1				
<b>Dan Pfister, R</b> OBP: 0.143, SLG: 0.143 (1, 1)										2	0	0	0	0	0	1				
<b>Jose Tartabull, L</b> OBP: 0.320, SLG: 0.325 (8, PH)										1	0	0	0	0	0	1				
<b>Jerry Walker, S</b> OBP: 0.263, SLG: 0.456 (8, 1)										0	0	0	0	0	0	0				
<b>Jim Archer, R</b> OBP: 1.000, SLG: 1.000 (8, 1)										0	0	0	0	0	0	0				
<b>Inning Stats</b>	R: 1 E: 0 K: 0 S: 4	H: 1 LOB: 1 BB: 1 P: 8	R: 0 E: 0 K: 1 S: 5	H: 0 LOB: 0 BB: 0 P: 5	R: 0 E: 0 K: 0 S: 3	H: 0 LOB: 0 BB: 0 P: 3	R: 0 E: 0 K: 0 S: 3	H: 1 LOB: 1 BB: 0 P: 3	R: 0 E: 0 K: 0 S: 4	H: 0 LOB: 0 BB: 0 P: 3	R: 0 E: 0 K: 0 S: 3	H: 1 LOB: 1 BB: 0 P: 4	R: 0 E: 1 K: 0 S: 4	H: 1 LOB: 1 BB: 0 P: 4	R: 0 E: 0 K: 0 S: 3	H: 0 LOB: 0 BB: 0 P: 3	1B: 4 2B: 0 3B: 0 HR: 0	SF: 0 SAC: 0 DP: 0 HBP: 0	WP: 0 PB: 0 SB: 0 CS: 0	PA: 32
<b>PITCHER</b> <b>Don Schwall, R</b> ERA: 5.08 (1, 1)	IP: 9.0 WLS: W BF: 32 H: 4 R: 1 ER: 1 SO: 1 BB: 1 IBB: 0 HBP: 0 BLK: 0 WP: 0 HR: 0 S: 33 P: 37 ERA: 1.00 WHIP: 0.556															<b>PITCHER</b>				

livebaseballscores.com



AB 31  
R 1  
H 4  
RBI 1  
BB 1  
SO 1  
LOB 10

Batter	1	2	3	4	5	6	7	8	9	AB	R	H	RBI	BB	SO	LOB	BOTTOM			
<b>Gary Geiger, L</b> OBP: 0.333, SLG: 0.393 (1, 8)										4	0	0	0	0	0	1	<b>Kansas City Athletics @ Boston Red Sox</b> Fenway Park, Boston, MA Mon Sep 03 1962, 3:38 AM EDT Att: 12,953 - Unknown			
<b>Billy Gardner, R</b> OBP: 0.302, SLG: 0.333 (1, 6)										4	2	2	0	0	2	1				
<b>Carl Yastrzemski, L</b> OBP: 0.369, SLG: 0.479 (1, 7)										4	1	2	0	0	1	0				
<b>Lou Clinton, R</b> OBP: 0.336, SLG: 0.555 (1, 9)										4	0	2	2	0	1	2				
<b>Pete Runnels, L</b> OBP: 0.415, SLG: 0.464 (1, 3)										3	0	0	0	1	0	2				
<b>Frank Malzone, R</b> OBP: 0.319, SLG: 0.423 (1, 5)										3	0	0	1	1	0	3				
<b>Russ Nixon, L</b> OBP: 0.277, SLG: 0.356 (1, 2)										4	0	0	0	0	0	5				
<b>Chuck Schilling, R</b> OBP: 0.307, SLG: 0.356 (1, 4)										3	0	1	0	0	0	0				
<b>Don Schwall, R</b> OBP: 0.155, SLG: 0.125 (1, 1)										3	0	0	0	0	1	1				
<b>Inning Stats</b>	R: 2 E: 1 K: 0 S: 7	H: 3 LOB: 2 BB: 0 P: 7	R: 0 E: 0 K: 1 S: 6	H: 1 LOB: 1 BB: 0 P: 6	R: 0 E: 0 K: 0 S: 4	H: 1 LOB: 1 BB: 0 P: 4	R: 0 E: 0 K: 0 S: 3	H: 0 LOB: 0 BB: 0 P: 3	R: 0 E: 0 K: 2 S: 7	H: 0 LOB: 0 BB: 0 P: 7	R: 0 E: 0 K: 0 S: 3	H: 0 LOB: 0 BB: 0 P: 3	R: 0 E: 0 K: 1 S: 5	H: 0 LOB: 0 BB: 0 P: 5	R: 1 E: 0 K: 1 S: 7	H: 2 LOB: 3 BB: 2 P: 15		1B: 5 2B: 2 3B: 0 HR: 0	SF: 0 SAC: 0 DP: 0 HBP: 0	WP: 0 PB: 1 SB: 0 CS: 0
<b>PITCHER</b> <b>Dan Pfister, R</b> ERA: 4.87 (1, 1)	IP: 7.0 WLS: L BF: 27 H: 5 R: 2 ER: 2 SO: 4 BB: 0 IBB: 0 HBP: 0 BLK: 0 WP: 0 HR: 0 S: 35 P: 35 ERA: 2.57 WHIP: 0.714															<b>PITCHER</b>				
<b>Jerry Walker, R</b> ERA: 8.06 (8, 1)	0.2	6	2	1	1	1	1	1	0	0	0	6	14	13.50	4.500					
<b>Jim Archer, L</b> ERA: 11.51 (8, 1)	0.1	1	0	0	0	0	0	0	0	0	1	1	0.00	0.000						

livebaseballscores.com



AB 32  
R 3  
H 7  
RBI 3  
BB 2  
SO 5  
LOB 15



Batter	1	2	3	4	5	6	7	8	9	AB	R	H	RBI	BB	SO	LOB	TOP
Jose Tartabull, L (1, 8) OBP: 0.326, SLG: 0.331										5	1	3	1	0	0	0	<b>Kansas City Athletics @ Boston Red Sox</b> Fenway Park, Boston, MA Tue Sep 04 1962, 7:05 PM EDT Att: 6,212 - Unknown
Bobby Del Greco, R (1, 7) OBP: 0.380, SLG: 0.418										5	1	1	1	0	3	2	
Jerry Lumpe, L (1, 4) OBP: 0.346, SLG: 0.446										5	1	3	1	0	0	1	
Norm Siebern, L (1, 3) OBP: 0.413, SLG: 0.506										4	1	2	0	1	1	2	
Ed Charles, R (1, 5) OBP: 0.364, SLG: 0.461										5	1	2	2	0	0	3	
George Aluskis, R (1, 9) OBP: 0.337, SLG: 0.529										4	1	1	2	0	0	4	
Wayne Causey, L (1, 6) OBP: 0.351, SLG: 0.345										4	0	0	0	0	1	4	
Haywood Sullivan, R (1, 2) OBP: 0.324, SLG: 0.323										3	1	0	0	1	1	0	
Ed Rakow, S (1, 1) OBP: 0.127, SLG: 0.116										3	0	0	0	0	1	0	
<b>Inning Stats</b>	R: 0 E: 0 K: 1 S: 6	H: 1 LOB: 1 BB: 0 P: 6	R: 0 E: 0 K: 1 S: 5	H: 0 LOB: 0 BB: 0 P: 5	R: 0 E: 1 K: 2 S: 8	H: 1 LOB: 1 BB: 0 P: 8	R: 0 E: 0 K: 0 S: 4	H: 1 LOB: 2 BB: 1 P: 8	R: 0 E: 0 K: 1 S: 5	H: 0 LOB: 0 BB: 0 P: 5	R: 0 E: 0 K: 1 S: 5	H: 2 LOB: 2 BB: 0 P: 5	R: 3 E: 0 K: 1 S: 8	H: 3 LOB: 1 BB: 1 P: 12	1B: 7 2B: 4 3B: 0 HR: 1	SF: 0 SAC: 1 DP: 0 HBP: 0	WP: 0 PA: 41 PB: 0 SB: 2 CS: 0
<b>PITCHER</b>	IP WLS BF H R ER SO BB IBB HBP BLK WP HR S P ERA WHIP																
Bill Monbouquette, R (1, 1) ERA: 3.74	7.0 L 29 7 4 4 6 1 0 0 0 0 0 1 40 44 5.14 1.143																
Chet Nichols, L (8, 1) ERA: 3.09	2.0 12 5 3 3 1 1 0 0 0 0 0 0 13 17 13.50 3.000																

AB	38
R	7
H	12
RBI	7
BB	2
SO	7
LOB	16



Batter	1	2	3	4	5	6	7	8	9	AB	R	H	RBI	BB	SO	LOB	BOTTOM				
Gary Geiger, L (1, 8) OBP: 0.334, SLG: 0.391										4	0	1	0	1	1	2	<b>Kansas City Athletics @ Boston Red Sox</b> Fenway Park, Boston, MA Tue Sep 04 1962, 7:05 PM EDT Att: 6,212 - Unknown				
Billy Gardner, R (1, 6) OBP: 0.301, SLG: 0.328										3	0	0	0	0	1	2					
Don Schwalli, R (7, PR) OBP: 0.155, SLG: 0.125										0	0	0	0	0	0	0					
Chet Nichols, S (8, 1) OBP: 0.278, SLG: 0.450										1	0	0	0	0	1	0					
Bob Tillman, R (9, PH)										0	0	0	0	0	1	0					
Carl Yastrzemski, L (1, 7) OBP: 0.370, SLG: 0.479										4	1	2	0	1	0	4					
Lou Clinton, R (1, 9) OBP: 0.337, SLG: 0.552										5	0	2	0	0	1	2					
Pete Runnels, L (1, 3) OBP: 0.415, SLG: 0.464										4	0	2	1	0	0	1					
Frank Malzone, R (1, 5) OBP: 0.318, SLG: 0.421										4	0	1	0	0	0	4					
Russ Nixon, L (1, 2) OBP: 0.276, SLG: 0.351										4	0	1	0	0	0	1					
Chuck Schilling, R (1, 4) OBP: 0.306, SLG: 0.355										4	0	1	0	0	2	2					
Bill Monbouquette, R (1, 1) OBP: 0.182, SLG: 0.115										2	0	0	0	0	1	0					
Pumpsie Green, S (7, PH) OBP: 0.287, SLG: 0.276										2	1	2	1	0	0	0					
<b>Inning Stats</b>	R: 0 E: 0 K: 0 S: 2	H: 0 LOB: 0 BB: 1 P: 6	R: 0 E: 0 K: 1 S: 6	H: 1 LOB: 1 BB: 0 P: 6	R: 0 E: 0 K: 2 S: 8	H: 1 LOB: 1 BB: 0 P: 8	R: 0 E: 0 K: 0 S: 3	H: 1 LOB: 1 BB: 1 P: 7	R: 0 E: 0 K: 1 S: 5	H: 0 LOB: 0 BB: 0 P: 5	R: 1 E: 0 K: 0 S: 6	H: 3 LOB: 2 BB: 0 P: 6	R: 0 E: 0 K: 1 S: 7	H: 2 LOB: 3 BB: 0 P: 8	R: 0 E: 0 K: 1 S: 7	H: 2 LOB: 2 BB: 0 P: 7	R: 1 E: 0 K: 1 S: 7	H: 2 LOB: 1 BB: 0 P: 7	1B: 11 2B: 0 3B: 0 HR: 1	SF: 0 SAC: 0 DP: 1 HBP: 1	WP: 0 PA: 41 PB: 0 SB: 0 CS: 1
<b>PITCHER</b>	IP WLS BF H R ER SO BB IBB HBP BLK WP HR S P ERA WHIP																				
Ed Rakow, R (1, 1) ERA: 4.11	9.0 W 40 12 2 2 7 2 0 1 0 0 0 1 51 60 2.00 1.556																				

AB	37
R	2
H	12
RBI	2
BB	2
SO	7
LOB	18





Batter	1	2	3	4	5	6	7	8	9	AB	R	H	RBI	BB	SO	LOB	TOP			
Jose Tartabull, L (1.8) OBP: 0.327, SLG: 0.332	E6 1B		S 1B		F7		5-3		F7	5	1	2	0	0	0	0	<b>Kansas City Athletics @ Boston Red Sox</b> Fenway Park, Boston, MA Wed Sep 05 1962, 3:33 AM EDT Att: 1,217 - Unknown <a href="http://livebaseballscorecards.com">livebaseballscorecards.com</a>			
Bobby Del Greco, R (1.7) OBP: 0.376, SLG: 0.414	F7		K		6-3		F3		1B	5	0	1	0	0	1	2				
Jerry Lumpe, L (1.4) OBP: 0.346, SLG: 0.445	G3		6-3		HR		K		1B	5	1	2	0	0	1	2				
Norm Siebern, L (1.3) OBP: 0.415, SLG: 0.511	G3		1B		HR				K	3	1	1	2	2	1	3				
Ed Charles, R (1.5) OBP: 0.365, SLG: 0.463		5-3 SH1-3	1-2 2-H		F9				G5-4-3 BB	4	1	2	1	0	0	1				
George Alusik, R (1.9) OBP: 0.335, SLG: 0.521	5-3		G3				F8		1B	3	0	0	0	1	0	3				
Wayne Causey, L (1.6) OBP: 0.355, SLG: 0.349	SH1-3				4-3		6-3		1B	3	0	2	1	0	0	0				
Haywood Sullivan, R (1.2) OBP: 0.323, SLG: 0.321					K		6-3		FC6-4	4	0	1	0	0	1	3				
Bill Fischer, R (1.1) OBP: 0.143, SLG: 0.179					K		4-3		K2-3	1	0	0	0	0	1	0				
Dave Wickersham, R (3.1) OBP: 0.133, SLG: 0.071										1	0	0	0	0	0	0				
Moe Drabowsky, R (4.1) OBP: 0.226, SLG: 0.184										0	0	0	0	0	0	0				
Manny Jimenez, R (6.1) OBP: 0.159, SLG: 0.143										0	0	0	0	0	0	1				
Jim Archer, L (6.1) OBP: 1.000, SLG: 1.000										0	0	0	0	0	0	0				
Billy Bryan, L (9.1) OBP: 0.224, SLG: 0.323										1	0	0	0	0	1	0				
<b>Inning Stats</b>	R: 0 E: 1 K: 0 S: 4	H: 1 LOB: 1 BB: 0 P: 4	R: 1 E: 0 K: 1 S: 7	H: 2 LOB: 1 BB: 0 P: 7	R: 1 E: 0 K: 1 S: 7	H: 2 LOB: 2 BB: 1 P: 11	R: 0 E: 0 K: 2 S: 7	H: 0 LOB: 0 BB: 0 P: 7	R: 2 E: 0 K: 0 S: 5	H: 2 LOB: 1 BB: 0 P: 5	R: 0 E: 0 K: 1 S: 5	H: 0 LOB: 0 BB: 0 P: 5	R: 0 E: 0 K: 0 S: 3	H: 1 LOB: 2 BB: 2 P: 11	R: 0 E: 0 K: 2 S: 9	H: 2 LOB: 2 BB: 0 P: 9	1B: 9 2B: 1 3B: 0 HR: 1	SF: 0 SAC: 1 DP: 1 HBP: 0	WP: 0 PB: 0 SB: 1 CS: 0	PA: 40
<b>PITCHER</b> Earl Wilson, R (1.1) ERA: 3.91	IP: 9.0 WLS: W BF: 40 H: 11 R: 4 ER: 4 SO: 7 BB: 3 IBB: 0 HBP: 0 BLK: 0 WP: 0 HR: 1 S: 51 P: 63 ERA: 4.00 WHIP: 1.556															<b>PITCHER</b>				

Batter	1	2	3	4	5	6	7	8	9	AB	R	H	RBI	BB	SO	LOB	BOTTOM	
Gary Geiger, L (1.8) OBP: 0.335, SLG: 0.390	F8		1B		SF7 FC6-4 BB		K			4	2	1	0	1	1	2	<b>Kansas City Athletics @ Boston Red Sox</b> Fenway Park, Boston, MA Wed Sep 05 1962, 3:33 AM EDT Att: 1,217 - Unknown <a href="http://livebaseballscorecards.com">livebaseballscorecards.com</a>	
Pumpsie Green, S (1.6) OBP: 0.293, SLG: 0.300	P5		1B		FC6-4 BB		K2-3			4	1	1	2	1	2	0		
Carl Yastrzemski, L (1.7) OBP: 0.370, SLG: 0.479	1B		2B		F7		SF7		4-3	4	1	2	2	0	0	0		
Lou Clinton, R (1.9) OBP: 0.341, SLG: 0.556	F8		1B		HR		FC6-4		L3	5	2	3	1	0	0	2		
Pete Runnels, L (1.3) OBP: 0.417, SLG: 0.465		G6-4-3	1B		HR		FC6-4		L3	5	2	3	2	0	0	2		
Frank Malzone, R (1.5) OBP: 0.319, SLG: 0.428	F8		E6 FC4-6		HR		5-3			4	2	2	3	0	0	1		
Russ Nixon, L (1.2) OBP: 0.284, SLG: 0.367	G6-4-3		FC4-6		HR		K			4	0	2	0	0	1	1		
Chuck Schilling, R (1.4) OBP: 0.306, SLG: 0.354			1B		P1		F7			4	1	1	1	0	0	2		
Earl Wilson, R (1.1) OBP: 0.222, SLG: 0.367			F3		E6 BB		1-3			4	1	1	0	0	0	1		
<b>Inning Stats</b>	R: 0 E: 0 K: 0 S: 4	H: 1 LOB: 0 BB: 0 P: 4	R: 7 E: 1 K: 0 S: 12	H: 9 LOB: 2 BB: 0 P: 12	R: 3 E: 0 K: 1 S: 9	H: 4 LOB: 1 BB: 0 P: 9	R: 2 E: 1 K: 0 S: 4	H: 0 LOB: 1 BB: 2 P: 12	R: 0 E: 0 K: 1 S: 5	H: 0 LOB: 0 BB: 0 P: 5	R: 0 E: 0 K: 2 S: 7	H: 0 LOB: 0 BB: 0 P: 7	R: 0 E: 0 K: 0 S: 3	H: 1 LOB: 0 BB: 0 P: 3	1B: 12 2B: 3 3B: 1 HR: 1	SF: 1 SAC: 0 DP: 2 HBP: 0		WP: 0 PB: 0 SB: 0 CS: 0
<b>PITCHER</b> Bill Fischer, R (1.1) ERA: 3.86	IP: 2.1 WLS: L BF: 13 H: 7 R: 5 ER: 5 SO: 0 BB: 0 IBB: 0 HBP: 0 BLK: 0 WP: 0 HR: 0 S: 13 P: 13 ERA: 19.29 WHIP: 3.000															<b>PITCHER</b>		
Dave Wickersham, R (3.1) ERA: 3.49	IP: 0.2 WLS: L BF: 6 H: 4 R: 2 ER: 2 SO: 0 BB: 0 IBB: 0 HBP: 0 BLK: 0 WP: 0 HR: 0 S: 6 P: 6 ERA: 27.00 WHIP: 6.000																	
Moe Drabowsky, R (4.1) ERA: 5.26	IP: 2.0 WLS: L BF: 13 H: 4 R: 5 ER: 3 SO: 1 BB: 2 IBB: 0 HBP: 0 BLK: 0 WP: 0 HR: 1 S: 13 P: 21 ERA: 13.50 WHIP: 3.000																	
Jim Archer, L (6.1) ERA: 10.17	IP: 3.0 WLS: L BF: 9 H: 1 R: 0 ER: 0 SO: 3 BB: 0 IBB: 0 HBP: 0 BLK: 0 WP: 0 HR: 0 S: 15 P: 15 ERA: 0.00 WHIP: 0.333																	








Batter	1	2	3	4	5	6	7	8	9	AB	R	H	RBI	BB	SO	LOB	TOP					
Carroll Hardy, R OBP: 0.308, SLG: 0.333 Gary Geiger, L OBP: 0.333, SLG: 0.387 (7, PH) (7, 8)	0-0 6-3		0-0 5-3	0-0 6-3			0-0 3-1		0-3 K	3	0	0	0	0	0	2						
Eddie Bressoud, R OBP: 0.328, SLG: 0.444 (1, 6)	0-0 F8		0-0 1B E		0-0 2B		0-0 1B G4-6-3		4-0 BB G3-6-1	4	1	3	0	1	0	0						
Carl Yastrzemski, L OBP: 0.389, SLG: 0.475 (1, 7)	0-0 F7		0-0 1B E		0-3 K		0-0 G4-6-3 1-2		0-0 G3-6-1 1-2	5	0	1	0	0	1	3						
Lou Clinton, R OBP: 0.342, SLG: 0.555 (1, 9)		0-0 1-3 1B	0-0 E4 FC6-4		0-3 K				0-0 F8	4	0	1	0	0	1	2						
Frank Matzone, R OBP: 0.322, SLG: 0.428 (1, 5)		0-0 1-3 1B	0-0 FC6-4 1-2		4-0 BB				0-0 BB 1B	3	0	2	0	1	0	2						
Jim Pagliaroni, R OBP: 0.354, SLG: 0.441 Mike Fomiele, R OBP: 0.200, SLG: 0.200 Arnold Earley, L OBP: 0.273, SLG: 0.200 Pumpsie Green, S OBP: 0.298, SLG: 0.305 Hal Kolstad, R OBP: 0.067, SLG: 0.067 (8, PH) (8, 1)	0-0 F9			4-0 FC6-4 BB	0-0 5-3				0-0 BB 1B	2	0	0	0	1	0	4						
Pete Runnels, L OBP: 0.420, SLG: 0.472 (1, 3)	0-0 1-3 1-2 2-3			0-0 FC6-4 1B		0-0 1-3			4-0 BB 1B	3	0	1	0	1	0	2						
Chuck Schilling, R OBP: 0.299, SLG: 0.346 (1, 4)	0-0 F4		0-0 FC6-4 1-2 2-3		0-0 F4		0-0 F4		0-0 F3	4	0	0	0	0	0	7						
Don Schwall, R OBP: 0.150, SLG: 0.121 Russ Nixon, L OBP: 0.296, SLG: 0.375 (6, PH) (6, 2)	0-0 F8		0-0 F8		0-3 K		0-0 F7		0-3 K	2	0	0	0	0	1	2						
<b>Inning Stats</b>	R: 0 E: 0 K: 0 S: 3	H: 0 LOB: 0 BB: 0 P: 3	R: 0 E: 0 K: 0 S: 5	H: 2 LOB: 2 BB: 0 P: 5	R: 1 E: 1 K: 0 S: 6	H: 2 LOB: 2 BB: 0 P: 6	R: 0 E: 0 K: 1 S: 6	H: 1 LOB: 2 BB: 1 P: 10	R: 0 E: 0 K: 2 S: 8	H: 1 LOB: 2 BB: 1 P: 12	R: 0 E: 0 K: 0 S: 3	H: 0 LOB: 0 BB: 0 P: 3	R: 0 E: 0 K: 1 S: 3	H: 1 LOB: 0 BB: 0 P: 3	R: 0 E: 0 K: 1 S: 7	H: 2 LOB: 3 BB: 1 P: 11	R: 0 E: 0 K: 1 S: 4	H: 0 LOB: 0 BB: 1 P: 8	1B: 8 2B: 1 3B: 0 HR: 0	SF: 0 SAC: 0 DP: 2 HBP: 0	WP: 0 PB: 0 SB: 0 CS: 0	PA: 39
<b>PITCHER</b>	IP WLS BF H R ER SO BB IBB HBP BLK WP HR S P ERA WHIP	IP WLS BF H R ER SO BB IBB HBP BLK WP HR S P ERA WHIP																				
Whitey Ford, L ERA: 2.96 Jim Coates, R ERA: 4.32 (1, 1) (6, 1)	5.0 W 24 6 1 0 3 2 0 0 0 0 0 28 36 0.00 1.600	4.0 S 15 3 0 0 2 2 0 0 0 0 0 17 25 0.00 1.250																				

**Boston Red Sox @ New York Yankees**  
 Yankee Stadium, Bronx, NY  
 Sat Sep 08 1962, 3:33 AM EDT  
 Att: 27,886 - Unknown - 74 F


**AB 35**  
**R 1**  
**H 9**  
**RBI 0**  
**BB 4**  
**SO 5**  
**LOB 27**




Batter	1	2	3	4	5	6	7	8	9	AB	R	H	RBI	BB	SO	LOB	BOTTOM					
Tony Kubek, L OBP: 0.390, SLG: 0.421 (1, 6)	4-0 1B BB		0-0 SF9 SH1-4 1-2 1B		0-0 1-3	0-0 4-3				3	0	1	0	1	0	1						
Bobby Richardson, R OBP: 0.332, SLG: 0.464 (1, 4)	0-0 FC4-6 1B		0-0 SH1-4 1-2 2-3		0-0 4-3 1B	0-0 2B 2H			0-0 3B	3	1	3	1	0	0	0						
Tom Tresh, S OBP: 0.351, SLG: 0.437 (1, 7)	0-0 FC4-6 1-2 G3-6-3		0-0 SF9 2-3 3H		0-0 4-3 2-3	0-0 5-3				3	0	0	1	0	0	4						
Roger Maris, L OBP: 0.357, SLG: 0.480 (1, 8)	0-0 G3-6-3 1-2		0-0 F7		0-0 1B 3H				0-3 K	4	0	1	1	0	1	3						
Hector Lopez, R OBP: 0.358, SLG: 0.414 (1, 9)		0-0 6-3		0-0 6-3		0-0 F8			0-0 L8	4	0	0	0	0	0	1						
Yogi Berra, L OBP: 0.299, SLG: 0.381 (1, 2)	4-0 BB BB			0-0 4-3		0-0 L4			0-0 F3	3	0	0	0	1	0	0						
Bill Skowron, R OBP: 0.322, SLG: 0.465 (1, 3)	4-0 G6-4-3 BB			0-0 WP 1B 2B		0-0 WP 2B 1B			0-0 3-1	3	2	2	0	1	0	0						
Clete Boyer, R OBP: 0.340, SLG: 0.433 (1, 5)	0-0 G6-4-3 1-2			0-0 2H 1B		0-0 S 1B 2B			0-0 4-3	4	1	2	2	0	0	2						
Whitey Ford, L OBP: 0.181, SLG: 0.158 Jim Coates, R OBP: 0.138, SLG: 0.107 (1, 1) (6, 1)			1-0 SH1-4 1B HBP		0-0 4-3	0-0 BLK 3B 1B			0-0 1-3	1	1	0	0	0	0	1						
<b>Inning Stats</b>	R: 0 E: 0 K: 0 S: 3	H: 1 LOB: 1 BB: 1 P: 7	R: 0 E: 0 K: 0 S: 2	H: 0 LOB: 1 BB: 2 P: 10	R: 1 E: 0 K: 0 S: 4	H: 1 LOB: 1 BB: 0 P: 5	R: 1 E: 0 K: 0 S: 5	H: 2 LOB: 1 BB: 0 P: 5	R: 3 E: 0 K: 0 S: 7	H: 4 LOB: 1 BB: 0 P: 7	R: 0 E: 0 K: 1 S: 5	H: 0 LOB: 0 BB: 0 P: 5	R: 0 E: 0 K: 0 S: 3	H: 0 LOB: 0 BB: 0 P: 3	1B: 6 2B: 3 3B: 1 HR: 0	SF: 1 SAC: 1 DP: 2 HBP: 1	WP: 2 PB: 0 SB: 1 CS: 0	PA: 36				
<b>PITCHER</b>	IP WLS BF H R ER SO BB IBB HBP BLK WP HR S P ERA WHIP	IP WLS BF H R ER SO BB IBB HBP BLK WP HR S P ERA WHIP																				
Don Schwall, R ERA: 5.09 Mike Fomiele, R ERA: 5.56 Arnold Earley, L ERA: 5.46 Hal Kolstad, R ERA: 5.47 (1, 1) (6, 1) (6, 1) (8, 1)	5.0 L 4 3 3 3 0 0 0 0 0 1 0 4 4 81.00 9.000	0.1 4 3 3 3 0 0 0 0 0 0 0 0 4 4 0.00 0.600	1.2 6 1 0 0 1 0 0 0 0 0 0 0 8 8 0.00 0.000	1.0 3 0 0 0 0 0 0 0 0 0 0 0 3 3 0.00 0.000																		


**Boston Red Sox @ New York Yankees**  
 Yankee Stadium, Bronx, NY  
 Sat Sep 08 1962, 3:33 AM EDT  
 Att: 27,886 - Unknown - 74 F

**AB 30**  
**R 6**  
**H 10**  
**RBI 6**  
**BB 3**  
**SO 1**  
**LOB 12**





Batter	1	2	3	4	5	6	7	8	9	AB R H RBI BB SO LOB	TOP												
Gary Geiger, L (1.8)	F2		4-3		SH 2B 1B	F6		G1-6-3		4 1 0 0 0 0 3	<b>Boston Red Sox @ New York Yankees</b> Yankee Stadium, Bronx, NY Sun Sep 09 1962, 3:33 AM EDT Unknown - 76 F  livebaseballscorecards.com  <b>AB 36</b> <b>R 9</b> <b>H 11</b> <b>RBI 9</b> <b>BB 2</b> <b>SO 4</b> <b>LOB 12</b> 												
Eddie Bressoud, R (1.6)	F9			HR	SF7	K		F6		4 1 1 2 0 1 1													
Carl Yastrzemski, L (1.7)				HR BB	1B 2B		6-3	G3		4 3 2 2 1 0 0													
Lou Clinton, R (1.9)	F6			HR	6-3		6-3	1B		5 1 3 2 0 0 2													
Pete Runnels, L (1.3)		4-3		3-1	3B 1B		4-3	6-3		5 1 1 2 0 0 2													
Frank Malzone, R (1.5)	F7			F8	3B		6-3			4 0 1 1 0 0 1													
Russ Nixon, L (1.2)	L1			F4	F2			1B		4 0 1 0 0 0 1													
Chuck Schilling, R (1.4)			5-3		SH SF7 1B	K		G1-6-3 1B		4 1 2 0 0 1 0													
Bill Monbouquette, R (1.1)			K		SH 2B			K		2 1 0 0 1 2 2													
<b>Inning Stats</b>	R: 1 E: 0 K: 0 S: 4	H: 1 LOB: 0 BB: 0 P: 4	R: 0 E: 0 K: 0 S: 3	H: 0 LOB: 0 BB: 0 P: 3	R: 0 E: 0 K: 1 S: 5	H: 0 LOB: 0 BB: 0 P: 5	R: 3 E: 0 K: 0 S: 5	H: 2 LOB: 0 BB: 1 P: 9	R: 5 E: 2 K: 0 S: 9	H: 4 LOB: 1 BB: 0 P: 9	R: 0 E: 0 K: 2 S: 7	H: 0 LOB: 1 BB: 1 P: 11	R: 0 E: 0 K: 0 S: 4	H: 1 LOB: 1 BB: 0 P: 4	R: 0 E: 0 K: 1 S: 6	H: 2 LOB: 1 BB: 0 P: 6	R: 0 E: 0 K: 0 S: 4	H: 1 LOB: 1 BB: 0 P: 4	1B: 5 2B: 1 3B: 2 HR: 3	SF: 1 SAC: 2 DP: 1 HBP: 0	WP: 0 PB: 0 SB: 0 CS: 0	PA: 41	
<b>PITCHER</b>	IP WLS BF H R ER SO BB IBB HBP BLK WP HR S P ERA WHIP											<b>PITCHER</b>	IP WLS BF H R ER SO BB IBB HBP BLK WP HR S P ERA WHIP										
Hal Brown, R (1.1)	4.2 L 24 7 9 4 1 1 0 0 0 0 0 3 25 29 7.71 1.714																						
Rollie Sheldon, R (5.1)	0.1 1 0 0 0 0 0 0 0 0 0 0 0 1 1 0.00 0.000																						
Jack Cullen, R (6.1)	2.0 8 1 0 0 2 1 0 0 0 0 0 0 11 15 0.00 1.000																						
Tex Clevenger, R (8.1)	2.0 8 3 0 0 1 0 0 0 0 0 0 0 10 10 0.00 1.500																						

Batter	1	2	3	4	5	6	7	8	9	AB R H RBI BB SO LOB	BOTTOM												
Tony Kubek, L (1.6)	2B 2B 1B		F5		1B 2B BB		F4			3 2 1 0 1 0 0	<b>Boston Red Sox @ New York Yankees</b> Yankee Stadium, Bronx, NY Sun Sep 09 1962, 3:33 AM EDT Unknown - 76 F  livebaseballscorecards.com  <b>AB 33</b> <b>R 3</b> <b>H 7</b> <b>RBI 3</b> <b>BB 3</b> <b>SO 6</b> <b>LOB 12</b> 												
Bobby Richardson, R (1.4)	2B 2B		B5-3		2B 1B		F8			4 1 2 0 0 0 0													
Tom Tresh, S (1.7)	L7		1B		2B		G5-3 BB BB			3 0 2 1 1 0 2													
Roger Maris, L (1.8)	2B		K		F9		BB BB			3 0 1 2 1 1 3													
Hector Lopez, R (1.9)	L9				F9		L9			4 0 0 0 0 0 3													
Elston Howard, R (1.2)	5-3				F9		5-3			4 0 1 0 0 0 1													
Bill Skowron, R (1.3)			K		5-3		K			4 0 0 0 0 3 1													
Clete Boyer, R (1.5)			K		F9		6-3			4 0 0 0 0 2 1													
Hal Brown, R (1.1)			6-3		F8		F2			1 0 0 0 0 0 0													
Rollie Sheldon, R (5.1)										0 0 0 0 0 0 0													
Phil Lizaro, S (5. PH)										1 0 0 0 0 0 0													
Jack Cullen, R (6.1)										0 0 0 0 0 0 0													
Johnny Blanchard, L (7. PH)										1 0 0 0 0 0 0													
Tex Clevenger, R (8.1)										0 0 0 0 0 0 0													
Dale Long, L (9. PH)										1 0 0 0 0 0 1													
<b>Inning Stats</b>	R: 2 E: 0 K: 0 S: 6	H: 3 LOB: 1 BB: 0 P: 6	R: 0 E: 0 K: 2 S: 7	H: 0 LOB: 0 BB: 0 P: 7	R: 0 E: 0 K: 1 S: 6	H: 1 LOB: 1 BB: 0 P: 6	R: 0 E: 0 K: 0 S: 3	H: 0 LOB: 0 BB: 0 P: 3	R: 1 E: 0 K: 0 S: 5	H: 2 LOB: 2 BB: 1 P: 9	R: 0 E: 0 K: 1 S: 5	H: 0 LOB: 0 BB: 0 P: 5	R: 0 E: 0 K: 0 S: 3	H: 0 LOB: 0 BB: 0 P: 3	R: 0 E: 0 K: 0 S: 2	H: 0 LOB: 1 BB: 2 P: 10	R: 0 E: 0 K: 2 S: 8	H: 1 LOB: 1 BB: 0 P: 8	1B: 4 2B: 3 3B: 0 HR: 0	SF: 0 SAC: 0 DP: 1 HBP: 0	WP: 0 PB: 0 SB: 0 CS: 0	PA: 36	
<b>PITCHER</b>	IP WLS BF H R ER SO BB IBB HBP BLK WP HR S P ERA WHIP											<b>PITCHER</b>	IP WLS BF H R ER SO BB IBB HBP BLK WP HR S P ERA WHIP										
Bill Monbouquette, R (1.1)	9.0 W 36 7 3 3 6 3 0 0 0 0 0 0 45 57 3.00 1.111																						







Batter	1	2	3	4	5	6	7	8	9	10	11	12	AB	R	H	RBI	BB	SO	LOB	TOP									
Gary Geiger, L OBP: 0.331, SLG: 0.391 (1.8)	3-1			F9		F8			3-1			F9	5	0	0	0	0	0	0										
Eddie Bressoud, R OBP: 0.331, SLG: 0.447 (1.6)	F2			G4-6-3 1B			F8		4-3			1-3	5	0	1	0	0	0	0										
Carl Yastrzemski, L OBP: 0.365, SLG: 0.473 (1.7)	6-3			G4-6-3 1-2			F9		6-3			BB	4	0	0	0	1	0	1										
Lou Clinton, R OBP: 0.340, SLG: 0.555 (1.9)		F7			F2		F4			F8		F8	5	0	0	0	0	0	1										
Pete Runnels, L OBP: 0.417, SLG: 0.474 (8, PR) Carroll Hardy, R OBP: 0.352, SLG: 0.333 Don Gile, R (8, 3)		K						1B 1B 2B		F8			3	0	2	0	0	1	0										
Frank Malzone, R OBP: 0.317, SLG: 0.423 (1.5)		F4			5-3			1-3		F8			4	0	0	0	0	0	2										
Russ Nixon, L OBP: 0.294, SLG: 0.390 (1.2)			F4		G3			L4-6 1B 2-3				F7	4	0	1	0	0	0	1										
Chuck Schilling, R OBP: 0.297, SLG: 0.342 (1.4)			K			5-3						1-3	4	0	1	1	0	1	0										
Earl Wilson, R OBP: 0.269, SLG: 0.344 (1.1)			K			5-3		L4-6 1B 2-3				F9	4	0	0	0	0	1	2										
<b>Inning Stats</b>	R: 0 E: 0 K: 0 S: 3	H: 0 LOB: 0 BB: 0 P: 3	R: 0 E: 0 K: 1 S: 5	H: 0 LOB: 0 BB: 0 P: 5	R: 0 E: 0 K: 2 S: 7	H: 0 LOB: 0 BB: 0 P: 7	R: 0 E: 0 K: 0 S: 3	H: 1 LOB: 0 BB: 0 P: 3	R: 0 E: 0 K: 0 S: 4	H: 1 LOB: 1 BB: 0 P: 4	R: 0 E: 0 K: 0 S: 3	H: 0 LOB: 0 BB: 0 P: 3	R: 0 E: 0 K: 0 S: 3	H: 0 LOB: 0 BB: 0 P: 3	R: 0 E: 0 K: 0 S: 3	H: 0 LOB: 0 BB: 0 P: 3	R: 0 E: 0 K: 0 S: 3	H: 0 LOB: 1 BB: 1 P: 7	1B: 3 2B: 2 3B: 1 HR: 0	SF: 0 SAC: 0 DP: 2 HBP: 0	WP: 0 PB: 0 SB: 0 CS: 0	PA: 40							
<b>PITCHER</b>	IP WLS BF H R ER SO BB IBB HBP BLK WP HR S P ERA WHIP	<b>PITCHER</b>												IP WLS BF H R ER SO BB IBB HBP BLK WP HR S P ERA WHIP															
Robin Roberts, R ERA: 2.69 (1.1)	10.0	33	5	1	1	3	0	0	0	0	0	0	0	0	0	6	10	0.00	0.500										
Wes Stock, R ERA: 3.88 (11.1)	2.0	7	0	0	0	0	1	0	0	0	0	0	0	0	0	0	0	0.00	0.500										

Boston Red Sox @ Baltimore Orioles  
Memorial Stadium, Baltimore, MD

Mon Sep 10 1962, 7:05 PM EDT  
Att. 9,063 - Unknown

AB 39  
R 1  
H 5  
RBI 1  
BB 1  
SO 3  
LOB 7



Batter	1	2	3	4	5	6	7	8	9	10	11	12	AB	R	H	RBI	BB	SO	LOB	BOTTOM								
Jerry Adair, R OBP: 0.315, SLG: 0.397 (11.4)	6-3					F2							5	0	1	0	0	2	0									
Russ Snyder, L OBP: 0.323, SLG: 0.426 (8, 7)	BB		6-3			4-3			1B SH3-4 1B				3	0	0	0	1	0	0									
Brooks Robinson, R OBP: 0.343, SLG: 0.492 (1.5)	K				F6			FC3-6 BB					4	0	2	0	1	1	1									
Jim Gentile, L OBP: 0.394, SLG: 0.493 (1.3)	F5				3-1			F9		F3			4	0	0	0	1	0	4									
Boog Powell, L OBP: 0.313, SLG: 0.422 (7, PR) Jackie Brandt, R OBP: 0.325, SLG: 0.436 (8, 9)		3-1			K			FC3-6 1-2		K			3	0	0	0	0	1	1									
Dave Nicholson, R OBP: 0.306, SLG: 0.342 (1.8)		K				K				K			5	1	1	0	0	4	1									
Hobie Landrith, L OBP: 0.329, SLG: 0.399 (1.2)		F2						K				FC BB 1B	3	0	1	0	2	1	0									
Mary Breeding, R OBP: 0.272, SLG: 0.312 (10, PH) Whitey Herzog, L OBP: 0.378, SLG: 0.414 Mickey McGuire, R (11, 6)			SH1 WP 2B										3	1	1	0	0	0	0									
Robin Roberts, S OBP: 0.293, SLG: 0.217 (10, PH) Charlie Lau, L OBP: 0.324, SLG: 0.456 Wes Stock, R (11, 1) Dick Williams, R OBP: 0.291, SLG: 0.289 (12, PH)			SH1			K							2	0	0	0	0	1	0									
<b>Inning Stats</b>	R: 0 E: 0 K: 1 S: 5	H: 0 LOB: 1 BB: 1 P: 9	R: 0 E: 0 K: 1 S: 5	H: 0 LOB: 0 BB: 0 P: 5	R: 1 E: 0 K: 1 S: 6	H: 1 LOB: 0 BB: 0 P: 6	R: 0 E: 0 K: 1 S: 5	H: 0 LOB: 0 BB: 0 P: 5	R: 0 E: 0 K: 1 S: 5	H: 0 LOB: 1 BB: 1 P: 9	R: 0 E: 0 K: 1 S: 7	H: 2 LOB: 2 BB: 0 P: 7	R: 0 E: 0 K: 1 S: 6	H: 0 LOB: 1 BB: 1 P: 9	R: 0 E: 0 K: 0 S: 6	H: 1 LOB: 2 BB: 1 P: 10	R: 1 E: 0 K: 0 S: 3	H: 2 LOB: 3 BB: 1 P: 7	1B: 5 2B: 2 3B: 0 HR: 0	SF: 0 SAC: 2 DP: 0 HBP: 0	WP: 1 PB: 0 SB: 0 CS: 0	PA: 45						
<b>PITCHER</b>	IP WLS BF H R ER SO BB IBB HBP BLK WP HR S P ERA WHIP	<b>PITCHER</b>												IP WLS BF H R ER SO BB IBB HBP BLK WP HR S P ERA WHIP														
Earl Wilson, R ERA: 3.76 (1.1)	11.0	45	7	2	2	11	4	1	0	0	0	0	0	0	62	82	1.64	1.000										

Boston Red Sox @ Baltimore Orioles  
Memorial Stadium, Baltimore, MD

Mon Sep 10 1962, 7:05 PM EDT  
Att. 9,063 - Unknown

AB 38  
R 2  
H 7  
RBI 1  
BB 5  
SO 11  
LOB 15









Batter	1	2	3	4	5	6	7	8	9	AB	R	H	RBI	BB	SO	LOB	TOP								
<b>Gary Geiger, L</b> OBP: 0.335, SLG: 0.398 (1, 8)										4	3	3	0	1	0	1	<b>Boston Red Sox @ Detroit Tigers</b> Tiger Stadium, Detroit, MI Wed Sep 12 1962, 4:38 AM EDT Att: 3,272 - Unknown								
<b>Eddie Bressoud, R</b> OBP: 0.332, SLG: 0.451 (1, 6)										4	1	1	1	1	0	4									
<b>Carl Yastrzemski, L</b> OBP: 0.364, SLG: 0.474 (1, 7)										5	1	1	1	0	0	2									
<b>Lou Clinton, R</b> OBP: 0.339, SLG: 0.548 (1, 9)										5	0	2	1	0	0	3									
<b>Frank Matzone, R</b> OBP: 0.317, SLG: 0.428 (1, 5)										5	1	3	3	0	0	2									
<b>Bob Tillman, R</b> OBP: 0.286, SLG: 0.468 (1, 2)										5	0	1	0	0	1	5									
<b>Don Gile, R</b> (1, 3)										4	0	0	0	1	0	4									
<b>Billy Gardner, R</b> OBP: 0.303, SLG: 0.330 (1, 4)										4	0	1	0	0	1	2									
<b>Don Schwall, R</b> OBP: 0.143, SLG: 0.115 (1, 1)										3	0	0	0	0	1	2									
<b>Arnold Earley, L</b> OBP: 0.273, SLG: 0.200 (7, 1)										0	0	0	0	0	0	0									
<b>Mike Fornieles, R</b> OBP: 0.188, SLG: 0.188 (7, 1)										1	0	0	0	0	1	1									
<b>Inning Stats</b>	R: 1 E: 0 K: 0 S: 5	H: 2 LOB: 1 BB: 0 P: 5	R: 0 E: 0 K: 0 S: 4	H: 1 LOB: 1 BB: 0 P: 4	R: 4 E: 0 K: 1 S: 8	H: 3 LOB: 0 BB: 1 P: 12	R: 0 E: 0 K: 1 S: 6	H: 1 LOB: 1 BB: 0 P: 6	R: 0 E: 1 K: 0 S: 4	H: 0 LOB: 0 BB: 0 P: 4	R: 0 E: 0 K: 1 S: 5	H: 0 LOB: 0 BB: 0 P: 5	R: 1 E: 0 K: 0 S: 6	H: 3 LOB: 2 BB: 0 P: 6	R: 0 E: 0 K: 1 S: 5	H: 0 LOB: 2 BB: 2 P: 13	R: 0 E: 1 K: 0 S: 5	H: 2 LOB: 2 BB: 0 P: 5	1B: 9 2B: 1 3B: 1 HR: 1	SF: 0 SAC: 0 DP: 1 HBP: 0	WP: 1 PB: 0 SB: 0 CS: 0	PA: 43			
<b>PITCHER</b>	IP	WLS	BF	H	R	ER	SO	BB	IBB	HBP	BLK	WP	HR	S	P	ERA	WHIP								
<b>Paul Foytack, R</b> ERA: 4.54 (1, 1)	3.0	L	16	6	5	5	1	1	0	0	0	0	1	17	21	15.00	2.3333								
<b>Howie Koplitz, R</b> ERA: 5.29 (4, 1)	2.0		8	1	0	0	1	0	0	0	0	0	0	10	10	0.00	0.500								
<b>Ron Nischwitz, L</b> ERA: 3.97 (6, 1)	2.0		9	3	1	1	1	0	0	0	0	0	0	11	11	4.50	1.500								
<b>Tom Fletcher, L</b> ERA: (8, 1)	2.0		10	2	0	0	1	2	0	0	0	1	0	10	18	0.00	2.000								


Batter	1	2	3	4	5	6	7	8	9	AB	R	H	RBI	BB	SO	LOB	BOTTOM								
<b>Jake Wood, R</b> OBP: 0.290, SLG: 0.345 (1, 4)										4	0	1	1	1	0	2	<b>Boston Red Sox @ Detroit Tigers</b> Tiger Stadium, Detroit, MI Wed Sep 12 1962, 4:38 AM EDT Att: 3,272 - Unknown								
<b>Bill Bruton, L</b> OBP: 0.351, SLG: 0.434 (1, 8)										2	0	0	0	2	0	1									
<b>Al Kaline, R</b> OBP: 0.377, SLG: 0.595 (1, 9)										3	0	0	0	1	0	6									
<b>Rocky Colavito, R</b> OBP: 0.372, SLG: 0.529 (1, 7)										3	0	0	0	0	0	1									
<b>Norm Cash, L</b> OBP: 0.376, SLG: 0.500 (1, 3)										3	0	1	0	1	0	1									
<b>Dick McAuliffe, L</b> OBP: 0.346, SLG: 0.389 (1, 5)										3	0	0	0	1	0	3									
<b>Chico Fernandez, R</b> OBP: 0.306, SLG: 0.419 (1, 6)										4	1	1	0	0	1	4									
<b>Mike Roarke, R</b> OBP: 0.277, SLG: 0.354 (1, 2)										3	1	1	0	1	0	2									
<b>Paul Foytack, R</b> ERA: 4.54 (1, 1)										3	1	1	0	0	0	0									
<b>Inning Stats</b>	R: 0 E: 0 K: 0 S: 2	H: 0 LOB: 0 BB: 1 P: 6	R: 0 E: 0 K: 1 S: 5	H: 0 LOB: 2 BB: 2 P: 13	R: 0 E: 0 K: 1 S: 5	H: 0 LOB: 0 BB: 0 P: 5	R: 0 E: 0 K: 0 S: 3	H: 0 LOB: 1 BB: 1 P: 7	R: 0 E: 0 K: 0 S: 5	H: 2 LOB: 2 BB: 1 P: 9	R: 0 E: 0 K: 0 S: 3	H: 0 LOB: 0 BB: 0 P: 3	R: 1 E: 0 K: 0 S: 3	H: 1 LOB: 2 BB: 2 P: 12	R: 0 E: 0 K: 0 S: 3	H: 1 LOB: 1 BB: 0 P: 4		R: 0 E: 0 K: 0 S: 2	H: 0 LOB: 1 BB: 1 P: 6	1B: 3 2B: 2 3B: 0 HR: 0	SF: 1 SAC: 0 DP: 4 HBP: 2	WP: 0 PB: 0 SB: 0 CS: 0	PA: 37		
<b>PITCHER</b>	IP	WLS	BF	H	R	ER	SO	BB	IBB	HBP	BLK	WP	HR	S	P	ERA	WHIP								
<b>Don Schwall, R</b> ERA: 5.01 (1, 1)	6.1	W	28	3	2	2	2	6	0	1	0	0	0	25	50	2.84	1.421								
<b>Arnold Earley, L</b> ERA: 5.46 (7, 1)	0.0		1	0	0	0	0	1	0	0	0	0	0	4	4	∞	∞								
<b>Mike Fornieles, R</b> ERA: 5.38 (7, 1)	2.2	S	8	1	0	0	0	1	0	1	0	0	0	6	11	0.00	0.750								



Batter	1	2	3	4	5	6	7	8	9	AB	R	H	RBI	BB	SO	LOB	TOP					
Gary Geiger, L (1, 8) OBP: 0.334, SLG: 0.395	L9		F2		F8		E4 1B	L9		5	1	1	0	0	0	2						
Eddie Bressoud, R (1, 6) OBP: 0.331, SLG: 0.448	K		F7		K		1B			3	0	0	0	0	2	2						
Merlin Nippert, R (5, 1)							1B			0	0	0	0	0	0	0						
Bob Tillman, R (7, PH) OBP: 0.273, SLG: 0.200							1B			1	1	1	0	0	0	0						
Arnold Earley, L (7, PH) OBP: 0.309, SLG: 0.332							2-3 3-H	1B		0	0	0	0	0	0	0						
Carroll Hardy, R (9, PH) OBP: 0.309, SLG: 0.332										1	0	0	0	0	1	0						
Carl Yastrzemski, L (1, 7) OBP: 0.364, SLG: 0.473	F5						1B			5	0	2	1	0	1	0						
Lou Clinton, R (1, 9) OBP: 0.339, SLG: 0.546							1B			5	0	2	1	0	2	1						
Pete Runnels, L (1, 3) OBP: 0.420, SLG: 0.473							F6			0	0	0	0	1	0	0						
Don Gile, R (4, 3)							FC5-4 1B			3	0	0	0	0	1	3						
Frank Malzone, R (1, 5) OBP: 0.318, SLG: 0.428							F8			2	0	1	0	0	0	1						
Billy Gardner, R (4, 5) OBP: 0.305, SLG: 0.332							FC5-4 1B			2	1	1	0	0	1	0						
Russ Nixon, L (1, 2) OBP: 0.291, SLG: 0.352							K			4	0	1	0	0	1	4						
Chuck Schilling, R (1, 4) OBP: 0.296, SLG: 0.342							L9			4	1	2	0	0	0	4						
Pete Smith, R (1, 1)							F8			1	0	0	0	0	0	0						
William MacLeod, L (4, 1)							1B			0	0	0	0	0	0	0						
Pumpsie Green, S (5, PH) OBP: 0.313, SLG: 0.356							E 1B			3	2	2	3	0	0	2						
Inning Stats	R: 0 E: 0 K: 1 S: 5	H: 0 LOB: 0 BB: 0 P: 5	R: 0 E: 0 K: 0 S: 4	H: 2 LOB: 2 BB: 0 P: 5	R: 0 E: 0 K: 0 S: 3	H: 0 LOB: 0 BB: 1 P: 3	R: 0 E: 0 K: 2 S: 7	H: 0 LOB: 1 BB: 1 P: 11	R: 0 E: 0 K: 1 S: 7	H: 2 LOB: 2 BB: 0 P: 7	R: 0 E: 0 K: 0 S: 3	H: 0 LOB: 0 BB: 0 P: 3	R: 4 E: 1 K: 2 S: 13	H: 6 LOB: 2 BB: 0 P: 13	R: 2 E: 0 K: 0 S: 5	H: 2 LOB: 0 BB: 0 P: 5	R: 0 E: 0 K: 3 S: 10	H: 1 LOB: 1 BB: 0 P: 10	1B: 11 2B: 1 3B: 0 HR: 1	SF: 0 SAC: 0 DP: 1 HBP: 1	WP: 0 PB: 0 SB: 0 CS: 0	PA: 41
PITCHER Jim Bunning, R (1, 1) ERA: 3.58	IP: 9.0 WLS: W BF: 41	H: 13 R: 6 ER: 6 SO: 9	BB: 1 IBB: 0 HBP: 1 BLK: 0	WP: 0 HR: 1 S: 57 P: 62	ERA: 6.00 WHIP: 1.556											PITCHER IP: 9.0 WLS: W BF: 41	H: 13 R: 6 ER: 6 SO: 9	BB: 1 IBB: 0 HBP: 1 BLK: 0	WP: 0 HR: 1 S: 57 P: 62	ERA: 6.00 WHIP: 1.556		

Boston Red Sox @ Detroit Tigers  
Tiger Stadium, Detroit, MI  
Thu Sep 13 1962, 4:33 AM EDT  
Att: 2,734 - Unknown


AB 39  
R 6  
H 13  
RBI 6  
BB 1  
SO 9  
LOB 19



Batter	1	2	3	4	5	6	7	8	9	AB	R	H	RBI	BB	SO	LOB	BOTTOM			
Chico Fernandez, R (1, 6) OBP: 0.307, SLG: 0.427	K		SF7					F6		4	1	2	4	0	1	0				
Bill Bruton, L (1, 8) OBP: 0.351, SLG: 0.433	F6							1B		2	1	0	0	1	0	0				
Bubba Morton, R (5, 8) OBP: 0.365, SLG: 0.394								F8		1	1	0	0	1	0	2				
Al Kaline, R (1, 9) OBP: 0.377, SLG: 0.603	L6-3							FC5		5	2	2	3	0	1	2				
Rocky Colavito, R (1, 7) OBP: 0.375, SLG: 0.537								2B		3	3	2	3	2	0	0				
Norm Cash, L (1, 3) OBP: 0.375, SLG: 0.503								2B		3	3	2	3	2	0	0				
Norm Cash, L (1, 3) OBP: 0.375, SLG: 0.503								2B		3	3	2	3	2	0	0				
Norm Cash, L (1, 3) OBP: 0.375, SLG: 0.503								2B		3	3	2	3	2	0	0				
Dick McAuliffe, L (1, 4) OBP: 0.344, SLG: 0.389								E6		5	1	1	2	0	0	2				
Dick McAuliffe, L (1, 4) OBP: 0.344, SLG: 0.389								E6		5	1	1	2	0	0	2				
Dick McAuliffe, L (1, 4) OBP: 0.344, SLG: 0.389								E6		5	1	1	2	0	0	2				
Steve Boros, R (1, 5) OBP: 0.326, SLG: 0.405								G6-4-3		5	0	1	0	0	1	3				
Steve Boros, R (1, 5) OBP: 0.326, SLG: 0.405								G6-4-3		5	0	1	0	0	1	3				
Steve Boros, R (1, 5) OBP: 0.326, SLG: 0.405								G6-4-3		5	0	1	0	0	1	3				
Dick Brown, R (1, 2) OBP: 0.288, SLG: 0.360								1B		3	1	0	0	1	1	1				
Dick Brown, R (1, 2) OBP: 0.288, SLG: 0.360								1B		3	1	0	0	1	1	1				
Dick Brown, R (1, 2) OBP: 0.288, SLG: 0.360								1B		3	1	0	0	1	1	1				
Jim Bunning, R (1, 1) OBP: 0.270, SLG: 0.337								5-3		3	2	2	0	1	0	1				
Jim Bunning, R (1, 1) OBP: 0.270, SLG: 0.337								5-3		3	2	2	0	1	0	1				
Jim Bunning, R (1, 1) OBP: 0.270, SLG: 0.337								5-3		3	2	2	0	1	0	1				
Inning Stats	R: 0 E: 0 K: 1 S: 5	H: 0 LOB: 0 BB: 0 P: 5	R: 1 E: 0 K: 0 S: 4	H: 1 LOB: 0 BB: 0 P: 4	R: 4 E: 0 K: 0 S: 6	H: 3 LOB: 0 BB: 1 P: 10	R: 3 E: 0 K: 0 S: 5	H: 3 LOB: 0 BB: 1 P: 9	R: 2 E: 0 K: 2 S: 8	H: 1 LOB: 0 BB: 1 P: 12	R: 0 E: 0 K: 0 S: 5	H: 2 LOB: 2 BB: 0 P: 5	R: 2 E: 1 K: 1 S: 6	H: 1 LOB: 1 BB: 2 P: 14	R: 2 E: 1 K: 0 S: 5	H: 2 LOB: 1 BB: 1 P: 9	1B: 6 2B: 3 3B: 0 HR: 4	SF: 1 SAC: 0 DP: 1 HBP: 0	WP: 1 PB: 0 SB: 0 CS: 0	PA: 42
PITCHER Pete Smith, R (1, 1) ERA: 19.64	IP: 3.2 WLS: L BF: 19	H: 7 R: 8 ER: 8 SO: 7	BB: 2 IBB: 0 HBP: 0 BLK: 0	WP: 0 HR: 3 S: 19 P: 27	ERA: 19.64 WHIP: 2.455											PITCHER IP: 3.2 WLS: L BF: 19	H: 7 R: 8 ER: 8 SO: 7	BB: 2 IBB: 0 HBP: 0 BLK: 0	WP: 0 HR: 3 S: 19 P: 27	ERA: 19.64 WHIP: 2.455
William MacLeod, L (4, 1) ERA: 8.1	0.1	0	0	0	0	0	0	0	0	0	0	1	1	0	0	0				
Merlin Nippert, R (5, 1) ERA: 8.1	2.0	10	3	2	2	2	1	0	0	0	1	13	17	9	0	0				
Arnold Earley, L (7, 1) ERA: 5.7	2.0	12	3	4	3	1	3	0	0	0	1	0	11	23	13	5				

Boston Red Sox @ Detroit Tigers  
Tiger Stadium, Detroit, MI  
Thu Sep 13 1962, 4:33 AM EDT  
Att: 2,734 - Unknown

AB 35  
R 14  
H 13  
RBI 13  
BB 6  
SO 4  
LOB 11





Batter	1	2	3	4	5	6	7	8	9	AB	R	H	RBI	BB	SO	LOB	TOP
Tony Kubek, L (1, 6) OBP: 0.378, SLG: 0.482	F7		FC5-4 1B	K			F6		L7	5	0	1	0	0	1	2	<b>New York Yankees @ Boston Red Sox</b> Fenway Park, Boston, MA Fri Sep 14 1962, 7:05 PM EDT Att: 24,370 - Unknown
Bobby Richardson, R (1, 4) OBP: 0.336, SLG: 0.410	3-1		FC5-4 2B			L8	BB 2B		2B	5	0	2	0	0	0	1	
Tom Tresh, S (1, 7) OBP: 0.357, SLG: 0.439	1B BB		1-3 2B				BB BB		BB	1	1	1	0	4	0	0	
Mickey Mantle, S (1, 8) OBP: 0.477, SLG: 0.594	1B		F2			F8	K		K	5	0	1	0	0	2	7	
Roger Maris, L (1, 9) OBP: 0.353, SLG: 0.472	1B		K			K			F7	4	0	1	1	1	2	5	
Eliot Howard, R (1, 2) OBP: 0.317, SLG: 0.464	K			1B		6-3	K			4	0	1	0	0	2	5	
Bill Skowron, R (1, 3) OBP: 0.320, SLG: 0.466		F4		F9		G5-3 1B BB		K		3	0	0	0	1	1		
Clete Boyer, R (1, 5) OBP: 0.335, SLG: 0.423		K					1-2 1B	B1-3		4	0	2	0	0	1	0	
Ralph Terry, R (1, 1) OBP: 0.220, SLG: 0.188										2	0	0	0	0	0	2	
Yogi Berra, L (6, PH) OBP: 0.292, SLG: 0.386	6-3			F4		G5-3		K		1	0	0	0	0	0	2	
Jim Coates, R (6, PH) OBP: 0.129, SLG: 0.100										0	0	0	0	0	0	0	
Dale Long, L (8, PH) OBP: 0.341, SLG: 0.379										1	0	0	0	0	1	0	
Rollie Sheldon, R (8, 1) OBP: 0.273, SLG: 0.077										0	0	0	0	0	0	0	
<b>Inning Stats</b>	R: 1 E: 0 K: 1 S: 7	H: 2 LOB: 2 BB: 1 P: 11	R: 0 E: 0 K: 1 S: 5	H: 0 LOB: 0 BB: 0 P: 5	R: 0 E: 0 K: 1 S: 7	H: 2 LOB: 2 BB: 0 P: 7	R: 0 E: 0 K: 1 S: 5	H: 1 LOB: 1 BB: 1 P: 7	R: 0 E: 0 K: 2 S: 8	H: 1 LOB: 3 BB: 2 P: 16	R: 0 E: 0 K: 1 S: 7	H: 0 LOB: 0 BB: 0 P: 7	R: 0 E: 0 K: 1 S: 6	H: 1 LOB: 2 BB: 1 P: 10	1B: 6 2B: 3 3B: 0 HR: 0	SF: 0 SAC: 0 DP: 1 HBP: 0	WP: 0 PA: 41 CS: 0
<b>PITCHER</b>	IP WLS BF H R ER SO BB IBB HBP BLK WP HR S P ERA WHIP																
Bill Monbouquette, R (1, 1) ERA: 3.64	6.1 W 30 8 1 1 5 4 0 0 0 0 0 0 36 52 1.42 1.895																
Dick Radatz, R (7, 1) ERA: 1.96	2.2 S 11 1 0 0 5 2 0 0 0 0 0 0 19 27 0.00 1.125																

livebaseballscores.com

AB 35  
R 1  
H 9  
RBI 1  
BB 6  
SO 10  
LOB 25



Batter	1	2	3	4	5	6	7	8	9	AB	R	H	RBI	BB	SO	LOB	BOTTOM		
Gary Geiger, L (1, 8) OBP: 0.331, SLG: 0.392	F9		K		3-1		E1 BB			4	0	0	0	0	1	0	<b>New York Yankees @ Boston Red Sox</b> Fenway Park, Boston, MA Fri Sep 14 1962, 7:05 PM EDT Att: 24,370 - Unknown		
Eddie Bressoud, R (1, 6) OBP: 0.332, SLG: 0.448	K		K				1-2 BB			3	0	1	0	1	2	0			
Carl Yastrzemski, L (1, 7) OBP: 0.364, SLG: 0.473	4-3				4-3		F8			4	1	1	0	0	0	3			
Lou Clinton, R (1, 9) OBP: 0.344, SLG: 0.551		2B 6-3 1B		3-1 2H 4-3 2B		1B E 1B	F4			4	3	3	1	0	0	2			
Pete Runnels, L (1, 3) OBP: 0.419, SLG: 0.474				3-1		F8		5-3		4	0	1	0	0	0	2			
Frank Malzone, R (1, 5) OBP: 0.319, SLG: 0.429				6-3		FC6 1B		6-3		4	0	2	1	0	0	1			
Russ Nixon, L (1, 2) OBP: 0.290, SLG: 0.349				3H F7		1-2 FC6 1B		1B		4	0	1	2	0	0	3			
Chuck Schilling, R (1, 4) OBP: 0.296, SLG: 0.341				L7		3H F2		1B		4	0	1	0	0	0	3			
Bill Monbouquette, R (1, 1) OBP: 0.183, SLG: 0.108										2	0	0	0	0	2	0			
Dick Radatz, R (7, 1) ERA: 1.96				K				K		2	0	0	0	0	2	2			
<b>Inning Stats</b>	R: 0 E: 0 K: 1 S: 5	H: 0 LOB: 0 BB: 0 P: 5	R: 1 E: 0 K: 0 S: 5	H: 2 LOB: 1 BB: 0 P: 5	R: 0 E: 0 K: 3 S: 9	H: 0 LOB: 0 BB: 0 P: 9	R: 2 E: 0 K: 0 S: 6	H: 3 LOB: 1 BB: 0 P: 6	R: 0 E: 0 K: 1 S: 6	H: 1 LOB: 1 BB: 0 P: 6	R: 1 E: 1 K: 0 S: 5	H: 2 LOB: 1 BB: 0 P: 5	R: 0 E: 1 K: 1 S: 6	H: 0 LOB: 2 BB: 1 P: 10	R: 0 E: 0 K: 1 S: 7	H: 2 LOB: 2 BB: 0 P: 7	1B: 7 2B: 3 3B: 0 HR: 0	SF: 0 SAC: 0 DP: 0 HBP: 0	WP: 0 PA: 36 CS: 0
<b>PITCHER</b>	IP WLS BF H R ER SO BB IBB HBP BLK WP HR S P ERA WHIP																		
Ralph Terry, R (1, 1) ERA: 3.25	5.0 L 21 6 3 3 5 0 0 0 0 0 0 0 31 31 5.40 1.200																		
Jim Coates, R (6, 1) ERA: 4.51	2.0 10 2 1 1 1 1 0 0 0 0 0 0 11 15 4.50 1.500																		
Rollie Sheldon, R (8, 1) ERA: 5.38	1.0 5 2 0 0 1 0 0 0 0 0 0 0 7 7 0.00 2.000																		

livebaseballscores.com

AB 35  
R 4  
H 10  
RBI 4  
BB 1  
SO 7  
LOB 16











Batter	1	2	3	4	5	6	7	8	9	AB	R	H	RBI	BB	SO	LOB	TOP			
Tony Kubek, L (1, 6) OBP: 0.369, SLG: 0.466	G3	4-3						4-3		4	0	1	0	0	0	1	<b>New York Yankees @ Boston Red Sox</b> Fenway Park, Boston, MA Sun Sep 16 1962, 3:33 AM EDT Att: 25,048 - Unknown			
Bobby Richardson, R (1, 4) OBP: 0.335, SLG: 0.468	1B		4-3		FC6-4			5-3		4	1	1	0	0	0	1				
Tom Tresh, S (1, 7) OBP: 0.357, SLG: 0.442	1B			K			F4	4-3		4	1	1	0	0	1	1				
Mickey Mantle, S (1, 8) OBP: 0.478, SLG: 0.595	1B			F5					1B	4	1	2	1	0	1	0				
Roger Maris, L (1, 9) OBP: 0.354, SLG: 0.477	1B			F4			F8		2B	4	0	2	1	0	0	0				
Elston Howard, R (1, 2) OBP: 0.315, SLG: 0.464	G5-4-3						5-3		F4	3	0	0	0	1	0	4				
Bill Skowron, R (1, 3) OBP: 0.316, SLG: 0.460				K					SF8	3	0	0	1	0	1	1				
Clete Boyer, R (1, 5) OBP: 0.334, SLG: 0.422	4-3			F6					F4	3	0	0	0	0	0	1				
Johnny Blanchard, L (9, PH) OBP: 0.309, SLG: 0.404										1	0	0	0	0	0	1				
Whitey Ford, L (1, 1) OBP: 0.191, SLG: 0.150										1	0	0	0	1	0	0				
Joe Peitone, L (7, PH) OBP: 0.265, SLG: 0.442										1	0	0	0	0	0	0				
Hal Brown, R (7, 1) OBP: 0.276, SLG: 0.276										0	0	0	0	0	0	0				
<b>Inning Stats</b>	R: 2 E: 0 K: 0 S: 6	H: 4 LOB: 1 BB: 0 P: 6	R: 0 E: 0 K: 0 S: 3	H: 0 LOB: 1 BB: 1 P: 7	R: 0 E: 0 K: 1 S: 5	H: 0 LOB: 0 BB: 0 P: 5	R: 0 E: 0 K: 1 S: 5	H: 0 LOB: 1 BB: 1 P: 9	R: 0 E: 0 K: 0 S: 4	H: 1 LOB: 1 BB: 0 P: 4	R: 0 E: 0 K: 1 S: 5	H: 0 LOB: 0 BB: 0 P: 5	R: 0 E: 0 K: 0 S: 3	H: 0 LOB: 0 BB: 0 P: 3	R: 0 E: 0 K: 0 S: 3	H: 2 LOB: 1 BB: 0 P: 5	1B: 6 2B: 1 3B: 0 HR: 0	SF: 1 SAC: 0 DP: 1 HBP: 0	WP: 0 PB: 0 SB: 1 CS: 0	PA: 35
<b>PITCHER</b>	IP WLS BF H R ER SO BB IBB HBP BLK WP HR S P ERA WHIP																			
Gene Conley, R (1, 1) ERA: 4.08	8.0 W 31 6 3 3 3 2 0 0 0 0 0 0 35 43 3.38 1.000																			
Dick Radatz, R (9, 1) ERA: 1.94	1.0 S 4 1 0 0 0 0 0 0 0 0 0 0 4 4 0.00 1.000																			

AB	32
R	3
H	7
RBI	3
BB	2
SO	3
LOB	10



Batter	1	2	3	4	5	6	7	8	9	AB	R	H	RBI	BB	SO	LOB	BOTTOM			
Carroll Hardy, R (1, 8) OBP: 0.311, SLG: 0.340	G4-6-3		FC1-5	L7				SH2-4		4	0	2	0	0	0	2	<b>New York Yankees @ Boston Red Sox</b> Fenway Park, Boston, MA Sun Sep 16 1962, 3:33 AM EDT Att: 25,048 - Unknown			
Eddie Brassoud, R (1, 6) OBP: 0.333, SLG: 0.447	G4-6-3		FC1-5		5-3			K		5	1	1	0	0	1	3				
Carl Yastrzemski, L (1, 7) OBP: 0.366, SLG: 0.472			E							3	1	2	1	2	1	1				
Lou Clinton, R (1, 9) OBP: 0.350, SLG: 0.558			E1							4	1	3	2	1	0	1				
Frank Matzone, R (1, 5) OBP: 0.316, SLG: 0.424	K		L3					G3		5	0	1	1	0	1	8				
Bob Tillman, R (1, 2) OBP: 0.286, SLG: 0.462			K		6-3					4	0	1	0	0	1	0				
Pete Runnels, L (1, 3) OBP: 0.413, SLG: 0.467			4-3		4-3			F7		4	0	0	0	0	0	2				
Chuck Schilling, R (1, 4) OBP: 0.297, SLG: 0.341			L8					L8		2	0	0	0	2	0	0				
Gene Conley, R (1, 1) OBP: 0.230, SLG: 0.354			F4		E6					4	1	1	0	0	0	4				
Dick Radatz, R (9, 1) OBP: 0.129, SLG: 0.100					5-3			SH2-4		0	0	0	0	0	0	0				
<b>Inning Stats</b>	R: 0 E: 0 K: 1 S: 5	H: 1 LOB: 2 BB: 2 P: 13	R: 0 E: 0 K: 1 S: 5	H: 0 LOB: 0 BB: 0 P: 5	R: 1 E: 1 K: 0 S: 6	H: 2 LOB: 2 BB: 0 P: 6	R: 0 E: 1 K: 0 S: 4	H: 0 LOB: 2 BB: 1 P: 8	R: 2 E: 0 K: 0 S: 7	H: 4 LOB: 3 BB: 1 P: 11	R: 0 E: 0 K: 1 S: 7	H: 2 LOB: 2 BB: 0 P: 7	R: 0 E: 0 K: 0 S: 3	H: 0 LOB: 0 BB: 0 P: 3	R: 1 E: 0 K: 1 S: 7	H: 2 LOB: 2 BB: 1 P: 11	1B: 8 2B: 1 3B: 2 HR: 0	SF: 0 SAC: 1 DP: 1 HBP: 0	WP: 0 PB: 0 SB: 0 CS: 0	PA: 41
<b>PITCHER</b>	IP WLS BF H R ER SO BB IBB HBP BLK WP HR S P ERA WHIP																			
Whitey Ford, L (1, 1) ERA: 2.96	6.0 L 32 9 3 3 3 4 0 0 0 0 0 0 34 50 4.50 2.167																			
Hal Brown, R (7, 1) ERA: 4.29	2.0 9 2 1 1 1 1 0 0 0 0 0 0 10 14 4.50 1.500																			

AB	35
R	4
H	11
RBI	4
BB	5
SO	4
LOB	21





Batter	1	2	3	4	5	6	7	8	9	AB	R	H	RBI	BB	SO	LOB	TOP	
<b>Gary Geiger, L</b> OBP: 0.332, SLG: 0.392 (1, 8)										4	0	2	3	1	2	1	<b>Boston Red Sox @ Chicago White Sox</b> Comiskey Park, Chicago, IL Tue Sep 18 1962, 8:05 PM EDT Att: 14,498 - Unknown	
<b>Eddie Bressoud, R</b> OBP: 0.333, SLG: 0.448 (1, 6)										5	1	2	1	0	1	2		
<b>Carl Yastrzemski, L</b> OBP: 0.363, SLG: 0.468 (1, 7)										5	0	0	0	0	0	3		
<b>Lou Clinton, R</b> OBP: 0.353, SLG: 0.559 (1, 9)										5	0	3	1	0	0	0		
<b>Pete Runnels, L</b> OBP: 0.412, SLG: 0.464 (1, 3)										5	2	1	0	0	0	3		
<b>Frank Malzone, R</b> OBP: 0.317, SLG: 0.429 (1, 5)										5	2	2	2	0	0	0		
<b>Russ Nixon, L</b> OBP: 0.295, SLG: 0.341 (1, 2)										3	2	1	0	2	0	0		
<b>Chuck Schilling, R</b> OBP: 0.296, SLG: 0.339 (1, 4)										5	1	1	0	0	1	4		
<b>Don Schwalt, R</b> OBP: 0.162, SLG: 0.136 (1, 1)										5	2	2	3	0	0	2		
<b>Arnold Earley, L</b> OBP: 0.273, SLG: 0.200 (9, 1)										0	0	0	0	0	0	0		
<b>Inning Stats</b>	R: 1 E: 0 K: 1 S: 7	H: 2 LOB: 1 BB: 0 P: 7	R: 0 E: 0 K: 0 S: 4	H: 1 LOB: 1 BB: 0 P: 4	R: 2 E: 1 K: 0 S: 7	H: 3 LOB: 2 BB: 0 P: 7	R: 4 E: 0 K: 2 S: 11	H: 4 LOB: 1 BB: 1 P: 15	R: 2 E: 0 K: 0 S: 5	H: 2 LOB: 0 BB: 0 P: 5	R: 0 E: 0 K: 0 S: 3	H: 0 LOB: 0 BB: 0 P: 3	R: 0 E: 0 K: 0 S: 3	H: 0 LOB: 1 BB: 1 P: 7	1B: 11 2B: 2 3B: 0 HR: 1	SF: 0 SAC: 0 DP: 0 HBP: 0	WP: 0 PB: 2 SB: 1 CS: 0	PA: 45
<b>PITCHER</b>	IP WLS BF H R ER SO BB IBB HBP BLK WP HR S P ERA WHIP																	
<b>Early Wynn, R</b> ERA: 4.27 (1, 1)	5.0 L 29 12 8 6 4 0 1 0 0 0 0 0 36 40 10.80 2.400																	
<b>Frank Baumann, L</b> ERA: 3.19 (6, 1)	1.0 5 2 2 2 0 0 0 0 0 0 0 1 5 5 18.00 2.000																	
<b>Dave DeBusschere, R</b> ERA: 2.12 (7, 1)	3.0 11 0 0 0 0 2 0 0 0 0 0 0 9 17 0.00 0.667																	

AB 42  
R 10  
H 14  
RBI 10  
BB 3  
SO 4  
LOB 15



Batter	1	2	3	4	5	6	7	8	9	AB	R	H	RBI	BB	SO	LOB	BOTTOM					
<b>Jim Landis, R</b> OBP: 0.333, SLG: 0.382 (1, 8)										3	2	1	0	2	0	1	<b>Boston Red Sox @ Chicago White Sox</b> Comiskey Park, Chicago, IL Tue Sep 18 1962, 8:05 PM EDT Att: 14,498 - Unknown					
<b>Nellie Fox, L</b> OBP: 0.319, SLG: 0.345 (1, 4)										4	0	3	3	0	0	0						
<b>Joe Cunningham, L</b> OBP: 0.407, SLG: 0.433 (1, 3)										5	1	2	1	0	0	4						
<b>Floyd Robinson, L</b> OBP: 0.383, SLG: 0.468 (1, 9)										4	0	3	1	1	0	1						
<b>Charlie Maxwell, L</b> OBP: 0.370, SLG: 0.450 (9, PH)										3	0	1	0	1	0	3						
<b>Mike Hershberger, R</b> OBP: 0.321, SLG: 0.317 (9, PH)										1	0	0	0	0	0	3						
<b>Al Smith, R</b> OBP: 0.361, SLG: 0.467 (1, 5)										5	0	0	0	0	1	6						
<b>Luis Aparicio, R</b> OBP: 0.284, SLG: 0.345 (1, 6)										4	0	1	0	0	1	0						
<b>J.C. Martin, L</b> OBP: 0.053, SLG: 0.053 (1, 2)										4	0	0	0	0	0	1						
<b>Early Wynn, S</b> OBP: 0.236, SLG: 0.163 (1, 1)										1	1	0	0	1	0	0						
<b>Frank Baumann, L</b> OBP: 0.379, SLG: 0.400 (6, 1)										0	0	0	0	0	0	0						
<b>Brian McCall, L</b> (6, PH)										1	0	0	0	0	1	0						
<b>Dave DeBusschere, R</b> OBP: 0.421, SLG: 0.412 (9, PH)										1	1	1	0	0	0	0						
<b>Inning Stats</b>	R: 1 E: 0 K: 1 S: 7	H: 2 LOB: 2 BB: 1 P: 11	R: 2 E: 1 K: 0 S: 5	H: 1 LOB: 1 BB: 1 P: 9	R: 0 E: 0 K: 0 S: 3	H: 1 LOB: 0 BB: 0 P: 3	R: 0 E: 0 K: 0 S: 3	H: 1 LOB: 1 BB: 1 P: 7	R: 1 E: 0 K: 0 S: 5	H: 3 LOB: 1 BB: 0 P: 5	R: 0 E: 0 K: 1 S: 5	H: 0 LOB: 0 BB: 0 P: 5	R: 0 E: 0 K: 1 S: 5	H: 2 LOB: 2 BB: 0 P: 5	R: 0 E: 0 K: 1 S: 5	H: 0 LOB: 0 BB: 0 P: 5	R: 1 E: 0 K: 0 S: 5	H: 2 LOB: 3 BB: 2 P: 13	1B: 10 2B: 2 3B: 0 HR: 0	SF: 0 SAC: 1 DP: 2 HBP: 0	WP: 1 PB: 0 SB: 1 CS: 0	PA: 42
<b>PITCHER</b>	IP WLS BF H R ER SO BB IBB HBP BLK WP HR S P ERA WHIP																					
<b>Don Schwalt, R</b> ERA: 4.94 (1, 1)	8.0 W 38 12 5 3 3 4 0 0 0 0 0 0 3 56 3.38 2.000																					
<b>Arnold Earley, L</b> ERA: 5.61 (9, 1)	1.0 S 4 0 0 0 0 1 0 0 0 0 0 0 3 7 0.00 1.000																					

AB 36  
R 5  
H 12  
RBI 5  
BB 5  
SO 3  
LOB 19






Batter	1	2	3	4	5	6	7	8	9	10	AB	R	H	RBI	BB	SO	LOB									
Gary Geiger, L (1, 8) OBP: 0.337, SLG: 0.396	FC3-6 1B		S 1B		G3			BB 1B		1B 1B	4	1	3	0	1	0	0									
Eddie Bressoud, R (1, 6) OBP: 0.334, SLG: 0.448	FC3-6 CS		CS 1B		L7			F9		1B 1B	5	0	2	1	0	0	2									
Carl Yastrzemski, L (1, 7) OBP: 0.360, SLG: 0.465	F8		F5					F8		F6	5	0	0	0	0	0	5									
Lou Clinton, R (1, 9) OBP: 0.354, SLG: 0.559	CS	5-3			F6			F6		F6	5	0	2	0	0	0	2									
Pete Runnels, L (1, 3)		1B 2B BB			1B			1-3		FC6-4 1B	3	1	1	0	1	0	3									
Frank Matzone, R (1, 5) OBP: 0.316, SLG: 0.427		F2			F4			6-3			4	0	1	0	0	0	3									
Russ Nixon, L (1, 2) OBP: 0.301, SLG: 0.346		1-3 2B 1B			1-2 1B			F6		F8	4	0	2	0	0	0	1									
Billy Gardner, R (1, 4) OBP: 0.304, SLG: 0.335		1-3 2B 1B			5-3			1-3		G5-4-3	4	0	1	1	0	0	3									
Bill Monbouquette, R (1, 1) OBP: 0.176, SLG: 0.103					F9			1-3			3	0	0	0	0	0	0									
Dick Radatz, R (8, 1) OBP: 0.125, SLG: 0.097					4-3			1-3		K	1	0	0	0	0	1	0									
<b>Inning Stats</b>	R: 0 E: 0 K: 0 S: 3	H: 1 LOB: 0 BB: 0 P: 3	R: 1 E: 0 K: 0 S: 4	H: 2 LOB: 2 BB: 1 P: 8	R: 1 E: 0 K: 0 S: 4	H: 2 LOB: 0 BB: 0 P: 4	R: 0 E: 0 K: 0 S: 5	H: 2 LOB: 2 BB: 0 P: 5	R: 0 E: 0 K: 0 S: 3	H: 0 LOB: 0 BB: 0 P: 3	R: 0 E: 0 K: 0 S: 4	H: 1 LOB: 1 BB: 0 P: 4	R: 0 E: 0 K: 0 S: 3	H: 0 LOB: 2 BB: 1 P: 8	R: 0 E: 0 K: 1 S: 7	H: 1 LOB: 0 BB: 0 P: 3	R: 0 E: 0 K: 1 S: 7	H: 2 LOB: 2 BB: 0 P: 7	1B: 10 2B: 2 3B: 0 HR: 0	SF: 0 SAC: 0 DP: 1 HBP: 0	WP: 0 PA: 41					
<b>PITCHER</b>	IP 7.0	WLS 27	H 8	R 2	ER 2	SO 0	BB 1	IBB 0	HBP 0	BLK 0	WP 0	HR 0	S 26	P 30	ERA 2.57	WHIP 1.286										
Eddie Fisher, R (1, 1) ERA: 3.2																										
Dean Stone, L (8, 1) ERA: 4.03	1.0	5	1	0	0	0	1	0	0	0	0	0	4	8	0.00	2.000										
Mike Joyce, R (9, 1) ERA: 3.32	2.0	W	8	3	0	0	1	0	0	0	0	0	10	10	0.00	1.500										

**TOP**

**Boston Red Sox @ Chicago White Sox**  
Comiskey Park, Chicago, IL  
Wed Sep 19 1962, 8:05 PM EDT  
Att: 5,408 - Unknown

livebaseballscorecards.com

AB 38  
R 2  
H 12  
RBI 2  
BB 2  
SO 1  
LOB 19



WP: 0 PA: 41  
PB: 0  
SB: 1  
CS: 2


Batter	1	2	3	4	5	6	7	8	9	10	AB	R	H	RBI	BB	SO	LOB										
Jim Landis, R (1, 8) OBP: 0.332, SLG: 0.379	6-3		6-3		BB			E6		6-3	4	0	0	0	1	0	1										
Nellie Fox, L (1, 4) OBP: 0.316, SLG: 0.342	F4		F6		F9			F8		F7	5	0	0	0	0	0	2										
Joe Cunningham, L (1, 3) OBP: 0.408, SLG: 0.434	1B 1B		5-3					F8		1B 1B	4	1	2	0	0	0	0										
Floyd Robinson, L (1, 9) (9, 7) OBP: 0.387, SLG: 0.473	1B				1B			4-1 2B		1B 1B K	5	0	4	0	0	1	1										
Charlie Maxwell, L (1, 7) OBP: 0.368, SLG: 0.447	F8		L4					4-1		FC6-2 1B	4	0	1	1	0	0	4										
Mike Hershberger, R (8, PR) (9, 9) OBP: 0.323, SLG: 0.327								2-3		1-2 2-3 3-H 1B	1	1	1	1	0	0	0										
Al Smith, R (1, 5) OBP: 0.360, SLG: 0.465			F7		F8			K		FC6-2 1B	4	0	1	0	0	1	2										
Luis Aparicio, R (1, 6) OBP: 0.282, SLG: 0.342			F4		F9			F8		FC6-2 1B	4	0	0	0	0	0	4										
Sherm Lollar, R (1, 2) OBP: 0.376, SLG: 0.360								F9		K	2	0	1	0	1	0	0										
Al Weis, S (7, PR)										K	0	1	0	0	0	0	0										
Cam Carreon, R (8, 2) OBP: 0.323, SLG: 0.362								1-3 E 1B		K	1	0	0	0	0	1	3										
Eddie Fisher, R (1, 1) OBP: 0.170, SLG: 0.222								1-3 2B		F6	2	0	0	0	0	1	1										
Deacon Jones, L (7, PH) OBP: 0.400, SLG: 0.389								1-2			1	0	0	0	0	0	0										
Dean Stone, L (8, 1) OBP: 0.316, SLG: 0.333								1-2			1	0	0	0	0	0	3										
J.C. Martin, L (8, PH) OBP: 0.050, SLG: 0.050											0	0	0	0	0	0	0										
Mike Joyce, R (9, 1) OBP: 0.429, SLG: 0.429											0	0	0	0	0	0	0										
<b>Inning Stats</b>	R: 0 E: 0 K: 0 S: 5	H: 2 LOB: 2 BB: 0 P: 5	R: 0 E: 0 K: 1 S: 5	H: 0 LOB: 1 BB: 1 P: 9	R: 0 E: 0 K: 0 S: 3	H: 0 LOB: 0 BB: 0 P: 3	R: 0 E: 0 K: 0 S: 4	H: 1 LOB: 1 BB: 0 P: 4	R: 0 E: 0 K: 0 S: 3	H: 0 LOB: 1 BB: 0 P: 7	R: 0 E: 0 K: 1 S: 6	H: 1 LOB: 1 BB: 0 P: 6	R: 1 E: 1 K: 0 S: 5	H: 1 LOB: 1 BB: 0 P: 5	R: 1 E: 0 K: 1 S: 9	H: 4 LOB: 3 BB: 0 P: 9	R: 0 E: 0 K: 1 S: 5	H: 0 LOB: 1 BB: 0 P: 6	R: 1 E: 0 K: 0 S: 1	H: 1 LOB: 0 BB: 0 P: 1	1B: 8 2B: 1 3B: 0 HR: 1	SF: 0 SAC: 0 DP: 0 HBP: 1	WP: 0 PA: 41				
<b>PITCHER</b>	IP 7.0	WLS 30	H 6	R 2	ER 1	SO 2	BB 2	IBB 0	HBP 0	BLK 0	WP 0	HR 0	S 32	P 40	ERA 1.29	WHIP 1.143											
Bill Monbouquette, R (1, 1) ERA: 3.56																											
Dick Radatz, R (8, 1) ERA: 1.98	2.0	L	11	4	1	1	2	0	0	1	0	0	1	14	15	4.50	2.000										

**BOTTOM**

**Boston Red Sox @ Chicago White Sox**  
Comiskey Park, Chicago, IL  
Wed Sep 19 1962, 8:05 PM EDT  
Att: 5,408 - Unknown

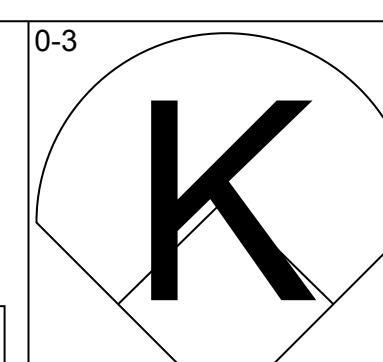
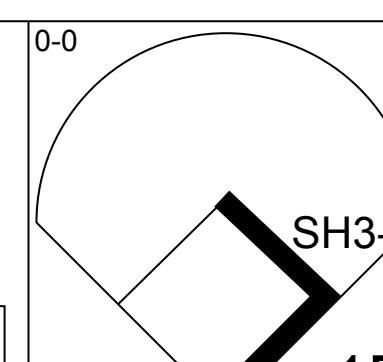
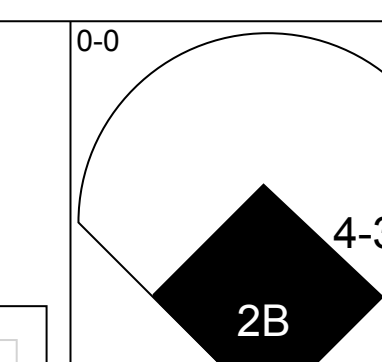
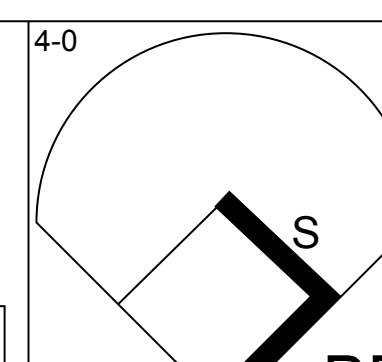
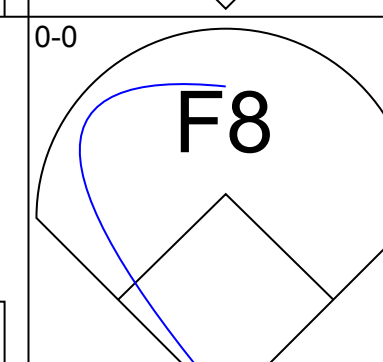
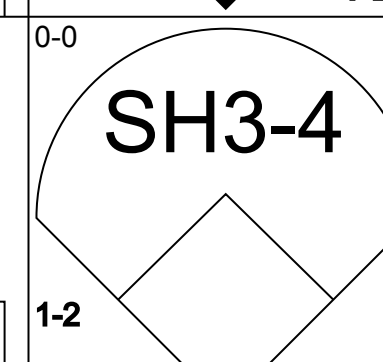
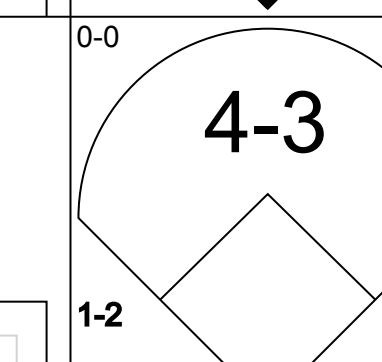
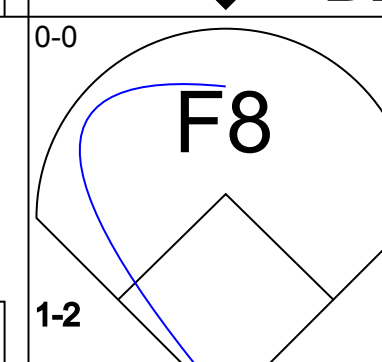
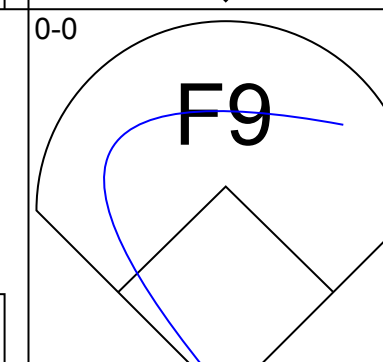
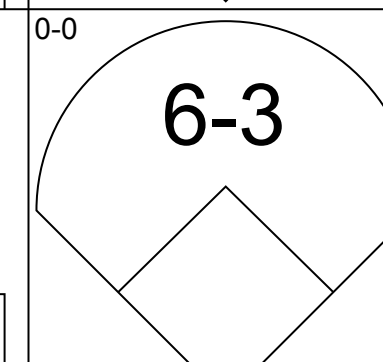
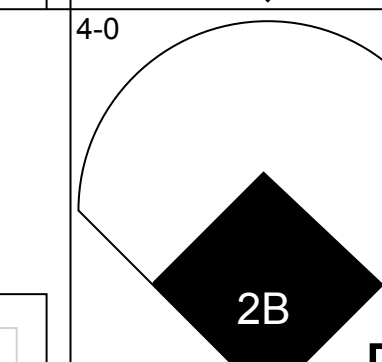
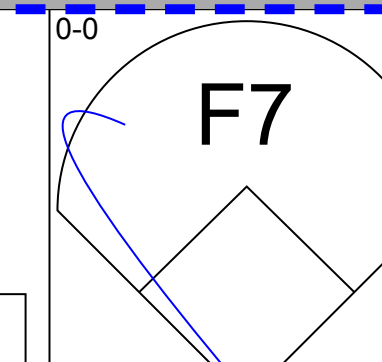
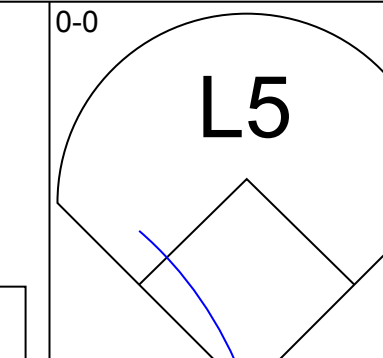
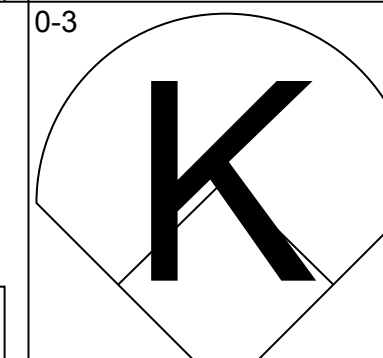
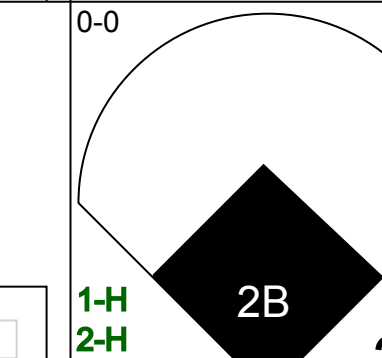
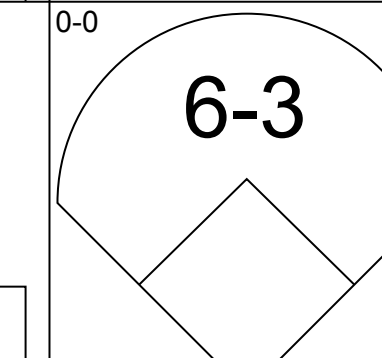
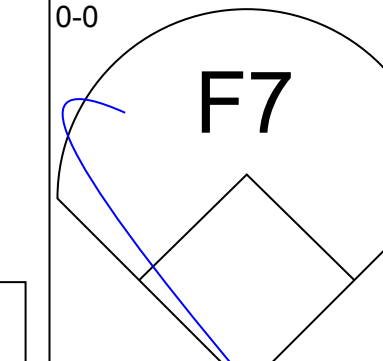
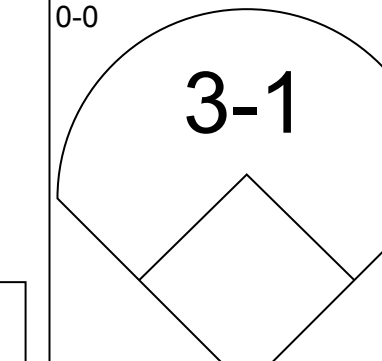
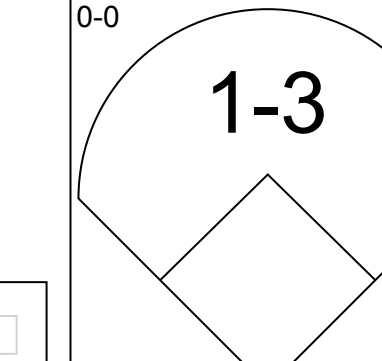
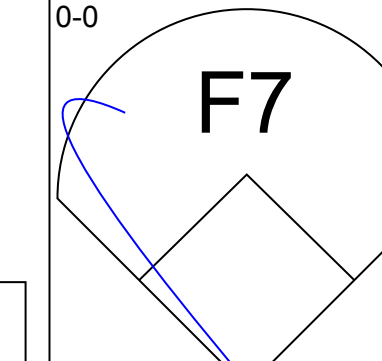
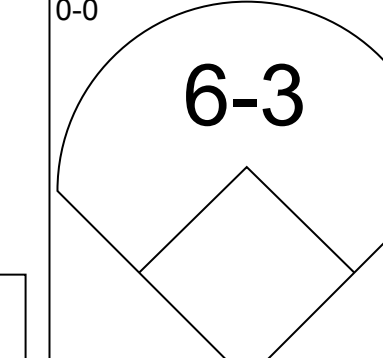
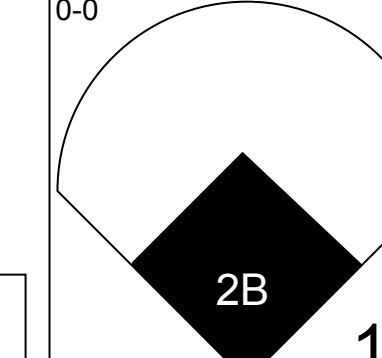
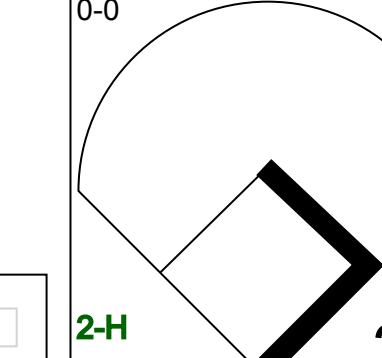
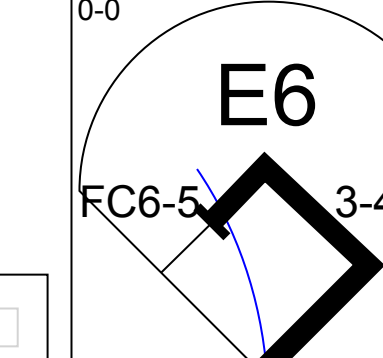
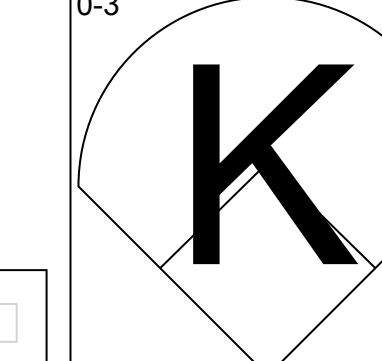
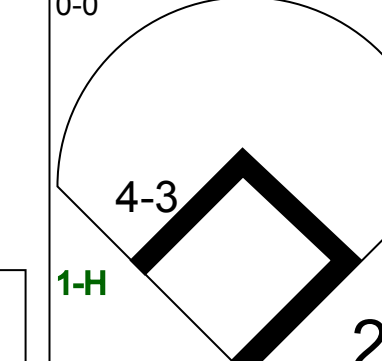
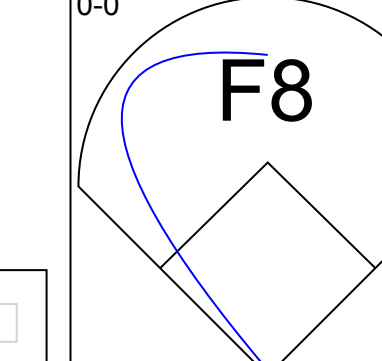
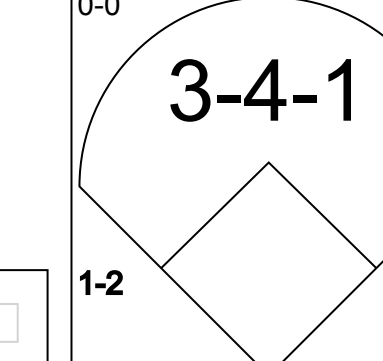
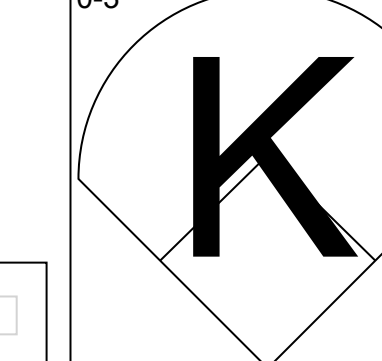
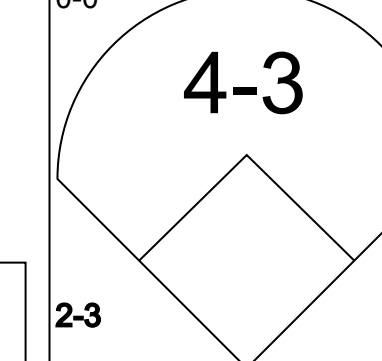
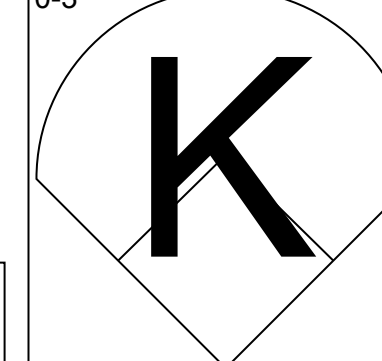
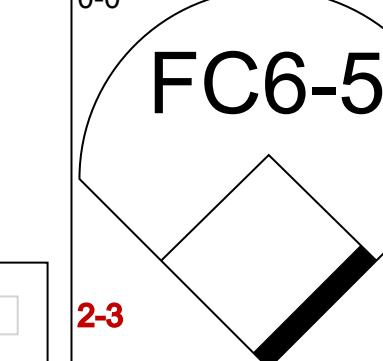
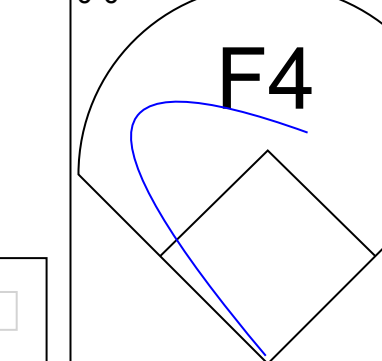
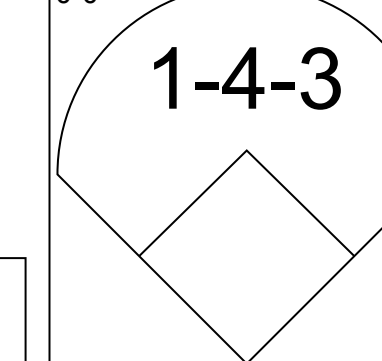
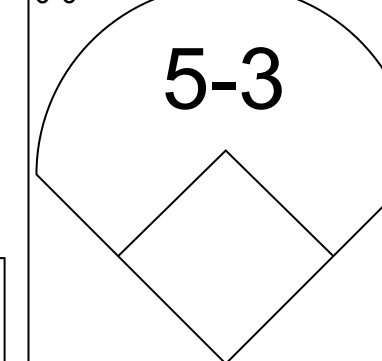
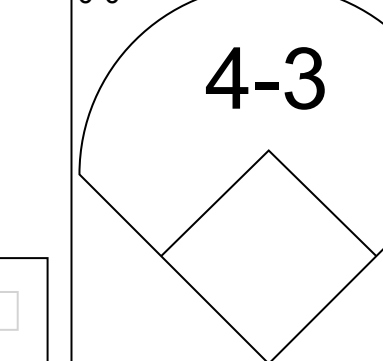
livebaseballscorecards.com

AB 38  
R 3  
H 10  
RBI 2  
BB 2  
SO 4  
LOB 22



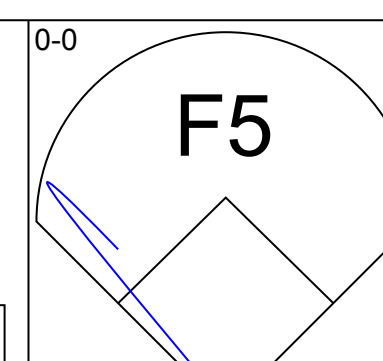
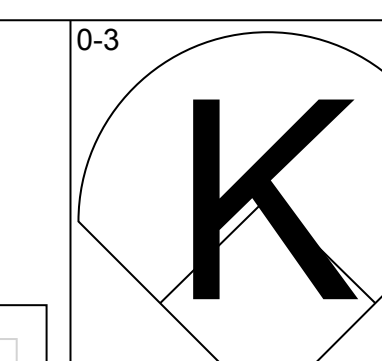
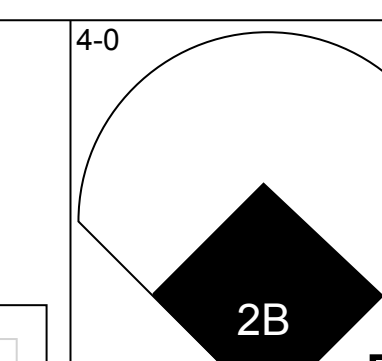
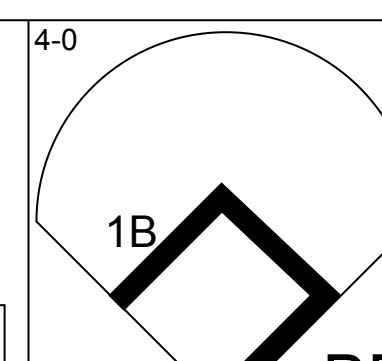
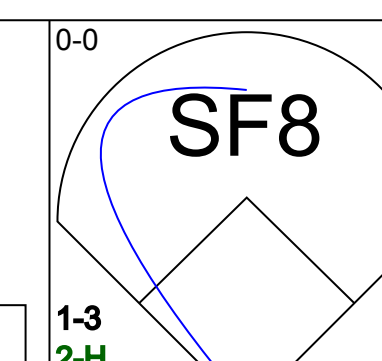
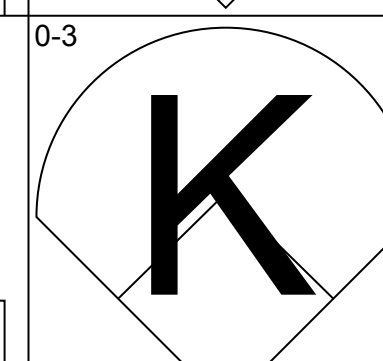
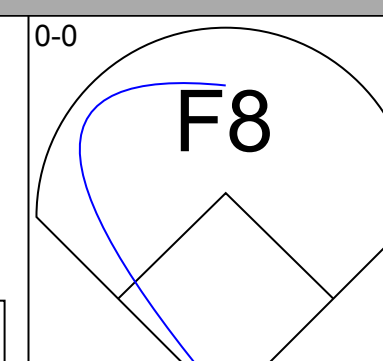
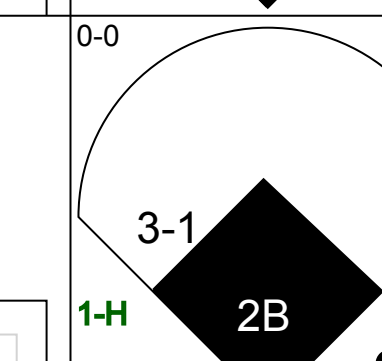
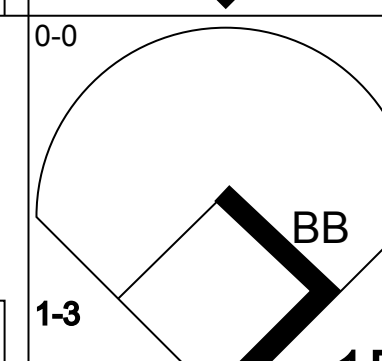
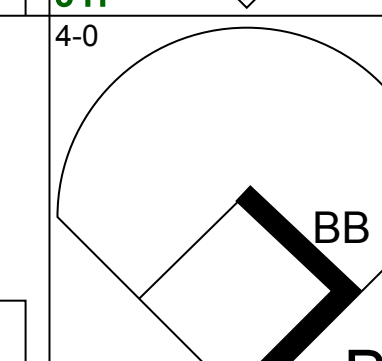
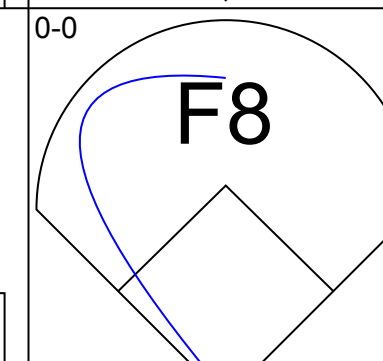
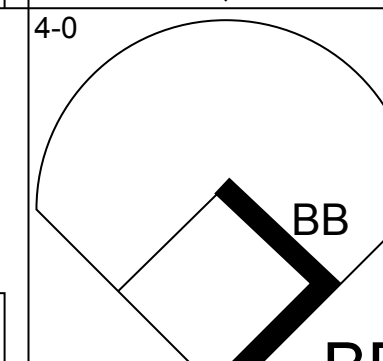
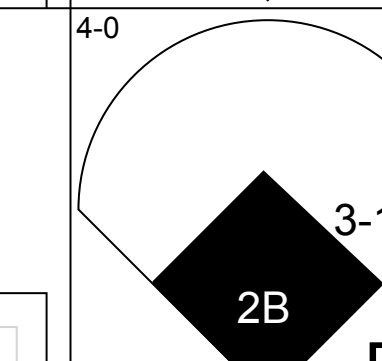
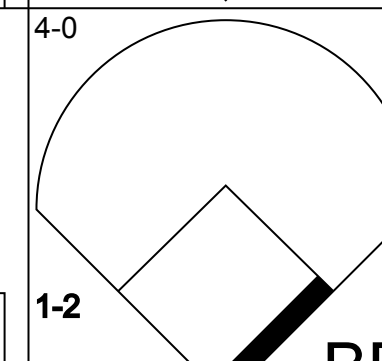
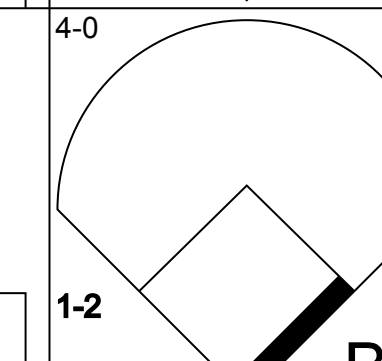
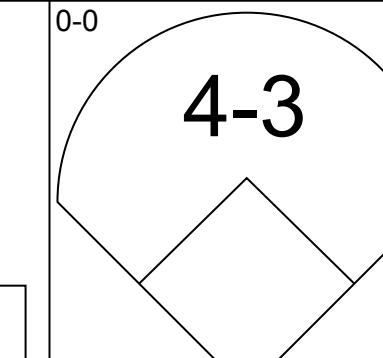
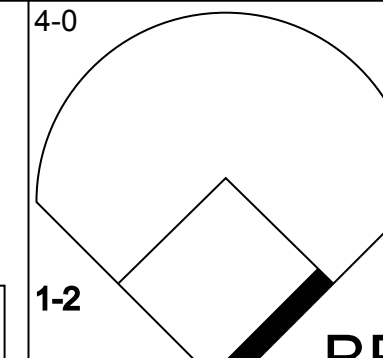
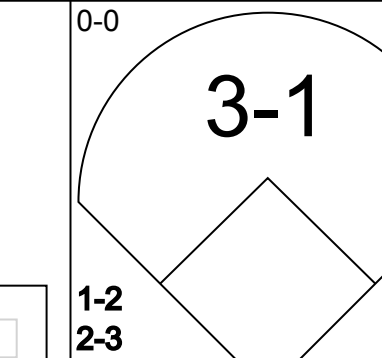
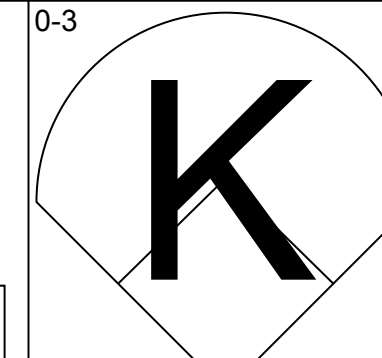
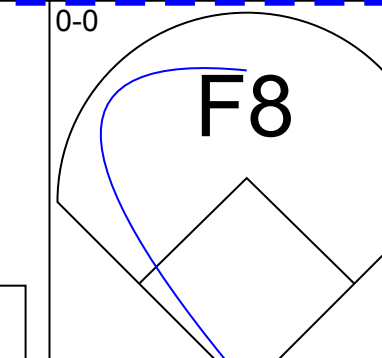
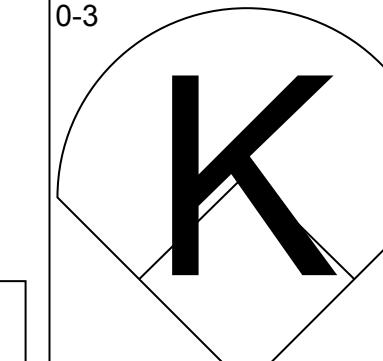
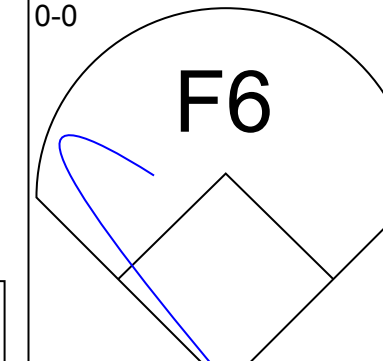
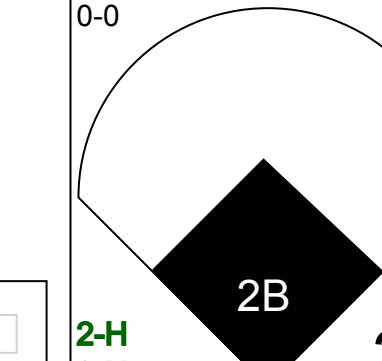
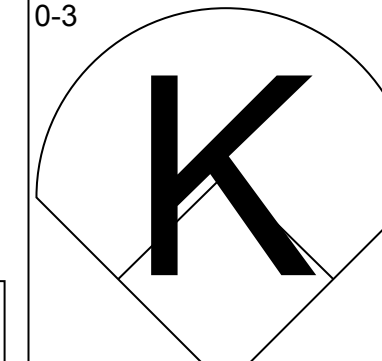
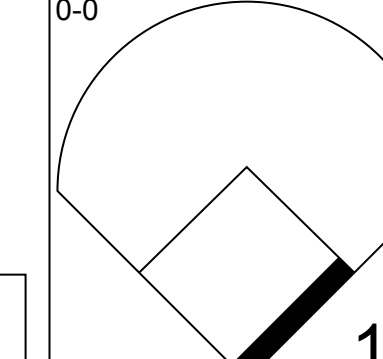
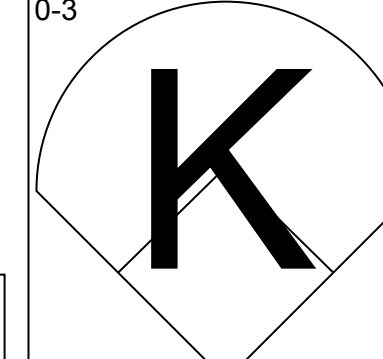
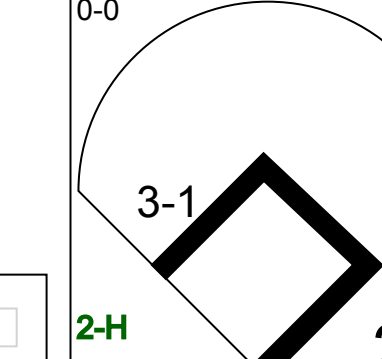
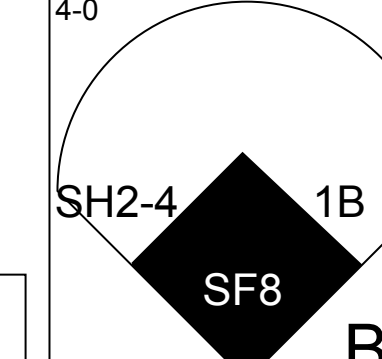
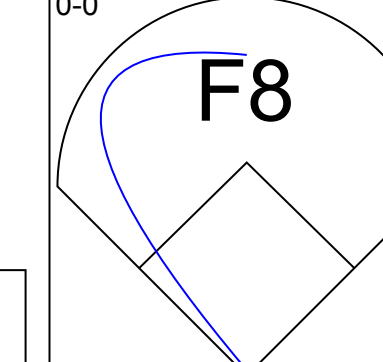
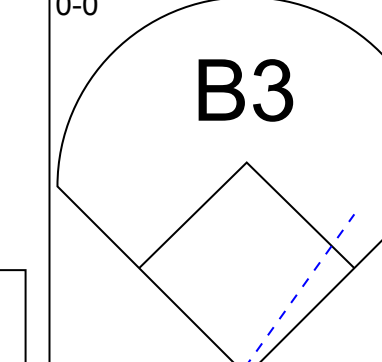
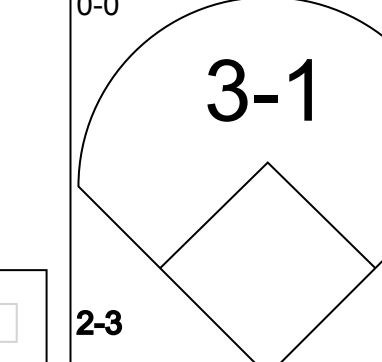
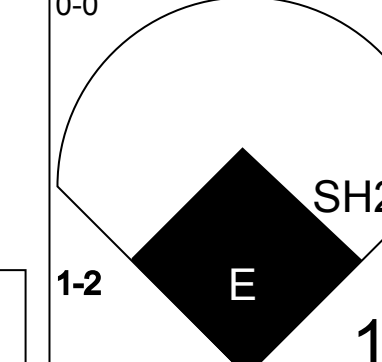
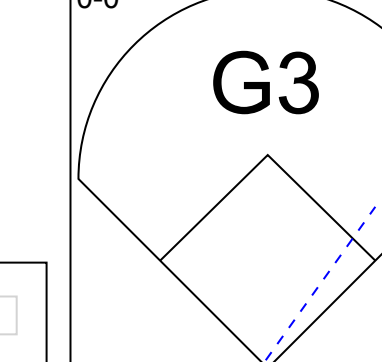
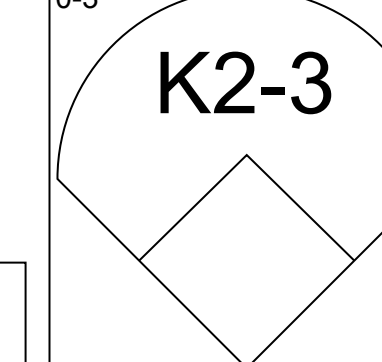
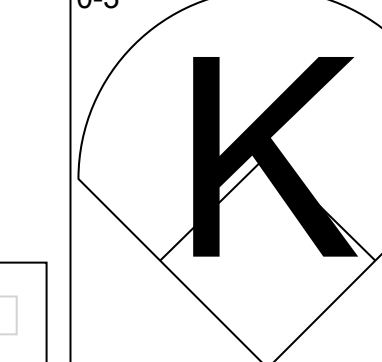
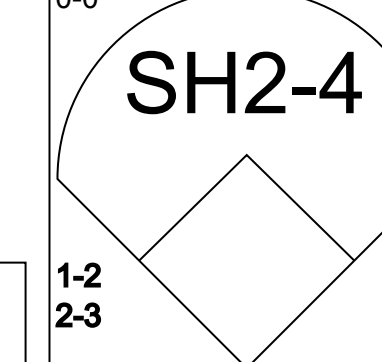
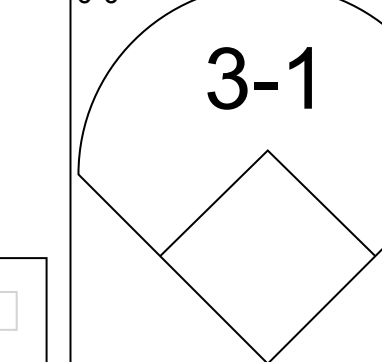
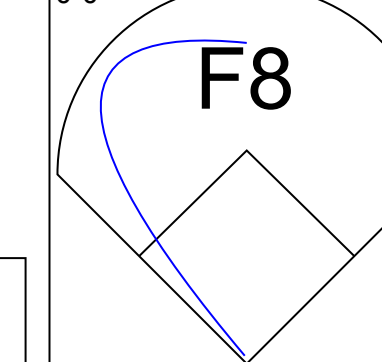
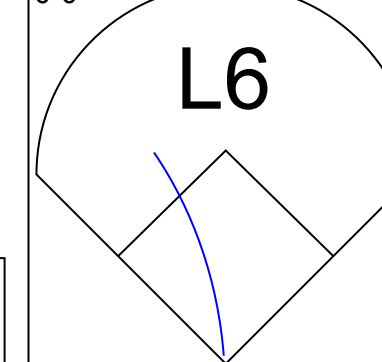
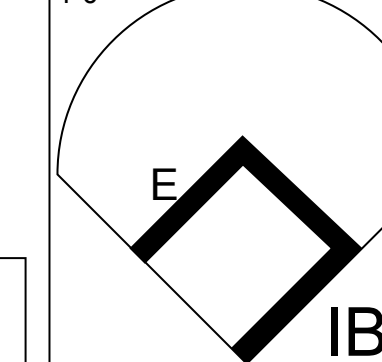
WP: 0 PA: 41  
PB: 0  
SB: 0  
CS: 0



Batter	1	2	3	4	5	6	7	8	9	AB	R	H	RBI	BB	SO	LOB	TOP								
Gary Geiger, L (1.8) OBP: 0.340, SLG: 0.397										3	1	2	0	1	1	0	<b>Boston Red Sox @ Chicago White Sox</b> Comiskey Park, Chicago, IL Thu Sep 20 1962, 4:33 AM EDT Att: 825 - Unknown								
Eddie Bressoud, R (1.6) OBP: 0.332, SLG: 0.445										3	0	0	0	0	0	2									
Carl Yastrzemski, L (1.7) OBP: 0.360, SLG: 0.462										3	1	0	0	1	0	1									
Lou Clinton, R (1.9) OBP: 0.353, SLG: 0.559										4	1	1	2	0	1	1									
Pete Runnels, L (1.3) OBP: 0.410, SLG: 0.460										4	0	0	0	0	0	1									
Frank Malzone, R (1.5) OBP: 0.318, SLG: 0.430										4	1	2	1	0	0	0									
Russ Nixon, L (1.2) OBP: 0.299, SLG: 0.350										4	0	1	1	0	1	2									
Chuck Schilling, R (1.4) OBP: 0.293, SLG: 0.336										4	0	0	0	0	2	2									
Earl Wilson, R (1.1) Hal Kozlowski, R (6.1) Bob Williams, R (7.7) Arnold Esty, L (7.1) Merlin Nippert, R (8.1) Chet Nichols, S (8.1) Pumpie Green, S (9.7)										2	0	0	0	0	0	1									
<b>Inning Stats</b>	R: 0 E: 0 K: 1 S: 5	H: 0 LOB: 0 BB: 0 P: 5	R: 0 E: 0 K: 0 S: 3	H: 0 LOB: 0 BB: 0 P: 3	R: 0 E: 0 K: 2 S: 7	H: 0 LOB: 0 BB: 0 P: 7	R: 0 E: 0 K: 1 S: 6	H: 1 LOB: 1 BB: 0 P: 6	R: 1 E: 0 K: 0 S: 5	H: 2 LOB: 1 BB: 0 P: 5	R: 3 E: 0 K: 0 S: 6	H: 3 LOB: 1 BB: 1 P: 10	R: 0 E: 0 K: 1 S: 5	H: 0 LOB: 0 BB: 0 P: 9	R: 0 E: 0 K: 0 S: 3	H: 0 LOB: 0 BB: 0 P: 3	R: 0 E: 1 K: 0 S: 4	H: 0 LOB: 1 BB: 0 P: 4	1B: 3 2B: 3 3B: 0 HR: 0	SF: 0 SAC: 1 DP: 0 HBP: 0	WP: 0 PB: 0 SB: 1 CS: 0	PA: 36			
<b>PITCHER</b>	IP WLS BF H R ER SO BB IBB HBP BLK WP HR S P ERA WHIP																								
Joe Horlen, R (1.1) ERA: 4.89	5.2	24	6	4	4	4	4	1	0	0	0	0	0	0	0	31	35	6.35	1.235						
Frank Kreutzer, L (6.1) ERA: 4.89	1.1	5	0	0	0	1	1	0	0	0	0	0	0	0	6	10	0.00	0.750							
Turk Low, R (8.1) ERA: 3.05	1.0	W	3	0	0	0	0	0	0	0	0	0	0	3	3	0.00	0.000								
Dom Zanni, R (9.1) ERA: 3.75	1.0	S	4	0	0	0	0	0	0	0	0	0	0	4	4	0.00	0.000								

AB	33
R	4
H	6
RBI	4
BB	2
SO	5
LOB	11





Batter	1	2	3	4	5	6	7	8	9	AB	R	H	RBI	BB	SO	LOB	BOTTOM						
Jim Landis, R (1.8) OBP: 0.333, SLG: 0.378										2	1	0	1	2	1	0	<b>Boston Red Sox @ Chicago White Sox</b> Comiskey Park, Chicago, IL Thu Sep 20 1962, 4:33 AM EDT Att: 825 - Unknown						
Nellie Fox, L (1.4) OBP: 0.319, SLG: 0.345										4	1	2	1	1	1	0							
Joe Cunningham, L (1.3) OBP: 0.411, SLG: 0.433										1	1	0	0	4	0	0							
Floyd Robinson, L (1.7) OBP: 0.385, SLG: 0.469										4	0	0	0	1	1	8							
Mike Hershberger, R (1.9) OBP: 0.322, SLG: 0.328										4	1	1	2	0	2	5							
Al Smith, R (1.5) Sammy Esposito, R (9.5)										3	1	2	1	1	1	2							
Al Weis, S (1.6) OBP: 0.375, SLG: 0.167										4	1	1	0	0	0	2							
J.C. Martin, L (1.2) Sherm Lollar, R (8.2)										3	0	0	0	0	2	1							
Joe Horlen, R (1.1) Frank Kreutzer, R (6.1) Charley Smith, R (7.7) Turk Low, R (8.1) Deacon Jones, L (8.7) Dom Zanni, R (9.1)										2	0	0	0	0	0	0							
<b>Inning Stats</b>	R: 0 E: 0 K: 1 S: 5	H: 0 LOB: 0 BB: 0 P: 5	R: 0 E: 0 K: 1 S: 6	H: 1 LOB: 0 BB: 0 P: 6	R: 0 E: 0 K: 1 S: 5	H: 0 LOB: 0 BB: 0 P: 5	R: 0 E: 0 K: 1 S: 5	H: 0 LOB: 2 BB: 2 P: 13	R: 0 E: 0 K: 1 S: 5	H: 0 LOB: 0 BB: 0 P: 5	R: 4 E: 0 K: 1 S: 8	H: 3 LOB: 1 BB: 2 P: 16	R: 0 E: 0 K: 2 S: 8	H: 1 LOB: 3 BB: 2 P: 16	R: 2 E: 1 K: 0 S: 4	H: 1 LOB: 3 BB: 4 P: 20	1B: 3 2B: 3 3B: 0 HR: 0	SF: 1 SAC: 1 DP: 0 HBP: 0	WP: 0 PB: 0 SB: 0 CS: 0	PA: 40			
<b>PITCHER</b>	IP WLS BF H R ER SO BB IBB HBP BLK WP HR S P ERA WHIP																						
Earl Wilson, R (1.1) ERA: 3.85	5.1	23	3	4	4	5	4	0	0	0	0	0	0	5	5	0.00	1.500						
Hal Kozlowski, R (6.1) ERA: 5.4	0.2	3	1	0	0	1	0	0	0	0	0	0	0	5	5	0.00	1.500						
Arnold Earley, L (7.1) ERA: 5.8	1.0	L	8	2	2	2	3	0	0	0	0	0	9	21	18.00	5.000							
Merlin Nippert, R (8.1) ERA: 6.75	0.2	5	0	0	0	0	2	1	0	0	0	0	2	14	0.00	3.000							
Chet Nichols, L (8.1) ERA: 3.0	0.1	1	0	0	0	0	0	0	0	0	0	0	1	1	0.00	0.000							

AB	28
R	6
H	6
RBI	5
BB	10
SO	8
LOB	18





Batter	1	2	3	4	5	6	7	8	9	AB	R	H	RBI	BB	SO	LOB	TOP										
Gary Geiger, L OBP: 0.340, SLG: 0.400 (1, 8)	0-0 CS 1B	0-0 4-3			0-0 6-3		0-0 3-1		0-0 PB 2H 2B	5	0	2	1	0	0	2	<b>Boston Red Sox @ Washington Senators</b> D.C. Stadium, Washington, DC Fri Sep 21 1962, 7:05 PM EDT Att: 2,809 - Unknown  <b>AB 35</b> <b>R 4</b> <b>H 10</b> <b>RBI 4</b> <b>BB 1</b> <b>SO 5</b> <b>LOB 14</b> 										
Eddie Bressoud, R OBP: 0.331, SLG: 0.445 (1, 6)	0-0 F4 1-2		0-0 F8		0-0 2B		0-0 5-3		0-3 K	5	0	1	0	0	1	2											
Carl Yastrzemski, L OBP: 0.361, SLG: 0.469 (1, 7)	0-0 2B		0-0 F7		0-3 K				0-0 HR	4	1	2	1	0	1	1											
Lou Clinton, R OBP: 0.350, SLG: 0.553 (1, 9)	0-3 K		0-0 6-3		0-0 F8				0-0 4-3	4	0	0	0	0	1	2											
Pete Runnels, L OBP: 0.409, SLG: 0.458 (1, 3)		0-0 1B 1B		0-0 4-3		0-0 1-3		0-3 K		4	1	1	0	0	1	0											
Frank Malzone, R OBP: 0.317, SLG: 0.428 (1, 5)	0-0 F7		0-0 1B SF9		0-0 E5			0-0 6-3		4	1	1	0	0	0	1											
Russ Nixon, L OBP: 0.311, SLG: 0.357 (1, 2)	0-0 1B 1-3 1B		0-0 SF9 1B		0-0 F5			4-0 SH1-4 2B BB		3	1	2	0	1	0	1											
Chuck Schilling, R OBP: 0.293, SLG: 0.336 (1, 4)	0-0 1-3 3-H 1B		0-0 SF9		0-0 F4			0-0 F7		3	0	1	2	0	0	2											
Gene Conley, R OBP: 0.222, SLG: 0.341 Dick Radatz, R OBP: 0.125, SLG: 0.097 (8, 1)	0-3 K		0-0 1-3 3-H 1-3 1B		0-0 1-3		0-0 F3		0-0 SH1-4 1-2	3	0	0	0	0	1	3											
0-0 K: 1 S: 6	H: 2 LOB: 1 BB: 0 P: 6	R: 1 E: 0 K: 1 S: 8	H: 3 LOB: 2 BB: 0 P: 8	R: 0 E: 0 K: 0 S: 3	H: 0 LOB: 0 BB: 0 P: 3	R: 1 E: 0 K: 0 S: 5	H: 2 LOB: 1 BB: 0 P: 5	R: 0 E: 0 K: 0 S: 6	H: 1 LOB: 1 BB: 0 P: 6	R: 0 E: 1 K: 0 S: 4	H: 0 LOB: 0 BB: 0 P: 4	R: 0 E: 0 K: 0 S: 3	H: 0 LOB: 0 BB: 0 P: 3	R: 1 E: 0 K: 1 S: 6	H: 1 LOB: 1 BB: 1 P: 10	1B: 6 2B: 3 3B: 0 HR: 1		SF: 1 SAC: 1 DP: 0 HBP: 0	WP: 0 PB: 1 SB: 0 CS: 1	PA: 38							
PITCHER	IP	WLS	BF	H	R	ER	SO	BB	IBB	HBP	BLK	WP	HR	S	P	ERA	WHIP										
Carl Bouldin, R ERA: 5.85 (1, 1)	5.0	L	22	8	2	2	3	0	0	0	0	0	0	28	28	3.60	1.600										
Pete Burnside, L ERA: 4.42 (6, 1)	3.0		11	1	1	1	1	0	0	0	0	0	1	13	13	3.00	0.333										
Marty Kutyna, R ERA: 4.09 (9, 1)	1.0		5	1	1	1	1	1	0	0	0	0	0	6	10	9.00	2.000										


Batter	1	2	3	4	5	6	7	8	9	AB	R	H	RBI	BB	SO	LOB	BOTTOM										
Ken Hamlin, R OBP: 0.298, SLG: 0.320 (1, 6)	0-0 1-3		0-0 4-3			0-0 F8		0-0 BB 1B		4	0	1	0	0	0	0	<b>Boston Red Sox @ Washington Senators</b> D.C. Stadium, Washington, DC Fri Sep 21 1962, 7:05 PM EDT Att: 2,809 - Unknown  <b>AB 34</b> <b>R 1</b> <b>H 8</b> <b>RBI 1</b> <b>BB 1</b> <b>SO 1</b> <b>LOB 11</b> 										
Chuck Cottier, R OBP: 0.312, SLG: 0.345 (1, 4)	0-0 S 1B		0-0 S 1B		0-0 F3		0-0 1-2 1B		0-0 BB 1B	4	1	3	0	0	0	0											
Chuck Hinton, R OBP: 0.359, SLG: 0.475 (5, 8)	0-0 6-3 1-2		0-3 K		0-0 F8		4-0 1-2 2-3 BB		0-0 BB 1B	3	0	0	0	1	1	2											
Bud Zipfel, L OBP: 0.309, SLG: 0.374 (1, 3)	0-0 2H 1B		0-0 F7		0-0 E1 SH3-4		0-0 F4		0-0 F8	4	0	1	1	0	0	3											
Johnny Schaive, R OBP: 0.277, SLG: 0.424 (1, 5)	0-0 6-3		0-0 5-3		0-0 SH3-4 1-2		0-0 F8		0-0 F8	3	0	0	0	0	0	1											
Jim Piersall, R OBP: 0.301, SLG: 0.331 Jim King, L OBP: 0.352, SLG: 0.390 (4, FH) (5, 9)		0-0 G6-4-3 1B		0-0 F8		0-0 F4		0-0 F5		1	0	1	0	0	0	0											
Don Lock, R OBP: 0.329, SLG: 0.448 (1, 7)	0-0 G6-4-3 1-2		0-0 5-3		0-0 F3		0-0 1B 1B		0-0 1-2 1B	4	0	1	0	0	0	2											
Bob Schmidt, R OBP: 0.273, SLG: 0.416 (1, 2)	0-0 5-3		0-0 F7		0-0 L9		0-0 F7		0-0 F9	4	0	1	0	0	0	0											
0-0 E: 0 K: 0 S: 5	H: 2 LOB: 1 BB: 0 P: 5	R: 0 E: 0 K: 0 S: 3	H: 1 LOB: 0 BB: 0 P: 3	R: 0 E: 0 K: 1 S: 6	H: 1 LOB: 1 BB: 0 P: 6	R: 0 E: 0 K: 0 S: 3	H: 0 LOB: 0 BB: 0 P: 3	R: 0 E: 0 K: 0 S: 3	H: 0 LOB: 0 BB: 0 P: 3	R: 0 E: 1 K: 0 S: 4	H: 0 LOB: 1 BB: 0 P: 4	R: 0 E: 0 K: 0 S: 5	H: 2 LOB: 3 BB: 1 P: 9	R: 0 E: 0 K: 0 S: 5	H: 2 LOB: 2 BB: 0 P: 5	1B: 8 2B: 0 3B: 0 HR: 0		SF: 0 SAC: 1 DP: 1 HBP: 0	WP: 0 PB: 0 SB: 2 CS: 0	PA: 36							
PITCHER	IP	WLS	BF	H	R	ER	SO	BB	IBB	HBP	BLK	WP	HR	S	P	ERA		WHIP									
Gene Conley, R ERA: 3.99 Dick Radatz, R ERA: 1.99 (8, 1)	7.2	S	30	6	0	0	0	0	0	0	0	0	0	31	35	0.00	1.500										



Batter	1	2	3	4	5	6	7	8	9	10	11	12	AB	R	H	RBI	BB	SO	LOB	TOP							
Carroll Hardy, R OBP: 0.314, SLG: 0.347 (11, PH) Gary Geiger, L OBP: 0.340, SLG: 0.399 (11, 8)	4-0 1B	0-0 F3			0-3 K		0-0 S 1B		0-0 1-H 3B		0-3 K		4 0 2 1 1 1 1 1 0 0 0 0 1 2														
Eddie Bressoud, R OBP: 0.330, SLG: 0.444 (1, 6)	0-0 F8		0-0 1B 2B		0-3 K		0-0 1-2 F3		0-0 F8		0-0 FC6-4		6 1 1 0 0 1 5														
Carl Yastrzemski, L OBP: 0.360, SLG: 0.468 (1, 7)	0-0 FC6-4 1B		0-0 1B 3-2 1B		0-0 F8			0-0 L4		0-3 K		0-0 F5	6 0 2 1 0 1 0														
Lou Clinton, R OBP: 0.349, SLG: 0.548 (1, 9)	0-0 F3		0-0 3-2 1B		0-0 3-2 1B	4-0 G6-4-3 BB		0-0 F7		0-3 K		0-3 K	5 0 1 0 1 2 2														
Frank Malzone, R OBP: 0.316, SLG: 0.426 Billy Gardner, R OBP: 0.309, SLG: 0.337 (6, 5)	0-0 FC6-4		0-0 3-2		0-0 3-2	0-0 G6-4-3		0-0 1B		0-0 FC6-4 BB		0-0 5-3	3 0 0 0 0 0 5 2 0 1 0 1 0 0														
Bob Tillman, R OBP: 0.287, SLG: 0.459 (1, 2)		0-0 1B WP SF9		0-0 F8		0-0 1B		0-0 K		0-0 FC6-4			5 1 2 0 0 1 3														
Pete Runnels, L OBP: 0.410, SLG: 0.459 (1, 3)		0-0 1B SF9		0-0 F8		0-0 G6-4-3 1B		0-0 F8		0-0 6-3		4-0 SH1-4 BB	4 0 2 0 1 0 1							AB 43							
Chuck Schilling, R OBP: 0.283, SLG: 0.336 (1, 4)	0-0 SF9		0-0 G6-4-3		0-0 G6-4-3		0-0 6-3		0-0 6-3		0-0 SH1-4		3 1 1 1 0 0 1							R 3							
Wilbur Wood, R Mike Fornieles, R Pumpkin Greene, S Merlin Nippert, R Russ Nixon, L Earl Wilson, R William MacLeod, L (1, 1) (8, 1) (8, PH) (9, 1) (11, PH) (11, PH) (11, 1)	0-0 K		0-3 K		0-3 K		0-3 K		0-0 F3		4-0 FC6-4 IBB		3 0 0 0 0 0 3 1 0 0 0 0 0 0 0 0 1 0 0 0 0 0 0 1 0 0 0 0 0 0 0 0 0 0 0 0 0 1 0 0 0 0 0 0 0 0 0 0 0 0 0 0 0 0 0 0							H 12							
<b>Inning Stats</b>	R: 0 E: 0 K: 4 S: 4	H: 1 LOB: 2 BB: 1 P: 6	R: 1 E: 0 K: 1 S: 7	H: 2 LOB: 1 BB: 1 P: 7	R: 1 E: 0 K: 0 S: 5	H: 3 LOB: 1 BB: 0 P: 5	R: 0 E: 0 K: 1 S: 5	H: 1 LOB: 0 BB: 0 P: 6	R: 0 E: 0 K: 2 S: 7	H: 0 LOB: 0 BB: 0 P: 7	R: 0 E: 0 K: 1 S: 6	H: 1 LOB: 1 BB: 1 P: 6	R: 0 E: 0 K: 2 S: 5	H: 0 LOB: 1 BB: 1 P: 11	R: 0 E: 0 K: 2 S: 7	H: 0 LOB: 2 BB: 2 P: 13	R: 0 E: 0 K: 1 S: 5	H: 0 LOB: 0 BB: 0 P: 6	1B: 10 2B: 2 3B: 1 HR: 0	SF: 1 SAC: 1 DP: 3 HBP: 0	WP: 1 PB: 0 SB: 1 CS: 0	PA: 50					
<b>PITCHER</b>	IP WLS BF H R ER SO BB IBB HBP BLK WP HR S P ERA WHIP	<b>PITCHER</b>												IP WLS BF H R ER SO BB IBB HBP BLK WP HR S P ERA WHIP													
Bob Baird, L ERA: 3.75 Ed Hobaugh, R ERA: 3.78 Don Rudolph, L ERA: 3.41 Jim Hannan, R ERA: 3.22 Steve Hamilton, L ERA: 3.57	(1, 1) (3, 1) (9, 1) (10, 1) (11, 1)	2.0 6.0 1.0 1.1 0.2	13 20 5 7 2	6 4 2 0 0	2 0 1 0 0	1 5 0 2 1	0 0 0 0 0	0 0 0 0 0	0 0 0 0 0	0 0 0 0 0	0 0 0 0 0	0 0 0 0 0	0 0 0 0 0	0 0 0 0 0	0 0 0 0 0	0 0 0 0 0	0 0 0 0 0	0 0 0 0 0	0 0 0 0 0	0.00 0.833 9.00 2.000 1.500 0.000	Marty Kutyna, R ERA: 4.04 (12, 1)	1.0 1.0 3 0 0 0 0 1	1 3 0 0 0 0 0 5	0 0 0 0 0 0 0 5	0 0 0 0 0 0 0 5	0.00 0.000	0.000

Boston Red Sox @ Washington Senators  
D.C. Stadium, Washington, DC  
Sat Sep 22 1962, 7:05 PM EDT  
Att. 4,134 - Unknown


AB 43  
R 3  
H 12  
RBI 3  
BB 5  
SO 10  
LOB 22




Batter	1	2	3	4	5	6	7	8	9	10	11	12	AB	R	H	RBI	BB	SO	LOB	BOTTOM								
John Kennedy, R OBP: 0.235, SLG: 0.281 Johnny Schaefer, R OBP: 0.276, SLG: 0.422 Ken Hamlin, R OBP: 0.286, SLG: 0.318 (1, 6) (8, PH) (9, 6)	4-0 FC4-6 BB		0-0 1-3		0-0 F8			0-0 F9		0-0 E1 SH1-4		0-0 5-3	2 0 0 0 1 0 0 1 0 0 0 0 0 1 2 0 0 0 0 0 0															
Ron Stillwell, R OBP: 0.333, SLG: 0.286 (1, 4)	0-0 F9		0-0 F9			0-0 1B		0-0 E7 F8 1B		0-0 SH1-4		0-0 1B 2B 1B	5 2 3 1 0 0 1															
Chuck Hinton, R OBP: 0.361, SLG: 0.476 (9, 7)	0-3 K			0-0 6-3		0-0 4-3 2B		4-0 2-H 1B S 1B BB		0-0 F9		0-0 2B 1B	5 1 2 0 1 1 2															
Bud Zupfel, L OBP: 0.304, SLG: 0.373 (1, 3)	0-0 FC4-6			0-0 E4		0-0 4-3		0-0 F8		0-0 L5		0-0 1-3 2-H 2B	6 0 1 1 0 0 5															
Don Lock, R OBP: 0.325, SLG: 0.441 Jim King, L OBP: 0.353, SLG: 0.391 (8, PH) (9, 9)		0-3 K		0-0 F5		0-0 F7		0-0 FC6-4 1B		0-0 K			3 0 0 0 0 1 2 2 0 1 2 0 1 0															
Jim Piersall, R OBP: 0.302, SLG: 0.330 (1, 8)		4-0 1-3 BB		0-0 E7 1B		0-0 6-3		0-0 FC6-4		0-0 L4			4 0 1 0 1 0 1															
Bob Schmidt, R OBP: 0.275, SLG: 0.415 Chuck Cottler, R OBP: 0.312, SLG: 0.345 Ken Retzer, L OBP: 0.339, SLG: 0.407 (1, 2) (11, PH) (12, 2)	0-0 1-3 BB		0-0 1-3		0-0 5-3		0-0 G6-4-3 1B		0-0 5-3		0-0 BB 1B		5 0 2 0 0 0 3 0 0 0 0 0 0 0 0 0 0 0 0 0 0							AB 44								
Ed Brinkman, R OBP: 0.225, SLG: 0.236 Harry Bright, R OBP: 0.294, SLG: 0.470 Marty Kutyna, R OBP: 0.222, SLG: 0.125 (1, 5) (11, PH) (12, 1)	0-0 3-1			0-0 6-3		0-0 G6-4-3		0-0 K		0-3 K		4-0 BB 1B	4 0 0 0 0 1 2 0 0 0 0 1 0 0 0 0 0 0 0 0 0							R 4								
Bob Baird, L Earl Wilson, R Darryl Strawberry, R Don Williams, L Jim Piersall, R Joe Judge, L Earl Wilson, R Steve Hamilton, L Bob Adams, R (1, 1) (8, PH) (8, PH) (9, 1) (9, 1) (11, PH) (11, PH) (11, PH) (11, PH) (11, PH)			0-0 1-3		0-3 K		0-0 PB E 1B		0-0 F7		0-3 K		0 0 0 0 0 0 0 0 0 0 0 0 0 0 0 0 0 0 0 0 0 0 0 0 0 0 0 0 0 0 0 0 0 0 0 0 0 0 0 0 0 0 0 0 0 0 0 0 0 0 0 0 0 0 0 0 0 0 0 0 0 0 0 0 0 0 0 0 0 0 0 0 0 0 0 0 0 0 0 0									H 11						
<b>Inning Stats</b>	R: 0 E: 0 K: 1 S: 5	H: 0 LOB: 1 BB: 1 P: 9	R: 0 E: 0 K: 1 S: 5	H: 0 LOB: 1 BB: 1 P: 9	R: 0 E: 0 K: 0 S: 3	H: 0 LOB: 0 BB: 0 P: 3	R: 0 E: 2 K: 0 S: 5	H: 1 LOB: 2 BB: 0 P: 6	R: 0 E: 0 K: 1 S: 5	H: 0 LOB: 0 BB: 0 P: 5	R: 0 E: 0 K: 0 S: 4	H: 2 LOB: 1 BB: 0 P: 4	R: 0 E: 0 K: 0 S: 3	H: 1 LOB: 0 BB: 0 P: 3	R: 3 E: 1 K: 0 S: 6	H: 3 LOB: 1 BB: 1 P: 10	R: 0 E: 0 K: 1 S: 5	H: 0 LOB: 0 BB: 0 P: 5	R: 0 E: 1 K: 0 S: 4	H: 0 LOB: 1 BB: 0 P: 4	R: 0 E: 0 K: 0 S: 8	H: 1 LOB: 2 BB: 1 P: 12	R: 1 E: 0 K: 0 S: 4	H: 3 LOB: 2 BB: 0 P: 4	1B: 9 2B: 2 3B: 0 HR: 0	SF: 0 SAC: 1 DP: 1 HBP: 0	WP: 0 PB: 1 SB: 1 CS: 0	PA: 49
<b>PITCHER</b>	IP WLS BF H R ER SO BB IBB HBP BLK WP HR S P ERA WHIP	<b>PITCHER</b>												IP WLS BF H R ER SO BB IBB HBP BLK WP HR S P ERA WHIP														
Wilbur Wood, L ERA: 3.52 Mike Fornieles, R ERA: 5.36 Merlin Nippert, R ERA: 4.5 William MacLeod, L ERA: 5.4	(1, 1) (8, 1) (9, 1) (11, 1) (11, 1)	7.2 0.1 2.0 1.1	31 2 7 9	6 1 0 4	3 0 0 1	3 0 0 2	0 0 0 0	0 0 0 0	0 0 0 0	0 0 0 0	0 0 0 0	0 0 0 0	0 0 0 0	0 0 0 0	0 0 0 0	0 0 0 0	0 0 0 0	0 0 0 0	0 0 0 0	0 0 0 0	0 0 0 0	0 0 0 0	0 0 0 0	0 0 0 0	0 0 0 0	0 0 0 0	0 0 0 0	0 0 0 0


Boston Red Sox @ Washington Senators  
D.C. Stadium, Washington, DC  
Sat Sep 22 1962, 7:05 PM EDT  
Att. 4,134 - Unknown

AB 44  
R 4  
H 11  
RBI 4  
BB 4  
SO 6  
LOB 19





Batter	1	2	3	4	5	6	7	8	9	AB	R	H	RBI	BB	SO	LOB	TOP
Jim Landis, R OBP: 0.332, SLG: 0.375 Charlie Maxwell, L OBP: 0.365, SLG: 0.442	(1, 8) 0-3 K		(1, 8) 0-0 F9			(1, 8) 0-0 1B		(1, 8) 0-3 K		1	0	0	0	0	1	0	Chicago White Sox @ Boston Red Sox Fenway Park, Boston, MA Tue Sep 25 1962, 3:33 AM EDT Att: 1,224 - Unknown
Nelle Fox, L OBP: 0.315, SLG: 0.340	(1, 4) 0-0 1-3			(1, 4) 0-0 F6		(1, 4) 0-0 L4		(1, 4) 0-0 F8		4	0	0	0	0	0	2	
Joe Cunningham, L OBP: 0.408, SLG: 0.431	(1, 3) 0-3 K			(1, 3) 0-3 K		(1, 3) 0-0 L5			(1, 3) 0-0 F7	4	0	0	0	0	2	2	
Floyd Robinson, L OBP: 0.384, SLG: 0.467		(1, 9) 0-0 G5-4-3 BB 1B		(1, 9) 0-0 1-3		(1, 9) 0-0 SH1-4 1B		(1, 9) 0-0 G3		4	0	2	0	0	0	0	
Al Smith, R OBP: 0.365, SLG: 0.468		(1, 5) 4-0 G5-4-3 BB 1-2		(1, 5) 0-0 F8		(1, 5) 0-0 SH1-4 1B		(1, 5) 0-0 F8		3	0	1	0	1	0	0	
Mike Hershberger, R OBP: 0.321, SLG: 0.329	(1, 9) 0-0 G5-4-3		(1, 8) 0-0 F9		(1, 8) 0-0 SH1-4		(1, 8) 0-0 SH1-4			2	0	0	0	0	0	2	
Luis Aparicio, R OBP: 0.281, SLG: 0.337	(1, 6) 0-0 6-3			(1, 6) 0-0 F4		(1, 6) 0-0 F4				3	0	0	0	0	0	3	
Cam Carreon, R OBP: 0.325, SLG: 0.360			(1, 2) 0-0 F9		(1, 2) 0-0 F3		(1, 2) 0-0 5-3			3	0	0	0	0	0	2	
Juan Pizarro, L OBP: 0.205, SLG: 0.176 Eddie Fisher, R OBP: 0.170, SLG: 0.222 Deacon Jones, L OBP: 0.440, SLG: 0.400 Dave DeBusschere, R OBP: 0.321, SLG: 0.329	(1, 1) 0-0 F8		(1, 1) 0-0 F8			(1, 1) 0-0 1B		(1, 1) 0-3 K		2	0	1	0	0	0	0	AB 30 R 0 H 5 RBI 0 BB 1 SO 5 LOB 11 
<b>Inning Stats</b>	R: 0 E: 0 K: 2 S: 7	H: 0 LOB: 0 BB: 0 P: 7	R: 0 E: 0 K: 0 S: 3	H: 1 LOB: 1 BB: 1 P: 7	R: 0 E: 0 K: 0 S: 3	H: 0 LOB: 0 BB: 0 P: 3	R: 0 E: 0 K: 1 S: 5	H: 2 LOB: 2 BB: 0 P: 5	R: 0 E: 0 K: 0 S: 5	H: 2 LOB: 2 BB: 0 P: 5	R: 0 E: 0 K: 2 S: 7	H: 0 LOB: 0 BB: 0 P: 7	R: 0 E: 0 K: 0 S: 3	H: 0 LOB: 0 BB: 0 P: 3	1B: 5 2B: 0 3B: 0 HR: 0	SF: 0 SAC: 1 DP: 1 HBP: 0	
<b>PITCHER</b> Bill Monbouquette, R ERA: 3.42	IP: 9.0 WLS: W BF: 32 H: 5 R: 0 ER: 0 SO: 5 BB: 1 IBB: 0 HBP: 0 BLK: 0 WP: 0 HR: 0 S: 41 P: 45 ERA: 0.00 WHIP: 0.667																

Batter	1	2	3	4	5	6	7	8	9	AB	R	H	RBI	BB	SO	LOB	BOTTOM		
Carroll Hardy, R OBP: 0.315, SLG: 0.346	(1, 8) 0-3 K	(1, 8) 0-0 4-3			(1, 8) 4-0 1B BB 6-3		(1, 8) 0-0 2B 1B 1-2	(1, 8) 0-0 F8		4	1	1	0	1	1	1	Chicago White Sox @ Boston Red Sox Fenway Park, Boston, MA Tue Sep 25 1962, 3:33 AM EDT Att: 1,224 - Unknown		
Eddie Bressoud, R OBP: 0.329, SLG: 0.444	(1, 6) 0-0 1B		(1, 6) 0-0 F8		(1, 6) 0-0 6-3		(1, 6) 0-0 1B			4	1	1	0	0	0	3			
Carl Yastrzemski, L OBP: 0.361, SLG: 0.469	(1, 7) 0-0 F4		(1, 7) 0-0 F7		(1, 7) 0-0 1B 2H		(1, 7) 0-0 1B 2B 1-3 2H			4	1	2	1	0	0	1			
Lou Clinton, R OBP: 0.353, SLG: 0.547	(1, 9) 4-0 1B BB		(1, 9) 4-0 1B BB		(1, 9) 0-0 F8		(1, 9) 4-0 1B IBB			1	0	0	0	3	0	1			
Frank Matzone, R OBP: 0.318, SLG: 0.428	(1, 5) 0-0 1-3 2H 1B		(1, 5) 0-3 K			(1, 5) 0-0 1B	(1, 5) 0-0 1B 1-2 2H 3H			4	0	3	3	0	1	1			
Bob Tillman, R OBP: 0.287, SLG: 0.456	(1, 2) 0-3 K			(1, 2) 0-0 1B		(1, 2) 0-0 F7	(1, 2) 0-0 F9			4	0	1	0	0	1	5			
Don Gile, R	(1, 3) 0-3 K		(1, 3) 0-3 K		(1, 3) 0-0 1B		(1, 3) 0-0 F4	(1, 3) 0-0 6-3		4	0	0	0	0	2	4			
Chuck Schilling, R OBP: 0.292, SLG: 0.335	(1, 4) 0-0 SH1-4 1B		(1, 4) 0-0 F9		(1, 4) 0-0 F3		(1, 4) 0-0 6-3			4	0	1	0	0	0	2			
Bill Monbouquette, R OBP: 0.182, SLG: 0.100	(1, 1) 0-0 SH1-4		(1, 1) 0-0 K		(1, 1) 4-0 1B 2B BB		(1, 1) 0-3 K			2	1	0	0	1	2	1	AB 31 R 4 H 9 RBI 4 BB 5 SO 7 LOB 19 		
<b>Inning Stats</b>	R: 1 E: 0 K: 2 S: 9	H: 2 LOB: 2 BB: 1 P: 13	R: 0 E: 0 K: 1 S: 6	H: 1 LOB: 0 BB: 0 P: 6	R: 0 E: 0 K: 1 S: 5	H: 0 LOB: 1 BB: 1 P: 9	R: 0 E: 0 K: 2 S: 8	H: 1 LOB: 1 BB: 0 P: 8	R: 0 E: 0 K: 0 S: 3	H: 1 LOB: 1 BB: 1 P: 7	R: 0 E: 0 K: 0 S: 4	H: 1 LOB: 1 BB: 0 P: 4	R: 3 E: 0 K: 0 S: 6	H: 3 LOB: 2 BB: 2 P: 14	R: 0 E: 0 K: 1 S: 5	H: 0 LOB: 0 BB: 0 P: 5		1B: 7 2B: 2 3B: 0 HR: 0	SF: 0 SAC: 1 DP: 0 HBP: 0
<b>PITCHER</b> Juan Pizarro, L ERA: 3.83 Eddie Fisher, R ERA: 3.17 Dave DeBusschere, R ERA: 2.0	IP: 6.1 WLS: L BF: 31 H: 8 R: 4 ER: 4 SO: 4 BB: 4 IBB: 1 HBP: 0 BLK: 0 WP: 0 HR: 0 S: 38 P: 58 ERA: 5.68 WHIP: 1.895																		






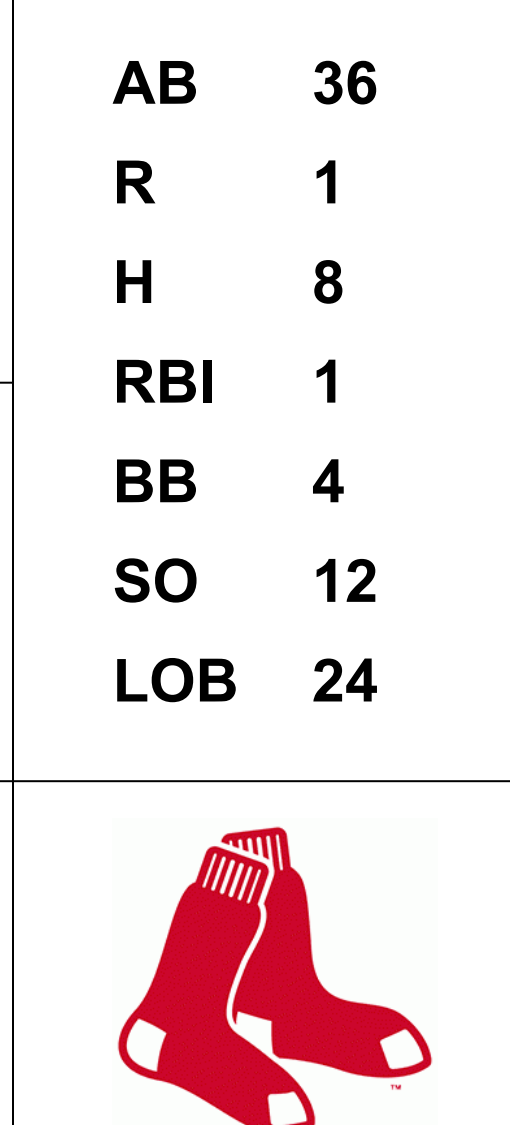


Batter	1	2	3	4	5	6	7	8	9	AB	R	H	RBI	BB	SO	LOB	TOP																				
Ken Hamlin, R OBP: 0.301, SLG: 0.325 (1, 6)	0-0 6-3		0-0 WP 2B		0-0 5-3			0-0 F8		4	0	1	0	0	0	0	<b>Washington Senators @ Boston Red Sox</b> Fenway Park, Boston, MA Sun Sep 30 1962, 3:33 AM EDT Unknown																				
Chuck Cottier, R OBP: 0.310, SLG: 0.341 (1, 4)	0-0 F8		4-0 G5-4-3 BB			0-0 F8		0-0 F9		3	0	0	0	1	0	0																					
Chuck Hinton, R OBP: 0.362, SLG: 0.474 (1, 9) (9, 8)	0-0 F8		0-0 G5-4-3 1-2			0-0 1B			4-0 SH BB SF8 BB	3	1	1	0	1	0	2																					
Bud Zipfel, L OBP: 0.307, SLG: 0.370 (1, 3)		0-0 S HR 1B		0-0 4-3		0-0 F8			4-0 SF8 SH BB 1-2	3	1	1	0	1	0	1																					
Johnny Schaive, R OBP: 0.270, SLG: 0.409 (1, 5)	0-3 K 1-2			4-0 BB		0-0 6-3			0-0 SH SF8	2	0	0	0	1	1	2																					
Don Lock, R OBP: 0.329, SLG: 0.450 (1, 7)	0-0 HR			0-0 F7			0-3 K		0-0 SF8 1-2 2-3 3-H 4-0	3	1	1	3	0	1	1																					
Jim Piersall, R OBP: 0.301, SLG: 0.329 (1, 8) Jim King, L OBP: 0.355, SLG: 0.391 (9, PH) (9, 9)	0-0 G1			0-0 6-3			0-0 F7		4-0 G5-4-3 IBB	3	0	0	0	0	0	1																					
Bob Schmidt, R OBP: 0.278, SLG: 0.414 (1, 2)	0-3 K				0-0 F2-4 1B		0-0 F4		0-0 G5-4-3 1-2	4	0	1	0	0	1	3																					
Tom Cheney, R OBP: 0.116, SLG: 0.063 Bennie Daniels, L OBP: 0.130, SLG: 0.217 (1, 1) (9, 1)			0-0 1-3		0-0 F2-4			0-0 F9		3	0	0	0	0	0	1																					
0-0 0-0 S: 3	R: 0 E: 0 K: 0 S: 3	H: 0 LOB: 0 BB: 0 P: 3	R: 2 E: 0 K: 2 S: 9	H: 2 LOB: 0 BB: 0 P: 9	R: 0 E: 0 K: 0 S: 3	H: 1 LOB: 1 BB: 1 P: 7	R: 0 E: 0 K: 0 S: 3	H: 0 LOB: 0 BB: 0 P: 7	R: 0 E: 0 K: 1 S: 5	H: 0 LOB: 0 BB: 0 P: 5	R: 0 E: 0 K: 0 S: 3	H: 0 LOB: 0 BB: 0 P: 3	R: 1 E: 1 K: 0 S: 3	H: 0 LOB: 3 BB: 3 P: 15	1B: 3 2B: 2 3B: 0 HR: 1	SF: 1 SAC: 1 DP: 3 HBP: 0		WP: 1 PB: 0 SB: 1 CS: 0	PA: 35																		
PITCHER	IP	WLS	BF	H	R	ER	SO	BB	IBB	HBP	BLK	WP	HR	S	P	ERA	WHIP	PITCHER		IP	WLS	BF	H	R	ER	SO	BB	IBB	HBP	BLK	WP	HR	S	P	ERA	WHIP	
Gene Conley, R ERA: 3.95 Earl Wilson, R ERA: 3.9	(1, 1) (8, 1)	7.0 L	26 26	5 5	2 2	2 2	3 3	2 2	0 0	0 0	0 0	1 1	1 1	30 30	38 38	2.57 4.50	1.000 1.000																				

AB	28
R	3
H	5
RBI	3
BB	5
SO	3
LOB	11



Batter	1	2	3	4	5	6	7	8	9	AB	R	H	RBI	BB	SO	LOB	BOTTOM																			
Gary Geiger, L OBP: 0.341, SLG: 0.396 (1, 8)	0-0 FC5-4 1B		0-3 K		4-0 1-2 BB		0-0 F7		0-0 2B 1B	4	0	2	0	1	1	2	<b>Washington Senators @ Boston Red Sox</b> Fenway Park, Boston, MA Sun Sep 30 1962, 3:33 AM EDT Unknown																			
Eddie Brassoud, R OBP: 0.328, SLG: 0.444 (1, 6)	0-3 K		0-0 L1		0-3 K		0-0 FC5-4 1-2		0-0 1-3 2B	5	0	1	0	0	2	5																				
Carl Yastrzemski, L OBP: 0.364, SLG: 0.470 (1, 7)	0-0 F6		0-3 K			0-0 1-3 1B		0-0 2B 6-3 1B	4	1	2	0	1	1	1																					
Lou Clinton, R OBP: 0.348, SLG: 0.539 (1, 9)	0-0 FC5-4 1-2			0-3 K		0-3 K		0-0 K	0-0 1-3 2B	5	0	1	0	0	2	5																				
Frank Matzone, R OBP: 0.319, SLG: 0.428 (1, 5)		0-0 1B 1B		0-0 6-3		0-0 1-3 2B		0-0 6-3		4	0	1	1	0	0	2																				
Russ Nixon, L OBP: 0.313, SLG: 0.371 (1, 2)	0-3 K		0-3 K		0-3 K		0-0 F5		0-0 F8	4	0	0	0	0	2	3																				
Don Gile, R OBP: 0.122, SLG: 0.027 (1, 3)	0-0 1-2 1B				0-3 K		4-0 K BB BB		0-3 K	3	0	1	0	1	2	1																				
Chuck Schilling, R OBP: 0.288, SLG: 0.329 Bob Tillman, R OBP: 0.286, SLG: 0.454 (1, 4) (9, PH)	0-0 F8				0-0 F2		0-0 F7		0-3 K	3	0	0	0	0	0	3																				
Gene Conley, R OBP: 0.217, SLG: 0.333 Pumpsie Green, S OBP: 0.308, SLG: 0.341 Earl Wilson, R OBP: 0.230, SLG: 0.333 Jim Pagliaroni, R OBP: 0.357, SLG: 0.442 (1, 1) (7, PH) (8, 1) (9, PH)	0-3 K				0-0 E7 BB		4-0 FC5-4 1-2 BB		0-0 5-3	2	0	0	0	0	1	2																				
0-0 0-0 S: 6	R: 0 E: 0 K: 1 S: 6	H: 1 LOB: 1 BB: 0 P: 6	R: 0 E: 0 K: 2 S: 9	H: 2 LOB: 2 BB: 0 P: 9	R: 0 E: 0 K: 2 S: 7	H: 0 LOB: 0 BB: 0 P: 7	R: 0 E: 0 K: 2 S: 7	H: 0 LOB: 1 BB: 1 P: 12	R: 0 E: 0 K: 1 S: 6	H: 1 LOB: 1 BB: 0 P: 6	R: 0 E: 0 K: 0 S: 3	H: 0 LOB: 2 BB: 2 P: 11	R: 0 E: 0 K: 1 S: 7	H: 2 LOB: 1 BB: 0 P: 7	R: 0 E: 0 K: 1 S: 7	H: 2 LOB: 3 BB: 1 P: 11		1B: 6 2B: 2 3B: 0 HR: 0	SF: 0 SAC: 0 DP: 0 HBP: 0	WP: 0 PB: 0 SB: 0 CS: 0	PA: 40															
PITCHER	IP	WLS	BF	H	R	ER	SO	BB	IBB	HBP	BLK	WP	HR	S	P	ERA	WHIP	PITCHER		IP	WLS	BF	H	R	ER	SO	BB	IBB	HBP	BLK	WP	HR	S	P	ERA	WHIP
Tom Cheney, R ERA: 3.17 Bennie Daniels, R ERA: 4.86	(1, 1) (9, 1)	8.2 S	39 1	8 0	1 0	1 0	12 0	4 0	0 0	0 0	0 0	0 0	0 1	1 1	75 1	1.04 0.00	1.385 0.000																			





Batter	1	2	3	4	5	6	7	8	9	AB	R	H	RBI	BB	SO	LOB	TOP			
<b>John Kennedy, R</b> OBP: 0.295, SLG: 0.381 (1.5)										4	1	2	0	0	0	0	<b>Washington Senators @ Boston Red Sox</b> Fenway Park, Boston, MA Sun Sep 30 1962, 3:38 AM EDT Att: 6,346 - Unknown <a href="http://livebaseballscorecards.com">livebaseballscorecards.com</a>			
<b>Ron Stillwell, R</b> OBP: 0.333, SLG: 0.273 (1.4)										4	0	0	0	0	1	2				
<b>Chuck Hinton, R</b> OBP: 0.361, SLG: 0.472 (1.8)										4	0	1	1	0	0	0				
<b>Harry Bright, R</b> OBP: 0.319, SLG: 0.462 (1.3)										4	0	1	0	0	1	1				
<b>Ken Retzer, L</b> OBP: 0.334, SLG: 0.400 (1.2)										4	0	0	0	0	0	2				
<b>Don Lock, R</b> OBP: 0.336, SLG: 0.458 (1.7)										3	0	2	0	1	1	1				
<b>Jim King, L</b> OBP: 0.353, SLG: 0.387 (1.9)										3	0	0	0	0	2	3				
<b>Ed Brinkman, R</b> OBP: 0.228, SLG: 0.233 (1.6)										3	0	0	0	0	0	1				
<b>Jack Jenkins, R</b> (1.1)										3	0	0	0	0	3	1				
<b>Inning Stats</b>	R: 1 E: 0 K: 1 S: 7	H: 2 LOB: 1 BB: 0 P: 7	R: 0 E: 0 K: 2 S: 8	H: 1 LOB: 1 BB: 0 P: 8	R: 0 E: 0 K: 0 S: 3	H: 0 LOB: 0 BB: 0 P: 3	R: 0 E: 0 K: 0 S: 3	H: 0 LOB: 1 BB: 1 P: 7	R: 0 E: 0 K: 1 S: 5	H: 0 LOB: 0 BB: 0 P: 5	R: 0 E: 0 K: 1 S: 5	H: 1 LOB: 1 BB: 0 P: 5	R: 0 E: 0 K: 1 S: 6	H: 1 LOB: 1 BB: 0 P: 6	R: 0 E: 0 K: 1 S: 6	H: 1 LOB: 1 BB: 0 P: 6	1B: 4 2B: 2 3B: 1 HR: 0	SF: 0 SAC: 0 DP: 1 HBP: 0	WP: 0 PB: 0 SB: 1 CS: 1	PA: 33
<b>PITCHER</b> <b>Bill Monbouquette, R</b> ERA: 3.33 (1.1)	IP: 9.0 WLS: W BF: 33 H: 6 R: 1 ER: 1 SO: 8 BB: 1 IBB: 0 HBP: 0 BLK: 0 WP: 0 HR: 0 S: 48 P: 52 ERA: 1.00 WHIP: 0.778															<b>PITCHER</b>				

Batter	1	2	3	4	5	6	7	8	9	AB	R	H	RBI	BB	SO	LOB	BOTTOM					
<b>Gary Geiger, L</b> OBP: 0.344, SLG: 0.408 (1.8)										4	1	3	1	0	0	0	<b>Washington Senators @ Boston Red Sox</b> Fenway Park, Boston, MA Sun Sep 30 1962, 3:38 AM EDT Att: 6,346 - Unknown <a href="http://livebaseballscorecards.com">livebaseballscorecards.com</a>					
<b>Billy Gardner, R</b> OBP: 0.308, SLG: 0.335 (1.6)										4	0	1	0	0	1	1						
<b>Carl Yastrzemski, L</b> OBP: 0.363, SLG: 0.469 (1.7)										2	0	0	0	0	1	2						
<b>Carroll Hardy, R</b> OBP: 0.316, SLG: 0.345 (4.7)										1	0	0	0	1	0	0						
<b>Lou Clinton, R</b> OBP: 0.349, SLG: 0.540 (1.9)										3	0	1	0	1	0	2						
<b>Frank Matzone, R</b> OBP: 0.319, SLG: 0.426 (1.5)										4	0	1	0	0	0	2						
<b>Jim Pagliaroni, R</b> OBP: 0.359, SLG: 0.438 (1.2)										2	0	0	0	2	1	2						
<b>Earl Wilson, R</b> OBP: 0.230, SLG: 0.333 (9, FR)										0	1	0	0	0	0	0						
<b>Don Gile, R</b> OBP: 0.133, SLG: 0.122 (1.3)										4	1	1	2	0	1	4						
<b>Chuck Schilling, R</b> OBP: 0.286, SLG: 0.327 (1.4)										3	0	0	0	0	1	1						
<b>Bill Monbouquette, R</b> OBP: 0.175, SLG: 0.096 (1.1)										3	0	0	0	0	3	0						
<b>Inning Stats</b>	R: 0 E: 0 K: 1 S: 6	H: 2 LOB: 1 BB: 0 P: 6	R: 0 E: 0 K: 3 S: 10	H: 1 LOB: 0 BB: 0 P: 10	R: 1 E: 0 K: 1 S: 6	H: 1 LOB: 0 BB: 0 P: 6	R: 0 E: 0 K: 0 S: 3	H: 0 LOB: 1 BB: 1 P: 7	R: 0 E: 0 K: 0 S: 3	H: 0 LOB: 1 BB: 1 P: 7	R: 0 E: 0 K: 0 S: 4	H: 0 LOB: 2 BB: 1 P: 8	R: 0 E: 0 K: 1 S: 5	H: 0 LOB: 0 BB: 0 P: 5	R: 0 E: 0 K: 1 S: 4	H: 0 LOB: 1 BB: 1 P: 8	R: 2 E: 0 K: 0 S: 2	H: 1 LOB: 1 BB: 1 P: 6	1B: 3 2B: 3 3B: 0 HR: 2	SF: 0 SAC: 0 DP: 2 HBP: 0	WP: 0 PB: 0 SB: 0 CS: 1	PA: 34
<b>PITCHER</b> <b>Jack Jenkins, R</b> ERA: 4.05 (1.1)	IP: 8.1 WLS: L BF: 34 H: 7 R: 3 ER: 3 SO: 8 BB: 4 IBB: 0 HBP: 0 BLK: 0 WP: 0 HR: 2 S: 46 P: 62 ERA: 3.24 WHIP: 1.320															<b>PITCHER</b>						