Boston Red Sox - 1963

Batter	1	2	3	4	5	6	7	8	9	AB	R	H	RBI	BB	SO	LOB
Chuck Schilling, R (1, 4) OBP: 0.250, SLG: 0.250	E9 1B		K			F8			F8	4	0	1	0	0	1	1
Eddie Bressoud, R (1, 6)	K		P4			F7			L4	4	0	0	0	0	1	2
Carl Yastrzemski, L (1, 7) OBP: 0.500, SLG: 1.250	1-3			L6			HR		1B	4	1	2	1	0	0	1
Dick Stuart, R (1, 3)	5-3			K			L7		5-3	4	0	0	0	0	1	2
Roman Mejias, R (1, 8)		6-3		P6			5-3			3	0	0	0	0	0	0
Lou Clinton, R (1, 9)		L6			1-3		6-3			3	0	0	0	0	0	0
Frank Malzone, R (1, 5)		5-3			K			6-3		3	0	0	0	0	1	0
Bob Tillman, R (1, 2) OBP: 0.333, SLG: 0.333			WP 1B		K			K		3	0	1	0	0	2	0
Bill Monbouquette, R (1, 1)			1-4 1-2			L8		F8		1	0	0	0	0	0	1
Russ Nixon, L (6, PH)										1	0	0	0	0	0	0
Jack Lamabe, R (6, 1)										0	0	0	0	0	0	0
Gary Geiger, L (8, PH)										1	0	0	0	0	0	0
Chet Nichols, S (8, 1)										0	0	0	0	0	0	0
Inning Stats	R: 0 E: 1 K: 1 S: 6 H: 1 LOB: 1 BB: 0 P: 6	R: 0 E: 0 K: 0 S: 3 H: 0 LOB: 0 BB: 0 P: 3	R: 0 E: 0 K: 1 S: 6 H: 1 LOB: 1 BB: 0 P: 6	R: 0 E: 0 K: 1 S: 5 H: 0 LOB: 0 BB: 0 P: 5	R: 0 E: 0 K: 2 S: 7 H: 0 LOB: 0 BB: 0 P: 7	R: 0 E: 0 K: 0 S: 3 H: 0 LOB: 0 BB: 0 P: 3	R: 1 E: 0 K: 0 S: 4 H: 1 LOB: 0 BB: 0 P: 4	R: 0 E: 0 K: 1 S: 5 H: 0 LOB: 0 BB: 0 P: 5	R: 0 E: 0 K: 0 S: 4 H: 1 LOB: 1 BB: 0 P: 4	1B: 3 2B: 0 3B: 0 HR: 1 SF: 0 SAC: 0 DP: 0 HBP: 0						

PITCHER		IP	WLS	BF	H	R	ER	SO	BB	IBB	HBP	BLK	WP	HR	S	P	ERA	WHIP
Ken McBride, R ERA: 1.0	(1, 1)	9.0	W	31	4	1	1	6	0	0	0	0	1	1	43	43	1.00	0.444

PITCHER	IP	WLS	BF	H	R	ER	SO	BB	IBB	HBP	BLK	WP	HR	S	P	ERA	WHIP

TOP

Boston Red Sox @ Los Angeles Angels

Dodger Stadium, Los Angeles, CA

Tue Apr 09 1963, 6:05 PM PST

Att. 21,864 - Unknown - 53 F

livebaseballscorecards.com

AB	31
R	1
H	4
RBI	1
BB	0
SO	6
LOB	7

PA: 31

WP: 1
PB: 0
SB: 0
CS: 0

Boston Red Sox @ Los Angeles Angels

Dodger Stadium, Los Angeles, CA

Tue Apr 09 1963, 6:05 PM PST
Att. 21,864 - Unknown - 53 F

livebaseballscorecards.com

Batter	1	2	3	4	5	6	7	8	9	AB	R	H	RBI	BB	SO	LOB
Albie Pearson, L (1, 8) OBP: 0.500, SLG: 0.333	0-0 1B 1B		0-0 1-3		BBBB 4-0 1B HR BB		0-0 P3			3	1	1	0	1	0	0
Billy Moran, R (1, 4) OBP: 0.250, SLG: 0.250	0-0 F7		0-0 F5		0-0 1-2 2-H HR 1B		0-0 P6			4	1	1	1	0	0	1
Lee Thomas, L (1, 3) OBP: 0.500, SLG: 1.250	0-0 1-2 1B		0-0 4-3		0-0 1-H 2-H HR		0-0 4-3			4	1	2	3	0	0	0
Leon Wagner, L (1, 7)	0-0 F5			0-0 3-1	0-0 6-3			0-0 4-3		4	0	0	0	0	0	2
Buck Rodgers, S (1, 2)	0-0 4-3			0-0 3-1	SSS 0-3 K			0-0 6-3		4	0	0	0	0	1	2
George Thomas, R (1, 9) OBP: 0.250, SLG: 0.250		0-0 F2		0-0 1B		0-0 P3		SSS 0-3 K		4	0	1	0	0	1	0
Felix Torres, R (1, 5) OBP: 0.667, SLG: 0.667		0-0 1B		SSS 0-3 K		0-0 FC6-4 1B				3	0	2	0	0	1	1
Jim Fregosi, R (1, 6)		SSS 0-3 K			0-0 E6 SH1-4 1B	0-0 FC6-4 1-2f				3	1	0	0	0	1	2
Ken McBride, R (1, 1)		SSS 0-3 K			0-0 SH1-4 1-2	SSS 0-3 K				2	0	0	0	0	2	2

Inning Stats	1	2	3	4	5	6	7	8	9			
	R: 0 H: 2	R: 0 H: 1	R: 0 H: 0	R: 0 H: 1	R: 4 H: 2	R: 0 H: 1	R: 0 H: 0	R: 0 H: 0		1B: 6 SF: 0	WP: 0 PA: 33	
	E: 0 LOB: 2	E: 0 LOB: 1	E: 0 LOB: 0	E: 0 LOB: 1	E: 1 LOB: 0	E: 0 LOB: 1	E: 0 LOB: 0	E: 0 LOB: 0		2B: 0 SAC: 1	PB: 0	
	K: 0 BB: 0	K: 2 BB: 0	K: 0 BB: 0	K: 1 BB: 0	K: 1 BB: 1	K: 1 BB: 0	K: 0 BB: 0	K: 1 BB: 0		3B: 0 DP: 0	SB: 0	
	S: 5 P: 5	S: 8 P: 8	S: 3 P: 3	S: 6 P: 6	S: 8 P: 12	S: 6 P: 6	S: 3 P: 3	S: 5 P: 5		HR: 1 HBP: 0	CS: 0	

PITCHER		IP	WLS	BF	H	R	ER	SO	BB	IBB	HBP	BLK	WP	HR	S	P	ERA	WHIP
Bill Monbouquette, R ERA: 5.4	(1, 1)	5.0	L	23	6	4	3	4	1	0	0	0	0	1	30	34	5.40	1.400
Jack Lamabe, R ERA:	(6, 1)	2.0		7	1	0	0	1	0	0	0	0	0	0	9	9	0.00	0.500
Chet Nichols, L ERA:	(8, 1)	1.0		3	0	0	0	1	0	0	0	0	0	0	5	5	0.00	0.000

PITCHER	IP	WLS	BF	H	R	ER	SO	BB	IBB	HBP	BLK	WP	HR	S	P	ERA	WHIP

AB	31
R	4
H	7
RBI	4
BB	1
SO	6
LOB	10

Batter	1	2	3	4	5	6	7	8	9	AB	R	H	RBI	BB	SO	LOB
Chuck Schilling, R (1, 4) OBP: 0.333, SLG: 0.333	E FC1-2 1B		1B 2B 1B	4-3		1-3			F3	5	1	2	0	0	0	1
Eddie Bressoud, R (1, 6) OBP: 0.333, SLG: 0.333	K		1-2 2B 1B		FC4-6 1B 1B		5-3		1-3 1B	5	1	3	0	0	1	1
Carl Yastrzemski, L (1, 7) OBP: 0.444, SLG: 0.889	E5 FC1-2 1-3		1-H 2-H 1B 2B		FC4-6 1-2 1B		F6		1-3 1-2	5	1	2	2	0	0	2
Dick Stuart, R (1, 3) Gary Geiger, L (7, PR) (7, 3)	FC1-2 2-3 3-H		2-H 2B 1B		K	BB			K	3 1	1 0	1 0	1 0	1 0	1 1	4 1
Roman Mejias, R (1, 8)	5-3		K		FC4-6 1-2f 2-3		4-3			4	0	0	0	0	1	6
Lou Clinton, R (1, 9) OBP: 0.143, SLG: 0.286		F8	1-H 2B		F7			F6		4	0	1	1	0	0	2
Frank Malzone, R (1, 5) OBP: 0.143, SLG: 0.143		G4-6-3 1B	F9			5-3		6-3		4	0	1	0	0	0	1
Bob Tillman, R (1, 2) OBP: 0.286, SLG: 0.286		G4-6-3 1-2f		F7		K		1B		4	0	1	0	0	1	1
Earl Wilson, R (1, 1) OBP: 0.250, SLG: 0.250			F7	K		1B		1-3		4	0	1	0	0	1	1
Inning Stats	R: 0 E: 1 K: 1 S: 7 H: 1 LOB: 2 BB: 0 P: 7	R: 0 E: 0 K: 0 S: 3 H: 1 LOB: 0 BB: 0 P: 3	R: 4 E: 0 K: 1 S: 10 H: 5 LOB: 1 BB: 0 P: 10	R: 0 E: 0 K: 1 S: 5 H: 0 LOB: 0 BB: 0 P: 5	R: 0 E: 0 K: 1 S: 7 H: 2 LOB: 2 BB: 0 P: 7	R: 0 E: 0 K: 1 S: 6 H: 1 LOB: 1 BB: 0 P: 6	R: 0 E: 0 K: 0 S: 3 H: 0 LOB: 1 BB: 1 P: 7	R: 0 E: 0 K: 0 S: 4 H: 1 LOB: 1 BB: 0 P: 4	R: 0 E: 0 K: 1 S: 6 H: 1 LOB: 1 BB: 0 P: 6	1B: 10 2B: 2 3B: 0 HR: 0 SF: 0 SAC: 0 DP: 1 HBP: 0						

PITCHER	IP	WLS	BF	H	R	ER	SO	BB	IBB	HBP	BLK	WP	HR	S	P	ERA	WHIP
Dean Chance, R (1, 1) ERA: 13.5	2.2	L	15	7	4	4	2	0	0	0	0	0	0	19	19	13.50	2.625
Don Lee, R (3, 1) ERA:	2.1		9	2	0	0	2	0	0	0	0	0	0	13	13	0.00	0.857
Julio Navarro, R (6, 1) ERA:	2.0		8	1	0	0	1	1	0	0	0	0	0	9	13	0.00	1.000
Art Fowler, R (8, 1) ERA:	2.0		8	2	0	0	1	0	0	0	0	0	0	10	10	0.00	1.000

PITCHER	IP	WLS	BF	H	R	ER	SO	BB	IBB	HBP	BLK	WP	HR	S	P	ERA	WHIP

TOP

Boston Red Sox @ Los Angeles Angels

Dodger Stadium, Los Angeles, CA

Wed Apr 10 1963, 3:33 AM PST

Att. 7,269 - Unknown - 65 F

livebaseballscorecards.com

AB	39
R	4
H	12
RBI	4
BB	1
SO	6
LOB	20

WP: 0	PA: 40		
PB: 0			
SB: 0			
CS: 0			

Boston Red Sox @ Los Angeles Angels

Dodger Stadium, Los Angeles, CA

Wed Apr 10 1963, 3:33 AM PST

Att. 7,269 - Unknown - 65 F

BOTTOM

Batter	1	2	3	4	5	6	7	8	9	AB	R	H	RBI	BB	SO	LOB
Albie Pearson, L (1, 8) OBP: 0.500, SLG: 0.333	G3		BBBB 4-0 G5-4-3 BB		1B			4-3		3	0	1	0	1	0	0
Billy Moran, R (1, 4) OBP: 0.125, SLG: 0.125	L6		G5-4-3 1-2f		F8			F5		4	0	0	0	0	0	2
Lee Thomas, L (1, 3) OBP: 0.375, SLG: 0.875	1B 2B		F8			F7		4-3		4	1	1	0	0	0	0
Leon Wagner, L (1, 7) OBP: 0.375, SLG: 0.500	2-H 1B			E8 1B		4-3			6-3 2B	4	0	3	1	0	0	0
Buck Rodgers, S (1, 2)	G3			F7		SSS BBBB 4-0 BB			SSS 0-3 K	3	0	0	0	1	1	3
George Thomas, R (1, 9) OBP: 0.125, SLG: 0.125		F4		6-3		F2			2-3 6-3	4	0	0	0	0	0	3
Felix Torres, R (1, 5) OBP: 0.429, SLG: 0.429		1B		5-3			SSS 0-3 K		F3	4	0	1	0	0	1	2
Jim Fregosi, R (1, 6)		SSS 0-3 K			SSS 0-3 K		F6			3	0	0	0	0	2	1
Dean Chance, R (1, 1) Don Lee, R (3, 1) Tom Satriano, L (5, PH) Julio Navarro, R (6, 1) Ed Kirkpatrick, L (7, PH) Art Fowler, R (8, 1)		1-3			3-1		F5			1 0 1 0 1 0	0 0 0 0 0 0	0 0 0 0 0 0	0 0 0 0 0 0	0 0 0 0 0 0	0 0 0 0 0 0	1 0 0 0 0 0
Inning Stats	R: 1 E: 0 K: 0 S: 5 H: 2 LOB: 1 BB: 0 P: 5	R: 0 E: 0 K: 1 S: 6 H: 1 LOB: 1 BB: 0 P: 6	R: 0 E: 0 K: 0 S: 2 H: 0 LOB: 0 BB: 1 P: 6	R: 0 E: 1 K: 0 S: 4 H: 1 LOB: 1 BB: 0 P: 4	R: 0 E: 0 K: 1 S: 6 H: 1 LOB: 1 BB: 0 P: 6	R: 0 E: 0 K: 0 S: 3 H: 0 LOB: 1 BB: 1 P: 7	R: 0 E: 0 K: 1 S: 5 H: 0 LOB: 0 BB: 0 P: 5	R: 0 E: 0 K: 0 S: 3 H: 0 LOB: 0 BB: 0 P: 3	R: 0 E: 0 K: 1 S: 6 H: 1 LOB: 1 BB: 0 P: 6	1B: 4 2B: 2 3B: 0 HR: 0	SF: 0 SAC: 0 DP: 1 HBP: 0						

PITCHER	IP	WLS	BF	H	R	ER	SO	BB	IBB	HBP	BLK	WP	HR	S	P	ERA	WHIP
Earl Wilson, R (1, 1) ERA: 1.0	9.0	W	34	6	1	1	4	2	0	0	0	0	0	40	48	1.00	0.889

PITCHER	IP	WLS	BF	H	R	ER	SO	BB	IBB	HBP	BLK	WP	HR	S	P	ERA	WHIP

AB	32
R	1
H	6
RBI	1
BB	2
SO	4
LOB	12

1B: 4 2B: 2 3B: 0 HR: 0 SF: 0 SAC: 0 DP: 1 HBP: 0

WP: 0 PB: 0 SB: 0 CS: 0 PA: 34

livebaseballscorecards.com

Batter	1	2	3	4	5	6	7	8	9	AB	R	H	RBI	BB	SO	LOB
Chuck Schilling, R (1, 4) OBP: 0.231, SLG: 0.231	S S S 0-3 ① K			x 0-0 ① F8		S S S 0-3 ② K			x 0-0 ② P6	4	0	0	0	0	2	1
Eddie Bressoud, R (1, 6) OBP: 0.308, SLG: 0.308	S S S 0-3 ② K			x 0-0 ② FC6-4 1B		x 0-0 ③ F6			x 0-0 ③ P4	4	0	1	0	0	1	1
Carl Yastrzemski, L (1, 7) OBP: 0.333, SLG: 0.667	S S S 0-3 ③ K			x 0-0 ② F8			x 0-0 ① L9			3	0	0	0	0	1	1
Dick Stuart, R (1, 3) OBP: 0.182, SLG: 0.100		S S S 0-3 ① K		x 0-0 ③ FC6-4 1-2f			x 0-0 ② 4-3			3	0	0	0	0	1	1
Roman Mejias, R (1, 8)		x 0-0 ② 4-3			x 0-0 ① P6		x 0-0 ③ F7			3	0	0	0	0	0	0
Lou Clinton, R (1, 9) OBP: 0.100, SLG: 0.200		S S S 0-3 ③ K			x 0-0 ② F3			S S S 0-3 ① K		3	0	0	0	0	2	0
Frank Malzone, R (1, 5) OBP: 0.100, SLG: 0.100			x 0-0 ① F6		x 0-0 ③ 1-3			x 0-0 ② 6-3		3	0	0	0	0	0	0
Bob Tillman, R (1, 2) OBP: 0.300, SLG: 0.222			S S S 0-3 ② K			B B B B 4-0 ① BB		x 0-0 ③ G1		2	0	0	0	1	1	0
Ike Delock, R (1, 1)			S S S 0-3 ③ K			S S S 0-3 ① K			x 0-0 ① F8	1	0	0	0	0	1	0
Russ Nixon, L (6, PH)										1	0	0	0	0	1	1
Jack Lamabe, R (6, 1)										0	0	0	0	0	0	0
Chet Nichols, S (6, 1)										0	0	0	0	0	0	0
Gary Geiger, L (9, PH)										1	0	0	0	0	0	0
Inning Stats	R: 0 E: 0 K: 3 S: 9 H: 0 LOB: 0 BB: 0 P: 9	R: 0 E: 0 K: 2 S: 7 H: 0 LOB: 0 BB: 0 P: 7	R: 0 E: 0 K: 2 S: 7 H: 0 LOB: 0 BB: 0 P: 7	R: 0 E: 0 K: 0 S: 4 H: 1 LOB: 1 BB: 0 P: 4	R: 0 E: 0 K: 0 S: 3 H: 0 LOB: 0 BB: 0 P: 3	R: 0 E: 0 K: 2 S: 7 H: 0 LOB: 1 BB: 1 P: 11	R: 0 E: 0 K: 0 S: 3 H: 0 LOB: 0 BB: 0 P: 3	R: 0 E: 0 K: 1 S: 5 H: 0 LOB: 0 BB: 0 P: 5	R: 0 E: 0 K: 0 S: 3 H: 0 LOB: 0 BB: 0 P: 3	1B: 1 2B: 0 3B: 0 HR: 0	SF: 0 SAC: 0 DP: 0 HBP: 0						

PITCHER	IP	WLS	BF	H	R	ER	SO	BB	IBB	HBP	BLK	WP	HR	S	P	ERA	WHIP
Tom Cheney, R (1, 1) ERA:	9.0	W	29	1	0	0	10	1	0	0	0	0	0	48	52	0.00	0.222

PITCHER	IP	WLS	BF	H	R	ER	SO	BB	IBB	HBP	BLK	WP	HR	S	P	ERA	WHIP

TOP

Boston Red Sox @ Washington Senators

D.C. Stadium, Washington, DC

Thu Apr 11 1963, 6:05 PM EST

Att. 4,939 - Unknown

livebaseballscorecards.com

AB	28
R	0
H	1
RBI	0
BB	1
SO	10
LOB	5

WP: 0 PB: 0 SB: 0 CS: 0 PA: 29

Batter	1	2	3	4	5	6	7	8	9	AB	R	H	RBI	BB	SO	LOB
Marv Breeding, R (1, 4)	P6		L7		6-3	G3				4	0	0	0	0	0	1
Chuck Hinton, R (1, 9) OBP: 0.250, SLG: 0.250	F9		6-3			WP, S, 1B / 1B	F9			4	1	1	0	0	0	0
Minnie Minoso, R (1, 7) OBP: 0.250, SLG: 0.333	K		L9			1B, S / FC4 1-H / 1B	6-3			4	1	1	1	0	1	0
Don Lock, R (1, 8) OBP: 0.417, SLG: 0.545		E / 2B		K		FC4 / HR 1-3 / 1B	5-3			4	2	2	0	0	1	0
Bobo Osborne, L (1, 5) OBP: 0.333, SLG: 0.364		2-3, E / BB		4-3		FC4 / HR 1-2 3-H		4-3		3	1	0	1	1	0	1
Don Leppert, R (1, 2) OBP: 0.455, SLG: 1.364		E5, 2-3 1-2 2-H		HR		HR 1-H 2-H		HR		4	3	3	5	0	0	1
Tom Brown, S (1, 3)		F7		K		K		F8		4	0	0	0	0	2	2
Ed Brinkman, R (1, 6) OBP: 0.300, SLG: 0.300		2-3 1-2 2-3			K	SH2-4 / 1B		K		4	0	1	0	0	2	2
Tom Cheney, R (1, 1)		K			3-1	SH2-4 1-2				2	0	0	0	0	1	2
Inning Stats	R: 0 H: 0 E: 0 LOB: 0 K: 1 BB: 0 S: 5 P: 5	R: 1 H: 1 E: 1 LOB: 2 K: 1 BB: 1 S: 7 P: 11	R: 0 H: 0 E: 0 LOB: 0 K: 0 BB: 0 S: 3 P: 3	R: 1 H: 1 E: 0 LOB: 0 K: 2 BB: 0 S: 8 P: 8	R: 0 H: 0 E: 0 LOB: 0 K: 1 BB: 0 S: 5 P: 5	R: 5 H: 5 E: 0 LOB: 1 K: 1 BB: 0 S: 11 P: 11	R: 0 H: 0 E: 0 LOB: 0 K: 0 BB: 0 S: 3 P: 3	R: 1 H: 1 E: 0 LOB: 0 K: 1 BB: 0 S: 6 P: 6		1B: 4 SF: 0 2B: 1 SAC: 1 3B: 0 DP: 0 HR: 3 HBP: 0						

PITCHER		IP	WLS	BF	H	R	ER	SO	BB	IBB	HBP	BLK	WP	HR	S	P	ERA	WHIP
Ike Delock, R ERA: 1.8	(1, 1)	5.0	L	19	2	2	1	5	1	0	0	0	0	1	28	32	1.80	0.600
Jack Lamabe, R ERA: 13.5	(6, 1)	0.0		3	3	3	3	0	0	0	0	0	1	0	3	3	∞	∞
Chet Nichols, L ERA: 6.75	(6, 1)	3.0		13	3	3	3	2	0	0	0	0	0	2	17	17	9.00	1.000

PITCHER	IP	WLS	BF	H	R	ER	SO	BB	IBB	HBP	BLK	WP	HR	S	P	ERA	WHIP

BOTTOM

Boston Red Sox @ Washington Senators

D.C. Stadium, Washington, DC

Thu Apr 11 1963, 6:05 PM EST

Att. 4,939 - Unknown

livebaseballscorecards.com

AB	33
R	8
H	8
RBI	7
BB	1
SO	7
LOB	9

1B: 4 SF: 0
2B: 1 SAC: 1
3B: 0 DP: 0
HR: 3 HBP: 0

WP: 1 PA: 35
PB: 0
SB: 2
CS: 0

Boston Red Sox @ Washington Senators

D.C. Stadium, Washington, DC

Sat Apr 13 1963, 3:33 AM EST

Att. 9,047 - Unknown

TOP

livebaseballscorecards.com

Batter	1	2	3	4	5	6	7	8	9	AB	R	H	RBI	BB	SO	LOB
Chuck Schilling, R (1, 4) OBP: 0.333, SLG: 0.294	P4	BB			FC4-6, 1B 1B		BB 1B		6-3	4	0	2	0	1	0	0
Eddie Bressoud, R (1, 6) OBP: 0.333, SLG: 0.294	F8	5-3			FC4-6 1-2 1B		G3-6-1 1-2 BB		6-3	4	0	1	0	1	0	2
Carl Yastrzemski, L (1, 7) OBP: 0.313, SLG: 0.533	CS BB		6-3		FC4-6 1-2f 2-3		G3-6-1 1-2f			3	0	0	0	1	0	4
Dick Stuart, R (1, 3) Gary Geiger, L (8, PR) (8, 3)	CS 1-2	HR	K		P3			6-3, SH3-4 BB		3 0	1 0	1 0	1 0	1 0	1 0	2 0
Roman Mejias, R (1, 8) OBP: 0.077, SLG: 0.077		HR 1B	F8		F7			SH3-4 1-2		3	1	1	0	0	0	2
Lou Clinton, R (1, 9) OBP: 0.143, SLG: 0.429		1-H HR		6-3		F8		6-3 2-3		4	1	1	2	0	0	2
Frank Malzone, R (1, 5) OBP: 0.286, SLG: 0.231		SH5-4 1B		4-3 1B		F8		BB		3	0	2	0	1	0	0
Bob Tillman, R (1, 2) OBP: 0.214, SLG: 0.154		K		4-3 1-2		5-3		B5		4	0	0	0	0	1	4
Dave Morehead, R (1, 1)		SH5-4 1-2		K			L6		P4	3	0	0	0	0	1	1
Inning Stats	R: 0 E: 0 K: 0 S: 2 H: 0 LOB: 0 BB: 1 P: 6	R: 3 E: 0 K: 1 S: 9 H: 4 LOB: 2 BB: 1 P: 13	R: 0 E: 0 K: 1 S: 5 H: 0 LOB: 0 BB: 0 P: 5	R: 0 E: 0 K: 1 S: 6 H: 1 LOB: 1 BB: 0 P: 6	R: 0 E: 0 K: 0 S: 5 H: 2 LOB: 2 BB: 0 P: 5	R: 0 E: 0 K: 0 S: 3 H: 0 LOB: 0 BB: 0 P: 3	R: 0 E: 0 K: 0 S: 3 H: 1 LOB: 1 BB: 1 P: 7	R: 0 E: 0 K: 0 S: 3 H: 0 LOB: 2 BB: 2 P: 11	R: 0 E: 0 K: 0 S: 3 H: 0 LOB: 0 BB: 0 P: 3	1B: 6 2B: 0 3B: 0 HR: 2 SF: 0 SAC: 2 DP: 1 HBP: 0						

AB	31
R	3
H	8
RBI	3
BB	5
SO	3
LOB	17

WP: 0 PB: 0 SB: 0 CS: 1 PA: 39

PITCHER		IP	WLS	BF	H	R	ER	SO	BB	IBB	HBP	BLK	WP	HR	S	P	ERA	WHIP
Don Rudolph, L ERA: 9.0	(1, 1)	1.0	L	7	4	3	3	0	1	0	0	0	0	2	6	10	27.00	5.000
Jim Duckworth, R ERA:	(2, 1)	3.0		11	1	0	0	3	1	0	0	0	0	0	16	20	0.00	0.667
Jim Bronstad, R ERA:	(5, 1)	3.0		12	3	0	0	0	1	0	0	0	0	0	11	15	0.00	1.333
Jim Hannan, R ERA:	(8, 1)	2.0		8	0	0	0	0	2	0	0	0	0	0	6	14	0.00	1.000

PITCHER	IP	WLS	BF	H	R	ER	SO	BB	IBB	HBP	BLK	WP	HR	S	P	ERA	WHIP

Batter	1	2	3	4	5	6	7	8	9	AB	R	H	RBI	BB	SO	LOB
Marv Breeding, R (1, 4) OBP: 0.188, SLG: 0.071	4-3		E9		FC6-4 1B		F7		P6	5	0	1	0	0	0	2
Chuck Hinton, R (1, 9) OBP: 0.188, SLG: 0.188	K		F9		F8		6-3			4	0	0	0	0	1	2
Minnie Minoso, R (1, 7) OBP: 0.313, SLG: 0.333	1B		BB		FC6-4 1-2f			F9		3	0	1	0	1	0	1
Don Lock, R (1, 8) OBP: 0.375, SLG: 0.429	F8		K		P4			BB CS		3	0	0	0	1	1	4
Bobo Osborne, L (1, 5) OBP: 0.375, SLG: 0.357		1B		BB		4-3		K 1-2		3	0	1	0	1	1	1
Ken Retzer, L (1, 2) OBP: 0.750, SLG: 0.667		F7		1B 1-2		BB			E 1B	3	0	2	0	1	0	1
Chuck Cottier, R (9, PR)										0	0	0	0	0	0	0
Tom Brown, S (1, 3)		K		K		K			K	4	0	0	0	0	4	5
Ed Brinkman, R (1, 6) OBP: 0.214, SLG: 0.214		1-3		K		F8			P6	4	0	0	0	0	1	5
Don Rudolph, L (1, 1)			K	K			P4		E3 1-2	0	0	0	0	0	0	0
Jim Duckworth, R (2, 1)										1	0	0	0	0	1	0
Dick Phillips, L (4, PH)										1	0	0	0	0	1	2
Jim Bronstad, R (5, 1)										0	0	0	0	0	0	0
Lou Klimchock, L (7, PH)										1	0	0	0	0	0	0
Jim Hannan, R (8, 1)										0	0	0	0	0	0	0
Jim King, L (9, PH)										1	0	0	0	0	0	1
Inning Stats	R: 0 E: 0 K: 1 S: 6 H: 1 LOB: 1 BB: 0 P: 6	R: 0 E: 0 K: 1 S: 6 H: 1 LOB: 1 BB: 0 P: 6	R: 0 E: 1 K: 2 S: 8 H: 0 LOB: 2 BB: 1 P: 12	R: 0 E: 0 K: 3 S: 10 H: 1 LOB: 2 BB: 1 P: 14	R: 0 E: 0 K: 0 S: 4 H: 1 LOB: 1 BB: 0 P: 4	R: 0 E: 0 K: 1 S: 5 H: 0 LOB: 1 BB: 1 P: 9	R: 0 E: 0 K: 0 S: 3 H: 0 LOB: 0 BB: 0 P: 3	R: 0 E: 0 K: 1 S: 4 H: 0 LOB: 1 BB: 1 P: 8	R: 0 E: 1 K: 1 S: 7 H: 1 LOB: 2 BB: 0 P: 7	1B: 5 2B: 1 3B: 0 HR: 0	SF: 0 SAC: 0 DP: 1 HBP: 0					

PITCHER	IP	WLS	BF	H	R	ER	SO	BB	IBB	HBP	BLK	WP	HR	S	P	ERA	WHIP
Dave Morehead, R (1, 1)	9.0	W	37	5	0	0	10	4	0	0	0	0	0	53	69	0.00	1.000
ERA:																	

PITCHER	IP	WLS	BF	H	R	ER	SO	BB	IBB	HBP	BLK	WP	HR	S	P	ERA	WHIP

BOTTOM

Boston Red Sox @ Washington Senators

D.C. Stadium, Washington, DC

Sat Apr 13 1963, 3:33 AM EST

Att. 9,047 - Unknown

livebaseballscorecards.com

AB	33
R	0
H	5
RBI	0
BB	4
SO	10
LOB	24

Batter	1	2	3	4	5	6	7	8	9	AB	R	H	RBI	BB	SO	LOB
Chuck Schilling, R (1, 4) OBP: 0.348, SLG: 0.318	G6-4-3 1B		E6 WP	2-3 3-H 1B			K	K		5	0	2	1	0	2	0
Eddie Bressoud, R (1, 6) OBP: 0.261, SLG: 0.227	G6-4-3 1-2f		F8 1-2	P2			K		4-3	5	0	0	0	0	1	4
Carl Yastrzemski, L (1, 7) OBP: 0.429, SLG: 0.650	1B			E FC 1B 1B	2B		BB BB 1B		K	5	1	4	0	0	1	0
Dick Stuart, R (1, 3) OBP: 0.250, SLG: 0.294		L8		FC 1B E 1-3 SF8	5-3		BB 1-2 BB		4-3	4	1	0	0	1	0	2
Roman Mejias, R (1, 8) OBP: 0.118, SLG: 0.063		6-3		E5 SF8 1B 1-2 SH1-2-4	F2		1-2 2-3 BB			3	1	0	0	1	0	3
Lou Clinton, R (1, 9) OBP: 0.167, SLG: 0.389		K		SH1-2-4 SF8 1-2 2-3 3-H 1B	P5		6-3			4	1	1	1	0	1	4
Frank Malzone, R (1, 5) OBP: 0.278, SLG: 0.313			F7	SF8 1-2 2-3 3-H		6-3		WP 4-3 2B		3	1	1	1	0	0	0
Bob Tillman, R (1, 2) OBP: 0.278, SLG: 0.375			HR	1B SH1-2-4 IBB		5-3		5-3		3	1	1	1	1	0	1
Jerry Stephenson, L (1, 1) Hal Kolstad, R (3, 1) Mike Fornieles, R (5, 1) Chet Nichols, S (6, 1) Jack Lamabe, R (7, 1) Gary Geiger, L (8, PH) Dick Radatz, R (8, 1)			F8	SH1-2-4 1-2 2-3 3-H		K		4-3 2-H		1 0 0 0 0 0 0 0 0 0 1 0 0 0 1 0 0 0 0 1 0 0 0 0 0 0 0 0 0 0 0 0 0 0 0 1 0 0 1 0 0 0 0 0 0 0 0 0 0						
Inning Stats	R: 0 H: 2 E: 0 LOB: 1 K: 0 BB: 0 S: 3 P: 3	R: 0 H: 0 E: 0 LOB: 0 K: 1 BB: 0 S: 5 P: 5	R: 1 H: 1 E: 1 LOB: 1 K: 0 BB: 0 S: 5 P: 5	R: 4 H: 3 E: 2 LOB: 2 K: 0 BB: 1 S: 8 P: 12	R: 0 H: 1 E: 0 LOB: 1 K: 0 BB: 0 S: 4 P: 4	R: 0 H: 0 E: 0 LOB: 0 K: 1 BB: 0 S: 5 P: 5	R: 0 H: 1 E: 0 LOB: 3 K: 2 BB: 2 S: 8 P: 16	R: 1 H: 1 E: 0 LOB: 0 K: 1 BB: 0 S: 6 P: 6	R: 0 H: 0 E: 0 LOB: 0 K: 1 BB: 0 S: 5 P: 5	1B: 6 2B: 2 3B: 0 HR: 1	SF: 1 SAC: 1 DP: 1 HBP: 0					

PITCHER		IP	WLS	BF	H	R	ER	SO	BB	IBB	HBP	BLK	WP	HR	S	P	ERA	WHIP
Bennie Daniels, R ERA: 2.45	(1, 1)	3.2		19	6	5	1	1	0	1	0	0	1	1	20	24	2.46	1.636
Carl Bouldin, R ERA:	(4, 1)	1.1	W	5	1	0	0	0	0	0	0	0	0	0	5	5	0.00	0.750
Ron Kline, R ERA: 1.29	(6, 1)	4.0	S	16	2	1	1	5	2	0	0	0	1	0	24	32	2.25	1.000

PITCHER	IP	WLS	BF	H	R	ER	SO	BB	IBB	HBP	BLK	WP	HR	S	P	ERA	WHIP

TOP

Boston Red Sox @ Washington Senators

D.C. Stadium, Washington, DC

Sun Apr 14 1963, 3:33 AM EST

Att. 7,497 - Unknown

livebaseballscorecards.com

AB	35
R	6
H	9
RBI	6
BB	3
SO	6
LOB	14

Batter	1	2	3	4	5	6	7	8	9	AB	R	H	RBI	BB	SO	LOB
Marv Breeding, R (1, 4) OBP: 0.238, SLG: 0.158	WP 1B SF9 1B	K		P2		2B SF9 1B	P5			5	2	2	0	0	1	2
Chuck Hinton, R (1, 9) OBP: 0.333, SLG: 0.476	SF9 WP 1-2 CS 1B		SF8 3B		4-3	WP 1-3 2B		SH1-4 1B		5	1	4	0	0	0	0
Minnie Minoso, R (1, 7) OBP: 0.400, SLG: 0.333 Jim Piersall, R (9, 8)	1-2 2-3 BB	SF8 3-H			HBP 2B BB	WP BB		SH1-4 1-2		0 0	1 0	0 0	1 0	3 0	0 0	0 0
Don Lock, R (1, 8) OBP: 0.381, SLG: 0.412 (9, 7)	SF9 2-3 3-H	WP 1B			2B 1-2 1B HBP	F7		K		3	1	1	1	0	1	4
Bobo Osborne, L (1, 5) OBP: 0.381, SLG: 0.412	G3 3-H		K 1-2		1-3 2-H 1B 2B	SF9 3-H		BB		3	1	1	2	1	1	3
Ken Retzer, L (1, 2) OBP: 0.857, SLG: 0.750 Don Leppert, R (6, PH) OBP: 0.500, SLG: 1.364 Claude Osteen, L (6, PR) OBP: 0.667, SLG: 0.667 Bob Schmidt, R (7, 2)		1B BB	HBP		3B 2-H 3-H 1B	1-2 2-3 IBB		K		1 0 0 1	1 0 0 0	1 0 0 0	2 0 0 0	1 1 0 0	0 0 0 1	0 0 0 2
Dick Phillips, L (1, 3) OBP: 0.167, SLG: 0.167		1-2 1B	4-3		F5	4-3				4	0	1	0	0	0	6
Ed Brinkman, R (1, 6) OBP: 0.222, SLG: 0.333		K		F8	1-H 3B		K			4	0	1	1	0	2	2
Bennie Daniels, L (1, 1) Carl Bouldin, S (4, 1) Jim King, L (5, PH) Ron Kline, R (6, 1)		K	K	F8 K	6-3		K			1 1 1 1	0 0 0 0	0 0 0 0	0 0 0 0	0 0 0 0	1 1 0 1	2 0 1 0
Inning Stats	R: 1 E: 0 K: 0 S: 4 H: 2 LOB: 1 BB: 1 P: 8	R: 0 E: 0 K: 3 S: 10 H: 1 LOB: 2 BB: 1 P: 14	R: 1 E: 0 K: 1 S: 7 H: 2 LOB: 2 BB: 0 P: 8	R: 0 E: 0 K: 1 S: 5 H: 0 LOB: 0 BB: 0 P: 5	R: 4 E: 0 K: 0 S: 6 H: 3 LOB: 1 BB: 1 P: 11	R: 1 E: 0 K: 0 S: 5 H: 2 LOB: 3 BB: 2 P: 13	R: 0 E: 0 K: 2 S: 7 H: 0 LOB: 0 BB: 0 P: 7	R: 0 E: 0 K: 2 S: 8 H: 1 LOB: 2 BB: 1 P: 12		1B: 7 2B: 2 3B: 2 HR: 0 SF: 3 SAC: 1 DP: 0 HBP: 2				WP: 3 PB: 0 SB: 0 CS: 1 PA: 42		

PITCHER		IP	WLS	BF	H	R	ER	SO	BB	IBB	HBP	BLK	WP	HR	S	P	ERA	WHIP
Jerry Stephenson, R ERA: 7.71	(1, 1)	2.1		13	5	2	2	3	2	0	0	0	1	0	17	25	7.71	3.000
Hal Kolstad, R ERA: 18.0	(3, 1)	2.0	L	11	2	4	4	2	1	0	2	0	1	0	12	18	18.00	1.500
Mike Fornieles, R ERA: 9.0	(5, 1)	1.0		7	3	1	1	0	1	0	0	0	0	0	6	10	9.00	4.000
Chet Nichols, L ERA: 5.79	(6, 1)	0.2		3	0	0	0	0	0	1	0	0	1	0	2	6	0.00	0.000
Jack Lamabe, R ERA: 9.0	(7, 1)	1.0		3	0	0	0	2	0	0	0	0	0	0	7	7	0.00	0.000

PITCHER		IP	WLS	BF	H	R	ER	SO	BB	IBB	HBP	BLK	WP	HR	S	P	ERA	WHIP
Dick Radatz, R ERA:	(8, 1)	1.0		5	1	0	0	2	1	0	0	0	0	0	8	12	0.00	2.000

BOTTOM

Boston Red Sox @ Washington Senators

D.C. Stadium, Washington, DC

Sun Apr 14 1963, 3:33 AM EST

Att. 7,497 - Unknown

livebaseballscorecards.com

AB	30
R	7
H	11
RBI	7
BB	6
SO	9
LOB	22

Batter	1	2	3	4	5	6	7	8	9	AB	R	H	RBI	BB	SO	LOB
Luis Aparicio, R (1, 6) OBP: 0.292, SLG: 0.348	F4			E S 1B 1B		F8		F8		4	1	1	0	0	0	1
Jackie Brandt, R (1, 8) OBP: 0.150, SLG: 0.263	K			K 1-3		F8			K	4	0	0	0	0	3	1
Brooks Robinson, R (1, 5) OBP: 0.250, SLG: 0.143	6-3			1B 3-H 1B		6-3			F7	4	0	1	1	0	0	0
Jim Gentile, L (1, 3) OBP: 0.125, SLG: 0.217		K		F3			F9		K	4	0	0	0	0	2	1
Al Smith, R (1, 9) OBP: 0.435, SLG: 0.550		5-3		1-2 1B			F5			3	0	1	0	0	0	0
Boog Powell, L (1, 7) OBP: 0.348, SLG: 0.800		K		3-1			4-3			3	0	0	0	0	1	2
Jerry Adair, R (1, 4) OBP: 0.227, SLG: 0.381			L5		6-3			6-3		3	0	0	0	0	0	0
Dick Brown, R (1, 2) OBP: 0.300, SLG: 0.316			F4		1B			K		3	0	1	0	0	1	0
Robin Roberts, S (1, 1)			K		L6					2	0	0	0	0	1	0
Russ Snyder, L (8, PH) OBP: 0.167, SLG: 0.333										1	0	1	0	0	0	0
Buster Narum, R (8, 1)										0	0	0	0	0	0	0
Wes Stock, R (8, 1)								2B		0	0	0	0	0	0	0
Inning Stats	R: 0 E: 0 K: 1 S: 5 H: 0 LOB: 0 BB: 0 P: 5	R: 0 E: 0 K: 2 S: 7 H: 0 LOB: 0 BB: 0 P: 7	R: 0 E: 0 K: 1 S: 5 H: 0 LOB: 0 BB: 0 P: 5	R: 1 E: 0 K: 1 S: 8 H: 3 LOB: 2 BB: 0 P: 8	R: 0 E: 0 K: 0 S: 3 H: 1 LOB: 0 BB: 0 P: 3	R: 0 E: 0 K: 0 S: 3 H: 0 LOB: 0 BB: 0 P: 3	R: 0 E: 0 K: 0 S: 3 H: 0 LOB: 0 BB: 0 P: 3	R: 0 E: 0 K: 1 S: 6 H: 1 LOB: 1 BB: 0 P: 6	R: 0 E: 0 K: 2 S: 7 H: 0 LOB: 0 BB: 0 P: 7	1B: 4 2B: 1 3B: 0 HR: 0	SF: 0 SAC: 0 DP: 0 HBP: 0						

PITCHER	IP	WLS	BF	H	R	ER	SO	BB	IBB	HBP	BLK	WP	HR	S	P	ERA	WHIP
Bill Monbouquette, R (1, 1) ERA: 2.57	9.0	W	31	5	1	1	8	0	0	0	0	0	0	47	47	1.00	0.556

PITCHER	IP	WLS	BF	H	R	ER	SO	BB	IBB	HBP	BLK	WP	HR	S	P	ERA	WHIP

Baltimore Orioles @ Boston Red Sox

Fenway Park, Boston, MA

Tue Apr 16 1963, 3:33 AM EST

Att. 26,161 - Unknown

TOP

livebaseballscorecards.com

AB	31
R	1
H	5
RBI	1
BB	0
SO	8
LOB	5

1B: 4	SF: 0	WP: 0	PA: 31
2B: 1	SAC: 0	PB: 0	
3B: 0	DP: 0	SB: 1	
HR: 0	HBP: 0	CS: 0	

BOTTOM

Baltimore Orioles @ Boston Red Sox

Fenway Park, Boston, MA

Tue Apr 16 1963, 3:33 AM EST

Att. 26,161 - Unknown

Batter	1	2	3	4	5	6	7	8	9	AB	R	H	RBI	BB	SO	LOB
Chuck Schilling, R (1, 4) OBP: 0.370, SLG: 0.360	F9			F7		E FC2 2B 1-3		BB 1B 1B		3	1	1	0	1	0	0
Roman Mejias, R (1, 8) OBP: 0.095, SLG: 0.050	F6			F7		E5 FC2 HR 2-3 3-H		F2		4	1	0	1	0	0	2
Carl Yastrzemski, L (1, 7) OBP: 0.400, SLG: 0.583	4-3			4-3		FC2 HR 1-2 3-H		1B 1-2 1B		4	1	1	0	0	0	2
Dick Stuart, R (1, 3) OBP: 0.292, SLG: 0.476 Gary Geiger, L (8, PR) (9, 3)		K			6-3	HR 1-H 2-H		1B 1-2 2-H		4 0	1 0	2 0	4 0	0 0	1 0	0 0
Lou Clinton, R (1, 9) OBP: 0.182, SLG: 0.364		K			1B 2B 1B	F4		1-3		4	1	1	0	0	1	2
Frank Malzone, R (1, 5) OBP: 0.286, SLG: 0.316		F4			1-2 2B 1B		5-3			3	0	1	0	0	0	0
Eddie Bressoud, R (1, 6) OBP: 0.269, SLG: 0.280			L1		1-H 2-H 2B		5-3			3	0	1	1	0	0	0
Bob Tillman, R (1, 2) OBP: 0.286, SLG: 0.368			F9			2B E 1B	F7			3	1	1	0	0	0	0
Bill Monbouquette, R (1, 1)			K			K		F4		3	0	0	0	0	2	1
Inning Stats	R: 0 E: 0 K: 0 S: 3 H: 0 LOB: 0 BB: 0 P: 3	R: 0 E: 0 K: 2 S: 7 H: 0 LOB: 0 BB: 0 P: 7	R: 0 E: 0 K: 1 S: 5 H: 0 LOB: 0 BB: 0 P: 5	R: 0 E: 0 K: 0 S: 3 H: 0 LOB: 0 BB: 0 P: 3	R: 1 E: 0 K: 0 S: 4 H: 3 LOB: 2 BB: 0 P: 4	R: 4 E: 1 K: 1 S: 9 H: 3 LOB: 0 BB: 0 P: 9	R: 0 E: 0 K: 0 S: 3 H: 0 LOB: 0 BB: 0 P: 3	R: 1 E: 0 K: 0 S: 5 H: 2 LOB: 2 BB: 1 P: 9		1B: 5 2B: 2 3B: 0 HR: 1 SF: 0 SAC: 0 DP: 0 HBP: 0						

livebaseballscorecards.com

AB	31
R	6
H	8
RBI	6
BB	1
SO	4
LOB	7

PITCHER		IP	WLS	BF	H	R	ER	SO	BB	IBB	HBP	BLK	WP	HR	S	P	ERA	WHIP
Robin Roberts, R ERA: 2.63	(1, 1)	7.0	L	26	6	5	2	4	0	0	0	0	0	1	34	34	2.57	0.857
Buster Narum, R ERA: 4.5	(8, 1)	0.2		5	2	1	1	0	1	0	0	0	0	0	4	8	13.50	4.500
Wes Stock, R ERA: 3.86	(8, 1)	0.1		1	0	0	0	0	0	0	0	0	0	0	1	1	0.00	0.000

PITCHER		IP	WLS	BF	H	R	ER	SO	BB	IBB	HBP	BLK	WP	HR	S	P	ERA	WHIP

WP: 0 PA: 32
PB: 0
SB: 0
CS: 0

Batter	1	2	3	4	5	6	7	8	9	AB	R	H	RBI	BB	SO	LOB
Luis Aparicio, R (1, 6) OBP: 0.321, SLG: 0.444	E8 1B		K SSS		3B			HR 1B		4	2	2	0	0	1	0
Russ Snyder, L (1, 8) (9, 7) OBP: 0.300, SLG: 0.400	G6-4-3 3-H 1B			FC4-6 1B	L1			L6		4	0	2	1	0	0	2
Al Smith, R (1, 9) OBP: 0.444, SLG: 0.667	G6-4-3 1-2f			FC4-6 1-2 1B		K SSS		1-H HR		4	1	2	2	0	1	1
Jim Gentile, L (1, 3) OBP: 0.107, SLG: 0.185	6-3			FC4-6 G4-6-3 1-2f 2-3		K SSS		L4		4	0	0	0	0	1	2
Boog Powell, L (1, 7) OBP: 0.333, SLG: 0.708 Jackie Brandt, R (9, 8) OBP: 0.150, SLG: 0.263		F7		G4-6-3 1-2f		4-3		1B		4 0	0 0	1 0	0 0	0 0	0 0	2 0
Brooks Robinson, R (1, 5) OBP: 0.250, SLG: 0.160		6-3			K SSS		1B	K SSS		4	0	1	0	0	2	1
Jerry Adair, R (1, 4) OBP: 0.231, SLG: 0.360		F2			HR 1B		K SSS		F5	4	1	1	0	0	1	1
John Orsino, R (1, 2) OBP: 0.250, SLG: 1.000			F7		HR 1-H		F7		F4	4	1	1	2	0	0	1
Steve Barber, L (1, 1) Stu Miller, R (8, 1)			K SSS		K SSS		F8		1-3	3 1	0 0	0 0	0 0	0 0	2 0	1 0
Inning Stats	R: 1 E: 1 K: 0 S: 4 H: 1 LOB: 0 BB: 0 P: 4	R: 0 E: 0 K: 0 S: 3 H: 0 LOB: 0 BB: 0 P: 3	R: 0 E: 0 K: 2 S: 7 H: 0 LOB: 0 BB: 0 P: 7	R: 0 E: 0 K: 0 S: 4 H: 2 LOB: 1 BB: 0 P: 4	R: 2 E: 0 K: 2 S: 10 H: 3 LOB: 1 BB: 0 P: 10	R: 0 E: 0 K: 2 S: 7 H: 0 LOB: 0 BB: 0 P: 7	R: 0 E: 0 K: 1 S: 6 H: 1 LOB: 1 BB: 0 P: 6	R: 2 E: 0 K: 1 S: 8 H: 3 LOB: 1 BB: 0 P: 8	R: 0 E: 0 K: 0 S: 3 H: 0 LOB: 0 BB: 0 P: 3	1B: 7 2B: 0 3B: 1 HR: 2 SF: 0 SAC: 0 DP: 2 HBP: 0						

PITCHER		IP	WLS	BF	H	R	ER	SO	BB	IBB	HBP	BLK	WP	HR	S	P	ERA	WHIP
Earl Wilson, R ERA: 1.69	(1, 1)	7.0	L	27	7	3	2	7	0	0	0	0	0	1	41	41	2.57	1.000
Dick Radatz, R ERA: 9.0	(8, 1)	1.0		6	3	2	2	1	0	0	0	0	0	1	8	8	18.00	3.000
Jack Lamabe, R ERA: 6.75	(9, 1)	1.0		3	0	0	0	0	0	0	0	0	0	0	3	3	0.00	0.000

PITCHER	IP	WLS	BF	H	R	ER	SO	BB	IBB	HBP	BLK	WP	HR	S	P	ERA	WHIP

TOP

Baltimore Orioles @ Boston Red Sox

Fenway Park, Boston, MA

Wed Apr 17 1963, 3:33 AM EST

Att. 8,389 - Unknown

livebaseballscorecards.com

AB	36
R	5
H	10
RBI	5
BB	0
SO	8
LOB	11

1B: 7	SF: 0	WP: 0	PA: 36
2B: 0	SAC: 0	PB: 0	
3B: 1	DP: 2	SB: 0	
HR: 2	HBP: 0	CS: 0	

BOTTOM

Baltimore Orioles @ Boston Red Sox

Fenway Park, Boston, MA

Wed Apr 17 1963, 3:33 AM EST

Att. 8,389 - Unknown

Batter	1	2	3	4	5	6	7	8	9	AB	R	H	RBI	BB	SO	LOB
Chuck Schilling, R (1, 4) OBP: 0.344, SLG: 0.310	BBBB 4-0 1B BB	x 0-0 F9 ③			x 0-0 F3 ③			x 0-0 5-3 ①	SSS 0-3 K ③	4	0	0	0	1	1	2
Roman Mejias, R (1, 8) Dick Radatz, R (8, 1) Billy Gardner, R (8, PH) Jack Lamabe, R (9, 1)	x 0-0 1-2 1B		SSS 0-3 K ①			SSS 0-3 K ①		x 0-0 6-3 ②		3 0 1 0	0 0 0 0	1 0 0 0	0 0 0 0	0 0 0 0	2 0 0 0	0 0 0 0
Carl Yastrzemski, L (1, 7) OBP: 0.379, SLG: 0.536 (8, 8)	SSS 0-3 K ①		SSS 0-3 K ②			x 0-0 G3 1B		x 0-0 E1 2B HR		4	1	1	0	0	2	2
Dick Stuart, R (1, 3) OBP: 0.286, SLG: 0.480	x 0-0 F9 ②		SSS 0-3 K ③			x 0-0 G3 ② 1-2		x 0-0 1-3 HR 2B		4	1	1	0	0	1	3
Lou Clinton, R (1, 9) OBP: 0.192, SLG: 0.462	x 0-0 F9 ③			x 0-0 F4 ①		x 0-0 6-3 ③		x 0-0 2-H 3-H HR		4	1	1	3	0	0	3
Frank Malzone, R (1, 5) OBP: 0.240, SLG: 0.261		SSS 0-3 K ①		x 0-0 4-3 ②			x 0-0 5-3 ①	SSS 0-3 K ③		4	0	0	0	0	2	0
Eddie Bressoud, R (1, 6) OBP: 0.300, SLG: 0.286		BBBB 4-0 1B FC4 BB		x 0-0 F2 ③			x 0-0 1B		x 0-0 F8 ①	3	1	1	0	1	0	0
Bob Tillman, R (1, 2) OBP: 0.333, SLG: 0.409 Felix Mantilla, R (7, PR) Russ Nixon, L (8, 2) OBP: 0.333, SLG: 0.333		x 0-0 1-3 FC4 1B			x 0-0 6-3 ①		x 0-0 1-2 G1-6-3 1B		x 0-0 1B	3 0 1	0 0 0	2 0 1	0 0 0	0 0 0	0 0 0	0 0 0
Earl Wilson, R (1, 1) OBP: 0.167, SLG: 0.167 Dick Williams, R (7, PH) (8, 7) Gary Geiger, L (9, PH)		x 0-0 1-2f 3-H FC4 ②			SSS 0-3 K ②		x 0-0 1-2f G1-6-3 ②③		SSS 0-3 K ②	2 1 1	0 0 0	0 0 0	1 0 0	0 0 1	1 0 1	1 2 1
Inning Stats	R: 0 E: 0 K: 1 S: 6 H: 1 LOB: 2 BB: 1 P: 10	R: 1 E: 0 K: 1 S: 6 H: 1 LOB: 1 BB: 1 P: 10	R: 0 E: 0 K: 3 S: 9 H: 0 LOB: 0 BB: 0 P: 9	R: 0 E: 0 K: 0 S: 3 H: 0 LOB: 0 BB: 0 P: 3	R: 0 E: 0 K: 1 S: 5 H: 0 LOB: 0 BB: 0 P: 5	R: 0 E: 0 K: 1 S: 6 H: 1 LOB: 1 BB: 0 P: 6	R: 0 E: 0 K: 0 S: 4 H: 2 LOB: 2 BB: 0 P: 4	R: 3 E: 1 K: 1 S: 8 H: 2 LOB: 0 BB: 0 P: 8	R: 0 E: 0 K: 2 S: 8 H: 1 LOB: 1 BB: 0 P: 8	1B: 6 2B: 1 3B: 0 HR: 1	SF: 0 SAC: 0 DP: 1 HBP: 0			WP: 0 PB: 0 SB: 0 CS: 0		PA: 37	

livebaseballscorecards.com

	AB	35
	R	4
	H	8
	RBI	4
	BB	2
	SO	10
	LOB	14

PITCHER		IP	WLS	BF	H	R	ER	SO	BB	IBB	HBP	BLK	WP	HR	S	P	ERA	WHIP
Steve Barber, L ERA: 1.74	(1, 1)	7.2	W	32	7	4	1	7	2	0	0	0	0	1	44	52	1.17	1.174
Stu Miller, R ERA:	(8, 1)	1.1	S	5	1	0	0	3	0	0	0	0	0	0	11	11	0.00	0.750

PITCHER	IP	WLS	BF	H	R	ER	SO	BB	IBB	HBP	BLK	WP	HR	S	P	ERA	WHIP

Detroit Tigers @ Boston Red Sox

Fenway Park, Boston, MA

Fri Apr 19 1963, 3:33 AM EST

Att. 13,219 - Unknown

TOP

livebaseballscorecards.com

Batter	1	2	3	4	5	6	7	8	9	AB	R	H	RBI	BB	SO	LOB
Bubba Phillips, R (1, 5) OBP: 0.286, SLG: 0.273	5-3		BBB 4-0 G4-6-3 BB			F8		F6		3	0	0	0	1	0	0
Bill Bruton, L (1, 8) OBP: 0.314, SLG: 0.406	SSS 0-3 K		0-0 G4-6-3 1-2f			BBBB 4-0 1B BB		0-0 E5 1B 1B		3	1	1	0	1	1	1
Al Kaline, R (1, 9) OBP: 0.361, SLG: 0.323	0-0 L9			0-0 F5		0-0 1-3 1B		0-0 1B 2-H 1B		4	0	2	1	0	0	0
Rocky Colavito, R (1, 7) OBP: 0.371, SLG: 0.406		0-0 1B 1B		0-0 F4		0-0 1-3		0-0 1-2 1B		4	0	2	0	0	0	1
Norm Cash, L (1, 3) OBP: 0.419, SLG: 0.435		0-0 F9		0-0 2B			0-0 L3	0-0 4-1		4	0	1	0	0	0	3
Dick McAuliffe, L (1, 4) OBP: 0.259, SLG: 0.360		0-0 F9		0-0 F7			0-0 4-3		0-0 5-3	3	0	0	0	0	0	2
Jake Wood, R (9, PH) OBP: 0.333, SLG: 0.400										1	0	0	0	0	0	0
Gus Triandos, R (1, 2) OBP: 0.355, SLG: 0.519		0-0 1-2 1B			0-0 F6		0-0 1B		0-0 F8	4	0	2	0	0	0	0
Chico Fernandez, R (1, 6) OBP: 0.241, SLG: 0.250		0-0 F3			SSS 0-3 K		SSS 0-3 K		SSS 0-3 K	3	0	0	0	0	2	3
Frank Kostro, R (9, PH)										1	0	0	0	0	1	0
Phil Regan, R (1, 1) OBP: 0.200, SLG: 0.200			0-0 4-3		0-0 6-3			0-0 4-1		2	0	0	0	0	0	0
Vic Wertz, L (8, PH)										1	0	0	0	0	0	0
Bob Dustal, R (8, 1)										0	0	0	0	0	0	0
Inning Stats	R: 0 E: 0 K: 1 S: 5 H: 0 LOB: 0 BB: 0 P: 5	R: 0 E: 0 K: 0 S: 5 H: 2 LOB: 2 BB: 0 P: 5	R: 0 E: 0 K: 0 S: 2 H: 0 LOB: 0 BB: 1 P: 6	R: 0 E: 0 K: 0 S: 4 H: 1 LOB: 1 BB: 0 P: 4	R: 0 E: 0 K: 1 S: 5 H: 0 LOB: 0 BB: 0 P: 5	R: 0 E: 0 K: 0 S: 3 H: 1 LOB: 1 BB: 1 P: 7	R: 0 E: 0 K: 1 S: 6 H: 1 LOB: 1 BB: 0 P: 6	R: 1 E: 1 K: 0 S: 6 H: 3 LOB: 2 BB: 0 P: 6	R: 0 E: 0 K: 1 S: 5 H: 0 LOB: 0 BB: 0 P: 5	1B: 7 2B: 1 3B: 0 HR: 0 SF: 0 SAC: 0 DP: 1 HBP: 0						

	AB	33
	R	1
	H	8
	RBI	1
	BB	2
	SO	4
	LOB	10

WP: 0 PA: 35
PB: 0
SB: 0
CS: 0

PITCHER		IP	WLS	BF	H	R	ER	SO	BB	IBB	HBP	BLK	WP	HR	S	P	ERA	WHIP
Gene Conley, R ERA: 1.17	(1, 1)	7.2	W	31	8	1	1	3	2	0	0	0	0	0	35	43	1.17	1.304
Arnold Earley, L ERA:	(8, 1)	1.1	S	4	0	0	0	1	0	0	0	0	0	0	6	6	0.00	0.000

PITCHER		IP	WLS	BF	H	R	ER	SO	BB	IBB	HBP	BLK	WP	HR	S	P	ERA	WHIP

Batter	1	2	3	4	5	6	7	8	9	AB	R	H	RBI	BB	SO	LOB
Chuck Schilling, R (1, 4) OBP: 0.333, SLG: 0.394	1-3		F7		HR			3-1		4	1	1	1	0	0	0
Roman Mejias, R (1, 8) OBP: 0.107, SLG: 0.074	6-3		4-3		6-3			5-3		4	0	0	0	0	0	0
Carl Yastrzemski, L (1, 7) OBP: 0.424, SLG: 0.594	2B			FC6-4 1B		4-3		E 1B		4	0	3	0	0	0	0
Dick Stuart, R (1, 3) OBP: 0.281, SLG: 0.429	K			K		BB		E4 FC6-4 1-2		3	0	0	0	1	2	3
Gary Geiger, L (8, PR) (9, 3)										0	0	0	0	0	0	0
Lou Clinton, R (1, 9) OBP: 0.167, SLG: 0.400		1-3		FC6-4 1-2f		P5		FC6-4 1-2f		4	0	0	0	0	0	4
Frank Malzone, R (1, 5) OBP: 0.214, SLG: 0.231		F5		F8		F8				3	0	0	0	0	0	2
Eddie Bressoud, R (1, 6) OBP: 0.333, SLG: 0.516		HR			HR		F5			3	2	2	2	0	0	0
Bob Tillman, R (1, 2) OBP: 0.296, SLG: 0.360		K			4-3		F6			3	0	0	0	0	1	0
Gene Conley, R (1, 1)			F6		6-3		F5			3	0	0	0	0	0	0
Arnold Earley, L (8, 1)										0	0	0	0	0	0	0
Inning Stats	R: 0 E: 0 K: 1 S: 6 / H: 1 LOB: 1 BB: 0 P: 6	R: 1 E: 0 K: 1 S: 6 / H: 1 LOB: 0 BB: 0 P: 6	R: 0 E: 0 K: 0 S: 3 / H: 0 LOB: 0 BB: 0 P: 3	R: 0 E: 0 K: 1 S: 6 / H: 1 LOB: 1 BB: 0 P: 6	R: 2 E: 0 K: 0 S: 5 / H: 2 LOB: 0 BB: 0 P: 5	R: 0 E: 0 K: 0 S: 3 / H: 0 LOB: 1 BB: 1 P: 7	R: 0 E: 0 K: 0 S: 3 / H: 0 LOB: 0 BB: 0 P: 3	R: 0 E: 1 K: 0 S: 5 / H: 1 LOB: 2 BB: 0 P: 5		1B: 2 2B: 1 3B: 0 HR: 3	SF: 0 SAC: 0 DP: 0 HBP: 0					

BOTTOM

Detroit Tigers @ Boston Red Sox

Fenway Park, Boston, MA

Fri Apr 19 1963, 3:33 AM EST

Att. 13,219 - Unknown

livebaseballscorecards.com

AB	31
R	3
H	6
RBI	3
BB	1
SO	3
LOB	9

PITCHER		IP	WLS	BF	H	R	ER	SO	BB	IBB	HBP	BLK	WP	HR	S	P	ERA	WHIP
Phil Regan, R ERA: 2.4	(1, 1)	7.0	L	27	5	3	3	3	1	0	0	0	0	3	32	36	3.86	0.857
Bob Dustal, R ERA: 9.0	(8, 1)	1.0		5	1	0	0	0	0	0	0	0	0	0	5	5	0.00	1.000

PITCHER		IP	WLS	BF	H	R	ER	SO	BB	IBB	HBP	BLK	WP	HR	S	P	ERA	WHIP

Batter	1	2	3	4	5	6	7	8	9	AB	R	H	RBI	BB	SO	LOB
Bubba Phillips, R (1, 5) OBP: 0.256, SLG: 0.243	F8		4-3			K			F2	4	0	0	0	0	1	0
Bill Bruton, L (1, 8) OBP: 0.308, SLG: 0.371	F5			F5			F8		BB	3	0	0	0	1	0	0
Al Kaline, R (1, 9) OBP: 0.350, SLG: 0.400	HR			F2			L1-3		L8	4	1	1	1	0	0	1
Rocky Colavito, R (1, 7) OBP: 0.359, SLG: 0.389	6-3			F4			1B		5-3	4	0	1	0	0	0	1
Norm Cash, L (1, 3) OBP: 0.382, SLG: 0.385		3-1			F6		1-3			3	0	0	0	0	0	1
Dick McAuliffe, L (1, 4) OBP: 0.233, SLG: 0.321		K			F8			K		3	0	0	0	0	2	0
Bill Freehan, R (1, 2)		F8			F6			4-3		3	0	0	0	0	0	0
Coot Veal, R (1, 6)			K			G3		BB		2	0	0	0	1	1	0
Frank Lary, R (1, 1)			F9			K		F2		2	0	0	0	0	1	0
Bob Dustal, R (6, 1)										0	0	0	0	0	0	0
Whitey Herzog, L (8, PH)										1	0	0	0	0	0	1
Bob Anderson, R (8, 1)										0	0	0	0	0	0	0
Inning Stats	R: 1 E: 0 K: 0 S: 4 H: 1 LOB: 0 BB: 0 P: 4	R: 0 E: 0 K: 1 S: 5 H: 0 LOB: 0 BB: 0 P: 5	R: 0 E: 0 K: 1 S: 5 H: 0 LOB: 0 BB: 0 P: 5	R: 0 E: 0 K: 0 S: 3 H: 0 LOB: 0 BB: 0 P: 3	R: 0 E: 0 K: 0 S: 3 H: 0 LOB: 0 BB: 0 P: 3	R: 0 E: 0 K: 2 S: 7 H: 0 LOB: 0 BB: 0 P: 7	R: 0 E: 0 K: 0 S: 4 H: 1 LOB: 1 BB: 0 P: 4	R: 0 E: 0 K: 1 S: 5 H: 0 LOB: 1 BB: 1 P: 9	R: 0 E: 0 K: 0 S: 3 H: 0 LOB: 1 BB: 1 P: 7	1B: 1 2B: 0 3B: 0 HR: 1	SF: 0 SAC: 0 DP: 0 HBP: 0					

PITCHER	IP	WLS	BF	H	R	ER	SO	BB	IBB	HBP	BLK	WP	HR	S	P	ERA	WHIP
Ike Delock, R (1, 1) ERA: 1.29	9.0	W	31	2	1	1	5	2	0	0	0	0	1	39	47	1.00	0.444

PITCHER	IP	WLS	BF	H	R	ER	SO	BB	IBB	HBP	BLK	WP	HR	S	P	ERA	WHIP

Detroit Tigers @ Boston Red Sox

Fenway Park, Boston, MA

Fri Apr 19 1963, 3:38 AM EST

Att. 12,180 - Unknown

TOP

livebaseballscorecards.com

AB	29
R	1
H	2
RBI	1
BB	2
SO	5
LOB	4

WP: 0 PB: 0 SB: 0 CS: 0 PA: 31

Batter	1	2	3	4	5	6	7	8	9	AB	R	H	RBI	BB	SO	LOB
Chuck Schilling, R (1, 4) OBP: 0.300, SLG: 0.351	6-3		5-3		K	F3				4	0	0	0	0	1	2
Roman Mejias, R (1, 8) OBP: 0.125, SLG: 0.194	F7		K			HR	F8			4	1	1	1	0	1	0
Carl Yastrzemski, L (1, 7) OBP: 0.405, SLG: 0.583	G3		4-3			2B	K			4	1	1	0	0	1	0
Dick Stuart, R (1, 3) OBP: 0.306, SLG: 0.469		G5-4-3 1B 1B 1B		5-3		3B 2B	K			4	2	2	1	0	1	0
Lou Clinton, R (1, 9) OBP: 0.206, SLG: 0.471		G5-4-3 1-2 1B		K		1B 3B		K		4	1	2	1	0	2	0
Frank Malzone, R (1, 5) OBP: 0.281, SLG: 0.333		G5-4-3 1-2f 2-3		WP 2B		SH1-4 1B		1B 1B		4	0	3	1	0	0	2
Eddie Bressoud, R (1, 6) OBP: 0.361, SLG: 0.529		1B 1B		F3 2-3		SH1-4 1-2		1-2 1B		3	0	2	1	0	0	1
Russ Nixon, L (1, 2) OBP: 0.429, SLG: 0.333		1-3 1B			1-3	IBB		F8		3	0	1	0	1	0	2
Ike Delock, R (1, 1)		K			F8	K		L3		4	0	0	0	0	2	6
Inning Stats	R: 0 E: 0 K: 0 S: 3 H: 0 LOB: 0 BB: 0 P: 3	R: 1 E: 0 K: 1 S: 8 H: 4 LOB: 2 BB: 0 P: 8	R: 0 E: 0 K: 1 S: 5 H: 0 LOB: 0 BB: 0 P: 5	R: 0 E: 0 K: 1 S: 6 H: 1 LOB: 1 BB: 0 P: 6	R: 0 E: 0 K: 1 S: 5 H: 0 LOB: 0 BB: 0 P: 5	R: 4 E: 0 K: 1 S: 10 H: 5 LOB: 2 BB: 1 P: 14	R: 0 E: 0 K: 2 S: 7 H: 0 LOB: 0 BB: 0 P: 7	R: 0 E: 0 K: 1 S: 7 H: 2 LOB: 2 BB: 0 P: 7		1B: 7 2B: 3 3B: 1 HR: 1	SF: 0 SAC: 1 DP: 1 HBP: 0						

PITCHER		IP	WLS	BF	H	R	ER	SO	BB	IBB	HBP	BLK	WP	HR	S	P	ERA	WHIP
Frank Lary, R ERA: 7.2	(1, 1)	5.0	L	22	8	4	4	4	0	0	0	0	1	1	30	30	7.20	1.600
Bob Dustal, R ERA: 7.2	(6, 1)	2.0		9	2	1	1	3	0	1	0	0	0	0	14	18	4.50	1.000
Bob Anderson, R ERA:	(8, 1)	1.0		5	2	0	0	1	0	0	0	0	0	0	7	7	0.00	2.000

PITCHER	IP	WLS	BF	H	R	ER	SO	BB	IBB	HBP	BLK	WP	HR	S	P	ERA	WHIP

BOTTOM

Detroit Tigers @ Boston Red Sox

Fenway Park, Boston, MA

Fri Apr 19 1963, 3:38 AM EST

Att. 12,180 - Unknown

livebaseballscorecards.com

AB	34
R	5
H	12
RBI	5
BB	1
SO	8
LOB	13

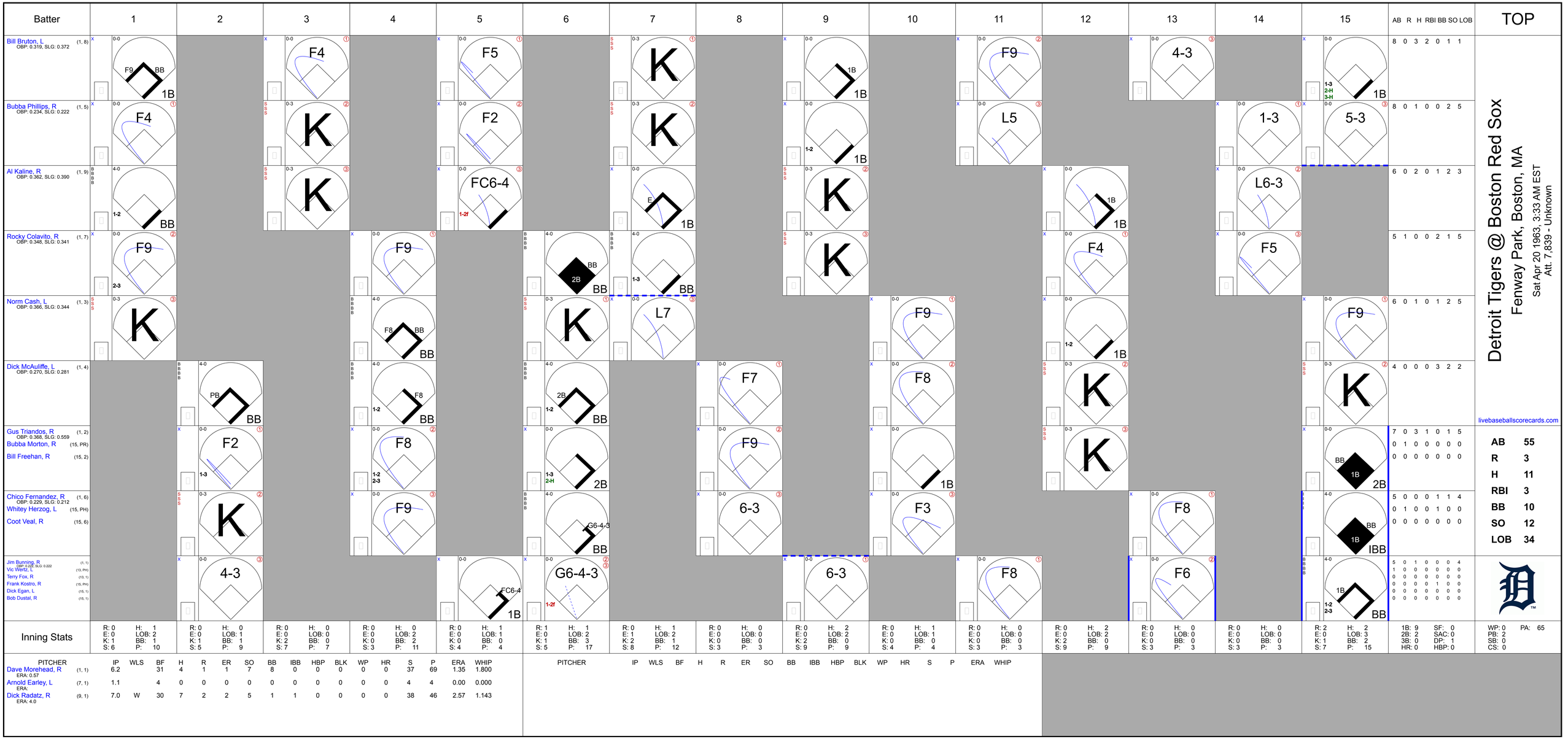
Batter
1
2
3
4
5
6
7
8
9
10
11
12
13
14
15
AB R H RBI BB SO LOB
TOP
Bill Bruton, L (1, 8) OBP: 0.319, SLG: 0.372
F9 BB 1B
F4
F5
K
1B
4-3
1-3 2-H 3-H
8 0 3 2 0 1 1
Bubba Phillips, R (1, 5) OBP: 0.234, SLG: 0.222
F4
K
F2
1-2
L5
1-3
5-3
8 0 1 0 0 2 5
Al Kaline, R (1, 9) OBP: 0.362, SLG: 0.390
1-2 BB
K
FC6-4
1-2f
F
1B
L6-3
6 0 2 0 1 2 3
Rocky Colavito, R (1, 7) OBP: 0.348, SLG: 0.341
F9
2-3
2B BB BB
1-3 BB
F4
F5
5 1 0 0 2 1 5
Norm Cash, L (1, 3) OBP: 0.366, SLG: 0.344
K
L7
F9
1-2 1B
6 0 1 0 1 2 5
Dick McAuliffe, L (1, 4) OBP: 0.270, SLG: 0.281
PB BB
F8 BB
2B 1-2 BB
F7
F8
K
4 0 0 0 3 2 2
Gus Triandos, R (1, 2) OBP: 0.368, SLG: 0.559
Bubba Morton, R (15, PR)
Bill Freehan, R (15, 2)
F2 1-3
F8 1-2 2-3
1-3 2-H 2B
F9
1B
K
BB 1B 2B
7 0 3 1 0 1 5
0 1 0 0 0 0 0
0 0 0 0 0 0 0
AB 55
R 3
H 11
RBI 3
BB 10
SO 12
LOB 34
Chico Fernandez, R (1, 6) OBP: 0.229, SLG: 0.212
Whitey Herzog, L (15, PH)
Coot Veal, R (15, 6)
K
F9
G6-4-3 BB
6-3
F3
F8
BB 1B IBB
5 0 0 0 1 1 4
0 1 0 0 1 0 0
0 0 0 0 0 0 0
Jim Bunning, R (1, 1) OBP: 0.222, SLG: 0.222
Vic Wertz, L (13, PH)
Terry Fox, R (13, 1)
Frank Kostro, R (15, PH)
Dick Egan, L (15, 1)
Bob Dustal, R (15, 1)
4-3
FC6-4 1B
G6-4-3 1-2f
6-3
F8
F6
1-2 2-3 BB
5 0 1 0 0 0 4
1 0 0 0 0 0 0
0 0 0 0 0 0 0
0 0 0 0 1 0 0
0 0 0 0 0 0 0
0 0 0 0 0 0 0
Detroit Tigers @ Boston Red Sox
Fenway Park, Boston, MA
Sat Apr 20 1963, 3:33 AM EST
Att. 7,839 - Unknown
livebaseballscorecards.com
Inning Stats
R: 0 H: 1 E: 0 LOB: 2 K: 1 BB: 1 S: 6 P: 10
R: 0 H: 0 E: 0 LOB: 1 K: 1 BB: 1 S: 5 P: 9
R: 0 H: 0 E: 0 LOB: 0 K: 2 BB: 0 S: 7 P: 7
R: 0 H: 0 E: 0 LOB: 2 K: 0 BB: 2 S: 3 P: 11
R: 0 H: 1 E: 0 LOB: 1 K: 0 BB: 0 S: 4 P: 4
R: 1 H: 1 E: 0 LOB: 2 K: 1 BB: 3 S: 5 P: 17
R: 0 H: 1 E: 1 LOB: 2 K: 2 BB: 1 S: 8 P: 12
R: 0 H: 0 E: 0 LOB: 0 K: 0 BB: 0 S: 3 P: 3
R: 0 H: 2 E: 0 LOB: 2 K: 2 BB: 0 S: 9 P: 9
R: 0 H: 1 E: 0 LOB: 1 K: 0 BB: 0 S: 4 P: 4
R: 0 H: 0 E: 0 LOB: 0 K: 0 BB: 0 S: 3 P: 3
R: 0 H: 2 E: 0 LOB: 2 K: 2 BB: 0 S: 9 P: 9
R: 0 H: 0 E: 0 LOB: 0 K: 0 BB: 0 S: 3 P: 3
R: 0 H: 0 E: 0 LOB: 0 K: 0 BB: 0 S: 3 P: 3
R: 2 H: 2 E: 0 LOB: 3 K: 1 BB: 2 S: 7 P: 15
1B: 9 2B: 2 3B: 0 HR: 0
SF: 0 SAC: 0 DP: 1 HBP: 0
WP: 0 PB: 2 SB: 0 CS: 0
PA: 65
PITCHER IP WLS BF H R ER SO BB IBB HBP BLK WP HR S P ERA WHIP
Dave Morehead, R (1, 1) ERA: 0.57 6.2 31 4 1 1 7 8 0 0 0 0 0 37 69 1.35 1.800
Arnold Earley, L (7, 1) ERA: 1.1 4 0 0 0 0 0 0 0 0 0 0 4 4 0.00 0.000
Dick Radatz, R (9, 1) ERA: 4.0 7.0 W 30 7 2 2 5 1 1 0 0 0 0 38 46 2.57 1.143
PITCHER IP WLS BF H R ER SO BB IBB HBP BLK WP HR S P ERA WHIP

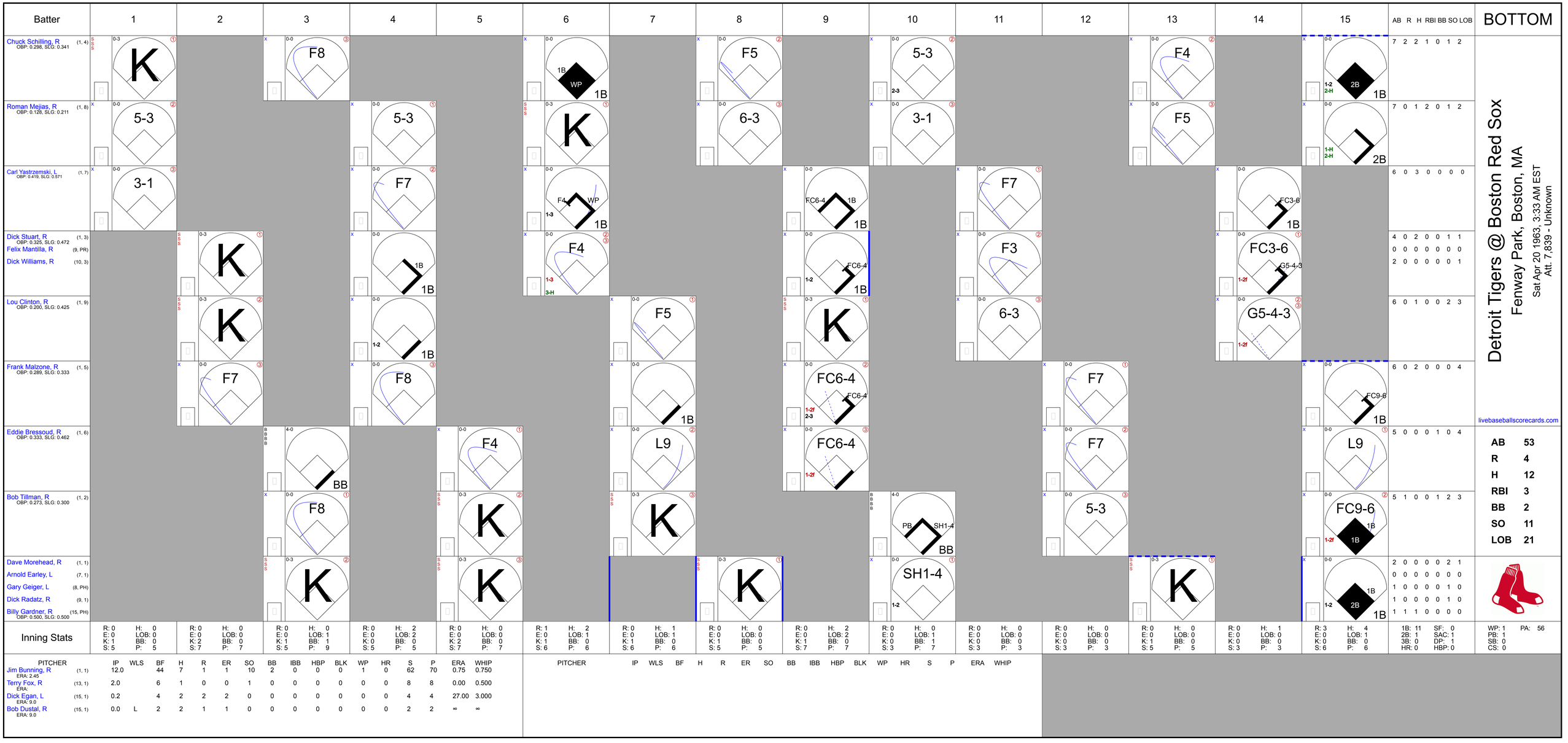
Batter
1
2
3
4
5
6
7
8
9
10
11
12
13
14
15
AB R H RBI BB SO LOB
BOTTOM
Chuck Schilling, R (1, 4) OBP: 0.298, SLG: 0.341
7 2 2 1 0 1 2
Roman Mejias, R (1, 8) OBP: 0.128, SLG: 0.211
7 0 1 2 0 1 2
Carl Yastrzemski, L (1, 7) OBP: 0.419, SLG: 0.571
6 0 3 0 0 0 0
Dick Stuart, R (1, 3) OBP: 0.325, SLG: 0.472
Felix Mantilla, R (9, PR)
Dick Williams, R (10, 3)
4 0 2 0 0 1 1
0 0 0 0 0 0 0
2 0 0 0 0 0 1
Lou Clinton, R (1, 9) OBP: 0.200, SLG: 0.425
6 0 1 0 0 2 3
Frank Malzone, R (1, 5) OBP: 0.289, SLG: 0.333
6 0 2 0 0 0 4
Eddie Bressoud, R (1, 6) OBP: 0.333, SLG: 0.462
5 0 0 0 1 0 4
Bob Tillman, R (1, 2) OBP: 0.273, SLG: 0.300
5 1 0 0 1 2 3
Dave Morehead, R (1, 1)
Arnold Earley, L (7, 1)
Gary Geiger, L (8, PH)
Dick Radatz, R (9, 1)
Billy Gardner, R (15, PH) OBP: 0.500, SLG: 0.500
2 0 0 0 0 2 1
0 0 0 0 0 0 0
1 0 0 0 0 1 0
1 0 0 0 0 1 0
1 1 1 0 0 0 0
Detroit Tigers @ Boston Red Sox
Fenway Park, Boston, MA
Sat Apr 20 1963, 3:33 AM EST
Att. 7,839 - Unknown
livebaseballscorecards.com
AB 53
R 4
H 12
RBI 3
BB 2
SO 11
LOB 21
Inning Stats
R: 0 E: 0 K: 1 S: 5 H: 0 LOB: 0 P: 5
R: 0 E: 0 K: 2 S: 7 H: 0 LOB: 0 P: 7
R: 0 E: 0 K: 1 S: 5 H: 0 LOB: 1 P: 9
R: 0 E: 0 K: 0 S: 5 H: 2 LOB: 2 P: 5
R: 0 E: 0 K: 2 S: 7 H: 0 LOB: 0 P: 7
R: 1 E: 0 K: 1 S: 6 H: 2 LOB: 1 P: 6
R: 0 E: 0 K: 1 S: 6 H: 1 LOB: 1 P: 6
R: 0 E: 0 K: 1 S: 5 H: 0 LOB: 0 P: 5
R: 0 E: 0 K: 1 S: 7 H: 2 LOB: 2 P: 7
R: 0 E: 0 K: 0 S: 3 H: 0 LOB: 1 P: 7
R: 0 E: 0 K: 0 S: 3 H: 0 LOB: 0 P: 3
R: 0 E: 0 K: 0 S: 3 H: 0 LOB: 0 P: 3
R: 0 E: 0 K: 1 S: 5 H: 0 LOB: 0 P: 5
R: 0 E: 0 K: 0 S: 3 H: 1 LOB: 0 P: 3
R: 3 E: 0 K: 0 S: 6 H: 4 LOB: 1 P: 6
1B: 11 2B: 1 3B: 0 HR: 0 SF: 0 SAC: 1 DP: 1 HBP: 0
WP: 1 PB: 1 SB: 0 CS: 0 PA: 56
PITCHER IP WLS BF H R ER SO BB IBB HBP BLK WP HR S P ERA WHIP
Jim Bunning, R (1, 1) ERA: 2.45 12.0 44 7 1 1 10 2 0 0 0 1 0 62 70 0.75 0.750
Terry Fox, R (13, 1) ERA: 2.0 6 1 0 0 1 0 0 0 0 0 0 8 8 0.00 0.500
Dick Egan, L (15, 1) ERA: 9.0 0.2 4 2 2 2 0 0 0 0 0 0 0 4 4 27.00 3.000
Bob Dustal, R (15, 1) ERA: 9.0 0.0 L 2 2 1 1 0 0 0 0 0 0 0 2 2 ∞ ∞
PITCHER IP WLS BF H R ER SO BB IBB HBP BLK WP HR S P ERA WHIP

Detroit Tigers @ Boston Red Sox

Fenway Park, Boston, MA

Sun Apr 21 1963, 3:33 AM EST

Att. 15,524 - Unknown

TOP

livebaseballscorecards.com

Batter	1	2	3	4	5	6	7	8	9	AB	R	H	RBI	BB	SO	LOB
Bill Bruton, L (1, 8) OBP: 0.314, SLG: 0.362	F9		6-3		1B		F6			4	0	1	0	0	0	0
Bubba Phillips, R (1, 5) OBP: 0.235, SLG: 0.245	1-3			F5	F6		2B			4	0	1	0	0	0	1
Al Kaline, R (1, 9) OBP: 0.373, SLG: 0.422	2B			L5 1B HR		BB BB SF8 1B	L7			4	2	2	0	0	0	1
Rocky Colavito, R (1, 7) OBP: 0.360, SLG: 0.341	F6			1-3 HR 1B		BBBB SF8 BB 1-2 SF9 BB		L5		3	2	1	0	1	0	1
Norm Cash, L (1, 3) OBP: 0.378, SLG: 0.429		F3		1-H 3-H HR		BBBB 1-2 2-3 BB		4-3		3	1	1	3	1	0	0
Dick McAuliffe, L (1, 4) OBP: 0.244, SLG: 0.257		F8		F5		SF8 2-3 3-H		1-3		3	0	0	1	0	0	0
Gus Triandos, R (1, 2) OBP: 0.333, SLG: 0.514		F7		F5		SF9 3-H			6-3	3	0	0	1	0	0	0
Chico Fernandez, R (1, 6) OBP: 0.231, SLG: 0.194		1-3			F2	SSS K		BBBB CS BB		3	0	0	0	1	1	1
Hank Aguirre, R (1, 1) OBP: 0.091, SLG: 0.091		K			K	SSS K	SSS K		1-2	4	0	0	0	0	4	1
Inning Stats	R: 0 E: 0 K: 0 S: 4 H: 1 LOB: 1 BB: 0 P: 4	R: 0 E: 0 K: 0 S: 3 H: 0 LOB: 0 BB: 0 P: 3	R: 0 E: 0 K: 1 S: 5 H: 0 LOB: 0 BB: 0 P: 5	R: 3 E: 1 K: 0 S: 6 H: 2 LOB: 0 BB: 0 P: 6	R: 0 E: 0 K: 1 S: 6 H: 1 LOB: 1 BB: 0 P: 6	R: 2 E: 0 K: 1 S: 6 H: 1 LOB: 1 BB: 2 P: 14	R: 0 E: 0 K: 1 S: 6 H: 1 LOB: 1 BB: 0 P: 6	R: 0 E: 0 K: 0 S: 3 H: 0 LOB: 0 BB: 0 P: 3	R: 0 E: 0 K: 1 S: 4 H: 0 LOB: 0 BB: 1 P: 8	1B: 3 2B: 2 3B: 0 HR: 1 SF: 2 SAC: 0 DP: 0 HBP: 0							

AB	31
R	5
H	6
RBI	5
BB	3
SO	5
LOB	5

WP: 0 PB: 0 SB: 0 CS: 1 PA: 36

PITCHER		IP	WLS	BF	H	R	ER	SO	BB	IBB	HBP	BLK	WP	HR	S	P	ERA	WHIP
Bill Monbouquette, R ERA: 3.72	(1, 1)	5.1	L	24	5	5	4	2	2	0	0	0	0	1	26	34	6.75	1.312
Jack Lamabe, R ERA: 4.76	(6, 1)	1.2		6	1	0	0	2	0	0	0	0	0	0	10	10	0.00	0.600
Hal Kolstad, R ERA: 9.0	(8, 1)	2.0		6	0	0	0	1	1	0	0	0	0	0	7	11	0.00	0.500

PITCHER	IP	WLS	BF	H	R	ER	SO	BB	IBB	HBP	BLK	WP	HR	S	P	ERA	WHIP

Detroit Tigers @ Boston Red Sox

Fenway Park, Boston, MA

Sun Apr 21 1963, 3:33 AM EST

Att. 15,524 - Unknown

BOTTOM

Batter	1	2	3	4	5	6	7	8	9	AB	R	H	RBI	BB	SO	LOB
Chuck Schilling, R (1, 4) OBP: 0.294, SLG: 0.319	F8		BB		FC6-5		6-3			3	0	0	0	1	0	1
Roman Mejias, R (1, 8) OBP: 0.140, SLG: 0.238	2B		F3		F3			K		4	0	1	0	0	1	3
Carl Yastrzemski, L (1, 7) OBP: 0.404, SLG: 0.533	F8		BB			G3		G3		3	0	0	0	1	0	1
Dick Stuart, R (1, 3) OBP: 0.318, SLG: 0.450	L9		G5-3			K		1B		4	0	1	0	0	1	4
Lou Clinton, R (1, 9) OBP: 0.182, SLG: 0.386		K		F6		5-3		K		4	0	0	0	0	2	1
Frank Malzone, R (1, 5) OBP: 0.262, SLG: 0.300		K		F3			6-3		F5	4	0	0	0	0	1	0
Eddie Bressoud, R (1, 6) OBP: 0.348, SLG: 0.465		1B		6-3			HR		L9	4	1	2	0	0	0	0
Bob Tillman, R (1, 2) OBP: 0.324, SLG: 0.471		K			FC6-5		1-H HR		1B	4	1	3	2	0	1	1
Bill Monbouquette, R (1, 1) OBP: 0.167, SLG: 0.167			BB G5-3 BB 1B		K		L7		F3	2	0	1	0	0	1	1
Jack Lamabe, R (6, 1)										0	0	0	0	0	0	0
Billy Gardner, R (7, PH) OBP: 0.333, SLG: 0.333										1	0	0	0	0	0	0
Hal Kolstad, R (8, 1)										0	0	0	0	0	0	0
Dick Williams, R (9, PH)										1	0	0	0	0	0	1

	AB	34
	R	2
	H	8
	RBI	2
	BB	2
	SO	7
	LOB	13

Inning Stats	1	2	3	4	5	6	7	8	9
	R: 0 E: 0 K: 0 S: 4 H: 1 LOB: 1 BB: 0 P: 4	R: 0 E: 0 K: 3 S: 10 H: 1 LOB: 1 BB: 0 P: 10	R: 0 E: 0 K: 0 S: 3 H: 1 LOB: 2 BB: 2 P: 11	R: 0 E: 0 K: 0 S: 3 H: 0 LOB: 0 BB: 0 P: 3	R: 0 E: 0 K: 1 S: 6 H: 1 LOB: 1 BB: 0 P: 6	R: 0 E: 0 K: 1 S: 5 H: 0 LOB: 0 BB: 0 P: 5	R: 2 E: 0 K: 0 S: 5 H: 2 LOB: 0 BB: 0 P: 5	R: 0 E: 0 K: 2 S: 8 H: 1 LOB: 1 BB: 0 P: 8	R: 0 E: 0 K: 0 S: 4 H: 1 LOB: 1 BB: 0 P: 4

	1B: 5	SF: 0	WP: 0	PA: 36
	2B: 2	SAC: 0	PB: 0	
	3B: 0	DP: 1	SB: 0	
	HR: 1	HBP: 0	CS: 0	

PITCHER		IP	WLS	BF	H	R	ER	SO	BB	IBB	HBP	BLK	WP	HR	S	P	ERA	WHIP
Hank Aguirre, L ERA: 1.67	(1, 1)	9.0	W	36	8	2	2	7	2	0	0	0	0	1	48	56	2.00	1.111

PITCHER	IP	WLS	BF	H	R	ER	SO	BB	IBB	HBP	BLK	WP	HR	S	P	ERA	WHIP

livebaseballscorecards.com

Batter	1	2	3	4	5	6	7	8	9	AB	R	H	RBI	BB	SO	LOB
Chuck Schilling, R (1, 4) OBP: 0.309, SLG: 0.320	F6			P6		BB		1B		3	0	1	0	1	0	0
Roman Mejias, R (1, 8) OBP: 0.128, SLG: 0.217	K			F7		F7		F7		4	0	0	0	0	1	2
Carl Yastrzemski, L (1, 7) OBP: 0.373, SLG: 0.490	K			F2		F8		6-3		4	0	0	0	0	1	2
Dick Stuart, R (1, 3) OBP: 0.333, SLG: 0.429		K			1B PB BB	K			BB	2	0	0	0	2	2	1
Lou Clinton, R (1, 9) OBP: 0.229, SLG: 0.404		G5-4-3 1B			SH5-4 1B 1-3		K		FC5-6 BB 1-2	3	0	2	0	1	1	0
Frank Malzone, R (1, 5) OBP: 0.267, SLG: 0.302		G5-4-3 1-2f			SH5-4 1-2		1B		FC5-6 1-2f	3	0	1	0	0	0	3
Eddie Bressoud, R (1, 6) OBP: 0.320, SLG: 0.426			K		K		K		K	4	0	0	0	0	4	5
Bob Tillman, R (1, 2) OBP: 0.317, SLG: 0.432			5-3		IBB		K		F8	3	0	0	0	1	1	3
Earl Wilson, R (1, 1) OBP: 0.125, SLG: 0.125			K		P4			F9		2	0	0	0	0	1	3
Russ Nixon, L (8, PH) OBP: 0.375, SLG: 0.286										1	0	0	0	0	0	0
Arnold Earley, L (8, 1)										0	0	0	0	0	0	0
Inning Stats	R: 0 E: 0 K: 2 S: 7 H: 0 LOB: 0 BB: 0 P: 7	R: 0 E: 0 K: 1 S: 5 H: 1 LOB: 0 BB: 0 P: 5	R: 0 E: 0 K: 2 S: 7 H: 0 LOB: 0 BB: 0 P: 7	R: 0 E: 0 K: 0 S: 3 H: 0 LOB: 0 BB: 0 P: 3	R: 0 E: 0 K: 1 S: 6 H: 1 LOB: 3 BB: 2 P: 14	R: 0 E: 0 K: 1 S: 5 H: 0 LOB: 1 BB: 1 P: 9	R: 0 E: 0 K: 3 S: 10 H: 1 LOB: 1 BB: 0 P: 10	R: 0 E: 0 K: 0 S: 4 H: 1 LOB: 1 BB: 0 P: 4	R: 0 E: 0 K: 1 S: 5 H: 0 LOB: 2 BB: 2 P: 13	1B: 4 2B: 0 3B: 0 HR: 0 SF: 0 SAC: 1 DP: 1 HBP: 0	WP: 0 PB: 1 SB: 0 CS: 0 PA: 35					

PITCHER	IP	WLS	BF	H	R	ER	SO	BB	IBB	HBP	BLK	WP	HR	S	P	ERA	WHIP
Gary Bell, R (1, 1) ERA: 0.64	8.0	W	32	4	0	0	10	4	1	0	0	0	0	47	67	0.00	1.000
Mudcat Grant, R (9, 1) ERA: 3.94	1.0	S	3	0	0	0	1	0	0	0	0	0	0	5	5	0.00	0.000

PITCHER	IP	WLS	BF	H	R	ER	SO	BB	IBB	HBP	BLK	WP	HR	S	P	ERA	WHIP

TOP

Boston Red Sox @ Cleveland Indians

Cleveland Municipal Stadium, Cleveland, OH

Wed Apr 24 1963, 6:05 PM EST

Att. 2,879 - Unknown

livebaseballscorecards.com

AB	29
R	0
H	4
RBI	0
BB	5
SO	11
LOB	19

BOTTOM

Batter	1	2	3	4	5	6	7	8	9	AB	R	H	RBI	BB	SO	LOB
Vic Davalillo, L (1, 8) OBP: 0.311, SLG: 0.409	G4-6-3 1B		P4			BBBB G1-6-3 BB	F7			3	0	1	0	1	0	3
Tony Martinez, R (1, 6) OBP: 0.214, SLG: 0.179	G4-6-3 1-2f			4-3		G1-6-3 1-2f		1-3		4	0	0	0	0	0	2
Willie Kirkland, L (1, 9) OBP: 0.200, SLG: 0.214	K			SSS K		WP 1B		SSS K		4	0	1	0	0	3	0
Fred Whitfield, L (1, 3) OBP: 0.174, SLG: 0.304		F7		F8		SSS K 1-2		E1		4	0	0	0	0	1	1
John Romano, R (1, 2) OBP: 0.324, SLG: 0.514		1-3			5-3		BB G3 1B	P4		4	0	1	0	0	0	1
Tito Francona, L (1, 7) OBP: 0.308, SLG: 0.421 Ellis Burton, S (9, 7) OBP: 0.211, SLG: 0.222		BBBB BB			F7		G3 1-2			2 0	0 0	0 0	0 0	1 0	0 0	1 0
Max Alvis, R (1, 5) OBP: 0.300, SLG: 0.459	SSS K				BBBB HR BB		F7			2	1	0	0	1	1	2
Woodie Held, R (1, 4) OBP: 0.469, SLG: 0.792			P1		1-H HR		IIII BB IBB			2	1	1	2	1	0	0
Gary Bell, R (1, 1) Mudcat Grant, R (9, 1)			1-4-3		F5		BBBB 1-2 2-3 BB			2 0	0 0	0 0	0 0	1 0	0 0	0 0
Inning Stats	R: 0 E: 0 K: 1 S: 5 H: 1 LOB: 0 BB: 0 P: 5	R: 0 E: 0 K: 1 S: 5 H: 0 LOB: 1 BB: 1 P: 9	R: 0 E: 0 K: 0 S: 3 H: 0 LOB: 0 BB: 0 P: 3	R: 0 E: 0 K: 1 S: 5 H: 0 LOB: 0 BB: 0 P: 5	R: 2 E: 0 K: 0 S: 4 H: 1 LOB: 0 BB: 1 P: 8	R: 0 E: 0 K: 1 S: 5 H: 1 LOB: 1 BB: 1 P: 9	R: 0 E: 0 K: 0 S: 4 H: 1 LOB: 3 BB: 2 P: 12	R: 0 E: 1 K: 1 S: 6 H: 0 LOB: 1 BB: 0 P: 6		1B: 3 2B: 0 3B: 0 HR: 1 SF: 0 SAC: 0 DP: 2 HBP: 0						

PITCHER		IP	WLS	BF	H	R	ER	SO	BB	IBB	HBP	BLK	WP	HR	S	P	ERA	WHIP
Earl Wilson, R ERA: 1.96	(1, 1)	7.0	L	28	4	2	2	4	4	1	0	0	1	1	31	51	2.57	1.143
Arnold Earley, L ERA:	(8, 1)	1.0		4	0	0	0	1	0	0	0	0	0	0	6	6	0.00	0.000

PITCHER	IP	WLS	BF	H	R	ER	SO	BB	IBB	HBP	BLK	WP	HR	S	P	ERA	WHIP

Boston Red Sox @ Cleveland Indians

Cleveland Municipal Stadium, Cleveland, OH

Wed Apr 24 1963, 6:05 PM EST

Att. 2,879 - Unknown

livebaseballscorecards.com

AB	27
R	2
H	4
RBI	2
BB	5
SO	5
LOB	10

WP: 1 PA: 32
PB: 0
SB: 0
CS: 0

Batter	1	2	3	4	5	6	7	8	9	AB	R	H	RBI	BB	SO	LOB
Mike Hershberger, R (1, 8) OBP: 0.313, SLG: 0.222	5-3		FC3-6 1B FC6-4 BB		BB BLK 2B	G4-6-3 HBP 1B BB		FC6-4 SH1-3 1-2f		3	3	1	0	2	0	1
Nellie Fox, L (1, 4) OBP: 0.365, SLG: 0.283	5-3		FC3-6 1-2 1B		BLK BB 1B BB	G4-6-3 1-2 HBP		SH1-3 1-3		2	1	1	0	1	0	0
Pete Ward, L (1, 5) OBP: 0.389, SLG: 0.419	BB BB		FC3-6 FC6-4 1-2f 2-3		1B BLK BB 1-2 2-3 BB	G4-6-3 1-2f 2-3		3-1		3	1	0	0	2	0	6
Floyd Robinson, L (1, 9) OBP: 0.460, SLG: 0.488	BB 1-2		FC6-4 1-2f 3-H		BB 1B 1-2 2-3 3-H BB	1B 3-H			4-3	3	0	1	2	2	0	1
Joe Cunningham, L (1, 3) OBP: 0.377, SLG: 0.378	K		4-3		BB 1-2 2-3 3-H 1B	F8			BLK 2B	5	0	2	1	0	1	4
Dave Nicholson, R (1, 7) OBP: 0.275, SLG: 0.372		F9		K	K		G4-6-3 1B		K 2-3	5	0	1	0	0	3	4
Ron Hansen, R (1, 6) OBP: 0.271, SLG: 0.302		4-3		1-3	F9		G4-6-3 1-2f		F7	5	0	0	0	0	0	5
J.C. Martin, L (1, 2) OBP: 0.250, SLG: 0.385		2B		2B	BB 1-2 2-3 3-H		F5			3	0	2	1	1	0	0
Ray Herbert, R (1, 1)		6-3		F5	F8			FC6-4 1B		2	0	0	0	0	0	2
Dave DeBusschere, R (4, 1)										0	0	0	0	0	0	0
Deacon Jones, L (5, PH)										1	0	0	0	0	0	3
Gary Peters, L (5, 1) OBP: 0.333, SLG: 0.333										0	0	0	0	0	0	0
Charlie Maxwell, L (8, PH) OBP: 0.250, SLG: 0.250										1	0	1	0	0	0	0
Al Weis, S (8, PR) OBP: 0.400, SLG: 0.250										0	0	0	0	0	0	0
Dom Zanni, R (8, 1)										0	0	0	0	0	0	0
Inning Stats	R: 0 E: 0 K: 1 S: 5 H: 0 LOB: 2 BB: 2 P: 13	R: 0 E: 0 K: 0 S: 4 H: 1 LOB: 1 BB: 0 P: 4	R: 1 E: 0 K: 0 S: 4 H: 1 LOB: 1 BB: 1 P: 8	R: 0 E: 0 K: 1 S: 6 H: 1 LOB: 1 BB: 0 P: 6	R: 3 E: 0 K: 1 S: 7 H: 2 LOB: 3 BB: 4 P: 23	R: 1 E: 0 K: 0 S: 3 H: 1 LOB: 1 BB: 1 P: 8	R: 0 E: 0 K: 0 S: 3 H: 1 LOB: 0 BB: 0 P: 3	R: 0 E: 0 K: 0 S: 4 H: 1 LOB: 2 BB: 0 P: 4	R: 0 E: 0 K: 1 S: 6 H: 1 LOB: 1 BB: 0 P: 6	1B: 5 2B: 4 3B: 0 HR: 0	SF: 0 SAC: 1 DP: 2 HBP: 1						

PITCHER		IP	WLS	BF	H	R	ER	SO	BB	IBB	HBP	BLK	WP	HR	S	P	ERA	WHIP
Gene Conley, R ERA: 3.86	(1, 1)	4.0		22	4	4	4	2	6	0	0	1	0	0	20	44	9.00	2.500
Jack Lamabe, R ERA: 3.38	(5, 1)	5.0	W	21	5	1	1	2	2	0	1	1	0	0	22	31	1.80	1.400

PITCHER	IP	WLS	BF	H	R	ER	SO	BB	IBB	HBP	BLK	WP	HR	S	P	ERA	WHIP

TOP

Chicago White Sox @ Boston Red Sox

Fenway Park, Boston, MA

Sat Apr 27 1963, 3:33 AM EST

Att. 5,683 - Unknown

livebaseballscorecards.com

AB	33
R	5
H	9
RBI	4
BB	8
SO	4
LOB	26

1B: 5	SF: 0	WP: 0	PA: 43
2B: 4	SAC: 1	PB: 0	
3B: 0	DP: 2	SB: 0	
HR: 0	HBP: 1	CS: 0	

Batter	1	2	3	4	5	6	7	8	9	AB	R	H	RBI	BB	SO	LOB
Chuck Schilling, R (1, 4) OBP: 0.350, SLG: 0.364	G1-6-3 1B		BB 2B BB 2-H 1B	1B 2-3 1B	SSS K 0-3 ③			FC1-6 1B		5	2	4	1	0	1	0
Roman Mejias, R (1, 8) OBP: 0.135, SLG: 0.216	G1-6-3 ①② 1-2f		F7 ② 0-0	BB E 1-H 3-H 1B		F8 ① 0-0		FC1-6 ① FC6-4 1-2f		5	1	1	1	0	0	3
Carl Yastrzemski, L (1, 7) OBP: 0.357, SLG: 0.453	5-3 ③		BBBB BB 2B 1-2 BB	F5 ② 0-0		F4 ② 0-0		F9 ② 0-0		4	1	0	0	1	0	2
Dick Stuart, R (1, 3) OBP: 0.340, SLG: 0.400		G3 ① 0-0	BBBB 2B 1-2 2-3 BB	BBBB WP HR 1-2 BB		SSS K 0-3 ③		FC6-4 ③ 0-0 1-2f		3	1	0	0	2	1	1
Lou Clinton, R (1, 9) OBP: 0.250, SLG: 0.420		5-3 ② 0-0	1-3 2-H 3-H 2B	BBBB HR 1-3 2-H BB			F8 ① 0-0			3	1	1	2	1	0	0
Frank Malzone, R (1, 5) OBP: 0.327, SLG: 0.413		1B 0-0	FC6-4 IBB	HR 1-H 3-H 0-0			5-3 0-0 1B			3	1	3	3	1	0	0
Eddie Bressoud, R (1, 6) OBP: 0.296, SLG: 0.392	SSS K 0-3 ③		FC6-4 ③ 1-2f 0-0	F6 ③ 0-0			5-3 ② 0-0 1-2			4	0	0	0	0	1	5
Bob Tillman, R (1, 2) OBP: 0.333, SLG: 0.425			F4 ① 0-0	1B SH4-3 1B 1B 0-0	4-3 ① 0-0		FC6 IBB 4-0			3	1	1	0	1	0	0
Gene Conley, R (1, 1) OBP: 0.250, SLG: 0.500 Jack Lamabe, R (5, 1)			1B 2B 0-0	SH4-3 ① 1-2 0-0	SSS K 0-3 ②		FC6 ③ 1-2f 0-0			1 2	1 0	1 0	0 0	0 0	0 1	0 2
Inning Stats	R: 0 H: 1 E: 0 LOB: 0 K: 0 BB: 0 S: 3 P: 3	R: 0 H: 1 E: 0 LOB: 1 K: 1 BB: 0 S: 6 P: 6	R: 3 H: 3 E: 0 LOB: 3 K: 0 BB: 3 S: 6 P: 18	R: 6 H: 4 E: 0 LOB: 0 K: 0 BB: 2 S: 7 P: 15	R: 0 H: 0 E: 0 LOB: 0 K: 2 BB: 0 S: 7 P: 7	R: 0 H: 0 E: 0 LOB: 0 K: 1 BB: 0 S: 5 P: 5	R: 0 H: 1 E: 0 LOB: 2 K: 0 BB: 1 S: 4 P: 8	R: 0 H: 1 E: 0 LOB: 1 K: 0 BB: 0 S: 4 P: 4		1B: 8 SF: 0 2B: 2 SAC: 1 3B: 0 DP: 1 HR: 1 HBP: 0						

BOTTOM

Chicago White Sox @ Boston Red Sox

Fenway Park, Boston, MA

Sat Apr 27 1963, 3:33 AM EST

Att. 5,683 - Unknown

livebaseballscorecards.com

AB	33
R	9
H	11
RBI	7
BB	6
SO	4
LOB	13

WP: 2 PA: 40
PB: 0
SB: 0
CS: 0

PITCHER		IP	WLS	BF	H	R	ER	SO	BB	IBB	HBP	BLK	WP	HR	S	P	ERA	WHIP
Ray Herbert, R ERA: 6.59	(1, 1)	3.1	L	20	8	6	6	1	2	1	0	0	0	0	19	31	16.20	3.000
Dave DeBusschere, R ERA: 6.35	(4, 1)	0.2		5	1	3	3	0	2	0	0	0	1	1	3	11	40.50	4.500
Gary Peters, L ERA: 3.09	(5, 1)	3.0		11	1	0	0	3	0	1	0	0	0	0	16	20	0.00	0.333
Dom Zanni, R ERA: 7.71	(8, 1)	1.0		4	1	0	0	0	0	0	0	0	0	0	4	4	0.00	1.000

PITCHER	IP	WLS	BF	H	R	ER	SO	BB	IBB	HBP	BLK	WP	HR	S	P	ERA	WHIP

Batter	1	2	3	4	5	6	7	8	9	10	11	12	AB	R	H	RBI	BB	SO	LOB
Jim Landis, R (1, 8) OBP: 0.293, SLG: 0.278	0-0 2B 6-3 1B	0-0 F6 ③			0-3 K ②		0-0 2-3 ①		4-0 SH1-4 BB		0-0 F9 ③		5	1	1	0	1	1	1
Nellie Fox, L (1, 4) OBP: 0.368, SLG: 0.300	0-0 6-3 1B 1-3 2B		0-0 6-3 ①		4-0 BB 2B BB		0-0 F7 ②		0-0 SH1-4 ① 1-2			0-0 F6 ①	4	2	1	0	1	0	0
Joe Cunningham, L (1, 3) OBP: 0.407, SLG: 0.375	0-0 6-3 ① 2-3 3-H		0-0 F7 ②		4-0 2B 1-2 BB		0-0 2B 1B		4-0 G1-6-3 BB			4-0 1B BB	3	0	1	1	3	0	1
Floyd Robinson, L (1, 9) OBP: 0.464, SLG: 0.532	0-0 3-1 ②		0-0 F6 ③		0-0 1-3 2-H 2B		0-0 1-H 2B ③		0-0 G1-6-3 ② 1-2f ③			0-0 1-2 1B	6	0	3	1	0	0	3
Pete Ward, L (1, 5) OBP: 0.383, SLG: 0.429	0-0 3-H 1B	0-0 6-3 ①			0-0 3-1 ③			0-0 5-3 FC1 2B		0-3 K ①		0-3 K ②	6	0	2	1	0	2	4
Dave Nicholson, R (1, 7) OBP: 0.263, SLG: 0.347	0-3 K ③	0-0 E4 1B				0-3 K ①		0-0 5-3 2-3		0-3 K ②		0-3 K ③	6	0	1	0	0	4	4
Ron Hansen, R (1, 6) OBP: 0.264, SLG: 0.313		0-0 4-3 2B		0-3 K ②		0-0 F8 ②		0-0 FC1 ② BB 3-H		0-3 K ③			5	0	1	0	0	2	2
J.C. Martin, L (1, 2) Sherm Lollar, R (11, 2)		0-0 4-3 ① 2-3		0-3 K ③		0-0 E1		4-0 BB 1-2			0-0 F5 ①		4	0	0	0	1	1	2
													0	0	0	0	0	0	0
John Buzhardt, R (1, 1) Charlie Maxwell, L (8, PH) OBP: 0.250, SLG: 0.250 Mike Hershberger, R (8, PH) OBP: 0.303, SLG: 0.214 Hoyt Wilhelm, R (8, 1) OBP: 0.200, SLG: 0.200		0-3 K ②			0-0 F4 ①	0-0 1-3 ③		0-0 F2 ③			0-3 K ②		3	0	0	0	0	1	2
													0	0	0	0	0	0	0
													1	0	0	0	0	0	2
													1	0	0	0	0	1	0
Inning Stats	R: 2 H: 3 E: 0 LOB: 1 K: 1 BB: 0 S: 8 P: 8	R: 0 H: 1 E: 0 LOB: 1 K: 1 BB: 0 S: 6 P: 6	R: 0 H: 0 E: 0 LOB: 0 K: 0 BB: 0 S: 3 P: 3	R: 0 H: 1 E: 1 LOB: 1 K: 2 BB: 0 S: 8 P: 8	R: 1 H: 1 E: 0 LOB: 2 K: 1 BB: 2 S: 6 P: 14	R: 0 H: 0 E: 1 LOB: 1 K: 1 BB: 0 S: 6 P: 6	R: 0 H: 2 E: 0 LOB: 2 K: 0 BB: 0 S: 4 P: 4	R: 0 H: 1 E: 0 LOB: 2 K: 0 BB: 1 S: 4 P: 8	R: 0 H: 0 E: 0 LOB: 1 K: 0 BB: 2 S: 2 P: 10	R: 0 H: 0 E: 0 LOB: 0 K: 3 BB: 0 S: 9 P: 9	R: 0 H: 0 E: 0 LOB: 0 K: 1 BB: 0 S: 5 P: 5	R: 0 H: 1 E: 0 LOB: 2 K: 2 BB: 1 S: 8 P: 12	1B: 5 SF: 0 2B: 5 SAC: 1 3B: 0 DP: 1 HR: 0 HBP: 0						

PITCHER	IP	WLS	BF	H	R	ER	SO	BB	IBB	HBP	BLK	WP	HR	S	P	ERA	WHIP
Ike Delock, R (1, 1) ERA: 2.08	7.2		35	9	3	3	6	3	0	0	0	0	0	44	56	3.52	1.565
Arnold Earley, L (8, 1) ERA:	1.1		5	0	0	0	0	2	0	0	0	0	0	3	11	0.00	1.500
Dick Radatz, R (10, 1) ERA: 3.0	3.0	W	11	1	0	0	6	1	0	0	0	0	0	22	26	0.00	0.667

PITCHER	IP	WLS	BF	H	R	ER	SO	BB	IBB	HBP	BLK	WP	HR	S	P	ERA	WHIP

TOP

Chicago White Sox @ Boston Red Sox

Fenway Park, Boston, MA

Sun Apr 26 1963, 3:33 AM EDT

Unknown

livebaseballscorecards.com

AB	44
R	3
H	10
RBI	3
BB	6
SO	12
LOB	21

WP: 0 PA: 51
PB: 0
SB: 0
CS: 0

Batter	1	2	3	4	5	6	7	8	9	10	11	12	AB	R	H	RBI	BB	SO	LOB
Chuck Schilling, R (1, 4) OBP: 0.348, SLG: 0.361	5-3		BB, 2B, 1B	FC5, 1-2, 1B			F7		K			F8	6	1	2	0	0	1	0
Roman Mejias, R (1, 8) OBP: 0.155, SLG: 0.214	4-3		BBBB, 4-0, 1-2, 2B, BB	FC5, 1-2, 2-3f			6-3			F8		S, 2B, 1B	5	2	1	0	1	0	2
Carl Yastrzemski, L (1, 7) OBP: 0.371, SLG: 0.492	5-3		FC6-5-4-1, 1-H, 2-H, 2B	1-3			1B			6-3		1-H, 2B	6	0	3	3	0	0	2
Dick Stuart, R (1, 3) OBP: 0.310, SLG: 0.360		SSS, K	5-3		SSS, K		F4			F9			5	0	0	0	0	2	2
Lou Clinton, R (1, 9) OBP: 0.263, SLG: 0.407		E5, E, 1B	FC6-5-4-1, IBB, 2-3		SSS, K			F7			BBBB, 4-0, BB		4	1	1	0	1	1	1
Frank Malzone, R (1, 5) OBP: 0.315, SLG: 0.380	6-3		4-0, FC6-4, 1-2, IBB		5-3			6-3			F9		4	0	0	0	1	0	2
Eddie Bressoud, R (1, 6) OBP: 0.305, SLG: 0.382	E2, 2-H, 1B		FC6-4, 1-2f			6-3		F3			BBBB, 4-0, 1-2, BB		4	0	1	0	1	0	2
Bob Tillman, R (1, 2) OBP: 0.320, SLG: 0.386		4-0, IBB		E6, FC5, 1B		6-3			F2		F9		4	0	0	0	1	0	2
Ike Delock, R (1, 1)		SSS, K		SSS, K		SSS, K			SSS, K		SSS, K		3	0	0	0	0	3	3
Arnold Earley, L (8, 1)													0	0	0	0	0	0	0
Gary Geiger, L (9, PH)													1	0	0	0	0	1	0
Dick Radatz, R (10, 1)													1	0	0	0	0	1	2
Inning Stats	R: 0 E: 0 K: 0 S: 3 H: 0 LOB: 0 BB: 0 P: 3	R: 1 E: 2 K: 2 S: 9 H: 2 LOB: 2 BB: 1 P: 13	R: 2 E: 0 K: 0 S: 5 H: 2 LOB: 2 BB: 2 P: 13	R: 0 E: 1 K: 1 S: 7 H: 1 LOB: 2 BB: 0 P: 7	R: 0 E: 0 K: 2 S: 7 H: 0 LOB: 0 BB: 0 P: 7	R: 0 E: 0 K: 1 S: 5 H: 0 LOB: 0 BB: 0 P: 5	R: 0 E: 0 K: 0 S: 4 H: 1 LOB: 1 BB: 0 P: 4	R: 0 E: 0 K: 0 S: 3 H: 0 LOB: 0 BB: 0 P: 3	R: 0 E: 0 K: 2 S: 7 H: 0 LOB: 0 BB: 0 P: 7	R: 0 E: 0 K: 0 S: 3 H: 0 LOB: 0 BB: 0 P: 3	R: 0 E: 0 K: 1 S: 5 H: 0 LOB: 2 BB: 2 P: 13	R: 1 E: 0 K: 0 S: 3 H: 2 LOB: 1 BB: 0 P: 3	1B: 6 2B: 2 3B: 0 HR: 0	SF: 0 SAC: 0 DP: 0 HBP: 0					

PITCHER	IP	WLS	BF	H	R	ER	SO	BB	IBB	HBP	BLK	WP	HR	S	P	ERA	WHIP
John Buzhardt, R (1, 1) ERA: 2.5	7.0		31	6	3	2	6	1	2	0	0	0	0	40	52	2.57	1.000
Hoyt Wilhelm, R (8, 1) ERA: 0.48	4.1	L	17	2	1	1	3	2	0	0	0	0	0	21	29	2.08	0.923

PITCHER	IP	WLS	BF	H	R	ER	SO	BB	IBB	HBP	BLK	WP	HR	S	P	ERA	WHIP

BOTTOM

Chicago White Sox @ Boston Red Sox

Fenway Park, Boston, MA

Sun Apr 28 1963, 3:33 AM EDT

Unknown

livebaseballscorecards.com

AB	43
R	4
H	8
RBI	3
BB	5
SO	9
LOB	18

WP: 0	PA: 48		
PB: 0			
SB: 1			
CS: 0			

Batter	1	2	3	4	5	6	7	8	9	AB	R	H	RBI	BB	SO	LOB
Jim Landis, R (1, 8) OBP: 0.267, SLG: 0.250	F8		F1			F4		5-3		4	0	0	0	0	0	0
Nellie Fox, L (1, 4) OBP: 0.377, SLG: 0.333	G3			FC6-4 1B		HR 2B		F7		4	1	2	0	0	0	0
Joe Cunningham, L (1, 3) OBP: 0.413, SLG: 0.442	1B			F9		2-H HR			F9	4	1	2	2	0	0	1
Floyd Robinson, L (1, 7) OBP: 0.433, SLG: 0.490	F8			FC6-4 1-2f		F9			F9	4	0	0	0	0	0	2
Pete Ward, L (1, 5) OBP: 0.359, SLG: 0.396		4-3		G3		1-3			4-3	4	0	0	0	0	0	1
Mike Hershberger, R (1, 9) OBP: 0.278, SLG: 0.194		6-3			F9		F5			3	0	0	0	0	0	0
Ron Hansen, R (1, 6) OBP: 0.250, SLG: 0.294		K			F2		K			3	0	0	0	0	2	0
Cam Carreon, R (1, 2) OBP: 0.286, SLG: 0.263			K		2B		1-4-3			3	0	1	0	0	1	0
Eddie Fisher, R (1, 1)			K		K			2-3		0	0	0	0	0	0	0
Mike Joyce, R (2, 1)										1	0	0	0	0	1	0
Deacon Jones, L (5, PH)										1	0	0	0	0	1	1
Frank Baumann, L (5, 1) OBP: 0.333, SLG: 0.333										0	0	0	0	0	0	0
Charlie Maxwell, L (8, PH) OBP: 0.200, SLG: 0.200										1	0	0	0	0	0	0
Dom Zanni, R (8, 1)										0	0	0	0	0	0	0
Inning Stats	R: 0 E: 0 K: 0 S: 4 H: 1 LOB: 1 BB: 0 P: 4	R: 0 E: 0 K: 1 S: 5 H: 0 LOB: 0 BB: 0 P: 5	R: 0 E: 0 K: 2 S: 7 H: 0 LOB: 0 BB: 0 P: 7	R: 0 E: 0 K: 0 S: 4 H: 1 LOB: 1 BB: 0 P: 4	R: 0 E: 0 K: 1 S: 6 H: 1 LOB: 1 BB: 0 P: 6	R: 2 E: 0 K: 0 S: 5 H: 2 LOB: 0 BB: 0 P: 5	R: 0 E: 0 K: 1 S: 5 H: 0 LOB: 0 BB: 0 P: 5	R: 0 E: 0 K: 0 S: 3 H: 0 LOB: 0 BB: 0 P: 3	R: 0 E: 0 K: 0 S: 3 H: 0 LOB: 0 BB: 0 P: 3	1B: 2 2B: 2 3B: 0 HR: 1 SF: 0 SAC: 0 DP: 0 HBP: 0						

PITCHER	IP	WLS	BF	H	R	ER	SO	BB	IBB	HBP	BLK	WP	HR	S	P	ERA	WHIP
Bill Monbouquette, R (1, 1) ERA: 3.18	9.0	W	32	5	2	2	5	0	0	0	0	0	1	42	42	2.00	0.556

PITCHER	IP	WLS	BF	H	R	ER	SO	BB	IBB	HBP	BLK	WP	HR	S	P	ERA	WHIP

TOP

Chicago White Sox @ Boston Red Sox

Fenway Park, Boston, MA

Sun Apr 28 1963, 3:38 AM EDT

Att. 18,412 - Unknown

livebaseballscorecards.com

AB	32
R	2
H	5
RBI	2
BB	0
SO	5
LOB	5

BOTTOM

Chicago White Sox @ Boston Red Sox

Fenway Park, Boston, MA

Sun Apr 28 1963, 3:38 AM EDT

Att. 18,412 - Unknown

Batter	1	2	3	4	5	6	7	8	9	AB	R	H	RBI	BB	SO	LOB
Chuck Schilling, R (1, 4) OBP: 0.357, SLG: 0.375	F9	E 1B 2B (1-3 2-H)		F6		BB				3	1	1	1	1	0	0
Roman Mejias, R (1, 8) OBP: 0.145, SLG: 0.200	F8	E5 1B (2-3 3-H)		F4		F8				4	0	0	0	0	0	2
Carl Yastrzemski, L (1, 7) OBP: 0.394, SLG: 0.540	HR 2B	1B (1-3 3-H)		1B 2B		G3				4	2	3	1	0	0	1
Dick Stuart, R (1, 3) OBP: 0.323, SLG: 0.426	HR (2-H)	F4		1B (2-H)			F9			4	1	2	3	0	0	2
Lou Clinton, R (1, 9) OBP: 0.246, SLG: 0.379	F8		F6	F9			6-3			4	0	0	0	0	0	1
Frank Malzone, R (1, 5) OBP: 0.328, SLG: 0.389		1B 2B 1B	4-3 1B		6-3		4-3			4	1	2	0	0	0	0
Eddie Bressoud, R (1, 6) OBP: 0.286, SLG: 0.356		F7	4-3 (1-2)		6-3			K		4	0	0	0	0	1	2
Russ Nixon, L (1, 2) OBP: 0.333, SLG: 0.200		K	IBB		F9			F4		3	0	0	0	1	1	1
Bill Monbouquette, R (1, 1) OBP: 0.200, SLG: 0.200		2B E 1B (1-2)	K			K		6-3		4	1	1	0	0	2	2
Inning Stats	R: 2 E: 0 K: 0 S: 5 H: 2 LOB: 0 BB: 0 P: 5	R: 3 E: 1 K: 1 S: 10 H: 4 LOB: 2 BB: 0 P: 10	R: 0 E: 0 K: 1 S: 6 H: 1 LOB: 2 BB: 1 P: 10	R: 1 E: 0 K: 0 S: 5 H: 2 LOB: 1 BB: 0 P: 5	R: 0 E: 0 K: 0 S: 3 H: 0 LOB: 0 BB: 0 P: 3	R: 0 E: 0 K: 1 S: 5 H: 0 LOB: 1 BB: 1 P: 9	R: 0 E: 0 K: 0 S: 3 H: 0 LOB: 0 BB: 0 P: 3	R: 0 E: 0 K: 1 S: 5 H: 0 LOB: 0 BB: 0 P: 5		1B: 5 2B: 3 3B: 0 HR: 1 SF: 0 SAC: 0 DP: 0 HBP: 0						

livebaseballscorecards.com

AB	34
R	6
H	9
RBI	5
BB	2
SO	4
LOB	11

WP: 0 PB: 0 SB: 0 CS: 0 PA: 36

PITCHER		IP	WLS	BF	H	R	ER	SO	BB	IBB	HBP	BLK	WP	HR	S	P	ERA	WHIP
Eddie Fisher, R ERA: 7.71	(1, 1)	1.2	L	12	6	5	3	1	0	0	0	0	0	1	14	14	16.20	3.600
Mike Joyce, R ERA: 4.5	(2, 1)	2.1		11	3	1	1	1	0	1	0	0	0	0	12	16	3.86	1.286
Frank Baumann, L ERA: 0.73	(5, 1)	3.0		10	0	0	0	1	1	0	0	0	0	0	11	15	0.00	0.333
Dom Zanni, R ERA: 5.4	(8, 1)	1.0		3	0	0	0	1	0	0	0	0	0	0	5	5	0.00	0.000

PITCHER	IP	WLS	BF	H	R	ER	SO	BB	IBB	HBP	BLK	WP	HR	S	P	ERA	WHIP

Boston Red Sox @ Minnesota Twins

Metropolitan Stadium, Bloomington , MI

Wed May 01 1963, 4:33 AM EDT

Att. 5,289 - Unknown - 63 F

livebaseballscorecards.com

TOP

Batter	1	2	3	4	5	6	7	8	9	AB	R	H	RBI	BB	SO	LOB
Chuck Schilling, R (1, 4) OBP: 0.382, SLG: 0.457	4-3	1B		2B 2B	1-H HR			BB 1B 1B 1B	G3	6	3	4	2	0	0	0
Roman Mejias, R (1, 8) OBP: 0.162, SLG: 0.227	F3	F9		1B PB 2B 2-H	5-3			1-2 BB 1B 1B	6-3	6	2	2	1	0	0	1
Carl Yastrzemski, L (1, 7) OBP: 0.423, SLG: 0.567	1B 1B 1B		L8	1-3 E 1B 2-3	2-5 2B			1-2 1B WP BB 2-3		4	3	3	0	1	0	0
Dick Stuart, R (1, 3) OBP: 0.343, SLG: 0.458	1B 1B 1-2		6-3 1B 2B	1-3 1-2 3-H	2-5 2-3	K		4-1 WP WP 1B 1-3 2-H 3-H		5	2	3	2	0	1	1
Lou Clinton, R (1, 9) OBP: 0.258, SLG: 0.371	1-2 2-H 1B		BB 6-3 1B BB	K		6-3		F6 1-2 3-H		4	1	1	1	1	1	2
Frank Malzone, R (1, 5) OBP: 0.302, SLG: 0.356		E5 HR	6-3 1-2 2-3	E5 E 2-H		K		4-1 2-3		5	1	0	0	0	1	3
Eddie Bressoud, R (1, 6) OBP: 0.309, SLG: 0.403		1-H HR	BB 1B BB	K 1-2			F8	BB		3	1	1	2	2	1	1
Bob Tillman, R (1, 2) OBP: 0.309, SLG: 0.367		5-3	1-2 2-H 3-H 1B	5-3			F6	L6 3-H		5	0	1	2	0	0	1
Earl Wilson, R (1, 1) OBP: 0.154, SLG: 0.154 Dick Radatz, R (9, 1)		6-3	K	HR 1B			5-3		6-3	5 0	1 0	1 0	0 0	0 0	1 0	2 0
Inning Stats	R: 1 H: 3 E: 0 LOB: 1 K: 0 BB: 0 S: 5 P: 5	R: 2 H: 2 E: 1 LOB: 1 K: 0 BB: 0 S: 6 P: 6	R: 2 H: 2 E: 0 LOB: 2 K: 1 BB: 2 S: 7 P: 15	R: 3 H: 3 E: 2 LOB: 1 K: 2 BB: 0 S: 11 P: 11	R: 2 H: 3 E: 0 LOB: 1 K: 0 BB: 0 S: 5 P: 5	R: 0 H: 0 E: 0 LOB: 0 K: 2 BB: 0 S: 7 P: 7	R: 0 H: 0 E: 0 LOB: 0 K: 0 BB: 0 S: 3 P: 3	R: 4 H: 3 E: 0 LOB: 1 K: 0 BB: 2 S: 6 P: 14	R: 0 H: 0 E: 0 LOB: 0 K: 0 BB: 0 S: 3 P: 3	1B: 10 SF: 0 2B: 4 SAC: 0 3B: 0 DP: 0 HR: 2 HBP: 0						

AB	43
R	14
H	16
RBI	10
BB	4
SO	5
LOB	11

WP: 2 PA: 47
PB: 1
SB: 0
CS: 0

PITCHER		IP	WLS	BF	H	R	ER	SO	BB	IBB	HBP	BLK	WP	HR	S	P	ERA	WHIP
Jack Kralick, L ERA: 3.86	(1, 1)	2.2	L	16	6	5	4	0	2	0	0	0	0	1	14	22	13.50	3.000
Fred Lasher, R ERA: 5.19	(3, 1)	1.1		9	4	3	1	3	0	0	0	0	0	0	15	15	6.75	3.000
Bill Dailey, R ERA: 6.52	(5, 1)	2.0		9	3	2	2	2	0	0	0	0	0	1	12	12	9.00	1.500
Frank Sullivan, R ERA: 14.73	(7, 1)	1.0		7	3	4	4	0	1	0	0	0	0	0	6	10	36.00	4.000
Lee Stange, R ERA: 1.5	(8, 1)	1.0		4	0	0	0	0	1	0	0	0	2	0	3	7	0.00	1.000

PITCHER		IP	WLS	BF	H	R	ER	SO	BB	IBB	HBP	BLK	WP	HR	S	P	ERA	WHIP
Garry Roggenburk, L ERA: 3.38	(9, 1)	1.0		3	0	0	0	0	0	0	0	0	0	0	3	3	0.00	0.000

BOTTOM

Batter	1	2	3	4	5	6	7	8	9	AB	R	H	RBI	BB	SO	LOB
Lenny Green, L (1, 8) OBP: 0.301, SLG: 0.333	S S S 0-3 K ①	x 0-0 2-3 1B		B B B 4-0 1B 1B BB		x 0-0 F7 ②		x 0-0 F9 ③		4	1	1	0	1	1	0
Vic Power, R (1, 3) OBP: 0.292, SLG: 0.357	x 0-0 1B 3B	x 0-0 2-3 ② 1-2 1B		x 0-0 1B 1-2 1B		x 0-0 5-3 ③			x 0-0 L7 ①	5	1	2	0	0	0	1
Rich Rollins, R (1, 5) OBP: 0.349, SLG: 0.439 Johnny Goryl, R (8, 5) OBP: 0.333, SLG: 0.833	x 0-0 BB BB 1B 3-H 1B	x 0-0 5-3 ③		x 0-0 BB 1-3 2-H 1B			x 0-0 1B 7-2 2B		x 0-0 BB 1B BB 1B	4 1	1 1	3 1	2 0	0 0	0 0	1 0
Bob Allison, R (1, 9) OBP: 0.430, SLG: 0.658	B B B B 4-0 1B BB 1-2 FC4-6 BB		S S S 0-3 K ①	B B B 4-0 1-2 BB			x 0-0 1B 2-3 1B		x 0-0 BB BB 1-2 1B	3	1	2	0	2	1	0
Jimmie Hall, L (1, 7) OBP: 0.328, SLG: 0.298	B B B B 4-0 FC4-6 1B 1-2 2-3 BB		x 0-0 L6 ②	x 0-0 L7 ③			x 0-0 ① ② 7-2 3-Hf		B B B B 4-0 BB 1-2 2-3 BB	3	0	0	0	2	0	5
Earl Battey, R (1, 2) OBP: 0.351, SLG: 0.485	x 0-0 FC4-6 1-2 2-3 3-H 1B		B B B B 4-0 BB		x 0-0 F8 ①		x 0-0 1-2 1B		B B B B 4-0 1-2 2-3 3-H BB	3	0	2	2	2	0	0
Bernie Allen, L (1, 4) OBP: 0.262, SLG: 0.263	x 0-0 ② FC4-6 FC6-4 1-2f 2-3 3-H		x 0-0 4-3 ③		x 0-0 F7 ②		x 0-0 F8 ③		S S S 0-3 K ②	5	0	0	1	0	1	8
Zoilo Versalles, R (1, 6) OBP: 0.260, SLG: 0.338	x 0-0 ③ FC6-4 1-2f			x 0-0 5-3 ①	S S S 0-3 K ③			x 0-0 F7 ①	x 0-0 5-3 ③	5	0	0	0	0	1	5
Jack Kralick, L (1, 1) OBP: 0.250, SLG: 0.500 Fred Lasher, R (3, 1) Don Mincher, L (4, PH) Bill Dailey, R (6, 1) George Banks, R (6, PH) Frank Sullivan, R (7, 1) Lee Stange, R (8, 1) Paul Ratliff, L (8, PH) OBP: 0.250, SLG: 0.273 Garry Roggenburk, R (9, 1)		x 0-0 4-3 ①		x 0-0 3-1 ②		x 0-0 F6 ①		x 0-0 G3 ②		1 0 1 0 1 0 0 0 1 0	0 0 0 0 0 0 0 0 0 0	0 0 0 0 0 0 0 0 0 0	0 0 0 0 0 0 0 0 0 0	0 0 0 0 0 0 0 0 0 0	0 0 0 0 0 0 0 0 0 0	0 0 0 0 0 0 0 0 0 0
Inning Stats	R: 3 H: 3 E: 0 LOB: 2 K: 1 BB: 2 S: 8 P: 16	R: 0 H: 1 E: 0 LOB: 1 K: 0 BB: 0 S: 4 P: 4	R: 0 H: 0 E: 0 LOB: 1 K: 1 BB: 1 S: 5 P: 9	R: 1 H: 2 E: 0 LOB: 3 K: 0 BB: 2 S: 5 P: 13	R: 0 H: 0 E: 0 LOB: 0 K: 1 BB: 0 S: 5 P: 5	R: 0 H: 0 E: 0 LOB: 0 K: 0 BB: 0 S: 3 P: 3	R: 0 H: 3 E: 0 LOB: 2 K: 0 BB: 0 S: 5 P: 5	R: 0 H: 0 E: 0 LOB: 0 K: 0 BB: 0 S: 3 P: 3	R: 1 H: 2 E: 0 LOB: 3 K: 1 BB: 2 S: 7 P: 15	1B: 9 SF: 0 2B: 2 SAC: 0 3B: 1 DP: 1 HR: 0 HBP: 0						

PITCHER		IP	WLS	BF	H	R	ER	SO	BB	IBB	HBP	BLK	WP	HR	S	P	ERA	WHIP
Earl Wilson, R ERA: 2.87	(1, 1)	8.1	W	41	11	5	5	3	6	0	0	0	0	0	41	65	5.40	2.040
Dick Radatz, R ERA: 2.84	(9, 1)	0.2	S	3	0	0	0	1	1	0	0	0	0	0	4	8	0.00	1.500

PITCHER	IP	WLS	BF	H	R	ER	SO	BB	IBB	HBP	BLK	WP	HR	S	P	ERA	WHIP

Boston Red Sox @ Minnesota Twins

Metropolitan Stadium, Bloomington , MI

Wed May 01 1963, 4:33 AM EDT

Att. 5,289 - Unknown - 63 F

livebaseballscorecards.com

AB	37
R	5
H	11
RBI	5
BB	7
SO	4
LOB	20

1B: 9	SF: 0	WP: 0	PA: 44
2B: 2	SAC: 0	PB: 0	
3B: 1	DP: 1	SB: 0	
HR: 0	HBP: 0	CS: 0	

Boston Red Sox @ Kansas City Athletics

Municipal Stadium, Kansas City, MO

Fri May 03 1963, 8:05 PM EDT

Att. 14,021 - Unknown

TOP

livebaseballscorecards.com

Batter	1	2	3	4	5	6	7	8	9	AB	R	H	RBI	BB	SO	LOB
Chuck Schilling, R (1, 4) OBP: 0.375, SLG: 0.438	1-3		1-3			H 1-0 G6-4-3 1-2 HBP		5-3		3	0	0	0	0	0	0
Roman Mejias, R (1, 8) OBP: 0.153, SLG: 0.214	5-3		F5			G6-4-3 1-2f 2-3			6-3	4	0	0	0	0	0	2
Carl Yastrzemski, L (1, 7) OBP: 0.413, SLG: 0.549	K			4-3		G3			1B	4	0	1	0	0	1	1
Dick Stuart, R (1, 3) OBP: 0.324, SLG: 0.429		K		L8			K		K	4	0	0	0	0	3	1
Lou Clinton, R (1, 9) OBP: 0.243, SLG: 0.348		F3		5-3			K		K	4	0	0	0	0	2	1
Frank Malzone, R (1, 5) OBP: 0.318, SLG: 0.361		WP 1B 1B			P4		H 1-0 FC6-4 HBP			2	1	1	0	0	0	0
Eddie Bressoud, R (1, 6) OBP: 0.324, SLG: 0.406		1-H 1B			BBBB 4-0 G5-4-3 BB		FC6-4 1-2f			2	0	1	1	1	0	1
Bob Tillman, R (1, 2) OBP: 0.293, SLG: 0.346		P5			G5-4-3 1-2f			5-3		3	0	0	0	0	0	2
Bill Monbouquette, R (1, 1) OBP: 0.250, SLG: 0.250			K			G6-4-3 HBP 1B		K		2	0	1	0	0	1	0
Arnold Earley, L (7, 1)										0	0	0	0	0	0	0
Gary Geiger, L (8, PH)										1	0	0	0	0	1	0
Chet Nichols, S (8, 1)										0	0	0	0	0	0	0
Inning Stats	R: 0 E: 0 K: 1 S: 5 H: 0 LOB: 0 BB: 0 P: 5	R: 1 E: 0 K: 1 S: 7 H: 2 LOB: 1 BB: 0 P: 7	R: 0 E: 0 K: 1 S: 5 H: 0 LOB: 0 BB: 0 P: 5	R: 0 E: 0 K: 0 S: 3 H: 0 LOB: 0 BB: 0 P: 3	R: 0 E: 0 K: 0 S: 2 H: 0 LOB: 0 BB: 1 P: 6	R: 0 E: 0 K: 0 S: 3 H: 1 LOB: 1 BB: 0 P: 4	R: 0 E: 0 K: 2 S: 7 H: 0 LOB: 1 BB: 0 P: 8	R: 0 E: 0 K: 1 S: 5 H: 0 LOB: 0 BB: 0 P: 5	R: 0 E: 0 K: 2 S: 8 H: 1 LOB: 1 BB: 0 P: 8	1B: 4 2B: 0 3B: 0 HR: 0	SF: 0 SAC: 0 DP: 2 HBP: 2						

	AB	29
	R	1
	H	4
	RBI	1
	BB	1
	SO	8
	LOB	8

WP: 1 PB: 0 SB: 0 CS: 0 PA: 32

PITCHER	IP	WLS	BF	H	R	ER	SO	BB	IBB	HBP	BLK	WP	HR	S	P	ERA	WHIP
Ed Rakow, R (1, 1) ERA: 1.79	9.0	W	32	4	1	1	8	1	0	2	0	1	0	45	51	1.00	0.556

PITCHER	IP	WLS	BF	H	R	ER	SO	BB	IBB	HBP	BLK	WP	HR	S	P	ERA	WHIP

Batter	1	2	3	4	5	6	7	8	9	AB	R	H	RBI	BB	SO	LOB
Wayne Causey, L (1, 6) OBP: 0.444, SLG: 0.534	4-3		F8		P6		E7 2-H 3-H 1B			4	0	1	2	0	0	0
Jose Tartabull, L (1, 8) OBP: 0.354, SLG: 0.372	4-3 1B		F7			1-3	F7			4	0	1	0	0	0	2
Jerry Lumpe, L (1, 4) OBP: 0.253, SLG: 0.244	4-3 1-2			BBB 1B BB		F7		5-3		3	0	0	0	1	0	1
Norm Siebern, L (1, 3) OBP: 0.296, SLG: 0.268	5-3			FC6-4 1-2 1B		4-3		P5		4	0	1	0	0	0	1
Ed Charles, R (1, 5) OBP: 0.415, SLG: 0.370		6-3		SSS K			1B SF7-3 1B	5-3		4	1	1	0	0	1	2
Manny Jimenez, L (1, 7) OBP: 0.385, SLG: 0.313 Bobby Del Greco, R (7, PR) (8, 7) OBP: 0.222, SLG: 0.375	1B			P6			SF7-3 1-2 1B			3 0	0 0	2 0	0 0	0 0	0 0	2 0
George Alusik, R (1, 9) OBP: 0.273, SLG: 0.282 Gino Cimoli, R (9, 9) OBP: 0.337, SLG: 0.395	F8			FC6-4 1-2f			SF7-3 1-1 2-H			2 0	0 0	0 0	1 0	0 0	0 0	3 0
Billy Bryan, L (1, 2) OBP: 0.340, SLG: 0.512	SSS K				F5		1B E 1B			3	1	1	0	0	1	1
Ed Rakow, S (1, 1) OBP: 0.286, SLG: 0.231			SSS K		F7		1-3 E 1B			3	1	1	0	0	1	0
Inning Stats	R: 0 E: 0 K: 0 S: 4 H: 1 LOB: 1 BB: 0 P: 4	R: 0 E: 0 K: 1 S: 6 H: 1 LOB: 1 BB: 0 P: 6	R: 0 E: 0 K: 1 S: 5 H: 0 LOB: 0 BB: 0 P: 5	R: 0 E: 0 K: 1 S: 6 H: 1 LOB: 2 BB: 1 P: 10	R: 0 E: 0 K: 0 S: 3 H: 0 LOB: 0 BB: 0 P: 3	R: 0 E: 0 K: 0 S: 3 H: 0 LOB: 0 BB: 0 P: 3	R: 3 E: 1 K: 0 S: 7 H: 5 LOB: 2 BB: 0 P: 7	R: 0 E: 0 K: 0 S: 3 H: 0 LOB: 0 BB: 0 P: 3		1B: 8 2B: 1 3B: 0 HR: 0 SF: 1 SAC: 0 DP: 1 HBP: 0				WP: 0 PB: 0 SB: 0 CS: 0 PA: 32		

PITCHER		IP	WLS	BF	H	R	ER	SO	BB	IBB	HBP	BLK	WP	HR	S	P	ERA	WHIP
Bill Monbouquette, R ERA: 3.34	(1, 1)	6.2	L	27	7	3	3	3	1	0	0	0	0	0	32	36	4.05	1.200
Arnold Earley, L ERA:	(7, 1)	0.1		2	1	0	0	0	0	0	0	0	0	0	2	2	0.00	3.000
Chet Nichols, L ERA: 4.76	(8, 1)	1.0		3	0	0	0	0	0	0	0	0	0	0	3	3	0.00	0.000

PITCHER	IP	WLS	BF	H	R	ER	SO	BB	IBB	HBP	BLK	WP	HR	S	P	ERA	WHIP

BOTTOM

Boston Red Sox @ Kansas City Athletics

Municipal Stadium, Kansas City, MO

Fri May 03 1963, 8:05 PM EDT

Att. 14,021 - Unknown

livebaseballscorecards.com

AB	30
R	3
H	8
RBI	3
BB	1
SO	3
LOB	12

Batter	1	2	3	4	5	6	7	8	9	AB	R	H	RBI	BB	SO	LOB
Chuck Schilling, R (1, 4) OBP: 0.386, SLG: 0.440	FC4-6 1B	G5-4-3 1-2f 2-3 3-H		BB						2	0	1	0	1	0	2
Roman Mejias, R (1, 8) OBP: 0.147, SLG: 0.205	FC4-6 1-2f E	G5-3		F8						3	1	0	0	0	0	4
Carl Yastrzemski, L (1, 7) OBP: 0.397, SLG: 0.527	E6 1-H 3B									3	1	0	0	0	0	0
Dick Stuart, R (1, 3) OBP: 0.324, SLG: 0.424	K		F7		1B					3	0	1	0	0	1	1
Lou Clinton, R (1, 9) OBP: 0.260, SLG: 0.382	3B 3-H		FC BB		K					2	0	1	1	1	1	0
Frank Malzone, R (1, 5) OBP: 0.309, SLG: 0.349	F9		FC 1-2f							2	0	0	0	0	0	2
Eddie Bressoud, R (1, 6) OBP: 0.342, SLG: 0.439		BB G5-4-3 2B		WP 1B						2	1	2	0	0	0	0
Bob Tillman, R (1, 2) OBP: 0.300, SLG: 0.340		G5-4-3 BB		K						1	0	0	0	1	1	1
Ike Delock, R (1, 1)		G5-4-3 1-2 2-3 BB		G1-3 1-2						0	0	0	0	0	0	0
Jack Lamabe, R (1, 1)										0	0	0	0	0	0	0
Chet Nichols, S (1, 1)										0	0	0	0	0	0	0
Jim Gosger, L (2, PH)										0	0	0	0	1	0	0
Hal Kolstad, R (2, 1)										1	0	0	0	0	0	1
Inning Stats	R: 2 E: 1 K: 1 S: 8 H: 2 LOB: 1 BB: 0 P: 8	R: 1 E: 0 K: 0 S: 3 H: 1 LOB: 1 BB: 2 P: 11	R: 0 E: 0 K: 0 S: 3 H: 0 LOB: 1 BB: 1 P: 7	R: 0 E: 0 K: 1 S: 6 H: 1 LOB: 2 BB: 1 P: 10	R: 0 E: 0 K: 1 S: 5 H: 1 LOB: 0 BB: 0 P: 5					1B: 3 2B: 1 3B: 1 HR: 0 SF: 0 SAC: 0 DP: 1 HBP: 0						

PITCHER		IP	WLS	BF	H	R	ER	SO	BB	IBB	HBP	BLK	WP	HR	S	P	ERA	WHIP
Dave Thies, R ERA: 4.0	(1, 1)	3.2		19	4	3	1	2	4	0	0	0	1	0	19	35	2.46	2.182
Bill Fischer, R ERA: 1.65	(4, 1)	1.1	W	4	1	0	0	1	0	0	0	0	0	0	6	6	0.00	0.750

PITCHER	IP	WLS	BF	H	R	ER	SO	BB	IBB	HBP	BLK	WP	HR	S	P	ERA	WHIP

TOP

Boston Red Sox @ Kansas City Athletics

Municipal Stadium, Kansas City, MO

Sat May 04 1963, 8:05 PM EDT

Att. 13,973 - Unknown

livebaseballscorecards.com

AB	19
R	3
H	5
RBI	1
BB	4
SO	3
LOB	11

WP: 1 PA: 23
PB: 0
SB: 0
CS: 0

Batter	1	2	3	4	5	6	7	8	9	AB	R	H	RBI	BB	SO	LOB
Wayne Causey, L (1, 6) OBP: 0.478, SLG: 0.574	BBBB 4-0 BB E BB BB x 0-0 1-3 2-H 2B		x 0-0 BB 1B G4-3 2-H 3-H 1B	x 0-0 2-H 1B						3	2	3	4	1	0	0
Jose Tartabull, L (1, 8)	x 0-0 ① F9 0-0 F8		x 0-0 G4-3 BB 1-2 1B 1B	x 0-0 ③ G5-3						4	1	1	0	0	0	4
Jerry Lumpe, L (1, 4)	BBBB 4-0 BB 1-2 E BB	x 0-0 ① G5-3	BBBB 4-0 G4-3 1-2 2-3 1B BB		x 0-0 3B 2B					2	3	1	0	2	0	0
Norm Siebern, L (1, 3)	BBBB 4-0 1-2 2-3 E BB	BBBB 4-0 BB	x 0-0 ② G4-3 1-2 2-3 3-H		x 0-0 2-H WP 3B					2	2	1	2	2	0	2
Ed Charles, R (1, 5) OBP: 0.418, SLG: 0.388	x 0-0 E6 1-H 2-H 3-H 2B 2B	x 0-0 ② P2	x 0-0 2-H 3-H 1B		x 0-0 ① F2 3-H					4	1	2	5	0	0	1
Manny Jimenez, L (1, 7) OBP: 0.381, SLG: 0.343	x 0-0 1B 3-H 2B	SSS 0-3 ③ K	SSS 0-3 ③ K							3	1	1	1	0	2	2
George Alusik, R (1, 9) OBP: 0.298, SLG: 0.293	x 0-0 ② G5-3		x 0-0 FC4-6 1B	BBBB 4-0 G3-1 1B BB						2	1	1	0	1	0	1
Billy Bryan, L (1, 2) OBP: 0.340, SLG: 0.489	I I I 4-0 1B 2B IBB		x 0-0 ① FC4-6 2B 1-2f 1B	x 0-0 ① G3-1 1-2						2	2	0	0	1	0	2
Dave Thies, R (1, 1) OBP: 0.667, SLG: 1.000 Bill Fischer, R (4, 1)	x 0-0 2B 1-2 2-H 1B		x 0-0 SSS 1-3 1B 2B	SSS 0-3 ② K						2 1	1 0	2 0	1 0	0 0	0 1	0 1
Inning Stats	R: 6 E: 1 K: 0 S: 7 H: 4 LOB: 2 BB: 4 P: 23	R: 0 E: 0 K: 1 S: 5 H: 0 LOB: 1 BB: 1 P: 9	R: 5 E: 0 K: 1 S: 10 H: 5 LOB: 1 BB: 1 P: 14	R: 1 E: 0 K: 1 S: 6 H: 1 LOB: 1 BB: 1 P: 10	R: 2 E: 0 K: 0 S: 3 H: 2 LOB: 0 BB: 0 P: 3					1B: 6 2B: 5 3B: 1 HR: 0	SF: 0 SAC: 0 DP: 0 HBP: 0					

PITCHER		IP	WLS	BF	H	R	ER	SO	BB	IBB	HBP	BLK	WP	HR	S	P	ERA	WHIP
Ike Delock, R ERA: 4.09	(1, 1)	0.1	L	6	2	5	5	0	3	0	0	0	0	0	3	15	135.00	15.000
Jack Lamabe, R ERA: 4.09	(1, 1)	0.1		4	2	1	1	0	0	1	0	0	0	0	3	7	27.00	6.000
Chet Nichols, L ERA: 4.5	(1, 1)	0.1		1	0	0	0	0	0	0	0	0	0	0	1	1	0.00	0.000
Hal Kolstad, R ERA: 14.73	(2, 1)	3.1		21	8	8	8	3	3	0	0	0	1	0	24	36	21.60	3.300

PITCHER	IP	WLS	BF	H	R	ER	SO	BB	IBB	HBP	BLK	WP	HR	S	P	ERA	WHIP

BOTTOM

Boston Red Sox @ Kansas City Athletics

Municipal Stadium, Kansas City, MO

Sat May 04 1963, 8:05 PM EDT

Att. 13,973 - Unknown

livebaseballscorecards.com

AB	25
R	14
H	12
RBI	13
BB	7
SO	3
LOB	13

WP: 1 PB: 0 SB: 0 CS: 0 PA: 32

Batter	1	2	3	4	5	6	7	8	9	AB	R	H	RBI	BB	SO	LOB
Chuck Schilling, R (1, 4) OBP: 0.391, SLG: 0.481	6-3		P4			SH3-4 1B		HR		4	1	2	1	0	0	0
Eddie Bressoud, R (1, 6) OBP: 0.329, SLG: 0.420	F7			5-3		SH3-4 1-2		K		3	0	0	0	0	1	0
Carl Yastrzemski, L (1, 7) OBP: 0.402, SLG: 0.513	P6			3-1		BB		WP WP BB		2	0	0	0	2	0	0
Dick Stuart, R (1, 3) OBP: 0.321, SLG: 0.406		K		K		P5		WP BB 1-2		3	0	0	0	1	2	2
Lou Clinton, R (1, 9) OBP: 0.260, SLG: 0.389		1B 2B			K	K		K 1-2 2-3		4	1	1	0	0	3	4
Frank Malzone, R (1, 5) OBP: 0.333, SLG: 0.418		2-H 1B			HR		1B	6-3		4	1	3	2	0	0	2
Roman Mejias, R (1, 8) OBP: 0.139, SLG: 0.195		F2			F8	F8			5-3	4	0	0	0	0	0	1
Bob Tillman, R (1, 2) OBP: 0.297, SLG: 0.321			F9		FC6-4 BB		P6		P4	3	0	0	0	1	0	1
Dave Morehead, R (1, 1)			K		FC6-4 1-2f		K		K	3	0	0	0	0	2	2
Dick Radatz, R (8, 1)										1	0	0	0	0	1	0
Inning Stats	R: 0 E: 0 K: 0 S: 3 H: 0 LOB: 0 BB: 0 P: 3	R: 1 E: 0 K: 1 S: 6 H: 2 LOB: 0 BB: 0 P: 6	R: 0 E: 0 K: 1 S: 5 H: 0 LOB: 0 BB: 0 P: 5	R: 0 E: 0 K: 1 S: 5 H: 0 LOB: 0 BB: 0 P: 5	R: 1 E: 0 K: 1 S: 6 H: 1 LOB: 1 BB: 1 P: 10	R: 0 E: 0 K: 1 S: 6 H: 1 LOB: 2 BB: 1 P: 10	R: 0 E: 0 K: 1 S: 6 H: 1 LOB: 1 BB: 0 P: 6	R: 1 E: 0 K: 2 S: 8 H: 1 LOB: 2 BB: 2 P: 16	R: 0 E: 0 K: 1 S: 5 H: 0 LOB: 0 BB: 0 P: 5	1B: 3 2B: 1 3B: 0 HR: 2	SF: 0 SAC: 1 DP: 0 HBP: 0						

TOP

Boston Red Sox @ Kansas City Athletics

Municipal Stadium, Kansas City, MO

Sun May 05 1963, 4:33 AM EDT

Att. 20,482 - Unknown

livebaseballscorecards.com

AB	31
R	3
H	6
RBI	3
BB	4
SO	9
LOB	12

WP: 2 PB: 0 SB: 0 CS: 0 PA: 36

PITCHER	IP	WLS	BF	H	R	ER	SO	BB	IBB	HBP	BLK	WP	HR	S	P	ERA	WHIP
Orlando Pena, R (1, 1) ERA: 1.89	7.0	L	27	5	2	2	6	2	0	0	0	0	1	37	45	2.57	1.000
John Wyatt, R (8, 1) ERA: 4.91	2.0		9	1	1	1	3	2	0	0	0	2	1	13	21	4.50	1.500

PITCHER	IP	WLS	BF	H	R	ER	SO	BB	IBB	HBP	BLK	WP	HR	S	P	ERA	WHIP

Batter	1	2	3	4	5	6	7	8	9	AB	R	H	RBI	BB	SO	LOB
Wayne Causey, L (1, 6) OBP: 0.465, SLG: 0.547	G3		G3		BB 1-2 BB			3-1		3	0	0	0	1	0	0
Jose Tartabull, L (1, 8) OBP: 0.357, SLG: 0.347	S BB		K		G6-4-3 1-2 2-3 BB			5-3		2	0	0	0	2	1	0
Jerry Lumpe, L (1, 4) OBP: 0.272, SLG: 0.272	P6 1-2		6-3		G6-4-3 1-2f			1B 2B		4	1	1	0	0	0	4
Norm Siebern, L (1, 3) OBP: 0.321, SLG: 0.299	BB			F8		F7		2-H 1B		3	0	1	1	1	0	0
Ed Charles, R (1, 5) OBP: 0.402, SLG: 0.371	F8			5-3		P6		4-3		4	0	0	0	0	0	3
Manny Jimenez, L (1, 7) OBP: 0.348, SLG: 0.308		3-1		4-3		F7			4-3	4	0	0	0	0	0	0
George Alusik, R (1, 9) OBP: 0.314, SLG: 0.378		E5 1B			HR		F7		K	4	1	2	1	0	1	0
Billy Bryan, L (1, 2) OBP: 0.316, SLG: 0.449		P6			K		K		K	4	0	0	0	0	3	1
Orlando Pena, R (1, 1) OBP: 0.400, SLG: 0.143 Chuck Essegian, R (7, PH) OBP: 0.261, SLG: 0.354 John Wyatt, R (8, 1)		K			BB BB BB		K			1 1 0	0 0 0	0 0 0	0 0 0	1 0 0	1 0 0	1 0 0
Inning Stats	R: 0 E: 0 K: 0 S: 3 H: 0 LOB: 2 BB: 2 P: 11	R: 0 E: 1 K: 1 S: 6 H: 1 LOB: 1 BB: 0 P: 6	R: 0 E: 0 K: 1 S: 5 H: 0 LOB: 0 BB: 0 P: 5	R: 0 E: 0 K: 0 S: 3 H: 0 LOB: 0 BB: 0 P: 3	R: 1 E: 0 K: 1 S: 5 H: 1 LOB: 2 BB: 3 P: 17	R: 0 E: 0 K: 0 S: 3 H: 0 LOB: 0 BB: 0 P: 3	R: 0 E: 0 K: 2 S: 7 H: 0 LOB: 0 BB: 0 P: 7	R: 1 E: 0 K: 0 S: 5 H: 2 LOB: 1 BB: 0 P: 5	R: 0 E: 0 K: 2 S: 7 H: 0 LOB: 0 BB: 0 P: 7							

PITCHER		IP	WLS	BF	H	R	ER	SO	BB	IBB	HBP	BLK	WP	HR	S	P	ERA	WHIP
Dave Morehead, R ERA: 1.16	(1, 1)	7.2	W	31	4	2	2	5	5	0	0	0	0	1	36	56	2.35	1.174
Dick Radatz, R ERA: 2.57	(8, 1)	1.1	S	4	0	0	0	2	0	0	0	0	0	0	8	8	0.00	0.000

PITCHER	IP	WLS	BF	H	R	ER	SO	BB	IBB	HBP	BLK	WP	HR	S	P	ERA	WHIP

BOTTOM

Boston Red Sox @ Kansas City Athletics

Municipal Stadium, Kansas City, MO

Sun May 05 1963, 4:33 AM EDT

Att. 20,482 - Unknown

livebaseballscorecards.com

AB	30
R	2
H	4
RBI	2
BB	5
SO	7
LOB	9

1B: 2	SF: 0	WP: 0	PA: 35
2B: 1	SAC: 0	PB: 0	
3B: 0	DP: 1	SB: 1	
HR: 1	HBP: 0	CS: 0	

Boston Red Sox @ Baltimore Orioles

Memorial Stadium, Baltimore, MD

Tue May 07 1963, 7:05 PM EDT

Att. 6,431 - Unknown

TOP

livebaseballscorecards.com

Batter	1	2	3	4	5	6	7	8	9	AB	R	H	RBI	BB	SO	LOB
Chuck Schilling, R (1, 4) OBP: 0.391, SLG: 0.476	1B	1-3		K		FC6-5 2-3		G4-6-3		5	1	2	0	0	1	3
Eddie Bressoud, R (1, 6) OBP: 0.321, SLG: 0.405	1B		F4		F9	K 1-2		G4-6-3 1-2f		5	0	1	0	0	1	2
Carl Yastrzemski, L (1, 7) OBP: 0.402, SLG: 0.506	1B 1-2 2-H		4-3		E S 1B		K	K		5	1	2	1	0	2	0
Dick Stuart, R (1, 3) OBP: 0.313, SLG: 0.392	K		K		K 1-3		HR		K	5	1	1	0	0	4	3
Lou Clinton, R (1, 9) OBP: 0.293, SLG: 0.440	K			2B 1B	BB		1-H HR		B B B B G5-4-3 BB	3	2	2	2	2	1	2
Frank Malzone, R (1, 5) OBP: 0.364, SLG: 0.437	1-2 2-3 1B			2B 1-2 1B	1-2 3-H 1B		1B BB		G5-4-3 1-2f	4	0	3	1	1	0	1
Roman Mejias, R (1, 8) OBP: 0.157, SLG: 0.222	F6			1-3 2-H 2B	F9		FC6-4 1-2 1B			4	0	2	1	0	0	5
Bob Tillman, R (1, 2) OBP: 0.279, SLG: 0.300		F5		6-3		E4 FC6-5 SH5-4	K			4	0	0	0	0	1	4
Earl Wilson, R (1, 1) OBP: 0.125, SLG: 0.125		F6		F6		SH5-4 1-2	FC6-4 1-2f			3	0	0	0	0	0	4
Inning Stats	R: 1 E: 0 K: 2 S: 11 H: 4 LOB: 3 BB: 0 P: 11	R: 0 E: 0 K: 0 S: 3 H: 0 LOB: 0 BB: 0 P: 3	R: 0 E: 0 K: 1 S: 5 H: 0 LOB: 0 BB: 0 P: 5	R: 1 E: 0 K: 1 S: 8 H: 3 LOB: 2 BB: 0 P: 8	R: 1 E: 0 K: 1 S: 7 H: 2 LOB: 2 BB: 1 P: 11	R: 0 E: 1 K: 1 S: 6 H: 0 LOB: 1 BB: 0 P: 6	R: 2 E: 0 K: 2 S: 10 H: 3 LOB: 2 BB: 1 P: 14	R: 0 E: 0 K: 1 S: 5 H: 1 LOB: 0 BB: 0 P: 5	R: 0 E: 0 K: 1 S: 4 H: 0 LOB: 0 BB: 1 P: 8	1B: 11 2B: 1 3B: 0 HR: 1 SF: 0 SAC: 1 DP: 2 HBP: 0							

	AB	38
	R	5
	H	13
	RBI	5
	BB	3
	SO	10
	LOB	24

WP: 0 PB: 0 SB: 2 CS: 0 PA: 42

PITCHER		IP	WLS	BF	H	R	ER	SO	BB	IBB	HBP	BLK	WP	HR	S	P	ERA	WHIP
Robin Roberts, R ERA: 3.51	(1, 1)	6.0	L	29	9	3	3	6	1	0	0	0	0	0	40	44	4.50	1.667
Stu Miller, R ERA: 3.77	(7, 1)	2.0		10	4	2	2	3	1	0	0	0	0	1	15	19	9.00	2.500
Buster Narum, R ERA: 3.0	(9, 1)	1.0		3	0	0	0	1	1	0	0	0	0	0	4	8	0.00	1.000

PITCHER	IP	WLS	BF	H	R	ER	SO	BB	IBB	HBP	BLK	WP	HR	S	P	ERA	WHIP

BOTTOM

Boston Red Sox @ Baltimore Orioles

Memorial Stadium, Baltimore, MD

Tue May 07 1963, 7:05 PM EDT

Att. 6,431 - Unknown

livebaseballscorecards.com

Batter	1	2	3	4	5	6	7	8	9	AB	R	H	RBI	BB	SO	LOB
Luis Aparicio, R (1, 6) OBP: 0.337, SLG: 0.412	K		F3			F6		BB		3	0	0	0	1	1	0
Russ Snyder, L (1, 8) OBP: 0.250, SLG: 0.308	F7			BB		G3		F3		3	0	0	0	1	0	1
Al Smith, R (1, 9) OBP: 0.381, SLG: 0.482	K			F7			5-3	F8		4	0	0	0	0	1	2
Jim Gentile, L (1, 3) OBP: 0.321, SLG: 0.396		K		F2			BB 2B 1B		1-3	4	1	1	0	0	1	1
Brooks Robinson, R (1, 5) OBP: 0.311, SLG: 0.358		1B		F9			2B 1-2 BB		1-3	3	0	1	0	1	0	1
Boog Powell, L (1, 7) OBP: 0.341, SLG: 0.539		F4			4-3		1-3 2-H 2B		F5	4	0	1	1	0	0	1
Bob Johnson, R (1, 4) OBP: 0.302, SLG: 0.439		K			5-3		5-3			3	0	0	0	0	1	3
John Orsino, R (1, 2) OBP: 0.346, SLG: 0.457			F7		F6		5-3			3	0	0	0	0	0	2
Robin Roberts, S (1, 1) OBP: 0.100, SLG: 0.100			K			K		K		1	0	0	0	0	1	0
Bob Saverine, S (6, PH) OBP: 0.286, SLG: 0.308										1	0	0	0	0	1	0
Stu Miller, R (7, 1)										0	0	0	0	0	0	0
Jackie Brandt, R (8, PH) OBP: 0.286, SLG: 0.397										1	0	0	0	0	1	0
Buster Narum, R (9, 1) OBP: 1.000, SLG: 4.000										0	0	0	0	0	0	0
Inning Stats	R: 0 E: 0 K: 2 S: 7 H: 0 LOB: 0 BB: 0 P: 7	R: 0 E: 0 K: 2 S: 8 H: 1 LOB: 1 BB: 0 P: 8	R: 0 E: 0 K: 1 S: 5 H: 0 LOB: 0 BB: 0 P: 5	R: 0 E: 0 K: 0 S: 3 H: 0 LOB: 1 BB: 1 P: 7	R: 0 E: 0 K: 0 S: 3 H: 0 LOB: 0 BB: 0 P: 3	R: 0 E: 0 K: 1 S: 5 H: 0 LOB: 0 BB: 0 P: 5	R: 1 E: 0 K: 0 S: 5 H: 2 LOB: 2 BB: 1 P: 9	R: 0 E: 0 K: 1 S: 5 H: 0 LOB: 1 BB: 1 P: 9	R: 0 E: 0 K: 0 S: 3 H: 0 LOB: 0 BB: 0 P: 3	1B: 2 2B: 1 3B: 0 HR: 0	SF: 0 SAC: 0 DP: 0 HBP: 0			WP: 0 PB: 0 SB: 0 CS: 0	PA: 33		

	AB	30
	R	1
	H	3
	RBI	1
	BB	3
	SO	7
	LOB	11

PITCHER		IP	WLS	BF	H	R	ER	SO	BB	IBB	HBP	BLK	WP	HR	S	P	ERA	WHIP
Earl Wilson, R ERA: 2.45	(1, 1)	9.0	W	33	3	1	1	7	3	0	0	0	0	0	44	56	1.00	0.667

PITCHER	IP	WLS	BF	H	R	ER	SO	BB	IBB	HBP	BLK	WP	HR	S	P	ERA	WHIP

Batter	1	2	3	4	5	6	7	8	9	AB	R	H	RBI	BB	SO	LOB
Chuck Schilling, R (1, 4) OBP: 0.402, SLG: 0.489	F9		1-3 2-H 2B		G4-6-3 1-2f		2B 1B		FC5-4 1-2 BB	4	1	2	1	1	0	2
Eddie Bressoud, R (1, 6) OBP: 0.326, SLG: 0.430	K		K			1B 2B	1-H 2B		FC5-4 1-2f	5	1	2	1	0	2	4
Carl Yastrzemski, L (1, 7) OBP: 0.396, SLG: 0.488	4-3		F8			G4-3 1B 1B BB	K			3	1	0	0	1	1	3
Dick Stuart, R (1, 3) OBP: 0.322, SLG: 0.397		K		G5-4-3 1B		G4-3 1-2 2-H 1B		F3		4	0	2	1	0	1	0
Lou Clinton, R (1, 9) OBP: 0.279, SLG: 0.418		5-3		G5-4-3 1-2f		G4-3 1-2f 2-3		K		4	0	0	0	0	1	3
Frank Malzone, R (1, 5) OBP: 0.358, SLG: 0.427		5-3		F8		3-H 1B		5-3		4	0	1	1	0	0	0
Roman Mejias, R (1, 8) OBP: 0.149, SLG: 0.212			1-3		1-3	1-3			F9	4	0	0	0	0	0	1
Bob Tillman, R (1, 2) OBP: 0.306, SLG: 0.344			1B 2B 1B		1B 2B		2-3		BB 1B	4	1	3	0	0	0	0
Gene Conley, R (1, 1) OBP: 0.500, SLG: 0.667			2B 1-2 1B		G4-6-3 2-3 1B		F7		F9	2	0	2	0	0	0	0
Jack Lamabe, R (5, 1)										0	0	0	0	0	0	0
Mike Fornieles, R (5, 1)										0	0	0	0	0	0	0
Dick Williams, R (7, PH)										1	0	0	0	0	0	0
Arnold Earley, L (7, 1)										0	0	0	0	0	0	0
Billy Gardner, R (9, PH) OBP: 0.250, SLG: 0.250										1	0	0	0	0	0	1
Inning Stats	R: 0 E: 0 K: 1 S: 5 H: 0 LOB: 0 BB: 0 P: 5	R: 0 E: 0 K: 1 S: 5 H: 0 LOB: 0 BB: 0 P: 5	R: 1 E: 0 K: 1 S: 8 H: 3 LOB: 2 BB: 0 P: 8	R: 0 E: 0 K: 0 S: 3 H: 1 LOB: 0 BB: 0 P: 3	R: 0 E: 0 K: 0 S: 4 H: 2 LOB: 1 BB: 0 P: 4	R: 2 E: 0 K: 0 S: 5 H: 3 LOB: 1 BB: 1 P: 9	R: 1 E: 0 K: 1 S: 7 H: 2 LOB: 1 BB: 0 P: 7	R: 0 E: 0 K: 1 S: 5 H: 0 LOB: 0 BB: 0 P: 5	R: 0 E: 0 K: 0 S: 4 H: 1 LOB: 2 BB: 1 P: 8	1B: 8 2B: 4 3B: 0 HR: 0	SF: 0 SAC: 0 DP: 3 HBP: 0					

PITCHER	IP	WLS	BF	H	R	ER	SO	BB	IBB	HBP	BLK	WP	HR	S	P	ERA	WHIP
Steve Barber, L (1, 1) ERA: 2.4	9.0	W	38	12	4	4	5	2	0	0	0	0	0	46	54	4.00	1.556

PITCHER	IP	WLS	BF	H	R	ER	SO	BB	IBB	HBP	BLK	WP	HR	S	P	ERA	WHIP

TOP

Boston Red Sox @ Baltimore Orioles

Memorial Stadium, Baltimore, MD

Wed May 08 1963, 7:05 PM EDT

Att. 5,914 - Unknown

livebaseballscorecards.com

AB	36
R	4
H	12
RBI	4
BB	2
SO	5
LOB	14

WP: 0 PA: 38
PB: 0
SB: 0
CS: 0

BOTTOM

Boston Red Sox @ Baltimore Orioles

Memorial Stadium, Baltimore, MD

Wed May 08 1963, 7:05 PM EDT

Att. 5,914 - Unknown

livebaseballscorecards.com

Batter	1	2	3	4	5	6	7	8	9	AB	R	H	RBI	BB	SO	LOB
Luis Aparicio, R (1, 6) OBP: 0.330, SLG: 0.402	6-3		F2		S 2B 1B	5-3		1-3		5	1	1	0	0	0	0
Russ Snyder, L (1, 8) (6, 7) OBP: 0.289, SLG: 0.333	1-3		F7		1-H 1B 2B	BBB G6-4-3 BB		H 1-0 S FC HBP		3	1	1	1	1	0	0
Al Smith, R (1, 9) OBP: 0.386, SLG: 0.483	E S 1B 1B			F7	2-H 2B 1B	1-2f G6-4-3		FC S 1-2		4	2	2	1	0	0	1
Bob Saverine, S (7, 8) OBP: 0.267, SLG: 0.286										1	0	0	0	0	0	1
Jim Gentile, L (1, 3) OBP: 0.333, SLG: 0.440	BBBB 1B 1-2 BB			1B 1B 2B	F9		HR	SSS K 1-2 2-3		4	2	2	1	1	1	3
Brooks Robinson, R (1, 5) OBP: 0.333, SLG: 0.390	1-3 2-H 1B			2-3 1B 1B 1B	1-H 1B 1B 2B		G4-6-3 1B	SSS K		5	2	4	2	0	1	2
Boog Powell, L (1, 7) OBP: 0.353, SLG: 0.544		SSS K		1-2 3-H 1B 1B	2-3 1B 1B 1B		G4-6-3 1-2f			3	0	2	1	0	1	0
Jackie Brandt, R (5, PR) (6, 8) (7, 9) OBP: 0.282, SLG: 0.392										1	1	0	0	0	0	1
Charlie Lau, L (1, 2) OBP: 0.250, SLG: 0.313		F8		G6-4-3 1-2 2-H 1B	1-2 3-H 1B 1B		3B 2B			4	1	3	2	0	0	0
Jerry Adair, R (1, 4) OBP: 0.181, SLG: 0.250		F4		G6-4-3 1-2f	1-2 2-H 1B		2-H 3B			4	0	2	2	0	0	2
Steve Barber, L (1, 1) OBP: 0.125, SLG: 0.130			P6		F4 K		SSS K			4	0	0	0	0	2	3
Inning Stats	R: 1 E: 1 K: 0 S: 4 H: 2 LOB: 2 BB: 1 P: 8	R: 0 E: 0 K: 1 S: 5 H: 0 LOB: 0 BB: 0 P: 5	R: 0 E: 0 K: 0 S: 3 H: 0 LOB: 0 BB: 0 P: 3	R: 2 E: 0 K: 0 S: 6 H: 4 LOB: 1 BB: 0 P: 6	R: 5 E: 0 K: 1 S: 12 H: 7 LOB: 2 BB: 0 P: 12	R: 0 E: 0 K: 0 S: 2 H: 0 LOB: 0 BB: 1 P: 6	R: 2 E: 0 K: 1 S: 8 H: 4 LOB: 1 BB: 0 P: 8	R: 0 E: 0 K: 2 S: 8 H: 0 LOB: 2 BB: 0 P: 9		1B: 11 2B: 4 3B: 1 HR: 1	SF: 0 SAC: 0 DP: 3 HBP: 1					

	AB	38
	R	10
	H	17
	RBI	10
	BB	2
	SO	5
	LOB	13

WP: 0 PB: 0 SB: 4 CS: 0 PA: 41

PITCHER		IP	WLS	BF	H	R	ER	SO	BB	IBB	HBP	BLK	WP	HR	S	P	ERA	WHIP
Gene Conley, R ERA: 5.63	(1, 1)	4.1	L	20	8	5	5	1	1	0	0	0	0	0	21	25	10.38	2.077
Jack Lamabe, R ERA: 6.35	(5, 1)	0.1		6	5	3	3	0	0	0	0	0	0	0	6	6	81.00	15.000
Mike Fornieles, R ERA: 3.86	(5, 1)	1.1		4	0	0	0	1	1	0	0	0	0	0	5	9	0.00	0.750
Arnold Earley, L ERA: 2.45	(7, 1)	2.0		11	4	2	2	3	0	0	1	0	0	1	16	17	9.00	2.000

PITCHER		IP	WLS	BF	H	R	ER	SO	BB	IBB	HBP	BLK	WP	HR	S	P	ERA	WHIP

Batter	1	2	3	4	5	6	7	8	9	AB	R	H	RBI	BB	SO	LOB
Chuck Schilling, R (1, 4) OBP: 0.396, SLG: 0.478	5-3		F7			BB, 1-2, 1B		K		4	0	1	0	0	1	2
Eddie Bressoud, R (1, 6) OBP: 0.311, SLG: 0.410	6-3			K		F6		5-3, 1-2, 3-H		4	0	0	1	0	1	3
Carl Yastrzemski, L (1, 7) OBP: 0.400, SLG: 0.477	PB, BB			F8		BB, 1-2, 2-3		4-3		2	0	0	0	2	0	1
Dick Stuart, R (1, 3) OBP: 0.319, SLG: 0.383	F2, 1-2			F8		F9			FC5-4, BB	3	0	0	0	1	0	4
Lou Clinton, R (1, 9) OBP: 0.267, SLG: 0.398		5-3			K	F5			K	4	0	0	0	0	2	1
Frank Malzone, R (1, 5) OBP: 0.341, SLG: 0.405		F8			F5	F9			FC5-4, 1-2f	4	0	0	0	0	0	1
Roman Mejias, R (1, 8) OBP: 0.143, SLG: 0.202		K			K	6-3			K	4	0	0	0	0	3	1
Bob Tillman, R (1, 2) OBP: 0.307, SLG: 0.358			K			F7		1B, 5-3, 2B		3	1	1	0	0	1	0
Bill Monbouquette, R (1, 1) OBP: 0.286, SLG: 0.231			K			BB, 1B, BB				1	0	0	0	1	1	0
Arnold Earley, L (6, 1)										0	0	0	0	0	0	0
Gary Geiger, L (8, PH) OBP: 0.111, SLG: 0.111										1	0	1	0	0	0	0
Mike Fornieles, R (8, 1)								2-3, 1B		0	0	0	0	0	0	0
Inning Stats	R: 0 E: 0 K: 0 S: 3 H: 0 LOB: 1 BB: 1 P: 7	R: 0 E: 0 K: 1 S: 5 H: 0 LOB: 0 BB: 0 P: 5	R: 0 E: 0 K: 2 S: 7 H: 0 LOB: 0 BB: 0 P: 7	R: 0 E: 0 K: 1 S: 5 H: 0 LOB: 0 BB: 0 P: 5	R: 0 E: 0 K: 2 S: 7 H: 0 LOB: 0 BB: 0 P: 7	R: 0 E: 0 K: 0 S: 4 H: 1 LOB: 3 BB: 2 P: 12	R: 0 E: 0 K: 0 S: 3 H: 0 LOB: 0 BB: 0 P: 3	R: 1 E: 0 K: 1 S: 7 H: 2 LOB: 1 BB: 0 P: 7	R: 0 E: 0 K: 2 S: 7 H: 0 LOB: 1 BB: 1 P: 11	1B: 2 2B: 1 3B: 0 HR: 0 SF: 0 SAC: 0 DP: 0 HBP: 0							

TOP

Boston Red Sox @ Baltimore Orioles

Memorial Stadium, Baltimore, MD

Thu May 09 1963, 7:05 PM EDT

Att. 4,679 - Unknown - 91 F

livebaseballscorecards.com

AB	30
R	1
H	3
RBI	1
BB	4
SO	9
LOB	13

WP: 0 PB: 1 SB: 0 CS: 0 PA: 34

PITCHER		IP	WLS	BF	H	R	ER	SO	BB	IBB	HBP	BLK	WP	HR	S	P	ERA	WHIP
Chuck Estrada, R ERA: 7.62	(1, 1)	7.0	W	26	2	1	1	6	3	0	0	0	0	0	35	47	1.29	0.714
Stu Miller, R ERA: 3.31	(8, 1)	2.0	S	8	1	0	0	3	1	0	0	0	0	0	13	17	0.00	1.000

PITCHER	IP	WLS	BF	H	R	ER	SO	BB	IBB	HBP	BLK	WP	HR	S	P	ERA	WHIP

Batter	1	2	3	4	5	6	7	8	9	AB	R	H	RBI	BB	SO	LOB
Luis Aparicio, R (1, 6) OBP: 0.336, SLG: 0.406	G4-6-3 1B		FC1-2 S 3-H			E SH1-4 1B	6-3			4	1	2	0	0	0	1
Russ Snyder, L (1, 8) (7, 7) OBP: 0.271, SLG: 0.311	F9		F8 1-2			SH1-4 1-2		3-1		3	0	0	0	0	0	2
Al Smith, R (1, 9) OBP: 0.381, SLG: 0.473	G4-6-3 1-2f			K		E8 PB 2B 2-H 1B		5-3		4	1	1	1	0	1	1
Jim Gentile, L (1, 3) OBP: 0.348, SLG: 0.441		1B		4-3		PB 2B IBB		BB		2	1	1	0	2	0	0
Brooks Robinson, R (1, 5) OBP: 0.330, SLG: 0.394		F8		F4		1-H 2-H 2B		2-3		4	0	1	2	0	0	2
Boog Powell, L (1, 7) OBP: 0.356, SLG: 0.580 Jackie Brandt, R (6, PH) (7, 8) OBP: 0.279, SLG: 0.388	K				HR	F8				2 1	1 0	1 0	1 0	0 0	1 0	1 1
John Orsino, R (1, 2) OBP: 0.327, SLG: 0.429	F9				6-3	K				3	0	0	0	0	1	2
Jerry Adair, R (1, 4) OBP: 0.187, SLG: 0.268			SH3-4 FC1-2 2B		6-3		K			3	0	1	0	0	1	0
Chuck Estrada, R (1, 1) Stu Miller, R (8, 1)			SH3-4 2-3		5-3		K			2 0	0 0	0 0	0 0	0 0	1 0	0 0
Inning Stats	R: 0 E: 0 K: 0 S: 3 H: 1 LOB: 0 BB: 0 P: 3	R: 0 E: 0 K: 1 S: 6 H: 1 LOB: 1 BB: 0 P: 6	R: 0 E: 0 K: 0 S: 4 H: 1 LOB: 1 BB: 0 P: 4	R: 0 E: 0 K: 1 S: 5 H: 0 LOB: 0 BB: 0 P: 5	R: 1 E: 0 K: 0 S: 4 H: 1 LOB: 0 BB: 0 P: 4	R: 3 E: 1 K: 1 S: 8 H: 3 LOB: 1 BB: 1 P: 12	R: 0 E: 0 K: 2 S: 7 H: 0 LOB: 0 BB: 0 P: 7	R: 0 E: 0 K: 0 S: 3 H: 0 LOB: 1 BB: 1 P: 7		1B: 4 2B: 2 3B: 0 HR: 1 SF: 0 SAC: 2 DP: 1 HBP: 0						

PITCHER		IP	WLS	BF	H	R	ER	SO	BB	IBB	HBP	BLK	WP	HR	S	P	ERA	WHIP
Bill Monbouquette, R ERA: 3.79	(1, 1)	5.1	L	23	7	4	4	2	0	1	0	0	0	1	26	30	6.75	1.312
Arnold Earley, L ERA: 2.0	(6, 1)	1.2		5	0	0	0	3	0	0	0	0	0	0	11	11	0.00	0.000
Mike Fornieles, R ERA: 2.7	(8, 1)	1.0		4	0	0	0	0	1	0	0	0	0	0	3	7	0.00	1.000

PITCHER	IP	WLS	BF	H	R	ER	SO	BB	IBB	HBP	BLK	WP	HR	S	P	ERA	WHIP

BOTTOM

Boston Red Sox @ Baltimore Orioles

Memorial Stadium, Baltimore, MD

Thu May 09 1963, 7:05 PM EDT

Att. 4,679 - Unknown - 91 F

AB	28
R	4
H	7
RBI	4
BB	2
SO	5
LOB	10

livebaseballscorecards.com

Batter	1	2	3	4	5	6	7	8	9	AB	R	H	RBI	BB	SO	LOB
Jim Piersall, R (1, 8) OBP: 0.338, SLG: 0.356	0-0 3-4 1B		0-0 2-H 1B ②	0-0 4-3 ③		0-0 1-2 1B			4-0 BBBB G4-6-3 BB	4	1	3	0	1	0	2
Jim King, L (1, 9) OBP: 0.349, SLG: 0.464	0-0 3-4 1-2 ①		4-0 BBBB 1B BB		0-0 F8 ①	0-0 3-1 ③			0-0 G4-6-3 1-2f ②③	4	0	0	0	1	0	4
Chuck Hinton, R (1, 5) OBP: 0.349, SLG: 0.558	0-0 F9 ②		0-0 1-2 2-H 1B		0-0 F8 ②		0-0 F8 ①			4	0	1	1	0	0	1
Don Lock, R (1, 7) OBP: 0.361, SLG: 0.378	0-0 4-3 ③		0-3 SSS K ③		4-0 BBBB BB		0-3 SSS K ②			3	0	0	0	1	2	3
Bobo Osborne, L (1, 3) OBP: 0.333, SLG: 0.486		0-3 SSS K ①		0-0 HR	0-0 F8 ③		0-0 4-3 ③			4	1	1	1	0	1	1
Don Leppert, R (1, 2) OBP: 0.347, SLG: 0.522		0-3 SSS K ②		4-0 BBBB G3 1B BB		0-0 F6 ①		0-3 SSS K ①		3	0	0	0	1	2	0
Chuck Cottier, R (1, 4) OBP: 0.292, SLG: 0.437		0-0 F8 ③		0-0 G3 1-2 1B		0-0 1B 2B		0-3 SSS K ②		4	1	2	0	0	1	0
Ed Brinkman, R (1, 6) OBP: 0.337, SLG: 0.448			0-0 1B 2B	0-0 G3 1-2 2-3 ①		0-0 L5 ②		0-3 SSS K ③		4	0	1	0	0	1	3
Tom Cheney, R (1, 1) OBP: 0.118, SLG: 0.118			0-3 SSS K ①	0-0 F5 ②		0-0 2-H 1B			0-3 SSS K ①	3	0	1	1	0	1	3
Ron Kline, R (8, 1)										0	0	0	0	0	0	0
Dick Phillips, L (9, PH) OBP: 0.277, SLG: 0.279										1	0	0	0	0	1	0
Inning Stats	R: 0 E: 0 K: 0 S: 4 H: 1 LOB: 1 BB: 0 P: 4	R: 0 E: 0 K: 2 S: 7 H: 0 LOB: 0 BB: 0 P: 7	R: 1 E: 0 K: 2 S: 9 H: 3 LOB: 2 BB: 1 P: 13	R: 1 E: 0 K: 0 S: 5 H: 2 LOB: 2 BB: 1 P: 9	R: 0 E: 0 K: 0 S: 3 H: 0 LOB: 1 BB: 1 P: 7	R: 1 E: 0 K: 0 S: 6 H: 3 LOB: 2 BB: 0 P: 6	R: 0 E: 0 K: 1 S: 5 H: 0 LOB: 0 BB: 0 P: 5	R: 0 E: 0 K: 3 S: 9 H: 0 LOB: 0 BB: 0 P: 9	R: 0 E: 0 K: 1 S: 4 H: 0 LOB: 0 BB: 1 P: 8	1B: 6 2B: 2 3B: 0 HR: 1	SF: 0 SAC: 0 DP: 1 HBP: 0						

TOP

Washington Senators @ Boston Red Sox

Fenway Park, Boston, MA

Fri May 10 1963, 7:05 PM EDT

Att. 9,025 - Unknown

livebaseballscorecards.com

AB	34
R	3
H	9
RBI	3
BB	4
SO	9
LOB	17

PITCHER		IP	WLS	BF	H	R	ER	SO	BB	IBB	HBP	BLK	WP	HR	S	P	ERA	WHIP
Ike Delock, R ERA: 4.23	(1, 1)	5.2		28	9	3	3	4	3	0	0	0	0	1	33	45	4.76	2.118
Jack Lamabe, R ERA: 4.91	(6, 1)	3.1	W	10	0	0	0	5	1	0	0	0	0	0	19	23	0.00	0.300

PITCHER	IP	WLS	BF	H	R	ER	SO	BB	IBB	HBP	BLK	WP	HR	S	P	ERA	WHIP

1B: 6	SF: 0	WP: 0	PA: 38
2B: 2	SAC: 0	PB: 0	
3B: 0	DP: 1	SB: 0	
HR: 1	HBP: 0	CS: 0	

Batter	1	2	3	4	5	6	7	8	9	AB	R	H	RBI	BB	SO	LOB
Chuck Schilling, R (1, 4) OBP: 0.385, SLG: 0.463	6-3		K			5-3		SH5-4 1-2		3	0	0	0	0	1	0
Eddie Bressoud, R (1, 6) OBP: 0.319, SLG: 0.400	K		K			BB 1B		FC4-6		2	1	0	0	2	2	0
Carl Yastrzemski, L (1, 7) OBP: 0.394, SLG: 0.461	K		K			F7 1-2		FC4-6 1-2f 2-3		3	1	0	0	1	2	2
Frank Malzone, R (1, 5) OBP: 0.360, SLG: 0.434		1B		F7		1-2 2-H		1-H 3-H	2B	4	1	3	3	0	0	0
Gary Geiger, L (1, 8) OBP: 0.231, SLG: 0.167		K			HR	F7 2-3		2-H	1B	3	1	1	1	1	1	3
Dick Stuart, R (1, 3) OBP: 0.316, SLG: 0.412		K			1-H		K	4-3		4	1	1	2	0	2	2
Lou Clinton, R (1, 9) OBP: 0.258, SLG: 0.384		F3			F8		5-3			3	0	0	0	0	0	1
Bob Tillman, R (1, 2) OBP: 0.295, SLG: 0.343			K		F7		K			3	0	0	0	0	2	0
Ike Delock, R (1, 1) Jack Lamabe, R (6, 1)			K		P4			FC4-6 SH5-4	BB	2 0	0 1	0 0	0 0	0 1	1 0	0 0
Inning Stats	R: 0 E: 0 K: 2 S: 7 H: 0 LOB: 0 BB: 0 P: 7	R: 0 E: 0 K: 2 S: 8 H: 1 LOB: 1 BB: 0 P: 8	R: 0 E: 0 K: 3 S: 9 H: 0 LOB: 0 BB: 0 P: 9	R: 0 E: 0 K: 2 S: 7 H: 0 LOB: 0 BB: 0 P: 7	R: 2 E: 0 K: 0 S: 4 H: 1 LOB: 0 BB: 1 P: 8	R: 1 E: 0 K: 0 S: 3 H: 1 LOB: 1 BB: 2 P: 11	R: 0 E: 0 K: 2 S: 7 H: 0 LOB: 0 BB: 0 P: 7	R: 3 E: 0 K: 0 S: 5 H: 2 LOB: 1 BB: 2 P: 13		1B: 3 2B: 1 3B: 0 HR: 1 SF: 0 SAC: 1 DP: 0 HBP: 0						

PITCHER	IP	WLS	BF	H	R	ER	SO	BB	IBB	HBP	BLK	WP	HR	S	P	ERA	WHIP
Tom Cheney, R (1, 1) ERA: 1.9	7.1	L	29	3	5	5	11	5	0	0	0	0	1	46	66	6.14	1.091
Ron Kline, R (8, 1) ERA: 2.45	0.2		4	2	1	1	0	0	0	0	0	0	0	4	4	13.50	3.000

PITCHER	IP	WLS	BF	H	R	ER	SO	BB	IBB	HBP	BLK	WP	HR	S	P	ERA	WHIP

BOTTOM

Washington Senators @ Boston Red Sox

Fenway Park, Boston, MA

Fri May 10 1963, 7:05 PM EDT

Att. 9,025 - Unknown

livebaseballscorecards.com

AB	27
R	6
H	5
RBI	6
BB	5
SO	11
LOB	8

PA: 33

WP: 0
PB: 0
SB: 0
CS: 0

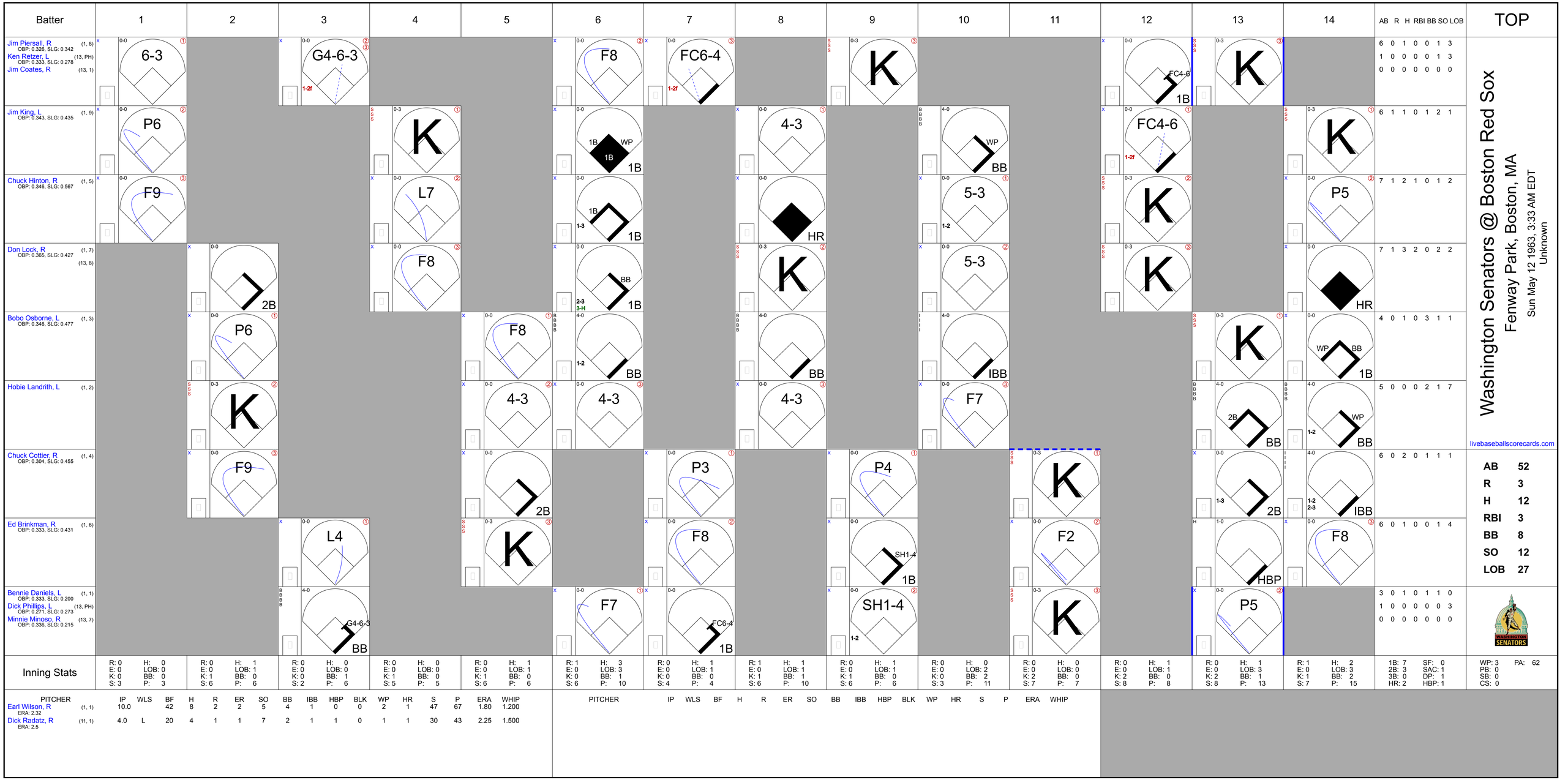
Batter
1
2
3
4
5
6
7
8
9
10
11
12
13
14
AB R H RBI BB SO LOB
TOP
Jim Piersall, R (1, 8)
OBP: 0.326, SLG: 0.342
Ken Retzer, L (13, PH)
OBP: 0.333, SLG: 0.278
Jim Coates, R (13, 1)
6-3
G4-6-3
1-2f
F8
FC6-4
1-2f
K
FC4-6
1B
K
6 0 1 0 0 1 3
1 0 0 0 0 1 3
0 0 0 0 0 0 0
Jim King, L (1, 9)
OBP: 0.343, SLG: 0.435
P6
K
1B
WP
1B
4-3
WP
BB
FC4-6
1-2f
K
P5
6 1 1 0 1 2 1
Chuck Hinton, R (1, 5)
OBP: 0.346, SLG: 0.567
F9
L7
1B
1-3
1B
5-3
1-2
K
P5
7 1 2 1 0 1 2
Don Lock, R (1, 7)
OBP: 0.365, SLG: 0.427
(13, 8)
2B
F8
BB
2-3
3-H
1B
HR
5-3
K
HR
7 1 3 2 0 2 2
Bobo Osborne, L (1, 3)
OBP: 0.346, SLG: 0.477
P6
F8
BB
1-2
BB
IBB
K
WP
BB
1B
4 0 1 0 3 1 1
Hobie Landrith, L (1, 2)
K
4-3
4-3
4-3
4-3
F7
2B
BB
WP
BB
5 0 0 0 2 1 7
Chuck Cottier, R (1, 4)
OBP: 0.304, SLG: 0.455
F9
2B
P3
P4
K
2B
IBB
6 0 2 0 1 1 1
Ed Brinkman, R (1, 6)
OBP: 0.333, SLG: 0.431
L4
K
F8
SH1-4
1B
F2
HBP
F8
6 0 1 0 0 1 4
Bennie Daniels, L (1, 1)
OBP: 0.333, SLG: 0.200
Dick Phillips, L (13, PH)
OBP: 0.271, SLG: 0.273
Minnie Minoso, R (13, 7)
OBP: 0.336, SLG: 0.215
G4-6-3
BB
F7
FC6-4
1B
SH1-4
1-2
K
P5
3 0 1 0 1 1 0
1 0 0 0 0 0 3
0 0 0 0 0 0 0
Washington Senators @ Boston Red Sox
Fenway Park, Boston, MA
Sun May 12 1963, 3:33 AM EDT
Unknown
livebaseballscorecards.com
AB 52
R 3
H 12
RBI 3
BB 8
SO 12
LOB 27
WASHINGTON SENATORS
Inning Stats
R: 0 H: 0 E: 0 LOB: 0 K: 0 BB: 0 S: 3 P: 3
R: 0 H: 1 E: 0 LOB: 1 K: 1 BB: 0 S: 6 P: 6
R: 0 H: 0 E: 0 LOB: 0 K: 0 BB: 1 S: 2 P: 6
R: 0 H: 0 E: 0 LOB: 0 K: 1 BB: 0 S: 5 P: 5
R: 0 H: 1 E: 0 LOB: 1 K: 1 BB: 0 S: 6 P: 6
R: 1 H: 3 E: 0 LOB: 3 K: 0 BB: 1 S: 6 P: 10
R: 0 H: 1 E: 0 LOB: 1 K: 0 BB: 0 S: 4 P: 4
R: 1 H: 1 E: 0 LOB: 1 K: 1 BB: 1 S: 6 P: 10
R: 0 H: 1 E: 0 LOB: 1 K: 1 BB: 0 S: 6 P: 6
R: 0 H: 0 E: 0 LOB: 2 K: 0 BB: 2 S: 3 P: 11
R: 0 H: 0 E: 0 LOB: 0 K: 2 BB: 0 S: 7 P: 7
R: 0 H: 1 E: 0 LOB: 1 K: 2 BB: 0 S: 8 P: 8
R: 0 H: 1 E: 0 LOB: 3 K: 2 BB: 1 S: 8 P: 13
R: 1 H: 2 E: 0 LOB: 3 K: 1 BB: 2 S: 7 P: 15
1B: 7 SF: 0 2B: 3 SAC: 1 3B: 0 DP: 1 HR: 2 HBP: 1
WP: 3 PA: 62 PB: 0 SB: 0 CS: 0
PITCHER IP WLS BF H R ER SO BB IBB HBP BLK WP HR S P ERA WHIP
Earl Wilson, R (1, 1) ERA: 2.32 10.0 42 8 2 2 5 4 1 0 0 2 1 47 67 1.80 1.200
Dick Radatz, R (11, 1) ERA: 2.5 4.0 L 20 4 1 1 7 2 1 1 0 1 1 30 43 2.25 1.500

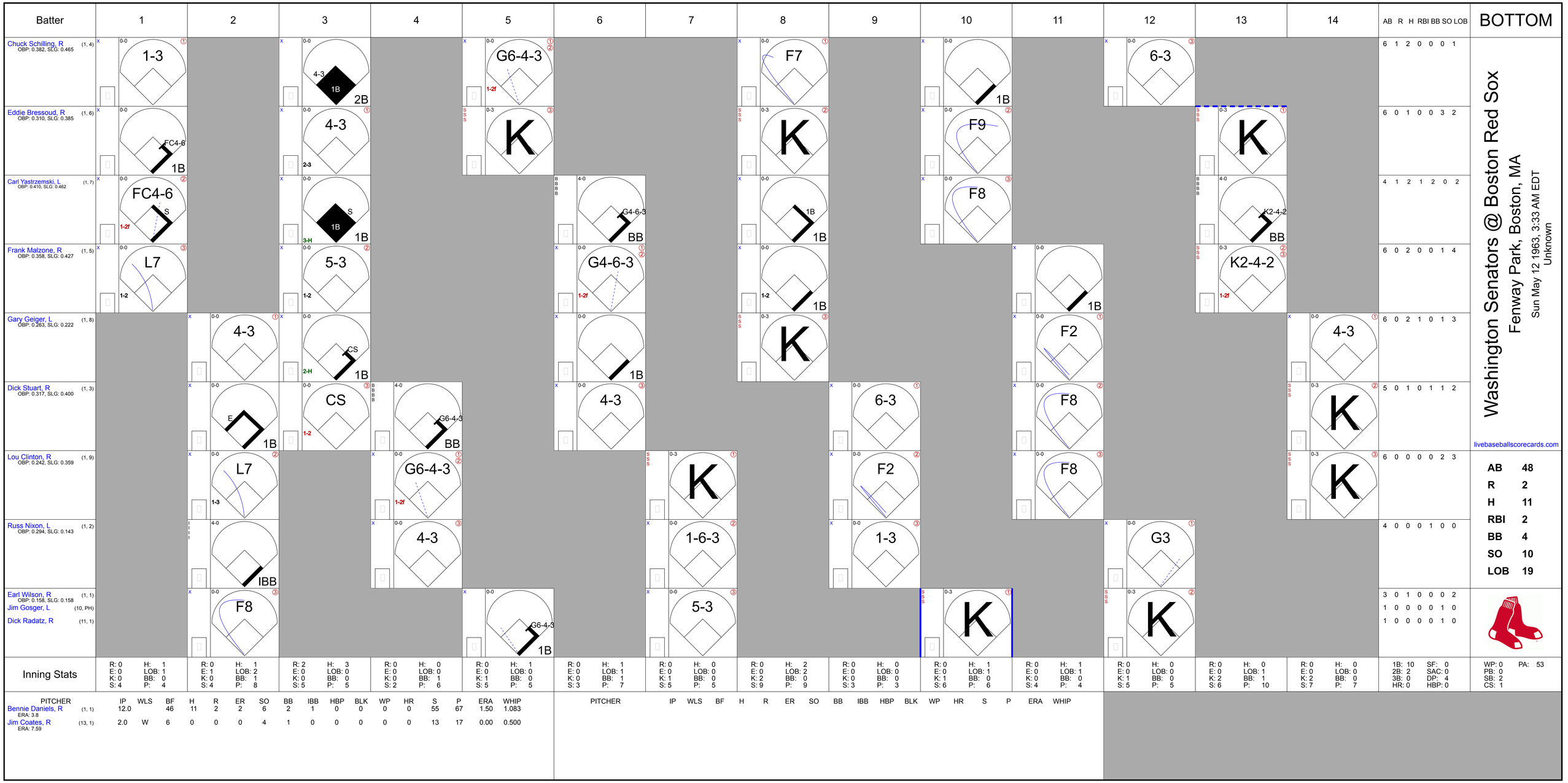
Batter
1
2
3
4
5
6
7
8
9
10
11
12
13
14
AB R H RBI BB SO LOB
BOTTOM
Chuck Schilling, R (1, 4) OBP: 0.382, SLG: 0.465
1-3
6 1 2 0 0 0 1
Eddie Bressoud, R (1, 6) OBP: 0.310, SLG: 0.385
FC4-6
4-3
F7
K
F9
K
6 0 1 0 0 3 2
Carl Yastrzemski, L (1, 7) OBP: 0.410, SLG: 0.462
FC4-6
S
4-3
S
G4-6-3
1B
F8
K2-4-2
4 1 2 1 2 0 2
Frank Malzone, R (1, 5) OBP: 0.358, SLG: 0.427
L7
5-3
G4-6-3
1B
F2
K2-4-2
6 0 2 0 0 1 4
Gary Geiger, L (1, 8) OBP: 0.263, SLG: 0.222
4-3
CS
4-3
F2
4-3
6 0 2 1 0 1 3
Dick Stuart, R (1, 3) OBP: 0.317, SLG: 0.400
E
CS
G6-4-3
4-3
6-3
F8
K
5 0 1 0 1 1 2
Lou Clinton, R (1, 9) OBP: 0.242, SLG: 0.359
L7
G6-4-3
K
F2
F8
K
6 0 0 0 0 2 3
Russ Nixon, L (1, 2) OBP: 0.294, SLG: 0.143
IBB
4-3
1-6-3
1-3
G3
4 0 0 0 1 0 0
Earl Wilson, R (1, 1) OBP: 0.158, SLG: 0.158
Jim Gosger, L (10, PH)
Dick Radatz, R (11, 1)
F8
G6-4-3
5-3
K
K
3 0 1 0 0 0 2
1 0 0 0 0 1 0
1 0 0 0 0 1 0
Washington Senators @ Boston Red Sox
Fenway Park, Boston, MA
Sun May 12 1963, 3:33 AM EDT
Unknown
livebaseballscorecards.com
AB 48
R 2
H 11
RBI 2
BB 4
SO 10
LOB 19
Inning Stats
R: 0 H: 1 E: 0 LOB: 1 K: 0 BB: 0 S: 4 P: 4
R: 0 H: 1 E: 1 LOB: 2 K: 0 BB: 1 S: 4 P: 8
R: 2 H: 3 E: 0 LOB: 0 K: 0 BB: 0 S: 5 P: 5
R: 0 H: 0 E: 0 LOB: 0 K: 0 BB: 1 S: 2 P: 6
R: 0 H: 1 E: 0 LOB: 0 K: 1 BB: 0 S: 5 P: 5
R: 0 H: 1 E: 0 LOB: 1 K: 0 BB: 1 S: 3 P: 7
R: 0 H: 0 E: 0 LOB: 0 K: 0 BB: 0 S: 5 P: 5
R: 0 H: 2 E: 0 LOB: 2 K: 2 BB: 0 S: 9 P: 9
R: 0 H: 0 E: 0 LOB: 0 K: 0 BB: 0 S: 3 P: 3
R: 0 H: 1 E: 0 LOB: 1 K: 1 BB: 0 S: 6 P: 6
R: 0 H: 1 E: 0 LOB: 1 K: 0 BB: 0 S: 4 P: 4
R: 0 H: 0 E: 0 LOB: 0 K: 1 BB: 0 S: 5 P: 5
R: 0 H: 0 E: 0 LOB: 1 K: 2 BB: 1 S: 6 P: 10
R: 0 H: 0 E: 0 LOB: 0 K: 2 BB: 0 S: 7 P: 7
1B: 10 SF: 0 2B: 2 SAC: 0 3B: 0 DP: 4 HR: 0 HBP: 0
WP: 0 PA: 53 PB: 0 SB: 2 CS: 1
PITCHER IP WLS BF H R ER SO BB IBB HBP BLK WP HR S P ERA WHIP
Bennie Daniels, R (1, 1) ERA: 3.8 12.0 46 11 2 2 6 2 1 0 0 0 0 0 55 67 1.50 1.083
Jim Coates, R (13, 1) ERA: 7.59 2.0 W 6 0 0 0 4 1 0 0 0 0 0 0 13 17 0.00 0.500
PITCHER IP WLS BF H R ER SO BB IBB HBP BLK WP HR S P ERA WHIP

Batter	1	2	3	4	5	6	7	8	9	AB	R	H	RBI	BB	SO	LOB
Jim Piersall, R (1, 8) OBP: 0.311, SLG: 0.325	x 0-0 ① F9		x 0-0 ② F9		x 0-0 ③ 1-3			x 0-0 ② F8		4	0	0	0	0	0	1
Jim King, L (1, 9) OBP: 0.324, SLG: 0.409	x 0-0 ② 1-3		x 0-0 ③ F8			x 0-0 ① F7		S S S 0-3 ③ K		4	0	0	0	0	1	1
Chuck Hinton, R (1, 5) OBP: 0.343, SLG: 0.580	x 0-0 HR			x 0-0 ① 5-3		x 0-0 ② P6			x 0-0 ① F8	4	1	1	1	0	0	0
Don Lock, R (1, 7) OBP: 0.370, SLG: 0.418	B B B B 4-0 S BB			B B B B 4-0 BB BB L5 BB		x 0-0 ③ 1-3			x 0-0 ② 1-3	2	0	0	0	2	0	0
Bobo Osborne, L (1, 3) OBP: 0.344, SLG: 0.464	x 0-0 ③ 4-3 1-2			B B B B 4-0 BB 1-2 BB			x 0-0 ① 3-1		x 0-0 ③ 4-3	3	0	0	0	1	0	1
Don Leppert, R (1, 2) OBP: 0.360, SLG: 0.515		B B B B 4-0 G6-4-3 BB		B B B B 4-0 1-2 2-3 BB			x 0-0 ② 6-3			1	0	0	0	2	0	0
Chuck Cottier, R (1, 4) OBP: 0.293, SLG: 0.438		x 0-0 ① ② G6-4-3 1-2f		x 0-0 ② ③ L5 3-H			x 0-0 ③ P5			3	0	0	0	0	0	4
Ed Brinkman, R (1, 6) OBP: 0.325, SLG: 0.419		x 0-0 ③ F8			x 0-0 ① 6-3			S S S 0-3 ① K		3	0	0	0	0	1	0
Claude Osteen, L (1, 1) OBP: 0.313, SLG: 0.267		S S S 0-3 ① K			x 0-0 ② 5-3			B B B B 4-0 BB		2	0	0	0	0	1	0
Jim Bronstad, R (7, 1)										0	0	0	0	0	0	0
Dick Phillips, L (8, PH) OBP: 0.286, SLG: 0.273										0	0	0	0	1	0	0
Jim Duckworth, R (8, 1)										0	0	0	0	0	0	0

Inning Stats	1	2	3	4	5	6	7	8	9
	R: 1 H: 1 E: 0 LOB: 1 K: 0 BB: 1 S: 4 P: 8	R: 0 H: 0 E: 0 LOB: 0 K: 0 BB: 1 S: 2 P: 6	R: 0 H: 0 E: 0 LOB: 0 K: 1 BB: 0 S: 5 P: 5	R: 0 H: 0 E: 0 LOB: 2 K: 0 BB: 3 S: 2 P: 14	R: 0 H: 0 E: 0 LOB: 0 K: 0 BB: 0 S: 3 P: 3	R: 0 H: 0 E: 0 LOB: 0 K: 0 BB: 0 S: 3 P: 3	R: 0 H: 0 E: 0 LOB: 0 K: 0 BB: 0 S: 3 P: 3	R: 0 H: 0 E: 0 LOB: 1 K: 2 BB: 1 S: 7 P: 11	R: 0 H: 0 E: 0 LOB: 0 K: 0 BB: 0 S: 3 P: 3

1B: 0 SF: 0
2B: 1 SAC: 0
3B: 0 DP: 2
HR: 1 HBP: 0

WP: 0 PA: 32
PB: 0
SB: 1
CS: 0

PITCHER	IP	WLS	BF	H	R	ER	SO	BB	IBB	HBP	BLK	WP	HR	S	P	ERA	WHIP
Dave Morehead, R (1, 1) ERA: 1.11	9.0	W	32	1	1	1	3	6	0	0	0	0	1	32	56	1.00	0.778

PITCHER	IP	WLS	BF	H	R	ER	SO	BB	IBB	HBP	BLK	WP	HR	S	P	ERA	WHIP

TOP

Washington Senators @ Boston Red Sox

Fenway Park, Boston, MA

Sun May 12 1963, 3:38 AM EDT
Att. 13,115 - Unknown

livebaseballscorecards.com

AB	26
R	1
H	1
RBI	1
BB	6
SO	3
LOB	7

Batter	1	2	3	4	5	6	7	8	9	AB	R	H	RBI	BB	SO	LOB
Chuck Schilling, R (1, 4) OBP: 0.395, SLG: 0.471	BBBB 4-0 E E BB BB	x 0-0 1-3 1B		x 0-0 ② F7			x 0-0 1B 1B 1-2 G6-2-3 1B			3	1	2	0	1	0	1
Eddie Bressoud, R (1, 6) OBP: 0.308, SLG: 0.379	x 0-0 E5 BB E 1-2 5-3-2	x 0-0 ③ 6-3		x 0-0 ③ 5-3			x 0-0 G6-2-3 1B 1-2 2-3 1B			4	1	1	0	0	0	4
Carl Yastrzemski, L (1, 7) OBP: 0.404, SLG: 0.454	x 0-0 E4 5-3-2 BB 1-2 2-3		SSS 0-3 ① K		x 0-0 ① 4-3		x 0-0 G6-2-3 1-2 2-3 3-H 1B			4	0	1	1	0	1	2
Frank Malzone, R (1, 5) OBP: 0.354, SLG: 0.452	SSS 0-3 ① K		x 0-0 HR		x 0-0 ② 6-3		x 0-0 ①② G6-2-3 1-2 2-3 3-Hf			4	1	1	1	0	1	6
Lou Clinton, R (1, 9) OBP: 0.252, SLG: 0.351	BBBB 4-0 1-2 2-3 3-H BB		BBBB 4-0 FC5-4 BB		SSS 0-3 ③ K		SSS 0-3 ③ K			2	0	0	1	2	2	2
Dick Stuart, R (1, 3) OBP: 0.305, SLG: 0.383	x 0-0 ②③ 5-3-2 2-3f 3-H	x 0-0 ② FC5-4 1-2f				x 0-0 ① P4		x 0-0 ① 6-3		4	0	0	1	0	0	3
Roman Mejias, R (1, 8) OBP: 0.147, SLG: 0.204		x 0-0 ① 6-3	x 0-0 ③ F8			x 0-0 G6-4-3 1B		x 0-0 ② P4		4	0	1	0	0	0	1
Bob Tillman, R (1, 2) OBP: 0.305, SLG: 0.342		BBBB 4-0 1B BB		x 0-0 1B		x 0-0 ②③ G6-4-3 1-2f		x 0-0 ③ 6-3		3	0	1	0	1	0	1
Dave Morehead, R (1, 1) OBP: 0.091, SLG: 0.091		SSS 0-3 ② K		SSS 0-3 ① K			x 0-0 1B 1B 1B 1B			3	1	1	0	0	2	2
Inning Stats	R: 2 H: 0 E: 2 LOB: 1 K: 1 BB: 2 S: 6 P: 14	R: 0 H: 1 E: 0 LOB: 2 K: 1 BB: 1 S: 6 P: 10	R: 1 H: 1 E: 0 LOB: 1 K: 1 BB: 1 S: 6 P: 10	R: 0 H: 1 E: 0 LOB: 1 K: 1 BB: 0 S: 6 P: 6	R: 0 H: 0 E: 0 LOB: 0 K: 1 BB: 0 S: 5 P: 5	R: 0 H: 1 E: 0 LOB: 0 K: 0 BB: 0 S: 3 P: 3	R: 1 H: 4 E: 0 LOB: 2 K: 1 BB: 0 S: 8 P: 8	R: 0 H: 0 E: 0 LOB: 0 K: 0 BB: 0 S: 3 P: 3		1B: 7 SF: 0 2B: 1 SAC: 0 3B: 0 DP: 3 HR: 1 HBP: 0						

PITCHER		IP	WLS	BF	H	R	ER	SO	BB	IBB	HBP	BLK	WP	HR	S	P	ERA	WHIP
Claude Osteen, L ERA: 3.26	(1, 1)	6.0	L	30	8	4	2	5	4	0	0	0	0	1	36	52	3.00	2.000
Jim Bronstad, R ERA: 3.74	(7, 1)	1.0		2	0	0	0	1	0	0	0	0	0	0	4	4	0.00	0.000
Jim Duckworth, R ERA: 6.46	(8, 1)	1.0		3	0	0	0	0	0	0	0	0	0	0	3	3	0.00	0.000

PITCHER	IP	WLS	BF	H	R	ER	SO	BB	IBB	HBP	BLK	WP	HR	S	P	ERA	WHIP

BOTTOM

Washington Senators @ Boston Red Sox

Fenway Park, Boston, MA

Sun May 12 1963, 3:38 AM EDT

Att. 13,115 - Unknown

livebaseballscorecards.com

AB	31
R	4
H	8
RBI	4
BB	4
SO	6
LOB	22



Washington Senators @ Boston Red Sox

Fenway Park, Boston, MA

Mon May 13 1963, 7:05 PM EDT

Att. 5,222 - Unknown

TOP

livebaseballscorecards.com

Batter	1	2	3	4	5	6	7	8	9	AB	R	H	RBI	BB	SO	LOB
Minnie Minoso, R (1, 7) OBP: 0.350, SLG: 0.213	BBBB 4-0 BB		BBBB 4-0 HR BB		x 0-0 ② SH1-3 1-2		x 0-0 ② F8		BBBB 4-0 1-2 BB	1	1	0	0	3	0	2
Jim King, L (1, 9) OBP: 0.342, SLG: 0.457	x 0-0 ① F9		x 0-0 1-H HR		x 0-0 2-H 1B		BBBB 4-0 1-2 2-3 1B BB		x 0-0 ① F7	4	1	2	3	1	0	3
Chuck Hinton, R (1, 5) OBP: 0.352, SLG: 0.575	BBBB 4-0 1-2 BB		BBBB 4-0 L5-3 BB		x 0-0 ③ G3		x 0-0 1-2 2-H 3-H 1B		x 0-0 ② P6	3	0	1	2	2	0	3
Don Lock, R (1, 8) OBP: 0.354, SLG: 0.396	SSS 0-3 ② K		x 0-0 ② ③ L5-3 1-2			x 0-0 ① 6-3	x 0-0 ③ 4-3		SSS 0-3 ③ K	5	0	0	0	0	2	7
Bobo Osborne, L (1, 3) OBP: 0.341, SLG: 0.474	x 0-0 ③ 4-3			x 0-0 ① 3-1		SSS 0-3 ② K		x 0-0 3B		4	0	1	0	0	1	2
Don Leppert, R (1, 2) OBP: 0.342, SLG: 0.486		SSS 0-3 ① K		x 0-0 ② 5-3		x 0-0 ③ 6-3		x 0-0 ① 5-3		4	0	0	0	0	1	1
Chuck Cottier, R (1, 4) OBP: 0.279, SLG: 0.417		x 0-0 ② F7		x 0-0 ③ F7			x 0-0 ① 6-3	SSS 0-3 ② K		4	0	0	0	0	1	1
Ed Brinkman, R (1, 6) OBP: 0.331, SLG: 0.422		x 0-0 ③ 5-3			x 0-0 SH1-3 1B 1B		x 0-0 BB 1B 1B 1B	x 0-0 ③ P5		4	2	2	0	0	0	1
Don Rudolph, L (1, 1) OBP: 0.308, SLG: 0.417 Jim Bronstad, R (1, 1) Tom Brown, S (5, PH) OBP: 0.136, SLG: 0.095 Jim Duckworth, R (5, 1) Marv Breeding, R (7, PH) OBP: 0.333, SLG: 0.383 Ron Kline, R (7, 1) Dick Phillips, L (9, PH) OBP: 0.280, SLG: 0.267			x 0-0 ① L4		SSS 0-3 ① K		x 0-0 1-2 BB 1B 1B		x 0-0 E6 BB	0 1 1 0 1 0 1	0 0 0 0 1 0 0	0 0 0 0 1 0 0	0 0 0 0 0 0 0	0 0 1 0 0 0 0	0 0 0 0 0 0 0	0 0 1 0 0 0 0
Inning Stats	R: 0 E: 0 K: 1 S: 5 H: 0 LOB: 2 BB: 2 P: 13	R: 0 E: 0 K: 1 S: 5 H: 0 LOB: 0 BB: 0 P: 5	R: 2 E: 0 K: 0 S: 3 H: 1 LOB: 0 BB: 2 P: 11	R: 0 E: 0 K: 0 S: 3 H: 0 LOB: 0 BB: 0 P: 3	R: 1 E: 0 K: 1 S: 7 H: 2 LOB: 1 BB: 0 P: 7	R: 0 E: 0 K: 1 S: 5 H: 0 LOB: 0 BB: 0 P: 5	R: 2 E: 0 K: 0 S: 6 H: 3 LOB: 2 BB: 1 P: 10	R: 0 E: 0 K: 1 S: 6 H: 1 LOB: 1 BB: 0 P: 6	R: 0 E: 1 K: 1 S: 6 H: 0 LOB: 2 BB: 1 P: 10	1B: 5 2B: 1 3B: 1 HR: 1 SF: 0 SAC: 1 DP: 1 HBP: 0						

	AB	33
	R	5
	H	7
	RBI	5
	BB	6
	SO	6
	LOB	21

		WP: 0	PA: 40
		PB: 0	
		SB: 0	
		CS: 0	

PITCHER		IP	WLS	BF	H	R	ER	SO	BB	IBB	HBP	BLK	WP	HR	S	P	ERA	WHIP
Gene Conley, R ERA: 5.96	(1, 1)	6.2	W	30	6	5	5	4	5	0	0	0	0	1	33	53	6.75	1.650
Dick Radatz, R ERA: 2.21	(7, 1)	2.1	S	10	1	0	0	2	1	0	0	0	0	0	13	17	0.00	0.857

PITCHER	IP	WLS	BF	H	R	ER	SO	BB	IBB	HBP	BLK	WP	HR	S	P	ERA	WHIP

Batter	1	2	3	4	5	6	7	8	9	AB	R	H	RBI	BB	SO	LOB
Chuck Schilling, R (1, 4) OBP: 0.407, SLG: 0.495	6-3 3B 2B		L8-4 2B		H 1-0 FC6 1-2 2-3 HBP	0-0 ③ 6-3				3	1	2	0	0	0	0
Eddie Bressoud, R (1, 6) OBP: 0.296, SLG: 0.364	0-0 ① 6-3 2-3		0-0 ① ② L8-4 2-3		0-0 ① FC6 G6-4-3 1-2 2-3		SSS 0-3 ① K			4	0	0	0	0	1	5
Carl Yastrzemski, L (1, 7) OBP: 0.407, SLG: 0.470	0-0 HR 3-H 3B		0-0 ③ 4-3		0-0 ② ③ G6-4-3 1-2f		BBB 4-0 L6-3 BB			3	1	1	1	1	0	3
Frank Malzone, R (1, 5) OBP: 0.350, SLG: 0.474	0-0 HR 3-H			0-0 ① 1-3		0-0 ① 6-3	0-0 ② ③ L6-3 1-2			4	1	1	2	0	0	1
Lou Clinton, R (1, 9) OBP: 0.271, SLG: 0.381	0-0 G6-4-3 1B			0-0 ② P3		0-0 1B 3B		BBBB 4-0 BB		3	1	2	0	1	0	0
Dick Stuart, R (1, 3) OBP: 0.312, SLG: 0.418	0-0 ② ③ G6-4-3 1-2f			0-0 HR		0-0 1B HR 1B		SSS 0-3 ① K		4	2	2	1	0	1	2
Roman Mejias, R (1, 8) OBP: 0.152, SLG: 0.206		SSS 0-3 ① K		0-0 ③ 5-3		0-0 HR 1-3 3-H 1B		0-0 ② F9		4	1	1	1	0	1	1
Bob Tillman, R (1, 2) OBP: 0.314, SLG: 0.390		0-0 ② P6			0-0 HBP E 1B	0-0 1-H 3-H HR		0-0 ③ F9		4	1	2	3	0	0	1
Gene Conley, R (1, 1) OBP: 0.333, SLG: 0.444		0-0 ③ 6-3			0-0 E1 FC6 HBP 1-2	0-0 ② 3-1				3	0	0	0	0	0	1
Dick Radatz, R (7, 1)										0	0	0	0	0	0	0
Inning Stats	R: 3 E: 0 K: 0 S: 6 H: 4 LOB: 0 BB: 0 P: 6	R: 0 E: 0 K: 1 S: 5 H: 0 LOB: 0 BB: 0 P: 5	R: 0 E: 0 K: 0 S: 3 H: 1 LOB: 0 BB: 0 P: 3	R: 1 E: 0 K: 0 S: 4 H: 1 LOB: 0 BB: 0 P: 4	R: 0 E: 1 K: 0 S: 4 H: 1 LOB: 2 BB: 0 P: 5	R: 4 E: 0 K: 0 S: 7 H: 4 LOB: 0 BB: 0 P: 7	R: 0 E: 0 K: 1 S: 4 H: 0 LOB: 0 BB: 1 P: 8	R: 0 E: 0 K: 1 S: 5 H: 0 LOB: 1 BB: 1 P: 9		1B: 4 2B: 4 3B: 2 HR: 3	SF: 0 SAC: 0 DP: 4 HBP: 1			WP: 0 PB: 0 SB: 0 CS: 0	PA: 35		

PITCHER		IP	WLS	BF	H	R	ER	SO	BB	IBB	HBP	BLK	WP	HR	S	P	ERA	WHIP
Don Rudolph, L ERA: 4.26	(1, 1)	0.1	L	5	4	3	3	0	0	0	0	0	0	1	5	5	81.00	12.000
Jim Bronstad, R ERA: 3.55	(1, 1)	3.2		11	2	1	1	1	0	0	0	0	0	1	13	13	2.46	0.545
Jim Duckworth, R ERA: 7.79	(5, 1)	2.0		12	5	4	4	0	0	0	1	0	0	1	11	12	18.00	2.500
Ron Kline, R ERA: 2.16	(7, 1)	2.0		7	0	0	0	2	2	0	0	0	0	0	9	17	0.00	1.000

PITCHER	IP	WLS	BF	H	R	ER	SO	BB	IBB	HBP	BLK	WP	HR	S	P	ERA	WHIP

BOTTOM

Washington Senators @ Boston Red Sox

Fenway Park, Boston, MA

Mon May 13 1963, 7:05 PM EDT

Att. 5,222 - Unknown

livebaseballscorecards.com

AB	32
R	8
H	11
RBI	8
BB	2
SO	3
LOB	14

Batter	1	2	3	4	5	6	7	8	9	AB	R	H	RBI	BB	SO	LOB
Albie Pearson, L (1, 8) OBP: 0.387, SLG: 0.346	E3 1B G4-6-3		K		4-3		F9		1-2 3-H 1B	5	1	1	1	0	1	3
Joe Koppe, R (1, 5) OBP: 0.333, SLG: 0.282	G4-6-3 1-3 1B		K			F5		F6	F9	5	0	1	0	0	1	3
Leon Wagner, L (1, 7) OBP: 0.414, SLG: 0.600	G4-6-3 1-2f 3-H			1B		HR		2B		4	1	3	1	0	0	1
Lee Thomas, L (1, 3) OBP: 0.270, SLG: 0.336	L3			F3		3-1		3-1		4	0	0	0	0	0	2
George Thomas, R (1, 9) OBP: 0.262, SLG: 0.362 Tom Morgan, R (5, 1) Bob Sadowski, L (6, PH) OBP: 0.414, SLG: 0.273 Bob Turley, R (6, 1) Felix Torres, R (8, PH) OBP: 0.306, SLG: 0.339 Jack Spring, R (8, 1) OBP: 1.000, SLG: 1.000		F7		F9		1B		K		2 0 1 0 1 0	0 0 0 0 0 0	0 0 1 0 0 0	0 0 0 0 0 0	0 0 0 0 0 0	0 0 0 0 1 0	1 0 0 0 1 0
Billy Moran, R (1, 4) OBP: 0.290, SLG: 0.328		K		F7		F6			3-1	4	0	0	0	0	1	2
Jim Fregosi, R (1, 6) OBP: 0.290, SLG: 0.381		F8			E5 FC6-4		1-3 2B		5-3	4	0	1	0	0	0	0
Ed Sadowski, R (1, 2) OBP: 0.313, SLG: 0.424 Ken Hunt, R (5, 9) OBP: 0.236, SLG: 0.400			1B		FC6-4 1-2f		1-3 2-3		1B 3B	2 2	0 1	1 1	0 0	0 0	0 0	1 1
Bo Belinsky, L (1, 1) Art Fowler, R (3, 1) Ed Kirkpatrick, L (5, PH) OBP: 0.190, SLG: 0.105 (5, 2)			F9		K		F9		1B BB	1 0 2	0 0 0	0 0 0	0 0 0	0 0 1	0 0 1	1 0 2
Inning Stats	R: 1 E: 1 K: 0 S: 4 H: 1 LOB: 0 BB: 0 P: 4	R: 0 E: 0 K: 1 S: 5 H: 0 LOB: 0 BB: 0 P: 5	R: 0 E: 0 K: 2 S: 8 H: 1 LOB: 1 BB: 0 P: 8	R: 0 E: 0 K: 0 S: 4 H: 1 LOB: 1 BB: 0 P: 4	R: 0 E: 1 K: 1 S: 6 H: 0 LOB: 1 BB: 0 P: 6	R: 1 E: 0 K: 0 S: 5 H: 2 LOB: 1 BB: 0 P: 5	R: 0 E: 0 K: 0 S: 4 H: 1 LOB: 1 BB: 0 P: 4	R: 0 E: 0 K: 1 S: 6 H: 1 LOB: 1 BB: 0 P: 6	R: 1 E: 0 K: 0 S: 5 H: 2 LOB: 2 BB: 1 P: 9	1B: 5 2B: 2 3B: 1 HR: 1 SF: 0 SAC: 0 DP: 1 HBP: 0						

PITCHER	IP	WLS	BF	H	R	ER	SO	BB	IBB	HBP	BLK	WP	HR	S	P	ERA	WHIP
Bill Monbouquette, R (1, 1) ERA: 3.47	9.0	W	38	9	3	2	5	1	0	0	0	0	1	47	51	2.00	1.111

PITCHER	IP	WLS	BF	H	R	ER	SO	BB	IBB	HBP	BLK	WP	HR	S	P	ERA	WHIP

TOP

Los Angeles Angels @ Boston Red Sox

Fenway Park, Boston, MA

Wed May 15 1963, 7:05 PM EDT

Unknown - 68 F

livebaseballscorecards.com

AB	37
R	3
H	9
RBI	2
BB	1
SO	5
LOB	18

WP: 0	PA: 38					
PB: 0						
SB: 0						
CS: 0						

Batter	1	2	3	4	5	6	7	8	9	AB	R	H	RBI	BB	SO	LOB
Chuck Schilling, R (1, 4) OBP: 0.407, SLG: 0.491	E5 1-6-3 1B 1B	F9		FC6-4 1B	K			F2		5	1	2	0	0	1	1
Eddie Bressoud, R (1, 6) OBP: 0.292, SLG: 0.356	1-6-3 2-3		BB G3 HR 1B	FC6-4 1-2f 1B		K		6-3		5	2	1	0	0	1	2
Carl Yastrzemski, L (1, 7) OBP: 0.398, SLG: 0.457	K		G3 1-2	1B 2-H 1B		1-3		F9		5	0	1	1	0	1	2
Frank Malzone, R (1, 5) OBP: 0.374, SLG: 0.490	E 3-H 1B		BB HR BB	1-2 1B		1B				3	2	3	1	1	0	0
Lou Clinton, R (1, 9) OBP: 0.279, SLG: 0.400	E9 1-H 3B		1-2 2-3 HR BB	4-3		K2-3				3	2	1	1	1	1	3
Dick Stuart, R (1, 3) OBP: 0.327, SLG: 0.465	BB		1-H 2-H 3-H HR		2B 2B		6-3			3	2	2	4	1	0	0
Roman Mejias, R (1, 8) OBP: 0.155, SLG: 0.218	F9		F7		2-H 2B		F8			4	0	1	1	0	0	1
Bob Tillman, R (1, 2) OBP: 0.311, SLG: 0.383		K	K		5-3		1B			4	0	1	0	0	2	1
Bill Monbouquette, R (1, 1) OBP: 0.222, SLG: 0.176		K		2-3	F4		K			4	0	0	0	0	2	2
Inning Stats	R: 3 H: 3 E: 2 LOB: 1 K: 1 BB: 1 S: 8 P: 12	R: 0 H: 0 E: 0 LOB: 0 K: 2 BB: 0 S: 7 P: 7	R: 4 H: 2 E: 0 LOB: 0 K: 1 BB: 2 S: 7 P: 15	R: 1 H: 3 E: 1 LOB: 2 K: 0 BB: 0 S: 6 P: 6	R: 1 H: 2 E: 0 LOB: 1 K: 1 BB: 0 S: 7 P: 7	R: 0 H: 1 E: 0 LOB: 1 K: 2 BB: 0 S: 8 P: 8	R: 0 H: 1 E: 0 LOB: 1 K: 1 BB: 0 S: 6 P: 6	R: 0 H: 0 E: 0 LOB: 0 K: 0 BB: 0 S: 3 P: 3		1B: 8 SF: 0 2B: 2 SAC: 0 3B: 1 DP: 0 HR: 1 HBP: 0						WP: 0 PA: 39 PB: 0 SB: 0 CS: 0	

PITCHER		IP	WLS	BF	H	R	ER	SO	BB	IBB	HBP	BLK	WP	HR	S	P	ERA	WHIP
Bo Belinsky, L ERA: 5.13	(1, 1)	2.1	L	14	4	6	5	3	3	0	0	0	0	0	17	29	19.29	3.000
Art Fowler, R ERA: 1.37	(3, 1)	1.2		9	4	2	2	1	0	0	0	0	0	1	11	11	10.80	2.400
Tom Morgan, R ERA: 5.73	(5, 1)	1.0		5	2	1	1	1	0	0	0	0	0	0	7	7	9.00	2.000
Bob Turley, R ERA: 4.15	(6, 1)	2.0		8	2	0	0	3	0	0	0	0	0	0	14	14	0.00	1.000
Jack Spring, L ERA: 3.0	(8, 1)	1.0		3	0	0	0	0	0	0	0	0	0	0	3	3	0.00	0.000

PITCHER	IP	WLS	BF	H	R	ER	SO	BB	IBB	HBP	BLK	WP	HR	S	P	ERA	WHIP

BOTTOM

Los Angeles Angels @ Boston Red Sox

Fenway Park, Boston, MA

Wed May 15 1963, 7:05 PM EDT

Unknown - 68 F

livebaseballscorecards.com

AB	36
R	9
H	12
RBI	8
BB	3
SO	8
LOB	12

Batter	1	2	3	4	5	6	7	8	9	AB	R	H	RBI	BB	SO	LOB
Albie Pearson, L (1, 8) OBP: 0.393, SLG: 0.362	4-3 SF7 2B		G4-6-3 3-H 1B		1B 1-2 1B	2-3			F9	5	1	3	1	0	0	1
Billy Moran, R (1, 4) OBP: 0.295, SLG: 0.333	4-3 2-3		G4-6-3 1-2f		1-2 2-3 1B		G6-4-3 HBP 1B		K	4	0	2	0	0	0	2
Joe Koppe, R (7, PR) OBP: 0.333, SLG: 0.282 (7, 4)										0	0	0	0	0	0	0
Ken Hunt, R (9, PH) OBP: 0.232, SLG: 0.392										1	0	0	0	0	1	0
Leon Wagner, L (1, 7) OBP: 0.409, SLG: 0.595	SF7 3-H		3-1		SF8 3-H		G6-4-3 1-2 HBP			1	0	0	2	0	0	0
Lee Thomas, L (1, 3) OBP: 0.263, SLG: 0.326	F9			F5	F9		G6-4-3 1-2f 2-3			4	0	0	0	0	0	4
George Thomas, R (1, 9) OBP: 0.261, SLG: 0.394		HR		F9		E 6-3 1B	F9			4	2	2	1	0	0	2
Ed Sadowski, R (1, 2) OBP: 0.309, SLG: 0.413		5-3		1B		E5 6-3 1-3 1B		K		4	1	1	0	0	1	1
Felix Torres, R (1, 5) OBP: 0.301, SLG: 0.333		K		K		6-3 1-2 3-H		F6		2	0	0	0	0	2	1
Bob Sadowski, L (6, PH) OBP: 0.387, SLG: 0.250 (6, 5)										2	0	0	1	0	0	1
Jim Fregosi, R (1, 6) OBP: 0.281, SLG: 0.369		K			F3	F9		K		4	0	0	0	0	2	1
Ken McBride, R (1, 1) OBP: 0.111, SLG: 0.222			1B 3B		E3 1B 1B SF8	2-H 1B			F5	1	1	1	0	0	0	0
Julio Navarro, R (4, 1) OBP: 0.375, SLG: 0.286										1	1	0	0	0	0	0
Buck Rodgers, S (6, PH) OBP: 0.239, SLG: 0.344										1	0	1	1	0	0	0
Dean Chance, R (6, 1)										0	0	0	0	0	0	0
Ed Kirkpatrick, L (9, PH) OBP: 0.182, SLG: 0.100										1	0	0	0	0	0	0
Inning Stats	R: 1 E: 0 K: 0 S: 4 H: 1 LOB: 0 BB: 0 P: 4	R: 1 E: 0 K: 2 S: 8 H: 1 LOB: 0 BB: 0 P: 8	R: 1 E: 0 K: 0 S: 4 H: 2 LOB: 0 BB: 0 P: 4	R: 0 E: 0 K: 1 S: 6 H: 1 LOB: 1 BB: 0 P: 6	R: 1 E: 1 K: 0 S: 6 H: 2 LOB: 2 BB: 0 P: 6	R: 2 E: 1 K: 0 S: 6 H: 2 LOB: 1 BB: 0 P: 6	R: 0 E: 0 K: 0 S: 3 H: 1 LOB: 2 BB: 0 P: 4	R: 0 E: 0 K: 2 S: 7 H: 0 LOB: 0 BB: 0 P: 7	R: 0 E: 0 K: 1 S: 5 H: 0 LOB: 0 BB: 0 P: 5	1B: 7 2B: 1 3B: 1 HR: 1		SF: 2 SAC: 0 DP: 2 HBP: 1		WP: 0 PB: 0 SB: 0 CS: 0		PA: 38	

TOP

Los Angeles Angels @ Boston Red Sox

Fenway Park, Boston, MA

Wed May 15 1963, 7:05 PM EDT

Att. 12,789 - Unknown

livebaseballscorecards.com

AB	35
R	6
H	10
RBI	6
BB	0
SO	6
LOB	13

PITCHER	IP	WLS	BF	H	R	ER	SO	BB	IBB	HBP	BLK	WP	HR	S	P	ERA	WHIP
Ike Delock, R (1, 1) ERA: 4.5	4.1		20	7	4	3	3	0	0	0	0	0	1	26	26	6.23	1.615
Jack Lamabe, R (5, 1) ERA: 4.41	1.2		9	3	2	0	0	0	0	0	0	0	0	9	9	0.00	1.800
Arnold Earley, L (7, 1) ERA: 1.86	0.2		2	0	0	0	0	0	0	1	0	0	0	1	2	0.00	0.000
Dick Radatz, R (7, 1) ERA: 1.99	2.1	W	7	0	0	0	3	0	0	0	0	0	0	13	13	0.00	0.000

PITCHER	IP	WLS	BF	H	R	ER	SO	BB	IBB	HBP	BLK	WP	HR	S	P	ERA	WHIP

Batter	1	2	3	4	5	6	7	8	9	AB	R	H	RBI	BB	SO	LOB
Chuck Schilling, R (1, 4) OBP: 0.398, SLG: 0.479	G1-6-3 1B	F4		FC6-4 1-2f FC6-4		K		6-3		5	0	1	0	0	1	5
Eddie Bressoud, R (1, 6) OBP: 0.282, SLG: 0.343	K		6-3	FC6-4 1-2f			3-1			4	0	0	0	0	1	2
Carl Yastrzemski, L (1, 7) OBP: 0.385, SLG: 0.440	G1-6-3 1-2f		4-3		K		4-3			4	0	0	0	0	1	1
Frank Malzone, R (1, 5) OBP: 0.369, SLG: 0.481		F7	1B HR 1B		6-3		1-3			4	1	1	0	0	0	0
Lou Clinton, R (1, 9) OBP: 0.304, SLG: 0.423		2B 2B 1B	1-2 HR 1B		FC1-4 1B			SH FC6-2-5 1B		4	2	4	0	0	0	0
Dick Stuart, R (1, 3) OBP: 0.336, SLG: 0.510		1-3 2B 2B	1-H 2-H HR		FC1-4 1-2f			SH FC6-2-5 1-3 2B		3	3	2	3	0	0	1
Gary Geiger, L (1, 8) OBP: 0.304, SLG: 0.318		2-H 3-H 2B	F8			FC3-6 1B		FC6-2-5 2B 1-2 3-H		4	1	2	2	0	0	2
Russ Nixon, L (1, 2) OBP: 0.381, SLG: 0.389		2-H 2B		FC3-6 1B	FC3-6 1-2f			1-3 2-H 2B		4	0	3	2	0	0	1
Ike Delock, R (1, 1) Jack Lamabe, R (5, 1) Arnold Earley, L (7, 1) Dick Radatz, R (7, 1)		5-3		FC3-6 1-2f FC6-4		K		K		2 1 0 1	0 0 0 0	0 0 0 0	0 0 0 0	0 1 0 1	0 1 0 2	2 1 0 2
Inning Stats	R: 0 E: 0 K: 1 S: 5 H: 1 LOB: 0 BB: 0 P: 5	R: 3 E: 0 K: 0 S: 7 H: 4 LOB: 1 BB: 0 P: 7	R: 3 E: 0 K: 0 S: 6 H: 3 LOB: 0 BB: 0 P: 6	R: 0 E: 0 K: 0 S: 4 H: 1 LOB: 1 BB: 0 P: 4	R: 0 E: 0 K: 1 S: 6 H: 1 LOB: 1 BB: 0 P: 6	R: 0 E: 0 K: 2 S: 8 H: 1 LOB: 1 BB: 0 P: 8	R: 0 E: 0 K: 0 S: 3 H: 0 LOB: 0 BB: 0 P: 3	R: 1 E: 1 K: 1 S: 8 H: 2 LOB: 2 BB: 0 P: 8		1B: 8 2B: 4 3B: 0 HR: 1	SF: 0 SAC: 1 DP: 1 HBP: 0						

PITCHER		IP	WLS	BF	H	R	ER	SO	BB	IBB	HBP	BLK	WP	HR	S	P	ERA	WHIP
Ken McBride, R ERA: 3.38	(1, 1)	3.0		17	9	6	6	1	0	0	0	0	0	1	19	19	18.00	3.000
Julio Navarro, R ERA: 2.86	(4, 1)	2.0		7	1	0	0	1	0	0	0	0	0	0	9	9	0.00	0.500
Dean Chance, R ERA: 4.34	(6, 1)	3.0	L	13	3	1	0	3	0	0	0	0	0	0	19	19	0.00	1.000

PITCHER	IP	WLS	BF	H	R	ER	SO	BB	IBB	HBP	BLK	WP	HR	S	P	ERA	WHIP

BOTTOM

Los Angeles Angels @ Boston Red Sox

Fenway Park, Boston, MA

Wed May 15 1963, 7:05 PM EDT

Att. 12,789 - Unknown

livebaseballscorecards.com

AB	36
R	7
H	13
RBI	7
BB	0
SO	5
LOB	17

Batter	1	2	3	4	5	6	7	8	9	AB	R	H	RBI	BB	SO	LOB
Albie Pearson, L (1, 8) OBP: 0.384, SLG: 0.352	5-3		F8			3-1			4-3	4	0	0	0	0	0	0
Joe Koppe, R (1, 4) OBP: 0.304, SLG: 0.256	K			K		F9			K	4	0	0	0	0	3	0
Leon Wagner, L (1, 7) OBP: 0.408, SLG: 0.586	WP BB			F4			G3			2	0	0	0	1	0	0
Lee Thomas, L (1, 3) OBP: 0.258, SLG: 0.319	K 1-2			F8			6-3			3	0	0	0	0	1	1
George Thomas, R (1, 9) OBP: 0.263, SLG: 0.393		G4-6-3 1B			F8		F6			3	0	1	0	0	0	0
Buck Rodgers, S (1, 2) OBP: 0.257, SLG: 0.348		G4-6-3 1-2f			FC6-4 1B			FC4-6 BB		2	0	1	0	1	0	1
Bob Sadowski, L (1, 5) OBP: 0.353, SLG: 0.222		F7			F4			FC4-6 L4-6 WP 1-2f		3	0	0	0	0	0	2
Jim Fregosi, R (1, 6) OBP: 0.275, SLG: 0.360			F3		FC6-4 1-2f			L4-6 1-3		3	0	0	0	0	0	2
Dan Osinski, R (1, 1) Ed Sadowski, R (9, PH) OBP: 0.304, SLG: 0.406			5-3			K			K	2 1	0 0	0 0	0 0	0 0	1 1	0 0
Inning Stats	R: 0 E: 0 K: 2 S: 7 H: 0 LOB: 1 BB: 1 P: 11	R: 0 E: 0 K: 0 S: 3 H: 1 LOB: 0 BB: 0 P: 3	R: 0 E: 0 K: 0 S: 3 H: 0 LOB: 0 BB: 0 P: 3	R: 0 E: 0 K: 1 S: 5 H: 0 LOB: 0 BB: 0 P: 5	R: 0 E: 0 K: 0 S: 4 H: 1 LOB: 1 BB: 0 P: 4	R: 0 E: 0 K: 1 S: 5 H: 0 LOB: 0 BB: 0 P: 5	R: 0 E: 0 K: 0 S: 3 H: 0 LOB: 0 BB: 0 P: 3	R: 0 E: 0 K: 0 S: 2 H: 0 LOB: 0 BB: 1 P: 6	R: 0 E: 0 K: 2 S: 7 H: 0 LOB: 0 BB: 0 P: 7	1B: 2 2B: 1 3B: 0 HR: 0	SF: 0 SAC: 0 DP: 2 HBP: 0					

PITCHER	IP	WLS	BF	H	R	ER	SO	BB	IBB	HBP	BLK	WP	HR	S	P	ERA	WHIP
Earl Wilson, R (1, 1) ERA: 1.97	9.0	W	29	2	0	0	6	2	0	0	0	2	0	39	47	0.00	0.444

PITCHER	IP	WLS	BF	H	R	ER	SO	BB	IBB	HBP	BLK	WP	HR	S	P	ERA	WHIP

TOP

Los Angeles Angels @ Boston Red Sox

Fenway Park, Boston, MA

Thu May 16 1963, 3:33 AM EDT

Att. 5,261 - Unknown - 63 F

livebaseballscorecards.com

AB	27
R	0
H	2
RBI	0
BB	2
SO	6
LOB	6

1B: 2 SF: 0
2B: 1 SAC: 0
3B: 0 DP: 2
HR: 0 HBP: 0

WP: 2 PA: 29
PB: 0
SB: 0
CS: 0

BOTTOM

Los Angeles Angels @ Boston Red Sox

Fenway Park, Boston, MA

Thu May 16 1963, 3:33 AM EDT

Att. 5,261 - Unknown - 63 F

livebaseballscorecards.com

Batter	1	2	3	4	5	6	7	8	9	AB	R	H	RBI	BB	SO	LOB
Chuck Schilling, R (1, 4) OBP: 0.394, SLG: 0.471	K	4-3		F7			BB 1B			4	0	1	0	0	1	2
Eddie Bressoud, R (1, 6) OBP: 0.273, SLG: 0.330	K	L5			F4		K			4	0	0	0	0	2	2
Carl Yastrzemski, L (1, 7) OBP: 0.397, SLG: 0.455	WP 2B		1B		3-1		1-2 BB			3	1	2	0	1	0	0
Frank Malzone, R (1, 5) OBP: 0.374, SLG: 0.477	2-3 BB		G6-4-3 1-2 1B		4-3		F7			3	1	1	0	1	0	2
Lou Clinton, R (1, 9) OBP: 0.311, SLG: 0.435	1-H 3-H 1B		F2			FC1-6-4 1B		F9		4	1	2	2	0	0	2
Dick Stuart, R (1, 3) OBP: 0.342, SLG: 0.505	2-H 1B		G6-4-3 1-2f			K		1B BB		3	0	1	1	1	1	3
Gary Geiger, L (1, 8) OBP: 0.259, SLG: 0.269	1-3			F6		FC1-6-4 S 1-2f		F9		4	0	0	0	0	0	3
Bob Tillman, R (1, 2) OBP: 0.309, SLG: 0.376		K2-3		5-3		6-3 1-2		1-2 1B		4	0	1	0	0	1	1
Earl Wilson, R (1, 1) OBP: 0.217, SLG: 0.304		3B		E4 1B			K	K		4	0	2	0	0	2	2

	AB	33
	R	3
	H	10
	RBI	3
	BB	3
	SO	7
	LOB	17

Inning Stats	1	2	3	4	5	6	7	8	9
	R: 3 E: 0 K: 2 S: 10	H: 3 LOB: 1 BB: 1 P: 14	R: 0 E: 0 K: 1 S: 6	H: 1 LOB: 1 BB: 0 P: 6	R: 0 E: 0 K: 0 S: 4	H: 2 LOB: 1 BB: 0 P: 4	R: 0 E: 1 K: 0 S: 4	H: 1 LOB: 1 BB: 0 P: 4	R: 0 E: 0 K: 0 S: 3	H: 0 LOB: 0 BB: 0 P: 3
	R: 0 E: 0 K: 1 S: 6	H: 1 LOB: 1 BB: 0 P: 6	R: 0 E: 0 K: 2 S: 8	H: 1 LOB: 2 BB: 1 P: 12	R: 0 E: 0 K: 1 S: 6	H: 1 LOB: 2 BB: 1 P: 10				

	1B: 7	SF: 0	WP: 1	PA: 36
	2B: 2	SAC: 0	PB: 0	
	3B: 1	DP: 1	SB: 1	
	HR: 0	HBP: 0	CS: 0	

PITCHER	IP	WLS	BF	H	R	ER	SO	BB	IBB	HBP	BLK	WP	HR	S	P	ERA	WHIP
Dan Osinski, R (1, 1) ERA: 2.22	8.0	L	36	10	3	3	7	3	0	0	0	1	0	47	59	3.38	1.625

PITCHER	IP	WLS	BF	H	R	ER	SO	BB	IBB	HBP	BLK	WP	HR	S	P	ERA	WHIP

Kansas City Athletics @ Boston Red Sox

Fenway Park, Boston, MA

Fri May 17 1963, 7:05 PM EDT

Att. 24,118 - Unknown

TOP

livebaseballscorecards.com

Batter	1	2	3	4	5	6	7	8	9	AB	R	H	RBI	BB	SO	LOB
Wayne Causey, L (1, 6) OBP: 0.409, SLG: 0.535	5-3		K2-6-2 1B	K			3B		BB	4	0	2	0	1	1	1
Gino Cimoli, R (1, 8) (8, 9) OBP: 0.312, SLG: 0.348	G3 1B		K2-6-2 1-2f		F9		6-3		K	5	0	1	0	0	2	3
Jerry Lumpe, L (1, 4) OBP: 0.266, SLG: 0.288	G3 1-2		2B 2B BB		G3		F5			3	1	0	0	1	0	2
Norm Siebern, L (1, 3) OBP: 0.331, SLG: 0.325	K		2B 1-3		3-1		L9			4	1	1	0	0	1	2
George Alusik, R (1, 9) OBP: 0.302, SLG: 0.386 Jose Tartabull, L (8, 8) OBP: 0.289, SLG: 0.290		P6	2B 2-H 3-H			E5 BB		5-3		4 0	0 0	1 0	2 0	0 0	0 0	0 0
Ed Charles, R (1, 5) OBP: 0.362, SLG: 0.347		S BB	F8			P5		F9		3	0	0	0	1	0	2
Chuck Essegian, R (1, 7) OBP: 0.304, SLG: 0.372 Bobby Del Greco, R (8, 7) OBP: 0.241, SLG: 0.333		BB 1-2	1B			F8		K		3 0	0 0	1 0	0 0	1 0	1 0	1 0
Haywood Sullivan, R (1, 2) OBP: 0.320, SLG: 0.273		K	F8			BB 1-2			5-3	3	0	0	0	1	1	2
Ted Bowsfield, R (1, 1) OBP: 0.250, SLG: 0.154		P4		BB		K			K	3	0	0	0	1	2	4
Inning Stats	R: 0 E: 0 K: 1 S: 6 H: 1 LOB: 1 BB: 0 P: 6	R: 0 E: 0 K: 1 S: 5 H: 0 LOB: 2 BB: 2 P: 13	R: 2 E: 0 K: 1 S: 7 H: 3 LOB: 1 BB: 1 P: 11	R: 0 E: 0 K: 1 S: 5 H: 1 LOB: 1 BB: 1 P: 9	R: 0 E: 0 K: 0 S: 3 H: 0 LOB: 0 BB: 0 P: 3	R: 0 E: 1 K: 1 S: 6 H: 0 LOB: 2 BB: 1 P: 10	R: 0 E: 0 K: 0 S: 4 H: 1 LOB: 1 BB: 0 P: 4	R: 0 E: 0 K: 1 S: 5 H: 0 LOB: 0 BB: 0 P: 5	R: 0 E: 0 K: 2 S: 7 H: 0 LOB: 1 BB: 1 P: 11	1B: 3 2B: 3 3B: 1 HR: 0	SF: 0 SAC: 0 DP: 1 HBP: 0						

AB	32
R	2
H	6
RBI	2
BB	6
SO	8
LOB	17

WP: 0 PB: 0 SB: 1 CS: 0 PA: 38

PITCHER		IP	WLS	BF	H	R	ER	SO	BB	IBB	HBP	BLK	WP	HR	S	P	ERA	WHIP
Dave Morehead, R ERA: 1.34	(1, 1)	8.0	L	34	6	2	2	6	5	0	0	0	0	0	41	61	2.25	1.375
Dick Radatz, R ERA: 1.9	(9, 1)	1.0		4	0	0	0	2	1	0	0	0	0	0	7	11	0.00	1.000

PITCHER	IP	WLS	BF	H	R	ER	SO	BB	IBB	HBP	BLK	WP	HR	S	P	ERA	WHIP

Kansas City Athletics @ Boston Red Sox

Fenway Park, Boston, MA

Fri May 17 1963, 7:05 PM EDT

Att. 24,118 - Unknown

livebaseballscorecards.com

Batter	1	2	3	4	5	6	7	8	9	AB	R	H	RBI	BB	SO	LOB
Chuck Schilling, R (1, 4) OBP: 0.397, SLG: 0.468	5-3		BB 1B		F3			FC2-5 BB		3	0	1	0	1	0	0
Eddie Bressoud, R (1, 6) OBP: 0.272, SLG: 0.322	E5 S		FC6-4 BB 1-2			6-3		FC2-5 FC6-4 1-2 2-3f		3	0	0	0	1	0	2
Carl Yastrzemski, L (1, 7) OBP: 0.385, SLG: 0.440	K		K			4-3		F7		4	0	0	0	0	2	5
Frank Malzone, R (1, 5) OBP: 0.378, SLG: 0.468	BB 1-2		FC6-4 1-2f			BB		FC6-4 1-2f		2	0	0	0	2	0	4
Dick Radatz, R (9, 1)										0	0	0	0	0	0	0
Lou Clinton, R (1, 9) OBP: 0.301, SLG: 0.420	F7			F3		K			F7	4	0	0	0	0	1	3
Dick Stuart, R (1, 3) OBP: 0.331, SLG: 0.486		4-3		F9			F3		5-3	4	0	0	0	0	0	0
Roman Mejias, R (1, 8) OBP: 0.159, SLG: 0.219		1-3		F6			6-3		1B	4	0	1	0	0	0	0
Bob Tillman, R (1, 2) OBP: 0.296, SLG: 0.360		5-3			6-3		F9		F8	4	0	0	0	0	0	1
Dave Morehead, R (1, 1) OBP: 0.077, SLG: 0.077			K		5-3			FC2-5 2B		2	0	0	0	0	1	0
Dick Williams, R (8, PH) OBP: 0.167, SLG: 0.333 (9, 5)										1	0	1	0	0	0	0

Inning Stats	1	2	3	4	5	6	7	8	9		
	R: 0 H: 0	R: 0 H: 0	R: 0 H: 1	R: 0 H: 0	R: 0 H: 0	R: 0 H: 0	R: 0 H: 0	R: 0 H: 1	R: 0 H: 1	1B: 2 SF: 0	WP: 0 PA: 35
	E: 1 LOB: 2	E: 0 LOB: 0	E: 0 LOB: 2	E: 0 LOB: 0	E: 0 LOB: 0	E: 0 LOB: 1	E: 0 LOB: 0	E: 0 LOB: 2	E: 0 LOB: 1	2B: 1 SAC: 0	PB: 0
	K: 1 BB: 1	K: 0 BB: 0	K: 2 BB: 1	K: 0 BB: 0	K: 0 BB: 0	K: 1 BB: 1	K: 0 BB: 0	K: 0 BB: 1	K: 0 BB: 0	3B: 0 DP: 0	SB: 1
	S: 6 P: 10	S: 3 P: 3	S: 8 P: 12	S: 3 P: 3	S: 3 P: 3	S: 5 P: 9	S: 3 P: 3	S: 4 P: 8	S: 4 P: 4	HR: 0 HBP: 0	CS: 0

PITCHER	IP	WLS	BF	H	R	ER	SO	BB	IBB	HBP	BLK	WP	HR	S	P	ERA	WHIP
Ted Bowsfield, L (1, 1) ERA: 4.24	9.0	W	35	3	0	0	4	4	0	0	0	0	0	39	55	0.00	0.778

PITCHER	IP	WLS	BF	H	R	ER	SO	BB	IBB	HBP	BLK	WP	HR	S	P	ERA	WHIP

Batter	1	2	3	4	5	6	7	8	9	AB	R	H	RBI	BB	SO	LOB
Wayne Causey, L (1, 6) OBP: 0.404, SLG: 0.533	0-0 1B 2B		0-0 ① G3		0-0 ③ F7		0-0 ③ 4-3			4	1	1	0	0	0	0
Gino Cimoli, R (1, 8) OBP: 0.318, SLG: 0.353	0-0 FC4-6 2-H 1B		0-0 ② 1B			0-0 ① 6-3		0-0 ① 6-3		4	0	2	1	0	0	0
Jerry Lumpe, L (1, 4) OBP: 0.280, SLG: 0.310	0-0 ① L5		0-0 2B			0-0 2B 2B 1B		0-0 1B 1B		4	1	3	0	0	0	1
Norm Siebern, L (1, 3) OBP: 0.336, SLG: 0.339	0-0 ② FC4-6 BB 1-2f		S S S 0-3 ③ K			0-0 1-3 2B		0-0 1-2 1B		4	1	2	0	0	1	2
George Alusik, R (1, 9) OBP: 0.313, SLG: 0.400	B B B B 4-0 1-2 BB			0-0 ① 6-3		0-0 2-H 3-H 2B		S S S 0-3 ② K		3	0	1	2	1	1	2
Ed Charles, R (1, 5) OBP: 0.352, SLG: 0.336	0-0 ③ P4			S S S 0-3 ② K		0-0 ② F8		0-0 ③ P6		4	0	0	0	0	1	5
Chuck Essegian, R (1, 7) OBP: 0.292, SLG: 0.356		0-0 ① L7		S S S 0-3 ③ K		0-0 ③ F5			0-0 ① 5-3	4	0	0	0	0	1	1
Haywood Sullivan, R (1, 2) OBP: 0.296, SLG: 0.250		0-0 ② L9			0-0 ① 1-3		0-0 ① L8		S S S 0-3 ② K	4	0	0	0	0	1	0
Dave Wickersham, R (1, 1) OBP: 0.188, SLG: 0.133 Diego Segui, R (5, 1) OBP: 0.286, SLG: 0.286 Dick Howser, R (7, PH) OBP: 0.304, SLG: 0.200 Dave Thies, R (7, 1) OBP: 0.667, SLG: 1.000 Manny Jimenez, L (9, PH) OBP: 0.340, SLG: 0.311		S S S 0-3 ③ K			0-0 ② F9		0-0 ② F7		S S S 0-3 ③ K	2 0 1 0 1	0 0 0 0 0	0 0 0 0 0	0 0 0 0 0	0 0 0 0 0	1 0 0 0 1	0 0 0 0 0
Inning Stats	R: 1 H: 2 E: 0 LOB: 2 K: 0 BB: 1 S: 5 P: 9	R: 0 H: 0 E: 0 LOB: 0 K: 1 BB: 0 S: 5 P: 5	R: 0 H: 2 E: 0 LOB: 1 K: 1 BB: 0 S: 6 P: 6	R: 0 H: 0 E: 0 LOB: 0 K: 2 BB: 0 S: 7 P: 7	R: 0 H: 0 E: 0 LOB: 0 K: 0 BB: 0 S: 3 P: 3	R: 2 H: 3 E: 0 LOB: 1 K: 0 BB: 0 S: 6 P: 6	R: 0 H: 0 E: 0 LOB: 0 K: 0 BB: 0 S: 3 P: 3	R: 0 H: 2 E: 0 LOB: 2 K: 1 BB: 0 S: 7 P: 7	R: 0 H: 0 E: 0 LOB: 0 K: 2 BB: 0 S: 7 P: 7	1B: 5 SF: 0 2B: 4 SAC: 0 3B: 0 DP: 0 HR: 0 HBP: 0						

TOP

Kansas City Athletics @ Boston Red Sox

Fenway Park, Boston, MA

Sun May 19 1963, 3:33 AM EDT

Unknown

livebaseballscorecards.com

AB	35
R	3
H	9
RBI	3
BB	1
SO	7
LOB	11

PITCHER		IP	WLS	BF	H	R	ER	SO	BB	IBB	HBP	BLK	WP	HR	S	P	ERA	WHIP
Bill Monbouquette, R ERA: 3.49	(1, 1)	7.1	W	31	9	3	3	4	1	0	0	0	0	0	38	42	3.68	1.364
Dick Radatz, R ERA: 1.78	(8, 1)	1.2	S	5	0	0	0	3	0	0	0	0	0	0	11	11	0.00	0.000

PITCHER		IP	WLS	BF	H	R	ER	SO	BB	IBB	HBP	BLK	WP	HR	S	P	ERA	WHIP

BOTTOM

Kansas City Athletics @ Boston Red Sox

Fenway Park, Boston, MA

Sun May 19 1963, 3:33 AM EDT

Unknown

livebaseballscorecards.com

Batter	1	2	3	4	5	6	7	8	9	AB	R	H	RBI	BB	SO	LOB
Chuck Schilling, R (1, 4) OBP: 0.411, SLG: 0.477	E 1B 1B	1B		L3 BB		K		E6 1B		4	1	3	0	1	1	1
Gary Geiger, L (1, 8) OBP: 0.281, SLG: 0.267	E 1B 1-2 1B	K		L3 1-2		BB 1-2		F8		4	1	1	0	1	1	3
Carl Yastrzemski, L (1, 7) OBP: 0.385, SLG: 0.438	E8 1-3 2-H 1B	4-3			HR 1B	K		6-3		5	2	2	1	0	1	4
Frank Malzone, R (1, 5) OBP: 0.398, SLG: 0.540	FC4-6 2-H 3-H 1B		HR		1-H HR		FC6-4 1B			4	2	4	5	0	0	0
Lou Clinton, R (1, 9) OBP: 0.291, SLG: 0.405	FC4-6 G3 1-2f		K		F3		FC6-4 1-2f 2B			4	1	0	0	0	1	2
Dick Stuart, R (1, 3) OBP: 0.320, SLG: 0.470	G3 1-2		K		6-3		F9			4	0	0	0	0	1	2
Eddie Bressoud, R (1, 6) OBP: 0.287, SLG: 0.339	BB		1B		K		1-H 2B			3	0	2	1	1	1	0
Bob Tillman, R (1, 2) OBP: 0.284, SLG: 0.344	6-3		F8			6-3	F9			4	0	0	0	0	0	4
Bill Monbouquette, R (1, 1) OBP: 0.238, SLG: 0.158 Dick Radatz, R (8, 1)		6-3		4-3		WP BB		5-3		2 1	0 0	0 0	0 0	1 0	0 0	0 0
Inning Stats	R: 3 H: 4 E: 1 LOB: 2 K: 0 BB: 1 S: 7 P: 11	R: 0 H: 1 E: 0 LOB: 1 K: 1 BB: 0 S: 6 P: 6	R: 1 H: 2 E: 0 LOB: 1 K: 2 BB: 0 S: 9 P: 9	R: 0 H: 0 E: 0 LOB: 0 K: 0 BB: 1 S: 2 P: 6	R: 2 H: 2 E: 0 LOB: 0 K: 1 BB: 0 S: 7 P: 7	R: 0 H: 0 E: 0 LOB: 2 K: 2 BB: 2 S: 7 P: 15	R: 1 H: 2 E: 0 LOB: 1 K: 0 BB: 0 S: 5 P: 5	R: 0 H: 1 E: 1 LOB: 1 K: 0 BB: 0 S: 4 P: 4		1B: 9 SF: 0 2B: 2 SAC: 0 3B: 0 DP: 1 HR: 2 HBP: 0						

AB	35
R	7
H	12
RBI	7
BB	4
SO	6
LOB	16

WP: 1 PA: 39
PB: 0
SB: 0
CS: 0

PITCHER		IP	WLS	BF	H	R	ER	SO	BB	IBB	HBP	BLK	WP	HR	S	P	ERA	WHIP
Dave Wickersham, R ERA: 3.75	(1, 1)	4.0	L	22	9	6	6	3	2	0	0	0	0	2	26	34	13.50	2.750
Diego Segui, R ERA: 7.4	(5, 1)	2.0		8	0	0	0	3	2	0	0	0	1	0	12	20	0.00	1.000
Dave Thies, R ERA: 3.75	(7, 1)	2.0		9	3	1	1	0	0	0	0	0	0	0	9	9	4.50	1.500

PITCHER	IP	WLS	BF	H	R	ER	SO	BB	IBB	HBP	BLK	WP	HR	S	P	ERA	WHIP

Batter	1	2	3	4	5	6	7	8	9	AB	R	H	RBI	BB	SO	LOB
Wayne Causey, L (1, 6) OBP: 0.403, SLG: 0.527	6-3	1-2 2-H 3-H 1B		1-2 1B		K		P6		5	1	2	2	0	1	0
Bobby Del Greco, R (1, 8) OBP: 0.265, SLG: 0.344	F8	1-H 2-H 1B		6-3		1B		1-3		5	0	2	2	0	0	2
Jerry Lumpe, L (1, 4) OBP: 0.277, SLG: 0.306	F7	5-3			K	F9			1B	5	0	1	0	0	1	1
Norm Siebern, L (1, 3) OBP: 0.344, SLG: 0.358		BB FC5-2 BB 1B	4-3		HR 2B		1B 1B		F7	5	1	3	0	0	0	1
George Alusik, R (1, 9) OBP: 0.319, SLG: 0.438		BBBB FC5-2 1-2 BB	F2		2-H HR		F2		K	4	2	1	2	1	1	2
Chuck Essegian, R (1, 7) OBP: 0.297, SLG: 0.351		BBBB 1B FC5-2 1-2 2-3 BB	6-3		HR 1B		K		P5	4	2	1	0	1	1	2
Ed Charles, R (1, 5) OBP: 0.356, SLG: 0.364		FC5-2 1-2 2-3 3-Hf		P5	1-H HR		1-2 1B			4	2	2	2	0	0	3
Billy Bryan, L (1, 2) OBP: 0.270, SLG: 0.354		1-2 2-3 3-H 1B		K	K		K			4	1	1	1	0	3	2
Ed Rakow, S (1, 1) OBP: 0.217, SLG: 0.143		K		BBBB BB	P6			F9		2	0	0	0	1	1	3
Bill Fischer, R (5, 1)										1	0	0	0	0	0	0
John Wyatt, R (8, 1)										0	0	0	0	0	0	0
Inning Stats	R: 0 E: 0 K: 0 S: 3 H: 0 LOB: 0 BB: 0 P: 3	R: 5 E: 0 K: 1 S: 9 H: 4 LOB: 1 BB: 2 P: 17	R: 0 E: 0 K: 0 S: 3 H: 0 LOB: 0 BB: 0 P: 3	R: 0 E: 0 K: 1 S: 6 H: 1 LOB: 2 BB: 1 P: 10	R: 4 E: 0 K: 2 S: 11 H: 4 LOB: 0 BB: 0 P: 11	R: 0 E: 0 K: 1 S: 5 H: 1 LOB: 0 BB: 0 P: 5	R: 0 E: 0 K: 2 S: 9 H: 2 LOB: 2 BB: 0 P: 9	R: 0 E: 0 K: 0 S: 3 H: 0 LOB: 0 BB: 0 P: 3	R: 0 E: 0 K: 1 S: 6 H: 1 LOB: 1 BB: 0 P: 6	1B: 10 2B: 1 3B: 0 HR: 2	SF: 0 SAC: 0 DP: 0 HBP: 0						

TOP

Kansas City Athletics @ Boston Red Sox

Fenway Park, Boston, MA

Sun May 19 1963, 3:38 AM EDT

Att. 24,153 - Unknown

livebaseballscorecards.com

AB	39
R	9
H	13
RBI	9
BB	3
SO	8
LOB	16

WP: 0 PB: 0 SB: 0 CS: 0 PA: 42

PITCHER		IP	WLS	BF	H	R	ER	SO	BB	IBB	HBP	BLK	WP	HR	S	P	ERA	WHIP
Gene Conley, R ERA: 6.84	(1, 1)	3.2	L	19	5	5	5	2	3	0	0	0	0	0	20	32	12.27	2.182
Jack Lamabe, R ERA: 4.32	(4, 1)	0.1		1	0	0	0	0	0	0	0	0	0	0	1	1	0.00	0.000
Arnold Earley, L ERA: 4.63	(5, 1)	2.0		10	5	4	4	3	0	0	0	0	0	2	16	16	18.00	2.500
Chet Nichols, L ERA: 3.38	(7, 1)	2.0		8	2	0	0	2	0	0	0	0	0	0	12	12	0.00	1.000
Dick Radatz, R ERA: 1.71	(9, 1)	1.0		4	1	0	0	1	0	0	0	0	0	0	6	6	0.00	1.000

PITCHER	IP	WLS	BF	H	R	ER	SO	BB	IBB	HBP	BLK	WP	HR	S	P	ERA	WHIP

Batter	1	2	3	4	5	6	7	8	9	AB	R	H	RBI	BB	SO	LOB
Chuck Schilling, R (1, 4) OBP: 0.404, SLG: 0.489	F7		L7		HR	P6		FC6-4 1-2f		5	1	1	1	0	0	1
Gary Geiger, L (1, 8) OBP: 0.324, SLG: 0.382	BB 1B		1-3		HR	L4			1B 1-3 1B	4	2	2	1	1	0	0
Carl Yastrzemski, L (1, 7) OBP: 0.400, SLG: 0.439	1B FC5-4 1-2 1B		BB		BB 1B		G6-4-3 BB		P4	2	2	1	0	3	0	1
Frank Malzone, R (1, 5) OBP: 0.398, SLG: 0.534	FC5-4 1-3 2-H 1B		P6		G1-4-3 1-2 1B		F8		1-3 1-2	5	0	2	1	0	0	3
Lou Clinton, R (1, 9) OBP: 0.303, SLG: 0.430	FC5-4 1-2f 3-H			E 3B	G1-4-3 1-2 2-H 1B		G6-4-3 1-2f		2-3 1B	5	1	3	2	0	0	2
Dick Stuart, R (1, 3) OBP: 0.308, SLG: 0.450	K			FC WP FC3-2 3-H	G1-4-3 1-2f 2-3			P3	K	5	0	0	0	0	2	5
Eddie Bressoud, R (1, 6) OBP: 0.308, SLG: 0.350		G4-6-3 1B		L1-6 FC3-2 2-3 BB	BB			1B SF9 1B		2	1	2	0	2	0	0
Russ Nixon, L (1, 2) OBP: 0.360, SLG: 0.364 Jim Gosger, L (8, PR) Bob Tillman, R (9, 2) OBP: 0.284, SLG: 0.344		G4-6-3 1-2f		FC3-2 1-2 3-H	L4			FC6-4 1-3 1B		4 0 0	0 0 0	1 0 0	0 0 0	0 0 0	0 0 0	5 0 0
Gene Conley, R (1, 1) OBP: 0.300, SLG: 0.400 Jack Lamabe, R (4, 1) Dick Williams, R (4, PH) OBP: 0.143, SLG: 0.286 Arnold Earley, L (5, 1) Billy Gardner, R (6, PH) OBP: 0.200, SLG: 0.200 Chet Nichols, S (7, 1) Roman Mejias, R (8, PH) OBP: 0.157, SLG: 0.219 Dick Radatz, R (9, 1)	5-3			L1-6 2-3	K			SF9 3-H		1 0 1 0 1 0 0 0	0 0 0 0 0 0 0 0	0 0 0 0 1 0 0 0	0 0 0 0 0 0 1 0	0 0 0 0 0 0 0 0	0 0 2 0 0 0 0 0	0 0 0 0 0 0 0 0
Inning Stats	R: 2 H: 2 E: 0 LOB: 1 K: 1 BB: 1 S: 7 P: 11	R: 0 H: 1 E: 0 LOB: 0 K: 0 BB: 0 S: 3 P: 3	R: 0 H: 0 E: 0 LOB: 1 K: 0 BB: 1 S: 3 P: 7	R: 1 H: 1 E: 1 LOB: 1 K: 0 BB: 1 S: 4 P: 8	R: 3 H: 4 E: 0 LOB: 2 K: 0 BB: 2 S: 6 P: 14	R: 0 H: 0 E: 0 LOB: 0 K: 1 BB: 0 S: 5 P: 5	R: 0 H: 0 E: 0 LOB: 0 K: 0 BB: 1 S: 2 P: 6	R: 1 H: 2 E: 0 LOB: 1 K: 0 BB: 0 S: 5 P: 5	R: 0 H: 2 E: 0 LOB: 2 K: 1 BB: 0 S: 7 P: 7	1B: 9 2B: 1 3B: 1 HR: 2	SF: 1 SAC: 0 DP: 4 HBP: 0						

PITCHER		IP	WLS	BF	H	R	ER	SO	BB	IBB	HBP	BLK	WP	HR	S	P	ERA	WHIP
Ed Rakow, R ERA: 3.45	(1, 1)	4.0		23	8	6	5	1	4	0	0	0	1	2	21	37	11.25	3.000
Bill Fischer, R ERA: 1.74	(5, 1)	3.1	W	12	2	1	1	1	2	0	0	0	0	0	12	20	2.70	1.200
John Wyatt, R ERA: 3.31	(8, 1)	1.2	S	7	2	0	0	1	0	0	0	0	0	0	9	9	0.00	1.200

PITCHER	IP	WLS	BF	H	R	ER	SO	BB	IBB	HBP	BLK	WP	HR	S	P	ERA	WHIP

BOTTOM

Kansas City Athletics @ Boston Red Sox

Fenway Park, Boston, MA

Sun May 19 1963, 3:38 AM EDT

Att. 24,153 - Unknown

livebaseballscorecards.com

AB	35
R	7
H	12
RBI	6
BB	6
SO	3
LOB	19

Batter	1	2	3	4	5	6	7	8	9	AB	R	H	RBI	BB	SO	LOB
Zoilo Versalles, R (1, 6) OBP: 0.304, SLG: 0.427	B B B B 4-0 1B WP BB	S S S 0-3 ③ K			x 0-0 6-3-5 1B		x 0-0 FC4-6-4 1-2 1B			3	1	2	0	1	1	0
Vic Power, R (1, 3) OBP: 0.252, SLG: 0.331	x 0-0 1B F9 HR 1-3 1B		x 0-0 E6 P4-6-5		x 0-0 ① ② 6-3-5 1-3f		x 0-0 ① L4			4	1	1	0	0	0	3
Harmon Killebrew, R (1, 7) OBP: 0.268, SLG: 0.471 Jimmie Hall, L (9, 7) OBP: 0.284, SLG: 0.303	S S S 0-3 ① K 3-H		x 0-0 ① ② P4-6-5 1-2f		x 0-0 HR		x 0-0 ② ③ FC4-6-4 1-2 2-3			4 1 1 1 0 1 4 0 0 0 0 0 0 0						
Bob Allison, R (1, 8) OBP: 0.408, SLG: 0.617 (8, 9)	x 0-0 ② F9 1-2		x 0-0 HR		x 0-0 ③ 6-3			x 0-0 ① F5		4	1	1	1	0	0	1
Wally Post, R (1, 9) OBP: 0.235, SLG: 0.375 Lenny Green, L (8, 8) OBP: 0.288, SLG: 0.343	x 0-0 HR 2-3 1B		x 0-0 ③ F7			x 0-0 ① 6-3		S S S 0-3 ② K		4 1 1 0 0 1 0 0 0 0 0 0 0 0						
Earl Battey, R (1, 2) OBP: 0.328, SLG: 0.444	x 0-0 HR 1-H 3-H			S S S 0-3 ① K		x 0-0 ② F8		S S S 0-3 ③ K		4	1	1	3	0	2	0
Rich Rollins, R (1, 5) OBP: 0.316, SLG: 0.333	x 0-0 ③ F3			x 0-0 ② F3		x 0-0 1B			x 0-0 G4-6-3 1B	4	0	2	0	0	0	0
Bernie Allen, L (1, 4) OBP: 0.275, SLG: 0.280		S S S 0-3 ① K		B B B B 4-0 FC4-6 BB		x 0-0 ③ F6			x 0-0 ① ② G4-6-3 1-2f	3	0	0	0	1	1	2
Camilo Pascual, R (1, 1) OBP: 0.250, SLG: 0.292 Garry Roggenburk, R (7, 1) Bill Dailey, R (7, 1)		S S S 0-3 ② K		x 0-0 ③ FC4-6 1-2f			x 0-0 FC4-6-4 1B 1B		S S S 0-3 ③ K	3 0 1 0 0 1 1 0 0 0 0 0 0 0 1 0 0 0 0 1 0						
Inning Stats	R: 4 H: 3 E: 0 LOB: 0 K: 1 BB: 1 S: 8 P: 12	R: 0 H: 0 E: 0 LOB: 0 K: 3 BB: 0 S: 9 P: 9	R: 1 H: 1 E: 1 LOB: 0 K: 0 BB: 0 S: 4 P: 4	R: 0 H: 0 E: 0 LOB: 1 K: 1 BB: 1 S: 5 P: 9	R: 1 H: 2 E: 0 LOB: 0 K: 0 BB: 0 S: 4 P: 4	R: 0 H: 1 E: 0 LOB: 1 K: 0 BB: 0 S: 4 P: 4	R: 0 H: 2 E: 0 LOB: 1 K: 0 BB: 0 S: 4 P: 4	R: 0 H: 0 E: 0 LOB: 0 K: 2 BB: 0 S: 7 P: 7	R: 0 H: 1 E: 0 LOB: 0 K: 1 BB: 0 S: 5 P: 5	1B: 7 SF: 0 2B: 3 SAC: 0 3B: 0 DP: 4 HR: 3 HBP: 0						

PITCHER		IP	WLS	BF	H	R	ER	SO	BB	IBB	HBP	BLK	WP	HR	S	P	ERA	WHIP
Earl Wilson, R ERA: 2.66	(1, 1)	5.0	L	22	6	6	6	5	2	0	0	0	1	3	30	38	10.80	1.600
Jack Lamabe, R ERA: 3.86	(6, 1)	2.0		8	3	0	0	0	0	0	0	0	0	0	8	8	0.00	1.500
Dick Radatz, R ERA: 1.59	(8, 1)	2.0		6	1	0	0	3	0	0	0	0	0	0	12	12	0.00	0.500

PITCHER	IP	WLS	BF	H	R	ER	SO	BB	IBB	HBP	BLK	WP	HR	S	P	ERA	WHIP

TOP

Minnesota Twins @ Boston Red Sox

Fenway Park, Boston, MA

Mon May 20 1963, 7:05 PM EDT

Att. 5,019 - Unknown

livebaseballscorecards.com

AB	34
R	6
H	10
RBI	5
BB	2
SO	8
LOB	11

WP: 1 PA: 36
PB: 0
SB: 0
CS: 0

BOTTOM

Minnesota Twins @ Boston Red Sox

Fenway Park, Boston, MA

Mon May 20 1963, 7:05 PM EDT

Att. 5,019 - Unknown

Batter	1	2	3	4	5	6	7	8	9	AB	R	H	RBI	BB	SO	LOB
Chuck Schilling, R (1, 4) OBP: 0.404, SLG: 0.482	BB 1B		F4		F9		4-3 BB 1-2 BB		5-3	4	0	1	0	1	0	0
Gary Geiger, L (1, 8) OBP: 0.341, SLG: 0.378	K			E3 1B 5-3 1B	K		4-3 BB 1-2 2-3 3-H			3	1	1	1	1	2	1
Carl Yastrzemski, L (1, 7) OBP: 0.403, SLG: 0.437	G5-4-3 BB 1-2			5-3 2B 1B 2-3		4-3	4-3 1-2 2-3 3-H			3	1	1	0	1	0	2
Frank Malzone, R (1, 5) OBP: 0.386, SLG: 0.516	G5-4-3 1-2f			5-3 1-2 3-H		6-3	K			4	0	0	1	0	1	5
Lou Clinton, R (1, 9) OBP: 0.301, SLG: 0.419		F7		2B BB		K		F8		3	0	0	0	1	1	0
Dick Stuart, R (1, 3) OBP: 0.307, SLG: 0.452		K		1-3 2-H 2B			5-3	K		4	0	1	1	0	2	0
Eddie Bressoud, R (1, 6) OBP: 0.307, SLG: 0.347		K		K			2B 1B	F3		4	1	1	0	0	2	2
Bob Tillman, R (1, 2) OBP: 0.283, SLG: 0.351			K	K			1B BB 1-H 2B		F4	4	1	1	1	0	2	2
Earl Wilson, R (1, 1) OBP: 0.208, SLG: 0.292 Billy Gardner, R (5, PH) OBP: 0.167, SLG: 0.167 Jack Lamabe, R (6, 1) Dick Williams, R (7, PH) OBP: 0.250, SLG: 0.375 Dick Radatz, R (8, 1) Russ Nixon, L (9, PH) OBP: 0.346, SLG: 0.348			K		K		BB BB WP 2-3 1B		K	1 1 0 1 0 0 1	0 0 0 1 0 0 0	0 0 0 1 0 0 0	0 0 0 1 0 0 0	0 1 0 0 0 0 0	1 0 0 0 0 0 1	0 0 0 0 0 0 0
Inning Stats	R: 0 H: 1 E: 0 LOB: 1 K: 1 BB: 1 S: 5 P: 9	R: 0 H: 0 E: 0 LOB: 0 K: 2 BB: 0 S: 7 P: 7	R: 0 H: 0 E: 0 LOB: 0 K: 2 BB: 0 S: 7 P: 7	R: 2 H: 3 E: 1 LOB: 2 K: 2 BB: 1 S: 10 P: 14	R: 0 H: 0 E: 0 LOB: 0 K: 2 BB: 0 S: 7 P: 7	R: 0 H: 0 E: 0 LOB: 0 K: 1 BB: 0 S: 5 P: 5	R: 3 H: 3 E: 0 LOB: 2 K: 1 BB: 2 S: 8 P: 16	R: 0 H: 0 E: 0 LOB: 0 K: 1 BB: 0 S: 5 P: 5	R: 0 H: 0 E: 0 LOB: 0 K: 1 BB: 0 S: 5 P: 5	1B: 5 2B: 2 3B: 0 HR: 0	SF: 0 SAC: 0 DP: 1 HBP: 0		WP: 1 PB: 0 SB: 0 CS: 0	PA: 37			

livebaseballscorecards.com

	AB	33
	R	5
	H	7
	RBI	4
	BB	4
	SO	13
	LOB	12

PITCHER		IP	WLS	BF	H	R	ER	SO	BB	IBB	HBP	BLK	WP	HR	S	P	ERA	WHIP
Camilo Pascual, R ERA: 3.78	(1, 1)	6.1	W	29	7	5	5	10	4	0	0	0	0	0	45	61	7.11	1.737
Garry Roggenburk, L ERA: 2.08	(7, 1)	0.1		1	0	0	0	0	0	0	0	0	1	0	1	1	0.00	0.000
Bill Dailey, R ERA: 3.57	(7, 1)	2.1	S	7	0	0	0	3	0	0	0	0	0	0	13	13	0.00	0.000

PITCHER		IP	WLS	BF	H	R	ER	SO	BB	IBB	HBP	BLK	WP	HR	S	P	ERA	WHIP

Minnesota Twins @ Boston Red Sox

Fenway Park, Boston, MA

Tue May 21 1963, 7:05 PM EDT

Att. 11,899 - Unknown

TOP

livebaseballscorecards.com

Batter	1	2	3	4	5	6	7	8	9	AB	R	H	RBI	BB	SO	LOB
Zoilo Versalles, R (1, 6) OBP: 0.301, SLG: 0.419	G3		1-2 3B 1B	F9		K		F6		5	1	1	0	0	1	0
Vic Power, R (1, 3) OBP: 0.250, SLG: 0.340	G3		1-H 2-H 1B 3B	4-3		F3		6-3		5	1	1	2	0	0	0
Harmon Killebrew, R (1, 7) OBP: 0.262, SLG: 0.446	K		3-H 2B 1B 1B	F8		K			E5	5	1	1	1	0	2	0
Jimmie Hall, L (9, PR) (9, 7) OBP: 0.284, SLG: 0.303										0	0	0	0	0	0	0
Bob Allison, R (1, 8) (7, 9) OBP: 0.401, SLG: 0.609		F6	1-3 1B 2B		K		F7		F7	5	1	1	0	0	1	1
Wally Post, R (1, 9) OBP: 0.238, SLG: 0.350		K	K		F9		1B 1B		4-3	4	0	1	0	0	2	2
Lenny Green, L (7, PR) (7, 8) OBP: 0.286, SLG: 0.340										1	0	0	0	0	0	1
Earl Battey, R (1, 2) OBP: 0.338, SLG: 0.471		E3 FC5 BB	WP 1B 1B IBB		HR		1-3 1B		5-3	4	2	2	1	1	0	1
Rich Rollins, R (1, 5) OBP: 0.333, SLG: 0.337		1-2 BB	1-2 2-H 3-H WP 1B 1B		BB	F9				2	1	1	2	2	0	2
Bernie Allen, L (1, 4) OBP: 0.274, SLG: 0.273		2-3f FC5	1-2 2-3 K		1-2 BB	F9				3	0	0	0	1	1	6
Jim Perry, S (1, 1) OBP: 0.429, SLG: 0.333			3B 1B BB 2-H 3-H 1B		L3			F6		3	1	1	2	1	0	2

	AB	37
	R	8
	H	9
	RBI	8
	BB	5
	SO	7
	LOB	15

Inning Stats										
	R: 0 E: 0 K: 1 S: 5	H: 0 LOB: 0 BB: 0 P: 5	R: 0 E: 1 K: 1 S: 6	H: 0 LOB: 2 BB: 1 P: 10	R: 7 E: 0 K: 2 S: 12	H: 6 LOB: 1 BB: 2 P: 20	R: 0 E: 0 K: 0 S: 3	H: 0 LOB: 0 BB: 0 P: 3	R: 1 E: 0 K: 1 S: 6	H: 1 LOB: 2 BB: 2 P: 14
	R: 0 E: 0 K: 2 S: 7	H: 0 LOB: 0 BB: 0 P: 7	R: 0 E: 0 K: 0 S: 5	H: 2 LOB: 2 BB: 0 P: 5	R: 0 E: 0 K: 0 S: 3	H: 0 LOB: 0 BB: 0 P: 3	R: 0 E: 1 K: 0 S: 4	H: 0 LOB: 1 BB: 0 P: 4	1B: 6 2B: 1 3B: 1 HR: 1	SF: 0 SAC: 0 DP: 0 HBP: 0
	WP: 1 PB: 0 SB: 0 CS: 0	PA: 42								

PITCHER		IP	WLS	BF	H	R	ER	SO	BB	IBB	HBP	BLK	WP	HR	S	P	ERA	WHIP
Dave Morehead, R ERA: 2.34	(1, 1)	2.0	L	13	4	5	5	2	2	0	0	0	0	0	15	23	22.50	3.000
Jack Lamabe, R ERA: 4.57	(3, 1)	3.0		14	3	3	3	3	2	1	0	0	1	1	17	29	9.00	1.667
Mike Fornieles, R ERA: 1.23	(6, 1)	4.0		15	2	0	0	2	0	0	0	0	0	0	19	19	0.00	0.500

PITCHER	IP	WLS	BF	H	R	ER	SO	BB	IBB	HBP	BLK	WP	HR	S	P	ERA	WHIP

Minnesota Twins @ Boston Red Sox

Fenway Park, Boston, MA

Tue May 21 1963, 7:05 PM EDT

Att. 11,899 - Unknown

BOTTOM

livebaseballscorecards.com

Batter	1	2	3	4	5	6	7	8	9	AB	R	H	RBI	BB	SO	LOB
Chuck Schilling, R (1, 4) OBP: 0.400, SLG: 0.475	1B		F4		G4-6-3 1-2f		1-3			4	0	1	0	0	0	2
Gary Geiger, L (1, 8) OBP: 0.378, SLG: 0.400	1-2 1B		F8		1B			BBBB G1-6-3 BB		3	0	2	0	1	0	0
Carl Yastrzemski, L (1, 7) OBP: 0.392, SLG: 0.423	F7		6-3		1-3			G1-6-3 1-2f		4	0	0	0	0	0	4
Frank Malzone, R (1, 5) OBP: 0.375, SLG: 0.500	F2			F7		SSS K		E6		4	0	0	0	0	1	2
Lou Clinton, R (1, 9) OBP: 0.300, SLG: 0.438	F6			HR		F7		F8		4	1	1	1	0	0	3
Dick Stuart, R (1, 3) OBP: 0.305, SLG: 0.469		SSS K		HR		F8			SSS K	4	1	1	1	0	2	0
Eddie Bressoud, R (1, 6) OBP: 0.298, SLG: 0.336		SSS K		SSS K			F9		6-3	4	0	0	0	0	2	0
Bob Tillman, R (1, 2) OBP: 0.282, SLG: 0.366		3B		6-3			6-3		F9	4	0	1	0	0	0	0
Dave Morehead, R (1, 1) OBP: 0.071, SLG: 0.071 Jack Lamabe, R (3, 1) Billy Gardner, R (5, PH) OBP: 0.286, SLG: 0.286 Mike Fornieles, R (6, 1) OBP: 0.500, SLG: 1.000		F3			G4-6-3 1B		2B			1 0 1 1	0 0 0 0	0 0 1 1	0 0 0 0	0 0 0 0	0 0 0 0	1 0 0 0

Inning Stats	R: 0 E: 0 K: 0 S: 5	H: 2 LOB: 2 BB: 0 P: 5	R: 0 E: 0 K: 2 S: 8	H: 1 LOB: 1 BB: 0 P: 8	R: 0 E: 0 K: 0 S: 3	H: 0 LOB: 0 BB: 0 P: 3	R: 2 E: 0 K: 1 S: 7	H: 2 LOB: 0 BB: 0 P: 7	R: 0 E: 0 K: 0 S: 4	H: 2 LOB: 1 BB: 0 P: 4	R: 0 E: 0 K: 1 S: 5	H: 0 LOB: 0 BB: 0 P: 5	R: 0 E: 0 K: 0 S: 4	H: 1 LOB: 1 BB: 0 P: 4	R: 0 E: 1 K: 0 S: 3	H: 0 LOB: 1 BB: 1 P: 7	R: 0 E: 0 K: 1 S: 5	H: 0 LOB: 0 BB: 0 P: 5

	1B: 4	SF: 0	WP: 0	PA: 35
	2B: 1	SAC: 0	PB: 0	
	3B: 1	DP: 2	SB: 0	
	HR: 2	HBP: 0	CS: 0	

PITCHER	IP	WLS	BF	H	R	ER	SO	BB	IBB	HBP	BLK	WP	HR	S	P	ERA	WHIP
Jim Perry, R (1, 1) ERA: 3.21	9.0	W	35	8	2	2	5	1	0	0	0	0	2	44	48	2.00	1.000

PITCHER	IP	WLS	BF	H	R	ER	SO	BB	IBB	HBP	BLK	WP	HR	S	P	ERA	WHIP

Batter	1	2	3	4	5	6	7	8	9	AB	R	H	RBI	BB	SO	LOB
Zoilo Versalles, R (1, 6) OBP: 0.304, SLG: 0.418	6-3		1B FC5-2 1B	F8 1-2		K			FC1-6 1B	5	0	2	0	0	1	3
Vic Power, R (1, 3) OBP: 0.248, SLG: 0.336	K		1-3 FC5-2 1B	F3		F9			1-2f FC1-6	5	0	1	0	0	1	4
Harmon Killebrew, R (1, 7) OBP: 0.258, SLG: 0.426 Jimmie Hall, L (9, 7) OBP: 0.284, SLG: 0.303	1B		1-2 3-H FC5-2		6-3		F8		K	5 0	0 0	1 0	0 0	0 0	1 0	3 0
Bob Allison, R (1, 8) (7, 9) OBP: 0.398, SLG: 0.613	F8		F8		3B		F7			4	1	1	0	0	0	3
Wally Post, R (1, 9) OBP: 0.240, SLG: 0.417 Lenny Green, L (7, 8) OBP: 0.286, SLG: 0.340		K		E6 1B 2B	3-H 3B		K			4 0	1 0	1 0	1 0	0 0	2 0	0 0
Earl Battey, R (1, 2) OBP: 0.336, SLG: 0.464		6-3		2B 1-2 1B	K			F8		4	1	1	0	0	1	1
Rich Rollins, R (1, 5) OBP: 0.340, SLG: 0.348		BB	1B 1-3 2-H 2B		5-3			5-3		3	0	1	1	1	0	1
Bernie Allen, L (1, 4) OBP: 0.267, SLG: 0.265		K		K		4-3		K		4	0	0	0	0	3	3
Jim Kaat, L (1, 1) OBP: 0.150, SLG: 0.150			K	WP 2-3 3-H 1B		1B			F9	4	0	2	1	0	1	0
Inning Stats	R: 0 E: 0 K: 1 S: 6 H: 1 LOB: 1 BB: 0 P: 6	R: 0 E: 0 K: 2 S: 7 H: 0 LOB: 1 BB: 1 P: 11	R: 0 E: 0 K: 1 S: 7 H: 2 LOB: 2 BB: 0 P: 7	R: 2 E: 1 K: 1 S: 9 H: 3 LOB: 2 BB: 0 P: 9	R: 1 E: 0 K: 1 S: 7 H: 2 LOB: 1 BB: 0 P: 7	R: 0 E: 0 K: 1 S: 6 H: 1 LOB: 1 BB: 0 P: 6	R: 0 E: 0 K: 1 S: 5 H: 0 LOB: 0 BB: 0 P: 5	R: 0 E: 0 K: 1 S: 5 H: 0 LOB: 0 BB: 0 P: 5	R: 0 E: 0 K: 1 S: 6 H: 1 LOB: 1 BB: 0 P: 6	1B: 7 2B: 1 3B: 2 HR: 0 SF: 0 SAC: 0 DP: 0 HBP: 0						

TOP

Minnesota Twins @ Boston Red Sox

Fenway Park, Boston, MA

Wed May 22 1963, 3:33 AM EDT

Att. 3,285 - Unknown

livebaseballscorecards.com

AB	38
R	3
H	10
RBI	3
BB	1
SO	10
LOB	18

WP: 1 PB: 0 SB: 0 CS: 0 PA: 39

PITCHER		IP	WLS	BF	H	R	ER	SO	BB	IBB	HBP	BLK	WP	HR	S	P	ERA	WHIP
Arnold Earley, L ERA: 4.32	(1, 1)	5.0	L	25	8	3	2	6	1	0	0	0	1	0	36	40	3.60	1.800
Jack Lamabe, R ERA: 4.01	(6, 1)	3.0		10	1	0	0	3	0	0	0	0	0	0	16	16	0.00	0.333
Earl Wilson, R ERA: 2.62	(9, 1)	1.0		4	1	0	0	1	0	0	0	0	0	0	6	6	0.00	1.000

PITCHER	IP	WLS	BF	H	R	ER	SO	BB	IBB	HBP	BLK	WP	HR	S	P	ERA	WHIP

Minnesota Twins @ Boston Red Sox

Fenway Park, Boston, MA

Wed May 22 1963, 3:33 AM EDT

Att. 3,285 - Unknown

BOTTOM

livebaseballscorecards.com

Batter	1	2	3	4	5	6	7	8	9	AB	R	H	RBI	BB	SO	LOB
Chuck Schilling, R (1, 4) OBP: 0.390, SLG: 0.462	F9		K		F8			G6-4-3 1-2f		4	0	0	0	0	1	3
Roman Mejias, R (1, 8) OBP: 0.170, SLG: 0.229	1-3			FC5-4 1B	F8			1B		4	0	2	0	0	0	2
Carl Yastrzemski, L (1, 7) OBP: 0.382, SLG: 0.410	6-3			K		3-1		F8		4	0	0	0	0	1	2
Dick Stuart, R (1, 3) OBP: 0.297, SLG: 0.455		6-3		FC5-4 FC6-4 1-2f		K			1-3	4	0	0	0	0	1	1
Frank Malzone, R (1, 5) OBP: 0.371, SLG: 0.500		F9		FC6-4 1-2f		F4			2B	4	0	1	0	0	0	1
Lou Clinton, R (1, 9) OBP: 0.306, SLG: 0.470		2B			HR		F9		L7	4	1	2	1	0	0	1
Bob Tillman, R (1, 2) OBP: 0.272, SLG: 0.352		K			6-3		4-3		F8	4	0	0	0	0	1	2
Eddie Bressoud, R (1, 6) OBP: 0.299, SLG: 0.336			F9		1B 1B		6-3			3	0	1	0	0	0	0
Arnold Earley, L (1, 1) Dick Williams, R (5, PH) OBP: 0.333, SLG: 0.444 Jack Lamabe, R (6, 1) Billy Gardner, R (8, PH) OBP: 0.375, SLG: 0.286 Earl Wilson, R (9, 1) OBP: 0.208, SLG: 0.292			K		1-2 1B			BB G6-4-3		1 1 0 0 0	0 0 0 0 0	0 1 0 0 0	0 0 0 0 0	0 0 0 0 0	1 0 0 1 0	0 0 0 0 0
Inning Stats	R: 0 E: 0 K: 0 S: 3 H: 0 LOB: 0 BB: 0 P: 3	R: 0 E: 0 K: 1 S: 6 H: 1 LOB: 1 BB: 0 P: 6	R: 0 E: 0 K: 2 S: 7 H: 0 LOB: 0 BB: 0 P: 7	R: 0 E: 0 K: 1 S: 6 H: 1 LOB: 1 BB: 0 P: 6	R: 1 E: 0 K: 0 S: 6 H: 3 LOB: 2 BB: 0 P: 6	R: 0 E: 0 K: 1 S: 5 H: 0 LOB: 0 BB: 0 P: 5	R: 0 E: 0 K: 0 S: 3 H: 0 LOB: 0 BB: 0 P: 3	R: 0 E: 0 K: 0 S: 3 H: 1 LOB: 1 BB: 1 P: 7	R: 0 E: 0 K: 0 S: 4 H: 1 LOB: 1 BB: 0 P: 4	1B: 4 2B: 2 3B: 0 HR: 1	SF: 0 SAC: 0 DP: 1 HBP: 0						

	AB	33
	R	1
	H	7
	RBI	1
	BB	1
	SO	5
	LOB	12

PITCHER		IP	WLS	BF	H	R	ER	SO	BB	IBB	HBP	BLK	WP	HR	S	P	ERA	WHIP
Jim Kaat, L ERA: 3.4	(1, 1)	9.0	W	34	7	1	1	5	1	0	0	0	0	1	43	47	1.00	0.889

PITCHER	IP	WLS	BF	H	R	ER	SO	BB	IBB	HBP	BLK	WP	HR	S	P	ERA	WHIP

Boston Red Sox @ Detroit Tigers

Tiger Stadium, Detroit, MI

Fri May 24 1963, 7:05 PM EDT

Att. 13,988 - Unknown

TOP

Batter	1	2	3	4	5	6	7	8	9	AB	R	H	RBI	BB	SO	LOB
Chuck Schilling, R (1, 4) OBP: 0.396, SLG: 0.470	K		K		FC4-6 1B (1-3 2-H 3-H)		BB BB (1-2 2-3)		2B	4	0	2	2	1	2	0
Roman Mejias, R (1, 8) OBP: 0.171, SLG: 0.223	F7		F7		SF7 (3-H)		F4		BB	3	0	0	1	1	0	3
Carl Yastrzemski, L (1, 7) OBP: 0.382, SLG: 0.420	3B			F6	FC4-6 CS (1-2f)		BB (1-2 2-3 3-H)		K	4	0	1	1	1	1	3
Lou Clinton, R (1, 9) OBP: 0.295, SLG: 0.453	F8			4-3	CS (1-2)	5-3	K		K	5	0	0	0	0	2	6
Frank Malzone, R (1, 5) OBP: 0.382, SLG: 0.537		2B		1B		F8		HR		4	1	3	1	0	0	0
Dick Stuart, R (1, 3) OBP: 0.289, SLG: 0.441		K		K		6-3		K		4	0	0	0	0	3	2
Bob Tillman, R (1, 2) OBP: 0.280, SLG: 0.346		K			1B 1B 1B BB		BB SH BB BB	K		2	2	0	0	2	2	1
Eddie Bressoud, R (1, 6) OBP: 0.297, SLG: 0.333		F8			1B 1B (1-2) 1B		K	F8		4	1	1	0	0	1	2
Bill Monbouquette, R (1, 1) OBP: 0.250, SLG: 0.182			K		1B SF7 (1-2 2-3) 1B		SH BB BB (1-2)		K	3	1	1	0	0	2	0
Inning Stats	R: 0 E: 0 K: 1 S: 6 H: 1 LOB: 1 BB: 0 P: 6	R: 0 E: 0 K: 2 S: 8 H: 1 LOB: 1 BB: 0 P: 8	R: 0 E: 0 K: 2 S: 7 H: 0 LOB: 0 BB: 0 P: 7	R: 0 E: 0 K: 1 S: 6 H: 1 LOB: 1 BB: 0 P: 6	R: 3 E: 0 K: 0 S: 5 H: 3 LOB: 0 BB: 1 P: 9	R: 0 E: 0 K: 0 S: 3 H: 0 LOB: 0 BB: 0 P: 3	R: 1 E: 0 K: 2 S: 8 H: 0 LOB: 3 BB: 3 P: 20	R: 1 E: 0 K: 2 S: 8 H: 1 LOB: 0 BB: 0 P: 8	R: 0 E: 0 K: 3 S: 10 H: 1 LOB: 2 BB: 1 P: 14	1B: 4 2B: 2 3B: 1 HR: 1	SF: 1 SAC: 1 DP: 0 HBP: 0						

AB	33
R	5
H	8
RBI	5
BB	5
SO	13
LOB	17

WP: 0 PB: 0 SB: 0 CS: 1 PA: 41

livebaseballscorecards.com

PITCHER		IP	WLS	BF	H	R	ER	SO	BB	IBB	HBP	BLK	WP	HR	S	P	ERA	WHIP
Hank Aguirre, L (1, 1) ERA: 3.79		5.0	L	21	6	3	3	6	1	0	0	0	0	0	32	36	5.40	1.400
Tom Sturdivant, R (6, 1) ERA: 4.85		3.0		14	1	2	2	4	3	0	0	0	0	1	19	31	6.00	1.333
Bob Anderson, R (9, 1) ERA: 3.14		0.1		3	1	0	0	1	1	0	0	0	0	0	4	8	0.00	6.000
Dick Egan, L (9, 1) ERA: 4.41		0.2		2	0	0	0	2	0	0	0	0	0	0	6	6	0.00	0.000

PITCHER	IP	WLS	BF	H	R	ER	SO	BB	IBB	HBP	BLK	WP	HR	S	P	ERA	WHIP

Boston Red Sox @ Detroit Tigers

Tiger Stadium, Detroit, MI

Fri May 24 1963, 7:05 PM EDT

Att. 13,988 - Unknown

BOTTOM

Batter	1	2	3	4	5	6	7	8	9	AB	R	H	RBI	BB	SO	LOB
Jake Wood, R (1, 4) OBP: 0.302, SLG: 0.426	K		F3			6-3		K		4	0	0	0	0	2	0
Bill Bruton, L (1, 8) OBP: 0.329, SLG: 0.364	4-3 HR 1B		F2			F8		BB 1B		4	1	2	0	0	0	0
Whitey Herzog, L (1, 7) OBP: 0.294, SLG: 0.259	4-3			F6		K		BB		3	0	0	0	1	1	1
Al Kaline, R (1, 9) OBP: 0.400, SLG: 0.551	HR			K			1B	L6		4	1	2	2	0	1	2
Norm Cash, L (1, 3) OBP: 0.331, SLG: 0.373	F7			K			F7		4-1	4	0	0	0	0	1	1
Bill Freehan, R (1, 2) OBP: 0.438, SLG: 0.627		F3			K		K		F2	4	0	0	0	0	2	1
Dick McAuliffe, L (1, 6) OBP: 0.312, SLG: 0.306		F6			K		1-2 1B		1B	4	0	2	0	0	1	0
Don Wert, R (1, 5) OBP: 0.353, SLG: 0.367		K			BB		K		L7	1	0	0	0	1	1	0
Rocky Colavito, R (7, PH) OBP: 0.338, SLG: 0.353										1	0	0	0	0	1	2
Bubba Phillips, R (8, 5) OBP: 0.196, SLG: 0.241										1	0	0	0	0	0	1
Hank Aguirre, R (1, 1) OBP: 0.190, SLG: 0.150			K		K			5-3		1	0	0	0	0	1	0
Frank Kostro, R (5, PH) OBP: 0.364, SLG: 0.261										1	0	0	0	0	1	1
Tom Sturdivant, L (6, 1)										0	0	0	0	0	0	0
Gus Triandos, R (8, PH) OBP: 0.325, SLG: 0.436										1	0	0	0	0	0	0
Bob Anderson, R (9, 1)										0	0	0	0	0	0	0
Dick Egan, L (9, 1)										0	0	0	0	0	0	0
Inning Stats	R: 2 E: 0 K: 1 S: 7 H: 2 LOB: 0 BB: 0 P: 7	R: 0 E: 0 K: 1 S: 5 H: 0 LOB: 0 BB: 0 P: 5	R: 0 E: 0 K: 1 S: 5 H: 0 LOB: 0 BB: 0 P: 5	R: 0 E: 0 K: 2 S: 7 H: 0 LOB: 0 BB: 0 P: 7	R: 0 E: 0 K: 3 S: 9 H: 0 LOB: 1 BB: 1 P: 13	R: 0 E: 0 K: 1 S: 5 H: 0 LOB: 0 BB: 0 P: 5	R: 0 E: 0 K: 2 S: 9 H: 2 LOB: 2 BB: 0 P: 9	R: 0 E: 0 K: 1 S: 6 H: 1 LOB: 2 BB: 1 P: 10	R: 0 E: 0 K: 0 S: 4 H: 1 LOB: 1 BB: 0 P: 4	1B: 5 2B: 0 3B: 0 HR: 1	SF: 0 SAC: 0 DP: 0 HBP: 0						

livebaseballscorecards.com

AB	33
R	2
H	6
RBI	2
BB	2
SO	12
LOB	9

WP: 0 PB: 0 SB: 0 CS: 0 PA: 35

PITCHER		IP	WLS	BF	H	R	ER	SO	BB	IBB	HBP	BLK	WP	HR	S	P	ERA	WHIP
Bill Monbouquette, R ERA: 3.29	(1, 1)	9.0	W	35	6	2	2	12	2	0	0	0	0	1	57	65	2.00	0.889

PITCHER	IP	WLS	BF	H	R	ER	SO	BB	IBB	HBP	BLK	WP	HR	S	P	ERA	WHIP

Boston Red Sox @ Detroit Tigers

Tiger Stadium, Detroit, MI

Sat May 25 1963, 4:33 AM EDT

Att. 7,198 - Unknown

TOP

livebaseballscorecards.com

Batter	1	2	3	4	5	6	7	8	9	AB	R	H	RBI	BB	SO	LOB
Chuck Schilling, R (1, 4) OBP: 0.391, SLG: 0.461	F5		F8		FC6-4 1-2f		F3		1B	5	0	1	0	0	0	2
Gary Geiger, L (1, 8) OBP: 0.400, SLG: 0.489	F7		4-3			HR		WP 1B	1-3	5	2	3	1	0	0	0
Carl Yastrzemski, L (1, 7) OBP: 0.389, SLG: 0.434	2B			L6-4-3		WP		L6 1-2	4-3	5	0	3	0	0	0	3
Lou Clinton, R (1, 9) OBP: 0.294, SLG: 0.443	F6			L6-4-3 1-2		L9		BBBB		3	0	0	0	1	0	3
Frank Malzone, R (1, 5) OBP: 0.385, SLG: 0.533		F5		BB		SSS K 1-2		1-3 2-H		3	0	1	1	1	1	1
Dick Williams, R (1, 3) OBP: 0.308, SLG: 0.333		BBBB WP		F3		SSS K		F3		3	0	0	0	1	1	4
Russ Nixon, L (1, 2) OBP: 0.333, SLG: 0.308		F8 1-2		F5			BBBB	F8		3	0	0	0	1	0	3
Eddie Bressoud, R (1, 6) OBP: 0.296, SLG: 0.331		F5		FC5-4 1B			SSS K		F8	4	0	1	0	0	1	2
Earl Wilson, R (1, 1) OBP: 0.192, SLG: 0.269			SSS K		FC5-4 FC6-4 1-2f		SSS K		F9	2	0	0	0	0	1	1
Jack Lamabe, R (5, 1)										0	0	0	0	0	0	0
Roman Mejias, R (7, PH) OBP: 0.169, SLG: 0.221										1	0	0	0	1	1	1
Mike Fornieles, R (7, 1) OBP: 0.500, SLG: 1.000										0	0	0	0	0	0	0
Billy Gardner, R (9, PH) OBP: 0.333, SLG: 0.250										1	0	0	0	0	0	0

	AB	35
	R	2
	H	9
	RBI	2
	BB	4
	SO	5
	LOB	20

Inning Stats										
	R: 0 E: 0 K: 0 S: 4	H: 1 LOB: 1 BB: 0 P: 4	R: 0 E: 0 K: 0 S: 3	H: 0 LOB: 1 BB: 1 P: 7	R: 0 E: 0 K: 1 S: 5	H: 0 LOB: 0 BB: 0 P: 5	R: 0 E: 0 K: 0 S: 3	H: 1 LOB: 1 BB: 1 P: 7	R: 0 E: 0 K: 0 S: 4	H: 1 LOB: 1 BB: 0 P: 4
	R: 1 E: 0 K: 2 S: 9	H: 2 LOB: 1 BB: 0 P: 9	R: 0 E: 0 K: 2 S: 7	H: 0 LOB: 1 BB: 1 P: 11	R: 1 E: 0 K: 0 S: 5	H: 2 LOB: 2 BB: 1 P: 9	R: 0 E: 0 K: 0 S: 5	H: 2 LOB: 2 BB: 0 P: 5	1B: 7 2B: 2 3B: 0 HR: 1	SF: 0 SAC: 0 DP: 1 HBP: 0
	WP: 3 PB: 0 SB: 0 CS: 0	PA: 39								

PITCHER		IP	WLS	BF	H	R	ER	SO	BB	IBB	HBP	BLK	WP	HR	S	P	ERA	WHIP
Bill Faul, R ERA: 2.7	(1, 1)	7.1	W	32	7	2	2	5	4	0	0	0	3	1	38	54	2.46	1.500
Terry Fox, R ERA: 2.2	(8, 1)	1.2	S	7	2	0	0	0	0	0	0	0	0	0	7	7	0.00	1.200

PITCHER	IP	WLS	BF	H	R	ER	SO	BB	IBB	HBP	BLK	WP	HR	S	P	ERA	WHIP

Batter	1	2	3	4	5	6	7	8	9	AB	R	H	RBI	BB	SO	LOB
Jake Wood, R (1, 4) OBP: 0.306, SLG: 0.425	x 0-0 E WP S 1B		x 0-0 ① F8	x 0-0 ② 4-3		x 0-0 1-2 1B		x 0-0 ① F1		5	1	2	0	0	0	1
Bill Bruton, L (1, 8) OBP: 0.319, SLG: 0.352	x 0-0 ① F6 1-H		x 0-0 ② F7	x 0-0 ③ 4-3		S S S 0-3 ① K		x 0-0 ② F8		5	0	0	0	0	1	3
Al Kaline, R (1, 9) OBP: 0.394, SLG: 0.536	x 0-0 ② L1-3		B B B 4-0 WP BB 1B BB		x 0-0 ① L2-3	S S S 0-3 ② K		x 0-0 ③ L7		4	1	0	0	1	1	2
Rocky Colavito, R (1, 7) OBP: 0.348, SLG: 0.355	B B B B 4-0 BB		B B B B 4-0 WP 1-2 1B BB		x 0-0 2B 1B	x 0-0 ③ F7				2	2	1	0	2	0	2
Norm Cash, L (1, 3) OBP: 0.344, SLG: 0.385	x 0-0 ③ F8		B B B B 4-0 1B 1-2 2-3 BB		x 0-0 1-H 2B		B B B B 4-0 1B SF8 BB			2	1	1	1	2	0	1
Dick McAuliffe, L (1, 6) OBP: 0.333, SLG: 0.324		x 0-0 1B	x 0-0 1-3 2-H 3-H 1B		B B B B 4-0 BB		x 0-0 1-3 FC6-4 1B			3	0	3	2	1	0	0
Bill Freehan, R (1, 2) OBP: 0.416, SLG: 0.597		S S S 0-3 ① K	S S S 0-3 ③ K		x 0-0 ② F8		x 0-0 ① SF8 3-H			3	0	0	1	0	2	5
Don Wert, R (1, 5) OBP: 0.342, SLG: 0.333		x 0-0 ② F8	B B B B 4-0 SH3-4 BB		x 0-0 ③ F4		S S S 0-3 ② K			3	0	0	0	1	1	4
Bill Faul, R (1, 1) Terry Fox, R (8, 1)		x 0-0 ③ G3	x 0-0 ① SH3-4 1-2			B B B B 4-0 1B BB	x 0-0 ③ FC6-4 1-2f			2 0	0 0	0 0	0 0	1 0	0 0	2 0
Inning Stats	R: 1 H: 1 E: 0 LOB: 1 K: 0 BB: 1 S: 4 P: 8	R: 0 H: 1 E: 0 LOB: 1 K: 1 BB: 0 S: 6 P: 6	R: 2 H: 1 E: 0 LOB: 2 K: 1 BB: 3 S: 6 P: 18	R: 0 H: 0 E: 0 LOB: 1 K: 0 BB: 1 S: 3 P: 7	R: 1 H: 2 E: 0 LOB: 2 K: 0 BB: 1 S: 5 P: 9	R: 0 H: 1 E: 0 LOB: 2 K: 2 BB: 1 S: 8 P: 12	R: 1 H: 1 E: 0 LOB: 1 K: 1 BB: 1 S: 6 P: 10	R: 0 H: 0 E: 0 LOB: 0 K: 0 BB: 0 S: 3 P: 3		1B: 6 SF: 1 2B: 1 SAC: 1 3B: 0 DP: 0 HR: 0 HBP: 0						

BOTTOM

Boston Red Sox @ Detroit Tigers

Tiger Stadium, Detroit, MI

Sat May 25 1963, 4:33 AM EDT

Att. 7,198 - Unknown

livebaseballscorecards.com

AB	29
R	5
H	7
RBI	4
BB	8
SO	5
LOB	20

PITCHER		IP	WLS	BF	H	R	ER	SO	BB	IBB	HBP	BLK	WP	HR	S	P	ERA	WHIP
Earl Wilson, R ERA: 2.84	(1, 1)	4.1	L	23	5	4	3	2	5	0	0	0	2	0	22	42	6.23	2.308
Jack Lamabe, R ERA: 3.76	(5, 1)	1.2		8	1	0	0	2	2	0	0	0	0	0	10	18	0.00	1.800
Mike Fornieles, R ERA: 1.93	(7, 1)	2.0		8	1	1	1	1	1	0	0	0	0	0	9	13	4.50	1.000

PITCHER		IP	WLS	BF	H	R	ER	SO	BB	IBB	HBP	BLK	WP	HR	S	P	ERA	WHIP

Boston Red Sox @ Detroit Tigers

Tiger Stadium, Detroit, MI

Sun May 26 1963, 4:33 AM EDT

Unknown

Batter	1	2	3	4	5	6	7	8	9	AB	R	H	RBI	BB	SO	LOB
Chuck Schilling, R (1, 4) OBP: 0.379, SLG: 0.447	F6		K			5-3		F8	L9	5	0	0	0	0	1	2
Gary Geiger, L (1, 8) OBP: 0.426, SLG: 0.571	1B			G3 1B		F8		HR		4	1	3	1	0	0	0
Carl Yastrzemski, L (1, 7) OBP: 0.386, SLG: 0.425	K			G3 1-2		F6		BB		3	0	0	0	1	1	2
Frank Malzone, R (1, 5) OBP: 0.377, SLG: 0.521	K			5-3			F3	K		3	0	0	0	0	1	2
Billy Gardner, R (7, 5) OBP: 0.300, SLG: 0.222										1	0	0	0	0	1	1
Lou Clinton, R (1, 9) OBP: 0.288, SLG: 0.434		K		6-3			5-3	K		3	0	0	0	0	1	1
Mike Fornieles, R (7, 1) OBP: 0.333, SLG: 0.667										1	0	0	0	0	1	1
Russ Nixon, L (1, 2) OBP: 0.382, SLG: 0.567		F7			HR		HR		1B 1B	4	2	3	2	0	0	0
Dick Williams, R (1, 3) OBP: 0.294, SLG: 0.375		K			L9		2B		F7	4	0	1	0	0	1	1
Eddie Bressoud, R (1, 6) OBP: 0.297, SLG: 0.326			K		F7		BB		1B 1-2	2	0	0	0	1	1	0
Felix Mantilla, R (7, PR) OBP: 1.000, SLG: 1.000										1	0	1	0	0	0	0
(7, 6)																
Dave Morehead, R (1, 1) OBP: 0.067, SLG: 0.067			K		F7		4-3		K	1	0	0	0	0	1	0
Jack Lamabe, R (3, 1)										1	0	0	0	0	0	0
Jim Gosger, L (7, PH)										2	0	0	0	0	1	4
(7, 9)																

Inning Stats	1	2	3	4	5	6	7	8	9	AB	R	H	RBI	BB	SO	LOB
	R: 0 E: 0 K: 2 S: 8	R: 0 E: 0 K: 2 S: 7	R: 0 E: 0 K: 3 S: 9	R: 0 E: 0 K: 0 S: 4	R: 1 E: 0 K: 0 S: 4	R: 0 E: 0 K: 0 S: 3	R: 1 E: 0 K: 0 S: 5	R: 1 E: 0 K: 2 S: 8	R: 0 E: 0 K: 1 S: 7	1B: 4 2B: 1 3B: 0 HR: 3	SF: 0 SAC: 0 DP: 0 HBP: 0	WP: 0 PB: 0 SB: 0 CS: 0	PA: 37			

PITCHER	IP	WLS	BF	H	R	ER	SO	BB	IBB	HBP	BLK	WP	HR	S	P	ERA	WHIP
Jim Bunning, R (1, 1) ERA: 3.18	9.0	W	37	8	3	3	10	2	0	0	0	0	3	55	63	3.00	1.111

PITCHER	IP	WLS	BF	H	R	ER	SO	BB	IBB	HBP	BLK	WP	HR	S	P	ERA	WHIP

TOP

livebaseballscorecards.com

AB	35
R	3
H	8
RBI	3
BB	2
SO	10
LOB	14

Boston Red Sox @ Detroit Tigers

Tiger Stadium, Detroit, MI

Sun May 26 1963, 4:33 AM EDT

Unknown

BOTTOM

Batter	1	2	3	4	5	6	7	8	9	AB	R	H	RBI	BB	SO	LOB
Jake Wood, R (1, 4) OBP: 0.307, SLG: 0.429	x 0-0 ① F3	x 0-0 ③ F8		x 0-0 S 1B 1B	x 0-0 ③ F9		x 0-0 1B 3-H 2B	x 0-0 ③ 5-3		6	2	2	1	0	0	3
Bill Bruton, L (1, 8) OBP: 0.327, SLG: 0.356	x 0-0 ② 6-3		B B B B 4-0 HR BB	x 0-0 1-H 2B 1B		x 0-0 ① 5-3	x 0-0 1B E 2-H 1B			4	3	2	2	1	0	0
Al Kaline, R (1, 9) OBP: 0.406, SLG: 0.568	x 0-0 L6 S		x 0-0 1-H HR	x 0-0 FC1 1-H 2B		B B B B 4-0 BB E SF8 BB	x 0-0 E 1B 1-3 1B			4	2	3	3	1	0	0
Rocky Colavito, R (1, 7) OBP: 0.343, SLG: 0.345	x 0-0 ③ 6-3 1-2		B B B B 4-0 1B HR BB	x 0-0 ① FC1 FC3-6 2-3		x 0-0 E8 BB 1-2	x 0-0 ② F6			4	1	0	0	1	0	5
Norm Cash, L (1, 3) OBP: 0.361, SLG: 0.393		B B B B 4-0 1B 1B BB	x 0-0 1-2 HR 1B	x 0-0 ② FC3-6 BB 1-2f		B B B B 4-0 1-2 2-3 BB	x 0-0 E9 1-3 3-H 1B			3	2	2	1	2	0	1
Dick McAuliffe, L (1, 6) OBP: 0.343, SLG: 0.360		x 0-0 1B 1-3 1B	x 0-0 1-H 2-H HR	B B B B 4-0 1-2 BB		x 0-0 ② SF8 3-H	x 0-0 ③ G3			3	1	2	4	1	0	2
Gus Triandos, R (1, 2) OBP: 0.311, SLG: 0.415		x 0-0 ① F3	x 0-0 ① 5-3	x 0-0 ③ F9		x 0-0 ③ F5		x 0-0 ① L5		5	0	0	0	0	0	6
Don Wert, R (1, 5) OBP: 0.372, SLG: 0.368		x 0-0 1-3 3-H 1B	x 0-0 ② 6-3		x 0-0 ① F6		x 0-0 F8 S 2B 1B	x 0-0 SH1-4 1B		5	1	3	1	0	0	0
Jim Bunning, R (1, 1) OBP: 0.231, SLG: 0.200		S S S 0-3 ② K	S S S 0-3 ③ K		x 0-0 ② 4-3		x 0-0 ① F8 1-3	x 0-0 ② SH1-4 1-2		4	0	0	0	0	2	3
Inning Stats	R: 0 E: 1 K: 0 S: 4 H: 0 LOB: 1 BB: 0 P: 4	R: 1 E: 0 K: 1 S: 7 H: 2 LOB: 2 BB: 1 P: 11	R: 5 E: 0 K: 1 S: 8 H: 3 LOB: 0 BB: 2 P: 16	R: 2 E: 0 K: 0 S: 6 H: 3 LOB: 2 BB: 1 P: 10	R: 0 E: 0 K: 0 S: 3 H: 0 LOB: 0 BB: 0 P: 3	R: 1 E: 1 K: 0 S: 4 H: 0 LOB: 2 BB: 2 P: 12	R: 3 E: 1 K: 0 S: 8 H: 5 LOB: 2 BB: 0 P: 8	R: 0 E: 0 K: 0 S: 4 H: 1 LOB: 1 BB: 0 P: 4		1B: 10 2B: 2 3B: 0 HR: 2	SF: 1 SAC: 1 DP: 0 HBP: 0					

livebaseballscorecards.com

AB	38
R	12
H	14
RBI	12
BB	6
SO	2
LOB	20

WP: 0 PB: 0 SB: 3 CS: 0 PA: 46

PITCHER		IP	WLS	BF	H	R	ER	SO	BB	IBB	HBP	BLK	WP	HR	S	P	ERA	WHIP
Dave Morehead, R ERA: 3.25	(1, 1)	2.0	L	14	4	5	5	1	3	0	0	0	0	1	13	25	22.50	3.500
Jack Lamabe, R ERA: 4.15	(3, 1)	4.0		20	4	4	3	1	3	0	0	0	0	1	19	31	6.75	1.750
Mike Fornieles, R ERA: 3.97	(7, 1)	2.0		12	6	3	3	0	0	0	0	0	0	0	12	12	13.50	3.000

PITCHER	IP	WLS	BF	H	R	ER	SO	BB	IBB	HBP	BLK	WP	HR	S	P	ERA	WHIP

Boston Red Sox @ Detroit Tigers

Tiger Stadium, Detroit, MI

Sun May 26 1963, 4:38 AM EDT

Att. 21,149 - Unknown

TOP

Batter	1	2	3	4	5	6	7	8	9	AB	R	H	RBI	BB	SO	LOB
Chuck Schilling, R (1, 4) OBP: 0.383, SLG: 0.448	K		6-3		BB, BB, 1B	1-2 1B		HR 1B	F3	6	1	3	0	0	1	2
Gary Geiger, L (1, 8) OBP: 0.424, SLG: 0.611	6-3		1B SF7 1B		F7	4-3		1-H HR		5	2	2	2	0	0	3
Carl Yastrzemski, L (1, 7) OBP: 0.398, SLG: 0.426	FC6-4 BB		1-3 1B		1-2 BB		1B 1B BB	4-3		2	1	1	0	3	0	0
Frank Malzone, R (1, 5) OBP: 0.385, SLG: 0.524	FC6-4 1-2f		SF7 3-H		1-2 2-3 BB		FC1-5 1B 1-3 1B	FC4 1B		3	0	2	1	1	0	1
Lou Clinton, R (1, 9) OBP: 0.286, SLG: 0.426		F8	K		F5		K2-5-2 FC1-5 1-2 3-H 1B	FC4 1-2f		5	0	1	1	0	1	5
Russ Nixon, L (1, 2) OBP: 0.385, SLG: 0.515		1B BB		6-3		F8	FC1-5 1-2 2-3f		1B BB	3	0	0	0	2	0	2
Dick Williams, R (1, 3) OBP: 0.227, SLG: 0.286		K		6-3		L9	K2-5-2 2-3f		K	5	0	0	0	0	3	4
Eddie Bressoud, R (1, 6) OBP: 0.306, SLG: 0.363		1-2 1B		K		1B 2B		HR	K	5	2	3	1	0	2	1
Chet Nichols, S (1, 1)		L9			F4	2-H 1B		4-3	1-3 1B	2	0	0	0	0	0	2
Dick Stuart, R (6, PH) OBP: 0.293, SLG: 0.445										1	0	1	1	0	0	0
Earl Wilson, R (6, PR) OBP: 0.192, SLG: 0.269										0	0	0	0	0	0	0
Arnold Earley, L (6, 1) OBP: 0.333, SLG: 0.333										2	0	1	0	0	0	0
Jack Lamabe, R (9, 1)										0	0	0	0	0	0	0
Inning Stats	R: 0 E: 0 K: 1 S: 5 H: 0 LOB: 1 BB: 1 P: 9	R: 0 E: 0 K: 1 S: 6 H: 1 LOB: 2 BB: 1 P: 10	R: 1 E: 0 K: 1 S: 7 H: 2 LOB: 1 BB: 0 P: 7	R: 0 E: 0 K: 1 S: 5 H: 0 LOB: 0 BB: 0 P: 5	R: 0 E: 0 K: 0 S: 4 H: 1 LOB: 3 BB: 2 P: 12	R: 1 E: 0 K: 0 S: 6 H: 3 LOB: 2 BB: 0 P: 6	R: 1 E: 0 K: 1 S: 6 H: 2 LOB: 2 BB: 1 P: 10	R: 3 E: 0 K: 0 S: 7 H: 4 LOB: 1 BB: 0 P: 7	R: 0 E: 0 K: 2 S: 8 H: 1 LOB: 2 BB: 1 P: 12	1B: 11 2B: 2 3B: 0 HR: 2 SF: 1 SAC: 0 DP: 1 HBP: 0						

	AB	39
	R	6
	H	14
	RBI	6
	BB	6
	SO	7
	LOB	20

WP: 0 PB: 0 SB: 0 CS: 0 PA: 46

livebaseballscorecards.com

PITCHER		IP	WLS	BF	H	R	ER	SO	BB	IBB	HBP	BLK	WP	HR	S	P	ERA	WHIP
Phil Regan, R ERA: 3.38	(1, 1)	6.0		31	8	3	3	4	5	0	0	0	0	0	34	54	4.50	2.167
Terry Fox, R ERA: 3.06	(7, 1)	1.1	L	6	3	2	2	1	0	0	0	0	0	1	8	8	13.50	2.250
Dick Egan, L ERA: 4.76	(8, 1)	0.2		4	2	1	1	0	0	0	0	0	0	1	4	4	13.50	3.000
Tom Sturdivant, R ERA: 4.7	(9, 1)	1.0		5	1	0	0	2	1	0	0	0	0	0	8	12	0.00	2.000

PITCHER	IP	WLS	BF	H	R	ER	SO	BB	IBB	HBP	BLK	WP	HR	S	P	ERA	WHIP

Boston Red Sox @ Detroit Tigers

Tiger Stadium, Detroit, MI

Sun May 26 1963, 4:38 AM EDT

Att. 21,149 - Unknown

BOTTOM

Batter	1	2	3	4	5	6	7	8	9	AB	R	H	RBI	BB	SO	LOB
Jake Wood, R (1, 4) OBP: 0.303, SLG: 0.419	F9			F8	CS 1B			F9	K	5	0	1	0	0	1	3
Bill Bruton, L (1, 8) OBP: 0.325, SLG: 0.359	6-3			1B 2B	K 1-2			G3		4	1	1	0	0	1	1
Al Kaline, R (1, 9) OBP: 0.402, SLG: 0.560	L7			L6-3		L7			BB 1B 1B	4	1	1	0	0	0	1
Rocky Colavito, R (1, 7) OBP: 0.347, SLG: 0.340		5-3		1B BB		F8			1B 1B BB 1-2 BB	2	1	0	0	2	0	0
Norm Cash, L (1, 3) OBP: 0.358, SLG: 0.387		K		FC5-4 1B 1-3 2-H		F9			K	4	0	1	1	0	2	2
Bill Freehan, R (1, 2) OBP: 0.395, SLG: 0.561		5-3		FC5-4 1-2f			F7		K	4	0	0	0	0	1	4
Don Wert, R (1, 5) OBP: 0.404, SLG: 0.390			G5-4-3 BB		3B 1B		F8		BB 1B 1-2 2-H 1B	3	1	2	1	1	0	0
Dick McAuliffe, L (1, 6) OBP: 0.348, SLG: 0.381			K		SF8 3B 1-H		K		BB 1-2 2-3 1B	4	1	2	1	0	2	1
Phil Regan, R (1, 1) OBP: 0.211, SLG: 0.389			G5-4-3 1-2f		SF8 3-H			6-3	BB 1-2 2-3 3-H	1	0	0	1	0	0	1
Terry Fox, R (7, 1)										0	0	0	0	0	0	0
Dick Egan, L (8, 1)										0	0	0	0	0	0	0
Frank Kostro, R (8, PH) OBP: 0.357, SLG: 0.255										1	0	0	0	0	0	0
Tom Sturdivant, L (9, 1)										0	0	0	0	0	0	0
Gus Triandos, R (9, PH) OBP: 0.317, SLG: 0.415										0	0	0	1	1	0	0
Bubba Phillips, R (9, PR) OBP: 0.196, SLG: 0.241										0	0	0	0	0	0	0
Inning Stats	R: 0 E: 0 K: 0 S: 3 H: 0 LOB: 0 BB: 0 P: 3	R: 0 E: 0 K: 1 S: 5 H: 0 LOB: 0 BB: 0 P: 5	R: 0 E: 0 K: 1 S: 4 H: 0 LOB: 0 BB: 1 P: 8	R: 1 E: 0 K: 0 S: 5 H: 2 LOB: 2 BB: 1 P: 9	R: 2 E: 0 K: 1 S: 7 H: 3 LOB: 0 BB: 0 P: 7	R: 0 E: 0 K: 0 S: 3 H: 0 LOB: 0 BB: 0 P: 3	R: 0 E: 0 K: 1 S: 5 H: 0 LOB: 0 BB: 0 P: 5	R: 0 E: 0 K: 0 S: 3 H: 0 LOB: 0 BB: 0 P: 3	R: 2 E: 0 K: 3 S: 12 H: 3 LOB: 3 BB: 2 P: 20	1B: 6 2B: 1 3B: 1 HR: 0	SF: 1 SAC: 0 DP: 1 HBP: 0						

livebaseballscorecards.com

AB	32
R	5
H	8
RBI	5
BB	4
SO	7
LOB	13

WP: 0 PB: 0 SB: 0 CS: 1 PA: 37

PITCHER		IP	WLS	BF	H	R	ER	SO	BB	IBB	HBP	BLK	WP	HR	S	P	ERA	WHIP
Chet Nichols, L ERA: 4.15	(1, 1)	5.0		20	5	3	3	3	2	0	0	0	0	0	24	32	5.40	1.400
Arnold Earley, L ERA: 4.43	(6, 1)	3.2	W	16	3	2	2	3	2	0	0	0	0	0	20	28	4.91	1.364
Jack Lamabe, R ERA: 4.11	(9, 1)	0.1	S	1	0	0	0	1	0	0	0	0	0	0	3	3	0.00	0.000

PITCHER	IP	WLS	BF	H	R	ER	SO	BB	IBB	HBP	BLK	WP	HR	S	P	ERA	WHIP

Batter	1	2	3	4	5	6	7	8	9	AB	R	H	RBI	BB	SO	LOB
Tony Kubek, L (1, 6) OBP: 0.241, SLG: 0.295	6-3		L6		1-H HR		F9		1-2 3-H 1B	5	1	2	3	0	0	0
Bobby Richardson, R (1, 4) OBP: 0.287, SLG: 0.340	E 1B		F9		1B		F4		K	5	0	2	0	0	1	2
Tom Tresh, S (1, 7) OBP: 0.362, SLG: 0.525	E9 1-3		1B		F7		3-1		K	5	0	1	0	0	1	4
Mickey Mantle, S (1, 8) OBP: 0.436, SLG: 0.681	K		K		F4			B3		4	0	0	0	0	2	4
Roger Maris, L (1, 9) OBP: 0.322, SLG: 0.544	K			G6-4-3 1B		3B 2B		F8		4	1	2	0	0	1	2
Jack Reed, R (8, 9) OBP: 0.360, SLG: 0.520										0	0	0	0	0	0	0
Joe Pepitone, L (1, 3) OBP: 0.328, SLG: 0.581		3-1		F8		2-H 6-3 3B		L3		4	1	1	1	0	0	1
Elston Howard, R (1, 2) OBP: 0.301, SLG: 0.488		4-3		1-2f G6-4-3		3-H 6-3			5-3	4	0	0	1	0	0	1
Clete Boyer, R (1, 5) OBP: 0.356, SLG: 0.526		HR			5-3	F3			1B 1B 2B	4	2	2	1	0	0	0
Bill Stafford, R (1, 1) OBP: 0.250, SLG: 0.182		4-3			HR 1B	F8			2-3 1B	1	0	0	0	0	0	0
Hal Reniff, R (3, 1)										0	0	0	0	0	0	0
Dale Long, L (5, PH) OBP: 0.429, SLG: 0.333										1	1	1	0	0	0	0
Stan Williams, R (5, 1) OBP: 0.071, SLG: 0.071										0	0	0	0	0	0	0
Phil Linz, R (6, PH) OBP: 0.267, SLG: 0.154										1	0	0	0	0	0	0
Luis Arroyo, L (6, 1)										0	0	0	0	0	0	0
Marshall Bridges, S (6, 1)										0	0	0	0	0	0	0
Harry Bright, R (9, PH) OBP: 0.447, SLG: 0.543										1	0	1	0	0	0	0
Inning Stats	R: 0 E: 1 K: 2 S: 9 H: 1 LOB: 2 BB: 0 P: 9	R: 1 E: 0 K: 0 S: 4 H: 1 LOB: 0 BB: 0 P: 4	R: 0 E: 0 K: 1 S: 6 H: 1 LOB: 1 BB: 0 P: 6	R: 0 E: 0 K: 0 S: 3 H: 1 LOB: 0 BB: 0 P: 3	R: 2 E: 0 K: 0 S: 6 H: 3 LOB: 1 BB: 0 P: 6	R: 2 E: 0 K: 0 S: 5 H: 2 LOB: 0 BB: 0 P: 5	R: 0 E: 0 K: 0 S: 3 H: 0 LOB: 0 BB: 0 P: 3	R: 0 E: 0 K: 0 S: 3 H: 0 LOB: 0 BB: 0 P: 3	R: 1 E: 0 K: 2 S: 10 H: 3 LOB: 2 BB: 0 P: 10	1B: 7 2B: 2 3B: 1 HR: 2	SF: 0 SAC: 0 DP: 1 HBP: 0						

TOP

New York Yankees @ Boston Red Sox

Fenway Park, Boston, MA

Tue May 28 1963, 7:05 PM EDT

Att. 23,403 - Unknown

livebaseballscorecards.com

AB	39
R	6
H	12
RBI	6
BB	0
SO	5
LOB	14

WP: 0 PB: 0 SB: 0 CS: 0 PA: 39

PITCHER		IP	WLS	BF	H	R	ER	SO	BB	IBB	HBP	BLK	WP	HR	S	P	ERA	WHIP
Bill Monbouquette, R ERA: 3.65	(1, 1)	8.1	W	37	12	6	6	3	0	0	0	0	0	2	43	43	6.48	1.440
Dick Radatz, R ERA: 1.55	(9, 1)	0.2	S	2	0	0	0	2	0	0	0	0	0	0	6	6	0.00	0.000

PITCHER	IP	WLS	BF	H	R	ER	SO	BB	IBB	HBP	BLK	WP	HR	S	P	ERA	WHIP

BOTTOM

New York Yankees @ Boston Red Sox

Fenway Park, Boston, MA

Tue May 28 1963, 7:05 PM EDT

Att. 23,403 - Unknown

livebaseballscorecards.com

Batter	1	2	3	4	5	6	7	8	9	AB	R	H	RBI	BB	SO	LOB
Chuck Schilling, R (1, 4) OBP: 0.378, SLG: 0.438	F6	G3 1-3	5-3			BBBB 4-0 1B WP 1-2 1B BB	5-3			4	1	0	0	1	0	2
Gary Geiger, L (1, 8) OBP: 0.438, SLG: 0.661	4-3	3-H HR		5-3		1B 1-3 2-H 1B		G5-4-3 1B		5	2	3	3	0	0	0
Carl Yastrzemski, L (1, 7) OBP: 0.398, SLG: 0.421	BBBB 4-0 1B BB	F7		6-3		1B 1-3 3-H 2B 1B		F9		4	1	1	1	1	0	1
Frank Malzone, R (1, 5) OBP: 0.391, SLG: 0.527	FC6-4 1-3 1B		HR 1B	4-3		2B 2-3 3-H 1B		G5-4-3 1-2f		5	1	3	1	0	0	1
Lou Clinton, R (1, 9) OBP: 0.285, SLG: 0.441	FC6-4 1-2f		1-H HR		F2	F6				4	1	1	2	0	0	4
Dick Stuart, R (1, 3) OBP: 0.299, SLG: 0.454		2B 1B 1B	F9		6-3	1-3 3-H 2B				4	1	2	1	0	0	0
Russ Nixon, L (1, 2) OBP: 0.395, SLG: 0.541		1-3 1B 2B	3B 1B		SSS K	F6				4	2	2	0	0	1	2
Eddie Bressoud, R (1, 6) OBP: 0.317, SLG: 0.387		G3 2-H 3-H HR 1B	1-H 3B			WP BB 1B 1B	5-3			4	2	3	3	0	0	0
Bill Monbouquette, R (1, 1) OBP: 0.214, SLG: 0.154 Dick Radatz, R (9, 1)	SSS K	6-3				SSS K	4-3			4 0	0 0	0 0	0 0	0 0	2 0	3 0
Inning Stats	R: 0 E: 0 K: 0 S: 4 H: 1 LOB: 2 BB: 1 P: 8	R: 4 E: 0 K: 1 S: 9 H: 4 LOB: 0 BB: 0 P: 9	R: 3 E: 0 K: 0 S: 7 H: 4 LOB: 1 BB: 0 P: 7	R: 0 E: 0 K: 0 S: 3 H: 0 LOB: 0 BB: 0 P: 3	R: 0 E: 0 K: 1 S: 5 H: 0 LOB: 0 BB: 0 P: 5	R: 4 E: 0 K: 1 S: 10 H: 5 LOB: 2 BB: 1 P: 14	R: 0 E: 0 K: 0 S: 3 H: 0 LOB: 0 BB: 0 P: 3	R: 0 E: 0 K: 0 S: 3 H: 1 LOB: 0 BB: 0 P: 3		1B: 10 2B: 2 3B: 1 HR: 2 SF: 0 SAC: 0 DP: 1 HBP: 0				WP: 1 PB: 0 SB: 0 CS: 0 PA: 40		

	AB	38
	R	11
	H	15
	RBI	11
	BB	2
	SO	3
	LOB	13

PITCHER		IP	WLS	BF	H	R	ER	SO	BB	IBB	HBP	BLK	WP	HR	S	P	ERA	WHIP
Bill Stafford, R ERA: 5.35	(1, 1)	2.1	L	16	8	7	7	1	1	0	0	0	0	2	17	21	27.00	3.857
Hal Reniff, R ERA: 3.2	(3, 1)	1.2		6	1	0	0	0	0	0	0	0	0	0	6	6	0.00	0.600
Stan Williams, R ERA: 5.21	(5, 1)	1.0		3	0	0	0	1	0	0	0	0	0	0	5	5	0.00	0.000
Luis Arroyo, L ERA: 13.5	(6, 1)	0.2		8	5	4	4	1	1	0	0	0	1	0	9	13	54.00	9.000
Marshall Bridges, L ERA: 2.0	(6, 1)	2.1		7	1	0	0	0	0	0	0	0	0	0	7	7	0.00	0.429

PITCHER	IP	WLS	BF	H	R	ER	SO	BB	IBB	HBP	BLK	WP	HR	S	P	ERA	WHIP

Batter	1	2	3	4	5	6	7	8	9	10	AB	R	H	RBI	BB	SO	LOB
Clete Boyer, R (1, 5) OBP: 0.343, SLG: 0.509	x 0-0 ① 5-3		x 0-0 ③ 1-3		S S S 0-3 ③ K		x 0-0 ② 1-3	x 0-0 ③ 3-1		x 0-0 ② SF9 2-3 3-H	5	0	0	1	0	1	1
Bobby Richardson, R (1, 4) OBP: 0.294, SLG: 0.342	x 0-0 ② F9			B B B B 4-0 BB 1B FC6-4 BB		x 0-0 ① 1-3	x 0-0 BB S BB 1B		x 0-0 3-1 BB 1B	x 0-0 ③ 6-3	5	2	2	0	1	0	1
Tom Tresh, S (1, 7) OBP: 0.369, SLG: 0.524	x 0-0 ③ F9			x 0-0 FC6-4 BB 1-2 1B		x 0-0 BB 1B	B B B 4-0 BB BB 1-2 BB		x 0-0 ① B1		4	1	2	0	1	0	1
Mickey Mantle, S (1, 8) OBP: 0.443, SLG: 0.667		S S S 0-3 ① K		S S S 0-3 ① K		B B B B 4-0 1B 1B 1-2 BB	B B B 4-0 BB 1-2 2-3 BB		B B B B 4-0 3-1 1-2 BB		2	1	0	0	3	2	2
Roger Maris, L (1, 9) OBP: 0.348, SLG: 0.585 Jack Reed, R (9, 9) OBP: 0.360, SLG: 0.520		x 0-0 HR		B B B B 4-0 FC6-4 1-2 BB 2-3		x 0-0 1B 1-3 1B 2-H	B B B B 4-0 1-2 BB 2-3 3-H		x 0-0 ② 3-1 1-2 2-3		3 0	1 0	2 0	3 0	2 0	0 0	2 0
Joe Pepitone, L (1, 3) OBP: 0.323, SLG: 0.566		x 0-0 ② L6		x 0-0 ② FC6-4 1-2f 2-3 3-H		x 0-0 1-2 1B 3-H	x 0-0 ③ L9		S S S 0-3 ③ K		5	0	1	2	0	1	7
Elston Howard, R (1, 2) OBP: 0.305, SLG: 0.493		x 0-0 ③ 5-3		x 0-0 ③ F9		S S S 0-3 ② K		x 0-0 SH1-4 1B		x 0-0 SH5-4 SF9 2B	5	1	2	0	0	1	4
Phil Linz, R (1, 6) OBP: 0.250, SLG: 0.167			x 0-0 ① F5		x 0-0 ① F8	x 0-0 ③ L5		x 0-0 ① L7		x 0-0 SF9 SH5-4 1B	5	0	1	0	0	0	3
Ralph Terry, R (1, 1) OBP: 0.111, SLG: 0.077			S S S 0-3 ② K		S S S 0-3 ② K		x 0-0 ① F8	x 0-0 ② SH1-4 1-2		x 0-0 ① SH5-4 1-2 2-3	3	0	0	0	0	2	0
Inning Stats	R: 0 H: 0 E: 0 LOB: 0 K: 0 BB: 0 S: 3 P: 3	R: 1 H: 1 E: 0 LOB: 0 K: 1 BB: 0 S: 6 P: 6	R: 0 H: 0 E: 0 LOB: 0 K: 1 BB: 0 S: 5 P: 5	R: 1 H: 1 E: 0 LOB: 2 K: 1 BB: 2 S: 6 P: 14	R: 0 H: 0 E: 0 LOB: 0 K: 2 BB: 0 S: 7 P: 7	R: 2 H: 3 E: 0 LOB: 2 K: 1 BB: 1 S: 8 P: 12	R: 1 H: 1 E: 0 LOB: 3 K: 0 BB: 3 S: 4 P: 16	R: 0 H: 1 E: 0 LOB: 1 K: 0 BB: 0 S: 4 P: 4	R: 0 H: 1 E: 0 LOB: 2 K: 1 BB: 1 S: 6 P: 10	R: 1 H: 2 E: 0 LOB: 1 K: 0 BB: 0 S: 5 P: 5	1B: 8 SF: 1 2B: 1 SAC: 2 3B: 0 DP: 0 HR: 1 HBP: 0						

PITCHER		IP	WLS	BF	H	R	ER	SO	BB	IBB	HBP	BLK	WP	HR	S	P	ERA	WHIP
Earl Wilson, R ERA: 3.12	(1, 1)	5.1		24	5	4	4	5	3	0	0	0	0	1	31	43	6.75	1.500
Jack Lamabe, R ERA: 4.22	(6, 1)	1.1		6	1	1	1	1	1	0	0	0	0	0	7	11	6.75	1.500
Dick Radatz, R ERA: 1.53	(7, 1)	0.1		3	0	0	0	0	2	0	0	0	0	0	1	9	0.00	6.000
Arnold Earley, L ERA: 4.24	(8, 1)	3.0	L	14	4	1	1	1	1	0	0	0	0	0	15	19	3.00	1.667

PITCHER	IP	WLS	BF	H	R	ER	SO	BB	IBB	HBP	BLK	WP	HR	S	P	ERA	WHIP

TOP

New York Yankees @ Boston Red Sox

Fenway Park, Boston, MA

Thu May 30 1963, 3:33 AM EDT

Att. 26,891 - Overcast

livebaseballscorecards.com

AB	37
R	6
H	10
RBI	6
BB	7
SO	7
LOB	21

WP: 0 PA: 47
PB: 0
SB: 1
CS: 0

Batter	1	2	3	4	5	6	7	8	9	10	AB	R	H	RBI	BB	SO	LOB
Chuck Schilling, R (1, 4) OBP: 0.368, SLG: 0.425	F8	F2			K		6-3			F7	5	0	0	0	0	1	1
Gary Geiger, L (1, 8) OBP: 0.420, SLG: 0.625	1B	L7			K			F5		3-1	5	0	1	0	0	1	0
Carl Yastrzemski, L (1, 7) OBP: 0.387, SLG: 0.408	L4	L9				4-3		5-3		K	5	0	0	0	0	1	1
Frank Malzone, R (1, 5) OBP: 0.388, SLG: 0.526	K	F8				6-3		2B			4	0	1	0	0	1	1
Lou Clinton, R (1, 9) OBP: 0.290, SLG: 0.442		HR 1B	F5			1B		6-3			4	1	2	0	0	0	1
Dick Stuart, R (1, 3) OBP: 0.297, SLG: 0.469	1-H HR	6-3				K			F5		4	1	1	2	0	1	1
Russ Nixon, L (1, 2) OBP: 0.383, SLG: 0.500	HR HBP	K					F7		F9		3	1	0	0	0	1	0
Eddie Bressoud, R (1, 6) OBP: 0.327, SLG: 0.448	1-H HR	6-3					3B		HR		4	2	3	3	0	0	0
Earl Wilson, R (1, 1) OBP: 0.179, SLG: 0.250	K				5-3		F6		1-3		2	0	0	0	0	1	0
Jack Lamabe, R (6, 1)											0	0	0	0	0	0	0
Dick Radatz, R (7, 1)											0	0	0	0	0	0	0
Dick Williams, R (7, PH) OBP: 0.217, SLG: 0.273											1	0	0	0	0	0	1
Arnold Earley, L (8, 1) OBP: 0.250, SLG: 0.250											1	0	0	0	0	0	0
Inning Stats	R: 0 E: 0 K: 1 S: 6 H: 1 LOB: 1 BB: 0 P: 6	R: 4 E: 0 K: 1 S: 8 H: 3 LOB: 0 BB: 0 P: 9	R: 0 E: 0 K: 0 S: 3 H: 0 LOB: 0 BB: 0 P: 3	R: 0 E: 0 K: 1 S: 5 H: 0 LOB: 0 BB: 0 P: 5	R: 0 E: 0 K: 2 S: 7 H: 0 LOB: 0 BB: 0 P: 7	R: 0 E: 0 K: 1 S: 6 H: 1 LOB: 1 BB: 0 P: 6	R: 0 E: 0 K: 0 S: 4 H: 1 LOB: 1 BB: 0 P: 4	R: 0 E: 0 K: 0 S: 4 H: 1 LOB: 1 BB: 0 P: 4	R: 1 E: 0 K: 0 S: 4 H: 1 LOB: 0 BB: 0 P: 4	R: 0 E: 0 K: 1 S: 5 H: 0 LOB: 0 BB: 0 P: 5	1B: 3 2B: 1 3B: 1 HR: 3 SF: 0 SAC: 0 DP: 0 HBP: 1	WP: 0 PB: 0 SB: 0 CS: 0 PA: 39					

PITCHER		IP	WLS	BF	H	R	ER	SO	BB	IBB	HBP	BLK	WP	HR	S	P	ERA	WHIP
Ralph Terry, R ERA: 3.16	(1, 1)	10.0	W	39	8	5	5	7	0	0	1	0	0	3	52	53	4.50	0.800

PITCHER	IP	WLS	BF	H	R	ER	SO	BB	IBB	HBP	BLK	WP	HR	S	P	ERA	WHIP

New York Yankees @ Boston Red Sox

Fenway Park, Boston, MA

Thu May 30 1963, 3:33 AM EDT

Att. 26,891 - Overcast

livebaseballscorecards.com

AB	38
R	5
H	8
RBI	5
BB	0
SO	7
LOB	6

Batter	1	2	3	4	5	6	7	8	9	AB	R	H	RBI	BB	SO	LOB
Chuck Schilling, R (1, 4) OBP: 0.361, SLG: 0.416	4-3 ①		5-3 ②		F9 ③			P6 ②		4	0	0	0	0	0	1
Gary Geiger, L (1, 8) OBP: 0.425, SLG: 0.606	BB		F8 ③			4-3 ①		BB		2	0	0	0	2	0	0
Carl Yastrzemski, L (1, 7) OBP: 0.378, SLG: 0.398	F7 ②			K ①		F2 ②		4-3 ③		4	0	0	0	0	1	3
Frank Malzone, R (1, 5) OBP: 0.391, SLG: 0.519	1-2 BB			1B BB		4-3 ③			E5	2	0	0	0	2	0	0
Lou Clinton, R (1, 9) OBP: 0.289, SLG: 0.438	F9 ③			1-2 1B			K ①		4-3 ①	4	0	1	0	0	1	3
Dick Stuart, R (1, 3) OBP: 0.296, SLG: 0.463		P5 ①		K ②			G5-4-3 1B		F5 ②	4	0	1	0	0	1	3
Russ Nixon, L (1, 2) OBP: 0.353, SLG: 0.455		G3 ②		F9 ③			G5-4-3 ②③ 1-2f		F9 ③	4	0	0	0	0	0	4
Eddie Bressoud, R (1, 6) OBP: 0.327, SLG: 0.452		F2 ③			1-3 ①			2B		3	0	1	0	0	0	0
Gene Conley, R (1, 1) OBP: 0.273, SLG: 0.364			6-3 ①		6-3 ②			K ①		1	0	0	0	0	0	0
Chet Nichols, S (3, 1)										1	0	0	0	0	0	0
Dick Williams, R (8, PH) OBP: 0.208, SLG: 0.261										1	0	0	0	0	1	1
Mike Fornieles, R (8, 1) OBP: 0.333, SLG: 0.667										0	0	0	0	0	0	0
Inning Stats	R: 0 H: 0 E: 0 LOB: 2 K: 0 BB: 2 S: 3 P: 11	R: 0 H: 0 E: 0 LOB: 0 K: 0 BB: 0 S: 3 P: 3	R: 0 H: 0 E: 0 LOB: 0 K: 0 BB: 0 S: 3 P: 3	R: 0 H: 1 E: 0 LOB: 2 K: 2 BB: 1 S: 8 P: 12	R: 0 H: 0 E: 0 LOB: 0 K: 0 BB: 0 S: 3 P: 3	R: 0 H: 0 E: 0 LOB: 0 K: 0 BB: 0 S: 3 P: 3	R: 0 H: 1 E: 0 LOB: 0 K: 1 BB: 0 S: 5 P: 5	R: 0 H: 1 E: 0 LOB: 2 K: 1 BB: 1 S: 6 P: 10	R: 0 H: 0 E: 1 LOB: 1 K: 0 BB: 0 S: 4 P: 4	1B: 2 SF: 0 2B: 1 SAC: 0 3B: 0 DP: 1 HR: 0 HBP: 0						

PITCHER	IP	WLS	BF	H	R	ER	SO	BB	IBB	HBP	BLK	WP	HR	S	P	ERA	WHIP
John Buzhardt, R (1, 1) ERA: 2.5	9.0	W	34	3	0	0	4	4	0	0	0	0	0	38	54	0.00	0.778

PITCHER	IP	WLS	BF	H	R	ER	SO	BB	IBB	HBP	BLK	WP	HR	S	P	ERA	WHIP

TOP

Boston Red Sox @ Chicago White Sox

Comiskey Park, Chicago, IL

Fri May 31 1963, 8:05 PM EDT

Att. 22,290 - Unknown

livebaseballscorecards.com

AB	30
R	0
H	3
RBI	0
BB	4
SO	4
LOB	15

1B: 2	SF: 0	WP: 0	PA: 34
2B: 1	SAC: 0	PB: 0	
3B: 0	DP: 1	SB: 0	
HR: 0	HBP: 0	CS: 0	

Batter	1	2	3	4	5	6	7	8	9	AB	R	H	RBI	BB	SO	LOB
Mike Hershberger, R (1, 8) OBP: 0.366, SLG: 0.387	4-3	1B	F9			4-3		L6		5	0	1	1	0	0	3
Nellie Fox, L (1, 4) OBP: 0.346, SLG: 0.349	SH5-3 1B	F5		1-3		1B				4	1	2	1	0	0	2
Pete Ward, L (1, 5) OBP: 0.348, SLG: 0.433	SH5-3		G3 1B	CS BB		G1-6-3				2	1	2	0	1	0	0
Floyd Robinson, L (1, 9) OBP: 0.409, SLG: 0.474	1B	G3		F9		G1-6-3				4	0	1	1	0	0	4
Joe Cunningham, L (1, 3) OBP: 0.364, SLG: 0.345	F9		3B 1B		1-3		K			4	1	1	1	0	1	1
Charlie Maxwell, L (1, 7) OBP: 0.450, SLG: 0.419		E 1B	1B 3B		E6 1B		K			4	2	2	1	0	1	0
Ron Hansen, R (1, 6) OBP: 0.318, SLG: 0.394		F8	BB		1-3 1B		F8			3	0	1	0	1	0	1
J.C. Martin, L (1, 2) OBP: 0.243, SLG: 0.239 Cam Carreon, R (3, PH) OBP: 0.286, SLG: 0.317 (4, 2)		E3	1B		K			P4		1 3	0 0	0 1	0 1	0 0	0 1	1 1
John Buzhardt, R (1, 1) OBP: 0.074, SLG: 0.111		F9	K			4-3 2B		K		4	1	1	0	0	2	4
Inning Stats	R: 1 E: 0 K: 0 S: 5 H: 2 LOB: 1 BB: 0 P: 5	R: 1 E: 2 K: 0 S: 6 H: 2 LOB: 2 BB: 0 P: 6	R: 3 E: 0 K: 1 S: 9 H: 4 LOB: 2 BB: 1 P: 13	R: 0 E: 0 K: 0 S: 2 H: 0 LOB: 0 BB: 1 P: 6	R: 0 E: 1 K: 1 S: 6 H: 1 LOB: 1 BB: 0 P: 6	R: 1 E: 0 K: 0 S: 5 H: 3 LOB: 1 BB: 0 P: 5	R: 0 E: 0 K: 2 S: 7 H: 0 LOB: 0 BB: 0 P: 7	R: 0 E: 0 K: 1 S: 5 H: 0 LOB: 0 BB: 0 P: 5		1B: 9 2B: 2 3B: 1 HR: 0 SF: 0 SAC: 1 DP: 1 HBP: 0				WP: 0 PB: 0 SB: 0 CS: 1 PA: 37		

PITCHER		IP	WLS	BF	H	R	ER	SO	BB	IBB	HBP	BLK	WP	HR	S	P	ERA	WHIP
Gene Conley, R ERA: 7.53	(1, 1)	2.1	L	16	7	5	4	0	1	0	0	0	0	0	15	19	15.43	3.429
Chet Nichols, L ERA: 3.57	(3, 1)	4.2		18	5	1	1	4	1	0	0	0	0	0	25	29	1.93	1.286
Mike Fornieles, R ERA: 3.65	(8, 1)	1.0		3	0	0	0	1	0	0	0	0	0	0	5	5	0.00	0.000

PITCHER	IP	WLS	BF	H	R	ER	SO	BB	IBB	HBP	BLK	WP	HR	S	P	ERA	WHIP

BOTTOM

Boston Red Sox @ Chicago White Sox

Comiskey Park, Chicago, IL

Fri May 31 1963, 8:05 PM EDT

Att. 22,290 - Unknown

livebaseballscorecards.com

AB	34
R	6
H	12
RBI	6
BB	2
SO	5
LOB	17

Boston Red Sox @ Chicago White Sox

Comiskey Park, Chicago, IL

Sat Jun 01 1963, 4:33 AM EDT

Att. 9,263 - Unknown

TOP

Batter	1	2	3	4	5	6	7	8	9	AB	R	H	RBI	BB	SO	LOB
Chuck Schilling, R (1, 4) OBP: 0.367, SLG: 0.421	FC1-6 1B		6-3		4-3 1B 1B		F5		1B	5	0	3	0	0	0	0
Gary Geiger, L (1, 8) OBP: 0.423, SLG: 0.592	FC1-6 CS 1-2f		F8		4-3 1-2 1B		FC6-4 1B		P6	5	0	2	0	0	0	2
Carl Yastrzemski, L (1, 7) OBP: 0.370, SLG: 0.388	F7		K		4-3 1-2 2-3		K			4	0	0	0	0	2	4
Frank Malzone, R (1, 5) OBP: 0.382, SLG: 0.506	CS 1-2	F8		5-3	F9		FC6-4 1-2f			4	0	0	0	0	0	3
Lou Clinton, R (1, 9) OBP: 0.294, SLG: 0.463		HR		2B		6-3		6-3		4	1	2	1	0	0	0
Dick Stuart, R (1, 3) OBP: 0.295, SLG: 0.454		BB BB		F7		E6 2B		F7		3	0	0	0	1	0	1
Russ Nixon, L (1, 2) OBP: 0.382, SLG: 0.478		BB 1-2		BB		2B 1-3		K		2	0	1	0	2	1	0
Eddie Bressoud, R (1, 6) OBP: 0.320, SLG: 0.441		K		K		K			F9	4	0	0	0	0	3	6
Dave Morehead, R (1, 1) OBP: 0.063, SLG: 0.063		6-3			G3	F8			K	1	0	0	0	0	0	2
Jack Lamabe, R (4, 1)										1	0	0	0	0	0	0
Dick Williams, R (6, PH) OBP: 0.200, SLG: 0.250										1	0	0	0	0	0	2
Arnold Earley, L (6, 1) OBP: 0.250, SLG: 0.250										0	0	0	0	0	0	0
Roman Mejias, R (9, PH) OBP: 0.168, SLG: 0.219										1	0	0	0	0	1	0
Inning Stats	R: 0 E: 0 K: 0 S: 3 H: 1 LOB: 0 BB: 0 P: 3	R: 1 E: 0 K: 1 S: 6 H: 1 LOB: 2 BB: 2 P: 14	R: 0 E: 0 K: 1 S: 5 H: 0 LOB: 0 BB: 0 P: 5	R: 0 E: 0 K: 1 S: 6 H: 1 LOB: 2 BB: 1 P: 10	R: 0 E: 0 K: 0 S: 5 H: 2 LOB: 2 BB: 0 P: 5	R: 0 E: 1 K: 1 S: 7 H: 1 LOB: 2 BB: 0 P: 7	R: 0 E: 0 K: 1 S: 6 H: 1 LOB: 1 BB: 0 P: 6	R: 0 E: 0 K: 1 S: 5 H: 0 LOB: 0 BB: 0 P: 5	R: 0 E: 0 K: 1 S: 6 H: 1 LOB: 1 BB: 0 P: 6	1B: 5 2B: 2 3B: 0 HR: 1	SF: 0 SAC: 0 DP: 0 HBP: 0			WP: 0 PB: 0 SB: 0 CS: 1	PA: 39		

PITCHER		IP	WLS	BF	H	R	ER	SO	BB	IBB	HBP	BLK	WP	HR	S	P	ERA	WHIP
Joe Horlen, R ERA: 3.97	(1, 1)	5.0	W	22	5	1	1	3	3	0	0	0	0	1	25	37	1.80	1.600
Jim Brosnan, R ERA: 1.99	(6, 1)	4.0	S	16	3	0	0	4	0	0	0	0	0	0	24	24	0.00	0.750

PITCHER	IP	WLS	BF	H	R	ER	SO	BB	IBB	HBP	BLK	WP	HR	S	P	ERA	WHIP

AB	35
R	1
H	8
RBI	1
BB	3
SO	7
LOB	20

livebaseballscorecards.com

Boston Red Sox @ Chicago White Sox

Comiskey Park, Chicago, IL

Sat Jun 01 1963, 4:33 AM EDT

Att. 9,263 - Unknown

BOTTOM

Batter	1	2	3	4	5	6	7	8	9	AB	R	H	RBI	BB	SO	LOB
Mike Hershberger, R (1, 8) (7, 9) OBP: 0.370, SLG: 0.390	F2		SH5-3 1-2	FC6-4 1-2f 2-3 3-H 1B		1B		1-2 2-3 1B		4	0	2	1	0	0	2
Nellie Fox, L (1, 4) OBP: 0.348, SLG: 0.350	6-3		BB BB 2-3 1B	1-2 3-H 1B		1-3		1-3		5	0	2	1	0	0	4
Pete Ward, L (1, 5) OBP: 0.347, SLG: 0.425	4-3		BB 1-2 BB	K			K			3	0	0	0	1	2	2
Floyd Robinson, L (1, 9) (7, 7) OBP: 0.406, SLG: 0.465		4-3	1-2 2-3 3-H BB		F9		6-3			3	0	0	1	1	0	0
Joe Cunningham, L (1, 3) OBP: 0.362, SLG: 0.342		F7	K		1B		6-3			4	0	1	0	0	1	3
Charlie Maxwell, L (1, 7) OBP: 0.465, SLG: 0.406 Jim Landis, R (7, 8) OBP: 0.351, SLG: 0.451	BB			BB FC1-2 BB	F7			F9		1 1	0 0	0 0	0 0	2 0	0 0	1 0
Al Weis, S (1, 6) OBP: 0.257, SLG: 0.242	K			FC1-2 BB 1-2 FC6-4 BB	F8			5-3		3	1	0	0	1	1	2
Sherm Lollar, R (1, 2) OBP: 0.316, SLG: 0.200			FC3-6 1B	FC6-4 FC1-2 1-2 2-3 1B BB		F8		1B 1B BB		2	1	1	0	2	0	0
Joe Horlen, R (1, 1) OBP: 0.231, SLG: 0.231 Jim Brosnan, R (6, 1) OBP: 0.333, SLG: 0.333			FC3-6 1B SH5-3 1-2f BB	FC1-2 FC6-4 1-2 2-3 3-Hf		3-1		1-2 1B		2 2	1 0	0 1	0 0	0 0	0 0	4 0
Inning Stats	R: 0 E: 0 K: 0 S: 3 H: 0 LOB: 0 BB: 0 P: 3	R: 0 E: 0 K: 1 S: 5 H: 0 LOB: 1 BB: 1 P: 9	R: 1 E: 0 K: 1 S: 7 H: 2 LOB: 3 BB: 2 P: 15	R: 2 E: 0 K: 1 S: 6 H: 1 LOB: 2 BB: 3 P: 18	R: 0 E: 0 K: 0 S: 4 H: 1 LOB: 1 BB: 0 P: 4	R: 0 E: 0 K: 0 S: 4 H: 1 LOB: 1 BB: 0 P: 4	R: 0 E: 0 K: 1 S: 5 H: 0 LOB: 0 BB: 0 P: 5	R: 0 E: 0 K: 0 S: 5 H: 2 LOB: 3 BB: 1 P: 9		1B: 7 2B: 0 3B: 0 HR: 0	SF: 0 SAC: 1 DP: 0 HBP: 0						

livebaseballscorecards.com

AB	30
R	3
H	7
RBI	3
BB	7
SO	4
LOB	18

WP: 0 PB: 0 SB: 0 CS: 0 PA: 38

PITCHER		IP	WLS	BF	H	R	ER	SO	BB	IBB	HBP	BLK	WP	HR	S	P	ERA	WHIP
Dave Morehead, R ERA: 3.61	(1, 1)	3.0	L	16	2	3	3	2	5	0	0	0	0	0	15	35	9.00	2.333
Jack Lamabe, R ERA: 3.97	(4, 1)	2.0		9	2	0	0	1	1	0	0	0	0	0	10	14	0.00	1.500
Arnold Earley, L ERA: 3.76	(6, 1)	3.0		13	3	0	0	1	1	0	0	0	0	0	14	18	0.00	1.333

PITCHER	IP	WLS	BF	H	R	ER	SO	BB	IBB	HBP	BLK	WP	HR	S	P	ERA	WHIP

Boston Red Sox @ Chicago White Sox

Comiskey Park, Chicago, IL

Sun Jun 02 1963, 4:33 AM EDT

Unknown

TOP

livebaseballscorecards.com

Batter	1	2	3	4	5	6	7	8	9	AB	R	H	RBI	BB	SO	LOB
Chuck Schilling, R (1, 4) OBP: 0.368, SLG: 0.426	1-3	FC6-4 1-2f		1-3 2-H 1B		4-3		HR 2B		5	1	2	1	0	0	2
Gary Geiger, L (1, 8) OBP: 0.415, SLG: 0.575	F9		4-3	SF8 3-H			BB 1B SF9 BB	F8		2	1	0	1	1	0	0
Roman Mejias, R (8, PH) OBP: 0.167, SLG: 0.217 (8, 8)										1	0	0	0	0	0	1
Carl Yastrzemski, L (1, 7) OBP: 0.371, SLG: 0.402	5-3		F8	4-3			BB WP 1B 1-2 WP	2-H HR		4	2	1	2	1	0	1
Frank Malzone, R (1, 5) OBP: 0.388, SLG: 0.521		P4	6-3		1-3 1B		WP WP 1-2 2-3 1B	3B		5	0	3	0	0	0	0
Lou Clinton, R (1, 9) OBP: 0.297, SLG: 0.462		HR 1B		2B 1B 1B	1-3 1-2		K	P6		5	2	2	0	0	1	5
Dick Stuart, R (1, 3) OBP: 0.304, SLG: 0.500		1-H HR		1B 1-3 1B 2B	F9		SF9 3-H		SF8 3B	4	3	3	3	0	0	1
Russ Nixon, L (1, 2) OBP: 0.400, SLG: 0.480		E 1B		1B FC1-5 2-3 3-H 1B	P4		WP 1-2 2-3 HBP		5-3	4	0	2	1	0	0	2
Eddie Bressoud, R (1, 6) OBP: 0.317, SLG: 0.436		FC4 FC6-4 1-2		FC1-5 1B 1-3 3-H 1B		3-1	K 1-2 2-3 3-H		SF8 3-H	4	1	1	2	0	1	3
Bill Monbouquette, R (1, 1) OBP: 0.200, SLG: 0.143		K		FC1-5 1B 1-2 SF8 3-H		K		5-3	K	2	1	0	0	0	1	4
Dick Williams, R (6, PH) OBP: 0.192, SLG: 0.240										1	0	0	0	0	1	0
Arnold Earley, L (6, 1) OBP: 0.250, SLG: 0.250										0	0	0	0	0	0	0
Felix Mantilla, R (8, PH) OBP: 0.500, SLG: 0.500										1	0	0	0	0	0	0
Dick Radatz, R (8, 1)										1	0	0	0	0	1	0

	AB	39
	R	11
	H	14
	RBI	10
	BB	2
	SO	5
	LOB	19

Inning Stats										
	R: 0	H: 0	R: 2	H: 3	R: 0	H: 0	R: 4	H: 5	R: 0	H: 1
	E: 0	LOB: 0	E: 1	LOB: 2	E: 0	LOB: 0	E: 0	LOB: 1	E: 0	LOB: 1
	K: 0	BB: 0	K: 1	BB: 0	K: 0	BB: 0	K: 0	BB: 0	K: 0	BB: 0
	S: 3	P: 3	S: 9	P: 9	S: 3	P: 3	S: 8	P: 8	S: 4	P: 4

	R: 0	H: 0	R: 2	H: 1	R: 2	H: 3	R: 1	H: 1	1B: 8	SF: 3	WP: 2	PA: 45
	E: 0	LOB: 2	E: 0	LOB: 0	E: 0	LOB: 1	E: 0	LOB: 0	2B: 2	SAC: 0	PB: 0	
	K: 1	BB: 2	K: 2	BB: 0	K: 0	BB: 0	K: 1	BB: 0	3B: 2	DP: 0	SB: 0	
	S: 5	P: 17	S: 8	P: 6	S: 6	P: 6	S: 6	P: 6	HR: 2	HBP: 1	CS: 0	

PITCHER		IP	WLS	BF	H	R	ER	SO	BB	IBB	HBP	BLK	WP	HR	S	P	ERA	WHIP
Ray Herbert, R ERA: 3.45	(1, 1)	3.1		18	7	6	6	1	0	0	0	0	0	1	20	20	16.20	2.100
Dave DeBusschere, R ERA: 3.68	(4, 1)	1.2		7	2	0	0	0	0	0	0	0	0	0	7	7	0.00	1.200
Frank Baumann, L ERA: 1.95	(6, 1)	1.0		5	0	2	2	1	2	0	0	0	0	0	5	13	18.00	2.000
Hoyt Wilhelm, R ERA: 1.88	(7, 1)	1.0		5	1	0	0	2	0	0	1	0	2	0	8	9	0.00	1.000
Gary Peters, L ERA: 3.15	(8, 1)	0.1		2	1	1	1	0	0	0	0	0	0	0	2	2	27.00	3.000

PITCHER		IP	WLS	BF	H	R	ER	SO	BB	IBB	HBP	BLK	WP	HR	S	P	ERA	WHIP
Jim Brosnan, R ERA: 2.59	(8, 1)	1.2	L	8	3	2	2	1	0	0	0	0	0	1	10	10	10.80	1.800

BOTTOM

Boston Red Sox @ Chicago White Sox

Comiskey Park, Chicago, IL

Sun Jun 02 1963, 4:33 AM EDT

Unknown

Batter	1	2	3	4	5	6	7	8	9	AB	R	H	RBI	BB	SO	LOB
Mike Hershberger, R (1, 8) (7, 9) OBP: 0.371, SLG: 0.398	4-3		F8		HR 1B 3-H 1B		HR 1B 2B		P4	5	2	2	1	0	0	0
Nellie Fox, L (1, 4) OBP: 0.349, SLG: 0.352	1B		4-3		F6		HR 2-3 1B		F9	5	1	2	0	0	0	1
Pete Ward, L (1, 5) OBP: 0.350, SLG: 0.443	F9			G3	HR 1-2 1B		1-H HR 3-H			4	2	2	3	0	0	1
Floyd Robinson, L (1, 9) (7, 7) OBP: 0.408, SLG: 0.497	F8			2B 3B	HR 1-H 2-H		L3			4	2	2	3	0	0	1
Joe Cunningham, L (1, 3) OBP: 0.359, SLG: 0.346		K		6-3 3-H 2B	4-3		F9			4	0	1	1	0	1	0
Charlie Maxwell, L (1, 7) OBP: 0.444, SLG: 0.382		P4		6-3 2-3	F9		6-3		P4	2	0	0	0	0	0	1
Jim Landis, R (6, PH) (7, 8) OBP: 0.346, SLG: 0.443										2	0	0	0	0	0	0
Ron Hansen, R (1, 6) OBP: 0.317, SLG: 0.409		HR		F9	6-3		K			4	1	1	1	0	1	1
J.C. Martin, L (1, 2) OBP: 0.234, SLG: 0.229		K			K		4-3		4-3	4	0	0	0	0	2	0
Ray Herbert, R (1, 1) OBP: 0.000, SLG: 0.000 Dave DeBusschere, R (4, 1) OBP: 0.000, SLG: 0.000 Deacon Jones, L (5, PH) OBP: 0.182, SLG: 0.000 Frank Baumann, L (6, 1) OBP: 0.286, SLG: 0.167 Hoyt Wilhelm, R (7, 1) OBP: 0.000, SLG: 0.000 Cam Carreon, R (7, PH) OBP: 0.250, SLG: 0.313 Gary Peters, L (8, 1) OBP: 0.250, SLG: 0.438 Jim Brosnan, R (8, 1) OBP: 0.333, SLG: 0.333 Dave Nicholson, R (9, PH) OBP: 0.313, SLG: 0.438			F7		1B 3B		4-3		P4	1 0 1 0 0 1 0 0 1	0 0 1 0 0 0 0 0 0	0 0 1 0 0 1 0 0 0	0 0 0 0 0 0 0 0 0	0 0 0 0 0 0 0 0 0	0 0 0 0 0 0 0 0 0	0 0 0 0 0 0 0 0 0
Inning Stats	R: 0 E: 0 K: 0 S: 4 H: 1 LOB: 1 BB: 0 P: 4	R: 1 E: 0 K: 2 S: 8 H: 1 LOB: 0 BB: 0 P: 8	R: 0 E: 0 K: 0 S: 3 H: 0 LOB: 0 BB: 0 P: 3	R: 1 E: 0 K: 0 S: 5 H: 2 LOB: 1 BB: 0 P: 5	R: 4 E: 0 K: 1 S: 9 H: 4 LOB: 0 BB: 0 P: 9	R: 0 E: 0 K: 0 S: 3 H: 0 LOB: 0 BB: 0 P: 3	R: 3 E: 0 K: 0 S: 6 H: 3 LOB: 0 BB: 0 P: 6	R: 0 E: 0 K: 1 S: 5 H: 0 LOB: 0 BB: 0 P: 5	R: 0 E: 0 K: 0 S: 3 H: 0 LOB: 0 BB: 0 P: 3	1B: 4 2B: 2 3B: 2 HR: 3	SF: 0 SAC: 0 DP: 0 HBP: 0						

livebaseballscorecards.com

AB	38
R	9
H	11
RBI	9
BB	0
SO	4
LOB	5

WP: 0 PB: 0 SB: 0 CS: 0 PA: 38

PITCHER		IP	WLS	BF	H	R	ER	SO	BB	IBB	HBP	BLK	WP	HR	S	P	ERA	WHIP
Bill Monbouquette, R ERA: 4.1	(1, 1)	5.0		23	8	6	6	3	0	0	0	0	0	2	29	29	10.80	1.600
Arnold Earley, L ERA: 4.45	(6, 1)	2.0		9	3	3	3	0	0	0	0	0	0	1	9	9	13.50	1.500
Dick Radatz, R ERA: 1.44	(8, 1)	2.0	W	6	0	0	0	1	0	0	0	0	0	0	8	8	0.00	0.000

PITCHER	IP	WLS	BF	H	R	ER	SO	BB	IBB	HBP	BLK	WP	HR	S	P	ERA	WHIP

Batter	1	2	3	4	5	6	7	8	9	AB	R	H	RBI	BB	SO	LOB
Chuck Schilling, R (1, 4) OBP: 0.365, SLG: 0.422	P4			6-3		F7			1B	4	0	1	0	0	0	1
Roman Mejias, R (1, 8) OBP: 0.169, SLG: 0.218	6-3			F8			5-3		1-2 1B	4	0	1	0	0	0	0
Carl Yastrzemski, L (1, 7) OBP: 0.364, SLG: 0.393	G3			4-3			6-3		F7	4	0	0	0	0	0	2
Frank Malzone, R (1, 5) OBP: 0.387, SLG: 0.518		K			G5-4-3 1B		P6			3	0	1	0	0	1	0
Lou Clinton, R (1, 9) OBP: 0.292, SLG: 0.453		K			G5-4-3 1-2f			F9		3	0	0	0	0	1	1
Dick Stuart, R (1, 3) OBP: 0.299, SLG: 0.491		F9			K			F7		3	0	0	0	0	1	0
Bob Tillman, R (1, 2) OBP: 0.273, SLG: 0.336			5-3			6-3		F7		3	0	0	0	0	0	0
Eddie Bressoud, R (1, 6) OBP: 0.317, SLG: 0.440			F9			2B			K	3	0	1	0	0	1	0
Wilbur Wood, R (1, 1)			K			F9			K	1	0	0	0	0	1	0
Dick Williams, R (6, PH) OBP: 0.185, SLG: 0.231										1	0	0	0	0	0	1
Mike Fornieles, R (6, 1) OBP: 0.333, SLG: 0.667										0	0	0	0	0	0	0
Chet Nichols, S (6, 1)										0	0	0	0	0	0	0
Billy Gardner, R (9, PH) OBP: 0.273, SLG: 0.200										1	0	0	0	0	1	0
Inning Stats	R: 0 E: 0 K: 0 S: 3	H: 0 LOB: 0 BB: 0 P: 3	R: 0 E: 0 K: 2 S: 7	H: 0 LOB: 0 BB: 0 P: 7	R: 0 E: 0 K: 1 S: 5	H: 0 LOB: 0 BB: 0 P: 5	R: 0 E: 0 K: 0 S: 3	H: 0 LOB: 0 BB: 0 P: 3	R: 0 E: 0 K: 1 S: 5	H: 1 LOB: 0 BB: 0 P: 5	R: 0 E: 0 K: 0 S: 4	H: 1 LOB: 1 BB: 0 P: 4	R: 0 E: 0 K: 0 S: 3	H: 0 LOB: 0 BB: 0 P: 3	R: 0 E: 0 K: 0 S: 3	H: 0 LOB: 0 BB: 0 P: 3	R: 0 E: 0 K: 2 S: 9	H: 2 LOB: 2 BB: 0 P: 9	1B: 3 2B: 1 3B: 0 HR: 0	SF: 0 SAC: 0 DP: 1 HBP: 0	WP: 0 PB: 0 SB: 0 CS: 0	PA: 30

PITCHER	IP	WLS	BF	H	R	ER	SO	BB	IBB	HBP	BLK	WP	HR	S	P	ERA	WHIP
Juan Pizarro, L (1, 1) ERA: 2.25	9.0	W	30	4	0	0	6	0	0	0	0	0	0	42	42	0.00	0.444

PITCHER	IP	WLS	BF	H	R	ER	SO	BB	IBB	HBP	BLK	WP	HR	S	P	ERA	WHIP

TOP

Boston Red Sox @ Chicago White Sox

Comiskey Park, Chicago, IL

Sun Jun 02 1963, 4:38 AM EDT

Att. 30,255 - Unknown

livebaseballscorecards.com

AB	30
R	0
H	4
RBI	0
BB	0
SO	6
LOB	5

BOTTOM

Batter	1	2	3	4	5	6	7	8	9	AB	R	H	RBI	BB	SO	LOB
Mike Hershberger, R (1, 8) OBP: 0.358, SLG: 0.383	1-3		F5	P4		F5 1-2f	FC6-4			5	0	0	0	0	0	4
Nellie Fox, L (1, 4) OBP: 0.350, SLG: 0.353	L4		1B		E3 G3-6	BB 2B 2-H 1B		6-3		5	1	2	1	0	0	0
Floyd Robinson, L (1, 9) OBP: 0.402, SLG: 0.485	3-1		1-3		G3-6 1-2f	BB 2B 1-2 1B BB		4-3		4	1	0	0	1	0	2
Dave Nicholson, R (1, 7) OBP: 0.321, SLG: 0.465		BB 1B BB		HR	4-3	1-3 2-H 1B 2B		F9		4	2	2	2	1	0	0
Pete Ward, L (1, 5) OBP: 0.357, SLG: 0.450		E 1-3 1B		F9		F9 BB 1B 1B				4	2	3	2	0	0	0
Ron Hansen, R (1, 6) OBP: 0.326, SLG: 0.410		FC4-6 BB		E3 1B 1B		1B 2B 1-2 BB				2	2	1	0	2	0	1
Joe Cunningham, L (1, 3) OBP: 0.357, SLG: 0.344		FC4-6 1-2f 2-H		1B 3-H 1B		FC5-4 1-2f F9 2-3	K			4	0	1	1	0	1	3
Cam Carreon, R (1, 2) OBP: 0.293, SLG: 0.324		F9		1-2 1B		1-2 2B 3-H 1B	5-3			4	1	2	1	0	0	1
Juan Pizarro, L (1, 1) OBP: 0.208, SLG: 0.348		K	K			1-H 2-H 1B 2B	FC6-4 1B			4	1	2	2	0	2	2
Inning Stats	R: 0 E: 0 K: 0 S: 3 H: 0 LOB: 0 BB: 0 P: 3	R: 1 E: 1 K: 0 S: 3 H: 1 LOB: 1 BB: 2 P: 11	R: 0 E: 0 K: 1 S: 6 H: 1 LOB: 1 BB: 0 P: 6	R: 2 E: 1 K: 1 S: 9 H: 4 LOB: 2 BB: 0 P: 9	R: 0 E: 1 K: 0 S: 3 H: 0 LOB: 0 BB: 0 P: 3	R: 7 E: 0 K: 0 S: 9 H: 6 LOB: 1 BB: 2 P: 17	R: 0 E: 0 K: 1 S: 6 H: 1 LOB: 1 BB: 0 P: 6	R: 0 E: 0 K: 0 S: 3 H: 0 LOB: 0 BB: 0 P: 3		1B: 10 2B: 2 3B: 0 HR: 1 SF: 0 SAC: 0 DP: 1 HBP: 0						

PITCHER		IP	WLS	BF	H	R	ER	SO	BB	IBB	HBP	BLK	WP	HR	S	P	ERA	WHIP
Wilbur Wood, L ERA: 1.8	(1, 1)	5.0	L	22	6	3	1	2	2	0	0	0	0	1	24	32	1.80	1.600
Mike Fornieles, R ERA: 6.92	(6, 1)	0.2		7	4	5	5	0	1	0	0	0	0	0	6	10	67.50	7.500
Chet Nichols, L ERA: 4.05	(6, 1)	2.1		11	3	2	2	1	1	0	0	0	0	0	12	16	7.71	1.714

PITCHER	IP	WLS	BF	H	R	ER	SO	BB	IBB	HBP	BLK	WP	HR	S	P	ERA	WHIP

Boston Red Sox @ Chicago White Sox

Comiskey Park, Chicago, IL

Sun Jun 02 1963, 4:38 AM EDT

Att. 30,255 - Unknown

livebaseballscorecards.com

AB	36
R	10
H	13
RBI	9
BB	4
SO	3
LOB	13

PA: 40

WP: 0
PB: 0
SB: 0
CS: 0

Batter	1	2	3	4	5	6	7	8	9	AB	R	H	RBI	BB	SO	LOB
Chuck Schilling, R (1, 4) OBP: 0.363, SLG: 0.418	K		1-3 1B		F7			G3		4	0	1	0	0	1	1
Roman Mejias, R (1, 8) OBP: 0.164, SLG: 0.211	F3		P6			L7		K		4	0	0	0	0	1	2
Carl Yastrzemski, L (1, 7) OBP: 0.356, SLG: 0.384	F7		K			F7			F2	4	0	0	0	0	1	2
Frank Malzone, R (1, 5) OBP: 0.384, SLG: 0.512		P6		6-3		F9			1B	4	0	1	0	0	0	0
Lou Clinton, R (1, 9) OBP: 0.286, SLG: 0.443		K		P6			F8		P3	4	0	0	0	0	1	1
Dick Stuart, R (1, 3) OBP: 0.303, SLG: 0.491		1B		P4			1B		F8	4	0	2	0	0	0	1
Russ Nixon, L (1, 2) OBP: 0.381, SLG: 0.453		3-1			P4		K			3	0	0	0	0	1	2
Eddie Bressoud, R (1, 6) OBP: 0.317, SLG: 0.444			K		F9 2B		F9			3	0	1	0	0	1	1
Earl Wilson, R (1, 1) OBP: 0.200, SLG: 0.241			BB 1B		F9 2-3			F7		1	0	0	0	1	0	1
Gary Geiger, L (8, PH) OBP: 0.410, SLG: 0.568										1	0	0	0	0	0	0
Dick Radatz, R (8, 1)										0	0	0	0	0	0	0
Inning Stats	R: 0 E: 0 K: 1 S: 5 H: 0 LOB: 0 BB: 0 P: 5	R: 0 E: 0 K: 1 S: 6 H: 1 LOB: 1 BB: 0 P: 6	R: 0 E: 0 K: 2 S: 8 H: 1 LOB: 2 BB: 1 P: 12	R: 0 E: 0 K: 0 S: 3 H: 0 LOB: 0 BB: 0 P: 3	R: 0 E: 0 K: 0 S: 4 H: 1 LOB: 1 BB: 0 P: 4	R: 0 E: 0 K: 0 S: 3 H: 0 LOB: 0 BB: 0 P: 3	R: 0 E: 0 K: 1 S: 6 H: 1 LOB: 1 BB: 0 P: 6	R: 0 E: 0 K: 1 S: 5 H: 0 LOB: 0 BB: 0 P: 5	R: 0 E: 0 K: 0 S: 4 H: 1 LOB: 1 BB: 0 P: 4	1B: 4 2B: 1 3B: 0 HR: 0 SF: 0 SAC: 0 DP: 0 HBP: 0						

PITCHER	IP	WLS	BF	H	R	ER	SO	BB	IBB	HBP	BLK	WP	HR	S	P	ERA	WHIP
Tom Cheney, R (1, 1) ERA: 2.34	9.0	W	33	5	0	0	6	1	0	0	0	0	0	44	48	0.00	0.667

PITCHER	IP	WLS	BF	H	R	ER	SO	BB	IBB	HBP	BLK	WP	HR	S	P	ERA	WHIP

TOP

Boston Red Sox @ Washington Senators

D.C. Stadium, Washington, DC

Tue Jun 04 1963, 7:05 PM EDT

Att. 6,406 - Unknown

livebaseballscorecards.com

AB	32
R	0
H	5
RBI	0
BB	1
SO	6
LOB	11

PA: 33

WP: 0
PB: 0
SB: 0
CS: 0

BOTTOM

Boston Red Sox @ Washington Senators

D.C. Stadium, Washington, DC

Tue Jun 04 1963, 7:05 PM EDT

Att. 6,406 - Unknown

livebaseballscorecards.com

Batter	1	2	3	4	5	6	7	8	9	AB	R	H	RBI	BB	SO	LOB
Ed Brinkman, R (1, 6) OBP: 0.286, SLG: 0.337	6-3		SH, FC4-6 1-2		6-3		WP, 2B			3	0	1	0	0	0	0
Jim King, L (1, 9) OBP: 0.310, SLG: 0.423	WP, BB		FC4-6 1-2f 2-3		BB		WP, BB			1	0	0	0	3	0	2
Chuck Hinton, R (1, 7) OBP: 0.309, SLG: 0.479	F8 1-2		K		P6		4-3 1-2 2-3			4	0	0	0	0	1	6
Bobo Osborne, L (1, 3) OBP: 0.321, SLG: 0.444	F9		4-3			K		K		4	0	0	0	0	2	3
Don Lock, R (1, 8) OBP: 0.385, SLG: 0.532		BB, 1B		6-3		HR		1B		3	1	2	1	1	0	0
Ken Retzer, L (1, 2) OBP: 0.256, SLG: 0.256		1-3 1B		1B		F9		4-3		4	0	2	0	0	0	0
John Kennedy, R (1, 5) OBP: 0.292, SLG: 0.158		P4		F7		5-3				3	0	0	0	0	0	2
Chuck Cottier, R (1, 4) OBP: 0.244, SLG: 0.331		F9		F3			F8			3	0	0	0	0	0	2
Tom Cheney, R (1, 1) OBP: 0.100, SLG: 0.100			FC4-6, SH, 1B		F9		4-3			3	0	1	0	0	0	0
Inning Stats	R: 0 E: 0 K: 0 S: 3 H: 0 LOB: 1 BB: 1 P: 7	R: 0 E: 0 K: 0 S: 3 H: 1 LOB: 1 BB: 1 P: 7	R: 0 E: 1 K: 1 S: 7 H: 1 LOB: 2 BB: 0 P: 7	R: 0 E: 0 K: 0 S: 4 H: 1 LOB: 1 BB: 0 P: 4	R: 0 E: 0 K: 0 S: 3 H: 0 LOB: 1 BB: 1 P: 7	R: 1 E: 0 K: 1 S: 6 H: 1 LOB: 0 BB: 0 P: 6	R: 0 E: 0 K: 0 S: 4 H: 1 LOB: 2 BB: 1 P: 8	R: 0 E: 0 K: 1 S: 5 H: 1 LOB: 0 BB: 0 P: 5		1B: 4 2B: 1 3B: 0 HR: 1	SF: 0 SAC: 1 DP: 0 HBP: 0						

	AB	28
	R	1
	H	6
	RBI	1
	BB	4
	SO	3
	LOB	15

PITCHER		IP	WLS	BF	H	R	ER	SO	BB	IBB	HBP	BLK	WP	HR	S	P	ERA	WHIP
Earl Wilson, R ERA: 2.96	(1, 1)	7.0	L	30	5	1	1	2	4	0	0	0	2	1	30	46	1.29	1.286
Dick Radatz, R ERA: 1.39	(8, 1)	1.0		3	1	0	0	1	0	0	0	0	0	0	5	5	0.00	1.000

PITCHER	IP	WLS	BF	H	R	ER	SO	BB	IBB	HBP	BLK	WP	HR	S	P	ERA	WHIP

Boston Red Sox @ Washington Senators

D.C. Stadium, Washington, DC

Thu Jun 06 1963, 7:05 PM EDT

Att. 5,273 - Unknown

TOP

livebaseballscorecards.com

Batter	1	2	3	4	5	6	7	8	9	AB	R	H	RBI	BB	SO	LOB
Chuck Schilling, R (1, 4) OBP: 0.364, SLG: 0.418	F7	L5			S 1B	F9			BB 1B	5	0	2	0	0	0	4
Gary Geiger, L (1, 8) OBP: 0.409, SLG: 0.545	1B BB		L6		F8	K			1-2 2-3 BB	3	0	0	0	2	1	3
Carl Yastrzemski, L (1, 7) OBP: 0.353, SLG: 0.379	1-3 G6-4-3 1B		F7		1-2 F7			K	L1-3	5	0	1	0	0	1	4
Dick Stuart, R (1, 3) OBP: 0.302, SLG: 0.482	G6-4-3 1-2f		BB			5-3		5-3		3	0	0	0	1	0	2
Frank Malzone, R (1, 5) OBP: 0.386, SLG: 0.523		1B 3B	K			5-3		1B		4	1	2	0	0	1	1
Lou Clinton, R (1, 9) OBP: 0.280, SLG: 0.433		P6		K		K		F5		4	0	0	0	0	2	2
Eddie Bressoud, R (1, 6) OBP: 0.321, SLG: 0.443		E 3-H 1B		K			BB FC5-6		6-3	3	0	1	1	1	1	0
Bob Tillman, R (1, 2) OBP: 0.264, SLG: 0.325		K		K			1-2f FC5-6 E		F8	4	0	0	0	0	2	2
Gene Conley, R (1, 1) OBP: 0.250, SLG: 0.333		E5 1-2			K		E4 1-2		BB 1B	1	0	0	0	0	0	1
Jack Lamabe, R (3, 1)										1	0	0	0	0	1	0
Dick Williams, R (7, PH) OBP: 0.179, SLG: 0.222										1	0	0	0	0	0	1
Dick Radatz, R (7, 1)										0	0	0	0	0	0	0
Roman Mejias, R (9, PH) OBP: 0.171, SLG: 0.218										1	0	1	0	0	0	0
Inning Stats	R: 0 E: 0 K: 0 S: 3 H: 1 LOB: 1 BB: 1 P: 7	R: 1 E: 1 K: 1 S: 8 H: 2 LOB: 2 BB: 0 P: 8	R: 0 E: 0 K: 1 S: 5 H: 0 LOB: 1 BB: 1 P: 9	R: 0 E: 0 K: 3 S: 9 H: 0 LOB: 0 BB: 0 P: 9	R: 0 E: 0 K: 1 S: 6 H: 1 LOB: 1 BB: 0 P: 6	R: 0 E: 0 K: 1 S: 5 H: 0 LOB: 0 BB: 0 P: 5	R: 0 E: 1 K: 1 S: 6 H: 0 LOB: 2 BB: 1 P: 10	R: 0 E: 0 K: 1 S: 6 H: 1 LOB: 1 BB: 0 P: 6	R: 0 E: 0 K: 0 S: 5 H: 2 LOB: 3 BB: 1 P: 9	1B: 6 2B: 0 3B: 1 HR: 0	SF: 0 SAC: 0 DP: 1 HBP: 0						

AB	35
R	1
H	7
RBI	1
BB	4
SO	9
LOB	20

WP: 0 PB: 0 SB: 1 CS: 0 PA: 39

PITCHER	IP	WLS	BF	H	R	ER	SO	BB	IBB	HBP	BLK	WP	HR	S	P	ERA	WHIP
Dave Stenhouse, R (1, 1) ERA: 3.47	8.2	W	38	7	1	1	9	4	0	0	0	0	0	52	68	1.04	1.269
Ron Kline, R (9, 1) ERA: 2.84	0.1	S	1	0	0	0	0	0	0	0	0	0	0	1	1	0.00	0.000

PITCHER	IP	WLS	BF	H	R	ER	SO	BB	IBB	HBP	BLK	WP	HR	S	P	ERA	WHIP

Batter	1	2	3	4	5	6	7	8	9	AB	R	H	RBI	BB	SO	LOB
Ed Brinkman, R (1, 6) OBP: 0.280, SLG: 0.330	L6		F9		6-3			F7		4	0	0	0	0	0	0
Jim King, L (1, 9) OBP: 0.315, SLG: 0.421	HR 1B		K			FC6-4 BB		P4		3	1	1	0	1	1	0
Chuck Hinton, R (1, 7) OBP: 0.312, SLG: 0.477	F8			S BB		L9		1B		3	0	1	0	1	0	2
Bobo Osborne, L (1, 3) OBP: 0.321, SLG: 0.458	1-H HR			F8		K				3	1	1	2	0	1	2
Don Lock, R (1, 8) OBP: 0.384, SLG: 0.525 Tom Brown, S (7, 8) OBP: 0.204, SLG: 0.178	6-3			1-2 BB		FC6-4 1-2f				2 0	0 0	0 0	0 0	1 0	0 0	1 0
Ken Retzer, L (1, 2) OBP: 0.247, SLG: 0.247		F8		F5			P4			3	0	0	0	0	0	2
John Kennedy, R (1, 5) OBP: 0.259, SLG: 0.136		L4		5-3			K			3	0	0	0	0	1	2
Chuck Cottier, R (1, 4) OBP: 0.246, SLG: 0.331		P5			F5		1B			3	0	1	0	0	0	0
Dave Stenhouse, R (1, 1) OBP: 0.158, SLG: 0.118 Ron Kline, R (9, 1) OBP: 0.333, SLG: 1.000			K		4-3		K			3 0	0 0	0 0	0 0	0 0	2 0	1 0
Inning Stats	R: 2 H: 2 E: 0 LOB: 0 K: 0 BB: 0 S: 5 P: 5	R: 0 H: 0 E: 0 LOB: 0 K: 0 BB: 0 S: 3 P: 3	R: 0 H: 0 E: 0 LOB: 0 K: 2 BB: 0 S: 7 P: 7	R: 0 H: 0 E: 0 LOB: 2 K: 0 BB: 2 S: 3 P: 11	R: 0 H: 0 E: 0 LOB: 0 K: 0 BB: 0 S: 3 P: 3	R: 0 H: 0 E: 0 LOB: 1 K: 1 BB: 1 S: 5 P: 9	R: 0 H: 1 E: 0 LOB: 1 K: 2 BB: 0 S: 8 P: 8	R: 0 H: 1 E: 0 LOB: 1 K: 0 BB: 0 S: 3 P: 3		1B: 3 SF: 0 2B: 0 SAC: 0 3B: 0 DP: 0 HR: 1 HBP: 0						

PITCHER		IP	WLS	BF	H	R	ER	SO	BB	IBB	HBP	BLK	WP	HR	S	P	ERA	WHIP
Gene Conley, R ERA: 7.63	(1, 1)	2.0	L	8	2	2	2	0	0	0	0	0	0	1	8	8	9.00	1.000
Jack Lamabe, R ERA: 3.55	(3, 1)	4.0		15	0	0	0	3	3	0	0	0	0	0	18	30	0.00	0.750
Dick Radatz, R ERA: 1.31	(7, 1)	2.0		7	2	0	0	2	0	0	0	0	0	0	11	11	0.00	1.000

PITCHER	IP	WLS	BF	H	R	ER	SO	BB	IBB	HBP	BLK	WP	HR	S	P	ERA	WHIP

BOTTOM

Boston Red Sox @ Washington Senators

D.C. Stadium, Washington, DC

Thu Jun 06 1963, 7:05 PM EDT

Att. 5,273 - Unknown

livebaseballscorecards.com

AB	27
R	2
H	4
RBI	2
BB	3
SO	5
LOB	10

Batter	1	2	3	4	5	6	7	8	9	AB	R	H	RBI	BB	SO	LOB
Chuck Schilling, R (1, 4) OBP: 0.357, SLG: 0.410	F8		6-3	F3			SH1-4 1-2	F8		4	0	0	0	0	0	0
Roman Mejias, R (1, 8) OBP: 0.187, SLG: 0.234	FC5-4 1B		2B 2B		K2-3		1B 1B BB		6-3	4	2	2	0	1	1	0
Carl Yastrzemski, L (1, 7) OBP: 0.354, SLG: 0.385	FC5-4 1-2f		6-3 1B 2-H 2B		1-3		1B 1B 1-2 2-H 1B		F6	5	2	2	2	0	0	1
Dick Stuart, R (1, 3) OBP: 0.299, SLG: 0.480	K		6-3 2-3		F7		F7		1B 2B	5	1	1	0	0	1	4
Frank Malzone, R (1, 5) OBP: 0.392, SLG: 0.525		1-3	1B 3-H 1B			5-3	1B 1-2 2-H 1B		2-H 1B	5	0	3	3	0	0	0
Lou Clinton, R (1, 9) OBP: 0.288, SLG: 0.443		F8	FC5-4 1-2 1B			1B 2B	1-2 2-H 1B		L6	5	1	3	1	0	0	1
Eddie Bressoud, R (1, 6) OBP: 0.325, SLG: 0.444		HBP 1B	FC5-4 1-2f			G6-4-3 2-H 1B	F7			4	0	2	1	0	0	4
Bob Tillman, R (1, 2) OBP: 0.264, SLG: 0.316		1-2 HBP	F8			G6-4-3 1-2f		K		3	0	0	0	0	1	1
Bill Monbouquette, R (1, 1) OBP: 0.206, SLG: 0.156		K	K				SH1-4 1B 1B	K		4	1	1	0	0	3	2
Inning Stats	R: 0 H: 1 E: 0 LOB: 1 K: 1 BB: 0 S: 6 P: 6	R: 0 H: 1 E: 0 LOB: 2 K: 1 BB: 0 S: 6 P: 7	R: 2 H: 4 E: 0 LOB: 2 K: 0 BB: 0 S: 7 P: 7	R: 0 H: 0 E: 0 LOB: 0 K: 1 BB: 0 S: 5 P: 5	R: 0 H: 0 E: 0 LOB: 0 K: 1 BB: 0 S: 5 P: 5	R: 1 H: 2 E: 0 LOB: 0 K: 0 BB: 0 S: 4 P: 4	R: 3 H: 4 E: 0 LOB: 2 K: 0 BB: 1 S: 7 P: 11	R: 0 H: 0 E: 0 LOB: 0 K: 2 BB: 0 S: 7 P: 7	R: 1 H: 2 E: 0 LOB: 1 K: 0 BB: 0 S: 5 P: 5	1B: 10 SF: 0 2B: 4 SAC: 1 3B: 0 DP: 1 HR: 0 HBP: 1						

PITCHER		IP	WLS	BF	H	R	ER	SO	BB	IBB	HBP	BLK	WP	HR	S	P	ERA	WHIP
Steve Barber, L ERA: 2.59	(1, 1)	6.0	L	26	8	3	3	4	0	0	1	0	0	0	33	34	4.50	1.333
Wes Stock, R ERA: 3.54	(7, 1)	0.2		6	3	3	3	0	1	0	0	0	0	0	5	9	40.50	6.000
Stu Miller, R ERA: 2.87	(7, 1)	1.1		5	1	0	0	2	0	0	0	0	0	0	9	9	0.00	0.750
Dean Stone, L ERA: 5.4	(9, 1)	1.0		5	2	1	1	0	0	0	0	0	0	0	5	5	9.00	2.000

PITCHER	IP	WLS	BF	H	R	ER	SO	BB	IBB	HBP	BLK	WP	HR	S	P	ERA	WHIP

TOP

Boston Red Sox @ Baltimore Orioles

Memorial Stadium, Baltimore, MD

Sat Jun 08 1963, 7:05 PM EDT

Att. 11,768 - Unknown

livebaseballscorecards.com

AB	39
R	7
H	14
RBI	7
BB	1
SO	6
LOB	13

Batter	1	2	3	4	5	6	7	8	9	AB	R	H	RBI	BB	SO	LOB
Luis Aparicio, R (1, 6) OBP: 0.314, SLG: 0.365	5-3		1-2 1B			6-3		5-3		4	0	1	0	0	0	1
Russ Snyder, L (1, 9) OBP: 0.277, SLG: 0.308	S 1B		L6-4 2-3			1B		4-3		4	0	2	0	0	0	3
Brooks Robinson, R (1, 5) OBP: 0.327, SLG: 0.400	K 1-2			F7		G3			1-3	4	0	0	0	0	1	2
Jim Gentile, L (1, 3) OBP: 0.369, SLG: 0.446	F7			K			6-3		HR	4	1	1	1	0	1	1
Boog Powell, L (1, 7) OBP: 0.329, SLG: 0.513		K		K			1-3		K	4	0	0	0	0	3	0
Jackie Brandt, R (1, 8) OBP: 0.304, SLG: 0.439		K			6-3		FC4 1B		1B	4	0	2	0	0	1	0
Jerry Adair, R (1, 4) OBP: 0.215, SLG: 0.332		5-3			6-3		FC4 1-2f		2-3	4	0	0	0	0	0	2
Dick Brown, R (1, 2) OBP: 0.281, SLG: 0.356			L6-4 1B 1B		5-3			2B		3	0	2	0	0	0	0
Steve Barber, L (1, 1) OBP: 0.079, SLG: 0.081			K			K		F8		1	0	0	0	0	1	1
Joe Gaines, R (6, PH) OBP: 0.431, SLG: 0.659										1	0	0	0	0	1	0
Wes Stock, R (7, 1)										0	0	0	0	0	0	0
Stu Miller, R (7, 1) OBP: 0.250, SLG: 0.250										0	0	0	0	0	0	0
Charlie Lau, L (8, PH) OBP: 0.217, SLG: 0.227										1	0	0	0	0	0	1
Dean Stone, L (9, 1)										0	0	0	0	0	0	0
Inning Stats	R: 0 E: 0 K: 1 S: 6 H: 1 LOB: 1 BB: 0 P: 6	R: 0 E: 0 K: 2 S: 7 H: 0 LOB: 0 BB: 0 P: 7	R: 0 E: 0 K: 1 S: 6 H: 2 LOB: 1 BB: 0 P: 6	R: 0 E: 0 K: 2 S: 7 H: 0 LOB: 0 BB: 0 P: 7	R: 0 E: 0 K: 0 S: 3 H: 0 LOB: 0 BB: 0 P: 3	R: 0 E: 0 K: 1 S: 6 H: 1 LOB: 1 BB: 0 P: 6	R: 0 E: 0 K: 0 S: 4 H: 1 LOB: 1 BB: 0 P: 4	R: 0 E: 0 K: 0 S: 4 H: 1 LOB: 1 BB: 0 P: 4	R: 1 E: 0 K: 1 S: 7 H: 2 LOB: 1 BB: 0 P: 7	1B: 6 2B: 2 3B: 0 HR: 1	SF: 0 SAC: 0 DP: 1 HBP: 0						

PITCHER	IP	WLS	BF	H	R	ER	SO	BB	IBB	HBP	BLK	WP	HR	S	P	ERA	WHIP
Bill Monbouquette, R (1, 1) ERA: 3.78	9.0	W	34	8	1	1	8	0	0	0	0	0	1	50	50	1.00	0.889

PITCHER	IP	WLS	BF	H	R	ER	SO	BB	IBB	HBP	BLK	WP	HR	S	P	ERA	WHIP

BOTTOM

Boston Red Sox @ Baltimore Orioles

Memorial Stadium, Baltimore, MD

Sat Jun 08 1963, 7:05 PM EDT

Att. 11,768 - Unknown

livebaseballscorecards.com

AB	34
R	1
H	8
RBI	1
BB	0
SO	8
LOB	11

WP: 0 PB: 0 SB: 1 CS: 0 PA: 34

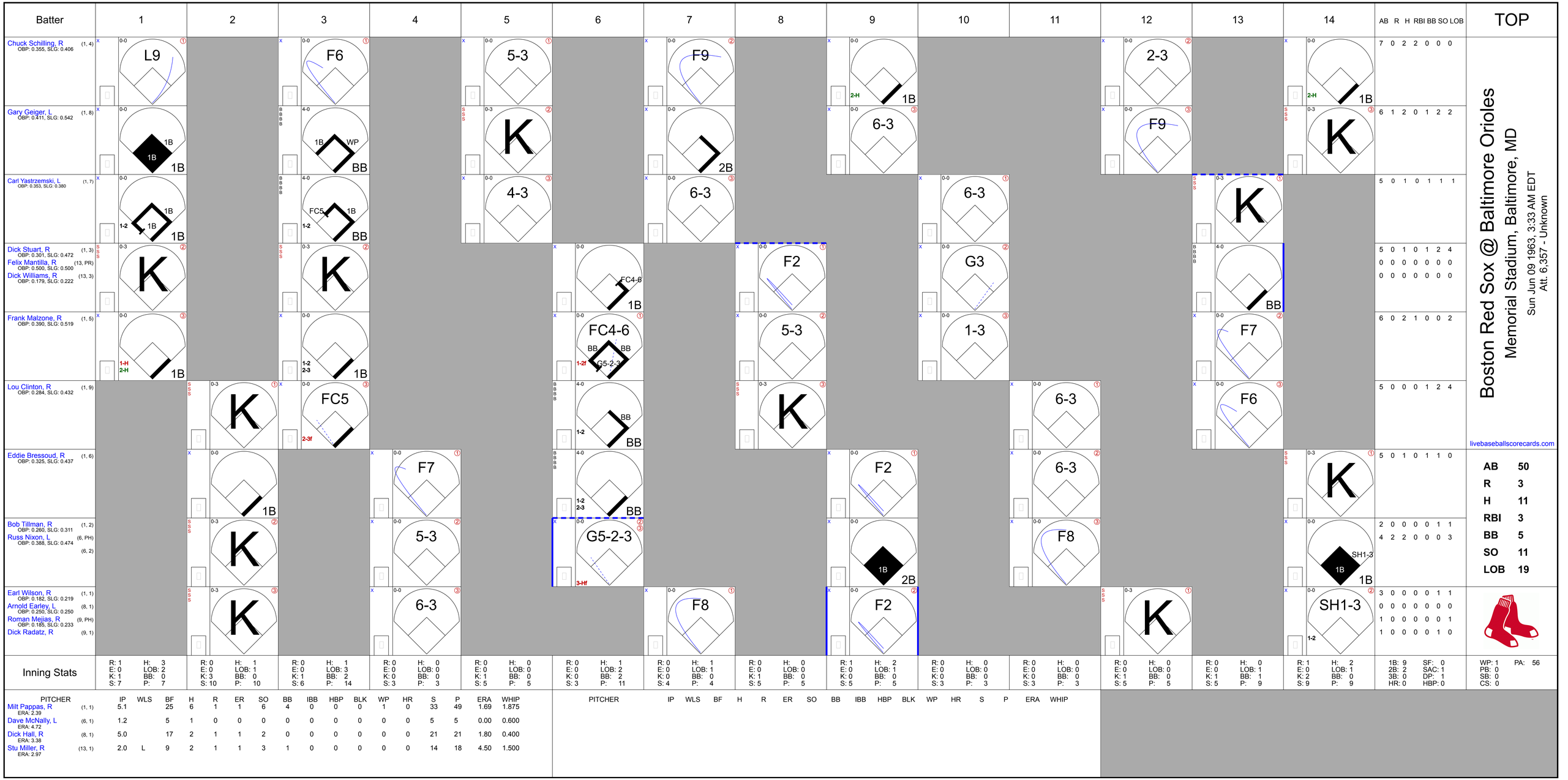
Batter
1
2
3
4
5
6
7
8
9
10
11
12
13
14
AB R H RBI BB SO LOB
TOP
Chuck Schilling, R (1, 4) OBP: 0.355, SLG: 0.406
L9
F6
5-3
F9
2-H 1B
2-3
2-H 1B
7 0 2 2 0 0 0
Gary Geiger, L (1, 8) OBP: 0.411, SLG: 0.542
1B 1B
1B WP BB
K
2B
6-3
F9
K
6 1 2 0 1 2 2
Carl Yastrzemski, L (1, 7) OBP: 0.353, SLG: 0.380
1-2 1B 1B
FC5 1B 1-2 BB
4-3
6-3
6-3
K
5 0 1 0 1 1 1
Dick Stuart, R (1, 3) OBP: 0.301, SLG: 0.472
Felix Mantilla, R (13, PR) OBP: 0.500, SLG: 0.500
Dick Williams, R (13, 3) OBP: 0.179, SLG: 0.222
K
K
FC4-6 1B
F2
G3
BB
5 0 1 0 1 2 4
0 0 0 0 0 0 0
0 0 0 0 0 0 0
Frank Malzone, R (1, 5) OBP: 0.390, SLG: 0.519
1-H 2-H 1B
1-2 2-3 1B
FC4-6 BB BB 1-2f G5-2-3
5-3
1-3
F7
6 0 2 1 0 0 2
Lou Clinton, R (1, 9) OBP: 0.284, SLG: 0.432
K
FC5 2-3f
BB 1-2 BB
K
6-3
F6
5 0 0 0 1 2 4
Eddie Bressoud, R (1, 6) OBP: 0.325, SLG: 0.437
1B
F7
1-2 2-3 BB
F2
6-3
K
1B
5 0 1 0 1 1 0
Bob Tillman, R (1, 2) OBP: 0.260, SLG: 0.311
Russ Nixon, L (6, PH) OBP: 0.388, SLG: 0.474 (6, 2)
K
5-3
G5-2-3 3-Hf
1B 2B
F8
SH1-3 1B 1B
2 0 0 0 0 1 1
4 2 2 0 0 0 3
Earl Wilson, R (1, 1) OBP: 0.182, SLG: 0.219
Arnold Earley, L (8, 1) OBP: 0.250, SLG: 0.250
Roman Mejias, R (9, PH) OBP: 0.185, SLG: 0.233
Dick Radatz, R (9, 1)
K
6-3
F8
F2
K
SH1-3 1-2
3 0 0 0 0 1 1
0 0 0 0 0 0 0
1 0 0 0 0 0 1
1 0 0 0 0 1 0
Boston Red Sox @ Baltimore Orioles
Memorial Stadium, Baltimore, MD
Sun Jun 09 1963, 3:33 AM EDT
Att. 6,357 - Unknown
livebaseballscorecards.com
AB 50
R 3
H 11
RBI 3
BB 5
SO 11
LOB 19
Inning Stats
R: 1 H: 3 E: 0 LOB: 2 K: 1 BB: 0 S: 7 P: 7
R: 0 H: 1 E: 0 LOB: 1 K: 3 BB: 0 S: 10 P: 10
R: 0 H: 1 E: 0 LOB: 3 K: 1 BB: 2 S: 6 P: 14
R: 0 H: 0 E: 0 LOB: 0 K: 0 BB: 0 S: 3 P: 3
R: 0 H: 0 E: 0 LOB: 0 K: 1 BB: 0 S: 5 P: 5
R: 0 H: 1 E: 0 LOB: 2 K: 0 BB: 2 S: 3 P: 11
R: 0 H: 1 E: 0 LOB: 1 K: 0 BB: 0 S: 4 P: 4
R: 0 H: 0 E: 0 LOB: 0 K: 1 BB: 0 S: 5 P: 5
R: 1 H: 2 E: 0 LOB: 1 K: 0 BB: 0 S: 5 P: 5
R: 0 H: 0 E: 0 LOB: 0 K: 0 BB: 0 S: 3 P: 3
R: 0 H: 0 E: 0 LOB: 0 K: 0 BB: 0 S: 3 P: 3
R: 0 H: 0 E: 0 LOB: 0 K: 1 BB: 0 S: 5 P: 5
R: 0 H: 0 E: 0 LOB: 1 K: 1 BB: 1 S: 5 P: 9
R: 1 H: 2 E: 0 LOB: 1 K: 2 BB: 0 S: 9 P: 9
1B: 9 SF: 0 2B: 2 SAC: 1 3B: 0 DP: 1 HR: 0 HBP: 0
WP: 1 PA: 56 PB: 0 SB: 0 CS: 0
PITCHER IP WLS BF H R ER SO BB IBB HBP BLK WP HR S P ERA WHIP
Milt Pappas, R (1, 1) ERA: 2.39 5.1 25 6 1 1 6 4 0 0 0 1 0 33 49 1.69 1.875
Dave McNally, L (6, 1) ERA: 4.72 1.2 5 1 0 0 0 0 0 0 0 0 0 5 5 0.00 0.600
Dick Hall, R (8, 1) ERA: 3.38 5.0 17 2 1 1 2 0 0 0 0 0 0 21 21 1.80 0.400
Stu Miller, R (13, 1) ERA: 2.97 2.0 L 9 2 1 1 3 1 0 0 0 0 0 14 18 4.50 1.500
PITCHER IP WLS BF H R ER SO BB IBB HBP BLK WP HR S P ERA WHIP

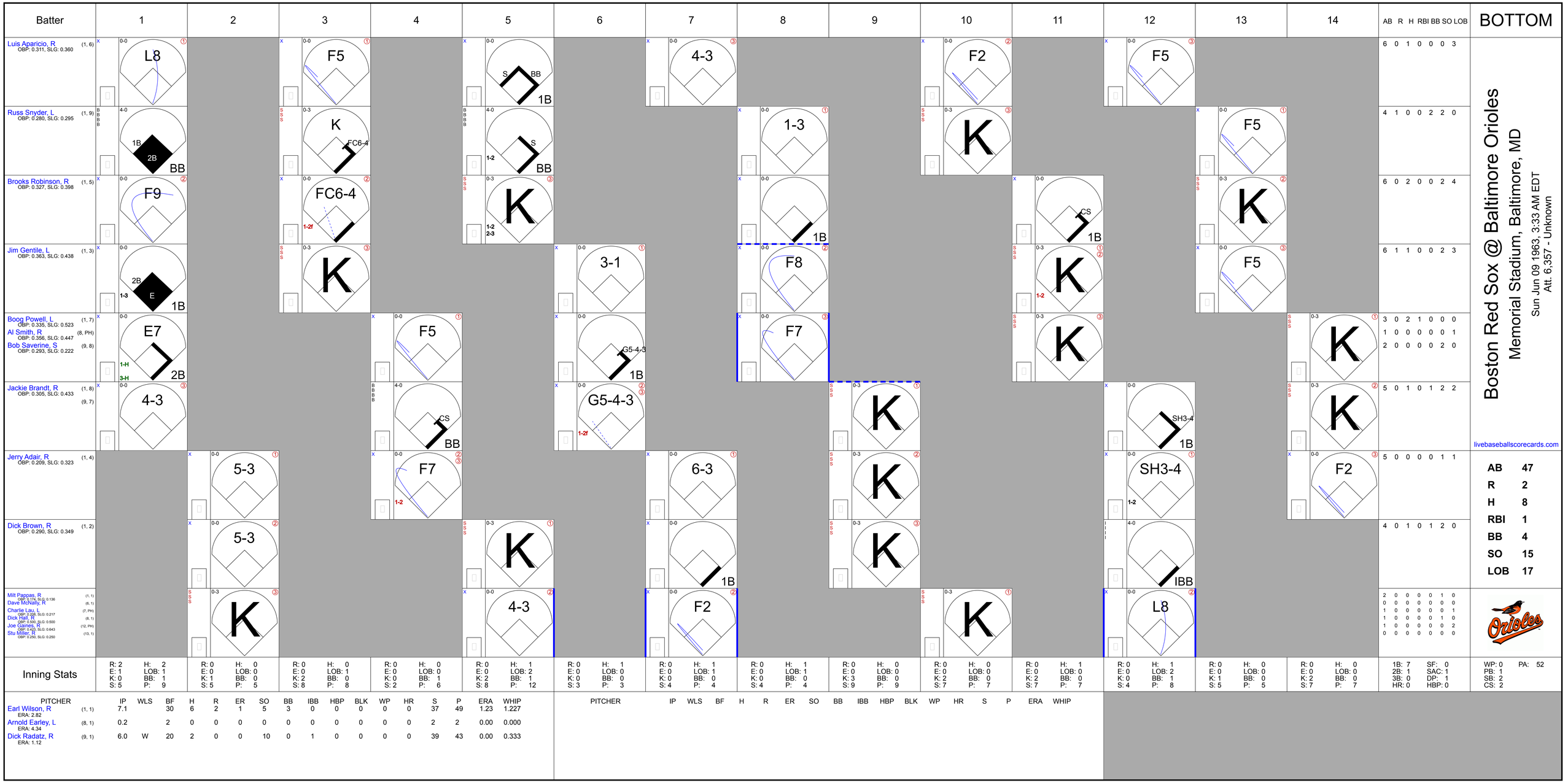
Batter
1
2
3
4
5
6
7
8
9
10
11
12
13
14
AB R H RBI BB SO LOB
BOTTOM
Luis Aparicio, R (1, 6) OBP: 0.311, SLG: 0.360
L8
F5
S BB 1B
4-3
F2
F5
F5
6 0 1 0 0 0 3
Russ Snyder, L (1, 9) OBP: 0.280, SLG: 0.295
1B 2B BB
K FC6-4
1-2 S BB
1-3
K
F5
4 1 0 0 2 2 0
Brooks Robinson, R (1, 5) OBP: 0.327, SLG: 0.398
F9
FC6-4 1-2f
1-2 2-3 K
1B
CS 1B
F5
6 0 2 0 0 2 4
Jim Gentile, L (1, 3) OBP: 0.363, SLG: 0.438
2B E 1B 1-3
K
3-1
F8
K 1-2
F5
6 1 1 0 0 2 3
Boog Powell, L (1, 7) OBP: 0.335, SLG: 0.523
Al Smith, R (8, PH) OBP: 0.356, SLG: 0.447
Bob Saverine, S (9, 8) OBP: 0.293, SLG: 0.222
E7 1-H 3-H 2B
F5
G5-4-3 1B
F7
K
K
K
3 0 2 1 0 0 0
1 0 0 0 0 0 1
2 0 0 0 0 2 0
Jackie Brandt, R (1, 8) (9, 7) OBP: 0.305, SLG: 0.433
4-3
CS BB
G5-4-3 1-2f
K
SH3-4 1B
K
5 0 1 0 1 2 2
Jerry Adair, R (1, 4) OBP: 0.209, SLG: 0.323
5-3
F7 1-2
6-3
SH3-4 1-2
F2
5 0 0 0 0 1 1
Dick Brown, R (1, 2) OBP: 0.290, SLG: 0.349
5-3
K
1B
IBB
4 0 1 0 1 2 0
Milt Pappas, R (1, 1) OBP: 0.174, SLG: 0.136
Dave McNally, R (6, 1)
Charlie Lau, L (7, PH) OBP: 1.000, SLG: 0.217
Dick Hall, R (8, 1) OBP: 0.500, SLG: 0.500
Joe Gaines, R (12, PH) OBP: 0.429, SLG: 0.643
Stu Miller, R (13, 1) OBP: 0.200, SLG: 0.250
K
4-3
F2
K
L8
2 0 0 0 0 1 0
0 0 0 0 0 0 0
1 0 0 0 0 0 1
1 0 0 0 0 1 0
1 0 0 0 0 0 2
0 0 0 0 0 0 0
Boston Red Sox @ Baltimore Orioles
Memorial Stadium, Baltimore, MD
Sun Jun 09 1963, 3:33 AM EDT
Att. 6,357 - Unknown
livebaseballscorecards.com
AB 47
R 2
H 8
RBI 1
BB 4
SO 15
LOB 17
Inning Stats
1: R: 2 E: 1 K: 0 S: 5 | H: 2 LOB: 1 BB: 1 P: 9
2: R: 0 E: 0 K: 1 S: 5 | H: 0 LOB: 0 BB: 0 P: 5
3: R: 0 E: 0 K: 2 S: 8 | H: 0 LOB: 1 BB: 0 P: 8
4: R: 0 E: 0 K: 0 S: 2 | H: 0 LOB: 0 BB: 1 P: 6
5: R: 0 E: 0 K: 2 S: 8 | H: 1 LOB: 2 BB: 1 P: 12
6: R: 0 E: 0 K: 0 S: 3 | H: 1 LOB: 0 BB: 0 P: 3
7: R: 0 E: 0 K: 0 S: 4 | H: 1 LOB: 1 BB: 0 P: 4
8: R: 0 E: 0 K: 0 S: 4 | H: 1 LOB: 1 BB: 0 P: 4
9: R: 0 E: 0 K: 3 S: 9 | H: 0 LOB: 0 BB: 0 P: 9
10: R: 0 E: 0 K: 2 S: 7 | H: 0 LOB: 0 BB: 0 P: 7
11: R: 0 E: 0 K: 2 S: 7 | H: 1 LOB: 0 BB: 0 P: 7
12: R: 0 E: 0 K: 0 S: 4 | H: 1 LOB: 2 BB: 1 P: 8
13: R: 0 E: 0 K: 1 S: 5 | H: 0 LOB: 0 BB: 0 P: 5
14: R: 0 E: 0 K: 2 S: 7 | H: 0 LOB: 0 BB: 0 P: 7
1B: 7 2B: 1 3B: 0 HR: 0
SF: 0 SAC: 1 DP: 1 HBP: 0
WP: 0 PB: 1 SB: 2 CS: 2
PA: 52
PITCHER IP WLS BF H R ER SO BB IBB HBP BLK WP HR S P ERA WHIP
Earl Wilson, R (1, 1) ERA: 2.82 7.1 30 6 2 1 5 3 0 0 0 0 0 37 49 1.23 1.227
Arnold Earley, L (8, 1) ERA: 4.34 0.2 2 0 0 0 0 0 0 0 0 0 0 2 2 0.00 0.000
Dick Radatz, R (9, 1) ERA: 1.12 6.0 W 20 2 0 0 10 0 1 0 0 0 0 39 43 0.00 0.333
PITCHER IP WLS BF H R ER SO BB IBB HBP BLK WP HR S P ERA WHIP

Batter	1	2	3	4	5	6	7	8	9	AB	R	H	RBI	BB	SO	LOB
Chuck Schilling, R (1, 4) OBP: 0.353, SLG: 0.400	6-3		BBBB 4-0 BLK 1B BB		L7			F8		3	1	0	0	1	0	0
Roman Mejias, R (1, 8) OBP: 0.180, SLG: 0.226	F4		5-3 1-2			F8		4-3		4	0	0	0	0	0	1
Carl Yastrzemski, L (1, 7) OBP: 0.365, SLG: 0.390	BB 1B		2-H 1B			1B			BBBB 5-3 BB	3	0	3	1	1	0	0
Dick Stuart, R (1, 3) OBP: 0.299, SLG: 0.464	BBBB 1-2 BB		F5			L9			1-2	3	0	0	0	1	0	3
Frank Malzone, R (1, 5) OBP: 0.387, SLG: 0.511	F8			F5		F3			BBBB FC5-4 BB	3	0	0	0	1	0	3
Lou Clinton, R (1, 9) OBP: 0.279, SLG: 0.423		SSS K		5-3			SSS K		F2	4	0	0	0	0	2	2
Eddie Bressoud, R (1, 6) OBP: 0.319, SLG: 0.428		F7		SSS K			5-3		FC5-4 1-2f	4	0	0	0	0	1	2
Russ Nixon, L (1, 2) OBP: 0.371, SLG: 0.450		4-3			6-3		L9			3	0	0	0	0	0	0
Dave Morehead, R (1, 1) OBP: 0.056, SLG: 0.056			L9		F2			SSS K		2	0	0	0	0	0	0
Chet Nichols, S (7, 1)										0	0	0	0	0	0	0
Jim Gosger, L (8, PH)										1	0	0	0	0	1	0
Mike Fornieles, R (1, 1) OBP: 0.333, SLG: 0.667										0	0	0	0	0	0	0
Inning Stats	R: 0 H: 1 E: 0 LOB: 2 K: 0 BB: 1 S: 4 P: 8	R: 0 H: 0 E: 0 LOB: 0 K: 1 BB: 0 S: 5 P: 5	R: 1 H: 1 E: 0 LOB: 1 K: 0 BB: 1 S: 4 P: 8	R: 0 H: 0 E: 0 LOB: 0 K: 1 BB: 0 S: 5 P: 5	R: 0 H: 0 E: 0 LOB: 0 K: 0 BB: 0 S: 3 P: 3	R: 0 H: 1 E: 0 LOB: 1 K: 0 BB: 0 S: 4 P: 4	R: 0 H: 0 E: 0 LOB: 0 K: 1 BB: 0 S: 5 P: 5	R: 0 H: 0 E: 0 LOB: 0 K: 1 BB: 0 S: 5 P: 5	R: 0 H: 0 E: 0 LOB: 2 K: 0 BB: 2 S: 3 P: 11	1B: 3 SF: 0 2B: 0 SAC: 0 3B: 0 DP: 0 HR: 0 HBP: 0						

PITCHER	IP	WLS	BF	H	R	ER	SO	BB	IBB	HBP	BLK	WP	HR	S	P	ERA	WHIP
Bill Faul, R (1, 1) ERA: 3.27	9.0	W	34	3	1	1	4	4	0	0	1	0	0	38	54	1.00	0.778

PITCHER	IP	WLS	BF	H	R	ER	SO	BB	IBB	HBP	BLK	WP	HR	S	P	ERA	WHIP

TOP

Boston Red Sox @ Detroit Tigers

Tiger Stadium, Detroit, MI

Mon Jun 10 1963, 7:05 PM EDT

Att. 7,058 - Unknown

livebaseballscorecards.com

AB	30
R	1
H	3
RBI	1
BB	4
SO	4
LOB	11

Boston Red Sox @ Detroit Tigers

Tiger Stadium, Detroit, MI

Mon Jun 10 1963, 7:05 PM EDT

Att. 7,058 - Unknown

BOTTOM

Batter	1	2	3	4	5	6	7	8	9	AB	R	H	RBI	BB	SO	LOB
Jake Wood, R (1, 4) OBP: 0.333, SLG: 0.446	0-0 S HR 1B	0-0 3B		0-3 ③ K			0-0 SH1-3 2B 1B	0-0 ② 1-3		5	2	3	0	0	1	0
Bill Bruton, L (1, 8) OBP: 0.302, SLG: 0.345	4-0 1-2 HR BB	0-0 ③ G3			0-0 ① 1-3		0-0 ① SH1-3 1-2	0-0 ③ F8		3	1	0	0	1	0	1
Al Kaline, R (1, 9) OBP: 0.424, SLG: 0.603	0-0 1-H 2-H HR		0-0 ① L5-3		0-0 HR		4-0 2B IBB			3	3	2	4	1	0	0
Norm Cash, L (1, 3) OBP: 0.353, SLG: 0.427	4-0 BB		4-0 BB BB		0-0 S BB 1B		0-0 ② L7			2	0	1	0	2	0	2
Dick McAuliffe, L (1, 6) OBP: 0.348, SLG: 0.375	0-3 ① K		0-0 ② F2		4-0 L7-4 S 1-2 BB		0-0 WP 1-H 2-H 2B			3	0	1	2	1	1	2
Rocky Colavito, R (1, 7) OBP: 0.329, SLG: 0.351	0-3 ② K		4-0 1-2 BB		0-0 ② ③ L7-4 1-3 2-3		4-0 WP BB			2	0	0	0	2	1	3
Bill Freehan, R (1, 2) OBP: 0.374, SLG: 0.507	0-0 ③ F7		0-0 ③ 2-3			0-0 ① F5	4-0 FC5-4 1-2 2-3 BB			3	0	0	0	1	0	3
Bubba Phillips, R (1, 5) OBP: 0.220, SLG: 0.289		0-0 ① F9		0-0 ① F2		0-3 ② K	0-0 ③ FC5-4 1-2f			4	0	0	0	0	1	3
Bill Faul, R (1, 1) OBP: 0.133, SLG: 0.143		0-3 ② K		0-3 ② K		0-0 ③ 3-1		0-0 ① 6-3		4	0	0	0	0	2	0
Inning Stats	R: 3 H: 2 E: 0 LOB: 1 K: 2 BB: 2 S: 9 P: 17	R: 0 H: 1 E: 0 LOB: 1 K: 1 BB: 0 S: 6 P: 6	R: 0 H: 0 E: 0 LOB: 2 K: 0 BB: 2 S: 3 P: 11	R: 0 H: 0 E: 0 LOB: 0 K: 2 BB: 0 S: 7 P: 7	R: 1 H: 2 E: 0 LOB: 1 K: 0 BB: 1 S: 4 P: 8	R: 0 H: 0 E: 0 LOB: 0 K: 1 BB: 0 S: 5 P: 5	R: 2 H: 2 E: 0 LOB: 3 K: 0 BB: 3 S: 5 P: 17	R: 0 H: 0 E: 0 LOB: 0 K: 0 BB: 0 S: 3 P: 3		1B: 3 SF: 0 2B: 2 SAC: 1 3B: 1 DP: 1 HR: 2 HBP: 0						

livebaseballscorecards.com

AB	29
R	6
H	7
RBI	6
BB	8
SO	6
LOB	14

WP: 1 PA: 38
PB: 0
SB: 3
CS: 0

PITCHER		IP	WLS	BF	H	R	ER	SO	BB	IBB	HBP	BLK	WP	HR	S	P	ERA	WHIP
Dave Morehead, R ERA: 4.19	(1, 1)	6.1	L	30	6	6	6	6	5	1	0	0	0	2	36	60	8.53	1.737
Chet Nichols, L ERA: 3.92	(7, 1)	0.2		5	1	0	0	0	2	0	0	0	1	0	3	11	0.00	4.500
Mike Fornieles, R ERA: 6.43	(8, 1)	1.0		3	0	0	0	0	0	0	0	0	0	0	3	3	0.00	0.000

PITCHER	IP	WLS	BF	H	R	ER	SO	BB	IBB	HBP	BLK	WP	HR	S	P	ERA	WHIP

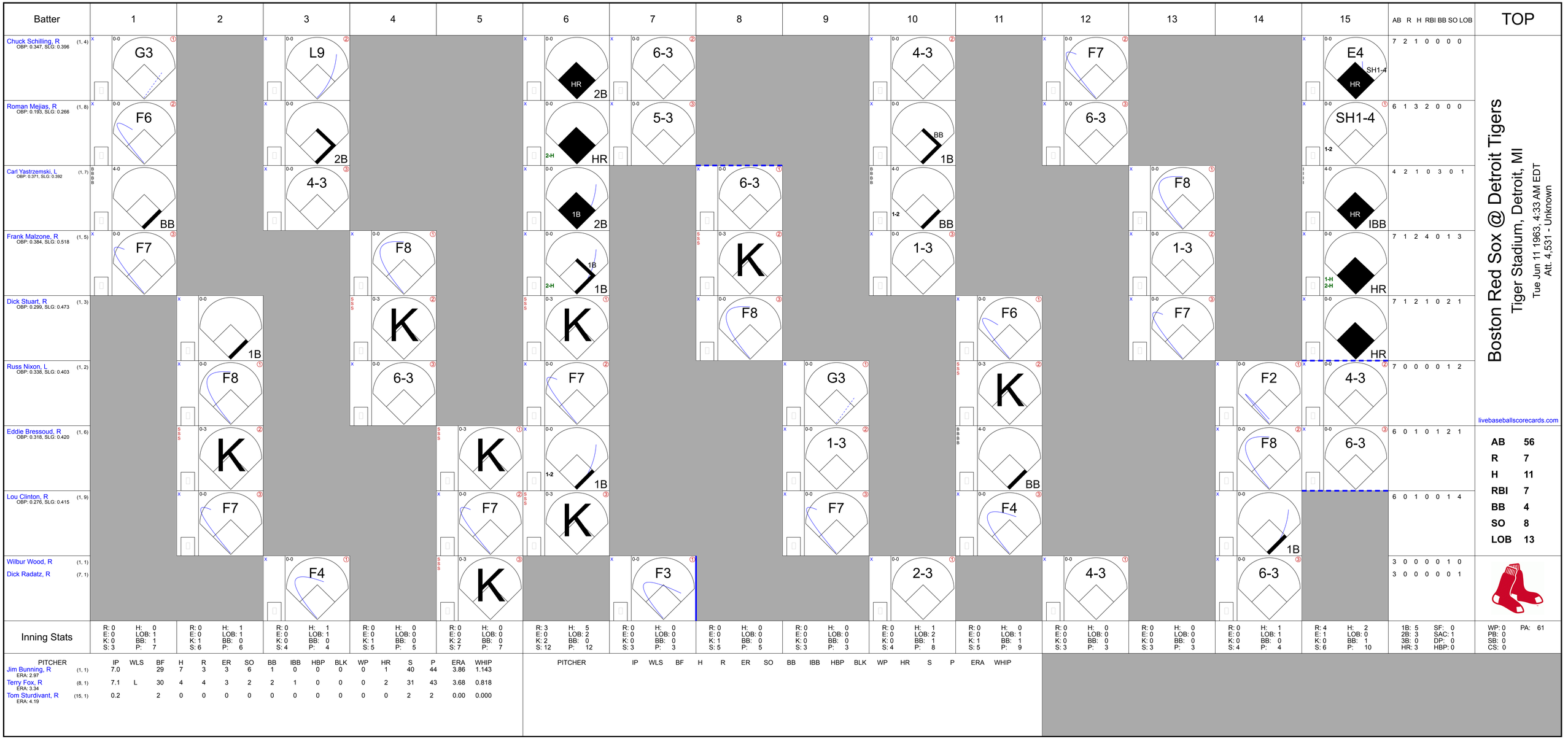
Batter
1
2
3
4
5
6
7
8
9
10
11
12
13
14
15
AB R H RBI BB SO LOB
TOP
Chuck Schilling, R (1, 4)
OBP: 0.347, SLG: 0.396
G3
L9
6-3
HR
2B
4-3
F7
E4
SH1-4
HR
7 2 1 0 0 0 0
Roman Mejias, R (1, 8)
OBP: 0.193, SLG: 0.266
F6
2B
5-3
2-H
HR
BB
1B
6-3
SH1-4
1-2
6 1 3 2 0 0 0
Carl Yastrzemski, L (1, 7)
OBP: 0.371, SLG: 0.392
BB
4-3
1B
2B
6-3
F8
1-3
HR
IBB
4 2 1 0 3 0 1
Frank Malzone, R (1, 5)
OBP: 0.384, SLG: 0.518
F7
F8
1B
1B
K
F8
1-3
F7
1-H
2-H
HR
7 1 2 4 0 1 3
Dick Stuart, R (1, 3)
OBP: 0.299, SLG: 0.473
1B
K
K
F6
K
HR
7 1 2 1 0 2 1
Russ Nixon, L (1, 2)
OBP: 0.338, SLG: 0.403
F8
6-3
F7
G3
K
F2
4-3
7 0 0 0 0 1 2
Eddie Bressoud, R (1, 6)
OBP: 0.318, SLG: 0.420
K
K
1-3
BB
F8
6-3
6 0 1 0 1 2 1
Lou Clinton, R (1, 9)
OBP: 0.276, SLG: 0.415
F7
F7
K
F7
F4
1B
6 0 1 0 0 1 4
Wilbur Wood, R (1, 1)
Dick Radatz, R (7, 1)
F4
K
F3
2-3
4-3
6-3
3 0 0 0 0 1 0
3 0 0 0 0 0 1
Inning Stats
R: 0 H: 0 E: 0 LOB: 1 K: 0 BB: 1 S: 3 P: 7
R: 0 H: 1 E: 0 LOB: 1 K: 1 BB: 0 S: 6 P: 6
R: 0 H: 1 E: 0 LOB: 1 K: 0 BB: 0 S: 4 P: 4
R: 0 H: 0 E: 0 LOB: 0 K: 1 BB: 0 S: 5 P: 5
R: 0 H: 0 E: 0 LOB: 0 K: 2 BB: 0 S: 7 P: 7
R: 3 H: 5 E: 0 LOB: 2 K: 2 BB: 0 S: 12 P: 12
R: 0 H: 0 E: 0 LOB: 0 K: 0 BB: 0 S: 3 P: 3
R: 0 H: 0 E: 0 LOB: 0 K: 1 BB: 0 S: 5 P: 5
R: 0 H: 0 E: 0 LOB: 0 K: 0 BB: 0 S: 3 P: 3
R: 0 H: 1 E: 0 LOB: 0 K: 0 BB: 0 S: 4 P: 8
R: 0 H: 0 E: 0 LOB: 1 K: 1 BB: 1 S: 5 P: 9
R: 0 H: 0 E: 0 LOB: 0 K: 0 BB: 0 S: 3 P: 3
R: 0 H: 0 E: 0 LOB: 0 K: 0 BB: 0 S: 3 P: 3
R: 0 H: 1 E: 0 LOB: 1 K: 0 BB: 0 S: 4 P: 4
R: 4 H: 2 E: 1 LOB: 0 K: 0 BB: 1 S: 6 P: 10
1B: 5 SF: 0 2B: 3 SAC: 1 3B: 0 DP: 0 HR: 3 HBP: 0
WP: 0 PA: 61 PB: 0 SB: 0 CS: 0
Boston Red Sox @ Detroit Tigers
Tiger Stadium, Detroit, MI
Tue Jun 11 1963, 4:33 AM EDT
Att. 4,531 - Unknown
livebaseballscorecards.com
AB 56
R 7
H 11
RBI 7
BB 4
SO 8
LOB 13
PITCHER IP WLS BF H R ER SO BB IBB HBP BLK WP HR S P ERA WHIP
Jim Bunning, R (1, 1) ERA: 2.97 7.0 29 7 3 3 6 1 0 0 0 0 1 40 44 3.86 1.143
Terry Fox, R (8, 1) ERA: 3.34 7.1 L 30 4 4 3 2 2 1 0 0 0 2 31 43 3.68 0.818
Tom Sturdivant, R (15, 1) ERA: 4.19 0.2 2 0 0 0 0 0 0 0 0 0 0 2 2 0.00 0.000
PITCHER IP WLS BF H R ER SO BB IBB HBP BLK WP HR S P ERA WHIP

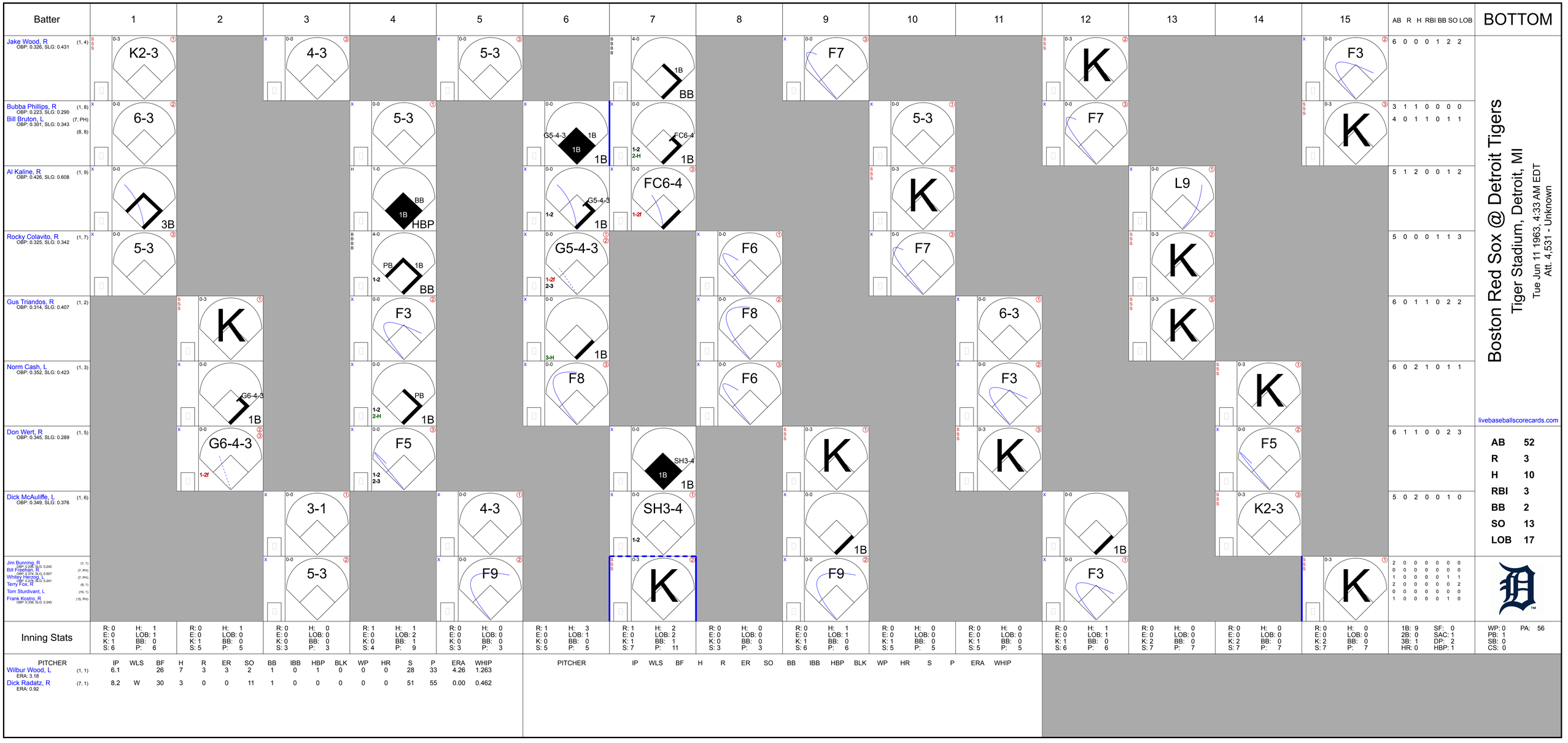
Batter
1
2
3
4
5
6
7
8
9
10
11
12
13
14
15
AB R H RBI BB SO LOB
BOTTOM
Jake Wood, R (1, 4)
OBP: 0.326, SLG: 0.431
K2-3
4-3
5-3
BB
F7
K
F3
6 0 0 0 1 2 2
Bubba Phillips, R (1, 8)
OBP: 0.223, SLG: 0.290
Bill Bruton, L (7, PH) (8, 8)
OBP: 0.301, SLG: 0.343
6-3
5-3
G5-4-3
FC6-4
5-3
F7
F7
K
3 1 1 0 0 0 0
4 0 1 1 0 1 1
Al Kaline, R (1, 9)
OBP: 0.426, SLG: 0.608
3B
HBP
1-2
1-2f
K
L9
5 1 2 0 0 1 2
Rocky Colavito, R (1, 7)
OBP: 0.325, SLG: 0.342
5-3
BB
G5-4-3
1-2f
2-3
F6
F7
K
5 0 0 0 1 1 3
Gus Triandos, R (1, 2)
OBP: 0.314, SLG: 0.407
K
F3
1B
3-H
F8
F8
6-3
K
6 0 1 1 0 2 2
Norm Cash, L (1, 3)
OBP: 0.352, SLG: 0.423
G6-4-3
PB
2-H
F8
F6
F3
K
6 0 2 1 0 1 1
Don Wert, R (1, 5)
OBP: 0.345, SLG: 0.289
G6-4-3
1-2f
F5
2-3
SH3-4
K
K
F5
6 1 1 0 0 2 3
Dick McAuliffe, L (1, 6)
OBP: 0.349, SLG: 0.376
3-1
4-3
SH3-4
1-2
1B
1B
K2-3
5 0 2 0 0 1 0
Jim Bunning, R (1, 1)
OBP: 0.206, SLG: 0.242
Bill Freehan, R (7, PH)
OBP: 0.374, SLG: 0.507
Whitey Herzog, L (7, PH)
OBP: 0.238, SLG: 0.241
Terry Fox, R (8, 1)
Tom Sturdivant, L (15, 1)
Frank Kostro, R (15, PH)
OBP: 0.339, SLG: 0.240
5-3
F9
K
F9
F3
K
2 0 0 0 0 0 0
0 0 0 0 0 0 0
1 0 0 0 0 1 1
2 0 0 0 0 0 2
0 0 0 0 0 0 0
1 0 0 0 0 1 0
Inning Stats
R: 0 H: 1 E: 0 LOB: 1 K: 1 BB: 0 S: 6 P: 6
R: 0 H: 1 E: 0 LOB: 0 K: 1 BB: 0 S: 5 P: 5
R: 0 H: 0 E: 0 LOB: 0 K: 0 BB: 0 S: 3 P: 3
R: 1 H: 1 E: 0 LOB: 2 K: 0 BB: 1 S: 4 P: 9
R: 0 H: 0 E: 0 LOB: 0 K: 0 BB: 0 S: 3 P: 3
R: 1 H: 3 E: 0 LOB: 1 K: 0 BB: 0 S: 5 P: 5
R: 1 H: 2 E: 0 LOB: 2 K: 1 BB: 1 S: 7 P: 11
R: 0 H: 0 E: 0 LOB: 0 K: 0 BB: 0 S: 3 P: 3
R: 0 H: 1 E: 0 LOB: 0 K: 1 BB: 0 S: 6 P: 6
R: 0 H: 0 E: 0 LOB: 0 K: 1 BB: 0 S: 5 P: 5
R: 0 H: 0 E: 0 LOB: 0 K: 1 BB: 0 S: 5 P: 5
R: 0 H: 1 E: 0 LOB: 1 K: 1 BB: 0 S: 6 P: 6
R: 0 H: 0 E: 0 LOB: 0 K: 2 BB: 0 S: 7 P: 7
R: 0 H: 0 E: 0 LOB: 0 K: 2 BB: 0 S: 7 P: 7
R: 0 H: 0 E: 0 LOB: 0 K: 2 BB: 0 S: 7 P: 7
PITCHER IP WLS BF H R ER SO BB IBB HBP BLK WP HR S P ERA WHIP
Wilbur Wood, L (1, 1) ERA: 3.18 6.1 26 7 3 3 2 1 0 1 0 0 0 28 33 4.26 1.263
Dick Radatz, R (7, 1) ERA: 0.92 8.2 W 30 3 0 0 11 1 0 0 0 0 0 51 55 0.00 0.462
PITCHER IP WLS BF H R ER SO BB IBB HBP BLK WP HR S P ERA WHIP
1B: 9 2B: 0 3B: 1 HR: 0
SF: 0 SAC: 1 DP: 2 HBP: 1
WP: 0 PB: 1 SB: 0 CS: 0
PA: 56
Boston Red Sox @ Detroit Tigers
Tiger Stadium, Detroit, MI
Tue Jun 11 1963, 4:33 AM EDT
Att. 4,531 - Unknown
livebaseballscorecards.com
AB 52
R 3
H 10
RBI 3
BB 2
SO 13
LOB 17

Batter	1	2	3	4	5	6	7	8	9	AB	R	H	RBI	BB	SO	LOB
Ed Brinkman, R (1, 6) OBP: 0.287, SLG: 0.338	0-0 1B		0-3 K		0-0 6-3		0-0 HR 3B			4	1	2	1	0	1	0
Jim King, L (1, 9) OBP: 0.313, SLG: 0.429	0-0 1-3 1B		0-3 K		0-0 P6		0-0 HR 3-H			4	1	2	2	0	1	0
Chuck Hinton, R (1, 7) OBP: 0.314, SLG: 0.483	0-3 K		0-0 1B		0-0 F8		0-0 F9			4	0	1	0	0	1	2
Bobo Osborne, L (1, 3) OBP: 0.311, SLG: 0.432	0-3 K		0-3 K			0-0 3-1		0-3 K		4	0	0	0	0	3	3
Don Lock, R (1, 8) OBP: 0.351, SLG: 0.472	0-0 F8			0-0 6-3		0-0 F8		0-0 6-3		4	0	0	0	0	0	2
Marv Breeding, R (1, 5) OBP: 0.321, SLG: 0.358		0-0 F8		0-0 F8		0-0 P5		0-0 1-3		4	0	0	0	0	0	0
Hobie Landrith, L (1, 2) OBP: 0.286, SLG: 0.194		0-3 K		4-0 1B BB			0-0 F8		0-3 K	3	0	0	0	1	2	0
Chuck Cottier, R (1, 4) OBP: 0.237, SLG: 0.317		0-0 1B		0-0 1-2 1B			0-0 F7		0-0 F3	4	0	2	0	0	0	0
Dave Stenhouse, R (1, 1) OBP: 0.143, SLG: 0.105		0-3 K		0-3 K			0-0 3B 1B		0-0 L8	2	0	0	0	0	2	3
Dick Phillips, L (7, PH) OBP: 0.292, SLG: 0.259										1	1	1	0	0	0	0
Jim Bronstad, R (7, 1)										0	0	0	0	0	0	0
Minnie Minoso, R (9, PH) OBP: 0.342, SLG: 0.261										1	0	0	0	0	0	0
Inning Stats	R: 0 H: 2 E: 0 LOB: 2 K: 2 BB: 0 S: 9 P: 9	R: 0 H: 1 E: 0 LOB: 1 K: 2 BB: 0 S: 8 P: 8	R: 0 H: 1 E: 0 LOB: 1 K: 3 BB: 0 S: 10 P: 10	R: 0 H: 1 E: 0 LOB: 2 K: 1 BB: 1 S: 6 P: 10	R: 0 H: 0 E: 0 LOB: 0 K: 0 BB: 0 S: 3 P: 3	R: 0 H: 0 E: 0 LOB: 0 K: 0 BB: 0 S: 3 P: 3	R: 3 H: 3 E: 0 LOB: 0 K: 0 BB: 0 S: 6 P: 6	R: 0 H: 0 E: 0 LOB: 0 K: 1 BB: 0 S: 5 P: 5	R: 0 H: 0 E: 0 LOB: 0 K: 1 BB: 0 S: 5 P: 5	1B: 6 SF: 0 2B: 0 SAC: 0 3B: 1 DP: 0 HR: 1 HBP: 0						

TOP

Washington Senators @ Boston Red Sox

Fenway Park, Boston, MA

Wed Jun 12 1963, 7:05 PM EDT

Att. 6,285 - Unknown

livebaseballscorecards.com

AB	35
R	3
H	8
RBI	3
BB	1
SO	10
LOB	10

WP: 0 PA: 36
PB: 0
SB: 0
CS: 0

PITCHER	IP	WLS	BF	H	R	ER	SO	BB	IBB	HBP	BLK	WP	HR	S	P	ERA	WHIP
Bill Monbouquette, R (1, 1) ERA: 3.71	9.0	W	36	8	3	3	10	1	0	0	0	0	1	55	59	3.00	1.000

PITCHER	IP	WLS	BF	H	R	ER	SO	BB	IBB	HBP	BLK	WP	HR	S	P	ERA	WHIP

Batter	1	2	3	4	5	6	7	8	9	AB	R	H	RBI	BB	SO	LOB
Chuck Schilling, R (1, 4) OBP: 0.350, SLG: 0.393	L5		BBB 4-0 G6-4-3 BB		5-3		BBB 4-0 CS BB			2	0	0	0	2	0	0
Roman Mejias, R (1, 8) OBP: 0.195, SLG: 0.273	F2		G6-4-3 1-2f		6-3		CS 1-2	1B G4-2-3 2B		4	0	1	0	0	0	1
Carl Yastrzemski, L (1, 7) OBP: 0.373, SLG: 0.406	K		HR		F8			BBB 4-0 G4-2-3 1B BB		3	1	1	1	1	1	0
Frank Malzone, R (1, 5) OBP: 0.386, SLG: 0.518		1B HR 1B	5-3			3-1		1-2 2-3 G4-2-3 1B		4	1	2	0	0	0	0
Dick Stuart, R (1, 3) OBP: 0.303, SLG: 0.487		P6		HR		H 1-0 HBP		1-2 2-3 3-Hf G4-2-3		3	1	1	1	0	0	4
Lou Clinton, R (1, 9) OBP: 0.280, SLG: 0.414		1-3 HR 1B	BBB 4-0 5-3 BB			F7		6-3		3	1	1	0	1	0	3
Eddie Bressoud, R (1, 6) OBP: 0.318, SLG: 0.434		1-H 3-H HR	P3			P4				3	1	1	3	0	0	2
Bob Tillman, R (1, 2) OBP: 0.254, SLG: 0.303		6-3	5-3 1-2				F8			3	0	0	0	0	0	1
Bill Monbouquette, R (1, 1) OBP: 0.189, SLG: 0.143		F3	SSS 0-3 K				F8			3	0	0	0	0	1	1
Inning Stats	R: 0 H: 0 E: 0 LOB: 0 K: 1 BB: 0 S: 5 P: 5	R: 3 H: 3 E: 0 LOB: 0 K: 0 BB: 0 S: 6 P: 6	R: 1 H: 1 E: 0 LOB: 0 K: 0 BB: 1 S: 3 P: 7	R: 1 H: 1 E: 0 LOB: 1 K: 1 BB: 1 S: 6 P: 10	R: 0 H: 0 E: 0 LOB: 0 K: 0 BB: 0 S: 3 P: 3	R: 0 H: 0 E: 0 LOB: 1 K: 0 BB: 0 S: 3 P: 4	R: 0 H: 0 E: 0 LOB: 0 K: 0 BB: 1 S: 2 P: 6	R: 0 H: 2 E: 0 LOB: 2 K: 0 BB: 1 S: 4 P: 8		1B: 3 SF: 0 2B: 1 SAC: 0 3B: 0 DP: 2 HR: 3 HBP: 1				WP: 0 PA: 34 PB: 0 SB: 0 CS: 1		

PITCHER		IP	WLS	BF	H	R	ER	SO	BB	IBB	HBP	BLK	WP	HR	S	P	ERA	WHIP
Dave Stenhouse, R ERA: 3.84	(1, 1)	6.0	L	25	5	5	5	2	2	0	1	0	0	3	26	35	7.50	1.167
Jim Bronstad, R ERA: 4.34	(7, 1)	2.0		8	2	0	0	0	2	0	0	0	0	0	6	14	0.00	2.000

PITCHER	IP	WLS	BF	H	R	ER	SO	BB	IBB	HBP	BLK	WP	HR	S	P	ERA	WHIP

BOTTOM

Washington Senators @ Boston Red Sox

Fenway Park, Boston, MA

Wed Jun 12 1963, 7:05 PM EDT

Att. 6,285 - Unknown

livebaseballscorecards.com

AB	28
R	5
H	7
RBI	5
BB	4
SO	2
LOB	12

Batter	1	2	3	4	5	6	7	8	9	AB	R	H	RBI	BB	SO	LOB
Ed Brinkman, R (1, 6) OBP: 0.285, SLG: 0.339	F8		F7		E1 1B 1-3 2-H		2B 2B		F7	5	1	1	0	0	0	1
Minnie Minoso, R (1, 7) OBP: 0.343, SLG: 0.273	6-3		6-3		1-2 3-H 1B		2-H 2B		F8	5	0	2	2	0	0	0
Chuck Hinton, R (1, 9) OBP: 0.313, SLG: 0.477	BB 2B		K		F3		F8			3	1	0	0	1	1	3
Don Lock, R (1, 8) OBP: 0.354, SLG: 0.475	1-H 2B			BB G6-4-3	P3		P3			3	0	1	1	1	0	3
Don Leppert, R (1, 2) OBP: 0.330, SLG: 0.494	4-3			G6-4-3 1-2f	E 2B		P4			4	0	1	0	0	0	3
Marv Breeding, R (1, 5) OBP: 0.310, SLG: 0.345		5-3		F9	E3 2-3			K		4	0	0	0	0	1	1
Chuck Cottier, R (1, 4) OBP: 0.242, SLG: 0.337		HR			HBP E 1B	P4		F3		4	2	2	1	0	0	2
Tom Brown, S (1, 3) OBP: 0.169, SLG: 0.148		K			K	F9		L6		4	0	0	0	0	2	3
Jim Duckworth, R (1, 1) Jim Coates, R (3, 1) Dick Phillips, L (5, PH) OBP: 0.303, SLG: 0.259 Pete Burnside, R (5, 1) John Kennedy, R (6, PH) OBP: 0.206, SLG: 0.103 Ron Kline, R (6, 1) OBP: 0.333, SLG: 1.000 Jim King, L (9, PH) OBP: 0.311, SLG: 0.426		K			E 1-2 1B HBP	K			4-3	1 0 0 0 1 0 0 1	0 0 1 0 0 0 0 0	0 0 0 0 0 0 0 0	0 0 0 0 0 0 0 0	0 0 0 0 0 0 0 0	1 0 0 0 0 1 0 0	0 0 0 0 0 2 0 0

TOP

Washington Senators @ Boston Red Sox

Fenway Park, Boston, MA

Thu Jun 13 1963, 3:33 AM EDT

Att. 3,601 - Unknown

livebaseballscorecards.com

AB	35
R	5
H	7
RBI	4
BB	2
SO	6
LOB	18

Inning Stats	1	2	3	4	5	6	7	8	9
	R: 1 E: 0 K: 0 S: 4	H: 1 LOB: 1 BB: 1 P: 8	R: 1 E: 0 K: 2 S: 8	H: 1 LOB: 0 BB: 0 P: 8	R: 0 E: 0 K: 1 S: 5	H: 0 LOB: 0 BB: 0 P: 5	R: 0 E: 0 K: 0 S: 2	H: 0 LOB: 0 BB: 1 P: 6	R: 2 E: 1 K: 1 S: 8	H: 2 LOB: 2 BB: 0 P: 9	R: 0 E: 1 K: 1 S: 7	H: 1 LOB: 2 BB: 0 P: 7	R: 1 E: 0 K: 0 S: 5	H: 2 LOB: 1 BB: 0 P: 5	R: 0 E: 0 K: 1 S: 5	H: 0 LOB: 0 BB: 0 P: 5	R: 0 E: 0 K: 0 S: 3	H: 0 LOB: 0 BB: 0 P: 3

1B: 2	SF: 0	WP: 0	PA: 38
2B: 4	SAC: 0	PB: 0	
3B: 0	DP: 1	SB: 0	
HR: 1	HBP: 1	CS: 0	

PITCHER		IP	WLS	BF	H	R	ER	SO	BB	IBB	HBP	BLK	WP	HR	S	P	ERA	WHIP
Arnold Earley, L ERA: 4.63	(1, 1)	6.0	W	28	6	5	4	5	2	0	1	0	0	1	35	44	6.00	1.333
Jack Lamabe, R ERA: 3.29	(7, 1)	3.0	S	10	1	0	0	1	0	0	0	0	0	0	12	12	0.00	0.333

PITCHER	IP	WLS	BF	H	R	ER	SO	BB	IBB	HBP	BLK	WP	HR	S	P	ERA	WHIP

Batter	1	2	3	4	5	6	7	8	9	AB	R	H	RBI	BB	SO	LOB
Chuck Schilling, R (1, 4) OBP: 0.348, SLG: 0.390	5-3		HR 1B 1B	F2		K				4	1	1	0	0	1	0
Roman Mejias, R (1, 8) OBP: 0.190, SLG: 0.265	P6		F8	4-3		F8				4	0	0	0	0	0	1
Carl Yastrzemski, L (1, 7) OBP: 0.380, SLG: 0.417	FC6-4 1B		1-2 HR 1B	2B			6-3			4	1	3	0	0	0	0
Frank Malzone, R (1, 5) OBP: 0.384, SLG: 0.527	FC6-4 1-2f		1-H 2-H HR	F9			6-3			4	1	1	3	0	0	2
Dick Stuart, R (1, 3) OBP: 0.302, SLG: 0.497		HR	E5 2B		6-3		P3			4	2	1	1	0	0	0
Russ Nixon, L (1, 2) OBP: 0.346, SLG: 0.451		G3	1-H 1B 2B		L6			SF8 3B		4	2	2	1	0	0	0
Eddie Bressoud, R (1, 6) OBP: 0.326, SLG: 0.434		B B B B FC3-6 BB	2-H 1B		B B B B BB			F4		2	0	1	1	2	0	1
Lou Clinton, R (1, 9) OBP: 0.275, SLG: 0.408		FC3-6 1-2f	K		4-3			3-H SF8		3	0	0	1	0	1	3
Arnold Earley, L (1, 1) OBP: 0.143, SLG: 0.143 Jack Lamabe, R (7, 1)		K2-3	K			K		K		3 1	0 0	0 0	0 0	0 0	3 1	2 0
Inning Stats	R: 0 E: 0 K: 0 S: 4 H: 1 LOB: 1 BB: 0 P: 4	R: 1 E: 0 K: 1 S: 6 H: 1 LOB: 1 BB: 1 P: 10	R: 5 E: 1 K: 2 S: 13 H: 5 LOB: 1 BB: 0 P: 13	R: 0 E: 0 K: 0 S: 4 H: 1 LOB: 1 BB: 0 P: 4	R: 0 E: 0 K: 0 S: 3 H: 0 LOB: 1 BB: 1 P: 7	R: 0 E: 0 K: 2 S: 7 H: 0 LOB: 0 BB: 0 P: 7	R: 0 E: 0 K: 0 S: 3 H: 0 LOB: 0 BB: 0 P: 3	R: 1 E: 0 K: 1 S: 6 H: 1 LOB: 0 BB: 0 P: 6		1B: 4 2B: 2 3B: 1 HR: 2 SF: 1 SAC: 0 DP: 0 HBP: 0						

PITCHER		IP	WLS	BF	H	R	ER	SO	BB	IBB	HBP	BLK	WP	HR	S	P	ERA	WHIP
Jim Duckworth, R ERA: 4.33	(1, 1)	2.1	L	15	6	6	5	1	1	0	0	0	0	2	16	20	19.29	3.000
Jim Coates, R ERA: 5.91	(3, 1)	1.2		7	2	0	0	2	0	0	0	0	0	0	11	11	0.00	1.200
Pete Burnside, L ERA: 5.14	(5, 1)	1.0		4	0	0	0	0	1	0	0	0	0	0	3	7	0.00	1.000
Ron Kline, R ERA: 2.48	(6, 1)	3.0		10	1	1	0	3	0	0	0	0	0	0	16	16	0.00	0.333

PITCHER	IP	WLS	BF	H	R	ER	SO	BB	IBB	HBP	BLK	WP	HR	S	P	ERA	WHIP

BOTTOM

Washington Senators @ Boston Red Sox

Fenway Park, Boston, MA

Thu Jun 13 1963, 3:33 AM EDT

Att. 3,601 - Unknown

livebaseballscorecards.com

AB	33
R	7
H	9
RBI	7
BB	2
SO	6
LOB	9

WP: 0	PA: 36
PB: 0	
SB: 0	
CS: 0	

Baltimore Orioles @ Boston Red Sox

Fenway Park, Boston, MA

Fri Jun 14 1963, 7:05 PM EDT

Att. 18,015 - Unknown

TOP

livebaseballscorecards.com

Batter	1	2	3	4	5	6	7	8	9	AB	R	H	RBI	BB	SO	LOB
Luis Aparicio, R (1, 6) OBP: 0.319, SLG: 0.369	F8		F8		G6-4-3 1-2f			G4-6-3 BB 1-2 1B		4	0	1	0	0	0	2
Al Smith, R (1, 9) OBP: 0.361, SLG: 0.453	1B 1B		F7			K		BBBB G4-6-3 1-2 2-3 BB		3	0	1	0	1	1	0
Boog Powell, L (1, 7) OBP: 0.328, SLG: 0.506	F5		F9			BBBB FC5-4 BB		G4-6-3 1-2f 2-3 3-H		3	0	0	0	1	0	3
Jim Gentile, L (1, 3) OBP: 0.359, SLG: 0.414	BB 1-3 1B			F7		F4		F2		4	0	1	0	0	0	2
Brooks Robinson, R (1, 5) OBP: 0.325, SLG: 0.387	BBBB 1-2 BB			F9		FC5-4 1-2f			K	3	0	0	0	1	1	1
John Orsino, R (1, 2) OBP: 0.353, SLG: 0.414	K			5-3			K		F3	4	0	0	0	0	2	3
Russ Snyder, L (1, 8) OBP: 0.275, SLG: 0.290		5-3			E 2B		F7		BBBB BB	3	0	1	0	1	0	0
Jerry Adair, R (1, 4) OBP: 0.207, SLG: 0.340		G3			F6		5-3		K	4	0	0	0	0	1	2
Milt Pappas, R (1, 1) OBP: 0.160, SLG: 0.125		K			FC1 G6-4-3 2-3			BB 1B G4-6-3 1B		2	0	0	0	0	1	1
Wes Stock, R (6, 1)										0	0	0	0	0	0	0
Bob Saverine, S (8, PH) OBP: 0.321, SLG: 0.255										1	1	1	0	0	0	0
Dean Stone, L (8, 1)										0	0	0	0	0	0	0
Inning Stats	R: 0 E: 0 K: 1 S: 7 H: 2 LOB: 3 BB: 1 P: 11	R: 0 E: 0 K: 1 S: 5 H: 0 LOB: 0 BB: 0 P: 5	R: 0 E: 0 K: 0 S: 3 H: 0 LOB: 0 BB: 0 P: 3	R: 0 E: 0 K: 0 S: 3 H: 0 LOB: 0 BB: 0 P: 3	R: 0 E: 1 K: 0 S: 4 H: 1 LOB: 1 BB: 0 P: 4	R: 0 E: 0 K: 1 S: 5 H: 0 LOB: 1 BB: 1 P: 9	R: 0 E: 0 K: 1 S: 5 H: 0 LOB: 0 BB: 0 P: 5	R: 1 E: 0 K: 0 S: 4 H: 2 LOB: 1 BB: 1 P: 8	R: 0 E: 0 K: 2 S: 7 H: 0 LOB: 1 BB: 1 P: 11	1B: 4 2B: 1 3B: 0 HR: 0 SF: 0 SAC: 0 DP: 2 HBP: 0							WP: 0 PB: 0 SB: 0 CS: 0 PA: 35

	AB	31
	R	1
	H	5
	RBI	0
	BB	4
	SO	6
	LOB	14

PITCHER	IP	WLS	BF	H	R	ER	SO	BB	IBB	HBP	BLK	WP	HR	S	P	ERA	WHIP
Earl Wilson, R (1, 1) ERA: 2.71	7.0	W	29	5	1	1	4	3	0	0	0	0	0	34	46	1.29	1.143
Dick Radatz, R (8, 1) ERA: 0.88	2.0	S	6	0	0	0	2	1	0	0	0	0	0	9	13	0.00	0.500

PITCHER	IP	WLS	BF	H	R	ER	SO	BB	IBB	HBP	BLK	WP	HR	S	P	ERA	WHIP

Batter	1	2	3	4	5	6	7	8	9	AB	R	H	RBI	BB	SO	LOB
Chuck Schilling, R (1, 4) OBP: 0.347, SLG: 0.392	0-0 2B		0-0 ② F6		0-0 ② 4-3 1-2	0-0 ③ FC5-4 1-2f				4	0	1	0	0	0	3
Roman Mejias, R (1, 8) OBP: 0.197, SLG: 0.291	0-0 ① F2		0-0 HR		0-0 ③ F4		0-0 G4-6-3 1B			4	1	2	1	0	0	2
Carl Yastrzemski, L (1, 7) OBP: 0.378, SLG: 0.419	0-0 ② 4-3		0-0 ③ 6-3			0-0 2B 2B	0-0 ① ② G4-6-3 1-2f			4	1	1	0	0	0	2
Frank Malzone, R (1, 5) OBP: 0.381, SLG: 0.522	0-0 ③ F8			0-0 FC6-4 1B		0-0 ① 6-3	0-0 ③ F4			4	0	1	0	0	0	2
Dick Stuart, R (1, 3) OBP: 0.306, SLG: 0.510		0-0 HR		0-0 ① F8		B B B B 4-0 2B 2B BB		0-0 ① F9		3	2	1	1	1	0	1
Russ Nixon, L (1, 2) OBP: 0.353, SLG: 0.467		S S S 0-3 ① K		0-0 ② F7		0-0 2B 1-3 2-H 2B		0-0 1B		4	1	2	1	0	1	1
Eddie Bressoud, R (1, 6) OBP: 0.329, SLG: 0.430		B B B 4-0 G1-4-3 BB		0-0 ③ FC6-4 1-2f		H 1-0 2B FC5-2 HBP		0-0 ② F8		2	0	0	0	1	0	2
Lou Clinton, R (1, 9) OBP: 0.274, SLG: 0.410		0-0 ② ③ G1-4-3 1-2f			0-0 ① 1-3	0-0 1-3 2-H 3-H 2B		0-0 ③ F4		4	0	1	2	0	0	2
Earl Wilson, R (1, 1) OBP: 0.194, SLG: 0.229			0-0 ① 5-3		0-0 4-3 1B	0-0 ② FC5-2 FC5-4 3-H				3	0	1	0	0	0	2
Dick Radatz, R (8, 1)										0	0	0	0	0	0	0
Inning Stats	R: 0 E: 0 K: 0 S: 4 H: 1 LOB: 1 BB: 0 P: 4	R: 1 E: 0 K: 1 S: 5 H: 1 LOB: 0 BB: 1 P: 9	R: 1 E: 0 K: 0 S: 4 H: 1 LOB: 0 BB: 0 P: 4	R: 0 E: 0 K: 0 S: 4 H: 1 LOB: 1 BB: 0 P: 4	R: 0 E: 0 K: 0 S: 4 H: 1 LOB: 1 BB: 0 P: 4	R: 3 E: 0 K: 0 S: 6 H: 3 LOB: 2 BB: 1 P: 11	R: 0 E: 0 K: 0 S: 3 H: 1 LOB: 0 BB: 0 P: 3	R: 0 E: 0 K: 0 S: 4 H: 1 LOB: 1 BB: 0 P: 4		1B: 4 2B: 4 3B: 0 HR: 2	SF: 0 SAC: 0 DP: 2 HBP: 1						

PITCHER		IP	WLS	BF	H	R	ER	SO	BB	IBB	HBP	BLK	WP	HR	S	P	ERA	WHIP
Milt Pappas, R ERA: 2.84	(1, 1)	5.1	L	26	8	5	5	1	2	0	1	0	0	2	25	34	8.44	1.875
Wes Stock, R ERA: 4.13	(6, 1)	1.2		5	1	0	0	0	0	0	0	0	0	0	5	5	0.00	0.600
Dean Stone, L ERA: 4.76	(8, 1)	1.0		4	1	0	0	0	0	0	0	0	0	0	4	4	0.00	1.000

PITCHER	IP	WLS	BF	H	R	ER	SO	BB	IBB	HBP	BLK	WP	HR	S	P	ERA	WHIP

BOTTOM

Baltimore Orioles @ Boston Red Sox

Fenway Park, Boston, MA

Fri Jun 14 1963, 7:05 PM EDT

Att. 18,015 - Unknown

livebaseballscorecards.com

AB	32
R	5
H	10
RBI	5
BB	2
SO	1
LOB	17

Baltimore Orioles @ Boston Red Sox

Fenway Park, Boston, MA

Sun Jun 16 1963, 3:33 AM EDT

Unknown

TOP

livebaseballscorecards.com

Batter	1	2	3	4	5	6	7	8	9	AB	R	H	RBI	BB	SO	LOB
Luis Aparicio, R (1, 6) OBP: 0.314, SLG: 0.363	6-3		6-3		F2			F8		4	0	0	0	0	0	0
Russ Snyder, L (1, 8) OBP: 0.274, SLG: 0.288	1B 5-3 1B		6-3		4-3			F8		4	0	1	0	0	0	0
Al Smith, R (1, 9) OBP: 0.359, SLG: 0.454	5-3 1-2		6-3			F8		2B		4	0	1	0	0	0	1
Jim Gentile, L (1, 3) OBP: 0.357, SLG: 0.411	2-3 1B			3-1		K		3-1		4	0	1	0	0	1	1
Boog Powell, L (1, 7) OBP: 0.331, SLG: 0.512	F5			1B G3 2B		1B			1-3	4	1	2	0	0	0	2
Brooks Robinson, R (1, 5) OBP: 0.324, SLG: 0.385		F9		2-3 1B		K			K	4	0	1	0	0	2	1
Charlie Lau, L (1, 2) OBP: 0.194, SLG: 0.229		K		G3 1-1 3-H			4-3		F2	4	0	0	1	0	1	1
Jerry Adair, R (1, 4) OBP: 0.209, SLG: 0.340		1B		6-3			5-3			3	0	1	0	0	0	1
Ike Delock, R (1, 1) Dick Hall, R (5, 1) OBP: 0.400, SLG: 0.400		K			F7		K			2 1	0 0	0 0	0 0	0 0	1 1	1 0

	AB	34
	R	1
	H	7
	RBI	1
	BB	0
	SO	6
	LOB	8

Inning Stats	1	2	3	4	5	6	7	8	9	1B: 5	SF: 0	WP: 0	PA: 34
R:	0	0	0	1	0	0	0	0	0	2B: 2	SAC: 0	PB: 0	
E:	0	0	0	1	0	0	0	0	0	3B: 0	DP: 0	SB: 0	
K:	0	2	0	0	0	2	1	1	1	HR: 0	HBP: 0	CS: 0	
S:	5	8	3	5	3	8	5	4	5				
H:	2	1	0	2	0	1	0	1	0				
LOB:	2	1	0	1	0	1	1	1	0				
BB:	0	0	0	0	0	0	0	0	0				
P:	5	8	3	5	3	8	5	4	5				

PITCHER	IP	WLS	BF	H	R	ER	SO	BB	IBB	HBP	BLK	WP	HR	S	P	ERA	WHIP
Bill Monbouquette, R (1, 1) ERA: 3.48	9.0	W	34	7	1	1	6	0	0	0	0	0	0	46	46	1.00	0.778

Baltimore Orioles @ Boston Red Sox

Fenway Park, Boston, MA

Sun Jun 16 1963, 3:33 AM EDT

Unknown

BOTTOM

livebaseballscorecards.com

Batter	1	2	3	4	5	6	7	8	9	AB	R	H	RBI	BB	SO	LOB
Chuck Schilling, R (1, 4) OBP: 0.345, SLG: 0.390	4-3		F6		HR 1B 2-H 3-H		6-3			4	1	1	2	0	0	1
Roman Mejias, R (1, 8) OBP: 0.205, SLG: 0.335	F6		F9		HR 1-H			HR		4	2	2	3	0	0	1
Carl Yastrzemski, L (1, 7) OBP: 0.376, SLG: 0.421	F8			L8	3-1			1B 2B		4	1	1	0	0	0	0
Frank Malzone, R (1, 5) OBP: 0.379, SLG: 0.517		F9		6-3		F1		BB 1B 2-H		4	1	1	1	0	0	0
Dick Stuart, R (1, 3) OBP: 0.309, SLG: 0.523		6-3		6-3		HR		BB 1-2		3	1	1	1	1	0	0
Lou Clinton, R (1, 9) OBP: 0.278, SLG: 0.421		3B			SH1-3 BB 1B 1B	K		F5		4	1	2	0	0	1	2
Eddie Bressoud, R (1, 6) OBP: 0.323, SLG: 0.422		K			K	F2		K		4	0	0	0	0	3	4
Bob Tillman, R (1, 2) OBP: 0.268, SLG: 0.306			FC1-6 BB		SH1-3 1-2 1B BB		F8	1B 1-2 2-H		2	1	1	1	2	0	0
Bill Monbouquette, R (1, 1) OBP: 0.175, SLG: 0.132			FC1-6 1-2f		SH1-3 1-2 2-3		K	K		3	0	0	0	0	2	3
Inning Stats	R: 0 H: 0 E: 0 LOB: 0 K: 0 BB: 0 S: 3 P: 3	R: 0 H: 1 E: 0 LOB: 1 K: 1 BB: 0 S: 6 P: 6	R: 0 H: 0 E: 0 LOB: 1 K: 0 BB: 1 S: 3 P: 7	R: 0 H: 0 E: 0 LOB: 0 K: 0 BB: 0 S: 3 P: 3	R: 4 H: 3 E: 0 LOB: 0 K: 1 BB: 1 S: 8 P: 12	R: 1 H: 1 E: 0 LOB: 0 K: 1 BB: 0 S: 6 P: 6	R: 0 H: 0 E: 0 LOB: 0 K: 1 BB: 0 S: 5 P: 5	R: 3 H: 4 E: 0 LOB: 2 K: 2 BB: 1 S: 11 P: 15		1B: 4 SF: 0 2B: 1 SAC: 1 3B: 1 DP: 0 HR: 3 HBP: 0						

	AB	32
	R	8
	H	9
	RBI	8
	BB	3
	SO	6
	LOB	11

WP: 0 PA: 36
PB: 0
SB: 0
CS: 0

PITCHER		IP	WLS	BF	H	R	ER	SO	BB	IBB	HBP	BLK	WP	HR	S	P	ERA	WHIP
Ike Delock, R ERA: 4.66	(1, 1)	4.2	L	19	3	3	3	2	2	0	0	0	0	0	21	29	5.79	1.071
Dick Hall, R ERA: 3.95	(5, 1)	3.1		17	6	5	5	4	1	0	0	0	0	3	24	28	13.50	2.100

PITCHER	IP	WLS	BF	H	R	ER	SO	BB	IBB	HBP	BLK	WP	HR	S	P	ERA	WHIP

Baltimore Orioles @ Boston Red Sox

Fenway Park, Boston, MA

Sun Jun 16 1963, 3:38 AM EDT

Att. 29,258 - Unknown

TOP

livebaseballscorecards.com

Batter	1	2	3	4	5	6	7	8	9	AB	R	H	RBI	BB	SO	LOB
Luis Aparicio, R (1, 6) OBP: 0.312, SLG: 0.363	L4		L8		1B 2B	FC6-4 1-2f		F9		5	0	1	0	0	0	3
Joe Gaines, R (1, 8) OBP: 0.452, SLG: 0.604	1B BB		K		2-3 1B		2B BB	K		3	1	1	0	2	2	1
Brooks Robinson, R (1, 5) OBP: 0.325, SLG: 0.393	F4			4-3 2B	4-3		E G3 1-H	5-3		5	1	2	1	0	0	4
Boog Powell, L (1, 7) OBP: 0.328, SLG: 0.503	1-3 1B			4-3 2-3		4-3	K		K	5	0	1	0	0	2	2
Al Smith, R (1, 9) OBP: 0.355, SLG: 0.444	K			L4		1B BB BB	E3 WP G3 2-3		F8	4	1	0	0	1	1	4
John Orsino, R (1, 3) OBP: 0.340, SLG: 0.397		F2		K		F2	G3 1-2 3-H		F7	5	0	0	1	0	1	3
Dick Brown, R (1, 2) OBP: 0.315, SLG: 0.369		L7			1B 4-3 2B	1B BB 1-2	BB 2-3			2	2	1	0	2	0	0
Jerry Adair, R (1, 4) OBP: 0.214, SLG: 0.343		F8			1B 2-3	1B 1-2 2-H	K			4	0	2	1	0	1	2
Robin Roberts, S (1, 1) OBP: 0.267, SLG: 0.276			F7		4-3 3-H	FC6-4 1-2 2-H			1B	2	0	0	1	0	0	0
Wes Stock, R (5, 1)										0	0	0	0	0	0	0
Jim Gentile, L (6, PH) OBP: 0.360, SLG: 0.414										1	0	1	1	0	0	0
Stu Miller, R (6, 1) OBP: 0.250, SLG: 0.250										0	0	0	0	0	0	0
Russ Snyder, L (8, PH) OBP: 0.280, SLG: 0.295										1	0	1	0	0	0	0
Dean Stone, L (8, 1)										0	0	0	0	0	0	0
Inning Stats	R: 0 E: 0 K: 1 S: 6 H: 1 LOB: 2 BB: 1 P: 10	R: 0 E: 0 K: 0 S: 3 H: 0 LOB: 0 BB: 0 P: 3	R: 0 E: 0 K: 1 S: 5 H: 0 LOB: 0 BB: 0 P: 5	R: 0 E: 0 K: 1 S: 6 H: 1 LOB: 1 BB: 0 P: 6	R: 1 E: 0 K: 0 S: 6 H: 4 LOB: 2 BB: 0 P: 6	R: 2 E: 0 K: 0 S: 5 H: 2 LOB: 2 BB: 2 P: 13	R: 2 E: 1 K: 2 S: 9 H: 1 LOB: 2 BB: 2 P: 17	R: 0 E: 0 K: 1 S: 6 H: 1 LOB: 1 BB: 0 P: 6	R: 0 E: 0 K: 1 S: 5 H: 0 LOB: 0 BB: 0 P: 5	1B: 6 2B: 4 3B: 0 HR: 0 SF: 0 SAC: 0 DP: 0 HBP: 0	WP: 1 PB: 0 SB: 0 CS: 0 PA: 42					

	AB	37
	R	5
	H	10
	RBI	5
	BB	5
	SO	7
	LOB	19

PITCHER		IP	WLS	BF	H	R	ER	SO	BB	IBB	HBP	BLK	WP	HR	S	P	ERA	WHIP
Dave Morehead, R ERA: 4.25	(1, 1)	5.2	W	26	7	3	3	3	3	0	0	0	0	0	29	41	4.76	1.765
Jack Lamabe, R ERA: 3.27	(6, 1)	0.1		2	1	0	0	0	0	0	0	0	0	0	2	2	0.00	3.000
Dick Radatz, R ERA: 1.0	(7, 1)	3.0	S	14	2	2	1	4	2	0	0	0	1	0	20	28	3.00	1.333

PITCHER	IP	WLS	BF	H	R	ER	SO	BB	IBB	HBP	BLK	WP	HR	S	P	ERA	WHIP

Batter	1	2	3	4	5	6	7	8	9	AB	R	H	RBI	BB	SO	LOB
Chuck Schilling, R (1, 4) OBP: 0.338, SLG: 0.382	4-3		F7		F8	K	FC6-5 G6-4-3 2-3			5	0	0	0	0	1	2
Roman Mejias, R (1, 8) OBP: 0.211, SLG: 0.352	6-3		5-3		HR	FC3-2 E 1B HBP	G6-4-3 1-2f			4	2	1	1	0	0	1
Carl Yastrzemski, L (1, 7) OBP: 0.384, SLG: 0.434	2B 1B			2B 1B	1B 2B	E1 FC3-2 1B 1-2 2-3		WP BB 2B 1B		5	5	4	0	0	0	2
Frank Malzone, R (1, 5) OBP: 0.388, SLG: 0.530	1-H 2B			1-3 1B 2B	2-H 1B	FC3-2 1B 1-2 2-3 3-Hf		BBBB WP 1-2 2B BB		4	3	3	2	1	0	3
Dick Stuart, R (1, 3) OBP: 0.307, SLG: 0.515	F9			K	F2	BB 1B 1B 1-2 2-H 3-H		K 1-2 2-3		5	0	1	2	0	2	6
Lou Clinton, R (1, 9) OBP: 0.285, SLG: 0.427		F2		1B IBB	L8	BB 1B 1-2 2-H		2-H 3-H 2B		4	0	2	3	1	0	1
Eddie Bressoud, R (1, 6) OBP: 0.325, SLG: 0.418		F6		F3	1B 2B 1B BBBB 1-2 2-3 BB			F5		4	1	1	0	1	0	4
Russ Nixon, L (1, 2) OBP: 0.367, SLG: 0.468		K		1-3 2-H 3-H 1B	2B 1-3 E 1B F8			BBBB BB		4	1	2	2	1	1	3
Dave Morehead, R (1, 1) OBP: 0.050, SLG: 0.050			F3	K	E7 E FC3-2 1-H 3-H 2B	FC6-5 2B		K		2	0	0	0	0	1	2
Jack Lamabe, R (6, 1)										0	0	0	0	0	0	0
Dick Williams, R (6, PH) OBP: 0.207, SLG: 0.286										1	0	1	1	0	0	0
Dick Radatz, R (7, 1) OBP: 0.077, SLG: 0.154										2	0	1	0	0	1	2
Inning Stats	R: 1 E: 0 K: 0 S: 5 H: 2 LOB: 1 BB: 0 P: 5	R: 0 E: 0 K: 1 S: 5 H: 0 LOB: 0 BB: 0 P: 5	R: 0 E: 0 K: 0 S: 3 H: 0 LOB: 0 BB: 0 P: 3	R: 2 E: 0 K: 2 S: 10 H: 3 LOB: 2 BB: 1 P: 14	R: 2 E: 0 K: 0 S: 6 H: 3 LOB: 1 BB: 0 P: 6	R: 5 E: 2 K: 1 S: 11 H: 5 LOB: 3 BB: 1 P: 16	R: 0 E: 0 K: 0 S: 3 H: 1 LOB: 0 BB: 0 P: 3	R: 2 E: 0 K: 2 S: 9 H: 2 LOB: 2 BB: 2 P: 17		1B: 9 2B: 6 3B: 0 HR: 1 SF: 0 SAC: 0 DP: 1 HBP: 1						

PITCHER		IP	WLS	BF	H	R	ER	SO	BB	IBB	HBP	BLK	WP	HR	S	P	ERA	WHIP
Robin Roberts, R ERA: 3.41	(1, 1)	4.1	L	22	8	5	5	3	0	1	0	0	0	1	27	31	10.38	1.846
Wes Stock, R ERA: 4.05	(5, 1)	0.2		2	0	0	0	0	0	0	0	0	0	0	2	2	0.00	0.000
Stu Miller, R ERA: 3.03	(6, 1)	2.0		14	6	5	2	1	1	0	1	0	0	0	14	19	9.00	3.500
Dean Stone, L ERA: 5.5	(8, 1)	1.0		7	2	2	2	2	2	0	0	0	1	0	9	17	18.00	4.000

PITCHER	IP	WLS	BF	H	R	ER	SO	BB	IBB	HBP	BLK	WP	HR	S	P	ERA	WHIP

BOTTOM

Baltimore Orioles @ Boston Red Sox

Fenway Park, Boston, MA

Sun Jun 16 1963, 3:38 AM EDT

Att. 29,258 - Unknown

livebaseballscorecards.com

AB	40
R	12
H	16
RBI	11
BB	4
SO	6
LOB	26

WP: 1 PA: 45
PB: 0
SB: 0
CS: 0

Batter	1	2	3	4	5	6	7	8	9	AB	R	H	RBI	BB	SO	LOB
Luis Aparicio, R (1, 6) OBP: 0.314, SLG: 0.368	G3		6-3		2B 1-3 2-H 2B		5-3		1-3 1B	5	1	2	1	0	0	0
Jerry Adair, R (1, 4) OBP: 0.210, SLG: 0.336	6-3		K		K		5-3			4	0	0	0	0	2	2
Brooks Robinson, R (1, 5) OBP: 0.328, SLG: 0.390	BB		6-3		2B HR 3-H BB		K			2	1	0	0	2	1	0
Al Smith, R (1, 9) OBP: 0.353, SLG: 0.445	F9			F8	HR 1-3 2-H 2B			5-3		4	1	1	1	0	0	1
Joe Gaines, R (1, 8) (5, 7) OBP: 0.439, SLG: 0.635		F9		F9	2-H 3-H HR			F9		4	1	1	3	0	0	0
John Orsino, R (1, 3) OBP: 0.338, SLG: 0.392		BLK 1B		L8	F3			F6		4	0	1	0	0	0	0
Dick Brown, R (1, 2) OBP: 0.312, SLG: 0.362		6-3 1-2			K2-3	6-3			1B 1B	4	0	1	0	0	1	1
Jackie Brandt, R (1, 7) OBP: 0.307, SLG: 0.422 Russ Snyder, L (5, 8) OBP: 0.276, SLG: 0.289		F6			SH 2B 1B	F8			F9	2 2	1 0	1 0	0 0	0 0	0 0	1 1
Mike McCormick, L (1, 1) OBP: 0.278, SLG: 0.444			HR		SH 2B 1-2 WP	F7			K	3	2	1	1	0	1	1
Inning Stats	R: 0 E: 0 K: 0 S: 3 H: 0 LOB: 1 BB: 1 P: 7	R: 0 E: 0 K: 0 S: 4 H: 1 LOB: 1 BB: 0 P: 4	R: 1 E: 0 K: 1 S: 6 H: 1 LOB: 0 BB: 0 P: 6	R: 0 E: 0 K: 0 S: 3 H: 0 LOB: 0 BB: 0 P: 3	R: 6 E: 1 K: 2 S: 12 H: 4 LOB: 0 BB: 1 P: 16	R: 0 E: 0 K: 0 S: 3 H: 0 LOB: 0 BB: 0 P: 3	R: 0 E: 0 K: 1 S: 5 H: 0 LOB: 0 BB: 0 P: 5	R: 0 E: 0 K: 0 S: 3 H: 0 LOB: 0 BB: 0 P: 3	R: 0 E: 0 K: 1 S: 6 H: 2 LOB: 2 BB: 0 P: 6	1B: 4 2B: 2 3B: 0 HR: 2 SF: 0 SAC: 1 DP: 0 HBP: 0						

PITCHER		IP	WLS	BF	H	R	ER	SO	BB	IBB	HBP	BLK	WP	HR	S	P	ERA	WHIP
Wilbur Wood, L ERA: 3.38	(1, 1)	4.2	L	22	5	6	2	3	2	0	0	1	1	1	26	34	3.86	1.500
Jack Lamabe, R ERA: 3.02	(5, 1)	3.1		11	1	1	0	1	0	0	0	0	0	1	13	13	0.00	0.300
Arnold Earley, L ERA: 4.5	(9, 1)	1.0		4	2	0	0	1	0	0	0	0	0	0	6	6	0.00	2.000

PITCHER	IP	WLS	BF	H	R	ER	SO	BB	IBB	HBP	BLK	WP	HR	S	P	ERA	WHIP

TOP

Baltimore Orioles @ Boston Red Sox

Fenway Park, Boston, MA

Mon Jun 17 1963, 3:33 AM EDT

Att. 7,219 - Unknown

livebaseballscorecards.com

AB	34
R	7
H	8
RBI	6
BB	2
SO	5
LOB	7

Baltimore Orioles @ Boston Red Sox

Fenway Park, Boston, MA

Mon Jun 17 1963, 3:33 AM EDT

Att. 7,219 - Unknown

BOTTOM

livebaseballscorecards.com

Batter	1	2	3	4	5	6	7	8	9	AB	R	H	RBI	BB	SO	LOB
Chuck Schilling, R (1, 4) OBP: 0.337, SLG: 0.377	F7		F8			F8		BB, FC6-4		3	0	0	0	1	0	2
Roman Mejias, R (1, 8) OBP: 0.212, SLG: 0.350	CS, 1B		G5-4-3, 1-2f			K		FC6-4, 1-2f		4	0	1	0	0	1	3
Carl Yastrzemski, L (1, 7) OBP: 0.386, SLG: 0.430	F7, 1-2			K2-4-2, BB		BB		F8		2	0	0	0	2	0	2
Frank Malzone, R (1, 5) OBP: 0.381, SLG: 0.521		F8		F9		F6		FC6-4, 1-2f		4	0	0	0	0	0	3
Arnold Earley, L (9, 1) OBP: 0.143, SLG: 0.143										0	0	0	0	0	0	0
Dick Stuart, R (1, 3) OBP: 0.301, SLG: 0.505		F3		K2-4-2, 1-2f			6-3		6-3	4	0	0	0	0	1	1
Lou Clinton, R (1, 9) OBP: 0.293, SLG: 0.430		BB			F9		1B		1B	3	0	2	0	1	0	0
Eddie Bressoud, R (1, 6) OBP: 0.319, SLG: 0.410		K			6-3		F7		F8	4	0	0	0	0	1	3
Bob Tillman, R (1, 2) OBP: 0.275, SLG: 0.336			E, 1B		HR		K		1-3	4	1	2	1	0	1	2
Wilbur Wood, R (1, 1) Jack Lamabe, R (5, 1) Dick Williams, R (8, PH) (9, 5) OBP: 0.233, SLG: 0.414			E1, G5-4-3, 1-2		K			HR		1	0	0	0	0	0	1
										1	0	0	0	0	1	0
										1	1	1	1	0	0	0
Inning Stats	R: 0, E: 0, K: 0, S: 3, H: 1, LOB: 0, BB: 0, P: 3	R: 0, E: 0, K: 1, S: 5, H: 0, LOB: 1, BB: 1, P: 9	R: 0, E: 1, K: 0, S: 4, H: 1, LOB: 1, BB: 0, P: 4	R: 0, E: 0, K: 1, S: 4, H: 0, LOB: 1, BB: 1, P: 8	R: 1, E: 0, K: 1, S: 6, H: 1, LOB: 0, BB: 0, P: 6	R: 0, E: 0, K: 1, S: 5, H: 0, LOB: 1, BB: 1, P: 9	R: 0, E: 0, K: 1, S: 6, H: 1, LOB: 1, BB: 0, P: 6	R: 1, E: 0, K: 0, S: 4, H: 1, LOB: 1, BB: 1, P: 8	R: 0, E: 0, K: 0, S: 4, H: 1, LOB: 1, BB: 0, P: 4	1B: 4, 2B: 1, 3B: 0, HR: 2	SF: 0, SAC: 0, DP: 2, HBP: 0			WP: 0, PB: 0, SB: 0, CS: 1	PA: 35		

	AB	31
	R	2
	H	6
	RBI	2
	BB	4
	SO	5
	LOB	17

PITCHER	IP	WLS	BF	H	R	ER	SO	BB	IBB	HBP	BLK	WP	HR	S	P	ERA	WHIP
Mike McCormick, L (1, 1) ERA: 3.86	9.0	W	35	6	2	2	5	4	0	0	0	0	2	41	57	2.00	1.111

PITCHER	IP	WLS	BF	H	R	ER	SO	BB	IBB	HBP	BLK	WP	HR	S	P	ERA	WHIP

Batter	1	2	3	4	5	6	7	8	9	AB	R	H	RBI	BB	SO	LOB
Jake Wood, R (1, 4) OBP: 0.348, SLG: 0.476	BB, 2B	1-2, BB			5-3		S, BB			2	0	1	0	2	0	0
Bill Bruton, L (1, 8) OBP: 0.286, SLG: 0.322	F2	4-3			1B		F5, 1-2			4	0	1	0	0	0	4
Al Kaline, R (1, 9) OBP: 0.420, SLG: 0.605	K		L5-3		L6			L8		4	0	0	0	0	1	1
Rocky Colavito, R (1, 7) OBP: 0.336, SLG: 0.374	BB, BB		4-3			3-1, SH5-3, 1B		5-3		3	0	1	0	1	0	0
Norm Cash, L (1, 3) OBP: 0.348, SLG: 0.396	1-2, 2-3, BB		F7			SH5-3, 1-2		4-3		2	0	0	0	1	0	0
Dick McAuliffe, L (1, 6) OBP: 0.329, SLG: 0.375	4-3			F6		3-1, 2-3			F9	4	0	0	0	0	0	4
Bubba Phillips, R (1, 5) OBP: 0.209, SLG: 0.260		L7		BB, 1B		1-3			5-3	4	0	1	0	0	0	1
Bill Freehan, R (1, 2) OBP: 0.375, SLG: 0.451		BB, BB		1-2, BB			6-3		BB	1	0	0	0	3	0	0
Bill Faul, R (1, 1) OBP: 0.111, SLG: 0.118		K		F7			F9		4-3	3	0	0	0	0	1	2
Terry Fox, R (7, 1)										0	0	0	0	0	0	0
Willie Smith, L (8, 1)										0	0	0	0	0	0	0
Whitey Herzog, L (9, PH) OBP: 0.250, SLG: 0.212										1	0	0	0	0	0	1
Inning Stats	R: 0 E: 0 K: 1 S: 6 / H: 1 LOB: 3 BB: 2 P: 14	R: 0 E: 0 K: 1 S: 5 / H: 0 LOB: 2 BB: 2 P: 13	R: 0 E: 0 K: 0 S: 3 / H: 0 LOB: 0 BB: 0 P: 3	R: 0 E: 0 K: 0 S: 3 / H: 1 LOB: 1 BB: 1 P: 7	R: 0 E: 0 K: 0 S: 3 / H: 1 LOB: 0 BB: 0 P: 3	R: 0 E: 0 K: 0 S: 4 / H: 1 LOB: 1 BB: 0 P: 4	R: 0 E: 0 K: 0 S: 3 / H: 0 LOB: 1 BB: 1 P: 7	R: 0 E: 0 K: 0 S: 3 / H: 0 LOB: 0 BB: 0 P: 3	R: 0 E: 0 K: 0 S: 3 / H: 0 LOB: 1 BB: 1 P: 7	1B: 3 2B: 1 3B: 0 HR: 0	SF: 0 SAC: 1 DP: 0 HBP: 0						

PITCHER	IP	WLS	BF	H	R	ER	SO	BB	IBB	HBP	BLK	WP	HR	S	P	ERA	WHIP
Earl Wilson, R (1, 1) ERA: 2.48	9.0	W	36	4	0	0	2	7	0	0	0	0	0	33	61	0.00	1.222

PITCHER	IP	WLS	BF	H	R	ER	SO	BB	IBB	HBP	BLK	WP	HR	S	P	ERA	WHIP

Detroit Tigers @ Boston Red Sox

Fenway Park, Boston, MA

Tue Jun 18 1963, 7:05 PM EDT

Att. 14,130 - Unknown

TOP

livebaseballscorecards.com

AB	28
R	0
H	4
RBI	0
BB	7
SO	2
LOB	13

WP: 0 PA: 36
PB: 0
SB: 1
CS: 0

BOTTOM

Detroit Tigers @ Boston Red Sox

Fenway Park, Boston, MA

Tue Jun 18 1963, 7:05 PM EDT

Att. 14,130 - Unknown

Batter	1	2	3	4	5	6	7	8	9	AB	R	H	RBI	BB	SO	LOB
Chuck Schilling, R (1, 4) OBP: 0.335, SLG: 0.373	G3		F8		FC6-4		K	1B FC5-4 1B		5	1	1	1	0	1	3
Roman Mejias, R (1, 8) OBP: 0.217, SLG: 0.353	F8		1-2 1B		L8		1B	SF8		4	0	2	1	0	0	1
Carl Yastrzemski, L (1, 7) OBP: 0.390, SLG: 0.431	1-3		L9			BB G4-6-3	FC6-4	FC5-4		4	0	2	2	1	0	2
Frank Malzone, R (1, 5) OBP: 0.378, SLG: 0.513		F5		1B L5 1B		G4-6-3	FC6-4	FC5-4		5	0	1	1	0	0	4
Dick Stuart, R (1, 3) OBP: 0.303, SLG: 0.516		F7		1-3 1B		F7		HR 6-3		5	1	2	1	0	0	1
Lou Clinton, R (1, 9) OBP: 0.300, SLG: 0.433		BB		K			HR 1B	1B BB 1B		3	2	2	0	1	1	2
Eddie Bressoud, R (1, 6) OBP: 0.322, SLG: 0.423		K		L5 3-H			1-H HR	1B 1B BB 1B		3	2	1	2	1	1	3
Russ Nixon, L (1, 2) OBP: 0.372, SLG: 0.463			1B BB	K			3-1	1B SF8 1B		3	1	1	0	1	1	0
Earl Wilson, R (1, 1) OBP: 0.250, SLG: 0.263			K	FC6-4 BB			1B 1B 1B	1B 1B 1B		3	2	2	1	1	1	1
Inning Stats	R: 0 H: 0 E: 0 LOB: 0 K: 0 BB: 0 S: 3 P: 3	R: 0 H: 0 E: 0 LOB: 1 K: 1 BB: 1 S: 5 P: 9	R: 0 H: 1 E: 0 LOB: 2 K: 1 BB: 1 S: 6 P: 10	R: 0 H: 2 E: 0 LOB: 1 K: 1 BB: 0 S: 6 P: 6	R: 0 H: 0 E: 0 LOB: 1 K: 1 BB: 1 S: 5 P: 9	R: 0 H: 0 E: 0 LOB: 0 K: 0 BB: 1 S: 2 P: 6	R: 3 H: 5 E: 0 LOB: 2 K: 1 BB: 0 S: 10 P: 10	R: 6 H: 6 E: 0 LOB: 1 K: 0 BB: 1 S: 9 P: 13		1B: 12 SF: 1 2B: 1 SAC: 0 3B: 0 DP: 2 HR: 2 HBP: 0						

livebaseballscorecards.com

AB	35
R	9
H	14
RBI	9
BB	5
SO	5
LOB	17

WP: 0 PA: 41
PB: 0
SB: 0
CS: 0

PITCHER		IP	WLS	BF	H	R	ER	SO	BB	IBB	HBP	BLK	WP	HR	S	P	ERA	WHIP
Bill Faul, R ERA: 3.38	(1, 1)	6.2	L	29	7	3	3	5	4	0	0	0	0	1	35	51	4.05	1.650
Terry Fox, R ERA: 5.04	(7, 1)	0.2		9	6	6	6	0	1	0	0	0	0	1	8	12	81.00	10.500
Willie Smith, L ERA:	(8, 1)	0.2		3	1	0	0	0	0	0	0	0	0	0	3	3	0.00	1.500

PITCHER	IP	WLS	BF	H	R	ER	SO	BB	IBB	HBP	BLK	WP	HR	S	P	ERA	WHIP

Detroit Tigers @ Boston Red Sox

Fenway Park, Boston, MA

Wed Jun 19 1963, 7:05 PM EDT

Att. 14,795 - Unknown

TOP

Batter	1	2	3	4	5	6	7	8	9	AB	R	H	RBI	BB	SO	LOB
Jake Wood, R (1, 4) OBP: 0.345, SLG: 0.469	SSS 0-3 ① K		x 0-0 ② FC1-6 BB 1-2f 2-3		x 0-0 L6-3 1B		x 0-0 1-3		x 0-0 ③ L4	5	0	1	0	0	1	3
Bill Bruton, L (1, 8) OBP: 0.285, SLG: 0.317	SSS 0-3 ② K		BBBB 4-0 1-2 BB		x 0-0 ① F4		x 0-0 ② F7			3	0	0	0	1	1	1
Al Kaline, R (1, 9) OBP: 0.414, SLG: 0.595	x 0-0 ③ L4		x 0-0 ③ L6-3		x 0-0 ② L6-3 1-2		x 0-0 ③ L6-3			4	0	0	0	0	0	4
Rocky Colavito, R (1, 7) OBP: 0.338, SLG: 0.378		x 0-0 ① 6-3		x 0-0 1B E 2B	BBBB 4-0 BB			SSS 0-3 ① K		3	1	1	0	1	1	0
Norm Cash, L (1, 3) OBP: 0.347, SLG: 0.393		x 0-0 G6-4-3 1B		SSS 0-3 ① K	x 0-0 ③ F8			SSS 0-3 ② K		4	0	1	0	0	2	3
Gus Triandos, R (1, 2) OBP: 0.301, SLG: 0.384		x 0-0 ②③ G6-4-3 1-2f		x 0-0 E 1B 2-3		x 0-0 ① 6-3		SSS 0-3 ③ K		4	0	1	0	0	1	1
Dick McAuliffe, L (1, 6) OBP: 0.332, SLG: 0.383			x 0-0 FC1-6 BB 1B	x 0-0 E3 G5-4-3 1-2 3-H		x 0-0 ② 4-3			x 0-0 2B	4	0	2	1	0	0	1
Bubba Phillips, R (1, 5) OBP: 0.210, SLG: 0.255			x 0-0 ① F5	x 0-0 ②③ G5-4-3 1-2f		BBBB 4-0 FC6-4 BB			x 0-0 ① F7	3	0	0	0	1	0	4
Don Mossi, L (1, 1) OBP: 0.320, SLG: 0.238 Gates Brown, L (5, PH) OBP: 1.000, SLG: 4.000 Phil Regan, R (5, 1) OBP: 0.238, SLG: 0.400 George Thomas, R (6, PH) OBP: 0.253, SLG: 0.333 Mickey Lolich, S (6, 1) Tom Sturdivant, L (8, 1) Whitey Herzog, L (9, PH) OBP: 0.244, SLG: 0.206			BBBB 4-0 1-2 FC1-6 BB		x 0-0 HR	x 0-0 ③ FC6-4 1-2f			x 0-0 ② F7	0 0 0 0 1 0 0 1 1 1 1 0 0 0 0 0 0 0 0 0 0 1 0 0 0 0 0 1 0 0 0 0 0 0 0 0 0 0 0 0 0 0 1 0 0 0 0 0 1						
Inning Stats	R: 0 E: 0 K: 2 S: 7 H: 0 LOB: 0 BB: 0 P: 7	R: 0 E: 0 K: 0 S: 3 H: 1 LOB: 0 BB: 0 P: 3	R: 0 E: 0 K: 0 S: 4 H: 1 LOB: 3 BB: 2 P: 12	R: 1 E: 1 K: 1 S: 7 H: 2 LOB: 1 BB: 0 P: 7	R: 1 E: 0 K: 0 S: 5 H: 2 LOB: 2 BB: 1 P: 9	R: 0 E: 0 K: 0 S: 3 H: 0 LOB: 1 BB: 1 P: 7	R: 0 E: 0 K: 0 S: 3 H: 0 LOB: 0 BB: 0 P: 3	R: 0 E: 0 K: 3 S: 9 H: 0 LOB: 0 BB: 0 P: 9	R: 0 E: 0 K: 0 S: 4 H: 1 LOB: 1 BB: 0 P: 4	1B: 4 2B: 2 3B: 0 HR: 1	SF: 0 SAC: 0 DP: 2 HBP: 0						

AB	33
R	2
H	7
RBI	2
BB	4
SO	6
LOB	19

WP: 0 PB: 0 SB: 0 CS: 0 PA: 37

livebaseballscorecards.com

PITCHER	IP	WLS	BF	H	R	ER	SO	BB	IBB	HBP	BLK	WP	HR	S	P	ERA	WHIP
Bob Heffner, R (1, 1) ERA: 2.0	9.0	W	37	7	2	2	6	4	0	0	0	0	1	45	61	2.00	1.222

PITCHER	IP	WLS	BF	H	R	ER	SO	BB	IBB	HBP	BLK	WP	HR	S	P	ERA	WHIP

BOTTOM

Detroit Tigers @ Boston Red Sox

Fenway Park, Boston, MA

Wed Jun 19 1963, 7:05 PM EDT

Att. 14,795 - Unknown

Batter	1	2	3	4	5	6	7	8	9	AB	R	H	RBI	BB	SO	LOB
Chuck Schilling, R (1, 4) OBP: 0.336, SLG: 0.372	5-3	F8			6-3		FC6-4 BB	G6-4-3 1B		4	0	1	1	1	0	1
Roman Mejias, R (1, 8) OBP: 0.217, SLG: 0.355	2B		L6		5-3		FC6-4 HR	G6-4-3		5	1	1	0	0	0	4
Carl Yastrzemski, L (1, 7) OBP: 0.395, SLG: 0.463	L8		HR 1B		HR		HR			4	3	3	4	0	0	1
Frank Malzone, R (1, 5) OBP: 0.380, SLG: 0.526	F4		HR		L8		1B			4	1	2	2	0	0	1
Dick Stuart, R (1, 3) OBP: 0.303, SLG: 0.512		K	5-3			K	1B			4	0	1	0	0	2	0
Lou Clinton, R (1, 9) OBP: 0.300, SLG: 0.434		1B 2B	K			F8	K			4	1	1	0	0	2	2
Eddie Bressoud, R (1, 6) OBP: 0.325, SLG: 0.425		2B 1B		6-3		F8		BB 1B		4	2	2	1	0	0	0
Bob Tillman, R (1, 2) OBP: 0.274, SLG: 0.328		5-3		F3			5-3	1B BB		3	0	0	0	1	0	1
Bob Heffner, R (1, 1) OBP: 0.500, SLG: 0.667		2B		F6			FC6-4 HR BB	K		3	1	1	1	1	1	2
Inning Stats	R: 0 E: 0 K: 0 S: 4 H: 1 LOB: 1 BB: 0 P: 4	R: 2 E: 0 K: 1 S: 8 H: 3 LOB: 1 BB: 0 P: 8	R: 2 E: 0 K: 1 S: 7 H: 2 LOB: 0 BB: 0 P: 7	R: 0 E: 0 K: 0 S: 3 H: 0 LOB: 0 BB: 0 P: 3	R: 1 E: 0 K: 0 S: 4 H: 1 LOB: 0 BB: 0 P: 4	R: 0 E: 0 K: 1 S: 5 H: 0 LOB: 0 BB: 0 P: 5	R: 3 E: 0 K: 1 S: 8 H: 3 LOB: 2 BB: 2 P: 16	R: 1 E: 0 K: 1 S: 6 H: 2 LOB: 1 BB: 1 P: 10		1B: 6 2B: 3 3B: 0 HR: 3	SF: 0 SAC: 0 DP: 1 HBP: 0						

livebaseballscorecards.com

	AB	35
	R	9
	H	12
	RBI	9
	BB	3
	SO	5
	LOB	12

PITCHER		IP	WLS	BF	H	R	ER	SO	BB	IBB	HBP	BLK	WP	HR	S	P	ERA	WHIP
Don Mossi, L ERA: 4.19	(1, 1)	4.0	L	18	6	4	4	2	0	0	0	0	0	1	22	22	9.00	1.500
Phil Regan, R ERA: 3.62	(5, 1)	1.0		4	1	1	1	0	0	0	0	0	0	1	4	4	9.00	1.000
Mickey Lolich, L ERA: 3.95	(6, 1)	2.1		15	5	4	4	3	3	0	0	0	0	1	18	30	15.43	3.429
Tom Sturdivant, R ERA: 4.09	(8, 1)	0.2		1	0	0	0	0	0	0	0	0	0	0	1	1	0.00	0.000

PITCHER	IP	WLS	BF	H	R	ER	SO	BB	IBB	HBP	BLK	WP	HR	S	P	ERA	WHIP

Batter	1	2	3	4	5	6	7	8	9	AB	R	H	RBI	BB	SO	LOB
Jake Wood, R (1, 4) OBP: 0.342, SLG: 0.463	SSS 0-3 ① K		x 0-0 1B 1-2 1B		SSS 0-3 ② K		SSS 0-3 ② K		x 0-0 ② F9	5	0	1	0	0	3	1
Bubba Phillips, R (1, 5) OBP: 0.222, SLG: 0.268	x 0-0 ② F8		x 0-0 1-2 2-H 1B		x 0-0 2B		BBBB 4-0 BB		x 0-0 ③ F5	4	0	2	1	1	0	1
Al Kaline, R (1, 9) OBP: 0.408, SLG: 0.585	x 0-0 ③ F2		x 0-0 ② F2		x 0-0 ③ L9		SSS 0-3 ③ K			4	0	0	0	0	1	4
Rocky Colavito, R (1, 7) OBP: 0.337, SLG: 0.376		SSS 0-3 ① K	SSS 0-3 ③ K			x 0-0 FC5-4 1B		x 0-0 ① F7		4	0	1	0	0	2	2
Bill Freehan, R (1, 2) OBP: 0.362, SLG: 0.432		x 0-0 ② F9		SSS 0-3 ① K		x 0-0 ① FC5-4 BB 1-2f 1B		x 0-0 E1		4	1	0	0	0	1	1
Norm Cash, L (1, 3) OBP: 0.349, SLG: 0.389		x 0-0 ③ 4-3		H 1-0 HBP		BBBB 4-0 1-2 1B BB		SSS 0-3 ② K		2	0	0	0	1	1	1
George Thomas, R (1, 8) OBP: 0.258, SLG: 0.333			BBBB 4-0 FC4-6 BB	SSS 0-3 ② K		x 0-0 1-2 2-H G5-4-3 1B		SSS 0-3 ③ K		3	0	1	1	1	2	2
Coot Veal, R (1, 6) OBP: 0.297, SLG: 0.219 Bill Bruton, L (9, PH) OBP: 0.288, SLG: 0.317			x 0-0 ① FC4-6 1B 1-2f	x 0-0 ③ F7		x 0-0 ②③ G5-4-3 1-2f			BBBB 4-0 BB	3 0	1 0	0 0	0 0	0 1	0 0	4 0
Jim Bunning, R (1, 1) OBP: 0.216, SLG: 0.250 Terry Fox, R (6, 1) Whitey Herzog, L (7, PH) OBP: 0.238, SLG: 0.200 Tom Sturdivant, L (7, 1) Gates Brown, L (9, PH) OBP: 0.500, SLG: 2.000			x 0-0 1B 2-H 1B		x 0-0 ① F9		SSS 0-3 ① K		x 0-0 ① F4	2 0 1 0 1	1 0 0 0 0	1 0 0 0 0	1 0 0 0 0	0 0 1 0 0	0 0 0 0 0	0 0 0 0 1
Inning Stats	R: 0 E: 0 K: 1 S: 5 H: 0 LOB: 0 BB: 0 P: 5	R: 0 E: 0 K: 1 S: 5 H: 0 LOB: 0 BB: 0 P: 5	R: 2 E: 1 K: 1 S: 8 H: 3 LOB: 2 BB: 1 P: 12	R: 0 E: 0 K: 2 S: 7 H: 0 LOB: 1 BB: 0 P: 8	R: 0 E: 0 K: 1 S: 6 H: 1 LOB: 1 BB: 0 P: 6	R: 1 E: 0 K: 0 S: 4 H: 2 LOB: 1 BB: 1 P: 8	R: 0 E: 0 K: 3 S: 9 H: 0 LOB: 1 BB: 1 P: 13	R: 0 E: 1 K: 2 S: 8 H: 0 LOB: 1 BB: 0 P: 8	R: 0 E: 0 K: 0 S: 3 H: 0 LOB: 1 BB: 1 P: 7	1B: 5 2B: 1 3B: 0 HR: 0	SF: 0 SAC: 0 DP: 1 HBP: 1			WP: 0 PB: 0 SB: 0 CS: 0	PA: 38	

PITCHER		IP	WLS	BF	H	R	ER	SO	BB	IBB	HBP	BLK	WP	HR	S	P	ERA	WHIP
Arnold Earley, L ERA: 4.57	(1, 1)	5.1	W	25	6	3	3	6	2	0	1	0	0	0	34	43	5.06	1.500
Jack Lamabe, R ERA: 2.98	(6, 1)	0.2		1	0	0	0	0	0	0	0	0	0	0	1	1	0.00	0.000
Dick Radatz, R ERA: 0.95	(7, 1)	3.0	S	12	0	0	0	5	2	0	0	0	0	0	20	28	0.00	0.667

PITCHER	IP	WLS	BF	H	R	ER	SO	BB	IBB	HBP	BLK	WP	HR	S	P	ERA	WHIP

TOP

Detroit Tigers @ Boston Red Sox

Fenway Park, Boston, MA

Thu Jun 20 1963, 3:33 AM EDT

Att. 6,173 - Unknown

livebaseballscorecards.com

AB	33
R	3
H	6
RBI	3
BB	4
SO	11
LOB	17

Detroit Tigers @ Boston Red Sox

Fenway Park, Boston, MA

Thu Jun 20 1963, 3:33 AM EDT

Att. 6,173 - Unknown

BOTTOM

Batter	1	2	3	4	5	6	7	8	9	AB	R	H	RBI	BB	SO	LOB
Chuck Schilling, R (1, 4) OBP: 0.341, SLG: 0.388	F8		1B 1B	2-H HR		1-3 1-2 1B 1B		6-3 1-2		5	2	3	2	0	0	1
Roman Mejias, R (1, 8) OBP: 0.222, SLG: 0.352	K		1-2 1B	HBP		1-3 1-2 2-3		FC5 2-3		4	0	1	0	0	1	3
Carl Yastrzemski, L (1, 7) OBP: 0.393, SLG: 0.459	4-3		F7	1-3		2-H 3-H 1B				4	0	1	2	0	0	3
Frank Malzone, R (1, 5) OBP: 0.378, SLG: 0.522		1B		F6	G3		5-3			4	0	1	0	0	0	0
Dick Stuart, R (1, 3) OBP: 0.306, SLG: 0.525		F3		HR	K		FC5-4 1B			4	1	2	1	0	1	1
Lou Clinton, R (1, 9) OBP: 0.299, SLG: 0.429		K		FC6-4 BB	K		FC5-4 FC4 1-2f			3	0	0	0	1	2	2
Eddie Bressoud, R (1, 6) OBP: 0.324, SLG: 0.426		F5		FC6-4 1B 1-2f 2B		F8 1B 2B	FC4 1-2f			4	2	1	0	0	0	3
Russ Nixon, L (1, 2) OBP: 0.378, SLG: 0.459			F8	1-3 2B 1B		F8 2-3		FC5 6-3 BB		3	1	1	0	1	0	1
Arnold Earley, L (1, 1) OBP: 0.222, SLG: 0.333			K	HR 1-H 3-H 2B		1-3 1B 3-H 1B		F3		2	1	1	2	0	1	0
Jack Lamabe, R (6, 1)										0	0	0	0	0	0	0
Gary Geiger, L (6, PH) OBP: 0.417, SLG: 0.548										1	1	1	1	0	0	0
Dick Radatz, R (7, 1) OBP: 0.071, SLG: 0.143										1	0	0	0	0	0	1
Inning Stats	R: 0 E: 0 K: 1 S: 5 H: 0 LOB: 0 BB: 0 P: 5	R: 0 E: 0 K: 1 S: 6 H: 1 LOB: 1 BB: 0 P: 6	R: 0 E: 0 K: 1 S: 7 H: 2 LOB: 2 BB: 0 P: 7	R: 5 E: 0 K: 0 S: 7 H: 4 LOB: 1 BB: 1 P: 12	R: 0 E: 0 K: 2 S: 7 H: 0 LOB: 0 BB: 0 P: 7	R: 3 E: 0 K: 0 S: 6 H: 4 LOB: 1 BB: 0 P: 6	R: 0 E: 0 K: 0 S: 4 H: 1 LOB: 1 BB: 0 P: 4	R: 0 E: 0 K: 0 S: 3 H: 0 LOB: 1 BB: 1 P: 7		1B: 8 2B: 2 3B: 0 HR: 2 SF: 0 SAC: 0 DP: 0 HBP: 1	WP: 0 PB: 0 SB: 0 CS: 0 PA: 38					

livebaseballscorecards.com

	AB	35
	R	8
	H	12
	RBI	8
	BB	2
	SO	5
	LOB	15

PITCHER		IP	WLS	BF	H	R	ER	SO	BB	IBB	HBP	BLK	WP	HR	S	P	ERA	WHIP
Jim Bunning, R ERA: 3.75	(1, 1)	5.1	L	28	10	8	8	5	1	0	1	0	0	2	36	41	13.50	2.062
Terry Fox, R ERA: 4.94	(6, 1)	0.2		2	1	0	0	0	0	0	0	0	0	0	2	2	0.00	1.500
Tom Sturdivant, R ERA: 3.91	(7, 1)	2.0		8	1	0	0	0	1	0	0	0	0	0	7	11	0.00	1.000

PITCHER	IP	WLS	BF	H	R	ER	SO	BB	IBB	HBP	BLK	WP	HR	S	P	ERA	WHIP

Batter	1	2	3	4	5	6	7	8	9	AB	R	H	RBI	BB	SO	LOB
Tony Kubek, L (1, 6) OBP: 0.238, SLG: 0.313	F7		E3		F7			K		4	0	0	0	0	1	0
Bobby Richardson, R (1, 4) OBP: 0.293, SLG: 0.339	6-3		F9		6-3			2B 1B		4	1	1	0	0	0	1
Tom Tresh, S (1, 8) OBP: 0.341, SLG: 0.504	HR 1B		G3			3-1		1-3 2B		4	2	2	0	0	0	1
Roger Maris, L (1, 9) OBP: 0.355, SLG: 0.605	1-H HR			4-3		4-3		2-H 3-H 2B		4	1	2	4	0	0	0
Joe Pepitone, L (1, 3) OBP: 0.308, SLG: 0.487	F9			BB 1B		3-1		L8		4	0	1	0	0	0	1
Elston Howard, R (1, 2) OBP: 0.303, SLG: 0.483		5-3		B B B B 1-2 BB			F8		SH2-3 1B	3	0	1	0	1	0	0
Hector Lopez, R (1, 7) OBP: 0.273, SLG: 0.370		1-3		F9			5-3		F6	4	0	0	0	0	0	3
Clete Boyer, R (1, 5) OBP: 0.333, SLG: 0.473		F9		S S S K			S S S K		1-2 SH2-3	3	0	0	0	0	2	2
Ralph Terry, R (1, 1) OBP: 0.105, SLG: 0.081			6-3		F8			F5	S S S K	2	0	0	0	0	0	0
Bill Kunkel, R (5, 1)										0	0	0	0	0	0	0
Yogi Berra, L (8, PH) OBP: 0.225, SLG: 0.342										1	0	0	0	0	0	0
Stan Williams, R (8, 1) OBP: 0.125, SLG: 0.067										0	0	0	0	0	0	0
Johnny Blanchard, L (9, PH) OBP: 0.217, SLG: 0.053										1	0	0	0	0	1	1
Inning Stats	R: 2 E: 0 K: 0 S: 5 H: 2 LOB: 0 BB: 0 P: 5	R: 0 E: 0 K: 0 S: 3 H: 0 LOB: 0 BB: 0 P: 3	R: 0 E: 1 K: 0 S: 4 H: 0 LOB: 1 BB: 0 P: 4	R: 0 E: 0 K: 1 S: 6 H: 1 LOB: 2 BB: 1 P: 10	R: 0 E: 0 K: 0 S: 3 H: 0 LOB: 0 BB: 0 P: 3	R: 0 E: 0 K: 0 S: 3 H: 0 LOB: 0 BB: 0 P: 3	R: 0 E: 0 K: 1 S: 5 H: 0 LOB: 0 BB: 0 P: 5	R: 2 E: 0 K: 1 S: 8 H: 3 LOB: 1 BB: 0 P: 8	R: 0 E: 0 K: 1 S: 6 H: 1 LOB: 1 BB: 0 P: 6	1B: 4 2B: 2 3B: 0 HR: 1 SF: 0 SAC: 1 DP: 0 HBP: 0						WP: 0 PB: 0 SB: 0 CS: 0 PA: 36

TOP

New York Yankees @ Boston Red Sox

Fenway Park, Boston, MA

Fri Jun 21 1963, 7:05 PM EDT

Att. 31,120 - Unknown - 62 F

livebaseballscorecards.com

AB	34
R	4
H	7
RBI	4
BB	1
SO	4
LOB	9

PITCHER		IP	WLS	BF	H	R	ER	SO	BB	IBB	HBP	BLK	WP	HR	S	P	ERA	WHIP
Bill Monbouquette, R ERA: 3.55	(1, 1)	8.0	W	33	7	4	4	3	1	0	0	0	0	1	38	42	4.50	1.000
Dick Radatz, R ERA: 0.93	(9, 1)	1.0	S	3	0	0	0	1	0	0	0	0	0	0	5	5	0.00	0.000

PITCHER		IP	WLS	BF	H	R	ER	SO	BB	IBB	HBP	BLK	WP	HR	S	P	ERA	WHIP

BOTTOM

New York Yankees @ Boston Red Sox

Fenway Park, Boston, MA

Fri Jun 21 1963, 7:05 PM EDT

Att. 31,120 - Unknown - 62 F

livebaseballscorecards.com

Batter	1	2	3	4	5	6	7	8	9	AB	R	H	RBI	BB	SO	LOB
Chuck Schilling, R (1, 4) OBP: 0.336, SLG: 0.382	6-3	L4-3 1-2		G6-4-3 1-2f		5-3				4	0	0	0	0	0	3
Gary Geiger, L (1, 8) OBP: 0.420, SLG: 0.602	E4 1B 2B	HR			3B 3B		F8			4	3	2	1	0	0	0
Carl Yastrzemski, L (1, 7) OBP: 0.395, SLG: 0.468	2B 1-2 1B 1B	4-3			HR 3-H 3B		4-3			4	2	2	1	0	0	0
Frank Malzone, R (1, 5) OBP: 0.379, SLG: 0.538	1B 1-3 2-H 2B		F8		HR 3-H HR		1-3			4	2	2	3	0	0	0
Dick Stuart, R (1, 3) OBP: 0.313, SLG: 0.533	BB 2-H 3-H 1B		F8		G5-4-3 1B			2B		4	0	3	2	0	0	0
Lou Clinton, R (1, 9) OBP: 0.294, SLG: 0.421	K		6-3		F7			F6		4	0	0	0	0	1	3
Eddie Bressoud, R (1, 6) OBP: 0.327, SLG: 0.422	BB 1-2 BB			SH BB	G5-4-3 1-2f			5-3		2	0	0	0	2	0	2
Russ Nixon, L (1, 2) OBP: 0.363, SLG: 0.438	L9			F9		F8		K		4	0	0	0	0	1	4
Bill Monbouquette, R (1, 1) OBP: 0.190, SLG: 0.150		L4-3 1B		SH G6-4-3 1-2		L9				2	0	1	0	0	0	0
Dick Radatz, R (9, 1) OBP: 0.071, SLG: 0.143										0	0	0	0	0	0	0
Inning Stats	R: 3 E: 1 K: 1 S: 9 H: 3 LOB: 2 BB: 1 P: 13	R: 1 E: 0 K: 0 S: 4 H: 2 LOB: 0 BB: 0 P: 4	R: 0 E: 0 K: 0 S: 3 H: 0 LOB: 0 BB: 0 P: 3	R: 0 E: 0 K: 0 S: 3 H: 0 LOB: 1 BB: 1 P: 7	R: 3 E: 0 K: 0 S: 6 H: 4 LOB: 0 BB: 0 P: 6	R: 0 E: 0 K: 0 S: 3 H: 0 LOB: 0 BB: 0 P: 3	R: 0 E: 0 K: 0 S: 3 H: 0 LOB: 0 BB: 0 P: 3	R: 0 E: 0 K: 1 S: 6 H: 1 LOB: 1 BB: 0 P: 6		1B: 4 2B: 3 3B: 2 HR: 2	SF: 0 SAC: 1 DP: 3 HBP: 0						

	AB	32
	R	7
	H	10
	RBI	7
	BB	2
	SO	2
	LOB	12

WP: 0 PB: 0 SB: 0 CS: 0 PA: 35

PITCHER		IP	WLS	BF	H	R	ER	SO	BB	IBB	HBP	BLK	WP	HR	S	P	ERA	WHIP
Ralph Terry, R ERA: 3.43	(1, 1)	4.0	L	23	9	7	6	1	2	0	0	0	0	2	23	31	13.50	2.750
Bill Kunkel, R ERA: 1.8	(5, 1)	3.0		8	0	0	0	0	0	0	0	0	0	0	8	8	0.00	0.000
Stan Williams, R ERA: 5.64	(8, 1)	1.0		4	1	0	0	1	0	0	0	0	0	0	6	6	0.00	1.000

PITCHER	IP	WLS	BF	H	R	ER	SO	BB	IBB	HBP	BLK	WP	HR	S	P	ERA	WHIP

Batter	1	2	3	4	5	6	7	8	9	AB	R	H	RBI	BB	SO	LOB
Tony Kubek, L (1, 6) OBP: 0.232, SLG: 0.305	4-3		3-1		K	F6		3-1		5	0	0	0	0	1	3
Bobby Richardson, R (1, 4) OBP: 0.295, SLG: 0.340	4-3		1B		K		L7	1B		5	1	2	0	0	1	0
Tom Tresh, S (1, 8) OBP: 0.346, SLG: 0.504	BB		F6		F8		FC6-4 WP HBP	1B		4	1	2	0	1	0	2
Roger Maris, L (1, 9) OBP: 0.357, SLG: 0.596	4-3		F8		L3		FC6-4 HBP	1B		4	0	1	1	0	0	3
Joe Pepitone, L (1, 3) OBP: 0.315, SLG: 0.502		4-3 HR BB		HR		PB BB	FC6-4 WP 2B	K		4	3	2	1	1	1	4
Yogi Berra, L (1, 2) OBP: 0.233, SLG: 0.325 Hector Lopez, R (6, PR) OBP: 0.278, SLG: 0.381 (6, 7) Jack Reed, R (7, PR) OBP: 0.311, SLG: 0.372 (7, 7)		4-3		4-3		PB BB	2B		B1-3	2 1 1	0 0 0	0 1 0	0 1 0	1 0 0	0 0 0	1 0 0
Johnny Blanchard, L (1, 7) OBP: 0.240, SLG: 0.238 Elston Howard, R (6, PH) OBP: 0.308, SLG: 0.483 (6, 2)		HR		F8		F2	IBB		FC6-4	2 2	1 0	1 1	2 0	0 1	0 0	0 2
Clete Boyer, R (1, 5) OBP: 0.335, SLG: 0.470		K		1B		IBB	F2		FC6-4	4	0	1	0	1	1	3
Whitey Ford, L (1, 1) OBP: 0.238, SLG: 0.282 Hal Reniff, R (7, 1)		K		K		F2		K	K	3 2	0 0	0 0	0 0	0 0	2 2	4 1
Inning Stats	R: 0 E: 0 K: 0 S: 3 H: 0 LOB: 1 BB: 1 P: 7	R: 2 E: 0 K: 2 S: 8 H: 1 LOB: 0 BB: 1 P: 12	R: 0 E: 0 K: 0 S: 4 H: 1 LOB: 1 BB: 0 P: 4	R: 1 E: 0 K: 1 S: 7 H: 2 LOB: 1 BB: 0 P: 7	R: 0 E: 0 K: 2 S: 8 H: 0 LOB: 1 BB: 0 P: 8	R: 0 E: 0 K: 0 S: 4 H: 1 LOB: 3 BB: 2 P: 12	R: 2 E: 0 K: 0 S: 5 H: 2 LOB: 2 BB: 1 P: 10	R: 1 E: 0 K: 2 S: 10 H: 3 LOB: 2 BB: 0 P: 10	R: 0 E: 0 K: 1 S: 6 H: 1 LOB: 1 BB: 0 P: 6	1B: 8 2B: 1 3B: 0 HR: 2 SF: 0 SAC: 0 DP: 0 HBP: 1						

PITCHER		IP	WLS	BF	H	R	ER	SO	BB	IBB	HBP	BLK	WP	HR	S	P	ERA	WHIP
Dave Morehead, R ERA: 4.34	(1, 1)	5.0		24	5	3	3	5	3	0	0	0	1	2	31	43	5.40	1.600
Arnold Earley, L ERA: 4.81	(6, 1)	1.2	L	8	1	2	2	0	0	1	1	0	0	0	6	11	10.80	0.600
Dick Radatz, R ERA: 1.04	(7, 1)	2.1		13	5	1	1	3	0	1	0	0	1	0	18	22	3.86	2.143

PITCHER	IP	WLS	BF	H	R	ER	SO	BB	IBB	HBP	BLK	WP	HR	S	P	ERA	WHIP

TOP

New York Yankees @ Boston Red Sox

Fenway Park, Boston, MA

Sat Jun 22 1963, 3:33 AM EDT

Att. 23,859 - Unknown - 75 F

livebaseballscorecards.com

AB	39
R	6
H	11
RBI	5
BB	5
SO	8
LOB	23

WP: 2	PA: 45		
PB: 1			
SB: 0			
CS: 0			

Batter	1	2	3	4	5	6	7	8	9	AB	R	H	RBI	BB	SO	LOB
Chuck Schilling, R (1, 4) OBP: 0.334, SLG: 0.380	G6-4-3 1B		F7		F8			F8		4	0	1	0	0	0	0
Roman Mejias, R (1, 8) OBP: 0.233, SLG: 0.358	G6-4-3 1-2f		FC4-6 1B			1B G6-4-3 1B		BBBB 1B 1B BB		3	2	2	0	1	0	1
Carl Yastrzemski, L (1, 7) OBP: 0.396, SLG: 0.469	F9		FC4-6 1-2f			1-3 G6-4-3 1B		1B 1-2 1B		4	0	2	0	0	0	1
Frank Malzone, R (1, 5) OBP: 0.381, SLG: 0.550		HR	6-3			G6-4-3 1-2f 3-H		FC5 BB 1-3 2-H 1B		4	1	2	2	0	0	2
Dick Stuart, R (1, 3) OBP: 0.316, SLG: 0.529		BBBB 2B 1B BB		5-3		4-3		BBBB 1-2 BB		2	1	0	0	2	0	0
Lou Clinton, R (1, 9) OBP: 0.293, SLG: 0.423		F9		L8			FC4-5 2B	FC5 2-3f		4	0	1	0	0	0	3
Eddie Bressoud, R (1, 6) OBP: 0.325, SLG: 0.424		1-3 1B 2B		F4			FC4-5 2-3	SSS K		4	1	1	0	0	1	1
Bob Tillman, R (1, 2) OBP: 0.275, SLG: 0.328 Gary Geiger, L (9, PH) OBP: 0.416, SLG: 0.596		B5-6-3 2-H 3-H 1B			SSS K		F9	1-3		3 1	0 0	1 0	2 0	0 0	1 0	1 0
Dave Morehead, R (1, 1) OBP: 0.045, SLG: 0.045 Arnold Earley, L (6, 1) OBP: 0.222, SLG: 0.333 Dick Radatz, R (7, 1) OBP: 0.067, SLG: 0.133 Russ Nixon, L (9, PH) OBP: 0.359, SLG: 0.433		B5-6-3 1-2f			5-3		F9	4-3		2 0 1 1	0 0 0 0	0 0 0 0	0 0 0 0	0 0 0 0	0 0 0 0	1 0 1 0
Inning Stats	R: 0 E: 0 K: 0 S: 3 H: 1 LOB: 0 BB: 0 P: 3	R: 3 E: 0 K: 0 S: 5 H: 3 LOB: 0 BB: 1 P: 9	R: 0 E: 0 K: 0 S: 4 H: 1 LOB: 1 BB: 0 P: 4	R: 0 E: 0 K: 0 S: 3 H: 0 LOB: 0 BB: 0 P: 3	R: 0 E: 0 K: 1 S: 5 H: 0 LOB: 0 BB: 0 P: 5	R: 1 E: 0 K: 0 S: 4 H: 2 LOB: 0 BB: 0 P: 4	R: 0 E: 0 K: 0 S: 4 H: 1 LOB: 1 BB: 0 P: 4	R: 1 E: 0 K: 0 S: 4 H: 2 LOB: 2 BB: 2 P: 12	R: 0 E: 0 K: 1 S: 5 H: 0 LOB: 0 BB: 0 P: 5	1B: 7 2B: 2 3B: 0 HR: 1	SF: 0 SAC: 0 DP: 3 HBP: 0					WP: 0 PB: 0 SB: 0 CS: 0	PA: 36

PITCHER	IP	WLS	BF	H	R	ER	SO	BB	IBB	HBP	BLK	WP	HR	S	P	ERA	WHIP
Whitey Ford, L (1, 1) ERA: 3.23	6.0	W	24	8	4	4	1	1	0	0	0	0	1	25	29	6.00	1.500
Hal Reniff, R (7, 1) ERA: 2.56	3.0	S	12	2	1	1	1	2	0	0	0	0	0	12	20	3.00	1.333

PITCHER	IP	WLS	BF	H	R	ER	SO	BB	IBB	HBP	BLK	WP	HR	S	P	ERA	WHIP

BOTTOM

New York Yankees @ Boston Red Sox

Fenway Park, Boston, MA

Sat Jun 22 1963, 3:33 AM EDT
Att. 23,859 - Unknown - 75 F

livebaseballscorecards.com

AB	33
R	5
H	10
RBI	4
BB	3
SO	2
LOB	11

Batter	1	2	3	4	5	6	7	8	9	AB	R	H	RBI	BB	SO	LOB
Clete Boyer, R (1, 5) OBP: 0.332, SLG: 0.468	E6 FC5-6	1-3 2-H 2B		F9 ③		K			F9 ③	5	0	1	1	0	1	3
Bobby Richardson, R (1, 4) OBP: 0.291, SLG: 0.335	FC5-6 BB ① 1-2f	6-3 ③			1-3 ①		F8 ①			4	0	0	0	0	0	3
Tom Tresh, S (1, 8) OBP: 0.345, SLG: 0.498	BBBB 4-0 BB 1-2		F4 ①		K ②		B1-3 ②			3	0	0	0	1	1	0
Roger Maris, L (1, 9) OBP: 0.349, SLG: 0.581	F6 ②		4-3 ②		K ③		4-3 ③			4	0	0	0	0	1	2
Harry Bright, R (1, 3) OBP: 0.352, SLG: 0.438	SSS K ③		F3 ③			F9 ①		SSS K ①		3	0	0	0	0	1	2
Joe Pepitone, L (8, PH) OBP: 0.313, SLG: 0.500 (8, 3)										1	0	0	0	0	1	0
Elston Howard, R (1, 2) OBP: 0.311, SLG: 0.498		5-3 ①		1B 4-3 1B		HR		F9 ②		4	2	2	1	0	0	0
Hector Lopez, R (1, 7) OBP: 0.277, SLG: 0.378		F4 ②		1-3 4-3 1B		F9 ②		SSS K ③		4	0	1	0	0	1	0
Tony Kubek, L (1, 6) OBP: 0.238, SLG: 0.309		1B 2B 1B		F9 ①		1B 1B			F7 ①	4	1	2	0	0	0	2
Bill Stafford, R (1, 1) OBP: 0.350, SLG: 0.421		2B 1-2 1B		4-3 ② 1-2 3-H		1-3 1B			B1-3 ②	1	0	1	0	0	0	0
Pedro Gonzalez, R (4, PH) OBP: 0.333, SLG: 0.667										1	0	0	1	0	0	1
Bill Kunkel, R (4, 1) OBP: 0.250, SLG: 0.250										2	0	1	0	0	0	0
Marshall Bridges, S (9, 1)										0	0	0	0	0	0	0
Inning Stats	R: 0 E: 1 K: 1 S: 6 H: 0 LOB: 2 BB: 1 P: 10	R: 1 E: 0 K: 0 S: 6 H: 3 LOB: 2 BB: 0 P: 6	R: 0 E: 0 K: 0 S: 3 H: 0 LOB: 0 BB: 0 P: 3	R: 1 E: 0 K: 0 S: 5 H: 2 LOB: 1 BB: 0 P: 5	R: 0 E: 0 K: 2 S: 7 H: 0 LOB: 0 BB: 0 P: 7	R: 1 E: 0 K: 1 S: 8 H: 3 LOB: 2 BB: 0 P: 8	R: 0 E: 0 K: 0 S: 3 H: 0 LOB: 0 BB: 0 P: 3	R: 0 E: 0 K: 2 S: 7 H: 0 LOB: 0 BB: 0 P: 7	R: 0 E: 0 K: 0 S: 3 H: 0 LOB: 0 BB: 0 P: 3	1B: 6 2B: 1 3B: 0 HR: 1	SF: 0 SAC: 0 DP: 0 HBP: 0						

TOP

New York Yankees @ Boston Red Sox

Fenway Park, Boston, MA

Sat Jun 22 1963, 7:05 PM EDT

Att. 31,217 - Unknown - 72 F

livebaseballscorecards.com

AB	36
R	3
H	8
RBI	3
BB	1
SO	6
LOB	13

WP: 0 PB: 0 SB: 0 CS: 0 PA: 37

PITCHER		IP	WLS	BF	H	R	ER	SO	BB	IBB	HBP	BLK	WP	HR	S	P	ERA	WHIP
Wilbur Wood, L ERA: 3.74	(1, 1)	5.2	L	27	8	3	3	3	1	0	0	0	0	1	32	36	4.76	1.588
Jack Lamabe, R ERA: 2.89	(6, 1)	1.1		4	0	0	0	1	0	0	0	0	0	0	6	6	0.00	0.000
Dick Radatz, R ERA: 1.01	(8, 1)	2.0		6	0	0	0	2	0	0	0	0	0	0	10	10	0.00	0.000

PITCHER	IP	WLS	BF	H	R	ER	SO	BB	IBB	HBP	BLK	WP	HR	S	P	ERA	WHIP

BOTTOM

Batter	1	2	3	4	5	6	7	8	9	AB	R	H	RBI	BB	SO	LOB
Chuck Schilling, R (1, 4) OBP: 0.332, SLG: 0.380	K		L7			1B 1B 2B	K		L6-4 1-2	5	1	1	0	0	2	3
Gary Geiger, L (1, 8) OBP: 0.415, SLG: 0.585	G3		S 1B			1B E 1B 2-3		F9	K	5	1	2	0	0	1	2
Carl Yastrzemski, L (1, 7) OBP: 0.401, SLG: 0.473	1B 1B		K 1-2			E 1B 1-3 3-H		1B 1B		4	0	3	1	0	1	1
Frank Malzone, R (1, 5) OBP: 0.387, SLG: 0.553	1-2 1B			G5-4-3 1B		F5		1-2 1B		4	0	3	0	0	0	2
Dick Stuart, R (1, 3) OBP: 0.311, SLG: 0.519	F7			G5-4-3 1-2f		E5 1-2 3-H		K		4	0	0	1	0	1	6
Lou Clinton, R (1, 9) OBP: 0.293, SLG: 0.420		G1-4-3 1B		K		L8		K		4	0	1	0	0	2	4
Eddie Bressoud, R (1, 6) OBP: 0.324, SLG: 0.421		G1-4-3 1-2f			6-3	F8			2B 1B	4	0	1	0	0	0	3
Russ Nixon, L (1, 2) OBP: 0.355, SLG: 0.436 Felix Mantilla, R (9, PR) OBP: 0.500, SLG: 0.500		F6			3-1		4-3		1-3 2B	4 0	0	1 0	0 0	0 0	0 0	0 0
Wilbur Wood, R (1, 1) Jack Lamabe, R (6, 1) Dick Williams, R (7, PH) OBP: 0.226, SLG: 0.400 Dick Radatz, R (8, 1) OBP: 0.067, SLG: 0.133 Roman Mejias, R (9, PH) OBP: 0.237, SLG: 0.358			1-3		K		F6		L6-4 IBB	2 0 1 0 0	0 0 0 0 0	0 0 0 0 0	0 0 0 0 1	1 0 0 0 0	0 0 0 0 0	0 0 0 0 0
Inning Stats	R: 0 E: 0 K: 1 S: 7 H: 2 LOB: 2 BB: 0 P: 7	R: 0 E: 0 K: 0 S: 3 H: 1 LOB: 0 BB: 0 P: 3	R: 0 E: 0 K: 1 S: 6 H: 1 LOB: 1 BB: 0 P: 6	R: 0 E: 0 K: 1 S: 5 H: 1 LOB: 0 BB: 0 P: 5	R: 0 E: 0 K: 1 S: 5 H: 0 LOB: 0 BB: 0 P: 5	R: 2 E: 1 K: 0 S: 7 H: 3 LOB: 2 BB: 0 P: 7	R: 0 E: 0 K: 1 S: 5 H: 0 LOB: 0 BB: 0 P: 5	R: 0 E: 0 K: 2 S: 9 H: 2 LOB: 2 BB: 0 P: 9	R: 0 E: 0 K: 1 S: 6 H: 2 LOB: 2 BB: 1 P: 10	1B: 10 2B: 3 3B: 0 HR: 0	SF: 0 SAC: 0 DP: 3 HBP: 0						

PITCHER		IP	WLS	BF	H	R	ER	SO	BB	IBB	HBP	BLK	WP	HR	S	P	ERA	WHIP
Bill Stafford, R ERA: 5.66	(1, 1)	3.0		12	4	0	0	2	0	0	0	0	0	0	16	16	0.00	1.333
Bill Kunkel, R ERA: 2.1	(4, 1)	5.2	W	25	8	2	2	5	0	1	0	0	0	0	34	38	3.18	1.412
Marshall Bridges, L ERA: 1.1	(9, 1)	0.1	S	1	0	0	0	1	0	0	0	0	0	0	3	3	0.00	0.000

PITCHER	IP	WLS	BF	H	R	ER	SO	BB	IBB	HBP	BLK	WP	HR	S	P	ERA	WHIP

New York Yankees @ Boston Red Sox

Fenway Park, Boston, MA

Sat Jun 22 1963, 7:05 PM EDT

Att. 31,217 - Unknown - 72 F

livebaseballscorecards.com

AB	37
R	2
H	12
RBI	2
BB	1
SO	8
LOB	21

WP: 0 PB: 0 SB: 1 CS: 0 PA: 38

Batter	1	2	3	4	5	6	7	8	9	AB	R	H	RBI	BB	SO	LOB
Tony Kubek, L (1, 6) OBP: 0.232, SLG: 0.301	4-3		6-3	F7			3-1 2-3		4-3 2-3	5	0	0	0	0	0	4
Bobby Richardson, R (1, 4) OBP: 0.293, SLG: 0.333	F4		F9		6-3		1B 3-H		BBBB 1B 1B BB	4	1	1	1	1	0	0
Tom Tresh, S (1, 8) OBP: 0.342, SLG: 0.492	F6			4-3	F9		F9		1B 1-2 3-H	5	0	1	1	0	0	1
Roger Maris, L (1, 9) OBP: 0.356, SLG: 0.598		F6		BBBB 1B 1B BB	3-1			HR	1-3 2-H	4	2	2	2	1	0	0
Joe Pepitone, L (1, 3) OBP: 0.311, SLG: 0.493		4-3		BB 1B 1-3 1B		F8		F9	4-3	5	1	1	0	0	0	2
Elston Howard, R (1, 2) OBP: 0.314, SLG: 0.502		1B 2B		BB 1-2 3-H 1B		6-3		F8		4	2	2	1	0	0	0
Johnny Blanchard, L (1, 7) OBP: 0.286, SLG: 0.261			BBBB 1B 1-2 2-3 BB		4-3			F8		2	0	1	1	1	0	0
Jack Reed, R (6, 7) OBP: 0.304, SLG: 0.364		2-H 1B								1	0	0	0	0	0	0
Clete Boyer, R (1, 5) OBP: 0.335, SLG: 0.469		F9		1-3 2-H 3-H 1B			E5 3-1 SH1-4 1B		4-3 SH3-4 1B	4	2	2	2	0	0	1
Jim Bouton, R (1, 1) OBP: 0.111, SLG: 0.114			SSS K	SSS K			SH1-4 1-2		SH3-4 1-2	2	0	0	0	0	2	2

Inning Stats	1	2	3	4	5	6	7	8	9
	R: 0 E: 0 K: 0 S: 3	H: 0 LOB: 0 BB: 0 P: 3	R: 1 E: 0 K: 0 S: 5	H: 2 LOB: 1 BB: 0 P: 5	R: 0 E: 0 K: 1 S: 5	H: 0 LOB: 0 BB: 0 P: 5	R: 3 E: 0 K: 1 S: 8	H: 3 LOB: 2 BB: 2 P: 16	R: 0 E: 0 K: 0 S: 3	H: 0 LOB: 0 BB: 0 P: 3	R: 0 E: 0 K: 0 S: 3	H: 0 LOB: 0 BB: 0 P: 3	R: 1 E: 1 K: 0 S: 5	H: 1 LOB: 1 BB: 0 P: 5	R: 1 E: 0 K: 0 S: 4	H: 1 LOB: 0 BB: 0 P: 4	R: 2 E: 0 K: 0 S: 6	H: 3 LOB: 2 BB: 1 P: 10

1B: 8	SF: 0
2B: 1	SAC: 2
3B: 0	DP: 0
HR: 1	HBP: 0

WP: 0	PA: 41
PB: 0	
SB: 0	
CS: 0	

PITCHER		IP	WLS	BF	H	R	ER	SO	BB	IBB	HBP	BLK	WP	HR	S	P	ERA	WHIP
Earl Wilson, R ERA: 2.52	(1, 1)	1.2	L	7	2	1	1	0	0	0	0	0	0	0	7	7	5.40	1.200
Jack Lamabe, R ERA: 3.18	(2, 1)	4.1		18	3	3	3	2	2	0	0	0	0	0	20	28	6.23	1.154
Arnold Earley, L ERA: 4.8	(7, 1)	2.0		9	2	2	1	0	0	0	0	0	0	1	9	9	4.50	1.000
Chet Nichols, L ERA: 4.57	(9, 1)	1.0		7	3	2	2	0	1	0	0	0	0	0	6	10	18.00	4.000

PITCHER		IP	WLS	BF	H	R	ER	SO	BB	IBB	HBP	BLK	WP	HR	S	P	ERA	WHIP

TOP

New York Yankees @ Boston Red Sox

Fenway Park, Boston, MA

Sun Jun 23 1963, 3:33 AM EDT

Att. 29,402 - Unknown - 84 F

livebaseballscorecards.com

AB	36
R	8
H	10
RBI	8
BB	3
SO	2
LOB	10

Batter	1	2	3	4	5	6	7	8	9	AB	R	H	RBI	BB	SO	LOB
Chuck Schilling, R (1, 4) OBP: 0.331, SLG: 0.376	F4		6-3			L9		BB		3	0	0	0	1	0	1
Gary Geiger, L (1, 8) OBP: 0.400, SLG: 0.561	B4-3			1-3		FC4-6 (1-2f)		F2		4	0	0	0	0	0	2
Carl Yastrzemski, L (1, 7) OBP: 0.399, SLG: 0.470 Dick Williams, R (5, 7) OBP: 0.212, SLG: 0.375	6-3			6-3		1-3			F5	2 2	0 0	0 0	0 0	0 0	0 0	0 1
Frank Malzone, R (1, 5) OBP: 0.381, SLG: 0.544		F7		K			L5		F5	4	0	0	0	0	1	0
Dick Stuart, R (1, 3) OBP: 0.314, SLG: 0.523		K			2B		F8		1B	4	0	2	0	0	1	0
Lou Clinton, R (1, 9) OBP: 0.296, SLG: 0.419		BB			K		1B		F7	3	0	1	0	1	1	2
Eddie Bressoud, R (1, 6) OBP: 0.321, SLG: 0.415		K			F7		F7			3	0	0	0	0	1	3
Russ Nixon, L (1, 2) OBP: 0.345, SLG: 0.423			5-3		6-3			6-3		3	0	0	0	0	0	1
Earl Wilson, R (1, 1) OBP: 0.250, SLG: 0.263 Jack Lamabe, R (2, 1) Felix Mantilla, R (6, PH) OBP: 0.667, SLG: 0.667 Arnold Earley, L (7, 1) OBP: 0.222, SLG: 0.333 Billy Gardner, R (8, PH) OBP: 0.250, SLG: 0.182 Chet Nichols, S (9, 1)			F9			FC4-6 1B		K		0 1 1 0 1 0	0 0 0 0 0 0	0 0 1 0 0 0	0 0 0 0 0 0	0 0 0 0 0 1	0 0 0 0 0 0	0 0 0 0 0 0
Inning Stats	R: 0 E: 0 K: 0 S: 3 H: 0 LOB: 0 BB: 0 P: 3	R: 0 E: 0 K: 2 S: 7 H: 0 LOB: 1 BB: 1 P: 11	R: 0 E: 0 K: 0 S: 3 H: 0 LOB: 0 BB: 0 P: 3	R: 0 E: 0 K: 1 S: 5 H: 0 LOB: 0 BB: 0 P: 5	R: 0 E: 0 K: 1 S: 6 H: 1 LOB: 1 BB: 0 P: 6	R: 0 E: 0 K: 0 S: 4 H: 1 LOB: 1 BB: 0 P: 4	R: 0 E: 0 K: 0 S: 4 H: 1 LOB: 1 BB: 0 P: 4	R: 0 E: 0 K: 1 S: 5 H: 0 LOB: 1 BB: 1 P: 9	R: 0 E: 0 K: 0 S: 4 H: 1 LOB: 1 BB: 0 P: 4	1B: 3 2B: 1 3B: 0 HR: 0 SF: 0 SAC: 0 DP: 0 HBP: 0						

PITCHER	IP	WLS	BF	H	R	ER	SO	BB	IBB	HBP	BLK	WP	HR	S	P	ERA	WHIP
Jim Bouton, R (1, 1) ERA: 2.06	9.0	W	33	4	0	0	5	2	0	0	0	0	0	41	49	0.00	0.667

PITCHER	IP	WLS	BF	H	R	ER	SO	BB	IBB	HBP	BLK	WP	HR	S	P	ERA	WHIP

BOTTOM

New York Yankees @ Boston Red Sox

Fenway Park, Boston, MA

Sun Jun 23 1963, 3:33 AM EDT

Att. 29,402 - Unknown - 84 F

livebaseballscorecards.com

AB	31
R	0
H	4
RBI	0
BB	2
SO	5
LOB	10

WP: 0 PA: 33
PB: 0
SB: 0
CS: 0

Batter	1	2	3	4	5	6	7	8	9	AB	R	H	RBI	BB	SO	LOB
Woodie Held, R (1, 4) OBP: 0.327, SLG: 0.406	P6		F9 2-3		5-3		5-3		F8	5	0	0	0	0	0	2
Jerry Kindall, R (1, 6) OBP: 0.263, SLG: 0.275	K		K			1B	HR		P4	5	2	2	0	0	2	1
Willie Kirkland, L (1, 8) OBP: 0.361, SLG: 0.511	1B			K2-3		1B 1-2	1-H HR			4	2	3	2	0	1	0
Max Alvis, R (1, 5) OBP: 0.320, SLG: 0.418	K			1B		1B SF8 1-2 2-H	K			4	1	2	1	0	2	1
Gene Green, R (1, 9) OBP: 0.229, SLG: 0.214		6-3		K		K	5-3			4	0	0	0	0	2	3
Tito Francona, L (1, 3) OBP: 0.296, SLG: 0.327		F7		F7		SF8 1-3 2-H		P5		4	0	1	1	0	0	1
Joe Azcue, R (1, 2) OBP: 0.319, SLG: 0.460		3-1			1B	SF8 1-2 3-H		F9		3	0	1	1	0	0	0
Willie Tasby, R (1, 7) OBP: 0.444, SLG: 0.581			F9 2B		K	IBB		F9		3	0	1	0	1	1	1
Gary Bell, R (1, 1) OBP: 0.105, SLG: 0.056 Jerry Walker, S (6, 1) OBP: 0.231, SLG: 0.167			K	F8		F9			K	3 1	0 0	0 0	0 0	0 0	1 1	4 0
Inning Stats	R: 0 E: 0 K: 2 S: 8 H: 1 LOB: 1 BB: 0 P: 8	R: 0 E: 0 K: 0 S: 3 H: 0 LOB: 0 BB: 0 P: 3	R: 0 E: 0 K: 2 S: 8 H: 1 LOB: 1 BB: 0 P: 8	R: 0 E: 0 K: 2 S: 8 H: 1 LOB: 1 BB: 0 P: 8	R: 0 E: 0 K: 1 S: 6 H: 1 LOB: 1 BB: 0 P: 6	R: 3 E: 0 K: 1 S: 9 H: 4 LOB: 2 BB: 1 P: 13	R: 2 E: 0 K: 1 S: 7 H: 2 LOB: 0 BB: 0 P: 7	R: 0 E: 0 K: 0 S: 3 H: 0 LOB: 0 BB: 0 P: 3	R: 0 E: 0 K: 1 S: 5 H: 0 LOB: 0 BB: 0 P: 5	1B: 8 2B: 1 3B: 0 HR: 1 SF: 1 SAC: 0 DP: 0 HBP: 0						

TOP

Cleveland Indians @ Boston Red Sox

Fenway Park, Boston, MA

Mon Jun 24 1963, 7:05 PM EDT

Att. 16,950 - Unknown

livebaseballscorecards.com

AB	36
R	5
H	10
RBI	5
BB	1
SO	10
LOB	13

WP: 0 PB: 0 SB: 0 CS: 0 PA: 38

PITCHER		IP	WLS	BF	H	R	ER	SO	BB	IBB	HBP	BLK	WP	HR	S	P	ERA	WHIP
Bob Heffner, R ERA: 3.52	(1, 1)	6.1		29	9	4	4	8	0	1	0	0	0	0	44	48	5.68	1.421
Jack Lamabe, R ERA: 3.19	(7, 1)	2.2	W	9	1	1	1	2	0	0	0	0	0	1	13	13	3.38	0.375

PITCHER	IP	WLS	BF	H	R	ER	SO	BB	IBB	HBP	BLK	WP	HR	S	P	ERA	WHIP

Cleveland Indians @ Boston Red Sox

Fenway Park, Boston, MA

Mon Jun 24 1963, 7:05 PM EDT

Att. 16,950 - Unknown

BOTTOM

Batter	1	2	3	4	5	6	7	8	9	AB	R	H	RBI	BB	SO	LOB
Chuck Schilling, R (1, 4) OBP: 0.332, SLG: 0.387	K		HR		1B	K			5-3	5	1	2	1	0	2	1
Roman Mejias, R (1, 7) OBP: 0.246, SLG: 0.357	3B 1B		P3		F7		BB		HR BB	3	2	1	0	2	0	1
Gary Geiger, L (1, 8) OBP: 0.400, SLG: 0.602	1-H 3B		F8		F8		K		1-H HR	5	1	2	3	0	1	2
Frank Malzone, R (1, 5) OBP: 0.379, SLG: 0.540	1-3			BB 1B 1B	P3		P5			4	1	1	0	0	0	3
Dick Stuart, R (1, 3) OBP: 0.317, SLG: 0.519	5-3			WP 1B 1-2 BB		HR BB	F7			2	1	0	0	2	0	2
Lou Clinton, R (1, 9) OBP: 0.299, SLG: 0.432		P4		WP 1-2 2-H 1B		1-H HR		4-3		4	1	2	3	0	0	0
Eddie Bressoud, R (1, 6) OBP: 0.316, SLG: 0.408		K		F7 1-2 2-3		F8		P4		4	0	0	0	0	1	2
Russ Nixon, L (1, 2) OBP: 0.333, SLG: 0.406		K		G3		L1		4-3		4	0	0	0	0	1	2
Bob Heffner, R (1, 1) OBP: 0.429, SLG: 0.500 Jack Lamabe, R (7, 1) Felix Mantilla, R (9, PH) OBP: 0.500, SLG: 0.500			4-3	5-3		1B			F8	3 0 1	0 0 0	1 0 0	0 0 0	0 0 0	0 0 0	2 0 0
Inning Stats	R: 1 H: 2 E: 0 LOB: 1 K: 1 BB: 0 S: 7 P: 7	R: 0 H: 0 E: 0 LOB: 0 K: 2 BB: 0 S: 7 P: 7	R: 1 H: 1 E: 0 LOB: 0 K: 0 BB: 0 S: 4 P: 4	R: 1 H: 2 E: 0 LOB: 2 K: 0 BB: 1 S: 5 P: 9	R: 0 H: 1 E: 0 LOB: 1 K: 0 BB: 0 S: 4 P: 4	R: 2 H: 2 E: 0 LOB: 1 K: 1 BB: 1 S: 7 P: 11	R: 0 H: 0 E: 0 LOB: 1 K: 1 BB: 1 S: 5 P: 9	R: 0 H: 0 E: 0 LOB: 0 K: 0 BB: 0 S: 3 P: 3	R: 2 H: 1 E: 0 LOB: 0 K: 0 BB: 1 S: 3 P: 7	1B: 5 SF: 0 2B: 0 SAC: 0 3B: 1 DP: 0 HR: 3 HBP: 0						WP: 1 PA: 39 PB: 0 SB: 0 CS: 0	

livebaseballscorecards.com

	AB	35
	R	7
	H	9
	RBI	7
	BB	4
	SO	5
	LOB	15

PITCHER		IP	WLS	BF	H	R	ER	SO	BB	IBB	HBP	BLK	WP	HR	S	P	ERA	WHIP
Gary Bell, R ERA: 3.88	(1, 1)	5.2		27	8	5	5	3	2	0	0	0	1	2	31	39	7.94	1.765
Jerry Walker, R ERA: 4.03	(6, 1)	3.0	L	12	1	2	2	2	2	0	0	0	0	1	14	22	6.00	1.000

PITCHER	IP	WLS	BF	H	R	ER	SO	BB	IBB	HBP	BLK	WP	HR	S	P	ERA	WHIP

Cleveland Indians @ Boston Red Sox

Fenway Park, Boston, MA

Tue Jun 25 1963, 7:05 PM EDT

Unknown

TOP

livebaseballscorecards.com

Batter	1	2	3	4	5	6	7	8	9	AB	R	H	RBI	BB	SO	LOB
Tito Francona, L (1, 7) OBP: 0.300, SLG: 0.324	B B B B 4-0 G4-6-3 BB		S S S 0-3 ③ K			x 0-0 ① F2		I I I 4-0 IBB		2	0	0	0	2	1	1
Jerry Kindall, R (1, 6) OBP: 0.255, SLG: 0.266 Joe Adcock, R (8, PH) OBP: 0.381, SLG: 0.541 Cal Neeman, R (8, 2)	S S S 0-3 ① K			x 0-0 ① F4		x 0-0 ② F3		S S S 0-3 ② K		3 1 0	0 0 0	0 0 0	0 0 0	0 0 0	1 1 0	1 3 0
Willie Kirkland, L (1, 8) OBP: 0.352, SLG: 0.497	x 0-0 ② ③ G4-6-3 1-2f			S S S 0-3 ② K		S S S 0-3 ③ K		x 0-0 ③ G3		4	0	0	0	0	2	4
Fred Whitfield, L (1, 3) OBP: 0.298, SLG: 0.461		x 0-0 ① 4-3		x 0-0 ① 1B			x 0-0 ① F2		S S S 0-3 ① K	4	0	1	0	0	1	0
Max Alvis, R (1, 5) OBP: 0.319, SLG: 0.428		x 0-0 ② 6-3		S S S 0-3 ③ K			x 0-0 ② 6-3		x 0-0 HR	4	1	1	1	0	1	1
Miguel de la Hoz, R (1, 4) OBP: 0.188, SLG: 0.313		x 0-0 ③ 6-3			x 0-0 ① 4-3		x 0-0 ③ F9		S S S 0-3 ② K	4	0	0	0	0	1	0
Joe Azcue, R (1, 2) OBP: 0.328, SLG: 0.466 Pedro Ramos, S (8, PR) OBP: 0.067, SLG: 0.067 Ted Abernathy, R (8, 1) Al Luplow, L (9, PH) OBP: 0.266, SLG: 0.276			x 0-0 SH1-3 1B		x 0-0 ② 5-3			x 0-0 SH5-4 1B	x 0-0 1B	3 0 0 1	0 0 0 0	2 0 0 1	0 0 0 0	0 0 0 0	0 0 0 0	0 0 0 0
Willie Tasby, R (1, 9) OBP: 0.425, SLG: 0.543			x 0-0 ① F9		x 0-0 E6			x 0-0 SH5-4 1-2 1B	S S S 0-3 ③ K	4	0	1	0	0	1	2
Dick Donovan, L (1, 1) OBP: 0.069, SLG: 0.069 Woodie Held, R (8, PH) OBP: 0.327, SLG: 0.406 (8, 6)			x 0-0 ② SH1-3 1-2		x 0-0 ③ 1-3			x 0-0 ① SH5-4 1-2 2-3		1 0	0 0	0 0	0 0	0 0	0 0	1 0
Inning Stats	R: 0 E: 0 K: 1 S: 4 H: 0 LOB: 0 BB: 1 P: 8	R: 0 E: 0 K: 0 S: 3 H: 0 LOB: 0 BB: 0 P: 3	R: 0 E: 0 K: 1 S: 6 H: 1 LOB: 1 BB: 0 P: 6	R: 0 E: 0 K: 2 S: 8 H: 1 LOB: 1 BB: 0 P: 8	R: 0 E: 1 K: 0 S: 4 H: 0 LOB: 1 BB: 0 P: 4	R: 0 E: 0 K: 1 S: 5 H: 0 LOB: 0 BB: 0 P: 5	R: 0 E: 0 K: 0 S: 3 H: 0 LOB: 0 BB: 0 P: 3	R: 0 E: 0 K: 1 S: 7 H: 2 LOB: 3 BB: 1 P: 11	R: 1 E: 0 K: 3 S: 11 H: 2 LOB: 1 BB: 0 P: 11	1B: 5 2B: 0 3B: 0 HR: 1 SF: 0 SAC: 2 DP: 1 HBP: 0						

	AB	31
	R	1
	H	6
	RBI	1
	BB	2
	SO	9
	LOB	13

PITCHER		IP	WLS	BF	H	R	ER	SO	BB	IBB	HBP	BLK	WP	HR	S	P	ERA	WHIP
Bill Monbouquette, R ERA: 3.34	(1, 1)	7.1	W	28	4	0	0	5	1	1	0	0	0	0	36	44	0.00	0.682
Dick Radatz, R ERA: 1.13	(8, 1)	1.2	S	7	2	1	1	4	0	0	0	0	0	1	15	15	5.40	1.200

PITCHER		IP	WLS	BF	H	R	ER	SO	BB	IBB	HBP	BLK	WP	HR	S	P	ERA	WHIP

WP: 0 PB: 0 SB: 0 CS: 0 PA: 35

Cleveland Indians @ Boston Red Sox

Fenway Park, Boston, MA

Tue Jun 25 1963, 7:05 PM EDT

Unknown

BOTTOM

livebaseballscorecards.com

Batter	1	2	3	4	5	6	7	8	9	AB	R	H	RBI	BB	SO	LOB
Chuck Schilling, R (1, 4) OBP: 0.331, SLG: 0.385	8-3 1B		4-3		4-3			K		4	0	1	0	0	1	2
Dick Williams, R (1, 7) OBP: 0.216, SLG: 0.361	F7		6-3			K		BB, 1B BB 1B		4	1	1	0	0	1	2
Gary Geiger, L (1, 8) OBP: 0.395, SLG: 0.589	8-3 1-2f			F8		4-3		BB, BB 1-2 FC6-4 1B		4	1	1	0	0	0	1
Frank Malzone, R (1, 5) OBP: 0.381, SLG: 0.537		F4		6-3		1B 1B		FC6-4, BB 1-2 2-3 E BB		3	1	1	0	1	0	0
Dick Stuart, R (1, 3) OBP: 0.323, SLG: 0.521		F9		1B		1-3 1B		FC6-4 1-2 2-3 3-H BB		3	0	2	1	1	0	0
Lou Clinton, R (1, 9) OBP: 0.295, SLG: 0.425		F7		F7		F6		FC6-4 E 1-2f 2-3 3-H		4	0	0	1	0	0	5
Eddie Bressoud, R (1, 6) OBP: 0.315, SLG: 0.410			2B 2B	F7		F3		E6 1-2 3-H		4	1	1	0	0	0	1
Russ Nixon, L (1, 2) OBP: 0.331, SLG: 0.410			SH2-4 2-H 2B			F3		G3		4	0	1	1	0	0	2
Bill Monbouquette, R (1, 1) OBP: 0.205, SLG: 0.167 Dick Radatz, R (8, 1) OBP: 0.067, SLG: 0.133			SH2-4 2-3		1B			K		2 0	0 0	1 0	0 0	0 0	1 0	0 0
Inning Stats	R: 0 H: 1 E: 0 LOB: 0 K: 0 BB: 0 S: 3 P: 3	R: 0 H: 0 E: 0 LOB: 0 K: 0 BB: 0 S: 3 P: 3	R: 1 H: 2 E: 0 LOB: 1 K: 0 BB: 0 S: 5 P: 5	R: 0 H: 1 E: 0 LOB: 1 K: 0 BB: 0 S: 4 P: 4	R: 0 H: 1 E: 0 LOB: 1 K: 0 BB: 0 S: 4 P: 4	R: 0 H: 2 E: 0 LOB: 2 K: 1 BB: 0 S: 7 P: 7	R: 0 H: 0 E: 0 LOB: 0 K: 1 BB: 0 S: 5 P: 5	R: 3 H: 2 E: 1 LOB: 2 K: 1 BB: 2 S: 8 P: 16		1B: 7 SF: 0 2B: 3 SAC: 1 3B: 0 DP: 1 HR: 0 HBP: 0						

	AB	32
	R	4
	H	9
	RBI	3
	BB	2
	SO	3
	LOB	13

WP: 0 PA: 35
PB: 0
SB: 0
CS: 0

PITCHER		IP	WLS	BF	H	R	ER	SO	BB	IBB	HBP	BLK	WP	HR	S	P	ERA	WHIP
Dick Donovan, R ERA: 4.2	(1, 1)	7.0	L	27	7	1	1	2	0	0	0	0	0	0	31	31	1.29	1.000
Ted Abernathy, R ERA: 3.27	(8, 1)	1.0		8	2	3	2	1	2	0	0	0	0	0	8	16	18.00	4.000

PITCHER	IP	WLS	BF	H	R	ER	SO	BB	IBB	HBP	BLK	WP	HR	S	P	ERA	WHIP

Cleveland Indians @ Boston Red Sox

Fenway Park, Boston, MA

Tue Jun 25 1963, 7:05 PM EDT

Att. 18,755 - Unknown

TOP

livebaseballscorecards.com

Batter	1	2	3	4	5	6	7	8	9	AB	R	H	RBI	BB	SO	LOB
Tito Francona, L (1, 7) OBP: 0.297, SLG: 0.325	S S S 0-3 ① K		x 0-0 2B		x 0-0 ① F4		S S S 0-3 ③ K		S S S 0-3 ② K	5	0	1	0	0	3	1
Jerry Kindall, R (1, 6) OBP: 0.252, SLG: 0.255	x 0-0 ② 1-3		x 0-0 ② F9		x 0-0 ② F7			B B B B 4-0 G3 1B 1B BB	S S S 0-3 ③ K	4	1	0	0	1	1	2
Willie Kirkland, L (1, 8) OBP: 0.356, SLG: 0.493	x 0-0 ③ F8		B B B B 4-0 BB		x 0-0 E8 PB			x 0-0 1-2 G3 E 1B		3	1	1	0	1	0	0
Fred Whitfield, L (1, 3) OBP: 0.297, SLG: 0.450		B B B B 4-0 BB BB	x 0-0 ③ F5		x 0-0 ③ 3-1 1-2			x 0-0 ① G3 1-2 2-3		3	0	0	0	1	0	5
Max Alvis, R (1, 5) OBP: 0.326, SLG: 0.435		B B B B 4-0 FC6-4 1-2 BB		x 0-0 1B 2B		x 0-0 ① 6-3		x 0-0 E8 CS E 2-H 3-H 1B		3	0	2	1	1	0	0
Al Luplow, L (1, 9) OBP: 0.266, SLG: 0.275		S S S 0-3 ① K		x 0-0 FC5 2-3 1B		x 0-0 ② 4-3		x 0-0 E3 1-2		4	0	1	0	0	1	3
Miguel de la Hoz, R (1, 4) OBP: 0.171, SLG: 0.286		x 0-0 ② F8		S S S 0-3 ① K		S S S 0-3 ③ K		S S S 0-3 ② ③ K 2-3		3	0	0	0	0	2	4
Joe Adcock, R (8, PH) OBP: 0.378, SLG: 0.537										1	0	0	0	0	1	2
Woodie Held, R (8, 4) OBP: 0.327, SLG: 0.406										0	0	0	0	0	0	0
Cal Neeman, R (1, 2)		x 0-0 ③ FC6-4 1-2f		x 0-0 ② FC5 1-2f			S S S 0-3 ① K		x 0-0 SH2-3 1B	2	0	0	0	0	0	4
Joe Azcue, R (7, PH) OBP: 0.331, SLG: 0.466										2	0	1	0	0	1	0
(7, 2)																
Sam McDowell, L (1, 1) OBP: 0.250, SLG: 0.211			x 0-0 ① 1-3	S S S 0-3 ③ K			x 0-0 ② 6-3		x 0-0 ① SH2-3 1-2	2	0	0	0	0	1	2
Gary Bell, R (6, 1) OBP: 0.105, SLG: 0.056										0	0	0	0	0	0	0
Gene Green, R (7, PH) OBP: 0.224, SLG: 0.209										1	0	0	0	0	0	0
Bob Allen, L (7, 1)										0	0	0	0	0	0	0
Willie Tasby, R (9, PH) OBP: 0.425, SLG: 0.543										0	0	0	0	0	0	0

	AB	33
	R	2
	H	6
	RBI	1
	BB	4
	SO	10
	LOB	23

Inning Stats										
	R: 0 E: 0 K: 1 S: 5	H: 0 LOB: 0 BB: 0 P: 5	R: 0 E: 0 K: 1 S: 5	H: 0 LOB: 2 BB: 2 P: 13	R: 0 E: 0 K: 0 S: 4	H: 1 LOB: 2 BB: 1 P: 8	R: 0 E: 0 K: 2 S: 9	H: 2 LOB: 2 BB: 0 P: 9	R: 0 E: 1 K: 0 S: 4	H: 0 LOB: 1 BB: 0 P: 4
	R: 0 E: 0 K: 1 S: 5	H: 0 LOB: 0 BB: 0 P: 5	R: 0 E: 0 K: 2 S: 7	H: 0 LOB: 0 BB: 0 P: 7	R: 2 E: 2 K: 1 S: 7	H: 2 LOB: 1 BB: 1 P: 11	R: 0 E: 0 K: 2 S: 8	H: 1 LOB: 1 BB: 0 P: 8	1B: 4 2B: 2 3B: 0 HR: 0	SF: 0 SAC: 1 DP: 0 HBP: 0

WP: 0 PB: 1 SB: 0 CS: 1 PA: 38

PITCHER		IP	WLS	BF	H	R	ER	SO	BB	IBB	HBP	BLK	WP	HR	S	P	ERA	WHIP
Earl Wilson, R ERA: 2.39	(1, 1)	6.0	W	25	3	0	0	5	3	0	0	0	0	0	32	44	0.00	1.000
Arnold Earley, L ERA: 5.05	(7, 1)	1.1		8	2	2	2	2	1	0	0	0	0	0	11	15	13.50	2.250
Dick Radatz, R ERA: 1.1	(8, 1)	1.2	S	5	1	0	0	3	0	0	0	0	0	0	11	11	0.00	0.600

PITCHER	IP	WLS	BF	H	R	ER	SO	BB	IBB	HBP	BLK	WP	HR	S	P	ERA	WHIP

Batter	1	2	3	4	5	6	7	8	9	AB	R	H	RBI	BB	SO	LOB
Chuck Schilling, R (1, 4) OBP: 0.327, SLG: 0.380	5-3		5-3	4-3		K				4	0	0	0	0	1	3
Dick Williams, R (1, 7) OBP: 0.268, SLG: 0.368	BB		1-3		G4-6-3		G2-5-3			2	1	1	0	2	0	0
Gary Geiger, L (1, 8) OBP: 0.398, SLG: 0.582	K		1B		G4-6-3		G2-5-3			3	1	1	0	1	1	2
Frank Malzone, R (1, 5) OBP: 0.386, SLG: 0.539	1B BB		1B		1B		G2-5-3			3	0	2	0	1	0	2
Dick Stuart, R (1, 3) OBP: 0.326, SLG: 0.520	1B		K		K		1B			4	0	2	2	0	2	3
Lou Clinton, R (1, 9) OBP: 0.294, SLG: 0.434		5-3		4-3		HR	F6			4	1	1	1	0	0	1
Eddie Bressoud, R (1, 6) OBP: 0.310, SLG: 0.403		F9		K		F3		F9		4	0	0	0	0	1	0
Bob Tillman, R (1, 2) OBP: 0.288, SLG: 0.331		BB		BB		1-3		K		2	0	1	0	2	1	0
Earl Wilson, R (1, 1) OBP: 0.256, SLG: 0.268		F9		1B		1-3		F3		3	0	1	0	0	0	2
Arnold Earley, L (7, 1) OBP: 0.222, SLG: 0.333										0	0	0	0	0	0	0
Dick Radatz, R (8, 1) OBP: 0.063, SLG: 0.125										1	0	0	0	0	0	0
Inning Stats	R: 1 E: 0 K: 1 S: 5 H: 1 LOB: 2 BB: 2 P: 13	R: 0 E: 0 K: 0 S: 3 H: 0 LOB: 1 BB: 1 P: 7	R: 0 E: 0 K: 1 S: 6 H: 1 LOB: 2 BB: 1 P: 10	R: 0 E: 0 K: 1 S: 6 H: 1 LOB: 2 BB: 1 P: 10	R: 0 E: 0 K: 1 S: 5 H: 1 LOB: 1 BB: 1 P: 9	R: 1 E: 0 K: 1 S: 7 H: 2 LOB: 1 BB: 0 P: 7	R: 1 E: 0 K: 0 S: 5 H: 3 LOB: 1 BB: 0 P: 5	R: 0 E: 0 K: 1 S: 5 H: 0 LOB: 0 BB: 0 P: 5		1B: 8 2B: 0 3B: 0 HR: 1 SF: 0 SAC: 0 DP: 2 HBP: 0				WP: 0 PB: 0 SB: 0 CS: 0 PA: 36		

PITCHER		IP	WLS	BF	H	R	ER	SO	BB	IBB	HBP	BLK	WP	HR	S	P	ERA	WHIP
Sam McDowell, L ERA: 4.76	(1, 1)	5.2	L	27	6	2	2	4	6	0	0	0	0	1	29	53	3.18	2.118
Gary Bell, R ERA: 3.86	(6, 1)	0.1		1	0	0	0	1	0	0	0	0	0	0	3	3	0.00	0.000
Bob Allen, L ERA: 3.47	(7, 1)	2.0		8	3	1	1	1	0	0	0	0	0	0	10	10	4.50	1.500

PITCHER	IP	WLS	BF	H	R	ER	SO	BB	IBB	HBP	BLK	WP	HR	S	P	ERA	WHIP

BOTTOM

Cleveland Indians @ Boston Red Sox

Fenway Park, Boston, MA

Tue Jun 25 1963, 7:05 PM EDT

Att. 18,755 - Unknown

livebaseballscorecards.com

AB	30
R	3
H	9
RBI	3
BB	6
SO	6
LOB	13

Cleveland Indians @ Boston Red Sox

Fenway Park, Boston, MA

Wed Jun 26 1963, 7:05 PM EDT

Att. 11,730 - Unknown

TOP

livebaseballscorecards.com

Batter	1	2	3	4	5	6	7	8	9	AB	R	H	RBI	BB	SO	LOB
Al Luplow, L (1, 9) OBP: 0.269, SLG: 0.274	G3		K		BB 1B 1B	BBB 4-0 S 1-2 BB		F2		4	0	1	0	1	1	1
Tito Francona, L (1, 7) OBP: 0.291, SLG: 0.319	1-5-3		FC3-6 1B 1B 1-2f		SSS K	0-0 SF7 1-2 2-H		5-3		4	1	0	1	0	1	2
Willie Kirkland, L (1, 8) OBP: 0.363, SLG: 0.493	BBBB 4-0 BB		0-0 E 1B 1-2 1B		0-0 BB 1-2 1B	0-0 F8			4-3	4	0	2	0	1	0	1
Max Alvis, R (1, 5) OBP: 0.331, SLG: 0.436	F6		0-0 E 1-2 2-H 1B		BBB 4-0 1-2 2-3 BB		0-0 F9		HR 1B	4	1	2	1	1	0	1
Fred Whitfield, L (1, 3) OBP: 0.287, SLG: 0.434		F6	E3 1-2 2-3		SSS K		4-3		F7	5	0	0	0	0	1	6
Joe Azcue, R (1, 2) OBP: 0.328, SLG: 0.467 Joe Adcock, R (9, PH) OBP: 0.382, SLG: 0.565 Cal Neeman, R (9, 2)		1-3 2B	SSS K		4-3		E6 2B		1-H HR	4 1 0	0 1 0	1 1 0	0 2 0	0 0 0	1 0 0	6 0 0
Miguel de la Hoz, R (1, 4) OBP: 0.200, SLG: 0.350		1-3 2-3		F9		SH3-1 1B 2B	1-3 2B		F9	5	1	2	0	0	0	1
Jerry Kindall, R (1, 6) OBP: 0.245, SLG: 0.248	SSS K		SSS K			SH3-1 2-3	4-3			3	0	0	0	0	2	3
Mudcat Grant, R (1, 1) OBP: 0.167, SLG: 0.233 Gene Green, R (8, PH) OBP: 0.220, SLG: 0.205 Pedro Ramos, S (8, 1) OBP: 0.067, SLG: 0.067			FC3-6 1B	F9		S BB SF7 3-H 1B		SSS K		3 1 0	1 0 0	2 0 0	1 0 0	0 1 0	0 0 0	0 0 0

	AB	38
	R	5
	H	11
	RBI	5
	BB	3
	SO	7
	LOB	21

Inning Stats																								
	R: 0	H: 0	R: 0	H: 1	R: 1	H: 3	R: 0	H: 0	R: 0	H: 2	R: 2	H: 2	R: 0	H: 1	R: 0	H: 0	R: 2	H: 2	1B: 7	SF: 1	WP: 0	PA: 43
	E: 0	LOB: 1	E: 0	LOB: 1	E: 1	LOB: 3	E: 0	LOB: 0	E: 0	LOB: 3	E: 0	LOB: 1	E: 1	LOB: 2	E: 0	LOB: 0	E: 0	LOB: 0	2B: 3	SAC: 1	PB: 0	
	K: 0	BB: 1	K: 1	BB: 0	K: 2	BB: 0	K: 1	BB: 0	K: 2	BB: 1	K: 0	BB: 1	K: 0	BB: 0	K: 1	BB: 0	K: 0	BB: 0	3B: 0	DP: 0	SB: 2	
	S: 3	P: 7	S: 6	P: 6	S: 11	P: 11	S: 5	P: 5	S: 9	P: 13	S: 5	P: 9	S: 5	P: 5	S: 5	P: 5	S: 5	P: 5	HR: 1	HBP: 0	CS: 0	

PITCHER		IP	WLS	BF	H	R	ER	SO	BB	IBB	HBP	BLK	WP	HR	S	P	ERA	WHIP
Dave Morehead, R ERA: 4.39	(1, 1)	5.1		28	8	3	3	6	3	0	0	0	0	0	37	49	5.06	2.062
Chet Nichols, L ERA: 4.43	(6, 1)	0.2		2	0	0	0	0	0	0	0	0	0	0	2	2	0.00	0.000
Jack Lamabe, R ERA: 3.34	(7, 1)	3.0	W	13	3	2	2	1	0	0	0	0	0	1	15	15	6.00	1.000

PITCHER	IP	WLS	BF	H	R	ER	SO	BB	IBB	HBP	BLK	WP	HR	S	P	ERA	WHIP

Batter	1	2	3	4	5	6	7	8	9	AB	R	H	RBI	BB	SO	LOB
Chuck Schilling, R (1, 4) OBP: 0.329, SLG: 0.390	6-3		F8			BB		HR		3	1	1	1	1	0	0
Dick Williams, R (1, 7) (9, 3) OBP: 0.289, SLG: 0.350	F7			G5-4-3 BB		K		FC1-6 BB		2	0	0	0	2	1	1
Gary Geiger, L (1, 8) OBP: 0.386, SLG: 0.561	F8			F5		F4		FC1-6 FC5-4 1-2f		4	0	0	0	0	0	3
Frank Malzone, R (1, 5) OBP: 0.384, SLG: 0.534		5-3		G5-4-3 1-2f			2B HR 1B	F8		4	1	1	0	0	0	2
Dick Stuart, R (1, 3) OBP: 0.325, SLG: 0.516		K			1B		K	FC5-4 1-2f		4	0	1	0	0	2	2
Roman Mejias, R (9, 7) OBP: 0.246, SLG: 0.357										0	0	0	0	0	0	0
Lou Clinton, R (1, 9) OBP: 0.293, SLG: 0.431		K			BB 1B		F8		K	4	0	1	0	0	2	1
Eddie Bressoud, R (1, 6) OBP: 0.320, SLG: 0.438			HR		G6-4-3 1-2 BB		1-3 HR 2B		HR	3	3	3	2	1	0	0
Russ Nixon, L (1, 2) OBP: 0.331, SLG: 0.435			F9		G6-4-3 1-2f		2-H 3-H HR			3	1	1	3	0	0	2
Dave Morehead, R (1, 1) OBP: 0.043, SLG: 0.043			K			K	K			1	0	0	0	0	1	0
Chet Nichols, S (6, 1)										0	0	0	0	0	0	0
Felix Mantilla, R (6, PH) OBP: 0.400, SLG: 0.400										1	0	0	0	0	1	0
Jack Lamabe, R (7, 1)										1	0	0	0	0	1	0
Inning Stats	R: 0 E: 0 K: 0 S: 3 H: 0 LOB: 0 BB: 0 P: 3	R: 0 E: 0 K: 2 S: 7 H: 0 LOB: 0 BB: 0 P: 7	R: 1 E: 0 K: 1 S: 6 H: 1 LOB: 0 BB: 0 P: 6	R: 0 E: 0 K: 0 S: 2 H: 0 LOB: 0 BB: 1 P: 6	R: 0 E: 0 K: 0 S: 3 H: 2 LOB: 1 BB: 1 P: 7	R: 0 E: 0 K: 2 S: 7 H: 0 LOB: 1 BB: 1 P: 11	R: 3 E: 0 K: 2 S: 10 H: 3 LOB: 0 BB: 0 P: 10	R: 1 E: 0 K: 0 S: 4 H: 1 LOB: 1 BB: 1 P: 8	R: 1 E: 0 K: 1 S: 4 H: 1 LOB: 0 BB: 0 P: 4	1B: 3 2B: 1 3B: 0 HR: 4	SF: 0 SAC: 0 DP: 2 HBP: 0						

PITCHER		IP	WLS	BF	H	R	ER	SO	BB	IBB	HBP	BLK	WP	HR	S	P	ERA	WHIP
Mudcat Grant, R ERA: 3.73	(1, 1)	7.0		27	6	4	4	7	3	0	0	0	0	2	38	50	5.14	1.286
Pedro Ramos, R ERA: 3.61	(8, 1)	1.1	L	7	2	2	2	1	1	0	0	0	0	2	8	12	13.50	2.250

PITCHER	IP	WLS	BF	H	R	ER	SO	BB	IBB	HBP	BLK	WP	HR	S	P	ERA	WHIP

BOTTOM

Cleveland Indians @ Boston Red Sox

Fenway Park, Boston, MA

Wed Jun 26 1963, 7:05 PM EDT

Att. 11,730 - Unknown

livebaseballscorecards.com

AB	30
R	6
H	8
RBI	6
BB	4
SO	8
LOB	11

WP: 0 PB: 0 SB: 0 CS: 0 PA: 34

Cleveland Indians @ Boston Red Sox

Fenway Park, Boston, MA

Thu Jun 27 1963, 3:33 AM EDT

Att. 6,497 - Unknown

TOP

livebaseballscorecards.com

Batter	1	2	3	4	5	6	7	8	9	AB	R	H	RBI	BB	SO	LOB
Willie Tasby, R (1, 7) OBP: 0.386, SLG: 0.487	L6	1-3			5-3	L6		1B IBB		4	0	0	0	0	0	2
Tito Francona, L (8, PH) (8, 7) OBP: 0.294, SLG: 0.319										0	0	0	0	1	0	0
Miguel de la Hoz, R (1, 4) OBP: 0.244, SLG: 0.422	1B 2B		4-3		2B		K	1-3 2-H 3-H 1B		5	1	3	2	0	1	0
Willie Kirkland, L (1, 8) OBP: 0.358, SLG: 0.481	K2-3		P4		F7		4-3	IBB		4	0	0	0	1	1	2
Joe Adcock, R (1, 3) OBP: 0.386, SLG: 0.563	FC6-4 2-H 1B		P3		6-3		FC5-4 1B	K		4	0	2	1	0	0	1
Mudcat Grant, R (7, PR) OBP: 0.167, SLG: 0.233										0	0	0	0	0	0	0
Fred Whitfield, L (7, 3) OBP: 0.285, SLG: 0.431										1	0	0	0	0	1	3
Max Alvis, R (1, 5) OBP: 0.332, SLG: 0.448	FC6-4 1-2f			E 1B		HR	FC5-4 1-2f		F8	5	1	2	1	0	0	2
Gene Green, R (1, 9) OBP: 0.226, SLG: 0.277		F9		K		HR		1-3	P6	3	1	1	1	0	1	1
Al Luplow, L (6, 9) OBP: 0.266, SLG: 0.271										2	0	0	0	0	0	0
Joe Azcue, R (1, 2) OBP: 0.323, SLG: 0.457		4-3		E5 1-2		FC6-4 1B		F9	F9	5	0	1	0	0	0	1
Jerry Kindall, R (1, 6) OBP: 0.254, SLG: 0.286		HR		F8		FC6-4 1-2f		2B 1B		4	2	2	1	0	0	3
Barry Latman, R (1, 1) OBP: 0.273, SLG: 0.400		1B		6-3		F8		1-3 1B 2B		3	0	1	0	0	0	3
Ted Abernathy, R (7, 1) OBP: 0.500, SLG: 0.667										1	1	1	0	0	0	0
Inning Stats	R: 1 E: 0 K: 1 S: 7 H: 2 LOB: 1 BB: 0 P: 7	R: 1 E: 0 K: 0 S: 5 H: 2 LOB: 1 BB: 0 P: 5	R: 0 E: 0 K: 0 S: 3 H: 0 LOB: 0 BB: 0 P: 3	R: 0 E: 1 K: 1 S: 7 H: 1 LOB: 2 BB: 0 P: 7	R: 0 E: 0 K: 0 S: 4 H: 1 LOB: 1 BB: 0 P: 4	R: 2 E: 0 K: 0 S: 6 H: 3 LOB: 1 BB: 0 P: 6	R: 0 E: 0 K: 1 S: 6 H: 1 LOB: 1 BB: 0 P: 6	R: 2 E: 0 K: 1 S: 8 H: 3 LOB: 3 BB: 2 P: 16	R: 0 E: 0 K: 0 S: 3 H: 0 LOB: 0 BB: 0 P: 3	1B: 7 2B: 3 3B: 0 HR: 3 SF: 0 SAC: 0 DP: 0 HBP: 0						

	AB	41
	R	6
	H	13
	RBI	6
	BB	2
	SO	4
	LOB	18

WP: 0 PB: 0 SB: 0 CS: 0 PA: 43

PITCHER		IP	WLS	BF	H	R	ER	SO	BB	IBB	HBP	BLK	WP	HR	S	P	ERA	WHIP
Wilbur Wood, L ERA: 4.39	(1, 1)	5.0	L	24	8	4	4	2	0	0	0	0	0	3	28	28	7.20	1.600
Arnold Earley, L ERA: 5.14	(6, 1)	2.2		12	4	2	2	1	0	0	0	0	0	0	14	14	6.75	1.500
Dick Radatz, R ERA: 1.07	(8, 1)	1.1		7	1	0	0	1	0	2	0	0	0	0	7	15	0.00	0.750

PITCHER	IP	WLS	BF	H	R	ER	SO	BB	IBB	HBP	BLK	WP	HR	S	P	ERA	WHIP

BOTTOM

Cleveland Indians @ Boston Red Sox

Fenway Park, Boston, MA

Thu Jun 27 1963, 3:33 AM EDT

Att. 6,497 - Unknown

Batter	1	2	3	4	5	6	7	8	9	AB	R	H	RBI	BB	SO	LOB
Billy Gardner, R (1, 4) OBP: 0.250, SLG: 0.200	S S S 0-3 K ①		S S S 0-3 K ②		S S S 0-3 K ③		x 0-0 1-2 1B		x 0-0 ②	4	0	1	0	0	3	1
Frank Malzone, R (9, PH) OBP: 0.383, SLG: 0.532										1	0	0	0	0	0	1
Gary Geiger, L (1, 8) OBP: 0.379, SLG: 0.546	x 0-0 1B		x 0-0 4-3 ③			x 0-0 1-3 ①	x 0-0 G3 ③		x 0-0 G3 ③	5	0	1	0	0	0	3
Carl Yastrzemski, L (1, 7) OBP: 0.396, SLG: 0.478	S S S 0-3 K ②			x 0-0 HR		x 0-0 F7 ②		x 0-0 F7 ①		4	1	1	1	0	1	1
Lou Clinton, R (1, 9) OBP: 0.293, SLG: 0.429	S S S 0-3 K ③			x 0-0 6-3 ①		x 0-0 F8 ③		x 0-0 1B SF9 1B		4	1	1	0	0	1	1
Dick Stuart, R (1, 3) OBP: 0.324, SLG: 0.512		x 0-0 6-3 ①		S S S 0-3 K ②			x 0-0 F7 ①	x 0-0 SF9 1-3 1B		4	0	1	0	0	1	0
Dick Williams, R (1, 5) OBP: 0.286, SLG: 0.333		x 0-0 1-3 ②		x 0-0 F7 ③			B B B B 4-0 HR BB	x 0-0 SF9 1-2 3-H ②		2	1	0	1	1	0	0
Eddie Bressoud, R (1, 6) OBP: 0.323, SLG: 0.443		x 0-0 2B			x 0-0 SH1 1B		x 0-0 F8 ②	x 0-0 6-3 ③		4	0	2	0	0	0	2
Russ Nixon, L (1, 2) OBP: 0.328, SLG: 0.455	S S S 0-3 K ③				x 0-0 P5 ①		x 0-0 1-H HR		x 0-0 6-3 ①	4	1	1	2	0	1	2
Wilbur Wood, R (1, 1) Arnold Earley, L (6, 1) OBP: 0.300, SLG: 0.400 Dick Radatz, R (8, 1) OBP: 0.063, SLG: 0.125 Roman Mejias, R (9, PH) OBP: 0.250, SLG: 0.366 Jim Gosger, L (9, PR)			S S S 0-3 K2-3 ①		x 0-0 SH1 1-2 ②		x 0-0 1B 1B		x 0-0 2B	1	0	0	0	0	1	0
										1	0	1	0	0	0	0
										0	0	0	0	0	0	0
										1	0	1	0	0	0	0
										0	0	0	0	0	0	0
Inning Stats	R: 0 E: 0 K: 3 S: 10 H: 1 LOB: 1 BB: 0 P: 10	R: 0 E: 0 K: 1 S: 6 H: 1 LOB: 1 BB: 0 P: 6	R: 0 E: 0 K: 2 S: 7 H: 0 LOB: 0 BB: 0 P: 7	R: 1 E: 0 K: 1 S: 6 H: 1 LOB: 0 BB: 0 P: 6	R: 0 E: 0 K: 1 S: 6 H: 1 LOB: 1 BB: 0 P: 6	R: 0 E: 0 K: 0 S: 3 H: 0 LOB: 0 BB: 0 P: 3	R: 2 E: 0 K: 0 S: 6 H: 3 LOB: 2 BB: 1 P: 10	R: 1 E: 0 K: 0 S: 5 H: 2 LOB: 1 BB: 0 P: 5	R: 0 E: 0 K: 0 S: 4 H: 1 LOB: 1 BB: 0 P: 4	1B: 6 2B: 2 3B: 0 HR: 2		SF: 1 SAC: 1 DP: 0 HBP: 0			WP: 0 PB: 0 SB: 0 CS: 0	PA: 38	

PITCHER	IP	WLS	BF	H	R	ER	SO	BB	IBB	HBP	BLK	WP	HR	S	P	ERA	WHIP
Barry Latman, R (1, 1) ERA: 3.98	6.2	W	28	7	3	3	8	1	0	0	0	0	2	43	47	4.05	1.200
Ted Abernathy, R (7, 1) ERA: 3.33	2.1	S	10	3	1	1	0	0	0	0	0	0	0	10	10	3.86	1.286

PITCHER	IP	WLS	BF	H	R	ER	SO	BB	IBB	HBP	BLK	WP	HR	S	P	ERA	WHIP

livebaseballscorecards.com

AB	35
R	4
H	10
RBI	4
BB	1
SO	8
LOB	11

Batter	1	2	3	4	5	6	7	8	9	AB	R	H	RBI	BB	SO	LOB
Chuck Schilling, R (1, 4) OBP: 0.328, SLG: 0.386	S S S 0-3 ① K			x 0-0 ① 4-3		x 0-0 ③ 6-3		B B B 4-0 1B 1B BB		3	1	0	0	1	1	1
Roman Mejias, R (1, 8) OBP: 0.245, SLG: 0.358	S S S 0-3 ② K			x 0-0 ② 6-3			x 0-0 ① F9	x 0-0 ① F9		4	0	0	0	0	1	1
Carl Yastrzemski, L (1, 7) OBP: 0.398, SLG: 0.478	x 0-0 ③ 4-3			x 0-0 ③ F7			x 0-0 1B 1B 1B	x 0-0 F8 1B 1-3 1B		4	1	2	0	0	0	0
Frank Malzone, R (1, 5) OBP: 0.385, SLG: 0.532		S S S 0-3 ① K			S S S 0-3 ① K2-3		x 0-0 1B 2B 1-3 1B	x 0-0 1-2 3-H 1B		4	1	2	1	0	2	0
Dick Stuart, R (1, 3) OBP: 0.323, SLG: 0.508 Dick Williams, R (8, 3) OBP: 0.286, SLG: 0.333		x 0-0 ② F4			x 0-0 ② F8		x 0-0 2B FC6 1-3 3-H 1B	x 0-0 ② F8 2-3		4	1	1	1	0	0	2
										0	0	0	0	0	0	0
Lou Clinton, R (1, 9) OBP: 0.292, SLG: 0.430		S S S 0-3 ③ K			x 0-0 ③ F4		x 0-0 FC6 2B 1-3 3-H	S S S 0-3 ③ K		4	0	1	1	0	2	2
Eddie Bressoud, R (1, 6) OBP: 0.322, SLG: 0.438			x 0-0 ① L9			x 0-0 ① F3	4-0 FC6 IBB		x 0-0 ① 6-3	3	0	0	0	1	0	0
Bob Tillman, R (1, 2) OBP: 0.284, SLG: 0.326 Russ Nixon, L (7, PH) OBP: 0.323, SLG: 0.447 (7, 2)			x 0-0 ② 6-3			x 0-0 E6 FC1-4	x 0-0 ② FC6 1-2f 2-3 3-H		x 0-0 ② 4-3	2	0	0	0	0	0	0
										2	0	0	1	0	0	2
Bob Heffner, R (1, 1) OBP: 0.333, SLG: 0.375 Gary Geiger, L (7, PH) OBP: 0.376, SLG: 0.542 Dick Radatz, R (7, 1) OBP: 0.059, SLG: 0.118			x 0-0 ③ 4-3			x 0-0 ② FC1-4 1-2f	S S S 0-3 ③ K		x 0-0 ③ 5-3	2	0	0	0	0	0	1
										1	0	0	0	0	1	2
										1	0	0	0	0	0	0
Inning Stats	R: 0 E: 0 K: 2 S: 7 H: 0 LOB: 0 BB: 0 P: 7	R: 0 E: 0 K: 2 S: 7 H: 0 LOB: 0 BB: 0 P: 7	R: 0 E: 0 K: 0 S: 3 H: 0 LOB: 0 BB: 0 P: 3	R: 0 E: 0 K: 0 S: 3 H: 0 LOB: 0 BB: 0 P: 3	R: 0 E: 0 K: 1 S: 5 H: 0 LOB: 0 BB: 0 P: 5	R: 0 E: 1 K: 0 S: 4 H: 0 LOB: 1 BB: 0 P: 4	R: 3 E: 0 K: 1 S: 9 H: 4 LOB: 2 BB: 1 P: 13	R: 1 E: 0 K: 1 S: 7 H: 2 LOB: 2 BB: 1 P: 11	R: 0 E: 0 K: 0 S: 3 H: 0 LOB: 0 BB: 0 P: 3	1B: 5 2B: 1 3B: 0 HR: 0	SF: 0 SAC: 0 DP: 0 HBP: 0						

PITCHER		IP	WLS	BF	H	R	ER	SO	BB	IBB	HBP	BLK	WP	HR	S	P	ERA	WHIP
Al Downing, L ERA: 3.63	(1, 1)	6.1		24	4	3	3	5	0	0	0	0	0	0	34	34	4.26	0.632
Hal Reniff, R ERA: 2.47	(7, 1)	2.2	L	12	2	1	1	2	1	1	0	0	0	0	14	22	3.38	1.125

PITCHER		IP	WLS	BF	H	R	ER	SO	BB	IBB	HBP	BLK	WP	HR	S	P	ERA	WHIP

TOP

Boston Red Sox @ New York Yankees

Yankee Stadium, Bronx, NY

Fri Jun 28 1963, 7:05 PM EDT

Att. 30,760 - Overcast - 86 F

livebaseballscorecards.com

AB	34
R	4
H	6
RBI	4
BB	2
SO	7
LOB	11

WP: 0 PA: 36
PB: 0
SB: 0
CS: 0

Batter	1	2	3	4	5	6	7	8	9	AB	R	H	RBI	BB	SO	LOB
Tony Kubek, L (1, 6) OBP: 0.230, SLG: 0.293	3-1		4-3		F9		F8			4	0	0	0	0	0	0
Bobby Richardson, R (1, 4) OBP: 0.290, SLG: 0.327	WP, 2B, 1B		F8			F7		F2		4	1	1	0	0	0	0
Tom Tresh, S (1, 8) OBP: 0.336, SLG: 0.490	1-H, 2B			K		BB, 1B		F6		4	0	2	1	0	1	0
Roger Maris, L (1, 9) OBP: 0.362, SLG: 0.611	3-1			1B, 2B		1-2, BB		1B, BB		2	1	1	0	2	0	1
Joe Pepitone, L (1, 3) OBP: 0.303, SLG: 0.471	3-1			2-H, 1B		F8		1-3, 1B		4	0	2	1	0	0	3
Johnny Blanchard, L (1, 7) OBP: 0.237, SLG: 0.212 Jack Reed, R (7, 7) OBP: 0.304, SLG: 0.364 Yogi Berra, L (8, PH) OBP: 0.239, SLG: 0.326 Hector Lopez, R (9, 7) OBP: 0.274, SLG: 0.368		F9	F7		K		6-3			3 0 1 0	0 0 0 0	0 0 0 0	0 0 0 0	0 0 0 0	1 0 0 0	3 0 2 0
Elston Howard, R (1, 2) OBP: 0.310, SLG: 0.494		F7	6-3			HR	F8			4	1	1	1	0	0	1
Clete Boyer, R (1, 5) OBP: 0.316, SLG: 0.440		K			6-3		K	K		4	0	0	0	0	3	0
Al Downing, R (1, 1) OBP: 0.091, SLG: 0.182 Hal Reniff, R (7, 1) Harry Bright, R (9, PH) OBP: 0.344, SLG: 0.417			F4		F7		K	L6		2 1 1	0 0 0	0 0 0	0 0 0	0 1 0	0 0 0	0 0 0
Inning Stats	R: 1 E: 0 K: 0 S: 5 H: 2 LOB: 1 BB: 0 P: 5	R: 0 E: 0 K: 1 S: 5 H: 0 LOB: 0 BB: 0 P: 5	R: 0 E: 0 K: 0 S: 3 H: 0 LOB: 0 BB: 0 P: 3	R: 1 E: 0 K: 1 S: 7 H: 2 LOB: 1 BB: 0 P: 7	R: 0 E: 0 K: 0 S: 3 H: 0 LOB: 0 BB: 0 P: 3	R: 0 E: 0 K: 1 S: 6 H: 1 LOB: 2 BB: 1 P: 10	R: 1 E: 0 K: 2 S: 8 H: 1 LOB: 0 BB: 0 P: 8	R: 0 E: 0 K: 0 S: 4 H: 1 LOB: 2 BB: 1 P: 8	R: 0 E: 0 K: 1 S: 5 H: 0 LOB: 0 BB: 0 P: 5	1B: 4 2B: 2 3B: 0 HR: 1	SF: 0 SAC: 0 DP: 0 HBP: 0						

PITCHER	IP	WLS	BF	H	R	ER	SO	BB	IBB	HBP	BLK	WP	HR	S	P	ERA	WHIP
Bob Heffner, R (1, 1) ERA: 3.38	6.0		24	5	2	2	3	1	0	0	0	1	0	29	33	3.00	1.000
Dick Radatz, R (7, 1) ERA: 1.16	3.0	W	12	2	1	1	3	1	0	0	0	0	1	17	21	3.00	1.000

PITCHER	IP	WLS	BF	H	R	ER	SO	BB	IBB	HBP	BLK	WP	HR	S	P	ERA	WHIP

BOTTOM

Boston Red Sox @ New York Yankees

Yankee Stadium, Bronx, NY

Fri Jun 28 1963, 7:05 PM EDT
Att. 30,760 - Overcast - 86 F

livebaseballscorecards.com

AB	34
R	3
H	7
RBI	3
BB	2
SO	6
LOB	10

PA: 36

Batter	1	2	3	4	5	6	7	8	9	AB	R	H	RBI	BB	SO	LOB
Chuck Schilling, R (1, 4) OBP: 0.327, SLG: 0.384	0-0 1B		0-0 F3 ①		0-3 K ③			0-0 F7 ①		4	0	1	0	0	1	1
Gary Geiger, L (1, 8) OBP: 0.365, SLG: 0.524	0-0 F3 ①		0-0 3-1 ②			0-0 F9 ①		0-0 F4 ②		4	0	0	0	0	0	1
Carl Yastrzemski, L (1, 7) OBP: 0.403, SLG: 0.484	0-0 1-3 G5-4-3 1B		0-0 F7 ③			BBBB 4-0 2B BB		0-0 2B		3	0	2	0	1	0	0
Frank Malzone, R (1, 5) OBP: 0.379, SLG: 0.524	0-0 G5-4-3 ②③ 1-2f			0-0 F5 ①		0-0 F4 ②		0-0 L7 ③		4	0	0	0	0	0	4
Dick Stuart, R (1, 3) OBP: 0.322, SLG: 0.508		0-0 F7 ①		0-0 5-3 ②		0-0 1-3 2B			0-0 1-3 ①	4	0	1	0	0	0	0
Lou Clinton, R (1, 9) OBP: 0.288, SLG: 0.423		SSS 0-3 K ②		SSS 0-3 K ③		0-0 1-3 ③			0-0 F8 ②	4	0	0	0	0	2	2
Eddie Bressoud, R (1, 6) OBP: 0.324, SLG: 0.435		H 1-0 1B HBP			0-0 F6 ①		0-0 5-3 ①		BBBB 4-0 BB	2	0	0	0	1	0	0
Russ Nixon, L (1, 2) OBP: 0.328, SLG: 0.449		0-0 1-3 1B			0-0 1-3 1B		0-0 F8 ②		0-0 4-3 ③	4	0	2	0	0	0	1
Chet Nichols, S (1, 1)		SSS 0-3 K ③			0-0 1-3 ② 1-2		0-0 F8 ③			1	0	0	0	0	1	2
Felix Mantilla, R (5, PH) OBP: 0.333, SLG: 0.333										1	0	0	0	0	0	1
Jack Lamabe, R (5, 1)										1	0	0	0	0	0	0
Inning Stats	R: 0 E: 0 K: 0 S: 4 H: 2 LOB: 1 BB: 0 P: 4	R: 0 E: 0 K: 2 S: 8 H: 1 LOB: 2 BB: 0 P: 9	R: 0 E: 0 K: 0 S: 3 H: 0 LOB: 0 BB: 0 P: 3	R: 0 E: 0 K: 1 S: 5 H: 0 LOB: 0 BB: 0 P: 5	R: 0 E: 0 K: 1 S: 6 H: 1 LOB: 1 BB: 0 P: 6	R: 0 E: 0 K: 0 S: 4 H: 1 LOB: 2 BB: 1 P: 8	R: 0 E: 0 K: 0 S: 3 H: 0 LOB: 0 BB: 0 P: 3	R: 0 E: 0 K: 0 S: 4 H: 1 LOB: 1 BB: 0 P: 4	R: 0 E: 0 K: 0 S: 3 H: 0 LOB: 1 BB: 1 P: 7	1B: 4 2B: 2 3B: 0 HR: 0	SF: 0 SAC: 0 DP: 1 HBP: 1						

TOP

Boston Red Sox @ New York Yankees

Yankee Stadium, Bronx, NY

Sat Jun 29 1963, 3:33 AM EDT

Att. 21,962 - Overcast - 70 F

livebaseballscorecards.com

AB	32
R	0
H	6
RBI	0
BB	2
SO	4
LOB	12

PITCHER		IP	WLS	BF	H	R	ER	SO	BB	IBB	HBP	BLK	WP	HR	S	P	ERA	WHIP
Ralph Terry, R ERA: 3.13	(1, 1)	9.0	W	35	6	0	0	4	2	0	1	0	0	0	40	49	0.00	0.889

PITCHER	IP	WLS	BF	H	R	ER	SO	BB	IBB	HBP	BLK	WP	HR	S	P	ERA	WHIP

WP: 0 PB: 0 SB: 0 CS: 0 PA: 35

BOTTOM

Boston Red Sox @ New York Yankees

Yankee Stadium, Bronx, NY

Sat Jun 29 1963, 3:33 AM EDT
Att. 21,962 - Overcast - 70 F

livebaseballscorecards.com

Batter	1	2	3	4	5	6	7	8	9	AB	R	H	RBI	BB	SO	LOB
Tony Kubek, L (1, 6) OBP: 0.235, SLG: 0.297	F6		1B		6-3 2-3			S 1B		4	0	2	0	0	0	1
Bobby Richardson, R (1, 4) OBP: 0.286, SLG: 0.323	F7		F8			F8		5-3 1-2		4	0	0	0	0	0	2
Tom Tresh, S (1, 8) OBP: 0.339, SLG: 0.504	B5-3			HR		G4-6-3 1B				3	1	2	1	0	0	0
Roger Maris, L (1, 9) OBP: 0.361, SLG: 0.612		F4		L3-6 2B		G4-6-3 1-2f				3	0	1	0	0	0	1
Joe Pepitone, L (1, 3) OBP: 0.300, SLG: 0.464		F2		1-3			F2			3	0	0	0	0	0	1
Elston Howard, R (1, 2) OBP: 0.311, SLG: 0.504		HR		L3-6 2-3			G3			3	1	1	1	0	0	1
Hector Lopez, R (1, 7) OBP: 0.275, SLG: 0.368		K			WP SH1-4 1B		F8			3	0	1	0	0	1	0
Clete Boyer, R (1, 5) OBP: 0.313, SLG: 0.435			F9		K			F6		3	0	0	0	0	1	1
Ralph Terry, R (1, 1) OBP: 0.093, SLG: 0.071			F6		SH1-4 1-2			F2		2	0	0	0	0	0	0
Inning Stats	R: 0 E: 0 K: 0 S: 3 H: 0 LOB: 0 BB: 0 P: 3	R: 1 E: 0 K: 1 S: 6 H: 1 LOB: 0 BB: 0 P: 6	R: 0 E: 0 K: 0 S: 4 H: 1 LOB: 1 BB: 0 P: 4	R: 1 E: 0 K: 0 S: 4 H: 2 LOB: 0 BB: 0 P: 4	R: 0 E: 0 K: 1 S: 6 H: 1 LOB: 1 BB: 0 P: 6	R: 0 E: 0 K: 0 S: 3 H: 1 LOB: 0 BB: 0 P: 3	R: 0 E: 0 K: 0 S: 3 H: 0 LOB: 0 BB: 0 P: 3	R: 0 E: 0 K: 0 S: 4 H: 1 LOB: 1 BB: 0 P: 4		1B: 4 2B: 2 3B: 0 HR: 2 SF: 0 SAC: 1 DP: 2 HBP: 0						

	AB	28
	R	2
	H	7
	RBI	2
	BB	0
	SO	2
	LOB	7

WP: 1 PA: 29
PB: 0
SB: 1
CS: 0

PITCHER		IP	WLS	BF	H	R	ER	SO	BB	IBB	HBP	BLK	WP	HR	S	P	ERA	WHIP
Chet Nichols, L ERA: 4.44	(1, 1)	4.0	L	15	4	2	2	1	0	0	0	0	0	2	17	17	4.50	1.000
Jack Lamabe, R ERA: 3.12	(5, 1)	4.0		14	3	0	0	1	0	0	0	0	1	0	16	16	0.00	0.750

PITCHER	IP	WLS	BF	H	R	ER	SO	BB	IBB	HBP	BLK	WP	HR	S	P	ERA	WHIP

Batter	1	2	3	4	5	6	7	8	9	AB	R	H	RBI	BB	SO	LOB
Chuck Schilling, R (1, 4) OBP: 0.325, SLG: 0.381	5-3		K		1B		K		F9	5	0	1	0	0	2	1
Roman Mejias, R (1, 8) OBP: 0.250, SLG: 0.361	1-3		1B		1-3 1B		FC1-4 1B 1-2f			4	0	2	0	0	0	1
Carl Yastrzemski, L (1, 7) OBP: 0.401, SLG: 0.481	4-3		4-3		F7		FC6-4 1B 1-2			4	0	1	0	0	0	3
Frank Malzone, R (1, 5) OBP: 0.374, SLG: 0.516		F2		F8		F4	FC6-4 1-2f			4	0	0	0	0	0	2
Dick Stuart, R (1, 3) OBP: 0.328, SLG: 0.513		1B 1B		BB		E 2B		K		3	1	2	0	1	1	0
Lou Clinton, R (1, 9) OBP: 0.288, SLG: 0.421		F8		F5		E7 SF8 2-H 1B		5-3		4	1	1	1	0	0	2
Eddie Bressoud, R (1, 6) OBP: 0.323, SLG: 0.433		1B 1-2		F9		SF8 3-H		F9		3	0	1	1	0	0	1
Bob Tillman, R (1, 2) OBP: 0.278, SLG: 0.319 Russ Nixon, L (9, PH) OBP: 0.326, SLG: 0.445		F7			F2	5-3			4-3	3 1	0 0	0 0	0 0	0 0	0 0	2 0
Bill Monbouquette, R (1, 1) OBP: 0.196, SLG: 0.159 Dick Williams, R (7, PH) OBP: 0.300, SLG: 0.349 Arnold Earley, L (7, 1) OBP: 0.300, SLG: 0.400 Gary Geiger, L (9, PH) OBP: 0.362, SLG: 0.520			6-3		4-3		FC1-4 1B		F8	2 1 0 1	0 0 0 0	0 1 0 0	0 0 0 0	0 0 0 0	0 0 0 0	0 0 0 0
Inning Stats	R: 0 E: 0 K: 0 S: 3 H: 0 LOB: 0 BB: 0 P: 3	R: 0 E: 0 K: 0 S: 5 H: 2 LOB: 2 BB: 0 P: 5	R: 0 E: 0 K: 1 S: 6 H: 1 LOB: 1 BB: 0 P: 6	R: 0 E: 0 K: 0 S: 3 H: 0 LOB: 1 BB: 1 P: 7	R: 0 E: 0 K: 0 S: 5 H: 2 LOB: 2 BB: 0 P: 5	R: 2 E: 1 K: 0 S: 5 H: 2 LOB: 0 BB: 0 P: 5	R: 0 E: 0 K: 1 S: 7 H: 2 LOB: 2 BB: 0 P: 7	R: 0 E: 0 K: 1 S: 5 H: 0 LOB: 0 BB: 0 P: 5	R: 0 E: 0 K: 0 S: 3 H: 0 LOB: 0 BB: 0 P: 3	1B: 8 2B: 1 3B: 0 HR: 0	SF: 1 SAC: 0 DP: 0 HBP: 0						

TOP

Boston Red Sox @ New York Yankees

Yankee Stadium, Bronx, NY

Sun Jun 30 1963, 3:33 AM EDT

Overcast - 86 F

livebaseballscorecards.com

AB	35
R	2
H	9
RBI	2
BB	1
SO	3
LOB	12

PITCHER		IP	WLS	BF	H	R	ER	SO	BB	IBB	HBP	BLK	WP	HR	S	P	ERA	WHIP
Whitey Ford, L ERA: 3.11	(1, 1)	6.0	W	27	8	2	1	1	1	0	0	0	0	0	28	32	1.50	1.500
Hal Reniff, R ERA: 2.31	(7, 1)	3.0	S	10	1	0	0	2	0	0	0	0	0	0	14	14	0.00	0.333

PITCHER		IP	WLS	BF	H	R	ER	SO	BB	IBB	HBP	BLK	WP	HR	S	P	ERA	WHIP

Batter	1	2	3	4	5	6	7	8	9	AB	R	H	RBI	BB	SO	LOB
Tony Kubek, L (1, 6) OBP: 0.235, SLG: 0.305	0-0 1B 3B	0-0 4-3 ③			x 0-0 F8 ②			x 0-0 6-3 ①		4	1	1	0	0	0	0
Phil Linz, R (1, 4) OBP: 0.327, SLG: 0.311	0-0 BB HR 1B 3-H		x 0-0 F4 ①		x 0-0 F7 ③			x 0-0 6-3 ②		4	1	1	1	0	0	0
Tom Tresh, S (1, 8) OBP: 0.341, SLG: 0.502	B B B B 4-0 HR BB 1-2		S S S 0-3 K ②			x 0-0 F7 ①		x 0-0 1B		3	1	1	0	1	1	0
Roger Maris, L (1, 9) OBP: 0.359, SLG: 0.602	x 0-0 F2 ①		B B B B 4-0 BB			x 0-0 F8 ②		x 0-0 L6 ③		3	0	0	0	1	0	3
Joe Pepitone, L (1, 3) OBP: 0.296, SLG: 0.458	x 0-0 F9 ②		x 0-0 F8 ③			x 0-0 F9 ③				3	0	0	0	0	0	3
Yogi Berra, L (1, 2) OBP: 0.245, SLG: 0.391	x 0-0 1-H 2-H HR			S S S 0-3 K ①			x 0-0 4-3 ①			3	1	1	3	0	1	0
Johnny Blanchard, L (1, 7) OBP: 0.225, SLG: 0.200 Harry Bright, R (7, PH) OBP: 0.340, SLG: 0.412 Jack Reed, R (8, 7) OBP: 0.304, SLG: 0.364	x 0-0 G3 ③			x 0-0 F9 ②			S S S 0-3 K ②			2 1 0	0 0 0	0 0 0	0 0 0	0 0 0	0 1 0	0 0 0
Clete Boyer, R (1, 5) OBP: 0.313, SLG: 0.434		x 0-0 F4 ①		S S S 0-3 K ③			x 0-0 1B			3	0	1	0	0	1	0
Whitey Ford, L (1, 1) OBP: 0.234, SLG: 0.295 Hal Reniff, R (7, 1)		S S S 0-3 K ②			S S S 0-3 K ①		x 0-0 1-3 ③			2 1	0 0	0 0	0 0	0 0	2 0	0 1
Inning Stats	R: 4 H: 3 E: 0 LOB: 0 K: 0 BB: 1 S: 6 P: 10	R: 0 H: 0 E: 0 LOB: 0 K: 1 BB: 0 S: 5 P: 5	R: 0 H: 0 E: 0 LOB: 1 K: 1 BB: 1 S: 5 P: 9	R: 0 H: 0 E: 0 LOB: 0 K: 2 BB: 0 S: 7 P: 7	R: 0 H: 0 E: 0 LOB: 0 K: 1 BB: 0 S: 5 P: 5	R: 0 H: 0 E: 0 LOB: 0 K: 0 BB: 0 S: 3 P: 3	R: 0 H: 1 E: 0 LOB: 1 K: 1 BB: 0 S: 6 P: 6	R: 0 H: 1 E: 0 LOB: 1 K: 0 BB: 0 S: 4 P: 4		1B: 3 SF: 0 2B: 0 SAC: 0 3B: 1 DP: 0 HR: 1 HBP: 0						

PITCHER		IP	WLS	BF	H	R	ER	SO	BB	IBB	HBP	BLK	WP	HR	S	P	ERA	WHIP
Bill Monbouquette, R ERA: 3.46	(1, 1)	6.0	L	23	3	4	4	5	2	0	0	0	0	1	31	39	6.00	0.833
Arnold Earley, L ERA: 4.94	(7, 1)	2.0		8	2	0	0	1	0	0	0	0	0	0	10	10	0.00	1.000

PITCHER		IP	WLS	BF	H	R	ER	SO	BB	IBB	HBP	BLK	WP	HR	S	P	ERA	WHIP

BOTTOM

Boston Red Sox @ New York Yankees

Yankee Stadium, Bronx, NY

Sun Jun 30 1963, 3:33 AM EDT

Overcast - 86 F

livebaseballscorecards.com

AB	29
R	4
H	5
RBI	4
BB	2
SO	6
LOB	7

Boston Red Sox @ New York Yankees

Yankee Stadium, Bronx, NY

Sun Jun 30 1963, 3:38 AM EDT

Att. 41,919 - Unknown - 86 F

livebaseballscorecards.com

TOP

Batter	1	2	3	4	5	6	7	8	9	AB	R	H	RBI	BB	SO	LOB
Chuck Schilling, R (1, 4) OBP: 0.322, SLG: 0.377	F7	F6		2B 1B	F7			6-3	FC6-4 1-2f	6	0	1	0	0	0	6
Gary Geiger, L (1, 8) OBP: 0.364, SLG: 0.546	HR	F8		1-3 2B		F9		5-3		5	1	2	1	0	0	3
Carl Yastrzemski, L (1, 7) OBP: 0.407, SLG: 0.483	BBBB 4-0 G5-3 BB BB		F5	IBB		1B 1B		1B		3	0	2	0	2	0	0
Dick Stuart, R (1, 3) OBP: 0.332, SLG: 0.513	BBBB 4-0 1-2 BB		1B 1B 1B	SSS 0-3 K		G6-4-3 1-2 1B		5-3		4	1	2	0	1	1	4
Lou Clinton, R (1, 9) OBP: 0.283, SLG: 0.413	G5-3 2-3f	F6	F6	F6		G6-4-3 1-2f			E6 1B 1B	5	1	0	0	0	0	8
Frank Malzone, R (1, 5) OBP: 0.378, SLG: 0.518		1B BB 1B	1B 1-3 1B		5-3		6-3		1B SF7 1-2 1B	5	1	3	0	0	0	0
Eddie Bressoud, R (1, 6) OBP: 0.331, SLG: 0.436		BBBB 4-0 1B 1-2 BB	0-0 1B 1-2 3-H 1B		F5		BBBB 4-0 5-3 BB		0-0 FC6-4 1-3 2-H 1B	3	0	2	2	2	0	0
Russ Nixon, L (1, 2) OBP: 0.328, SLG: 0.447		0-0 1-2 2-3 1B	1-3		BB 1B		5-3 1-2		SF7 3-H	4	0	2	1	0	0	3
Earl Wilson, R (1, 1) OBP: 0.261, SLG: 0.256		SSS 0-3 K		L8	BBBB 4-0 1-2 BB		L7		F2	2	0	0	0	1	1	3
Jack Lamabe, R (6, 1)										0	0	0	0	0	0	0
Roman Mejias, R (7, PH) OBP: 0.249, SLG: 0.359										1	0	0	0	0	0	1
Arnold Earley, L (7, 1) OBP: 0.300, SLG: 0.400										0	0	0	0	0	0	0
Hal Kolstad, R (8, 1)										0	0	0	0	0	0	0
Dick Williams, R (9, PH) OBP: 0.294, SLG: 0.341										1	0	0	0	0	0	1
Inning Stats	R: 1 E: 0 K: 0 S: 3 H: 1 LOB: 1 BB: 2 P: 11	R: 0 E: 0 K: 1 S: 7 H: 2 LOB: 3 BB: 1 P: 11	R: 1 E: 0 K: 0 S: 6 H: 3 LOB: 2 BB: 0 P: 6	R: 0 E: 0 K: 1 S: 7 H: 2 LOB: 3 BB: 1 P: 11	R: 0 E: 0 K: 0 S: 4 H: 1 LOB: 2 BB: 1 P: 8	R: 0 E: 0 K: 0 S: 4 H: 2 LOB: 1 BB: 0 P: 4	R: 0 E: 0 K: 0 S: 3 H: 0 LOB: 1 BB: 1 P: 7	R: 0 E: 0 K: 0 S: 4 H: 1 LOB: 1 BB: 0 P: 4	R: 2 E: 1 K: 0 S: 6 H: 2 LOB: 1 BB: 0 P: 6	1B: 12 2B: 1 3B: 0 HR: 1	SF: 1 SAC: 0 DP: 2 HBP: 0					

AB	39
R	4
H	14
RBI	4
BB	6
SO	2
LOB	29

WP: 0 PB: 0 SB: 0 CS: 0 PA: 46

PITCHER		IP	WLS	BF	H	R	ER	SO	BB	IBB	HBP	BLK	WP	HR	S	P	ERA	WHIP
Bill Stafford, R ERA: 5.58	(1, 1)	4.0		23	8	2	2	2	3	1	0	0	0	1	23	39	4.50	2.750
Bill Kunkel, R ERA: 2.05	(5, 1)	5.0	W	23	6	2	1	0	2	0	0	0	0	0	21	29	1.80	1.600

PITCHER	IP	WLS	BF	H	R	ER	SO	BB	IBB	HBP	BLK	WP	HR	S	P	ERA	WHIP

Batter	1	2	3	4	5	6	7	8	9	AB	R	H	RBI	BB	SO	LOB
Tony Kubek, L (1, 6) OBP: 0.238, SLG: 0.307	4-3		1B	E3 1-H 2-H 3-H		2-H 1B	K			5	0	2	1	0	1	1
Pedro Gonzalez, R (1, 4) OBP: 0.375, SLG: 0.500	BB 1B		F7	K		F8		CS 1B		5	0	2	0	0	1	3
Tom Tresh, S (1, 8) OBP: 0.342, SLG: 0.496	1-2 BB		F3		FC5-4 BB		F4	F3 1-2		3	0	0	0	2	0	2
Roger Maris, L (1, 9) OBP: 0.360, SLG: 0.613	F5			4-3	F3		1B E 1B	HR		5	2	2	1	0	0	3
Jack Reed, R (9, 9) OBP: 0.304, SLG: 0.364										0	0	0	0	0	0	0
Joe Pepitone, L (1, 3) OBP: 0.302, SLG: 0.474	L6			2B G3 1B	K		1-3 E 2B 1B	HR		5	3	3	1	0	1	3
Elston Howard, R (1, 2) OBP: 0.309, SLG: 0.502		K		G3 E 1-3 2B	FC5-4 1-2f		F3	L7		5	1	1	0	0	1	3
Hector Lopez, R (1, 7) OBP: 0.281, SLG: 0.367		K		BB G3 E		6-3 1B 1B	E4 1-2 3-H 2B			3	3	1	0	1	1	1
Clete Boyer, R (1, 5) OBP: 0.312, SLG: 0.435		F2		G3 1-2 2-3 3-H		6-3 1-2	1-H 2-H 1B 2B			4	1	1	3	0	0	3
Bill Stafford, R (1, 1) OBP: 0.333, SLG: 0.400			F8	E BB		K	2-H 1B			1	0	0	0	0	0	0
Yogi Berra, L (4, PH) OBP: 0.260, SLG: 0.391										0	1	0	0	1	0	0
Bill Kunkel, R (5, 1) OBP: 0.333, SLG: 0.333										2	0	1	1	0	1	1
Inning Stats	R: 0 E: 0 K: 0 S: 4 H: 1 LOB: 2 BB: 1 P: 8	R: 0 E: 0 K: 2 S: 7 H: 0 LOB: 0 BB: 0 P: 7	R: 0 E: 0 K: 0 S: 4 H: 1 LOB: 1 BB: 0 P: 4	R: 4 E: 1 K: 1 S: 8 H: 2 LOB: 1 BB: 2 P: 16	R: 0 E: 0 K: 1 S: 5 H: 0 LOB: 1 BB: 1 P: 9	R: 1 E: 0 K: 1 S: 7 H: 2 LOB: 1 BB: 0 P: 7	R: 4 E: 1 K: 1 S: 10 H: 4 LOB: 1 BB: 0 P: 10	R: 2 E: 0 K: 0 S: 5 H: 3 LOB: 0 BB: 0 P: 5		1B: 9 2B: 2 3B: 0 HR: 2 SF: 0 SAC: 0 DP: 0 HBP: 0						

PITCHER		IP	WLS	BF	H	R	ER	SO	BB	IBB	HBP	BLK	WP	HR	S	P	ERA	WHIP
Earl Wilson, R ERA: 2.36	(1, 1)	5.0	L	24	4	4	1	4	4	0	0	0	0	0	28	44	1.80	1.600
Jack Lamabe, R ERA: 3.21	(6, 1)	1.0		5	2	1	1	1	0	0	0	0	0	0	7	7	9.00	2.000
Arnold Earley, L ERA: 4.85	(7, 1)	1.0		8	4	4	0	1	0	0	0	0	0	0	10	10	0.00	4.000
Hal Kolstad, R ERA: 15.12	(8, 1)	1.0		5	3	2	2	0	0	0	0	0	0	2	5	5	18.00	3.000

PITCHER	IP	WLS	BF	H	R	ER	SO	BB	IBB	HBP	BLK	WP	HR	S	P	ERA	WHIP

BOTTOM

Boston Red Sox @ New York Yankees

Yankee Stadium, Bronx, NY

Sun Jun 30 1963, 3:38 AM EDT
Att. 41,919 - Unknown - 86 F

livebaseballscorecards.com

AB	38
R	11
H	13
RBI	7
BB	4
SO	6
LOB	20

WP: 0 PA: 42
PB: 0
SB: 0
CS: 1

Boston Red Sox @ New York Yankees

Yankee Stadium, Bronx, NY

Mon Jul 01 1963, 7:05 PM EDT

Att. 15,952 - Unknown - 92 F

TOP

livebaseballscorecards.com

Batter	1	2	3	4	5	6	7	8	9	AB	R	H	RBI	BB	SO	LOB
Chuck Schilling, R (1, 4) OBP: 0.321, SLG: 0.378	0-0 2B	0-0 5-3			0-3 K		0-0 F1			4	1	1	0	0	1	0
Gary Geiger, L (1, 8) OBP: 0.374, SLG: 0.579	0-0 2B 2-H	0-0 HR			4-0 BB		0-0 L9			3	3	2	2	1	0	0
Carl Yastrzemski, L (1, 7) OBP: 0.405, SLG: 0.480	0-0 F9	0-0 1-3			0-0 1-2 1B			0-3 K		4	0	1	0	0	1	1
Frank Malzone, R (1, 5) OBP: 0.380, SLG: 0.521	0-0 1B 2-H 2B	0-0 F7			0-0 G5-3 1-2 2-H 1B			0-0 5-3		4	1	2	2	0	0	0
Dick Williams, R (1, 3) OBP: 0.309, SLG: 0.340	0-0 FC6-4 2-H 1B		4-0 BB		0-0 G5-3 1-2f			0-0 5-3		3	0	1	1	1	0	2
Eddie Bressoud, R (1, 6) OBP: 0.327, SLG: 0.430	0-0 FC6-4 1-2f	0-0 F7				0-3 K			0-0 5-6-3	4	0	0	0	0	1	2
Lou Clinton, R (1, 9) OBP: 0.282, SLG: 0.415	0-0 L6			0-0 5-3		0-3 K			0-0 4-3	4	0	1	0	0	1	1
Russ Nixon, L (1, 2) OBP: 0.319, SLG: 0.433		0-0 4-1		0-3 K		0-0 4-3			0-0 4-3 2-3	4	0	0	0	0	1	1
Wilbur Wood, R (1, 1)		0-0 F4		0-0 F9			0-0 6-3		0-0 6-3	1	0	0	0	0	0	0
Jack Lamabe, R (2, 1)										1	0	0	0	0	0	0
Roman Mejias, R (7, PH) OBP: 0.248, SLG: 0.358										1	0	0	0	0	0	0
Arnold Earley, L (7, 1) OBP: 0.300, SLG: 0.400										0	0	0	0	0	0	0
Dick Stuart, R (9, PH) OBP: 0.331, SLG: 0.511										1	0	0	0	0	0	1

	AB	34
	R	5
	H	8
	RBI	5
	BB	2
	SO	5
	LOB	8

Inning Stats	1	2	3	4	5	6	7	8	9
	R: 3 H: 4 E: 0 LOB: 1 K: 0 BB: 0 S: 7 P: 7	R: 0 H: 0 E: 0 LOB: 0 K: 0 BB: 0 S: 3 P: 3	R: 1 H: 1 E: 0 LOB: 1 K: 0 BB: 1 S: 4 P: 8	R: 0 H: 0 E: 0 LOB: 0 K: 1 BB: 0 S: 5 P: 5	R: 1 H: 2 E: 0 LOB: 1 K: 1 BB: 1 S: 6 P: 10	R: 0 H: 0 E: 0 LOB: 0 K: 2 BB: 0 S: 7 P: 7	R: 0 H: 0 E: 0 LOB: 0 K: 0 BB: 0 S: 3 P: 3	R: 0 H: 0 E: 0 LOB: 0 K: 1 BB: 0 S: 5 P: 5	R: 0 H: 1 E: 0 LOB: 1 K: 0 BB: 0 S: 4 P: 4

1B: 3 SF: 0
2B: 4 SAC: 0
3B: 0 DP: 1
HR: 1 HBP: 0

WP: 0 PA: 36
PB: 0
SB: 0
CS: 0

PITCHER	IP	WLS	BF	H	R	ER	SO	BB	IBB	HBP	BLK	WP	HR	S	P	ERA	WHIP
Jim Bouton, R (1, 1) ERA: 2.76	4.1		22	7	5	5	2	2	0	0	0	0	1	24	32	10.38	2.077
Stan Williams, R (5, 1) ERA: 4.91	4.2	W	14	1	0	0	3	0	0	0	0	0	0	20	20	0.00	0.214

PITCHER	IP	WLS	BF	H	R	ER	SO	BB	IBB	HBP	BLK	WP	HR	S	P	ERA	WHIP

BOTTOM

Batter	1	2	3	4	5	6	7	8	9	AB	R	H	RBI	BB	SO	LOB
Tony Kubek, L (1, 6) OBP: 0.246, SLG: 0.313	0-0 1B SF7 1B	0-0 2B 1B 1B	0-0 F8 ②		0-0 1B 3-H 1B		0-0 4-3 ③			5	2	3	1	0	0	1
Phil Linz, R (1, 4) OBP: 0.370, SLG: 0.380	0-0 SF7 1-3 1B 1B	0-0 1-3 1B 2B	S S S 0-3 K ③		0-0 1-2 1B			0-0 1B 1B		5	2	4	0	0	1	1
Tom Tresh, S (1, 8) OBP: 0.340, SLG: 0.493	0-0 SF7 ① 1-2 3-H	0-0 2B 2-H 3-H 1B		0-0 F6 ①	0-0 F8 ③			S S S 0-3 K ①		4	0	1	3	0	1	3
Roger Maris, L (1, 9) OBP: 0.361, SLG: 0.607	S S S 0-3 K ②	0-0 F6 ②		0-0 G4-6-3 1B		0-0 F3 ①		0-0 1-3 1B		5	0	2	0	0	1	2
Joe Pepitone, L (1, 3) OBP: 0.304, SLG: 0.477	0-0 HBP 2-H 1B	0-0 1-3 2B		0-0 ② ③ G4-6-3 1-2f		0-0 ② F7		0-0 ② L6		5	0	2	1	0	0	3
Elston Howard, R (1, 2) OBP: 0.314, SLG: 0.500	H 1-0 1-2 HBP	I I I 4-0 IBB			0-0 ① 4-3	0-0 FC5-4 1B		0-0 ③ F7		3	0	1	0	1	0	2
Hector Lopez, R (1, 7) OBP: 0.274, SLG: 0.358	0-0 ③ F9	0-0 ③ 1-4-3			0-0 ② 5-3	0-0 ③ FC5-4 1-2f				4	0	0	0	0	0	6
Clete Boyer, R (1, 5) OBP: 0.318, SLG: 0.450		0-0 HR	0-0 1B		0-0 3B 1B		0-0 ① L4			4	2	3	1	0	0	0
Jim Bouton, R (1, 1) OBP: 0.103, SLG: 0.105		0-0 ① 1-3	0-0 ① B1		0-0 1-H 1B 3B		S S S 0-3 K ②			2	0	0	0	0	0	1
Stan Williams, R (5, 1) OBP: 0.167, SLG: 0.235										2	1	1	1	0	1	0
Inning Stats	R: 2 E: 0 K: 1 S: 8 H: 3 LOB: 2 BB: 0 P: 9	R: 3 E: 0 K: 0 S: 8 H: 5 LOB: 3 BB: 1 P: 12	R: 0 E: 0 K: 1 S: 6 H: 1 LOB: 1 BB: 0 P: 6	R: 0 E: 0 K: 0 S: 3 H: 1 LOB: 0 BB: 0 P: 3	R: 2 E: 0 K: 0 S: 7 H: 4 LOB: 2 BB: 0 P: 7	R: 0 E: 0 K: 0 S: 4 H: 1 LOB: 1 BB: 0 P: 4	R: 0 E: 0 K: 1 S: 5 H: 0 LOB: 0 BB: 0 P: 5	R: 0 E: 0 K: 1 S: 7 H: 2 LOB: 2 BB: 0 P: 7		1B: 13 2B: 2 3B: 1 HR: 1	SF: 1 SAC: 0 DP: 1 HBP: 1					

PITCHER		IP	WLS	BF	H	R	ER	SO	BB	IBB	HBP	BLK	WP	HR	S	P	ERA	WHIP
Wilbur Wood, L ERA: 5.46	(1, 1)	1.1		10	5	4	4	1	0	0	1	0	0	1	11	12	27.00	3.750
Jack Lamabe, R ERA: 3.39	(2, 1)	4.2	L	24	10	3	3	1	0	1	0	0	0	0	25	29	5.79	2.143
Arnold Earley, L ERA: 4.67	(7, 1)	2.0		8	2	0	0	2	0	0	0	0	0	0	12	12	0.00	1.000

PITCHER		IP	WLS	BF	H	R	ER	SO	BB	IBB	HBP	BLK	WP	HR	S	P	ERA	WHIP

Boston Red Sox @ New York Yankees

Yankee Stadium, Bronx, NY

Mon Jul 01 1963, 7:05 PM EDT

Att. 15,952 - Unknown - 92 F

livebaseballscorecards.com

AB	39
R	7
H	17
RBI	7
BB	1
SO	4
LOB	19

WP: 0 PA: 42
PB: 0
SB: 0
CS: 0

Batter	1	2	3	4	5	6	7	8	9	AB	R	H	RBI	BB	SO	LOB
Chuck Schilling, R (1, 4) OBP: 0.323, SLG: 0.377	K	1-2 3-H 1B		F3		K		H 1-0 FC4-6 HBP		4	0	1	1	0	2	3
Gary Geiger, L (1, 8) OBP: 0.362, SLG: 0.558	K	F7		F9		1-2 2-H E4 2B		1-2f FC4-6 CS		5	1	0	0	0	1	5
Carl Yastrzemski, L (1, 7) OBP: 0.408, SLG: 0.487	2B		F9		F7	1-H 2-H 2B		CS 1-2	BBBB FC6-4 BB	4	0	2	2	1	0	0
Frank Malzone, R (1, 5) OBP: 0.373, SLG: 0.512	6-3		E5 BB		F8	F6			1-2f FC6-4 G4-3	5	0	0	0	0	0	3
Dick Stuart, R (1, 3) OBP: 0.332, SLG: 0.506		BBBB 1B 1B BB	BBBB 1-2 BB		F4		F4		1-2f G4-3	3	1	0	0	2	0	1
Lou Clinton, R (1, 9) OBP: 0.288, SLG: 0.428		1B 1-2 1B 1B	K			HR	BBBB BB			3	2	2	1	1	1	2
Eddie Bressoud, R (1, 6) OBP: 0.326, SLG: 0.427		K	K			FC3-5 HBP 1B	F8			4	0	1	0	0	2	5
Russ Nixon, L (1, 2) OBP: 0.317, SLG: 0.423		F9	F7			1-2 E FC3-5 HBP	5-3			3	1	0	0	0	0	3
Dave Morehead, R (1, 1) OBP: 0.111, SLG: 0.111		1-3 2-H 1B 1B				1-2 2-3f FC3-5 E 2B			F5	4	1	2	1	0	0	2
Inning Stats	R: 0 E: 0 K: 2 S: 8 H: 1 LOB: 1 BB: 0 P: 8	R: 2 E: 0 K: 1 S: 8 H: 3 LOB: 2 BB: 1 P: 12	R: 0 E: 1 K: 2 S: 8 H: 0 LOB: 2 BB: 1 P: 12	R: 0 E: 0 K: 0 S: 4 H: 1 LOB: 1 BB: 0 P: 4	R: 0 E: 0 K: 0 S: 3 H: 0 LOB: 0 BB: 0 P: 3	R: 4 E: 1 K: 1 S: 9 H: 3 LOB: 1 BB: 0 P: 10	R: 0 E: 0 K: 0 S: 3 H: 0 LOB: 0 BB: 1 P: 7	R: 0 E: 0 K: 0 S: 2 H: 0 LOB: 0 BB: 0 P: 3	R: 0 E: 0 K: 0 S: 2 H: 0 LOB: 0 BB: 1 P: 6	1B: 5 2B: 2 3B: 0 HR: 1 SF: 0 SAC: 0 DP: 1 HBP: 2							

PITCHER		IP	WLS	BF	H	R	ER	SO	BB	IBB	HBP	BLK	WP	HR	S	P	ERA	WHIP
Barry Latman, R ERA: 4.07	(1, 1)	5.0	L	26	7	5	3	5	2	0	1	0	0	1	33	42	5.40	1.800
Gary Bell, R ERA: 3.78	(6, 1)	1.0		5	1	1	0	1	0	0	0	0	0	0	7	7	0.00	1.000
Jerry Walker, R ERA: 3.73	(7, 1)	3.0		10	0	0	0	0	2	0	1	0	0	0	7	16	0.00	0.667

PITCHER	IP	WLS	BF	H	R	ER	SO	BB	IBB	HBP	BLK	WP	HR	S	P	ERA	WHIP

TOP

Boston Red Sox @ Cleveland Indians

Cleveland Municipal Stadium, Cleveland, OH

Tue Jul 02 1963, 7:05 PM EDT

Att. 1,433 - Unknown

livebaseballscorecards.com

AB	35
R	6
H	8
RBI	5
BB	4
SO	6
LOB	24

WP: 0 PB: 0 SB: 0 CS: 1 PA: 42

Batter	1	2	3	4	5	6	7	8	9	AB	R	H	RBI	BB	SO	LOB
Tito Francona, L (1, 7) OBP: 0.295, SLG: 0.328	F5			K			F6		F4	4	0	0	0	0	1	0
Al Luplow, L (1, 9) OBP: 0.266, SLG: 0.266	F7			F7			F6		BB	3	0	0	0	1	0	0
Willie Kirkland, L (1, 8) OBP: 0.344, SLG: 0.451	3-1			F8			BB		K	3	0	0	0	1	1	1
Max Alvis, R (1, 5) OBP: 0.329, SLG: 0.442		F8			F8		5-3			3	0	0	0	0	0	1
Fred Whitfield, L (1, 3) OBP: 0.294, SLG: 0.432		4-3			6-3			1B		3	0	1	0	0	0	0
Miguel de la Hoz, R (1, 4) OBP: 0.266, SLG: 0.444		K			6-3			F7		3	0	0	0	0	1	1
Joe Azcue, R (1, 2) OBP: 0.304, SLG: 0.418			5-3				K	G1-6-4-3 1-2f		3	0	0	0	0	1	1
Jerry Kindall, R (1, 6) OBP: 0.244, SLG: 0.264			F8				F9			2	0	0	0	0	0	0
John Romano, R (9, PH) OBP: 0.369, SLG: 0.521									HR	1	1	1	1	0	0	0
Barry Latman, R (1, 1) OBP: 0.261, SLG: 0.381			K				F7		F6	1	0	0	0	0	1	0
Gary Bell, R (6, 1) OBP: 0.105, SLG: 0.056										0	0	0	0	0	0	0
Gene Green, R (6, PH) OBP: 0.232, SLG: 0.280										1	0	0	0	0	0	0
Jerry Walker, S (7, 1) OBP: 0.231, SLG: 0.167										0	0	0	0	0	0	0
Woodie Held, R (9, PH) OBP: 0.336, SLG: 0.430										1	0	0	0	0	0	0
Inning Stats	R: 0 E: 0 K: 0 S: 3 H: 0 LOB: 0 BB: 0 P: 3	R: 0 E: 0 K: 1 S: 5 H: 0 LOB: 0 BB: 0 P: 5	R: 0 E: 0 K: 1 S: 5 H: 0 LOB: 0 BB: 0 P: 5	R: 0 E: 0 K: 1 S: 5 H: 0 LOB: 0 BB: 0 P: 5	R: 0 E: 0 K: 0 S: 3 H: 0 LOB: 0 BB: 0 P: 3	R: 0 E: 0 K: 1 S: 5 H: 0 LOB: 0 BB: 0 P: 5	R: 0 E: 0 K: 0 S: 3 H: 0 LOB: 1 BB: 1 P: 7	R: 0 E: 0 K: 0 S: 3 H: 1 LOB: 0 BB: 0 P: 3	R: 1 E: 0 K: 1 S: 6 H: 1 LOB: 1 BB: 1 P: 10	1B: 1 2B: 0 3B: 0 HR: 1 SF: 0 SAC: 0 DP: 1 HBP: 0						

PITCHER	IP	WLS	BF	H	R	ER	SO	BB	IBB	HBP	BLK	WP	HR	S	P	ERA	WHIP
Dave Morehead, R (1, 1) ERA: 4.0	9.0	W	30	2	1	1	5	2	0	0	0	0	1	38	46	1.00	0.444

PITCHER	IP	WLS	BF	H	R	ER	SO	BB	IBB	HBP	BLK	WP	HR	S	P	ERA	WHIP

BOTTOM

Boston Red Sox @ Cleveland Indians

Cleveland Municipal Stadium, Cleveland, OH

Tue Jul 02 1963, 7:05 PM EDT

Att. 1,433 - Unknown

livebaseballscorecards.com

AB	28
R	1
H	2
RBI	1
BB	2
SO	5
LOB	4

WP: 0 PA: 30
PB: 0
SB: 0
CS: 0

Batter	1	2	3	4	5	6	7	8	9	AB	R	H	RBI	BB	SO	LOB
Chuck Schilling, R (1, 4) OBP: 0.324, SLG: 0.380	F5		1-2 1B		K		1-3		1B 2B	5	1	2	0	0	1	2
Gary Geiger, L (1, 8) OBP: 0.363, SLG: 0.559	F7		F8			1B 2B	F5		2-H HR 1B	5	2	2	1	0	0	3
Carl Yastrzemski, L (1, 7) OBP: 0.408, SLG: 0.486	F9		F8			1B SF7 2-H 1B		E 1B 1B	4-3	5	1	2	1	0	0	3
Frank Malzone, R (1, 5) OBP: 0.374, SLG: 0.509		P3		K		1-3 1B		F4	HR IBB	4	1	1	0	1	1	1
Dick Stuart, R (1, 3) OBP: 0.331, SLG: 0.505		2B		K		F3		E4 BB 1B 1-2	1-H 2-H HR	4	0	1	0	0	1	3
Bob Tillman, R (8, 2) OBP: 0.283, SLG: 0.345										1	1	1	3	0	0	0
Lou Clinton, R (1, 9) OBP: 0.287, SLG: 0.425		K		4-3		SF7 3-H		BB 1-2 2-H 1B	F8	4	0	1	1	0	1	1
Eddie Bressoud, R (1, 6) OBP: 0.325, SLG: 0.422		G1			K	F3		1-2 2-3 BB		3	0	0	0	1	1	2
Russ Nixon, L (1, 2) OBP: 0.331, SLG: 0.432			BB 1B		1B		SH3 1B			2	0	2	0	1	0	0
Dick Williams, R (8, PH) OBP: 0.304, SLG: 0.333								K		1	0	0	0	0	1	3
(8, 3)																
Bob Heffner, R (1, 1) OBP: 0.273, SLG: 0.300			F4		K		SH3 1-2		K	2	0	0	0	0	1	2
Dick Radatz, R (7, 1) OBP: 0.056, SLG: 0.111										1	0	0	0	0	1	0
Inning Stats	R: 0 E: 0 K: 0 S: 3 H: 0 LOB: 0 BB: 0 P: 3	R: 0 E: 0 K: 1 S: 6 H: 1 LOB: 1 BB: 0 P: 6	R: 0 E: 0 K: 0 S: 4 H: 1 LOB: 2 BB: 1 P: 8	R: 0 E: 0 K: 2 S: 7 H: 0 LOB: 0 BB: 0 P: 7	R: 0 E: 0 K: 3 S: 10 H: 1 LOB: 1 BB: 0 P: 10	R: 2 E: 0 K: 0 S: 6 H: 3 LOB: 1 BB: 0 P: 6	R: 0 E: 0 K: 0 S: 4 H: 1 LOB: 1 BB: 0 P: 4	R: 0 E: 1 K: 1 S: 7 H: 2 LOB: 3 BB: 1 P: 11	R: 4 E: 0 K: 1 S: 8 H: 3 LOB: 0 BB: 1 P: 12	1B: 8 2B: 3 3B: 0 HR: 1 SF: 1 SAC: 1 DP: 0 HBP: 0						

TOP

Boston Red Sox @ Cleveland Indians

Cleveland Municipal Stadium, Cleveland, OH

Wed Jul 03 1963, 3:33 AM EDT

Att. 16,419 - Unknown

livebaseballscorecards.com

AB	37
R	6
H	12
RBI	6
BB	3
SO	8
LOB	20

PITCHER		IP	WLS	BF	H	R	ER	SO	BB	IBB	HBP	BLK	WP	HR	S	P	ERA	WHIP
Pedro Ramos, R ERA: 3.34	(1, 1)	7.0		29	7	2	2	6	1	0	0	0	0	0	40	44	2.57	1.143
Gary Bell, R ERA: 3.74	(8, 1)	0.2		5	2	0	0	0	1	0	0	0	0	0	4	8	0.00	4.500
Bob Allen, L ERA: 3.86	(8, 1)	1.0	L	6	2	3	3	2	0	1	0	0	0	0	9	13	27.00	2.000
Jerry Walker, R ERA: 3.92	(9, 1)	0.1		2	1	1	1	0	0	0	0	0	0	1	2	2	27.00	3.000

PITCHER	IP	WLS	BF	H	R	ER	SO	BB	IBB	HBP	BLK	WP	HR	S	P	ERA	WHIP

BOTTOM

Boston Red Sox @ Cleveland Indians

Cleveland Municipal Stadium, Cleveland, OH

Wed Jul 03 1963, 3:33 AM EDT

Att. 16,419 - Unknown

Batter	1	2	3	4	5	6	7	8	9	AB	R	H	RBI	BB	SO	LOB
Tito Francona, L (1, 7) OBP: 0.294, SLG: 0.326	F8		F7		2-H 1B		F8			4	0	1	1	0	0	2
Al Luplow, L (1, 9) OBP: 0.260, SLG: 0.260	4-3		K		4-3			K		4	0	0	0	0	2	1
Willie Kirkland, L (1, 8) OBP: 0.342, SLG: 0.444	K		F7			K		BB		3	0	0	0	1	2	0
Joe Adcock, R (1, 3) OBP: 0.370, SLG: 0.537		F5		K		F7		K 1-3		4	0	0	0	0	2	1
Max Alvis, R (1, 5) OBP: 0.328, SLG: 0.437		BB 2B		K2-3		F2		F8		3	1	0	0	1	1	1
Miguel de la Hoz, R (1, 4) OBP: 0.279, SLG: 0.463		1-H 2B		F6			WP 1B 1B		K	4	0	2	1	0	1	0
Joe Azcue, R (1, 2) OBP: 0.303, SLG: 0.414		F8			F5		1-2 WP 1B		5-3	4	0	1	0	0	0	1
Jerry Kindall, R (1, 6) OBP: 0.254, SLG: 0.262 Woodie Held, R (9, PH) OBP: 0.338, SLG: 0.430		BB			SH3-4 1B BB		1-2 2-3 K		BB	1 0	1 0	0 0	0 0	2 1	1 0	2 0
Pedro Ramos, S (1, 1) OBP: 0.059, SLG: 0.059 Dick Howser, R (7, PH) OBP: 0.335, SLG: 0.279 Fred Whitfield, L (7, PH) OBP: 0.292, SLG: 0.429 Gary Bell, R (8, 1) OBP: 0.105, SLG: 0.056 Bob Allen, L (8, 1) Jerry Walker, S (9, 1) OBP: 0.231, SLG: 0.167 John Romano, R (9, PH) OBP: 0.366, SLG: 0.516		L5			SH3-4 1-2		K		K	1 0 1 0 0 0 0 1	0 0 0 0 0 0 0 0	0 0 0 0 0 0 0 1	0 0 0 0 0 0 0 0	0 0 1 0 0 0 0 1	0 0 2 0 1 0 0 1	2 0 2 0 0 0 0 1
Inning Stats	R: 0 E: 0 K: 1 S: 5 H: 0 LOB: 0 BB: 0 P: 5	R: 1 E: 0 K: 0 S: 4 H: 1 LOB: 2 BB: 2 P: 12	R: 0 E: 0 K: 1 S: 5 H: 0 LOB: 0 BB: 0 P: 5	R: 0 E: 0 K: 2 S: 7 H: 0 LOB: 0 BB: 0 P: 7	R: 1 E: 0 K: 0 S: 4 H: 1 LOB: 1 BB: 1 P: 8	R: 0 E: 0 K: 1 S: 5 H: 0 LOB: 0 BB: 0 P: 5	R: 0 E: 0 K: 2 S: 9 H: 2 LOB: 2 BB: 0 P: 9	R: 0 E: 0 K: 2 S: 7 H: 0 LOB: 1 BB: 1 P: 11	R: 0 E: 0 K: 2 S: 7 H: 0 LOB: 1 BB: 1 P: 11	1B: 3 2B: 1 3B: 0 HR: 0	SF: 0 SAC: 1 DP: 0 HBP: 0					

AB	30
R	2
H	4
RBI	2
BB	5
SO	11
LOB	13

WP: 1 PB: 0 SB: 2 CS: 0 PA: 36

livebaseballscorecards.com

PITCHER		IP	WLS	BF	H	R	ER	SO	BB	IBB	HBP	BLK	WP	HR	S	P	ERA	WHIP
Bob Heffner, R ERA: 3.29	(1, 1)	6.0		25	4	2	2	5	3	0	0	0	0	0	32	44	3.00	1.167
Dick Radatz, R ERA: 1.11	(7, 1)	3.0	W	11	0	0	0	6	2	0	0	0	1	0	21	29	0.00	0.667

PITCHER	IP	WLS	BF	H	R	ER	SO	BB	IBB	HBP	BLK	WP	HR	S	P	ERA	WHIP

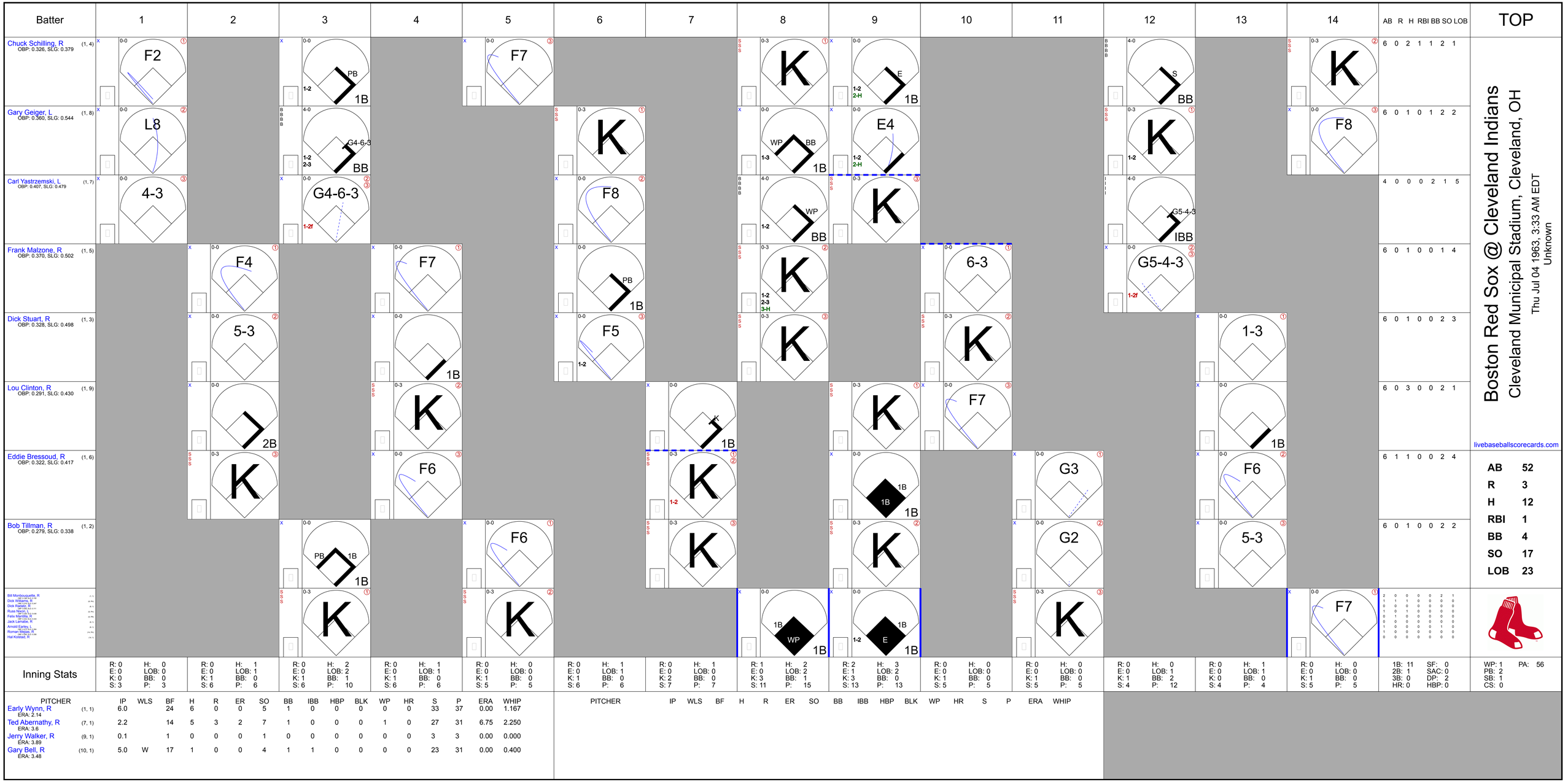
Batter
1
2
3
4
5
6
7
8
9
10
11
12
13
14
AB R H RBI BB SO LOB
TOP
Chuck Schilling, R (1, 4) OBP: 0.326, SLG: 0.379
F2
PB 1B
F7
K
E 1B
S BB
K
6 0 2 1 1 2 1
Gary Geiger, L (1, 8) OBP: 0.360, SLG: 0.544
L8
G4-6-3 BB
WP BB 1B
E4
K
F8
6 0 1 0 1 2 2
Carl Yastrzemski, L (1, 7) OBP: 0.407, SLG: 0.479
4-3
G4-6-3
WP BB
K
G5-4-3 IBB
4 0 0 0 2 1 5
Frank Malzone, R (1, 5) OBP: 0.370, SLG: 0.502
F4
F7
PB 1B
6-3
G5-4-3
6 0 1 0 0 1 4
Dick Stuart, R (1, 3) OBP: 0.328, SLG: 0.498
5-3
1B
K
K
1-3
6 0 1 0 0 2 3
Lou Clinton, R (1, 9) OBP: 0.291, SLG: 0.430
2B
K
K 1B
K
F7
1B
6 0 3 0 0 2 1
Eddie Bressoud, R (1, 6) OBP: 0.322, SLG: 0.417
K
F6
K
1B 1B
G3
F6
6 1 1 0 0 2 4
Bob Tillman, R (1, 2) OBP: 0.279, SLG: 0.338
PB 1B 1B
F6
K
G2
5-3
6 0 1 0 0 2 2
Bill Monbouquette, R
Dick Williams, R
Dick Radatz, R
Russ Nixon, L
Felix Mantilla, R
Jack LaRoche, R
Arnold Earley, L
Roman Mejias, R
Hal Kolstad, R
K
1B WP 1B
K
1B E 1B
K
F7
2 0 0 0 0 2 1
1 1 1 0 0 0 0
0 0 0 0 0 0 0
1 0 1 0 0 0 0
0 1 0 0 0 0 0
0 0 0 0 0 0 0
1 0 0 0 0 1 0
0 0 0 0 0 0 0
Boston Red Sox @ Cleveland Indians
Cleveland Municipal Stadium, Cleveland, OH
Thu Jul 04 1963, 3:33 AM EDT
Unknown
livebaseballscorecards.com
AB 52
R 3
H 12
RBI 1
BB 4
SO 17
LOB 23
Inning Stats
R: 0 H: 0 E: 0 LOB: 0 K: 0 BB: 0 S: 3 P: 3
R: 0 H: 1 E: 0 LOB: 1 K: 1 BB: 0 S: 6 P: 6
R: 0 H: 2 E: 0 LOB: 2 K: 1 BB: 1 S: 6 P: 10
R: 0 H: 1 E: 0 LOB: 1 K: 1 BB: 0 S: 6 P: 6
R: 0 H: 0 E: 0 LOB: 0 K: 1 BB: 0 S: 5 P: 5
R: 0 H: 1 E: 0 LOB: 1 K: 1 BB: 0 S: 6 P: 6
R: 0 H: 1 E: 0 LOB: 0 K: 2 BB: 0 S: 7 P: 7
R: 1 H: 2 E: 0 LOB: 2 K: 3 BB: 1 S: 11 P: 15
R: 2 H: 3 E: 1 LOB: 2 K: 3 BB: 0 S: 13 P: 13
R: 0 H: 0 E: 0 LOB: 0 K: 1 BB: 0 S: 5 P: 5
R: 0 H: 0 E: 0 LOB: 0 K: 1 BB: 0 S: 5 P: 5
R: 0 H: 0 E: 0 LOB: 1 K: 1 BB: 2 S: 4 P: 12
R: 0 H: 1 E: 0 LOB: 1 K: 0 BB: 0 S: 4 P: 4
R: 0 H: 0 E: 0 LOB: 0 K: 1 BB: 0 S: 5 P: 5
1B: 11 SF: 0 2B: 1 SAC: 0 3B: 0 DP: 2 HR: 0 HBP: 0
WP: 1 PA: 56 PB: 2 SB: 1 CS: 0
PITCHER IP WLS BF H R ER SO BB IBB HBP BLK WP HR S P ERA WHIP
Early Wynn, R (1, 1) ERA: 2.14 6.0 W 17 1 0 0 4 1 1 0 0 0 0 23 31 0.00 0.400
Ted Abernathy, R (7, 1) ERA: 3.6 2.2 14 5 3 2 7 1 0 0 0 1 0 27 31 6.75 2.250
Jerry Walker, R (9, 1) ERA: 3.89 0.1 1 0 0 0 1 0 0 0 0 0 0 3 3 0.00 0.000
Gary Bell, R (10, 1) ERA: 3.48 5.0 W 17 1 0 0 4 1 1 0 0 0 0 23 31 0.00 0.400

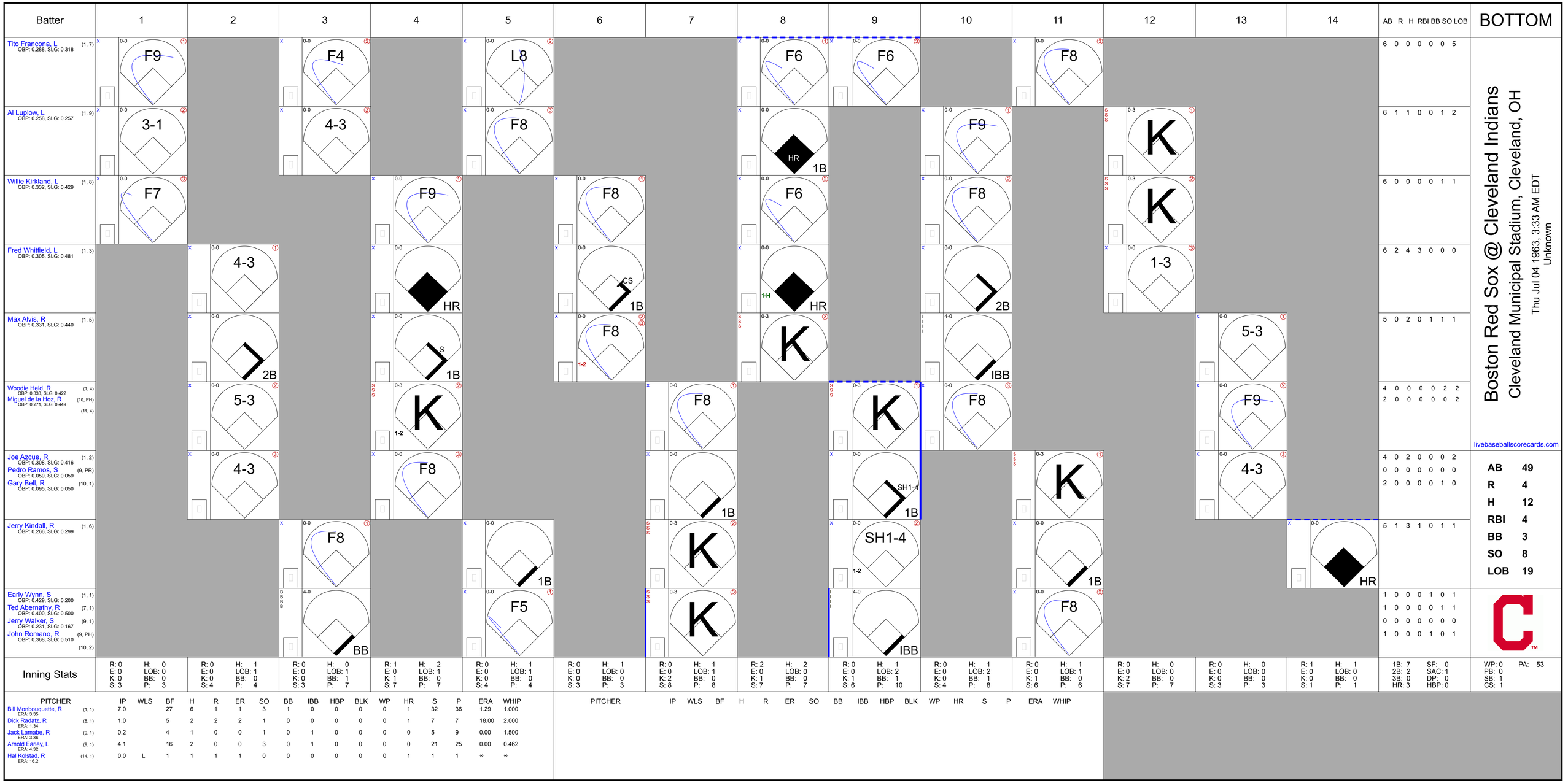
Batter
1
2
3
4
5
6
7
8
9
10
11
12
13
14
AB R H RBI BB SO LOB
BOTTOM
Tito Francona, L (1, 7) OBP: 0.288, SLG: 0.318
F9
F4
L8
F6
F6
F8
6 0 0 0 0 0 5
Al Luplow, L (1, 9) OBP: 0.258, SLG: 0.257
3-1
4-3
F8
HR
1B
F9
K
6 1 1 0 0 1 2
Willie Kirkland, L (1, 8) OBP: 0.332, SLG: 0.429
F7
F9
F8
F6
F8
K
6 0 0 0 0 1 1
Fred Whitfield, L (1, 3) OBP: 0.305, SLG: 0.481
4-3
HR
CS
1B
1-H
HR
2B
1-3
6 2 4 3 0 0 0
Max Alvis, R (1, 5) OBP: 0.331, SLG: 0.440
2B
S
1B
F8
1-2
K
IBB
5-3
5 0 2 0 1 1 1
Woodie Held, R (1, 4) OBP: 0.333, SLG: 0.422
Miguel de la Hoz, R (10, PH) OBP: 0.271, SLG: 0.449 (11, 4)
5-3
K
1-2
F8
K
F8
F9
4 0 0 0 0 2 2
2 0 0 0 0 0 2
Joe Azcue, R (1, 2) OBP: 0.308, SLG: 0.416
Pedro Ramos, S (9, PR) OBP: 0.059, SLG: 0.059
Gary Bell, R (10, 1) OBP: 0.095, SLG: 0.050
4-3
F8
F8
1B
SH1-4
1B
K
4-3
4 0 2 0 0 0 2
0 0 0 0 0 0 0
2 0 0 0 0 1 0
Jerry Kindall, R (1, 6) OBP: 0.266, SLG: 0.299
F8
1B
K
SH1-4
1-2
1B
HR
5 1 3 1 0 1 1
Early Wynn, S (1, 1) OBP: 0.429, SLG: 0.200
Ted Abernathy, R (7, 1) OBP: 0.400, SLG: 0.500
Jerry Walker, S (9, 1) OBP: 0.231, SLG: 0.167
John Romano, R (9, PH) OBP: 0.368, SLG: 0.510 (10, 2)
BB
F5
K
IBB
F8
1 0 0 0 1 0 1
1 0 0 0 0 1 1
0 0 0 0 0 0 0
1 0 0 0 1 0 1
Inning Stats
R: 0 E: 0 K: 0 S: 3 H: 0 LOB: 0 BB: 0 P: 3
R: 0 E: 0 K: 0 S: 4 H: 1 LOB: 1 BB: 0 P: 4
R: 0 E: 0 K: 0 S: 3 H: 0 LOB: 1 BB: 1 P: 7
R: 1 E: 0 K: 1 S: 7 H: 2 LOB: 1 BB: 0 P: 7
R: 0 E: 0 K: 0 S: 4 H: 1 LOB: 1 BB: 0 P: 4
R: 0 E: 0 K: 0 S: 3 H: 1 LOB: 0 BB: 0 P: 3
R: 0 E: 0 K: 2 S: 8 H: 1 LOB: 1 BB: 0 P: 8
R: 2 E: 0 K: 1 S: 7 H: 2 LOB: 0 BB: 0 P: 7
R: 0 E: 0 K: 1 S: 6 H: 1 LOB: 2 BB: 1 P: 10
R: 0 E: 0 K: 0 S: 4 H: 1 LOB: 2 BB: 1 P: 8
R: 0 E: 0 K: 1 S: 6 H: 1 LOB: 1 BB: 0 P: 6
R: 0 E: 0 K: 2 S: 7 H: 0 LOB: 0 BB: 0 P: 7
R: 0 E: 0 K: 0 S: 3 H: 0 LOB: 0 BB: 0 P: 3
R: 1 E: 0 K: 0 S: 1 H: 1 LOB: 0 BB: 0 P: 1
1B: 7 2B: 2 3B: 0 HR: 3
SF: 0 SAC: 1 DP: 0 HBP: 0
WP: 0 PB: 0 SB: 1 CS: 1
PA: 53
PITCHER IP WLS BF H R ER SO BB IBB HBP BLK WP HR S P ERA WHIP
Bill Monbouquette, R (1, 1) ERA: 3.35 7.0 27 6 1 1 3 1 0 0 0 0 1 32 36 1.29 1.000
Dick Radatz, R (8, 1) ERA: 1.34 1.0 5 2 2 2 1 0 0 0 0 0 1 7 7 18.00 2.000
Jack Lamabe, R (9, 1) ERA: 3.36 0.2 4 1 0 0 1 0 1 0 0 0 0 5 9 0.00 1.500
Arnold Earley, L (9, 1) ERA: 4.32 4.1 16 2 0 0 3 0 1 0 0 0 0 21 25 0.00 0.462
Hal Kolstad, R (14, 1) ERA: 16.2 0.0 L 1 1 1 1 0 0 0 0 0 0 1 1 1 ∞ ∞
PITCHER IP WLS BF H R ER SO BB IBB HBP BLK WP HR S P ERA WHIP
Boston Red Sox @ Cleveland Indians
Cleveland Municipal Stadium, Cleveland, OH
Thu Jul 04 1963, 3:33 AM EDT
Unknown
livebaseballscorecards.com
AB 49
R 4
H 12
RBI 4
BB 3
SO 8
LOB 19

Batter	1	2	3	4	5	6	7	8	9	AB	R	H	RBI	BB	SO	LOB
Chuck Schilling, R (1, 4) OBP: 0.324, SLG: 0.375	BBBB 4-0 FC4-6 BB		x 0-0 ② 6-3	x 0-0 ③ 6-3			x 0-0 ② F7		x 0-0 ① G3	4	0	0	0	1	0	3
Gary Geiger, L (1, 8) OBP: 0.373, SLG: 0.578	x 0-0 ① FC4-6 1B 1-2f FC6-2		x 0-0 HR 1B		x 0-0 1B 2B		x 0-0 HR		x 0-0 1-6-3 HR 1B	5	3	4	1	0	0	1
Carl Yastrzemski, L (1, 7) OBP: 0.413, SLG: 0.493	x 0-0 FC6-2 1-3 1B		x 0-0 1-H HR		x 0-0 ① 2-H 1B		BBBB 4-0 BB		x 0-0 ② 1-6-3 1-2	4	1	3	2	1	0	1
Lou Clinton, R (1, 9) OBP: 0.293, SLG: 0.438	x 0-0 ② FC6-2 1-2 3-H		SSS 0-3 ③ K		BBBB 4-0 G6-4-3 BB		SSS 0-3 ③ K		x 0-0 2-H HR	4	1	1	2	1	2	3
Dick Williams, R (1, 3) OBP: 0.290, SLG: 0.315	SSS 0-3 ③ K			x 0-0 ① F6	x 0-0 ②③ G6-4-3 1-2f			x 0-0 ① F5	x 0-0 ③ 4-3	5	0	0	0	0	1	4
Frank Malzone, R (1, 5) OBP: 0.368, SLG: 0.502		x 0-0 ① 5-3		x 0-0 1B 2B		x 0-0 ① F8		x 0-0 ② F7		4	0	1	0	0	0	0
Eddie Bressoud, R (1, 6) OBP: 0.327, SLG: 0.415		SSS 0-3 ② K		BBBB 4-0 1B BB		BBBB 4-0 L4-3 BB		BBBB 4-0 FC5 1B BB		1	0	0	0	3	1	0
Russ Nixon, L (1, 2)		SSS 0-3 ③ K		x 0-0 1-2 2-3 1B		x 0-0 ②③ L4-3 1-2		x 0-0 1-2 1B		4	0	2	0	0	1	1
Chet Nichols, S (1, 1)			x 0-0 ① 4-3	SSS 0-3 ② K			x 0-0 ① 5-3	x 0-0 ③ FC5 2-3f		2	0	0	0	0	1	3
Felix Mantilla, R (7, PH) OBP: 0.286, SLG: 0.286										1	0	0	0	0	0	0
Jack Lamabe, R (7, 1)										0	0	0	0	0	0	0
Roman Mejias, R (8, PH) OBP: 0.245, SLG: 0.354										1	0	0	0	0	0	2
Wilbur Wood, R (8, 1)										0	0	0	0	0	0	0
Inning Stats	R: 0 H: 1 E: 0 LOB: 2 K: 1 BB: 1 S: 6 P: 10	R: 0 H: 0 E: 0 LOB: 0 K: 2 BB: 0 S: 7 P: 7	R: 2 H: 2 E: 0 LOB: 0 K: 1 BB: 0 S: 7 P: 7	R: 0 H: 2 E: 0 LOB: 3 K: 1 BB: 1 S: 7 P: 11	R: 0 H: 2 E: 0 LOB: 1 K: 0 BB: 1 S: 3 P: 7	R: 0 H: 0 E: 0 LOB: 0 K: 0 BB: 1 S: 2 P: 6	R: 1 H: 1 E: 0 LOB: 1 K: 1 BB: 1 S: 6 P: 10	R: 0 H: 1 E: 0 LOB: 2 K: 0 BB: 1 S: 4 P: 8	R: 2 H: 2 E: 0 LOB: 0 K: 0 BB: 0 S: 5 P: 5	1B: 6 SF: 0 2B: 3 SAC: 0 3B: 0 DP: 2 HR: 3 HBP: 0						

PITCHER	IP	WLS	BF	H	R	ER	SO	BB	IBB	HBP	BLK	WP	HR	S	P	ERA	WHIP
Mudcat Grant, R (1, 1) ERA: 3.91	9.0	W	41	11	5	5	6	6	0	0	0	0	3	47	71	5.00	1.889

PITCHER	IP	WLS	BF	H	R	ER	SO	BB	IBB	HBP	BLK	WP	HR	S	P	ERA	WHIP

TOP

Boston Red Sox @ Cleveland Indians

Cleveland Municipal Stadium, Cleveland, OH

Thu Jul 04 1963, 3:38 AM EDT
Att. 10,102 - Unknown

livebaseballscorecards.com

AB	35
R	5
H	11
RBI	5
BB	6
SO	6
LOB	18

WP: 0	PA: 41																
PB: 0																	
SB: 0																	
CS: 0																	

Batter	1	2	3	4	5	6	7	8	9	AB	R	H	RBI	BB	SO	LOB
Tito Francona, L (1, 7) OBP: 0.286, SLG: 0.316	F8	4-3		3-1		2B SF7 1-3 1B	F8			5	1	1	0	0	0	4
Miguel de la Hoz, R (1, 4) OBP: 0.293, SLG: 0.466	1B BB		1B 1B 1B		K	SF7 1-3 3-H 2B	5-3			4	1	2	1	1	1	2
Willie Kirkland, L (1, 8) OBP: 0.333, SLG: 0.428	F5		F8		L8-4 PB 1B	SF7 2-3 3-H		G6-4-3 BB		3	0	1	1	1	0	2
Max Alvis, R (1, 5) OBP: 0.339, SLG: 0.442	1-3 1B		E 1B 1-2 1B		1-2 BB	FC5-4 BB		F4		3	1	2	0	2	0	1
Joe Adcock, R (1, 3) OBP: 0.358, SLG: 0.518	K		K		L8-4 2-3	FC5-4 1-2f		G6-4-3 1-2f		5	0	0	0	0	2	9
John Romano, R (1, 2) OBP: 0.381, SLG: 0.550		6-3	E7 1-H 2-H 1B			HR 1B	HR			4	2	3	2	0	0	0
Al Luplow, L (1, 9) OBP: 0.257, SLG: 0.253		4-3	K			K	SH BB			3	0	0	0	1	2	2
Jerry Kindall, R (1, 6) OBP: 0.273, SLG: 0.328		2B 1B		5-3		1-H HR	F6			4	1	2	2	0	0	1
Mudcat Grant, R (1, 1) OBP: 0.200, SLG: 0.265		1-3 2B		K		1B 2B BB	SH 1-2			2	1	1	0	1	1	0
Inning Stats	R: 0 H: 1 E: 0 LOB: 2 K: 1 BB: 1 S: 6 P: 10	R: 0 H: 2 E: 0 LOB: 2 K: 0 BB: 0 S: 5 P: 5	R: 2 H: 3 E: 1 LOB: 1 K: 2 BB: 0 S: 10 P: 10	R: 0 H: 0 E: 0 LOB: 0 K: 1 BB: 0 S: 5 P: 5	R: 0 H: 1 E: 0 LOB: 1 K: 1 BB: 1 S: 5 P: 9	R: 4 H: 4 E: 0 LOB: 2 K: 1 BB: 2 S: 9 P: 17	R: 1 H: 1 E: 0 LOB: 2 K: 0 BB: 1 S: 5 P: 9	R: 0 H: 0 E: 0 LOB: 0 K: 0 BB: 1 S: 2 P: 6		1B: 8 SF: 1 2B: 3 SAC: 1 3B: 0 DP: 2 HR: 2 HBP: 0						

PITCHER		IP	WLS	BF	H	R	ER	SO	BB	IBB	HBP	BLK	WP	HR	S	P	ERA	WHIP
Chet Nichols, L ERA: 5.01	(1, 1)	6.0	L	32	11	6	5	6	4	0	0	0	0	1	40	56	7.50	2.500
Jack Lamabe, R ERA: 3.44	(7, 1)	1.0		6	1	1	1	0	1	0	0	0	0	1	5	9	9.00	2.000
Wilbur Wood, L ERA: 5.28	(8, 1)	1.0		3	0	0	0	0	1	0	0	0	0	0	2	6	0.00	1.000

PITCHER	IP	WLS	BF	H	R	ER	SO	BB	IBB	HBP	BLK	WP	HR	S	P	ERA	WHIP

BOTTOM

Boston Red Sox @ Cleveland Indians

Cleveland Municipal Stadium, Cleveland, OH

Thu Jul 04 1963, 3:38 AM EDT

Att. 10,102 - Unknown

livebaseballscorecards.com

AB	33
R	7
H	12
RBI	6
BB	6
SO	6
LOB	21

Batter	1	2	3	4	5	6	7	8	9	AB	R	H	RBI	BB	SO	LOB
Mike Hershberger, R (1, 9) OBP: 0.346, SLG: 0.370	F8		F7		1-3 1-2 2-3		F5		1B	5	0	1	0	0	0	6
Nellie Fox, L (1, 4) OBP: 0.312, SLG: 0.319	F7		F8		F7		F9		F8	5	0	0	0	0	0	7
Floyd Robinson, L (1, 7) OBP: 0.377, SLG: 0.468	4-3			4-3		BBBB 4-0 G3 BB	1-2 2-H 1B			3	0	1	1	1	0	0
Pete Ward, L (1, 5) OBP: 0.355, SLG: 0.472		F7		HR		0-0 G3 1-2	G3			4	1	1	1	0	0	3
Jim Landis, R (1, 8) OBP: 0.309, SLG: 0.388		S S S 0-3 K		6-3		4-3		F8		4	0	0	0	0	1	1
Tom McCraw, L (1, 3) OBP: 0.283, SLG: 0.330		F8		F2		4-3		1-3		4	0	0	0	0	0	1
Al Weis, S (1, 6) OBP: 0.297, SLG: 0.302			F8		1-3 1B 1B		BB 1B 1B	4-3		4	1	2	0	0	0	0
J.C. Martin, L (1, 2) OBP: 0.263, SLG: 0.280			1B 1B		1-3 1-2 1B		BBBB 4-0 1B 1-2 1B BB		6-3	3	1	2	0	1	0	0
Dave DeBusschere, R (1, 1) Eddie Fisher, R (1, 1) OBP: 0.250, SLG: 0.211 Jim Lemon, R (5, PH) OBP: 0.287, SLG: 0.310 Frank Baumann, L (5, 1) OBP: 0.250, SLG: 0.143 Dave Nicholson, R (7, PH) OBP: 0.327, SLG: 0.441 Jim Brosnan, R (7, 1) OBP: 0.286, SLG: 0.286 Sherm Lollar, R (9, PH) OBP: 0.316, SLG: 0.314		1-2 1B		F9			1-2 2-H 1B		F4	0 1 1 0 1 0 1	0 0 0 0 0 0 0	0 1 0 0 0 0 0	0 0 0 0 0 0 0	0 0 0 0 0 0 0	0 0 0 0 0 0 0	0 0 2 0 0 0 0
Inning Stats	R: 0 E: 0 K: 0 S: 3 H: 0 LOB: 0 BB: 0 P: 3	R: 0 E: 0 K: 1 S: 5 H: 0 LOB: 0 BB: 0 P: 5	R: 0 E: 0 K: 0 S: 5 H: 2 LOB: 2 BB: 0 P: 5	R: 1 E: 0 K: 0 S: 4 H: 1 LOB: 0 BB: 0 P: 4	R: 0 E: 0 K: 0 S: 5 H: 2 LOB: 2 BB: 0 P: 5	R: 0 E: 0 K: 0 S: 3 H: 0 LOB: 1 BB: 1 P: 7	R: 2 E: 0 K: 0 S: 6 H: 3 LOB: 2 BB: 1 P: 10	R: 0 E: 0 K: 0 S: 3 H: 0 LOB: 0 BB: 0 P: 3	R: 0 E: 0 K: 0 S: 4 H: 1 LOB: 1 BB: 0 P: 4	1B: 8 2B: 0 3B: 0 HR: 1	SF: 0 SAC: 0 DP: 0 HBP: 0					

PITCHER	IP	WLS	BF	H	R	ER	SO	BB	IBB	HBP	BLK	WP	HR	S	P	ERA	WHIP
Earl Wilson, R (1, 1) ERA: 2.41	9.0	W	38	9	3	3	1	2	0	0	0	0	1	38	46	3.00	1.222

PITCHER	IP	WLS	BF	H	R	ER	SO	BB	IBB	HBP	BLK	WP	HR	S	P	ERA	WHIP

TOP

Chicago White Sox @ Boston Red Sox

Fenway Park, Boston, MA

Fri Jul 05 1963, 7:05 PM EDT

Att. 23,682 - Unknown

livebaseballscorecards.com

AB	36
R	3
H	9
RBI	3
BB	2
SO	1
LOB	20

WP: 0 PB: 0 SB: 0 CS: 0 PA: 38

BOTTOM

Chicago White Sox @ Boston Red Sox

Fenway Park, Boston, MA

Fri Jul 05 1963, 7:05 PM EDT

Att. 23,682 - Unknown

Batter	1	2	3	4	5	6	7	8	9	AB	R	H	RBI	BB	SO	LOB
Chuck Schilling, R (1, 4) OBP: 0.325, SLG: 0.371	BBB 4-0 3B BB x 3-0 F8		SSS 0-3 K ②			BBBB 4-0 1B G4-6-3 BB		x 0-0 6-3 ②		3	2	0	0	2	1	3
Gary Geiger, L (1, 8)	x 0-0 1B 1-H 3B	x 0-0 4-3 ①	SSS 0-3 K2-3 ③			x 0-0 G4-6-3 1-3 1B		SSS 0-3 K ③		5	1	2	1	0	2	2
Carl Yastrzemski, L (1, 7) OBP: 0.411, SLG: 0.490	SSS 0-3 K ①	x 0-0 1B 1B		SSS 0-3 K ①		x 0-0 G4-6-3 ①② 1-2f 3-H				4	0	1	0	0	2	2
Frank Malzone, R (1, 5) OBP: 0.367, SLG: 0.498	x 0-0 WP 1B 1B 3-H 1B	x 0-0 F2 ②		x 0-0 1-3 ②		x 0-0 5-3 ③				4	1	1	1	0	0	1
Dick Stuart, R (1, 3) OBP: 0.327, SLG: 0.495	x 0-0 F8 ②	x 0-0 1-2 1B		x 0-0 5-3 ③			SSS 0-3 K ①			4	0	1	0	0	1	1
Lou Clinton, R (1, 9) OBP: 0.292, SLG: 0.435	x 0-0 WP 1-2 1B	SSS 0-3 K ③			x 0-0 6-3 ①		x 0-0 E5 K2-4-2			4	1	1	0	0	1	2
Eddie Bressoud, R (1, 6) OBP: 0.332, SLG: 0.429	BBBB 4-0 1B 1-2 2-3 3B BB		x 0-0 HR		x 0-0 1B		SSS 0-3 K2-4-2 ②③ 1-2f			3	2	2	1	1	1	1
Russ Nixon, L (1, 2) OBP: 0.340, SLG: 0.438 Bob Tillman, R (1, PH) (2, 2) OBP: 0.284, SLG: 0.342	x 0-0 1-2 2-H 3-H 3B 1B		x 0-0 F2 ①		SSS 0-3 K ②			x 0-0 SH5-4 1B		0 4	0 1	0 2	0 2	0 0	0 1	0 1
Earl Wilson, R (1, 1) OBP: 0.286, SLG: 0.326	x 0-0 1-H 2-H 3B		x 0-0 1B		x 0-0 4-3 ③			x 0-0 SH5-4 ① 1-2		3	0	2	2	0	0	1
Inning Stats	R: 6 E: 0 K: 1 S: 10 H: 5 LOB: 1 BB: 2 P: 18	R: 0 E: 0 K: 1 S: 7 H: 2 LOB: 2 BB: 0 P: 7	R: 1 E: 0 K: 2 S: 9 H: 2 LOB: 1 BB: 0 P: 9	R: 0 E: 0 K: 1 S: 5 H: 0 LOB: 0 BB: 0 P: 5	R: 0 E: 0 K: 1 S: 6 H: 1 LOB: 1 BB: 0 P: 6	R: 1 E: 0 K: 0 S: 3 H: 1 LOB: 0 BB: 1 P: 7	R: 0 E: 1 K: 2 S: 7 H: 0 LOB: 1 BB: 0 P: 7	R: 0 E: 0 K: 1 S: 6 H: 1 LOB: 1 BB: 0 P: 6		1B: 9 2B: 1 3B: 2 HR: 1	SF: 0 SAC: 1 DP: 2 HBP: 0					

	AB	34
	R	8
	H	12
	RBI	7
	BB	3
	SO	9
	LOB	14

WP: 1 PB: 0 SB: 0 CS: 0 PA: 38

livebaseballscorecards.com

PITCHER		IP	WLS	BF	H	R	ER	SO	BB	IBB	HBP	BLK	WP	HR	S	P	ERA	WHIP
Dave DeBusschere, R ERA: 4.71	(1, 1)	0.2	L	9	5	6	6	1	2	0	0	0	1	0	9	17	81.00	10.500
Eddie Fisher, R ERA: 5.18	(1, 1)	3.1		14	4	1	1	4	0	0	0	0	0	1	22	22	2.70	1.200
Frank Baumann, L ERA: 2.91	(5, 1)	2.0		8	2	1	1	1	1	0	0	0	0	0	9	13	4.50	1.500
Jim Brosnan, R ERA: 2.39	(7, 1)	2.0		7	1	0	0	3	0	0	0	0	0	0	13	13	0.00	0.500

PITCHER	IP	WLS	BF	H	R	ER	SO	BB	IBB	HBP	BLK	WP	HR	S	P	ERA	WHIP

Batter	1	2	3	4	5	6	7	8	9	AB	R	H	RBI	BB	SO	LOB
Mike Hershberger, R (1, 8) OBP: 0.345, SLG: 0.368	E 4-3 FC1 1B	F9			G6-4-3 1-2f			5-3		4	1	1	0	0	0	2
Nellie Fox, L (1, 4) OBP: 0.308, SLG: 0.315	F9	6-3			F7			1-3		4	0	0	0	0	0	1
Pete Ward, L (1, 5) OBP: 0.351, SLG: 0.466	FC1 4-3 1-3	K				G3			K	4	0	0	0	0	2	1
Floyd Robinson, L (1, 9) OBP: 0.372, SLG: 0.461	4-3 1-2 3-H	4-3				F7			K	4	0	0	1	0	1	1
Tom McCraw, L (1, 3) OBP: 0.274, SLG: 0.319	6-3			K		F9			K	4	0	0	0	0	2	1
Dave Nicholson, R (1, 7) OBP: 0.324, SLG: 0.435		K		K			K			3	0	0	0	0	3	0
Al Weis, S (1, 6) OBP: 0.308, SLG: 0.306		BB 1B S		1B S			1-3			2	1	1	0	1	0	0
J.C. Martin, L (1, 2) OBP: 0.265, SLG: 0.281		1B 1-H		K 1-2			5-3			3	0	1	1	0	1	1
Ray Herbert, R (1, 1) OBP: 0.256, SLG: 0.366		K			BB G6-4-3			K		1	0	0	0	0	1	1
Joe Shipley, R (4, 1)										0	0	0	0	0	0	0
Jim Lemon, R (5, PH) OBP: 0.295, SLG: 0.310										0	0	0	0	1	0	0
Frank Baumann, L (5, 1) OBP: 0.250, SLG: 0.143										0	0	0	0	0	0	0
Gary Peters, L (6, 1) OBP: 0.167, SLG: 0.214										1	0	0	0	0	1	0
Inning Stats	R: 1 E: 1 K: 0 S: 5 H: 1 LOB: 1 BB: 0 P: 5	R: 1 E: 0 K: 2 S: 8 H: 1 LOB: 1 BB: 1 P: 12	R: 0 E: 0 K: 1 S: 5 H: 0 LOB: 0 BB: 0 P: 5	R: 0 E: 0 K: 3 S: 10 H: 1 LOB: 1 BB: 0 P: 10	R: 0 E: 0 K: 0 S: 2 H: 0 LOB: 0 BB: 1 P: 6	R: 0 E: 0 K: 0 S: 3 H: 0 LOB: 0 BB: 0 P: 3	R: 0 E: 0 K: 1 S: 5 H: 0 LOB: 0 BB: 0 P: 5	R: 0 E: 0 K: 1 S: 5 H: 0 LOB: 0 BB: 0 P: 5	R: 0 E: 0 K: 3 S: 9 H: 0 LOB: 0 BB: 0 P: 9	1B: 3 2B: 0 3B: 0 HR: 0	SF: 0 SAC: 0 DP: 1 HBP: 0						

PITCHER		IP	WLS	BF	H	R	ER	SO	BB	IBB	HBP	BLK	WP	HR	S	P	ERA	WHIP
Dave Morehead, R ERA: 3.7	(1, 1)	9.0	W	32	3	2	1	11	2	0	0	0	0	0	52	60	1.00	0.556

PITCHER	IP	WLS	BF	H	R	ER	SO	BB	IBB	HBP	BLK	WP	HR	S	P	ERA	WHIP

TOP

Chicago White Sox @ Boston Red Sox

Fenway Park, Boston, MA

Sat Jul 06 1963, 7:05 PM EDT

Att. 19,615 - Unknown

livebaseballscorecards.com

AB	30
R	2
H	3
RBI	2
BB	2
SO	11
LOB	8

WP: 0 PB: 0 SB: 2 CS: 0 PA: 32

Batter	1	2	3	4	5	6	7	8	9	AB	R	H	RBI	BB	SO	LOB
Chuck Schilling, R (1, 4) OBP: 0.326, SLG: 0.372	F4		5-3	1B 1B 1-2 2-H		1B 1B		5-3		5	1	2	1	0	0	1
Gary Geiger, L (1, 8) OBP: 0.376, SLG: 0.595	B5-3		2B 3B	WP 1B 1-3 2-H		K		BB 1B 2-H		4	2	2	1	0	1	1
Roman Mejias, R (8, 8) OBP: 0.249, SLG: 0.357										1	0	1	1	0	0	0
Carl Yastrzemski, L (1, 7) OBP: 0.417, SLG: 0.497	5-3		2B 3-H	1B 1-H 3-H		1B 1-3		FC5-4 1-2		4	0	3	3	1	0	0
Frank Malzone, R (1, 5) OBP: 0.367, SLG: 0.495		G6-4-3 BB	F8	FC6-4 1-2		6-3		FC5-4 1-2f		4	0	1	0	1	0	4
Dick Stuart, R (1, 3) OBP: 0.323, SLG: 0.488		G6-4-3 1-2f	F9	FC6-4 1-2f			F4			4	0	0	0	0	0	4
Lou Clinton, R (1, 9) OBP: 0.292, SLG: 0.433		E5 1B 1B		F8	4-3		K			4	0	1	0	0	1	0
Eddie Bressoud, R (1, 6) OBP: 0.331, SLG: 0.426		BB 2-3 1B		K BB 1B	6-3		K			4	1	1	0	0	2	0
Bob Tillman, R (1, 2) OBP: 0.301, SLG: 0.346		BB 1-2		BB 1B 1-2	1B			SH1-4 1B		1	2	1	0	3	0	0
Dave Morehead, R (1, 1) OBP: 0.100, SLG: 0.100		K		K	F4			SH1-4 1-2		3	0	0	0	0	2	6
Inning Stats	R: 0 H: 0 E: 0 LOB: 0 K: 0 BB: 0 S: 3 P: 3	R: 0 H: 2 E: 1 LOB: 3 K: 1 BB: 2 S: 6 P: 14	R: 1 H: 2 E: 0 LOB: 1 K: 0 BB: 0 S: 5 P: 5	R: 4 H: 4 E: 0 LOB: 2 K: 2 BB: 1 S: 12 P: 16	R: 0 H: 1 E: 0 LOB: 1 K: 0 BB: 0 S: 4 P: 4	R: 0 H: 2 E: 0 LOB: 1 K: 1 BB: 0 S: 6 P: 6	R: 0 H: 0 E: 0 LOB: 0 K: 2 BB: 0 S: 7 P: 7	R: 1 H: 1 E: 0 LOB: 2 K: 0 BB: 2 S: 4 P: 12		1B: 10 SF: 0 2B: 1 SAC: 1 3B: 1 DP: 1 HR: 0 HBP: 0						

PITCHER		IP	WLS	BF	H	R	ER	SO	BB	IBB	HBP	BLK	WP	HR	S	P	ERA	WHIP
Ray Herbert, R ERA: 3.44	(1, 1)	3.0		14	4	1	1	1	2	0	0	0	0	0	14	22	3.00	2.000
Joe Shipley, R ERA:	(4, 1)	1.0	L	9	4	4	0	2	1	0	0	0	1	0	12	16	0.00	5.000
Frank Baumann, L ERA: 2.83	(5, 1)	1.0		4	1	0	0	0	0	0	0	0	0	0	4	4	0.00	1.000
Gary Peters, L ERA: 2.54	(6, 1)	3.0		13	3	1	1	3	2	0	0	0	0	0	17	25	3.00	1.667

PITCHER	IP	WLS	BF	H	R	ER	SO	BB	IBB	HBP	BLK	WP	HR	S	P	ERA	WHIP

BOTTOM

Chicago White Sox @ Boston Red Sox

Fenway Park, Boston, MA

Sat Jul 06 1963, 7:05 PM EDT

Att. 19,615 - Unknown

livebaseballscorecards.com

AB	34
R	6
H	12
RBI	6
BB	5
SO	6
LOB	16

Batter	1	2	3	4	5	6	7	8	9	10	11	12	AB	R	H	RBI	BB	SO	LOB
Jim Landis, R (1, 8) OBP: 0.314, SLG: 0.401	K						1B		6-3			F2	6	1	3	0	0	1	0
Al Weis, S (1, 6) OBP: 0.318, SLG: 0.311	2B BB		4-3		PO	F5	E S 1B			F7		F9 1B 1B	5	1	2	1	1	0	1
Pete Ward, L (1, 5) OBP: 0.354, SLG: 0.465	K			F6		F8 1B	BB			F5		1B 2B	5	1	2	0	1	1	1
Floyd Robinson, L (1, 7) OBP: 0.372, SLG: 0.462	2B			F9		F8	F9			3-1		F9	6	0	2	0	0	0	4
Mike Hershberger, R (1, 9) OBP: 0.349, SLG: 0.376		K		1B 2B		F8		K			4-3	2B	6	1	3	1	0	2	2
Nellie Fox, L (1, 4) OBP: 0.314, SLG: 0.323		G4-6-3 1B		FC6-4 1B		IBB		F8			4-3	2B	5	0	3	2	1	0	1
Tom McCraw, L (1, 3) OBP: 0.262, SLG: 0.303		G4-6-3		FC6-4		K		F5			F9	3-1	6	0	0	0	0	1	8
J.C. Martin, L (1, 2) OBP: 0.263, SLG: 0.274			1-3		F7		K		F6		IBB		4	0	0	0	1	1	0
Hoyt Wilhelm, R (1, 1) OBP: 0.056, SLG: 0.056			K		1-3		K		K		K		4	0	0	0	0	3	0
Jim Brosnan, R (10, 1) OBP: 0.286, SLG: 0.286													0	0	0	0	0	0	0
Jim Lemon, R (11, PH) OBP: 0.292, SLG: 0.306													1	0	0	0	0	1	2
Juan Pizarro, L (11, 1) OBP: 0.182, SLG: 0.326													0	0	0	0	0	0	0
Inning Stats	R: 0 E: 0 K: 2 S: 7 H: 1 LOB: 2 BB: 1 P: 11	R: 0 E: 0 K: 1 S: 5 H: 1 LOB: 0 BB: 0 P: 5	R: 0 E: 0 K: 1 S: 6 H: 1 LOB: 1 BB: 0 P: 6	R: 0 E: 0 K: 0 S: 5 H: 2 LOB: 2 BB: 0 P: 5	R: 0 E: 0 K: 0 S: 3 H: 1 LOB: 0 BB: 0 P: 3	R: 0 E: 0 K: 1 S: 7 H: 2 LOB: 3 BB: 1 P: 11	R: 1 E: 0 K: 2 S: 9 H: 2 LOB: 2 BB: 1 P: 13	R: 0 E: 0 K: 1 S: 5 H: 0 LOB: 0 BB: 0 P: 5	R: 0 E: 0 K: 1 S: 5 H: 0 LOB: 0 BB: 0 P: 5	R: 0 E: 0 K: 0 S: 3 H: 0 LOB: 0 BB: 0 P: 3	R: 0 E: 0 K: 1 S: 6 H: 1 LOB: 2 BB: 1 P: 10	R: 3 E: 0 K: 0 S: 7 H: 4 LOB: 1 BB: 0 P: 7	1B: 11 2B: 3 3B: 1 HR: 0	SF: 0 SAC: 0 DP: 1 HBP: 0		WP: 0 PB: 0 SB: 1 CS: 0	PA: 53		

PITCHER		IP	WLS	BF	H	R	ER	SO	BB	IBB	HBP	BLK	WP	HR	S	P	ERA	WHIP
Jack Lamabe, R ERA: 3.16	(1, 1)	6.0		25	8	0	0	5	1	1	0	0	0	0	33	41	0.00	1.500
Dick Radatz, R ERA: 1.42	(7, 1)	2.0		9	2	1	1	3	1	0	0	0	0	0	14	18	4.50	1.500
Bill Monbouquette, R ERA: 3.45	(9, 1)	4.0	L	18	5	3	3	2	0	1	0	0	0	0	21	25	6.75	1.250

PITCHER	IP	WLS	BF	H	R	ER	SO	BB	IBB	HBP	BLK	WP	HR	S	P	ERA	WHIP

Chicago White Sox @ Boston Red Sox

Fenway Park, Boston, MA

Sun Jul 07 1963, 3:33 AM EDT

Att. 17,611 - Unknown

TOP

livebaseballscorecards.com

AB	48
R	4
H	15
RBI	4
BB	4
SO	10
LOB	19

Chicago White Sox @ Boston Red Sox

Fenway Park, Boston, MA

Sun Jul 07 1963, 3:33 AM EDT

Att. 17,611 - Unknown

livebaseballscorecards.com

BOTTOM

Batter	1	2	3	4	5	6	7	8	9	10	11	12	AB	R	H	RBI	BB	SO	LOB
Chuck Schilling, R (1, 4) OBP: 0.322, SLG: 0.366	F2		4-3			6-3		5-3		F8			5	0	0	0	0	0	2
Gary Geiger, L (1, 8) OBP: 0.370, SLG: 0.584	4-3			4-3		F2			E5		K		3	0	0	0	0	0	0
Roman Mejias, R (7, 8) OBP: 0.246, SLG: 0.354													2	1	0	0	0	1	0
Carl Yastrzemski, L (1, 7) OBP: 0.416, SLG: 0.498	F7			F7			6-3		FC1-5		K2-4-2		5	0	2	1	0	0	0
Frank Malzone, R (1, 5) OBP: 0.365, SLG: 0.491		F5		FC6-4			5-3		E3		K2-4-2		5	0	1	0	0	1	2
Dick Stuart, R (1, 3) OBP: 0.321, SLG: 0.481		6-3		FC6-4					FC1-5			F8	4	0	0	0	1	0	3
Lou Clinton, R (1, 9) OBP: 0.287, SLG: 0.426		F7			K		K		F2			5-3	5	0	0	0	0	2	3
Eddie Bressoud, R (1, 6) OBP: 0.326, SLG: 0.419			6-3		6-3			F6	K			K	5	0	0	0	0	2	2
Bob Tillman, R (1, 2) OBP: 0.299, SLG: 0.344					K			E6		1-3			4	0	1	0	0	1	0
Jack Lamabe, R (1, 1) Felix Mantilla, R (6, PH) OBP: 0.250, SLG: 0.250 Dick Radatz, R (7, 1) OBP: 0.056, SLG: 0.111 Dick Williams, R (8, PH) OBP: 0.286, SLG: 0.309 Bill Monbouquette, R (9, 1) OBP: 0.184, SLG: 0.149						K		K		B1-3			1	0	0	0	0	0	1
													1	0	0	0	0	1	0
													0	0	0	0	0	0	0
													1	0	0	0	0	1	1
													1	0	0	0	0	0	0

Inning Stats	1	2	3	4	5	6	7	8	9	10	11	12
	R: 0 H: 0 E: 0 LOB: 0 K: 0 BB: 0 S: 3 P: 3	R: 0 H: 0 E: 0 LOB: 0 K: 0 BB: 0 S: 3 P: 3	R: 0 H: 1 E: 0 LOB: 1 K: 0 BB: 0 S: 4 P: 4	R: 0 H: 1 E: 0 LOB: 1 K: 0 BB: 0 S: 4 P: 4	R: 0 H: 0 E: 0 LOB: 0 K: 2 BB: 0 S: 7 P: 7	R: 0 H: 0 E: 0 LOB: 0 K: 1 BB: 0 S: 5 P: 5	R: 0 H: 0 E: 0 LOB: 1 K: 1 BB: 1 S: 5 P: 9	R: 0 H: 0 E: 1 LOB: 1 K: 1 BB: 0 S: 6 P: 6	R: 1 H: 1 E: 2 LOB: 2 K: 1 BB: 0 S: 8 P: 8	R: 0 H: 0 E: 0 LOB: 0 K: 0 BB: 0 S: 3 P: 3	R: 0 H: 1 E: 0 LOB: 1 K: 2 BB: 0 S: 7 P: 7	R: 0 H: 0 E: 0 LOB: 0 K: 1 BB: 0 S: 5 P: 5

	AB	SF: 0
	R	SAC: 0
	H	DP: 1
1B: 3	RBI	HBP: 0
2B: 2	BB	
3B: 0	SO	
HR: 0	LOB	

WP: 0	PA: 43
PB: 0	
SB: 0	
CS: 0	

PITCHER		IP	WLS	BF	H	R	ER	SO	BB	IBB	HBP	BLK	WP	HR	S	P	ERA	WHIP
Hoyt Wilhelm, R ERA: 2.48	(1, 1)	9.0		34	3	1	0	6	1	0	0	0	0	0	45	49	0.00	0.444
Jim Brosnan, R ERA: 2.33	(10, 1)	1.0		3	0	0	0	0	0	0	0	0	0	0	3	3	0.00	0.000
Juan Pizarro, L ERA: 2.18	(11, 1)	2.0	W	6	1	0	0	3	0	0	0	0	0	0	12	12	0.00	0.500

PITCHER	IP	WLS	BF	H	R	ER	SO	BB	IBB	HBP	BLK	WP	HR	S	P	ERA	WHIP

Batter	1	2	3	4	5	6	7	8	9	10	AB	R	H	RBI	BB	SO	LOB
Chuck Schilling, R (1, 4) OBP: 0.320, SLG: 0.364	E 1B 1B		6-3	5-3			F7			4-3	5	0	1	0	0	0	2
Roman Mejias, R (1, 8) OBP: 0.242, SLG: 0.347	F7		F2		F5		L7			HR 2B	4	0	0	0	0	0	2
Dick Radatz, R (7, 1) OBP: 0.056, SLG: 0.111											0	0	0	0	0	0	0
Dick Williams, R (10, PH) OBP: 0.297, SLG: 0.339											1	1	1	0	0	0	0
(10, 3)																	
Carl Yastrzemski, L (1, 7) OBP: 0.419, SLG: 0.502	G5-3 E 1-2 1B			2B 2B	K			6-3		HR IBB	4	2	2	0	1	1	0
Frank Malzone, R (1, 5) OBP: 0.363, SLG: 0.489	E5 1-2 2-3			HR 2-H 2B	F3			L8		K	5	1	1	1	0	1	4
Dick Stuart, R (1, 3) OBP: 0.325, SLG: 0.503	G5-3 2-3f			HR 2-H		K		1B		HR 1-H 2-H	5	2	3	5	0	1	3
Jack Lamabe, R (10, 1)											0	0	0	0	0	0	0
Lou Clinton, R (1, 9) OBP: 0.289, SLG: 0.433		4-3		HR		6-3		F7		BB	4	1	1	1	1	0	1
Eddie Bressoud, R (1, 6) OBP: 0.322, SLG: 0.412		5-3		L8		5-3			F9	K	5	0	0	0	0	1	1
Bob Tillman, R (1, 2) OBP: 0.298, SLG: 0.348		L9		WP 2B			F6		F8		4	0	1	0	0	0	0
Earl Wilson, R (1, 1) OBP: 0.275, SLG: 0.313			6-3	F6 2-3			1B		F8		2	0	0	0	0	0	1
Gary Geiger, L (7, PH) OBP: 0.372, SLG: 0.583											2	0	1	0	0	0	0
(7, 8)																	

TOP

Boston Red Sox @ Minnesota Twins
Metropolitan Stadium, Bloomington , MI
Wed Jul 10 1963, 8:05 PM EDT
Att. 18,184 - Unknown - 80 F

livebaseballscorecards.com

AB	41
R	7
H	11
RBI	7
BB	2
SO	4
LOB	14

Inning Stats	1	2	3	4	5	6	7	8	9	10	1B	SF	WP	PA
R	0	0	0	4	0	0	0	0	0	3	4	0	1	43
E	1	0	0	0	0	0	0	0	0	0	4	0	0	
K	0	0	0	0	1	1	1	0	0	2	0	0	0	
H	2	0	0	5	0	0	1	1	0	2	4	0	0	
LOB	2	0	0	1	0	0	1	1	0	1	0	0	1	
BB	0	0	0	0	0	0	0	0	0	2	0	0	0	
S	5	3	3	8	5	5	4	4	3	17	2BB	0	0	
P	5	3	3	8	5	5	4	4	3	17	1IBB	0	0	

PITCHER		IP	WLS	BF	H	R	ER	SO	BB	IBB	HBP	BLK	WP	HR	S	P	ERA	WHIP
Jim Kaat, L ERA: 4.04	(1, 1)	3.0		15	6	4	4	0	0	0	0	0	0	2	15	15	12.00	2.000
Mike Fornieles, R ERA: 5.5	(4, 1)	2.0		7	1	0	0	1	0	0	0	0	1	0	9	9	0.00	0.500
Lee Stange, R ERA: 2.11	(6, 1)	1.0		3	0	0	0	1	0	0	0	0	0	0	5	5	0.00	0.000
Bill Dailey, R ERA: 1.9	(7, 1)	4.0	L	18	4	3	3	2	1	1	0	0	0	1	20	28	6.75	1.250

PITCHER	IP	WLS	BF	H	R	ER	SO	BB	IBB	HBP	BLK	WP	HR	S	P	ERA	WHIP

Batter	1	2	3	4	5	6	7	8	9	10	AB	R	H	RBI	BB	SO	LOB
Zoilo Versalles, R (1, 6) OBP: 0.308, SLG: 0.425	5-3		F8		1-3 1B		F3		F9		5	0	1	0	0	0	1
Vic Power, R (1, 3) OBP: 0.274, SLG: 0.337	5-3			5-3	F8		F6		BB		4	0	0	0	1	0	2
Harmon Killebrew, R (1, 7) OBP: 0.371, SLG: 0.557	F6			HR BB		F5	BB 1B		F4		4	1	1	0	1	0	1
Jimmie Hall, L (1, 8) OBP: 0.353, SLG: 0.530		4-3		K		BB 1B 1B	1-2 BB		K		4	1	1	0	1	2	2
Bob Allison, R (1, 9) OBP: 0.398, SLG: 0.576		F7		1-H HR		1B 1-2 WP BB	L7			K	4	2	1	2	1	1	2
Earl Battey, R (1, 2) OBP: 0.354, SLG: 0.496 Camilo Pascual, R (8, PR) OBP: 0.317, SLG: 0.368 Jerry Zimmerman, R (9, 2) OBP: 0.167, SLG: 0.167 Bernie Allen, L (10, PH) OBP: 0.281, SLG: 0.302		5-3		6-3		1B IBB 1-3 2-H 1B		SH1-4 HBP		4-3	3 0 0 1	0 0 0 0	1 0 0 0	1 0 0 0	0 0 0 0	0 0 0 0	0 0 0 0
Rich Rollins, R (1, 5) OBP: 0.365, SLG: 0.438			5-3		K	K 3-H		SH1-4 1-2		1B	4	0	1	0	0	2	1
Johnny Goryl, R (1, 4) OBP: 0.395, SLG: 0.507			WP 1B		1-3	1B 1-2 IBB		G4-6-3 BB		K	3	0	1	0	2	1	1
Jim Kaat, L (1, 1) OBP: 0.176, SLG: 0.163 Mike Fornieles, R (4, 1) OBP: 0.222, SLG: 0.556 Lenny Green, L (5, PH) OBP: 0.302, SLG: 0.310 Lee Stange, R (6, 1) OBP: 0.167, SLG: 0.167 Vic Wertz, L (6, PH) OBP: 0.212, SLG: 0.333 Bill Dailey, R (7, 1) OBP: 0.286, SLG: 0.231			F5 1-2		E3 1B	1-2 1B 2-3		G4-6-3 1-2f			1 0 1 0 1 1	0 0 0 0 0 0	0 0 0 0 1 0	0 0 0 0 0 0	0 0 0 0 0 0	0 0 0 0 0 0	1 0 0 0 0 2
Inning Stats	R: 0 E: 0 K: 0 S: 3 H: 0 LOB: 0 BB: 0 P: 3	R: 0 E: 0 K: 0 S: 3 H: 0 LOB: 0 BB: 0 P: 3	R: 0 E: 0 K: 0 S: 4 H: 1 LOB: 1 BB: 0 P: 4	R: 2 E: 0 K: 1 S: 6 H: 1 LOB: 0 BB: 1 P: 10	R: 0 E: 1 K: 1 S: 7 H: 1 LOB: 2 BB: 0 P: 7	R: 2 E: 0 K: 1 S: 7 H: 3 LOB: 2 BB: 2 P: 15	R: 0 E: 0 K: 0 S: 4 H: 1 LOB: 2 BB: 1 P: 8	R: 0 E: 0 K: 0 S: 2 H: 0 LOB: 2 BB: 1 P: 7	R: 0 E: 0 K: 1 S: 5 H: 0 LOB: 1 BB: 1 P: 9	R: 0 E: 0 K: 2 S: 8 H: 1 LOB: 1 BB: 0 P: 8	1B: 7 2B: 0 3B: 0 HR: 1	SF: 0 SAC: 1 DP: 1 HBP: 1					

PITCHER		IP	WLS	BF	H	R	ER	SO	BB	IBB	HBP	BLK	WP	HR	S	P	ERA	WHIP
Earl Wilson, R ERA: 2.57	(1, 1)	6.0		27	6	4	4	3	2	1	0	0	2	1	30	42	6.00	1.333
Dick Radatz, R ERA: 1.37	(7, 1)	3.0	W	13	1	0	0	1	3	0	1	0	0	0	11	24	0.00	1.333
Jack Lamabe, R ERA: 3.12	(10, 1)	1.0	S	4	1	0	0	2	0	0	0	0	0	0	8	8	0.00	1.000

PITCHER	IP	WLS	BF	H	R	ER	SO	BB	IBB	HBP	BLK	WP	HR	S	P	ERA	WHIP

BOTTOM

Boston Red Sox @ Minnesota Twins

Metropolitan Stadium, Bloomington , MI

Wed Jul 10 1963, 8:05 PM EDT

Att. 18,184 - Unknown - 80 F

livebaseballscorecards.com

AB	36
R	4
H	8
RBI	3
BB	6
SO	6
LOB	13

WP: 2 PB: 0 SB: 0 CS: 0

PA: 44

Batter	1	2	3	4	5	6	7	8	9	AB	R	H	RBI	BB	SO	LOB
Chuck Schilling, R (1, 4) OBP: 0.317, SLG: 0.360	6-3		F4			5-3		F4		4	0	0	0	0	0	0
Roman Mejias, R (1, 8) OBP: 0.242, SLG: 0.345	F8			G4-6-3 1B		F7			K	4	0	1	0	0	1	0
Carl Yastrzemski, L (1, 7) OBP: 0.414, SLG: 0.495	4-3			G4-6-3 1-2f		K			K	4	0	0	0	0	2	1
Frank Malzone, R (1, 5) OBP: 0.361, SLG: 0.485		F8		BB			6-3		K	3	0	0	0	1	1	0
Dick Stuart, R (1, 3) OBP: 0.322, SLG: 0.498		F9		F8			K			3	0	0	0	0	1	1
Lou Clinton, R (1, 9) OBP: 0.287, SLG: 0.429		K			K		K			3	0	0	0	0	3	0
Eddie Bressoud, R (1, 6) OBP: 0.325, SLG: 0.428			5-3		2B			HR		3	1	2	1	0	0	0
Bob Tillman, R (1, 2) OBP: 0.299, SLG: 0.366			HR		L7			K		3	1	1	1	0	1	1
Bill Monbouquette, R (1, 1) OBP: 0.173, SLG: 0.140			F9		K			K		3	0	0	0	0	2	1
Inning Stats	R: 0 E: 0 K: 0 S: 3	H: 0 LOB: 0 BB: 0 P: 3	R: 0 E: 0 K: 1 S: 5	H: 0 LOB: 0 BB: 0 P: 5	R: 1 E: 0 K: 0 S: 4	H: 1 LOB: 0 BB: 0 P: 4	R: 0 E: 0 K: 0 S: 3	H: 1 LOB: 1 BB: 1 P: 7	R: 0 E: 0 K: 2 S: 8	H: 1 LOB: 1 BB: 0 P: 8	R: 0 E: 0 K: 1 S: 5	H: 0 LOB: 0 BB: 0 P: 5	R: 0 E: 0 K: 2 S: 7	H: 0 LOB: 0 BB: 0 P: 7	R: 1 E: 0 K: 2 S: 8	H: 1 LOB: 0 BB: 0 P: 8	R: 0 E: 0 K: 3 S: 9	H: 0 LOB: 0 BB: 0 P: 9

PITCHER		IP	WLS	BF	H	R	ER	SO	BB	IBB	HBP	BLK	WP	HR	S	P	ERA	WHIP
Dick Stigman, L ERA: 3.28	(1, 1)	8.0	L	28	4	2	2	8	1	0	0	0	0	2	43	47	2.25	0.625
Ray Moore, R ERA: 7.66	(9, 1)	1.0		3	0	0	0	3	0	0	0	0	0	0	9	9	0.00	0.000

PITCHER	IP	WLS	BF	H	R	ER	SO	BB	IBB	HBP	BLK	WP	HR	S	P	ERA	WHIP

TOP

Boston Red Sox @ Minnesota Twins

Metropolitan Stadium, Bloomington , MI

Thu Jul 11 1963, 8:05 PM EDT

Att. 18,116 - Unknown - 82 F

livebaseballscorecards.com

AB	30
R	2
H	4
RBI	2
BB	1
SO	11
LOB	4

1B: 1	SF: 0	WP: 0	PA: 31
2B: 1	SAC: 0	PB: 0	
3B: 0	DP: 1	SB: 0	
HR: 2	HBP: 0	CS: 0	

BOTTOM

Boston Red Sox @ Minnesota Twins

Metropolitan Stadium, Bloomington , MI

Thu Jul 11 1963, 8:05 PM EDT

Att. 18,116 - Unknown - 82 F

livebaseballscorecards.com

Batter	1	2	3	4	5	6	7	8	9	AB	R	H	RBI	BB	SO	LOB
Zoilo Versalles, R (1, 6) OBP: 0.307, SLG: 0.423	K2-4-2 1B			K		F9		1-3		4	0	1	0	0	1	0
Vic Power, R (1, 3) OBP: 0.271, SLG: 0.333	F3			5-3		E9			F9	4	0	0	0	0	0	1
Harmon Killebrew, R (1, 7) OBP: 0.369, SLG: 0.552	K2-4-2 1-2f			1B		K			3-1	4	0	1	0	0	2	2
Jimmie Hall, L (1, 8) OBP: 0.352, SLG: 0.524		K		F6			6-3 1B		F9	4	0	1	0	0	1	1
Bob Allison, R (1, 9) OBP: 0.394, SLG: 0.570		K			6-3		F8			3	0	0	0	0	1	1
Earl Battey, R (1, 2) OBP: 0.354, SLG: 0.493		5-3			BB		6-3 1-2			2	0	0	0	1	0	1
Rich Rollins, R (1, 5) OBP: 0.361, SLG: 0.432			K		F9		L7			3	0	0	0	0	1	2
Johnny Goryl, R (1, 4) OBP: 0.382, SLG: 0.487			6-3		K			1-3		3	0	0	0	0	1	1
Dick Stigman, R (1, 1) OBP: 0.178, SLG: 0.122			3-1			K		4-3		2	0	0	0	0	1	0
Vic Wertz, L (8, PH) OBP: 0.206, SLG: 0.323										1	0	0	0	0	0	0
Ray Moore, R (9, 1)										0	0	0	0	0	0	0
Inning Stats	R: 0 E: 0 K: 1 S: 5 H: 1 LOB: 1 BB: 0 P: 5	R: 0 E: 0 K: 2 S: 7 H: 0 LOB: 0 BB: 0 P: 7	R: 0 E: 0 K: 1 S: 5 H: 0 LOB: 0 BB: 0 P: 5	R: 0 E: 0 K: 1 S: 6 H: 1 LOB: 1 BB: 0 P: 6	R: 0 E: 0 K: 1 S: 5 H: 0 LOB: 1 BB: 1 P: 9	R: 0 E: 1 K: 2 S: 8 H: 0 LOB: 1 BB: 0 P: 8	R: 0 E: 0 K: 0 S: 4 H: 1 LOB: 1 BB: 0 P: 4	R: 0 E: 0 K: 0 S: 3 H: 0 LOB: 0 BB: 0 P: 3	R: 0 E: 0 K: 0 S: 3 H: 0 LOB: 0 BB: 0 P: 3	1B: 3 2B: 1 3B: 0 HR: 0 SF: 0 SAC: 0 DP: 1 HBP: 0						

	AB	30
	R	0
	H	3
	RBI	0
	BB	1
	SO	8
	LOB	9

WP: 0 PA: 31
PB: 0
SB: 0
CS: 0

PITCHER	IP	WLS	BF	H	R	ER	SO	BB	IBB	HBP	BLK	WP	HR	S	P	ERA	WHIP
Bill Monbouquette, R (1, 1) ERA: 3.24	9.0	W	31	3	0	0	8	1	0	0	0	0	0	46	50	0.00	0.444

PITCHER	IP	WLS	BF	H	R	ER	SO	BB	IBB	HBP	BLK	WP	HR	S	P	ERA	WHIP

Batter	1	2	3	4	5	6	7	8	9	10	11	12	AB	R	H	RBI	BB	SO	LOB
Chuck Schilling, R (1, 4) OBP: 0.320, SLG: 0.360	0-0 E 1B 1B		BBBB 4-0 BB BB		x 0-0 ② F9		x 0-0 ② F7		SSS 0-3 ① K		x 0-0 1B		5	1	2	0	1	1	4
Roman Mejias, R (1, 8) OBP: 0.240, SLG: 0.340	x 0-0 E5 4-6 1B 1-2		x 0-0 ② F7		x 0-0 BB 1B 2-3		x 0-0 ③ F8		x 0-0 ② FC6-5 1-2 2-3f 3-H		SSS 0-3 ③ K		6	0	1	1	0	1	5
Carl Yastrzemski, L (1, 7) OBP: 0.419, SLG: 0.505	x 0-0 1B 1-2 2-H		BBBB 4-0 BB 1-2		BBBB 4-0 BB 1-2			SSS 0-3 ① K	x 0-0 ③ 3-1			x 0-0 HR	4	1	2	2	2	1	2
Frank Malzone, R (1, 5) OBP: 0.361, SLG: 0.482	x 0-0 ① ② 4-6 2-3f		x 0-0 ③ 6-3		x 0-0 ③ 4-3			x 0-0 1B		x 0-0 1B		SSS 0-3 ① K	6	0	2	0	0	1	7
Dick Stuart, R (1, 3) OBP: 0.320, SLG: 0.492	x 0-0 ③ F9			x 0-0 ① 6-3		x 0-0 G5-4-3 1B		x 0-0 F6		SSS 0-3 ① K		x 0-0 ② 6-3	6	0	1	0	0	1	3
Lou Clinton, R (1, 9) OBP: 0.285, SLG: 0.424		x 0-0 ① F6		SSS 0-3 ② K		x 0-0 ① ② G5-4-3 1-2f		x 0-0 ③ L8		x 0-0 ② F7		x 0-0 1B	6	0	1	0	0	1	3
Eddie Bressoud, R (1, 6) OBP: 0.325, SLG: 0.426		x 0-0 ② L6		SSS 0-3 ③ K		x 0-0 1B			x 0-0 1B E FC6-5 1B	x 0-0 ③ 6-3		SSS 0-3 ③ K	6	1	2	0	0	2	2
Bob Tillman, R (1, 2) Felix Mantilla, R (9, PR) OBP: 0.250, SLG: 0.250 Dick Radatz, R (9, 1) OBP: 0.053, SLG: 0.105	x 0-0 ③ F4				x 0-0 1B SH3-4 1B	x 0-0 ③ F8			x 0-0 E1 FC6-5 1B 1-2		x 0-0 ① 5-3		4 0 1	0 0 0	1 0 0	0 0 0	0 0 0	0 0 0	2 0 0
Dave Morehead, R (1, 1) OBP: 0.097, SLG: 0.097 Gary Geiger, L (7, PH) OBP: 0.370, SLG: 0.580 Jack Lamabe, R (7, 1) Russ Nixon, L (9, PH) OBP: 0.342, SLG: 0.439 (9, 2)			x 0-0 ① F6		x 0-0 ① SH3-4 1-2		x 0-0 ① F5		x 0-0 FC6-5 1-2 2-3 1B		x 0-0 ② 1-3		1 1 0 2	0 0 0 0	0 0 0 1	0 0 0 0	0 0 0 0	0 0 0 0	0 0 0 0
Inning Stats	R: 1 H: 2 E: 1 LOB: 1 K: 0 BB: 0 S: 5 P: 5	R: 0 H: 0 E: 0 LOB: 0 K: 0 BB: 0 S: 3 P: 3	R: 0 H: 0 E: 0 LOB: 2 K: 0 BB: 2 S: 3 P: 11	R: 0 H: 0 E: 0 LOB: 0 K: 2 BB: 0 S: 7 P: 7	R: 0 H: 2 E: 0 LOB: 3 K: 0 BB: 1 S: 5 P: 9	R: 0 H: 2 E: 0 LOB: 1 K: 0 BB: 0 S: 4 P: 4	R: 0 H: 0 E: 0 LOB: 0 K: 0 BB: 0 S: 3 P: 3	R: 0 H: 1 E: 0 LOB: 1 K: 1 BB: 0 S: 6 P: 6	R: 1 H: 2 E: 1 LOB: 2 K: 1 BB: 0 S: 8 P: 8	R: 0 H: 1 E: 0 LOB: 1 K: 1 BB: 0 S: 6 P: 6	R: 0 H: 1 E: 0 LOB: 1 K: 1 BB: 0 S: 6 P: 6	R: 1 H: 2 E: 0 LOB: 1 K: 2 BB: 0 S: 9 P: 9	1B: 12 2B: 1 3B: 0 HR: 1	SF: 0 SAC: 1 DP: 2 HBP: 0				WP: 0 PB: 0 SB: 0 CS: 0	PA: 52	

PITCHER		IP	WLS	BF	H	R	ER	SO	BB	IBB	HBP	BLK	WP	HR	S	P	ERA	WHIP
Jim Perry, R ERA: 3.14	(1, 1)	9.0		39	9	2	1	4	3	0	0	0	0	0	44	56	1.00	1.333
Bill Dailey, R ERA: 1.84	(10, 1)	2.0		8	2	0	0	2	0	0	0	0	0	0	12	12	0.00	1.000
Ray Moore, R ERA: 7.71	(12, 1)	1.0	L	5	2	1	1	2	0	0	0	0	0	1	9	9	9.00	2.000

PITCHER	IP	WLS	BF	H	R	ER	SO	BB	IBB	HBP	BLK	WP	HR	S	P	ERA	WHIP

TOP

Boston Red Sox @ Minnesota Twins

Metropolitan Stadium, Bloomington , MI

Fri Jul 12 1963, 8:05 PM EDT

Att. 20,144 - Unknown - 70 F

livebaseballscorecards.com

AB	48
R	3
H	13
RBI	3
BB	3
SO	8
LOB	28

Boston Red Sox @ Minnesota Twins

Metropolitan Stadium, Bloomington , MI

Fri Jul 12 1963, 8:05 PM EDT

Att. 20,144 - Unknown - 70 F

livebaseballscorecards.com

BOTTOM

Batter	1	2	3	4	5	6	7	8	9	10	11	12	AB	R	H	RBI	BB	SO	LOB
Zoilo Versalles, R (1, 6) OBP: 0.302, SLG: 0.416	F5	F8	F3		F8		F8		FC IBB 1-2		F7		6	0	0	0	0	0	4
Rich Rollins, R (1, 5) OBP: 0.371, SLG: 0.451	HR	F9			F8 1B		G4-6-3 1B		1-2 2-3 IBB			SH3-4 1B	5	1	4	1	1	0	2
Jimmie Hall, L (1, 8) (8, 7) (10, 8) OBP: 0.349, SLG: 0.514	BB		6-3		F8 1-2		G4-6-3 1-2f		F7			SH3-4 1-2	4	0	0	0	1	0	5
Bob Allison, R (1, 9) OBP: 0.391, SLG: 0.560	F9		FC6-4 BB		F5			4-3		K		K	5	0	0	0	1	2	3
Vic Wertz, L (1, 3) OBP: 0.211, SLG: 0.294 Vic Power, R (9, 3) OBP: 0.272, SLG: 0.332	FC6-4 1-2 BB		F7		1-3			K		BB		K	3 1	0 0	0 0	0 0	1 1	1 1	2 1
Earl Battey, R (1, 2) OBP: 0.349, SLG: 0.484	FC6-4 1-2f		FC6-4 1-2f			F8		K		F4			5	0	0	0	0	1	4
Harmon Killebrew, R (1, 7) OBP: 0.372, SLG: 0.564 Lenny Green, L (8, 8) OBP: 0.305, SLG: 0.313 Wally Post, R (10, 7) OBP: 0.250, SLG: 0.390		FC4-6 BB		5-3		HR			E SH1-4 FC4-2-5-1 1B	K			2 1 1	1 0 0	1 1 0	1 0 0	0 0 1	0 0 1	0 0 1
Bernie Allen, L (1, 4) OBP: 0.277, SLG: 0.297		FC4-6 1-2f BB		F9		3-1			SH1-4 1-2		5-3		4	0	0	0	0	0	1
Jim Perry, S (1, 1) OBP: 0.318, SLG: 0.237 Don Mincher, L (9, PH) OBP: 0.231, SLG: 0.050 Bill Dailey, R (10, 1) OBP: 0.286, SLG: 0.231 Johnny Goryl, R (11, PH) OBP: 0.378, SLG: 0.481 Ray Moore, R (12, 1)		1-2 BB		BB		K			FC4-2-5-1 IBB FC 2-H		F2		1 1 0 1 0	0 0 0 0 0	0 0 0 0 0	0 0 0 0 0	2 0 0 0 0	1 0 0 0 0	0 1 0 0 0
Inning Stats	R: 1 E: 0 K: 0 S: 4 H: 1 LOB: 2 BB: 2 P: 12	R: 0 E: 0 K: 0 S: 3 H: 0 LOB: 2 BB: 2 P: 11	R: 0 E: 0 K: 0 S: 3 H: 0 LOB: 1 BB: 1 P: 7	R: 0 E: 0 K: 0 S: 3 H: 0 LOB: 1 BB: 1 P: 7	R: 0 E: 0 K: 0 S: 4 H: 1 LOB: 1 BB: 0 P: 4	R: 1 E: 0 K: 1 S: 6 H: 1 LOB: 0 BB: 0 P: 6	R: 0 E: 0 K: 0 S: 3 H: 1 LOB: 0 BB: 0 P: 3	R: 0 E: 0 K: 2 S: 7 H: 0 LOB: 0 BB: 0 P: 7	R: 0 E: 1 K: 0 S: 5 H: 1 LOB: 3 BB: 1 P: 9	R: 0 E: 0 K: 2 S: 7 H: 0 LOB: 1 BB: 1 P: 11	R: 0 E: 0 K: 0 S: 3 H: 0 LOB: 0 BB: 0 P: 3	R: 0 E: 0 K: 2 S: 8 H: 1 LOB: 1 BB: 0 P: 8	1B: 4 2B: 0 3B: 0 HR: 2	SF: 0 SAC: 2 DP: 1 HBP: 0	WP: 0 PB: 0 SB: 0 CS: 0	PA: 50

	AB	40
	R	2
	H	6
	RBI	2
	BB	8
	SO	7
	LOB	24

PITCHER	IP	WLS	BF	H	R	ER	SO	BB	IBB	HBP	BLK	WP	HR	S	P	ERA	WHIP
Dave Morehead, R (1, 1) ERA: 3.65	6.0		27	3	2	2	1	6	0	0	0	0	2	23	47	3.00	1.500
Jack Lamabe, R (7, 1) ERA: 3.04	2.0		6	1	0	0	2	0	0	0	0	0	0	10	10	0.00	0.500
Dick Radatz, R (9, 1) ERA: 1.3	4.0	W	17	2	0	0	4	1	1	0	0	0	0	23	31	0.00	0.750

PITCHER	IP	WLS	BF	H	R	ER	SO	BB	IBB	HBP	BLK	WP	HR	S	P	ERA	WHIP

Batter	1	2	3	4	5	6	7	8	9	AB	R	H	RBI	BB	SO	LOB
Chuck Schilling, R (1, 4) OBP: 0.321, SLG: 0.372	S S S 0-3 ① K		x 0-0 1B 2B		x 0-0 ① G3		x 0-0 HR		x 0-0 E9 1-3	5	2	2	1	0	1	1
Roman Mejias, R (1, 8) OBP: 0.239, SLG: 0.336	x 0-0 ② F9		x 0-0 1B G6-4-3 2-H 1B		x 0-0 ② F5		x 0-0 ③ 6-3		x 0-0 ③ L4	5	1	1	1	0	0	2
Carl Yastrzemski, L (1, 7) OBP: 0.419, SLG: 0.508	x 0-0 2B		x 0-0 G6-4-3 1-2 1B		x 0-0 ③ 4-3			x 0-0 ① 4-3		4	0	2	0	0	0	0
Frank Malzone, R (1, 5) OBP: 0.362, SLG: 0.480	B B B B 4-0 BB		x 0-0 ① ② G6-4-3 1-2f 2-H			x 0-0 ① 1-3		x 0-0 1B		3	0	1	0	1	0	1
Dick Stuart, R (1, 3) OBP: 0.319, SLG: 0.489	x 0-0 ③ F4		x 0-0 ③ F8			x 0-0 5-3 1B		S S S 0-3 ② K		4	0	1	0	0	1	3
Lou Clinton, R (1, 9) OBP: 0.284, SLG: 0.431		x 0-0 HR		x 0-0 ① F8		x 0-0 ② 5-3 1-2		x 0-0 ③ F7		4	1	1	1	0	0	2
Eddie Bressoud, R (1, 6) OBP: 0.321, SLG: 0.420		x 0-0 ① F5		x 0-0 ② 6-3		x 0-0 ③ F1			x 0-0 ① F9	4	0	0	0	0	0	1
Bob Tillman, R (1, 2) OBP: 0.298, SLG: 0.359 Russ Nixon, L (9, PH) OBP: 0.340, SLG: 0.436		x 0-0 ② F4		B B B B 4-0 BB			x 0-0 ① F8		x 0-0 ② F7	2 1	0 0	0 0	0 0	1 0	0 0	0 0
Bob Heffner, R (1, 1) OBP: 0.231, SLG: 0.250 Arnold Earley, L (5, 1) OBP: 0.273, SLG: 0.364 Gary Geiger, L (7, PH) OBP: 0.368, SLG: 0.576 Jack Lamabe, R (7, 1) Dick Williams, R (9, PH) OBP: 0.308, SLG: 0.351		x 0-0 ③ F8		x 0-0 ③ F5			x 0-0 ② 6-3		x 0-0 E 1B	2 0 1 0 1	0 0 0 0 0	0 0 0 0 1	0 0 0 0 0	0 0 0 0 0	0 0 0 0 0	1 0 0 0 0
Inning Stats	R: 0 H: 1 E: 0 LOB: 2 K: 1 BB: 1 S: 6 P: 10	R: 1 H: 1 E: 0 LOB: 0 K: 0 BB: 0 S: 4 P: 4	R: 2 H: 3 E: 0 LOB: 0 K: 0 BB: 0 S: 5 P: 5	R: 0 H: 0 E: 0 LOB: 1 K: 0 BB: 1 S: 3 P: 7	R: 0 H: 0 E: 0 LOB: 0 K: 0 BB: 0 S: 3 P: 3	R: 0 H: 1 E: 0 LOB: 1 K: 0 BB: 0 S: 4 P: 4	R: 1 H: 1 E: 0 LOB: 0 K: 0 BB: 0 S: 4 P: 4	R: 0 H: 1 E: 0 LOB: 1 K: 1 BB: 0 S: 6 P: 6	R: 0 H: 1 E: 1 LOB: 2 K: 0 BB: 0 S: 5 P: 5	1B: 5 SF: 0 2B: 2 SAC: 0 3B: 0 DP: 1 HR: 2 HBP: 0						WP: 0 PA: 38 PB: 0 SB: 0 CS: 0	

PITCHER	IP	WLS	BF	H	R	ER	SO	BB	IBB	HBP	BLK	WP	HR	S	P	ERA	WHIP
Lee Stange, R (1, 1) ERA: 2.44	9.0	W	38	9	4	4	2	2	0	0	0	0	2	40	48	4.00	1.222

PITCHER	IP	WLS	BF	H	R	ER	SO	BB	IBB	HBP	BLK	WP	HR	S	P	ERA	WHIP

TOP

Boston Red Sox @ Minnesota Twins

Metropolitan Stadium, Bloomington , MI

Sat Jul 13 1963, 4:33 AM EDT

Att. 19,051 - Unknown - 79 F

livebaseballscorecards.com

AB	36
R	4
H	9
RBI	3
BB	2
SO	2
LOB	11

Boston Red Sox @ Minnesota Twins

Metropolitan Stadium, Bloomington , MI

Sat Jul 13 1963, 4:33 AM EDT

Att. 19,051 - Unknown - 79 F

livebaseballscorecards.com

BOTTOM

Batter	1	2	3	4	5	6	7	8	9	AB	R	H	RBI	BB	SO	LOB
Zoilo Versalles, R (1, 6) OBP: 0.304, SLG: 0.415	BBBB 4-0 5-3 SF8 BB		x 0-0 ② F6		x 0-0 SH1-3 1B 1B		x 0-0 ① 6-3			3	2	1	0	1	0	0
Rich Rollins, R (1, 5) OBP: 0.374, SLG: 0.468	x 0-0 ① 5-3 1-2		x 0-0 HR		x 0-0 ① SH1-3 1-2		x 0-0 2B			3	1	2	1	0	0	1
Harmon Killebrew, R (1, 7) OBP: 0.370, SLG: 0.575 Lenny Green, L (9, 8) OBP: 0.305, SLG: 0.313	x 0-0 ② SF8 2-H		x 0-0 HR		x 0-0 ② F7		x 0-0 ② 6-3			3 0	1 0	1 0	2 0	0 0	0 0	2 0
Jimmie Hall, L (1, 8) OBP: 0.347, SLG: 0.509 (9, 7)	x 0-0 ③ F7		x 0-0 ③ F3		x 0-0 S 2-H 1B		SSS 0-3 ③ K			4	0	1	1	0	1	1
Bob Allison, R (1, 9) OBP: 0.397, SLG: 0.565		x 0-0 FC5-4 1B		x 0-0 HR 1B	BBBB 4-0 1-2 BB			x 0-0 SH1-3 1B		3	1	3	0	1	0	0
Don Mincher, L (1, 3) OBP: 0.214, SLG: 0.045 Vic Power, R (5, PH) OBP: 0.271, SLG: 0.331 (6, 3)		x 0-0 ① F6		x 0-0 ① F8	x 0-0 ③ 6-3			x 0-0 ① SH1-3 1-2		2 1	0 0	0 0	0 0	0 0	0 0	2 2
Earl Battey, R (1, 2) OBP: 0.351, SLG: 0.493		x 0-0 ② FC5-4 1-2f		x 0-0 1-H HR		SSS 0-3 ① K		IIII 4-0 IBB		3	1	1	2	1	1	1
Bernie Allen, L (1, 4) OBP: 0.273, SLG: 0.292		x 0-0 ③ 4-3		x 0-0 ② F8		x 0-0 ② F6		x 0-0 ② F5		4	0	0	0	0	0	3
Lee Stange, R (1, 1) OBP: 0.125, SLG: 0.125			x 0-0 ① F9	x 0-0 ③ F9		x 0-0 ③ 5-3		SSS 0-3 ③ K		4	0	0	0	0	1	2
Inning Stats	R: 1 E: 0 K: 0 S: 3 H: 0 LOB: 0 BB: 1 P: 7	R: 0 E: 0 K: 0 S: 4 H: 1 LOB: 1 BB: 0 P: 4	R: 2 E: 0 K: 0 S: 5 H: 2 LOB: 0 BB: 0 P: 5	R: 2 E: 0 K: 0 S: 5 H: 2 LOB: 0 BB: 0 P: 5	R: 1 E: 0 K: 0 S: 5 H: 2 LOB: 2 BB: 1 P: 9	R: 0 E: 0 K: 1 S: 5 H: 0 LOB: 0 BB: 0 P: 5	R: 0 E: 0 K: 1 S: 6 H: 1 LOB: 1 BB: 0 P: 6	R: 0 E: 0 K: 1 S: 6 H: 1 LOB: 2 BB: 1 P: 10		1B: 5 2B: 1 3B: 0 HR: 3	SF: 1 SAC: 2 DP: 0 HBP: 0					

	AB	30
	R	6
	H	9
	RBI	6
	BB	3
	SO	3
	LOB	14

WP: 0 PB: 0 SB: 1 CS: 0 PA: 36

PITCHER		IP	WLS	BF	H	R	ER	SO	BB	IBB	HBP	BLK	WP	HR	S	P	ERA	WHIP
Bob Heffner, R ERA: 4.5	(1, 1)	4.2	L	23	7	6	6	0	2	0	0	0	0	3	21	29	11.57	1.929
Arnold Earley, L ERA: 4.22	(5, 1)	1.1		4	0	0	0	1	0	0	0	0	0	0	6	6	0.00	0.000
Jack Lamabe, R ERA: 2.96	(7, 1)	2.0		9	2	0	0	2	0	1	0	0	0	0	12	16	0.00	1.000

PITCHER	IP	WLS	BF	H	R	ER	SO	BB	IBB	HBP	BLK	WP	HR	S	P	ERA	WHIP

Batter	1	2	3	4	5	6	7	8	9	AB	R	H	RBI	BB	SO	LOB
Chuck Schilling, R (1, 4) OBP: 0.324, SLG: 0.375	K2-6-2 1B		BB 1B SF8 1B	E5 BB 2-3		1B			5-3	5	1	3	0	0	0	1
Gary Geiger, L (1, 8) OBP: 0.374, SLG: 0.575	K2-6-2 1-2f		1B BB HR 1-2 1B	FC6-4 1-2 BB		1-3			HR 1B	4	2	2	0	1	1	2
Carl Yastrzemski, L (1, 7) OBP: 0.422, SLG: 0.517	1B 1B		1B HR 1-2 2-3 BB	FC6-4 1-2f 3-H			F7		1-H HR	4	2	2	3	1	0	2
Frank Malzone, R (1, 5) OBP: 0.360, SLG: 0.478	1-2 1B		SF8 3-H	K			L5		F4	4	0	1	1	0	1	2
Dick Stuart, R (1, 3) OBP: 0.320, SLG: 0.487	L5		HR 1-2 2-3 1B		G6-4-3 1B		6-3		K	5	1	2	0	0	1	2
Lou Clinton, R (1, 9) OBP: 0.284, SLG: 0.438		F8	HR 1-H 2-H 3-H		G6-4-3 1-2f			F5		4	1	1	4	0	0	1
Eddie Bressoud, R (1, 6) OBP: 0.320, SLG: 0.425		F9	F4		6-3			3B		4	0	1	0	0	0	0
Bob Tillman, R (1, 2) OBP: 0.297, SLG: 0.362		K		E FC6-4 2B		6-3		G3		4	1	1	0	0	1	1
Earl Wilson, R (1, 1) OBP: 0.264, SLG: 0.300			5-3	F7		5-3		F5		2	0	0	0	0	0	1
Felix Mantilla, R (6, PH) OBP: 0.222, SLG: 0.222										1	0	0	0	0	0	0
Arnold Earley, L (6, 1) OBP: 0.273, SLG: 0.364										0	0	0	0	0	0	0
Russ Nixon, L (8, PH) OBP: 0.338, SLG: 0.433										1	0	0	0	0	0	1
Wilbur Wood, R (8, 1)										0	0	0	0	0	0	0
Inning Stats	R: 0 E: 0 K: 1 S: 7 H: 3 LOB: 2 BB: 0 P: 7	R: 0 E: 0 K: 1 S: 5 H: 0 LOB: 0 BB: 0 P: 5	R: 5 E: 0 K: 0 S: 7 H: 4 LOB: 0 BB: 1 P: 11	R: 1 E: 1 K: 1 S: 7 H: 1 LOB: 2 BB: 1 P: 11	R: 0 E: 0 K: 0 S: 3 H: 1 LOB: 0 BB: 0 P: 3	R: 0 E: 0 K: 0 S: 4 H: 1 LOB: 1 BB: 0 P: 4	R: 0 E: 0 K: 0 S: 3 H: 0 LOB: 0 BB: 0 P: 3	R: 0 E: 0 K: 0 S: 4 H: 1 LOB: 1 BB: 0 P: 4	R: 2 E: 0 K: 1 S: 7 H: 2 LOB: 0 BB: 0 P: 7	1B: 9 2B: 2 3B: 1 HR: 2 SF: 1 SAC: 0 DP: 2 HBP: 0						

PITCHER		IP	WLS	BF	H	R	ER	SO	BB	IBB	HBP	BLK	WP	HR	S	P	ERA	WHIP
Paul Foytack, R ERA: 6.3	(1, 1)	3.0		17	8	6	5	2	1	0	0	0	0	1	20	24	15.00	3.000
Dan Osinski, R ERA: 3.08	(4, 1)	5.1	W	22	5	2	2	1	1	0	0	0	0	1	23	27	3.38	1.125
Art Fowler, R ERA: 1.73	(9, 1)	0.2	S	2	0	0	0	1	0	0	0	0	0	0	4	4	0.00	0.000

PITCHER	IP	WLS	BF	H	R	ER	SO	BB	IBB	HBP	BLK	WP	HR	S	P	ERA	WHIP

TOP

Boston Red Sox @ Los Angeles Angels

Dodger Stadium, Los Angeles, CA

Sun Jul 14 1963, 3:33 AM PDT

Unknown - 84 F

livebaseballscorecards.com

AB	38
R	8
H	13
RBI	8
BB	2
SO	4
LOB	13

WP: 0 PA: 41
PB: 0
SB: 0
CS: 0

Batter	1	2	3	4	5	6	7	8	9	AB	R	H	RBI	BB	SO	LOB
Albie Pearson, L (1, 8) OBP: 0.386, SLG: 0.424	E 2B	FC4-6 1B BB		F4		4-3	2-H 1B			4	2	2	1	1	0	0
Jim Fregosi, R (1, 6) OBP: 0.299, SLG: 0.405	K	1-2 2-3 FC4-6 1B		F3		1B		5-3		5	0	2	0	0	1	1
Leon Wagner, L (1, 7) OBP: 0.391, SLG: 0.534	E 1B BB	1-2f 2-3 3-H FC4-6 1B			G3 BB 2B BB	F6		F7		3	2	0	1	2	0	3
Lee Thomas, L (1, 9) OBP: 0.309, SLG: 0.331	E4 1B E 1-2 2-H	1-2 3-H 1B			1-2 G3 2B BB		K	K		4	2	1	1	1	2	1
Charlie Dees, L (1, 3) OBP: 0.364, SLG: 0.393	E9 G3 1B 1-H 2-H	3-1			F7		4-3 1B BB			3	1	1	1	1	0	4
Felix Torres, R (1, 5) OBP: 0.331, SLG: 0.364	G3 1-2		K		G3 1-2 2-3		4-3 1-2			4	0	0	0	0	1	4
Billy Moran, R (1, 4) OBP: 0.281, SLG: 0.329	B2-3		F9		FC5 2B 2-H 3-H		IBB 1B 2-H			4	1	2	3	0	0	1
Ed Sadowski, R (1, 2) OBP: 0.271, SLG: 0.295		1B SH1-4 FC4-6 BB	6-3		FC5 2-3		1B 1B IBB 1-2			2	2	0	0	2	0	1
Paul Foytack, R (1, 1) OBP: 0.200, SLG: 0.111		SH1-4 1-2		F8		K	1-2 2-H 1B			0	0	0	0	0	0	0
Dan Osinski, R (4, 1) OBP: 0.132, SLG: 0.111										3	0	1	1	0	1	0
Art Fowler, R (9, 1) OBP: 0.429, SLG: 0.200										0	0	0	0	0	0	0
Inning Stats	R: 3 E: 2 K: 1 S: 8 H: 2 LOB: 1 BB: 1 P: 12	R: 2 E: 0 K: 0 S: 5 H: 2 LOB: 2 BB: 2 P: 13	R: 0 E: 0 K: 1 S: 5 H: 0 LOB: 0 BB: 0 P: 5	R: 0 E: 0 K: 0 S: 3 H: 0 LOB: 0 BB: 0 P: 3	R: 2 E: 0 K: 0 S: 4 H: 1 LOB: 1 BB: 2 P: 12	R: 0 E: 0 K: 1 S: 6 H: 1 LOB: 1 BB: 0 P: 6	R: 3 E: 0 K: 1 S: 7 H: 3 LOB: 1 BB: 2 P: 15	R: 0 E: 0 K: 1 S: 5 H: 0 LOB: 0 BB: 0 P: 5		1B: 7 2B: 2 3B: 0 HR: 0 SF: 0 SAC: 1 DP: 0 HBP: 0						
PITCHER	IP	WLS	BF	H	R	ER	SO	BB	IBB	HBP	BLK	WP	HR	S	P	ERA	WHIP
Earl Wilson, R (1, 1) ERA: 2.8	5.0	L	26	5	7	5	2	5	0	0	0	0	0	25	45	9.00	2.000
Arnold Earley, L (6, 1) ERA: 4.52	2.0		11	4	3	3	2	1	1	0	0	0	0	13	21	13.50	2.500
Wilbur Wood, L (8, 1) ERA: 5.1	1.0		3	0	0	0	1	0	0	0	0	0	0	5	5	0.00	0.000

PITCHER	IP	WLS	BF	H	R	ER	SO	BB	IBB	HBP	BLK	WP	HR	S	P	ERA	WHIP

BOTTOM

Boston Red Sox @ Los Angeles Angels

Dodger Stadium, Los Angeles, CA

Sun Jul 14 1963, 3:33 AM PDT

Unknown - 84 F

livebaseballscorecards.com

AB	32
R	10
H	9
RBI	8
BB	7
SO	5
LOB	15

WP: 0 PB: 0 SB: 0 CS: 0 PA: 40

Batter	1	2	3	4	5	6	7	8	9	AB	R	H	RBI	BB	SO	LOB
Felix Mantilla, R (1, 6) OBP: 0.286, SLG: 0.357	3-1 5-3 2B		F7		G6-3 1-2 2-3 1B		5-3	FC6-4 1-2f		5	1	2	0	0	0	4
Gary Geiger, L (1, 8) OBP: 0.364, SLG: 0.559	3-1 2-3		F5		G6-3 1-2f 2-3 3-H			4-3	F8	5	0	0	0	0	0	3
Carl Yastrzemski, L (1, 7) OBP: 0.422, SLG: 0.517	BBBB 5-3 BB			G3	4-3			E5 2B	SSS K	4	0	1	0	1	1	1
Dick Stuart, R (1, 3) OBP: 0.318, SLG: 0.486	5-3 1-2 3-H			E3 BB	SSS K			E5 IBB 2B 2-3	2B	5	1	1	1	0	1	2
Lou Clinton, R (1, 9) OBP: 0.283, SLG: 0.433	SSS K			F4	F6			2B BB IBB 1-2	F7	4	1	0	0	1	1	3
Dick Williams, R (1, 5) OBP: 0.319, SLG: 0.367		F9		BBBB 1-2 BB	6-3			BB 1B 2B 1-3 2-H		3	1	1	1	1	0	0
Russ Nixon, L (1, 2) OBP: 0.331, SLG: 0.424		4-3	1-3				F7	1B BB BB		3	0	0	0	0	0	2
Bob Tillman, R (8, PH) OBP: 0.301, SLG: 0.362 (8, 2)										0	0	0	0	1	0	0
Billy Gardner, R (1, 4) OBP: 0.350, SLG: 0.278		5-3			1B G6-3 1B		BBBB SH3-4 1B	1B BB 1-2 2-3 3-H		3	1	2	1	1	0	0
Chet Nichols, S (1, 1) OBP: 0.222, SLG: 0.222			SSS K		G6-3 1B 1-2 1B		SH3-4 1-2	FC6-4 1-2 2-3 3-H 1B		3	0	2	1	0	1	0
Dick Radatz, R (9, 1) OBP: 0.053, SLG: 0.105										0	0	0	0	0	0	0
Inning Stats	R: 1 E: 0 K: 1 S: 6 H: 1 LOB: 1 BB: 1 P: 10	R: 0 E: 0 K: 0 S: 3 H: 0 LOB: 0 BB: 0 P: 3	R: 0 E: 0 K: 1 S: 5 H: 0 LOB: 0 BB: 0 P: 5	R: 0 E: 1 K: 0 S: 4 H: 0 LOB: 2 BB: 1 P: 8	R: 1 E: 0 K: 0 S: 5 H: 3 LOB: 1 BB: 0 P: 5	R: 0 E: 0 K: 1 S: 5 H: 0 LOB: 0 BB: 0 P: 5	R: 0 E: 0 K: 0 S: 4 H: 1 LOB: 1 BB: 0 P: 4	R: 3 E: 1 K: 0 S: 6 H: 3 LOB: 3 BB: 3 P: 18	R: 0 E: 0 K: 1 S: 6 H: 1 LOB: 1 BB: 0 P: 6	1B: 5 2B: 4 3B: 0 HR: 0 SF: 0 SAC: 1 DP: 1 HBP: 0						

PITCHER		IP	WLS	BF	H	R	ER	SO	BB	IBB	HBP	BLK	WP	HR	S	P	ERA	WHIP
Bob Turley, R ERA: 3.3	(1, 1)	7.2	L	33	7	5	2	3	2	1	0	0	0	0	36	48	2.35	1.174
Jack Spring, L ERA: 2.75	(8, 1)	0.0		1	0	0	0	0	1	0	0	0	0	0	0	4	∞	∞
Julio Navarro, R ERA: 2.91	(8, 1)	0.1		3	1	0	0	0	1	0	0	0	0	0	2	6	0.00	6.000
Mel Nelson, L ERA: 5.23	(9, 1)	1.0		4	1	0	0	1	0	0	0	0	0	0	6	6	0.00	1.000

PITCHER	IP	WLS	BF	H	R	ER	SO	BB	IBB	HBP	BLK	WP	HR	S	P	ERA	WHIP

TOP

Boston Red Sox @ Los Angeles Angels

Dodger Stadium, Los Angeles, CA

Sun Jul 14 1963, 3:38 AM PDT

Att. 12,552 - Unknown - 83 F

livebaseballscorecards.com

AB	35
R	5
H	9
RBI	4
BB	5
SO	4
LOB	15

BOTTOM

Boston Red Sox @ Los Angeles Angels

Dodger Stadium, Los Angeles, CA

Sun Jul 14 1963, 3:38 AM PDT

Att. 12,552 - Unknown - 83 F

Batter	1	2	3	4	5	6	7	8	9	AB	R	H	RBI	BB	SO	LOB
Albie Pearson, L (1, 8) OBP: 0.390, SLG: 0.425	E3 G4-3-6		BBBB 4-0 G6-4-3 1-3 BB		BBBB 4-0 FC6-4 1-2 BB			0-0 G5-4-3 1B		2	0	1	0	2	0	0
Jim Fregosi, R (1, 6) OBP: 0.295, SLG: 0.401	G4-3-6 1-2f		G6-4-3 1-2f		FC6-4 1-2f			G5-4-3 1-2f		4	0	0	0	0	0	6
Bob Perry, R (1, 9) OBP: 0.323, SLG: 0.385	F7			F8		F6			1B 2B	4	0	1	0	0	0	0
Leon Wagner, L (1, 7) OBP: 0.389, SLG: 0.529		4-3		E1 BB		4-3			BBBB 4-0 1B BB	3	0	0	0	1	0	0
Billy Moran, R (1, 4) OBP: 0.283, SLG: 0.329		FC6-4 1B		SSS 4-0 G4-6-3 1-2 BB		5-3			SSS 0-3 K	3	0	1	0	1	1	2
Charlie Dees, L (1, 3) OBP: 0.361, SLG: 0.388		SSS 0-3 K		0-0 G4-6-3 1-2f			0-0 F8		0-0 1B 1-3 2-H	4	0	1	0	0	1	3
Joe Koppe, R (1, 5) OBP: 0.263, SLG: 0.261 Bob Sadowski, L (9, PH) OBP: 0.333, SLG: 0.242		FC6-4 1-2f			0-0 F7		0-0 F5		SSS 0-3 K	3 1	0 0	0 0	0 0	0 0	0 1	1 2
Ed Sadowski, R (1, 2) OBP: 0.272, SLG: 0.291			0-0 F9		BBBB 4-0 FC5-4 BB		0-0 4-3			2	0	0	0	1	0	0
Bob Turley, R (1, 1) OBP: 0.160, SLG: 0.320 Jack Spring, R (8, 1) OBP: 0.500, SLG: 0.500 Julio Navarro, R (8, 1) OBP: 0.333, SLG: 0.273 Felix Torres, R (8, PH) OBP: 0.330, SLG: 0.362 Mel Nelson, R (9, 1) OBP: 0.100, SLG: 0.100			0-0 WP 1B		0-0 FC5-4 1-2f BB			SSS 0-3 K		2 0 0 1 0	0 0 0 0 0	1 0 0 0 0	0 0 0 0 0	0 0 0 1 0	0 0 0 0 0	1 0 0 0 0
Inning Stats	R: 0 E: 1 K: 0 S: 3 H: 0 LOB: 0 BB: 0 P: 3	R: 0 E: 0 K: 1 S: 6 H: 1 LOB: 1 BB: 0 P: 6	R: 0 E: 0 K: 0 S: 3 H: 1 LOB: 1 BB: 1 P: 7	R: 0 E: 1 K: 0 S: 3 H: 0 LOB: 1 BB: 1 P: 7	R: 0 E: 0 K: 0 S: 3 H: 0 LOB: 2 BB: 2 P: 11	R: 0 E: 0 K: 0 S: 3 H: 0 LOB: 0 BB: 0 P: 3	R: 0 E: 0 K: 0 S: 3 H: 0 LOB: 0 BB: 0 P: 3	R: 0 E: 0 K: 1 S: 5 H: 1 LOB: 0 BB: 0 P: 5	R: 0 E: 0 K: 2 S: 8 H: 2 LOB: 2 BB: 1 P: 12	1B: 4 2B: 1 3B: 0 HR: 0 SF: 0 SAC: 0 DP: 4 HBP: 0						

WP: 2 PB: 0 SB: 0 CS: 0 PA: 34

livebaseballscorecards.com

AB	29
R	0
H	5
RBI	0
BB	5
SO	4
LOB	15

PITCHER		IP	WLS	BF	H	R	ER	SO	BB	IBB	HBP	BLK	WP	HR	S	P	ERA	WHIP
Chet Nichols, L ERA: 4.02	(1, 1)	8.0	W	31	4	0	0	2	5	0	0	0	1	0	30	50	0.00	1.125
Dick Radatz, R ERA: 1.29	(9, 1)	1.0	S	3	1	0	0	2	0	0	0	0	0	0	7	7	0.00	1.000

PITCHER	IP	WLS	BF	H	R	ER	SO	BB	IBB	HBP	BLK	WP	HR	S	P	ERA	WHIP

Boston Red Sox @ Los Angeles Angels

Dodger Stadium, Los Angeles, CA

Mon Jul 15 1963, 3:33 AM PDT

Att. 3,871 - Unknown - 83 F

TOP

Batter	1	2	3	4	5	6	7	8	9	AB	R	H	RBI	BB	SO	LOB
Chuck Schilling, R (1, 4) OBP: 0.325, SLG: 0.374	HBP		1B		F9		F8		F4	4	0	1	0	0	0	1
Roman Mejias, R (1, 8) OBP: 0.238, SLG: 0.333	F7		F7		S 1B		F9		6-3	5	0	1	0	0	0	3
Carl Yastrzemski, L (1, 7) OBP: 0.422, SLG: 0.518	F8		L8		BB 1-2			4-3 2B		3	0	1	0	1	0	2
Dick Stuart, R (1, 3) OBP: 0.317, SLG: 0.483	F2		1B 1-2		F8			4-3 2-3		4	0	1	0	0	0	4
Lou Clinton, R (1, 9) OBP: 0.280, SLG: 0.428		K	F7			F4		K		4	0	0	0	0	2	3
Frank Malzone, R (1, 5) OBP: 0.364, SLG: 0.488		3B 1B		4-3		HR		IBB		3	2	2	1	1	0	0
Eddie Bressoud, R (1, 6) OBP: 0.317, SLG: 0.419		K		6-3		F8		F9		4	0	0	0	0	1	3
Bob Tillman, R (1, 2) OBP: 0.305, SLG: 0.376		1-H 3B		6-3		F3			PB 1B	4	0	2	1	0	0	0
Bill Monbouquette, R (1, 1) OBP: 0.164, SLG: 0.132		K			K		K		K 1-2	3	0	0	0	0	3	1
Dick Radatz, R (8, 1) OBP: 0.050, SLG: 0.100										1	0	0	0	0	1	1
Inning Stats	R: 0 E: 0 K: 0 S: 3 H: 0 LOB: 1 BB: 0 P: 4	R: 1 E: 0 K: 3 S: 11 H: 2 LOB: 1 BB: 0 P: 11	R: 0 E: 0 K: 0 S: 5 H: 2 LOB: 2 BB: 0 P: 5	R: 0 E: 0 K: 0 S: 3 H: 0 LOB: 0 BB: 0 P: 3	R: 0 E: 0 K: 1 S: 6 H: 1 LOB: 2 BB: 1 P: 10	R: 1 E: 0 K: 0 S: 4 H: 1 LOB: 0 BB: 0 P: 4	R: 0 E: 0 K: 1 S: 5 H: 0 LOB: 0 BB: 0 P: 5	R: 0 E: 0 K: 1 S: 6 H: 1 LOB: 2 BB: 1 P: 10	R: 0 E: 0 K: 1 S: 6 H: 1 LOB: 1 BB: 0 P: 6	1B: 5 2B: 1 3B: 1 HR: 1 SF: 0 SAC: 0 DP: 0 HBP: 1						

livebaseballscorecards.com

AB	35
R	2
H	8
RBI	2
BB	2
SO	7
LOB	18

WP: 0 PB: 1 SB: 1 CS: 0 PA: 38

PITCHER		IP	WLS	BF	H	R	ER	SO	BB	IBB	HBP	BLK	WP	HR	S	P	ERA	WHIP
Don Lee, R ERA: 3.65	(1, 1)	8.0	L	34	7	2	2	6	1	1	1	0	0	1	43	52	2.25	1.000
Art Fowler, R ERA: 1.7	(9, 1)	1.0		4	1	0	0	1	0	0	0	0	0	0	6	6	0.00	1.000

Boston Red Sox @ Los Angeles Angels

Dodger Stadium, Los Angeles, CA

Mon Jul 15 1963, 3:33 AM PDT

Att. 3,871 - Unknown - 83 F

livebaseballscorecards.com

BOTTOM

Batter	1	2	3	4	5	6	7	8	9	AB	R	H	RBI	BB	SO	LOB
Albie Pearson, L (1, 8) OBP: 0.389, SLG: 0.422	1-6-3			L1		G6-4-3 1B			K	4	0	1	0	0	1	0
Billy Moran, R (1, 4) OBP: 0.280, SLG: 0.325	4-3			K		G6-4-3 1-2f			F7	4	0	0	0	0	1	1
Lee Thomas, L (1, 9) OBP: 0.308, SLG: 0.330	F5			F5			G1-6-3 1B		F8	4	0	1	0	0	0	0
Charlie Dees, L (1, 3) OBP: 0.354, SLG: 0.380		F7			5-3		F8			3	0	0	0	0	0	1
Felix Torres, R (1, 5) OBP: 0.327, SLG: 0.358		4-3			K		G1-6-3 1-2f			3	0	0	0	0	1	1
Ed Kirkpatrick, L (1, 2) OBP: 0.167, SLG: 0.214		K			HR			3-1		3	1	1	1	0	1	0
Bob Sadowski, L (1, 7) OBP: 0.347, SLG: 0.277			K		1B			L6 2B		3	0	2	0	0	1	0
Jim Fregosi, R (1, 6) OBP: 0.296, SLG: 0.398			F9		F8			BB		2	0	0	0	1	0	1
Don Lee, R (1, 1) OBP: 0.043, SLG: 0.043			K			F8		L6 2-3		2	0	0	0	0	1	0
Leon Wagner, L (8, PH) OBP: 0.388, SLG: 0.528										1	0	0	0	0	0	2
Art Fowler, R (9, 1) OBP: 0.429, SLG: 0.200										0	0	0	0	0	0	0

Inning Stats									
	R: 0 E: 0 K: 0 S: 3	H: 0 LOB: 0 BB: 0 P: 3	R: 0 E: 0 K: 1 S: 5	H: 0 LOB: 0 BB: 0 P: 5	R: 0 E: 0 K: 2 S: 7	H: 0 LOB: 0 BB: 0 P: 7	R: 0 E: 0 K: 1 S: 5	H: 0 LOB: 0 BB: 0 P: 5	R: 1 E: 0 K: 1 S: 7	H: 2 LOB: 1 BB: 0 P: 7
	R: 0 E: 0 K: 0 S: 3	H: 1 LOB: 0 BB: 0 P: 3	R: 0 E: 0 K: 0 S: 3	H: 1 LOB: 0 BB: 0 P: 3	R: 0 E: 0 K: 0 S: 3	H: 1 LOB: 1 BB: 1 P: 7	R: 0 E: 0 K: 1 S: 5	H: 0 LOB: 0 BB: 0 P: 5	1B: 3 2B: 2 3B: 0 HR: 1	SF: 0 SAC: 0 DP: 3 HBP: 0

	AB	29
	R	1
	H	5
	RBI	1
	BB	1
	SO	6
	LOB	6

WP: 0 PB: 0 SB: 0 CS: 0 PA: 30

PITCHER		IP	WLS	BF	H	R	ER	SO	BB	IBB	HBP	BLK	WP	HR	S	P	ERA	WHIP
Bill Monbouquette, R ERA: 3.14	(1, 1)	7.1	W	26	5	1	1	5	1	0	0	0	0	1	35	39	1.23	0.818
Dick Radatz, R ERA: 1.26	(8, 1)	1.2	S	4	0	0	0	1	0	0	0	0	0	0	6	6	0.00	0.000

PITCHER		IP	WLS	BF	H	R	ER	SO	BB	IBB	HBP	BLK	WP	HR	S	P	ERA	WHIP

Boston Red Sox @ Kansas City Athletics

Municipal Stadium, Kansas City, MO

Tue Jul 16 1963, 8:05 PM EDT

Att. 6,918 - Unknown

TOP

livebaseballscorecards.com

Batter	1	2	3	4	5	6	7	8	9	AB	R	H	RBI	BB	SO	LOB
Chuck Schilling, R (1, 4) OBP: 0.323, SLG: 0.371	6-3		P6			K		4-3		3	0	0	0	0	1	1
Billy Gardner, R (6, 4) OBP: 0.333, SLG: 0.263										1	0	0	0	0	0	0
Roman Mejias, R (1, 8) OBP: 0.243, SLG: 0.341	L3			1B 2B		1B			F3	4	0	2	0	0	0	0
Carl Yastrzemski, L (1, 7) OBP: 0.423, SLG: 0.517	K			6-4-3 2-3 1B		F7			BB	3	0	1	0	1	1	1
Frank Malzone, R (1, 5) OBP: 0.361, SLG: 0.484		5-3		6-4-3 1-2f		F7			F7	3	0	0	0	0	0	3
Dick Williams, R (6, 5) OBP: 0.314, SLG: 0.361										1	0	0	0	0	0	1
Dick Stuart, R (1, 3) OBP: 0.314, SLG: 0.477		K		K			F9		F8	4	0	0	0	0	2	2
Lou Clinton, R (1, 9) OBP: 0.278, SLG: 0.425		F8			F5		4-3			2	0	0	0	0	0	0
Jim Gosper, L (6, 9)										1	0	0	0	0	0	0
Eddie Bressoud, R (1, 6) OBP: 0.318, SLG: 0.418			F8		4-0 BB		K			1	0	0	0	1	0	0
Felix Mantilla, R (6, 6) OBP: 0.267, SLG: 0.333										1	0	0	0	0	1	0
Bob Tillman, R (1, 2) OBP: 0.300, SLG: 0.370			P4		P6			1-3		3	0	0	0	0	0	1
Dave Morehead, R (1, 1) OBP: 0.097, SLG: 0.097										0	0	0	0	0	0	0
Arnold Earley, L (2, 1) OBP: 0.308, SLG: 0.385										2	0	1	0	0	1	1
Hal Kolstad, R (5, 1)										0	0	0	0	0	0	0
Gary Geiger, L (8, PH) OBP: 0.362, SLG: 0.556										1	0	0	0	0	0	0
Wilbur Wood, R (8, 1)			1B		K			6-3		0	0	0	0	0	0	0

	AB	30
	R	0
	H	4
	RBI	0
	BB	2
	SO	6
	LOB	10

Inning Stats										
	R: 0	H: 0	R: 0	H: 0	R: 0	H: 1	R: 0	H: 2	R: 0	H: 0
	E: 0	LOB: 0	E: 0	LOB: 0	E: 0	LOB: 1	E: 0	LOB: 1	E: 0	LOB: 1
	K: 1	BB: 0	K: 1	BB: 0	K: 0	BB: 0	K: 1	BB: 0	K: 1	BB: 1
	S: 5	P: 5	S: 5	P: 5	S: 4	P: 4	S: 6	P: 6	S: 5	P: 9

Inning Stats										
	R: 0	H: 1	R: 0	H: 0	R: 0	H: 0	R: 0	H: 0	1B: 3	SF: 0
	E: 0	LOB: 1	E: 0	LOB: 0	E: 0	LOB: 0	E: 0	LOB: 1	2B: 2	SAC: 0
	K: 1	BB: 0	K: 1	BB: 0	K: 0	BB: 0	K: 0	BB: 1	3B: 0	DP: 1
	S: 6	P: 6	S: 5	P: 5	S: 3	P: 3	S: 3	P: 7	HR: 0	HBP: 0

	WP: 0	PA: 32
	PB: 0	
	SB: 0	
	CS: 0	

PITCHER		IP	WLS	BF	H	R	ER	SO	BB	IBB	HBP	BLK	WP	HR	S	P	ERA	WHIP
Moe Drabowsky, R ERA: 3.07	(1, 1)	9.0	W	32	4	0	0	6	2	0	0	0	0	0	42	50	0.00	0.667

PITCHER		IP	WLS	BF	H	R	ER	SO	BB	IBB	HBP	BLK	WP	HR	S	P	ERA	WHIP

BOTTOM

Boston Red Sox @ Kansas City Athletics

Municipal Stadium, Kansas City, MO

Tue Jul 16 1963, 8:05 PM EDT

Att. 6,918 - Unknown

livebaseballscorecards.com

Batter	1	2	3	4	5	6	7	8	9	AB	R	H	RBI	BB	SO	LOB
Gino Cimoli, R (1, 9) OBP: 0.346, SLG: 0.420	L5	FC1-2, SH5-3; 1-2; 1B		S; 3B	P3		BBBB; G6-4-3; BB			4	1	2	0	0	0	0
George Alusik, R (7, 9) OBP: 0.340, SLG: 0.439										0	0	0	0	1	0	0
Wayne Causey, L (1, 6) OBP: 0.357, SLG: 0.412	F7	SH5-3; 1-2, 2-3		SSS; K	1B; 2B		G6-4-3; 1-2f			4	1	1	0	0	1	2
Jerry Lumpe, L (1, 4) OBP: 0.308, SLG: 0.350	SSS; K	FC1-2; 2-3, 3-H		HR; 3B	1B; 2-H; 1B		F7			4	1	2	1	0	1	2
Sammy Esposito, R (5, PR) OBP: 0.167, SLG: 0.100										1	0	0	0	0	0	0
(6, 4)																
Norm Siebern, L (1, 3) OBP: 0.374, SLG: 0.418		BB, 1B, E; 1B; F7		HR; 3B	1-3; 1B			1-3		5	2	3	2	0	0	2
Ed Charles, R (1, 5) OBP: 0.345, SLG: 0.399		E, BB; 1-2; 2B; 1B	SH3-4; 2B; 1B	BBBB; S; BB	P3			6-3		4	2	2	0	1	0	2
Charlie Lau, L (1, 2) OBP: 0.260, SLG: 0.275		BBBB; E; 1-2, 2-3; 2B; BB	SH3-4; 1-2	SSS; K; 1-2		F8		F6		3	1	0	0	1	1	1
Chuck Essegian, R (1, 7) OBP: 0.280, SLG: 0.347		E5; 2B; 1-2, 2-3, 3-H; 1B	2-H; 2B	F5		F8				4	1	1	2	0	0	3
Jose Tartabull, L (1, 8) OBP: 0.274, SLG: 0.306		1-3, 2-H, 3-H; 1B; 2B	F8		6-3					4	1	2	2	0	0	1
Moe Drabowsky, R (1, 1) OBP: 0.263, SLG: 0.474		SH5-3, 1B; FC1-2; 2-H, 3-H; 1B	P4		HR	F8				4	1	2	3	0	0	2
Inning Stats	R: 0 H: 0 E: 0 LOB: 0 K: 1 BB: 0 S: 5 P: 5	R: 5 H: 5 E: 1 LOB: 2 K: 0 BB: 1 S: 9 P: 13	R: 1 H: 2 E: 0 LOB: 1 K: 0 BB: 0 S: 5 P: 5	R: 3 H: 3 E: 0 LOB: 1 K: 2 BB: 1 S: 10 P: 14	R: 2 H: 4 E: 0 LOB: 2 K: 0 BB: 0 S: 7 P: 7	R: 0 H: 1 E: 0 LOB: 1 K: 0 BB: 0 S: 4 P: 4	R: 0 H: 0 E: 0 LOB: 0 K: 0 BB: 1 S: 2 P: 6	R: 0 H: 0 E: 0 LOB: 0 K: 0 BB: 0 S: 3 P: 3		1B: 7 SF: 0 2B: 3 SAC: 2 3B: 3 DP: 1 HR: 2 HBP: 0						

	AB	37
	R	11
	H	15
	RBI	10
	BB	3
	SO	3
	LOB	15

WP: 0 PA: 42
PB: 0
SB: 2
CS: 0

PITCHER		IP	WLS	BF	H	R	ER	SO	BB	IBB	HBP	BLK	WP	HR	S	P	ERA	WHIP
Dave Morehead, R ERA: 3.99	(1, 1)	1.0	L	9	4	5	4	1	1	0	0	0	0	0	10	14	36.00	5.000
Arnold Earley, L ERA: 5.1	(2, 1)	3.2		22	10	6	6	2	1	0	0	0	0	2	25	29	14.73	3.000
Hal Kolstad, R ERA: 12.66	(5, 1)	2.1		8	1	0	0	0	1	0	0	0	0	0	7	11	0.00	0.857
Wilbur Wood, L ERA: 4.94	(8, 1)	1.0		3	0	0	0	0	0	0	0	0	0	0	3	3	0.00	0.000

PITCHER		IP	WLS	BF	H	R	ER	SO	BB	IBB	HBP	BLK	WP	HR	S	P	ERA	WHIP

Batter	1	2	3	4	5	6	7	8	9	AB	R	H	RBI	BB	SO	LOB
Chuck Schilling, R (1, 4) OBP: 0.328, SLG: 0.372 Roman Mejias, R (7, PH) OBP: 0.242, SLG: 0.339 Billy Gardner, R (7, 4) OBP: 0.318, SLG: 0.250	x 0-0 FC3-6 1B	BBB 4-0 1-2 BB			H 1-0 G1-6-3 HBP		x 0-0 ① P6		x 0-0 ②③ G4-6-3 1-2f	1 1 1	0 0 0	1 0 0	0 0 0	1 0 0	0 0 0	0 0 1
Gary Geiger, L (1, 8) OBP: 0.355, SLG: 0.543	x 0-0 ① FC3-6 1B G3 1-2f	SSS 0-3 ③ K			x 0-0 ②③ G1-6-3 1-2f		SSS 0-3 ② K			4	0	0	0	0	2	4
Carl Yastrzemski, L (1, 7) OBP: 0.421, SLG: 0.512	x 0-0 ② G3 1-2	SSS 0-3 ① K			BBBB 4-0 FC4-6 1B BB BB		x 0-0 ③ 6-3			3	1	0	0	1	1	1
Frank Malzone, R (1, 5) OBP: 0.363, SLG: 0.483	BBBB 4-0 1B BB	x 0-0 ② 5-3			x 0-0 FC4-6 1-2 1B			x 0-0 ① F2		3	0	1	0	1	0	0
Dick Stuart, R (1, 3) OBP: 0.316, SLG: 0.480	x 0-0 1-2 2-3 1B	x 0-0 ③ 1-3			x 0-0 ① FC4-6 BB BB 1-2f 2-3			x 0-0 2B		4	0	2	0	0	0	2
Lou Clinton, R (1, 9) OBP: 0.280, SLG: 0.425	x 0-0 ③ 5-3			x 0-0 G6-4-3 1B	BBBB 4-0 BB 1-2 BB			x 0-0 ② 6-3		3	0	1	0	1	0	4
Eddie Bressoud, R (1, 6) OBP: 0.314, SLG: 0.413		x 0-0 ① F3		x 0-0 ①② G6-4-3 1-2f	x 0-0 ② P6			x 0-0 ③ F7		4	0	0	0	0	0	5
Bob Tillman, R (1, 2) OBP: 0.304, SLG: 0.370		x 0-0 BB 1B		x 0-0 ③ 5-3	BBBB 4-0 1-2 2-3 3-H BB				x 0-0 ① F7	3	0	1	1	1	0	0
Bob Heffner, R (1, 1) OBP: 0.231, SLG: 0.250 Jim Gosger, L (2, PH) Jack Lamabe, R (2, 1) Felix Mantilla, R (5, PH) OBP: 0.250, SLG: 0.313 Wilbur Wood, R (5, 1) Russ Nixon, L (6, PH) OBP: 0.364, SLG: 0.421 Arnold Earley, L (6, 1) OBP: 0.267, SLG: 0.385 Hal Kolstad, R (8, 1) Dick Williams, R (9, PH) OBP: 0.324, SLG: 0.361		SSS 0-3 ② K			x 0-0 ① P6	x 0-0 ③ 4-3			BBBB 4-0 G4-6-3 BB	0 1 0 0 1 0 0 0	0 0 0 0 0 0 0 0	0 0 0 0 0 0 0 1	0 0 0 0 0 0 0 0	0 0 0 0 0 0 0 0	0 1 0 0 0 0 0 0	0 1 0 0 0 3 0 0
Inning Stats	R: 0 E: 0 K: 0 S: 5 H: 2 LOB: 3 BB: 1 P: 9	R: 0 E: 0 K: 2 S: 8 H: 1 LOB: 2 BB: 1 P: 12	R: 0 E: 0 K: 1 S: 5 H: 0 LOB: 0 BB: 0 P: 5	R: 0 E: 0 K: 0 S: 3 H: 1 LOB: 0 BB: 0 P: 3	R: 0 E: 0 K: 0 S: 2 H: 0 LOB: 0 BB: 0 P: 3	R: 1 E: 0 K: 0 S: 4 H: 1 LOB: 3 BB: 3 P: 16	R: 0 E: 0 K: 1 S: 5 H: 0 LOB: 0 BB: 0 P: 5	R: 0 E: 0 K: 0 S: 4 H: 1 LOB: 1 BB: 0 P: 4	R: 0 E: 0 K: 0 S: 2 H: 0 LOB: 0 BB: 1 P: 6	1B: 5 2B: 1 3B: 0 HR: 0	SF: 0 SAC: 0 DP: 3 HBP: 1			WP: 0 PB: 0 SB: 0 CS: 0	PA: 37		

PITCHER		IP	WLS	BF	H	R	ER	SO	BB	IBB	HBP	BLK	WP	HR	S	P	ERA	WHIP
Diego Segui, R ERA: 4.43	(1, 1)	8.0	W	34	6	1	1	4	5	0	1	0	0	0	36	57	1.12	1.375
John Wyatt, R ERA: 2.35	(9, 1)	1.0	S	3	0	0	0	0	1	0	0	0	0	0	2	6	0.00	1.000

PITCHER	IP	WLS	BF	H	R	ER	SO	BB	IBB	HBP	BLK	WP	HR	S	P	ERA	WHIP

TOP

Boston Red Sox @ Kansas City Athletics

Municipal Stadium, Kansas City, MO

Wed Jul 17 1963, 8:05 PM EDT

Att. 7,443 - Unknown

livebaseballscorecards.com

AB	30
R	1
H	6
RBI	1
BB	6
SO	4
LOB	21

Batter	1	2	3	4	5	6	7	8	9	AB	R	H	RBI	BB	SO	LOB
Gino Cimoli, R (1, 9) OBP: 0.341, SLG: 0.414	5-3	K		F9			F9			4	0	0	0	0	1	1
Wayne Causey, L (1, 6) OBP: 0.353, SLG: 0.407	F7	4-3			P7		3-1			4	0	0	0	0	0	1
Jerry Lumpe, L (1, 4) OBP: 0.313, SLG: 0.356	1B 2B		FC3-6 1B		F8			BBB SH5-4 1B HR BB		3	2	2	0	1	0	0
Norm Siebern, L (1, 3) OBP: 0.375, SLG: 0.417	BBBB 1B HR BB		FC3-6 1B 1-2f		4-3			0-0 SH5-4 HR 1B 1-2		3	2	1	0	1	0	1
Ed Charles, R (1, 5) OBP: 0.345, SLG: 0.398	HR 1B 1-2 2-H		F9			5-3		SH5-4 1-2 2-3		3	1	1	1	0	0	1
Charlie Lau, L (1, 2) OBP: 0.273, SLG: 0.329	HR 1-H 2-H		1B 1-2			SSS K		4-3		4	1	2	3	0	1	2
Chuck Essegian, R (1, 7) OBP: 0.281, SLG: 0.343 Bobby Del Greco, R (8, 7) OBP: 0.283, SLG: 0.304	BBBB BB		F8			6-3		BBBB HR BB		2 0	0 1	0 0	0 0	1 1	0 0	2 0
Jose Tartabull, L (1, 8) OBP: 0.275, SLG: 0.300 George Alusik, R (8, PH) OBP: 0.344, SLG: 0.459 (9, 8)	F8			1-3			BBBB SH2-3 BB	1-H 2-H 3-H HR		2 1	0 1	0 1	0 4	1 0	0 0	1 0
Diego Segui, R (1, 1) OBP: 0.241, SLG: 0.286 John Wyatt, R (9, 1)		SSS K		5-3			SH2-3 1-2	6-3		3 0	0 0	0 0	0 0	0 0	1 0	0 0
Inning Stats	R: 4 E: 0 K: 0 S: 6 H: 3 LOB: 1 BB: 2 P: 14	R: 0 E: 0 K: 2 S: 7 H: 0 LOB: 0 BB: 0 P: 7	R: 0 E: 0 K: 0 S: 5 H: 2 LOB: 2 BB: 0 P: 5	R: 0 E: 0 K: 0 S: 3 H: 0 LOB: 0 BB: 0 P: 3	R: 0 E: 0 K: 0 S: 3 H: 0 LOB: 0 BB: 0 P: 3	R: 0 E: 0 K: 1 S: 5 H: 0 LOB: 0 BB: 0 P: 5	R: 0 E: 0 K: 0 S: 3 H: 0 LOB: 1 BB: 1 P: 7	R: 4 E: 0 K: 0 S: 5 H: 2 LOB: 0 BB: 2 P: 13		1B: 4 2B: 1 3B: 0 HR: 2	SF: 0 SAC: 2 DP: 0 HBP: 0			WP: 0 PB: 0 SB: 0 CS: 0	PA: 36	

PITCHER		IP	WLS	BF	H	R	ER	SO	BB	IBB	HBP	BLK	WP	HR	S	P	ERA	WHIP
Bob Heffner, R ERA: 5.45	(1, 1)	1.0	L	8	3	4	4	0	2	0	0	0	0	1	6	14	36.00	5.000
Jack Lamabe, R ERA: 2.85	(2, 1)	3.0		11	2	0	0	2	0	0	0	0	0	0	15	15	0.00	0.667
Wilbur Wood, L ERA: 4.78	(5, 1)	1.0		3	0	0	0	0	0	0	0	0	0	0	3	3	0.00	0.000
Arnold Earley, L ERA: 5.29	(6, 1)	2.2		12	1	3	3	1	3	0	0	0	0	0	11	23	10.12	1.500
Hal Kolstad, R ERA: 13.09	(8, 1)	0.1		2	1	1	1	0	0	0	0	0	0	1	2	2	27.00	3.000

PITCHER	IP	WLS	BF	H	R	ER	SO	BB	IBB	HBP	BLK	WP	HR	S	P	ERA	WHIP

BOTTOM

Boston Red Sox @ Kansas City Athletics

Municipal Stadium, Kansas City, MO

Wed Jul 17 1963, 8:05 PM EDT

Att. 7,443 - Unknown

livebaseballscorecards.com

AB	29
R	8
H	7
RBI	8
BB	5
SO	3
LOB	9

Boston Red Sox @ Kansas City Athletics

Municipal Stadium, Kansas City, MO

Thu Jul 18 1963, 8:05 PM EDT

Att. 6,876 - Unknown

TOP

livebaseballscorecards.com

Batter	1	2	3	4	5	6	7	8	9	AB	R	H	RBI	BB	SO	LOB
Felix Mantilla, R (1, 6) OBP: 0.238, SLG: 0.250	B B B B 4-0 WP S 2B BB	S S S 0-3 ② K		x 0-0 ① FC1-5 BB E BB 1-2 2-3f	x 0-0 ③ 5-3			x 0-0 ② P6		4	2	0	0	1	1	3
Gary Geiger, L (1, 8) OBP: 0.356, SLG: 0.537	B B B B 4-0 WP 2B BB 1-2	x 0-0 ③ 6-3		x 0-0 E4 BB BB BB 1-2 2-3		x 0-0 FC6-4 1B		x 0-0 ③ P4		4	2	1	0	1	0	3
Carl Yastrzemski, L (1, 7) OBP: 0.421, SLG: 0.518	x 0-0 ① P6 1-2 2-3	x 0-0 ① F7		B B B B 4-0 BB BB BB 1-2 2-3 3-H		x 0-0 ① FC6-4 G6-4-3 1-2f			x 0-0 HR	4	1	1	2	1	0	3
Dick Stuart, R (1, 3) OBP: 0.320, SLG: 0.485	x 0-0 2B 2B 2-H 3-H	x 0-0 2B 1B		S S S 0-3 ② K		x 0-0 ② ③ G6-4-3 1-2f			x 0-0 HR 1B	5	2	3	2	0	1	4
Lou Clinton, R (1, 9) OBP: 0.280, SLG: 0.421 Roman Mejias, R (7, 9) OBP: 0.245, SLG: 0.355	S S S 0-3 ② K	x 0-0 ② F8		B B B B 4-0 BB 1-2 2-3 3-H BB			x 0-0 ① 6-3		x 0-0 1-H HR	3 1	0 1	0 1	1 2	1 0	1 0	2 0
Dick Williams, R (1, 5) OBP: 0.368, SLG: 0.415	x 0-0 2B 1B	x 0-0 1-3 2B		B B B B 4-0 1-2 2-3 3-H BB			x 0-0 G4-3-6 1B		x 0-0 L3-6 1B 1B	4	1	4	1	1	0	0
Russ Nixon, L (1, 2) OBP: 0.331, SLG: 0.427	x 0-0 1-H 2-H 2B	S S S 0-3 ③ K	S S S 0-3 ③ K				x 0-0 ② ③ G4-3-6 1-2f		x 0-0 1-2 1B	5	0	2	2	0	2	6
Billy Gardner, R (1, 4) OBP: 0.333, SLG: 0.280	x 0-0 ③ P3			x 0-0 FC1-5 E 1B	x 0-0 ① P5			x 0-0 SH3 1B	x 0-0 ① ② L3-6 2-3	5	0	2	0	0	0	3
Chet Nichols, S (1, 1) OBP: 0.167, SLG: 0.167 Jack Lamabe, R (5, 1) Eddie Bressoud, R (8, PH) OBP: 0.314, SLG: 0.413 Dick Radatz, R (8, 1) OBP: 0.048, SLG: 0.095		S S S 0-3 ① K		x 0-0 E3 E FC1-5 BB 1-2	x 0-0 ② 6-3			x 0-0 ① SH3 1-2	S S S 0-3 ③ K	3 0 0 1	1 0 0 0	0 0 0 0	0 0 0 0	1 0 0 0	1 0 0 1	1 0 0 1

Inning Stats										
	R: 4	H: 3	R: 0	H: 0	R: 0	H: 2	R: 3	H: 1	R: 0	H: 0
	E: 0	LOB: 1	E: 0	LOB: 0	E: 0	LOB: 2	E: 2	LOB: 3	E: 0	LOB: 0
	K: 1	BB: 2	K: 2	BB: 0	K: 1	BB: 0	K: 2	BB: 3	K: 0	BB: 0
	S: 8	P: 16	S: 7	P: 7	S: 7	P: 7	S: 10	P: 22	S: 3	P: 3

	R: 0	H: 1	R: 0	H: 1	R: 0	H: 1	R: 3	H: 5	1B: 9	SF: 0	WP: 1	PA: 45
	E: 0	LOB: 0	E: 0	LOB: 1	E: 0	LOB: 1	E: 0	LOB: 1	2B: 4	SAC: 1	PB: 0	
	K: 0	BB: 0	K: 0	BB: 0	K: 0	BB: 0	K: 1	BB: 0	3B: 0	DP: 3	SB: 1	
	S: 3	P: 3	S: 3	P: 3	S: 4	P: 4	S: 9	P: 9	HR: 2	HBP: 0	CS: 0	

PITCHER		IP	WLS	BF	H	R	ER	SO	BB	IBB	HBP	BLK	WP	HR	S	P	ERA	WHIP
Ed Rakow, R ERA: 4.08	(1, 1)	0.2	L	7	3	4	4	1	2	0	0	0	1	0	7	15	54.00	7.500
Dale Willis, R ERA: 5.1	(1, 1)	3.0		17	3	3	0	4	3	0	0	0	0	0	22	34	0.00	2.000
Pete Lovrich, R ERA: 7.15	(4, 1)	0.1		1	0	0	0	1	0	0	0	0	0	0	3	3	0.00	0.000
Bill Fischer, R ERA: 3.34	(5, 1)	1.0		3	0	0	0	0	0	0	0	0	0	0	3	3	0.00	0.000
Moe Drabowsky, R ERA: 2.97	(6, 1)	2.0		6	2	0	0	0	0	0	0	0	0	0	6	6	0.00	1.000

PITCHER		IP	WLS	BF	H	R	ER	SO	BB	IBB	HBP	BLK	WP	HR	S	P	ERA	WHIP
John Wyatt, R ERA: 2.75	(8, 1)	2.0		11	6	3	3	1	0	0	0	0	0	2	13	13	13.50	3.000

AB	39
R	10
H	14
RBI	10
BB	5
SO	7
LOB	26

Batter	1	2	3	4	5	6	7	8	9	AB	R	H	RBI	BB	SO	LOB
Gino Cimoli, R (1, 9) OBP: 0.342, SLG: 0.413	5-3		BB BB 1B	L5		4-3 3B 1B		6-3		5	1	2	0	0	0	2
Wayne Causey, L (1, 6) OBP: 0.351, SLG: 0.402	P7		BBBB 1-2 BB	F7		4-3 1-2		F8		4	0	0	0	1	0	3
Ed Charles, R (1, 5) OBP: 0.343, SLG: 0.401	F3		F9		SSS K	4-3 2-H 3B		P6		5	1	1	1	0	1	2
Norm Siebern, L (1, 3) OBP: 0.378, SLG: 0.438		HR	BBBB 1-2 2-3 BB		HR	4-3 3-H			4-3	4	2	2	3	1	0	0
George Alusik, R (1, 7) OBP: 0.350, SLG: 0.472		2B	F7		4-3 E 2B	SSS K			BBBB 1B BB	4	1	2	0	1	1	3
Jerry Lumpe, L (1, 4) OBP: 0.316, SLG: 0.363	SSS K			2B 2B	4-3 2-3		SH1-4 1B		1-2 1B	5	1	3	0	0	1	2
Bobby Del Greco, R (1, 8) OBP: 0.277, SLG: 0.297	F9			4-3	E3 BB 3-H		SH1-4 1-2		P5	4	0	0	0	0	0	4
Charlie Lau, L (1, 2) OBP: 0.280, SLG: 0.316	F7			BBBB 2B BB	BBBB 1-2 BB		P5		SSS K	3	0	0	0	2	1	4
Ed Rakow, S (1, 1) OBP: 0.000, SLG: 0.133 Dale Willis, R (1, 1) OBP: 0.167, SLG: 0.167 Pete Lovrich, R (4, 1) Ken Harrelson, R (4, PH) OBP: 0.214, SLG: 0.481 Bill Fischer, R (5, 1) Chuck Essegian, R (5, PH) OBP: 0.000, SLG: 0.000 Moe Drabowsky, R (6, 1) OBP: 0.400, SLG: 0.474 Doc Edwards, R (7, PH) OBP: 0.167, SLG: 0.231 John Wyatt, R (8, 1)			F9	2B 1-3 2-H	SSS K		P3			0 0 0 0 0 0 0 1 0 0 0 0 0 0 0 0 0 0 0 0 0 1 0 1 1 0 0 0 0 0 0 0 0 0 0 1 0 0 0 0 1 2 0 0 0 0 0 0 0 1 0 0 0 0 0 1 0 0 0 0 0 0 0						
Inning Stats	R: 0 H: 0 E: 0 LOB: 0 K: 0 BB: 0 S: 3 P: 3	R: 1 H: 2 E: 0 LOB: 1 K: 1 BB: 0 S: 7 P: 7	R: 0 H: 1 E: 0 LOB: 3 K: 0 BB: 2 S: 4 P: 12	R: 1 H: 2 E: 0 LOB: 2 K: 0 BB: 1 S: 5 P: 9	R: 2 H: 2 E: 1 LOB: 2 K: 2 BB: 1 S: 10 P: 14	R: 2 H: 2 E: 0 LOB: 0 K: 1 BB: 0 S: 7 P: 7	R: 0 H: 1 E: 0 LOB: 1 K: 0 BB: 0 S: 4 P: 4	R: 0 H: 0 E: 0 LOB: 0 K: 0 BB: 0 S: 3 P: 3	R: 0 H: 1 E: 0 LOB: 2 K: 1 BB: 1 S: 6 P: 10	1B: 4 SF: 0 2B: 4 SAC: 1 3B: 1 DP: 0 HR: 2 HBP: 0						

PITCHER		IP	WLS	BF	H	R	ER	SO	BB	IBB	HBP	BLK	WP	HR	S	P	ERA	WHIP
Chet Nichols, L ERA: 4.2	(1, 1)	4.2		26	7	4	3	2	4	0	0	0	0	2	26	42	5.79	2.357
Jack Lamabe, R ERA: 2.99	(5, 1)	2.1		10	3	2	2	2	0	0	0	0	0	0	14	14	7.71	1.286
Dick Radatz, R ERA: 1.23	(8, 1)	2.0	W	8	1	0	0	1	1	0	0	0	0	0	9	13	0.00	1.000

PITCHER	IP	WLS	BF	H	R	ER	SO	BB	IBB	HBP	BLK	WP	HR	S	P	ERA	WHIP

BOTTOM

Boston Red Sox @ Kansas City Athletics

Municipal Stadium, Kansas City, MO

Thu Jul 18 1963, 8:05 PM EDT

Att. 6,876 - Unknown

livebaseballscorecards.com

AB	38
R	6
H	11
RBI	5
BB	5
SO	5
LOB	23

WP: 0 PA: 44
PB: 0
SB: 0
CS: 0

Batter	1	2	3	4	5	6	7	8	9	AB	R	H	RBI	BB	SO	LOB
Felix Mantilla, R (1, 6) OBP: 0.200, SLG: 0.208	6-3		FC6-4 1-2f			FC6-2-5 1B 3-H		6-3		4	0	0	0	0	0	2
Gary Geiger, L (1, 8) OBP: 0.354, SLG: 0.529	4-3			BBBB G5-4-3 BB		F6		SSS K		3	0	0	0	1	1	1
Roman Mejias, R (1, 7) OBP: 0.249, SLG: 0.358	P4			G5-4-3 1-2f		1-2 1B		1B		4	0	2	0	0	0	1
Dick Stuart, R (1, 3) OBP: 0.316, SLG: 0.480		SSS K		F7		SSS K		G1		4	0	0	0	0	2	3
Lou Clinton, R (1, 9) OBP: 0.280, SLG: 0.419		5-3			5-3		FC5-4 1B		SSS K	4	0	1	0	0	1	0
Dick Williams, R (1, 5) OBP: 0.363, SLG: 0.420		6-3			6-3 2B		SSS K		6-3	4	0	1	0	0	1	1
Bob Tillman, R (1, 2) OBP: 0.308, SLG: 0.369			BBBB 7-4 BB		6-3 2-3		FC5-4 1-2 1B		E5 1B	3	0	1	0	1	0	1
Billy Gardner, R (1, 4) OBP: 0.323, SLG: 0.276			7-4 1-2f		SSS K	FC5-4 FC4-6 1-2f 2-3			1-2 1B	4	0	1	0	0	1	4
Earl Wilson, R (1, 1) OBP: 0.291, SLG: 0.353 Frank Malzone, R (7, PH) OBP: 0.362, SLG: 0.481 Wilbur Wood, R (7, 1) Eddie Bressoud, R (9, PH) OBP: 0.313, SLG: 0.412			BBBB FC6-4 BB			FC6-2-5 3B	FC4-6 1-2f		SSS K	1 1 0 1	0 0 0 0	1 0 0 0	0 0 0 0	1 0 0 0	0 2 0 2	0 2 0 2
Inning Stats	R: 0 E: 0 K: 0 S: 3 H: 0 LOB: 0 BB: 0 P: 3	R: 0 E: 0 K: 1 S: 5 H: 0 LOB: 0 BB: 0 P: 5	R: 0 E: 0 K: 0 S: 2 H: 0 LOB: 0 BB: 2 P: 10	R: 0 E: 0 K: 0 S: 2 H: 0 LOB: 0 BB: 1 P: 6	R: 0 E: 0 K: 1 S: 6 H: 1 LOB: 1 BB: 0 P: 6	R: 0 E: 0 K: 1 S: 7 H: 2 LOB: 2 BB: 0 P: 7	R: 0 E: 0 K: 1 S: 7 H: 2 LOB: 2 BB: 0 P: 7	R: 0 E: 0 K: 1 S: 6 H: 1 LOB: 1 BB: 0 P: 6	R: 0 E: 1 K: 2 S: 9 H: 1 LOB: 2 BB: 0 P: 9	1B: 5 2B: 2 3B: 1 HR: 0 SF: 0 SAC: 0 DP: 2 HBP: 0						

PITCHER	IP	WLS	BF	H	R	ER	SO	BB	IBB	HBP	BLK	WP	HR	S	P	ERA	WHIP
Gary Peters, L (1, 1) ERA: 2.2	9.0	W	36	7	0	0	7	3	0	0	0	0	0	47	59	0.00	1.111

PITCHER	IP	WLS	BF	H	R	ER	SO	BB	IBB	HBP	BLK	WP	HR	S	P	ERA	WHIP

TOP

Boston Red Sox @ Chicago White Sox

Comiskey Park, Chicago, IL

Sat Jul 20 1963, 4:33 AM EDT

Att. 8,442 - Unknown

livebaseballscorecards.com

AB	33
R	0
H	7
RBI	0
BB	3
SO	7
LOB	17

WP: 0 PB: 0 SB: 0 CS: 0 PA: 36

BOTTOM

Boston Red Sox @ Chicago White Sox

Comiskey Park, Chicago, IL

Sat Jul 20 1963, 4:33 AM EDT

Att. 8,442 - Unknown

livebaseballscorecards.com

Batter	1	2	3	4	5	6	7	8	9	AB	R	H	RBI	BB	SO	LOB
Mike Hershberger, R (1, 9) OBP: 0.353, SLG: 0.394	6-3		FC5-4 1-2f			HR		BBB FC4-6 BB		3	1	1	1	1	0	1
Nellie Fox, L (1, 4) OBP: 0.319, SLG: 0.332	4-3			HR 2B		F5		FC4-6 1-2f		4	1	1	0	0	0	1
Pete Ward, L (1, 5) OBP: 0.348, SLG: 0.464	3-1			2-H HR		BBB BB		SSS K		3	1	1	2	1	1	1
Floyd Robinson, L (1, 7) OBP: 0.354, SLG: 0.435		F9		6-3		P5				3	0	0	0	0	0	1
Tom McCraw, L (1, 3) OBP: 0.272, SLG: 0.319		P4		F8		1-3				3	0	0	0	0	0	1
Jim Landis, R (1, 8) OBP: 0.331, SLG: 0.421		6-3		G1			F5			3	0	0	0	0	0	0
Ron Hansen, R (1, 6) OBP: 0.322, SLG: 0.385			SSS K		SSS K		F9			3	0	0	0	0	2	0
J.C. Martin, L (1, 2) OBP: 0.264, SLG: 0.291			F8		F9		1-3			3	0	0	0	0	0	0
Gary Peters, L (1, 1) OBP: 0.220, SLG: 0.289			FC5-4 1B		6-3			SSS K		3	0	1	0	0	1	0
Inning Stats	R: 0 E: 0 K: 0 S: 3 H: 0 LOB: 0 BB: 0 P: 3	R: 0 E: 0 K: 0 S: 3 H: 0 LOB: 0 BB: 0 P: 3	R: 0 E: 0 K: 1 S: 6 H: 1 LOB: 1 BB: 0 P: 6	R: 2 E: 0 K: 0 S: 5 H: 2 LOB: 0 BB: 0 P: 5	R: 0 E: 0 K: 1 S: 5 H: 0 LOB: 0 BB: 0 P: 5	R: 1 E: 0 K: 0 S: 4 H: 1 LOB: 1 BB: 1 P: 8	R: 0 E: 0 K: 0 S: 3 H: 0 LOB: 0 BB: 0 P: 3	R: 0 E: 0 K: 2 S: 7 H: 0 LOB: 1 BB: 1 P: 11		1B: 1 2B: 1 3B: 0 HR: 2 SF: 0 SAC: 0 DP: 0 HBP: 0						

	AB	28
	R	3
	H	4
	RBI	3
	BB	2
	SO	4
	LOB	5

PITCHER	IP	WLS	BF	H	R	ER	SO	BB	IBB	HBP	BLK	WP	HR	S	P	ERA	WHIP
Earl Wilson, R (1, 1) ERA: 2.88	6.0	L	23	4	3	3	2	1	0	0	0	0	2	26	30	4.50	0.833
Wilbur Wood, L (7, 1) ERA: 4.5	2.0		7	0	0	0	2	1	0	0	0	0	0	10	14	0.00	0.500

PITCHER	IP	WLS	BF	H	R	ER	SO	BB	IBB	HBP	BLK	WP	HR	S	P	ERA	WHIP

WP: 0 PA: 30
PB: 0
SB: 0
CS: 0

Boston Red Sox @ Chicago White Sox

Comiskey Park, Chicago, IL

Sun Jul 21 1963, 4:33 AM EDT

Att. 21,237 - Unknown

livebaseballscorecards.com

Batter	1	2	3	4	5	6	7	8	9	10	AB	R	H	RBI	BB	SO	LOB
Chuck Schilling, R (1, 4) OBP: 0.330, SLG: 0.374	BB BB 1B		BB 1B		K		1B		P4	G6-3 1-2f	6	0	3	0	0	1	3
Roman Mejias, R (1, 8) OBP: 0.256, SLG: 0.360	BB 1-2 BB		F8		1-3 1B		P4		BB 1-2 1B 1B		4	1	2	0	1	0	2
Carl Yastrzemski, L (1, 7) OBP: 0.423, SLG: 0.515	G6-4-3 1-2 2-3 BB		1-2 BB		F5		P3		1B 1-2 2-3 BB		2	0	0	0	3	0	3
Frank Malzone, R (1, 5) OBP: 0.360, SLG: 0.477	F3		P3			1B 1B		P4	F9		5	0	1	0	0	0	8
Dick Stuart, R (1, 3) OBP: 0.315, SLG: 0.476	G6-4-3 1-2f			F8		P4		5-3	1-2 2-H 3-H 1B		5	0	1	2	0	0	4
Lou Clinton, R (1, 9) OBP: 0.281, SLG: 0.419		P6		5-3		1-3 1B		E 1B	K		5	0	2	0	0	1	2
Eddie Bressoud, R (1, 6) OBP: 0.309, SLG: 0.405		F9		K		K		E5 1-2		6-3	5	0	0	0	0	2	3
Bob Tillman, R (1, 2) OBP: 0.310, SLG: 0.385		K			1B 1B	F7		K		HR	5	1	2	1	0	2	4
Bill Monbouquette, R (1, 1) OBP: 0.155, SLG: 0.125			K		P5		K		BB 1B 1B 1B	E6 G6-3	3	0	0	0	0	2	1
Russ Nixon, L (9, PH) OBP: 0.335, SLG: 0.430											1	0	1	0	0	0	0
Jim Gosger, L (9, PR)											0	1	0	0	0	0	0
Dick Radatz, R (9, 1) OBP: 0.045, SLG: 0.091											1	0	0	0	0	0	0

Inning Stats	1	2	3	4	5	6	7	8	9	10	1B	SF	PA
	R: 0 H: 1 E: 0 LOB: 2 K: 0 BB: 2 S: 3 P: 11	R: 0 H: 0 E: 0 LOB: 0 K: 1 BB: 0 S: 5 P: 5	R: 0 H: 1 E: 0 LOB: 2 K: 1 BB: 1 S: 6 P: 10	R: 0 H: 0 E: 0 LOB: 0 K: 1 BB: 0 S: 5 P: 5	R: 0 H: 2 E: 0 LOB: 2 K: 1 BB: 0 S: 7 P: 7	R: 0 H: 2 E: 0 LOB: 2 K: 1 BB: 0 S: 7 P: 7	R: 0 H: 1 E: 0 LOB: 1 K: 1 BB: 0 S: 6 P: 6	R: 0 H: 1 E: 1 LOB: 2 K: 1 BB: 0 S: 7 P: 7	R: 2 H: 3 E: 0 LOB: 2 K: 1 BB: 1 S: 8 P: 12	R: 1 H: 1 E: 1 LOB: 0 K: 0 BB: 0 S: 4 P: 4	1B: 11 2B: 0 3B: 0 HR: 1	SF: 0 SAC: 0 DP: 2 HBP: 0	WP: 0 PB: 0 SB: 0 CS: 0	PA: 46

PITCHER	IP	WLS	BF	H	R	ER	SO	BB	IBB	HBP	BLK	WP	HR	S	P	ERA	WHIP
Juan Pizarro, L (1, 1) ERA: 2.15	7.0		30	7	0	0	6	3	0	0	0	0	0	39	51	0.00	1.429
Hoyt Wilhelm, R (8, 1) ERA: 2.76	3.0	L	16	5	3	3	2	1	0	0	0	0	1	19	23	9.00	2.000

PITCHER	IP	WLS	BF	H	R	ER	SO	BB	IBB	HBP	BLK	WP	HR	S	P	ERA	WHIP

AB	42
R	3
H	12
RBI	3
BB	4
SO	8
LOB	30

Batter	1	2	3	4	5	6	7	8	9	10	AB	R	H	RBI	BB	SO	LOB
Mike Hershberger, R (1, 9) OBP: 0.357, SLG: 0.398	S 1B		F2		F8		1B			SH5-3 1B	5	0	3	0	0	0	0
Nellie Fox, L (1, 4) OBP: 0.319, SLG: 0.331	F9 1-2		E8 1B			3-1	F9			SH5-3 1-2	4	0	1	0	0	0	2
Pete Ward, L (1, 5) OBP: 0.346, SLG: 0.459	P6		L3 BB			P5		F8		K	4	0	0	0	1	1	2
Floyd Robinson, L (1, 7) OBP: 0.352, SLG: 0.430	F9		L3 1-2			1B BB		4-3		F4	4	0	0	0	1	0	4
Tom McCraw, L (1, 3) OBP: 0.277, SLG: 0.324		E3 SH3 S 1B		F7		1-2 1B		1B			4	1	2	0	0	0	0
Jim Landis, R (1, 8) OBP: 0.327, SLG: 0.415		SH3 1-3		F7		K		F8			3	0	0	0	0	1	3
Ron Hansen, R (1, 6) OBP: 0.321, SLG: 0.395		K		6-3			HR		K		4	1	1	1	0	2	1
Cam Carreon, R (1, 2) OBP: 0.290, SLG: 0.325 Hoyt Wilhelm, R (8, 1) OBP: 0.087, SLG: 0.045	1B 3-H				P4		F8		F8		3 1	0 0	1 0	1 0	0 0	0 0	0 0
Juan Pizarro, L (1, 1) OBP: 0.180, SLG: 0.306 J.C. Martin, L (7, PH) OBP: 0.262, SLG: 0.288 (8, 2)		F8			K		F9		K		2 2	0 0	0 0	0 0	0 0	1 1	1 0
Inning Stats	R: 0 H: 1 E: 0 LOB: 1 K: 0 BB: 0 S: 4 P: 4	R: 1 H: 1 E: 1 LOB: 1 K: 1 BB: 0 S: 7 P: 7	R: 0 H: 1 E: 1 LOB: 1 K: 0 BB: 1 S: 3 P: 7	R: 0 H: 0 E: 0 LOB: 0 K: 0 BB: 0 S: 3 P: 3	R: 0 H: 0 E: 0 LOB: 0 K: 1 BB: 0 S: 5 P: 5	R: 0 H: 1 E: 0 LOB: 2 K: 1 BB: 1 S: 6 P: 10	R: 1 H: 2 E: 0 LOB: 1 K: 0 BB: 0 S: 5 P: 5	R: 0 H: 1 E: 0 LOB: 1 K: 0 BB: 0 S: 4 P: 4	R: 0 H: 0 E: 0 LOB: 0 K: 2 BB: 0 S: 7 P: 7	R: 0 H: 1 E: 0 LOB: 1 K: 1 BB: 0 S: 6 P: 6	1B: 7 SF: 0 2B: 1 SAC: 2 3B: 0 DP: 1 HR: 1 HBP: 0						

PITCHER		IP	WLS	BF	H	R	ER	SO	BB	IBB	HBP	BLK	WP	HR	S	P	ERA	WHIP
Bill Monbouquette, R ERA: 3.04	(1, 1)	8.0		33	7	2	1	3	2	0	0	0	0	1	37	45	1.12	1.125
Dick Radatz, R ERA: 1.2	(9, 1)	2.0	W	7	1	0	0	3	0	0	0	0	0	0	13	13	0.00	0.500

PITCHER	IP	WLS	BF	H	R	ER	SO	BB	IBB	HBP	BLK	WP	HR	S	P	ERA	WHIP

BOTTOM

Boston Red Sox @ Chicago White Sox

Comiskey Park, Chicago, IL

Sun Jul 21 1963, 4:33 AM EDT
Att. 21,237 - Unknown

livebaseballscorecards.com

AB	36
R	2
H	8
RBI	2
BB	2
SO	6
LOB	13

WP: 0 PA: 40
PB: 0
SB: 2
CS: 0

Kansas City Athletics @ Boston Red Sox

Fenway Park, Boston, MA

Tue Jul 23 1963, 7:05 PM EDT

Att. 13,484 - Unknown

livebaseballscorecards.com

Batter	1	2	3	4	5	6	7	8	9	AB	R	H	RBI	BB	SO	LOB
Jose Tartabull, L (1, 8) OBP: 0.271, SLG: 0.294	4-3	L6		1B			4-3		BB	1	0	0	0	0	0	0
Bobby Del Greco, R (1, 8) OBP: 0.281, SLG: 0.298										3	0	1	0	1	0	2
Wayne Causey, L (1, 6) OBP: 0.355, SLG: 0.420	1B 2B	L9			F8		1B 1B		F8	5	1	2	0	0	0	3
Jerry Lumpe, L (1, 4) OBP: 0.317, SLG: 0.363	BB 2-H 1B		1B BB		4-3		1-2 1B			3	0	2	1	1	0	0
George Alusik, R (1, 7) OBP: 0.335, SLG: 0.442	1-2 BB		1-2 1B		5-3		F8			3	0	1	0	1	0	2
Ed Charles, R (1, 5) OBP: 0.346, SLG: 0.398	P4		F7			FC6-4 BB		6-3		3	0	0	0	1	0	4
Gino Cimoli, R (1, 9) OBP: 0.332, SLG: 0.400	K		F9			FC6-4 5-3 1-2f		6-3		4	0	0	0	0	1	5
Doc Edwards, R (1, 2) OBP: 0.288, SLG: 0.377		FC5-6 1B 1B	L8			5-3 2-3		5-3		4	0	1	0	0	0	3
Ken Harrelson, R (1, 3) OBP: 0.302, SLG: 0.412		FC5-6 1-2 1B		6-3		K			K	4	0	1	0	0	2	1
Diego Segui, R (1, 1) OBP: 0.212, SLG: 0.250		FC5-6 1-2f 2-3		K			5-3		K	4	0	0	0	0	2	2

Inning Stats	1	2	3	4	5	6	7	8	9	
	R: 1 H: 2 E: 0 LOB: 2 K: 1 BB: 1 S: 7 P: 11	R: 0 H: 2 E: 0 LOB: 2 K: 0 BB: 0 S: 5 P: 5	R: 0 H: 1 E: 0 LOB: 2 K: 0 BB: 1 S: 4 P: 8	R: 0 H: 1 E: 0 LOB: 1 K: 1 BB: 0 S: 5 P: 5	R: 0 H: 0 E: 0 LOB: 0 K: 0 BB: 0 S: 3 P: 3	R: 0 H: 0 E: 1 LOB: 1 K: 1 BB: 1 S: 5 P: 9	R: 0 H: 2 E: 0 LOB: 2 K: 0 BB: 0 S: 5 P: 5	R: 0 H: 0 E: 0 LOB: 0 K: 0 BB: 0 S: 3 P: 3	R: 0 H: 0 E: 0 LOB: 1 K: 2 BB: 1 S: 7 P: 11	1B: 7 SF: 0 2B: 1 SAC: 0 3B: 0 DP: 0 HR: 0 HBP: 0	WP: 0 PA: 38 PB: 0 SB: 0 CS: 0

PITCHER		IP	WLS	BF	H	R	ER	SO	BB	IBB	HBP	BLK	WP	HR	S	P	ERA	WHIP
Bob Heffner, R ERA: 4.61	(1, 1)	8.0	L	34	8	1	1	3	3	0	0	0	0	0	37	49	1.12	1.375
Dick Radatz, R ERA: 1.19	(9, 1)	1.0		4	0	0	0	2	1	0	0	0	0	0	7	11	0.00	1.000

PITCHER	IP	WLS	BF	H	R	ER	SO	BB	IBB	HBP	BLK	WP	HR	S	P	ERA	WHIP

Batter	1	2	3	4	5	6	7	8	9	AB	R	H	RBI	BB	SO	LOB
Chuck Schilling, R (1, 4) OBP: 0.329, SLG: 0.376	0-0 2B		0-0 5-3 ①		0-0 L7-4 ②③ 1-3			0-0 F5 ②		4	0	1	0	0	0	1
Gary Geiger, L (1, 8) OBP: 0.347, SLG: 0.518	SSS 0-3 K ①		0-0 4-3 ②			0-0 F9 ①		0-0 P3 ③		4	0	0	0	0	1	1
Carl Yastrzemski, L (1, 7) OBP: 0.422, SLG: 0.512	SSS 0-3 K ②		0-0 G3 ③			0-0 5-3 ②			0-0 K 1B	4	0	1	0	0	1	1
Dick Stuart, R (1, 3) OBP: 0.314, SLG: 0.471	BBBB 4-0 BB			SSS 0-3 K ①		0-0 F8 ③			SSS 0-3 K ①② 1-2	3	0	0	0	1	2	1
Frank Malzone, R (1, 5) OBP: 0.359, SLG: 0.475	0-0 F9 ③			0-0 1B			0-0 L7 ①		0-0 4-3 ③	4	0	1	0	0	0	2
Lou Clinton, R (1, 9) OBP: 0.279, SLG: 0.415		0-0 5-3 ①		SSS 0-3 K ②			0-0 L7 ②			3	0	0	0	0	1	1
Eddie Bressoud, R (1, 6) OBP: 0.309, SLG: 0.411		0-0 1-3 ②		SSS 0-3 K ③			0-0 3B			3	0	1	0	0	1	1
Bob Tillman, R (1, 2) OBP: 0.311, SLG: 0.385		0-0 1B			SSS 0-3 K ①		SSS 0-3 K ③			3	0	1	0	0	2	1
Bob Heffner, R (1, 1) OBP: 0.267, SLG: 0.286 Roman Mejias, R (8, PH) OBP: 0.255, SLG: 0.359 Dick Radatz, R (9, 1) OBP: 0.045, SLG: 0.091		0-0 1-3 ③			0-0 L7-4 WP 1B			SSS 0-3 K ①		2 1 0	0 0 0	1 0 0	0 0 0	0 1 0	0 0 0	1 0 0
Inning Stats	R: 0 H: 1 E: 0 LOB: 2 K: 2 BB: 1 S: 8 P: 12	R: 0 H: 1 E: 0 LOB: 1 K: 0 BB: 0 S: 4 P: 4	R: 0 H: 0 E: 0 LOB: 0 K: 0 BB: 0 S: 3 P: 3	R: 0 H: 1 E: 0 LOB: 1 K: 3 BB: 0 S: 10 P: 10	R: 0 H: 1 E: 0 LOB: 0 K: 1 BB: 0 S: 5 P: 5	R: 0 H: 0 E: 0 LOB: 0 K: 0 BB: 0 S: 3 P: 3	R: 0 H: 1 E: 0 LOB: 1 K: 1 BB: 0 S: 6 P: 6	R: 0 H: 0 E: 0 LOB: 0 K: 1 BB: 0 S: 5 P: 5	R: 0 H: 1 E: 0 LOB: 0 K: 1 BB: 0 S: 5 P: 5	1B: 4 2B: 2 3B: 1 HR: 0	SF: 0 SAC: 0 DP: 1 HBP: 0						

PITCHER	IP	WLS	BF	H	R	ER	SO	BB	IBB	HBP	BLK	WP	HR	S	P	ERA	WHIP
Diego Segui, R (1, 1) ERA: 4.01	9.0	W	32	6	0	0	9	1	0	0	0	1	0	49	53	0.00	0.778

PITCHER	IP	WLS	BF	H	R	ER	SO	BB	IBB	HBP	BLK	WP	HR	S	P	ERA	WHIP

BOTTOM

Kansas City Athletics @ Boston Red Sox

Fenway Park, Boston, MA

Tue Jul 23 1963, 7:05 PM EDT

Att. 13,484 - Unknown

livebaseballscorecards.com

AB	31
R	0
H	6
RBI	0
BB	1
SO	9
LOB	10

WP: 1	PA: 32		
PB: 0			
SB: 0			
CS: 0			

Batter	1	2	3	4	5	6	7	8	9	AB	R	H	RBI	BB	SO	LOB
Gino Cimoli, R (1, 9) OBP: 0.328, SLG: 0.395	6-3	K		4-3		L9		SH2-4 1-2		4	0	0	0	0	1	4
Wayne Causey, L (1, 6) OBP: 0.353, SLG: 0.417	F8	F7			F7		1B S FC5-2-5-1 1B	L6 2-3		5	0	1	0	0	0	2
Jerry Lumpe, L (1, 4) OBP: 0.321, SLG: 0.368	BB BB		5-3 SF8 2B		F9		IBB FC5-2-5-1 SH1-4 1-3 1B		F8	4	2	2	0	1	0	0
George Alusik, R (1, 7) OBP: 0.332, SLG: 0.433	BB 1-2		5-3 2-3		P6		FC5-2-5-1 SH1-4 IBB 1-2 3-H		P2	4	0	0	0	1	0	3
Ed Charles, R (1, 5) OBP: 0.344, SLG: 0.395	F2		SF8 3-H			F8	SH1-4 IBB 1-2 2-3		F7	3	0	0	1	1	0	2
Charlie Lau, L (1, 2) OBP: 0.292, SLG: 0.349		HR 1B	3-1			F9	SH1-4 1-2 2-3 3-H			3	1	1	1	0	0	0
Ken Harrelson, R (1, 3) OBP: 0.317, SLG: 0.448		1-H HR		F7		BB 1B 1B	IBB			3	2	2	2	1	0	0
Bobby Del Greco, R (1, 8) OBP: 0.286, SLG: 0.298		1B		E4 SH1-4		BB 1-2	F8			3	0	1	0	1	0	3
Orlando Pena, R (1, 1) OBP: 0.279, SLG: 0.263		K		SH1-4 1-2		1B 1-2 2-H		L6 SH2-4 1B		3	0	2	1	0	1	1
Inning Stats	R: 0 E: 0 K: 0 S: 3 H: 0 LOB: 2 BB: 2 P: 11	R: 2 E: 0 K: 2 S: 10 H: 3 LOB: 1 BB: 0 P: 10	R: 1 E: 0 K: 0 S: 4 H: 1 LOB: 0 BB: 0 P: 4	R: 0 E: 1 K: 0 S: 4 H: 0 LOB: 1 BB: 0 P: 4	R: 0 E: 0 K: 0 S: 3 H: 0 LOB: 0 BB: 0 P: 3	R: 1 E: 0 K: 0 S: 5 H: 2 LOB: 2 BB: 1 P: 9	R: 1 E: 0 K: 0 S: 5 H: 2 LOB: 3 BB: 2 P: 13	R: 0 E: 0 K: 0 S: 3 H: 1 LOB: 0 BB: 0 P: 3	R: 0 E: 0 K: 0 S: 3 H: 0 LOB: 0 BB: 0 P: 3	1B: 7 2B: 2 3B: 0 HR: 1	SF: 1 SAC: 3 DP: 1 HBP: 0						

TOP

Kansas City Athletics @ Boston Red Sox

Fenway Park, Boston, MA

Wed Jul 24 1963, 7:05 PM EDT

Unknown

livebaseballscorecards.com

AB	32
R	5
H	9
RBI	5
BB	5
SO	2
LOB	15

PITCHER		IP	WLS	BF	H	R	ER	SO	BB	IBB	HBP	BLK	WP	HR	S	P	ERA	WHIP
Earl Wilson, R ERA: 3.06	(1, 1)	6.0	L	30	8	5	5	2	3	0	0	0	0	1	31	43	7.50	1.833
Jack Lamabe, R ERA: 2.89	(7, 1)	3.0		11	1	0	0	0	0	2	0	0	0	0	9	17	0.00	0.333

PITCHER	IP	WLS	BF	H	R	ER	SO	BB	IBB	HBP	BLK	WP	HR	S	P	ERA	WHIP

Batter	1	2	3	4	5	6	7	8	9	AB	R	H	RBI	BB	SO	LOB
Chuck Schilling, R (1, 4) OBP: 0.326, SLG: 0.372	5-3		G6-3 1-2f		F5			K		4	0	0	0	0	1	3
Gary Geiger, L (1, 8) OBP: 0.346, SLG: 0.513	K			F8	1-2 3-H 1B			G3		4	0	1	1	0	1	0
Carl Yastrzemski, L (1, 7) OBP: 0.423, SLG: 0.513	F9			1B 2B	K			1B BB		3	1	1	0	1	1	2
Dick Stuart, R (1, 3) OBP: 0.313, SLG: 0.469		P3		5-3		L8		1-2 1B		4	0	1	0	0	0	1
Frank Malzone, R (1, 5) OBP: 0.360, SLG: 0.475		5-3		FC6-4 2-H 1B		G5-4-3 1B		4-3		4	0	2	1	0	0	2
Roman Mejias, R (1, 9) OBP: 0.255, SLG: 0.354		FC6-4 BB		FC6-4 1-2f		G5-4-3 1-2f			6-3	3	0	0	0	1	0	2
Eddie Bressoud, R (1, 6) OBP: 0.309, SLG: 0.407		FC6-4 1-2f			FC5-6 1B BB		5-3		5-3	3	1	0	0	1	0	1
Bob Tillman, R (1, 2) OBP: 0.314, SLG: 0.387			FC1-4 1B		FC5-6 1-2 1B		6-3		5-3	4	0	2	0	0	0	0
Earl Wilson, R (1, 1) OBP: 0.281, SLG: 0.340 Jack Lamabe, R (7, 1)			FC1-4 G6-3 1-2f		FC5-6 1-2f 2-3		K			2 1	0 0	0 0	0 0	0 0	0 1	3 0
Inning Stats	R: 0 H: 0 E: 0 LOB: 0 K: 1 BB: 0 S: 5 P: 5	R: 0 H: 0 E: 0 LOB: 1 K: 0 BB: 1 S: 3 P: 7	R: 0 H: 1 E: 0 LOB: 0 K: 0 BB: 0 S: 3 P: 3	R: 1 H: 2 E: 0 LOB: 1 K: 0 BB: 0 S: 5 P: 5	R: 1 H: 2 E: 0 LOB: 2 K: 1 BB: 1 S: 7 P: 11	R: 0 H: 1 E: 0 LOB: 0 K: 0 BB: 0 S: 3 P: 3	R: 0 H: 0 E: 0 LOB: 0 K: 1 BB: 0 S: 5 P: 5	R: 0 H: 1 E: 0 LOB: 2 K: 1 BB: 1 S: 6 P: 10	R: 0 H: 0 E: 0 LOB: 0 K: 0 BB: 0 S: 3 P: 3	1B: 6 SF: 0 2B: 1 SAC: 0 3B: 0 DP: 2 HR: 0 HBP: 0						

PITCHER	IP	WLS	BF	H	R	ER	SO	BB	IBB	HBP	BLK	WP	HR	S	P	ERA	WHIP
Orlando Pena, R (1, 1) ERA: 3.42	9.0	W	35	7	2	2	4	3	0	0	0	0	0	40	52	2.00	1.111

PITCHER	IP	WLS	BF	H	R	ER	SO	BB	IBB	HBP	BLK	WP	HR	S	P	ERA	WHIP

BOTTOM

Kansas City Athletics @ Boston Red Sox

Fenway Park, Boston, MA

Wed Jul 24 1963, 7:05 PM EDT

Unknown

livebaseballscorecards.com

AB	32
R	2
H	7
RBI	2
BB	3
SO	4
LOB	14

WP: 0 PA: 35
PB: 0
SB: 0
CS: 0

Batter	1	2	3	4	5	6	7	8	9	AB	R	H	RBI	BB	SO	LOB
Bobby Del Greco, R (1, 8) OBP: 0.289, SLG: 0.297	2-3		BBBB 2B BB	F9		FC6 1-2f			1B 1B	4	1	1	0	1	0	1
Wayne Causey, L (1, 6) OBP: 0.354, SLG: 0.419	F7		2B 1-3 2B	6-3		F8			1-3 1B	5	1	2	0	0	0	1
Jerry Lumpe, L (1, 4) OBP: 0.322, SLG: 0.374	1B 2B		2B 2-3 3-H 2B	SSS K		FC6-4 1-2f			L8	5	2	2	1	0	1	2
George Alusik, R (1, 7) OBP: 0.333, SLG: 0.437	2-H 1B		BB 1B 2-H 3-H 2B		F9		5-3		SSS K	5	1	2	3	0	1	1
Ed Charles, R (1, 5) OBP: 0.348, SLG: 0.400	F3		BB 1B 1B		1B FC1-6 2B		BBBB G6-4-3 BB			3	2	2	0	1	0	1
Ken Harrelson, R (1, 3) OBP: 0.315, SLG: 0.440		P4	SSS K		FC1-6 2-3 1B		G6-4-3 1-2f			4	0	1	0	0	1	3
Doc Edwards, R (1, 2) OBP: 0.287, SLG: 0.370		1-3	BBBB 1B 1-2 2-3 BB		FC1-6 1-2f 3-H				P6	3	0	0	1	1	0	1
Gino Cimoli, R (1, 9) OBP: 0.327, SLG: 0.393		SSS K	1-2 2-H 3-H 1B		L4				F9	4	0	1	2	0	1	1
Dave Wickersham, R (1, 1) OBP: 0.180, SLG: 0.163 Tom Sturdivant, L (6, 1) John Wyatt, R (8, 1)	5-3 F9					FC6 1B			L6	3 1 0	0 0 0	1 0 0	0 0 0	0 0 0	0 0 0	2 0 0
Inning Stats	R: 1 E: 0 K: 0 S: 5 H: 2 LOB: 1 BB: 0 P: 5	R: 0 E: 0 K: 1 S: 5 H: 0 LOB: 0 BB: 0 P: 5	R: 5 E: 0 K: 1 S: 10 H: 5 LOB: 2 BB: 2 P: 18	R: 0 E: 0 K: 1 S: 5 H: 0 LOB: 0 BB: 0 P: 5	R: 1 E: 0 K: 0 S: 5 H: 2 LOB: 1 BB: 0 P: 5	R: 0 E: 0 K: 0 S: 4 H: 1 LOB: 1 BB: 0 P: 4	R: 0 E: 0 K: 0 S: 2 H: 0 LOB: 0 BB: 1 P: 6	R: 0 E: 0 K: 0 S: 3 H: 0 LOB: 0 BB: 0 P: 3	R: 0 E: 0 K: 1 S: 6 H: 2 LOB: 1 BB: 0 P: 6	1B: 7 2B: 5 3B: 0 HR: 0	SF: 0 SAC: 0 DP: 1 HBP: 0						

PITCHER	IP	WLS	BF	H	R	ER	SO	BB	IBB	HBP	BLK	WP	HR	S	P	ERA	WHIP
Dave Morehead, R (1, 1) ERA: 4.44	2.2	L	16	6	6	6	2	2	0	0	0	0	0	18	26	20.25	3.000
Arnold Earley, L (3, 1) ERA: 5.27	0.1		2	1	0	0	0	0	0	0	0	0	0	2	2	0.00	3.000
Wilbur Wood, L (4, 1) ERA: 4.26	4.0		15	3	1	1	1	1	0	0	0	0	0	16	20	2.25	1.000
Jack Lamabe, R (8, 1) ERA: 2.85	1.0		3	0	0	0	0	0	0	0	0	0	0	3	3	0.00	0.000
Dick Radatz, R (9, 1) ERA: 1.18	1.0		4	2	0	0	1	0	0	0	0	0	0	6	6	0.00	2.000

PITCHER	IP	WLS	BF	H	R	ER	SO	BB	IBB	HBP	BLK	WP	HR	S	P	ERA	WHIP

TOP

Kansas City Athletics @ Boston Red Sox

Fenway Park, Boston, MA

Wed Jul 24 1963, 7:05 PM EDT

Att. 22,989 - Unknown

livebaseballscorecards.com

AB	37
R	7
H	12
RBI	7
BB	3
SO	4
LOB	13

WP: 0 PB: 0 SB: 0 CS: 0 PA: 40

Batter	1	2	3	4	5	6	7	8	9	AB	R	H	RBI	BB	SO	LOB
Chuck Schilling, R (1, 4) OBP: 0.326, SLG: 0.372	5-3		L7			1B 3B	K		P5	0	0	0	0	0	0	0
Billy Gardner, R (1, 4) OBP: 0.306, SLG: 0.324										5	1	1	0	0	1	3
Gary Geiger, L (1, 8) OBP: 0.338, SLG: 0.500	P6		K			1-3	F7		K	5	0	0	0	0	2	4
Carl Yastrzemski, L (1, 7) OBP: 0.422, SLG: 0.511	6-3		4-3			HR 3-H		1B 1B 1B	K	5	2	2	1	0	1	1
Dick Stuart, R (1, 3) OBP: 0.313, SLG: 0.475		5-3		L3		1-H HR		K		4	1	1	2	0	1	1
Frank Malzone, R (1, 5) OBP: 0.364, SLG: 0.477		BBBB 2B BB		K		G5-4-3 1B		1-2 1B 1B		3	2	2	0	1	1	0
Lou Clinton, R (1, 9) OBP: 0.281, SLG: 0.419		6-3 1-H 2B		6-3		G5-4-3 1-2f		1-2 1B 2-3 1B		4	0	2	1	0	0	1
Eddie Bressoud, R (1, 6) OBP: 0.308, SLG: 0.405		6-3 2-3		F9			P6	1-2 1B 2-H 3-H		4	0	1	2	0	0	1
Russ Nixon, L (1, 2) OBP: 0.335, SLG: 0.429		4-3		F5			BB 1B	K		3	0	1	0	0	0	1
Bob Heffner, R (7, PR) OBP: 0.267, SLG: 0.286										0	0	0	0	0	0	0
Bob Tillman, R (8, 2) OBP: 0.313, SLG: 0.385										1	0	0	0	0	1	2
Dave Morehead, R (1, 1) OBP: 0.097, SLG: 0.097			BBBB BB		SSS K		BBBB 1-2 BB	SSS K		0	0	0	0	0	0	0
Arnold Earley, L (3, 1) OBP: 0.308, SLG: 0.385										0	0	0	0	0	0	0
Jim Gosger, L (3, PH)										0	0	0	0	1	0	0
Wilbur Wood, R (4, 1)										1	0	0	0	0	1	0
Felix Mantilla, R (7, PH) OBP: 0.231, SLG: 0.208										0	0	0	0	1	0	0
Jack Lamabe, R (8, 1)										0	0	0	0	0	0	0
Dick Williams, R (8, PH) OBP: 0.358, SLG: 0.414										1	0	0	0	0	1	2
Dick Radatz, R (9, 1) OBP: 0.045, SLG: 0.091										0	0	0	0	0	0	0
Inning Stats	R: 0 E: 0 K: 0 S: 3 H: 0 LOB: 0 BB: 0 P: 3	R: 1 E: 0 K: 0 S: 4 H: 1 LOB: 1 BB: 1 P: 8	R: 0 E: 0 K: 1 S: 5 H: 0 LOB: 1 BB: 1 P: 9	R: 0 E: 0 K: 1 S: 5 H: 0 LOB: 0 BB: 0 P: 5	R: 0 E: 0 K: 1 S: 5 H: 0 LOB: 0 BB: 0 P: 5	R: 3 E: 0 K: 0 S: 6 H: 4 LOB: 0 BB: 0 P: 6	R: 0 E: 0 K: 1 S: 6 H: 1 LOB: 2 BB: 1 P: 10	R: 2 E: 0 K: 3 S: 13 H: 4 LOB: 2 BB: 0 P: 13	R: 0 E: 0 K: 2 S: 7 H: 0 LOB: 0 BB: 0 P: 7	1B: 7 2B: 1 3B: 1 HR: 1	SF: 0 SAC: 0 DP: 1 HBP: 0	WP: 0 PB: 0 SB: 0 CS: 0	PA: 39				

PITCHER		IP	WLS	BF	H	R	ER	SO	BB	IBB	HBP	BLK	WP	HR	S	P	ERA	WHIP
Dave Wickersham, R ERA: 4.31	(1, 1)	5.1	W	23	5	4	4	3	2	0	0	0	0	1	27	35	6.75	1.312
Tom Sturdivant, R ERA: 4.27	(6, 1)	2.0		10	4	2	2	2	1	0	0	0	0	0	13	17	9.00	2.500
John Wyatt, R ERA: 2.64	(8, 1)	1.2	S	6	1	0	0	4	0	0	0	0	0	0	14	14	0.00	0.600

PITCHER	IP	WLS	BF	H	R	ER	SO	BB	IBB	HBP	BLK	WP	HR	S	P	ERA	WHIP

BOTTOM

Kansas City Athletics @ Boston Red Sox

Fenway Park, Boston, MA

Wed Jul 24 1963, 7:05 PM EDT

Att. 22,989 - Unknown

livebaseballscorecards.com

AB	36
R	6
H	10
RBI	6
BB	3
SO	9
LOB	16

Batter	1	2	3	4	5	6	7	8	9	AB	R	H	RBI	BB	SO	LOB
Bobby Del Greco, R (1, 8) OBP: 0.288, SLG: 0.307	S S S 0-3 ① K		x 0-0 SH5-3 3B			x 0-0 ① 5-3			S S S 0-3 ① K	4	1	1	0	0	2	0
Wayne Causey, L (1, 6) OBP: 0.351, SLG: 0.416	x 0-0 ② F2		x 0-0 ② SH5-3 3-H			x 0-0 ② L9			x 0-0 ② P6	3	0	0	1	0	0	0
Jerry Lumpe, L (1, 4) OBP: 0.319, SLG: 0.370	x 0-0 ③ F8		x 0-0 ③ F7			x 0-0 ③ F8			x 0-0 ③ F7	4	0	0	0	0	0	0
George Alusik, R (1, 7) OBP: 0.329, SLG: 0.431		x 0-0 ① 5-3		x 0-0 ① 6-3			x 0-0 ① L6			3	0	0	0	0	0	0
Ed Charles, R (1, 5) OBP: 0.348, SLG: 0.399		x 0-0 FC4-6 1B 1B		x 0-0 ② 5-3			x 0-0 ② 6-3			3	1	1	0	0	0	0
Charlie Lau, L (1, 2) OBP: 0.293, SLG: 0.349		x 0-0 FC4-6 1-2 1B		x 0-0 ③ F2			x 0-0 ③ F8			3	0	1	0	0	0	0
Ken Harrelson, R (1, 3) OBP: 0.307, SLG: 0.429		x 0-0 ② FC4-6 1-2f 2-H			x 0-0 ① F3			x 0-0 ① F9		3	0	0	1	0	0	1
Gino Cimoli, R (1, 9) OBP: 0.324, SLG: 0.389		x 0-0 ③ 4-3			x 0-0 ② 6-3			x 0-0 ② F3		3	0	0	0	0	0	1
Ed Rakow, S (1, 1) OBP: 0.176, SLG: 0.128			S S S 0-3 ① K		S S S 0-3 ③ K			S S S 0-3 ③ K		1	0	0	0	0	1	0
Bill Fischer, R (3, 1)										2	0	0	0	0	2	0
John Wyatt, R (9, 1)										0	0	0	0	0	0	0
Inning Stats	R: 0 E: 0 K: 1 S: 5 H: 0 LOB: 0 BB: 0 P: 5	R: 1 E: 0 K: 0 S: 5 H: 2 LOB: 1 BB: 0 P: 5	R: 1 E: 0 K: 1 S: 6 H: 1 LOB: 0 BB: 0 P: 6	R: 0 E: 0 K: 0 S: 3 H: 0 LOB: 0 BB: 0 P: 3	R: 0 E: 0 K: 1 S: 5 H: 0 LOB: 0 BB: 0 P: 5	R: 0 E: 0 K: 0 S: 3 H: 0 LOB: 0 BB: 0 P: 3	R: 0 E: 0 K: 0 S: 3 H: 0 LOB: 0 BB: 0 P: 3	R: 0 E: 0 K: 1 S: 5 H: 0 LOB: 0 BB: 0 P: 5	R: 0 E: 0 K: 1 S: 5 H: 0 LOB: 0 BB: 0 P: 5	1B: 2 2B: 0 3B: 1 HR: 0	SF: 0 SAC: 1 DP: 0 HBP: 0						

TOP

Kansas City Athletics @ Boston Red Sox

Fenway Park, Boston, MA

Thu Jul 25 1963, 3:33 AM EDT

Att. 6,283 - Unknown

livebaseballscorecards.com

AB	29
R	2
H	3
RBI	2
BB	0
SO	5
LOB	2

PITCHER		IP	WLS	BF	H	R	ER	SO	BB	IBB	HBP	BLK	WP	HR	S	P	ERA	WHIP
Bill Monbouquette, R ERA: 2.99	(1, 1)	9.0	L	30	3	2	2	5	0	0	0	0	0	0	40	40	2.00	0.333

PITCHER		IP	WLS	BF	H	R	ER	SO	BB	IBB	HBP	BLK	WP	HR	S	P	ERA	WHIP

Batter	1	2	3	4	5	6	7	8	9	AB	R	H	RBI	BB	SO	LOB
Gary Geiger, L (1, 8) OBP: 0.336, SLG: 0.495	F9		1B		F7			F8		4	0	1	0	0	0	1
Eddie Bressoud, R (1, 6) OBP: 0.305, SLG: 0.401	F9		F9		F8			5-3		4	0	0	0	0	0	2
Carl Yastrzemski, L (1, 7) OBP: 0.421, SLG: 0.508	4-3		G6-4-3 1-2 1B			1-3		F9		4	0	1	0	0	0	0
Dick Stuart, R (1, 3) OBP: 0.312, SLG: 0.471		BBBB G6-4-3 BB	G6-4-3 1-2f			5-3			SSS K	3	0	0	0	1	1	2
Frank Malzone, R (1, 5) OBP: 0.365, SLG: 0.477		G6-4-3 1-2f		G6-4-3 1B		1B			4-3	4	0	2	0	0	0	1
Lou Clinton, R (1, 9) OBP: 0.281, SLG: 0.416		BBBB 2B BB		G6-4-3 1-2f		F9			P4	3	0	0	0	1	0	2
Bob Tillman, R (1, 2) OBP: 0.313, SLG: 0.389		1-3 2B		SSS K			F9			3	0	1	0	0	1	0
Billy Gardner, R (1, 4) OBP: 0.333, SLG: 0.333		IIII FC6 IBB			SH5-3 1B		6-3			2	0	1	0	1	0	0
Bill Monbouquette, R (1, 1) OBP: 0.150, SLG: 0.121		FC6 1-2f			SH5-3 1-2		K			2	0	0	0	0	1	3
Inning Stats	R: 0 E: 0 K: 0 S: 3 H: 0 LOB: 0 BB: 0 P: 3	R: 0 E: 0 K: 0 S: 3 H: 1 LOB: 3 BB: 3 P: 15	R: 0 E: 0 K: 0 S: 4 H: 2 LOB: 1 BB: 0 P: 4	R: 0 E: 0 K: 1 S: 5 H: 1 LOB: 0 BB: 0 P: 5	R: 0 E: 0 K: 0 S: 4 H: 1 LOB: 1 BB: 0 P: 4	R: 0 E: 0 K: 0 S: 4 H: 1 LOB: 1 BB: 0 P: 4	R: 0 E: 0 K: 1 S: 5 H: 0 LOB: 0 BB: 0 P: 5	R: 0 E: 0 K: 0 S: 3 H: 0 LOB: 0 BB: 0 P: 3	R: 0 E: 0 K: 1 S: 5 H: 0 LOB: 0 BB: 0 P: 5	1B: 5 2B: 1 3B: 0 HR: 0	SF: 0 SAC: 1 DP: 3 HBP: 0						

PITCHER	IP	WLS	BF	H	R	ER	SO	BB	IBB	HBP	BLK	WP	HR	S	P	ERA	WHIP
Ed Rakow, R (1, 1) ERA: 3.89	2.0		10	2	0	0	0	2	1	0	0	0	0	7	19	0.00	2.000
Bill Fischer, R (3, 1) ERA: 3.03	6.0	W	20	4	0	0	2	0	0	0	0	0	0	24	24	0.00	0.667
John Wyatt, R (9, 1) ERA: 2.59	1.0	S	3	0	0	0	1	0	0	0	0	0	0	5	5	0.00	0.000

PITCHER	IP	WLS	BF	H	R	ER	SO	BB	IBB	HBP	BLK	WP	HR	S	P	ERA	WHIP

BOTTOM

Kansas City Athletics @ Boston Red Sox

Fenway Park, Boston, MA

Thu Jul 25 1963, 3:33 AM EDT

Att. 6,283 - Unknown

livebaseballscorecards.com

AB	29
R	0
H	6
RBI	0
BB	3
SO	3
LOB	11

Batter	1	2	3	4	5	6	7	8	9	AB	R	H	RBI	BB	SO	LOB
Albie Pearson, L (1, 8) OBP: 0.393, SLG: 0.414	BBBB 4-0 FC4-6 BB		x 0-0 1B		x 0-0 1B 4-3 2-H 1B	x 0-0 ② P6			x 0-0 ① 4-3	4	1	2	1	1	0	2
Jim Fregosi, R (1, 6) OBP: 0.296, SLG: 0.390	SSS 0-3 ① K		SSS 0-3 ③ K		x 0-0 4-3 1-3 1B	x 0-0 ③ F9			x 0-0 FC4-6 1B	5	0	2	0	0	2	4
Leon Wagner, L (1, 7) OBP: 0.376, SLG: 0.497	SSS 0-3 ② K			x 0-0 ① P3	x 0-0 ② 4-3 1-2 3-H		x 0-0 ① F7		x 0-0 ② FC4-6 1-2f	5	0	0	1	0	1	3
Lee Thomas, L (1, 3) OBP: 0.316, SLG: 0.332	x 0-0 ③ FC4-6 1-2f			x 0-0 FC5-4 1B	x 0-0 ③ F7		x 0-0 ② 1-3		x 0-0 ③ F8	5	0	1	0	0	0	3
Billy Moran, R (1, 4) OBP: 0.301, SLG: 0.358		x 0-0 ① 5-3		x 0-0 ② FC5-4 1B 1-2f		x 0-0 2B 1B 1B	x 0-0 ③ L5			4	1	1	0	0	0	1
Felix Torres, R (1, 5) OBP: 0.328, SLG: 0.363 Joe Koppe, R (8, PR) OBP: 0.250, SLG: 0.240 (8, 5)		SSS 0-3 ② K		x 0-0 1-2 1B		x 0-0 1-3 1B 2B		BBBB 4-0 1B BB		3 0	1 0	2 0	0 0	1 0	1 0	0 0
Ken Hunt, R (1, 9) OBP: 0.257, SLG: 0.388		SSS 0-3 ③ K		x 0-0 ③ F8		x 0-0 1B 2-H 3-H 1B		SSS 0-3 ① K		4	0	1	2	0	2	3
Buck Rodgers, S (1, 2) OBP: 0.314, SLG: 0.358 Ed Sadowski, R (8, PR) OBP: 0.256, SLG: 0.272 (8, 2)			SSS 0-3 ① K		x 0-0 WP 1B 2B	x 0-0 1-3 1B		x 0-0 ② 1-3 1B		4 0	1 0	3 0	0 0	0 0	1 0	0 0
Fred Newman, R (1, 1) Dean Chance, R (6, 1) OBP: 0.167, SLG: 0.170 Bob Sadowski, L (8, PH) OBP: 0.320, SLG: 0.311 Art Fowler, R (8, 1) OBP: 0.429, SLG: 0.200			SSS 0-3 ② K		SSS 0-3 ① K	SSS 0-3 ① K		SSS 0-3 ③ K		3 0 1 0	0 0 0 0	0 0 0 0	0 0 0 0	0 0 0 0	3 0 1 0	3 0 2 0
Inning Stats	R: 0 E: 0 K: 2 S: 7 H: 0 LOB: 1 BB: 1 P: 11	R: 0 E: 0 K: 2 S: 7 H: 0 LOB: 0 BB: 0 P: 7	R: 0 E: 0 K: 3 S: 10 H: 1 LOB: 1 BB: 0 P: 10	R: 0 E: 0 K: 0 S: 5 H: 2 LOB: 2 BB: 0 P: 5	R: 2 E: 0 K: 1 S: 8 H: 3 LOB: 1 BB: 0 P: 8	R: 2 E: 0 K: 1 S: 9 H: 4 LOB: 2 BB: 0 P: 9	R: 0 E: 0 K: 0 S: 3 H: 0 LOB: 0 BB: 0 P: 3	R: 0 E: 0 K: 2 S: 7 H: 1 LOB: 2 BB: 1 P: 11	R: 0 E: 0 K: 0 S: 4 H: 1 LOB: 1 BB: 0 P: 4	1B: 10 2B: 2 3B: 0 HR: 0	SF: 0 SAC: 0 DP: 0 HBP: 0						

PITCHER	IP	WLS	BF	H	R	ER	SO	BB	IBB	HBP	BLK	WP	HR	S	P	ERA	WHIP
Bob Turley, R (1, 1) ERA: 3.51	5.0		24	8	4	4	8	1	0	0	0	1	0	39	43	7.20	1.800
Jack Lamabe, R (6, 1) ERA: 2.77	2.2	W	11	3	0	0	2	1	0	0	0	0	0	14	18	0.00	1.500
Dick Radatz, R (8, 1) ERA: 1.16	1.1	S	5	1	0	0	1	0	0	0	0	0	0	7	7	0.00	0.750

PITCHER	IP	WLS	BF	H	R	ER	SO	BB	IBB	HBP	BLK	WP	HR	S	P	ERA	WHIP

TOP

Los Angeles Angels @ Boston Red Sox

Fenway Park, Boston, MA

Fri Jul 26 1963, 7:05 PM EDT

Att. 18,866 - Unknown

livebaseballscorecards.com

AB	38
R	4
H	12
RBI	4
BB	2
SO	11
LOB	21

WP: 1 PB: 0 SB: 0 CS: 0 PA: 40

BOTTOM

Los Angeles Angels @ Boston Red Sox

Fenway Park, Boston, MA

Fri Jul 26 1963, 7:05 PM EDT

Att. 18,866 - Unknown

livebaseballscorecards.com

Batter	1	2	3	4	5	6	7	8	9	AB	R	H	RBI	BB	SO	LOB
Billy Gardner, R (1, 4) OBP: 0.357, SLG: 0.342	F7		2B 1B		G4-6-3 HBP	K				2	1	1	0	0	0	0
Chuck Schilling, R (6, PH) OBP: 0.325, SLG: 0.371 (7, 4)										1	0	0	0	0	1	1
Gary Geiger, L (1, 8) OBP: 0.339, SLG: 0.514	HR		1-H 2B		G4-6-3 1-2f		F8			4	1	2	2	0	0	1
Carl Yastrzemski, L (1, 7) OBP: 0.419, SLG: 0.504	K		BBB FC6-4 BB		K		K			3	0	0	0	1	3	0
Frank Malzone, R (1, 5) OBP: 0.364, SLG: 0.473	F8		FC6-4 1-2f			BBBB HR BB	5-3			3	1	0	0	1	0	2
Dick Stuart, R (1, 3) OBP: 0.312, SLG: 0.477		K		F3		1-H HR		F8		4	1	1	2	0	1	0
Lou Clinton, R (1, 9) OBP: 0.278, SLG: 0.411		5-3		F7		5-3		F3		4	0	0	0	0	0	0
Eddie Bressoud, R (1, 6) OBP: 0.307, SLG: 0.410		6-3		3B		1B 2B		F8		4	1	2	0	0	0	0
Bob Tillman, R (1, 2) OBP: 0.317, SLG: 0.390			5-3	IBB		2-H SH1-4 1B				2	0	1	1	1	0	0
Bob Turley, R (1, 1) OBP: 0.148, SLG: 0.296			6-3	K		1-2 SH1-4				2	0	0	0	0	1	2
Jack Lamabe, R (6, 1)										0	0	0	0	0	0	0
Dick Radatz, R (8, 1) OBP: 0.045, SLG: 0.091										0	0	0	0	0	0	0
Inning Stats	R: 1 H: 1 E: 0 LOB: 0 K: 1 BB: 0 S: 6 P: 6	R: 0 H: 0 E: 0 LOB: 0 K: 1 BB: 0 S: 5 P: 5	R: 1 H: 2 E: 0 LOB: 2 K: 0 BB: 1 S: 5 P: 9	R: 0 H: 1 E: 0 LOB: 2 K: 1 BB: 1 S: 6 P: 10	R: 0 H: 0 E: 0 LOB: 0 K: 1 BB: 0 S: 4 P: 5	R: 3 H: 3 E: 0 LOB: 1 K: 1 BB: 1 S: 8 P: 12	R: 0 H: 0 E: 0 LOB: 0 K: 1 BB: 0 S: 5 P: 5	R: 0 H: 0 E: 0 LOB: 0 K: 0 BB: 0 S: 3 P: 3		1B: 2 SF: 0 2B: 2 SAC: 1 3B: 1 DP: 1 HR: 2 HBP: 1						

AB	29
R	5
H	7
RBI	5
BB	3
SO	6
LOB	6

WP: 0 PB: 0 SB: 0 CS: 0 PA: 34

PITCHER		IP	WLS	BF	H	R	ER	SO	BB	IBB	HBP	BLK	WP	HR	S	P	ERA	WHIP
Fred Newman, R ERA: 12.27	(1, 1)	5.1	L	25	6	5	5	4	2	1	1	0	0	2	29	42	8.44	1.500
Dean Chance, R ERA: 3.46	(6, 1)	1.2		6	1	0	0	2	0	0	0	0	0	0	10	10	0.00	0.600
Art Fowler, R ERA: 2.14	(8, 1)	1.0		3	0	0	0	0	0	0	0	0	0	0	3	3	0.00	0.000

PITCHER	IP	WLS	BF	H	R	ER	SO	BB	IBB	HBP	BLK	WP	HR	S	P	ERA	WHIP

Batter	1	2	3	4	5	6	7	8	9	AB	R	H	RBI	BB	SO	LOB
Jim Fregosi, R (1, 6) OBP: 0.300, SLG: 0.396	F9		F3			1B 2B	1-H 1B		7-3 1B	5	1	3	1	0	0	0
Billy Moran, R (1, 4) OBP: 0.302, SLG: 0.359	1B			5-3		BB 1B 2-H	4-3		F8	5	0	2	1	0	0	2
Lee Thomas, L (1, 3) OBP: 0.320, SLG: 0.343	P5			3B		BBBB 4-0 1-2 BB		1B 2B	7-3 1-2f	4	1	2	0	1	0	2
Leon Wagner, L (1, 7) OBP: 0.374, SLG: 0.495	F9			P5		P4		SH3 E 2-H 1B		4	1	1	1	0	0	4
Buck Rodgers, S (1, 2) OBP: 0.308, SLG: 0.350		3-1		F8		6-3		SH3 1-2		3	0	0	0	0	0	3
Felix Torres, R (1, 5) OBP: 0.324, SLG: 0.359		6-3			F8		F2	E2 1B 2-H		4	0	0	0	0	0	0
Ken Hunt, R (1, 9) OBP: 0.256, SLG: 0.371		S S S 0-3 K			5-3		BBBB 4-0 FC6-4 1B BB	F9		3	1	0	0	1	1	1
Jim Piersall, R (1, 8) OBP: 0.269, SLG: 0.279			F9		4-3		FC6-4 1-2 1B	1-2 1B		4	0	2	0	0	0	0
Dan Osinski, R (1, 1) OBP: 0.129, SLG: 0.108 Julio Navarro, R (5, 1) OBP: 0.333, SLG: 0.273 Albie Pearson, L (6, PH) OBP: 0.392, SLG: 0.413 Dean Chance, R (6, 1) OBP: 0.167, SLG: 0.170 Bob Sadowski, L (7, PH) OBP: 0.317, SLG: 0.308 Art Fowler, R (7, 1) OBP: 0.375, SLG: 0.167			L8			F8	FC6-4 S 1-2f 2-H 1B	S S S K		1 0 1 0 1 1	0 0 0 0 1 0	0 0 0 0 0 0	0 0 0 0 1 0	0 0 0 0 0 1	0 0 0 0 1 2	0 0 0 0 1 2
Inning Stats	R: 0 H: 1 E: 0 LOB: 1 K: 0 BB: 0 S: 4 P: 4	R: 0 H: 0 E: 0 LOB: 0 K: 1 BB: 0 S: 5 P: 5	R: 0 H: 0 E: 0 LOB: 0 K: 0 BB: 0 S: 3 P: 3	R: 0 H: 1 E: 0 LOB: 1 K: 0 BB: 0 S: 4 P: 4	R: 0 H: 0 E: 0 LOB: 0 K: 0 BB: 0 S: 3 P: 3	R: 1 H: 2 E: 0 LOB: 2 K: 0 BB: 1 S: 5 P: 9	R: 2 H: 2 E: 0 LOB: 1 K: 0 BB: 1 S: 5 P: 9	R: 2 H: 3 E: 1 LOB: 2 K: 1 BB: 0 S: 9 P: 9	R: 0 H: 1 E: 0 LOB: 0 K: 0 BB: 0 S: 3 P: 3	1B: 7 SF: 0 2B: 3 SAC: 1 3B: 1 DP: 1 HR: 0 HBP: 0						

PITCHER		IP	WLS	BF	H	R	ER	SO	BB	IBB	HBP	BLK	WP	HR	S	P	ERA	WHIP
Bob Heffner, R ERA: 4.27	(1, 1)	5.1		20	4	1	1	1	0	0	0	0	0	0	22	22	1.69	0.750
Arnold Earley, L ERA: 5.22	(6, 1)	0.2		3	0	0	0	0	1	0	0	0	0	0	2	6	0.00	1.500
Jack Lamabe, R ERA: 3.0	(7, 1)	2.0	L	13	5	4	3	1	1	0	0	0	0	0	14	18	13.50	3.000
Wilbur Wood, L ERA: 4.15	(9, 1)	1.0		3	1	0	0	0	0	0	0	0	0	0	3	3	0.00	1.000

PITCHER	IP	WLS	BF	H	R	ER	SO	BB	IBB	HBP	BLK	WP	HR	S	P	ERA	WHIP

TOP

Los Angeles Angels @ Boston Red Sox

Fenway Park, Boston, MA

Sat Jul 27 1963, 3:33 AM EDT

Att. 5,863 - Unknown

livebaseballscorecards.com

AB	36
R	5
H	10
RBI	4
BB	2
SO	2
LOB	15

WP: 0 PA: 39
PB: 0
SB: 1
CS: 0

BOTTOM

Los Angeles Angels @ Boston Red Sox

Fenway Park, Boston, MA

Sat Jul 27 1963, 3:33 AM EDT

Att. 5,863 - Unknown

livebaseballscorecards.com

Batter	1	2	3	4	5	6	7	8	9	AB	R	H	RBI	BB	SO	LOB
Chuck Schilling, R (1, 4) OBP: 0.325, SLG: 0.370	0-0 1B SF8 1B		0-0 ① 2-3	0-0 ③ F3		0-0 ① SH1-4 1-2			0-0 ① F7	4	1	1	0	0	0	2
Gary Geiger, L (1, 8) OBP: 0.353, SLG: 0.521	0-0 FC5-4 1-2 1B		0-0 HBP 1B		BBBB 4-0 SH1-3 2B BB	BBBB 4-0 BB			0-0 FC1-6 1B	3	1	3	0	2	0	0
Roman Mejias, R (1, 7) OBP: 0.255, SLG: 0.350	0-0 ① F3		H 1-0 1-2 HBP		0-0 ① SH1-3 1-2	0-0 ②③ L4-6 2-3			0-0 ② FC1-6 FC6-4 1-2f	3	0	0	0	0	0	5
Frank Malzone, R (1, 5) OBP: 0.362, SLG: 0.473	0-0 ② SF8 2-H		0-0 ② F9		0-0 E 2-H 2B		0-0 ① F3		0-0 ③ FC6-4 1-2f	4	0	1	2	0	0	3
Dick Stuart, R (1, 3) OBP: 0.311, SLG: 0.473	0-0 ③ FC5-4 1-2f		SSS 0-3 ③ K		BBBB 4-0 E BB		0-0 ② F7			3	0	0	0	1	1	3
Lou Clinton, R (1, 9) OBP: 0.276, SLG: 0.407		0-0 ① F9		SSS 0-3 ① K	SSS 0-3 ② K 1-2 2-3		0-0 ③ F9			4	0	0	0	0	2	2
Eddie Bressoud, R (1, 6) OBP: 0.311, SLG: 0.411		BBBB 4-0 BB		0-0 BB 1B	BBBB 4-0 FC5-6-4 BB			0-0 ① F9		2	0	1	0	2	0	0
Bob Tillman, R (1, 2) OBP: 0.316, SLG: 0.385		0-0 ② F7		BBBB 4-0 1-2 BB	0-0 ③ FC5-6-4 1-2f			0-0 ② 5-3		3	0	0	0	1	0	4
Bob Heffner, R (1, 1) OBP: 0.225, SLG: 0.250 Arnold Earley, L (6, 1) OBP: 0.308, SLG: 0.385 Felix Mantilla, R (6, PH) OBP: 0.222, SLG: 0.200 Jack Lamabe, R (7, 1) Russ Nixon, L (8, PH) OBP: 0.333, SLG: 0.426 Wilbur Wood, R (9, 1)		SSS 0-3 ③ K		0-0 ② F8		0-0 E5 L4-6 SH1-4		0-0 ③ 4-3		2 0 1 0 0 1 0	0 0 0 0 0 0 0	0 0 0 0 0 0 0	0 0 0 0 0 0 0	1 0 0 0 0 0 0	0 0 0 0 0 0 0	3 0 0 0 0 0 0
Inning Stats	R: 1 E: 0 K: 0 S: 5 H: 2 LOB: 1 BB: 0 P: 5	R: 0 E: 0 K: 1 S: 5 H: 0 LOB: 1 BB: 1 P: 9	R: 0 E: 0 K: 1 S: 6 H: 1 LOB: 2 BB: 0 P: 7	R: 0 E: 0 K: 1 S: 6 H: 1 LOB: 2 BB: 1 P: 10	R: 1 E: 1 K: 1 S: 6 H: 1 LOB: 3 BB: 3 P: 18	R: 0 E: 1 K: 0 S: 3 H: 0 LOB: 1 BB: 1 P: 7	R: 0 E: 0 K: 0 S: 3 H: 0 LOB: 0 BB: 0 P: 3	R: 0 E: 0 K: 0 S: 3 H: 0 LOB: 0 BB: 0 P: 3	R: 0 E: 0 K: 0 S: 4 H: 1 LOB: 1 BB: 0 P: 4	1B: 5 2B: 2 3B: 0 HR: 0	SF: 1 SAC: 2 DP: 1 HBP: 1					

	AB	30
	R	2
	H	6
	RBI	2
	BB	6
	SO	4
	LOB	22

PITCHER		IP	WLS	BF	H	R	ER	SO	BB	IBB	HBP	BLK	WP	HR	S	P	ERA	WHIP
Dan Osinski, R ERA: 3.26	(1, 1)	4.2		25	5	2	2	4	5	0	1	0	0	0	27	48	3.86	2.143
Julio Navarro, R ERA: 3.06	(5, 1)	0.1		1	0	0	0	0	0	0	0	0	0	0	1	1	0.00	0.000
Dean Chance, R ERA: 3.44	(6, 1)	1.0	W	4	0	0	0	0	1	0	0	0	0	0	3	7	0.00	1.000
Art Fowler, R ERA: 2.05	(7, 1)	3.0	S	10	1	0	0	0	0	0	0	0	0	0	10	10	0.00	0.333

PITCHER	IP	WLS	BF	H	R	ER	SO	BB	IBB	HBP	BLK	WP	HR	S	P	ERA	WHIP

Batter	1	2	3	4	5	6	7	8	9	AB	R	H	RBI	BB	SO	LOB
Albie Pearson, L (1, 8) (9, 7) OBP: 0.389, SLG: 0.410	S S S 0-3 ① K		x 0-0 S 1B 1B	x 0-0 ① P6		x 0-0 ② P6			x 0-0 ① 4-3	5	1	1	0	0	1	1
Jim Fregosi, R (1, 6) OBP: 0.301, SLG: 0.394	S S S 0-3 ② K		x 0-0 HBP 1B 1B 1-2	S S S 0-3 ② K		x 0-0 ③ 1-3			B B B B 4-0 BB	4	1	1	0	1	2	1
Lee Thomas, L (1, 3) OBP: 0.321, SLG: 0.342	S S S 0-3 ③ K		x 0-0 ① P6	H 1-0 HBP			x 0-0 FC5-6 1B		x 0-0 ② F8	4	0	1	0	0	1	3
Leon Wagner, L (1, 7) OBP: 0.375, SLG: 0.493 Jim Piersall, R (9, 8) OBP: 0.269, SLG: 0.279		x 0-0 1B 1B 1B	x 0-0 1B HBP E 1-2 2-H 1B	S S S 0-3 ③ K			x 0-0 ① FC5-6 1-2f		x 0-0 ③ F9	5 0	1 0	2 0	1 0	0 0	1 0	3 0
Billy Moran, R (1, 4) OBP: 0.304, SLG: 0.358		x 0-0 1B 1B SF8 1-2 1B	H 1-0 1B E 1-2 2-3 HBP		S S S 0-3 ① K		x 0-0 ② F9			3	2	1	0	0	1	1
Buck Rodgers, S (1, 2) OBP: 0.313, SLG: 0.354		x 0-0 ① 1B 1-2 2-H 1B	x 0-0 E 1-2 2-3 3-H 1B		x 0-0 ② F9		S S S 0-3 ③ K			4	0	2	1	0	1	1
Ken Hunt, R (1, 9) OBP: 0.256, SLG: 0.365		x 0-0 1-2 2-3 1B	S S S 0-3 ② K		x 0-0 ③ 6-3			x 0-0 ① 5-3		4	0	1	0	0	1	3
Frank Kostro, R (1, 5) OBP: 0.326, SLG: 0.310		x 0-0 ② SF8 3-H	x 0-0 E9 1-3 2-H 3-H 1B			x 0-0 FC1-5 2B		x 0-0 ② F7		3	0	2	3	0	0	0
Don Lee, R (1, 1) OBP: 0.097, SLG: 0.097 Julio Navarro, R (9, 1) OBP: 0.333, SLG: 0.273		S S S 0-3 ③ K	x 0-0 ③ 5-3			x 0-0 ① FC1-5 2-3		x 0-0 ③ 6-3		4 0	0 0	0 0	0 0	0 0	1 0	5 0
Inning Stats	R: 0 H: 0 E: 0 LOB: 0 K: 3 BB: 0 S: 9 P: 9	R: 1 H: 4 E: 0 LOB: 2 K: 1 BB: 0 S: 8 P: 8	R: 4 H: 5 E: 1 LOB: 2 K: 1 BB: 0 S: 10 P: 11	R: 0 H: 0 E: 0 LOB: 1 K: 2 BB: 0 S: 7 P: 8	R: 0 H: 0 E: 0 LOB: 0 K: 1 BB: 0 S: 5 P: 5	R: 0 H: 1 E: 0 LOB: 1 K: 0 BB: 0 S: 4 P: 4	R: 0 H: 1 E: 0 LOB: 1 K: 1 BB: 0 S: 6 P: 6	R: 0 H: 0 E: 0 LOB: 0 K: 0 BB: 0 S: 3 P: 3	R: 0 H: 0 E: 0 LOB: 1 K: 0 BB: 1 S: 3 P: 7	1B: 10 SF: 1 2B: 1 SAC: 0 3B: 0 DP: 0 HR: 0 HBP: 2						WP: 0 PA: 40 PB: 0 SB: 1 CS: 0	

PITCHER		IP	WLS	BF	H	R	ER	SO	BB	IBB	HBP	BLK	WP	HR	S	P	ERA	WHIP
Earl Wilson, R ERA: 3.31	(1, 1)	2.1	L	14	7	5	5	4	0	0	1	0	0	0	21	22	19.29	3.000
Arnold Earley, L ERA: 4.89	(3, 1)	4.2		19	4	0	0	5	0	0	1	0	0	0	28	29	0.00	0.857
Wilbur Wood, L ERA: 3.95	(8, 1)	2.0		7	0	0	0	0	1	0	0	0	0	0	6	10	0.00	0.500

PITCHER	IP	WLS	BF	H	R	ER	SO	BB	IBB	HBP	BLK	WP	HR	S	P	ERA	WHIP

TOP

Los Angeles Angels @ Boston Red Sox

Fenway Park, Boston, MA

Sun Jul 28 1963, 3:33 AM EDT

Unknown

livebaseballscorecards.com

AB	36
R	5
H	11
RBI	5
BB	1
SO	9
LOB	18

BOTTOM

Los Angeles Angels @ Boston Red Sox

Fenway Park, Boston, MA

Sun Jul 28 1963, 3:33 AM EDT

Unknown

livebaseballscorecards.com

Batter	1	2	3	4	5	6	7	8	9	AB	R	H	RBI	BB	SO	LOB
Chuck Schilling, R (1, 4) OBP: 0.326, SLG: 0.370	F8	6-3			E5 1-3-5 1B		P5		1-2 1B	5	0	2	0	0	0	5
Roman Mejias, R (1, 9) OBP: 0.254, SLG: 0.347	P4		6-3		1-3-5 2-3f		1-2 2-3 FC4 1B		F5	5	0	1	0	0	0	3
Carl Yastrzemski, L (1, 7) OBP: 0.416, SLG: 0.503	2B		E6		4-3		1-2f FC4		4-3	5	0	1	0	0	0	5
Frank Malzone, R (1, 5) OBP: 0.359, SLG: 0.468	F7		K			F9		P6		4	0	0	0	0	1	2
Dick Stuart, R (1, 3) OBP: 0.310, SLG: 0.470		F2	K			K		FC3-6 1B		4	0	1	0	0	2	1
Gary Geiger, L (1, 8) OBP: 0.351, SLG: 0.514		HBP 1B HBP		F8		F8		FC3-6 1-2f		3	0	0	0	0	0	1
Eddie Bressoud, R (1, 6) OBP: 0.313, SLG: 0.410		HBP 1-2 1B		5-3			1B 1B BB	K		3	0	1	0	1	1	1
Bob Tillman, R (1, 2) OBP: 0.319, SLG: 0.387		P3		FC6-4 1B			1B 1-2 1B		F3	4	0	2	0	0	0	2
Earl Wilson, R (1, 1) OBP: 0.283, SLG: 0.340 Arnold Earley, L (3, 1) OBP: 0.286, SLG: 0.357 Dick Williams, R (7, PH) OBP: 0.354, SLG: 0.408 Wilbur Wood, R (8, 1) Russ Nixon, L (9, PH) OBP: 0.337, SLG: 0.429 Jim Gosger, L (9, PR)		1-2 2-3 HBP		FC6-4 1-2f			K		1B	0 1 1 0 1 0	0 0 0 0 0 0	0 0 0 0 0 0	0 0 0 0 0 0	0 0 0 0 0 0	0 1 2 0 0 0	0 1 2 0 0 0

| | | |

Batter	1	2	3	4	5	6	7	8	9	AB	R	H	RBI	BB	SO	LOB
Jim Fregosi, R (1, 6) OBP: 0.305, SLG: 0.394	E7 1-3 WP 1B		6-3		6-3			BBBB 1B 4-3 BB	IIII IBB	3	2	1	0	2	0	0
Jim Piersall, R (1, 8) OBP: 0.272, SLG: 0.283 Bob Sadowski, L (9, PH) OBP: 0.314, SLG: 0.304 (9, 7)	1-3 2-3		1B			4-3		4-3 1-3 E 1B	F7	4 1	1 0	2 0	0 0	0 0	0 0	1 2
Lee Thomas, L (1, 3) OBP: 0.323, SLG: 0.350	BBBB FC5-4 3-H BB			HR		F7		4-3 1-2 3-H		3	1	1	2	1	0	1
Leon Wagner, L (1, 7) OBP: 0.376, SLG: 0.492 Albie Pearson, L (8, 7) OBP: 0.389, SLG: 0.410 (9, 8)	F9			F9		FC5-4 1B		IIII E IBB		3 0	0 0	1 0	0 0	1 0	0 0	1 0
Billy Moran, R (1, 4) OBP: 0.301, SLG: 0.355	FC5-4 1-2f			6-3		FC5-4 1-2f		E6 1-2 2-H		4	0	0	0	0	0	3
Felix Torres, R (1, 5) OBP: 0.323, SLG: 0.357		F8		SSS K			G6-4-3 1B	L3		4	0	1	0	0	1	2
Ken Hunt, R (1, 9) OBP: 0.267, SLG: 0.410		F7			HR		SSS K		SH1-4 1B	4	1	2	1	0	1	1
Ed Sadowski, R (1, 2) OBP: 0.251, SLG: 0.267 Buck Rodgers, S (8, 2) OBP: 0.311, SLG: 0.352	SSS K		SSS K				G6-4-3 1-2f		F7	3 1	0 0	0 0	0 0	0 0	2 0	1 1
Paul Foytack, R (1, 1) OBP: 0.176, SLG: 0.125 Julio Navarro, R (8, 1) OBP: 0.333, SLG: 0.273 Art Fowler, R (8, 1) OBP: 0.375, SLG: 0.167			F3		3-1			F9	SH1-4 1-2	3 0 0	0 0 0	0 0 0	0 0 0	0 0 0	0 0 0	0 0 0
Inning Stats	R: 1 E: 1 K: 0 S: 4 H: 1 LOB: 1 BB: 1 P: 8	R: 0 E: 0 K: 1 S: 5 H: 0 LOB: 0 BB: 0 P: 5	R: 0 E: 0 K: 0 S: 3 H: 1 LOB: 1 BB: 0 P: 3	R: 1 E: 0 K: 1 S: 6 H: 1 LOB: 0 BB: 0 P: 6	R: 1 E: 0 K: 1 S: 6 H: 1 LOB: 0 BB: 0 P: 6	R: 0 E: 0 K: 0 S: 4 H: 1 LOB: 1 BB: 0 P: 4	R: 0 E: 0 K: 1 S: 5 H: 1 LOB: 0 BB: 0 P: 5	R: 2 E: 1 K: 0 S: 5 H: 1 LOB: 2 BB: 2 P: 13	R: 0 E: 0 K: 0 S: 4 H: 1 LOB: 2 BB: 1 P: 8	1B: 6 2B: 0 3B: 0 HR: 2 SF: 0 SAC: 1 DP: 1 HBP: 0						

PITCHER	IP	WLS	BF	H	R	ER	SO	BB	IBB	HBP	BLK	WP	HR	S	P	ERA	WHIP
Dave Morehead, R (1, 1) ERA: 4.36	8.0	L	33	7	5	3	4	2	1	0	0	1	2	38	50	3.38	1.125
Dick Radatz, R (9, 1) ERA: 1.15	1.0		5	1	0	0	0	0	1	0	0	0	0	4	8	0.00	1.000

PITCHER	IP	WLS	BF	H	R	ER	SO	BB	IBB	HBP	BLK	WP	HR	S	P	ERA	WHIP

TOP

Los Angeles Angels @ Boston Red Sox

Fenway Park, Boston, MA

Sun Jul 28 1963, 3:38 AM EDT

Att. 17,409 - Unknown

livebaseballscorecards.com

AB	33
R	5
H	8
RBI	3
BB	4
SO	4
LOB	13

WP: 1	PA: 38																
PB: 0																	
SB: 0																	
CS: 0																	

BOTTOM

Los Angeles Angels @ Boston Red Sox

Fenway Park, Boston, MA

Sun Jul 28 1963, 3:38 AM EDT

Att. 17,409 - Unknown

livebaseballscorecards.com

Batter	1	2	3	4	5	6	7	8	9	AB	R	H	RBI	BB	SO	LOB
Chuck Schilling, R (1, 4) OBP: 0.322, SLG: 0.365	P6		4-3			1-3		E6 BB 1B 2B	F8	5	1	0	0	0	0	1
Gary Geiger, L (1, 8) OBP: 0.357, SLG: 0.516	F9			FC6-4 1B		F9		1-2 2-H BB 2B 1B	1B	5	1	3	1	0	0	0
Frank Malzone, R (1, 5) OBP: 0.357, SLG: 0.467	F5			FC6-4 1-2f BB		2B		S S S 0-3 K	P4	5	1	1	0	0	1	4
Carl Yastrzemski, L (1, 7) OBP: 0.422, SLG: 0.507		B B B B 4-0 FC6-4 BB		B B B B 4-0 1-2 BB		2-H 2B		B B B B 4-0 2B 1-2 2-3 BB		1	0	1	1	3	0	0
Dick Stuart, R (1, 3) OBP: 0.307, SLG: 0.465		F7		S S S 0-3 K		5-3		P4		4	0	0	0	0	1	7
Russ Nixon, L (1, 2) OBP: 0.335, SLG: 0.431		F8		G3			F5	1-3 2-H 3-H 2B		4	0	1	2	0	0	3
Jim Gosger, L (8, PR)										0	0	0	0	0	0	0
Bob Tillman, R (9, 2) OBP: 0.319, SLG: 0.387										0	0	0	0	0	0	0
Lou Clinton, R (1, 9) OBP: 0.275, SLG: 0.404		FC6-4 1-2f			F9		P6	IBB		3	0	0	0	1	0	1
Dick Radatz, R (9, 1) OBP: 0.045, SLG: 0.091										0	0	0	0	0	0	0
Eddie Bressoud, R (1, 6) OBP: 0.313, SLG: 0.408			F7		G6-4-3 1B		1-3	F8		4	0	1	0	0	0	3
Dave Morehead, R (1, 1) OBP: 0.091, SLG: 0.091			F8		G6-4-3 1-2f			1B 2B	6-3	2	0	0	0	0	0	1
Roman Mejias, R (8, PH) OBP: 0.256, SLG: 0.352										2	1	1	0	0	0	0
(9, 9)																

	AB	35
	R	4
	H	8
	RBI	4
	BB	4
	SO	2
	LOB	20

Inning Stats	1	2	3	4	5	6	7	8	9
	R: 0 E: 0 K: 0 S: 3	H: 0 LOB: 0 BB: 0 P: 3	R: 0 E: 0 K: 0 S: 3	H: 0 LOB: 1 BB: 1 P: 7	R: 0 E: 0 K: 0 S: 3	H: 0 LOB: 0 BB: 0 P: 3	R: 0 E: 0 K: 1 S: 6	H: 1 LOB: 2 BB: 1 P: 10	R: 0 E: 0 K: 0 S: 3	H: 1 LOB: 0 BB: 0 P: 3	R: 1 E: 0 K: 0 S: 5	H: 2 LOB: 1 BB: 0 P: 5	R: 0 E: 0 K: 0 S: 3	H: 0 LOB: 0 BB: 0 P: 3	R: 3 E: 1 K: 1 S: 9	H: 3 LOB: 3 BB: 2 P: 17	R: 0 E: 0 K: 0 S: 4	H: 1 LOB: 1 BB: 0 P: 4

	1B: 4	SF: 0	WP: 0	PA: 39
	2B: 4	SAC: 0	PB: 0	
	3B: 0	DP: 1	SB: 0	
	HR: 0	HBP: 0	CS: 0	

PITCHER		IP	WLS	BF	H	R	ER	SO	BB	IBB	HBP	BLK	WP	HR	S	P	ERA	WHIP
Paul Foytack, R ERA: 5.31	(1, 1)	7.0	W	27	5	2	2	1	2	0	0	0	0	0	27	35	2.57	1.000
Julio Navarro, R ERA: 3.0	(8, 1)	0.2		6	2	2	0	1	1	0	0	0	0	0	7	11	0.00	4.500
Art Fowler, R ERA: 2.0	(8, 1)	1.1	S	6	1	0	0	0	0	1	0	0	0	0	5	9	0.00	0.750

PITCHER		IP	WLS	BF	H	R	ER	SO	BB	IBB	HBP	BLK	WP	HR	S	P	ERA	WHIP

Batter	1	2	3	4	5	6	7	8	9	AB	R	H	RBI	BB	SO	LOB
Zoilo Versalles, R (1, 6) OBP: 0.311, SLG: 0.424	5-3		4-3		G4-6-3 1-2f			HR 1B	K	5	1	1	0	0	1	1
Vic Power, R (1, 5) OBP: 0.285, SLG: 0.370	1B		1B			6-3		1-H HR		4	1	3	2	0	0	0
Harmon Killebrew, R (1, 7) OBP: 0.355, SLG: 0.532	K		K			F9		5-3		4	0	0	0	0	2	2
Don Mincher, L (1, 3) OBP: 0.357, SLG: 0.640	K			F2		1B		HR		4	1	2	1	0	1	1
Bob Allison, R (1, 9) OBP: 0.383, SLG: 0.518		1B		HR		K		K		4	1	2	1	0	2	1
Jimmie Hall, L (1, 8) OBP: 0.325, SLG: 0.462		F5		K			3-1	2B		4	0	1	0	0	1	1
Earl Battey, R (1, 2) OBP: 0.352, SLG: 0.491		K		K			HR	6-3		4	1	1	1	0	2	2
Johnny Goryl, R (1, 4) OBP: 0.366, SLG: 0.570		F9			G4-6-3 1B		L5		K	4	0	1	0	0	1	1
Jim Perry, S (1, 1) OBP: 0.306, SLG: 0.233			K		F9		6-3		4-3	0	0	0	0	0	0	0
Garry Roggenburk, R (2, 1) OBP: 0.167, SLG: 0.167										2	0	0	0	0	1	1
Lenny Green, L (7, PH) OBP: 0.308, SLG: 0.324										1	0	0	0	0	0	0
Bill Dailey, R (7, 1) OBP: 0.267, SLG: 0.214										0	0	0	0	0	0	0
Vic Wertz, L (9, PH) OBP: 0.233, SLG: 0.270										1	0	0	0	0	0	0
Inning Stats	R: 0 E: 0 K: 2 S: 8 H: 1 LOB: 1 BB: 0 P: 8	R: 0 E: 0 K: 1 S: 6 H: 1 LOB: 1 BB: 0 P: 6	R: 0 E: 0 K: 2 S: 8 H: 1 LOB: 1 BB: 0 P: 8	R: 1 E: 0 K: 2 S: 8 H: 1 LOB: 0 BB: 0 P: 8	R: 0 E: 0 K: 0 S: 3 H: 1 LOB: 0 BB: 0 P: 3	R: 0 E: 0 K: 1 S: 6 H: 1 LOB: 1 BB: 0 P: 6	R: 1 E: 0 K: 0 S: 4 H: 1 LOB: 0 BB: 0 P: 4	R: 3 E: 0 K: 1 S: 9 H: 4 LOB: 1 BB: 0 P: 9	R: 0 E: 0 K: 2 S: 7 H: 0 LOB: 0 BB: 0 P: 7	1B: 6 2B: 1 3B: 0 HR: 4 SF: 0 SAC: 0 DP: 1 HBP: 0						

PITCHER		IP	WLS	BF	H	R	ER	SO	BB	IBB	HBP	BLK	WP	HR	S	P	ERA	WHIP
Bill Monbouquette, R ERA: 3.12	(1, 1)	7.1	W	31	10	5	5	8	0	0	0	0	0	4	47	47	6.14	1.364
Dick Radatz, R ERA: 1.13	(8, 1)	1.2	S	6	1	0	0	3	0	0	0	0	0	0	12	12	0.00	0.600

PITCHER	IP	WLS	BF	H	R	ER	SO	BB	IBB	HBP	BLK	WP	HR	S	P	ERA	WHIP

TOP

Minnesota Twins @ Boston Red Sox

Fenway Park, Boston, MA

Mon Jul 29 1963, 7:05 PM EDT

Att. 10,104 - Unknown

livebaseballscorecards.com

AB	37
R	5
H	11
RBI	5
BB	0
SO	11
LOB	10

WP: 0 PA: 37
PB: 0
SB: 0
CS: 0

Minnesota Twins @ Boston Red Sox

Fenway Park, Boston, MA

Mon Jul 29 1963, 7:05 PM EDT

Att. 10,104 - Unknown

BOTTOM

livebaseballscorecards.com

Batter	1	2	3	4	5	6	7	8	9	AB	R	H	RBI	BB	SO	LOB
Chuck Schilling, R (1, 4) OBP: 0.323, SLG: 0.367	BBBB 4-0 E 1B BB	0-0 ① F4	0-0 ③ F7			0-0 2B		0-0 ② 5-3		4	1	1	0	1	0	2
Gary Geiger, L (1, 8) OBP: 0.357, SLG: 0.513	0-0 E 1-2 HR 1B	0-0 FC3-6 1-2 1B		0-0 ① 4-3		SSS 0-3 ① K		0-0 ③ F7		5	1	2	0	0	1	1
Carl Yastrzemski, L (1, 7) OBP: 0.418, SLG: 0.501	0-0 ① F6	0-0 ② FC3-6 FC6-4 1-2f 2-3		SSS 0-3 ② K		0-0 ② F6				4	0	0	0	0	1	5
Frank Malzone, R (1, 5) OBP: 0.353, SLG: 0.463	0-0 E6 HR 1-3 2-H	0-0 ③ FC6-4 1-2f		0-0 ③ F5		0-0 ③ 5-3				4	1	0	0	0	0	4
Dick Stuart, R (1, 3) OBP: 0.312, SLG: 0.479	0-0 1-H 3-H HR		0-0 PB 1B 2B 1B		0-0 1-3 2B		SSS 0-3 ① K			4	2	3	3	0	1	0
Russ Nixon, L (1, 2) OBP: 0.333, SLG: 0.427	0-0 ② 4-3		0-0 PB 1-2 2B 1B		0-0 ① 1-3 2-3		0-0 ② 4-3			4	1	1	0	0	0	1
Eddie Bressoud, R (1, 6) OBP: 0.314, SLG: 0.416	0-0 HR		SSS 0-3 ① K 1-2 2-3		0-0 ② F8		BBBB 4-0 BB			3	1	1	1	1	1	3
Roman Mejias, R (1, 9) OBP: 0.259, SLG: 0.356	0-0 ③ F3		0-0 2-H 3-H 2B		4-0 IBB		0-0 ③ F3			3	0	1	2	1	0	1
Bill Monbouquette, R (1, 1) OBP: 0.159, SLG: 0.131 Dick Radatz, R (8, 1) OBP: 0.043, SLG: 0.087		0-0 FC3-6 1B 1B	0-0 ② F9		0-0 ③ F8			0-0 ① 1-3		3 1	0 0	1 0	0 0	0 0	0 0	3 0
Inning Stats	R: 5 E: 1 K: 0 S: 7 H: 3 LOB: 0 BB: 1 P: 11	R: 0 E: 0 K: 0 S: 5 H: 2 LOB: 2 BB: 0 P: 5	R: 2 E: 0 K: 1 S: 8 H: 3 LOB: 1 BB: 0 P: 8	R: 0 E: 0 K: 1 S: 5 H: 0 LOB: 0 BB: 0 P: 5	R: 0 E: 0 K: 0 S: 4 H: 1 LOB: 2 BB: 1 P: 8	R: 0 E: 0 K: 1 S: 6 H: 1 LOB: 1 BB: 0 P: 6	R: 0 E: 0 K: 1 S: 5 H: 0 LOB: 1 BB: 1 P: 9	R: 0 E: 0 K: 0 S: 3 H: 0 LOB: 0 BB: 0 P: 3		1B: 5 2B: 3 3B: 0 HR: 2 SF: 0 SAC: 0 DP: 0 HBP: 0						

	AB	35
	R	7
	H	10
	RBI	6
	BB	3
	SO	4
	LOB	20

WP: 0 PB: 1 SB: 0 CS: 0 PA: 38

PITCHER		IP	WLS	BF	H	R	ER	SO	BB	IBB	HBP	BLK	WP	HR	S	P	ERA	WHIP
Jim Perry, R ERA: 3.15	(1, 1)	1.1	L	11	5	5	3	0	1	0	0	0	0	2	10	14	20.25	4.500
Garry Roggenburk, L ERA: 2.35	(2, 1)	4.2		20	5	2	1	3	0	1	0	0	0	0	25	29	1.93	1.071
Bill Dailey, R ERA: 2.11	(7, 1)	2.0		7	0	0	0	1	1	0	0	0	0	0	8	12	0.00	0.500

PITCHER		IP	WLS	BF	H	R	ER	SO	BB	IBB	HBP	BLK	WP	HR	S	P	ERA	WHIP

Batter	1	2	3	4	5	6	7	8	9	AB	R	H	RBI	BB	SO	LOB
Rich Rollins, R (1, 5) OBP: 0.361, SLG: 0.471	F8		K2-4-2 1B	1-3		BBBB 4-0 SH3-4 1B 1-2 3-H BB	1B		5-3	5	1	2	0	1	0	2
Vic Power, R (1, 4) OBP: 0.286, SLG: 0.370	1B		SSS 0-3 K2-4-2 1-2f		F9	SH3-4 1-2 2-3	1-2 1B		6-3	5	0	2	0	0	1	1
Harmon Killebrew, R (1, 7) OBP: 0.359, SLG: 0.530	F5		1B		BBBB 4-0 BB	IIII 4-0 1B IBB	6-3			3	0	1	0	2	0	3
Don Mincher, L (1, 3) OBP: 0.359, SLG: 0.622	F8		SSS 0-3 K		F9	0-0 BB 1-3 2-H 3-H 1B		BBBB 4-0 1B BB		4	0	1	2	1	1	3
Bob Allison, R (1, 9) OBP: 0.381, SLG: 0.514		0-0 BB 1B		SSS 0-3 K	F7	SSS 0-3 K		SSS 0-3 K		5	0	1	0	0	3	4
Earl Battey, R (1, 2) OBP: 0.355, SLG: 0.490		SSS 0-3 K		BBBB 4-0 E 2B BB		0-0 1B PB 1B 1B 4-0 1-2 BB		SSS 0-3 K		3	2	1	0	2	2	2
Jimmie Hall, L (1, 8) OBP: 0.326, SLG: 0.459		0-0 F2		0-0 E3 2B 1-2		4-0 1B 1-2 BB 1-3		0-0 1-2 1B		4	1	1	0	1	0	5
Johnny Goryl, R (1, 6) OBP: 0.380, SLG: 0.585 Zoilo Versalles, R (6, 6) OBP: 0.310, SLG: 0.422	BBBB 4-0 1-2 BB			0-0 1-3 2-H 2B		0-0 1B WP 1-2 2-3 1B	5-3	0-0 F4		2 2	1 0	2 0	1 0	1 0	0 0	0 2
Jim Kaat, L (1, 1) OBP: 0.172, SLG: 0.214 Jim Perry, S (5, 1) OBP: 0.306, SLG: 0.233 Vic Wertz, L (6, PH) OBP: 0.250, SLG: 0.289 Bernie Allen, L (6, PR) OBP: 0.271, SLG: 0.299 Bill Dailey, R (6, 1) OBP: 0.235, SLG: 0.188	SSS 0-3 K			0-0 F5		0-0 SH3-4 WP 1B 1-3 2-H 3-H 1B	SSS 0-3 K		SSS 0-3 K	2 0 1 0 2	0 0 0 1 0	0 0 1 0 0	0 0 2 0 0	1 0 0 0 0	4 0 0 0 2	2 0 0 0 0
Inning Stats	R: 0 E: 0 K: 0 S: 4 H: 1 LOB: 1 BB: 0 P: 4	R: 0 E: 0 K: 2 S: 8 H: 1 LOB: 2 BB: 1 P: 12	R: 0 E: 0 K: 2 S: 8 H: 2 LOB: 1 BB: 0 P: 8	R: 1 E: 1 K: 1 S: 7 H: 1 LOB: 2 BB: 1 P: 11	R: 0 E: 0 K: 0 S: 3 H: 0 LOB: 1 BB: 1 P: 7	R: 5 E: 0 K: 1 S: 9 H: 4 LOB: 3 BB: 4 P: 25	R: 0 E: 0 K: 1 S: 7 H: 2 LOB: 2 BB: 0 P: 7	R: 0 E: 0 K: 2 S: 8 H: 1 LOB: 2 BB: 1 P: 12	R: 0 E: 0 K: 1 S: 5 H: 0 LOB: 0 BB: 0 P: 5	1B: 11 2B: 2 3B: 0 HR: 0	SF: 0 SAC: 1 DP: 1 HBP: 0					

TOP

Minnesota Twins @ Boston Red Sox

Fenway Park, Boston, MA

Tue Jul 30 1963, 7:05 PM EDT

Att. 15,194 - Unknown

livebaseballscorecards.com

AB	38
R	6
H	12
RBI	5
BB	8
SO	10
LOB	26

PITCHER		IP	WLS	BF	H	R	ER	SO	BB	IBB	HBP	BLK	WP	HR	S	P	ERA	WHIP
Bob Turley, R ERA: 3.7	(1, 1)	5.0	L	26	7	4	4	5	4	0	0	0	0	0	32	48	7.20	2.200
Jack Lamabe, R ERA: 3.18	(6, 1)	0.1		4	1	0	0	0	1	1	0	0	1	0	2	10	0.00	6.000
Wilbur Wood, L ERA: 3.8	(6, 1)	1.2		9	3	2	2	2	1	0	0	0	0	0	12	16	10.80	2.400
Arnold Earley, L ERA: 4.76	(8, 1)	2.0		8	1	0	0	3	1	0	0	0	0	0	13	17	0.00	1.000

PITCHER	IP	WLS	BF	H	R	ER	SO	BB	IBB	HBP	BLK	WP	HR	S	P	ERA	WHIP

Minnesota Twins @ Boston Red Sox

Fenway Park, Boston, MA

Tue Jul 30 1963, 7:05 PM EDT

Att. 15,194 - Unknown

BOTTOM

livebaseballscorecards.com

Batter	1	2	3	4	5	6	7	8	9	AB	R	H	RBI	BB	SO	LOB
Gary Geiger, L (1, 8) OBP: 0.354, SLG: 0.506	FC4-6, BB 1B 1B		G3		G3		1-3		F6	5	1	1	0	0	0	2
Chuck Schilling, R (1, 4) OBP: 0.324, SLG: 0.369	BBBB FC4-6 1-2 BB		2B 2B		F4		SSS K			3	1	1	0	1	1	0
Carl Yastrzemski, L (1, 7) OBP: 0.419, SLG: 0.504	FC4-6 1B 1-2f 2-3		FC SF8 2-H 2B		S 1B			6-3		4	1	2	1	0	0	2
Dick Stuart, R (1, 3) OBP: 0.313, SLG: 0.478	G6-4-3 1-3 3-H 1B		FC 2-3		BBBB FC4 1-2 BB			F4		3	0	1	1	1	0	1
Frank Malzone, R (1, 5) OBP: 0.350, SLG: 0.459	G6-4-3 1-2f		SF8 3-H		FC4 1-2f			5-3		3	0	0	1	0	0	4
Roman Mejias, R (1, 9) OBP: 0.255, SLG: 0.350		L5	F4			SSS K2-3			SSS K	4	0	0	0	0	2	1
Eddie Bressoud, R (1, 6) OBP: 0.316, SLG: 0.417		FC4-6 1B		4-3		SSS K			FC4-6 1B	4	0	2	0	0	1	0
Bob Tillman, R (1, 2) OBP: 0.315, SLG: 0.381 Russ Nixon, L (9, PH) OBP: 0.331, SLG: 0.424		FC4-6 FC6-4 1-2f	5-3		SSS K				FC4-6 1B 1-2f	3 1	0 0	0 0	0 0	1 0	1 0	1 1
Bob Turley, R (1, 1) OBP: 0.172, SLG: 0.310 Jack Lamabe, R (6, 1) Wilbur Wood, R (6, 1) Felix Mantilla, R (7, PH) OBP: 0.214, SLG: 0.192 Arnold Earley, L (8, 1) OBP: 0.286, SLG: 0.357 Dick Williams, R (9, PH) OBP: 0.361, SLG: 0.417		FC6-4 1-2f	1B				5-3		1-2 1B	2 0 0 1 0 0 1	0 0 0 0 0 0 0	1 0 0 0 0 0 1	0 0 0 0 0 0 0	0 0 0 0 0 0 0	0 0 0 0 0 0 0	1 0 0 0 0 0 0
Inning Stats	R: 1 E: 0 K: 0 S: 4 H: 2 LOB: 1 BB: 1 P: 8	R: 0 E: 0 K: 0 S: 4 H: 1 LOB: 1 BB: 0 P: 4	R: 2 E: 0 K: 0 S: 6 H: 2 LOB: 1 BB: 0 P: 6	R: 0 E: 0 K: 0 S: 3 H: 1 LOB: 1 BB: 0 P: 3	R: 0 E: 0 K: 0 S: 4 H: 1 LOB: 2 BB: 1 P: 8	R: 0 E: 0 K: 3 S: 9 H: 0 LOB: 0 BB: 0 P: 9	R: 0 E: 0 K: 1 S: 5 H: 0 LOB: 0 BB: 0 P: 5	R: 0 E: 0 K: 0 S: 3 H: 0 LOB: 0 BB: 0 P: 3	R: 0 E: 0 K: 1 S: 7 H: 2 LOB: 2 BB: 0 P: 7	1B: 7 2B: 2 3B: 0 HR: 0	SF: 1 SAC: 0 DP: 1 HBP: 0						

	AB	34
	R	3
	H	9
	RBI	3
	BB	2
	SO	5
	LOB	13

WP: 0 PB: 0 SB: 1 CS: 0 PA: 37

PITCHER		IP	WLS	BF	H	R	ER	SO	BB	IBB	HBP	BLK	WP	HR	S	P	ERA	WHIP
Jim Kaat, L ERA: 3.73	(1, 1)	4.2		22	7	3	3	0	2	0	0	0	0	0	20	28	5.79	1.929
Jim Perry, R ERA: 3.14	(5, 1)	0.1		1	0	0	0	0	0	0	0	0	0	0	1	1	0.00	0.000
Bill Dailey, R ERA: 2.0	(6, 1)	4.0	W	14	2	0	0	5	0	0	0	0	0	0	24	24	0.00	0.500

PITCHER		IP	WLS	BF	H	R	ER	SO	BB	IBB	HBP	BLK	WP	HR	S	P	ERA	WHIP

Minnesota Twins @ Boston Red Sox

Fenway Park, Boston, MA

Wed Jul 31 1963, 3:33 AM EDT

Att. 7,972 - Unknown

livebaseballscorecards.com

TOP

Batter	1	2	3	4	5	6	7	8	9	AB	R	H	RBI	BB	SO	LOB
Rich Rollins, R (1, 5) OBP: 0.364, SLG: 0.470	5-3		G5-4-3 1-2f 2-3 3-H		1B 1-2 1B	HBP 1-2 2-3	BB 2-3 1B	4-3		5	0	2	0	0	0	5
Vic Power, R (1, 4) (9, 3) OBP: 0.284, SLG: 0.367	F8		1B 3-H 1B		F9	FC5 2-3f	F7		F7	6	0	1	1	0	0	7
Harmon Killebrew, R (1, 7) OBP: 0.361, SLG: 0.528 Lenny Green, L (9, 8) OBP: 0.308, SLG: 0.324	F2		1-2 1B		K	1B 2B 1B BB 1-2			K	5 0	1 0	2 0	0 0	1 0	2 0	2 0
Don Mincher, L (1, 3) OBP: 0.358, SLG: 0.604 Bernie Allen, L (9, 4) OBP: 0.271, SLG: 0.299		F7	3-1		1-3 2-H 1B	2B E 1-2 1B F9			F2	6 0	1 0	2 0	1 0	0 0	0 0	5 0
Bob Allison, R (1, 9) OBP: 0.381, SLG: 0.523		F2		HR	K		E2 1-H 2-H 1B 2B	F8		5	2	2	2	0	1	2
Earl Battey, R (1, 2) OBP: 0.353, SLG: 0.486		5-3		F4		F9	HR 2-H 1B	K		5	1	1	1	0	1	0
Jimmie Hall, L (1, 8) OBP: 0.333, SLG: 0.473 (9, 7)			2B G5-4-3 1B	K		HBP E 1B	HR 1-H	E BB		4	2	3	2	1	1	0
Zoilo Versalles, R (1, 6) OBP: 0.313, SLG: 0.426			G5-4-3 1-3 1B 2B	1B	E6 FC5 HBP 1-2		1B SH1-4 BB	E6 1-3		4	1	2	0	1	0	2
Lee Stange, R (1, 1) OBP: 0.238, SLG: 0.111 Bill Pleis, L (4, 1) OBP: 0.333, SLG: 0.167			G5-4-3 BB	1B 1B 1B	K	SH1-4 1-2		BB		0 2	0 1	0 1	0 0	1 1	0 1	0 2
Inning Stats	R: 0 E: 0 K: 0 S: 3 H: 0 LOB: 0 BB: 0 P: 3	R: 0 E: 0 K: 0 S: 3 H: 0 LOB: 0 BB: 0 P: 3	R: 2 E: 0 K: 0 S: 6 H: 4 LOB: 2 BB: 1 P: 10	R: 1 E: 0 K: 1 S: 6 H: 2 LOB: 1 BB: 0 P: 6	R: 1 E: 0 K: 2 S: 10 H: 3 LOB: 2 BB: 0 P: 10	R: 0 E: 1 K: 1 S: 7 H: 1 LOB: 3 BB: 0 P: 8	R: 5 E: 1 K: 0 S: 9 H: 6 LOB: 3 BB: 2 P: 17	R: 0 E: 1 K: 1 S: 6 H: 0 LOB: 3 BB: 2 P: 14	R: 0 E: 0 K: 1 S: 5 H: 0 LOB: 0 BB: 0 P: 5	1B: 12 2B: 2 3B: 0 HR: 2 SF: 0 SAC: 1 DP: 1 HBP: 1						

AB	42
R	9
H	16
RBI	7
BB	5
SO	6
LOB	25

WP: 0 PB: 0 SB: 0 CS: 0 PA: 49

PITCHER		IP	WLS	BF	H	R	ER	SO	BB	IBB	HBP	BLK	WP	HR	S	P	ERA	WHIP
Bob Heffner, R ERA: 4.59	(1, 1)	4.2		22	9	4	4	2	1	0	0	0	0	1	25	29	7.71	2.143
Jack Lamabe, R ERA: 3.23	(5, 1)	1.1	L	9	3	2	2	2	0	0	1	0	0	0	12	13	13.50	2.250
Dick Radatz, R ERA: 1.38	(7, 1)	2.0		15	4	3	2	1	4	0	0	0	0	1	13	29	9.00	4.000
Arnold Earley, L ERA: 4.7	(9, 1)	1.0		3	0	0	0	1	0	0	0	0	0	0	5	5	0.00	0.000

PITCHER		IP	WLS	BF	H	R	ER	SO	BB	IBB	HBP	BLK	WP	HR	S	P	ERA	WHIP

Minnesota Twins @ Boston Red Sox

Fenway Park, Boston, MA

Wed Jul 31 1963, 3:33 AM EDT

Att. 7,972 - Unknown

BOTTOM

Batter	1	2	3	4	5	6	7	8	9	AB	R	H	RBI	BB	SO	LOB
Chuck Schilling, R (1, 4) OBP: 0.321, SLG: 0.365	F6		5-3	E6 1-2			1-3		6-3	5	0	0	0	0	0	1
Gary Geiger, L (1, 8) OBP: 0.347, SLG: 0.496	5-3		4-3	F8			K		K	5	0	0	0	0	2	2
Carl Yastrzemski, L (1, 7) OBP: 0.419, SLG: 0.504	G3			HR 1B	K		1B			4	1	2	0	0	1	0
Dick Stuart, R (1, 3) OBP: 0.315, SLG: 0.486		K		HR 1-H	FC1-4 1B		F2			4	1	2	2	0	1	1
Frank Malzone, R (1, 5) OBP: 0.349, SLG: 0.459		6-3		HR 2B	FC1-4 1-2f			6-3		4	1	1	0	0	0	1
Roman Mejias, R (1, 9) OBP: 0.259, SLG: 0.364		S 1B		HR 2-H	F6			F7		4	1	2	2	0	0	1
Eddie Bressoud, R (1, 6) OBP: 0.320, SLG: 0.425		FC4-6 1-2 BB		E BB		F8		HR		2	1	1	1	2	0	0
Russ Nixon, L (1, 2) OBP: 0.324, SLG: 0.414		FC4-6 1-2f		F9		F9		4-3		4	0	0	0	0	0	3
Bob Heffner, R (1, 1) OBP: 0.211, SLG: 0.222			F9	F9		6-3			5-3	2	0	0	0	0	0	1
Jack Lamabe, R (5, 1)										1	0	0	0	0	0	0
Dick Radatz, R (7, 1) OBP: 0.043, SLG: 0.087										0	0	0	0	0	0	0
Arnold Earley, L (9, 1) OBP: 0.286, SLG: 0.357										0	0	0	0	0	0	0
Dick Williams, R (9, PH) OBP: 0.357, SLG: 0.411										1	0	0	0	0	0	0
Inning Stats	R: 0 E: 0 K: 0 S: 3 H: 0 LOB: 0 BB: 0 P: 3	R: 0 E: 0 K: 1 S: 6 H: 1 LOB: 2 BB: 1 P: 10	R: 0 E: 0 K: 0 S: 3 H: 0 LOB: 0 BB: 0 P: 3	R: 4 E: 1 K: 0 S: 8 H: 4 LOB: 2 BB: 1 P: 12	R: 0 E: 0 K: 1 S: 6 H: 1 LOB: 1 BB: 0 P: 6	R: 0 E: 0 K: 0 S: 3 H: 0 LOB: 0 BB: 0 P: 3	R: 0 E: 0 K: 1 S: 6 H: 1 LOB: 1 BB: 0 P: 6	R: 1 E: 0 K: 0 S: 4 H: 1 LOB: 0 BB: 0 P: 4	R: 0 E: 0 K: 1 S: 5 H: 0 LOB: 0 BB: 0 P: 5	1B: 4 2B: 1 3B: 0 HR: 3 SF: 0 SAC: 0 DP: 0 HBP: 0						

livebaseballscorecards.com

AB	36
R	5
H	8
RBI	5
BB	2
SO	4
LOB	10

WP: 0 PB: 0 SB: 1 CS: 0 PA: 38

PITCHER		IP	WLS	BF	H	R	ER	SO	BB	IBB	HBP	BLK	WP	HR	S	P	ERA	WHIP
Lee Stange, R ERA: 3.26	(1, 1)	3.0		16	5	4	4	1	2	0	0	0	0	2	16	24	12.00	2.333
Bill Pleis, L ERA: 4.2	(4, 1)	6.0	W	22	3	1	1	3	0	0	0	0	0	1	28	28	1.50	0.500

PITCHER		IP	WLS	BF	H	R	ER	SO	BB	IBB	HBP	BLK	WP	HR	S	P	ERA	WHIP

Batter	1	2	3	4	5	6	7	8	9	AB	R	H	RBI	BB	SO	LOB
Gary Geiger, L (1, 8) OBP: 0.348, SLG: 0.492	1-3	K		BB		BB		FC3-6		4	1	1	0	1	1	1
Chuck Schilling, R (1, 4) OBP: 0.319, SLG: 0.363	2B	K		F9		F8		CS	P6	5	0	1	0	0	1	3
Carl Yastrzemski, L (1, 7) OBP: 0.424, SLG: 0.509	2B		1B	S		BB			6-3	4	1	3	1	1	0	0
Dick Stuart, R (1, 3) OBP: 0.314, SLG: 0.482	P6		FC5	K		F7			F8	5	0	1	0	0	1	6
Roman Mejias, R (1, 9) OBP: 0.259, SLG: 0.362	5-3		FC5	5-3		5-3				4	0	1	1	0	0	2
Frank Malzone, R (1, 5) OBP: 0.348, SLG: 0.457		BB HR	FC5	F7		4-3				4	1	1	0	0	0	2
Eddie Bressoud, R (1, 6) OBP: 0.320, SLG: 0.422		HR	K	6-3		K				3	1	0	0	1	2	2
Bob Tillman, R (1, 2) OBP: 0.314, SLG: 0.376		L7	5-3			BB		K		3	0	0	0	1	1	4
Earl Wilson, R (1, 1) OBP: 0.306, SLG: 0.404		HR		6-3		P3		FC3-6		4	1	2	3	0	0	1
Inning Stats	R: 0 E: 0 K: 0 S: 5 H: 2 LOB: 2 BB: 0 P: 5	R: 3 E: 0 K: 2 S: 9 H: 2 LOB: 0 BB: 1 P: 13	R: 1 E: 0 K: 1 S: 8 H: 3 LOB: 2 BB: 0 P: 8	R: 1 E: 0 K: 1 S: 6 H: 1 LOB: 1 BB: 1 P: 10	R: 0 E: 0 K: 0 S: 3 H: 0 LOB: 0 BB: 0 P: 3	R: 0 E: 0 K: 0 S: 4 H: 1 LOB: 3 BB: 2 P: 12	R: 0 E: 0 K: 1 S: 5 H: 0 LOB: 0 BB: 0 P: 5	R: 0 E: 0 K: 1 S: 5 H: 1 LOB: 0 BB: 0 P: 5	R: 0 E: 0 K: 0 S: 3 H: 0 LOB: 0 BB: 0 P: 3	1B: 8 2B: 1 3B: 0 HR: 1 SF: 0 SAC: 0 DP: 0 HBP: 0						

PITCHER		IP	WLS	BF	H	R	ER	SO	BB	IBB	HBP	BLK	WP	HR	S	P	ERA	WHIP
Bennie Daniels, R ERA: 4.9	(1, 1)	2.0	L	14	7	4	4	2	1	0	0	0	0	1	17	21	18.00	4.000
Ed Roebuck, R ERA: 4.06	(3, 1)	4.0		17	2	1	1	2	3	0	0	0	0	0	18	30	2.25	1.250
Pete Burnside, L ERA: 4.06	(7, 1)	1.0		3	0	0	0	1	0	0	0	0	0	0	5	5	0.00	0.000
Ron Kline, R ERA: 2.75	(8, 1)	2.0		6	1	0	0	1	0	0	0	0	0	0	8	8	0.00	0.500

PITCHER	IP	WLS	BF	H	R	ER	SO	BB	IBB	HBP	BLK	WP	HR	S	P	ERA	WHIP

TOP

Boston Red Sox @ Washington Senators

D.C. Stadium, Washington, DC

Fri Aug 02 1963, 7:05 PM EDT

Unknown

livebaseballscorecards.com

AB	36
R	5
H	10
RBI	5
BB	4
SO	6
LOB	21

WP: 0 PB: 0 SB: 2 CS: 1 PA: 41

Batter	1	2	3	4	5	6	7	8	9	AB	R	H	RBI	BB	SO	LOB
Don Blasingame, L (1, 4) OBP: 0.308, SLG: 0.250	S 1B		F8		F9		FC4-6 1-2f			4	0	1	0	0	0	5
Dick Phillips, L (1, 3) OBP: 0.270, SLG: 0.301	S S S K 1-2			F8		F9		F3		4	0	0	0	0	1	1
Chuck Hinton, R (1, 7) OBP: 0.336, SLG: 0.447	1-3			6-3		F8		L7		4	0	0	0	0	0	1
Jim King, L (1, 9) OBP: 0.329, SLG: 0.481	F8			1-3		1B		6-3		4	0	1	0	0	0	1
Don Lock, R (1, 8) OBP: 0.332, SLG: 0.452		F8			E6 1B BB	F2			S S S K	4	0	0	0	0	1	1
Don Zimmer, R (1, 5) OBP: 0.302, SLG: 0.471		F7			B B B B 1B 1-2 BB		F6		S S S K	3	0	0	0	1	1	0
Chuck Cottier, R (1, 6) OBP: 0.252, SLG: 0.315		6-3			S S S K		5-3		BB 1B	4	0	1	0	0	1	2
Hobie Landrith, L (1, 2) OBP: 0.280, SLG: 0.233			F7		F7		1B		B B B B 1-2 BB	3	0	1	0	1	0	2
Bennie Daniels, L (1, 1) OBP: 0.353, SLG: 0.214 Ed Roebuck, R (3, 1) OBP: 0.333, SLG: 0.333 Pete Burnside, R (7, 1) OBP: 0.333, SLG: 0.200 Bobo Osborne, L (7, PH) OBP: 0.310, SLG: 0.391 Ron Kline, R (8, 1) OBP: 0.200, SLG: 0.600 Minnie Minoso, R (9, PH) OBP: 0.321, SLG: 0.296		5-3			1-2 2-3 1B		FC4-6 1-2 1B		S S S K	0 2 0 1 0 1	0 0 0 0 0 0	0 1 0 1 0 0	0 0 0 0 0 0	0 0 0 0 0 0	0 0 0 0 0 1	0 0 0 0 0 2
Inning Stats	R: 0 H: 1 E: 0 LOB: 1 K: 1 BB: 0 S: 6 P: 6	R: 0 H: 0 E: 0 LOB: 0 K: 0 BB: 0 S: 3 P: 3	R: 0 H: 0 E: 0 LOB: 0 K: 0 BB: 0 S: 3 P: 3	R: 0 H: 0 E: 0 LOB: 0 K: 0 BB: 0 S: 3 P: 3	R: 0 H: 1 E: 1 LOB: 3 K: 1 BB: 1 S: 7 P: 11	R: 0 H: 1 E: 0 LOB: 1 K: 0 BB: 0 S: 4 P: 4	R: 0 H: 2 E: 0 LOB: 2 K: 0 BB: 0 S: 5 P: 5	R: 0 H: 0 E: 0 LOB: 0 K: 0 BB: 0 S: 3 P: 3	R: 0 H: 1 E: 0 LOB: 2 K: 3 BB: 1 S: 10 P: 14	1B: 6 2B: 0 3B: 0 HR: 0	SF: 0 SAC: 0 DP: 0 HBP: 0					

PITCHER	IP	WLS	BF	H	R	ER	SO	BB	IBB	HBP	BLK	WP	HR	S	P	ERA	WHIP
Earl Wilson, R (1, 1) ERA: 3.12	9.0	W	36	6	0	0	5	2	0	0	0	0	0	44	52	0.00	0.889

PITCHER	IP	WLS	BF	H	R	ER	SO	BB	IBB	HBP	BLK	WP	HR	S	P	ERA	WHIP

BOTTOM

Boston Red Sox @ Washington Senators

D.C. Stadium, Washington, DC

Fri Aug 02 1963, 7:05 PM EDT

Unknown

livebaseballscorecards.com

AB	34
R	0
H	6
RBI	0
BB	2
SO	5
LOB	15

WP: 0 PA: 36
PB: 0
SB: 1
CS: 0

Batter	1	2	3	4	5	6	7	8	9	AB	R	H	RBI	BB	SO	LOB
Gary Geiger, L (1, 8) OBP: 0.351, SLG: 0.490	BBBB 4-0 BB		x 0-0 S 1B 1B		x 0-0 ② L6		SSS 0-3 ③ K			3	1	1	0	1	1	1
Chuck Schilling, R (1, 4) OBP: 0.321, SLG: 0.362	x 0-0 ① P4		x 0-0 CS 1-H 1B		BBBB 4-0 1-2 BB			x 0-0 ① 6-3		3	0	1	1	1	0	1
Carl Yastrzemski, L (1, 7) OBP: 0.420, SLG: 0.504	x 0-0 ② F5		0-0 ③ CS 1-2	x 0-0 ① 4-3	x 0-0 ③ 4-3			x 0-0 ② 3-1		4	0	0	0	0	0	3
Dick Stuart, R (1, 3) OBP: 0.313, SLG: 0.480	x 0-0 ③ F7			SSS 0-3 ② K		x 0-0 ① 5-3		x 0-0 1B		4	0	1	0	0	1	1
Roman Mejias, R (1, 9) OBP: 0.259, SLG: 0.372		SSS 0-3 ① K		x 0-0 E6 S		x 0-0 HR		x 0-0 ③ F8		4	1	1	1	0	1	1
Frank Malzone, R (1, 5) OBP: 0.345, SLG: 0.453		x 0-0 ② 6-3		x 0-0 ③ 6-3 1-2		SSS 0-3 ② K			x 0-0 ① 5-3	4	0	0	0	0	1	1
Eddie Bressoud, R (1, 6) OBP: 0.319, SLG: 0.423		SSS 0-3 ③ K			x 0-0 2B 2B	x 0-0 ③ 5-3			x 0-0 ② F8	4	1	1	0	0	1	0
Russ Nixon, L (1, 2) OBP: 0.323, SLG: 0.416			SSS 0-3 ① K		x 0-0 FC1-5 2-H 2B		x 0-0 ① 4-3		x 0-0 ③ 6-3	4	0	1	1	0	1	0
Dave Morehead, R (1, 1) OBP: 0.086, SLG: 0.086			x 0-0 ② F8		x 0-0 ① FC1-5 BB 2-3		x 0-0 ② 5-3			2	0	0	0	0	0	1
Jack Lamabe, R (6, 1)										1	0	0	0	0	0	0
Dick Radatz, R (7, 1) OBP: 0.043, SLG: 0.087										0	0	0	0	0	0	0
Inning Stats	R: 0 E: 0 K: 0 S: 3 H: 0 LOB: 1 BB: 1 P: 7	R: 0 E: 0 K: 2 S: 7 H: 0 LOB: 0 BB: 0 P: 7	R: 1 E: 0 K: 1 S: 6 H: 2 LOB: 0 BB: 0 P: 6	R: 0 E: 1 K: 1 S: 6 H: 0 LOB: 1 BB: 0 P: 6	R: 1 E: 0 K: 0 S: 5 H: 2 LOB: 2 BB: 1 P: 9	R: 1 E: 0 K: 1 S: 6 H: 1 LOB: 0 BB: 0 P: 6	R: 0 E: 0 K: 1 S: 5 H: 0 LOB: 0 BB: 0 P: 5	R: 0 E: 0 K: 0 S: 4 H: 1 LOB: 1 BB: 0 P: 4	R: 0 E: 0 K: 0 S: 3 H: 0 LOB: 0 BB: 0 P: 3	1B: 3 2B: 2 3B: 0 HR: 1	SF: 0 SAC: 0 DP: 0 HBP: 0						

TOP

Boston Red Sox @ Washington Senators

D.C. Stadium, Washington, DC

Fri Aug 02 1963, 7:05 PM EDT

Att. 7,363 - Unknown

livebaseballscorecards.com

AB	33
R	3
H	6
RBI	3
BB	2
SO	6
LOB	9

PA: 36

WP: 0 PB: 0 SB: 2 CS: 1

PITCHER		IP	WLS	BF	H	R	ER	SO	BB	IBB	HBP	BLK	WP	HR	S	P	ERA	WHIP
Steve Ridzik, R ERA: 5.03	(1, 1)	7.0	W	28	5	3	3	6	2	0	0	0	0	1	38	46	3.86	1.000
Bennie Daniels, R ERA: 4.81	(8, 1)	2.0	S	7	1	0	0	0	0	0	0	0	0	0	7	7	0.00	0.500

PITCHER		IP	WLS	BF	H	R	ER	SO	BB	IBB	HBP	BLK	WP	HR	S	P	ERA	WHIP

Batter	1	2	3	4	5	6	7	8	9	AB	R	H	RBI	BB	SO	LOB
Don Blasingame, L (1, 4) OBP: 0.321, SLG: 0.260	P6		BB		WP 1B		1-2 3B 1B	4-3		4	1	2	0	1	0	0
Jim King, L (1, 9) OBP: 0.328, SLG: 0.484	4-3		L9		K 1-2		1-H 2-H SF9 3B			4	1	1	2	0	1	2
Chuck Hinton, R (1, 7) OBP: 0.333, SLG: 0.443	F9		L4		6-3		SF9 3-H			3	0	0	1	0	0	2
Bobo Osborne, L (1, 3) OBP: 0.315, SLG: 0.394		F8		BB 1B		1B BB	1B			3	1	2	0	1	0	0
Don Lock, R (1, 8) OBP: 0.337, SLG: 0.452		5-3		1-2 BB		G4-6-3 1-2 1B	1B 1-2 BB			2	0	1	0	2	0	0
Don Zimmer, R (1, 5) OBP: 0.307, SLG: 0.469		1B BB		K		P4	1-2 2-H 1B			3	0	1	1	1	1	4
Ken Retzer, L (1, 2) OBP: 0.262, SLG: 0.270		1-3 1B		F9		G4-6-3 1-2f	P6			4	0	1	0	0	0	6
Chuck Cottier, R (1, 6) OBP: 0.252, SLG: 0.312		K		F4			1B 3B BB	K		3	1	0	0	1	2	4
Steve Ridzik, R (1, 1) Dick Phillips, L (7, PH) OBP: 0.268, SLG: 0.299 Bennie Daniels, L (8, 1) OBP: 0.343, SLG: 0.207			K		F9		L7	K		2 1 1	0 0 0	0 0 0	0 0 0	0 0 0	1 0 1	0 1 0
Inning Stats	R: 0 E: 0 K: 0 S: 3 H: 0 LOB: 0 BB: 0 P: 3	R: 0 E: 0 K: 1 S: 6 H: 1 LOB: 2 BB: 1 P: 10	R: 0 E: 0 K: 1 S: 5 H: 0 LOB: 1 BB: 1 P: 9	R: 0 E: 0 K: 1 S: 6 H: 1 LOB: 2 BB: 1 P: 10	R: 0 E: 0 K: 1 S: 6 H: 1 LOB: 1 BB: 0 P: 6	R: 0 E: 0 K: 0 S: 3 H: 1 LOB: 1 BB: 1 P: 7	R: 4 E: 0 K: 0 S: 7 H: 4 LOB: 2 BB: 2 P: 15	R: 0 E: 0 K: 2 S: 7 H: 0 LOB: 0 BB: 0 P: 7		1B: 7 2B: 0 3B: 1 HR: 0 SF: 1 SAC: 0 DP: 1 HBP: 0						

PITCHER		IP	WLS	BF	H	R	ER	SO	BB	IBB	HBP	BLK	WP	HR	S	P	ERA	WHIP
Dave Morehead, R ERA: 4.16	(1, 1)	5.0		23	4	0	0	4	4	0	0	0	1	0	27	43	0.00	1.600
Jack Lamabe, R ERA: 3.47	(6, 1)	1.1		6	2	3	3	0	1	0	0	0	0	0	5	9	20.25	2.250
Dick Radatz, R ERA: 1.45	(7, 1)	1.2	L	8	2	1	1	2	1	0	0	0	0	0	11	15	5.40	1.800

PITCHER	IP	WLS	BF	H	R	ER	SO	BB	IBB	HBP	BLK	WP	HR	S	P	ERA	WHIP

BOTTOM

Boston Red Sox @ Washington Senators

D.C. Stadium, Washington, DC

Fri Aug 02 1963, 7:05 PM EDT

Att. 7,363 - Unknown

livebaseballscorecards.com

AB	30
R	4
H	8
RBI	4
BB	6
SO	6
LOB	19

WP: 1 PB: 0 SB: 0 CS: 0 PA: 37

Batter	1	2	3	4	5	6	7	8	9	AB	R	H	RBI	BB	SO	LOB
Gary Geiger, L (1, 8) OBP: 0.352, SLG: 0.488	0-0 BB 2B 1B	0-3 K			0-0 F7		0-0 E S 1B 1B		0-0 F8	5	2	2	0	0	1	3
Chuck Schilling, R (1, 4) OBP: 0.320, SLG: 0.360	0-3 K		0-0 6-3		4-0 1B 1-2 SF8 BB		0-0 F8 1-3			3	1	0	0	1	1	2
Carl Yastrzemski, L (1, 7) OBP: 0.423, SLG: 0.505	4-0 2B 1-2 BB		0-0 1-3		0-0 1-3 2-H 1B		0-0 CS 3-H 1B			3	0	2	2	1	0	0
Frank Malzone, R (1, 5) OBP: 0.342, SLG: 0.449	0-0 F3		0-0 F9		0-0 SF8 3-H		0-0 CS 1-2	0-0 F2		3	0	0	1	0	0	2
Roman Mejias, R (1, 9) OBP: 0.259, SLG: 0.374	0-0 1-3 2-H 2B			0-0 L5	0-0 G3			0-0 F7		4	0	1	1	0	0	1
Dick Stuart, R (1, 3) OBP: 0.313, SLG: 0.478	0-3 K			0-0 P4		0-0 L3 1B		0-0 6-3		4	0	1	0	0	1	2
Eddie Bressoud, R (1, 6) OBP: 0.316, SLG: 0.418		0-0 P4		0-0 E6		0-0 L3 1-2			0-0 F7	4	0	0	0	0	0	1
Russ Nixon, L (1, 2) OBP: 0.321, SLG: 0.409		4-0 SH1-4 BB		0-0 P6		0-0 F8			0-0 F7	3	0	0	0	1	0	1
Bill Monbouquette, R (1, 1) OBP: 0.169, SLG: 0.129 Arnold Earley, L (7, 1) OBP: 0.286, SLG: 0.357 Dick Williams, R (9, PH) OBP: 0.365, SLG: 0.419		0-0 SH1-4 1-2			4-0 BB 1B BB		0-0 F9		0-0 1B	1 0 1	1 0 0	0 0 1	0 0 0	1 0 0	0 0 0	0 0 0
Inning Stats	R: 1 E: 0 K: 2 S: 9 H: 2 LOB: 2 BB: 1 P: 13	R: 0 E: 0 K: 1 S: 5 H: 0 LOB: 1 BB: 1 P: 9	R: 0 E: 0 K: 0 S: 3 H: 0 LOB: 0 BB: 0 P: 3	R: 0 E: 1 K: 0 S: 4 H: 0 LOB: 1 BB: 0 P: 4	R: 2 E: 0 K: 0 S: 4 H: 1 LOB: 1 BB: 2 P: 12	R: 0 E: 0 K: 0 S: 3 H: 1 LOB: 0 BB: 0 P: 3	R: 1 E: 0 K: 0 S: 4 H: 2 LOB: 0 BB: 0 P: 4	R: 0 E: 0 K: 0 S: 3 H: 0 LOB: 0 BB: 0 P: 3	R: 0 E: 0 K: 0 S: 4 H: 1 LOB: 1 BB: 0 P: 4	1B: 6 2B: 2 3B: 0 HR: 0 SF: 1 SAC: 1 DP: 1 HBP: 0						

TOP

Boston Red Sox @ Washington Senators

D.C. Stadium, Washington, DC

Sat Aug 03 1963, 7:05 PM EDT

Att. 4,709 - Unknown

livebaseballscorecards.com

AB	31
R	4
H	7
RBI	4
BB	4
SO	3
LOB	12

PITCHER		IP	WLS	BF	H	R	ER	SO	BB	IBB	HBP	BLK	WP	HR	S	P	ERA	WHIP
Jim Duckworth, R ERA: 4.65	(1, 1)	7.0	W	30	6	4	4	3	4	0	0	0	0	0	32	48	5.14	1.429
Ron Kline, R ERA: 2.65	(8, 1)	2.0	S	7	1	0	0	0	0	0	0	0	0	0	7	7	0.00	0.500

PITCHER	IP	WLS	BF	H	R	ER	SO	BB	IBB	HBP	BLK	WP	HR	S	P	ERA	WHIP

Batter	1	2	3	4	5	6	7	8	9	AB	R	H	RBI	BB	SO	LOB
Don Blasingame, L (1, 4) OBP: 0.336, SLG: 0.300	6-3		1B 3B 2-H 3-H		FC4-6 1B		BB 1-3 1B 1-2 3-H			4	1	3	2	0	0	0
Jim King, L (1, 9) OBP: 0.324, SLG: 0.478	P4		K		FC4-6 1-2f		1-3 1-2 2-3			4	0	0	0	0	1	4
Chuck Hinton, R (1, 7) OBP: 0.337, SLG: 0.444	F9		1B 3-H			FC6-4 BB	BB IBB			2	0	1	1	2	0	0
Bobo Osborne, L (1, 3) OBP: 0.314, SLG: 0.390		F9	K			K	BB 1-2 2-3 3-H			3	0	0	1	1	2	2
Don Lock, R (1, 8) OBP: 0.333, SLG: 0.447		1-3		K		K	P4			4	0	0	0	0	2	4
Don Zimmer, R (1, 5) OBP: 0.306, SLG: 0.459		F9		5-3		FC6-4 1-2f		BB S		3	0	0	0	1	0	1
Ken Retzer, L (1, 2) OBP: 0.270, SLG: 0.279 Tom Cheney, R (7, PR) OBP: 0.091, SLG: 0.091 Ron Kline, R (8, 1) OBP: 0.167, SLG: 0.500			SH1-4 1B PB 1B	F9			E SH3-4 1B 1B	K 1-2		3 0 1	1 1 0	2 0 0	0 0 0	0 0 0	0 0 1	0 0 1
Chuck Cottier, R (1, 6) OBP: 0.253, SLG: 0.312			PB SH1-4 3B 1-2 1B		K		SH3-4 1-2	K		3	1	1	0	0	2	1
Jim Duckworth, R (1, 1) Dick Phillips, L (7, PH) OBP: 0.268, SLG: 0.299 Don Leppert, R (7, PH) OBP: 0.310, SLG: 0.391 (8, 2)			SH1-4 1-2 2-3		K		E3 1-3 1B BB 2-3	P1		1 0 2	0 0 1	0 0 0	0 0 0	0 0 0	1 0 0	0 0 3
Inning Stats	R: 0 H: 0 E: 0 LOB: 0 K: 0 BB: 0 S: 3 P: 3	R: 0 H: 0 E: 0 LOB: 0 K: 0 BB: 0 S: 3 P: 3	R: 3 H: 4 E: 0 LOB: 1 K: 2 BB: 0 S: 11 P: 11	R: 0 H: 0 E: 0 LOB: 0 K: 1 BB: 0 S: 5 P: 5	R: 0 H: 1 E: 0 LOB: 1 K: 2 BB: 0 S: 8 P: 8	R: 0 H: 0 E: 0 LOB: 1 K: 2 BB: 1 S: 7 P: 11	R: 2 H: 2 E: 1 LOB: 3 K: 0 BB: 2 S: 6 P: 14	R: 0 H: 0 E: 0 LOB: 1 K: 2 BB: 1 S: 7 P: 11		1B: 6 SF: 0 2B: 0 SAC: 2 3B: 1 DP: 0 HR: 0 HBP: 0						

PITCHER		IP	WLS	BF	H	R	ER	SO	BB	IBB	HBP	BLK	WP	HR	S	P	ERA	WHIP
Bill Monbouquette, R ERA: 3.21	(1, 1)	6.1		26	6	5	4	7	1	0	0	0	0	0	39	43	5.68	1.105
Arnold Earley, L ERA: 4.6	(7, 1)	1.2	L	10	1	0	0	2	2	1	0	0	0	0	11	23	0.00	1.800

PITCHER	IP	WLS	BF	H	R	ER	SO	BB	IBB	HBP	BLK	WP	HR	S	P	ERA	WHIP

BOTTOM

Boston Red Sox @ Washington Senators

D.C. Stadium, Washington, DC

Sat Aug 03 1963, 7:05 PM EDT

Att. 4,709 - Unknown

livebaseballscorecards.com

AB	30
R	5
H	7
RBI	4
BB	4
SO	9
LOB	16

Batter	1	2	3	4	5	6	7	8	9	AB	R	H	RBI	BB	SO	LOB
Felix Mantilla, R (1, 6) OBP: 0.242, SLG: 0.226	5-3	1-2 2-H 3-H 1B		L7 1-2		1B 1-2 1B		5-3		5	0	2	2	0	0	1
Dick Williams, R (1, 5) OBP: 0.356, SLG: 0.405	F7	F2		L9		1-2 2-H 1B		6-3		5	0	1	0	0	0	3
Carl Yastrzemski, L (1, 7) OBP: 0.423, SLG: 0.503	FC6-4 1B		3-1 S S S	K			BBBB FC6-4 1B SF9 BB	4-3		4	1	1	0	1	1	1
Roman Mejias, R (1, 8) OBP: 0.264, SLG: 0.375	FC6-4 1-2f		E5 FC 1B 1B		F5		1-2 FC6-4 1B		BBBB G6-4-3 BB	4	1	2	0	1	0	1
Lou Clinton, R (1, 9) OBP: 0.272, SLG: 0.398		E6 BB HBP 1B	FC 1B 2-3		S S S K		1-2f 2-3 FC6-4 1B 2B		G6-4-3 1-2f	5	2	0	0	0	1	4
Gary Geiger, L (1, 3) OBP: 0.353, SLG: 0.486		H 1-0 BB 1B 1-2 HBP	1-3 3-H 1B		S S S K		3-H SF9		F7	3	1	1	2	0	1	0
Billy Gardner, R (1, 4) OBP: 0.348, SLG: 0.333		S S S K	S S S K			6-3	2B 1-2 1B			4	0	1	0	0	2	4
Bob Tillman, R (1, 2) OBP: 0.321, SLG: 0.385		BBBB 1B 1-2 2-3 BB	P4			FC3-6 1B	1-3 2-H 2B			3	0	2	1	1	0	2
Bob Turley, R (1, 1) OBP: 0.188, SLG: 0.313 Wilbur Wood, R (6, 1) Russ Nixon, L (7, PH) OBP: 0.320, SLG: 0.407 Jack Lamabe, R (7, 1)		P4		WP 1B		FC3-6 1B 1-2f 1B	F8			3 0 1 0	0 0 0 0	1 0 0 0	0 0 0 0	0 0 0 0	0 0 0 0	4 0 2 0
Inning Stats	R: 0 E: 0 K: 0 S: 4 H: 1 LOB: 1 BB: 0 P: 4	R: 2 E: 1 K: 1 S: 7 H: 1 LOB: 2 BB: 1 P: 12	R: 1 E: 1 K: 1 S: 8 H: 2 LOB: 2 BB: 0 P: 8	R: 0 E: 0 K: 1 S: 6 H: 1 LOB: 1 BB: 0 P: 6	R: 0 E: 0 K: 2 S: 7 H: 0 LOB: 0 BB: 0 P: 7	R: 0 E: 0 K: 0 S: 5 H: 3 LOB: 2 BB: 0 P: 5	R: 2 E: 0 K: 0 S: 6 H: 3 LOB: 2 BB: 1 P: 10	R: 0 E: 0 K: 0 S: 3 H: 0 LOB: 0 BB: 0 P: 3	R: 0 E: 0 K: 0 S: 2 H: 0 LOB: 0 BB: 1 P: 6	1B: 10 2B: 1 3B: 0 HR: 0 SF: 1 SAC: 0 DP: 1 HBP: 1						

PITCHER		IP	WLS	BF	H	R	ER	SO	BB	IBB	HBP	BLK	WP	HR	S	P	ERA	WHIP
Don Rudolph, L ERA: 3.89	(1, 1)	6.0	W	29	8	3	0	5	1	0	1	0	1	0	37	42	0.00	1.500
Pete Burnside, L ERA: 4.46	(7, 1)	0.2		5	2	2	2	0	1	0	0	0	0	0	4	8	27.00	4.500
Ed Roebuck, R ERA: 3.86	(7, 1)	2.1	S	8	1	0	0	0	1	0	0	0	0	0	7	11	0.00	0.857

TOP

Boston Red Sox @ Washington Senators

D.C. Stadium, Washington, DC

Sun Aug 04 1963, 3:33 AM EDT

Att. 7,237 - Unknown

livebaseballscorecards.com

AB	37
R	5
H	11
RBI	5
BB	3
SO	5
LOB	22

PITCHER		IP	WLS	BF	H	R	ER	SO	BB	IBB	HBP	BLK	WP	HR	S	P	ERA	WHIP

1B: 10 2B: 1 3B: 0 HR: 0 SF: 1 SAC: 0 DP: 1 HBP: 1

WP: 1 PB: 0 SB: 0 CS: 0 PA: 42

BOTTOM

Batter	1	2	3	4	5	6	7	8	9	AB	R	H	RBI	BB	SO	LOB
Don Blasingame, L (1, 4) OBP: 0.331, SLG: 0.288	SSS 0-3 ① K	BBBB 4-0 1-2 BB			x 0-0 ① 3-1	x 0-0 ② 4-3		x 0-0 E1		4	0	0	0	1	1	0
Jim King, L (1, 9) OBP: 0.328, SLG: 0.503	x 0-0 HR	x 0-0 ③ F3			x 0-0 1B 2B	x 0-0 HR		x 0-0 ③ G3		5	3	3	2	0	0	3
Chuck Hinton, R (1, 7) OBP: 0.340, SLG: 0.447	x 0-0 1B 1B		x 0-0 1-3 1B		x 0-0 S 2-H 1B	x 0-0 ③ F8				4	0	3	1	0	0	0
Bobo Osborne, L (1, 3) OBP: 0.313, SLG: 0.386	x 0-0 ② F9		x 0-0 ① F5		SSS 0-3 ② K 1-2		BBBB 4-0 SH1-3 1B BB			3	1	0	0	1	1	3
Don Lock, R (1, 8) OBP: 0.333, SLG: 0.446	x 0-0 1-2 1B		x 0-0 ② 1-3 1-2		x 0-0 ③ F7		x 0-0 ① SH1-3 1-2			3	0	1	0	0	0	2
Don Zimmer, R (1, 5) OBP: 0.311, SLG: 0.460	x 0-0 ③ F7		SSS 0-3 ③ K		x 0-0 SH2-4 1B HR 1B	x 0-0 L4-3 2-H 1B				4	1	2	1	0	1	3
Ken Retzer, L (1, 2) OBP: 0.266, SLG: 0.275 Don Leppert, R (6, PH) (7, 2) OBP: 0.312, SLG: 0.392		x 0-0 ① F9		x 0-0 ① F8	x 0-0 SH2-4 1-2 HR 1B	x 0-0 ②③ L4-3 1-2				2 2	0 1	0 1	0 0	0 0	0 0	0 1
Chuck Cottier, R (1, 6) OBP: 0.250, SLG: 0.309		SSS 0-3 ② K		SSS 0-3 ② K	x 0-0 ① SH2-4 1-2 2-3			SSS 0-3 ① K		3	0	0	0	0	3	0
Don Rudolph, L (1, 1) OBP: 0.220, SLG: 0.237 Minnie Minoso, R (6, PH) OBP: 0.323, SLG: 0.312 Pete Burnside, R (7, 1) OBP: 0.333, SLG: 0.200 Ed Roebuck, R (7, 1) OBP: 0.286, SLG: 0.286		x 0-0 BB 1B		x 0-0 ③ P6	x 0-0 2-H 3-H HR			x 0-0 ② 6-3		2 1 0 1	0 1 0 0	1 1 0 0	0 3 0 0	0 0 0 0	0 0 0 0	0 0 0 0
Inning Stats	R: 1 E: 0 K: 1 S: 8 H: 3 LOB: 2 BB: 0 P: 8	R: 0 E: 0 K: 1 S: 6 H: 1 LOB: 2 BB: 1 P: 10	R: 0 E: 0 K: 1 S: 6 H: 1 LOB: 1 BB: 0 P: 6	R: 0 E: 0 K: 1 S: 5 H: 0 LOB: 0 BB: 0 P: 5	R: 1 E: 0 K: 1 S: 7 H: 2 LOB: 1 BB: 0 P: 7	R: 4 E: 0 K: 0 S: 7 H: 4 LOB: 0 BB: 0 P: 7	R: 1 E: 0 K: 0 S: 3 H: 1 LOB: 0 BB: 1 P: 7	R: 0 E: 1 K: 1 S: 6 H: 0 LOB: 1 BB: 0 P: 6		1B: 8 2B: 2 3B: 0 HR: 3	SF: 0 SAC: 2 DP: 1 HBP: 0					

PITCHER		IP	WLS	BF	H	R	ER	SO	BB	IBB	HBP	BLK	WP	HR	S	P	ERA	WHIP
Bob Turley, R ERA: 3.78	(1, 1)	5.0		24	8	3	3	5	1	0	0	0	0	1	33	37	5.40	1.800
Wilbur Wood, L ERA: 4.33	(6, 1)	1.0	L	6	3	3	3	0	0	0	0	0	0	2	6	6	27.00	3.000
Jack Lamabe, R ERA: 3.49	(7, 1)	2.0		8	1	1	1	1	1	0	0	0	0	0	9	13	4.50	1.000

PITCHER	IP	WLS	BF	H	R	ER	SO	BB	IBB	HBP	BLK	WP	HR	S	P	ERA	WHIP

Boston Red Sox @ Washington Senators

D.C. Stadium, Washington, DC

Sun Aug 04 1963, 3:33 AM EDT

Att. 7,237 - Unknown

livebaseballscorecards.com

AB	34
R	7
H	12
RBI	7
BB	2
SO	6
LOB	12

WP: 0 PB: 0 SB: 1 CS: 0 PA: 38

Boston Red Sox @ Detroit Tigers

Tiger Stadium, Detroit, MI

Tue Aug 06 1963, 7:05 PM EDT

Att. 13,288 - Unknown

TOP

livebaseballscorecards.com

Batter	1	2	3	4	5	6	7	8	9	AB	R	H	RBI	BB	SO	LOB
Felix Mantilla, R (1, 6) OBP: 0.297, SLG: 0.286	FC1-6 1B		2B 1B		FC4-6 1B		L9			4	1	3	0	0	0	1
Gary Geiger, L (1, 8) OBP: 0.348, SLG: 0.479	FC1-6 4-3 1-2f		F8		FC4-6 6-3 1-2f		3-1			4	0	0	0	0	0	4
Carl Yastrzemski, L (1, 7) OBP: 0.421, SLG: 0.503	4-3 1-2		1-H 2B		6-3 1-2			F6		4	0	1	1	0	0	2
Frank Malzone, R (1, 5) OBP: 0.339, SLG: 0.445	K		F4		F8			F5		4	0	0	0	0	1	3
Dick Stuart, R (1, 3) OBP: 0.312, SLG: 0.475		6-3	F4			6-3		1B		4	0	1	0	0	0	1
Roman Mejias, R (1, 9) OBP: 0.264, SLG: 0.374		L7		4-3 1B		6-3		F8		4	0	1	0	0	0	1
Russ Nixon, L (1, 2) OBP: 0.318, SLG: 0.403		1B 1B		4-3 1-2		4-3			F7	4	0	1	0	0	0	1
Chuck Schilling, R (1, 4) OBP: 0.320, SLG: 0.359		1-2 1B		F7			F3		F7	4	0	1	0	0	0	1
Earl Wilson, R (1, 1) OBP: 0.297, SLG: 0.390		K		1-6-3					1-3	2	0	0	0	0	1	3
Wilbur Wood, R (4, 1)										0	0	0	0	0	0	0
Jim Gosger, L (7, PH) OBP: 0.333, SLG: 0.143										1	0	1	0	0	0	0
Arnold Earley, L (7, 1) OBP: 0.286, SLG: 0.357										0	0	0	0	0	0	0
Dick Williams, R (9, PH) OBP: 0.352, SLG: 0.400										1	0	0	0	0	0	0

	AB	36
	R	1
	H	9
	RBI	1
	BB	0
	SO	2
	LOB	17

Inning Stats	1	2	3	4	5	6	7	8	9
	R: 0 E: 0 K: 1 S: 6	H: 1 LOB: 1 BB: 0 P: 6	R: 0 E: 0 K: 1 S: 7	H: 2 LOB: 2 BB: 0 P: 7	R: 1 E: 0 K: 0 S: 5	H: 2 LOB: 1 BB: 0 P: 5	R: 0 E: 0 K: 0 S: 4	H: 1 LOB: 1 BB: 0 P: 4	R: 0 E: 0 K: 0 S: 4	H: 1 LOB: 1 BB: 0 P: 4	R: 0 E: 0 K: 0 S: 3	H: 0 LOB: 0 BB: 0 P: 3	R: 0 E: 0 K: 0 S: 4	H: 1 LOB: 1 BB: 0 P: 4	R: 0 E: 0 K: 0 S: 4	H: 1 LOB: 1 BB: 0 P: 4	R: 0 E: 0 K: 0 S: 3	H: 0 LOB: 0 BB: 0 P: 3

1B: 8	SF: 0
2B: 1	SAC: 0
3B: 0	DP: 0
HR: 0	HBP: 0

WP: 0	PA: 36
PB: 0	
SB: 0	
CS: 0	

PITCHER	IP	WLS	BF	H	R	ER	SO	BB	IBB	HBP	BLK	WP	HR	S	P	ERA	WHIP
Frank Lary, R (1, 1) ERA: 3.16	9.0	W	36	9	1	1	2	0	0	0	0	0	0	40	40	1.00	1.000

PITCHER	IP	WLS	BF	H	R	ER	SO	BB	IBB	HBP	BLK	WP	HR	S	P	ERA	WHIP

Boston Red Sox @ Detroit Tigers

Tiger Stadium, Detroit, MI

Tue Aug 06 1963, 7:05 PM EDT

Att. 13,288 - Unknown

BOTTOM

Batter	1	2	3	4	5	6	7	8	9	AB	R	H	RBI	BB	SO	LOB
Bill Bruton, L (1, 8) OBP: 0.319, SLG: 0.362	F8	1-H, 3-H, 2B		1-2, BB	F7		K			4	0	1	1	1	1	1
Dick McAuliffe, L (1, 6) OBP: 0.336, SLG: 0.389	L4-3, 1B, 2B	BB		F7	4-3			K		4	1	1	0	1	1	3
Al Kaline, R (1, 9) OBP: 0.376, SLG: 0.510	L4-3, 2-3	L1-3		SF9, 3-H	2B			HR, BB		3	1	1	1	1	0	3
Rocky Colavito, R (1, 7) OBP: 0.366, SLG: 0.439	1B, 3-H, 1B		5-3	F2	F9			1-H, HR		5	1	2	3	0	0	3
Norm Cash, L (1, 3) OBP: 0.374, SLG: 0.456	1-2, 1B		BB, L4-6-3		F8	F6		K		4	0	1	0	1	1	1
Bubba Phillips, R (1, 5) OBP: 0.272, SLG: 0.308	F3		L4-6-3, 1-2		1B, 2B, 1B		BB, 3B	FC5-4, 1B		4	2	2	0	1	0	3
Bill Freehan, R (1, 2) OBP: 0.342, SLG: 0.389		1B, 2B, 1B		2B, 1B, 1B	1-2, 2B, 1B		F7	FC5-4, 1-2f		5	3	3	0	0	0	2
George Smith, R (1, 4) OBP: 0.429, SLG: 1.000		K		1B, 1-3, SF9, 2B	E, 1-H, 2-H, SH1-4, 2B		1-H, 3B			4	2	3	3	0	1	1
Frank Lary, R (1, 1) OBP: 0.316, SLG: 0.278		1-3, 2B, 1B		BB, 2-3, 3-H, 1B	SH1-4, 2-H		K			3	0	2	2	0	1	1
Inning Stats	R: 1 E: 0 K: 0 S: 6 H: 3 LOB: 2 BB: 0 P: 6	R: 1 E: 0 K: 1 S: 7 H: 3 LOB: 2 BB: 1 P: 11	R: 0 E: 0 K: 0 S: 2 H: 0 LOB: 0 BB: 1 P: 6	R: 2 E: 0 K: 0 S: 6 H: 3 LOB: 2 BB: 1 P: 10	R: 3 E: 1 K: 0 S: 6 H: 3 LOB: 0 BB: 0 P: 6	R: 0 E: 0 K: 0 S: 4 H: 1 LOB: 1 BB: 0 P: 4	R: 1 E: 0 K: 2 S: 8 H: 1 LOB: 1 BB: 1 P: 12	R: 2 E: 0 K: 2 S: 9 H: 2 LOB: 1 BB: 1 P: 13								

1B: 9 SF: 1 WP: 0 PA: 43
2B: 6 SAC: 1 PB: 0
3B: 1 DP: 1 SB: 0
HR: 1 HBP: 0 CS: 0

	AB	36
	R	10
	H	16
	RBI	10
	BB	5
	SO	5
	LOB	18

livebaseballscorecards.com

PITCHER		IP	WLS	BF	H	R	ER	SO	BB	IBB	HBP	BLK	WP	HR	S	P	ERA	WHIP
Earl Wilson, R ERA: 3.29	(1, 1)	3.0	L	19	9	4	4	1	3	0	0	0	0	0	18	30	12.00	4.000
Wilbur Wood, L ERA: 4.44	(4, 1)	3.0		13	4	3	2	0	0	0	0	0	0	0	13	13	6.00	1.333
Arnold Earley, L ERA: 4.82	(7, 1)	2.0		11	3	3	3	4	2	0	0	0	0	1	17	25	13.50	2.500

PITCHER		IP	WLS	BF	H	R	ER	SO	BB	IBB	HBP	BLK	WP	HR	S	P	ERA	WHIP

Batter	1	2	3	4	5	6	7	8	9	AB	R	H	RBI	BB	SO	LOB
Felix Mantilla, R (1, 6) OBP: 0.310, SLG: 0.300	5-3		3-1, 1-2, 1B		K		6-3		1B	5	0	2	0	0	1	0
Gary Geiger, L (1, 8) OBP: 0.348, SLG: 0.500	HR		F5		HR		6-3		K	5	2	2	2	0	1	3
Carl Yastrzemski, L (1, 7) OBP: 0.422, SLG: 0.501	4-3, 1B		3-1, 1-2, 2-3		4-3		BB			3	0	1	0	1	0	2
Frank Malzone, R (1, 5) OBP: 0.338, SLG: 0.443	4-3, 1-2		F4		HR, 1B		F8			4	1	1	0	0	0	4
Dick Stuart, R (1, 3) OBP: 0.314, SLG: 0.483	K			1B, 1B	1-H, HR			K		4	1	2	2	0	2	1
Roman Mejias, R (1, 9) OBP: 0.264, SLG: 0.372		5-3		L6-4, BB, 1-3, 1B	5-3			L8		4	0	1	0	0	0	0
Russ Nixon, L (1, 2) OBP: 0.317, SLG: 0.397		4-3		4-0, 1-2, BB		4-3		K		3	0	0	0	1	1	0
Chuck Schilling, R (1, 4) OBP: 0.317, SLG: 0.356		K		L9		F8			F5	4	0	0	0	0	1	3
Chet Nichols, S (1, 1) OBP: 0.231, SLG: 0.231			3-1, 1B, 1B	L6-4, 2-3		K			5-3	1	0	1	0	0	0	0
Dick Williams, R (4, PH) OBP: 0.348, SLG: 0.395										1	0	0	0	0	0	3
Jack Lamabe, R (4, 1)										1	0	0	0	0	1	0
Dick Radatz, R (7, 1) OBP: 0.043, SLG: 0.087										0	0	0	0	0	0	0
Lou Clinton, R (9, PH) OBP: 0.271, SLG: 0.397										1	0	0	0	0	0	0
Inning Stats	R: 1 E: 0 K: 1 S: 7 H: 2 LOB: 1 BB: 0 P: 7	R: 0 E: 0 K: 1 S: 5 H: 0 LOB: 0 BB: 0 P: 5	R: 0 E: 0 K: 0 S: 5 H: 2 LOB: 2 BB: 0 P: 5	R: 0 E: 0 K: 0 S: 4 H: 2 LOB: 2 BB: 1 P: 8	R: 3 E: 0 K: 1 S: 8 H: 3 LOB: 0 BB: 0 P: 8	R: 0 E: 0 K: 1 S: 5 H: 0 LOB: 0 BB: 0 P: 5	R: 0 E: 0 K: 0 S: 3 H: 0 LOB: 1 BB: 1 P: 7	R: 0 E: 0 K: 2 S: 7 H: 0 LOB: 0 BB: 0 P: 7	R: 0 E: 0 K: 1 S: 6 H: 1 LOB: 1 BB: 0 P: 6	1B: 7 2B: 1 3B: 0 HR: 3 SF: 0 SAC: 0 DP: 1 HBP: 0						

PITCHER	IP	WLS	BF	H	R	ER	SO	BB	IBB	HBP	BLK	WP	HR	S	P	ERA	WHIP
Jim Bunning, R (1, 1) ERA: 4.59	5.0		24	9	4	4	3	1	0	0	0	0	3	29	33	7.20	2.000
Bill Faul, R (6, 1) ERA: 4.25	2.0	W	7	0	0	0	1	1	0	0	0	0	0	8	12	0.00	0.500
Fred Gladding, R (8, 1) ERA: 3.24	2.0	S	7	1	0	0	3	0	0	0	0	0	0	13	13	0.00	0.500

PITCHER	IP	WLS	BF	H	R	ER	SO	BB	IBB	HBP	BLK	WP	HR	S	P	ERA	WHIP

Boston Red Sox @ Detroit Tigers

Tiger Stadium, Detroit, MI

Wed Aug 07 1963, 4:33 AM EDT

Att. 6,181 - Unknown

TOP

livebaseballscorecards.com

AB	36
R	4
H	10
RBI	4
BB	2
SO	7
LOB	16

WP: 0	PA: 38
PB: 0	
SB: 0	
CS: 0	

Batter	1	2	3	4	5	6	7	8	9	AB	R	H	RBI	BB	SO	LOB
Don Wert, R (1, 5) OBP: 0.331, SLG: 0.377	5-3		2B 3B		K		L5			4	1	1	0	0	1	1
Dick McAuliffe, L (1, 6) OBP: 0.338, SLG: 0.393	1-3		F3		2B		1-3 HR 1B			4	1	2	0	0	0	1
Al Kaline, R (1, 9) OBP: 0.381, SLG: 0.523	1B		3-H 2B		G6-4-3 BB		1-H 3-H HR			3	1	3	4	1	0	0
Rocky Colavito, R (1, 7) OBP: 0.363, SLG: 0.434	K		F2		G6-4-3 1-2f		K			4	0	0	0	0	2	4
Bill Freehan, R (1, 3) (8, 2) OBP: 0.350, SLG: 0.394		5-3	BB			G3-6-3 1B		SH1-3 1B		3	0	2	0	1	0	0
George Thomas, R (1, 8) OBP: 0.281, SLG: 0.358 Bill Bruton, L (6, PH) OBP: 0.319, SLG: 0.361 (7, 8)	CS 1B		F8			G3-6-3 1-2f		SH1-3 1-2		2 1	0 0	1 0	0 0	0 0	0 0	2 1
Gus Triandos, R (1, 2) OBP: 0.314, SLG: 0.414 Fred Gladding, L (8, 1)	1-2 HR		K			F7		5-3		3 1	1 0	1 0	1 0	0 0	1 0	0 1
George Smith, R (1, 4) OBP: 0.455, SLG: 0.818	1B		G3				1B HR 1B	K		4	1	2	0	0	1	1
Jim Bunning, R (1, 1) OBP: 0.197, SLG: 0.207 Bill Faul, R (6, 1) OBP: 0.154, SLG: 0.200 Norm Cash, L (7, PH) OBP: 0.373, SLG: 0.454 (8, 3)	F8		K				K			2 0 1	0 0 0	0 0 0	0 0 0	0 0 0	1 0 1	1 0 1
Inning Stats	R: 0 H: 1 E: 0 LOB: 1 K: 1 BB: 0 S: 6 P: 6	R: 1 H: 3 E: 0 LOB: 1 K: 0 BB: 0 S: 5 P: 5	R: 1 H: 2 E: 0 LOB: 2 K: 0 BB: 1 S: 5 P: 9	R: 0 H: 0 E: 0 LOB: 0 K: 2 BB: 0 S: 7 P: 7	R: 0 H: 1 E: 0 LOB: 1 K: 1 BB: 1 S: 5 P: 9	R: 0 H: 1 E: 0 LOB: 0 K: 0 BB: 0 S: 3 P: 3	R: 3 H: 3 E: 0 LOB: 0 K: 2 BB: 0 S: 10 P: 10	R: 0 H: 1 E: 0 LOB: 1 K: 1 BB: 0 S: 6 P: 6		1B: 7 SF: 0 2B: 2 SAC: 1 3B: 1 DP: 2 HR: 2 HBP: 0						

PITCHER	IP	WLS	BF	H	R	ER	SO	BB	IBB	HBP	BLK	WP	HR	S	P	ERA	WHIP
Chet Nichols, L (1, 1) ERA: 4.31	3.0		15	6	2	2	1	1	0	0	0	0	1	16	20	6.00	2.333
Jack Lamabe, R (4, 1) ERA: 3.54	3.2		14	4	2	2	4	1	0	0	0	0	0	21	25	4.91	1.364
Dick Radatz, R (7, 1) ERA: 1.52	1.1	L	6	2	1	1	2	0	0	0	0	0	1	10	10	6.75	1.500

PITCHER	IP	WLS	BF	H	R	ER	SO	BB	IBB	HBP	BLK	WP	HR	S	P	ERA	WHIP

BOTTOM

Boston Red Sox @ Detroit Tigers

Tiger Stadium, Detroit, MI

Wed Aug 07 1963, 4:33 AM EDT

Att. 6,181 - Unknown

livebaseballscorecards.com

AB	32
R	5
H	12
RBI	5
BB	2
SO	7
LOB	13

WP: 0 PA: 35
PB: 0
SB: 0
CS: 1

Boston Red Sox @ Detroit Tigers

Tiger Stadium, Detroit, MI

Thu Aug 08 1963, 4:33 AM EDT

Att. 6,298 - Unknown

TOP

livebaseballscorecards.com

Batter	1	2	3	4	5	6	7	8	9	10	AB	R	H	RBI	BB	SO	LOB
Gary Geiger, L (1, 8) OBP: 0.353, SLG: 0.524	F7			HR	G3			BB 1B 1B	2-H HR		5	2	3	3	0	0	1
Felix Mantilla, R (1, 6) OBP: 0.319, SLG: 0.311	F3			G5-3 1B 1B		F7		1-2 BB 1B	6-3		5	0	2	0	0	0	0
Carl Yastrzemski, L (1, 7) OBP: 0.426, SLG: 0.503	4-3			1-2 1B		BBB 4-0 G5-4-3 BB		BBB 4-0 G6-3 1-2 2-3 BB		SH3-4 1B	3	0	2	0	2	0	0
Frank Malzone, R (1, 5) OBP: 0.335, SLG: 0.439	SSS 0-3 K			L9		G5-4-3 1-2f		L4		SH3-4 1-2	4	0	0	0	0	1	6
Dick Stuart, R (1, 3) OBP: 0.310, SLG: 0.477		F6		G5-3 2-3f			E6 BB	G6-3 1-2f		6-3	5	0	0	0	0	0	6
Roman Mejias, R (1, 9) OBP: 0.260, SLG: 0.366		F7			4-3		F3		F8	F8	5	0	0	0	0	0	2
Chuck Schilling, R (1, 4) OBP: 0.321, SLG: 0.360			F7		1B 2B		BBBB 4-0 1-2 BB		1B E 1B		3	2	2	0	1	0	0
Bob Tillman, R (1, 2) OBP: 0.320, SLG: 0.382			SSS 0-3 K		SSS 0-3 K		F8		FC4 1-2 1B		4	0	1	0	0	2	3
Bill Monbouquette, R (1, 1) OBP: 0.176, SLG: 0.138 Russ Nixon, L (9, PH) OBP: 0.315, SLG: 0.395 Dick Radatz, R (9, 1) OBP: 0.043, SLG: 0.087			SSS 0-3 K		2-H 1B		SSS 0-3 K		1-2f 2-H HR		3 1 0	0 1 0	1 0 0	1 0 0	0 0 0	2 0 0	2 1 0

	AB	38
	R	5
	H	11
	RBI	4
	BB	3
	SO	5
	LOB	21

Inning Stats	1	2	3	4	5	6	7	8	9	10
	R: 0 H: 0 E: 0 LOB: 0 K: 0 BB: 0 S: 3 P: 3	R: 0 H: 0 E: 0 LOB: 0 K: 1 BB: 0 S: 5 P: 5	R: 0 H: 0 E: 0 LOB: 0 K: 2 BB: 0 S: 7 P: 7	R: 1 H: 3 E: 0 LOB: 1 K: 0 BB: 0 S: 5 P: 5	R: 1 H: 2 E: 0 LOB: 1 K: 1 BB: 0 S: 7 P: 7	R: 0 H: 0 E: 0 LOB: 0 K: 0 BB: 1 S: 2 P: 6	R: 0 H: 0 E: 1 LOB: 2 K: 1 BB: 1 S: 6 P: 10	R: 0 H: 2 E: 0 LOB: 2 K: 0 BB: 1 S: 4 P: 8	R: 3 H: 3 E: 1 LOB: 0 K: 0 BB: 0 S: 6 P: 6	R: 0 H: 1 E: 0 LOB: 1 K: 0 BB: 0 S: 4 P: 4

1B: 8	SF: 0	WP: 0	PA: 42
2B: 1	SAC: 1	PB: 0	
3B: 0	DP: 3	SB: 0	
HR: 2	HBP: 0	CS: 0	

PITCHER		IP	WLS	BF	H	R	ER	SO	BB	IBB	HBP	BLK	WP	HR	S	P	ERA	WHIP
Phil Regan, R ERA: 3.77	(1, 1)	7.0		30	7	2	2	5	3	0	0	0	0	1	37	49	2.57	1.429
Terry Fox, R ERA: 4.14	(8, 1)	1.0		2	0	0	0	0	0	0	0	0	0	0	2	2	0.00	0.000
Fred Gladding, R ERA: 5.0	(9, 1)	0.2		4	2	2	2	0	0	0	0	0	0	0	4	4	27.00	3.000
Don Mossi, L ERA: 4.52	(9, 1)	0.1		2	1	1	1	0	0	0	0	0	0	1	2	2	27.00	3.000
Alan Koch, R ERA:	(10, 1)	1.0	W	4	1	0	0	0	0	0	0	0	0	0	4	4	0.00	1.000

PITCHER	IP	WLS	BF	H	R	ER	SO	BB	IBB	HBP	BLK	WP	HR	S	P	ERA	WHIP

Boston Red Sox @ Detroit Tigers

Tiger Stadium, Detroit, MI

Thu Aug 08 1963, 4:33 AM EDT

Att. 6,298 - Unknown

BOTTOM

livebaseballscorecards.com

Batter	1	2	3	4	5	6	7	8	9	10	AB	R	H	RBI	BB	SO	LOB
Bill Bruton, L (1, 8) OBP: 0.320, SLG: 0.364	F5			K	4-3 3-H			4-3 1B 2B		WP S 1B 1B	5	2	2	1	0	1	1
Dick McAuliffe, L (1, 6) OBP: 0.336, SLG: 0.390	F6			BB BB 1B	6-3			4-3 2-3		F2	5	0	1	0	0	0	3
Al Kaline, R (1, 9) OBP: 0.383, SLG: 0.521	L8			BB 1-2 BB		L4		1B HR BB		1B WP 1-2 IBB	2	1	0	0	3	0	0
Rocky Colavito, R (1, 7) OBP: 0.364, SLG: 0.434		F9		F8		K		1-3 3-H HR 1B		1-3 2-H 1B	5	1	2	2	0	1	2
Norm Cash, L (1, 3) OBP: 0.374, SLG: 0.462		4-3		1-2 2-3 BB		4-3		1-H 3-H HR			3	1	1	3	1	0	0
Bill Freehan, R (1, 2) OBP: 0.343, SLG: 0.386		5-3		F4			K	F6			4	0	0	0	0	1	3
Don Wert, R (1, 5) OBP: 0.329, SLG: 0.381			K		1B 4-3 2B		F8		L6		4	1	1	0	0	1	0
George Smith, R (1, 4) OBP: 0.400, SLG: 0.667			F7		SH1-4 2-3 1B		L5		K		4	0	1	0	0	1	0
Phil Regan, R (1, 1) OBP: 0.222, SLG: 0.270 Terry Fox, R (8, 1) Whitey Herzog, L (8, PH) OBP: 0.298, SLG: 0.222 Fred Gladding, L (9, 1) Don Mossi, L (9, 1) OBP: 0.344, SLG: 0.269 Gates Brown, L (9, PH) OBP: 0.309, SLG: 0.355 Alan Koch, R (10, 1)			6-3		SH1-4 1-2			F3		4-3	1 0 1 0 0 1 0	0 0 0 0 0 0 0	0 0 0 0 0 0 0	0 0 0 0 0 0 0	0 0 0 0 0 0 0	0 0 0 0 0 0 0	0 0 0 0 0 0 0
Inning Stats	R: 0 H: 0 E: 0 LOB: 0 K: 0 BB: 0 S: 3 P: 3	R: 0 H: 0 E: 0 LOB: 0 K: 0 BB: 0 S: 3 P: 3	R: 0 H: 0 E: 0 LOB: 0 K: 1 BB: 0 S: 5 P: 5	R: 0 H: 1 E: 0 LOB: 3 K: 1 BB: 2 S: 6 P: 14	R: 1 H: 2 E: 0 LOB: 1 K: 0 BB: 0 S: 5 P: 5	R: 0 H: 0 E: 0 LOB: 0 K: 1 BB: 0 S: 5 P: 5	R: 0 H: 0 E: 0 LOB: 0 K: 1 BB: 0 S: 5 P: 5	R: 4 H: 3 E: 0 LOB: 0 K: 0 BB: 1 S: 6 P: 10	R: 0 H: 0 E: 0 LOB: 0 K: 1 BB: 0 S: 5 P: 5	R: 1 H: 2 E: 0 LOB: 2 K: 0 BB: 1 S: 3 P: 7	1B: 5 SF: 0 2B: 2 SAC: 1 3B: 0 DP: 0 HR: 1 HBP: 0						

	AB	35
	R	6
	H	8
	RBI	6
	BB	4
	SO	5
	LOB	9

WP: 1 PA: 40
PB: 0
SB: 1
CS: 0

PITCHER		IP	WLS	BF	H	R	ER	SO	BB	IBB	HBP	BLK	WP	HR	S	P	ERA	WHIP
Bill Monbouquette, R ERA: 3.31	(1, 1)	8.0		33	6	5	5	4	3	0	0	0	0	1	38	50	5.62	1.125
Dick Radatz, R ERA: 1.59	(9, 1)	1.1	L	7	2	1	1	1	0	1	0	0	1	0	8	12	6.75	1.500

PITCHER	IP	WLS	BF	H	R	ER	SO	BB	IBB	HBP	BLK	WP	HR	S	P	ERA	WHIP

Batter	1	2	3	4	5	6	7	8	9	AB	R	H	RBI	BB	SO	LOB
Felix Mantilla, R (1, 8) OBP: 0.294, SLG: 0.286	F5		F2		1-3			6-3		4	0	0	0	0	0	1
Chuck Schilling, R (1, 4) OBP: 0.318, SLG: 0.357	F4		1-3			F6		F3		4	0	0	0	0	0	1
Carl Yastrzemski, L (1, 7) OBP: 0.429, SLG: 0.511	4-3			HR 1B		BBBB BB			HR	3	2	2	1	1	0	0
Dick Stuart, R (1, 3) OBP: 0.310, SLG: 0.482		6-3		1-H HR		SSS K			F8	4	1	1	2	0	1	1
Gary Geiger, L (1, 9) OBP: 0.351, SLG: 0.519		BBBB FC6-4 BB		SSS K		L7			4-3	3	0	0	0	1	1	1
Dick Williams, R (1, 5) OBP: 0.333, SLG: 0.376		FC6-4 1-2f		F9			F8		F9	4	0	0	0	0	0	1
Eddie Bressoud, R (1, 6) OBP: 0.314, SLG: 0.415		F9		F7			F6			3	0	0	0	0	0	1
Bob Tillman, R (1, 2) OBP: 0.320, SLG: 0.382			1B		F9		5-3			3	0	1	0	0	0	0
Dave Morehead, R (1, 1) OBP: 0.081, SLG: 0.081			SSS K		F9			F8		2	0	0	0	0	1	1
Roman Mejias, R (8, PH) OBP: 0.259, SLG: 0.364										1	0	0	0	0	0	0
Arnold Earley, L (8, 1) OBP: 0.286, SLG: 0.357										0	0	0	0	0	0	0
Inning Stats	R: 0 E: 0 K: 0 S: 3 H: 0 LOB: 0 BB: 0 P: 3	R: 0 E: 1 K: 0 S: 3 H: 0 LOB: 1 BB: 1 P: 7	R: 0 E: 0 K: 1 S: 6 H: 1 LOB: 1 BB: 0 P: 6	R: 2 E: 0 K: 1 S: 7 H: 2 LOB: 0 BB: 0 P: 7	R: 0 E: 0 K: 0 S: 3 H: 0 LOB: 0 BB: 0 P: 3	R: 0 E: 0 K: 1 S: 5 H: 0 LOB: 1 BB: 1 P: 9	R: 0 E: 0 K: 0 S: 3 H: 0 LOB: 0 BB: 0 P: 3	R: 0 E: 0 K: 0 S: 3 H: 0 LOB: 0 BB: 0 P: 3	R: 1 E: 0 K: 0 S: 4 H: 1 LOB: 0 BB: 0 P: 4	1B: 2 2B: 0 3B: 0 HR: 2	SF: 0 SAC: 0 DP: 0 HBP: 0						

PITCHER	IP	WLS	BF	H	R	ER	SO	BB	IBB	HBP	BLK	WP	HR	S	P	ERA	WHIP
Jim Perry, R (1, 1) ERA: 3.38	9.0	W	33	4	3	3	3	2	0	0	0	0	2	37	45	3.00	0.667

PITCHER	IP	WLS	BF	H	R	ER	SO	BB	IBB	HBP	BLK	WP	HR	S	P	ERA	WHIP

TOP

Boston Red Sox @ Minnesota Twins

Metropolitan Stadium, Bloomington , MI

Fri Aug 09 1963, 8:05 PM EDT

Att. 31,594 - Unknown - 78 F

livebaseballscorecards.com

AB	31
R	3
H	4
RBI	3
BB	2
SO	3
LOB	7

PA: 33

Boston Red Sox @ Minnesota Twins

Metropolitan Stadium, Bloomington , MI

Fri Aug 09 1963, 8:05 PM EDT

Att. 31,594 - Unknown - 78 F

livebaseballscorecards.com

Batter	1	2	3	4	5	6	7	8	9	AB	R	H	RBI	BB	SO	LOB
Rich Rollins, R (1, 5) OBP: 0.369, SLG: 0.481	F8		1B BB		SH1-4 (1-2)		HR			2	1	1	1	1	0	0
Vic Power, R (1, 4) (9, 3) OBP: 0.292, SLG: 0.371	4-3		1-2 1B		F3		F8			4	0	1	0	0	0	1
Harmon Killebrew, R (1, 7) OBP: 0.361, SLG: 0.535	K		K		F5		K			4	0	0	0	0	3	3
Don Mincher, L (1, 3) OBP: 0.357, SLG: 0.554		HR	K	3-1		F4				4	1	1	1	0	1	0
Bernie Allen, L (9, 4) OBP: 0.270, SLG: 0.298										0	0	0	0	0	0	0
Jimmie Hall, L (1, 9) OBP: 0.328, SLG: 0.481		K	G3	L9		F5				4	0	0	0	0	1	0
Earl Battey, R (1, 2) OBP: 0.356, SLG: 0.484		F8	FC4-6 BB	E BB		K				2	1	0	0	2	1	0
Lenny Green, L (1, 8) OBP: 0.298, SLG: 0.322		3-1	FC4-6 (1-2f)	E4 (1-H) 3B						3	1	1	1	0	0	1
Zoilo Versalles, R (1, 6) OBP: 0.310, SLG: 0.424			K	HR		5-3				3	1	1	1	0	1	0
Jim Perry, S (1, 1) OBP: 0.321, SLG: 0.277			6-3	SH1-4 1B			1-3			3	0	1	0	0	0	0
Inning Stats	R: 0 E: 0 K: 1 S: 5 H: 0 LOB: 0 BB: 0 P: 5	R: 1 E: 0 K: 1 S: 6 H: 1 LOB: 0 BB: 0 P: 6	R: 0 E: 0 K: 2 S: 8 H: 1 LOB: 2 BB: 1 P: 12	R: 0 E: 0 K: 1 S: 5 H: 0 LOB: 1 BB: 1 P: 9	R: 1 E: 0 K: 0 S: 5 H: 2 LOB: 1 BB: 0 P: 5	R: 2 E: 1 K: 0 S: 4 H: 1 LOB: 0 BB: 1 P: 8	R: 1 E: 0 K: 1 S: 6 H: 1 LOB: 0 BB: 0 P: 6	R: 0 E: 0 K: 1 S: 5 H: 0 LOB: 0 BB: 0 P: 5		1B: 2 2B: 0 3B: 1 HR: 3	SF: 0 SAC: 1 DP: 0 HBP: 0						

	AB	29
	R	5
	H	6
	RBI	4
	BB	3
	SO	7
	LOB	5

WP: 0 PB: 0 SB: 0 CS: 0 PA: 33

PITCHER		IP	WLS	BF	H	R	ER	SO	BB	IBB	HBP	BLK	WP	HR	S	P	ERA	WHIP
Dave Morehead, R ERA: 4.22	(1, 1)	7.0	L	30	6	5	4	6	3	0	0	0	0	3	39	51	5.14	1.286
Arnold Earley, L ERA: 4.76	(8, 1)	1.0		3	0	0	0	1	0	0	0	0	0	0	5	5	0.00	0.000

PITCHER	IP	WLS	BF	H	R	ER	SO	BB	IBB	HBP	BLK	WP	HR	S	P	ERA	WHIP

Batter	1	2	3	4	5	6	7	8	9	AB	R	H	RBI	BB	SO	LOB
Felix Mantilla, R (1, 8) OBP: 0.291, SLG: 0.283	1B		L8		6-3		F5			4	0	1	0	0	0	0
Chuck Schilling, R (1, 4) OBP: 0.318, SLG: 0.356	K		F6		1B			6-3		4	0	1	0	0	1	1
Carl Yastrzemski, L (1, 7) OBP: 0.425, SLG: 0.506	F6			6-3	4-3			4-3		4	0	0	0	0	0	2
Dick Stuart, R (1, 3) OBP: 0.311, SLG: 0.496	K			HR		HR		K		4	2	2	2	0	2	1
Gary Geiger, L (1, 9) OBP: 0.353, SLG: 0.518		1B		2B SF8 1B		4-3			G3	4	1	2	0	0	0	0
Dick Williams, R (1, 5) OBP: 0.330, SLG: 0.382		F6		1-3 2B		F8			6-3	4	0	1	0	0	0	1
Eddie Bressoud, R (1, 6) OBP: 0.311, SLG: 0.412		F3		SF8 3-H		5-3			K	3	0	0	1	0	1	1
Bob Tillman, R (1, 2) OBP: 0.317, SLG: 0.377		F3		5-3			K			3	0	0	0	0	1	2
Earl Wilson, R (1, 1) OBP: 0.292, SLG: 0.383			K		F4					1	0	0	0	0	1	0
Jack Lamabe, R (3, 1)							4-3			1	0	0	0	0	0	0
Russ Nixon, L (7, PH) OBP: 0.314, SLG: 0.392										1	0	0	0	0	0	0
Dick Radatz, R (7, 1) OBP: 0.043, SLG: 0.087										0	0	0	0	0	0	0
Inning Stats	R: 0 E: 0 K: 2 S: 8 H: 1 LOB: 1 BB: 0 P: 8	R: 0 E: 0 K: 0 S: 4 H: 1 LOB: 1 BB: 0 P: 4	R: 0 E: 0 K: 1 S: 5 H: 0 LOB: 0 BB: 0 P: 5	R: 2 E: 0 K: 0 S: 6 H: 3 LOB: 1 BB: 0 P: 6	R: 0 E: 0 K: 0 S: 4 H: 1 LOB: 1 BB: 0 P: 4	R: 1 E: 0 K: 0 S: 4 H: 1 LOB: 0 BB: 0 P: 4	R: 0 E: 0 K: 1 S: 5 H: 0 LOB: 0 BB: 0 P: 5	R: 0 E: 0 K: 1 S: 5 H: 0 LOB: 0 BB: 0 P: 5	R: 0 E: 0 K: 1 S: 5 H: 0 LOB: 0 BB: 0 P: 5	1B: 4 2B: 1 3B: 0 HR: 2 SF: 1 SAC: 0 DP: 0 HBP: 0						

PITCHER	IP	WLS	BF	H	R	ER	SO	BB	IBB	HBP	BLK	WP	HR	S	P	ERA	WHIP
Lee Stange, R (1, 1) ERA: 3.12	6.0	W	25	7	3	3	3	0	0	0	0	0	2	31	31	4.50	1.167
Bill Dailey, R (7, 1) ERA: 1.87	3.0	S	9	0	0	0	3	0	0	0	0	0	0	15	15	0.00	0.000

PITCHER	IP	WLS	BF	H	R	ER	SO	BB	IBB	HBP	BLK	WP	HR	S	P	ERA	WHIP

TOP

Boston Red Sox @ Minnesota Twins

Metropolitan Stadium, Bloomington , MI

Sat Aug 10 1963, 4:33 AM EDT

Att. 21,155 - Unknown - 79 F

livebaseballscorecards.com

AB	33
R	3
H	7
RBI	3
BB	0
SO	6
LOB	8

Batter	1	2	3	4	5	6	7	8	9	AB	R	H	RBI	BB	SO	LOB
Rich Rollins, R (1, 5) OBP: 0.370, SLG: 0.479	0-0 ② 1B SF7 1B	0-0 ② FC5-4 WP 1-2f 2-3		0-0 ② 4-3		H 1-0 1-2 2-3 HBP				3	1	1	0	0	0	3
Vic Power, R (1, 4) (9, 3) OBP: 0.292, SLG: 0.370	0-0 ③ BB 1-3 1B	0-0 ③ 4-3 1-3 3-H		0-0 ③ 6-3		0-0 ③ 4-3				4	0	1	0	0	0	5
Don Mincher, L (1, 3) OBP: 0.354, SLG: 0.544 Bernie Allen, L (9, 4) OBP: 0.270, SLG: 0.298	S S S 0-3 ① K		0-0 ① HR 1B		0-0 ① F7		0-0 ① L4			4 0	1 0	1 0	0 0	0 0	1 0	2 0
Harmon Killebrew, R (1, 7) OBP: 0.357, SLG: 0.530	0-0 ② SF7 3-H		0-0 ① L6		S S S 0-3 ② K		S S S 0-3 ② K			3	0	0	1	0	2	1
Jimmie Hall, L (1, 9) OBP: 0.330, SLG: 0.489	B B B B 4-0 1-2 BB		0-0 1-H HR		0-0 ③ F2		S S S 0-3 ③ K			3	1	1	2	1	1	0
Earl Battey, R (1, 2) OBP: 0.356, SLG: 0.483 Jerry Zimmerman, R (8, 2) OBP: 0.200, SLG: 0.200	0-0 ③ 6-3		0-0 ② F6			0-0 FC6-4 1B		0-0 ① 4-3		3 1	0 0	1 0	0 0	0 0	0 0	2 0
Lenny Green, L (1, 8) OBP: 0.297, SLG: 0.318		B B B 4-0 FC5-4 BB WP BB	0-0 ③ 6-3			0-0 ① FC6-4 HBP 1B 1-2f		0-0 ② F2		3	1	0	0	1	0	1
Zoilo Versalles, R (1, 6) OBP: 0.314, SLG: 0.434		0-0 ① F4		0-0 4-3 1B		0-0 HBP 1-2 1B		0-0 HR		4	1	3	1	0	0	1
Lee Stange, R (1, 1) OBP: 0.222, SLG: 0.087 Vic Wertz, L (6, PH) OBP: 0.234, SLG: 0.268 Bill Dailey, R (7, 1) OBP: 0.263, SLG: 0.389		B B B 4-0 FC5-4 1-2 BB	0-0 4-3 1-2			S S S 0-3 ③ K				1 1 1	0 0 0	0 0 0	0 0 0	1 0 0	0 0 1	1 2 0
Inning Stats	R: 1 E: 0 K: 1 S: 7 H: 2 LOB: 2 BB: 1 P: 11	R: 1 E: 0 K: 0 S: 3 H: 0 LOB: 1 BB: 2 P: 11	R: 2 E: 0 K: 0 S: 5 H: 2 LOB: 0 BB: 0 P: 5	R: 0 E: 0 K: 0 S: 4 H: 1 LOB: 1 BB: 0 P: 4	R: 0 E: 0 K: 1 S: 5 H: 0 LOB: 0 BB: 0 P: 5	R: 0 E: 0 K: 0 S: 5 H: 2 LOB: 3 BB: 0 P: 6	R: 0 E: 0 K: 2 S: 7 H: 0 LOB: 0 BB: 0 P: 7	R: 1 E: 0 K: 1 S: 6 H: 1 LOB: 0 BB: 0 P: 6		1B: 6 2B: 0 3B: 0 HR: 2		SF: 1 SAC: 0 DP: 0 HBP: 1		WP: 2 PB: 0 SB: 0 CS: 0	PA: 36	

PITCHER	IP	WLS	BF	H	R	ER	SO	BB	IBB	HBP	BLK	WP	HR	S	P	ERA	WHIP
Earl Wilson, R (1, 1) ERA: 3.46	2.1	L	14	4	4	4	1	3	0	0	0	1	1	13	25	15.43	3.000
Jack Lamabe, R (3, 1) ERA: 3.42	3.2		15	3	0	0	1	0	0	1	0	0	0	16	17	0.00	0.818
Dick Radatz, R (7, 1) ERA: 1.64	2.0		7	1	1	1	3	0	0	0	0	0	1	13	13	4.50	0.500

PITCHER	IP	WLS	BF	H	R	ER	SO	BB	IBB	HBP	BLK	WP	HR	S	P	ERA	WHIP

BOTTOM

Boston Red Sox @ Minnesota Twins

Metropolitan Stadium, Bloomington , MI

Sat Aug 10 1963, 4:33 AM EDT
Att. 21,155 - Unknown - 79 F

livebaseballscorecards.com

AB	31
R	5
H	8
RBI	4
BB	3
SO	5
LOB	18

Batter	1	2	3	4	5	6	7	8	9	AB	R	H	RBI	BB	SO	LOB
Felix Mantilla, R (1, 8) OBP: 0.288, SLG: 0.281	F7		F7		G4-3 1B		E5 FC5-4			4	0	1	0	0	0	1
Chuck Schilling, R (1, 4) OBP: 0.315, SLG: 0.353	F9		FC6-4 1-2f		G4-3 1-2f		FC5-4 1-2f			4	0	0	0	0	0	3
Carl Yastrzemski, L (1, 7) OBP: 0.426, SLG: 0.505	F5			BB 1B BB		HR 1B		4-3		3	1	1	0	1	0	0
Dick Stuart, R (1, 3) OBP: 0.311, SLG: 0.501		K		K		1-H HR		K		4	1	1	2	0	3	1
Gary Geiger, L (1, 9) OBP: 0.352, SLG: 0.514		4-3		BB 1-2 1B		3-1		F8		4	0	1	0	0	0	0
Dick Williams, R (1, 5) OBP: 0.337, SLG: 0.380		BB		F3		K			G1-6-3 1B	3	0	1	0	1	1	2
Eddie Bressoud, R (1, 6) OBP: 0.311, SLG: 0.409		F8		1-2 2-3 BB		K			G1-6-3 1-2f	3	0	0	0	1	1	2
Russ Nixon, L (1, 2) OBP: 0.313, SLG: 0.386			FC6-4 BB	L7			F8		K	3	0	0	0	1	1	3
Bob Turley, R (1, 1) OBP: 0.176, SLG: 0.294			F3		K		K			2	0	0	0	0	1	1
Roman Mejias, R (7, PH) OBP: 0.258, SLG: 0.363										1	0	0	0	0	1	0
Arnold Earley, L (7, 1) OBP: 0.286, SLG: 0.357										0	0	0	0	0	0	0
Inning Stats	R: 0 E: 0 K: 0 S: 3 H: 0 LOB: 0 BB: 0 P: 3	R: 0 E: 0 K: 1 S: 5 H: 0 LOB: 1 BB: 1 P: 9	R: 0 E: 0 K: 0 S: 3 H: 0 LOB: 1 BB: 1 P: 7	R: 0 E: 0 K: 1 S: 6 H: 1 LOB: 3 BB: 2 P: 14	R: 0 E: 0 K: 1 S: 5 H: 1 LOB: 0 BB: 0 P: 5	R: 2 E: 0 K: 2 S: 9 H: 2 LOB: 0 BB: 0 P: 9	R: 0 E: 1 K: 1 S: 6 H: 0 LOB: 1 BB: 0 P: 6	R: 0 E: 0 K: 1 S: 5 H: 0 LOB: 0 BB: 0 P: 5	R: 0 E: 0 K: 1 S: 5 H: 1 LOB: 0 BB: 0 P: 5	1B: 4 2B: 0 3B: 0 HR: 1 SF: 0 SAC: 0 DP: 2 HBP: 0	WP: 0 PB: 0 SB: 0 CS: 0 PA: 35					

PITCHER	IP	WLS	BF	H	R	ER	SO	BB	IBB	HBP	BLK	WP	HR	S	P	ERA	WHIP
Camilo Pascual, R (1, 1) ERA: 2.52	9.0	W	35	5	2	2	8	4	0	0	0	0	1	47	63	2.00	1.000

PITCHER	IP	WLS	BF	H	R	ER	SO	BB	IBB	HBP	BLK	WP	HR	S	P	ERA	WHIP

TOP

Boston Red Sox @ Minnesota Twins

Metropolitan Stadium, Bloomington , MI

Sun Aug 11 1963, 4:33 AM EDT
Att. 27,229 - Unknown - 81 F

livebaseballscorecards.com

AB	31
R	2
H	5
RBI	2
BB	4
SO	8
LOB	13

BOTTOM

Boston Red Sox @ Minnesota Twins

Metropolitan Stadium, Bloomington , MI

Sun Aug 11 1963, 4:33 AM EDT

Att. 27,229 - Unknown - 81 F

livebaseballscorecards.com

Batter	1	2	3	4	5	6	7	8	9	AB	R	H	RBI	BB	SO	LOB
Rich Rollins, R (1, 5) OBP: 0.371, SLG: 0.478	BBBB 4-0 G3-6 BB		x 0-0 ② F7		x 0-0 1B HR 1B		x 0-0 ① F7			3	1	1	0	1	0	1
Vic Power, R (1, 4) (9, 3)	x 0-0 ①② G3-6 1-2f		x 0-0 ③ FC5-4 1-2f		x 0-0 1-2 HR 1B		x 0-0 ② 3-1			4	1	1	0	0	0	2
Don Mincher, L (1, 3) OBP: 0.351, SLG: 0.558 Bernie Allen, L (9, 4) OBP: 0.270, SLG: 0.298	SSS 0-3 ③ K			x 0-0 ① F2	x 0-0 1-H 2-H HR		SSS 0-3 ③ K			4 0	1 0	1 0	3 0	0 0	2 0	0 0
Harmon Killebrew, R (1, 7) OBP: 0.358, SLG: 0.527 Bob Allison, R (9, 9) OBP: 0.386, SLG: 0.527		BBBB 4-0 BB		BBBB 4-0 FC4-6 BB	x 0-0 ② F9			x 0-0 ① F5		2 0	0 0	0 0	0 0	2 0	0 0	0 0
Jimmie Hall, L (1, 9) OBP: 0.326, SLG: 0.483 (9, 7)		x 0-0 ① F7		x 0-0 ② FC4-6 1-2f HR	x 0-0 ③ 3-1			x 0-0 ② 1-3		4	1	0	0	0	0	2
Zoilo Versalles, R (1, 6) OBP: 0.313, SLG: 0.439		x 0-0 ② F6		x 0-0 1-H HR		x 0-0 ① F8		x 0-0 ③ F9		4	1	1	2	0	0	1
Lenny Green, L (1, 8) OBP: 0.298, SLG: 0.315		x 0-0 ③ F8		BBBB 4-0 FC6-4 BB		x 0-0 ② F7				2	0	0	0	1	0	1
Jerry Zimmerman, R (1, 2) OBP: 0.212, SLG: 0.212			x 0-0 ① 5-3	x 0-0 ③ FC6-4 1-2f		x 0-0 FC6-4 1B				3	0	1	0	0	0	1
Camilo Pascual, R (1, 1) OBP: 0.311, SLG: 0.351			BBBB 4-0 FC5-4 BB		x 0-0 ① F7	x 0-0 ③ FC6-4 1-2f				2	0	0	0	1	0	1
Inning Stats	R: 0 H: 0 E: 0 LOB: 0 K: 1 BB: 1 S: 4 P: 8	R: 0 H: 0 E: 0 LOB: 1 K: 0 BB: 1 S: 3 P: 7	R: 0 H: 0 E: 0 LOB: 1 K: 0 BB: 1 S: 3 P: 7	R: 2 H: 1 E: 0 LOB: 1 K: 0 BB: 2 S: 4 P: 12	R: 3 H: 3 E: 0 LOB: 0 K: 0 BB: 0 S: 6 P: 6	R: 0 H: 1 E: 0 LOB: 1 K: 0 BB: 0 S: 4 P: 4	R: 0 H: 0 E: 0 LOB: 0 K: 1 BB: 0 S: 5 P: 5	R: 0 H: 0 E: 0 LOB: 0 K: 0 BB: 0 S: 3 P: 3		1B: 3 SF: 0 2B: 0 SAC: 0 3B: 0 DP: 1 HR: 2 HBP: 0						

	AB	28
	R	5
	H	5
	RBI	5
	BB	5
	SO	2
	LOB	9

WP: 0 PA: 33
PB: 0
SB: 0
CS: 0

PITCHER		IP	WLS	BF	H	R	ER	SO	BB	IBB	HBP	BLK	WP	HR	S	P	ERA	WHIP
Bob Turley, R ERA: 3.99	(1, 1)	6.0	L	27	5	5	5	1	5	0	0	0	0	2	24	44	7.50	1.667
Arnold Earley, L ERA: 4.64	(7, 1)	2.0		6	0	0	0	1	0	0	0	0	0	0	8	8	0.00	0.000

PITCHER	IP	WLS	BF	H	R	ER	SO	BB	IBB	HBP	BLK	WP	HR	S	P	ERA	WHIP

Boston Red Sox @ Minnesota Twins

Metropolitan Stadium, Bloomington , MI

Mon Aug 12 1963, 4:33 AM EDT

Att. 12,321 - Unknown - 75 F

TOP

livebaseballscorecards.com

Batter	1	2	3	4	5	6	7	8	9	AB	R	H	RBI	BB	SO	LOB
Chuck Schilling, R (1, 4) OBP: 0.314, SLG: 0.349	4-3		BBB 4-0 FC6-4 BB		6-3		SSS 0-3 K		FC6-4 1-2f	4	0	0	0	1	1	3
Felix Mantilla, R (1, 8) OBP: 0.286, SLG: 0.328	E6 1B		FC6-4 1-2f			HR		L6		4	1	1	1	0	0	1
Carl Yastrzemski, L (1, 7) OBP: 0.426, SLG: 0.505	G5-4-3 1B 1-2			E4 FC4-6		FC6-4 1B		4-3		4	0	2	0	0	0	0
Dick Stuart, R (1, 3) OBP: 0.308, SLG: 0.497	G5-4-3 1-2f			SSS 0-3 K		F7		F6		4	0	0	0	0	1	4
Frank Malzone, R (1, 5) OBP: 0.334, SLG: 0.437		F9		FC4-6 HR 1-2f		FC6-4 HR 1-2f			BB 5-3 1B	4	2	1	0	0	0	2
Lou Clinton, R (1, 9) OBP: 0.274, SLG: 0.414		6-3		HR 1-H		HR 1-H			5-3 1-2	4	2	2	4	0	0	1
Gary Geiger, L (9, 9) OBP: 0.352, SLG: 0.514										0	0	0	0	0	0	0
Eddie Bressoud, R (1, 6) OBP: 0.308, SLG: 0.405		6-3		6-3		5-3			L9	4	0	0	0	0	0	1
Bob Tillman, R (1, 2) OBP: 0.316, SLG: 0.372			F8	6-3	6-3		6-3		BB IBB	3	0	0	0	1	0	0
Bob Heffner, R (1, 1) OBP: 0.182, SLG: 0.190			1-3	5-3			F9		BBB 4-0 FC6-4 1-2 2-3 BB	3	0	0	0	0	0	0
Dick Radatz, R (7, 1) OBP: 0.083, SLG: 0.087										0	0	0	0	1	0	0

	AB	34
	R	5
	H	6
	RBI	5
	BB	3
	SO	2
	LOB	12

Inning Stats	1	2	3	4	5	6	7	8	9	1B: 3	SF: 0	WP: 0	PA: 37
	R: 0 E: 1 K: 0 S: 4	R: 0 E: 0 K: 0 S: 3	R: 0 E: 0 K: 0 S: 3	R: 2 E: 1 K: 1 S: 7	R: 0 E: 0 K: 0 S: 3	R: 3 E: 0 K: 0 S: 6	R: 0 E: 0 K: 1 S: 5	R: 0 E: 0 K: 0 S: 3	R: 0 E: 0 K: 0 S: 4	2B: 0	SAC: 0	PB: 0	
	H: 1 LOB: 1 BB: 0 P: 4	H: 0 LOB: 0 BB: 0 P: 3	H: 0 LOB: 1 BB: 1 P: 7	H: 1 LOB: 0 BB: 0 P: 7	H: 0 LOB: 0 BB: 0 P: 3	H: 3 LOB: 0 BB: 0 P: 6	H: 0 LOB: 0 BB: 0 P: 5	H: 0 LOB: 0 BB: 0 P: 3	H: 1 LOB: 3 BB: 2 P: 12	3B: 0	DP: 1	SB: 0	
										HR: 3	HBP: 0	CS: 0	

PITCHER		IP	WLS	BF	H	R	ER	SO	BB	IBB	HBP	BLK	WP	HR	S	P	ERA	WHIP
Jim Kaat, L ERA: 3.77	(1, 1)	5.2	L	24	5	5	3	1	1	0	0	0	0	3	25	29	4.76	1.059
Garry Roggenburk, L ERA: 2.25	(6, 1)	2.1		7	0	0	0	1	0	0	0	0	0	0	9	9	0.00	0.000
Bill Dailey, R ERA: 1.84	(9, 1)	1.0		6	1	0	0	0	1	1	0	0	0	0	4	12	0.00	2.000

PITCHER		IP	WLS	BF	H	R	ER	SO	BB	IBB	HBP	BLK	WP	HR	S	P	ERA	WHIP

Boston Red Sox @ Minnesota Twins

Metropolitan Stadium, Bloomington , MI

Mon Aug 12 1963, 4:33 AM EDT

Att. 12,321 - Unknown - 75 F

BOTTOM

Batter	1	2	3	4	5	6	7	8	9	AB	R	H	RBI	BB	SO	LOB
Rich Rollins, R (1, 5) OBP: 0.374, SLG: 0.478	FC6-4 1B	5-3			SH3-4 E 1B		BBBB 4-0 SH3-4 BB	SSS 0-3 K		4	1	2	0	1	1	3
Vic Power, R (1, 4) OBP: 0.289, SLG: 0.366	F6		F7		SH3-4 1-2		SH3-4 1-2		5-3	3	0	0	0	0	0	1
Don Mincher, L (1, 3) OBP: 0.346, SLG: 0.541	F7		3-1		SSS 0-3 K		BBBB 4-0 BB		SSS 0-3 K	4	0	0	0	1	2	2
Harmon Killebrew, R (1, 7) OBP: 0.354, SLG: 0.519	FC6-4 1-2f		E5		E9 1B 2-H		SSS 0-3 K		SSS 0-3 K	5	1	0	0	0	2	3
Jimmie Hall, L (1, 9) OBP: 0.328, SLG: 0.492		HR	4-3		1B 2-H		F2			4	1	2	2	0	0	3
Zoilo Versalles, R (1, 6) OBP: 0.313, SLG: 0.437		E6 1B 1B	5-3		F8			F8		4	1	1	0	0	0	1
Lenny Green, L (1, 8) OBP: 0.301, SLG: 0.318		S 1B 2-H	E4 S			F5		4-3 1B		4	0	2	1	0	0	0
Jerry Zimmerman, R (1, 2) OBP: 0.194, SLG: 0.194 Vic Wertz, L (8, PH) OBP: 0.229, SLG: 0.262 Bill Dailey, R (9, 1) OBP: 0.263, SLG: 0.389		SSS 0-3 K 1-2	L8 1-2			F9		4-3 1-2		3 1 0	0 0 0	0 0 0	0 0 0	0 0 0	1 0 0	2 1 0
Jim Kaat, L (1, 1) OBP: 0.167, SLG: 0.207 Garry Roggenburk, R (6, 1) OBP: 0.143, SLG: 0.143 Earl Battey, R (8, PH) OBP: 0.357, SLG: 0.483 (9, 2)		4-3	4-3			5-3		H 1-0 HBP		2 1 0	0 0 0	0 0 0	0 0 0	0 0 0	0 0 0	2 0 0
Inning Stats	R: 0 E: 0 K: 0 S: 4 H: 1 LOB: 1 BB: 0 P: 4	R: 2 E: 1 K: 1 S: 8 H: 3 LOB: 1 BB: 0 P: 8	R: 0 E: 1 K: 0 S: 4 H: 0 LOB: 1 BB: 0 P: 4	R: 0 E: 1 K: 0 S: 4 H: 0 LOB: 1 BB: 0 P: 4	R: 2 E: 1 K: 1 S: 8 H: 2 LOB: 1 BB: 0 P: 8	R: 0 E: 0 K: 0 S: 3 H: 0 LOB: 0 BB: 0 P: 3	R: 0 E: 0 K: 1 S: 5 H: 0 LOB: 2 BB: 2 P: 13	R: 0 E: 0 K: 1 S: 6 H: 1 LOB: 2 BB: 0 P: 7	R: 0 E: 0 K: 2 S: 7 H: 0 LOB: 0 BB: 0 P: 7	1B: 6 2B: 0 3B: 0 HR: 1	SF: 0 SAC: 2 DP: 0 HBP: 1						

livebaseballscorecards.com

	AB	35
	R	4
	H	7
	RBI	3
	BB	2
	SO	6
	LOB	18

WP: 0 PB: 0 SB: 2 CS: 0 PA: 40

PITCHER		IP	WLS	BF	H	R	ER	SO	BB	IBB	HBP	BLK	WP	HR	S	P	ERA	WHIP
Bob Heffner, R ERA: 4.4	(1, 1)	6.1	W	29	6	4	2	2	1	0	0	0	0	1	32	36	2.84	1.105
Dick Radatz, R ERA: 1.6	(7, 1)	2.2	S	11	1	0	0	4	1	0	1	0	0	0	17	22	0.00	0.750

PITCHER	IP	WLS	BF	H	R	ER	SO	BB	IBB	HBP	BLK	WP	HR	S	P	ERA	WHIP

Batter	1	2	3	4	5	6	7	8	9	AB	R	H	RBI	BB	SO	LOB
Tony Kubek, L (1, 6) OBP: 0.277, SLG: 0.328	E 1B 2B	2-H E 1B		1B 2B		K		1B		5	2	4	1	0	1	0
Bobby Richardson, R (1, 4) OBP: 0.309, SLG: 0.350	E3 1B 1B 2-3	E6 1-2		2-H 1B		BB		F8 ③		4	1	1	1	1	0	3
Tom Tresh, S (1, 8) OBP: 0.375, SLG: 0.498	1B 1B 1-2 3-H	F5 ②		F4 ③		K ②			HR BB	4	1	1	1	1	1	4
Roger Maris, L (1, 9) OBP: 0.337, SLG: 0.532	K ①	3-1 ③			F4 ①	L8 ③			F9 ①	5	0	0	0	0	1	6
Yogi Berra, L (1, 2) OBP: 0.360, SLG: 0.515	F8 ②		F6 ①		1B 2B		K ①		1-H HR	5	2	2	2	0	1	2
Joe Pepitone, L (1, 3) OBP: 0.297, SLG: 0.451	1-3 2-H 1B		3-1 ②		K ②		G6-4-3 1B		F4 ②	5	0	2	1	0	1	1
Hector Lopez, R (1, 7) OBP: 0.291, SLG: 0.394	F9 ③		5-3 ③		2-H IBB 1B		G6-4-3 ②③ 1-2f		4-3 ③	5	0	1	1	0	0	3
Clete Boyer, R (1, 5) OBP: 0.305, SLG: 0.379		SH3-4 1B BB		F4 ①	1-2 IBB			K ①		2	1	0	0	2	1	0
Ralph Terry, R (1, 1) OBP: 0.083, SLG: 0.071		SH3-4 ① 1-2		4-3 ②	6-3 ③			F4 ②		2	0	0	0	0	0	2
Steve Hamilton, L (5, 1) OBP: 0.250, SLG: 0.417										0	0	0	0	0	0	0
Bill Stafford, R (5, 1) OBP: 0.375, SLG: 0.409										0	0	0	0	0	0	0
Johnny Blanchard, L (8, PH) OBP: 0.295, SLG: 0.452										1	0	0	0	0	0	0
Tom Metcalf, R (8, 1)										0	0	0	0	0	0	0
Inning Stats	R: 2 E: 1 K: 1 S: 9 H: 3 LOB: 2 BB: 0 P: 9	R: 1 E: 1 K: 0 S: 5 H: 1 LOB: 2 BB: 1 P: 9	R: 0 E: 0 K: 0 S: 3 H: 0 LOB: 0 BB: 0 P: 3	R: 1 E: 0 K: 0 S: 5 H: 2 LOB: 1 BB: 0 P: 5	R: 1 E: 0 K: 1 S: 7 H: 2 LOB: 2 BB: 1 P: 11	R: 0 E: 0 K: 2 S: 7 H: 0 LOB: 1 BB: 1 P: 11	R: 0 E: 0 K: 1 S: 5 H: 1 LOB: 0 BB: 0 P: 5	R: 0 E: 0 K: 1 S: 6 H: 1 LOB: 1 BB: 0 P: 6	R: 2 E: 0 K: 0 S: 4 H: 1 LOB: 0 BB: 1 P: 8	1B: 7 2B: 3 3B: 0 HR: 1 SF: 0 SAC: 1 DP: 1 HBP: 0						

PITCHER		IP	WLS	BF	H	R	ER	SO	BB	IBB	HBP	BLK	WP	HR	S	P	ERA	WHIP
Bill Monbouquette, R ERA: 3.4	(1, 1)	5.0	W	27	8	5	4	2	1	1	0	0	0	0	29	37	7.20	1.800
Jack Lamabe, R ERA: 3.46	(6, 1)	4.0	S	16	3	2	2	4	2	0	0	0	0	1	22	30	4.50	1.250

PITCHER	IP	WLS	BF	H	R	ER	SO	BB	IBB	HBP	BLK	WP	HR	S	P	ERA	WHIP

TOP

New York Yankees @ Boston Red Sox

Fenway Park, Boston, MA

Wed Aug 14 1963, 3:33 AM EDT

Att. 20,680 - Overcast

livebaseballscorecards.com

AB	38
R	7
H	11
RBI	7
BB	4
SO	6
LOB	21

WP: 0 PB: 0 SB: 0 CS: 0 PA: 43

BOTTOM

New York Yankees @ Boston Red Sox

Fenway Park, Boston, MA

Wed Aug 14 1963, 3:33 AM EDT

Att. 20,680 - Overcast

livebaseballscorecards.com

Batter	1	2	3	4	5	6	7	8	9	AB	R	H	RBI	BB	SO	LOB
Chuck Schilling, R (1, 4) OBP: 0.315, SLG: 0.352	6-3	SH, FC1-2 1-2 2-3		K SSS	WP 1-2 2-3 3-H 1B	6-3	2B			5	1	2	1	0	1	1
Gary Geiger, L (1, 8) OBP: 0.348, SLG: 0.507	F5	FC1-2 1-2 2-3 3-Hf		FC4-6 1B	K SSS	K SSS	K SSS			6	0	1	0	0	3	8
Carl Yastrzemski, L (1, 7) OBP: 0.427, SLG: 0.505	1B 2B	K SSS		FC4-6 1-2f BBBB	1B 1B 1-2 2-3 3-H BB		1B 1B BB BBBB	1-3		4	3	1	0	2	1	4
Dick Stuart, R (1, 3) OBP: 0.311, SLG: 0.497	1B 2B 2-H 1B	6-3		4-3	BB 1B 1-3 2-H 3-H 1B		F9 1B WP 1-2 1B	F4		6	3	3	3	0	0	4
Lou Clinton, R (1, 9) OBP: 0.281, SLG: 0.421	2B 1-3 1B	1B 1B		1B 2B 4-0 1B 1-2 BB			WP HR 1-2 2-H 1B	F2		5	2	4	1	1	0	0
Frank Malzone, R (1, 5) OBP: 0.337, SLG: 0.441	1-3 3-H 2B	F9 1B BB FC5-2 2-3 1B 1-3 2-H 3-H 1B					F9 2-3			5	0	3	3	0	0	3
Eddie Bressoud, R (1, 6) OBP: 0.306, SLG: 0.401	F8	F3		FC5-2 1B 1-2 1B BB L9			F4			4	1	0	0	1	0	7
Bob Tillman, R (1, 2) OBP: 0.328, SLG: 0.387		SH, CI FC1-2 1B 1-3 1B			1B, FC5-2 WP 1-2 2-3 3-H 1B	2B	HR 1-2 3-H IBB	1-3		4	2	4	1	1	0	0
Bill Monbouquette, R (1, 1) OBP: 0.174, SLG: 0.136 Felix Mantilla, R (5, PH) OBP: 0.281, SLG: 0.323 Jack Lamabe, R (6, 1) OBP: 0.095, SLG: 0.200		CI FC1-2, SH 1-2	K SSS	FC5-2 WP, 1B 1B 1-2 2-3 3-Hf	K SSS		HR 1-H 2-H			1 1 2	0 1 1	0 0 1	0 0 3	0 0 1	1 0 1	2 3 1
Inning Stats	R: 2 E: 0 K: 0 S: 7 H: 4 LOB: 2 BB: 0 P: 7	R: 0 E: 2 K: 1 S: 8 H: 1 LOB: 3 BB: 0 P: 8	R: 0 E: 0 K: 1 S: 7 H: 2 LOB: 2 BB: 0 P: 7	R: 0 E: 0 K: 1 S: 6 H: 1 LOB: 1 BB: 0 P: 6	R: 7 E: 0 K: 1 S: 11 H: 6 LOB: 2 BB: 3 P: 23	R: 0 E: 0 K: 2 S: 8 H: 1 LOB: 1 BB: 0 P: 8	R: 5 E: 0 K: 1 S: 9 H: 4 LOB: 1 BB: 2 P: 17	R: 0 E: 0 K: 0 S: 3 H: 0 LOB: 0 BB: 0 P: 3		1B: 13 2B: 5 3B: 0 HR: 1 SF: 0 SAC: 1 DP: 0 HBP: 0					WP: 2 PB: 0 SB: 0 CS: 0 PA: 50	

	AB	R	H	RBI	BB	SO	LOB
AB	43						
R	14						
H	19						
RBI	12						
BB	5						
SO	7						
LOB	33						

PITCHER		IP	WLS	BF	H	R	ER	SO	BB	IBB	HBP	BLK	WP	HR	S	P	ERA	WHIP
Ralph Terry, R ERA: 3.42	(1, 1)	4.1	L	28	12	7	7	3	1	0	0	0	0	0	33	37	14.54	3.000
Steve Hamilton, L ERA: 2.6	(5, 1)	0.1		2	0	0	0	1	1	0	0	0	1	0	3	7	0.00	3.000
Bill Stafford, R ERA: 6.0	(5, 1)	2.1		17	7	7	7	3	2	1	0	0	1	1	20	32	27.00	3.857
Tom Metcalf, R ERA: 9.0	(8, 1)	1.0		3	0	0	0	0	0	0	0	0	0	0	3	3	0.00	0.000

PITCHER	IP	WLS	BF	H	R	ER	SO	BB	IBB	HBP	BLK	WP	HR	S	P	ERA	WHIP

Batter	1	2	3	4	5	6	7	8	9	AB	R	H	RBI	BB	SO	LOB
Tony Kubek, L (1, 6) OBP: 0.277, SLG: 0.329	F7			4-3		2B			K	4	0	1	0	0	1	0
Bobby Richardson, R (1, 4) OBP: 0.311, SLG: 0.353	4-3			FC5-4 1B		3-1			1B BB 2B	4	1	2	0	0	0	1
Tom Tresh, S (1, 8) OBP: 0.374, SLG: 0.494	B6			K			F8		BB 1B BB BB	3	1	0	0	1	1	1
Elston Howard, R (1, 2) OBP: 0.329, SLG: 0.543		6-3		FC5-4 1-2f			F8		BB BB 1B 1-2 2-3 1B	4	1	1	0	0	0	1
Joe Pepitone, L (1, 9) OBP: 0.297, SLG: 0.449		G6-4-3 1B			3-1		K		K	4	0	1	0	0	2	3
Harry Bright, R (1, 3) OBP: 0.353, SLG: 0.488		G6-4-3 1-2f			K			FC5-4 1B	BB 1B BB 1-2 2-3 3-H	3	1	1	1	1	1	1
Johnny Blanchard, L (1, 7) OBP: 0.294, SLG: 0.441 Jack Reed, R (9, PR) OBP: 0.293, SLG: 0.302			F9		4-3			F9	1B BB 1-2 2-3 3-H	3 0	0 0	0 0	1 0	1 0	0 0	1 0
Phil Linz, R (1, 5) OBP: 0.337, SLG: 0.407 Yogi Berra, L (9, PH) OBP: 0.366, SLG: 0.520 Clete Boyer, R (9, PR) OBP: 0.305, SLG: 0.379			F8			5-3		FC5-4 1-2f	1B 1-3 2-H 3-H	3 1 0	0 0 0	0 1 0	0 2 0	0 0 0	0 0 0	1 0 0
Jim Bouton, R (1, 1) OBP: 0.081, SLG: 0.082 Mickey Mantle, S (8, PH) OBP: 0.450, SLG: 0.669 Marshall Bridges, S (8, 1) Hector Lopez, R (9, PH) OBP: 0.290, SLG: 0.393			K			B1-3		K	F9	2 1 0 1	0 0 0 0	0 0 0 0	0 0 0 0	1 1 0 0	0 1 0 0	0 1 0 2
Inning Stats	R: 0 E: 0 K: 0 S: 3 H: 0 LOB: 0 BB: 0 P: 3	R: 0 E: 0 K: 0 S: 3 H: 1 LOB: 0 BB: 0 P: 3	R: 0 E: 0 K: 1 S: 5 H: 0 LOB: 0 BB: 0 P: 5	R: 0 E: 0 K: 1 S: 6 H: 1 LOB: 1 BB: 0 P: 6	R: 0 E: 0 K: 1 S: 5 H: 0 LOB: 0 BB: 0 P: 5	R: 0 E: 0 K: 0 S: 4 H: 1 LOB: 1 BB: 0 P: 4	R: 0 E: 0 K: 1 S: 5 H: 0 LOB: 0 BB: 0 P: 5	R: 0 E: 0 K: 1 S: 6 H: 1 LOB: 1 BB: 0 P: 6	R: 4 E: 0 K: 2 S: 10 H: 3 LOB: 2 BB: 3 P: 22	1B: 5 2B: 2 3B: 0 HR: 0 SF: 0 SAC: 0 DP: 1 HBP: 0						

PITCHER	IP	WLS	BF	H	R	ER	SO	BB	IBB	HBP	BLK	WP	HR	S	P	ERA	WHIP
Dave Morehead, R (1, 1) ERA: 4.15	8.1	W	31	6	3	3	6	1	0	0	0	0	0	42	46	3.24	0.840
Dick Radatz, R (9, 1) ERA: 1.68	0.2	S	5	1	1	1	1	2	0	0	0	0	0	5	13	13.50	4.500

PITCHER	IP	WLS	BF	H	R	ER	SO	BB	IBB	HBP	BLK	WP	HR	S	P	ERA	WHIP

TOP

New York Yankees @ Boston Red Sox

Fenway Park, Boston, MA

Wed Aug 14 1963, 7:05 PM EDT

Att. 24,964 - Unknown - 64 F

livebaseballscorecards.com

AB	33
R	4
H	7
RBI	4
BB	3
SO	7
LOB	12

WP: 0	PA: 36
PB: 0	
SB: 0	
CS: 0	

Batter	1	2	3	4	5	6	7	8	9	AB	R	H	RBI	BB	SO	LOB
Chuck Schilling, R (1, 4) OBP: 0.314, SLG: 0.351	0-0 2B 1B 1B	0-0 G1-4-3 1-2f			0-0 6-3			0-3 K		4	1	1	0	0	1	1
Gary Geiger, L (1, 8) OBP: 0.347, SLG: 0.507	0-0 1B PB 2B 1-3		0-3 K			0-0 4-3		0-3 K		4	1	1	0	0	2	0
Carl Yastrzemski, L (1, 7) OBP: 0.428, SLG: 0.506	4-0 PB 1B 4-3 BB		0-0 F7			0-0 F9		0-0 HR 2B		3	2	1	0	1	0	0
Dick Stuart, R (1, 3) OBP: 0.314, SLG: 0.506	0-0 4-3 PB 1B 1-2 2-3 3-H		0-0 6-3			0-0 FC5-4 1B		0-0 HR 2-H		4	1	3	3	0	0	0
Lou Clinton, R (1, 9) OBP: 0.281, SLG: 0.418	0-0 4-3 1-3 2-H 3-H			4-0 F2 BB		0-0 FC5-4 1-2f		0-0 5-3		3	0	0	1	1	0	2
Frank Malzone, R (1, 5) OBP: 0.335, SLG: 0.438	0-0 1-3			0-0 F2 1-2			0-0 6-3			3	0	0	0	0	0	2
Eddie Bressoud, R (1, 6) OBP: 0.307, SLG: 0.403	0-0 F6			0-0 L6			0-0 2B			3	0	1	0	0	0	1
Russ Nixon, L (1, 2) OBP: 0.308, SLG: 0.380		0-0 4-3			0-3 K		0-3 K			3	0	0	0	0	2	1
Dave Morehead, R (1, 1) OBP: 0.100, SLG: 0.100 Dick Radatz, R (9, 1) OBP: 0.083, SLG: 0.087		0-0 G1-4-3 1B			0-3 K		0-0 F6			3 0	0 0	1 0	0 0	0 0	1 0	1 0
Inning Stats	R: 3 H: 3 E: 0 LOB: 1 K: 0 BB: 1 S: 6 P: 10	R: 0 H: 1 E: 0 LOB: 0 K: 0 BB: 0 S: 3 P: 3	R: 0 H: 0 E: 0 LOB: 0 K: 1 BB: 0 S: 5 P: 5	R: 0 H: 0 E: 0 LOB: 0 K: 0 BB: 1 S: 2 P: 6	R: 0 H: 0 E: 0 LOB: 0 K: 2 BB: 0 S: 7 P: 7	R: 0 H: 1 E: 0 LOB: 1 K: 0 BB: 0 S: 4 P: 4	R: 0 H: 1 E: 0 LOB: 1 K: 1 BB: 0 S: 6 P: 6	R: 2 H: 2 E: 0 LOB: 0 K: 2 BB: 0 S: 9 P: 9		1B: 4 SF: 0 2B: 3 SAC: 0 3B: 0 DP: 1 HR: 1 HBP: 0						

PITCHER		IP	WLS	BF	H	R	ER	SO	BB	IBB	HBP	BLK	WP	HR	S	P	ERA	WHIP
Jim Bouton, R ERA: 2.53	(1, 1)	7.0	L	27	6	3	2	4	2	0	0	0	0	0	33	41	2.57	1.143
Marshall Bridges, L ERA: 3.81	(8, 1)	1.0		5	2	2	2	2	0	0	0	0	0	1	9	9	18.00	2.000

PITCHER	IP	WLS	BF	H	R	ER	SO	BB	IBB	HBP	BLK	WP	HR	S	P	ERA	WHIP

BOTTOM

New York Yankees @ Boston Red Sox

Fenway Park, Boston, MA

Wed Aug 14 1963, 7:05 PM EDT
Att. 24,964 - Unknown - 64 F

livebaseballscorecards.com

AB	30
R	5
H	8
RBI	4
BB	2
SO	6
LOB	8

WP: 0 PA: 32
PB: 1
SB: 0
CS: 0

Batter	1	2	3	4	5	6	7	8	9	AB	R	H	RBI	BB	SO	LOB
Phil Linz, R (1, 6) OBP: 0.356, SLG: 0.429	E SH1-3 1B	2B		1-3 1B		F3	1-2 2-3 3-H FC6-4 BB		F8	5	1	3	1	1	0	2
Bobby Richardson, R (1, 4) OBP: 0.308, SLG: 0.350	SH1-3 1-2	F9		F8		E5 1-3 2-H	1-2f FC6-4			4	0	0	0	0	0	6
Tom Tresh, S (1, 8) OBP: 0.372, SLG: 0.490	E6 BB WP HR 2-H	K		K		L8		HR 1B		5	2	1	0	0	2	4
Elston Howard, R (1, 2) OBP: 0.332, SLG: 0.541	BB HR 1-2 BB	BB			G4-6-3 1B		6-3	F9		3	1	1	0	2	0	1
Joe Pepitone, L (1, 3) OBP: 0.298, SLG: 0.450	HR 1-2 2-3 BB	4-3			G4-6-3 1-2f		G3 2B 2B	K		4	2	1	0	1	1	4
Johnny Blanchard, L (1, 9) OBP: 0.297, SLG: 0.485 Jack Reed, R (8, 9) OBP: 0.293, SLG: 0.302	HR 1-H 2-H 3-H		K		4-3		G3 2-3	1-H HR		5 0	2 0	2 0	6 0	0 0	1 0	1 0
Hector Lopez, R (1, 7) OBP: 0.295, SLG: 0.403	2B	F8				E 1B 1B	BB BB 2B 3-H	5-3		5	2	3	1	0	0	0
Clete Boyer, R (1, 5) OBP: 0.307, SLG: 0.378	K	6-3				E 1-2 1B	BB BB		F8	4	0	1	0	1	1	1
Stan Williams, R (1, 1) OBP: 0.156, SLG: 0.167	K			1B 1B		K	1-2 2-3 BB		K	4	0	1	0	1	3	3
Inning Stats	R: 5 E: 1 K: 2 S: 11 H: 3 LOB: 1 BB: 2 P: 19	R: 0 E: 0 K: 1 S: 6 H: 1 LOB: 2 BB: 1 P: 10	R: 0 E: 0 K: 1 S: 5 H: 0 LOB: 0 BB: 0 P: 5	R: 0 E: 0 K: 1 S: 6 H: 2 LOB: 1 BB: 0 P: 6	R: 0 E: 0 K: 0 S: 3 H: 1 LOB: 0 BB: 0 P: 3	R: 1 E: 1 K: 1 S: 8 H: 2 LOB: 2 BB: 0 P: 8	R: 2 E: 0 K: 0 S: 5 H: 2 LOB: 3 BB: 3 P: 17	R: 2 E: 0 K: 1 S: 7 H: 2 LOB: 0 BB: 0 P: 7	R: 0 E: 0 K: 1 S: 5 H: 0 LOB: 0 BB: 0 P: 5	1B: 7 2B: 4 3B: 0 HR: 2	SF: 0 SAC: 1 DP: 1 HBP: 0						

TOP

New York Yankees @ Boston Red Sox

Fenway Park, Boston, MA

Thu Aug 15 1963, 3:33 AM EDT

Att. 18,784 - Unknown

livebaseballscorecards.com

AB	39
R	10
H	13
RBI	8
BB	6
SO	8
LOB	22

WP: 1 PB: 0 SB: 0 CS: 0 PA: 46

PITCHER		IP	WLS	BF	H	R	ER	SO	BB	IBB	HBP	BLK	WP	HR	S	P	ERA	WHIP
Earl Wilson, R ERA: 3.66	(1, 1)	0.1	L	7	3	5	4	0	2	0	0	0	1	1	5	13	108.00	15.000
Arnold Earley, L ERA: 4.35	(1, 1)	5.2		23	6	1	0	6	1	0	0	0	0	0	34	38	0.00	1.235
Bob Turley, R ERA: 4.24	(7, 1)	2.0		13	4	4	4	1	3	0	0	0	0	1	12	24	18.00	3.500
Wilbur Wood, L ERA: 4.34	(9, 1)	1.0		3	0	0	0	1	0	0	0	0	0	0	5	5	0.00	0.000

PITCHER	IP	WLS	BF	H	R	ER	SO	BB	IBB	HBP	BLK	WP	HR	S	P	ERA	WHIP

Batter	1	2	3	4	5	6	7	8	9	AB	R	H	RBI	BB	SO	LOB
Chuck Schilling, R (1, 4) OBP: 0.312, SLG: 0.348	F5		FC6-4 1-2f			5-3 1-2		6-3		4	0	0	0	0	0	2
Gary Geiger, L (1, 8) OBP: 0.346, SLG: 0.510	4-3			F6		2-H 3B			3-1	4	0	1	1	0	0	0
Carl Yastrzemski, L (1, 7) OBP: 0.426, SLG: 0.504	6-3			G6-3 1B		F8			F8	4	0	1	0	0	0	1
Dick Stuart, R (1, 3) OBP: 0.316, SLG: 0.512		K		G6-3 1-2f			1B		HR	4	1	2	1	0	1	1
Lou Clinton, R (1, 9) OBP: 0.281, SLG: 0.416		K			F9		K		FC6-4 1B	4	0	1	0	0	2	1
Frank Malzone, R (1, 5) OBP: 0.332, SLG: 0.434		5-3			K		F5		FC6-4 1-2f	4	0	0	0	0	1	2
Eddie Bressoud, R (1, 6) OBP: 0.307, SLG: 0.400			FC6-4 BB		5-3		K			2	0	0	0	1	1	1
Bob Tillman, R (1, 2) OBP: 0.325, SLG: 0.382			F9			K		6-3		3	0	0	0	0	1	1
Earl Wilson, R (1, 1) OBP: 0.292, SLG: 0.383 Arnold Earley, L (1, 1) OBP: 0.267, SLG: 0.333 Felix Mantilla, R (6, PH) OBP: 0.292, SLG: 0.333 Bob Turley, R (7, 1) OBP: 0.176, SLG: 0.294 Russ Nixon, L (8, PH) OBP: 0.307, SLG: 0.378 Wilbur Wood, R (9, 1)			K			5-3 3B 1B		F8		0 1 1 0 1	0 0 1 0 0	0 0 1 0 0	0 0 0 0 0	0 1 0 0 0	0 0 0 0 0	0 1 0 0 0
Inning Stats	R: 0 E: 0 K: 0 S: 3 H: 0 LOB: 0 BB: 0 P: 3	R: 0 E: 0 K: 2 S: 7 H: 0 LOB: 0 BB: 0 P: 7	R: 0 E: 0 K: 1 S: 5 H: 0 LOB: 1 BB: 1 P: 9	R: 0 E: 0 K: 0 S: 3 H: 1 LOB: 0 BB: 0 P: 3	R: 0 E: 0 K: 1 S: 5 H: 0 LOB: 0 BB: 0 P: 5	R: 1 E: 0 K: 1 S: 7 H: 2 LOB: 1 BB: 0 P: 7	R: 0 E: 0 K: 2 S: 8 H: 1 LOB: 1 BB: 0 P: 8	R: 0 E: 0 K: 0 S: 3 H: 0 LOB: 0 BB: 0 P: 3	R: 1 E: 0 K: 0 S: 5 H: 2 LOB: 1 BB: 0 P: 5	1B: 4 2B: 0 3B: 1 HR: 1	SF: 0 SAC: 0 DP: 1 HBP: 0						

PITCHER		IP	WLS	BF	H	R	ER	SO	BB	IBB	HBP	BLK	WP	HR	S	P	ERA	WHIP
Stan Williams, R ERA: 3.45	(1, 1)	9.0	W	33	6	2	2	7	1	0	0	0	0	1	46	50	2.00	0.778

PITCHER	IP	WLS	BF	H	R	ER	SO	BB	IBB	HBP	BLK	WP	HR	S	P	ERA	WHIP

New York Yankees @ Boston Red Sox

Fenway Park, Boston, MA

Thu Aug 15 1963, 3:33 AM EDT

Att. 18,784 - Unknown

BOTTOM

livebaseballscorecards.com

AB	32
R	2
H	6
RBI	2
BB	1
SO	7
LOB	10

1B: 4 SF: 0
2B: 0 SAC: 0
3B: 1 DP: 1
HR: 1 HBP: 0

WP: 0 PA: 33
PB: 0
SB: 0
CS: 0

Batter	1	2	3	4	5	6	7	8	9	AB	R	H	RBI	BB	SO	LOB
Tito Francona, L (1, 7) OBP: 0.307, SLG: 0.339	S S S 0-3 ① K		x 0-0 ③ P6			x 0-0 2B 1B		x 0-0 HR 1B		4	1	2	0	0	1	0
Larry Brown, R (1, 6) OBP: 0.324, SLG: 0.352	B B B B 4-0 2B BB			x 0-0 ① 1-3		x 0-0 1-3 2B		x 0-0 1-H HR		3	2	2	2	1	0	0
Vic Davalillo, L (1, 8) OBP: 0.340, SLG: 0.470	x 0-0 ② 1-H 2B			x 0-0 ② 4-3		x 0-0 ③ 6-3		x 0-0 1B		4	0	2	1	0	0	2
Fred Whitfield, L (1, 3) OBP: 0.287, SLG: 0.466	x 0-0 ③ P6			x 0-0 ③ 6-3			x 0-0 ① F8	x 0-0 ③ F9		4	0	0	0	0	0	1
John Romano, R (1, 2) OBP: 0.330, SLG: 0.394		x 0-0 ① 6-3			x 0-0 ① P4		x 0-0 HR		x 0-0 ① 6-3	4	1	1	1	0	0	0
Max Alvis, R (1, 5) OBP: 0.315, SLG: 0.434		x 0-0 ② 6-3			x 0-0 ② 5-3		x 0-0 ② 6-3		x 0-0 2B 1B	4	0	1	0	0	0	0
Willie Kirkland, L (1, 9) OBP: 0.307, SLG: 0.394		x 0-0 ③ F8			x 0-0 ③ 1-3		S S S 0-3 ③ K		x 0-0 1-3 2B	4	0	1	0	0	1	0
Woodie Held, R (1, 4) OBP: 0.354, SLG: 0.449			x 0-0 ① 6-3			S S S 0-3 ① K		S S S 0-3 ① K	x 0-0 ② F2	4	0	0	0	0	2	2
Jack Kralick, L (1, 1) OBP: 0.160, SLG: 0.208			S S S 0-3 ② K			x 0-0 ② P4		x 0-0 ② F3	x 0-0 ③ P6	0	0	0	0	0	0	0
Jerry Walker, S (1, 1) OBP: 0.222, SLG: 0.125										2	0	0	0	0	1	0
Early Wynn, S (7, 1) OBP: 0.333, SLG: 0.200										0	0	0	0	0	0	0
Miguel de la Hoz, R (8, PH) OBP: 0.292, SLG: 0.396										1	0	0	0	0	0	0
Gary Bell, R (8, 1) OBP: 0.130, SLG: 0.091										0	0	0	0	0	0	0
Al Luplow, L (9, PH) OBP: 0.307, SLG: 0.330										1	0	0	0	0	0	2
Inning Stats	R: 1 E: 0 K: 1 S: 5 H: 1 LOB: 0 BB: 1 P: 9	R: 0 E: 0 K: 0 S: 3 H: 0 LOB: 0 BB: 0 P: 3	R: 0 E: 0 K: 1 S: 5 H: 0 LOB: 0 BB: 0 P: 5	R: 0 E: 0 K: 0 S: 3 H: 0 LOB: 0 BB: 0 P: 3	R: 0 E: 0 K: 0 S: 3 H: 0 LOB: 0 BB: 0 P: 3	R: 0 E: 0 K: 1 S: 7 H: 2 LOB: 2 BB: 0 P: 7	R: 1 E: 0 K: 1 S: 6 H: 1 LOB: 0 BB: 0 P: 6	R: 2 E: 0 K: 1 S: 8 H: 3 LOB: 1 BB: 0 P: 8	R: 0 E: 0 K: 0 S: 5 H: 2 LOB: 2 BB: 0 P: 5	1B: 4 2B: 3 3B: 0 HR: 2	SF: 0 SAC: 0 DP: 0 HBP: 0						

TOP

Cleveland Indians @ Boston Red Sox

Fenway Park, Boston, MA

Fri Aug 16 1963, 7:05 PM EDT

Att. 16,301 - Unknown

livebaseballscorecards.com

AB	35
R	4
H	9
RBI	4
BB	1
SO	5
LOB	7

WP: 0 PB: 0 SB: 0 CS: 0 PA: 36

PITCHER		IP	WLS	BF	H	R	ER	SO	BB	IBB	HBP	BLK	WP	HR	S	P	ERA	WHIP
Bob Heffner, R ERA: 4.39	(1, 1)	8.1	W	34	9	4	4	5	1	0	0	0	0	2	43	47	4.32	1.200
Dick Radatz, R ERA: 1.67	(9, 1)	0.2	S	2	0	0	0	0	0	0	0	0	0	0	2	2	0.00	0.000

PITCHER	IP	WLS	BF	H	R	ER	SO	BB	IBB	HBP	BLK	WP	HR	S	P	ERA	WHIP

Batter	1	2	3	4	5	6	7	8	9	AB	R	H	RBI	BB	SO	LOB
Chuck Schilling, R (1, 4) OBP: 0.309, SLG: 0.345	6-3	K			P4	K				4	0	0	0	0	2	2
Felix Mantilla, R (1, 8) OBP: 0.304, SLG: 0.388	HR		1-6-3		F8		BB, 1B			4	1	2	1	0	0	0
Carl Yastrzemski, L (1, 7) OBP: 0.427, SLG: 0.510	BB, HR, 1B		4-3			HR	P6			4	2	2	1	0	0	1
Dick Stuart, R (1, 3) OBP: 0.315, SLG: 0.509	BBBB 1-2 HR, BB		5-3			F9	F9			3	1	0	0	1	0	1
Lou Clinton, R (1, 9) OBP: 0.283, SLG: 0.423	1-H 2-H HR			F8		E5, 2B	BBBB 1-2 BB			3	2	1	3	1	0	0
Frank Malzone, R (1, 5) OBP: 0.331, SLG: 0.435	P3			5-3		E, FC4-6, 2B 1-H	F5			4	1	1	1	0	0	2
Eddie Bressoud, R (1, 6) OBP: 0.309, SLG: 0.400	F8			1B		FC4-6, E, IBB		P3		3	0	1	0	1	0	0
Bob Tillman, R (1, 2) OBP: 0.324, SLG: 0.377		5-3		F9		1-2 2-3 FC4-6, IBB		K		3	0	0	0	1	1	1
Bob Heffner, R (1, 1) OBP: 0.154, SLG: 0.160 Dick Radatz, R (9, 1) OBP: 0.083, SLG: 0.087		P4	6-3			1-2f 2-3 3-H FC4-6		K		4 0	0 0	0 0	1 0	0 0	1 0	2 0
Inning Stats	R: 4 H: 3 E: 0 LOB: 0 K: 0 BB: 1 S: 6 P: 10	R: 0 H: 0 E: 0 LOB: 0 K: 1 BB: 0 S: 5 P: 5	R: 0 H: 0 E: 0 LOB: 0 K: 0 BB: 0 S: 3 P: 3	R: 0 H: 1 E: 0 LOB: 1 K: 0 BB: 0 S: 4 P: 4	R: 0 H: 0 E: 0 LOB: 0 K: 0 BB: 0 S: 3 P: 3	R: 3 H: 2 E: 2 LOB: 2 K: 1 BB: 2 S: 8 P: 16	R: 0 H: 1 E: 0 LOB: 2 K: 0 BB: 1 S: 4 P: 8	R: 0 H: 0 E: 0 LOB: 0 K: 2 BB: 0 S: 7 P: 7		1B: 3 SF: 0 2B: 1 SAC: 0 3B: 0 DP: 0 HR: 3 HBP: 0				WP: 0 PA: 36 PB: 0 SB: 0 CS: 0		

PITCHER		IP	WLS	BF	H	R	ER	SO	BB	IBB	HBP	BLK	WP	HR	S	P	ERA	WHIP
Jack Kralick, L ERA: 3.17	(1, 1)	0.1	L	5	3	4	4	0	1	0	0	0	0	2	4	8	108.00	12.000
Jerry Walker, R ERA: 4.83	(1, 1)	6.1		27	4	3	1	2	1	2	0	0	0	1	28	40	1.42	0.789
Early Wynn, R ERA: 2.6	(7, 1)	0.1		1	0	0	0	0	0	0	0	0	0	0	1	1	0.00	0.000
Gary Bell, R ERA: 2.92	(8, 1)	1.0		3	0	0	0	2	0	0	0	0	0	0	7	7	0.00	0.000

PITCHER	IP	WLS	BF	H	R	ER	SO	BB	IBB	HBP	BLK	WP	HR	S	P	ERA	WHIP

BOTTOM

Cleveland Indians @ Boston Red Sox

Fenway Park, Boston, MA

Fri Aug 16 1963, 7:05 PM EDT

Att. 16,301 - Unknown

livebaseballscorecards.com

AB	32
R	7
H	7
RBI	7
BB	4
SO	4
LOB	9

Cleveland Indians @ Boston Red Sox

Fenway Park, Boston, MA

Sat Aug 17 1963, 3:33 AM EDT

Att. 9,325 - Unknown

TOP

livebaseballscorecards.com

Batter	1	2	3	4	5	6	7	8	9	AB	R	H	RBI	BB	SO	LOB
Tito Francona, L (1, 7) OBP: 0.305, SLG: 0.337	S S S 0-3 ① K		S S S 0-3 ③ K			S S S 0-3 ② K		x 0-0 1B 3B		3	0	0	0	0	3	0
Bob Allen, L (6, 1) OBP: 0.200, SLG: 0.200										0	0	0	0	0	0	0
Jerry Kindall, R (8, PH) OBP: 0.260, SLG: 0.291										1	1	1	0	0	0	0
Early Wynn, S (8, 1) OBP: 0.333, SLG: 0.200										0	0	0	0	0	0	0
Larry Brown, R (1, 6) OBP: 0.329, SLG: 0.351	B B B B 4-0 BB			x 0-0 ① 6-3		x 0-0 FC4-6 1B		x 0-0 ① 5-3		3	0	1	0	1	0	1
Vic Davalillo, L (1, 8) OBP: 0.339, SLG: 0.466	x 0-0 ② L5			x 0-0 ② 1-3		x 0-0 ③ FC4-6 1-2f		x 0-0 3-H 1B		4	0	1	1	0	0	2
Fred Whitfield, L (1, 3) OBP: 0.283, SLG: 0.459	S S S 0-3 ③ K			x 0-0 ③ P6			x 0-0 ① P4	x 0-0 ② F7		4	0	0	0	0	1	2
John Romano, R (1, 2) OBP: 0.333, SLG: 0.411		x 0-0 G4-6-3 1B			x 0-0 HR		x 0-0 ② P6	x 0-0 ③ F8		4	1	2	1	0	0	1
Willie Kirkland, L (1, 9) OBP: 0.306, SLG: 0.392		x 0-0 ① ② G4-6-3 1-2f			x 0-0 ① P6		x 0-0 1B 1B 1B		x 0-0 ① 3-1	4	0	1	0	0	0	1
Max Alvis, R (1, 5) OBP: 0.317, SLG: 0.437		S S S 0-3 ③ K			x 0-0 ② F9		x 0-0 1B 1-2 1B		x 0-0 1B 2B	4	1	2	0	0	1	0
Woodie Held, R (1, 4) OBP: 0.355, SLG: 0.450			x 0-0 ① F7		S S S 0-3 ③ K		x 0-0 1-2 2-3 1B		x 0-0 2-H G6-4-3 1B	4	0	2	1	0	1	0
Barry Latman, R (1, 1) OBP: 0.222, SLG: 0.294			x 0-0 ② P6			x 0-0 ① 5-3	x 0-0 ③ F7		x 0-0 ② ③ G6-4-3 1-2f	1	0	0	0	0	0	0
Jack Kralick, L (3, 1) OBP: 0.180, SLG: 0.208										0	0	0	0	0	0	0
Willie Tasby, R (6, PH) (6, 7) OBP: 0.337, SLG: 0.427										3	0	0	0	0	0	4
Inning Stats	R: 0 E: 0 K: 2 S: 7 H: 0 LOB: 1 BB: 1 P: 11	R: 0 E: 0 K: 1 S: 5 H: 1 LOB: 0 BB: 0 P: 5	R: 0 E: 0 K: 1 S: 5 H: 0 LOB: 0 BB: 0 P: 5	R: 0 E: 0 K: 0 S: 3 H: 0 LOB: 0 BB: 0 P: 3	R: 1 E: 0 K: 1 S: 6 H: 1 LOB: 0 BB: 0 P: 6	R: 0 E: 0 K: 1 S: 6 H: 1 LOB: 1 BB: 0 P: 6	R: 0 E: 0 K: 0 S: 6 H: 3 LOB: 3 BB: 0 P: 6	R: 1 E: 0 K: 0 S: 5 H: 2 LOB: 1 BB: 0 P: 5	R: 1 E: 0 K: 0 S: 4 H: 2 LOB: 0 BB: 0 P: 4	1B: 7 2B: 1 3B: 1 HR: 1	SF: 0 SAC: 0 DP: 2 HBP: 0						

	AB	35
	R	3
	H	10
	RBI	3
	BB	1
	SO	6
	LOB	11

WP: 0 PB: 0 SB: 0 CS: 0 PA: 36

PITCHER	IP	WLS	BF	H	R	ER	SO	BB	IBB	HBP	BLK	WP	HR	S	P	ERA	WHIP
Bill Monbouquette, R (1, 1) ERA: 3.39	9.0	W	36	10	3	3	6	1	0	0	0	0	1	47	51	3.00	1.222

PITCHER	IP	WLS	BF	H	R	ER	SO	BB	IBB	HBP	BLK	WP	HR	S	P	ERA	WHIP

Cleveland Indians @ Boston Red Sox

Fenway Park, Boston, MA

Sat Aug 17 1963, 3:33 AM EDT

Att. 9,325 - Unknown

BOTTOM

Batter	1	2	3	4	5	6	7	8	9	AB	R	H	RBI	BB	SO	LOB
Chuck Schilling, R (1, 4) OBP: 0.314, SLG: 0.352	FC4-6 1B		BB 1B 1B	1B 2B	FC6 1-2 2-H 1B		K			5	2	4	1	0	1	1
Gary Geiger, L (1, 8) OBP: 0.344, SLG: 0.503	FC4-6 1-2f HR		B B B B 1B 1-2 1B BB	S S S K	FC6 1-2f			2-3		4	2	0	0	1	1	4
Carl Yastrzemski, L (1, 7) OBP: 0.429, SLG: 0.518	HR 1-H		1B 1B 1-2 2-H 1B	1B 2-H		4-1		F7		5	2	3	4	0	0	0
Dick Stuart, R (1, 3) OBP: 0.314, SLG: 0.506	S S S K		HR 1-H 2-H 1B	P4		S S S K		6-3		5	1	1	2	0	2	1
Lou Clinton, R (1, 9) OBP: 0.285, SLG: 0.430	B B B B BB		HR 1-H	F5		S S S K				3	1	1	2	1	1	1
Frank Malzone, R (1, 5) OBP: 0.331, SLG: 0.440	F7		6-3		F8		HR			4	1	1	1	0	0	1
Eddie Bressoud, R (1, 6) OBP: 0.310, SLG: 0.401		F7 S S S K			1B 1B 1B		WP 1B			4	1	2	0	0	1	0
Bob Tillman, R (1, 2) OBP: 0.326, SLG: 0.379		S S S K	1B		1B 1-2 1B		F8 1-2			4	0	2	0	0	1	1
Bill Monbouquette, R (1, 1) OBP: 0.164, SLG: 0.129		6-3	S S S K		S S S K		S S S K			4	0	0	0	0	3	4
Inning Stats	R: 2 E: 0 K: 1 S: 7 H: 2 LOB: 1 BB: 1 P: 11	R: 0 E: 0 K: 1 S: 5 H: 0 LOB: 0 BB: 0 P: 5	R: 5 E: 0 K: 2 S: 12 H: 5 LOB: 1 BB: 1 P: 16	R: 1 E: 0 K: 1 S: 7 H: 2 LOB: 1 BB: 0 P: 7	R: 1 E: 0 K: 1 S: 8 H: 3 LOB: 2 BB: 0 P: 8	R: 0 E: 0 K: 2 S: 7 H: 0 LOB: 0 BB: 0 P: 7	R: 1 E: 0 K: 2 S: 9 H: 2 LOB: 1 BB: 0 P: 9	R: 0 E: 0 K: 0 S: 3 H: 0 LOB: 0 BB: 0 P: 3								

livebaseballscorecards.com

AB	38
R	10
H	14
RBI	10
BB	2
SO	10
LOB	13

1B: 10	SF: 0	WP: 1	PA: 40
2B: 1	SAC: 0	PB: 0	
3B: 0	DP: 0	SB: 0	
HR: 3	HBP: 0	CS: 0	

PITCHER		IP	WLS	BF	H	R	ER	SO	BB	IBB	HBP	BLK	WP	HR	S	P	ERA	WHIP
Barry Latman, R ERA: 4.6	(1, 1)	2.0	L	13	5	6	6	2	2	0	0	0	0	1	15	23	27.00	3.500
Jack Kralick, L ERA: 3.28	(3, 1)	3.0		16	7	3	3	4	0	0	0	0	0	1	24	24	9.00	2.333
Bob Allen, L ERA: 3.99	(6, 1)	2.0		8	2	1	1	4	0	0	0	0	1	1	16	16	4.50	1.000
Early Wynn, R ERA: 2.54	(8, 1)	1.0		3	0	0	0	0	0	0	0	0	0	0	3	3	0.00	0.000

PITCHER		IP	WLS	BF	H	R	ER	SO	BB	IBB	HBP	BLK	WP	HR	S	P	ERA	WHIP

Cleveland Indians @ Boston Red Sox

Fenway Park, Boston, MA

Sun Aug 18 1963, 3:33 AM EDT

Att. 14,572 - Unknown

livebaseballscorecards.com

TOP

Batter	1	2	3	4	5	6	7	8	9	AB	R	H	RBI	BB	SO	LOB
Larry Brown, R (1, 6) OBP: 0.331, SLG: 0.343	BBBB 4-0 4-3 BB	x 0-0 FC5-4 1-2f ③		BBBB 4-0 HR BB		x 0-0 5-3 ②		SSS 0-3 K ①		3	1	0	0	2	1	2
Al Luplow, L (1, 9) OBP: 0.308, SLG: 0.331 Willie Kirkland, L (3, 9) OBP: 0.312, SLG: 0.404	SSS 0-3 K ①		x 0-0 FC5-4 1B	x 0-0 1-H HR		BBBB 4-0 S 1B BB		x 0-0 G6-4-3 1B		2	0	1	0	0	1	1
										2	2	2	2	1	0	0
Vic Davalillo, L (1, 8) OBP: 0.336, SLG: 0.461	x 0-0 4-3 1-2 ②		x 0-0 F3 ①	x 0-0 6-3 ③		x 0-0 FC6-4 1-H 1B		x 0-0 G6-4-3 1-2f ②③		5	0	1	1	0	0	3
Max Alvis, R (1, 5) OBP: 0.315, SLG: 0.437	x 0-0 F8 ③		x 0-0 FC5-4 1-2f ②		x 0-0 2B 2B	x 0-0 FC6-4 1-2f ③			SSS 0-3 K ①	5	1	1	0	0	1	3
John Romano, R (1, 7) OBP: 0.333, SLG: 0.415 Jerry Kindall, R (5, 4) OBP: 0.262, SLG: 0.293		x 0-0 L5 ①	x 0-0 P4 ③		x 0-0 2-H 2B		x 0-0 5-3 ①		x 0-0 S 1B	3	0	1	1	0	0	1
										2	0	1	0	0	0	0
Fred Whitfield, L (1, 3) OBP: 0.282, SLG: 0.454		SSS 0-3 K ②		x 0-0 HR 1B	x 0-0 F8 ①		x 0-0 F8 ②		x 0-0 P6 1-2 ②	5	1	1	0	0	1	2
Joe Azcue, R (1, 2) OBP: 0.295, SLG: 0.463		x 0-0 HR		x 0-0 1-H HR	x 0-0 1-3 ②		x 0-0 2B		SSS 0-3 K ③	5	2	3	3	0	1	2
Woodie Held, R (1, 4) (5, 7) OBP: 0.357, SLG: 0.448		x 0-0 BB 1B		x 0-0 6-3 ①	x 0-0 F9 ③		I I I I 4-0 IBB			3	0	1	0	1	0	1
Mudcat Grant, R (1, 1) OBP: 0.200, SLG: 0.212	BBBB 4-0 1-2 FC5-4 BB			SSS 0-3 K ②		SSS 0-3 K ①	x 0-0 1-3 ③			3	0	0	0	1	2	2

Inning Stats																						
	R: 0	H: 0	R: 1	H: 2	R: 0	H: 1	R: 4	H: 3	R: 1	H: 2	R: 1	H: 1	R: 0	H: 1	R: 0	H: 1	R: 0	H: 1	1B: 6	SF: 0	WP: 0	PA: 43
	E: 0	LOB: 1	E: 0	LOB: 2	E: 0	LOB: 1	E: 0	LOB: 0	E: 0	LOB: 1	E: 0	LOB: 2	E: 0	LOB: 0	E: 0	LOB: 1	E: 0	LOB: 1	2B: 3	SAC: 0	PB: 0	
	K: 1	BB: 1	K: 1	BB: 1	K: 0	BB: 0	K: 1	BB: 1	K: 0	BB: 0	K: 1	BB: 1	K: 0	BB: 0	K: 1	BB: 0	K: 2	BB: 0	3B: 0	DP: 1	SB: 2	
	S: 5	P: 9	S: 7	P: 11	S: 4	P: 4	S: 8	P: 12	S: 5	P: 5	S: 6	P: 10	S: 4	P: 8	S: 5	P: 5	S: 8	P: 8	HR: 3	HBP: 0	CS: 0	

PITCHER		IP	WLS	BF	H	R	ER	SO	BB	IBB	HBP	BLK	WP	HR	S	P	ERA	WHIP
Dave Morehead, R ERA: 4.44	(1, 1)	4.0	L	23	8	6	6	3	3	0	0	0	0	3	26	38	13.50	2.750
Jack Lamabe, R ERA: 3.45	(5, 1)	3.0		13	2	1	1	1	1	1	0	0	0	0	13	21	3.00	1.000
Earl Wilson, R ERA: 3.62	(8, 1)	2.0		7	2	0	0	3	0	0	0	0	0	0	13	13	0.00	1.000

PITCHER	IP	WLS	BF	H	R	ER	SO	BB	IBB	HBP	BLK	WP	HR	S	P	ERA	WHIP

AB	38
R	7
H	12
RBI	7
BB	5
SO	7
LOB	17

Batter	1	2	3	4	5	6	7	8	9	AB	R	H	RBI	BB	SO	LOB
Chuck Schilling, R (1, 4) OBP: 0.313, SLG: 0.351	4-3	4-3			BB, 1B, 1B		K		K	5	1	1	0	0	2	1
Gary Geiger, L (1, 8) OBP: 0.338, SLG: 0.495	4-3		P5		F7		G3		K	5	0	0	0	0	1	2
Carl Yastrzemski, L (1, 7) OBP: 0.429, SLG: 0.516	BB		K		BB, 1B, 1-2			4-3		2	0	0	0	2	1	0
Dick Stuart, R (1, 3) OBP: 0.314, SLG: 0.503	K		F2		1B, 1-2, 2-H			6-3		4	0	1	1	0	1	1
Lou Clinton, R (1, 9) OBP: 0.287, SLG: 0.431		WP, 2B, 2B		K	4-3			BB, 1B		3	1	1	0	1	1	2
Frank Malzone, R (1, 5) OBP: 0.332, SLG: 0.440		P3, 2-3		1B		1-3		1B, 1-2		4	0	2	0	0	0	1
Eddie Bressoud, R (1, 6) OBP: 0.310, SLG: 0.402		HR, 2B, 3-H		K		P6		F9		4	1	1	1	0	1	3
Bob Tillman, R (1, 2) OBP: 0.329, SLG: 0.393		HR, 2-H		F9		6-3			1B	4	1	2	2	0	0	1
Dave Morehead, R (1, 1) OBP: 0.098, SLG: 0.098 Jack Lamabe, R (5, 1) OBP: 0.091, SLG: 0.190 Felix Mantilla, R (7, PH) OBP: 0.300, SLG: 0.382 Earl Wilson, R (8, 1) OBP: 0.292, SLG: 0.383 Russ Nixon, L (9, PH) OBP: 0.305, SLG: 0.376		K			K		F8		F9	1 1 1 0 1	0 0 0 0 0	0 0 0 0 0	0 0 0 0 0	0 0 0 0 0	1 1 0 0 0	0 0 0 0 1
Inning Stats	R: 0 E: 0 K: 1 S: 5 H: 0 LOB: 1 BB: 1 P: 9	R: 3 E: 0 K: 1 S: 8 H: 3 LOB: 0 BB: 0 P: 8	R: 0 E: 0 K: 1 S: 5 H: 0 LOB: 0 BB: 0 P: 5	R: 0 E: 0 K: 2 S: 8 H: 1 LOB: 1 BB: 0 P: 8	R: 1 E: 0 K: 1 S: 7 H: 2 LOB: 2 BB: 1 P: 11	R: 0 E: 0 K: 0 S: 3 H: 0 LOB: 0 BB: 0 P: 3	R: 0 E: 0 K: 1 S: 5 H: 0 LOB: 0 BB: 0 P: 5	R: 0 E: 0 K: 0 S: 4 H: 1 LOB: 2 BB: 1 P: 8	R: 0 E: 0 K: 2 S: 8 H: 1 LOB: 1 BB: 0 P: 8	1B: 5 2B: 2 3B: 0 HR: 1	SF: 0 SAC: 0 DP: 0 HBP: 0		WP: 1 PB: 0 SB: 0 CS: 0	PA: 38			

PITCHER	IP	WLS	BF	H	R	ER	SO	BB	IBB	HBP	BLK	WP	HR	S	P	ERA	WHIP
Mudcat Grant, R (1, 1) ERA: 3.59	9.0	W	38	8	4	4	9	3	0	0	0	1	1	53	65	4.00	1.222

PITCHER	IP	WLS	BF	H	R	ER	SO	BB	IBB	HBP	BLK	WP	HR	S	P	ERA	WHIP

BOTTOM

Cleveland Indians @ Boston Red Sox

Fenway Park, Boston, MA

Sun Aug 18 1963, 3:33 AM EDT

Att. 14,572 - Unknown

livebaseballscorecards.com

AB	35
R	4
H	8
RBI	4
BB	3
SO	9
LOB	12

Batter	1	2	3	4	5	6	7	8	9	AB	R	H	RBI	BB	SO	LOB
John Romano, R (1, 7) OBP: 0.329, SLG: 0.409	E6 6-3 SH2-3		5-3		K		1-3		2B 1B	3	0	0	0	0	1	0
Jerry Kindall, R (5, 4) OBP: 0.265, SLG: 0.296										2	0	1	0	0	0	0
Larry Brown, R (1, 6) OBP: 0.336, SLG: 0.350	SH2-3 1-2		F8		HR BB BB		4-3		1-3 2B	3	1	1	0	1	0	0
Vic Davalillo, L (1, 8) OBP: 0.333, SLG: 0.456	6-3 2-3			1B HR 1B	P2		F7		6-3	5	1	1	0	0	0	4
Joe Adcock, R (1, 3) OBP: 0.320, SLG: 0.416	6-3			1-2 HR 1B	1-2 HR BB			5-3	P6	4	2	1	0	1	0	3
Max Alvis, R (1, 5) OBP: 0.319, SLG: 0.452		F8		1-H 2-H HR	1-H 2-H HR			1B 1B BB		3	3	2	6	1	0	0
Willie Kirkland, L (1, 9) OBP: 0.311, SLG: 0.402		K		F8	F8			1B 1-2 1B		4	0	1	0	0	1	0
Joe Azcue, R (1, 2) OBP: 0.303, SLG: 0.486		2B		HR		5-3		1-3 2-H 1B		4	1	3	2	0	0	0
Woodie Held, R (1, 4) (5, 7) OBP: 0.353, SLG: 0.443		P6		4-3		F7		1-3		4	0	0	0	0	0	2
Pedro Ramos, S (1, 1) OBP: 0.139, SLG: 0.265			K	K		K			K	4	0	0	0	0	4	0
Inning Stats	R: 0 E: 1 K: 0 S: 4 H: 0 LOB: 1 BB: 0 P: 4	R: 0 E: 0 K: 1 S: 6 H: 1 LOB: 1 BB: 0 P: 6	R: 0 E: 0 K: 1 S: 5 H: 0 LOB: 0 BB: 0 P: 5	R: 4 E: 0 K: 1 S: 9 H: 4 LOB: 0 BB: 0 P: 9	R: 3 E: 0 K: 1 S: 6 H: 1 LOB: 0 BB: 2 P: 14	R: 0 E: 0 K: 1 S: 5 H: 0 LOB: 0 BB: 0 P: 5	R: 0 E: 0 K: 0 S: 3 H: 0 LOB: 0 BB: 0 P: 3	R: 1 E: 0 K: 0 S: 4 H: 2 LOB: 1 BB: 1 P: 8	R: 0 E: 0 K: 1 S: 7 H: 2 LOB: 2 BB: 0 P: 7	1B: 5 2B: 2 3B: 0 HR: 3	SF: 0 SAC: 1 DP: 0 HBP: 0						

TOP

Cleveland Indians @ Boston Red Sox

Fenway Park, Boston, MA

Mon Aug 19 1963, 7:05 PM EDT

Att. 11,493 - Unknown

livebaseballscorecards.com

AB	36
R	8
H	10
RBI	8
BB	3
SO	6
LOB	9

PITCHER		IP	WLS	BF	H	R	ER	SO	BB	IBB	HBP	BLK	WP	HR	S	P	ERA	WHIP
Arnold Earley, L ERA: 4.79	(1, 1)	5.0	L	24	6	7	7	4	2	0	0	0	0	3	30	38	12.60	1.600
Bob Turley, R ERA: 4.17	(6, 1)	2.0		6	0	0	0	1	0	0	0	0	0	0	8	8	0.00	0.000
Wilbur Wood, L ERA: 4.35	(8, 1)	2.0		10	4	1	1	1	1	0	0	0	0	0	11	15	4.50	2.500

PITCHER	IP	WLS	BF	H	R	ER	SO	BB	IBB	HBP	BLK	WP	HR	S	P	ERA	WHIP

Batter	1	2	3	4	5	6	7	8	9	AB	R	H	RBI	BB	SO	LOB
Chuck Schilling, R (1, 4) OBP: 0.310, SLG: 0.348	F3		F3		L4			K		4	0	0	0	0	1	1
Gary Geiger, L (1, 8) OBP: 0.334, SLG: 0.489	F8		K			F2		F8		4	0	0	0	0	1	0
Carl Yastrzemski, L (1, 7) OBP: 0.426, SLG: 0.511	G3			K		F9		F8		4	0	0	0	0	1	0
Dick Stuart, R (1, 3) OBP: 0.315, SLG: 0.516		HR		K		F8			HR	4	2	2	2	0	1	0
Lou Clinton, R (1, 9) OBP: 0.289, SLG: 0.432		1B		FC4 1B			K		K	4	0	2	0	0	2	0
Frank Malzone, R (1, 5) OBP: 0.331, SLG: 0.445		P3		FC4 1-2f			HR		6-3	4	1	1	1	0	0	2
Eddie Bressoud, R (1, 6) OBP: 0.313, SLG: 0.405		F5			1B		1B		1B	4	0	3	0	0	0	1
Russ Nixon, L (1, 2) OBP: 0.304, SLG: 0.374		P5			P5		G5-4-3 1-3 1B		F9	4	0	1	0	0	0	3
Arnold Earley, L (1, 1) OBP: 0.250, SLG: 0.313 Dick Williams, R (5, PH) OBP: 0.333, SLG: 0.376 Bob Turley, R (6, 1) OBP: 0.176, SLG: 0.294 Roman Mejias, R (7, PH) OBP: 0.257, SLG: 0.362 Wilbur Wood, R (8, 1)			K		K		G5-4-3 1-2f			1 1 0 1 0	0 0 0 0 0	0 0 0 0 0	0 0 0 0 0	1 1 0 0 0	0 1 0 0 0	0 1 0 2 0
Inning Stats	R: 0 E: 0 K: 0 S: 3 H: 0 LOB: 0 BB: 0 P: 3	R: 1 E: 0 K: 0 S: 5 H: 2 LOB: 1 BB: 0 P: 5	R: 0 E: 0 K: 2 S: 7 H: 0 LOB: 0 BB: 0 P: 7	R: 0 E: 0 K: 2 S: 8 H: 1 LOB: 1 BB: 0 P: 8	R: 0 E: 0 K: 1 S: 6 H: 1 LOB: 1 BB: 0 P: 6	R: 0 E: 0 K: 0 S: 3 H: 0 LOB: 0 BB: 0 P: 3	R: 1 E: 0 K: 1 S: 7 H: 3 LOB: 1 BB: 0 P: 7	R: 0 E: 0 K: 1 S: 5 H: 0 LOB: 0 BB: 0 P: 5	R: 1 E: 0 K: 1 S: 7 H: 2 LOB: 1 BB: 0 P: 7	1B: 6 2B: 0 3B: 0 HR: 3	SF: 0 SAC: 0 DP: 1 HBP: 0			WP: 0 PB: 0 SB: 0 CS: 0	PA: 35		

PITCHER	IP	WLS	BF	H	R	ER	SO	BB	IBB	HBP	BLK	WP	HR	S	P	ERA	WHIP
Pedro Ramos, R (1, 1) ERA: 3.55	9.0	W	35	9	3	3	8	0	0	0	0	0	3	51	51	3.00	1.000

PITCHER	IP	WLS	BF	H	R	ER	SO	BB	IBB	HBP	BLK	WP	HR	S	P	ERA	WHIP

Cleveland Indians @ Boston Red Sox

Fenway Park, Boston, MA

Mon Aug 19 1963, 7:05 PM EDT

Att. 11,493 - Unknown

BOTTOM

livebaseballscorecards.com

AB	35
R	3
H	9
RBI	3
BB	0
SO	8
LOB	10

Batter	1	2	3	4	5	6	7	8	9	AB	R	H	RBI	BB	SO	LOB
Tom McCraw, L (1, 3) OBP: 0.273, SLG: 0.317	BBBB 4-0 S BB		x 0-0 ① F6		x 0-0 ② G3	x 0-0 ③ 1B 2-H		x 0-0 1B 1-3 3-H 2B		4	0	2	2	1	0	1
Mike Hershberger, R (1, 8) OBP: 0.350, SLG: 0.368	SSS 0-3 ① K 1-2		x 0-0 ② F9		x 0-0 ③ 5-3		x 0-0 ① E5	x 0-0 2-3 3-H 1B		5	0	1	1	0	1	2
Floyd Robinson, L (1, 9) OBP: 0.350, SLG: 0.411	BBBB 4-0 BB		x 0-0 ③ G3			x 0-0 ① 6-3	x 0-0 ② 6-3	x 0-0 ③ 3-1		4	0	0	0	1	0	3
Pete Ward, L (1, 5) OBP: 0.339, SLG: 0.462	x 0-0 ② F7			x 0-0 1B 3B		x 0-0 ② 3-1	x 0-0 ③ G3		x 0-0 4-3 SF7 2B	5	2	2	0	0	0	2
Cam Carreon, R (1, 2) OBP: 0.325, SLG: 0.349	x 0-0 ③ F8			x 0-0 ① F9		x 0-0 1B 2B		H 1-0 4-3 1B 1B HBP	x 0-0 ① 4-3 2-3	4	2	1	0	0	0	4
Dave Nicholson, R (1, 7) OBP: 0.331, SLG: 0.441		x 0-0 ① F8		SSS 0-3 ② K		BBBB 4-0 1B 1B BB		x 0-0 ① F3	x 0-0 ② SF7 3-H	3	1	0	1	1	1	2
Ron Hansen, R (1, 6) OBP: 0.316, SLG: 0.356		x 0-0 ② 1-3		x 0-0 3-H 1B		x 0-0 1B 1-3 2-H 2B 1B		x 0-0 1B 4-3 1-2 2B 1B	x 0-0 ③ F9	5	2	3	2	0	0	0
Al Weis, S (1, 4) OBP: 0.331, SLG: 0.322		SSS 0-3 ③ K		x 0-0 ③ 1-3		x 0-0 1-2 3-H 2B 1B		x 0-0 ② 4-3 1-2 2-3		4	1	1	1	0	1	3
Juan Pizarro, L (1, 1) OBP: 0.229, SLG: 0.313			x 0-0 1B		SSS 0-3 ① K	x 0-0 1B 1-H 2-H 2B		x 0-0 2B 1B 2-3 3-H 1B		4	2	3	3	0	1	0
Inning Stats	R: 0 E: 0 K: 1 S: 5 H: 0 LOB: 2 BB: 2 P: 13	R: 0 E: 0 K: 1 S: 5 H: 0 LOB: 0 BB: 0 P: 5	R: 0 E: 0 K: 0 S: 4 H: 1 LOB: 1 BB: 0 P: 4	R: 1 E: 0 K: 1 S: 7 H: 2 LOB: 1 BB: 0 P: 7	R: 0 E: 0 K: 1 S: 5 H: 0 LOB: 0 BB: 0 P: 5	R: 5 E: 0 K: 0 S: 7 H: 5 LOB: 1 BB: 1 P: 11	R: 0 E: 1 K: 0 S: 3 H: 0 LOB: 0 BB: 0 P: 3	R: 3 E: 0 K: 0 S: 7 H: 4 LOB: 2 BB: 0 P: 8	R: 1 E: 0 K: 0 S: 4 H: 1 LOB: 0 BB: 0 P: 4	1B: 8 2B: 4 3B: 1 HR: 0	SF: 1 SAC: 0 DP: 0 HBP: 1						

TOP

Chicago White Sox @ Boston Red Sox

Fenway Park, Boston, MA

Tue Aug 20 1963, 7:05 PM EDT

Att. 11,662 - Unknown

livebaseballscorecards.com

AB	38
R	10
H	13
RBI	10
BB	3
SO	4
LOB	17

PITCHER		IP	WLS	BF	H	R	ER	SO	BB	IBB	HBP	BLK	WP	HR	S	P	ERA	WHIP
Bob Heffner, R ERA: 4.77	(1, 1)	6.0	L	28	8	6	6	4	3	0	0	0	0	0	33	45	9.00	1.833
Jack Lamabe, R ERA: 3.63	(7, 1)	1.2		10	4	3	3	0	0	0	1	0	0	0	9	10	16.20	2.400
Earl Wilson, R ERA: 3.65	(8, 1)	1.1		5	1	1	1	0	0	0	0	0	0	0	5	5	6.75	0.750

PITCHER	IP	WLS	BF	H	R	ER	SO	BB	IBB	HBP	BLK	WP	HR	S	P	ERA	WHIP

Batter	1	2	3	4	5	6	7	8	9	AB	R	H	RBI	BB	SO	LOB
Chuck Schilling, R (1, 4) OBP: 0.310, SLG: 0.347	4-3		6-3			F7			1B 1B 1B 1-2	4	1	1	0	0	0	0
Felix Mantilla, R (1, 8) OBP: 0.311, SLG: 0.389	PB 1B			G2			F9		1B 1B 1-2 2-H	4	0	2	1	0	0	0
Carl Yastrzemski, L (1, 7) OBP: 0.422, SLG: 0.507	F8 1-2			4-3			F5		F6	4	0	0	0	0	0	3
Dick Stuart, R (1, 3) OBP: 0.315, SLG: 0.514	K			K			F2		1B 1-2 2-H	4	0	1	1	0	2	1
Lou Clinton, R (1, 9) OBP: 0.286, SLG: 0.428		6-3			6-3			F7	P3	4	0	0	0	0	0	2
Frank Malzone, R (1, 5) OBP: 0.329, SLG: 0.442		4-3			F5			F3		3	0	0	0	0	0	0
Eddie Bressoud, R (1, 6) OBP: 0.311, SLG: 0.402		F8			4-3			1-6-3		3	0	0	0	0	0	0
Bob Tillman, R (1, 2) OBP: 0.325, SLG: 0.388			6-3			K			F9	3	0	0	0	0	1	0
Bob Heffner, R (1, 1) OBP: 0.148, SLG: 0.154			6-3			5-3			1B 1B 1B	1	0	0	0	0	0	0
Roman Mejias, R (6, PH) OBP: 0.256, SLG: 0.361										1	0	0	0	0	0	0
Jack Lamabe, R (7, 1) OBP: 0.091, SLG: 0.190										0	0	0	0	0	0	0
Earl Wilson, R (8, 1) OBP: 0.292, SLG: 0.383										0	0	0	0	0	0	0
Dick Williams, R (9, PH) OBP: 0.340, SLG: 0.383										1	1	1	0	0	0	0
Inning Stats	R: 0 E: 0 K: 1 S: 6 H: 1 LOB: 1 BB: 0 P: 6	R: 0 E: 0 K: 0 S: 3 H: 0 LOB: 0 BB: 0 P: 3	R: 0 E: 0 K: 0 S: 3 H: 0 LOB: 0 BB: 0 P: 3	R: 0 E: 0 K: 1 S: 5 H: 0 LOB: 0 BB: 0 P: 5	R: 0 E: 0 K: 0 S: 3 H: 0 LOB: 0 BB: 0 P: 3	R: 0 E: 0 K: 1 S: 5 H: 0 LOB: 0 BB: 0 P: 5	R: 0 E: 0 K: 0 S: 3 H: 0 LOB: 0 BB: 0 P: 3	R: 0 E: 0 K: 0 S: 3 H: 0 LOB: 0 BB: 0 P: 3	R: 2 E: 0 K: 0 S: 7 H: 4 LOB: 2 BB: 0 P: 7	1B: 5 2B: 0 3B: 0 HR: 0	SF: 0 SAC: 0 DP: 0 HBP: 0						

PITCHER	IP	WLS	BF	H	R	ER	SO	BB	IBB	HBP	BLK	WP	HR	S	P	ERA	WHIP
Juan Pizarro, L (1, 1) ERA: 2.36	9.0	W	32	5	2	2	3	0	0	0	0	0	0	38	38	2.00	0.556

PITCHER	IP	WLS	BF	H	R	ER	SO	BB	IBB	HBP	BLK	WP	HR	S	P	ERA	WHIP

BOTTOM

Chicago White Sox @ Boston Red Sox

Fenway Park, Boston, MA

Tue Aug 20 1963, 7:05 PM EDT

Att. 11,662 - Unknown

livebaseballscorecards.com

AB	32
R	2
H	5
RBI	2
BB	0
SO	3
LOB	6

1B: 5 SF: 0
2B: 0 SAC: 0
3B: 0 DP: 0
HR: 0 HBP: 0

WP: 0 PA: 32
PB: 1
SB: 0
CS: 0

Batter	1	2	3	4	5	6	7	8	9	AB	R	H	RBI	BB	SO	LOB
Tom McCraw, L (1, 3) OBP: 0.284, SLG: 0.338	S S S 0-3 ① K		x 0-0 SH1-3 2B		x 0-0 1B 1B 2-3 1B	x 0-0 ③ 2-H 1B		x 0-0 1-3 2B 3-H		5	1	4	2	0	1	0
Nellie Fox, L (1, 4) OBP: 0.306, SLG: 0.312 Ron Hansen, R (8, PR) OBP: 0.316, SLG: 0.356 (8, 6)	B B B B 4-0 E 1B BB		x 0-0 ② SH1-3 2-3		x 0-0 1B FC4-6 1-3 1B 3-H		x 0-0 ① H F8	x 1-0 FC4-6 HBP		2 0	1 0	1 0	1 0	1 0	0 0	0 0
Floyd Robinson, L (1, 9) OBP: 0.351, SLG: 0.411	x 0-0 E 1-2 1B		S S S 0-3 ③ K		x 0-0 FC4-6 1-3 1B 3-H		x 0-0 ② 6-3	x 0-0 ③ FC4-6 1-2f		5	0	2	1	0	1	4
Pete Ward, L (1, 5) OBP: 0.338, SLG: 0.465	x 0-0 E4 G5-4-3 1-2 2-3			x 0-0 HR	x 0-0 ② FC4-6 1-2f 3-H		x 0-0 ③ 4-3		x 0-0 ① F8	5	1	1	2	0	0	3
Mike Hershberger, R (1, 8) OBP: 0.348, SLG: 0.366	x 0-0 ② ③ G5-4-3 1-2f			x 0-0 CS 1B	x 0-0 ③ F8			x 0-0 ① 4-3	x 0-0 ② 5-3	5	0	1	0	0	0	4
Dave Nicholson, R (1, 7) OBP: 0.329, SLG: 0.437		S S S 0-3 ① K		S S S 0-3 ① ② K 1-2		x 0-0 ① 5-3		x 0-0 2B FC4-6 1B	x 0-0 ③ 5-3	5	1	1	0	0	2	1
Cam Carreon, R (1, 2) OBP: 0.329, SLG: 0.354		x 0-0 ② 5-3		x 0-0 ③ F2		B B B B 4-0 1B 1B BB		x 0-0 FC4-6 2B 1-3 2B		3	2	1	0	1	0	0
Al Weis, S (1, 6) (8, 4) OBP: 0.341, SLG: 0.335		x 0-0 ③ 4-3			x 0-0 1B 1B 2B	x 0-0 1-2 1B		4-0 FC4-6 IBB		3	1	2	0	1	0	0
Gary Peters, L (1, 1) OBP: 0.238, SLG: 0.367			x 0-0 ① F7		x 0-0 ① 1-3	x 0-0 ② F6		x 0-0 ② FC4-6 2B 1-2f 2-3 3-H		4	0	0	1	0	0	5
Inning Stats	R: 0 H: 1 E: 1 LOB: 2 K: 1 BB: 1 S: 6 P: 10	R: 0 H: 0 E: 0 LOB: 0 K: 1 BB: 0 S: 5 P: 5	R: 0 H: 1 E: 0 LOB: 1 K: 1 BB: 0 S: 6 P: 6	R: 1 H: 2 E: 0 LOB: 0 K: 1 BB: 0 S: 6 P: 6	R: 3 H: 4 E: 0 LOB: 1 K: 0 BB: 0 S: 7 P: 7	R: 1 H: 2 E: 0 LOB: 1 K: 0 BB: 1 S: 4 P: 8	R: 0 H: 0 E: 0 LOB: 0 K: 0 BB: 0 S: 3 P: 3	R: 2 H: 3 E: 0 LOB: 3 K: 0 BB: 1 S: 6 P: 11	R: 0 H: 0 E: 0 LOB: 0 K: 0 BB: 0 S: 3 P: 3	1B: 8 SF: 0 2B: 4 SAC: 1 3B: 0 DP: 1 HR: 1 HBP: 1						

TOP

Chicago White Sox @ Boston Red Sox

Fenway Park, Boston, MA

Wed Aug 21 1963, 7:05 PM EDT

Att. 12,398 - Unknown

livebaseballscorecards.com

AB	37
R	7
H	13
RBI	7
BB	3
SO	4
LOB	17

PITCHER		IP	WLS	BF	H	R	ER	SO	BB	IBB	HBP	BLK	WP	HR	S	P	ERA	WHIP
Bill Monbouquette, R ERA: 3.49	(1, 1)	4.1	L	21	8	4	4	4	1	0	0	0	0	1	28	32	8.31	2.077
Arnold Earley, L ERA: 4.8	(5, 1)	1.2		7	2	1	1	0	1	0	0	0	0	0	6	10	5.40	1.800
Wilbur Wood, L ERA: 4.53	(7, 1)	2.0		11	3	2	2	0	0	1	1	0	0	0	9	14	9.00	1.500
Bob Turley, R ERA: 4.13	(9, 1)	1.0		3	0	0	0	0	0	0	0	0	0	0	3	3	0.00	0.000

PITCHER	IP	WLS	BF	H	R	ER	SO	BB	IBB	HBP	BLK	WP	HR	S	P	ERA	WHIP

Batter	1	2	3	4	5	6	7	8	9	AB	R	H	RBI	BB	SO	LOB
Felix Mantilla, R (1, 8) OBP: 0.321, SLG: 0.387	0-0 1B		0-0 5-3 ③			0-3 K ②		4-0 BB		3	0	1	0	1	1	0
Chuck Schilling, R (1, 4) OBP: 0.310, SLG: 0.345	0-0 F8 ①			0-0 5-3 ①		4-0 1B BB		0-3 K ②		3	0	0	0	1	1	2
Carl Yastrzemski, L (1, 7) OBP: 0.421, SLG: 0.504	0-3 K ②			0-3 K ②		0-0 1-3 1B		0-3 K ③		4	0	1	0	0	3	2
Dick Stuart, R (1, 3) OBP: 0.314, SLG: 0.511	0-3 K ③			0-3 K ③		0-3 K ③			4-0 G5-4-3 BB	3	0	0	0	1	3	3
Lou Clinton, R (1, 9) OBP: 0.284, SLG: 0.424		0-3 K ①			0-0 G1 ①		0-0 4-3 ①		0-0 G5-4-3 ① ② 1-2f	4	0	0	0	0	1	1
Frank Malzone, R (1, 5) OBP: 0.329, SLG: 0.441		0-0 1-3 ②			0-0 F5 ②		0-0 5-3 ②		0-0 1B 1B 1B	4	1	1	0	0	0	0
Eddie Bressoud, R (1, 6) OBP: 0.315, SLG: 0.404		0-0 F7 ③			4-0 FC6-4 BB		0-0 1B		0-0 1B 1-2 1B	3	0	2	0	1	0	0
Bob Tillman, R (1, 2) OBP: 0.324, SLG: 0.386			0-3 K ①		0-0 FC6-4 ③ 1-2f		0-0 F9 ③		0-0 1-3 2-H 1B	4	0	1	1	0	1	2
Bill Monbouquette, R (1, 1) OBP: 0.162, SLG: 0.127 Arnold Earley, L (5, 1) OBP: 0.250, SLG: 0.313 Dick Williams, R (6, PH) OBP: 0.336, SLG: 0.379 Wilbur Wood, R (7, 1) Roman Mejias, R (8, PH) OBP: 0.256, SLG: 0.359 Bob Turley, R (9, 1) OBP: 0.176, SLG: 0.294 Billy Gardner, R (9, PH) OBP: 0.340, SLG: 0.326			0-0 F8 ②			0-0 F3 ①		0-0 F3 ①	0-3 K ③	1 0 1 0 1 0 1	0 0 0 0 0 0 0	0 0 0 0 0 0 0	0 0 0 0 0 0 0	0 0 0 0 0 0 0	0 0 0 0 0 0 1	0 0 0 0 0 0 2
Inning Stats	R: 0 E: 0 K: 2 S: 8 H: 1 LOB: 1 BB: 0 P: 8	R: 0 E: 0 K: 1 S: 5 H: 0 LOB: 0 BB: 0 P: 5	R: 0 E: 0 K: 1 S: 5 H: 0 LOB: 0 BB: 0 P: 5	R: 0 E: 0 K: 2 S: 7 H: 0 LOB: 0 BB: 0 P: 7	R: 0 E: 0 K: 0 S: 3 H: 0 LOB: 1 BB: 1 P: 7	R: 0 E: 0 K: 2 S: 8 H: 1 LOB: 2 BB: 1 P: 12	R: 0 E: 0 K: 0 S: 4 H: 1 LOB: 1 BB: 0 P: 4	R: 0 E: 0 K: 2 S: 7 H: 0 LOB: 1 BB: 1 P: 11	R: 1 E: 0 K: 1 S: 7 H: 3 LOB: 2 BB: 1 P: 11	1B: 6 2B: 0 3B: 0 HR: 0	SF: 0 SAC: 0 DP: 1 HBP: 0			WP: 0 PB: 0 SB: 0 CS: 0	PA: 36		

PITCHER	IP	WLS	BF	H	R	ER	SO	BB	IBB	HBP	BLK	WP	HR	S	P	ERA	WHIP
Gary Peters, L (1, 1) ERA: 1.84	9.0	W	36	6	1	1	11	4	0	0	0	0	0	54	70	1.00	1.111

PITCHER	IP	WLS	BF	H	R	ER	SO	BB	IBB	HBP	BLK	WP	HR	S	P	ERA	WHIP

BOTTOM

Chicago White Sox @ Boston Red Sox

Fenway Park, Boston, MA

Wed Aug 21 1963, 7:05 PM EDT

Att. 12,398 - Unknown

livebaseballscorecards.com

AB	32
R	1
H	6
RBI	1
BB	4
SO	11
LOB	12

Chicago White Sox @ Boston Red Sox

Fenway Park, Boston, MA

Thu Aug 22 1963, 3:33 AM EDT

Att. 7,144 - Unknown

TOP

livebaseballscorecards.com

Batter	1	2	3	4	5	6	7	8	9	AB	R	H	RBI	BB	SO	LOB
Tom McCraw, L (1, 3) OBP: 0.288, SLG: 0.341	S S S 0-3 ① K		x 0-0 1B 1B		x 0-0 1B 1-3 3-H 1B		x 0-0 ③ 4-3			4	0	2	1	0	1	0
Nellie Fox, L (1, 4) OBP: 0.305, SLG: 0.312	x 0-0 ② 6-3		x 0-0 1-2 1B		x 0-0 ② F9			x 0-0 ① F9		4	0	1	0	0	0	2
Floyd Robinson, L (1, 9) OBP: 0.350, SLG: 0.409	x 0-0 ③ 4-3		x 0-0 ③ F8		x 0-0 1-3 3-H 1B			x 0-0 ② F6		4	0	1	1	0	0	2
Pete Ward, L (1, 5) OBP: 0.335, SLG: 0.461		x 0-0 ① B5-3		x 0-0 ① F1	x 0-0 ③ 4-3			x 0-0 ③ F9		4	0	0	0	0	0	2
Mike Hershberger, R (1, 8) OBP: 0.347, SLG: 0.368		x 0-0 ② 5-3		x 0-0 ② 5-3		x 0-0 ① 4-3			x 0-0 2B	4	0	1	0	0	0	0
Dave Nicholson, R (1, 7) OBP: 0.328, SLG: 0.435		x 0-0 FC6-4 1B		x 0-0 ③ 5-3		x 0-0 ② F3			x 0-0 ① F2	4	0	1	0	0	0	1
Cam Carreon, R (1, 2) OBP: 0.327, SLG: 0.352 Eddie Fisher, R (3, 1) OBP: 0.208, SLG: 0.174 Gary Peters, L (5, PH) OBP: 0.234, SLG: 0.361 Dave DeBusschere, R (5, 1) OBP: 0.095, SLG: 0.050 Taylor Phillips, L (5, 1) Charlie Maxwell, L (9, PH) OBP: 0.357, SLG: 0.343		x 0-0 ③ FC6-4 1-2f			S S S 0-3 ① K	S S S 0-3 ③ K			S S S 0-3 ② K	1 0 1 0 1 1	0 0 0 0 0 0	0 0 0 0 0 0	0 0 0 0 1 1	0 0 0 0 0 0	0 0 1 0 0 1	1 0 0 0 0 1
Al Weis, S (1, 6) OBP: 0.339, SLG: 0.329			x 0-0 ① 5-3		B B B B 4-0 1B 1B BB		S S S 0-3 ① K		x 0-0 ③ 6-3	3	1	0	0	1	1	1
Joe Horlen, R (1, 1) OBP: 0.261, SLG: 0.261 J.C. Martin, L (3, PH) OBP: 0.260, SLG: 0.274 (3, 2)			S S S 0-3 ② K		x 0-0 1B 1-3 1B		x 0-0 ② F7			0 3	0 1	0 1	0 0	0 0	0 1	0 0
Inning Stats	R: 0 E: 0 K: 1 S: 5 H: 0 LOB: 0 BB: 0 P: 5	R: 0 E: 0 K: 0 S: 4 H: 1 LOB: 1 BB: 0 P: 4	R: 0 E: 0 K: 1 S: 7 H: 2 LOB: 2 BB: 0 P: 7	R: 0 E: 0 K: 0 S: 3 H: 0 LOB: 0 BB: 0 P: 3	R: 2 E: 0 K: 1 S: 8 H: 3 LOB: 2 BB: 1 P: 12	R: 0 E: 0 K: 1 S: 5 H: 0 LOB: 0 BB: 0 P: 5	R: 0 E: 0 K: 1 S: 5 H: 0 LOB: 0 BB: 0 P: 5	R: 0 E: 0 K: 0 S: 3 H: 0 LOB: 0 BB: 0 P: 3	R: 0 E: 0 K: 1 S: 6 H: 1 LOB: 1 BB: 0 P: 6	1B: 6 2B: 1 3B: 0 HR: 0	SF: 0 SAC: 0 DP: 0 HBP: 0						

	AB	34
	R	2
	H	7
	RBI	2
	BB	1
	SO	6
	LOB	10

WP: 0 PB: 0 SB: 0 CS: 0 PA: 35

PITCHER		IP	WLS	BF	H	R	ER	SO	BB	IBB	HBP	BLK	WP	HR	S	P	ERA	WHIP
Dave Morehead, R ERA: 4.28	(1, 1)	9.0	W	35	7	2	2	6	1	0	0	0	0	0	46	50	2.00	0.889

PITCHER	IP	WLS	BF	H	R	ER	SO	BB	IBB	HBP	BLK	WP	HR	S	P	ERA	WHIP

BOTTOM

Chicago White Sox @ Boston Red Sox

Fenway Park, Boston, MA

Thu Aug 22 1963, 3:33 AM EDT

Att. 7,144 - Unknown

Batter	1	2	3	4	5	6	7	8	9	AB	R	H	RBI	BB	SO	LOB
Gary Geiger, L (1, 8) OBP: 0.338, SLG: 0.490	4-3	BB		BB		K2-3	2B			3	0	1	1	2	1	0
Chuck Schilling, R (1, 4) OBP: 0.307, SLG: 0.341	F5	4-3		F8		K	5-3			5	0	0	0	0	1	5
Carl Yastrzemski, L (1, 7) OBP: 0.419, SLG: 0.500	F5		K	F9			4-3 HBP HR BB	F8		4	1	0	0	1	1	2
Frank Malzone, R (1, 5) OBP: 0.333, SLG: 0.448		1B 2B 1B	HR 2B		5-3		4-3 1-2 HR HBP	BB SF8 2B		4	4	3	0	0	0	0
Dick Stuart, R (1, 3) OBP: 0.319, SLG: 0.519		2B 1-3 SF8 1B	2-H HR		1B		4-3 1-2 2-3	BB		4	2	3	2	1	0	2
Lou Clinton, R (1, 9) OBP: 0.289, SLG: 0.428		E 1-3 3-H 2B	F8		1-2 1B		HR IBB	FC6-4 1-2 2-3 BB		3	2	2	1	2	0	0
Eddie Bressoud, R (1, 6) OBP: 0.314, SLG: 0.411		SF8 3-H	K2-3		F5		1-H 2-H 3-H HR	SF8 3-H		3	1	1	6	0	1	2
Russ Nixon, L (1, 2) OBP: 0.302, SLG: 0.369		E5 2-H		4-3	K		E6 2B 1B	FC6-4 1-2f		5	1	1	0	0	1	4
Dave Morehead, R (1, 1) OBP: 0.111, SLG: 0.111		6-3		BB 1B		F6	3-1			4	0	1	0	0	0	2
Inning Stats	R: 0 E: 0 K: 0 S: 3 H: 0 LOB: 0 BB: 0 P: 3	R: 3 E: 1 K: 0 S: 7 H: 3 LOB: 2 BB: 1 P: 11	R: 2 K: 2 S: 9 H: 2 LOB: 0 BB: 0 P: 9	R: 0 E: 0 K: 0 S: 4 H: 1 LOB: 2 BB: 1 P: 8	R: 0 E: 0 K: 1 S: 7 H: 2 LOB: 2 BB: 0 P: 7	R: 0 E: 0 K: 2 S: 7 H: 0 LOB: 0 BB: 0 P: 7	R: 5 E: 1 K: 0 S: 6 H: 3 LOB: 1 BB: 2 P: 15	R: 1 E: 0 K: 0 S: 4 H: 1 LOB: 2 BB: 2 P: 12		1B: 6 2B: 4 3B: 0 HR: 2	SF: 2 SAC: 0 DP: 0 HBP: 1					

livebaseballscorecards.com

AB	35
R	11
H	12
RBI	10
BB	6
SO	5
LOB	17

WP: 0 PB: 0 SB: 0 CS: 0 PA: 44

PITCHER		IP	WLS	BF	H	R	ER	SO	BB	IBB	HBP	BLK	WP	HR	S	P	ERA	WHIP
Joe Horlen, R ERA: 3.93	(1, 1)	2.0	L	11	3	3	2	0	1	0	0	0	0	0	10	14	9.00	2.000
Eddie Fisher, R ERA: 4.66	(3, 1)	2.0		10	3	2	2	2	1	0	0	0	0	1	13	17	9.00	2.000
Dave DeBusschere, R ERA: 3.14	(5, 1)	0.1		2	1	0	0	0	0	0	0	0	0	0	2	2	0.00	3.000
Taylor Phillips, L ERA: 11.12	(5, 1)	3.2		21	5	6	6	3	3	1	1	0	0	1	22	39	14.73	2.182

PITCHER	IP	WLS	BF	H	R	ER	SO	BB	IBB	HBP	BLK	WP	HR	S	P	ERA	WHIP

Batter	1	2	3	4	5	6	7	8	9	10	11	12	13	AB	R	H	RBI	BB	SO	LOB
Gary Geiger, L (1, 8) OBP: 0.333, SLG: 0.482	6-3			F5			4-3		P6			P6		5	0	0	0	0	0	0
Chuck Schilling, R (1, 4) OBP: 0.306, SLG: 0.339	K			G4-6-3 BB			G3		F7			5-3		4	0	0	0	1	1	0
Carl Yastrzemski, L (1, 7) OBP: 0.419, SLG: 0.504	4-3			G4-6-3 1-2f			HR		K			BB		4	1	1	1	1	1	1
Frank Malzone, R (1, 5) OBP: 0.332, SLG: 0.447		F5			K		2B			K		1-3		5	0	1	0	0	2	1
Dick Stuart, R (1, 3) OBP: 0.316, SLG: 0.514		5-3			K		F7			F8			K	5	0	0	0	0	2	1
Lou Clinton, R (1, 9) OBP: 0.288, SLG: 0.432		F9			K2-3			K		K			HR	5	1	1	1	0	3	0
Eddie Bressoud, R (1, 6) OBP: 0.315, SLG: 0.418			6-3			F7		HR			B1-6-4 1B		K	5	1	2	1	0	1	0
Russ Nixon, L (1, 2) OBP: 0.295, SLG: 0.361			K			P6		6-3			B1-6-4 1-2f		4-3	5	0	0	0	0	1	1
Earl Wilson, R (1, 1) OBP: 0.279, SLG: 0.365			F8			K		K			K			3	0	0	0	0	2	0
Dick Radatz, R (9, 1) OBP: 0.080, SLG: 0.083														1	0	0	0	0	1	0
Inning Stats	R: 0 E: 0 K: 1 S: 5	H: 0 LOB: 0 BB: 0 P: 5	R: 0 E: 0 K: 0 S: 3	H: 0 LOB: 0 BB: 0 P: 3	R: 0 E: 0 K: 1 S: 5	H: 0 LOB: 0 BB: 0 P: 5	R: 0 E: 0 K: 0 S: 2	H: 0 LOB: 0 BB: 1 P: 6	R: 0 E: 0 K: 3 S: 9	H: 0 LOB: 0 BB: 0 P: 9	R: 0 E: 0 K: 1 S: 5	H: 0 LOB: 0 BB: 0 P: 5	R: 1 E: 0 K: 0 S: 5	H: 2 LOB: 1 BB: 0 P: 5	R: 1 E: 0 K: 2 S: 8	H: 1 LOB: 0 BB: 0 P: 8	R: 0 E: 0 K: 1 S: 5	H: 0 LOB: 0 BB: 0 P: 5	R: 0 E: 0 K: 2 S: 7	H: 0 LOB: 0 BB: 0 P: 7	R: 0 E: 0 K: 1 S: 5	H: 1 LOB: 0 BB: 0 P: 5	R: 0 E: 0 K: 0 S: 3	H: 0 LOB: 1 BB: 1 P: 7	R: 1 E: 0 K: 2 S: 8	H: 1 LOB: 0 BB: 0 P: 8	1B: 1 2B: 1 3B: 0 HR: 3	SF: 0 SAC: 0 DP: 2 HBP: 0	WP: 0 PB: 0 SB: 0 CS: 0	PA: 44

PITCHER	IP	WLS	BF	H	R	ER	SO	BB	IBB	HBP	BLK	WP	HR	S	P	ERA	WHIP
Pedro Ramos, R (1, 1) ERA: 3.41	13.0	L	44	5	3	3	14	2	0	0	0	0	3	70	78	2.08	0.538

PITCHER	IP	WLS	BF	H	R	ER	SO	BB	IBB	HBP	BLK	WP	HR	S	P	ERA	WHIP

Boston Red Sox @ Cleveland Indians

Cleveland Municipal Stadium, Cleveland, OH

Fri Aug 23 1963, 7:05 PM EDT

Att. 9,739 - Unknown

TOP

livebaseballscorecards.com

AB	42
R	3
H	5
RBI	3
BB	2
SO	14
LOB	4

Boston Red Sox @ Cleveland Indians

Cleveland Municipal Stadium, Cleveland, OH

Fri Aug 23 1963, 7:05 PM EDT

Att. 9,739 - Unknown

livebaseballscorecards.com

Batter	1	2	3	4	5	6	7	8	9	10	11	12	13	AB	R	H	RBI	BB	SO	LOB
Woodie Held, R (1, 4) (10, 6) OBP: 0.345, SLG: 0.430	1-3		1B		5-3			F9		K		5-3 1-2		6	0	1	0	0	1	2
Tito Francona, L (1, 7) OBP: 0.307, SLG: 0.344	F7		P6		K			1B		4-3		IBB		5	0	1	0	1	1	2
Willie Kirkland, L (1, 9) OBP: 0.309, SLG: 0.403	K		K			BB S E		P6		K		P4		5	1	0	0	1	3	4
Fred Whitfield, L (1, 3) OBP: 0.291, SLG: 0.480		HR		2B		F2 1-H		K			K		F8	6	1	2	1	0	2	1
Max Alvis, R (1, 5) OBP: 0.319, SLG: 0.451		5-3		6-3		BB G5-4-3			F7		6-3		F9	5	0	0	0	1	0	1
Joe Azcue, R (1, 2) OBP: 0.306, SLG: 0.479 Mudcat Grant, R (9, PR) OBP: 0.190, SLG: 0.200 Miguel de la Hoz, R (10, 4) OBP: 0.293, SLG: 0.395		F3		1-6-3		G5-4-3 1-2f			2B		FC6-4 1B		K	4	0	1	0	0	0	2
														0	0	0	0	0	0	0
														2	0	1	0	0	1	0
Willie Tasby, R (1, 8) OBP: 0.330, SLG: 0.394		1B		F3			6-3		IBB		FC6-4 1-2f			4	0	1	0	1	0	2
Jerry Kindall, R (1, 6) OBP: 0.265, SLG: 0.291 John Romano, R (9, PH) OBP: 0.327, SLG: 0.400 (10, 2)		K			BB SH3-4		6-3		K			5-3		2	0	0	0	1	1	1
														2	0	1	0	0	1	2
Pedro Ramos, S (1, 1) OBP: 0.125, SLG: 0.237			K		SH3-4 1-2		K		K			K		4	0	0	0	0	4	3
Inning Stats	R: 0 E: 0 K: 1 S: 5 H: 0 LOB: 0 BB: 0 P: 5	R: 1 E: 0 K: 1 S: 7 H: 2 LOB: 1 BB: 0 P: 7	R: 0 E: 0 K: 2 S: 8 H: 1 LOB: 1 BB: 0 P: 8	R: 0 E: 0 K: 0 S: 4 H: 1 LOB: 1 BB: 0 P: 4	R: 0 E: 0 K: 1 S: 5 H: 0 LOB: 1 BB: 1 P: 9	R: 1 E: 0 K: 0 S: 2 H: 0 LOB: 0 BB: 2 P: 10	R: 0 E: 0 K: 1 S: 5 H: 0 LOB: 0 BB: 0 P: 5	R: 0 E: 0 K: 1 S: 6 H: 1 LOB: 1 BB: 0 P: 6	R: 0 E: 0 K: 2 S: 8 H: 1 LOB: 2 BB: 1 P: 12	R: 0 E: 0 K: 2 S: 7 H: 0 LOB: 0 BB: 0 P: 7	R: 0 E: 0 K: 1 S: 6 H: 1 LOB: 1 BB: 0 P: 6	R: 0 E: 0 K: 1 S: 6 H: 1 LOB: 2 BB: 1 P: 10	R: 0 E: 0 K: 1 S: 5 H: 0 LOB: 0 BB: 0 P: 5	1B: 5 2B: 2 3B: 0 HR: 1	SF: 0 SAC: 1 DP: 1 HBP: 0					

PITCHER		IP	WLS	BF	H	R	ER	SO	BB	IBB	HBP	BLK	WP	HR	S	P	ERA	WHIP
Earl Wilson, R (1, 1) ERA: 3.53		8.1		32	5	2	1	7	3	0	0	0	0	1	43	55	1.08	0.960
Dick Radatz, R (9, 1) ERA: 1.6		4.2	W	19	3	0	0	7	0	2	0	0	0	0	31	39	0.00	0.643

PITCHER	IP	WLS	BF	H	R	ER	SO	BB	IBB	HBP	BLK	WP	HR	S	P	ERA	WHIP

AB	45
R	2
H	8
RBI	1
BB	5
SO	14
LOB	20

WP: 0 PB: 0 SB: 1 CS: 0 PA: 51

Batter	1	2	3	4	5	6	7	8	9	AB	R	H	RBI	BB	SO	LOB
Gary Geiger, L (1, 8) OBP: 0.332, SLG: 0.483	0-0 2B		0-0 F7 ②			0-0 P6 ①		0-0 4-3 ②		4	0	1	0	0	0	0
Chuck Schilling, R (1, 4) OBP: 0.303, SLG: 0.336	0-0 6-3 ①		0-0 P4 ③			0-0 6-3 ②		0-0 5-3 ③		4	0	0	0	0	0	1
Carl Yastrzemski, L (1, 7) OBP: 0.418, SLG: 0.502	0-0 F7 ②			S S S 0-3 K ①		0-0 FC6-4 1B			0-0 4-3 ①	4	0	1	0	0	1	1
Frank Malzone, R (1, 5) OBP: 0.329, SLG: 0.443	S S S 0-3 K ③			0-0 F7 ②		0-0 FC6-4 1-2f ③			0-0 P6 ②	4	0	0	0	0	1	2
Dick Stuart, R (1, 3) OBP: 0.315, SLG: 0.514		0-0 2B		0-0 P6 ③			0-0 P5 ①		0-0 L5 ③	4	0	1	0	0	0	0
Lou Clinton, R (1, 9) OBP: 0.286, SLG: 0.429		0-0 P4 ①			0-0 1-3 ①		0-0 P4 ②			3	0	0	0	0	0	1
Eddie Bressoud, R (1, 6) OBP: 0.317, SLG: 0.433		0-0 F3 ②			0-0 HR		0-0 HR			3	2	2	2	0	0	1
Russ Nixon, L (1, 2) OBP: 0.291, SLG: 0.355		0-0 5-3 ③			0-0 F8 ②		0-0 F5 ③			3	0	0	0	0	0	1
Bob Turley, R (1, 1) OBP: 0.167, SLG: 0.278			0-0 5-3 ①		0-0 P6 ③			0-0 F5 ①		2	0	0	0	0	0	0
Chet Nichols, S (7, 1) OBP: 0.231, SLG: 0.231										0	0	0	0	0	0	0
Jack Lamabe, R (7, 1) OBP: 0.091, SLG: 0.190										0	0	0	0	0	0	0
Felix Mantilla, R (8, PH) OBP: 0.316, SLG: 0.382										1	0	0	0	0	0	0
Arnold Earley, L (8, 1) OBP: 0.250, SLG: 0.313										0	0	0	0	0	0	0
Inning Stats	R: 0 E: 0 K: 1 S: 6 H: 1 LOB: 1 BB: 0 P: 6	R: 0 E: 0 K: 0 S: 4 H: 1 LOB: 1 BB: 0 P: 4	R: 0 E: 0 K: 0 S: 3 H: 0 LOB: 0 BB: 0 P: 3	R: 0 E: 0 K: 1 S: 5 H: 0 LOB: 0 BB: 0 P: 5	R: 1 E: 0 K: 0 S: 4 H: 1 LOB: 0 BB: 0 P: 4	R: 0 E: 0 K: 0 S: 4 H: 1 LOB: 1 BB: 0 P: 4	R: 1 E: 0 K: 0 S: 4 H: 1 LOB: 0 BB: 0 P: 4	R: 0 E: 0 K: 0 S: 3 H: 0 LOB: 0 BB: 0 P: 3	R: 0 E: 0 K: 0 S: 3 H: 0 LOB: 0 BB: 0 P: 3	1B: 1 2B: 2 3B: 0 HR: 2	SF: 0 SAC: 0 DP: 0 HBP: 0					

PITCHER	IP	WLS	BF	H	R	ER	SO	BB	IBB	HBP	BLK	WP	HR	S	P	ERA	WHIP
Dick Donovan, R (1, 1) ERA: 4.27	9.0	W	32	5	2	2	2	0	0	0	0	0	2	36	36	2.00	0.556

PITCHER	IP	WLS	BF	H	R	ER	SO	BB	IBB	HBP	BLK	WP	HR	S	P	ERA	WHIP

TOP

Boston Red Sox @ Cleveland Indians

Cleveland Municipal Stadium, Cleveland, OH

Sat Aug 24 1963, 3:33 AM EDT
Att. 3,171 - Unknown

livebaseballscorecards.com

AB	32
R	2
H	5
RBI	2
BB	0
SO	2
LOB	7

Batter	1	2	3	4	5	6	7	8	9	AB	R	H	RBI	BB	SO	LOB
Woodie Held, R (1, 4) OBP: 0.351, SLG: 0.435	2B		BB FC4-6 1-2		P6		BB FC1-5 1-2 2B HBP	1B		3	1	2	0	1	0	0
Tito Francona, L (1, 7) OBP: 0.306, SLG: 0.342	K		FC4-6 BB 1-2f 2-3			BB 1B	FC1-5 BB 1-2 2-3f 2B	F8		5	1	1	0	0	1	6
Willie Kirkland, L (1, 9) OBP: 0.313, SLG: 0.402	F8		BB 1-2			BB 1-2 BB	2B 1-2 2B BB			1	1	0	0	3	0	1
Fred Whitfield, L (1, 3) OBP: 0.288, SLG: 0.475	K		K			F8	K			3	0	0	0	0	2	6
Joe Adcock, R (7, PH) OBP: 0.319, SLG: 0.405 (8, 3)										1	0	0	0	0	1	3
Max Alvis, R (1, 5) OBP: 0.318, SLG: 0.451		F9		F3		F6	2B 1-3 2-H 3-H 2B			4	1	1	2	0	0	2
Joe Azcue, R (1, 2) OBP: 0.306, SLG: 0.480		6-3		5-3		K	2B 2-H 3-H 2B			4	0	1	2	0	1	2
Willie Tasby, R (1, 8) OBP: 0.327, SLG: 0.388		K		6-3			HR 1B F8			4	1	1	0	0	1	1
Jerry Kindall, R (1, 6) OBP: 0.265, SLG: 0.305			K		6-3		HR 1-H	5-3		4	1	1	2	0	1	0
Dick Donovan, L (1, 1) OBP: 0.167, SLG: 0.155			FC4-6 BB 1B		K		FC1-5 HBP BB	4-3		3	0	1	0	1	1	0
Inning Stats	R: 0 H: 1 E: 0 LOB: 1 K: 2 BB: 0 S: 8 P: 8	R: 0 H: 0 E: 0 LOB: 0 K: 1 BB: 0 S: 5 P: 5	R: 0 H: 1 E: 0 LOB: 3 K: 2 BB: 2 S: 8 P: 16	R: 0 H: 0 E: 0 LOB: 0 K: 0 BB: 0 S: 3 P: 3	R: 0 H: 0 E: 0 LOB: 0 K: 1 BB: 0 S: 5 P: 5	R: 0 H: 1 E: 0 LOB: 2 K: 1 BB: 1 S: 6 P: 10	R: 6 H: 4 E: 0 LOB: 1 K: 1 BB: 2 S: 9 P: 18	R: 0 H: 1 E: 0 LOB: 1 K: 0 BB: 0 S: 4 P: 4		1B: 4 SF: 0 2B: 3 SAC: 0 3B: 0 DP: 0 HR: 1 HBP: 1						

PITCHER		IP	WLS	BF	H	R	ER	SO	BB	IBB	HBP	BLK	WP	HR	S	P	ERA	WHIP
Bob Turley, R ERA: 4.22	(1, 1)	6.0	L	28	5	4	4	7	4	0	1	0	0	1	37	54	6.00	1.500
Chet Nichols, L ERA: 4.47	(7, 1)	0.1		2	0	0	0	0	1	0	0	0	0	0	1	5	0.00	3.000
Jack Lamabe, R ERA: 3.69	(7, 1)	0.2		4	2	2	2	1	0	0	0	0	0	0	6	6	27.00	3.000
Arnold Earley, L ERA: 4.75	(8, 1)	1.0		4	1	0	0	0	0	0	0	0	0	0	4	4	0.00	1.000

PITCHER	IP	WLS	BF	H	R	ER	SO	BB	IBB	HBP	BLK	WP	HR	S	P	ERA	WHIP

BOTTOM

Boston Red Sox @ Cleveland Indians

Cleveland Municipal Stadium, Cleveland, OH

Sat Aug 24 1963, 3:33 AM EDT

Att. 3,171 - Unknown

livebaseballscorecards.com

AB	32
R	6
H	8
RBI	6
BB	5
SO	8
LOB	21

WP: 0 PA: 38
PB: 0
SB: 0
CS: 0

Batter	1	2	3	4	5	6	7	8	9	AB	R	H	RBI	BB	SO	LOB
Gary Geiger, L (1, 8) OBP: 0.333, SLG: 0.489	HR	F8		BB		P4		F2		4	1	1	1	1	0	2
Chuck Schilling, R (1, 4) OBP: 0.303, SLG: 0.333	K2-3		6-3	F5		6-3		1B WP BB		4	1	0	0	1	1	3
Carl Yastrzemski, L (1, 7) OBP: 0.419, SLG: 0.501	1B BB		F9		S 1B BB	F8		1-3 2-H WP BB E 1B		3	2	1	1	2	0	0
Frank Malzone, R (1, 5) OBP: 0.330, SLG: 0.442	1-2 1B		F8		K 1-2		F9	1-2 E WP BB		4	0	1	0	1	1	1
Dick Stuart, R (1, 3) OBP: 0.312, SLG: 0.508	K			6-3	K		K	1-3 2-H 3-H K		5	0	0	0	0	4	4
Lou Clinton, R (1, 9) OBP: 0.290, SLG: 0.435	F7			HR	1B 2B BB		BB		F7	3	2	1	1	2	0	2
Eddie Bressoud, R (1, 6) OBP: 0.320, SLG: 0.434		SH1-4 BB		2B FC1-2 1B	1-2 2-H 2B 1B		F7		5-3	4	1	2	1	1	0	1
Russ Nixon, L (1, 2) OBP: 0.302, SLG: 0.372		F8		FC1-2 1-3 2B	1-H 2-H 2B			SH1-4 1B BB	FC4-6 1B	4	1	3	2	1	0	1
Bill Monbouquette, R (1, 1) OBP: 0.156, SLG: 0.122		SH1-4 1-2		FC1-2 BB 2-3 3-H	F9			SH1-4 1-2	FC4-6 1-2f	3	0	0	0	0	0	4
Inning Stats	R: 1 E: 0 K: 2 S: 9 H: 2 LOB: 2 BB: 1 P: 13	R: 0 E: 0 K: 0 S: 3 H: 0 LOB: 1 BB: 1 P: 7	R: 0 E: 0 K: 0 S: 3 H: 0 LOB: 0 BB: 0 P: 3	R: 1 E: 0 K: 0 S: 6 H: 3 LOB: 3 BB: 1 P: 10	R: 3 E: 0 K: 2 S: 9 H: 2 LOB: 1 BB: 2 P: 17	R: 0 E: 0 K: 0 S: 3 H: 0 LOB: 0 BB: 0 P: 3	R: 0 E: 0 K: 1 S: 5 H: 0 LOB: 1 BB: 1 P: 9	R: 3 E: 1 K: 1 S: 6 H: 1 LOB: 1 BB: 3 P: 18	R: 0 E: 0 K: 0 S: 4 H: 1 LOB: 1 BB: 0 P: 4	1B: 5 2B: 2 3B: 0 HR: 2 SF: 0 SAC: 2 DP: 0 HBP: 0						

TOP

Boston Red Sox @ Cleveland Indians

Cleveland Municipal Stadium, Cleveland, OH

Sun Aug 25 1963, 3:33 AM EDT

Unknown

livebaseballscorecards.com

AB	34
R	8
H	9
RBI	6
BB	9
SO	6
LOB	18

WP: 1 PB: 0 SB: 1 CS: 0 PA: 45

PITCHER		IP	WLS	BF	H	R	ER	SO	BB	IBB	HBP	BLK	WP	HR	S	P	ERA	WHIP
Barry Latman, R ERA: 4.69	(1, 1)	5.0	L	27	7	5	5	4	5	0	0	0	0	2	30	50	9.00	2.400
Jerry Walker, R ERA: 4.7	(6, 1)	2.0		7	0	0	0	1	1	0	0	0	0	0	8	12	0.00	0.500
Bob Allen, L ERA: 4.14	(8, 1)	0.2		6	1	3	2	0	3	0	0	0	0	0	3	15	27.00	6.000
Ted Abernathy, R ERA: 3.49	(8, 1)	0.1		1	0	0	0	1	0	0	0	0	1	0	3	3	0.00	0.000
Gary Bell, R ERA: 2.78	(9, 1)	1.0		4	1	0	0	0	0	0	0	0	0	0	4	4	0.00	1.000

PITCHER	IP	WLS	BF	H	R	ER	SO	BB	IBB	HBP	BLK	WP	HR	S	P	ERA	WHIP

BOTTOM

Boston Red Sox @ Cleveland Indians

Cleveland Municipal Stadium, Cleveland, OH

Sun Aug 25 1963, 3:33 AM EDT

Unknown

Batter	1	2	3	4	5	6	7	8	9	AB	R	H	RBI	BB	SO	LOB
Woodie Held, R (1, 4) OBP: 0.347, SLG: 0.429	6-3		6-3		K		K		K	5	0	0	0	0	3	2
Tito Francona, L (1, 7) OBP: 0.307, SLG: 0.344	F9		3-H 2B		K		F8		BB	4	0	1	1	1	1	1
Willie Kirkland, L (1, 9) OBP: 0.312, SLG: 0.398	F9		6-3		K		1-2 BB		K	4	0	0	0	1	2	2
Fred Whitfield, L (1, 3) OBP: 0.287, SLG: 0.468		F3	F8			1B BB	K		4-3	4	0	0	0	1	1	4
Max Alvis, R (1, 5) OBP: 0.322, SLG: 0.462		2B 1B		HR	K			1B 2B		4	2	3	1	0	1	1
Joe Azcue, R (1, 2) OBP: 0.309, SLG: 0.484		1-3 2B		WP 1B	K			F9		4	0	2	0	0	1	2
Willie Tasby, R (1, 8) OBP: 0.321, SLG: 0.380		F3		F9 1-2		1-2 1B		2-H 1B		2	0	0	0	0	0	3
Vic Davalillo, L (6, PH) OBP: 0.343, SLG: 0.463 (7, 8)										2	0	2	1	0	0	0
Jerry Kindall, R (1, 6) OBP: 0.260, SLG: 0.300		F9		K	K			F9		4	0	0	0	0	2	6
Barry Latman, R (1, 1) OBP: 0.225, SLG: 0.342			2B 3B	F9			BB 1B	F9		2	1	1	0	0	0	1
Jerry Walker, S (6, 1) OBP: 0.222, SLG: 0.125										0	0	0	0	0	0	0
Larry Brown, R (7, PH) OBP: 0.325, SLG: 0.338										1	0	1	0	0	0	0
Pedro Ramos, S (7, PR) OBP: 0.125, SLG: 0.237										0	0	0	0	0	0	0
Bob Allen, L (8, 1) OBP: 0.200, SLG: 0.200										0	0	0	0	0	0	0
Ted Abernathy, R (8, 1) OBP: 0.500, SLG: 0.500										0	0	0	0	0	0	0
Miguel de la Hoz, R (8, PH) OBP: 0.200, SLG: 0.391										1	0	0	0	0	0	1
Gary Bell, R (9, 1) OBP: 0.125, SLG: 0.087										0	0	0	0	0	0	0
Inning Stats	R: 0 H: 0 E: 0 LOB: 0 K: 0 BB: 0 S: 3 P: 3	R: 0 H: 2 E: 0 LOB: 2 K: 0 BB: 0 S: 5 P: 5	R: 1 H: 2 E: 0 LOB: 1 K: 0 BB: 0 S: 5 P: 5	R: 1 H: 2 E: 0 LOB: 1 K: 1 BB: 0 S: 7 P: 7	R: 0 H: 0 E: 0 LOB: 0 K: 3 BB: 0 S: 9 P: 9	R: 0 H: 1 E: 0 LOB: 2 K: 3 BB: 1 S: 10 P: 14	R: 0 H: 1 E: 0 LOB: 2 K: 2 BB: 1 S: 8 P: 12	R: 1 H: 2 E: 0 LOB: 1 K: 0 BB: 0 S: 5 P: 5	R: 0 H: 0 E: 0 LOB: 1 K: 2 BB: 1 S: 7 P: 11	1B: 5 SF: 0 2B: 3 SAC: 0 3B: 1 DP: 0 HR: 1 HBP: 0						

PITCHER	IP	WLS	BF	H	R	ER	SO	BB	IBB	HBP	BLK	WP	HR	S	P	ERA	WHIP
Bill Monbouquette, R (1, 1) ERA: 3.47	9.0	W	40	10	3	3	11	3	0	0	0	1	1	59	71	3.00	1.444

PITCHER	IP	WLS	BF	H	R	ER	SO	BB	IBB	HBP	BLK	WP	HR	S	P	ERA	WHIP

livebaseballscorecards.com

AB	37
R	3
H	10
RBI	3
BB	3
SO	11
LOB	23

WP: 1 PA: 40
PB: 0
SB: 0
CS: 0

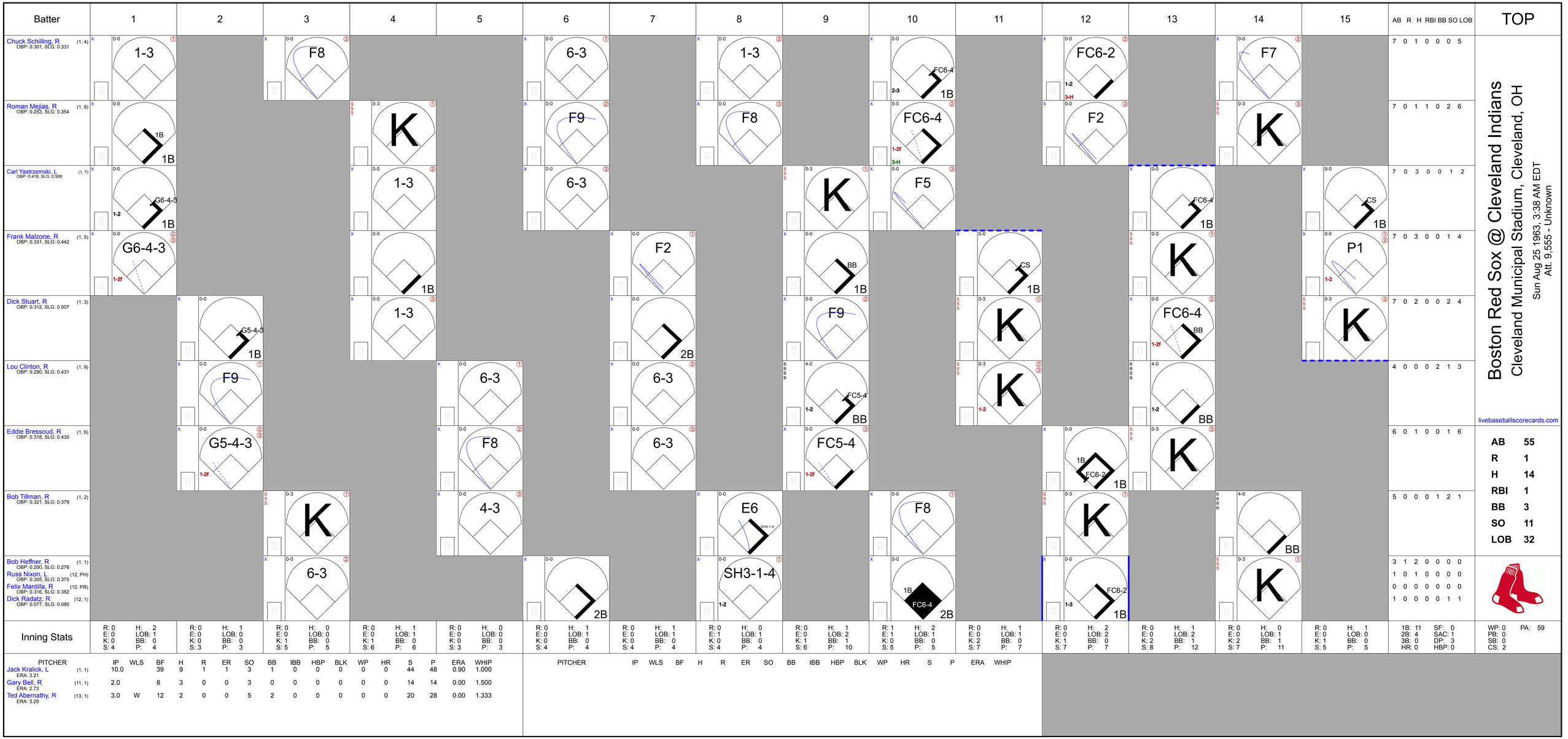
Batter
1
2
3
4
5
6
7
8
9
10
11
12
13
14
15
AB R H RBI BB SO LOB
TOP
Chuck Schilling, R (1, 4)
OBP: 0.301, SLG: 0.331
1-3
F8
6-3
1-3
FC6-4
FC6-2
F7
7 0 1 0 0 0 5
Roman Mejias, R (1, 8)
OBP: 0.253, SLG: 0.354
1B
K
F9
F8
FC6-4
F2
K
7 0 1 1 0 2 6
Carl Yastrzemski, L (1, 7)
OBP: 0.419, SLG: 0.500
G6-4-3
1-3
6-3
K
F5
FC6-4
CS
7 0 3 0 0 1 2
Frank Malzone, R (1, 5)
OBP: 0.331, SLG: 0.442
G6-4-3
1B
F2
BB
CS
K
P1
7 0 3 0 0 1 4
Dick Stuart, R (1, 3)
OBP: 0.312, SLG: 0.507
G5-4-3
1-3
F9
K
FC6-4
K
7 0 2 0 0 2 4
Lou Clinton, R (1, 9)
OBP: 0.290, SLG: 0.431
F9
6-3
6-3
FC5-4
K
BB
4 0 0 0 0 2 1 3
Eddie Bressoud, R (1, 6)
OBP: 0.318, SLG: 0.430
G5-4-3
F8
6-3
FC5-4
FC6-2
K
6 0 1 0 0 1 6
Bob Tillman, R (1, 2)
OBP: 0.321, SLG: 0.379
K
4-3
E6
F8
K
BB
5 0 0 0 0 1 2 1
Bob Heffner, R (1, 1)
OBP: 0.200, SLG: 0.276
Russ Nixon, L (12, PH)
OBP: 0.305, SLG: 0.375
Felix Mantilla, R (12, PR)
OBP: 0.316, SLG: 0.382
Dick Radatz, R (12, 1)
OBP: 0.077, SLG: 0.080
6-3
2B
SH3-1-4
FC6-4
FC6-2
K
3 1 2 0 0 0 0
1 0 1 0 0 0 0
0 0 0 0 0 0 0
1 0 0 0 0 1 1
Inning Stats
R: 0 H: 2 E: 0 LOB: 1 K: 0 BB: 0 S: 4 P: 4
R: 0 H: 1 E: 0 LOB: 0 K: 0 BB: 0 S: 3 P: 3
R: 0 H: 0 E: 0 LOB: 0 K: 1 BB: 0 S: 5 P: 5
R: 0 H: 1 E: 0 LOB: 1 K: 1 BB: 0 S: 6 P: 6
R: 0 H: 0 E: 0 LOB: 0 K: 0 BB: 0 S: 3 P: 3
R: 0 H: 1 E: 0 LOB: 1 K: 0 BB: 0 S: 4 P: 4
R: 0 H: 1 E: 0 LOB: 1 K: 0 BB: 0 S: 4 P: 4
R: 0 H: 0 E: 1 LOB: 1 K: 0 BB: 0 S: 4 P: 4
R: 0 H: 1 E: 0 LOB: 2 K: 1 BB: 1 S: 6 P: 10
R: 1 H: 2 E: 1 LOB: 1 K: 0 BB: 0 S: 5 P: 5
R: 0 H: 1 E: 0 LOB: 1 K: 2 BB: 0 S: 7 P: 7
R: 0 H: 2 E: 0 LOB: 2 K: 1 BB: 0 S: 7 P: 7
R: 0 H: 1 E: 0 LOB: 2 K: 2 BB: 1 S: 8 P: 12
R: 0 H: 0 E: 0 LOB: 1 K: 2 BB: 1 S: 7 P: 11
R: 0 H: 1 E: 0 LOB: 0 K: 1 BB: 0 S: 5 P: 5
1B: 11 SF: 0 2B: 4 SAC: 1 3B: 0 DP: 3 HR: 0 HBP: 0
WP: 0 PA: 59 PB: 0 SB: 0 CS: 2
PITCHER IP WLS BF H R ER SO BB IBB HBP BLK WP HR S P ERA WHIP
Jack Kralick, L (1, 1) ERA: 3.21 10.0 39 9 1 1 3 1 0 0 0 0 0 44 48 0.90 1.000
Gary Bell, R (11, 1) ERA: 2.73 2.0 8 3 0 0 3 0 0 0 0 0 0 14 14 0.00 1.500
Ted Abernathy, R (13, 1) ERA: 3.29 3.0 W 12 2 0 0 5 2 0 0 0 0 0 20 28 0.00 1.333
PITCHER IP WLS BF H R ER SO BB IBB HBP BLK WP HR S P ERA WHIP
Boston Red Sox @ Cleveland Indians
Cleveland Municipal Stadium, Cleveland, OH
Sun Aug 25 1963, 3:38 AM EDT
Att. 9,555 - Unknown
livebaseballscorecards.com
AB 55
R 1
H 14
RBI 1
BB 3
SO 11
LOB 32

Boston Red Sox @ Cleveland Indians

Cleveland Municipal Stadium, Cleveland, OH

Sun Aug 25 1963, 3:38 AM EDT

Att. 9,555 - Unknown

livebaseballscorecards.com

BOTTOM

Batter	1	2	3	4	5	6	7	8	9	10	11	12	13	14	15	AB	R	H	RBI	BB	SO	LOB
Tito Francona, L (1, 7) OBP: 0.311, SLG: 0.354	F7		1B 3-H			1B		FC4-6 1-2f		HR			F5		1B 1-2 3-H	7	1	4	2	0	0	1
Willie Kirkland, L (1, 9) OBP: 0.310, SLG: 0.394	K			CS 1B		K		K		F9			K			6	0	1	0	0	4	2
Vic Davalillo, L (1, 8) OBP: 0.336, SLG: 0.452	5-3			K 1-2		K			E3 SH		F7		F7			6	0	0	0	0	2	2
Max Alvis, R (1, 5) OBP: 0.321, SLG: 0.458		5-3		FC6-4 BB			L5		SH 1-2		5-3			F7		4	0	0	0	1	0	0
Joe Adcock, R (1, 3) OBP: 0.315, SLG: 0.397		5-3		FC6-4 1-2f			WP BB		K		F8			K		5	0	0	0	1	2	3
John Romano, R (1, 2) OBP: 0.323, SLG: 0.391		6-3			1-3		P6 1-2		K			SH3-4 S BB		K		5	0	0	0	1	2	3
Miguel de la Hoz, R (1, 4) OBP: 0.291, SLG: 0.398 Fred Whitfield, L (9, PH) OBP: 0.286, SLG: 0.466 Woodie Held, R (10, 4) OBP: 0.348, SLG: 0.430			1-3 1B 2B		6-3		K		K		SH3-4 1-3				1B SH3-4 1B 1B	3 1 1	0 0 1	1 0 1	0 0 0	0 0 0	1 1 0	1 2 0
Jerry Kindall, R (1, 6) OBP: 0.259, SLG: 0.297			K		5-3			FC4-6 1B		F7		K			SH3-4 1-2	5	0	1	0	0	2	2
Jack Krallick, L (1, 1) OBP: 0.190, SLG: 0.196 Joe Azcue, R (10, PH) OBP: 0.300, SLG: 0.482 Gary Bell, L (11, 1) OBP: 0.125, SLG: 0.087 Larry Brown, R (12, PH) OBP: 0.323, SLG: 0.336 Ted Abernathy, R (13, 1) OBP: 0.500, SLG: 0.600 Dick Howser, R (15, PH) OBP: 0.248, SLG: 0.297 Mudcat Grant, R (15, PR) OBP: 0.190, SLG: 0.200	1-3		2-3			K		K		F9		F9			1B 2-3	3 1 0 1 0 1 0	0 0 0 0 0 0 0	0 0 0 0 0 1 0	0 0 0 0 0 0 0	0 0 0 0 0 0 0	2 0 0 0 0 0 0	2 0 0 1 0 0 0
Inning Stats	R: 0 E: 0 K: 1 S: 5 H: 0 LOB: 0 BB: 0 P: 5	R: 0 E: 0 K: 0 S: 3 H: 0 LOB: 0 BB: 0 P: 3	R: 0 E: 0 K: 1 S: 6 H: 2 LOB: 2 BB: 0 P: 6	R: 0 E: 0 K: 1 S: 5 H: 1 LOB: 1 BB: 1 P: 9	R: 0 E: 0 K: 0 S: 3 H: 0 LOB: 0 BB: 0 P: 3	R: 0 E: 0 K: 3 S: 10 H: 1 LOB: 1 BB: 0 P: 10	R: 0 E: 0 K: 1 S: 5 H: 0 LOB: 1 BB: 1 P: 9	R: 0 E: 0 K: 2 S: 8 H: 1 LOB: 1 BB: 0 P: 8	R: 0 E: 2 K: 3 S: 11 H: 0 LOB: 2 BB: 0 P: 11	R: 1 E: 0 K: 0 S: 4 H: 1 LOB: 0 BB: 0 P: 4	R: 0 E: 0 K: 0 S: 3 H: 0 LOB: 0 BB: 0 P: 3	R: 0 E: 0 K: 1 S: 5 H: 0 LOB: 1 BB: 1 P: 9	R: 0 E: 0 K: 1 S: 5 H: 0 LOB: 0 BB: 0 P: 5	R: 0 E: 0 K: 2 S: 7 H: 0 LOB: 0 BB: 0 P: 7	R: 1 E: 0 K: 0 S: 4 H: 3 LOB: 2 BB: 0 P: 4	1B: 7 2B: 1 3B: 0 HR: 1 SF: 0 SAC: 3 DP: 0 HBP: 0	WP: 1 PB: 0 SB: 1 CS: 1 PA: 55					

	AB	49
	R	2
	H	9
	RBI	2
	BB	3
	SO	16
	LOB	19

PITCHER		IP	WLS	BF	H	R	ER	SO	BB	IBB	HBP	BLK	WP	HR	S	P	ERA	WHIP
Bob Heffner, R ERA: 4.25	(1, 1)	11.0		41	6	1	1	12	2	0	0	0	1	1	63	71	0.82	0.727
Dick Radatz, R ERA: 1.63	(12, 1)	3.1	L	14	3	1	1	4	1	0	0	0	0	0	21	25	2.70	1.200

PITCHER	IP	WLS	BF	H	R	ER	SO	BB	IBB	HBP	BLK	WP	HR	S	P	ERA	WHIP

Batter	1	2	3	4	5	6	7	8	9	AB	R	H	RBI	BB	SO	LOB
Gary Geiger, L (1, 8) OBP: 0.332, SLG: 0.486	4-3		3-1			L8			G4-6-3, 1-2, 1B	4	0	1	0	0	0	0
Chuck Schilling, R (1, 4) OBP: 0.298, SLG: 0.328	F7		6-3			F3			G4-6-3, 1-2f, 2-3	4	0	0	0	0	0	2
Carl Yastrzemski, L (1, 7) OBP: 0.416, SLG: 0.496	E4			1-3			F7		3-1	4	0	0	0	0	0	2
Frank Malzone, R (1, 5) OBP: 0.331, SLG: 0.440	BB			L7			5-3			2	0	0	0	1	0	0
Dick Stuart, R (1, 3) OBP: 0.310, SLG: 0.504	6-3			F7			F3			3	0	0	0	0	0	2
Lou Clinton, R (1, 9) OBP: 0.288, SLG: 0.429		F8			5-3			5-3		3	0	0	0	0	0	0
Eddie Bressoud, R (1, 6) OBP: 0.316, SLG: 0.427		5-3			F3			F7		3	0	0	0	0	0	0
Bob Tillman, R (1, 2) OBP: 0.318, SLG: 0.375		F8			6-3			6-3		3	0	0	0	0	0	0
Chet Nichols, S (1, 1) OBP: 0.231, SLG: 0.231			K			K			G4-6-3, 1B, 1B	0	0	0	0	0	0	0
Jack Lamabe, R (2, 1) OBP: 0.083, SLG: 0.174										2	0	0	0	0	2	0
Russ Nixon, L (9, PH) OBP: 0.308, SLG: 0.378										1	0	1	0	0	0	0
Jim Gosger, L (9, PR) OBP: 0.333, SLG: 0.143										0	0	0	0	0	0	0
Inning Stats	R: 0, E: 1, K: 0, S: 4; H: 0, LOB: 2, BB: 1, P: 8	R: 0, E: 0, K: 0, S: 3; H: 0, LOB: 0, BB: 0, P: 3	R: 0, E: 0, K: 1, S: 5; H: 0, LOB: 0, BB: 0, P: 5	R: 0, E: 0, K: 0, S: 3; H: 0, LOB: 0, BB: 0, P: 3	R: 0, E: 0, K: 0, S: 3; H: 0, LOB: 0, BB: 0, P: 3	R: 0, E: 0, K: 1, S: 5; H: 0, LOB: 0, BB: 0, P: 5	R: 0, E: 0, K: 0, S: 3; H: 0, LOB: 0, BB: 0, P: 3	R: 0, E: 0, K: 0, S: 3; H: 0, LOB: 0, BB: 0, P: 3	R: 0, E: 0, K: 0, S: 4; H: 2, LOB: 2, BB: 0, P: 4	1B: 2, 2B: 0, 3B: 0, HR: 0	SF: 0, SAC: 0, DP: 1, HBP: 0					

PITCHER	IP	WLS	BF	H	R	ER	SO	BB	IBB	HBP	BLK	WP	HR	S	P	ERA	WHIP
Jim Bouton, R (1, 1) ERA: 2.47	9.0	W	30	2	0	0	2	1	0	0	0	0	0	33	37	0.00	0.333

Boston Red Sox @ New York Yankees

Yankee Stadium, Bronx, NY

Tue Aug 27 1963, 7:05 PM EDT

Unknown - 76 F

TOP

livebaseballscorecards.com

AB	29
R	0
H	2
RBI	0
BB	1
SO	2
LOB	6

PA: 30

WP: 0, PB: 0, SB: 0, CS: 0

Batter	1	2	3	4	5	6	7	8	9	AB	R	H	RBI	BB	SO	LOB
Tony Kubek, L (1, 6) OBP: 0.289, SLG: 0.335	F7	3-1 3-H		3-1			F2			4	1	1	1	0	0	0
Bobby Richardson, R (1, 4) OBP: 0.312, SLG: 0.358	1B	3-1 1-3			F9		6-3			4	1	2	0	0	0	0
Tom Tresh, S (1, 8) OBP: 0.365, SLG: 0.477	1-3	3-1 2-3 3-H			F7			6-3 E		4	2	2	1	0	0	1
Elston Howard, R (1, 2) OBP: 0.349, SLG: 0.558	2B 2-H 3-H	6-3			1B			F8		4	0	2	2	0	0	2
Hector Lopez, R (1, 7) OBP: 0.310, SLG: 0.426	1-3	F9			F7			6-3 1-2		4	0	1	0	0	0	2
Joe Pepitone, L (1, 3) OBP: 0.304, SLG: 0.441	F6	3-1				F8		E3 2-H		4	0	0	0	0	0	2
Phil Linz, R (1, 9) OBP: 0.326, SLG: 0.364 Jack Reed, R (9, 9) OBP: 0.295, SLG: 0.291	4-3	F6				F3				4 0	0 0	1 0	0 0	0 0	0 0	2 0
Clete Boyer, R (1, 5) OBP: 0.299, SLG: 0.375		SH5-4		1-3		K		4-3		4	1	1	0	0	1	2
Jim Bouton, R (1, 1) OBP: 0.087, SLG: 0.088		SH5-4 2-3		1-3			K			2	0	0	0	0	1	0
Inning Stats	R: 2 E: 0 K: 0 S: 7 H: 4 LOB: 2 BB: 0 P: 7	R: 2 E: 0 K: 0 S: 6 H: 3 LOB: 1 BB: 0 P: 6	R: 0 E: 0 K: 0 S: 3 H: 0 LOB: 0 BB: 0 P: 3	R: 0 E: 0 K: 0 S: 3 H: 0 LOB: 0 BB: 0 P: 3	R: 0 E: 0 K: 0 S: 4 H: 1 LOB: 1 BB: 0 P: 4	R: 0 E: 0 K: 1 S: 5 H: 0 LOB: 0 BB: 0 P: 5	R: 0 E: 0 K: 1 S: 5 H: 0 LOB: 0 BB: 0 P: 5	R: 1 E: 1 K: 0 S: 6 H: 2 LOB: 2 BB: 0 P: 6		1B: 6 2B: 4 3B: 0 HR: 0	SF: 0 SAC: 1 DP: 0 HBP: 0					

PITCHER		IP	WLS	BF	H	R	ER	SO	BB	IBB	HBP	BLK	WP	HR	S	P	ERA	WHIP
Chet Nichols, L ERA: 5.07	(1, 1)	1.1	L	11	7	4	4	0	0	0	0	0	0	0	11	11	27.00	5.250
Jack Lamabe, R ERA: 3.49	(2, 1)	6.2		24	3	1	0	2	0	0	0	0	0	0	28	28	0.00	0.450

PITCHER	IP	WLS	BF	H	R	ER	SO	BB	IBB	HBP	BLK	WP	HR	S	P	ERA	WHIP

BOTTOM

Boston Red Sox @ New York Yankees

Yankee Stadium, Bronx, NY

Tue Aug 27 1963, 7:05 PM EDT

Unknown - 76 F

livebaseballscorecards.com

AB	34
R	5
H	10
RBI	4
BB	0
SO	2
LOB	11

WP: 0 PB: 0 SB: 0 CS: 0 PA: 35

Batter	1	2	3	4	5	6	7	8	9	AB	R	H	RBI	BB	SO	LOB
Gary Geiger, L (1, 8) OBP: 0.334, SLG: 0.485	K2-6-2 1B		F2			L8		BB		3	0	1	0	1	0	1
Billy Gardner, R (1, 4) OBP: 0.333, SLG: 0.304	F9			F8		1B BB		F3		3	0	0	0	1	0	2
Carl Yastrzemski, L (1, 7) OBP: 0.417, SLG: 0.495	K2-6-2 1-2f			FC6-4 BB		G5-4-3 1-3			K	3	0	1	0	1	2	1
Frank Malzone, R (1, 5) OBP: 0.331, SLG: 0.438		G6-4-3 1B		F5		G5-4-3 1-2f			6-3	4	0	1	0	0	0	3
Lou Clinton, R (1, 9) OBP: 0.286, SLG: 0.425		F2		FC6-4 1-2f			F7		F8	4	0	0	0	0	0	2
Dick Stuart, R (1, 3) OBP: 0.308, SLG: 0.501		G6-4-3 1-2f			F6		5-3			3	0	0	0	0	0	1
Eddie Bressoud, R (1, 6) OBP: 0.318, SLG: 0.431			G3 2B		1B		F8			3	0	2	0	0	0	0
Russ Nixon, L (1, 2) OBP: 0.304, SLG: 0.373			G3 2-3		F7			L3		3	0	0	0	0	0	2
Dave Morehead, R (1, 1) OBP: 0.106, SLG: 0.106			F9		F6			1-3		2	0	0	0	0	0	2
Arnold Earley, L (5, 1) OBP: 0.235, SLG: 0.294										1	0	0	0	0	0	0
Inning Stats	R: 0 H: 1 E: 0 LOB: 1 K: 1 BB: 0 S: 5 P: 5	R: 0 H: 1 E: 0 LOB: 0 K: 0 BB: 0 S: 3 P: 3	R: 0 H: 1 E: 0 LOB: 1 K: 0 BB: 0 S: 4 P: 4	R: 0 H: 0 E: 0 LOB: 1 K: 0 BB: 1 S: 3 P: 7	R: 0 H: 1 E: 0 LOB: 1 K: 0 BB: 0 S: 4 P: 4	R: 0 H: 1 E: 0 LOB: 1 K: 0 BB: 1 S: 3 P: 7	R: 0 H: 0 E: 0 LOB: 0 K: 0 BB: 0 S: 3 P: 3	R: 0 H: 0 E: 0 LOB: 1 K: 0 BB: 1 S: 3 P: 7	R: 0 H: 0 E: 0 LOB: 0 K: 1 BB: 0 S: 5 P: 5	1B: 4 SF: 0 2B: 2 SAC: 0 3B: 0 DP: 3 HR: 0 HBP: 0						

PITCHER	IP	WLS	BF	H	R	ER	SO	BB	IBB	HBP	BLK	WP	HR	S	P	ERA	WHIP
Ralph Terry, R (1, 1) ERA: 3.33	9.0	W	32	5	0	0	2	3	0	0	0	0	0	33	45	0.00	0.889

PITCHER	IP	WLS	BF	H	R	ER	SO	BB	IBB	HBP	BLK	WP	HR	S	P	ERA	WHIP

TOP

Boston Red Sox @ New York Yankees

Yankee Stadium, Bronx, NY

Tue Aug 27 1963, 7:05 PM EDT
Att. 35,490 - Unknown - 76 F

livebaseballscorecards.com

AB	29
R	0
H	5
RBI	0
BB	3
SO	2
LOB	14

Batter	1	2	3	4	5	6	7	8	9	AB	R	H	RBI	BB	SO	LOB
Tony Kubek, L (1, 6) OBP: 0.289, SLG: 0.333	G3		4-3			B5-3		1B 2B HBP 1-2		3	1	0	0	0	0	1
Bobby Richardson, R (1, 4) OBP: 0.311, SLG: 0.357	L9			F8		F3		2B 1B 1-3 2-H		4	1	1	1	0	0	0
Tom Tresh, S (1, 8) OBP: 0.366, SLG: 0.479	L7			F8			4-3 2B	2B IBB		3	0	1	0	1	0	0
Joe Pepitone, L (1, 3) OBP: 0.301, SLG: 0.437		1-3		3-1			K	K		4	0	0	0	0	2	4
Yogi Berra, L (1, 2) OBP: 0.359, SLG: 0.496		3-1			K		4-3 2-3	2B 1-3 2-H 3-H		4	0	1	2	0	1	1
Johnny Blanchard, L (1, 9) OBP: 0.301, SLG: 0.475 Jack Reed, R (9, 9) OBP: 0.295, SLG: 0.291		F8			FC4-6 1B		BB	K		3 0	0 0	1 0	0 0	1 0	1 0	2 0
Hector Lopez, R (1, 7) OBP: 0.307, SLG: 0.423			4-3		FC4-6 1-2f		F8			3	0	0	0	0	0	3
Clete Boyer, R (1, 5) OBP: 0.299, SLG: 0.374			L7		K			HBP 1B 1B		3	1	1	0	0	1	1
Ralph Terry, R (1, 1) OBP: 0.089, SLG: 0.078			1B			F8		F3		3	0	1	0	0	0	1
Inning Stats	R: 0 H: 0 E: 0 LOB: 0 K: 0 BB: 0 S: 3 P: 3	R: 0 H: 0 E: 0 LOB: 0 K: 0 BB: 0 S: 3 P: 3	R: 0 H: 1 E: 0 LOB: 1 K: 0 BB: 0 S: 4 P: 4	R: 0 H: 0 E: 0 LOB: 0 K: 0 BB: 0 S: 3 P: 3	R: 0 H: 1 E: 0 LOB: 1 K: 2 BB: 0 S: 8 P: 8	R: 0 H: 0 E: 0 LOB: 0 K: 0 BB: 0 S: 3 P: 3	R: 0 H: 1 E: 0 LOB: 2 K: 1 BB: 1 S: 6 P: 10	R: 3 H: 3 E: 0 LOB: 2 K: 2 BB: 1 S: 10 P: 15		1B: 4 SF: 0 2B: 2 SAC: 0 3B: 0 DP: 0 HR: 0 HBP: 1						

PITCHER		IP	WLS	BF	H	R	ER	SO	BB	IBB	HBP	BLK	WP	HR	S	P	ERA	WHIP
Dave Morehead, R ERA: 4.16	(1, 1)	4.0		13	1	0	0	0	0	0	0	0	0	0	13	13	0.00	0.250
Arnold Earley, L ERA: 4.83	(5, 1)	4.0	L	20	5	3	3	5	1	1	1	0	0	0	27	36	6.75	1.500

PITCHER	IP	WLS	BF	H	R	ER	SO	BB	IBB	HBP	BLK	WP	HR	S	P	ERA	WHIP

BOTTOM

Boston Red Sox @ New York Yankees

Yankee Stadium, Bronx, NY

Tue Aug 27 1963, 7:05 PM EDT
Att. 35,490 - Unknown - 76 F

livebaseballscorecards.com

AB	30
R	3
H	6
RBI	3
BB	2
SO	5
LOB	13

Batter	1	2	3	4	5	6	7	8	9	AB	R	H	RBI	BB	SO	LOB
Billy Gardner, R (1, 4) OBP: 0.327, SLG: 0.320	F9		4-3			2B			6-3	4	0	1	0	0	0	0
Gary Geiger, L (1, 8) OBP: 0.331, SLG: 0.479	1-3		K			K			K	4	0	0	0	0	3	1
Roman Mejias, R (1, 7) OBP: 0.253, SLG: 0.353	F6			F5		F7			E 1B	4	0	1	0	0	0	1
Frank Malzone, R (1, 5) OBP: 0.328, SLG: 0.435		L6		F7			6-3		E5 1-2	4	0	0	0	0	0	1
Lou Clinton, R (1, 9) OBP: 0.284, SLG: 0.421		K		F3			F3		L5	4	0	0	0	0	1	2
Dick Stuart, R (1, 3) OBP: 0.309, SLG: 0.506		HR			6-3		6-3			3	1	1	1	0	0	0
Eddie Bressoud, R (1, 6) OBP: 0.320, SLG: 0.433		1B			G5-4-3 1B			F4		3	0	2	0	0	0	0
Bob Tillman, R (1, 2) OBP: 0.315, SLG: 0.370		5-3			G5-4-3 1-2f			F3		3	0	0	0	0	0	2
Earl Wilson, R (1, 1) OBP: 0.275, SLG: 0.359			F7			F7		K		1	0	0	0	0	0	0
Dick Williams, R (6, PH) OBP: 0.333, SLG: 0.375										1	0	0	0	0	0	0
Wilbur Wood, R (6, 1)										1	0	0	0	0	1	0

TOP

Boston Red Sox @ New York Yankees

Yankee Stadium, Bronx, NY

Wed Aug 28 1963, 3:33 AM EDT

Att. 23,427 - Unknown - 81 F

livebaseballscorecards.com

AB	32
R	1
H	5
RBI	1
BB	0
SO	5
LOB	7

Inning Stats	1	2	3	4	5	6	7	8	9
R	0	1	0	0	0	0	0	0	0
E	0	0	0	0	0	0	0	0	1
K	0	1	1	0	0	1	0	1	1
S	3	7	5	3	3	6	3	5	7
H	0	2	0	0	1	1	0	0	1
LOB	0	1	0	0	0	1	0	0	2
BB	0	0	0	0	0	0	0	0	0
P	3	7	5	3	3	6	3	5	7

1B	3
2B	1
3B	0
HR	1
SF	0
SAC	0
DP	1
HBP	0
WP	0
PB	0
SB	0
CS	0
PA	32

PITCHER	IP	WLS	BF	H	R	ER	SO	BB	IBB	HBP	BLK	WP	HR	S	P	ERA	WHIP
Whitey Ford, L (1, 1) ERA: 3.16	9.0	W	32	5	1	1	5	0	0	0	0	0	1	42	42	1.00	0.556

BOTTOM

Boston Red Sox @ New York Yankees

Yankee Stadium, Bronx, NY

Wed Aug 28 1963, 3:33 AM EDT
Att. 23,427 - Unknown - 81 F

livebaseballscorecards.com

Batter	1	2	3	4	5	6	7	8	9	AB	R	H	RBI	BB	SO	LOB
Phil Linz, R (1, 6) OBP: 0.331, SLG: 0.364	F7 BB WP 1B	BBB G4-6-3 1-2 2-3 BB		FC5-2-4-1-4-2-6 WP 2-3 3-H			F4			3	2	1	0	1	0	2
Bobby Richardson, R (1, 4) OBP: 0.311, SLG: 0.356	BBBB BB WP 1-2 BB	SF7 3-H		F4 2-H 3-H			L9			2	0	0	1	1	0	0
Tom Tresh, S (1, 8) OBP: 0.363, SLG: 0.474	SSS K	G4-6-3 1-2f			SSS K		F8			4	0	0	0	0	2	4
Joe Pepitone, L (1, 3) OBP: 0.301, SLG: 0.436	F7 2-3		L9		F9			G5-4-3 1B		4	0	1	0	0	0	2
Elston Howard, R (1, 2) OBP: 0.350, SLG: 0.556	BBBB BB 1-2 3-H BB		SSS K		1B			G5-4-3 1-2f		3	0	1	0	1	1	1
Johnny Blanchard, L (1, 9) OBP: 0.299, SLG: 0.467 Jack Reed, R (9, 9) OBP: 0.295, SLG: 0.291	BBBB BB 1-2 2-3 BB		SSS K		SSS K			F9		3 0	0 0	0 0	0 0	1 0	2 0	1 0
Hector Lopez, R (1, 7) OBP: 0.307, SLG: 0.422	F3			WP S FC5-2-4-1-4-2-6 1B		6-3				3	0	1	0	0	0	3
Clete Boyer, R (1, 5) OBP: 0.301, SLG: 0.376		BB SH SF7 1B		WP FC5-2-4-1-4-2-6 1-2 WP 1B		5-3				3	2	2	0	0	0	0
Whitey Ford, L (1, 1) OBP: 0.210, SLG: 0.213		SH BB 1-2		4-3 1-2 2-3		SSS K				2	0	0	0	0	1	2
Inning Stats	R: 1 E: 0 K: 1 S: 6 H: 1 LOB: 3 BB: 3 P: 18	R: 1 E: 0 K: 0 S: 4 H: 1 LOB: 1 BB: 1 P: 8	R: 0 E: 0 K: 2 S: 7 H: 0 LOB: 0 BB: 0 P: 7	R: 2 E: 0 K: 0 S: 5 H: 2 LOB: 0 BB: 0 P: 5	R: 0 E: 0 K: 2 S: 8 H: 1 LOB: 1 BB: 0 P: 8	R: 0 E: 0 K: 1 S: 5 H: 0 LOB: 0 BB: 0 P: 5	R: 0 E: 0 K: 0 S: 3 H: 0 LOB: 0 BB: 0 P: 3	R: 0 E: 0 K: 0 S: 3 H: 1 LOB: 0 BB: 0 P: 3		1B: 6 2B: 0 3B: 0 HR: 0	SF: 1 SAC: 1 DP: 2 HBP: 0			WP: 4 PB: 0 SB: 1 CS: 0	PA: 33		

PITCHER		IP	WLS	BF	H	R	ER	SO	BB	IBB	HBP	BLK	WP	HR	S	P	ERA	WHIP
Earl Wilson, R ERA: 3.63	(1, 1)	5.0	L	24	5	4	4	5	4	0	0	0	3	0	30	46	7.20	1.800
Wilbur Wood, L ERA: 4.28	(6, 1)	3.0		9	1	0	0	1	0	0	0	0	0	0	11	11	0.00	0.333

PITCHER	IP	WLS	BF	H	R	ER	SO	BB	IBB	HBP	BLK	WP	HR	S	P	ERA	WHIP

Boston Red Sox @ New York Yankees

Yankee Stadium, Bronx, NY

Thu Aug 29 1963, 3:33 AM EDT

Att. 14,951 - Overcast - 76 F

TOP

livebaseballscorecards.com

Batter	1	2	3	4	5	6	7	8	9	AB	R	H	RBI	BB	SO	LOB
Billy Gardner, R (1, 4) OBP: 0.305, SLG: 0.296	F8		3-1		6-3		6-3		K 1-2 3-H	4	0	0	0	0	0	1
Dick Williams, R (9, PH) OBP: 0.330, SLG: 0.371										1	0	0	0	0	1	1
Chuck Schilling, R (9, 4) OBP: 0.298, SLG: 0.328										0	0	0	0	0	0	0
Gary Geiger, L (1, 8) OBP: 0.332, SLG: 0.476	G6-4-3 1B		F8			F8		F8	IBB	4	0	1	0	1	0	0
Roman Mejias, R (1, 7) OBP: 0.249, SLG: 0.347	G6-4-3 1-2f			F5		F9		F8	F7	5	0	0	0	0	0	3
Frank Malzone, R (1, 5) OBP: 0.331, SLG: 0.439		1B E 1B		4-3		1B 1B		WP 2B		4	1	3	0	0	0	0
Lou Clinton, R (1, 9) OBP: 0.287, SLG: 0.423		L9		HR 1B		1-3 1B		B B B B 4-0 2-3 BB		3	1	2	0	1	0	1
Dick Stuart, R (1, 3) OBP: 0.310, SLG: 0.512		FC6-4 1-3 1B		1-H HR		F5		F6		4	1	2	2	0	0	4
Eddie Bressoud, R (1, 6) OBP: 0.320, SLG: 0.431		FC6-4 1-2f 3-H	F3				F9		1B PB 1B	4	1	1	0	0	0	1
Russ Nixon, L (1, 2) OBP: 0.307, SLG: 0.375		F7			4-3		SH3-4 1B		PB 1-3 1B	4	0	2	0	0	0	1
Bill Monbouquette, R (1, 1) OBP: 0.150, SLG: 0.117			6-3		K		SH3-4 1-2		K	3	0	0	0	0	2	2

AB	36
R	4
H	11
RBI	2
BB	2
SO	3
LOB	14

Inning Stats										
	R: 0	H: 1	R: 1	H: 2	R: 0	H: 0	R: 2	H: 2	R: 0	H: 0
	E: 0	LOB: 0	E: 1	LOB: 1	E: 0	LOB: 0	E: 0	LOB: 0	E: 0	LOB: 0
	K: 0	BB: 0	K: 0	BB: 0	K: 0	BB: 0	K: 0	BB: 0	K: 1	BB: 0
	S: 3	P: 3	S: 5	P: 5	S: 3	P: 3	S: 5	P: 5	S: 5	P: 5

	R: 0	H: 2	R: 0	H: 1	R: 1	H: 2	1B: 9	SF: 0	WP: 1	PA: 39
	E: 0	LOB: 2	E: 0	LOB: 1	E: 0	LOB: 2	2B: 1	SAC: 1	PB: 1	
	K: 0	BB: 0	K: 0	BB: 1	K: 2	BB: 1	3B: 0	DP: 1	SB: 0	
	S: 5	P: 5	S: 4	P: 8	S: 9	P: 13	HR: 1	HBP: 0	CS: 0	

PITCHER	IP	WLS	BF	H	R	ER	SO	BB	IBB	HBP	BLK	WP	HR	S	P	ERA	WHIP
Stan Williams, R (1, 1) ERA: 2.98	9.0	L	39	11	4	2	3	1	1	0	0	1	1	43	51	2.00	1.333

PITCHER	IP	WLS	BF	H	R	ER	SO	BB	IBB	HBP	BLK	WP	HR	S	P	ERA	WHIP

BOTTOM

Boston Red Sox @ New York Yankees

Yankee Stadium, Bronx, NY

Thu Aug 29 1963, 3:33 AM EDT
Att. 14,951 - Overcast - 76 F

Batter	1	2	3	4	5	6	7	8	9	AB	R	H	RBI	BB	SO	LOB
Tony Kubek, L (1, 6) OBP: 0.288, SLG: 0.339	HR		F2 ①			F9 ①		4-3 ②		4	1	1	1	0	0	0
Bobby Richardson, R (1, 4) OBP: 0.309, SLG: 0.353	F7 ①		L9 ②			F6 ②		F8 ③		4	0	0	0	0	0	0
Tom Tresh, S (1, 8) OBP: 0.362, SLG: 0.471	F8 ②		4-3 ③			BBB 4-0 3B BB			1-3 ①	3	1	0	0	1	0	0
Joe Pepitone, L (1, 3) OBP: 0.303, SLG: 0.440	F9 ③			F8 ①		0-0 1-H 3B			G1-6-3 1B	4	0	2	1	0	0	0
Elston Howard, R (1, 2) OBP: 0.347, SLG: 0.551		5-3 ①		SSS K ②		1-3 ③			G1-6-3 ②③ 1-2f	4	0	0	0	0	1	2
Johnny Blanchard, L (1, 9) OBP: 0.300, SLG: 0.464		F4 ②		3-1 ③			G1-6-3 1B			3	0	1	0	0	0	0
Hector Lopez, R (1, 7) OBP: 0.308, SLG: 0.421		1B E 1B			F7 ①		G1-6-3 ①② 1-2f			3	1	1	0	0	0	1
Clete Boyer, R (1, 5) OBP: 0.301, SLG: 0.376		E9 1-H 1B			F2 ②		F8 ③			3	0	1	0	0	0	0
Stan Williams, R (1, 1) OBP: 0.140, SLG: 0.125		SSS K ③			L6 ③			SSS K ①		3	0	0	0	0	2	1
Inning Stats	R: 1 E: 0 K: 0 S: 4 H: 1 LOB: 0 BB: 0 P: 4	R: 1 E: 1 K: 1 S: 7 H: 2 LOB: 1 BB: 0 P: 7	R: 0 E: 0 K: 0 S: 3 H: 0 LOB: 0 BB: 0 P: 3	R: 0 E: 0 K: 1 S: 5 H: 0 LOB: 0 BB: 0 P: 5	R: 0 E: 0 K: 0 S: 3 H: 0 LOB: 0 BB: 0 P: 3	R: 1 E: 0 K: 0 S: 4 H: 1 LOB: 1 BB: 1 P: 8	R: 0 E: 0 K: 0 S: 3 H: 1 LOB: 0 BB: 0 P: 3	R: 0 E: 0 K: 1 S: 5 H: 0 LOB: 0 BB: 0 P: 5	R: 0 E: 0 K: 0 S: 3 H: 1 LOB: 0 BB: 0 P: 3	1B: 4 2B: 0 3B: 1 HR: 1	SF: 0 SAC: 0 DP: 2 HBP: 0						

	AB	31
	R	3
	H	6
	RBI	2
	BB	1
	SO	3
	LOB	4

WP: 0 PB: 0 SB: 0 CS: 0 PA: 32

livebaseballscorecards.com

PITCHER	IP	WLS	BF	H	R	ER	SO	BB	IBB	HBP	BLK	WP	HR	S	P	ERA	WHIP
Bill Monbouquette, R (1, 1) ERA: 3.41	9.0	W	32	6	3	2	3	1	0	0	0	0	1	37	41	2.00	0.778

PITCHER	IP	WLS	BF	H	R	ER	SO	BB	IBB	HBP	BLK	WP	HR	S	P	ERA	WHIP

Batter	1	2	3	4	5	6	7	8	9	AB	R	H	RBI	BB	SO	LOB
Don Blasingame, L (1, 4) OBP: 0.304, SLG: 0.297	0-0 1B 5-3 1B	0-0 F3			0-0 1B HR 1B	SSS 0-3 K		0-0 FC6-4 1-2f		5	2	2	0	0	1	3
Dick Phillips, L (1, 3) OBP: 0.289, SLG: 0.352	0-0 L4		0-0 F8		0-0 HBP HR 1-3 1B	0-0 3-1		0-0 F8		5	1	1	0	0	0	3
Chuck Hinton, R (1, 7) OBP: 0.346, SLG: 0.447	0-0 5-3 1B 1-3 1B		0-0 1B		0-0 F8		0-0 6-3		0-0 F9	5	1	2	0	0	0	2
Jim King, L (1, 9) OBP: 0.308, SLG: 0.475	0-0 5-3 1-3 3-H		0-0 P5		0-0 P3		BBB 4-0 WP 1B BB		0-0 4-3	4	1	0	1	1	0	4
Don Lock, R (1, 8) OBP: 0.333, SLG: 0.439	0-0 3-H 1B		0-0 1-4		H 1-0 HR 1-2 HBP		0-0 FC4-6 1-H 1B		0-0 5-3	4	1	2	2	0	0	1
Don Zimmer, R (1, 5) OBP: 0.282, SLG: 0.438	0-0 5-3			0-0 5-3	0-0 HR 1-H 2-H 3-H		0-0 F8			4	1	1	4	0	0	2
Don Leppert, R (1, 2) OBP: 0.301, SLG: 0.384		SSS 0-3 K		0-0 2B	0-0 F9		0-0 FC4-6 1-2f			4	0	1	0	0	1	1
Ed Brinkman, R (1, 6) OBP: 0.262, SLG: 0.302		0-0 5-3		SSS 0-3 K		0-0 1B		SSS 0-3 K		4	0	1	0	0	2	1
Claude Osteen, L (1, 1) OBP: 0.203, SLG: 0.161		0-0 1B		0-0 1-3		SSS 0-3 K		BBBB 4-0 FC6-4 BB		3	0	1	0	1	1	2
Inning Stats	R: 2 E: 0 K: 0 S: 6 H: 3 LOB: 1 BB: 0 P: 6	R: 0 E: 0 K: 1 S: 6 H: 1 LOB: 1 BB: 0 P: 6	R: 0 E: 0 K: 0 S: 4 H: 1 LOB: 1 BB: 0 P: 4	R: 0 E: 0 K: 1 S: 6 H: 1 LOB: 1 BB: 0 P: 6	R: 4 E: 0 K: 0 S: 6 H: 3 LOB: 0 BB: 0 P: 7	R: 0 E: 0 K: 2 S: 8 H: 1 LOB: 1 BB: 0 P: 8	R: 1 E: 0 K: 0 S: 4 H: 1 LOB: 1 BB: 1 P: 8	R: 0 E: 0 K: 1 S: 5 H: 0 LOB: 1 BB: 1 P: 9	R: 0 E: 0 K: 0 S: 3 H: 0 LOB: 0 BB: 0 P: 3	1B: 9 2B: 1 3B: 0 HR: 1 SF: 0 SAC: 0 DP: 0 HBP: 1						WP: 1 PB: 0 SB: 0 CS: 0 PA: 41	

PITCHER		IP	WLS	BF	H	R	ER	SO	BB	IBB	HBP	BLK	WP	HR	S	P	ERA	WHIP
Bob Heffner, R ERA: 4.62	(1, 1)	5.0	L	25	9	6	6	2	0	0	1	0	0	1	28	29	10.80	1.800
Arnold Earley, L ERA: 4.77	(6, 1)	3.0		13	2	1	1	3	2	0	0	0	1	0	17	25	3.00	1.333
Wilbur Wood, L ERA: 4.2	(9, 1)	1.0		3	0	0	0	0	0	0	0	0	0	0	3	3	0.00	0.000

PITCHER	IP	WLS	BF	H	R	ER	SO	BB	IBB	HBP	BLK	WP	HR	S	P	ERA	WHIP

TOP

Washington Senators @ Boston Red Sox

Fenway Park, Boston, MA

Fri Aug 30 1963, 7:05 PM EDT

Att. 6,973 - Unknown

livebaseballscorecards.com

AB	38
R	7
H	11
RBI	7
BB	2
SO	5
LOB	19

Batter	1	2	3	4	5	6	7	8	9	AB	R	H	RBI	BB	SO	LOB
Billy Gardner, R (1, 4) OBP: 0.286, SLG: 0.276	S S S 0-3 K ①		x 0-0 F3 ②		S S S 0-3 K ③			x 0-0 4-3 ②		4	0	0	0	0	2	0
Gary Geiger, L (1, 8) OBP: 0.329, SLG: 0.472 Dick Williams, R (7, 7) OBP: 0.327, SLG: 0.367	x 0-0 6-3 ②		x 0-0 1-3 ③			x 0-0 4-3 ①		S S S 0-3 K ③		3 1	0 0	0 0	0 0	0 0	0 1	0 0
Roman Mejias, R (1, 7) (7, 8) OBP: 0.249, SLG: 0.346	x 0-0 6-3 ③			S S S 0-3 K ①		x 0-0 F9 ②			x 0-0 G5-4-3 1B	4	0	1	0	0	1	0
Frank Malzone, R (1, 5) OBP: 0.329, SLG: 0.436		x 0-0 5-3 ①		x 0-0 F8 ②		S S S 0-3 K ③			x 0-0 ① ② G5-4-3 1-2f	4	0	0	0	0	1	1
Dick Stuart, R (1, 3) OBP: 0.311, SLG: 0.518		x 0-0 2B		x 0-0 3B			x 0-0 F9 ①		x 0-0 F9 ③	4	0	2	0	0	0	0
Lou Clinton, R (1, 9) OBP: 0.290, SLG: 0.423		B B B 4-0 FC6-4 BB		x 0-0 FC6-4 1B			x 0-0 5-3 ②			2	0	1	0	1	0	0
Eddie Bressoud, R (1, 6) OBP: 0.320, SLG: 0.430		x 0-0 F7 ②		x 0-0 FC6-4 ③ 1-2f			x 0-0 FC6-4 1B			3	0	1	0	0	0	4
Bob Tillman, R (1, 2) OBP: 0.311, SLG: 0.366		x 0-0 FC6-4 ③ 1-2f			x 0-0 5-3 ①		x 0-0 FC6-4 ③ 1-2f			3	0	0	0	0	0	3
Bob Heffner, R (1, 1) OBP: 0.194, SLG: 0.267 Felix Mantilla, R (5, PH) OBP: 0.313, SLG: 0.377 Arnold Earley, L (6, 1) OBP: 0.235, SLG: 0.294 Chuck Schilling, R (8, PH) OBP: 0.298, SLG: 0.328 Wilbur Wood, R (9, 1)			S S S 0-3 K ①		x 0-0 6-3 ②			x 0-0 F9 ①		1 1 0 1 0	0 0 0 0 0	0 0 0 0 0	0 0 0 0 0	0 0 0 0 0	1 0 0 0 0	0 0 0 0 0
Inning Stats	R: 0 E: 0 K: 1 S: 5 H: 0 LOB: 0 BB: 0 P: 5	R: 0 E: 0 K: 0 S: 4 H: 1 LOB: 2 BB: 1 P: 8	R: 0 E: 0 K: 1 S: 5 H: 0 LOB: 0 BB: 0 P: 5	R: 0 E: 0 K: 1 S: 7 H: 2 LOB: 2 BB: 0 P: 7	R: 0 E: 0 K: 1 S: 5 H: 0 LOB: 0 BB: 0 P: 5	R: 0 E: 0 K: 1 S: 5 H: 0 LOB: 0 BB: 0 P: 5	R: 0 E: 0 K: 0 S: 4 H: 1 LOB: 1 BB: 0 P: 4	R: 0 E: 0 K: 1 S: 5 H: 0 LOB: 0 BB: 0 P: 5	R: 0 E: 0 K: 0 S: 3 H: 1 LOB: 0 BB: 0 P: 3	1B: 3 2B: 1 3B: 1 HR: 0	SF: 0 SAC: 0 DP: 1 HBP: 0						

PITCHER	IP	WLS	BF	H	R	ER	SO	BB	IBB	HBP	BLK	WP	HR	S	P	ERA	WHIP
Claude Osteen, L (1, 1) ERA: 3.38	9.0	W	32	5	0	0	6	1	0	0	0	0	0	43	47	0.00	0.667

PITCHER	IP	WLS	BF	H	R	ER	SO	BB	IBB	HBP	BLK	WP	HR	S	P	ERA	WHIP

BOTTOM

Washington Senators @ Boston Red Sox

Fenway Park, Boston, MA

Fri Aug 30 1963, 7:05 PM EDT

Att. 6,973 - Unknown

livebaseballscorecards.com

AB	31
R	0
H	5
RBI	0
BB	1
SO	6
LOB	8

1B: 3	SF: 0	WP: 0	PA: 32
2B: 1	SAC: 0	PB: 0	
3B: 1	DP: 1	SB: 0	
HR: 0	HBP: 0	CS: 0	

Washington Senators @ Boston Red Sox

Fenway Park, Boston, MA

Sat Aug 31 1963, 7:05 PM EDT

Att. 6,965 - Unknown

TOP

livebaseballscorecards.com

Batter	1	2	3	4	5	6	7	8	9	AB	R	H	RBI	BB	SO	LOB
Don Blasingame, L (1, 4) OBP: 0.302, SLG: 0.295	3-1		F8			6-3		G3 1-2	1B 2-3 3-H 1B	5	0	1	1	0	0	1
Dick Phillips, L (1, 3) OBP: 0.291, SLG: 0.350	3-1		F9			BB		K	1B 1-3 3-H 1B	4	0	1	1	1	1	1
Chuck Hinton, R (1, 7) OBP: 0.348, SLG: 0.445	1B BB			K		1-2 BB		BB	K	2	0	0	0	3	2	2
Jim King, L (1, 9) OBP: 0.307, SLG: 0.473	1-2 1B			4-3		G3		K		4	0	1	0	0	1	4
Don Lock, R (1, 8) OBP: 0.332, SLG: 0.444	K			K			HR		K	4	1	1	1	0	3	2
Don Zimmer, R (1, 5) OBP: 0.285, SLG: 0.441		G5-4-3 BB			K		K		BB 3-1 2B	3	1	1	0	1	2	0
Don Leppert, R (1, 2) OBP: 0.300, SLG: 0.378 Claude Osteen, L (9, PR) OBP: 0.203, SLG: 0.161	G5-4-3 1-2f				6-3	6-3			3-1 BB 1B BB	3 0	0 1	0 0	0 0	1 0	0 0	1 0
Ed Brinkman, R (1, 6) OBP: 0.262, SLG: 0.300	L7				5-3	6-3			1B 3-1 1B 1-2 2-3 BB	3	1	0	0	1	0	0
Steve Ridzik, R (1, 1) OBP: 0.083, SLG: 0.043 Minnie Minoso, R (6, PH) OBP: 0.318, SLG: 0.311 Ed Roebuck, R (6, 1) OBP: 0.308, SLG: 0.250 Bobo Osborne, L (8, PH) OBP: 0.394, SLG: 0.364 Ron Kline, R (8, 1) OBP: 0.111, SLG: 0.333 Ken Retzer, L (9, PH) OBP: 0.293, SLG: 0.335			P4			F7		G3 BB	3-1 1-2 2-3 3-H	1 1 0 0 0 1	0 0 0 0 0 0	0 0 0 0 1 1	0 0 0 0 0 0	0 0 0 0 0 1	0 0 0 0 0 0	0 0 0 0 0 2
Inning Stats	R: 0 E: 0 K: 1 S: 6 H: 1 LOB: 2 BB: 1 P: 10	R: 0 E: 0 K: 0 S: 2 H: 0 LOB: 0 BB: 1 P: 6	R: 0 E: 0 K: 0 S: 3 H: 0 LOB: 0 BB: 0 P: 3	R: 0 E: 0 K: 2 S: 7 H: 0 LOB: 0 BB: 0 P: 7	R: 0 E: 0 K: 1 S: 5 H: 0 LOB: 0 BB: 0 P: 5	R: 0 E: 0 K: 0 S: 3 H: 0 LOB: 2 BB: 2 P: 11	R: 1 E: 0 K: 1 S: 6 H: 1 LOB: 0 BB: 0 P: 6	R: 0 E: 0 K: 2 S: 7 H: 0 LOB: 2 BB: 2 P: 15	R: 3 E: 0 K: 2 S: 10 H: 3 LOB: 2 BB: 2 P: 18	1B: 3 2B: 1 3B: 0 HR: 1 SF: 0 SAC: 0 DP: 1 HBP: 0						

	AB	31
	R	4
	H	5
	RBI	4
	BB	8
	SO	9
	LOB	13

WP: 0 PB: 0 SB: 0 CS: 0 PA: 39

PITCHER		IP	WLS	BF	H	R	ER	SO	BB	IBB	HBP	BLK	WP	HR	S	P	ERA	WHIP
Bob Turley, R ERA: 4.04	(1, 1)	7.2	W	30	2	1	1	6	6	0	0	0	0	1	36	60	1.17	1.043
Dick Radatz, R ERA: 1.84	(8, 1)	1.1	S	9	3	3	3	3	2	0	0	0	0	0	13	21	20.25	3.750

PITCHER		IP	WLS	BF	H	R	ER	SO	BB	IBB	HBP	BLK	WP	HR	S	P	ERA	WHIP

Batter	1	2	3	4	5	6	7	8	9	AB	R	H	RBI	BB	SO	LOB
Felix Mantilla, R (1, 8) OBP: 0.333, SLG: 0.407	6-3		S 2B 1B	1-2 1B			4-3 2B			4	1	3	0	0	0	0
Chuck Schilling, R (1, 4) OBP: 0.298, SLG: 0.329	F9		1-H 2B	FC5 2-3f			4-3 2-3			4	0	1	1	0	0	3
Carl Yastrzemski, L (1, 7) OBP: 0.414, SLG: 0.491	4-3		P6		P4		SSS K			4	0	0	0	0	1	2
Dick Stuart, R (1, 3) OBP: 0.309, SLG: 0.514		F9		F3	F8			G3		4	0	0	0	0	0	0
Frank Malzone, R (1, 5) OBP: 0.332, SLG: 0.440		WP 2B		BB 2B 1B	F7			FC5-4 1B		4	1	3	0	0	0	0
Lou Clinton, R (1, 9) OBP: 0.289, SLG: 0.420		SSS K 2-3	BBBB 2B 1B 1-2 BB			F9		FC5-4 1-2f 2B		3	2	0	0	1	1	2
Eddie Bressoud, R (1, 6) OBP: 0.321, SLG: 0.432		P6	F7			BBBB G4-6-3 BB		1-H 2B		3	0	1	1	1	0	3
Russ Nixon, L (1, 2) OBP: 0.310, SLG: 0.379			F8	1-3 2-H 1B 2B		G4-6-3 1-2f		IBB		3	1	1	1	1	0	1
Bob Turley, R (1, 1) OBP: 0.179, SLG: 0.282			P6	FC5 2-H 3-H 1B			1-3	K		3	0	1	2	0	0	0
Dick Radatz, R (8, 1) OBP: 0.074, SLG: 0.077										1	0	0	0	0	1	2
Inning Stats	R: 0 E: 0 K: 0 S: 3 H: 0 LOB: 0 BB: 0 P: 3	R: 0 E: 0 K: 1 S: 6 H: 1 LOB: 1 BB: 0 P: 6	R: 1 E: 0 K: 0 S: 5 H: 2 LOB: 1 BB: 0 P: 5	R: 3 E: 0 K: 0 S: 7 H: 4 LOB: 2 BB: 1 P: 11	R: 0 E: 0 K: 0 S: 3 H: 0 LOB: 0 BB: 0 P: 3	R: 0 E: 0 K: 0 S: 2 H: 0 LOB: 0 BB: 1 P: 6	R: 0 E: 0 K: 1 S: 6 H: 1 LOB: 1 BB: 0 P: 6	R: 1 E: 0 K: 1 S: 7 H: 2 LOB: 2 BB: 1 P: 11		1B: 5 2B: 5 3B: 0 HR: 0	SF: 0 SAC: 0 DP: 1 HBP: 0					

PITCHER		IP	WLS	BF	H	R	ER	SO	BB	IBB	HBP	BLK	WP	HR	S	P	ERA	WHIP
Steve Ridzik, R ERA: 5.37	(1, 1)	5.0	L	23	7	4	4	1	1	0	0	0	1	0	24	28	7.20	1.600
Ed Roebuck, R ERA: 4.2	(6, 1)	2.0		7	1	0	0	1	1	0	0	0	0	0	8	12	0.00	1.000
Ron Kline, R ERA: 2.95	(8, 1)	1.0		6	2	1	1	1	0	1	0	0	0	0	7	11	9.00	2.000

PITCHER	IP	WLS	BF	H	R	ER	SO	BB	IBB	HBP	BLK	WP	HR	S	P	ERA	WHIP

BOTTOM

Washington Senators @ Boston Red Sox

Fenway Park, Boston, MA

Sat Aug 31 1963, 7:05 PM EDT

Att. 6,965 - Unknown

livebaseballscorecards.com

AB	33
R	5
H	10
RBI	5
BB	3
SO	3
LOB	13

1B: 5	SF: 0	WP: 1	PA: 36
2B: 5	SAC: 0	PB: 0	
3B: 0	DP: 1	SB: 1	
HR: 0	HBP: 0	CS: 0	

Batter	1	2	3	4	5	6	7	8	9	10	AB	R	H	RBI	BB	SO	LOB
Don Blasingame, L (1, 4) OBP: 0.313, SLG: 0.300	BBBB 4-0 BB		BBBB 4-0 F9 BB			x 0-0 ① F9 1-2		x 0-0 G6-3 1B		x 0-0 1B	3	0	2	0	2	0	1
Dick Phillips, L (1, 3) OBP: 0.289, SLG: 0.344	x 0-0 ① F8		x 0-0 ②③ F9 1-2			BBBB 4-0 2B BB		x 0-0 ① G6-3 1-2f		x 0-0 ③ P5	4	1	0	0	1	0	4
Chuck Hinton, R (1, 7) OBP: 0.348, SLG: 0.446	SSS 0-3 ② K			x 0-0 ① P5		x 0-0 3-1 1B 1-H 2-H 2B		x 0-0 ③ F8			4	1	1	2	0	1	1
Jim King, L (1, 9) OBP: 0.307, SLG: 0.469	x 0-0 ③ F9			BBBB 4-0 G6-4-3 BB		x 0-0 ② 3-1 2-3			SSS 0-3 ① K		3	0	0	0	1	1	2
Don Lock, R (1, 8) OBP: 0.335, SLG: 0.447		BBBB 4-0 S BB		x 0-0 ②③ G6-4-3 1-2f		x 0-0 3-H 1B			x 0-0 2B		3	0	2	1	1	0	1
Don Zimmer, R (1, 5) OBP: 0.285, SLG: 0.435		SSS 0-3 ① K 1-2	x 0-0 ① P5			x 0-0 ③ 5-3			4-0 G4-6-3 IBB		3	0	0	0	1	1	2
Ken Retzer, L (1, 2) OBP: 0.289, SLG: 0.330 Minnie Minoso, R (9, PH) OBP: 0.317, SLG: 0.310 Cal Neeman, R (9, 2) OBP: 0.133, SLG: 0.071		x 0-0 ② F5	x 0-0 ② P5				x 0-0 ① 4-3		x 0-0 ②③ G4-6-3 1-2f		3 1 0	0 0 0	0 0 0	0 0 0	0 0 0	0 0 0	1 2 0
Ed Brinkman, R (1, 6) OBP: 0.262, SLG: 0.300		SSS 0-3 ③ K	x 0-0 ③ F9				x 0-0 CS 1B			SSS 0-3 ① K	4	0	1	0	0	2	1
Bennie Daniels, L (1, 1) OBP: 0.311, SLG: 0.162 Ed Roebuck, R (8, 1) OBP: 0.308, SLG: 0.250 Bobo Osborne, L (10, PH) OBP: 0.303, SLG: 0.363 Ron Kline, R (10, 1) OBP: 0.111, SLG: 0.333			SSS 0-3 ① K			BBBB 4-0 WP 2B BB	SSS 0-3 ②③ K 1-2			SSS 0-3 ② K	2 0 1 0	1 0 0 0	0 0 0 0	0 0 0 0	1 0 0 0	2 0 1 0	1 0 0 0
Inning Stats	R: 0 E: 0 K: 1 S: 5 H: 0 LOB: 1 BB: 1 P: 9	R: 0 E: 0 K: 2 S: 7 H: 0 LOB: 1 BB: 1 P: 11	R: 0 E: 0 K: 1 S: 4 H: 0 LOB: 0 BB: 1 P: 8	R: 0 E: 0 K: 0 S: 2 H: 0 LOB: 0 BB: 1 P: 6	R: 0 E: 0 K: 0 S: 3 H: 0 LOB: 0 BB: 0 P: 3	R: 3 E: 0 K: 0 S: 5 H: 2 LOB: 1 BB: 2 P: 13	R: 0 E: 0 K: 1 S: 5 H: 1 LOB: 0 BB: 0 P: 5	R: 0 E: 0 K: 0 S: 3 H: 1 LOB: 0 BB: 0 P: 3	R: 0 E: 0 K: 1 S: 5 H: 1 LOB: 1 BB: 1 P: 9	R: 0 E: 0 K: 2 S: 8 H: 1 LOB: 1 BB: 0 P: 8	1B: 4 2B: 2 3B: 0 HR: 0	SF: 0 SAC: 0 DP: 3 HBP: 0					

PITCHER	IP	WLS	BF	H	R	ER	SO	BB	IBB	HBP	BLK	WP	HR	S	P	ERA	WHIP
Earl Wilson, R (1, 1) ERA: 3.63	7.0		27	3	3	3	5	6	0	0	0	1	0	31	55	3.86	1.286
Arnold Earley, L (8, 1) ERA: 4.71	1.1		6	2	0	0	1	0	1	0	0	0	0	7	11	0.00	1.500
Jack Lamabe, R (9, 1) ERA: 3.47	0.2		1	0	0	0	0	0	0	0	0	0	0	1	1	0.00	0.000
Dick Radatz, R (10, 1) ERA: 1.83	1.0	W	4	1	0	0	2	0	0	0	0	0	0	8	8	0.00	1.000

PITCHER	IP	WLS	BF	H	R	ER	SO	BB	IBB	HBP	BLK	WP	HR	S	P	ERA	WHIP

TOP

Washington Senators @ Boston Red Sox

Fenway Park, Boston, MA

Sun Sep 01 1963, 3:33 AM EDT

Att. 15,079 - Unknown

livebaseballscorecards.com

AB	31
R	3
H	6
RBI	3
BB	7
SO	8
LOB	16

1B: 4	SF: 0	WP: 1	PA: 38
2B: 2	SAC: 0	PB: 0	
3B: 0	DP: 3	SB: 1	
HR: 0	HBP: 0	CS: 1	

Batter	1	2	3	4	5	6	7	8	9	10	AB	R	H	RBI	BB	SO	LOB
Felix Mantilla, R (1, 8) OBP: 0.337, SLG: 0.393	6-3		G6-4-3 1-2f		FC5 2-3f			BB 1B	IBB		3	1	0	0	2	0	3
Chuck Schilling, R (1, 4) OBP: 0.297, SLG: 0.328	E6			5-3		1-3		FC4-6 1-2 1B	L7		5	1	1	0	0	0	2
Carl Yastrzemski, L (1, 7) OBP: 0.410, SLG: 0.486	4-3			4-3		F7		F8	G3		5	0	0	0	0	0	5
Dick Stuart, R (1, 3) OBP: 0.312, SLG: 0.518 Jim Gosger, L (10, PR) OBP: 0.333, SLG: 0.143	4-3			FC6-4 1B		6-3		FC4-6 1-3 2-H 1B		1B 3B	5 0	0 1	3 0	1 0	0 0	0 0	1 0
Frank Malzone, R (1, 5) OBP: 0.331, SLG: 0.437		L7		FC6-4 1-2f			5-3	FC4-6 FC6-4 1-2f 3-H		1B IBB IBB	4	0	0	1	1	0	2
Lou Clinton, R (1, 9) OBP: 0.290, SLG: 0.419		G6-4-3 1B			K		6-3	FC6-4 1-2f		1B IBB	4	0	1	0	1	1	1
Eddie Bressoud, R (1, 6) OBP: 0.324, SLG: 0.434		G6-4-3 1-2f			6-3		1B		E SH1-4 1B	1-2 2-3 3-H 1B	5	1	3	1	0	0	1
Russ Nixon, L (1, 2) OBP: 0.319, SLG: 0.391			G6-4-3 1B		FC5 2B		1-2 1B		SH1-4 1-2		3	0	3	0	0	0	0
Earl Wilson, R (1, 1) OBP: 0.282, SLG: 0.354 Gary Geiger, L (7, PH) OBP: 0.326, SLG: 0.471 Arnold Earley, L (8, 1) OBP: 0.235, SLG: 0.294 Jack Lamabe, R (9, 1) OBP: 0.083, SLG: 0.174 Dick Williams, R (9, PH) OBP: 0.333, SLG: 0.374 Dick Radatz, R (10, 1) OBP: 0.074, SLG: 0.077			G3		BB		K			E4 2-H 1B	1 1 0 0 1 0	0 0 0 0 0 0	0 0 0 0 1 0	0 0 0 0 0 0	1 1 0 0 0 0	0 1 0 0 0 0	1 2 0 0 0 0
Inning Stats	R: 0 H: 0 E: 1 LOB: 1 K: 0 BB: 0 S: 4 P: 4	R: 0 H: 1 E: 0 LOB: 0 K: 0 BB: 0 S: 3 P: 3	R: 0 H: 1 E: 0 LOB: 0 K: 0 BB: 0 S: 3 P: 3	R: 0 H: 1 E: 0 LOB: 1 K: 0 BB: 0 S: 4 P: 4	R: 0 H: 1 E: 0 LOB: 2 K: 1 BB: 1 S: 6 P: 10	R: 0 H: 0 E: 0 LOB: 0 K: 0 BB: 0 S: 3 P: 3	R: 0 H: 2 E: 0 LOB: 2 K: 1 BB: 0 S: 7 P: 7	R: 2 H: 2 E: 0 LOB: 1 K: 0 BB: 1 S: 5 P: 9	R: 1 H: 2 E: 1 LOB: 2 K: 0 BB: 1 S: 5 P: 9	R: 1 H: 2 E: 0 LOB: 3 K: 0 BB: 2 S: 2 P: 10	1B: 10 2B: 1 3B: 1 HR: 0	SF: 0 SAC: 1 DP: 2 HBP: 0					

PITCHER		IP	WLS	BF	H	R	ER	SO	BB	IBB	HBP	BLK	WP	HR	S	P	ERA	WHIP
Bennie Daniels, R ERA: 4.49	(1, 1)	7.0		29	7	2	2	2	2	0	0	0	0	0	31	39	2.57	1.286
Ed Roebuck, R ERA: 4.2	(8, 1)	2.0		10	3	1	1	0	0	1	0	0	0	0	9	13	4.50	1.500
Ron Kline, R ERA: 3.07	(10, 1)	0.0	L	4	2	1	1	0	0	2	0	0	0	0	2	10	∞	∞

PITCHER	IP	WLS	BF	H	R	ER	SO	BB	IBB	HBP	BLK	WP	HR	S	P	ERA	WHIP

BOTTOM

Washington Senators @ Boston Red Sox

Fenway Park, Boston, MA

Sun Sep 01 1963, 3:33 AM EDT
Att. 15,079 - Unknown

livebaseballscorecards.com

AB	37
R	4
H	12
RBI	4
BB	5
SO	2
LOB	18

WP: 0 PA: 43
PB: 0
SB: 0
CS: 0

Batter	1	2	3	4	5	6	7	8	9	AB	R	H	RBI	BB	SO	LOB
Luis Aparicio, R (1, 6) OBP: 0.294, SLG: 0.335	6-3		F9			6-3		1B 1-3 2-H		4	0	1	1	0	0	0
Russ Snyder, L (1, 8) OBP: 0.328, SLG: 0.376	F2			B4-3			4-3 1B 2B	SF7 3-H		3	1	1	1	0	0	0
Boog Powell, L (1, 7) OBP: 0.335, SLG: 0.480	F8			3-1			4-3 2-3	F5		4	0	0	0	0	0	2
John Orsino, R (1, 2) OBP: 0.350, SLG: 0.469 Bob Saverine, S (9, PR) OBP: 0.309, SLG: 0.227		K		F8			BB 3-H	1B	G4-6-3 1B	4 0	0 0	2 0	1 0	0 0	1 0	0 0
Jim Gentile, L (1, 3) OBP: 0.348, SLG: 0.432	F9				K		4-0 1-2	G4-6-3 BB	G4-6-3 1-2f	3	0	0	0	1	1	1
Al Smith, R (1, 9) OBP: 0.337, SLG: 0.416 Stu Miller, R (7, 1) OBP: 0.357, SLG: 0.571 Jackie Brandt, R (9, PH) OBP: 0.304, SLG: 0.398	2B				L8		G4-6-3 1-2f		F5	3 0 1	0 0 0	1 0 0	0 0 0	0 0 0	0 0 1	2 0 1
Brooks Robinson, R (1, 5) OBP: 0.310, SLG: 0.371	F2				K			F8		3	0	0	0	0	1	1
Bob Johnson, R (1, 4) OBP: 0.366, SLG: 0.488			F4			5-3		1B 1B		3	1	1	0	0	0	0
Milt Pappas, R (1, 1) OBP: 0.149, SLG: 0.169 Fred Valentine, S (7, 9) OBP: 0.438, SLG: 0.346			K			K		1B 1-2 SF7		2 1	0 1	0 1	0 0	0 0	2 0	0 0
Inning Stats	R: 0 E: 0 K: 0 S: 3 H: 0 LOB: 0 BB: 0 P: 3	R: 0 E: 0 K: 1 S: 6 H: 1 LOB: 1 BB: 0 P: 6	R: 0 E: 0 K: 1 S: 5 H: 0 LOB: 0 BB: 0 P: 5	R: 0 E: 0 K: 0 S: 3 H: 0 LOB: 0 BB: 0 P: 3	R: 0 E: 0 K: 2 S: 7 H: 0 LOB: 0 BB: 0 P: 7	R: 0 E: 0 K: 1 S: 5 H: 0 LOB: 0 BB: 0 P: 5	R: 1 E: 0 K: 0 S: 4 H: 2 LOB: 1 BB: 1 P: 8	R: 2 E: 0 K: 0 S: 6 H: 3 LOB: 1 BB: 0 P: 6	R: 0 E: 0 K: 0 S: 3 H: 1 LOB: 1 BB: 0 P: 3	1B: 5 2B: 2 3B: 0 HR: 0 SF: 1 SAC: 0 DP: 2 HBP: 0						

PITCHER		IP	WLS	BF	H	R	ER	SO	BB	IBB	HBP	BLK	WP	HR	S	P	ERA	WHIP
Bill Monbouquette, R ERA: 3.41	(1, 1)	7.2	W	29	6	3	3	5	1	0	0	0	0	0	38	42	3.52	0.913
Dick Radatz, R ERA: 1.81	(8, 1)	1.1	S	4	1	0	0	0	0	0	0	0	0	0	4	4	0.00	0.750

PITCHER	IP	WLS	BF	H	R	ER	SO	BB	IBB	HBP	BLK	WP	HR	S	P	ERA	WHIP

Baltimore Orioles @ Boston Red Sox

Fenway Park, Boston, MA

Mon Sep 02 1963, 3:33 AM EDT

Unknown

TOP

livebaseballscorecards.com

AB	31
R	3
H	7
RBI	3
BB	1
SO	5
LOB	7

PA: 33

WP: 0
PB: 0
SB: 0
CS: 0

Batter	1	2	3	4	5	6	7	8	9	AB	R	H	RBI	BB	SO	LOB
Gary Geiger, L (1, 8) OBP: 0.330, SLG: 0.472	SH4-3 WP 2B		G3-6 1-2f			G3 2-3		BBB 1B SH1-4 BB		3	1	1	0	1	0	2
Chuck Schilling, R (1, 4) OBP: 0.296, SLG: 0.327	SH4-3 2-3		F7			SF9 3-H		SH1-4 1-2		1	0	0	1	0	0	0
Carl Yastrzemski, L (1, 7) OBP: 0.411, SLG: 0.486	F7 3-H			G6-4-3 1B		3-1		G6-4-3 2-3 1B		4	0	2	0	0	0	0
Dick Stuart, R (1, 3) OBP: 0.309, SLG: 0.514	F5			G6-4-3 1-2f			F8	G6-4-3 1-2f		4	0	0	0	0	0	3
Frank Malzone, R (1, 5) OBP: 0.331, SLG: 0.436		L5		1-3			2B 3B 1B			3	1	1	0	0	0	0
Lou Clinton, R (1, 9) OBP: 0.293, SLG: 0.421		BBBB BB			F6		1-3 3B 2B			2	1	1	0	1	0	0
Eddie Bressoud, R (1, 6) OBP: 0.324, SLG: 0.437		SSS K			SSS K		CS 2-H 3-H 3B			3	0	1	2	0	2	1
Russ Nixon, L (1, 2) OBP: 0.319, SLG: 0.388		F5			4-3		CS IBB			2	0	0	0	1	0	1
Bill Monbouquette, R (1, 1) OBP: 0.169, SLG: 0.139 Dick Radatz, R (8, 1) OBP: 0.074, SLG: 0.077			BBBB G3-6 BB			G3 SF9 2B	F7 1-2 3-H			2 0	1 0	1 0	0 0	1 0	0 0	2 0
Inning Stats	R: 1 H: 1 E: 0 LOB: 0 K: 0 BB: 0 S: 4 P: 4	R: 0 H: 0 E: 0 LOB: 1 K: 1 BB: 1 S: 5 P: 9	R: 0 H: 0 E: 0 LOB: 0 K: 0 BB: 1 S: 2 P: 6	R: 0 H: 1 E: 0 LOB: 0 K: 0 BB: 0 S: 3 P: 3	R: 0 H: 0 E: 0 LOB: 0 K: 1 BB: 0 S: 5 P: 5	R: 1 H: 1 E: 0 LOB: 0 K: 0 BB: 0 S: 4 P: 4	R: 2 H: 3 E: 0 LOB: 1 K: 0 BB: 1 S: 5 P: 9	R: 0 H: 1 E: 0 LOB: 1 K: 0 BB: 1 S: 3 P: 7		1B: 3 SF: 1 2B: 3 SAC: 2 3B: 1 DP: 3 HR: 0 HBP: 0						

PITCHER		IP	WLS	BF	H	R	ER	SO	BB	IBB	HBP	BLK	WP	HR	S	P	ERA	WHIP
Milt Pappas, R ERA: 2.87	(1, 1)	6.1	L	25	6	4	4	2	2	0	0	0	1	0	27	35	5.68	1.263
Stu Miller, R ERA: 2.42	(7, 1)	1.2		6	1	0	0	0	1	1	0	0	0	0	4	12	0.00	1.200

PITCHER	IP	WLS	BF	H	R	ER	SO	BB	IBB	HBP	BLK	WP	HR	S	P	ERA	WHIP

BOTTOM

Baltimore Orioles @ Boston Red Sox

Fenway Park, Boston, MA

Mon Sep 02 1963, 3:33 AM EDT

Unknown

livebaseballscorecards.com

AB	24
R	4
H	7
RBI	3
BB	4
SO	2
LOB	9

WP: 1 PA: 31
PB: 0
SB: 0
CS: 2

Batter	1	2	3	4	5	6	7	8	9	AB	R	H	RBI	BB	SO	LOB
Luis Aparicio, R (1, 6) OBP: 0.295, SLG: 0.335	B B B B 4-0 L6-3 BB		x 0-0 ③ L7		x 0-0 2-3 1B			x 0-0 ② F8		3	0	1	0	1	0	1
Russ Snyder, L (1, 8) OBP: 0.328, SLG: 0.374	x 0-0 ① ② L6-3 1-2			x 0-0 FC6-4 1B	x 0-0 ③ F7			x 0-0 ③ F5		4	0	1	0	0	0	3
Boog Powell, L (1, 7) OBP: 0.335, SLG: 0.478	x 0-0 ③ L4			x 0-0 ① FC6-4 1B 1-2f		x 0-0 G4-6-3 1B			x 0-0 ① 3-1	4	0	1	0	0	0	1
Jim Gentile, L (1, 3) OBP: 0.345, SLG: 0.429		S S S 0-3 ① K		x 0-0 ② F7		x 0-0 ① ② G4-6-3 1-2f			S S S 0-3 ② K	4	0	0	0	0	2	2
Fred Valentine, S (1, 9) OBP: 0.417, SLG: 0.333		x 0-0 ② F7		x 0-0 1-3 1B		x 0-0 ③ F8			x 0-0 ③ 4-3	4	0	1	0	0	0	0
Bob Johnson, R (1, 5) OBP: 0.361, SLG: 0.480		x 0-0 ③ 1-3		x 0-0 ③ F8			S S S 0-3 ① K			3	0	0	0	0	1	2
Jerry Adair, R (1, 4) OBP: 0.242, SLG: 0.346			x 0-0 ① 6-3		S S S 0-3 ① K		x 0-0 ② 6-3			3	0	0	0	0	1	0
Dick Brown, R (1, 2) OBP: 0.304, SLG: 0.329			x 0-0 ② L4		H 1-0 1B SH1-4 HBP		x 0-0 ③ L7			2	0	0	0	0	0	0
Dave McNally, R (1, 1) OBP: 0.147, SLG: 0.033 Al Smith, R (8, PH) OBP: 0.336, SLG: 0.415 Herman Starrette, R (8, 1)			x 0-0 1B	x 0-0 ② SH1-4 1-2				S S S 0-3 ① K		1 1 0	0 0 0	1 0 0	0 0 0	0 1 0	0 0 0	0 0 0
Inning Stats	R: 0 E: 0 K: 0 S: 2 H: 0 LOB: 0 BB: 1 P: 6	R: 0 E: 0 K: 1 S: 5 H: 0 LOB: 0 BB: 0 P: 5	R: 0 E: 0 K: 0 S: 4 H: 1 LOB: 1 BB: 0 P: 4	R: 0 E: 0 K: 0 S: 5 H: 2 LOB: 2 BB: 0 P: 5	R: 0 E: 0 K: 1 S: 6 H: 1 LOB: 2 BB: 0 P: 7	R: 0 E: 0 K: 0 S: 3 H: 1 LOB: 0 BB: 0 P: 3	R: 0 E: 0 K: 1 S: 5 H: 0 LOB: 0 BB: 0 P: 5	R: 0 E: 0 K: 1 S: 5 H: 0 LOB: 0 BB: 0 P: 5	R: 0 E: 0 K: 1 S: 5 H: 0 LOB: 0 BB: 0 P: 5	1B: 5 2B: 1 3B: 0 HR: 0	SF: 0 SAC: 1 DP: 2 HBP: 1					

PITCHER	IP	WLS	BF	H	R	ER	SO	BB	IBB	HBP	BLK	WP	HR	S	P	ERA	WHIP
Bob Heffner, R (1, 1) ERA: 4.19	9.0	W	32	5	0	0	5	1	0	1	0	0	0	40	45	0.00	0.667

PITCHER	IP	WLS	BF	H	R	ER	SO	BB	IBB	HBP	BLK	WP	HR	S	P	ERA	WHIP

TOP

Baltimore Orioles @ Boston Red Sox

Fenway Park, Boston, MA

Mon Sep 02 1963, 3:38 AM EDT

Att. 17,288 - Unknown

livebaseballscorecards.com

AB	29
R	0
H	5
RBI	0
BB	1
SO	5
LOB	9

1B: 5 2B: 1 3B: 0 HR: 0	SF: 0 SAC: 1 DP: 2 HBP: 1	WP: 0 PB: 0 SB: 0 CS: 0	PA: 32

Batter	1	2	3	4	5	6	7	8	9	AB	R	H	RBI	BB	SO	LOB
Felix Mantilla, R (1, 8) OBP: 0.344, SLG: 0.384	F8		BB 1-2		6-3 2-3		CS BB			2	0	0	0	2	0	1
Chuck Schilling, R (1, 4) OBP: 0.294, SLG: 0.325	F7		4-3		F8		F7 1-2			4	0	0	0	0	0	4
Carl Yastrzemski, L (1, 7) OBP: 0.412, SLG: 0.487	K			G6-4-3 1B BB		1B 2B		K		3	1	1	0	1	2	0
Dick Stuart, R (1, 3) OBP: 0.311, SLG: 0.514		K		G6-4-3 1-2 1B		FC5-4 2-H 1B		F6		4	0	2	1	0	1	0
Frank Malzone, R (1, 5) OBP: 0.330, SLG: 0.437		K		G6-4-3 1-2f 2-3		F8		1B 2B		4	0	1	0	0	1	3
Lou Clinton, R (1, 9) OBP: 0.292, SLG: 0.420		F6		F4		FC5-4 BB 1-2f		FC6-4 2-3 1B		4	0	1	0	0	0	2
Eddie Bressoud, R (1, 6) OBP: 0.325, SLG: 0.439			F7		1B 2B		BB 1-2	FC6-4 1-2f		3	1	1	0	1	0	2
Bob Tillman, R (1, 2) OBP: 0.315, SLG: 0.370			FC6-4 1B		6-3 PB 2-H 1B		F4			3	0	2	1	0	0	2
Bob Heffner, R (1, 1) OBP: 0.176, SLG: 0.242			FC6-4 BB 1-2f		6-3 1-2		K			3	0	0	0	0	1	2
Inning Stats	R: 0 H: 0 E: 0 LOB: 0 K: 1 BB: 0 S: 5 P: 5	R: 0 H: 0 E: 0 LOB: 0 K: 2 BB: 0 S: 7 P: 7	R: 0 H: 1 E: 0 LOB: 2 K: 0 BB: 1 S: 4 P: 8	R: 0 H: 1 E: 0 LOB: 1 K: 0 BB: 1 S: 3 P: 7	R: 1 H: 2 E: 0 LOB: 1 K: 0 BB: 0 S: 5 P: 5	R: 1 H: 2 E: 0 LOB: 2 K: 0 BB: 1 S: 5 P: 9	R: 0 H: 0 E: 0 LOB: 0 K: 1 BB: 1 S: 4 P: 8	R: 0 H: 2 E: 0 LOB: 2 K: 1 BB: 0 S: 7 P: 7		1B: 5 SF: 0 2B: 3 SAC: 0 3B: 0 DP: 1 HR: 0 HBP: 0						

PITCHER		IP	WLS	BF	H	R	ER	SO	BB	IBB	HBP	BLK	WP	HR	S	P	ERA	WHIP
Dave McNally, L ERA: 4.34	(1, 1)	7.0	L	29	6	2	2	4	4	0	0	0	0	0	33	49	2.57	1.429
Herman Starrette, R ERA: 2.7	(8, 1)	1.0		5	2	0	0	1	0	0	0	0	0	0	7	7	0.00	2.000

PITCHER	IP	WLS	BF	H	R	ER	SO	BB	IBB	HBP	BLK	WP	HR	S	P	ERA	WHIP

BOTTOM

Baltimore Orioles @ Boston Red Sox

Fenway Park, Boston, MA

Mon Sep 02 1963, 3:38 AM EDT

Att. 17,288 - Unknown

livebaseballscorecards.com

AB	30
R	2
H	8
RBI	2
BB	4
SO	5
LOB	16

Batter	1	2	3	4	5	6	7	8	9	AB	R	H	RBI	BB	SO	LOB
Luis Aparicio, R (1, 6) OBP: 0.296, SLG: 0.335	E6 1B		F2		F9		S 2B 1B		IBB	4	2	1	0	1	0	0
Russ Snyder, L (1, 8) (8, 9) Joe Gaines, R (9, PH) OBP: 0.378, SLG: 0.474 Fred Valentine, S (9, 9) OBP: 0.417, SLG: 0.333	E7 1-H 4-3 1B		F7		4-3		K 1-3		K	4 1 0	1 0 0	1 0 0	0 0 0	0 0 0	1 1 0	1 2 0
Boog Powell, L (1, 3) OBP: 0.333, SLG: 0.477	5-3		K		E5		2B 3-H		K	5	0	1	1	0	2	3
John Orsino, R (1, 2) OBP: 0.346, SLG: 0.463	4-3 3-H			L5	K		5-3			4	0	0	1	0	1	2
Al Smith, R (1, 7) OBP: 0.332, SLG: 0.410	K			5-3		L5		6-3		4	0	0	0	0	1	0
Jackie Brandt, R (1, 9) OBP: 0.306, SLG: 0.399 Bob Saverine, S (8, 8) OBP: 0.309, SLG: 0.227		F2		1B 1B		1B		F5		4 0	1 0	2 0	0 0	0 0	0 0	0 0
Brooks Robinson, R (1, 5) OBP: 0.311, SLG: 0.372		1B		1B 1-2	K	F7				4	0	2	0	0	1	1
Bob Johnson, R (1, 4) OBP: 0.363, SLG: 0.481		K		1-3 2-H	1B	5-3			SH1-4 1B	4	0	2	1	0	1	2
Steve Barber, L (1, 1) OBP: 0.159, SLG: 0.190 Stu Miller, R (8, 1) OBP: 0.357, SLG: 0.571		K		K			K		SH1-4 1-2	3 0	0 0	0 0	0 0	0 0	3 0	3 0
Inning Stats	R: 2 E: 2 K: 1 S: 7 H: 1 LOB: 0 BB: 0 P: 7	R: 0 E: 0 K: 2 S: 8 H: 1 LOB: 1 BB: 0 P: 8	R: 0 E: 0 K: 1 S: 5 H: 0 LOB: 0 BB: 0 P: 5	R: 1 E: 0 K: 1 S: 8 H: 3 LOB: 2 BB: 0 P: 8	R: 0 E: 1 K: 1 S: 6 H: 0 LOB: 1 BB: 0 P: 6	R: 0 E: 0 K: 1 S: 6 H: 1 LOB: 1 BB: 0 P: 6	R: 1 E: 0 K: 2 S: 9 H: 2 LOB: 1 BB: 0 P: 9	R: 0 E: 0 K: 0 S: 3 H: 0 LOB: 0 BB: 0 P: 3	R: 0 E: 0 K: 2 S: 8 H: 1 LOB: 2 BB: 1 P: 12	1B: 8 2B: 1 3B: 0 HR: 0 SF: 0 SAC: 1 DP: 0 HBP: 0	WP: 0 PB: 0 SB: 2 CS: 0 PA: 39					

PITCHER		IP	WLS	BF	H	R	ER	SO	BB	IBB	HBP	BLK	WP	HR	S	P	ERA	WHIP
Dave Morehead, R ERA: 4.08	(1, 1)	5.0	L	22	5	3	1	6	0	0	0	0	0	0	34	34	1.80	1.000
Jack Lamabe, R ERA: 3.48	(6, 1)	2.0		9	3	1	1	3	0	0	0	0	0	0	15	15	4.50	1.500
Arnold Earley, L ERA: 4.63	(8, 1)	2.0		8	1	0	0	2	0	1	0	0	0	0	11	15	0.00	0.500

PITCHER	IP	WLS	BF	H	R	ER	SO	BB	IBB	HBP	BLK	WP	HR	S	P	ERA	WHIP

TOP

Baltimore Orioles @ Boston Red Sox

Fenway Park, Boston, MA

Tue Sep 03 1963, 3:33 AM EDT

Att. 2,896 - Unknown

livebaseballscorecards.com

AB	37
R	4
H	9
RBI	3
BB	1
SO	11
LOB	14

Baltimore Orioles @ Boston Red Sox

Fenway Park, Boston, MA

Tue Sep 03 1963, 3:33 AM EDT

Att. 2,896 - Unknown

livebaseballscorecards.com

BOTTOM

Batter	1	2	3	4	5	6	7	8	9	AB	R	H	RBI	BB	SO	LOB
Felix Mantilla, R (1, 8) OBP: 0.340, SLG: 0.371	SSS 0-3 ① K			x 0-0 ① 5-3	x 0-0 ③ F8			BBB 4-0 F8 G3 HR BB		3	1	0	0	1	1	1
Billy Gardner, R (9, 4) OBP: 0.286, SLG: 0.276										0	0	0	0	0	0	0
Chuck Schilling, R (1, 4) OBP: 0.294, SLG: 0.323	x 0-0 ② F2			BBB 4-0 2B BB		x 0-0 ① F2		x 0-0 ① G3 1-2		2	0	0	0	1	0	0
Gary Geiger, L (8, PH) OBP: 0.329, SLG: 0.471 (9, 8)										1	0	0	0	0	0	1
Carl Yastrzemski, L (1, 7) OBP: 0.410, SLG: 0.487	x 0-0 ③ 1-3			x 0-0 1-3 2B		x 0-0 ② 4-3		x 0-0 ② F8 2-3		4	0	1	0	0	0	1
Dick Stuart, R (1, 3) OBP: 0.310, SLG: 0.518		x 0-0 ① F7		SSS 0-3 ② K		SSS 0-3 ③ K		x 0-0 3-H HR		4	1	1	2	0	2	2
Frank Malzone, R (1, 5) OBP: 0.330, SLG: 0.435		x 0-0 G4-6-3 1B		x 0-0 ③ F6			SSS 0-3 ① K2-3	x 0-0 ③ 6-3		4	0	1	0	0	1	2
Lou Clinton, R (1, 9) OBP: 0.292, SLG: 0.421		x 0-0 ②③ G4-6-3 1-2f			x 0-0 1B 2B		x 0-0 ② F2		x 0-0 ① 4-3 1B	4	1	1	0	0	0	1
Eddie Bressoud, R (1, 6) OBP: 0.326, SLG: 0.439			x 0-0 ① F5		x 0-0 ① L5		x 0-0 BB 1B		x 0-0 ② 1B	4	0	2	0	0	0	1
Bob Tillman, R (1, 2) OBP: 0.317, SLG: 0.369			x 0-0 ② F4		x 0-0 2-H 1B		BBB 4-0 1-2 BB		x 0-0 ③ 5-3	3	0	1	1	1	0	0
Dave Morehead, R (1, 1) OBP: 0.104, SLG: 0.104			x 0-0 ③ 6-3		SSS 0-3 ② K		x 0-0 ③ F9			1	0	0	0	0	0	0
Dick Williams, R (5, PH) OBP: 0.330, SLG: 0.370										1	0	0	0	0	1	1
Jack Lamabe, R (6, 1) OBP: 0.083, SLG: 0.174										0	0	0	0	0	0	0
Roman Mejias, R (7, PH) OBP: 0.249, SLG: 0.345										1	0	0	0	0	0	2
Arnold Earley, L (8, 1) OBP: 0.235, SLG: 0.294										0	0	0	0	0	0	0
Inning Stats	R: 0 E: 0 K: 1 S: 5 H: 0 LOB: 0 BB: 0 P: 5	R: 0 E: 0 K: 0 S: 3 H: 1 LOB: 0 BB: 0 P: 3	R: 0 E: 0 K: 0 S: 3 H: 0 LOB: 0 BB: 0 P: 3	R: 0 E: 0 K: 1 S: 6 H: 1 LOB: 2 BB: 1 P: 10	R: 1 E: 0 K: 1 S: 7 H: 2 LOB: 1 BB: 0 P: 7	R: 0 E: 0 K: 1 S: 5 H: 0 LOB: 0 BB: 0 P: 5	R: 0 E: 0 K: 1 S: 6 H: 1 LOB: 2 BB: 1 P: 10	R: 2 E: 0 K: 0 S: 4 H: 1 LOB: 0 BB: 1 P: 8	R: 0 E: 0 K: 0 S: 3 H: 1 LOB: 0 BB: 0 P: 3	1B: 4 2B: 2 3B: 0 HR: 1	SF: 0 SAC: 0 DP: 1 HBP: 0						

	AB	32
	R	3
	H	7
	RBI	3
	BB	3
	SO	5
	LOB	12

WP: 0 PB: 0 SB: 0 CS: 0 PA: 35

PITCHER		IP	WLS	BF	H	R	ER	SO	BB	IBB	HBP	BLK	WP	HR	S	P	ERA	WHIP
Steve Barber, L ERA: 2.62	(1, 1)	7.0	W	28	5	2	2	5	3	0	0	0	0	0	35	47	2.57	1.143
Stu Miller, R ERA: 2.46	(8, 1)	2.0	S	7	2	1	1	0	0	0	0	0	0	1	7	7	4.50	1.000

PITCHER	IP	WLS	BF	H	R	ER	SO	BB	IBB	HBP	BLK	WP	HR	S	P	ERA	WHIP

Detroit Tigers @ Boston Red Sox

Fenway Park, Boston, MA

Wed Sep 04 1963, 7:05 PM EDT

Att. 7,750 - Unknown

TOP

Batter	1	2	3	4	5	6	7	8	9	AB	R	H	RBI	BB	SO	LOB
Bill Bruton, L (1, 8) OBP: 0.345, SLG: 0.384	BBBB 4-0 FC6-4 BB	x 0-0 CS 2B		x 0-0 ③ 4-3		x 0-0 1B 1B 1B		x 0-0 1B 1B 1B	x 0-0 ③ F4	5	1	3	0	1	0	3
Dick McAuliffe, L (1, 6) OBP: 0.341, SLG: 0.384	x 0-0 ① FC6-4 1-2f BB 2B	SSS 0-3 ②③ K 2-3			x 0-0 1B SF9 1B	x 0-0 1B 1-3 2B 1B		SSS 0-3 ① K		5	3	2	0	0	2	3
Al Kaline, R (1, 9) OBP: 0.379, SLG: 0.514	BBBB 4-0 2B 1-2 BB	SSS 0-3 ① K		x 0-0 SF9 1-3 1B	x 0-0 1-2 2B 3-H 1B		x 0-0 1B 1-2 1B		4	1	3	1	1	1	0
Rocky Colavito, R (1, 7) OBP: 0.368, SLG: 0.446	x 0-0 1B SF7 1-H 2-H 2B	BBBB 4-0 FC5-4 BB		x 0-0 ① 4-3	x 0-0 ③ 1-H 2-H 2B		SSS 0-3 ② K	x 0-0 ③ 4-3	4	1	2	3	1	1	4
Norm Cash, L (1, 3) OBP: 0.386, SLG: 0.468	x 0-0 BB 2-3 1B	x 0-0 ② FC5-4 1-2f		4-0 SF9 IBB			SSS 0-3 ① K	x 0-0 ③ 4-3	4	0	1	0	1	1	3
Bubba Phillips, R (1, 5) OBP: 0.280, SLG: 0.308	x 0-0 ② SF7 3-H	x 0-0 ③ F7		x 0-0 ② SF9 1-2 2-3 3-H		x 0-0 ② F8			x 0-0 E5 G3 BB	3	0	0	2	0	0	1
Bill Freehan, R (1, 2) OBP: 0.333, SLG: 0.390	BBBB 4-0 1-2 BB			x 0-0 E5 SH1-4	x 0-0 ③ 6-3		x 0-0 PB 1B 1B		BBBB 4-0 G3 1-2 BB	3	0	1	0	2	0	2
George Smith, R (1, 4) OBP: 0.285, SLG: 0.286	x 0-0 ③ F8			SSS 0-3 ① K		x 0-0 ① F9	x 0-0 PB 1-2 1B		x 0-0 ① G3 1-2 2-3	5	0	1	0	0	1	5
Phil Regan, R (1, 1) OBP: 0.182, SLG: 0.196		x 0-0 ① 1-5-3		x 0-0 ② SH1-4 1-2		x 0-0 ② 6-3	SSS 0-3 ③ K 1-2 2-3		x 0-0 ② F7	4	0	0	0	0	1	4
Inning Stats	R: 3 H: 2 E: 0 LOB: 2 K: 0 BB: 3 S: 5 P: 17	R: 0 H: 1 E: 0 LOB: 1 K: 1 BB: 0 S: 5 P: 5	R: 0 H: 0 E: 0 LOB: 1 K: 1 BB: 1 S: 5 P: 9	R: 0 H: 0 E: 1 LOB: 1 K: 1 BB: 0 S: 6 P: 6	R: 1 H: 2 E: 0 LOB: 2 K: 0 BB: 1 S: 5 P: 9	R: 2 H: 4 E: 0 LOB: 2 K: 0 BB: 0 S: 6 P: 6	R: 0 H: 2 E: 0 LOB: 2 K: 2 BB: 0 S: 9 P: 9	R: 0 H: 2 E: 0 LOB: 2 K: 2 BB: 0 S: 9 P: 9	R: 0 H: 0 E: 1 LOB: 2 K: 0 BB: 1 S: 4 P: 8	1B: 10 SF: 2 2B: 4 SAC: 1 3B: 0 DP: 1 HR: 0 HBP: 0						

livebaseballscorecards.com

AB	37
R	6
H	13
RBI	6
BB	6
SO	7
LOB	25

WP: 0 PA: 46
PB: 1
SB: 0
CS: 1

PITCHER		IP	WLS	BF	H	R	ER	SO	BB	IBB	HBP	BLK	WP	HR	S	P	ERA	WHIP
Bob Turley, R ERA: 4.23	(1, 1)	0.2	L	7	2	3	3	0	3	0	0	0	0	0	4	16	40.50	7.500
Jack Lamabe, R ERA: 3.44	(1, 1)	4.1		18	3	1	1	3	1	1	0	0	0	0	22	30	2.08	0.923
Arnold Earley, L ERA: 4.71	(6, 1)	2.0		11	6	2	2	2	0	0	0	0	0	0	15	15	9.00	3.000
Wilbur Wood, L ERA: 4.13	(8, 1)	1.0		5	2	0	0	2	0	0	0	0	0	0	9	9	0.00	2.000
Chet Nichols, L ERA: 4.97	(9, 1)	1.0		5	0	0	0	0	1	0	0	0	0	0	4	8	0.00	1.000

PITCHER	IP	WLS	BF	H	R	ER	SO	BB	IBB	HBP	BLK	WP	HR	S	P	ERA	WHIP

Detroit Tigers @ Boston Red Sox

Fenway Park, Boston, MA

Wed Sep 04 1963, 7:05 PM EDT

Att. 7,750 - Unknown

BOTTOM

Batter	1	2	3	4	5	6	7	8	9	AB	R	H	RBI	BB	SO	LOB
Gary Geiger, L (1, 8) OBP: 0.332, SLG: 0.471	K		6-3		BB		1B		F7	4	0	2	0	1	1	0
Felix Mantilla, R (1, 6) OBP: 0.324, SLG: 0.351	F8		6-3		F2		F7		6-3	5	0	0	0	0	0	5
Carl Yastrzemski, L (1, 7) OBP: 0.410, SLG: 0.485	BB		4-3		K		1B		F5	4	0	1	0	1	1	3
Dick Stuart, R (1, 3) OBP: 0.310, SLG: 0.516	L5			FC4-6		5-3	1-3			4	0	1	0	0	0	4
Frank Malzone, R (1, 5) OBP: 0.329, SLG: 0.434		F8		FC4-6		1B		F2		4	0	1	0	0	0	1
Lou Clinton, R (1, 9) OBP: 0.292, SLG: 0.425		F7		F5	K			HR		4	1	1	1	0	1	2
Russ Nixon, L (1, 2) OBP: 0.322, SLG: 0.390		4-1		1B		L9		FC6-4 1B		4	0	2	0	0	0	1
Chuck Schilling, R (1, 4) OBP: 0.294, SLG: 0.323			6-3 1B	4-3			5-3	K		4	0	1	0	0	1	3
Bob Turley, R (1, 1) OBP: 0.179, SLG: 0.282			K		K		1B 1B	FC6-4 1-2f		0	0	0	0	0	0	0
Jack Lamabe, R (1, 1) OBP: 0.080, SLG: 0.167										1	0	0	0	0	1	1
Roman Mejias, R (5, PH) OBP: 0.246, SLG: 0.344										1	0	0	0	0	1	0
Arnold Earley, L (6, 1) OBP: 0.235, SLG: 0.294										0	0	0	0	0	0	0
Dick Williams, R (7, PH) OBP: 0.336, SLG: 0.376										1	0	1	0	0	0	0
Wilbur Wood, R (8, 1)										0	0	0	0	0	0	0
Billy Gardner, R (8, PH) OBP: 0.281, SLG: 0.271										1	0	0	0	0	0	1
Chet Nichols, S (9, 1) OBP: 0.231, SLG: 0.231										0	0	0	0	0	0	0
Inning Stats	R: 0 E: 0 K: 1 S: 5 H: 0 LOB: 1 BB: 1 P: 9	R: 0 E: 0 K: 0 S: 3 H: 0 LOB: 0 BB: 0 P: 3	R: 0 E: 0 K: 1 S: 7 H: 2 LOB: 2 BB: 0 P: 7	R: 0 E: 0 K: 0 S: 5 H: 2 LOB: 2 BB: 0 P: 5	R: 0 E: 0 K: 2 S: 7 H: 0 LOB: 1 BB: 1 P: 11	R: 0 E: 0 K: 1 S: 6 H: 1 LOB: 1 BB: 0 P: 6	R: 0 E: 0 K: 0 S: 6 H: 3 LOB: 3 BB: 0 P: 6	R: 1 E: 0 K: 1 S: 7 H: 2 LOB: 1 BB: 0 P: 7	R: 0 E: 0 K: 0 S: 3 H: 0 LOB: 0 BB: 0 P: 3	1B: 9 2B: 0 3B: 0 HR: 1 SF: 0 SAC: 0 DP: 0 HBP: 0						

PITCHER	IP	WLS	BF	H	R	ER	SO	BB	IBB	HBP	BLK	WP	HR	S	P	ERA	WHIP
Phil Regan, R (1, 1) ERA: 3.55	9.0	W	39	10	1	1	6	2	0	0	0	0	1	49	57	1.00	1.333

PITCHER	IP	WLS	BF	H	R	ER	SO	BB	IBB	HBP	BLK	WP	HR	S	P	ERA	WHIP

AB	37
R	1
H	10
RBI	1
BB	2
SO	6
LOB	21

WP: 0 PA: 39
PB: 0
SB: 0
CS: 0

livebaseballscorecards.com

Batter	1	2	3	4	5	6	7	8	9	AB	R	H	RBI	BB	SO	LOB
Bill Bruton, L (1, 8) OBP: 0.344, SLG: 0.382	BBBB 4-0 BB PB 1B BB	SSS 0-3 ③ K			x 0-0 ③ 4-3			x 0-0 ② 5-3		3	1	0	0	1	1	0
Dick McAuliffe, L (1, 6) OBP: 0.342, SLG: 0.390	BBBB 4-0 BB 1B 1-2 BB		x 0-0 ① F9			x 0-0 HR		x 0-0 ③ F8		3	2	1	1	1	0	0
Al Kaline, R (1, 9) OBP: 0.378, SLG: 0.511	BBBB 4-0 1B 1B 1-2 2-3 BB		x 0-0 ② L6-3			x 0-0 ① L8			x 0-0 ① L6	3	1	0	0	1	0	0
Rocky Colavito, R (1, 7) OBP: 0.367, SLG: 0.444	x 0-0 1B G4-6-3 1-3 2-H 3-H 1B		SSS 0-3 ③ K			x 0-0 ② 6-3			x 0-0 ② L5	4	1	1	2	0	1	0
Norm Cash, L (1, 3) OBP: 0.385, SLG: 0.466	x 0-0 G4-6-3 1-3 3-H 1B			x 0-0 ① 4-3		x 0-0 ③ F7			SSS 0-3 ③ K	4	0	1	1	0	1	0
Bubba Phillips, R (1, 5) OBP: 0.278, SLG: 0.305	x 0-0 ① ② G4-6-3 1-2f 3-H			x 0-0 ② F6			x 0-0 ① F9			3	0	0	0	0	0	1
Gus Triandos, R (1, 2) OBP: 0.319, SLG: 0.408	x 0-0 ③ F7			x 0-0 ③ F7			x 0-0 ② F8			3	0	0	0	0	0	0
George Smith, R (1, 4) OBP: 0.278, SLG: 0.278		x 0-0 ① F9			x 0-0 ① 5-3		SSS 0-3 ③ K			3	0	0	0	0	1	0
Bob Anderson, R (1, 1) OBP: 0.429, SLG: 0.571		x 0-0 ② F6			SSS 0-3 ② K			SSS 0-3 ① K		3	0	0	0	0	2	0
Fred Gladding, L (9, 1)										0	0	0	0	0	0	0
Inning Stats	R: 4 H: 2 E: 0 LOB: 0 K: 0 BB: 3 S: 4 P: 16	R: 0 H: 0 E: 0 LOB: 0 K: 1 BB: 0 S: 5 P: 5	R: 0 H: 0 E: 0 LOB: 0 K: 1 BB: 0 S: 5 P: 5	R: 0 H: 0 E: 0 LOB: 0 K: 0 BB: 0 S: 3 P: 3	R: 0 H: 0 E: 0 LOB: 0 K: 1 BB: 0 S: 5 P: 5	R: 1 H: 1 E: 0 LOB: 0 K: 0 BB: 0 S: 4 P: 4	R: 0 H: 0 E: 0 LOB: 0 K: 1 BB: 0 S: 5 P: 5	R: 0 H: 0 E: 0 LOB: 0 K: 1 BB: 0 S: 5 P: 5	R: 0 H: 0 E: 0 LOB: 0 K: 1 BB: 0 S: 5 P: 5	1B: 2 SF: 0 2B: 0 SAC: 0 3B: 0 DP: 1 HR: 1 HBP: 0						

TOP

Detroit Tigers @ Boston Red Sox

Fenway Park, Boston, MA

Thu Sep 05 1963, 3:33 AM EDT

Att. 2,312 - Unknown

livebaseballscorecards.com

AB	29
R	5
H	3
RBI	4
BB	3
SO	6
LOB	1

WP: 0 PA: 32
PB: 1
SB: 0
CS: 0

PITCHER		IP	WLS	BF	H	R	ER	SO	BB	IBB	HBP	BLK	WP	HR	S	P	ERA	WHIP
Earl Wilson, R ERA: 3.82	(1, 1)	0.0	L	4	1	4	4	0	3	0	0	0	0	0	1	13	∞	∞
Wilbur Wood, L ERA: 3.88	(1, 1)	6.0		19	2	1	1	3	0	0	0	0	0	1	25	25	1.50	0.333
Chet Nichols, L ERA: 4.78	(7, 1)	2.0		6	0	0	0	2	0	0	0	0	0	0	10	10	0.00	0.000
Arnold Earley, L ERA: 4.66	(9, 1)	1.0		3	0	0	0	1	0	0	0	0	0	0	5	5	0.00	0.000

PITCHER	IP	WLS	BF	H	R	ER	SO	BB	IBB	HBP	BLK	WP	HR	S	P	ERA	WHIP

BOTTOM

Detroit Tigers @ Boston Red Sox

Fenway Park, Boston, MA

Thu Sep 05 1963, 3:33 AM EDT

Att. 2,312 - Unknown

livebaseballscorecards.com

Batter	1	2	3	4	5	6	7	8	9	AB	R	H	RBI	BB	SO	LOB
Gary Geiger, L (1, 8) OBP: 0.329, SLG: 0.466	S S S 0-3 ① K		S S S 0-3 ③ K			x 0-0 ② 4-3		x 0-0 ③ 1-3		4	0	0	0	0	2	2
Felix Mantilla, R (1, 6) OBP: 0.321, SLG: 0.347	x 0-0 ② F8			S S S 0-3 ① K		x 0-0 ③ 5-3			x 0-0 2B WP 1B	4	1	1	0	0	1	0
Carl Yastrzemski, L (1, 7) OBP: 0.413, SLG: 0.487	H 1-0 WP HBP			x 0-0 E6 G6-4-3			B B B B 4-0 G6-4-3 BB		x 0-0 WP 1-3 1B 2B	2	1	1	0	1	0	0
Dick Stuart, R (1, 3) OBP: 0.310, SLG: 0.513	S S S 0-3 ③ K 1-2			x 0-0 ②③ G6-4-3 1-2f			x 0-0 ①② G6-4-3 1-2f		B B B B 4-0 1B 2-3 3-H BB	3	0	0	0	1	1	3
Frank Malzone, R (1, 5) OBP: 0.330, SLG: 0.434		x 0-0 ① 5-3			x 0-0 FC4-6 1B		x 0-0 ③ 5-3		x 0-0 1-2 3-H 1B	4	0	2	1	0	0	0
Lou Clinton, R (1, 9) OBP: 0.291, SLG: 0.424		x 0-0 ② 5-3			x 0-0 ① L9			x 0-0 1B 4-3 1B	x 0-0 ① F6	4	0	1	0	0	0	3
Russ Nixon, L (1, 2) OBP: 0.317, SLG: 0.383		x 0-0 ③ 4-3			x 0-0 ② FC4-6 1-2f			x 0-0 ① 4-3 1-2	S S S 0-3 ② K	4	0	0	0	0	1	4
Billy Gardner, R (1, 4) OBP: 0.269, SLG: 0.258 Bob Tillman, R (9, PH) OBP: 0.316, SLG: 0.368			x 0-0 ① 6-3		x 0-0 ③ 4-3			x 0-0 ② F8	x 0-0 ③ F4	3	0	0	0	0	0	2
			x 0-0 ② 2-3			S S S 0-3 ① K		x 0-0 2-3 1B		1	0	0	0	0	0	2
Earl Wilson, R (1, 1) OBP: 0.282, SLG: 0.354 Wilbur Wood, R (1, 1) Roman Mejias, R (6, PH) OBP: 0.247, SLG: 0.343 Chet Nichols, S (7, 1) OBP: 0.231, SLG: 0.231 Dick Williams, R (8, PH) OBP: 0.342, SLG: 0.382 Arnold Earley, L (9, 1) OBP: 0.235, SLG: 0.294										0	0	0	0	0	0	0
										1	0	0	0	0	0	0
										1	0	0	0	1	0	0
										0	0	0	0	0	0	0
										1	0	1	0	0	0	0
										0	0	0	0	0	0	0
Inning Stats	R: 0 E: 0 K: 2 S: 7 H: 0 LOB: 1 BB: 0 P: 8	R: 0 E: 0 K: 0 S: 3 H: 0 LOB: 0 BB: 0 P: 3	R: 0 E: 0 K: 1 S: 5 H: 0 LOB: 0 BB: 0 P: 5	R: 0 E: 1 K: 1 S: 5 H: 0 LOB: 0 BB: 0 P: 5	R: 0 E: 0 K: 0 S: 4 H: 1 LOB: 1 BB: 0 P: 4	R: 0 E: 0 K: 1 S: 5 H: 0 LOB: 0 BB: 0 P: 5	R: 0 E: 0 K: 0 S: 2 H: 0 LOB: 0 BB: 1 P: 6	R: 0 E: 0 K: 0 S: 5 H: 2 LOB: 2 BB: 0 P: 5	R: 2 E: 0 K: 1 S: 8 H: 3 LOB: 2 BB: 1 P: 12	1B: 5 2B: 1 3B: 0 HR: 0	SF: 0 SAC: 0 DP: 2 HBP: 1						

	AB	32
	R	2
	H	6
	RBI	1
	BB	2
	SO	6
	LOB	16

WP: 2 PB: 0 SB: 0 CS: 0 PA: 35

PITCHER		IP	WLS	BF	H	R	ER	SO	BB	IBB	HBP	BLK	WP	HR	S	P	ERA	WHIP
Bob Anderson, R ERA: 2.84	(1, 1)	8.0	W	30	5	2	2	5	1	0	1	0	1	0	38	43	2.25	0.750
Fred Gladding, R ERA: 2.14	(9, 1)	1.0	S	5	1	0	0	1	1	0	0	0	1	0	6	10	0.00	2.000

PITCHER	IP	WLS	BF	H	R	ER	SO	BB	IBB	HBP	BLK	WP	HR	S	P	ERA	WHIP

Boston Red Sox @ Baltimore Orioles

Memorial Stadium, Baltimore, MD

Fri Sep 06 1963, 7:05 PM EDT

Unknown

TOP

livebaseballscorecards.com

Batter	1	2	3	4	5	6	7	8	9	AB	R	H	RBI	BB	SO	LOB
Gary Geiger, L (1, 8) OBP: 0.327, SLG: 0.465	0-0 1B 1B 2B	0-0 ③ F7		0-3 ② K		0-0 ③ F7			0-0 ② 4-3	5	1	1	0	0	1	1
Felix Mantilla, R (1, 6) OBP: 0.315, SLG: 0.340	0-0 ① F9		0-0 ① 6-3	0-0 ③ F7			0-0 ① L7		0-0 1B	5	0	1	0	0	0	1
Carl Yastrzemski, L (1, 7) OBP: 0.416, SLG: 0.491	4-0 1B 1B IBB		0-0 1B HR 1B		0-0 2B		0-0 G6-3 1B		0-0 ③ 4-3	4	1	3	0	1	0	1
Frank Malzone, R (1, 5) OBP: 0.332, SLG: 0.435	0-0 1B 1-2 2-3 1B		0-0 1-2 HR 1B		0-0 ① F6		0-0 ②③ G6-3 1-2f			4	1	2	0	0	0	2
Dick Stuart, R (1, 3) OBP: 0.311, SLG: 0.519	0-0 1-2 2-3 3-H 1B		0-0 1-H 2-H HR		0-0 ② 5-3			0-0 ① F6		4	1	2	4	0	0	1
Lou Clinton, R (1, 9) OBP: 0.289, SLG: 0.420	S S S 0-3 ② K		S S S 0-3 ② K		0-0 ③ F6			S S S 0-3 ② K		4	0	0	0	0	3	4
Russ Nixon, L (1, 2) OBP: 0.323, SLG: 0.391	S S S 0-3 ③ K		0-0 FC3-6 1B			H 1-0 FC6-4 HBP		0-0 2B		3	0	2	0	0	1	3
Chuck Schilling, R (1, 4) OBP: 0.292, SLG: 0.321		0-0 ① 6-3	0-0 ③ FC3-6 1-2f			0-0 ① FC6-4 SH2-3 1-2f		0-0 ③ F4		4	0	0	0	0	0	3
Bill Monbouquette, R (1, 1) OBP: 0.165, SLG: 0.136 Dick Williams, R (9, PH) OBP: 0.339, SLG: 0.379		0-0 ② 4-3		x 0-0 ① B1-3		0-0 ② SH2-3 1-2		S S S 0-3 ① K		2 1	0 0	0 0	0 0	0 0	0 1	0 0
Inning Stats	R: 1 H: 3 E: 0 LOB: 3 K: 2 BB: 1 S: 10 P: 14	R: 0 H: 0 E: 0 LOB: 0 K: 0 BB: 0 S: 3 P: 3	R: 3 H: 4 E: 0 LOB: 1 K: 1 BB: 0 S: 9 P: 9	R: 0 H: 0 E: 0 LOB: 0 K: 1 BB: 0 S: 5 P: 5	R: 0 H: 1 E: 0 LOB: 1 K: 0 BB: 0 S: 4 P: 4	R: 0 H: 0 E: 0 LOB: 1 K: 0 BB: 0 S: 3 P: 4	R: 0 H: 1 E: 0 LOB: 0 K: 0 BB: 0 S: 3 P: 3	R: 0 H: 1 E: 0 LOB: 1 K: 1 BB: 0 S: 6 P: 6	R: 0 H: 1 E: 0 LOB: 1 K: 1 BB: 0 S: 6 P: 6	1B: 7 SF: 0 2B: 3 SAC: 1 3B: 0 DP: 1 HR: 1 HBP: 1					WP: 0 PA: 39 PB: 0 SB: 0 CS: 0		

	AB	36
	R	4
	H	11
	RBI	4
	BB	1
	SO	6
	LOB	16

PITCHER		IP	WLS	BF	H	R	ER	SO	BB	IBB	HBP	BLK	WP	HR	S	P	ERA	WHIP
Milt Pappas, R ERA: 2.97	(1, 1)	6.0	W	28	8	4	4	4	0	1	1	0	0	1	34	39	6.00	1.333
Dick Hall, R ERA: 3.24	(7, 1)	3.0	S	11	3	0	0	2	0	0	0	0	0	0	15	15	0.00	1.000

PITCHER	IP	WLS	BF	H	R	ER	SO	BB	IBB	HBP	BLK	WP	HR	S	P	ERA	WHIP

BOTTOM

Boston Red Sox @ Baltimore Orioles

Memorial Stadium, Baltimore, MD

Fri Sep 06 1963, 7:05 PM EDT

Unknown

livebaseballscorecards.com

Batter	1	2	3	4	5	6	7	8	9	AB	R	H	RBI	BB	SO	LOB
Luis Aparicio, R (1, 6) OBP: 0.295, SLG: 0.338	L8	4-3			B1-3		FC6-4 1-2f			4	0	0	0	0	0	1
Russ Snyder, L (1, 8) (9, 7) OBP: 0.329, SLG: 0.373	F9	F9			CS 1B			FC5-4 SH1-3 1B		4	0	2	0	0	0	0
Boog Powell, L (1, 7) OBP: 0.331, SLG: 0.475 Bob Saverine, S (9, 8) OBP: 0.309, SLG: 0.227	HR 2B	F6			L7 1-2			SH1-3 1-2		3 0	1 0	1 0	0 0	0 0	0 0	1 0
Jim Gentile, L (1, 3) OBP: 0.347, SLG: 0.426	B B B B HR BB		4-3			F8		FC5-4 IBB		2	1	0	0	2	0	0
Jackie Brandt, R (1, 9) OBP: 0.307, SLG: 0.406	1-H 2-H HR		S S S K			5-3		FC5-4 1-2f 2-3		4	1	1	3	0	1	2
Brooks Robinson, R (1, 5) OBP: 0.307, SLG: 0.366	F3		F7			F4		F7		4	0	0	0	0	0	2
Bob Johnson, R (1, 4) OBP: 0.361, SLG: 0.472		1B HR 1B		4-3			F8			3	1	1	0	0	0	0
Dick Brown, R (1, 2) OBP: 0.303, SLG: 0.323		1-3 HR 1B		F9			L9			3	1	1	0	0	0	0
Milt Pappas, R (1, 1) OBP: 0.159, SLG: 0.224 Dick Hall, R (7, 1) OBP: 0.440, SLG: 0.600		1-H 3-H HR		5-3			E6 FC6-4			2 1	1 0	1 0	3 0	0 0	0 0	0 0
Inning Stats	R: 3 H: 2 E: 0 LOB: 0 K: 0 BB: 1 S: 5 P: 9	R: 3 H: 3 E: 0 LOB: 0 K: 0 BB: 0 S: 6 P: 6	R: 0 H: 0 E: 0 LOB: 0 K: 1 BB: 0 S: 5 P: 5	R: 0 H: 0 E: 0 LOB: 0 K: 0 BB: 0 S: 3 P: 3	R: 0 H: 1 E: 0 LOB: 0 K: 0 BB: 0 S: 3 P: 3	R: 0 H: 0 E: 0 LOB: 0 K: 0 BB: 0 S: 3 P: 3	R: 0 H: 0 E: 1 LOB: 1 K: 0 BB: 0 S: 4 P: 4	R: 0 H: 1 E: 0 LOB: 2 K: 0 BB: 1 S: 4 P: 8		1B: 4 SF: 0 2B: 1 SAC: 1 3B: 0 DP: 0 HR: 2 HBP: 0						WP: 0 PA: 33 PB: 0 SB: 0 CS: 1	

	AB	30
	R	6
	H	7
	RBI	6
	BB	2
	SO	1
	LOB	6

PITCHER	IP	WLS	BF	H	R	ER	SO	BB	IBB	HBP	BLK	WP	HR	S	P	ERA	WHIP
Bill Monbouquette, R (1, 1) ERA: 3.52	8.0	L	33	7	6	6	1	1	1	0	0	0	2	33	41	6.75	1.000

PITCHER	IP	WLS	BF	H	R	ER	SO	BB	IBB	HBP	BLK	WP	HR	S	P	ERA	WHIP

Boston Red Sox @ Baltimore Orioles

Memorial Stadium, Baltimore, MD

Fri Sep 06 1963, 7:05 PM EDT

Att. 6,140 - Unknown

Batter	1	2	3	4	5	6	7	8	9	AB	R	H	RBI	BB	SO	LOB
Felix Mantilla, R (1, 6) OBP: 0.310, SLG: 0.333	x 0-0 P6 ①		x 0-0 FC3-6 1B		x 0-0 5-3 ①		x 0-0 P6 ①		x 0-0 5-3 ③	5	0	1	0	0	0	0
Roman Mejias, R (1, 8) OBP: 0.247, SLG: 0.345	S S S 0-3 K ②		x 0-0 FC3-6 BB 1-2f 1B ①		x 0-0 1B 2B		x 0-0 P3 ②			4	2	1	0	0	1	1
Carl Yastrzemski, L (1, 7) OBP: 0.418, SLG: 0.491	B B B B 4-0 BB BB		B B B B 4-0 1B 1-2 BB		x 0-0 S 2-H 1B		x 0-0 4-3 ③			2	0	1	1	2	0	0
Frank Malzone, R (1, 5) OBP: 0.333, SLG: 0.434	B B B B 4-0 1-2 BB		x 0-0 1-2 2-H 1B		S S S 0-3 K ②			x 0-0 5-3 ①		3	0	1	1	1	1	1
Dick Stuart, R (1, 3) OBP: 0.310, SLG: 0.516	S S S 0-3 K ③		x 0-0 F5 ②		4-0 1-2 IBB			S S S 0-3 K ②		3	0	0	0	1	2	4
Lou Clinton, R (1, 9) OBP: 0.289, SLG: 0.419		S S S 0-3 K ①	x 0-0 F2 ③		S S S 0-3 K ③			x 0-0 1B		4	0	1	0	0	2	4
Bob Tillman, R (1, 2) OBP: 0.312, SLG: 0.363		x 0-0 L8 ②		x 0-0 F8 ①		x 0-0 6-3 ①		S S S 0-3 K ③		4	0	0	0	0	1	1
Billy Gardner, R (1, 4) OBP: 0.268, SLG: 0.258		x 0-0 1B		x 0-0 4-3 ②		x 0-0 5-3 ②			x 0-0 6-3 ①	4	0	1	0	0	0	0
Bob Heffner, R (1, 1) OBP: 0.162, SLG: 0.222 Dick Williams, R (9, PH) OBP: 0.336, SLG: 0.375		S S S 0-3 K ③		x 0-0 3-1 ③		x 0-0 F7 ③			x 0-0 5-3 ②	3 1	0 0	0 0	0 0	0 0	1 0	1 0

Inning Stats	1	2	3	4	5	6	7	8	9		
	R: 0 H: 0 E: 0 LOB: 2 K: 2 BB: 2 S: 7 P: 15	R: 0 H: 1 E: 0 LOB: 1 K: 2 BB: 0 S: 8 P: 8	R: 1 H: 2 E: 0 LOB: 2 K: 0 BB: 1 S: 5 P: 9	R: 0 H: 0 E: 0 LOB: 0 K: 0 BB: 0 S: 3 P: 3	R: 1 H: 2 E: 0 LOB: 2 K: 2 BB: 1 S: 9 P: 13	R: 0 H: 0 E: 0 LOB: 0 K: 0 BB: 0 S: 3 P: 3	R: 0 H: 0 E: 0 LOB: 0 K: 0 BB: 0 S: 3 P: 3	R: 0 H: 1 E: 0 LOB: 1 K: 2 BB: 0 S: 8 P: 8	R: 0 H: 0 E: 0 LOB: 0 K: 0 BB: 0 S: 3 P: 3	1B: 5 SF: 0 2B: 1 SAC: 0 3B: 0 DP: 0 HR: 0 HBP: 0	WP: 0 PA: 37 PB: 0 SB: 1 CS: 0

PITCHER	IP	WLS	BF	H	R	ER	SO	BB	IBB	HBP	BLK	WP	HR	S	P	ERA	WHIP
Mike McCormick, L (1, 1) ERA: 4.38	9.0	W	37	6	2	2	8	3	1	0	0	0	0	49	65	2.00	1.000

PITCHER	IP	WLS	BF	H	R	ER	SO	BB	IBB	HBP	BLK	WP	HR	S	P	ERA	WHIP

TOP

AB	33
R	2
H	6
RBI	2
BB	4
SO	8
LOB	12

livebaseballscorecards.com

Batter	1	2	3	4	5	6	7	8	9	AB	R	H	RBI	BB	SO	LOB
Luis Aparicio, R (1, 6) OBP: 0.295, SLG: 0.338	0-0 S 1B 1B		0-0 F8 ①		0-0 6-3 ②		0-0 F8 ②			4	1	1	0	0	0	0
Russ Snyder, L (1, 8) (8, 7) OBP: 0.329, SLG: 0.370	0-0 P4 ①		0-3 K ②		0-0 6-3 ③		4-0 S 1B BB			3	1	0	0	1	1	1
Boog Powell, L (1, 7) OBP: 0.337, SLG: 0.481 Bob Saverine, S (8, 8) OBP: 0.309, SLG: 0.227	4-0 1B 1-2 BB		0-0 FC6-4 1B			0-0 1B 2B	0-0 1-H 1B			3 0	1 0	3 0	1 0	1 0	0 0	0 0
John Orsino, R (1, 2) OBP: 0.343, SLG: 0.458	0-0 F3 ②		0-0 FC6-4 ③ 1-2f			0-0 4-3 ①	0-0 F8 ③			4	0	0	0	0	0	5
Jim Gentile, L (1, 3) OBP: 0.348, SLG: 0.433	0-0 1-2 2-H 1B			0-0 F8 ①		0-3 K ②		0-0 HR		4	1	2	2	0	1	1
Al Smith, R (1, 9) OBP: 0.337, SLG: 0.414 Jackie Brandt, R (8, 9) OBP: 0.306, SLG: 0.405	0-3 K ③			0-0 1B		0-0 1B 2-H 1B		0-0 F8 ①		3 1	0 0	2 0	1 0	0 0	1 0	2 0
Brooks Robinson, R (1, 5) OBP: 0.306, SLG: 0.365		0-0 1-3 ①		0-0 P5 ②		0-0 1-2 1B		0-0 P6 ②		4	0	1	0	0	0	1
Bob Johnson, R (1, 4) OBP: 0.355, SLG: 0.463		0-0 F7 ②		0-0 F8 ③		0-3 K ③		0-0 5-3 ③		4	0	0	0	0	1	3
Mike McCormick, L (1, 1) OBP: 0.175, SLG: 0.231		0-0 3-1 ③			0-0 F7 ①		0-0 6-3 ①			3	0	0	0	0	0	0
Inning Stats	R: 1 E: 0 K: 1 S: 7 H: 2 LOB: 2 BB: 1 P: 11	R: 0 E: 0 K: 0 S: 3 H: 0 LOB: 0 BB: 0 P: 3	R: 0 E: 0 K: 1 S: 6 H: 1 LOB: 1 BB: 0 P: 6	R: 0 E: 0 K: 0 S: 4 H: 1 LOB: 1 BB: 0 P: 4	R: 0 E: 0 K: 0 S: 3 H: 0 LOB: 0 BB: 0 P: 3	R: 1 E: 0 K: 2 S: 10 H: 3 LOB: 2 BB: 0 P: 10	R: 1 E: 0 K: 0 S: 4 H: 1 LOB: 1 BB: 1 P: 8	R: 1 E: 0 K: 0 S: 4 H: 1 LOB: 0 BB: 0 P: 4		1B: 7 2B: 1 3B: 0 HR: 1	SF: 0 SAC: 0 DP: 0 HBP: 0					

PITCHER	IP	WLS	BF	H	R	ER	SO	BB	IBB	HBP	BLK	WP	HR	S	P	ERA	WHIP
Bob Heffner, R (1, 1) ERA: 4.21	8.0	L	35	9	4	4	4	2	0	0	0	0	1	41	49	4.50	1.375

PITCHER	IP	WLS	BF	H	R	ER	SO	BB	IBB	HBP	BLK	WP	HR	S	P	ERA	WHIP

BOTTOM

Boston Red Sox @ Baltimore Orioles

Memorial Stadium, Baltimore, MD

Fri Sep 06 1963, 7:05 PM EDT

Att. 6,140 - Unknown

livebaseballscorecards.com

AB	33
R	4
H	9
RBI	4
BB	2
SO	4
LOB	13

Batter	1	2	3	4	5	6	7	8	9	AB	R	H	RBI	BB	SO	LOB
Felix Mantilla, R (1, 6) OBP: 0.308, SLG: 0.357	5-3	6-3			3-1		HR			4	1	1	1	0	0	1
Roman Mejias, R (1, 8) OBP: 0.247, SLG: 0.344	FC6-4 1B		F8		F7		1-3			4	0	1	0	0	0	0
Carl Yastrzemski, L (1, 7) OBP: 0.417, SLG: 0.489	FC6-4 BB 1-2f		G5-4-3 1B			F8		4-3		4	0	1	0	0	0	1
Frank Malzone, R (1, 5) OBP: 0.334, SLG: 0.436	1-2 BB		G5-4-3 1-2f			K		E3 2B		3	1	1	0	1	1	1
Dick Stuart, R (1, 3) OBP: 0.310, SLG: 0.516	K			4-3		1B 2B		6-3		4	1	1	0	0	1	2
Lou Clinton, R (1, 9) OBP: 0.292, SLG: 0.422		F9 BB SF9 1B		FC6-4 1B		2-H 1B		F6		4	1	3	1	0	0	0
Bob Tillman, R (1, 2) OBP: 0.312, SLG: 0.359		1-2 BB		F9		K			3-1	3	0	0	0	1	1	2
Billy Gardner, R (1, 4) OBP: 0.253, SLG: 0.243		F9 2-3		FC6-4 1-2f			F8		F9	4	0	0	0	0	0	3
Dave Morehead, R (1, 1) OBP: 0.098, SLG: 0.100 Dick Radatz, R (8, 1) OBP: 0.071, SLG: 0.074		SF9 3-H			K		F3		K	2 1	0 0	0 0	1 0	0 0	1 1	0 0
Inning Stats	R: 0 E: 0 K: 1 S: 6 H: 1 LOB: 2 BB: 1 P: 10	R: 1 E: 0 K: 0 S: 4 H: 1 LOB: 1 BB: 1 P: 8	R: 0 E: 0 K: 0 S: 3 H: 1 LOB: 0 BB: 0 P: 3	R: 0 E: 0 K: 0 S: 4 H: 1 LOB: 1 BB: 0 P: 4	R: 0 E: 0 K: 1 S: 5 H: 0 LOB: 0 BB: 0 P: 5	R: 1 E: 0 K: 2 S: 9 H: 2 LOB: 1 BB: 0 P: 9	R: 1 E: 0 K: 0 S: 4 H: 1 LOB: 0 BB: 0 P: 4	R: 1 E: 1 K: 0 S: 4 H: 1 LOB: 0 BB: 0 P: 4	R: 0 E: 0 K: 1 S: 5 H: 0 LOB: 0 BB: 0 P: 5	1B: 5 2B: 2 3B: 0 HR: 1 SF: 1 SAC: 0 DP: 1 HBP: 0						

PITCHER		IP	WLS	BF	H	R	ER	SO	BB	IBB	HBP	BLK	WP	HR	S	P	ERA	WHIP
Dave McNally, L ERA: 4.27	(1, 1)	8.0	L	33	8	4	3	4	2	0	0	0	0	1	39	47	3.38	1.250
Herman Starrette, R ERA: 2.57	(9, 1)	1.0		3	0	0	0	1	0	0	0	0	0	0	5	5	0.00	0.000

PITCHER	IP	WLS	BF	H	R	ER	SO	BB	IBB	HBP	BLK	WP	HR	S	P	ERA	WHIP

TOP

Boston Red Sox @ Baltimore Orioles

Memorial Stadium, Baltimore, MD

Sat Sep 07 1963, 7:05 PM EDT

Att. 8,630 - Unknown

livebaseballscorecards.com

AB	33
R	4
H	8
RBI	3
BB	2
SO	5
LOB	10

PA: 36

WP: 0
PB: 0
SB: 0
CS: 0

Batter	1	2	3	4	5	6	7	8	9	AB	R	H	RBI	BB	SO	LOB
Luis Aparicio, R (1, 6) OBP: 0.296, SLG: 0.336	BBBB 4-0 L1-3 BB		x 0-0 ③ F6			x 0-0 ① F9		BBBB 4-0 2B BB		2	0	0	0	2	0	0
Russ Snyder, L (1, 8) OBP: 0.330, SLG: 0.372	x 0-0 ①② L1-3 1-2			x 0-0 ① B1-3		BBBB 4-0 6-3 BB		x 0-0 1-3 2B		3	0	1	0	1	0	1
Boog Powell, L (1, 7) OBP: 0.334, SLG: 0.476	x 0-0 ③ 4-3			x 0-0 ② 4-3		x 0-0 ② 6-3 1-2		x 0-0 ② F5		4	0	0	0	0	0	3
John Orsino, R (1, 2) OBP: 0.342, SLG: 0.453		x 0-0 ① L7		x 0-0 ③ F4		BBBB 4-0 BB		x 0-0 ③ F7		3	0	0	0	1	0	2
Jim Gentile, L (1, 3) OBP: 0.345, SLG: 0.429		SSS 0-3 ② K			SSS 0-3 ① K	SSS 0-3 ③ K			SSS 0-3 ① K	4	0	0	0	0	4	2
Jackie Brandt, R (1, 9) OBP: 0.308, SLG: 0.412		BBBB 4-0 BB			x 0-0 HR		SSS 0-3 ① K		x 0-0 ② F8	3	1	1	1	1	1	0
Brooks Robinson, R (1, 5) OBP: 0.308, SLG: 0.366		x 0-0 ③ F4			x 0-0 FC1-6 1B		x 0-0 ② F3		x 0-0 1B	4	0	2	0	0	0	1
Bob Johnson, R (1, 4) OBP: 0.349, SLG: 0.455			x 0-0 ① 4-3		x 0-0 ② FC1-6 1-2f		x 0-0 ③ F9		SSS 0-3 ③ K	4	0	0	0	0	1	2
Dave McNally, R (1, 1) OBP: 0.139, SLG: 0.031			SSS 0-3 ② K		x 0-0 ③ F7			SSS 0-3 ① K		2	0	0	0	0	1	1
Sam Bowens, R (8, PH)										1	0	0	0	0	1	0
Herman Starrette, R (9, 1)										0	0	0	0	0	0	0
Inning Stats	R: 0 H: 0 E: 0 LOB: 0 K: 0 BB: 1 S: 2 P: 6	R: 0 H: 0 E: 0 LOB: 1 K: 1 BB: 1 S: 5 P: 9	R: 0 H: 0 E: 0 LOB: 0 K: 1 BB: 0 S: 5 P: 5	R: 0 H: 0 E: 0 LOB: 0 K: 0 BB: 0 S: 3 P: 3	R: 1 H: 2 E: 0 LOB: 1 K: 1 BB: 0 S: 7 P: 7	R: 0 H: 0 E: 0 LOB: 2 K: 1 BB: 2 S: 5 P: 13	R: 0 H: 0 E: 0 LOB: 0 K: 1 BB: 0 S: 5 P: 5	R: 0 H: 1 E: 0 LOB: 2 K: 1 BB: 1 S: 6 P: 10	R: 0 H: 1 E: 0 LOB: 1 K: 2 BB: 0 S: 8 P: 8	1B: 2 SF: 0 2B: 2 SAC: 0 3B: 0 DP: 1 HR: 1 HBP: 0						

PITCHER	IP	WLS	BF	H	R	ER	SO	BB	IBB	HBP	BLK	WP	HR	S	P	ERA	WHIP
Dave Morehead, R (1, 1) ERA: 3.95	7.1	W	29	3	1	1	6	5	0	0	0	0	1	36	56	1.23	1.091
Dick Radatz, R (8, 1) ERA: 1.78	1.2	S	6	1	0	0	2	0	0	0	0	0	0	10	10	0.00	0.600

PITCHER	IP	WLS	BF	H	R	ER	SO	BB	IBB	HBP	BLK	WP	HR	S	P	ERA	WHIP

BOTTOM

Boston Red Sox @ Baltimore Orioles

Memorial Stadium, Baltimore, MD

Sat Sep 07 1963, 7:05 PM EDT

Att. 8,630 - Unknown

livebaseballscorecards.com

AB	30
R	1
H	4
RBI	1
BB	5
SO	8
LOB	12

WP: 0	PA: 35		
PB: 0			
SB: 0			
CS: 0			

Batter	1	2	3	4	5	6	7	8	9	AB	R	H	RBI	BB	SO	LOB
Felix Mantilla, R (1, 6) OBP: 0.328, SLG: 0.405	0-0 6-3 SH5-3 1B		0-0 2B		0-0 ② F8	BBB 4-0 BB		0-0 1-H HR		4	1	3	2	1	0	0
Roman Mejias, R (1, 8) OBP: 0.246, SLG: 0.341 Gary Geiger, L (6, PH) OBP: 0.326, SLG: 0.462 (6, 8)	0-0 ① SH5-3 1-2		0-0 ② L4		0-0 ③ F3	0-0 ③ F8		0-0 ② L6		2 2	0 0	0 0	0 0	0 0	0 0	1 3
Carl Yastrzemski, L (1, 7) OBP: 0.419, SLG: 0.488	0-0 ② 6-3 2-3		SSS 0-3 ③ K			BBB 0-0 1B 1B 1B	BBB 4-0 1B E BB	BBB 4-0 FC5-4 BB		3	2	1	0	2	1	2
Frank Malzone, R (1, 5) OBP: 0.334, SLG: 0.435	0-0 ③ F9			0-0 ① 1-3		0-0 1B 1-2 1B	0-0 E7 1-H 1B	0-0 ③ FC5-4 1-2f		5	1	2	0	0	0	2
Dick Stuart, R (1, 3) OBP: 0.313, SLG: 0.516		SSS 0-3 ① K		0-0 1B 1B		0-0 1B E 1-3 2-H 1B	SSS 0-3 ① K		0-0 FC6-4 1B	5	1	3	1	0	2	1
Lou Clinton, R (1, 9) OBP: 0.293, SLG: 0.421		0-0 ② F8		0-0 1-2 1B		0-0 E 1-3 3-H 1B	0-0 ② F3		0-0 ① FC6-4 FC5-4 1-2f	5	0	2	1	0	0	2
Bob Tillman, R (1, 2) OBP: 0.313, SLG: 0.363		0-0 2B	SSS 0-3 ② K			0-0 E9 1-3 3-H 1B	SSS 0-3 ③ K		SSS 0-3 ② K	5	0	2	1	0	3	4
Billy Gardner, R (1, 4) OBP: 0.250, SLG: 0.253	SSS 0-3 ③ K			0-0 ③ 5-3		SSS 0-3 ① K		0-0 FC1-5 2B	0-0 ③ FC5-4 1-2f	5	0	1	0	0	2	6
Gene Conley, R (1, 1) OBP: 0.231, SLG: 0.308 Chuck Schilling, R (5, PH) OBP: 0.291, SLG: 0.320 Jack Lamabe, R (5, 1) OBP: 0.074, SLG: 0.154			0-0 ① F4		SSS 0-3 ① K	SSS 0-3 ② K		0-0 ① FC1-5 HR 2-3		1 1 2	0 0 1	0 0 0	0 0 0	0 0 1	0 1 3	0 0 3
Inning Stats	R: 0 E: 0 K: 0 S: 4 H: 1 LOB: 1 BB: 0 P: 4	R: 0 E: 0 K: 2 S: 8 H: 1 LOB: 1 BB: 0 P: 8	R: 0 E: 0 K: 1 S: 6 H: 1 LOB: 1 BB: 0 P: 6	R: 0 E: 0 K: 1 S: 7 H: 2 LOB: 2 BB: 0 P: 7	R: 0 E: 0 K: 1 S: 5 H: 0 LOB: 0 BB: 0 P: 5	R: 3 E: 1 K: 2 S: 12 H: 5 LOB: 3 BB: 1 P: 16	R: 1 E: 1 K: 2 S: 8 H: 1 LOB: 1 BB: 1 P: 12	R: 2 E: 0 K: 0 S: 5 H: 2 LOB: 1 BB: 1 P: 9	R: 0 E: 0 K: 1 S: 6 H: 1 LOB: 1 BB: 0 P: 6	1B: 10 2B: 3 3B: 0 HR: 1 SF: 0 SAC: 1 DP: 0 HBP: 0						

PITCHER		IP	WLS	BF	H	R	ER	SO	BB	IBB	HBP	BLK	WP	HR	S	P	ERA	WHIP
Steve Barber, L ERA: 2.67	(1, 1)	5.0	L	25	10	3	3	5	0	0	0	0	0	0	35	35	5.40	2.000
Stu Miller, R ERA: 2.4	(6, 1)	2.0		9	1	1	0	4	2	0	0	0	0	0	15	23	0.00	1.500
Wes Stock, R ERA: 3.49	(8, 1)	2.0		10	3	2	2	1	1	0	0	0	0	1	11	15	9.00	2.000

PITCHER	IP	WLS	BF	H	R	ER	SO	BB	IBB	HBP	BLK	WP	HR	S	P	ERA	WHIP

TOP

Boston Red Sox @ Baltimore Orioles

Memorial Stadium, Baltimore, MD

Sun Sep 08 1963, 3:33 AM EDT

Att. 5,370 - Unknown

livebaseballscorecards.com

AB	40
R	6
H	14
RBI	5
BB	3
SO	10
LOB	24

WP: 0 PA: 44
PB: 0
SB: 0
CS: 0

Batter	1	2	3	4	5	6	7	8	9	AB	R	H	RBI	BB	SO	LOB
Luis Aparicio, R (1, 6) OBP: 0.295, SLG: 0.335	5-3	F9		F7			F8		1B	5	0	1	1	0	0	3
Russ Snyder, L (1, 8) OBP: 0.331, SLG: 0.375	B4-3		S HR 2B		K		G4-6-3 1B		3-1	5	1	2	0	0	1	1
Boog Powell, L (1, 7) OBP: 0.333, SLG: 0.474	1B 1B		5-3		F8		G4-6-3			4	0	1	0	0	0	3
John Orsino, R (1, 2) OBP: 0.343, SLG: 0.463	BB 1B		HR		G3			K		4	1	2	2	0	1	0
Jackie Brandt, R (1, 9) OBP: 0.308, SLG: 0.409	BB		F7			K		F6		3	0	0	0	1	1	0
Jim Gentile, L (1, 3) OBP: 0.343, SLG: 0.425	L8		6-3			K		F5		4	0	0	0	0	1	3
Brooks Robinson, R (1, 5) OBP: 0.307, SLG: 0.365		L3		6-3		1B			5-3	4	0	1	0	0	0	0
Bob Johnson, R (1, 4) OBP: 0.347, SLG: 0.451		5-3		6-3		G3			3-1 1B 1B	4	1	1	0	0	0	1
Steve Barber, L (1, 1) OBP: 0.179, SLG: 0.210		1B		1B			1B		3-1	2	0	2	0	0	0	0
Stu Miller, R (6, 1) OBP: 0.357, SLG: 0.571										0	0	0	0	0	0	0
Fred Valentine, S (7, PH) OBP: 0.432, SLG: 0.355										1	0	1	0	0	0	0
Wes Stock, R (8, 1)										0	0	0	0	0	0	0
Sam Bowens, R (9, PH)										1	0	0	0	0	0	1

BOTTOM

Boston Red Sox @ Baltimore Orioles

Memorial Stadium, Baltimore, MD

Sun Sep 08 1963, 3:33 AM EDT

Att. 5,370 - Unknown

livebaseballscorecards.com

AB	37
R	3
H	11
RBI	3
BB	1
SO	4
LOB	12

Inning Stats	1	2	3	4	5	6	7	8	9
	R: 0 E: 0 K: 0 S: 5	H: 2 LOB: 3 BB: 1 P: 9	R: 0 E: 0 K: 0 S: 4	H: 1 LOB: 1 BB: 0 P: 4	R: 2 E: 0 K: 0 S: 5	H: 2 LOB: 0 BB: 0 P: 5	R: 0 E: 0 K: 0 S: 4	H: 1 LOB: 1 BB: 0 P: 4	R: 0 E: 0 K: 1 S: 5	H: 0 LOB: 0 BB: 0 P: 5	R: 0 E: 0 K: 2 S: 8	H: 1 LOB: 1 BB: 0 P: 8	R: 0 E: 0 K: 0 S: 4	H: 2 LOB: 1 BB: 0 P: 4	R: 0 E: 0 K: 1 S: 5	H: 0 LOB: 0 BB: 0 P: 5	R: 1 E: 0 K: 0 S: 5	H: 2 LOB: 1 BB: 0 P: 5

| | | | | | | | | | |

Batter	1	2	3	4	5	6	7	8	9	AB	R	H	RBI	BB	SO	LOB
Felix Mantilla, R (1, 6) OBP: 0.326, SLG: 0.400	F8		2B 1B		F6			G4-6-3 1-2f	2-4 1-2	4	1	1	0	0	0	2
Gary Geiger, L (1, 8) OBP: 0.327, SLG: 0.466	K		1-H 2B			1B 8-2-4-3 1B		K		4	0	2	1	0	2	0
Carl Yastrzemski, L (1, 7) OBP: 0.419, SLG: 0.487	CS BB		F8			1-3 8-2-4-3 1B			F8	3	0	1	0	1	0	1
Frank Malzone, R (1, 5) OBP: 0.334, SLG: 0.434	CS 1-2	F9		5-3		8-2-4-3 1-2 3-Hf			3B 1B	4	1	1	0	0	0	2
Dick Stuart, R (1, 3) OBP: 0.310, SLG: 0.513		F5		K		4-3			F9	4	0	0	0	0	1	2
Lou Clinton, R (1, 9) OBP: 0.295, SLG: 0.426		1B		F4			6-3		E 3B 1-H	4	1	2	1	0	0	0
Russ Nixon, L (1, 2) OBP: 0.326, SLG: 0.388		F9			6-3 BB		F7		E E IBB	2	1	0	0	2	0	1
Billy Gardner, R (1, 4) OBP: 0.241, SLG: 0.244 Dick Williams, R (9, PH) OBP: 0.342, SLG: 0.381 Chuck Schilling, R (9, 4) OBP: 0.291, SLG: 0.320			F4	F3			K		E7 E 1-3 3-H	3	0	0	0	1	1	1
									1B	1	1	1	1	0	0	0
										0	0	0	0	0	0	0
Earl Wilson, R (1, 1) OBP: 0.284, SLG: 0.353 Roman Mejias, R (9, PH) OBP: 0.245, SLG: 0.340 Dick Radatz, R (9, 1) OBP: 0.071, SLG: 0.074			K	6-3 1-2				G4-6-3 1B	E6 2-4 2-H 3-H	3	0	1	0	0	1	1
										1	0	0	0	0	0	0
										0	0	0	0	0	0	0

TOP

Boston Red Sox @ Los Angeles Angels

Dodger Stadium, Los Angeles, CA

Mon Sep 09 1963, 7:05 PM PDT

Att. 3,782 - Unknown - 76 F

livebaseballscorecards.com

AB	33
R	5
H	9
RBI	3
BB	3
SO	5
LOB	10

Inning Stats	1	2	3	4	5	6	7	8	9	1B: 7	SF: 0	WP: 0	PA: 37
R:	0	0	1	0	0	0	0	0	4	2B: 2	SAC: 0	PB: 0	
E:	0	0	0	0	0	0	0	0	2	3B: 1	DP: 2	SB: 0	
K:	1	0	1	1	0	0	1	1	0	HR: 0	HBP: 0	CS: 1	
S:	4	4	7	5	3	4	5	5	6				
H:	0	1	2	0	0	2	0	1	3				
LOB:	0	1	0	0	1	1	0	0	1				
BB:	1	0	0	0	1	0	0	0	1				
P:	8	4	7	5	7	4	5	5	10				

PITCHER		IP	WLS	BF	H	R	ER	SO	BB	IBB	HBP	BLK	WP	HR	S	P	ERA	WHIP
Dean Chance, R ERA: 3.19	(1, 1)	8.2	L	35	9	5	3	5	2	1	0	0	0	0	42	54	3.12	1.269
Bob Duliba, R ERA:	(9, 1)	0.1		2	0	0	0	0	0	0	0	0	0	0	1	1	0.00	0.000

PITCHER	IP	WLS	BF	H	R	ER	SO	BB	IBB	HBP	BLK	WP	HR	S	P	ERA	WHIP

Batter	1	2	3	4	5	6	7	8	9	AB	R	H	RBI	BB	SO	LOB
Albie Pearson, L (1, 8) OBP: 0.416, SLG: 0.409	6-3		BB		F9			BB		2	2	0	0	2	0	1
Jim Fregosi, R (1, 6) OBP: 0.323, SLG: 0.419	K		1B		F9			SH3-4		3	0	1	0	0	1	1
Charlie Dees, L (1, 3) OBP: 0.353, SLG: 0.384	6-3		1B			FC4-6		2B		4	0	3	2	0	0	0
Leon Wagner, L (1, 7) OBP: 0.358, SLG: 0.463		F8	3-1			FC4-6		G6-4-3		3	0	0	0	1	0	3
Felix Torres, R (1, 5) OBP: 0.318, SLG: 0.368		BB		F5		FC1-6		G6-4-3		3	0	0	0	1	0	3
Bob Perry, R (1, 9) OBP: 0.313, SLG: 0.372		K		F8		F8			K	4	0	0	0	0	2	2
Ed Kirkpatrick, L (1, 2) OBP: 0.136, SLG: 0.195		F6		3-1			F9		1B	3	0	0	0	0	0	1
Ed Sadowski, R (8, 2) OBP: 0.245, SLG: 0.259										0	0	0	0	0	0	0
Bob Sadowski, L (9, PH) OBP: 0.320, SLG: 0.309										1	0	1	0	0	0	0
Joe Koppe, R (1, 4) OBP: 0.258, SLG: 0.279			F7		F6				F8	3	0	0	0	0	1	0
Tom Satriano, L (9, PH) OBP: 0.136, SLG: 0.143										1	0	0	0	0	0	1
Dean Chance, R (1, 1) OBP: 0.164, SLG: 0.155			K		E3		F8		K	3	0	0	0	0	1	0
Bob Duliba, R (9, 1)										0	0	0	0	0	0	0
Lee Thomas, L (9, PH) OBP: 0.296, SLG: 0.309										1	0	0	0	0	1	1
Inning Stats	R: 0 E: 0 K: 1 S: 5 H: 0 LOB: 0 BB: 0 P: 5	R: 0 E: 0 K: 1 S: 5 H: 0 LOB: 1 BB: 1 P: 9	R: 1 E: 0 K: 1 S: 7 H: 2 LOB: 2 BB: 1 P: 11	R: 0 E: 0 K: 0 S: 3 H: 0 LOB: 0 BB: 0 P: 3	R: 0 E: 1 K: 0 S: 4 H: 0 LOB: 1 BB: 0 P: 4	R: 0 E: 0 K: 0 S: 4 H: 1 LOB: 1 BB: 0 P: 4	R: 0 E: 0 K: 1 S: 5 H: 0 LOB: 0 BB: 0 P: 5	R: 1 E: 0 K: 0 S: 3 H: 1 LOB: 1 BB: 2 P: 11	R: 0 E: 0 K: 2 S: 8 H: 1 LOB: 1 BB: 0 P: 8							

PITCHER		IP	WLS	BF	H	R	ER	SO	BB	IBB	HBP	BLK	WP	HR	S	P	ERA	WHIP
Earl Wilson, R ERA: 3.76	(1, 1)	8.0	W	32	4	2	2	4	3	1	0	0	0	0	36	52	2.25	0.875
Dick Radatz, R ERA: 1.77	(9, 1)	1.0	S	4	1	0	0	2	0	0	0	0	0	0	8	8	0.00	1.000

PITCHER	IP	WLS	BF	H	R	ER	SO	BB	IBB	HBP	BLK	WP	HR	S	P	ERA	WHIP

BOTTOM

Boston Red Sox @ Los Angeles Angels

Dodger Stadium, Los Angeles, CA

Mon Sep 09 1963, 7:05 PM PDT

Att. 3,782 - Unknown - 76 F

livebaseballscorecards.com

AB	31
R	2
H	5
RBI	2
BB	4
SO	6
LOB	13

1B: 4	SF: 0	WP: 0	PA: 36
2B: 1	SAC: 1	PB: 0	
3B: 0	DP: 1	SB: 1	
HR: 0	HBP: 0	CS: 0	

Batter	1	2	3	4	5	6	7	8	9	10	AB	R	H	RBI	BB	SO	LOB
Felix Mantilla, R (1, 6) OBP: 0.336, SLG: 0.408	1B		K2-4-2 1B			FC4 1B		F7	K		5	0	3	0	0	1	2
Roman Mejias, R (1, 8) OBP: 0.244, SLG: 0.338	F8		K2-4-2 1-2f			F7			1B 1B	F9	5	1	1	0	0	1	3
Carl Yastrzemski, L (1, 7) OBP: 0.419, SLG: 0.486	F8		4-3			F7			BB 1B 1-2 2B 1B	BB	4	1	1	0	1	0	2
Frank Malzone, R (1, 5) OBP: 0.334, SLG: 0.434	F8			G6-4-3 1B		FC4 1-2f			BB 1-2 2B 1B 2-H	F4	5	1	2	1	0	0	3
Dick Stuart, R (1, 3) OBP: 0.312, SLG: 0.517 Jim Gosger, L (9, PR) OBP: 0.333, SLG: 0.143 Chuck Schilling, R (9, 4) OBP: 0.291, SLG: 0.319		HR		F7			F7		2B 1-2 6-3 BB 2-3	K	3 0 1	1 1 0	1 0 0	1 0 0	1 0 0	0 0 1	1 0 1
Lou Clinton, R (1, 9) OBP: 0.296, SLG: 0.431		2B		G6-4-3 1-2f			F7		FC3-6 1-3 2-H 3-H 2B		4	0	2	2	0	0	1
Bob Tillman, R (1, 2) OBP: 0.309, SLG: 0.358		K	6-3				F6		6-3 3-H		4	0	0	1	0	1	3
Billy Gardner, R (1, 4) OBP: 0.233, SLG: 0.235 Gary Geiger, L (9, PH) OBP: 0.329, SLG: 0.466 (9, 3)		K	5-3					6-3	FC3-6 IBB		3 0	0 0	0 0	0 0	0 1	1 0	1 0
Bill Monbouquette, R (1, 1) OBP: 0.161, SLG: 0.133 Dick Williams, R (8, PH) OBP: 0.339, SLG: 0.377 Arnold Earley, L (8, 1) OBP: 0.235, SLG: 0.294 Russ Nixon, L (9, PH) OBP: 0.325, SLG: 0.386 Dick Radatz, R (9, 1) OBP: 0.071, SLG: 0.074		K	4-3					F9	FC3-6 1-2f 2-3		2 1 0 1 0	0 0 0 0 0	0 0 0 0 0	0 0 0 0 0	1 0 0 0 0	1 0 0 2 0	1 0 0 0 0
Inning Stats	R: 0 E: 0 K: 0 S: 4 H: 1 LOB: 1 BB: 0 P: 4	R: 1 E: 0 K: 3 S: 11 H: 2 LOB: 1 BB: 0 P: 11	R: 0 E: 0 K: 1 S: 5 H: 1 LOB: 0 BB: 0 P: 5	R: 0 E: 0 K: 0 S: 3 H: 1 LOB: 0 BB: 0 P: 3	R: 0 E: 0 K: 0 S: 3 H: 0 LOB: 0 BB: 0 P: 3	R: 0 E: 0 K: 0 S: 4 H: 1 LOB: 1 BB: 0 P: 4	R: 0 E: 0 K: 0 S: 3 H: 0 LOB: 0 BB: 0 P: 3	R: 0 E: 0 K: 0 S: 3 H: 0 LOB: 0 BB: 0 P: 3	R: 4 E: 0 K: 1 S: 9 H: 4 LOB: 2 BB: 2 P: 17	R: 0 E: 0 K: 1 S: 5 H: 0 LOB: 1 BB: 1 P: 9	1B: 7 2B: 3 3B: 0 HR: 1	SF: 0 SAC: 0 DP: 2 HBP: 0						

PITCHER	IP	WLS	BF	H	R	ER	SO	BB	IBB	HBP	BLK	WP	HR	S	P	ERA	WHIP
Bo Belinsky, L (1, 1) ERA: 5.97	8.0		30	8	3	3	4	0	0	0	0	0	1	38	38	3.38	1.000
Art Fowler, R (9, 1) ERA: 2.35	0.0		2	1	0	0	0	1	0	0	0	0	0	1	5	∞	∞
Dan Osinski, R (9, 1) ERA: 3.29	1.0		5	1	2	2	1	0	1	0	0	0	0	6	10	18.00	1.000
Bob Duliba, R (10, 1) ERA:	1.0	W	4	0	0	0	1	1	0	0	0	0	0	5	9	0.00	1.000

PITCHER	IP	WLS	BF	H	R	ER	SO	BB	IBB	HBP	BLK	WP	HR	S	P	ERA	WHIP

TOP

Boston Red Sox @ Los Angeles Angels

Dodger Stadium, Los Angeles, CA

Tue Sep 10 1963, 7:05 PM PDT
Att. 4,649 - Unknown - 78 F

livebaseballscorecards.com

AB	38
R	5
H	10
RBI	5
BB	3
SO	6
LOB	20

WP: 0 PB: 0 SB: 0 CS: 0 PA: 41

Batter	1	2	3	4	5	6	7	8	9	10	AB	R	H	RBI	BB	SO	LOB
Albie Pearson, L (1, 8) OBP: 0.416, SLG: 0.407	0-0 1B 1-3 1B 1B	0-0 ③ 4-3		BBBB 4-0 2B BB		0-0 ③ F2			x 0-0 ② F9		4	2	1	0	1	0	1
Jim Fregosi, R (1, 6) OBP: 0.326, SLG: 0.423	0-0 ① 1-3 1-2		0-0 2B 2B 1B	0-0 1-H 2B			0-0 FC4-6 1B		SSS 0-3 ③ K		5	1	3	1	0	1	1
Charlie Dees, L (1, 3) OBP: 0.360, SLG: 0.393	0-0 1-3 1B 2-3 1B		0-0 1-3 2B 2B	0-0 ③ L6			0-0 ① FC4-6 4-3 1-2f			H 1-0 FC3-6 HBP	4	2	2	0	0	0	2
Leon Wagner, L (1, 7) OBP: 0.355, SLG: 0.458	0-0 ② 1-3 1-2		0-0 ① F6		0-0 ① 3-1		0-0 ② 4-3 1-2			0-0 ① FC3-6 1B 1-2f 1B	5	1	0	0	0	0	6
Billy Moran, R (1, 4) OBP: 0.310, SLG: 0.383	0-0 2-H 3-H 1B		0-0 G3 2-H 3-H 2B		0-0 1B 1B		0-0 ③ F6			0-0 1B IBB 1-3 1B	5	0	4	4	0	0	1
Tom Satriano, L (1, 5) OBP: 0.185, SLG: 0.160	SSS 0-3 ③ K		x 0-0 ② G3 2-3		x 0-0 G6-4-3 1-3 1B			x 0-0 ① 3-1		I 4-0 1B 1-2 IBB	4	0	1	0	1	1	2
Bob Perry, R (1, 9) OBP: 0.304, SLG: 0.360 Lee Thomas, L (10, PH) OBP: 0.297, SLG: 0.310		x 0-0 ① F9	SSS 0-3 ③ K		x 0-0 ②③ G6-4-3 1-2f			SSS 0-3 ② K		x 0-0 1-2 2-3 3-H 1B	4 1	0 0	0 1	0 1	0 0	2 0	3 0
Hank Foiles, R (1, 2) OBP: 0.284, SLG: 0.370		x 0-0 ② F6		x 0-0 ① F7		x 0-0 ① 6-3		SSS 0-3 ③ K			4	0	0	0	0	1	0
Bo Belinsky, L (1, 1) OBP: 0.048, SLG: 0.048 Art Fowler, R (9, 1) OBP: 0.364, SLG: 0.222 Dan Osinski, R (9, 1) OBP: 0.130, SLG: 0.114 Bob Sadowski, L (9, PH) OBP: 0.318, SLG: 0.307 Bob Duliba, R (10, 1)	x 0-0 1B			SSS 0-3 ② K		x 0-0 ② F2			x 0-0 ① F8		3 0 0 1 0	0 0 0 0 0	1 0 0 0 0	0 0 0 0 0	0 0 0 0 0	1 0 0 0 0	0 0 0 0 0
Inning Stats	R: 2 E: 0 K: 1 S: 8 H: 3 LOB: 1 BB: 0 P: 8	R: 0 E: 0 K: 0 S: 4 H: 1 LOB: 1 BB: 0 P: 4	R: 2 E: 0 K: 1 S: 8 H: 3 LOB: 1 BB: 0 P: 8	R: 1 E: 0 K: 1 S: 6 H: 1 LOB: 1 BB: 1 P: 10	R: 0 E: 0 K: 0 S: 4 H: 2 LOB: 1 BB: 0 P: 4	R: 0 E: 0 K: 0 S: 3 H: 0 LOB: 0 BB: 0 P: 3	R: 0 E: 0 K: 0 S: 4 H: 1 LOB: 1 BB: 0 P: 4	R: 0 E: 0 K: 2 S: 7 H: 0 LOB: 0 BB: 0 P: 7	R: 0 E: 0 K: 1 S: 5 H: 0 LOB: 0 BB: 0 P: 5	R: 1 E: 0 K: 0 S: 3 H: 2 LOB: 3 BB: 1 P: 8	1B: 10 2B: 3 3B: 0 HR: 0	SF: 0 SAC: 0 DP: 1 HBP: 1						

PITCHER		IP	WLS	BF	H	R	ER	SO	BB	IBB	HBP	BLK	WP	HR	S	P	ERA	WHIP
Bill Monbouquette, R ERA: 3.6	(1, 1)	7.0		32	11	5	5	3	1	0	0	0	0	0	37	41	6.43	1.714
Arnold Earley, L ERA: 4.62	(8, 1)	1.0		3	0	0	0	2	0	0	0	0	0	0	7	7	0.00	0.000
Dick Radatz, R ERA: 1.82	(9, 1)	1.1	L	8	2	1	1	1	0	1	1	0	0	0	8	13	6.75	1.500

PITCHER	IP	WLS	BF	H	R	ER	SO	BB	IBB	HBP	BLK	WP	HR	S	P	ERA	WHIP

BOTTOM

Boston Red Sox @ Los Angeles Angels

Dodger Stadium, Los Angeles, CA

Tue Sep 10 1963, 7:05 PM PDT

Att. 4,649 - Unknown - 78 F

livebaseballscorecards.com

AB	40
R	6
H	13
RBI	6
BB	2
SO	6
LOB	16

WP: 0 PA: 43
PB: 0
SB: 0
CS: 0

Batter	1	2	3	4	5	6	7	8	9	AB	R	H	RBI	BB	SO	LOB
Gary Geiger, L (1, 8) OBP: 0.326, SLG: 0.460	1-3		F5		E4 BB 1-2			F5		4	0	0	0	0	0	1
Felix Mantilla, R (1, 6) OBP: 0.341, SLG: 0.402	BB BB		F7		BB 1-2 2-3			K		2	0	0	0	2	1	0
Carl Yastrzemski, L (1, 7) OBP: 0.421, SLG: 0.486	FC6-4 1-2 BB			G5-4-3 1B	F7			FC5-4 BB		2	0	1	0	2	0	3
Frank Malzone, R (1, 5) OBP: 0.332, SLG: 0.430	F9			G5-4-3 1-2f		F8		FC5-4 1-2f		4	0	0	0	0	0	4
Dick Stuart, R (1, 3) OBP: 0.313, SLG: 0.520	FC6-4 1-2f			BB		6-3			SF9 3B	3	1	1	0	1	0	2
Lou Clinton, R (1, 9) OBP: 0.294, SLG: 0.427		F6		K		F6			K	4	0	0	0	0	2	2
Russ Nixon, L (1, 2) OBP: 0.320, SLG: 0.382		6-3			K		K		SF9 3-H	3	0	0	1	0	2	0
Billy Gardner, R (1, 4) OBP: 0.236, SLG: 0.238 Chuck Schilling, R (7, 4) OBP: 0.292, SLG: 0.322		F6			BB E 1B		F3		2B	3 1	0 0	1 1	0 0	0 0	0 0	0 0
Bob Heffner, R (1, 1) OBP: 0.150, SLG: 0.205 Wilbur Wood, R (7, 1) Dick Williams, R (9, PH) OBP: 0.336, SLG: 0.374			F9		F3		F4		F8	3 0 1	0 0 0	0 0 0	0 0 0	0 0 0	0 0 0	1 0 1
Inning Stats	R: 0 E: 0 K: 0 S: 3 H: 0 LOB: 2 BB: 2 P: 11	R: 0 E: 0 K: 0 S: 3 H: 0 LOB: 0 BB: 0 P: 3	R: 0 E: 0 K: 0 S: 3 H: 0 LOB: 0 BB: 0 P: 3	R: 0 E: 0 K: 1 S: 5 H: 1 LOB: 1 BB: 1 P: 9	R: 0 E: 1 K: 1 S: 7 H: 1 LOB: 3 BB: 1 P: 11	R: 0 E: 0 K: 0 S: 3 H: 0 LOB: 0 BB: 0 P: 3	R: 0 E: 0 K: 1 S: 5 H: 0 LOB: 0 BB: 0 P: 5	R: 0 E: 0 K: 1 S: 5 H: 0 LOB: 1 BB: 1 P: 9	R: 1 E: 0 K: 1 S: 7 H: 2 LOB: 1 BB: 0 P: 7	1B: 2 2B: 1 3B: 1 HR: 0 SF: 1 SAC: 0 DP: 1 HBP: 0						

PITCHER	IP	WLS	BF	H	R	ER	SO	BB	IBB	HBP	BLK	WP	HR	S	P	ERA	WHIP
Aubrey Gatewood, R (1, 1) ERA: 1.0	9.0	W	36	4	1	1	5	5	0	0	0	0	0	41	61	1.00	1.000

PITCHER	IP	WLS	BF	H	R	ER	SO	BB	IBB	HBP	BLK	WP	HR	S	P	ERA	WHIP

TOP

Boston Red Sox @ Los Angeles Angels

Dodger Stadium, Los Angeles, CA

Wed Sep 11 1963, 7:05 PM PDT

Att. 4,174 - Unknown - 90 F

livebaseballscorecards.com

AB	30
R	1
H	4
RBI	1
BB	5
SO	5
LOB	14

WP: 0	PA: 36		
PB: 0			
SB: 0			
CS: 0			

Batter	1	2	3	4	5	6	7	8	9	AB	R	H	RBI	BB	SO	LOB
Albie Pearson, L (1, 8) OBP: 0.414, SLG: 0.405	B4-3		F9		3-1		1B BB E 1B	F7		5	1	1	0	0	0	1
Jim Fregosi, R (1, 6) OBP: 0.325, SLG: 0.421	6-3		F3		5-3		BBBB E WP 1-2 BB			3	1	0	0	1	0	0
Charlie Dees, L (1, 3) OBP: 0.368, SLG: 0.401	1B 1B		SSS K		1B 1B		E4 WP SF8 1-3 2-H 1B			4	1	3	0	0	1	0
Lee Thomas, L (1, 9) OBP: 0.299, SLG: 0.312 Felix Torres, R (7, PH) OBP: 0.317, SLG: 0.368 Bob Perry, R (8, 9) OBP: 0.304, SLG: 0.360	1-3 1B			SSS K	1-2 1B		SF8 2-H 3-H			3 0 0	0 0 0	2 0 0	0 1 0	0 0 0	1 0 0	0 0 0
Billy Moran, R (1, 4) OBP: 0.309, SLG: 0.382	4-3			1B 1B	F7		6-3			4	1	1	0	0	0	4
Buck Rodgers, S (1, 2) OBP: 0.303, SLG: 0.302		4-3		E 1B 1-3 K 1B		1B	F8			4	0	2	0	0	0	0
Tom Satriano, L (1, 5) OBP: 0.226, SLG: 0.207		1B		E 1-2 3-H 1B	F8			4-3		4	0	2	1	0	0	1
Ed Kirkpatrick, L (1, 7) OBP: 0.146, SLG: 0.222		SSS K		E6 1-2 2-3	F7			2B		4	0	1	0	0	1	4
Aubrey Gatewood, R (1, 1)		SSS K		SSS K 3-H	1-3			SSS K		4	0	0	0	0	3	6
Inning Stats	R: 0 E: 0 K: 0 S: 5 H: 2 LOB: 2 BB: 0 P: 5	R: 0 E: 0 K: 2 S: 8 H: 1 LOB: 1 BB: 0 P: 8	R: 0 E: 0 K: 1 S: 5 H: 0 LOB: 0 BB: 0 P: 5	R: 1 E: 1 K: 2 S: 10 H: 3 LOB: 3 BB: 0 P: 10	R: 0 E: 0 K: 0 S: 5 H: 2 LOB: 2 BB: 0 P: 5	R: 0 E: 0 K: 0 S: 4 H: 1 LOB: 1 BB: 0 P: 4	R: 3 E: 1 K: 0 S: 5 H: 2 LOB: 0 BB: 1 P: 9	R: 0 E: 0 K: 1 S: 6 H: 1 LOB: 1 BB: 0 P: 6		1B: 11 2B: 1 3B: 0 HR: 0	SF: 1 SAC: 0 DP: 0 HBP: 0						

PITCHER		IP	WLS	BF	H	R	ER	SO	BB	IBB	HBP	BLK	WP	HR	S	P	ERA	WHIP
Bob Heffner, R ERA: 4.23	(1, 1)	6.0	L	29	10	3	3	5	1	0	0	0	0	0	38	42	4.50	1.833
Wilbur Wood, L ERA: 3.76	(7, 1)	2.0		8	2	1	0	1	0	0	0	0	1	0	10	10	0.00	1.000

PITCHER	IP	WLS	BF	H	R	ER	SO	BB	IBB	HBP	BLK	WP	HR	S	P	ERA	WHIP

BOTTOM

Boston Red Sox @ Los Angeles Angels

Dodger Stadium, Los Angeles, CA

Wed Sep 11 1963, 7:05 PM PDT

Att. 4,174 - Unknown - 90 F

livebaseballscorecards.com

AB	35
R	4
H	12
RBI	2
BB	1
SO	6
LOB	16

WP: 1 PA: 37
PB: 0
SB: 0
CS: 0

Batter	1	2	3	4	5	6	7	8	9	AB	R	H	RBI	BB	SO	LOB
Felix Mantilla, R (1, 6) OBP: 0.331, SLG: 0.389	F7		F7			F4			6-3	4	0	0	0	0	0	0
Gary Geiger, L (1, 8) OBP: 0.325, SLG: 0.457	HBP (F7)			6-3		4-1			F6	3	0	0	0	0	0	0
Carl Yastrzemski, L (1, 7) OBP: 0.420, SLG: 0.484	F7 1-2			1-3			F8		FC6-4 1B	4	0	1	0	0	0	1
Frank Malzone, R (1, 5) OBP: 0.330, SLG: 0.427		F9		F8			1-3		FC6-4 1-2f	4	0	0	0	0	0	1
Dick Stuart, R (1, 3) OBP: 0.311, SLG: 0.517		K			F8		K			3	0	0	0	0	2	0
Lou Clinton, R (1, 9) OBP: 0.294, SLG: 0.426		BB			5-3			6-3		2	0	0	0	1	0	0
Russ Nixon, L (1, 2) OBP: 0.324, SLG: 0.385		F5			1B			FC5-4 1B		3	0	2	0	0	0	1
Chuck Schilling, R (1, 4) OBP: 0.292, SLG: 0.324			3-6 2B		1-3			FC5-4 1-2f		3	0	1	0	0	0	2
Dave Morehead, R (1, 1) OBP: 0.094, SLG: 0.096			3-6 2-3f			1-3		F5		2	0	0	0	0	0	1
Dick Radatz, R (7, 1) OBP: 0.071, SLG: 0.074										0	0	0	0	0	0	0
Dick Williams, R (8, PH) OBP: 0.333, SLG: 0.370										1	0	0	0	0	0	1
Jack Lamabe, R (8, 1) OBP: 0.074, SLG: 0.154										0	0	0	0	0	0	0
Inning Stats	R: 0 E: 0 K: 0 S: 2 H: 0 LOB: 1 BB: 0 P: 3	R: 0 E: 0 K: 1 S: 5 H: 0 LOB: 1 BB: 1 P: 9	R: 0 E: 0 K: 0 S: 3 H: 1 LOB: 0 BB: 0 P: 3	R: 0 E: 0 K: 0 S: 3 H: 0 LOB: 0 BB: 0 P: 3	R: 0 E: 0 K: 0 S: 4 H: 1 LOB: 1 BB: 0 P: 4	R: 0 E: 0 K: 0 S: 3 H: 0 LOB: 0 BB: 0 P: 3	R: 0 E: 0 K: 1 S: 5 H: 0 LOB: 0 BB: 0 P: 5	R: 0 E: 0 K: 0 S: 4 H: 1 LOB: 1 BB: 0 P: 4	R: 0 E: 0 K: 0 S: 4 H: 1 LOB: 1 BB: 0 P: 4	1B: 3 2B: 2 3B: 0 HR: 0	SF: 0 SAC: 0 DP: 1 HBP: 1						

PITCHER	IP	WLS	BF	H	R	ER	SO	BB	IBB	HBP	BLK	WP	HR	S	P	ERA	WHIP
Don Lee, R (1, 1) ERA: 3.65	9.0	W	31	4	0	0	2	1	0	1	0	0	0	33	38	0.00	0.556

PITCHER IP WLS BF H R ER SO BB IBB HBP BLK WP HR S P ERA WHIP

TOP

Boston Red Sox @ Los Angeles Angels

Dodger Stadium, Los Angeles, CA

Thu Sep 12 1963, 3:33 AM PDT

Att. 1,530 - Unknown - 100 F

livebaseballscorecards.com

AB	29
R	0
H	4
RBI	0
BB	1
SO	2
LOB	7

PA: 31

WP: 0 PB: 0 SB: 0 CS: 0

BOTTOM

Boston Red Sox @ Los Angeles Angels

Dodger Stadium, Los Angeles, CA

Thu Sep 12 1963, 3:33 AM PDT

Att. 1,530 - Unknown - 100 F

livebaseballscorecards.com

Batter	1	2	3	4	5	6	7	8	9	AB	R	H	RBI	BB	SO	LOB
Albie Pearson, L (1, 8) OBP: 0.415, SLG: 0.410	F2		1-3		2B		E4 1-H SF9 2B			4	1	2	0	0	0	0
Jim Fregosi, R (1, 6) OBP: 0.326, SLG: 0.420	BB		BB		F7		SF9 3-H			1	0	0	1	2	0	1
Charlie Dees, L (1, 3) OBP: 0.360, SLG: 0.392	K		K		4-3		K			4	0	0	0	0	3	3
Lee Thomas, L (1, 9) OBP: 0.297, SLG: 0.310	F7			F7	4-3			G3		4	0	0	0	0	0	1
Billy Moran, R (1, 4) OBP: 0.309, SLG: 0.381		5-3		F9	4-3 1B			F4		4	0	1	0	0	0	0
Buck Rodgers, S (1, 2) OBP: 0.308, SLG: 0.306		1B		BB	4-3 1-2			1B		3	0	2	0	1	0	1
Tom Satriano, L (1, 5) OBP: 0.229, SLG: 0.188		K		BB 1-2	F6			F7		3	0	0	0	1	1	3
Ed Kirkpatrick, L (1, 7) OBP: 0.157, SLG: 0.213		K		3-1			BB FC3-6			2	0	0	0	1	1	3
Bob Perry, R (9, 7) OBP: 0.304, SLG: 0.360										0	0	0	0	0	0	0
Don Lee, R (1, 1) OBP: 0.140, SLG: 0.163			F3		K		FC3-6 2B E 1-2f			3	1	0	0	0	1	1

	AB	28
	R	2
	H	5
	RBI	1
	BB	5
	SO	6
	LOB	13

Inning Stats	1	2	3	4	5	6	7	8	9
	R: 0 H: 0 E: 0 LOB: 1 K: 1 BB: 1 S: 5 P: 9	R: 0 H: 1 E: 0 LOB: 1 K: 2 BB: 0 S: 8 P: 8	R: 0 H: 0 E: 0 LOB: 1 K: 1 BB: 1 S: 5 P: 9	R: 0 H: 0 E: 0 LOB: 2 K: 0 BB: 2 S: 3 P: 11	R: 0 H: 1 E: 0 LOB: 1 K: 1 BB: 0 S: 6 P: 6	R: 0 H: 1 E: 0 LOB: 1 K: 0 BB: 0 S: 4 P: 4	R: 2 H: 1 E: 1 LOB: 0 K: 1 BB: 1 S: 6 P: 10	R: 0 H: 1 E: 0 LOB: 1 K: 0 BB: 0 S: 4 P: 4	

1B: 3 SF: 1
2B: 2 SAC: 0
3B: 0 DP: 0
HR: 0 HBP: 0

WP: 0 PA: 34
PB: 0
SB: 0
CS: 0

PITCHER		IP	WLS	BF	H	R	ER	SO	BB	IBB	HBP	BLK	WP	HR	S	P	ERA	WHIP
Dave Morehead, R ERA: 3.85	(1, 1)	6.1	L	28	4	2	1	5	5	0	0	0	0	0	33	53	1.42	1.421
Dick Radatz, R ERA: 1.81	(7, 1)	0.2		2	0	0	0	1	0	0	0	0	0	0	4	4	0.00	0.000
Jack Lamabe, R ERA: 3.35	(8, 1)	1.0		4	1	0	0	0	0	0	0	0	0	0	4	4	0.00	1.000

PITCHER	IP	WLS	BF	H	R	ER	SO	BB	IBB	HBP	BLK	WP	HR	S	P	ERA	WHIP

Batter	1	2	3	4	5	6	7	8	9	AB	R	H	RBI	BB	SO	LOB
Gary Geiger, L (1, 8) OBP: 0.331, SLG: 0.461	1-3			1B	BB FC1-5 1-2 FC6-4		2B 1B	BB 2-H		5	2	4	1	0	0	0
Felix Mantilla, R (1, 6) OBP: 0.340, SLG: 0.400	5-3			BB 1B 1-3	FC1-5 FC6-4 BB 1-2 2-3f		1B 1-3	BBBB 4-0 1-2		4	2	2	0	1	0	2
Carl Yastrzemski, L (1, 7) OBP: 0.420, SLG: 0.482	3-1			BB 1-2	BBBB 4-0 FC6-4 1-2 2-3		SSS 6-3	0-3 K		4	1	1	0	1	1	4
Frank Malzone, R (1, 5) OBP: 0.331, SLG: 0.427 Dick Williams, R (2, PR) OBP: 0.331, SLG: 0.360 (2, 5)	H 1-0 G6-4-3 HBP			BBBB 4-0 1B 1-2 2-3 BB	FC6-4 1-2f 2-3 3-H		SSS 0-3 K	F8		0 3	0 1	0 0	0 1	0 1	0 1	0 6
Dick Stuart, R (1, 3) OBP: 0.310, SLG: 0.514	G6-4-3 1-2f			P6	K		BB 2-H 3-H		SSS K	5	0	1	2	0	2	6
Lou Clinton, R (1, 9) OBP: 0.299, SLG: 0.427	P5			1B 1-2 2-H 3-H		FC6-4 1B	BBBB 4-0 1-2 BB		BBBB 4-0 BB	3	0	2	2	2	0	1
Russ Nixon, L (1, 2) OBP: 0.322, SLG: 0.381		F8	1B 1-2 2-H			FC6-4 WP 1-2f	G3		SSS K	5	0	1	1	0	1	4
Chuck Schilling, R (1, 4) OBP: 0.293, SLG: 0.326		4-3	5-3			P6		1B	BBBB 4-0 1-2 BB	4	1	1	0	1	0	3
Earl Wilson, R (1, 1) OBP: 0.282, SLG: 0.338 Jack Lamabe, R (8, 1) OBP: 0.071, SLG: 0.148		F3		BBBB 4-0 FC1-5 1B BB		F7 1-2		F3	SSS K	3 1	0 0	0 0	0 0	1 0	0 1	2 2
Inning Stats	R: 0 H: 0 E: 0 LOB: 0 K: 0 BB: 0 S: 3 P: 3	R: 0 H: 0 E: 0 LOB: 1 K: 0 BB: 0 S: 2 P: 3	R: 0 H: 0 E: 0 LOB: 0 K: 0 BB: 0 S: 3 P: 3	R: 3 H: 5 E: 0 LOB: 2 K: 0 BB: 1 S: 7 P: 11	R: 1 H: 1 E: 0 LOB: 2 K: 1 BB: 2 S: 6 P: 14	R: 0 H: 1 E: 0 LOB: 1 K: 0 BB: 0 S: 4 P: 4	R: 2 H: 3 E: 0 LOB: 2 K: 1 BB: 1 S: 8 P: 12	R: 1 H: 2 E: 0 LOB: 2 K: 1 BB: 1 S: 7 P: 11	R: 0 H: 0 E: 0 LOB: 2 K: 3 BB: 2 S: 9 P: 17	1B: 10 SF: 0 2B: 2 SAC: 0 3B: 0 DP: 1 HR: 0 HBP: 1						

PITCHER		IP	WLS	BF	H	R	ER	SO	BB	IBB	HBP	BLK	WP	HR	S	P	ERA	WHIP
Dave Wickersham, R ERA: 4.24	(1, 1)	4.0	L	19	6	4	4	0	2	0	1	0	0	0	16	25	9.00	2.000
Tom Sturdivant, R ERA: 4.4	(5, 1)	2.0		8	1	0	0	1	1	0	0	0	1	0	9	13	0.00	1.000
Ed Rakow, R ERA: 4.0	(7, 1)	0.2		6	3	2	2	1	1	0	0	0	0	0	7	11	27.00	6.000
Dale Willis, R ERA: 5.04	(7, 1)	2.1		12	2	1	1	4	3	0	0	0	0	0	17	29	3.86	2.143

PITCHER	IP	WLS	BF	H	R	ER	SO	BB	IBB	HBP	BLK	WP	HR	S	P	ERA	WHIP

TOP

Boston Red Sox @ Kansas City Athletics

Municipal Stadium, Kansas City, MO

Fri Sep 13 1963, 8:05 PM EDT

Att. 3,617 - Unknown

livebaseballscorecards.com

AB	37
R	7
H	12
RBI	7
BB	7
SO	6
LOB	30

WP: 1 PA: 45
PB: 0
SB: 0
CS: 0

Batter	1	2	3	4	5	6	7	8	9	AB	R	H	RBI	BB	SO	LOB
Jerry Lumpe, L (1, 4) OBP: 0.329, SLG: 0.361	0-0 1B SF7 1B	0-3 K			4-0 G4-6-3 BB		4-0 FC4-6 BB		0-0 2B	3	1	2	0	2	1	1
Wayne Causey, L (1, 6) OBP: 0.345, SLG: 0.398	0-0 1B 1-3 1B		0-0 F7		0-0 G4-6-3 1-2f		0-0 F7		0-0 F7	5	0	1	0	0	0	3
Norm Siebern, L (1, 3) OBP: 0.358, SLG: 0.422	0-0 SF7 3-H		0-0 1-3			0-0 1B E 1B	0-0 FC4-6 1-2f			3	1	1	1	0	0	1
Manny Jimenez, L (1, 7) OBP: 0.380, SLG: 0.355	0-0 F8		0-0 WP 1B			0-3 K	0-0 G3			4	0	1	0	0	1	3
Ed Charles, R (1, 5) OBP: 0.345, SLG: 0.404	0-0 1B 1-2 1B		0-0 F8 1-2			0-0 E 1B 1-2 1B		0-0 FC6-4 1B		4	1	3	0	0	0	1
Charlie Lau, L (1, 2) OBP: 0.300, SLG: 0.352	0-0 3-1			0-0 4-3		0-0 E3 1B 1-2 2-H		0-0 FC6-4 G6-3 1-2f		4	0	0	0	0	0	4
Gino Cimoli, R (1, 9) OBP: 0.320, SLG: 0.379		0-0 E1 6-3		0-3 K		0-0 1B 1-2 2-H 1B		0-0 G6-3 1-2f		4	0	1	1	0	1	1
Bobby Del Greco, R (1, 8) OBP: 0.310, SLG: 0.327		0-0 6-3 1-2		0-3 K		0-0 F8			0-0 F8	4	0	0	0	0	1	3
Dave Wickersham, R (1, 1) OBP: 0.153, SLG: 0.141 Tom Sturdivant, L (5, 1) Jose Tartabull, L (6, PH) OBP: 0.288, SLG: 0.324 Ed Rakow, S (7, 1) OBP: 0.177, SLG: 0.123 Dale Willis, R (7, 1) OBP: 0.167, SLG: 0.167 Doc Edwards, R (9, PH) OBP: 0.275, SLG: 0.347		0-0 F9			0-0 P6	0-0 4-3			0-0 P3	1 1 1 0 0 1	0 0 0 0 0 0	0 0 0 0 0 0	0 0 0 0 0 0	0 0 0 0 0 0	0 0 1 0 0 0	1 0 2 0 0 0
Inning Stats	R: 1 E: 0 K: 0 S: 6 H: 3 LOB: 2 BB: 0 P: 6	R: 0 E: 1 K: 1 S: 6 H: 0 LOB: 1 BB: 0 P: 6	R: 0 E: 0 K: 0 S: 4 H: 1 LOB: 1 BB: 0 P: 4	R: 0 E: 0 K: 2 S: 7 H: 0 LOB: 0 BB: 0 P: 7	R: 0 E: 0 K: 0 S: 2 H: 0 LOB: 0 BB: 1 P: 6	R: 2 E: 1 K: 1 S: 9 H: 3 LOB: 2 BB: 0 P: 9	R: 0 E: 0 K: 0 S: 3 H: 0 LOB: 1 BB: 1 P: 7	R: 0 E: 0 K: 0 S: 3 H: 1 LOB: 0 BB: 0 P: 3	R: 0 E: 0 K: 0 S: 4 H: 1 LOB: 1 BB: 0 P: 4	1B: 8 2B: 1 3B: 0 HR: 0	SF: 1 SAC: 0 DP: 2 HBP: 0						

PITCHER	IP	WLS	BF	H	R	ER	SO	BB	IBB	HBP	BLK	WP	HR	S	P	ERA	WHIP
Earl Wilson, R (1, 1) ERA: 3.72	7.0	W	32	8	3	2	4	2	0	0	0	1	0	38	46	2.57	1.429
Jack Lamabe, R (8, 1) ERA: 3.3	2.0	S	6	1	0	0	0	0	0	0	0	0	0	6	6	0.00	0.500

PITCHER	IP	WLS	BF	H	R	ER	SO	BB	IBB	HBP	BLK	WP	HR	S	P	ERA	WHIP

BOTTOM

Boston Red Sox @ Kansas City Athletics

Municipal Stadium, Kansas City, MO

Fri Sep 13 1963, 8:05 PM EDT

Att. 3,617 - Unknown

livebaseballscorecards.com

AB	35
R	3
H	9
RBI	2
BB	2
SO	4
LOB	20

WP: 1	PA: 38		
PB: 0			
SB: 0			
CS: 0			

Batter	1	2	3	4	5	6	7	8	9	AB	R	H	RBI	BB	SO	LOB
Gary Geiger, L (1, 8) OBP: 0.329, SLG: 0.456	P5	BB		6-3			F9		4-3	4	0	0	0	1	0	1
Felix Mantilla, R (1, 6) OBP: 0.344, SLG: 0.410	BB, 1B, 1B	1-3, 2B			6-3		5-3			4	1	2	0	0	0	0
Carl Yastrzemski, L (1, 7) OBP: 0.420, SLG: 0.481	1-2, HR, 1B, BB	3-1			6-3		1B			3	1	1	0	1	0	2
Dick Stuart, R (1, 3) OBP: 0.312, SLG: 0.524	F7		HR		HR			K		4	2	2	2	0	1	2
Lou Clinton, R (1, 9) OBP: 0.298, SLG: 0.426	1-2, 2-H, HR, 1B		P6		E3			5-3		4	1	1	1	0	0	0
Dick Williams, R (1, 5) OBP: 0.328, SLG: 0.383	1-H, 2-H, HR		K		F3			6-3		4	1	1	3	0	1	1
Russ Nixon, L (1, 2) OBP: 0.317, SLG: 0.375	F8		F8			F7			F5	4	0	0	0	0	0	0
Chuck Schilling, R (1, 4) OBP: 0.291, SLG: 0.323		4-3		K		F9			5-3	4	0	0	0	0	1	0
Bill Monbouquette, R (1, 1) OBP: 0.156, SLG: 0.128 Dick Radatz, R (6, 1) OBP: 0.103, SLG: 0.107		4-3		5-3		K			1B	3 1	0 0	0 1	0 0	0 0	1 0	0 0
Inning Stats	R: 4 E: 0 K: 0 S: 6 H: 3 LOB: 0 BB: 1 P: 10	R: 0 E: 0 K: 0 S: 4 H: 1 LOB: 2 BB: 1 P: 8	R: 1 E: 0 K: 1 S: 6 H: 1 LOB: 0 BB: 0 P: 6	R: 0 E: 0 K: 1 S: 5 H: 0 LOB: 0 BB: 0 P: 5	R: 1 E: 1 K: 0 S: 5 H: 1 LOB: 1 BB: 0 P: 5	R: 0 E: 0 K: 1 S: 5 H: 0 LOB: 0 BB: 0 P: 5	R: 0 E: 0 K: 0 S: 3 H: 1 LOB: 1 BB: 0 P: 3	R: 0 E: 0 K: 1 S: 5 H: 0 LOB: 0 BB: 0 P: 5	R: 0 E: 0 K: 0 S: 4 H: 1 LOB: 1 BB: 0 P: 4	1B: 4 2B: 1 3B: 0 HR: 3 SF: 0 SAC: 0 DP: 0 HBP: 0						

PITCHER		IP	WLS	BF	H	R	ER	SO	BB	IBB	HBP	BLK	WP	HR	S	P	ERA	WHIP
Orlando Pena, R ERA: 3.62	(1, 1)	1.0	L	7	3	4	4	0	1	0	0	0	0	1	6	10	36.00	4.000
Jose Santiago, R ERA: 7.2	(2, 1)	2.0		9	2	1	1	1	1	0	0	0	0	1	10	14	4.50	1.500
Bill Fischer, R ERA: 3.47	(4, 1)	3.0		11	1	1	1	2	0	0	0	0	0	1	15	15	3.00	0.333
Tom Sturdivant, R ERA: 4.27	(7, 1)	3.0		10	2	0	0	1	0	0	0	0	0	0	12	12	0.00	0.667

PITCHER	IP	WLS	BF	H	R	ER	SO	BB	IBB	HBP	BLK	WP	HR	S	P	ERA	WHIP

TOP

Boston Red Sox @ Kansas City Athletics

Municipal Stadium, Kansas City, MO

Sat Sep 14 1963, 8:05 PM EDT

Att. 5,144 - Unknown

livebaseballscorecards.com

AB	35
R	6
H	8
RBI	6
BB	2
SO	4
LOB	6

BOTTOM

Batter	1	2	3	4	5	6	7	8	9	AB	R	H	RBI	BB	SO	LOB
Jerry Lumpe, L (1, 4) OBP: 0.332, SLG: 0.363	G4-6-3 1B		1B 1B	F9		F8			1B	5	1	3	0	0	0	3
Wayne Causey, L (1, 6) OBP: 0.344, SLG: 0.396	K		1B HR 1-3	F8		P5			F7	5	1	1	0	0	1	2
Norm Siebern, L (1, 3) OBP: 0.356, SLG: 0.418	G4-6-3 1-2f		F3	3-1		3-1				4	0	0	0	0	0	3
Manny Jimenez, L (1, 7) OBP: 0.383, SLG: 0.359		4-3	HR 1-2 3-H	1B		4-3				4	1	2	1	0	0	0
Ed Charles, R (1, 5) OBP: 0.345, SLG: 0.409		F7	HR 1-H 2-H	F9				F3		4	1	1	3	0	0	1
Charlie Lau, L (1, 2) OBP: 0.304, SLG: 0.360		2B	L5			FC4-6 1B		6-3		4	0	2	0	0	0	0
Gino Cimoli, R (1, 9) OBP: 0.320, SLG: 0.377		BB B B B	E3 SH3-4			FC4-6 4-3 BB 1-2f		4-3		3	0	0	0	1	0	1
Bobby Del Greco, R (1, 8) OBP: 0.309, SLG: 0.324		F3	F9			4-3 BB 1-2 B B B B			K S S S	3	0	0	0	1	1	3
Orlando Pena, R (1, 1) OBP: 0.234, SLG: 0.207 Jose Santiago, R (2, 1) Tommie Reynolds, R (3, PH) Bill Fischer, R (4, 1) OBP: 0.263, SLG: 0.067 Chuck Essegian, R (6, PH) OBP: 0.275, SLG: 0.319 Tom Sturdivant, L (7, 1) Ken Harrelson, R (9, PH) OBP: 0.307, SLG: 0.369			P6	SH3-4 1-2		4-3 1-2 2-3			5-3	0 0 1 0 1 0 1	0 0 0 0 0 0 0	0 0 0 0 0 0 0	0 0 0 0 0 0 0	0 0 0 0 0 0 0	0 0 0 0 0 0 0	0 0 0 0 2 0 0
Inning Stats	R: 0 E: 0 K: 1 S: 5 H: 1 LOB: 0 BB: 0 P: 5	R: 0 E: 0 K: 0 S: 4 H: 1 LOB: 2 BB: 1 P: 8	R: 4 E: 0 K: 0 S: 7 H: 4 LOB: 0 BB: 0 P: 7	R: 0 E: 1 K: 0 S: 4 H: 0 LOB: 1 BB: 0 P: 4	R: 0 E: 0 K: 0 S: 4 H: 1 LOB: 1 BB: 0 P: 4	R: 0 E: 0 K: 0 S: 4 H: 1 LOB: 2 BB: 1 P: 8	R: 0 E: 0 K: 0 S: 3 H: 0 LOB: 0 BB: 0 P: 3	R: 0 E: 0 K: 0 S: 3 H: 0 LOB: 0 BB: 0 P: 3	R: 0 E: 0 K: 1 S: 6 H: 1 LOB: 1 BB: 0 P: 6	1B: 7 2B: 1 3B: 0 HR: 1 SF: 0 SAC: 1 DP: 1 HBP: 0						

PITCHER	IP	WLS	BF	H	R	ER	SO	BB	IBB	HBP	BLK	WP	HR	S	P	ERA	WHIP
Bill Monbouquette, R (1, 1) ERA: 3.67	5.1	W	26	8	4	4	1	2	0	0	0	0	1	26	34	6.75	1.875
Dick Radatz, R (6, 1) ERA: 1.76	3.2	S	12	1	0	0	1	0	0	0	0	0	0	14	14	0.00	0.273

PITCHER	IP	WLS	BF	H	R	ER	SO	BB	IBB	HBP	BLK	WP	HR	S	P	ERA	WHIP

AB	35
R	4
H	9
RBI	4
BB	2
SO	2
LOB	15

WP: 0 PA: 38
PB: 0
SB: 0
CS: 0

Boston Red Sox @ Kansas City Athletics

Municipal Stadium, Kansas City, MO

Sat Sep 14 1963, 8:05 PM EDT

Att. 5,144 - Unknown

livebaseballscorecards.com

Boston Red Sox @ Kansas City Athletics

Municipal Stadium, Kansas City, MO

Sun Sep 15 1963, 4:33 AM EDT

Att. 6,695 - Unknown

livebaseballscorecards.com

TOP

Batter	1	2	3	4	5	6	7	8	9	AB	R	H	RBI	BB	SO	LOB
Gary Geiger, L (1, 8) OBP: 0.333, SLG: 0.457	L6		BBB 4-0 S BB		4-3		1B 1-3 3-H 1B		S HR 1B	4	2	2	1	1	0	0
Felix Mantilla, R (1, 6) OBP: 0.353, SLG: 0.444	P4		F8			2B	1B 1-3 3-H 1B		1-H HR	5	1	3	3	0	0	1
Carl Yastrzemski, L (1, 7) OBP: 0.420, SLG: 0.481	1B		F7			L7	1-2 3-H 1B		SSS 0-3 K	5	0	2	1	0	1	2
Dick Stuart, R (1, 3) OBP: 0.310, SLG: 0.521	P6		6-3 1-2			P3	F9			4	0	0	0	0	0	5
Lou Clinton, R (1, 9) OBP: 0.296, SLG: 0.422		F9		F8		4-3		SSS 0-3 K		4	0	0	0	0	1	1
Dick Williams, R (1, 5) OBP: 0.333, SLG: 0.381		BBBB 4-0 FC1-6 1B BB		P4			5-3	L6-3 1B		3	0	1	0	1	0	0
Russ Nixon, L (1, 2) OBP: 0.320, SLG: 0.377		FC1-6 1-2 1B		F5			PB 6-3 1B 1B	L6-3 1-2		4	1	2	0	0	0	1
Chuck Schilling, R (1, 4) OBP: 0.289, SLG: 0.321		FC1-6 FC6 1-2f 2-3			6-3		6-3 1-2		F7	4	0	0	0	0	0	3
Pete Smith, R (1, 1) Roman Mejias, R (7, PH) OBP: 0.246, SLG: 0.338 Jack Lamabe, R (7, 1) OBP: 0.069, SLG: 0.143		FC6 1-2f			F8		BBBB 4-0 1B 1B 2-3 BB		SSS 0-3 K	2 0 1	0 1 0	0 0 0	0 0 0	0 1 0	0 0 1	2 0 0
Inning Stats	R: 0 E: 0 K: 0 S: 4 H: 1 LOB: 1 BB: 0 P: 4	R: 0 E: 0 K: 0 S: 4 H: 1 LOB: 2 BB: 1 P: 8	R: 0 E: 0 K: 0 S: 3 H: 0 LOB: 1 BB: 1 P: 7	R: 0 E: 0 K: 0 S: 3 H: 0 LOB: 0 BB: 0 P: 3	R: 0 E: 0 K: 0 S: 3 H: 0 LOB: 0 BB: 0 P: 3	R: 0 E: 0 K: 0 S: 4 H: 1 LOB: 1 BB: 0 P: 4	R: 3 E: 0 K: 0 S: 7 H: 4 LOB: 2 BB: 1 P: 11	R: 0 E: 0 K: 1 S: 5 H: 1 LOB: 0 BB: 0 P: 5	R: 2 E: 0 K: 2 S: 9 H: 2 LOB: 0 BB: 0 P: 9	1B: 8 2B: 2 3B: 0 HR: 1	SF: 0 SAC: 0 DP: 1 HBP: 0						

AB	36
R	5
H	10
RBI	5
BB	3
SO	3
LOB	15

WP: 0 PB: 1 SB: 2 CS: 0 PA: 39

PITCHER		IP	WLS	BF	H	R	ER	SO	BB	IBB	HBP	BLK	WP	HR	S	P	ERA	WHIP
Diego Segui, R ERA: 3.8	(1, 1)	6.2		30	7	3	3	0	3	0	0	0	0	0	27	39	4.05	1.500
John Wyatt, R ERA: 3.13	(7, 1)	2.1	L	9	3	2	2	3	0	0	0	0	0	1	15	15	7.71	1.286

PITCHER	IP	WLS	BF	H	R	ER	SO	BB	IBB	HBP	BLK	WP	HR	S	P	ERA	WHIP

Batter	1	2	3	4	5	6	7	8	9	AB	R	H	RBI	BB	SO	LOB
John Wojcik, L (1, 9) OBP: 0.234, SLG: 0.163	F7			1B	P4			F8		4	1	1	0	0	0	0
Wayne Causey, L (1, 6) OBP: 0.344, SLG: 0.395	5-3			F8 1B 1-2 FC6-4	1-3			4-3		4	1	1	0	0	0	0
Jerry Lumpe, L (1, 4) OBP: 0.333, SLG: 0.363	6-3			FC6-4 1-2 2-H		F8		BB		3	0	1	1	1	0	0
Manny Jimenez, L (1, 7) OBP: 0.374, SLG: 0.349		3-1		F8 2-3		4-3		F9		4	0	0	0	0	0	3
Norm Siebern, L (1, 3) OBP: 0.355, SLG: 0.416		4-3		FC6-4 BB 1B 1-2f 3-H		FC5-4 BB			L6	3	1	0	1	1	0	1
Ed Charles, R (1, 5) OBP: 0.344, SLG: 0.406		5-3		1B 1-2 BB		FC5-4 1-2f			5-3	3	0	0	0	1	0	1
Charlie Lau, L (1, 2) OBP: 0.303, SLG: 0.357			6-3	1-2 2-H 1B			5-3		K	4	0	1	1	0	1	0
Bobby Del Greco, R (1, 8) OBP: 0.307, SLG: 0.321			P4	5-3			F7			3	0	0	0	0	0	2
Diego Segui, R (1, 1) OBP: 0.231, SLG: 0.255 John Wyatt, R (7, 1)			F9		6-3		K			2 1	0 0	0 0	0 0	0 0	0 1	0 0
Inning Stats	R: 0 H: 0 E: 0 LOB: 0 K: 0 BB: 0 S: 3 P: 3	R: 0 H: 0 E: 0 LOB: 0 K: 0 BB: 0 S: 3 P: 3	R: 0 H: 0 E: 0 LOB: 0 K: 0 BB: 0 S: 3 P: 3	R: 3 H: 4 E: 0 LOB: 2 K: 0 BB: 1 S: 7 P: 11	R: 0 H: 0 E: 0 LOB: 0 K: 0 BB: 0 S: 3 P: 3	R: 0 H: 0 E: 0 LOB: 1 K: 0 BB: 1 S: 3 P: 7	R: 0 H: 0 E: 0 LOB: 0 K: 1 BB: 0 S: 5 P: 5	R: 0 H: 0 E: 0 LOB: 1 K: 0 BB: 1 S: 3 P: 7	R: 0 H: 0 E: 0 LOB: 0 K: 1 BB: 0 S: 5 P: 5	1B: 4 SF: 0 2B: 0 SAC: 0 3B: 0 DP: 0 HR: 0 HBP: 0						

PITCHER		IP	WLS	BF	H	R	ER	SO	BB	IBB	HBP	BLK	WP	HR	S	P	ERA	WHIP
Pete Smith, R ERA: 4.5	(1, 1)	6.0		24	4	3	3	0	2	0	0	0	0	0	22	30	4.50	1.000
Jack Lamabe, R ERA: 3.23	(7, 1)	3.0	W	10	0	0	0	2	1	0	0	0	0	0	13	17	0.00	0.333

PITCHER	IP	WLS	BF	H	R	ER	SO	BB	IBB	HBP	BLK	WP	HR	S	P	ERA	WHIP

BOTTOM

Boston Red Sox @ Kansas City Athletics

Municipal Stadium, Kansas City, MO

Sun Sep 15 1963, 4:33 AM EDT

Att. 6,695 - Unknown

livebaseballscorecards.com

AB	31
R	3
H	4
RBI	3
BB	3
SO	2
LOB	7

WP: 0	PA: 34		
PB: 0			
SB: 0			
CS: 0			

Batter	1	2	3	4	5	6	7	8	9	AB	R	H	RBI	BB	SO	LOB
Gary Geiger, L (1, 8) OBP: 0.334, SLG: 0.456	BBBB 4-0 S BB		x 0-0 ① 1-3		x 0-0 S 1B		SSS 0-3 ③ K			3	0	1	0	1	1	0
Felix Mantilla, R (1, 4) OBP: 0.356, SLG: 0.446	x 0-0 ① F8 1-2		x 0-0 G4-6-3 1B		SSS 0-3 ② K 1-2			x 0-0 6-3 1B		4	0	2	0	0	1	2
Carl Yastrzemski, L (1, 7) OBP: 0.418, SLG: 0.477	x 0-0 ② F8		x 0-0 ② ③ G4-6-3 1-2f		SSS 0-3 ③ K			x 0-0 ① 6-3 1-2		4	0	0	0	0	1	4
Dick Stuart, R (1, 3) OBP: 0.309, SLG: 0.519	SSS 0-3 ③ K			x 0-0 1B 1B		x 0-0 ① F8		x 0-0 ② 6-3		4	0	1	0	0	1	2
Dick Williams, R (1, 5) OBP: 0.346, SLG: 0.393		x 0-0 1B 1B 1B		x 0-0 1-2 1B		x 0-0 HBP 1B		x 0-0 ③ 6-3		4	1	3	0	0	0	1
Lou Clinton, R (1, 9) OBP: 0.298, SLG: 0.422		x 0-0 G4-6-3 1-3 1B 1B		SSS 0-3 ① K		H 1-0 G6-4-3 1-2 HBP			SSS 0-3 ① K	3	0	1	0	0	2	2
Eddie Bressoud, R (1, 6) OBP: 0.326, SLG: 0.438		x 0-0 G4-6-3 1-2 3-H 1B		x 0-0 ② F4		x 0-0 ② ③ G6-4-3 1-2f			SSS 0-3 ② K	4	0	1	1	0	1	4
Russ Nixon, L (1, 2) OBP: 0.315, SLG: 0.372		x 0-0 ① ② G4-6-3 1-2f 2-3		x 0-0 ③ 4-3			SSS 0-3 ① K		x 0-0 ③ F7	4	0	0	0	0	1	4
Bob Heffner, R (1, 1) OBP: 0.143, SLG: 0.195 Roman Mejias, R (7, PH) OBP: 0.246, SLG: 0.337 Arnold Earley, L (7, 1) OBP: 0.235, SLG: 0.294 Jack Lamabe, R (8, 1) OBP: 0.069, SLG: 0.143		x 0-0 ③ 4-3			SSS 0-3 ① K		SSS 0-3 ② K			2 1 0 0	0 0 0 0	0 0 0 0	0 0 0 0	0 0 0 0	1 1 0 0	1 0 0 0
Inning Stats	R: 0 E: 0 K: 1 S: 5 H: 0 LOB: 1 BB: 1 P: 9	R: 1 E: 0 K: 0 S: 5 H: 3 LOB: 1 BB: 0 P: 5	R: 0 E: 0 K: 0 S: 3 H: 1 LOB: 0 BB: 0 P: 3	R: 0 E: 0 K: 1 S: 7 H: 2 LOB: 2 BB: 0 P: 7	R: 0 E: 0 K: 3 S: 10 H: 1 LOB: 1 BB: 0 P: 10	R: 0 E: 0 K: 0 S: 3 H: 1 LOB: 1 BB: 0 P: 4	R: 0 E: 0 K: 3 S: 9 H: 0 LOB: 0 BB: 0 P: 9	R: 0 E: 0 K: 0 S: 4 H: 1 LOB: 1 BB: 0 P: 4	R: 0 E: 0 K: 2 S: 7 H: 0 LOB: 0 BB: 0 P: 7	1B: 9 2B: 0 3B: 0 HR: 0 SF: 0 SAC: 0 DP: 3 HBP: 1						

PITCHER		IP	W/L/S	BF	H	R	ER	SO	BB	IBB	HBP	BLK	WP	HR	S	P	ERA	WHIP
Joe Horlen, R ERA: 3.55	(1, 1)	6.0	W	25	8	1	1	5	1	0	1	0	0	0	33	38	1.50	1.500
Hoyt Wilhelm, R ERA: 2.71	(7, 1)	3.0	S	10	1	0	0	5	0	0	0	0	0	0	20	20	0.00	0.333

PITCHER	IP	W/L	BF	H	R	ER	SO	BB	IBB	HBP	BLK	WP	HR	S	P	ERA	WHIP

TOP

Boston Red Sox @ Chicago White Sox

Comiskey Park, Chicago, IL

Tue Sep 17 1963, 8:05 PM EDT

Att. 7,338 - Unknown

livebaseballscorecards.com

AB	33
R	1
H	9
RBI	1
BB	1
SO	10
LOB	20

PA: 35

WP: 0
PB: 0
SB: 2
CS: 0

BOTTOM

Boston Red Sox @ Chicago White Sox

Comiskey Park, Chicago, IL

Tue Sep 17 1963, 8:05 PM EDT

Att. 7,338 - Unknown

livebaseballscorecards.com

Batter	1	2	3	4	5	6	7	8	9	AB	R	H	RBI	BB	SO	LOB
Mike Hershberger, R (1, 8) (9, 9) OBP: 0.333, SLG: 0.352	F9		G6-3, 1B		2B		F7	F3		5	1	2	0	0	0	4
Joe Cunningham, L (1, 3) OBP: 0.374, SLG: 0.362	G3, BB, 1B		G6-3 1-2f 2-3		WP 2-H 3-H		1-2, HBP			3	0	2	2	0	0	2
Tom McCraw, L (7, PR) (8, 3) OBP: 0.308, SLG: 0.383					2B					0	0	0	0	0	0	0
Floyd Robinson, L (1, 9) (9, 7) OBP: 0.363, SLG: 0.414	B B B B G3 1-2 BB		3-1		B B B B WP BB		F6			2	0	0	0	2	0	3
Pete Ward, L (1, 5) OBP: 0.348, SLG: 0.473	G3 1-2 2-3			G3	B B B B 1-2 2-3 BB		F3			3	0	0	0	1	0	4
Nellie Fox, L (1, 4) OBP: 0.303, SLG: 0.312	F9			4-3	F4			E6, E		4	0	0	0	0	0	5
Al Weis, S (8, PR) (9, 4) OBP: 0.346, SLG: 0.330										0	0	0	0	0	0	0
Dave Nicholson, R (1, 7) OBP: 0.318, SLG: 0.420		S S S K		S S S K		5-3		F8 1-3		4	0	0	0	0	2	1
Jim Landis, R (9, 8) OBP: 0.315, SLG: 0.376										0	0	0	0	0	0	0
Ron Hansen, R (1, 6) OBP: 0.318, SLG: 0.340		F8			F9	S S S K		S S S K		4	0	0	0	0	2	2
J.C. Martin, L (1, 2) OBP: 0.262, SLG: 0.276		F8			F9	6-3		I I I I BB IBB		3	0	0	0	1	0	0
Joe Horlen, R (1, 1) OBP: 0.257, SLG: 0.235			G6-3, 1B 1B		B B B B 2B 2B BB		B B B B HBP BB	B B B B 1-2 BB		1	1	1	0	1	0	0
Hoyt Wilhelm, R (7, 1) OBP: 0.194, SLG: 0.074										0	0	0	0	2	0	0
Inning Stats	R: 0 E: 0 K: 0 S: 4 H: 1 LOB: 2 BB: 1 P: 8	R: 0 E: 0 K: 1 S: 5 H: 0 LOB: 0 BB: 0 P: 5	R: 0 E: 0 K: 0 S: 4 H: 2 LOB: 1 BB: 0 P: 4	R: 0 E: 0 K: 1 S: 5 H: 0 LOB: 0 BB: 0 P: 5	R: 2 E: 0 K: 0 S: 5 H: 2 LOB: 3 BB: 3 P: 17	R: 0 E: 0 K: 1 S: 5 H: 0 LOB: 0 BB: 0 P: 5	R: 0 E: 0 K: 0 S: 3 H: 0 LOB: 2 BB: 1 P: 8	R: 0 E: 2 K: 1 S: 6 H: 0 LOB: 3 BB: 2 P: 14		1B: 3 2B: 2 3B: 0 HR: 0 SF: 0 SAC: 0 DP: 1 HBP: 1						

	AB	29
	R	2
	H	5
	RBI	2
	BB	7
	SO	4
	LOB	21

WP: 1 PB: 0 SB: 0 CS: 0 PA: 37

PITCHER		IP	WLS	BF	H	R	ER	SO	BB	IBB	HBP	BLK	WP	HR	S	P	ERA	WHIP
Bob Heffner, R ERA: 4.17	(1, 1)	6.0	L	26	5	2	2	3	4	0	0	0	1	0	28	44	3.00	1.500
Arnold Earley, L ERA: 4.55	(7, 1)	1.2		10	0	0	0	1	2	1	1	0	0	0	8	21	0.00	1.200
Jack Lamabe, R ERA: 3.22	(8, 1)	0.1		1	0	0	0	0	0	0	0	0	0	0	1	1	0.00	0.000

PITCHER	IP	WLS	BF	H	R	ER	SO	BB	IBB	HBP	BLK	WP	HR	S	P	ERA	WHIP

Batter	1	2	3	4	5	6	7	8	9	AB	R	H	RBI	BB	SO	LOB
Gary Geiger, L (1, 8) OBP: 0.330, SLG: 0.450	SSS 0-3 ① K		SSS 0-3 ① K	x 0-0 ③ F9		x 0-0 ③ F7			x 0-0 ① 4-3	5	0	0	0	0	2	2
Felix Mantilla, R (1, 4) (6, 6) OBP: 0.364, SLG: 0.454	x 0-0 1B 2B		x 0-0 ② F7		BBBB 4-0 FC6-4 1B BB		x 0-0 ① 6-3		x 0-0 G6-3 1B	4	1	2	0	1	0	0
Carl Yastrzemski, L (1, 7) OBP: 0.419, SLG: 0.478	x 0-0 2-H 1B 1B		x 0-0 HR 1B		x 0-0 1-2 FC6-4 1B		x 0-0 ② F7		x 0-0 ② ③ G6-3 1-2f	5	1	3	1	0	0	1
Dick Stuart, R (1, 3) OBP: 0.312, SLG: 0.526	x 0-0 1-2 1B		x 0-0 1-H HR		SSS 0-3 ① K		x 0-0 FC6-4 1B			4	1	3	2	0	1	2
Lou Clinton, R (1, 9) OBP: 0.296, SLG: 0.419	x 0-0 ② F2		x 0-0 ③ F8		x 0-0 ② FC6-4 BB 1-2f 2-3		x 0-0 ③ FC6-4 1-2f			4	0	0	0	0	0	5
Dick Williams, R (1, 5) OBP: 0.343, SLG: 0.384	x 0-0 ③ F7			x 0-0 ① 1-3	BBBB 4-0 1-2 BB			SSS 0-3 ① K		3	0	0	0	1	1	2
Eddie Bressoud, R (1, 6) OBP: 0.326, SLG: 0.437		x 0-0 ① F8		x 0-0 FC2-6 1B 1B	x 0-0 ③ F4			BBBB 4-0 FC6-4 BB		3	0	1	0	0	0	3
Chuck Schilling, R (6, 4) OBP: 0.290, SLG: 0.321										0	0	0	0	1	0	0
Russ Nixon, L (1, 2) OBP: 0.318, SLG: 0.371		x 0-0 ② F8		x 0-0 1-2 FC2-6 1B		BBBB 4-0 B3-6-4 BB		x 0-0 ② FC6-4 1-2f		3	0	1	0	1	0	1
Dave Morehead, R (1, 1) OBP: 0.091, SLG: 0.093		x 0-0 ③ F8		x 0-0 ② FC2-6 1-2f 2-3		x 0-0 ① ② B3-6-4 1-2f		x 0-0 ③ F4		2	0	0	0	0	0	2
Jack Lamabe, R (5, 1) OBP: 0.067, SLG: 0.138										1	0	0	0	0	0	1
Frank Malzone, R (8, PH) OBP: 0.331, SLG: 0.427										1	0	0	0	0	0	1
Dick Radatz, R (8, 1) OBP: 0.103, SLG: 0.107										0	0	0	0	0	0	0
Inning Stats	R: 1 H: 3 E: 0 LOB: 2 K: 1 BB: 0 S: 8 P: 8	R: 0 H: 0 E: 0 LOB: 0 K: 0 BB: 0 S: 3 P: 3	R: 2 H: 2 E: 0 LOB: 0 K: 1 BB: 0 S: 7 P: 7	R: 0 H: 2 E: 0 LOB: 2 K: 0 BB: 0 S: 5 P: 5	R: 0 H: 1 E: 0 LOB: 3 K: 1 BB: 2 S: 6 P: 14	R: 0 H: 0 E: 0 LOB: 0 K: 0 BB: 1 S: 2 P: 6	R: 0 H: 1 E: 0 LOB: 1 K: 0 BB: 0 S: 4 P: 4	R: 0 H: 0 E: 0 LOB: 1 K: 1 BB: 1 S: 5 P: 9	R: 0 H: 1 E: 0 LOB: 0 K: 0 BB: 0 S: 3 P: 3	1B: 8 SF: 0 2B: 1 SAC: 0 3B: 0 DP: 2 HR: 1 HBP: 0						

TOP

Boston Red Sox @ Chicago White Sox

Comiskey Park, Chicago, IL

Wed Sep 18 1963, 8:05 PM EDT

Unknown

livebaseballscorecards.com

AB	35
R	3
H	10
RBI	3
BB	4
SO	4
LOB	20

WP: 0 PA: 39
PB: 0
SB: 0
CS: 0

PITCHER		IP	WLS	BF	H	R	ER	SO	BB	IBB	HBP	BLK	WP	HR	S	P	ERA	WHIP
Ray Herbert, R ERA: 3.38	(1, 1)	4.0		19	7	3	3	2	0	0	0	0	0	1	23	23	6.75	1.750
Bruce Howard, R ERA: 1.29	(5, 1)	4.0	W	17	2	0	0	2	4	0	0	0	0	0	17	33	0.00	1.500
Jim Brosnan, R ERA: 3.09	(9, 1)	1.0	S	3	1	0	0	0	0	0	0	0	0	0	3	3	0.00	1.000

PITCHER	IP	WLS	BF	H	R	ER	SO	BB	IBB	HBP	BLK	WP	HR	S	P	ERA	WHIP

Batter	1	2	3	4	5	6	7	8	9	AB	R	H	RBI	BB	SO	LOB
Jim Landis, R (1, 8) OBP: 0.316, SLG: 0.375	K		BB CS	K		6-3		HR BB		4	1	1	0	1	2	1
Gene Stephens, L (1, 9) OBP: 0.800, SLG: 0.750	HR		BB BB 1-2		SF8 1B BB			F7		4	2	3	0	1	0	1
Floyd Robinson, L (1, 7) OBP: 0.365, SLG: 0.420	1-H HR		F2		FC6-4 SF8 1B 1-2	F7		1-2 HR		3	3	1	2	2	0	2
Pete Ward, L (1, 5) OBP: 0.351, SLG: 0.479	6-3		BB 1-2		FC6-4 BB 1-2 2-3		4-3	1-H 2-H HR		3	1	2	3	2	0	0
Joe Cunningham, L (1, 3) OBP: 0.379, SLG: 0.364 Tom McCraw, L (8, PR) OBP: 0.308, SLG: 0.383 (9, 3)	6-3 1-2		1-2 2-3 BB		SF8 2-3 3-H		FC6-4 BB	E S 1B		2 0	0 1	1 0	1 0	2 0	0 0	1 0
Nellie Fox, L (1, 4) OBP: 0.304, SLG: 0.312	4-3		F3		FC6-4 1-2 BB		FC6-4 BB 1B 1-2f	E 1-H 1B		4	0	1	1	1	0	5
Ron Hansen, R (1, 6) OBP: 0.317, SLG: 0.338		6-3		F2	FC6-4 FC5-4 1-2f 2-3 3-H		BB 1-2 1B	E4 G6-4-3 1-2		5	0	1	1	0	0	3
Cam Carreon, R (1, 2) OBP: 0.325, SLG: 0.346		K		4-3 1B	FC5-4 1-2f		1-2 2-3 BB	G6-4-3 1-2f		4	0	1	0	1	1	4
Ray Herbert, R (1, 1) OBP: 0.314, SLG: 0.344 Don Buford, S (4, PH) OBP: 0.250, SLG: 0.500 Bruce Howard, S (5, 1) OBP: 0.250, SLG: 0.250 Jim Brosnan, R (9, 1) OBP: 0.308, SLG: 0.308		5-3		4-3 1-2		1-3	K			1 1 2 0	0 0 0 0	0 0 0 0	0 0 0 0	0 0 1 0	0 1 3 0	0 1 3 0
Inning Stats	R: 2 E: 0 K: 1 S: 7 H: 2 LOB: 1 BB: 1 P: 11	R: 0 E: 0 K: 1 S: 5 H: 0 LOB: 0 BB: 0 P: 5	R: 0 E: 0 K: 0 S: 3 H: 1 LOB: 3 BB: 3 P: 15	R: 0 E: 0 K: 1 S: 6 H: 1 LOB: 1 BB: 0 P: 6	R: 2 E: 0 K: 0 S: 4 H: 1 LOB: 2 BB: 3 P: 16	R: 0 E: 0 K: 0 S: 4 H: 1 LOB: 1 BB: 0 P: 4	R: 0 E: 0 K: 1 S: 6 H: 1 LOB: 3 BB: 2 P: 14	R: 4 E: 1 K: 0 S: 7 H: 4 LOB: 2 BB: 1 P: 11		1B: 9 2B: 0 3B: 0 HR: 2 SF: 1 SAC: 0 DP: 1 HBP: 0						

PITCHER		IP	WLS	BF	H	R	ER	SO	BB	IBB	HBP	BLK	WP	HR	S	P	ERA	WHIP
Dave Morehead, R ERA: 3.97	(1, 1)	4.1	L	23	5	4	4	3	6	0	0	0	0	1	23	47	8.31	2.538
Jack Lamabe, R ERA: 3.16	(5, 1)	2.2		13	2	0	0	1	3	0	0	0	0	0	12	24	0.00	1.875
Dick Radatz, R ERA: 2.02	(8, 1)	1.0		8	4	4	4	0	1	0	0	0	0	1	7	11	36.00	5.000

PITCHER	IP	WLS	BF	H	R	ER	SO	BB	IBB	HBP	BLK	WP	HR	S	P	ERA	WHIP

BOTTOM

Boston Red Sox @ Chicago White Sox

Comiskey Park, Chicago, IL

Wed Sep 18 1963, 8:05 PM EDT

Unknown

livebaseballscorecards.com

AB	33
R	8
H	11
RBI	8
BB	10
SO	4
LOB	21

WP: 0 PA: 44
PB: 0
SB: 1
CS: 1

Boston Red Sox @ Chicago White Sox

Comiskey Park, Chicago, IL

Wed Sep 18 1963, 8:05 PM EDT

Att. 6,677 - Unknown

TOP

livebaseballscorecards.com

Batter	1	2	3	4	5	6	7	8	9	AB	R	H	RBI	BB	SO	LOB
Felix Mantilla, R (1, 6) OBP: 0.365, SLG: 0.455	E5 (F8, E)		1-H 2B		BB (E)		F9		5-3 (1-2, 2-3)	4	1	1	1	1	0	2
Dick Williams, R (1, 7) OBP: 0.338, SLG: 0.377	E4 (1-2)		4-3		E9 (1-H)			2B 1B	F8	5	0	1	0	0	0	4
Gary Geiger, L (9, 7) OBP: 0.330, SLG: 0.450										0	0	0	0	0	0	0
Lou Clinton, R (1, 9) OBP: 0.294, SLG: 0.416	F8 (2-3)		F8		F7			F8		4	0	0	0	0	0	5
Dick Stuart, R (1, 3) OBP: 0.310, SLG: 0.522	K (S S S)		6-3			6-3		F9		4	0	0	0	0	1	4
Frank Malzone, R (1, 5) OBP: 0.332, SLG: 0.428	5-3			6-3		FC6-4 (B B B B) BB		1-H 2B		3	0	1	0	1	0	2
Roman Mejias, R (1, 8) OBP: 0.246, SLG: 0.336		6-3		K (S S S)		FC6-4 (1-2f)			SH1-4 1B	4	1	1	0	0	1	1
Bob Tillman, R (1, 2) OBP: 0.306, SLG: 0.355		1-3		F5		F9			SH1-4 (1-2)	3	0	0	0	0	0	1
Chuck Schilling, R (1, 4) OBP: 0.290, SLG: 0.320		F7			F9		6-3		5-3 1B (2-H)	4	0	1	1	0	0	0
Earl Wilson, R (1, 1) OBP: 0.288, SLG: 0.333			BB (B B B)		K (S S S)					1	1	0	0	1	1	0
Pete Smith, R (6, 1)							F9		5-3 (1-2)	0	0	0	0	0	0	0
Eddie Bressoud, R (7, PH) OBP: 0.325, SLG: 0.436										1	0	0	0	0	0	0
Arnold Earley, L (7, 1) OBP: 0.278, SLG: 0.333										1	0	1	0	0	0	0
Dick Radatz, R (9, 1) OBP: 0.103, SLG: 0.107										0	0	0	0	0	0	0

	AB	34
	R	3
	H	6
	RBI	2
	BB	3
	SO	3
	LOB	19

Inning Stats	1	2	3	4	5	6	7	8	9	1B: 4	SF: 0	WP: 0	PA: 38
R:	0	0	1	0	1	0	0	0	1	2B: 2	SAC: 1	PB: 0	
E:	2	0	0	0	1	0	0	0	0	3B: 0	DP: 0	SB: 0	
K:	1	0	0	1	1	0	0	0	0	HR: 0	HBP: 0	CS: 0	
S:	7	3	4	5	6	3	3	4	6				
H:	0	0	1	0	0	0	0	2	3				
LOB:	2	0	1	0	1	1	1	2	2				
BB:	0	0	0	0	1	1	0	0	2				
P:	7	3	8	5	10	7	3	4	6				

PITCHER	IP	WLS	BF	H	R	ER	SO	BB	IBB	HBP	BLK	WP	HR	S	P	ERA	WHIP
Gary Peters, L (1, 1) ERA: 2.04	9.0	W	38	6	3	2	3	3	0	0	0	0	0	41	53	2.00	1.000

PITCHER	IP	WLS	BF	H	R	ER	SO	BB	IBB	HBP	BLK	WP	HR	S	P	ERA	WHIP

Batter	1	2	3	4	5	6	7	8	9	AB	R	H	RBI	BB	SO	LOB
Mike Hershberger, R (1, 8) OBP: 0.333, SLG: 0.353	6-3		1B 2B 1-3		6-3 1-2f		F3		1-2 1B 2-3 3-H	4	0	1	0	0	0	1
(8, 9)																
Joe Cunningham, L (9, PH) OBP: 0.381, SLG: 0.367										1	0	1	1	0	0	0
Don Buford, S (1, 4) OBP: 0.250, SLG: 0.375	K		WP 1B 2-3 3-H		4-3		K			4	0	1	1	0	2	0
Al Weis, S (8, 4) OBP: 0.346, SLG: 0.330										0	0	0	0	0	0	0
Floyd Robinson, L (1, 7) OBP: 0.364, SLG: 0.417	F7		K 1-2			SH1-4 BB BB		K		3	0	0	0	1	2	2
Pete Ward, L (1, 5) OBP: 0.352, SLG: 0.483		HR	4-3			SH1-4 1-2 BB		K		3	1	1	1	1	1	2
Gene Stephens, L (1, 9) OBP: 0.714, SLG: 1.167		4-3		HR		SH1-4 1-2 2-3		F8		2	1	1	1	0	0	0
Jim Landis, R (8, 8) OBP: 0.315, SLG: 0.374										1	0	0	0	0	0	0
Tom McCraw, L (1, 3) OBP: 0.312, SLG: 0.384		G3 1B	K			FC4-6 IBF			BB BB 1B BB	2	0	1	0	1	1	0
Jim Lemon, R (9, PH) OBP: 0.310, SLG: 0.289										0	0	0	0	1	0	0
Ken Berry, R (9, PR)										0	1	0	0	0	0	0
Ron Hansen, R (1, 6) OBP: 0.316, SLG: 0.336		G3 1-2	1-3			F3			1B BB 1-2 BB	3	0	0	0	1	0	4
J.C. Martin, L (1, 2) OBP: 0.259, SLG: 0.272			F8	F9		FC4-6 1-2f			L5	3	0	0	0	0	0	3
Nellie Fox, L (9, PH) OBP: 0.304, SLG: 0.311										1	0	0	0	0	0	2
Gary Peters, L (1, 1) OBP: 0.294, SLG: 0.456			2B 1B 1B		6-3 1B		F2		1B BB 1-2 2-3	3	1	2	0	0	0	0
Cam Carreon, R (9, PH) OBP: 0.325, SLG: 0.346										0	0	0	0	0	0	0
Deacon Jones, L (9, PH) OBP: 0.250, SLG: 0.300										0	0	0	0	1	0	0
Inning Stats	R: 0 H: 0 E: 0 LOB: 0 K: 1 BB: 0 S: 5 P: 5	R: 1 H: 2 E: 0 LOB: 0 K: 0 BB: 0 S: 4 P: 4	R: 1 H: 3 E: 0 LOB: 2 K: 1 BB: 0 S: 8 P: 8	R: 1 H: 1 E: 0 LOB: 0 K: 1 BB: 0 S: 6 P: 6	R: 0 H: 1 E: 0 LOB: 0 K: 0 BB: 0 S: 3 P: 3	R: 0 H: 0 E: 0 LOB: 3 K: 0 BB: 3 S: 3 P: 15	R: 0 H: 0 E: 0 LOB: 0 K: 1 BB: 0 S: 5 P: 5	R: 0 H: 0 E: 0 LOB: 3 K: 2 BB: 0 S: 7 P: 7	R: 1 H: 1 E: 0 LOB: 3 K: 0 BB: 3 S: 2 P: 14	1B: 5 SF: 0 2B: 2 SAC: 1 3B: 0 DP: 1 HR: 2 HBP: 0						

PITCHER		IP	WLS	BF	H	R	ER	SO	BB	IBB	HBP	BLK	WP	HR	S	P	ERA	WHIP
Earl Wilson, R ERA: 3.76	(1, 1)	5.0		22	7	3	3	3	2	0	0	0	1	2	26	34	5.40	1.800
Pete Smith, R ERA: 3.86	(6, 1)	1.0		4	0	0	0	0	0	1	0	0	0	0	3	7	0.00	0.000
Arnold Earley, L ERA: 4.54	(7, 1)	2.1	L	9	0	1	1	3	2	0	0	0	0	0	13	21	3.86	0.857
Dick Radatz, R ERA: 2.02	(9, 1)	0.0		2	1	0	0	0	1	0	0	0	0	0	1	5	∞	∞

PITCHER	IP	WLS	BF	H	R	ER	SO	BB	IBB	HBP	BLK	WP	HR	S	P	ERA	WHIP

BOTTOM

Red Sox @ Chicago White Sox

Comiskey Park, Chicago, IL

Wed Sep 18 1963, 8:05 PM EDT

Att. 6,677 - Unknown

Boston Red Sox

livebaseballscorecards.com

AB	30
R	4
H	8
RBI	4
BB	6
SO	6
LOB	14

WP: 1	PA:	37	
PB: 0			
SB: 0			
CS: 0			

Minnesota Twins @ Boston Red Sox

Fenway Park, Boston, MA

Sat Sep 21 1963, 3:33 AM EDT

Unknown

TOP

livebaseballscorecards.com

Batter	1	2	3	4	5	6	7	8	9	AB	R	H	RBI	BB	SO	LOB
Bernie Allen, L (1, 4) OBP: 0.306, SLG: 0.360	E8 HR 1B	F8		1-H 2B		4-3 2-3		2-H 3-H HR 2B	K	6	2	3	3	0	1	4
George Banks, R (1, 5) OBP: 0.271, SLG: 0.314	3-H HR	BBBB BB		K		K		E6 HR	F3	5	2	1	2	1	2	5
Jimmie Hall, L (1, 8) (8, 7) OBP: 0.342, SLG: 0.527	K	F8			F8		K	F6		5	0	0	0	0	2	3
Harmon Killebrew, R (1, 7) OBP: 0.350, SLG: 0.554 Lenny Green, L (8, 8) OBP: 0.316, SLG: 0.326	HR	F6			HR		K	1-H 2-H HR		5 0	3 0	3 0	5 0	0 0	1 0	1 0
Don Mincher, L (1, 3) OBP: 0.351, SLG: 0.529	F9		K		HR		F6	BBBB BB		4	1	1	1	1	1	1
Bob Allison, R (1, 9) OBP: 0.382, SLG: 0.543	K			F3	F9			SH 1B 2B F8		5	1	1	0	0	1	1
Earl Battey, R (1, 2) OBP: 0.368, SLG: 0.477 Jerry Zimmerman, R (5, 2) OBP: 0.224, SLG: 0.208	1B			4-3	6-3			SH SH5-4 1B 2B 2-3	BBBB FC6-4 BB	3 0	0 1	1 0	0 0	0 1	0 0	0 0
Zoilo Versalles, R (1, 6) OBP: 0.304, SLG: 0.406	L8			BBBB 1B 1B BB		BBBB 4-3 SH3-4 BB		SH5-4 1-2 3-H 2B 1B	FC6-4 1-2f 1B	3	2	1	1	2	0	2
Lee Stange, R (1, 1) OBP: 0.185, SLG: 0.122 Bill Dailey, R (6, 1) OBP: 0.273, SLG: 0.381	F9			1-H 2B 1B		SH3-4 1-2		SH5-4 1-2 2-3	1-2 1B	2 1	1 0	1 1	0 0	0 0	0 0	1 0
Inning Stats	R: 3 E: 1 K: 2 S: 10 H: 3 LOB: 0 BB: 0 P: 10	R: 0 E: 0 K: 0 S: 4 H: 1 LOB: 1 BB: 0 P: 4	R: 0 E: 0 K: 1 S: 5 H: 0 LOB: 1 BB: 1 P: 9	R: 2 E: 0 K: 1 S: 7 H: 2 LOB: 1 BB: 1 P: 11	R: 2 E: 0 K: 0 S: 5 H: 2 LOB: 0 BB: 0 P: 5	R: 0 E: 0 K: 1 S: 5 H: 0 LOB: 1 BB: 1 P: 9	R: 0 E: 0 K: 2 S: 7 H: 0 LOB: 0 BB: 0 P: 7	R: 6 E: 1 K: 0 S: 9 H: 4 LOB: 1 BB: 1 P: 13	R: 0 E: 0 K: 1 S: 6 H: 1 LOB: 2 BB: 1 P: 10	1B: 5 2B: 3 3B: 0 HR: 5 SF: 0 SAC: 3 DP: 0 HBP: 0						

	AB	39
	R	13
	H	13
	RBI	12
	BB	5
	SO	8
	LOB	18

WP: 0 PB: 0 SB: 0 CS: 0 PA: 47

PITCHER		IP	WLS	BF	H	R	ER	SO	BB	IBB	HBP	BLK	WP	HR	S	P	ERA	WHIP
Bill Monbouquette, R ERA: 3.78	(1, 1)	4.0	L	20	6	5	5	4	2	0	0	0	0	2	26	34	11.25	2.000
Pete Smith, R ERA: 4.5	(5, 1)	3.0		12	2	2	2	3	1	0	0	0	0	2	17	21	6.00	1.000
Arnold Earley, L ERA: 4.75	(8, 1)	0.2		9	4	6	3	0	1	0	0	0	0	1	8	12	40.50	7.500
Bob Turley, R ERA: 4.19	(8, 1)	1.1		6	1	0	0	1	1	0	0	0	0	0	7	11	0.00	1.500

PITCHER		IP	WLS	BF	H	R	ER	SO	BB	IBB	HBP	BLK	WP	HR	S	P	ERA	WHIP

Minnesota Twins @ Boston Red Sox

Fenway Park, Boston, MA

Sat Sep 21 1963, 3:33 AM EDT

Unknown

BOTTOM

livebaseballscorecards.com

Batter	1	2	3	4	5	6	7	8	9	AB	R	H	RBI	BB	SO	LOB
Jim Gosger, L (1, 8) OBP: 0.231, SLG: 0.091	F8		K		6-3		4-3			4	0	0	0	0	1	0
Felix Mantilla, R (1, 4) OBP: 0.362, SLG: 0.450	6-3		E 1B		4-3		5-3			4	0	1	0	0	0	0
Carl Yastrzemski, L (1, 7) OBP: 0.418, SLG: 0.477	WP 1B		F5		4-3			4-3		4	0	1	0	0	0	1
Dick Stuart, R (1, 3) OBP: 0.310, SLG: 0.525	K 1-2		E5 1-2			HR		5-3		4	1	1	1	0	1	2
Frank Malzone, R (1, 5) OBP: 0.331, SLG: 0.427		6-3	F8			5-3		1B		4	0	1	0	0	0	2
Lou Clinton, R (1, 9) OBP: 0.293, SLG: 0.420		5-3	HR			F7		6-3		4	1	1	1	0	0	1
Russ Nixon, L (1, 2) OBP: 0.320, SLG: 0.384		2B 1B	F8			HR			L7	4	2	2	1	0	0	0
Rico Petrocelli, R (1, 6) OBP: 0.250, SLG: 0.500		1-H 2B	K			1-3			5-3	4	0	1	1	0	1	0
Bill Monbouquette, R (1, 1) OBP: 0.154, SLG: 0.126 Chuck Schilling, R (4, PH) OBP: 0.289, SLG: 0.320 Pete Smith, R (5, 1) Gary Geiger, L (7, PH) OBP: 0.329, SLG: 0.449 Arnold Earley, L (8, 1) OBP: 0.278, SLG: 0.333 Bob Turley, R (8, 1) OBP: 0.170, SLG: 0.282 Dick Williams, R (9, PH) OBP: 0.336, SLG: 0.374		K	6-3				F8		5-3	1 1 0 1 0 0 1	0 0 0 0 0 0 0	0 0 0 0 0 0 0	0 0 0 0 0 0 0	0 0 0 0 0 0 0	1 0 0 0 0 0 0	1 0 0 0 0 0 0
Inning Stats	R: 0 E: 0 K: 1 S: 6 H: 1 LOB: 1 BB: 0 P: 6	R: 1 E: 0 K: 1 S: 7 H: 2 LOB: 1 BB: 0 P: 7	R: 0 E: 1 K: 1 S: 7 H: 1 LOB: 2 BB: 0 P: 7	R: 1 E: 0 K: 1 S: 6 H: 1 LOB: 0 BB: 0 P: 6	R: 0 E: 0 K: 0 S: 3 H: 0 LOB: 0 BB: 0 P: 3	R: 2 E: 0 K: 0 S: 5 H: 2 LOB: 0 BB: 0 P: 5	R: 0 E: 0 K: 0 S: 3 H: 0 LOB: 0 BB: 0 P: 3	R: 0 E: 0 K: 0 S: 4 H: 1 LOB: 1 BB: 0 P: 4	R: 0 E: 0 K: 0 S: 3 H: 0 LOB: 0 BB: 0 P: 3	1B: 4 2B: 1 3B: 0 HR: 3 SF: 0 SAC: 0 DP: 0 HBP: 0	WP: 1 PB: 0 SB: 0 CS: 0 PA: 36					

	AB	36
	R	4
	H	8
	RBI	4
	BB	0
	SO	4
	LOB	7

PITCHER		IP	WLS	BF	H	R	ER	SO	BB	IBB	HBP	BLK	WP	HR	S	P	ERA	WHIP
Lee Stange, R ERA: 2.57	(1, 1)	5.2	W	25	7	4	4	4	0	0	0	0	1	3	33	33	6.35	1.235
Bill Dailey, R ERA: 2.03	(6, 1)	3.1	S	11	1	0	0	0	0	0	0	0	0	0	11	11	0.00	0.300

PITCHER	IP	WLS	BF	H	R	ER	SO	BB	IBB	HBP	BLK	WP	HR	S	P	ERA	WHIP

Batter	1	2	3	4	5	6	7	8	9	AB	R	H	RBI	BB	SO	LOB
Bernie Allen, L (1, 4) OBP: 0.307, SLG: 0.361	0-0 1B 2B	0-0 F8 ③			B B B 4-0 BB		0-0 F6 ②		0-0 F9 ②	4	1	1	0	1	0	2
George Banks, R (1, 5) OBP: 0.250, SLG: 0.286	0-0 6-3 ①		0-0 F6 ①		0-0 F8 ③		0-0 F9 ③		0-0 6-3 ③	5	0	0	0	0	0	2
Jimmie Hall, L (1, 8) OBP: 0.345, SLG: 0.528	0-0 2-H 1B		0-0 G5-4-3 1B			S S S 0-3 K ①		B B B B 4-0 1B 1B BB		3	0	2	1	1	1	0
Harmon Killebrew, R (1, 7) OBP: 0.349, SLG: 0.558	0-0 F7 ②		0-0 G5-4-3 ② ③ 1-2f			0-0 HR		0-0 F7 ①		4	1	1	1	0	0	3
Don Mincher, L (1, 3) OBP: 0.350, SLG: 0.521	0-0 4-3 ③			0-0 4-3 ①		H 1-0 1B HBP		S S S 0-3 K ②		3	0	0	0	0	1	2
Bob Allison, R (1, 9) OBP: 0.382, SLG: 0.541		0-0 5-3 ①		0-0 F5 ②		S S S 0-3 K ②		0-0 1B 1-2 1B		4	0	1	0	0	1	1
Zoilo Versalles, R (1, 6) OBP: 0.305, SLG: 0.406		0-0 F6 ②		0-0 4-3 ③		0-0 FC6-4 1-2 1B		0-0 1-2 2-3 1B		4	0	2	0	0	0	0
Jerry Zimmerman, R (1, 2) OBP: 0.235, SLG: 0.204	B B B B 4-0 E BB				0-0 4-3 ①	0-0 FC6-4 ③ 1-2f		S S S 0-3 K ③		1	0	0	0	1	0	0
Tony Oliva, L (6, PH) OBP: 0.429, SLG: 0.429										1	0	0	0	0	0	2
Jim Perry, S (6, 1) OBP: 0.286, SLG: 0.245										0	0	0	0	0	0	0
Gerry Arrigo, L (7, 1)										0	0	0	0	0	0	0
Lenny Green, L (8, PH) OBP: 0.315, SLG: 0.325										1	0	0	0	0	1	3
Gary Dotter, L (8, 1)										0	0	0	0	0	0	0
Dwight Siebler, R (1, 1) OBP: 0.188, SLG: 0.133		0-0 E6 1-2			0-0 G3 ②		S S S 0-3 K ①		S S S 0-3 K ①	2	0	0	0	0	0	1
Fred Lasher, R (5, 1)										0	0	0	0	0	0	0
Paul Ratliff, L (6, 2) OBP: 0.250, SLG: 0.389										2	0	0	0	0	2	0
Inning Stats	R: 1 E: 0 K: 0 S: 5 H: 2 LOB: 1 BB: 0 P: 5	R: 0 E: 1 K: 0 S: 4 H: 0 LOB: 2 BB: 1 P: 8	R: 0 E: 0 K: 0 S: 3 H: 1 LOB: 0 BB: 0 P: 3	R: 0 E: 0 K: 0 S: 3 H: 0 LOB: 0 BB: 0 P: 3	R: 0 E: 0 K: 0 S: 3 H: 0 LOB: 1 BB: 1 P: 7	R: 1 E: 0 K: 2 S: 9 H: 2 LOB: 2 BB: 0 P: 10	R: 0 E: 0 K: 1 S: 5 H: 0 LOB: 0 BB: 0 P: 5	R: 0 E: 0 K: 2 S: 9 H: 2 LOB: 3 BB: 1 P: 13	R: 0 E: 0 K: 1 S: 5 H: 0 LOB: 0 BB: 0 P: 5	1B: 5 2B: 1 3B: 0 HR: 1 SF: 0 SAC: 0 DP: 1 HBP: 1						

PITCHER		IP	WLS	BF	H	R	ER	SO	BB	IBB	HBP	BLK	WP	HR	S	P	ERA	WHIP
Gene Conley, R ERA: 6.64	(1, 1)	6.0	W	26	5	2	2	2	2	0	1	0	0	1	27	36	3.00	1.167
Jack Lamabe, R ERA: 3.1	(7, 1)	3.0	S	12	2	0	0	4	1	0	0	0	0	0	19	23	0.00	1.000

PITCHER	IP	WLS	BF	H	R	ER	SO	BB	IBB	HBP	BLK	WP	HR	S	P	ERA	WHIP

TOP

Minnesota Twins @ Boston Red Sox

Fenway Park, Boston, MA

Sat Sep 21 1963, 3:38 AM EDT

Att. 6,469 - Unknown

livebaseballscorecards.com

AB	34
R	2
H	7
RBI	2
BB	3
SO	6
LOB	16

WP: 0 PB: 0 SB: 0 CS: 0 PA: 38

BOTTOM

Minnesota Twins @ Boston Red Sox

Fenway Park, Boston, MA

Sat Sep 21 1963, 3:38 AM EDT

Att. 6,469 - Unknown

Batter	1	2	3	4	5	6	7	8	9	AB	R	H	RBI	BB	SO	LOB
Felix Mantilla, R (1, 6) OBP: 0.380, SLG: 0.460	BBBB 4-0 1B BB		x 0-0 E5 E 1B		x 0-0 HR 1B	x 0-0 IBB FC 1-2 2-3 1B 1B	BBBB 4-0 1-2 HR BB			3	4	3	0	2	0	0
Roman Mejias, R (1, 8) OBP: 0.251, SLG: 0.358	x 0-0 ① F6		x 0-0 E8 2-H 1B		x 0-0 1-H HR	x 0-0 FC 1B IBB 1-2 2-H 3-H	x 0-0 1-H 2-H HR			5	2	3	7	0	0	2
Carl Yastrzemski, L (1, 7) OBP: 0.421, SLG: 0.478	x 0-0 1-2 1B		x 0-0 ② F6		BBBB 4-0 2B BB	4-0 1B 1-2 2-3 IBB	x 0-0 1B			3	1	2	0	2	0	1
Dick Stuart, R (1, 3) OBP: 0.310, SLG: 0.526 Dick Williams, R (8, 3) OBP: 0.336, SLG: 0.374	x 0-0 ② F6		x 0-0 ③ F5		x 0-0 1-H 2B	x 0-0 ② SSS 1-2 2-3 3-H 1B	0-3 ③ K			5 0	0 0	2 0	2 0	0 0	1 0	4 0
Lou Clinton, R (1, 9) OBP: 0.293, SLG: 0.420	SSS 0-3 ③ K			x 0-0 2B	x 0-0 ② F7	SSS 0-3 ③ K		x 0-0 ① 5-3		5	0	1	0	0	2	5
Frank Malzone, R (1, 5) OBP: 0.330, SLG: 0.425		x 0-0 G6-4-3 1B		x 0-0 ① F8	x 0-0 ③ L7		x 0-0 ① SSS F4	0-3 ② K		5	0	1	0	0	1	2
Bob Tillman, R (1, 2) OBP: 0.308, SLG: 0.353		x 0-0 ① ② G6-4-3 1-2f		x 0-0 ② F4		BBBB 4-0 1B BB E BB	x 0-0 FC6-4 1B	SSS 0-3 ③ K		4	1	1	0	1	1	2
Chuck Schilling, R (1, 4) OBP: 0.289, SLG: 0.318		x 0-0 ③ F3		x 0-0 ③ F7		BBBB 4-0 FC 1B 1-2 E BB	x 0-0 ② FC6-4 1-2f 1B			3	2	0	0	1	0	2
Gene Conley, R (1, 1) OBP: 0.200, SLG: 0.267 Gary Geiger, L (6, PH) OBP: 0.329, SLG: 0.448 Jack Lamabe, R (7, 1) OBP: 0.097, SLG: 0.167			x 0-0 ① F8		SSS 0-3 ① K	x 0-0 ① F3	x 0-0 BB HR 2-H 1B			2 1 1	0 0 1	0 0 1	0 0 1	0 0 0	1 0 0	0 2 0
Inning Stats	R: 0 E: 0 K: 1 S: 6 H: 1 LOB: 2 BB: 1 P: 10	R: 0 E: 0 K: 0 S: 3 H: 1 LOB: 0 BB: 0 P: 3	R: 1 E: 2 K: 0 S: 5 H: 2 LOB: 1 BB: 0 P: 5	R: 0 E: 0 K: 0 S: 4 H: 1 LOB: 1 BB: 0 P: 4	R: 3 E: 0 K: 1 S: 8 H: 3 LOB: 1 BB: 1 P: 12	R: 3 E: 1 K: 1 S: 7 H: 2 LOB: 2 BB: 3 P: 19	R: 4 E: 1 K: 1 S: 9 H: 4 LOB: 1 BB: 1 P: 13	R: 0 E: 0 K: 2 S: 7 H: 0 LOB: 0 BB: 0 P: 7		1B: 10 2B: 2 3B: 0 HR: 2		SF: 0 SAC: 0 DP: 1 HBP: 0		WP: 0 PB: 0 SB: 0 CS: 0		PA: 43

	AB	37
	R	11
	H	14
	RBI	10
	BB	6
	SO	6
	LOB	20

livebaseballscorecards.com

PITCHER		IP	WLS	BF	H	R	ER	SO	BB	IBB	HBP	BLK	WP	HR	S	P	ERA	WHIP
Dwight Siebler, R ERA: 2.79	(1, 1)	4.1	L	22	8	4	3	2	2	0	0	0	0	1	24	32	6.23	2.308
Fred Lasher, R ERA: 4.76	(5, 1)	0.2		2	0	0	0	0	0	0	0	0	0	0	2	2	0.00	0.000
Jim Perry, R ERA: 3.83	(6, 1)	1.2		13	4	6	6	1	3	1	0	0	0	0	11	27	32.40	4.200
Gerry Arrigo, L ERA: 2.87	(7, 1)	0.1		3	2	1	1	1	0	0	0	0	0	1	5	5	27.00	6.000
Gary Dotter, L ERA:	(8, 1)	1.0		3	0	0	0	2	0	0	0	0	0	0	7	7	0.00	0.000

PITCHER	IP	WLS	BF	H	R	ER	SO	BB	IBB	HBP	BLK	WP	HR	S	P	ERA	WHIP

Minnesota Twins @ Boston Red Sox

Fenway Park, Boston, MA

Sun Sep 22 1963, 3:33 AM EDT

Att. 6,144 - Unknown

TOP

livebaseballscorecards.com

Batter	1	2	3	4	5	6	7	8	9	AB	R	H	RBI	BB	SO	LOB
Bernie Allen, L (1, 4) OBP: 0.308, SLG: 0.364	IHR 2B		3-1	3-1		3-1		1-3 1B		5	1	2	0	0	0	1
George Banks, R (1, 5) OBP: 0.246, SLG: 0.328	K		HR		5-3	K		K		5	1	1	1	0	3	3
Jimmie Hall, L (1, 8) (9, 7) OBP: 0.345, SLG: 0.532	2-H IHR		BB		K		F4	L5		4	1	1	2	1	1	2
Harmon Killebrew, R (1, 7) OBP: 0.351, SLG: 0.563 Lenny Green, L (9, 8) OBP: 0.315, SLG: 0.325	K		1-2 BB		1B E 1B		HR		6-3	4 0	2 0	2 0	1 0	1 0	1 0	0 0
Don Mincher, L (1, 3) OBP: 0.347, SLG: 0.514	F9		K		BB E 1-2 1B		6-3		F5	5	0	1	0	0	1	2
Bob Allison, R (1, 9) OBP: 0.380, SLG: 0.538		1-3	F9		E7 BB 1-2 2-H 1B		K		5-3	5	0	1	0	0	1	2
Zoilo Versalles, R (1, 6) OBP: 0.307, SLG: 0.405		6-3		5-3 BB	1-2 2-3 BB			K		2	0	0	0	2	1	0
Jerry Zimmerman, R (1, 2) OBP: 0.255, SLG: 0.245		1B		5-3 1-2	K			1B 2B		4	1	2	0	0	1	4
Camilo Pascual, R (1, 1) OBP: 0.277, SLG: 0.326		5-3		6-3		F5		2-H 1B		4	0	1	1	0	0	2

	AB	R	H	RBI	BB	SO	LOB
	38	6	11	5	4	9	16

Inning Stats	1	2	3	4	5	6	7	8	9
	R: 2 E: 0 K: 2 S: 9	H: 2 LOB: 0 BB: 0 P: 9	R: 0 E: 0 K: 0 S: 4	H: 1 LOB: 1 BB: 0 P: 4	R: 1 E: 0 K: 1 S: 6	H: 1 LOB: 2 BB: 2 P: 14	R: 0 E: 0 K: 0 S: 3	H: 0 LOB: 1 BB: 1 P: 7	R: 1 E: 1 K: 2 S: 10	H: 3 LOB: 3 BB: 1 P: 14	R: 0 E: 0 K: 1 S: 5	H: 0 LOB: 0 BB: 0 P: 5	R: 1 E: 0 K: 1 S: 6	H: 1 LOB: 0 BB: 0 P: 6	R: 1 E: 0 K: 2 S: 10	H: 3 LOB: 2 BB: 0 P: 10	R: 0 E: 0 K: 0 S: 3	H: 0 LOB: 0 BB: 0 P: 3

	1B: 6	SF: 0	WP: 0	PA: 42
	2B: 2	SAC: 0	PB: 0	
	3B: 0	DP: 0	SB: 0	
	HR: 3	HBP: 0	CS: 0	

PITCHER		IP	WLS	BF	H	R	ER	SO	BB	IBB	HBP	BLK	WP	HR	S	P	ERA	WHIP
Bob Heffner, R ERA: 4.29	(1, 1)	7.0	L	33	8	5	5	7	4	0	0	0	0	2	43	59	6.43	1.714
Pete Smith, R ERA: 4.5	(8, 1)	2.0		9	3	1	1	2	0	0	0	0	0	0	13	13	4.50	1.500

PITCHER		IP	WLS	BF	H	R	ER	SO	BB	IBB	HBP	BLK	WP	HR	S	P	ERA	WHIP

Minnesota Twins @ Boston Red Sox

Fenway Park, Boston, MA

Sun Sep 22 1963, 3:33 AM EDT

Att. 6,144 - Unknown

BOTTOM

livebaseballscorecards.com

Batter	1	2	3	4	5	6	7	8	9	AB	R	H	RBI	BB	SO	LOB
Felix Mantilla, R (1, 6) OBP: 0.372, SLG: 0.449	K		L6		K		G6-4-3 1-2f			4	0	0	0	0	2	1
Roman Mejias, R (1, 8) OBP: 0.256, SLG: 0.365	BB 2B 1B		6-3		2B			G5-4-3 1B		4	1	3	0	0	0	0
Carl Yastrzemski, L (1, 7) OBP: 0.421, SLG: 0.477	2B 1-2 BB BB		WP 1B		F7			F8		3	0	1	0	1	0	2
Dick Stuart, R (1, 3) OBP: 0.312, SLG: 0.527	1-3 2-H 2B		1-2 BB		K			G5-4-3 1-2f		3	0	1	1	1	1	2
Lou Clinton, R (1, 9) OBP: 0.294, SLG: 0.419	FC5-4 3-H BB		F6			5-3			E1 1B	3	0	1	0	1	0	2
Frank Malzone, R (1, 5) OBP: 0.328, SLG: 0.422	FC5-4 1-2f			5-3		K			5-3	4	0	0	0	0	1	3
Bob Tillman, R (1, 2) OBP: 0.304, SLG: 0.349		F5		K		K			K	4	0	0	0	0	3	1
Chuck Schilling, R (1, 4) OBP: 0.291, SLG: 0.319		F9		1B			G6-4-3 1B		E5	4	0	2	0	0	0	1
Bob Heffner, R (1, 1) OBP: 0.136, SLG: 0.186		5-3		K			K		G3	2	0	0	0	0	1	1
Dick Williams, R (7, PH) OBP: 0.333, SLG: 0.371										1	0	0	0	0	1	1
Pete Smith, R (8, 1)										0	0	0	0	0	0	0
Gary Geiger, L (9, PH) OBP: 0.328, SLG: 0.447										1	0	0	0	0	0	2

	AB	33
	R	1
	H	8
	RBI	1
	BB	3
	SO	9
	LOB	16

Inning Stats	1	2	3	4	5	6	7	8	9
	R: 1 E: 0 K: 1 S: 6 H: 2 LOB: 2 P: 14	R: 0 E: 0 K: 0 S: 3 H: 0 LOB: 0 P: 3	R: 0 E: 0 K: 0 S: 4 H: 1 LOB: 2 P: 8	R: 0 E: 0 K: 2 S: 8 H: 1 LOB: 1 P: 8	R: 0 E: 0 K: 2 S: 8 H: 1 LOB: 1 P: 8	R: 0 E: 0 K: 2 S: 7 H: 0 LOB: 0 P: 7	R: 0 E: 0 K: 1 S: 5 H: 1 LOB: 0 P: 5	R: 0 E: 0 K: 0 S: 3 H: 1 LOB: 0 P: 3	R: 0 E: 2 K: 1 S: 7 H: 1 LOB: 2 P: 7

	1B: 6	SF: 0	WP: 1	PA: 36
	2B: 2	SAC: 0	PB: 0	
	3B: 0	DP: 2	SB: 0	
	HR: 0	HBP: 0	CS: 0	

PITCHER	IP	WLS	BF	H	R	ER	SO	BB	IBB	HBP	BLK	WP	HR	S	P	ERA	WHIP
Camilo Pascual, R (1, 1) ERA: 2.44	9.0	W	36	8	1	1	9	3	0	0	0	1	0	51	63	1.00	1.222

PITCHER	IP	WLS	BF	H	R	ER	SO	BB	IBB	HBP	BLK	WP	HR	S	P	ERA	WHIP

Batter	1	2	3	4	5	6	7	8	9	AB	R	H	RBI	BB	SO	LOB
John Wojcik, L (1, 9) OBP: 0.255, SLG: 0.180	B B B B 4-0 S BB		x 0-0 ② F8	x 0-0 ③ P6		x 0-0 G5-4-3 1-2 1B				3	0	1	0	1	0	1
Dick Green, R (1, 6) OBP: 0.333, SLG: 0.286	S S S 0-3 ① K		x 0-0 ③ FC6-4 1-2f			S S S 0-3 ① K		x 0-0 ① ② G5-4-3 1-2f 2-H		4	0	0	0	0	2	3
Jerry Lumpe, L (1, 4) OBP: 0.336, SLG: 0.367	S S S 0-3 ② K 1-2			x 0-0 ① F7		x 0-0 ② F8		S S S 0-3 ③ K		4	0	0	0	0	2	1
Norm Siebern, L (1, 3) OBP: 0.359, SLG: 0.414	S S S 0-3 ③ K			x 0-0 1B 1B		x 0-0 ③ L8			S S S 0-3 ① K	4	0	1	0	0	2	1
Ed Charles, R (1, 5) OBP: 0.335, SLG: 0.394		x 0-0 G1-6-3 1B		x 0-0 1-2 1B			x 0-0 ① 5-3		S S S 0-3 ② K	4	0	2	0	0	1	0
Charlie Lau, L (1, 2) OBP: 0.315, SLG: 0.374		S S S 0-3 ① K		x 0-0 ② P2			x 0-0 ② 6-3		x 0-0 ③ 4-3	4	0	0	0	0	1	3
Tommie Reynolds, R (1, 7) OBP: 0.167, SLG: 0.333		x 0-0 ② ③ G1-6-3 1-2f		S S S 0-3 ③ K			x 0-0 2B			3	0	1	0	0	1	3
Bobby Del Greco, R (1, 8) OBP: 0.310, SLG: 0.320			B B B B 4-0 FC6-4 BB	x 0-0 B1-6-4 1B			S S S 0-3 ③ K			2	0	1	0	1	1	1
Diego Segui, R (1, 1) OBP: 0.232, SLG: 0.255 Chuck Essegian, R (8, PH) OBP: 0.283, SLG: 0.328 John Wyatt, R (8, 1)			S S S 0-3 ① K	x 0-0 ① ② B1-6-4 1-2f				x 0-0 1B G5-4-3 1B		2 1 0	0 1 0	0 1 0	0 0 0	0 0 0	1 0 0	2 0 0
Inning Stats	R: 0 H: 0 E: 0 LOB: 1 K: 3 BB: 1 S: 9 P: 13	R: 0 H: 1 E: 0 LOB: 0 K: 1 BB: 0 S: 5 P: 5	R: 0 H: 0 E: 0 LOB: 1 K: 1 BB: 1 S: 5 P: 9	R: 0 H: 2 E: 0 LOB: 2 K: 1 BB: 0 S: 7 P: 7	R: 0 H: 1 E: 0 LOB: 0 K: 0 BB: 0 S: 3 P: 3	R: 0 H: 0 E: 0 LOB: 0 K: 1 BB: 0 S: 5 P: 5	R: 0 H: 1 E: 0 LOB: 1 K: 1 BB: 0 S: 6 P: 6	R: 1 H: 2 E: 0 LOB: 0 K: 1 BB: 0 S: 6 P: 6	R: 0 H: 0 E: 0 LOB: 0 K: 2 BB: 0 S: 7 P: 7	1B: 6 SF: 0 2B: 1 SAC: 0 3B: 0 DP: 3 HR: 0 HBP: 0						

PITCHER	IP	WLS	BF	H	R	ER	SO	BB	IBB	HBP	BLK	WP	HR	S	P	ERA	WHIP
Dave Morehead, R (1, 1) ERA: 3.81	9.0	W	33	7	1	1	11	2	0	0	0	0	0	53	61	1.00	1.000

PITCHER	IP	WLS	BF	H	R	ER	SO	BB	IBB	HBP	BLK	WP	HR	S	P	ERA	WHIP

TOP

Kansas City Athletics @ Boston Red Sox

Fenway Park, Boston, MA

Tue Sep 24 1963, 3:33 AM EDT

Att. 674 - Unknown

livebaseballscorecards.com

AB	31
R	1
H	7
RBI	0
BB	2
SO	11
LOB	15

PA: 33

WP: 0 PB: 0 SB: 1 CS: 0

Batter	1	2	3	4	5	6	7	8	9	AB	R	H	RBI	BB	SO	LOB
Felix Mantilla, R (1, 4) OBP: 0.372, SLG: 0.462	HR		F8		G6-3 1-2f		6-3 1-2 2-3	BB 1-2 BB		4	1	1	1	1	0	3
Roman Mejias, R (1, 8) OBP: 0.255, SLG: 0.361	6-3		P6			E6 G3	E5 FC6-4	1-2 2-3 BB		4	0	0	0	1	0	2
Carl Yastrzemski, L (1, 7) OBP: 0.418, SLG: 0.473	L3		4-3			G3 2-3	FC6-4 S 2B 1-2f 2-3 3-H	F7		5	1	0	1	0	0	6
Dick Stuart, R (1, 3) OBP: 0.314, SLG: 0.528	BB			F2		FC5 BB	WP 1-H 3-H 2B			2	0	1	2	2	0	0
Lou Clinton, R (1, 9) OBP: 0.292, SLG: 0.416	K			6-3		F5	F9 2-3			4	0	0	0	0	1	4
Frank Malzone, R (1, 5) OBP: 0.329, SLG: 0.421		F3		1B		FC5 1-2 BB		3-1		3	0	1	0	1	0	0
Eddie Bressoud, R (1, 6) OBP: 0.325, SLG: 0.441		F7		F7		FC5 1-2 2-3f		HR		4	1	1	1	0	0	4
Russ Nixon, L (1, 2) OBP: 0.326, SLG: 0.393		2B			K		6-3 1B FC6-4 1B	BB BB 1B		4	1	3	0	0	1	0
Dave Morehead, R (1, 1) OBP: 0.119, SLG: 0.105		1-3			G6-3 BB		FC6-4 6-3 1-2 2B 1B	K		3	1	1	0	1	1	2
Inning Stats	R: 1 H: 1 E: 0 LOB: 1 K: 1 BB: 1 S: 6 P: 10	R: 0 H: 1 E: 0 LOB: 1 K: 0 BB: 0 S: 4 P: 4	R: 0 H: 0 E: 0 LOB: 0 K: 0 BB: 0 S: 3 P: 3	R: 0 H: 1 E: 0 LOB: 1 K: 0 BB: 0 S: 4 P: 4	R: 0 H: 0 E: 0 LOB: 0 K: 1 BB: 1 S: 4 P: 8	R: 0 H: 0 E: 1 LOB: 3 K: 0 BB: 2 S: 4 P: 12	R: 3 H: 3 E: 1 LOB: 1 K: 0 BB: 0 S: 7 P: 7	R: 1 H: 2 E: 0 LOB: 3 K: 1 BB: 2 S: 7 P: 15		1B: 4 SF: 0 2B: 2 SAC: 0 3B: 0 DP: 1 HR: 2 HBP: 0						

BOTTOM

Kansas City Athletics @ Boston Red Sox

Fenway Park, Boston, MA

Tue Sep 24 1963, 3:33 AM EDT

Att. 674 - Unknown

livebaseballscorecards.com

AB	33
R	5
H	8
RBI	5
BB	6
SO	3
LOB	21

PITCHER		IP	WLS	BF	H	R	ER	SO	BB	IBB	HBP	BLK	WP	HR	S	P	ERA	WHIP
Diego Segui, R ERA: 3.77	(1, 1)	7.0	L	32	6	4	1	2	4	0	0	0	1	1	32	48	1.29	1.429
John Wyatt, R ERA: 3.2	(8, 1)	1.0		7	2	1	1	1	2	0	0	0	0	1	7	15	9.00	4.000

PITCHER	IP	WLS	BF	H	R	ER	SO	BB	IBB	HBP	BLK	WP	HR	S	P	ERA	WHIP

Kansas City Athletics @ Boston Red Sox

Fenway Park, Boston, MA

Wed Sep 25 1963, 3:33 AM EDT

Att. 909 - Unknown

TOP

livebaseballscorecards.com

Batter	1	2	3	4	5	6	7	8	9	AB	R	H	RBI	BB	SO	LOB
Gino Cimoli, R (1, 9) OBP: 0.316, SLG: 0.369	HR 1B		F8		1-3	K		K		5	1	1	0	0	2	4
Dick Green, R (1, 6) OBP: 0.345, SLG: 0.423	1-H HR		L7			1B 1B 1B	F8	K		5	2	2	2	0	1	2
Jerry Lumpe, L (1, 4) OBP: 0.336, SLG: 0.367	F7		E3			P5	1B SF9 1B		4-3 1B	5	1	2	0	0	0	1
Norm Siebern, L (1, 3) OBP: 0.360, SLG: 0.414	4-3		4-3			E 1B 1-2 1B 1B	1-3 1B		4-3 1-2	5	1	2	0	0	0	2
Ed Charles, R (1, 5) OBP: 0.334, SLG: 0.393	F8			5-3		1-2 E 1B 2-H 1B	SF9 3-H		F8	4	1	1	2	0	0	1
Charlie Lau, L (1, 2) OBP: 0.313, SLG: 0.367		P5		F8		P4	F7		IBB	4	0	0	0	1	0	3
Tommie Reynolds, R (1, 7) OBP: 0.273, SLG: 0.222		BBBB 4-0 BB		0-3 K		E6 1B 1B 1-2 2-3		SH5-4 1B HBP	4-3	3	1	0	0	1	1	4
Bobby Del Greco, R (1, 8) OBP: 0.312, SLG: 0.322		F9			K	1B 1-2 2-H 3-H 1B		SH5-4 1-2 1B		4	0	2	2	0	1	1
Orlando Pena, R (1, 1) OBP: 0.221, SLG: 0.194 Bill Fischer, R (2, 1) OBP: 0.263, SLG: 0.067 Jose Tartabull, L (5, PH) OBP: 0.287, SLG: 0.325 Ed Rakow, S (5, 1) OBP: 0.177, SLG: 0.123 Chuck Essegian, R (6, PH) OBP: 0.286, SLG: 0.330 Tom Sturdivant, L (6, 1)		K			P6	1-2 2-H 1B		SH5-4 1-2 2-3		1 0 0 0 0 1 1 0 0 0 0 0 0 0 1 0 0 0 0 0 0 0 0 0 0 0 0 0 1 0 1 1 0 0 0 0 0 0 0 0 0 0						
Inning Stats	R: 2 E: 0 K: 0 S: 5 H: 2 LOB: 0 BB: 0 P: 5	R: 0 E: 0 K: 1 S: 5 H: 0 LOB: 1 BB: 1 P: 9	R: 0 E: 1 K: 0 S: 4 H: 0 LOB: 1 BB: 0 P: 4	R: 0 E: 0 K: 1 S: 5 H: 0 LOB: 0 BB: 0 P: 5	R: 0 E: 0 K: 1 S: 5 H: 0 LOB: 0 BB: 0 P: 5	R: 4 E: 1 K: 1 S: 11 H: 5 LOB: 2 BB: 0 P: 11	R: 1 E: 0 K: 0 S: 5 H: 2 LOB: 1 BB: 0 P: 5	R: 0 E: 0 K: 2 S: 8 H: 1 LOB: 2 BB: 0 P: 9	R: 0 E: 0 K: 0 S: 4 H: 1 LOB: 2 BB: 1 P: 8	1B: 10 2B: 0 3B: 0 HR: 1 SF: 1 SAC: 1 DP: 0 HBP: 1							

	AB	38
	R	7
	H	11
	RBI	7
	BB	2
	SO	6
	LOB	19

WP: 0 PB: 0 SB: 0 CS: 0 PA: 43

PITCHER		IP	WLS	BF	H	R	ER	SO	BB	IBB	HBP	BLK	WP	HR	S	P	ERA	WHIP
Jack Lamabe, R ERA: 3.16	(1, 1)	5.2	L	26	6	6	3	3	1	0	0	0	0	1	31	35	4.76	1.235
Dick Radatz, R ERA: 2.06	(6, 1)	2.1		12	4	1	1	3	0	0	1	0	0	0	17	18	3.86	1.714
Pete Smith, R ERA: 4.15	(9, 1)	1.0		5	1	0	0	0	0	1	0	0	0	0	4	8	0.00	1.000

PITCHER	IP	WLS	BF	H	R	ER	SO	BB	IBB	HBP	BLK	WP	HR	S	P	ERA	WHIP

Batter	1	2	3	4	5	6	7	8	9	AB	R	H	RBI	BB	SO	LOB
Jim Gosger, L (1, 8) OBP: 0.222, SLG: 0.067	G3	BBB 1B BB 1-2 2-3		F8			3-1		F8	4	0	0	0	1	0	1
Felix Mantilla, R (1, 4) OBP: 0.373, SLG: 0.460	6-3	1B 1-2 2-H 3-H		G4-6-3 1-2			1-3		SSS K	5	0	2	2	0	1	0
Carl Yastrzemski, L (1, 7) OBP: 0.418, SLG: 0.474 Gary Geiger, L (6, 7) OBP: 0.326, SLG: 0.444	2B	4-3		G4-6-3 1-2f			3-1		P6	3 2	0 0	1 0	0 0	0 0	0 0	4 0
Dick Stuart, R (1, 3) OBP: 0.312, SLG: 0.525	5-3		SSS K		F2			2-3		4	0	0	0	0	1	1
Roman Mejias, R (1, 9) OBP: 0.258, SLG: 0.365		6-3	HR 2B		SSS K			1B PB 1B 1B		4	2	2	0	0	1	0
Dick Williams, R (1, 5) OBP: 0.331, SLG: 0.363		BBB 1B 1B BB	5-3		5-3			6-3 1-2		3	1	0	0	1	0	2
Eddie Bressoud, R (1, 6) OBP: 0.328, SLG: 0.449		BB 1B 1B 1B 1-2	2-H HR			4-3		1B 2-3 1B		4	2	3	2	0	0	0
Russ Nixon, L (1, 2) OBP: 0.328, SLG: 0.394		BB 1B 1B 1-2 2-H	4-3			F7		1-2 3-H 1B		4	1	2	2	0	0	0
Jack Lamabe, R (1, 1) OBP: 0.121, SLG: 0.188 Dick Radatz, R (6, 1) OBP: 0.100, SLG: 0.103 Lou Clinton, R (8, PH) OBP: 0.292, SLG: 0.415 Pete Smith, R (9, 1)		P4		1B 1B		SSS K		SSS K		2 1 1 0	0 0 0 0	1 0 0 0	0 0 0 0	0 1 1 0	0 0 2 0	2 0 2 0
Inning Stats	R: 0 H: 1 E: 0 LOB: 1 K: 0 BB: 0 S: 4 P: 4	R: 3 H: 3 E: 0 LOB: 2 K: 0 BB: 2 S: 6 P: 14	R: 2 H: 2 E: 0 LOB: 0 K: 1 BB: 0 S: 7 P: 7	R: 0 H: 2 E: 0 LOB: 1 K: 0 BB: 0 S: 4 P: 4	R: 0 H: 0 E: 0 LOB: 0 K: 1 BB: 0 S: 5 P: 5	R: 0 H: 0 E: 0 LOB: 0 K: 1 BB: 0 S: 5 P: 5	R: 0 H: 0 E: 0 LOB: 0 K: 0 BB: 0 S: 3 P: 3	R: 1 H: 3 E: 0 LOB: 2 K: 1 BB: 0 S: 8 P: 8	R: 0 H: 0 E: 0 LOB: 0 K: 1 BB: 0 S: 5 P: 5	1B: 8 SF: 0 2B: 2 SAC: 0 3B: 0 DP: 1 HR: 1 HBP: 0						WP: 0 PA: 39 PB: 1 SB: 0 CS: 0

PITCHER		IP	WLS	BF	H	R	ER	SO	BB	IBB	HBP	BLK	WP	HR	S	P	ERA	WHIP
Orlando Pena, R ERA: 3.69	(1, 1)	1.2		11	4	3	3	0	2	0	0	0	0	0	9	17	16.20	3.600
Bill Fischer, R ERA: 3.57	(2, 1)	2.1		10	4	2	2	1	0	0	0	0	0	1	12	12	7.71	1.714
Ed Rakow, R ERA: 3.98	(5, 1)	1.0		3	0	0	0	1	0	0	0	0	0	0	5	5	0.00	0.000
Tom Sturdivant, R ERA: 3.9	(6, 1)	4.0	W	15	3	1	1	3	0	0	0	0	0	0	21	21	2.25	0.750

PITCHER	IP	WLS	BF	H	R	ER	SO	BB	IBB	HBP	BLK	WP	HR	S	P	ERA	WHIP

BOTTOM

Kansas City Athletics @ Boston Red Sox

Fenway Park, Boston, MA

Wed Sep 25 1963, 3:33 AM EDT

Att. 909 - Unknown

livebaseballscorecards.com

AB	37
R	6
H	11
RBI	6
BB	2
SO	5
LOB	12

Batter	1	2	3	4	5	6	7	8	9	AB	R	H	RBI	BB	SO	LOB
Jim Fregosi, R (1, 6) OBP: 0.325, SLG: 0.422	G6-4-3 1B		F9		WP 3B 1B	F8			FC5-4 1B	5	1	3	0	0	0	0
Billy Moran, R (1, 4) OBP: 0.310, SLG: 0.375	G6-4-3 1-2f		1B 1B		F9	F8			F7	5	0	1	0	0	0	3
Charlie Dees, L (1, 3) OBP: 0.362, SLG: 0.416	F7		1-2 1B		1-H 1B 3B		B1-5-6-4 2B		FC5-4 1-2f	5	1	3	1	0	0	1
Lee Thomas, L (1, 9) OBP: 0.301, SLG: 0.316		1B 2B	6-3		2B 3-H 1B		BBBB 4-0 B1-5-6-4 BB			3	1	2	1	1	0	2
Felix Torres, R (1, 5) OBP: 0.308, SLG: 0.361		F9		6-3	F9		B1-5-6-4 1-2f 2-3f			4	0	0	0	0	0	4
Ed Kirkpatrick, L (1, 7) OBP: 0.259, SLG: 0.338		F9		SSS 0-3 K	1-3 2B			6-3		4	0	1	0	0	1	1
Tom Satriano, L (1, 2) OBP: 0.293, SLG: 0.200		2-H 1B		1B 1B	4-0 IBB			4-3		3	0	2	1	1	0	0
Bob Perry, R (1, 8) OBP: 0.300, SLG: 0.361		5-3		1-2 1B	F9			SSS 0-3 K		4	0	1	0	0	1	4
Aubrey Gatewood, R (1, 1) Bob Sadowski, L (6, PH) OBP: 0.317, SLG: 0.313 Don Lee, R (6, 1) OBP: 0.156, SLG: 0.178 Albie Pearson, L (9, PH) OBP: 0.402, SLG: 0.398 Dan Osinski, R (9, 1) OBP: 0.129, SLG: 0.111 Mel Nelson, R (9, 1) OBP: 0.100, SLG: 0.100 Art Fowler, R (9, 1) OBP: 0.364, SLG: 0.222			1-3	1-3		4-3			F9	2 1 0 1 0 0 0	0 0 0 0 0 0 0	0 0 0 0 0 0 0	0 0 0 0 0 0 0	0 0 0 0 0 0 0	0 0 0 0 0 0 0	2 0 0 0 0 0 0
Inning Stats	R: 0 E: 0 K: 0 S: 3 H: 1 LOB: 0 BB: 0 P: 3	R: 1 E: 0 K: 0 S: 5 H: 2 LOB: 1 BB: 0 P: 5	R: 0 E: 0 K: 0 S: 5 H: 2 LOB: 2 BB: 0 P: 5	R: 0 E: 0 K: 1 S: 7 H: 2 LOB: 2 BB: 0 P: 7	R: 2 E: 0 K: 0 S: 7 H: 4 LOB: 3 BB: 1 P: 11	R: 0 E: 0 K: 0 S: 3 H: 0 LOB: 0 BB: 0 P: 3	R: 0 E: 0 K: 0 S: 2 H: 1 LOB: 0 BB: 1 P: 6	R: 0 E: 0 K: 1 S: 5 H: 0 LOB: 0 BB: 0 P: 5	R: 0 E: 0 K: 0 S: 4 H: 1 LOB: 1 BB: 0 P: 4	1B: 9 2B: 3 3B: 2 HR: 0 SF: 0 SAC: 0 DP: 1 HBP: 0						

PITCHER		IP	WLS	BF	H	R	ER	SO	BB	IBB	HBP	BLK	WP	HR	S	P	ERA	WHIP
Bill Monbouquette, R ERA: 3.81	(1, 1)	5.0		26	11	3	3	1	0	1	0	0	1	0	27	31	5.40	2.200
Bob Heffner, R ERA: 4.26	(6, 1)	1.0		3	0	0	0	0	0	0	0	0	0	0	3	3	0.00	0.000
Pete Smith, R ERA: 3.6	(7, 1)	2.0		6	1	0	0	1	1	0	0	0	0	0	7	11	0.00	1.000
Dick Radatz, R ERA: 2.04	(9, 1)	1.0	W	4	1	0	0	0	0	0	0	0	0	0	4	4	0.00	1.000

PITCHER	IP	WLS	BF	H	R	ER	SO	BB	IBB	HBP	BLK	WP	HR	S	P	ERA	WHIP

TOP

Los Angeles Angels @ Boston Red Sox

Fenway Park, Boston, MA

Sat Sep 28 1963, 3:33 AM EDT

Att. 2,282 - Unknown

livebaseballscorecards.com

AB	37
R	3
H	13
RBI	3
BB	2
SO	2
LOB	17

WP: 1 PA: 39
PB: 0
SB: 0
CS: 0

Batter	1	2	3	4	5	6	7	8	9	AB	R	H	RBI	BB	SO	LOB
Gary Geiger, L (1, 8) OBP: 0.327, SLG: 0.441	G3	F8			WP PB SF8 BB		4-3		SH1-4 BB 1B BB	3	2	0	0	2	0	1
Felix Mantilla, R (1, 4) OBP: 0.384, SLG: 0.461	2B BB	1B			1-3 2-H BB		F2		1B SH1-4 1-2 BB	2	0	1	0	3	0	0
Carl Yastrzemski, L (1, 7) OBP: 0.418, SLG: 0.475	1-3 2B	K			SF8 3-H		BB		SH1-4 1-2 2-3	2	0	1	1	1	1	1
Dick Stuart, R (1, 3) OBP: 0.312, SLG: 0.521	1-3	F7			P6		P4		1B IBB	4	0	0	0	1	0	5
Lou Clinton, R (1, 9) OBP: 0.294, SLG: 0.416	BB	5-3			P7			SH1-4 2B 1B	1-2 2-3 3-H 1B	4	1	2	1	1	0	2
Frank Malzone, R (1, 5) OBP: 0.327, SLG: 0.419	F9			F3		4-3		SH1-4 1-2		3	0	0	0	0	0	3
Eddie Bressoud, R (1, 6) OBP: 0.329, SLG: 0.451		BB		P2		P3		2-H 2B		3	0	1	1	1	0	0
Russ Nixon, L (1, 2) OBP: 0.327, SLG: 0.390		P3		4-3		BB		4-3		3	0	0	0	1	0	2
Bill Monbouquette, R (1, 1) OBP: 0.152, SLG: 0.125		K			PB WP 2B	F8		G3		1	0	0	0	0	1	1
Roman Mejias, R (5, PH) OBP: 0.250, SLG: 0.370										1	1	1	0	0	0	0
Bob Heffner, R (6, 1) OBP: 0.136, SLG: 0.186										0	0	0	0	0	0	0
Jim Gosger, L (6, PH) OBP: 0.211, SLG: 0.063										1	0	0	0	0	0	1
Pete Smith, R (7, 1)										0	0	0	0	0	0	0
Dick Williams, R (8, PH) OBP: 0.329, SLG: 0.360										1	0	0	0	0	0	1
Dick Radatz, R (9, 1) OBP: 0.100, SLG: 0.103										0	0	0	0	0	0	0
Inning Stats	R: 0 E: 0 K: 0 S: 4 H: 1 LOB: 3 BB: 2 P: 12	R: 0 E: 0 K: 1 S: 5 H: 0 LOB: 1 BB: 1 P: 9	R: 0 E: 0 K: 1 S: 6 H: 1 LOB: 1 BB: 0 P: 6	R: 0 E: 0 K: 0 S: 3 H: 0 LOB: 0 BB: 0 P: 3	R: 2 E: 0 K: 0 S: 4 H: 1 LOB: 1 BB: 2 P: 12	R: 0 E: 0 K: 0 S: 3 H: 0 LOB: 1 BB: 1 P: 7	R: 0 E: 0 K: 0 S: 3 H: 0 LOB: 1 BB: 1 P: 7	R: 1 E: 0 K: 0 S: 5 H: 2 LOB: 1 BB: 0 P: 5	R: 1 E: 0 K: 0 S: 2 H: 1 LOB: 3 BB: 3 P: 14	1B: 3 2B: 3 3B: 0 HR: 0	SF: 1 SAC: 2 DP: 0 HBP: 0						

PITCHER		IP	WLS	BF	H	R	ER	SO	BB	IBB	HBP	BLK	WP	HR	S	P	ERA	WHIP
Aubrey Gatewood, R ERA: 1.5	(1, 1)	5.0		23	3	2	1	2	5	0	0	0	1	0	22	42	1.80	1.600
Don Lee, R ERA: 3.68	(6, 1)	3.0		13	2	1	1	0	2	0	0	0	0	0	11	19	3.00	1.333
Dan Osinski, R ERA: 3.28	(9, 1)	0.0	L	2	0	1	1	0	2	0	0	0	0	0	0	8	∞	∞
Mel Nelson, L ERA: 5.3	(9, 1)	0.1		1	0	0	0	0	0	0	0	0	0	0	1	1	0.00	0.000
Art Fowler, R ERA: 2.42	(9, 1)	0.0		2	1	0	0	0	0	1	0	0	0	0	1	5	∞	∞

PITCHER	IP	WLS	BF	H	R	ER	SO	BB	IBB	HBP	BLK	WP	HR	S	P	ERA	WHIP

BOTTOM

Los Angeles Angels @ Boston Red Sox

Fenway Park, Boston, MA

Sat Sep 28 1963, 3:33 AM EDT

Att. 2,282 - Unknown

livebaseballscorecards.com

AB	28
R	4
H	6
RBI	3
BB	10
SO	2
LOB	17

1B: 3	SF: 1	WP: 1	PA: 41
2B: 3	SAC: 2	PB: 1	
3B: 0	DP: 0	SB: 0	
HR: 0	HBP: 0	CS: 0	