

Boston Red Sox - 1964

Batter	1	2	3	4	5	6	7	8	9	10	11	AB R H RBI BB SO LOB	TOP									
Chuck Schilling, R (1.4)	0-0 6-3	0-0 F7		0-0 FC6-4			0-3 K		0-0 1-3		0-0 6-3	6 0 0 0 0 1 4	Boston Red Sox @ New York Yankees Yankee Stadium, Bronx, NY Thu Apr 16 1964, 3:33 AM EST Att: 12,709 - Unknown - 60 F									
Eddie Bressoud, R (1.6) OBP: 0.600, SLG: 1.200	0-0 G3		0-0 1B 1B			0-0 F7	0-0 4-3 2B		0-0 3B			5 1 3 0 0 0 0										
Carl Yastrzemski, L (1.7)	0-3 K		0-0 1-3 1-2			0-0 1-3	0-0 4-3 2-3		0-0 F8			5 0 0 0 0 1 3										
Frank Malzone, R (1.5) OBP: 0.600, SLG: 0.750		4-0 1B 1B BB	0-0 2-H 1B			0-0 2B	0-0 5-3		0-0 F4			4 1 2 1 1 0 1										
Dick Stuart, R (1.3) OBP: 0.200, SLG: 0.200		0-0 FC5-4 1-3 1B 1B	0-3 K			0-0 6-3	0-0 5-3		0-0 F9			5 0 1 0 0 1 2										
Lou Clinton, R (1.9) OBP: 0.400, SLG: 0.400		0-0 1-2 3-H 1B	0-0 F7			0-0 6-3	0-0 1B		0-0 F9			5 0 2 1 0 0 1										
Tony Conigliaro, R (1.8) OBP: 0.200, SLG: 0.200		0-0 FC5-4 1-2 2-3 1B 1B		0-0 5-3		0-0 1B 1B	0-0 F9		0-0 6-3			5 1 1 0 0 0 3										
Bob Tillman, R (1.2) OBP: 0.800, SLG: 1.200		0-0 BB 1B		0-0 FC6-4 1B		0-0 1-2 1B	0-0 F8		0-0 3B			5 0 4 1 0 0 1										
Roman Mejias, R (11. PR)												0 1 0 0 0 0 0										
Russ Nixon, L (11.2)												0 0 0 0 0 0 0										
Bill Monbouquette, R (1.1)		4-0 BB BB		0-3 K		0-0 G6-3 1B			0-3 K		0-0 6-3	2 0 0 0 1 1 3										
Dick Radatz, R (7.1)												1 0 0 0 0 1 0										
Dick Williams, R (11. PH)												1 0 0 0 0 0 0										
Bob Hefner, R (11.1)		1-2 BB										0 0 0 0 0 0 0										
Inning Stats	R: 0 E: 0 K: 1 S: 5	H: 0 LOB: 0 BB: 0 P: 5	R: 2 E: 0 K: 0 S: 5	H: 3 LOB: 2 BB: 2 P: 13	R: 1 E: 0 K: 1 S: 7	H: 2 LOB: 1 BB: 0 P: 7	R: 0 E: 0 K: 1 S: 6	H: 1 LOB: 1 BB: 0 P: 6	R: 0 E: 0 K: 0 S: 4	H: 1 LOB: 1 BB: 0 P: 4	R: 0 E: 0 K: 1 S: 6	H: 1 LOB: 1 BB: 0 P: 6	R: 0 E: 0 K: 0 S: 4	H: 0 LOB: 0 BB: 0 P: 3	R: 0 E: 0 K: 0 S: 3	H: 0 LOB: 0 BB: 0 P: 3	R: 1 E: 0 K: 0 S: 4	H: 1 LOB: 1 BB: 0 P: 4	1B: 9 2B: 2 3B: 2 HR: 0	SF: 0 SAC: 0 DP: 2 HBP: 0	WP: 1 PB: 0 SB: 0 CS: 0	PA: 46
PITCHER Whitey Ford, L (1.1) ERA: 3.27	IP: 11.0 WLS: L BF: 46 H: 13 R: 4 ER: 4 SO: 5 BB: 2 IBB: 0 HBP: 0 BLK: 0 WP: 1 HR: 0 S: 54 P: 62 ERA: 3.27 WHIP: 1.364																					

AB	44
R	4
H	13
RBI	3
BB	2
SO	5
LOB	18



Batter	1	2	3	4	5	6	7	8	9	10	11	AB R H RBI BB SO LOB	BOTTOM				
Phil Linz, R OBP: 0.167, SLG: 0.167 (1, 6)	F8		FC4-6 F8 1B	G5-3			F7				6-3	6 1 1 0 0 0 6	Boston Red Sox @ New York Yankees Yankee Stadium, Bronx, NY Thu Apr 16 1964, 3:33 AM EST Att. 12,709 - Unknown - 60 F				
Bobby Richardson, R OBP: 0.200, SLG: 0.200 (1, 4)	F7		1B				F3		F6			5 0 1 1 0 0 2					
Roger Maris, L OBP: 0.400, SLG: 0.400 (1, 9)	1B		F8					1B	K			5 1 2 0 0 1 3					
Mickey Mantle, S OBP: 0.200, SLG: 0.200 (1, 8)	F8		1B				G3		F7		K	5 0 1 1 0 1 2					
Tom Tresh, S OBP: 0.200, SLG: 0.200 (1, 7)		F8	F6				F7		1B		K	5 0 1 0 0 1 2					
Joe Pepitone, L (1, 3)		F2		F9			3-1		E4		1B	3 0 0 0 2 0 1					
Elston Howard, R (1, 2)		K		G5-3			5-3		K		1B	5 0 2 0 0 2 2					
Clete Boyer, R (1, 5)			FC4-6	F9			SH1-4		F8		K	5 1 2 0 0 1 4					
Whitey Ford, L (1, 1)			1B				SH1-4				K	1 0 0 0 2 0 0					
Johnny Blanchard, L (11, PH)			FC4-6						4-3		K	1 0 0 0 0 1 0					
Inning Stats	R: 0 H: 1 E: 0 K: 0 S: 4	R: 0 H: 0 E: 0 K: 1 S: 5	R: 2 H: 3 E: 0 K: 0 S: 6	R: 0 H: 1 E: 0 K: 0 S: 3	R: 0 H: 0 E: 0 K: 0 S: 3	R: 0 H: 0 E: 0 K: 0 S: 3	R: 0 H: 1 E: 0 K: 0 S: 4	R: 1 H: 2 E: 1 K: 1 S: 8	R: 0 H: 1 E: 0 K: 1 S: 6	R: 0 H: 1 E: 0 K: 2 S: 7	R: 0 H: 0 E: 0 K: 2 S: 7	1B: 10 SF: 0 2B: 0 SAC: 1 3B: 0 DP: 1 HR: 0 HBP: 0		WP: 0 PA: 46 PB: 0 SB: 0 CS: 0			
PITCHER	IP WLS BF H R ER SO BB IBB HBP BLK WP HR S P ERA WHIP																
Bill Monbouquette, R (1, 1)	6.1		27	6	2	2	1	3	0	0	0	0	0	26	38	2.84	1.421
Dick Radatz, R (7, 1)	3.2	W	16	4	1	0	4	1	0	0	0	0	0	23	27	0.00	1.364
Bob Hefner, R (11, 1)	1.0	S	3	0	0	0	2	0	0	0	0	0	0	7	7	0.00	0.000

livebaseballscores.com

AB	41
R	3
H	10
RBI	2
BB	4
SO	7
LOB	22



Batter	1	2	3	4	5	6	7	8	9	AB R H RBI BB SO LOB	TOP	
Don Buford, S (1, 5) OBP: 0.333, SLG: 0.200	0-3 K		4-0 FC6-4 BB		4-0 FC4-6 BB	0-0 1-3			0-3 K	3 0 0 0 2 2 2		
Floyd Robinson, L (1, 9) OBP: 0.154, SLG: 0.154	0-0 4-3		0-0 FC6-4 BB		0-0 FC4-6 1B			0-0 4-3	0-0 2-3	5 0 0 0 0 0 2		
Mike Hershberger, R (1, 8) OBP: 0.375, SLG: 0.375	0-3 K		0-0 F9		0-0 1-2 1B			0-0 6-3		4 0 1 0 0 1 1		
Dave Nicholson, R (1, 7) OBP: 0.417, SLG: 0.455		0-0 BB E HBP 1B	4-0 1-2 BB		0-3 K			0-0 1B		3 1 2 0 1 1 2		
Ron Hansen, R (1, 6) OBP: 0.250, SLG: 0.545		0-0 E4 HBP BB F9-2 1-2	0-0 F5		0-0 F7			0-3 K		4 0 0 0 0 1 6		
Joe Cunningham, L (1, 3) OBP: 0.250, SLG: 0.182		0-0 L5		0-0 SH3 1B		0-0 F6		0-0 F7		4 0 1 0 0 0 2		
Al Weis, S (1, 4) OBP: 0.500, SLG: 0.333		4-0 BB BB BB 1-2 2-3 HBP BB		0-0 SH3 1-2		0-0 E 1B		0-0 5-3		2 0 1 0 1 0 0		
Jerry McNertney, R (1, 2) OBP: 0.286, SLG: 0.200		1-0 H 1-2 2-3 3-H HBP		0-0 F9		0-0 E5 1-2		0-0 5-3		3 0 0 1 0 0 2		
Joe Horlen, R (1, 1) Charlie Maxwell, L (4, PH) Frank Kreutzer, R (4, 1) Tom McCraw, L (6, PH) Hoyt Wilhelm, R (6, 1) Minnie Minoza, R (9, PH) OBP: 0.333, SLG: 0.333		0-0 F9-2 3-H		0-0 2-3		0-0 F5		0-0 6-3		1 0 0 0 0 0 0 3 1 0 0 0 0 0 0 1 0 0 0 0 0 0 0 0 1 0 0 0 0 0 0 2 0 0 0 0 0 0 0 0 1 0 0 0 0 0 0 0		
Inning Stats	R: 0 E: 0 K: 2 S: 7 H: 0 LOB: 0 BB: 0 P: 7	R: 1 E: 1 K: 0 S: 4 H: 1 LOB: 2 BB: 1 P: 9	R: 0 E: 0 K: 0 S: 3 H: 0 LOB: 2 BB: 2 P: 11	R: 0 E: 0 K: 0 S: 4 H: 1 LOB: 1 BB: 0 P: 4	R: 0 E: 0 K: 1 S: 6 H: 1 LOB: 2 BB: 1 P: 10	R: 0 E: 1 K: 0 S: 5 H: 1 LOB: 2 BB: 0 P: 5	R: 0 E: 0 K: 1 S: 6 H: 1 LOB: 1 BB: 0 P: 6	R: 0 E: 0 K: 0 S: 3 H: 0 LOB: 0 BB: 0 P: 3	R: 0 E: 0 K: 1 S: 5 H: 0 LOB: 0 BB: 0 P: 5	1B: 5 2B: 1 3B: 0 HR: 0 SF: 0 SAC: 1 DP: 1 HBP: 1	WP: 0 PB: 0 SB: 0 CS: 0 PA: 38	
PITCHER Jack Lamabe, R (1, 1) ERA:	IP WLS BF H R ER SO BB IBB HBP BLK WP HR S P ERA WHIP	9.0 W 38 5 1 0 5 4 0 1 0 0 0 0 43 60 0.00 1.000										

Chicago White Sox @ Boston Red Sox
 Fenway Park, Boston, MA
 Fri Apr 17 1964, 3:33 AM EST
 Att. 20,213 - Unknown

livebaseballscorecards.com

AB	32
R	1
H	5
RBI	1
BB	4
SO	5
LOB	23



Batter	1	2	3	4	5	6	7	8	9
Dalton Jones, L (1, 4) OBP: 0.250, SLG: 0.750	0-0 F9		0-0 1B 3B		0-3 K			0-0 G6-3	
Eddie Bressoud, R (1, 6) OBP: 0.444, SLG: 0.778	0-0 6-3		0-0 G3-6-1 1B			0-3 K		0-0 F3	
Carl Yastrzemski, L (1, 7)	0-0 4-3		0-0 G3-6-1			0-0 1-3			
Frank Malzone, R (1, 5) OBP: 0.500, SLG: 1.000		0-0 HR	0-3 K			0-3 K			
Dick Stuart, R (1, 3) OBP: 0.125, SLG: 0.125		0-0 5-3		0-3 K			0-0 5-3		
Lou Clinton, R (1, 9) OBP: 0.375, SLG: 0.375		0-3 K2-3		0-0 F5			0-0 1B		
Tony Conigliaro, R (1, 8) OBP: 0.250, SLG: 0.625		0-0 HR		0-0 F4			0-3 K		
Russ Nixon, L (1, 2)		0-0 F7			0-3 K			0-0 F7	
Jack Lamabe, R (1, 1) OBP: 0.667, SLG: 1.000			0-0 3B 2B		0-3 K			0-0 G6-3 1B	

Inning Stats	R: 0	H: 0	E: 0	K: 0	S: 3	R: 2	H: 2	E: 0	K: 1	S: 7	R: 2	H: 3	E: 0	K: 1	S: 7	R: 0	H: 0	E: 0	K: 1	S: 5	R: 0	H: 0	E: 0	K: 3	S: 9	R: 0	H: 1	E: 0	K: 1	S: 6	R: 0	H: 1	E: 0	K: 0	S: 3	1B: 3	2B: 1	3B: 1	HR: 2	SF: 0	SAC: 0	DP: 2	HBP: 0	WP: 0	PB: 0	SB: 1	CS: 0	PA: 29
--------------	------	------	------	------	------	------	------	------	------	------	------	------	------	------	------	------	------	------	------	------	------	------	------	------	------	------	------	------	------	------	------	------	------	------	------	-------	-------	-------	-------	-------	--------	-------	--------	-------	-------	-------	-------	--------

PITCHER	IP	WLS	BF	H	R	ER	SO	BB	IBB	HBP	BLK	WP	HR	S	P	ERA	WHIP
Joe Horlen, R (1, 1) ERA: 12.0	3.0	L	13	5	4	4	2	0	0	0	0	0	2	17	17	12.00	1.667
Frank Kreutzer, L (4, 1) ERA:	2.0		6	0	0	0	4	0	0	0	0	0	0	14	14	0.00	0.000
Hoyt Wilhelm, R (6, 1) ERA: 6.0	3.0		10	2	0	0	3	0	0	0	0	0	0	16	16	0.00	0.667

BOTTOM

AB	R	H	RBI	BB	SO	LOB
4	1	1	1	0	1	1
4	0	1	1	0	1	0
3	0	0	0	0	0	1
3	1	1	1	0	2	0
3	0	0	0	0	1	0
3	0	1	0	0	1	0
3	1	1	1	0	1	1
3	0	0	0	0	1	1
3	1	2	0	0	1	0

AB	29
R	4
H	7
RBI	4
BB	0
SO	9
LOB	4



WP	HR	S	P	ERA	WHIP
0	0	0	0	0	0

Chicago White Sox @ Boston Red Sox
Fenway Park, Boston, MA
 Fri Apr 17 1964, 3:33 AM EST
 Att. 20,213 - Unknown

livebaseballscorecards.com

Batter	1	2	3	4	5	6	7	8	9	AB	R	H	RBI	BB	SO	LOB
Tony Conigliaro, R OBP: 0.308, SLG: 0.538 (1, 8)	0-0 5-3		0-0 1B	0-0 1-3		0-3 K		0-0 1B		5	1	2	0	0	1	3
Eddie Bressoud, R OBP: 0.643, SLG: 0.846 (1, 6)	4-0 1B		0-0 1B		0-0 1B	0-0 1B		0-0 1B		4	1	4	1	1	0	0
Carl Yastrzemski, L OBP: 0.154, SLG: 0.083 (1, 7)	0-0 1B		4-0 1B		0-0 1-3	0-3 K		0-0 F6		4	0	1	0	1	1	5
Frank Malzone, R OBP: 0.462, SLG: 0.750 (1, 5)	0-0 F6		0-0 1B		0-0 1B		0-0 F4	0-0 F8		5	1	2	1	0	0	4
Dick Stuart, R OBP: 0.154, SLG: 0.154 (1, 3)	0-0 5-3		0-0 K		0-0 1B		0-0 F9		0-0 F2	5	0	1	1	0	1	4
Lou Clinton, R OBP: 0.308, SLG: 0.308 (1, 9)		0-0 F4	0-0 5-3		0-0 F8		0-0 1B		0-3 K	5	0	1	0	0	1	3
Dalton Jones, L OBP: 0.222, SLG: 0.778 (1, 4)		0-0 4-3		0-0 4-3		0-3 K		0-0 F9		5	1	1	1	0	1	1
Bob Tillman, R OBP: 0.600, SLG: 0.778 (1, 2)		0-0 F6		0-3 K		4-0 1B		0-0 5-3		4	0	1	0	1	1	0
Earl Wilson, R Wilbur Wood, R Roman Mejias, R Bill Spivey, L Felix Heredia, C Arnold Earley, L Russ Nixon, L Bob Heffner, R Chuck Schilling, R			0-0 6-3		0-0 1B		0-0 1B		0-0 F9	0	0	0	0	0	0	0

Inning Stats	R: 0	H: 1	E: 0	LOB: 2	K: 0	BB: 1	S: 4	P: 8	R: 0	H: 0	E: 0	LOB: 0	K: 0	BB: 0	S: 3	P: 3	R: 2	H: 3	E: 0	LOB: 2	K: 1	BB: 1	S: 8	P: 12	R: 0	H: 1	E: 0	LOB: 1	K: 1	BB: 0	S: 6	P: 6	R: 1	H: 3	E: 0	LOB: 1	K: 0	BB: 0	S: 5	P: 5	R: 0	H: 2	E: 0	LOB: 3	K: 3	BB: 1	S: 11	P: 15	R: 0	H: 1	E: 0	LOB: 1	K: 0	BB: 0	S: 4	P: 4	R: 1	H: 3	E: 0	LOB: 2	K: 0	BB: 0	S: 6	P: 6	R: 1	H: 2	E: 0	LOB: 1	K: 1	BB: 0	S: 7	P: 7	1B: 15	SF: 0	2B: 0	SAC: 0	3B: 0	DP: 0	HR: 1	HBP: 0	WP: 1	PA: 45
--------------	------	------	------	--------	------	-------	------	------	------	------	------	--------	------	-------	------	------	------	------	------	--------	------	-------	------	-------	------	------	------	--------	------	-------	------	------	------	------	------	--------	------	-------	------	------	------	------	------	--------	------	-------	-------	-------	------	------	------	--------	------	-------	------	------	------	------	------	--------	------	-------	------	------	------	------	------	--------	------	-------	------	------	--------	-------	-------	--------	-------	-------	-------	--------	-------	--------


PITCHER	IP	WLS	BF	H	R	ER	SO	BB	IBB	HBP	BLK	WP	HR	S	P	ERA	WHIP
Gary Peters, L ERA: 3.46 (1, 1)	6.0	W	30	10	3	3	5	3	0	0	0	1	0	37	49	4.50	2.167
Eddie Fisher, R ERA: 3.86 (7, 1)	1.1		8	4	1	1	0	0	0	0	0	0	0	8	8	6.75	3.000
Don Mossi, L ERA: 2.7 (8, 1)	1.2	S	7	2	1	1	1	0	0	0	0	0	1	9	9	5.40	1.200

BOTTOM

Chicago White Sox @ Boston Red Sox
 Fenway Park, Boston, MA
 Sat Apr 18 1964, 3:33 AM EST
 Att. 9,965 - Unknown

livebaseballscorecards.com

AB	42
R	5
H	16
RBI	4
BB	3
SO	6
LOB	21



Batter	1	2	3	4	5	6	7	8	9	AB R H RBI BB SO LOB	TOP											
Al Weis, S (1, 4) OBP: 0.167, SLG: 0.091	0-3 K		0-0 6-3		0-0 K			0-0 4-3		5 0 0 0 0 2 3												
Don Buford, S (1, 5) OBP: 0.409, SLG: 0.389	0-0 F8		4-0 E BB		0-0 1B WP 1B		0-0 F7	4-0 1B BB		3 2 1 0 2 0 0												
Floyd Robinson, L (1, 9) OBP: 0.348, SLG: 0.211	4-0 BB		4-0 1-2 BB		0-0 1-3 1B WP 1B		0-0 6-3	0-0 1-2 1B 1B		3 1 2 0 2 0 0												
Dave Nicholson, R (1, 7) OBP: 0.318, SLG: 0.300	0-0 F9		0-3 K		4-0 1-2 3-H 1B E BB		0-3 K	0-0 1-3 2-H G1-6-3 1B		4 1 1 1 1 2 3												
Ron Hansen, R (1, 6) OBP: 0.409, SLG: 0.700		4-0 BB G3 6-3 BB		0-0 5-3	0-0 1-2 2-H 1B E 1B		0-0 1B 2B	0-0 1-2f G1-6-3		4 2 2 1 1 0 2												
Mike Hershberger, R (1, 8) OBP: 0.500, SLG: 0.467		0-0 6-3		4-0 1-2 1B BB	0-0 1-2 2-3 5-3		0-0 2-H 1B BB	0-0 6-3		4 0 1 1 1 0 3												
Joe Cunningham, L (1, 3) OBP: 0.364, SLG: 0.316		0-0 G3		0-0 1-2 1B	0-0 2-3 3-H E 1B		4-0 1-2 L1-3 BB	0-0 6-3		4 0 1 0 1 0 2												
Jerry McNertney, R (1, 2) OBP: 0.250, SLG: 0.200		0-3 K		0-3 K	0-0 1-2 3-H E 1B		0-3 K	0-3 K		4 0 1 1 0 3 5												
J.C. Martin, L (8, 2) OBP: 0.111, SLG: 0.111										1 0 0 0 0 1 0												
John Buzhardt, R (1, 1)			0-3 K		0-3 K		0-0 E4			4 0 0 0 0 2 6												
Hoyt Wilhelm, R (8, 1)							1-2 2-3 L1-3			0 0 0 0 0 0 0												
Inning Stats	R: 0 E: 0 K: 1 S: 5	H: 0 LOB: 1 BB: 1 P: 9	R: 0 E: 0 K: 1 S: 5	H: 0 LOB: 1 BB: 1 P: 9	R: 0 E: 1 K: 2 S: 7	H: 0 LOB: 2 BB: 2 P: 15	R: 0 E: 0 K: 2 S: 8	H: 1 LOB: 2 BB: 1 P: 12	R: 4 E: 2 K: 1 S: 11	H: 4 LOB: 3 BB: 1 P: 15	R: 0 E: 0 K: 1 S: 5	H: 0 LOB: 0 BB: 0 P: 5	R: 1 E: 0 K: 1 S: 6	H: 2 LOB: 1 BB: 1 P: 10	R: 1 E: 0 K: 0 S: 4	H: 2 LOB: 1 BB: 1 P: 8	R: 0 E: 0 K: 1 S: 5	H: 0 LOB: 0 BB: 0 P: 5	1B: 8 2B: 2 3B: 0 HR: 0	SF: 0 SAC: 0 DP: 2 HBP: 0	WP: 1 PB: 0 SB: 0 CS: 0	PA: 44
PITCHER	IP WLS BF H R ER SO BB IBB HBP BLK WP HR S P ERA WHIP																					
Ed Connolly, L (1, 1) ERA: 3.6	5.0 L 28 5 4 2 7 6 0 0 0 1 0 36 60 3.60 2.200																					
Bob Hefner, R (6, 1) ERA: 3.0	1.0 3 0 0 0 1 0 0 0 0 0 0 5 5 0.00 0.000																					
Pete Charton, R (7, 1) ERA: 9.0	2.0 10 4 2 2 1 2 0 0 0 0 0 10 18 9.00 3.000																					
Arnold Earley, L (9, 1) ERA:	1.0 3 0 0 0 1 0 0 0 0 0 0 5 5 0.00 0.000																					

Chicago White Sox @ Boston Red Sox
Fenway Park, Boston, MA
 Sun Apr 19 1964, 3:33 AM EST
 Att. 9,966 - Unknown

livebaseballscorecards.com

AB	36
R	6
H	9
RBI	4
BB	8
SO	10
LOB	24



BOTTOM

Chicago White Sox @ Boston Red Sox
Fenway Park, Boston, MA
Sun Apr 19 1964, 3:33 AM EST
Att. 9,966 - Unknown

livebaseballscorecards.com

AB 30
R 0
H 5
RBI 0
BB 1
SO 8
LOB 10



WP: 0 PA: 31
PB: 1
SB: 0
CS: 0

AB R H RBI BB SO LOB

4 0 0 0 0 1 1

4 0 1 0 0 0 0

4 0 0 0 0 2 1

4 0 3 0 0 0 0

3 0 0 0 0 2 3

3 0 0 0 0 1 2

2 0 0 0 1 1 1

3 0 1 0 0 0 0

1B: 4 SF: 0
2B: 2 SAC: 0
3B: 0 DP: 2
HR: 0 HBP: 0

Batter	1	2	3	4	5	6	7	8	9
Dalton Jones, L OBP: 0.154, SLG: 0.538 (1, 4) SS	0-3 K 1		0-0 4-3 3			0-0 F7 2		0-0 F4 1-2 3	
Eddie Bressoud, R OBP: 0.556, SLG: 0.765 (1, 6) X	0-0 5-3 2			0-0 F3 1		0-0 2B 1		0-0 F4 1	
Carl Yastrzemski, L OBP: 0.118, SLG: 0.063 (1, 7) SS	0-3 K 3			0-3 K 2		0-0 4-3 3		0-0 F6 2	
Frank Malzone, R OBP: 0.529, SLG: 0.750 (1, 5) X		0-0 1B 1		0-0 1B 1		0-0 G5-4-3 1B 1		0-0 F7 3	
Dick Stuart, R OBP: 0.125, SLG: 0.125 (1, 3) SS		0-3 K 1		0-3 K 3		0-0 L5 1			
Lou Clinton, R OBP: 0.250, SLG: 0.250 (1, 9) SS		0-3 K 2			0-0 6-3 1		0-0 G5-4-3 1-2 2 3		
Tony Conigliaro, R OBP: 0.313, SLG: 0.467 (1, 8) X		0-0 5-3 3			0-3 K 2			4-0 L6-4 1B BB 1	
Russ Nixon, L OBP: 0.286, SLG: 0.286 (1, 2) X			0-0 4-3 1		0-0 1-3 3			0-0 PB 1B 1-2 1	
Ed Connolly, L Bob Heffner, R Felix Mantilla, R Pete Charton, L Roman Mejias, R Arnold Earley, L (1, 1) (6, 1) (6, PH) (7, 1) (8, PH) (9, 1)			0-3 K 2			0-0 F6 1		0-0 L6-4 2-3 2 3	

Inning Stats	R: 0	H: 0	E: 0	K: 2	S: 7	LOB: 0	BB: 0	P: 7	R: 0	H: 1	E: 0	K: 2	S: 8	LOB: 1	BB: 0	P: 8	R: 0	H: 0	E: 0	K: 1	S: 5	LOB: 0	BB: 0	P: 5	R: 0	H: 1	E: 0	K: 2	S: 8	LOB: 1	BB: 0	P: 8	R: 0	H: 0	E: 0	K: 1	S: 5	LOB: 0	BB: 0	P: 5	R: 0	H: 1	E: 0	K: 0	S: 4	LOB: 1	BB: 0	P: 4	R: 0	H: 1	E: 0	K: 0	S: 3	LOB: 0	BB: 0	P: 3	R: 0	H: 1	E: 0	K: 0	S: 3	LOB: 1	BB: 1	P: 7	R: 0	H: 0	E: 0	K: 0	S: 3	LOB: 0	BB: 0	P: 3	1B: 4	SF: 0	2B: 2	SAC: 0	3B: 0	DP: 2	HR: 0	HBP: 0	WP: 0	PA: 31
--------------	------	------	------	------	------	--------	-------	------	------	------	------	------	------	--------	-------	------	------	------	------	------	------	--------	-------	------	------	------	------	------	------	--------	-------	------	------	------	------	------	------	--------	-------	------	------	------	------	------	------	--------	-------	------	------	------	------	------	------	--------	-------	------	------	------	------	------	------	--------	-------	------	------	------	------	------	------	--------	-------	------	-------	-------	-------	--------	-------	-------	-------	--------	-------	--------

PITCHER	IP	WLS	BF	H	R	ER	SO	BB	IBB	HBP	BLK	WP	HR	S	P	ERA	WHIP
John Buzhardt, R ERA: 3.6 (1, 1)	7.0	W	26	5	0	0	8	1	0	0	0	0	0	41	45	0.00	0.857
Hoyt Wilhelm, R ERA: 3.6 (8, 1)	2.0	S	5	0	0	0	0	0	0	0	0	0	0	5	5	0.00	0.000

Batter	1	2	3	4	5	6	7	8	9	AB R H RBI BB SO LOB	TOP											
Pedro Gonzalez, R (1, 5) X	0-0 F8		0-0 1-3		0-3 K			0-0 F8		4 0 0 0 0 1 0	New York Yankees @ Boston Red Sox Fenway Park, Boston, MA Mon Apr 20 1964, 3:33 AM EST Att. 15,401 - Overcast - 42 F											
Bobby Richardson, R (1, 4) OBP: 0.333, SLG: 0.304 X	0-0 G4-6-3 1B		0-0 1B		0-0 F8			0-0 1B		4 0 3 0 0 0 0												
Roger Maris, L (1, 9) OBP: 0.250, SLG: 0.292 X	0-0 G4-6-3 1-2f		0-0 G3			0-0 F6		0-0 F6		4 0 0 0 0 0 3												
Mickey Mantle, S (1, 8) OBP: 0.333, SLG: 0.348 X		0-0 FC1-6-5 2B		0-0 L9		0-0 1B		0-0 F7		4 0 2 0 0 0 1												
Tom Tresh, S (1, 7) OBP: 0.417, SLG: 0.421 X		0-0 FC1-6-5 1B 2-3		4-0 1B BB		0-0 F5		0-0 1B 1B		3 0 1 0 1 0 2												
Joe Pepitone, L (1, 3) OBP: 0.208, SLG: 0.182 X		0-0 1-2 1B		0-0 F7		0-0 F4		0-3 K		4 0 1 0 0 1 3												
Elston Howard, R (1, 2) OBP: 0.500, SLG: 0.412 X		0-3 K		0-0 1-2 1B		0-0 5-3		0-0 1-3 1B		4 0 2 0 0 1 2												
Clete Boyer, R (1, 6) OBP: 0.227, SLG: 0.150 X		0-3 K		0-0 F4		0-0 F7		0-3 K		4 0 0 0 0 2 6												
Bob Meyer, R (1, 1) Archie Moore, L (7, PH) Hal Reniff, R (7, 1) Johnny Blanchard, L (9, PH) X			0-0 F4		0-3 K		0-0 F7		0-3 K	2 0 0 0 0 1 0 1 0 0 0 0 0 0 0 0 0 0 0 0 0 1 0 0 0 0 1 2												
Inning Stats	R: 0 E: 0 K: 0 S: 3	H: 1 LOB: 0 BB: 0 P: 3	R: 0 E: 0 K: 2 S: 9	H: 2 LOB: 2 BB: 0 P: 9	R: 0 E: 0 K: 0 S: 4	H: 1 LOB: 1 BB: 0 P: 4	R: 0 E: 0 K: 2 S: 4	H: 1 LOB: 2 BB: 1 P: 8	R: 0 E: 0 K: 0 S: 7	H: 0 LOB: 0 BB: 0 P: 7	R: 0 E: 0 K: 0 S: 4	H: 1 LOB: 1 BB: 0 P: 4	R: 0 E: 0 K: 0 S: 3	H: 0 LOB: 0 BB: 0 P: 3	R: 0 E: 0 K: 0 S: 4	H: 1 LOB: 1 BB: 0 P: 4	R: 0 E: 0 K: 3 S: 11	H: 2 LOB: 2 BB: 0 P: 11	1B: 8 2B: 1 3B: 0 HR: 0	SF: 0 SAC: 0 DP: 1 HBP: 0	WP: 0 PB: 0 SB: 0 CS: 0	PA: 36
PITCHER	IP WLS BF H R ER SO BB IBB HBP BLK WP HR S P ERA WHIP																					
Bill Monbouquette, R (1, 1) ERA: 1.26	8.0 W 31 7 0 0 4 1 0 0 0 0 0 0 38 42 0.00 1.000																					
Dick Radatz, R (9, 1) ERA:	1.0 S 5 2 0 0 3 0 0 0 0 0 0 0 11 11 0.00 2.000																					

AB	35
R	0
H	9
RBI	0
BB	1
SO	7
LOB	19



Batter	1	2	3	4	5	6	7	8	9	AB	R	H	RBI	BB	SO	LOB
Chuck Schilling, R (1, 4) BBB	4-0 BB 1B	0-0 L4		0-0 G6-4-3 1-2f		0-0 FC6 1-2f		0-0 FC6-4 1-2f		4	1	0	0	1	0	4
Eddie Bressoud, R (1, 6) OBP: 0.522, SLG: 0.667 BBB	4-0 1B 1-2 BB	0-0 F7			0-0 L9		0-0 SH1-3 E 1B	0-0 F2		4	1	1	0	1	0	2
Carl Yastrzemski, L (1, 7) OBP: 0.143, SLG: 0.200 SS	0-3 K		0-0 5-3		0-0 1B 3B		0-0 E6 SH1-3 1-2			4	1	1	0	0	1	3
Frank Malzone, R (1, 5) OBP: 0.550, SLG: 0.722 X	0-0 1B 1-3 2-H 1B		4-0 BB		0-0 6-3		0-0 SH1-3 1-2 2-3			2	0	1	1	1	0	1
Dick Stuart, R (1, 3) OBP: 0.250, SLG: 0.211 X	0-0 1B 1-3 3-H 1B		0-0 F9		0-0 1B 3-H		4-0 IBB			3	0	2	2	1	0	1
Lou Clinton, R (1, 9) OBP: 0.200, SLG: 0.200 X	0-0 F9		0-0 F7		0-3 K		0-3 K			4	0	0	0	0	2	7
Tony Conigliaro, R (1, 8) OBP: 0.300, SLG: 0.579 X	0-0 FC5-4 1-2f			0-0 HR		0-0 F5	0-0 L5			4	1	1	1	0	0	5
Bob Tillman, R (1, 2) OBP: 0.429, SLG: 0.538 X		0-0 5-3		0-0 1-3		0-0 E5 FC1-6		0-0 F6		4	0	0	0	0	0	0
Bill Monbouquette, R (1, 1) OBP: 0.500, SLG: 0.250 Dalton Jones, L (8, PH) OBP: 0.214, SLG: 0.538 Dick Radatz, R (9, 1)		0-0 1B		4-0 G6-4-3 BB		0-0 FC1-6 FC6 1-2f		4-0 FC6-4 BB		2	0	1	0	1	0	1


Inning Stats	R: 2	H: 2	E: 0	K: 1	S: 7	LOB: 2	BB: 2	P: 15	R: 0	H: 1	E: 0	K: 0	S: 4	LOB: 1	BB: 0	P: 4	R: 0	H: 0	E: 0	K: 0	S: 3	LOB: 1	BB: 1	P: 7	R: 1	H: 1	E: 0	K: 0	S: 3	LOB: 0	BB: 1	P: 7	R: 1	H: 2	E: 0	K: 1	S: 7	LOB: 1	BB: 0	P: 7	R: 0	H: 0	E: 1	K: 0	S: 4	LOB: 1	BB: 0	P: 4	R: 0	H: 1	E: 1	K: 1	S: 7	LOB: 3	BB: 1	P: 11	R: 0	H: 0	E: 0	K: 0	S: 3	LOB: 1	BB: 1	P: 7
AB	31																																																															
R	4																																																															
H	7																																																															
RBI	4																																																															
BB	6																																																															
SO	3																																																															
LOB	24																																																															
PITCHER	IP	WLS	BF	H	R	ER	SO	BB	IBB	HBP	BLK	WP	HR	S	P	ERA	WHIP																																															
Bob Meyer, L (1, 1) ERA: 6.0	6.0	L	28	6	4	4	2	4	0	0	0	0	1	28	44	6.00	1.667																																															
Hal Reniff, R (7, 1) ERA:	2.0		10	1	0	0	1	1	1	0	0	0	0	10	18	0.00	1.000																																															

BOTTOM

New York Yankees @ Boston Red Sox
 Fenway Park, Boston, MA
 Mon Apr 20 1964, 3:33 AM EST
 Att. 15,401 - Overcast - 42 F

livebaseballscorecards.com

AB 31
R 4
H 7
RBI 4
BB 6
SO 3
LOB 24



WP: 0 PA: 38
 PB: 0
 SB: 0
 CS: 0

Batter	1	2	3	4	5	6	7	8	9	AB R H RBI BB SO LOB	TOP
Chuck Schilling, R (1, 4) <small>OBP: 0.235, SLG: 0.250</small>	0-0 4-3 	0-0 F4 			0-0 FC9-5 2B 		0-0 1-2 1B 		0-0 FC6-4 1B 	5 0 3 0 0 0 0	
Eddie Bressoud, R (1, 6) <small>OBP: 0.464, SLG: 0.577</small>	0-0 BB 1B 		0-0 F4 		0-0 FC9-5 2-3 		0-0 F9 		0-0 FC6-4 1-2f 	5 1 1 0 0 0 4	
Carl Yastrzemski, L (1, 7) <small>OBP: 0.200, SLG: 0.348</small>	4-0 1B 1-2 2B BB 		0-0 HR 		0-0 F8 			0-0 F4 		3 2 1 1 1 0 0	
Frank Malzone, R (1, 5) <small>OBP: 0.583, SLG: 0.773</small>	0-0 2B 1-3 2-H 1B 		0-0 HBP 1B 		0-0 4-3 			0-0 2B 		4 0 3 1 0 0 0	
Dick Stuart, R (1, 3) <small>OBP: 0.333, SLG: 0.286</small>	0-0 1-3 3-H 2B 		1-0 G5-4-3 HBP 		0-0 1-3 		4-0 IBB 		2 0 1 1 1 0 0		
Lou Clinton, R (1, 9) <small>OBP: 0.167, SLG: 0.167</small>	0-3 K 		0-0 G5-4-3 1-2f 		0-3 K 		0-3 K 		4 0 0 0 0 3 6		
Tony Conigliaro, R (1, 8) <small>OBP: 0.250, SLG: 0.478</small>	0-0 6-3 			0-3 K 		0-3 K 		0-0 F8 		4 0 0 0 0 2 4	
Bob Tillman, R (1, 2) <small>OBP: 0.389, SLG: 0.438</small>		0-3 K 		0-3 K 		4-0 1B BB 		0-0 F8 		3 0 0 0 1 2 0	
Jack Lamabe, R (1, 1) <small>OBP: 0.333, SLG: 0.500</small> Dick Radatz, R (8, 1)		0-3 K 		0-0 F7 		0-3 K 		0-3 K 		3 0 0 0 0 2 1 1 0 0 0 0 1 0	
Inning Stats	R: 2 H: 3 E: 0 LOB: 2 K: 1 BB: 1 S: 8 P: 12	R: 0 H: 0 E: 0 LOB: 0 K: 2 BB: 0 S: 7 P: 7	R: 1 H: 2 E: 0 LOB: 1 K: 0 BB: 0 S: 4 P: 5	R: 0 H: 0 E: 0 LOB: 0 K: 2 BB: 0 S: 7 P: 7	R: 0 H: 1 E: 0 LOB: 0 K: 0 BB: 0 S: 3 P: 3	R: 0 H: 0 E: 0 LOB: 0 K: 1 BB: 0 S: 5 P: 5	R: 0 H: 1 E: 0 LOB: 2 K: 2 BB: 1 S: 8 P: 12	R: 0 H: 1 E: 0 LOB: 2 K: 1 BB: 1 S: 6 P: 10	R: 0 H: 1 E: 0 LOB: 1 K: 1 BB: 0 S: 6 P: 6	1B: 5 SF: 0 2B: 4 SAC: 0 3B: 0 DP: 2 HR: 1 HBP: 1	WP: 0 PA: 38 PB: 0 SB: 0 CS: 0
PITCHER Steve Barber, L (1, 1) <small>ERA: 5.4</small> Chuck Estrada, R (2, 1) <small>ERA: 1.5</small> Wes Stock, R (6, 1) <small>ERA:</small> Dick Hall, R (8, 1) <small>ERA:</small>	IP WLS BF H R ER SO BB IBB HBP BLK WP HR S P ERA WHIP 1.0 L 7 3 2 2 1 1 0 0 0 0 0 0 8 12 18.00 4.000 4.0 14 3 1 1 4 0 0 1 0 0 0 1 21 22 2.25 0.750 2.0 8 1 0 0 3 1 0 0 0 0 0 0 13 17 0.00 1.000 2.0 9 2 0 0 2 0 1 0 0 0 0 0 12 16 0.00 1.000	PITCHER IP WLS BF H R ER SO BB IBB HBP BLK WP HR S P ERA WHIP									

Boston Red Sox @ Baltimore Orioles
 Memorial Stadium, Baltimore, MD
 Thu Apr 23 1964, 6:05 PM EST
 Unknown

livebaseballscorecards.com

AB	34
R	3
H	9
RBI	3
BB	3
SO	10
LOB	15



Batter	1	2	3	4	5	6	7	8	9	AB	R	H	RBI	BB	SO	LOB
--------	---	---	---	---	---	---	---	---	---	----	---	---	-----	----	----	-----

BOTTOM

Jackie Brandt, R <small>OBP: 0.355, SLG: 0.433</small>	0-0 4-3		0-0 F7		0-0 G6-3 1B		0-0 FC6-4 1B		0-0 F7	5	0	2	0	0	0	2
Luis Aparicio, R <small>OBP: 0.375, SLG: 0.368</small>	0-0 F9		0-0 F6		0-0 G6-3 1-2f		0-0 FC6-4 1-2f		0-0 F3	5	0	0	0	0	0	5
Boog Powell, L <small>OBP: 0.160, SLG: 0.320</small>	0-0 F8				0-0 1B 2B		0-0 G3		0-0 G3	4	1	1	0	0	0	1
Norm Siebern, L <small>OBP: 0.370, SLG: 0.238</small>		0-0 1B		0-0 F7		0-0 G3		0-0 1B		4	0	2	0	0	0	1
John Orsino, R <small>OBP: 0.423, SLG: 0.696</small>		0-3 K		0-0 1B		0-0 1B 1B		0-0 F4		4	0	2	1	0	1	2
Willie Kirkland, L <small>OBP: 0.267, SLG: 0.154</small>		0-0 F6		0-0 F4		0-0 1B 1B		0-3 K		4	0	1	0	0	1	3
Brooks Robinson, R <small>OBP: 0.296, SLG: 0.320</small>		0-0 L9		0-3 K		0-0 1-2 2-3 1B		0-3 K		4	0	1	0	0	2	3
Jerry Adair, R <small>OBP: 0.269, SLG: 0.280</small>			0-0 SH1-4 1B		0-0 1B 1B		0-0 F9		0-3 K	4	0	2	0	0	1	3


Boston Red Sox @ Baltimore Orioles
 Memorial Stadium, Baltimore, MD
 Thu Apr 23 1964, 6:05 PM EST
 Unknown

AB	37
R	1
H	12
RBI	1
BB	0
SO	6
LOB	21

livebaseballscorecards.com

										0	0	0	0	0	0	0
										0	0	0	0	0	0	0
										1	0	0	0	0	0	1
										0	0	0	0	0	0	0
										1	0	0	0	0	1	0
										0	0	0	0	0	0	0
										1	0	1	0	0	0	0

WP:	0	PA:	38
PB:	0		
SB:	0		
CS:	0		



Inning Stats	R: 0	H: 0	E: 0	LOB: 0	K: 0	S: 3	P: 3	R: 0	H: 1	E: 0	LOB: 1	K: 1	BB: 0	S: 6	P: 6	R: 1	H: 2	E: 0	LOB: 1	K: 1	BB: 0	S: 7	P: 7	R: 0	H: 2	E: 0	LOB: 1	K: 0	BB: 0	S: 4	P: 4	R: 0	H: 3	E: 0	LOB: 3	K: 0	BB: 0	S: 6	P: 6	R: 0	H: 1	E: 0	LOB: 1	K: 1	BB: 0	S: 6	P: 6	R: 0	H: 1	E: 0	LOB: 1	K: 2	BB: 0	S: 8	P: 8	R: 0	H: 1	E: 0	LOB: 1	K: 1	BB: 0	S: 6	P: 6	R: 0	H: 1	E: 0	LOB: 1	K: 1	BB: 0	S: 6	P: 6	1B: 10	SF: 0	2B: 2	SAC: 1	3B: 0	DP: 1	HR: 0	HBP: 0	WP: 0	PA: 38
--------------	------	------	------	--------	------	------	------	------	------	------	--------	------	-------	------	------	------	------	------	--------	------	-------	------	------	------	------	------	--------	------	-------	------	------	------	------	------	--------	------	-------	------	------	------	------	------	--------	------	-------	------	------	------	------	------	--------	------	-------	------	------	------	------	------	--------	------	-------	------	------	------	------	------	--------	------	-------	------	------	--------	-------	-------	--------	-------	-------	-------	--------	-------	--------

PITCHER	IP	WLS	BF	H	R	ER	SO	BB	IBB	HBP	BLK	WP	HR	S	P	ERA	WHIP
Jack Lamabe, R <small>ERA: 0.56</small>	(1, 1)	7.0	W	31	11	1	1	3	0	0	0	0	0	37	37	1.29	1.571
Dick Radatz, R <small>ERA:</small>	(8, 1)	2.0	S	7	1	0	0	3	0	0	0	0	0	13	13	0.00	0.500

Batter	1	2	3	4	5	6	7	8	9	AB R H RBI BB SO LOB	TOP	
Chuck Schilling, R (1, 4) <small>OBP: 0.238, SLG: 0.250</small>	0-0 		0-0 F4			0-0 F7		0-3 K		4 0 1 0 0 1 0		
Eddie Bressoud, R (1, 6) <small>OBP: 0.438, SLG: 0.533</small>	0-0 F4			0-0 F3		0-0 1B		0-0 L5		4 0 1 0 0 0 1		
Carl Yastrzemski, L (1, 7) <small>OBP: 0.241, SLG: 0.370</small>	0-3 K			0-0 4-3		0-0 1B		0-0 1B		4 0 2 0 0 1 1		
Frank Malzone, R (1, 5) <small>OBP: 0.536, SLG: 0.692</small>	0-0 F8			0-0 1B		0-0 F6		0-0 5-3		4 0 1 0 0 0 4		
Dick Stuart, R (1, 3) <small>OBP: 0.286, SLG: 0.240</small>		0-3 K		0-0 F9		0-0 L9			0-0 6-3	4 0 0 0 0 1 3		
Tony Conigliaro, R (1, 8) <small>OBP: 0.214, SLG: 0.407</small>		0-0 F4			0-0 6-3		0-0 6-3		0-0 4-3	4 0 0 0 0 0 0		
Lou Clinton, R (1, 9) <small>OBP: 0.179, SLG: 0.148</small>		0-0 5-3			0-3 K		0-3 K		4-0 FC5 1B BB	3 0 0 0 1 2 0	AB 35 R 0 H 9 RBI 0 BB 1 SO 5 LOB 12	
Russ Nixon, L (1, 2) <small>OBP: 0.455, SLG: 0.545</small>			0-0 F5		0-0 1B 2B		0-0 1B		0-0 1B	4 0 3 0 0 0 0		
Dave Morehead, R (1, 1) <small>OBP: 0.333, SLG: 0.333</small> Dick Radatz, R (8, 1) Dalton Jones, L (9, PH) <small>OBP: 0.200, SLG: 0.500</small>			0-0 4-3		0-0 1B		0-0 4-3		0-0 FC5	3 0 1 0 0 0 1 0 0 0 0 0 0 0 1 0 0 0 0 0 2		
Inning Stats	R: 0 H: 1 E: 0 LOB: 1 K: 1 BB: 0 S: 6 P: 6	R: 0 H: 0 E: 0 LOB: 0 K: 1 BB: 0 S: 5 P: 5	R: 0 H: 0 E: 0 LOB: 0 K: 0 BB: 0 S: 3 P: 3	R: 0 H: 1 E: 0 LOB: 1 K: 0 BB: 0 S: 4 P: 4	R: 0 H: 2 E: 0 LOB: 2 K: 1 BB: 0 S: 6 P: 6	R: 0 H: 2 E: 0 LOB: 2 K: 0 BB: 0 S: 5 P: 5	R: 0 H: 1 E: 0 LOB: 1 K: 1 BB: 0 S: 6 P: 6	R: 0 H: 1 E: 0 LOB: 1 K: 1 BB: 0 S: 6 P: 6	R: 0 H: 1 E: 0 LOB: 2 K: 0 BB: 1 S: 4 P: 8	1B: 8 SF: 0 2B: 1 SAC: 0 3B: 0 DP: 0 HR: 0 HBP: 0	WP: 0 PA: 36 PB: 0 SB: 0 CS: 0	
PITCHER Robin Roberts, R (1, 1) <small>ERA: 0.5</small>	IP WLS BF H R ER SO BB IBB HBP BLK WP HR S P ERA WHIP 9.0 W 36 9 0 0 5 1 0 0 0 0 0 0 45 49 0.00 1.111											PITCHER IP WLS BF H R ER SO BB IBB HBP BLK WP HR S P ERA WHIP

Boston Red Sox @ Baltimore Orioles
 Memorial Stadium, Baltimore, MD
 Thu Apr 23 1964, 6:05 PM EST
 Att. 9,636 - Unknown

livebaseballscorecards.com

Batter	1	2	3	4	5	6	7	8	9
Jackie Brandt, R OBP: 0.343, SLG: 0.412 (1, 8)	0-0 5-3		0-0 1-3		0-3 K			0-0 1B 1B	
Luis Aparicio, R OBP: 0.357, SLG: 0.348 (1, 6)	0-0 5-3		0-3 K			0-0 F7		0-0 1B 1B	
Norm Siebern, L OBP: 0.355, SLG: 0.240 (1, 3)	0-0 6-3		0-0 FC5			0-3 K		0-0 1B 1B	
Boog Powell, L OBP: 0.172, SLG: 0.286 (1, 7)		0-0 4-3		0-0 4-3		0-0 G3		4-0 1B BB	
Russ Snyder, L OBP: 0.200, SLG: 0.200 (8, PR) (9, 7)								1-2 BB	
John Orsino, R OBP: 0.400, SLG: 0.615 (1, 2)		4-0 BB 4-3 BB		0-0 F8			0-0 5-3	0-0 F5	
Willie Kirkland, L OBP: 0.263, SLG: 0.176 (1, 9)		0-0 4-3		0-0 4-3			0-0 1B	0-3 K	
Brooks Robinson, R OBP: 0.367, SLG: 0.370 (1, 5)		4-0 BB FC4-6 BB			0-0 WP 1B		0-0 FC6-4 1B		
Jerry Adair, R OBP: 0.241, SLG: 0.250 (1, 4)		0-0 FC4-6		0-0 F3		0-0 FC6-4			
Robin Roberts, S OBP: 0.167, SLG: 0.167 (1, 1)			0-0 FC5 1-3 1B		0-0 F6			0-0 2-3	

Inning Stats	R: 0	H: 0	E: 0	K: 0	S: 3	LOB: 0	BB: 0	P: 3	R: 0	H: 0	E: 0	K: 1	S: 6	LOB: 2	BB: 2	P: 11	R: 0	H: 1	E: 0	K: 1	S: 6	LOB: 1	BB: 0	P: 6	R: 0	H: 0	E: 0	K: 0	S: 3	LOB: 0	BB: 0	P: 3	R: 0	H: 1	E: 0	K: 1	S: 6	LOB: 1	BB: 0	P: 6	R: 0	H: 0	E: 0	K: 1	S: 5	LOB: 0	BB: 0	P: 5	R: 0	H: 2	E: 0	K: 0	S: 4	LOB: 1	BB: 0	P: 4	R: 1	H: 3	E: 0	K: 1	S: 8	LOB: 3	BB: 1	P: 12
--------------	------	------	------	------	------	--------	-------	------	------	------	------	------	------	--------	-------	-------	------	------	------	------	------	--------	-------	------	------	------	------	------	------	--------	-------	------	------	------	------	------	------	--------	-------	------	------	------	------	------	------	--------	-------	------	------	------	------	------	------	--------	-------	------	------	------	------	------	------	--------	-------	-------

PITCHER		IP	WLS	BF	H	R	ER	SO	BB	IBB	HBP	BLK	WP	HR	S	P	ERA	WHIP
Dave Morehead, R ERA: 1.23 (1, 1)		7.1	L	31	7	1	1	3	3	0	0	0	1	0	34	46	1.23	1.364
Dick Radatz, R ERA: (8, 1)		0.2		2	0	0	0	1	0	0	0	0	0	4	4	0.00	0.000	

BOTTOM

AB	R	H	RBI	BB	SO	LOB
4	1	1	0	0	1	2
4	0	1	0	0	1	1
4	0	1	1	0	1	1
3	0	0	0	1	0	0
0	0	0	0	0	0	0
3	0	0	0	1	0	3
4	0	1	0	0	1	4
2	0	2	0	1	0	0
3	0	0	0	0	0	4
3	0	1	0	0	0	1

AB 30
R 1
H 7
RBI 1
BB 3
SO 4
LOB 16

Boston Red Sox @ Baltimore Orioles
Memorial Stadium, Baltimore, MD
 Thu Apr 23 1964, 6:05 PM EST
 Att. 9,636 - Unknown



WP	HR	S	P	ERA	WHIP
1	0	3	33		

1B	2B	3B	HR	SF	SAC	DP	HBP
7	0	0	0	0	0	0	0

Batter	1	2	3	4	5	6	7	8	9	AB R H RBI BB SO LOB	TOP
Chuck Schilling, R (1, 4) <small>OBP: 0.200, SLG: 0.208</small>	0-3 		0-0 F8 1-3		0-3 			0-0 F8		4 0 0 0 0 2 3	Boston Red Sox @ Chicago White Sox Comiskey Park, Chicago, IL Fri Apr 24 1964, 7:05 PM EST Att. 8,504 - Unknown
Eddie Bressoud, R (1, 6) <small>OBP: 0.417, SLG: 0.529</small>	0-0 4-3 2B		0-3 			0-0 4-3		0-0 4-3		4 0 1 0 0 1 2	
Carl Yastrzemski, L (1, 7) <small>OBP: 0.212, SLG: 0.323</small>	0-0 4-3 2-3			0-0 F6		0-0 L6		0-0 F5		4 0 0 0 0 0 1	
Frank Malzone, R (1, 5) <small>OBP: 0.469, SLG: 0.600</small>	0-3 			0-0 F2		0-0 F7		0-0 6-3		4 0 0 0 0 1 1	
Dick Stuart, R (1, 3) <small>OBP: 0.313, SLG: 0.357</small>		0-0 F9		0-0 		0-0 F9		4-0 BB		3 1 1 1 1 0 0	
Tony Conigliaro, R (1, 8) <small>OBP: 0.188, SLG: 0.355</small>		0-3 		0-0 6-3		0-0 F8		0-0 FC6-4 1-2f		4 0 0 0 0 1 1	
Lou Clinton, R (1, 9) <small>OBP: 0.194, SLG: 0.138</small>		0-3 			4-0 		0-0 F2			2 0 0 0 1 1 0	
Bob Tillman, R (1, 2) <small>OBP: 0.381, SLG: 0.421</small>			0-0 F4		0-0 F8		0-0 			3 0 1 0 0 0 1	
Bill Monbouquette, R (1, 1) <small>OBP: 0.571, SLG: 0.250</small> Felix Mantilla, R (5, PH) <small>OBP: 0.333, SLG: 0.333</small> Bob Heffner, R (5, 1) Roman Mejias, R (8, PH) Arnold Earley, L (8, 1)		4-0 BB		0-0 F8		0-0 F2				0 0 0 0 1 0 0	
Inning Stats	R: 0 H: 1 E: 0 LOB: 1 K: 2 BB: 0 S: 8 P: 8	R: 0 H: 0 E: 0 LOB: 0 K: 2 BB: 0 S: 7 P: 7	R: 0 H: 0 E: 0 LOB: 1 K: 1 BB: 1 S: 5 P: 9	R: 1 H: 1 E: 0 LOB: 0 K: 0 BB: 0 S: 4 P: 4	R: 0 H: 0 E: 0 LOB: 1 K: 1 BB: 1 S: 5 P: 9	R: 0 H: 0 E: 0 LOB: 0 K: 0 BB: 0 S: 3 P: 3	R: 0 H: 0 E: 0 LOB: 0 K: 0 BB: 0 S: 3 P: 3	R: 0 H: 1 E: 0 LOB: 1 K: 0 BB: 0 S: 4 P: 4	R: 0 H: 0 E: 0 LOB: 1 K: 0 BB: 1 S: 3 P: 7	1B: 1 SF: 0 2B: 1 SAC: 0 3B: 0 DP: 0 HR: 1 HBP: 0	
PITCHER Juan Pizarro, L (1, 1) <small>ERA: 1.0</small>	IP WLS BF H R ER SO BB IBB HBP BLK WP HR S P ERA WHIP 9.0 W 33 3 1 1 6 3 0 0 0 1 1 42 54 1.00 0.667										

livebaseballscorecards.com

AB	30
R	1
H	3
RBI	1
BB	3
SO	6
LOB	11



Batter	1	2	3	4	5	6	7	8	9	AB R H RBI BB SO LOB	TOP
Chuck Schilling, R (1, 4) <small>OBP: 0.172, SLG: 0.179</small>	0-0 		0-0 			0-0 		0-0 		4 0 0 0 0 0 1	Boston Red Sox @ Chicago White Sox Comiskey Park, Chicago, IL Sat Apr 25 1964, 4:33 AM EST Att. 5,474 - Unknown livebaseballscorecards.com
Eddie Bressoud, R (1, 6) <small>OBP: 0.400, SLG: 0.526</small>	0-0 		0-0 			0-0 		0-0 		4 1 1 0 0 0 0	
Carl Yastrzemski, L (1, 7) <small>OBP: 0.243, SLG: 0.343</small> (4, 8)	0-0 			0-0 		0-0 		0-0 		4 0 2 0 0 0 1	
Frank Malzone, R (1, 5) <small>OBP: 0.472, SLG: 0.618</small>	0-0 			0-0 		0-0 		0-0 		4 1 2 1 0 0 1	
Dick Stuart, R (1, 3) <small>OBP: 0.333, SLG: 0.375</small>	0-0 			0-0 		0-0 		0-3 		4 0 2 1 0 1 2	
Felix Mantilla, R (1, 9) <small>OBP: 0.143, SLG: 0.143</small>		0-0 		0-0 		0-0 		0-0 		4 0 0 0 0 0 2	
Tony Conigliaro, R (1, 8) <small>OBP: 0.182, SLG: 0.344</small> Roman Mejias, R (4, 7) <small>OBP: 0.167, SLG: 0.167</small>		0-0 		0-0 	0-0 		0-0 	0-3 		1 0 0 0 0 0 0 3 0 1 0 0 1 0	
Russ Nixon, L (1, 2) <small>OBP: 0.462, SLG: 0.538</small> Bob Tillman, R (5, PR) <small>OBP: 0.364, SLG: 0.400</small> (5, 2)		0-0 		0-0 	0-0 		0-0 			2 0 1 0 0 0 0 1 0 0 0 0 0 1	
Ed Connolly, L (1, 1) Earl Wilson, R (3, 1)			0-3 	0-0 	0-0 		0-0 			1 0 0 0 0 1 0 2 0 0 0 0 0 1	
Inning Stats	R: 0 H: 2 E: 0 LOB: 2 K: 0 BB: 0 S: 5 P: 5	R: 0 H: 0 E: 0 LOB: 0 K: 0 BB: 0 S: 3 P: 3	R: 0 H: 0 E: 0 LOB: 0 K: 1 BB: 0 S: 5 P: 5	R: 0 H: 1 E: 0 LOB: 1 K: 0 BB: 0 S: 4 P: 4	R: 0 H: 1 E: 0 LOB: 1 K: 0 BB: 0 S: 3 P: 3	R: 2 H: 3 E: 0 LOB: 1 K: 0 BB: 0 S: 6 P: 6	R: 0 H: 1 E: 0 LOB: 0 K: 0 BB: 0 S: 3 P: 3	R: 0 H: 1 E: 0 LOB: 1 K: 2 BB: 0 S: 7 P: 7	R: 0 H: 0 E: 0 LOB: 0 K: 2 BB: 0 S: 7 P: 7	1B: 7 SF: 0 2B: 2 SAC: 0 3B: 0 DP: 3 HR: 0 HBP: 0	
PITCHER John Buzhardt, R (1, 1) <small>ERA: 1.0</small>	IP WLS BF H R ER SO BB IBB HBP BLK WP HR S P ERA WHIP 9.0 W 34 9 2 2 3 0 0 0 0 0 0 0 40 40 2.00 1.000										



Batter	1	2	3	4	5	6	7	8	9
Mike Hershberger, R (1, 8) OBP: 0.452, SLG: 0.407	0-3 K		0-0 1B	0-0 F6		0-0 4-3		0-0 1B	
Don Buford, S (1, 5) OBP: 0.286, SLG: 0.233	0-0 6-3		4-0 1B	0-0 F8		0-0 4-3		0-0 F7	
Floyd Robinson, L (1, 9) OBP: 0.361, SLG: 0.355	4-0 E		0-0 3B	0-0 F5		0-0 6-3		0-0 1-3	
Ron Hansen, R (1, 6) OBP: 0.441, SLG: 0.742	0-0 4-3		0-0 3B		0-0 F8		4-0 3B		
Dave Nicholson, R (1, 7) OBP: 0.353, SLG: 0.250		4-0 CS	4-0 FC5		4-0 FC6-4		0-3 K		
Joe Cunningham, L (1, 3) OBP: 0.314, SLG: 0.267		4-0 1B	4-0 1B		0-0 FC6-4		0-0 F8		
Al Weis, S (1, 4) OBP: 0.391, SLG: 0.429		0-0 G6-3	0-0 L4		4-0 1B		0-0 3B		
Cam Carreon, R (1, 2) Pete Ward, L (7, PH) J.C. Martin, L (8, 2) OBP: 0.231, SLG: 0.231		0-0 G6-3	0-0 FC5		0-0 4-3		0-0 6-3		
John Buzhardt, R (1, 1)			0-0 F9			0-0 L1		0-3 K	

AB R H RBI BB SO LOB

5	1	3	0	0	1	1
4	1	0	0	1	0	3
4	1	1	1	1	0	3
3	1	1	2	1	0	1
1	0	0	0	3	1	1
2	0	0	0	2	0	2
3	0	2	1	1	0	3
3	0	0	0	0	0	7
1	0	0	0	0	0	1
0	0	0	0	0	0	0
3	0	0	0	1	1	0

AB	29
R	4
H	7
RBI	4
BB	10
SO	3
LOB	22



1B: 5	SF: 0	WP: 0	PA: 39
2B: 0	SAC: 0	PB: 0	
3B: 2	DP: 1	SB: 1	
HR: 0	HBP: 0	CS: 1	

PITCHER	IP	WLS	BF	H	R	ER	SO	BB	IBB	HBP	BLK	WP	HR	S	P	ERA	WHIP
Ed Connolly, L (1, 1) ERA: 6.14	2.1	L	15	4	3	3	1	6	0	0	0	0	0	11	35	11.57	4.286
Earl Wilson, R (3, 1) ERA: 5.68	5.2		24	3	1	1	2	4	0	0	0	0	0	24	40	1.59	1.235

Boston Red Sox @ Chicago White Sox
Comiskey Park, Chicago, IL
Sat Apr 25 1964, 4:33 AM EST
Att. 5,474 - Unknown

livebaseballscorecards.com

Batter	1	2	3	4	5	6	7	8	9	AB R H RBI BB SO LOB	TOP																														
Chuck Schilling, R (1, 4) <small>OBP: 0.235, SLG: 0.219</small>	4-0 1B BB 1B BB	0-0 FC5 1B 1-2 2-3		0-0 FC6-4 1B			0-0 F9		0-0 F7	4 1 2 0 1 0 0	Boston Red Sox @ Chicago White Sox Comiskey Park, Chicago, IL Sun Apr 26 1964, 4:33 AM EDT Att. 8,826 - Unknown																														
Eddie Bressoud, R (1, 6) <small>OBP: 0.400, SLG: 0.512</small>	0-0 BB 1B 1-2 1B	0-0 1B		0-0 FC6-4 1-2f			0-0 F3		0-0 F7	5 0 2 0 0 0 1																															
Carl Yastrzemski, L (1, 8) <small>OBP: 0.262, SLG: 0.375</small>	0-3 K	0-3 K			0-0 1-4-3		0-0 FC5 1B 1B		0-0 2B	5 0 2 0 0 2 5																															
Frank Malzone, R (1, 5) <small>OBP: 0.463, SLG: 0.590</small>	0-0 BB 1B 1-2 2-3	0-0 FC5 2-3f			0-0 F3		0-0 1B		0-0 5-3	5 0 2 0 0 0 4																															
Dick Stuart, R (1, 3) <small>OBP: 0.325, SLG: 0.343</small>	4-0 FC5-4 BB 1-2 2-3 3-H		0-3 K		0-0 5-3		0-0 FC5 2-3f			3 0 0 1 1 1 2																															
Felix Mantilla, R (1, 9) <small>OBP: 0.091, SLG: 0.091</small>	0-3 K		0-0 F9			0-3 K		0-0 E6 PB	4 0 0 0 0 2 3																																
Dick Williams, R (1, 7) 	0-0 FC5-4 1-2f		0-0 1-3			0-0 F4		0-3 K 1-2	4 0 0 0 0 1 4																																
Bob Tillman, R (1, 2) <small>OBP: 0.385, SLG: 0.391</small>		0-0 1B 1B 1B		0-0 5-3		4-0 BB		0-3 K	3 0 1 0 1 1 1																																
Bill Spanswick, L (1, 1) <small>OBP: 0.667, SLG: 0.667</small>		0-0 1B 1B 1B		0-3 K		0-0 5-3		0-0 5-3	2 0 1 0 0 1 0																																
Tony Conigliaro, R (6, PH) <small>OBP: 0.176, SLG: 0.333</small>									1 0 0 0 0 0 1																																
Dick Radatz, R (6, 1) 									0 0 0 0 0 0 0																																
Dalton Jones, L (8, PH) <small>OBP: 0.188, SLG: 0.467</small>									1 0 0 0 0 0 1																																
Jack Lamabe, R (8, 1) <small>OBP: 0.333, SLG: 0.500</small>									0 0 0 0 0 0 0																																
Inning Stats	R: 1 H: 2 E: 0 LOB: 3 K: 2 BB: 2 S: 9 P: 17	R: 0 H: 4 E: 0 LOB: 3 K: 1 BB: 0 S: 8 P: 8	R: 0 H: 0 E: 0 LOB: 0 K: 1 BB: 0 S: 5 P: 5	R: 0 H: 1 E: 0 LOB: 1 K: 1 BB: 0 S: 6 P: 6	R: 0 H: 0 E: 0 LOB: 0 K: 0 BB: 0 S: 3 P: 3	R: 0 H: 0 E: 0 LOB: 1 K: 1 BB: 1 S: 5 P: 9	R: 0 H: 2 E: 0 LOB: 2 K: 0 BB: 0 S: 5 P: 5	R: 0 H: 0 E: 1 LOB: 1 K: 2 BB: 0 S: 8 P: 8	R: 0 H: 1 E: 0 LOB: 1 K: 0 BB: 0 S: 4 P: 4	1B: 9 SF: 0 2B: 1 SAC: 0 3B: 0 DP: 0 HR: 0 HBP: 0	WP: 0 PA: 40 PB: 1 SB: 0 CS: 0																														
PITCHER	IP WLS BF H R ER SO BB IBB HBP BLK WP HR S P ERA WHIP											PITCHER	IP WLS BF H R ER SO BB IBB HBP BLK WP HR S P ERA WHIP																												
Fritz Ackley, R (1, 1) <small>ERA: 27.0</small>	0.1																																								
Joe Herten, R (1, 1) <small>ERA: 9.0</small>	1.0																																								
Frank Kreutzer, L (2, 1) <small>ERA:</small>	5.2	W	21	3	0	0	4	1	0	0	0	0	0	28	32	0.00	0.706																								
Hoyt Wilhelm, R (8, 1) <small>ERA: 3.68</small>	2.0	S	8	1	0	0	2	0	0	0	0	0	0	12	12	0.00	0.500																								

livebaseballscorecards.com

AB	37
R	1
H	10
RBI	1
BB	3
SO	8
LOB	22



Batter	1	2	3	4	5	6	7	8	9	AB	R	H	RBI	BB	SO	LOB	BOTTOM	
Mike Hershberger, R (1, 8) OBP: 0.429, SLG: 0.367 (9, 9)	1-0 L4-6 4-3 HBP		X 0-0 F7		X 0-0 F8		X 0-0 3-1			3	0	0	0	0	0	3	Boston Red Sox @ Chicago White Sox Comiskey Park, Chicago, IL Sun Apr 26 1964, 4:33 AM EDT Att. 8,826 - Unknown	
Don Buford, S (1, 5) OBP: 0.282, SLG: 0.235	X 0-0 4-3 1-2		X 0-0 F2			X 0-0 G3		X 0-0 4-3 WP 6-2 1B		4	0	1	0	0	0	1		
Floyd Robinson, L (1, 9) OBP: 0.375, SLG: 0.371 (9, 7)	X 0-0 L4-6 2-3			X 0-0 FC5-4 1B		X 0-0 1B		X 0-0 4-3 1-3		4	0	2	0	0	0	2		
Ron Hansen, R (1, 6) OBP: 0.447, SLG: 0.697		BB BB BB 4-0 1B PB SF7 BB		X 0-0 FC5-4 1-2f		X 0-0 F8		BB BB BB 4-0 BB		2	1	0	0	2	0	2		
Dave Nicholson, R (1, 7) OBP: 0.324, SLG: 0.226 Charlie Maxwell, L (8, PH) Jim Landis, R (9, 8) OBP: 0.250, SLG: 0.750	X 0-0 F2 1-2		X 0-0 G4-3-6-3 1-2f		X 0-3 K		X 0-0 6-2 3-Hf			3	0	0	0	0	1	3		
Joe Cunningham, L (1, 3) OBP: 0.368, SLG: 0.344	X 0-0 2-3 1B		X 0-0 SH5-3 2B			X 1-0 SH1-4 HBP				2	1	2	0	0	0	0		
Al Weis, S (1, 4) OBP: 0.375, SLG: 0.429	X 0-0 SF7 3-H		X 0-0 SH5-3 2-3		X 0-0 SH1-4 1-2					0	0	0	1	0	0	0		
Jerry McNertney, R (1, 2) OBP: 0.167, SLG: 0.125 Pete Ward, L (7, PH) Gene Stephens, L (7, PR) J.C. Martin, L (8, 2) OBP: 0.231, SLG: 0.231	X 0-0 K		X 0-0 F4		X 4-0 F4 IBB					2	0	0	0	0	1	2		
Fritz Ackley, L (1, 1) Joe Horten, R (1, 1) Frank Kreutzer, R (2, 1) OBP: 0.500, SLG: 1.000 Tom McCraw, L (7, PH) Hoyt Wilhelm, R (8, 1)			X 0-0 F3		X 0-0 2B 3-H		X 0-3 K IBB			0	0	0	0	0	0	0		
Inning Stats	R: 0 H: 0 E: 0 LOB: 0 K: 0 BB: 0 S: 2 P: 3	R: 1 H: 1 E: 0 LOB: 1 K: 1 BB: 1 S: 6 P: 10	R: 0 H: 0 E: 0 LOB: 0 K: 0 BB: 0 S: 3 P: 3	R: 0 H: 1 E: 0 LOB: 0 K: 0 BB: 0 S: 3 P: 3	R: 1 H: 2 E: 0 LOB: 1 K: 0 BB: 0 S: 5 P: 5	R: 0 H: 1 E: 0 LOB: 1 K: 1 BB: 0 S: 6 P: 6	R: 0 H: 0 E: 0 LOB: 2 K: 1 BB: 1 S: 5 P: 10	R: 0 H: 1 E: 0 LOB: 1 K: 0 BB: 1 S: 3 P: 7		1B: 4 SF: 1 2B: 4 SAC: 2 3B: 0 DP: 3 HR: 0 HBP: 2	WP: 1 PA: 32 PB: 1 SB: 0 CS: 0							
PITCHER	IP WLS BF H R ER SO BB IBB HBP BLK WP HR S P ERA WHIP																	
Bill Spanwick, L (1, 1) ERA: 1.13	5.0 L	19 19	4 4	2 2	1 1	1 1	1 1	1 1	1 1	1 1	1 1	1 1	1 1	1 1	1 1	1 1		1.80 1.000
Dick Radatz, R (6, 1) ERA:	2.0	9	1	0	0	2	0	1	1	0	0	0	11	16	0.00	0.500		
Jack Lamabe, R (8, 1) ERA: 0.53	1.0	4	1	0	0	0	1	0	0	0	1	0	3	7	0.00	2.000		

livebaseballscorecards.com


AB 24
R 2
H 6
RBI 2
BB 3
SO 3
LOB 17



Batter	1	2	3	4	5	6	7	8	9	10	11	AB R H RBI BB SO LOB	TOP				
Jackie Brandt, R (1, 8) OBP: 0.340, SLG: 0.375												6 1 2 0 0 2 2	Baltimore Orioles @ Boston Red Sox Fenway Park, Boston, MA Tue Apr 28 1964, 3:33 AM EDT Att: 2,085 - Unknown				
Luis Aparicio, R (1, 6) OBP: 0.341, SLG: 0.294												5 0 2 0 0 0 1					
Norm Siebern, L (1, 3) OBP: 0.311, SLG: 0.297												4 0 0 1 0 0 1					
Boog Powell, L (1, 7) OBP: 0.162, SLG: 0.250 Russ Snyder, L (9, 7) OBP: 0.286, SLG: 0.286												4 0 1 0 0 1 1 1 1 1 0 0 0 0					
John Orsino, R (1, 2) OBP: 0.341, SLG: 0.462												4 2 2 0 1 0 2					
Brooks Robinson, R (1, 5) OBP: 0.357, SLG: 0.385												4 0 1 0 0 1 1					
Sam BOWENS, R (1, 9) OBP: 0.400, SLG: 0.389 Bob Johnson, R (11, PH) OBP: 0.625, SLG: 0.833 Willie Kirkland, L (11, 9) OBP: 0.273, SLG: 0.200												4 0 1 0 0 1 2 0 0 0 0 1 0 0 0 0 0 0 0 0 0					
Jerry Adair, R (1, 4) OBP: 0.317, SLG: 0.308												5 0 3 2 0 1 0					
Robin Roberts, S (1, 1) OBP: 0.100, SLG: 0.100 Stu Miller, R (10, 1) Dick Hall, R (11, 1)												4 0 0 0 0 1 2 1 0 0 0 0 1 2 0 0 0 0 0 0 0					
Inning Stats	R: 1 H: 2 E: 0 LOB: 1 K: 1 BB: 0 S: 7 P: 7	R: 0 H: 0 E: 0 LOB: 0 K: 1 BB: 0 S: 5 P: 5	R: 0 H: 1 E: 0 LOB: 0 K: 1 BB: 0 S: 5 P: 5	R: 0 H: 2 E: 0 LOB: 2 K: 1 BB: 0 S: 7 P: 7	R: 0 H: 0 E: 0 LOB: 0 K: 0 BB: 0 S: 3 P: 3	R: 0 H: 1 E: 0 LOB: 1 K: 0 BB: 0 S: 4 P: 4	R: 0 H: 1 E: 0 LOB: 1 K: 0 BB: 0 S: 3 P: 3	R: 0 H: 1 E: 0 LOB: 1 K: 0 BB: 0 S: 4 P: 4	R: 1 H: 2 E: 1 LOB: 2 K: 1 BB: 1 S: 7 P: 11	R: 0 H: 0 E: 0 LOB: 0 K: 1 BB: 0 S: 5 P: 5	R: 2 H: 3 E: 1 LOB: 2 K: 2 BB: 1 S: 10 P: 14	1B: 13 SF: 1 2B: 0 SAC: 1 3B: 0 DP: 1 HR: 0 HBP: 0		WP: 0 PA: 46 PB: 0 SB: 2 CS: 0			
PITCHER	Jack Lamabe, R (1, 1) ERA: 1.04 Dick Radatz, R (10, 1) ERA: Earl Wilson, R (11, 1) ERA: 6.75 Bob Hefner, R (11, 1) ERA: 4.05																
	PITCHER IP WLS BF H R ER SO BB IBB HBP BLK WP HR S P ERA WHIP Jack Lamabe, R (1, 1) 9.0 36 10 2 2 5 1 0 0 0 0 0 0 45 49 2.00 1.222 Dick Radatz, R (10, 1) 1.0 3 0 0 0 1 0 0 0 0 0 0 0 0 5 5 0.00 0.000 Earl Wilson, R (11, 1) 0.1 5 3 2 1 0 0 1 0 0 0 0 0 4 8 27.00 9.000 Bob Hefner, R (11, 1) 0.2 W 2 0 0 0 2 0 0 0 0 0 0 0 6 6 0.00 0.000																

AB	42
R	4
H	13
RBI	3
BB	2
SO	8
LOB	14



Batter	1	2	3	4	5	6	7	8	9	AB R H RBI BB SO LOB	TOP	
Jackie Brandt, R OBP: 0.345, SLG: 0.396 (1, 8) X	0-0 F8		0-0 1B BB 1B		0-0 6-3		0-0 2B		0-3 K	5 0 2 2 0 1 0	<p>Baltimore Orioles @ Boston Red Sox</p> <p>Fenway Park, Boston, MA</p> <p>Wed Apr 29 1964, 3:33 AM EDT</p> <p>Att. 1,199 - Unknown</p> <p>livebaseballscorecards.com</p> <p>AB 35 R 4 H 9 RBI 4 BB 3 SO 7 LOB 13</p> 	
Luis Aparicio, R OBP: 0.304, SLG: 0.256 (1, 6) X	0-0 F8		0-0 F3		0-0 5-3		0-0 FC4-2		0-0 G3	5 0 0 0 0 0 3		
Norm Siebern, L OBP: 0.306, SLG: 0.293 (1, 3) X	0-0 1B 1B		0-0 L9		0-0 F8		0-0 4-3			4 0 1 0 0 0 3		
Boog Powell, L OBP: 0.195, SLG: 0.256 Russ Snyder, L OBP: 0.286, SLG: 0.286 (1, 7) X (8, 7) X	0-0 1B 1B		4-0 PO 1B BB		0-0 5-3				0-0 F9	3 0 1 0 1 0 0 0 0 0 0 0 0 0		
John Orsino, R OBP: 0.333, SLG: 0.442 (1, 2) S S S	0-3 K		0-0 1B		0-0 5-3				0-3 K	4 0 1 0 0 2 2		
Brooks Robinson, R OBP: 0.391, SLG: 0.535 (1, 5) X		0-0 4-3 4-3 2B	0-0 PO		0-3 K		0-0 1B 2B		0-0 HR	4 3 3 1 0 1 0		
Sam Bowens, R OBP: 0.417, SLG: 0.350 (1, 9) X		0-0 4-3		0-0 4-3		0-0 4-3	0-0 1B 2B BB		0-0 BB	2 1 0 0 2 0 1		
Jerry Adair, R OBP: 0.311, SLG: 0.302 (1, 4) X		0-0 4-3		0-0 4-3			0-0 2B FC4-2 1B		0-0 5-3	4 0 1 1 0 0 1		
Chuck Estrada, R Wes Stock, R Bob Johnson, R Harvey Haddix, L (1, 1) X (6, 1) X (7, PH) X (7, 1) X	0-3 K				0-0 1-3		0-3 K		0-3 K	2 0 0 0 0 1 0 0 0 0 0 0 0 0 1 0 0 0 0 1 3 1 0 0 0 0 1 0		
Inning Stats	R: 0 H: 2 E: 0 LOB: 2 K: 1 BB: 0 S: 7 P: 7	R: 1 H: 1 E: 0 LOB: 0 K: 1 BB: 0 S: 6 P: 6	R: 0 H: 2 E: 0 LOB: 2 K: 0 BB: 1 S: 4 P: 8	R: 0 H: 0 E: 0 LOB: 0 K: 1 BB: 0 S: 5 P: 5	R: 0 H: 0 E: 0 LOB: 0 K: 0 BB: 0 S: 3 P: 3	R: 0 H: 0 E: 0 LOB: 0 K: 0 BB: 0 S: 3 P: 3	R: 2 H: 3 E: 0 LOB: 2 K: 1 BB: 1 S: 8 P: 12	R: 1 H: 1 E: 0 LOB: 1 K: 1 BB: 1 S: 6 P: 10	R: 0 H: 0 E: 0 LOB: 0 K: 2 BB: 0 S: 7 P: 7	1B: 5 SF: 0 2B: 3 SAC: 0 3B: 0 DP: 0 HR: 1 HBP: 0	WP: 0 PA: 39 PB: 0 SB: 0 CS: 0	
PITCHER Dave Morehead, R ERA: 2.7 Dick Radatz, R ERA: 0.68 (1, 1) X (7, 1) X	IP WLS BF H R ER SO BB IBB HBP BLK WP HR S P ERA WHIP											PITCHER IP WLS BF H R ER SO BB IBB HBP BLK WP HR S P ERA WHIP

Batter	1	2	3	4	5	6	7	8	9	AB	R	H	RBI	BB	SO	LOB
Chuck Schilling, R <small>OBP: 0.250, SLG: 0.220</small> (1, 4)	0-0 6-3 		0-0 WP 	0-0 F2 		0-0 L7 			0-3 K 	5	0	1	0	0	1	4
Eddie Bressoud, R <small>OBP: 0.407, SLG: 0.490</small> (1, 6)	0-0 		0-3 K 		0-0 6-3 		0-0 1-3 			4	0	1	0	0	1	1
Carl Yastrzemski, L <small>OBP: 0.295, SLG: 0.367</small> (1, 7)	0-0 F7 		0-0 L3 		0-0 SF8 		0-3 K 			4	1	1	0	0	1	2
Frank Malzone, R <small>OBP: 0.420, SLG: 0.511</small> (1, 5)	0-0 P6 		0-0 6-3 		0-0 		0-0 L4 			4	0	1	0	0	0	2
Dick Stuart, R <small>OBP: 0.367, SLG: 0.488</small> (1, 3)		0-0 6-3 		0-0 	0-0 SF8 		0-0 	0-0 G5-4-3 		3	0	2	1	0	0	0
Tony Conigliaro, R <small>OBP: 0.214, SLG: 0.366</small> (1, 8)		0-0 5-3 		0-0 F9 	0-3 K 		0-0 F2 			4	0	0	0	0	1	3
Lou Clinton, R <small>OBP: 0.205, SLG: 0.216</small> (1, 9)		0-0 		0-3 K 		0-0 FC6-4 		0-0 G5-4-3 		4	1	2	0	0	1	2
Bob Tillman, R <small>OBP: 0.412, SLG: 0.433</small> (1, 2)		0-0 		0-0 	0-0 FC6-4 		0-0 G5-4-3 			4	0	3	1	0	0	1
Dave Morehead, R <small>OBP: 0.333, SLG: 0.200</small> (1, 1)		0-0 L4 		4-0 	0-0 FC1-6 		0-0 G5-4-3 			2	0	0	0	1	0	2
Dick Radatz, R (7, 1)						0-0 FC1-6 				0	0	0	0	0	0	0
Felix Mantilla, R <small>OBP: 0.083, SLG: 0.083</small> (9, PH)						0-0 		0-0 G5-4-3 		1	0	0	0	0	0	1

Inning Stats	R: 0	H: 1	E: 0	K: 0	S: 4	R: 1	H: 2	E: 0	K: 0	S: 5	R: 0	H: 1	E: 0	K: 1	S: 6	R: 0	H: 2	E: 0	K: 1	S: 7	R: 1	H: 2	E: 0	K: 1	S: 7	R: 0	H: 1	E: 0	K: 0	S: 4	R: 0	H: 0	E: 0	K: 1	S: 5	R: 0	H: 1	E: 0	K: 0	S: 3	R: 0	H: 1	E: 0	K: 1	S: 5	R: 0	H: 1	E: 0	K: 1	S: 5	1B: 8	2B: 2	3B: 1	HR: 0	SF: 1	SAC: 0	DP: 2	HBP: 0	WP: 2	PB: 0	SB: 0	CS: 0	PA: 37
--------------	------	------	------	------	------	------	------	------	------	------	------	------	------	------	------	------	------	------	------	------	------	------	------	------	------	------	------	------	------	------	------	------	------	------	------	------	------	------	------	------	------	------	------	------	------	------	------	------	------	------	-------	-------	-------	-------	-------	--------	-------	--------	-------	-------	-------	-------	--------

PITCHER	IP	WLS	BF	H	R	ER	SO	BB	IBB	HBP	BLK	WP	HR	S	P	ERA	WHIP
Chuck Estrada, R <small>ERA: 2.45</small> (1, 1)	5.0		24	8	2	2	3	1	0	0	0	1	0	29	33	3.60	1.800
Wes Stock, R (6, 1)	1.0	W	4	1	0	0	0	0	0	0	0	0	0	4	4	0.00	1.000
Harvey Haddix, L <small>ERA: 0.96</small> (7, 1)	3.0	S	9	2	0	0	2	0	0	0	0	0	0	13	13	0.00	0.667

BOTTOM

Baltimore Orioles @ Boston Red Sox
 Fenway Park, Boston, MA
 Wed Apr 29 1964, 3:33 AM EDT
 Att. 1,199 - Unknown

livebaseballscorecards.com

AB	35
R	2
H	11
RBI	2
BB	1
SO	5
LOB	18



Batter	1	2	3	4	5	6	7	8	9	AB R H RBI BB SO LOB	TOP											
Don Wert, R OBP: 0.333, SLG: 0.426 (1, 5) X	0-0 F9 1 X	0-0 1B 2B		0-3 K 3			X 0-0 SH1-3 2B 1B	X 0-0 F9 3		5 2 2 0 0 1 1												
Jerry Lumpe, L OBP: 0.302, SLG: 0.333 (1, 4) X	0-0 4-3 2 X	0-0 1B 2-H			X 0-0 G3 1		X 0-0 SH1-3 1-2	X 0-0 4-3 1		4 0 1 1 0 0 0												
Don Demeter, R OBP: 0.226, SLG: 0.404 (1, 8) X (9, 9)	0-0 1B 2B	0-0 6-3 3			X 0-0 4-3 2		X 0-0 4-3 2B 2-H	X 0-3 K 2		5 1 2 1 0 1 1												
Al Kaline, R OBP: 0.404, SLG: 0.318 Bill Bruton, L OBP: 0.286, SLG: 0.385 (1, 9) B (9, 8) B	4-0 1B 1B BB		X 0-0 L1-3 1		X 0-0 E 2B		X 4-0 4-3 IBB	X 0-0 L5-3 3		3 1 1 0 2 0 0 0 0 0 0 0 0 0												
Norm Cash, L OBP: 0.339, SLG: 0.392 (1, 3) X	0-0 1B 1-3 2-H 1B		X 0-0 4-3 2		X 0-0 E4 FC6-4 2-3		X 0-0 4-3 1-2 2-3			4 0 1 1 0 0 3												
Willie Horton, R OBP: 0.289, SLG: 0.237 (1, 7) X	0-0 1B 1-2 3-H 1B		X 0-0 4-3 3		X 0-0 FC6-4 1-2f		X 4-0 IBB			3 0 1 1 1 0 2												
Bill Freehan, R OBP: 0.444, SLG: 0.531 (1, 2) S S	0-3 K 3			X 0-0 F7 1		X 0-0 4-3 1	X 0-0 F8 3			4 0 0 0 0 1 5												
Dick McAuliffe, L OBP: 0.333, SLG: 0.431 (1, 6) X		X 0-0 F4 1		X 0-0 4-3 S 1B		X 0-0 F5 2	X 0-0 F7 1			4 0 1 0 0 0 0												
Dave Wickersham, R OBP: 0.100, SLG: 0.100 (1, 1) X		X 0-0 1-3 2		X 0-0 4-3 1-3		X 0-0 6-3 3	X 0-0 1-3 2			4 0 0 0 0 0 1												
Inning Stats	R: 2 E: 0 K: 1 S: 8	H: 3 LOB: 2 BB: 1 P: 12	R: 1 E: 0 K: 0 S: 5	H: 2 LOB: 1 BB: 0 P: 5	R: 0 E: 0 K: 0 S: 3	H: 0 LOB: 0 BB: 0 P: 3	R: 0 E: 0 K: 1 S: 6	H: 1 LOB: 1 BB: 0 P: 6	R: 0 E: 1 K: 0 S: 5	H: 1 LOB: 2 BB: 0 P: 5	R: 0 E: 0 K: 0 S: 3	H: 0 LOB: 0 BB: 0 P: 3	R: 1 E: 0 K: 0 S: 5	H: 2 LOB: 3 BB: 2 P: 13	R: 0 E: 0 K: 0 S: 3	H: 0 LOB: 0 BB: 0 P: 3	R: 0 E: 0 K: 1 S: 5	H: 0 LOB: 0 BB: 0 P: 5	1B: 5 2B: 4 3B: 0 HR: 0	SF: 0 SAC: 1 DP: 0 HBP: 0	WP: 0 PB: 0 SB: 1 CS: 0	PA: 40
PITCHER	IP WLS BF H R ER SO BB IBB HBP BLK WP HR S P ERA WHIP																					
Bill Monbouquette, R ERA: 3.65 (1, 1)	6.1 L 31 9 4 4 2 1 1 0 0 0 0 0 33 41 5.68 1.579																					
Wilbur Wood, L ERA: 10.13 (7, 1)	0.1 2 0 0 0 0 0 0 1 0 0 0 0 1 5 0.00 0.000																					
Bob Heffner, R ERA: 3.38 (7, 1)	1.1 4 0 0 0 0 0 0 0 0 0 0 0 4 4 0.00 0.000																					
Ed Connolly, L ERA: 5.4 (9, 1)	1.0 3 0 0 0 1 0 0 0 0 0 0 0 5 5 0.00 0.000																					

Detroit Tigers @ Boston Red Sox
 Fenway Park, Boston, MA
 Sat May 02 1964, 3:33 AM EDT
 Att. 8,340 - Unknown

livebaseballscorecards.com

AB 36
R 4
H 9
RBI 4
BB 3
SO 3
LOB 13




Batter	1	2	3	4	5	6	7	8	9	AB	R	H	RBI	BB	SO	LOB
Chuck Schilling, R (1, 4) OBP: 0.250, SLG: 0.222	0-0 F7		0-0 1B			0-0 6-3		0-0 L9		4	0	1	0	0	0	0
Eddie Bressoud, R (1, 6) OBP: 0.414, SLG: 0.491	0-0 G4-6-3 1B		0-0 L9			0-0 FC4-6 1B		0-3 K		4	0	2	0	0	1	2
Carl Yastrzemski, L (1, 7) OBP: 0.236, SLG: 0.340	0-0 G4-6-3 1-2f				0-0 F7		0-0 FC4-6 1-2f		0-0 L7	4	0	0	0	0	0	2
Frank Malzone, R (1, 5) OBP: 0.389, SLG: 0.471		0-0 5-3			0-0 F6		0-0 F8		0-0 F7	4	0	0	0	0	0	1
Dick Stuart, R (1, 3) OBP: 0.340, SLG: 0.447		0-0 L9			0-3 K			0-0 F2	0-3 K	4	0	0	0	0	2	0
Tony Conigliaro, R (1, 8) OBP: 0.200, SLG: 0.341		0-0 F2				0-0 6-3		0-3 K		3	0	0	0	0	1	0
Lou Clinton, R (1, 9) OBP: 0.238, SLG: 0.250			0-0 1B 1B			0-0 5-3		0-0 1B		3	0	2	0	0	0	0
Bob Tillman, R (1, 2) OBP: 0.405, SLG: 0.424			0-3 K			0-0 1B		0-0 6-3		3	0	1	0	0	1	2
Bill Monbouquette, R (1, 1) OBP: 0.444, SLG: 0.167			0-3 K			0-0 G3		0-0 F4		2	0	0	0	0	1	2
Wilbur Wood, R (7, 1)										0	0	0	0	0	0	0
Bob Hefner, R (7, 1)										0	0	0	0	0	0	0
Dalton Jones, L (8, PH) OBP: 0.222, SLG: 0.471										1	0	0	0	0	0	0
Ed Connolly, L (9, 1)										0	0	0	0	0	0	0

Inning Stats	R: 0	H: 1	E: 0	K: 0	S: 3	R: 0	H: 0	E: 0	K: 0	S: 3	R: 0	H: 2	E: 0	K: 2	S: 9	R: 0	H: 0	E: 0	K: 1	S: 5	R: 0	H: 1	E: 0	K: 0	S: 4	R: 0	H: 1	E: 0	K: 0	S: 4	R: 0	H: 1	E: 0	K: 1	S: 6	R: 0	H: 0	E: 0	K: 1	S: 5	R: 0	H: 0	E: 0	K: 1	S: 5
	LOB: 0	BB: 0	LOB: 0	BB: 0	P: 3	LOB: 0	BB: 0	LOB: 0	BB: 0	P: 3	LOB: 2	BB: 0	LOB: 0	BB: 0	P: 9	LOB: 0	BB: 0	LOB: 0	BB: 0	P: 5	LOB: 1	BB: 0	LOB: 1	BB: 0	P: 4	LOB: 1	BB: 0	LOB: 1	BB: 0	P: 6	LOB: 0	BB: 0	LOB: 0	BB: 0	P: 5	LOB: 0	BB: 0	LOB: 0	BB: 0	P: 5					
	1B: 6	2B: 0	3B: 0	HR: 0	SF: 0	1B: 0	2B: 0	3B: 0	HR: 0	SAC: 0	1B: 0	2B: 0	3B: 0	HR: 0	DP: 1	1B: 0	2B: 0	3B: 0	HR: 0	SAC: 0	1B: 0	2B: 0	3B: 0	HR: 0	SAC: 0	1B: 0	2B: 0	3B: 0	HR: 0	SAC: 0	1B: 0	2B: 0	3B: 0	HR: 0	SAC: 0	1B: 0	2B: 0	3B: 0	HR: 0	SAC: 0	1B: 0	2B: 0	3B: 0	HR: 0	
	WP: 0	PB: 0	SB: 0	CS: 0	PA: 32	WP: 0	PB: 0	SB: 0	CS: 0	PA: 32	WP: 0	PB: 0	SB: 0	CS: 0	PA: 32	WP: 0	PB: 0	SB: 0	CS: 0	PA: 32	WP: 0	PB: 0	SB: 0	CS: 0	PA: 32	WP: 0	PB: 0	SB: 0	CS: 0	PA: 32	WP: 0	PB: 0	SB: 0	CS: 0	PA: 32	WP: 0	PB: 0	SB: 0	CS: 0	PA: 32	WP: 0	PB: 0	SB: 0	CS: 0	PA: 32

DETROIT TIGERS @ BOSTON RED SOX
Fenway Park, Boston, MA
 Sat May 02 1964, 3:33 AM EDT
 Att. 8,340 - Unknown

livebaseballscorecards.com

AB 32
R 0
H 6
RBI 0
BB 0
SO 6
LOB 9



PITCHER	IP	WLS	BF	H	R	ER	SO	BB	IBB	HBP	BLK	WP	HR	S	P	ERA	WHIP
Dave Wickersham, R (1, 1) ERA: 1.38	9.0	W	32	6	0	0	6	0	0	0	0	0	0	44	44	0.00	0.667

Batter	1	2	3	4	5	6	7	8	9	AB R H RBI BB SO LOB	TOP																
Don Wert, R (1, 5) OBP: 0.323, SLG: 0.424	0-0 4-3	0-0 F9		0-0 2B		0-3 K		0-0 F4		5 0 1 0 0 1 2																	
Jerry Lumpe, L (1, 4) OBP: 0.324, SLG: 0.369	0-0 S 3B 1B		0-0 G6-4-3 1B	0-3 K		0-0 F9		0-0 2B		5 1 3 0 0 1 1																	
Don Demeter, R (1, 8) OBP: 0.224, SLG: 0.404	0-0 F8 1-2		0-0 G6-4-3 1-2f		0-0 3B 2B	0-3 K		0-0 F5		5 1 1 0 0 1 3																	
Al Kaline, R (1, 9) OBP: 0.403, SLG: 0.354	4-0 3B BB		0-3 K		0-0 2B 3B		0-0 L6	0-0 L5		4 2 1 1 1 1 1																	
Norm Cash, L (1, 3) OBP: 0.344, SLG: 0.446	0-0 1-H 2-H 3B			0-0 4-3	0-0 FC4-5-6-2 2B		0-0 F6	0-0 3-1		5 0 2 3 0 0 1																	
Willie Horton, R (1, 7) OBP: 0.265, SLG: 0.214	0-3 K			0-0 F8	0-0 FC4-5-6-2 1B 2-3		0-3 K			4 0 0 0 0 2 2																	
Bill Freehan, R (1, 2) OBP: 0.475, SLG: 0.543		0-3 K		0-0 1B HR 1B	0-0 1B			4-0 BB		3 1 2 0 1 1 0																	
Dick McAuliffe, L (1, 6) OBP: 0.361, SLG: 0.463		0-0 2B		0-0 HR 1B	4-0 IBB			0-0 F8		3 1 2 0 1 0 1																	
Phil Regan, R (1, 1) OBP: 0.500, SLG: 0.375 Ed Rakow, S (2, 1) Gates Brown, L (4, PH) Julio Navarro, R (4, 1) Mickey Lolich, S (5, 1) Bubba Phillips, R (8, PH) Dick Egan, L (8, 1)		0-3 K		0-0 HR	0-0 F4			0-3 K		1 0 0 0 0 1 1 0 0 0 0 0 0 0 1 1 1 3 0 0 0 1 0 0 0 0 0 2 0 0 0 0 0 0 0 1 0 0 0 0 1 1 0 0 0 0 0 0 0																	
Inning Stats	R: 2 E: 0 K: 1 S: 7	H: 2 LOB: 1 BB: 1 P: 11	R: 0 E: 0 K: 2 S: 8	H: 1 LOB: 1 BB: 0 P: 8	R: 0 E: 0 K: 1 S: 5	H: 1 LOB: 0 BB: 0 P: 5	R: 3 E: 0 K: 1 S: 9	H: 4 LOB: 1 BB: 0 P: 9	R: 2 E: 0 K: 0 S: 6	H: 4 LOB: 2 BB: 1 P: 10	R: 0 E: 0 K: 2 S: 7	H: 0 LOB: 0 BB: 0 P: 7	R: 0 E: 0 K: 1 S: 5	H: 0 LOB: 0 BB: 0 P: 5	R: 0 E: 0 K: 1 S: 5	H: 0 LOB: 1 BB: 1 P: 9	R: 0 E: 0 K: 0 S: 4	H: 1 LOB: 1 BB: 0 P: 4	1B: 5 2B: 5 3B: 2 HR: 1	SF: 0 SAC: 0 DP: 1 HBP: 0	WP: 0 PB: 0 SB: 1 CS: 0	PA: 41					
PITCHER	IP WLS BF H R ER SO BB IBB HBP BLK WP HR S P ERA WHIP																										
Jack Lamabe, R (1, 1) ERA: 2.7	4.0		21	9	6	6	5	1	0	0	0	0	1	30	34	13.50	2.500										
Bob Hefner, R (5, 1) ERA: 4.0	1.0		6	3	1	1	0	0	1	0	0	0	0	5	9	9.00	3.000										
Dick Radatz, R (6, 1) ERA: 0.52	4.0	W	14	1	0	0	4	1	0	0	0	0	0	21	25	0.00	0.500										

Detroit Tigers @ Boston Red Sox
 Fenway Park, Boston, MA
 Sun May 03 1964, 3:33 AM EDT
 Att: 11,337 - Unknown

livebaseballscorecards.com

AB 38
R 7
H 13
RBI 7
BB 3
SO 9
LOB 15



Batter	1	2	3	4	5	6	7	8	9
Chuck Schilling, R <small>(1, 4) OBP: 0.278, SLG: 0.294</small>	0-0 1B 4-3 1B	0-0 1B 2B 2-H		0-0 6-3	0-3 K	0-0 2B		0-0 L6	
Eddie Bressoud, R <small>(1, 6) OBP: 0.406, SLG: 0.467</small>	0-0 2B 4-3 1-3 1B	0-0 5-3		0-3 K	4-0 HR BB	0-0 L9		0-0 5-3	
Carl Yastrzemski, L <small>(1, 7) OBP: 0.283, SLG: 0.421</small>	0-0 4-3 1-2 3-H	0-0 FC6-4 1B 2-H		4-0 BB	0-0 HR 1-H 2-H 3-H		0-0 BB BB 1B		
Frank Malzone, R <small>(1, 5) OBP: 0.407, SLG: 0.509</small>	0-0 2B 2-H	0-0 FC6-4 1-2f		0-0 5-3	0-0 E 2B		4-0 BB 1-2 BB		
Dick Stuart, R <small>(1, 3) OBP: 0.328, SLG: 0.412</small>	0-3 K		0-0 F4		0-3 K E BB		0-0 F8		
Lou Clinton, R <small>(1, 9) OBP: 0.277, SLG: 0.238</small>	4-0 BB		0-3 K		4-0 BB E5		4-0 1-2 2-3 BB		
Tony Conigliaro, R <small>(1, 8) OBP: 0.220, SLG: 0.408</small>	0-0 L9		0-0 HR		0-0 1B F3		0-3 K		
Bob Tillman, R <small>(1, 2) OBP: 0.429, SLG: 0.474</small>		0-0 2B 2B	0-0 1B		0-0 2B 1-2 HR 1B	0-3 K	0-0 5-3		
Jack Lamabe, R <small>(1, 1) OBP: 0.200, SLG: 0.300</small> Bob Heffner, R <small>(5, 1)</small> Dalton Jones, L <small>(5, PH) OBP: 0.263, SLG: 0.556</small> Dick Radatz, R <small>(6, 1)</small>		0-3 K	0-0 1-3		0-0 HR 1-3 2-H 3-H 2B	0-0 F8		0-3 K	

Inning Stats	R: 2 E: 0 K: 1 S: 8	H: 3 LOB: 2 BB: 1 P: 12	R: 2 E: 0 K: 1 S: 8	H: 3 LOB: 1 BB: 0 P: 8	R: 1 E: 0 K: 1 S: 7	H: 2 LOB: 1 BB: 0 P: 7	R: 0 E: 0 K: 1 S: 5	H: 0 LOB: 1 BB: 1 P: 9	R: 6 E: 1 K: 2 S: 13	H: 5 LOB: 3 BB: 3 P: 25	R: 0 E: 0 K: 1 S: 6	H: 1 LOB: 1 BB: 0 P: 6	R: 0 E: 0 K: 1 S: 6	H: 1 LOB: 3 BB: 2 P: 14	R: 0 E: 0 K: 1 S: 5	H: 0 LOB: 0 BB: 0 P: 5
--------------	------------------------------	----------------------------------	------------------------------	---------------------------------	------------------------------	---------------------------------	------------------------------	---------------------------------	-------------------------------	----------------------------------	------------------------------	---------------------------------	------------------------------	----------------------------------	------------------------------	---------------------------------

PITCHER	IP	WLS	BF	H	R	ER	SO	BB	IBB	HBP	BLK	WP	HR	S	P	ERA	WHIP
Phil Regan, R <small>ERA: 4.0</small>	(1, 1)	1.1	10	5	4	4	2	1	0	0	0	0	0	13	17	27.00	4.500
Ed Rakow, R <small>ERA: 3.86</small>	(2, 1)	1.2	8	3	1	1	1	0	0	0	0	0	1	10	10	5.40	1.800
Julio Navarro, R <small>ERA: 6.55</small>	(4, 1)	1.2	L 13	5	6	6	3	3	0	0	0	0	1	16	28	32.40	4.800
Mickey Lolich, L <small>ERA: 3.38</small>	(5, 1)	2.1	13	2	0	0	2	3	0	0	0	0	0	14	26	0.00	2.143
Dick Egan, L <small>ERA: 0.87</small>	(8, 1)	1.0	3	0	0	0	1	0	0	0	0	0	0	5	5	0.00	0.000

AB R H RBI BB SO LOB

6 2 3 1 0 1 2

5 2 1 0 1 1 2

4 1 3 6 1 0 1

4 0 2 1 1 0 2

4 0 0 0 1 2 3

2 1 0 0 3 1 2

5 2 2 1 0 1 8

5 2 3 0 0 1 3

2 0 0 0 0 1 2

0 0 0 0 0 0 0

1 1 1 2 0 0 0

2 0 0 0 0 1 0

AB 40

R 11

H 15

RBI 11

BB 7

SO 9

LOB 25

WP: 0 PA: 47

PB: 0

SB: 0

CS: 0

1B: 7 SF: 0

2B: 6 SAC: 0

3B: 0 DP: 0

HR: 2 HBP: 0

WP: 0 PA: 47


ERA WHIP

DETROIT TIGERS @ BOSTON RED SOX

Fenway Park, Boston, MA

Sun May 03 1964, 3:33 AM EDT

Att. 11,337 - Unknown



livebaseballscorecards.com

Batter	1	2	3	4	5	6	7	8	9	AB R H RBI BB SO LOB	TOP	
Dick Howser, R OBP: 0.333, SLG: 0.310 (1, 6) X	0-0 BB 1B 1B		0-0 5-3 WP 1B		0-0 F2		0-0 1B HR 1B		0-0 F4	5 2 3 0 0 0 0		
Vic Davalillo, L OBP: 0.242, SLG: 0.274 (1, 8) B B B	4-0 FC6-4 1B 1-2 SF9 BB		0-0 F7		0-0 6-3		0-0 1B HR 1B		0-0 1-3	4 2 1 0 1 0 1		
Leon Wagner, L OBP: 0.444, SLG: 0.654 (1, 7) X	0-0 FC6-4 1B 1-2 2-H		4-0 5-3 BB		0-0 3B 1B		0-0 1B HR		0-0 G3	4 2 3 5 1 0 0		
Al Smith, R OBP: 0.217, SLG: 0.286 (1, 9) X	0-0 FC6-4 1-2f 2-3		0-0 5-3		0-0 F7		0-3 K			4 0 0 0 0 1 5		
Joe Azcue, R OBP: 0.353, SLG: 0.667 (1, 2) X	0-0 SF9 3-H		0-0 1-3		0-0 1-H 3B		0-0 6-3			3 0 1 2 0 0 2		
Woodie Held, R OBP: 0.298, SLG: 0.460 (1, 4) X	0-0 F3			0-3 K		0-0 5-3		0-0 5-3		4 0 0 0 0 1 2		
Max Alvis, R OBP: 0.237, SLG: 0.286 (1, 5) X		0-0 6-3		0-0 4-3		0-0 F7		0-0 1B CS 1B		4 0 1 0 0 0 1		
Tito Francona, L OBP: 0.441, SLG: 0.326 (1, 3) X		0-0 5-3		0-0 4-3		0-0 FC1-6 1B		0-0 1-3 1B		4 0 2 0 0 0 0		
Dick Donovan, L OBP: 0.222, SLG: 0.125 (1, 1) X		0-3 K		0-3 K		0-0 FC1-6 1B HR 1B		0-3 K		4 1 0 0 0 3 3		
Inning Stats	R: 2 H: 2 E: 0 LOB: 1 K: 0 BB: 1 S: 5 P: 9	R: 0 H: 0 E: 0 LOB: 0 K: 1 BB: 0 S: 5 P: 5	R: 0 H: 1 E: 0 LOB: 2 K: 0 BB: 1 S: 4 P: 8	R: 0 H: 0 E: 0 LOB: 0 K: 1 BB: 0 S: 5 P: 5	R: 0 H: 0 E: 0 LOB: 0 K: 1 BB: 0 S: 5 P: 5	R: 1 H: 2 E: 0 LOB: 1 K: 0 BB: 0 S: 5 P: 5	R: 4 H: 4 E: 0 LOB: 0 K: 1 BB: 0 S: 9 P: 9	R: 0 H: 2 E: 0 LOB: 1 K: 1 BB: 0 S: 6 P: 6	R: 0 H: 0 E: 0 LOB: 0 K: 0 BB: 0 S: 3 P: 3	1B: 9 SF: 1 2B: 0 SAC: 0 3B: 1 DP: 0 HR: 1 HBP: 0	WP: 1 PA: 39 PB: 0 SB: 0 CS: 1	
PITCHER Bill Spanswick, L (1, 1) ERA: 4.8 Arnold Earley, L (8, 1) ERA:	IP WLS BF H R ER SO BB IBB HBP BLK WP HR S P ERA WHIP											PITCHER IP WLS BF H R ER SO BB IBB HBP BLK WP HR S P ERA WHIP
	7.0 L 32 9 7 7 4 2 0 0 0 1 1 38 46 9.00 1.571											

Cleveland Indians @ Boston Red Sox
Fenway Park, Boston, MA
Mon May 04 1964, 7:05 PM EDT
Att: 12,537 - Unknown

livebaseballscorecards.com

AB 36
R 7
H 11
RBI 7
BB 2
SO 5
LOB 14



Batter	1	2	3	4	5	6	7	8	9
Chuck Schilling, R (1, 4) <small>OBP: 0.276, SLG: 0.291</small> Arnold Earley, L (8, 1) Russ Nixon, L (9, PH) <small>OBP: 0.429, SLG: 0.500</small>	0-0 5-3		0-0 G1-6-3 1B		0-0 F5		0-0 1-3		0-0 F5
Eddie Bressoud, R (1, 6) <small>OBP: 0.412, SLG: 0.484</small>	0-0 G4-3-6 1B		0-3 K		0-0 4-3			0-0 6-3 1-4-3 2B	
Carl Yastrzemski, L (1, 7) <small>OBP: 0.281, SLG: 0.400</small>	0-0 G4-3-6 1-2f		0-0 G1-6-3 1-2f		4-0 SH1-3 BB			0-0 6-3 2-3	
Frank Malzone, R (1, 5) <small>OBP: 0.387, SLG: 0.483</small>		0-0 F8		0-3 K		0-0 SH1-3 1-2		0-0 1-4-3	
Dick Stuart, R (1, 3) <small>OBP: 0.323, SLG: 0.418</small>		0-0 HR 2B		0-0 F8		0-0 F4		0-0 6-3 3-H	
Lou Clinton, R (1, 9) <small>OBP: 0.255, SLG: 0.217</small>		0-0 F8		0-3 K		0-0 F4		0-0 3-1	
Tony Conigliaro, R (1, 8) <small>OBP: 0.241, SLG: 0.462</small>		4-0 HR BB			0-0 6-3		0-0 6-3		0-0 HR
Bob Tillman, R (1, 2) <small>OBP: 0.435, SLG: 0.548</small>		0-0 HR 1-H 2-H			0-0 PB 1B		0-0 1-3		0-3 K
Bill Spanswick, L (1, 1) <small>OBP: 0.600, SLG: 0.500</small> Dalton Jones, L (7, PH) <small>OBP: 0.333, SLG: 0.650</small> (8, 4)		0-0 F6			4-0 BB 1-2		0-0 1B		0-0 2B

AB	R	H	RBI	BB	SO	LOB
4	0	1	0	0	0	3
0	0	0	0	0	0	0
1	0	0	0	0	0	1

4	1	2	0	0	1	3
---	---	---	---	---	---	---

3	0	0	0	1	0	3
---	---	---	---	---	---	---

3	0	0	1	0	1	0
---	---	---	---	---	---	---

4	1	1	0	0	0	1
---	---	---	---	---	---	---

4	0	0	0	0	1	2
---	---	---	---	---	---	---

3	2	1	1	1	0	0
---	---	---	---	---	---	---

4	1	2	3	0	1	0
---	---	---	---	---	---	---

1	0	0	0	1	0	0
---	---	---	---	---	---	---

2	0	2	0	0	0	0
---	---	---	---	---	---	---

1B:	4	SF:	0
2B:	3	SAC:	1
3B:	0	DP:	2
HR:	2	HBP:	0

BOTTOM

Cleveland Indians @ Boston Red Sox
Fenway Park, Boston, MA
 Mon May 04 1964, 7:05 PM EDT
 Att. 12,537 - Unknown

livebaseballscorecards.com

AB	33
R	5
H	9
RBI	5
BB	3
SO	4
LOB	13



Inning Stats	R: 0 E: 0 K: 0 S: 3	H: 1 LOB: 0 BB: 0 P: 3	R: 3 E: 0 K: 0 S: 5	H: 2 LOB: 0 BB: 1 P: 9	R: 0 E: 0 K: 1 S: 5	H: 1 LOB: 0 BB: 0 P: 5	R: 0 E: 0 K: 2 S: 7	H: 0 LOB: 0 BB: 0 P: 7	R: 0 E: 0 K: 0 S: 4	H: 1 LOB: 2 BB: 1 P: 8	R: 0 E: 0 K: 0 S: 3	H: 0 LOB: 1 BB: 1 P: 7	R: 0 E: 0 K: 0 S: 4	H: 1 LOB: 1 BB: 0 P: 4	R: 1 E: 0 K: 0 S: 4	H: 1 LOB: 0 BB: 0 P: 4	R: 1 E: 0 K: 1 S: 7	H: 2 LOB: 1 BB: 0 P: 7	1B: 4 2B: 3 3B: 0 HR: 2	SF: 0 SAC: 1 DP: 2 HBP: 0	WP: 0 PB: 1 SB: 0 CS: 0	PA: 37
---------------------	------------------------------	---------------------------------	------------------------------	---------------------------------	------------------------------	---------------------------------	------------------------------	---------------------------------	------------------------------	---------------------------------	------------------------------	---------------------------------	------------------------------	---------------------------------	------------------------------	---------------------------------	------------------------------	---------------------------------	----------------------------------	------------------------------------	----------------------------------	--------

PITCHER Dick Donovan, R (1, 1) <small>ERA: 5.06</small>	IP: 9.0 WLS: W BF: 37 H: 9 R: 5 ER: 5 SO: 4 BB: 3 IBB: 0 HBP: 0 BLK: 0 WP: 0 HR: 2 S: 42 P: 54 ERA: 5.00 WHIP: 1.333	PITCHER	IP: 9.0 WLS: W BF: 37 H: 9 R: 5 ER: 5 SO: 4 BB: 3 IBB: 0 HBP: 0 BLK: 0 WP: 0 HR: 2 S: 42 P: 54 ERA: 5.00 WHIP: 1.333
---	--	----------------	--

Batter	1	2	3	4	5	6	7	8	9	AB R H RBI BB SO LOB	TOP	
Dick Howser, R OBP: 0.338, SLG: 0.306 (1, 6) X	0-0 BB 1B 1B	0-3 K			4-0 G3 BB		0-0 5-3 1-2 2-3		0-0 F9	4 0 1 0 1 1 3		
Vic Davalillo, L OBP: 0.243, SLG: 0.273 (1, 8) X	0-0 BB 1-2 1B		0-0 4-3		0-0 G3		0-0 1-3			4 0 1 0 0 0 3		
Leon Wagner, L OBP: 0.418, SLG: 0.607 (1, 7) X	0-0 F3		0-0 3-1		0-0 F5		0-0 F7			4 0 0 0 0 0 5		
Fred Whitfield, L OBP: 0.314, SLG: 0.323 (1, 3) S S	0-3 K		0-0 2B		0-0 1-3			0-0 3-1		4 0 1 0 0 1 3		
Tito Francona, L OBP: 0.444, SLG: 0.313 (1, 9) B B B	4-0 1-2 2-3 BB		0-3 K		0-0 4-3			4-0 BB		2 0 0 0 2 1 1		
Joe Azcue, R OBP: 0.286, SLG: 0.526 (1, 2) S S	0-3 K		0-3 K		0-3 K			0-3 K		4 0 0 0 0 4 4		
Woodie Held, R OBP: 0.283, SLG: 0.434 (1, 4) Tom Kelley, R (7, 1) Al Luplow, L (8, PH) Ted Abernathy, R (8, 1)		0-0 F9	0-3 K		0-3 K			0-3 K		3 0 0 0 0 2 0 0 0 0 0 0 0 0 1 0 0 0 0 1 1 0 0 0 0 0 0 0	AB 32 R 0 H 5 RBI 0 BB 5 SO 10 LOB 21	
Max Alvis, R OBP: 0.254, SLG: 0.317 (1, 5)		0-0 F7	0-0 FC6-4 1B		0-0 FC6-4 1B		0-0 5-3 2B		0-0 F9	4 0 2 0 0 0 0		
Pedro Ramos, S OBP: 0.333, SLG: 0.250 (1, 1) Larry Brown, R (7, PH) (7, 4)		4-0 BB	0-0 FC6-4 1-2f		0-0 FC6-4 BB		4-0 5-3 BB		0-0 L6	1 0 0 0 1 0 1 1 0 0 0 1 0 0		
Inning Stats	R: 0 H: 2 E: 0 LOB: 3 K: 2 BB: 1 S: 9 P: 13	R: 0 H: 0 E: 0 LOB: 1 K: 1 BB: 1 S: 5 P: 9	R: 0 H: 1 E: 0 LOB: 1 K: 1 BB: 0 S: 6 P: 6	R: 0 H: 1 E: 0 LOB: 1 K: 2 BB: 0 S: 8 P: 8	R: 0 H: 0 E: 0 LOB: 1 K: 0 BB: 1 S: 3 P: 7	R: 0 H: 0 E: 0 LOB: 0 K: 2 BB: 0 S: 7 P: 7	R: 0 H: 1 E: 0 LOB: 2 K: 0 BB: 1 S: 4 P: 8	R: 0 H: 0 E: 0 LOB: 1 K: 2 BB: 1 S: 7 P: 11	R: 0 H: 0 E: 0 LOB: 0 K: 0 BB: 0 S: 3 P: 3	1B: 3 SF: 0 2B: 2 SAC: 0 3B: 0 DP: 0 HR: 0 HBP: 0	WP: 0 PA: 37 PB: 0 SB: 0 CS: 0	
PITCHER Dave Morehead, R ERA: 1.61 (1, 1)	IP WLS BF H R ER SO BB IBB HBP BLK WP HR S P ERA WHIP	9.0 W 37 5 0 0 10 5 0 0 0 0 0 0 52 72 0.00 1.111										

Cleveland Indians @ Boston Red Sox
Fenway Park, Boston, MA
Tue May 05 1964, 3:33 AM EDT
Att. 2,648 - Unknown

livebaseballscorecards.com



Batter	1	2	3	4	5	6	7	8	9	AB	R	H	RBI	BB	SO	LOB	BOTTOM			
Chuck Schilling, R OBP: 0.290, SLG: 0.293 (1, 4) X	0-0 5-3 1B 1B		0-3 K 1		0-0 F7 1		4-0 G4-6-3 E BB			3	1	1	0	1	1	0	Cleveland Indians @ Boston Red Sox Fenway Park, Boston, MA Tue May 05 1964, 3:33 AM EDT Att. 2,648 - Unknown livebaseballscorecards.com			
Eddie Bressoud, R OBP: 0.403, SLG: 0.485 (1, 6) X	0-0 5-3 1-2		0-3 K 2		0-0 E 2B		0-0 E1 G4-6-3 1-2			4	1	1	0	0	1	2				
Carl Yastrzemski, L OBP: 0.294, SLG: 0.406 (1, 8) X	0-0 6-3 2-H 1B		0-0 F7 3		0-0 E7 E 1B		0-0 G4-6-3 1-2f 2-3 2			4	1	2	1	0	0	2				
Frank Malzone, R OBP: 0.379, SLG: 0.468 (1, 5) X	0-0 6-3 1-2 2			0-0 1B 1B		0-0 E4 3-H		0-0 5-3 3		4	1	1	0	0	0	2				
Dick Stuart, R OBP: 0.303, SLG: 0.390 (1, 3) X	0-0 F9 3		0-3 K 1		0-0 F2 2		0-0 F7 1			4	0	0	0	0	1	3				
Lou Clinton, R OBP: 0.236, SLG: 0.200 (1, 9) X		0-0 6-3 1		0-0 F8 2		0-0 6-3 3		0-3 K 2		4	0	0	0	0	1	2				
Tony Conigliaro, R OBP: 0.241, SLG: 0.446 (1, 7) X		0-0 F6 2		0-0 1B 1B 1-2		0-0 F8 1		0-0 F5 3		4	0	1	0	0	0	0				
Bob Tillman, R OBP: 0.429, SLG: 0.533 (1, 2) X		0-0 E4 1		0-0 1B 1-2 2-H		0-0 F2 2				3	0	1	1	0	0	0				
Dave Morehead, R OBP: 0.222, SLG: 0.125 (1, 1) X		0-0 F3 3		0-0 F8 3		0-3 K 3				3	0	0	0	0	1	3				
Inning Stats	R: 1 E: 0 K: 0 S: 5	H: 2 LOB: 1 BB: 0 P: 5	R: 0 E: 1 K: 0 S: 4	H: 0 LOB: 1 BB: 0 P: 4	R: 0 E: 0 K: 2 S: 7	H: 0 LOB: 0 BB: 0 P: 7	R: 1 E: 0 K: 1 S: 8	H: 3 LOB: 2 BB: 0 P: 8	R: 2 E: 2 K: 0 S: 6	H: 2 LOB: 1 BB: 0 P: 6	R: 0 E: 0 K: 1 S: 5	H: 0 LOB: 0 BB: 0 P: 5	R: 0 E: 1 K: 0 S: 3	H: 0 LOB: 1 BB: 1 P: 7	R: 0 E: 0 K: 1 S: 5	H: 0 LOB: 0 BB: 0 P: 5	1B: 6 2B: 1 3B: 0 HR: 0	SF: 0 SAC: 0 DP: 1 HBP: 0	WP: 0 PB: 0 SB: 0 CS: 0	PA: 34
PITCHER Pedro Ramos, R ERA: 2.16 Tom Kelley, R ERA: Ted Abernathy, R ERA: 0.9	IP WLS L	WLS L	BF H	R ER	SO BB	IBB HBP	BLK WP	HR S	P ERA	WHIP	IP WLS	BF H	R ER	SO BB	IBB HBP	BLK WP	HR S	P ERA	WHIP	
	(1, 1) 6.0	(7, 1) 1.0	27 7	4 2	4 2	0 0	0 0	0 3	3.00 0.00	1.167 1.000	(8, 1) 1.0	3 0	0 0	1 0	0 0	0 0	0 1	5 5	0.00 0.000	

Cleveland Indians @ Boston Red Sox
Fenway Park, Boston, MA
Tue May 05 1964, 3:33 AM EDT
Att. 2,648 - Unknown

AB	33
R	4
H	7
RBI	2
BB	1
SO	5
LOB	14



Batter	1	2	3	4	5	6	7	8	9	AB R H RBI BB SO LOB	TOP										
Dalton Jones, L (1, 4) OBP: 0.423, SLG: 0.720	0-0 F6		0-0 1B 2B		0-0 BB 1B		0-0 1B BB 1B		0-0 1B 1B	5 2 4 0 0 0 0	Boston Red Sox @ Detroit Tigers Tiger Stadium, Detroit, MI Wed May 06 1964, 7:05 PM EDT Att: 10,543 - Unknown										
Eddie Bressoud, R (1, 6) OBP: 0.442, SLG: 0.507	0-0 FC6-4 1B		0-0 2-H 1B		4-0 FC6 BB		4-0 1B BB		0-0 1B	3 1 3 1 2 0 0											
Carl Yastrzemski, L (1, 8) OBP: 0.288, SLG: 0.391	0-0 F8		0-0 6-3		0-0 FC6 1-2f		0-0 WP 1B 1-2 2-3		0-3 K	5 0 1 0 0 1 6											
Frank Malzone, R (1, 5) OBP: 0.366, SLG: 0.448	0-0 FC6-4 1-2f			0-0 3-1		0-3 K		0-0 WP 1B 1-2 2-H 3-H	0-3 K	5 0 1 2 0 2 3											
Dick Stuart, R (1, 3) OBP: 0.282, SLG: 0.359		0-3 K		0-3 K		0-3 K		0-3 K 1-2 2-3	0-0 F2	5 0 0 0 0 4 4											
Gary Geiger, L (1, 9) OBP: 0.500, SLG: 0.333		0-0 4-3		4-0 FC6-4 BB		0-0 1B		0-0 F7		3 0 1 0 1 0 0											
Tony Conigliaro, R (1, 7) OBP: 0.242, SLG: 0.433		0-0 CS 1B		0-0 FC6-4 1-2f		0-0 F3		0-3 K		4 0 1 0 0 1 2											
Bob Tillman, R (1, 2) OBP: 0.415, SLG: 0.510		0-0 CS 1-2	0-0 5-3		0-0 5-3		0-0 5-3		0-0 1B	4 0 1 0 0 0 0											
Bill Monbouquette, R (1, 1) OBP: 0.364, SLG: 0.125 Dick Williams, R (7, PH) Arnold Earley, L (7, 1) Lou Clinton, R (8, PH) OBP: 0.232, SLG: 0.196 Dick Radatz, R (8, 1)			0-0 5-3		0-0 L9		0-0 F7		0-3 K	2 0 0 0 0 0 0 1 0 0 0 0 0 0 0 0 0 0 0 0 0 1 0 0 0 0 1 1 0 0 0 0 0 0 0											
Inning Stats	R: 0 E: 0 K: 0 S: 4	H: 1 LOB: 1 BB: 0 P: 4	R: 0 E: 0 K: 1 S: 5	H: 1 LOB: 0 BB: 0 P: 5	R: 1 E: 0 K: 0 S: 5	H: 2 LOB: 1 BB: 0 P: 5	R: 0 E: 0 K: 1 S: 5	H: 0 LOB: 1 BB: 1 P: 9	R: 0 E: 0 K: 2 S: 8	H: 1 LOB: 1 BB: 0 P: 8		R: 2 E: 0 K: 1 S: 8	H: 3 LOB: 2 BB: 1 P: 12	R: 0 E: 0 K: 2 S: 8	H: 1 LOB: 1 BB: 0 P: 8	R: 0 E: 0 K: 2 S: 9	H: 2 LOB: 2 BB: 0 P: 9	1B: 11 2B: 1 3B: 0 HR: 0	SF: 0 SAC: 0 DP: 0 HBP: 0	WP: 1 PB: 0 SB: 0 CS: 1	PA: 42
PITCHER Dave Wickersham, R (1, 1) ERA: 1.85 Dick Egan, L (9, 1) ERA: 0.84 Larry Sherry, R (9, 1) ERA: 1.32	IP 8.0	WLS W	BF 38	H 12	R 3	ER 3	SO 7	BB 3	IBB 0	HBP 0	BLK 0	WP 1	HR 0	S 49	P 61	ERA 3.38	WHIP 1.875				
PITCHER	IP	WLS	BF	H	R	ER	SO	BB	IBB	HBP	BLK	WP	HR	S	P	ERA	WHIP				

livebaseballscorecards.com

AB	38
R	3
H	12
RBI	3
BB	3
SO	9
LOB	16



BOTTOM

Boston Red Sox @ Detroit Tigers
Tiger Stadium, Detroit, MI
Wed May 06 1964, 7:05 PM EDT
Att. 10,543 - Unknown

livebaseballscorecards.com

AB	32
R	6
H	9
RBI	6
BB	0
SO	2
LOB	7



WP: 0	PA: 33
PB: 0	SB: 1
CS: 0	

Batter	1	2	3	4	5	6	7	8	9	AB	R	H	RBI	BB	SO	LOB				
Bill Bruton, L OBP: 0.281, SLG: 0.367 (1, 8)	F2 1B	0-0 S 1B			F4 1B		F8 1B			4	0	1	2	0	0	2				
Dick McAuliffe, L OBP: 0.333, SLG: 0.468 (1, 6)	F9 1B	F8 1-2			F8 1B		4-3 1B			4	0	0	0	0	0	3				
Norm Cash, L OBP: 0.368, SLG: 0.567 (1, 3)	1B		F8 1B		HR 1-H			HR 1B		4	2	3	3	0	0	0				
Al Kaline, R OBP: 0.371, SLG: 0.339 (1, 9)	L1-3 1B		L5-3 1B		L6 1B			L9 1B		4	0	0	0	0	0	1				
Willie Horton, R OBP: 0.246, SLG: 0.200 (1, 7)		5-3 1B	6-3 1B			F2 1B		F8 1B		4	0	0	0	0	0	0				
Jake Wood, R OBP: 0.250, SLG: 0.250 (1, 4)		1B 1B 1B		K 1B		6-3 1B		F8 1B		4	1	1	0	0	1	0				
Don Wert, R OBP: 0.315, SLG: 0.418 (1, 5)		SH1-4 1-3 1B 1B		5-3 1B		6-3 1B				3	1	1	0	0	0	0				
Bill Freehan, R OBP: 0.489, SLG: 0.537 (1, 2)		SH1-4 1-2 3-H 1B 1B		F3 1B			1B			3	1	2	1	0	0	0				
Dave Wickersham, R OBP: 0.167, SLG: 0.167 (1, 1)		SH1-4 1-2 2-3			HR 1B					2	1	1	0	0	1	1				
Dick Egan, L (9, 1)										0	0	0	0	0	0	0				
Larry Sherry, R (9, 1)										0	0	0	0	0	0	0				
Inning Stats	R: 0 E: 0 K: 0 S: 4	H: 1 LOB: 1 BB: 0 P: 4	R: 3 E: 0 K: 0 S: 7	H: 4 LOB: 1 BB: 0 P: 7	R: 0 E: 0 K: 0 S: 3	H: 0 LOB: 0 BB: 0 P: 3	R: 0 E: 0 K: 1 S: 5	H: 0 LOB: 0 BB: 0 P: 5	R: 2 E: 0 K: 0 S: 5	H: 2 LOB: 0 BB: 0 P: 5	R: 0 E: 0 K: 0 S: 3	H: 0 LOB: 0 BB: 0 P: 3	R: 0 E: 0 K: 1 S: 6	H: 1 LOB: 1 BB: 0 P: 6	R: 1 E: 0 K: 0 S: 4	H: 1 LOB: 0 BB: 0 P: 4	1B: 7 2B: 0 3B: 0 HR: 2	SF: 0 SAC: 1 DP: 0 HBP: 0	WP: 0 PB: 0 SB: 1 CS: 0	PA: 33

PITCHER	IP	WLS	BF	H	R	ER	SO	BB	IBB	HBP	BLK	WP	HR	S	P	ERA	WHIP
Bill Monbouquette, R ERA: 4.4 (1, 1)	6.0	L	25	7	5	5	1	0	0	0	0	0	1	27	27	7.50	1.167
Arnold Earley, L ERA: (7, 1)	1.0		4	1	0	0	1	0	0	0	0	0	0	6	6	0.00	1.000
Dick Radatz, R ERA: 0.98 (8, 1)	1.0		4	1	1	1	0	0	0	0	0	0	1	4	4	9.00	1.000

Batter	1	2	3	4	5	6	7	8	9	AB R H RBI BB SO LOB	TOP											
Dalton Jones, L (1, 4) OBP: 0.414, SLG: 0.786	0-0 F4		0-0 1-H HR			0-0 SH3-1		0-0 4-3		3 1 1 2 0 0 0												
Eddie Bressoud, R (1, 6) OBP: 0.432, SLG: 0.493	0-0 F7		0-0 F2			0-0 2-3 SF7-6-4 1B		0-0 L9		4 0 1 0 0 0 0												
Carl Yastrzemski, L (1, 8) OBP: 0.286, SLG: 0.389	0-0 4-3				0-0 F5		0-0 SF7-6-4 1-2 3-H		0-0 1B	3 0 1 1 0 0 0												
Frank Malzone, R (1, 5) OBP: 0.360, SLG: 0.437		0-0 F7			0-0 5-3		0-0 E 1B 1B		0-0 L9	4 1 1 0 0 0 1												
Gary Geiger, L (1, 9) OBP: 0.429, SLG: 0.333		0-3 K			0-0 6-3		0-0 E2 1-3 1B 1B		0-0 HR	3 1 1 0 0 1 0 1 1 1 0 0 0 0												
Lou Clinton, R (7, 9) OBP: 0.246, SLG: 0.250																						
Dick Stuart, R (1, 3) OBP: 0.280, SLG: 0.353		0-0 6-3			0-0 6-3		0-0 2-H 3-H 1B		0-3 K	4 0 1 2 0 1 1												
Tony Conigliaro, R (1, 7) OBP: 0.258, SLG: 0.484			0-0 HR 1B		0-0 F7		0-0 F8		0-0 HR	4 2 2 2 0 0 1												
Bob Tillman, R (1, 2) OBP: 0.386, SLG: 0.472		0-0 F4			0-0 5-3		0-0 F4		0-3 K	4 0 0 0 0 1 2												
Jack Lamabe, R (1, 1) OBP: 0.214, SLG: 0.357			0-3 K			0-0 SH3-1 SF7-6-4 2B		0-0 F5	0-3 K	4 1 1 0 0 2 2												
Inning Stats	R: 0 E: 0 K: 0 S: 3	H: 0 LOB: 0 BB: 0 P: 3	R: 0 E: 0 K: 1 S: 5	H: 0 LOB: 0 BB: 0 P: 5	R: 2 E: 0 K: 1 S: 7	H: 2 LOB: 0 BB: 0 P: 7	R: 0 E: 0 K: 0 S: 3	H: 0 LOB: 0 BB: 0 P: 3	R: 0 E: 0 K: 0 S: 3	H: 0 LOB: 0 BB: 0 P: 3	R: 1 E: 0 K: 0 S: 4	H: 2 LOB: 0 BB: 0 P: 4	R: 2 E: 1 K: 0 S: 6	H: 3 LOB: 1 BB: 0 P: 6	R: 0 E: 0 K: 0 S: 4	H: 1 LOB: 1 BB: 0 P: 4	R: 2 E: 0 K: 3 S: 11	H: 2 LOB: 0 BB: 0 P: 11	1B: 6 2B: 2 3B: 1 HR: 2	SF: 1 SAC: 1 DP: 1 HBP: 0	WP: 0 PB: 0 SB: 0 CS: 0	PA: 36
PITCHER	IP WLS BF H R ER SO BB IBB HBP BLK WP HR S P ERA WHIP																					
Phil Regan, R (1, 1) ERA: 4.5	7.0 L 27 7 5 5 2 0 0 0 0 0 0 1 31 31 6.43 1.000																					
Julio Navarro, R (8, 1) ERA: 6.92	2.0 9 3 2 2 3 0 0 0 0 0 0 1 15 15 9.00 1.500																					

Boston Red Sox @ Detroit Tigers
 Tiger Stadium, Detroit, MI
 Thu May 07 1964, 4:33 AM EDT
 Att. 3,642 - Unknown

livebaseballscorecards.com

AB 34
R 7
H 10
RBI 7
BB 0
SO 5
LOB 7




Batter	1	2	3	4	5	6	7	8	9	AB	R	H	RBI	BB	SO	LOB
Bill Bruton, L (1, 7) OBP: 0.278, SLG: 0.353	0-0 5-3		0-0 1B 1B		0-0 1-3		0-0 3-1			4	1	1	1	0	0	0
Dick McAuliffe, L (1, 6) OBP: 0.329, SLG: 0.455	0-3 K		0-0 E8 1B 1B		0-0 F6			0-0 6-3		4	1	1	0	0	1	0
Norm Cash, L (1, 3) OBP: 0.347, SLG: 0.531	0-0 4-3		0-0 F5		0-0 F8			0-0 G3		4	0	0	0	0	0	2
Al Kaline, R (1, 9) OBP: 0.365, SLG: 0.322		0-0 L6	4-0 1B BB		0-0 L7			0-3 K		3	0	0	0	1	1	0
Don Demeter, R (1, 8) OBP: 0.254, SLG: 0.424		0-0 2B	0-0 1B		0-0 6-3			0-0 F7		4	0	2	2	0	0	0
Bill Freehan, R (1, 2) OBP: 0.471, SLG: 0.511	0-3 K		0-0 F4		0-0 1B			0-3 K		4	0	1	0	0	2	3
Jake Wood, R (1, 4) OBP: 0.188, SLG: 0.188	0-0 5-3			0-0 F8		0-0 F7		0-0 F3		4	0	0	0	0	0	2
Don Wert, R (1, 5) OBP: 0.316, SLG: 0.414			0-0 SH2-4 1B	0-0 F5		0-0 F2				3	1	1	0	0	0	0
Phil Regan, R (1, 1) OBP: 0.455, SLG: 0.333			0-0 SH2-4	0-3 K		0-3 K				1	0	0	0	0	1	0
Willie Horton, R (7, PH) OBP: 0.241, SLG: 0.196			1-2							1	0	0	0	0	1	0
Julio Navarro, R (8, 1)										0	0	0	0	0	0	0

Inning Stats	R: 0	H: 0	E: 0	K: 1	S: 5	R: 0	H: 1	E: 0	K: 1	S: 6	R: 3	H: 4	E: 1	K: 0	S: 7	R: 0	H: 0	E: 0	K: 1	S: 5	R: 0	H: 0	E: 0	K: 0	S: 3	R: 0	H: 1	E: 0	K: 0	S: 4	R: 0	H: 0	E: 0	K: 1	S: 5	R: 0	H: 0	E: 0	K: 1	S: 5	R: 0	H: 0	E: 0	K: 1	S: 5	R: 0	H: 0	E: 0	K: 1	S: 5	1B: 5	SF: 0	2B: 1	SAC: 1	3B: 0	DP: 0	HR: 0	HBP: 0	WP: 0	PA: 34
PITCHER Jack Lamabe, R (1, 1) ERA: 2.77	IP	WLS	BF	H	R	ER	SO	BB	IBB	HBP	BLK	WP	HR	S	P	ERA	WHIP																																											

BOTTOM

Boston Red Sox @ Detroit Tigers
Tiger Stadium, Detroit, MI
Thu May 07 1964, 4:33 AM EDT
Att. 3,642 - Unknown

AB	32
R	3
H	6
RBI	3
BB	1
SO	6
LOB	7



Batter	1	2	3	4	5	6	7	8	9	AB R H RBI BB SO LOB	TOP		
Dalton Jones, L (1, 4) OBP: 0.382, SLG: 0.697	0-0 G4-6-3 BB 1B		0-0 F9		0-0 4-3		0-0 F2	0-0 4-3		5 0 1 0 0 0 5	Boston Red Sox @ Washington Senators D.C. Stadium, Washington, DC Fri May 08 1964, 7:05 PM EDT Att. 7,495 - Unknown		
Eddie Bressoud, R (1, 6) OBP: 0.430, SLG: 0.481	4-0 G4-6-3 BB 1-2		0-0 5-3			0-0 F7	0-0 E 1-3 2-H 3-H 1B		0-0 5-3	4 1 1 2 1 0 0			
Carl Yastrzemski, L (1, 8) OBP: 0.305, SLG: 0.427	0-0 G4-6-3 1-2f 2-3			0-0 HR		0-0 F7	4-0 E 2B IBB		4-0 1B G3 BB	3 2 1 1 2 0 2			
Frank Malzone, R (1, 5) OBP: 0.338, SLG: 0.408	0-0 6-3			0-0 F7		0-0 F7	0-0 E6 1-3 2-H 3-H 2B		0-0 G3	5 1 0 0 0 0 3			
Dick Stuart, R (1, 3) OBP: 0.288, SLG: 0.370		0-3 K		0-0 F7			K		0-0 1B	5 0 2 2 0 2 0			
Lou Clinton, R (1, 9) OBP: 0.258, SLG: 0.333		0-0 2B		0-0 P6			HR		0-0 P6	5 2 2 1 0 0 3			
Tony Conigliaro, R (1, 7) OBP: 0.286, SLG: 0.507		0-0 FC8-6-4 2-H 2B			0-0 1B		4-0 1B BB 1B BB		0-0 F7	3 1 2 1 1 0 0			
Bob Tillman, R (1, 2) OBP: 0.393, SLG: 0.455		0-0 FC8-6-4 2-3			0-3 K		4-0 1B 1-2 1B BB		4-0 SH3 BB	2 1 0 0 2 1 2			
Bill Spanswick, L (1, 1) OBP: 0.429, SLG: 0.333			0-3 K		0-0 P6		0-0 1B 1-2 2-3 E 1B		0-0 SH3	2 0 0 0 0 1 1			
Gary Geiger, L (7, PH) OBP: 0.500, SLG: 0.429										1 1 1 0 0 0 0			
Dick Radatz, R (7, 1)										0 0 0 0 0 0 0			
Inning Stats	R: 0 H: 1 E: 0 LOB: 1 K: 0 BB: 1 S: 3 P: 7	R: 1 H: 2 E: 0 LOB: 0 K: 1 BB: 0 S: 6 P: 6	R: 0 H: 0 E: 0 LOB: 0 K: 1 BB: 0 S: 5 P: 5	R: 1 H: 1 E: 0 LOB: 0 K: 0 BB: 0 S: 4 P: 4	R: 0 H: 1 E: 0 LOB: 1 K: 1 BB: 0 S: 6 P: 6	R: 0 H: 0 E: 0 LOB: 0 K: 0 BB: 0 S: 3 P: 3	R: 7 H: 4 E: 1 LOB: 1 K: 1 BB: 3 S: 10 P: 22	R: 0 H: 0 E: 0 LOB: 1 K: 0 BB: 1 S: 3 P: 7	R: 0 H: 1 E: 0 LOB: 2 K: 0 BB: 1 S: 4 P: 8	1B: 5 SF: 0 2B: 4 SAC: 1 3B: 0 DP: 2 HR: 2 HBP: 0	WP: 0 PA: 42 PB: 0 SB: 0 CS: 0		
PITCHER	IP WLS BF H R ER SO BB IBB HBP BLK WP HR S P ERA WHIP											PITCHER	IP WLS BF H R ER SO BB IBB HBP BLK WP HR S P ERA WHIP
Buster Narum, R (1, 1) ERA: 3.86	6.1 L 26 6 5 5 4 3 0 0 0 0 0 2 31 43 7.11 1.421												
Steve Ridzik, R (7, 1) ERA: 2.75	0.1 6 3 4 0 0 0 0 1 0 0 0 0 5 9 0.00 9.000												
Jim Duckworth, R (7, 1) ERA: 1.46	0.1 1 0 0 0 0 0 0 0 0 0 0 0 1 1 0.00 0.000												
Carl Bouldin, R (8, 1) ERA: 4.98	2.0 9 1 0 0 0 0 2 0 0 0 0 0 7 15 0.00 1.500												

AB	35
R	9
H	10
RBI	7
BB	6
SO	4
LOB	16



livebaseballscorecards.com

Batter	1	2	3	4	5	6	7	8	9	AB R H RBI BB SO LOB
Chuck Cottier, R (1, 4) Don Blasingame, L (7, PH) OBP: 0.320, SLG: 0.348 (8, 4)	0-3 K		0-0 F7		4-0 WP BB		4-0 1B BB		0-0 P4	2 0 0 0 1 1 1 1 0 0 0 1 0 1
Ed Brinkman, R (1, 6) Jim King, L (9, PH) OBP: 0.284, SLG: 0.397	0-3 K			4-0 G5-4-3 BB	0-0 F8		0-3 K		0-3 K	3 0 0 0 1 2 2 1 0 0 0 0 1 1
Chuck Hinton, R (1, 7) OBP: 0.352, SLG: 0.506	0-3 K			0-0 G5-4-3 1-2f	0-3 K		0-0 1B		0-0 P3	5 0 1 0 0 2 3
Bill Skowron, R (1, 3) OBP: 0.276, SLG: 0.476		0-0 5-3		0-0 WP BB 1B		0-0 6-3		0-3 K		4 0 1 0 0 1 2
Don Lock, R (1, 9) OBP: 0.387, SLG: 0.293		0-0 5-3		4-0 WP BB		4-0 1B SF8 BB		0-0 6-3		2 1 0 0 2 0 0
Don Leppert, R (1, 2) OBP: 0.222, SLG: 0.176		0-0 4-3		0-3 K		0-0 1B		0-3 K		4 0 1 0 0 2 2
Ken Hunt, R (1, 8) OBP: 0.317, SLG: 0.382			0-0 6-3		0-0 HR 1B		0-0 SF8		4-0 BB	2 1 1 1 1 0 0
John Kennedy, R (1, 5) OBP: 0.356, SLG: 0.425			0-0 1B		0-0 HR		0-3 K2-3		0-3 K	4 1 2 2 0 2 2
Buster Narum, R (1, 1) Steve Ridzik, R (7, 1) Jim Duckworth, R (7, 1) Dick Phillips, L (7, PH) OBP: 0.300, SLG: 0.222 Carl Bouldin, S (8, 1) Mike Brumley, L (9, PH) OBP: 0.239, SLG: 0.214			0-3 K		0-3 K		0-0 P4		4-0 BB	2 0 0 0 0 0 2 1 0 0 0 0 0 0 0 0 0 0 0 0 0 0 0 0 1 0 1 0 0

Inning Stats	R: 0 H: 0 E: 0 LOB: 0 K: 3 BB: 0 S: 9 P: 9	R: 0 H: 0 E: 0 LOB: 0 K: 0 BB: 0 S: 3 P: 3	R: 0 H: 1 E: 0 LOB: 1 K: 1 BB: 0 S: 6 P: 6	R: 0 H: 1 E: 0 LOB: 2 K: 1 BB: 2 S: 5 P: 13	R: 2 H: 2 E: 0 LOB: 1 K: 2 BB: 1 S: 9 P: 13	R: 1 H: 1 E: 0 LOB: 1 K: 1 BB: 1 S: 6 P: 10	R: 0 H: 1 E: 0 LOB: 2 K: 2 BB: 1 S: 8 P: 12	R: 0 H: 0 E: 0 LOB: 1 K: 2 BB: 1 S: 7 P: 11	R: 0 H: 0 E: 0 LOB: 1 K: 1 BB: 1 S: 5 P: 9	1B: 5 SF: 1 2B: 0 SAC: 0 3B: 0 DP: 1 HR: 1 HBP: 0
--------------	---	---	---	--	--	--	--	--	---	--

PITCHER	IP WLS BF H R ER SO BB IBB HBP BLK WP HR S P ERA WHIP	Bill Spanwick, L (1, 1) ERA: 4.71	6.0 W 26 5 3 3 8 4 0 0 0 2 1 38 54 4.50 1.500
PITCHER	IP WLS BF H R ER SO BB IBB HBP BLK WP HR S P ERA WHIP	Dick Radatz, R (7, 1) ERA: 0.84	3.0 S 13 1 0 0 5 3 0 0 0 0 0 20 32 0.00 1.333

BOTTOM

Boston Red Sox @ Washington Senators
D.C. Stadium, Washington, DC
Fri May 08 1964, 7:05 PM EDT
Att. 7,495 - Unknown

livebaseballscorecards.com

AB	31
R	3
H	6
RBI	3
BB	7
SO	13
LOB	15



Boston Red Sox @ Washington Senators
D.C. Stadium, Washington, DC

Sat May 09 1964, 3:33 AM EDT
Att: 2,378 - Unknown


AB	39
R	4
H	10
RBI	4
BB	5
SO	6
LOB	18



Batter	1	2	3	4	5	6	7	8	9	10	AB R H RBI BB SO LOB
Dalton Jones, L (1, 4) OBP: 0.385, SLG: 0.658	0-0 P3		0-0 1-3	0-0 F5		0-0 S 1B			0-0 FC1-5 FC 1B		5 0 2 0 0 0 3
Eddie Bressoud, R (1, 6) OBP: 0.418, SLG: 0.476	0-3 K		0-0 F9		0-0 G3 HR 2B	0-0 F5			0-0 FC FC1-5 1-2		5 1 1 0 0 1 2
Carl Yastrzemski, L (1, 8) OBP: 0.310, SLG: 0.421	4-0 PB 1B BB		0-0 1-3		0-0 G3		0-0 4-3		0-0 FC1-5 G6-4-3 1-2 2-3f		1 0 0 0 1 0 0 3 0 0 0 0 0 3
Gary Geiger, L (3, 8) OBP: 0.364, SLG: 0.300											
Frank Malzone, R (1, 5) OBP: 0.341, SLG: 0.444	0-0 PB 1B			0-0 P6	0-0 HR		0-0 6-3		0-0 G6-4-3 1-2f		5 1 2 2 0 0 2
Dick Stuart, R (1, 3) OBP: 0.306, SLG: 0.368	4-0 1-2 2-3 BB			0-0 BB 1B BB 1B	0-0 P4		4-0 BB BB			0-0 F9	3 1 1 0 2 0 0
Lou Clinton, R (1, 9) OBP: 0.284, SLG: 0.355	0-3 K			0-0 BB BB 1B	0-0 2B 1B		0-0 F5			0-0 FC6-4 1B	5 1 3 0 0 1 4
Tony Conigliaro, R (1, 7) OBP: 0.280, SLG: 0.500		0-0 6-3		0-3 K	0-0 1-H 2B			0-3 K		0-0 FC6-4 1-2f	5 0 1 1 0 2 3
Bob Tillman, R (1, 2) OBP: 0.379, SLG: 0.424		0-0 F3		4-0 BB BB		0-0 5-3		0-3 K		0-0 6-3 1-3	4 0 0 0 1 1 1
Dave Morehead, R (1, 1) OBP: 0.200, SLG: 0.111		0-0 F8		4-0 BB BB		0-0 F7		0-3 K			1 0 0 0 0 0 0 0 0 0 1 1 0 0 0 0 0 0 0 0 0 2 0 0 0 0 1 0
Dick Williams, R (4, PH)											
Arnold Earley, L (4, 1)											
Bob Hefner, R (5, 1)											

Inning Stats	R: 0 H: 1 E: 0 K: 2 S: 8	H: 1 LOB: 3 BB: 2 P: 16	R: 0 H: 0 E: 0 K: 0 S: 3	H: 0 LOB: 0 BB: 0 P: 3	R: 0 H: 0 E: 0 K: 0 S: 3	H: 0 LOB: 0 BB: 0 P: 3	R: 1 H: 2 E: 0 K: 1 S: 7	H: 2 LOB: 3 BB: 2 P: 15	R: 3 H: 4 E: 0 K: 0 S: 6	H: 4 LOB: 1 BB: 0 P: 6	R: 0 H: 1 E: 0 K: 0 S: 4	H: 1 LOB: 1 BB: 0 P: 4	R: 0 H: 0 E: 0 K: 0 S: 3	H: 0 LOB: 1 BB: 1 P: 7	R: 0 H: 0 E: 0 K: 3 S: 9	H: 0 LOB: 0 BB: 0 P: 9	R: 0 H: 1 E: 0 K: 0 S: 4	H: 1 LOB: 1 BB: 0 P: 4	R: 0 H: 1 E: 0 K: 0 S: 4	H: 1 LOB: 1 BB: 0 P: 4	1B: 7 2B: 2 3B: 0 HR: 1	SF: 0 SAC: 0 DP: 1 HBP: 0	WP: 0 PA: 44
--------------	--------------------------	-------------------------	--------------------------	------------------------	--------------------------	------------------------	--------------------------	-------------------------	--------------------------	------------------------	--------------------------	------------------------	--------------------------	------------------------	--------------------------	------------------------	--------------------------	------------------------	--------------------------	------------------------	-------------------------	---------------------------	--------------

PITCHER	IP	WLS	BF	H	R	ER	SO	BB	IBB	HBP	BLK	WP	HR	S	P	ERA	WHIP
Tom Cheney, R (1, 1) ERA: 5.48	4.1		22	5	3	3	3	4	0	0	0	0	1	24	40	6.23	2.077
Howie Koplitz, R (5, 1) ERA: 5.79	3.2		14	3	1	1	3	1	0	0	0	0	0	19	23	2.46	1.091
Ron Kline, R (9, 1) ERA: 1.69	2.0	W	8	2	0	0	0	0	0	0	0	0	0	8	8	0.00	1.000

Batter	1	2	3	4	5	6	7	8	9	10	AB	R	H	RBI	BB	SO	LOB	BOTTOM
Don Zimmer, R (1, 5) OBP: 0.242, SLG: 0.397	F9		4-3	F7		K		F7			5	0	0	0	0	1	3	<p>Boston Red Sox @ Washington Senators D.C. Stadium, Washington, DC</p> <p>Sat May 09 1964, 3:33 AM EDT Att. 2,378 - Unknown</p> <p> SENATORS</p>
Don Blasingame, L (1, 4) OBP: 0.325, SLG: 0.351 Chuck Cottier, R (10, 4)	4-3		WP 1B		G5-4-3 1B		F7		1-3		5	1	2	0	0	0	0	
Chuck Hinton, R (1, 7) OBP: 0.354, SLG: 0.535	F9		1B		G5-4-3 1-2f		HR		F8		5	1	2	2	0	0	1	
Jim King, L (1, 9) OBP: 0.319, SLG: 0.441		1B 1B	F8		1B 2B		S 1B		FC5-4 1B		5	1	4	0	0	0	1	
Bill Skowron, R (1, 3) OBP: 0.283, SLG: 0.472		BB 1B 1-2 G6-4-3 1B	P6		BB 1B 2-3		K		FC5-4 1-2f		5	1	2	0	0	1	3	
Don Lock, R (1, 8) OBP: 0.413, SLG: 0.371		G6-4-3 BB 1-2 2-H 1B		1B 1B	FC6-4 BB 1-2		K 1-2			HR	4	1	3	2	1	1	1	
Ken Retzer, L (1, 2) OBP: 0.259, SLG: 0.130 Don Leppert, R (5, PH) (6, 2)		BB BB BB G6-4-3 1-2 2-3 BB		K	FC6-4 1-2f		K				1	0	0	0	1	1	1	
John Kennedy, R (1, 6) OBP: 0.347, SLG: 0.409		G6-4-3 1-2f 2-3 3-H		F8		K		K		G3 1B	4	0	1	0	0	1	3	
Tom Cheney, R (1, 1) OBP: 0.429, SLG: 0.429 Howie Koplitz, R (5, 1) Dick Phillips, L (8, PH) Ron Kline, R (9, 1)		4-3		1B		K		K		G3	2	0	1	0	0	0	1	
											1	0	0	0	0	1	0	
											1	0	0	0	0	0	1	
											0	0	0	0	0	0	0	

Inning Stats	R: 0	H: 0	E: 0	K: 0	S: 3	P: 3	R: 2	H: 3	E: 0	K: 0	S: 5	P: 9	R: 1	H: 2	E: 0	K: 0	S: 5	P: 5	R: 0	H: 2	E: 0	K: 1	S: 7	P: 7	R: 0	H: 3	E: 0	K: 0	S: 5	P: 9	R: 0	H: 0	E: 0	K: 3	S: 9	P: 9	R: 1	H: 2	E: 0	K: 2	S: 9	P: 9	R: 0	H: 1	E: 0	K: 1	S: 6	P: 6	R: 0	H: 1	E: 0	K: 0	S: 4	P: 4	R: 1	H: 1	E: 0	K: 0	S: 1	P: 1	1B: 12	SF: 0	2B: 1	SAC: 0	3B: 0	DP: 2	HR: 2	HBP: 0	WP: 1	PA: 42
--------------	------	------	------	------	------	------	------	------	------	------	------	------	------	------	------	------	------	------	------	------	------	------	------	------	------	------	------	------	------	------	------	------	------	------	------	------	------	------	------	------	------	------	------	------	------	------	------	------	------	------	------	------	------	------	------	------	------	------	------	------	--------	-------	-------	--------	-------	-------	-------	--------	-------	--------

PITCHER	IP	WLS	BF	H	R	ER	SO	BB	IBB	HBP	BLK	WP	HR	S	P	ERA	WHIP
Dave Morehead, R (1, 1) ERA: 2.49	3.0		14	5	3	3	0	1	0	0	0	1	0	13	17	9.00	2.000
Arnold Earley, L (4, 1) ERA:	1.2		10	5	0	0	1	1	0	0	0	0	0	11	15	0.00	3.600
Bob Heffner, R (5, 1) ERA: 4.05	4.1	L	18	5	2	2	6	0	0	0	0	0	2	30	30	4.15	1.154

Batter	1	2	3	4	5	6	7	8	9	AB R H RBI BB SO LOB	TOP	
Chuck Schilling, R (1, 4) OBP: 0.288, SLG: 0.306	0-0 SH3 6-3 2B		0-3 K		0-0 6-3		0-0 F9			4 1 1 0 0 1 1		
Eddie Bressoud, R (1, 6) OBP: 0.415, SLG: 0.465	0-0 SH3 2-3		0-0 5-3			4-0 HR BB		0-0 6-3		2 1 0 0 1 0 0		
Felix Mantilla, R (1, 8) OBP: 0.125, SLG: 0.313	0-0 6-3 3-H		0-0 6-3			0-0 HR		0-0 6-3		4 1 1 3 0 0 0		
Frank Malzone, R (1, 5) OBP: 0.341, SLG: 0.440 Wilbur Wood, R (7, 1)	0-0 1B			0-0 4-3		0-0 6-3		0-3 K		3 0 1 0 0 0 0 1 0 0 0 0 1 0		
Dick Stuart, R (1, 3) OBP: 0.292, SLG: 0.350	0-0 F8			0-0 F9		0-0 3-1		0-0 5-3		4 0 0 0 0 0 1		
Lou Clinton, R (1, 9) OBP: 0.268, SLG: 0.333		0-0 6-3		0-0 4-3		0-3 K		0-3 K		4 0 0 0 0 2 0		
Tony Conigliaro, R (1, 7) OBP: 0.286, SLG: 0.474		0-0 5-3			0-0 P5		0-0 5-3		0-3 K	4 0 0 0 0 1 0		
Bob Tillman, R (1, 2) OBP: 0.406, SLG: 0.500		0-0 1B			0-0 HR		0-0 1B			3 1 3 1 0 0 0		
Bill Monbouquette, R (1, 1) OBP: 0.333, SLG: 0.111 Roman Mejias, R (5, PH) OBP: 0.143, SLG: 0.143 Pete Charton, L (5, 1) Arnold Earley, L (6, 1) Dick Williams, R (7, PH) (7, 5)		0-0 4-3			0-0 F8		0-0 P4			1 0 0 0 0 0 0 1 1 0 1 0 0 0 0 0 0 1		
Inning Stats	R: 1 H: 2 E: 0 LOB: 1 K: 0 BB: 0 S: 5 P: 5	R: 0 H: 1 E: 0 LOB: 1 K: 0 BB: 0 S: 4 P: 4	R: 0 H: 0 E: 0 LOB: 0 K: 1 BB: 0 S: 5 P: 5	R: 0 H: 0 E: 0 LOB: 0 K: 0 BB: 0 S: 3 P: 3	R: 1 H: 1 E: 0 LOB: 0 K: 0 BB: 0 S: 4 P: 4	R: 2 H: 1 E: 0 LOB: 0 K: 1 BB: 1 S: 6 P: 10	R: 0 H: 1 E: 0 LOB: 1 K: 0 BB: 0 S: 4 P: 4	R: 0 H: 0 E: 0 LOB: 0 K: 1 BB: 0 S: 7 P: 7	R: 0 H: 0 E: 0 LOB: 0 K: 2 BB: 0 S: 7 P: 7	1B: 3 SF: 0 2B: 1 SAC: 1 3B: 0 DP: 0 HR: 2 HBP: 0	WP: 0 PA: 34 PB: 0 SB: 0 CS: 0	
PITCHER Claude Osteen, L (1, 1) ERA: 3.83	IP WLS BF H R ER SO BB IBB HBP BLK WP HR S P ERA WHIP	9.0 W 34 6 4 4 5 1 0 0 0 0 2 43 47 4.00 0.778										

Boston Red Sox @ Washington Senators
 D.C. Stadium, Washington, DC
 Sun May 10 1964, 3:33 AM EDT
 Unknown

livebaseballscorecards.com

AB 32
R 4
H 6
RBI 4
BB 1
SO 5
LOB 4



Batter	1	2	3	4	5	6	7	8	9	AB	R	H	RBI	BB	SO	LOB
Don Zimmer, R (1, 5) OBP: 0.254, SLG: 0.476	0-0 1-4-3 3B		0-0 HR	0-0 L5		0-0 6-3		0-0 5-3		5	2	2	1	0	0	0
Don Blasingame, L (1, 4) OBP: 0.325, SLG: 0.351 Chuck Cottier, R (7, PH) OBP: 0.200, SLG: 0.143 (8, 4)	0-0 F3		0-0 1B SF9 1B		0-0 4-3		0-0 SH3-4 FC5-4 2B	0-0 1B		3	1	1	0	0	0	1
Chuck Hinton, R (1, 7) OBP: 0.360, SLG: 0.533 Ken Hunt, R (8, PH) OBP: 0.310, SLG: 0.371 (9, 7)	0-0 1-4-3		0-0 1-3 WP HR 1B		0-0 F9		0-0 SH3-4 FC5-4 1B	0-3 K		4	2	2	1	0	0	0
Jim King, L (1, 9) OBP: 0.307, SLG: 0.429 Fred Valentine, S (7, PH) OBP: 0.207, SLG: 0.296 (8, 9)	0-0 4-3		0-0 3-H SF9		0-0 F2		0-0 SH3-4	0-0 1-3		2	0	0	1	0	0	0
Bill Skowron, R (1, 3) OBP: 0.313, SLG: 0.565 Dick Phillips, L (8, 3) OBP: 0.286, SLG: 0.211		0-0 2B	0-0 1-H HR			0-0 HR	4-0 FC5-4 IBB			3	2	3	3	1	0	0
Don Lock, R (1, 8) OBP: 0.405, SLG: 0.354		0-0 F2	0-3 K			4-0 1B 3B BB	0-0 FC5-4 WP BB 1B			3	2	0	2	1	1	2
Mike Brumley, L (1, 2) OBP: 0.280, SLG: 0.267		0-0 F7		0-0 4-3 SF7 2B		0-0 1-3 3B 1B	4-0 WP 1B BB			3	3	2	0	1	0	1
John Kennedy, R (1, 6) OBP: 0.358, SLG: 0.458		0-0 5-3		0-0 4-3		0-0 2-3 3B	0-0 FC6-4 1B			4	0	2	4	0	0	2
Claude Osteen, L (1, 1) OBP: 0.200, SLG: 0.286			0-0 F9	0-0 3-H SF7		0-3 K	0-0 FC6-4			3	0	0	1	0	1	1

Inning Stats	R: 1	H: 1	E: 0	K: 0	S: 4	R: 0	H: 1	E: 0	K: 0	S: 4	R: 4	H: 4	E: 0	K: 1	S: 9	R: 1	H: 1	E: 0	K: 0	S: 4	R: 0	H: 0	E: 0	K: 0	S: 3	R: 3	H: 3	E: 0	K: 1	S: 7	R: 4	H: 3	E: 0	K: 0	S: 6	R: 0	H: 1	E: 0	K: 1	S: 6
	LOB: 0	BB: 0	BF: 4			LOB: 1	BB: 0				LOB: 0	BB: 0				LOB: 0	BB: 0				LOB: 0	BB: 0				LOB: 1	BB: 1				LOB: 1	BB: 2				LOB: 1	BB: 0			

PITCHER	IP	WLS	BF	H	R	ER	SO	BB	IBB	HBP	BLK	WP	HR	S	P	ERA	WHIP
Bill Monbouquette, R (1, 1) ERA: 5.45	4.0	L	19	7	6	6	1	0	0	0	0	1	2	21	21	13.50	1.750
Pete Charton, R (5, 1) ERA: 13.5	1.1		7	3	3	3	0	1	0	0	0	0	1	6	10	20.25	3.000
Arnold Earley, L (6, 1) ERA:	0.2		2	0	0	0	1	0	0	0	0	0	0	4	4	0.00	0.000
Wilbur Wood, L (7, 1) ERA: 13.5	2.0		12	4	4	4	1	1	1	0	0	1	0	12	20	18.00	2.500


BOTTOM

Boston Red Sox @ Washington Senators
D.C. Stadium, Washington, DC

Sun May 10 1964, 3:33 AM EDT
Unknown

AB	34
R	13
H	14
RBI	13
BB	3
SO	3
LOB	9

livebaseballscorecards.com



1B: 6	SF: 2	WP: 2	PA: 40
2B: 3	SAC: 1	PB: 0	
3B: 2	DP: 0	SB: 0	
HR: 3	HBP: 0	CS: 0	

Boston Red Sox @ Washington Senators
 D.C. Stadium, Washington, DC
 Sun May 10 1964, 3:38 AM EDT
 Att. 13,603 - Unknown

AB	39
R	9
H	14
RBI	7
BB	4
SO	9
LOB	18



WP	3	PA	44
PB	0		
SB	0		
CS	0		

AB	R	H	RBI	BB	SO	LOB
----	---	---	-----	----	----	-----

5	1	0	0	0	0	4
4	1	3	0	1	0	0
4	2	3	2	0	0	1
1	0	0	0	0	1	1
4	0	0	0	0	2	3
1	0	0	0	0	1	1
3	1	2	1	1	1	0
1	0	0	0	0	1	1
4	1	1	1	0	1	4
3	0	1	0	0	0	0
2	0	0	0	0	1	1
5	2	2	1	0	1	2
1	1	1	1	2	0	0
1	0	1	1	0	0	0

1B	10	SF	1	2B	2	SAC	0	3B	2	DP	2	HR	1	HBP	0
----	----	----	---	----	---	-----	---	----	---	----	---	----	---	-----	---

Batter	1	2	3	4	5	6	7	8	9
Dalton Jones, L (1,4) x OBP: 0.341, SLG: 0.581	0-0 F8 ① x	0-0 G3 ③		0-0 3-6 ② 1-2f		0-0 E1 ① WP G4-6-3	0-0 6-3 ③		
Eddie Bressoud, R (1,6) x OBP: 0.434, SLG: 0.478	0-0 BB 1B 1B		0-0 HR 1B	0-0 6-3 ③		4-0 1-3 2-H BB G4-6-3		0-0 WP 1B	
Carl Yastrzemski, L (1,8) x Felix Mantilla, R (7,8) OBP: 0.330, SLG: 0.475 OBP: 0.118, SLG: 0.294	0-0 BB 1B 1-2		0-0 HR 1-H		0-0 3B 1B	0-0 G4-6-3 ② ②	0-0 1-2f 3-H	0-3 K ①	
Frank Malzone, R (1,5) x Dick Williams, R (8,PH) (8,5)	0-0 F8 ②		0-0 6-3 ①		0-3 K ① S S	0-3 K ③		0-3 K ②	
Gary Geiger, L (1,9) B B B B Lou Clinton, R (7,9) OBP: 0.467, SLG: 0.538 OBP: 0.264, SLG: 0.328	4-0 1-2 2-3 BB		0-0 1B 1B		0-0 1-H SF8 3B		0-3 K ① S S	0-3 K ③	
Dick Stuart, R (1,3) x OBP: 0.287, SLG: 0.357	0-0 4-3 ③		0-3 K ② S S		0-0 SF8 ②		0-0 1B 2B	0-0 6-3 ①	
Russ Nixon, L (1,2) Bob Tillman, R (5,2) OBP: 0.412, SLG: 0.471 OBP: 0.394, SLG: 0.484		0-0 6-3 ① x	0-0 1-3 1B ③		0-0 4-3 ③		0-3 K ②	0-0 F8 ②	
Tony Conigliaro, R (1,7) OBP: 0.274, SLG: 0.494		0-0 F2 ② S S	0-3 K ③			0-0 1B 3B	0-0 2-H 1B	0-0 F8 ③	
Earl Wilson, R (1,1) Dick Radatz, R (6,1) OBP: 0.600, SLG: 0.333 OBP: 0.200, SLG: 0.200		4-0 BB		4-0 3-6 BB		0-0 3-H E 1B	0-0 2-H 1B		

Inning Stats	R: 0 H: 2 E: 0 LOB: 3 K: 0 BB: 1 S: 5 P: 9	R: 0 H: 0 E: 0 LOB: 1 K: 0 BB: 1 S: 3 P: 7	R: 2 H: 4 E: 0 LOB: 2 K: 2 BB: 0 S: 11 P: 11	R: 0 H: 0 E: 0 LOB: 0 K: 0 BB: 1 S: 2 P: 6	R: 2 H: 2 E: 0 LOB: 0 K: 1 BB: 0 S: 7 P: 7	R: 3 H: 2 E: 1 LOB: 0 K: 1 BB: 1 S: 7 P: 11	R: 2 H: 3 E: 0 LOB: 1 K: 2 BB: 0 S: 10 P: 10	R: 0 H: 1 E: 0 LOB: 1 K: 3 BB: 0 S: 10 P: 10	R: 0 H: 0 E: 0 LOB: 0 K: 0 BB: 0 S: 3 P: 3
--------------	--	--	--	--	--	---	--	--	--

PITCHER	IP	WLS	BF	H	R	ER	SO	BB	IBB	HBP	BLK	WP	HR	S	P	ERA	WHIP
Jim Hannan, R (1,1) ERA: 3.57	4.1	L	23	8	4	4	3	3	0	0	0	0	1	26	38	8.31	2.538
Carl Bouldin, R (5,1) ERA: 5.24	0.2		5	2	3	1	0	0	0	0	0	0	0	5	5	13.50	3.000
Steve Ridzik, R (6,1) ERA: 2.61	1.0		3	0	0	0	1	1	0	0	0	1	0	4	8	0.00	1.000
Marshall Bridges, L (7,1) ERA: 6.23	1.0		6	3	2	2	2	0	0	0	0	0	0	10	10	18.00	3.000
Alan Koch, R (8,1) ERA: 5.4	1.0		4	1	0	0	3	0	0	0	0	1	0	10	10	0.00	1.000
PITCHER	IP	WLS	BF	H	R	ER	SO	BB	IBB	HBP	BLK	WP	HR	S	P	ERA	WHIP
Buster Narum, R (9,1) ERA: 3.66	1.0		3	0	0	0	0	0	0	0	0	0	0	3	3	0.00	0.000

Batter	1	2	3	4	5	6	7	8	9	AB	R	H	RBI	BB	SO	LOB
Don Zimmer, R OBP: 0.250, SLG: 0.456 (1, 5)	0-3 K		0-3 K		0-0 FC3-6 1B		0-0 6-3	0-0 F5		5	0	1	0	0	2	2
Don Blasingame, L OBP: 0.318, SLG: 0.378 (1, 4)	0-0 E4 G6-4-3		0-0 HR		0-0 FC3-6 1-2f		0-0 5-3		0-0 F7	5	1	1	1	0	0	1
Chuck Hinton, R OBP: 0.362, SLG: 0.521 (1, 7)	0-0 G6-4-3 1-2f		0-0 F9		0-3 K		4-0 BB		0-0 1B	4	0	1	0	1	1	2
Jim King, L OBP: 0.313, SLG: 0.432 (1, 9)		0-3 K		0-0 HR 2B	0-3 K		4-0 1-2 BB		0-0 F7	4	1	1	0	1	2	2
Bill Skowron, R OBP: 0.307, SLG: 0.577 (1, 3)		0-0 6-3		0-0 HR 2-H		0-3 K	0-3 K		0-3 K	5	1	1	2	0	3	3
Don Lock, R OBP: 0.420, SLG: 0.368 (1, 8)		0-0 1B		0-0 F8		4-0 FC4-6 BB		0-0 1B		3	0	2	0	1	0	0
Mike Brumley, L OBP: 0.296, SLG: 0.286 (1, 2)		0-0 1B		0-0 F7		0-0 FC4-6 1B WP		0-0 1B		4	1	2	0	0	0	1
John Kennedy, R OBP: 0.368, SLG: 0.451 (1, 6)		0-3 K		4-0 BB		0-0 1B		0-3 K		3	0	1	1	1	2	4
Jim Hannan, R Carl Bouldin, S Steve Ridzik, R Dick Phillips, L Marshall Bridges, S Alan Koch, R Fred Valentine, S Buster Narum, R			0-0 3-1		0-0 5-3		0-3 K		0-3 K	2	0	0	0	0	0	1

BOTTOM

Boston Red Sox @ Washington Senators
D.C. Stadium, Washington, DC
Sun May 10 1964, 3:38 AM EDT
Att. 13,603 - Unknown

livebaseballscores.com

AB	37
R	4
H	10
RBI	4
BB	4
SO	12
LOB	19



Inning Stats	R: 0	H: 0	E: 1	K: 1	S: 5	H: 0	LOB: 0	BB: 0	P: 5	R: 0	H: 2	E: 0	K: 2	S: 9	R: 0	H: 1	E: 0	K: 1	S: 6	R: 2	H: 2	E: 0	K: 0	S: 5	R: 0	H: 1	E: 0	K: 2	S: 8	R: 1	H: 1	E: 0	K: 2	S: 8	R: 0	H: 0	E: 0	K: 1	S: 5	R: 0	H: 2	E: 0	K: 2	S: 9	R: 0	H: 1	E: 0	K: 1	S: 6	1B: 7	SF: 0	2B: 1	3B: 0	HR: 2	SAC: 0	DP: 1	HBP: 0	WP: 1	PB: 0	SB: 1	CS: 0	PA: 41
--------------	------	------	------	------	------	------	--------	-------	------	------	------	------	------	------	------	------	------	------	------	------	------	------	------	------	------	------	------	------	------	------	------	------	------	------	------	------	------	------	------	------	------	------	------	------	------	------	------	------	------	-------	-------	-------	-------	-------	--------	-------	--------	-------	-------	-------	-------	--------

PITCHER	IP	WLS	BF	H	R	ER	SO	BB	IBB	HBP	BLK	WP	HR	S	P	ERA	WHIP
Earl Wilson, R ERA: 6.57 (1, 1)	5.2	W	26	7	4	4	7	2	0	0	0	1	2	38	46	6.35	1.588
Dick Radatz, R ERA: 0.73 (6, 1)	3.1	S	15	3	0	0	5	2	0	0	0	0	0	23	31	0.00	1.500

Batter	1	2	3	4	5	6	7	8	9	AB R H RBI BB SO LOB	TOP											
Chuck Schilling, R (1, 4) <small>OBP: 0.282, SLG: 0.299</small>	0-0 6-3		0-0 F8			0-0 5-3			E5 BB 1B	5 1 1 2 0 0 0												
Eddie Bressoud, R (1, 6) <small>OBP: 0.423, SLG: 0.463</small>	0-0 G1-6-3 1B		0-0 F7			0-3 K			F3 F9	5 0 1 0 0 1 3												
Carl Yastrzemski, L (1, 8) <small>OBP: 0.315, SLG: 0.452</small>	0-0 G1-6-3 1-2f		0-0 L4			0-0 4-3			K	4 0 0 0 0 1 2												
Frank Malzone, R (1, 5) <small>OBP: 0.333, SLG: 0.418</small>		0-0 L4 1B 1B		0-0 6-3		0-0 3-1			4-0 1B 1B BB	3 1 1 0 1 0 0												
Lou Clinton, R (1, 9) <small>OBP: 0.276, SLG: 0.338</small>		0-0 F9		0-3 K		0-0 1B			0-0 1B 1B 1B	4 1 2 1 0 1 1												
Dick Stuart, R (1, 3) <small>OBP: 0.306, SLG: 0.386</small>		0-0 1-2 1B		0-0 1B 2B		0-3 K			0-0 BB 1B 1B	4 2 3 1 0 1 1												
Tony Conigliaro, R (1, 7) <small>OBP: 0.284, SLG: 0.494</small>		0-0 L4 2-3		0-0 G4-3 1B					F3 BB BB 1B 1B	4 1 2 2 0 0 2												
Bob Tillman, R (1, 2) <small>OBP: 0.387, SLG: 0.463</small>		0-0 6-3		0-0 G4-3 1-2f					F8 1-2 2-3 BB BB	3 1 0 0 1 0 1												
Jack Lamabe, R (1, 1) <small>OBP: 0.200, SLG: 0.333</small> Felix Mantilla, R (8, PH) <small>OBP: 0.111, SLG: 0.278</small> Arnold Earley, L (6, 1) Dick Williams, R (8, PH) Wilbur Wood, R (8, 1) Dalton Jones, L (9, PH) <small>OBP: 0.356, SLG: 0.581</small>		0-3 K		0-0 6-3					5-3 1B BB	1 0 0 0 0 1 0 1 0 0 0 0 0 0 0 0 0 0 0 0 0 1 0 0 0 0 0 0 0 0 0 0 0 0 0 0 0 0 1 1 0 0												
Inning Stats	R: 0 E: 0 K: 0 S: 3	H: 1 LOB: 0 BB: 0 P: 3	R: 0 E: 0 K: 0 S: 4	H: 2 LOB: 1 BB: 0 P: 4	R: 0 E: 0 K: 1 S: 5	H: 0 LOB: 0 BB: 0 P: 5	R: 0 E: 0 K: 0 S: 3	H: 0 LOB: 0 BB: 0 P: 3	R: 1 E: 0 K: 1 S: 6	H: 2 LOB: 0 BB: 0 P: 6	R: 0 E: 0 K: 1 S: 5	H: 0 LOB: 0 BB: 0 P: 5	R: 0 E: 0 K: 1 S: 6	H: 1 LOB: 1 BB: 0 P: 6	R: 0 E: 0 K: 0 S: 3	H: 0 LOB: 0 BB: 0 P: 3	R: 6 E: 1 K: 1 S: 10	H: 4 LOB: 2 BB: 3 P: 22	1B: 9 2B: 2 3B: 0 HR: 0	SF: 0 SAC: 0 DP: 3 HBP: 0	WP: 0 PB: 0 SB: 0 CS: 0	PA: 38
PITCHER	IP WLS BF H R ER SO BB IBB HBP BLK WP HR S P ERA WHIP																					
Tommy John, L (1, 1) <small>ERA: 2.0</small>	8.2 W 34 9 6 1 5 1 0 0 0 0 0 0 43 47 1.04 1.154																					
Gary Bell, R (9, 1) <small>ERA: 4.2</small>	0.0 3 1 1 0 0 2 0 0 0 0 0 0 1 9 ∞ ∞																					
Ted Abernathy, R (9, 1) <small>ERA: 1.15</small>	0.1 S 1 0 0 0 0 0 0 0 0 0 0 0 1 1 0.00 0.000																					

Boston Red Sox @ Cleveland Indians
Cleveland Municipal Stadium, Cleveland, OH

Mon May 11 1964, 7:05 PM EDT
 Att. 3,403 - Unknown

livebaseballscorecards.com

AB 35
R 7
H 10
RBI 7
BB 3
SO 5
LOB 10



Batter	1	2	3	4	5	6	7	8	9
Dick Howser, R (1, 6) OBP: 0.375, SLG: 0.380	0-0 F5		0-3 K		0-0 HR 2B	0-0 6-3		0-0 HR 1B	
Larry Brown, R (1, 4) OBP: 0.263, SLG: 0.429	0-0 F9		0-3 K		0-0 F2		4-0 FC4-6 BB	0-0 HR	
Leon Wagner, L (1, 7) OBP: 0.378, SLG: 0.565	0-0 3-1		0-0 1B		4-0 HR IBB		0-0 FC4-6 1B	0-3 K2-3	
Fred Whitfield, L (1, 3) OBP: 0.321, SLG: 0.438 Jerry Kindall, R (8, 3) OBP: 0.500, SLG: 0.500		0-0 1B 1B	0-3 K		0-0 HR		0-0 G3	0-0 1B	
Tito Francona, L (1, 9) OBP: 0.435, SLG: 0.373		0-0 1B 1B		0-0 4-3		0-0 1B	0-0 1B	0-3 K	
Joe Azcue, R (1, 2) OBP: 0.261, SLG: 0.455		0-0 1B 1B		0-3 K	0-0 F4		0-0 6-3		
Woodie Held, R (1, 8) OBP: 0.274, SLG: 0.413		0-0 F3		0-0 F8		0-3 K		0-0 FC1-6 1B	
Max Alvis, R (1, 5) OBP: 0.307, SLG: 0.386		0-0 G6-4-3 1B			0-0 HR 1B	4-0 SH1-4 BB		0-0 FC1-6 1B	
Tommy John, R (1, 1) OBP: 0.143, SLG: 0.143 Gary Bell, R (9, 1) OBP: 0.500, SLG: 0.500 Ted Abernathy, R (9, 1)		0-0 G6-4-3 1B			0-0 F2	0-0 SH1-4		0-0 FC1-6 HR	

Inning Stats	R: 0	H: 0	E: 0	K: 0	S: 3	R: 2	H: 4	E: 0	K: 0	S: 6	R: 0	H: 1	E: 0	K: 3	S: 10	R: 0	H: 0	E: 0	K: 1	S: 5	R: 4	H: 4	E: 0	K: 0	S: 7	R: 0	H: 0	E: 0	K: 1	S: 5	R: 1	H: 1	E: 0	K: 0	S: 4	R: 4	H: 5	E: 0	K: 2	S: 12
	LOB: 0	BB: 0	P: 3	LOB: 1	BB: 0	P: 6	LOB: 1	BB: 0	P: 10	LOB: 0	BB: 0	P: 5	LOB: 1	BB: 1	P: 11	LOB: 1	BB: 1	P: 9	LOB: 1	BB: 1	P: 8	LOB: 1	BB: 1	P: 12	SF: 0	SAC: 1	DP: 1	HBP: 0	1B: 12	2B: 1	3B: 0	HR: 2	SF: 0	SAC: 1	DP: 1	HBP: 0				

PITCHER	IP	WLS	BF	H	R	ER	SO	BB	IBB	HBP	BLK	WP	HR	S	P	ERA	WHIP
Jack Lamabe, R (1, 1) ERA: 3.68	5.0	L	24	9	6	6	4	0	0	0	0	0	1	31	35	10.80	1.800
Arnold Earley, L (6, 1) ERA: 0.79	2.0		9	1	1	1	1	2	0	0	0	0	0	9	17	4.50	1.500
Wilbur Wood, L (8, 1) ERA: 17.47	1.0		8	5	4	4	2	0	0	0	0	0	1	12	12	36.00	5.000

BOTTOM

Boston Red Sox @ Cleveland Indians
Cleveland Municipal Stadium, Cleveland, OH

Mon May 11 1964, 7:05 PM EDT
Att. 3,403 - Unknown

AB	37
R	11
H	15
RBI	11
BB	3
SO	7
LOB	17

WP: 0 PA: 41
PB: 0
SB: 0
CS: 0



1B	2B	3B	HR	SF	SAC	DP	HBP	WP	HR	S	P	ERA	WHIP
12	1	0	2	0	1	1	0	0	0	0	0		

Batter	1	2	3	4	5	6	7	8	9	AB	R	H	RBI	BB	SO	LOB	TOP	
Felix Mantilla, R OBP: 0.174, SLG: 0.273 (1, 5)	0-0 6-3		0-0 F8		4-0 BB FC1-5	0-0 CS		0-0 F8		4	0	1	1	1	0	1		
Eddie Bressoud, R OBP: 0.440, SLG: 0.505 (1, 6)	4-0 FC6-4 BB		0-0 HR		0-0 FC1-5 BB	0-0 CS		0-0 SH1-4 1B		4	1	3	1	1	0	2		
Carl Yastrzemski, L OBP: 0.323, SLG: 0.448 (1, 8)	0-0 F7		0-3 K		4-0 BB			0-0 SH1-4		3	0	1	0	1	1	1		
Dick Stuart, R OBP: 0.291, SLG: 0.366 (1, 3)	0-0 FC6-4 1-2f		0-0 6-3		0-3 K			0-0 1-4-3		5	0	0	0	0	2	7		
Lou Clinton, R OBP: 0.272, SLG: 0.320 (1, 9)		0-3 K		0-3 K		0-3 K		0-0 F6		4	0	0	0	1	3	5		
Dalton Jones, L OBP: 0.340, SLG: 0.604 (1, 4)		0-0 4-3		0-0 HR		0-0 4-3		0-0 F6		5	1	1	1	0	0	4		
Tony Conigliaro, R OBP: 0.283, SLG: 0.506 (1, 7)		0-0 2B		0-0 F7		0-0 WP 1B 1B		0-0 6-3		4	1	2	0	0	0	0		
Bob Tillman, R OBP: 0.380, SLG: 0.451 (1, 2)		0-0 6-3		0-0 5-3		0-0 SH4-3 1B 1B		0-3 K		4	1	1	1	0	1	1		
Bill Spanswick, L OBP: 0.429, SLG: 0.333 Bob Heffner, R OBP: 0.500, SLG: 1.250 Dick Radatz, R OBP: 0.333, SLG: 0.333 (1, 1) (1, 1) (7, 1)			0-0 HR		0-0 FC1-5 BB 1B			0-0 SH4-3 1B		0	0	0	0	0	0	0		
Inning Stats	R: 0 E: 0 K: 0 S: 3 H: 0 LOB: 1 BB: 1 P: 7	R: 0 E: 0 K: 1 S: 6 H: 1 LOB: 1 BB: 0 P: 6	R: 2 E: 0 K: 1 S: 7 H: 2 LOB: 0 BB: 0 P: 7	R: 1 E: 0 K: 1 S: 6 H: 1 LOB: 0 BB: 0 P: 6	R: 0 E: 0 K: 2 S: 8 H: 1 LOB: 3 BB: 2 P: 16	R: 2 E: 0 K: 0 S: 5 H: 3 LOB: 0 BB: 0 P: 5	R: 0 E: 0 K: 1 S: 7 H: 2 LOB: 2 BB: 0 P: 7	R: 0 E: 0 K: 1 S: 6 H: 1 LOB: 1 BB: 0 P: 6	R: 0 E: 0 K: 0 S: 4 H: 1 LOB: 2 BB: 1 P: 8	1B: 8 2B: 1 3B: 0 HR: 3 SF: 0 SAC: 2 DP: 0 HBP: 0	WP: 2 PB: 0 SB: 0 CS: 1 PA: 43							
PITCHER	IP	WLS	BF	H	R	ER	SO	BB	IBB	HBP	BLK	WP	HR	S	P	ERA	WHIP	
Mudcat Grant, R ERA: 6.68 (1, 1)	5.2		28	8	5	5	5	3	0	0	0	1	3	35	47	7.94	1.941	
Don McMahon, R ERA: 2.45 (6, 1)	2.1	W	9	3	0	0	2	0	0	0	0	1	0	13	13	0.00	1.286	
Ted Abernathy, R ERA: 1.08 (9, 1)	1.0	S	5	1	0	0	0	1	0	0	0	0	0	4	8	0.00	2.000	

Boston Red Sox @ Cleveland Indians
Cleveland Municipal Stadium, Cleveland, OH

Tue May 12 1964, 7:05 PM EDT
Att. 3,122 - Unknown

livebaseballscorecards.com

AB	36
R	5
H	12
RBI	5
BB	4
SO	7
LOB	21



Batter	1	2	3	4	5	6	7	8	9
Dick Howser, R (1, 6) OBP: 0.394, SLG: 0.389	0-0 E 1B	4-0 S BB			0-0 6-3		0-0 1-3 1-3 1B	4-0 BB IBB	
Larry Brown, R (1, 4) OBP: 0.256, SLG: 0.410	0-0 E5 1B	0-3 K 1-2			0-0 5-3		0-0 1-3 1-2	0-0 SF9 3-H	
Leon Wagner, L (1, 7) OBP: 0.398, SLG: 0.575	0-0 G3 1B 2B	0-0 F6			4-0 BB		4-0 1-3 IBB	4-0 1-2 2-3 BB	
Fred Whitfield, L (1, 3) OBP: 0.293, SLG: 0.396	0-0 G3 2-3		0-0 F6		0-3 K		0-0 1-3 1-2 2-3	0-3 K	
Ted Abernathy, R (9, 1)									
Joe Azcue, R (1, 2) OBP: 0.280, SLG: 0.447	0-0 2B 1B 3-H		0-0 F9		0-3 K		4-0 IBB		
Woodie Held, R (1, 8) OBP: 0.284, SLG: 0.468	0-0 WP K 1B 2B 1-H		0-0 5-3		0-0 HR		0-3 K		
Max Alvis, R (1, 5) OBP: 0.293, SLG: 0.368	0-3 K 2-H				0-0 F8		0-3 K	0-3 K	
Tito Francona, L (1, 9) OBP: 0.438, SLG: 0.385		0-0 4-3 2B			0-3 K2-3		0-0 E3 FC6-4	4-0 2B SF9 BB	
Mudcat Grant, R (1, 1) OBP: 0.400, SLG: 0.583		0-0 4-3			0-0 6-3		0-0 FC6-4 1-2f	0-0 BB 1-3 2B	
Don McMahon, R (6, 1) OBP: 0.333, SLG: 0.333									
Bob Chance, L (8, PH) OBP: 0.500, SLG: 1.000									
Vic Davalillo, L (8, PR) OBP: 0.243, SLG: 0.273									
Jerry Kindall, R (9, 3) OBP: 0.500, SLG: 0.500									

Inning Stats	R: 4	H: 5	E: 1	LOB: 0	K: 1	S: 9	P: 9	R: 0	H: 1	E: 0	LOB: 2	K: 1	S: 6	P: 10	R: 0	H: 0	E: 0	LOB: 0	K: 0	S: 3	R: 0	H: 0	E: 0	LOB: 0	K: 0	S: 5	R: 0	H: 0	E: 0	LOB: 1	K: 1	S: 9	R: 1	H: 1	E: 1	LOB: 1	K: 2	S: 9	R: 0	H: 1	E: 0	LOB: 3	K: 1	S: 6	R: 1	H: 1	E: 0	LOB: 3	K: 2	S: 8
--------------	------	------	------	--------	------	------	------	------	------	------	--------	------	------	-------	------	------	------	--------	------	------	------	------	------	--------	------	------	------	------	------	--------	------	------	------	------	------	--------	------	------	------	------	------	--------	------	------	------	------	------	--------	------	------

PITCHER	IP	WLS	BF	H	R	ER	SO	BB	IBB	HBP	BLK	WP	HR	S	P	ERA	WHIP
Bill Spanswick, L (1, 1) ERA: 6.33	0.1		6	5	4	4	0	0	0	0	0	0	0	6	6	108.00	15.000
Bob Heffner, R (1, 1) ERA: 3.26	6.0		24	3	1	1	6	2	1	0	0	1	1	33	45	1.50	0.833
Dick Radatz, R (7, 1) ERA: 1.03	1.2	L	10	1	1	1	3	2	2	0	0	0	0	12	28	5.40	1.800

AB R H RBI BB SO LOB

3	1	2	0	2	0	0
4	1	1	1	0	1	3
2	1	1	0	3	0	2
5	0	0	0	0	2	7
0	0	0	0	0	0	0
3	1	1	1	1	1	0
4	1	2	2	0	1	3
4	0	0	0	0	3	1
3	1	1	0	1	1	0
2	0	0	0	0	0	1
1	0	0	0	0	0	1
1	0	1	0	0	0	0
0	0	0	0	0	0	0
0	0	0	0	0	0	0

AB	32
R	6
H	9
RBI	4
BB	7
SO	9
LOB	18



WP	HR	S	P	ERA	WHIP
1	0	0	40		
0	0	0			
1	0	0			
0	0	0			
0	0	0			

BOTTOM

Boston Red Sox @ Cleveland Indians
 Cleveland Municipal Stadium, Cleveland, OH
 Tue May 12 1964, 7:05 PM EDT
 Att. 3,122 - Unknown

livebaseballscorecards.com

Batter	1	2	3	4	5	6	7	8	9	AB R H RBI BB SO LOB	TOP						
Felix Mantilla, R (1, 5) OBP: 0.154, SLG: 0.240	0-0 F5			0-0 5-3		0-0 F5				3 0 0 0 0 0 0	Boston Red Sox @ Cleveland Indians Cleveland Municipal Stadium, Cleveland, OH Wed May 13 1964, 7:05 PM EDT Att. 2,988 - Unknown						
Eddie Bressoud, R (1, 6) OBP: 0.441, SLG: 0.505	0-0 G6-4-3 1B			0-0 6-3						2 0 1 0 0 0 0							
Carl Yastrzemski, L (1, 8) OBP: 0.327, SLG: 0.443	0-0 G6-4-3 1-2f			4-0 WP BB						1 0 0 0 1 0 1							
Dick Stuart, R (1, 3) OBP: 0.286, SLG: 0.358		0-0 L4		0-3 K 1-2						2 0 0 0 0 1 1							
Tony Conigliaro, R (1, 7) OBP: 0.287, SLG: 0.495		0-0 6-3		0-3 K						2 0 0 0 0 1 0							
Dalton Jones, L (1, 4) OBP: 0.327, SLG: 0.580		0-0 6-3		0-3 K2-3						2 0 0 0 0 1 0							
Lou Clinton, R (1, 9) OBP: 0.265, SLG: 0.312			0-0 F2		0-0 1-3					2 0 0 0 0 0 0							
Bob Tillman, R (1, 2) OBP: 0.383, SLG: 0.452			0-3 K		0-0 G6-4-3 1B					2 0 1 0 0 1 0							
Dave Morehead, R (1, 1) OBP: 0.182, SLG: 0.100			0-0 3-1		0-0 G6-4-3					1 0 0 0 0 0 0							
Dick Williams, R (6, PH)										1 0 0 0 0 0 1							
Arnold Earley, L (6, 1)										0 0 0 0 0 0 0							
Inning Stats	R: 0 E: 0 K: 0 S: 3	H: 1 LOB: 0 BB: 0 P: 3	R: 0 E: 0 K: 0 S: 3	H: 0 LOB: 0 BB: 0 P: 3	R: 0 E: 0 K: 1 S: 5	H: 0 LOB: 0 BB: 0 P: 5	R: 0 E: 0 K: 1 S: 5	H: 0 LOB: 1 BB: 1 P: 9	R: 0 E: 0 K: 2 S: 7	H: 0 LOB: 0 BB: 0 P: 7	R: 0 E: 0 K: 0 S: 3	H: 1 LOB: 0 BB: 0 P: 3	1B: 2 2B: 0 3B: 0 HR: 0	SF: 0 SAC: 0 DP: 2 HBP: 0	WP: 1 PB: 0 SB: 0 CS: 0	PA: 19	
PITCHER	IP WLS BF H R ER SO BB IBB HBP BLK WP HR S P ERA WHIP																
Dick Donovan, R (1, 1) ERA: 5.84	3.0	9	1	0	0	1	0	0	0	0	0	0	11	11	0.00	0.333	
Sonny Siebert, R (4, 1) ERA: 4.35	3.0	W	10	1	0	0	3	1	0	0	0	1	0	15	19	0.00	0.667

livebaseballscorecards.com

AB	18
R	0
H	2
RBI	0
BB	1
SO	4
LOB	3



Batter	1	2	3	4	5	6	7	8	9	AB R H RBI BB SO LOB
--------	---	---	---	---	---	---	---	---	---	----------------------

Dick Howser, R OBP: 0.398, SLG: 0.388 (1, 6)	0-0 6-3 S 2B 1B		0-0 F9		4-0 G3 1B BB	0-0 FC4-6 1-2f				3 2 1 0 1 0 3
Larry Brown, R OBP: 0.239, SLG: 0.381 (1, 4)	0-0 6-3 1-3		0-0 G6-4-3 1-2f		0-0 G3 1-2					3 0 0 0 0 0 3
Leon Wagner, L OBP: 0.396, SLG: 0.567 (1, 7)	0-3 K			0-3 K	0-0 1B 2-H					3 0 1 1 0 2 1
Fred Whitfield, L OBP: 0.311, SLG: 0.429 (1, 3)	0-0 2B 3-H			0-0 3-1	0-0 1B					3 0 2 1 0 0 0
Tito Francona, L OBP: 0.434, SLG: 0.375 (1, 9)	0-0 F9			4-0 E BB	0-0 F8					2 1 0 0 1 0 3
Joe Azcue, R OBP: 0.264, SLG: 0.420 (1, 2)		0-0 F9		0-0 E4 E 1-2		0-0 4-3				3 0 0 0 0 0 1
Woodie Held, R OBP: 0.286, SLG: 0.463 (1, 8)		0-0 F8		0-0 E5 1-3 2-H		0-0 1B 1B				3 0 1 0 0 0 1
Max Alvis, R OBP: 0.284, SLG: 0.356 (1, 5)		0-3 K		0-3 K		0-3 K				3 0 0 0 0 3 3
Dick Donovan, L OBP: 0.300, SLG: 0.125 (1, 1)			1-0 G6-4-3 HBP		0-0 1-3	0-0 FC4-6 1-2 1B				0 0 0 0 0 0 0
Sonny Siebert, R OBP: 0.250, SLG: 0.250 (4, 1)										2 0 1 0 0 0 0

Inning Stats	R: 1	H: 2	E: 0	K: 1	S: 7	R: 0	H: 0	E: 0	K: 1	S: 5	R: 0	H: 0	E: 0	K: 0	S: 2	R: 1	H: 0	E: 2	K: 2	S: 9	R: 1	H: 2	E: 0	K: 0	S: 5	R: 0	H: 2	E: 0	K: 1	S: 7
	LOB: 1	BB: 0	LOB: 0	BB: 0		LOB: 0	BB: 0	LOB: 2	BB: 1		LOB: 2	BB: 1	LOB: 2	BB: 0		LOB: 2	BB: 1	LOB: 2	BB: 1		LOB: 2	BB: 0	LOB: 2	BB: 0		LOB: 2	BB: 0	LOB: 2	BB: 0	

PITCHER	IP	WLS	BF	H	R	ER	SO	BB	IBB	HBP	BLK	WP	HR	S	P	ERA	WHIP
Dave Morehead, R ERA: 2.67 (1, 1)	5.0	L	23	4	3	2	4	2	0	1	0	0	0	28	37	3.60	1.200
Arnold Earley, L ERA: 0.73 (6, 1)	1.0		5	2	0	0	1	0	0	0	0	0	0	7	7	0.00	2.000

BOTTOM

Boston Red Sox @ Cleveland Indians
Cleveland Municipal Stadium, Cleveland, OH
 Wed May 13 1964, 7:05 PM EDT
 Att. 2,988 - Unknown

livebaseballscorecards.com

AB	25
R	3
H	6
RBI	2
BB	2
SO	5
LOB	15



1B: 5	SF: 0	WP: 0	PA: 28
2B: 1	SAC: 0	PB: 0	
3B: 0	DP: 1	SB: 1	
HR: 0	HBP: 1	CS: 0	

PITCHER	IP	WLS	BF	H	R	ER	SO	BB	IBB	HBP	BLK	WP	HR	S	P	ERA	WHIP
---------	----	-----	----	---	---	----	----	----	-----	-----	-----	----	----	---	---	-----	------

Batter	1	2	3	4	5	6	7	8	9	AB R H RBI BB SO LOB	TOP											
Zoilo Versalles, R (1, 6) OBP: 0.347, SLG: 0.419	0-3 K		0-0 F2			0-0 6-3		0-0 F9		4 0 0 0 0 1 2												
Rich Rollins, R (1, 5) OBP: 0.362, SLG: 0.496	0-0 5-3			0-0 F5		0-3 K			0-0 F8	4 0 0 0 0 1 0												
Tony Oliva, L (1, 9) OBP: 0.449, SLG: 0.717	0-0 F9			0-0 G6-4-3 1B			0-0 1B		0-0 WP 2B	4 0 3 0 0 0 0												
Bob Allison, R (1, 3) OBP: 0.413, SLG: 0.644		0-0 5-3		0-0 G6-4-3 1-2f			0-0 1-3		0-3 K 2-3	4 0 0 0 0 1 2												
Jimmie Hall, L (1, 8) OBP: 0.388, SLG: 0.639		0-0 F8			0-3 K		0-0 F9		4-0 BB	3 0 0 0 1 1 0												
Harmon Killebrew, R (1, 7) OBP: 0.262, SLG: 0.380		0-3 K			0-3 K			0-0 E5 SH1-4 2B	0-3 K	4 1 0 0 0 3 2												
Earl Battey, R (1, 2) OBP: 0.354, SLG: 0.456			4-0 BB		0-0 1B			0-0 SH1-4 1-2		1 0 1 0 1 0 0												
Bernie Allen, L (1, 4) OBP: 0.287, SLG: 0.324			0-0 F7		0-0 F4			0-0 1-4-3 2-H 2B		3 0 1 1 0 0 2												
Camilo Pascual, R (1, 1) OBP: 0.300, SLG: 0.389			0-0 F8			0-0 F9		0-0 1-4-3 2-3		3 0 0 0 0 0 2												
Inning Stats	R: 0 E: 0 K: 1 S: 5	H: 0 LOB: 0 BB: 0 P: 5	R: 0 E: 0 K: 1 S: 5	H: 0 LOB: 0 BB: 0 P: 5	R: 0 E: 0 K: 0 S: 3	H: 0 LOB: 1 BB: 1 P: 7	R: 0 E: 0 K: 0 S: 3	H: 1 LOB: 0 BB: 0 P: 3	R: 0 E: 0 K: 2 S: 8	H: 1 LOB: 1 BB: 0 P: 8	R: 0 E: 0 K: 1 S: 5	H: 0 LOB: 0 BB: 0 P: 5	R: 0 E: 0 K: 0 S: 3	H: 1 LOB: 0 BB: 0 P: 3	R: 1 E: 1 K: 0 S: 5	H: 1 LOB: 1 BB: 0 P: 5	R: 0 E: 0 K: 2 S: 8	H: 1 LOB: 2 BB: 1 P: 12	1B: 3 2B: 2 3B: 0 HR: 0	SF: 0 SAC: 1 DP: 1 HBP: 0	WP: 1 PB: 0 SB: 0 CS: 0	PA: 33
PITCHER	IP WLS BF H R ER SO BB IBB HBP BLK WP HR S P ERA WHIP																					
Bill Monbouquette, R (1, 1) ERA: 4.43	8.0 L 28 4 1 0 5 1 0 0 0 0 0 37 41 0.00 0.625																					
Dick Radatz, R (9, 1) ERA: 0.99	1.0 5 1 0 0 2 1 0 0 0 1 0 8 12 0.00 2.000																					

Minnesota Twins @ Boston Red Sox
 Fenway Park, Boston, MA
 Fri May 15 1964, 7:05 PM EDT
 Att: 18,116 - Unknown

livebaseballscores.com

AB	30
R	1
H	5
RBI	1
BB	2
SO	7
LOB	10



Batter	1	2	3	4	5	6	7	8	9	10	AB R H RBI BB SO LOB
Zoilo Versalles, R (1, 6) OBP: 0.344, SLG: 0.413	0-0 F7		0-3 K		0-0 4-3 1B		0-0 SH1-4		0-0 F2		4 0 1 1 0 1 0
Rich Rollins, R (1, 5) OBP: 0.348, SLG: 0.475	0-0 F9		0-0 5-3		0-3 K		0-0 F4		0-3 K		5 0 0 0 0 2 3
Tony Oliva, L (1, 9) OBP: 0.432, SLG: 0.688	0-0 5-3			0-0 4-3	0-0 4-3		0-0 F8			0-0 1-3	5 0 0 0 0 0 3
Bob Allison, R (1, 3) OBP: 0.421, SLG: 0.681		0-0 PB SF8 2B		4-0 BB	0-3 K			0-0 HR		0-3 K	4 2 2 1 1 2 2
Jimmie Hall, L (1, 8) OBP: 0.379, SLG: 0.621		0-0 SF8 2-H		0-0 F8		0-0 4-3		0-0 G5-4-3 1B		0-0 F9	4 0 1 1 0 0 1
Harmon Killebrew, R (1, 7) OBP: 0.282, SLG: 0.406		0-0 F7		0-3 K		0-0 HR		0-0 G5-4-3 1-2			4 1 1 1 0 1 2
Earl Battey, R (1, 2) OBP: 0.361, SLG: 0.451		0-0 1B			4-0 E 1B BB	0-0 F9		0-0 E5			3 1 1 0 1 0 0
Bernie Allen, L (1, 4) OBP: 0.286, SLG: 0.321		0-0 4-3			0-0 E 1B 1B	0-0 3-1		0-0 4-3			4 1 1 0 0 0 2
Lee Stange, R (1, 1) OBP: 0.286, SLG: 0.091			0-3 K		0-0 E1 4-3 1B		4-0 SH1-4 BB		0-3 K		2 0 0 0 1 1 1
Bill Pleis, L (8, 1)											1 0 0 0 0 1 0
Bill Fischer, R (9, 1)											0 0 0 0 0 0 0
Gerry Arrigo, L (10, 1)											0 0 0 0 0 0 0
Jim Perry, S (10, 1) OBP: 0.500, SLG: 0.500											0 0 0 0 0 0 0

Inning Stats	R: 0	H: 0	E: 0	K: 0	S: 3	P: 3	R: 1	H: 2	E: 0	K: 0	S: 5	P: 5	R: 0	H: 0	E: 0	K: 2	S: 7	P: 7	R: 0	H: 0	E: 0	K: 1	S: 5	P: 9	R: 2	H: 2	E: 1	K: 2	S: 10	P: 14	R: 1	H: 1	E: 0	K: 0	S: 4	P: 4	R: 0	H: 0	E: 0	K: 0	S: 3	P: 7	R: 1	H: 2	E: 1	K: 0	S: 5	P: 5	R: 0	H: 0	E: 0	K: 2	S: 7	P: 7	R: 0	H: 0	E: 0	K: 1	S: 5	P: 5	R: 0	H: 0	E: 0	K: 1	S: 5	P: 5	1B: 4	SF: 1	2B: 1	SAC: 1	3B: 0	DP: 1	HR: 2	HBP: 0	WP: 0	PA: 41
--------------	------	------	------	------	------	------	------	------	------	------	------	------	------	------	------	------	------	------	------	------	------	------	------	------	------	------	------	------	-------	-------	------	------	------	------	------	------	------	------	------	------	------	------	------	------	------	------	------	------	------	------	------	------	------	------	------	------	------	------	------	------	------	------	------	------	------	------	-------	-------	-------	--------	-------	-------	-------	--------	-------	--------


PITCHER	IP	WLS	BF	H	R	ER	SO	BB	IBB	HBP	BLK	WP	HR	S	P	ERA	WHIP
Jack Lamabe, R (1, 1) ERA: 3.88	7.0		32	7	5	4	5	3	0	0	0	0	2	39	51	5.14	1.429
Bob Heffner, R (8, 1) ERA: 2.95	2.0		6	0	0	0	2	0	0	0	0	0	0	10	10	0.00	0.000
Dick Radatz, R (10, 1) ERA: 0.95	1.0	W	3	0	0	0	1	0	0	0	0	0	0	5	5	0.00	0.000

TOP

Minnesota Twins @ Boston Red Sox
Fenway Park, Boston, MA
Sat May 16 1964, 3:33 AM EDT
Att: 8,272 - Unknown

livebaseballscorecards.com

AB	36
R	5
H	7
RBI	4
BB	3
SO	8
LOB	14



Batter	1	2	3	4	5	6	7	8	9	10	AB	R	H	RBI	BB	SO	LOB
Dalton Jones, L (1,4) X OBP: 0.328, SLG: 0.534	0-0 FC4-6 1B		0-0 6-3		0-0 F8			0-0 L6	4-0 IBB		4	0	1	0	1	0	0
Eddie Bressoud, R (1,6) X OBP: 0.425, SLG: 0.518	0-0 FC4-6 HR		0-0 PB 2B		0-3 K			0-0 HR	0-0 5-3		5	2	2	1	0	1	4
Carl Yastrzemski, L (1,8) X OBP: 0.327, SLG: 0.458	0-0 HR		0-0 G3		0-0 4-3			0-0 3-1		BB BB	4	1	1	2	1	0	1
Frank Malzone, R (1,5) X OBP: 0.343, SLG: 0.408	0-0 F7		0-0 F8					0-0 5-3		BB	5	0	1	0	0	1	2
Dick Stuart, R (1,3) S OBP: 0.274, SLG: 0.340	0-3 K				0-0 F8						4	0	1	0	0	1	1
Felix Mantilla, R (9, PR) OBP: 0.154, SLG: 0.240											0	0	0	0	0	0	0
Lou Clinton, R (10, 9) OBP: 0.274, SLG: 0.333											1	1	1	0	0	0	0
Tony Conigliaro, R (1,7) X OBP: 0.301, SLG: 0.525		0-0 1B									4	2	2	1	1	0	2
Bob Tillman, R (1,2) S OBP: 0.367, SLG: 0.420		0-3 K									5	0	1	0	0	1	5
Roman Mejias, R (1,9) X OBP: 0.154, SLG: 0.154		0-0 F8									3	0	0	0	0	0	2
Russ Nixon, L (9, PH) OBP: 0.474, SLG: 0.579											1	0	1	0	0	0	0
Earl Wilson, R (9, PR) OBP: 0.600, SLG: 0.333											0	0	0	0	0	0	0
Dick Radatz, R (10, 1) OBP: 0.429, SLG: 0.429											1	0	1	1	0	0	0
Jack Lamabe, R (1, 1) S OBP: 0.167, SLG: 0.278		0-3 K									3	0	0	0	0	1	2
Bob Hefner, R (8, 1) OBP: 0.500, SLG: 1.250											0	0	0	0	0	0	0
Dick Williams, R (9, PH) OBP: 0.154, SLG: 0.083											1	0	1	1	0	0	0

Inning Stats	R: 2	H: 2	E: 0	K: 1	S: 7	P: 7	R: 0	H: 1	E: 0	K: 2	S: 8	P: 8	R: 0	H: 1	E: 0	K: 0	S: 4	R: 1	H: 2	E: 0	K: 0	S: 5	P: 5	R: 0	H: 0	E: 0	K: 1	S: 5	P: 5	R: 0	H: 1	E: 0	K: 0	S: 3	P: 3	R: 0	H: 0	E: 0	K: 0	S: 3	P: 3	R: 1	H: 1	E: 0	K: 0	S: 4	P: 4	R: 1	H: 3	E: 0	K: 0	S: 6	P: 10	R: 1	H: 2	E: 0	K: 1	S: 6	P: 14	1B: 8	2B: 2	3B: 0	HR: 3	SF: 0	SAC: 0	DP: 1	HBP: 0	WP: 0	PA: 44
--------------	------	------	------	------	------	------	------	------	------	------	------	------	------	------	------	------	------	------	------	------	------	------	------	------	------	------	------	------	------	------	------	------	------	------	------	------	------	------	------	------	------	------	------	------	------	------	------	------	------	------	------	------	-------	------	------	------	------	------	-------	-------	-------	-------	-------	-------	--------	-------	--------	-------	--------

PITCHER	IP	WLS	BF	H	R	ER	SO	BB	IBB	HBP	BLK	WP	HR	S	P	ERA	WHIP
Lee Stange, R (1, 1) ERA: 6.09	7.1		29	8	4	3	4	0	0	0	0	0	3	37	37	3.68	1.091
Bill Pleis, L (8, 1) ERA: 2.84	0.2		3	1	1	1	0	0	0	0	0	0	0	3	3	13.50	1.500
Bill Fischer, R (9, 1) ERA: 6.14	1.0		6	2	0	0	0	0	1	0	0	0	0	5	9	0.00	2.000
Gerry Arrigo, L (10, 1) ERA: 6.0	0.1	L	3	1	1	1	1	1	0	0	0	0	0	4	8	27.00	6.000
Jim Perry, R (10, 1) ERA: 3.6	0.1		3	1	0	0	0	0	1	0	0	0	0	2	6	0.00	3.000

BOTTOM

Minnesota Twins @ Boston Red Sox
Fenway Park, Boston, MA
Sat May 16 1964, 3:33 AM EDT
Att. 8,272 - Unknown

livebaseballscorecards.com

AB 41
R 6
H 13
RBI 6
BB 3
SO 5
LOB 19



WP: 0 PA: 44
PB: 1
SB: 0
CS: 0

Batter	1	2	3	4	5	6	7	8	9	AB R H RBI BB SO LOB	TOP											
Zoilo Versalles, R (1, 6) OBP: 0.341, SLG: 0.405	4-0 BB S		0-3 K		0-0 SF8		0-0 F6			2 0 0 1 1 1 1												
Rich Rollins, R (1, 5) OBP: 0.346, SLG: 0.463	0-0 F3 1-2			0-0 6-3	0-0 5-3		4-0 WP BB			3 0 0 0 1 0 2												
Tony Oliva, L (1, 9) OBP: 0.419, SLG: 0.667	0-0 F8			0-0 F8		0-3 K	0-3 K2-3 1-2 2-3			4 0 0 0 0 2 3												
Bob Allison, R (1, 3) OBP: 0.424, SLG: 0.680	0-0 F9			0-0 E6 S		0-0 2B	1-0 HBP G5-4-3			3 0 1 0 0 0 1												
Jimmie Hall, L (1, 8) OBP: 0.374, SLG: 0.600		0-0 F7		0-3 K 1-2		4-0 FC6-4 BB	0-3 K			3 0 0 0 1 2 2												
Harmon Killebrew, R (1, 7) OBP: 0.261, SLG: 0.430		0-3 K			0-0 HR	0-3 K	0-0 G5-4-3 1-2f			4 1 1 1 0 2 3												
Earl Battey, R (1, 2) OBP: 0.345, SLG: 0.427		0-0 6-3			0-3 K	0-0 FC6-4 1-2f				4 0 0 0 0 1 2												
Bernie Allen, L (1, 4) OBP: 0.284, SLG: 0.317			0-0 4-3		0-0 1B SF8 1B		0-0 4-3			4 1 1 0 0 0 0												
Jim Kaat, L (1, 1) OBP: 0.364, SLG: 0.389			0-3 K		0-0 1B SF8 1B		4-0 WP WP BB			2 0 1 0 1 1 0												
Bill Dailey, R (7, 1)										0 0 0 0 0 0 0												
Jim Perry, S (7, 1)										0 0 0 0 0 0 0												
Don Mincher, L (9, PH) OBP: 0.388, SLG: 0.761										1 0 0 0 0 1 0												
Inning Stats	R: 0 E: 0 K: 0 S: 3	H: 0 LOB: 1 BB: 1 P: 7	R: 0 E: 0 K: 1 S: 5	H: 0 LOB: 0 BB: 0 P: 5	R: 0 E: 0 K: 2 S: 7	H: 0 LOB: 0 BB: 0 P: 7	R: 0 E: 1 K: 1 S: 6	H: 0 LOB: 1 BB: 0 P: 6	R: 2 E: 0 K: 1 S: 8	H: 3 LOB: 1 BB: 0 P: 8	R: 0 E: 0 K: 2 S: 8	H: 1 LOB: 2 BB: 1 P: 12	R: 0 E: 0 K: 1 S: 5	H: 0 LOB: 2 BB: 2 P: 13	R: 0 E: 0 K: 1 S: 4	H: 0 LOB: 0 BB: 0 P: 5	R: 0 E: 0 K: 1 S: 5	H: 0 LOB: 0 BB: 0 P: 5	1B: 2 2B: 1 3B: 0 HR: 1	SF: 1 SAC: 0 DP: 1 HBP: 1	WP: 2 PB: 0 SB: 2 CS: 0	PA: 36
PITCHER Dave Morehead, R (1, 1) ERA: 2.65 Dick Radatz, R (8, 1) ERA: 0.89	IP: 7.0 WLS: W BF: 30 H: 4 R: 2 ER: 2 SO: 8 BB: 4 IBB: 0 HBP: 0 BLK: 0 WP: 2 HR: 1 S: 42 P: 58 ERA: 2.57 WHIP: 1.143	IP: 2.0 WLS: S BF: 6 H: 0 R: 0 ER: 0 SO: 2 BB: 0 IBB: 0 HBP: 1 BLK: 0 WP: 0 HR: 0 S: 9 P: 10 ERA: 0.00 WHIP: 0.000											PITCHER IP: WLS: BF: H: R: ER: SO: BB: IBB: HBP: BLK: WP: HR: S: P: ERA: WHIP:									

Minnesota Twins @ Boston Red Sox
Fenway Park, Boston, MA
Sun May 17 1964, 3:33 AM EDT
Unknown

livebaseballscorecards.com

AB	30
R	2
H	4
RBI	2
BB	4
SO	10
LOB	14



Batter	1	2	3	4	5	6	7	8	9
Chuck Schilling, R (1, 4) <small>OBP: 0.276, SLG: 0.282</small>	0-0 F5		0-0 6-3		0-3 K		0-0 FC 1B 1B	4-0 	
Eddie Bressoud, R (1, 6) <small>OBP: 0.424, SLG: 0.522</small>	0-3 K		0-0 		0-3 K		0-0 1B 1B 1B	0-0 F9	
Carl Yastrzemski, L (1, 8) <small>OBP: 0.330, SLG: 0.465</small>	0-0 		0-3 K			0-0 	0-3 K	0-0 4-3	
Frank Malzone, R (1, 5) <small>OBP: 0.358, SLG: 0.416</small>	4-0 			0-0 F3		0-0 	0-0 1B WP 1B		
Dick Stuart, R (1, 3) <small>OBP: 0.282, SLG: 0.340</small>	0-0 F9			4-0 		0-0 F9	0-0 WP E 1B		
Tony Conigliaro, R (1, 7) <small>OBP: 0.308, SLG: 0.520</small>		0-0 		0-0 F9		0-0 F4	4-0 E BB		
Bob Tillman, R (1, 2) <small>OBP: 0.362, SLG: 0.412</small>		0-0 G6-4-3		0-0 		0-0 F8	0-0 6-3		
Roman Mejias, R (1, 9) <small>OBP: 0.176, SLG: 0.176</small>		0-0 F5		0-3 K			0-0 		
Dave Morehead, R (1, 1) <small>OBP: 0.154, SLG: 0.083</small> Felix Mantilla, R (7, PH) <small>OBP: 0.185, SLG: 0.308</small> Dick Radatz, R (8, 1) <small>OBP: 0.375, SLG: 0.375</small>			0-0 6-3		0-3 K		0-0 1B 1B 2B	0-0 6-3	

Inning Stats	R: 0 E: 0 K: 1 S: 6	H: 1 LOB: 2 BB: 1 P: 10	R: 0 E: 0 K: 0 S: 3	H: 1 LOB: 0 BB: 0 P: 3	R: 0 E: 0 K: 1 S: 6	H: 1 LOB: 1 BB: 0 P: 6	R: 0 E: 0 K: 1 S: 6	H: 1 LOB: 2 BB: 1 P: 10	R: 0 E: 0 K: 3 S: 9	H: 0 LOB: 0 BB: 0 P: 9	R: 0 E: 0 K: 0 S: 5	H: 2 LOB: 2 BB: 0 P: 5	R: 6 E: 1 K: 1 S: 11	H: 5 LOB: 1 BB: 1 P: 15	R: 0 E: 0 K: 0 S: 3	H: 0 LOB: 1 BB: 1 P: 7
1B: 8 2B: 3 3B: 0 HR: 0	SF: 0 SAC: 0 DP: 1 HBP: 0	WP: 3 PB: 0 SB: 0 CS: 0	PA: 39													

PITCHER	IP	WLS	BF	H	R	ER	SO	BB	IBB	HBP	BLK	WP	HR	S	P	ERA	WHIP
Jim Kaat, L (1, 1) <small>ERA: 3.31</small>	6.1	L	31	10	5	5	7	2	0	0	0	0	0	43	51	7.11	1.895
Bill Dailey, R (7, 1) <small>ERA: 4.15</small>	0.0		2	1	0	0	0	1	0	0	0	1	0	1	5	∞	∞
Jim Perry, R (7, 1) <small>ERA: 3.09</small>	1.2		6	0	1	0	0	1	0	0	0	1	0	5	9	0.00	0.600

MINNESOTA TWINS @ BOSTON RED SOX

Fenway Park, Boston, MA

Sun May 17 1964, 3:33 AM EDT

Unknown

AB	35
R	6
H	11
RBI	4
BB	4
SO	7
LOB	21

Batter	1	2	3	4	5	6	7	8	9	AB R H RBI BB SO LOB
Zoilo Versalles, R (1, 6) OBP: 0.336, SLG: 0.397	0-0 F4			0-0 F9	0-0 E 1B		0-0 F3		0-3 K	5 0 1 0 0 1 1
Rich Rollins, R (1, 5) OBP: 0.343, SLG: 0.456	0-0 5-3			0-0 WP HR 1B	0-0 1-3			0-3 K		4 1 1 0 0 1 1
Tony Oliva, L (1, 9) OBP: 0.421, SLG: 0.677	0-0 4-3			0-0 WP HR 1B		0-0 4-3		0-0 3B		4 1 2 0 0 0 0
Bob Allison, R (1, 3) OBP: 0.418, SLG: 0.663		0-0 G6-4-3 1B		0-3 K		0-0 F4		0-3 K		4 0 1 0 0 2 3
Jimmie Hall, L (1, 8) OBP: 0.378, SLG: 0.602		0-0 F8		4-0 HR BB		0-0 2B		0-0 F9		3 1 1 0 1 0 2
Harmon Killebrew, R (1, 7) OBP: 0.261, SLG: 0.452		0-0 G6-4-3 1-2f		0-0 1-H 2-H 3-H HR		0-0 F7		0-3 K		4 1 1 4 0 1 2
Bernie Allen, L (1, 4) OBP: 0.283, SLG: 0.306			0-0 F8	0-0 3-1			0-0 F9		4-0 HR BB	3 1 0 0 1 0 0
Joe McCabe, R (1, 2) OBP: 0.083, SLG: 0.091			0-0 6-3		0-3 K		0-3 K		0-0 1-H HR	3 0 0 0 0 2 0
Earl Battey, R (9, PH) OBP: 0.352, SLG: 0.474										1 1 1 2 0 0 0
Dick Stigman, R (1, 1) OBP: 0.143, SLG: 0.154			0-3 K		0-3 K		0-0 2B		0-3 K	3 0 1 0 0 2 0
Jim Perry, S (8, 1) OBP: 0.500, SLG: 0.500										0 0 0 0 0 0 0
Don Mincher, L (9, PH) OBP: 0.380, SLG: 0.745										1 0 0 0 0 1 0
Bill Pleis, L (9, 1)										0 0 0 0 0 0 0

TOP	
AB	35
R	6
H	9
RBI	6
BB	2
SO	10
LOB	9

Inning Stats	
R: 0 E: 0 K: 0 S: 3	H: 0 LOB: 0 BB: 0 P: 3
R: 0 E: 0 K: 0 S: 3	H: 1 LOB: 0 BB: 0 P: 3
R: 0 E: 0 K: 1 S: 5	H: 0 LOB: 0 BB: 0 P: 5
R: 4 E: 0 K: 1 S: 8	H: 3 LOB: 0 BB: 1 P: 12
R: 0 E: 1 K: 2 S: 8	H: 1 LOB: 1 BB: 0 P: 8
R: 0 E: 0 K: 0 S: 4	H: 1 LOB: 1 BB: 0 P: 4
R: 0 E: 0 K: 1 S: 6	H: 1 LOB: 1 BB: 0 P: 6
R: 0 E: 0 K: 2 S: 8	H: 1 LOB: 1 BB: 0 P: 8
R: 2 E: 0 K: 3 S: 10	H: 1 LOB: 0 BB: 1 P: 14
1B: 4 2B: 2 3B: 1 HR: 2	SF: 0 SAC: 0 DP: 1 HBP: 0
WP: 1 PB: 0 SB: 0 CS: 0	PA: 37

PITCHER																	
Earl Wilson, R (1, 1) ERA: 6.05	IP	WLS	BF	H	R	ER	SO	BB	IBB	HBP	BLK	WP	HR	S	P	ERA	WHIP
Dick Radatz, R (8, 1) ERA: 1.39	7.0		28	7	4	4	5	1	0	0	0	1	1	37	41	5.14	1.143
	2.0	L	9	2	2	2	5	1	0	0	0	0	1	18	22	9.00	1.500

Minnesota Twins @ Boston Red Sox
Fenway Park, Boston, MA
Sun May 17 1964, 3:38 AM EDT
Att. 23,504 - Unknown

livebaseballscorecards.com



BOTTOM

Minnesota Twins @ Boston Red Sox
 Fenway Park, Boston, MA
 Sun May 17 1964, 3:38 AM EDT
 Att. 23,504 - Unknown

livebaseballscorecards.com

AB	35
R	5
H	8
RBI	5
BB	3
SO	10
LOB	10



WP: 0	PA: 38
PB: 0	SB: 0
CS: 0	

AB R H RBI BB SO LOB

4 0 1 0 0 1 0
1 0 0 0 0 1 0

4 0 0 0 1 0 1

2 1 0 0 2 0 2

4 2 2 1 0 1 1

4 1 2 1 0 2 0

4 0 2 1 0 2 1

4 0 0 1 0 0 3

4 1 1 1 0 1 2

2 0 0 0 0 2 0
1 0 0 0 0 0 0
0 0 0 0 0 0 0
1 0 0 0 0 0 0

1B: 5 SF: 0
2B: 1 SAC: 0
3B: 0 DP: 0
HR: 2 HBP: 0


Batter	1	2	3	4	5	6	7	8	9
Chuck Schilling, R (1, 4) OBP: 0.275, SLG: 0.280 Lou Clinton, R (9, PH) OBP: 0.271, SLG: 0.329	0-3 K		0-0 F8		0-0 F6		0-0 1B		0-3 K
Eddie Bressoud, R (1, 6) OBP: 0.415, SLG: 0.504	0-0 F6		4-0 BB			0-0 F6	0-0 F9		0-0 F7
Carl Yastrzemski, L (1, 8) OBP: 0.336, SLG: 0.456	4-0 BB		0-0 4-3			4-0 1B 2B BB	0-0 F2		
Frank Malzone, R (1, 5) OBP: 0.363, SLG: 0.448	0-0 5-3			0-3 K		0-0 2B 1B 1B		0-0 HR	
Dick Stuart, R (1, 3) OBP: 0.289, SLG: 0.355		0-3 K		0-3 K		0-0 1B FC5-4 2B		0-0 1B	
Tony Conigliaro, R (1, 7) OBP: 0.315, SLG: 0.519		0-3 K		0-0 FC6-4 1B		0-0 FC5-4 1B		0-3 K	
Bob Tillman, R (1, 2) OBP: 0.347, SLG: 0.393		0-0 6-3		0-0 FC6-4 1-2f		0-0 FC5-4 1-2f 3-H		0-0 F8	
Roman Mejias, R (1, 9) OBP: 0.190, SLG: 0.333			0-0 HR		0-3 K	0-0 4-3		0-0 1-3	
Earl Wilson, R (1, 1) OBP: 0.429, SLG: 0.200 Felix Mantilla, R (7, PH) OBP: 0.179, SLG: 0.296 Dick Radatz, R (8, 1) OBP: 0.375, SLG: 0.375 Dick Williams, R (9, PH) OBP: 0.143, SLG: 0.077			0-3 K		0-3 K		0-0 F4		0-0 F7

Inning Stats	R: 0	H: 0	E: 0	K: 1	S: 5	LOB: 1	BB: 1	P: 9
	R: 0	H: 0	E: 0	K: 2	S: 7	LOB: 0	BB: 0	P: 7
	R: 1	H: 1	E: 0	K: 1	S: 6	LOB: 1	BB: 1	P: 10
	R: 0	H: 1	E: 0	K: 2	S: 8	LOB: 1	BB: 0	P: 8
	R: 0	H: 0	E: 0	K: 2	S: 7	LOB: 0	BB: 0	P: 7
	R: 3	H: 3	E: 0	K: 0	S: 6	LOB: 1	BB: 1	P: 10
	R: 0	H: 1	E: 0	K: 0	S: 4	LOB: 1	BB: 0	P: 4
	R: 1	H: 2	E: 0	K: 1	S: 7	LOB: 1	BB: 0	P: 7
	R: 0	H: 0	E: 0	K: 1	S: 5	LOB: 0	BB: 0	P: 5

PITCHER	IP	WLS	BF	H	R	ER	SO	BB	IBB	HBP	BLK	WP	HR	S	P	ERA	WHIP
Dick Stigman, L (1, 1) ERA: 6.45	7.0		31	7	5	5	8	3	0	0	0	0	2	44	56	6.43	1.429
Jim Perry, R (8, 1) ERA: 2.84	1.0	W	4	1	0	0	1	0	0	0	0	0	0	6	6	0.00	1.000
Bill Pleis, L (9, 1) ERA: 2.63	1.0	S	3	0	0	0	1	0	0	0	0	0	0	5	5	0.00	0.000

WP: 0 PA: 38

WP	HR	S	P	ERA	WHIP
0	0	0	0	0.00	1.000
0	0	0	0	0.00	0.000

Batter	1	2	3	4	5	6	7	8	9	AB R H RBI BB SO LOB	TOP															
Albie Pearson, L (1, 9) OBP: 0.306, SLG: 0.315	0-3 K		0-0 4-3		0-0 G5-4-3 1B		4-0 BB		0-0 F9	4 0 1 1 1 1 1																
Jim Piersall, R (1, 7) OBP: 0.379, SLG: 0.346	0-0 FC6-4 1B		0-0 6-3		0-0 G5-4-3		0-0 F9			3 0 1 0 0 0 2																
Lee Thomas, L (7, PH) OBP: 0.286, SLG: 0.331					1-2 3-H					1 0 0 0 0 0 2																
Jim Fregosi, R (1, 6) OBP: 0.440, SLG: 0.621	0-3 K			0-0 F9		0-0 F8		0-0 F8		4 0 0 0 0 1 1																
Joe Adcock, R (1, 3) OBP: 0.342, SLG: 0.500	0-0 FC6-4 1-2f			0-0 1B		0-0 F7		0-0 HR		4 1 2 1 0 0 1																
Felix Torres, R (1, 5) OBP: 0.308, SLG: 0.615		0-0 HR		0-3 K		0-0 2B		0-0 F7		4 1 2 1 0 1 1																
Dick Simpson, R (1, 8) OBP: 0.224, SLG: 0.279		4-0 CS BB		0-3 K		0-0 6-3		0-0 5-3		3 0 0 0 1 1 2																
Tom Satriano, L (1, 2) OBP: 0.424, SLG: 0.360		0-0 F7 1-2			0-0 1B 1B		0-0 CS 1B		0-0 SH1-4 1B	4 1 3 0 0 0 1	AB 34 R 3 H 11 RBI 3 BB 2 SO 5 LOB 15															
Bobby Knoop, R (1, 4) OBP: 0.285, SLG: 0.322		0-0 4-3			0-0 1B 1B		0-0 4-3 1B		0-0 F3	4 0 2 0 0 0 1																
Bo Belinsky, L (1, 1) Barry Latman, R (9, 1) Don Lee, R (9, 1) OBP: 0.500, SLG: 0.500			0-0 F4		0-3 K		0-0 4-3		0-0 SH1-4	3 0 0 0 0 1 3																
Inning Stats	R: 0 E: 0 K: 2 S: 8	H: 1 LOB: 1 BB: 0 P: 8	R: 1 E: 0 K: 0 S: 3	H: 1 LOB: 0 BB: 1 P: 7	R: 0 E: 0 K: 0 S: 3	H: 0 LOB: 0 BB: 0 P: 3	R: 0 E: 0 K: 2 S: 8	H: 1 LOB: 1 BB: 0 P: 8	R: 1 E: 0 K: 1 S: 7	H: 3 LOB: 1 BB: 0 P: 7	R: 0 E: 0 K: 0 S: 4	H: 1 LOB: 1 BB: 0 P: 4	R: 0 E: 0 K: 0 S: 4	H: 2 LOB: 2 BB: 1 P: 8	R: 1 E: 0 K: 0 S: 4	H: 1 LOB: 0 BB: 0 P: 4	R: 0 E: 0 K: 0 S: 4	H: 1 LOB: 1 BB: 0 P: 4	1B: 8 2B: 1 3B: 0 HR: 2	SF: 0 SAC: 1 DP: 1 HBP: 0	WP: 0 PB: 0 SB: 0 CS: 2	PA: 37				
PITCHER	IP WLS BF H R ER SO BB IBB HBP BLK WP HR S P ERA WHIP																									
Bill Monbouquette, R (1, 1) ERA: 4.26	8.0	33	10	3	3	5	2	0	0	0	0	2	41	49	3.38	1.500										
Bob Heffner, R (9, 1) ERA: 2.82	1.0	W	4	1	0	0	0	0	0	0	0	0	4	4	0.00	1.000										

Los Angeles Angels @ Boston Red Sox
 Fenway Park, Boston, MA
 Tue May 19 1964, 7:05 PM EDT
 Att. 7,027 - Unknown

livebaseballscorecards.com

BOTTOM

Los Angeles Angels @ Boston Red Sox
Fenway Park, Boston, MA
Tue May 19 1964, 7:05 PM EDT
Att. 7,027 - Unknown

livebaseballscorecards.com

AB 30
R 4
H 5
RBI 4
BB 4
SO 3
LOB 11



WP: 1 PA: 36
PB: 0
SB: 1
CS: 0

AB R H RBI BB SO LOB

3 0 0 0 1 0 1

4 0 0 0 0 0 2

3 0 1 0 1 0 0

4 0 0 0 0 0 2

3 1 0 0 1 1 1

3 1 1 0 0 0 1

3 0 0 0 1 0 1
0 1 0 0 0 0 0

3 1 2 1 0 1 1


2 0 0 0 0 1 1
1 0 0 0 0 0 1
0 0 0 0 0 0 0
1 0 1 3 0 0 0

1B: 1 SF: 0
2B: 4 SAC: 0
3B: 0 DP: 1
HR: 0 HBP: 2

Batter	1	2	3	4	5	6	7	8	9
Chuck Schilling, R (1, 4) OBP: 0.274, SLG: 0.269	0-0 5-3		0-0 4-3		0-0 FC5-6			4-0 BB	
Eddie Bressoud, R (1, 6) OBP: 0.403, SLG: 0.488	0-0 6-3		0-0 F9			0-0 6-3		0-0 G5-4-3	
Carl Yastrzemski, L (1, 8) OBP: 0.342, SLG: 0.453	4-0 WP BB			0-0 1B		0-0 4-3		0-0 G3	
Frank Malzone, R (1, 5) OBP: 0.350, SLG: 0.431	0-0 6-3		0-0 F8		0-0 F3			0-0 F8	
Dick Stuart, R (1, 3) OBP: 0.288, SLG: 0.345		0-0 5-3		0-3 K		0-0 1-3		4-0 2B HBP BB	
Tony Conigliaro, R (1, 7) OBP: 0.322, SLG: 0.523		1-0 HBP		0-0 F8		0-0 6-3		0-0 HBP 2B	
Bob Tillman, R (1, 2) Earl Wilson, R (9, PR) OBP: 0.343, SLG: 0.380 OBP: 0.429, SLG: 0.200		0-0 F9		0-0 6-3		0-0 4-3		4-0 HBP 2B BB	
Roman Mejias, R (1, 9) OBP: 0.280, SLG: 0.458		0-3 K		0-0 FC5-6 2B			0-0 2B	1-0 2B HBP	
Bill Monbouquette, R (1, 1) Felix Mantilla, R (8, PH) Bob Heffner, R (9, 1) Dalton Jones, L (9, PH) OBP: 0.267, SLG: 0.083 OBP: 0.172, SLG: 0.286 OBP: 0.500, SLG: 1.250 OBP: 0.339, SLG: 0.559		0-3 K	0-3 K		0-0 1-3		0-0 5-3	0-0 2B HBP	

Inning Stats	R: 0	H: 0	E: 0	K: 0	S: 3	H: 0	LOB: 1	BB: 1	P: 7	R: 0	H: 0	E: 0	K: 1	S: 5	H: 0	LOB: 0	BB: 0	P: 6	R: 0	H: 1	E: 0	K: 1	S: 6	H: 1	LOB: 1	BB: 0	P: 6	R: 0	H: 0	E: 0	K: 0	S: 4	H: 0	LOB: 0	BB: 0	P: 3	R: 0	H: 0	E: 0	K: 0	S: 3	H: 1	LOB: 1	BB: 1	P: 7	R: 4	H: 2	E: 0	K: 0	S: 4	H: 2	LOB: 2	BB: 2	P: 13	1B: 1	SF: 0	2B: 4	SAC: 0	3B: 0	DP: 1	HR: 0	HBP: 2
--------------	------	------	------	------	------	------	--------	-------	------	------	------	------	------	------	------	--------	-------	------	------	------	------	------	------	------	--------	-------	------	------	------	------	------	------	------	--------	-------	------	------	------	------	------	------	------	--------	-------	------	------	------	------	------	------	------	--------	-------	-------	-------	-------	-------	--------	-------	-------	-------	--------

PITCHER	IP	WLS	BF	H	R	ER	SO	BB	IBB	HBP	BLK	WP	HR	S	P	ERA	WHIP
Bo Belinsky, L (1, 1) ERA: 3.09	8.2		33	4	2	2	3	3	0	1	0	1	0	35	48	2.08	0.808
Barry Latman, R (9, 1) ERA: 3.63	0.0	L	2	0	0	0	0	1	0	1	0	0	0	0	5	∞	∞
Don Lee, R (9, 1) ERA: 2.2	0.0		1	1	2	2	0	0	0	0	0	0	0	1	1	∞	∞

Batter	1	2	3	4	5	6	7	8	9	AB R H RBI BB SO LOB	TOP																													
Albie Pearson, L (1, 9) OBP: 0.296, SLG: 0.304	0-0 1-3		0-0 4-3		0-0 F6		0-0 F9			4 0 0 1 0 0 4	Los Angeles Angels @ Boston Red Sox Fenway Park, Boston, MA Wed May 20 1964, 7:05 PM EDT Att. 7,704 - Unknown																													
Ed Kirkpatrick, L (1, 7) OBP: 0.349, SLG: 0.365 Bob Lee, R (7, 1)	0-3 K		0-0 K		0-3 K		0-0 3-1			4 0 1 1 0 2 3 0 0 0 0 0 0 0																														
Jim Fregosi, R (1, 6) OBP: 0.425, SLG: 0.596 Joe Koppe, R (8, 6) OBP: 0.457, SLG: 0.483	0-3 K		0-0 F8		0-0 1-3		0-0 F6			4 0 0 0 0 1 1 0 0 0 0 0 0 0																														
Joe Adcock, R (1, 3) OBP: 0.349, SLG: 0.493 Charlie Dees, L (8, PR) OBP: 0.167, SLG: 0.136		0-0 F8		0-0 F9		4-0 BB		0-0 1B		3 0 1 0 1 0 0 0 0 0 0 0 0 0																														
Felix Torres, R (1, 5) OBP: 0.333, SLG: 0.600		0-0 L5-3 1B		0-0 CS 1B		0-3 K		0-0 F6		4 0 2 0 0 1 2																														
Tom Satriano, L (1, 2) OBP: 0.403, SLG: 0.340 Lee Thomas, L (7, 7) OBP: 0.283, SLG: 0.328		0-0 L5-3 1-2		0-3 K 1-2		0-0 F8		0-0 F8		3 0 0 0 0 1 3 1 0 0 0 0 0 1																														
Dick Simpson, R (1, 8) OBP: 0.226, SLG: 0.261			4-0 SH5-4 4-3 BB BB		0-0 6-3		0-0 5-3		0-3 K	3 1 0 0 1 1 0		AB 32 R 3 H 7 RBI 3 BB 3 SO 7 LOB 15																												
Bobby Knoop, R (1, 4) OBP: 0.285, SLG: 0.322 Billy Moran, R (3, PH) OBP: 0.300, SLG: 0.309			4-0 4-3 1-2 1B BB		0-0 2B		0-0 1B 3B		0-3 K	0 0 0 0 0 0 0 3 2 2 0 1 1 0																														
Dean Chance, R (1, 1) OBP: 0.200, SLG: 0.111 Dan Osinski, R (4, 1) OBP: 0.294, SLG: 0.262 Buck Rodgers, S (7, PH) OBP: 0.294, SLG: 0.262			0-0 SH5-4		0-0 E3		0-0 WP 1B		0-0 F8	0 0 0 0 0 0 0 1 0 0 0 0 0 1 2 0 1 1 0 0 0																														
Inning Stats	R: 0 E: 0 K: 2 S: 7	H: 0 LOB: 0 BB: 0 P: 7	R: 0 E: 0 K: 0 S: 3	H: 1 LOB: 0 BB: 0 P: 3	R: 2 E: 0 K: 0 S: 4	H: 1 LOB: 1 BB: 2 P: 12	R: 0 E: 0 K: 1 S: 5	H: 1 LOB: 0 BB: 0 P: 5	R: 0 E: 1 K: 1 S: 7	H: 1 LOB: 2 BB: 0 P: 7	R: 0 E: 0 K: 1 S: 5	H: 0 LOB: 1 BB: 1 P: 9	R: 1 E: 0 K: 0 S: 5	H: 2 LOB: 1 BB: 0 P: 5	R: 0 E: 0 K: 0 S: 4	H: 1 LOB: 1 BB: 0 P: 4	R: 0 E: 0 K: 2 S: 7	H: 0 LOB: 0 BB: 0 P: 7	1B: 5 2B: 2 3B: 1 HR: 0	SF: 0 SAC: 1 DP: 1 HBP: 0	WP: 2 PB: 0 SB: 0 CS: 1	PA: 36																		
PITCHER Jack Lamabe, R (1, 1) ERA: 3.88 Dick Radatz, R (8, 1) ERA: 1.31	IP 7.0	WLS W	BF 29	H 6	R 3	ER 3	SO 5	BB 3	IBB 0	HBP 0	BLK 0	WP 1	HR 0	S 36	P 48	ERA 3.86	WHIP 1.286						PITCHER	IP 2.0	WLS S	BF 7	H 1	R 0	ER 0	SO 2	BB 0	IBB 0	HBP 0	BLK 0	WP 0	HR 0	S 11	P 11	ERA 0.00	WHIP 0.500

livebaseballscorecards.com

Batter	1	2	3	4	5	6	7	8	9	AB	R	H	RBI	BB	SO	LOB
Dalton Jones, L (1, 4) OBP: 0.364, SLG: 0.574	0-0 F8			4-0 BB BB 1B BB	4-0 BB		0-0 1B 2B 1-3 2-H			2	1	1	1	2	0	0
Eddie Bressoud, R (1, 6) OBP: 0.406, SLG: 0.484	0-0 F2			4-0 1B BB 1-2 SF7 BB	0-0 F6		0-0 2B 2-3 3-H			3	1	1	1	1	0	1
Carl Yastrzemski, L (1, 8) OBP: 0.347, SLG: 0.444	4-0 CS BB			4-0 WP 1B 1-2 2-3 BB		0-0 G3	0-3 K			2	0	0	0	2	1	2
Frank Malzone, R (1, 5) OBP: 0.347, SLG: 0.425	0-0 CS	0-0 6-3		0-0 WP 1B 1-2 2-3 3-H		0-0 F5		0-0 6-3		4	0	1	1	0	0	0
Dick Stuart, R (1, 3) OBP: 0.287, SLG: 0.345		0-0 G5-4-3 1B		0-0 SF7		0-0 6-3		0-3 K		3	0	1	1	0	1	0
Tony Conigliaro, R (1, 7) OBP: 0.311, SLG: 0.504		0-0 G5-4-3		0-3 K			0-0 6-3	0-0 F2		4	0	0	0	0	1	3
Bob Tillman, R (1, 2) OBP: 0.343, SLG: 0.379			0-0 F9	0-0 F7			0-0 2B 1B			3	0	1	0	0	0	2
Earl Wilson, R (7, PR) OBP: 0.429, SLG: 0.200										0	1	0	0	0	0	0
Dick Radatz, R (8, 1) OBP: 0.375, SLG: 0.375										0	0	0	0	0	0	0
Roman Mejias, R (1, 9) OBP: 0.286, SLG: 0.423			0-0 F2		0-3 K		4-0 2B 1B 1-2 BB			2	1	0	0	1	1	0
Jack Lamabe, R (1, 1) OBP: 0.150, SLG: 0.250			0-0 F8		0-0 6-3		0-3 K			2	0	0	0	0	0	0
Russ Nixon, L (7, PH) OBP: 0.450, SLG: 0.550										1	0	0	0	0	1	2

Inning Stats	R: 0	H: 0	E: 0	K: 0	S: 2	P: 6	R: 0	H: 1	E: 0	K: 0	S: 3	R: 0	H: 0	E: 0	K: 0	S: 3	R: 2	H: 1	E: 0	K: 1	S: 6	R: 0	H: 0	E: 0	K: 1	S: 5	R: 0	H: 0	E: 0	K: 0	S: 3	R: 2	H: 3	E: 0	K: 2	S: 10	R: 0	H: 0	E: 0	K: 1	S: 5	
	0	0	0	0	2	6	0	1	0	0	3	0	0	0	0	3	0	3	0	0	0	18	0	0	0	0	9	0	0	0	0	3	0	3	0	1	14	0	0	0	0	5

PITCHER	IP	WLS	BF	H	R	ER	SO	BB	IBB	HBP	BLK	WP	HR	S	P	ERA	WHIP
Dean Chance, R (1, 1) ERA: 2.61	3.0		13	2	2	2	0	4	0	0	0	0	0	9	25	6.00	2.000
Dan Osinski, R (4, 1) ERA: 4.91	3.0		10	0	0	0	2	1	0	0	0	1	0	13	17	0.00	0.333
Bob Lee, R (7, 1) ERA: 2.62	2.0	L	10	3	2	2	3	1	0	0	0	0	0	15	19	9.00	2.000

Los Angeles Angels @ Boston Red Sox
 Fenway Park, Boston, MA
 Wed May 20 1964, 7:05 PM EDT
 Att. 7,704 - Unknown

AB	26
R	4
H	5
RBI	4
BB	6
SO	5
LOB	10



WP	HR	S	P	ERA	WHIP
1	0	0	34		

Batter	1	2	3	4	5	6	7	8	9	AB R H RBI BB SO LOB
Albie Pearson, L OBP: 0.290, SLG: 0.291 (1, 8) (8, 9)	0-3 K		0-0 F8	1-0 HBP	0-0 E6		0-0 E3		0-0 G1-4-3	5 0 0 1 0 1 3
Billy Moran, R OBP: 0.304, SLG: 0.307 (1, 4) (8, 9)	0-0 F8		0-0 BB 1B	0-0 F9	4-0 BB		0-0 4-3			4 0 1 1 1 0 4
Lee Thomas, L OBP: 0.295, SLG: 0.344 (1, 9) (8, 3)	0-0 4-3		4-0 BB				0-0 F8			3 1 1 1 2 0 1
Felix Torres, R OBP: 0.343, SLG: 0.559 Dick Simpson, R OBP: 0.226, SLG: 0.261 (1, 5) (8, PR) (8, 8)		0-0 F9	0-0 4-3					0-0 4-3 1B		4 1 1 0 1 0 5 0 0 0 0 0 0 0
Buck Rodgers, S OBP: 0.298, SLG: 0.257 (1, 2) (8, 5)		4-0 1B SF8 BB		4-0 FC4-6 BB	0-0 SF7	0-0 F6		0-0 F7		2 1 0 1 2 0 1
Tom Satriano, L OBP: 0.403, SLG: 0.362 (1, 3) (8, 5)		0-0 1-3 1B		0-0 FC4-6 BB E FC1-2	0-0 F6		0-0 4-3			5 0 2 0 0 0 3
Ed Kirkpatrick, L OBP: 0.341, SLG: 0.359 (1, 7) (8, 9)		0-0 SF8		0-0 E4 FC1-2 BB HBP	0-0 1B 1B	0-0 5-3		0-0 F8		4 2 1 1 0 0 4
Joe Koppe, R OBP: 0.450, SLG: 0.455 (1, 6) (8, 9)		0-0 F6		4-0 HBP FC1-2 BB	0-0 E 1B BB 1B	0-0 5-3				4 1 1 1 1 0 2
Barry Latman, R Bob Duffin, R Jim Fregosi, R Fred Newman, R Charlie Dressl, L Joe Adcock, R Willie Smith, L Dan Osnicki, R Bobby Knapp, R Eduardo Rodriguez, R Jim Piersall, R			0-3 K	0-0 FC1-2 HBP	0-0 BB E BB 1B		0-0 F7		0-0 G1-4-3 1B	0 0 0 0 0 0 0 1 0 0 0 0 1 0 1 0 0 0 0 0 3 0 0 0 0 0 0 0 0 0 0 0 0 0 0 1 1 1 1 1 0 0 0 0 0 0 0 0 0 1 0 0 0 0 0 0 1 0 0 0 0 0 0 1 0 0 0 0 0 0 1 0 1 0 0 0 0

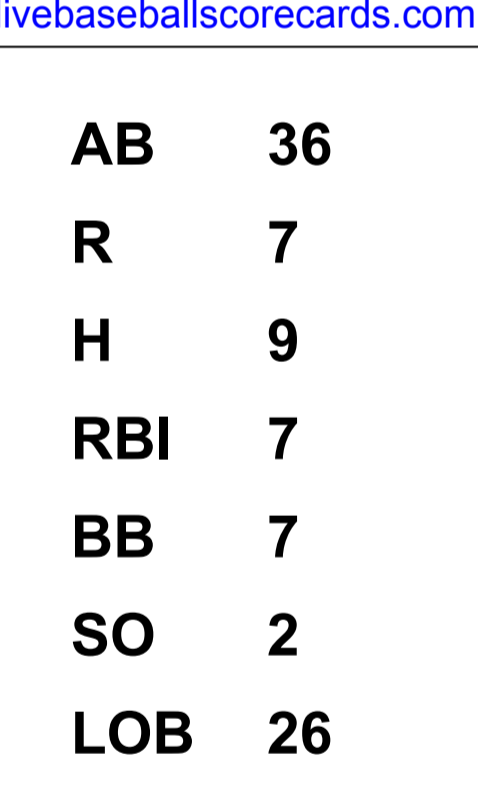
AB	R	H	RBI	BB	SO	LOB
36	7	9	7	7	2	26

Inning	R	H	E	K	S	WP	HR	S	P	ERA	WHIP
1	0	0	0	1	5	0	0	24	45	7.71	2.143
2	1	1	0	0	4	0	0	2	10	∞	∞
3	1	1	0	0	8	0	0	16	16	0.00	0.692

PITCHER	IP	WLS	BF	H	R	ER	SO	BB	IBB	HBP	BLK	WP	HR	S	P	ERA	WHIP
Dave Morehead, R	4.2		26	5	6	4	2	5	0	1	0	0	0	24	45	7.71	2.143
Arnold Earley, L	0.0		4	1	1	0	0	2	0	0	0	0	0	2	10	∞	∞
Bob Hefner, R	4.1	W	16	3	0	0	0	0	0	0	0	0	0	16	16	0.00	0.692

WP: 0 PA: 46
PB: 0
SB: 0
CS: 0

Los Angeles Angels @ Boston Red Sox
Fenway Park, Boston, MA
 Thu May 21 1964, 3:33 AM EDT
 Att. 3,585 - Unknown



AB	R	H	RBI	BB	SO	LOB
36	7	9	7	7	2	26

Batter	1	2	3	4	5	6	7	8	9	AB R H RBI BB SO LOB	TOP		
Wayne Causey, L (1, 6) OBP: 0.378, SLG: 0.318	0-3 K		x 0-0 F4			x 0-0 FC1-6 1B		x 0-0 F6		4 0 1 0 0 1 0	Kansas City Athletics @ Boston Red Sox Fenway Park, Boston, MA Fri May 22 1964, 7:05 PM EDT Att. 13,728 - Unknown livebaseballscorecards.com		
Nelson Mathews, R (1, 8) OBP: 0.358, SLG: 0.425	0-0 6-3		x 0-0 1B			x 0-0 FC1-6 1B HR		x 0-0 F5		4 1 1 0 0 0 1			
Ed Charles, R (1, 5) OBP: 0.390, SLG: 0.376	0-0 E6 CS		x 0-0 L8			x 0-0 1-2 HR 1B		H 1-0 HBP		3 1 1 0 0 0 1			
Rocky Colavito, R (1, 9) OBP: 0.415, SLG: 0.699	0-0 CS 1-2	4-0 2B SF7 BB		S S S 0-3 K		x 0-0 1-H 2-H HR		S S S 0-3 K		3 2 1 3 1 2 1			
Jim Gentile, L (1, 3) OBP: 0.362, SLG: 0.443		S S S 0-3 K		x 0-0 F8		x 0-0 3-1		x 0-0 F3		4 0 0 0 0 1 1			
George Alusik, R (1, 7) OBP: 0.512, SLG: 0.552		x 0-0 1-3 2B		x 0-0 F7		x 0-0 5-3		S S S 0-3 K		4 0 1 0 0 1 0			
Charlie Lau, L (1, 2) OBP: 0.390, SLG: 0.534		x 0-0 SF7 3-H		x 0-0 2B		x 0-0 4-3		x 0-0 L7		3 0 1 1 0 0 0			
Dick Green, R (1, 4) OBP: 0.242, SLG: 0.342		x 0-0 F8		S S S 0-3 K		x 0-0 F6		x 0-0 F6		3 0 0 0 0 1 1			
Orlando Pena, R (1, 1) John Wyatt, R (7, 1)			x 0-0 1-3		x 0-0 F9		S S S 0-3 K			3 0 0 0 0 1 0 0 0 0 0 0 0 0			
Inning Stats	R: 0 H: 0 E: 1 LOB: 0 K: 1 BB: 0 S: 5 P: 5	R: 1 H: 1 E: 0 LOB: 1 K: 1 BB: 1 S: 6 P: 10	R: 0 H: 1 E: 0 LOB: 1 K: 0 BB: 0 S: 4 P: 4	R: 0 H: 0 E: 0 LOB: 0 K: 1 BB: 0 S: 5 P: 5	R: 0 H: 1 E: 0 LOB: 0 K: 1 BB: 0 S: 5 P: 5	R: 3 H: 3 E: 0 LOB: 0 K: 0 BB: 0 S: 6 P: 6	R: 0 H: 0 E: 0 LOB: 0 K: 1 BB: 0 S: 5 P: 5	R: 0 H: 0 E: 0 LOB: 1 K: 1 BB: 0 S: 5 P: 6	R: 0 H: 0 E: 0 LOB: 0 K: 1 BB: 0 S: 5 P: 5	1B: 3 SF: 1 2B: 2 SAC: 0 3B: 0 DP: 0 HR: 1 HBP: 1	WP: 0 PA: 35 PB: 0 SB: 0 CS: 1		
PITCHER	IP WLS BF H R ER SO BB IBB HBP BLK WP HR S P ERA WHIP											PITCHER	IP WLS BF H R ER SO BB IBB HBP BLK WP HR S P ERA WHIP
Earl Wilson, R (1, 1) ERA: 5.81	7.0 L 27 6 4 4 5 1 0 0 0 0 0 1 36 40 5.14 1.000												
Dick Radatz, R (8, 1) ERA: 1.24	2.0 7 0 0 0 2 0 0 1 0 0 0 0 10 11 0.00 0.000												

Batter	1	2	3	4	5	6	7	8	9	AB	R	H	RBI	BB	SO	LOB
Dalton Jones, L (1, 4) OBP: 0.355, SLG: 0.522	0-0 1-3		0-0 FC4-6		0-3 K		0-0 L7		0-0 F6	5	0	0	0	0	1	1
Eddie Bressoud, R (1, 6) OBP: 0.404, SLG: 0.504	0-0 F6		0-0 6-3		0-3 K		0-0 2B			4	0	1	0	0	1	1
Carl Yastrzemski, L (1, 8) OBP: 0.346, SLG: 0.443	0-0 1-4-3			0-0 L7		0-0 F7		0-0 6-3		4	0	0	0	0	0	1
Frank Malzone, R (1, 5) OBP: 0.346, SLG: 0.426		0-0 F9		0-3 K		0-0 1B 2B		0-0 FC3-6 1B		4	1	2	0	0	1	0
Dick Stuart, R (1, 3) OBP: 0.275, SLG: 0.328		0-0 F3		0-0 1B		0-0 F6		0-0 FC3-6 FC5-4 1-2f		4	0	1	0	0	0	2
Tony Conigliaro, R (1, 7) OBP: 0.331, SLG: 0.517		0-0 1B		0-0 F9		4-0 1B BB		0-0 FC5-4 1-2f		3	0	1	0	1	0	2
Bob Tillman, R (1, 2) OBP: 0.345, SLG: 0.373		0-0 6-3		0-3 K		0-0 1-3 2-H 1B		0-3 K		4	0	1	1	0	2	2
Roman Mejias, R (1, 9) OBP: 0.306, SLG: 0.394		0-0 F9		0-0 HR 1B		0-3 K		0-0 5-3		4	1	1	0	0	1	2
Earl Wilson, R (1, 1) OBP: 0.556, SLG: 0.857		0-0 FC4-6 1B		0-0 HR		0-3 K		0-0 4-3		2	1	2	2	0	0	0
Felix Mantilla, R (7, PH) OBP: 0.167, SLG: 0.276										1	0	0	0	0	1	0
Dick Radatz, R (8, 1) OBP: 0.375, SLG: 0.375										0	0	0	0	0	0	0
Russ Nixon, L (9, PH) OBP: 0.429, SLG: 0.524										1	0	0	0	0	0	0

Inning Stats	R: 0	H: 0	E: 0	K: 0	S: 3	P: 3	R: 0	H: 1	E: 0	K: 0	S: 4	R: 0	H: 1	E: 0	K: 0	S: 4	R: 0	H: 1	E: 0	K: 1	S: 6	R: 2	H: 2	E: 0	K: 3	S: 11	R: 1	H: 2	E: 0	K: 1	S: 7	R: 0	H: 1	E: 0	K: 1	S: 6	R: 0	H: 1	E: 0	K: 1	S: 6	R: 0	H: 0	E: 0	K: 0	S: 3	1B: 6	SF: 0	2B: 2	SAC: 0	3B: 0	DP: 0	HR: 1	HBP: 0	WP: 0	PA: 37
--------------	------	------	------	------	------	------	------	------	------	------	------	------	------	------	------	------	------	------	------	------	------	------	------	------	------	-------	------	------	------	------	------	------	------	------	------	------	------	------	------	------	------	------	------	------	------	------	-------	-------	-------	--------	-------	-------	-------	--------	-------	--------

PITCHER	IP	WLS	BF	H	R	ER	SO	BB	IBB	HBP	BLK	WP	HR	S	P	ERA	WHIP
Orlando Pena, R (1, 1) ERA: 3.98	6.2	W	29	8	3	3	6	1	0	0	0	0	1	40	44	4.05	1.350
John Wyatt, R (7, 1) ERA: 1.11	2.1	S	8	1	0	0	1	0	0	0	0	0	0	10	10	0.00	0.429

BOTTOM

Kansas City Athletics @ Boston Red Sox
Fenway Park, Boston, MA
 Fri May 22 1964, 7:05 PM EDT
 Att. 13,728 - Unknown

livebaseballscorecards.com

AB	36
R	3
H	9
RBI	3
BB	1
SO	7
LOB	11



Batter	1	2	3	4	5	6	7	8	9	AB R H RBI BB SO LOB	TOP	
Wayne Causey, L (1, 6) OBP: 0.373, SLG: 0.321	0-3 K		0-0 2B		0-0 E4 SF9 1B		0-0 L7		0-3 K	5 1 1 0 0 2 2	Kansas City Athletics @ Boston Red Sox Fenway Park, Boston, MA Sat May 23 1964, 3:33 AM EDT Att. 6,119 - Unknown livebaseballscorecards.com	
Nelson Mathews, R (1, 8) OBP: 0.355, SLG: 0.420 Manny Jimenez, L (9, PH) OBP: 0.270, SLG: 0.509 Jose Tartabull, L (9, 8) OBP: 0.200, SLG: 0.300	0-3 K		0-3 K		0-0 E6 SF9 1-3 1B		0-3 K		0-0 F6	4 0 1 0 0 3 1 1 0 0 0 0 0 2 0 0 0 0 0 0 0		
Ed Charles, R (1, 5) OBP: 0.384, SLG: 0.369	0-0 F4		0-0 L6		0-3 K		0-0 L7		0-0 1-2 3-H 1B	5 0 1 1 0 1 3		
Rocky Colavito, R (1, 9) OBP: 0.406, SLG: 0.673		0-0 6-3		0-0 F8	4-0 IBB			0-0 F5	0-0 F8	4 0 0 0 1 0 2		
Jim Gentile, L (1, 3) OBP: 0.373, SLG: 0.508		0-0 HR		0-0 HR	0-0 SF9			0-0 1B		3 2 3 3 0 0 0		
George Alusik, R (1, 7) OBP: 0.511, SLG: 0.576		0-0 2B		0-0 1B 1B	0-3 K			0-0 F7		4 0 2 0 0 1 3		
Charlie Lau, L (1, 2) OBP: 0.384, SLG: 0.519		0-0 L7		0-0 1-2 1B		0-0 6-3		0-0 F8		4 0 1 0 0 0 2		
Dick Green, R (1, 4) OBP: 0.242, SLG: 0.347		0-0 F9		0-3 K		0-0 5-3		0-0 SH 1B 2B		4 1 1 0 0 1 3		
Aurelio Monteagudo, R (1, 1) OBP: 0.286, SLG: 0.571 Jack Aker, R (5, 1) John Wyatt, R (8, 1)		0-3 K	0-3 K	0-3 K		0-3 K		0-0 SH 1B	2-3	2 0 0 0 0 2 2 1 0 0 0 0 1 0 0 0 0 0 0 0 0		
Inning Stats	R: 0 E: 0 K: 2 S: 7 H: 0 LOB: 0 BB: 0 P: 7	R: 1 E: 0 K: 0 S: 5 H: 2 LOB: 1 BB: 0 P: 5	R: 0 E: 0 K: 2 S: 8 H: 1 LOB: 1 BB: 0 P: 8	R: 1 E: 0 K: 2 S: 10 H: 3 LOB: 2 BB: 0 P: 10	R: 1 E: 2 K: 2 S: 9 H: 1 LOB: 2 BB: 1 P: 13	R: 0 E: 0 K: 1 S: 5 H: 0 LOB: 0 BB: 0 P: 5	R: 0 E: 0 K: 1 S: 5 H: 0 LOB: 0 BB: 0 P: 5	R: 0 E: 0 K: 0 S: 4 H: 1 LOB: 1 BB: 0 P: 4	R: 1 E: 0 K: 1 S: 8 H: 2 LOB: 2 BB: 0 P: 8	1B: 5 2B: 3 3B: 0 HR: 2 SF: 1 SAC: 1 DP: 0 HBP: 0	WP: 0 PB: 0 SB: 0 CS: 0 PA: 40	
PITCHER	IP WLS BF H R ER SO BB IBB HBP BLK WP HR S P ERA WHIP											
Bill Monbouquette, R (1, 1) ERA: 3.99 Dick Radatz, R (9, 1) ERA: 1.45	8.0 34 8 3 2 10 0 1 0 0 0 2 53 57 2.25 1.000											
	1.0 W 6 2 1 1 1 0 0 0 0 0 0 8 8 9.00 2.000											

Kansas City Athletics @ Boston Red Sox
 Fenway Park, Boston, MA
 Sat May 23 1964, 3:33 AM EDT
 Att. 6,119 - Unknown

AB	37
R	4
H	10
RBI	4
BB	1
SO	11
LOB	20



Batter	1	2	3	4	5	6	7	8	9	AB	R	H	RBI	BB	SO	LOB
Dalton Jones, L (1, 4) OBP: 0.350, SLG: 0.507	0-0 F9		0-0 L8		0-0 4-3			0-0 HBP FC3-5 BB 1B		4	1	1	0	0	0	1
Eddie Bressoud, R (1, 6) OBP: 0.393, SLG: 0.489	0-3 K			0-3 K	0-0 F9			0-0 FC3-5 BB HBP		4	0	0	0	0	2	2
Tony Conigliaro, R (1, 7) OBP: 0.336, SLG: 0.512	0-3 K			0-0 BB 1B		0-0 6-3		1-0 BB HBP		3	0	1	0	0	1	0
Frank Malzone, R (1, 5) OBP: 0.336, SLG: 0.413		0-0 F5		0-3 K		0-0 6-3		0-0 F6		4	0	0	0	0	1	4
Carl Yastrzemski, L (1, 8) OBP: 0.350, SLG: 0.436		0-0 4-3		4-0 FC6-4 BB		0-0 4-3		4-0 BB		2	0	0	1	2	0	0
Dick Stuart, R (1, 3) OBP: 0.275, SLG: 0.320		0-0 F6		0-0 FC6-4			1-0 HBP	0-0 F5		3	0	0	0	0	0	5
Bob Tillman, R (1, 2) OBP: 0.359, SLG: 0.410			0-0 G5-4-3 1B		0-0 HR		0-0 G6-4-3 HBP		4-0 FC3-6 BB	3	1	2	1	1	0	1
Roman Mejias, R (1, 9) OBP: 0.300, SLG: 0.459			0-0 G5-4-3 1-2f		0-0 HR		0-3 K		0-0 FC3-6 HR	4	2	1	1	0	1	2
Bill Monbouquette, R (1, 1) OBP: 0.294, SLG: 0.143			0-0 1B		0-0 1-3			0-0 FC3-5 1B	0-0 HR	2	0	1	0	0	0	0
Russ Nixon, L (8, PH) OBP: 0.453, SLG: 0.545										1	0	1	0	0	0	0
Earl Wilson, R (8, PR) OBP: 0.556, SLG: 0.857										0	0	0	0	0	0	0
Dick Radatz, R (9, 1) OBP: 0.375, SLG: 0.375										0	0	0	0	0	0	0
Felix Mantilla, R (9, PH) OBP: 0.194, SLG: 0.400										1	1	1	2	0	0	0

Inning Stats	R: 0	H: 0	E: 0	K: 2	S: 7	R: 0	H: 0	E: 0	K: 0	S: 3	R: 0	H: 2	E: 0	K: 0	S: 4	R: 0	H: 1	E: 0	K: 2	S: 8	R: 2	H: 2	E: 0	K: 0	S: 5	R: 0	H: 0	E: 0	K: 1	S: 4	R: 1	H: 2	E: 0	K: 0	S: 5	R: 2	H: 1	E: 0	K: 0	S: 2	1B: 5	2B: 0	3B: 0	HR: 3	SF: 0	SAC: 0	DP: 2	HBP: 2	WP: 0	PB: 0	SB: 0	CS: 0	PA: 36
--------------	------	------	------	------	------	------	------	------	------	------	------	------	------	------	------	------	------	------	------	------	------	------	------	------	------	------	------	------	------	------	------	------	------	------	------	------	------	------	------	------	-------	-------	-------	-------	-------	--------	-------	--------	-------	-------	-------	-------	--------

PITCHER	IP	WLS	BF	H	R	ER	SO	BB	IBB	HBP	BLK	WP	HR	S	P	ERA	WHIP
Aurelio Monteagudo, R (1, 1) ERA: 7.76	4.0		17	5	2	2	4	1	0	0	0	0	2	24	28	4.50	1.500
Jack Aker, R (5, 1) ERA: 8.4	3.1		13	2	1	1	1	0	0	2	0	0	0	13	15	2.70	0.600
John Wyatt, R (8, 1) ERA: 1.78	1.0	L	6	1	2	2	0	2	0	0	0	0	1	4	12	18.00	3.000

BOTTOM

Kansas City Athletics @ Boston Red Sox
Fenway Park, Boston, MA
Sat May 23 1964, 3:33 AM EDT
Att: 6,119 - Unknown

livebaseballscorecards.com

AB	31
R	5
H	8
RBI	5
BB	3
SO	5
LOB	15



Batter	1	2	3	4	5	6	7	8	9	AB R H RBI BB SO LOB	TOP											
Wayne Causey, L (1, 6) OBP: 0.370, SLG: 0.326	0-0 BB BB 2B	0-3 K			0-0 4-3		0-0 L8			4 1 1 0 0 1 1	Kansas City Athletics @ Boston Red Sox Fenway Park, Boston, MA Sun May 24 1964, 3:33 AM EDT Unknown											
Nelson Mathews, R (1, 8) OBP: 0.346, SLG: 0.408	0-3 K	0-3 K			0-0 6-3		0-3 K			4 0 0 0 0 3 2												
Ed Charles, R (1, 5) OBP: 0.387, SLG: 0.368	4-0 BB BB BB			0-0 BB 1B	0-0 6-3			0-3 K		3 0 1 0 1 1 0												
Rocky Colavito, R (1, 9) OBP: 0.402, SLG: 0.658	0-0 F4			0-0 F7		0-0 1B		0-0 F5		4 0 1 0 0 0 3												
Jim Gentile, L (1, 3) OBP: 0.390, SLG: 0.538	4-0 BB BB BB			4-0 BB G5-4-3 BB		0-0 HR		4-0 BB FC6-4 BB		1 1 1 1 3 0 0												
George Alusik, R (1, 7) OBP: 0.510, SLG: 0.556	4-0 BB BB BB			0-0 BB G5-4-3		0-0 1B		0-0 BB FC6-4		3 0 1 1 1 0 3												
Charlie Lau, L (1, 2) OBP: 0.367, SLG: 0.494	0-3 K			0-0 4-3		0-0 F5		0-0 4-3		4 0 0 0 0 1 4												
Dick Green, R (1, 4) OBP: 0.242, SLG: 0.339		4-0 BB BB BB		0-0 L7		0-0 5-3		0-0 6-3		3 0 0 0 1 0 1												
Moe Drabowsky, R (1, 1) OBP: 0.059, SLG: 0.059 Manny Jimenez, L (9, PH) OBP: 0.266, SLG: 0.500		0-0 F4		0-3 K		0-3 K		0-3 K		3 0 0 0 0 2 1 1 0 0 0 0 1 0												
Inning Stats	R: 1 E: 0 K: 2 S: 8	H: 1 LOB: 3 BB: 3 P: 20	R: 0 E: 0 K: 2 S: 7	H: 0 LOB: 1 BB: 1 P: 11	R: 0 E: 0 K: 0 S: 3	H: 1 LOB: 1 BB: 1 P: 7	R: 0 E: 0 K: 1 S: 5	H: 0 LOB: 0 BB: 0 P: 5	R: 0 E: 0 K: 0 S: 3	H: 0 LOB: 0 BB: 0 P: 3	R: 1 E: 0 K: 0 S: 5	H: 3 LOB: 1 BB: 0 P: 5	R: 0 E: 0 K: 2 S: 7	H: 0 LOB: 0 BB: 0 P: 7	R: 0 E: 0 K: 1 S: 5	H: 0 LOB: 1 BB: 1 P: 9	R: 0 E: 0 K: 1 S: 5	H: 0 LOB: 0 BB: 0 P: 5	1B: 3 2B: 1 3B: 0 HR: 1	SF: 0 SAC: 0 DP: 1 HBP: 0	WP: 0 PB: 0 SB: 0 CS: 0	PA: 36
PITCHER Jack Lamabe, R (1, 1) ERA: 3.68 Bob Hefner, R (9, 1) ERA: 2.28	IP: 8.0 WLS: W BF: 33 H: 5 R: 2 ER: 2 SO: 8 BB: 6 IBB: 0 HBP: 0 BLK: 0 WP: 0 HR: 1 S: 43 P: 67 ERA: 2.25 WHIP: 1.375	IP: 1.0 WLS: S BF: 3 H: 0 R: 0 ER: 0 SO: 1 BB: 0 IBB: 0 HBP: 0 BLK: 0 WP: 0 HR: 0 S: 5 P: 5 ERA: 0.00 WHIP: 0.000											PITCHER IP: 1.0 WLS: S BF: 3 H: 0 R: 0 ER: 0 SO: 1 BB: 0 IBB: 0 HBP: 0 BLK: 0 WP: 0 HR: 0 S: 5 P: 5 ERA: 0.00 WHIP: 0.000	IP: 8.0 WLS: W BF: 33 H: 5 R: 2 ER: 2 SO: 8 BB: 6 IBB: 0 HBP: 0 BLK: 0 WP: 0 HR: 1 S: 43 P: 67 ERA: 2.25 WHIP: 1.375								

livebaseballscorecards.com

AB	30
R	2
H	5
RBI	2
BB	6
SO	9
LOB	15



Batter	1	2	3	4	5	6	7	8	9	AB	R	H	RBI	BB	SO	LOB
Dalton Jones, L (1, 4) OBP: 0.357, SLG: 0.513	0-0 L9		4-0 BB			0-0 F9		0-0 1B 2B		3	1	1	0	1	0	0
Eddie Bressoud, R (1, 6) OBP: 0.396, SLG: 0.489	0-0 L7		0-0 1-3			0-0 G6-4-3 1B		0-0 FC6-4 HR 1B		4	1	2	1	0	0	2
Tony Conigliaro, R (1, 7) OBP: 0.341, SLG: 0.508 Earl Wilson, R (8, PR) OBP: 0.556, SLG: 0.857 Lou Clinton, R (9, 9) OBP: 0.271, SLG: 0.329	0-3 K				0-0 4-3 1B	0-0 G6-4-3		1-0 FC6-4 HBP		3	0	1	0	0	1	1
Frank Malzone, R (1, 5) OBP: 0.326, SLG: 0.400		0-0 1-3		0-0 4-3 1-2			0-0 6-3	0-0 FC6-4 HR		4	1	0	0	0	0	3
Carl Yastrzemski, L (1, 8) OBP: 0.355, SLG: 0.458		0-0 4-3		0-0 F7			0-0 HR	4-0 HR IBB		3	2	1	1	1	0	1
Dick Stuart, R (1, 3) OBP: 0.274, SLG: 0.341 Dick Williams, R (9, 3) OBP: 0.143, SLG: 0.077		0-0 6-3		0-0 6-3			0-0 6-3	0-0 HR		4	1	1	4	0	0	1
Bob Tillman, R (1, 2) OBP: 0.364, SLG: 0.417			0-0 F9		0-0 F7		0-0 2B	4-0 BB		3	0	1	0	1	0	0
Roman Mejias, R (1, 9) OBP: 0.273, SLG: 0.415			0-0 F1		0-0 6-3		0-0 F8	0-0 F6		4	0	0	0	0	0	2
Jack Lamabe, R (1, 1) OBP: 0.182, SLG: 0.238 Russ Nixon, L (8, PH) OBP: 0.435, SLG: 0.522 Bob Heffner, R (9, 1) OBP: 0.333, SLG: 0.833			4-0 BB		0-3 K			0-3 K		1	0	0	0	1	1	0

Inning Stats	R: 0	H: 0	E: 0	K: 1	S: 5	R: 0	H: 0	E: 0	K: 0	S: 3	R: 0	H: 0	E: 0	K: 0	S: 3	R: 0	H: 1	E: 0	K: 0	S: 4	R: 0	H: 0	E: 0	K: 1	S: 5	R: 1	H: 2	E: 0	K: 0	S: 5	R: 5	H: 3	E: 0	K: 1	S: 8
	LOB: 0	BB: 0	P: 5	LOB: 0	BB: 0	LOB: 2	BB: 2	LOB: 1	BB: 0	P: 4	LOB: 0	BB: 0	LOB: 0	BB: 0	P: 5	LOB: 0	BB: 0	LOB: 1	BB: 0	P: 3	LOB: 1	BB: 1	LOB: 0	BB: 0	LOB: 0	BB: 0	LOB: 1	BB: 0	P: 5	LOB: 1	BB: 2	LOB: 1	BB: 2	P: 17	

PITCHER	IP	WLS	BF	H	R	ER	SO	BB	IBB	HBP	BLK	WP	HR	S	P	ERA	WHIP	PITCHER	IP	WLS	BF	H	R	ER	SO	BB	IBB	HBP	BLK	WP	HR	S	P	ERA	WHIP		
Moe Drabowsky, R (1, 1) ERA: 5.89	8.0	L	35	7	6	6	3	3	1	1	0	0	2	36	53	6.75	1.250																				

BOTTOM

Kansas City Athletics @ Boston Red Sox
 Fenway Park, Boston, MA
 Sun May 24 1964, 3:33 AM EDT
 Unknown

AB	30
R	6
H	7
RBI	6
BB	4
SO	3
LOB	10



1B: 3	SF: 0	WP: 0	PA: 35
2B: 2	SAC: 0	PB: 0	
3B: 0	DP: 1	SB: 0	
HR: 2	HBP: 1	CS: 0	

Batter	1	2	3	4	5	6	7	8	9	AB R H RBI BB SO LOB	TOP											
Wayne Causey, L (1, 6) OBP: 0.382, SLG: 0.343	4-0 WP 2B BB		4-0 G5-4-3 BB		4-0 BB BB		0-0 FC5-2 3B		0-3 K	2 1 1 0 3 1 0												
Nelson Mathews, R (1, 8) OBP: 0.348, SLG: 0.411	0-0 1-H 2B		0-0 G5-4-3 1-2f		4-0 FC6-4 BB		0-0 FC5-2 FC6-4		0-3 K	4 0 1 1 1 1 2												
Ed Charles, R (1, 5) OBP: 0.377, SLG: 0.357	0-3 K		0-0 F8		0-0 FC6-4 1-2f		0-0 FC6-4 1-2f			4 0 0 0 0 1 5												
Rocky Colavito, R (1, 9) OBP: 0.404, SLG: 0.646	0-0 F9			4-0 G5-4-3 BB		0-0 6-3		4-0 1B BB		2 0 0 0 2 0 1												
George Alusik, R (1, 3) OBP: 0.528, SLG: 0.553	4-0 BB			0-0 L5		4-0 2B BB		0-0 1-2 1B		2 0 1 0 2 0 1												
Doc Edwards, R (1, 2) OBP: 0.260, SLG: 0.271	0-3 K			0-0 G5-4-3 1-2f		0-0 F9		0-0 F2		2 0 0 0 0 1 3												
Charlie Lau, L (6, PH) OBP: 0.359, SLG: 0.482										2 0 0 0 0 0 3												
Manny Jimenez, L (1, 7) OBP: 0.265, SLG: 0.500		0-0 3-1			0-0 L4		0-0 1-3 2B		0-3 K	4 0 1 0 0 1 2												
Dick Green, R (1, 4) OBP: 0.244, SLG: 0.339		0-3 K			0-0 BB BB 1B		0-0 F4		0-3 K	3 0 1 0 0 1 2												
Jim Gentile, L (8, PH) OBP: 0.388, SLG: 0.533										1 0 0 0 0 1 2												
George Williams, R (8, 4) OBP: 0.211, SLG: 0.118										0 0 0 0 0 0 0												
Diego Segui, R (1, 1) OBP: 0.278, SLG: 0.412		0-3 K			0-3 K		0-0 F7		0-3 K	2 0 0 0 0 2 1												
Jose Tartabull, L (7, PH) OBP: 0.182, SLG: 0.273										1 0 0 0 0 0 0												
Vern Handrahan, L (7, 1)										0 0 0 0 0 0 0												
Billy Bryan, L (9, PH) OBP: 0.294, SLG: 0.571										1 0 0 0 0 1 0												
Inning Stats	R: 1 E: 0 K: 2 S: 8	H: 1 LOB: 2 BB: 2 P: 16	R: 0 E: 0 K: 2 S: 7	H: 0 LOB: 0 BB: 0 P: 7	R: 0 E: 0 K: 0 S: 2	H: 0 LOB: 0 BB: 1 P: 6	R: 0 E: 0 K: 0 S: 2	H: 0 LOB: 0 BB: 1 P: 6	R: 0 E: 0 K: 1 S: 6	H: 1 LOB: 3 BB: 2 P: 14	R: 0 E: 0 K: 0 S: 4	H: 1 LOB: 2 BB: 1 P: 8	R: 0 E: 0 K: 0 S: 4	H: 1 LOB: 1 BB: 0 P: 4	R: 0 E: 0 K: 2 S: 8	H: 1 LOB: 2 BB: 1 P: 12	R: 0 E: 0 K: 3 S: 9	H: 0 LOB: 0 BB: 0 P: 9	1B: 2 2B: 2 3B: 1 HR: 0	SF: 0 SAC: 0 DP: 2 HBP: 0	WP: 1 PB: 0 SB: 0 CS: 0	PA: 38
PITCHER	IP WLS BF H R ER SO BB IBB HBP BLK WP HR S P ERA WHIP																					
Ed Connolly, L (1, 1) ERA: 4.05	5.0 W 21 2 1 1 5 6 0 0 0 1 0 25 49 1.80 1.600																					
Bob Hefner, R (6, 1) ERA: 2.12	2.0 11 3 0 0 0 2 0 0 0 0 0 9 17 0.00 2.500																					
Dick Radatz, R (8, 1) ERA: 1.37	2.0 S 6 0 0 0 5 0 0 0 0 0 0 16 16 0.00 0.000																					

Kansas City Athletics @ Boston Red Sox
Fenway Park, Boston, MA
 Sun May 24 1964, 3:38 AM EDT
 Att. 15,869 - Unknown

AB	30
R	1
H	5
RBI	1
BB	8
SO	10
LOB	22



Batter	1	2	3	4	5	6	7	8	9
Roman Mejias, R OBP: 0.292, SLG: 0.455 (1, 7)	0-0 1B 3B		0-0 5-3		0-0 F7			4-0 BB	
Eddie Bressoud, R OBP: 0.399, SLG: 0.490 (1, 6)	0-0 FC6-4 1B		0-0 L8		0-0 1B			0-0 L4	
Dalton Jones, L OBP: 0.345, SLG: 0.494 (1, 4)	0-0 FC6-4 G6-3			0-0 1-3		0-0 6-3			
Carl Yastrzemski, L OBP: 0.354, SLG: 0.451 (1, 8)	0-0 G6-3			4-0 HR BB		0-0 F7			
Dick Stuart, R OBP: 0.282, SLG: 0.370 (1, 3)		0-0 1B		0-0 HR		0-3 K			
Dick Williams, R OBP: 0.118, SLG: 0.063 (1, 5)		0-0 L7		0-0 6-3		0-0 5-3			
Russ Nixon, L OBP: 0.385, SLG: 0.462 (1, 2)		0-0 F5		0-0 G3		0-0 3-1			
Lou Clinton, R OBP: 0.273, SLG: 0.341 (1, 9)		0-3 K			0-0 F7			0-0 FC2-5 2B	
Ed Connolly, L (1, 1)			0-3 K		0-0 F8			0-0 FC2-5 L4 BB	
Felix Mantilla, R OBP: 0.188, SLG: 0.387 (5, PH)									
Bob Heffner, R OBP: 0.333, SLG: 0.833 (6, 1)									
Dick Radatz, R OBP: 0.333, SLG: 0.333 (8, 1)									

Inning Stats	R: 1	H: 2	E: 0	K: 0	S: 4	LOB: 0	BB: 0	P: 4	R: 0	H: 1	E: 0	K: 1	S: 6	LOB: 1	BB: 0	P: 6	R: 0	H: 0	E: 0	K: 1	S: 5	LOB: 0	BB: 0	P: 5	R: 2	H: 1	E: 0	K: 0	S: 4	LOB: 0	BB: 1	P: 8	R: 0	H: 0	E: 0	K: 0	S: 3	LOB: 0	BB: 0	P: 3	R: 0	H: 1	E: 0	K: 1	S: 3	LOB: 0	BB: 0	P: 3	R: 0	H: 0	E: 0	K: 1	S: 5	LOB: 0	BB: 0	P: 5	R: 0	H: 1	E: 0	K: 0	S: 3	LOB: 1	BB: 1	P: 7
--------------	------	------	------	------	------	--------	-------	------	------	------	------	------	------	--------	-------	------	------	------	------	------	------	--------	-------	------	------	------	------	------	------	--------	-------	------	------	------	------	------	------	--------	-------	------	------	------	------	------	------	--------	-------	------	------	------	------	------	------	--------	-------	------	------	------	------	------	------	--------	-------	------

PITCHER	IP	WLS	BF	H	R	ER	SO	BB	IBB	HBP	BLK	WP	HR	S	P	ERA	WHIP
Diego Segui, R ERA: 4.32 (1, 1)	6.0	L	22	5	3	3	2	1	0	0	0	0	1	25	29	4.50	1.000
Vern Handrahan, R ERA: 6.48 (7, 1)	2.0		7	1	0	0	1	1	0	0	0	0	0	8	12	0.00	1.000

BOTTOM

Kansas City Athletics @ Boston Red Sox
 Fenway Park, Boston, MA
 Sun May 24 1964, 3:38 AM EDT
 Att. 15,869 - Unknown

AB	R	H	RBI	BB	SO	LOB
3	1	1	0	1	0	0
4	0	2	1	0	0	2
3	0	0	0	0	0	1
2	1	0	0	1	0	1
3	1	2	2	0	1	0
3	0	0	0	0	0	1
3	0	0	0	0	0	1
3	0	1	0	0	1	1
1	0	0	0	0	1	0
1	0	0	0	0	0	0
0	0	0	0	0	0	0
1	0	0	0	0	0	1

AB	27
R	3
H	6
RBI	3
BB	2
SO	3
LOB	8



WP	PA
0	29
0	0
0	0

Batter	1	2	3	4	5	6	7	8	9	AB R H RBI BB SO LOB	TOP
Don Blasingame, L (1, 4) <small>OBP: 0.293, SLG: 0.320</small> Ken Hunt, R (7, PH) <small>OBP: 0.276, SLG: 0.286</small> Don Rudolph, L (7, 1) Ed Brinkman, R (9, PH) <small>OBP: 0.192, SLG: 0.276</small>	0-0 		0-0 		0-3 		0-0 		0-0 	3 0 1 1 0 1 0 1 0 0 0 0 0 3 0 0 0 0 0 0 0 0 0 0 1 0 0 0	Washington Senators @ Boston Red Sox Fenway Park, Boston, MA Mon May 25 1964, 7:05 PM EDT Att. 6,902 - Unknown livebaseballscorecards.com
John Kennedy, R (1, 6) <small>OBP: 0.364, SLG: 0.477</small>	0-3 		0-0 		0-3 			0-0 	0-0 	5 2 2 2 0 2 1	
Chuck Hinton, R (1, 7) <small>OBP: 0.392, SLG: 0.536</small>	0-3 		0-0 		0-0 			0-3 		4 0 2 1 0 2 0	
Jim King, L (1, 9) <small>OBP: 0.294, SLG: 0.390</small>		0-0 	0-0 		0-3 			0-3 		4 0 0 0 0 2 2	
Bill Skowron, R (1, 3) <small>OBP: 0.271, SLG: 0.449</small>		0-0 		0-0 		0-0 		1-0 		3 0 0 0 0 0 1	
Don Lock, R (1, 8) <small>OBP: 0.386, SLG: 0.456</small>		0-0 		4-0 			0-3 	0-3 		3 0 0 0 1 2 2	
Mike Brumley, L (1, 2) <small>OBP: 0.316, SLG: 0.308</small>			0-0 	0-0 			4-0 		0-0 	3 0 1 0 1 0 1	
Don Zimmer, R (1, 5) <small>OBP: 0.280, SLG: 0.466</small>			4-0 	0-0 			4-0 		0-0 	2 2 0 0 2 0 2	
Jim Duckworth, R (1, 1) <small>OBP: 0.333, SLG: 0.333</small> Steve Ridzik, R (6, 1) Dick Phillips, L (7, PH) <small>OBP: 0.256, SLG: 0.225</small> Fred Valentine, S (7, PH) <small>OBP: 0.262, SLG: 0.316</small> Chuck Cottier, R (7, 4) <small>OBP: 0.225, SLG: 0.265</small>			0-0 		0-3 		4-0 		4-0 	2 1 1 0 0 1 0 0 0 0 0 0 0 0 0 0 0 0 0 0 0 0 0 0 0 1 0 0 0 0 0 0 1 0 0	
Inning Stats	R: 0 H: 0 E: 0 LOB: 0 K: 2 BB: 0 S: 7 P: 7	R: 0 H: 0 E: 1 LOB: 0 K: 0 BB: 0 S: 3 P: 3	R: 3 H: 4 E: 1 LOB: 1 K: 0 BB: 1 S: 6 P: 10	R: 0 H: 0 E: 0 LOB: 1 K: 0 BB: 1 S: 3 P: 7	R: 0 H: 0 E: 0 LOB: 0 K: 3 BB: 0 S: 9 P: 9	R: 0 H: 1 E: 0 LOB: 0 K: 1 BB: 0 S: 5 P: 5	R: 0 H: 0 E: 0 LOB: 2 K: 1 BB: 3 S: 4 P: 16	R: 1 H: 1 E: 0 LOB: 1 K: 3 BB: 0 S: 10 P: 11	R: 1 H: 1 E: 0 LOB: 1 K: 0 BB: 1 S: 4 P: 8	1B: 5 SF: 1 2B: 1 SAC: 0 3B: 0 DP: 2 HR: 1 HBP: 1	WP: 0 PA: 38 PB: 0 SB: 1 CS: 1
PITCHER Dave Morehead, R (1, 1) <small>ERA: 3.35</small> Arnold Earley, L (7, 1) <small>ERA: 0.73</small> Bill Spanswick, L (7, 1) <small>ERA: 6.26</small> Dick Radatz, R (9, 1) <small>ERA: 1.56</small>	IP WLS BF H R ER SO BB IBB HBP BLK WP HR S P ERA WHIP 6.1 W 26 5 3 3 7 4 0 0 0 0 0 0 36 52 4.26 1.421 0.0 1 0 0 0 0 1 0 0 0 0 0 0 0 4 ∞ ∞ 1.2 6 1 1 1 3 0 0 1 0 0 1 11 12 5.40 0.600 1.0 S 5 1 1 1 0 1 0 0 0 0 0 0 4 8 9.00 2.000	PITCHER IP WLS BF H R ER SO BB IBB HBP BLK WP HR S P ERA WHIP									



Batter	1	2	3	4	5	6	7	8	9
Dalton Jones, L (1, 4) OBP: 0.348, SLG: 0.494	0-0 1B 2B	4-0 1-2 BB			4-3 BB	0-0 P6 BB		0-0 F2	
Eddie Bressoud, R (1, 6) OBP: 0.407, SLG: 0.493	0-0 2B 1B	0-0 F3			4-0 BB	0-0 1-2 2-3 3-H 1B			
Frank Malzone, R (1, 5) OBP: 0.317, SLG: 0.388	0-0 P6 1-2		0-0 F8		0-0 F5	0-3 K			
Carl Yastrzemski, L (1, 8) OBP: 0.358, SLG: 0.460	0-0 1B 2B		0-0 5-3			0-0 E 2B 1B	0-0 P4		
Dick Stuart, R (1, 3) OBP: 0.281, SLG: 0.367	0-0 G1-4-3 1B		0-0 4-3			0-0 F8	0-0 F8		
Roman Mejias, R (1, 7) OBP: 0.269, SLG: 0.417	0-0 G1-4-3			0-0 F5		0-0 E5 2B E	0-3 K		
Bob Tillman, R (1, 2) OBP: 0.360, SLG: 0.420		0-3 K		0-0 6-3		0-0 E 1B 2B	0-0 F3		
Lou Clinton, R (1, 9) OBP: 0.293, SLG: 0.357		4-0 BB BB		0-0 5-3		4-0 1B E IBB	0-0 2B		
Dave Morehead, R (1, 1) OBP: 0.111, SLG: 0.059		0-3 K			0-0 6-3	0-0 E4 1B	0-0 6-3		
Arnold Earley, L (7, 1)									
Bill Spanswick, L (7, 1) OBP: 0.429, SLG: 0.333									
Felix Mantilla, R (8, PH) OBP: 0.182, SLG: 0.375									
Dick Radatz, R (9, 1) OBP: 0.333, SLG: 0.333									

Inning Stats	R: 3 E: 0 K: 0 S: 6	H: 4 LOB: 0 BB: 0 P: 6	R: 0 E: 0 K: 2 S: 7	H: 0 LOB: 2 BB: 2 P: 15	R: 0 E: 0 K: 0 S: 3	H: 0 LOB: 0 BB: 0 P: 3	R: 0 E: 0 K: 0 S: 3	H: 0 LOB: 0 BB: 0 P: 3	R: 0 E: 0 K: 0 S: 3	H: 0 LOB: 1 BB: 1 P: 7	R: 3 E: 2 K: 1 S: 10	H: 3 LOB: 3 BB: 1 P: 14	R: 0 E: 0 K: 1 S: 5	H: 0 LOB: 0 BB: 0 P: 5	R: 0 E: 0 K: 0 S: 4	H: 1 LOB: 1 BB: 0 P: 4
--------------	------------------------------	---------------------------------	------------------------------	----------------------------------	------------------------------	---------------------------------	------------------------------	---------------------------------	------------------------------	---------------------------------	-------------------------------	----------------------------------	------------------------------	---------------------------------	------------------------------	---------------------------------


PITCHER	IP	WLS	BF	H	R	ER	SO	BB	IBB	HBP	BLK	WP	HR	S	P	ERA	WHIP
Jim Duckworth, R (1, 1) ERA: 2.08	5.1	L	26	6	6	3	2	3	1	0	0	1	0	26	42	5.06	1.688
Steve Ridzik, R (6, 1) ERA: 2.13	0.2		4	1	0	0	1	0	0	0	0	0	0	6	6	0.00	1.500
Don Rudolph, L (7, 1) ERA:	2.0		7	1	0	0	1	0	0	0	0	0	0	9	9	0.00	0.500

BOTTOM

Washington Senators @ Boston Red Sox
Fenway Park, Boston, MA
 Mon May 25 1964, 7:05 PM EDT
 Att. 6,902 - Unknown

AB	R	H	RBI	BB	SO	LOB
4	1	1	0	1	0	4
3	1	2	2	1	0	2
4	0	0	0	0	1	5
4	2	2	1	0	0	0
4	0	1	1	0	0	1
4	1	0	0	0	1	2
4	1	1	1	0	1	0
2	0	1	0	2	0	0
3	0	0	1	0	1	3
0	0	0	0	0	0	0
0	0	0	0	0	0	0
1	0	0	0	0	0	1
0	0	0	0	0	0	0

AB 33
R 6
H 8
RBI 6
BB 4
SO 4
LOB 18



PITCHER	IP	WLS	BF	H	R	ER	SO	BB	IBB	HBP	BLK	WP	HR	S	P	ERA	WHIP
Jim Duckworth, R (1, 1) ERA: 2.08	5.1	L	26	6	6	3	2	3	1	0	0	1	0	26	42	5.06	1.688
Steve Ridzik, R (6, 1) ERA: 2.13	0.2		4	1	0	0	1	0	0	0	0	0	0	6	6	0.00	1.500
Don Rudolph, L (7, 1) ERA:	2.0		7	1	0	0	1	0	0	0	0	0	0	9	9	0.00	0.500

Batter	1	2	3	4	5	6	7	8	9	AB R H RBI BB SO LOB	TOP											
Don Blasingame, L (1, 4) OBP: 0.285, SLG: 0.310	0-0 4-3		0-0 F7		0-0 6-3		0-0 4-3			4 0 0 0 0 0 2												
John Kennedy, R (1, 5) OBP: 0.352, SLG: 0.460	0-0 F9		0-3 K			0-0 6-3		0-0 6-3		4 0 0 0 0 1 0												
Chuck Hinton, R (1, 7) OBP: 0.388, SLG: 0.529	0-0 2B 1B		0-3 K			0-0 F9		0-0 F9		4 1 1 0 0 1 0												
Jim King, L (1, 9) OBP: 0.315, SLG: 0.459	0-0 1-H 2B			0-0 1B		0-0 HR		0-0 3B		4 1 4 2 0 0 0												
Dick Phillips, L (1, 3) OBP: 0.255, SLG: 0.250	0-3 K			0-0 P4 1B		0-0 2B		0-0 4-3		4 0 1 0 0 1 2												
Don Lock, R (1, 8) OBP: 0.383, SLG: 0.458		0-3 K		0-3 K				0-0 4-3 2B		4 0 1 0 0 3 1												
Mike Brumley, L (1, 2) OBP: 0.333, SLG: 0.312		4-0 BB			0-0 FC1-6 1B		4-0 SH5-4 BB		0-0 4-3	2 0 1 0 2 0 1	AB 32 R 2 H 8 RBI 2 BB 2 SO 8 LOB 12											
Ed Brinkman, R (1, 6) OBP: 0.185, SLG: 0.265		0-0 F9			0-0 FC1-6 SH1-4		0-0 F9		0-3 K	4 0 0 0 0 1 4												
Bennie Daniels, L (1, 1) OBP: 0.211, SLG: 0.294		0-3 K			0-0 SH1-4		0-0 SH5-4		0-0 F2	1 0 0 0 0 1 1												
Jim Hannan, R (6, 1) OBP: 0.143, SLG: 0.143										0 0 0 0 0 0 0												
Don Zimmer, R (9, PH) OBP: 0.278, SLG: 0.462										1 0 0 0 0 0 1												
Ron Kline, R (9, 1)										0 0 0 0 0 0 0												
Inning Stats	R: 1 E: 0 K: 1 S: 7	H: 2 LOB: 1 BB: 0 P: 7	R: 0 E: 0 K: 2 S: 7	H: 0 LOB: 1 BB: 1 P: 11	R: 0 E: 0 K: 2 S: 7	H: 0 LOB: 0 BB: 0 P: 7	R: 0 E: 0 K: 1 S: 5	H: 1 LOB: 0 BB: 0 P: 5	R: 0 E: 0 K: 0 S: 4	H: 1 LOB: 1 BB: 0 P: 4	R: 1 E: 0 K: 1 S: 7	H: 2 LOB: 1 BB: 0 P: 7	R: 0 E: 0 K: 0 S: 3	H: 0 LOB: 1 BB: 1 P: 7	R: 0 E: 0 K: 0 S: 4	H: 1 LOB: 1 BB: 0 P: 4	R: 0 E: 0 K: 1 S: 6	H: 1 LOB: 1 BB: 0 P: 6	1B: 3 2B: 3 3B: 1 HR: 1	SF: 0 SAC: 2 DP: 0 HBP: 0	WP: 0 PB: 0 SB: 0 CS: 0	PA: 36
PITCHER Earl Wilson, R (1, 1) ERA: 4.84	IP 9.0 WLS W BF 36 H 8 R 2 ER 2 SO 8 BB 2 IBB 0 HBP 0 BLK 0 WP 0 HR 1 S 50 P 58 ERA 2.00 WHIP 1.111											PITCHER	IP WLS BF H R ER SO BB IBB HBP BLK WP HR S P ERA WHIP									

Washington Senators @ Boston Red Sox
Fenway Park, Boston, MA
Tue May 26 1964, 7:05 PM EDT
Att. 10,181 - Unknown

livebaseballscores.com



Batter	1	2	3	4	5	6	7	8	9	AB R H RBI BB SO LOB
Dalton Jones, L (1, 4) OBP: 0.361, SLG: 0.494	0-0 G5-4-3 1B		4-0 1B 1-2 G1-2-3 BB	0-3 K		0-3 K			0-0 1B 1-3 1B	4 0 2 0 1 2 1
Eddie Bressoud, R (1, 6) OBP: 0.407, SLG: 0.490	0-0 G5-4-3 1-2f		0-0 G1-2-3 1-3 2-H 1B		0-0 6-3		0-0 5-3		0-0 1B 1-2 3-H 1B	5 0 2 2 0 0 1
Frank Malzone, R (1, 5) OBP: 0.308, SLG: 0.377	0-3 K		0-0 E6 G1-2-3 1-2		0-3 K		0-0 5-3			4 0 0 0 0 2 2
Carl Yastrzemski, L (1, 8) OBP: 0.362, SLG: 0.457		0-0 F7	0-0 G1-2-3 1-2 2-3 3-Hf		4-0 1B BB		0-0 1B			3 0 1 0 1 0 3
Dick Stuart, R (1, 3) OBP: 0.293, SLG: 0.373		0-0 FC5-4 1B	4-0 IBB		0-0 FC6-4 1B		0-0 F8			3 0 2 0 1 0 1
Roman Mejias, R (1, 7) OBP: 0.250, SLG: 0.385		0-0 FC5-4 1-2f E	0-3 K		0-0 FC6-4 1-2f		0-0 F7			4 0 0 0 0 1 6
Bob Tillman, R (1, 2) OBP: 0.349, SLG: 0.405		0-0 E5 FC5-4 1-2		0-3 K		0-0 6-3		0-0 6-3		4 0 0 0 0 1 1
Lou Clinton, R (1, 9) OBP: 0.292, SLG: 0.386		0-0 FC5-4 1-2f		0-0 HR		0-0 E5 SH1-4		0-0 F8		4 1 1 1 0 0 2
Earl Wilson, R (1, 1) OBP: 0.583, SLG: 0.778			0-0 BB 1B 1B	0-0 6-3		0-0 SH1-4		4-0 1B 1B BB		2 2 1 0 1 0 0

Inning Stats	R: 0	H: 1	E: 0	LOB: 0	K: 1	P: 5	R: 0	H: 1	E: 1	LOB: 2	K: 0	P: 5	R: 1	H: 2	E: 1	LOB: 3	K: 1	P: 7	R: 1	H: 1	E: 0	LOB: 0	K: 2	P: 8	R: 0	H: 1	E: 0	LOB: 2	K: 1	P: 10	R: 0	H: 0	E: 1	LOB: 1	K: 1	P: 6	R: 0	H: 1	E: 0	LOB: 1	K: 0	P: 4	R: 0	H: 0	E: 0	LOB: 0	K: 0	P: 3	R: 1	H: 2	E: 0	LOB: 2	K: 0	P: 6	1B: 8	SF: 0	2B: 0	SAC: 1	3B: 0	DP: 2	HR: 1	HBP: 0	WP: 0	PA: 38
--------------	------	------	------	--------	------	------	------	------	------	--------	------	------	------	------	------	--------	------	------	------	------	------	--------	------	------	------	------	------	--------	------	-------	------	------	------	--------	------	------	------	------	------	--------	------	------	------	------	------	--------	------	------	------	------	------	--------	------	------	-------	-------	-------	--------	-------	-------	-------	--------	-------	--------


PITCHER	IP	WLS	BF	H	R	ER	SO	BB	IBB	HBP	BLK	WP	HR	S	P	ERA	WHIP
Bennie Daniels, R (1, 1) ERA: 3.02	5.0		24	6	2	2	5	2	1	0	0	0	1	31	43	3.60	1.600
Jim Hannan, R (6, 1) ERA: 4.23	3.0		11	1	0	0	1	0	0	0	0	0	0	13	13	0.00	0.333
Ron Kline, R (9, 1) ERA: 3.31	0.0	L	3	2	1	1	0	1	0	0	0	0	0	2	6	∞	∞

BOTTOM

Washington Senators @ Boston Red Sox
 Fenway Park, Boston, MA
 Tue May 26 1964, 7:05 PM EDT
 Att. 10,181 - Unknown

livebaseballscorecards.com

AB	33
R	3
H	9
RBI	3
BB	4
SO	6
LOB	17



Batter	1	2	3	4	5	6	7	8	9	10	11	AB R H RBI BB SO LOB	TOP																		
Don Blasingame, L (1, 4) OBP: 0.296, SLG: 0.323	0-0 5-3		0-0 2B 3-1 1B	0-0 HR 2B		4-0 FC1-6 BB		0-0 SH5-4		0-0 F8		4 2 2 1 1 0 0	Washington Senators @ Boston Red Sox Fenway Park, Boston, MA Wed May 27 1964, 3:33 AM EDT Att: 3,315 - Unknown																		
John Kennedy, R (1, 5) OBP: 0.352, SLG: 0.458	4-0 1B BB		0-0 3-1 HR 2B	0-0 F9		0-0 FC1-6 BB		0-0 4-3		0-3 K		5 1 1 0 1 1 4																			
Chuck Hinton, R (1, 7) OBP: 0.403, SLG: 0.553	0-0 1-2 1B		4-0 3-1 HR BB	0-0 2H HR		4-0 1-2 BB		0-0 3H 1B		0-3 K		4 2 3 3 2 1 0																			
Jim King, L (1, 9) OBP: 0.309, SLG: 0.441	0-0 F7		0-0 3-1	0-0 F9		0-3 K		0-0 F3		4-0 1B SH3-4 BB		5 1 0 1 1 1 8																			
Bill Skowron, R (1, 3) OBP: 0.282, SLG: 0.475	0-3 K		0-0 2H 3H HR		0-0 5-3		0-0 1B		0-0 SH 1B		0-0 SH3-4	5 1 3 3 0 1 2																			
Chuck Cottier, R (9, PR) OBP: 0.225, SLG: 0.265												0 0 0 0 0 0 0																			
Ron Kline, R (9, 1)												0 0 0 0 0 0 0																			
Mike Brumley, L (1, 2) OBP: 0.336, SLG: 0.316		0-0 6-3 1B	0-3 K		0-0 6-3		0-3 K		0-0 SH		0-0 1B 2-3 1B	5 0 2 0 0 2 1																			
Don Lock, R (1, 8) OBP: 0.368, SLG: 0.435		0-3 K	0-3 K		0-0 F2		0-0 F7		0-0 P5		0-3 K	6 0 0 0 0 3 6																			
Ed Brinkman, R (1, 6) OBP: 0.188, SLG: 0.283		0-0 6-3		0-0 2B 3B		0-0 5-3		0-0 K		0-0 F7		4 1 1 0 0 1 2																			
Dick Phillips, L (9, PH) OBP: 0.265, SLG: 0.261		1-2									1-3 1B	2 0 1 1 0 0 2																			
Alan Koch, R (1, 1)		0-0 6-3		0-0 F9		4-0 FC1-6 BB		0-0 4-3 SH5-4 1B		0-3 K		2 0 0 0 0 0 2																			
Steve Ridzik, R (5, 1) OBP: 0.286, SLG: 0.167											0-3 K	1 1 1 0 1 0 0																			
Tom Cheney, R (8, 1) OBP: 0.375, SLG: 0.375												0 0 0 0 0 0 0																			
Don Zimmer, R (9, PH) OBP: 0.273, SLG: 0.455												2 0 0 0 0 2 4																			
Inning Stats	R: 0 E: 0 K: 1 S: 6	H: 1 LOB: 2 BB: 1 P: 10	R: 0 E: 0 K: 1 S: 6	H: 1 LOB: 1 BB: 0 P: 6	R: 4 E: 0 K: 2 S: 10	H: 3 LOB: 0 BB: 1 P: 14	R: 3 E: 0 K: 0 S: 6	H: 3 LOB: 0 BB: 0 P: 6	R: 0 E: 0 K: 0 S: 3	H: 0 LOB: 0 BB: 0 P: 3	R: 0 E: 0 K: 1 S: 5	H: 0 LOB: 3 BB: 3 P: 17	R: 0 E: 0 K: 2 S: 8	H: 1 LOB: 1 BB: 0 P: 8	R: 1 E: 0 K: 0 S: 5	H: 2 LOB: 1 BB: 0 P: 5	R: 0 E: 1 K: 1 S: 7	H: 1 LOB: 2 BB: 0 P: 7	R: 0 E: 0 K: 2 S: 7	H: 0 LOB: 0 BB: 0 P: 7	R: 1 E: 0 K: 2 S: 9	H: 2 LOB: 2 BB: 1 P: 13	1B: 9 2B: 2 3B: 1 HR: 2	SF: 0 SAC: 3 DP: 0 HBP: 0	WP: 0 PB: 0 SB: 0 CS: 0	PA: 54					
PITCHER	IP WLS BF H R ER SO BB IBB HBP BLK WP HR S P ERA WHIP															PITCHER	IP WLS BF H R ER SO BB IBB HBP BLK WP HR S P ERA WHIP														
Bill Monbouquette, R (1, 1) ERA: 4.65	3.1	19	7	6	6	4	2	0	0	0	0	0	1	25	33	16.20	2.700														
Bob Heffner, R (4, 1) ERA: 2.3	1.2	6	1	1	1	0	0	0	0	0	0	0	1	6	6	5.40	0.600														
Bill Spanswick, L (6, 1) ERA: 6.04	2.1	12	2	1	1	3	3	0	0	0	0	0	0	15	27	3.86	2.143														
Dick Radatz, R (8, 1) ERA: 1.64	3.2	L 17	4	1	1	5	1	0	0	0	0	0	0	26	30	2.46	1.364														

AB	45
R	9
H	14
RBI	9
BB	6
SO	12
LOB	31



Batter	1	2	3	4	5	6	7	8	9	10	11	AB R H RBI BB SO LOB
Dalton Jones, L OBP: 0.347, SLG: 0.473 (1, 4)	1-3	P4		F8	P6			SH FC6-4		SH3-4		4 0 0 0 0 0 5
Eddie Bressoud, R OBP: 0.416, SLG: 0.487 (1, 6)	BB BB				1B 2B	P6		FC6-4 1B		IBB		3 2 1 0 3 0 2
Lou Clinton, R OBP: 0.284, SLG: 0.372 (1, 9)	K			K	2B 1B	K		F6		F7		6 1 1 0 0 3 6
Carl Yastrzemski, L OBP: 0.361, SLG: 0.448 (1, 8)	BB			K	K	K		1B		F8		5 0 1 1 1 1 3 5
Dick Stuart, R Earl Wilson, R OBP: 0.301, SLG: 0.415 OBP: 0.583, SLG: 0.778 (1, 3) (11, PR)	F2			HR	K		HR	L4			6-3 SH1 BB	5 2 2 3 1 1 6 0 0 0 0 0 0 0
Frank Malzone, R OBP: 0.305, SLG: 0.378 (1, 5)		F8	4-3		1B 2B	F2		6-3		SH1		5 1 1 2 0 0 0
Bob Tillman, R OBP: 0.348, SLG: 0.402 (1, 2)		BB 1B		P4	1B 1B	6-3		K		6-3		6 1 2 0 0 1 2
Roman Mejias, R Dick Radatz, R Russ Nixon, L OBP: 0.267, SLG: 0.411 OBP: 0.300, SLG: 0.300 OBP: 0.370, SLG: 0.444 (1, 7) (8, 1) (11, PH)		F7			1B 1B	P3		K		P6		4 0 2 0 0 0 1 1 0 0 0 0 1 0 1 0 0 0 0 0 2
Bill Monbouquette, R Bob Heffner, R Dick Williams, R Bill Spanswick, L Felix Mantilla, R OBP: 0.333, SLG: 0.143 OBP: 0.286, SLG: 0.714 OBP: 0.167, SLG: 0.118 OBP: 0.429, SLG: 0.333 OBP: 0.229, SLG: 0.412 (1, 1) (4, 1) (5, PH) (6, 1) (8, 7)		BB		5-3	1B			FC6-4 SH 1B		SH3-4 1B		0 0 0 0 1 0 0 1 0 0 0 0 0 1 1 0 1 2 0 0 0 0 0 0 0 0 0 0 2 1 2 0 0 0 0

Inning Stats	R: 0	H: 0	E: 0	K: 1	S: 5	P: 13	R: 0	H: 1	E: 0	K: 0	S: 4	P: 8	R: 2	H: 1	E: 0	K: 2	S: 8	P: 12	R: 0	H: 1	E: 0	K: 0	S: 4	P: 4	R: 4	H: 6	E: 0	K: 2	S: 13	P: 13	R: 0	H: 0	E: 0	K: 2	S: 7	P: 7	R: 1	H: 1	E: 0	K: 0	S: 4	P: 4	R: 1	H: 2	E: 0	K: 0	S: 6	P: 6	R: 0	H: 0	E: 0	K: 2	S: 7	P: 7	R: 0	H: 1	E: 0	K: 0	S: 4	P: 8	R: 0	H: 0	E: 0	K: 0	S: 3	P: 7
--------------	------	------	------	------	------	-------	------	------	------	------	------	------	------	------	------	------	------	-------	------	------	------	------	------	------	------	------	------	------	-------	-------	------	------	------	------	------	------	------	------	------	------	------	------	------	------	------	------	------	------	------	------	------	------	------	------	------	------	------	------	------	------	------	------	------	------	------	------

1B: 9	SF: 0	WP: 0
2B: 2	SAC: 3	PA: 53
3B: 0	DP: 0	
HR: 2	HBP: 0	

PITCHER	IP	WLS	BF	H	R	ER	SO	BB	IBB	HBP	BLK	WP	HR	S	P	ERA	WHIP
Alan Koch, R ERA: 5.24 (1, 1)	4.2		24	6	5	5	5	4	0	0	0	0	1	30	46	9.64	2.143
Steve Ridzik, R ERA: 2.86 (5, 1)	3.0		16	6	3	3	2	0	0	0	0	0	1	20	20	9.00	2.000
Tom Cheney, R ERA: 4.5 (8, 1)	0.1		1	0	0	0	0	0	0	0	0	0	0	1	1	0.00	0.000
Ron Kline, R ERA: 2.79 (9, 1)	3.0	W	12	1	0	0	2	1	1	0	0	0	0	14	22	0.00	0.667

BOTTOM

Washington Senators @ Boston Red Sox
Fenway Park, Boston, MA
Wed May 27 1964, 3:33 AM EDT
Att: 3,315 - Unknown

livebaseballscores.com

AB	44
R	8
H	13
RBI	8
BB	6
SO	9
LOB	30



Batter	1	2	3	4	5	6	7	8	9	AB R H RBI BB SO LOB	TOP
Chuck Schilling, R (1, 4) <small>OBP: 0.261, SLG: 0.256</small>	0-0 		0-3 		0-0 			0-0 		4 0 0 0 0 1 0	
Eddie Bressoud, R (1, 6) <small>OBP: 0.412, SLG: 0.478</small>	0-3 		4-0 			0-0 		0-0 		3 0 0 0 1 1 0	
Tony Conigliaro, R (1, 7) <small>OBP: 0.331, SLG: 0.492</small>	0-0 		0-0 			0-0 		0-3 		4 0 0 0 0 1 1	
Carl Yastrzemski, L (1, 8) <small>OBP: 0.358, SLG: 0.438</small>		4-0 	0-3 			0-0 		0-0 		3 1 0 0 1 1 1	
Dick Stuart, R (1, 3) <small>OBP: 0.299, SLG: 0.430</small>		0-0 		0-0 			0-0 	0-0 		4 1 1 2 0 0 0	
Frank Malzone, R (1, 5) <small>OBP: 0.305, SLG: 0.372</small>		0-0 		0-3 			1-0 			2 0 0 0 0 1 0	
Lou Clinton, R (1, 9) <small>OBP: 0.286, SLG: 0.371</small>		0-0 		0-0 			0-0 			3 0 1 0 0 0 1	
Bob Tillman, R (1, 2) <small>OBP: 0.341, SLG: 0.392</small>		0-3 		0-3 			0-0 			3 0 0 0 0 2 2	
Jack Lamabe, R (1, 1) <small>OBP: 0.167, SLG: 0.217</small> Felix Mantilla, R (8, PH) <small>OBP: 0.222, SLG: 0.400</small> Dick Radatz, R (8, 1) <small>OBP: 0.300, SLG: 0.300</small>	0-0 		0-0 				0-0 			2 0 0 0 0 0 1 1 0 0 0 0 0 0 0 0 0 0 0 0 0	
Inning Stats	R: 0 H: 0 E: 0 LOB: 0 K: 1 BB: 0 S: 5 P: 5	R: 2 H: 2 E: 0 LOB: 1 K: 1 BB: 1 S: 7 P: 11	R: 0 H: 0 E: 0 LOB: 1 K: 2 BB: 1 S: 7 P: 11	R: 0 H: 0 E: 0 LOB: 0 K: 1 BB: 0 S: 5 P: 5	R: 0 H: 0 E: 0 LOB: 0 K: 1 BB: 0 S: 5 P: 5	R: 0 H: 0 E: 0 LOB: 0 K: 0 BB: 0 S: 3 P: 3	R: 0 H: 0 E: 0 LOB: 1 K: 0 BB: 0 S: 3 P: 4	R: 0 H: 0 E: 0 LOB: 0 K: 0 BB: 0 S: 3 P: 3	R: 0 H: 0 E: 0 LOB: 0 K: 1 BB: 0 S: 5 P: 5	1B: 1 SF: 0 2B: 0 SAC: 0 3B: 0 DP: 0 HR: 1 HBP: 1	WP: 1 PA: 32 PB: 0 SB: 0 CS: 0
PITCHER Jim Roland, L (1, 1) <small>ERA: 2.77</small>	IP: 9.0 WLS: W BF: 32 H: 2 R: 2 ER: 2 SO: 7 BB: 2 IBB: 0 HBP: 1 BLK: 0 WP: 1 HR: 1 S: 43 P: 52 ERA: 2.00 WHIP: 0.444										

Boston Red Sox @ Minnesota Twins
 Metropolitan Stadium, Bloomington, MI
 Fri May 29 1964, 8:05 PM EDT
 Att. 20,290 - Unknown

livebaseballscorecards.com

AB	29
R	2
H	2
RBI	2
BB	2
SO	7
LOB	6

Batter	1	2	3	4	5	6	7	8	9	AB R H RBI BB SO LOB
Zoilo Versalles, R OBP: 0.319, SLG: 0.350 (1, 6)	0-0 5-3		0-0 1-3		0-0 6-3		0-0 F5			4 0 0 0 0 0 0
Tony Oliva, L OBP: 0.418, SLG: 0.674 (1, 9)	0-0 1-3 2B		0-0 2B E 1B		0-0 F7		0-0 3B			4 1 3 0 0 0 0
Bob Allison, R OBP: 0.390, SLG: 0.607 (1, 8)	0-0 1-3		0-0 E7 3-1 1B 2B		0-0 E5 WP 1B		0-0 F5			4 1 2 0 0 0 2
Don Mincher, L OBP: 0.373, SLG: 0.695 (1, 3)	0-3 K2-3		0-0 3-1		0-0 F8		0-0 3-1			4 0 0 0 0 1 4
Harmon Killebrew, R OBP: 0.337, SLG: 0.562 (1, 7)		0-0 HR	0-0 1B		0-0 FC1-5 1B		4-0 BB			3 1 3 2 1 0 0
Earl Battey, R OBP: 0.314, SLG: 0.396 (1, 2)		0-0 1-3	0-0 5-3		0-0 FC1-5 1B		0-0 F8			4 0 1 0 0 0 2
Bernie Allen, L OBP: 0.279, SLG: 0.279 (1, 4)		4-0 FC5-4 BB		0-0 1-3		0-0 FC1-5 1B		0-0 F6		3 0 0 0 1 0 3
Johnny Goryl, R OBP: 0.270, SLG: 0.206 (1, 5)		0-0 FC5-4		0-0 5-3		0-3 K		0-3 K		4 0 0 0 0 2 4
Jim Roland, R OBP: 0.118, SLG: 0.118 (1, 1)		0-3 K		0-0 G3		0-0 4-3				3 0 0 0 0 1 3

Inning Stats	R: 0	H: 1	E: 0	LOB: 1	K: 1	P: 6	R: 1	H: 1	E: 0	LOB: 1	K: 1	P: 10	R: 2	H: 3	E: 1	LOB: 1	K: 0	BB: 0	S: 6	R: 0	H: 0	E: 0	LOB: 0	K: 0	BB: 0	S: 3	R: 0	H: 1	E: 1	LOB: 1	K: 0	BB: 0	S: 4	R: 0	H: 2	E: 0	LOB: 2	K: 1	BB: 0	S: 7	R: 0	H: 1	E: 0	LOB: 1	K: 0	BB: 0	S: 4	R: 0	H: 0	E: 0	LOB: 1	K: 1	BB: 1	S: 5	P: 9
PITCHER	IP	WLS	BF	H	R	ER	SO	BB	IBB	HBP	BLK	WP	HR	S	P	ERA	WHIP																																						
Jack Lamabe, R ERA: 3.7 (1, 1)	7.0	L	31	9	3	3	3	1	0	0	0	1	1	36	40	3.86	1.429																																						
Dick Radatz, R ERA: 1.6 (8, 1)	1.0		4	0	0	0	1	1	0	0	0	0	0	5	9	0.00	1.000																																						


BOTTOM

Boston Red Sox @ Minnesota Twins
Metropolitan Stadium, Bloomington, MI

Fri May 29 1964, 8:05 PM EDT
Att. 20,290 - Unknown

livebaseballscorecards.com

AB	33
R	3
H	9
RBI	2
BB	2
SO	4
LOB	18



1B	2B	3B	HR	SF	SAC	DP	HBP	WP	PA
5	2	1	1	0	0	0	0	1	35

Batter	1	2	3	4	5	6	7	8	9	AB R H RBI BB SO LOB	TOP											
Dalton Jones, L (1, 4) OBP: 0.340, SLG: 0.458	0-0 F4		0-0 1B	0-0 1-3			0-0 F8		0-0 G3	5 0 1 0 0 0 3												
Eddie Bressoud, R (1, 6) OBP: 0.403, SLG: 0.466	0-3 K		0-3 K			0-0 F8		0-0 F7		4 0 0 0 0 2 1												
Tony Conigliaro, R (1, 7) OBP: 0.343, SLG: 0.504	0-0 2B		0-0 1B			4-0 BB		0-0 F3		3 0 2 0 1 0 0												
Carl Yastrzemski, L (1, 8) OBP: 0.355, SLG: 0.429	4-0 BB		0-0 G4-6-3			0-0 G3-6-1		0-0 F8		3 0 0 0 1 0 3												
Dick Stuart, R (1, 3) OBP: 0.298, SLG: 0.445	0-3 K			0-0 6-3		0-3 K		0-0 HR		4 1 1 1 0 2 2												
Frank Malzone, R (1, 5) OBP: 0.304, SLG: 0.369			0-0 F8		0-0 HR		0-0 F6		0-0 F8	4 1 1 0 0 0 0												
Lou Clinton, R (1, 9) OBP: 0.303, SLG: 0.416			0-0 1B		0-0 HR		0-0 F8		0-0 1B	4 1 3 2 0 0 0												
Bob Tillman, R (1, 2) OBP: 0.338, SLG: 0.388			0-3 K		0-3 K		0-0 F8		0-0 1B	4 0 1 0 0 2 1												
Dave Morehead, R (1, 1) OBP: 0.150, SLG: 0.056			0-0 G3		4-0 BB		0-0 5-3		0-3 K	1 0 0 0 1 0 1												
Felix Mantilla, R (7, PH) OBP: 0.216, SLG: 0.389										1 0 0 0 0 0 0												
Bill Spanswick, L (7, 1) OBP: 0.429, SLG: 0.333										0 0 0 0 0 0 0												
Dick Williams, R (9, PH) OBP: 0.158, SLG: 0.111										1 0 0 0 0 1 2												
Inning Stats	R: 0 E: 0 K: 2 S: 8	H: 1 LOB: 2 BB: 1 P: 12	R: 0 E: 0 K: 1 S: 6	H: 1 LOB: 1 BB: 0 P: 6	R: 0 E: 0 K: 1 S: 6	H: 2 LOB: 1 BB: 0 P: 6	R: 2 E: 0 K: 1 S: 7	H: 2 LOB: 1 BB: 1 P: 11	R: 0 E: 0 K: 0 S: 2	H: 0 LOB: 0 BB: 1 P: 6	R: 0 E: 0 K: 0 S: 5	H: 0 LOB: 0 BB: 0 P: 5	R: 0 E: 0 K: 0 S: 3	H: 0 LOB: 0 BB: 0 P: 3	R: 0 E: 0 K: 0 S: 3	H: 0 LOB: 0 BB: 0 P: 3	R: 1 E: 0 K: 1 S: 8	H: 3 LOB: 2 BB: 0 P: 8	1B: 6 2B: 1 3B: 0 HR: 2	SF: 0 SAC: 0 DP: 2 HBP: 0	WP: 0 PB: 0 SB: 0 CS: 0	PA: 37
PITCHER Camilo Pascual, R (1, 1) ERA: 3.42	IP: 9.0 WLS: W BF: 37 H: 9 R: 3 ER: 3 SO: 7 BB: 3 IBB: 0 HBP: 0 BLK: 0 WP: 0 HR: 2 S: 48 P: 60 ERA: 3.00 WHIP: 1.333																				PITCHER IP: WLS: BF: H: R: ER: SO: BB: IBB: HBP: BLK: WP: HR: S: P: ERA: WHIP	

Boston Red Sox @ Minnesota Twins
Metropolitan Stadium, Bloomington, MI

Sat May 30 1964, 4:33 AM EDT
Att: 20,551 - Unknown

livebaseballscorecards.com

AB	34
R	3
H	9
RBI	3
BB	3
SO	7
LOB	13



Batter	1	2	3	4	5	6	7	8	9	AB	R	H	RBI	BB	SO	LOB
Zoilo Versalles, R OBP: 0.317, SLG: 0.353 (1, 6)	0-0 F2		0-0 6-3			0-0 FC 2B	0-0 F8			4	1	1	0	0	0	0
Tony Oliva, L OBP: 0.415, SLG: 0.682 (1, 9)	0-0 4-3		0-0 HR			0-0 3-1 2-3	0-0 E4 BB			4	1	1	1	0	0	1
Bob Allison, R OBP: 0.399, SLG: 0.613 (1, 8)	0-0 2B		0-3 K			4-0 FC 1B BB	4-0 BB BB			2	2	1	0	2	1	0
Don Mincher, L OBP: 0.380, SLG: 0.694 (1, 3)	0-0 2B 2-H			0-0 4-3		0-0 FC 1B SF8 1-2 3-H	4-0 FC6-4 BB 1-2 2-3			3	1	1	2	1	0	1
Harmon Killebrew, R OBP: 0.335, SLG: 0.553 (1, 7)	0-3 K			0-0 5-3		0-0 HR 1B 1-3 2-H	0-0 FC6-4 1-2f			4	1	1	1	0	1	4
Earl Battey, R OBP: 0.304, SLG: 0.385 (1, 2)		0-3 K		0-3 K		0-0 SF8 3-H	0-0 F7			3	0	0	1	0	2	0
Bernie Allen, L OBP: 0.285, SLG: 0.310 (1, 4)		0-0 L5			0-0 F7	0-0 HR 1-H	0-0 G6-4-3 1B			4	1	2	2	0	0	0
Johnny Goryl, R OBP: 0.244, SLG: 0.184 (1, 5)		0-0 F8			0-3 K	0-0 F8	0-0 G6-4-3 1-2f			4	0	0	0	0	1	1
Camilo Pascual, R OBP: 0.258, SLG: 0.310 (1, 1)			0-0 1-3		0-0 4-3		0-0 5-3			3	0	0	0	0	0	0

Inning Stats	R: 1	H: 2	E: 0	K: 1	S: 7	LOB: 1	BB: 0	P: 7	R: 0	H: 0	E: 0	K: 1	S: 5	LOB: 0	BB: 0	P: 5	R: 1	H: 1	E: 0	K: 1	S: 6	LOB: 0	BB: 0	P: 6	R: 0	H: 0	E: 0	K: 1	S: 5	LOB: 0	BB: 0	P: 5	R: 0	H: 0	E: 0	K: 1	S: 5	LOB: 0	BB: 0	P: 5	R: 5	H: 3	E: 0	K: 0	S: 7	LOB: 0	BB: 1	P: 11	R: 0	H: 0	E: 1	K: 0	S: 4	LOB: 3	BB: 2	P: 12	R: 0	H: 1	E: 0	K: 0	S: 3	LOB: 0	BB: 0	P: 3
1B: 2	SF: 1	2B: 3	SAC: 0	3B: 0	DP: 1	HR: 2	HBP: 0	WP: 0	PA: 35																																																							

PITCHER	IP	WLS	BF	H	R	ER	SO	BB	IBB	HBP	BLK	WP	HR	S	P	ERA	WHIP
Dave Morehead, R ERA: 4.14 (1, 1)	6.0	L	26	6	7	7	5	1	0	0	0	0	2	35	39	10.50	1.167
Bill Spanswick, L ERA: 5.6 (7, 1)	2.0		9	1	0	0	0	2	0	0	0	0	0	7	15	0.00	1.500

BOTTOM


Boston Red Sox @ Minnesota Twins
Metropolitan Stadium, Bloomington, MI

Sat May 30 1964, 4:33 AM EDT
Att. 20,551 - Unknown

livebaseballscorecards.com

AB	31
R	7
H	7
RBI	7
BB	3
SO	5
LOB	7



Batter	1	2	3	4	5	6	7	8	9	AB R H RBI BB SO LOB	TOP											
Dalton Jones, L (1, 4) OBP: 0.351, SLG: 0.460	0-3 K		0-0 G3		0-0 FC1-2-5 1B		0-0 S 1B		4-0 IBB	4 0 2 2 1 1 1	Boston Red Sox @ Minnesota Twins Metropolitan Stadium, Bloomington, MI Sun May 31 1964, 4:33 AM EDT Att. 15,493 - Unknown livebaseballscorecards.com AB 36 R 4 H 11 RBI 4 BB 2 SO 4 LOB 19 											
Eddie Bressoud, R (1, 6) OBP: 0.392, SLG: 0.452	0-0 F5			0-0 5-3	0-0 FC1-2-5		0-3 K		0-3 K	5 0 0 0 0 2 6												
Carl Yastrzemski, L (1, 8) OBP: 0.345, SLG: 0.414	0-0 4-3			0-0 F5	0-0 1-3			0-0 F8	0-0 4-3	5 0 0 0 0 0 5												
Dick Stuart, R (1, 3) OBP: 0.303, SLG: 0.447		0-0 5-3		0-0 1B		0-0 F4		0-0 G5-4-3 1B		4 0 2 0 0 0 0												
Tony Conigliaro, R (1, 7) OBP: 0.333, SLG: 0.489		0-0 F6		0-3 K		0-0 F4		0-0 G5-4-3		4 0 0 0 0 1 2												
Frank Malzone, R (1, 5) OBP: 0.309, SLG: 0.373		0-0 F6			0-0 1B 2B	0-0 F7			0-0 SH3-4 2B 1B	4 2 2 0 0 0 0												
Lou Clinton, R (1, 9) OBP: 0.313, SLG: 0.423			0-0 F8		0-0 2B 1B		0-0 F8 1B 1B		0-0 SH3-4	3 2 2 0 0 0 0												
Russ Nixon, L (1, 2) OBP: 0.419, SLG: 0.500			0-0 1B		0-0 1B 2B		0-0 F4		4-0 2B IBB	3 0 2 1 1 0 1												
Earl Wilson, R (1, 1) OBP: 0.467, SLG: 0.583			0-0 F6		0-0 6-3		0-0 F8		0-0 2B	3 0 0 0 0 0 4												
Felix Mantilla, R (9, PH) OBP: 0.237, SLG: 0.432									1-3 2-H	1 0 1 1 0 0 0												
Dick Radatz, R (9, 1) OBP: 0.300, SLG: 0.300										0 0 0 0 0 0 0												
Inning Stats	R: 0 E: 0 K: 1 S: 5	H: 0 LOB: 0 BB: 0 P: 5	R: 0 E: 0 K: 0 S: 3	H: 0 LOB: 0 BB: 0 P: 3	R: 0 E: 0 K: 0 S: 4	H: 1 LOB: 1 BB: 0 P: 4	R: 0 E: 0 K: 1 S: 6	H: 1 LOB: 1 BB: 0 P: 6	R: 2 E: 0 K: 0 S: 7	H: 4 LOB: 2 BB: 0 P: 7	R: 0 E: 0 K: 0 S: 3	H: 0 LOB: 0 BB: 0 P: 3	R: 1 E: 0 K: 1 S: 7	H: 2 LOB: 1 BB: 0 P: 7	R: 0 E: 0 K: 0 S: 3	H: 1 LOB: 0 BB: 0 P: 3	R: 1 E: 0 K: 1 S: 7	H: 2 LOB: 3 BB: 2 P: 15	1B: 9 2B: 2 3B: 0 HR: 0	SF: 0 SAC: 1 DP: 1 HBP: 0	WP: 0 PB: 0 SB: 1 CS: 0	PA: 39
PITCHER	IP WLS BF H R ER SO BB IBB HBP BLK WP HR S P ERA WHIP																					
Lee Stange, R (1, 1) ERA: 4.58	8.2 L 38 11 4 4 4 0 0 0 0 0 0 0 44 52 4.15 1.269																					
Bill Pleis, L (9, 1) ERA: 3.26	0.1 1 0 0 0 0 0 0 0 0 0 0 0 1 1 0.00 0.000																					

Batter	1	2	3	4	5	6	7	8	9	AB R H RBI BB SO LOB
Zoilo Versalles, R OBP: 0.314, SLG: 0.355 (1, 6)	0-0 F7		0-3 K			0-0 2B 1B 2B	0-0 F7		0-3 K	5 1 1 0 0 2 1
Tony Oliva, L OBP: 0.411, SLG: 0.678 (1, 9)	0-0 F2		0-0 1-3			0-0 1B SF9 2B		0-0 F9		4 1 1 0 0 0 0
Bob Allison, R OBP: 0.390, SLG: 0.596 (1, 8)	0-3 K			0-0 4-3		0-3 K		0-0 F9		4 0 0 0 0 2 2
Don Mincher, L OBP: 0.387, SLG: 0.697 (1, 3)		0-0 F8		0-0 4-3		0-0 SF9 IBB 1B		0-0 2B		4 0 2 1 0 0 0
Harmon Killebrew, R OBP: 0.339, SLG: 0.546 (1, 7)		0-3 K		0-3 K		4-0 1-2 IBB		4-0 BB		2 0 0 0 2 2 0
Earl Battey, R OBP: 0.305, SLG: 0.382 (1, 2)		4-0 BB			0-0 F8	0-0 SF9		0-3 K		1 0 0 1 1 0 0
Jimmie Hall, L OBP: 0.358, SLG: 0.553 (8, PH)						2-3 3-H				1 0 0 0 0 1 2
Jerry Zimmerman, R OBP: 0.333, SLG: 0.250 (9, 2)										0 0 0 0 0 0 0
Bernie Allen, L OBP: 0.284, SLG: 0.308 (1, 4)		0-0 4-3			0-0 1-3	0-0 F8			0-0 SH3-4 1B	4 0 1 0 0 0 3
Johnny Goryl, R OBP: 0.273, SLG: 0.268 (1, 5)			0-0 SF8 3B		0-0 1B		0-0 5-3		0-0 SH3-4	3 1 2 0 0 0 0
Lee Stange, R OBP: 0.217, SLG: 0.056 (1, 1)			0-0 SF8		0-3 K		0-0 F9		0-3 K	2 0 0 1 0 1 1
Bill Pleis, L OBP: 0.667, SLG: 0.500 (9, 1)										0 0 0 0 0 0 0
Lenny Green, L (9, PH)										1 0 0 0 0 1 1

Inning Stats	R: 0	H: 0	E: 0	K: 1	S: 5	R: 0	H: 0	E: 0	K: 1	S: 5	R: 1	H: 1	E: 0	K: 1	S: 6	R: 0	H: 0	E: 0	K: 1	S: 5	R: 0	H: 1	E: 0	K: 1	S: 6	R: 2	H: 3	E: 0	K: 1	S: 8	R: 0	H: 0	E: 0	K: 0	S: 3	R: 0	H: 1	E: 0	K: 1	S: 6	R: 0	H: 1	E: 0	K: 2	S: 8	1B: 3	SF: 2	2B: 3	SAC: 1	3B: 1	DP: 0	HR: 0	HBP: 0	WP: 0	PA: 37
--------------	------	------	------	------	------	------	------	------	------	------	------	------	------	------	------	------	------	------	------	------	------	------	------	------	------	------	------	------	------	------	------	------	------	------	------	------	------	------	------	------	------	------	------	------	------	-------	-------	-------	--------	-------	-------	-------	--------	-------	--------

PITCHER	IP	WLS	BF	H	R	ER	SO	BB	IBB	HBP	BLK	WP	HR	S	P	ERA	WHIP
Earl Wilson, R ERA: 4.57 (1, 1)	8.0	W	33	6	3	3	7	2	1	0	0	0	0	44	56	3.38	1.000
Dick Radatz, R ERA: 1.57 (9, 1)	1.0	S	4	1	0	0	2	0	0	0	0	0	0	8	8	0.00	1.000


BOTTOM

Boston Red Sox @ Minnesota Twins
Metropolitan Stadium, Bloomington, MI
Sun May 31 1964, 4:33 AM EDT
Att. 15,493 - Unknown

livebaseballscores.com

AB	31
R	3
H	7
RBI	3
BB	3
SO	9
LOB	10



Batter	1	2	3	4	5	6	7	8	9	AB R H RBI BB SO LOB	TOP																													
Dalton Jones, L (1, 4) OBP: 0.348, SLG: 0.447	0-0 G3		4-0 BB		0-0 FC4-6			0-0 F9		3 0 0 1 1 0 1	<p>Boston Red Sox @ Los Angeles Angels Dodger Stadium, Los Angeles, CA</p> <p>Mon Jun 01 1964, 7:05 PM PDT Att. 3,155 - Unknown</p> <p>livebaseballscorecards.com</p> <table border="1"> <tr><td>AB</td><td>33</td></tr> <tr><td>R</td><td>4</td></tr> <tr><td>H</td><td>6</td></tr> <tr><td>RBI</td><td>4</td></tr> <tr><td>BB</td><td>2</td></tr> <tr><td>SO</td><td>7</td></tr> <tr><td>LOB</td><td>10</td></tr> </table> 	AB	33	R	4	H	6	RBI	4	BB	2	SO	7	LOB	10															
AB	33																																							
R	4																																							
H	6																																							
RBI	4																																							
BB	2																																							
SO	7																																							
LOB	10																																							
Eddie Bressoud, R (1, 6) OBP: 0.384, SLG: 0.442	0-0 5-3		0-3 K		0-0 CS	0-3 K		0-0 F8		4 0 0 0 0 2 1																														
Carl Yastrzemski, L (1, 8) OBP: 0.349, SLG: 0.414 Felix Mantilla, R (1, PR) OBP: 0.244, SLG: 0.425	4-0 BB			0-0 6-3		0-0 F7		0-0 HR 1B		0 0 0 0 1 0 0 3 1 1 0 0 0 0																														
Dick Stuart, R (1, 3) OBP: 0.307, SLG: 0.466	0-0 6-3			0-0 5-3		0-0 1B		0-0 HR		4 1 2 2 0 0 1																														
Tony Conigliaro, R (1, 7) OBP: 0.325, SLG: 0.475		0-0 6-3		0-0 6-3		0-0 F7		0-0 F3		4 0 0 0 0 0 1																														
Frank Malzone, R (1, 5) OBP: 0.307, SLG: 0.369		0-0 6-3			0-0 E 1B		0-3 K		0-0 F5	4 1 1 0 0 1 0																														
Lou Clinton, R (1, 9) OBP: 0.310, SLG: 0.417		0-3 K			0-0 E7 1B		0-0 1B		0-0 E6	4 1 1 0 0 1 1																														
Russ Nixon, L (1, 2) OBP: 0.400, SLG: 0.471			0-3 K		0-0 FC4-6 1B		0-0 F7		0-0 G4-6-3	4 0 1 1 0 1 2																														
Bill Monbouquette, R (1, 1) OBP: 0.300, SLG: 0.125 Roman Mejias, R (7, PH) OBP: 0.262, SLG: 0.404 Bob Hefner, R (7, 1) OBP: 0.286, SLG: 0.714			0-0 F9		0-3 K		0-3 K			2 0 0 0 0 1 2 1 0 0 0 0 1 1 0 0 0 0 0 0 0																														
Inning Stats	R: 0 E: 0 K: 0 S: 3	H: 0 LOB: 1 BB: 1 P: 7	R: 0 E: 0 K: 1 S: 5	H: 0 LOB: 0 BB: 0 P: 5	R: 0 E: 0 K: 2 S: 7	H: 0 LOB: 1 BB: 1 P: 11	R: 0 E: 0 K: 1 S: 3	H: 0 LOB: 0 BB: 0 P: 3	R: 2 E: 1 K: 1 S: 7	H: 2 LOB: 0 BB: 0 P: 7	R: 0 E: 0 K: 1 S: 6	H: 1 LOB: 1 BB: 0 P: 6	R: 0 E: 0 K: 2 S: 8	H: 1 LOB: 1 BB: 0 P: 8	R: 2 E: 0 K: 0 S: 5	H: 2 LOB: 0 BB: 0 P: 5	R: 0 E: 1 K: 0 S: 3	H: 0 LOB: 0 BB: 0 P: 3	1B: 5 2B: 0 3B: 0 HR: 1	SF: 0 SAC: 0 DP: 1 HBP: 0	WP: 0 PB: 0 SB: 1 CS: 1	PA: 36																		
PITCHER Barry Latman, R (1, 1) ERA: 4.13	IP 9.0	WLS L	BF 35	H 6	R 4	ER 2	SO 7	BB 2	IBB 0	HBP 0	BLK 0	WP 0	HR 1	S 47	P 55	ERA 2.00	WHIP 0.889						PITCHER	IP	WLS	BF	H	R	ER	SO	BB	IBB	HBP	BLK	WP	HR	S	P	ERA	WHIP

BOTTOM

Boston Red Sox @ Los Angeles Angels
Dodger Stadium, Los Angeles, CA

Mon Jun 01 1964, 7:05 PM PDT
Att. 3,155 - Unknown

livebaseballscorecards.com

AB	36
R	3
H	9
RBI	3
BB	1
SO	8
LOB	13



WP:	0	PA:	37
PB:	0	SB:	0
CS:	0		


AB R H RBI BB SO LOB

4	0	0	0	0	1	0
1	0	0	0	0	1	0
4	1	2	0	0	0	0
3	0	1	0	1	0	1
4	1	1	0	0	0	3
4	0	0	0	0	1	4
4	1	2	1	0	0	0
4	0	2	1	0	2	1
3	0	1	1	0	0	1
1	0	0	0	0	1	0
3	0	0	0	0	1	3
1	0	0	0	0	1	0

Batter	1	2	3	4	5	6	7	8	9
Joe Koppe, R (1, 6) OBP: 0.354, SLG: 0.357 Jim Fregosi, R (9, PH) OBP: 0.407, SLG: 0.578	0-3 K		0-0 F9		0-0 F2		0-0 F7		0-3 K
Billy Moran, R (1, 5) OBP: 0.321, SLG: 0.339	0-0 2B		0-0 6-3			0-0 1B 1B	0-0 F7		
Lee Thomas, L (1, 9) OBP: 0.339, SLG: 0.354	4-0 BB		0-0 1B			0-0 F7	0-0 3-1		
Joe Adcock, R (1, 3) OBP: 0.351, SLG: 0.471	0-0 F8		0-0 F5			0-0 1B 1-2 1B	0-0 F7		
Buck Rodgers, S (1, 2) OBP: 0.286, SLG: 0.263	0-0 F3			0-0 L3		0-3 K		0-0 4-3	
Ed Kirkpatrick, L (1, 7)		0-0 F3		0-0 F6		0-0 1B 1-3 2-H 1B	0-0 1B		
Bob Perry, R (1, 8)		0-0 1B		0-3 K		0-0 1B 1-2 3-H 1B	0-3 K		
Bobby Knoop, R (1, 4) OBP: 0.277, SLG: 0.304 Albie Pearson, L (9, PH) OBP: 0.303, SLG: 0.277		0-0 F6			0-0 F1	0-0 1B		0-3 K	
Barry Latman, R (1, 1) OBP: 0.143, SLG: 0.143 Tom Satriano, L (9, PH) OBP: 0.362, SLG: 0.313		0-0 6-3			0-3 K	0-0 F9		0-3 K	

Inning Stats	R: 0	H: 1	E: 0	K: 1	S: 6	R: 0	H: 1	E: 0	K: 0	S: 4	R: 0	H: 1	E: 0	K: 0	S: 4	R: 0	H: 0	E: 0	K: 1	S: 5	R: 0	H: 0	E: 0	K: 1	S: 5	R: 3	H: 5	E: 0	K: 1	S: 10	R: 0	H: 0	E: 0	K: 0	S: 3	R: 0	H: 1	E: 0	K: 1	S: 6	R: 0	H: 0	E: 0	K: 3	S: 9	R: 0	H: 0	E: 0	K: 0	S: 9
	LOB: 2	BB: 1	P: 10	LOB: 1	BB: 0	P: 4	LOB: 1	BB: 0	P: 4	LOB: 0	BB: 0	P: 5	LOB: 0	BB: 0	P: 5	LOB: 2	BB: 0	P: 10	LOB: 0	BB: 0	LOB: 0	BB: 0	P: 3	LOB: 1	BB: 0	P: 6	LOB: 0	BB: 0	P: 9	LOB: 0	BB: 0	P: 9	LOB: 0	BB: 0	P: 9	LOB: 0	BB: 0	P: 6	LOB: 0	BB: 0	P: 9	LOB: 0	BB: 0	P: 9						

PITCHER	IP	WLS	BF	H	R	ER	SO	BB	IBB	HBP	BLK	WP	HR	S	P	ERA	WHIP
Bill Monbouquette, R (1, 1) ERA: 4.63	6.0		27	8	3	3	4	1	0	0	0	0	0	34	38	4.50	1.500
Bob Heffner, R (7, 1) ERA: 2.1	3.0	W	10	1	0	0	4	0	0	0	0	0	0	18	18	0.00	0.333

Batter	1	2	3	4	5	6	7	8	9	AB R H RBI BB SO LOB	TOP														
Dalton Jones, L (1, 4) OBP: 0.353, SLG: 0.438	4-0 F5 BB		0-3 K			4-0 1B BB		0-0 3-1		2 0 0 0 2 1 0	<p>Boston Red Sox @ Los Angeles Angels Dodger Stadium, Los Angeles, CA</p> <p>Tue Jun 02 1964, 7:05 PM PDT Att. 3,372 - Unknown</p> <p>livebaseballscorecards.com</p> <table border="1"> <tr><td>AB</td><td>28</td></tr> <tr><td>R</td><td>0</td></tr> <tr><td>H</td><td>2</td></tr> <tr><td>RBI</td><td>0</td></tr> <tr><td>BB</td><td>4</td></tr> <tr><td>SO</td><td>15</td></tr> <tr><td>LOB</td><td>14</td></tr> </table> 	AB	28	R	0	H	2	RBI	0	BB	4	SO	15	LOB	14
AB	28																								
R	0																								
H	2																								
RBI	0																								
BB	4																								
SO	15																								
LOB	14																								
Eddie Bressoud, R (1, 6) OBP: 0.376, SLG: 0.432	0-0 F5 1-2		0-0 5-3			0-3 K		0-3 K		4 0 0 0 0 2 2															
Felix Mantilla, R (1, 7) OBP: 0.267, SLG: 0.419	0-0 5-3				4-0 FC5-4 BB	0-3 K			0-0 G5-4-3 1B	3 0 1 0 1 1 2															
Dick Stuart, R (1, 3) OBP: 0.306, SLG: 0.461	0-3 K				0-3 K	0-0 1-2 1B		0-3 K	0-3 K	4 0 1 0 0 3 3															
Lou Clinton, R (1, 9) OBP: 0.300, SLG: 0.402			0-3 K		0-3 K	0-3 K		0-0 G5-4-3 1-2f	0-0 K	4 0 0 0 0 3 4															
Frank Malzone, R (1, 5) OBP: 0.308, SLG: 0.365			4-0 FC5-4 BB		0-0 FC5-4 1-2f		0-0 F7			2 0 0 0 1 0 1															
Tony Conigliaro, R (1, 8) OBP: 0.318, SLG: 0.465			0-0 FC5-4 1-2f		0-0 L5		0-3 K			3 0 0 0 0 1 1															
Russ Nixon, L (1, 2) OBP: 0.368, SLG: 0.432	0-0 F5				0-3 K		0-3 K			3 0 0 0 0 2 1															
Jack Lamabe, R (1, 1) OBP: 0.154, SLG: 0.200 Dick Williams, R (8, PH) OBP: 0.150, SLG: 0.105 Dick Radatz, R (8, 1) OBP: 0.300, SLG: 0.300			0-3 K		0-3 K			0-0 F3		2 0 0 0 0 2 0 1 0 0 0 0 0 0 0 0 0 0 0 0 0															
Inning Stats	R: 0 H: 0 E: 0 LOB: 1 K: 1 BB: 1 S: 5 P: 9	R: 0 H: 0 E: 0 LOB: 1 K: 1 BB: 1 S: 5 P: 9	R: 0 H: 0 E: 0 LOB: 0 K: 2 BB: 0 S: 7 P: 7	R: 0 H: 0 E: 0 LOB: 1 K: 2 BB: 1 S: 7 P: 11	R: 0 H: 0 E: 0 LOB: 0 K: 2 BB: 0 S: 7 P: 7	R: 0 H: 1 E: 0 LOB: 2 K: 3 BB: 1 S: 10 P: 14	R: 0 H: 0 E: 0 LOB: 0 K: 2 BB: 0 S: 7 P: 7	R: 0 H: 0 E: 0 LOB: 0 K: 1 BB: 0 S: 5 P: 5	R: 0 H: 1 E: 0 LOB: 0 K: 1 BB: 0 S: 5 P: 5	1B: 2 SF: 0 2B: 0 SAC: 0 3B: 0 DP: 1 HR: 0 HBP: 0	WP: 0 PA: 32 PB: 0 SB: 0 CS: 0														
PITCHER Dean Chance, R (1, 1) ERA: 2.12	IP WLS BF H R ER SO BB IBB HBP BLK WP HR S P ERA WHIP	9.0 W 32 2 0 0 15 4 0 0 0 0 0 0 58 74 0.00 0.667																							

Batter	1	2	3	4	5	6	7	8	9	AB R H RBI BB SO LOB	TOP											
Dalton Jones, L (1, 4) OBP: 0.355, SLG: 0.445	0-0 4-3		0-0 K 1B 2B		0-0 CS 1B		0-0 FC4-6 1-2f		0-0 L3	5 0 2 0 0 0 5	<p>Boston Red Sox @ Los Angeles Angels Dodger Stadium, Los Angeles, CA Wed Jun 03 1964, 7:05 PM PDT Unknown</p>											
Tony Conigliaro, R (1, 8) OBP: 0.316, SLG: 0.459	0-0 1-3		0-0 1B		0-0 F9 1-2			0-3 K		4 0 1 0 0 0 1 1												
Carl Yastrzemski, L (1, 7) OBP: 0.347, SLG: 0.405	4-0 BB		0-3 K			0-0 6-3		0-0 4-3		3 0 0 0 0 1 1 2												
Dick Stuart, R (1, 3) OBP: 0.305, SLG: 0.456	0-3 K		0-0 1-3			0-0 G1-4-3 1B		0-0 6-3		4 0 1 0 0 0 1 2												
Frank Malzone, R (1, 5) OBP: 0.312, SLG: 0.368		0-0 FC6-4 1B		0-0 F8		0-0 G1-4-3 1-2f		0-0 BB 1B		4 0 2 0 0 0 0 1												
Lou Clinton, R (1, 9) OBP: 0.306, SLG: 0.422		0-0 1-2 FC6-4 1B		0-0 F9			0-0 FC6-2-5 3B		0-0 F9	4 0 2 0 0 0 0 1												
Eddie Bressoud, R (1, 6) OBP: 0.379, SLG: 0.433		0-0 F4		0-0 FC6-4 1B			0-3 K		0-0 BB 1B	4 0 2 0 0 0 1 3												
Russ Nixon, L (1, 2) OBP: 0.357, SLG: 0.400		0-0 FC6-4 1-2f 2-3		0-0 FC6-4 1-2f			4-0 FC6-2-5 IBB		0-3 K	3 0 0 0 0 1 1 5												
Dave Morehead, R (1, 1) OBP: 0.130, SLG: 0.048		0-3 K				0-0 4-3		0-0 FC6-2-5 FC4-6		3 0 0 0 0 0 1 4												
Felix Mantilla, R (9, PH) OBP: 0.283, SLG: 0.419								BB BB BB	1-2 2-3 BB	0 0 0 0 0 1 0 0												
Inning Stats	R: 0 E: 0 K: 1 S: 5	H: 0 LOB: 1 BB: 1 P: 9	R: 0 E: 0 K: 1 S: 7	H: 2 LOB: 2 BB: 0 P: 7	R: 0 E: 0 K: 1 S: 6	H: 2 LOB: 1 BB: 0 P: 6	R: 0 E: 0 K: 0 S: 4	H: 1 LOB: 1 BB: 0 P: 4	R: 0 E: 0 K: 0 S: 3	H: 1 LOB: 0 BB: 0 P: 3	R: 0 E: 0 K: 0 S: 3	H: 1 LOB: 0 BB: 0 P: 3	R: 0 E: 0 K: 1 S: 6	H: 1 LOB: 2 BB: 1 P: 10	R: 0 E: 0 K: 1 S: 5	H: 0 LOB: 0 BB: 0 P: 5	R: 0 E: 0 K: 1 S: 7	H: 2 LOB: 3 BB: 1 P: 11	1B: 8 2B: 1 3B: 1 HR: 0	SF: 0 SAC: 0 DP: 1 HBP: 0	WP: 0 PB: 0 SB: 0 CS: 1	PA: 37
PITCHER	IP WLS BF H R ER SO BB IBB HBP BLK WP HR S P ERA WHIP																					
Fred Newman, R (1, 1) ERA: 3.33	8.1 W 34 10 0 0 5 1 1 0 0 0 0 0 42 50 0.00 1.320																					
Bob Lee, R (9, 1) ERA: 1.9	0.2 S 3 0 0 0 1 1 0 0 0 0 0 0 4 8 0.00 1.500																					

AB	34
R	0
H	10
RBI	0
BB	3
SO	6
LOB	24



Batter	1	2	3	4	5	6	7	8	9
Albie Pearson, L OBP: 0.302, SLG: 0.272 (1, 8)	4-0 BB S		0-0 F9		0-0 F6			0-0 E8	
Billy Moran, R OBP: 0.323, SLG: 0.346 (1, 5)	0-0 F4		0-0 F9			0-0 6-3		0-0 1B	
Lee Thomas, L OBP: 0.337, SLG: 0.357 (1, 9)	0-0 5-3		0-0 F8			0-0 4-3		0-0 1B	
Buck Rodgers, S OBP: 0.285, SLG: 0.258 (1, 2)	0-3 K			4-0 BB FC5-4		0-3 K		0-0 F6	
Tom Satriano, L OBP: 0.350, SLG: 0.302 (1, 3)		0-0 BB 1B		0-0 FC5-4 FC4-6		0-0 F6			
Ed Kirkpatrick, L OBP: 0.336, SLG: 0.367 (1, 7)		0-0 F2		0-0 FC4-6 CS		0-0 G3			
Joe Koppe, R OBP: 0.349, SLG: 0.333 (1, 6)		4-0 BB 1-2		0-0 CS	0-0 F7		0-3 K		
Bobby Knoop, R OBP: 0.274, SLG: 0.295 (1, 4)		0-3 K			0-0 5-3		4-0 SH3-4 2B		
Fred Newman, R OBP: 0.250, SLG: 0.200 Bob Lee, R (9, 1)		0-3 K			0-0 1B		0-0 SH3-4		

Inning Stats	R: 0	H: 0	E: 0	K: 1	S: 5	R: 0	H: 1	E: 0	K: 2	S: 8	R: 0	H: 0	E: 0	K: 0	S: 3	R: 0	H: 0	E: 0	K: 0	S: 2	R: 0	H: 1	E: 0	K: 0	S: 4	R: 0	H: 0	E: 0	K: 1	S: 5	R: 0	H: 0	E: 0	K: 1	S: 5	R: 2	H: 2	E: 1	K: 0	S: 5	R: 0	H: 0	E: 0	K: 0	S: 5
	LOB: 1	BB: 1	P: 9	LOB: 2	BB: 1	P: 12	LOB: 0	BB: 0	P: 3	LOB: 0	BB: 1	P: 6	LOB: 1	BB: 0	P: 4	LOB: 0	BB: 0	P: 5	LOB: 0	BB: 0	P: 5	LOB: 1	BB: 0	P: 4	LOB: 0	BB: 0	P: 5	LOB: 0	BB: 0	P: 5	LOB: 0	BB: 0	P: 5	LOB: 1	BB: 1	P: 9	SF: 0	SAC: 1	DP: 0	HBP: 0					

PITCHER	IP	WLS	BF	H	R	ER	SO	BB	IBB	HBP	BLK	WP	HR	S	P	ERA	WHIP
Dave Morehead, R ERA: 3.9 (1, 1)	8.0	L	31	4	2	2	5	4	0	0	0	0	0	37	53	2.25	1.000

AB R H RBI BB SO LOB

3	0	0	0	1	0	2
4	1	1	1	0	0	1
4	0	1	1	0	0	1
3	0	0	0	1	2	2
3	0	1	0	0	0	1
3	0	0	0	0	0	2
2	0	0	0	1	1	0
2	1	0	0	1	1	2
2	0	1	0	0	1	2
0	0	0	0	0	0	0

WP	PA
0	32

AB	26
R	2
H	4
RBI	2
BB	4
SO	5
LOB	13



Boston Red Sox @ Los Angeles Angels
Dodger Stadium, Los Angeles, CA
 Wed Jun 03 1964, 7:05 PM PDT
 Unknown

livebaseballscorecards.com

Batter	1	2	3	4	5	6	7	8	9	AB R H RBI BB SO LOB	TOP																
Dalton Jones, L (1, 4) OBP: 0.349, SLG: 0.435	0-0 F6		0-0 1-3		0-0 F7	0-0 FC4 1B		0-3 K		5 0 1 1 0 1 4																	
Tony Conigliaro, R (1, 8) OBP: 0.313, SLG: 0.471	0-0 5-3			0-0 5-3	0-0 HR	0-0 FC4 1-2f			0-0 F8	5 1 1 4 0 0 1																	
Carl Yastrzemski, L (1, 7) OBP: 0.344, SLG: 0.401 Felix Mantilla, R (7, 7) OBP: 0.277, SLG: 0.409	0-3 K			0-0 F7	0-0 E9 1B		0-0 F7		0-0 F3	4 0 1 0 0 1 0 1 0 0 0 0 0 0																	
Dick Stuart, R (1, 3) OBP: 0.302, SLG: 0.449 Earl Wilson, R (9, PR) OBP: 0.467, SLG: 0.583		0-0 6-3		0-0 6-3	0-0 5-3		0-3 K		0-0 1B 1B	5 0 1 0 0 1 1 0 0 0 0 0 0 0																	
Frank Malzone, R (1, 5) OBP: 0.320, SLG: 0.371		0-3 K					0-0 1B 1B		0-0 1B 1-3 1B	4 1 2 0 1 1 1																	
Lou Clinton, R (1, 9) OBP: 0.310, SLG: 0.417		0-0 6-3				4-0 BB 1-2 1B BB	0-0 F4		0-0 F6	4 1 1 0 1 0 2																	
Eddie Bressoud, R (1, 6) OBP: 0.386, SLG: 0.443					0-0 5-3 1B	4-0 BB 1-2 2-3 1B HR BB	0-0 E9 2B 2B	0-3 K		3 2 2 0 1 1 2																	
Bob Tillman, R (1, 2) OBP: 0.342, SLG: 0.398			0-0 5-3		0-0 5-3	0-0 1B 1-3 2-H 3-H 1B HR 1B	0-0 PB 1B 2B		0-0 G3	4 2 2 3 0 0 1																	
Bill Spanswick, L (1, 1) OBP: 0.444, SLG: 0.375 Bob Heffner, R (5, 1) OBP: 0.286, SLG: 0.714 Dick Radatz, R (5, 1) OBP: 0.250, SLG: 0.250 Ed Connolly, L (8, 1)			0-0 1-3		0-0 1-3	0-0 1-2 HR 1B	0-3 K		0-0 F9	2 1 1 0 0 0 1 0 0 0 0 0 0 0 2 0 0 0 0 1 1 0 0 0 0 0 0 0																	
Inning Stats	R: 0 E: 0 K: 1 S: 5	H: 0 LOB: 0 BB: 0 P: 5	R: 0 E: 0 K: 1 S: 5	H: 0 LOB: 0 BB: 0 P: 5	R: 0 E: 0 K: 0 S: 4	H: 1 LOB: 1 BB: 0 P: 4	R: 0 E: 0 K: 0 S: 3	H: 0 LOB: 0 BB: 0 P: 3	R: 6 E: 1 K: 0 S: 7	H: 4 LOB: 1 BB: 3 P: 19	R: 2 E: 1 K: 1 S: 8	H: 3 LOB: 1 BB: 0 P: 8	R: 0 E: 0 K: 2 S: 9	H: 2 LOB: 2 BB: 0 P: 9	R: 0 E: 0 K: 1 S: 5	H: 0 LOB: 0 BB: 0 P: 5	R: 0 E: 0 K: 0 S: 5	H: 2 LOB: 2 BB: 0 P: 5	1B: 9 2B: 2 3B: 0 HR: 1	SF: 0 SAC: 0 DP: 0 HBP: 0	WP: 0 PB: 1 SB: 0 CS: 0	PA: 42					
PITCHER	IP WLS BF H R ER SO BB IBB HBP BLK WP HR S P ERA WHIP																										
Ken McBride, R (1, 1) ERA: 4.52	4.0		16	1	3	3	2	3	0	0	0	0	0	17	29	6.75	1.000										
Dan Osinski, R (5, 1) ERA: 5.83	0.1		5	4	3	3	0	0	0	0	0	0	1	5	5	81.00	12.000										
Bob Duliba, R (5, 1) ERA: 1.21	1.2		8	3	2	1	1	0	0	0	0	0	0	10	10	5.40	1.800										
Don Lee, R (7, 1) ERA: 2.7	2.0	W	8	2	0	0	3	0	0	0	0	0	0	14	14	0.00	1.000										
Bob Lee, R (9, 1) ERA: 1.86	1.0	S	5	2	0	0	0	0	0	0	0	0	0	5	5	0.00	2.000										

Boston Red Sox @ Los Angeles Angels
Dodger Stadium, Los Angeles, CA
 Wed Jun 03 1964, 7:05 PM PDT
 Att. 5,506 - Unknown

AB	39
R	8
H	12
RBI	8
BB	3
SO	6
LOB	14



WP	0	PA	42
PB	1		
SB	0		
CS	0		

PITCHER	IP	WLS	BF	H	R	ER	SO	BB	IBB	HBP	BLK	WP	HR	S	P	ERA	WHIP
Ken McBride, R	4.0		16	1	3	3	2	3	0	0	0	0	0	17	29	6.75	1.000
Dan Osinski, R	0.1		5	4	3	3	0	0	0	0	0	0	1	5	5	81.00	12.000
Bob Duliba, R	1.2		8	3	2	1	1	0	0	0	0	0	0	10	10	5.40	1.800
Don Lee, R	2.0	W	8	2	0	0	3	0	0	0	0	0	0	14	14	0.00	1.000
Bob Lee, R	1.0	S	5	2	0	0	0	0	0	0	0	0	0	5	5	0.00	2.000

Batter	1	2	3	4	5	6	7	8	9
Albie Pearson, L OBP: 0.310, SLG: 0.278 (1, 8)	0-0 1B 4-3 1B	0-0 5-3			4-0 BB 1B 1B	0-0 L4		0-0 E S F1 1B 2-H 3-H	
Joe Koppe, R OBP: 0.374, SLG: 0.354 (1, 6)	0-0 1-3 1B		4-0 BB 2B		0-0 1B BB 2B 1B	0-0 FC6-4 1B		0-0 F1 1-H	
Billy Moran, R OBP: 0.321, SLG: 0.341 (1, 5) (9, 4)	0-0 4-3		0-0 F9		4-0 1-2 2-3 BB 1B	0-0 FC6-4			
Joe Adcock, R OBP: 0.364, SLG: 0.482 Charlie Dees, L OBP: 0.143, SLG: 0.115 (1, 3) (7, PR) (8, 3)	0-0 5-3		0-0 1-H 2B		0-0 2B SF7 1B		0-0 CS 1B		
Lee Thomas, L OBP: 0.340, SLG: 0.366 (1, 9)		0-0 BB SH1-4 1B	0-3 K		0-0 1-3 2-H 3-H 2B		0-0 F7 1-2		
Ed Kirkpatrick, L OBP: 0.333, SLG: 0.366 (1, 7)		0-0 SH1-4 BB 1B	0-0 F4		0-0 SF7		0-3 K		
Bobby Knoop, R OBP: 0.275, SLG: 0.296 Willie Smith, L OBP: 0.167, SLG: 0.235 Buck Rodgers, S OBP: 0.285, SLG: 0.258 (1, 4) (8, PH) (9, 2)		0-0 F4		0-0 5-3-5 WP 1B	0-3 K			0-0 SH5-4 BB 1B 1B	
Tom Satriano, L OBP: 0.356, SLG: 0.295 (1, 2) (9, 5)		4-0 SH1-4 BB	0-3 K	0-3 K	0-3 K			4-0 SH5-4 1B BB	
Ken McBride, R OBP: 0.348, SLG: 0.250 Dan Osiński, R Bob Duliba, R Jim Fregosi, R OBP: 0.403, SLG: 0.573 Don Lee, R OBP: 0.250, SLG: 0.250 Jim Piersall, R OBP: 0.321, SLG: 0.344 Bob Lee, R (1, 1) (5, 1) (5, 1) (6, PH) (7, 1) (8, PH) (9, 1)		0-0 SH1-4		0-0 5-3-5		0-3 K		0-0 SH5-4	

AB	R	H	RBI	BB	SO	LOB
4	2	2	2	1	0	2
4	2	3	0	1	0	1
3	1	0	1	1	0	2
4	1	3	2	0	0	0
0	0	0	0	0	0	0
4	1	2	2	0	1	2
3	0	1	1	0	1	2
3	0	1	0	0	1	3
1	1	1	0	0	0	0
0	0	0	0	0	0	0
2	1	0	0	2	2	2
1	0	0	1	0	0	1
0	0	0	0	0	0	0
0	0	0	0	0	0	0
0	0	0	0	0	0	0
0	0	0	0	0	0	0
0	0	0	0	0	0	0
1B: 11	SF: 1	WP: 1	PA: 38			
2B: 3	SAC: 2	PB: 0				
3B: 0	DP: 1	SB: 1				
HR: 0	HBP: 0	CS: 1				

BOTTOM


Boston Red Sox @ Los Angeles Angels
Dodger Stadium, Los Angeles, CA
Wed Jun 03 1964, 7:05 PM PDT
Att. 5,506 - Unknown

livebaseballscores.com

AB	30
R	9
H	13
RBI	9
BB	5
SO	6
LOB	15



Inning Stats	R	H	E	K	S	P	IP	WLS	BF	H	R	ER	SO	BB	IBB	HBP	BLK	WP	HR	S	P	ERA	WHIP
Bill Spanswick, L ERA: 6.32 (1, 1)	1	2	0	4	5	4	4.0		20	7	5	5	2	3	0	0	0	1	0	21	33	11.25	2.500
Bob Heffner, R ERA: 2.62 (5, 1)	0	0	0	0	0	0	0.0		3	2	1	1	0	1	0	0	0	0	0	2	6	∞	∞
Dick Radatz, R ERA: 1.62 (5, 1)	0	0	0	0	0	0	3.0		11	3	2	2	4	0	0	0	0	0	0	19	19	6.00	1.000
Ed Connolly, L ERA: 4.4 (8, 1)	0	0	0	0	0	0	1.0	L	4	1	1	1	0	1	0	0	0	0	0	3	7	9.00	2.000

Batter	1	2	3	4	5	6	7	8	9	AB R H RBI BB SO LOB	TOP											
Dalton Jones, L (1, 4) OBP: 0.341, SLG: 0.430	0-0 4-3	0-0 F7	0-0 4-3		0-0 F6		0-0 1-3		0-0 1B	6 1 1 2 0 0 6												
Tony Conigliaro, R (1, 7) OBP: 0.320, SLG: 0.472	0-0 F9	0-0 BB HR 1B	0-0 F5			0-0 1B WP 1B	0-0 F6		0-0 1B	6 2 3 2 0 0 3												
Carl Yastrzemski, L (1, 8) OBP: 0.348, SLG: 0.400	0-0 6-3	4-0 HR BB		0-0 F6		0-0 WP 1B		0-0 F7	0-0 F7	3 1 1 0 1 0 0 2 0 0 0 0 0 1												
Felix Mantilla, R (6, 8) OBP: 0.265, SLG: 0.391																						
Dick Stuart, R (1, 3) OBP: 0.299, SLG: 0.459		K		0-0 F8		0-0 1-3		0-0 F9		5 1 1 4 0 1 1												
Lee Thomas, L (1, 9) OBP: 0.347, SLG: 0.390		BB 1B		0-0 1B		0-0 1-3		0-3 K		5 2 3 1 0 1 1												
Frank Malzone, R (1, 5) OBP: 0.324, SLG: 0.367		1B			0-0 F3				0-0 F3	2 1 0 0 2 0 1												
Dick Williams, R (6, 5) OBP: 0.143, SLG: 0.100		BB				0-0 5-3				1 0 0 0 0 0 0												
Eddie Bressoud, R (1, 6) OBP: 0.391, SLG: 0.441		1B			4-0 2B BB				0-0 E1 SH1-3 BB 2B	3 3 1 1 2 1 1	AB 39 R 14 H 13 RBI 13 BB 8 SO 4 LOB 18											
Russ Nixon, L (1, 2) OBP: 0.426, SLG: 0.452		1B	4-0 BB		0-0 2B				4-0 SH1-3 2B BB	2 2 2 2 3 0 0												
Earl Wilson, R (1, 1) OBP: 0.421, SLG: 0.500		1B	0-0 BB 1B		0-3 K				0-0 SH1-3	4 1 1 1 0 1 4												
Arnold Earley, L (8, 1) OBP: 0.265, SLG: 0.391		HR 1B	0-0 5-3						0-0 L9	0 0 0 0 0 0 0												
Inning Stats	R: 0 E: 0 K: 0 S: 3	H: 0 LOB: 0 BB: 0 P: 3	R: 9 E: 0 K: 2 S: 14	H: 7 LOB: 1 BB: 3 P: 26	R: 0 E: 0 K: 0 S: 3	H: 0 LOB: 1 BB: 1 P: 7	R: 0 E: 0 K: 2 S: 3	H: 1 LOB: 1 BB: 0 P: 3	R: 1 E: 0 K: 1 S: 6	H: 1 LOB: 1 BB: 1 P: 10	R: 1 E: 0 K: 0 S: 5	H: 2 LOB: 1 BB: 0 P: 5	R: 0 E: 0 K: 0 S: 3	H: 0 LOB: 2 BB: 2 P: 11	R: 0 E: 0 K: 1 S: 5	H: 0 LOB: 0 BB: 0 P: 5	R: 3 E: 1 K: 0 S: 6	H: 2 LOB: 1 BB: 1 P: 10	1B: 9 2B: 2 3B: 0 HR: 2	SF: 0 SAC: 1 DP: 0 HBP: 0	WP: 1 PB: 0 SB: 0 CS: 0	PA: 48
PITCHER	IP WLS BF H R ER SO BB IBB HBP BLK WP HR S P ERA WHIP																					
Moe Drabowsky, R (1, 1) ERA: 6.75	1.1 L 9 4 5 5 1 1 0 0 0 0 0 0 10 14 33.75 3.750																					
Aurelio Monteagudo, R (2, 1) ERA: 9.82	0.1 5 3 4 4 0 1 0 0 0 0 0 2 4 8 108.00 12.000																					
Vern Handrahan, R (2, 1) ERA: 6.32	3.1 14 2 1 1 2 3 0 0 0 0 0 0 15 27 2.70 1.500																					
Joe Grzenda, L (6, 1) ERA: 7.94	2.0 10 2 1 1 0 2 0 0 0 0 1 0 8 16 4.50 2.000																					
Jose Santiago, R (8, 1) ERA:	2.0 10 2 3 0 1 1 0 0 0 0 0 0 0 11 0.00 1.500																					

Boston Red Sox @ Kansas City Athletics
Municipal Stadium, Kansas City, MO
Fri Jun 05 1964, 8:05 PM EDT
Att. 4,295 - Unknown


livebaseballscorecards.com

BOTTOM

Boston Red Sox @ Kansas City Athletics
Municipal Stadium, Kansas City, MO

livebaseballscorecards.com

AB 39
R 7
H 13
RBI 7
BB 6
SO 12
LOB 26



WP: 0 PA: 45
PB: 0
SB: 0
CS: 0

Fri Jun 05 1964, 8:05 PM EDT
Att. 4,295 - Unknown

AB R H RBI BB SO LOB

4 1 3 1 1 1 0

5 0 0 0 0 1 5

5 1 1 1 0 2 4

4 1 2 2 1 0 1

4 0 1 0 1 2 2

4 2 3 2 1 1 0

3 0 0 0 1 2 6
1 0 1 0 0 0 0

4 1 1 1 1 2 3

0 0 0 0 0 0 0
0 0 0 0 0 0 0
2 1 1 0 0 1 0
1 0 0 0 0 0 2
0 0 0 0 0 0 0
1 0 0 0 0 0 2
0 0 0 0 0 0 0
1 0 0 0 0 0 1

1B: 9 SF: 0
2B: 1 SAC: 0
3B: 0 DP: 1
HR: 3 HBP: 0

Batter	1	2	3	4	5	6	7	8	9
Wayne Causey, L (1, 6) OBP: 0.431, SLG: 0.429	0-0 BB BB 1B	0-0 1-2 2-H 1B		4-0 BB BB BB		0-0 G6-4-3 1B		0-3 K	
George Williams, R (1, 4) OBP: 0.133, SLG: 0.071	0-0 F8	0-3 K		0-0 F4		0-0 G6-4-3 1-2f		0-0 F6	
George Alusik, R (1, 7) OBP: 0.427, SLG: 0.420	0-3 K	0-3 K		0-0 F3		0-0 F3		0-0 HR	
Rocky Colavito, R (1, 9) OBP: 0.405, SLG: 0.621	4-0 BB BB 1-2 BB	0-0 1-2 2-H 1B		0-0 L8		0-0 5-3		0-0 HR	
Jim Gentile, L (1, 3) OBP: 0.387, SLG: 0.516	4-0 1-2 2-3 BB BB	0-3 K		0-0 1B 1B		0-0 4-3		0-3 K	
Ed Charles, R (1, 5) OBP: 0.344, SLG: 0.339	4-0 1-2 2-3 3-H BB		0-0 G3 6-3 2B	0-0 1-2 1B		0-0 HR		0-3 K	
Billy Bryan, L (1, 2) OBP: 0.370, SLG: 0.522	0-3 K		0-0 G3	0-3 K		4-0 BB BB		0-0 1B	
Doc Edwards, R (9, PH) OBP: 0.256, SLG: 0.275			2-3						
Nelson Mathews, R (1, 8) OBP: 0.313, SLG: 0.350		0-0 1B 1B	0-0 6-3	0-0 K		4-0 1-2 BB		0-3 K	
Moe Drabowsky, R (1, 1) OBP: 0.083, SLG: 0.083		0-0 1B 1B	0-3 K	0-0 F1		0-0 F5		0-0 F9	
Aurelio Montegudo, R (2, 1) OBP: 0.268, SLG: 0.571									
Vern Handrahan, L (2, 1) OBP: 0.125, SLG: 0.125									
Charlie Lau, L (5, PH) OBP: 0.330, SLG: 0.413									
Joe Grzenda, R (6, 1) OBP: 0.196, SLG: 0.235									
Jose Tartabull, L (7, PH) OBP: 0.196, SLG: 0.235									
Jose Santiago, R (8, 1) OBP: 0.247, SLG: 0.329									
Dick Green, R (9, PH) OBP: 0.247, SLG: 0.329									

Inning Stats	R: 1	H: 1	E: 0	K: 2	S: 8	R: 2	H: 4	E: 0	K: 3	S: 13	R: 0	H: 0	E: 0	K: 0	S: 3	R: 0	H: 2	E: 0	K: 2	S: 9	R: 0	H: 1	E: 0	K: 0	S: 3	R: 1	H: 1	E: 0	K: 0	S: 4	R: 2	H: 2	E: 0	K: 2	S: 9	R: 0	H: 1	E: 0	K: 2	S: 8	1B: 9	SF: 0	2B: 1	SAC: 0	3B: 0	DP: 1	HR: 3	HBP: 0	WP: 0	PA: 45
--------------	------	------	------	------	------	------	------	------	------	-------	------	------	------	------	------	------	------	------	------	------	------	------	------	------	------	------	------	------	------	------	------	------	------	------	------	------	------	------	------	------	-------	-------	-------	--------	-------	-------	-------	--------	-------	--------

PITCHER	IP	WLS	BF	H	R	ER	SO	BB	IBB	HBP	BLK	WP	HR	S	P	ERA	WHIP
Earl Wilson, R (1, 1) ERA: 5.12	7.2	W	40	12	7	7	9	6	0	0	0	0	3	52	76	8.22	2.348
Arnold Earley, L (8, 1) ERA: 0.66	1.1	S	5	1	0	0	3	0	0	0	0	0	0	11	11	0.00	0.750

Batter	1	2	3	4	5	6	7	8	9	AB R H RBI BB SO LOB	TOP												
Chuck Schilling, R (1, 4) <small>OBP: 0.269, SLG: 0.256</small>										4 1 1 0 1 0 4													
Tony Conigliaro, R (1, 7) <small>OBP: 0.322, SLG: 0.494</small>										5 2 2 2 0 2 3													
Carl Yastrzemski, L (1, 8) <small>OBP: 0.344, SLG: 0.394</small>										5 0 1 0 0 0 1													
Dick Stuart, R (1, 3) <small>OBP: 0.307, SLG: 0.476</small>										4 2 2 2 1 0 1													
Frank Malzone, R (1, 5) <small>OBP: 0.326, SLG: 0.364</small>										4 1 1 0 1 0 2													
Lee Thomas, L (1, 9) <small>OBP: 0.355, SLG: 0.414</small>										4 2 3 2 0 0 2													
Eddie Bressoud, R (1, 6) <small>OBP: 0.389, SLG: 0.437</small>										4 0 1 1 0 0 1													
Bob Tillman, R (1, 2) <small>OBP: 0.353, SLG: 0.404</small>										3 0 2 0 1 0 0													
Jack Lamabe, R (1, 1) <small>OBP: 0.138, SLG: 0.179</small>										3 0 0 0 0 2 3													
Bob Heffner, R (7, 1) <small>OBP: 0.286, SLG: 0.714</small>										0 0 0 0 0 0 0													
Felix Mantilla, R (8, PH) <small>OBP: 0.260, SLG: 0.383</small>										1 0 0 0 0 0 1													
Dick Radatz, R (8, 1) <small>OBP: 0.250, SLG: 0.250</small>										0 0 0 0 0 0 0													
Inning Stats	R: 5 E: 0 K: 0 S: 7	H: 4 LOB: 2 BB: 3 P: 19	R: 3 E: 0 K: 0 S: 6	H: 3 LOB: 0 BB: 0 P: 6	R: 0 E: 0 K: 2 S: 8	H: 1 LOB: 1 BB: 0 P: 8	R: 0 E: 0 K: 0 S: 4	H: 2 LOB: 1 BB: 0 P: 4	R: 0 E: 0 K: 1 S: 5	H: 0 LOB: 0 BB: 0 P: 5	R: 0 E: 0 K: 0 S: 3	H: 1 LOB: 0 BB: 0 P: 3	R: 0 E: 0 K: 0 S: 3	H: 1 LOB: 1 BB: 1 P: 7	R: 0 E: 0 K: 1 S: 6	H: 1 LOB: 1 BB: 0 P: 6	R: 0 E: 0 K: 0 S: 3	H: 0 LOB: 0 BB: 0 P: 3	1B: 9 2B: 1 3B: 0 HR: 3	SF: 0 SAC: 0 DP: 3 HBP: 0	WP: 1 PB: 1 SB: 2 CS: 0	PA: 41	
PITCHER	IP WLS BF H R ER SO BB IBB HBP BLK WP HR S P ERA WHIP																					PITCHER	IP WLS BF H R ER SO BB IBB HBP BLK WP HR S P ERA WHIP
John O'Donoghue, L (1, 1) <small>ERA: 5.36</small>	0.1 L 8 4 5 5 0 3 0 0 0 0 0 2 5 17 135.00 21.000																						
Ted Bowsfield, L (1, 1) <small>ERA: 6.75</small>	4.2 19 6 3 3 3 0 0 0 0 1 1 25 25 5.79 1.286																						
Aurelio Monteagudo, R (6, 1) <small>ERA: 9.19</small>	2.0 7 2 0 0 0 1 0 0 0 0 0 6 10 0.00 1.500																						
Joe Grzenda, L (8, 1) <small>ERA: 7.3</small>	1.0 4 1 0 0 1 0 0 0 0 0 0 6 6 0.00 1.000																						
Vern Handrahan, R (9, 1) <small>ERA: 6.12</small>	1.0 3 0 0 0 0 0 0 0 0 0 0 3 3 0.00 0.000																						

Boston Red Sox @ Kansas City Athletics
Municipal Stadium, Kansas City, MO

Sat Jun 06 1964, 4:33 AM EDT
Att. 4,734 - Unknown

AB	37
R	8
H	13
RBI	7
BB	4
SO	4
LOB	18




WP	1	PA	41
PB	1		
SB	2		
CS	0		

BOTTOM

Boston Red Sox @ Kansas City Athletics
Municipal Stadium, Kansas City, MO

livebaseballscorecards.com

AB 38
R 6
H 12
RBI 6
BB 1
SO 3
LOB 13



WP: 0 PA: 39
PB: 0
SB: 0
CS: 0

Sat Jun 06 1964, 4:33 AM EDT
Att. 4,734 - Unknown

AB R H RBI BB SO LOB

5	0	1	0	0	0	2
5	1	1	0	0	0	2
5	1	2	2	0	0	1
4	1	2	0	0	0	2
4	1	1	2	0	0	2
4	0	1	0	0	0	1
3	1	1	0	1	1	1
4	1	1	1	0	1	1
0	0	0	0	0	0	0
1	0	0	0	0	0	0
1	0	1	0	0	0	0
0	0	0	0	0	0	0
1	0	0	1	0	0	0
0	0	0	0	0	0	0
1	0	0	0	0	1	1
0	0	0	0	0	0	0

1B: 5 SF: 0
2B: 5 SAC: 0
3B: 0 DP: 1
HR: 2 HBP: 0

Batter	1	2	3	4	5	6	7	8	9
Wayne Causey, L (1, 6) OBP: 0.425, SLG: 0.428	0-0 2B		0-0 L8		0-0 G1		0-0 G1-6-3		0-0 F7
Nelson Mathews, R (1, 8) OBP: 0.310, SLG: 0.352	0-0 F9			0-0 1-3	0-0 F8		0-0 HR 2B		0-0 F8
Ed Charles, R (1, 5) OBP: 0.345, SLG: 0.359	0-0 6-3			0-0 F8		0-0 FC6-4 1B	0-0 HR		0-0 F4
Rocky Colavito, R (1, 9) OBP: 0.407, SLG: 0.624	0-0 L7			0-0 HR 1B		0-0 F7	0-0 2B		
Jim Gentile, L (1, 3) OBP: 0.384, SLG: 0.531		0-0 1-3		0-0 HR		0-0 L8	0-0 F5		
George Alusik, R (1, 7) OBP: 0.419, SLG: 0.411		0-0 F5		0-0 1B		0-0 FC6-4		0-0 F5	
Billy Bryan, L (1, 2) OBP: 0.387, SLG: 0.538		0-0 4-3		0-3 K			0-0 1B 2B	4-0 BB	
George Williams, R (1, 4) OBP: 0.147, SLG: 0.094			0-0 6-3		0-0 6-3		0-0 1B 1B	0-3 K	
John O'Donoghue, R (1, 1) OBP: 0.333, SLG: 0.333 Ted Bowfield, R (1, 1)			0-0 4-3		0-0 2B		0-0 G1-6-3 1B	0-3 K	
Dick Green, R (5, PH) OBP: 0.252, SLG: 0.340 Aurelio Montegudo, R (6, 1) OBP: 0.286, SLG: 0.511 Charlie Lau, L (7, PH) OBP: 0.336, SLG: 0.419 Joe Grzenda, R (8, 1) Doc Edwards, R (8, PH) OBP: 0.263, SLG: 0.272 Vern Handrahan, L (9, 1) OBP: 0.125, SLG: 0.125									

Inning Stats	R: 0	H: 1	E: 0	LOB: 1	K: 0	BB: 0	S: 4	P: 4
	R: 0	H: 0	E: 0	LOB: 0	K: 0	BB: 0	S: 3	P: 3
	R: 2	H: 3	E: 0	LOB: 1	K: 1	BB: 0	S: 8	P: 8
	R: 0	H: 1	E: 0	LOB: 1	K: 0	BB: 0	S: 4	P: 4
	R: 4	H: 6	E: 0	LOB: 1	K: 0	BB: 0	S: 8	P: 8
	R: 0	H: 0	E: 0	LOB: 1	K: 2	BB: 1	S: 7	P: 11
	R: 0	H: 0	E: 0	LOB: 0	K: 0	BB: 0	S: 3	P: 3

PITCHER	IP	WLS	BF	H	R	ER	SO	BB	IBB	HBP	BLK	WP	HR	S	P	ERA	WHIP
Jack Lamabe, R (1, 1) ERA: 3.84	6.2	W	30	11	6	6	1	0	0	0	0	0	2	32	32	8.10	1.650
Bob Heffner, R (7, 1) ERA: 2.6	0.1		2	1	0	0	0	0	0	0	0	0	0	2	2	0.00	3.000
Dick Radatz, R (8, 1) ERA: 1.56	2.0	S	7	0	0	0	2	1	0	0	0	0	0	10	14	0.00	0.500

Batter	1	2	3	4	5	6	7	8	9	AB R H RBI BB SO LOB	
Dalton Jones, L (1, 4) OBP: 0.336, SLG: 0.421	0-0 F3		0-3 K		0-0 L8		0-0 HR 1B		0-0 3-1	5 1 1 0 0 1 1	
Tony Conigliaro, R (1, 7) OBP: 0.318, SLG: 0.503	0-3 K		0-3 K		0-3 K		0-0 F5		0-0 HR	5 1 1 2 0 3 2	
Carl Yastrzemski, L (1, 8) OBP: 0.351, SLG: 0.411	4-0 FC6-4 BB		0-3 K			4-0 1B BB	0-0 HR		0-0 4-3	3 2 1 3 2 1 0	
Dick Stuart, R (1, 3) OBP: 0.301, SLG: 0.466	0-0 FC6-4			0-3 K		0-0 F7	0-3 K			4 0 0 0 0 2 2	
Lee Thomas, L (1, 9) OBP: 0.358, SLG: 0.422		0-0 1B 1B		0-0 HR 2B		0-0 F3		0-0 F5		4 2 2 0 0 0 1	
Frank Malzone, R (1, 5) OBP: 0.335, SLG: 0.390		0-0 1B 1-2 1-3 1B		0-0 HR		0-0		0-0 F8		4 1 3 3 0 0 0	
Eddie Bressoud, R (1, 6) OBP: 0.381, SLG: 0.428		0-3 K		0-0 L7		0-0 F6		0-3 K		4 0 0 0 0 2 3	
Bob Tillman, R (1, 2) OBP: 0.351, SLG: 0.400		0-0 1-3 2-H 1B		0-3 K			0-0 6-3		0-0 6-3	4 0 1 1 0 1 0	
Bill Monbouquette, R (1, 1) OBP: 0.304, SLG: 0.158 Dick Radatz, R (8, 1) OBP: 0.308, SLG: 0.385		0-0 1-3		0-3 K			0-0 HR 1B		0-0 3-1 HR 2B	3 1 1 0 0 1 2 1 1 1 0 0 0 0	
Inning Stats	R: 0 H: 0 E: 0 LOB: 1 K: 1 BB: 1 S: 5 P: 9	R: 1 H: 3 E: 0 LOB: 1 K: 1 BB: 0 S: 7 P: 7	R: 0 H: 0 E: 0 LOB: 0 K: 3 BB: 0 S: 9 P: 9	R: 2 H: 2 E: 0 LOB: 0 K: 2 BB: 0 S: 9 P: 9	R: 0 H: 0 E: 0 LOB: 0 K: 2 BB: 0 S: 7 P: 7	R: 1 H: 1 E: 0 LOB: 1 K: 0 BB: 1 S: 4 P: 8	R: 3 H: 3 E: 0 LOB: 0 K: 1 BB: 0 S: 8 P: 8	R: 0 H: 0 E: 0 LOB: 0 K: 1 BB: 0 S: 5 P: 5	R: 2 H: 2 E: 0 LOB: 0 K: 0 BB: 0 S: 5 P: 5	1B: 6 SF: 0 2B: 2 SAC: 0 3B: 0 DP: 0 HR: 3 HBP: 0	WP: 0 PA: 39 PB: 0 SB: 1 CS: 0

PITCHER	IP	WLS	BF	H	R	ER	SO	BB	IBB	HBP	BLK	WP	HR	S	P	ERA	WHIP
Orlando Pena, R (1, 1) ERA: 3.96	7.0	L	31	9	7	7	10	2	0	0	0	0	2	49	57	9.00	1.571
Jose Santiago, R (8, 1) ERA: 3.6	2.0		8	2	2	2	1	0	0	0	0	0	1	10	10	9.00	1.000

PITCHER	IP	WLS	BF	H	R	ER	SO	BB	IBB	HBP	BLK	WP	HR	S	P	ERA	WHIP

Boston Red Sox @ Kansas City Athletics
Municipal Stadium, Kansas City, MO
Sun Jun 07 1964, 8:05 PM EDT
Unknown

livebaseballscorecards.com

AB	37
R	9
H	11
RBI	9
BB	2
SO	11
LOB	11



Batter	1	2	3	4	5	6	7	8	9	AB	R	H	RBI	BB	SO	LOB
Wayne Causey, L (1, 6) OBP: 0.422, SLG: 0.424	0-0 L8		0-0 4-3			0-0 E4 HR	0-0 1B			4	1	1	0	0	0	0
Nelson Mathews, R (1, 8) OBP: 0.304, SLG: 0.344	0-0 F6		0-3 K			0-0 F4	0-0 F2			4	0	0	0	0	1	2
Ed Charles, R (1, 5) OBP: 0.348, SLG: 0.379	0-0 4-3			0-0 1B		0-0 HR 1-H		0-0 F3		4	1	2	2	0	0	0
Rocky Colavito, R (1, 9) OBP: 0.398, SLG: 0.608		0-3 K		0-0 F9		0-0 5-3		0-0 L7		4	0	0	0	0	1	1
Jim Gentile, L (1, 3) OBP: 0.374, SLG: 0.515		0-0 L9		0-0 L8		0-0 3-1		0-3 K		4	0	0	0	0	1	1
George Alusik, R (1, 7) OBP: 0.412, SLG: 0.403		0-0 1B		0-0 1-3			0-0 F4		0-0 F7	4	0	1	0	0	0	1
Charlie Lau, L (1, 2) OBP: 0.333, SLG: 0.413		0-0 F8			0-0 6-3		0-0 HR 1B		0-0 L9	4	1	1	0	0	0	1
Dick Green, R (1, 4) OBP: 0.246, SLG: 0.331			0-0 4-3		0-0 F4		0-0 F7		0-0 5-3	4	0	0	0	0	0	1
Orlando Pena, R (1, 1) OBP: 0.171, SLG: 0.212			0-0 HR		0-3 K		0-0 HR 1-H			2	1	1	1	0	1	0
Billy Bryan, L (7, PH) OBP: 0.406, SLG: 0.667										1	1	1	2	0	0	0
Jose Santiago, R (8, 1)										0	0	0	0	0	0	0

Inning Stats	R: 0	H: 0	E: 0	K: 0	S: 3	R: 0	H: 1	E: 0	K: 1	S: 6	R: 1	H: 1	E: 0	K: 1	S: 6	R: 0	H: 1	E: 0	K: 0	S: 4	R: 0	H: 0	E: 0	K: 1	S: 5	R: 2	H: 1	E: 1	K: 0	S: 5	R: 2	H: 3	E: 0	K: 0	S: 6	R: 0	H: 0	E: 0	K: 1	S: 5	R: 0	H: 0	E: 0	K: 0	S: 3	1B: 4	2B: 0	3B: 0	HR: 3	SF: 0	SAC: 0	DP: 0	HBP: 0	WP: 0	PB: 0	SB: 0	CS: 0	PA: 35
--------------	------	------	------	------	------	------	------	------	------	------	------	------	------	------	------	------	------	------	------	------	------	------	------	------	------	------	------	------	------	------	------	------	------	------	------	------	------	------	------	------	------	------	------	------	------	-------	-------	-------	-------	-------	--------	-------	--------	-------	-------	-------	-------	--------

PITCHER	IP	WLS	BF	H	R	ER	SO	BB	IBB	HBP	BLK	WP	HR	S	P	ERA	WHIP
Bill Monbouquette, R (1, 1) ERA: 4.68	7.0	W	29	7	5	4	3	0	0	0	0	0	3	35	35	5.14	1.000
Dick Radatz, R (8, 1) ERA: 1.5	2.0	S	6	0	0	0	1	0	0	0	0	0	0	8	8	0.00	0.000

BOTTOM

Boston Red Sox @ Kansas City Athletics
Municipal Stadium, Kansas City, MO

Sun Jun 07 1964, 8:05 PM EDT
Unknown

AB	35
R	5
H	7
RBI	5
BB	0
SO	4
LOB	7



livebaseballscorecards.com

Batter	1	2	3	4	5	6	7	8	9	AB	R	H	RBI	BB	SO	LOB
Wayne Causey, L (1, 6) OBP: 0.417, SLG: 0.418	0-3 K	0-0 1B		0-0 L8		0-0 F7		0-0 4-3		5	0	1	2	0	1	1
Dick Green, R (1, 4) OBP: 0.246, SLG: 0.325	0-0 G3	0-3 K		4-0 BB			0-0 L6			3	0	0	0	1	1	2
Ed Charles, R (1, 5) OBP: 0.351, SLG: 0.382	0-3 K		0-0 HR	0-0 L6			0-0 HR			4	2	2	0	0	1	1
Rocky Colavito, R (1, 9) OBP: 0.400, SLG: 0.605		0-0 1B	0-0 F5		0-0 L5		0-0 HR			4	2	2	0	0	0	1
Jim Gentile, L (1, 3) OBP: 0.389, SLG: 0.569		0-0 1B	0-0 HR		1-0 HBP		0-0 HR			3	3	3	5	0	0	0
George Alusik, R (1, 7) OBP: 0.426, SLG: 0.413		0-0 1B	4-0 BB		0-0 G5-4-3		0-0 K2-4-2			3	1	2	0	1	0	1
Doc Edwards, R (1, 2) OBP: 0.253, SLG: 0.271		0-0 1B	0-3 K			0-0 L5	0-3 K2-4-2			4	0	1	1	0	2	2
Nelson Mathews, R (1, 8) OBP: 0.303, SLG: 0.342	0-3 K	0-3 F4				0-0 1B		0-0 6-3		4	0	1	0	0	1	4
Diego Segui, R (1, 1) OBP: 0.185, SLG: 0.269	0-3 K			0-3 K		0-3 K		0-0 G3		4	0	0	0	0	3	4
John Wyatt, R (9, 1)										0	0	0	0	0	0	0

Inning Stats	R: 0	H: 0	E: 0	K: 2	S: 7	LOB: 0	BB: 0	P: 7	R: 3	H: 5	E: 0	K: 3	S: 14	LOB: 2	BB: 0	P: 14	R: 2	H: 2	E: 0	K: 1	S: 7	LOB: 1	BB: 1	P: 11	R: 0	H: 0	E: 0	K: 0	S: 5	LOB: 0	BB: 0	P: 3	R: 0	H: 1	E: 0	K: 1	S: 6	LOB: 1	BB: 0	P: 6	R: 3	H: 4	E: 0	K: 1	S: 8	LOB: 1	BB: 0	P: 8	R: 0	H: 0	E: 0	K: 0	S: 3	LOB: 0	BB: 0	P: 3
PITCHER	IP	WLS	BF	H	R	ER	SO	BB	IBB	HBP	BLK	WP	HR	S	P	ERA	WHIP																																							
Dave Morehead, R (1, 1) ERA: 4.41	3.0	L	17	7	5	5	6	1	0	0	0	0	0	28	32	15.00	2.667																																							
Bob Heffner, R (4, 1) ERA: 2.39	3.0		11	1	0	0	2	1	0	1	0	0	0	13	18	0.00	0.667																																							
Arnold Earley, L (7, 1) ERA: 2.57	0.1		5	4	3	3	0	0	0	0	0	0	0	1	5	81.00	12.000																																							
Pete Charton, R (7, 1) ERA: 9.0	1.2		4	0	0	0	1	0	0	0	0	0	0	6	6	0.00	0.000																																							

BOTTOM

Boston Red Sox @ Kansas City Athletics
Municipal Stadium, Kansas City, MO

Sun Jun 07 1964, 8:05 PM EDT
Att. 9,061 - Unknown

AB	34
R	8
H	12
RBI	8
BB	2
SO	9
LOB	16



1B: 10	SF: 0	WP: 0	PA: 37
2B: 1	SAC: 0	PB: 0	
3B: 0	DP: 2	SB: 0	
HR: 2	HBP: 1	CS: 0	

Batter	1	2	3	4	5	6	7	8	9	AB R H RBI BB SO LOB	TOP											
Tony Kubek, L (1, 6) OBP: 0.263, SLG: 0.302	0-0 F6		0-0 G4-6-3			0-0 6-3		0-0 1-3		4 0 0 0 0 0 2												
Bobby Richardson, R (1, 4) OBP: 0.338, SLG: 0.366	0-0 F8			0-0 2B		0-0 HR		0-3 K		4 1 2 1 0 1 0												
Mickey Mantle, S (1, 8) OBP: 0.432, SLG: 0.565 Pedro Gonzalez, R (8, 7) OBP: 0.313, SLG: 0.318	0-3 K			0-0 P2		0-0 3-1		0-3 K		4 0 0 0 0 2 1 0 0 0 0 0 0 0												
Roger Maris, L (1, 9) OBP: 0.350, SLG: 0.508		0-0 P5		0-0 P6		0-0 1B		0-0 HR		4 1 2 1 0 0 1												
Tom Tresh, S (1, 7) OBP: 0.368, SLG: 0.413		4-0 G4-6-3 BB		4-0 BB		0-0 F9		0-0 P3		2 0 0 0 2 0 1												
Joe Pepitone, L (1, 3) OBP: 0.318, SLG: 0.408		0-0 G4-6-3		0-0 P4			0-0 L9		0-0 F7	4 0 0 0 0 0 3												
Elston Howard, R (1, 2) OBP: 0.389, SLG: 0.472			4-0 FC3-5 1B BB		0-0 L9		4-0 BB		0-3 K	2 0 0 0 2 1 0												
Clete Boyer, R (1, 5) OBP: 0.250, SLG: 0.289			0-0 FC3-5 1B		0-0 1-3		0-3 K			3 0 1 0 0 1 1												
Al Downing, R (1, 1) OBP: 0.250, SLG: 0.400 Johnny Blanchard, L (7, PH) OBP: 0.389, SLG: 0.381 Hal Reniff, R (7, 1)			0-0 FC3-5 G4-6-3		0-3 K		0-0 F9			2 0 0 0 0 1 2 1 0 0 0 0 0 1 0 0 0 0 0 0 0												
Inning Stats	R: 0 E: 0 K: 1 S: 5	H: 0 LOB: 0 BB: 0 P: 5	R: 0 E: 0 K: 0 S: 2	H: 0 LOB: 0 BB: 1 P: 6	R: 0 E: 0 K: 0 S: 3	H: 1 LOB: 1 BB: 1 P: 7	R: 0 E: 0 K: 0 S: 4	H: 1 LOB: 2 BB: 1 P: 8	R: 0 E: 0 K: 1 S: 5	H: 0 LOB: 0 BB: 0 P: 5	R: 1 E: 0 K: 0 S: 5	H: 2 LOB: 1 BB: 0 P: 5	R: 0 E: 0 K: 1 S: 5	H: 0 LOB: 1 BB: 1 P: 9	R: 0 E: 0 K: 2 S: 7	H: 0 LOB: 0 BB: 0 P: 7	R: 1 E: 0 K: 1 S: 6	H: 1 LOB: 0 BB: 0 P: 6	1B: 2 2B: 1 3B: 0 HR: 2	SF: 0 SAC: 0 DP: 2 HBP: 0	WP: 0 PB: 0 SB: 0 CS: 0	PA: 34
PITCHER	IP WLS BF H R ER SO BB IBB HBP BLK WP HR S P ERA WHIP																					
Earl Wilson, R (1, 1) ERA: 4.71	6.1 W 25 4 1 1 2 4 0 0 0 0 1 25 41 1.42 1.263																					
Dick Radatz, R (7, 1) ERA: 1.59	2.2 S 9 1 1 1 4 0 0 0 0 0 1 17 17 3.38 0.375																					

New York Yankees @ Boston Red Sox
 Fenway Park, Boston, MA
 Tue Jun 09 1964, 7:05 PM EDT
 Att: 31,049 - Unknown

livebaseballscorecards.com

AB 30
R 2
H 5
RBI 2
BB 4
SO 6
LOB 12



Batter	1	2	3	4	5	6	7	8	9
Chuck Schilling, R <small>OBP: 0.296, SLG: 0.261</small> (1, 4)	4-0 		4-0 		0-0 		4-0 		
Tony Conigliaro, R <small>OBP: 0.330, SLG: 0.497</small> (1, 7)	4-0 		4-0 		0-0 		0-3 		
Carl Yastrzemski, L <small>OBP: 0.355, SLG: 0.439</small> (1, 8)	0-0 		0-0 		4-0 		0-0 		
Dick Stuart, R <small>OBP: 0.308, SLG: 0.464</small> (1, 3)	0-3 		0-0 		0-0 	0-0 	0-0 		
Frank Malzone, R <small>OBP: 0.327, SLG: 0.379</small> (1, 5)	0-0 		0-3 			0-0 	0-3 		
Lee Thomas, L <small>OBP: 0.354, SLG: 0.411</small> (1, 9)		0-3 	0-0 			0-0 		0-0 	
Eddie Bressoud, R <small>OBP: 0.381, SLG: 0.420</small> (1, 6)		4-0 		0-0 		0-0 		0-0 	
Bob Tillman, R <small>OBP: 0.346, SLG: 0.393</small> (1, 2)		0-0 		0-3 		0-0 		0-0 	
Earl Wilson, R <small>OBP: 0.381, SLG: 0.444</small> (1, 1)			0-3 		0-0 		0-0 	0-3 	
Dick Radatz, R <small>OBP: 0.267, SLG: 0.333</small> (7, 1)									

AB	R	H	RBI	BB	SO	LOB
1	2	0	0	3	0	0
2	1	0	0	2	1	1
3	2	2	2	1	0	2
4	0	3	3	0	1	2
4	0	0	0	0	2	5
4	0	1	0	0	1	2
3	0	1	0	1	0	1
4	0	0	0	0	1	4
2	0	0	0	0	1	0
2	0	0	0	0	1	1

BOTTOM	
New York Yankees @ Boston Red Sox Fenway Park, Boston, MA Tue Jun 09 1964, 7:05 PM EDT Att. 31,049 - Unknown	

Inning Stats		R	H	E	K	S	P	ERA	WHIP
1	R: 0, H: 0, E: 0, K: 1, S: 5	0	0	0	2	13			
2	R: 0, H: 0, E: 0, K: 1, S: 4	0	0	0	1	8			
3	R: 3, H: 2, E: 0, K: 2, S: 9	2	1	0	2	17			
4	R: 0, H: 0, E: 0, K: 1, S: 5	0	0	0	0	5			
5	R: 0, H: 0, E: 0, K: 0, S: 2	0	0	0	1	6	4.50	1.667	
6	R: 0, H: 2, E: 0, K: 0, S: 5	2	2	0	0	5	4.50	2.000	
7	R: 2, H: 2, E: 1, K: 2, S: 9	2	1	1	13				
8	R: 0, H: 1, E: 0, K: 1, S: 6	1	1	0	0	6			
9	R: 0, H: 0, E: 0, K: 0, S: 0	0	0	0	0	0			

WP	HR	S	P	ERA	WHIP
0	0	0	37		

New York Yankees @ Boston Red Sox
 Fenway Park, Boston, MA
 Wed Jun 10 1964, 3:33 AM EDT
 Att: 10,264 - Unknown - 84 F

livebaseballscorecards.com

AB	39
R	6
H	12
RBI	5
BB	3
SO	10
LOB	22



WP:	0	PA:	45
PB:	0		
SB:	3		
CS:	0		

Batter	1	2	3	4	5	6	7	8	9	10	AB	R	H	RBI	BB	SO	LOB
Tony Kubek, L (1, 6) OBP: 0.277, SLG: 0.324	0-0 1B G6-3 2B		0-0 S 1B		0-0 4-3 2-3		0-3 K		0-0 FC4-6 1B		5	1	3	0	0	1	1
Bobby Richardson, R (1, 4) OBP: 0.339, SLG: 0.374	0-0 2-3 1B		0-0 L7		0-0 SF8			0-0 4-3 1B 2B	0-0 FC4-6		4	1	2	1	0	0	2
Mickey Mantle, S (1, 8) OBP: 0.426, SLG: 0.550	0-0 G6-3 1-2f 3-H		4-0 S BB		0-0 P5			0-0 4-3 2-3	0-3 K		3	0	0	0	1	0	2
Pedro Gonzalez, R (8, 7) OBP: 0.306, SLG: 0.311											1	0	0	0	0	1	1
Roger Maris, L (1, 9) OBP: 0.352, SLG: 0.504	0-3 K		0-3 K					0-0 4-3		0-0 S 1B	5	1	2	1	0	2	2
Tom Tresh, S (1, 7) OBP: 0.374, SLG: 0.411		4-0 1B SF8 BB	0-0 P6					0-0 4-3		0-3 S 1B	3	1	1	0	1	1	3
Johnny Blanchard, L (1, 3) OBP: 0.373, SLG: 0.362		0-0 1-3 1B		0-3 K			0-0 F8	0-3 K		0-0 P4	5	0	1	0	0	2	4
Elston Howard, R (1, 2) OBP: 0.384, SLG: 0.463		0-0 SF8		0-3 K			0-0 F9	0-0 P3		4-0 1B IBB	3	0	0	1	1	1	3
Phil Linz, R (1, 5) OBP: 0.269, SLG: 0.296		0-0 3-H F7		0-0 F9				0-3 K		0-0 HR	5	1	2	2	0	1	1
Stan Williams, R (1, 1) OBP: 0.429, SLG: 0.571		0-0 F8						0-0 5-3		0-3 K	2	1	1	0	0	0	1
Bill Stafford, R (6, 1)											0	0	0	0	0	0	0
Pete Mikkelsen, R (6, 1)											0	0	0	0	0	0	0
Hector Lopez, R (7, PH) OBP: 0.313, SLG: 0.484											1	0	0	0	0	0	0
Hal Reniff, R (7, 1)											1	0	0	0	0	1	0
Joe Pepitone, L (10, PH) OBP: 0.317, SLG: 0.405											1	0	0	0	0	2	0
Bud Daley, L (10, 1)											0	0	0	0	0	0	0

Inning Stats	R: 1	H: 2	E: 0	LOB: 0	K: 1	S: 6	R: 1	H: 1	E: 0	LOB: 1	K: 0	S: 4	R: 0	H: 1	E: 0	LOB: 2	K: 1	S: 6	R: 0	H: 0	E: 0	LOB: 0	K: 2	S: 7	R: 1	H: 1	E: 0	LOB: 0	K: 0	S: 4	R: 0	H: 1	E: 0	LOB: 1	K: 2	S: 7	R: 1	H: 2	E: 0	LOB: 2	K: 1	S: 9	R: 1	H: 2	E: 0	LOB: 1	K: 2	S: 7	R: 1	H: 2	E: 0	LOB: 2	K: 1	S: 11	1B: 8	2B: 3	3B: 0	HR: 1	SF: 2	SAC: 0	DP: 1	HBP: 1
--------------	------	------	------	--------	------	------	------	------	------	--------	------	------	------	------	------	--------	------	------	------	------	------	--------	------	------	------	------	------	--------	------	------	------	------	------	--------	------	------	------	------	------	--------	------	------	------	------	------	--------	------	------	------	------	------	--------	------	-------	-------	-------	-------	-------	-------	--------	-------	--------

PITCHER	IP	WLS	BF	H	R	ER	SO	BB	IBB	HBP	BLK	WP	HR	S	P	ERA	WHIP
Jack Lamabe, R (1, 1) ERA: 3.93	7.1		31	8	4	4	6	2	0	0	0	0	0	41	49	4.91	1.364
Dick Radatz, R (8, 1) ERA: 1.7	1.2		8	2	1	1	3	0	0	1	0	0	1	13	14	5.40	1.200
Bob Heffner, R (10, 1) ERA: 2.56	1.0	W	6	2	1	1	1	0	1	0	0	0	0	7	11	9.00	2.000

New York Yankees @ Boston Red Sox
 Fenway Park, Boston, MA
 Wed Jun 10 1964, 3:33 AM EDT
 Att. 10,264 - Unknown - 84 F

livebaseballscorecards.com

AB	38
R	7
H	13
RBI	7
BB	2
SO	4
LOB	12



WP: 0	PA: 40
PB: 0	
SB: 0	
CS: 1	

Batter	1	2	3	4	5	6	7	8	9	10	AB	R	H	RBI	BB	SO	LOB
Dalton Jones, L (1.4) OBP: 0.327, SLG: 0.404	P4	4-3			6-3		CS 1B		1-3		5	0	1	0	0	0	0
Tony Conigliaro, R (1.7) OBP: 0.326, SLG: 0.506	1-5-3		K		F9		6-3			HR	5	1	1	1	0	1	1
Carl Yastrzemski, L (1.8) OBP: 0.356, SLG: 0.455					G3		K			P6	5	1	2	0	0	1	0
Dick Stuart, R (1.3) Earl Wilson, R (8, PR) Dick Williams, R (9, 3) OBP: 0.317, SLG: 0.472 OBP: 0.381, SLG: 0.444 OBP: 0.269, SLG: 0.583	6-3		FC4-6 BB			1B 2B				HR	3	1	2	0	1	0	1
Lee Thomas, L (1.9) OBP: 0.352, SLG: 0.408		HR 1B	FC4-6			F7				F9	4	1	1	1	0	0	3
Frank Malzone, R (1.5) OBP: 0.330, SLG: 0.398		HR	P4			1B 2-3				F7	4	1	2	2	0	0	2
Eddie Bressoud, R (1.6) OBP: 0.383, SLG: 0.426		1B 2B			K		BB 1B			P3	4	1	2	1	0	1	1
Bob Tillman, R (1.2) OBP: 0.350, SLG: 0.392					1-4-3		G5-4-3 BB			F9	3	0	1	1	1	0	0
Jack Lamabe, R (1.1) Dick Radatz, R (8, 1) Bob Hefner, R (10, 1) OBP: 0.125, SLG: 0.161 OBP: 0.250, SLG: 0.313 OBP: 0.286, SLG: 0.714		G3-6-4			K		G5-4-3			L9	3	0	0	0	0	1	4

Inning Stats	R: 0	H: 1	E: 0	K: 0	S: 4	P: 4	R: 3	H: 4	E: 0	K: 0	S: 6	P: 6	R: 1	H: 1	E: 0	K: 1	S: 6	R: 0	H: 0	E: 0	K: 2	S: 7	P: 7	R: 0	H: 0	E: 0	K: 0	S: 3	P: 3	R: 1	H: 3	E: 0	K: 0	S: 5	R: 0	H: 1	E: 0	K: 1	S: 5	R: 0	H: 1	E: 0	K: 0	S: 4	R: 0	H: 0	E: 0	K: 0	S: 3	R: 2	H: 2	E: 0	K: 0	S: 3	P: 3	1B: 6	2B: 3	3B: 1	HR: 3	SF: 0	SAC: 0	DP: 2	HBP: 0	WP: 0	PA: 40
--------------	------	------	------	------	------	------	------	------	------	------	------	------	------	------	------	------	------	------	------	------	------	------	------	------	------	------	------	------	------	------	------	------	------	------	------	------	------	------	------	------	------	------	------	------	------	------	------	------	------	------	------	------	------	------	------	-------	-------	-------	-------	-------	--------	-------	--------	-------	--------

PITCHER	IP	WLS	BF	H	R	ER	SO	BB	IBB	HBP	BLK	WP	HR	S	P	ERA	WHIP
Stan Williams, R (1.1) ERA: 5.96	5.1		24	8	5	5	3	1	0	0	0	0	1	29	33	8.44	1.688
Bill Stafford, R (6.1) ERA: 3.0	0.0		2	1	0	0	0	1	0	0	0	0	0	1	5	∞	∞
Pete Mikkelsen, R (6.1) ERA: 4.11	0.2		1	0	0	0	0	0	0	0	0	0	0	1	1	0.00	0.000
Hal Reniff, R (7.1) ERA: 3.03	3.0		10	2	0	0	1	0	0	0	0	0	0	12	12	0.00	0.667
Bud Daley, L (10.1) ERA: 6.0	0.1	L	3	2	2	2	0	0	0	0	0	0	2	3	3	54.00	6.000

Batter	1	2	3	4	5	6	7	8	9	AB R H RBI BB SO LOB	TOP																	
Tony Kubek, L (1, 6) OBP: 0.298, SLG: 0.374	0-0 F8		4-0 2B 2B BB		0-0 2B HR 1B	0-0 HR		0-0 2-H 2B		4 3 3 2 1 0 0	New York Yankees @ Boston Red Sox Fenway Park, Boston, MA Wed Jun 10 1964, 7:05 PM EDT Att. 28,516 - Unknown - 70 F																	
Bobby Richardson, R (1, 4) OBP: 0.341, SLG: 0.379	0-0 1B 1B		0-3 K		0-0 HR 2B	0-0 F7		0-0 F7		5 1 2 0 0 1 2																		
Roger Maris, L (1, 9) OBP: 0.361, SLG: 0.537	0-3 K		0-0 2B 2B		0-0 HR		0-0 P2		0-0 HR 1B	5 3 3 3 0 1 1																		
Mickey Mantle, S (1, 8) Hector Lopez, R (9, 7) OBP: 0.426, SLG: 0.552 OBP: 0.318, SLG: 0.484	0-0 1-3 1B		0-0 2B		0-0 3-1		0-0 P5		0-0 F8	5 0 2 2 0 0 1 0 0 0 0 0 0 0																		
Tom Tresh, S (1, 7) OBP: 0.375, SLG: 0.437	0-0 1-4-3		0-0 F8		0-3 K		0-0 2B		0-0 HR	5 1 2 2 0 1 3																		
Elston Howard, R (1, 2) OBP: 0.379, SLG: 0.452		4-0 BB	0-3 K		0-3 K		0-0 6-3		0-0 P4	4 0 0 0 1 2 2																		
Pedro Gonzalez, R (1, 3) OBP: 0.333, SLG: 0.360		0-0 F8		0-0 G5-4-3 1B		0-0 PB 4-3 2B		0-3 K	0-0 E 1B	5 1 3 0 0 1 1																		
Phil Linz, R (1, 5) OBP: 0.257, SLG: 0.282		0-3 K		0-0 F7		0-0 4-3		0-0 4-3	0-0 E5	5 0 0 1 0 1 3																		
Ralph Terry, R (1, 1) Joe Pepitone, L (6, PH) Pete Mikkelsen, R (6, 1) OBP: 0.267, SLG: 0.231 OBP: 0.315, SLG: 0.403		0-3 K		0-0 G5-4-3 1-2f		0-0 P3		0-3 K 2B	0-3 K	2 0 0 0 0 1 2 1 0 0 0 0 0 0 2 1 0 0 0 2 2																		
Inning Stats	R: 0 E: 0 K: 1 S: 7	H: 2 LOB: 2 BB: 0 P: 7	R: 0 E: 0 K: 2 S: 7	H: 0 LOB: 1 BB: 1 P: 11	R: 2 E: 0 K: 2 S: 9	H: 2 LOB: 1 BB: 1 P: 13	R: 0 E: 0 K: 0 S: 3	H: 1 LOB: 0 BB: 0 P: 3	R: 3 E: 0 K: 2 S: 10	H: 3 LOB: 0 BB: 0 P: 10	R: 2 E: 0 K: 0 S: 5	H: 2 LOB: 0 BB: 0 P: 5	R: 0 E: 0 K: 0 S: 4	H: 1 LOB: 1 BB: 0 P: 4	R: 1 E: 1 K: 2 S: 9	H: 1 LOB: 1 BB: 0 P: 9	R: 2 E: 1 K: 1 S: 9	H: 3 LOB: 2 BB: 0 P: 9	1B: 6 2B: 6 3B: 0 HR: 3	SF: 0 SAC: 0 DP: 1 HBP: 0	WP: 0 PB: 1 SB: 0 CS: 0	PA: 45						
PITCHER	IP WLS BF H R ER SO BB IBB HBP BLK WP HR S P ERA WHIP																											
Bill Spanswick, L (1, 1) ERA: 6.88	4.0		21	8	5	5	5	2	0	0	0	0	0	1	29	37	11.25	2.500										
Bob Hefner, R (5, 1) ERA: 2.74	4.0	L	17	4	3	2	4	0	0	0	0	0	1	25	25	4.50	1.000											
Pete Charton, R (9, 1) ERA: 10.5	1.0		7	3	2	2	1	0	0	0	0	0	1	9	9	18.00	3.000											

AB	43
R	10
H	15
RBI	10
BB	2
SO	10
LOB	17




Batter	1	2	3	4	5	6	7	8	9	AB	R	H	RBI	BB	SO	LOB
Dalton Jones, L (1, 4) OBP: 0.323, SLG: 0.404	0-0 F7	0-0 F8		0-0 2B		0-0 1-3			0-0 1-3	5	0	1	0	0	0	2
Tony Conigliaro, R (1, 7) OBP: 0.318, SLG: 0.492	0-0 5-3	0-0 FC5-4		0-0 P2			0-0 P1		0-0 5-3	5	0	0	0	0	0	3
Carl Yastrzemski, L (1, 8) OBP: 0.352, SLG: 0.444	0-0 3-1		0-3 K		0-0 4-3		0-0 4-3		4-0 1B HBP BB	4	0	0	0	1	1	0
Dick Stuart, R (1, 3) OBP: 0.332, SLG: 0.488		0-0 2B 1B	0-0 1B 2B		0-0 HR 1B		0-0 1B 1B		1-0 1B HBP	4	3	4	0	0	0	0
Lee Thomas, L (1, 9) OBP: 0.362, SLG: 0.433		0-0 F9	0-0 G3 1B		0-0 HR		0-0 1-2 1B		0-0 1-2 2-3 1B	5	1	4	3	0	0	1
Frank Malzone, R (1, 5) OBP: 0.327, SLG: 0.398		0-0 1B 2B	0-0 G3		0-0 L5		0-3 K		0-0 P4	5	1	1	0	0	1	6
Eddie Bressoud, R (1, 6) OBP: 0.385, SLG: 0.428		0-0 1B 1B	0-0 5-3		0-0 F7			0-0 1B		4	1	2	0	0	0	1
Russ Nixon, L (1, 2) OBP: 0.415, SLG: 0.438		0-0 1B 1B		0-0 4-3		0-0 F7		0-0 4-3		4	0	1	1	0	0	0
Bill Spanswick, L (1, 1) OBP: 0.455, SLG: 0.400		0-0 1B 1B		0-0 4-3		0-3 K		0-0 5-3		2	0	1	2	0	0	0
Bob Heffner, R (5, 1) OBP: 0.250, SLG: 0.625										1	0	0	0	0	1	0
Felix Mantilla, R (8, PH) OBP: 0.250, SLG: 0.367		0-0 FC5-4								1	0	0	0	0	0	0
Pete Charton, L (9, 1)		0-0 1B								0	0	0	0	0	0	0

Inning Stats	R: 0	H: 0	E: 0	K: 0	S: 3	LOB: 0	BB: 0	P: 3	R: 3	H: 5	E: 0	K: 0	S: 8	LOB: 2	BB: 0	P: 8	R: 1	H: 2	E: 0	K: 1	S: 7	LOB: 1	BB: 0	P: 7	R: 0	H: 1	E: 0	K: 0	S: 4	LOB: 1	BB: 0	P: 4	R: 2	H: 2	E: 0	K: 0	S: 5	LOB: 0	BB: 0	P: 5	R: 0	H: 0	E: 0	K: 1	S: 5	LOB: 0	BB: 0	P: 5	R: 0	H: 2	E: 0	K: 1	S: 7	LOB: 2	BB: 0	P: 7	R: 0	H: 1	E: 0	K: 0	S: 3	LOB: 0	BB: 0	P: 3	R: 0	H: 1	E: 0	K: 0	S: 4	LOB: 3	BB: 1	P: 9	1B: 10	SF: 0	2B: 3	SAC: 0	3B: 0	DP: 0	HR: 1	HBP: 1	WP: 0	PA: 42
PITCHER	IP	WLS	BF	H	R	ER	SO	BB	IBB	HBP	BLK	WP	HR	S	P	ERA	WHIP																																																																	
Ralph Terry, R (1, 1) ERA: 7.09	5.0	W	25	10	6	5	1	0	0	0	0	0	1	27	27	9.00	2.000																																																																	
Pete Mikkelsen, R (6, 1) ERA: 3.63	4.0	S	17	4	0	0	2	1	0	1	0	0	0	19	24	0.00	1.250																																																																	

NEW YORK YANKEES @ BOSTON RED SOX
 Fenway Park, Boston, MA
 Wed Jun 10 1964, 7:05 PM EDT
 Att: 28,516 - Unknown - 70 F

AB	40
R	6
H	14
RBI	6
BB	1
SO	3
LOB	13



WP	HR	S	P	ERA	WHIP
0	0	0	0	0.00	1.250

livebaseballscorecards.com

Batter	1	2	3	4	5	6	7	8	9	AB R H RBI BB SO LOB	TOP		
Tony Kubek, L (1, 6) OBP: 0.302, SLG: 0.392	0-0 L8		0-0 2B		0-0 2B		0-0 4-3	0-0 P6		5 0 2 1 0 0 1			
Bobby Richardson, R (1, 4) OBP: 0.333, SLG: 0.370	0-0 L7		0-0 L7		0-0 FC6-5-4-6 2-H HR		0-0 F8	0-0 6-3		5 1 0 0 0 0 3			
Mickey Mantle, S (1, 8) OBP: 0.432, SLG: 0.600	4-0 BB				0-0 4-3		0-0 HR		0-0 6-3	4 2 2 3 1 0 0			
Hector Lopez, R (9, 7) OBP: 0.318, SLG: 0.484					2-H HR					0 0 0 0 0 0 0			
Roger Maris, L (1, 9) OBP: 0.362, SLG: 0.551	0-0 F9				0-0 HR		0-3 K		4-0 1B BB	4 1 1 1 1 1 1			
Tom Tresh, S (1, 7) OBP: 0.376, SLG: 0.449					0-0 E3		0-0 F8		0-0 1B 3B	5 1 2 0 0 0 0			
Joe Pepitone, L (1, 3) OBP: 0.312, SLG: 0.398					0-0 F7		0-0 1B 1B		0-0 P4 P5	5 0 1 0 0 0 4			
Johnny Blanchard, L (1, 2) OBP: 0.359, SLG: 0.346					0-0 L8		0-0 F8		0-0 2B 1B 1B	5 1 1 1 0 1 4			
Phil Linz, R (1, 5) OBP: 0.265, SLG: 0.299					0-3 K		0-0 P2		0-0 1B 2B	4 1 2 0 0 1 0			
Jim Bouton, R (1, 1) OBP: 0.133, SLG: 0.138					0-3 K		0-0 2B		0-0 4-3 1B	4 1 2 2 0 1 2			
Inning Stats	R: 0 H: 0 E: 0 LOB: 1 K: 0 BB: 1 S: 3 P: 7	R: 0 H: 0 E: 0 LOB: 0 K: 1 BB: 0 S: 5 P: 5	R: 0 H: 1 E: 0 LOB: 1 K: 2 BB: 0 S: 8 P: 8	R: 1 H: 1 E: 1 LOB: 1 K: 0 BB: 0 S: 5 P: 5	R: 3 H: 3 E: 0 LOB: 0 K: 0 BB: 0 S: 6 P: 6	R: 0 H: 2 E: 0 LOB: 2 K: 0 BB: 0 S: 5 P: 5	R: 1 H: 1 E: 0 LOB: 0 K: 1 BB: 0 S: 6 P: 6	R: 3 H: 4 E: 0 LOB: 1 K: 0 BB: 0 S: 7 P: 7	R: 0 H: 1 E: 0 LOB: 2 K: 0 BB: 1 S: 4 P: 8	1B: 5 SF: 0 2B: 4 SAC: 0 3B: 1 DP: 0 HR: 3 HBP: 0	WP: 0 PA: 43 PB: 0 SB: 0 CS: 0		
PITCHER	IP WLS BF H R ER SO BB IBB HBP BLK WP HR S P ERA WHIP											PITCHER	IP WLS BF H R ER SO BB IBB HBP BLK WP HR S P ERA WHIP
Bill Monbouquette, R (1, 1) ERA: 5.14	7.1 L 36 12 8 8 4 1 0 0 0 0 3 43 47 9.82 1.773												
Arnold Earley, L (8, 1) ERA: 2.45	0.2 2 0 0 0 0 0 0 0 0 0 0 2 2 0.00 0.000												
Ed Connolly, L (9, 1) ERA: 4.11	1.0 5 1 0 0 0 1 0 0 0 0 0 4 8 0.00 2.000												

New York Yankees @ Boston Red Sox
Fenway Park, Boston, MA
 Thu Jun 11 1964, 7:05 PM EDT
 Att. 28,494 - Unknown - 70 F

livebaseballscorecards.com

AB	41
R	8
H	13
RBI	8
BB	2
SO	4
LOB	15



Batter	1	2	3	4	5	6	7	8	9	AB	R	H	RBI	BB	SO	LOB
Dalton Jones, L (1, 4) OBP: 0.313, SLG: 0.390	0-3 K		0-0 FC3-6 CS			0-0 6-3		0-0 F7	0-0 P4	5	0	0	0	0	1	4
Felix Mantilla, R (1, 7) OBP: 0.286, SLG: 0.431	4-0 FC5-4 BB		0-0 F7			4-0 G6-4-3 BB		0-0 HR		2	1	1	2	2	0	1
Tony Conigliaro, R (1, 8) OBP: 0.317, SLG: 0.487	0-0 FC5-4 FC5-4				0-0 6-3	0-0 G6-4-3		0-0 1B		4	0	1	0	0	0	2
Dick Stuart, R (1, 3) OBP: 0.326, SLG: 0.478	0-0 FC5-4				0-0 P4		0-0 1-3	0-0 F8		4	0	0	0	0	0	2
Lee Thomas, L (1, 9) OBP: 0.356, SLG: 0.424		0-0 F7			0-0 G3		0-0 4-3		0-0 P3	4	0	0	0	0	0	0
Frank Malzone, R (1, 5) OBP: 0.325, SLG: 0.395		0-0 1-3			0-0 P5		0-0 1B		0-0 P2	4	0	1	0	0	0	0
Eddie Bressoud, R (1, 6) OBP: 0.391, SLG: 0.458		0-0 2B			0-0 HR		0-3 K		0-0 1B 2B	4	2	3	1	0	1	1
Bob Tillman, R (1, 2) OBP: 0.353, SLG: 0.401		0-0 6-3			0-0 6-3			0-0 HR 2B	0-0 WP 1B 1B	4	1	2	0	0	0	1
Bill Monbouquette, R (1, 1) OBP: 0.320, SLG: 0.150			4-0 FC3-6 BB		0-0 1-3			0-0 P4	0-0 WP 1B	1	0	0	0	1	0	0
Arnold Earley, L (8, 1)										0	0	0	0	0	0	0
Roman Mejias, R (8, PH) OBP: 0.254, SLG: 0.390										1	0	0	0	0	0	1
Ed Connolly, L (9, 1)										0	0	0	0	0	0	0
Dick Williams, R (9, PH) OBP: 0.296, SLG: 0.600									1-2 3-H	1	0	1	1	0	0	0


Inning Stats	R: 0	H: 0	E: 0	K: 1	S: 5	LOB: 1	BB: 1	P: 9	R: 0	H: 1	E: 0	K: 0	S: 4	LOB: 1	BB: 0	P: 4	R: 0	H: 0	E: 0	K: 0	S: 2	LOB: 0	BB: 1	P: 6	R: 0	H: 0	E: 0	K: 0	S: 3	LOB: 0	BB: 0	P: 3	R: 1	H: 1	E: 0	K: 0	S: 4	LOB: 0	BB: 0	P: 4	R: 0	H: 0	E: 0	K: 0	S: 2	LOB: 0	BB: 1	P: 6	R: 0	H: 1	E: 0	K: 1	S: 6	LOB: 1	BB: 0	P: 6	R: 2	H: 3	E: 0	K: 0	S: 6	LOB: 1	BB: 0	P: 6	R: 1	H: 3	E: 0	K: 0	S: 6	LOB: 2	BB: 0	P: 6	1B: 4	2B: 3	3B: 0	HR: 2	SF: 0	SAC: 0	DP: 1	HBP: 0	WP: 1	PA: 37
PITCHER Jim Bouton, R (1, 1) ERA: 2.91	IP	WLS	BF	H	R	ER	SO	BB	IBB	HBP	BLK	WP	HR	S	P	ERA	WHIP	IP	WLS	BF	H	R	ER	SO	BB	IBB	HBP	BLK	WP	HR	S	P	ERA	WHIP																																																

BOTTOM

New York Yankees @ Boston Red Sox
Fenway Park, Boston, MA

Thu Jun 11 1964, 7:05 PM EDT
Att: 28,494 - Unknown - 70 F

AB	34
R	4
H	9
RBI	4
BB	3
SO	2
LOB	12



Batter	1	2	3	4	5	6	7	8	9	AB R H RBI BB SO LOB	TOP									
Jackie Brandt, R (1, 8) OBP: 0.320, SLG: 0.387	0-0 F7			0-0 1B		0-0 FC6-4		0-0 5-3		4 0 1 0 0 0 2										
Luis Aparicio, R (1, 6) OBP: 0.343, SLG: 0.402	0-3 K			0-0 F9		0-0 L9		0-0 F2		4 0 0 0 0 1 3										
Sam Bowens, R (1, 7) OBP: 0.306, SLG: 0.393 (6, 9)	0-3 K			0-3 K			0-0 1-3 HR 1B		0-0 4-3	4 1 1 0 0 2 1										
Norm Siebern, L (1, 3) OBP: 0.413, SLG: 0.395		0-3 K		0-0 G3		0-0 1-3		0-0 2B		4 1 1 0 0 1 2										
Brooks Robinson, R (1, 5) OBP: 0.344, SLG: 0.460		0-0 5-3			0-3 K		0-0 2-H HR		0-0 1B 2B	4 1 2 3 0 1 0										
Willie Kirkland, L (1, 9) OBP: 0.277, SLG: 0.264 Harvey Haddix, L (6, 1) Joe Gaines, R (9, PH) OBP: 0.250, SLG: 0.286		0-3 K			0-3 K		0-3 K		0-3 K	2 0 0 0 0 2 0 1 0 0 0 0 1 0 1 0 0 0 0 1 1										
Jerry Adair, R (1, 4) OBP: 0.302, SLG: 0.317			0-0 6-3		0-0 F4		0-0 L9		0-0 2-3 1B	4 0 1 0 0 0 0										
Dick Brown, R (1, 2) OBP: 0.221, SLG: 0.277			0-3 K			0-0 FC6-4 1B		0-0 F7	0-0 5-3	4 0 1 0 0 1 2										
Steve Barber, L (1, 1) OBP: 0.273, SLG: 0.273 Wes Stock, R (2, 1) Bob Johnson, R (6, PH) OBP: 0.323, SLG: 0.362 (6, 7)			0-3 K			0-3 K		4-0 5-3 BB		0 0 0 0 0 0 0 1 0 0 0 0 1 0 1 0 0 0 1 1 1										
Inning Stats	R: 0 E: 0 K: 2 S: 7	H: 0 LOB: 0 BB: 0 P: 7	R: 0 E: 0 K: 2 S: 7	H: 0 LOB: 0 BB: 0 P: 7	R: 0 E: 0 K: 2 S: 7	H: 0 LOB: 0 BB: 0 P: 7	R: 0 E: 0 K: 1 S: 6	H: 1 LOB: 1 BB: 0 P: 6	R: 0 E: 0 K: 1 S: 6	H: 1 LOB: 1 BB: 0 P: 6	R: 2 E: 0 K: 1 S: 7	H: 2 LOB: 0 BB: 0 P: 7	R: 0 E: 0 K: 0 S: 3	H: 0 LOB: 1 BB: 1 P: 7	R: 1 E: 0 K: 1 S: 8	H: 3 LOB: 2 BB: 0 P: 8	1B: 4 2B: 2 3B: 0 HR: 1	SF: 0 SAC: 0 DP: 0 HBP: 0	WP: 0 PB: 0 SB: 0 CS: 0	PA: 35
PITCHER Dave Morehead, R (1, 1) ERA: 4.24	IP: 9.0 WLS: W BF: 35 H: 7 R: 3 ER: 3 SO: 12 BB: 1 IBB: 0 HBP: 0 BLK: 0 WP: 0 HR: 1 S: 58 P: 62 ERA: 3.00 WHIP: 0.889											PITCHER	IP: 9.0 WLS: W BF: 35 H: 7 R: 3 ER: 3 SO: 12 BB: 1 IBB: 0 HBP: 0 BLK: 0 WP: 0 HR: 1 S: 58 P: 62 ERA: 3.00 WHIP: 0.889							

Baltimore Orioles @ Boston Red Sox
 Fenway Park, Boston, MA
 Fri Jun 12 1964, 7:05 PM EDT
 Att: 19,629 - Unknown

AB	34
R	3
H	7
RBI	3
BB	1
SO	12
LOB	12



Batter	1	2	3	4	5	6	7	8	9
Chuck Schilling, R <small>OBP: 0.304, SLG: 0.264</small> (1, 4) X	0-0 HR 1B	0-0 F9			0-0 6-3		4-0 G5-4-3 BB		
Felix Mantilla, R <small>OBP: 0.283, SLG: 0.473</small> (1, 7) X	0-0 HR 1-H		0-0 F9		0-0 1-3		0-0 G5-4-3 1-2f		
Tony Conigliaro, R <small>OBP: 0.316, SLG: 0.497</small> (1, 8) S S S	0-3 K		0-0 5-3		0-0 4-3		0-0 HR		
Dick Stuart, R <small>OBP: 0.320, SLG: 0.469</small> (1, 3) X	0-0 5-3		0-0 F9			0-3 K	0-0 F8		
Frank Malzone, R <small>OBP: 0.324, SLG: 0.393</small> Dick Williams, R <small>OBP: 0.267, SLG: 0.536</small> (1, 5) X (3, 5)	0-0 6-3			0-3 K		0-0 E5 2B		0-0 1-4-3	
Lee Thomas, L <small>OBP: 0.354, SLG: 0.421</small> (1, 9) X		0-0 1B BB 1B		0-0 F8		0-0 F3		0-0 F4	
Eddie Bressoud, R <small>OBP: 0.397, SLG: 0.463</small> (1, 6) B B B B		4-0 1B BB 1B		4-0 HR BB		0-0 2B 1-H		0-0 F9	
Bob Tillman, R <small>OBP: 0.365, SLG: 0.429</small> (1, 2) X		0-0 1B 1-2 2-3		0-0 HR 1-H		4-0 IBB			
Dave Morehead, R <small>OBP: 0.148, SLG: 0.080</small> (1, 1) X		0-0 1B 2-H		0-3 K		0-0 1-3			

Inning Stats	R: 2	H: 2	E: 0	K: 1	S: 7	LOB: 0	BB: 0	P: 7	R: 1	H: 3	E: 0	K: 0	S: 4	LOB: 1	BB: 1	P: 8	R: 0	H: 0	E: 0	K: 0	S: 3	LOB: 0	BB: 0	P: 3	R: 2	H: 1	E: 0	K: 2	S: 8	LOB: 0	BB: 1	P: 12	R: 0	H: 0	E: 0	K: 0	S: 3	LOB: 0	BB: 0	P: 3	R: 1	H: 1	E: 1	K: 1	S: 7	LOB: 2	BB: 1	P: 11	R: 1	H: 1	E: 0	K: 0	S: 3	LOB: 0	BB: 1	P: 7	R: 0	H: 0	E: 0	K: 0	S: 3	LOB: 0	BB: 0	P: 3
--------------	------	------	------	------	------	--------	-------	------	------	------	------	------	------	--------	-------	------	------	------	------	------	------	--------	-------	------	------	------	------	------	------	--------	-------	-------	------	------	------	------	------	--------	-------	------	------	------	------	------	------	--------	-------	-------	------	------	------	------	------	--------	-------	------	------	------	------	------	------	--------	-------	------

PITCHER										PITCHER																									
IP	WLS	BF	H	R	ER	SO	BB	IBB	HBP	BLK	WP	HR	S	P	ERA	WHIP	IP	WLS	BF	H	R	ER	SO	BB	IBB	HBP	BLK	WP	HR	S	P	ERA	WHIP		
Steve Barber, L	(1, 1)	1.2	L	9	5	3	3	1	1	0	0	0	1	10	14	16.20	3.600	Steve Barber, L	(1, 1)	1.2	L	9	5	3	3	1	1	0	0	1	10	14	16.20	3.600	
Wes Stock, R	(2, 1)	3.1		12	1	2	2	2	1	0	0	0	1	15	19	5.40	0.600	Wes Stock, R	(2, 1)	3.1		12	1	2	2	2	1	0	0	0	1	15	19	5.40	0.600
Harvey Haddix, L	(6, 1)	3.0		13	2	2	1	1	1	1	0	0	1	13	21	3.00	1.000	Harvey Haddix, L	(6, 1)	3.0		13	2	2	1	1	1	1	0	0	1	13	21	3.00	1.000

BOTTOM


Baltimore Orioles @ Boston Red Sox
 Fenway Park, Boston, MA
 Fri Jun 12 1964, 7:05 PM EDT
 Att. 19,629 - Unknown

livebaseballscorecards.com

AB	30
R	7
H	8
RBI	7
BB	4
SO	4
LOB	5



1B: 4	SF: 0	WP: 0	PA: 34
2B: 1	SAC: 0	PB: 0	
3B: 0	DP: 1	SB: 0	
HR: 3	HBP: 0	CS: 0	

Batter	1	2	3	4	5	6	7	8	9	AB R H RBI BB SO LOB	TOP														
Jackie Brandt, R (1, 8) OBP: 0.314, SLG: 0.379	0-0 F8		0-3 K			0-0 L6			0-3 K	4 0 0 0 0 2 1	<p>Baltimore Orioles @ Boston Red Sox Fenway Park, Boston, MA Sat Jun 13 1964, 3:33 AM EDT Att. 7,286 - Unknown</p> <p>livebaseballscorecards.com</p> <table border="1"> <tr><td>AB</td><td>29</td></tr> <tr><td>R</td><td>2</td></tr> <tr><td>H</td><td>5</td></tr> <tr><td>RBI</td><td>2</td></tr> <tr><td>BB</td><td>1</td></tr> <tr><td>SO</td><td>9</td></tr> <tr><td>LOB</td><td>8</td></tr> </table> 	AB	29	R	2	H	5	RBI	2	BB	1	SO	9	LOB	8
AB	29																								
R	2																								
H	5																								
RBI	2																								
BB	1																								
SO	9																								
LOB	8																								
Luis Aparicio, R (1, 6) OBP: 0.341, SLG: 0.398 Bob Johnson, R (4, 6) OBP: 0.313, SLG: 0.350	0-0 6-3		0-0 F6			0-0 1-3			0-0 F8	2 0 0 0 0 0 1 2 0 0 0 0 0 0															
Joe Gaines, R (1, 7) OBP: 0.250, SLG: 0.280	0-0 L4				0-0 F2				0-3 K	4 0 1 0 0 1 0															
Norm Siebern, L (1, 3) OBP: 0.411, SLG: 0.390		4-0 BB			0-0 4-3				0-3 K	2 0 0 0 1 1 1															
Brooks Robinson, R (1, 5) OBP: 0.339, SLG: 0.453		0-3 K			0-0 4-3				0-0 G6-4-3	3 0 0 0 0 1 2															
Jerry Adair, R (1, 4) OBP: 0.303, SLG: 0.335		0-0 G4-6-3			0-0 6-3				0-0 HR	3 1 1 1 0 0 1															
Sam Bowens, R (1, 9) OBP: 0.313, SLG: 0.419			0-0 HR		0-0 1B				0-3 K	3 1 2 1 0 1 0															
Dick Brown, R (1, 2) OBP: 0.225, SLG: 0.279			0-0 1B		0-0 G5-4-3				0-3 K	3 0 1 0 0 1 1															
Wally Bunker, R (1, 1) OBP: 0.174, SLG: 0.182 Wes Stock, R (7, 1)			0-3 K			0-3 K			0-0 5-3	2 0 0 0 0 2 1 1 0 0 0 0 0 0															
Inning Stats	R: 0 H: 0 E: 0 LOB: 0 K: 0 BB: 0 S: 3 P: 3	R: 0 H: 0 E: 0 LOB: 0 K: 1 BB: 1 S: 4 P: 8	R: 1 H: 2 E: 0 LOB: 1 K: 2 BB: 0 S: 9 P: 9	R: 0 H: 0 E: 0 LOB: 0 K: 0 BB: 0 S: 3 P: 3	R: 0 H: 1 E: 0 LOB: 0 K: 0 BB: 0 S: 3 P: 3	R: 0 H: 0 E: 0 LOB: 0 K: 1 BB: 0 S: 5 P: 5	R: 0 H: 1 E: 0 LOB: 0 K: 1 BB: 0 S: 5 P: 5	R: 1 H: 1 E: 0 LOB: 0 K: 2 BB: 0 S: 8 P: 8	R: 0 H: 0 E: 0 LOB: 0 K: 2 BB: 0 S: 7 P: 7	1B: 3 SF: 0 2B: 0 SAC: 0 3B: 0 DP: 3 HR: 2 HBP: 0	WP: 0 PA: 30 PB: 0 SB: 0 CS: 0														
PITCHER Earl Wilson, R (1, 1) ERA: 4.34	IP WLS BF H R ER SO BB IBB HBP BLK WP HR S P ERA WHIP	9.0 W 30 5 2 2 9 1 0 0 0 0 2 47 51 2.00 0.667																							

Batter	1	2	3	4	5	6	7	8	9
Dalton Jones, L (1, 4) OBP: 0.315, SLG: 0.404	0-0 L8	0-0 F6		0-0 2B 1B		0-0 1B 3B		0-0 4-3	
Felix Mantilla, R (1, 7) OBP: 0.313, SLG: 0.525	0-0 F9	0-0 2B		0-0 2B		0-0 FC6-4 1B			
Tony Conigliaro, R (1, 8) OBP: 0.317, SLG: 0.508	0-0 3B	0-0 6-3		0-0 F7		0-0 FC6-4			
Roman Mejias, R (3, 8) OBP: 0.246, SLG: 0.377									
Dick Stuart, R (1, 3) OBP: 0.319, SLG: 0.465	0-0 5-3		0-3 K		0-0 5-3		0-0 1B		
Lee Thomas, L (1, 9) OBP: 0.356, SLG: 0.425		0-0 BB 2B	0-0 4-3		0-0 BB		0-0 F9		
Dick Williams, R (1, 5) OBP: 0.265, SLG: 0.484		0-3 K	0-0 BB		0-0 F8		0-0 F4		
Eddie Bressoud, R (1, 6) OBP: 0.395, SLG: 0.456		0-0 BB 2B BB	0-3 K		0-0 F7		0-0 F9		
Bob Tillman, R (1, 2) OBP: 0.362, SLG: 0.420		0-0 2B BB		0-0 5-3		0-0 5-3		0-0 2-3	
Earl Wilson, R (1, 1) OBP: 0.360, SLG: 0.455		0-0 2B		0-0 F4		0-0 6-3		0-0 F8	

Inning Stats	R: 0	H: 1	E: 0	K: 0	S: 4	H: 1	LOB: 1	BB: 0	P: 4	R: 4	H: 3	E: 0	K: 1	S: 8	H: 0	LOB: 1	BB: 2	P: 16	R: 0	H: 0	E: 0	K: 2	S: 7	R: 1	H: 2	E: 0	K: 0	S: 5	H: 0	LOB: 1	BB: 1	P: 7	R: 0	H: 0	E: 0	K: 0	S: 3	R: 1	H: 2	E: 0	K: 0	S: 5	H: 0	LOB: 1	BB: 0	P: 5	R: 0	H: 1	E: 0	K: 0	S: 4	R: 0	H: 0	E: 0	K: 0	S: 3	R: 0	H: 0	E: 0	K: 0	S: 3
--------------	------	------	------	------	------	------	--------	-------	------	------	------	------	------	------	------	--------	-------	-------	------	------	------	------	------	------	------	------	------	------	------	--------	-------	------	------	------	------	------	------	------	------	------	------	------	------	--------	-------	------	------	------	------	------	------	------	------	------	------	------	------	------	------	------	------


PITCHER	IP	WLS	BF	H	R	ER	SO	BB	IBB	HBP	BLK	WP	HR	S	P	ERA	WHIP
Wally Bunker, R (1, 1) ERA: 3.49	6.0	L	30	8	6	6	3	4	0	0	0	0	0	32	48	9.00	2.000
Wes Stock, R (7, 1) ERA: 3.92	2.0		7	1	0	0	0	0	0	0	0	0	0	7	7	0.00	0.500

BOTTOM

Baltimore Orioles @ Boston Red Sox
 Fenway Park, Boston, MA
 Sat Jun 13 1964, 3:33 AM EDT
 Att. 7,286 - Unknown

AB	R	H	RBI	BB	SO	LOB
5	2	2	0	0	0	2
4	0	3	4	0	0	0
2	0	1	0	0	0	1
2	0	0	0	0	0	2
4	0	1	0	0	1	1
3	1	1	0	1	0	1
3	0	0	0	1	1	3
3	1	0	0	1	1	3
3	1	0	0	1	0	0
4	1	1	2	0	0	0

AB	33
R	6
H	9
RBI	6
BB	4
SO	3
LOB	13



WP	PA
0	37

WP	PA	ERA	WHIP
0	37		


Batter	1	2	3	4	5	6	7	8	9	AB R H RBI BB SO LOB	TOP											
Bob Saverine, S (1, 8) OBP: 0.214, SLG: 0.083	0-3 K	0-0 FC4-2		0-0 4-3	0-0 L9		0-0 6-3		4-0 1B BB	5 1 0 0 1 1 4												
Luis Aparicio, R (1, 6) OBP: 0.349, SLG: 0.415	0-0 3B	0-0 F8		0-0 1B		0-0 SF8 1B		0-0 4-3	0-0 1B 1B	6 1 4 0 0 0 2												
Sam Bowers, R (1, 9) OBP: 0.313, SLG: 0.435	0-3 K		0-3 K	0-0 6-3		0-0 1-3		0-0 HR	0-0 1B	6 1 2 3 0 2 3												
Norm Siebern, L (1, 3) OBP: 0.411, SLG: 0.389	0-0 G3		0-0 1B 1B		4-0 1B BB	0-0 SF8		0-0 1-3		3 2 1 1 1 0 1												
Brooks Robinson, R (1, 5) OBP: 0.354, SLG: 0.488		0-0 HR	0-0 1B 1B		0-0 E 1B	4-0 FC5 1B BB		0-0 WP 3B		4 3 4 1 1 0 0												
Jackie Brandt, R (1, 7) OBP: 0.316, SLG: 0.385		0-0 2B	0-0 F9		0-0 E4 F8 1B	0-0 1-2		0-3 K		5 1 2 0 0 1 3												
Jerry Adair, R (1, 4) OBP: 0.311, SLG: 0.349		0-0 SH1-4 FC4-2 2B	0-0 1-2 1B		0-0 1-2 1B	0-0 FC5			0-3 K	5 0 3 3 0 1 2												
Dick Brown, R (1, 2) OBP: 0.223, SLG: 0.275		0-0 FC FC4-2 SH1-4 2B	0-0 F8		0-0 F8		0-0 5-3		0-0 1B S 1B	5 1 1 0 0 0 5												
Dave McNally, R (1, 1) OBP: 0.222, SLG: 0.200		0-0 SH1-4		0-0 F5	0-3 K		0-3 K		0-3 K	4 0 0 0 0 3 3												
Inning Stats	R: 0 E: 0 K: 2 S: 8	H: 1 LOB: 1 BB: 0 P: 8	R: 2 E: 0 K: 0 S: 7	H: 3 LOB: 2 BB: 0 P: 7	R: 1 E: 0 K: 1 S: 8	H: 3 LOB: 2 BB: 0 P: 8	R: 0 E: 0 K: 0 S: 4	H: 1 LOB: 1 BB: 0 P: 4	R: 2 E: 1 K: 1 S: 8	H: 2 LOB: 2 BB: 1 P: 12	R: 1 E: 0 K: 0 S: 5	H: 2 LOB: 2 BB: 1 P: 9	R: 0 E: 0 K: 1 S: 5	H: 0 LOB: 0 BB: 0 P: 5	R: 2 E: 0 K: 1 S: 7	H: 2 LOB: 0 BB: 0 P: 7	R: 2 E: 0 K: 2 S: 9	H: 3 LOB: 2 BB: 1 P: 13	1B: 11 2B: 2 3B: 2 HR: 2	SF: 1 SAC: 1 DP: 0 HBP: 0	WP: 1 PB: 0 SB: 4 CS: 0	PA: 48
PITCHER	IP WLS BF H R ER SO BB IBB HBP BLK WP HR S P ERA WHIP																					
Jack Lamabe, R (1, 1) ERA: 4.13	4.0 L 25 10 5 4 3 1 0 0 0 0 0 1 30 34 9.00 2.750																					
Arnold Earley, L (5, 1) ERA: 2.3	1.0 3 0 0 0 1 0 0 0 0 0 0 0 5 5 0.00 0.000																					
Bob Hefner, R (6, 1) ERA: 2.82	2.0 9 2 1 1 1 1 0 0 0 0 0 0 10 14 4.50 1.500																					
Bill Spanswick, L (8, 1) ERA: 7.18	1.0 5 2 2 2 1 0 0 0 0 1 1 7 7 18.00 2.000																					
Dave Gray, R (9, 1) ERA: 18.0	1.0 6 3 2 2 2 1 0 0 0 0 0 0 9 13 18.00 4.000																					

Baltimore Orioles @ Boston Red Sox
Fenway Park, Boston, MA
Sun Jun 14 1964, 3:33 AM EDT
Unknown

livebaseballscorecards.com

AB	43
R	10
H	17
RBI	8
BB	3
SO	8
LOB	23



Batter	1	2	3	4	5	6	7	8	9	AB R H RBI BB SO LOB	BOTTOM																						
Chuck Schilling, R OBP: 0.302, SLG: 0.263 (1, 4)	0-0 F7		0-0 F2		0-0 F9		0-0 1B			4 0 1 0 0 0 1	<p>Baltimore Orioles @ Boston Red Sox Fenway Park, Boston, MA Sun Jun 14 1964, 3:33 AM EDT Unknown</p> <p>livebaseballscorecards.com</p> <table> <tr><td>AB</td><td>35</td></tr> <tr><td>R</td><td>1</td></tr> <tr><td>H</td><td>10</td></tr> <tr><td>RBI</td><td>1</td></tr> <tr><td>BB</td><td>1</td></tr> <tr><td>SO</td><td>6</td></tr> <tr><td>LOB</td><td>12</td></tr> </table> 	AB	35	R	1	H	10	RBI	1	BB	1	SO	6	LOB	12								
AB	35																																
R	1																																
H	10																																
RBI	1																																
BB	1																																
SO	6																																
LOB	12																																
Felix Mantilla, R OBP: 0.309, SLG: 0.508 (1, 7)	0-0 1B		0-0 6-3		0-0 FC6-4		0-3 K			4 0 1 0 0 1 2																							
Tony Conigliaro, R OBP: 0.316, SLG: 0.503 (1, 8)	0-0 1-2		0-0 F9			0-3 K		0-0 6-3		4 0 1 0 0 1 0																							
Dick Stuart, R OBP: 0.318, SLG: 0.466 (1, 3)	0-3 K			0-3 K		0-0 1B		0-0 5-3		4 0 1 0 0 2 2																							
Lee Thomas, L OBP: 0.354, SLG: 0.421 (1, 9)	0-0 F2			0-0 F8		0-0 BB		0-0 F6		4 0 1 0 0 0 2																							
Dick Williams, R OBP: 0.263, SLG: 0.441 (1, 5)		0-0 L6		0-0 6-3		4-0 BB		0-0 F8		3 0 0 0 1 0 0																							
Eddie Bressoud, R OBP: 0.393, SLG: 0.457 (1, 6)		0-0 1B			0-3 K	0-0 FC6-4		0-0 5-3		4 0 1 0 0 1 2																							
Bob Tillman, R OBP: 0.371, SLG: 0.447 (1, 2)		0-0 G4-6-3			0-0 HR		0-0 F4		0-0 1B	4 1 3 1 0 0 0																							
Jack Lamabe, R OBP: 0.171, SLG: 0.156 (5, 1)		0-0 G4-6-3			0-0 FC6-4		0-0 F7		0-3 K	1 0 0 0 0 0 2																							
Roman Mejias, R OBP: 0.258, SLG: 0.387 (5, PH)										0 0 0 0 0 0 0																							
Bob Heffner, R OBP: 0.250, SLG: 0.625 (6, 1)										1 0 1 0 0 0 0																							
Frank Malzone, R OBP: 0.322, SLG: 0.391 (7, PH)										0 0 0 0 0 0 0																							
Bill Spangwick, L OBP: 0.456, SLG: 0.400 (8, 1)										1 0 0 0 0 0 0																							
Dave Gray, R (9, 1)										0 0 0 0 0 0 0																							
Dalton Jones, L OBP: 0.313, SLG: 0.401 (9, PH)										1 0 0 0 0 0 1																							
Inning Stats	R: 0 E: 0 K: 1 S: 7	H: 2 LOB: 2 BB: 0 P: 7	R: 0 E: 0 K: 0 S: 4	H: 2 LOB: 1 BB: 0 P: 4	R: 0 E: 0 K: 0 S: 3	H: 0 LOB: 0 BB: 0 P: 3	R: 0 E: 0 K: 1 S: 5	H: 0 LOB: 0 BB: 0 P: 5	R: 1 E: 0 K: 1 S: 7	H: 2 LOB: 1 BB: 0 P: 7	R: 0 E: 0 K: 1 S: 6	H: 2 LOB: 2 BB: 1 P: 10	R: 0 E: 0 K: 1 S: 6	H: 1 LOB: 1 BB: 0 P: 6	R: 0 E: 0 K: 0 S: 3	H: 0 LOB: 0 BB: 0 P: 3	R: 0 E: 0 K: 1 S: 6	H: 1 LOB: 1 BB: 0 P: 6	1B: 7 2B: 2 3B: 0 HR: 1	SF: 0 SAC: 0 DP: 1 HBP: 0	WP: 0 PB: 0 SB: 0 CS: 0	PA: 36											
PITCHER Dave McNally, L ERA: 3.91 (1, 1)	IP 9.0	WLS W	BF 36	H 10	R 1	ER 1	SO 6	BB 1	IBB 0	HBP 0	BLK 0	WP 0	HR 1	S 47	P 51	ERA 1.00	WHIP 1.222																
											PITCHER	IP 9.0	WLS W	BF 36	H 10	R 1	ER 1	SO 6	BB 1	IBB 0	HBP 0	BLK 0	WP 0	HR 1	S 47	P 51	ERA 1.00	WHIP 1.222					

Batter	1	2	3	4	5	6	7	8	9	AB R H RBI BB SO LOB	TOP			
Jackie Brandt, R (1, 8) OBP: 0.313, SLG: 0.380	0-3 K		0-0 5-3			0-0 L6		0-3 K	0-0 E7 1B	5 0 1 2 0 2 2				
Luis Aparicio, R (1, 6) OBP: 0.353, SLG: 0.418 Bob Saverine, S (8, PH) OBP: 0.188, SLG: 0.071	0-0 CS 1B			0-0 G6-4-3 1B			0-0 F7	0-0 4-3	0-3 K	3 0 2 0 0 0 0 2 0 0 0 0 1 3				
Sam Bowens, R (1, 9) OBP: 0.306, SLG: 0.424	0-3 K 1-2			0-0 G6-4-3 1-2f			0-0 F4		0-0 F2	4 0 0 0 0 1 2				
Norm Siebern, L (1, 3) OBP: 0.413, SLG: 0.394		0-0 PB 4-3 2B		0-0 4-3			0-0 4-3		4-0 BB 1B BB	3 2 1 0 1 0 0				
Brooks Robinson, R (1, 5) OBP: 0.352, SLG: 0.481		0-0 6-3 2-3			0-0 L7			0-3 K	4-0 1B 2B BB	3 1 0 0 1 1 1				
Jerry Adair, R (1, 4) OBP: 0.315, SLG: 0.352		0-0 4-3			0-0 F6			0-0 E 1B	0-0 2B 1B 1B	4 2 2 2 0 0 0				
Gino Cimoli, R (1, 7) OBP: 0.074, SLG: 0.115		0-0 3-H L5			0-3 K			0-0 E5 1B SH	0-0 1B 2B	4 2 1 1 0 1 1				
Dick Brown, R (1, 2) OBP: 0.235, SLG: 0.277			0-3 K			0-0 5-3		0-0 SH 1B	4-0 1B E IBB	3 1 1 1 1 1 0				
Chuck Estrada, R (1, 1) OBP: 0.091, SLG: 0.091 Joe Gaines, R (6, PH) OBP: 0.241, SLG: 0.269 Dick Hall, R (6, 1) OBP: 0.333, SLG: 0.200			0-0 G3			0-3 K		0-0 SH	0-3 K	1 0 0 0 0 0 0 1 0 0 0 0 1 0 1 0 0 1 0 1 3				
Inning Stats	R: 0 E: 0 K: 2 S: 7 H: 1 LOB: 0 BB: 0 P: 7	R: 1 E: 0 K: 0 S: 4 H: 1 LOB: 0 BB: 0 P: 4	R: 0 E: 0 K: 1 S: 5 H: 0 LOB: 0 BB: 0 P: 5	R: 0 E: 0 K: 0 S: 3 H: 1 LOB: 0 BB: 0 P: 3	R: 0 E: 0 K: 1 S: 5 H: 0 LOB: 0 BB: 0 P: 5	R: 0 E: 0 K: 1 S: 5 H: 0 LOB: 0 BB: 0 P: 5	R: 0 E: 0 K: 0 S: 3 H: 0 LOB: 0 BB: 0 P: 3	R: 2 E: 1 K: 2 S: 11 H: 2 LOB: 2 BB: 0 P: 11	R: 5 E: 1 K: 2 S: 10 H: 3 LOB: 1 BB: 3 P: 22	1B: 6 2B: 2 3B: 0 HR: 0 SF: 0 SAC: 1 DP: 1 HBP: 0	WP: 0 PB: 1 SB: 0 CS: 1 PA: 38			
PITCHER	IP WLS BF H R ER SO BB IBB HBP BLK WP HR S P ERA WHIP												PITCHER	IP WLS BF H R ER SO BB IBB HBP BLK WP HR S P ERA WHIP
Ed Connolly, L (1, 1) ERA: 2.78	7.1 L 27 5 3 0 6 0 0 0 0 0 0 0 0 39 39 0.00 0.682													
Bob Hefner, R (8, 1) ERA: 3.15	1.0 5 0 2 2 1 2 0 0 0 0 0 0 5 13 18.00 2.000													
Dick Radatz, R (9, 1) ERA: 1.98	0.2 6 3 3 2 2 0 1 0 0 0 0 0 9 13 27.00 4.500													

Baltimore Orioles @ Boston Red Sox
 Fenway Park, Boston, MA
 Sun Jun 14 1964, 3:38 AM EDT
 Att. 29,853 - Unknown

livebaseballscorecards.com

AB 34
 R 8
 H 8
 RBI 7
 BB 3
 SO 9
 LOB 12



Batter	1	2	3	4	5	6	7	8	9	AB	R	H	RBI	BB	SO	LOB
Dalton Jones, L (1, 4) OBP: 0.306, SLG: 0.391	0-0 F6			0-0 F9			0-0 5-3		0-0 6-3	4	0	0	0	0	0	1
Tony Conigliaro, R (1, 7) OBP: 0.319, SLG: 0.502	0-0 F3			0-0 G4-6-3 1B			0-0 F4		0-0 G4-3 1B	4	0	2	0	0	0	0
Carl Yastrzemski, L (1, 8) OBP: 0.350, SLG: 0.440	0-3 K			0-0 G4-6-3 1-2f			0-0 1B		0-0 G4-3 1-2f	4	0	1	0	0	1	3
Dick Stuart, R (1, 3) OBP: 0.314, SLG: 0.459		0-3 K			0-0 5-3		0-0 F9			3	0	0	0	0	1	1
Lee Thomas, L (1, 9) OBP: 0.354, SLG: 0.417		0-0 L3			4-0 BB				0-0 F8	2	0	0	0	1	0	0
Felix Mantilla, R (1, 5) OBP: 0.310, SLG: 0.515 Dick Radatz, R (9, 1) OBP: 0.250, SLG: 0.313		0-0 6-3			0-0 G6-4-3 1-2f				0-0 E7 SF8 2B	3	1	1	0	0	0	1
Eddie Bressoud, R (1, 6) OBP: 0.388, SLG: 0.453			0-3 K				0-0 4-3		0-0 SF8 3-H	2	0	0	1	0	1	0
Russ Nixon, L (1, 2) OBP: 0.393, SLG: 0.412 Bob Tillman, R (9, 2) OBP: 0.371, SLG: 0.447			0-0 3-1				0-0 4-3		0-0 4-3	3	0	0	0	0	0	0
Ed Connolly, L (1, 1) OBP: 0.250, SLG: 0.625 Dick Williams, R (9, 5) OBP: 0.282, SLG: 0.486			0-0 F9				0-0 F3			0	0	0	0	0	0	0
										1	0	1	0	0	0	0


Inning Stats	R: 0	H: 0	E: 0	K: 1	S: 5	LOB: 0	BB: 0	P: 5	R: 0	H: 0	E: 0	K: 1	S: 5	LOB: 0	BB: 0	P: 5	R: 0	H: 1	E: 0	K: 0	S: 3	LOB: 0	BB: 0	P: 3	R: 0	H: 0	E: 0	K: 0	S: 2	LOB: 0	BB: 1	P: 6	R: 0	H: 0	E: 0	K: 0	S: 3	LOB: 0	BB: 0	P: 3	R: 0	H: 1	E: 0	K: 0	S: 4	LOB: 1	BB: 0	P: 4	R: 1	H: 1	E: 1	K: 0	S: 4	LOB: 0	BB: 0	P: 4	R: 0	H: 2	E: 0	K: 0	S: 4	LOB: 1	BB: 0	P: 4	1B: 3	SF: 1	2B: 2	3B: 0	HR: 0	SAC: 0	DP: 3	HBP: 0	WP: 0	PB: 0	SB: 0	CS: 0	PA: 30
--------------	------	------	------	------	------	--------	-------	------	------	------	------	------	------	--------	-------	------	------	------	------	------	------	--------	-------	------	------	------	------	------	------	--------	-------	------	------	------	------	------	------	--------	-------	------	------	------	------	------	------	--------	-------	------	------	------	------	------	------	--------	-------	------	------	------	------	------	------	--------	-------	------	-------	-------	-------	-------	-------	--------	-------	--------	-------	-------	-------	-------	--------

PITCHER	IP	WLS	BF	H	R	ER	SO	BB	IBB	HBP	BLK	WP	HR	S	P	ERA	WHIP
Chuck Estrada, R (1, 1) ERA: 5.15	5.0	W	15	1	0	0	3	1	0	0	0	0	0	20	24	0.00	0.400
Dick Hall, R (6, 1) ERA: 1.09	4.0	S	15	4	1	0	0	0	0	0	0	0	0	15	15	0.00	1.000

BOTTOM

Baltimore Orioles @ Boston Red Sox
 Fenway Park, Boston, MA
 Sun Jun 14 1964, 3:38 AM EDT
 Att. 29,853 - Unknown

AB	28
R	1
H	5
RBI	1
BB	1
SO	3
LOB	6



Batter	1	2	3	4	5	6	7	8	9	AB R H RBI BB SO LOB	TOP																													
Dalton Jones, L (1, 4) OBP: 0.303, SLG: 0.385	0-0 G3	0-0 E2 2-H 1B			0-0 3-1		0-0 F9		0-0 F5	5 0 1 1 0 0 0	Boston Red Sox @ New York Yankees Yankee Stadium, Bronx, NY Tue Jun 16 1964, 7:05 PM EDT Unknown - 67 F																													
Tony Conigliaro, R (1, 7) OBP: 0.317, SLG: 0.500	0-0 5-3	0-3 K			0-0 F7		0-0 2B	0-3 K	5 0 1 0 0 2 1																															
Carl Yastrzemski, L (1, 8) OBP: 0.348, SLG: 0.447	0-0 2B 3B			0-0 3-1		0-0 6-3	0-0 4-3		4 1 1 0 0 0 1																															
Dick Stuart, R (1, 3) OBP: 0.317, SLG: 0.462	0-0 2B			0-3 K		0-0 F2		4-0 HR BB	3 1 1 1 1 1 0																															
Lee Thomas, L (1, 9) OBP: 0.352, SLG: 0.414	0-0 P3			0-0 F9		0-0 1B 1B		0-0 F9	4 1 1 0 0 0 2																															
Frank Malzone, R (1, 5) OBP: 0.326, SLG: 0.408		0-0 P5		0-0 6-3		0-0 1B 1B		0-0 HR	4 1 2 2 0 0 0																															
Eddie Bressoud, R (1, 6) OBP: 0.394, SLG: 0.471		0-0 HR		0-0 F8		0-0 1B 1B		0-0 G4-6-3 1B	4 1 3 2 0 0 0																															
Russ Nixon, L (1, 2) OBP: 0.383, SLG: 0.389		1-0 SH1-4 E HBP		0-0 P3		0-0 5-3		0-0 G4-6-3	3 1 0 0 0 0 3																															
Dave Morehead, R (1, 1) OBP: 0.138, SLG: 0.074		0-0 SH1-4		0-3 K		0-0 P4		0-3 K	2 0 0 0 0 1 0																															
Dick Radatz, R (8, 1) OBP: 0.235, SLG: 0.294		1-2							1 0 0 0 0 1 0																															
Inning Stats	R: 1 E: 0 K: 0 S: 5	H: 2 LOB: 1 BB: 0 P: 5	R: 2 E: 1 K: 1 S: 7	H: 2 LOB: 1 BB: 0 P: 8	R: 0 E: 0 K: 1 S: 5	H: 0 LOB: 0 BB: 0 P: 5	R: 0 E: 0 K: 0 S: 3	H: 0 LOB: 0 BB: 0 P: 3	R: 0 E: 0 K: 1 S: 5	H: 0 LOB: 0 BB: 0 P: 5	R: 1 E: 0 K: 0 S: 6	H: 3 LOB: 2 BB: 0 P: 6	R: 0 E: 0 K: 0 S: 4	H: 1 LOB: 1 BB: 0 P: 4	R: 2 E: 0 K: 0 S: 4	H: 2 LOB: 0 BB: 1 P: 8	R: 0 E: 0 K: 2 S: 7	H: 0 LOB: 0 BB: 0 P: 7	1B: 5 2B: 2 3B: 1 HR: 2	SF: 0 SAC: 1 DP: 1 HBP: 1	WP: 0 PB: 0 SB: 0 CS: 0	PA: 38																		
PITCHER Jim Bouton, R (1, 1) ERA: 3.19	IP 9.0	WLS L	BF 38	H 10	R 6	ER 6	SO 5	BB 1	IBB 0	HBP 1	BLK 0	WP 0	HR 2	S 46	P 51	ERA 6.00	WHIP 1.222						PITCHER	IP 9.0	WLS L	BF 38	H 10	R 6	ER 6	SO 5	BB 1	IBB 0	HBP 1	BLK 0	WP 0	HR 2	S 46	P 51	ERA 6.00	WHIP 1.222

livebaseballscorecards.com

AB	35
R	6
H	10
RBI	6
BB	1
SO	5
LOB	7



Batter	1	2	3	4	5	6	7	8	9	AB R H RBI BB SO LOB	BOTTOM											
Tony Kubek, L (1, 6) OBP: 0.300, SLG: 0.404	0-0 FC6-4 1B	0-3 K		0-0 3-1			0-0 F9		0-0 P6	5 0 1 0 0 1 0	Boston Red Sox @ New York Yankees Yankee Stadium, Bronx, NY Tue Jun 16 1964, 7:05 PM EDT Unknown - 67 F											
Bobby Richardson, R (1, 4) OBP: 0.315, SLG: 0.353	0-0 FC6-4 1B	0-0 F3		0-0 5-3			0-0 1B		0-0 P4	5 1 1 0 0 0 1												
Mickey Mantle, S (1, 8) Hector Lopez, R (8, 7) OBP: 0.444, SLG: 0.612 OBP: 0.326, SLG: 0.488	4-0 1B 1-2 BB		0-0 F7 BB SF8 1B		0-3 K		0-0 4-3			3 2 1 0 1 1 1 0 0 0 0 0 0 0												
Roger Maris, L (1, 9) OBP: 0.353, SLG: 0.529	0-0 1B 1-2 FC 1B		4-0 BB 1-2 BB		0-0 3-1			0-0 HR		3 2 2 2 1 0 0												
Tom Tresh, S (1, 7) (8, 8) OBP: 0.371, SLG: 0.433	0-0 FC 1-3 2-H 1B		0-0 F7 2-3		0-3 K			0-0 B4-3		4 0 1 1 0 1 2												
Joe Pepitone, L (1, 3) OBP: 0.309, SLG: 0.398	0-0 FC 1-2 BB		0-0 SF8			0-0 P6		0-0 E4 4-3		3 0 0 2 0 0 1												
Johnny Blanchard, L (1, 2) OBP: 0.380, SLG: 0.351	4-0 1-2 BB		4-0 1-2 BB			0-0 G3		0-0 4-3		2 0 0 0 2 0 1												
Phil Linz, R (1, 5) OBP: 0.281, SLG: 0.362	0-0 F7		0-0 L7			0-0 F9		0-0 F5		4 0 0 0 0 0 5												
Jim Bouton, R (1, 1) Elston Howard, R (9, PH) OBP: 0.121, SLG: 0.125 OBP: 0.377, SLG: 0.467		0-3 K		0-3 K			0-0 4-3		0-0 6-3	3 0 0 0 0 2 0 1 0 0 0 0 0 0												
Inning Stats	R: 3 E: 0 K: 0 S: 6	H: 3 LOB: 2 BB: 2 P: 14	R: 0 E: 0 K: 2 S: 7	H: 0 LOB: 0 BB: 0 P: 7	R: 1 E: 0 K: 0 S: 4	H: 1 LOB: 2 BB: 2 P: 12	R: 0 E: 0 K: 1 S: 5	H: 0 LOB: 0 BB: 0 P: 5	R: 0 E: 0 K: 2 S: 7	H: 0 LOB: 0 BB: 0 P: 7		R: 0 E: 0 K: 0 S: 3	H: 0 LOB: 0 BB: 0 P: 3	R: 0 E: 0 K: 0 S: 4	H: 1 LOB: 1 BB: 0 P: 4	R: 1 E: 1 K: 0 S: 5	H: 1 LOB: 1 BB: 0 P: 5	R: 0 E: 0 K: 0 S: 3	H: 0 LOB: 0 BB: 0 P: 3	1B: 5 2B: 0 3B: 0 HR: 1	SF: 2 SAC: 0 DP: 0 HBP: 0	WP: 0 PB: 0 SB: 0 CS: 0
PITCHER	IP WLS BF H R ER SO BB IBB HBP BLK WP HR S P ERA WHIP																					
Dave Morehead, R (1, 1) ERA: 4.41	7.1 W 33 6 5 5 5 4 0 0 0 0 1 39 55 6.14 1.364																					
Dick Radatz, R (8, 1) ERA: 1.93	1.2 S 5 0 0 0 0 0 0 0 0 0 0 5 5 0.00 0.000																					

livebaseballscorecards.com

AB 33
R 5
H 6
RBI 5
BB 4
SO 5
LOB 11



Batter	1	2	3	4	5	6	7	8	9	AB R H RBI BB SO LOB	TOP
Chuck Schilling, R (1, 4) OBP: 0.291, SLG: 0.253 Dalton Jones, L (8, PH) OBP: 0.301, SLG: 0.383 (8, 4)	0-0 P3	0-0 F9	0-0 L7		0-0 F9			0-0 G6-3 1-2f		4 0 0 0 0 0 2 1 0 0 0 0 0 1	
Tony Conigliaro, R (1, 7) OBP: 0.314, SLG: 0.493	0-0 1B 1B	0-0 6-3		0-0 6-3		0-0 3-1			0-3 K	5 1 1 0 0 1 0	
Carl Yastrzemski, L (1, 8) OBP: 0.350, SLG: 0.443	0-3 K	0-0 1B E 1B		0-0 F7		0-0 G3			4-0 2B BB	4 2 1 0 1 1 1	
Dick Stuart, R (1, 3) OBP: 0.327, SLG: 0.474	0-0 1B E 1B	0-0 1B E 1B		0-0 1B 1B		0-0 1-3			0-0 2B	5 1 4 1 0 0 0	
Frank Malzone, R (1, 5) OBP: 0.332, SLG: 0.413	0-0 1B E BB 1B	0-0 E5		0-0 FC4-6 1B		0-0 G6-4-3 1B			0-0 F7	5 1 3 1 0 0 1	
Lee Thomas, L (1, 9) OBP: 0.347, SLG: 0.407	0-0 E4 BB 1B	0-0 4-1		0-0 FC4-6		0-0 L9				4 0 0 0 0 0 6	
Eddie Bressoud, R (1, 6) OBP: 0.391, SLG: 0.468	0-0 BB 1B		0-0 5-3		0-0 L9		0-0 G6-4-3 1-2f			4 0 1 0 0 0 1	
Bob Tillman, R (1, 2) OBP: 0.379, SLG: 0.448	4-0 BB		0-3 K		0-0 1-3 1B			4-0 G6-3 BB		2 0 1 1 2 1 0	
Bill Monbouquette, R (1, 1) OBP: 0.286, SLG: 0.130 Felix Mantilla, R (8, PH) OBP: 0.306, SLG: 0.507 Arnold Earley, L (8, 1)	0-3 K		0-3 K		0-0 1-3			0-3 K		3 0 0 0 0 2 4 1 0 0 0 0 1 1 0 0 0 0 0 0 0	
Inning Stats	R: 3 H: 4 E: 1 LOB: 3 K: 2 BB: 1 S: 12 P: 16	R: 1 H: 2 E: 1 LOB: 2 K: 0 BB: 0 S: 6 P: 6	R: 0 H: 0 E: 0 LOB: 1 K: 2 BB: 0 S: 8 P: 8	R: 0 H: 2 E: 0 LOB: 2 K: 0 BB: 0 S: 5 P: 5	R: 0 H: 1 E: 0 LOB: 1 K: 0 BB: 0 S: 4 P: 4	R: 0 H: 0 E: 0 LOB: 0 K: 0 BB: 0 S: 3 P: 3	R: 0 H: 1 E: 0 LOB: 0 K: 0 BB: 0 S: 3 P: 3	R: 0 H: 0 E: 0 LOB: 0 K: 1 BB: 1 S: 4 P: 8	R: 1 H: 1 E: 0 LOB: 0 K: 1 BB: 1 S: 5 P: 9	1B: 10 SF: 0 2B: 1 SAC: 0 3B: 0 DP: 2 HR: 0 HBP: 0	WP: 1 PA: 41 PB: 0 SB: 0 CS: 0
PITCHER Whitey Ford, L (1, 1) ERA: 1.61 Pete Mikkelsen, R (8, 1) ERA: 3.62	IP WLS BF H R ER SO BB IBB HBP BLK WP HR S P ERA WHIP 7.0 W 34 10 4 2 4 1 0 0 0 1 0 41 45 2.57 1.571 2.0 S 7 1 1 1 2 2 0 0 0 0 0 0 9 17 4.50 1.500	PITCHER IP WLS BF H R ER SO BB IBB HBP BLK WP HR S P ERA WHIP									

Boston Red Sox @ New York Yankees
 Yankee Stadium, Bronx, NY
 Tue Jun 16 1964, 7:05 PM EDT
 Att. 22,658 - Unknown - 66 F

AB	38
R	5
H	11
RBI	3
BB	3
SO	6
LOB	17



Batter	1	2	3	4	5	6	7	8	9	AB	R	H	RBI	BB	SO	LOB
Tony Kubek, L OBP: 0.297, SLG: 0.397 (1, 6)	0-0 BB 1B 1B 1B	0-0 4-3		0-0 G3 2-3		0-0 P4		0-0 4-3		5	1	1	0	0	0	2
Bobby Richardson, R OBP: 0.314, SLG: 0.351 (1, 4)	0-0 1B BB 1-2 FC3-6 1B		0-0 5-3	0-0 F7			0-0 4-3			4	1	1	0	0	0	1
Mickey Mantle, S OBP: 0.451, SLG: 0.613 Hector Lopez, R OBP: 0.326, SLG: 0.488 (7, PR) (8, 7)	0-3 K		0-0 BLK 2B 1B		0-0 HR 1B		4-0 HR BB			3	2	2	0	1	1	2
Roger Maris, L OBP: 0.350, SLG: 0.519 (1, 9)	4-0 FC3-6 1B 1-2 2-3 BB		0-0 F2		0-0 P6		0-0 L7			3	0	0	0	1	0	3
Tom Tresh, S OBP: 0.378, SLG: 0.453 (8, 8)	0-0 FC3-6 1B 1-2 2-3 3-H		4-0 2B 1-2 BB		0-3 K		0-0 HR 1-H			3	1	2	3	1	1	1
Joe Pepitone, L OBP: 0.312, SLG: 0.419 (1, 3)	0-0 FC3-6		0-0 1-3 2-H 2B		0-0 1-H HR		0-0 3-1			4	1	2	4	0	0	3
Elston Howard, R OBP: 0.374, SLG: 0.468 (1, 2)	0-3 K		0-3 K		0-0 5-3			0-0 2B		4	0	1	0	0	2	4
Phil Linz, R OBP: 0.281, SLG: 0.359 (1, 5)		0-0 B2-3		0-0 G3 SH1-4 1B		0-0 P5		0-0 5-3		4	0	1	0	0	0	1
Whitey Ford, L OBP: 0.325, SLG: 0.235 Pete Mikkelsen, R (8, 1)		0-0 6-3		0-0 SH1-4 1-2		0-0 F8		0-3 K		2	0	0	0	0	0	0
										1	0	0	0	0	1	1
Inning Stats	R: 2 H: 3 E: 0 LOB: 2 K: 2 BB: 1 S: 10 P: 14	R: 0 H: 0 E: 0 LOB: 0 K: 0 BB: 0 S: 3 P: 3	R: 1 H: 2 E: 0 LOB: 2 K: 1 BB: 1 S: 7 P: 11	R: 0 H: 1 E: 0 LOB: 1 K: 0 BB: 0 S: 4 P: 4	R: 2 H: 2 E: 0 LOB: 0 K: 1 BB: 0 S: 7 P: 7	R: 0 H: 0 E: 0 LOB: 0 K: 0 BB: 0 S: 3 P: 3	R: 2 H: 1 E: 0 LOB: 1 K: 0 BB: 1 S: 4 P: 8	R: 0 H: 1 E: 0 LOB: 1 K: 1 BB: 0 S: 6 P: 6		1B: 6 SF: 0 2B: 2 SAC: 1 3B: 0 DP: 0 HR: 2 HBP: 0	WP: 0 PA: 37 PB: 0 SB: 0 CS: 0					

BOTTOM

Boston Red Sox @ New York Yankees
 Yankee Stadium, Bronx, NY
 Tue Jun 16 1964, 7:05 PM EDT
 Att: 22,658 - Unknown - 66 F

AB	33
R	7
H	10
RBI	7
BB	3
SO	5
LOB	18



PITCHER	IP	WLS	BF	H	R	ER	SO	BB	IBB	HBP	BLK	WP	HR	S	P	ERA	WHIP
Bill Monbouquette, R ERA: 5.44 (1, 1)	7.0	L	33	9	7	7	4	3	0	0	1	0	2	38	50	9.00	1.714
Arnold Earley, L ERA: 2.16 (8, 1)	1.0		4	1	0	0	1	0	0	0	0	0	0	6	6	0.00	1.000

PITCHER	IP	WLS	BF	H	R	ER	SO	BB	IBB	HBP	BLK	WP	HR	S	P	ERA	WHIP

1B: 6	SF: 0	WP: 0	PA: 37
2B: 2	SAC: 1	PB: 0	
3B: 0	DP: 0	SB: 0	
HR: 2	HBP: 0	CS: 0	

Batter	1	2	3	4	5	6	7	8	9	10	11	12	AB	R	H	RBI	BB	SO	LOB	TOP				
Chuck Schilling, R (1, 4) OBP: 0.281, SLG: 0.243 Dalton Jones, L (11, PH) OBP: 0.298, SLG: 0.378 (11, 4)	0-0 G3		0-0 L9		0-0 FC5-4			0-0 P3			0-0 F6	0-0 F7	4	0	0	0	0	0	1					
Tony Conigliaro, R (1, 7) OBP: 0.320, SLG: 0.507	4-0 CS 1B BB		0-0 F8			0-0 HR		0-3 K			0-0 FC4-6 1B		4	1	2	1	1	1	0					
Carl Yastrzemski, L (1, 8) OBP: 0.351, SLG: 0.452	0-0 1B			0-0 SF9 3B		0-0 4-3		0-3 K			0-0 FC4-6 1B		5	1	2	0	0	1	1					
Dick Stuart, R (1, 3) OBP: 0.320, SLG: 0.466	0-3 K			0-0 SF9		0-3 K			0-0 5-3		0-3 K		4	0	0	1	0	3	3					
Frank Malzone, R (1, 5) OBP: 0.333, SLG: 0.412		0-0 FC4-6 1B		0-0 F2		0-0 6-3			0-0 P4			0-0 FC1-6 1B	5	0	2	0	0	0	0					
Lee Thomas, L (1, 9) OBP: 0.344, SLG: 0.400		0-0 FC4-6 CS		0-3 K		4-0 FC5-4 BB			0-0 1-3			0-0 FC1-6 1B	4	1	0	0	1	1	2					
Eddie Bressoud, R (1, 6) OBP: 0.384, SLG: 0.458		0-3 K			0-0 1-3		0-0 FC5-4 BB			0-3 K		0-0 1-3	5	0	0	0	0	2	3					
Bob Tillman, R (1, 2) OBP: 0.380, SLG: 0.440		0-0 CS	0-3 K		4-0 FC5-4 BB		0-0 FC5-4			0-0 F8		4-0 1B IBB	3	0	0	0	2	1	1					
Earl Wilson, R (1, 1) OBP: 0.357, SLG: 0.560 Dick Radatz, R (7, 1) OBP: 0.222, SLG: 0.278 Russ Nixon, L (12, PH) OBP: 0.393, SLG: 0.400 Roman Mejias, R (12, PR) OBP: 0.258, SLG: 0.387 Bob Hefner, R (12, 1) OBP: 0.250, SLG: 0.625			0-0 HR		0-0 F3		0-0 F7			0-3 K		0-0 1B	3	1	1	1	0	0	2					
Inning Stats	R: 0 E: 0 K: 1 S: 5	H: 1 LOB: 2 BB: 1 P: 9	R: 0 E: 0 K: 1 S: 5	H: 1 LOB: 0 BB: 0 P: 5	R: 1 E: 0 K: 1 S: 6	H: 1 LOB: 0 BB: 0 P: 6	R: 0 E: 0 K: 0 S: 3	H: 0 LOB: 1 BB: 1 P: 7	R: 1 E: 0 K: 1 S: 6	H: 1 LOB: 0 BB: 0 P: 6	R: 0 E: 0 K: 0 S: 3	H: 0 LOB: 1 BB: 1 P: 7	R: 0 E: 0 K: 2 S: 7	H: 0 LOB: 0 BB: 0 P: 7	R: 0 E: 0 K: 0 S: 3	H: 0 LOB: 0 BB: 0 P: 3	R: 0 E: 0 K: 2 S: 7	H: 1 LOB: 1 BB: 0 P: 6	R: 1 E: 0 K: 0 S: 5	H: 2 LOB: 2 BB: 1 P: 9	1B: 5 2B: 1 3B: 1 HR: 2	SF: 1 DP: 1 HBP: 0	WP: 0 PB: 0 SB: 0 CS: 2	PA: 47
PITCHER Al Downing, L (1, 1) ERA: 4.14 Hal Reniff, R (8, 1) ERA: 2.52 Ralph Terry, R (10, 1) ERA: 6.6	IP WLS BF H R ER SO BB IBB HBP BLK WP HR S P ERA WHIP																							

Boston Red Sox @ New York Yankees
 Yankee Stadium, Bronx, NY
 Wed Jun 17 1964, 3:33 AM EDT
 Att: 9,668 - Unknown - 74 F

AB	41
R	4
H	8
RBI	4
BB	4
SO	10
LOB	15



Batter	1	2	3	4	5	6	7	8	9	10	11	12	AB R H RBI BB SO LOB
Tony Kubek, L OBP: 0.292, SLG: 0.395 (1, 6)	0-3 K		0-0 F9		0-0 F2		0-0 F5		0-0 2B		0-0 L9		6 0 1 1 0 1 4
Bobby Richardson, R OBP: 0.311, SLG: 0.347 (1, 4)	0-0 P5			0-0 1B		0-0 2-3	0-0 F3		0-0 5-3			0-0 P6	6 0 1 0 0 0 2
Mickey Mantle, S OBP: 0.446, SLG: 0.623 Pedro Gonzalez, R OBP: 0.316, SLG: 0.340 (1, 8) (9, 7)	0-0 4-3			0-0 L9		0-3 K		0-0 HR		0-0 P4		0-0 5-3	4 1 1 1 0 1 1 2 0 0 0 0 0 0
Roger Maris, L OBP: 0.350, SLG: 0.506 (1, 9)		0-3 K		0-0 F4		4-0 1B BB		0-3 K		4-0 BB BB		0-0 4-3	4 0 0 0 2 2 1
Tom Tresh, S OBP: 0.383, SLG: 0.451 (1, 7) (9, 8)	0-3 K			0-0 4-3		0-0 1-3 1B		4-0 BB		4-0 1-2 BB			3 0 1 0 2 1 1
Joe Pepitone, L OBP: 0.305, SLG: 0.409 (1, 3)		0-0 4-3			0-0 P6	0-0 F8		0-0 F8		0-0 F5			5 0 0 0 0 0 5
Elston Howard, R OBP: 0.370, SLG: 0.461 (1, 2)			0-0 P4		0-0 6-3		0-0 SH5-3 1B	0-0 L9		0-0 F2			5 0 1 0 0 0 3
Phil Linz, R OBP: 0.287, SLG: 0.373 (1, 5)		0-3 K			0-0 1B 3B		0-0 SH5-3 1-2		0-0 E7 2B		4-0 CS BB		3 2 1 0 1 1 0
Al Downing, R Johnny Blanchard, L Clete Boyer, R Hal Renitt, R Hector Lopez, R Ralph Terry, R OBP: 0.250, SLG: 0.214 (1, 1) (7, PH) (7, PR) (8, 1) (8, 1) (9, PH) (10, 1)			0-0 1B		0-0 1B		4-0 BB BB		0-3 K		0-0 B1		2 0 2 1 0 0 0 0 0 0 0 1 0 0 0 0 0 0 0 0 0 0 0 0 0 0 0 0 1 0 0 0 0 1 1 1 0 0 0 0 0 1

Inning Stats	R: 0	H: 0	E: 0	K: 1	S: 5	R: 0	H: 0	E: 0	K: 2	S: 7	R: 0	H: 1	E: 0	K: 1	S: 6	R: 0	H: 1	E: 0	K: 0	S: 4	R: 1	H: 2	E: 0	K: 1	S: 5	R: 0	H: 1	E: 0	K: 0	S: 6	R: 1	H: 1	E: 0	K: 1	S: 6	R: 1	H: 1	E: 1	K: 1	S: 6	R: 0	H: 0	E: 0	K: 0	S: 3	R: 0	H: 0	E: 0	K: 0	S: 2	R: 0	H: 0	E: 0	K: 0	S: 3	R: 0	H: 0	E: 0	K: 0	S: 3	1B: 5	2B: 1	3B: 1	HR: 1	SF: 0	SAC: 1	DP: 0	HBP: 0	WP: 0	PA: 49
--------------	------	------	------	------	------	------	------	------	------	------	------	------	------	------	------	------	------	------	------	------	------	------	------	------	------	------	------	------	------	------	------	------	------	------	------	------	------	------	------	------	------	------	------	------	------	------	------	------	------	------	------	------	------	------	------	------	------	------	------	------	-------	-------	-------	-------	-------	--------	-------	--------	-------	--------

PITCHER	IP	WLS	BF	H	R	ER	SO	BB	IBB	HBP	BLK	WP	HR	S	P	ERA	WHIP
Earl Wilson, R ERA: 4.11 (1, 1)	6.0		25	6	1	1	5	1	0	0	0	0	0	34	38	1.50	1.167
Dick Radatz, R ERA: 1.92 (7, 1)	5.0	W	21	2	2	1	2	5	0	0	0	0	1	20	40	1.80	1.400
Bob Heffner, R ERA: 3.09 (12, 1)	1.0	S	3	0	0	0	0	0	0	0	0	0	0	3	3	0.00	0.000

BOTTOM

Boston Red Sox @ New York Yankees
 Yankee Stadium, Bronx, NY

Wed Jun 17 1964, 3:33 AM EDT
 Att. 9,668 - Unknown - 74 F

livebaseballscorecards.com

AB	42
R	3
H	8
RBI	3
BB	6
SO	7
LOB	19



Batter	1	2	3	4	5	6	7	8	9	AB R H RBI BB SO LOB	TOP	
Dalton Jones, L (1, 4) OBP: 0.302, SLG: 0.381	0-0 L7		0-0 B5-3		0-0 2B 1B 1B		0-0 G4-6-3 1B			4 1 2 0 0 0 0	Boston Red Sox @ New York Yankees Yankee Stadium, Bronx, NY Thu Jun 18 1964, 7:05 PM EDT Att. 13,973 - Unknown - 76 F	
Tony Conigliaro, R (1, 7) OBP: 0.323, SLG: 0.511	0-3 K		0-0 1B		0-0 1-3 E 2B		0-0 G4-6-3 1-2f			4 1 2 0 0 1 1		
Carl Yastrzemski, L (1, 8) OBP: 0.353, SLG: 0.450	4-0 BB		0-0 F5		0-0 1-3		0-0 G5-4-3 1B			3 0 1 0 1 0 3		
Dick Stuart, R (1, 3) OBP: 0.319, SLG: 0.462	0-0 P3		0-3 K		0-0 E5 1B		0-0 G5-4-3 1-2f			4 0 1 1 0 1 3		
Lee Thomas, L (1, 9) OBP: 0.342, SLG: 0.397		0-0 4-3		0-0 FC5-4 1B		0-0 F7		0-0 1-3		4 0 1 0 0 0 1		
Frank Malzone, R (1, 5) OBP: 0.332, SLG: 0.409		0-0 1-3 1B		0-0 F7		0-0 6-3		0-3 K		4 1 1 0 0 1 1		
Eddie Bressoud, R (1, 6) OBP: 0.382, SLG: 0.454		0-0 1-3		0-0 F8		0-0 F7		0-0 1B		4 0 1 0 0 0 2		
Bob Tillman, R (1, 2) OBP: 0.377, SLG: 0.435		0-0 1B		0-0 FC5-4 1-2f		0-0 5-3		0-3 K		4 0 1 1 0 1 2		
Jack Lamabe, R (1, 1) OBP: 0.111, SLG: 0.143 Russ Nixon, L (9, PH) OBP: 0.387, SLG: 0.393	0-3 K				0-0 P4		0-0 4-3		0-0 4-3	3 0 0 0 0 1 1 1 0 0 0 0 0 1		
Inning Stats	R: 0 E: 0 K: 1 S: 5 H: 0 LOB: 1 BB: 1 P: 9	R: 1 E: 0 K: 1 S: 7 H: 2 LOB: 1 BB: 0 P: 7	R: 0 E: 0 K: 1 S: 6 H: 1 LOB: 1 BB: 0 P: 6	R: 0 E: 0 K: 0 S: 4 H: 1 LOB: 1 BB: 0 P: 4	R: 2 E: 1 K: 0 S: 6 H: 3 LOB: 1 BB: 0 P: 6	R: 0 E: 0 K: 0 S: 3 H: 0 LOB: 0 BB: 0 P: 3	R: 0 E: 0 K: 0 S: 3 H: 1 LOB: 0 BB: 0 P: 3	R: 0 E: 0 K: 2 S: 8 H: 1 LOB: 0 BB: 0 P: 8	R: 0 E: 0 K: 2 S: 8 H: 1 LOB: 1 BB: 0 P: 8	1B: 9 2B: 1 3B: 0 HR: 0 SF: 0 SAC: 0 DP: 2 HBP: 0	WP: 0 PB: 0 SB: 0 CS: 0 PA: 36	
PITCHER Rollie Sheldon, R (1, 1) ERA: 2.81	IP WLS BF H R ER SO BB IBB HBP BLK WP HR S P ERA WHIP	9.0 W 36 10 3 2 5 1 0 0 0 0 0 0 45 49 2.00 1.222										

livebaseballscorecards.com

AB	35
R	3
H	10
RBI	2
BB	1
SO	5
LOB	15



Batter	1	2	3	4	5	6	7	8	9	AB	R	H	RBI	BB	SO	LOB					
Tony Kubek, L OBP: 0.307, SLG: 0.404 (1, 6)	4-0 3-1 1B 1B BB	0-0 4-3		0-0 1B 1B		0-0 1B		0-0 G5-4-3 1B		4	1	3	0	1	0	0					
Bobby Richardson, R OBP: 0.316, SLG: 0.352 (1, 4)	0-0 1B 3-1 1-2 1B	0-0 1B		0-0 BB 1B		0-0 F9		0-0 G5-4-3 1-2f 1B		5	1	3	0	0	0	2					
Mickey Mantle, S OBP: 0.442, SLG: 0.611 (1, 8)	0-0 3-1	0-0 F8		4-0 1-2 BB			0-0 3-1	0-0 P4		3	0	0	0	1	0	3					
Hector Lopez, R OBP: 0.321, SLG: 0.481 (8, 7)	1-2 2-3									1	0	0	0	0	0	0					
Roger Maris, L OBP: 0.358, SLG: 0.509 (1, 9)	0-0 1B 3B 2-3 3-H 1B		4-0 FC4-6 BB	0-0 G3			0-0 HR 1B			3	2	2	1	1	0	3					
Tom Tresh, S OBP: 0.381, SLG: 0.463 (1, 7)	0-3 K		0-3 K		0-0 3-1		0-0 1-H HR			4	1	1	2	0	2	3					
Joe Pepitone, L OBP: 0.309, SLG: 0.411 (1, 3)	0-0 1-3 3B 3-H 1B		0-0 F8		0-0 P5		0-0 E 1B			4	1	2	1	0	0	1					
Elston Howard, R OBP: 0.368, SLG: 0.467 (1, 2)	0-0 1-H 3B 3-H 3B		0-0 FC4-6 1-2f		0-0 F9		0-0 E5 1-2			4	0	1	2	0	0	2					
Phil Linz, R OBP: 0.279, SLG: 0.362 (1, 5)	0-0 5-3			0-0 5-3		0-0 L9	0-0 F8			4	0	0	0	0	0	3					
Rollie Sheldon, R OBP: 0.167, SLG: 0.167 (1, 1)		0-3 K		0-3 K		0-3 K	0-3 K			4	0	0	0	0	4	2					
Inning Stats	R: 4 E: 0 K: 1 S: 9	H: 4 LOB: 1 BB: 1 P: 13	R: 0 E: 0 K: 1 S: 6	H: 1 LOB: 1 BB: 0 P: 6	R: 0 E: 0 K: 1 S: 5	H: 0 LOB: 1 BB: 1 P: 9	R: 0 E: 0 K: 1 S: 7	H: 2 LOB: 3 BB: 1 P: 11	R: 0 E: 0 K: 0 S: 3	H: 0 LOB: 0 BB: 0 P: 3	R: 0 E: 0 K: 1 S: 6	H: 1 LOB: 1 BB: 0 P: 6	R: 2 E: 1 K: 1 S: 9	H: 3 LOB: 2 BB: 0 P: 9	R: 0 E: 0 K: 0 S: 3	H: 1 LOB: 0 BB: 0 P: 3	1B: 10 2B: 0 3B: 1 HR: 1	SF: 0 SAC: 0 DP: 1 HBP: 0	WP: 0 PB: 0 SB: 0 CS: 0	PA: 39	
PITCHER Jack Lamabe, R ERA: 4.33 (1, 1)	IP 8.0	WLS L	BF 39	H 12	R 6	ER 6	SO 6	BB 3	IBB 0	HBP 0	BLK 0	WP 0	HR 1	S 48	P 60	ERA 6.75	WHIP 1.875				
PITCHER	IP	WLS	BF	H	R	ER	SO	BB	IBB	HBP	BLK	WP	HR	S	P	ERA	WHIP				

BOTTOM

Boston Red Sox @ New York Yankees
 Yankee Stadium, Bronx, NY
 Thu Jun 18 1964, 7:05 PM EDT
 Att: 13,973 - Unknown - 76 F

livebaseballscorecards.com

AB	36
R	6
H	12
RBI	6
BB	3
SO	6
LOB	19



Batter	1	2	3	4	5	6	7	8	9	AB R H RBI BB SO LOB	TOP											
Dalton Jones, L (1, 4) OBP: 0.301, SLG: 0.384	0-0 1-3		0-0 2B		0-0 F5			0-3 K		4 0 1 0 0 1 2												
Tony Conigliaro, R (1, 7) OBP: 0.326, SLG: 0.516	0-0 F4		0-0 L7			0-0 FC1-5 2B		0-0 G1-6-3 1B		4 0 2 0 0 0 0												
Carl Yastrzemski, L (1, 8) OBP: 0.356, SLG: 0.448	0-0 CS 1B			0-0 L7		4-0 FC1-5 BB		0-0 G1-6-3 1-2f		3 0 1 0 1 0 1												
Dick Stuart, R (1, 3) OBP: 0.314, SLG: 0.455	0-0 CS 1-2	0-0 F4		0-0 5-3		0-0 FC1-5 G1-6-3 1-2 2-3f			0-0 5-3	4 0 0 0 0 0 2												
Lee Thomas, L (1, 9) OBP: 0.341, SLG: 0.408			0-0 HR		0-0 3-1		0-0 G1-6-3 1-2f		0-0 F4	4 1 1 1 0 0 2												
Frank Malzone, R (1, 5) OBP: 0.326, SLG: 0.402							0-0 6-3		0-0 5-3	4 0 0 0 0 0 0												
Eddie Bressoud, R (1, 6) OBP: 0.385, SLG: 0.461										3 0 2 0 0 0 0												
Russ Nixon, L (1, 2) OBP: 0.385, SLG: 0.390										3 0 1 0 0 1 2												
Earl Wilson, R (7, PR) OBP: 0.357, SLG: 0.560										0 0 0 0 0 0 0												
Bob Tillman, R (7, 2) OBP: 0.377, SLG: 0.435										0 0 0 0 0 0 0												
Ed Connolly, L (1, 1) OBP: 0.250, SLG: 0.625										1 0 0 0 1 0 0												
Bob Heffner, R (6, 1) OBP: 0.301, SLG: 0.500										0 0 0 0 0 0 0												
Felix Mantilla, R (7, PH) OBP: 0.301, SLG: 0.500										1 0 0 0 0 0 1												
Dick Radatz, R (7, 1) OBP: 0.222, SLG: 0.278										0 0 0 0 0 0 0												
Inning Stats	R: 0 E: 0 K: 0 S: 3	H: 1 LOB: 0 BB: 0 P: 3	R: 1 E: 0 K: 1 S: 7	H: 2 LOB: 1 BB: 0 P: 7	R: 0 E: 0 K: 0 S: 3	H: 1 LOB: 0 BB: 0 P: 3	R: 0 E: 0 K: 0 S: 3	H: 0 LOB: 0 BB: 0 P: 3	R: 0 E: 0 K: 0 S: 4	H: 1 LOB: 2 BB: 1 P: 8	R: 0 E: 0 K: 0 S: 3	H: 1 LOB: 1 BB: 1 P: 7	R: 0 E: 0 K: 0 S: 4	H: 1 LOB: 1 BB: 0 P: 4	R: 0 E: 0 K: 1 S: 5	H: 1 LOB: 0 BB: 0 P: 5	R: 0 E: 0 K: 0 S: 3	H: 0 LOB: 0 BB: 0 P: 3	1B: 4 2B: 3 3B: 0 HR: 1	SF: 0 SAC: 0 DP: 2 HBP: 0	WP: 0 PB: 0 SB: 0 CS: 1	PA: 34
PITCHER	IP WLS BF H R ER SO BB IBB HBP BLK WP HR S P ERA WHIP																					
Robin Roberts, R (1, 1) ERA: 2.32	7.0 W 27 7 1 1 1 2 0 0 0 0 0 1 27 35 1.29 1.286																					
Stu Miller, R (8, 1) ERA: 1.56	2.0 S 6 1 0 0 1 0 0 0 0 0 0 0 8 8 0.00 0.500																					

Boston Red Sox @ Baltimore Orioles
Memorial Stadium, Baltimore, MD
 Fri Jun 19 1964, 7:05 PM EDT
 Unknown

livebaseballscorecards.com

AB	31
R	1
H	8
RBI	1
BB	2
SO	2
LOB	10



Batter	1	2	3	4	5	6	7	8	9	AB	R	H	RBI	BB	SO	LOB
Jackie Brandt, R OBP: 0.314, SLG: 0.386 (1, 8)	0-0 6-3		0-0 F7		0-0 SH2-3	4-0 BB				2	0	0	0	1	0	0
Jerry Adair, R OBP: 0.304, SLG: 0.337 (1, 4)	0-0 BB 1B		0-0 6-3		0-0 5-3	0-0 F8				4	0	1	0	0	0	4
Sam Bowens, R OBP: 0.316, SLG: 0.433 (1, 9) Stu Miller, R (8, 1)	4-0 1-2 BB			1-0 1B HBP FC1-2 HBP	0-3 K		0-0 F3			2	0	0	0	1	1	1
Norm Siebern, L OBP: 0.398, SLG: 0.368 (1, 3)	0-3 K			1-0 FC1-2 1B 1-2 HBP		4-0 E SF8 BB	0-0 F7			2	1	0	0	1	1	2
Brooks Robinson, R OBP: 0.352, SLG: 0.472 (1, 5)	0-0 F8			0-0 FC1-2 1-2 2-3 1B		0-0 E6 SF8 1B	0-0 F9			4	1	1	0	0	0	3
John Orsino, R OBP: 0.318, SLG: 0.409 (1, 2) Bob Saverine, S (8, PR) Gino Cimoli, R (9, 7) OBP: 0.103, SLG: 0.108		4-0 BB G5-4-3		0-0 L5		0-0 SF8		4-0 CS BB		1	0	0	1	2	0	3
Boog Powell, L OBP: 0.350, SLG: 0.542 (1, 7) Dick Brown, R (9, 2) OBP: 0.221, SLG: 0.260		0-3 K		0-0 FC1-2 1-2 2-3 3-Hf		0-0 SH3-4 1B 1B		0-0 F3		4	0	1	1	0	1	5
Bob Johnson, R OBP: 0.299, SLG: 0.329 (1, 6)		0-0 G5-4-3		0-0 5-3		0-0 SH3-4 1B		0-0 6-3		4	0	1	0	0	0	5
Robin Roberts, S (1, 1) Willie Kirkland, L (8, 9) OBP: 0.292, SLG: 0.302			0-3 K		0-0 5-3 SH2-3 1B	0-0 SH3-4				2	0	1	0	0	1	0

Inning Stats	R: 0	H: 1	E: 0	K: 1	S: 6	LOB: 2	BB: 1	P: 10	R: 0	H: 0	E: 0	K: 1	S: 4	LOB: 0	BB: 1	P: 8	R: 0	H: 0	E: 0	K: 1	S: 5	LOB: 0	BB: 0	P: 5	R: 0	H: 1	E: 0	K: 1	S: 6	LOB: 3	BB: 0	P: 6	R: 2	H: 2	E: 1	K: 0	S: 6	LOB: 3	BB: 2	P: 14	R: 0	H: 0	E: 0	K: 0	S: 3	LOB: 0	BB: 0	P: 3	R: 0	H: 0	E: 0	K: 0	S: 2	LOB: 1	BB: 1	P: 6
--------------	------	------	------	------	------	--------	-------	-------	------	------	------	------	------	--------	-------	------	------	------	------	------	------	--------	-------	------	------	------	------	------	------	--------	-------	------	------	------	------	------	------	--------	-------	-------	------	------	------	------	------	--------	-------	------	------	------	------	------	------	--------	-------	------

PITCHER	IP	WLS	BF	H	R	ER	SO	BB	IBB	HBP	BLK	WP	HR	S	P	ERA	WHIP
Ed Connolly, L (1, 1) ERA: 2.57	5.1	L	25	4	2	1	4	3	0	2	0	0	0	28	42	1.69	1.312
Bob Heffner, R (6, 1) ERA: 3.04	0.2		4	1	0	0	0	1	0	0	0	0	0	3	7	0.00	3.000
Dick Radatz, R (7, 1) ERA: 1.86	2.0		6	0	0	0	0	1	0	0	0	0	0	5	9	0.00	0.500

BOTTOM

Boston Red Sox @ Baltimore Orioles
Memorial Stadium, Baltimore, MD

Fri Jun 19 1964, 7:05 PM EDT
Unknown

AB	25
R	2
H	5
RBI	2
BB	5
SO	4
LOB	23

livebaseballscorecards.com



WP: 0	PA: 35
PB: 0	
SB: 0	
CS: 1	

Batter	1	2	3	4	5	6	7	8	9	AB R H RBI BB SO LOB	TOP											
Dalton Jones, L (1, 4) OBP: 0.304, SLG: 0.384	0-0 5-3		0-0 FC4		0-0 2B 1B		0-0 HR 1B	0-0 G3		5 2 2 0 0 0 2												
Tony Conigliaro, R (1, 7) OBP: 0.328, SLG: 0.526	0-0 4-3		0-0 F8		0-0 F6		0-0 HR	0-0 BB 1B		5 1 2 2 0 0 3												
Carl Yastrzemski, L (1, 8) OBP: 0.357, SLG: 0.449	0-0 4-3			0-0 5-3	0-0 2B		0-0 F7	0-0 BB BB BB BB	4-0 BB BB BB BB	4 0 1 2 1 0 0												
Dick Stuart, R (1, 3) OBP: 0.312, SLG: 0.462		0-0 F8		0-0 HR	0-0 F6		0-0 6-3	0-0 G6-4-3	0-0 BB BB	5 1 1 1 0 0 3												
Lee Thomas, L (1, 9) OBP: 0.346, SLG: 0.413		4-0 BB		0-0 2B		0-0 F7	0-0 FC4-6 1B	0-0 F4		4 0 2 0 1 0 1												
Felix Mantilla, R (1, 5) OBP: 0.299, SLG: 0.479		0-0 F8		0-0 F4		4-0 BB BB BB BB	0-0 FC4-6 1B			3 0 0 0 1 0 3												
Eddie Bressoud, R (1, 6) OBP: 0.380, SLG: 0.453		0-0 F9		0-0 F5		0-0 FC6-4 BB		0-3 K		4 0 0 0 0 1 3												
Bob Tillman, R (1, 2) OBP: 0.379, SLG: 0.434			0-0 1-3		0-0 FC3-6 1B	4-0 BB BB BB BB	0-0 FC4-6 BB	0-0 F6		3 0 1 0 1 0 0												
Bill Spanswick, L (1, 1) OBP: 0.429, SLG: 0.333			4-0 FC4		0-0 FC3-6 1B		0-0 FC4-6	4-0 BB		2 1 0 0 1 0 3												
Bob Heffner, R (6, 1) OBP: 0.250, SLG: 0.625					1-2f 2B		1-2f BB			0 0 0 0 0 0 0												
Russ Nixon, L (8, PH) OBP: 0.394, SLG: 0.390										0 0 0 0 1 0 0												
Earl Wilson, R (8, PR) OBP: 0.357, SLG: 0.560										0 0 0 0 0 0 0												
Dick Radatz, R (8, 1) OBP: 0.222, SLG: 0.278										0 0 0 0 0 0 0												
Inning Stats	R: 0 E: 0 K: 0 S: 3	H: 0 LOB: 0 BB: 0 P: 3	R: 0 E: 0 K: 0 S: 3	H: 0 LOB: 1 BB: 1 P: 7	R: 0 E: 0 K: 0 S: 3	H: 0 LOB: 1 BB: 1 P: 7	R: 1 E: 0 K: 0 S: 5	H: 2 LOB: 1 BB: 0 P: 5	R: 2 E: 0 K: 0 S: 6	H: 3 LOB: 1 BB: 0 P: 6	R: 0 E: 0 K: 0 S: 3	H: 0 LOB: 2 BB: 2 P: 11	R: 2 E: 0 K: 0 S: 6	H: 3 LOB: 1 BB: 0 P: 6	R: 0 E: 0 K: 1 S: 5	H: 0 LOB: 1 BB: 1 P: 9	R: 0 E: 0 K: 0 S: 3	H: 1 LOB: 1 BB: 1 P: 7	1B: 5 2B: 2 3B: 0 HR: 2	SF: 0 SAC: 0 DP: 1 HBP: 0	WP: 0 PB: 0 SB: 1 CS: 0	PA: 41
PITCHER	IP WLS BF H R ER SO BB IBB HBP BLK WP HR S P ERA WHIP																					
Chuck Estrada, R (1, 1) ERA: 5.06	6.0 W 27 5 3 3 0 4 0 0 0 0 0 1 23 39 4.50 1.500																					
Dick Hall, R (7, 1) ERA: 1.54	2.0 10 3 2 2 1 1 0 0 0 0 0 1 11 15 9.00 2.000																					
Stu Miller, R (9, 1) ERA: 1.52	1.0 S 4 1 0 0 0 1 0 0 0 0 0 0 3 7 0.00 2.000																					

Boston Red Sox @ Baltimore Orioles
Memorial Stadium, Baltimore, MD

Fri Jun 19 1964, 7:05 PM EDT
Att. 22,151 - Unknown

livebaseballscorecards.com

AB	35
R	5
H	9
RBI	5
BB	6
SO	1
LOB	18



Batter	1	2	3	4	5	6	7	8	9
Jackie Brandt, R OBP: 0.316, SLG: 0.388 (1, 8)	0-0 F3			0-0 G3 1B 2B	0-3 K		4-0 F8 SH3-4 BB	0-0 FC4-6	
Jerry Adair, R OBP: 0.300, SLG: 0.332 (1, 4)	0-0 F8			0-0 G3	0-0 FC4-6		0-0 SH3-4		
Sam Bowens, R OBP: 0.315, SLG: 0.429 (1, 7), (7, 9), (9, 7)	0-0 F5			0-3 K		0-0 1B 1B	0-0 F8		
Brooks Robinson, R OBP: 0.358, SLG: 0.476 (1, 5)		0-0 G6-4-3 1B		0-0 1B		0-0 1B 1B	0-3 K		
John Orsino, R OBP: 0.309, SLG: 0.395 (1, 3)		0-0 G6-4-3		0-0 1-3		0-3 K		0-0 6-3	
Bob Johnson, R OBP: 0.309, SLG: 0.351 (1, 6)		0-0 4-3		0-0 L7		0-0 1B 1B		0-0 5-3 2B	
Gino Cimoli, R OBP: 0.122, SLG: 0.154 (1, 9)			0-0 F5		0-0 HR 2B		0-0 F8	4-0 5-3 IBB	
Boog Powell, L OBP: 0.351, SLG: 0.538 (6, PH), (7, 7)									
Stu Miller, R (9, 1)									
Dick Brown, R OBP: 0.231, SLG: 0.298 (1, 2)			0-3 K		0-0 HR		0-0 FC6 1B	0-0 5-3	
Chuck Estrada, R OBP: 0.154, SLG: 0.154 (1, 1)			0-3 K		0-0 FC4-6 1B		0-0 FC6	4-0 FC4-6 IBB	
Dick Hall, R OBP: 0.286, SLG: 0.167 (6, PH), (7, 1)									
Willie Kirkland, L OBP: 0.299, SLG: 0.302 (8, PH), (9, 9)									

Inning Stats	R: 0	H: 0	E: 0	K: 0	S: 3	R: 0	H: 1	E: 0	K: 0	S: 3	R: 0	H: 0	E: 0	K: 2	S: 7	R: 1	H: 2	E: 0	K: 1	S: 7	R: 2	H: 3	E: 0	K: 1	S: 8	R: 3	H: 4	E: 1	K: 1	S: 9	R: 0	H: 0	E: 0	K: 1	S: 5	R: 0	H: 1	E: 0	K: 0	S: 4
	0	0	0	0	3	0	1	0	0	3	0	0	0	2	7	1	2	0	1	7	2	3	0	1	8	3	4	1	0	9	0	0	0	1	9	0	1	0	12	

PITCHER	IP	WLS	BF	H	R	ER	SO	BB	IBB	HBP	BLK	WP	HR	S	P	ERA	WHIP
Bill Spanswick, L ERA: 7.4 (1, 1)	5.0	L	22	8	5	5	4	0	0	0	0	0	1	30	30	9.00	1.600
Bob Heffner, R ERA: 3.1 (6, 1)	2.0		9	2	1	1	2	1	0	0	0	0	0	12	16	4.50	1.500
Dick Radatz, R ERA: 1.83 (8, 1)	1.0		6	1	0	0	0	0	2	0	0	0	0	4	12	0.00	1.000

BOTTOM

AB R H RBI BB SO LOB

4	1	1	0	1	1	4
3	0	0	0	0	0	2
4	1	1	0	0	1	2
4	1	3	1	0	1	1
4	0	0	0	0	1	4
4	1	2	1	0	0	0
2	1	1	0	0	0	0
1	0	0	0	1	0	1
0	0	0	0	0	0	0
4	1	2	3	0	1	2
2	0	1	0	0	1	0
1	0	0	0	0	0	1
0	0	0	0	1	0	0

AB 33
R 6
H 11
RBI 5
BB 3
SO 6
LOB 17



Boston Red Sox @ Baltimore Orioles
Memorial Stadium, Baltimore, MD
 Fri Jun 19 1964, 7:05 PM EDT
 Att. 22,151 - Unknown

WP: 0 PA: 37
 PB: 0
 SB: 0
 CS: 0

ERA WHIP

livebaseballscorecards.com

Batter	1	2	3	4	5	6	7	8	9	AB R H RBI BB SO LOB	TOP											
Dalton Jones, L OBP: 0.316, SLG: 0.418 (1, 4) (4, 5)	0-0 2B		0-0 1B		0-0 1B		0-3 K		0-0 HR	5 1 4 1 0 1 1												
Tony Conigliaro, R OBP: 0.321, SLG: 0.515 (1, 7)	0-0 F9		0-0 F4		0-0 F8		0-3 K		0-0 6-3	5 0 0 0 0 1 4												
Carl Yastrzemski, L Roman Mejias, R OBP: 0.362, SLG: 0.449 OBP: 0.246, SLG: 0.369 (1, 8) (4, 8)	1-0 G4-6-3 HBP		4-0 1-2 BB		0-3 K		0-0 F8		0-0 F9	0 0 0 0 1 0 0 3 0 0 0 0 1 0												
Dick Stuart, R Dick Williams, R OBP: 0.310, SLG: 0.458 OBP: 0.293, SLG: 0.472 (1, 3) (3, 3)	0-0 G4-6-3 1-2f		0-0 4-3		4-0 G3 1B BB		0-0 5-3			2 0 0 0 0 0 4 1 1 0 0 1 0 0												
Lee Thomas, L OBP: 0.341, SLG: 0.407 (1, 9)		0-0 F5		0-0 4-3		0-0 G3 1-2		0-0 F6		4 0 0 0 0 0 1												
Frank Malzone, R Chuck Schilling, R OBP: 0.328, SLG: 0.403 OBP: 0.293, SLG: 0.257 (1, 5) (4, 4)		0-0 1B		0-0 F4		0-0 1B 2-H		0-0 1B HR		2 0 1 0 0 0 0 2 1 2 1 0 0 0												
Eddie Bressoud, R Felix Mantilla, R OBP: 0.377, SLG: 0.450 OBP: 0.304, SLG: 0.479 (1, 6) (4, 6)		0-0 F6		0-0 F7		0-0 F4		0-0 1B HR		2 0 0 0 0 0 1 2 1 1 0 0 0 1												
Bob Tillman, R OBP: 0.377, SLG: 0.446 (1, 2)		0-0 L8		0-0 F2		0-0 5-3		0-0 1B HR		4 1 1 3 0 0 1												
Dave Morehead, R Arnold Earley, L Dave Gray, R Pete Charton, L Russ Nixon, L OBP: 0.138, SLG: 0.074 (1, 1) (1, 1) (5, 1) (8, 1) (9, PH) OBP: 0.388, SLG: 0.383			0-0 G3		0-3 K		0-0 1B		0-0 L8	0 0 0 0 0 0 0 2 0 0 0 0 1 0 1 0 1 0 0 0 0 0 0 0 0 0 0 0 1 0 0 0 0 0 0												
Inning Stats	R: 0 E: 0 K: 0 S: 3	H: 1 LOB: 1 BB: 0 P: 4	R: 0 E: 0 K: 0 S: 4	H: 1 LOB: 1 BB: 0 P: 4	R: 0 E: 0 K: 0 S: 4	H: 1 LOB: 2 BB: 1 P: 8	R: 0 E: 0 K: 0 S: 3	H: 0 LOB: 0 BB: 0 P: 3	R: 0 E: 0 K: 1 S: 6	H: 1 LOB: 1 BB: 0 P: 6	R: 1 E: 0 K: 1 S: 6	H: 1 LOB: 1 BB: 1 P: 10	R: 0 E: 0 K: 2 S: 8	H: 1 LOB: 1 BB: 0 P: 8	R: 0 E: 0 K: 0 S: 3	H: 0 LOB: 0 BB: 0 P: 3	R: 4 E: 0 K: 0 S: 7	H: 4 LOB: 0 BB: 0 P: 7	1B: 7 2B: 1 3B: 0 HR: 2	SF: 0 SAC: 0 DP: 1 HBP: 1	WP: 0 PB: 0 SB: 0 CS: 0	PA: 39
PITCHER Milt Pappas, R ERA: 3.38 (1, 1)	IP: 9.0 WLS: W BF: 39 H: 10 R: 5 ER: 5 SO: 4 BB: 2 IBB: 0 HBP: 1 BLK: 0 WP: 0 HR: 2 S: 44 P: 53 ERA: 5.00 WHIP: 1.333											PITCHER	IP: 9.0 WLS: W BF: 39 H: 10 R: 5 ER: 5 SO: 4 BB: 2 IBB: 0 HBP: 1 BLK: 0 WP: 0 HR: 2 S: 44 P: 53 ERA: 5.00 WHIP: 1.333									

Boston Red Sox @ Baltimore Orioles
Memorial Stadium, Baltimore, MD
 Sat Jun 20 1964, 7:05 PM EDT
 Att. 12,186 - Unknown

livebaseballscorecards.com

AB 36
R 5
H 10
RBI 5
BB 2
SO 4
LOB 13



Batter	1	2	3	4	5	6	7	8	9	AB	R	H	RBI	BB	SO	LOB
Jackie Brandt, R OBP: 0.316, SLG: 0.387 (1, 8)										6	2	2	0	0	2	4
Jerry Adair, R OBP: 0.297, SLG: 0.328 (1, 4)										5	1	1	0	0	0	5
Boog Powell, L OBP: 0.358, SLG: 0.544 (1, 7)										4	2	2	1	1	0	1
Norm Siebern, L OBP: 0.398, SLG: 0.366 (1, 3)										4	1	1	1	1	1	4
Brooks Robinson, R OBP: 0.368, SLG: 0.483 Bob Saverine, S OBP: 0.235, SLG: 0.194 (1, 5) (5, PR) (6, 6)										1	1	1	3	3	0	0
John Orsino, R OBP: 0.312, SLG: 0.385 (1, 2)										3	2	0	0	2	1	6
Bob Johnson, R OBP: 0.337, SLG: 0.380 (1, 6) (6, 5)										5	1	4	3	0	0	0
Willie Kirkland, L OBP: 0.286, SLG: 0.290 (1, 9)										4	0	0	2	0	1	4
Milt Pappas, R OBP: 0.176, SLG: 0.129 (1, 1)										4	0	1	0	1	1	1

Inning Stats	R: 6	H: 5	E: 2	LOB: 2	K: 1	BB: 2	S: 11	R: 1	H: 2	E: 0	LOB: 2	K: 1	BB: 1	S: 7	R: 1	H: 2	E: 1	LOB: 3	K: 0	BB: 1	S: 6	R: 0	H: 2	E: 0	LOB: 2	K: 0	BB: 0	S: 5	R: 0	H: 0	E: 0	LOB: 1	K: 1	BB: 2	S: 4	R: 0	H: 0	E: 0	LOB: 0	K: 2	BB: 0	S: 7	R: 0	H: 0	E: 1	LOB: 1	K: 0	BB: 3	S: 4	R: 3	H: 1	E: 1	LOB: 1	K: 0	BB: 3	S: 4	R: 0	H: 0	E: 0	LOB: 0	K: 1	BB: 0	S: 5	R: 0	H: 1	E: 0	LOB: 1	K: 0	BB: 0	S: 16
--------------	------	------	------	--------	------	-------	-------	------	------	------	--------	------	-------	------	------	------	------	--------	------	-------	------	------	------	------	--------	------	-------	------	------	------	------	--------	------	-------	------	------	------	------	--------	------	-------	------	------	------	------	--------	------	-------	------	------	------	------	--------	------	-------	------	------	------	------	--------	------	-------	------	------	------	------	--------	------	-------	-------

PITCHER	IP	WLS	BF	H	R	ER	SO	BB	IBB	HBP	BLK	WP	HR	S	P	ERA	WHIP
Dave Morehead, R ERA: 4.96 (1, 1)	0.0	L	7	5	6	5	0	1	0	0	0	0	0	6	10	∞	∞
Arnold Earley, L ERA: 2.18 (1, 1)	4.0		22	6	2	1	2	3	0	0	0	0	0	23	35	2.25	2.250
Dave Gray, R ERA: 7.71 (5, 1)	3.2		16	1	3	2	4	5	0	0	0	1	0	19	39	4.91	1.636
Pete Charton, R ERA: 9.95 (8, 1)	0.1		1	0	0	0	0	0	0	0	0	0	0	1	1	0.00	0.000

BOTTOM

Boston Red Sox @ Baltimore Orioles
Memorial Stadium, Baltimore, MD
 Sat Jun 20 1964, 7:05 PM EDT
 Att. 12,186 - Unknown

AB	36
R	11
H	12
RBI	10
BB	9
SO	6
LOB	25

1B: 10	SF: 1	WP: 1	PA: 46
2B: 2	SAC: 0	PB: 0	
3B: 0	DP: 1	SB: 0	
HR: 0	HBP: 0	CS: 0	

Batter	1	2	3	4	5	6	7	8	9	AB R H RBI BB SO LOB	TOP		
Chuck Schilling, R (1, 4) <small>OBP: 0.283, SLG: 0.248</small>	0-0 1-4-3		0-0 F9		0-0 SH 1B 1-2 2-3	0-0 F7	0-0 F9			4 1 0 0 0 0 2			
Tony Conigliaro, R (1, 7) <small>OBP: 0.323, SLG: 0.517</small>	0-0 L4		0-0 L5		0-3 K	0-0 E7 HR 1B 2-H		0-0 SF8 1B 2B		5 2 2 1 0 1 3			
Carl Yastrzemski, L (1, 8) Roman Mejias, R (8, 8) <small>OBP: 0.246, SLG: 0.369</small>	0-0 1B 1B		0-0 1B		0-0 E 1B 1-3 2-H 3-H	4-0 HR BB		0-3 K		4 2 3 2 1 1 1 0 0 0 0 0 0 0			
Dick Stuart, R (1, 3) <small>OBP: 0.319, SLG: 0.476</small>	0-0 BB 1B 1-3		0-3 K		0-0 E8 4-3 1B 1-H 3-H	0-0 HR		0-0 1B 2-3		5 1 4 4 0 1 1			
Frank Malzone, R (1, 5) <small>OBP: 0.329, SLG: 0.402</small>	4-0 BB 1-2			0-0 6-3	0-0 4-3			0-0 SF8		3 0 1 1 1 0 1			
Lee Thomas, L (1, 9) <small>OBP: 0.338, SLG: 0.400</small>	0-0 6-3			0-3 K	4-0 BB 2-3	0-0 F7		0-0 F5		4 0 0 0 1 1 5			
Eddie Bressoud, R (1, 6) <small>OBP: 0.374, SLG: 0.449</small>		0-0 L8		0-0 5-3	0-0 F7		0-0 2B		0-0 F7		5 0 1 0 0 0 2		
Bob Tillman, R (1, 2) <small>OBP: 0.377, SLG: 0.448</small>		0-0 L9			4-0 SH 1B BB BB	0-0 E 2B		0-3 K		4 2 1 0 1 1 1			
Earl Wilson, R (1, 1) Bill Monbouquette, R (6, 1) <small>OBP: 0.355, SLG: 0.519</small> <small>OBP: 0.267, SLG: 0.120</small>		0-0 F6			4-0 SH 1B BB 1-2	0-0 5-3		0-3 K		2 1 0 0 1 0 1 2 0 0 0 0 1 1			
Inning Stats	R: 0 E: 0 K: 0 S: 5 H: 2 LOB: 3 BB: 1 P: 9	R: 0 E: 0 K: 0 S: 3 H: 0 LOB: 0 BB: 0 P: 3	R: 0 E: 0 K: 1 S: 6 H: 1 LOB: 1 BB: 0 P: 6	R: 0 E: 0 K: 1 S: 5 H: 0 LOB: 0 BB: 0 P: 5	R: 4 E: 1 K: 1 S: 8 H: 2 LOB: 2 BB: 3 P: 20	R: 4 E: 1 K: 0 S: 7 H: 4 LOB: 1 BB: 1 P: 11	R: 0 E: 0 K: 0 S: 4 H: 1 LOB: 1 BB: 0 P: 4	R: 1 E: 0 K: 1 S: 7 H: 2 LOB: 1 BB: 0 P: 7	R: 0 E: 0 K: 2 S: 7 H: 0 LOB: 0 BB: 0 P: 7	1B: 8 2B: 3 3B: 0 HR: 1 SF: 1 SAC: 1 DP: 0 HBP: 0	WP: 0 PB: 0 SB: 0 CS: 0 PA: 45		
PITCHER	IP WLS BF H R ER SO BB IBB HBP BLK WP HR S P ERA WHIP Steve Barber, L (1, 1) <small>ERA: 4.31</small> Dick Hall, R (5, 1) <small>ERA: 2.45</small> Herman Starrette, R (7, 1) <small>ERA:</small> Harvey Haddix, L (8, 1) <small>ERA: 2.97</small>											PITCHER	IP WLS BF H R ER SO BB IBB HBP BLK WP HR S P ERA WHIP

Boston Red Sox @ Baltimore Orioles
 Memorial Stadium, Baltimore, MD
 Sun Jun 21 1964, 3:33 AM EDT
 Att. 6,723 - Unknown

livebaseballscorecards.com

AB	38
R	9
H	12
RBI	8
BB	5
SO	6
LOB	18



BOTTOM

Boston Red Sox @ Baltimore Orioles
Memorial Stadium, Baltimore, MD

Sun Jun 21 1964, 3:33 AM EDT
Att. 6,723 - Unknown

livebaseballscorecards.com

AB	39
R	6
H	12
RBI	6
BB	5
SO	7
LOB	23



WP:	0	PA:	45
PB:	0		
SB:	0		
CS:	0		

AB R H RBI BB SO LOB

5 0 1 1 0 0 4

5 0 0 0 0 0 3

5 0 2 0 0 1 2

3 1 2 0 2 1 1

4 0 1 0 1 1 4

5 2 2 1 0 0 5

5 2 2 1 0 1 1

4 1 1 2 1 1 2

1B:	9	SF:	0
2B:	1	SAC:	1
3B:	0	DP:	1
HR:	2	HBP:	0

1B: 9 SF: 0

2B: 1 SAC: 1

3B: 0 DP: 1

HR: 2 HBP: 0

Batter	1	2	3	4	5	6	7	8	9
Jackie Brandt, R OBP: 0.314, SLG: 0.383 (1, 8)	0-0 F8 1B		0-0 BB 1B	0-0 6-3 2-3 3-H		0-0 FC5-4 1-2f	0-0 FC6-4 1-2f		
Jerry Adair, R OBP: 0.290, SLG: 0.321 (1, 4)	0-0 5-3		0-0 F8	0-0 F7		0-0 1-4-3 1-2		0-0 5-3	
Boog Powell, L OBP: 0.359, SLG: 0.539 (1, 7)	0-0 BB 1B		0-0 F2		0-0 1B 1B	0-3 K		0-0 G3	
Norm Siebern, L OBP: 0.406, SLG: 0.371 (1, 3)	4-0 1-2 BB		0-0 BB 1B		0-3 K		4-0 2B FC5 BB	0-0 1B	
Brooks Robinson, R OBP: 0.369, SLG: 0.479 (1, 5)	0-3 K		4-0 1-2 2-3 BB		0-0 1B G6-4-3		0-0 F5	0-0 F9	
John Orsino, R OBP: 0.315, SLG: 0.417 (1, 2)		0-0 HR	0-0 F9		0-0 G6-4-3 1-2f		0-0 1B 2B	0-0 4-3	
Bob Johnson, R OBP: 0.341, SLG: 0.381 (1, 6)		0-3 K		0-0 SH1-4 6-3 1B		0-0 HR 1B	0-0 FC5 1B	0-0 1-3	
Willie Kirkland, L OBP: 0.291, SLG: 0.317 (1, 9)		0-3 K		4-0 6-3 SH1-4 1-2 BB		0-0 HR 1B	0-0 L4	0-0 E3	
Steve Barber, L OBP: 0.267, SLG: 0.267 (5, 1) Dick Hall, R OBP: 0.286, SLG: 0.167 (6, PH) Gino Cimoli, R OBP: 0.143, SLG: 0.154 (7, 1) Herman Starnette, R OBP: 0.414, SLG: 0.414 (7, PH) Charlie Lau, L OBP: 0.331, SLG: 0.414 (8, 1) Harvey Haddix, L OBP: 0.313, SLG: 0.428 (9, PH)		0-3 K		0-0 SH1-4		4-0 FC5-4 BB	0-0 FC6-4 1B	0-3 K	

Inning Stats	R: 0	H: 1	E: 0	LOB: 2	K: 1	BB: 1	S: 6	R: 1	H: 1	E: 0	LOB: 0	K: 3	BB: 0	S: 10	R: 0	H: 2	E: 0	LOB: 3	K: 0	BB: 1	S: 5	R: 1	H: 1	E: 0	LOB: 1	K: 0	BB: 1	S: 4	R: 0	H: 2	E: 0	LOB: 1	K: 1	BB: 0	S: 6	R: 2	H: 2	E: 1	LOB: 2	K: 0	BB: 1	S: 6	R: 0	H: 1	E: 0	LOB: 1	K: 0	BB: 0	S: 4	R: 0	H: 0	E: 1	LOB: 1	K: 1	BB: 0	S: 6	R: 0	H: 0	E: 1	LOB: 1	K: 1	BB: 0	S: 6	1B: 9	SF: 0	2B: 1	SAC: 1	3B: 0	DP: 1	HR: 2	HBP: 0	WP: 0	PA: 45
--------------	------	------	------	--------	------	-------	------	------	------	------	--------	------	-------	-------	------	------	------	--------	------	-------	------	------	------	------	--------	------	-------	------	------	------	------	--------	------	-------	------	------	------	------	--------	------	-------	------	------	------	------	--------	------	-------	------	------	------	------	--------	------	-------	------	------	------	------	--------	------	-------	------	-------	-------	-------	--------	-------	-------	-------	--------	-------	--------

PITCHER	IP	WLS	BF	H	R	ER	SO	BB	IBB	HBP	BLK	WP	HR	S	P	ERA	WHIP
Earl Wilson, R ERA: 4.31 (1, 1)	5.0	W	27	9	4	4	5	4	0	0	0	0	2	33	49	7.20	2.600
Bill Monbouquette, R ERA: 5.3 (6, 1)	4.0	S	18	3	2	1	2	1	0	0	0	0	0	21	25	2.25	1.000

PITCHER	IP	WLS	BF	H	R	ER	SO	BB	IBB	HBP	BLK	WP	HR	S	P	ERA	WHIP
Earl Wilson, R ERA: 4.31 (1, 1)	5.0	W	27	9	4	4	5	4	0	0	0	0	2	33	49	7.20	2.600
Bill Monbouquette, R ERA: 5.3 (6, 1)	4.0	S	18	3	2	1	2	1	0	0	0	0	0	21	25	2.25	1.000

Batter	1	2	3	4	5	6	7	8	9	AB R H RBI BB SO LOB	TOP							
Dalton Jones, L (1, 4) OBP: 0.320, SLG: 0.419	0-0 3-1		0-0 F6			0-0 FC4-6 1B		0-0 G6-4-3 1B		4 0 2 0 0 0 1	Boston Red Sox @ Chicago White Sox Comiskey Park, Chicago, IL Tue Jun 23 1964, 8:05 PM EDT Att. 12,626 - Unknown							
Tony Conigliaro, R (1, 7) OBP: 0.318, SLG: 0.508	0-0 5-3		0-0 F8			0-0 FC4-6 1B K2-5-2		0-0 G6-4-3		4 0 0 0 0 0 3								
Carl Yastrzemski, L (1, 8) OBP: 0.376, SLG: 0.460	0-0 FC6-4 1B		0-0 F7			0-0 1-3 1B		0-0 E 1B		4 0 3 0 0 0 1								
Dick Stuart, R (1, 3) OBP: 0.314, SLG: 0.469	0-0 FC6-4		0-0 F4			0-3 K2-5-2		0-0 E4		4 0 0 0 0 1 4								
Earl Wilson, R (8, PR) OBP: 0.355, SLG: 0.519	1-2f					3-3		1-3		0 0 0 0 0 0 0								
Dick Williams, R (8, 3) OBP: 0.293, SLG: 0.472										0 0 0 0 0 0 0								
Lee Thomas, L (1, 9) OBP: 0.333, SLG: 0.394		0-0 F9		0-0 F5			0-0 F8	0-0 3-1		4 0 0 0 0 0 2								
Frank Malzone, R (1, 5) OBP: 0.328, SLG: 0.396		4-0 FC5-4 BB		0-0 5-3			0-0 F8		0-0 F8	3 0 0 0 1 0 0								
Eddie Bressoud, R (1, 6) OBP: 0.375, SLG: 0.450		0-0 F5			0-0 L6		0-0 1B 1B		0-0 1B 1B	4 0 2 0 0 0 1								
Bob Tillman, R (1, 2) OBP: 0.375, SLG: 0.443		0-0 FC5-4			0-0 F5		0-0 1-3 1B		0-0 5-3	4 0 1 0 0 0 1								
Jack Lamabe, R (1, 1) OBP: 0.132, SLG: 0.139			4-0 BB		0-3 K		0-0 5-3			1 0 0 0 1 1 0								
Felix Mantilla, R (7, PH) OBP: 0.300, SLG: 0.473										1 0 0 0 0 0 2								
Bob Hefner, R (7, 1) OBP: 0.250, SLG: 0.625										0 0 0 0 0 0 0								
Inning Stats	R: 0 E: 0 K: 0 S: 4	H: 1 LOB: 1 BB: 0 P: 4	R: 0 E: 0 K: 0 S: 3	H: 0 LOB: 1 BB: 1 P: 7	R: 0 E: 0 K: 0 S: 3	H: 0 LOB: 0 BB: 0 P: 3	R: 0 E: 0 K: 1 S: 5	H: 2 LOB: 2 BB: 0 P: 6	R: 0 E: 0 K: 0 S: 5	H: 2 LOB: 2 BB: 0 P: 5	R: 0 E: 1 K: 0 S: 5	H: 2 LOB: 2 BB: 0 P: 5	R: 0 E: 0 K: 0 S: 3	H: 1 LOB: 0 BB: 0 P: 3	1B: 8 2B: 1 3B: 0 HR: 0	SF: 0 SAC: 0 DP: 2 HBP: 0	WP: 0 PB: 0 SB: 0 CS: 0	PA: 35
PITCHER Fred Talbot, R (1, 1) ERA: 0.87	IP: 9.0 WLS: W BF: 35 H: 8 R: 0 ER: 0 SO: 2 BB: 2 IBB: 0 HBP: 0 BLK: 0 WP: 0 HR: 0 S: 37 P: 45 ERA: 0.00 WHIP: 1.111																PITCHER	IP: WLS: BF: H: R: ER: SO: BB: IBB: HBP: BLK: WP: HR: S: P: ERA: WHIP:

livebaseballscorecards.com

AB	33
R	0
H	8
RBI	0
BB	2
SO	2
LOB	15



Batter	1	2	3	4	5	6	7	8	9
Tom McCraw, L (1, 3) OBP: 0.339, SLG: 0.430	0-3 K		0-0 F8		0-0 S 1B		0-0 F8		
Don Buford, S (1, 4) OBP: 0.310, SLG: 0.310	0-0 6-3		0-0 F7		0-0 4-3		0-3 K		
Al Weis, S (8, 4) OBP: 0.314, SLG: 0.356					1-2				
Floyd Robinson, L (1, 9) OBP: 0.364, SLG: 0.449	4-0 BB			0-0 F8		0-0 6-3	0-0 F8		
Pete Ward, L (1, 5) OBP: 0.350, SLG: 0.437	0-0 3-1			0-0 F7		0-0 HR		0-0 4-3	
Gene Stephens, L (1, 7) OBP: 0.407, SLG: 0.429		0-0 F6		4-0 1B BB		0-0 1B 2B		0-0 G3	
Jim Landis, R (1, 8) OBP: 0.239, SLG: 0.303	0-3 K			0-0 1-2 1B		0-0 1-3		0-3 K	
Ron Hansen, R (1, 6) OBP: 0.337, SLG: 0.364		0-0 F8		0-0 F8		0-0 2B 1B			
J.C. Martin, L (1, 2) OBP: 0.228, SLG: 0.297			0-0 F6		0-0 F9	0-0 1-3 2B			
Fred Talbot, R (1, 1) OBP: 0.429, SLG: 0.500			4-0 BB		0-3 K	0-3 K			

AB	R	H	RBI	BB	SO	LOB
4	0	1	0	0	1	1
4	0	0	0	0	1	2
0	0	0	0	0	0	0
3	0	0	0	1	0	0
4	1	1	1	0	0	1
3	1	1	0	1	0	0
4	0	1	0	0	2	1
3	0	1	0	0	0	2
3	0	1	1	0	0	0
2	0	0	0	1	2	2


BOTTOM

Boston Red Sox @ Chicago White Sox
Comiskey Park, Chicago, IL

Tue Jun 23 1964, 8:05 PM EDT
Att. 12,626 - Unknown

livebaseballscorecards.com

AB	30
R	2
H	6
RBI	2
BB	3
SO	6
LOB	9



Inning Stats		R: 0	H: 0	E: 0	LOB: 1	K: 1	BB: 1	S: 5	P: 9									
R: 0 H: 0 E: 0 LOB: 0 K: 1 BB: 0 S: 5 P: 5		R: 0 H: 1 E: 0 LOB: 2 K: 0 BB: 1 S: 4 P: 8		R: 0 H: 1 E: 0 LOB: 1 K: 1 BB: 0 S: 6 P: 6		R: 2 H: 4 E: 0 LOB: 2 K: 1 BB: 0 S: 9 P: 9		R: 0 H: 0 E: 0 LOB: 0 K: 1 BB: 0 S: 5 P: 5										
PITCHER		IP	WLS	BF	H	R	ER	SO	BB	IBB	HBP	BLK	WP	HR	S	P	ERA	WHIP
Jack Lamabe, R (1, 1) ERA: 4.26	(1, 1)	6.0	L	27	6	2	2	4	3	0	0	0	0	1	32	44	3.00	1.500
Bob Heffner, R (7, 1) ERA: 2.98	(7, 1)	2.0		6	0	0	0	2	0	0	0	0	0	10	10	0.00	0.000	

WP	HR	S	P	ERA	WHIP
0	0	0	0	0.00	0.000

Batter	1	2	3	4	5	6	7	8	9	AB R H RBI BB SO LOB	TOP
Chuck Schilling, R (1, 4) <small>OBP: 0.274, SLG: 0.239</small>	0-0 		0-3 		0-3 			0-0 		4 0 0 0 0 2 1	Boston Red Sox @ Chicago White Sox Comiskey Park, Chicago, IL Wed Jun 24 1964, 8:05 PM EDT Att. 17,211 - Unknown
Tony Conigliaro, R (1, 7) <small>OBP: 0.320, SLG: 0.510</small> Felix Mantilla, R (1, 7) <small>OBP: 0.325, SLG: 0.507</small>	0-0 		4-0 			0-0 		4-0 		1 0 1 0 0 0 0 1 1 1 0 2 0 0	
Carl Yastrzemski, L (1, 8) <small>OBP: 0.371, SLG: 0.452</small>	0-0 		0-3 			0-0 		0-0 		4 0 0 1 0 1 3	
Dick Stuart, R (1, 3) <small>OBP: 0.310, SLG: 0.462</small>		0-0 		0-0 		0-3 		0-0 		4 0 0 0 0 1 0	
Frank Malzone, R (1, 5) <small>OBP: 0.335, SLG: 0.400</small>		4-0 		0-0 		0-0 		0-0 		3 0 2 0 1 0 0	
Lee Thomas, L (1, 9) <small>OBP: 0.329, SLG: 0.388</small>		0-3 		0-0 			0-0 	0-0 		4 0 0 0 0 1 3	
Eddie Bressoud, R (1, 6) <small>OBP: 0.372, SLG: 0.444</small>		0-0 		0-0 			0-0 			3 0 0 0 0 0 2	
Bob Tillman, R (1, 2) <small>OBP: 0.374, SLG: 0.441</small>			0-0 		0-0 		0-0 			3 0 1 0 0 0 0	
Ed Connolly, L (1, 1) Arnold Earley, L (1, 1) Roman Mejias, R (5, PH) <small>OBP: 0.243, SLG: 0.364</small> Bill Spanswick, L (5, 1) <small>OBP: 0.429, SLG: 0.333</small> Dick Williams, R (8, PH) <small>OBP: 0.286, SLG: 0.459</small> Dick Kadatz, R (8, 1) <small>OBP: 0.222, SLG: 0.278</small>			0-3 		0-3 		0-0 			0 0 0 0 0 0 0 1 0 0 0 0 1 1 1 0 0 0 0 1 0 0 0 0 0 0 0 0 1 0 0 0 0 0 0 0 0 0 0 0 0 0	
Inning Stats	R: 0 H: 1 E: 0 LOB: 0 K: 0 BB: 0 S: 3 P: 3	R: 0 H: 0 E: 0 LOB: 1 K: 1 BB: 1 S: 5 P: 9	R: 0 H: 1 E: 0 LOB: 2 K: 3 BB: 1 S: 10 P: 14	R: 0 H: 1 E: 0 LOB: 1 K: 0 BB: 0 S: 4 P: 4	R: 0 H: 0 E: 0 LOB: 0 K: 2 BB: 0 S: 7 P: 7	R: 1 H: 1 E: 0 LOB: 0 K: 1 BB: 0 S: 6 P: 6	R: 0 H: 0 E: 0 LOB: 0 K: 0 BB: 0 S: 3 P: 3	R: 0 H: 0 E: 0 LOB: 1 K: 0 BB: 1 S: 3 P: 7	R: 0 H: 1 E: 0 LOB: 0 K: 0 BB: 0 S: 3 P: 3	1B: 4 SF: 0 2B: 0 SAC: 0 3B: 1 DP: 1 HR: 0 HBP: 0	WP: 1 PA: 33 PB: 0 SB: 0 CS: 0
PITCHER Gary Peters, L (1, 1) <small>ERA: 2.79</small>	IP WLS BF H R ER SO BB IBB HBP BLK WP HR S P ERA WHIP 9.0 W 33 5 1 1 7 3 0 0 0 1 0 44 56 1.00 0.889										

livebaseballscorecards.com

AB	30
R	1
H	5
RBI	1
BB	3
SO	7
LOB	10



Batter	1	2	3	4	5	6	7	8	9
Don Buford, S OBP: 0.319, SLG: 0.315 (1, 4)	0-0 WP SF8 1B	0-3 K	0-0 FC4 1B		0-0 F3		4-0 BB		
Floyd Robinson, L OBP: 0.365, SLG: 0.454 (1, 9)	4-0 SF8 WP 1B BB	0-0 3B	0-0 FC4 1B			0-0 F6	0-0 4-3		
Jim Landis, R OBP: 0.237, SLG: 0.290 (1, 8)	0-0 SF8 1-3 3-H	4-0 BB		0-0 F9		0-0 F4		0-0 F4	
Pete Ward, L OBP: 0.346, SLG: 0.429 (1, 5)	0-0 IHR 1B	0-3 K		0-0 F3		0-0 F8		0-3 K	
Dave Nicholson, R OBP: 0.368, SLG: 0.409 (1, 7)	0-0 F9	0-3 K		0-3 K			4-0 2B PB BB	0-3 K	
Ron Hansen, R OBP: 0.340, SLG: 0.385 (1, 6)	0-0 IHR		0-0 F9		0-0 F9		0-0 PB 1B 2B		
Tom McCraw, L OBP: 0.349, SLG: 0.435 (1, 3)	4-0 1B BB		0-0 1B 1B		0-0 1B 2B 1B		0-0 6-3 2-3 3-H		
Cam Carreon, R OBP: 0.250, SLG: 0.238 (1, 2)	0-0 1-2 1B		0-0 1B 1B		0-0 1-3 1B		0-3 K		
Gary Peters, L OBP: 0.244, SLG: 0.317 (1, 1)	0-0 1-3		0-3 K		0-0 2B		0-0 BB 1B		

Inning Stats	R: 4 E: 0 K: 0 S: 7	H: 4 LOB: 2 BB: 2 P: 15	R: 0 E: 0 K: 3 S: 10	H: 1 LOB: 2 BB: 1 P: 14	R: 1 E: 0 K: 1 S: 8	H: 3 LOB: 2 BB: 0 P: 8	R: 0 E: 0 K: 1 S: 5	H: 0 LOB: 0 BB: 0 P: 5	R: 1 E: 0 K: 0 S: 5	H: 3 LOB: 1 BB: 0 P: 5	R: 0 E: 0 K: 0 S: 3	H: 0 LOB: 0 BB: 0 P: 3	R: 2 E: 0 K: 1 S: 7	H: 2 LOB: 2 BB: 2 P: 15	R: 0 E: 0 K: 2 S: 7	H: 0 LOB: 0 BB: 0 P: 7
--------------	------------------------------	----------------------------------	-------------------------------	----------------------------------	------------------------------	---------------------------------	------------------------------	---------------------------------	------------------------------	---------------------------------	------------------------------	---------------------------------	------------------------------	----------------------------------	------------------------------	---------------------------------

PITCHER	IP	WLS	BF	H	R	ER	SO	BB	IBB	HBP	BLK	WP	HR	S	P	ERA	WHIP
Ed Connolly, L ERA: 3.77 (1, 1)	0.2	L	8	4	4	4	0	2	0	0	0	2	0	6	14	54.00	9.000
Arnold Earley, L ERA: 2.25 (1, 1)	3.1		15	4	1	1	5	1	0	0	0	0	0	24	28	2.70	1.500
Bill Spanswick, L ERA: 7.51 (5, 1)	3.0		15	5	3	3	1	2	0	0	0	0	0	15	23	9.00	2.333
Dick Radatz, R ERA: 1.81 (8, 1)	1.0		3	0	0	0	2	0	0	0	0	0	0	7	7	0.00	0.000

BOTTOM

AB	R	H	RBI	BB	SO	LOB
4	1	2	1	1	1	1
4	1	1	0	1	0	4
3	0	0	1	1	0	0
5	1	1	1	0	2	2
4	1	0	0	1	3	3
4	2	2	2	0	0	0
3	2	2	0	1	0	1
4	0	3	0	0	1	1
4	0	2	2	0	1	4

AB	35
R	8
H	13
RBI	7
BB	5
SO	8
LOB	16



WP	HR	S	P	ERA	WHIP
3	1	14	14	3.77	1.500
1	0	5	28	2.25	1.500
0	0	1	23	7.51	2.333
0	0	2	7	1.81	0.000

Boston Red Sox @ Chicago White Sox
Comiskey Park, Chicago, IL
Wed Jun 24 1964, 8:05 PM EDT
Att. 17,211 - Unknown

livebaseballscorecards.com

Batter	1	2	3	4	5	6	7	8	9	AB R H RBI BB SO LOB	TOP	
Dick Howser, R (1, 6) x OBP: 0.324, SLG: 0.327	0-0 F5		4-0 BB			x 0-0 SF8 2B		x 0-0 1B 1B		3 2 2 0 1 0 0		
Vic Davalillo, L (1, 8) x OBP: 0.274, SLG: 0.304	0-0 1-3		0-0 F8			x 0-0 F9		x 0-0 F7		4 0 0 0 0 0 3		
Leon Wagner, L (1, 7) x OBP: 0.354, SLG: 0.496	0-0 E4			x 0-0 F6		x 0-0 SF8		x 0-0 1B 1B		3 0 1 1 0 0 0		
Bob Chance, L (1, 9) x Tito Francona, L (8, 3) OBP: 0.438, SLG: 0.577 OBP: 0.373, SLG: 0.305	0-0 4-3			B B B B x 4-0 S BB		x 0-0 1B		x 0-0 1B		3 0 2 1 1 0 1 0 0 0 0 0 0 0		
Fred Whitfield, L (1, 3) Al Smith, R (8, 9) OBP: 0.315, SLG: 0.417 OBP: 0.208, SLG: 0.294		S S S 0-3 K		S S S 0-3 K		S S S 0-3 K		x 0-0 3-1		4 0 0 0 0 3 4 0 0 0 0 0 0 0		
Billy Moran, R (1, 5) OBP: 0.316, SLG: 0.322		x 0-0 F9		x 0-0 6-3		x 0-0 6-3		x 0-0 F3		4 0 0 0 0 0 1		
Joe Azcue, R (1, 2) OBP: 0.281, SLG: 0.356		x 0-0 1-3			x 0-0 6-3		x 0-0 6-3	S S S 0-3 K		4 0 0 0 0 1 0		
Larry Brown, R (1, 4) OBP: 0.266, SLG: 0.399			x 0-0 5-3		x 0-0 F4		S S S 0-3 K	x 0-0 F9		4 0 0 0 0 1 0		
Tommy John, R (1, 1) OBP: 0.190, SLG: 0.190			x 0-0 F6		S S S 0-3 K		x 0-0 5-3			3 0 0 0 0 1 0		
Inning Stats	R: 0 H: 0 E: 1 LOB: 1 K: 0 BB: 0 S: 4 P: 4	R: 0 H: 0 E: 0 LOB: 0 K: 1 BB: 0 S: 5 P: 5	R: 0 H: 0 E: 0 LOB: 1 K: 0 BB: 1 S: 3 P: 7	R: 0 H: 0 E: 0 LOB: 1 K: 1 BB: 1 S: 5 P: 9	R: 0 H: 0 E: 0 LOB: 0 K: 1 BB: 0 S: 5 P: 5	R: 1 H: 2 E: 0 LOB: 1 K: 1 BB: 0 S: 7 P: 7	R: 0 H: 0 E: 0 LOB: 0 K: 1 BB: 0 S: 5 P: 5	R: 1 H: 3 E: 0 LOB: 2 K: 0 BB: 0 S: 6 P: 6	R: 0 H: 0 E: 0 LOB: 0 K: 1 BB: 0 S: 5 P: 5	1B: 4 SF: 1 2B: 1 SAC: 0 3B: 0 DP: 0 HR: 0 HBP: 0	WP: 0 PA: 35 PB: 0 SB: 1 CS: 0	
PITCHER Dave Morehead, R (1, 1) ERA: 4.72 Dick Radatz, R (9, 1) ERA: 1.78	IP WLS BF H R ER SO BB IBB HBP BLK WP HR S P ERA WHIP	8.0 32 5 2 2 5 2 0 0 0 0 0 0 40 48 2.25 0.875	1.0 3 0 0 0 1 0 0 0 0 0 0 0 5 5 0.00 0.000	PITCHER IP WLS BF H R ER SO BB IBB HBP BLK WP HR S P ERA WHIP								

Cleveland Indians @ Boston Red Sox
Fenway Park, Boston, MA
 Fri Jun 26 1964, 7:05 PM EDT
 Att. 20,495 - Unknown

AB	32
R	2
H	5
RBI	2
BB	2
SO	6
LOB	9



livebaseballscorecards.com

Batter	1	2	3	4	5	6	7	8	9	AB	R	H	RBI	BB	SO	LOB
Chuck Schilling, R (1, 4) OBP: 0.271, SLG: 0.231	0-0 4-3		0-0 F8		4-0 G5-4-3 BB		0-3 K		0-0 6-3	4	0	0	0	1	1	1
Felix Mantilla, R (1, 7) OBP: 0.330, SLG: 0.500	0-0 F4		0-0 F9		0-0 G5-4-3 1-2f		0-0 1B		0-0 HR 1B	5	1	2	0	0	0	2
Carl Yastrzemski, L (1, 8) OBP: 0.367, SLG: 0.451	0-0 6-3			0-0 4-3 1-3 2B	0-0 E4 1B		0-0 F8		0-0 F7	5	1	1	0	0	0	2
Dick Stuart, R (1, 3) OBP: 0.313, SLG: 0.462		0-3 K		0-0 4-3	0-0 1B			0-0 E SH G5-2-3 1B	0-0 HR	4	0	2	0	0	1	1
Roman Mejias, R (8, PR) OBP: 0.243, SLG: 0.364				2-3	1-2					0	0	0	0	0	0	0
Dick Radatz, R (9, 1) OBP: 0.222, SLG: 0.278										0	0	0	0	0	0	0
Russ Nixon, L (9, PH) OBP: 0.397, SLG: 0.443										1	1	1	2	0	0	0
Frank Malzone, R (1, 5) OBP: 0.335, SLG: 0.397		4-0 FC5-4 BB		0-0 1-3	0-3 K			0-0 SH G5-2-3 E 1-2		2	0	0	1	1	1	2
Lee Thomas, L (1, 9) OBP: 0.328, SLG: 0.383		0-0 FC5-4 1-2f		4-0 1B 1B BB		0-0 F9		0-0 E3 G5-2-3 1-2 2-3		3	0	0	0	1	0	3
Eddie Bressoud, R (1, 6) OBP: 0.370, SLG: 0.442		0-0 1-3		0-0 1B 1-2 1B		0-0 F7		0-0 G5-2-3 1-2 2-3 3-Hf		4	0	1	0	0	0	4
Bob Tillman, R (1, 2) OBP: 0.381, SLG: 0.445			0-0 FC1-6 1B	0-0 FC4-6 1-2 2-3 1B		0-0 F4		4-0 IBB		3	0	2	0	1	0	0
Dave Morehead, R (1, 1) OBP: 0.125, SLG: 0.067			0-0 FC1-6 1-2f	0-0 FC4-6 1-2f			0-0 L3	0-3 K		3	0	0	0	0	0	4
Dick Williams, R (8, PH) OBP: 0.279, SLG: 0.447										1	0	0	0	0	1	3

Inning Stats	R: 0	H: 0	E: 0	K: 0	S: 3	R: 0	H: 0	E: 0	K: 1	S: 5	R: 0	H: 1	E: 0	K: 0	S: 4	R: 1	H: 3	E: 0	K: 0	S: 6	R: 0	H: 1	E: 1	K: 1	S: 6	R: 0	H: 0	E: 0	K: 0	S: 3	R: 0	H: 1	E: 0	K: 1	S: 6	R: 0	H: 1	E: 1	K: 1	S: 7	R: 0	H: 1	E: 0	K: 1	S: 7	R: 2	H: 2	E: 0	K: 0	S: 4	1B: 7	SF: 0	2B: 1	SAC: 1	3B: 0	DP: 2	HR: 1	HBP: 0	WP: 0	PA: 40
PITCHER Tommy John, L (1, 1) ERA: 3.38	IP	WLS	BF	H	R	ER	SO	BB	IBB	HBP	BLK	WP	HR	S	P	ERA	WHIP													IP	WLS	BF	H	R	ER	SO	BB	IBB	HBP	BLK	WP	HR	S	P	ERA	WHIP														

BOTTOM

Cleveland Indians @ Boston Red Sox

Fenway Park, Boston, MA

Fri Jun 26 1964, 7:05 PM EDT

Att. 20,495 - Unknown

livebaseballscorecards.com

AB	35
R	3
H	9
RBI	3
BB	4
SO	4
LOB	22



Batter	1	2	3	4	5	6	7	8	9	AB R H RBI BB SO LOB	TOP																		
Dick Howser, R (1, 6) OBP: 0.326, SLG: 0.327	4-0 BB 1B	0-0 6-3			0-0 F4			0-0 S E 1B 1B		3 2 1 0 1 0 0																			
Vic Davalillo, L (1, 8) OBP: 0.283, SLG: 0.314	4-0 1B 1-2 BB		0-0 4-3 2B		0-0 L5			0-0 S 1B		3 1 2 0 1 0 0																			
Leon Wagner, L (1, 7) OBP: 0.352, SLG: 0.492	0-0 S 1B		0-0 4-3		0-3 K			0-0 F3 1-3 2-H		4 1 1 1 0 1 2																			
Bob Chance, L (1, 9) OBP: 0.442, SLG: 0.581 Al Smith, R (1, PR) OBP: 0.200, SLG: 0.282	0-0 FC6-4 1-H 3-H 1B		0-0 F3		0-0 5-3			0-0 F5		1 0 1 2 0 0 0 3 0 0 0 0 0 2																			
John Romano, R (1, 2) OBP: 0.360, SLG: 0.529	4-0 FC6-4 1-2 BB		0-3 K		0-0 5-3			0-3 K		3 0 0 0 1 2 1																			
Fred Whitfield, L (1, 3) OBP: 0.308, SLG: 0.407 Tito Francona, L (9, 3) OBP: 0.373, SLG: 0.305	0-0 FC6-4 G4-6-3 1-2f 2-3		0-0 3-1		0-3 K			0-3 K		4 0 0 0 0 2 2 0 0 0 0 0 0 0																			
Billy Moran, R (1, 5) OBP: 0.310, SLG: 0.316	0-0 G4-6-3		0-0 F7		0-0 6-3			0-0 5-3		4 0 0 0 0 0 2																			
Larry Brown, R (1, 4) OBP: 0.262, SLG: 0.393		0-0 1-3		0-3 K			0-3 K			3 0 0 0 0 2 0																			
Sonny Siebert, R (1, 1) OBP: 0.267, SLG: 0.357 Don McMahon, R (8, 1) OBP: 0.167, SLG: 0.167		0-0 F9		0-0 F9				0-0 F9		3 0 0 0 0 0 0 0 0 0 0 0 0 0																			
Inning Stats	R: 3 E: 0 K: 0 S: 4	H: 2 LOB: 2 BB: 3 P: 16	R: 0 E: 0 K: 0 S: 3	H: 0 LOB: 0 BB: 0 P: 3	R: 0 E: 0 K: 1 S: 6	H: 1 LOB: 1 BB: 0 P: 6	R: 0 E: 0 K: 1 S: 5	H: 0 LOB: 0 BB: 0 P: 5	R: 0 E: 0 K: 2 S: 7	H: 0 LOB: 0 BB: 0 P: 7	R: 0 E: 0 K: 2 S: 7	H: 0 LOB: 0 BB: 0 P: 7	R: 1 E: 0 K: 0 S: 5	H: 2 LOB: 1 BB: 0 P: 5	R: 0 E: 0 K: 2 S: 7	H: 0 LOB: 0 BB: 0 P: 7	1B: 4 2B: 1 3B: 0 HR: 0	SF: 0 SAC: 0 DP: 1 HBP: 0	WP: 0 PB: 0 SB: 4 CS: 0	PA: 34									
PITCHER	IP	WLS	BF	H	R	ER	SO	BB	IBB	HBP	BLK	WP	HR	S	P	ERA	WHIP												
Earl Wilson, R (1, 1) ERA: 4.66	0.0	L	5	2	3	3	0	3	0	0	0	0	0	2	14	∞	∞												
Bob Hefner, R (1, 1) ERA: 2.58	8.0		26	3	1	0	5	0	0	0	0	0	0	36	36	0.00	0.375												
Arnold Earley, L (9, 1) ERA: 2.16	1.0		3	0	0	0	2	0	0	0	0	0	0	7	7	0.00	0.000												

Cleveland Indians @ Boston Red Sox
 Fenway Park, Boston, MA
 Sat Jun 27 1964, 3:33 AM EDT
 Att. 7,352 - Unknown

livebaseballscorecards.com

AB	31
R	4
H	5
RBI	3
BB	3
SO	7
LOB	9



Batter	1	2	3	4	5	6	7	8	9	AB	R	H	RBI	BB	SO	LOB
Dalton Jones, L (1, 4) OBP: 0.312, SLG: 0.408	0-0 F6		0-3 K		0-0 F9			0-0 F8	0-0 F4	5	0	0	0	0	1	4
Felix Mantilla, R (1, 7) OBP: 0.333, SLG: 0.529	0-0 HR		0-0 F7		0-0 1B			0-0 5-3	0-0 6-3	5	1	2	1	0	0	3
Carl Yastrzemski, L (1, 8) OBP: 0.366, SLG: 0.456	0-0 6-3			0-0 4-3	0-0 PO	0-0 4-3		0-0 1B		4	1	1	0	0	0	0
Dick Stuart, R (1, 3) OBP: 0.315, SLG: 0.463	0-0 6-3			0-0 BB 1B		0-0 6-3		0-0 BB 1B		4	0	2	1	0	0	0
Lee Thomas, L (1, 9) OBP: 0.333, SLG: 0.388		0-0 F9		4-0 BB		0-0 2B		4-0 BB		2	0	1	0	2	0	0
Frank Malzone, R (1, 5) OBP: 0.329, SLG: 0.390	0-0 6-3		0-0 F3		0-0 5-3			0-0 F5		4	0	0	0	0	0	5
Eddie Bressoud, R (1, 6) OBP: 0.368, SLG: 0.437	0-0 6-3		0-0 F3				0-0 F4			3	0	0	0	1	0	2
Bob Tillman, R (1, 2) OBP: 0.379, SLG: 0.441			0-0 F7		0-0 FC3-6 1B		0-0 F2		0-0 F6	4	0	1	0	0	0	1
Earl Wilson, R (1, 1) OBP: 0.355, SLG: 0.519			0-0 WP		0-0 FC3-6 1B		0-3 K		4-0 BB	0	0	0	0	0	0	0
Bob Heffner, R (1, 1) OBP: 0.273, SLG: 0.545									4-0 BB	3	0	1	0	0	1	1
Arnold Earley, L (9, 1)									1-2 BB	0	0	0	0	0	0	0
Russ Nixon, L (9, PH) OBP: 0.406, SLG: 0.443										0	0	0	0	1	0	0
Roman Mejias, R (9, PR) OBP: 0.243, SLG: 0.364										0	0	0	0	0	0	0

Inning Stats	R: 1	H: 1	E: 0	K: 0	S: 4	R: 0	H: 0	E: 0	K: 0	S: 3	R: 0	H: 0	E: 0	K: 1	S: 6	R: 0	H: 1	E: 0	K: 0	S: 4	R: 0	H: 2	E: 0	K: 0	S: 4	R: 0	H: 1	E: 0	K: 0	S: 4	R: 0	H: 0	E: 0	K: 1	S: 5	R: 1	H: 2	E: 0	K: 0	S: 5	R: 0	H: 0	E: 0	K: 0	S: 3	R: 0	H: 0	E: 0	K: 0	S: 3	1B: 5	SF: 0	2B: 1	3B: 1	HR: 1	WP: 1	PB: 0	SB: 0	CS: 0	PA: 39
--------------	------	------	------	------	------	------	------	------	------	------	------	------	------	------	------	------	------	------	------	------	------	------	------	------	------	------	------	------	------	------	------	------	------	------	------	------	------	------	------	------	------	------	------	------	------	------	------	------	------	------	-------	-------	-------	-------	-------	-------	-------	-------	-------	--------

PITCHER	IP	WLS	BF	H	R	ER	SO	BB	IBB	HBP	BLK	WP	HR	S	P	ERA	WHIP
Sonny Siebert, R (1, 1) ERA: 4.2	7.2	W	31	8	2	2	2	1	0	0	0	1	1	34	38	2.35	1.174
Don McMahon, R (8, 1) ERA: 1.17	1.1	S	7	0	0	0	0	3	0	0	0	0	0	4	16	0.00	2.250

BOTTOM

Cleveland Indians @ Boston Red Sox
 Fenway Park, Boston, MA
 Sat Jun 27 1964, 3:33 AM EDT
 Att. 7,352 - Unknown

livebaseballscorecards.com

AB	34
R	2
H	8
RBI	2
BB	4
SO	2
LOB	16



Batter	1	2	3	4	5	6	7	8	9	AB R H RBI BB SO LOB	TOP																										
Dick Howser, R (1, 6) OBP: 0.324, SLG: 0.329	0-0 5-3			0-0 6-3	0-0 5-3		0-0 1-H 2B		0-0 F2	5 0 1 1 0 0 2																											
Vic Davalillo, L (1, 8) OBP: 0.282, SLG: 0.313	0-0 5-3			0-0 L3		0-0 1B CS	0-0 1-3			4 0 1 0 0 0 1																											
Leon Wagner, L (1, 7) OBP: 0.354, SLG: 0.515	0-0 F3			0-0 HR		0-0 1-2 HR		0-0 F7		4 2 2 2 0 0 0																											
John Romano, R (1, 2) OBP: 0.358, SLG: 0.520		4-0 BB G6-4-3		0-0 6-3		0-0 F5		0-3 K		3 0 0 0 1 1 0																											
Fred Whitfield, L (1, 3) Chico Salmon, R (8, PR) (8, 3)		0-0 F8			0-0 1B FC	0-0 1B FC5-4		1-0 HBP		3 0 2 0 0 0 1 0 0 0 0 0 0 0																											
Billy Moran, R (1, 5) OBP: 0.309, SLG: 0.315		0-0 G6-4-3			0-0 1B FC6-4 FC	0-0 1B FC5-4		0-3 K		4 1 1 0 0 1 3																											
Al Smith, R (1, 9) OBP: 0.203, SLG: 0.280			0-0 G3		0-0 FC FC6-4		0-0 2B 1B		0-3 K	4 1 1 0 0 1 2	AB 34 R 5 H 9 RBI 5 BB 2 SO 5 LOB 13																										
Larry Brown, R (1, 4) OBP: 0.257, SLG: 0.385			0-0 1-3		0-0 1B FC6-4		0-0 F8		0-0 F7	4 1 0 0 0 0 3																											
Pedro Ramos, S (1, 1) Gary Bell, R (3, 1) Bob Chance, L (5, PH) Sonny Siebert, R (5, PR) Lee Stange, R (5, 1) Ted Abernathy, R (7, 1) Tito Francona, L (9, PH)			0-3 K		0-0 1B 1-H 3-H		0-3 K		4-0 BB	1 0 0 0 0 0 1 0 0 0 0 0 0 0 0 0 1 0 0 1 2 0 0 0 0 0 0 0 0 0 0 0 1 0 0 0 0 0 1 1 0 0 0 0 0 0 0 0 0 0 0 0 0 1 0 0																											
Inning Stats	R: 0 E: 0 K: 0 S: 3	H: 0 LOB: 0 BB: 0 P: 3	R: 0 E: 0 K: 0 S: 2	H: 0 LOB: 0 BB: 1 P: 6	R: 0 E: 0 K: 1 S: 5	H: 0 LOB: 0 BB: 0 P: 5	R: 1 E: 0 K: 0 S: 4	H: 1 LOB: 0 BB: 0 P: 4	R: 2 E: 0 K: 0 S: 6	H: 3 LOB: 1 BB: 0 P: 6	R: 1 E: 0 K: 0 S: 5	H: 3 LOB: 1 BB: 0 P: 5	R: 1 E: 0 K: 1 S: 7	H: 2 LOB: 1 BB: 0 P: 7	R: 0 E: 0 K: 2 S: 7	H: 0 LOB: 1 BB: 0 P: 8	R: 0 E: 0 K: 1 S: 5	H: 0 LOB: 1 BB: 1 P: 9	1B: 6 2B: 1 3B: 0 HR: 2	SF: 0 SAC: 0 DP: 1 HBP: 1	WP: 0 PB: 0 SB: 0 CS: 1	PA: 37															
PITCHER	IP WLS BF H R ER SO BB IBB HBP BLK WP HR S P ERA WHIP																																				
Jack Lamabe, R (1, 1) ERA: 4.4	6.2		28	9	5	5	2	1	0	0	0	0	2	31	35	6.75	1.500																				
Bill Spanswick, L (7, 1) ERA: 7.46	0.1	W	1	0	0	0	0	0	0	0	0	0	0	1	1	0.00	0.000																				
Dick Radatz, R (8, 1) ERA: 1.73	2.0	S	8	0	0	0	3	1	0	1	0	0	0	12	17	0.00	0.500																				

Cleveland Indians @ Boston Red Sox
Fenway Park, Boston, MA
Sun Jun 28 1964, 3:33 AM EDT
Unknown

livebaseballscorecards.com

Batter	1	2	3	4	5	6	7	8	9
Dalton Jones, L (1, 4) OBP: 0.306, SLG: 0.400 Dick Radatz, R (8, 1) OBP: 0.263, SLG: 0.316	0-0 F8	0-0 F3			0-0 FC1-6 1B		0-0 F5	0-0	
Felix Mantilla, R (1, 7) OBP: 0.347, SLG: 0.600	0-0 F3		0-0 HR		0-0		0-0	0-0 F7	
Carl Yastrzemski, L (1, 8) OBP: 0.368, SLG: 0.452	0-0 4-3		4-0 BB		0-0 G4-3 1B		4-0		
Dick Stuart, R (1, 3) OBP: 0.314, SLG: 0.471		0-0 HR	0-3 K			0-0 5-3	0-0 5-3		
Lee Thomas, L (1, 9) OBP: 0.336, SLG: 0.390		0-0 1B 2B 1B	0-0 G4-6-3			0-0 FC5-4 1B		0-0 4-3	
Frank Malzone, R (1, 5) OBP: 0.332, SLG: 0.392		0-0 2B 1B		0-0 6-3		0-0 F9		0-0 BB HBP 1B 1B	
Eddie Bressoud, R (1, 6) OBP: 0.367, SLG: 0.432		0-0 F7		0-0 L5		0-0 FC5-4 1B		1-0 BB 1B HBP	
Russ Nixon, L (1, 2) OBP: 0.417, SLG: 0.469 Earl Wilson, R (7, PR) OBP: 0.355, SLG: 0.519 Bob Tillman, R (8, 2) OBP: 0.377, SLG: 0.439		0-0	0-3 K		0-3 K		0-0 SH3-4 HR 1B	0-0 F9	
Jack Lamabe, R (1, 1) OBP: 0.150, SLG: 0.158 Bill Spanswick, L (7, 1) OBP: 0.429, SLG: 0.333 Chuck Schilling, R (7, PH) OBP: 0.277, SLG: 0.231		0-3 K			0-0 FC1-6 1B		0-0 SH3-4 1B	4-0 1B BB	

Inning Stats	R: 0 E: 0 K: 0 S: 3	H: 0 LOB: 0 BB: 0 P: 3	R: 3 E: 0 K: 1 S: 9	H: 4 LOB: 1 BB: 0 P: 9	R: 1 E: 0 K: 1 S: 5	H: 1 LOB: 0 BB: 1 P: 9	R: 0 E: 0 K: 1 S: 5	H: 0 LOB: 0 BB: 0 P: 5	R: 0 E: 0 K: 0 S: 4	H: 2 LOB: 1 BB: 0 P: 4	R: 0 E: 0 K: 0 S: 4	H: 1 LOB: 1 BB: 0 P: 4	R: 2 E: 0 K: 0 S: 5	H: 2 LOB: 1 BB: 1 P: 9	R: 2 E: 0 K: 0 S: 5	H: 2 LOB: 2 BB: 1 P: 10
--------------	------------------------------	---------------------------------	------------------------------	---------------------------------	------------------------------	---------------------------------	------------------------------	---------------------------------	------------------------------	---------------------------------	------------------------------	---------------------------------	------------------------------	---------------------------------	------------------------------	----------------------------------

AB	R	H	RBI	BB	SO	LOB	
4	0	0	0	0	0	4	
1	0	1	2	0	0	0	
5	2	3	3	0	0	2	
2	0	0	0	2	0	2	
4	1	1	1	0	1	2	
4	1	2	0	0	0	1	
4	2	2	0	0	0	1	
3	1	0	0	0	0	3	
3	0	2	2	0	1	0	
0	1	0	0	0	0	0	
1	0	0	0	0	0	2	
2	0	1	0	0	1	1	
0	0	0	0	0	0	0	
0	0	0	0	1	0	0	
1B: 8	SF: 0	2B: 1	SAC: 1	3B: 0	DP: 2	HR: 3	HBP: 1

BOTTOM

Cleveland Indians @ Boston Red Sox

Fenway Park, Boston, MA

Sun Jun 28 1964, 3:33 AM EDT

Unknown

AB	33
R	8
H	12
RBI	8
BB	3
SO	3
LOB	18



WP: 0	PA: 38
PB: 0	
SB: 0	
CS: 0	

PITCHER	IP	WLS	BF	H	R	ER	SO	BB	IBB	HBP	BLK	WP	HR	S	P	ERA	WHIP
Pedro Ramos, R (1, 1) ERA: 4.1	2.0		12	5	4	4	1	1	0	0	0	0	2	13	17	18.00	3.000
Gary Bell, R (3, 1) ERA: 3.89	2.0		5	0	0	0	2	0	0	0	0	0	0	9	9	0.00	0.000
Lee Stange, R (5, 1) ERA: 5.15	2.2	L	13	5	2	2	0	1	0	0	0	0	1	12	16	6.75	2.250
Ted Abernathy, R (7, 1) ERA: 2.91	1.1		8	2	2	2	0	1	0	1	0	0	0	6	11	13.50	2.250

Batter	1	2	3	4	5	6	7	8	9	AB R H RBI BB SO LOB	TOP											
Dick Howser, R (1, 6) OBP: 0.323, SLG: 0.328	0-0 F3		0-0 F8		0-0 G4-6-3		0-0 1B			4 0 1 1 0 0 1												
Vic Davalillo, L (1, 8) OBP: 0.286, SLG: 0.317	0-0 4-3		0-0 1B			0-0 1B	0-0 F2			4 0 2 0 0 0 2												
Leon Wagner, L (1, 7) OBP: 0.350, SLG: 0.507	0-3 K		0-0 1-3			0-0 G3-6-3		0-3 K		4 0 0 0 0 2 2												
Fred Whitfield, L (1, 3) Chico Salmon, R (8, PR)		0-0 4-3		0-0 F8		0-0 F8		0-0 2B		4 0 1 0 0 0 0 0 0 0 0 0 0 0												
Al Smith, R (1, 9) OBP: 0.205, SLG: 0.316		0-3 K		0-0 6-3			0-0 HR	0-3 K		4 1 1 1 0 2 1												
Billy Moran, R (1, 5) OBP: 0.316, SLG: 0.332		0-0 2B		0-0 2B			0-0 1B	0-3 K		4 1 3 0 0 1 1												
Joe Azcue, R (1, 2) OBP: 0.270, SLG: 0.340		0-0 F8		0-0 F9			0-0 F6		0-0 F7	4 0 0 0 0 0 3												
Larry Brown, R (1, 4) OBP: 0.261, SLG: 0.387			0-0 4-3		0-0 1B		0-0 1B		0-0 F5	4 0 2 0 0 0 0												
Dick Donovan, L (1, 1) Bob Chance, L (7, PH) Gary Bell, R (7, 1) Tito Francona, L (9, PH)			0-0 HR		0-3 K		0-0 F7		0-3 K	2 1 1 1 0 1 1 1 0 0 0 0 0 2 0 0 0 0 0 0 0 1 0 0 0 0 1 0												
Inning Stats	R: 0 E: 0 K: 1 S: 5	H: 0 LOB: 0 BB: 0 P: 5	R: 0 E: 0 K: 1 S: 6	H: 1 LOB: 1 BB: 0 P: 6	R: 1 E: 0 K: 0 S: 5	H: 2 LOB: 1 BB: 0 P: 5	R: 0 E: 0 K: 0 S: 4	H: 1 LOB: 1 BB: 0 P: 4	R: 0 E: 0 K: 1 S: 5	H: 1 LOB: 0 BB: 0 P: 5	R: 0 E: 0 K: 0 S: 3	H: 1 LOB: 0 BB: 0 P: 3	R: 2 E: 0 K: 0 S: 7	H: 4 LOB: 2 BB: 0 P: 7	R: 0 E: 0 K: 3 S: 10	H: 1 LOB: 1 BB: 0 P: 10	R: 0 E: 0 K: 1 S: 5	H: 0 LOB: 0 BB: 0 P: 5	1B: 6 2B: 3 3B: 0 HR: 2	SF: 0 SAC: 0 DP: 2 HBP: 0	WP: 0 PB: 0 SB: 0 CS: 0	PA: 36
PITCHER	IP WLS BF H R ER SO BB IBB HBP BLK WP HR S P ERA WHIP																					
Bill Monbouquette, R (1, 1) ERA: 5.24	6.1 W 26 9 3 3 3 0 0 0 0 0 2 32 32 4.26 1.421																					
Dick Radatz, R (7, 1) ERA: 1.67	2.2 S 10 2 0 0 4 0 0 0 0 0 0 18 18 0.00 0.750																					

Cleveland Indians @ Boston Red Sox
 Fenway Park, Boston, MA
 Sun Jun 28 1964, 3:38 AM EDT
 Att. 20,780 - Unknown

livebaseballscorecards.com


AB	36
R	3
H	11
RBI	3
BB	0
SO	7
LOB	13



Batter	1	2	3	4	5	6	7	8	9	AB R H RBI BB SO LOB	TOP
Wayne Causey, L (1, 6) OBP: 0.407, SLG: 0.400	4-0 1B BB		0-0 F6			0-3 K	0-0 G4-6-3		0-0 1B	4 0 1 0 1 1 3	Kansas City Athletics @ Boston Red Sox Fenway Park, Boston, MA Mon Jun 29 1964, 7:05 PM EDT Att. 21,096 - Unknown
Nelson Mathews, R (1, 8) OBP: 0.303, SLG: 0.366	0-0 1B		0-0 4-3			0-0 2B SF8	0-0 HBP BB		0-0 1B	5 1 3 1 0 0 2	
Rocky Colavito, R (1, 9) OBP: 0.374, SLG: 0.510	0-0 F3					0-0 SF8	4-0 HBP BB		0-0 F3	4 0 1 0 1 0 3	
Manny Jimenez, L (1, 7) Dick Green, R (7, PR) John Wyatt, R (7, 1)	0-0 G4-6-3					4-0 BB	1-0 HBP			2 0 1 0 1 0 2	
Billy Bryan, L (1, 2) Doc Edwards, R (7, PH)						0-0 SF8	0-0 F8			2 0 0 1 0 2 1	
Ed Charles, R (1, 5)						0-0 K				3 0 0 0 1 2 3	
George Alusik, R (1, 3)						0-3 K				3 1 1 0 1 2 1	
George Williams, R (1, 4)						0-0 F5	0-0 G4-6-3		0-0 G6-4-3	4 1 2 0 0 0 1	
Ted Bowsfield, R (1, 1)						0-0 F2	0-0 6-3		0-3 K	1 0 0 0 0 0 1	
Jose Tartabull, L (5, PH) Wes Stock, R (5, 1) Rick Joseph, R (7, PH)						0-0 2B	0-0 1B			1 0 0 0 0 0 0	
Inning Stats	R: 0 H: 1 E: 0 LOB: 1 K: 0 BB: 1 S: 3 P: 7	R: 0 H: 0 E: 0 LOB: 0 K: 2 BB: 1 S: 6 P: 10	R: 0 H: 1 E: 0 LOB: 1 K: 0 BB: 0 S: 4 P: 4	R: 0 H: 1 E: 0 LOB: 1 K: 1 BB: 0 S: 6 P: 6	R: 0 H: 0 E: 0 LOB: 0 K: 1 BB: 0 S: 5 P: 5	R: 1 H: 2 E: 0 LOB: 2 K: 2 BB: 1 S: 9 P: 13	R: 2 H: 3 E: 0 LOB: 3 K: 0 BB: 2 S: 5 P: 14	R: 0 H: 1 E: 0 LOB: 0 K: 1 BB: 0 S: 5 P: 5	R: 0 H: 1 E: 0 LOB: 1 K: 1 BB: 0 S: 6 P: 6	1B: 8 SF: 1 2B: 2 SAC: 0 3B: 0 DP: 3 HR: 0 HBP: 1	WP: 0 PA: 39 PB: 0 SB: 0 CS: 1
PITCHER	IP WLS BF H R ER SO BB IBB HBP BLK WP HR S P ERA WHIP										
Earl Wilson, R (1, 1) ERA: 4.64	6.0 W 27 7 3 3 6 4 0 0 0 0 0 0 35 51 4.50 1.833										
Arnold Earley, L (7, 1) ERA: 2.1	0.2 4 1 0 0 0 1 0 1 0 0 0 0 2 7 0.00 3.000										
Dick Radatz, R (7, 1) ERA: 1.62	2.1 S 8 2 0 0 2 0 0 0 0 0 0 0 12 12 0.00 0.857										

livebaseballscorecards.com

AB	32
R	3
H	10
RBI	2
BB	5
SO	8
LOB	20



Batter	1	2	3	4	5	6	7	8	9	AB	R	H	RBI	BB	SO	LOB
Chuck Schilling, R OBP: 0.269, SLG: 0.225 (1, 4)	0-0 5-3	0-0 SF8		0-0 L8		0-0 F8				3	0	0	1	0	0	1
Felix Mantilla, R OBP: 0.368, SLG: 0.604 (1, 7)	0-0 4-3 WP 2B	0-0 F8		4-0 FC6-4 BB			4-0 BB			2	1	1	0	2	0	1
Carl Yastrzemski, L OBP: 0.368, SLG: 0.458 (1, 8)	0-0 4-3 2-3		0-0 4-3	0-0 FC6-4 1-2f			0-3 K			4	0	0	0	0	1	3
Dick Stuart, R OBP: 0.309, SLG: 0.459 (1, 3)	4-0 1B BB		0-0 6-3		0-0 F8		0-3 K			3	0	0	0	1	1	1
Frank Malzone, R OBP: 0.342, SLG: 0.423 (1, 5)	0-0 1-2 1B		0-0 BB 3B 1B		4-0 BB 3-6-4 BB		0-0 F7			3	1	2	0	1	0	1
Lee Thomas, L OBP: 0.330, SLG: 0.380 (1, 9)	0-0 F9		4-0 1-2 3B BB		0-0 4-3-6-4 1-2f			0-0 F8		3	1	0	0	1	0	3
Eddie Bressoud, R OBP: 0.371, SLG: 0.442 (1, 6)		4-0 2B SF8 BB	0-0 1-H 2-H 3B		0-0 2B			4-0 BB 3-6-4 BB		2	1	2	2	2	0	0
Bob Tillman, R OBP: 0.370, SLG: 0.433 (1, 2)		0-0 1-3 2B	0-0 6-3		0-0 F3			0-0 4-3-6-4 1-2f		4	0	1	0	0	0	3
Earl Wilson, R OBP: 0.324, SLG: 0.467 Arnold Earley, L Dick Radatz, R OBP: 0.250, SLG: 0.300 (1, 1) (7, 1) (7, 1)		0-3 K		0-0 6-3		0-3 K				3	0	0	0	0	2	3

Inning Stats	R: 1	H: 2	E: 0	K: 0	S: 5	LOB: 2	BB: 1	P: 9	R: 1	H: 1	E: 0	K: 1	S: 6	LOB: 1	BB: 1	P: 10	R: 2	H: 2	E: 0	K: 0	S: 5	LOB: 1	BB: 1	P: 9	R: 0	H: 0	E: 0	K: 0	S: 3	LOB: 0	BB: 1	P: 6	R: 0	H: 1	E: 0	K: 1	S: 6	LOB: 1	BB: 0	P: 6	R: 0	H: 0	E: 0	K: 2	S: 7	LOB: 1	BB: 1	P: 11	R: 0	H: 0	E: 0	K: 0	S: 2	LOB: 0	BB: 1	P: 6
--------------	------	------	------	------	------	--------	-------	------	------	------	------	------	------	--------	-------	-------	------	------	------	------	------	--------	-------	------	------	------	------	------	------	--------	-------	------	------	------	------	------	------	--------	-------	------	------	------	------	------	------	--------	-------	-------	------	------	------	------	------	--------	-------	------

PITCHER	IP	WLS	BF	H	R	ER	SO	BB	IBB	HBP	BLK	WP	HR	S	P	ERA	WHIP
Ted Bowsfield, L ERA: 4.93 (1, 1)	4.0	L	21	5	4	4	1	4	0	0	0	1	0	19	35	9.00	2.250
Wes Stock, R ERA: 3.38 (5, 1)	2.0		7	1	0	0	1	1	0	0	0	0	0	8	12	0.00	1.000
John Wyatt, R ERA: 2.45 (7, 1)	2.0		7	0	0	0	2	2	0	0	0	0	0	9	17	0.00	1.000

BOTTOM

Kansas City Athletics @ Boston Red Sox
 Fenway Park, Boston, MA
 Mon Jun 29 1964, 7:05 PM EDT
 Att. 21,096 - Unknown

AB	27
R	4
H	6
RBI	3
BB	7
SO	4
LOB	16



1B	2B	3B	HR	SF	SAC	DP	HBP	WP	HR	S	P	ERA	WHIP
2	5	1	0	1	0	2	0	1	0	0	0	9.00	2.250
0	0	0	0	0	0	0	0	0	0	0	0	0.00	1.000
0	0	0	0	0	0	0	0	0	0	0	0	0.00	1.000

Batter	1	2	3	4	5	6	7	8	9	AB R H RBI BB SO LOB												
Wayne Causey, L (1, 6) OBP: 0.405, SLG: 0.398	0-0 1B 2B 1B	0-3 K		0-0 G3			0-0 F7			4 1 1 0 0 1 2												
George Williams, R (1, 4) OBP: 0.278, SLG: 0.277	0-3 K		0-0 2B		0-0 4-3		0-0 2B			4 0 2 0 0 1 1												
Nelson Mathews, R (1, 8) OBP: 0.302, SLG: 0.364	0-0 2B 1-2 1B		0-3 K		0-0 F2		0-0 F3			4 0 1 0 0 1 2												
Rocky Colavito, R (1, 9) OBP: 0.379, SLG: 0.528	0-0 2B 1-3 2-H		4-0 FC6-4 BB		0-0 HR		0-0 F8			3 1 2 2 1 0 0												
Billy Bryan, L (1, 2) OBP: 0.333, SLG: 0.614	0-3 K		0-3 K		0-0 1B		0-3 K			4 0 1 0 0 3 4												
Ed Charles, R (1, 5) OBP: 0.332, SLG: 0.382	0-0 F8		0-0 FC6-4 1-2f		0-0 F9		0-0 1-3			4 0 0 0 0 0 4												
George Alusik, R (1, 7) OBP: 0.354, SLG: 0.336		0-0 G3 2B		4-0 5-3 BB		0-0 5-3		0-0 F5		3 0 1 0 1 0 0												
Jose Tartabull, L (9, 7) OBP: 0.174, SLG: 0.182										0 0 0 0 0 0 0												
Rick Joseph, R (1, 3) OBP: 0.229, SLG: 0.188		0-0 G3		0-0 5-3 1-2		0-3 K		0-0 6-3		4 0 0 0 0 1 2												
Moe Drabowsky, R (1, 1) OBP: 0.036, SLG: 0.036		0-3 K		0-3 K			0-0 F8			2 0 0 0 0 2 2												
Wes Stock, R (6, 1) OBP: 0.125, SLG: 0.125										2 0 0 0 0 1 0												
John Wyatt, R (9, 1) OBP: 0.125, SLG: 0.125										0 0 0 0 0 0 0												
Inning Stats	R: 1 E: 0 K: 2 S: 10	H: 3 LOB: 2 BB: 0 P: 10	R: 0 E: 0 K: 2 S: 8	H: 1 LOB: 1 BB: 0 P: 8	R: 0 E: 0 K: 2 S: 8	H: 1 LOB: 2 BB: 1 P: 12	R: 0 E: 0 K: 1 S: 5	H: 0 LOB: 1 BB: 1 P: 9	R: 1 E: 0 K: 0 S: 4	H: 2 LOB: 1 BB: 0 P: 4	R: 0 E: 0 K: 1 S: 5	H: 0 LOB: 0 BB: 0 P: 5	R: 0 E: 0 K: 0 S: 4	H: 1 LOB: 1 BB: 0 P: 4	R: 0 E: 0 K: 1 S: 5	H: 0 LOB: 0 BB: 0 P: 5	R: 0 E: 0 K: 1 S: 5	H: 0 LOB: 0 BB: 0 P: 5	1B: 3 2B: 4 3B: 0 HR: 1	SF: 0 SAC: 0 DP: 0 HBP: 0	WP: 0 PB: 0 SB: 0 CS: 0	PA: 36

PITCHER	IP	WLS	BF	H	R	ER	SO	BB	IBB	HBP	BLK	WP	HR	S	P	ERA	WHIP
Dave Morehead, R (1, 1) ERA: 4.56	7.0	L	30	8	2	2	8	2	0	0	0	0	1	44	52	2.57	1.429
Bill Spanswick, L (8, 1) ERA: 7.29	1.0		3	0	0	0	1	0	0	0	0	0	0	5	5	0.00	0.000
Bob Heffner, R (9, 1) ERA: 2.54	1.0		3	0	0	0	1	0	0	0	0	0	0	5	5	0.00	0.000

TOP


Kansas City Athletics @ Boston Red Sox

Fenway Park, Boston, MA

Tue Jun 30 1964, 3:33 AM EDT
Att. 4,326 - Unknown

livebaseballscorecards.com

AB	34
R	2
H	8
RBI	2
BB	2
SO	10
LOB	17



Batter	1	2	3	4	5	6	7	8	9	AB	R	H	RBI	BB	SO	LOB
Dalton Jones, L (1, 4) OBP: 0.304, SLG: 0.396	0-0 G3			0-0 F7		4-0 BB		0-0 F7		3	0	0	0	1	0	0
Felix Mantilla, R (1, 7) OBP: 0.382, SLG: 0.602	1-0 G6-3 HBP			0-0 1B		4-0 BB			0-0 6-3	2	0	1	0	1	0	0
Carl Yastrzemski, L (1, 8) OBP: 0.366, SLG: 0.467	0-0 G6-3 1-2f			0-0 F7		0-3 K			0-0 HR	4	1	1	1	0	1	4
Dick Stuart, R (1, 3) OBP: 0.305, SLG: 0.453		0-0 F2		0-0 F5		0-0 5-3			0-0 F5	4	0	0	0	0	0	3
Lee Thomas, L (1, 9) OBP: 0.329, SLG: 0.375		0-0 G3			4-0 BB			0-0 F7	0-0 F5	3	0	0	0	1	0	0
Frank Malzone, R (1, 5) OBP: 0.338, SLG: 0.418		0-0 F3			0-0 L7			0-0 F6		3	0	0	0	0	0	1
Eddie Bressoud, R (1, 6) OBP: 0.368, SLG: 0.437			0-0 F9		0-0 F6			0-0 6-3		3	0	0	0	0	0	1
Bob Tillman, R (1, 2) OBP: 0.365, SLG: 0.427			0-0 6-3		0-0 4-3			0-0 F6		3	0	0	0	0	0	1
Dave Morehead, R (1, 1) OBP: 0.118, SLG: 0.063			0-3 K		0-0 F4			0-0 F2		2	0	0	0	0	1	0
Bill Spanswick, L (8, 1) OBP: 0.429, SLG: 0.333										0	0	0	0	0	0	0
Russ Nixon, L (8, PH) OBP: 0.411, SLG: 0.462										1	0	0	0	0	0	0
Bob Heffner, R (9, 1) OBP: 0.273, SLG: 0.545										0	0	0	0	0	0	0

Inning Stats	R: 0	H: 0	E: 0	K: 0	S: 2	P: 3	R: 0	H: 0	E: 0	K: 1	S: 5	R: 0	H: 1	E: 0	K: 0	S: 4	R: 0	H: 0	E: 0	K: 1	S: 5	R: 0	H: 0	E: 0	K: 0	S: 3	R: 0	H: 0	E: 0	K: 0	S: 3	R: 0	H: 1	E: 0	K: 0	S: 4	R: 1	H: 1	E: 0	K: 0	S: 4	1B: 1	SF: 0	2B: 0	SAC: 0	3B: 0	DP: 1	HR: 1	HBP: 1	WP: 0	PA: 32
--------------	------	------	------	------	------	------	------	------	------	------	------	------	------	------	------	------	------	------	------	------	------	------	------	------	------	------	------	------	------	------	------	------	------	------	------	------	------	------	------	------	------	-------	-------	-------	--------	-------	-------	-------	--------	-------	--------

PITCHER	IP	WLS	BF	H	R	ER	SO	BB	IBB	HBP	BLK	WP	HR	S	P	ERA	WHIP
Moe Drabowsky, R (1, 1) ERA: 5.55	5.1	W	20	1	0	0	1	3	0	1	0	0	0	18	31	0.00	0.750
Wes Stock, R (6, 1) ERA: 3.35	3.0		10	1	1	1	1	0	0	0	0	0	1	12	12	3.00	0.333
John Wyatt, R (9, 1) ERA: 2.43	0.2	S	2	0	0	0	0	0	0	0	0	0	0	2	2	0.00	0.000

BOTTOM

Kansas City Athletics @ Boston Red Sox
 Fenway Park, Boston, MA
 Tue Jun 30 1964, 3:33 AM EDT
 Att. 4,326 - Unknown

livebaseballscorecards.com

AB	28
R	1
H	2
RBI	1
BB	3
SO	2
LOB	10



Batter	1	2	3	4	5	6	7	8	9	AB R H RBI BB SO LOB	TOP																																					
Zoilo Versalles, R (1, 6) OBP: 0.324, SLG: 0.429 Jerry Kindall, R (9, 6) OBP: 0.282, SLG: 0.342	0-0 F4		0-0 6-3	0-0 1B 2B	0-3 K			0-0 1B 3B	0-0 2B 2B	6 3 3 2 0 1 1 0 0 0 0 0 0 0																																						
Rich Rollins, R (1, 5) OBP: 0.338, SLG: 0.428	0-3 K		4-0 BB	0-0 BB HBP 2B 1B		4-0 FC4-6 BB		4-0 BB 1B 5-3 BB	0-0 F8	3 2 1 2 3 1 2																																						
Tony Oliva, L (1, 9) OBP: 0.366, SLG: 0.573	0-0 F8		0-0 F8	1-0 BB 2B HBP		0-0 FC4-6 E 1-2f		0-0 5-3 BB 1B	0-0 HR 2B	5 2 2 3 0 0 2																																						
Harmon Killebrew, R (1, 7) OBP: 0.385, SLG: 0.624 Frank Kostro, R (9, 7) OBP: 0.429, SLG: 0.750		0-0 FC5 BB 1B		4-0 BB 2B		0-0 E4 1-2		4-0 5-3 BB	0-0 F8	3 1 1 0 3 0 2 0 0 0 0 0 0 0																																						
Bob Allison, R (1, 3) OBP: 0.441, SLG: 0.679		4-0 1-2 BB		0-0 1B 2B		0-0 F2		0-0 5-3	0-0 HR	5 2 3 6 1 0 4																																						
Jimmie Hall, L (1, 8) OBP: 0.307, SLG: 0.484		0-0 F5		3-1 4-3		0-3 K		0-3 K	0-0 3-1	6 0 0 0 0 2 9																																						
Earl Battey, R (1, 2) OBP: 0.321, SLG: 0.382 Jerry Zimmerman, R (9, 2) OBP: 0.286, SLG: 0.196		0-0 F5		0-0 1B 2B 1B	0-0 SH1-3 2B		0-0 5-3	0-3 K		5 1 2 0 0 1 4 0 0 0 0 0 0 0	AB 41 R 14 H 14 RBI 14 BB 8 SO 7 LOB 29																																					
Jim Snyder, R (1, 4) OBP: 0.333, SLG: 0.308		0-0 FC5 2-3f		0-0 2B 1B	0-0 SH1-3		0-3 K		4-0 1B 2B BB	3 2 1 1 1 1 2																																						
Mudcat Grant, R (1, 1) OBP: 0.294, SLG: 0.516			0-0 F9	0-0 F9	0-3 K		0-0 6-3		0-0 2B 2B 1B	5 1 1 0 0 1 3																																						
Inning Stats	R: 0 E: 0 K: 1 S: 5	H: 0 LOB: 0 BB: 0 P: 5	R: 0 E: 0 K: 0 S: 4	H: 1 LOB: 2 BB: 1 P: 8	R: 0 E: 0 K: 0 S: 3	H: 0 LOB: 1 BB: 1 P: 7	R: 7 E: 0 K: 0 S: 9	H: 6 LOB: 2 BB: 2 P: 18	R: 0 E: 0 K: 2 S: 8	H: 1 LOB: 1 BB: 0 P: 8	R: 0 E: 1 K: 1 S: 6	H: 0 LOB: 2 BB: 1 P: 10	R: 0 E: 0 K: 1 S: 5	H: 0 LOB: 0 BB: 0 P: 5	R: 2 E: 0 K: 2 S: 9	H: 2 LOB: 2 BB: 2 P: 17	R: 5 E: 0 K: 0 S: 7	H: 4 LOB: 0 BB: 1 P: 11	1B: 6 2B: 6 3B: 1 HR: 1	SF: 0 SAC: 1 DP: 0 HBP: 1	WP: 0 PB: 0 SB: 0 CS: 0	PA: 51																										
PITCHER	IP	WLS	BF	H	R	ER	SO	BB	IBB	HBP	BLK	WP	HR	S	P	ERA	WHIP	PITCHER										IP	WLS	BF	H	R	ER	SO	BB	IBB	HBP	BLK	WP	HR	S	P	ERA	WHIP				
Ed Connolly, L (1, 1) ERA: 4.73	3.2	L	19	5	5	5	1	3	0	0	0	0	0	18	30	12.27	2.182																															
Bill Spanswick, L (4, 1) ERA: 7.63	0.1		5	2	2	2	0	1	0	1	0	0	0	3	8	54.00	9.000																															
Arnold Earley, L (5, 1) ERA: 1.88	3.0		12	1	0	0	4	1	0	0	0	0	0	19	23	0.00	0.667																															
Pete Charton, R (8, 1) ERA: 15.12	2.0		15	6	7	7	2	3	0	0	0	0	1	16	28	31.50	4.500																															

Minnesota Twins @ Boston Red Sox
Fenway Park, Boston, MA
Wed Jul 01 1964, 7:05 PM EDT
Att. 13,550 - Unknown

livebaseballscorecards.com



Batter	1	2	3	4	5	6	7	8	9	AB	R	H	RBI	BB	SO	LOB
Dalton Jones, L (1, 4) OBP: 0.302, SLG: 0.391	0-0 L5		0-0 4-3		0-0 F3		0-0 4-3		0-0 1B	5	0	1	2	0	0	0
Felix Mantilla, R (1, 7) OBP: 0.374, SLG: 0.592	0-0 F2		0-0 F8		0-0 2B		0-0 4-3		0-0 4-3	5	1	1	0	0	0	1
Carl Yastrzemski, L (1, 8) OBP: 0.372, SLG: 0.473	0-0 F8		4-0 BB		0-0 2B				0-0 1B	3	0	2	1	1	0	0
Dick Stuart, R (1, 3) OBP: 0.301, SLG: 0.446		0-0 F4	0-3 K		0-0 F2			0-0 G6-4-3	0-0 1B	4	0	0	0	0	1	3
Lee Thomas, L (1, 9) OBP: 0.328, SLG: 0.374		0-0 BB 1B		0-0 3-1	0-0 F9			0-0 F9		4	0	1	0	0	0	1
Frank Malzone, R (1, 5) OBP: 0.344, SLG: 0.423		0-0 BB 1B		0-0 1B		0-0 4-3			0-0 1B	4	1	3	0	0	0	0
Eddie Bressoud, R (1, 6) OBP: 0.369, SLG: 0.438		0-0 F7		0-0 1B		0-0 6-3			0-0 1B	4	1	2	0	0	0	2
Russ Nixon, L (1, 2) OBP: 0.403, SLG: 0.441		4-0 BB		0-3 K		0-0 3-1			0-0 F5	3	0	0	0	1	1	4
Ed Connolly, L (1, 1) Bill Spanswick, L (4, 1) Roman Mejias, R (4, PH) Arnold Earley, L (5, 1) Dick Williams, R (7, PH) Pete Charton, L (8, 1) Tony Conigliaro, R (9, PH)		0-0 F2		0-0 F5		0-0 1-3			0-0 3-1	1	0	0	0	0	0	3

BOTTOM

Minnesota Twins @ Boston Red Sox
 Fenway Park, Boston, MA
 Wed Jul 01 1964, 7:05 PM EDT
 Att. 13,550 - Unknown

AB	36
R	3
H	10
RBI	3
BB	2
SO	2
LOB	18



Inning Stats	R: 0	H: 0	E: 0	K: 0	S: 3	R: 0	H: 2	E: 0	K: 0	S: 5	R: 0	H: 0	E: 0	K: 1	S: 5	R: 0	H: 2	E: 0	K: 1	S: 7	R: 1	H: 2	E: 0	K: 0	S: 5	R: 0	H: 0	E: 0	K: 0	S: 3	R: 0	H: 1	E: 0	K: 0	S: 3	R: 2	H: 3	E: 0	K: 0	S: 6	1B: 8	SF: 0	2B: 2	SAC: 0	3B: 0	DP: 1	HR: 0	HBP: 0	WP: 0	PA: 38
PITCHER Mudcat Grant, R (1, 1) ERA: 5.42	IP	WLS	BF	H	R	ER	SO	BB	IBB	HBP	BLK	WP	HR	S	P	ERA	WHIP																																	

Batter	1	2	3	4	5	6	7	8	9	AB	R	H	RBI	BB	SO	LOB	TOP										
Zoilo Versalles, R OBP: 0.325, SLG: 0.438 (1, 6)				SH3-4 		HR 	K 		K 	5	2	2	1	0	2	2											
Rich Rollins, R OBP: 0.341, SLG: 0.438 (1, 5)	HR 	6-3 				HR 		6-3 	5-3 	5	2	2	3	1	0	0											
Tony Oliva, L OBP: 0.369, SLG: 0.581 (1, 9)				K 		1B 		K 	1-3 	6	2	3	3	0	2	0											
Harmon Killebrew, R OBP: 0.385, SLG: 0.619 Jimmie Hall, L OBP: 0.307, SLG: 0.484 (1, 7) (8, 8)	6-3 	G6-4-3 		K 		1B 		HR 		5	2	2	0	0	1	1											
Bob Allison, R OBP: 0.443, SLG: 0.677 (1, 8) (8, 7)	1B 		5-3 		F7 	1B 		HR 		4	3	2	1	1	0	0											
Don Mincher, L OBP: 0.365, SLG: 0.660 (1, 3)	1B 		3-1 		F8 	1B 		HR 		4	2	2	5	1	0	0											
Earl Battey, R OBP: 0.327, SLG: 0.385 Jerry Kindall, R OBP: 0.282, SLG: 0.342 Jerry Zimmerman, R OBP: 0.286, SLG: 0.196 (1, 2) (8, PR) (8, 2)	6-3 		1B 			6-3 		BB 		4	0	2	0	1	0	1											
Jim Snyder, R OBP: 0.350, SLG: 0.294 (1, 4)	6-3 		K 			6-3 		BB 		4	0	1	1	1	1	1											
Jim Kaat, L OBP: 0.333, SLG: 0.385 (1, 1)	6-3 		SH3-4 			3B 		K 	K 	4	2	1	1	1	2	4											
Inning Stats	R: 5 E: 0 K: 0 S: 8	H: 5 LOB: 2 BB: 2 P: 16	R: 0 E: 0 K: 0 S: 3	H: 1 LOB: 0 BB: 0 P: 3	R: 0 E: 0 K: 1 S: 6	H: 1 LOB: 1 BB: 0 P: 6	R: 1 E: 0 K: 1 S: 5	H: 1 LOB: 0 BB: 1 P: 9	R: 0 E: 0 K: 1 S: 5	H: 0 LOB: 0 BB: 0 P: 5	R: 6 E: 0 K: 0 S: 10	H: 7 LOB: 1 BB: 0 P: 10	R: 0 E: 0 K: 2 S: 7	H: 0 LOB: 0 BB: 0 P: 7	R: 3 E: 0 K: 2 S: 9	H: 2 LOB: 2 BB: 3 P: 21	R: 0 E: 0 K: 1 S: 5	H: 0 LOB: 0 BB: 0 P: 5	1B: 12 2B: 1 3B: 1 HR: 3	SF: 0 SAC: 1 DP: 1 HBP: 0	WP: 0 PB: 0 SB: 0 CS: 0	PA: 48					
PITCHER	IP	WLS	BF	H	R	ER	SO	BB	IBB	HBP	BLK	WP	HR	S	P	ERA	WHIP										
Jack Lamabe, R ERA: 4.76 (1, 1)	0.1	L	8	5	5	5	0	2	0	0	0	0	1	6	14	135.00	21.000										
Bob Hefner, R ERA: 3.29 (1, 1)	5.1		24	9	7	7	3	1	0	0	0	0	1	29	33	11.81	1.875										
Arnold Earley, L ERA: 1.8 (6, 1)	1.1		5	1	0	0	2	0	0	0	0	0	0	9	9	0.00	0.750										
Dave Gray, R ERA: 9.45 (8, 1)	2.0		11	2	3	3	3	3	0	0	0	0	1	14	26	13.50	2.500										

Minnesota Twins @ Boston Red Sox
Fenway Park, Boston, MA
 Thu Jul 02 1964, 3:33 AM EDT
 Att. 5,538 - Unknown

AB	41
R	15
H	17
RBI	15
BB	6
SO	8
LOB	9



livebaseballscorecards.com

Batter	1	2	3	4	5	6	7	8	9	AB	R	H	RBI	BB	SO	LOB
Felix Mantilla, R OBP: 0.375, SLG: 0.611 (1, 4)	0-0 F9		0-0 F8		0-0 1B		0-0 1-H HR		0-0 F9	5	1	2	2	0	0	1
Tony Conigliaro, R OBP: 0.325, SLG: 0.512 (1, 7)	0-0 3B 2B		0-3 K		0-0 F9		4-0 1B SF9 BB		0-0 1B SF8 1B	4	3	2	0	1	1	1
Carl Yastrzemski, L OBP: 0.377, SLG: 0.486 (1, 8)	0-0 1B 3B		0-0 FC6-4 1B		0-0 F9		0-0 1-3 1B		0-0 1-3 2-H HR 1B	4	1	3	1	0	0	1
Dave Gray, R OBP: 1.000, SLG: 1.000 (8, 1)										0	0	0	0	0	0	0
Dalton Jones, L OBP: 0.305, SLG: 0.394 (9, PH)										1	1	1	1	0	0	0
Dick Stuart, R OBP: 0.300, SLG: 0.445 (1, 3)	0-3 K		0-0 FC6-4 1-2f		0-0 F8		0-0 FC5-4 1B		0-0 SF9	3	0	1	2	0	1	2
Frank Malzone, R OBP: 0.344, SLG: 0.422 (1, 5)	0-0 1B				0-0 F8		0-0 F9		0-0 3-H F4	3	0	1	1	0	0	1
Dick Williams, R OBP: 0.283, SLG: 0.512 (7, 5)									0-0 1-H HR	2	1	1	2	0	0	1
Lee Thomas, L OBP: 0.323, SLG: 0.367 (1, 9)	0-0 1-3				0-0 3-1		0-3 K		0-0 4-3	5	0	0	0	0	1	2
Eddie Bressoud, R OBP: 0.371, SLG: 0.435 (1, 6)					4-0 BB		0-0 FC5-4 1-2f		4-0 G6-4-3 BB	2	0	0	0	2	0	1
Bob Tillman, R OBP: 0.363, SLG: 0.424 (1, 2)					0-0 F2		0-0 5-3		0-0 G6-4-3 1-2f	4	0	1	0	0	0	2
Jack Lamabe, R OBP: 0.150, SLG: 0.158 (1, 1)										0	0	0	0	0	0	0
Bob Heffner, R OBP: 0.231, SLG: 0.462 (1, 1)										2	0	0	0	0	0	1
Arnold Earley, L (6, 1)										0	0	0	0	0	0	0
Chuck Schilling, R OBP: 0.274, SLG: 0.231 (7, PH)										1	1	1	0	0	0	0
Roman Mejias, R OBP: 0.250, SLG: 0.358 (8, 8)										0	1	0	0	1	0	0

Inning Stats	R: 2 E: 0 K: 1 S: 8	H: 3 LOB: 1 BB: 0 P: 8	R: 0 E: 0 K: 0 S: 3	H: 1 LOB: 0 BB: 0 P: 3	R: 0 E: 0 K: 1 S: 6	H: 1 LOB: 1 BB: 0 P: 6	R: 0 E: 0 K: 0 S: 3	H: 0 LOB: 1 BB: 1 P: 7	R: 0 E: 0 K: 0 S: 4	H: 1 LOB: 1 BB: 0 P: 4	R: 0 E: 0 K: 1 S: 6	H: 1 LOB: 1 BB: 0 P: 6	R: 3 E: 0 K: 0 S: 6	H: 3 LOB: 1 BB: 1 P: 10	R: 0 E: 0 K: 0 S: 2	H: 0 LOB: 0 BB: 1 P: 6	R: 4 E: 0 K: 0 S: 6	H: 3 LOB: 0 BB: 1 P: 10	1B: 9 2B: 1 3B: 1 HR: 2	SF: 2 SAC: 0 DP: 2 HBP: 0	WP: 0 PB: 0 SB: 0 CS: 0	PA: 42
---------------------	------------------------------	---------------------------------	------------------------------	---------------------------------	------------------------------	---------------------------------	------------------------------	---------------------------------	------------------------------	---------------------------------	------------------------------	---------------------------------	------------------------------	----------------------------------	------------------------------	---------------------------------	------------------------------	----------------------------------	----------------------------------	------------------------------------	----------------------------------	--------

PITCHER Jim Kaat, L ERA: 3.58 (1, 1)	IP 9.0	WLS W	BF 42	H 13	R 9	ER 9	SO 3	BB 4	IBB 0	HBP 0	BLK 0	WP 0	HR 2	S 44	P 60	ERA 9.00	WHIP 1.889	PITCHER	IP 9.0	WLS W	BF 42	H 13	R 9	ER 9	SO 3	BB 4	IBB 0	HBP 0	BLK 0	WP 0	HR 2	S 44	P 60	ERA 9.00	WHIP 1.889
--	-----------	----------	----------	---------	--------	---------	---------	---------	----------	----------	----------	---------	---------	---------	---------	-------------	---------------	----------------	-----------	----------	----------	---------	--------	---------	---------	---------	----------	----------	----------	---------	---------	---------	---------	-------------	---------------

MINNESOTA TWINS @ BOSTON RED SOX
Fenway Park, Boston, MA
 Thu Jul 02 1964, 3:33 AM EDT
 Att. 5,538 - Unknown

AB	36
R	9
H	13
RBI	9
BB	4
SO	3
LOB	13



Batter	1	2	3	4	5	6	7	8	9	10	AB R H RBI BB SO LOB	TOP	
Albie Pearson, L OBP: 0.305, SLG: 0.272 Bob Perry, R OBP: 0.360, SLG: 0.423	(1, 8) X 0-0 4-3		X 0-0 1-3		X 0-0 F9		X 0-0 4-3		S 0-3 K		4 0 0 0 0 0 0 1 0 0 0 0 1 0	<p align="center">Los Angeles Angels @ Boston Red Sox Fenway Park, Boston, MA Fri Jul 03 1964, 7:05 PM EDT Att: 8,928 - Unknown</p>	
Tom Satriano, L OBP: 0.311, SLG: 0.260	(1, 5) S 0-3 K		B 0-0 1B BB		X 0-0 3-1		X 0-0 HR 1B		X 0-0 4-3		4 1 1 0 1 1 0		
Jim Fregosi, R OBP: 0.411, SLG: 0.538	(1, 6) S 0-3 K		X 0-0 1-2 1B		X 0-0 6-3		X 0-0 1-H HR		S 0-3 K		5 1 2 2 0 2 0		
Willie Smith, L OBP: 0.341, SLG: 0.552	(1, 7)	X 0-0 1B 2B		X 0-0 F9		X 0-0 FC5-4 1B		X 0-0 F8		X 0-0 F9			5 1 2 0 0 0 2
Joe Adcock, R OBP: 0.343, SLG: 0.503	(1, 3) S 0-3 K		X 0-0 FC5-4 1B		X 0-0 FC5-4 2B 1-2f		S 0-3 K		X 0-0 HR		5 1 2 1 0 2 2		
Lou Clinton, R OBP: 0.285, SLG: 0.366	(1, 9) S 0-3 K		S 0-3 K		X 0-0 F9		X 0-0 F7		X 0-0 HR		5 1 1 1 0 2 3		
Buck Rodgers, S OBP: 0.312, SLG: 0.319	(1, 2) X 0-0 2-H 1B		X 0-0 FC5-4 1B 1-2f		X 0-0 FC5-4 2B 1-3		X 0-0 G3-6-5 2B		X 0-0 F9		5 0 3 1 0 0 1		
Joe Koppe, R OBP: 0.360, SLG: 0.330 Lenny Green, L OBP: 0.263, SLG: 0.125 Bobby Knoop, R OBP: 0.299, SLG: 0.300	(1, 4) X 0-0 F3		X 0-0 1-2 1B		X 0-0 1-2 1B		B 4-0 IBB BB		S 0-3 K		2 0 1 0 1 0 1 0 0 0 0 1 0 0 1 0 0 0 0 1 0		
Barry Latman, R OBP: 0.115, SLG: 0.115 Bob Lee, R	(1, 1) X 0-0 F4		X 0-0 4-3		S 0-3 K		X 0-0 G3-6-5 2-3f				4 0 0 0 0 1 7 0 0 0 0 0 0 0		
Inning Stats	R: 0 H: 0 E: 0 LOB: 0 K: 2 BB: 0 S: 7 P: 7	R: 1 H: 2 E: 0 LOB: 1 K: 2 BB: 0 S: 9 P: 9	R: 0 H: 1 E: 0 LOB: 2 K: 0 BB: 1 S: 4 P: 8	R: 0 H: 2 E: 0 LOB: 2 K: 1 BB: 0 S: 7 P: 7	R: 0 H: 0 E: 0 LOB: 0 K: 0 BB: 0 S: 3 P: 3	R: 0 H: 2 E: 0 LOB: 3 K: 1 BB: 1 S: 7 P: 11	R: 2 H: 2 E: 0 LOB: 0 K: 1 BB: 0 S: 7 P: 7	R: 0 H: 1 E: 0 LOB: 1 K: 0 BB: 1 S: 3 P: 7	R: 0 H: 0 E: 0 LOB: 0 K: 2 BB: 0 S: 7 P: 7	R: 2 H: 2 E: 0 LOB: 0 K: 1 BB: 0 S: 7 P: 7	1B: 6 SF: 0 2B: 3 SAC: 0 3B: 0 DP: 1 HR: 3 HBP: 0		WP: 0 PA: 44 PB: 0 SB: 0 CS: 0
PITCHER	IP WLS BF H R ER SO BB IBB HBP BLK WP HR S P ERA WHIP												
Bill Monbouquette, R ERA: 5.1	(1, 1) 8.0 36 10 3 3 7 2 1 0 0 0 1 47 59 3.38 1.500												
Dick Radatz, R ERA: 1.81	(9, 1) 2.0 L 8 2 2 2 3 0 0 0 0 0 2 14 14 9.00 1.000												

livebaseballscorecards.com

AB	41
R	5
H	12
RBI	5
BB	3
SO	10
LOB	16



BOTTOM

Los Angeles Angels @ Boston Red Sox
Fenway Park, Boston, MA
Fri Jul 03 1964, 7:05 PM EDT
Att. 8,928 - Unknown

livebaseballscorecards.com

AB	36
R	3
H	7
RBI	3
BB	1
SO	8
LOB	7



WP	0	PA	37
PB	0		
SB	0		
CS	0		

AB R H RBI BB SO LOB

4	1	1	0	0	0	1
1	0	0	0	0	0	1
4	1	1	2	0	2	0
4	0	1	0	0	2	0
4	0	0	0	0	1	1
4	0	1	0	0	0	0
4	0	0	0	0	0	1
4	1	1	1	0	1	1
4	0	1	0	0	1	1
2	0	1	0	0	1	1
1	0	0	0	0	0	0
0	0	0	0	0	0	0
0	0	0	0	1	0	0
0	0	0	0	0	0	0

Batter	1	2	3	4	5	6	7	8	9	10
Felix Mantilla, R (1, 4) OBP: 0.371, SLG: 0.598 Dick Williams, R (10, PH) OBP: 0.277, SLG: 0.500	0-0 F9		0-0 5-3			0-0 5-3		0-0 HR 1B		0-0 G6-4-3 1-2f
Tony Conigliaro, R (1, 7) OBP: 0.323, SLG: 0.520	0-0 5-3			0-3 K		0-3 K		0-0 1-H HR		
Carl Yastrzemski, L (1, 8) OBP: 0.375, SLG: 0.486	0-3 K			0-0 F8		0-0 2B		0-3 K		
Dick Stuart, R (1, 3) OBP: 0.296, SLG: 0.439		0-0 5-3		0-0 1-3		0-3 K		0-0 6-3		
Lee Thomas, L (1, 9) OBP: 0.322, SLG: 0.372		0-0 4-3			0-0 G3		0-0 FC5-2 3B		0-0 4-3	
Frank Malzone, R (1, 5) OBP: 0.339, SLG: 0.415		0-0 6-3			0-0 F3		0-0 F5		0-0 4-3	
Eddie Bressoud, R (1, 6) OBP: 0.370, SLG: 0.443			0-0 F7		0-0 HR		0-0 FC5-2		0-3 K	
Bob Tillman, R (1, 2) OBP: 0.361, SLG: 0.421			0-0 1-3		0-0 1B		0-0 F8			0-3 K
Bill Monbouquette, R (1, 1) OBP: 0.265, SLG: 0.138 Dalton Jones, L (8, PH) OBP: 0.304, SLG: 0.392 Dick Radatz, R (9, 1) OBP: 0.250, SLG: 0.300 Russ Nixon, L (10, PH) OBP: 0.410, SLG: 0.441 Roman Mejias, R (10, PR) OBP: 0.250, SLG: 0.358			0-0 1B		0-3 K			0-0 4-3		4-0 G6-4-2 BB

Inning Stats	R: 0	H: 0	R: 0	H: 0	R: 0	H: 1	R: 0	H: 0	R: 1	H: 2	R: 0	H: 1	R: 0	H: 1	R: 2	H: 2	R: 0	H: 0	R: 0	H: 0	R: 0	H: 0	1B: 3	SF: 0	WP: 0	PA: 37
	E: 0	LOB: 0	E: 0	LOB: 0	E: 0	LOB: 1	E: 0	LOB: 0	E: 0	LOB: 1	E: 0	LOB: 1	E: 0	LOB: 0	E: 0	LOB: 0	E: 0	LOB: 0	E: 0	LOB: 0	E: 0	LOB: 1	2B: 1	SAC: 0	PB: 0	
	K: 1	BB: 0	K: 0	BB: 0	K: 0	BB: 0	K: 1	BB: 0	K: 1	BB: 0	K: 1	BB: 0	K: 2	BB: 0	K: 1	BB: 0	K: 1	BB: 0	K: 1	BB: 0	K: 1	BB: 1	3B: 1	DP: 1	SB: 0	
	S: 5	P: 5	S: 3	P: 3	S: 4	P: 4	S: 5	P: 5	S: 7	P: 7	S: 8	P: 8	S: 4	P: 4	S: 7	P: 7	S: 5	P: 5	S: 4	P: 8	S: 4	P: 8	HR: 2	HBP: 0	CS: 0	

PITCHER	IP	WLS	BF	H	R	ER	SO	BB	IBB	HBP	BLK	WP	HR	S	P	ERA	WHIP
Barry Latman, R (1, 1) ERA: 3.71	7.1		28	6	2	2	5	0	0	0	0	0	1	38	38	2.46	0.818
Bob Lee, R (8, 1) ERA: 2.12	2.2	W	9	1	1	1	3	1	0	0	0	0	1	14	18	3.38	0.750

Batter	1	2	3	4	5	6	7	8	9	AB R H RBI BB SO LOB	TOP													
Jim Piersall, R (1, 8) <small>OBP: 0.414, SLG: 0.457</small> Ed Kirkpatrick, L (7, 7) <small>OBP: 0.329, SLG: 0.377</small>	0-0 1B		0-0 F8		0-0 2B 1B		0-0 4-3		0-3 K	4 0 2 0 0 0 1 1 0 0 0 0 1 0														
Tom Satriano, L (1, 5) <small>OBP: 0.313, SLG: 0.266</small> (4, 2)	0-3 K		0-0 F9		0-0 2B		0-0 F8		4-0 FC3-6 BB BB	4 0 1 0 1 1 2														
Jim Fregosi, R (1, 6) <small>OBP: 0.410, SLG: 0.531</small>	0-3 K			4-0 1B BB	0-3 K		0-0 F7		4-0 FC3-6 BB 1-2	3 1 0 0 2 2 3														
Willie Smith, L (1, 7) <small>OBP: 0.333, SLG: 0.565</small> (7, 8)	0-0 F5			0-0 4-3 1-2	0-0 6-3			0-0 HR	0-0 FC3-6 DI 1-2f 2-3	5 1 1 1 0 0 6														
Joe Adcock, R (1, 3) <small>OBP: 0.345, SLG: 0.503</small> Vic Power, R (4, 3) <small>OBP: 0.263, SLG: 0.310</small>		0-3 K		0-0 1B 1B		0-0 2B 2B		0-0 E5 HR	0-0 F9 1-2	2 0 1 0 0 1 0 3 2 1 0 0 0 2														
Lou Clinton, R (1, 9) <small>OBP: 0.284, SLG: 0.379</small>		0-0 6-3		0-0 F4		0-3 K		0-0 HR		4 1 1 2 0 1 3														
Buck Rodgers, S (1, 2) <small>OBP: 0.314, SLG: 0.320</small> Felix Torres, R (4, 5) <small>OBP: 0.259, SLG: 0.395</small>		0-0 F8		0-0 1B 1-2 2-H		0-0 2B		0-0 F7		2 0 1 1 0 0 0 2 0 1 1 0 0 0														
Bobby Knoop, R (1, 4) <small>OBP: 0.299, SLG: 0.300</small> Joe Koppe, R (6, 4) <small>OBP: 0.357, SLG: 0.327</small>			0-0 1B	0-3 K		0-0 F6		0-3 K		3 0 1 0 0 1 3 1 0 0 0 0 1 0														
Ken McBride, R (1, 1) <small>OBP: 0.370, SLG: 0.261</small> Don Lee, R (1, 1) <small>OBP: 0.333, SLG: 0.250</small> Bob Meyer, R (2, 1) Fred Newman, R (7, 1) <small>OBP: 0.276, SLG: 0.192</small>			0-3 K		0-3 K		0-0 F6		0-3 K	0 0 0 0 0 0 0 0 0 0 0 0 0 0 3 0 0 0 0 2 2 1 0 0 0 0 1 0														
Inning Stats	R: 0 E: 0 K: 2 S: 8	H: 1 LOB: 1 BB: 0 P: 8	R: 0 E: 0 K: 1 S: 5	H: 0 LOB: 0 BB: 0 P: 5	R: 0 E: 0 K: 1 S: 6	H: 1 LOB: 1 BB: 0 P: 6	R: 1 E: 0 K: 1 S: 7	H: 2 LOB: 2 BB: 1 P: 11	R: 0 E: 0 K: 2 S: 9	H: 2 LOB: 2 BB: 0 P: 9	R: 1 E: 0 K: 1 S: 7	H: 2 LOB: 1 BB: 0 P: 7	R: 0 E: 0 K: 0 S: 3	H: 0 LOB: 0 BB: 0 P: 3	R: 3 E: 1 K: 2 S: 10	H: 2 LOB: 0 BB: 0 P: 10	R: 0 E: 0 K: 1 S: 5	H: 0 LOB: 2 BB: 2 P: 13	1B: 5 2B: 3 3B: 0 HR: 2	SF: 0 SAC: 0 DP: 0 HBP: 0	WP: 0 PB: 0 SB: 0 CS: 0	PA: 41		
PITCHER Earl Wilson, R (1, 1) <small>ERA: 4.58</small>	IP: 9.0 WLS: W BF: 41 H: 10 R: 5 ER: 4 SO: 11 BB: 3 IBB: 0 HBP: 0 BLK: 0 WP: 0 HR: 2 S: 60 P: 72 ERA: 4.00 WHIP: 1.444																							

Los Angeles Angels @ Boston Red Sox
 Fenway Park, Boston, MA
 Sat Jul 04 1964, 3:33 AM EDT
 Att. 7,075 - Unknown

livebaseballscorecards.com

AB	38
R	5
H	10
RBI	5
BB	3
SO	11
LOB	22



Batter	1	2	3	4	5	6	7	8	9	AB	R	H	RBI	BB	SO	LOB
Felix Mantilla, R OBP: 0.372, SLG: 0.615 (1, 4)										5	3	2	2	0	0	3
Tony Conigliaro, R OBP: 0.328, SLG: 0.519 (1, 7)										4	2	2	1	1	0	1
Carl Yastrzemski, L OBP: 0.379, SLG: 0.486 (1, 8)										4	1	2	2	1	1	2
Dick Stuart, R OBP: 0.294, SLG: 0.433 (1, 3)										4	1	0	1	1	0	2
Lee Thomas, L OBP: 0.323, SLG: 0.386 (1, 9)										5	2	2	4	0	0	0
Frank Malzone, R OBP: 0.338, SLG: 0.413 (1, 5)										4	0	1	1	0	0	0
Dick Williams, R OBP: 0.271, SLG: 0.488 (7, PR) (8, 5)										1	1	0	0	0	0	0
Eddie Bressoud, R OBP: 0.371, SLG: 0.457 (1, 6)										4	1	2	2	0	0	0
Russ Nixon, L OBP: 0.427, SLG: 0.435 (1, 2)										1	1	0	0	3	1	1
Earl Wilson, R OBP: 0.342, SLG: 0.500 (1, 1)										4	1	2	0	0	2	2

Inning Stats	R: 9	H: 6	E: 1	LOB: 1	K: 0	BB: 3	S: 10	P: 22	R: 0	H: 0	E: 0	LOB: 0	K: 0	BB: 0	S: 3	P: 3	R: 0	H: 0	E: 0	LOB: 0	K: 1	BB: 1	S: 5	P: 9	R: 0	H: 1	E: 0	LOB: 1	K: 1	BB: 1	S: 5	P: 9	R: 1	H: 2	E: 0	LOB: 0	K: 0	BB: 0	S: 4	P: 4	R: 3	H: 4	E: 0	LOB: 2	K: 1	BB: 1	S: 9	P: 13	R: 0	H: 0	E: 0	LOB: 0	K: 0	BB: 0	S: 3	P: 3	1B: 7	SF: 0	2B: 3	SAC: 0	3B: 0	DP: 1	HR: 3	HBP: 0	WP: 0	PA: 42
--------------	------	------	------	--------	------	-------	-------	-------	------	------	------	--------	------	-------	------	------	------	------	------	--------	------	-------	------	------	------	------	------	--------	------	-------	------	------	------	------	------	--------	------	-------	------	------	------	------	------	--------	------	-------	------	-------	------	------	------	--------	------	-------	------	------	-------	-------	-------	--------	-------	-------	-------	--------	-------	--------

PITCHER	IP	WLS	BF	H	R	ER	SO	BB	IBB	HBP	BLK	WP	HR	S	P	ERA	WHIP
Ken McBride, R ERA: 5.4 (1, 1)	0.2	L	8	2	6	4	0	0	0	0	0	0	0	5	5	0.00	12.000
Don Lee, R ERA: 3.0 (1, 1)	0.1		5	4	3	0	0	0	0	0	0	0	0	5	5	0.00	12.000
Bob Meyer, L ERA: 4.55 (2, 1)	5.0		20	5	3	3	3	2	0	0	0	0	1	24	32	5.40	1.400
Fred Newman, R ERA: 3.01 (7, 1)	2.0		9	2	1	1	1	1	0	0	0	0	1	10	14	4.50	1.500

BOTTOM

Los Angeles Angels @ Boston Red Sox
 Fenway Park, Boston, MA
 Sat Jul 04 1964, 3:33 AM EDT
 Att. 7,075 - Unknown

livebaseballscorecards.com

AB	36
R	13
H	13
RBI	13
BB	6
SO	4
LOB	11




Batter	1	2	3	4	5	6	7	8	9	AB R H RBI BB SO LOB
Jim Piersall, R (1, 8) OBP: 0.423, SLG: 0.469	0-0 CS 1B		0-0 5-3		4-0 1B 1-2 2-3 BB	0-0 F7			0-0 2B	4 0 2 0 1 0 1
Tom Satriano, L (1, 5) OBP: 0.305, SLG: 0.258	0-3 K 1-2			0-0 F8	0-3 K		0-0 F7		0-3 K	5 0 0 0 0 3 5
Jim Fregosi, R (1, 6) OBP: 0.410, SLG: 0.550	0-0 HR			0-3 K	0-3 K		0-0 1B 3B		0-3 K	5 2 2 1 0 3 4
Willie Smith, L (1, 7) OBP: 0.350, SLG: 0.594	0-0 F7			0-0 1B 3B	0-0 1B		0-0 CS 1B			4 1 3 3 0 0 0
Joe Adcock, R (1, 3) OBP: 0.343, SLG: 0.497		0-0 F4		0-0 WP BB 1B	0-3 K		0-0 F2			4 0 1 1 0 1 3
Lou Clinton, R (1, 9) OBP: 0.288, SLG: 0.384		0-0 F9		4-0 WP BB 1B		0-0 2B		0-0 F8		3 1 1 0 1 0 0
Buck Rodgers, S (1, 2) OBP: 0.313, SLG: 0.323		0-0 F7		0-0 F8		0-0 PB 2B		0-0 F8		4 0 1 1 0 0 2
Bobby Knoop, R (1, 4) OBP: 0.298, SLG: 0.297			0-0 6-3		4-0 BB 1B BB	0-0 B3		0-3 K		3 1 0 0 1 1 1
Dean Chance, R (1, 1) OBP: 0.118, SLG: 0.063 Dan Osinski, R (2, 1) OBP: 0.091, SLG: 0.091 Albie Pearson, L (5, PH) OBP: 0.256, SLG: 0.272 Bob Lee, R (5, 1) Bob Duliba, R (8, 1) Lenny Green, L (9, PH) OBP: 0.259, SLG: 0.122			0-0 4-3		4-0 1B BB	0-3 K		0-3 K		0 0 0 0 0 0 0 1 0 0 0 0 0 0 0 1 0 0 0 1 0 0 1 0 0 0 0 0 1 1 0 0 0 0 0 0 0 0 1 0 0 0 0 0 1 0

Inning Stats	R: 1 E: 0 K: 1 S: 6	H: 2 LOB: 0 BB: 0 P: 6	R: 0 E: 0 K: 0 S: 3	H: 0 LOB: 0 BB: 0 P: 3	R: 0 E: 0 K: 0 S: 3	H: 0 LOB: 0 BB: 0 P: 3	R: 1 E: 0 K: 1 S: 7	H: 2 LOB: 2 BB: 1 P: 11	R: 2 E: 0 K: 3 S: 10	H: 1 LOB: 2 BB: 3 P: 22	R: 1 E: 0 K: 1 S: 7	H: 2 LOB: 1 BB: 0 P: 7	R: 1 E: 0 K: 0 S: 4	H: 2 LOB: 0 BB: 0 P: 4	R: 0 E: 0 K: 1 S: 5	H: 0 LOB: 0 BB: 0 P: 5	R: 0 E: 0 K: 3 S: 10	H: 1 LOB: 1 BB: 0 P: 10	1B: 4 2B: 3 3B: 2 HR: 1	SF: 0 SAC: 0 DP: 0 HBP: 0	WP: 1 PB: 1 SB: 0 CS: 2	PA: 39
--------------	------------------------------	---------------------------------	------------------------------	---------------------------------	------------------------------	---------------------------------	------------------------------	----------------------------------	-------------------------------	----------------------------------	------------------------------	---------------------------------	------------------------------	---------------------------------	------------------------------	---------------------------------	-------------------------------	----------------------------------	----------------------------------	------------------------------------	----------------------------------	--------

PITCHER	IP	WLS	BF	H	R	ER	SO	BB	IBB	HBP	BLK	WP	HR	S	P	ERA	WHIP
Dave Morehead, R (1, 1) ERA: 4.74	4.0		19	4	4	4	2	4	0	0	0	1	1	19	35	9.00	2.000
Bob Hefner, R (5, 1) ERA: 3.33	2.0		9	3	1	1	4	0	0	0	0	0	0	17	17	4.50	1.500
Dick Radatz, R (7, 1) ERA: 1.85	3.0	W	11	3	1	1	4	0	0	0	0	0	0	19	19	3.00	1.000

Los Angeles Angels @ Boston Red Sox
Fenway Park, Boston, MA
 Sun Jul 05 1964, 3:33 AM EDT
 Att: 14,471 - Unknown

AB	35
R	6
H	10
RBI	6
BB	4
SO	10
LOB	17



Batter	1	2	3	4	5	6	7	8	9	AB	R	H	RBI	BB	SO	LOB				
Felix Mantilla, R OBP: 0.381, SLG: 0.608 (1, 4)	0-0 1B 1B	4-0 FC5-4 BB		0-0 F8		0-0 F8		4-0 HR BB		3	2	1	0	2	0	1				
Tony Conigliaro, R OBP: 0.330, SLG: 0.529 (1, 7)	0-3 K	0-0 FC5-4 1B 1-2f 2-3		0-0 2B 1B		0-0 F7		0-0 HR		5	2	2	3	0	1	3				
Carl Yastrzemski, L OBP: 0.386, SLG: 0.500 (1, 8)	0-0 1B 1-2 2B 1B	0-0 FC5-4 1B 1-3 3-H		0-0 2B 1-H 2-H			0-3 K	0-0 1B 2B		5	1	4	3	0	1	0				
Dick Stuart, R OBP: 0.296, SLG: 0.443 (1, 3)	0-0 F8	0-0 FC5-4 1-2f		0-0 5-3			0-0 HR	0-0 1B		5	1	2	1	0	0	5				
Dick Williams, R OBP: 0.271, SLG: 0.488 (8, PR)										0	0	0	0	0	0	0				
Dick Williams, R OBP: 0.271, SLG: 0.488 (9, 3)																				
Lee Thomas, L OBP: 0.321, SLG: 0.383 (1, 9)	0-0 2B 1-3 2-H 1B		0-0 4-3		0-0 F8		0-0 L4	0-0 F8		5	0	1	1	0	0	2				
Frank Malzone, R OBP: 0.340, SLG: 0.418 (1, 5)	0-0 1-3 3-H 2B		0-0 6-3		0-0 1B 1B		0-0 F8			4	0	2	1	0	0	0				
Eddie Bressoud, R OBP: 0.370, SLG: 0.455 (1, 6)	0-0 F9		0-0 5-3		0-0 G4-6-3 1B			0-0 4-3		4	0	1	0	0	0	2				
Bob Tillman, R OBP: 0.364, SLG: 0.422 (1, 2)		0-0 FC5-4 BB 1B 1B		0-0 1B 2B 1B		0-0 G4-6-3		0-0 5-3		4	2	2	0	0	0	2				
Dave Morehead, R OBP: 0.111, SLG: 0.059 (1, 1)		0-3 K		0-3 K		0-0 F8		1-0 HR BB HBP		2	0	0	0	0	2	2				
Bob Heffner, R OBP: 0.231, SLG: 0.462 (5, 1)										0	0	0	0	0	0	0				
Dalton Jones, L OBP: 0.302, SLG: 0.390 (6, PH)										1	0	0	0	0	0	0				
Dick Radatz, R OBP: 0.286, SLG: 0.300 (7, 1)										0	1	0	0	0	0	0				
Inning Stats	R: 2 E: 0 K: 1 S: 9	H: 4 LOB: 2 BB: 0 P: 9	R: 1 E: 0 K: 1 S: 7	H: 2 LOB: 2 BB: 1 P: 11	R: 0 E: 0 K: 0 S: 3	H: 0 LOB: 0 BB: 0 P: 3	R: 2 E: 0 K: 1 S: 8	H: 3 LOB: 1 BB: 0 P: 8	R: 0 E: 0 K: 0 S: 4	H: 2 LOB: 1 BB: 0 P: 4	R: 0 E: 0 K: 0 S: 3	H: 0 LOB: 0 BB: 0 P: 3	R: 1 E: 0 K: 1 S: 6	H: 1 LOB: 0 BB: 0 P: 6	R: 3 E: 0 K: 0 S: 6	H: 3 LOB: 2 BB: 1 P: 11	1B: 10 2B: 3 3B: 0 HR: 2	SF: 0 SAC: 0 DP: 1 HBP: 1	WP: 0 PB: 0 SB: 0 CS: 0	PA: 41

BOTTOM

Los Angeles Angels @ Boston Red Sox
Fenway Park, Boston, MA
Sun Jul 05 1964, 3:33 AM EDT
Att. 14,471 - Unknown

livebaseballscorecards.com

AB 38
R 9
H 15
RBI 9
BB 2
SO 4
LOB 17



PITCHER	IP	WLS	BF	H	R	ER	SO	BB	IBB	HBP	BLK	WP	HR	S	P	ERA	WHIP
Dean Chance, R ERA: 2.18 (1, 1)	1.2		12	6	3	3	2	1	0	0	0	0	0	15	19	16.20	4.200
Dan Osinski, R ERA: 4.61 (2, 1)	2.1		10	3	2	2	1	0	0	0	0	0	0	12	12	7.71	1.286
Bob Lee, R ERA: 2.15 (5, 1)	3.0		11	3	1	1	1	0	0	0	0	0	1	13	13	3.00	1.000
Bob Duliba, R ERA: 2.4 (8, 1)	1.0	L	8	3	3	3	0	1	0	1	0	0	1	6	11	27.00	4.000

Batter	1	2	3	4	5	6	7	8	9	AB R H RBI BB SO LOB	TOP		
Felix Mantilla, R (1, 4) OBP: 0.370, SLG: 0.589	0-0 5-3		0-0 F7		0-0 F9			0-0 F7		4 0 0 0 0 0 2	Boston Red Sox @ Detroit Tigers Tiger Stadium, Detroit, MI Thu Jul 09 1964, 7:05 PM EDT Att. 12,377 - Unknown		
Tony Conigliaro, R (1, 7) OBP: 0.329, SLG: 0.524	0-0 WP 1B 1B		0-0 F7			0-0 F7		0-0 F4		4 0 1 0 0 0 1			
Carl Yastrzemski, L (1, 8) OBP: 0.384, SLG: 0.496	0-0 WP 1-2 1B			0-0 4-3		0-0 3-1			0-0 F7	4 0 1 0 0 0 0			
Dick Stuart, R (1, 3) OBP: 0.296, SLG: 0.440	0-0 F3 1-2 2-3			0-0 F8		0-3 K			0-0 HR 1B	4 1 1 0 0 1 2			
Lee Thomas, L (1, 9) OBP: 0.323, SLG: 0.405	0-0 F9			0-0 HR			0-0 4-3		0-0 HR 1-H	4 2 2 3 0 0 2			
Frank Malzone, R (1, 5) OBP: 0.336, SLG: 0.412		0-0 5-3		0-0 F6		0-3 K			0-0 F8	4 0 0 0 0 1 0			
Eddie Bressoud, R (1, 6) OBP: 0.368, SLG: 0.452		0-0 6-3			0-0 F8		0-0 F6		0-0 BB 1B	4 0 1 0 0 0 0			
Russ Nixon, L (1, 2) Earl Wilson, R (9, PR) OBP: 0.430, SLG: 0.431 OBP: 0.342, SLG: 0.500		0-3 K			0-0 1B			0-0 6-3	4-0 BB BB BB BB	3 0 1 0 1 1 0 0 0 0 0 0 0 0			
Bill Monbouquette, R (1, 1) Dalton Jones, L (8, PH) Bob Hefner, R (8, 1) Dick Williams, R (9, PH) OBP: 0.250, SLG: 0.129 OBP: 0.305, SLG: 0.393 OBP: 0.231, SLG: 0.462 OBP: 0.265, SLG: 0.477			0-0 F8		0-3 K			0-0 1B	0-0 5-3	2 0 0 0 0 1 1 1 0 1 0 0 0 0 0 0 0 0 0 0 0 1 0 0 0 0 0 2			
Inning Stats	R: 0 H: 2 E: 0 LOB: 2 K: 0 BB: 0 S: 5 P: 5	R: 0 H: 0 E: 0 LOB: 0 K: 1 BB: 0 S: 5 P: 5	R: 0 H: 0 E: 0 LOB: 0 K: 0 BB: 0 S: 3 P: 3	R: 1 H: 1 E: 0 LOB: 0 K: 0 BB: 0 S: 4 P: 4	R: 0 H: 1 E: 0 LOB: 1 K: 1 BB: 0 S: 6 P: 6	R: 0 H: 0 E: 0 LOB: 0 K: 1 BB: 0 S: 5 P: 5	R: 0 H: 0 E: 0 LOB: 0 K: 1 BB: 0 S: 5 P: 5	R: 0 H: 1 E: 0 LOB: 1 K: 0 BB: 0 S: 4 P: 4	R: 2 H: 3 E: 0 LOB: 2 K: 0 BB: 1 S: 6 P: 10	1B: 6 SF: 0 2B: 0 SAC: 0 3B: 0 DP: 0 HR: 2 HBP: 0		WP: 1 PA: 36 PB: 0 SB: 0 CS: 0	
PITCHER Dave Wickersham, R (1, 1) ERA: 3.01 Larry Sherry, R (9, 1) ERA: 3.96	IP WLS BF H R ER SO BB IBB HBP BLK WP HR S P ERA WHIP											PITCHER IP WLS BF H R ER SO BB IBB HBP BLK WP HR S P ERA WHIP	
	8.2 W 34 8 3 3 4 0 0 0 0 1 2 42 42 3.12 0.923												
	0.1 S 2 0 0 0 0 1 0 0 0 0 0 0 1 5 0.00 3.000												

livebaseballscorecards.com

AB	35
R	3
H	8
RBI	3
BB	1
SO	4
LOB	10



Batter	1	2	3	4	5	6	7	8	9	AB R H RBI BB SO LOB	TOP																
Felix Mantilla, R (1, 4) OBP: 0.371, SLG: 0.581	0-0 5-3		0-0 6-3		0-0 5-3		0-0 FC6 1B		0-0 2-3 1B	5 0 2 0 0 0 0	Boston Red Sox @ Detroit Tigers Tiger Stadium, Detroit, MI Fri Jul 10 1964, 7:05 PM EDT Unknown																
Tony Conigliaro, R (1, 7) OBP: 0.330, SLG: 0.524	0-0 HR 2B		0-0 6-3		4-0 G4-6-3 BB		0-3 K		0-0 2-3 1-2	4 1 1 0 1 1 2																	
Carl Yastrzemski, L (1, 8) OBP: 0.378, SLG: 0.487	0-0 4-3			0-0 L7	0-0 G4-6-3		0-0 FC6		0-3 K	5 0 0 0 0 1 5																	
Dick Stuart, R (1, 3) Dick Williams, R (9, 3) OBP: 0.297, SLG: 0.447 OBP: 0.265, SLG: 0.477	0-0 HR 2-H			4-0 HR BB		0-3 K		0-3 K	0-0 1-3	4 2 1 2 1 2 2 0 0 0 0 0 0 0																	
Lee Thomas, L (1, 9) OBP: 0.328, SLG: 0.420	0-0 F3			0-0 HR 1-H		4-0 BB		0-0 1B 2B		3 1 2 2 1 0 0																	
Frank Malzone, R (1, 5) OBP: 0.338, SLG: 0.413		0-0 5-3		0-0 1B 1B		0-0 F8		0-0 1B 2-H		4 0 2 0 0 0 1																	
Eddie Bressoud, R (1, 6) OBP: 0.367, SLG: 0.449		0-0 G4-6-3 1B		0-0 F4		0-3 K		0-0 6-3		4 0 1 0 0 1 3																	
Russ Nixon, L (1, 2) OBP: 0.433, SLG: 0.434		0-0 G4-6-3		0-0 1B		0-0 L7		0-0 HR 1B		4 0 2 0 0 0 1 0 1 0 0 0 0 0 0 0 0 0 0 0 0																	
Roman Mejias, R (9, PR) OBP: 0.250, SLG: 0.358				0-0 1B																							
Bob Tillman, R (9, 2) OBP: 0.364, SLG: 0.422				1-3 1B																							
Earl Wilson, R (1, 1) OBP: 0.341, SLG: 0.568			0-0 5-3		0-3 K		0-0 HR		0-0 HR 1-H	3 1 1 1 0 1 2 0 0 0 0 0 0 0 1 1 1 2 0 0 0 0 0 0 0 0 0 0																	
Dick Radatz, R (7, 1) OBP: 0.286, SLG: 0.300																											
Dalton Jones, L (9, PH) OBP: 0.308, SLG: 0.410																											
Bob Hefner, R (9, 1) OBP: 0.231, SLG: 0.462																											
Inning Stats	R: 2 E: 0 K: 0 S: 5	H: 2 LOB: 0 BB: 0 P: 5	R: 0 E: 0 K: 0 S: 3	H: 1 LOB: 0 BB: 0 P: 3	R: 0 E: 0 K: 0 S: 3	H: 0 LOB: 0 BB: 0 P: 3	R: 2 E: 0 K: 1 S: 8	H: 3 LOB: 2 BB: 1 P: 12	R: 0 E: 0 K: 0 S: 2	H: 0 LOB: 0 BB: 1 P: 6	R: 0 E: 0 K: 2 S: 7	H: 0 LOB: 1 BB: 1 P: 11	R: 1 E: 0 K: 1 S: 7	H: 2 LOB: 1 BB: 0 P: 7	R: 0 E: 0 K: 1 S: 6	H: 2 LOB: 1 BB: 0 P: 6	R: 2 E: 0 K: 1 S: 8	H: 3 LOB: 2 BB: 0 P: 8	1B: 7 2B: 2 3B: 0 HR: 4	SF: 0 SAC: 0 DP: 2 HBP: 0	WP: 0 PB: 0 SB: 0 CS: 0	PA: 40					
PITCHER	IP WLS BF H R ER SO BB IBB HBP BLK WP HR S P ERA WHIP																										
Phil Regan, R (1, 1) ERA: 4.99	3.2		17	6	4	4	0	1	0	0	0	0	2	16	20	9.82	1.909										
Fred Gladding, R (4, 1) ERA: 5.01	3.1		13	2	1	1	4	2	0	0	0	0	1	19	27	2.70	1.200										
Terry Fox, R (8, 1) ERA: 2.66	1.0	L	7	5	2	2	1	0	0	0	0	0	1	9	9	18.00	5.000										
Larry Sherry, R (9, 1) ERA: 3.88	1.0		3	0	0	0	1	0	0	0	0	0	0	5	5	0.00	0.000										

livebaseballscorecards.com

AB 37
R 7
H 13
RBI 7
BB 3
SO 6
LOB 16



BOTTOM

Boston Red Sox @ Detroit Tigers
Tiger Stadium, Detroit, MI
Fri Jul 10 1964, 7:05 PM EDT
Unknown

livebaseballscorecards.com

AB	35
R	6
H	10
RBI	6
BB	3
SO	9
LOB	10



WP:	0	PA:	39
PB:	0	SB:	0
CS:	0		


AB R H RBI BB SO LOB

5	0	2	0	0	0	0
4	1	0	0	1	1	3
5	2	2	1	0	1	2
3	1	1	0	1	0	0
3	0	0	1	0	2	1
0	0	0	0	0	0	0
4	2	3	4	0	0	0
4	0	1	0	0	1	2
3	0	0	0	1	2	1
1	0	0	0	0	1	0
1	0	0	0	0	0	0
1	0	1	0	0	0	0
1	0	0	0	0	1	1
0	0	0	0	0	0	0

Batter	1	2	3	4	5	6	7	8	9
Bill Bruton, L OBP: 0.327, SLG: 0.392 (1, 8)	0-0 4-3 1B	0-0 F8			0-0 G6-3 1B		0-0 1-3 1B		0-0 3-1
Jerry Lumpe, L OBP: 0.289, SLG: 0.315 (1, 4)	4-0 BB SF9 1B BB		0-0 F8		0-0 G6-3 1-2f		0-3 K		0-0 1-3
Gates Brown, L OBP: 0.373, SLG: 0.661 (1, 7)	0-0 SF9 1-2 1B		0-0 3-1			0-0 HR	0-3 K		0-0 3-1
Norm Cash, L OBP: 0.314, SLG: 0.381 (1, 3)	4-0 1-2 2-3 1B BB		0-0 F8			0-0 4-3		0-0 HR 2B	
Bill Freehan, R OBP: 0.336, SLG: 0.458 Mike Roarke, R OBP: 0.237, SLG: 0.182 (1, 2) (9, 2)	0-0 SF9			0-0 1-3		0-3 K		0-3 K	
Dick McAuliffe, L OBP: 0.353, SLG: 0.502 (1, 6)	0-0 1-2 3-H 1B		0-0 F7			0-0 HR		0-0 2-H HR	
George Thomas, R OBP: 0.329, SLG: 0.469 (1, 9)	0-0 F8			0-0 1B		0-0 1-3		0-3 K	
Don Wert, R OBP: 0.310, SLG: 0.342 (1, 5)		0-3 K		0-3 K			0-0 F4	4-0 BB	
Phil Regan, R OBP: 0.484, SLG: 0.481 Fred Gladding, L (4, 1)		0-3 K			0-0 4-3		0-0 1B	0-3 K	
Don Demeter, R OBP: 0.291, SLG: 0.422 (7, PH)									
Terry Fox, R OBP: 0.333, SLG: 0.500 (8, 1)									
Larry Sherry, R (9, 1)									

Inning Stats	R: 2	H: 2	E: 0	LOB: 2	K: 0	P: 13	R: 0	H: 0	E: 0	LOB: 0	K: 2	P: 7	R: 0	H: 0	E: 0	LOB: 0	K: 0	P: 3	R: 0	H: 1	E: 0	LOB: 1	K: 1	P: 6	R: 0	H: 1	E: 0	LOB: 0	K: 0	P: 3	R: 2	H: 2	E: 0	LOB: 0	K: 1	P: 7	R: 0	H: 2	E: 0	LOB: 2	K: 2	P: 9	R: 2	H: 2	E: 0	LOB: 1	K: 3	P: 15	R: 0	H: 0	E: 0	LOB: 0	K: 0	P: 3	1B: 6	SF: 1	2B: 1	SAC: 0	3B: 0	DP: 1	HR: 3	HBP: 0	WP: 0	PA: 39
--------------	------	------	------	--------	------	-------	------	------	------	--------	------	------	------	------	------	--------	------	------	------	------	------	--------	------	------	------	------	------	--------	------	------	------	------	------	--------	------	------	------	------	------	--------	------	------	------	------	------	--------	------	-------	------	------	------	--------	------	------	-------	-------	-------	--------	-------	-------	-------	--------	-------	--------

PITCHER	IP	WLS	BF	H	R	ER	SO	BB	IBB	HBP	BLK	WP	HR	S	P	ERA	WHIP
Earl Wilson, R ERA: 4.67 (1, 1)	6.0		25	6	4	4	4	2	0	0	0	0	2	31	39	6.00	1.333
Dick Radatz, R ERA: 2.02 (7, 1)	2.0	W	11	4	2	2	5	1	0	0	0	0	1	20	24	9.00	2.500
Bob Heffner, R ERA: 3.23 (9, 1)	1.0	S	3	0	0	0	0	0	0	0	0	0	0	3	3	0.00	0.000

Batter	1	2	3	4	5	6	7	8	9	AB R H RBI BB SO LOB	TOP														
Dalton Jones, L (1, 4) OBP: 0.302, SLG: 0.401	0-3 K	0-0 4-3			0-0 4-3		0-0 3-1		0-3 K	5 0 0 0 0 2 3	<p>Boston Red Sox @ Detroit Tigers Tiger Stadium, Detroit, MI Fri Jul 10 1964, 7:05 PM EDT Att. 21,842 - Unknown</p> <p>livebaseballscorecards.com</p> <table> <tr><td>AB</td><td>34</td></tr> <tr><td>R</td><td>3</td></tr> <tr><td>H</td><td>8</td></tr> <tr><td>RBI</td><td>3</td></tr> <tr><td>BB</td><td>4</td></tr> <tr><td>SO</td><td>8</td></tr> <tr><td>LOB</td><td>19</td></tr> </table> 	AB	34	R	3	H	8	RBI	3	BB	4	SO	8	LOB	19
AB	34																								
R	3																								
H	8																								
RBI	3																								
BB	4																								
SO	8																								
LOB	19																								
Felix Mantilla, R (1, 5) OBP: 0.365, SLG: 0.564	0-0 5-3		0-0 5-3		0-0 5-3		4-0 BB		0-0 F6	4 0 0 0 1 0 0															
Carl Yastrzemski, L (1, 8) OBP: 0.372, SLG: 0.478	0-0 3-1		0-0 G3		0-3 K		0-0 F5		0-0 F7	5 0 0 0 0 1 1															
Dick Stuart, R (1, 3) OBP: 0.302, SLG: 0.451		0-0 1B	0-3 K			0-0 FC3-6		0-0 1B		4 2 3 0 0 1 0															
Lee Thomas, L (1, 9) OBP: 0.333, SLG: 0.423		0-0 1B		0-0 6-3		0-0 FC3-6		4-0 SF8		3 1 2 0 1 0 1															
Tony Conigliaro, R (1, 7) OBP: 0.329, SLG: 0.520		0-3 K		0-0 5-3		0-0 F7		0-0 SF8		4 0 1 0 0 1 4															
Eddie Bressoud, R (1, 6) OBP: 0.368, SLG: 0.450		0-0 BB		0-0 6-3		4-0 BB		0-0 SF8		2 0 1 2 1 0 1															
Bob Tillman, R (1, 2) OBP: 0.362, SLG: 0.419		0-3 K		0-0 1B		0-3 K		0-0 L7		4 0 1 1 0 2 6															
Dave Morehead, R (1, 1) OBP: 0.135, SLG: 0.059 Bill Spannick, L (3, 1) OBP: 0.400, SLG: 0.308 Frank Malzone, R (7, PH) OBP: 0.337, SLG: 0.412 Ed Connolly, L (7, 1) Russ Nixon, L (8, PH) OBP: 0.428, SLG: 0.429 Pete Charton, L (8, 1)		4-0 BB		0-3 K		0-0 6-3		0-0 4-3		0 0 0 0 0 1 0 0 1 0 0 0 0 0 1 1 1 0 0 0 0 0 0 0 0 0 0 0 0 0 0 0 1 0 0 0 0 0 0 2 0 0 0 0 0 0 0 0															
Inning Stats	R: 0 E: 0 K: 1 S: 5	H: 0 LOB: 0 BB: 0 P: 5	R: 1 E: 0 K: 2 S: 10	H: 3 LOB: 3 BB: 1 P: 14	R: 0 E: 0 K: 1 S: 5	H: 0 LOB: 0 BB: 0 P: 5	R: 1 E: 0 K: 1 S: 7	H: 2 LOB: 1 BB: 0 P: 7	R: 0 E: 0 K: 1 S: 5	H: 0 LOB: 0 BB: 0 P: 5	R: 0 E: 0 K: 0 S: 3	H: 0 LOB: 1 BB: 1 P: 7	R: 1 E: 0 K: 0 S: 5	H: 2 LOB: 2 BB: 1 P: 9	R: 0 E: 0 K: 1 S: 5	H: 0 LOB: 0 BB: 0 P: 5	1B: 8 2B: 0 3B: 0 HR: 0	SF: 1 SAC: 0 DP: 0 HBP: 0	WP: 0 PB: 0 SB: 0 CS: 0	PA: 39					
PITCHER Ed Rakow, R (1, 1) ERA: 3.52	IP: 9.0 WLS: W BF: 39 H: 8 R: 3 ER: 3 SO: 8 BB: 4 IBB: 0 HBP: 0 BLK: 0 WP: 0 HR: 0 S: 51 P: 67 ERA: 3.00 WHIP: 1.333											PITCHER	IP: WLS: BF: H: R: ER: SO: BB: IBB: HBP: BLK: WP: HR: S: P: ERA: WHIP												

BOTTOM

Boston Red Sox @ Detroit Tigers
Tiger Stadium, Detroit, MI
Fri Jul 10 1964, 7:05 PM EDT
Att. 21,842 - Unknown

livebaseballscorecards.com

AB	30
R	8
H	9
RBI	7
BB	7
SO	8
LOB	16



WP:	0	PA:	39
PB:	0		
SB:	0		
CS:	2		

AB R H RBI BB SO LOB

4	1	2	1	1	1	1
4	1	0	0	1	1	3
4	1	1	0	0	0	3
3	1	0	0	1	1	3
3	2	2	3	1	1	1
4	0	2	3	0	1	1
4	0	0	0	0	2	2
2	1	2	0	2	0	0
2	1	0	0	1	1	2
1B:	4	SF:	0			
2B:	3	SAC:	1			
3B:	1	DP:	0			
HR:	1	HBP:	0			

Batter	1	2	3	4	5	6	7	8	9
Bill Bruton, L (1, 8) OBP: 0.335, SLG: 0.395	4-0 CS BB		0-0 G3 E HR 1B	0-0 1-H 1B			0-3 K	0-0 G3	
Jerry Lumpe, L (1, 4) OBP: 0.288, SLG: 0.312	0-3 K 1-2		0-0 E3 G3 HR		4-0 BB		0-0 5-3	0-0 4-3	
Gates Brown, L (1, 7) OBP: 0.369, SLG: 0.656	0-0 6-3		0-0 F8		0-0 F2		0-0 BB 2B		
Norm Cash, L (1, 3) OBP: 0.313, SLG: 0.376		0-0 F6	0-0 G3		0-3 K		4-0 BB 2B		
Dick McAuliffe, L (1, 6) OBP: 0.358, SLG: 0.522		0-0 3B	0-0 HR		0-3 K		4-0 1-2 2-3 BB		
George Thomas, R (1, 9) OBP: 0.333, SLG: 0.477		0-0 L7	0-0 CS 1B		0-3 K		0-0 2B		
Don Wert, R (1, 5) OBP: 0.306, SLG: 0.336	0-3 K		0-0 CS	0-0 6-3		0-0 6-3	0-3 K		
Mike Roarke, R (1, 2) OBP: 0.286, SLG: 0.228			4-0 BB 1B	4-0 1B BB		0-0 1B	0-0 SH2-4 2B		
Ed Rakow, S (1, 1) OBP: 0.286, SLG: 0.228			4-0 1B E BB	0-3 K		0-0 5-3	0-0 SH2-4		

Inning Stats	R: 0	H: 0	E: 0	K: 1	S: 4	LOB: 0	BB: 1	P: 8	R: 0	H: 1	E: 0	K: 1	S: 6	LOB: 1	BB: 0	P: 6	R: 5	H: 3	E: 1	K: 0	S: 6	LOB: 0	BB: 2	P: 14	R: 0	H: 1	E: 0	K: 1	S: 5	LOB: 2	BB: 1	P: 9	R: 0	H: 0	E: 0	K: 2	S: 7	LOB: 1	BB: 1	P: 11	R: 0	H: 1	E: 0	K: 1	S: 6	LOB: 1	BB: 0	P: 6	R: 3	H: 2	E: 0	K: 2	S: 9	LOB: 1	BB: 2	P: 17	R: 0	H: 1	E: 0	K: 0	S: 4	LOB: 1	BB: 0	P: 4
--------------	------	------	------	------	------	--------	-------	------	------	------	------	------	------	--------	-------	------	------	------	------	------	------	--------	-------	-------	------	------	------	------	------	--------	-------	------	------	------	------	------	------	--------	-------	-------	------	------	------	------	------	--------	-------	------	------	------	------	------	------	--------	-------	-------	------	------	------	------	------	--------	-------	------

PITCHER	IP	WLS	BF	H	R	ER	SO	BB	IBB	HBP	BLK	WP	HR	S	P	ERA	WHIP
Dave Morehead, R (1, 1) ERA: 4.7	2.2	L	15	4	5	1	2	3	0	0	0	0	0	16	28	3.38	2.625
Bill Spanswick, L (3, 1) ERA: 7.11	3.1		12	2	0	0	4	2	0	0	0	0	0	18	26	0.00	1.200
Ed Connolly, L (7, 1) ERA: 5.4	1.0		7	2	3	3	2	2	0	0	0	0	0	9	17	27.00	4.000
Pete Charton, R (8, 1) ERA: 13.5	1.0		4	1	0	0	0	0	0	0	0	0	0	4	4	0.00	1.000

PITCHER	IP	WLS	BF	H	R	ER	SO	BB	IBB	HBP	BLK	WP	HR	S	P	ERA	WHIP
---------	----	-----	----	---	---	----	----	----	-----	-----	-----	----	----	---	---	-----	------

Batter	1	2	3	4	5	6	7	8	9	AB R H RBI BB SO LOB	TOP
Dalton Jones, L (1, 4) OBP: 0.301, SLG: 0.395	4-0 6-3 WP BB		0-0 FC1-6 1-2f			0-0 F4		0-0 F9		3 0 0 0 1 0 2	
Tony Conigliaro, R (1, 7) OBP: 0.324, SLG: 0.513	0-0 6-3 1-2		0-3 K			0-0 F4		0-0 6-3		4 0 0 0 0 1 3	
Carl Yastrzemski, L (1, 8) OBP: 0.373, SLG: 0.479	0-0 6-3 2-3			0-0 G6-3 1B		0-0 4-3			0-0 WP 1B	4 0 2 0 0 0 2	
Dick Stuart, R (1, 3) OBP: 0.299, SLG: 0.445	0-3 K		0-3 K			0-0 F8			0-3 K 1-2	4 0 0 0 0 3 3	
Lee Thomas, L (1, 9) OBP: 0.329, SLG: 0.417		0-0 F8		0-0 G6-3 1-2f		0-0 F3			0-0 L6	4 0 0 0 0 0 2	
Frank Malzone, R (1, 5) OBP: 0.336, SLG: 0.409		0-0 F8			0-3 K		0-0 1B		0-0 4-3	4 0 1 0 0 1 1	
Eddie Bressoud, R (1, 6) OBP: 0.365, SLG: 0.445		0-3 K			0-3 K		0-3 K			3 0 0 0 0 3 1	
Bob Tillman, R (1, 2) OBP: 0.361, SLG: 0.431			0-0 F9		0-0 5-3					3 1 1 1 0 0 0	
Arnold Earley, L (1, 1) Felix Mantilla, R (6, PH) Bill Spanswick, L (6, 1) Russ Nixon, L (8, PH) Dave Gray, R (8, 1)			4-0 FC1-6 BB			0-0 1B		0-0 HR		0 0 0 0 1 0 0	
Inning Stats	R: 0 H: 0 E: 0 LOB: 1 K: 1 BB: 1 S: 5 P: 9	R: 0 H: 0 E: 0 LOB: 0 K: 1 BB: 0 S: 5 P: 5	R: 0 H: 0 E: 0 LOB: 1 K: 1 BB: 1 S: 5 P: 9	R: 0 H: 1 E: 0 LOB: 0 K: 1 BB: 0 S: 5 P: 5	R: 0 H: 0 E: 0 LOB: 0 K: 2 BB: 0 S: 7 P: 7	R: 0 H: 1 E: 0 LOB: 1 K: 0 BB: 0 S: 4 P: 4	R: 0 H: 1 E: 0 LOB: 1 K: 1 BB: 0 S: 6 P: 6	R: 1 H: 1 E: 0 LOB: 0 K: 0 BB: 0 S: 4 P: 4	R: 0 H: 1 E: 0 LOB: 1 K: 1 BB: 0 S: 6 P: 6	1B: 4 SF: 0 2B: 0 SAC: 0 3B: 0 DP: 1 HR: 1 HBP: 0	WP: 2 PA: 33 PB: 0 SB: 0 CS: 0
PITCHER Joe Sparma, R (1, 1) ERA: 0.83	IP WLS BF H R ER SO BB IBB HBP BLK WP HR S P ERA WHIP										

Boston Red Sox @ Detroit Tigers
Tiger Stadium, Detroit, MI
Sat Jul 11 1964, 4:33 AM EDT
Att. 7,127 - Unknown

livebaseballscorecards.com

AB 31
R 1
H 5
RBI 1
BB 2
SO 8
LOB 14



Batter	1	2	3	4	5	6	7	8	9
Jake Wood, R OBP: 0.218, SLG: 0.298 (1, 3)	0-0 F5		0-0 HR		0-0 1B 3B	0-0 F4		4-0 BB BB BB 1-2 2-3	
George Thomas, R OBP: 0.342, SLG: 0.503 (1, 9)	0-0 1B 2B		0-3 K		0-3 K		0-0 HR	4-0 BB BB BB 1-2 2-3	
Gates Brown, L OBP: 0.356, SLG: 0.630 (1, 7)	0-3 K		0-0 F8		0-0 F8		0-0 F7	0-0 4-3	
Don Demeter, R OBP: 0.298, SLG: 0.432 (1, 8)	0-0 BB 1B		0-0 1B 2B		0-0 S 1B		0-3 K		
Bill Freehan, R OBP: 0.338, SLG: 0.456 (1, 2)	4-0 BB		0-0 1B		0-3 K		0-0 F8		
Jerry Lumpe, L OBP: 0.285, SLG: 0.308 (1, 4)	0-0 L1		0-0 F9			0-0 F9		0-0 1-3	
Dick McAuliffe, L OBP: 0.360, SLG: 0.523 (1, 6)		0-3 K		0-0 1-3		0-0 HR 2B		4-0 BB BB BB BB BB	
Don Wert, R OBP: 0.312, SLG: 0.361 (1, 5)		0-0 K 3B		0-0 F7		0-0 HR		4-0 BB BB BB BB 1-2	
Joe Sparna, R OBP: 0.100, SLG: 0.300 (1, 1)		0-3 K		0-0 6-3		0-3 K		0-3 K	

Inning Stats	R: 1	H: 2	E: 0	K: 1	S: 7	H: 2	LOB: 2	BB: 1	P: 11	R: 0	H: 1	E: 0	K: 2	S: 7	H: 3	LOB: 1	BB: 0	P: 7	R: 0	H: 0	E: 0	K: 1	S: 3	R: 1	H: 2	E: 0	K: 2	S: 9	H: 2	LOB: 1	BB: 0	P: 9	R: 2	H: 2	E: 0	K: 1	S: 7	H: 2	LOB: 0	BB: 0	P: 7	R: 1	H: 1	E: 0	K: 1	S: 6	H: 0	LOB: 3	BB: 4	P: 21
--------------	------	------	------	------	------	------	--------	-------	-------	------	------	------	------	------	------	--------	-------	------	------	------	------	------	------	------	------	------	------	------	------	--------	-------	------	------	------	------	------	------	------	--------	-------	------	------	------	------	------	------	------	--------	-------	-------

PITCHER	IP	WLS	BF	H	R	ER	SO	BB	IBB	HBP	BLK	WP	HR	S	P	ERA	WHIP
Arnold Earley, L ERA: 2.57 (1, 1)	5.0	L	23	8	4	4	6	1	0	0	0	0	1	34	38	7.20	1.800
Bill Spanswick, L ERA: 7.36 (6, 1)	2.0		9	3	3	3	2	0	0	0	0	0	2	13	13	13.50	1.500
Dave Gray, R ERA: 9.39 (8, 1)	1.0		7	0	1	1	1	4	0	0	0	0	0	5	21	9.00	4.000

BOTTOM

Boston Red Sox @ Detroit Tigers
Tiger Stadium, Detroit, MI
Sat Jul 11 1964, 4:33 AM EDT
Att. 7,127 - Unknown

AB	R	H	RBI	BB	SO	LOB
4	2	2	1	1	0	0
4	2	2	2	1	2	1
5	0	0	0	0	1	5
4	1	3	2	0	1	0
3	0	1	1	1	1	1
4	0	0	0	0	0	3
3	2	1	0	1	1	0
3	1	2	2	1	0	0
4	0	0	0	0	3	3

AB	34
R	8
H	11
RBI	8
BB	5
SO	9
LOB	13

WP: 0 PA: 39
PB: 0 SB: 1
CS: 0



PITCHER	IP	WLS	BF	H	R	ER	SO	BB	IBB	HBP	BLK	WP	HR	S	P	ERA	WHIP
---------	----	-----	----	---	---	----	----	----	-----	-----	-----	----	----	---	---	-----	------

Batter	1	2	3	4	5	6	7	8	9	AB R H RBI BB SO LOB	TOP											
Felix Mantilla, R (1, 4) OBP: 0.366, SLG: 0.580	0-3 K		0-0 F5		0-0 6-3		0-0 1-H HR			4 1 1 2 0 1 1												
Tony Conigliaro, R (1, 7) OBP: 0.320, SLG: 0.505	0-0 5-3			0-3 K		0-0 F7	0-3 K			4 0 0 0 0 2 0												
Carl Yastrzemski, L (1, 8) OBP: 0.375, SLG: 0.477	4-0 BB			0-0 3-1		0-0 1B 1B		0-0 F7		3 0 1 0 1 0 0												
Dick Stuart, R (1, 3) OBP: 0.298, SLG: 0.443 Dick Williams, R (8, 3) OBP: 0.265, SLG: 0.477	0-3 K			0-3 K		0-0 1-2 1B	G3-6-3 1B	0-3 K		4 0 1 0 0 3 1 0 0 0 0 0 0 0												
Lee Thomas, L (1, 9) OBP: 0.331, SLG: 0.416		0-0 F8			4-0 1B 2B BB	0-0 G3-6-3 1-2f		0-0 1B		3 1 1 0 1 0 2												
Frank Malzone, R (1, 5) OBP: 0.338, SLG: 0.411		0-3 K			0-0 1-2 2B 1B		0-0 1B SF8 1B	0-0 6-3		4 2 2 0 0 1 1												
Eddie Bressoud, R (1, 6) OBP: 0.367, SLG: 0.449		0-0 F8			0-0 1-3 2-H 2B		0-0 1-3 HR 1B		0-0 F8	4 1 2 1 0 0 0												
Russ Nixon, L (1, 2) OBP: 0.406, SLG: 0.407			0-0 4-3		0-0 4-3		0-0 SF8		0-0 F7	3 0 0 2 0 0 1												
Jack Lamabe, R (1, 1) OBP: 0.143, SLG: 0.150 Dalton Jones, L (7, PH) OBP: 0.300, SLG: 0.394 Bob Hefner, R (7, 1) OBP: 0.231, SLG: 0.462 Dick Radatz, R (7, 1) OBP: 0.273, SLG: 0.286			0-0 6-3		0-0 P5		0-0 3-H F8		0-0 4-3	2 0 0 0 0 0 1 1 0 0 0 0 0 1 0 0 0 0 0 0 0 1 0 0 0 0 0 0												
Inning Stats	R: 0 E: 0 K: 2 S: 7	H: 0 LOB: 1 BB: 1 P: 11	R: 0 E: 0 K: 1 S: 5	H: 0 LOB: 0 BB: 0 P: 5	R: 0 E: 0 K: 0 S: 3	H: 0 LOB: 0 BB: 0 P: 3	R: 0 E: 0 K: 2 S: 7	H: 0 LOB: 0 BB: 0 P: 7	R: 2 E: 0 K: 0 S: 5	H: 2 LOB: 1 BB: 1 P: 9	R: 0 E: 0 K: 0 S: 4	H: 2 LOB: 1 BB: 0 P: 4	R: 3 E: 0 K: 1 S: 8	H: 3 LOB: 0 BB: 0 P: 8	R: 0 E: 0 K: 1 S: 6	H: 1 LOB: 1 BB: 0 P: 6	R: 0 E: 0 K: 0 S: 3	H: 0 LOB: 0 BB: 0 P: 3	1B: 6 2B: 1 3B: 0 HR: 1	SF: 1 SAC: 0 DP: 1 HBP: 0	WP: 0 PB: 0 SB: 0 CS: 0	PA: 36
PITCHER	IP WLS BF H R ER SO BB IBB HBP BLK WP HR S P ERA WHIP																					
Bennie Daniels, R (1, 1) ERA: 4.0	6.2 L 28 7 5 5 5 2 0 0 0 0 0 1 36 44 6.75 1.350																					
Jim Hannan, R (7, 1) ERA: 3.94	1.1 5 1 0 0 2 0 0 0 0 0 0 0 9 9 0.00 0.750																					
Ron Kline, R (9, 1) ERA: 2.45	1.0 3 0 0 0 0 0 0 0 0 0 0 0 3 3 0.00 0.000																					

Boston Red Sox @ Washington Senators
D.C. Stadium, Washington, DC
Sun Jul 12 1964, 3:33 AM EDT
Unknown

livebaseballscorecards.com

AB	33
R	5
H	8
RBI	5
BB	2
SO	7
LOB	8



Batter	1	2	3	4	5	6	7	8	9	AB	R	H	RBI	BB	SO	LOB
Don Blasingame, L (1, 4) OBP: 0.308, SLG: 0.325	0-0 BB 1B	0-0 2B		0-0 FC6 1-2f		0-0 F8		0-0 G3 1-2		5	1	2	0	0	0	5
Fred Valentine, S (1, 7) OBP: 0.320, SLG: 0.355 Ron Kline, R (9, 1) OBP: 0.400, SLG: 0.250	4-0 1B 1-2 BB	0-0 4-3			0-0 6-3		0-0 HR	0-0 6-3		4	2	1	1	1	0	2
Jim King, L (1, 9) OBP: 0.360, SLG: 0.480	0-0 F8		0-0 F9		0-3 K		0-0 1B 1B		0-3 K	5	0	1	0	0	2	2
Bill Skowron, R (1, 3) OBP: 0.306, SLG: 0.458 Dick Phillips, L (9, 3) OBP: 0.323, SLG: 0.290	0-0 1B 1-3 2-H		0-3 K		0-0 4-3		0-3 K		0-0 P3	4	0	1	1	0	2	1
Don Lock, R (1, 8) OBP: 0.388, SLG: 0.455	0-0 F9		0-0 1B 1B		0-0 FC4-6 BB		0-0 1-2 1B		4-0 BB BB BB BB	3	0	2	0	2	0	2
Mike Brumley, L (1, 2) OBP: 0.316, SLG: 0.306	0-0 1-2 3-H 1B		0-0 1B		0-0 FC4-6 2B 1-2f		0-3 K		0-0 P5	5	0	2	1	0	1	4
John Kennedy, R (1, 5) OBP: 0.301, SLG: 0.395 (9, 6)	0-0 6-3		0-0 F8		0-0 2B		0-0 F7		4-0 BB BB BB BB	4	0	1	0	0	0	4
Ed Brinkman, R (1, 6) OBP: 0.265, SLG: 0.331 Don Zimmer, R (8, PH) OBP: 0.291, SLG: 0.443 (9, 5)		0-3 K		0-0 5-3		0-3 K		0-3 K		3	0	0	0	0	2	2
Bennie Daniels, L (1, 1) OBP: 0.235, SLG: 0.233 Jim Hannan, R (7, 1) OBP: 0.231, SLG: 0.250 Chuck Hinton, R (8, PH) OBP: 0.357, SLG: 0.450 (9, 7)		0-0 F5		0-0 FC6 1B		4-0 BB		0-0 G3 1B		1	0	0	0	0	0	0

Inning Stats	R: 2	H: 3	E: 0	K: 0	S: 6	LOB: 2	BB: 1	P: 10	R: 0	H: 1	E: 0	K: 1	S: 6	LOB: 1	BB: 0	P: 6	R: 0	H: 2	E: 0	K: 1	S: 6	LOB: 2	BB: 0	P: 6	R: 0	H: 1	E: 0	K: 0	S: 4	R: 0	H: 0	E: 0	K: 1	S: 5	LOB: 0	BB: 0	P: 5	R: 0	H: 1	E: 0	K: 1	S: 6	LOB: 3	BB: 2	P: 14	R: 1	H: 3	E: 0	K: 2	S: 10	LOB: 2	BB: 0	P: 10	R: 0	H: 1	E: 0	K: 1	S: 6	LOB: 1	BB: 0	P: 6	R: 0	H: 0	E: 0	K: 1	S: 5	LOB: 1	BB: 1	P: 9	1B: 9	2B: 2	3B: 0	HR: 1	SF: 0	SAC: 0	DP: 0	HBP: 0	WP: 0	PB: 0	SB: 0	CS: 0	PA: 42
--------------	------	------	------	------	------	--------	-------	-------	------	------	------	------	------	--------	-------	------	------	------	------	------	------	--------	-------	------	------	------	------	------	------	------	------	------	------	------	--------	-------	------	------	------	------	------	------	--------	-------	-------	------	------	------	------	-------	--------	-------	-------	------	------	------	------	------	--------	-------	------	------	------	------	------	------	--------	-------	------	-------	-------	-------	-------	-------	--------	-------	--------	-------	-------	-------	-------	--------

PITCHER	IP	WLS	BF	H	R	ER	SO	BB	IBB	HBP	BLK	WP	HR	S	P	ERA	WHIP
Jack Lamabe, R (1, 1) ERA: 4.68	6.0	W	28	8	2	2	4	3	0	0	0	0	0	33	45	3.00	1.833
Bob Heffner, R (7, 1) ERA: 3.34	0.1		4	3	1	1	1	0	0	0	0	0	1	6	6	27.00	9.000
Dick Radatz, R (7, 1) ERA: 1.96	2.2	S	10	1	0	0	3	1	0	0	0	0	0	15	19	0.00	0.750

BOTTOM

Boston Red Sox @ Washington Senators
D.C. Stadium, Washington, DC
Sun Jul 12 1964, 3:33 AM EDT
Unknown

AB	38
R	3
H	12
RBI	3
BB	4
SO	8
LOB	22



WP: 0	PA: 42
PB: 0	
SB: 0	
CS: 0	

Batter	1	2	3	4	5	6	7	8	9	AB R H RBI BB SO LOB	TOP											
Dalton Jones, L (1, 4) OBP: 0.293, SLG: 0.385	0-0 F8		0-0 F9		0-0 4-3		0-0 FC4-6 2B		0-0 L4	5 0 0 0 0 0 2												
Tony Conigliaro, R (1, 7) OBP: 0.326, SLG: 0.521	4-0 1B BB		0-0 HR			0-0 E1 1B SF9	0-0 2B			3 2 2 2 1 0 0												
Carl Yastrzemski, L (1, 8) OBP: 0.380, SLG: 0.481	0-0 1-2 1B		0-0 G6-4-3 1B			0-0 1-3 1B	0-3 K			4 0 3 0 0 1 2												
Dick Stuart, R (1, 3) OBP: 0.295, SLG: 0.438	0-0 F8		0-0 G6-4-3 1-2f			0-0 F2		0-0 F9		4 0 0 0 0 0 5												
Lee Thomas, L (1, 9) OBP: 0.331, SLG: 0.414	0-0 P3			0-0 P5		0-0 SF9		0-0 BB BB BB BB	4-0 BB	2 0 0 1 1 0 2												
Felix Mantilla, R (1, 5) OBP: 0.357, SLG: 0.563		0-0 5-3		0-3 K		0-0 F7		0-0 F8		4 0 0 0 0 1 2												
Eddie Bressoud, R (1, 6) OBP: 0.365, SLG: 0.447		0-0 1B		0-0 P6			0-0 1-3	0-3 K		4 0 1 0 0 1 1												
Bob Tillman, R (1, 2) OBP: 0.360, SLG: 0.425		0-0 P4			0-0 F3		4-0 FC4-6 2B BB		0-3 K	3 1 0 0 1 1 1												
Dave Morehead, R (1, 1) OBP: 0.132, SLG: 0.057		0-3 K				0-0 F6			0-0 F5	1 0 0 0 0 0 1 1												
Roman Mejias, R (5, PH) OBP: 0.247, SLG: 0.353										1 0 0 0 0 0 0 0												
Bob Hetner, R (5, 1) OBP: 0.231, SLG: 0.462										0 0 0 0 0 0 0 0												
Chuck Schilling, R (7, PH) OBP: 0.279, SLG: 0.238										1 0 1 0 0 0 0 0												
Ed Connolly, L (7, 1) OBP: 0.279, SLG: 0.238										0 0 0 0 0 0 0 0												
Russ Nixon, L (9, PH) OBP: 0.402, SLG: 0.402										1 0 0 0 0 0 0 0												
Inning Stats	R: 0 E: 0 K: 0 S: 4	H: 1 LOB: 2 BB: 1 P: 8	R: 0 E: 0 K: 1 S: 6	H: 1 LOB: 1 BB: 0 P: 6	R: 1 E: 0 K: 0 S: 4	H: 2 LOB: 0 BB: 0 P: 4	R: 0 E: 0 K: 1 S: 5	H: 0 LOB: 0 BB: 0 P: 5	R: 0 E: 0 K: 0 S: 3	H: 0 LOB: 0 BB: 0 P: 3	R: 1 E: 1 K: 0 S: 5	H: 1 LOB: 1 BB: 0 P: 5	R: 1 E: 0 K: 1 S: 7	H: 2 LOB: 2 BB: 1 P: 11	R: 0 E: 0 K: 1 S: 5	H: 0 LOB: 1 BB: 1 P: 9	R: 0 E: 0 K: 1 S: 5	H: 0 LOB: 0 BB: 0 P: 5	1B: 5 2B: 1 3B: 0 HR: 1	SF: 1 SAC: 0 DP: 1 HBP: 0	WP: 0 PB: 0 SB: 0 CS: 0	PA: 37
PITCHER	IP WLS BF H R ER SO BB IBB HBP BLK WP HR S P ERA WHIP																					
Alan Koch, R (1, 1) ERA: 4.46	6.1 W 27 6 3 2 2 2 0 0 0 0 0 1 29 37 2.84 1.263																					
Steve Ridzik, R (7, 1) ERA: 2.37	2.2 S 10 1 0 0 3 1 0 0 0 0 0 0 15 19 0.00 0.750																					

Boston Red Sox @ Washington Senators
D.C. Stadium, Washington, DC
Sun Jul 12 1964, 3:38 AM EDT
Att. 9,287 - Unknown

livebaseballscorecards.com

AB	33
R	3
H	7
RBI	3
BB	3
SO	5
LOB	16



Batter	1	2	3	4	5	6	7	8	9	AB	R	H	RBI	BB	SO	LOB
Don Blasingame, L (1, 4) OBP: 0.308, SLG: 0.322	4-0 1B 1B BB	0-0 1B HR 1B	0-0 F9		0-0 F7	0-3 K		0-0 F9		5	2	1	0	1	1	6
Fred Valentine, S (1, 7) OBP: 0.315, SLG: 0.348	0-3 K	0-0 HR 1B		0-0 4-3	0-0 F7		0-3 K		5	1	1	1	0	2	3	
Jim King, L (1, 9) OBP: 0.365, SLG: 0.492	0-0 1B BB 1-3 1B	0-0 HR		0-0 FC6-4 BB		0-0 3-1	0-0 F2		4	1	2	3	1	0	0	
Don Lock, R (1, 8) OBP: 0.384, SLG: 0.454	0-0 P4	0-3 K		0-0 FC6-4 1B 1-2f		0-0 BB E 2B	0-3 K		5	1	1	0	0	2	3	
Dick Phillips, L (1, 3) OBP: 0.333, SLG: 0.291	4-0 1B BB 1-2 BB	4-0 BB		0-0 1-3 1B		0-3 K		0-0 L4	3	0	1	0	2	1	1	
Mike Brumley, L (1, 2) OBP: 0.318, SLG: 0.305	0-0 1-2 2-3 3-H 1B	0-0 4-3		0-0 F7		4-0 BB E BB		0-0 F9	4	1	1	1	1	0	3	
Don Zimmer, R (1, 5) OBP: 0.297, SLG: 0.446	0-0 6-3		0-0 FC1-6 1B		0-0 1B 1B	4-0 E 1B BB 1-2 2-3		4-0 1B BB	3	0	2	0	0	0	3	
Ed Brinkman, R (5, PR) OBP: 0.270, SLG: 0.331									0	2	0	0	2	0	0	
John Kennedy, R (1, 6) OBP: 0.303, SLG: 0.395		0-0 1B 1B	0-0 FC1-6 FC5-6 1-2f		0-3 K	0-0 E6 1B 1-3 2-H 3-H		0-0 1B 1B	5	2	2	0	0	1	3	
Alan Koch, R (1, 1) OBP: 0.292, SLG: 0.375		0-3 K	0-0 FC5-6 1-2f		0-0 1B	0-0 1B 1-2 3-H		0-0 1B	4	0	2	1	0	1	2	
Steve Ridzik, R (7, 1) OBP: 0.357, SLG: 0.308									1	0	1	2	0	0	0	

Inning Stats	R: 1	H: 2	E: 0	K: 1	S: 7	L: 3	BB: 2	P: 15	R: 4	H: 4	E: 0	K: 2	S: 11	L: 1	LOB: 1	BB: 1	P: 15	R: 0	H: 1	E: 0	K: 0	S: 4	L: 1	LOB: 1	BB: 0	P: 4	R: 0	H: 1	E: 0	K: 0	S: 4	L: 2	LOB: 2	BB: 1	P: 8	R: 0	H: 2	E: 0	K: 1	S: 7	L: 2	LOB: 2	BB: 0	P: 7	R: 3	H: 2	E: 1	K: 2	S: 10	L: 2	LOB: 2	BB: 2	P: 18	R: 0	H: 0	E: 0	K: 2	S: 7	L: 0	LOB: 0	BB: 0	P: 7	R: 2	H: 2	E: 0	K: 0	S: 5	L: 2	LOB: 1	BB: 1	P: 9	1B: 12	2B: 1	3B: 0	HR: 1	SF: 0	SAC: 0	DP: 0	HBP: 0	WP: 0	PB: 0	SB: 0	CS: 0	PA: 46
PITCHER	IP	WLS	BF	H	R	ER	SO	BB	IBB	HBP	BLK	WP	HR	S	P	ERA	WHIP																																																																			
Dave Morehead, R (1, 1) ERA: 4.95	4.0	L	24	8	5	5	3	4	0	0	0	0	0	26	42	11.25	3.000																																																																			
Bob Heffner, R (5, 1) ERA: 3.25	2.0		13	4	3	0	3	2	0	0	0	0	0	17	25	0.00	3.000																																																																			
Ed Connolly, L (7, 1) ERA: 5.6	2.0		9	2	2	2	2	1	0	0	0	0	0	12	16	9.00	1.500																																																																			


BOTTOM

Boston Red Sox @ Washington Senators
D.C. Stadium, Washington, DC

Sun Jul 12 1964, 3:38 AM EDT
Att. 9,287 - Unknown

livebaseballscorecards.com

AB	39
R	10
H	14
RBI	8
BB	7
SO	8
LOB	24



Batter	1	2	3	4	5	6	7	8	9	AB R H RBI BB SO LOB	TOP									
Felix Mantilla, R (1, 4) OBP: 0.358, SLG: 0.575	0-0 P3			4-0 1B BB	0-0 5-3			0-0 HR	0-0 F2	4 2 1 1 1 0 0										
Tony Conigliaro, R (1, 7) OBP: 0.328, SLG: 0.529	0-0 F9			4-0 1B HR BB	0-0 6-3			0-0 HR		3 2 1 1 1 0 0										
Carl Yastrzemski, L (1, 8) OBP: 0.381, SLG: 0.479	0-3 K			0-0 HR 1B	0-0 4-3			4-0 G5-4-3 BB		3 1 1 1 1 1 0										
Dick Stuart, R (1, 3) OBP: 0.294, SLG: 0.444		0-0 F9		0-0 HR		0-0 5-3		0-0 G5-4-3		4 1 1 3 0 0 1										
Lee Thomas, L (1, 9) OBP: 0.332, SLG: 0.422		0-0 F8		0-0 HR		0-0 F9		4-0 1B BB		3 1 1 1 1 0 0										
Frank Malzone, R (1, 5) OBP: 0.337, SLG: 0.408		0-0 F9		0-3 K		0-0 P6		0-0 FC5-4 1B		4 0 1 0 0 1 0										
Eddie Bressoud, R (1, 6) OBP: 0.361, SLG: 0.441			0-0 P4	0-0 6-3			0-0 P3	0-0 FC5-4		4 0 0 0 0 0 2										
Russ Nixon, L (1, 2) OBP: 0.386, SLG: 0.384			0-3 K	0-0 E3			0-0 4-3		0-0 3-1	4 0 0 0 0 1 0										
Bill Monbouquette, R (1, 1) OBP: 0.225, SLG: 0.114			0-0 3-1	0-0 F9			0-0 6-3		0-0 6-3	4 0 0 0 0 0 1										
Inning Stats	R: 0 E: 0 K: 1 S: 5	H: 0 LOB: 0 BB: 0 P: 5	R: 0 E: 0 K: 0 S: 3	H: 0 LOB: 0 BB: 0 P: 3	R: 0 E: 0 K: 1 S: 5	H: 0 LOB: 0 BB: 0 P: 5	R: 5 E: 1 K: 1 S: 9	H: 3 LOB: 1 BB: 2 P: 17	R: 0 E: 0 K: 0 S: 3	H: 0 LOB: 0 BB: 0 P: 3	R: 0 E: 0 K: 0 S: 3	H: 0 LOB: 0 BB: 0 P: 3	R: 2 E: 0 K: 0 S: 5	H: 3 LOB: 2 BB: 2 P: 13	R: 0 E: 0 K: 0 S: 3	H: 0 LOB: 0 BB: 0 P: 3	1B: 2 2B: 0 3B: 0 HR: 4	SF: 0 SAC: 0 DP: 1 HBP: 0	WP: 0 PB: 0 SB: 0 CS: 0	PA: 37
PITCHER	IP WLS BF H R ER SO BB IBB HBP BLK WP HR S P ERA WHIP																			
Jim Duckworth, R (1, 1) ERA: 4.5	3.0 L 14 3 5 5 2 2 0 0 0 0 0 2 16 24 15.00 1.667																			
Jim Hannan, R (4, 1) ERA: 3.75	3.0 10 0 0 0 1 0 0 0 0 0 0 0 12 12 0.00 0.000																			
Buster Narum, R (7, 1) ERA: 4.7	2.0 10 3 2 2 0 2 0 0 0 0 2 8 16 9.00 2.500																			
Don Rudolph, L (9, 1) ERA: 2.89	1.0 3 0 0 0 0 0 0 0 0 0 0 0 3 3 0.00 0.000																			

Boston Red Sox @ Washington Senators
D.C. Stadium, Washington, DC
 Mon Jul 13 1964, 7:05 PM EDT
 Att. 4,263 - Unknown

AB	33
R	7
H	6
RBI	7
BB	4
SO	3
LOB	4



BOTTOM

Boston Red Sox @ Washington Senators
D.C. Stadium, Washington, DC
Mon Jul 13 1964, 7:05 PM EDT
Att. 4,263 - Unknown

livebaseballscorecards.com

AB	31
R	0
H	4
RBI	0
BB	0
SO	3
LOB	6



WP:	0	PA:	32
PB:	0	SB:	1
CS:	0		

AB R H RBI BB SO LOB

4 0 1 0 0 0 1

3 0 1 0 0 0 0

4 0 0 0 0 1 3

4 0 1 0 0 1 1

4 0 0 0 0 0 1

3 0 0 0 0 0 0

3 0 0 0 0 1 0

3 0 0 0 0 0 0

1B:	4	SF:	0
2B:	0	SAC:	0
3B:	0	DP:	0
HR:	0	HBP:	1

1	0	0	0	0	0	0	0
0	0	0	0	0	0	0	0
1	0	0	0	0	0	0	0
0	0	0	0	0	0	0	0
0	0	0	0	0	0	0	0
1	0	1	0	0	0	0	0
0	0	0	0	0	0	0	0

Batter	1	2	3	4	5	6	7	8	9
Don Blasingame, L (1, 4) OBP: 0.307, SLG: 0.321	0-0 F2 1B		0-0 F3 1B			0-0 HBP 1B		0-0 F2 1B	
Fred Valentine, S (1, 7) OBP: 0.321, SLG: 0.348	0-0 S 1B			0-0 5-3		1-0 HBP 1B		0-0 P4	
Jim King, L (1, 9) OBP: 0.360, SLG: 0.484	0-3 K 1-2			0-0 L3		0-0 L5		0-0 F8	
Don Lock, R (1, 8) OBP: 0.383, SLG: 0.451	0-3 K			0-0 6-3			0-0 6-3	0-0 1B	
Dick Phillips, L (1, 3) OBP: 0.324, SLG: 0.281		0-0 F7			0-0 F3		0-0 F2	0-0 F7	
Mike Brumley, L (1, 2) OBP: 0.314, SLG: 0.300		0-0 4-3			0-0 F7		0-0 6-3		
John Kennedy, R (1, 5) OBP: 0.300, SLG: 0.391		0-0 F7			0-3 K			0-0 4-3	
Ed Brinkman, R (1, 6) OBP: 0.267, SLG: 0.327			0-0 1-3			0-0 F8		0-0 6-3	
Jim Duckworth, R (1, 1) OBP: 0.333, SLG: 0.250 Jim Hanther, K (4, 1) OBP: 0.231, SLG: 0.250 Don Zimmer, R (6, PH) OBP: 0.295, SLG: 0.444 Buster Narum, R (7, 1) OBP: 0.051, SLG: 0.031 Ken Hunt, R (8, PH) OBP: 0.236, SLG: 0.229 Don Rudolph, L (9, 1)			0-0 P3			0-0 6-3		0-0 1B	

Inning Stats	R: 0 H: 1 E: 0 LOB: 1 K: 2 BB: 0 S: 8 P: 8	R: 0 H: 0 E: 0 LOB: 0 K: 0 BB: 0 S: 3 P: 3	R: 0 H: 0 E: 0 LOB: 0 K: 0 BB: 0 S: 3 P: 3	R: 0 H: 0 E: 0 LOB: 0 K: 0 BB: 0 S: 3 P: 3	R: 0 H: 0 E: 0 LOB: 0 K: 1 BB: 0 S: 5 P: 5	R: 0 H: 1 E: 0 LOB: 2 K: 0 BB: 0 S: 4 P: 5	R: 0 H: 0 E: 0 LOB: 0 K: 0 BB: 0 S: 3 P: 3	R: 0 H: 1 E: 0 LOB: 1 K: 0 BB: 0 S: 4 P: 4	R: 0 H: 1 E: 0 LOB: 1 K: 0 BB: 0 S: 4 P: 4
--------------	---	---	---	---	---	---	---	---	---

PITCHER	IP	WLS	BF	H	R	ER	SO	BB	IBB	HBP	BLK	WP	HR	S	P	ERA	WHIP
Bill Monbouquette, R (1, 1) ERA: 4.73	9.0	W	32	4	0	0	3	0	0	1	0	0	0	37	38	0.00	0.444

Batter	1	2	3	4	5	6	7	8	9	AB R H RBI BB SO LOB	TOP										
Mike Hershberger, R OBP: 0.318, SLG: 0.330 (1, 8) (6, 9)	0-3 K		0-0 E7 1B	0-0 6-3			0-3 K			4 1 0 0 0 2 1											
Don Buford, S OBP: 0.319, SLG: 0.324 (1, 4) (5, 5)	0-0 F5		0-0 E 1B			0-0 F6		0-0 F8		4 1 1 0 0 0 0											
Floyd Robinson, L OBP: 0.369, SLG: 0.438 (1, 9) (6, 7)	0-0 6-3		0-0 F8			0-3 K		0-0 5-3		4 0 0 0 0 1 2											
Pete Ward, L OBP: 0.347, SLG: 0.463 Al Weis, S OBP: 0.315, SLG: 0.345 (1, 5) (5, 4)		0-3 K	0-0 F4			0-0 1-3		0-0 4-3		3 0 0 0 0 1 2 1 0 0 0 0 0 0											
Tom McCraw, L OBP: 0.358, SLG: 0.428 (1, 3)		0-0 2B	0-0 E5 1B			0-0 4-3		0-0 HBP G5-2-3 1B		4 1 3 1 0 0 0											
Jeff Long, R OBP: 0.338, SLG: 0.304 Jim Landis, R OBP: 0.291, SLG: 0.296 (1, 7) (6, 8)		0-3 K	0-0 5-3			0-3 K		0-0 6-3		3 0 0 0 0 2 2 1 0 0 0 0 0 1											
Ron Hansen, R OBP: 0.346, SLG: 0.378 (1, 6)		0-0 1B		0-0 2B		0-0 6-3		4-0 HBP IBB		3 1 2 1 1 0 0											
Jerry McNertney, R OBP: 0.303, SLG: 0.304 Gene Stephens, L OBP: 0.368, SLG: 0.467 J.C. Martin, L OBP: 0.253, SLG: 0.319 (1, 2) (9, PH) (9, 2)		0-0 PB 1B		0-3 K		0-0 F2		1-0 HBP		3 0 1 1 0 1 1 0 0 0 0 0 0 0 0 0 0 0 0 0 0											
Juan Pizarro, L OBP: 0.236, SLG: 0.296 Hoyt Wilhelm, R OBP: 0.273, SLG: 0.200 (1, 1) (9, 1)		0-3 K		0-0 F5		0-0 F8		0-0 G5-2-3		4 0 0 0 0 1 5 0 0 0 0 0 0 0											
Inning Stats	R: 0 E: 0 K: 1 S: 5	H: 0 LOB: 0 BB: 0 P: 5	R: 2 E: 0 K: 3 S: 12	H: 3 LOB: 1 BB: 0 P: 12	R: 2 E: 2 K: 0 S: 6	H: 2 LOB: 1 BB: 0 P: 6	R: 0 E: 0 K: 1 S: 6	H: 1 LOB: 1 BB: 0 P: 6	R: 0 E: 0 K: 1 S: 5	H: 0 LOB: 0 BB: 0 P: 5	R: 0 E: 0 K: 1 S: 5	H: 0 LOB: 0 BB: 0 P: 5	R: 0 E: 0 K: 1 S: 3	H: 0 LOB: 0 BB: 0 P: 3	R: 0 E: 0 K: 0 S: 3	H: 1 LOB: 2 BB: 1 P: 8	1B: 4 2B: 3 3B: 0 HR: 0	SF: 0 SAC: 0 DP: 1 HBP: 1	WP: 0 PB: 1 SB: 2 CS: 0	PA: 36	
PITCHER Earl Wilson, R ERA: 4.47 Dick Radatz, R ERA: 1.94 (1, 1) (9, 1)	IP 8.1	WLS L	BF 34	H 7	R 4	ER 2	SO 8	BB 0	IBB 1	HBP 0	BLK 0	WP 0	HR 0	S 49	P 53	ERA 2.16	WHIP 0.840				
PITCHER	IP	WLS	BF	H	R	ER	SO	BB	IBB	HBP	BLK	WP	HR	S	P	ERA	WHIP				

Chicago White Sox @ Boston Red Sox
Fenway Park, Boston, MA
Tue Jul 14 1964, 7:05 PM EDT
Att. 14,643 - Unknown

AB	34
R	4
H	7
RBI	3
BB	1
SO	8
LOB	14



Batter	1	2	3	4	5	6	7	8	9	AB	R	H	RBI	BB	SO	LOB
Felix Mantilla, R OBP: 0.359, SLG: 0.564 (1, 4) X	0-0 F6		4-0 BB		0-0 F4		4-0 BB BB		0-0 G1-4-3	3	0	0	0	2	0	2
Tony Conigliaro, R OBP: 0.332, SLG: 0.526 (1, 7) H	1-0 BB HBP		0-3 K		0-3 K		4-0 BB BB		4-0 BB	2	0	0	0	2	2	2
Carl Yastrzemski, L OBP: 0.378, SLG: 0.475 (1, 8) X	0-0 F7		0-3 K				0-0 FC1-6 1B		0-0 F5	5	0	1	0	0	1	6
Dick Stuart, R OBP: 0.299, SLG: 0.458 (1, 3) B B B	4-0 1-2 BB			0-0 1B G4-6-3 2B		0-3 K		0-0 HR		3	2	2	1	1	1	1
Frank Malzone, R OBP: 0.335, SLG: 0.406 (1, 5) X	0-0 F9			0-0 2-3 1B		0-0 FC1-6		0-0 6-3		4	0	1	0	0	0	3
Lee Thomas, L OBP: 0.329, SLG: 0.417 (1, 9) X		0-0 F8		0-0 G4-6-3		0-3 K		0-0 E4		4	0	0	0	0	1	2
Dick Radatz, R OBP: 0.273, SLG: 0.286 (9, 1)				1-2f 3-H						0	0	0	0	0	0	0
Eddie Bressoud, R OBP: 0.360, SLG: 0.439 (1, 6) S S S		0-3 K		0-0 F9				0-0 F8		4	0	1	0	0	1	1
Bob Tillman, R OBP: 0.358, SLG: 0.420 (1, 2) S S S		0-3 K			4-0 BB		0-0 F3		0-0 F8	3	0	0	0	1	1	2
Earl Wilson, R OBP: 0.318, SLG: 0.525 (1, 1) S S S			0-3 K		0-0 F8		0-0 F4		4-0 G1-4-3 BB	3	0	0	0	0	1	2
Roman Mejias, R OBP: 0.247, SLG: 0.353 (9, 9)										0	0	0	0	0	0	0
Dick Williams, R OBP: 0.280, SLG: 0.477 (9, PH)										0	0	0	0	1	0	0

Inning Stats	R: 0	H: 0	E: 0	K: 0	S: 3	R: 0	H: 0	E: 0	K: 2	S: 7	R: 0	H: 0	E: 0	K: 3	S: 9	R: 1	H: 2	E: 0	K: 0	S: 4	R: 0	H: 0	E: 0	K: 1	S: 5	R: 0	H: 1	E: 0	K: 2	S: 8	R: 0	H: 1	E: 0	K: 0	S: 4	R: 1	H: 1	E: 1	K: 0	S: 5	R: 0	H: 0	E: 0	K: 0	S: 2	R: 0	H: 0	E: 0	K: 0	S: 2	1B: 3	SF: 0	2B: 1	SAC: 0	3B: 0	DP: 2	HR: 1	HBP: 1	WP: 0	PA: 39
--------------	------	------	------	------	------	------	------	------	------	------	------	------	------	------	------	------	------	------	------	------	------	------	------	------	------	------	------	------	------	------	------	------	------	------	------	------	------	------	------	------	------	------	------	------	------	------	------	------	------	------	-------	-------	-------	--------	-------	-------	-------	--------	-------	--------

PITCHER	IP	WLS	BF	H	R	ER	SO	BB	IBB	HBP	BLK	WP	HR	S	P	ERA	WHIP
Juan Pizarro, L ERA: 2.33 (1, 1)	8.0	W	36	5	2	2	8	6	0	1	0	0	1	45	70	2.25	1.375
Hoyt Wilhelm, R ERA: 2.08 (9, 1)	1.0	S	3	0	0	0	0	1	0	0	0	0	0	2	6	0.00	1.000


BOTTOM

Chicago White Sox @ Boston Red Sox
Fenway Park, Boston, MA

Tue Jul 14 1964, 7:05 PM EDT
Att. 14,643 - Unknown

livebaseballscorecards.com

AB	31
R	2
H	5
RBI	1
BB	7
SO	8
LOB	21



Batter	1	2	3	4	5	6	7	8	9	AB R H RBI BB SO LOB	TOP	
Jim Landis, R (1, 8) OBP: 0.290, SLG: 0.289	4-0 SH1-3 1B BB		0-0 F9		0-0 6-3			0-0 F8		3 1 0 0 1 0 0		
Don Buford, S (1, 4) OBP: 0.318, SLG: 0.323	0-0 SH1-3 1B		0-3 K			0-0 F3		0-0 5-3		4 1 1 0 0 1 0		
Pete Ward, L (1, 5) OBP: 0.343, SLG: 0.457	0-0 SH1-3 1-2 2-3		0-0 F4			0-0 3-1		0-0 F6		3 0 0 0 0 0 0		
Bill Skowron, R (1, 3) OBP: 0.309, SLG: 0.457	0-0 F3			0-0 1B		4-0 BB		0-0 F2		3 0 1 0 1 0 2		
Jeoff Long, R (1, 7) OBP: 0.348, SLG: 0.316	0-0 1B		0-3 K		0-3 K			4-0 BB		1 0 1 2 0 0 0		
Dave Nicholson, R (2, 7) OBP: 0.354, SLG: 0.383	2-H 3-H 1B									2 0 0 0 1 2 2		
Mike Hershberger, R (1, 9) OBP: 0.318, SLG: 0.326	0-0 F9		0-0 F3			4-0 BB		0-0 F7		3 0 0 0 1 0 3		
Ron Hansen, R (1, 6) OBP: 0.346, SLG: 0.378		0-0 G1-6-3 1B		0-0 F8			0-0 F3			3 0 1 0 0 0 2	AB 28 R 2 H 4 RBI 2 BB 4 SO 5 LOB 11	
Jerry McNertney, R (1, 2) OBP: 0.296, SLG: 0.296		0-0 G1-6-3 1-2f			0-0 6-3		0-0 G6-4-3 1-2f			3 0 0 0 0 0 2		
Fred Talbot, R (1, 1) OBP: 0.286, SLG: 0.308		0-3 K			0-3 K			0-0 F8		0 0 0 0 0 0 0		
Frank Baumann, L (1, 1)										1 0 0 0 0 1 0		
Eddie Fisher, R (2, 1) OBP: 0.083, SLG: 0.083										1 0 0 0 0 1 0		
Al Weis, S (8, PH) OBP: 0.313, SLG: 0.343										1 0 0 0 0 0 0		
Frank Kreutzer, R (8, 1) OBP: 0.125, SLG: 0.250										0 0 0 0 0 0 0		
Inning Stats	R: 2 H: 2 E: 0 LOB: 1 K: 0 BB: 1 S: 5 P: 9	R: 0 H: 1 E: 0 LOB: 0 K: 1 BB: 0 S: 5 P: 5	R: 0 H: 0 E: 0 LOB: 0 K: 1 BB: 0 S: 5 P: 5	R: 0 H: 1 E: 0 LOB: 1 K: 1 BB: 0 S: 6 P: 6	R: 0 H: 0 E: 0 LOB: 0 K: 1 BB: 0 S: 5 P: 5	R: 0 H: 0 E: 0 LOB: 1 K: 1 BB: 1 S: 5 P: 9	R: 0 H: 0 E: 0 LOB: 0 K: 0 BB: 1 S: 2 P: 6	R: 0 H: 0 E: 0 LOB: 0 K: 0 BB: 0 S: 3 P: 3	R: 0 H: 0 E: 0 LOB: 1 K: 0 BB: 1 S: 3 P: 7	1B: 4 SF: 0 2B: 0 SAC: 1 3B: 0 DP: 2 HR: 0 HBP: 0	WP: 0 PA: 33 PB: 0 SB: 0 CS: 0	
PITCHER Arnold Earley, L (1, 1) ERA: 2.45	IP WLS BF H R ER SO BB IBB HBP BLK WP HR S P ERA WHIP	9.0 W 33 4 2 2 5 4 0 0 0 0 0 0 39 55 2.00 0.889										

Chicago White Sox @ Boston Red Sox
Fenway Park, Boston, MA
Wed Jul 15 1964, 7:05 PM EDT
Att. 12,642 - Unknown

livebaseballscorecards.com



Batter	1	2	3	4	5	6	7	8	9
Felix Mantilla, R OBP: 0.358, SLG: 0.561 (1, 4)			0-0 5-3		0-3 K		0-0 HR 2B	0-0 FC6-4	
Tony Conigliaro, R OBP: 0.333, SLG: 0.522 (1, 7)	4-0 1-2 HR BB	0-0 6-3	0-0 1B 1B		0-0 F7		0-0 5-3		
Carl Yastrzemski, L OBP: 0.384, SLG: 0.482 (1, 8)	0-0 F7	0-0 1B 2B	0-0 1B 1B		0-0 E6 1B		4-0 HR BB		
Dick Stuart, R OBP: 0.304, SLG: 0.476 (1, 3)	0-0 1-H 2-H HR	4-0 1B 1B IBB	0-3 K		0-0 6-3		0-0 HR		
Lee Thomas, L OBP: 0.332, SLG: 0.418 (1, 9)	1-0 2B HBP	0-0 E 1B 1B	0-0 1-2 2-H 1B		0-3 K2-3		0-0 F6		
Frank Malzone, R OBP: 0.340, SLG: 0.407 (1, 5)	4-0 1-2 2B BB	0-0 E7 1B	0-0 F4		0-0 FC5-4 1B		0-0 L3		
Eddie Bressoud, R OBP: 0.363, SLG: 0.441 (1, 6)	0-0 1-3 2-H 2B	4-0 BB		0-0 G3		0-0 FC5-4	4-0 FC6-4 BB		
Russ Nixon, L OBP: 0.377, SLG: 0.367 (1, 2)	4-0 FC6-4 IBB	0-0 F4		0-0 F6		0-0 G3	0-3 K		
Arnold Earley, L OBP: 0.222, SLG: 0.250 (1, 1)	0-3 K	0-3 K		0-3 K			0-0 2B 2B	0-3 K	

AB	R	H	RBI	BB	SO	LOB
6	2	2	1	0	1	4
4	2	1	0	1	0	1
4	2	3	0	1	0	2
4	3	2	6	1	1	3
4	1	2	2	0	1	0
4	0	2	1	1	0	2
3	0	1	1	2	0	1
4	0	0	0	1	1	5
5	1	1	0	0	4	7

BOTTOM

Chicago White Sox @ Boston Red Sox
Fenway Park, Boston, MA
Wed Jul 15 1964, 7:05 PM EDT
Att. 12,642 - Unknown

AB	38
R	11
H	14
RBI	11
BB	7
SO	8
LOB	25

Inning Stats	R: 4	H: 3	LOB: 3	K: 1	S: 8	P: 21	R: 2	H: 3	LOB: 3	K: 1	S: 8	P: 16	R: 1	H: 3	LOB: 2	K: 1	S: 8	R: 0	H: 0	LOB: 0	K: 1	S: 5	R: 0	H: 1	LOB: 1	K: 1	S: 6	P: 6	R: 0	H: 1	LOB: 1	K: 0	S: 6	P: 6	R: 4	H: 3	LOB: 0	K: 0	S: 6	P: 10	R: 0	H: 0	LOB: 1	K: 2	S: 7	P: 11
PITCHER	IP	WLS	BF	H	R	ER	SO	BB	IBB	HBP	BLK	WP	HR	S	P	ERA	WHIP																													
Fred Talbot, R ERA: 2.61 (1, 1)	0.1	L	7	3	4	4	0	2	0	0	0	0	0	4	13	108.00	15.000																													
Frank Baumann, L ERA: 8.35 (1, 1)	1.0		8	3	2	2	1	0	2	0	0	0	0	8	16	18.00	3.000																													
Eddie Fisher, R ERA: 3.96 (2, 1)	5.2		27	8	5	5	5	2	0	0	0	0	1	35	43	7.94	1.765																													
Frank Kreutzer, L ERA: 3.35 (8, 1)	1.0		4	0	0	0	2	1	0	0	0	0	0	7	11	0.00	1.000																													

WP	HR	S	P	ERA	WHIP
0	0	0	0	0	0

Batter	1	2	3	4	5	6	7	8	9	AB R H RBI BB SO LOB	TOP		
Tom McCraw, L (1, 7) OBP: 0.361, SLG: 0.441 Mike Hershberger, R (8, PH) OBP: 0.319, SLG: 0.325	0-0 F7		0-0 HR	0-0 F8	4-0 BB			4-0 1B 1B SF9 BB	0-0 F8	3 1 1 2 1 0 1 1 1 0 0 1 0 0			
Don Buford, S (1, 4) Hoyt Wilhelm, R (8, 1) OBP: 0.324, SLG: 0.333 OBP: 0.273, SLG: 0.200	0-0 2B		0-0 1B		K			0-0 SF9 1B 1-2 2B 1B		5 1 3 0 0 1 3 0 0 0 0 0 0 0			
Floyd Robinson, L (1, 9) OBP: 0.370, SLG: 0.438	0-3 K		0-0 FC4-3-6-3-5		0-0 1B 1B		0-0 3-1	0-0 SF9 2B 1B 1-2 2-3		5 2 2 0 0 1 2			
Pete Ward, L (1, 5) OBP: 0.340, SLG: 0.454	0-0 F8		0-0 L6		0-0 1B 1B 1-3		0-0 G3	0-0 SF9 1-2 2-3 3-H		4 1 1 1 0 0 2			
Bill Skowron, R (1, 3) OBP: 0.314, SLG: 0.463		0-0 PB 1B 1B	0-0 F2		0-0 1B 1B 1-2 3-H		0-3 K	0-0 2B 2-H 3-H		5 1 3 3 0 1 1			
Jim Landis, R (1, 8) OBP: 0.287, SLG: 0.286		0-0 F8		0-0 F9			0-0 6-3	0-0 6-3 1-2 2-3 BB 1B		5 1 1 0 0 0 2			
Ron Hansen, R (1, 6) OBP: 0.349, SLG: 0.380		0-0 PB 1B 1-2		0-0 L5			4-0 BB	0-0 6-3 BB		4 0 2 2 1 0 1			
J.C. Martin, L (1, 2) OBP: 0.258, SLG: 0.322		0-3 K 1-2 2-3		0-0 3B 1B			0-0 F5		0-0 4-3	5 1 2 0 0 1 3			
John Buzhardt, R (1, 1) Al Weis, S (8, 4) OBP: 0.154, SLG: 0.189 OBP: 0.312, SLG: 0.342		0-0 F8		0-0 3B			0-0 F6		0-0 4-3	4 0 1 1 0 1 6 1 0 0 0 0 0 0			
Inning Stats	R: 0 H: 1 E: 0 LOB: 1 K: 1 BB: 0 S: 6 P: 6	R: 0 H: 2 E: 0 LOB: 2 K: 1 BB: 0 S: 7 P: 7	R: 1 H: 2 E: 0 LOB: 1 K: 0 BB: 0 S: 5 P: 5	R: 1 H: 2 E: 0 LOB: 1 K: 0 BB: 0 S: 5 P: 5	R: 4 H: 6 E: 0 LOB: 3 K: 2 BB: 1 S: 13 P: 17	R: 0 H: 0 E: 0 LOB: 0 K: 1 BB: 0 S: 5 P: 5	R: 0 H: 0 E: 0 LOB: 1 K: 0 BB: 1 S: 3 P: 7	R: 3 H: 3 E: 0 LOB: 1 K: 0 BB: 1 S: 6 P: 10	R: 0 H: 0 E: 0 LOB: 0 K: 0 BB: 0 S: 3 P: 3	1B: 12 SF: 1 2B: 2 SAC: 0 3B: 1 DP: 0 HR: 1 HBP: 0	WP: 0 PA: 46 PB: 1 SB: 0 CS: 0		
PITCHER	IP WLS BF H R ER SO BB IBB HBP BLK WP HR S P ERA WHIP											PITCHER	IP WLS BF H R ER SO BB IBB HBP BLK WP HR S P ERA WHIP
Jack Lamabe, R (1, 1) ERA: 4.94	4.1 L 24 11 6 6 3 0 0 0 0 0 0 1 30 30 12.46 2.538												
Bob Hefner, R (5, 1) ERA: 3.13	2.2 12 2 0 0 2 2 0 0 0 0 0 0 14 22 0.00 1.500												
Bill Spanswick, L (8, 1) ERA: 7.84	0.1 5 3 3 3 0 1 0 0 0 0 0 0 4 8 81.00 12.000												
Pete Charton, R (8, 1) ERA: 11.45	1.2 5 0 0 0 0 0 0 0 0 0 0 0 5 5 0.00 0.000												

Chicago White Sox @ Boston Red Sox
 Fenway Park, Boston, MA
 Thu Jul 16 1964, 3:33 AM EDT
 Att. 8,468 - Unknown

livebaseballscorecards.com

AB 42
 R 9
 H 16
 RBI 9
 BB 3
 SO 5
 LOB 21



Batter	1	2	3	4	5	6	7	8	9	AB	R	H	RBI	BB	SO	LOB
Felix Mantilla, R OBP: 0.350, SLG: 0.547 (1, 4)	0-3 K		0-0 6-3		0-0 FC5-4		0-0 FC4-6			4	0	0	0	0	1	2
Tony Conigliaro, R OBP: 0.329, SLG: 0.515 (1, 7)	0-3 K		0-0 6-3			0-0 E8		0-0 F4		4	0	0	0	0	1	0
Carl Yastrzemski, L OBP: 0.380, SLG: 0.475 (1, 8)	0-3 K		0-3 K			0-0 4-3		0-0 1-3		4	0	0	0	0	2	1
Dick Stuart, R OBP: 0.303, SLG: 0.477 (1, 3)		0-3 K		0-0 5-3		0-3 K		0-0 2B		4	0	1	0	0	2	1
Lee Thomas, L OBP: 0.332, SLG: 0.419 (1, 9)		0-0 E9 2B		0-0 4-3		0-3 K		0-0 3-1		4	1	1	0	0	1	2
Frank Malzone, R OBP: 0.342, SLG: 0.417 (1, 5)		0-0 E5 1B SF8		0-0 F7			0-0 HR		4-0 BB G6-3	3	2	1	1	1	0	0
Eddie Bressoud, R OBP: 0.362, SLG: 0.438 (1, 6)		0-0 1B		0-0 5-3		0-0 5-3		0-0 F9		4	0	1	0	0	0	1
Russ Nixon, L OBP: 0.364, SLG: 0.355 (1, 2)		0-0 SF8		0-0 F2		0-0 6-3		0-0 G6-3		3	0	0	1	0	0	1
Jack Lamabe, R OBP: 0.140, SLG: 0.146 (1, 1)		0-3 K		0-0 FC5-4 1B		0-0 FC4-6 1B				1	0	0	0	0	1	1
Bob Heffner, R OBP: 0.286, SLG: 0.500 (5, 1)										1	0	1	0	0	0	0
Roman Mejias, R OBP: 0.257, SLG: 0.362 (7, PH)										1	0	1	0	0	0	0
Bill Spanswick, L OBP: 0.400, SLG: 0.308 (8, 1)										0	0	0	0	0	0	0
Pete Charton, L (8, 1)										0	0	0	0	0	0	0

Inning Stats	R: 0	H: 0	E: 0	K: 3	S: 9	P: 9	R: 2	H: 2	E: 2	K: 2	S: 10	R: 0	H: 0	E: 0	K: 1	S: 5	R: 0	H: 0	E: 0	K: 0	S: 3	R: 0	H: 1	E: 0	K: 0	S: 4	R: 1	H: 2	E: 0	K: 0	S: 5	R: 0	H: 1	E: 0	K: 0	S: 4	R: 0	H: 0	E: 0	K: 0	S: 2	1B: 3	SF: 1	2B: 2	3B: 0	HR: 1
--------------	------	------	------	------	------	------	------	------	------	------	-------	------	------	------	------	------	------	------	------	------	------	------	------	------	------	------	------	------	------	------	------	------	------	------	------	------	------	------	------	------	------	-------	-------	-------	-------	-------

PITCHER	IP	WLS	BF	H	R	ER	SO	BB	IBB	HBP	BLK	WP	HR	S	P	ERA	WHIP
John Buzhardt, R ERA: 2.88 (1, 1)	7.0	W	28	5	3	1	8	0	0	0	0	0	1	44	44	1.29	0.714
Hoyt Wilhelm, R ERA: 2.01 (8, 1)	2.0	S	7	1	0	0	0	1	0	0	0	0	0	6	10	0.00	1.000

BOTTOM

Chicago White Sox @ Boston Red Sox
 Fenway Park, Boston, MA
 Thu Jul 16 1964, 3:33 AM EDT
 Att. 8,468 - Unknown

AB	33
R	3
H	6
RBI	2
BB	1
SO	8
LOB	9



WP: 0	PA: 35
PB: 0	SB: 0
CS: 0	

PITCHER	IP	WLS	BF	H	R	ER	SO	BB	IBB	HBP	BLK	WP	HR	S	P	ERA	WHIP
---------	----	-----	----	---	---	----	----	----	-----	-----	-----	----	----	---	---	-----	------

Batter	1	2	3	4	5	6	7	8	9	AB R H RBI BB SO LOB	TOP							
Don Blasingame, L (1, 4) OBP: 0.306, SLG: 0.320	0-0 F9		0-0 F3		0-0 P6			0-0 4-3		4 0 0 0 0 0 2								
John Kennedy, R (1, 5) OBP: 0.310, SLG: 0.397	0-0 F8		0-3 K			0-0 F8		0-0 5-3		4 0 0 0 0 1 2								
Jim King, L (1, 9) OBP: 0.356, SLG: 0.472	0-0 1B		0-3 K			0-0 F9			0-0 G6-4-3 1B	4 0 2 0 0 1 1								
Chuck Hinton, R (1, 7) OBP: 0.351, SLG: 0.448	0-0 P5			0-0 FC5-2 3B		0-0 4-3			0-0 G6-4-3 1-2f	4 0 1 0 0 0 2								
Don Lock, R (1, 8) OBP: 0.369, SLG: 0.442		0-0 F9		0-0 FC5-2 FC6-4		0-0 4-3			0-0 6-3	4 0 0 0 0 0 1								
Dick Phillips, L (1, 3) OBP: 0.331, SLG: 0.289		0-0 1B		0-0 FC6-4 1-2f		0-0 5-3				3 0 1 0 0 0 1								
Mike Brumley, L (1, 2) OBP: 0.320, SLG: 0.305		0-0 F9		0-0 3-1		0-3 K				3 0 0 0 0 1 2								
Ed Brinkman, R (1, 6) OBP: 0.270, SLG: 0.321		0-0 F9			0-0 P3			0-0 4-3 G3 1B		3 0 1 0 0 0 1								
Alan Koch, R (1, 1) OBP: 0.308, SLG: 0.423			0-0 2B					0-0 G3		2 0 1 0 0 0 0								
Don Rudolph, L (7, 1) OBP: 0.200, SLG: 0.111					0-0 F8					0 0 0 0 0 0 0								
Fred Valentine, S (8, PH) OBP: 0.314, SLG: 0.339								1-2		1 0 0 0 0 0 1								
Ron Kline, R (8, 1) OBP: 0.400, SLG: 0.250										0 0 0 0 0 0 0								
Inning Stats	R: 0 E: 0 K: 0 S: 4	H: 1 LOB: 1 BB: 0 P: 4	R: 0 E: 0 K: 0 S: 4	H: 1 LOB: 1 BB: 0 P: 4	R: 0 E: 1 K: 0 S: 4	H: 1 LOB: 1 BB: 0 P: 4	R: 0 E: 0 K: 1 S: 3	H: 0 LOB: 0 BB: 0 P: 3	R: 0 E: 0 K: 1 S: 5	H: 0 LOB: 0 BB: 0 P: 5	R: 0 E: 0 K: 0 S: 4	H: 1 LOB: 1 BB: 0 P: 4	R: 0 E: 0 K: 0 S: 3	H: 1 LOB: 0 BB: 0 P: 3	1B: 4 2B: 1 3B: 1 HR: 0	SF: 0 SAC: 0 DP: 1 HBP: 0	WP: 0 PB: 0 SB: 0 CS: 0	PA: 32
PITCHER Bill Monbouquette, R (1, 1) ERA: 4.41	IP: 9.0 WLS: W BF: 32 H: 6 R: 0 ER: 0 SO: 3 BB: 0 IBB: 0 HBP: 0 BLK: 0 WP: 0 HR: 0 S: 38 P: 38 ERA: 0.00 WHIP: 0.667											PITCHER	IP: 9.0 WLS: W BF: 32 H: 6 R: 0 ER: 0 SO: 3 BB: 0 IBB: 0 HBP: 0 BLK: 0 WP: 0 HR: 0 S: 38 P: 38 ERA: 0.00 WHIP: 0.667					

Washington Senators @ Boston Red Sox
Fenway Park, Boston, MA
Fri Jul 17 1964, 7:05 PM EDT
Att: 10,586 - Unknown

livebaseballscores.com

AB	32
R	0
H	6
RBI	0
BB	0
SO	3
LOB	13



Batter	1	2	3	4	5	6	7	8	9	AB	R	H	RBI	BB	SO	LOB
Felix Mantilla, R OBP: 0.348, SLG: 0.540 (1, 4)	0-0 P6 1B	0-0 5-3 1B			0-0 F7 1B		0-0 1B 1B			4	0	1	0	0	0	0
Tony Conigliaro, R OBP: 0.337, SLG: 0.531 (1, 7)	0-0 HR		0-0 1B		0-0 1B CS		0-0 1B 1-2			4	1	4	1	0	0	0
Carl Yastrzemski, L OBP: 0.381, SLG: 0.474 (1, 8)	4-0 HR BB		0-0 F7 1B		0-0 CS 1-2	0-0 HR 1B	0-3 K			3	2	1	0	1	1	3
Dick Stuart, R OBP: 0.305, SLG: 0.494 (1, 3)	0-0 HR 1-H		0-0 P6		0-0 1B 1-H	0-0 HR	0-0 3-1			4	2	2	4	0	0	3
Lee Thomas, L OBP: 0.333, SLG: 0.420 (1, 9)	0-0 1B		0-0 P4		0-0 1B		0-0 F9			4	0	2	0	0	0	1
Frank Malzone, R OBP: 0.340, SLG: 0.414 (1, 5)	0-0 F7			0-0 F2		0-0 P3		0-0 BB 1B		4	0	1	0	0	0	2
Eddie Bressoud, R OBP: 0.361, SLG: 0.435 (1, 6)	0-0 P4			0-3 K		0-3 K		4-0 BB 1-2 BB		3	0	0	0	1	2	2
Russ Nixon, L OBP: 0.351, SLG: 0.340 (1, 2)			0-0 4-3		0-0 4-3		0-0 F4		0-0 P6	4	0	0	0	0	0	3
Bill Monbouquette, R OBP: 0.205, SLG: 0.103 (1, 1)			0-0 F2		0-0 6-3		0-0 P4		0-3 K	4	0	0	0	0	1	2


Inning Stats	R: 3	H: 3	E: 0	K: 0	S: 6	LOB: 1	BB: 1	P: 10	R: 0	H: 0	E: 0	K: 0	S: 3	LOB: 0	BB: 0	P: 3	R: 0	H: 1	E: 0	K: 1	S: 5	LOB: 0	BB: 0	P: 5	R: 0	H: 3	E: 0	K: 1	S: 8	LOB: 1	BB: 0	P: 8	R: 0	H: 2	E: 0	K: 1	S: 7	LOB: 2	BB: 0	P: 7	R: 0	H: 1	E: 0	K: 1	S: 6	LOB: 2	BB: 1	P: 10
--------------	------	------	------	------	------	--------	-------	-------	------	------	------	------	------	--------	-------	------	------	------	------	------	------	--------	-------	------	------	------	------	------	------	--------	-------	------	------	------	------	------	------	--------	-------	------	------	------	------	------	------	--------	-------	-------

PITCHER	IP	WLS	BF	H	R	ER	SO	BB	IBB	HBP	BLK	WP	HR	S	P	ERA	WHIP
Alan Koch, R ERA: 4.67 (1, 1)	6.1	L	29	10	5	5	2	1	0	0	0	0	3	32	36	7.11	1.737
Don Rudolph, L ERA: 3.46 (7, 1)	0.2		2	0	0	0	1	0	0	0	0	0	0	4	4	0.00	0.000
Ron Kline, R ERA: 2.4 (8, 1)	1.0		5	1	0	0	1	1	0	0	0	0	0	6	10	0.00	2.000

BOTTOM

Washington Senators @ Boston Red Sox
Fenway Park, Boston, MA
Fri Jul 17 1964, 7:05 PM EDT
Att. 10,586 - Unknown

AB	34
R	5
H	11
RBI	5
BB	2
SO	4
LOB	16



1B: 8	SF: 0	WP: 0	PA: 37
2B: 0	SAC: 0	PB: 0	
3B: 0	DP: 0	SB: 0	
HR: 3	HBP: 0	CS: 1	

livebaseballscorecards.com

Batter	1	2	3	4	5	6	7	8	9	AB R H RBI BB SO LOB	TOP											
Don Blasingame, L (1, 4) OBP: 0.308, SLG: 0.321	0-3 K			0-0 1-3	0-0 F3			0-0 1B 2B 1B	0-0 1B	5 1 2 0 0 1 1												
Chuck Hinton, R (1, 7) OBP: 0.352, SLG: 0.450	0-3 K			0-0 2B	0-0 6-3			0-0 2B 1B HR	0-3 K	5 2 2 0 0 2 2												
Joe Cunningham, L (1, 3) OBP: 0.349, SLG: 0.321	0-0 F7			0-0 1B 2B				0-0 F8		4 1 1 1 0 0 2												
Jim King, L (1, 9) OBP: 0.355, SLG: 0.467		0-3 K		4-0 1B BB				0-0 F9		3 0 0 0 1 2 2												
Don Lock, R (1, 8) OBP: 0.366, SLG: 0.437		0-0 F8		0-3 K				0-0 K		3 0 0 0 0 2 2												
Don Zimmer, R (8, PH) OBP: 0.292, SLG: 0.441								0-0 K		1 1 1 1 0 0 0												
Mike Brumley, L (1, 2) OBP: 0.323, SLG: 0.321		0-0 4-3		0-0 1B				0-0 HR		4 1 2 4 0 0 0												
John Kennedy, R (1, 5) OBP: 0.307, SLG: 0.394			0-0 P6	0-3 K				0-0 F9		3 0 0 0 0 1 2												
Fred Valentine, S (8, PH) OBP: 0.312, SLG: 0.336								0-0 P4		1 0 0 0 0 0 0												
Ed Brinkman, R (1, 6) OBP: 0.270, SLG: 0.320			0-0 5-3		0-3 K			0-0 FC4-6 1B		4 0 1 0 0 2 0												
Bennie Daniels, L (1, 1) OBP: 0.250, SLG: 0.250			0-3 K		0-0 1B			0-0 FC4-6		2 0 1 0 0 1 0												
Steve Ridzik, R (6, 1) OBP: 0.333, SLG: 0.286										0 0 0 0 0 0 0												
Dick Phillips, L (7, PH) OBP: 0.329, SLG: 0.287										1 0 0 0 0 0 1												
Don Rudolph, L (7, 1) OBP: 0.200, SLG: 0.111										0 0 0 0 0 0 0												
Ken Hunt, R (9, PH) OBP: 0.259, SLG: 0.233										1 0 0 0 0 1 0												
Inning Stats	R: 0 E: 0 K: 2 S: 7	H: 0 LOB: 0 BB: 0 P: 7	R: 0 E: 0 K: 1 S: 5	H: 0 LOB: 0 BB: 0 P: 5	R: 0 E: 0 K: 1 S: 5	H: 0 LOB: 0 BB: 0 P: 5	R: 2 E: 0 K: 2 S: 10	H: 3 LOB: 2 BB: 1 P: 14	R: 0 E: 0 K: 1 S: 6	H: 1 LOB: 1 BB: 0 P: 6	R: 0 E: 0 K: 2 S: 7	H: 0 LOB: 0 BB: 0 P: 7	R: 0 E: 0 K: 0 S: 4	H: 1 LOB: 1 BB: 0 P: 4	R: 4 E: 0 K: 0 S: 7	H: 4 LOB: 0 BB: 0 P: 7	R: 0 E: 0 K: 3 S: 10	H: 1 LOB: 1 BB: 0 P: 10	1B: 6 2B: 3 3B: 0 HR: 1	SF: 0 SAC: 0 DP: 0 HBP: 0	WP: 0 PB: 0 SB: 0 CS: 0	PA: 38
PITCHER	IP WLS BF H R ER SO BB IBB HBP BLK WP HR S P ERA WHIP																					
Earl Wilson, R (1, 1) ERA: 4.63	8.0 W 34 9 6 6 9 1 0 0 0 0 0 1 51 55 6.75 1.250																					
Dick Radatz, R (9, 1) ERA: 1.92	1.0 S 4 1 0 0 3 0 0 0 0 0 0 0 10 10 0.00 1.000																					

Washington Senators @ Boston Red Sox
 Fenway Park, Boston, MA
 Sat Jul 18 1964, 3:33 AM EDT
 Att. 4,732 - Unknown

AB	37
R	6
H	10
RBI	6
BB	1
SO	12
LOB	12



Batter	1	2	3	4	5	6	7	8	9
Felix Mantilla, R OBP: 0.344, SLG: 0.548 (1, 4) X	0-0 6-3 X	0-0 5-3 X			0-0 HR 1-H X	0-0 F8 X		0-0 F7 X	
Tony Conigliaro, R OBP: 0.341, SLG: 0.529 (1, 7) S S S	0-3 K X		0-3 K X		4-0 BB G3-6-3 X		0-0 1B E 1B X	4-0 BB X	
Carl Yastrzemski, L OBP: 0.379, SLG: 0.469 (1, 8) X	0-0 WP 1B X		0-0 G3 X		0-0 G3-6-3 1-2f X		0-0 F7 X	0-3 K X	
Dick Stuart, R OBP: 0.307, SLG: 0.494 (1, 3) S S S	0-3 K 1-2 X		0-0 6-3 X			0-0 SH1-3 HR 1B X	0-0 E9 1-H 1B X		
Lee Thomas, L OBP: 0.332, SLG: 0.416 (1, 9) X		0-0 G3 X		0-0 F8 X		4-0 SH1-3 HR BB 1-2 X	0-3 K X		
Frank Malzone, R OBP: 0.340, SLG: 0.417 (1, 5) X		0-0 2B 2B X		0-0 F7 X		0-0 SH1-3 1-2 2-3 X	0-0 P3 X		
Dick Williams, R OBP: 0.280, SLG: 0.477 (8, 5) X									
Eddie Bressoud, R OBP: 0.365, SLG: 0.440 (1, 6) X		0-0 HR 2B 2-H X		0-0 P3 X		4-0 HR IBB X		0-0 HR 1B X	
Bob Tillman, R OBP: 0.364, SLG: 0.449 (1, 2) X		0-0 5-3 X			4-0 FC5-4 BB X	0-0 1-H 2-H 3-H HR X		0-0 HR X	
Earl Wilson, R OBP: 0.319, SLG: 0.581 (1, 1) X		0-0 HR 2-H X			0-0 FC5-4 1-2f HR X	0-0 F8 X		0-0 4-3 X	
Chuck Schilling, R OBP: 0.277, SLG: 0.236 (8, PH) X									
Dick Radatz, R OBP: 0.273, SLG: 0.286 (9, 1) X									

Inning Stats	R: 0	H: 1	E: 0	K: 2	S: 8	LOB: 1	BB: 0	P: 8
	R: 3	H: 3	E: 0	K: 0	S: 6	LOB: 0	BB: 0	P: 6
	R: 0	H: 0	E: 0	K: 1	S: 5	LOB: 0	BB: 0	P: 5
	R: 0	H: 0	E: 0	K: 0	S: 3	LOB: 0	BB: 0	P: 3
	R: 2	H: 1	E: 0	K: 0	S: 3	LOB: 0	BB: 2	P: 11
	R: 4	H: 2	E: 0	K: 0	S: 5	LOB: 0	BB: 2	P: 13
	R: 1	H: 2	E: 1	K: 1	S: 7	LOB: 1	BB: 0	P: 7
	R: 2	H: 2	E: 0	K: 1	S: 7	LOB: 1	BB: 1	P: 11

PITCHER															PITCHER																		
IP	WLS	BF	H	R	ER	SO	BB	IBB	HBP	BLK	WP	HR	S	P	ERA	WHIP	IP	WLS	BF	H	R	ER	SO	BB	IBB	HBP	BLK	WP	HR	S	P	ERA	WHIP
5.0	L	23	6	7	7	3	3	0	0	0	1	2	26	38	12.60	1.800	5.0	L	23	6	7	7	3	3	0	0	0	1	2	26	38	12.60	1.800
1.0		5	1	2	2	0	0	1	0	0	0	1	4	8	18.00	1.000	1.0		5	1	2	2	0	0	1	0	0	0	1	4	8	18.00	1.000
2.0		11	4	3	2	2	1	0	0	0	0	1	14	18	9.00	2.500	2.0		11	4	3	2	2	1	0	0	0	1	14	18	9.00	2.500	

BOTTOM

Washington Senators @ Boston Red Sox
 Fenway Park, Boston, MA
 Sat Jul 18 1964, 3:33 AM EDT
 Att. 4,732 - Unknown

livebaseballscores.com

AB	33
R	12
H	11
RBI	11
BB	5
SO	5
LOB	8



1B: 5	SF: 0	WP: 1	PA: 39
2B: 2	SAC: 1	PB: 0	
3B: 0	DP: 1	SB: 0	
HR: 4	HBP: 0	CS: 0	

Batter	1	2	3	4	5	6	7	8	9	AB R H RBI BB SO LOB	TOP														
Don Blasingame, L (1, 4) OBP: 0.312, SLG: 0.325	0-0 HBP 1B SF8	0-0 1B		0-0 5-3		0-0 4-3	0-0 1B		0-0 F9	6 1 3 0 0 0 0															
John Kennedy, R (1, 6) OBP: 0.304, SLG: 0.392	0-0 F8	0-0 F7			0-0 5-3	0-0 1B 2B	0-0 F8		0-3 K	6 1 1 0 0 1 3															
Joe Cunningham, L (1, 3) OBP: 0.366, SLG: 0.330	0-0 SF8 HBP 1B		4-0 G4-6-3 BB		4-0 WP HR BB	0-0 2B 2B 1B		0-3 K		3 2 2 1 2 1 0															
Jim King, L (1, 9) OBP: 0.359, SLG: 0.476	1-0 SF8 HBP		0-0 G4-6-3		4-0 HR BB	0-0 F8		0-0 HR		3 2 1 1 1 0 2															
Don Lock, R (1, 8) OBP: 0.373, SLG: 0.472	0-0 SF8		0-0 1B		0-0 HR	0-0 2B 2B		0-0 HR		4 3 4 5 0 0 0															
Mike Brumley, L (1, 2) OBP: 0.328, SLG: 0.328	4-0 BB		0-0 6-3		0-0 G3	0-0 2B		0-0 1B		4 0 2 2 1 0 1															
Don Zimmer, R (1, 5) OBP: 0.297, SLG: 0.441	0-3 K			4-0 1B SF9-4-3 BB	0-0 1B	0-0 4-3		0-3 K		2 1 1 0 1 1 3															
Ed Brinkman, R (5, PR) OBP: 0.269, SLG: 0.319										1 0 0 0 0 0 1															
Chuck Hinton, R (8, PH) OBP: 0.351, SLG: 0.449										1 0 0 0 0 1 1															
Fred Valentine, S (1, 7) OBP: 0.315, SLG: 0.339		0-3 K		0-0 1B	0-0 1B		0-0 4-3	0-3 K		5 0 2 0 0 2 1															
Claude Osteen, L (1, 1) OBP: 0.164, SLG: 0.192		0-3 K		0-0 SF9-4-3	0-0 6-3		0-0 3-1	0-3 K		1 0 0 1 0 1 0															
Jim Hannan, R (4, 1) OBP: 0.200, SLG: 0.214										1 0 0 0 0 0 2															
Dick Phillips, L (7, PH) OBP: 0.327, SLG: 0.285										1 0 0 0 0 0 0															
Ron Kline, R (7, 1) OBP: 0.400, SLG: 0.250										0 0 0 0 0 0 0															
Don Leppert, R (9, PH) OBP: 0.214, SLG: 0.256										1 0 0 0 0 1 0															
Inning Stats	R: 1 E: 0 K: 1 S: 7	H: 2 LOB: 3 BB: 1 P: 12	R: 0 E: 0 K: 2 S: 8	H: 1 LOB: 1 BB: 0 P: 8	R: 0 E: 0 K: 0 S: 3	H: 1 LOB: 1 BB: 1 P: 7	R: 1 E: 0 K: 0 S: 3	H: 1 LOB: 0 BB: 1 P: 7	R: 3 E: 0 K: 0 S: 6	H: 3 LOB: 2 BB: 2 P: 14	R: 3 E: 0 K: 0 S: 7	H: 4 LOB: 1 BB: 0 P: 7	R: 0 E: 0 K: 0 S: 4	H: 1 LOB: 1 BB: 0 P: 4	R: 2 E: 0 K: 3 S: 12	H: 3 LOB: 1 BB: 0 P: 12	R: 0 E: 0 K: 2 S: 7	H: 0 LOB: 0 BB: 0 P: 7	1B: 10 2B: 4 3B: 0 HR: 3	SF: 2 SAC: 0 DP: 2 HBP: 1	WP: 1 PB: 0 SB: 0 CS: 0	PA: 47			
PITCHER	IP WLS BF H R ER SO BB IBB HBP BLK WP HR S P ERA WHIP																								
Dave Morehead, R (1, 1) ERA: 5.16	4.1		23	6	5	5	3	5	0	1	0	1	1	23	44	10.38	2.538								
Jack Lamabe, R (5, 1) ERA: 5.1	3.0	W	17	8	4	4	1	0	0	0	0	0	1	19	19	12.00	2.667								
Dick Radatz, R (8, 1) ERA: 1.99	1.2	S	7	2	1	1	4	0	0	0	0	0	1	15	15	5.40	1.200								

Washington Senators @ Boston Red Sox
 Fenway Park, Boston, MA
 Sun Jul 19 1964, 3:33 AM EDT
 Unknown

AB	39
R	10
H	16
RBI	10
BB	5
SO	8
LOB	14



WP: 1	PA: 47
PB: 0	
SB: 0	
CS: 0	

PITCHER	IP	WLS	BF	H	R	ER	SO	BB	IBB	HBP	BLK	WP	HR	S	P	ERA	WHIP
Dave Morehead, R	4.1		23	6	5	5	3	5	0	1	0	1	1	23	44	10.38	2.538
Jack Lamabe, R	3.0	W	17	8	4	4	1	0	0	0	0	0	1	19	19	12.00	2.667
Dick Radatz, R	1.2	S	7	2	1	1	4	0	0	0	0	0	1	15	15	5.40	1.200

Batter	1	2	3	4	5	6	7	8	9
Felix Mantilla, R OBP: 0.346, SLG: 0.558 (1, 4)	4-0 HR BB	0-0 4-3		0-0 HR		0-3 K		0-0 L1-3	
Tony Conigliaro, R OBP: 0.345, SLG: 0.537 (1, 7)	0-0 HR	4-0 BB		0-0 5-3		0-3 K		4-0 BB	
Carl Yastrzemski, L OBP: 0.376, SLG: 0.475 (1, 8)	0-3 K	0-0 G3			0-0 4-3	0-0 HR		0-3 K	
Dick Stuart, R OBP: 0.312, SLG: 0.507 (1, 3)	4-0 HR HBP BB		0-0 F9		0-0 1B 2B	0-0 HR			
Frank Malzone, R OBP: 0.339, SLG: 0.415 (1, 5)	0-0 F8		0-0 P4		0-0 1B 6-3 1B	0-0 F3			
Lee Thomas, L OBP: 0.334, SLG: 0.416 (1, 9)	1-0 HR HBP		0-0 F7		0-0 6-3 1B		0-0 F9		
Eddie Bressoud, R OBP: 0.366, SLG: 0.455 (1, 6)	0-0 HR			0-0 HR 3B	0-0 6-3		0-0 F3		
Bob Tillman, R OBP: 0.362, SLG: 0.443 (1, 2)	0-0 6-3			0-0 5-3	0-0 IBB		0-3 K		
Dave Morehead, R OBP: 0.125, SLG: 0.054 (1, 1)		0-3 K			0-3 K			0-3 K	
Jack Lamabe, R OBP: 0.136, SLG: 0.143 (5, 1)									
Dick Radatz, R OBP: 0.261, SLG: 0.273 (8, 1)									

AB	R	H	RBI	BB	SO	LOB
4	2	1	2	1	1	0
3	1	1	2	2	1	0
5	1	1	1	0	2	2
3	3	2	1	1	0	0
4	1	1	0	0	0	1
3	1	1	1	0	0	0
4	2	2	4	0	0	1
3	0	0	0	1	1	1
2	0	0	0	0	2	1
1	0	0	0	0	1	2
1	0	0	0	0	1	0


Washington Senators @ Boston Red Sox
Fenway Park, Boston, MA
 Sun Jul 19 1964, 3:33 AM EDT
 Unknown

AB	33
R	11
H	9
RBI	11
BB	5
SO	9
LOB	8



Inning Stats		R	H	E	K	S	P	BB	IBB	HBP	BLK	WP	HR	S	P	ERA	WHIP
R: 5 H: 2 E: 0 K: 1 S: 7		0	0	0	1	9	0	0	0	0	0	0	3	21	34	17.18	1.909
R: 0 H: 0 E: 0 K: 1 S: 5		0	0	0	1	9	0	0	0	0	0	0	2	18	22	15.43	2.143
R: 0 H: 0 E: 0 K: 0 S: 3		0	0	0	0	3	1	0	0	0	0	0	0	12	16	0.00	0.500
R: 2 H: 3 E: 0 K: 1 S: 8		0	2	0	1	12	0	0	0	0	0	0	2	18	22	15.43	2.143
R: 2 H: 2 E: 0 K: 2 S: 9		0	0	0	1	9	0	0	0	0	0	0	0	12	16	0.00	0.500
R: 0 H: 0 E: 0 K: 1 S: 5		0	0	0	1	11	0	0	0	0	0	0	0	12	16	0.00	0.500
R: 0 H: 0 E: 0 K: 2 S: 7		0	0	0	1	11	0	0	0	0	0	0	0	12	16	0.00	0.500

WP	HR	S	P	ERA	WHIP
0	3	21	34	17.18	1.909
0	2	18	22	15.43	2.143
0	0	12	16	0.00	0.500
0	0	12	16	0.00	0.500
0	0	12	16	0.00	0.500
0	0	12	16	0.00	0.500
0	0	12	16	0.00	0.500

Batter	1	2	3	4	5	6	7	8	9	10	AB R H RBI BB SO LOB	TOP														
Ed Brinkman, R (1, 6) OBP: 0.274, SLG: 0.338	0-0 SH1-3 1B 2B	0-3 K			0-0 HR			0-0 6-3		0-0 SH3-4 1B 1B	5 3 3 1 0 1 1															
John Kennedy, R (1, 5) OBP: 0.302, SLG: 0.389	0-0 SH1-3 2-3		0-0 5-3		0-0 5-3			0-3 K		0-0 SH3-4 1-2	3 0 0 0 0 1 0															
Chuck Hinton, R (1, 7) OBP: 0.357, SLG: 0.458	0-0 F8 1B WP 1B 3-H		0-0 F8 2B		0-0 5-3			0-0 S 2B		4-0 1B IBB	4 2 3 1 1 0 0															
Don Lock, R (1, 9) (8, 8) OBP: 0.373, SLG: 0.474	0-0 WP 1B 1-2		0-0 F8 2-3			0-3 K		0-0 2B 2-H		0-3 K	5 0 2 1 0 2 3															
Don Leppert, R (1, 2) OBP: 0.207, SLG: 0.247 Mike Brumley, L (8, PH) (8, 2) OBP: 0.333, SLG: 0.331	0-0 F8 2-3		0-0 6-3			0-0 4-3		4-0 IBB		0-0 1B 1-3 2-H	3 0 0 0 0 0 3 1 0 1 1 1 0 0															
Ken Hunt, R (1, 8) OBP: 0.250, SLG: 0.224 Jim King, L (8, PH) (8, 9) OBP: 0.360, SLG: 0.474	0-3 K 1-2 3-H			0-0 6-3		0-0 5-3		0-0 3-1		4-0 IBB	3 0 0 0 0 1 1 1 0 0 0 1 0 2															
Dick Phillips, L (1, 3) OBP: 0.323, SLG: 0.276		4-0 FC6-4 BB		0-0 4-1			0-3 K		0-0 4-3	0-0 P4	4 0 0 0 1 1 3	AB 36 R 5 H 9 RBI 4 BB 4 SO 9 LOB 14														
Chuck Cottier, R (1, 4) OBP: 0.276, SLG: 0.384 Don Blasingame, L (9, PH) (9, 4) OBP: 0.311, SLG: 0.323		0-0 FC6-4 SH5-3 1-2f		0-0 F9			0-3 K		0-3 K		3 0 0 0 0 1 1 1 0 0 0 0 1 0															
Buster Narum, R (1, 1) OBP: 0.030, SLG: 0.030 Joe Cunningham, L (7, PH) OBP: 0.363, SLG: 0.328 Steve Ridzik, R (7, 1) OBP: 0.313, SLG: 0.267 Ron Kline, R (10, 1) OBP: 0.400, SLG: 0.250		0-0 SH5-3 1-2			0-3 K		0-0 F9		0-0 6-3		1 0 0 0 0 1 0 1 0 0 0 0 0 0 1 0 0 0 0 0 0 0 0 0 0 0 0 0															
Inning Stats	R: 2 E: 0 K: 1 S: 8	H: 3 LOB: 1 BB: 0 P: 8	R: 0 E: 0 K: 1 S: 5	H: 0 LOB: 1 BB: 1 P: 9	R: 0 E: 0 K: 0 S: 4	H: 1 LOB: 1 BB: 0 P: 4	R: 0 E: 0 K: 0 S: 3	H: 0 LOB: 0 BB: 0 P: 3	R: 1 E: 0 K: 1 S: 6	H: 1 LOB: 0 BB: 0 P: 6	R: 0 E: 0 K: 1 S: 5	H: 0 LOB: 0 BB: 0 P: 5	R: 0 E: 0 K: 2 S: 7	H: 0 LOB: 0 BB: 0 P: 7	R: 1 E: 0 K: 1 S: 7	H: 2 LOB: 2 BB: 1 P: 11	R: 0 E: 0 K: 1 S: 5	H: 0 LOB: 0 BB: 0 P: 5	R: 1 E: 0 K: 1 S: 7	H: 2 LOB: 3 BB: 2 P: 15	1B: 4 2B: 4 3B: 0 HR: 1	SF: 0 SAC: 3 DP: 0 HBP: 0	WP: 1 PB: 0 SB: 1 CS: 0	PA: 43		
PITCHER	IP WLS BF H R ER SO BB IBB HBP BLK WP HR S P ERA WHIP																									
Arnold Earley, L (1, 1) ERA: 2.68	6.1		5	3	3	5	1	0	0	0	1	1	34	38	4.26	0.947										
Dick Radatz, R (7, 1) ERA: 2.03	2.2		2	1	1	3	0	1	0	0	0	0	16	20	3.38	0.750										
Jack Lamabe, R (10, 1) ERA: 5.13	1.0	L	7	2	1	1	1	0	2	0	0	0	7	15	9.00	2.000										

Washington Senators @ Boston Red Sox
 Fenway Park, Boston, MA
 Sun Jul 19 1964, 3:38 AM EDT
 Att. 12,324 - Unknown

AB 36
 R 5
 H 9
 RBI 4
 BB 4
 SO 9
 LOB 14



Batter	1	2	3	4	5	6	7	8	9	AB R H RBI BB SO LOB	TOP											
Don Wert, R (1, 5) OBP: 0.322, SLG: 0.363	0-0 6-3 1B 2B	0-0 4-3			4-0 1B BB		0-0 F4	0-0 1-H 2B		4 1 2 1 1 0 2												
George Thomas, R (1, 8) OBP: 0.348, SLG: 0.500	0-0 6-3		0-0 1B		0-0 1B BB		0-0 1-H HR	0-0 4-3		5 1 3 2 0 0 2												
Jerry Lumpe, L (8, 4) OBP: 0.302, SLG: 0.318	2-3				1-3 1B					0 0 0 0 0 0 0												
Al Kaline, R (1, 9) OBP: 0.381, SLG: 0.426	0-0 2B 1B		0-0 L6-3		4-0 1-2 BB		0-0 L7		0-0 F9 SH 2B	4 1 2 1 1 0 0												
Gates Brown, L (1, 7) OBP: 0.361, SLG: 0.598	0-0 1-3 2B		0-0 3-1		0-0 4-3		0-0 F9		0-0 F9	5 0 1 0 0 0 4												
Norm Cash, L (9, 3) OBP: 0.314, SLG: 0.361									2-3	0 0 0 0 0 0 0												
Don Demeter, R (1, 3) OBP: 0.301, SLG: 0.453	0-0 F5			0-3 K		0-0 5-3		0-0 HR 1B	0-0 SH CS	4 1 1 1 0 1 2												
Jake Wood, R (1, 4) OBP: 0.220, SLG: 0.281	0-3 K			0-0 6-3		0-0 1B		0-0 L8	0-3 3-H K	3 0 1 0 0 1 2												
Bill Bruton, L (8, PH) OBP: 0.343, SLG: 0.400									1-2	2 0 0 0 0 1 2												
Dick McAuliffe, L (1, 6) OBP: 0.348, SLG: 0.506		4-0 6-3 E BB		0-0 F3		0-3 K		0-0 1-H HR		3 1 1 2 1 1 1												
Mike Roarke, R (1, 2) OBP: 0.308, SLG: 0.243																						
Larry Sherry, R (7, 1)																						
Fred Gladding, L (8, 1)																						
Phil Regan, R (1, 1) OBP: 0.417, SLG: 0.406																						
Bill Freehan, R (7, PH) OBP: 0.350, SLG: 0.461		0-0 6-3			0-3 K		0-0 HR 1B	0-0 2B 1B		3 0 0 0 0 0 2												
										1 0 0 0 0 1 0												
										0 0 0 0 0 0 0												
										2 0 0 0 0 1 1												
										2 2 2 0 0 0 0												
Inning Stats	R: 1 E: 0 K: 1 S: 8	H: 3 LOB: 2 BB: 0 P: 8	R: 0 E: 1 K: 0 S: 3	H: 0 LOB: 1 BB: 1 P: 7	R: 0 E: 0 K: 0 S: 3	H: 1 LOB: 0 BB: 0 P: 3	R: 0 E: 0 K: 1 S: 5	H: 0 LOB: 0 BB: 0 P: 5	R: 0 E: 0 K: 1 S: 6	H: 1 LOB: 3 BB: 2 P: 14	R: 0 E: 0 K: 1 S: 6	H: 1 LOB: 1 BB: 0 P: 6	R: 2 E: 0 K: 0 S: 5	H: 2 LOB: 0 BB: 0 P: 5	R: 3 E: 0 K: 1 S: 9	H: 4 LOB: 1 BB: 0 P: 9	R: 1 E: 1 K: 1 S: 6	H: 1 LOB: 0 BB: 0 P: 6	1B: 7 2B: 4 3B: 0 HR: 2	SF: 0 SAC: 1 DP: 0 HBP: 0	WP: 0 PB: 0 SB: 0 CS: 1	PA: 42
PITCHER	IP WLS BF H R ER SO BB IBB HBP BLK WP HR S P ERA WHIP																					
Bob Hefner, R (1, 1) ERA: 3.48	8.0 L 38 12 6 6 5 3 0 0 0 0 0 2 45 57 6.75 1.875																					
Dick Radatz, R (9, 1) ERA: 2.1	1.0 4 1 1 1 1 0 0 0 0 0 0 0 6 6 9.00 1.000																					

Detroit Tigers @ Boston Red Sox
Fenway Park, Boston, MA
 Mon Jul 20 1964, 7:05 PM EDT
 Att: 24,247 - Unknown

AB	38
R	7
H	13
RBI	7
BB	3
SO	6
LOB	18



Batter	1	2	3	4	5	6	7	8	9	AB	R	H	RBI	BB	SO	LOB
Felix Mantilla, R OBP: 0.343, SLG: 0.560 (1, 4)	0-0 1B 2B	0-0 2-H 2B			0-0 5-3		0-0 5-3	0-0 FC5-4 1-2f		5	1	2	1	0	0	2
Tony Conigliaro, R OBP: 0.346, SLG: 0.535 (1, 7) Dick Williams, R OBP: 0.293, SLG: 0.460 (2, PH) (3, 7)	0-0 F8-5 1B 1B	1-0 HBP			0-0 PB HR 2B		0-0 6-3		0-3 K	1	0	1	0	0	0	0
Carl Yastrzemski, L OBP: 0.380, SLG: 0.486 (1, 8)	0-3 K	0-0 G3			0-0 2-H HR		4-0 BB BB		0-0 1B 1B	4	1	2	2	1	1	4
Dick Stuart, R OBP: 0.311, SLG: 0.503 (1, 3)	0-0 1-2 2-H 1B			0-0 5-3	0-0 L9		4-0 1-2 BB		0-0 F8	4	0	1	1	1	0	1
Lee Thomas, L OBP: 0.332, SLG: 0.409 (1, 9)	0-0 F8-5 2-3			0-0 1-6-3	0-0 3-1		0-0 F6		0-0 1-3 1B	5	0	1	0	0	0	4
Frank Malzone, R OBP: 0.345, SLG: 0.418 (1, 5)		4-0 BB BB BB G3 1B 6-3 BB		0-0 1B			0-0 F8		0-0 BB 1B	4	1	2	0	1	0	2
Eddie Bressoud, R OBP: 0.368, SLG: 0.454 (1, 6)		0-0 1-2 G3 2B 1B		0-3 K			0-0 F6		4-0 BB BB BB 1-2 FC5-4 BB	3	1	1	0	1	1	0
Bob Tillman, R OBP: 0.361, SLG: 0.440 (1, 2)		0-0 G3		0-0 L1			0-0 1B		0-0 F5	4	0	1	0	0	0	4
Bob Heffner, R OBP: 0.235, SLG: 0.412 (1, 1) Russ Nixon, L OBP: 0.345, SLG: 0.327 (8, PH) Dick Radatz, R OBP: 0.250, SLG: 0.261 (9, 1)		0-0 6-3 3-H		0-0 6-3			0-0 F3		0-3 K	3	0	0	1	0	0	2

Inning Stats	R: 1	H: 3	E: 0	K: 1	S: 7	H: 3	LOB: 1	BB: 0	P: 7	R: 2	H: 2	E: 0	K: 0	S: 5	H: 2	LOB: 2	BB: 1	P: 10	R: 0	H: 1	E: 0	K: 0	S: 3	R: 0	H: 0	E: 0	K: 0	S: 5	R: 2	H: 2	E: 0	K: 0	S: 5	R: 0	H: 1	E: 0	K: 0	S: 4	R: 0	H: 0	E: 0	K: 0	S: 3	R: 0	H: 1	E: 0	K: 1	S: 6	R: 0	H: 1	E: 0	K: 1	S: 7	R: 0	H: 2	E: 0	K: 1	S: 7	1B: 8	2B: 4	3B: 0	HR: 1	SF: 0	SAC: 0	DP: 1	HBP: 1	WP: 0	PB: 1	SB: 0	CS: 0	PA: 42
--------------	------	------	------	------	------	------	--------	-------	------	------	------	------	------	------	------	--------	-------	-------	------	------	------	------	------	------	------	------	------	------	------	------	------	------	------	------	------	------	------	------	------	------	------	------	------	------	------	------	------	------	------	------	------	------	------	------	------	------	------	------	-------	-------	-------	-------	-------	--------	-------	--------	-------	-------	-------	-------	--------

PITCHER	IP	WLS	BF	H	R	ER	SO	BB	IBB	HBP	BLK	WP	HR	S	P	ERA	WHIP
Phil Regan, R ERA: 4.89 (1, 1)	6.0		27	9	5	5	2	1	0	1	0	0	1	29	34	7.50	1.667
Larry Sherry, R ERA: 3.61 (7, 1)	1.0	W	7	1	0	0	0	3	0	0	0	0	0	4	16	0.00	4.000
Fred Gladding, R ERA: 4.09 (8, 1)	2.0	S	8	2	0	0	2	0	0	0	0	0	0	12	12	0.00	1.000

BOTTOM

Detroit Tigers @ Boston Red Sox
Fenway Park, Boston, MA
Mon Jul 20 1964, 7:05 PM EDT
Att. 24,247 - Unknown

livebaseballscorecards.com

AB	37
R	5
H	12
RBI	5
BB	4
SO	4
LOB	21



Batter	1	2	3	4	5	6	7	8	9	AB R H RBI BB SO LOB	TOP											
Don Wert, R (1, 5) OBP: 0.320, SLG: 0.364	0-0 6-3		0-3 K		0-0 1-3 2-H 2B		0-0 F4		0-0 5-3	5 0 1 1 0 1 1												
Jerry Lumpe, L (1, 4) OBP: 0.301, SLG: 0.318	0-0 F8		0-0 L5		0-0 F6		0-0 1B 1B			4 0 1 0 0 0 3												
Al Kaline, R (1, 9) OBP: 0.379, SLG: 0.424	0-0 L1-3			0-0 L8	0-0 L6-3		0-0 1-3 1B			4 0 1 0 0 0 2												
Gates Brown, L (1, 7) OBP: 0.353, SLG: 0.584		0-0 1-3		0-0 F6		0-0 F4		0-0 F4		4 0 0 0 0 0 0												
Norm Cash, L (1, 3) OBP: 0.319, SLG: 0.386		0-0 1B		0-0 HR		0-0 HR		0-0 F6		4 2 3 2 0 0 0												
Dick McAuliffe, L (1, 6) OBP: 0.344, SLG: 0.500		0-3 K		0-0 F3		0-0 4-3		0-0 F5		4 0 0 0 0 1 1												
George Thomas, R (1, 8) OBP: 0.351, SLG: 0.534		0-0 F9			0-0 5-3	0-0 HR			0-0 HR	4 2 2 2 0 0 1												
Bill Freehan, R (1, 2) OBP: 0.352, SLG: 0.462			0-0 SH1-4 1B		0-0 1B 2B 1B	0-0 6-3			0-0 F8	4 1 2 0 0 0 0												
Dave Wickersham, R (1, 1) OBP: 0.113, SLG: 0.115			0-0 SH1-4		0-0 2B 1B		0-0 5-3		0-0 F5	0 0 0 0 0 0 0												
Denny McLain, R (3, 1) OBP: 0.182, SLG: 0.100										2 0 1 0 0 0 0												
Mickey Lolich, S (7, 1) OBP: 0.225, SLG: 0.088										0 0 0 0 0 0 0												
Terry Fox, R (7, 1) OBP: 0.333, SLG: 0.500										0 0 0 0 0 0 0												
Bill Bruton, L (9, PH) OBP: 0.341, SLG: 0.398			1-2							1 0 0 0 0 0 0												
Inning Stats	R: 0 E: 0 K: 0 S: 3	H: 0 LOB: 0 BB: 0 P: 3	R: 0 E: 0 K: 1 S: 6	H: 1 LOB: 1 BB: 0 P: 6	R: 0 E: 0 K: 1 S: 6	H: 1 LOB: 1 BB: 0 P: 6	R: 1 E: 0 K: 0 S: 4	H: 1 LOB: 0 BB: 0 P: 4	R: 1 E: 0 K: 0 S: 6	H: 3 LOB: 2 BB: 0 P: 6	R: 2 E: 0 K: 0 S: 5	H: 2 LOB: 0 BB: 0 P: 5	R: 0 E: 0 K: 0 S: 4	H: 2 LOB: 2 BB: 0 P: 4	R: 0 E: 0 K: 0 S: 3	H: 0 LOB: 0 BB: 0 P: 3	R: 1 E: 0 K: 0 S: 4	H: 1 LOB: 0 BB: 0 P: 4	1B: 6 2B: 1 3B: 0 HR: 4	SF: 0 SAC: 1 DP: 0 HBP: 0	WP: 0 PB: 0 SB: 0 CS: 0	PA: 37
PITCHER	IP WLS BF H R ER SO BB IBB HBP BLK WP HR S P ERA WHIP																					
Bill Monbouquette, R (1, 1) ERA: 4.48	8.0 W 34 11 5 5 2 0 0 0 0 0 4 38 38 5.62 1.375																					
Jack Lamabe, R (9, 1) ERA: 5.09	1.0 S 3 0 0 0 0 0 0 0 0 0 0 3 3 0.00 0.000																					

Detroit Tigers @ Boston Red Sox
 Fenway Park, Boston, MA
 Tue Jul 21 1964, 7:05 PM EDT
 Att. 12,515 - Unknown

livebaseballscorecards.com

AB	36
R	5
H	11
RBI	5
BB	0
SO	2
LOB	8



Batter	1	2	3	4	5	6	7	8	9	AB	R	H	RBI	BB	SO	LOB
Dalton Jones, L OBP: 0.290, SLG: 0.377 (1, 4)	0-0 HR 1B	0-0 3-1 2-3		0-3 K			0-0 HR BB 1B	0-0 5-3		5	2	2	0	0	1	1
Felix Mantilla, R OBP: 0.350, SLG: 0.575 (1, 7)	0-0 HR 1-H	0-0 F4			0-3 K		4-0 HR 1-2 BB	0-0 1B		4	2	2	2	1	1	1
Carl Yastrzemski, L OBP: 0.377, SLG: 0.482 (1, 8)	0-0 4-3		0-0 L9		0-0 HBP 1B		0-3 K	0-0 4-3		5	0	1	0	0	1	3
Dick Stuart, R OBP: 0.313, SLG: 0.511 (1, 3)	0-0 5-3		0-0 1B 1B		0-3 K		0-0 HR 1-H 2-H			4	1	2	3	0	1	1
Lee Thomas, L OBP: 0.336, SLG: 0.411 (1, 9)	0-0 F7		0-0 1-2 1B		1-0 HBP 1B		0-0 BB 1B			3	0	2	0	0	0	0
Frank Malzone, R OBP: 0.344, SLG: 0.425 (1, 5)		0-0 HR	0-0 F8		0-0 F2		0-0 F7			4	1	1	1	0	0	5
Eddie Bressoud, R OBP: 0.369, SLG: 0.456 (1, 6)		0-0 2B 2B	0-0 F3			0-3 K	4-0 1-2 BB			3	1	1	0	1	1	2
Russ Nixon, L OBP: 0.341, SLG: 0.333 (1, 2)		0-0 3-1 2-H 2B		0-0 F7		0-0 F7	0-0 4-3			4	0	1	1	0	0	2
Bill Monbouquette, R OBP: 0.188, SLG: 0.093 Jack Lamabe, R OBP: 0.136, SLG: 0.143 (9, 1)		0-3 K		0-0 F4		0-0 L9		0-0 6-3		4	0	0	0	0	1	1
										0	0	0	0	0	0	0


Inning Stats	R: 2	H: 2	E: 0	K: 0	S: 5	LOB: 0	BB: 0	P: 5	R: 2	H: 3	E: 0	K: 1	S: 8	LOB: 1	BB: 0	P: 8	R: 0	H: 2	E: 0	K: 0	S: 5	LOB: 2	BB: 0	P: 5	R: 0	H: 0	E: 0	K: 1	S: 5	LOB: 0	BB: 0	P: 5	R: 0	H: 1	E: 0	K: 2	S: 8	LOB: 2	BB: 0	P: 9	R: 0	H: 0	E: 0	K: 1	S: 5	LOB: 0	BB: 0	P: 5	R: 3	H: 3	E: 0	K: 1	S: 8	LOB: 2	BB: 2	P: 16	R: 0	H: 1	E: 0	K: 0	S: 4	LOB: 1	BB: 0	P: 4
--------------	------	------	------	------	------	--------	-------	------	------	------	------	------	------	--------	-------	------	------	------	------	------	------	--------	-------	------	------	------	------	------	------	--------	-------	------	------	------	------	------	------	--------	-------	------	------	------	------	------	------	--------	-------	------	------	------	------	------	------	--------	-------	-------	------	------	------	------	------	--------	-------	------

PITCHER	IP	WLS	BF	H	R	ER	SO	BB	IBB	HBP	BLK	WP	HR	S	P	ERA	WHIP
Dave Wickersham, R ERA: 3.36 (1, 1)	2.1		14	7	4	4	1	0	0	0	0	0	2	16	16	15.43	3.000
Denny McLain, R ERA: 5.08 (3, 1)	3.2	L	15	2	2	2	4	1	0	1	0	0	0	21	26	4.91	0.818
Mickey Lolich, L ERA: 3.59 (7, 1)	0.1		3	2	1	1	1	0	0	0	0	0	1	5	5	27.00	6.000
Terry Fox, R ERA: 2.05 (7, 1)	1.2		7	1	0	0	0	1	0	0	0	0	0	6	10	0.00	1.200

BOTTOM

Detroit Tigers @ Boston Red Sox
Fenway Park, Boston, MA
Tue Jul 21 1964, 7:05 PM EDT
Att. 12,515 - Unknown

AB	36
R	7
H	12
RBI	7
BB	2
SO	6
LOB	16



1B: 7	SF: 0	WP: 0	PA: 39
2B: 2	SAC: 0	PB: 0	
3B: 0	DP: 0	SB: 0	
HR: 3	HBP: 1	CS: 0	

livebaseballscorecards.com

Batter	1	2	3	4	5	6	7	8	9	AB R H RBI BB SO LOB	TOP
Don Wert, R (1, 5) OBP: 0.321, SLG: 0.360	0-0 F4		0-0 6-3		0-3 K		4-0 FC6-4 BB	4-0 BB		3 0 0 1 2 1 1	Detroit Tigers @ Boston Red Sox Fenway Park, Boston, MA Wed Jul 22 1964, 7:05 PM EDT Att: 10,330 - Unknown
George Thomas, R (1, 8) OBP: 0.347, SLG: 0.536	0-3 K		0-0 5-3		0-0 2B 3B		0-0 FC6-4 WP	0-3 K		5 1 1 1 0 2 4	
Al Kaline, R (1, 9) OBP: 0.383, SLG: 0.445	0-0 HR				0-0 2B		0-0 L9		0-0 4-3 2B	5 1 3 2 0 1 1	
Gates Brown, L (1, 7) OBP: 0.354, SLG: 0.590	0-3 K				0-0 1B 1B				0-0 4-3 2B 3B	5 2 2 0 0 1 2	
Norm Cash, L (1, 3) OBP: 0.320, SLG: 0.399			0-0 4-3		0-0 F3				0-0 4-3 SH5-4 BB 2B	5 2 2 2 0 0 2	
Dick McAuliffe, L (1, 6) OBP: 0.350, SLG: 0.511			0-0 HR		0-0 1B				0-0 HRBP	3 1 2 2 1 1 0	
Jerry Lumpe, L (1, 4) OBP: 0.298, SLG: 0.314			0-0 6-3		0-0 4-3				0-0 1-3 SH5-4	4 0 0 0 0 1 3	
Bill Freehan, R (1, 2) OBP: 0.354, SLG: 0.458			0-0 L6						0-0 IBB	2 0 0 0 2 1 0	
Ed Rakow, S (1, 1)			0-0 F8		0-0 FC1-6 3B				0-3 K	3 1 0 0 0 1 1	
Don Demeter, R (8, PH) OBP: 0.300, SLG: 0.451									0-3 K	1 0 0 0 0 1 3	
Fred Gladding, L (8, 1)										0 0 0 0 0 0 0	
Larry Sherry, R (9, 1)										0 0 0 0 0 0 0	
Inning Stats	R: 1 H: 1 E: 0 LOB: 0 K: 2 BB: 0 S: 8 P: 8	R: 1 H: 1 E: 0 LOB: 0 K: 0 BB: 0 S: 4 P: 4	R: 0 H: 0 E: 0 LOB: 0 K: 0 BB: 0 S: 3 P: 3	R: 1 H: 2 E: 0 LOB: 1 K: 1 BB: 0 S: 7 P: 7	R: 2 H: 2 E: 0 LOB: 1 K: 1 BB: 1 S: 7 P: 11	R: 1 H: 1 E: 0 LOB: 0 K: 3 BB: 0 S: 10 P: 10	R: 0 H: 0 E: 0 LOB: 1 K: 1 BB: 1 S: 5 P: 9	R: 2 H: 2 E: 0 LOB: 3 K: 2 BB: 3 S: 9 P: 21	R: 0 H: 1 E: 0 LOB: 2 K: 0 BB: 0 S: 4 P: 5	1B: 2 SF: 0 2B: 3 SAC: 1 3B: 2 DP: 0 HR: 3 HBP: 1	WP: 1 PA: 43 PB: 0 SB: 2 CS: 0
PITCHER	IP WLS BF H R ER SO BB IBB HBP BLK WP HR S P ERA WHIP										
Earl Wilson, R (1, 1) ERA: 4.81	7.0 L 30 7 6 6 8 2 0 0 0 1 3 44 52 7.71 1.286										
Bill Spanswick, L (8, 1) ERA: 8.13	0.1 5 2 2 2 0 1 1 0 0 0 0 3 11 54.00 9.000										
Pete Charton, R (8, 1) ERA: 9.95	1.2 8 1 0 0 2 1 0 1 0 0 0 10 15 0.00 1.200										

livebaseballscorecards.com

AB	36
R	8
H	10
RBI	8
BB	5
SO	10
LOB	17



BOTTOM

Detroit Tigers @ Boston Red Sox
 Fenway Park, Boston, MA
 Wed Jul 22 1964, 7:05 PM EDT
 Att. 10,330 - Unknown

AB	35
R	6
H	9
RBI	6
BB	3
SO	4
LOB	9



WP:	0	PA:	38
PB:	0		
SB:	0		
CS:	0		

AB R H RBI BB SO LOB

5	0	2	3	0	1	0
4	0	0	0	1	0	2
4	0	1	0	0	0	2
4	0	1	0	0	2	1
4	0	0	0	0	0	2
3	1	0	0	1	0	0
4	3	3	2	0	0	0
3	2	1	1	1	0	1
2	0	0	0	0	0	1
1	0	0	0	0	0	0
0	0	0	0	0	0	0
0	0	0	0	0	0	0
1	0	1	0	0	0	0
0	0	0	0	0	0	0

Batter	1	2	3	4	5	6	7	8	9
Dalton Jones, L OBP: 0.292, SLG: 0.378 (1, 4)	0-3 K ①		0-0 G3 ③		0-0 BB 1B 2-H		0-0 L7 ③		0-0 1B 1-2 2-H 3-H
Felix Mantilla, R OBP: 0.346, SLG: 0.563 (1, 7)	0-0 F7 ②			0-0 6-3 ①	4-0 BB 1-2			0-0 6-3 ①	0-0 FC5 ③ 2-3f
Carl Yastrzemski, L OBP: 0.376, SLG: 0.479 (1, 8)	0-0 G1 ③			0-0 1B	0-0 1-3 ③			0-0 4-3 ②	
Dick Stuart, R OBP: 0.313, SLG: 0.508 (1, 3)		0-3 K ①		0-0 L9 ②		0-0 G1-6-3 1B		0-3 K ③	
Lee Thomas, L OBP: 0.333, SLG: 0.407 (1, 9)		0-0 L9 ②		0-0 F2 ③		0-0 G1-6-3 ① ② 1-2f			0-0 6-3 ①
Frank Malzone, R OBP: 0.343, SLG: 0.421 (1, 5)		0-0 F7 ③			4-0 BB 2B	0-0 6-3 ③			0-0 F4 ②
Eddie Bressoud, R OBP: 0.373, SLG: 0.470 (1, 6)			0-0 HR		0-0 1B 2B 1-H		0-0 F9 ①		0-0 1B BB 1B
Bob Tillman, R OBP: 0.363, SLG: 0.451 (1, 2)			0-0 F8 ①		0-0 F7 ①		0-0 HR		4-0 1B BB 1-2
Earl Wilson, R OBP: 0.316, SLG: 0.556 (7, PH) Tony Conigliaro, R OBP: 0.345, SLG: 0.533 (8, 1) Bill Spawick, L OBP: 0.400, SLG: 0.308 (8, 1) Pete Charton, L (8, 1) Russ Nixon, L OBP: 0.347, SLG: 0.340 (9, PH) Bill Monbouquette, R OBP: 0.188, SLG: 0.093 (9, PR)			0-0 4-3 ②		0-0 5-3 ②		0-3 K ②		0-0 FC5 1B 1-2 2-3 1B

Inning Stats	R: 0	H: 0	E: 0	K: 1	S: 5	LOB: 0	BB: 0	P: 5	R: 0	H: 0	E: 0	K: 1	S: 5	LOB: 0	BB: 0	P: 5	R: 1	H: 1	E: 0	K: 0	S: 4	LOB: 0	BB: 0	P: 4	R: 0	H: 1	E: 0	K: 0	S: 4	LOB: 1	BB: 0	P: 4	R: 2	H: 2	E: 0	K: 0	S: 5	LOB: 2	BB: 2	P: 13	R: 0	H: 1	E: 0	K: 0	S: 3	LOB: 0	BB: 0	P: 3	R: 1	H: 1	E: 0	K: 1	S: 6	LOB: 0	BB: 0	P: 6	R: 0	H: 0	E: 0	K: 1	S: 5	LOB: 0	BB: 0	P: 5	R: 2	H: 3	E: 0	K: 0	S: 6	LOB: 2	BB: 1	P: 10	1B: 6	SF: 0	2B: 1	SAC: 0	3B: 0	DP: 1	HR: 2	HBP: 0	WP: 0	PA: 38
--------------	------	------	------	------	------	--------	-------	------	------	------	------	------	------	--------	-------	------	------	------	------	------	------	--------	-------	------	------	------	------	------	------	--------	-------	------	------	------	------	------	------	--------	-------	-------	------	------	------	------	------	--------	-------	------	------	------	------	------	------	--------	-------	------	------	------	------	------	------	--------	-------	------	------	------	------	------	------	--------	-------	-------	-------	-------	-------	--------	-------	-------	-------	--------	-------	--------

PITCHER	IP	WLS	BF	H	R	ER	SO	BB	IBB	HBP	BLK	WP	HR	S	P	ERA	WHIP
Ed Rakow, R ERA: 3.57 (1, 1)	7.0	W	28	6	4	4	3	2	0	0	0	0	2	32	40	5.14	1.143
Fred Gladding, R ERA: 4.41 (8, 1)	1.2		9	3	2	2	1	1	0	0	0	0	0	10	14	10.80	2.400
Larry Sherry, R ERA: 3.59 (9, 1)	0.1	S	1	0	0	0	0	0	0	0	0	0	0	1	1	0.00	0.000

Batter	1	2	3	4	5	6	7	8	9	AB R H RBI BB SO LOB	TOP	
Don Wert, R (1, 5) OBP: 0.325, SLG: 0.360	4-0 L8-4 1B BB		x 0-0 F9		x 0-0 FC4		4-0 BB		x 0-0 1B	3 0 1 0 2 0 1		
George Thomas, R (1, 8) OBP: 0.344, SLG: 0.527	x 0-0 1-2 1B		x 0-0 F9		x 0-0 1-3		0-3 K		x 0-3 K	5 0 1 0 0 2 3		
Al Kaline, R (1, 9) OBP: 0.383, SLG: 0.453	0-3 K			x 0-0 L8		x 0-0 HR		4-0 BB E G3	x 0-3 K	4 2 1 1 1 2 3		
Gates Brown, L (1, 7) OBP: 0.357, SLG: 0.586	x 0-0 L8-4 2-3			x 0-0 E7 1B		4-0 BB		x 0-0 G3 1-2		3 0 1 0 1 0 3		
Norm Cash, L (1, 3) OBP: 0.317, SLG: 0.394		x 0-0 F8		x 0-0 F8		x 0-0 F8		x 0-0 E3 1B 2-H		4 1 0 0 0 0 2		
Dick McAuliffe, L (1, 6) OBP: 0.349, SLG: 0.506		4-0 1B FC6-2 BB		x 0-0 4-3		x 0-0 F6		x 0-0 F7		3 0 0 0 1 0 3		
Bill Freehan, R (1, 2) OBP: 0.356, SLG: 0.459		x 0-0 1-3 1B			x 0-0 E6 FC3-6		0-3 K	x 0-0 2-H 1B		4 0 2 1 0 1 0		
Jerry Lumpe, L (1, 4) OBP: 0.298, SLG: 0.316		x 0-0 FC6-2 3-H			x 0-0 FC3-6 FC4 1-2f		x 0-0 2B	x 0-0 F5		4 0 1 0 0 0 4		
Joe Sparna, R (1, 1) OBP: 0.077, SLG: 0.231			x 0-0 4-3		0-3 K				x 0-3 K	2 0 0 0 0 1 1		
Dick Egan, L (5, 1)										0 0 0 0 0 0 0		
Bill Bruton, L (7, PH) OBP: 0.340, SLG: 0.396										1 0 0 0 0 0 1		
Terry Fox, R (7, 1) OBP: 0.333, SLG: 0.500										0 0 0 0 0 0 0		
Don Demeter, R (9, PH) OBP: 0.299, SLG: 0.449										1 0 0 0 0 1 0		
Inning Stats	R: 0 H: 1 E: 0 LOB: 1 K: 1 BB: 1 S: 5 P: 9	R: 0 H: 1 E: 0 LOB: 1 K: 0 BB: 1 S: 3 P: 7	R: 0 H: 0 E: 0 LOB: 0 K: 0 BB: 0 S: 3 P: 3	R: 0 H: 1 E: 1 LOB: 1 K: 0 BB: 0 S: 4 P: 4	R: 0 H: 0 E: 1 LOB: 1 K: 1 BB: 0 S: 6 P: 6	R: 1 H: 1 E: 0 LOB: 1 K: 0 BB: 1 S: 4 P: 8	R: 0 H: 1 E: 0 LOB: 2 K: 2 BB: 1 S: 8 P: 12	R: 2 H: 1 E: 1 LOB: 1 K: 0 BB: 1 S: 5 P: 9	R: 0 H: 1 E: 0 LOB: 1 K: 3 BB: 0 S: 10 P: 10	1B: 5 SF: 0 2B: 3 SAC: 0 3B: 0 DP: 2 HR: 1 HBP: 0	WP: 0 PA: 39 PB: 0 SB: 0 CS: 0	
PITCHER Dave Morehead, R (1, 1) ERA: 4.93 Dick Radatz, R (8, 1) ERA: 2.06	IP WLS BF H R ER SO BB IBB HBP BLK WP HR S P ERA WHIP	7.0 W 30 5 2 1 4 5 0 0 0 0 0 1 33 53 1.29 1.429	2.0 S 9 2 1 0 3 0 0 0 0 0 0 0 15 15 0.00 1.000	PITCHER								IP WLS BF H R ER SO BB IBB HBP BLK WP HR S P ERA WHIP

Detroit Tigers @ Boston Red Sox
 Fenway Park, Boston, MA
 Thu Jul 23 1964, 3:33 AM EDT
 Att. 8,187 - Unknown

livebaseballscorecards.com

AB 34
R 3
H 7
RBI 2
BB 5
SO 7
LOB 21



Batter	1	2	3	4	5	6	7	8	9
Dalton Jones, L (1, 4) OBP: 0.298, SLG: 0.374	4-0 1B SF8 BB	4-0 1-2 BB		0-0 3-1	0-0 3-1			4-0 FC3-6 1B BB	
Felix Mantilla, R (1, 7) OBP: 0.352, SLG: 0.579	0-0 1-3 BB 1B	0-3 K		0-3 K		0-0 HR		0-0 1-2 FC3-6 1B	
Carl Yastrzemski, L (1, 8) OBP: 0.379, SLG: 0.478	4-0 1-2 BB		4-0 1B BB		0-0 E4 1B SF7 1B	0-3 K		0-0 1-2 FC3-6 2-3	
Dick Stuart, R (1, 3) OBP: 0.314, SLG: 0.507	0-0 F5		0-0 BB 1B		0-0 SF7 1B	0-0 F7		0-0 G3	
Dick Williams, R (9, 3) OBP: 0.293, SLG: 0.460			1-3 BB 1B		2-3 1B				
Lee Thomas, L (1, 9) OBP: 0.329, SLG: 0.404	0-0 SF8		0-3 K		0-0 SF7	0-0 6-3			
Frank Malzone, R (1, 5) OBP: 0.342, SLG: 0.419	0-0 6-3		0-0 F6		0-0 PB 2-H 1B		0-0 5-3		
Eddie Bressoud, R (1, 6) OBP: 0.372, SLG: 0.466		0-3 K	4-0 1-2 BB		0-3 K		0-0 F8		
Bob Tillman, R (1, 2) OBP: 0.365, SLG: 0.449		0-0 BB 1B	0-0 F6		4-0 BB IBB		0-0 5-3		
Dave Morehead, R (1, 1) OBP: 0.140, SLG: 0.051		0-0 F3		0-3 K	4-0 1-2 BB			0-3 K	
Dick Radatz, R (8, 1) OBP: 0.240, SLG: 0.250									

Inning Stats	R: 1	H: 1	E: 0	K: 0	S: 4	LOB: 2	BB: 2	P: 12
	R: 0	H: 1	E: 0	K: 2	S: 8	LOB: 2	BB: 1	P: 12
	R: 0	H: 1	E: 0	K: 1	S: 6	LOB: 3	BB: 2	P: 14
	R: 0	H: 0	E: 0	K: 2	S: 7	LOB: 0	BB: 0	P: 7
	R: 2	H: 3	E: 1	K: 1	S: 8	LOB: 3	BB: 2	P: 16
	R: 1	H: 1	E: 0	K: 1	S: 6	LOB: 0	BB: 0	P: 6
	R: 0	H: 0	E: 0	K: 0	S: 3	LOB: 0	BB: 0	P: 3
	R: 0	H: 1	E: 0	K: 1	S: 6	LOB: 2	BB: 1	P: 10

PITCHER	IP	WLS	BF	H	R	ER	SO	BB	IBB	HBP	BLK	WP	HR	S	P	ERA	WHIP
Joe Sparna, R (1, 1) ERA: 2.28	4.2	L	27	6	3	3	6	6	6	1	0	0	0	32	60	5.79	2.571
Dick Egan, L (5, 1) ERA: 3.13	1.1		5	1	1	1	1	0	0	0	0	0	1	7	7	6.75	0.750
Terry Fox, R (7, 1) ERA: 1.91	2.0		8	1	0	0	1	1	0	0	0	0	0	9	13	0.00	1.000

AB	R	H	RBI	BB	SO	LOB
2	1	0	0	3	0	3
5	1	3	1	0	2	2
3	1	1	0	2	1	2
5	1	2	0	0	0	5
0	0	0	0	0	0	0
2	0	0	2	0	1	2
4	0	1	1	0	0	4
3	0	0	0	1	2	1
3	0	1	0	1	0	3
2	0	0	0	1	1	1
1	0	0	0	0	1	0


WP	PA	ERA	WHIP
0	40		
0			
0			
0			
0			
0			

Detroit Tigers @ Boston Red Sox
Fenway Park, Boston, MA
 Thu Jul 23 1964, 3:33 AM EDT
 Att. 8,187 - Unknown

livebaseballscorecards.com

AB	30
R	4
H	8
RBI	4
BB	8
SO	8
LOB	23



Batter	1	2	3	4	5	6	7	8	9	AB R H RBI BB SO LOB	TOP													
Felix Mantilla, R (1, 4) OBP: 0.356, SLG: 0.596 Dalton Jones, L (7, 4) OBP: 0.297, SLG: 0.373	0-0 E7 1B		0-0 HR		0-0 F3			0-0 F6		3 1 2 1 0 0 1 1 0 0 0 0 0 0														
Tony Conigliaro, R (1, 7) OBP: 0.344, SLG: 0.528	4-0 BB		0-0 F8		0-3 K			0-0 F8		3 0 0 0 1 1 1														
Carl Yastrzemski, L (1, 8) OBP: 0.378, SLG: 0.478	0-0 F5		0-3 K				0-0 1-3	0-0 WP 2B		4 0 1 0 0 1 2														
Dick Stuart, R (1, 3) OBP: 0.316, SLG: 0.508	0-3 K			4-0 BB			0-0 4-3 2B	0-3 K		3 0 1 0 1 2 3														
Lee Thomas, L (1, 9) OBP: 0.326, SLG: 0.400	0-0 4-3			0-0 F9			0-0 4-3		0-0 F5	4 0 0 0 0 0 4														
Frank Malzone, R (1, 5) OBP: 0.344, SLG: 0.418		4-0 L1-3 BB		0-0 F8			0-0 F5		0-0 BB 1B	3 0 1 0 1 0 2														
Eddie Bressoud, R (1, 6) OBP: 0.371, SLG: 0.462		0-0 L1-3		0-0 F6			0-0 5-3		4-0 1-2 BB	3 0 0 0 1 0 2	AB 32 R 1 H 6 RBI 1 BB 4 SO 6 LOB 19													
Bob Tillman, R (1, 2) OBP: 0.359, SLG: 0.442		0-3 K			0-0 F2		0-0 5-3		0-0 F2	4 0 0 0 0 1 2														
Bob Heffner, R (1, 1) OBP: 0.250, SLG: 0.400 Pete Charton, L (8, 1) Russ Nixon, L (9, PH) OBP: 0.344, SLG: 0.336			0-0 F3		0-0 1B		0-0 F5		0-3 K	3 0 1 0 0 0 0 0 0 0 0 0 0 0 1 0 0 0 0 1 2														
Inning Stats	R: 0 E: 1 K: 1 S: 6	H: 1 LOB: 2 BB: 1 P: 10	R: 0 E: 0 K: 1 S: 4	H: 0 LOB: 0 BB: 1 P: 8	R: 1 E: 0 K: 1 S: 6	H: 1 LOB: 0 BB: 0 P: 6	R: 0 E: 0 K: 0 S: 3	H: 0 LOB: 1 BB: 1 P: 7	R: 0 E: 0 K: 1 S: 6	H: 1 LOB: 1 BB: 0 P: 6	R: 0 E: 0 K: 0 S: 4	H: 1 LOB: 1 BB: 0 P: 4	R: 0 E: 0 K: 0 S: 3	H: 0 LOB: 0 BB: 0 P: 3	R: 0 E: 0 K: 1 S: 6	H: 1 LOB: 1 BB: 0 P: 6	R: 0 E: 0 K: 1 S: 6	H: 1 LOB: 2 BB: 1 P: 10	1B: 3 2B: 3 3B: 0 HR: 1	SF: 0 SAC: 0 DP: 1 HBP: 0	WP: 1 PB: 0 SB: 0 CS: 0	PA: 36		
PITCHER Luis Tiant, R (1, 1) ERA: 0.5	IP 9.0 WLS W BF 36 H 6 R 1 ER 1 SO 6 BB 4 IBB 0 HBP 0 BLK 0 WP 1 HR 1 S 44 P 60 ERA 1.00 WHIP 1.111																							

Boston Red Sox @ Cleveland Indians
Cleveland Municipal Stadium, Cleveland, OH
 Fri Jul 24 1964, 7:05 PM EDT
 Att. 17,512 - Unknown

livebaseballscorecards.com

Batter	1	2	3	4	5	6	7	8	9	AB	R	H	RBI	BB	SO	LOB
Dick Howser, R <small>OBP: 0.307, SLG: 0.297</small>	1-3			5-3			1B E 1B			4	1	2	0	0	0	0
Vic Davalillo, L <small>OBP: 0.289, SLG: 0.328</small>	4-3			2B 1B	2-3		K			4	1	1	0	0	1	3
Leon Wagner, L <small>OBP: 0.333, SLG: 0.485</small>	F8			1B 2B		WP E 1B	E 1B			4	3	3	1	0	0	0
Bob Chance, L <small>OBP: 0.397, SLG: 0.533</small>			K	E 1B		5-3 1-2	E1 1B			4	0	2	4	0	1	1
John Romano, R <small>OBP: 0.361, SLG: 0.498</small>			5-3	E1 FC6-4 1-3		K 2-3	K			4	0	0	0	0	2	3
Tito Francona, L <small>OBP: 0.379, SLG: 0.409</small>			F7	L7		E3 3-H			K	4	0	0	0	0	1	2
Larry Brown, R <small>OBP: 0.274, SLG: 0.362</small> Chico Salmon, R <small>OBP: 0.333, SLG: 0.346</small>			F6	FC6-4 1-2f		K 3-H			K 4-3 S 1B	4	0	1	0	0	1	3
Woodie Held, R <small>OBP: 0.308, SLG: 0.451</small>			F5			6-3			4-3	4	0	0	0	0	0	1
Luis Tiant, R <small>OBP: 0.125, SLG: 0.125</small>			6-3			6-3			F4	4	1	1	0	0	0	2

BOTTOM

Boston Red Sox @ Cleveland Indians
Cleveland Municipal Stadium, Cleveland, OH

Fri Jul 24 1964, 7:05 PM EDT
 Att. 17,512 - Unknown

livebaseballscorecards.com

AB	36
R	6
H	10
RBI	5
BB	0
SO	6
LOB	15



Inning	PITCHER																PITCHER																																														
1	R: 0	H: 0	E: 0	K: 0	S: 3	H: 0	LOB: 0	BB: 0	P: 3	R: 0	H: 0	E: 0	K: 0	S: 3	R: 0	H: 0	E: 0	K: 0	S: 3	R: 2	H: 3	E: 1	K: 0	S: 7	R: 0	H: 1	E: 0	K: 0	S: 4	R: 1	H: 1	E: 1	K: 2	S: 9	R: 3	H: 4	E: 1	K: 2	S: 11	R: 0	H: 1	E: 0	K: 1	S: 6	1B: 9	2B: 1	3B: 0	HR: 0	SF: 0	SAC: 0	DP: 0	HBP: 0	WP: 1	PB: 0	SB: 1	CS: 0	PA: 36						
2	R: 0	H: 0	E: 0	K: 0	S: 3	H: 0	LOB: 0	BB: 0	P: 3	R: 0	H: 0	E: 0	K: 1	S: 5	R: 0	H: 0	E: 0	K: 0	S: 5	R: 0	H: 0	E: 0	K: 0	S: 5	R: 0	H: 0	E: 0	K: 0	S: 5	R: 1	H: 1	E: 0	K: 0	S: 4	R: 1	H: 1	E: 1	K: 2	S: 9	R: 0	H: 0	E: 0	K: 1	S: 6																			
3	R: 0	H: 0	E: 0	K: 0	S: 3	H: 0	LOB: 0	BB: 0	P: 3	R: 0	H: 0	E: 0	K: 0	S: 5	R: 0	H: 0	E: 0	K: 0	S: 5	R: 0	H: 0	E: 0	K: 0	S: 5	R: 0	H: 0	E: 0	K: 0	S: 5	R: 0	H: 1	E: 0	K: 0	S: 4	R: 1	H: 1	E: 1	K: 2	S: 9	R: 0	H: 1	E: 0	K: 1	S: 6																			
4	R: 0	H: 0	E: 0	K: 0	S: 3	H: 0	LOB: 0	BB: 0	P: 3	R: 0	H: 0	E: 0	K: 0	S: 5	R: 0	H: 0	E: 0	K: 0	S: 5	R: 0	H: 0	E: 0	K: 0	S: 5	R: 0	H: 0	E: 0	K: 0	S: 5	R: 0	H: 1	E: 0	K: 0	S: 4	R: 1	H: 1	E: 1	K: 2	S: 9	R: 0	H: 1	E: 0	K: 1	S: 6																			
5	R: 0	H: 0	E: 0	K: 0	S: 3	H: 0	LOB: 0	BB: 0	P: 3	R: 0	H: 0	E: 0	K: 0	S: 5	R: 0	H: 0	E: 0	K: 0	S: 5	R: 0	H: 0	E: 0	K: 0	S: 5	R: 0	H: 0	E: 0	K: 0	S: 5	R: 0	H: 1	E: 0	K: 0	S: 4	R: 1	H: 1	E: 1	K: 2	S: 9	R: 0	H: 1	E: 0	K: 1	S: 6																			
6	R: 0	H: 0	E: 0	K: 0	S: 3	H: 0	LOB: 0	BB: 0	P: 3	R: 0	H: 0	E: 0	K: 0	S: 5	R: 0	H: 0	E: 0	K: 0	S: 5	R: 0	H: 0	E: 0	K: 0	S: 5	R: 0	H: 0	E: 0	K: 0	S: 5	R: 0	H: 1	E: 0	K: 0	S: 4	R: 1	H: 1	E: 1	K: 2	S: 9	R: 0	H: 1	E: 0	K: 1	S: 6																			
7	R: 0	H: 0	E: 0	K: 0	S: 3	H: 0	LOB: 0	BB: 0	P: 3	R: 0	H: 0	E: 0	K: 0	S: 5	R: 0	H: 0	E: 0	K: 0	S: 5	R: 0	H: 0	E: 0	K: 0	S: 5	R: 0	H: 0	E: 0	K: 0	S: 5	R: 0	H: 1	E: 0	K: 0	S: 4	R: 1	H: 1	E: 1	K: 2	S: 9	R: 0	H: 1	E: 0	K: 1	S: 6																			
8	R: 0	H: 0	E: 0	K: 0	S: 3	H: 0	LOB: 0	BB: 0	P: 3	R: 0	H: 0	E: 0	K: 0	S: 5	R: 0	H: 0	E: 0	K: 0	S: 5	R: 0	H: 0	E: 0	K: 0	S: 5	R: 0	H: 0	E: 0	K: 0	S: 5	R: 0	H: 1	E: 0	K: 0	S: 4	R: 1	H: 1	E: 1	K: 2	S: 9	R: 0	H: 1	E: 0	K: 1	S: 6																			
9	R: 0	H: 0	E: 0	K: 0	S: 3	H: 0	LOB: 0	BB: 0	P: 3	R: 0	H: 0	E: 0	K: 0	S: 5	R: 0	H: 0	E: 0	K: 0	S: 5	R: 0	H: 0	E: 0	K: 0	S: 5	R: 0	H: 0	E: 0	K: 0	S: 5	R: 0	H: 1	E: 0	K: 0	S: 4	R: 1	H: 1	E: 1	K: 2	S: 9	R: 0	H: 1	E: 0	K: 1	S: 6																			

Batter	1	2	3	4	5	6	7	8	9	AB R H RBI BB SO LOB	TOP						
Chuck Schilling, R (1, 4) <small>OBP: 0.279, SLG: 0.232</small> Dalton Jones, L (7, PH) <small>OBP: 0.295, SLG: 0.371</small> (7, 4)	0-0 		4-0 		0-3 		0-0 			2 0 0 0 1 1 0 1 0 0 0 0 0 1							
Tony Conigliaro, R (1, 7) <small>OBP: 0.340, SLG: 0.522</small>	0-3 		0-3 		0-0 		0-3 			4 1 0 0 0 3 1							
Carl Yastrzemski, L (1, 8) <small>OBP: 0.376, SLG: 0.478</small>	0-0 		0-3 		0-0 		0-3 			4 0 1 1 0 2 1							
Dick Stuart, R (1, 3) <small>OBP: 0.317, SLG: 0.523</small>		0-0 	0-0 		0-0 		0-0 			4 2 2 2 0 0 1							
Frank Malzone, R (1, 5) <small>OBP: 0.340, SLG: 0.413</small>		0-0 		0-0 		0-3 		0-0 		4 0 0 0 0 1 0							
Lee Thomas, L (1, 9) <small>OBP: 0.325, SLG: 0.397</small>		0-0 		4-0 		0-0 		0-0 		3 0 0 0 1 0 0							
Eddie Bressoud, R (1, 6) <small>OBP: 0.374, SLG: 0.474</small>		0-0 		0-0 		0-0 		0-0 		4 1 3 1 0 0 1							
Bob Tillman, R (1, 2) <small>OBP: 0.361, SLG: 0.443</small>		0-0 		0-3 		0-0 		0-0 		4 0 2 0 0 1 1							
Bill Monbouquette, R (1, 1) <small>OBP: 0.180, SLG: 0.089</small> Dick Radatz, R (8, 1) <small>OBP: 0.231, SLG: 0.240</small>		0-3 		0-0 		0-0 		0-3 		2 0 0 0 0 1 2 1 0 0 0 0 1 1							
Inning Stats	R: 0 H: 0 E: 0 LOB: 0 K: 1 BB: 0 S: 5 P: 5	R: 1 H: 3 E: 0 LOB: 2 K: 1 BB: 0 S: 8 P: 8	R: 0 H: 0 E: 0 LOB: 1 K: 2 BB: 1 S: 7 P: 11	R: 0 H: 0 E: 0 LOB: 0 K: 0 BB: 1 S: 2 P: 6	R: 0 H: 0 E: 0 LOB: 0 K: 2 BB: 0 S: 7 P: 7	R: 2 H: 2 E: 1 LOB: 0 K: 1 BB: 0 S: 7 P: 7	R: 0 H: 1 E: 0 LOB: 1 K: 0 BB: 0 S: 4 P: 4	R: 0 H: 0 E: 0 LOB: 0 K: 2 BB: 0 S: 7 P: 7	R: 1 H: 2 E: 0 LOB: 1 K: 1 BB: 0 S: 7 P: 7	1B: 4 SF: 0 2B: 1 SAC: 1 3B: 0 DP: 1 HR: 3 HBP: 0	WP: 2 PA: 36 PB: 0 SB: 0 CS: 0						
PITCHER Jack Kralick, L (1, 1) <small>ERA: 2.58</small> Sonny Siebert, R (2, 1) <small>ERA: 3.91</small> Gary Bell, R (8, 1) <small>ERA: 4.26</small> Don McMahon, R (9, 1) <small>ERA: 1.56</small>	IP	WLS	BF	H	R	ER	SO	BB	IBB	HBP	BLK	WP	HR	S	P	ERA	WHIP
	1.2		8	3	1	1	1	0	0	0	0	0	1	10	10	5.40	1.800
	5.1		20	3	2	1	6	2	0	0	0	2	1	30	38	1.69	0.938
	1.0		3	0	0	0	2	0	0	0	0	0	0	7	7	0.00	0.000
	1.0	L	5	2	1	1	1	0	0	0	0	0	1	7	7	9.00	2.000

Boston Red Sox @ Cleveland Indians
Cleveland Municipal Stadium, Cleveland, OH

Sat Jul 25 1964, 3:33 AM EDT
 Att. 4,299 - Unknown

livebaseballscorecards.com

AB	33
R	4
H	8
RBI	4
BB	2
SO	10
LOB	9

BOTTOM

Boston Red Sox @ Cleveland Indians
Cleveland Municipal Stadium, Cleveland, OH

Sat Jul 25 1964, 3:33 AM EDT
Att. 4,299 - Unknown

livebaseballscorecards.com

AB	34
R	3
H	10
RBI	3
BB	3
SO	4
LOB	12



WP:	0	PA:	39
PB:	0		
SB:	2		
CS:	0		

AB R H RBI BB SO LOB

5 2 2 0 0 1 0

5 0 3 1 0 0 0

3 1 1 1 2 1 1

3 0 1 1 0 0 2

4 0 1 0 0 1 3

3 0 1 0 0 0 0

3 0 1 0 1 0 1

4 0 0 0 0 0 3

1B:	7	SF:	1
2B:	2	SAC:	1
3B:	0	DP:	1
HR:	1	HBP:	0

0	0	0	0	0	0	0	0
2	0	0	0	0	0	0	0
1	0	0	0	0	0	0	0
0	0	0	0	0	0	0	0
1	0	0	0	0	0	1	2
0	0	0	0	0	0	0	0

Batter	1	2	3	4	5	6	7	8	9
Dick Howser, R (1, 6) OBP: 0.308, SLG: 0.299	0-0 5-3 ①		0-0 1B SF7 1B		0-0 L7 ②		0-0 1B S 1B		0-3 K ①
Vic Davalillo, L (1, 8) OBP: 0.293, SLG: 0.332	0-0 4-3 ②		0-0 1B SF7 S 1B		0-0 1B		0-0 1B 1-H		0-0 F5 ②
Leon Wagner, L (1, 7) OBP: 0.336, SLG: 0.492	0-0 HR		4-0 1B SF7 BB		0-0 F8 ③		4-0 1B		0-3 K ③
Bob Chance, L (1, 3) OBP: 0.395, SLG: 0.535	0-0 2B		0-0 1B SF7		0-0 F7 ①		0-0 L9 ③		
John Romano, R (1, 2) OBP: 0.359, SLG: 0.494	0-3 K ③		0-0 6-3 ③		0-0 F7 ②			0-0 SH3-4 1B	
Tito Francona, L (1, 9)		0-0 L9 ①		0-0 F8 ①		0-0 2B		0-0 SH3-4 1-2	
Larry Brown, R (1, 4) OBP: 0.277, SLG: 0.362		0-0 1B G6-4-3		0-0 F8 ②		0-0 5-3 ③		4-0 1B	
Woodie Held, R (1, 5) OBP: 0.302, SLG: 0.442		0-0 1-2 F6 G6-4-3 ② ③		0-0 F6 ③			0-0 6-3 ①	0-0 F7 ②	
Jack Kralick, L (1, 1) OBP: 0.188, SLG: 0.191			0-0 F9 ①		0-0 G3 ①		0-0 F4 ②	0-3 K ③	
Sonny Siebert, R (2, 1) OBP: 0.228, SLG: 0.300									
Al Smith, R (7, PH) OBP: 0.217, SLG: 0.276									
Gary Bell, R (8, 1) OBP: 0.300, SLG: 0.300									
Fred Whitfield, L (8, PH) OBP: 0.305, SLG: 0.416									
Don McMahon, R (9, 1) OBP: 0.222, SLG: 0.222									

Inning Stats	R: 1	H: 2	E: 0	LOB: 1	K: 1	S: 7	R: 0	H: 1	E: 0	LOB: 0	K: 0	S: 3	R: 1	H: 2	E: 0	LOB: 2	K: 0	S: 5	R: 0	H: 0	E: 0	LOB: 0	K: 0	S: 3	R: 0	H: 1	E: 0	LOB: 1	K: 0	S: 4	R: 1	H: 2	E: 0	LOB: 2	K: 0	S: 5	R: 0	H: 1	E: 0	LOB: 2	K: 1	S: 6	R: 0	H: 0	E: 0	LOB: 0	K: 2	S: 7	1B: 7	SF: 1	2B: 2	SAC: 1	3B: 0	DP: 1	HR: 1	HBP: 0	WP: 0	PA: 39
--------------	------	------	------	--------	------	------	------	------	------	--------	------	------	------	------	------	--------	------	------	------	------	------	--------	------	------	------	------	------	--------	------	------	------	------	------	--------	------	------	------	------	------	--------	------	------	------	------	------	--------	------	------	-------	-------	-------	--------	-------	-------	-------	--------	-------	--------

PITCHER	IP	WLS	BF	H	R	ER	SO	BB	IBB	HBP	BLK	WP	HR	S	P	ERA	WHIP
Bill Monbouquette, R (1, 1) ERA: 4.45	7.0		32	10	3	3	1	1	1	0	0	0	1	32	40	3.86	1.571
Dick Radatz, R (8, 1) ERA: 2.01	2.0	W	7	0	0	0	3	0	1	0	0	0	0	12	16	0.00	0.000

Batter	1	2	3	4	5	6	7	8	9	AB R H RBI BB SO LOB	TOP
Dalton Jones, L (1, 4) OBP: 0.290, SLG: 0.364	0-0 F4	0-0 L6		0-0 4-3			0-0 F4		0-3 K	5 0 0 0 0 1 1	Boston Red Sox @ Cleveland Indians Cleveland Municipal Stadium, Cleveland, OH Sun Jul 26 1964, 3:33 AM EDT Unknown livebaseballscorecards.com
Tony Conigliaro, R (1, 7) OBP: 0.341, SLG: 0.528	0-0 HR	0-3 K			0-0 6-3		4-0 FC4-6 BB		0-3 K	4 1 1 1 1 2 1	
Carl Yastrzemski, L (1, 8) OBP: 0.377, SLG: 0.477	0-0 1B HR 1B			0-0 F7		0-3 K	0-0 FC4-6 1-2f		0-0 1B	5 1 2 0 0 1 1	
Dick Stuart, R (1, 3) OBP: 0.316, SLG: 0.519 Dick Williams, R (9, 3) OBP: 0.293, SLG: 0.460	0-0 1-2 HR 1B			0-0 L6		0-0 5-3		0-0 F8	0-3 K	5 1 1 0 0 1 1 0 0 0 0 0 0 0	
Lee Thomas, L (1, 9) OBP: 0.327, SLG: 0.396	0-0 F8			4-0 E BB		0-0 F6		0-0 1B 2B 1B		3 1 1 0 1 0 2	
Frank Malzone, R (1, 5) OBP: 0.339, SLG: 0.420	0-0 1-H 2-H HR			0-0 E3		0-0 6-3		0-3 K		4 1 1 3 0 1 2	
Eddie Bressoud, R (1, 6) OBP: 0.376, SLG: 0.474	0-0 P5-2			0-3 K		0-0 1B		0-0 1-3 2B 1B		4 1 2 0 0 1 2	
Bob Tillman, R (1, 2) OBP: 0.360, SLG: 0.444		0-3 K		0-3 K		0-0 1-3		0-0 1-H 3-H 2B		4 0 1 2 0 2 1	
Earl Wilson, R (1, 1) OBP: 0.302, SLG: 0.531		0-0 1B		0-3 K			0-3 K	0-3 K		4 0 1 0 0 3 1	
Inning Stats	R: 4 H: 4 E: 0 LOB: 0 K: 0 BB: 0 S: 7 P: 7	R: 0 H: 1 E: 0 LOB: 1 K: 2 BB: 0 S: 8 P: 8	R: 0 H: 0 E: 1 LOB: 2 K: 1 BB: 1 S: 6 P: 10	R: 0 H: 0 E: 0 LOB: 0 K: 2 BB: 0 S: 7 P: 7	R: 0 H: 0 E: 0 LOB: 0 K: 1 BB: 0 S: 5 P: 5	R: 0 H: 1 E: 0 LOB: 1 K: 0 BB: 0 S: 4 P: 4	R: 0 H: 0 E: 0 LOB: 1 K: 1 BB: 1 S: 5 P: 9	R: 2 H: 3 E: 0 LOB: 1 K: 2 BB: 0 S: 10 P: 10	R: 0 H: 1 E: 0 LOB: 1 K: 3 BB: 0 S: 10 P: 10	1B: 7 SF: 0 2B: 1 SAC: 0 3B: 0 DP: 0 HR: 2 HBP: 0	
PITCHER	IP WLS BF H R ER SO BB IBB HBP BLK WP HR S P ERA WHIP										
Lee Stange, R (1, 1) ERA: 5.07	5.0 L 22 5 4 4 6 1 0 0 0 0 2 33 37 7.20 1.200										
Gary Bell, R (6, 1) ERA: 4.34	3.0 14 4 2 2 3 1 0 0 0 0 0 19 23 6.00 1.667										
Ted Abernathy, R (9, 1) ERA: 3.12	1.0 4 1 0 0 3 0 0 0 0 0 0 10 10 0.00 1.000										



Batter	1	2	3	4	5	6	7	8	9	AB	R	H	RBI	BB	SO	LOB
Dick Howser, R OBP: 0.305, SLG: 0.296 (1, 6)	0-0 F9		0-3 K			0-0 F8		0-0 L7		4	0	0	0	0	1	1
Vic Davalillo, L OBP: 0.290, SLG: 0.328 (1, 8)	0-0 4-3		0-0 F7			0-3 K			0-3 K	4	0	0	0	0	2	0
Leon Wagner, L OBP: 0.338, SLG: 0.495 (1, 7)	0-3 K			0-0 3-1 1-4-3 2B		0-3 K			0-0 1B	4	1	2	0	0	2	0
Bob Chance, L OBP: 0.393, SLG: 0.530 (1, 3)		0-0 BB 1B		0-0 3-1 2-3		0-3 K			0-0 F7	4	0	1	0	0	1	2
Tito Francona, L OBP: 0.376, SLG: 0.406 (1, 9)		4-0 BB 1-2 BB		0-0 1-4-3 3-H		0-0 L4			0-0 G3	3	0	0	1	1	0	1
John Romano, R OBP: 0.356, SLG: 0.488 (1, 2)		0-3 K		0-0 5-3		0-3 K				3	0	0	0	0	2	2
Chico Salmon, R OBP: 0.333, SLG: 0.345 (1, 4)		0-3 K			0-0 5-3				0-0 S 1B	3	0	1	0	0	1	2
Woodie Held, R OBP: 0.298, SLG: 0.436 (1, 5)		0-0 6-3			0-0 5-3			0-0 L7		3	0	0	0	0	0	3
Lee Stange, R OBP: 0.175, SLG: 0.059 (1, 1)			0-0 F9			0-3 K			0-3 K	2	0	0	0	0	1	0
Gary Bell, R OBP: 0.300, SLG: 0.300 (6, 1)										0	0	0	0	0	0	0
Larry Brown, R OBP: 0.276, SLG: 0.361 (8, PH)										1	0	0	0	0	1	1
Ted Abernathy, R (9, 1)										0	0	0	0	0	0	0

Inning Stats	R: 0	H: 0	R: 0	H: 1	R: 0	H: 0	R: 1	H: 1	R: 0	H: 0	R: 0	H: 0	R: 0	H: 1	R: 0	H: 1	1B: 3	SF: 0	WP: 0	PA: 32
	E: 0	LOB: 0	E: 0	LOB: 2	E: 0	LOB: 0	E: 0	LOB: 0	E: 0	LOB: 0	E: 0	LOB: 0	E: 0	LOB: 1	E: 0	LOB: 1	2B: 1	SAC: 0	PB: 0	
	K: 1	BB: 0	K: 2	BB: 1	K: 1	BB: 0	K: 0	BB: 0	K: 2	BB: 0	K: 2	BB: 0	K: 1	BB: 0	K: 1	BB: 0	3B: 0	DP: 0	SB: 1	
	S: 5	P: 5	S: 8	P: 12	S: 5	P: 5	S: 4	P: 4	S: 5	P: 5	S: 7	P: 7	S: 6	P: 6	S: 6	P: 6	HR: 0	HBP: 0	CS: 0	

PITCHER	IP	WLS	BF	H	R	ER	SO	BB	IBB	HBP	BLK	WP	HR	S	P	ERA	WHIP										
Earl Wilson, R ERA: 4.55 (1, 1)	9.0	W	32	4	1	1	11	1	0	0	0	0	0	53	57	1.00	0.556										
PITCHER	IP	WLS	BF	H	R	ER	SO	BB	IBB	HBP	BLK	WP	HR	S	P	ERA	WHIP										

BOTTOM

Boston Red Sox @ Cleveland Indians
Cleveland Municipal Stadium, Cleveland, OH
 Sun Jul 26 1964, 3:33 AM EDT
 Unknown

AB	31
R	1
H	4
RBI	1
BB	1
SO	11
LOB	12



WP: 0	PA: 32
PB: 0	
SB: 1	
CS: 0	

livebaseballscorecards.com

Batter	1	2	3	4	5	6	7	8	9	AB R H RBI BB SO LOB	TOP	
Dalton Jones, L (1, 4) OBP: 0.292, SLG: 0.365	0-0 FC4-6 1B		0-0 1B 1B		0-3 K		0-0 3-1		0-0 4-3	5 1 2 0 0 1 2		
Tony Conigliaro, R (1, 7) OBP: 0.341, SLG: 0.524 Dick Williams, R (5, PR) OBP: 0.288, SLG: 0.451 (5, 7)	0-0 F5		0-0 F8		1-0 FC4 HBP			0-0 1-3		2 0 0 0 0 0 3 1 0 0 0 0 0 0		
Carl Yastrzemski, L (1, 8) OBP: 0.378, SLG: 0.476	0-0 FC4-6 1-2f		0-0 PB 1B		0-0 FC4 1-2f			4-0 2B SF8 BB		3 1 1 2 1 0 2		
Dick Stuart, R (1, 3) OBP: 0.315, SLG: 0.519	0-3 K		0-3 K			0-3 K		0-0 1-3 2B		4 0 1 0 0 3 2		
Lee Thomas, L (1, 9) OBP: 0.329, SLG: 0.396		0-0 F8		0-0 FC5-4 1B		0-0 4-3		4-0 IBB		3 0 1 0 1 0 0		
Frank Malzone, R (1, 5) OBP: 0.335, SLG: 0.416		0-0 F9		0-0 FC5-4 1B 1-2f		0-3 K2-3		0-0 SF8		3 0 0 1 0 1 1		
Eddie Bressoud, R (1, 6) OBP: 0.374, SLG: 0.472		0-3 K2-3		0-0 G4-6-3 1B			0-0 4-3	0-3 K		4 0 1 0 0 2 2		
Russ Nixon, L (1, 2) OBP: 0.344, SLG: 0.336 Bill Monbouquette, R (7, PR) OBP: 0.180, SLG: 0.089 Bob Tillman, R (7, 2) OBP: 0.359, SLG: 0.442			0-3 K	0-0 G4-6-3			0-0 SH1-4 1B		0-0 5-3	3 0 1 0 0 1 2 0 0 0 0 0 0 0 1 0 0 0 0 0 0		
Ed Connolly, L (1, 1) OBP: 0.200, SLG: 0.111 Dick Radatz, R (7, 1) OBP: 0.222, SLG: 0.231			0-0 F8 1B 1B		0-3 K		0-0 SH1-4		0-3 K	2 1 1 0 0 1 0 1 0 0 0 0 1 0		
Inning Stats	R: 0 H: 1 E: 0 LOB: 1 K: 1 BB: 0 S: 6 P: 6	R: 0 H: 0 E: 0 LOB: 0 K: 1 BB: 0 S: 5 P: 5	R: 2 H: 3 E: 0 LOB: 1 K: 2 BB: 0 S: 10 P: 10	R: 0 H: 2 E: 0 LOB: 1 K: 0 BB: 0 S: 4 P: 4	R: 0 H: 0 E: 0 LOB: 1 K: 2 BB: 0 S: 7 P: 8	R: 0 H: 0 E: 0 LOB: 0 K: 2 BB: 0 S: 7 P: 7	R: 0 H: 1 E: 0 LOB: 2 K: 0 BB: 0 S: 4 P: 4	R: 1 H: 1 E: 0 LOB: 2 K: 1 BB: 2 S: 6 P: 14	R: 0 H: 0 E: 0 LOB: 0 K: 1 BB: 0 S: 5 P: 5	1B: 7 SF: 1 2B: 1 SAC: 1 3B: 0 DP: 1 HR: 0 HBP: 1	WP: 0 PA: 37 PB: 1 SB: 1 CS: 0	
PITCHER Pedro Ramos, R (1, 1) ERA: 4.56 Don McMahon, R (8, 1) ERA: 1.65	IP WLS BF H R ER SO BB IBB HBP BLK WP HR S P ERA WHIP	7.0 L 28 7 2 2 8 0 0 1 0 0 0 0 43 44 2.57 1.000	2.0 9 1 1 1 2 1 1 0 0 0 0 0 11 19 4.50 1.000	PITCHER IP WLS BF H R ER SO BB IBB HBP BLK WP HR S P ERA WHIP								

Boston Red Sox @ Cleveland Indians
Cleveland Municipal Stadium, Cleveland, OH

Sun Jul 26 1964, 3:38 AM EDT
Att: 14,705 - Unknown

livebaseballscorecards.com


AB 32
R 3
H 8
RBI 3
BB 2
SO 10
LOB 14



Batter	1	2	3	4	5	6	7	8	9	AB	R	H	RBI	BB	SO	LOB
Vic Davalillo, L OBP: 0.292, SLG: 0.328 (1, 8) BB BB BB	4-0 BB BB		0-0 FC5-4 BB 1B		0-0 F7		0-3 K			3	0	1	0	1	1	0
Dick Howser, R OBP: 0.309, SLG: 0.295 (1, 6) BB BB BB	4-0 1-2 BB		4-0 1-2 FC5-4 BB		0-0 1-3			4-0 S E BB		1	1	0	0	3	0	0
Leon Wagner, L OBP: 0.335, SLG: 0.490 (1, 7) X	0-0 F4		0-3 K		0-3 K		0-3 K	0-3 K		4	0	0	0	0	3	5
Bob Chance, L OBP: 0.386, SLG: 0.520 (1, 3) S S S	0-3 K		0-0 FC5-4 1-2 2-3		0-0 6-3		0-0 6-3	0-0 F7		4	0	0	0	0	1	5
Joe Azcue, R OBP: 0.302, SLG: 0.346 (1, 2) X	0-0 F8		0-0 5-3		0-0 1B 1B		0-0 1B 1B	0-0 E8 2-H 1B		4	0	2	1	0	0	4
Chico Salmon, R OBP: 0.344, SLG: 0.345 (1, 9) (8, 4) BB BB BB		4-0 S BB		0-3 K		0-0 1-2 1B	0-0 1-2 1B	0-0 G3		3	0	1	0	1	1	1
Billy Moran, R OBP: 0.281, SLG: 0.279 (1, 4) (8, 5) S S S		0-3 K		0-0 5-3		0-0 F8	0-0 F8	0-0 F6		4	0	0	0	0	1	3
Woodie Held, R OBP: 0.294, SLG: 0.429 Don McMahon, R OBP: 0.222, SLG: 0.222 Larry Brown, R OBP: 0.276, SLG: 0.359 (1, 5) (8, 1) (9, PH)		0-0 L7		0-0 F3		0-0 6-3	0-0 6-3	0-3 K		3	0	0	0	0	0	1
Pedro Ramos, S OBP: 0.250, SLG: 0.382 Tito Francona, L OBP: 0.373, SLG: 0.401 (1, 1) (7, PH) (8, 9) X		0-0 F8		0-3 K		0-0 F8	0-0 F8	0-0 F7		2	0	0	0	0	1	1

BOTTOM	
Boston Red Sox @ Cleveland Indians	Cleveland Municipal Stadium, Cleveland, OH
Sun Jul 26 1964, 3:38 AM EDT	Att. 14,705 - Unknown
AB	31
R	1
H	4
RBI	1
BB	5
SO	9
LOB	20
	

Inning Stats		R: 0	H: 0	E: 0	K: 1	S: 5	R: 0	H: 0	E: 0	K: 1	S: 5	R: 0	H: 1	E: 0	K: 1	S: 6	R: 0	H: 0	E: 0	K: 1	S: 5	R: 0	H: 2	E: 0	K: 1	S: 7	R: 0	H: 0	E: 0	K: 1	S: 5	R: 1	H: 1	E: 1	K: 1	S: 6	R: 0	H: 0	E: 0	K: 1	S: 5	1B: 4	2B: 0	3B: 0	HR: 0	SF: 0	SAC: 0	DP: 0	HBP: 0	WP: 0	PB: 0	SB: 2	CS: 0	PA: 36
PITCHER	IP	WLS	BF	H	R	ER	SO	BB	IBB	HBP	BLK	WP	HR	S	P	ERA	WHIP																																					
Ed Connolly, L ERA: 4.79 (1, 1)	6.0	W	25	3	0	0	6	4	0	0	0	0	0	33	49	0.00	1.167																																					
Dick Radatz, R ERA: 2.04 (7, 1)	3.0	S	11	1	1	1	3	1	0	0	0	0	0	16	20	3.00	0.667																																					

Batter	1	2	3	4	5	6	7	8	9	AB R H RBI BB SO LOB	TOP														
Dalton Jones, L (1, 4) OBP: 0.288, SLG: 0.359	0-0 F7		0-0 4-3	0-0 F7			0-0 E6			4 0 0 0 0 0 2	<p>Boston Red Sox @ Kansas City Athletics</p> <p>Municipal Stadium, Kansas City, MO</p> <p>Tue Jul 28 1964, 8:05 PM EDT</p> <p>Att. 6,121 - Unknown</p> <p>livebaseballscorecards.com</p> <table border="0"> <tr><td>AB</td><td>32</td></tr> <tr><td>R</td><td>1</td></tr> <tr><td>H</td><td>7</td></tr> <tr><td>RBI</td><td>1</td></tr> <tr><td>BB</td><td>2</td></tr> <tr><td>SO</td><td>8</td></tr> <tr><td>LOB</td><td>15</td></tr> </table> 	AB	32	R	1	H	7	RBI	1	BB	2	SO	8	LOB	15
AB	32																								
R	1																								
H	7																								
RBI	1																								
BB	2																								
SO	8																								
LOB	15																								
Felix Mantilla, R (1, 9) OBP: 0.354, SLG: 0.604	0-0 F8		0-0 HR			0-0 F6	0-3 K			4 1 1 1 0 1 1															
Carl Yastrzemski, L (1, 8) OBP: 0.381, SLG: 0.479	0-0 6-3		0-0 1B			0-0 1B		0-0 1B		4 0 3 0 0 0 0															
Dick Stuart, R (1, 3) OBP: 0.315, SLG: 0.515		4-0 BB	0-3 K		0-0 1B	0-0 L4-3		0-0 G6-4-3		3 0 0 0 1 1 3															
Frank Malzone, R (1, 5) OBP: 0.337, SLG: 0.416		1-0 HBP	0-0 F4			0-0 5-3		0-0 1B		3 0 1 0 0 0 1															
Dick Williams, R (1, 7) OBP: 0.270, SLG: 0.418		0-0 1B		0-0 F3		0-0 6-3		0-0 FC6-4		4 0 0 0 0 0 3															
Eddie Bressoud, R (1, 6) OBP: 0.373, SLG: 0.469		0-3 K		0-0 1B		0-3 K		0-0 L3		4 0 1 0 0 2 2															
Bob Tillman, R (1, 2) OBP: 0.361, SLG: 0.441		4-0 IBB		0-0 1B		0-3 K		0-3 K		3 0 1 0 1 2 0															
Dave Morehead, R (1, 1) OBP: 0.136, SLG: 0.050	0-0 L8		0-0 SH1-4			0-3 K		0-3 K		1 0 0 0 0 0 3															
Earl Wilson, R (7, PH) OBP: 0.296, SLG: 0.520				1-2 2-3						1 0 0 0 0 1 0															
Jack Lamabe, R (7, 1) OBP: 0.136, SLG: 0.143										0 0 0 0 0 0 0															
Russ Nixon, L (9, PH) OBP: 0.341, SLG: 0.333					1-2 2-3					1 0 0 0 0 1 0															
Inning Stats	R: 0 E: 0 K: 0 S: 3	H: 0 LOB: 0 BB: 0 P: 3	R: 0 E: 0 K: 1 S: 5	H: 0 LOB: 3 BB: 2 P: 14	R: 1 E: 0 K: 1 S: 7	H: 2 LOB: 1 BB: 0 P: 7	R: 0 E: 0 K: 0 S: 5	H: 2 LOB: 2 BB: 0 P: 5	R: 0 E: 0 K: 1 S: 5	H: 0 LOB: 0 BB: 0 P: 5	R: 0 E: 1 K: 3 S: 10	H: 0 LOB: 1 BB: 0 P: 10	R: 0 E: 0 K: 0 S: 4	H: 2 LOB: 1 BB: 0 P: 4	R: 0 E: 0 K: 2 S: 7	H: 0 LOB: 0 BB: 0 P: 7	1B: 6 2B: 1 3B: 0 HR: 1	SF: 0 SAC: 1 DP: 2 HBP: 1	WP: 0 PB: 0 SB: 1 CS: 0	PA: 36					
PITCHER Orlando Pena, R (1, 1) ERA: 4.54	IP 9.0 WLS W BF 36 H 7 R 1 ER 1 SO 8 BB 1 IBB 1 HBP 1 BLK 0 WP 0 HR 1 S 49 P 58 ERA 1.00 WHIP 0.889																			PITCHER					

Batter	1	2	3	4	5	6	7	8	9	AB R H RBI BB SO LOB
--------	---	---	---	---	---	---	---	---	---	----------------------

Jose Tartabull, L <small>OBP: 0.254, SLG: 0.246</small> (1, 8) (7, 7)	0-0 F7 	0-0 E8 1-3 1B		0-0 B2-4-3 1-2f			0-0 4-3			4 0 1 0 0 0 1
Bert Campaneris, R <small>OBP: 0.500, SLG: 0.739</small> (1, 5)	0-0 1B	0-3 K			0-3 K		0-0 5-3			4 1 1 0 0 2 2
Wayne Causey, L <small>OBP: 0.393, SLG: 0.394</small> (1, 6)	0-0 F7 1-2		1-0 1B HBP		0-3 K		0-0 F8			3 0 0 0 0 1 1
Rocky Colavito, R <small>OBP: 0.367, SLG: 0.540</small> (1, 9)	0-0 1B		0-0 F8		0-0 F8			0-0 F7		4 0 1 1 0 0 1
Jim Gentile, L <small>OBP: 0.374, SLG: 0.469</small> (1, 3)	0-3 K		0-3 K			0-3 K		0-3 K		4 0 0 0 0 4 2
Doc Edwards, R <small>OBP: 0.258, SLG: 0.306</small> (1, 2)		0-0 1B 2B	0-0 1B			0-0 6-3		0-0 1B		4 1 3 0 0 0 0
Ken Harrelson, R <small>OBP: 0.280, SLG: 0.423</small> (1, 7)		0-0 6-3	0-0 G3			0-0 2B		0-0 6-3		3 0 1 0 0 0 3
Nelson Mathews, R <small>OBP: 0.282, SLG: 0.334</small> (7, 8)										1 0 0 0 0 0 1
Dick Green, R <small>OBP: 0.295, SLG: 0.406</small> (1, 4)		0-3 K		0-0 1B		4-0 IBB				2 0 1 0 1 1 1
Orlando Pena, R <small>OBP: 0.185, SLG: 0.212</small> (1, 1)		0-0 1B 1B		0-0 L9		0-3 K				3 0 1 1 0 1 3

Inning Stats		R: 1	H: 2	E: 0	K: 1	S: 7	LOB: 1	BB: 0	P: 7	R: 1	H: 3	E: 1	K: 2	S: 10	LOB: 2	BB: 0	P: 10	R: 0	H: 1	E: 0	K: 1	S: 6	LOB: 2	BB: 0	P: 7	R: 0	H: 1	E: 0	K: 0	S: 3	LOB: 0	BB: 0	P: 3	R: 0	H: 0	E: 0	K: 2	S: 8	LOB: 2	BB: 1	P: 12	R: 0	H: 0	E: 0	K: 0	S: 3	LOB: 0	BB: 0	P: 3	R: 0	H: 1	E: 0	K: 1	S: 6	LOB: 1	BB: 0	P: 6
PITCHER		IP	WLS	BF	H	R	ER	SO	BB	IBB	HBP	BLK	WP	HR	S	P	ERA	WHIP																																							
Dave Morehead, R <small>ERA: 4.84</small> (1, 1)	6.0	L	27	8	2	2	8	8	0	0	0	0	0	0	41	46	3.00	1.333																																							
Jack Lamabe, R <small>ERA: 5.02</small> (7, 1)	2.0		7	1	0	0	1	1	0	0	0	0	0	9	9	0.00	0.500																																								

BOTTOM

Boston Red Sox @ Kansas City Athletics
 Municipal Stadium, Kansas City, MO
 Tue Jul 28 1964, 8:05 PM EDT
 Att. 6,121 - Unknown

livebaseballscorecards.com

AB	32
R	2
H	9
RBI	2
BB	1
SO	9
LOB	15



WP: 0	PA: 34
PB: 0	SB: 1
CS: 0	

Batter	1	2	3	4	5	6	7	8	9	AB R H RBI BB SO LOB	TOP									
Dalton Jones, L (1, 4) OBP: 0.286, SLG: 0.356	0-0 F9		0-3 K		0-0 1B		0-0 4-3		0-0 F3	5 0 1 0 0 1 4										
Felix Mantilla, R (1, 9) OBP: 0.348, SLG: 0.592	0-3 K		0-0 G6-4-3		0-3 K			0-3 K		4 0 0 0 0 3 2										
Carl Yastrzemski, L (1, 8) OBP: 0.383, SLG: 0.490	0-3 K			0-0 E		0-0 F7		0-0 HR		4 2 2 1 0 1 0										
Dick Stuart, R (1, 3) OBP: 0.316, SLG: 0.515		0-0 E6		0-0 F3		0-0 1B		0-0 1B		4 0 2 0 0 0 1										
Frank Malzone, R (1, 5) OBP: 0.333, SLG: 0.411		0-0 5-3		0-0 L8		0-0 6-3		0-0 G5-4-3		4 0 0 0 0 0 3										
Dick Williams, R (1, 7) OBP: 0.254, SLG: 0.390		0-0 5-3		0-0 E3			0-3 K		0-0 L7	4 0 0 0 0 1 1										
Eddie Bressoud, R (1, 6) OBP: 0.372, SLG: 0.466		0-0 E4		0-0 5-3			0-0 F8		4-0 E	3 1 0 0 1 0 2										
Bob Tillman, R (1, 2) OBP: 0.359, SLG: 0.438		0-0 F5			0-0 5-3		0-0 BB		0-0 E5	4 0 1 0 0 0 2										
Bob Heffner, R (1, 1) OBP: 0.227, SLG: 0.364			0-0 E5		0-3 K		4-0 BB		0-0 SH3-4	2 0 0 0 0 1 0										
Earl Wilson, R (7, PH) OBP: 0.309, SLG: 0.520										0 0 0 0 1 0 0										
Dick Radatz, R (7, 1) OBP: 0.222, SLG: 0.231										0 0 0 0 0 0 0										
Inning Stats	R: 0 E: 0 K: 2 S: 7	H: 0 LOB: 0 BB: 0 P: 7	R: 0 E: 2 K: 0 S: 5	H: 0 LOB: 2 BB: 0 P: 5	R: 0 E: 1 K: 1 S: 5	H: 0 LOB: 0 BB: 0 P: 5	R: 1 E: 1 K: 0 S: 5	H: 1 LOB: 1 BB: 0 P: 5	R: 0 E: 0 K: 2 S: 8	H: 1 LOB: 1 BB: 0 P: 8	R: 0 E: 0 K: 1 S: 6	H: 1 LOB: 2 BB: 1 P: 10	R: 1 E: 0 K: 1 S: 6	H: 2 LOB: 0 BB: 0 P: 6	R: 1 E: 2 K: 0 S: 4	H: 0 LOB: 1 BB: 1 P: 8	1B: 4 2B: 1 3B: 0 HR: 1	SF: 0 SAC: 1 DP: 2 HBP: 0	WP: 0 PB: 0 SB: 0 CS: 0	PA: 37
PITCHER Diego Segui, R (1, 1) ERA: 3.68	IP: 9.0 WLS: L BF: 37 H: 6 R: 3 ER: 1 SO: 7 BB: 2 IBB: 0 HBP: 0 BLK: 0 WP: 0 HR: 1 S: 49 P: 57 ERA: 1.00 WHIP: 0.889																			
PITCHER	IP	WLS	BF	H	R	ER	SO	BB	IBB	HBP	BLK	WP	HR	S	P	ERA	WHIP			

Boston Red Sox @ Kansas City Athletics
Municipal Stadium, Kansas City, MO
 Wed Jul 29 1964, 8:05 PM EDT
 Att. 5,510 - Unknown

livebaseballscorecards.com

AB	34
R	3
H	6
RBI	1
BB	2
SO	7
LOB	15



Batter	1	2	3	4	5	6	7	8	9	AB R H RBI BB SO LOB
Dick Green, R (1, 4) OBP: 0.294, SLG: 0.404	0-3 K ①			0-3 K ①		X 0-0 1B			0-3 K ①	4 0 1 0 0 3 0
Bert Campaneris, R (1, 5) OBP: 0.433, SLG: 0.630	0-0 F6 ②			0-3 K ②		X 0-0 L9 ②			0-0 L6 ②	4 0 0 0 0 1 1
Wayne Causey, L (1, 6) OBP: 0.392, SLG: 0.391	0-0 F7 ③			0-0 L7 ③		X 0-0 F6 ③			4-0 BB ③	3 0 0 0 1 0 1
Rocky Colavito, R (1, 9) OBP: 0.366, SLG: 0.540		X 0-0 6-3 ①			X 0-0 HR 2B		X 0-0 L9 ①		X 0-0 F6 ③	4 1 1 0 0 0 1
Jim Gentile, L (1, 3) OBP: 0.374, SLG: 0.480		X 0-0 F8 ②			X 0-0 HR 2-H		0-3 K ②			3 1 1 2 0 1 0
Doc Edwards, R (1, 2) OBP: 0.254, SLG: 0.301		X 0-0 6-3 ③			X 0-0 F3 ①		0-3 K ③			3 0 0 0 0 1 0
Ken Harrelson, R (1, 7) OBP: 0.269, SLG: 0.405			X 0-0 F9 ①		0-3 K ②			X 0-0 F4 ①		3 0 0 0 0 1 0
Jose Tartabull, L (9, 7) OBP: 0.254, SLG: 0.246					0-3 K ②					0 0 0 0 0 0 0
Nelson Mathews, R (1, 8) OBP: 0.280, SLG: 0.332			0-3 K ②		X 0-0 F6 ③			X 0-0 L4 ②		3 0 0 0 0 1 0
Diego Segui, R (1, 1) OBP: 0.196, SLG: 0.241			0-3 K ③			X 0-0 L7 ①			0-3 K ③	3 0 0 0 0 2 0

Inning Stats	R: 0	H: 0	E: 0	K: 1	S: 5	LOB: 0	BB: 0	P: 5	R: 0	H: 0	E: 0	K: 0	S: 3	LOB: 0	BB: 0	P: 3	R: 0	H: 0	E: 0	K: 2	S: 7	LOB: 0	BB: 0	P: 7	R: 2	H: 2	E: 0	K: 1	S: 7	LOB: 0	BB: 0	P: 7	R: 0	H: 1	E: 0	K: 0	S: 4	LOB: 1	BB: 0	P: 4	R: 0	H: 0	E: 0	K: 2	S: 7	LOB: 0	BB: 0	P: 7	R: 0	H: 0	E: 0	K: 1	S: 5	LOB: 0	BB: 0	P: 5	R: 0	H: 0	E: 0	K: 1	S: 5	LOB: 1	BB: 1	P: 9	1B: 1	SF: 0	2B: 1	SAC: 0	3B: 0	DP: 0	HR: 1	HBP: 0	WP: 0	PA: 31
--------------	------	------	------	------	------	--------	-------	------	------	------	------	------	------	--------	-------	------	------	------	------	------	------	--------	-------	------	------	------	------	------	------	--------	-------	------	------	------	------	------	------	--------	-------	------	------	------	------	------	------	--------	-------	------	------	------	------	------	------	--------	-------	------	------	------	------	------	------	--------	-------	------	-------	-------	-------	--------	-------	-------	-------	--------	-------	--------

PITCHER	IP	WLS	BF	H	R	ER	SO	BB	IBB	HBP	BLK	WP	HR	S	P	ERA	WHIP
Bob Hefner, R (1, 1) ERA: 3.67	6.0		21	3	2	2	6	0	0	0	0	0	1	33	33	3.00	0.500
Dick Radatz, R (7, 1) ERA: 1.98	3.0	W	10	0	0	0	4	1	0	0	0	0	0	17	21	0.00	0.333

BOTTOM

Boston Red Sox @ Kansas City Athletics
Municipal Stadium, Kansas City, MO

Wed Jul 29 1964, 8:05 PM EDT
Att. 5,510 - Unknown

livebaseballscorecards.com

AB	30
R	2
H	3
RBI	2
BB	1
SO	10
LOB	3



Batter	1	2	3	4	5	6	7	8	9	AB R H RBI BB SO LOB	TOP											
Dalton Jones, L (1, 4) OBP: 0.281, SLG: 0.349	0-0 4-3		0-0 F8	0-0 L3		0-0 F8		0-0 F7		5 0 0 0 0 0 3												
Felix Mantilla, R (1, 9) OBP: 0.345, SLG: 0.583	0-0 6-3		0-0 6-3		0-0 F8 WP 1B	0-0 F7		0-0 F9		5 1 1 0 0 0 1												
Carl Yastrzemski, L (1, 8) OBP: 0.383, SLG: 0.486	0-0 4-3		4-0 BB		0-0 F8		4-0 FC1-4 BB BB	0-3 K		3 0 0 0 2 1 1												
Dick Stuart, R (1, 3) OBP: 0.320, SLG: 0.514		4-0 1-3 BB FC6-5-4-5 BB	0-0 5-3		0-0 BB 1B		4-0 1-2 FC1-4 BB	0-0 F3		3 1 1 1 2 0 1												
Frank Malzone, R (1, 5) OBP: 0.335, SLG: 0.410		4-0 FC6-5-4-5 1-3 1-2 BB		0-0 1B 2B 1B		0-0 K	0-0 FC1-4 FC5-4			3 1 1 0 1 1 3												
Tony Horton, R (1, 7) OBP: 0.500, SLG: 0.333		0-0 1-3		0-0 2B 1B			0-0 FC5-4			3 1 1 0 1 0 3												
Roman Mejias, R (7, 7) OBP: 0.257, SLG: 0.362		1-2 2-3		1-2 2B 1B			1-2 BB			0 0 0 0 0 0 0												
Eddie Bressoud, R (1, 6) OBP: 0.373, SLG: 0.467		0-0 FC6-5-4-5		0-0 2B		0-0 F4		4-0 6-3 SH5-3 BB		3 0 1 3 1 0 3												
Bob Tillman, R (1, 2) OBP: 0.362, SLG: 0.442		4-0 IBB		0-3 K		0-0 F8 2B		0-0 SH5-3		2 0 1 0 1 1 1												
Bill Monbouquette, R (1, 1) OBP: 0.170, SLG: 0.083		0-0 1-3		0-0 F3		0-3 K		0-0 6-3		3 0 0 0 0 1 4												
Dick Williams, R (8, PH) OBP: 0.250, SLG: 0.383										1 0 0 0 0 0 1												
Dick Radatz, R (8, 1) OBP: 0.222, SLG: 0.231										0 0 0 0 0 0 0												
Inning Stats	R: 0 E: 0 K: 0 S: 3	H: 0 LOB: 0 BB: 0 P: 3	R: 1 E: 0 K: 0 S: 3	H: 0 LOB: 2 BB: 3 P: 15	R: 0 E: 0 K: 0 S: 3	H: 0 LOB: 1 BB: 1 P: 7	R: 2 E: 0 K: 1 S: 8	H: 3 LOB: 1 BB: 0 P: 8	R: 1 E: 0 K: 1 S: 7	H: 2 LOB: 2 BB: 1 P: 11	R: 0 E: 0 K: 1 S: 6	H: 1 LOB: 1 BB: 0 P: 6	R: 0 E: 0 K: 0 S: 2	H: 0 LOB: 1 BB: 2 P: 10	R: 0 E: 0 K: 0 S: 3	H: 0 LOB: 1 BB: 1 P: 7	R: 0 E: 0 K: 1 S: 5	H: 0 LOB: 0 BB: 0 P: 5	1B: 4 2B: 2 3B: 0 HR: 0	SF: 0 SAC: 1 DP: 0 HBP: 0	WP: 1 PB: 0 SB: 0 CS: 0	PA: 40
PITCHER	IP WLS BF H R ER SO BB IBB HBP BLK WP HR S P ERA WHIP																					
Aubrey Gatewood, R (1, 1) ERA: 1.52	4.1 L 22 5 4 4 1 3 1 0 0 0 1 0 20 36 8.31 1.846																					
Bill Kelso, R (5, 1) ERA:	2.2 11 1 0 0 2 3 0 0 0 0 0 0 12 24 0.00 1.500																					
Bob Lee, R (8, 1) ERA: 1.62	2.0 7 0 0 0 1 1 0 0 0 0 0 0 8 12 0.00 0.500																					

Boston Red Sox @ Los Angeles Angels
Dodger Stadium, Los Angeles, CA
Fri Jul 31 1964, 7:05 PM PDT
Att. 9,629 - Unknown

livebaseballscorecards.com

AB	31
R	4
H	6
RBI	4
BB	8
SO	4
LOB	21



Batter	1	2	3	4	5	6	7	8	9	AB R H RBI BB SO LOB	TOP									
Dalton Jones, L (1, 4) OBP: 0.277, SLG: 0.344	0-0 4-3		0-0 3-1		0-0 FC3-6		0-0 L3			4 0 0 0 0 0 2	Boston Red Sox @ Los Angeles Angels Dodger Stadium, Los Angeles, CA Sat Aug 01 1964, 7:05 PM PDT Att: 12,190 - Unknown livebaseballscorecards.com									
Felix Mantilla, R (1, 9) OBP: 0.339, SLG: 0.572	0-0 5-3		0-0 L5		0-3 K			0-0 F7		4 0 0 0 0 1 2										
Carl Yastrzemski, L (1, 8) OBP: 0.379, SLG: 0.481	0-3 K		0-3 K		0-0 F7			0-0 F5		4 0 0 0 0 2 2										
Dick Stuart, R (1, 3) OBP: 0.324, SLG: 0.516		0-0 FC1-6 1B		0-3 K		0-0 FC1-4 1B		0-0 FC6-4 1B		4 0 3 0 0 1 0										
Frank Malzone, R (1, 5) OBP: 0.332, SLG: 0.406		0-0 F9		0-0 F7		0-0 FC1-4 1-2f		0-0 FC6-4 1-2f		4 0 0 0 0 0 3										
Tony Horton, R (1, 7) OBP: 0.375, SLG: 0.286		0-0 FC1-6 1B 1-2f 1B		0-0 WP 1B		0-3 K		0-0 L6		4 1 1 0 0 1 2										
Eddie Bressoud, R (1, 6) OBP: 0.374, SLG: 0.470		0-0 1B 1-3 1B		0-0 F9 1-2		0-0 1-3		0-0 2B		4 0 2 0 0 0 2										
Bob Tillman, R (1, 2) OBP: 0.364, SLG: 0.447		0-0 FC4-6 1-2 3-H 1B		0-0 FC3-6 2B		0-3 K		0-3 K		4 0 2 1 0 2 1										
Earl Wilson, R (1, 1) OBP: 0.316, SLG: 0.510 Dick Williams, R (7, PH) OBP: 0.246, SLG: 0.377 Jack Lamabe, R (7, 1) OBP: 0.136, SLG: 0.143 Russ Nixon, L (9, PH) OBP: 0.336, SLG: 0.330	0-0 FC4-6 1-2f		0-0 FC3-6 BB		4-0 FC3-6 BB		0-0 6-3		0-0 F8	1 0 0 0 1 0 2 1 0 0 0 0 0 0 0 0 0 0 0 0 0 1 0 0 0 0 0 1										
Inning Stats	R: 0 E: 0 K: 1 S: 5	H: 0 LOB: 0 BB: 0 P: 5	R: 1 E: 0 K: 0 S: 6	H: 3 LOB: 2 BB: 0 P: 6	R: 0 E: 0 K: 1 S: 5	H: 0 LOB: 0 BB: 0 P: 5	R: 0 E: 0 K: 1 S: 6	H: 1 LOB: 1 BB: 0 P: 6	R: 0 E: 0 K: 1 S: 6	H: 1 LOB: 2 BB: 1 P: 10	R: 0 E: 0 K: 1 S: 5	H: 0 LOB: 0 BB: 0 P: 5	R: 0 E: 0 K: 0 S: 4	H: 1 LOB: 1 BB: 0 P: 4	R: 0 E: 0 K: 1 S: 6	H: 1 LOB: 1 BB: 0 P: 6	1B: 6 2B: 2 3B: 0 HR: 0	SF: 0 SAC: 0 DP: 0 HBP: 0	WP: 1 PB: 0 SB: 0 CS: 0	PA: 36
PITCHER Dean Chance, R (1, 1) ERA: 1.69	IP: 9.0 WLS: W BF: 36 H: 8 R: 1 ER: 1 SO: 7 BB: 1 IBB: 0 HBP: 0 BLK: 0 WP: 1 HR: 0 S: 49 P: 53 ERA: 1.00 WHIP: 1.000											PITCHER IP: WLS: BF: H: R: ER: SO: BB: IBB: HBP: BLK: WP: HR: S: P: ERA: WHIP:								



Batter	1	2	3	4	5	6	7	8	9	AB R H RBI BB SO LOB	TOP											
Dalton Jones, L (1, 4) OBP: 0.274, SLG: 0.339	0-0 6-3		0-0 4-3		0-3 K		0-0 4-3			4 0 0 0 0 1 2	Boston Red Sox @ Los Angeles Angels Dodger Stadium, Los Angeles, CA Sun Aug 02 1964, 3:33 AM PDT Att. 8,928 - Unknown											
Felix Mantilla, R (1, 9) OBP: 0.342, SLG: 0.571	0-0 6-3		0-0 1B		0-0 4-3		0-0 1B	0-0 4-6-3		4 0 2 0 0 0 2												
Carl Yastrzemski, L (1, 8) OBP: 0.378, SLG: 0.477	0-0 4-3		0-0 F7		4-0 FC6-4 IBB		0-0 4-6-3	0-0 1-2f		3 0 0 0 1 0 2												
Dick Stuart, R (1, 3) OBP: 0.321, SLG: 0.511		0-0 4-3	0-3 K		0-0 FC6-4		0-0 F8			4 0 0 0 0 1 4												
Frank Malzone, R (1, 5) OBP: 0.331, SLG: 0.404		0-0 1B E 1B		0-0 1-3		0-0 F8		0-0 6-3		4 1 1 0 0 0 0												
Tony Horton, R (1, 7) OBP: 0.333, SLG: 0.273		0-0 E 1B		0-0 4-3		0-0 1-3		0-0 3-1		4 0 1 0 0 0 0												
Eddie Bressoud, R (1, 6) OBP: 0.371, SLG: 0.465		0-0 E6		0-0 5-3		0-0 6-3		0-3 K		4 0 0 1 0 1 1												
Bob Tillman, R (1, 2) OBP: 0.364, SLG: 0.446		0-3 K		0-0 E 1B		0-0 5-3				3 0 1 0 0 1 2												
Dave Morehead, R (1, 1) OBP: 0.128, SLG: 0.047	0-0 4-3		0-0 E3		0-0 E3		0-3 K			3 0 0 0 0 1 3												
Dick Radatz, R (8, 1) OBP: 0.222, SLG: 0.231					1-3 K					0 0 0 0 0 0 0												
Inning Stats	R: 0 E: 0 K: 0 S: 3	H: 0 LOB: 0 BB: 0 P: 3	R: 1 E: 1 K: 1 S: 8	H: 2 LOB: 2 BB: 0 P: 8	R: 0 E: 0 K: 1 S: 6	H: 1 LOB: 1 BB: 0 P: 6	R: 0 E: 0 K: 0 S: 3	H: 0 LOB: 0 BB: 0 P: 3	R: 0 E: 1 K: 1 S: 7	H: 1 LOB: 3 BB: 1 P: 11	R: 0 E: 0 K: 0 S: 3	H: 0 LOB: 0 BB: 0 P: 3	R: 0 E: 0 K: 1 S: 5	H: 0 LOB: 0 BB: 0 P: 5	R: 0 E: 0 K: 0 S: 3	H: 1 LOB: 0 BB: 0 P: 3	R: 0 E: 0 K: 1 S: 5	H: 0 LOB: 0 BB: 0 P: 5	1B: 5 2B: 1 3B: 0 HR: 0	SF: 0 SAC: 0 DP: 1 HBP: 0	WP: 0 PB: 0 SB: 0 CS: 0	PA: 34
PITCHER Fred Newman, R (1, 1) ERA: 2.56	IP: 9.0 WLS: W BF: 34 H: 5 R: 1 ER: 1 SO: 5 BB: 0 IBB: 1 HBP: 0 BLK: 0 WP: 0 HR: 0 S: 43 P: 47 ERA: 1.00 WHIP: 0.556											PITCHER	IP: WLS: BF: H: R: ER: SO: BB: IBB: HBP: BLK: WP: HR: S: P: ERA: WHIP:									

livebaseballscorecards.com

AB	33
R	1
H	5
RBI	1
BB	1
SO	5
LOB	16



Batter	1	2	3	4	5	6	7	8	9	AB	R	H	RBI	BB	SO	LOB
Albie Pearson, L OBP: 0.310, SLG: 0.276 (1, 8)	0-0 1B FC4-6 2B	0-0 5-3			0-0 F7	0-0 1-2 1B		0-0 1-3		5	1	2	0	0	0	0
Lenny Green, L OBP: 0.289, SLG: 0.197 (1, 7)	0-0 FC4-6 2-3 1B		0-0 L6 1B		0-0 G3 1B 1B	0-0 F2			0-0 1-3	5	0	3	0	0	0	2
Jim Fregosi, R OBP: 0.411, SLG: 0.536 (1, 6)	0-0 FC4-6 1-2f 3-H 1B		0-0 L6 1-2 1B		0-0 G3 1-2 1B		0-0 E3 1B		4-0 1B BB	4	1	2	1	1	0	2
Willie Smith, L OBP: 0.322, SLG: 0.498 (1, 9)	0-0 FC6 1-2f 1B BB		0-0 1B		0-0 G3 1-2 2-3 1B		0-0 G3		0-0 F9	5	0	1	0	0	0	5
Joe Adcock, R OBP: 0.366, SLG: 0.517 Aubrey Gatewood, R OBP: 0.125, SLG: 0.125 (1, 3) (9, PR)	4-0 1-2 BB		0-0 F8		4-0 BB BB BB BB BB BB		0-3 K		0-0 1-3 1B 1B	3	0	1	0	2	1	2
Buck Rodgers, S OBP: 0.310, SLG: 0.321 (1, 2)	0-0 1-2 2-3 1B			0-3 K		0-0 F4		4-0 IBB	0-0 1-2 3-H 1B	4	0	2	1	1	1	3
Felix Torres, R OBP: 0.256, SLG: 0.417 (1, 5)	0-0 F8			0-0 F7		0-0 F8		0-0 F8		4	0	0	0	0	0	5
Bobby Knoop, R OBP: 0.307, SLG: 0.296 (1, 4)		0-3 K		4-0 BB		0-0 F9		0-3 K		3	0	0	0	1	2	0
Fred Newman, R OBP: 0.238, SLG: 0.179 (1, 1)		0-3 K		0-0 1-3		0-0 1B 1B		0-3 K		4	0	1	0	0	2	1


Inning Stats	R: 1	H: 3	E: 0	K: 0	S: 6	LOB: 3	BB: 1	P: 10	R: 0	H: 0	E: 0	K: 2	S: 7	LOB: 0	BB: 0	P: 7	R: 0	H: 2	E: 0	K: 0	S: 4	LOB: 1	BB: 0	P: 4	R: 0	H: 0	E: 0	K: 1	S: 5	LOB: 3	BB: 1	P: 9	R: 0	H: 2	E: 0	K: 0	S: 5	LOB: 2	BB: 0	P: 5	R: 0	H: 1	E: 1	K: 1	S: 6	LOB: 2	BB: 1	P: 10	R: 0	H: 0	E: 0	K: 2	S: 7	LOB: 0	BB: 0	P: 7	R: 1	H: 2	E: 0	K: 0	S: 4	LOB: 2	BB: 1	P: 8	1B: 11	2B: 2	3B: 0	HR: 0	SF: 0	SAC: 0	DP: 1	HBP: 0	WP: 0	PB: 0	SB: 0	CS: 0	PA: 42
PITCHER	IP	WLS	BF	H	R	ER	SO	BB	IBB	HBP	BLK	WP	HR	S	P	ERA	WHIP																																																												
Dave Morehead, R ERA: 4.65 Dick Radatz, R ERA: 2.0	(1, 1)	7.0	34	10	1	1	4	3	1	0	0	0	0	38	54	1.29	1.857																																																												
	(8, 1)	1.2	8	2	1	1	2	1	0	0	0	0	0	11	15	5.40	1.800																																																												

BOTTOM

Boston Red Sox @ Los Angeles Angels
Dodger Stadium, Los Angeles, CA

Sun Aug 02 1964, 3:33 AM PDT
Att. 8,928 - Unknown

AB	37
R	2
H	12
RBI	2
BB	5
SO	6
LOB	20



livebaseballscorecards.com

Batter	1	2	3	4	5	6	7	8	9	AB R H RBI BB SO LOB	TOP											
Felix Mantilla, R OBP: 0.343, SLG: 0.571 (1, 4) X	0-0 FC5-4 1B		0-0 2B 3-1 2B		0-0 6-3		0-0 5-3		0-0 FC5-4 1-2f	5 1 2 0 0 0 2												
Tony Horton, R OBP: 0.375, SLG: 0.400 (1, 7) X	0-0 FC5-4 1B 1-2f		0-0 3-1 6-3 2B		0-0 2B 1B		0-0 F4			4 2 2 1 0 0 2												
Carl Yastrzemski, L OBP: 0.379, SLG: 0.480 (1, 8) X	0-0 1-2 1B		0-0 3-1		0-0 1-H 2B		0-0 F7			4 0 2 2 0 0 2												
Dick Stuart, R OBP: 0.318, SLG: 0.506 (1, 3) S S S	0-3 K		0-0 6-3		0-0 F3			0-3 K		4 0 0 1 0 2 3												
Lee Thomas, L OBP: 0.328, SLG: 0.394 (1, 9) X	0-0 F4		0-0 F8			0-0 BB 1B		0-0 F9		4 0 1 0 0 0 2												
Frank Malzone, R OBP: 0.327, SLG: 0.399 (1, 5) X		0-0 5-3		0-0 F8		0-0 F3		0-3 K		4 0 0 0 0 1 1												
Eddie Bressoud, R OBP: 0.374, SLG: 0.465 (1, 6) X		0-0 L5-3 1B		0-0 F4		4-0 BB BB BB BB 1-2 G1-4-3 BB		4-0 BB FC1-6 BB		2 0 1 0 2 0 0												
Bob Tillman, R OBP: 0.359, SLG: 0.439 (1, 2) X		0-0 L5-3 1-2		0-0 F6		0-0 1-2f G1-4-3		0-0 F4		4 0 0 0 0 0 4												
Bill Monbouquette, R OBP: 0.170, SLG: 0.083 (1, 1)			0-0 2B 2B 1B		0-3 K2-3		0-0 E3 5-3		0-0 FC1-6 FC5-4 1-2f	0 0 0 0 0 0 0 1 1 1 0 0 0 0 1 0 0 0 0 1 0 1 0 1 0 0 0 0 0 1												
Roman Mejias, R OBP: 0.267, SLG: 0.371 (3, PH)																						
Jay Ritchie, R OBP: 0.273, SLG: 0.338 (3, 1)																						
Dalton Jones, L OBP: 0.136, SLG: 0.143 (7, PH)																						
Jack Lamabe, R OBP: 0.136, SLG: 0.143 (7, 1)																						
Pete Charton, L OBP: 0.336, SLG: 0.327 (8, 1)																						
Russ Nixon, L OBP: 0.336, SLG: 0.327 (9, PH)																						
Inning Stats	R: 0 E: 0 K: 1 S: 7	H: 2 LOB: 2 BB: 0 P: 7	R: 0 E: 0 K: 0 S: 3	H: 1 LOB: 0 BB: 0 P: 3	R: 3 E: 0 K: 0 S: 6	H: 3 LOB: 0 BB: 0 P: 6	R: 0 E: 0 K: 0 S: 3	H: 0 LOB: 0 BB: 0 P: 3	R: 1 E: 0 K: 1 S: 7	H: 2 LOB: 1 BB: 0 P: 7	R: 0 E: 0 K: 0 S: 3	H: 1 LOB: 1 BB: 1 P: 7	R: 0 E: 1 K: 0 S: 4	H: 0 LOB: 1 BB: 0 P: 4	R: 0 E: 0 K: 2 S: 7	H: 0 LOB: 0 BB: 0 P: 7	R: 0 E: 0 K: 0 S: 3	H: 0 LOB: 1 BB: 1 P: 7	1B: 6 2B: 4 3B: 0 HR: 0	SF: 0 SAC: 0 DP: 2 HBP: 0	WP: 0 PB: 0 SB: 0 CS: 0	PA: 37
PITCHER	IP WLS BF H R ER SO BB IBB HBP BLK WP HR S P ERA WHIP																					
Mudcat Grant, R ERA: 4.47 (1, 1)	5.0 W 22 8 4 4 2 0 0 0 0 0 0 0 26 26 7.20 1.600																					
Johnny Klippstein, R ERA: 2.75 (6, 1)	1.0 4 1 0 0 0 1 0 0 0 0 0 0 3 7 0.00 2.000																					
Al Worthington, R ERA: 1.83 (7, 1)	3.0 S 11 0 0 0 2 1 0 0 0 0 0 0 14 18 0.00 0.333																					

Boston Red Sox @ Minnesota Twins
Metropolitan Stadium, Bloomington, MI

Tue Aug 04 1964, 8:05 PM EDT
Att: 14,152 - Unknown

livebaseballscorecards.com

AB	35
R	4
H	9
RBI	4
BB	2
SO	4
LOB	17



BOTTOM

Boston Red Sox @ Minnesota Twins
Metropolitan Stadium, Bloomington, MI

Tue Aug 04 1964, 8:05 PM EDT
Att. 14,152 - Unknown

livebaseballscorecards.com

AB	36
R	12
H	15
RBI	12
BB	4
SO	4
LOB	13



WP	0	PA	41
PB	0		
SB	2		
CS	0		

AB	R	H	RBI	BB	SO	LOB
5	3	4	0	0	0	0
5	3	2	3	0	1	3
4	2	1	3	1	1	1
5	1	4	4	0	0	0
5	0	1	0	0	0	3
2	1	1	1	2	0	1
2	1	1	1	0	0	2
1	0	0	0	0	0	0
3	0	0	0	1	1	0
2	0	0	0	0	1	0
0	0	0	0	0	0	0
1	0	0	0	0	0	3
1	1	1	0	0	0	0
1B:	8	SF:	0			
2B:	2	SAC:	1			
3B:	0	DP:	2			
HR:	5	HBP:	0			

Batter	1	2	3	4	5	6	7	8	9					
Zoilo Versalles, R OBP: 0.308, SLG: 0.434 (1, 6)	0-0 2B	0-0 IHR 1B		0-0 F4			0-0 HR 1B	0-0 FC1-6 1B						
Rich Rollins, R OBP: 0.340, SLG: 0.421 (1, 5)	0-0 1B 2B	0-0 IHR 1B			0-0 F5		0-3 K 1-3	0-0 FC1-6 HR 1-2f 2-3						
Tony Oliva, L OBP: 0.370, SLG: 0.569 (1, 9)	0-0 F8	0-3 K			0-0 4-3		4-0 HR BB	0-0 HR 1-H 3-H						
Harmon Killebrew, R OBP: 0.406, SLG: 0.620 (1, 7)	0-0 1B		0-0 BB 1B		0-0 F8		0-0 HR 1-H 3-H	0-0 1B						
Jimmie Hall, L OBP: 0.322, SLG: 0.480 (1, 8)	0-0 L6		0-0 F5			0-0 SH1-4 1B	0-0 4-3	0-0 3-1						
Bob Allison, R OBP: 0.406, SLG: 0.606 (1, 3)	0-0 F6		4-0 BB 1-2 G6-3			4-0 SH1-4 BB 1-2	0-0 HR							
Earl Battey, R OBP: 0.350, SLG: 0.430 Jerry Zimmerman, R OBP: 0.293, SLG: 0.253 (7, PH) (8, 2)		0-0 HR	0-0 G6-3			0-0 SH1-4 1-2 2-3	0-0 6-3							
Bernie Allen, L OBP: 0.312, SLG: 0.347 (1, 4)		0-0 5-3		0-3 K		4-0 IBB G4-6-3		0-0 F5						
Mudcat Grant, R OBP: 0.232, SLG: 0.353 Johnny Klippstein, R OBP: 0.324, SLG: 0.604 Don Mincher, L OBP: 0.167, SLG: 0.167 (7, 1)		0-0 F8		0-3 K		0-0 G4-6-3		0-0 FC1-6 HR 1B						
Inning Stats	R: 2 E: 0 K: 0 S: 6	H: 3 LOB: 1 BB: 0 P: 6	R: 3 E: 0 K: 1 S: 8	H: 3 LOB: 0 BB: 0 P: 8	R: 0 E: 0 K: 0 S: 3	H: 1 LOB: 1 BB: 1 P: 7	R: 0 E: 0 K: 2 S: 7	H: 0 LOB: 0 BB: 0 P: 7	R: 0 E: 0 K: 0 S: 3	H: 1 LOB: 2 BB: 2 P: 11	R: 4 E: 1 K: 1 S: 8	H: 3 LOB: 0 BB: 1 P: 12	R: 3 E: 0 K: 0 S: 7	H: 4 LOB: 1 BB: 0 P: 7

PITCHER	IP	WLS	BF	H	R	ER	SO	BB	IBB	HBP	BLK	WP	HR	S	P	ERA	WHIP
Bill Monbouquette, R ERA: 4.65 (1, 1)	2.0	L	12	6	5	5	1	0	0	0	0	0	1	14	14	22.50	3.000
Jay Ritchie, R ERA: (3, 1)	4.0		15	2	0	0	2	2	1	0	0	0	0	16	28	0.00	1.000
Jack Lamabe, R ERA: 5.17 (7, 1)	1.0		7	3	4	4	1	1	0	0	0	0	2	8	12	36.00	4.000
Pete Charton, R ERA: 10.43 (8, 1)	1.0		7	4	3	3	0	0	0	0	0	0	1	7	7	27.00	4.000

Batter	1	2	3	4	5	6	7	8	9	AB R H RBI BB SO LOB	TOP																														
Felix Mantilla, R (1, 4) OBP: 0.337, SLG: 0.561	0-0 F9		0-0 F8		0-0 5-3		0-3 K			4 0 0 0 0 1 1																															
Tony Horton, R (1, 7) OBP: 0.300, SLG: 0.316	0-0 F9		0-0 5-3		0-0 E5		0-0 F9			4 0 0 0 0 0 1																															
Carl Yastrzemski, L (1, 8) OBP: 0.380, SLG: 0.487	4-0 S BB			0-0 HR	0-0 4-3			0-0 F7		3 1 1 1 1 0 1																															
Dick Stuart, R (1, 3) OBP: 0.315, SLG: 0.501	0-3 K 1-2			0-0 F3		0-0 F8		0-0 F8		4 0 0 0 0 1 1																															
Lee Thomas, L (1, 9) OBP: 0.329, SLG: 0.395		0-0 1-3		0-0 FC5-4 1B		0-0 FC6-4 1B		0-0 F6		4 0 2 0 0 0 0																															
Frank Malzone, R (1, 5) OBP: 0.327, SLG: 0.396		4-0 BB BB		0-0 FC5-4 BB 1-2f		0-0 FC6-4 BB 1-2f		0-0 F6		3 0 0 0 1 0 2																															
Eddie Bressoud, R (1, 6) OBP: 0.376, SLG: 0.463		4-0 BB G6-4-3		4-0 BB 1-2		0-0 F8		0-0 6-3		2 0 0 0 2 0 1																															
Russ Nixon, L (1, 2) OBP: 0.326, SLG: 0.316		0-0 G6-4-3 1-2f		0-0 6-3			0-0 L6		0-0 F7	4 0 0 0 0 0 4																															
Earl Wilson, R (1, 1) OBP: 0.305, SLG: 0.491			0-3 K		0-0 5-3		0-0 E5			2 0 0 0 0 1 0																															
Al Smith, R (7, PH) OBP: 0.212, SLG: 0.270										1 0 0 0 0 0 0																															
Jack Lamabe, R (7, 1) OBP: 0.136, SLG: 0.143										0 0 0 0 0 0 0																															
Inning Stats	R: 0 E: 0 K: 1 S: 5	H: 0 LOB: 1 BB: 1 P: 9	R: 0 E: 0 K: 1 S: 2	H: 0 LOB: 1 BB: 2 P: 10	R: 0 E: 0 K: 1 S: 5	H: 0 LOB: 0 BB: 0 P: 5	R: 1 E: 0 K: 0 S: 5	H: 2 LOB: 2 BB: 1 P: 9	R: 0 E: 1 K: 0 S: 4	H: 0 LOB: 1 BB: 0 P: 4	R: 0 E: 0 K: 0 S: 4	H: 1 LOB: 1 BB: 0 P: 4	R: 0 E: 1 K: 1 S: 6	H: 0 LOB: 1 BB: 0 P: 6	R: 0 E: 0 K: 0 S: 3	H: 0 LOB: 0 BB: 0 P: 3	R: 0 E: 0 K: 0 S: 3	H: 0 LOB: 0 BB: 0 P: 3	1B: 2 2B: 0 3B: 0 HR: 1	SF: 0 SAC: 0 DP: 1 HBP: 0	WP: 0 PB: 0 SB: 1 CS: 0	PA: 35																			
PITCHER Camilo Pascual, R (1, 1) ERA: 3.66	IP 9.0	WLS W	BF 35	H 3	R 1	ER 1	SO 3	BB 4	IBB 0	HBP 0	BLK 0	WP 0	HR 1	S 37	P 53	ERA 1.00	WHIP 0.778																								
																						PITCHER	IP	WLS	BF	H	R	ER	SO	BB	IBB	HBP	BLK	WP	HR	S	P	ERA	WHIP		

Boston Red Sox @ Minnesota Twins
Metropolitan Stadium, Bloomington, MI

Wed Aug 05 1964, 8:05 PM EDT
Att: 17,768 - Unknown

livebaseballscorecards.com

AB	31
R	1
H	3
RBI	1
BB	4
SO	3
LOB	11



Batter	1	2	3	4	5	6	7	8	9	AB	R	H	RBI	BB	SO	LOB
Zoilo Versalles, R OBP: 0.308, SLG: 0.432 (1, 6)	0-3 K	0-0 F4		0-3 K			0-0 WP SH1-3 4-3 1B			4	1	1	0	0	2	1
Rich Rollins, R OBP: 0.340, SLG: 0.425 (1, 5)	0-0 F7		0-0 F7		0-0 3B		0-0 SH1-3 1-2			3	0	1	0	0	0	0
Tony Oliva, L OBP: 0.369, SLG: 0.573 (1, 9)	0-0 HR		0-0 E3 WP		0-0 6-3		0-0 4-3 2-H			4	2	1	2	0	0	1
Harmon Killebrew, R OBP: 0.407, SLG: 0.626 (1, 7)	0-0 HR		4-0 WP 1-2 BB		0-3 K		0-3 K			3	1	1	1	1	2	1
Jimmie Hall, L OBP: 0.321, SLG: 0.478 (1, 8)	0-0 3-1		0-3 K 1-3 2-H		0-0 6-3		0-0 4-3 1B			4	0	1	0	0	1	2
Bob Allison, R OBP: 0.403, SLG: 0.599 (1, 3)		0-0 F5	0-0 6-3		0-3 K		0-0 L6			4	0	0	0	0	1	2
Earl Battey, R OBP: 0.352, SLG: 0.429 (1, 2)		0-0 HR 1B		0-3 K		4-0 4-3 BB	0-0 4-3 1-2			3	1	1	0	1	1	1
Bernie Allen, L OBP: 0.316, SLG: 0.363 (1, 4)		0-0 HR		0-0 F2		0-0 4-3 1-2	4-0 IBB			3	1	1	2	1	0	1
Camilo Pascual, R OBP: 0.261, SLG: 0.270 (1, 1)		0-0 6-3		0-0 2B		0-3 K	0-3 K			4	0	1	0	0	2	3

Inning Stats		R: 2	H: 2	E: 0	LOB: 0	K: 1	BB: 0	S: 7	R: 2	H: 2	E: 0	LOB: 0	K: 0	BB: 0	S: 5	R: 1	H: 0	E: 1	LOB: 1	K: 1	BB: 1	S: 6	R: 0	H: 1	E: 0	LOB: 1	K: 1	BB: 0	S: 6	R: 0	H: 0	E: 0	LOB: 1	K: 2	BB: 1	S: 7	R: 1	H: 1	E: 0	LOB: 0	K: 1	BB: 0	S: 6	R: 0	H: 1	E: 0	LOB: 2	K: 1	BB: 1	S: 6	1B: 3	SF: 0	2B: 1	SAC: 1	3B: 1	DP: 0	HR: 3	HBP: 0	WP: 3	PA: 36
--------------	--	------	------	------	--------	------	-------	------	------	------	------	--------	------	-------	------	------	------	------	--------	------	-------	------	------	------	------	--------	------	-------	------	------	------	------	--------	------	-------	------	------	------	------	--------	------	-------	------	------	------	------	--------	------	-------	------	-------	-------	-------	--------	-------	-------	-------	--------	-------	--------

BOTTOM

Boston Red Sox @ Minnesota Twins
Metropolitan Stadium, Bloomington , MI
 Wed Aug 05 1964, 8:05 PM EDT
 Att. 17,768 - Unknown

livebaseballscorecards.com

AB	32
R	6
H	8
RBI	5
BB	3
SO	9
LOB	12



Boston Red Sox @ Minnesota Twins

Metropolitan Stadium, Bloomington, MI

Thu Aug 06 1964, 4:33 AM EDT
Att. 6,133 - Unknown

AB	38
R	5
H	12
RBI	4
BB	6
SO	8
LOB	22



WP:	0	PA:	45
PB:	0		
SB:	0		
CS:	0		

AB R H RBI BB SO LOB

5	1	3	1	0	0	0
4	1	0	0	1	2	2
3	1	0	0	2	1	1
4	2	1	0	1	1	2
5	0	2	1	0	2	0
5	0	2	0	0	0	4
3	0	3	2	1	0	0
0	0	0	0	0	0	0
4	0	1	0	1	1	4
2	0	0	0	0	0	4
1	0	0	0	0	1	0
1	0	0	0	0	0	3
1	0	0	0	0	0	2

Batter	1	2	3	4	5	6	7	8	9
Felix Mantilla, R (1, 4) OBP: 0.343, SLG: 0.575	0-0 HR	0-0 F4		0-0 F5		0-0 1B		0-0 1B	
Al Smith, R (1, 5) OBP: 0.212, SLG: 0.262	4-0 BB E BB	0-0 1-3		0-0 F6		0-3 K		0-3 K	
Eddie Bressoud, R (1, 6) OBP: 0.376, SLG: 0.460	4-0 1-2 1B BB	4-0 1B BB		0-3 K			0-0 F6	0-0 F7	
Carl Yastrzemski, L (1, 8) OBP: 0.380, SLG: 0.484	0-0 FC3-6 1-2 2-H E4 1B SF7	0-0 1-2 1B		0-0 F8			4-0 1B BB	0-3 K	
Dick Stuart, R (1, 3) OBP: 0.316, SLG: 0.500	0-0 FC3-6 1-2 2-H 1B		0-3 K		0-3 K		0-0 1-2 E 1B 1B	0-0 5-3	
Tony Horton, R (1, 7) OBP: 0.320, SLG: 0.333	0-0 FC3-6 1-2f 2-3 IBB		0-0 BB 1B		0-0 1B 1B		0-0 L6	0-0 F7	
Bob Tillman, R (1, 2) OBP: 0.366, SLG: 0.445 Roman Mejias, R (9, PR) OBP: 0.267, SLG: 0.371	0-0 SF7		4-0 1-2 BB		0-0 1-3 1B		0-0 1-2 2-H E 1B	0-0 1B 1B	
Lee Thomas, L (1, 9) OBP: 0.330, SLG: 0.394	4-0 1-2 IBB		0-0 F9		0-3 K		0-0 E4 FC6-4 1-2 2-3	0-0 1-3 1B	
Bob Heffner, R (1, 1) OBP: 0.208, SLG: 0.333 Dalton Jones, L (6, PH) OBP: 0.272, SLG: 0.337 Dick Radatz, R (6, 1) OBP: 0.214, SLG: 0.222 Russ Nixon, L (9, PH) OBP: 0.324, SLG: 0.314	0-0 6-3		0-0 5-3		0-3 K		0-0 FC6-4	0-0 G3	

Inning Stats	R	H	E	K	S	R	H	E	K	S	R	H	E	K	S	R	H	E	K	S	R	H	E	K	S	R	H	E	K	S	R	H	E	K	S	R	H	E	K	S																																																							
	4	2	1	0	6	0	1	0	0	3	0	0	0	1	5	0	2	0	1	6	0	1	0	3	10	0	1	0	0	5	0	2	0	1	6	1	2	1	2	10	0	1	0	2	8	0	2	0	0	5	0	1	0	2	5	0	2	0	0	5	0	1	0	2	5	0	1	0	2	5	0	1	0	2	5	0	1	0	2	5	0	1	0	2	5	0	1	0	2	5	0	1	0	2	5

PITCHER	IP	WLS	BF	H	R	ER	SO	BB	IBB	HBP	BLK	WP	HR	S	P	ERA	WHIP
Jim Roland, L (1, 1) ERA: 4.38	0.0		5	2	4	2	0	2	0	0	0	0	1	3	11	∞	∞
Jim Perry, R (1, 1) ERA: 3.67	7.0	W	31	7	1	1	6	3	1	0	0	0	0	39	55	1.29	1.429
Al Worthington, R (8, 1) ERA: 1.74	2.0	S	9	3	0	0	2	0	0	0	0	0	0	13	13	0.00	1.500

BOTTOM

Boston Red Sox @ Minnesota Twins
Metropolitan Stadium, Bloomington, MI

Thu Aug 06 1964, 4:33 AM EDT
Att. 6,133 - Unknown

AB	31
R	6
H	10
RBI	6
BB	3
SO	3
LOB	11



WP:	0	PA:	34
PB:	0	SB:	1
CS:	1		

AB	R	H	RBI	BB	SO	LOB
4	2	1	0	0	0	1
4	1	2	1	0	0	0
4	1	1	0	0	0	3
3	2	1	2	1	2	0
3	0	2	2	1	0	0
3	0	1	1	1	0	1
4	0	0	0	0	1	4
3	0	2	0	0	0	0
0	0	0	0	0	0	0
2	0	0	0	0	0	1
1	0	0	0	0	0	1
0	0	0	0	0	0	0


1B:	5	SF:	0
2B:	2	SAC:	0
3B:	2	DP:	2
HR:	1	HBP:	0

Batter	1	2	3	4	5	6	7	8	9
Zoilo Versalles, R OBP: 0.307, SLG: 0.433 (1, 6)	0-0 BB 1B 2B	0-0 5-3			0-0 6-3		0-0 FC6-4 3B		
Rich Rollins, R OBP: 0.342, SLG: 0.431 (1, 5)	0-0 BB 1B		0-0 F3		0-0 F7		0-0 3B		
Tony Oliva, L OBP: 0.368, SLG: 0.574 (1, 9)	0-0 F5		0-0 HR 3B		0-0 L4		0-0 1-6-3		
Harmon Killebrew, R OBP: 0.408, SLG: 0.631 (1, 7)	4-0 BB 1B 1B		0-0 HR		0-3 K		0-3 K		
Jimmie Hall, L OBP: 0.326, SLG: 0.482 (1, 8)	0-0 BB 1B		0-0 HR 3B		0-0 4-3		0-0 2B	4-0 CS BB	
Bob Allison, R OBP: 0.404, SLG: 0.597 (1, 3)	0-0 G5-4-3 1B		0-0 5-3		0-0 F6		0-0 BB	4-0 S BB	
Earl Battey, R OBP: 0.347, SLG: 0.422 (1, 2)	0-0 G5-4-3 1B			0-0 5-3		0-3 K		0-0 F9	
Bernie Allen, L OBP: 0.321, SLG: 0.368 (1, 4)		0-0 4-3		0-0 G4-3 1B			0-0 FC5-4 1B		
Jim Roland, R OBP: 0.154, SLG: 0.154 (1, 1)					0-0 G4-3		0-0 FC5-4		
Jim Perry, S OBP: 0.222, SLG: 0.222 (1, 1)							0-0 FC6-4		
Jim Kaat, L OBP: 0.270, SLG: 0.273 (7, PH)									
Al Worthington, R OBP: 0.187, SLG: 0.167 (8, 1)									

Inning Stats	R: 3	H: 4	E: 0	LOB: 1	K: 0	S: 6	P: 10	R: 0	H: 0	E: 0	LOB: 0	K: 0	S: 3	P: 3	R: 2	H: 2	E: 0	LOB: 0	K: 0	S: 5	P: 5	R: 0	H: 0	E: 0	LOB: 0	K: 0	S: 3	P: 3	R: 0	H: 1	E: 0	LOB: 1	K: 2	S: 8	P: 8	R: 1	H: 2	E: 0	LOB: 1	K: 0	S: 5	P: 5	R: 0	H: 0	E: 0	LOB: 1	K: 1	S: 4	P: 12
--------------	------	------	------	--------	------	------	-------	------	------	------	--------	------	------	------	------	------	------	--------	------	------	------	------	------	------	--------	------	------	------	------	------	------	--------	------	------	------	------	------	------	--------	------	------	------	------	------	------	--------	------	------	-------

PITCHER	IP	WLS	BF	H	R	ER	SO	BB	IBB	HBP	BLK	WP	HR	S	P	ERA	WHIP
Bob Heffner, R ERA: 3.93 (1, 1)	5.0		21	7	5	5	0	1	0	0	0	0	1	20	24	9.00	1.600
Dick Radatz, R ERA: 2.03 (6, 1)	3.0	L	13	3	1	1	3	2	0	0	0	0	0	17	25	3.00	1.667

WP	HR	S	P	ERA	WHIP
0	0	0	0		

Batter	1	2	3	4	5	6	7	8	9	AB R H RBI BB SO LOB	TOP																					
Felix Mantilla, R OBP: 0.341, SLG: 0.570 (1, 4) (8, 5)	0-0 6-3		0-0 5-3			0-0 1B 1B			0-0 5-3	4 0 1 0 0 0 0	Boston Red Sox @ Chicago White Sox Comiskey Park, Chicago, IL Fri Aug 07 1964, 4:33 AM EDT Att. 5,667 - Unknown livebaseballscorecards.com AB 29 R 0 H 5 RBI 0 BB 1 SO 4 LOB 7 																					
Eddie Bressoud, R OBP: 0.377, SLG: 0.463 (1, 6)	0-0 G3			0-0 L6-4 2B		0-0 1-2 1B		0-0 F8	4 0 2 0 0 0 0																							
Carl Yastrzemski, L OBP: 0.379, SLG: 0.481 (1, 8)	0-0 L4			4-0 BB BB BB BB CS BB		0-3 K		0-3 K	3 0 0 0 1 2 2																							
Dick Stuart, R OBP: 0.314, SLG: 0.496 (1, 3)		0-0 F9		0-0 L6-4			0-0 F8		3 0 0 0 0 0 2																							
Tony Horton, R OBP: 0.357, SLG: 0.370 (1, 7)		0-0 1B		0-0 CS	0-0 F8-6-4 1B		0-0 F9		3 0 2 0 0 0 0																							
Lee Thomas, L OBP: 0.328, SLG: 0.391 (1, 9)		0-0 F4		0-0 F8-6-4	0-0 F8-6-4		0-0 F7		3 0 0 0 0 0 2																							
Bob Tillman, R OBP: 0.363, SLG: 0.441 (1, 2)		0-3 K		0-0 F8			0-0 F8		3 0 0 0 0 1 1																							
Al Smith, R OBP: 0.209, SLG: 0.259 Dalton Jones, L OBP: 0.271, SLG: 0.336 (8, PH) (8, 4)			0-0 1-3		0-3 K		0-0 F9		2 0 0 0 0 1 0 1 0 0 0 0 0 0																							
Ed Connolly, L OBP: 0.167, SLG: 0.091 Russ Nixon, L OBP: 0.321, SLG: 0.311 Jay Ritchie, R (8, 1)		0-0 F8		0-0 4-3			0-0 G3		2 0 0 0 0 0 0 1 0 0 0 0 0 0 0 0 0 0 0 0 0																							
Inning Stats	R: 0 E: 0 K: 0 S: 3	H: 0 LOB: 0 BB: 0 P: 3	R: 0 E: 0 K: 1 S: 6	H: 1 LOB: 1 BB: 0 P: 6	R: 0 E: 0 K: 0 S: 3	H: 0 LOB: 0 BB: 0 P: 3	R: 0 E: 0 K: 0 S: 2	H: 1 LOB: 0 BB: 1 P: 6	R: 0 E: 0 K: 0 S: 3	H: 1 LOB: 0 BB: 0 P: 3		R: 0 E: 0 K: 2 S: 9	H: 2 LOB: 2 BB: 0 P: 9	R: 0 E: 0 K: 0 S: 3	H: 0 LOB: 0 BB: 0 P: 3	R: 0 E: 0 K: 1 S: 5	H: 0 LOB: 0 BB: 0 P: 5	1B: 4 2B: 3 3B: 0 HR: 0	SF: 0 SAC: 0 DP: 2 HBP: 0	WP: 0 PB: 0 SB: 0 CS: 1	PA: 31											
PITCHER Ray Herbert, R ERA: 2.75 (1, 1)	IP 9.0	WLS W	BF 30	H 5	R 0	ER 0	SO 4	BB 1	IBB 0	HBP 0	BLK 0	WP 0	HR 0	S 37	P 41	ERA 0.00	WHIP 0.667															
											PITCHER	IP	WLS	BF	H	R	ER	SO	BB	IBB	HBP	BLK	WP	HR	S	P	ERA	WHIP				


Batter	1	2	3	4	5	6	7	8	9	AB	R	H	RBI	BB	SO	LOB	BOTTOM	
Jim Landis, R (1, 8) <small>OBP: 0.282, SLG: 0.251</small> Gene Stephens, L (8, 8) <small>OBP: 0.402, SLG: 0.469</small>	4-0 		0-0 		0-3 	0-0 		4-0 		3	0	0	0	1	1	2		
Al Weis, S (1, 4) <small>OBP: 0.323, SLG: 0.348</small>	0-0 		0-0 		0-0 		0-3 	0-0 		4	0	2	0	0	1	3		
Pete Ward, L (1, 5) <small>OBP: 0.355, SLG: 0.463</small>	0-0 		0-0 		4-0 		0-0 			3	0	0	0	1	0	2		
Bill Skowron, R (1, 3) <small>OBP: 0.311, SLG: 0.436</small>	4-0 		0-0 		0-0 		0-0 			3	0	0	0	1	0	3		
Ron Hansen, R (1, 6) <small>OBP: 0.352, SLG: 0.401</small>	0-0 			0-0 		0-0 		0-0 		4	2	2	0	0	0	2		
Floyd Robinson, L (1, 7) <small>OBP: 0.379, SLG: 0.430</small>		4-0 		0-0 		0-0 		0-0 		3	0	1	0	1	0	1		
Mike Hershberger, R (1, 9) <small>OBP: 0.314, SLG: 0.298</small>		0-0 		0-0 		0-0 		0-0 		3	0	0	0	0	0	3		
Jerry McNertney, R (1, 2) <small>OBP: 0.304, SLG: 0.313</small> Tom McCraw, L (8, PH) <small>OBP: 0.335, SLG: 0.394</small> J.C. Martin, L (9, 2) <small>OBP: 0.243, SLG: 0.277</small>		0-0 		0-3 		0-0 		0-3 		3	0	1	0	0	1	2		
Ray Herbert, R (1, 1) <small>OBP: 0.103, SLG: 0.107</small>		0-3 			0-0 		0-0 		0-0 		3	0	1	2	0	1	1	
Inning Stats	R: 0 H: 0 E: 0 LOB: 2 K: 0 BB: 2 S: 3 P: 11	R: 0 H: 0 E: 0 LOB: 1 K: 1 BB: 1 S: 5 P: 9	R: 0 H: 1 E: 0 LOB: 1 K: 0 BB: 0 S: 4 P: 4	R: 0 H: 0 E: 1 LOB: 1 K: 1 BB: 0 S: 6 P: 6	R: 0 H: 1 E: 0 LOB: 2 K: 1 BB: 1 S: 6 P: 10	R: 1 H: 3 E: 0 LOB: 2 K: 0 BB: 0 S: 6 P: 6	R: 0 H: 0 E: 0 LOB: 0 K: 1 BB: 0 S: 5 P: 5	R: 1 H: 2 E: 1 LOB: 3 K: 1 BB: 1 S: 8 P: 12	1B: 7 SF: 0 2B: 0 SAC: 3 3B: 0 DP: 0 HR: 0 HBP: 0	WP: 3 PA: 38 PB: 0 SB: 0 CS: 0								
PITCHER Ed Connolly, L (1, 1) <small>ERA: 4.28</small> Jay Ritchie, R (8, 1) <small>ERA:</small>	IP: 7.0 WLS: L BF: 31 H: 5 R: 1 ER: 1 SO: 4 BB: 4 IBB: 0 HBP: 0 BLK: 0 WP: 2 HR: 0 S: 35 P: 51 ERA: 1.29 WHIP: 1.286	IP: 1.0 WLS: L BF: 7 H: 2 R: 1 ER: 0 SO: 1 BB: 0 IBB: 1 HBP: 0 BLK: 0 WP: 0 HR: 0 S: 8 P: 12 ERA: 0.00 WHIP: 2.000																

Boston Red Sox @ Chicago White Sox
 Comiskey Park, Chicago, IL
 Fri Aug 07 1964, 4:33 AM EDT
 Att. 5,667 - Unknown

AB	30
R	2
H	7
RBI	2
BB	5
SO	5
LOB	22



livebaseballscorecards.com

Batter	1	2	3	4	5	6	7	8	9	AB R H RBI BB SO LOB	TOP	
Dalton Jones, L OBP: 0.271, SLG: 0.335 (1, 4) (6, 6)	0-3 K			0-0 G6-4-3 1B		0-0 F6		0-0 G3		4 0 1 0 0 1 2		
Eddie Bressoud, R OBP: 0.377, SLG: 0.462 Pete Charton, L (6, 1) Dave Gray, R OBP: 1.000, SLG: 1.000 Russ Nixon, L OBP: 0.319, SLG: 0.308 (8, 1) (9, PH)	0-0 F5			0-0 G6-4-3 1B		0-0 F9			0-0 F4	3 0 1 0 0 0 1 0 0 0 0 0 0 0 0 0 0 0 0 0 0 1 0 0 0 0 0 0		
Tony Horton, R OBP: 0.375, SLG: 0.484 (1, 7)	0-3 K			0-0 G6-4-3 1-2f 2-3 1B			0-0 5-3 1B		0-0 HR	4 1 2 1 0 1 2		
Dick Stuart, R OBP: 0.313, SLG: 0.494 Dick Williams, R OBP: 0.254, SLG: 0.429 (1, 3) (5, 3)			0-0 F4		0-0 F6		0-0 5-3		0-0 HR	2 0 0 0 0 0 1 2 1 1 1 0 0 1		
Felix Mantilla, R OBP: 0.338, SLG: 0.565 Roman Mejias, R OBP: 0.260, SLG: 0.361 (1, 8) (5, 8)		0-3 K			0-0 L5		0-0 L5		0-0 5-3	2 0 0 0 0 1 0 2 0 0 0 0 0 1		
Lee Thomas, L OBP: 0.325, SLG: 0.387 (1, 9)			0-0 L4			0-0 F8			0-0 4-3	4 0 0 0 0 0 1		
Frank Malzone, R OBP: 0.325, SLG: 0.394 Al Smith, R OBP: 0.208, SLG: 0.257 (1, 5) (5, 5)				0-0 6-3		0-0 5-3			0-0 F2	2 0 0 0 0 0 0 1 0 0 0 0 0 0	AB 33 R 2 H 7 RBI 2 BB 0 SO 3 LOB 10	
Bob Tillman, R OBP: 0.362, SLG: 0.439 (1, 2)				0-0 5-3		0-0 5-3			0-0 1B	3 0 1 0 0 0 0		
Dave Morehead, R OBP: 0.128, SLG: 0.047 Jack Lamabe, R OBP: 0.133, SLG: 0.140 Bill Spanswick, L OBP: 0.400, SLG: 0.308 Chuck Schilling, R OBP: 0.282, SLG: 0.236 (1, 1) (2, 1) (4, 1) (6, PH) (6, 4)				0-0 5-3		0-0 1B			0-0 L5	0 0 0 0 0 0 0 1 0 0 0 0 0 0 0 0 0 0 0 0 0 2 0 1 0 0 0 1		
Inning Stats	R: 0 E: 0 K: 2 S: 7 H: 0 LOB: 0 BB: 0 P: 7	R: 0 E: 0 K: 1 S: 5 H: 0 LOB: 0 BB: 0 P: 5	R: 0 E: 0 K: 0 S: 3 H: 0 LOB: 0 BB: 0 P: 3	R: 0 E: 0 K: 0 S: 4 H: 2 LOB: 1 BB: 0 P: 4	R: 0 E: 0 K: 0 S: 3 H: 0 LOB: 0 BB: 0 P: 3	R: 0 E: 0 K: 0 S: 4 H: 1 LOB: 1 BB: 0 P: 4	R: 0 E: 0 K: 0 S: 4 H: 1 LOB: 1 BB: 0 P: 4	R: 0 E: 0 K: 0 S: 4 H: 1 LOB: 1 BB: 0 P: 4	R: 2 E: 0 K: 0 S: 5 H: 2 LOB: 0 BB: 0 P: 5	1B: 5 2B: 0 3B: 0 HR: 2 SF: 0 SAC: 0 DP: 1 HBP: 0	WP: 0 PB: 0 SB: 0 CS: 0 PA: 33	
PITCHER Fred Talbot, R ERA: 2.45 (1, 1)	IP WLS BF H R ER SO BB IBB HBP BLK WP HR S P ERA WHIP	9.0 W 33 7 2 2 3 0 0 0 0 0 0 2 39 39 2.00 0.778										

Boston Red Sox @ Chicago White Sox
Comiskey Park, Chicago, IL
Sat Aug 08 1964, 4:33 AM EDT
Att. 7,039 - Unknown

livebaseballscorecards.com

Batter	1	2	3	4	5	6	7	8	9
Tom McCraw, L OBP: 0.342, SLG: 0.400 Dave Nicholson, R OBP: 0.343, SLG: 0.382 (6, 7)	4-0 FC5-4 BB	4-0 1B BB	0-0 1B 2B		0-0 L6		0-3 K		
Don Buford, S OBP: 0.348, SLG: 0.372 (1, 4)	0-0 FC5-4 1-2f	0-0 SF7 3-H	0-0 1B 1B 2-H 3-H		4-0 1B BB		0-0 3-1		
Floyd Robinson, L OBP: 0.384, SLG: 0.434 Mike Hershberger, R OBP: 0.315, SLG: 0.299 (1, 9) (5, 9)	4-0 1-2 BB	0-0 1B 1B 1-H 2-H	0-0 1B 1B 1-3		0-0 1B		0-0 F8		
Pete Ward, L OBP: 0.358, SLG: 0.464 (1, 5)	0-3 K	4-0 1B BB 1-2	0-0 1B 1B 1-3 3-H		0-0 4-3		0-0 E BB WP 1B		
Bill Skowron, R OBP: 0.310, SLG: 0.433 (1, 3)	0-0 4-3	0-0 1B 1-2 2-H	0-0 5-3		0-3 K		0-3 K		
Gene Stephens, L OBP: 0.402, SLG: 0.452 (1, 8)					0-0 F6		0-0 F9		
Ron Hansen, R OBP: 0.351, SLG: 0.397 (1, 6)		0-3 K	0-3 K		4-0 G3-6-3 BB		0-0 6-3		
J.C. Martin, L OBP: 0.247, SLG: 0.280 (1, 2)		0-0 2B SF7 1B 1-3	0-0 F6		0-0 G3-6-3 1-2f		0-0 SH1-4 1B		
Fred Talbot, R OBP: 0.381, SLG: 0.389 (1, 1)		0-0 1B 2B 1-3 3-H	0-0 E5 2B 1B		0-0 5-3		0-0 SH1-4		

Inning Stats	R: 0	H: 0	E: 0	K: 1	S: 5	L: 0	LOB: 2	BB: 2	P: 13
	R: 5	H: 4	E: 0	K: 1	S: 9	L: 0	LOB: 2	BB: 3	P: 21
	R: 3	H: 4	E: 1	K: 1	S: 10	L: 0	LOB: 2	BB: 0	P: 10
	R: 0	H: 0	E: 0	K: 0	S: 2	L: 0	LOB: 0	BB: 1	P: 6
	R: 0	H: 1	E: 0	K: 0	S: 4	L: 1	LOB: 2	BB: 1	P: 8
	R: 0	H: 0	E: 0	K: 1	S: 5	L: 0	LOB: 0	BB: 0	P: 5
	R: 0	H: 1	E: 0	K: 1	S: 6	L: 1	LOB: 1	BB: 0	P: 6
	R: 1	H: 1	E: 1	K: 2	S: 9	L: 1	LOB: 2	BB: 1	P: 13

PITCHER	IP	WLS	BF	H	R	ER	SO	BB	IBB	HBP	BLK	WP	HR	S	P	ERA	WHIP
Dave Morehead, R ERA: 4.93 (1, 1)	1.2	L	13	3	5	5	2	5	0	0	0	0	0	12	32	27.00	4.800
Jack Lamabe, R ERA: 5.11 (2, 1)	1.1		10	5	3	0	1	0	0	0	0	0	0	12	12	0.00	3.750
Bill Spanswick, L ERA: 7.83 (4, 1)	2.0		8	1	0	0	0	2	0	0	0	0	0	6	14	0.00	1.500
Pete Charton, R ERA: 9.18 (6, 1)	2.0		7	1	0	0	2	0	0	0	0	0	0	11	11	0.00	0.500
Dave Gray, R ERA: 8.31 (8, 1)	1.0		6	1	1	0	2	1	0	0	0	1	0	9	13	0.00	2.000

BOTTOM

AB	R	H	RBI	BB	SO	LOB
1	2	1	0	2	0	0
2	0	0	0	0	1	1
3	1	1	3	1	0	2
2	1	2	2	1	0	0
2	0	1	0	0	0	0
4	1	2	1	1	1	4
5	0	1	1	0	2	5
3	1	0	0	2	0	2
4	0	0	0	1	2	3
5	1	2	0	0	1	3
3	2	1	1	0	0	0

AB 34
R 9
H 11
RBI 8
BB 8
SO 7
LOB 20



Boston Red Sox @ Chicago White Sox
Comiskey Park, Chicago, IL
Sat Aug 08 1964, 4:33 AM EDT
Att. 7,039 - Unknown

livebaseballscorecards.com

WP: 1	PA: 44
PB: 0	
SB: 1	
CS: 0	

Batter	1	2	3	4	5	6	7	8	9	AB R H RBI BB SO LOB	TOP											
Dalton Jones, L (1, 4) OBP: 0.266, SLG: 0.329	0-0 3-1	0-0 G1			0-0 4-3		0-0 F3		0-0 G3	5 0 0 0 0 0 1												
Eddie Bressoud, R (1, 6) OBP: 0.377, SLG: 0.469	0-0 HR	0-0 F9			0-0 1B E 1B		0-0 1-3		0-3 K	2 1 1 1 0 0 1 3 0 1 0 0 1 0												
Roman Mejias, R (3, 8) OBP: 0.263, SLG: 0.360																						
Tony Horton, R (1, 7) OBP: 0.361, SLG: 0.457	0-0 F8		0-3 K		0-0 E5 1B		0-0 HR 1B			4 1 1 0 0 1 1												
Dick Stuart, R (1, 3) OBP: 0.314, SLG: 0.501	0-0 6-3		0-0 F6		0-0 1-2 2-3 1B		0-0 1-H HR			4 1 2 2 0 0 0												
Felix Mantilla, R (1, 8) OBP: 0.333, SLG: 0.556		0-0 6-3	0-0 F7		0-0 F5		0-0 5-3			4 0 0 0 0 0 3												
Lee Thomas, L (1, 9) OBP: 0.324, SLG: 0.385		0-0 1B 1B		0-0 F8	0-0 F7			0-0 F6		4 1 1 0 0 0 3												
Frank Malzone, R (1, 5) OBP: 0.324, SLG: 0.392		0-0 1B 3B 1B		0-0 F4		0-0 F2		0-0 5-3		4 1 1 0 0 0 0												
Russ Nixon, L (1, 2) OBP: 0.324, SLG: 0.323		0-0 1-3 2-H 3B 1B		0-0 K 2B		0-0 F3		0-3 K		4 1 2 1 0 1 0												
Bill Monbouquette, R (1, 1) OBP: 0.179, SLG: 0.137		0-0 1-H 3-H 3B		0-0 4-3		0-0 B1			0-0 6-3	3 0 1 2 0 0 1 1 0 0 0 0 0 0												
Dick Radatz, R (7, 1) OBP: 0.207, SLG: 0.214																						
Inning Stats	R: 1 E: 0 K: 0 S: 4	H: 1 LOB: 0 BB: 0 P: 4	R: 3 E: 0 K: 0 S: 7	H: 4 LOB: 1 BB: 0 P: 7	R: 0 E: 0 K: 1 S: 5	H: 0 LOB: 0 BB: 0 P: 5	R: 0 E: 0 K: 0 S: 4	H: 1 LOB: 1 BB: 0 P: 4	R: 0 E: 1 K: 0 S: 6	H: 2 LOB: 3 BB: 0 P: 6	R: 0 E: 0 K: 0 S: 3	H: 0 LOB: 0 BB: 0 P: 3	R: 2 E: 0 K: 0 S: 5	H: 2 LOB: 0 BB: 0 P: 5	R: 0 E: 0 K: 1 S: 5	H: 0 LOB: 0 BB: 0 P: 5	R: 0 E: 0 K: 1 S: 5	H: 0 LOB: 0 BB: 0 P: 5	1B: 6 2B: 1 3B: 1 HR: 2	SF: 0 SAC: 0 DP: 0 HBP: 0	WP: 0 PB: 0 SB: 0 CS: 0	PA: 38
PITCHER	IP WLS BF H R ER SO BB IBB HBP BLK WP HR S P ERA WHIP												PITCHER	IP WLS BF H R ER SO BB IBB HBP BLK WP HR S P ERA WHIP								
John Buzhardt, R (1, 1) ERA: 3.03	4.2 L 23 8 4 4 1 0 0 0 0 0 0 1 25 25 7.71 1.714																					
Don Mossi, L (5, 1) ERA: 3.21	2.1 9 2 2 2 0 0 0 0 0 0 0 1 9 9 7.71 0.857																					
Eddie Fisher, R (8, 1) ERA: 3.46	2.0 6 0 0 0 0 2 0 0 0 0 0 0 10 10 0.00 0.000																					

Boston Red Sox @ Chicago White Sox
Comiskey Park, Chicago, IL
Sun Aug 09 1964, 4:33 AM EDT
Unknown

livebaseballscorecards.com

AB 38
R 6
H 10
RBI 6
BB 0
SO 3
LOB 10



Batter	1	2	3	4	5	6	7	8	9	AB	R	H	RBI	BB	SO	LOB
Tom McCraw, L (1, 7) OBP: 0.337, SLG: 0.394	0-0 4-3		0-0 F9		0-0 F7			0-0 1-3		4	0	0	0	0	0	1
Don Buford, S (1, 4) OBP: 0.347, SLG: 0.370	0-3 K			0-0 4-3 1B	0-0 4-3			0-0 F5		4	1	1	0	0	1	1
Floyd Robinson, L (1, 9) OBP: 0.385, SLG: 0.435	0-0 4-3			0-0 E8 4-3 1B 1B		0-0 1B G6-4-3 1B		0-3 K		4	2	2	0	0	1	0
Pete Ward, L (1, 5) OBP: 0.357, SLG: 0.461		0-0 F8		0-0 4-3		0-0 G6-4-3 1B			0-0 G3	4	0	1	1	0	0	1
Bill Skowron, R (1, 3) OBP: 0.314, SLG: 0.439		0-0 2B		0-0 1B		0-0 G6-4-3			0-0 1B	4	0	3	1	0	0	1
Gene Stephens, L (1, 8) OBP: 0.396, SLG: 0.443		0-0 F2		0-0 1B		0-0 F4			0-0 L4	4	0	1	0	0	0	2
Ron Hansen, R (1, 6) OBP: 0.348, SLG: 0.393		0-0 F4		0-0 G4-6-3 1B		0-0 G4-6-3		0-0 1-3	0-3 K	4	0	0	0	0	1	4
J.C. Martin, L (1, 2) OBP: 0.248, SLG: 0.281			0-0 4-3		0-0 FC4-6 1B		0-0 F8			3	0	1	0	0	0	0
John Buzhardt, R (1, 1) OBP: 0.191, SLG: 0.244			0-0 1-3		0-0 FC4-6		0-3 K			1	0	0	0	0	0	0
Don Mossi, L (5, 1) OBP: 0.200, SLG: 0.200										1	0	0	0	0	0	1
Jeoff Long, R (7, PH) OBP: 0.320, SLG: 0.277										1	0	0	0	0	1	0
Eddie Fisher, R (8, 1) OBP: 0.200, SLG: 0.200										0	0	0	0	0	0	0

Inning Stats	R: 0	H: 0	E: 0	K: 1	S: 5	R: 0	H: 1	E: 0	K: 0	S: 4	R: 0	H: 0	E: 0	K: 0	S: 3	R: 2	H: 4	E: 1	K: 0	S: 6	R: 0	H: 1	E: 0	K: 0	S: 4	R: 1	H: 2	E: 0	K: 0	S: 4	R: 0	H: 0	E: 0	K: 1	S: 5	R: 0	H: 0	E: 0	K: 1	S: 5	R: 0	H: 1	E: 0	K: 1	S: 6
	LOB: 0	BB: 0	P: 5			LOB: 1	BB: 0	P: 4			LOB: 1	BB: 0	P: 4			LOB: 0	BB: 0	P: 4			LOB: 0	BB: 0	P: 5			LOB: 0	BB: 0	P: 5			LOB: 1	BB: 0	P: 6			LOB: 0	BB: 0	P: 5			LOB: 1	BB: 0	P: 6		

PITCHER	IP	WLS	BF	H	R	ER	SO	BB	IBB	HBP	BLK	WP	HR	S	P	ERA	WHIP
Bill Monbouquette, R (1, 1) ERA: 4.65	6.0	W	24	8	3	3	1	0	0	0	0	0	0	26	26	4.50	1.333
Dick Radatz, R (7, 1) ERA: 1.97	3.0	S	10	1	0	0	3	0	0	0	0	0	0	16	16	0.00	0.333

BOTTOM

Boston Red Sox @ Chicago White Sox
Comiskey Park, Chicago, IL

Sun Aug 09 1964, 4:33 AM EDT
Unknown

AB	34
R	3
H	9
RBI	2
BB	0
SO	4
LOB	11



WP	PA	ERA	WHIP
0	34		

Batter	1	2	3	4	5	6	7	8	9	AB R H RBI BB SO LOB	TOP	
Roman Mejias, R OBP: 0.247, SLG: 0.338 (1, 8) X	0-0 F9 ①		X 0-0 F9 ①		X 0-0 F9 ②		0-3 K ③		X 0-0 F8 ③	5 0 0 0 0 1 2	Boston Red Sox @ Chicago White Sox Comiskey Park, Chicago, IL Sun Aug 09 1964, 4:38 AM EDT Att: 22,233 - Unknown livebaseballscorecards.com	
Felix Mantilla, R OBP: 0.332, SLG: 0.549 (1, 6) X	0-0 6-3 ②		X 0-0 6-3 ②		BB BB 4-0 1B BB 1-2		0-3 K ①		3 0 0 0 1 1 0			
Tony Horton, R OBP: 0.425, SLG: 0.526 (1, 7) B B B	4-0 BB BB		X 0-0 BB 2B		X 0-0 FC6-4 1B 1-2 2-3		X 0-0 5-3 1B		3 0 3 0 1 0 0			
Dick Stuart, R OBP: 0.314, SLG: 0.498 (1, 3) B B B	4-0 1-2 BB		X 0-0 F8 ③		X 0-0 FC6-4 1-2		X 0-0 5-3 ②		3 0 0 0 1 0 5			
Frank Malzone, R OBP: 0.321, SLG: 0.388 (1, 5) X	0-0 F8 ③		X 0-0 F3 ①		X 0-0 F8 ①		X 0-0 F8 ③		4 0 0 0 0 0 3			
Al Smith, R OBP: 0.215, SLG: 0.253 (1, 9) B B B B		4-0 1B BB	X 0-0 1-3 ②		X 0-0 F8 ②		B B B B 4-0 G3 1B BB		2 1 0 0 2 0 0			
Dalton Jones, L OBP: 0.266, SLG: 0.328 (1, 4) X		X 0-0 1-2 1B ①	X 0-0 4-3 ③		X 0-0 F8 ③		X 0-0 G3 ①		4 0 1 0 0 0 1			
Bob Tillman, R OBP: 0.364, SLG: 0.440 (1, 2) X		X 0-0 F9 ②		X 0-0 1B BB 1B		X 0-0 6-3 ①		X 0-0 2-H 1B	4 0 2 1 0 0 1			
Earl Wilson, R OBP: 0.290, SLG: 0.464 Dick Williams, R OBP: 0.250, SLG: 0.422 (9, PH)		0-3 K ③		0-3 K ①		X 0-0 6-3 ②		X 0-0 F9 ②	3 0 0 0 0 2 2 1 0 0 0 0 0 1			
Inning Stats	R: 0 H: 0 E: 0 LOB: 2 K: 0 BB: 2 S: 3 P: 11	R: 0 H: 1 E: 0 LOB: 1 K: 1 BB: 1 S: 5 P: 9	R: 0 H: 1 E: 0 LOB: 1 K: 0 BB: 0 S: 4 P: 4	R: 0 H: 0 E: 0 LOB: 0 K: 0 BB: 0 S: 3 P: 3	R: 0 H: 2 E: 0 LOB: 3 K: 1 BB: 1 S: 7 P: 11	R: 0 H: 0 E: 0 LOB: 0 K: 0 BB: 0 S: 3 P: 3	R: 0 H: 0 E: 0 LOB: 0 K: 1 BB: 0 S: 5 P: 5	R: 0 H: 1 E: 0 LOB: 1 K: 1 BB: 0 S: 6 P: 6	R: 1 H: 1 E: 0 LOB: 1 K: 0 BB: 1 S: 4 P: 8	1B: 5 SF: 0 2B: 1 SAC: 0 3B: 0 DP: 0 HR: 0 HBP: 0	WP: 0 PA: 37 PB: 0 SB: 0 CS: 0	
PITCHER Gary Peters, L ERA: 2.5 (1, 1)	IP WLS BF H R ER SO BB IBB HBP BLK WP HR S P ERA WHIP	9.0 W 37 6 1 1 4 5 0 0 0 0 0 0 40 60 1.00 1.222										

Boston Red Sox @ Chicago White Sox
 Comiskey Park, Chicago, IL
 Sun Aug 09 1964, 4:38 AM EDT
 Att: 22,233 - Unknown

AB 32
R 1
H 6
RBI 1
BB 5
SO 4
LOB 15



Batter	1	2	3	4	5	6	7	8	9
Tom McCraw, L (1, 7) OBP: 0.334, SLG: 0.390 Jim Landis, R (9, 8) OBP: 0.282, SLG: 0.251	0-0 F7		0-0 1B		0-0 2-3		0-0 F8	0-0 F7	
Don Buford, S (1, 4) OBP: 0.352, SLG: 0.373 Al Weis, S (9, 4) OBP: 0.323, SLG: 0.348	4-0 2-3 BB		0-0 F2		0-0 1B SF7 1B		0-0 1B 1B		
Floyd Robinson, L (1, 9) OBP: 0.387, SLG: 0.437 Mike Hershberger, R (6, 9) OBP: 0.317, SLG: 0.301	0-0 2-3		0-0 1-2 1B		0-0 1-3 1B SF7		0-0 1-2 E 1B		
Pete Ward, L (1, 5) OBP: 0.356, SLG: 0.460	0-0 F7		0-0 F6		0-0 1-2 3-H SF7		0-0 5-3 1-H 2-H 1B		
Bill Skowron, R (1, 3) OBP: 0.314, SLG: 0.437		0-0 6-3		0-0 4-3 1B		0-0 K		0-0 5-3	
Gene Stephens, L (1, 8) OBP: 0.383, SLG: 0.424 (9, 7)		0-0 F4		0-0 F5		0-0 F6		0-3 K	
Ron Hansen, R (1, 6) OBP: 0.347, SLG: 0.392		0-0 6-3		0-0 4-3 1-2		0-0 E5		0-0 SH3 1B	
Jerry McNertney, R (1, 2) OBP: 0.305, SLG: 0.313			0-0 4-3	0-0 FC6 1B		0-0 F8		0-0 SH3	
Gary Peters, L (1, 1) OBP: 0.253, SLG: 0.430			0-0 1B 2B	0-0 1-2 FC6		0-0 F7		0-0 F6	

Inning Stats	R: 0 H: 0 E: 0 LOB: 1 K: 0 BB: 1 S: 3 P: 7	R: 0 H: 0 E: 0 LOB: 0 K: 0 BB: 0 S: 3 P: 3	R: 1 H: 3 E: 0 LOB: 2 K: 0 BB: 0 S: 6 P: 6	R: 0 H: 2 E: 0 LOB: 2 K: 0 BB: 0 S: 5 P: 5	R: 1 H: 2 E: 0 LOB: 1 K: 1 BB: 0 S: 7 P: 7	R: 0 H: 0 E: 1 LOB: 1 K: 0 BB: 0 S: 4 P: 4	R: 2 H: 3 E: 1 LOB: 1 K: 1 BB: 0 S: 8 P: 8	R: 0 H: 1 E: 0 LOB: 1 K: 0 BB: 0 S: 4 P: 4	1B: 10 SF: 1 2B: 1 SAC: 1 3B: 0 DP: 0 HR: 0 HBP: 0
---------------------	---	---	---	---	---	---	---	---	---

PITCHER Earl Wilson, R (1, 1) ERA: 4.54	IP 8.0 WLS L BF 37 H 11 R 4 ER 3 SO 2 BB 1 IBB 0 HBP 0 BLK 0 WP 0 HR 0 S 40 P 44 ERA 3.38 WHIP 1.500	PITCHER	IP WLS BF H R ER SO BB IBB HBP BLK WP HR S P ERA WHIP
--	--	----------------	---

BOTTOM

AB R H RBI BB SO LOB	5 0 1 1 0 0 1 0 0 0 0 0 0 0
AB R H RBI BB SO LOB	3 2 2 0 1 0 1 0 0 0 0 0 0 0
AB R H RBI BB SO LOB	3 0 2 0 0 0 1 1 1 1 0 0 0 0
AB R H RBI BB SO LOB	3 0 1 2 0 0 3
AB R H RBI BB SO LOB	4 0 1 0 0 1 2
AB R H RBI BB SO LOB	4 0 0 0 0 1 2
AB R H RBI BB SO LOB	4 0 1 0 0 0 1
AB R H RBI BB SO LOB	3 0 1 0 0 0 1
AB R H RBI BB SO LOB	4 1 1 0 0 0 4

AB	34
R	4
H	11
RBI	3
BB	1
SO	2
LOB	16



WP: 0 PA: 37
PB: 0
SB: 0
CS: 0

Boston Red Sox @ Chicago White Sox
Comiskey Park, Chicago, IL
Sun Aug 09 1964, 4:38 AM EDT
Att. 22,233 - Unknown

livebaseballscorecards.com

Batter	1	2	3	4	5	6	7	8	9	AB R H RBI BB SO LOB	TOP						
Felix Mantilla, R (1, 4) OBP: 0.333, SLG: 0.544	0-0 BB 1B 1-5-3	0-0 FC4		0-0 FC5-4		4-0 1B BB E BB		0-3 K		4 2 1 0 1 1 2	Boston Red Sox @ Baltimore Orioles Memorial Stadium, Baltimore, MD Tue Aug 11 1964, 7:05 PM EDT Att: 13,262 - Unknown						
Eddie Bressoud, R (1, 6) OBP: 0.375, SLG: 0.468	0-0 F8	0-3 K			0-0 1B 2B	0-3 K		0-3 K		5 1 1 0 0 3 3							
Carl Yastrzemski, L (1, 8) OBP: 0.382, SLG: 0.483	0-0 1-5-3				0-0 1B SF7 1B	4-0 1-2 E BB		0-0 1B 2B		4 3 2 0 1 1 1							
Dick Stuart, R (1, 3) OBP: 0.321, SLG: 0.502	4-0 1B BB IBB				0-0 1B	0-0 E6		0-0 1B		4 0 4 2 1 0 0							
Earl Wilson, R (8, PR) OBP: 0.290, SLG: 0.464					1-3 3-H 1B	1-3 1-H 2-H 1B		0-0 1B		0 0 0 0 0 0 0							
Roman Mejias, R (8, 7) OBP: 0.247, SLG: 0.338								2-H 1B		0 0 0 0 0 0 0							
Tony Horton, R (1, 7) OBP: 0.400, SLG: 0.488	4-0 1B BB 1-2 2-3				0-0 SF7	0-0 6-3		0-0 F9		3 0 0 1 1 1 3							
Frank Malzone, R (1, 5) OBP: 0.320, SLG: 0.386	0-0 1B				0-0 FC6-4 WP			0-0 F7		5 0 1 1 0 0 2							
Lee Thomas, L (1, 9) OBP: 0.330, SLG: 0.392					0-0 FC5-4 1B	4-0 1-2 IBB		0-0 1B		4 1 3 0 1 0 0							
Bob Tillman, R (1, 2) OBP: 0.364, SLG: 0.440					0-0 F4	0-0 F4		0-0 F7		5 0 2 1 0 0 4							
Bill Monbouquette, R (9, PR) OBP: 0.179, SLG: 0.137								0-0 FC4-6 1B		0 0 0 0 0 0 0							
Bob Hefner, R (1, 1) OBP: 0.185, SLG: 0.296					0-0 L6			0-0 FC4-6		3 0 0 0 0 0 2							
Dick Radatz, R (6, 1) OBP: 0.200, SLG: 0.207						0-0 6-3		0-3 K		1 0 0 0 0 1 1							
Russ Nixon, L (9, PH) OBP: 0.322, SLG: 0.320								0-0 1-2 FC4-6		1 0 0 0 0 0 1							
Inning Stats	R: 1 H: 2 E: 0 LOB: 3 K: 0 BB: 2 S: 4 P: 12	R: 1 H: 2 E: 0 LOB: 1 K: 1 BB: 0 S: 7 P: 7	R: 0 H: 1 E: 0 LOB: 1 K: 2 BB: 0 S: 8 P: 8	R: 0 H: 1 E: 0 LOB: 1 K: 0 BB: 0 S: 4 P: 4	R: 2 H: 3 E: 0 LOB: 2 K: 0 BB: 1 S: 6 P: 10	R: 2 H: 1 E: 1 LOB: 1 K: 1 BB: 2 S: 6 P: 14	R: 0 H: 1 E: 0 LOB: 1 K: 1 BB: 0 S: 6 P: 6	R: 1 H: 2 E: 0 LOB: 1 K: 2 BB: 0 S: 9 P: 9	R: 0 H: 1 E: 0 LOB: 1 K: 0 BB: 0 S: 4 P: 4	1B: 11 SF: 1 2B: 3 SAC: 0 3B: 0 DP: 0 HR: 0 HBP: 0	WP: 1 PA: 45 PB: 0 SB: 0 CS: 0						
PITCHER	IP WLS BF H R ER SO BB IBB HBP BLK WP HR S P ERA WHIP											PITCHER	IP WLS BF H R ER SO BB IBB HBP BLK WP HR S P ERA WHIP				
Wally Bunker, R (1, 1) ERA: 2.81	4.0																
Dave Vineyard, R (5, 1) ERA: 2.45	1.2																
Dick Hall, R (6, 1) ERA: 2.6	3.0	W	14	5	1	1	3	0	0	0	0	0	0	20	20	3.00	1.667
Steve Barber, L (9, 1) ERA: 3.82	0.1	S	1	0	0	0	0	0	0	0	0	0	0	1	1	0.00	0.000

livebaseballscorecards.com



Batter	1	2	3	4	5	6	7	8	9
Earl Robison, R OBP: 0.391, SLG: 0.581 (1, 8)	0-0 4-3		0-0 6-3		0-0 6-3		0-0 4-3		
Luis Aparicio, R OBP: 0.318, SLG: 0.371 (1, 6)	0-0 F7		0-0 F3		0-0 CS 1B		0-0 2-3		
Norm Siebern, L OBP: 0.364, SLG: 0.365 (1, 3)	4-0 BB		0-3 K		0-0 CS 1-2	0-3 K	4-0 HR BB		
Boog Powell, L OBP: 0.383, SLG: 0.616 (1, 7)	0-3 K		0-3 K		4-0 HR BB	0-0 HR BB	0-0 HR		
Brooks Robinson, R OBP: 0.354, SLG: 0.473 (1, 5)		0-0 F4		0-0 HR 1B		0-0 HR 1B	0-0 6-3		
Sam Bowens, R OBP: 0.332, SLG: 0.480 (1, 9)		0-0 F4		0-0 HR 1B		0-0 E3 1B	0-0 F9		
Charlie Lau, L OBP: 0.320, SLG: 0.401 Dick Brown, R OBP: 0.339, SLG: 0.471 (1, 2) (9, 2)		4-0 3B BB		0-0 F4		0-0 5-3	0-0 F8		
Jerry Adair, R OBP: 0.290, SLG: 0.342 (1, 4)		0-0 1-H 3B		0-0 F7		0-0 2B	0-0 6-3		
Wally Bunker, R OBP: 0.120, SLG: 0.085 Dave Vineyard, R OBP: 0.222, SLG: 0.222 Dick Hall, R OBP: 0.250, SLG: 0.182 Steve Barber, L OBP: 0.257, SLG: 0.303 (1, 1) (5, 1) (6, 1) (9, 1)		0-3 K		0-0 3-1		0-3 K			

AB	R	H	RBI	BB	SO	LOB
4	0	0	0	0	0	0
4	0	1	0	0	0	0
2	1	0	0	2	2	0
3	2	1	2	1	2	1
4	2	2	2	0	0	0
4	2	2	2	0	0	0
3	1	0	0	1	0	0
0	0	0	0	0	0	0
4	0	2	1	0	0	0
1	0	0	0	0	1	1
1	0	0	0	0	0	0
1	0	0	0	0	1	1
0	0	0	0	0	0	0

BOTTOM

Boston Red Sox @ Baltimore Orioles
Memorial Stadium, Baltimore, MD

Tue Aug 11 1964, 7:05 PM EDT
Att. 13,262 - Unknown

livebaseballscorecards.com

AB	31
R	8
H	8
RBI	7
BB	4
SO	6
LOB	3



1B: 3	SF: 0
2B: 1	SAC: 0
3B: 1	DP: 0
HR: 3	HBP: 0

WP: 0	PA: 36
PB: 0	
SB: 0	
CS: 1	

Inning Stats	R	H	E	K	S	P	IP	WLS	BF	H	R	ER	SO	BB	IBB	HBP	BLK	WP	HR	S	P	ERA	WHIP
	0	0	0	1	5	3	5.2		26	7	6	5	5	3	0	0	0	0	2	33	45	7.94	1.765
	1	1	0	1	6	1	2.1	L	9	1	2	2	1	1	0	0	0	0	1	10	14	7.71	0.857

PITCHER	IP	WLS	BF	H	R	ER	SO	BB	IBB	HBP	BLK	WP	HR	S	P	ERA	WHIP
Bob Heffner, R ERA: 4.15 (1, 1)	5.2		26	7	6	5	5	3	0	0	0	0	2	33	45	7.94	1.765
Dick Radatz, R ERA: 2.09 (6, 1)	2.1	L	9	1	2	2	1	1	0	0	0	0	1	10	14	7.71	0.857

Batter	1	2	3	4	5	6	7	8	9	AB R H RBI BB SO LOB	TOP									
Felix Mantilla, R (1, 4) OBP: 0.329, SLG: 0.535	0-0 F9			x 0-0 F8		x 0-0 G4-6-3 1-2f			x 0-0 6-3	4 0 0 0 0 0 1										
Eddie Bressoud, R (1, 6) OBP: 0.372, SLG: 0.464	0-0 L3			x 0-0 F3			x 0-0 F9		x 0-3 K	4 0 0 0 0 1 0										
Carl Yastrzemski, L (1, 8) OBP: 0.383, SLG: 0.483	0-0 L9			x 0-0 1B			x 0-0 4-3		x 0-0 1B	4 0 2 0 0 0 0										
Dick Stuart, R (1, 3) OBP: 0.318, SLG: 0.498		0-3 K		x 0-0 1-3			x 0-0 3-1		x 0-0 F8	4 0 0 0 0 1 2										
Tony Horton, R (1, 7) OBP: 0.396, SLG: 0.477		0-0 6-3			x 0-0 G6-3 1B			x 0-0 F9		3 0 1 0 0 0 0										
Frank Malzone, R (1, 5) OBP: 0.320, SLG: 0.385		0-0 F5			x 0-0 F3			x 0-0 1B 1B		3 0 1 0 0 0 1										
Lee Thomas, L (1, 9) OBP: 0.330, SLG: 0.391			x 0-0 L5		x 0-0 G6-3 1-2f			x 0-0 1B 1-2 1B		3 0 1 0 0 0 1										
Bob Tillman, R (1, 2) OBP: 0.361, SLG: 0.435			x 0-0 1-4-3			x 0-0 5-3		x 0-0 F2		3 0 0 0 0 0 2										
Ed Connolly, L (1, 1) OBP: 0.154, SLG: 0.083 Jay Ritchie, R (3, 1) Dalton Jones, L (6, PH) Pete Charton, L (6, 1) Russ Nixon, L (8, PH) Jack Larnesse, R (8, 1) OBP: 0.319, SLG: 0.317 OBP: 0.133, SLG: 0.140			0-3 K		x 0-0 5-3 G4-6-3 1B			x 0-0 5-3		1 0 0 0 0 0 1 0 0 0 0 0 0 0 0 0 1 0 0 1 0 0 0 0 0 0 0 0 0 0 0 0 1 0 0 0 0 0 0 2 0 0 0 0 0 0 0 0										
Inning Stats	R: 0 E: 0 K: 0 S: 3	H: 0 LOB: 0 BB: 0 P: 3	R: 0 E: 0 K: 1 S: 5	H: 0 LOB: 0 BB: 0 P: 5	R: 0 E: 0 K: 1 S: 5	H: 0 LOB: 0 BB: 0 P: 5	R: 0 E: 0 K: 0 S: 4	H: 1 LOB: 1 BB: 0 P: 4	R: 0 E: 0 K: 0 S: 3	H: 1 LOB: 0 BB: 0 P: 3	R: 0 E: 0 K: 0 S: 3	H: 0 LOB: 0 BB: 0 P: 3	R: 0 E: 0 K: 0 S: 5	H: 2 LOB: 2 BB: 0 P: 5	R: 0 E: 0 K: 1 S: 6	H: 1 LOB: 1 BB: 0 P: 6	1B: 6 2B: 0 3B: 0 HR: 0	SF: 0 SAC: 0 DP: 2 HBP: 0	WP: 0 PB: 0 SB: 0 CS: 0	PA: 31
PITCHER Milt Pappas, R (1, 1) ERA: 3.01	IP 9.0 WLS W BF 31 H 6 R 0 ER 0 SO 3 BB 0 IBB 0 HBP 0 BLK 0 WP 0 HR 0 S 37 P 37 ERA 0.00 WHIP 0.667																			

Boston Red Sox @ Baltimore Orioles
Memorial Stadium, Baltimore, MD
 Wed Aug 12 1964, 7:05 PM EDT
 Att: 14,005 - Unknown

livebaseballscorecards.com

AB 31
R 0
H 6
RBI 0
BB 0
SO 3
LOB 9



Batter	1	2	3	4	5	6	7	8	9
Earl Robison, R OBP: 0.353, SLG: 0.521 (1, 8) X	0-0 F3	0-3 K		0-0 6-3			0-3 K	0-0 G6-4-3	
Luis Aparicio, R OBP: 0.320, SLG: 0.370 (1, 6) X	0-0 6-3		4-0 1B S BB		0-0 5-3		4-0 1B S BB		
Boog Powell, L OBP: 0.387, SLG: 0.615 (1, 7) B B B B	4-0 BB		0-0 1B G6-4-3 1-H		0-3 K		4-0 1B BB 1-2		
Brooks Robinson, R OBP: 0.353, SLG: 0.471 (1, 5) X	0-0 L8		0-0 G6-4-3 1-2f		0-0 4-3		0-0 FC5-4 1B 1-2 2-H		
Sam Bowers, R OBP: 0.337, SLG: 0.500 (1, 9) H		1-0 2B HBP	0-0 HR			0-0 HR	0-0 FC5-4 1-2f		
Norm Siebern, L OBP: 0.390, SLG: 0.370 (1, 3) X		0-0 1B 2B 1-H	4-0 BB			4-0 FC5-4 BB		4-0 1B S BB	
Dick Brown, R OBP: 0.337, SLG: 0.466 (1, 2) X		0-0 1B 2-H	0-0 F8			0-0 FC5-4 1-2f G5-4-3		0-3 K 1-2	
Jerry Adair, R OBP: 0.290, SLG: 0.341 (1, 4) S S S S		0-3 K		0-0 3-1		0-0 G5-4-3 1-2f		0-0 1B 2-H 1B	
Milt Pappas, R OBP: 0.222, SLG: 0.172 (1, 1) S S S S		0-3 K		0-3 K			0-0 F7	0-0 G6-4-3 1-2 1B	

Inning Stats	R: 0	H: 0	E: 0	K: 0	S: 3	LOB: 1	BB: 1	P: 7	R: 2	H: 2	E: 0	K: 3	S: 11	LOB: 1	BB: 0	P: 12	R: 2	H: 0	E: 0	K: 0	S: 4	LOB: 0	BB: 0	P: 5	R: 0	H: 0	E: 0	K: 1	S: 5	LOB: 0	BB: 0	P: 5	R: 1	H: 1	E: 0	K: 0	S: 3	LOB: 0	BB: 1	P: 7	R: 1	H: 1	E: 0	K: 1	S: 6	LOB: 2	BB: 2	P: 14	R: 1	H: 2	E: 0	K: 1	S: 6	LOB: 1	BB: 1	P: 10
--------------	------	------	------	------	------	--------	-------	------	------	------	------	------	-------	--------	-------	-------	------	------	------	------	------	--------	-------	------	------	------	------	------	------	--------	-------	------	------	------	------	------	------	--------	-------	------	------	------	------	------	------	--------	-------	-------	------	------	------	------	------	--------	-------	-------

AB	R	H	RBI	BB	SO	LOB
5	0	0	0	0	2	3
2	2	0	0	2	0	0
2	0	1	1	2	1	0
4	0	1	1	0	0	2
3	3	2	2	0	0	2
1	2	1	1	3	0	0
4	0	1	1	0	1	3
4	0	1	1	0	1	2
4	0	1	0	0	2	1

BOTTOM

Boston Red Sox @ Baltimore Orioles
Memorial Stadium, Baltimore, MD
 Wed Aug 12 1964, 7:05 PM EDT
 Att. 14,005 - Unknown

livebaseballscorecards.com

AB	29
R	7
H	8
RBI	7
BB	7
SO	7
LOB	13



1B: 5	SF: 0	WP: 0	PA: 37
2B: 1	SAC: 0	PB: 0	
3B: 0	DP: 3	SB: 3	
HR: 2	HBP: 1	CS: 0	

PITCHER	IP	WLS	BF	H	R	ER	SO	BB	IBB	HBP	BLK	WP	HR	S	P	ERA	WHIP
Ed Connolly, L ERA: 4.76 (1, 1)	2.2	L	14	4	4	4	3	2	0	0	0	0	1	17	26	13.50	2.250
Jay Ritchie, R ERA: (3, 1)	2.1		8	0	0	0	2	1	0	0	0	0	0	11	15	0.00	0.429
Pete Charton, R ERA: 9.16 (6, 1)	2.0		10	2	2	2	1	3	0	0	0	0	1	9	21	9.00	2.500
Jack Lamabe, R ERA: 5.14 (8, 1)	1.0		5	2	1	1	1	1	0	0	0	0	0	6	10	9.00	3.000

Batter	1	2	3	4	5	6	7	8	9	AB R H RBI BB SO LOB	TOP											
Felix Mantilla, R OBP: 0.324, SLG: 0.527 (1, 4) X	0-0 F7		0-0 L8		0-0 F5		0-0 FC6-4			4 0 0 0 0 0 3												
Tony Horton, R OBP: 0.365, SLG: 0.438 (1, 7) S S S	0-3 K		0-0 F4		0-0 FC6-4			0-0 4-3		4 0 0 0 0 1 2												
Carl Yastrzemski, L OBP: 0.384, SLG: 0.481 (1, 8) B B B	4-0 S BB			0-3 K		4-0 L6-4-3 BB		0-3 K		2 0 0 0 2 2 0												
Dick Stuart, R OBP: 0.315, SLG: 0.493 (1, 3) S S S	0-3 K			0-3 K		0-0 L6-4-3		0-3 K		4 0 0 0 0 3 3												
Lee Thomas, L OBP: 0.329, SLG: 0.388 (1, 9) X		0-0 4-3		0-0 F5		4-0 FC4-6 BB		0-3 K		3 0 0 0 1 1 1												
Frank Malzone, R OBP: 0.317, SLG: 0.381 (1, 5) X		0-0 1-3		0-0 F3		0-0 FC4-6		0-0 F3		4 0 0 0 0 0 2												
Eddie Bressoud, R OBP: 0.373, SLG: 0.469 (1, 6) X		0-0 F9			0-0 1B 2B		0-3 K2-3		0-0 2B	4 1 2 0 0 1 0												
Russ Nixon, L OBP: 0.324, SLG: 0.323 (1, 2) X			0-0 F7		0-0 FC6-4 1B		0-0 FC6-4 1B		0-0 F9	4 0 2 1 0 0 1												
Bill Monbouquette, R OBP: 0.179, SLG: 0.137 (1, 1)										0 0 0 0 0 0 0												
Jay Ritchie, R OBP: 0.500, SLG: 0.500 (1, 1)										1 0 1 0 0 0 0												
Roman Mejias, R OBP: 0.244, SLG: 0.333 (5, PH)										1 0 0 0 0 0 1												
Bill Spanwick, L OBP: 0.490, SLG: 0.308 (5, 1)										0 0 0 0 0 0 0												
Al Smith, R OBP: 0.214, SLG: 0.252 (7, PH)										1 0 0 0 0 1 1												
Pete Charton, L (7, 1)										0 0 0 0 0 0 0												
Inning Stats	R: 0 E: 0 K: 2 S: 7	H: 0 LOB: 1 BB: 1 P: 11	R: 0 E: 0 K: 0 S: 3	H: 0 LOB: 0 BB: 0 P: 3	R: 0 E: 0 K: 0 S: 4	H: 1 LOB: 1 BB: 0 P: 4	R: 0 E: 0 K: 2 S: 8	H: 0 LOB: 1 BB: 0 P: 8	R: 1 E: 0 K: 0 S: 5	H: 2 LOB: 1 BB: 0 P: 5	R: 0 E: 0 K: 0 S: 2	H: 0 LOB: 1 BB: 2 P: 10	R: 0 E: 0 K: 2 S: 8	H: 1 LOB: 1 BB: 0 P: 8	R: 0 E: 0 K: 1 S: 7	H: 0 LOB: 0 BB: 0 P: 7	R: 0 E: 0 K: 1 S: 6	H: 1 LOB: 1 BB: 0 P: 6	1B: 3 2B: 3 3B: 0 HR: 0	SF: 0 SAC: 0 DP: 1 HBP: 0	WP: 1 PB: 0 SB: 1 CS: 0	PA: 35
PITCHER Robin Roberts, R ERA: 2.95 Stu Miller, R ERA: 2.78	IP 7.0 2.0	WLS W S	BF 28 7	H 4 1	R 1 0	ER 1 0	SO 6 3	BB 3 0	IBB 0 0	HBP 0 0	BLK 0 0	WP 1 0	HR 0 0	S 37 13	P 49 13	ERA 1.29 0.00	WHIP 1.000 0.500					

Boston Red Sox @ Baltimore Orioles
Memorial Stadium, Baltimore, MD
 Thu Aug 13 1964, 7:05 PM EDT
 Att: 11,024 - Unknown

livebaseballscorecards.com

AB	32
R	1
H	5
RBI	1
BB	3
SO	9
LOB	14



Batter	1	2	3	4	5	6	7	8	9	AB R H RBI BB SO LOB	TOP											
Jim Landis, R OBP: 0.286, SLG: 0.259 (1, 8)										5 1 1 1 1 0 2												
Don Buford, S OBP: 0.345, SLG: 0.374 (1, 4)										5 2 4 0 0 0 1												
Floyd Robinson, L OBP: 0.392, SLG: 0.448 (1, 7)										2 1 0 1 2 0 1												
Pete Ward, L OBP: 0.368, SLG: 0.485 (1, 5)										4 1 3 2 1 0 0												
Bill Skowron, R OBP: 0.324, SLG: 0.444 (1, 3)										5 1 1 0 0 2 5												
Gene Stephens, L OBP: 0.341, SLG: 0.370 (1, 9)										4 1 1 1 0 1 0												
Ron Hansen, R OBP: 0.348, SLG: 0.406 (1, 6)										4 2 3 4 0 0 0												
J.C. Martin, L OBP: 0.255, SLG: 0.308 (1, 2)										5 2 2 0 0 1 2												
John Buzhardt, R OBP: 0.212, SLG: 0.245 (1, 1)										4 0 1 1 1 0 1												
Inning Stats	R: 6 E: 1 K: 0 S: 9	H: 6 LOB: 1 BB: 1 P: 13	R: 3 E: 0 K: 1 S: 7	H: 2 LOB: 1 BB: 1 P: 12	R: 0 E: 0 K: 0 S: 4	H: 1 LOB: 1 BB: 0 P: 4	R: 0 E: 0 K: 0 S: 3	H: 1 LOB: 0 BB: 0 P: 3	R: 1 E: 0 K: 0 S: 5	H: 2 LOB: 1 BB: 0 P: 5	R: 0 E: 0 K: 1 S: 5	H: 1 LOB: 0 BB: 0 P: 5	R: 0 E: 0 K: 1 S: 5	H: 1 LOB: 0 BB: 0 P: 5	R: 0 E: 0 K: 1 S: 6	H: 1 LOB: 3 BB: 2 P: 14	R: 1 E: 0 K: 0 S: 4	H: 1 LOB: 1 BB: 1 P: 8	1B: 9 2B: 5 3B: 1 HR: 2	SF: 2 SAC: 0 DP: 2 HBP: 1	WP: 0 PB: 0 SB: 1 CS: 0	PA: 46
PITCHER	IP WLS BF H R ER SO BB IBB HBP BLK WP HR S P ERA WHIP																					
Earl Wilson, R ERA: 4.52 (1, 1)	0.2 L 8 5 6 0 0 1 0 0 0 0 0 1 7 11 0.00 9.000																					
Jack Lamabe, R ERA: 5.24 (1, 1)	2.1 13 4 3 3 1 1 0 1 0 0 0 0 13 18 11.57 2.143																					
Pete Charton, R ERA: 7.61 (4, 1)	3.0 11 4 1 1 1 0 0 0 0 0 0 0 13 13 3.00 1.333																					
Bill Spanswick, L ERA: 7.29 (7, 1)	2.0 9 2 0 0 2 2 0 0 0 0 0 0 11 19 0.00 2.000																					
Dave Gray, R ERA: 8.38 (9, 1)	1.0 5 1 1 1 0 1 0 0 0 0 0 1 4 8 9.00 2.000																					

Chicago White Sox @ Boston Red Sox
Fenway Park, Boston, MA
Fri Aug 14 1964, 7:05 PM EDT
Att: 17,143 - Unknown

livebaseballscorecards.com

AB	38
R	11
H	16
RBI	10
BB	5
SO	4
LOB	12




Batter	1	2	3	4	5	6	7	8	9	AB	R	H	RBI	BB	SO	LOB
Felix Mantilla, R OBP: 0.323, SLG: 0.534 (1, 4) X	0-0 F5 ①		0-0 F7 ③			0-0 HR ②		0-0 5-3 ③		4	1	1	1	0	0	1
Tony Horton, R OBP: 0.357, SLG: 0.423 (1, 7) X	0-0 6-3 ②			0-0 5-3 ①		0-0 4-3 ②			0-0 G6-3 1B	4	0	1	0	0	0	0
Carl Yastrzemski, L OBP: 0.380, SLG: 0.476 (1, 8) X	0-0 F7 ③			0-0 6-3 ②		0-3 K ③			0-0 G6-3 1-2f ① ②	4	0	0	0	0	1	1
Dick Stuart, R OBP: 0.315, SLG: 0.490 (1, 3) X		4-0 BB BB BB FC5-4 BB		0-0 F8 ③			0-0 1-3 ①		0-0 F9 ③	3	0	0	0	1	0	0
Frank Malzone, R OBP: 0.314, SLG: 0.379 (1, 5) X		0-0 FC5-4 G3 1-2f ①			0-0 5-3 ①		0-0 5-3 ②			3	0	0	0	0	0	1
Lee Thomas, L OBP: 0.329, SLG: 0.388 (1, 9) X		0-0 G3 1-2 ②			0-0 1B		0-0 F7 ③			3	0	1	0	0	0	1
Eddie Bressoud, R OBP: 0.371, SLG: 0.466 (1, 6) X		0-0 5-3 ③			0-0 F7 ②			0-3 K ①		3	0	0	0	0	1	2
Bob Tillman, R OBP: 0.361, SLG: 0.438 (1, 2) X			0-0 5-3 ①		0-3 K ③			0-0 2B		3	0	1	0	0	1	1
Earl Wilson, R OBP: 0.280, SLG: 0.464 (1, 1) S S S			0-3 K ②			0-0 1-3 ①		0-0 F6 ②		0	0	0	0	0	0	0
Jack Lamabe, R OBP: 0.133, SLG: 0.140 (1, 1)										0	0	0	0	0	0	0
Al Smith, R OBP: 0.213, SLG: 0.250 (3, PH)										1	0	0	0	0	1	0
Pete Charton, L OBP: 0.213, SLG: 0.250 (4, 1)										0	0	0	0	0	0	0
Dalton Jones, L OBP: 0.266, SLG: 0.329 (6, PH)										1	0	0	0	0	0	0
Bill Spanswick, L OBP: 0.450, SLG: 0.308 (7, 1)										0	0	0	0	0	0	0
Dick Williams, R OBP: 0.247, SLG: 0.415 (8, PH)										1	0	0	0	0	0	1
Dave Gray, R OBP: 1.000, SLG: 1.000 (9, 1)										0	0	0	0	0	0	0

Inning Stats	R: 0	H: 0	E: 0	LOB: 0	K: 0	BB: 0	S: 3	P: 3	R: 0	H: 0	E: 0	LOB: 1	K: 0	BB: 1	S: 3	P: 7	R: 0	H: 0	E: 0	LOB: 0	K: 1	BB: 0	S: 5	P: 5	R: 0	H: 0	E: 0	LOB: 0	K: 0	BB: 0	S: 3	P: 3	R: 0	H: 1	E: 0	LOB: 1	K: 1	BB: 0	S: 6	P: 6	R: 1	H: 1	E: 0	LOB: 0	K: 1	BB: 0	S: 6	P: 6	R: 0	H: 0	E: 0	LOB: 0	K: 0	BB: 0	S: 3	P: 3	R: 0	H: 1	E: 0	LOB: 1	K: 1	BB: 0	S: 6	P: 6	R: 0	H: 1	E: 0	LOB: 0	K: 0	BB: 0	S: 3	P: 3	R: 0	H: 1	E: 0	LOB: 0	K: 0	BB: 0	S: 3	P: 3	R: 0	H: 1	E: 0	LOB: 0	K: 0	BB: 0	S: 3	P: 3
John Buzhardt, R ERA: 2.89 (1, 1)	IP: 9.0	WLS: W	BF: 31	H: 4	R: 1	ER: 1	SO: 4	BB: 1	IBB: 0	HBP: 0	BLK: 0	WP: 0	HR: 1	S: 38	P: 42	ERA: 1.00	WHIP: 0.556																																																																							
																		PITCHER	IP	WLS	BF	H	R	ER	SO	BB	IBB	HBP	BLK	WP	HR	S	P	ERA	WHIP																																																					

BOTTOM

Chicago White Sox @ Boston Red Sox
Fenway Park, Boston, MA
Fri Aug 14 1964, 7:05 PM EDT
Att. 17,143 - Unknown

AB	30
R	1
H	4
RBI	1
BB	1
SO	4
LOB	8



1B: 2	SF: 0	WP: 0	PA: 31
2B: 1	SAC: 0	PB: 0	
3B: 0	DP: 1	SB: 0	
HR: 1	HBP: 0	CS: 0	

livebaseballscorecards.com

Batter	1	2	3	4	5	6	7	8	9	AB R H RBI BB SO LOB	TOP																					
Jim Landis, R (1, 8) OBP: 0.288, SLG: 0.269	0-0 F8	4-0 BB BB		0-0 1-H 3B		0-0 F9			0-0 1-3	4 0 1 1 1 0 1																						
Don Buford, S (1, 4) OBP: 0.351, SLG: 0.375	4-0 S BB	4-0 1-2 2-3 BB		0-0 F5			0-0 FC4-6 1B		4-0 BB	2 0 1 0 3 0 1																						
Floyd Robinson, L (1, 7) OBP: 0.387, SLG: 0.442	0-3 K	0-0 F7		0-0 6-3			0-3 K		0-0 F6	5 0 0 0 0 2 7																						
Pete Ward, L (1, 5) OBP: 0.341, SLG: 0.369	4-0 BB BB		4-0 WP BB		0-0 3-1		0-0 FC4-6 FC5-4 1-2f		0-3 K	3 0 0 0 2 1 2																						
Bill Skowron, R (1, 3) OBP: 0.321, SLG: 0.440	0-0 L5		0-3 K		0-0 F9		0-0 FC5-4 1-2f			4 0 0 0 0 1 4																						
Gene Stephens, L (1, 9) OBP: 0.341, SLG: 0.369		0-0	0-0 F8		0-0 G3			0-3 K		3 1 1 0 0 0 1																						
Eddie Fisher, R (5, 1) OBP: 0.200, SLG: 0.200		4-6-3 1B								0 0 0 0 0 0 0																						
Jeoff Long, R (8, PH) OBP: 0.316, SLG: 0.273										1 0 0 0 0 1 0																						
Hoyt Wilhelm, R (8, 1) OBP: 0.250, SLG: 0.200										0 0 0 0 0 0 0																						
Ron Hansen, R (1, 6) OBP: 0.348, SLG: 0.405		0-0 4-6-3	0-3 K		0-0 G3			0-0 1B		4 0 1 0 0 1 2																						
J.C. Martin, L (1, 2) OBP: 0.255, SLG: 0.307		0-0 BB SH1-3 1B		0-0 F8		0-0 E2		0-0 F5		4 0 1 1 0 0 1																						
Fred Talbot, R (1, 1) OBP: 0.409, SLG: 0.389		0-0 SH1-3		4-0 3B BB		0-0 F7		0-0 F8		0 1 0 0 1 0 0																						
Mike Hershberger, R (5, 9) OBP: 0.309, SLG: 0.291										2 0 0 0 0 0 2																						
Inning Stats	R: 0 E: 0 K: 1 S: 5	H: 0 LOB: 2 BB: 2 P: 13	R: 1 E: 0 K: 0 S: 5	H: 2 LOB: 3 BB: 2 P: 13	R: 0 E: 0 K: 2 S: 7	H: 0 LOB: 1 BB: 1 P: 11	R: 1 E: 0 K: 0 S: 4	H: 1 LOB: 1 BB: 1 P: 8	R: 0 E: 0 K: 0 S: 3	H: 0 LOB: 0 BB: 0 P: 3	R: 0 E: 1 K: 0 S: 4	H: 0 LOB: 1 BB: 0 P: 4	R: 0 E: 0 K: 1 S: 6	H: 1 LOB: 1 BB: 0 P: 6	R: 0 E: 0 K: 1 S: 5	H: 0 LOB: 1 BB: 1 P: 9	1B: 4 2B: 0 3B: 1 HR: 0	SF: 0 SAC: 1 DP: 0 HBP: 0	WP: 1 PB: 0 SB: 1 CS: 0	PA: 40												
PITCHER Dave Morehead, R (1, 1) ERA: 4.81 Dick Radatz, R (8, 1) ERA: 2.05	IP 7.0	WLS W	BF 32	H 4	R 2	ER 2	SO 4	BB 6	IBB 0	HBP 0	BLK 0	WP 1	HR 0	S 34	P 58	ERA 2.57	WHIP 1.429															
											PITCHER	IP	WLS	BF	H	R	ER	SO	BB	IBB	HBP	BLK	WP	HR	S	P	ERA	WHIP				

Chicago White Sox @ Boston Red Sox
Fenway Park, Boston, MA
Sat Aug 15 1964, 3:33 AM EDT
Att. 7,807 - Unknown

AB	32
R	2
H	5
RBI	2
BB	7
SO	6
LOB	21



livebaseballscorecards.com

Batter	1	2	3	4	5	6	7	8	9
Felix Mantilla, R (1, 4) OBP: 0.329, SLG: 0.553	0-0 1B	0-0 HR			0-0 1B 2B		0-3 K		
Tony Horton, R (1, 7) OBP: 0.333, SLG: 0.393	0-3 K	0-0 6-3			0-0 3-1		0-0 6-3		
Roman Mejias, R (8, 7) OBP: 0.244, SLG: 0.333									
Carl Yastrzemski, L (1, 8) OBP: 0.381, SLG: 0.476	0-0 WP 1B		0-0 4-3		0-0 WP 2-H 1B			0-0 F3	
Dick Stuart, R (1, 3) OBP: 0.316, SLG: 0.489	0-0 6-3 1-2		0-3 K		4-0 WP 1-2 BB			0-0 1B	
Lee Thomas, L (1, 9) OBP: 0.328, SLG: 0.386		0-0 FC6-4 SF9 1B	0-0 F4		0-0 F8 1-2 2-3			0-3 K	
Frank Malzone, R (1, 5) OBP: 0.314, SLG: 0.376		4-0 FC6-4 1-2 BB		0-0 F7		0-0 F4		0-0 F4	
Eddie Bressoud, R (1, 6) OBP: 0.368, SLG: 0.462		0-0 FC6-4 1-2 2-3 HR 1B		0-0 F8		0-0 F7			
Russ Nixon, L (1, 2) OBP: 0.318, SLG: 0.318		0-0 SF9		0-0 F7		0-0 1-3			
Dave Morehead, R (1, 1) OBP: 0.140, SLG: 0.065		0-0 1-2 HR 1B			0-3 K		0-3 K		
Dick Radatz, R (8, 1) OBP: 0.200, SLG: 0.207									

Inning Stats	R: 0 E: 0 K: 1 S: 6	H: 2 LOB: 1 BB: 0 P: 6	R: 4 E: 0 K: 0 S: 6	H: 3 LOB: 0 BB: 1 P: 10	R: 0 E: 0 K: 1 S: 5	H: 0 LOB: 0 BB: 0 P: 5	R: 0 E: 0 K: 0 S: 3	H: 0 LOB: 0 BB: 0 P: 3	R: 1 E: 0 K: 1 S: 7	H: 2 LOB: 2 BB: 1 P: 11	R: 0 E: 0 K: 0 S: 3	H: 0 LOB: 0 BB: 0 P: 3	R: 0 E: 0 K: 2 S: 7	H: 0 LOB: 0 BB: 0 P: 7	R: 0 E: 0 K: 1 S: 6	H: 1 LOB: 1 BB: 0 P: 6
1B: 6 2B: 1 3B: 0 HR: 1	SF: 1 SAC: 0 DP: 0 HBP: 0	WP: 2 PB: 0 SB: 0 CS: 0	PA: 33													


PITCHER	IP	WLS	BF	H	R	ER	SO	BB	IBB	HBP	BLK	WP	HR	S	P	ERA	WHIP
Fred Talbot, R (1, 1) ERA: 2.96	4.2	L	22	7	5	5	3	2	0	0	0	1	1	26	34	9.64	1.929
Eddie Fisher, R (5, 1) ERA: 3.34	2.1		7	0	0	0	2	0	0	0	0	1	0	11	11	0.00	0.000
Hoyt Wilhelm, R (8, 1) ERA: 2.33	1.0		4	1	0	0	1	0	0	0	0	0	0	6	6	0.00	1.000

BOTTOM

Chicago White Sox @ Boston Red Sox
Fenway Park, Boston, MA
 Sat Aug 15 1964, 3:33 AM EDT
 Att. 7,807 - Unknown

AB	R	H	RBI	BB	SO	LOB
4	2	3	3	0	1	0
4	0	0	0	0	1	1
0	0	0	0	0	0	0
4	0	2	1	0	0	0
3	0	1	0	1	1	1
4	1	1	0	0	1	3
3	0	0	0	1	0	1
3	1	0	0	0	0	2
2	0	0	1	0	0	0
3	1	1	0	0	2	0
0	0	0	0	0	0	0

AB 30
 R 5
 H 8
 RBI 5
 BB 2
 SO 6
 LOB 8



livebaseballscorecards.com

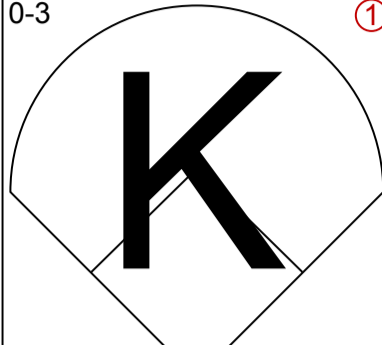
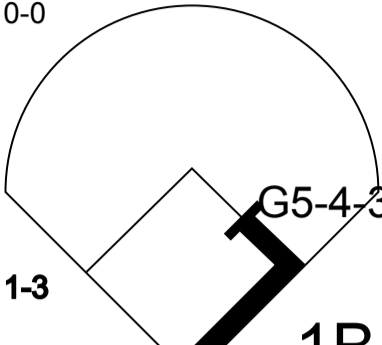
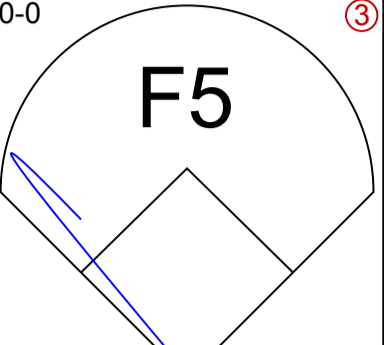
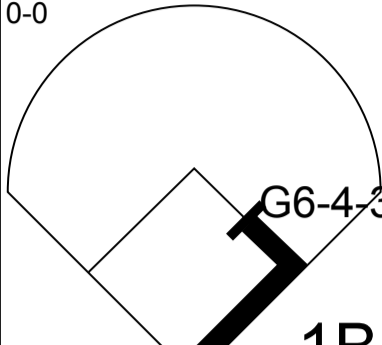
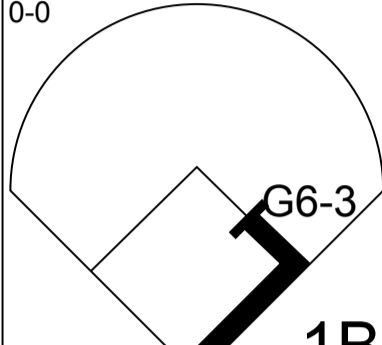
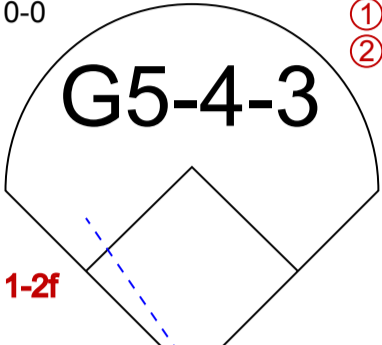
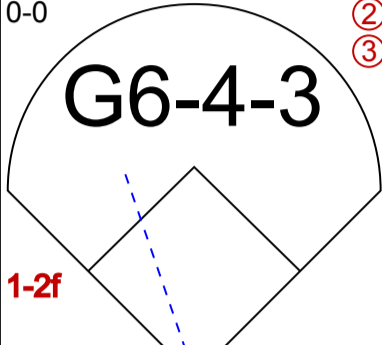
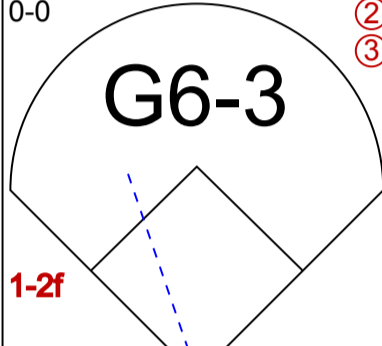
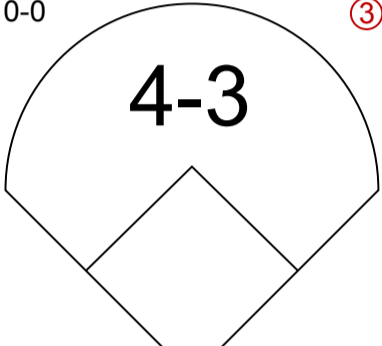




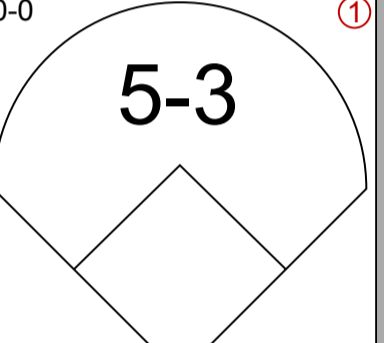
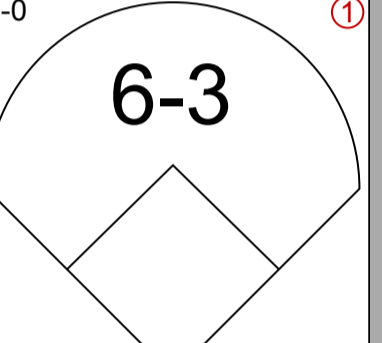
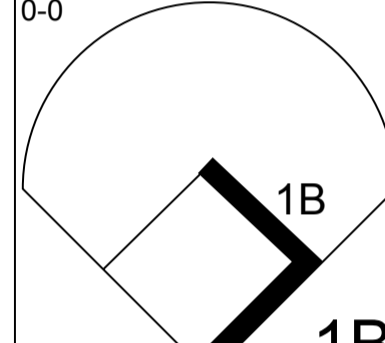
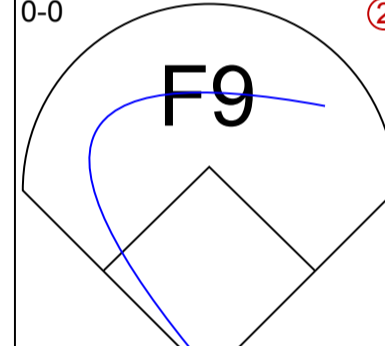
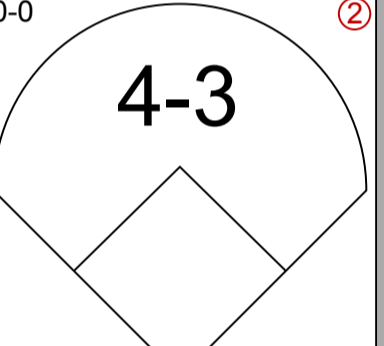
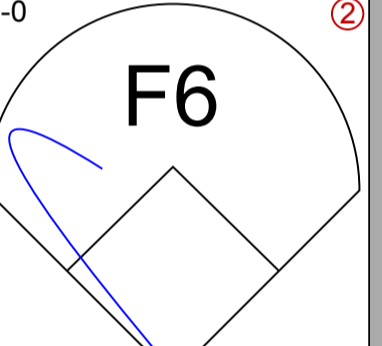
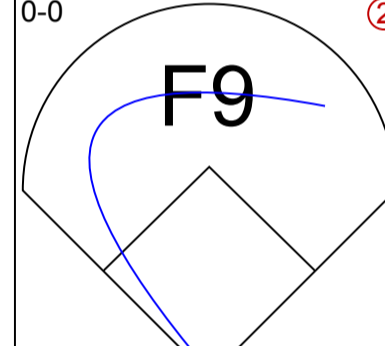
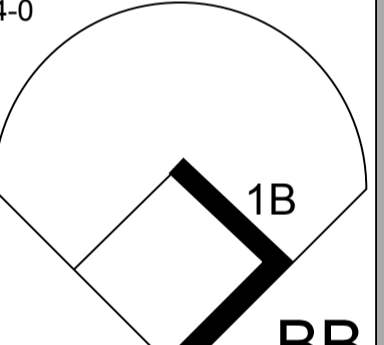
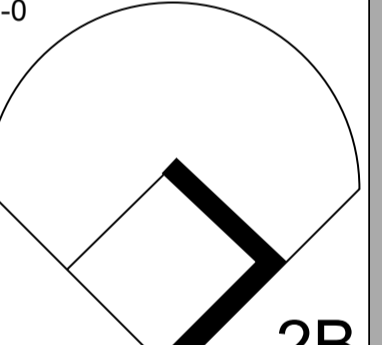
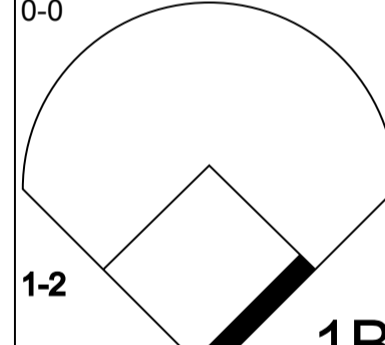
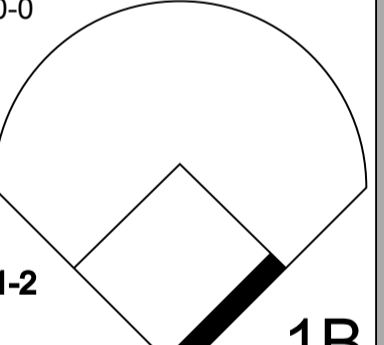
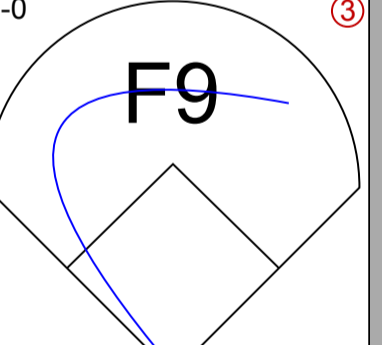
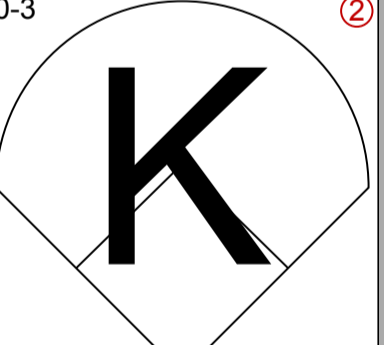
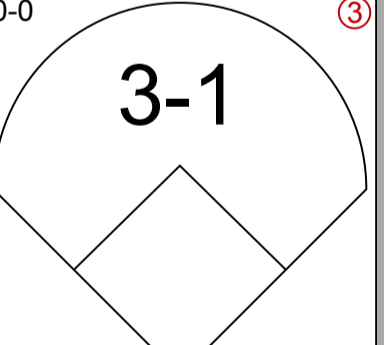
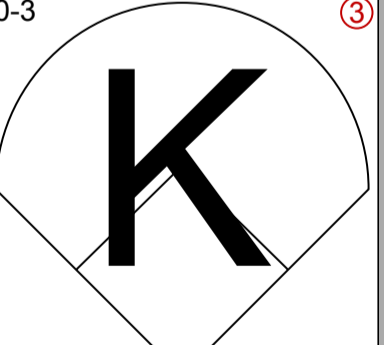


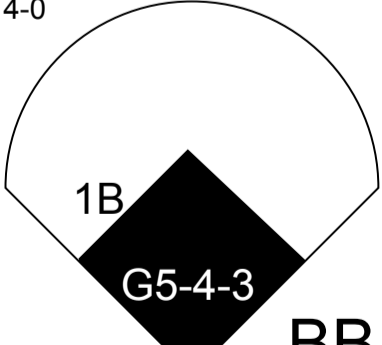
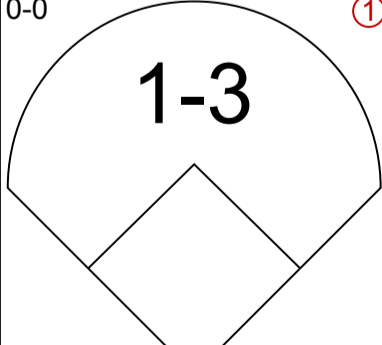
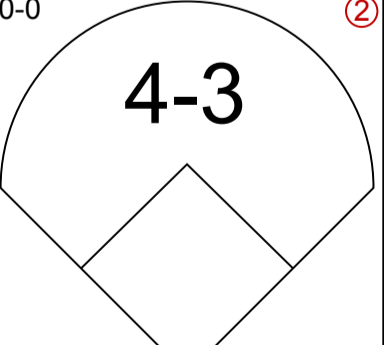
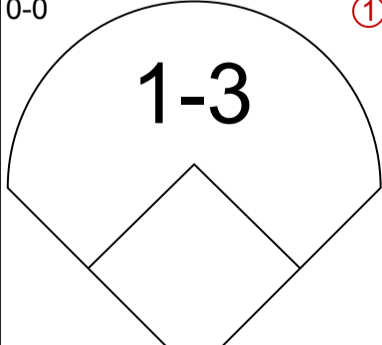
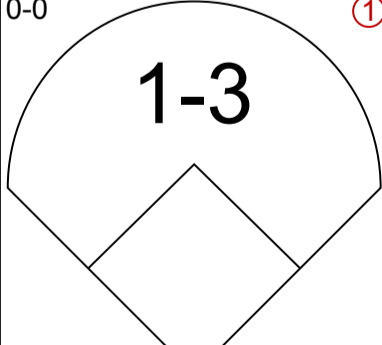
Batter	1	2	3	4	5	6	7	8	9	AB R H RBI BB SO LOB	TOP									
Jim Landis, R (1, 8) <small>OBP: 0.286, SLG: 0.277</small>	0-0 6-3		0-0 WP 3B	0-0 5-3			0-3 K		0-3 K	5 1 1 0 0 2 1										
Al Weis, S (1, 4) <small>OBP: 0.318, SLG: 0.342</small>	0-3 K		0-0 4-3		0-0 G3		0-0 4-3			4 0 0 0 0 1 0										
Floyd Robinson, L (1, 7) <small>OBP: 0.388, SLG: 0.447</small> (3, 9) (6, 7)	0-0 1B 3B		4-0 3-H WP BB BB BB		0-0 4-3		0-0 F8			3 1 1 0 1 0 0										
Bill Skowron, R (1, 3) <small>OBP: 0.325, SLG: 0.446</small>	0-0 1B		4-0 1-2 WP BB		0-0 3B		0-3 K			3 0 2 1 1 1 0										
Pete Ward, L (1, 5) <small>OBP: 0.365, SLG: 0.476</small>	0-0 F8		0-0 F9 1-2 2-3		0-3 K		0-3 K			4 0 0 0 0 2 4										
Ron Hansen, R (1, 6) <small>OBP: 0.349, SLG: 0.403</small>		1-0 HBP	4-0 IBB		0-0 F2		0-0 5-3			2 0 0 0 1 0 0										
Mike Hershberger, R (1, 9) <small>OBP: 0.309, SLG: 0.290</small> Tom McCraw, L (3, PH) <small>OBP: 0.332, SLG: 0.385</small> (3, 7) Gene Stephens, L (6, 9) <small>OBP: 0.346, SLG: 0.375</small>		0-0 F3	0-0 G3		0-0 L5		0-0 4-3 E 1B			1 0 0 0 0 0 1 2 0 0 0 0 0 3 1 0 1 0 0 0 0										
Cam Carreon, R (1, 2) <small>OBP: 0.250, SLG: 0.261</small> J.C. Martin, L (7, 2) <small>OBP: 0.254, SLG: 0.306</small>		0-3 K		0-0 F8		0-0 2B		0-0 F7 1-2		3 0 1 0 0 1 1 1 0 0 0 0 0 1										
Joe Horlen, R (1, 1) <small>OBP: 0.182, SLG: 0.163</small> Hoyt Wilhelm, R (7, 1) <small>OBP: 0.235, SLG: 0.188</small>		0-0 6-3		0-3 K		0-0 F5		0-0 4-3 2-3		3 0 0 0 0 1 2 1 0 0 0 0 0 1										
Inning Stats	R: 1 E: 0 K: 1 S: 7	H: 2 LOB: 1 BB: 0 P: 7	R: 0 E: 0 K: 1 S: 5	H: 0 LOB: 1 BB: 0 P: 6	R: 1 E: 0 K: 0 S: 4	H: 1 LOB: 3 BB: 3 P: 16	R: 0 E: 0 K: 1 S: 5	H: 0 LOB: 0 BB: 0 P: 5	R: 0 E: 0 K: 0 S: 6	H: 1 LOB: 1 BB: 0 P: 6	R: 0 E: 0 K: 1 S: 5	H: 0 LOB: 0 BB: 0 P: 5	R: 0 E: 0 K: 2 S: 7	H: 0 LOB: 0 BB: 0 P: 7	R: 0 E: 1 K: 1 S: 6	H: 1 LOB: 1 BB: 0 P: 6	1B: 2 2B: 1 3B: 3 HR: 0	SF: 0 SAC: 0 DP: 0 HBP: 1	WP: 2 PB: 0 SB: 0 CS: 0	PA: 37
PITCHER	IP WLS BF H R ER SO BB IBB HBP BLK WP HR S P ERA WHIP																			
Ed Connolly, L (1, 1) <small>ERA: 4.86</small>	2.2 L 15 3 2 2 2 2 2 1 1 0 2 0 15 28 6.75 1.875																			
Bob Hefner, R (3, 1) <small>ERA: 3.95</small>	5.1 18 2 0 0 5 0 0 0 0 0 0 0 28 28 0.00 0.375																			
Dick Radatz, R (9, 1) <small>ERA: 2.04</small>	1.0 4 1 0 0 1 0 0 0 0 0 0 0 6 6 0.00 1.000																			

Chicago White Sox @ Boston Red Sox
 Fenway Park, Boston, MA
 Sun Aug 16 1964, 3:33 AM EDT
 Att: 11,593 - Unknown

livebaseballscorecards.com

AB	33
R	2
H	6
RBI	1
BB	3
SO	8
LOB	14



Batter	1	2	3	4	5	6	7	8	9	AB	R	H	RBI	BB	SO	LOB
Felix Mantilla, R (1, 4) OBP: 0.331, SLG: 0.552	0-3 		0-0 		0-0 			0-0 		4	0	2	0	0	1	0
Tony Horton, R (1, 7) OBP: 0.328, SLG: 0.383	0-0 		0-0 					0-0 		4	0	1	0	0	0	2
Dick Radatz, R (9, 1) OBP: 0.200, SLG: 0.207	0-0 		0-0 					0-0 		0	0	0	0	0	0	0
Carl Yastrzemski, L (1, 8) OBP: 0.378, SLG: 0.472	0-0 		0-0 					0-0 		4	0	0	0	0	0	1
Dick Stuart, R (1, 3) OBP: 0.316, SLG: 0.487		0-0 		0-0 				0-0 		4	0	1	0	0	0	0
Earl Wilson, R (9, PR) OBP: 0.290, SLG: 0.464								0-0 		0	0	0	0	0	0	0
Lee Thomas, L (1, 9) OBP: 0.325, SLG: 0.383		0-0 		0-0 				0-0 		4	0	0	0	0	0	1
Frank Malzone, R (1, 5) OBP: 0.320, SLG: 0.385		4-0 		0-0 				0-0 		3	0	3	0	1	0	0
Eddie Bressoud, R (1, 6) OBP: 0.367, SLG: 0.460		0-0 		0-0 				0-3 		4	0	1	0	0	2	4
Russ Nixon, L (1, 2) OBP: 0.316, SLG: 0.316		0-0 						0-3 		1	0	0	0	0	0	2
Bob Tillman, R (4, 2) OBP: 0.359, SLG: 0.435		0-0 						0-3 		2	0	0	0	0	1	1
Ed Connolly, L (1, 1) OBP: 0.154, SLG: 0.083			4-0 					0-0 		0	0	0	0	0	0	0
Bob Heffner, R (3, 1) OBP: 0.207, SLG: 0.286								0-0 		1	1	0	0	1	0	0
Dalton Jones, L (8, PH) OBP: 0.267, SLG: 0.328								0-0 		1	0	0	0	0	0	0
Roman Mejias, R (9, 7) OBP: 0.244, SLG: 0.333								0-0 		0	0	0	0	0	0	0

Inning Stats	R: 0	H: 1	E: 0	K: 1	S: 5	LOB: 0	BB: 0	P: 5
	R: 0	H: 1	E: 0	K: 0	S: 4	LOB: 2	BB: 1	P: 8
	R: 1	H: 1	E: 0	K: 0	S: 3	LOB: 0	BB: 1	P: 7
	R: 0	H: 1	E: 0	K: 0	S: 4	LOB: 1	BB: 0	P: 4
	R: 0	H: 0	E: 0	K: 0	S: 3	LOB: 0	BB: 0	P: 3
	R: 0	H: 1	E: 0	K: 2	S: 8	LOB: 1	BB: 0	P: 8
	R: 0	H: 1	E: 0	K: 0	S: 3	LOB: 0	BB: 0	P: 3
	R: 0	H: 2	E: 0	K: 1	S: 7	LOB: 2	BB: 0	P: 7
	1B: 6	SF: 0	2B: 2	SAC: 0	3B: 0	DP: 3	HR: 0	HBP: 0


PITCHER	IP	WLS	BF	H	R	ER	SO	BB	IBB	HBP	BLK	WP	HR	S	P	ERA	WHIP
Joe Horlen, R (1, 1) ERA: 2.25	6.2	W	25	5	1	1	2	2	2	0	0	0	0	27	35	1.35	1.050
Hoyt Wilhelm, R (7, 1) ERA: 2.27	2.1	S	9	3	0	0	2	0	0	0	0	0	0	13	13	0.00	1.286

BOTTOM

Chicago White Sox @ Boston Red Sox
Fenway Park, Boston, MA

Sun Aug 16 1964, 3:33 AM EDT
Att. 11,593 - Unknown

AB	32
R	1
H	8
RBI	0
BB	2
SO	4
LOB	11



Batter	1	2	3	4	5	6	7	8	9	AB R H RBI BB SO LOB	TOP			
Jackie Brandt, R OBP: 0.303, SLG: 0.393 (1, 8) X	0-0 F8 ①			0-0 E 2B 1B X	0-0 6-3 X		0-0 F7 ② X		0-0 6-3 ③ X	5 1 1 0 0 0 2	<p>Baltimore Orioles @ Boston Red Sox</p> <p>Fenway Park, Boston, MA</p> <p>Tue Aug 18 1964, 7:05 PM EDT</p> <p>Att: 11,765 - Unknown</p> <p>livebaseballscorecards.com</p>			
Luis Aparicio, R OBP: 0.317, SLG: 0.360 (1, 6) X	0-0 F7 ② X			0-0 E8 2B 1B X		0-0 E6 BB 2B X	0-0 F3 ③ X			4 2 1 0 0 0 1				
Norm Siebern, L OBP: 0.392, SLG: 0.371 (1, 3) S S S	0-3 K ③ S S S			0-0 3-1 1B 2B X		4-0 2B BB X		0-0 4-3 2B X	3 2 2 2 1 1 0					
Boog Powell, L OBP: 0.383, SLG: 0.596 (1, 7)		0-3 K ① S S S		0-0 3-1 ① X		0-0 1-2 2B X		0-0 4-3 ① X	4 0 1 2 0 1 2					
Brooks Robinson, R OBP: 0.353, SLG: 0.490 (1, 5)		0-0 F5 ② X		0-0 4-3 1B X		0-0 F9 ① X		0-0 6-3 ② X	4 0 1 1 0 0 2					
Sam Bowens, R OBP: 0.340, SLG: 0.493 (1, 9)		0-3 K ③ S S S		0-0 4-3 ② X		0-0 F2 ② X		0-0 F5 ③ X	4 0 0 0 0 1 3					
Dick Brown, R OBP: 0.332, SLG: 0.451 (1, 2)			0-0 5-3 ① S S S	0-3 K ③ S S S		0-0 F8 ③ X			0-0 FC1-6 1B X	4 0 1 0 0 1 2				
Jerry Adair, R OBP: 0.287, SLG: 0.338 (1, 4)			0-0 G5-4-3 1B X		0-0 5-3 ① X		0-0 F7 ① X		0-0 F8 ① X	4 0 1 0 0 0 1				
Robin Roberts, S OBP: 0.167, SLG: 0.107 (1, 1)			0-0 G5-4-3 ② X		0-0 F8 ② X				0-0 FC1-6 ② X	3 0 1 0 0 0 1				
Dick Hall, R OBP: 0.231, SLG: 0.167 (7, 1)			1-2 G5-4-3 ③ X						1-2 FC1-6 ③ X	1 0 0 0 0 0 1				
Inning Stats	R: 0 H: 0 E: 0 LOB: 0 K: 1 BB: 0 S: 5 P: 5	R: 0 H: 0 E: 0 LOB: 0 K: 2 BB: 0 S: 7 P: 7	R: 0 H: 1 E: 0 LOB: 0 K: 0 BB: 0 S: 3 P: 3	R: 3 H: 4 E: 1 LOB: 1 K: 1 BB: 0 S: 9 P: 9	R: 0 H: 0 E: 0 LOB: 0 K: 0 BB: 0 S: 3 P: 3	R: 2 H: 1 E: 1 LOB: 1 K: 0 BB: 1 S: 5 P: 9	R: 0 H: 1 E: 0 LOB: 1 K: 0 BB: 0 S: 4 P: 4	R: 0 H: 1 E: 0 LOB: 1 K: 0 BB: 0 S: 4 P: 4	R: 0 H: 1 E: 0 LOB: 1 K: 0 BB: 0 S: 4 P: 4	R: 0 H: 1 E: 0 LOB: 1 K: 0 BB: 0 S: 4 P: 4	1B: 6 SF: 0 2B: 3 SAC: 0 3B: 0 DP: 1 HR: 0 HBP: 0	WP: 0 PA: 37 PB: 0 SB: 0 CS: 0		
PITCHER	IP WLS BF H R ER SO BB IBB HBP BLK WP HR S P ERA WHIP												PITCHER	IP WLS BF H R ER SO BB IBB HBP BLK WP HR S P ERA WHIP
Bill Monbouquette, R ERA: 4.99 (1, 1)	5.0 L 22 6 5 4 4 1 0 0 0 0 0 0 29 33 7.20 1.400													
Jay Ritchie, R ERA: (6, 1)	2.0 7 1 0 0 0 0 0 0 0 0 0 0 7 7 0.00 0.500													
Jack Lamabe, R ERA: 5.17 (8, 1)	2.0 8 2 0 0 0 0 0 0 0 0 0 0 8 8 0.00 1.000													

Batter	1	2	3	4	5	6	7	8	9	AB	R	H	RBI	BB	SO	LOB
Felix Mantilla, R OBP: 0.327, SLG: 0.544 (1, 4) SS	0-3 K		0-0 6-3		0-0 5-3		0-0 G6-4-3			4	0	0	0	0	1	3
Tony Horton, R OBP: 0.338, SLG: 0.406 (1, 7) X	0-0 1B		0-0 5-3			0-0 2B		0-0 F7		4	1	2	0	0	0	1
Carl Yastrzemski, L OBP: 0.377, SLG: 0.470 (1, 8) X	0-0 F5			0-0 2B		0-0 F7		0-0 F8		4	1	1	0	0	0	2
Dick Stuart, R OBP: 0.313, SLG: 0.483 (1, 3) SS	0-3 K			0-3 K		0-0 L4		0-0 6-3		4	0	0	0	0	2	3
Lee Thomas, L OBP: 0.327, SLG: 0.386 (1, 9) X		0-0 F7		0-0 2B		0-0 E7		0-3 K		4	0	2	2	0	1	0
Frank Malzone, R OBP: 0.317, SLG: 0.382 (1, 5) SS		0-3 K		0-0 5-3		0-0 F6		0-0 F4		4	0	0	0	0	1	2
Eddie Bressoud, R OBP: 0.366, SLG: 0.458 (1, 6) X		0-0 F7		0-0 4-3			0-0 BB	0-0 F4		4	0	1	0	0	0	1
Bob Tillman, R OBP: 0.359, SLG: 0.434 (1, 2) X			0-0 6-3		0-0 F2		0-0 F6			3	0	1	0	0	0	1
Bill Monbouquette, R OBP: 0.175, SLG: 0.135 (1, 1) Jay Ritchie, R OBP: 0.500, SLG: 0.500 (6, 1) Dalton Jones, L OBP: 0.269, SLG: 0.328 (7, PH) Jack Lamabe, R OBP: 0.133, SLG: 0.140 (8, 1)			0-0 SH1-4		0-0 F8		4-0 G6-4-3			1	0	0	0	0	0	0


Inning Stats	R: 0	H: 1	E: 0	LOB: 1	K: 2	BB: 0	S: 8	P: 8	R: 0	H: 0	E: 0	LOB: 0	K: 1	BB: 0	S: 5	P: 5	R: 0	H: 1	E: 0	LOB: 1	K: 0	BB: 0	S: 4	P: 4	R: 1	H: 2	E: 0	LOB: 1	K: 1	BB: 0	S: 7	P: 7	R: 0	H: 0	E: 0	LOB: 0	K: 0	BB: 0	S: 3	P: 3	R: 1	H: 2	E: 1	LOB: 1	K: 0	BB: 0	S: 5	P: 5	R: 0	H: 1	E: 0	LOB: 1	K: 0	BB: 1	S: 3	P: 7	R: 0	H: 0	E: 0	LOB: 0	K: 0	BB: 0	S: 3	P: 3	R: 0	H: 0	E: 0	LOB: 0	K: 1	BB: 0	S: 5	P: 5	1B: 5	SF: 0	2B: 2	SAC: 1	3B: 0	DP: 1	HR: 0	HBP: 0	WP: 0	PA: 34
--------------	------	------	------	--------	------	-------	------	------	------	------	------	--------	------	-------	------	------	------	------	------	--------	------	-------	------	------	------	------	------	--------	------	-------	------	------	------	------	------	--------	------	-------	------	------	------	------	------	--------	------	-------	------	------	------	------	------	--------	------	-------	------	------	------	------	------	--------	------	-------	------	------	------	------	------	--------	------	-------	------	------	-------	-------	-------	--------	-------	-------	-------	--------	-------	--------

PITCHER	IP	WLS	BF	H	R	ER	SO	BB	IBB	HBP	BLK	WP	HR	S	P	ERA	WHIP
Robin Roberts, R ERA: 2.95 (1, 1)	6.0	W	25	7	2	2	4	0	0	0	0	0	0	33	33	3.00	1.167
Dick Hall, R ERA: 2.43 (7, 1)	3.0	S	9	0	0	0	1	1	0	0	0	0	0	10	14	0.00	0.333


BOTTOM

Baltimore Orioles @ Boston Red Sox
Fenway Park, Boston, MA
Tue Aug 18 1964, 7:05 PM EDT
Att. 11,765 - Unknown

AB	32
R	2
H	7
RBI	2
BB	1
SO	5
LOB	13



PITCHER	IP	WLS	BF	H	R	ER	SO	BB	IBB	HBP	BLK	WP	HR	S	P	ERA	WHIP
---------	----	-----	----	---	---	----	----	----	-----	-----	-----	----	----	---	---	-----	------

Batter	1	2	3	4	5	6	7	8	9	10	AB R H RBI BB SO LOB	TOP
Jackie Brandt, R OBP: 0.302, SLG: 0.389 (1, 8) X	0-0 6-3		0-0 6-3			0-0 F3		4-0 1B CS BB		0-0 6-3	4 0 0 0 1 0 0	<p>Baltimore Orioles @ Boston Red Sox Fenway Park, Boston, MA Wed Aug 19 1964, 7:05 PM EDT Att. 12,699 - Unknown</p> <p>livebaseballscorecards.com</p> <p>AB 33 R 3 H 5 RBI 3 BB 4 SO 7 LOB 11</p> 
Luis Aparicio, R OBP: 0.315, SLG: 0.359 (1, 6) X	0-0 5-3			0-0 6-3		0-0 6-3		0-0 1-3 CS 1B		0-0 F6	5 0 1 0 0 0 0	
Norm Siebern, L OBP: 0.388, SLG: 0.366 (1, 3) X	0-0 F6			0-3 K		0-0 F7		0-3 1-2 K 3-H		0-0 F8	5 0 0 0 0 2 2	
Boog Powell, L OBP: 0.382, SLG: 0.601 (1, 7) X		0-0 3-1		0-0 HR			0-0 3-1			0-0 F8	4 1 1 1 0 0 0	
Brooks Robinson, R OBP: 0.354, SLG: 0.489 (1, 5) X		0-0 F9		0-0 6-3			4-0 5-3 BB			0-0 E8 1B	3 0 1 0 1 0 0	
Sam Bowers, R OBP: 0.342, SLG: 0.493 Russ Snyder, L OBP: 0.406, SLG: 0.357 (2, PR) (2, 9)		1-0 HBP			0-0 6-3		0-0 5-3			4-0 BB IBB	0 0 0 0 0 0 0 2 0 0 0 1 0 1	
Dick Brown, R OBP: 0.328, SLG: 0.446 Steve Barber, L OBP: 0.243, SLG: 0.286 Bob Johnson, R OBP: 0.309, SLG: 0.395 Stu Miller, R OBP: 0.316, SLG: 0.394 Bob Savarin, S OBP: 0.237, SLG: 0.176 Harvey Haddix, L (6, 1) (7, PH) (7, 1) (9, PH) (9, PR) (9, 1)		0-3 K			0-3 K		0-0 F2			4-0 1-2 BB	2 0 0 0 0 2 1 0 0 0 0 0 0 0 1 0 0 0 0 0 0 0 0 0 0 0 0 0 0 0 0 0 1 0 0 0 0 0 0 0 0 0 0 0 0 0 0 0 0	
Jerry Adair, R OBP: 0.287, SLG: 0.342 (1, 4) X			0-0 6-3		0-3 K			0-0 SF9 3B		0-3 K	4 1 1 0 0 2 3	
Wally Bunker, R OBP: 0.118, SLG: 0.083 Dave McNally, R OBP: 0.191, SLG: 0.159 John Orsino, R OBP: 0.290, SLG: 0.372 (1, 1) (5, 1) (6, PH) (6, 2)			0-3 K			0-0 HR		0-0 SF9 3-H		0-0 F6	1 0 0 0 0 1 0 0 0 0 0 0 0 0 2 1 1 2 0 0 3	
Inning Stats	R: 0 H: 0 E: 0 LOB: 0 K: 0 BB: 0 S: 3 P: 3	R: 0 H: 0 E: 0 LOB: 1 K: 1 BB: 0 S: 5 P: 6	R: 0 H: 0 E: 0 LOB: 0 K: 1 BB: 0 S: 5 P: 5	R: 1 H: 1 E: 0 LOB: 0 K: 1 BB: 0 S: 6 P: 6	R: 0 H: 0 E: 0 LOB: 0 K: 2 BB: 0 S: 7 P: 7	R: 1 H: 1 E: 0 LOB: 0 K: 0 BB: 0 S: 4 P: 4	R: 0 H: 0 E: 0 LOB: 1 K: 0 BB: 1 S: 3 P: 7	R: 1 H: 2 E: 0 LOB: 1 K: 1 BB: 1 S: 6 P: 10	R: 0 H: 1 E: 1 LOB: 3 K: 1 BB: 2 S: 6 P: 14	R: 0 H: 0 E: 0 LOB: 0 K: 0 BB: 0 S: 3 P: 3	1B: 2 SF: 1 2B: 0 SAC: 0 3B: 1 DP: 0 HR: 2 HBP: 1	
PITCHER Earl Wilson, R ERA: 4.44 Dick Radatz, R ERA: 2.05	IP WLS BF H R ER SO BB IBB HBP BLK WP HR S P ERA WHIP											
	6.2 24 2 2 2 5 1 0 1 0 0 2 37 2.70 0.450											
	3.1 15 3 1 1 2 2 1 0 0 0 0 16 2.70 1.500											

Batter	1	2	3	4	5	6	7	8	9	10	AB	R	H	RBI	BB	SO	LOB
Dalton Jones, L (1, 4) OBP: 0.274, SLG: 0.339	0-0 FC5-6 2B			0-0 1B BB FC6-4 1B	0-0 FC6-4 2B		0-0 F7		0-0 F3		5	1	3	1	0	0	0
Felix Mantilla, R (1, 7) OBP: 0.328, SLG: 0.538	0-0 FC5-6 CS 2-3			4-0 FC6-4 1B 1-2 FC3-2-5 BB	4-0 FC6-4 IBB		0-3 K		0-3 K		3	0	0	0	2	2	1
Carl Yastrzemski, L (1, 8) OBP: 0.379, SLG: 0.474	0-3 K 1-2			0-0 FC6-4 1B 1-2 2-3	0-0 FC6-4 FC6-4 1-2f 2-3 3-H			0-0 5-3 2B		0-0 2B 1B	5	1	3	1	0	1	3
Tony Horton, R (1, 3) OBP: 0.329, SLG: 0.406		0-0 G3		0-0 FC6-4 FC3-2-5 1-2f 2-3 3-H	0-0 FC6-4 1-2f			0-3 K		0-0 2B 1B	5	0	1	2	0	1	5
Lee Thomas, L (1, 9) OBP: 0.328, SLG: 0.384		0-0 6-3		0-0 FC3-2-5 1-3 3-H		0-0 F6		4-0 5-3 IBB			3	0	0	0	1	0	2
Frank Malzone, R (1, 5) OBP: 0.314, SLG: 0.378		0-0 5-3		0-0 4-3		0-0 F5		0-0 5-3 1-2 2-3			4	0	0	0	0	0	4
Eddie Bressoud, R (1, 6) OBP: 0.370, SLG: 0.462			0-0 F6		0-0 2B 2B	0-0 1B		4-0 IBB			3	1	2	0	1	0	0
Bob Tillman, R (1, 2) OBP: 0.357, SLG: 0.429			0-0 1-3		4-0 2B FC6-4 BB	0-3 K		0-0 1-3			3	1	0	0	1	1	4
Earl Wilson, R (1, 1) OBP: 0.281, SLG: 0.448			0-3 K		0-0 F9		0-3 K		0-0 F8		2	0	0	0	0	1	2
Dick Radatz, R (7, 1) OBP: 0.188, SLG: 0.194											2	0	0	0	0	1	0

Inning Stats	R: 0	H: 1	R: 0	H: 0	R: 0	H: 0	R: 1	H: 2	R: 2	H: 2	R: 0	H: 1	R: 0	H: 0	R: 0	H: 1	R: 0	H: 0	R: 1	H: 2	1B: 4	SF: 0	WP: 0	PA: 40
	E: 0	LOB: 1	E: 0	LOB: 0	E: 0	LOB: 0	E: 0	LOB: 2	E: 0	LOB: 2	E: 0	LOB: 1	E: 0	LOB: 0	E: 0	LOB: 3	E: 0	LOB: 0	E: 0	LOB: 1	2B: 6	SAC: 0	FB: 0	
	K: 1	BB: 0	K: 0	BB: 0	K: 1	BB: 0	K: 0	BB: 1	K: 0	BB: 2	K: 2	BB: 0	K: 1	BB: 0	K: 1	BB: 2	K: 1	BB: 0	K: 0	BB: 0	3B: 0	DP: 1	SB: 0	
	S: 5	P: 5	S: 3	P: 3	S: 5	P: 5	S: 5	P: 9	S: 5	P: 13	S: 7	P: 7	S: 6	P: 14	S: 5	P: 5	S: 2	P: 2	S: 2	P: 2	HR: 0	HBP: 0	CS: 1	

PITCHER	IP	WLS	BF	H	R	ER	SO	BB	IBB	HBP	BLK	WP	HR	S	P	ERA	WHIP
Wally Bunker, R (1, 1) ERA: 2.92	4.1		20	5	3	3	2	2	1	0	0	0	0	21	33	6.23	1.615
Dave McNally, L (5, 1) ERA: 3.88	0.2		2	0	0	0	0	0	0	0	0	0	0	2	2	0.00	0.000
Steve Barber, L (6, 1) ERA: 3.93	1.0		4	1	0	0	1	0	0	0	0	0	0	6	6	0.00	1.000
Stu Miller, R (7, 1) ERA: 2.71	2.0		9	1	0	0	3	0	2	0	0	0	0	13	21	0.00	0.500
Harvey Haddix, L (9, 1) ERA: 2.05	1.0	L	5	2	1	1	1	0	0	0	0	0	0	7	7	9.00	2.000

PITCHER	IP	WLS	BF	H	R	ER	SO	BB	IBB	HBP	BLK	WP	HR	S	P	ERA	WHIP

BOTTOM

Baltimore Orioles @ Boston Red Sox
Fenway Park, Boston, MA
Wed Aug 19 1964, 7:05 PM EDT
Att: 12,699 - Unknown


AB	35
R	4
H	9
RBI	4
BB	5
SO	7
LOB	21



Batter	1	2	3	4	5	6	7	8	9	AB R H RBI BB SO LOB
Earl Robinson, R <small>OBP: 0.352, SLG: 0.493</small> (1, 8) X	0-0 G6-3 1B		0-0 F4			0-3 K		0-3 K		4 0 1 0 0 2 3
Luis Aparicio, R <small>OBP: 0.317, SLG: 0.361</small> (1, 6) X	0-0 G6-3 1-2f			0-0 F6			4-0 2B BB	0-0 2B 1-3 2-H		3 1 1 1 1 0 1
Bob Johnson, R <small>OBP: 0.303, SLG: 0.386</small> (1, 3) X	0-0 F8			0-0 1-3			0-0 6-3 1-2	0-0 6-3 2-3 3-H		4 0 0 1 0 0 2
Boog Powell, L <small>OBP: 0.381, SLG: 0.599</small> (1, 7) Russ Snyder, L <small>OBP: 0.400, SLG: 0.387</small> (3, 7)		0-0 F6		0-0 5-3			0-0 2B 2-H	0-0 6-3		1 0 0 0 0 0 0 3 0 1 1 0 0 1
Brooks Robinson, R <small>OBP: 0.351, SLG: 0.485</small> (1, 5)			0-0 6-3			0-0 F4		0-3 K	0-3 K	4 0 0 0 0 2 1
Sam Bowens, R <small>OBP: 0.346, SLG: 0.493</small> (1, 9)			4-0 CS BB			0-0 5-3		4-0 BB		2 0 1 0 2 0 0
John Orsino, R <small>OBP: 0.284, SLG: 0.364</small> (1, 2)		0-0 CS 1-2	0-0 K		0-0 F2		0-0 F9		0-0 F8	4 0 0 0 0 1 3
Jerry Adair, R <small>OBP: 0.289, SLG: 0.342</small> (1, 4)			0-0 F8			0-3 K		4-0 2B BB	0-0 1B 1-2	3 1 1 0 1 1 0
Dave Vineyard, R <small>OBP: 0.300, SLG: 0.222</small> (1, 1) Dave McNally, R <small>OBP: 0.204, SLG: 0.156</small> (2, 1) Charlie Lau, L <small>OBP: 0.319, SLG: 0.394</small> (8, PH) Stu Miller, R <small>OBP: 0.301, SLG: 0.389</small> (9, PH)			4-0 BB			0-0 5-3		4-0 2B BB 1-2	0-3 K	0 0 0 0 0 0 0 1 0 0 0 1 0 0 0 1 0 0 1 0 0 0 0 0 0 0 0 0 1 0 0 0 0 1 2

TOP	
AB	30
R	3
H	5
RBI	3
BB	6
SO	7
LOB	13
WP	0
PA	37

Baltimore Orioles @ Boston Red Sox
Fenway Park, Boston, MA
Thu Aug 20 1964, 3:33 AM EDT
Att. 9,331 - Unknown



Inning Stats	R	H	E	K	S	WLS	BF	H	R	ER	SO	BB	IBB	HBP	BLK	WP	HR	S	P	ERA	WHIP
	0	1	0	0	3		27	2	3	3	4	6	0	0	0	0	0	29	53	3.86	1.143
	0	0	0	0	2		9	3	0	0	3	0	0	0	0	0	0	15	15	0.00	1.500

PITCHER	IP	WLS	BF	H	R	ER	SO	BB	IBB	HBP	BLK	WP	HR	S	P	ERA	WHIP
Dave Morehead, R <small>ERA: 4.76</small> (1, 1)	7.0	W	27	2	3	3	4	6	0	0	0	0	0	29	53	3.86	1.143
Dick Radatz, R <small>ERA: 2.02</small> (8, 1)	2.0	S	9	3	0	0	3	0	0	0	0	0	0	15	15	0.00	1.500

Batter	1	2	3	4	5	6	7	8	9
Dalton Jones, L (1, 4) OBP: 0.280, SLG: 0.349	0-0 1B	0-0 E6 3B		4-0 FC5-4 BB			0-0 1-3		
Felix Mantilla, R (1, 7) OBP: 0.324, SLG: 0.530	0-0 F6	0-3 K		0-0 FC5-4 1-2f			0-0 6-3		
Carl Yastrzemski, L (1, 8) OBP: 0.380, SLG: 0.474	0-0 1-2 1B	0-0 FC6-4 1B			0-0 6-3		0-3 K		
Tony Horton, R (1, 3) OBP: 0.312, SLG: 0.384	0-3 K	0-0 FC6-4 1-2f			0-0 L6		0-0 L5		
Lee Thomas, L (1, 9) OBP: 0.324, SLG: 0.380	0-0 F5		0-0 F9		0-3 K		0-0 F9		
Frank Malzone, R (1, 5) OBP: 0.314, SLG: 0.377		0-0 HR 1B	0-0 G3			0-0 F8	0-0 5-3		
Eddie Bressoud, R (1, 6) OBP: 0.367, SLG: 0.459		0-3 K	0-0 6-3			0-3 K			
Bob Tillman, R (1, 2) OBP: 0.360, SLG: 0.441		0-0 1-H HR		0-0 6-3		0-0 1B			
Dave Morehead, R (1, 1) OBP: 0.151, SLG: 0.102		0-0 E 2B		0-3 K		0-0 F9			
Dick Radatz, R (8, 1) OBP: 0.188, SLG: 0.194									

Inning Stats	R: 0 E: 0 K: 1 S: 7	H: 2 LOB: 2 BB: 0 P: 7	R: 4 E: 1 K: 2 S: 12	H: 5 LOB: 1 BB: 0 P: 12	R: 0 E: 0 K: 0 S: 3	H: 0 LOB: 0 BB: 0 P: 3	R: 0 E: 0 K: 1 S: 5	H: 0 LOB: 1 BB: 1 P: 9	R: 0 E: 0 K: 1 S: 5	H: 0 LOB: 0 BB: 0 P: 5	R: 0 E: 0 K: 1 S: 6	H: 1 LOB: 1 BB: 0 P: 6	R: 0 E: 0 K: 1 S: 5	H: 0 LOB: 0 BB: 0 P: 5	R: 0 E: 0 K: 0 S: 3	H: 0 LOB: 0 BB: 0 P: 3
--------------	------------------------------	---------------------------------	-------------------------------	----------------------------------	------------------------------	---------------------------------	------------------------------	---------------------------------	------------------------------	---------------------------------	------------------------------	---------------------------------	------------------------------	---------------------------------	------------------------------	---------------------------------


PITCHER	IP	WLS	BF	H	R	ER	SO	BB	IBB	HBP	BLK	WP	HR	S	P	ERA	WHIP
Dave Vineyard, R (1, 1) ERA: 4.08	1.2	L	12	7	4	4	3	0	0	0	0	0	1	18	18	21.60	4.200
Dave McNally, L (2, 1) ERA: 3.73	5.1		18	1	0	0	4	1	0	0	0	0	0	25	29	0.00	0.375
Stu Miller, R (8, 1) ERA: 2.68	1.0		3	0	0	0	0	0	0	0	0	0	0	3	3	0.00	0.000

BOTTOM

Baltimore Orioles @ Boston Red Sox
 Fenway Park, Boston, MA
 Thu Aug 20 1964, 3:33 AM EDT
 Att. 9,331 - Unknown

AB	R	H	RBI	BB	SO	LOB
3	1	2	1	1	0	0
4	0	0	0	0	1	2
4	0	2	0	0	1	0
4	0	0	0	0	1	3
4	0	0	0	0	1	2
4	1	1	0	0	0	0
3	0	0	0	0	2	1
3	1	2	2	0	0	0
3	1	1	0	0	1	1
0	0	0	0	0	0	0

AB 32
R 4
H 8
RBI 3
BB 1
SO 7
LOB 9



WP	HR	S	P	ERA	WHIP
0	0	0	0	0	0
0	0	0	0	0	0
0	0	0	0	0	0
0	0	0	0	0	0
0	0	0	0	0	0
0	0	0	0	0	0

livebaseballscorecards.com

Batter	1	2	3	4	5	6	7	8	9	AB R H RBI BB SO LOB	TOP											
Tony Kubek, L (1, 6) OBP: 0.273, SLG: 0.330	0-0 4-3		0-0 FC1-6-5			0-0 4-3		0-3 K2-3		4 0 0 0 0 1 1	New York Yankees @ Boston Red Sox Fenway Park, Boston, MA Fri Aug 21 1964, 7:05 PM EDT Att. 28,830 - Unknown - 70 F											
Bobby Richardson, R (1, 4) OBP: 0.281, SLG: 0.325	0-0 P6		0-0 F3			0-3 K		0-0 6-3		4 0 0 0 0 1 1												
Roger Maris, L (1, 9) OBP: 0.356, SLG: 0.460	0-0 1B			0-0 3-1		0-0 1B		0-0 F9		4 0 2 0 0 0 0												
Mickey Mantle, S (1, 7) OBP: 0.423, SLG: 0.591	0-3 K			0-3 K		0-0 F8		0-0 F7		4 0 0 0 0 2 2												
Elston Howard, R (1, 2) OBP: 0.362, SLG: 0.437		0-0 F8		0-0 6-3		0-0 1B 1B		0-0 5-3		4 0 1 0 0 0 0												
Tom Tresh, S (1, 8) OBP: 0.356, SLG: 0.428		0-0 F7			0-0 G4-6-3 1B 1B	0-0 1-2 1B		0-0 F9		4 0 2 0 0 0 0												
Joe Pepitone, L (1, 3) OBP: 0.279, SLG: 0.390		0-0 4-3			0-0 G4-6-3 1B	0-0 P6				3 0 1 0 0 0 2												
Clete Boyer, R (1, 5) OBP: 0.271, SLG: 0.311			4-0 SH1-3 BB		0-0 G4-6-3	0-0 F7				2 0 0 0 1 0 4												
Ralph Terry, R (1, 1) OBP: 0.250, SLG: 0.207			0-0 SH1-3		0-0 F4	0-0 F3				1 0 0 0 0 0 1												
Hector Lopez, R (7, PH) OBP: 0.312, SLG: 0.424										1 0 0 0 0 0 2												
Stan Williams, R (7, 1) OBP: 0.150, SLG: 0.200										0 0 0 0 0 0 0												
Inning Stats	R: 0 E: 0 K: 1 S: 6	H: 1 LOB: 1 BB: 0 P: 6	R: 0 E: 0 K: 0 S: 3	H: 0 LOB: 0 BB: 0 P: 3	R: 0 E: 0 K: 0 S: 3	H: 0 LOB: 1 BB: 1 P: 7	R: 0 E: 0 K: 1 S: 5	H: 0 LOB: 0 BB: 0 P: 5	R: 0 E: 0 K: 1 S: 4	H: 2 LOB: 1 BB: 0 P: 4	R: 0 E: 0 K: 1 S: 6	H: 1 LOB: 1 BB: 0 P: 6	R: 0 E: 0 K: 0 S: 5	H: 2 LOB: 2 BB: 0 P: 5	R: 0 E: 0 K: 1 S: 5	H: 0 LOB: 0 BB: 0 P: 5	R: 0 E: 0 K: 0 S: 3	H: 0 LOB: 0 BB: 0 P: 3	1B: 6 2B: 0 3B: 0 HR: 0	SF: 0 SAC: 1 DP: 1 HBP: 0	WP: 0 PB: 0 SB: 0 CS: 0	PA: 33
PITCHER Bob Heffner, R (1, 1) ERA: 3.65	IP: 9.0 WLS: W BF: 33 H: 6 R: 0 ER: 0 SO: 4 BB: 1 IBB: 0 HBP: 0 BLK: 0 WP: 0 HR: 0 S: 40 P: 44 ERA: 0.00 WHIP: 0.778											PITCHER	IP: 0.0 WLS: 0 BF: 0 H: 0 R: 0 ER: 0 SO: 0 BB: 0 IBB: 0 HBP: 0 BLK: 0 WP: 0 HR: 0 S: 0 P: 0 ERA: 0.00 WHIP: 0.00									

livebaseballscorecards.com

AB	31
R	0
H	6
RBI	0
BB	1
SO	4
LOB	13



Batter	1	2	3	4	5	6	7	8	9
Dalton Jones, L (1, 4) OBP: 0.282, SLG: 0.350	0-0 1-3 		0-0 1-2 1B 		0-0 F2 		0-0 4-3 	0-0 1B 	
Felix Mantilla, R (1, 7) OBP: 0.325, SLG: 0.526	0-0 F8 		0-3 K 		4-0 1B BB 		0-0 G4-6-3 1B 	0-3 K 	
Carl Yastrzemski, L (1, 8) OBP: 0.381, SLG: 0.476	0-0 2B 		0-0 3-1 		0-0 1-3 1B 		0-0 G4-6-3 1-2f 		
Dick Stuart, R (1, 3) OBP: 0.315, SLG: 0.488	0-0 6-3 			0-0 HR 		0-0 6-3 		4-0 1B 1B HR BB 	
Lee Thomas, L (1, 9) OBP: 0.325, SLG: 0.386		0-0 4-3 		0-0 L9 		0-0 SF7 3B 		0-0 1-2 HR 1B 	
Frank Malzone, R (1, 5) OBP: 0.313, SLG: 0.376		0-0 G5-4-3 1B 		0-0 F5 		0-0 SF7 3-H 		0-0 F8 	
Eddie Bressoud, R (1, 6) OBP: 0.368, SLG: 0.466		0-0 G5-4-3 1-2f 		0-0 HR 		0-0 3-1 		0-0 1-2 2-3 HR 1B 	
Bob Tillman, R (1, 2) OBP: 0.364, SLG: 0.453			0-0 1B 1B 	0-3 K 		4-0 FC6-4 BB 		0-0 1-H 2-H 3-H HR 	
Bob Hefner, R (1, 1) OBP: 0.182, SLG: 0.250			0-3 K 		0-0 5-3 	0-0 FC6-4 1-2f 		0-0 1-3 	

AB	R	H	RBI	BB	SO	LOB
5	0	2	0	0	0	0
4	0	1	0	1	2	3
4	0	2	0	0	0	3
3	2	1	1	1	0	3
4	2	2	0	0	0	0
3	0	1	1	0	0	2
4	2	2	1	0	0	1
3	1	2	4	1	1	0
4	0	0	0	0	1	2

BOTTOM

New York Yankees @ Boston Red Sox
Fenway Park, Boston, MA
 Fri Aug 21 1964, 7:05 PM EDT
 Att: 28,830 - Unknown - 70 F

livebaseballscorecards.com

AB	34
R	7
H	13
RBI	7
BB	3
SO	4
LOB	14




1B: 8	SF: 1
2B: 1	SAC: 0
3B: 1	DP: 2
HR: 3	HBP: 0

WP: 0	PA: 38
PB: 0	
SB: 0	
CS: 0	

Inning Stats	R	H	E	K	S	H	LOB	BB	P	R	H	E	K	S	H	LOB	BB	P
	0	1	0	0	4	1	1	0	4	0	2	0	2	9	2	2	0	7
	0	0	0	0	3	0	0	3	3	0	0	0	1	0	0	0	0	8
	0	0	0	0	3	0	0	3	3	0	0	0	1	0	0	0	0	8
	0	0	0	0	3	0	0	3	3	0	0	0	1	0	0	0	0	8
	0	0	0	0	3	0	0	3	3	0	0	0	1	0	0	0	0	8
	0	0	0	0	3	0	0	3	3	0	0	0	1	0	0	0	0	8
	0	0	0	0	3	0	0	3	3	0	0	0	1	0	0	0	0	8
	0	0	0	0	3	0	0	3	3	0	0	0	1	0	0	0	0	8
	0	0	0	0	3	0	0	3	3	0	0	0	1	0	0	0	0	8
	0	0	0	0	3	0	0	3	3	0	0	0	1	0	0	0	0	8

PITCHER	IP	WLS	BF	H	R	ER	SO	BB	IBB	HBP	BLK	WP	HR	S	P	ERA	WHIP
Ralph Terry, R (1, 1) ERA: 4.74	6.0	L	27	8	3	3	3	2	0	0	0	0	2	31	39	4.50	1.667
Stan Williams, R (7, 1) ERA: 4.14	2.0		11	5	4	4	1	1	0	0	0	0	1	12	16	18.00	3.000

Batter	1	2	3	4	5	6	7	8	9	AB R H RBI BB SO LOB	TOP																								
Tony Kubek, L (1, 6) OBP: 0.273, SLG: 0.332	0-0 F9		0-0 E 2B		0-0 G3		0-0 L8			4 0 1 0 0 0 1	<p>New York Yankees @ Boston Red Sox Fenway Park, Boston, MA Sat Aug 22 1964, 3:33 AM EDT Att. 15,663 - Unknown - 60 F</p> <p>livebaseballscorecards.com</p> <table border="1"> <tr><td>AB</td><td>31</td></tr> <tr><td>R</td><td>3</td></tr> <tr><td>H</td><td>5</td></tr> <tr><td>RBI</td><td>3</td></tr> <tr><td>BB</td><td>4</td></tr> <tr><td>SO</td><td>6</td></tr> <tr><td>LOB</td><td>12</td></tr> </table> 	AB	31	R	3	H	5	RBI	3	BB	4	SO	6	LOB	12										
AB	31																																		
R	3																																		
H	5																																		
RBI	3																																		
BB	4																																		
SO	6																																		
LOB	12																																		
Bobby Richardson, R (1, 4) OBP: 0.282, SLG: 0.328	0-0 1B		0-0 E5 2-3		0-0 2B		0-0 F8			4 0 2 1 0 0 1																									
Tom Tresh, S (1, 8) OBP: 0.355, SLG: 0.425	0-0 F8		0-0 P3		4-0 BB		0-0 L9			3 0 0 0 1 0 3																									
Mickey Mantle, S (1, 7) Hector Lopez, R (8, 7) OBP: 0.421, SLG: 0.586 OBP: 0.312, SLG: 0.424	0-3 K			4-0 BB	0-0 F2		0-3 K			3 0 0 0 1 2 3 0 0 0 0 0 0 0																									
Roger Maris, L (1, 9) OBP: 0.357, SLG: 0.458		4-0 BB		0-0 F9		4-0 HR BB		0-0 F5		2 1 0 0 2 0 1																									
Elston Howard, R (1, 2) OBP: 0.361, SLG: 0.442		0-0 G4-6-3 1-2f		0-0 F7		0-0 HR		0-0 6-3		4 1 1 2 0 0 2																									
Joe Pepitone, L (1, 3) OBP: 0.277, SLG: 0.386		0-0 L3		0-0 F5		0-3 K				4 0 0 0 0 1 1																									
Clete Boyer, R (1, 5) OBP: 0.270, SLG: 0.310			0-3 K		0-0 G3 SH3-4 2B 1B		0-0 F8			4 1 1 0 0 1 0																									
Al Downing, R (1, 1) Pete Mikkelsen, R (8, 1) Johnny Blanchard, L (9, PH) OBP: 0.164, SLG: 0.159 OBP: 0.333, SLG: 0.389			0-3 K		0-0 SH3-4 1-2		0-0 4-3			2 0 0 0 0 1 0 0 0 0 0 0 0 0 1 0 0 0 0 1 0																									
Inning Stats	R: 0 E: 0 K: 1 S: 6	H: 1 LOB: 1 BB: 0 P: 6	R: 0 E: 0 K: 0 S: 2	H: 0 LOB: 0 BB: 1 P: 6	R: 0 E: 1 K: 2 S: 9	H: 1 LOB: 2 BB: 0 P: 9	R: 0 E: 0 K: 0 S: 3	H: 0 LOB: 1 BB: 1 P: 7	R: 1 E: 0 K: 0 S: 5	H: 2 LOB: 2 BB: 1 P: 9	R: 2 E: 0 K: 1 S: 6	H: 1 LOB: 0 BB: 1 P: 10	R: 0 E: 0 K: 0 S: 3	H: 0 LOB: 0 BB: 0 P: 3	R: 0 E: 0 K: 1 S: 5	H: 0 LOB: 0 BB: 0 P: 5	R: 0 E: 0 K: 1 S: 5	H: 0 LOB: 0 BB: 0 P: 5	R: 0 E: 0 K: 1 S: 5	H: 0 LOB: 0 BB: 0 P: 5	1B: 2 2B: 2 3B: 0 HR: 1	SF: 0 SAC: 1 DP: 1 HBP: 0	WP: 0 PB: 0 SB: 0 CS: 0	PA: 36											
PITCHER	IP WLS BF H R ER SO BB IBB HBP BLK WP HR S P ERA WHIP	IP WLS BF H R ER SO BB IBB HBP BLK WP HR S P ERA WHIP																																	
Bill Monbouquette, R (1, 1) ERA: 4.95	7.0	30	5	3	3	4	4	0	0	0	0	0	1	34	50	3.86	1.286																		
Dick Radatz, R (8, 1) ERA: 1.99	2.0	W	6	0	0	0	2	0	0	0	0	0	0	10	10	0.00	0.000																		

Batter	1	2	3	4	5	6	7	8	9
Felix Mantilla, R (1, 4) OBP: 0.329, SLG: 0.524	0-0 F2		0-0 E 1-2 1B	4-0 BB 1-2 2-3 3-H BB			0-0 F3	4-0 BB 1-2 2-3 3-H BB	
Tony Horton, R (1, 7) OBP: 0.309, SLG: 0.377 Dick Radatz, R (8, 1) OBP: 0.182, SLG: 0.188	0-3 K		0-0 E8 BB 1-3 2-H 1B	0-3 K			0-3 K	0-0 6-3	
Carl Yastrzemski, L (1, 8) OBP: 0.380, SLG: 0.473	0-0 4-3		4-0 BB 2-3 BB		0-0 1-3			0-0 5-3	
Dick Stuart, R (1, 3) OBP: 0.314, SLG: 0.485 Earl Wilson, R (8, PR) OBP: 0.281, SLG: 0.448 Al Smith, R (9, 9) OBP: 0.213, SLG: 0.250		0-0 6-3	0-3 K		0-3 K			4-0 HR BB	
Frank Malzone, R (1, 5) OBP: 0.310, SLG: 0.373		0-0 6-3		0-0 5-3	0-0 F9			0-0 F2	
Lee Thomas, L (1, 9) OBP: 0.329, SLG: 0.394		0-0 BLK 1B		4-0 2B FC1-2 BB		0-3 K		0-0 1-H HR	
Eddie Bressoud, R (1, 6) OBP: 0.369, SLG: 0.467		0-0 F9		0-0 FC1-2 1-3 BB 2B		0-3 K		4-0 WP BB BB	
Bob Tillman, R (1, 2) OBP: 0.366, SLG: 0.450			0-0 6-3	4-0 BB FC1-2 IBB		0-0 F7		4-0 BB WP BB	
Bill Monbouquette, R (1, 1) OBP: 0.186, SLG: 0.132 Dick Williams, R (7, PH) OBP: 0.243, SLG: 0.409 Roman Mejias, R (8, 7) OBP: 0.253, SLG: 0.333			4-0 E 1B BB	0-0 FC1-2 BB		0-3 K		4-0 1-2 2-3 BB	

Inning Stats	R: 0	H: 0	E: 0	K: 1	S: 5	R: 0	H: 1	E: 0	K: 0	S: 4	R: 1	H: 2	E: 1	K: 1	S: 6	R: 1	H: 1	E: 0	K: 1	S: 6	R: 0	H: 0	E: 0	K: 1	S: 5	R: 0	H: 0	E: 0	K: 2	S: 7	R: 0	H: 0	E: 0	K: 2	S: 7	R: 3	H: 1	E: 0	K: 0	S: 4	1B: 3	2B: 1	3B: 0	HR: 1	SF: 0	SAC: 0	DP: 0	HBP: 0	WP: 1	PB: 0	SB: 0	CS: 0
--------------	------	------	------	------	------	------	------	------	------	------	------	------	------	------	------	------	------	------	------	------	------	------	------	------	------	------	------	------	------	------	------	------	------	------	------	------	------	------	------	------	-------	-------	-------	-------	-------	--------	-------	--------	-------	-------	-------	-------


PITCHER	IP	WLS	BF	H	R	ER	SO	BB	IBB	HBP	BLK	WP	HR	S	P	ERA	WHIP
Al Downing, L (1, 1) ERA: 3.24	7.2	L	34	5	5	5	8	6	1	0	1	0	1	43	71	5.87	1.435
Pete Mikkelsen, R (8, 1) ERA: 3.93	0.1		4	0	0	0	0	3	0	0	0	1	0	1	13	0.00	9.000

BOTTOM

New York Yankees @ Boston Red Sox
Fenway Park, Boston, MA
Sat Aug 22 1964, 3:33 AM EDT
Att: 15,663 - Unknown - 60 F

AB	R	H	RBI	BB	SO	LOB
3	0	1	2	2	0	0
4	0	1	1	0	3	3
1	0	0	0	0	0	3
3	0	0	0	1	0	0
3	0	0	0	1	2	2
0	1	0	0	0	0	0
0	0	0	0	0	0	0
4	0	0	0	0	0	1
3	1	2	2	1	1	0
3	2	1	0	1	1	1
2	0	0	0	2	0	0
1	1	0	0	1	0	3
1	0	0	0	0	1	0
0	0	0	0	1	0	0

AB	28
R	5
H	5
RBI	5
BB	10
SO	8
LOB	13



WP	PA
1	38

WP	HR	S	P	ERA	WHIP
1	0	0	0	0.00	9.000

Batter	1	2	3	4	5	6	7	8	9	AB R H RBI BB SO LOB	TOP											
Tony Kubek, L (1, 6) OBP: 0.272, SLG: 0.328	0-3 K		0-0 F6		0-0 4-3		0-0 F5		4-0 BB G6-4-3 BB	4 0 0 0 1 1 0												
Bobby Richardson, R (1, 4) Phil Linz, R (8, 4) OBP: 0.284, SLG: 0.330 OBP: 0.332, SLG: 0.387	0-0 S HR 1B		0-0 F9		0-0 F4		0-0 1B 1B		0-0 G6-4-3 1-2f 2-3	4 2 2 0 0 0 0 1 0 0 0 0 0 2												
Tom Tresh, S (1, 8) OBP: 0.358, SLG: 0.430	0-3 K 1-2			0-0 FC4-6 1B	0-0 2B 2B		0-0 1B		0-0 F1	5 1 3 0 0 1 2												
Mickey Mantle, S (1, 7) Hector Lopez, R (7, 7) OBP: 0.422, SLG: 0.596 OBP: 0.312, SLG: 0.424	0-0 HR 2-H		0-0 FC4-6 HR 1-2f	0-0 1B 2B			0-3 K 2			4 3 2 3 0 1 2 0 0 0 0 0 0 0												
Roger Maris, L (1, 9) Pedro Gonzalez, R (9, 3) OBP: 0.359, SLG: 0.466 OBP: 0.318, SLG: 0.366	0-0 F8		0-0 HR 1-H	0-0 1B			0-0 G3 3			4 1 2 3 0 0 1 0 0 0 0 0 0 0												
Johnny Blanchard, L (1, 2) OBP: 0.331, SLG: 0.407		0-0 4-3 1		0-0 HR		0-0 4-3 1		0-0 F3 1		4 1 1 1 0 0 0												
Joe Pepitone, L (1, 3) OBP: 0.275, SLG: 0.383 (9, 9)		0-0 F7 2		0-0 L4 2		0-0 6-3 2		0-3 K 2		4 0 0 0 0 1 0												
Clete Boyer, R (1, 5) OBP: 0.273, SLG: 0.312		0-3 K 3		0-0 1B 3		0-0 1B 3		0-0 F5 3		4 0 2 0 0 1 0												
Mel Stottlemyre, R (1, 1) OBP: 0.300, SLG: 0.222		0-3 K 3	0-3 K 3		0-3 K 3			0-0 G6-4-3 BB 1B		4 0 1 0 0 3 2												
Inning Stats	R: 2 E: 0 K: 2 S: 9	H: 2 LOB: 0 BB: 0 P: 9	R: 0 E: 0 K: 1 S: 5	H: 0 LOB: 0 BB: 0 P: 5	R: 0 E: 0 K: 1 S: 5	H: 0 LOB: 0 BB: 0 P: 5	R: 3 E: 0 K: 1 S: 9	H: 4 LOB: 1 BB: 0 P: 9	R: 2 E: 0 K: 0 S: 5	H: 3 LOB: 1 BB: 0 P: 5	R: 0 E: 0 K: 1 S: 6	H: 1 LOB: 1 BB: 0 P: 6	R: 1 E: 0 K: 1 S: 7	H: 2 LOB: 1 BB: 0 P: 7	R: 0 E: 0 K: 1 S: 5	H: 0 LOB: 0 BB: 0 P: 5	R: 0 E: 0 K: 0 S: 3	H: 1 LOB: 1 BB: 1 P: 7	1B: 8 2B: 2 3B: 0 HR: 3	SF: 0 SAC: 0 DP: 1 HBP: 0	WP: 0 PB: 0 SB: 1 CS: 0	PA: 39
PITCHER	IP WLS BF H R ER SO BB IBB HBP BLK WP HR S P ERA WHIP																					
Jack Lamabe, R (1, 1) ERA: 5.34	3.2 L 17 6 5 5 4 0 0 0 0 0 3 25 25 12.27 1.636																					
Jay Ritchie, R (4, 1) ERA: 1.15	2.1 10 4 2 2 2 0 0 0 0 0 0 14 14 7.71 1.714																					
Pete Charton, R (7, 1) ERA: 7.66	1.0 5 2 1 1 1 0 0 0 0 0 0 7 7 9.00 2.000																					
Bill Spanswick, L (8, 1) ERA: 7.05	2.0 7 1 0 0 0 1 1 0 0 0 0 8 12 0.00 1.000																					

New York Yankees @ Boston Red Sox
Fenway Park, Boston, MA
 Sat Aug 22 1964, 7:05 PM EDT
 Att. 19,958 - Unknown - 63 F

livebaseballscorecards.com

AB	38
R	8
H	13
RBI	7
BB	1
SO	8
LOB	9



BOTTOM

New York Yankees @ Boston Red Sox
Fenway Park, Boston, MA

Sat Aug 22 1964, 7:05 PM EDT
Att: 19,958 - Unknown - 63 F

livebaseballscorecards.com

AB	30
R	0
H	6
RBI	0
BB	4
SO	1
LOB	14



WP: 0	PA: 34
PB: 0	
SB: 0	
CS: 0	

AB R H RBI BB SO LOB

4	0	1	0	0	1	2
2	0	0	0	2	0	2
3	0	0	0	0	0	4
0	0	0	0	0	0	0
1	0	0	0	0	0	0
4	0	1	0	0	0	0
4	0	1	0	0	0	1
2	0	0	0	0	0	0
0	0	0	0	0	0	0
2	0	1	0	0	0	1
3	0	1	0	1	0	2
3	0	0	0	0	0	2
1	0	0	0	0	0	0
0	0	0	0	0	0	0
1	0	1	0	1	0	0

Batter	1	2	3	4	5	6	7	8	9
Dalton Jones, L (1, 4) OBP: 0.281, SLG: 0.348	0-0 4-3 ①			0-3 K ①		0-0 G3 ② 1-2 2-3		0-0 FC6-4 1B ③	
Felix Mantilla, R (1, 7) OBP: 0.331, SLG: 0.521	0-0 6-3 ②			4-0 BB ③		4-0 BB ③		0-0 FC6-4 1-2f ③	
Carl Yastrzemski, L (1, 8) OBP: 0.378, SLG: 0.470 Bill Spanswick, L (8, 1) OBP: 0.400, SLG: 0.308 Tony Horton, R (9, PH) OBP: 0.305, SLG: 0.372	0-0 L1 ③			0-0 G4-6-3 1-2f ③		0-0 1-3 ③		0-0 4-3 ①	
Dick Stuart, R (1, 3) OBP: 0.314, SLG: 0.483		0-0 1-3 ①		0-0 F8 ①		0-0 F4 ①		0-0 FC6 1B ①	
Lee Thomas, L (1, 9) OBP: 0.328, SLG: 0.393		0-0 F8 ②		0-0 L4 ②		0-0 G6-4-3 1B ②		0-0 FC6 1B ② 1-2f	
Frank Malzone, R (1, 5) OBP: 0.309, SLG: 0.371 Pete Charton, L (7, 1) Roman Mejias, R (7, PH) OBP: 0.258, SLG: 0.337 (8, 8)		0-0 5-3 ③		0-0 1-3 ③		0-0 G6-4-3 1-2f ③		0-0 1-2 1B ③	
Eddie Bressoud, R (1, 6) OBP: 0.371, SLG: 0.467			0-0 4-3 ①			0-0 G3 1B ①		4-0 G4-6-3 BB ③	
Russ Nixon, L (1, 2) OBP: 0.310, SLG: 0.309			0-0 5-3 ②			0-0 F7 ①		0-0 G4-6-3 1-2f ②	
Jack Lamabe, R (1, 1) OBP: 0.130, SLG: 0.136 Jay Ritchie, R (4, 1) OBP: 0.500, SLG: 0.500 Al Smith, R (6, PH) OBP: 0.222, SLG: 0.255 (7, 5)			0-0 1-3 ③			0-0 G3 1B ③		4-0 1B BB ③	

Inning Stats	R: 0 H: 0 E: 0 K: 0 S: 3	H: 0 LOB: 0 BB: 0 P: 3	R: 0 H: 0 E: 0 K: 0 S: 3	H: 0 LOB: 0 BB: 0 P: 3	R: 0 H: 0 E: 0 K: 1 S: 4	H: 0 LOB: 0 BB: 1 P: 8	R: 0 H: 0 E: 0 K: 0 S: 3	H: 0 LOB: 0 BB: 0 P: 3	R: 0 H: 2 E: 0 K: 0 S: 5	H: 2 LOB: 3 BB: 1 P: 9	R: 0 H: 1 E: 0 K: 0 S: 3	H: 1 LOB: 2 BB: 2 P: 11	R: 0 H: 2 E: 0 K: 0 S: 5	H: 2 LOB: 2 BB: 0 P: 5	1B: 6 2B: 0 3B: 0 HR: 0	SF: 0 SAC: 0 DP: 3 HBP: 0	WP: 0 PB: 0 SB: 0 CS: 0	PA: 34
---------------------	--------------------------	------------------------	--------------------------	------------------------	--------------------------	------------------------	--------------------------	------------------------	--------------------------	------------------------	--------------------------	-------------------------	--------------------------	------------------------	-------------------------	---------------------------	-------------------------	--------

PITCHER Mel Stottlemyre, R (1, 1) ERA: 1.01	IP 9.0 WLS W BF 34 H 6 R 0 ER 0 SO 1 BB 4 IBB 0 HBP 0 BLK 0 WP 0 HR 0 S 32 P 48 ERA 0.00 WHIP 1.111	PITCHER	IP WLS BF H R ER SO BB IBB HBP BLK WP HR S P ERA WHIP
--	---	----------------	---

Batter	1	2	3	4	5	6	7	8	9	AB R H RBI BB SO LOB	TOP		
Tony Kubek, L (1, 6) OBP: 0.274, SLG: 0.327	0-0 F7		0-0 HR 4-3 1B		4-0 SH2-3 BB		0-0 F9		0-0 3-1	4 1 1 0 1 0 0			
Bobby Richardson, R (1, 4) OBP: 0.285, SLG: 0.331	0-0 1B		0-0 4-3 1-2		0-0 SH2-3 1-2		0-0 1B		0-0 1-3	4 0 2 0 0 0 1			
Tom Tresh, S (1, 8) OBP: 0.355, SLG: 0.425	0-0 P4		0-3 K		0-3 K		0-0 F9			4 0 0 0 0 2 4			
Mickey Mantle, S (1, 7) OBP: 0.420, SLG: 0.601	0-3 K		0-0 HR 2-H		0-3 K		0-0 F2			4 1 1 2 0 2 3			
Roger Maris, L (1, 9) OBP: 0.365, SLG: 0.470		4-0 BB BB	4-0 BB		4-0 1B SF9 BB		0-0 4-3 SF8 2B			1 2 1 0 3 0 0			
Elston Howard, R (1, 2) OBP: 0.360, SLG: 0.440		0-3 K	0-3 K		0-0 1-3 1B		0-0 4-3 2-3			4 0 1 0 0 2 3			
Johnny Blanchard, L (1, 3) OBP: 0.329, SLG: 0.404		4-0 BB		0-0 4-3		0-0 SF9		0-0 SF8		1 0 0 2 1 0 0			
Joe Pepitone, L (9, 3) OBP: 0.275, SLG: 0.383		1-2 BB			3-H 1-3		0-0 F8			0 0 0 0 0 0 0			
Clete Boyer, R (1, 5) OBP: 0.270, SLG: 0.309	0-0 F7		0-0 1-3		0-0 1-3		0-0 F8			4 0 0 0 0 0 3			
Jim Bouton, R (1, 1) OBP: 0.125, SLG: 0.139	0-0 L3		0-3 K		0-0 6-3			0-3 K		4 0 0 0 0 2 3			
Inning Stats	R: 0 E: 0 K: 1 S: 6 H: 1 LOB: 1 BB: 0 P: 6	R: 0 E: 0 K: 1 S: 5 H: 0 LOB: 2 BB: 2 P: 13	R: 2 E: 0 K: 2 S: 9 H: 2 LOB: 1 BB: 1 P: 13	R: 0 E: 0 K: 1 S: 5 H: 0 LOB: 0 BB: 0 P: 5	R: 0 E: 0 K: 2 S: 7 H: 0 LOB: 1 BB: 1 P: 11	R: 1 E: 0 K: 0 S: 4 H: 1 LOB: 1 BB: 1 P: 8	R: 0 E: 0 K: 0 S: 4 H: 1 LOB: 1 BB: 0 P: 4	R: 1 E: 0 K: 0 S: 4 H: 1 LOB: 0 BB: 0 P: 4	R: 0 E: 0 K: 1 S: 5 H: 0 LOB: 0 BB: 0 P: 5	1B: 4 2B: 1 3B: 0 HR: 1 SF: 2 SAC: 1 DP: 0 HBP: 0	WP: 0 PB: 0 SB: 0 CS: 0 PA: 38		
PITCHER	IP WLS BF H R ER SO BB IBB HBP BLK WP HR S P ERA WHIP											PITCHER	IP WLS BF H R ER SO BB IBB HBP BLK WP HR S P ERA WHIP
Earl Wilson, R (1, 1) ERA: 4.47	7.0 L 32 6 4 4 7 5 0 0 0 0 0 1 41 61 5.14 1.571												
Dick Radatz, R (8, 1) ERA: 1.96	2.0 6 0 0 0 1 0 0 0 0 0 0 0 8 8 0.00 0.000												

New York Yankees @ Boston Red Sox
Fenway Park, Boston, MA
 Sun Aug 23 1964, 3:33 AM EDT
 Att. 26,518 - Overcast - 68 F

livebaseballscorecards.com

AB	30
R	4
H	6
RBI	4
BB	5
SO	8
LOB	17



Batter	1	2	3	4	5	6	7	8	9	AB R H RBI BB SO LOB	TOP																									
Don Wert, R (1, 5) OBP: 0.318, SLG: 0.349	4-0 1B BB BB	0-0 SF8 3-H	0-0 5-3			0-0 1-3	0-0 4-3 1B		0-3 K	4 2 1 1 1 1 0																										
Jerry Lumpe, L (1, 4) OBP: 0.309, SLG: 0.332	0-0 F9 1-2	0-0 1B 1B		0-0 G3		0-0 1B HR 1B	0-0 4-3		0-0 F6	6 1 2 1 0 0 2																										
Al Kaline, R (1, 9) OBP: 0.388, SLG: 0.475	4-0 BB 1B SF8 BB	0-0 1-2 1B		0-0 2B		0-0 1-2 HR 1B	0-0 G5-4-3 1B			4 2 4 2 1 0 0																										
Don Demeter, R (1, 8) OBP: 0.294, SLG: 0.453	0-0 SF8 BB 1-2 2-3 1B	0-3 K		0-0 F5		0-0 HR	0-0 G5-4-3			5 1 2 3 0 1 4																										
Gates Brown, L (1, 7) OBP: 0.333, SLG: 0.517	4-0 FC4-6 1-2 2-3 3-H BB	0-0 F8		0-0 F8		0-0 1B 1B		4-0 G4-6-3 1B BB		3 0 1 1 2 0 3																										
Bill Freehan, R (1, 2) OBP: 0.354, SLG: 0.470	0-0 SF8 2-3 3-H		0-0 HR 1B		0-0 6-3	0-0 F4		0-0 G4-6-3 1B		4 1 2 1 0 0 1																										
Norm Cash, L (1, 3) OBP: 0.332, SLG: 0.433	0-0 FC4-6 1-2f		0-3 K		0-0 SH1-3 2B	0-0 1-3 1B		0-0 G4-6-3		5 0 2 0 0 1 5																										
Dick McAuliffe, L (1, 6) OBP: 0.341, SLG: 0.468		4-0 SH SF8 BB	0-0 HR		0-0 SH1-3	0-0 4-3		0-3 K		3 2 1 2 1 1 3																										
Denny McLain, R (1, 1) OBP: 0.100, SLG: 0.069		0-0 SH 1B 1B	0-0 6-3		0-3 K		0-0 E8 1B 4-3		0-3 K	1 1 0 0 0 0 0																										
Ed Rakow, S (4, 1)										3 1 0 0 0 2 1																										
Inning Stats	R: 2 E: 0 K: 0 S: 4	H: 1 LOB: 2 BB: 3 P: 16	R: 2 E: 1 K: 1 S: 8	H: 2 LOB: 2 BB: 1 P: 12	R: 2 E: 0 K: 1 S: 7	H: 2 LOB: 0 BB: 0 P: 7	R: 0 E: 0 K: 0 S: 4	H: 1 LOB: 1 BB: 0 P: 4	R: 0 E: 0 K: 1 S: 6	H: 1 LOB: 1 BB: 0 P: 6	R: 3 E: 0 K: 0 S: 8	H: 5 LOB: 2 BB: 0 P: 8	R: 2 E: 1 K: 0 S: 5	H: 2 LOB: 0 BB: 0 P: 5	R: 0 E: 0 K: 1 S: 5	H: 1 LOB: 1 BB: 1 P: 9	R: 0 E: 0 K: 2 S: 7	H: 0 LOB: 0 BB: 0 P: 7	1B: 11 2B: 2 3B: 0 HR: 2	SF: 2 SAC: 2 DP: 2 HBP: 0	WP: 0 PB: 0 SB: 1 CS: 0	PA: 47														
PITCHER	IP WLS BF H R ER SO BB IBB HBP BLK WP HR S P ERA WHIP																																			
Dave Morehead, R (1, 1) ERA: 4.96	1.1		11	2	4	4	0	4	0	0	0	0	0	7	23	27.00	4.500																			
Jay Ritchie, R (2, 1) ERA: 3.15	4.1	L	23	10	5	5	3	0	0	0	0	0	2	29	29	10.38	2.308																			
Ed Connolly, L (6, 1) ERA: 4.83	0.1		1	0	0	0	0	0	0	0	0	0	0	1	1	0.00	0.000																			
Pete Charton, R (7, 1) ERA: 7.16	3.0		12	3	2	1	3	1	0	0	0	0	0	17	21	3.00	1.333																			

Detroit Tigers @ Boston Red Sox
 Fenway Park, Boston, MA
 Tue Aug 25 1964, 7:05 PM EDT
 Att: 12,692 - Unknown

livebaseballscorecards.com

AB	38
R	11
H	15
RBI	11
BB	5
SO	6
LOB	19




Batter	1	2	3	4	5	6	7	8	9	AB R H RBI BB SO LOB
Dalton Jones, L OBP: 0.282, SLG: 0.350 (1, 4)	0-0 2B 1B		0-0 2-3	0-0 6-3			0-0 F4		0-0 1B 1B	5 1 2 0 0 0 0
Felix Mantilla, R OBP: 0.328, SLG: 0.510 (1, 7)	0-3 K		0-0 F7		0-0 5-3		0-0 F2		0-0 1-2 1B	5 0 1 0 0 1 1
Carl Yastrzemski, L OBP: 0.377, SLG: 0.469 (1, 8)	0-0 1B 2B		0-3 K		0-0 3-1		0-0 4-3		0-3 K	5 1 1 1 0 2 2
Dick Stuart, R OBP: 0.316, SLG: 0.491 (1, 3)	0-0 FC6-4 1B			0-0 HR	0-0 4-3			0-0 2B	0-0 4-3	5 1 3 2 0 0 2
Lee Thomas, L OBP: 0.325, SLG: 0.391 (1, 9)	0-0 F8			0-0 F3		0-0 1B 2B		0-0 G3		4 0 1 0 0 0 2
Frank Malzone, R OBP: 0.312, SLG: 0.371 (1, 5)	0-0 FC6-4			4-0 HR BB		4-0 1B BB		4-0 BB		1 1 0 0 3 0 1
Eddie Bressoud, R OBP: 0.369, SLG: 0.469 (1, 6)		0-3 K		0-0 1B HR		0-0 1-2 2-3 1B		0-0 F2		4 1 2 2 0 1 2
Bob Tillman, R OBP: 0.366, SLG: 0.470 (1, 2)		0-0 L5		0-0 HR		0-3 K		0-0 L5		4 1 1 1 0 1 5
Dave Morehead, R OBP: 0.151, SLG: 0.102 Jay Ritchie, R OBP: 0.250, SLG: 0.250 Ed Connolly, L OBP: 0.154, SLG: 0.083 Al Smith, R OBP: 0.221, SLG: 0.253 Pete Charton, L OBP: 0.301, SLG: 0.367 (1, 1) (2, 1) (6, 1) (6, PH) (7, 1) (9, PH)		0-0 G3		0-0 6-3		0-0 G5-4-3		0-0 6-3		0 0 0 0 0 0 0 2 0 0 0 0 0 0 0 0 0 0 0 0 0 1 0 0 0 0 0 3 0 0 0 0 0 0 0 1 0 0 0 0 0 0

Inning Stats	R: 2 E: 0 K: 1 S: 8	H: 3 LOB: 1 BB: 0 P: 8	R: 0 E: 0 K: 1 S: 5	H: 0 LOB: 0 BB: 0 P: 5	R: 0 E: 0 K: 1 S: 5	H: 0 LOB: 0 BB: 0 P: 5	R: 4 E: 0 K: 0 S: 6	H: 3 LOB: 0 BB: 1 P: 10	R: 0 E: 0 K: 0 S: 3	H: 0 LOB: 0 BB: 0 P: 3	R: 0 E: 0 K: 1 S: 6	H: 2 LOB: 2 BB: 1 P: 10	R: 0 E: 0 K: 0 S: 3	H: 0 LOB: 0 BB: 0 P: 3	R: 0 E: 0 K: 0 S: 4	H: 1 LOB: 2 BB: 1 P: 8	R: 0 E: 0 K: 1 S: 7	H: 2 LOB: 2 BB: 0 P: 7	1B: 5 2B: 3 3B: 0 HR: 3	SF: 0 SAC: 0 DP: 1 HBP: 0	WP: 0 PB: 0 SB: 0 CS: 0	PA: 40
--------------	------------------------------	---------------------------------	------------------------------	---------------------------------	------------------------------	---------------------------------	------------------------------	----------------------------------	------------------------------	---------------------------------	------------------------------	----------------------------------	------------------------------	---------------------------------	------------------------------	---------------------------------	------------------------------	---------------------------------	----------------------------------	------------------------------------	----------------------------------	--------

PITCHER	IP	WLS	BF	H	R	ER	SO	BB	IBB	HBP	BLK	WP	HR	S	P	ERA	WHIP
Denny McLain, R ERA: 4.15 (1, 1)	3.1		17	6	6	6	3	1	0	0	0	0	3	22	26	16.20	2.100
Ed Rakow, R ERA: 3.87 (4, 1)	5.2	W	23	5	0	0	2	2	0	0	0	0	0	25	33	0.00	1.235

DETROIT TIGERS @ BOSTON RED SOX
Fenway Park, Boston, MA
 Tue Aug 25 1964, 7:05 PM EDT
 Att. 12,692 - Unknown

AB	37
R	6
H	11
RBI	6
BB	3
SO	5
LOB	18



Batter	1	2	3	4	5	6	7	8	9	AB	R	H	RBI	BB	SO	LOB	TOP					
Don Wert, R (1, 5) OBP: 0.321, SLG: 0.351	0-0 F4		0-0 1B		4-0 BB		0-0 F4	0-0 BB 1B		4	0	2	0	1	0	0						
Jerry Lumpe, L (1, 4) OBP: 0.310, SLG: 0.337	0-0 4-3		0-3 K		0-0 F8		0-0 HR	4-0 BB 1-2 BB		4	1	1	1	1	1	2						
Al Kaline, R (1, 9) OBP: 0.389, SLG: 0.477 George Thomas, R (7, PR) OBP: 0.315, SLG: 0.459	0-3 K		0-0 1-3 1B		0-3 K		0-0 1B 2B	0-3 K		4	0	2	0	0	2	1						
Don Demeter, R (1, 8) OBP: 0.293, SLG: 0.458		0-0 6-3	0-0 F3			0-0 HR	0-0 F8	0-0 6-3		5	1	1	1	0	0	5						
Gates Brown, L (1, 7) OBP: 0.337, SLG: 0.516		4-0 BB 1B BB		0-0 F3		0-0 4-3	0-0 BB 1B 2-H 1B	4-0 BB BB		3	0	1	1	2	0	0						
Bill Freehan, R (1, 2) OBP: 0.354, SLG: 0.471		0-0 F4		0-0 F8		0-0 1B FC4-6 2B	0-0 BB 1-2 1B	0-3 K		5	1	2	0	0	1	2						
Norm Cash, L (1, 3) OBP: 0.339, SLG: 0.436		0-0 1-2 1B		4-0 BB		0-0 FC4-6 1B 2-3	4-0 1-2 2-3 BB	4-0 BB		2	0	2	0	3	0	0						
Dick McAuliffe, L (1, 6) OBP: 0.338, SLG: 0.463		0-0 4-3		0-0 F2		0-0 FC4-6 FC6 1-2f 3-H	0-0 L8	0-0 FC4-5-2-5-1 1-2 2-3		5	0	0	1	0	0	9						
Dave Wickersham, R (1, 1) OBP: 0.097, SLG: 0.087			0-0 5-3		0-0 1-3	0-0 FC6 1-2f		0-3 K		4	0	0	0	0	1	1						
Inning Stats	R: 0 E: 0 K: 1 S: 5	H: 0 LOB: 0 BB: 0 P: 5	R: 0 E: 0 K: 0 S: 4	H: 1 LOB: 2 BB: 1 P: 8	R: 0 E: 0 K: 1 S: 7	H: 2 LOB: 2 BB: 0 P: 7	R: 0 E: 0 K: 0 S: 3	H: 0 LOB: 1 BB: 1 P: 7	R: 0 E: 0 K: 1 S: 5	H: 0 LOB: 1 BB: 1 P: 9	R: 2 E: 0 K: 0 S: 6	H: 3 LOB: 1 BB: 0 P: 6	R: 2 E: 0 K: 0 S: 7	H: 4 LOB: 3 BB: 1 P: 11	R: 0 E: 0 K: 2 S: 8	H: 1 LOB: 2 BB: 1 P: 12	R: 0 E: 0 K: 1 S: 4	H: 0 LOB: 1 BB: 2 P: 12	1B: 7 2B: 3 3B: 0 HR: 2	SF: 0 SAC: 0 DP: 1 HBP: 0	WP: 0 PB: 0 SB: 0 CS: 0	PA: 44
PITCHER	IP WLS BF H R ER SO BB IBB HBP BLK WP HR S P ERA WHIP																	PITCHER	IP WLS BF H R ER SO BB IBB HBP BLK WP HR S P ERA WHIP			
Bob Heffner, R (1, 1) ERA: 3.75	6.2 L 31 8 4 4 3 3 0 0 0 0 2 34 46 5.40 1.650																					
Ed Connolly, L (7, 1) ERA: 4.72	1.1 9 3 0 0 2 2 0 0 0 0 0 0 11 19 0.00 3.750																					
Bill Spanswick, L (9, 1) ERA: 6.93	1.0 4 0 0 0 0 1 2 0 0 0 0 0 4 12 0.00 2.000																					

Detroit Tigers @ Boston Red Sox
Fenway Park, Boston, MA
 Wed Aug 26 1964, 7:05 PM EDT
 Att: 21,989 - Unknown

AB	37
R	4
H	11
RBI	4
BB	7
SO	6
LOB	22



Batter	1	2	3	4	5	6	7	8	9	AB	R	H	RBI	BB	SO	LOB
Dalton Jones, L (1, 4) OBP: 0.282, SLG: 0.349	0-0 F6		0-0 F2			0-0 G5-4-3 1B		0-3 K		4	0	1	0	0	1	2
Tony Horton, R (1, 7) OBP: 0.287, SLG: 0.349	0-0 4-3			0-0 6-3		0-0 G5-4-3 1-2f		0-0 G5-3 2-3f		4	0	0	0	0	0	3
Carl Yastrzemski, L (1, 8) OBP: 0.374, SLG: 0.465	0-0 F7			0-0 G3		0-0 4-3			0-0 F8	4	0	0	0	0	0	0
Dick Stuart, R (1, 3) OBP: 0.314, SLG: 0.487		0-0 L9		0-3 K			0-0 6-3		0-3 K	4	0	0	0	0	2	0
Lee Thomas, L (1, 9) OBP: 0.328, SLG: 0.397		0-0 2B			0-0 4-3 2B		0-0 F9		4-0 BB	3	0	2	0	1	0	0
Frank Malzone, R (1, 5) OBP: 0.310, SLG: 0.368		0-0 F4		0-0 4-3		0-0 6-3		0-0 L6		4	0	0	0	0	0	3
Eddie Bressoud, R (1, 6) OBP: 0.368, SLG: 0.471		0-0 1-3			0-0 F8					3	1	1	0	0	0	2
Bob Tillman, R (1, 2) OBP: 0.369, SLG: 0.470			0-0 6-3		4-0 IBB			0-0 G5-3 BB 2-H 1B		2	0	1	1	1	0	0
Bob Heffner, R (1, 1) OBP: 0.171, SLG: 0.235			0-3 K		0-3 K			4-0 1-2 BB		2	0	0	0	0	2	2
Ed Connolly, L (7, 1) OBP: 0.154, SLG: 0.083										0	0	0	0	0	0	0
Felix Mantilla, R (8, PH) OBP: 0.330, SLG: 0.510										0	0	0	0	1	0	0
Bill Spanswick, L (9, 1) OBP: 0.400, SLG: 0.308										0	0	0	0	0	0	0

Inning Stats	R: 0	H: 0	E: 0	K: 0	S: 3	R: 0	H: 1	E: 0	K: 0	S: 4	R: 0	H: 0	E: 0	K: 1	S: 5	R: 0	H: 0	E: 0	K: 1	S: 5	R: 0	H: 1	E: 0	K: 1	S: 6	R: 0	H: 1	E: 0	K: 0	S: 3	R: 0	H: 0	E: 0	K: 0	S: 3	R: 1	H: 2	E: 0	K: 1	S: 6	R: 0	H: 0	E: 0	K: 1	S: 5	1B: 2	2B: 3	3B: 0	HR: 0	SF: 0	SAC: 0	DP: 2	HBP: 0	WP: 0	PA: 33
PITCHER Dave Wickersham, R (1, 1) ERA: 3.5	IP	WLS	BF	H	R	ER	SO	BB	IBB	HBP	BLK	WP	HR	S	P	ERA	WHIP	IP	WLS	BF	H	R	ER	SO	BB	IBB	HBP	BLK	WP	HR	S	P	ERA	WHIP																					

DETROIT TIGERS @ BOSTON RED SOX
Fenway Park, Boston, MA
 Wed Aug 26 1964, 7:05 PM EDT
 Att. 21,989 - Unknown

AB	30
R	1
H	5
RBI	1
BB	3
SO	5
LOB	12



Batter	1	2	3	4	5	6	7	8	9	AB R H RBI BB SO LOB	TOP																									
Don Wert, R (1, 5) OBP: 0.322, SLG: 0.352	0-0 F5		0-0 2B 1B		0-3 K			0-0 3B 1B		4 2 2 0 0 1 0	Detroit Tigers @ Boston Red Sox Fenway Park, Boston, MA Thu Aug 27 1964, 3:33 AM EDT Att. 7,440 - Unknown																									
Jerry Lumpe, L (1, 4) OBP: 0.313, SLG: 0.346	0-0 CS 1B		0-0 1-H 2B			0-0 4-3		0-0 1-H 2B 3B		4 1 3 2 0 0 0																										
Al Kaline, R (1, 9) OBP: 0.390, SLG: 0.475	0-0 L8 1-2		4-0 BB			0-0 L8		4-0 2B BB		2 1 0 0 2 0 1																										
Don Demeter, R (1, 8) OBP: 0.293, SLG: 0.458		0-0 F9	0-0 4-3			0-0 F3		0-0 1-H 3-H 2B		4 0 1 2 0 0 2																										
Gates Brown, L (1, 7) OBP: 0.339, SLG: 0.525		0-0 2B		0-0 F3		0-0 4-3 3B		0-0 F7		4 1 2 0 0 0 1																										
Bill Freehan, R (1, 2) OBP: 0.351, SLG: 0.467		0-0 6-3		0-0 F7		0-0 5-3		0-0 5-3		4 0 0 0 0 0 3																										
Norm Cash, L (1, 3) OBP: 0.336, SLG: 0.431		0-0 F9		0-0 G3		0-0 4-3		0-0 6-3		4 0 0 1 0 0 1																										
Dick McAuliffe, L (1, 6) OBP: 0.335, SLG: 0.459			0-0 F9		0-0 4-3		0-0 3-H F8		0-0 F7	4 0 0 0 0 0 0																										
Joe Sparna, R (1, 1) OBP: 0.182, SLG: 0.333			0-0 F4		0-0 1-3		0-0 F4	0-3 K	1 0 0 0 0 0 0	AB 34 R 5 H 8 RBI 5 BB 2 SO 2 LOB 8																										
Terry Fox, R (4, 1) OBP: 0.250, SLG: 0.375									1 0 0 0 0 0 0																											
Bill Bruton, L (8, PH) OBP: 0.323, SLG: 0.361									1 0 0 0 0 0 0																											
Julio Navarro, R (8, 1) Fred Gladding, L (8, 1)									0 0 0 0 0 0 0																											
										1 0 0 0 0 1 0	WP: 0 PA: 36 PB: 0 SB: 0 CS: 1																									
Inning Stats	R: 0 E: 0 K: 0 S: 3	H: 1 LOB: 0 BB: 0 P: 3	R: 0 E: 0 K: 0 S: 4	H: 1 LOB: 1 BB: 0 P: 4	R: 1 E: 0 K: 0 S: 5	H: 2 LOB: 2 BB: 1 P: 9	R: 0 E: 0 K: 0 S: 3	H: 0 LOB: 0 BB: 0 P: 3	R: 0 E: 0 K: 1 S: 5	H: 0 LOB: 0 BB: 0 P: 5		R: 0 E: 0 K: 0 S: 3	H: 0 LOB: 0 BB: 0 P: 3	R: 1 E: 0 K: 0 S: 4	H: 1 LOB: 0 BB: 0 P: 4	R: 3 E: 0 K: 0 S: 6	H: 3 LOB: 1 BB: 1 P: 10	R: 0 E: 0 K: 1 S: 5	H: 0 LOB: 0 BB: 0 P: 5	1B: 3 2B: 3 3B: 2 HR: 0	SF: 0 SAC: 0 DP: 0 HBP: 0															
PITCHER	IP WLS BF H R ER SO BB IBB HBP BLK WP HR S P ERA WHIP																																			
Jack Lamabe, R (1, 1) ERA: 5.32	7.1		29	7	4	4	1	1	0	0	0	0	0	30	34	4.91	1.091																			
Dick Radatz, R (8, 1) ERA: 2.02	0.2	L	4	1	1	1	0	1	0	0	0	0	0	3	7	13.50	3.000																			
Jay Ritchie, R (9, 1) ERA: 3.0	1.0		3	0	0	0	1	0	0	0	0	0	0	5	5	0.00	0.000																			

livebaseballscorecards.com




Batter	1	2	3	4	5	6	7	8	9	AB	R	H	RBI	BB	SO	LOB
Dalton Jones, L (1, 4) OBP: 0.289, SLG: 0.353	0-3 K		4-0 1B 1-2 BB	0-0 E7 1-3 2-H 1B		0-0 F2 1B		0-0 BB 1B		4	1	3	1	1	1	0
Tony Horton, R (1, 7) OBP: 0.304, SLG: 0.364	0-0 FC4-6 1B		0-0 1B 1-3 2-H 1B	0-0 6-3		0-0 F2 1-2		0-0 BB 1B		5	0	3	1	0	0	3
Carl Yastrzemski, L (1, 8) OBP: 0.375, SLG: 0.463	0-0 FC4-6 1-2f		0-0 G1-6-3 1-2 3-H 1B		0-0 F8		0-0 4-3	4-0 BB 1-2 2-3 BB		4	0	1	1	1	0	1
Dick Stuart, R (1, 3) OBP: 0.311, SLG: 0.482	0-0 1-3		0-0 L9		0-0 F4		0-0 6-3	0-0 6-3		5	0	0	0	0	0	6
Lee Thomas, L (1, 9) OBP: 0.329, SLG: 0.399		0-0 F7	0-0 G1-6-3 1-2f		0-0 1B 1B 2B		0-0 1B 1B		0-0 4-3	5	1	2	0	0	0	2
Frank Malzone, R (1, 5) OBP: 0.313, SLG: 0.370		0-0 6-3		0-0 G6-3 1B	0-0 1B 2-3 1B		0-0 1-2 1B		0-0 F3	5	0	3	0	0	0	0
Eddie Bressoud, R (1, 6) OBP: 0.369, SLG: 0.470		0-0 1B		0-0 G6-3 1-2f 1B	0-0 1-2 3-H 1B		0-0 4-3		0-3 K	5	0	2	1	0	1	3
Bob Tillman, R (1, 2) OBP: 0.367, SLG: 0.467		0-0 5-3		0-0 BB 1B 1B	0-0 4-3			0-3 K		4	1	1	0	0	1	3
Jack Lamabe, R (1, 1) OBP: 0.163, SLG: 0.152			0-0 WP 1B 1B	4-0 E 1-2 1B BB		0-0 6-3		0-0 F2		2	1	1	0	1	0	0
Dick Radatz, R (8, 1) OBP: 0.182, SLG: 0.188										0	0	0	0	0	0	0
Felix Mantilla, R (8, PH) OBP: 0.329, SLG: 0.508										1	0	0	0	0	0	0
Jay Ritchie, R (9, 1) OBP: 0.250, SLG: 0.250										0	0	0	0	0	0	0

Inning Stats	R: 0	H: 1	E: 0	K: 1	S: 6	H: 1	LOB: 1	BB: 0	P: 6	R: 0	H: 1	E: 0	K: 0	S: 4	R: 2	H: 3	E: 0	K: 0	S: 5	R: 1	H: 3	E: 1	K: 0	S: 5	R: 1	H: 3	E: 0	K: 0	S: 6	R: 0	H: 1	E: 0	K: 1	S: 7	R: 0	H: 2	E: 0	K: 1	S: 5	R: 0	H: 2	E: 0	K: 1	S: 5	R: 0	H: 0	E: 0	K: 1	S: 5	1B: 15	2B: 1	3B: 0	HR: 0	SF: 0	SAC: 0	DP: 2	HBP: 0	WP: 1	PB: 0	SB: 0	CS: 0	PA: 43
--------------	------	------	------	------	------	------	--------	-------	------	------	------	------	------	------	------	------	------	------	------	------	------	------	------	------	------	------	------	------	------	------	------	------	------	------	------	------	------	------	------	------	------	------	------	------	------	------	------	------	------	--------	-------	-------	-------	-------	--------	-------	--------	-------	-------	-------	-------	--------

PITCHER	IP	WLS	BF	H	R	ER	SO	BB	IBB	HBP	BLK	WP	HR	S	P	ERA	WHIP
Joe Sparna, R (1, 1) ERA: 2.61	3.2		19	8	3	3	1	2	0	0	0	1	0	19	27	7.36	2.727
Terry Fox, R (4, 1) ERA: 2.5	3.1	W	15	6	1	1	0	0	0	0	0	0	0	15	15	2.70	1.800
Julio Navarro, R (8, 1) ERA: 4.46	0.2		5	2	0	0	1	1	0	0	0	0	0	6	10	0.00	4.500
Fred Gladding, R (8, 1) ERA: 3.31	1.1	S	4	0	0	0	1	0	0	0	0	0	0	6	6	0.00	0.000

DETROIT TIGERS @ BOSTON RED SOX
Fenway Park, Boston, MA
 Thu Aug 27 1964, 3:33 AM EDT
 Att. 7,440 - Unknown

AB	40
R	4
H	16
RBI	4
BB	3
SO	3
LOB	18



Batter	1	2	3	4	5	6	7	8	9	AB R H RBI BB SO LOB	TOP											
Felix Mantilla, R (1, 4) OBP: 0.327, SLG: 0.513	0-0 1-3		0-3 K		0-0 L7		0-0 HR		0-0 FC6-4	5 1 1 3 0 1 4	Boston Red Sox @ New York Yankees Yankee Stadium, Bronx, NY Fri Aug 28 1964, 7:05 PM EDT Att. 22,102 - Unknown - 74 F livebaseballscorecards.com											
Tony Horton, R (1, 7) Dick Radatz, R (7, 1) OBP: 0.302, SLG: 0.370 OBP: 0.176, SLG: 0.182	0-3 K		0-3 K		0-0 1B 2B		0-0 F9		0-0 FC6-4	4 1 1 0 0 2 0 1 0 0 0 0 0 1												
Carl Yastrzemski, L (1, 8) OBP: 0.374, SLG: 0.461	0-0 F7			0-0 1B		0-0 4-3	0-3 K			4 0 1 0 0 1 1												
Dick Stuart, R (1, 3) Dick Williams, R (8, 3) OBP: 0.310, SLG: 0.486 OBP: 0.243, SLG: 0.409		0-0 F9		0-0 F3		0-3 K		0-0 HR		4 1 1 1 0 1 2 0 0 0 0 0 0 0												
Frank Malzone, R (1, 5) OBP: 0.314, SLG: 0.370		4-0 BB		0-0 F3		0-0 1B		0-3 K		3 0 1 1 1 1 1												
Lee Thomas, L (1, 9) OBP: 0.328, SLG: 0.400		0-0 G4-6-3			0-0 2B	0-0 1-3		0-0 4-3		4 0 1 0 0 0 2												
Eddie Bressoud, R (1, 6) OBP: 0.370, SLG: 0.471			0-0 2B		0-0 6-3		4-0 HR	0-3 K		3 1 1 0 1 1 1												
Bob Tillman, R (1, 2) OBP: 0.363, SLG: 0.462			0-3 K		0-0 5-3		0-3 K		0-0 5-3	4 0 0 0 0 2 3												
Bill Monbouquette, R (1, 1) Al Smith, R (7, PH) Roman Mejias, R (7, 7) OBP: 0.197, SLG: 0.130 OBP: 0.226, SLG: 0.253 OBP: 0.267, SLG: 0.345			0-0 F8		4-0 BB		4-0 HR		0-0 FC6-4	1 0 0 0 1 0 1 0 1 0 0 1 0 0 1 0 1 0 0 0 0												
Inning Stats	R: 0 E: 0 K: 1 S: 5	H: 0 LOB: 0 BB: 0 P: 5	R: 0 E: 0 K: 0 S: 2	H: 0 LOB: 0 BB: 1 P: 6	R: 0 E: 0 K: 2 S: 8	H: 1 LOB: 1 BB: 0 P: 8	R: 0 E: 0 K: 1 S: 6	H: 1 LOB: 1 BB: 0 P: 6	R: 0 E: 0 K: 0 S: 4	H: 1 LOB: 2 BB: 1 P: 8	R: 1 E: 0 K: 1 S: 7	H: 2 LOB: 1 BB: 0 P: 7	R: 3 E: 0 K: 2 S: 8	H: 1 LOB: 0 BB: 2 P: 16	R: 1 E: 0 K: 2 S: 8	H: 1 LOB: 0 BB: 0 P: 8	R: 0 E: 0 K: 0 S: 4	H: 1 LOB: 1 BB: 0 P: 4	1B: 3 2B: 3 3B: 0 HR: 2	SF: 0 SAC: 0 DP: 1 HBP: 0	WP: 0 PB: 0 SB: 0 CS: 0	PA: 38
PITCHER	IP WLS BF H R ER SO BB IBB HBP BLK WP HR S P ERA WHIP																					
Al Downing, L (1, 1) ERA: 3.34	7.0 L 31 7 5 5 7 4 0 0 0 0 0 2 41 57 6.43 1.571																					
Rollie Sheldon, R (8, 1) ERA: 3.89	2.0 7 1 0 0 2 0 0 0 0 0 0 0 11 11 0.00 0.500																					



Batter	1	2	3	4	5	6	7	8	9	AB	R	H	RBI	BB	SO	LOB
Tony Kubek, L (1, 6) Pedro Gonzalez, R (7, 5) Johnny Blanchard, L (9, PH) OBP: 0.281, SLG: 0.336 OBP: 0.319, SLG: 0.365 OBP: 0.325, SLG: 0.399	0-0 FC5-4 1B	0-0 2B 1-2 1B		0-3 K		0-0 F9			0-3 K	4	0	2	0	0	1	0
Bobby Richardson, R (1, 4) OBP: 0.286, SLG: 0.333	0-0 FC5-4 E 1-2f	0-0 2B 1-3 2-H		0-0 1B			0-0 6-3		0-0 1B 1-3	5	1	3	1	0	0	1
Tom Tresh, S (1, 7) OBP: 0.352, SLG: 0.418	0-0 L8	4-0 BB		0-3 K			0-3 K		0-0 F5	4	0	0	0	1	2	4
Mickey Mantle, S (1, 8) OBP: 0.420, SLG: 0.595	0-0 E8 1-H	0-0 6-3			0-0 F8		0-3 K			4	0	0	0	0	1	3
Roger Maris, L (1, 9) OBP: 0.367, SLG: 0.464	4-0 BB		4-0 BB	0-0 FC5-4 BB		0-0 F9		0-0 F8		2	0	0	0	2	0	0
Joe Pepitone, L (1, 3) OBP: 0.274, SLG: 0.387	0-0 3-1		0-0 F4		0-0 HR		0-3 K		0-3 K	4	1	1	1	0	1	3
Elston Howard, R (1, 2) OBP: 0.353, SLG: 0.430		0-0 G3	0-0 FC5-4 FC5-4 1-2f		0-0 6-3		0-0 4-3			4	0	0	0	0	0	1
Phil Linz, R (1, 5) (7, 6) OBP: 0.331, SLG: 0.385		0-3 K	0-0 FC5-4			0-0 5-3			0-0 1B 1B	4	0	1	0	0	1	1
Al Downing, R (1, 1) Rollie Sheldon, R (8, 1) Hector Lopez, R (9, PH) OBP: 0.171, SLG: 0.167 OBP: 0.120, SLG: 0.120 OBP: 0.313, SLG: 0.423		0-0 2B 1B 1B		0-0 F9		0-0 L1			0-0 F3	3	1	1	0	0	0	0

Inning Stats	R: 1	H: 1	E: 1	K: 0	S: 5	LOB: 2	BB: 1	P: 9	R: 1	H: 3	E: 0	K: 1	S: 8	LOB: 3	BB: 1	P: 12	R: 0	H: 0	E: 0	K: 0	S: 3	LOB: 1	BB: 1	P: 7	R: 0	H: 1	E: 0	K: 2	S: 8	LOB: 1	BB: 0	P: 8	R: 1	H: 1	E: 0	K: 0	S: 4	LOB: 0	BB: 0	P: 4	R: 0	H: 0	E: 0	K: 0	S: 3	LOB: 0	BB: 0	P: 3	R: 0	H: 0	E: 0	K: 2	S: 7	LOB: 0	BB: 0	P: 7	R: 0	H: 0	E: 0	K: 1	S: 5	LOB: 0	BB: 0	P: 5	R: 0	H: 2	E: 0	K: 1	S: 7	LOB: 2	BB: 0	P: 7	1B: 6	SF: 0	2B: 1	SAC: 0	3B: 0	DP: 0	HR: 1	HBP: 0	WP: 0	PA: 39
--------------	------	------	------	------	------	--------	-------	------	------	------	------	------	------	--------	-------	-------	------	------	------	------	------	--------	-------	------	------	------	------	------	------	--------	-------	------	------	------	------	------	------	--------	-------	------	------	------	------	------	------	--------	-------	------	------	------	------	------	------	--------	-------	------	------	------	------	------	------	--------	-------	------	------	------	------	------	------	--------	-------	------	-------	-------	-------	--------	-------	-------	-------	--------	-------	--------

PITCHER	IP	WLS	BF	H	R	ER	SO	BB	IBB	HBP	BLK	WP	HR	S	P	ERA	WHIP
Bill Monbouquette, R (1, 1) ERA: 4.88	6.0	W	28	6	3	2	3	3	0	0	0	0	1	31	43	3.00	1.500
Dick Radatz, R (7, 1) ERA: 1.97	3.0	S	11	2	0	0	4	0	0	0	0	0	0	19	19	0.00	0.667


BOTTOM


Boston Red Sox @ New York Yankees
Yankee Stadium, Bronx, NY

Fri Aug 28 1964, 7:05 PM EDT
Att: 22,102 - Unknown - 74 F

livebaseballscorecards.com

AB	36
R	3
H	8
RBI	2
BB	3
SO	7
LOB	15



Batter	1	2	3	4	5	6	7	8	9	AB R H RBI BB SO LOB	TOP							
Dalton Jones, L (1, 4) OBP: 0.289, SLG: 0.352	0-0 B3-1			0-0 F9		0-0 F9			0-0 1B	4 0 1 0 0 0 0	Boston Red Sox @ New York Yankees Yankee Stadium, Bronx, NY Sat Aug 29 1964, 7:05 PM EDT Sunny - 84 F AB 31 R 2 H 4 RBI 2 BB 0 SO 0 LOB 6 							
Felix Mantilla, R (1, 7) OBP: 0.326, SLG: 0.510	0-0 F9			0-0 F7			0-0 HR 1B		0-0 F7	4 1 1 0 0 0 1								
Carl Yastrzemski, L (1, 8) OBP: 0.373, SLG: 0.466	0-0 1-3			0-0 F8			0-0 1B 1-H		0-0 F8	4 1 1 2 0 0 1								
Dick Stuart, R (1, 3) OBP: 0.310, SLG: 0.486		0-0 F8			0-0 2B		0-0 5-3		0-0 F9	4 0 1 0 0 0 1								
Lee Thomas, L (1, 9) OBP: 0.326, SLG: 0.397		0-0 4-3			0-0 L9		0-0 F5			3 0 0 0 0 0 1								
Frank Malzone, R (1, 5) Pete Charton, L (7, 1)		0-0 F8			0-0 P3		0-0 5-3			3 0 0 0 0 0 1 0 0 0 0 0 0 0								
Eddie Bressoud, R (1, 6) OBP: 0.368, SLG: 0.468			0-0 F3		0-0 F9			0-0 F3		3 0 0 0 0 0 1								
Russ Nixon, L (1, 2) OBP: 0.308, SLG: 0.307			0-0 F6			0-0 F7		0-0 F8		3 0 0 0 0 0 0								
Earl Wilson, R (1, 1) Ed Connolly, L (6, 1) Al Smith, R (7, 5)			0-0 F9			0-0 6-3		0-0 5-3		2 0 0 0 0 0 0 0 0 0 0 0 0 0 1 0 0 0 0 0 0								
Inning Stats	R: 0 E: 0 K: 0 S: 3	H: 0 LOB: 0 BB: 0 P: 3	R: 0 E: 0 K: 0 S: 3	H: 0 LOB: 0 BB: 0 P: 3	R: 0 E: 0 K: 0 S: 3	H: 0 LOB: 0 BB: 0 P: 3	R: 0 E: 0 K: 0 S: 4	H: 1 LOB: 1 BB: 0 P: 4	R: 2 E: 0 K: 0 S: 5	H: 2 LOB: 0 BB: 0 P: 5	R: 0 E: 0 K: 0 S: 3	H: 0 LOB: 0 BB: 0 P: 3	R: 0 E: 0 K: 0 S: 4	H: 1 LOB: 1 BB: 0 P: 4	1B: 2 2B: 1 3B: 0 HR: 1	SF: 0 SAC: 0 DP: 0 HBP: 0	WP: 0 PB: 0 SB: 0 CS: 0	PA: 31
PITCHER Jim Bouton, R (1, 1) ERA: 2.57	IP 9.0 WLS W BF 31 H 4 R 2 ER 2 SO 0 BB 0 IBB 0 HBP 0 BLK 0 WP 0 HR 1 S 31 P 31 ERA 2.00 WHIP 0.444											PITCHER	IP WLS BF H R ER SO BB IBB HBP BLK WP HR S P ERA WHIP					

Batter	1	2	3	4	5	6	7	8	9
Phil Linz, R OBP: 0.327, SLG: 0.379 (1, 6)	0-0 F7	0-0 FC4-6			0-0 5-3		0-0 1-3	0-0 F8	
Pedro Gonzalez, R OBP: 0.326, SLG: 0.371 (1, 4)	0-0 1B HR 1B	0-0 F7			0-0 WP 1B		0-0 3-1		
Roger Maris, L OBP: 0.370, SLG: 0.467 (1, 9)	0-0 1-3 HR 1B		0-3 K		0-0 WP		0-0 6-3		
Mickey Mantle, S OBP: 0.422, SLG: 0.603 (1, 8)	4-0 1-2 HR BB		0-0 G1		0-0 HR 1B		0-0 HR 1B		
Hector Lopez, R OBP: 0.312, SLG: 0.421 (7, 7)									
Tom Tresh, S OBP: 0.353, SLG: 0.420 (1, 7) (7, 8)	0-0 F5		0-3 K		0-0 HR		0-3 K		
Joe Pepitone, L OBP: 0.276, SLG: 0.400 (1, 3)	0-0 HR			0-0 3-1		0-0 E6 SF9 2B		4-0 1-2 HR BB	
Elston Howard, R OBP: 0.353, SLG: 0.429 (1, 2)	0-3 K		0-3 K		0-0 6-3		0-0 HR		
Clete Boyer, R OBP: 0.265, SLG: 0.303 (1, 5)		0-0 F2		0-0 F7		0-0 SF9		0-0 1B	
Jim Bouton, R OBP: 0.131, SLG: 0.145 (1, 1)		0-0 FC4-6 1B			0-0 F2	0-0 5-3		0-0 F8	

AB	R	H	RBI	BB	SO	LOB
4	0	0	0	0	0	1
4	1	2	0	0	0	1
5	3	3	0	0	1	1
2	2	1	2	1	0	0
1	0	0	0	0	1	1
3	2	1	0	1	1	3
4	2	2	7	0	0	1
3	0	1	1	0	2	0
4	0	0	0	0	0	1
4	0	1	0	0	0	1


AB	R	H	RBI	BB	SO	LOB
34	10	11	10	2	5	10

Inning	R	H	E	K	S	P	IP	WLS	BF	H	R	ER	SO	BB	IBB	HBP	BLK	WP	HR	S	P	ERA	WHIP
1	4	3	0	1	12	3	5.0	L	24	8	7	6	4	1	0	0	0	1	2	30	34	10.80	1.800
2	0	1	0	0	4	0	1.0		3	0	0	0	0	0	0	0	0	0	0	3	3	0.00	0.000
3	0	1	0	0	4	0	2.0		10	3	3	3	1	1	0	0	0	0	1	11	15	13.50	2.000

Boston Red Sox @ New York Yankees
 Yankee Stadium, Bronx, NY
 Sat Aug 29 1964, 7:05 PM EDT
 Sunny - 84 F

livebaseballscorecards.com

WP: 1	PA: 37
PB: 0	CS: 0
SB: 1	



Batter	1	2	3	4	5	6	7	8	9	AB R H RBI BB SO LOB	TOP									
Felix Mantilla, R (1, 4) OBP: 0.325, SLG: 0.505	0-3 K		0-3 K		0-0 F7		0-0 FC6-4 1B		0-0 6-3	5 0 1 0 0 2 1										
Tony Horton, R (1, 7) OBP: 0.287, SLG: 0.351	0-0 F3		0-0 1-3			0-0 G3	0-0 FC6-4		0-0 F8	5 0 0 0 0 0 3										
Carl Yastrzemski, L (1, 8) OBP: 0.375, SLG: 0.468	0-3 K			0-0 1B 1B		0-0 E 1B 1B		0-0 E8 2B 1B		4 1 3 0 0 1 0										
Dick Stuart, R (1, 3) OBP: 0.313, SLG: 0.492		0-0 2B		0-3 K		0-0 E 1B		0-0 2B		4 0 3 1 0 1 1										
Frank Malzone, R (1, 5) OBP: 0.312, SLG: 0.367		0-0 5-3		0-0 FC5-4 1B		0-0 F4		0-0 P4		4 0 1 0 0 0 4										
Lee Thomas, L (1, 9) OBP: 0.324, SLG: 0.394		0-3 K		0-0 F4		0-3 K		0-0 P4		4 0 0 0 0 2 6										
Eddie Bressoud, R (1, 6) OBP: 0.367, SLG: 0.465		0-0 6-3		0-0 FC5-4		0-0 F7	0-0 FC6-4 BB			3 0 0 0 1 0 3										
Bob Tillman, R (1, 2) OBP: 0.360, SLG: 0.456			0-0 F3		0-3 K		0-0 F4	0-0 FC6-4		4 0 0 0 0 1 2										
Dave Morehead, R (1, 1) OBP: 0.164, SLG: 0.118			0-0 1B		0-0 5-3		0-0 1B		0-3 K	2 0 1 0 0 0 0										
Jay Ritchie, R (5, 1) OBP: 0.250, SLG: 0.250										0 0 0 0 0 0 0										
Al Smith, R (7, PH) OBP: 0.229, SLG: 0.257										1 0 1 0 0 0 0										
Ed Connolly, L (7, 1) OBP: 0.194, SLG: 0.083										0 0 0 0 0 0 0										
Pete Charton, L (8, 1) OBP: 0.194, SLG: 0.083										0 0 0 0 0 0 0										
Dalton Jones, L (9, PH) OBP: 0.288, SLG: 0.351										1 0 0 0 0 1 0										
Inning Stats	R: 0 E: 0 K: 2 S: 7	H: 0 LOB: 0 BB: 0 P: 7	R: 0 E: 0 K: 1 S: 6	H: 1 LOB: 1 BB: 0 P: 6	R: 0 E: 0 K: 1 S: 6	H: 1 LOB: 1 BB: 0 P: 6	R: 0 E: 0 K: 1 S: 5	H: 0 LOB: 0 BB: 0 P: 5	R: 0 E: 1 K: 1 S: 7	H: 2 LOB: 2 BB: 0 P: 7	R: 0 E: 0 K: 0 S: 5	H: 2 LOB: 2 BB: 0 P: 5	R: 1 E: 1 K: 0 S: 5	H: 2 LOB: 2 BB: 1 P: 9	R: 0 E: 0 K: 1 S: 5	H: 0 LOB: 0 BB: 0 P: 5	1B: 8 2B: 2 3B: 0 HR: 0	SF: 0 SAC: 0 DP: 0 HBP: 0	WP: 0 PB: 0 SB: 0 CS: 0	PA: 38
PITCHER	IP WLS BF H R ER SO BB IBB HBP BLK WP HR S P ERA WHIP																			
Whitey Ford, L (1, 1) ERA: 2.21	7.0 W 29 8 0 0 7 0 0 0 0 0 0 0 43 43 0.00 1.143																			
Ralph Terry, R (8, 1) ERA: 4.65	2.0 S 9 2 1 0 1 1 0 0 0 0 0 0 10 14 0.00 1.500																			

Boston Red Sox @ New York Yankees
 Yankee Stadium, Bronx, NY
 Sat Aug 29 1964, 7:05 PM EDT
 Att. 37,672 - Cloudy - 80 F

livebaseballscorecards.com

AB	37
R	1
H	10
RBI	1
BB	1
SO	8
LOB	20



Batter	1	2	3	4	5	6	7	8	9	AB R H RBI BB SO LOB	TOP											
Dalton Jones, L (1, 4) OBP: 0.287, SLG: 0.347	0-0 4-3		4-0 G6-4-3 BB		0-0 6-3		0-0 E3 1B		0-0 4-3	4 0 0 1 1 0 2												
Felix Mantilla, R (1, 7) OBP: 0.326, SLG: 0.502	0-0 5-3		0-0 G6-4-3 1-2f		0-0 F7		0-0 FC4-6 1B		1-0 WP 1B HBP	4 0 1 1 0 0 2												
Carl Yastrzemski, L (1, 8) OBP: 0.378, SLG: 0.470	0-0 FC6-4 1B		0-0 4-3			0-0 FC3-6 1B FC6-4 1B		0-3 K	0-0 WP 1B	5 1 3 0 0 1 2												
Dick Stuart, R (1, 3) OBP: 0.312, SLG: 0.489	0-0 FC6-4 1-2f			0-0 6-3		0-0 FC3-6 1B		0-0 FC4-6 1-2f	0-3 K 1-2 2-3	5 0 1 0 0 1 5												
Lee Thomas, L (1, 9) OBP: 0.321, SLG: 0.390		0-0 1-3		0-0 4-3		0-0 FC3-6 FC6-4		0-0 F2	0-0 6-3	5 0 0 0 0 0 4												
Frank Malzone, R (1, 5) OBP: 0.311, SLG: 0.368		0-0 L8		0-0 6-3		0-0 FC6-4 FC5-4		0-0 BB 2B		4 0 1 1 0 0 1												
Eddie Bressoud, R (1, 6) OBP: 0.370, SLG: 0.466		0-0 1B 1B			0-0 2B 6-3 1B		0-0 FC5-4	4-0 BB BB		3 1 2 0 1 0 1												
Bob Tillman, R (1, 2) OBP: 0.361, SLG: 0.455		0-0 1-2 1B			0-3 K		0-0 6-3	4-0 G5-4-3 BB		3 0 1 0 1 1 1												
Bob Heffner, R (1, 1) OBP: 0.167, SLG: 0.229		0-3 K			0-0 K 1-3 2B		0-0 E 1B	0-0 G5-4-3		1 0 0 0 0 1 2												
Al Smith, R (5, PH) OBP: 0.234, SLG: 0.268										1 0 1 0 0 0 0												
Jay Ritchie, R (5, 1) OBP: 0.250, SLG: 0.250										0 0 0 0 0 0 0												
Bill Spanswick, L (5, 1) OBP: 0.400, SLG: 0.308										0 0 0 0 0 0 0												
Roman Mejias, R (7, PH) OBP: 0.275, SLG: 0.353										1 1 1 0 0 0 0												
Dave Gray, R (7, 1) OBP: 1.000, SLG: 1.000										0 0 0 0 0 0 0												
Tony Horton, R (8, PH) OBP: 0.284, SLG: 0.347										1 0 0 0 0 0 3												
Ed Connolly, L (8, 1) OBP: 0.154, SLG: 0.083										0 0 0 0 0 0 0												
Inning Stats	R: 0 E: 0 K: 0 S: 4	H: 1 LOB: 1 BB: 0 P: 4	R: 0 E: 0 K: 1 S: 7	H: 2 LOB: 2 BB: 0 P: 7	R: 0 E: 0 K: 0 S: 2	H: 0 LOB: 0 BB: 1 P: 6	R: 0 E: 0 K: 0 S: 3	H: 0 LOB: 0 BB: 0 P: 3	R: 1 E: 0 K: 1 S: 7	H: 2 LOB: 1 BB: 0 P: 7	R: 1 E: 0 K: 0 S: 5	H: 2 LOB: 1 BB: 0 P: 5	R: 1 E: 1 K: 1 S: 8	H: 2 LOB: 2 BB: 0 P: 8	R: 0 E: 0 K: 0 S: 3	H: 1 LOB: 2 BB: 2 P: 11	R: 0 E: 0 K: 1 S: 6	H: 1 LOB: 2 BB: 0 P: 7	1B: 9 2B: 2 3B: 0 HR: 0	SF: 0 SAC: 0 DP: 2 HBP: 1	WP: 1 PB: 0 SB: 0 CS: 0	PA: 41
PITCHER	IP WLS BF H R ER SO BB IBB HBP BLK WP HR S P ERA WHIP																					
Mel Stottlemyre, R (1, 1) ERA: 1.54	6.1 W 29 9 3 3 2 1 0 0 0 0 0 0 32 36 4.26 1.579																					
Pete Mikkelsen, R (7, 1) ERA: 3.79	2.2 S 12 2 0 0 2 2 0 1 0 1 0 0 13 22 0.00 1.500																					

Boston Red Sox @ New York Yankees
 Yankee Stadium, Bronx, NY
 Sun Aug 30 1964, 3:33 AM EDT
 Att. 23,256 - Cloudy - 88 F

livebaseballscorecards.com

AB	37
R	3
H	11
RBI	3
BB	3
SO	4
LOB	23



BOTTOM

Boston Red Sox @ New York Yankees
 Yankee Stadium, Bronx, NY
 Sun Aug 30 1964, 3:33 AM EDT
 Att. 23,256 - Cloudy - 88 F

livebaseballscorecards.com

AB	32
R	9
H	9
RBI	8
BB	4
SO	6
LOB	11



WP: 0	PA: 38
PB: 0	
SB: 0	
CS: 0	

AB R H RBI BB SO LOB

5 2 2 1 0 1 2

4 1 1 1 0 0 1

2 1 0 0 2 1 0

3 0 1 2 0 1 0
1 0 0 0 0 1 1

4 1 1 0 0 1 3

3 1 1 2 1 0 1

3 1 1 2 1 0 0

4 1 1 0 0 0 3

3 1 1 0 0 1 0
0 0 0 0 0 0 0

1B: 5	SF: 0
2B: 2	SAC: 2
3B: 1	DP: 1
HR: 2	HBP: 0

Batter	1	2	3	4	5	6	7	8	9
Phil Linz, R OBP: 0.335, SLG: 0.386 (1, 6)	0-0 E 2B		0-0 L5-3 1-2		0-0 FC5 SH5-4 1B	0-3 K		0-0 2-H 1B	
Pedro Gonzalez, R OBP: 0.350, SLG: 0.400 (1, 4) (6, 3)	0-0 E4 2-H 3B		0-0 F7		0-0 SH5-4 1-2 2-3	0-0 4-3		0-0 L8	
Tom Tresh, S OBP: 0.353, SLG: 0.414 (1, 7)	0-3 K			0-0 4-3 BB BB	4-0 1B BB BB		4-0 BB BB		
Mickey Mantle, S OBP: 0.421, SLG: 0.598 Bobby Richardson, R OBP: 0.286, SLG: 0.332 (1, 8) (5, PR) (6, 4)	0-0 6-3			0-3 K	0-0 BB BB 1B		0-3 K		
Joe Pepitone, L OBP: 0.276, SLG: 0.404 (1, 3) (6, 8)	0-0 G3			0-0 HR 1B	0-0 F2		0-3 K		
Johnny Blanchard, L OBP: 0.329, SLG: 0.418 (1, 2)		0-0 4-3		0-0 HR 1-H	4-0 BB BB		0-0 F5		
Hector Lopez, R OBP: 0.314, SLG: 0.430 (1, 9)		0-0 F8		0-0 HR	4-0 BB BB		0-0 F9		
Clete Boyer, R OBP: 0.262, SLG: 0.299 (1, 5)		0-0 5-3		0-0 5-3	0-0 F8		0-0 SH1-4 1B 1B		
Mel Stottlemyre, R OBP: 0.267, SLG: 0.214 Pete Mikkelsen, R (7, 1)			0-0 L5-3 1B		0-0 SH5-4 E 1B	0-3 K		0-0 SH1-4 1-2	

Inning Stats	R	H	E	K	S	R	H	E	K	S	R	H	E	K	S	R	H	E	K	S	R	H	E	K	S
	2	2	1	7	7	0	0	0	3	3	3	3	0	0	7	0	0	0	2	7	0	0	0	0	0

PITCHER	IP	WLS	BF	H	R	ER	SO	BB	IBB	HBP	BLK	WP	HR	S	P	ERA	WHIP
Bob Heffner, R ERA: 3.91 (1, 1)	4.0	L	17	6	5	4	2	0	0	0	0	0	2	21	21	9.00	1.500
Jay Ritchie, R ERA: 2.74 (5, 1)	0.2		8	1	3	0	0	3	0	0	0	0	0	5	17	0.00	6.000
Bill Spanswick, L ERA: 6.79 (5, 1)	1.1		4	0	0	0	2	0	0	0	0	0	0	8	8	0.00	0.000
Dave Gray, R ERA: 7.59 (7, 1)	1.0		4	0	0	0	2	1	0	0	0	0	0	7	11	0.00	1.000
Ed Connolly, L ERA: 5.09 (8, 1)	1.0		5	2	1	1	0	0	0	0	0	0	0	5	5	9.00	2.000

WP	PA	ERA	WHIP
0	38		

Batter	1	2	3	4	5	6	7	8	9	AB R H RBI BB SO LOB	TOP											
Chuck Schilling, R (1, 4) <small>OBP: 0.279, SLG: 0.235</small>	0-0 6-3	0-0 FC6-4		0-0 1B		0-0 5-3		0-0 F8		5 0 1 0 0 0 4												
Carl Yastrzemski, L (1, 8) <small>OBP: 0.382, SLG: 0.471</small>	4-0 BB		0-0 G4-6-3 BB 1B	0-0 1-2 2-H 1B		4-0 FC6-4 BB		0-0 4-3		3 0 2 1 2 0 0												
Felix Mantilla, R (1, 7) <small>OBP: 0.324, SLG: 0.495</small>	0-0 L8		4-0 G4-6-3 1-2 BB	0-0 F8		0-0 FC6-4 1-2f		0-0 5-3		4 0 0 0 1 0 6												
Lee Thomas, L (1, 9) <small>OBP: 0.321, SLG: 0.396</small>	0-0 4-3		0-0 G4-6-3 1-2f 2-3		0-0 F7		0-0 HR		0-0 SH5-3 1B	5 1 2 1 0 0 3												
Bob Tillman, R (1, 2) <small>OBP: 0.360, SLG: 0.451</small>		0-3 K	4-0 BB BB		0-0 F9		0-0 F2		0-0 SH5-3 1-2	3 0 0 0 1 1 0												
Tony Horton, R (1, 3) <small>OBP: 0.271, SLG: 0.330</small> Dick Williams, R (9, 3) <small>OBP: 0.243, SLG: 0.409</small>		0-0 F4	0-0 5-3		0-3 K		0-0 6-3		0-0 5-3	5 0 0 0 0 1 3 0 0 0 0 0 0 0												
Eddie Bressoud, R (1, 6) <small>OBP: 0.372, SLG: 0.469</small>		4-0 BB 1B BB		0-0 L7		0-0 SH5-4 E 1B		0-0 2B		4 1 2 0 1 0 1												
Al Smith, R (1, 5) <small>OBP: 0.246, SLG: 0.266</small>		4-0 1B 1-2 BB		4-0 1B 1B BB		0-0 E6 SH5-4 1-2		4-0 BB		1 1 0 0 3 0 1												
Jack Lamabe, R (1, 1) <small>OBP: 0.176, SLG: 0.167</small> Dalton Jones, L (7, PH) <small>OBP: 0.286, SLG: 0.346</small> Dick Radatz, R (7, 1) <small>OBP: 0.176, SLG: 0.182</small>		0-0 FC6-4 1-3 2-H 1B		0-3 K		0-0 SH5-4 1-2 2-3		0-3 K		2 0 1 1 0 1 1 1 0 0 0 0 1 2 0 0 0 0 0 0 0												
Inning Stats	R: 0 E: 0 K: 0 S: 3	H: 0 LOB: 1 BB: 1 P: 7	R: 1 E: 0 K: 1 S: 6	H: 1 LOB: 2 BB: 2 P: 14	R: 0 E: 0 K: 0 S: 3	H: 1 LOB: 2 BB: 2 P: 11	R: 1 E: 0 K: 1 S: 7	H: 2 LOB: 2 BB: 1 P: 11	R: 0 E: 0 K: 1 S: 5	H: 0 LOB: 0 BB: 0 P: 5	R: 0 E: 1 K: 0 S: 5	H: 1 LOB: 3 BB: 1 P: 9	R: 1 E: 0 K: 1 S: 7	H: 2 LOB: 2 BB: 1 P: 11	R: 0 E: 0 K: 0 S: 3	H: 0 LOB: 0 BB: 0 P: 3	R: 0 E: 0 K: 0 S: 4	H: 1 LOB: 1 BB: 0 P: 4	1B: 6 2B: 1 3B: 0 HR: 1	SF: 0 SAC: 2 DP: 1 HBP: 0	WP: 0 PB: 0 SB: 0 CS: 0	PA: 43
PITCHER	IP WLS BF H R ER SO BB IBB HBP BLK WP HR S P ERA WHIP																					
Diego Segui, R (1, 1) <small>ERA: 4.24</small> Wes Stock, R (7, 1) <small>ERA: 2.44</small> John Wyatt, R (8, 1) <small>ERA: 3.57</small>	6.2 L 34 7 3 3 3 7 0 0 0 0 1 33 61 4.05 2.100																					
	0.1 2 0 0 0 1 1 0 0 0 0 0 3 7 0.00 3.000																					
	2.0 7 1 0 0 0 0 0 0 0 0 0 7 7 0.00 0.500																					

Boston Red Sox @ Kansas City Athletics
Municipal Stadium, Kansas City, MO

Tue Sep 01 1964, 8:05 PM EDT
Att. 2,694 - Unknown

AB	33
R	3
H	8
RBI	3
BB	8
SO	4
LOB	21




BOTTOM

Boston Red Sox @ Kansas City Athletics
 Municipal Stadium, Kansas City, MO

Tue Sep 01 1964, 8:05 PM EDT
 Att. 2,694 - Unknown

livebaseballscorecards.com

AB	32
R	2
H	8
RBI	2
BB	2
SO	6
LOB	15



WP:	0	PA:	34
PB:	0		
SB:	2		
CS:	0		

AB R H RBI BB SO LOB

3	0	1	0	1	0	1
4	1	3	0	0	0	1
4	1	1	2	0	1	3
4	0	1	0	0	0	2
3	0	0	0	1	1	1
4	0	0	0	0	1	1
4	0	2	0	0	0	0
3	0	0	0	0	1	3
2	0	0	0	0	2	2
0	0	0	0	0	0	0
1	0	0	0	0	0	1
0	0	0	0	0	0	0

Batter	1	2	3	4	5	6	7	8	9
Bert Campaneris, R (1, 7) OBP: 0.350, SLG: 0.451	0-0 6-3 X	0-0 L8 X			0-0 2B X			4-0 E S BB X	
Wayne Causey, L (1, 6) OBP: 0.398, SLG: 0.404	0-0 HR 1B X		0-0 1B X		0-0 G6-4-3 1B X			0-0 F8 1-3 X	
Nelson Mathews, R (1, 8) OBP: 0.298, SLG: 0.377	0-0 1-H HR X		0-3 K X		0-0 G6-4-3 1-2f X			0-0 6-3 X	
Rocky Colavito, R (1, 9) OBP: 0.366, SLG: 0.541	0-0 1B X		0-0 F8 X		0-0 L8 X			0-0 F4 X	
Jim Gentile, L (1, 3) OBP: 0.382, SLG: 0.488	4-0 BB X		0-3 K X		0-0 4-3 X			0-0 F9 X	
Billy Bryan, L (1, 2) OBP: 0.291, SLG: 0.486	0-0 G3 X		0-3 K X		0-0 F9 X			0-0 F9 X	
Ed Charles, R (1, 5) OBP: 0.315, SLG: 0.363		0-0 S 1B X		0-0 G3 1B X			0-0 E5 FC6-4 X	0-0 F9 X	
Dick Green, R (1, 4) OBP: 0.303, SLG: 0.379		0-3 K 1-2 X		0-0 G3 1-2 X			0-0 FC6-4 G6-4-3 1-2f X		
Diego Segui, R (1, 1) OBP: 0.227, SLG: 0.242		0-3 K X		0-3 K X			0-0 G6-4-3 1-2f X		
Wes Stock, R (7, 1) OBP: 0.235, SLG: 0.188									
Manny Jimenez, L (7, PH) OBP: 0.295, SLG: 0.460									
John Wyatt, R (8, 1)									

Inning Stats	R: 2	H: 3	E: 0	K: 0	S: 5	H: 3	LOB: 1	BB: 1	P: 9	R: 0	H: 1	E: 0	K: 2	S: 8	H: 1	LOB: 1	BB: 0	P: 8	R: 0	H: 1	E: 0	K: 2	S: 8	R: 0	H: 2	E: 0	K: 0	S: 3	H: 0	LOB: 0	BB: 0	P: 3	R: 0	H: 0	E: 1	K: 0	S: 3	H: 0	LOB: 0	BB: 0	P: 3	R: 0	H: 0	E: 0	K: 0	S: 3	H: 0	LOB: 1	BB: 1	P: 7	R: 0	H: 0	E: 0	K: 0	S: 3	H: 0	LOB: 0	BB: 0	P: 3
--------------	------	------	------	------	------	------	--------	-------	------	------	------	------	------	------	------	--------	-------	------	------	------	------	------	------	------	------	------	------	------	------	--------	-------	------	------	------	------	------	------	------	--------	-------	------	------	------	------	------	------	------	--------	-------	------	------	------	------	------	------	------	--------	-------	------

PITCHER	IP	WLS	BF	H	R	ER	SO	BB	IBB	HBP	BLK	WP	HR	S	P	ERA	WHIP
Jack Lamabe, R (1, 1) ERA: 5.24	6.0	W	24	8	2	2	6	1	0	0	0	0	1	35	39	3.00	1.500
Dick Radatz, R (7, 1) ERA: 1.93	3.0	S	10	0	0	0	0	1	0	0	0	0	0	9	13	0.00	0.333

PITCHER	IP	WLS	BF	H	R	ER	SO	BB	IBB	HBP	BLK	WP	HR	S	P	ERA	WHIP
Jack Lamabe, R (1, 1) ERA: 5.24	6.0	W	24	8	2	2	6	1	0	0	0	0	1	35	39	3.00	1.500
Dick Radatz, R (7, 1) ERA: 1.93	3.0	S	10	0	0	0	0	1	0	0	0	0	0	9	13	0.00	0.333


Batter	1	2	3	4	5	6	7	8	9	AB	R	H	RBI	BB	SO	LOB
--------	---	---	---	---	---	---	---	---	---	----	---	---	-----	----	----	-----

Bert Campaneris, R <small>(1, 7)</small> <small>OBP: 0.354, SLG: 0.453</small>										4	1	2	2	0	0	1	
Wayne Causey, L <small>(1, 6)</small> <small>OBP: 0.398, SLG: 0.402</small>										4	2	1	0	1	0	3	
Rocky Colavito, R <small>(1, 9)</small> <small>OBP: 0.366, SLG: 0.538</small>										4	2	1	1	1	1	3	
Jim Gentile, L <small>(1, 3)</small> <small>OBP: 0.384, SLG: 0.497</small>										4	1	2	3	1	0	1	
Doc Edwards, R <small>(1, 2)</small> <small>OBP: 0.254, SLG: 0.295</small>										4	0	1	1	1	1	1	
Ed Charles, R <small>(1, 5)</small> <small>OBP: 0.316, SLG: 0.363</small>										5	0	2	0	0	1	3	
Nelson Mathews, R <small>(1, 8)</small> <small>OBP: 0.299, SLG: 0.380</small>											5	1	2	0	0	1	4
Dick Green, R <small>(1, 4)</small> <small>OBP: 0.305, SLG: 0.383</small>										4	1	2	0	0	0	4	
Orlando Pena, R <small>(1, 1)</small> <small>OBP: 0.178, SLG: 0.191</small>										2	1	1	0	1	1	1	
Ken Sanders, R <small>(9, 1)</small>										0	0	0	0	0	0	0	

BOTTOM

Boston Red Sox @ Kansas City Athletics
Municipal Stadium, Kansas City, MO

AB	36
R	9
H	14
RBI	7
BB	5
SO	5
LOB	21



WP: 2	PA: 43
PB: 0	
SB: 0	
CS: 0	

Wed Sep 02 1964, 8:05 PM EDT
Att: 2,737 - Unknown

livebaseballscorecards.com

Inning Stats																
R: 0		H: 0		ER: 0		LOB: 0		K: 0		BB: 0		S: 3		P: 3		
R: 0		H: 2		ER: 0		LOB: 2		K: 0		BB: 0		S: 4		P: 4		
R: 4		H: 6		ER: 1		LOB: 3		K: 0		BB: 0		S: 10		P: 10		
R: 2		H: 2		ER: 1		LOB: 2		K: 0		BB: 2		S: 5		P: 13		
R: 1		H: 2		ER: 0		LOB: 2		K: 1		BB: 1		S: 7		P: 11		
R: 0		H: 0		ER: 0		LOB: 1		K: 3		BB: 1		S: 9		P: 13		
R: 0		H: 1		ER: 0		LOB: 1		K: 1		BB: 0		S: 6		P: 6		
R: 2		H: 1		ER: 0		LOB: 0		K: 0		BB: 1		S: 4		P: 8		

PITCHER																
IP	WLS	BF	H	R	ER	SO	BB	IBB	HBP	BLK	WP	HR	S	P	ERA	WHIP
Bill Monbouquette, R	(1, 1)	2.1	L	14	7	4	3	0	0	0	0	0	14	14	11.57	3.000
Jay Ritchie, R	(3, 1)	1.0		7	3	2	1	0	0	0	0	0	6	10	9.00	4.000
Ed Connolly, L	(4, 1)	0.2		3	0	0	0	0	0	0	1	0	2	6	0.00	1.500
Dave Morehead, R	(5, 1)	2.0		10	2	1	1	4	2	0	0	0	16	24	4.50	2.000
Pete Charton, R	(7, 1)	2.0		9	2	2	2	1	1	0	0	0	10	14	9.00	1.500

Batter	1	2	3	4	5	6	7	8	9	AB	R	H	RBI	BB	SO	LOB
Bert Campaneris, R (1, 7) OBP: 0.355, SLG: 0.451	0-0 G4-6-3 1B	0-0 FC6-4		0-0 1B		0-3 K		0-3 K		5	0	2	1	0	2	3
Wayne Causey, L (1, 6) OBP: 0.398, SLG: 0.402	0-0 G4-6-3 1-2f		0-0 F8	0-0 1B		0-0 1B		0-0 1B	0-0 F8	5	0	2	2	0	0	1
Rocky Colavito, R (1, 9) OBP: 0.367, SLG: 0.535	4-0 S BB		0-0 E6	0-0 L7		0-3 K		4-0 BB		3	0	0	0	2	1	3
Jim Gentile, L (1, 3) OBP: 0.382, SLG: 0.491	4-0 1-2 BB		0-0 F5		0-0 F4		0-3 K	0-3 K		4	0	0	0	1	2	2
Billy Bryan, L (1, 2) OBP: 0.289, SLG: 0.495	0-0 L5		0-0 1-3		0-0 HR		0-3 K	0-0 F8		5	1	1	1	0	1	4
Ed Charles, R (1, 5) OBP: 0.318, SLG: 0.373		0-0 1B 3B		0-0 1B 3B	0-0 F6		0-0 6-3			4	2	2	0	0	0	0
Nelson Mathews, R (1, 8) OBP: 0.298, SLG: 0.379		0-0 5-3		0-0 1-3	0-0 F4			0-0 1B		4	0	1	0	0	0	2
Dick Green, R (1, 4) OBP: 0.307, SLG: 0.384		0-0 FC6-4 1B		0-0 L4		0-0 SH1-4 1B		0-0 F3		4	1	2	1	0	0	2
Moe Drabowsky, R (1, 1) OBP: 0.045, SLG: 0.023		0-0 F3		4-0 1B		0-0 SH1-4		0-0 L7		1	1	0	0	1	0	1
Wes Stock, R (5, 1) OBP: 0.235, SLG: 0.188										0	0	0	0	0	0	0
John Wyatt, R (7, 1)										0	0	0	0	0	0	0
Manny Jimenez, L (8, PH) OBP: 0.293, SLG: 0.458										1	0	0	0	0	0	1
Ken Sanders, R (9, 1)										0	0	0	0	0	0	0

Inning Stats	R: 0	H: 1	E: 0	K: 0	S: 3	H: 2	LOB: 2	BB: 2	P: 11	R: 1	H: 2	E: 0	K: 0	S: 5	H: 2	LOB: 1	BB: 0	P: 5	R: 0	H: 0	E: 1	K: 0	S: 4	H: 0	LOB: 1	BB: 0	P: 4	R: 2	H: 3	E: 0	K: 0	S: 6	H: 1	LOB: 0	BB: 0	P: 4	R: 1	H: 2	E: 0	K: 2	S: 9	H: 2	LOB: 1	BB: 0	P: 9	R: 0	H: 0	E: 0	K: 2	S: 7	H: 0	LOB: 0	BB: 0	P: 7	R: 0	H: 1	E: 0	K: 1	S: 6	H: 1	LOB: 1	BB: 0	P: 6	R: 0	H: 0	E: 0	K: 1	S: 5	H: 0	LOB: 1	BB: 1	P: 9	1B: 7	SF: 0	2B: 0	SAC: 1	3B: 2	DP: 1	HR: 1	HBP: 0	WP: 0	PA: 41
--------------	------	------	------	------	------	------	--------	-------	-------	------	------	------	------	------	------	--------	-------	------	------	------	------	------	------	------	--------	-------	------	------	------	------	------	------	------	--------	-------	------	------	------	------	------	------	------	--------	-------	------	------	------	------	------	------	------	--------	-------	------	------	------	------	------	------	------	--------	-------	------	------	------	------	------	------	------	--------	-------	------	-------	-------	-------	--------	-------	-------	-------	--------	-------	--------

PITCHER	IP	WLS	BF	H	R	ER	SO	BB	IBB	HBP	BLK	WP	HR	S	P	ERA	WHIP
Earl Wilson, R (1, 1) ERA: 4.78	5.0		26	8	5	5	0	3	0	0	0	0	1	23	35	9.00	2.200
Dick Radatz, R (6, 1) ERA: 1.87	4.0	W	15	2	0	0	6	1	0	0	0	0	0	26	30	0.00	0.750

BOTTOM

Boston Red Sox @ Kansas City Athletics
Municipal Stadium, Kansas City, MO
Thu Sep 03 1964, 8:05 PM EDT
Att. 2,710 - Unknown

livebaseballscorecards.com

AB	36
R	5
H	10
RBI	5
BB	4
SO	6
LOB	19



Batter	1	2	3	4	5	6	7	8	9	AB R H RBI BB SO LOB	TOP	
Chuck Schilling, R (1, 4) <small>OBP: 0.280, SLG: 0.234</small>	0-0 	0-0 			0-3 		0-0 		0-0 	5 1 1 1 0 1 2		
Felix Mantilla, R (1, 7) <small>OBP: 0.338, SLG: 0.540</small>	0-0 		0-0 		0-0 		0-0 		0-0 	5 1 3 2 0 0 1		
Carl Yastrzemski, L (1, 8) <small>OBP: 0.380, SLG: 0.465</small>	0-0 		0-0 		0-0 			0-0 	0-0 	5 0 0 0 0 0 3		
Dick Stuart, R (1, 3) <small>OBP: 0.312, SLG: 0.486</small>	0-0 		0-0 		0-3 			0-0 		4 0 1 0 0 1 0		
Lee Thomas, L (1, 9) <small>OBP: 0.324, SLG: 0.406</small>	0-0 			0-0 		0-0 		0-0 		4 0 0 0 0 0 1		
Frank Malzone, R (1, 5) <small>OBP: 0.310, SLG: 0.364</small>	0-3 			0-3 		0-0 		0-0 		4 0 0 0 0 2 3		
Eddie Bressoud, R (1, 6) <small>OBP: 0.368, SLG: 0.473</small>		0-0 		0-0 		0-0 			0-0 	4 1 2 0 0 0 1		
Bob Tillman, R (1, 2) <small>OBP: 0.358, SLG: 0.450</small>		0-0 		0-0 			0-0 		0-0 	4 0 1 0 0 0 2		
Bob Heffner, R (1, 1) <small>OBP: 0.158, SLG: 0.216</small> Dalton Jones, L (7, PH) <small>OBP: 0.287, SLG: 0.347</small> Jay Ritchie, R (7, 1) <small>OBP: 0.250, SLG: 0.250</small> Dave Gray, R (8, 1) <small>OBP: 1.000, SLG: 1.000</small> Tony Conigliaro, R (9, PH) <small>OBP: 0.340, SLG: 0.523</small>		0-0 		0-0 			0-0 		0-0 	2 0 0 0 0 0 1		
Inning Stats	R: 2 H: 2 E: 1 LOB: 1 K: 1 BB: 0 S: 8 P: 8	R: 0 H: 1 E: 0 LOB: 1 K: 0 BB: 0 S: 4 P: 4	R: 0 H: 0 E: 0 LOB: 0 K: 0 BB: 0 S: 3 P: 3	R: 0 H: 1 E: 0 LOB: 1 K: 1 BB: 0 S: 6 P: 6	R: 0 H: 1 E: 0 LOB: 1 K: 1 BB: 0 S: 6 P: 6	R: 0 H: 0 E: 1 LOB: 1 K: 1 BB: 0 S: 6 P: 6	R: 0 H: 1 E: 0 LOB: 1 K: 0 BB: 0 S: 4 P: 4	R: 0 H: 0 E: 1 LOB: 1 K: 0 BB: 0 S: 4 P: 4	R: 1 H: 3 E: 0 LOB: 2 K: 0 BB: 0 S: 6 P: 6	1B: 4 SF: 0 2B: 4 SAC: 0 3B: 0 DP: 0 HR: 1 HBP: 0	WP: 0 PA: 39 PB: 0 SB: 0 CS: 0	
PITCHER Mudcat Grant, R (1, 1) <small>ERA: 3.89</small>	IP 9.0 WLS W BF 39 H 9 R 3 ER 2 SO 4 BB 0 IBB 0 HBP 0 BLK 0 WP 0 HR 1 S 47 P 47 ERA 2.00 WHIP 1.000											PITCHER IP WLS BF H R ER SO BB IBB HBP BLK WP HR S P ERA WHIP

Boston Red Sox @ Minnesota Twins
 Metropolitan Stadium, Bloomington, MI

Fri Sep 04 1964, 8:05 PM EDT
 Att. 9,318 - Unknown

livebaseballscorecards.com

AB	39
R	3
H	9
RBI	3
BB	0
SO	4
LOB	15



BOTTOM

Boston Red Sox @ Minnesota Twins
Metropolitan Stadium, Bloomington, MI

Fri Sep 04 1964, 8:05 PM EDT
Att. 9,318 - Unknown

livebaseballscorecards.com

AB	40
R	14
H	15
RBI	12
BB	3
SO	6
LOB	15



WP	2	PA	43
PB	1		
SB	0		
CS	1		

AB R H RBI BB SO LOB

4	3	2	0	1	0	0
5	4	3	2	0	0	1
5	2	2	4	0	1	2
4	2	2	3	1	1	0
0	1	0	0	0	0	0
5	1	3	1	0	0	1
0	0	0	0	0	0	0
5	0	2	1	0	1	3
3	0	1	1	0	0	1
1	1	0	0	1	1	3
3	0	0	0	0	0	1
1	0	0	0	0	0	1
4	0	0	0	0	2	2
1B	9	SF	0			
2B	0	SAC	0			
3B	2	DP	1			
HR	4	HBP	0			

Batter	1	2	3	4	5	6	7	8	9
Rich Rollins, R OBP: 0.333, SLG: 0.404 (1, 5)	0-0 F6		0-0 HR 1B		0-0 F8		4-0 3B BB	0-0 WP 1B	
Zoilo Versalles, R OBP: 0.310, SLG: 0.445 (1, 6)	0-0 5-3		0-0 HR 1B		0-0 HR		0-0 HR 3B	0-0 WP 1B	
Tony Oliva, L OBP: 0.363, SLG: 0.573 (1, 9)	0-0 F7		0-3 K		0-0 F7		0-0 HR	0-0 IHR	
Harmon Killebrew, R OBP: 0.389, SLG: 0.583 (1, 7)		4-0 1-3 1B BB	0-0 HR		0-0 6-3		0-3 K	0-0 PB 1B	
Bob Allison, R OBP: 0.399, SLG: 0.544 (8, PR) (9, 7)			1-2 HR						
Don Mincher, L OBP: 0.316, SLG: 0.601 (1, 3)		0-0 F9	0-0 3B			0-0 E3 WP 1B		0-0 1B 1B	
Rich Reese, L (8, PR) (9, 3)									
Jimmie Hall, L OBP: 0.336, SLG: 0.472 (1, 8)		0-0 1-3	0-3 K			0-0 CS 1B	0-0 F3	0-0 1-3 1B	
Earl Battey, R OBP: 0.345, SLG: 0.419 (1, 2)		0-0 2-H 1B		0-0 6-3		0-0 G1		0-0 K	
Jerry Zimmerman, R OBP: 0.294, SLG: 0.239 (7, 2)									
Frank Kostro, R OBP: 0.237, SLG: 0.375 (1, 4)		0-0 F9		0-0 E4		0-0 F7		0-0 F8	
Jerry Kindall, R OBP: 0.261, SLG: 0.297 (7, 4)									
Mudcat Grant, R OBP: 0.219, SLG: 0.313 (1, 1)			0-0 F2		0-0 G6-4-3		0-3 K	0-3 K	

Inning Stats	R: 0	H: 0	E: 0	K: 0	S: 3	R: 1	H: 1	E: 0	K: 0	S: 4	R: 3	H: 4	E: 0	K: 2	S: 11	R: 0	H: 0	E: 1	K: 0	S: 3	R: 1	H: 1	E: 0	K: 0	S: 4	R: 3	H: 3	E: 0	K: 2	S: 10	R: 5	H: 5	E: 1	K: 2	S: 13	1B: 9	2B: 0	3B: 2	HR: 4	SF: 0	SAC: 0	DP: 1	HBP: 0	WP: 2	PB: 1	SB: 0	CS: 1	PA: 43
--------------	------	------	------	------	------	------	------	------	------	------	------	------	------	------	-------	------	------	------	------	------	------	------	------	------	------	------	------	------	------	-------	------	------	------	------	-------	-------	-------	-------	-------	-------	--------	-------	--------	-------	-------	-------	-------	--------

PITCHER	IP	WLS	BF	H	R	ER	SO	BB	IBB	HBP	BLK	WP	HR	S	P	ERA	WHIP
Bob Heffner, R ERA: 4.06 (1, 1)	6.0	L	26	7	6	5	2	1	0	0	0	1	2	29	33	7.50	1.333
Jay Ritchie, R ERA: 3.96 (7, 1)	1.0		7	3	3	3	2	1	0	0	0	0	1	10	14	27.00	4.000
Dave Gray, R ERA: 6.94 (8, 1)	1.0		10	5	5	0	2	1	0	0	0	1	0	13	17	0.00	6.000

Batter	1	2	3	4	5	6	7	8	9	AB R H RBI BB SO LOB	TOP											
Chuck Schilling, R (1, 4) <small>OBP: 0.277, SLG: 0.240</small>	0-0 5-3		0-0 1B 2B		0-0 F5	0-3 K		0-0 4-3		5 1 1 0 0 1 0												
Felix Mantilla, R (1, 7) <small>OBP: 0.341, SLG: 0.543</small>	0-0 E6 1B		1-0 1B HBP		0-0 HBP 1B		0-0 1B 2B		0-3 K	4 1 2 0 0 1 0												
Carl Yastrzemski, L (1, 8) <small>OBP: 0.382, SLG: 0.465</small>	0-0 F7		0-0 F6		0-0 HBP 1B		4-0 1B BB		0-0 2B 1B	4 1 2 0 1 0 3												
Dick Stuart, R (1, 3) Tony Horton, R (5, 3) <small>OBP: 0.314, SLG: 0.487</small> <small>OBP: 0.263, SLG: 0.318</small>	0-0 1-2 1B		0-0 G6-4-3 1B		0-0 F3		0-3 K		0-0 F9	3 0 2 1 0 0 2 2 0 0 0 0 1 3												
Tony Conigliaro, R (1, 9) Al Smith, R (4, 9) <small>OBP: 0.338, SLG: 0.520</small> <small>OBP: 0.257, SLG: 0.286</small>	0-0 F8		0-0 G6-4-3		1-0 HBP		0-0 1-2 2-H 1B		0-0 1-H 2B	2 0 0 0 0 0 4 2 0 2 2 0 0 0												
Frank Malzone, R (1, 5) <small>OBP: 0.313, SLG: 0.369</small>		0-0 6-3 2B		0-0 1B		0-3 K		0-0 1-2 2-H 1B	0-0 5-3	5 0 3 0 0 1 4												
Eddie Bressoud, R (1, 6) <small>OBP: 0.368, SLG: 0.477</small>		0-0 6-3 2-3		0-0 F2		0-0 HR		0-0 F9		4 1 1 1 0 0 4												
Bob Tillman, R (1, 2) <small>OBP: 0.357, SLG: 0.448</small>		0-0 L5		0-0 F8		0-0 G6-4-3 1B		0-0 F7		4 0 1 0 0 0 2												
Jack Lamabe, R (1, 1) Bill Spannick, L (3, 1) Dick Williams, R (6, PH) Jay Ritchie, R (6, 1) Dalton Jones, L (8, PH) Ed Connolly, L (8, 1) <small>OBP: 0.173, SLG: 0.163</small> <small>OBP: 0.375, SLG: 0.286</small> <small>OBP: 0.250, SLG: 0.403</small> <small>OBP: 0.250, SLG: 0.250</small> <small>OBP: 0.286, SLG: 0.346</small> <small>OBP: 0.154, SLG: 0.083</small>		0-3 K		0-3 K		0-0 G6-4-3		0-3 K		1 0 0 0 0 1 1 1 0 0 0 0 1 1 1 0 0 0 0 0 1 0 0 0 0 0 0 0 1 0 0 0 0 1 0 0 0 0 0 0 0 0												
Inning Stats	R: 0 E: 1 K: 0 S: 5	H: 1 LOB: 2 BB: 0 P: 5	R: 0 E: 0 K: 1 S: 6	H: 1 LOB: 1 BB: 0 P: 6	R: 1 E: 0 K: 1 S: 4	H: 2 LOB: 1 BB: 0 P: 5	R: 0 E: 0 K: 1 S: 6	H: 1 LOB: 1 BB: 0 P: 6	R: 0 E: 0 K: 1 S: 7	H: 2 LOB: 3 BB: 0 P: 8	R: 1 E: 0 K: 1 S: 6	H: 2 LOB: 0 BB: 0 P: 6	R: 1 E: 0 K: 1 S: 7	H: 3 LOB: 2 BB: 1 P: 11	R: 0 E: 0 K: 1 S: 5	H: 0 LOB: 0 BB: 0 P: 5	R: 1 E: 0 K: 1 S: 7	H: 2 LOB: 1 BB: 0 P: 7	1B: 9 2B: 4 3B: 0 HR: 1	SF: 0 SAC: 0 DP: 2 HBP: 2	WP: 0 PB: 0 SB: 0 CS: 0	PA: 42
PITCHER	IP WLS BF H R ER SO BB IBB HBP BLK WP HR S P ERA WHIP																					
Jim Kaat, L (1, 1) <small>ERA: 3.26</small>	6.1 W 32 11 3 3 5 1 0 2 0 0 1 39 45 4.26 1.895																					
Jim Perry, R (7, 1) <small>ERA: 3.78</small>	2.2 S 10 3 1 1 2 0 0 0 0 0 0 14 14 3.38 1.125																					

Boston Red Sox @ Minnesota Twins
 Metropolitan Stadium, Bloomington, MI
 Sat Sep 05 1964, 4:33 AM EDT
 Att: 10,279 - Unknown

livebaseballscorecards.com

AB	39
R	4
H	14
RBI	4
BB	1
SO	7
LOB	25



Batter	1	2	3	4	5	6	7	8	9
Rich Rollins, R (1, 5) <small>OBP: 0.334, SLG: 0.403</small> Johnny Goryl, R (9, 5) <small>OBP: 0.221, SLG: 0.184</small>	0-3 K	0-0 F4	4-0 HR BB		0-0 E8 1B			0-0 F4	
Zoilo Versalles, R (1, 6) <small>OBP: 0.311, SLG: 0.452</small>	0-0 5-3 2B		K		0-0 F3			0-3 K	
Tony Oliva, L (1, 9) <small>OBP: 0.363, SLG: 0.570</small>	4-0 5-3 BB		1B		0-3 K			0-3 K	
Harmon Killebrew, R (1, 7) <small>OBP: 0.390, SLG: 0.581</small> Bob Allison, R (9, 7) <small>OBP: 0.399, SLG: 0.544</small>	0-0 5-3		1B E BB	4-0 BB BB	4-0 BB		0-3 K		
Don Mincher, L (1, 3) <small>OBP: 0.315, SLG: 0.595</small>	0-3 K		1B BB 1B	0-3 K		0-0 G3			
Jimmie Hall, L (1, 8) <small>OBP: 0.336, SLG: 0.477</small>		0-0 HR	F8	0-3 K		0-3 K			
Earl Battey, R (1, 2) <small>OBP: 0.347, SLG: 0.418</small> Jerry Zimmerman, R (8, 2) <small>OBP: 0.294, SLG: 0.239</small>		0-0 1B	1B 2B BB	0-0 F7		0-0 F9			
Frank Kostro, R (1, 4) <small>OBP: 0.253, SLG: 0.378</small> Jerry Kindall, R (5, PR) <small>OBP: 0.259, SLG: 0.295</small> (6, 4)		0-0 F4	2B 1B		4-0 SH1-4 E BB		0-3 K		
Jim Kaat, L (1, 1) <small>OBP: 0.250, SLG: 0.257</small> Jim Perry, S (7, 1) <small>OBP: 0.182, SLG: 0.182</small>		0-0 F9	WP HR 2B		0-0 SH1-4		0-0 L6		

AB	R	H	RBI	BB	SO	LOB
4	1	1	1	1	1	1
0	0	0	0	0	0	0
5	1	2	3	0	2	2
4	1	1	0	1	2	2
2	1	0	0	2	1	2
0	0	0	0	0	0	0
4	1	1	1	0	2	3
4	1	1	1	0	2	2
3	1	1	0	1	0	1
0	0	0	0	0	0	0
2	1	1	1	1	0	1
1	1	0	0	0	1	0
2	1	1	2	0	0	1
1	0	0	0	0	0	0
1B: 5	SF: 0					
2B: 2	SAC: 1					
3B: 0	DP: 0					
HR: 2	HBP: 0					

BOTTOM

Boston Red Sox @ Minnesota Twins
 Metropolitan Stadium, Bloomington, MI
 Sat Sep 05 1964, 4:33 AM EDT
 Att. 10,279 - Unknown

livebaseballscorecards.com

AB	32
R	10
H	9
RBI	9
BB	6
SO	11
LOB	15



Inning Stats		R: 0	H: 1	E: 0	LOB: 2	K: 2	P: 12	R: 1	H: 2	E: 0	LOB: 1	K: 0	P: 5	R: 8	H: 5	E: 1	LOB: 0	K: 1	P: 22	R: 0	H: 0	E: 0	LOB: 1	K: 2	P: 11	R: 1	H: 1	E: 1	LOB: 2	K: 1	P: 10	R: 0	H: 0	E: 0	LOB: 0	K: 2	P: 7	R: 0	H: 0	E: 0	LOB: 0	K: 1	P: 5	R: 0	H: 0	E: 0	LOB: 0	K: 2	P: 7
PITCHER	IP	WLS	BF	H	R	ER	SO	BB	IBB	HBP	BLK	WP	HR	S	P	ERA	WHIP																																
Jack Lamabe, R (1, 1) <small>ERA: 5.53</small>	2.2	L	18	7	7	7	3	3	0	0	0	0	1	21	33	23.62	3.750																																
Bill Spanswick, L (3, 1) <small>ERA: 6.96</small>	2.1		12	2	3	3	3	0	0	0	0	1	1	15	27	11.57	2.143																																
Jay Ritchie, R (6, 1) <small>ERA: 3.67</small>	2.0		6	0	0	0	3	0	0	0	0	0	0	12	12	0.00	0.000																																
Ed Connolly, L (8, 1) <small>ERA: 4.95</small>	1.0		3	0	0	0	2	0	0	0	0	0	0	7	7	0.00	0.000																																
PITCHER	IP	WLS	BF	H	R	ER	SO	BB	IBB	HBP	BLK	WP	HR	S	P	ERA	WHIP																																

Batter	1	2	3	4	5	6	7	8	9	AB R H RBI BB SO LOB	TOP
Chuck Schilling, R (1, 4) <small>OBP: 0.276, SLG: 0.247</small>	0-0 		0-0 5-3 		0-3 K 		0-0 F4 			4 0 1 0 0 1 0	Boston Red Sox @ Minnesota Twins Metropolitan Stadium, Bloomington, MI Sun Sep 06 1964, 4:33 AM EDT Att: 17,937 - Unknown livebaseballscorecards.com
Felix Mantilla, R (1, 7) <small>OBP: 0.340, SLG: 0.539</small>	0-0 		0-0 5-3 		0-0 5-3 			0-3 K 		4 0 1 0 0 1 0	
Carl Yastrzemski, L (1, 8) <small>OBP: 0.379, SLG: 0.461</small>	0-3 K 		0-0 G3 			0-0 2-3 		0-3 K 		4 0 0 0 0 2 2	
Frank Malzone, R (1, 5) <small>OBP: 0.314, SLG: 0.369</small>	0-0 F5 			0-0 F6 	4-0 1B BB 		0-0 BB 1B 		3 0 1 0 1 0 2		
Al Smith, R (1, 9) <small>OBP: 0.268, SLG: 0.311</small>	0-0 F7 			0-0 HR 	0-0 FC5-4 1B 		4-0 1-2 BB 		3 1 2 1 1 0 2		
Tony Horton, R (1, 3) <small>OBP: 0.254, SLG: 0.307</small>		0-3 K2-3 		0-0 F8 	0-0 F8 		0-0 1-6-3 		4 0 0 0 0 1 4		
Eddie Bressoud, R (1, 6) <small>OBP: 0.367, SLG: 0.474</small>		0-0 F6 		4-0 BB 	0-0 FC5-4 1-2 		0-0 3-1 		3 0 0 0 1 0 2		
Bob Tillman, R (1, 2) <small>OBP: 0.356, SLG: 0.444</small>		4-0 BB 		0-3 K 		0-0 F5 		0-0 6-3 		3 0 0 0 1 1 1	
Bill Monbouquette, R (1, 1) <small>OBP: 0.185, SLG: 0.121</small> Dick Stuart, R (9, PH) <small>OBP: 0.314, SLG: 0.487</small>	0-0 F8 			0-0 1-3 		0-0 F2 		0-0 6-3 		3 0 0 0 0 0 1 1 0 0 0 0 0 0	
Inning Stats	R: 0 H: 2 E: 0 LOB: 2 K: 1 BB: 0 S: 7 P: 7	R: 0 H: 0 E: 0 LOB: 1 K: 1 BB: 1 S: 5 P: 9	R: 0 H: 0 E: 0 LOB: 0 K: 0 BB: 0 S: 3 P: 3	R: 1 H: 1 E: 0 LOB: 1 K: 1 BB: 1 S: 6 P: 10	R: 0 H: 0 E: 0 LOB: 0 K: 1 BB: 0 S: 5 P: 5	R: 0 H: 1 E: 0 LOB: 2 K: 0 BB: 1 S: 4 P: 8	R: 0 H: 0 E: 0 LOB: 0 K: 0 BB: 0 S: 3 P: 3	R: 0 H: 1 E: 0 LOB: 2 K: 2 BB: 1 S: 8 P: 12	R: 0 H: 0 E: 0 LOB: 0 K: 0 BB: 0 S: 3 P: 3	1B: 3 SF: 0 2B: 1 SAC: 0 3B: 0 DP: 0 HR: 1 HBP: 0	WP: 0 PA: 36 PB: 0 SB: 0 CS: 0
PITCHER Gerry Arrigo, L (1, 1) <small>ERA: 3.82</small> Al Worthington, R (7, 1) <small>ERA: 1.69</small>	IP WLS BF H R ER SO BB IBB HBP BLK WP HR S P ERA WHIP 6.0 W 25 4 1 1 4 3 0 0 0 0 1 30 42 1.50 1.167 3.0 S 11 1 0 0 2 1 0 0 0 0 0 0 14 18 0.00 0.667	PITCHER IP WLS BF H R ER SO BB IBB HBP BLK WP HR S P ERA WHIP									



Batter	1	2	3	4	5	6	7	8	9
Rich Rollins, R OBP: 0.332, SLG: 0.401 (1, 5) SS	0-3 K		0-0 F8			0-0 E3 HR			
Zoilo Versalles, R OBP: 0.311, SLG: 0.457 (1, 6) X	0-0 5-3			0-3 K		0-0 HR			
Tony Oliva, L OBP: 0.362, SLG: 0.567 (1, 9) X	0-0 5-3			0-0 F8		0-0 F9			
Harmon Killebrew, R OBP: 0.388, SLG: 0.577 (1, 7) Bob Allison, R OBP: 0.399, SLG: 0.544 (8, 7)		0-0 F6		0-0 5-3		0-0 F7			
Don Mincher, L OBP: 0.315, SLG: 0.590 (1, 3) BB		4-0 BB		0-0 4-3		0-3 K			
Jimmie Hall, L OBP: 0.333, SLG: 0.474 (1, 8) X		0-0 F6		0-0 G3		0-0 F7			
Earl Battey, R OBP: 0.344, SLG: 0.415 (1, 2) X		0-0 F9		0-0 5-3			0-0 F8		
Frank Kostro, R OBP: 0.247, SLG: 0.368 (1, 4) Jerry Kindall, R OBP: 0.257, SLG: 0.292 (7, 4)			0-0 F9			0-0 F9		0-0 6-3	
Gerry Arrigo, L OBP: 0.207, SLG: 0.148 (1, 1) Rich Reese, L (6, PH) Al Worthington, R OBP: 0.100, SLG: 0.100 (7, 1)			0-0 G3			0-3 K		0-0 F8	

AB	R	H	RBI	BB	SO	LOB
3	1	0	0	0	1	0
3	1	1	2	0	1	0
3	0	0	0	0	0	0
3	0	0	0	0	0	0
2	0	0	0	1	1	0
3	0	0	0	0	0	1
3	0	0	0	0	0	1
2	0	0	0	0	0	0
1	0	0	0	0	0	0
1	0	0	0	0	1	0
1	0	0	0	0	0	0

BOTTOM

Boston Red Sox @ Minnesota Twins
Metropolitan Stadium, Bloomington, MI
Sun Sep 06 1964, 4:33 AM EDT
Att. 17,937 - Unknown

livebaseballscorecards.com

AB	26
R	2
H	1
RBI	2
BB	1
SO	4
LOB	2



1B: 0	SF: 0	WP: 0	PA: 27
2B: 0	SAC: 0	PB: 0	
3B: 0	DP: 0	SB: 0	
HR: 1	HBP: 0	CS: 0	

Inning Stats		R: 0	H: 0	R: 0	H: 0	R: 0	H: 0	R: 0	H: 0	R: 2	H: 1	R: 0	H: 0	R: 0	H: 0	R: 0	H: 0	
PITCHER		IP	WLS	BF	H	R	ER	SO	BB	IBB	HBP	BLK	WP	HR	S	P	ERA	WHIP
Bill Monbouquette, R ERA: 4.76 (1, 1)		8.0	L	27	1	2	0	4	1	0	0	0	0	1	34	38	0.00	0.250

Batter	1	2	3	4	5	6	7	8	9	AB R H RBI BB SO LOB	TOP													
Chuck Schilling, R (1, 4) <small>OBP: 0.270, SLG: 0.241</small>	0-0 5-3		0-0 F8		0-3 K			0-0 F9		4 0 0 0 0 1 4	Boston Red Sox @ Los Angeles Angels Dodger Stadium, Los Angeles, CA Mon Sep 07 1964, 3:33 AM PDT Unknown													
Felix Mantilla, R (1, 7) <small>OBP: 0.339, SLG: 0.536</small>	0-0 F6			0-0 4-3	0-3 K			0-0 1B		4 0 1 0 0 1 3														
Carl Yastrzemski, L (1, 8) <small>OBP: 0.379, SLG: 0.459</small>	0-0 4-3			0-3 K		0-0 1B		0-0 F7		4 0 1 0 0 1 1														
Lee Thomas, L (1, 9) <small>OBP: 0.325, SLG: 0.407</small>		0-0 F8		0-0 1B		0-3 K			0-0 1B E	4 1 2 0 0 1 0														
Al Smith, R (1, 5) <small>OBP: 0.267, SLG: 0.310</small>		0-0 6-3		0-3 K		0-3 K			0-0 1-2 E 1B	4 0 1 0 0 2 1														
Tony Horton, R (1, 3) <small>OBP: 0.246, SLG: 0.297</small>		0-0 6-3			0-3 K		0-3 K		0-3 K	4 0 0 0 0 3 2														
Eddie Bressoud, R (1, 6) <small>OBP: 0.368, SLG: 0.473</small>			0-0 FC6-4 1B		4-0 E 1B BB		0-0 F6		0-0 E5 1-2 2-H	3 0 1 0 1 0 1														
Bob Tillman, R (1, 2) <small>OBP: 0.355, SLG: 0.442</small>			0-0 FC6-4 1-2		0-0 E 1B		0-3 K		0-0 F4	4 0 1 0 0 1 3														
Dave Morehead, R (1, 1) <small>OBP: 0.161, SLG: 0.115</small>			0-3 K		0-0 E5			0-0 3-1	0-3 K	1 0 0 0 0 1 1														
Jay Ritchie, R (3, 1) <small>OBP: 0.200, SLG: 0.200</small>										1 0 0 0 0 0 2														
Dalton Jones, L (8, PH) <small>OBP: 0.285, SLG: 0.345</small>										1 0 0 0 0 0 0														
Dick Radatz, R (8, 1) <small>OBP: 0.167, SLG: 0.171</small>										0 0 0 0 0 0 0														
Russ Nixon, L (9, PH) <small>OBP: 0.304, SLG: 0.303</small>										1 0 0 0 0 1 2														
Inning Stats	R: 0 E: 0 K: 0 S: 3	H: 0 LOB: 0 BB: 0 P: 3	R: 0 E: 0 K: 0 S: 3	H: 0 LOB: 0 BB: 0 P: 3	R: 0 E: 0 K: 1 S: 6	H: 1 LOB: 1 BB: 0 P: 6	R: 0 E: 0 K: 2 S: 8	H: 1 LOB: 1 BB: 0 P: 8	R: 0 E: 1 K: 3 S: 11	H: 1 LOB: 3 BB: 1 P: 15	R: 0 E: 0 K: 2 S: 7	H: 1 LOB: 0 BB: 0 P: 7	R: 0 E: 0 K: 2 S: 7	H: 0 LOB: 0 BB: 0 P: 7	R: 0 E: 0 K: 0 S: 4	H: 1 LOB: 1 BB: 0 P: 4	R: 1 E: 1 K: 2 S: 10	H: 2 LOB: 2 BB: 0 P: 10	1B: 7 2B: 0 3B: 0 HR: 0	SF: 0 SAC: 0 DP: 0 HBP: 0	WP: 0 PB: 0 SB: 0 CS: 0	PA: 36		
PITCHER Dean Chance, R (1, 1) <small>ERA: 1.55</small>	IP: 9.0 WLS: W BF: 36 H: 7 R: 1 ER: 0 SO: 12 BB: 1 IBB: 0 HBP: 0 BLK: 0 WP: 0 HR: 0 S: 59 P: 63 ERA: 0.00 WHIP: 0.889																							

AB	35
R	1
H	7
RBI	0
BB	1
SO	12
LOB	20



Batter	1	2	3	4	5	6	7	8	9	10	11	AB	R	H	RBI	BB	SO	LOB	TOP								
Dalton Jones, L OBP: 0.284, SLG: 0.351 (1, 4)	F8	HR		4-3			3-1			1-3		5	1	1	2	0	0	0									
Felix Mantilla, R OBP: 0.343, SLG: 0.536 (1, 7) (9, 9)	6-3	1B					F7			BB	1B	4	0	2	0	1	0	0									
Carl Yastrzemski, L OBP: 0.379, SLG: 0.458 (1, 8)	1B	BB					F5			F7		4	1	1	0	1	0	2									
Dick Stuart, R OBP: 0.316, SLG: 0.490 (1, 3)	1B	1B								5-3	BB	5	0	3	0	0	0	2									
Lee Thomas, L OBP: 0.325, SLG: 0.405 Bob Tillman, R OBP: 0.357, SLG: 0.442 (1, 9) (9, 2)	1B			4-3			L3			F8	BB	4	0	1	1	0	0	1									
Frank Malzone, R OBP: 0.311, SLG: 0.365 (1, 5)	5-3									6-3	F3	5	0	0	0	0	0	5									
Eddie Bressoud, R OBP: 0.364, SLG: 0.469 (1, 6)				F7	F8					5-3	K	5	0	0	0	0	1	0									
Russ Nixon, L OBP: 0.297, SLG: 0.295 Bob Heffner, R OBP: 0.179, SLG: 0.237 (1, 2) (9, 1)				3-1			K			K		4	0	0	0	0	3	0									
Pete Charton, L Dick Radatz, R Tony Horton, R Roman Mejias, R (1, 1) (7, 1) (9, PH) (9, 7) (11, 7)		HR					4-3			4-3		2	1	0	0	1	0	0									
Inning Stats	R: 1 E: 0 K: 0 S: 5	H: 2 LOB: 2 BB: 1 P: 9	R: 2 E: 0 K: 0 S: 6	H: 3 LOB: 2 BB: 1 P: 10	R: 0 E: 0 K: 0 S: 3	H: 0 LOB: 0 BB: 0 P: 3	R: 0 E: 0 K: 1 S: 5	H: 0 LOB: 0 BB: 0 P: 5	R: 0 E: 0 K: 0 S: 4	H: 1 LOB: 1 BB: 0 P: 4	R: 0 E: 0 K: 1 S: 5	H: 0 LOB: 0 BB: 0 P: 5	R: 0 E: 0 K: 0 S: 3	H: 0 LOB: 1 BB: 1 P: 7	R: 0 E: 0 K: 0 S: 3	H: 0 LOB: 0 BB: 0 P: 3	R: 0 E: 0 K: 2 S: 7	H: 0 LOB: 0 BB: 0 P: 7	R: 0 E: 0 K: 0 S: 5	H: 2 LOB: 3 BB: 1 P: 9	R: 0 E: 0 K: 0 S: 3	H: 1 LOB: 0 BB: 0 P: 3	1B: 7 2B: 1 3B: 0 HR: 1	SF: 0 SAC: 0 DP: 1 HBP: 0	WP: 0 PB: 0 SB: 0 CS: 0	PA: 45	
PITCHER	IP	WLS	BF	H	R	ER	SO	BB	IBB	HBP	BLK	WP	HR	S	P	ERA	WHIP										
Ken McBride, R ERA: 5.42 (1, 1)	1.2		12	5	3	3	0	2	0	0	0	0	1	10	18	16.20	4.200										
Aubrey Gatewood, R ERA: 1.87 (2, 1)	6.1		21	1	0	0	2	1	0	0	0	0	0	24	28	0.00	0.316										
Bob Lee, R ERA: 1.51 (9, 1)	2.1		11	3	0	0	2	1	0	0	0	0	0	14	18	0.00	1.714										
Bob Duliba, R ERA: 2.94 (11, 1)	0.2	W	1	0	0	0	0	0	0	0	0	0	0	1	1	0.00	0.000										

Boston Red Sox @ Los Angeles Angels
Dodger Stadium, Los Angeles, CA
 Mon Sep 07 1964, 3:38 AM PDT
 Att. 11,773 - Unknown

livebaseballscorecards.com

AB	41
R	3
H	9
RBI	3
BB	4
SO	4
LOB	11



Batter	1	2	3	4	5	6	7	8	9	10	11	AB R H RBI BB SO LOB
Lou Clinton, R (1, 9) OBP: 0.304, SLG: 0.383	3-1		1B			1-3		BB BB BB 3B		F9		4 1 1 0 1 0 0
Vic Power, R (1, 3) OBP: 0.269, SLG: 0.308	5-3		6-3			F2		K		F7		5 0 0 0 0 1 3
Jim Fregosi, R (1, 6) OBP: 0.385, SLG: 0.490	6-3					4-3		BB BB BB 3B		K		4 1 1 0 1 1 0
Willie Smith, L (1, 7) OBP: 0.308, SLG: 0.467						4-3						5 1 2 3 0 1 1
Buck Rodgers, S (1, 2) OBP: 0.305, SLG: 0.314												2 0 0 0 3 1 1
Felix Torres, R (1, 5) OBP: 0.260, SLG: 0.406												4 0 1 0 0 0 4
Bob Lee, R (9, 1)												0 0 0 0 0 0 0
Bob Duliba, R (11, 1)												0 0 0 0 0 0 0
Joe Koppe, R (11, PH) OBP: 0.342, SLG: 0.311												0 0 0 0 0 0 0
Rick Reichardt, R (1, 8) OBP: 0.172, SLG: 0.143												4 0 1 0 1 2 1
Bobby Knoop, R (1, 4) OBP: 0.293, SLG: 0.274												2 0 0 0 0 2 0
Joe Adcock, R (7, PH) OBP: 0.360, SLG: 0.497												1 0 0 0 0 1 2
Paul Schaal, R (8, 4) OBP: 0.238, SLG: 0.158												0 0 0 0 1 0 0
Jack Hiatt, R (11, PH) OBP: 1.000, SLG: 1.000												1 0 1 1 0 0 0
Ken McBride, R (1, 1) OBP: 0.375, SLG: 0.231												0 0 0 0 0 0 0
Aubrey Gatewood, R (2, 1) OBP: 0.111, SLG: 0.111												2 0 0 0 0 1 0
Albie Pearson, L (8, PH) OBP: 0.303, SLG: 0.267												0 1 0 0 1 0 0
Tom Satriano, L (9, 5) OBP: 0.282, SLG: 0.234												1 0 0 0 0 0 1

Inning Stats	R: 0	H: 0	R: 0	H: 1	R: 0	H: 1	R: 0	H: 0	R: 0	H: 1	R: 3	H: 1	R: 0	H: 0	R: 0	H: 0	R: 1	H: 2		
E: 0	LOB: 0	E: 0	LOB: 1	E: 0	LOB: 1	E: 0	LOB: 0	E: 0	LOB: 2	E: 0	LOB: 1	E: 0	LOB: 0	E: 0	LOB: 0	E: 0	LOB: 3	1B: 6	SF: 0	
K: 0	BB: 0	K: 1	BB: 0	K: 2	BB: 0	K: 0	BB: 0	K: 0	BB: 0	K: 1	BB: 3	K: 1	BB: 0	K: 1	BB: 0	K: 0	BB: 2	2B: 1	SAC: 1	
S: 3	P: 3	S: 6	P: 6	S: 8	P: 8	S: 3	P: 7	S: 7	P: 7	S: 3	P: 3	S: 8	P: 20	S: 4	P: 8	S: 5	P: 11	3B: 1	DP: 2	
																			HR: 0	HBP: 0

PITCHER	IP	WLS	BF	H	R	ER	SO	BB	IBB	HBP	BLK	WP	HR	S	P	ERA	WHIP
Pete Charton, R (1, 1) ERA: 6.18	6.2		25	4	0	0	5	2	0	0	0	0	0	33	41	0.00	0.900
Dick Radatz, R (7, 1) ERA: 2.16	1.1		8	1	3	3	3	3	0	0	0	0	0	11	23	20.25	3.000
Bob Heffner, R (9, 1) ERA: 4.06	2.1	L	11	2	1	1	2	1	2	0	0	0	0	12	24	3.86	1.286

BOTTOM

Boston Red Sox @ Los Angeles Angels
Dodger Stadium, Los Angeles, CA
Mon Sep 07 1964 3:38 AM PDT
Att. 11,773 - Unknown

livebaseballscorecards.com

AB	35
R	4
H	7
RBI	4
BB	8
SO	10
LOB	13



WP: 0	PA: 44
PB: 0	
SB: 2	
CS: 0	

Batter	1	2	3	4	5	6	7	8	9	10	AB R H RBI BB SO LOB	TOP													
Dalton Jones, L (1, 4) X OBP: 0.281, SLG: 0.347 Chuck Schilling, R (8, 4) OBP: 0.269, SLG: 0.239	0-0 F8		0-3 K			0-0 G3	0-0 F7			0-3 K	4 0 0 0 0 1 0 1 0 0 0 0 1 0														
Felix Mantilla, R (1, 6) B OBP: 0.346, SLG: 0.534	4-0 2B BB		0-0 5-3			4-0 1B BB	0-0 4-3			0-0 HR 1B	3 2 1 0 2 0 0														
Carl Yastrzemski, L (1, 8) X OBP: 0.381, SLG: 0.467	0-0 1-3 2B			0-0 FC6-4 1B		0-3 K		0-0 4-1		0-0 HR 1B	5 1 3 2 0 1 1														
Dick Stuart, R (1, 3) S Dick Williams, R (8, 3) OBP: 0.237, SLG: 0.397	0-3 K			0-3 K		0-0 1B HR 1B		0-3 K		0-0 1-3	4 1 1 0 0 3 3 1 0 0 0 0 0 0														
Lee Thomas, L (1, 9) X OBP: 0.326, SLG: 0.405	0-0 F9			0-0 FC6-4 1-2f		0-0 1-3 2-H HR 1B		0-0 F5		0-0 1B	5 1 2 1 0 0 3														
Al Smith, R (1, 7) X OBP: 0.266, SLG: 0.324		0-0 F5		0-0 FC6-4 1-2f		0-0 1-H 3-H HR		0-0 6-3		0-3 K	5 1 1 3 0 1 2														
Frank Malzone, R (1, 5) X OBP: 0.310, SLG: 0.364		0-0 F7			0-0 F8		0-0 2B 1B		0-0 6-3		4 0 1 0 0 0 0														
Bob Tillman, R (1, 2) X OBP: 0.358, SLG: 0.444		0-0 F8			0-0 F2		0-0 1-H 2B		4-0 BB		3 0 1 0 1 0 0														
Earl Wilson, R (1, 1) X OBP: 0.276, SLG: 0.435 Dick Radatz, R (9, 1) OBP: 0.167, SLG: 0.171 Bob Heffner, R (10, 1) OBP: 0.179, SLG: 0.237			0-0 6-3		0-3 K		0-3 K		0-0 F6		4 0 0 0 0 2 1 0 0 0 0 0 0 0 0 0 0 0 0 0 0														
Inning Stats	R: 0 E: 0 K: 1 S: 6	H: 1 LOB: 2 BB: 1 P: 10	R: 0 E: 0 K: 0 S: 3	H: 0 LOB: 0 BB: 0 P: 3	R: 0 E: 0 K: 1 S: 5	H: 0 LOB: 0 BB: 0 P: 5	R: 0 E: 0 K: 1 S: 6	H: 1 LOB: 1 BB: 0 P: 6	R: 0 E: 0 K: 1 S: 5	H: 0 LOB: 0 BB: 0 P: 5	R: 4 E: 0 K: 1 S: 9	H: 5 LOB: 2 BB: 1 P: 13	R: 0 E: 0 K: 1 S: 5	H: 0 LOB: 0 BB: 0 P: 5	R: 0 E: 0 K: 1 S: 3	H: 0 LOB: 1 BB: 1 P: 7	R: 2 E: 0 K: 2 S: 10	H: 3 LOB: 1 BB: 0 P: 10	1B: 6 2B: 2 3B: 0 HR: 2	SF: 0 SAC: 0 DP: 0 HBP: 0	WP: 0 PB: 0 SB: 0 CS: 0	PA: 42			
PITCHER	IP WLS BF H R ER SO BB IBB HBP BLK WP HR S P ERA WHIP																								
Luis Tiant, R (1, 1) ERA: 2.93 Lee Stange, R (6, 1) ERA: 4.25 Ted Abernathy, R (9, 1) ERA: 4.24 Gary Bell, R (10, 1) ERA: 4.34	5.2 2.1 1.2 0.1	24 8 9 1	5 2 3 0	4 0 2 0	4 2 1 0	5 0 1 0	5 0 0 0	2 0 0 0	0 0 0 0	0 0 0 0	0 0 0 0	0 0 0 0	0 0 0 0	0 0 0 0	0 0 0 0	0 0 0 0	0 0 0 0	0 0 0 0	0 0 0 0	0 0 0 0	0 0 0 0	6.35 1.235	0.00 0.857	10.80 2.400	0.00 0.000

Boston Red Sox @ Cleveland Indians
 Cleveland Municipal Stadium, Cleveland, OH
 Wed Sep 09 1964, 7:05 PM EDT
 Att: 4,558 - Unknown

livebaseballscorecards.com

AB 39
R 6
H 10
RBI 6
BB 3
SO 9
LOB 10



Batter	1	2	3	4	5	6	7	8	9	10	AB	R	H	RBI	BB	SO	LOB
Tito Francona, L Larry Brown, R Ted Abernathy, R Gary Bell, R Bob Chance, L Billy Moran, R	0-0 E4 1B	0-0 4-3			0-0 F5			0-0 F5		0-0 2B 1B	3	1	0	0	0	0	0
Dick Howser, R John Romano, R Vern Fuller, R	0-0 1B E 1B		0-0 F9		0-0 6-3			0-0 L9		0-0 1-3 2B	4	1	1	0	0	0	0
Fred Whitfield, L	0-0 F8		0-0 FC5-4 1B				0-0 L4		0-0 HR	0-3 K2-3	5	1	2	1	0	1	5
Leon Wagner, L	0-0 1-3 2-H E 1B		0-0 F7				0-0 3-1		0-0 F8		4	1	1	1	0	0	1
Max Alvis, R	0-3 K		0-0 FC5-4 1-2f				0-0 6-3		0-3 K		4	0	0	0	0	2	3
Vic Davalillo, L	0-0 2-H 3-H E1 1B			0-0 CS 2B			0-0 3-1		0-0 F8		4	0	2	2	0	0	0
Joe Azcue, R	0-0 L6			0-0 F4 2-3			0-0 5-3			0-0 L9	4	0	0	0	0	0	2
Woodie Held, R		0-3 K		0-3 K			0-0 1-3			0-0 HR	4	1	1	1	0	2	0
Luis Tiant, R Lee Stange, R Chico Salmon, R		0-0 4-3			0-0 F8			0-3 K		0-3 K	2	0	0	0	0	0	0

Inning Stats	R: 3	H: 3	E: 2	K: 1	S: 9	H: 1	LOB: 1	BB: 0	P: 9	R: 0	H: 1	E: 0	K: 0	S: 4	H: 1	LOB: 1	BB: 0	P: 4	R: 0	H: 1	E: 0	K: 1	S: 5	H: 0	LOB: 0	BB: 0	P: 3	R: 0	H: 0	E: 0	K: 0	S: 3	H: 0	LOB: 0	BB: 0	P: 3	R: 0	H: 0	E: 0	K: 0	S: 3	H: 0	LOB: 0	BB: 0	P: 3	R: 0	H: 0	E: 0	K: 1	S: 5	H: 0	LOB: 0	BB: 0	P: 5	R: 1	H: 1	E: 0	K: 1	S: 6	H: 1	LOB: 0	BB: 0	P: 6	R: 1	H: 3	E: 0	K: 2	S: 10	H: 3	LOB: 3	BB: 0	P: 10	1B: 5	SF: 0	2B: 2	SAC: 0	3B: 0	DP: 0	HR: 2	HBP: 0	WP: 0	PA: 39
--------------	------	------	------	------	------	------	--------	-------	------	------	------	------	------	------	------	--------	-------	------	------	------	------	------	------	------	--------	-------	------	------	------	------	------	------	------	--------	-------	------	------	------	------	------	------	------	--------	-------	------	------	------	------	------	------	------	--------	-------	------	------	------	------	------	------	------	--------	-------	------	------	------	------	------	-------	------	--------	-------	-------	-------	-------	-------	--------	-------	-------	-------	--------	-------	--------

PITCHER	IP	WLS	BF	H	R	ER	SO	BB	IBB	HBP	BLK	WP	HR	S	P	ERA	WHIP
Earl Wilson, R ERA: 4.62	(1, 1)	8.0	30	6	4	1	4	0	0	0	0	0	1	38	38	1.12	0.750
Dick Radatz, R ERA: 2.2	(9, 1)	1.2	W	8	3	1	2	0	0	0	0	0	1	12	12	5.40	1.800
Bob Hefner, R ERA: 4.05	(10, 1)	0.1	S	1	0	0	1	0	0	0	0	0	0	3	3	0.00	0.000

PITCHER	IP	WLS	BF	H	R	ER	SO	BB	IBB	HBP	BLK	WP	HR	S	P	ERA	WHIP


BOTTOM

Boston Red Sox @ Cleveland Indians
Cleveland Municipal Stadium, Cleveland, OH

Wed Sep 09 1964, 7:05 PM EDT
Att. 4,558 - Unknown

livebaseballscorecards.com

AB	39
R	5
H	9
RBI	5
BB	0
SO	7
LOB	11



Batter	1	2	3	4	5	6	7	8	9	AB R H RBI BB SO LOB	TOP		
Dalton Jones, L (1, 4) OBP: 0.281, SLG: 0.346	0-0 F5		0-3 K			0-0 4-3		0-0 1B PB 1B		4 0 1 0 0 1 0	Boston Red Sox @ Cleveland Indians Cleveland Municipal Stadium, Cleveland, OH Thu Sep 10 1964, 7:05 PM EDT Att. 3,470 - Unknown		
Felix Mantilla, R (1, 6) OBP: 0.348, SLG: 0.536	0-0 4-3 HR 2B		0-0 F8			0-0 F8		0-0 1-3 1B		4 1 2 0 0 0 0			
Carl Yastrzemski, L (1, 8) OBP: 0.378, SLG: 0.463	0-0 4-3 2-3			0-3 K		0-3 K		0-0 G6-3 1-2f		4 0 0 0 0 2 3			
Dick Stuart, R (1, 3) OBP: 0.317, SLG: 0.493	0-0 HR			0-0 F4			0-0 G4-6-3 1B		0-3 K	4 1 2 2 0 1 0			
Lee Thomas, L (1, 9) OBP: 0.325, SLG: 0.404	0-0 1-3			0-0 1B			0-0 G4-6-3 1-2f		0-0 F5	4 0 1 0 0 0 1			
Al Smith, R (1, 7) OBP: 0.260, SLG: 0.316		0-0 5-3		0-0 4-3			0-0 5-3		0-0 F7	4 0 0 0 0 0 1			
Frank Malzone, R (1, 5) OBP: 0.309, SLG: 0.362		0-3 K			0-0 F7			0-0 4-3		3 0 0 0 0 1 0			
Bob Tillman, R (1, 2) OBP: 0.358, SLG: 0.446		0-0 F4			0-3 K			0-0 HR 2B		3 1 1 0 0 1 0			
Jack Lamabe, R (1, 1) OBP: 0.167, SLG: 0.157			0-3 K		0-3 K			0-0 HR		2 0 0 0 0 2 0			
Jay Ritchie, R (6, 1) OBP: 0.200, SLG: 0.200										0 0 0 0 0 0 0			
Tony Conigliaro, R (8, PH) OBP: 0.340, SLG: 0.530										1 1 1 2 0 0 0			
Bill Spanswick, L (8, 1) OBP: 0.375, SLG: 0.286										0 0 0 0 0 0 0			
Bob Hefner, R (8, 1) OBP: 0.179, SLG: 0.237										0 0 0 0 0 0 0			
Inning Stats	R: 2 H: 2 E: 0 LOB: 0 K: 0 BB: 0 S: 5 P: 5	R: 0 H: 0 E: 0 LOB: 0 K: 1 BB: 0 S: 5 P: 5	R: 0 H: 0 E: 0 LOB: 0 K: 2 BB: 0 S: 7 P: 7	R: 0 H: 1 E: 0 LOB: 1 K: 1 BB: 0 S: 6 P: 6	R: 0 H: 0 E: 0 LOB: 0 K: 2 BB: 0 S: 7 P: 7	R: 0 H: 0 E: 0 LOB: 0 K: 1 BB: 0 S: 5 P: 5	R: 0 H: 1 E: 0 LOB: 0 K: 0 BB: 0 S: 3 P: 3	R: 2 H: 4 E: 0 LOB: 1 K: 0 BB: 0 S: 6 P: 6	R: 0 H: 0 E: 0 LOB: 0 K: 1 BB: 0 S: 5 P: 5	1B: 4 SF: 0 2B: 2 SAC: 0 3B: 0 DP: 2 HR: 2 HBP: 0	WP: 0 PA: 33 PB: 1 SB: 0 CS: 0		
PITCHER	IP WLS BF H R ER SO BB IBB HBP BLK WP HR S P ERA WHIP											PITCHER	IP WLS BF H R ER SO BB IBB HBP BLK WP HR S P ERA WHIP
Sonny Siebert, R (1, 1) ERA: 3.19	7.1 W 27 6 4 4 7 0 0 0 0 0 2 41 41 4.91 0.818												
Don McMahon, R (8, 1) ERA: 1.75	1.2 S 6 2 0 0 1 0 0 0 0 0 0 0 8 8 0.00 1.200												

livebaseballscorecards.com

AB	33
R	4
H	8
RBI	4
BB	0
SO	8
LOB	5



Batter	1	2	3	4	5	6	7	8	9	AB	R	H	RBI	BB	SO	LOB
Chico Salmon, R (1, 9) OBP: 0.342, SLG: 0.430	4-0 1B 1B BB		0-0 F7		0-0 HR		0-0 2-3			3	2	1	1	1	0	1
Dick Howser, R (1, 6) OBP: 0.330, SLG: 0.320	0-0 1B 1-2 1B		0-0 5-3		0-0 5-3			4-0 FC2-8 BB		3	1	1	0	1	0	0
Fred Whitfield, L (1, 3) OBP: 0.301, SLG: 0.436	0-0 L6-4 1-3 2-H 1B		0-0 F5		0-3 K			0-0 FC2-6 1B BB 1-2		4	0	1	1	0	1	1
Leon Wagner, L (1, 7) OBP: 0.327, SLG: 0.460	0-0 1-2 3-H 1B			0-0 4-3		0-0 F8		4-0 1B BB 1-2		3	0	1	1	1	0	0
Max Alvis, R (1, 5) OBP: 0.320, SLG: 0.441	0-0 L6-4 2-3			0-0 F7		0-3 K		0-3 K		4	0	0	0	0	2	4
John Romano, R (1, 2) OBP: 0.331, SLG: 0.434	0-0 F8			0-3 K		0-0 1-3		0-0 1B		3	0	0	0	0	1	1
Tito Francona, L (8, PH) OBP: 0.371, SLG: 0.374										1	0	1	0	0	0	0
Joe Azcue, R (9, 2) OBP: 0.310, SLG: 0.358										0	0	0	0	0	0	0
Vic Davalillo, L (1, 8) OBP: 0.310, SLG: 0.355		0-0 F6			0-0 HR		0-0 1B	0-3 K		4	1	2	0	0	1	3
Woodie Held, R (1, 4) OBP: 0.324, SLG: 0.441		0-0 6-3			0-0 5-3		0-3 K	1-2 K		3	0	0	0	0	1	2
Sonny Siebert, R (1, 1) OBP: 0.250, SLG: 0.462		0-3 K			0-0 HR		0-3 K			3	1	1	2	0	2	1
Don McMahon, R (8, 1) OBP: 0.143, SLG: 0.143										0	0	0	0	0	0	0

Inning Stats	R: 2	H: 3	E: 0	K: 5	S: 5	L: 1	P: 9	R: 0	H: 0	E: 0	K: 5	S: 5	R: 0	H: 0	E: 0	K: 1	S: 5	R: 3	H: 3	E: 0	K: 8	S: 8	R: 0	H: 0	E: 0	K: 5	S: 5	R: 0	H: 1	E: 0	K: 8	S: 8	R: 0	H: 1	E: 0	K: 8	S: 8															
PITCHER	IP	WLS	BF	H	R	ER	SO	BB	IBB	HBP	BLK	WP	HR	S	P	ERA	WHIP													IP	WLS	BF	H	R	ER	SO	BB	IBB	HBP	BLK	WP	HR	S	P	ERA	WHIP						
Jack Lamabe, R (1, 1) ERA: 5.63	5.0	L	21	6	5	5	3	1	0	0	0	0	0	2	30	9.00	1.400																																			
Jay Ritchie, R (6, 1) ERA: 2.94	2.0		7	1	0	0	3	0	0	0	0	0	0	13	13	0.00	0.500																																			
Bill Spanswick, L (8, 1) ERA: 6.92	0.1		3	0	0	0	0	2	0	0	0	0	0	1	9	0.00	6.000																																			
Bob Hefner, R (8, 1) ERA: 4.03	0.2		3	1	0	0	2	0	0	0	0	0	0	7	7	0.00	1.500																																			


BOTTOM

Boston Red Sox @ Cleveland Indians
Cleveland Municipal Stadium, Cleveland, OH

Thu Sep 10 1964, 7:05 PM EDT
Att. 3,470 - Unknown

AB	31
R	5
H	8
RBI	5
BB	3
SO	8
LOB	13

livebaseballscorecards.com



Batter	1	2	3	4	5	6	7	8	9	AB R H RBI BB SO LOB	TOP											
Lou Clinton, R OBP: 0.304, SLG: 0.384 (1, 9) X	0-0 SH1-3 2B		0-0 6-3		0-0 3-1			0-3 K		4 0 1 0 0 1 1												
Jim Fregosi, R OBP: 0.385, SLG: 0.488 (1, 6) X	0-0 SH1-3 2-3		4-0 1B BB		0-0 6-3			0-0 F6		2 0 0 0 1 0 1												
Willie Smith, L OBP: 0.307, SLG: 0.465 (1, 7) S S S	0-3 K		0-0 FC5-4 1-3 1B		0-0 4-3			0-3 K		4 0 1 0 0 2 1												
Joe Adcock, R OBP: 0.356, SLG: 0.491 (1, 3) X	0-0 6-3		0-0 FC5-4 1-2f		0-3 K			0-0 6-3		4 0 0 0 0 1 3												
Buck Rodgers, S OBP: 0.303, SLG: 0.311 (1, 2) X		0-0 F7		0-0 5-3				0-0 5-3		4 0 0 0 0 0 0												
Felix Torres, R OBP: 0.261, SLG: 0.410 (1, 5) X		0-0 4-3 2B		0-0 F9				0-0 6-3		3 0 1 0 0 0 0												
Rick Reichardt, R OBP: 0.156, SLG: 0.129 (1, 8) X		0-0 4-3 2-3		0-0 1-3				0-3 K		3 0 0 0 0 1 1												
Bobby Knoop, R OBP: 0.292, SLG: 0.273 (1, 4)		0-0 6-3			0-3 K			0-0 2B 1B		2 0 0 0 0 1 1												
Albie Pearson, L OBP: 0.306, SLG: 0.270 (8, PH)										1 0 1 0 0 0 0												
Barry Latman, R OBP: 0.128, SLG: 0.179 (8, 1)										0 0 0 0 0 0 0												
Dan Osinski, R OBP: 0.118, SLG: 0.063 (8, 1)										0 0 0 0 0 0 0												
Dean Chance, R OBP: 0.127, SLG: 0.092 (1, 1)			0-3 K		0-3 K			0-0 1-2 2B		2 0 0 0 0 2 0												
Tom Satriano, L OBP: 0.285, SLG: 0.242 (8, PH)										1 0 1 0 0 0 0												
Paul Schaal, R OBP: 0.238, SLG: 0.158 (8, PR) (8, 4)										0 0 0 0 0 0 0												
Inning Stats	R: 0 E: 0 K: 1 S: 6	H: 1 LOB: 1 BB: 0 P: 6	R: 0 E: 0 K: 0 S: 4	H: 1 LOB: 1 BB: 0 P: 4	R: 0 E: 0 K: 1 S: 6	H: 1 LOB: 2 BB: 1 P: 10	R: 0 E: 0 K: 0 S: 3	H: 0 LOB: 0 BB: 0 P: 3	R: 0 E: 0 K: 2 S: 7	H: 0 LOB: 0 BB: 0 P: 7	R: 0 E: 0 K: 1 S: 5	H: 0 LOB: 0 BB: 0 P: 5	R: 0 E: 0 K: 1 S: 5	H: 0 LOB: 0 BB: 0 P: 5	R: 0 E: 0 K: 1 S: 6	H: 2 LOB: 1 BB: 0 P: 6	R: 0 E: 0 K: 1 S: 5	H: 0 LOB: 0 BB: 0 P: 5	1B: 2 2B: 3 3B: 0 HR: 0	SF: 0 SAC: 1 DP: 0 HBP: 0	WP: 0 PB: 0 SB: 0 CS: 0	PA: 32
PITCHER Bill Monbouquette, R ERA: 4.55 (1, 1)	IP: 9.0 WLS: W BF: 32 H: 5 R: 0 ER: 0 SO: 8 BB: 1 IBB: 0 HBP: 0 BLK: 0 WP: 0 HR: 0 S: 47 P: 51 ERA: 0.00 WHIP: 0.667																					

Los Angeles Angels @ Boston Red Sox
 Fenway Park, Boston, MA
 Fri Sep 11 1964, 7:05 PM EDT
 Att. 6,772 - Unknown

AB	30
R	0
H	5
RBI	0
BB	1
SO	8
LOB	8



WP: 0	PA: 32
PB: 0	
SB: 0	
CS: 0	

livebaseballscorecards.com

Batter	1	2	3	4	5	6	7	8	9	AB	R	H	RBI	BB	SO	LOB
Roman Mejias, R OBP: 0.281, SLG: 0.348 (1, 8)	F6		F8				F6			4	0	1	0	0	0	1
Felix Mantilla, R OBP: 0.347, SLG: 0.536 (1, 4)	F9		5-3		G5-4-3			2B		4	1	1	0	0	0	1
Tony Conigliaro, R OBP: 0.344, SLG: 0.533 (1, 7)	3B							K		4	1	3	0	0	1	1
Dick Stuart, R OBP: 0.318, SLG: 0.499 (1, 3)	3B		F2				F5	1B		4	1	2	2	0	0	2
Lee Thomas, L OBP: 0.324, SLG: 0.403 (1, 9)	F8				3-1		K	1-3		4	0	1	1	0	1	2
Frank Malzone, R OBP: 0.308, SLG: 0.361 (1, 5)					L3		F4	1-3		4	0	1	0	0	0	2
Eddie Bressoud, R OBP: 0.367, SLG: 0.468 (1, 6)								SH2-4		1	0	0	0	3	1	1
Bob Tillman, R OBP: 0.354, SLG: 0.441 (1, 2)			F3				F6	F4		4	0	0	0	0	0	5
Bill Monbouquette, R OBP: 0.179, SLG: 0.117 (1, 1)			K				F5	SH2-4		2	0	0	0	0	1	1

Inning Stats	R: 1	H: 2	E: 0	K: 0	S: 5	LOB: 1	BB: 0	P: 5	R: 0	H: 1	E: 0	K: 2	S: 8	LOB: 1	BB: 0	P: 8	R: 0	H: 1	E: 0	K: 0	S: 4	LOB: 1	BB: 0	P: 4	R: 0	H: 0	E: 0	K: 0	S: 3	LOB: 0	BB: 1	P: 7	R: 0	H: 1	E: 0	K: 1	S: 6	LOB: 1	BB: 0	P: 6	R: 0	H: 0	E: 0	K: 0	S: 3	LOB: 1	BB: 1	P: 7	R: 2	H: 3	E: 0	K: 1	S: 8	LOB: 2	BB: 1	P: 12
--------------	------	------	------	------	------	--------	-------	------	------	------	------	------	------	--------	-------	------	------	------	------	------	------	--------	-------	------	------	------	------	------	------	--------	-------	------	------	------	------	------	------	--------	-------	------	------	------	------	------	------	--------	-------	------	------	------	------	------	------	--------	-------	-------

PITCHER	IP	WLS	BF	H	R	ER	SO	BB	IBB	HBP	BLK	WP	HR	S	P	ERA	WHIP
Dean Chance, R ERA: 1.54 (1, 1)	7.0	L	28	6	1	1	3	2	0	0	0	0	0	32	40	1.29	1.143
Barry Latman, R ERA: 3.84 (8, 1)	0.1		4	3	2	2	1	0	0	0	0	0	0	6	6	54.00	9.000
Dan Osinski, R ERA: 3.61 (8, 1)	0.2		3	0	0	0	0	1	0	0	0	0	0	2	6	0.00	1.500

Los Angeles Angels @ Boston Red Sox
Fenway Park, Boston, MA
 Fri Sep 11 1964, 7:05 PM EDT
 Att. 6,772 - Unknown

AB	31
R	3
H	9
RBI	3
BB	3
SO	4
LOB	16



WP	HR	S	P	ERA	WHIP
0	0	0	0	0	0

Batter	1	2	3	4	5	6	7	8	9	10	AB R H RBI BB SO LOB	TOP						
Lou Clinton, R (1, 9) OBP: 0.310, SLG: 0.396	0-0 G4-6-3 1B 1B		4-0 F8 BB			0-0 F7		0-0 BB 1B		0-0 1-H HR	4 1 3 2 1 0 0	Los Angeles Angels @ Boston Red Sox Fenway Park, Boston, MA Sat Sep 12 1964, 3:33 AM EDT Att: 3,718 - Unknown						
Jim Fregosi, R (1, 6) OBP: 0.387, SLG: 0.487	0-0 G4-6-3 1B		0-0 F8			0-0 6-3		4-0 BB 1B		4-0 4-3 BB	3 0 1 0 2 0 1							
Willie Smith, L (1, 7) OBP: 0.303, SLG: 0.457	0-0 G4-6-3 1-2f 2-3			0-3 K		0-0 3-1		0-3 K		0-0 4-3 1-2	5 0 0 0 0 2 6							
Joe Adcock, R (1, 3) OBP: 0.359, SLG: 0.488	4-0 FC6-4 BB			0-0 1-4-3			4-0 FC5-4 BB	0-0 F8		4-0 IBB	2 0 0 0 3 0 3							
Felix Torres, R (1, 5) OBP: 0.255, SLG: 0.401	0-0 FC6-4 1-2f			0-0 F7			0-3 K		0-3 K	0-0 5-3	5 0 0 0 0 2 5							
Jack Hiatt, R (1, 2) OBP: 0.250, SLG: 0.250		0-0 5-3			0-0 F9		0-0 F8		0-0 4-3		3 0 0 0 0 0 1							
Buck Rodgers, S (7, 2) OBP: 0.302, SLG: 0.310											1 0 0 0 0 0 0							
Rick Reichardt, R (1, 8) OBP: 0.167, SLG: 0.143		0-3 K			0-0 L6-3 1B		0-0 FC5-4 1-2f		0-0 6-3		4 0 1 0 0 1 1							
Bobby Knoop, R (1, 4) OBP: 0.291, SLG: 0.271		0-0 1-3			0-0 L6-3 1-2			0-0 BB 1B 1B		0-0 F8	2 0 0 0 0 0 1							
Albie Pearson, L (8, PH) OBP: 0.308, SLG: 0.272											1 0 1 0 0 0 0							
Paul Schaal, R (8, 4) OBP: 0.227, SLG: 0.150											1 0 0 0 0 0 0							
Fred Newman, R (1, 1) OBP: 0.228, SLG: 0.228			0-3 K			0-0 HR		0-3 K		4-0 HR BB	3 1 1 1 0 2 1							
Tom Satriano, L (10, PH) OBP: 0.295, SLG: 0.242											0 0 0 0 0 1 0 0							
Aubrey Gatewood, R (10, PR) OBP: 0.111, SLG: 0.111											0 1 0 0 0 0 0 0							
George Brunet, R (10, 1) OBP: 0.259, SLG: 0.143											0 0 0 0 0 0 0 0							
Bob Duliba, R (10, 1) OBP: 0.259, SLG: 0.143											0 0 0 0 0 0 0 0							
Don Lee, R (10, 1) OBP: 0.292, SLG: 0.348											0 0 0 0 0 0 0 0							
Inning Stats	R: 0 H: 2 E: 0 LOB: 2 K: 0 BB: 1 S: 4 P: 8	R: 0 H: 0 E: 0 LOB: 0 K: 1 BB: 0 S: 5 P: 5	R: 0 H: 0 E: 0 LOB: 0 K: 1 BB: 1 S: 4 P: 8	R: 0 H: 0 E: 0 LOB: 0 K: 1 BB: 0 S: 5 P: 5	R: 0 H: 1 E: 0 LOB: 0 K: 0 BB: 0 S: 3 P: 3	R: 1 H: 1 E: 0 LOB: 0 K: 0 BB: 0 S: 4 P: 4	R: 0 H: 0 E: 0 LOB: 1 K: 1 BB: 1 S: 5 P: 9	R: 0 H: 2 E: 0 LOB: 3 K: 2 BB: 1 S: 9 P: 13	R: 0 H: 0 E: 0 LOB: 0 K: 1 BB: 0 S: 5 P: 5	R: 2 H: 1 E: 0 LOB: 2 K: 0 BB: 3 S: 4 P: 16	1B: 5 SF: 0 2B: 1 SAC: 0 3B: 0 DP: 2 HR: 2 HBP: 0	WP: 0 PA: 41 PB: 0 SB: 0 CS: 0						
PITCHER	IP WLS BF H R ER SO BB IBB HBP BLK WP HR S P ERA WHIP																	
Pete Charton, R (1, 1) ERA: 5.44	7.0	25	4	1	1	4	3	0	0	0	0	0	0	1	30	42	1.29	1.000
Dick Radatz, R (8, 1) ERA: 2.17	2.0	9	2	0	0	3	1	0	0	0	0	0	0	14	18	0.00	1.500	
Bob Hefner, R (10, 1) ERA: 4.13	1.0	L 7	1	2	2	0	2	1	0	0	0	0	1	4	16	18.00	3.000	

livebaseballscorecards.com

AB	34
R	3
H	7
RBI	3
BB	7
SO	7
LOB	19



Batter	1	2	3	4	5	6	7	8	9	10	AB	R	H	RBI	BB	SO	LOB	BOTTOM																
Roman Mejias, R OBP: 0.297, SLG: 0.355 (1, 8)	0-0 G1-4-3 1B		0-0 FC6-4 1B		4-0 1B BB		0-0 F8		0-0 F8		4	0	2	0	1	0	2	Los Angeles Angels @ Boston Red Sox Fenway Park, Boston, MA Sat Sep 12 1964, 3:33 AM EDT Att. 3,718 - Unknown livebaseballscorecards.com																
Felix Mantilla, R OBP: 0.350, SLG: 0.537 (1, 4)	0-0 G1-4-3 1B		0-0 FC6-4 1B		0-0 1B		0-0 1-3		0-0 F8		5	0	3	0	0	0	2																	
Tony Conigliaro, R OBP: 0.340, SLG: 0.525 (1, 7)	0-0 G1-4-3 1-2f 2-3		0-0 FC6-4 BB		0-3 K			0-3 K		0-0 F3	5	0	0	0	0	2	6																	
Dick Stuart, R OBP: 0.320, SLG: 0.498 (1, 3)	0-0 5-3		4-0 FC6-4 BB		0-3 K			0-0 FC3-6 1B		0-0 1B BB 1B	3	0	1	0	1	1	3																	
Earl Wilson, R OBP: 0.276, SLG: 0.435 (8, PR)			1-2 BB								0	0	0	0	0	0	0																	
Dick Williams, R OBP: 0.247, SLG: 0.406 (9, 3)			1-2 BB								1	1	1	0	0	0	0																	
Lee Thomas, L OBP: 0.324, SLG: 0.402 (1, 9)		0-0 E BB G6-4-3 1B	0-3 K		0-0 4-3			0-0 FC3-6 1-2f		0-0 F3	4	1	1	0	0	1	6																	
Al Smith, R OBP: 0.259, SLG: 0.315 (10, PH)			0-0 K								1	0	0	0	0	0	1																	
Frank Malzone, R OBP: 0.309, SLG: 0.360 (1, 5)		4-0 G6-4-3 1-2 BB	0-0 FC6-4 1-2f				0-0 F3		0-0 F8		4	0	1	0	1	0	4																	
Eddie Bressoud, R OBP: 0.369, SLG: 0.467 (1, 6)		0-0 E5 G6-4-3 1-2 2-3		0-0 1B		0-0 6-3				4-0 SH1-3 BB	3	0	1	0	2	0	2																	
Bob Tillman, R OBP: 0.353, SLG: 0.438 (1, 2)		0-0 G6-4-3 1-2f 2-3 3-H		0-0 5-3		0-3 K			0-0 SH1-3	4-0 1-2 BB	3	0	0	1	1	1	2																	
Pete Charton, L OBP: 0.280, SLG: 0.345 (1, 1)		0-3 K		0-0 5-3			0-0 F7		4-0 IBB	0-0 4-3	2	0	0	0	0	1	1																	
Dalton Jones, L OBP: 0.167, SLG: 0.171 (7, PH)											1	0	0	0	0	0	0																	
Dick Radatz, R OBP: 0.167, SLG: 0.171 (8, 1)											0	0	0	0	0	0	0																	
Carl Yastzemski, L OBP: 0.379, SLG: 0.463 (9, PH)											0	0	0	0	1	0	0																	
Bob Heffner, R OBP: 0.179, SLG: 0.237 (10, 1)											0	0	0	0	0	0	0																	
Russ Nixon, L OBP: 0.293, SLG: 0.293 (10, PH)											1	0	0	0	0	0	3																	
Inning Stats	R: 0 E: 0 K: 0 S: 4	H: 2 LOB: 1 BB: 0 P: 4	R: 1 E: 1 K: 1 S: 6	H: 1 LOB: 1 BB: 1 P: 10	R: 0 E: 0 K: 1 S: 7	H: 2 LOB: 3 BB: 1 P: 11	R: 0 E: 0 K: 0 S: 3	H: 1 LOB: 0 BB: 0 P: 3	R: 0 E: 0 K: 2 S: 8	H: 0 LOB: 2 BB: 1 P: 12	R: 0 E: 0 K: 1 S: 5	H: 0 LOB: 0 BB: 0 P: 5	R: 0 E: 0 K: 0 S: 3	H: 0 LOB: 0 BB: 0 P: 3	R: 0 E: 0 K: 1 S: 6	H: 1 LOB: 1 BB: 0 P: 6	R: 0 E: 0 K: 0 S: 3	H: 0 LOB: 2 BB: 2 P: 11	R: 1 E: 0 K: 0 S: 5	H: 2 LOB: 3 BB: 2 P: 13	1B: 10 2B: 0 3B: 0 HR: 0	SF: 0 SAC: 1 DP: 2 HBP: 0	WP: 0 PB: 0 SB: 0 CS: 0	PA: 45										
PITCHER	IP WLS BF H R ER SO BB IBB HBP BLK WP HR S P ERA WHIP																		IP WLS BF H R ER SO BB IBB HBP BLK WP HR S P ERA WHIP															
Fred Newman, R ERA: 2.84 (1, 1)	9.0	38	8	1	0	6	4	1	0	0	0	0	0	45	65	0.00	1.333																	
George Brunet, L ERA: 3.0 (10, 1)	0.2	4	2	1	1	0	0	0	0	0	0	0	0	4	4	13.50	3.000																	
Bob Duliba, R ERA: 2.84 (10, 1)	0.0	2	0	0	0	0	2	0	0	0	0	0	0	0	8	∞	∞																	
Don Lee, R ERA: 2.72 (10, 1)	0.1	1	0	0	0	0	0	0	0	0	0	0	0	1	1	0.00	0.000																	



Batter	1	2	3	4	5	6	7	8	9	AB R H RBI BB SO LOB	TOP									
Lou Clinton, R OBP: 0.309, SLG: 0.393 (1, 9) X	0-0 5-3			X 0-0 F5		X 0-0 4-3		B B B B 4-0 BB BB		3 0 0 0 1 0 1										
Jim Piersall, R OBP: 0.353, SLG: 0.387 (1, 8) X	0-0 F2			X 0-0 F7		X 0-0 HR		B B B B 4-0 1-2 BB		3 1 1 2 1 0 0										
Jim Fregosi, R OBP: 0.384, SLG: 0.482 (1, 6) S S S	0-3 K			X 0-0 F2		S S S 0-3 K		S S S 0-3 K		4 0 0 0 0 3 2										
Joe Adcock, R OBP: 0.358, SLG: 0.484 (1, 3) X				0-0 F5		S S S 4-0 FC5-4 1B BB		X 0-0 F6		3 0 0 0 1 1 2										
Willie Smith, L OBP: 0.302, SLG: 0.455 (1, 7) X				0-0 F7		X 0-0 F9		X 0-0 4-3		4 1 1 0 0 0 1										
Buck Rodgers, S OBP: 0.304, SLG: 0.314 (1, 2) X				0-0 F9		X 0-0 FC5-4 1B		X 0-0 2B		4 0 2 0 0 1 1										
Felix Torres, R OBP: 0.251, SLG: 0.394 (1, 5) S S S				0-3 K		X 0-0 FC5-4 1-2f 2-3		X 0-0 5-3		4 0 0 0 0 2 4										
Bobby Knoop, R OBP: 0.289, SLG: 0.270 (1, 4) S S S				0-3 K		X 0-0 6-3		S S S 0-3 K		3 0 0 0 0 2 3										
Jack Hiatt, R OBP: 0.400, SLG: 0.400 (9, PH) S S S				0-3 K				X 0-0 K		1 0 1 1 0 0 0										
Paul Schaal, R OBP: 0.227, SLG: 0.150 (9, 4) S S S				0-3 K				X 2-H 1B		0 0 0 0 0 0 0										
Aubrey Gatewood, R OBP: 0.105, SLG: 0.105 (1, 1) S S S				0-3 K				X 0-0 3-1		1 0 0 0 0 1 0										
Dan Osinski, R OBP: 0.118, SLG: 0.063 (4, 1) S S S								X 0-0 5-3		0 0 0 0 0 0 0										
Albie Pearson, L OBP: 0.310, SLG: 0.272 (6, PH) S S S										0 1 0 0 1 0 0										
Barry Latman, R OBP: 0.128, SLG: 0.179 (6, 1) S S S										0 0 0 0 0 0 0										
Tom Satriano, L OBP: 0.287, SLG: 0.241 (8, PH) S S S										1 0 0 0 0 0 0										
Bob Luluba, R (8, 1) S S S										1 0 0 0 0 0 1										
Inning Stats	R: 0 E: 0 K: 1 S: 5	H: 0 LOB: 0 BB: 0 P: 5	R: 0 E: 0 K: 0 S: 3	H: 0 LOB: 0 BB: 0 P: 3	R: 0 E: 0 K: 3 S: 9	H: 0 LOB: 0 BB: 0 P: 9	R: 0 E: 0 K: 0 S: 4	H: 1 LOB: 2 BB: 1 P: 8	R: 2 E: 0 K: 2 S: 8	H: 1 LOB: 0 BB: 1 P: 12	R: 0 E: 0 K: 1 S: 6	H: 1 LOB: 1 BB: 0 P: 6	R: 0 E: 0 K: 1 S: 5	H: 0 LOB: 2 BB: 2 P: 13	R: 1 E: 0 K: 2 S: 9	H: 2 LOB: 1 BB: 0 P: 9	1B: 3 2B: 1 3B: 0 HR: 1	SF: 0 SAC: 0 DP: 0 HBP: 0	WP: 0 PB: 0 SB: 1 CS: 0	PA: 36
PITCHER	IP WLS BF H R ER SO BB IBB HBP BLK WP HR S P ERA WHIP																			
Earl Wilson, R ERA: 4.54 (1, 1)	7.1 28 3 2 2 7 3 0 0 0 0 1 39 51 2.46 0.818																			
Dick Radatz, R ERA: 2.2 (8, 1)	1.2 W 8 2 1 1 3 1 0 0 0 0 0 0 13 17 5.40 1.800																			

Los Angeles Angels @ Boston Red Sox
 Fenway Park, Boston, MA
 Sun Sep 13 1964, 3:33 AM EDT
 Att. 23,840 - Unknown

AB	32
R	3
H	5
RBI	3
BB	4
SO	10
LOB	15




Batter	1	2	3	4	5	6	7	8	9	AB R H RBI BB SO LOB
Felix Mantilla, R OBP: 0.349, SLG: 0.534 (1, 4)	0-3 K		0-0 1B		0-0 6-3		0-0 6-3			4 0 1 0 0 1 0
Tony Conigliaro, R OBP: 0.341, SLG: 0.528 (1, 7)	0-0 1B		0-0 1B		0-0 6-3			0-3 K		4 1 2 0 0 1 0
Carl Yastrzemski, L OBP: 0.380, SLG: 0.466 (1, 8)	0-0 1B		0-0 1B		0-3 K			0-0 2B		4 0 2 1 0 1 3
Dick Stuart, R OBP: 0.319, SLG: 0.502 (1, 3)	0-0 G6-4-3			0-0 HR		0-0 6-3		0-0 F3		4 1 1 1 0 0 2
Lee Thomas, L OBP: 0.322, SLG: 0.398 (1, 9)		0-0 G3		0-0 F4		0-0 F4		0-0 6-3		4 0 0 0 0 0 1
Frank Malzone, R OBP: 0.310, SLG: 0.361 (1, 5)		0-0 L6		0-0 1B		0-0 6-3			0-0 FC5 BB	4 0 2 0 0 0 0
Eddie Bressoud, R OBP: 0.370, SLG: 0.465 (1, 6)		0-3 K		4-0 1B			0-0 F9		4-0 1B BB	2 1 0 0 2 1 0
Bob Tillman, R OBP: 0.350, SLG: 0.433 (1, 2)			0-0 6-3		0-0 F5		0-0 6-3		0-0 FC5	4 0 0 0 0 0 4
Roman Mejias, R OBP: 0.297, SLG: 0.355 (9, PR)									1-2 2-3f	0 0 0 0 0 0 0
Earl Wilson, R OBP: 0.291, SLG: 0.479 (1, 1)			4-0 1B		0-0 FC6-4		0-0 HR		0-0 1B	2 1 1 1 1 0 2
Dick Radatz, R OBP: 0.167, SLG: 0.171 (8, 1)									1-2 2-H	0 0 0 0 0 0 0
Dalton Jones, L OBP: 0.282, SLG: 0.347 (9, PH)										1 0 1 1 0 0 0

Inning Stats	R: 1	H: 2	E: 0	K: 1	S: 6	R: 0	H: 0	E: 0	K: 1	S: 5	R: 0	H: 2	E: 0	K: 0	S: 4	R: 1	H: 2	E: 0	K: 0	S: 5	R: 0	H: 0	E: 0	K: 1	S: 5	R: 0	H: 0	E: 0	K: 0	S: 3	R: 1	H: 1	E: 0	K: 0	S: 4	R: 0	H: 1	E: 0	K: 1	S: 6	R: 1	H: 2	E: 0	K: 0	S: 3	1B: 6	2B: 2	3B: 0	HR: 2	SF: 0	SAC: 0	DP: 2	HBP: 0	WP: 0	PB: 0	SB: 0	CS: 0	PA: 36
--------------	------	------	------	------	------	------	------	------	------	------	------	------	------	------	------	------	------	------	------	------	------	------	------	------	------	------	------	------	------	------	------	------	------	------	------	------	------	------	------	------	------	------	------	------	------	-------	-------	-------	-------	-------	--------	-------	--------	-------	-------	-------	-------	--------

PITCHER	IP	WLS	BF	H	R	ER	SO	BB	IBB	HBP	BLK	WP	HR	S	P	ERA	WHIP
Aubrey Gatewood, R ERA: 2.08 (1, 1)	3.1		15	6	2	2	2	1	0	0	0	0	1	18	22	5.40	2.100
Dan Osinski, R ERA: 3.54 (4, 1)	1.2		6	0	0	0	1	1	0	0	0	0	0	7	11	0.00	0.600
Barry Latman, R ERA: 3.85 (6, 1)	2.0		7	1	1	1	0	0	0	0	0	0	1	7	7	4.50	0.500
Bob Duliba, R ERA: 3.01 (8, 1)	1.1	L	8	3	1	1	1	1	0	0	0	0	0	9	13	6.75	3.000

Los Angeles Angels @ Boston Red Sox
Fenway Park, Boston, MA
 Sun Sep 13 1964, 3:33 AM EDT
 Att. 23,840 - Unknown

AB	33
R	4
H	10
RBI	4
BB	3
SO	4
LOB	12



Batter	1	2	3	4	5	6	7	8	9	AB R H RBI BB SO LOB	TOP																
Bert Campaneris, R (1, 5) OBP: 0.330, SLG: 0.413 John Wyatt, R (7, 1)	0-0 6-3	0-0 BB 1-2 2B 1B	0-0 5-3		0-0 5-3		0-0 1-3		0-0 SH2-4 2-3	5 1 1 0 0 0 5 0 0 0 0 0 0 0																	
Wayne Causey, L (1, 6) OBP: 0.399, SLG: 0.411	0-0 WP 1B 1B	4-0 2B 1-2 2-3 1B BB		0-0 F9 2B		0-0 1B 4-3 1B		0-0 4-3	0-3 K	5 3 3 0 1 1 1																	
Rocky Colavito, R (1, 9) OBP: 0.371, SLG: 0.534 George Alusik, R (6, 9) OBP: 0.343, SLG: 0.345	4-0 1B 1-2 BB	0-0 1B 1-3 2-H 3-H 2B		0-0 L3		0-0 1B 1-3 1B		0-3 K	4-0 BB	3 0 2 2 1 0 1 1 0 0 0 1 1 0																	
Jim Gentile, L (1, 3) OBP: 0.382, SLG: 0.496	0-3 K	0-0 F4		0-0 F9 2-3		0-0 4-3		4-0 E BB	0-0 F4	5 0 0 1 1 1 7																	
Nelson Mathews, R (1, 8) OBP: 0.301, SLG: 0.389	0-0 BB 1-3 2-H 1B	0-0 2-3 3-H 1B		0-0 L7		0-0 6-3		0-0 E5 1-2		5 0 2 2 0 0 2																	
Tommy Reynolds, R (1, 7) OBP: 0.299, SLG: 0.273 Jose Tartabull, L (9, 9) OBP: 0.250, SLG: 0.239	4-0 1B 1-2 BB	0-3 K				0-0 F8		0-0 F3	0-0 4-3	4 0 0 0 1 1 4 0 0 0 0 0 0 0																	
Dick Green, R (1, 4) OBP: 0.313, SLG: 0.391	0-0 F9			0-0 5-3		0-0 1B 1B		0-0 2B	0-0 3B 3B	5 1 3 0 0 0 3																	
Billy Bryan, L (1, 2) OBP: 0.287, SLG: 0.476		0-0 4-3		0-0 E9 4-3		0-3 K		0-0 F8	0-0 2B 3B	5 1 1 1 0 1 2																	
Orlando Pena, R (1, 1) OBP: 0.192, SLG: 0.205 Moe Drabowsky, R (5, 1) OBP: 0.045, SLG: 0.023 Ed Charles, R (7, PH) OBP: 0.321, SLG: 0.374		0-0 BB 1B 2B 1B		0-0 4-3		0-0 1B 1-2 1B		4-0 BB	0-0 SH2-4 3-H 2B	3 1 2 0 0 0 1 0 0 0 0 0 0 0 1 0 1 1 1 0 0																	
Inning Stats	R: 1 E: 0 K: 1 S: 7	H: 2 LOB: 3 BB: 2 P: 15	R: 3 E: 0 K: 1 S: 9	H: 4 LOB: 2 BB: 1 P: 13	R: 0 E: 1 K: 0 S: 4	H: 0 LOB: 1 BB: 0 P: 4	R: 0 E: 0 K: 0 S: 4	H: 1 LOB: 1 BB: 0 P: 4	R: 0 E: 0 K: 1 S: 7	H: 2 LOB: 2 BB: 0 P: 7	R: 1 E: 0 K: 0 S: 4	H: 2 LOB: 0 BB: 0 P: 4	R: 0 E: 0 K: 0 S: 4	H: 1 LOB: 2 BB: 1 P: 8	R: 0 E: 1 K: 1 S: 6	H: 0 LOB: 2 BB: 1 P: 10	R: 2 E: 0 K: 1 S: 8	H: 3 LOB: 2 BB: 1 P: 12	1B: 9 2B: 4 3B: 2 HR: 0	SF: 0 SAC: 1 DP: 0 HBP: 0	WP: 1 PB: 0 SB: 0 CS: 0	PA: 49					
PITCHER	IP	WLS	BF	H	R	ER	SO	BB	IBB	HBP	BLK	WP	HR	S	P	ERA	WHIP										
Dave Gray, R (1, 1) ERA: 9.0	1.1		12	5	4	4	1	3	0	0	0	1	0	11	23	27.00	6.000										
Jay Ritchie, R (2, 1) ERA: 2.65	3.2		16	4	0	0	2	0	0	0	0	0	0	20	20	0.00	1.091										
Jack Lamabe, R (6, 1) ERA: 5.69	3.0	L	16	5	3	3	1	2	0	0	0	0	0	16	24	9.00	2.333										
Bob Heffner, R (9, 1) ERA: 4.1	1.0		5	1	0	0	1	1	0	0	0	0	0	6	10	0.00	2.000										

Kansas City Athletics @ Boston Red Sox
Fenway Park, Boston, MA
 Mon Sep 14 1964, 7:05 PM EDT
 Att. 2,056 - Unknown

AB	42
R	7
H	15
RBI	7
BB	6
SO	5
LOB	26



WP: 1	PA: 49
PB: 0	
SB: 0	
CS: 0	

Batter	1	2	3	4	5	6	7	8	9	AB R H RBI BB SO LOB
Felix Mantilla, R (1, 4) OBP: 0.346, SLG: 0.529 Jack Lamabe, R (6, 1) OBP: 0.164, SLG: 0.154 Bob Heffner, R (9, 1) OBP: 0.179, SLG: 0.237 Russ Nixon, L (9, PH) OBP: 0.293, SLG: 0.291	0-0 6-3		0-0 F4		0-0 6-3	0-3 K			0-0 2-3	3 0 0 1 0 0 0 1 0 0 0 0 1 1 0 0 0 0 0 0 0 1 0 0 0 0 0 0
Tony Conigliaro, R (1, 7) OBP: 0.345, SLG: 0.530	0-0 6-3		0-0 BB 1B 1B		0-0 E 2B	0-0 F4			4-0 FC6-4 BB	4 2 2 0 1 0 1
Carl Yastrzemski, L (1, 8) OBP: 0.380, SLG: 0.463	0-3 K		4-0 1B 1-2 9-1-2-5 BB		4-0 E E BB				0-0 FC6-4 1-2f	3 1 0 0 2 2 1
Dick Stuart, R (1, 3) OBP: 0.320, SLG: 0.502 Dick Williams, R (8, 3) OBP: 0.247, SLG: 0.406			0-0 K		0-0 E6 4-3 1B				0-0 F5	4 1 2 2 0 1 0 0 0 0 0 0 0 0
Lee Thomas, L (1, 9) OBP: 0.319, SLG: 0.395			0-0 F6		0-0 4-3				0-0 F7	4 0 0 1 0 0 2
Frank Malzone, R (1, 5) OBP: 0.312, SLG: 0.361			0-0 1B 1B		0-0 F7				0-0 5-3	3 1 1 0 1 0 0
Eddie Bressoud, R (1, 6) OBP: 0.369, SLG: 0.463			0-0 FC5 1B 1-2 1B		0-3 K	0-3 K			0-0 F2	4 0 1 0 0 2 1
Bob Tillman, R (1, 2) OBP: 0.352, SLG: 0.434			0-0 1-2 2-H 1B		0-3 K				0-0 F2	4 0 2 1 0 1 0
Dave Gray, R (1, 1) OBP: 1.000, SLG: 1.000 Jay Ritchie, R (2, 1) OBP: 0.167, SLG: 0.167 Dalton Jones, L (5, PH) OBP: 0.282, SLG: 0.353			0-0 FC5 2-3f		0-0 6-3 3B	0-0 L6			0-0 4-3	0 0 0 0 0 0 0 1 0 0 0 0 0 2 3 1 1 0 0 0 1

Inning Stats	R: 0 E: 0 K: 1 S: 5	H: 0 LOB: 0 BB: 0 P: 5	R: 1 E: 0 K: 1 S: 8	H: 3 LOB: 2 BB: 0 P: 8	R: 1 E: 0 K: 0 S: 4	H: 2 LOB: 1 BB: 1 P: 8	R: 0 E: 0 K: 2 S: 7	H: 0 LOB: 0 BB: 0 P: 7	R: 4 E: 1 K: 1 S: 8	H: 3 LOB: 1 BB: 2 P: 16	R: 0 E: 0 K: 1 S: 6	H: 1 LOB: 1 BB: 0 P: 6	R: 0 E: 0 K: 1 S: 5	H: 0 LOB: 0 BB: 0 P: 5	R: 0 E: 0 K: 0 S: 3	H: 0 LOB: 0 BB: 0 P: 3	R: 0 E: 0 K: 0 S: 3	H: 0 LOB: 1 BB: 1 P: 7	1B: 7 2B: 2 3B: 1 HR: 0	SF: 0 SAC: 0 DP: 1 HBP: 0	WP: 0 PB: 0 SB: 0 CS: 0	PA: 39
--------------	------------------------------	---------------------------------	------------------------------	---------------------------------	------------------------------	---------------------------------	------------------------------	---------------------------------	------------------------------	----------------------------------	------------------------------	---------------------------------	------------------------------	---------------------------------	------------------------------	---------------------------------	------------------------------	---------------------------------	----------------------------------	------------------------------------	----------------------------------	--------

PITCHER	IP	WLS	BF	H	R	ER	SO	BB	IBB	HBP	BLK	WP	HR	S	P	ERA	WHIP
Orlando Pena, R (1, 1) ERA: 4.42	4.1		22	8	6	4	4	2	0	0	0	0	0	28	36	8.31	2.308
Moe Drabowsky, R (5, 1) ERA: 5.02	1.2		7	1	0	0	2	1	0	0	0	0	0	10	14	0.00	1.200
John Wyatt, R (7, 1) ERA: 3.63	3.0	W	10	0	0	0	1	1	0	0	0	0	0	11	15	0.00	0.333

BOTTOM

Kansas City Athletics @ Boston Red Sox
Fenway Park, Boston, MA
Mon Sep 14 1964, 7:05 PM EDT
Att. 2,056 - Unknown

livebaseballscorecards.com

AB	35
R	6
H	9
RBI	5
BB	4
SO	7
LOB	9



Batter	1	2	3	4	5	6	7	8	9	AB R H RBI BB SO LOB	TOP
Bert Campaneris, R OBP: 0.329, SLG: 0.415 (1, 7) (8, 6)	0-0 F7		0-3 K			0-0 2B		0-0 L8		4 0 1 0 0 1 0	
Wayne Causey, L OBP: 0.397, SLG: 0.408 Tommie Reynolds, R OBP: 0.299, SLG: 0.284 (8, PH) (8, 7)	0-0 F7		0-3 K			0-0 F8		0-0 1B		3 0 0 0 0 1 1 1 0 1 0 0 0 0	
Rocky Colavito, R OBP: 0.370, SLG: 0.531 (1, 9) BB BB BB	4-0 WP BB				0-0 F6		0-0 5-3		0-3 K	3 0 0 0 1 1 2	
Jim Gentile, L OBP: 0.382, SLG: 0.494 Larry Stahl, L (9, PH) (1, 3) (9, PH) SS SS	0-3 K 1-2				0-3 K		4-0 BB		0-0 L9	2 0 0 0 1 2 1 1 0 0 0 0 0 0	
Nelson Mathews, R OBP: 0.301, SLG: 0.387 (1, 8)					4-0 BB		0-0 F6		0-3 K	3 0 0 0 1 2 2	
Ed Charles, R OBP: 0.322, SLG: 0.373 (1, 5)					0-0 F8				0-0 5-3	2 0 0 0 2 0 1	
Dick Green, R OBP: 0.311, SLG: 0.388 (1, 4)										3 0 0 0 0 2 2	
Dave Duncan, R OBP: 0.063, SLG: 0.063 (1, 2)										3 0 0 0 0 2 1	
John O'Donoghue, R OBP: 0.256, SLG: 0.308 George Alusik, R OBP: 0.342, SLG: 0.343 Lew Krausse, R (5, PH) (5, 1) Jose Santiago, R (6, 1) Ken Harrelson, R OBP: 0.256, SLG: 0.411 Ken Sanders, R (8, PH) (8, 1)										1 0 0 0 0 0 0 1 0 0 0 0 1 0 0 0 0 0 0 0 0 0 0 0 0 0 0 0 1 0 0 0 0 0 0 0 0 0 0 0 0 0	
Inning Stats	R: 0 E: 0 K: 1 S: 5 H: 0 LOB: 1 BB: 1 P: 9	R: 0 E: 0 K: 2 S: 7 H: 0 LOB: 1 BB: 1 P: 11	R: 0 E: 0 K: 2 S: 7 H: 0 LOB: 0 BB: 0 P: 7	R: 0 E: 0 K: 1 S: 5 H: 0 LOB: 1 BB: 1 P: 9	R: 0 E: 0 K: 3 S: 9 H: 0 LOB: 0 BB: 0 P: 9	R: 0 E: 0 K: 0 S: 4 H: 1 LOB: 2 BB: 1 P: 8	R: 0 E: 0 K: 1 S: 4 H: 0 LOB: 0 BB: 1 P: 8	R: 0 E: 0 K: 1 S: 6 H: 1 LOB: 1 BB: 0 P: 6	R: 0 E: 0 K: 1 S: 5 H: 0 LOB: 0 BB: 0 P: 5	1B: 1 2B: 1 3B: 0 HR: 0 SF: 0 SAC: 0 DP: 1 HBP: 0	WP: 1 PB: 0 SB: 0 CS: 0 PA: 33
PITCHER Ed Connolly, L ERA: 4.3 (1, 1)	IP: 9.0 WLS: W BF: 33 H: 2 R: 0 ER: 0 SO: 12 BB: 5 IBB: 0 HBP: 0 BLK: 0 WP: 1 HR: 0 S: 52 P: 72 ERA: 0.00 WHIP: 0.778										

Kansas City Athletics @ Boston Red Sox
Fenway Park, Boston, MA
Tue Sep 15 1964, 7:05 PM EDT
Att. 2,776 - Unknown

AB	28
R	0
H	2
RBI	0
BB	5
SO	12
LOB	10



WP: 1	PA: 33
PB: 0	
SB: 0	
CS: 0	

livebaseballscorecards.com


Batter	1	2	3	4	5	6	7	8	9
Felix Mantilla, R OBP: 0.347, SLG: 0.536 (1, 4) X	0-0 5-3		0-0 F8	0-0 HR		0-0 G4-6-3 1B		0-0 F3	
Tony Conigliaro, R OBP: 0.348, SLG: 0.534 (1, 7) X	0-0 2B		0-0 E6 1B	0-0 5-3		0-0 G4-6-3 1B		0-3 K	
Carl Yastrzemski, L OBP: 0.382, SLG: 0.464 (1, 8) S S S	0-3 K		4-0 FC6-4 BB		0-0 2B	0-0 G4-6-3		4-0 BB	
Dick Stuart, R OBP: 0.318, SLG: 0.497 (1, 3) X		0-0 6-3	0-0 FC6-4		0-0 6-3	0-0 6-3		0-3 K	
Frank Malzone, R OBP: 0.313, SLG: 0.366 (1, 5) X		0-0 F2		0-0 F8	0-0 1B 2B		0-0 PB 2B		
Lee Thomas, L OBP: 0.322, SLG: 0.400 (1, 9) X		0-0 1B		0-0 F6	0-0 BB 1B		0-0 4-3 2B		
Eddie Bressoud, R OBP: 0.368, SLG: 0.464 (1, 6) S S S		0-3 K		0-0 2B	0-0 F3		0-0 4-3		
Bob Tillman, R OBP: 0.355, SLG: 0.437 (1, 2) S S S			4-0 SH3-4 BB	0-0 1B 2B	4-0 1-2 BB		0-3 K		
Ed Connolly, L OBP: 0.188, SLG: 0.133 (1, 1) X			0-0 SH3-4	0-0 HR 1B	0-0 F2		0-3 K		

AB	R	H	RBI	BB	SO	LOB
5	1	2	2	0	0	1
5	0	3	0	0	1	0
3	1	1	0	2	1	2
5	0	0	0	0	1	5
4	2	2	1	0	0	0
4	0	3	2	0	0	0
4	1	1	0	0	1	3
2	2	1	1	2	1	1
3	1	1	1	0	1	3

BOTTOM

Kansas City Athletics @ Boston Red Sox
Fenway Park, Boston, MA
Tue Sep 15 1964, 7:05 PM EDT
Att. 2,776 - Unknown

AB	35
R	8
H	14
RBI	7
BB	4
SO	6
LOB	15




Inning Stats	R: 0	H: 1	E: 0	LOB: 0	K: 1	P: 5	R: 0	H: 1	E: 0	LOB: 1	K: 1	P: 6	R: 1	H: 1	E: 1	LOB: 2	K: 0	P: 12	R: 4	H: 4	E: 0	LOB: 0	K: 0	P: 7	R: 2	H: 3	E: 0	LOB: 2	K: 0	P: 10	R: 0	H: 2	E: 0	LOB: 1	K: 0	P: 4	R: 1	H: 2	E: 0	LOB: 1	K: 2	P: 9	R: 0	H: 0	E: 0	LOB: 1	K: 2	P: 11
PITCHER	IP	WLS	BF	H	R	ER	SO	BB	IBB	HBP	BLK	WP	HR	S	P	ERA	WHIP																															
John O'Donoghue, L ERA: 4.73 (1, 1)	4.0	L	20	7	5	4	2	2	0	0	0	0	0	22	30	9.00	2.250																															
Lew Krausse, R ERA: 33.75 (5, 1)	1.0		9	5	2	2	0	1	0	0	0	0	0	8	12	18.00	6.000																															
Jose Santiago, R ERA: 5.0 (6, 1)	2.0		7	2	1	1	2	0	0	0	0	0	0	11	11	4.50	1.000																															
Ken Sanders, R ERA: 3.0 (8, 1)	1.0		4	0	0	0	2	1	0	0	0	0	0	7	11	0.00	1.000																															

WP	HR	S	P	ERA	WHIP
0	1	0	1	0	0

Batter	1	2	3	4	5	6	7	8	9	AB R H RBI BB SO LOB	TOP											
Bert Campaneris, R OBP: 0.327, SLG: 0.412 (1, 7) (6, 5) (8, 6)	0-0 F5		0-0 G4-6-3 1B		0-0 4-3			0-0 F8		4 0 1 0 0 0 0												
Wayne Causey, L OBP: 0.395, SLG: 0.406 Larry Stahl, L (8, PH) (8, 7)	0-3 K		0-0 G4-6-3 1-2f			0-0 F4		0-0 G3		3 0 0 0 0 1 2 1 0 0 0 0 0 0												
Rocky Colavito, R OBP: 0.371, SLG: 0.531 (1, 9)	0-0 1B			0-0 F6		0-0 L9		0-0 1B		4 0 2 0 0 0 0												
Jim Gentile, L OBP: 0.383, SLG: 0.496 (1, 3)	0-3 K			0-0 1B 2B		0-0 FC6-4 1B		0-0 F9		4 1 2 0 0 1 2												
Nelson Mathews, R OBP: 0.300, SLG: 0.386 (1, 8)		0-0 L8		0-3 K		0-0 FC6-4 1-2f			0-0 FC6-4 1B	4 0 1 0 0 1 2												
Ed Charles, R OBP: 0.323, SLG: 0.373 Tommy Reynolds, R OBP: 0.304, SLG: 0.290 (8, 5)		0-0 6-3		0-0 FC6-4 1B			0-0 G3-6-1 1B		0-0 FC6-4 1B 1-2f	2 0 1 1 0 0 0 2 0 1 0 0 0 1												
Dick Green, R OBP: 0.312, SLG: 0.389 (1, 4)		0-3 K		0-0 FC6-4 1-2f			0-0 G3-6-1 1B		0-0 FC6-4 1B 1-2	4 0 2 0 0 1 1												
Billy Bryan, L OBP: 0.288, SLG: 0.471 Ted Bowsfield, R OBP: 0.174, SLG: 0.095 Ken Harrelson, R OBP: 0.254, SLG: 0.408 (9, PH)			4-0 FC1-6 BB		0-3 K		0-0 G3-6-1 1B 1-2f 2-3		0-0 FC6-4 FC6-4 1-2f 2-3	2 0 0 0 1 1 2 0 0 0 0 0 0 0 1 0 0 0 0 0 2												
Blue Moon Odom, R (1, 1) Moe Drabowsky, R OBP: 0.045, SLG: 0.023 Dave Duncan, R OBP: 0.056, SLG: 0.056 (7, PH) (7, 2)			0-0 FC1-6 1B 1-2f		0-3 K		0-0 F5		0-0 FC6-4 1-2f	2 0 0 0 0 1 1 0 0 0 0 0 0 0 2 0 0 0 0 0 3												
Inning Stats	R: 0 E: 0 K: 2 S: 8	H: 1 LOB: 1 BB: 0 P: 8	R: 0 E: 0 K: 1 S: 5	H: 0 LOB: 0 BB: 0 P: 5	R: 0 E: 0 K: 0 S: 3	H: 1 LOB: 1 BB: 1 P: 7	R: 1 E: 0 K: 1 S: 7	H: 2 LOB: 1 BB: 0 P: 7	R: 0 E: 0 K: 2 S: 7	H: 0 LOB: 0 BB: 0 P: 7	R: 0 E: 0 K: 0 S: 4	H: 1 LOB: 1 BB: 0 P: 4	R: 0 E: 0 K: 0 S: 4	H: 2 LOB: 1 BB: 0 P: 4	R: 0 E: 0 K: 0 S: 4	H: 1 LOB: 1 BB: 0 P: 4	R: 0 E: 0 K: 0 S: 5	H: 2 LOB: 2 BB: 0 P: 5	1B: 9 2B: 1 3B: 0 HR: 0	SF: 0 SAC: 0 DP: 2 HBP: 0	WP: 0 PB: 0 SB: 0 CS: 0	PA: 36
PITCHER Bill Monbouquette, R ERA: 4.39 (1, 1)	IP: 9.0 WLS: W BF: 36 H: 10 R: 1 ER: 1 SO: 6 BB: 1 IBB: 0 HBP: 0 BLK: 0 WP: 0 HR: 0 S: 47 P: 51 ERA: 1.00 WHIP: 1.222																				PITCHER IP: WLS: BF: H: R: ER: SO: BB: IBB: HBP: BLK: WP: HR: S: P: ERA: WHIP	

Kansas City Athletics @ Boston Red Sox
 Fenway Park, Boston, MA
 Wed Sep 16 1964, 3:33 AM EDT
 Att. 1,287 - Unknown

AB	35
R	1
H	10
RBI	1
BB	1
SO	6
LOB	16



Batter	1	2	3	4	5	6	7	8	9
Felix Mantilla, R OBP: 0.348, SLG: 0.536 (1, 4)	0-0 2B		0-0 HR	0-0 F7		0-0 F8		0-0 F7	
Tony Conigliaro, R OBP: 0.351, SLG: 0.550 (1, 7)	0-0 F7		0-0 HR	0-0 F7		4-0 1B WP BB		0-0 HR	
Carl Yastrzemski, L OBP: 0.381, SLG: 0.462 (1, 8) Roman Mejias, R OBP: 0.304, SLG: 0.362 (8, PH) (9, 8)	0-0 L7		0-0 4-3		0-0 4-3	0-0 1-3 2B 1B WP		0-0 1B	
Dick Stuart, R OBP: 0.318, SLG: 0.504 (1, 3)	0-0 2B		0-0 F5		0-0 HR	0-3 K		0-0 L8	
Lee Thomas, L OBP: 0.323, SLG: 0.402 (1, 9)	0-0 4-3		0-0 2B 1B		0-0 1-3	0-0 2B		0-0 F6	
Frank Malzone, R OBP: 0.315, SLG: 0.369 (1, 5) Al Smith, R OBP: 0.259, SLG: 0.315 (7, 5)		0-0 6-3	0-0 2B		0-0 1B HR 1B	0-0 L9			
Eddie Bressoud, R OBP: 0.369, SLG: 0.464 (1, 6)		0-0 1B	0-0 L8		0-0 1-2 HR 1B		0-0 F3		
Bob Tillman, R OBP: 0.357, SLG: 0.445 (1, 2)		0-3 K		0-0 FC5-6 1B	0-0 HR		0-0 F9		
Bill Monbouquette, R OBP: 0.169, SLG: 0.109 (1, 1)		0-3 K		0-0 FC5-6	0-3 K		0-3 K		


AB	R	H	RBI	BB	SO	LOB
5	2	2	0	0	0	1
4	3	2	3	1	0	2
4	1	1	0	0	0	1
1	0	1	0	0	0	0
5	1	2	2	0	1	2
5	0	2	1	0	0	2
4	1	2	0	0	0	1
0	0	0	0	0	0	0
4	1	2	0	0	0	2
4	1	2	3	0	1	1
4	0	0	0	0	3	2

BOTTOM

Kansas City Athletics @ Boston Red Sox
Fenway Park, Boston, MA

Wed Sep 16 1964, 3:33 AM EDT
Att. 1,287 - Unknown

AB	40
R	10
H	16
RBI	9
BB	1
SO	5
LOB	14



Inning Stats	R	H	E	K	S	P	1B	2B	3B	HR	WP	BB	IBB	HBP	BLK	ERA	WHIP
	1	2	0	0	5		8	4	0	0	0	0	0	0	0	11.57	2.357
	0	1	0	2	8		1	2	0	0	0	0	0	0	0	20.25	3.000
	0	0	0	0	0		0	0	0	0	0	0	0	0	0	4.50	1.000

PITCHER	IP	WLS	BF	H	R	ER	SO	BB	IBB	HBP	BLK	WP	HR	S	P	ERA	WHIP
Blue Moon Odom, R ERA: 6.89 (1, 1)	4.2	L	25	11	6	6	2	0	0	0	0	0	2	29	29	11.57	2.357
Moe Drabowsky, R ERA: 5.15 (5, 1)	1.1		8	3	3	3	2	1	0	0	0	1	1	11	15	20.25	3.000
Ted Bowsfield, L ERA: 4.6 (7, 1)	2.0		8	2	1	1	1	0	0	0	0	0	1	10	10	4.50	1.000

1B	2B	3B	HR	SF	SAC	DP	HBP	WP	HR	S	P	ERA	WHIP
8	4	0	4	0	0	0	0	1	0	0	0	11.57	2.357
0	0	0	0	0	0	0	0	0	0	0	0	20.25	3.000
0	0	0	0	0	0	0	0	0	0	0	0	4.50	1.000

Batter 1 2 3 4 5 6 7 8 9 AB R H RBI BB SO LOB TOP

Main baseball scorecard area containing player names (e.g., Rich Rollins, Zoilo Versalles, Tony Oliva), batting order, pitch counts, and play diagrams (diamonds) for each batter. Includes various annotations like 'F8', 'K', 'HR', 'BB', 'FC4-6', 'G6-4-3', and '1B'.

TOP

Minnesota Twins @ Boston Red Sox
Fenway Park, Boston, MA
Fri Sep 18 1964, 7:05 PM EDT
Att. 7,608 - Unknown

livebaseballscorecards.com

Summary statistics table with columns AB, R, H, RBI, BB, SO, LOB and values: AB 38, R 6, H 11, RBI 6, BB 4, SO 9, LOB 17.



Inning Stats table with columns for Inning, R, H, E, K, S, P, and values for each of the 9 innings.

Pitcher stats table with columns for PITCHER, IP, WLS, BF, H, R, ER, SO, BB, IBB, HBP, BLK, WP, HR, S, P, ERA, WHIP and values for Pete Charton, Jay Ritchie, and Dick Radatz.

Batter	1	2	3	4	5	6	7	8	9	AB R H RBI BB SO LOB	TOP											
Rich Rollins, R OBP: 0.331, SLG: 0.409 (1, 5)	0-0 5-3	0-0 F8		0-0 1B		0-0 CS 1B			0-0 F6	5 0 2 0 0 0 1	<p>Minnesota Twins @ Boston Red Sox</p> <p>Fenway Park, Boston, MA</p> <p>Sat Sep 19 1964, 3:33 AM EDT</p> <p>Att. 4,146 - Unknown</p>											
Zoilo Versalles, R OBP: 0.306, SLG: 0.445 (1, 6)	0-0 2B SF7 1B	0-0 F9		0-0 F7		0-0 F9 1-2			0-0 1-3	5 1 1 0 0 0 3												
Tony Oliva, L OBP: 0.355, SLG: 0.551 (1, 9)	0-0 BB 1-3 2B		0-0 F8	0-3 K					0-3 K	5 0 2 0 0 2 1												
Harmon Killebrew, R OBP: 0.380, SLG: 0.564 (1, 7)	0-0 SF7		0-0 2B 1B		0-0 HR				0-0 F9	3 1 2 2 0 0 1												
Jimmie Hall, L OBP: 0.341, SLG: 0.485 (1, 8)	4-0 BB BB		0-0 1-3 2B		0-0 4-3				0-3 K	3 0 1 0 1 1 1												
Bob Allison, R OBP: 0.398, SLG: 0.537 (1, 3)	4-0 FC5-4 1-2 2-3 BB		0-0 1B		0-0 5-3				0-0 5-3	3 0 1 0 1 0 1												
Ron Henry, R OBP: 0.175, SLG: 0.368 (1, 2)	0-0 FC5-4 1-2f		0-3 K		0-0 3B				0-0 6-3	4 0 1 0 0 1 6												
Jay Ward, R OBP: 0.375, SLG: 0.308 (1, 4)		0-3 K	0-0 F2		0-0 6-3				0-3 K	4 0 0 0 0 2 4												
Mudcat Grant, R OBP: 0.232, SLG: 0.316 Bill Pleis, L OBP: 0.400, SLG: 0.250 Don Mincher, L OBP: 0.307, SLG: 0.571 Chuck Nieson, R (8, 1)		0-0 1B		0-0 F4		0-0 F8			0-3 K	3 0 1 0 0 0 0 0 0 0 0 0 0 0 1 0 0 0 0 1 0 0 0 0 0 0 0 0												
Inning Stats	R: 1 E: 0 K: 0 S: 5	H: 2 LOB: 3 BB: 2 P: 13	R: 0 E: 0 K: 1 S: 6	H: 1 LOB: 1 BB: 0 P: 6	R: 0 E: 0 K: 1 S: 8	H: 3 LOB: 3 BB: 0 P: 8	R: 0 E: 0 K: 1 S: 6	H: 1 LOB: 1 BB: 0 P: 6	R: 1 E: 0 K: 0 S: 5	H: 2 LOB: 1 BB: 0 P: 5		R: 0 E: 0 K: 0 S: 3	H: 1 LOB: 0 BB: 0 P: 3	R: 0 E: 0 K: 1 S: 6	H: 1 LOB: 1 BB: 0 P: 6	R: 0 E: 0 K: 2 S: 7	H: 0 LOB: 0 BB: 0 P: 7	R: 0 E: 0 K: 1 S: 5	H: 0 LOB: 0 BB: 0 P: 5	1B: 6 2B: 3 3B: 1 HR: 1	SF: 1 SAC: 0 DP: 0 HBP: 0	WP: 0 PB: 0 SB: 0 CS: 1
PITCHER	IP WLS BF H R ER SO BB IBB HBP BLK WP HR S P ERA WHIP																					
Earl Wilson, R ERA: 4.52 Bob Hefner, R ERA: 3.99	(1, 1) (6, 1)	5.0 4.0	WLS W	26 13	H 2	R 0	ER 2 0	SO 3 4	BB 2 0	IBB 0 0	HBP 0 0	BLK 0 0	WP 0 0	HR 1 0	S 30 21	P 38 21	ERA 3.60 0.00	WHIP 2.200 0.500				

livebaseballscorecards.com

AB	36
R	2
H	11
RBI	2
BB	2
SO	7
LOB	18




Batter	1	2	3	4	5	6	7	8	9
Felix Mantilla, R (1, 4) OBP: 0.354, SLG: 0.559	0-0 4-3		0-0 6-3		0-3 K		0-0 HR		
Tony Conigliaro, R (1, 7) OBP: 0.361, SLG: 0.554	0-0 F2		4-0 BB		4-0 BB		0-0 1B		
Carl Yastrzemski, L (1, 8) OBP: 0.380, SLG: 0.461	0-0 F5		0-0 F8		0-0 CS	0-0 3-1	1-0 1B		
Dick Stuart, R (1, 3) OBP: 0.319, SLG: 0.501 Bobby Guindon, L (7, PR) Dick Williams, R (8, 3) OBP: 0.247, SLG: 0.406		0-0 1B		0-0 F9		0-0 5-3	0-0 1B		
Lee Thomas, L (1, 9) OBP: 0.325, SLG: 0.400		0-0 1B		0-0 F8		0-3 K	0-0 4-3		
Frank Malzone, R (1, 5) OBP: 0.315, SLG: 0.380		0-0 FC5-4		0-0 HR		0-0 6-3	0-0 HR		
Eddie Bressoud, R (1, 6) OBP: 0.370, SLG: 0.461		0-0 6-3		4-0 BB		4-0 HR	0-3 K		
Bob Tillman, R (1, 2) OBP: 0.356, SLG: 0.449		0-0 F9		0-0 FC6-4		0-0 HR	0-3 K		
Earl Wilson, R (1, 1) OBP: 0.288, SLG: 0.472 Dalton Jones, L (5, PH) Bob Heffner, R (6, 1) OBP: 0.171, SLG: 0.225			0-3 K		0-0 F8		0-0 6-3	0-3 K	

Inning Stats	R: 0	H: 0	E: 0	K: 0	S: 3	R: 1	H: 2	E: 1	K: 0	S: 5	R: 0	H: 0	E: 0	K: 1	S: 5	R: 1	H: 1	E: 0	K: 0	S: 4	R: 0	H: 0	E: 0	K: 1	S: 4	R: 0	H: 0	E: 0	K: 1	S: 5	R: 4	H: 4	E: 0	K: 0	S: 7	R: 1	H: 1	E: 0	K: 3	S: 10	
	0	0	0	0	3	1	2	1	0	5	0	0	0	0	5	1	1	0	0	1	8	0	0	0	0	8	0	0	0	0	5	4	4	0	0	12	1	1	0	0	10

PITCHER															PITCHER																																		
IP	WLS	BF	H	R	ER	SO	BB	IBB	HBP	BLK	WP	HR	S	P	ERA	WHIP	IP	WLS	BF	H	R	ER	SO	BB	IBB	HBP	BLK	WP	HR	S	P	ERA	WHIP																
Mudcat Grant, R (1, 1) ERA: 3.85	6.2	L	29	6	6	5	3	4	0	0	0	3	31	47	6.75	1.500	Bill Pleis, L (7, 1) ERA: 4.04	0.1	3	1	0	0	0	0	0	1	0	0	0	2	3	0.00	3.000	Chuck Nieson, R (8, 1) ERA: 4.5	1.0	4	1	1	1	3	0	0	0	0	1	10	10	9.00	1.000

MINNESOTA TWINS @ BOSTON RED SOX
Fenway Park, Boston, MA
 Sat Sep 19 1964, 3:33 AM EDT
 Att. 4,146 - Unknown

AB	31
R	7
H	8
RBI	6
BB	4
SO	6
LOB	7



1B	4	SF	0	WP	0	PA	37
2B	0	SAC	0	PB	0		
3B	0	DP	0	SB	0		
HR	4	HBP	1	CS	1		

Batter	1	2	3	4	5	6	7	8	9	AB	R	H	RBI	BB	SO	LOB	TOP										
Rich Rollins, R OBP: 0.332, SLG: 0.408 (1, 5)	0-0 F7	0-3 K		4-0 1B BB		0-3 K		4-0 FC5-4 BB	0-0 1B BB	4	2	1	0	2	2	3											
Zoilo Versalles, R OBP: 0.308, SLG: 0.443 Jerry Kindall, R OBP: 0.239, SLG: 0.263 (1, 6) (9, 4)	0-3 K		0-0 1-3	4-0 1B BB		4-0 1-2 2-3 BB		0-0 FC5-4 1B 1-2	4-0 BB 1B BB	3	2	0	0	3	1	1											
Tony Oliva, L OBP: 0.357, SLG: 0.554 (1, 9)	0-0 2B		0-0 F2	0-0 1-3 2-H 1B		0-0 SF8		0-0 1B E 1B	0-0 1-2 2-H 1B	5	2	4	3	0	0	0											
Harmon Killebrew, R OBP: 0.382, SLG: 0.564 Jay Ward, R OBP: 0.375, SLG: 0.308 Don Mincher, L OBP: 0.307, SLG: 0.571 (1, 7) (9, PR) (9, 3)	0-0 4-3		1-0 HR HBP			0-0 1B		0-0 F2	0-0 1-3 2-H 1B E 1B	4	1	2	1	1	0	3											
Bob Allison, R OBP: 0.399, SLG: 0.542 (1, 3) (9, 7)		4-0 1B 2B BB	0-0 1-H HR			0-0 F8		0-0 F2	0-0 F6	5	2	2	4	1	0	3											
Jimmie Hall, L OBP: 0.341, SLG: 0.482 (1, 8)		0-0 F8	0-0 1B			0-0 F7		0-0 4-3	0-0 E1 1-2 3-H	5	0	1	0	1	0	3											
Earl Battey, R OBP: 0.336, SLG: 0.405 Mudcat Grant, R OBP: 0.232, SLG: 0.316 Jerry Zimmerman, R OBP: 0.282, SLG: 0.229 (1, 2) (9, PR) (9, 2)		0-0 2B 4-3 1B	0-0 5-3			0-0 F6		4-0 BB BB	0-0 F7 1-2 2-3 3-H	4	1	1	1	2	0	4											
Bill Bethea, R OBP: 0.500, SLG: 0.500 (1, 4) (9, 6)		0-0 4-3 2B		0-0 6-3		4-0 BB SF8 BB		4-0 1-2 BB	0-0 6-3 5-3	4	1	1	1	2	0	3											
Jim Kaat, L OBP: 0.272, SLG: 0.300 Al Worthington, R OBP: 0.071, SLG: 0.071 (1, 1) (6, 1)		0-0 4-3		0-3 K		4-0 BB BB		0-0 F9	0-0 6-3	2	0	0	1	1	1	1											
Inning Stats	R: 0 E: 0 K: 1 S: 6	H: 1 LOB: 1 BB: 0 P: 6	R: 2 E: 0 K: 1 S: 7	H: 2 LOB: 1 BB: 1 P: 11	R: 2 E: 0 K: 0 S: 5	H: 2 LOB: 1 BB: 0 P: 6	R: 1 E: 0 K: 1 S: 5	H: 1 LOB: 2 BB: 2 P: 13	R: 0 E: 0 K: 0 S: 4	H: 1 LOB: 1 BB: 0 P: 4	R: 1 E: 0 K: 1 S: 5	H: 0 LOB: 2 BB: 3 P: 17	R: 0 E: 0 K: 0 S: 3	H: 0 LOB: 2 BB: 2 P: 11	R: 2 E: 1 K: 0 S: 6	H: 2 LOB: 2 BB: 1 P: 10	R: 4 E: 0 K: 0 S: 6	H: 3 LOB: 3 BB: 4 P: 22	1B: 9 2B: 2 3B: 0 HR: 1	SF: 1 SAC: 0 DP: 0 HBP: 1	WP: 0 PB: 0 SB: 0 CS: 0	PA: 53					
PITCHER	IP	WLS	BF	H	R	ER	SO	BB	IBB	HBP	BLK	WP	HR	S	P	ERA	WHIP										
Ed Connolly, L ERA: 4.68 (1, 1)	4.0	L	21	6	5	5	3	3	0	1	0	0	1	23	36	11.25	2.250										
Jay Ritchie, R ERA: 2.76 (5, 1)	1.0		4	1	0	0	0	0	0	0	0	0	0	4	4	0.00	1.000										
Dave Morehead, R ERA: 5.02 (6, 1)	2.0		11	0	1	1	1	5	0	0	0	0	0	8	28	4.50	2.500										
Jack Lamabe, R ERA: 5.89 (8, 1)	1.2		14	5	6	5	0	3	0	0	0	0	0	11	23	27.00	4.800										
Bill Spanswick, L ERA: 6.89 (9, 1)	0.1		3	0	0	0	0	2	0	0	0	0	0	1	9	0.00	6.000										

Minnesota Twins @ Boston Red Sox
Fenway Park, Boston, MA
Sun Sep 20 1964, 3:33 AM EDT
Att. 5,964 - Unknown

livebaseballscorecards.com

AB	38
R	12
H	12
RBI	11
BB	13
SO	4
LOB	23



BOTTOM

Minnesota Twins @ Boston Red Sox
Fenway Park, Boston, MA
Sun Sep 20 1964, 3:33 AM EDT
Att. 5,964 - Unknown

AB 33
R 4
H 9
RBI 3
BB 4
SO 5
LOB 14



WP: 1 PA: 37
PB: 0
SB: 0
CS: 0

AB R H RBI BB SO LOB

5 1 1 1 0 0 2

4 1 1 0 0 0 0

4 1 2 1 0 0 0

3 1 2 0 1 1 1

3 0 1 1 1 0 2

4 0 1 0 0 0 4

4 0 0 0 0 2 4

1 0 0 0 0 1 0
0 0 0 0 0 0 0
1 0 0 0 0 0 0
0 0 0 0 0 0 0
1 0 0 0 0 0 0
0 0 0 0 0 0 0
0 0 0 0 0 0 0
0 0 0 0 1 0 0

1B: 6 SF: 0
2B: 2 SAC: 0
3B: 1 DP: 3
HR: 1 HBP: 0

Batter	1	2	3	4	5	6	7	8	9
Felix Mantilla, R (1, 4) OBP: 0.352, SLG: 0.562	0-0 6-3		0-0 5-3		0-0 HR		0-0 1-3		0-0 L1
Tony Conigliaro, R (1, 7) OBP: 0.360, SLG: 0.550	0-0 3B		0-0 6-3		0-0 F3		0-0 F6		
Carl Yastrzemski, L (1, 8) OBP: 0.381, SLG: 0.465	0-0 1-H 3B		0-0 1B		0-0 F8			0-0 3-1	
Dick Stuart, R (1, 3) OBP: 0.321, SLG: 0.502	4-0 1-3 BB		0-3 K			0-0 1B BB WP 1B		0-0 G5-4-3 1B	
Frank Malzone, R (1, 5) OBP: 0.316, SLG: 0.380	0-0 1-3			0-0 FC3-6 1B		4-0 1-2 BB		0-0 G5-4-3 1-2f	
Lee Thomas, L (1, 9) OBP: 0.324, SLG: 0.401	0-0 3-1		0-0 FC3-6 BB		0-0 L3		0-0 L3		0-0 2B
Eddie Bressoud, R (1, 6) OBP: 0.371, SLG: 0.460		0-0 F3		4-0 1-2 BB		0-0 G6-4-3 WP 1B		0-3 K	
Bob Tillman, R (1, 2) OBP: 0.355, SLG: 0.445		0-3 K		0-0 G6-4-3		0-0 5-3		0-3 K	
Ed Connolly, L (1, 1) OBP: 0.176, SLG: 0.125		0-3 K			0-0 F3		0-0 1-3		4-0 BB
Jay Ritchie, R (5, 1) OBP: 0.111, SLG: 0.111									
Tony Horton, R (5, PH) OBP: 0.240, SLG: 0.289									
Dave Morehead, R (6, 1) OBP: 0.161, SLG: 0.115									
Dalton Jones, L (7, PH) OBP: 0.261, SLG: 0.351									
Jack Lamabe, R (8, 1) OBP: 0.184, SLG: 0.154									
Bill Spanswick, L (9, 1) OBP: 0.375, SLG: 0.286									
Bobby Guindon, L (9, PH)									

Inning Stats	R: 2	H: 2	E: 0	LOB: 1	K: 0	S: 5	P: 9	R: 0	H: 0	E: 0	LOB: 0	K: 2	S: 7	R: 0	H: 1	E: 0	LOB: 1	K: 1	S: 6	R: 0	H: 1	E: 0	LOB: 1	K: 0	S: 3	R: 1	H: 1	E: 0	LOB: 0	K: 0	S: 4	R: 1	H: 2	E: 0	LOB: 1	K: 0	S: 4	R: 0	H: 0	E: 0	LOB: 0	K: 0	S: 3	R: 0	H: 1	E: 0	LOB: 0	K: 2	S: 8	R: 0	H: 1	E: 0	LOB: 2	K: 2	S: 8	1B: 6	SF: 0	2B: 2	SAC: 0	3B: 1	DP: 3	HR: 1	HBP: 0	WP: 1	PA: 37
--------------	------	------	------	--------	------	------	------	------	------	------	--------	------	------	------	------	------	--------	------	------	------	------	------	--------	------	------	------	------	------	--------	------	------	------	------	------	--------	------	------	------	------	------	--------	------	------	------	------	------	--------	------	------	------	------	------	--------	------	------	-------	-------	-------	--------	-------	-------	-------	--------	-------	--------

PITCHER	IP	WLS	BF	H	R	ER	SO	BB	IBB	HBP	BLK	WP	HR	S	P	ERA	WHIP
Jim Kaat, L (1, 1) ERA: 3.22	5.2	W	25	7	4	4	3	3	0	0	0	0	1	28	40	6.35	1.765
Al Worthington, R (6, 1) ERA: 1.72	3.1	S	12	2	0	0	2	1	0	0	0	1	0	15	19	0.00	0.900

Batter	1	2	3	4	5	6	7	8	9	AB R H RBI BB SO LOB	TOP	
Felix Mantilla, R (1, 4) OBP: 0.351, SLG: 0.558	0-0 1B		0-0 G6-4-3 1-2f			0-0 G4-6-3 1-2f		0-0 5-3	0-0 FC1-2 1-2 2-3 3-Hf	5 0 1 0 0 0 5		
Tony Conigliaro, R (1, 7) OBP: 0.358, SLG: 0.546	0-0 F7			0-0 F8		0-0 1B		0-0 F7	0-0 F7	5 0 1 0 0 0 4		
Carl Yastrzemski, L (1, 8) OBP: 0.382, SLG: 0.466	0-3 K			0-0 2B		0-0 F5			4-0 SH5-3 2B BB	3 1 1 0 1 1 2		
Dick Stuart, R (1, 3) OBP: 0.321, SLG: 0.500 Dick Williams, R (9, 3) OBP: 0.247, SLG: 0.406	0-0 1-3			4-0 G5-4-3 IBB			0-0 F3		0-0 SH5-3 1-2	2 0 0 0 1 0 1 0 0 0 0 0 0 0		
Frank Malzone, R (1, 5) OBP: 0.316, SLG: 0.378		0-0 F7		0-0 G5-4-3 1-2f		0-0 F7			4-0 2B 1B IBB	3 1 0 0 1 0 2		
Lee Thomas, L (1, 9) OBP: 0.324, SLG: 0.400 Al Smith, R (9, PH) OBP: 0.263, SLG: 0.324		0-0 6-3			0-0 P4		4-0 1B BB		0-0 1B BB 2B 1-3 2-H	2 0 0 0 1 0 0 1 1 1 1 0 0 0		
Eddie Bressoud, R (1, 6) OBP: 0.372, SLG: 0.459		0-3 K			0-0 6-3		0-0 1B		4-0 BB 1B FC1-2 IBB	3 0 1 0 1 1 0		
Bob Tillman, R (1, 2) OBP: 0.356, SLG: 0.446			0-0 G6-4-3 1B		0-0 F9		0-0 F3		0-0 FC1-2 BB 1B 1-2 2-3 3-H	4 0 2 1 0 0 2		
Bill Monbouquette, R (1, 1) OBP: 0.187, SLG: 0.119			0-3 K			0-0 G4-6-3 1B		0-3 K	4-0 FC1-2 BB	3 0 1 1 1 2 1		
Inning Stats	R: 0 E: 0 K: 1 S: 6 H: 1 LOB: 1 BB: 0 P: 6	R: 0 E: 0 K: 1 S: 5 H: 0 LOB: 0 BB: 0 P: 5	R: 0 E: 0 K: 1 S: 5 H: 1 LOB: 0 BB: 0 P: 5	R: 0 E: 0 K: 0 S: 3 H: 1 LOB: 1 BB: 1 P: 7	R: 0 E: 0 K: 0 S: 3 H: 0 LOB: 0 BB: 0 P: 3	R: 0 E: 0 K: 0 S: 4 H: 2 LOB: 1 BB: 0 P: 4	R: 0 E: 0 K: 0 S: 4 H: 1 LOB: 2 BB: 1 P: 8	R: 0 E: 0 K: 1 S: 5 H: 0 LOB: 0 BB: 0 P: 5	R: 3 E: 0 K: 0 S: 5 H: 2 LOB: 3 BB: 4 P: 21	1B: 6 2B: 2 3B: 0 HR: 0 SF: 0 SAC: 1 DP: 3 HBP: 0	WP: 0 PB: 0 SB: 0 CS: 0	PA: 38
PITCHER	IP WLS BF H R ER SO BB IBB HBP BLK WP HR S P ERA WHIP											
Claude Osteen, L (1, 1) ERA: 3.14	8.1 L 33 7 3 3 4 2 2 0 0 0 0 37 53 3.24 1.080											
Ron Kline, R (9, 1) ERA: 1.98	0.2 5 1 0 0 0 1 1 0 0 0 0 3 11 0.00 3.000											

Boston Red Sox @ Washington Senators
D.C. Stadium, Washington, DC
Tue Sep 22 1964, 7:05 PM EDT
Att. 1,998 - Unknown

AB	31
R	3
H	8
RBI	3
BB	6
SO	4
LOB	17



Batter	1	2	3	4	5	6	7	8	9	AB R H RBI BB SO LOB
Don Blasingame, L (1, 4) OBP: 0.315, SLG: 0.312	0-0 4-3 2B		0-0 2-3			0-0 F9			0-0 BB 1B	4 0 2 0 0 0 1
John Kennedy, R (1, 5) OBP: 0.283, SLG: 0.328 Willie Kirkland, L (9, PH) OBP: 0.275, SLG: 0.341	0-0 4-3 2-3			0-0 F9		0-0 F9			0-0 F8	3 0 0 0 0 0 2 1 0 0 0 0 0 1
Chuck Hinton, R (1, 7) OBP: 0.349, SLG: 0.428	0-0 F3			0-0 F7			0-0 4-3		0-0 BB 1B	4 0 1 0 0 0 1
Jim King, L (1, 9) OBP: 0.338, SLG: 0.417 Chuck Cottier, R (9, PR) OBP: 0.280, SLG: 0.323	0-0 P3			0-0 G3			0-3 K		4-0 BB 1B	3 0 0 0 1 1 1 0 0 0 0 0 0 0
Don Lock, R (1, 8) OBP: 0.351, SLG: 0.477		0-0 F7			0-0 1-3		0-0 1-3		0-0 F3	4 0 0 0 0 0 3
Dick Phillips, L (1, 3) OBP: 0.306, SLG: 0.283 Roy Sievers, R (9, PH) OBP: 0.270, SLG: 0.337		0-0 F8			0-0 4-3			0-0 F8	0-0 P6	3 0 0 0 0 0 0 1 0 0 0 0 0 3
Mike Brumley, L (1, 2) OBP: 0.306, SLG: 0.295		0-0 F8			0-0 6-3			0-0 F8 2B		3 0 1 0 0 0 0
Ed Brinkman, R (1, 6) OBP: 0.267, SLG: 0.330			0-0 5-3			0-0 SH1-4 1B		0-0 F8		3 0 1 0 0 0 1
Claude Osteen, L (1, 1) OBP: 0.194, SLG: 0.241 Ron Kline, R (9, 1) OBP: 0.286, SLG: 0.167			0-3 K			0-0 SH1-4		0-3 K		2 0 0 0 0 2 1 0 0 0 0 0 0 0

Inning Stats	R: 0	H: 1	E: 0	LOB: 1	K: 0	BB: 0	S: 4	P: 4	R: 0	H: 0	E: 0	LOB: 0	K: 0	BB: 0	S: 3	P: 3	R: 0	H: 0	E: 0	LOB: 0	K: 1	BB: 0	S: 5	P: 5	R: 0	H: 0	E: 0	LOB: 0	K: 0	BB: 0	S: 3	P: 3	R: 0	H: 1	E: 0	LOB: 1	K: 0	BB: 0	S: 4	P: 4	R: 0	H: 0	E: 0	LOB: 0	K: 1	BB: 0	S: 5	P: 5	R: 0	H: 1	E: 0	LOB: 1	K: 1	BB: 0	S: 6	P: 6	R: 0	H: 2	E: 0	LOB: 3	K: 0	BB: 1	S: 5	P: 9	1B: 3	SF: 0	2B: 2	SAC: 1	3B: 0	DP: 0	HR: 0	HBP: 0	WP: 0	PA: 33
PITCHER Bill Monbouquette, R (1, 1) ERA: 4.21	IP	WLS	BF	H	R	ER	SO	BB	IBB	HBP	BLK	WP	HR	S	P	ERA	WHIP	IP	WLS	BF	H	R	ER	SO	BB	IBB	HBP	BLK	WP	HR	S	P	ERA	WHIP	IP	WLS	BF	H	R	ER	SO	BB	IBB	HBP	BLK	WP	HR	S	P	ERA	WHIP																							


BOTTOM

Boston Red Sox @ Washington Senators
D.C. Stadium, Washington, DC

Tue Sep 22 1964, 7:05 PM EDT
Att. 1,998 - Unknown

livebaseballscorecards.com

AB 31
R 0
H 5
RBI 0
BB 1
SO 3
LOB 14



Batter	1	2	3	4	5	6	7	8	9	AB R H RBI BB SO LOB	TOP									
Felix Mantilla, R (1, 4) OBP: 0.350, SLG: 0.554	0-0 1B		0-0 F3			0-0 F9		0-0 F8		4 0 1 0 0 0 0										
Tony Conigliaro, R (1, 7) OBP: 0.357, SLG: 0.543	0-0 F5		0-0 P6			0-0 FC4-6 1B		0-0 5-3		4 0 1 0 0 0 1										
Carl Yastrzemski, L (1, 8) OBP: 0.379, SLG: 0.463	0-3 K			0-0 4-3		0-0 FC4-6 1-2f		0-0 F2		4 0 0 0 0 1 2										
Dick Stuart, R (1, 3) OBP: 0.319, SLG: 0.497	0-0 F5			0-0 6-3		0-0 F8		0-0 1-3-1		4 0 0 0 0 0 2										
Frank Malzone, R (1, 5) OBP: 0.315, SLG: 0.379		0-0 F7		0-0 F8			0-0 2B		0-0 P4	4 0 1 0 0 0 0										
Lee Thomas, L (1, 9) OBP: 0.325, SLG: 0.401		0-0 2B			0-0 F8		0-3 K			3 0 1 0 0 1 1										
Eddie Bressoud, R (1, 6) OBP: 0.372, SLG: 0.458		0-0 F2			0-0 1B		0-0 F8			3 0 1 0 0 0 2										
Bob Tillman, R (1, 2) OBP: 0.354, SLG: 0.442		0-0 F8			0-0 F9		0-0 6-3			3 0 0 0 0 0 3										
Pete Charton, L (1, 1) OBP: 0.222, SLG: 0.125			0-0 4-3		0-0 4-3			0-0 6-3		2 0 0 0 0 0 1										
Al Smith, R (8, PH) OBP: 0.261, SLG: 0.322										1 0 0 0 0 0 0										
Dick Radatz, R (8, 1) OBP: 0.167, SLG: 0.171										0 0 0 0 0 0 0										
Inning Stats	R: 0 E: 0 K: 1 S: 6	H: 1 LOB: 1 BB: 0 P: 6	R: 0 E: 0 K: 0 S: 4	H: 1 LOB: 1 BB: 0 P: 4	R: 0 E: 0 K: 0 S: 3	H: 0 LOB: 0 BB: 0 P: 3	R: 0 E: 0 K: 0 S: 3	H: 0 LOB: 0 BB: 0 P: 3	R: 0 E: 1 K: 0 S: 4	H: 1 LOB: 1 BB: 0 P: 4	R: 0 E: 0 K: 1 S: 6	H: 1 LOB: 1 BB: 0 P: 6	R: 0 E: 0 K: 0 S: 3	H: 0 LOB: 0 BB: 0 P: 3	R: 0 E: 0 K: 0 S: 3	H: 0 LOB: 0 BB: 0 P: 3	1B: 3 2B: 2 3B: 0 HR: 0	SF: 0 SAC: 0 DP: 0 HBP: 0	WP: 0 PB: 0 SB: 0 CS: 0	PA: 32
PITCHER Don Loun, L (1, 1) ERA:	IP: 9.0 WLS: W BF: 32 H: 5 R: 0 ER: 0 SO: 2 BB: 0 IBB: 0 HBP: 0 BLK: 0 WP: 0 HR: 0 S: 36 P: 36 ERA: 0.00 WHIP: 0.556																			

Boston Red Sox @ Washington Senators
D.C. Stadium, Washington, DC
Wed Sep 23 1964, 7:05 PM EDT
Att. 1,491 - Unknown

livebaseballscorecards.com

AB	32
R	0
H	5
RBI	0
BB	0
SO	2
LOB	12



Batter	1	2	3	4	5	6	7	8	9	AB R H RBI BB SO LOB	TOP														
Dalton Jones, L (1, 4) OBP: 0.278, SLG: 0.347	0-0 1-3			0-0 4-3		0-0 FC4-6 1B		0-0 F3		4 1 0 0 0 0 1															
Tony Conigliaro, R (1, 7) OBP: 0.356, SLG: 0.539	0-3 K			0-0 F6		0-0 1B 1-3			0-3 K	4 0 1 0 0 2 0															
Carl Yastrzemski, L (1, 8) OBP: 0.380, SLG: 0.462	0-0 F8			4-0 BB		0-0 FC6 1B 1-3 3-H			0-0 3-1	3 0 1 1 1 0 0															
Lee Thomas, L (1, 9) OBP: 0.324, SLG: 0.400		0-0 F6		0-0 F4		0-0 FC6 1-2f			0-0 WP 1B	4 1 1 0 0 0 3															
Frank Malzone, R (1, 5) OBP: 0.315, SLG: 0.378		0-0 6-3			0-0 5-3		0-0 F7		0-0 1B 1-H	4 0 1 1 0 0 0															
Bobby Guindon, L (1, 3)		0-0 F6			0-3 K		0-0 L7		0-0 L3	4 0 0 0 0 1 1															
Eddie Bressoud, R (1, 6) OBP: 0.370, SLG: 0.456			0-0 L6		0-0 6-3		0-3 K			3 0 0 0 0 1 0															
Russ Nixon, L (1, 2) OBP: 0.288, SLG: 0.285			0-0 6-3			0-0 F5		0-0 F7		3 0 0 0 0 0 0															
Earl Wilson, R (1, 1) OBP: 0.293, SLG: 0.466			0-3 K			4-0 FC4-6 BB		0-0 L9		1 0 0 0 1 1 0															
Al Smith, R (8, PH) OBP: 0.260, SLG: 0.320										1 0 0 0 0 0 0															
Dick Radatz, R (8, 1) OBP: 0.167, SLG: 0.171										0 0 0 0 0 0 0															
Inning Stats	R: 0 E: 0 K: 1 S: 5	H: 0 LOB: 0 BB: 0 P: 5	R: 0 E: 0 K: 0 S: 3	H: 0 LOB: 0 BB: 0 P: 3	R: 0 E: 0 K: 1 S: 5	H: 0 LOB: 0 BB: 0 P: 5	R: 0 E: 0 K: 0 S: 3	H: 0 LOB: 1 BB: 1 P: 7	R: 0 E: 0 K: 1 S: 5	H: 0 LOB: 0 BB: 0 P: 5	R: 0 E: 0 K: 1 S: 5	H: 0 LOB: 0 BB: 0 P: 5	R: 1 E: 0 K: 0 S: 5	H: 2 LOB: 2 BB: 1 P: 9	R: 0 E: 0 K: 1 S: 5	H: 0 LOB: 0 BB: 0 P: 5	R: 0 E: 0 K: 0 S: 3	H: 0 LOB: 0 BB: 0 P: 3	R: 1 E: 0 K: 1 S: 7	H: 2 LOB: 1 BB: 0 P: 7	1B: 4 2B: 0 3B: 0 HR: 0	SF: 0 SAC: 0 DP: 0 HBP: 0	WP: 1 PB: 0 SB: 0 CS: 0	PA: 33	
PITCHER Dave Wickersham, R (1, 1) ERA: 3.49	IP 9.0	WLS W	BF 33	H 4	R 2	ER 2	SO 5	BB 2	IBB 0	HBP 0	BLK 0	WP 1	HR 0	S 41	P 49	ERA 2.00	WHIP 0.667								

Boston Red Sox @ Detroit Tigers
Tiger Stadium, Detroit, MI
 Fri Sep 25 1964, 4:33 AM EDT
 Att: 837 - Unknown

livebaseballscorecards.com

AB 31
R 2
H 4
RBI 2
BB 2
SO 5
LOB 5



Batter	1	2	3	4	5	6	7	8	9
Dick McAuliffe, L (1, 6) OBP: 0.332, SLG: 0.434	0-0 4-3		4-0 1B BB	0-0 4-3			4-0 1B BB		
Jerry Lumpe, L (1, 4) OBP: 0.318, SLG: 0.349	0-0 6-3		0-0 1B 1B			0-0 2B	0-0 F8		
Al Kaline, R (1, 9) OBP: 0.381, SLG: 0.455	0-0 L7		0-0 1B FC8-2			0-3 K	0-0 L7		
Norm Cash, L (1, 3) OBP: 0.344, SLG: 0.446		0-0 WP 1B	0-0 1B			0-0 F6	0-0 1B		
Gates Brown, L (1, 7) OBP: 0.324, SLG: 0.469		0-0 F8	0-0 FC8-2			0-0 F9	0-0 4-3		
Don Demeter, R (1, 8) OBP: 0.289, SLG: 0.453		0-0 5-3		0-0 FC1-5 2B		0-0 HR	0-3 K		
Bill Freehan, R (1, 2) OBP: 0.352, SLG: 0.462		1-0 HBP		0-0 1-3		0-3 K	0-0 F6		
Don Wert, R (1, 5) OBP: 0.324, SLG: 0.360		0-0 F9		4-0 FC1-5 BB		0-0 F8	0-0 F7		
Dave Wickersham, R (1, 1) OBP: 0.096, SLG: 0.088			0-0 F9	0-0 FC1-5		0-0 G3			

AB	R	H	RBI	BB	SO	LOB
2	1	0	0	2	0	2
4	1	2	0	0	0	1
4	0	1	1	0	1	2
4	0	3	1	0	0	1
4	0	0	0	0	0	6
4	1	2	1	0	1	1
3	0	0	0	0	1	1
3	0	0	0	1	0	2
3	0	0	0	0	0	2

BOTTOM

Boston Red Sox @ Detroit Tigers
Tiger Stadium, Detroit, MI
Fri Sep 25 1964, 4:33 AM EDT
Att. 837 - Unknown

livebaseballscorecards.com

AB	31
R	3
H	8
RBI	3
BB	3
SO	3
LOB	18



Inning Stats	R: 0	H: 0	E: 0	K: 0	S: 3	H: 0	LOB: 0	BB: 0	P: 3	R: 0	H: 1	E: 0	K: 0	S: 4	H: 1	LOB: 2	BB: 0	P: 5	R: 2	H: 3	E: 0	K: 0	S: 5	H: 3	LOB: 1	BB: 1	P: 9	R: 0	H: 1	E: 0	K: 1	S: 4	H: 1	LOB: 2	BB: 1	P: 8	R: 0	H: 1	E: 0	K: 1	S: 6	H: 1	LOB: 0	BB: 0	P: 6	R: 1	H: 1	E: 0	K: 1	S: 6	H: 1	LOB: 0	BB: 0	P: 6	R: 0	H: 1	E: 0	K: 0	S: 4	H: 0	LOB: 0	BB: 0	P: 5
--------------	------	------	------	------	------	------	--------	-------	------	------	------	------	------	------	------	--------	-------	------	------	------	------	------	------	------	--------	-------	------	------	------	------	------	------	------	--------	-------	------	------	------	------	------	------	------	--------	-------	------	------	------	------	------	------	------	--------	-------	------	------	------	------	------	------	------	--------	-------	------

PITCHER	IP	WLS	BF	H	R	ER	SO	BB	IBB	HBP	BLK	WP	HR	S	P	ERA	WHIP
Earl Wilson, R (1, 1) ERA: 4.49	7.0	L	32	8	3	3	2	3	0	1	0	1	1	32	45	3.86	1.571
Dick Radatz, R (8, 1) ERA: 2.17	1.0		3	0	0	0	1	0	0	0	0	0	0	5	5	0.00	0.000

WP	HR	S	P	ERA	WHIP
1	1	3	2	3.86	1.571
0	0	1	1	0.00	0.000

Batter	1	2	3	4	5	6	7	8	9	AB R H RBI BB SO LOB	TOP																
Chuck Schilling, R (1, 4) <small>OBP: 0.263, SLG: 0.233</small> Dalton Jones, L (9, PH) <small>OBP: 0.277, SLG: 0.347</small>	0-3 K		0-0 L6		0-0 F8		0-0 L4		0-0 SF7	4 0 0 0 0 1 1 0 0 0 1 0 0 0																	
Tony Horton, R (1, 7) <small>OBP: 0.240, SLG: 0.288</small> Dick Radatz, R (7, 1) <small>OBP: 0.167, SLG: 0.171</small> Russ Nixon, L (9, PH) <small>OBP: 0.292, SLG: 0.289</small> Bobby Guindon, L (9, PR)	0-3 K			0-0 HR 1B	0-0 F4		0-0 F6		0-0 1B	4 1 1 0 0 1 1 0 0 0 0 0 0 0 1 0 1 0 0 0 0 0 0 0 0 0 0 0																	
Carl Yastrzemski, L (1, 5) <small>OBP: 0.379, SLG: 0.460</small>	0-3 K			0-3 K	0-0 L5			0-0 FC5-4 1B	0-0 L5	5 0 1 0 0 2 3																	
Dick Stuart, R (1, 3) <small>OBP: 0.319, SLG: 0.495</small>		0-0 6-3		0-0 HR 1B		0-0 F4		0-0 L9		4 1 1 0 0 0 1																	
Tony Conigliaro, R (1, 8) <small>OBP: 0.355, SLG: 0.544</small>		0-0 F4		0-0 HR		0-0 6-3		0-0 FC5-4 1-2f		4 1 1 3 0 0 1																	
Lee Thomas, L (1, 9) <small>OBP: 0.324, SLG: 0.398</small>		0-3 K		4-0 WP BB		0-3 K		0-0 F5		3 0 0 0 1 2 1																	
Eddie Bressoud, R (1, 6) <small>OBP: 0.371, SLG: 0.458</small>			0-0 F8	0-3 K		0-0 SH1-4 1B		0-0 1B 2B		4 2 2 0 0 1 1																	
Bob Tillman, R (1, 2) <small>OBP: 0.354, SLG: 0.449</small>			0-0 HR	0-0 E1		0-0 SH1-4 1-2		0-0 F7		3 1 1 1 0 0 2																	
Ed Connolly, L (1, 1) <small>OBP: 0.176, SLG: 0.125</small> Bob Heffner, R (2, 1) <small>OBP: 0.163, SLG: 0.214</small> Felix Mantilla, R (7, PH) <small>OBP: 0.351, SLG: 0.556</small> Earl Wilson, R (7, PR) <small>OBP: 0.293, SLG: 0.466</small> Roman Mejias, R (7, 8) <small>OBP: 0.311, SLG: 0.368</small>			0-0 F8	0-3 K		0-0 1B		0-0 1B		0 0 0 0 0 0 0 2 0 0 0 0 1 2 1 0 1 1 0 0 0 0 0 0 0 0 0 0 1 0 1 0 0 0 0																	
Inning Stats	R: 0 E: 0 K: 3 S: 9	H: 0 LOB: 0 BB: 0 P: 9	R: 0 E: 0 K: 1 S: 5	H: 0 LOB: 0 BB: 0 P: 5	R: 1 E: 0 K: 0 S: 4	H: 1 LOB: 0 BB: 0 P: 4	R: 3 E: 1 K: 3 S: 13	H: 3 LOB: 2 BB: 1 P: 17	R: 0 E: 0 K: 0 S: 3	H: 0 LOB: 0 BB: 0 P: 3	R: 0 E: 0 K: 1 S: 5	H: 0 LOB: 0 BB: 0 P: 5	R: 1 E: 0 K: 0 S: 5	H: 2 LOB: 1 BB: 0 P: 5	R: 0 E: 0 K: 0 S: 4	H: 1 LOB: 1 BB: 0 P: 4	R: 1 E: 0 K: 0 S: 6	H: 3 LOB: 2 BB: 0 P: 6	1B: 7 2B: 1 3B: 0 HR: 2	SF: 1 SAC: 1 DP: 0 HBP: 0	WP: 1 PB: 0 SB: 0 CS: 0	PA: 39					
PITCHER	IP	WLS	BF	H	R	ER	SO	BB	IBB	HBP	BLK	WP	HR	S	P	ERA	WHIP										
Mickey Lolich, L (1, 1) <small>ERA: 3.11</small>	7.0	W	29	6	5	5	8	1	0	0	0	1	2	44	48	6.43	1.000										
Julio Navarro, R (8, 1) <small>ERA: 3.65</small>	1.2		9	4	1	1	0	0	0	0	0	0	0	9	9	5.40	2.400										
Fred Gladding, R (9, 1) <small>ERA: 3.11</small>	0.1	S	1	0	0	0	0	0	0	0	0	0	0	1	1	0.00	0.000										

Boston Red Sox @ Detroit Tigers
Tiger Stadium, Detroit, MI
Sat Sep 26 1964, 4:33 AM EDT
Att. 3,656 - Unknown

AB	36
R	6
H	10
RBI	6
BB	1
SO	8
LOB	13



livebaseballscorecards.com

Batter	1	2	3	4	5	6	7	8	9
Don Wert, R OBP: 0.323, SLG: 0.359 (1, 5)	0-0 F7	0-0 BB 1B	0-0 4-3			0-0 5-3	0-0 SF8		
Jerry Lumpe, L OBP: 0.319, SLG: 0.348 (1, 4)	0-0 5-3	4-0 BB 1B		0-0 G3		0-3 K	4-0 BB		
Al Kaline, R OBP: 0.381, SLG: 0.453 (1, 9)	0-3 K	0-0 L9		0-0 G5-4-3 1B		1-0 WP HBP	0-0 L5-3		
Bill Freehan, R OBP: 0.351, SLG: 0.464 (1, 2)		3B		0-0 G5-4-3 1-2f		0-0 F7		0-0 6-3	
George Thomas, R OBP: 0.329, SLG: 0.467 (1, 8)		0-3 K	1-0 L6 BB HBP		0-0 1B G6-4-3 1B		0-0 4-3	0-0 F9	
Gates Brown, L OBP: 0.324, SLG: 0.468 (3, PR) (4, 7)									
Norm Cash, L OBP: 0.350, SLG: 0.453 (1, 3)		0-0 1B 3B	4-0 BB 1B BB		0-0 1B G6-4-3 1B		4-0 BB 1B BB	4-0 BB	
Mickey Stanley, R OBP: 0.273, SLG: 0.273 (1, 7) (4, 8)		0-0 1B HBP 1B	0-0 L6		0-0 1-2f G6-4-3		0-0 1-2 BB 1B	0-0 F2	
Dick McAuliffe, L OBP: 0.337, SLG: 0.435 (1, 6)		1-0 1B 1B HBP	0-0 BB 1B		4-0 BB		4-0 1-2 2-3 1B SF8 BB		
Mickey Lolich, S OBP: 0.263, SLG: 0.111 (1, 1)		0-0 BB 1B	4-0 BB		0-3 K		0-0 E S 1B		
Bill Bruton, L OBP: 0.345, SLG: 0.395 (7, PH)									
Julio Navarro, R (8, 1)									
Fred Gladding, L (9, 1)									

Inning Stats	R: 0	H: 0	E: 0	K: 1	S: 5	LOB: 0	BB: 0	P: 5
	R: 4	H: 5	E: 0	K: 2	S: 12	LOB: 3	BB: 1	P: 17
	R: 0	H: 1	E: 0	K: 0	S: 3	LOB: 3	BB: 2	P: 12
	R: 0	H: 1	E: 0	K: 0	S: 3	LOB: 0	BB: 0	P: 3
	R: 1	H: 2	E: 0	K: 1	S: 6	LOB: 1	BB: 1	P: 10
	R: 0	H: 0	E: 0	K: 1	S: 5	LOB: 1	BB: 0	P: 6
	R: 3	H: 2	E: 0	K: 0	S: 5	LOB: 2	BB: 3	P: 17
	R: 0	H: 0	E: 0	K: 0	S: 3	LOB: 1	BB: 1	P: 7

PITCHER	IP	WLS	BF	H	R	ER	SO	BB	IBB	HBP	BLK	WP	HR	S	P	ERA	WHIP
Ed Connolly, L ERA: 5.09 (1, 1)	1.1		11	5	4	4	2	1	0	1	0	0	0	13	18	27.00	4.500
Bob Heffner, R ERA: 3.93 (2, 1)	4.2		20	4	1	1	3	3	0	2	0	1	0	21	35	1.93	1.500
Dick Radatz, R ERA: 2.32 (7, 1)	2.0	L	12	2	3	3	0	4	0	0	0	0	0	8	24	13.50	3.000

BOTTOM

Boston Red Sox @ Detroit Tigers
Tiger Stadium, Detroit, MI
Sat Sep 26 1964, 4:33 AM EDT
Att. 3,656 - Unknown

AB	R	H	RBI	BB	SO	LOB
4	0	1	2	0	0	3
3	0	0	0	2	1	0
4	0	1	0	0	1	5
5	1	1	0	0	1	5
1	0	0	0	0	1	1
3	1	1	0	0	0	0
2	2	2	1	3	0	0
5	2	2	1	0	0	4
1	2	1	0	2	0	0
2	0	1	1	1	1	1
1	0	1	2	0	0	0
0	0	0	0	0	0	0
0	0	0	0	0	0	0

AB	31
R	8
H	11
RBI	7
BB	8
SO	5
LOB	19



WP	PA
1	43
PB	0
SB	1
CS	0

PITCHER	IP	WLS	BF	H	R	ER	SO	BB	IBB	HBP	BLK	WP	HR	S	P	ERA	WHIP
Ed Connolly, L ERA: 5.09 (1, 1)	1.1		11	5	4	4	2	1	0	1	0	0	0	13	18	27.00	4.500
Bob Heffner, R ERA: 3.93 (2, 1)	4.2		20	4	1	1	3	3	0	2	0	1	0	21	35	1.93	1.500
Dick Radatz, R ERA: 2.32 (7, 1)	2.0	L	12	2	3	3	0	4	0	0	0	0	0	8	24	13.50	3.000

Batter	1	2	3	4	5	6	7	8	9	AB R H RBI BB SO LOB	TOP									
Dalton Jones, L (1, 4) OBP: 0.275, SLG: 0.343	0-3 K		0-0 5-3			0-0 F8		0-0 G3		4 0 0 0 0 1 0	Boston Red Sox @ Detroit Tigers Tiger Stadium, Detroit, MI Sun Sep 27 1964, 4:33 AM EDT Att. 4,170 - Unknown									
Tony Conigliaro, R (1, 8) OBP: 0.358, SLG: 0.548	4-0 BB		0-0 2B			0-0 6-3		0-0 1B		3 0 2 0 1 0 0										
Carl Yastrzemski, L (1, 5) OBP: 0.376, SLG: 0.456	0-0 F7		0-0 F7			0-0 F7		0-0 4-3		4 0 0 0 0 0 3										
Dick Stuart, R (1, 3) OBP: 0.317, SLG: 0.491	0-0 6-3			0-0 L9			0-0 6-3		0-0 F8	4 0 0 0 0 0 1										
Lee Thomas, L (1, 9) OBP: 0.321, SLG: 0.395		0-3 K		0-0 1-3			0-0 L9		0-0 F5	4 0 0 0 0 1 0										
Bobby Guindon, L (1, 7) OBP: 0.222, SLG: 0.250		0-3 K		0-3 K			0-0 2B		0-3 K	4 0 1 0 0 3 0										
Eddie Bressoud, R (1, 6) OBP: 0.372, SLG: 0.458		0-0 1B			0-3 K		4-0 BB			2 0 1 0 1 1 0										
Bob Tillman, R (1, 2) OBP: 0.352, SLG: 0.445		0-3 K			0-0 6-3		0-0 F8			3 0 0 0 0 1 3										
Bill Monbouquette, R (1, 1) OBP: 0.182, SLG: 0.116 Felix Mantilla, R (8, PH) OBP: 0.350, SLG: 0.554 Jay Ritchie, R (8, 1) OBP: 0.111, SLG: 0.111			0-0 1-3		0-0 6-3			0-0 F2		2 0 0 0 0 0 0 1 0 0 0 0 0 0 0 0 0 0 0 0 0										
Inning Stats	R: 0 E: 0 K: 1 S: 5	H: 0 LOB: 1 BB: 1 P: 9	R: 0 E: 0 K: 3 S: 10	H: 1 LOB: 1 BB: 0 P: 10	R: 0 E: 0 K: 0 S: 4	H: 1 LOB: 1 BB: 0 P: 4	R: 0 E: 0 K: 1 S: 5	H: 0 LOB: 0 BB: 0 P: 5	R: 0 E: 0 K: 0 S: 3	H: 0 LOB: 0 BB: 0 P: 3	R: 0 E: 0 K: 0 S: 4	H: 1 LOB: 2 BB: 1 P: 8	R: 0 E: 0 K: 0 S: 4	H: 1 LOB: 1 BB: 0 P: 4	R: 0 E: 0 K: 1 S: 5	H: 0 LOB: 0 BB: 0 P: 5	1B: 2 2B: 2 3B: 0 HR: 0	SF: 0 SAC: 0 DP: 0 HBP: 0	WP: 0 PB: 0 SB: 0 CS: 0	PA: 33
PITCHER Joe Sparna, R (1, 1) ERA: 2.4	IP: 9.0 WLS: W BF: 33 H: 4 R: 0 ER: 0 SO: 7 BB: 2 IBB: 0 HBP: 0 BLK: 0 WP: 0 HR: 0 S: 45 P: 53 ERA: 0.00 WHIP: 0.667											PITCHER	IP: WLS: BF: H: R: ER: SO: BB: IBB: HBP: BLK: WP: HR: S: P: ERA: WHIP:							

livebaseballscorecards.com

AB	31
R	0
H	4
RBI	0
BB	2
SO	7
LOB	7



Batter	1	2	3	4	5	6	7	8	9	AB	R	H	RBI	BB	SO	LOB
Bill Bruton, L OBP: 0.350, SLG: 0.409 (1, 8) BBB	4-0 2B BB	0-0 F7			0-0 HR		0-0 G4-6-3 1B			3	2	2	1	1	0	1
Jerry Lumpe, L OBP: 0.317, SLG: 0.345 (1, 4) X	0-0 F2		0-0 F6		0-3 K		0-0 G4-6-3 1-2f			4	0	0	0	0	1	2
Al Kaline, R OBP: 0.383, SLG: 0.460 (1, 9) X	0-0 F9 1-H 2B		0-0 2B		0-0 1B			0-3 K		4	0	3	1	0	1	0
Norm Cash, L OBP: 0.349, SLG: 0.451 (1, 3) X	0-0 F9 2-3		0-3 K		0-0 1B			0-3 K		4	0	1	0	0	2	2
Gates Brown, L OBP: 0.321, SLG: 0.463 (1, 7) X	0-0 G3		0-0 G3		0-3 K			0-0 6-3		4	0	0	0	0	1	4
Bill Freehan, R OBP: 0.349, SLG: 0.461 (1, 2)		0-0 F8		0-0 3-1		0-0 5-3				3	0	0	0	0	0	0
Dick McAuliffe, L OBP: 0.337, SLG: 0.437 (1, 6)		0-0 1B 2B		0-0 4-3		0-0 F9				3	1	1	0	0	0	0
Don Wert, R OBP: 0.321, SLG: 0.357 (1, 5)		0-0 F4		0-0 F6		0-0 F8				3	0	0	0	0	0	1
Joe Sparna, R OBP: 0.200, SLG: 0.333 (1, 1)		0-0 2-H 1B			0-0 F8		0-0 1-3			3	0	1	1	0	0	0
Inning Stats	R: 1 E: 0 K: 0 S: 4	H: 1 LOB: 1 BB: 1 P: 8	R: 1 E: 0 K: 0 S: 5	H: 2 LOB: 1 BB: 0 P: 5	R: 0 E: 0 K: 1 S: 6	H: 1 LOB: 1 BB: 0 P: 6	R: 0 E: 0 K: 0 S: 3	H: 0 LOB: 0 BB: 0 P: 3	R: 0 E: 0 K: 0 S: 3	H: 0 LOB: 0 BB: 0 P: 3	R: 0 E: 0 K: 2 S: 7	H: 1 LOB: 0 BB: 0 P: 7	R: 0 E: 0 K: 2 S: 7	H: 0 LOB: 0 BB: 0 P: 7	1B: 4 2B: 3 3B: 0 HR: 1	SF: 0 SAC: 0 DP: 1 HBP: 0
PITCHER	IP WLS L	WLS BF	H R	R ER	SO	BB	IBB	HBP	BLK	WP	HR	S	P	ERA	WHIP	
Bill Monbouquette, R ERA: 4.2 (1, 1)	7.0	29	8	3	3	1	0	0	0	0	1	34	38	3.86	1.286	
Jay Ritchie, R ERA: 2.7 (8, 1)	1.0	3	0	0	0	0	0	0	0	0	0	7	7	0.00	0.000	

BOTTOM


Boston Red Sox @ Detroit Tigers
Tiger Stadium, Detroit, MI
Sun Sep 27 1964, 4:33 AM EDT
Att. 4,170 - Unknown

livebaseballscorecards.com

AB	31
R	3
H	8
RBI	3
BB	1
SO	5
LOB	10



WP: 0	PA: 32
PB: 0	SB: 0
CS: 0	

Batter	1	2	3	4	5	6	7	8	9	AB R H RBI BB SO LOB	TOP		
Vic Davalillo, L (1, 8) OBP: 0.313, SLG: 0.361	0-0 1-3 SH1-3 PO 1B		4-0 G6-4-3 BB			0-0 1-3		0-0 6-3		3 0 1 0 1 0 0			
Dick Howser, R (1, 6) OBP: 0.334, SLG: 0.316	0-0 SH1-3 1-2		0-0 G6-4-3 1-2f			0-3 K		0-0 1-3		3 0 0 0 0 1 1			
Bob Chance, L (1, 3) OBP: 0.347, SLG: 0.437	0-0 1-3 2-3		0-0 5-3			0-0 F8		0-0 1B 1B		4 0 1 0 0 0 1			
Tito Francona, L (1, 9) OBP: 0.365, SLG: 0.405 Tommie Agee, R (8, PR) OBP: 0.143, SLG: 0.143 (8, 9)	0-0 PO 3-H	0-0 HR 3B		0-0 F8		0-0 L4		0-0 1B 1-2 1B		4 1 2 0 0 0 0 0 0 0 0 0 0 0			
John Romano, R (1, 2) OBP: 0.344, SLG: 0.462		0-0 F8		0-0 6-3		4-0 1B HR BB		0-0 F5		3 1 0 0 1 0 3			
Leon Wagner, L (1, 7) OBP: 0.324, SLG: 0.445		0-0 HR 3-H		0-0 3-1		0-0 HR 1B		0-3 K		4 2 2 2 0 1 0			
Max Alvis, R (1, 5) OBP: 0.318, SLG: 0.452		0-3 K			0-0 5-3		0-0 HR 1B		0-0 F2	4 1 1 3 0 1 0	AB 31 R 5 H 7 RBI 5 BB 3 SO 4 LOB 6		
Woodie Held, R (1, 4) OBP: 0.332, SLG: 0.425		4-0 BB			0-0 F8		0-0 F9		0-3 K	3 0 0 0 1 1 0			
Luis Tiant, R (1, 1) OBP: 0.093, SLG: 0.093		0-0 5-3			0-0 L4		0-0 1-4-3			3 0 0 0 0 0 1			
Inning Stats	R: 0 H: 1 E: 0 LOB: 0 K: 0 BB: 0 S: 3 P: 3	R: 2 H: 2 E: 0 LOB: 1 K: 1 BB: 1 S: 7 P: 11	R: 0 H: 0 E: 0 LOB: 0 K: 0 BB: 1 S: 2 P: 6	R: 0 H: 0 E: 0 LOB: 0 K: 0 BB: 0 S: 3 P: 3	R: 0 H: 0 E: 0 LOB: 0 K: 0 BB: 0 S: 3 P: 3	R: 0 H: 0 E: 0 LOB: 0 K: 1 BB: 0 S: 5 P: 5	R: 3 H: 2 E: 0 LOB: 0 K: 0 BB: 1 S: 5 P: 9	R: 0 H: 2 E: 0 LOB: 2 K: 0 BB: 0 S: 5 P: 5	R: 0 H: 0 E: 0 LOB: 0 K: 2 BB: 0 S: 7 P: 7	1B: 4 SF: 0 2B: 0 SAC: 1 3B: 1 DP: 1 HR: 2 HBP: 0	WP: 0 PA: 36 PB: 0 SB: 0 CS: 0		
PITCHER	IP WLS BF H R ER SO BB IBB HBP BLK WP HR S P ERA WHIP											PITCHER	IP WLS BF H R ER SO BB IBB HBP BLK WP HR S P ERA WHIP
Pete Charton, R (1, 1) ERA: 5.26	7.0 L 27 5 5 5 2 3 0 0 0 0 0 2 28 40 6.43 1.143												
Jay Ritchie, R (8, 1) ERA: 2.58	2.0 8 2 0 0 2 0 0 0 0 0 0 0 12 12 0.00 1.000												

Cleveland Indians @ Boston Red Sox
 Fenway Park, Boston, MA
 Wed Sep 30 1964, 3:33 AM EDT
 Unknown

livebaseballscorecards.com


Batter	1	2	3	4	5	6	7	8	9	AB R H RBI BB SO LOB
Felix Mantilla, R OBP: 0.352, SLG: 0.556 (1, 4) X	0-0 5-3 1B		0-3 K		0-0 2B			0-0 F2		4 0 2 0 0 1 0
Tony Conigliaro, R OBP: 0.355, SLG: 0.542 (1, 7) X	0-0 5-3 1-2		0-0 E3		0-0 F5			0-0 F2		4 0 0 0 0 0 2
Carl Yastrzemski, L OBP: 0.374, SLG: 0.453 (1, 8) S S S	0-3 K		0-0 F8		0-0 3-1			0-0 4-3		4 0 0 0 0 1 3
Dick Stuart, R OBP: 0.315, SLG: 0.488 (1, 3) X	0-0 F8		0-3 K		0-3 K			0-3 K		4 0 0 0 0 3 2
Lee Thomas, L OBP: 0.319, SLG: 0.392 (1, 9) X		0-0 F9		0-0 F9				0-0 5-3		4 0 0 0 0 0 0
Frank Malzone, R OBP: 0.314, SLG: 0.377 (1, 5) X		0-0 1B 1B		0-3 K				0-0 F2		4 0 1 0 0 1 0
Eddie Bressoud, R OBP: 0.374, SLG: 0.458 (1, 6) X		0-0 1-2 1B		4-0 E BB				0-3 K		2 0 1 0 1 1 0
Russ Nixon, L OBP: 0.287, SLG: 0.284 (1, 2) X		0-0 F2		0-3 K				0-3 K		3 0 0 0 0 2 3
Pete Charton, L OBP: 0.182, SLG: 0.100 (1, 1) S S S		0-3 K						0-3 K		2 0 0 0 0 1 2
Dalton Jones, L OBP: 0.274, SLG: 0.342 (7, PH)					0-0 4-3					1 0 0 0 0 1 0
Jay Ritchie, R OBP: 0.111, SLG: 0.111 (8, 1) S S S								0-3 K		0 0 0 0 0 0 0

Inning Stats	R: 0 E: 0 K: 1 S: 6	H: 1 LOB: 1 BB: 0 P: 6	R: 0 E: 0 K: 1 S: 7	H: 2 LOB: 2 BB: 0 P: 7	R: 0 E: 1 K: 2 S: 8	H: 0 LOB: 1 BB: 0 P: 8	R: 0 E: 1 K: 2 S: 7	H: 0 LOB: 1 BB: 1 P: 11	R: 0 E: 0 K: 0 S: 4	H: 1 LOB: 1 BB: 0 P: 4	R: 0 E: 0 K: 1 S: 5	H: 0 LOB: 0 BB: 0 P: 5	R: 0 E: 0 K: 3 S: 9	H: 0 LOB: 0 BB: 0 P: 9	R: 0 E: 0 K: 0 S: 3	H: 0 LOB: 0 BB: 0 P: 3	R: 0 E: 0 K: 1 S: 5	H: 0 LOB: 0 BB: 0 P: 5	1B: 3 2B: 1 3B: 0 HR: 0	SF: 0 SAC: 0 DP: 0 HBP: 0	WP: 0 PB: 0 SB: 0 CS: 0	PA: 33
PITCHER Luis Tiant, R ERA: 2.9 (1, 1)	IP 9.0	WLS W	BF 33	H 4	R 0	ER 0	SO 11	BB 1	IBB 0	HBP 0	BLK 0	WP 0	HR 0	S 54	P 58	ERA 0.00	WHIP 0.556					

BOTTOM

Cleveland Indians @ Boston Red Sox
Fenway Park, Boston, MA
Wed Sep 30 1964, 3:33 AM EDT
Unknown

AB	32
R	0
H	4
RBI	0
BB	1
SO	11
LOB	12



Batter	1	2	3	4	5	6	7	8	9	AB R H RBI BB SO LOB	TOP	
Vic Davalillo, L (1, 8) OBP: 0.313, SLG: 0.359	4-0 BB G4-6-3		0-3 K			0-0 F5	0-0 F7			3 0 0 0 1 1 2		
Tony Martinez, R (1, 6) OBP: 0.273, SLG: 0.364	0-0 G4-6-3 1-2f		0-0 F3			0-0 F8		0-0 F7		4 0 0 0 0 0 2		
Fred Whitfield, L (1, 3) OBP: 0.292, SLG: 0.421	0-3 K			0-3 K		0-0 HR		0-0 F8		4 1 1 1 0 2 0		
Tito Francona, L (1, 9) OBP: 0.363, SLG: 0.400		4-0 BB FC6-4		0-0 4-3		0-0 4-3		0-0 3-1		3 0 0 0 1 0 0		
Tommie Agee, R (8, 9) OBP: 0.143, SLG: 0.143										0 0 0 0 0 0 0		
Max Alvis, R (1, 5) OBP: 0.318, SLG: 0.455		0-0 L7		0-0 F8			0-0 1B 3B		0-0 5-3	4 1 1 0 0 0 1		
Leon Wagner, L (1, 7) OBP: 0.324, SLG: 0.444		0-3 K			0-0 1B		0-3 K		0-0 F6	4 0 1 0 0 2 2		
Joe Azcue, R (1, 2) OBP: 0.310, SLG: 0.353		0-0 FC6-4 1-2f			0-0 F6		0-0 2B 1B		0-0 F9	4 1 1 1 0 0 2		
Larry Brown, R (1, 4) OBP: 0.288, SLG: 0.386			0-0 F8		0-0 F4		0-0 F4			3 0 0 0 0 0 2		
Sam McDowell, L (1, 1) OBP: 0.213, SLG: 0.161			0-0 1B		0-3 K		0-0 1H 2B			3 0 2 1 0 1 1		
Inning Stats	R: 0 H: 0 E: 0 LOB: 0 K: 1 BB: 1 S: 4 P: 8	R: 0 H: 0 E: 0 LOB: 1 K: 1 BB: 1 S: 5 P: 9	R: 0 H: 1 E: 0 LOB: 1 K: 1 BB: 0 S: 6 P: 6	R: 0 H: 0 E: 0 LOB: 0 K: 1 BB: 0 S: 5 P: 5	R: 0 H: 1 E: 0 LOB: 1 K: 1 BB: 0 S: 6 P: 6	R: 1 H: 1 E: 0 LOB: 0 K: 0 BB: 0 S: 4 P: 4	R: 2 H: 3 E: 0 LOB: 1 K: 1 BB: 0 S: 8 P: 8	R: 0 H: 0 E: 0 LOB: 0 K: 0 BB: 0 S: 3 P: 3	R: 0 H: 0 E: 0 LOB: 0 K: 0 BB: 0 S: 3 P: 3	1B: 3 SF: 0 2B: 1 SAC: 0 3B: 1 DP: 1 HR: 1 HBP: 0	WP: 0 PA: 34 PB: 0 SB: 0 CS: 0	
PITCHER Dave Morehead, R (1, 1) ERA: 4.97 Bob Hefner, R (8, 1) ERA: 3.87	IP WLS BF H R ER SO BB IBB HBP BLK WP HR S P ERA WHIP	7.0 L 28 6 3 3 6 2 0 0 0 0 0 1 38 46 3.86 1.143	2.0 6 0 0 0 0 0 0 0 0 0 0 0 6 6 0.00 0.000									PITCHER IP WLS BF H R ER SO BB IBB HBP BLK WP HR S P ERA WHIP

Cleveland Indians @ Boston Red Sox
 Fenway Park, Boston, MA
 Wed Sep 30 1964, 3:38 AM EDT
 Att: 934 - Unknown

livebaseballscorecards.com

AB 32
 R 3
 H 6
 RBI 3
 BB 2
 SO 6
 LOB 12



Batter	1	2	3	4	5	6	7	8	9
Roman Mejias, R OBP: 0.299, SLG: 0.354 (1, 8) X	0-0 F4		0-0 F7			0-0 5-3		0-0 F2	
Felix Mantilla, R OBP: 0.353, SLG: 0.557 (1, 4) X	0-0 5-3		0-3 K			4-0 FC6-4 1B BB		0-0 1B 2B	
Tony Conigliaro, R OBP: 0.356, SLG: 0.542 (1, 7) X	0-0 F8			0-0 F9		0-0 FC6-4 1B 1-2		0-0 G3-6-3 1B 2-3	
Dick Stuart, R OBP: 0.314, SLG: 0.486 (1, 3) X		0-0 1-3		4-0 BB		0-0 FC6-4 1-2f 2-3		0-0 G3-6-3 1-2f	
Al Smith, R OBP: 0.260, SLG: 0.315 (1, 5) X		4-0 1B BB		0-0 F3		0-0 F4		0-0 6-3	
Lee Thomas, L OBP: 0.322, SLG: 0.394 (1, 9) X		0-0 G4-6-3 1B 1-3		0-0 4-3		4-0 BB		0-0 1B 1B	
Eddie Bressoud, R OBP: 0.371, SLG: 0.455 (1, 6) X		0-0 G4-6-3 1-2f		0-3 K		0-0 F9		0-3 K	
Bob Tillman, R OBP: 0.352, SLG: 0.445 Russ Nixon, L OBP: 0.291, SLG: 0.288 (1, 2) (8, 2)			0-0 1B		0-0 F2		0-3 K		0-0 1B
Dave Morehead, R OBP: 0.155, SLG: 0.111 Frank Malzone, R OBP: 0.314, SLG: 0.376 Bob Heffner, R OBP: 0.163, SLG: 0.214 Tony Horton, R OBP: 0.238, SLG: 0.286 (1, 1) (7, PH) (8, 1) (9, PH)			0-3 K		0-3 K		0-0 4-3		0-0 F9

Inning Stats	R: 0 E: 0 K: 0 S: 3	H: 0 LOB: 0 BB: 0 P: 3	R: 0 E: 0 K: 0 S: 3	H: 1 LOB: 1 BB: 1 P: 7	R: 0 E: 0 K: 2 S: 8	H: 1 LOB: 1 BB: 0 P: 8	R: 0 E: 0 K: 0 S: 3	H: 0 LOB: 1 BB: 1 P: 7	R: 0 E: 0 K: 2 S: 7	H: 0 LOB: 0 BB: 0 P: 7	R: 0 E: 0 K: 0 S: 4	H: 1 LOB: 2 BB: 1 P: 8	R: 0 E: 0 K: 1 S: 5	H: 0 LOB: 1 BB: 1 P: 9	R: 0 E: 0 K: 0 S: 4	H: 2 LOB: 1 BB: 0 P: 4	R: 0 E: 0 K: 1 S: 7	H: 2 LOB: 2 BB: 0 P: 7	1B: 6 2B: 1 3B: 0 HR: 0	SF: 0 SAC: 0 DP: 2 HBP: 0		
PITCHER Sam McDowell, L ERA: 2.73 (1, 1)	IP: 9.0 WLS: W BF: 36 H: 7 R: 0 ER: 0 SO: 6 BB: 4 IBB: 0 HBP: 0 BLK: 0 WP: 0 HR: 0 S: 44 P: 60 ERA: 0.00 WHIP: 1.222	IP: 9.0 WLS: W BF: 36 H: 7 R: 0 ER: 0 SO: 6 BB: 4 IBB: 0 HBP: 0 BLK: 0 WP: 0 HR: 0 S: 44 P: 60 ERA: 0.00 WHIP: 1.222	IP: 9.0 WLS: W BF: 36 H: 7 R: 0 ER: 0 SO: 6 BB: 4 IBB: 0 HBP: 0 BLK: 0 WP: 0 HR: 0 S: 44 P: 60 ERA: 0.00 WHIP: 1.222	IP: 9.0 WLS: W BF: 36 H: 7 R: 0 ER: 0 SO: 6 BB: 4 IBB: 0 HBP: 0 BLK: 0 WP: 0 HR: 0 S: 44 P: 60 ERA: 0.00 WHIP: 1.222	IP: 9.0 WLS: W BF: 36 H: 7 R: 0 ER: 0 SO: 6 BB: 4 IBB: 0 HBP: 0 BLK: 0 WP: 0 HR: 0 S: 44 P: 60 ERA: 0.00 WHIP: 1.222	IP: 9.0 WLS: W BF: 36 H: 7 R: 0 ER: 0 SO: 6 BB: 4 IBB: 0 HBP: 0 BLK: 0 WP: 0 HR: 0 S: 44 P: 60 ERA: 0.00 WHIP: 1.222	IP: 9.0 WLS: W BF: 36 H: 7 R: 0 ER: 0 SO: 6 BB: 4 IBB: 0 HBP: 0 BLK: 0 WP: 0 HR: 0 S: 44 P: 60 ERA: 0.00 WHIP: 1.222	IP: 9.0 WLS: W BF: 36 H: 7 R: 0 ER: 0 SO: 6 BB: 4 IBB: 0 HBP: 0 BLK: 0 WP: 0 HR: 0 S: 44 P: 60 ERA: 0.00 WHIP: 1.222	IP: 9.0 WLS: W BF: 36 H: 7 R: 0 ER: 0 SO: 6 BB: 4 IBB: 0 HBP: 0 BLK: 0 WP: 0 HR: 0 S: 44 P: 60 ERA: 0.00 WHIP: 1.222	IP: 9.0 WLS: W BF: 36 H: 7 R: 0 ER: 0 SO: 6 BB: 4 IBB: 0 HBP: 0 BLK: 0 WP: 0 HR: 0 S: 44 P: 60 ERA: 0.00 WHIP: 1.222	IP: 9.0 WLS: W BF: 36 H: 7 R: 0 ER: 0 SO: 6 BB: 4 IBB: 0 HBP: 0 BLK: 0 WP: 0 HR: 0 S: 44 P: 60 ERA: 0.00 WHIP: 1.222	IP: 9.0 WLS: W BF: 36 H: 7 R: 0 ER: 0 SO: 6 BB: 4 IBB: 0 HBP: 0 BLK: 0 WP: 0 HR: 0 S: 44 P: 60 ERA: 0.00 WHIP: 1.222	IP: 9.0 WLS: W BF: 36 H: 7 R: 0 ER: 0 SO: 6 BB: 4 IBB: 0 HBP: 0 BLK: 0 WP: 0 HR: 0 S: 44 P: 60 ERA: 0.00 WHIP: 1.222	IP: 9.0 WLS: W BF: 36 H: 7 R: 0 ER: 0 SO: 6 BB: 4 IBB: 0 HBP: 0 BLK: 0 WP: 0 HR: 0 S: 44 P: 60 ERA: 0.00 WHIP: 1.222	IP: 9.0 WLS: W BF: 36 H: 7 R: 0 ER: 0 SO: 6 BB: 4 IBB: 0 HBP: 0 BLK: 0 WP: 0 HR: 0 S: 44 P: 60 ERA: 0.00 WHIP: 1.222	IP: 9.0 WLS: W BF: 36 H: 7 R: 0 ER: 0 SO: 6 BB: 4 IBB: 0 HBP: 0 BLK: 0 WP: 0 HR: 0 S: 44 P: 60 ERA: 0.00 WHIP: 1.222	IP: 9.0 WLS: W BF: 36 H: 7 R: 0 ER: 0 SO: 6 BB: 4 IBB: 0 HBP: 0 BLK: 0 WP: 0 HR: 0 S: 44 P: 60 ERA: 0.00 WHIP: 1.222	IP: 9.0 WLS: W BF: 36 H: 7 R: 0 ER: 0 SO: 6 BB: 4 IBB: 0 HBP: 0 BLK: 0 WP: 0 HR: 0 S: 44 P: 60 ERA: 0.00 WHIP: 1.222	IP: 9.0 WLS: W BF: 36 H: 7 R: 0 ER: 0 SO: 6 BB: 4 IBB: 0 HBP: 0 BLK: 0 WP: 0 HR: 0 S: 44 P: 60 ERA: 0.00 WHIP: 1.222	IP: 9.0 WLS: W BF: 36 H: 7 R: 0 ER: 0 SO: 6 BB: 4 IBB: 0 HBP: 0 BLK: 0 WP: 0 HR: 0 S: 44 P: 60 ERA: 0.00 WHIP: 1.222	WP: 0 PB: 0 SB: 0 CS: 0	PA: 36 ERA WHIP

BOTTOM

Cleveland Indians @ Boston Red Sox
Fenway Park, Boston, MA
 Wed Sep 30 1964, 3:38 AM EDT
 Att. 934 - Unknown

livebaseballscorecards.com

AB	32
R	0
H	7
RBI	0
BB	4
SO	6
LOB	19



Cleveland Indians @ Boston Red Sox
 Fenway Park, Boston, MA
 Thu Oct 01 1964, 3:33 AM EDT
 Att: 306 - Unknown

livebaseballscorecards.com

AB	35
R	2
H	9
RBI	2
BB	8
SO	9
LOB	34



WP:	0	PA:	45
PB:	0		
SB:	1		
CS:	0		

AB R H RBI BB SO LOB

5	0	2	0	0	1	5
4	0	0	0	0	0	3
3	1	1	0	2	1	2
4	0	0	0	1	2	4
2	1	1	0	3	1	0
5	0	2	1	0	1	6
2	0	1	0	1	0	3
0	0	0	0	1	0	0
0	0	0	0	0	0	0
0	0	0	0	0	0	0
1	0	0	0	0	1	1
3	0	0	0	0	0	2
1	0	0	1	0	0	2
0	0	0	0	0	0	0
0	0	0	0	0	0	0
1-2	1-2	1-2	1-2	1-2	1-2	1-2
3	0	2	0	0	0	0
2	0	0	0	0	0	5

Batter	1	2	3	4	5	6	7	8	9
Chico Salmon, R OBP: 0.337, SLG: 0.422 (1, 3) (7, 4)	0-0 SH1-3 2B	0-3 K		0-0 F8		0-0 1B		0-0 6-3	
Dick Howser, R OBP: 0.332, SLG: 0.314 (1, 6)	0-0 SH1-3 2-3		0-0 F8	0-0 FC6-4 1-2f		0-0 G3		0-0 E3	
George Banks, R OBP: 0.524, SLG: 0.800 (1, 7) (7, 9)	0-3 K		4-0 BB BB		0-0 BB BB 1B		4-0 BB BB 2B	0-0 F7 1-2	
Max Alvis, R OBP: 0.316, SLG: 0.450 (1, 5)	0-3 K2-3		0-0 F7		4-0 BB BB 1-2		0-0 F4	0-3 K	
John Romano, R OBP: 0.350, SLG: 0.466 (1, 2)		0-0 1B 2B	4-0 1-2 BB		4-0 BB BB G5-4-3 1-2 2-3		4-0 2B E BB 1-2	0-3 K	
Woodie Held, R OBP: 0.333, SLG: 0.427 (1, 9) (7, 8)		0-0 5-3	0-3 K		0-0 F7		0-0 E BB 1-3 2-H 2B	0-0 HBP 1B	
Billy Moran, R OBP: 0.305, SLG: 0.303 (1, 4)		4-0 1B BB		0-0 1B		0-0 G5-4-3 1-2f		4-0 E BB	0-3 K
Fred Whitfield, L OBP: 0.294, SLG: 0.421 (7, PH)									
Larry Brown, R OBP: 0.288, SLG: 0.386 (7, PR)									
Gary Bell, R OBP: 0.412, SLG: 0.375 (7, 1)									
Vic Davalillo, L OBP: 0.312, SLG: 0.358 (9, PH)									
Tommie Agee, R OBP: 0.100, SLG: 0.100 (1, 8)		0-3 K		0-0 F7		0-3 K		0-0 E6 F8-4	1-0 HBP
Bob Chance, L OBP: 0.347, SLG: 0.436 (7, 3)									
Tony Martinez, R OBP: 0.273, SLG: 0.364 (9, PR)									
Sonny Siebert, R OBP: 0.280, SLG: 0.469 (1, 1)				0-0 FC6-4 1-2 2-3 1B		0-0 F6		0-0 F8-4	0-0 F6
Leon Wagner, L OBP: 0.323, SLG: 0.443 (7, 7)									

Inning Stats	R: 0	H: 1	E: 0	LOB: 1	K: 2	BB: 0	S: 8	P: 8
	R: 0	H: 2	E: 0	LOB: 3	K: 2	BB: 1	S: 9	P: 13
	R: 0	H: 0	E: 0	LOB: 2	K: 1	BB: 2	S: 5	P: 13
	R: 0	H: 2	E: 0	LOB: 2	K: 0	BB: 0	S: 5	P: 5
	R: 0	H: 1	E: 0	LOB: 2	K: 0	BB: 2	S: 3	P: 11
	R: 0	H: 1	E: 0	LOB: 1	K: 1	BB: 0	S: 6	P: 6
	R: 2	H: 1	E: 1	LOB: 3	K: 0	BB: 3	S: 4	P: 16
	R: 0	H: 0	E: 1	LOB: 1	K: 1	BB: 0	S: 6	P: 6
	R: 0	H: 1	E: 0	LOB: 2	K: 2	BB: 0	S: 8	P: 9
	R: 0	H: 1	E: 0	LOB: 2	K: 2	BB: 0	S: 8	P: 9
	R: 0	H: 0	E: 1	LOB: 1	K: 1	BB: 0	S: 6	P: 6

PITCHER	IP	WLS	BF	H	R	ER	SO	BB	IBB	HBP	BLK	WP	HR	S	P	ERA	WHIP
Ed Connolly, L ERA: 4.91 (1, 1)	6.1	W	33	8	2	2	6	7	0	0	0	0	0	38	66	2.84	2.368
Dick Radatz, R ERA: 2.28 (7, 1)	2.2	S	12	1	0	0	3	1	0	1	0	0	0	16	21	0.00	0.750

Batter	1	2	3	4	5	6	7	8	9
Felix Mantilla, R (1, 4) OBP: 0.350, SLG: 0.552	0-0 F6	0-3 K			0-0 F2			0-0 6-3	
Tony Conigliaro, R (1, 7) OBP: 0.358, SLG: 0.539	4-0 1B BB				0-3 K			0-0 F6	
Carl Yastrzemski, L (1, 8) OBP: 0.376, SLG: 0.457	0-0 G5-4-3 1-3 1B				0-0 F7			0-0 1B 2B	
Dick Stuart, R (1, 3) OBP: 0.314, SLG: 0.485 Dick Williams, R (8, PR) OBP: 0.247, SLG: 0.406 (9, 3)	0-0 G5-4-3 1-2f				0-0 SF8			0-0 1B	
Lee Thomas, L (1, 9) OBP: 0.323, SLG: 0.394		0-0 E SF9 1B			0-0 1B			0-0 F8	
Frank Malzone, R (1, 5) OBP: 0.312, SLG: 0.374		0-0 E5 1-3 2B			0-3 K			0-0 4-3	
Eddie Bressoud, R (1, 6) OBP: 0.370, SLG: 0.453		0-0 SF9 3-H			0-0 F7			0-0 F7	
Russ Nixon, L (1, 2) OBP: 0.287, SLG: 0.283		0-3 K			0-0 4-3			0-0 4-3	
Ed Connolly, L (1, 1) OBP: 0.211, SLG: 0.222 Dick Radatz, R (7, 1) OBP: 0.162, SLG: 0.167		0-0 2-H 2B			0-3 K			0-3 K	

AB R H RBI BB SO LOB

4	0	0	0	0	1	1
2	1	0	0	2	1	0
4	1	3	0	0	0	0
3	0	1	2	0	0	2
0	0	0	0	0	0	0
4	1	2	0	0	0	1
3	1	0	0	0	1	2
2	0	0	1	0	0	0
3	0	0	0	0	1	1
2	0	1	1	0	1	0
1	0	0	0	0	1	0

AB	28
R	4
H	7
RBI	4
BB	2
SO	6
LOB	7



1B: 5	SF: 2	WP: 0	PA: 32
2B: 2	SAC: 0	PB: 0	
3B: 0	DP: 1	SB: 0	
HR: 0	HBP: 0	CS: 0	

PITCHER	IP	WLS	BF	H	R	ER	SO	BB	IBB	HBP	BLK	WP	HR	S	P	ERA	WHIP
Sonny Siebert, R (1, 1) ERA: 3.29	6.0	L	24	5	3	1	5	2	0	0	0	0	0	32	40	1.50	1.167
Gary Bell, R (7, 1) ERA: 4.34	2.0		8	2	1	1	1	0	0	0	0	0	0	10	10	4.50	1.000

Cleveland Indians @ Boston Red Sox
Fenway Park, Boston, MA
 Thu Oct 01 1964, 3:33 AM EDT
 Att. 306 - Unknown

livebaseballscorecards.com

Batter	1	2	3	4	5	6	7	8	9	AB R H RBI BB SO LOB	TOP													
Don Blasingame, L (1, 4) OBP: 0.321, SLG: 0.315	0-0 P6		0-0 6-3		0-0 3-1			0-0 FC1-4 1B		4 0 1 0 0 0 0														
John Kennedy, R (1, 5) OBP: 0.281, SLG: 0.325	0-0 1B		4-0 BB BB			0-0 F7		0-0 FC1-4 1-2f		3 0 1 0 1 0 1														
Chuck Hinton, R (1, 7) OBP: 0.342, SLG: 0.413	0-0 F8		4-0 1-2 BB			0-0 1B 1B		0-3 K		3 0 1 0 1 1 2														
Willie Kirkland, L (1, 9) OBP: 0.277, SLG: 0.352	0-0 4-3		0-0 P4			0-0 1-2 1B		0-0 4-3		4 0 1 0 0 0 4														
Don Lock, R (1, 8) OBP: 0.346, SLG: 0.463		0-3 K		0-0 F9		0-0 5-3		0-0 6-3		4 0 0 0 0 1 1														
Dick Phillips, L (1, 3) OBP: 0.312, SLG: 0.296		0-0 2B		0-0 4-3			0-0 4-3	0-0 FC4 1B		4 0 2 0 0 0 0														
Ken Retzer, L (1, 2) OBP: 0.237, SLG: 0.094		0-3 K		0-3 K			0-0 4-3	0-0 FC4		3 0 0 0 0 2 1														
Don Rudolph, L (7, 1) OBP: 0.125, SLG: 0.067								1-2f		0 0 0 0 0 0 0														
Joe Cunningham, L (9, PH) OBP: 0.349, SLG: 0.279										1 0 0 0 0 0 1														
Ed Brinkman, R (1, 6) OBP: 0.267, SLG: 0.332		0-3 K			0-0 F9		0-0 1B	0-0 P6		4 0 1 0 0 1 2														
Don Loun, R (1, 1)			0-0 G3			0-0 P6		0-3 K		1 0 0 0 0 0 0														
Fred Valentine, S (5, PH) OBP: 0.304, SLG: 0.307										1 0 0 0 0 0 0														
Steve Ridzik, R (5, 1) OBP: 0.250, SLG: 0.259										0 0 0 0 0 0 0														
Don Zimmer, R (7, PH) OBP: 0.302, SLG: 0.412										1 0 0 0 0 1 1														
Inning Stats	R: 0 E: 0 K: 0 S: 4	H: 1 LOB: 1 BB: 0 P: 4	R: 0 E: 0 K: 3 S: 10	H: 1 LOB: 1 BB: 0 P: 10	R: 0 E: 0 K: 0 S: 3	H: 0 LOB: 2 BB: 2 P: 11	R: 0 E: 0 K: 1 S: 5	H: 0 LOB: 0 BB: 0 P: 5	R: 0 E: 0 K: 1 S: 3	H: 0 LOB: 0 BB: 0 P: 3	R: 0 E: 0 K: 0 S: 4	H: 2 LOB: 1 BB: 0 P: 4	R: 0 E: 0 K: 1 S: 6	H: 1 LOB: 1 BB: 0 P: 6	R: 0 E: 0 K: 1 S: 6	H: 1 LOB: 1 BB: 0 P: 6	R: 0 E: 0 K: 0 S: 4	H: 1 LOB: 1 BB: 0 P: 4	R: 0 E: 0 K: 0 S: 4	H: 1 LOB: 1 BB: 0 P: 4	1B: 6 2B: 1 3B: 0 HR: 0	SF: 0 SAC: 0 DP: 0 HBP: 0	WP: 0 PB: 0 SB: 0 CS: 0	PA: 35
PITCHER Bill Monbouquette, R (1, 1) ERA: 4.04	IP: 9.0 WLS: W BF: 35 H: 7 R: 0 ER: 0 SO: 6 BB: 2 IBB: 0 HBP: 0 BLK: 0 WP: 0 HR: 0 S: 45 P: 53 ERA: 0.00 WHIP: 1.000																				PITCHER	IP: 9.0 WLS: W BF: 35 H: 7 R: 0 ER: 0 SO: 6 BB: 2 IBB: 0 HBP: 0 BLK: 0 WP: 0 HR: 0 S: 45 P: 53 ERA: 0.00 WHIP: 1.000		

Washington Senators @ Boston Red Sox
 Fenway Park, Boston, MA
 Sat Oct 03 1964, 3:33 AM EDT
 Att. 1,616 - Unknown

AB	33
R	0
H	7
RBI	0
BB	2
SO	6
LOB	13



Batter	1	2	3	4	5	6	7	8	9	AB	R	H	RBI	BB	SO	LOB
Felix Mantilla, R OBP: 0.353, SLG: 0.551 (1, 4)	4-0 E 1B BB	0-0 1B		0-0 FC6-4 1B	0-0 E5 1-2 2-3 3-H		0-0 4-3			4	1	2	1	1	0	2
Tony Conigliaro, R OBP: 0.354, SLG: 0.532 (1, 7)	0-0 F7	0-0 1-3		0-0 F8	0-3 K		0-0 5-3			5	0	0	0	0	2	6
Carl Yastrzemski, L OBP: 0.373, SLG: 0.453 (1, 8)	0-0 E9 1B 1-2		0-0 3-1	0-0 FC6-4 1B 1-2f	0-0 F8		0-3 K			5	0	0	0	0	0	5
Dick Stuart, R OBP: 0.319, SLG: 0.491 (1, 3)	0-0 BB 1-3 2-H 1B		0-0 BB 1B 1B	0-0 FC5-4 1B 1-3		0-0 WP WP 2B		0-0 L6		5	2	5	1	0	0	0
Frank Malzone, R OBP: 0.311, SLG: 0.372 (1, 5)	0-0 P4		0-0 1B BB 1B	0-0 FC5-4 1-2f		0-0 F8		0-0 1B		5	1	1	0	0	0	6
Al Smith, R OBP: 0.268, SLG: 0.312 (1, 9)	4-0 1-2 BB		4-0 1-2 2-3 1B BB		0-0 4-3	4-0 WP E BB		0-0 F3		2	2	0	0	3	0	1
Eddie Bressoud, R OBP: 0.370, SLG: 0.456 (1, 6)	0-0 1-3		0-0 1-2 2-3 3-H 1B		0-0 SH E 2B	0-3 K		0-0 F8		4	1	2	1	0	1	5
Mike Ryan, R OBP: 0.500, SLG: 0.333 (1, 2)		0-0 5-3		0-0 1-2 2-3 3-H 1B		0-0 E5 E SH	4-0 WP IBB			3	0	1	2	1	0	1
Russ Nixon, L OBP: 0.287, SLG: 0.283 (8, 2)										0	0	0	0	0	0	0
Bill Monbouquette, R OBP: 0.175, SLG: 0.111 (1, 1)		0-3 K		0-0 1-3		0-0 SH E	0-0 WP			4	0	0	0	0	1	2

Inning Stats	R: 1	H: 1	E: 1	K: 0	S: 5	LOB: 3	BB: 2	P: 13	R: 0	H: 1	E: 0	K: 1	S: 6	LOB: 1	BB: 0	P: 6	R: 3	H: 4	E: 0	K: 0	S: 6	LOB: 1	BB: 1	P: 10	R: 0	H: 2	E: 0	K: 0	S: 5	LOB: 2	BB: 0	P: 5	R: 1	H: 1	E: 2	K: 1	S: 9	LOB: 3	BB: 0	P: 9	R: 2	H: 1	E: 1	K: 1	S: 5	LOB: 0	BB: 2	P: 13	R: 0	H: 0	E: 0	K: 1	S: 5	LOB: 0	BB: 0	P: 5	R: 0	H: 1	E: 0	K: 0	S: 4	LOB: 1	BB: 0	P: 4
--------------	------	------	------	------	------	--------	-------	-------	------	------	------	------	------	--------	-------	------	------	------	------	------	------	--------	-------	-------	------	------	------	------	------	--------	-------	------	------	------	------	------	------	--------	-------	------	------	------	------	------	------	--------	-------	-------	------	------	------	------	------	--------	-------	------	------	------	------	------	------	--------	-------	------

PITCHER	IP	WLS	BF	H	R	ER	SO	BB	IBB	HBP	BLK	WP	HR	S	P	ERA	WHIP
Don Loun, L ERA: 2.08 (1, 1)	4.0	L	23	8	4	3	1	3	0	0	0	0	0	22	34	6.75	2.750
Steve Ridzik, R ERA: 2.89 (5, 1)	2.0		13	2	3	1	2	1	1	0	0	2	0	14	22	4.50	1.500
Don Rudolph, L ERA: 4.09 (7, 1)	2.0		7	1	0	0	1	0	0	0	0	0	0	9	9	0.00	0.500

BOTTOM

Washington Senators @ Boston Red Sox
Fenway Park, Boston, MA
Sat Oct 03 1964, 3:33 AM EDT
Att. 1,616 - Unknown

AB	37
R	7
H	11
RBI	5
BB	5
SO	4
LOB	28



1B: 9	SF: 0	WP: 3	PA: 43
2B: 2	SAC: 1	PB: 0	
3B: 0	DP: 0	SB: 0	
HR: 0	HBP: 0	CS: 0	

PITCHER	IP	WLS	BF	H	R	ER	SO	BB	IBB	HBP	BLK	WP	HR	S	P	ERA	WHIP
---------	----	-----	----	---	---	----	----	----	-----	-----	-----	----	----	---	---	-----	------

Batter	1	2	3	4	5	6	7	8	9	AB R H RBI BB SO LOB	TOP																	
Don Blasingame, L (1, 4) OBP: 0.320, SLG: 0.314	0-0 G6-4-3 1B	0-3 K		0-0 F9		0-0 1-3		0-0 SF7		4 0 1 1 0 1 2																		
John Kennedy, R (1, 5) OBP: 0.280, SLG: 0.324	0-0 G6-4-3 1-2f		0-0 WP 1B 1B		0-0 F9	0-3 K		0-0 6-3		5 1 1 0 0 1 2																		
Don Lock, R (1, 8) OBP: 0.346, SLG: 0.461	4-0 BB BB		0-0 P5		0-0 6-3		0-0 G4-6-3 1B		0-3 K	4 0 1 0 1 1 1																		
Willie Kirkland, L (1, 9) OBP: 0.272, SLG: 0.345	0-3 K		0-0 5-3 1-2		0-0 P5		0-0 G4-6-3 1-2f		0-0 F7	5 0 0 0 0 1 3																		
Chuck Hinton, R (1, 7) OBP: 0.346, SLG: 0.414		4-0 BB BB	0-0 S 3B BB	0-0 2-H 1B		0-0 2B 1B	4-0 BB BB	0-0 F9		3 2 2 1 2 0 0																		
Dick Phillips, L (1, 3) OBP: 0.307, SLG: 0.291		0-0 P6	0-0 F2		0-0 F9	0-0 F9				4 0 0 0 0 0 4																		
Mike Brumley, L (1, 2) OBP: 0.311, SLG: 0.312		0-0 1-H 1B 3B		0-0 6-3		0-0 1B 1-3 HR 2B		0-0 E SF7 1B		4 3 3 1 0 0 0 0 0 0 0 0 0 0	AB 37																	
Buster Narum, R (8, 1) OBP: 0.061, SLG: 0.106											R 8																	
Ed Brinkman, R (1, 6) OBP: 0.271, SLG: 0.336		0-0 FC4-6 3-H 1B		0-0 6-3		0-0 HR 2-3 3-H 1B		0-0 E6 1-3 1B		4 1 3 2 0 0 0	H 13																	
Pete Craig, L (1, 1) OBP: 0.000, SLG: 0.000		0-0 FC4-6 1-2f		0-0 1B		0-0 HR		0-3 K		0 0 0 0 0 0 0 0 0 0 0 0 0 0 1 0 0 0 0 0 0 0 0 0 0 0 0 0 1 0 0 1 0 1 1 1 3 0 0 0 0 0 0 0 0 0 0 0 0 0 0 0 0 0 1 0 0 0 0 0 1 2	RBI 8																	
Jim Hanman, R (1, 1) OBP: 0.000, SLG: 0.000											SO 5																	
Joe Cunningham, L (1, 1) OBP: 0.000, SLG: 0.000											LOB 15																	
Bennie Daniels, L (1, 1) OBP: 0.000, SLG: 0.000																												
Ken Hunt, R (1, 1) OBP: 0.000, SLG: 0.000																												
Dave Spillane, R (1, 1) OBP: 0.000, SLG: 0.000																												
Roy Sieners, R (1, 1) OBP: 0.000, SLG: 0.000																												
Jim Bronstad, R (1, 1) OBP: 0.000, SLG: 0.000																												
Ron Kline, R (1, 1) OBP: 0.000, SLG: 0.000																												
Don Zimmer, R (1, 1) OBP: 0.000, SLG: 0.000																												
Inning Stats	R: 0 E: 0 K: 1 S: 5	H: 1 LOB: 1 BB: 1 P: 9	R: 2 E: 0 K: 1 S: 7	H: 2 LOB: 1 BB: 1 P: 11	R: 1 E: 0 K: 0 S: 5	H: 2 LOB: 1 BB: 0 P: 5	R: 0 E: 0 K: 0 S: 4	H: 1 LOB: 1 BB: 0 P: 4	R: 0 E: 0 K: 0 S: 3	H: 0 LOB: 0 BB: 0 P: 3	R: 4 E: 0 K: 1 S: 9	H: 4 LOB: 0 BB: 0 P: 9	R: 0 E: 0 K: 0 S: 3	H: 1 LOB: 1 BB: 1 P: 7	R: 1 E: 1 K: 1 S: 7	H: 2 LOB: 1 BB: 0 P: 7	R: 0 E: 0 K: 1 S: 5	H: 0 LOB: 0 BB: 0 P: 5	1B: 10 2B: 1 3B: 1 HR: 1	SF: 1 SAC: 0 DP: 2 HBP: 0	WP: 1 PB: 0 SB: 1 CS: 0	PA: 41						
PITCHER	IP WLS BF H R ER SO BB IBB HBP BLK WP HR S P ERA WHIP												PITCHER	IP WLS BF H R ER SO BB IBB HBP BLK WP HR S P ERA WHIP														
Bob Heffner, R (1, 1) ERA: 4.08	5.1		26	9	6	6	2	2	0	0	0	1	0	28	36	10.12	2.062											
Jay Ritchie, R (6, 1) ERA: 2.74	0.2		3	1	1	1	1	0	0	0	0	0	1	5	5	13.50	1.500											
Dick Radatz, R (7, 1) ERA: 2.29	3.0	W	12	3	1	1	2	1	0	0	0	0	0	15	19	3.00	1.333											

Washington Senators @ Boston Red Sox
Fenway Park, Boston, MA
 Sun Oct 04 1964, 3:33 AM EDT
 Att. 3,439 - Unknown

livebaseballscorecards.com



Batter	1	2	3	4	5	6	7	8	9
Felix Mantilla, R OBP: 0.357, SLG: 0.553 (1, 4)									
Lee Thomas, L OBP: 0.325, SLG: 0.398 (1, 9)									
Carl Yastrzemski, L OBP: 0.374, SLG: 0.451 (1, 8)									
Dick Stuart, R OBP: 0.320, SLG: 0.491 (1, 3)									
Tony Conigliaro, R OBP: 0.354, SLG: 0.530 (1, 7)									
Roman Mejias, R OBP: 0.294, SLG: 0.347 (6, 7)									
Frank Malzone, R OBP: 0.312, SLG: 0.372 (1, 5)									
Eddie Bressoud, R OBP: 0.372, SLG: 0.456 (1, 6)									
Russ Nixon, L OBP: 0.297, SLG: 0.294 (1, 2)									
Bob Heffner, R OBP: 0.178, SLG: 0.250 (1, 1)									
Jay Ritchie, R OBP: 0.111, SLG: 0.111 (6, 1)									
Al Smith, R OBP: 0.267, SLG: 0.310 (6, PH)									
Dick Radatz, R OBP: 0.184, SLG: 0.189 (7, 1)									

Inning Stats	R: 7	H: 6	E: 1	LOB: 1	K: 0	BB: 3	S: 7	R: 0	H: 1	E: 0	LOB: 0	K: 0	BB: 0	S: 3	R: 0	H: 2	E: 0	LOB: 2	K: 1	BB: 0	S: 7	R: 0	H: 0	E: 0	LOB: 0	K: 0	BB: 0	S: 3	R: 0	H: 0	E: 0	LOB: 0	K: 1	BB: 0	S: 5	R: 6	H: 5	E: 0	LOB: 1	K: 2	BB: 2	S: 12	R: 1	H: 3	E: 0	LOB: 2	K: 1	BB: 0	S: 8	R: 0	H: 0	E: 0	LOB: 0	K: 0	BB: 0	S: 3
--------------	------	------	------	--------	------	-------	------	------	------	------	--------	------	-------	------	------	------	------	--------	------	-------	------	------	------	------	--------	------	-------	------	------	------	------	--------	------	-------	------	------	------	------	--------	------	-------	-------	------	------	------	--------	------	-------	------	------	------	------	--------	------	-------	------

PITCHER	IP	WLS	BF	H	R	ER	SO	BB	IBB	HBP	BLK	WP	HR	S	P	ERA	WHIP
Pete Craig, R ERA: 48.6 (1, 1)	0.2		7	3	5	5	0	2	1	0	0	0	0	4	16	67.50	7.500
Jim Hannan, R ERA: 4.16 (1, 1)	0.1		3	3	2	2	0	0	0	0	0	0	0	3	3	54.00	9.000
Bennie Daniels, R ERA: 3.7 (2, 1)	2.0		8	3	0	0	1	0	0	0	0	0	0	10	10	0.00	1.500
Dave Stenhouse, R ERA: 4.81 (4, 1)	2.0		6	0	0	0	1	0	0	0	0	0	0	8	8	0.00	0.000
Jim Bronstad, R ERA: 5.14 (6, 1)	0.1	L	5	3	4	4	1	1	0	0	0	0	0	6	10	108.00	12.000

AB	R	H	RBI	BB	SO	LOB
4	2	3	1	1	0	0
5	2	3	2	0	0	1
4	2	1	0	1	0	4
4	1	1	2	1	1	2
2	1	0	1	1	1	0
2	0	0	0	0	1	2
5	1	2	3	0	0	0
4	2	2	0	1	0	1
4	2	3	2	0	0	0
2	1	1	2	0	1	2
0	0	0	0	0	0	0
1	0	0	0	0	1	2
1	0	1	0	0	0	0

AB	38	R	14	H	17	RBI	13	BB	5	SO	5	LOB	14
WP:	1	PA:	43	PB:	0	SB:	0	CS:	0	1B:	14	SF:	0
										2B:	3	SAC:	0
										3B:	0	DP:	1
										HR:	0	HBP:	0

Washington Senators @ Boston Red Sox
Fenway Park, Boston, MA
 Sun Oct 04 1964, 3:33 AM EDT
 Att. 3,439 - Unknown

livebaseballscorecards.com

