

Boston Red Sox - 1965

Batter	1	2	3	4	5	6	7	8	9	AB	R	H	RBI	BB	SO	LOB	TOP								
Rico Petrocelli, R (1.6)	0-3 K		0-3 K2-3	4-0 CS BB			0-0 F8		0-3 K2-3	4	0	0	0	1	3	0	Boston Red Sox @ Washington Senators D.C. Stadium, Washington, DC Mon Apr 12 1965, 3:33 AM EST Att: 43,554 - Unknown livebaseballscorecards.com								
Lenny Green, L (1.8) OBP: 0.400, SLG: 1.600	0-0 F6		0-0 5-3	0-0 CS			0-0 HR		0-3 K	5	2	2	2	0	1	0									
Carl Yastrzemski, L (1.7)	0-0 4-3		4-0 1B HR				0-3 K			2	1	0	0	2	1	0									
Tony Conigliaro, R (1.9) OBP: 0.750, SLG: 1.500		0-0 E S 1B	0-0 HR				0-0 1-3			4	2	3	1	0	0	1									
Lee Thomas, L (1.3) OBP: 0.250, SLG: 1.000		0-0 3-1	0-0 HR				0-0 4-3		0-3 K	4	1	1	3	0	1	2									
Felix Mantilla, R (1.4) OBP: 0.250, SLG: 1.000		0-0 F7	0-0 HR				0-0 5-3			4	1	1	1	0	0	2									
Frank Malzone, R (1.5)		4-0 E BB	0-0 F6				0-0 F8		0-3 K	3	0	0	0	1	1	0									
Bob Tillman, R (1.2)		0-0 E6					0-3 K		0-0 5-3	4	0	0	0	0	1	2									
Bill Monbouquette, R (1.1)		0-3 K					0-0 4-3		0-3 K	4	0	0	0	0	2	3									
Inning Stats	R: 0 E: 0 K: 1 S: 5	H: 0 LOB: 0 BB: 0 P: 5	R: 0 E: 1 K: 1 S: 7	H: 1 LOB: 3 BB: 1 P: 11	R: 4 E: 0 K: 1 S: 8	H: 3 LOB: 0 BB: 1 P: 12	R: 0 E: 0 K: 0 S: 2	H: 0 LOB: 0 BB: 1 P: 6	R: 1 E: 0 K: 0 S: 4	H: 1 LOB: 1 BB: 1 P: 8	R: 0 E: 0 K: 1 S: 5	H: 0 LOB: 0 BB: 0 P: 5	R: 2 E: 0 K: 2 S: 9	H: 2 LOB: 0 BB: 0 P: 9	R: 0 E: 0 K: 1 S: 5	H: 0 LOB: 0 BB: 0 P: 5	R: 0 E: 0 K: 3 S: 9	H: 0 LOB: 0 BB: 0 P: 9	1B: 2 2B: 0 3B: 0 HR: 5	SF: 0 SAC: 0 DP: 0 HBP: 0	WP: 0 PB: 0 SB: 2 CS: 1	PA: 39			
PITCHER	IP	WLS	BF	H	R	ER	SO	BB	IBB	HBP	BLK	WP	HR	S	P	ERA	WHIP								
Phil Ortega, R (1.1) ERA: 9.0	5.0	L	24	5	5	5	3	4	0	0	0	0	3	26	42	9.00	1.800								
Steve Ridzik, R (6.1) ERA: 6.0	3.0		11	2	2	2	4	0	0	0	0	0	2	19	19	6.00	0.667								
Frank Kreuzter, L (9.1) ERA:	1.0		3	0	0	0	3	0	0	0	0	0	0	9	9	0.00	0.000								


Batter	1	2	3	4	5	6	7	8	9	AB	R	H	RBI	BB	SO	LOB	BOTTOM								
Don Blasingame, L (1.4)	0-0 F3		0-0 F8					0-0 4-3		4	0	0	0	0	0	1	Boston Red Sox @ Washington Senators D.C. Stadium, Washington, DC Mon Apr 12 1965, 3:33 AM EST Att: 43,554 - Unknown livebaseballscorecards.com								
Ken McMullen, R (1.5) OBP: 0.250, SLG: 1.000	0-3 K		0-0 F7				0-0 F6		0-0 HR	4	1	1	1	0	1	0									
Bob Chance, L (1.3) OBP: 0.500, SLG: 0.750							0-0 3-1		0-0 F5	4	0	2	0	0	0	0									
Frank Howard, R (1.7)							0-0 5-3		0-0 F4	3	0	0	0	1	0	1									
Don Lock, R (1.8) OBP: 0.250, SLG: 1.000							0-0 F8		0-0 1-3	4	1	1	1	0	1	2									
Willie Kirkland, L (1.9)							0-0 5-4			2	0	0	0	1	0	2									
Mike Brumley, L (1.2)							0-0 F6		0-0 F5	3	0	0	0	0	1	1									
Ed Brinkman, R (1.6) OBP: 0.333, SLG: 0.333							0-0 4-3		0-0 6-3	3	0	1	0	0	0	0									
Phil Ortega, R (1.1)							0-0 4-3		0-0 F9	1	0	0	0	0	0	0									
Joe Cunningham, L (5, PH)										1	0	0	0	0	1	1									
Steve Ridzik, R (6.1)										0	0	0	0	0	0	0									
Jim King, L (8, PH)										0	0	0	0	0	0	0									
Frank Kreuzter, R (9.1)										0	0	0	0	0	0	0									
Inning Stats	R: 0 E: 0 K: 1 S: 6	H: 1 LOB: 1 BB: 0 P: 6	R: 1 E: 0 K: 1 S: 5	H: 1 LOB: 0 BB: 1 P: 9	R: 0 E: 0 K: 0 S: 3	H: 0 LOB: 0 BB: 0 P: 3	R: 0 E: 0 K: 0 S: 3	H: 1 LOB: 1 BB: 1 P: 7	R: 0 E: 0 K: 1 S: 6	H: 1 LOB: 0 BB: 0 P: 6	R: 0 E: 0 K: 0 S: 3	H: 0 LOB: 0 BB: 0 P: 3	R: 0 E: 0 K: 1 S: 5	H: 0 LOB: 0 BB: 0 P: 5	R: 0 E: 0 K: 0 S: 3	H: 0 LOB: 0 BB: 0 P: 3	R: 1 E: 0 K: 0 S: 4	H: 1 LOB: 0 BB: 0 P: 4	1B: 2 2B: 2 3B: 0 HR: 2	SF: 0 SAC: 0 DP: 1 HBP: 0	WP: 0 PB: 0 SB: 0 CS: 1	PA: 32			
PITCHER	IP	WLS	BF	H	R	ER	SO	BB	IBB	HBP	BLK	WP	HR	S	P	ERA	WHIP								
Bill Monbouquette, R (1.1) ERA: 2.0	9.0	W	32	5	2	2	4	2	0	0	0	0	2	38	46	2.00	0.778								


Batter	1	2	3	4	5	6	7	8	9	AB	R	H	RBI	BB	SO	LOB	TOP					
Rico Petrocelli, R (1, 6)	F9				4-3		F8			3	0	0	0	1	0	1	Boston Red Sox @ Washington Senators D.C. Stadium, Washington, DC Wed Apr 14 1965, 3:33 AM EST Att: 2,654 - Unknown					
Lenny Green, L (1, 8) OBP: 0.556, SLG: 1.333	G4-6-3 BB		4-3 BB		F9		FC5-4 BB			1	0	0	0	3	0	0						
Carl Yastrzemski, L (1, 7) OBP: 0.375, SLG: 0.333	G4-6-3 1-2		4-3			1B 2B	FC5-4 1-2			4	1	1	0	0	0	4						
Tony Conigliaro, R (1, 9) OBP: 0.625, SLG: 1.000		G4-6-3 BB	F6			2H 1B		F8		3	0	1	1	1	0	1						
Lee Thomas, L (1, 3) OBP: 0.250, SLG: 0.750	G4-6-3 1-2			1B 2B		K		F8		4	1	1	0	0	1	2						
Felix Mantilla, R (1, 4) OBP: 0.375, SLG: 0.714	FC5 S BB			2H 1B		F7		L1-3		3	0	1	1	1	0	1						
Frank Malzone, R (1, 5)	FC5 1-3			E5 CS 1B		F8		4-3		4	0	0	0	0	0	3						
Bob Tillman, R (1, 2) OBP: 0.250, SLG: 0.143			HR BB	K 1-2			BB 1B	K		3	1	1	0	1	2	1						
Earl Wilson, R (1, 1) OBP: 0.500, SLG: 2.000					1-3		F1	L4		2	1	1	2	0	0	0						
Dick Radatz, R (6, 1)										1	0	0	0	0	0	1						
Dalton Jones, L (9, PH)			1-H HR							1	0	0	0	0	0	0						
Inning Stats	R: 0 E: 0 K: 0 S: 2	H: 0 LOB: 0 BB: 1 P: 6	R: 0 E: 0 K: 0 S: 2	H: 0 LOB: 1 BB: 2 P: 10	R: 2 E: 0 K: 0 S: 3	H: 1 LOB: 1 BB: 3 P: 15	R: 1 E: 1 K: 1 S: 6	H: 2 LOB: 1 BB: 0 P: 6	R: 0 E: 0 K: 0 S: 3	H: 0 LOB: 0 BB: 0 P: 3	R: 1 E: 0 K: 1 S: 7	H: 2 LOB: 1 BB: 0 P: 7	R: 0 E: 0 K: 0 S: 4	H: 1 LOB: 2 BB: 1 P: 8	R: 0 E: 0 K: 0 S: 3	H: 0 LOB: 0 BB: 0 P: 3	R: 0 E: 0 K: 1 S: 5	H: 0 LOB: 0 BB: 0 P: 5	1B: 3 2B: 3 3B: 0 HR: 1	SF: 0 SAC: 0 DP: 3 HBP: 0	WP: 0 PB: 0 SB: 1 CS: 3	PA: 36
PITCHER	IP WLS BF H R ER SO BB IBB HBP BLK WP HR S P ERA WHIP																					
Buster Narum, R (1, 1) ERA: 5.14	7.0 W 30 6 4 4 2 7 0 0 0 0 1 27 55 5.14 1.857																					
Ron Kline, R (8, 1) ERA:	2.0 S 6 0 0 0 1 0 0 0 0 0 0 8 8 0.00 0.000																					



Batter	1	2	3	4	5	6	7	8	9	AB	R	H	RBI	BB	SO	LOB	BOTTOM			
Don Blasingame, L (1, 4) OBP: 0.125, SLG: 0.375	F8			F9	F9					4	0	1	2	0	0	0	Boston Red Sox @ Washington Senators D.C. Stadium, Washington, DC Wed Apr 14 1965, 3:33 AM EST Att: 2,654 - Unknown			
Ken McMullen, R (1, 5) OBP: 0.250, SLG: 0.571	F8			2B BB		K	6-3			3	1	0	0	1	1	2				
Bob Chance, L (1, 3) Woodie Held, R (8, 7) OBP: 0.500, SLG: 0.714	K			1H 2B		4-3	BB			3	1	1	1	1	1	0				
Frank Howard, R (1, 7) Ron Kline, R (8, 1) OBP: 0.375, SLG: 0.286	K			FC5-4 1B			F4			4	0	2	1	0	1	2				
Don Lock, R (1, 8) OBP: 0.125, SLG: 0.500	K			FC5-4 1-2		L6		F8		4	0	0	0	0	1	2				
Willie Kirkland, L (1, 9) OBP: 0.286, SLG: 0.333	G3			4-3			1B 2B	6-3		4	1	1	0	0	0	1				
Mike Brumley, L (1, 2)				F9			F7	K		4	0	0	0	0	1	1				
Ed Brinkman, R (1, 6) Jim King, L (7, PH) Ken Hamlin, R (7, PR) OBP: 0.200, SLG: 0.200				6-3			K	BB 3B 1B		2	0	0	0	0	1	0				
Buster Narum, R (1, 1) Joe Cunningham, L (7, PH) OBP: 0.500, SLG: 2.000				6-3			HR	1-2 3B BB		2	1	1	1	0	0	0				
Joe Cunningham, L (8, 3) ERA: 9.0										0	1	0	0	1	0	0				
Inning Stats	R: 0 E: 0 K: 1 S: 5	H: 0 LOB: 0 BB: 0 P: 5	R: 0 E: 0 K: 2 S: 7	H: 0 LOB: 0 BB: 0 P: 7	R: 0 E: 0 K: 0 S: 3	H: 0 LOB: 0 BB: 0 P: 3	R: 2 E: 0 K: 0 S: 5	H: 2 LOB: 1 BB: 1 P: 9	R: 1 E: 0 K: 1 S: 6	H: 1 LOB: 0 BB: 0 P: 6	R: 0 E: 0 K: 1 S: 6	H: 1 LOB: 1 BB: 0 P: 6	R: 3 E: 0 K: 0 S: 6	H: 3 LOB: 2 BB: 2 P: 14	R: 0 E: 0 K: 1 S: 5	H: 0 LOB: 0 BB: 0 P: 5	1B: 3 2B: 2 3B: 1 HR: 1	SF: 0 SAC: 0 DP: 0 HBP: 0	WP: 0 PB: 0 SB: 0 CS: 0	PA: 34
PITCHER	IP WLS BF H R ER SO BB IBB HBP BLK WP HR S P ERA WHIP																			
Earl Wilson, R (1, 1) ERA: 5.4	5.0 3 3 3 3 4 2 1 0 0 0 0 26 30 5.40 0.800																			
Dick Radatz, R (6, 1) ERA: 9.0	3.0 L 15 4 3 3 2 2 0 0 0 0 0 17 25 9.00 2.000																			



Batter	1	2	3	4	5	6	7	8	9	AB	R	H	RBI	BB	SO	LOB	TOP					
Paul Blair, R OBP: 0.222, SLG: 0.444 (1, 8)	B5-3		K		F4			F3		4	0	0	0	0	1	2	Baltimore Orioles @ Boston Red Sox Fenway Park, Boston, MA Sun Apr 18 1965, 3:33 AM EST Att: 6,285 - Unknown					
Luis Aparicio, R OBP: 0.167, SLG: 0.294 (1, 6)	E6		5-3		F4			HR		4	1	1	1	0	0	0						
Boog Powell, L OBP: 0.333, SLG: 0.500 (1, 7)			3-1		K			HR		4	1	2	3	0	1	0						
Brooks Robinson, R OBP: 0.294, SLG: 0.529 (1, 5)	F3			6-3	F4			F8		4	0	0	0	0	0	2						
Norm Siebern, L OBP: 0.357, SLG: 0.692 (1, 3)	3-1			FC6-4			4-3			4	0	2	0	0	0	2						
Curt Blefary, L OBP: 0.354, SLG: 1.091 (1, 9)		F7		L9			G3	F9		4	0	0	0	0	0	2						
John Orsino, R OBP: 0.412, SLG: 0.467 (1, 2)	E8		FC6-4		5-3			5-3		4	0	0	0	0	0	1						
Jerry Adair, R OBP: 0.429, SLG: 0.333 (1, 4)	K				F5			BB	1B	4	1	1	0	0	1	1						
Wally Bunker, R Herman Starrette, R Russ Snyder, L Darold Knowles, L Stu Miller, R Jackie Brandt, R OBP: 0.200, SLG: 0.400 (1, 1)	1-3				4-3			HR	BB	1	0	0	0	0	0	1						
Inning Stats	R: 0 E: 1 K: 0 S: 5	H: 1 LOB: 2 BB: 0 P: 5	R: 0 E: 1 K: 1 S: 6	H: 0 LOB: 1 BB: 0 P: 6	R: 0 E: 0 K: 1 S: 5	H: 0 LOB: 0 BB: 0 P: 5	R: 0 E: 0 K: 0 S: 4	H: 1 LOB: 1 BB: 0 P: 4	R: 0 E: 0 K: 0 S: 3	H: 0 LOB: 0 BB: 0 P: 3	R: 0 E: 0 K: 0 S: 3	H: 0 LOB: 0 BB: 0 P: 3	R: 0 E: 0 K: 0 S: 3	H: 0 LOB: 0 BB: 0 P: 3	R: 4 E: 0 K: 0 S: 7	H: 4 LOB: 1 BB: 1 P: 11	R: 0 E: 0 K: 0 S: 3	H: 0 LOB: 0 BB: 0 P: 3	1B: 3 2B: 1 3B: 1 HR: 1	SF: 0 SAC: 0 DP: 0 HBP: 0	WP: 0 PB: 0 SB: 0 CS: 0	PA: 36
PITCHER	IP WLS BF H R ER SO BB IBB HBP BLK WP HR S P ERA WHIP	8.0 W 33 6 4 4 3 1 0 0 0 0 1 38 42 4.50 0.875	1.0 S 3 0 0 0 0 0 0 0 0 0 0 0 3 3 0.00 0.000																			

Batter	1	2	3	4	5	6	7	8	9	AB	R	H	RBI	BB	SO	LOB	BOTTOM				
Lenny Green, L OBP: 0.550, SLG: 0.929 (1, 8)	6-3		2B	1B	4-3	3-1		4-3		4	2	1	1	2	0	2	Baltimore Orioles @ Boston Red Sox Fenway Park, Boston, MA Sun Apr 18 1965, 3:33 AM EST Att: 6,285 - Unknown				
Frank Malzone, R OBP: 0.333, SLG: 0.333 (1, 5)	4-3		6-3	4-3						4	1	1	0	1	1	5					
Carl Yastrzemski, L OBP: 0.500, SLG: 0.799 (1, 7)	4-3		HR	1B	4-0	F7		1-3	2B	4	2	2	1	1	0	2					
Tony Conigliaro, R OBP: 0.556, SLG: 0.933 (1, 9)	BB		HR	1B	4-0	2B	1B	1-3	1B	4	3	4	3	1	0	0					
Lee Thomas, L OBP: 0.389, SLG: 0.625 (1, 3)	1-2		1B	1B	L6-3	2B	1B	1-3	1B	4	2	2	1	1	0	4					
Felix Mantilla, R OBP: 0.444, SLG: 0.533 (1, 4)	F3		1B	1B	1-2	K		2B	BB	4	1	2	2	1	1	3					
Bob Tillman, R OBP: 0.278, SLG: 0.250 (1, 2)		5-3	FC1-2	1B	F8	BB		G5-4-3		5	0	2	3	0	0	1					
Rico Petrocelli, R (1, 6)	4-3		FC1-2					4-3		4	0	0	0	1	1	4					
Earl Wilson, R Russ Nixon, L Jay Ritchie, R (1, 1)	6-3		1-3					K		2	0	0	0	1	0	2					
Inning Stats	R: 0 E: 0 K: 0 S: 4	H: 1 LOB: 3 BB: 2 P: 12	R: 0 E: 0 K: 0 S: 3	H: 0 LOB: 0 BB: 0 P: 3	R: 4 E: 0 K: 0 S: 9	H: 6 LOB: 2 BB: 0 P: 9	R: 1 E: 0 K: 0 S: 3	H: 1 LOB: 1 BB: 2 P: 11	R: 0 E: 0 K: 1 S: 5	H: 0 LOB: 2 BB: 1 P: 10	R: 4 E: 0 K: 2 S: 10	H: 3 LOB: 3 BB: 4 P: 26	R: 2 E: 0 K: 0 S: 5	H: 3 LOB: 0 BB: 0 P: 5	R: 0 E: 0 K: 1 S: 5	H: 0 LOB: 0 BB: 0 P: 5	1B: 8 2B: 6 3B: 0 HR: 1	SF: 0 SAC: 0 DP: 2 HBP: 1	WP: 0 PB: 0 SB: 0 CS: 0	PA: 46	
PITCHER	IP WLS BF H R ER SO BB IBB HBP BLK WP HR S P ERA WHIP	2.1 L 15 6 4 4 0 2 0 0 0 0 0 13 21 15.43 3.429	1.2 8 2 1 1 0 2 0 0 0 0 0 6 14 5.40 2.400	1.1 10 2 4 4 1 3 0 1 0 0 0 8 21 27.00 3.750	2.2 13 4 2 2 3 2 0 0 0 0 0 17 25 6.75 2.250																

Batter	1	2	3	4	5	6	7	8	9	AB	R	H	RBI	BB	SO	LOB	TOP				
Don Blasingame, L (1, 4) OBP: 0.320, SLG: 0.500	0-0 4-3 6-3 2B		0-3 K2-3			0-3 K		0-0 1-3 2B		4	1	2	0	0	2	0	<p>Washington Senators @ Boston Red Sox</p> <p>Fenway Park, Boston, MA</p> <p>Tue Apr 20 1965, 3:33 AM EST</p> <p>Att: 6,724 - Unknown</p>				
Ken McMullen, R (1, 5) OBP: 0.250, SLG: 0.250 Mike Brumley, L (8, PH) OBP: 0.067, SLG: 0.067 Dallas Green, L (8, 1)	0-0 4-3 2-3			0-0 F4		0-0 1-3		0-0 F7		3	0	0	0	0	0	1					
Bob Chance, L (1, 3) OBP: 0.292, SLG: 0.478	0-0 6-3			0-0 1B				0-0 F5		4	1	2	2	0	0	2					
Frank Howard, R (1, 7) OBP: 0.321, SLG: 0.360	0-0 F2			0-3 K				0-0 5-3		4	0	0	0	0	2	1					
Willie Kirkland, L (1, 9) OBP: 0.208, SLG: 0.318		0-0 G1		0-3 K				0-0 F9		4	0	0	0	0	2	1					
Don Lock, R (1, 8) OBP: 0.250, SLG: 0.308	0-0 F3				0-3 K				0-0 1B	4	0	2	0	0	1	0					
Doug Camilli, R (1, 2) OBP: 0.333, SLG: 0.333	0-0 6-3				0-3 K			0-3 K		4	0	0	0	0	3	2					
Ed Brinkman, R (1, 6) OBP: 0.174, SLG: 0.217			0-3 K			0-0 F9			0-0 2B 1B	3	0	1	0	0	1	0					
Buster Narum, R (1, 1) OBP: 0.333, SLG: 1.333 Steve Riddick, R (3, 1) OBP: 0.067, SLG: 0.067 Joe Cunningham, L (8, PH) OBP: 0.067, SLG: 0.067 Jim Duckworth, R (8, 1) OBP: 0.067, SLG: 0.067 Jim King, L (8, PH) OBP: 0.067, SLG: 0.067 Don Zimmer, R (8, 9)			0-3 K			0-0 F4		0-0 F5		1	0	0	0	0	0	0					
Inning Stats	R: 1 E: 0 K: 0 S: 4	H: 1 LOB: 0 BB: 0 P: 4	R: 0 E: 0 K: 0 S: 3	H: 0 LOB: 0 BB: 0 P: 3	R: 0 E: 0 K: 3 S: 9	H: 0 LOB: 0 BB: 0 P: 9	R: 0 E: 0 K: 2 S: 8	H: 1 LOB: 1 BB: 0 P: 8	R: 0 E: 0 K: 1 S: 5	H: 0 LOB: 0 BB: 0 P: 5	R: 1 E: 0 K: 3 S: 11	H: 2 LOB: 1 BB: 0 P: 11	R: 0 E: 0 K: 0 S: 5	H: 2 LOB: 2 BB: 0 P: 5	R: 0 E: 0 K: 1 S: 6	H: 1 LOB: 1 BB: 0 P: 6		1B: 4 2B: 2 3B: 0 HR: 1	SF: 0 SAC: 0 DP: 0 HBP: 0	WP: 0 PB: 0 SB: 0 CS: 0	PA: 34
PITCHER	IP	WLS	BF	H	R	ER	SO	BB	IBB	HBP	BLK	WP	HR	S	P	ERA	WHIP				
Dave Morehead, R (1, 1) ERA: 2.45	7.1	W	28	6	2	2	11	0	0	0	0	0	1	50	50	2.46	0.818				
Dick Radatz, R (8, 1) ERA: 7.04	1.2	S	6	1	0	0	1	0	0	0	0	0	0	8	8	0.00	0.600				

Batter	1	2	3	4	5	6	7	8	9	AB	R	H	RBI	BB	SO	LOB	BOTTOM					
Lenny Green, L (1, 8) OBP: 0.520, SLG: 0.778	4-0 1B BB HR	0-0 1B		0-0 1-3		0-0 F9		0-0 1-3		4	1	1	0	1	0	1	<p>Washington Senators @ Boston Red Sox</p> <p>Fenway Park, Boston, MA</p> <p>Tue Apr 20 1965, 3:33 AM EST</p> <p>Att: 6,724 - Unknown</p>					
Frank Malzone, R (1, 5) OBP: 0.394, SLG: 0.389	4-0 1B BB HR	0-0 5-3		0-0 G3			0-0 SH1-4 2B			3	1	1	0	1	0	1						
Carl Yastrzemski, L (1, 7) OBP: 0.500, SLG: 0.688	0-0 F7		0-0 1B	0-0 G3			4-0 SH1-4 BB			3	1	1	0	1	0	2						
Tony Conigliaro, R (1, 9) OBP: 0.571, SLG: 0.889	0-0 HR 1B		0-0 HBP 1B	0-0 F4			0-0 SH1-4			3	1	2	0	0	0	0						
Lee Thomas, L (1, 3) OBP: 0.364, SLG: 0.526	0-0 F5		0-0 F8	0-0 F4			4-0 IBB			3	0	0	0	1	0	5						
Felix Mantilla, R (1, 4) OBP: 0.455, SLG: 0.684	0-0 HR		0-0 HBP 1B	0-0 F2			0-3 K			4	1	2	5	0	1	3						
Bob Tillman, R (1, 2) OBP: 0.227, SLG: 0.200	0-0 F8		0-0 F7	0-0 4-3		0-0 K		0-0 F6		4	0	0	0	0	1	5						
Rico Petrocelli, R (1, 6)		0-0 F8	1-0 FC5-4 HBP 1B	0-3 K			0-0 F6			3	0	0	0	0	1	0						
Dave Morehead, R (1, 1) ERA: 9.0	2.0	L	12	4	5	5	0	2	0	0	0	0	0	1	10	18		22.50	3.000			
Dick Radatz, R (8, 1) ERA: 3.0	1.0	S	6	1	0	0	1	0	0	0	0	0	0	3	3	0.00		0.000				
Inning Stats	R: 4 E: 0 K: 0 S: 5	H: 2 LOB: 0 BB: 2 P: 13	R: 0 E: 0 K: 0 S: 4	H: 1 LOB: 1 BB: 0 P: 4	R: 1 E: 0 K: 0 S: 6	H: 3 LOB: 3 BB: 0 P: 7	R: 0 E: 0 K: 0 S: 3	H: 0 LOB: 0 BB: 0 P: 3	R: 0 E: 0 K: 1 S: 5	H: 0 LOB: 1 BB: 1 P: 9	R: 0 E: 0 K: 2 S: 8	H: 1 LOB: 3 BB: 2 P: 16	R: 0 E: 0 K: 0 S: 3	H: 0 LOB: 0 BB: 0 P: 3	R: 0 E: 0 K: 0 S: 3	H: 0 LOB: 0 BB: 0 P: 3	1B: 5 2B: 1 3B: 0 HR: 1	SF: 0 SAC: 1 DP: 0 HBP: 1	WP: 0 PB: 0 SB: 0 CS: 0	PA: 37		
PITCHER	IP	WLS	BF	H	R	ER	SO	BB	IBB	HBP	BLK	WP	HR	S	P	ERA	WHIP					
Buster Narum, R (1, 1) ERA: 9.0	2.0	L	12	4	5	5	0	2	0	0	0	0	0	1	10	18	22.50	3.000				
Steve Riddick, R (3, 1) ERA: 3.0	3.0	S	6	1	0	0	1	0	0	0	0	0	0	11	12	0.00	0.667					
Jim Duckworth, R (6, 1) ERA: 2.0	2.0	S	6	1	0	0	3	2	1	0	0	0	0	13	25	0.00	1.500					
Dallas Green, R (8, 1) ERA: 1.0	1.0	S	6	1	0	0	0	0	0	0	0	0	0	3	3	0.00	0.000					

AB	34
R	2
H	7
RBI	2
BB	0
SO	12
LOB	10

AB	30
R	5
H	7
RBI	5
BB	5
SO	3
LOB	20



Batter	1	2	3	4	5	6	7	8	9	10	11	AB	R	H	RBI	BB	SO	LOB	TOP	
Danny Cater, R OBP: 0.600, SLG: 0.789 (1, 7)												5	2	2	0	0	0	0		
Floyd Robinson, L OBP: 0.265, SLG: 0.273 (1, 9)												5	0	1	0	0	0	2		
Bill Skowron, R OBP: 0.250, SLG: 0.469 Ted Wills, L Eddie Fisher, R (1, 3) (11, 1) (11, 1)												5	1	1	2	0	0	2		
Pete Ward, L OBP: 0.424, SLG: 0.414 (1, 5)												5	0	2	1	0	0	0		
John Romano, R OBP: 0.333, SLG: 0.182 Tom McCraw, L OBP: 0.313, SLG: 0.333 (1, 2) (11, 3)												4	0	0	0	0	0	2		
Ron Hansen, R OBP: 0.226, SLG: 0.214 (1, 6)												4	0	1	0	0	1	1		
Ken Berry, R OBP: 0.379, SLG: 0.458 (1, 8)												4	0	0	0	0	1	2		
Al Weis, S OBP: 0.200, SLG: 0.200 (1, 4)												4	0	0	0	0	1	1		
John Buzhardt, R Smoky Burgess, L J.C. Martin, L (1, 1) (11, PH) (11, 2)												3	0	0	0	0	0	1		
Inning Stats	R: 1 E: 0 K: 0 S: 5	H: 3 LOB: 1 BB: 0 P: 5	R: 0 E: 0 K: 0 S: 4	H: 1 LOB: 1 BB: 0 P: 4	R: 0 E: 0 K: 0 S: 3	H: 0 LOB: 0 BB: 0 P: 3	R: 0 E: 0 K: 0 S: 3	H: 0 LOB: 0 BB: 0 P: 3	R: 0 E: 0 K: 1 S: 6	H: 1 LOB: 1 BB: 0 P: 6	R: 0 E: 0 K: 0 S: 4	H: 1 LOB: 0 BB: 0 P: 4	R: 0 E: 0 K: 2 S: 7	H: 0 LOB: 0 BB: 0 P: 7	R: 0 E: 1 K: 0 S: 5	H: 1 LOB: 0 BB: 0 P: 5	1B: 6 2B: 0 3B: 0 HR: 1	SF: 0 SAC: 0 DP: 1 HBP: 0	WP: 0 PB: 0 SB: 0 CS: 0	PA: 40
PITCHER Bill Monbouquette, R ERA: 3.48 (1, 1)	IP: 11.0 WLS: 4 BF: 40 H: 7 R: 3 ER: 1 SO: 3 BB: 0 IBB: 0 HBP: 0 BLK: 0 WP: 0 HR: 1 S: 46 P: 46 ERA: 0.82 WHIP: 0.636																			

Chicago White Sox @ Boston Red Sox
Fenway Park, Boston, MA
Wed Apr 21 1965, 3:33 AM EST
Att: 10,783 - Unknown

AB 40
R 3
H 7
RBI 3
BB 0
SO 3
LOB 11



Batter	1	2	3	4	5	6	7	8	9	10	11	AB	R	H	RBI	BB	SO	LOB	BOTTOM			
Gary Geiger, L OBP: 0.390, SLG: 0.381 Chuck Schilling, R OBP: 0.500, SLG: 1.000 (1, 8) (11, PH)												3	1	0	0	1	0	3				
Frank Malzone, R OBP: 0.390, SLG: 0.381 Eddie Bressoud, R OBP: 0.500, SLG: 0.333 (1, 5) (6, 5) (6, 6)												3	0	1	0	0	0	3				
Carl Yastrzemski, L OBP: 0.481, SLG: 0.619 (1, 7)												5	0	2	1	0	0	0				
Tony Conigliaro, R OBP: 0.500, SLG: 0.739 (1, 9)												5	0	1	0	0	0	2				
Lee Thomas, L OBP: 0.333, SLG: 0.458 (1, 3)												5	0	1	0	0	2	4				
Felix Mantilla, R OBP: 0.482, SLG: 0.652 (1, 4)												4	0	2	0	0	0	0				
Bob Tillman, R OBP: 0.192, SLG: 0.167 (1, 2)												4	0	0	0	0	1	2				
Rico Petrocelli, R Dalton Jones, L OBP: 0.500, SLG: 0.333 (1, 6) (7, PH) (8, 5)												2	0	0	0	0	0	2				
Bill Monbouquette, R OBP: 0.125, SLG: 0.125 (1, 1)												4	0	1	0	0	0	1				
Inning Stats	R: 1 E: 0 K: 1 S: 6	H: 2 LOB: 2 BB: 1 P: 10	R: 0 E: 0 K: 1 S: 5	H: 0 LOB: 0 BB: 0 P: 5	R: 0 E: 0 K: 0 S: 3	H: 0 LOB: 0 BB: 0 P: 3	R: 0 E: 0 K: 1 S: 5	H: 0 LOB: 0 BB: 0 P: 5	R: 0 E: 0 K: 0 S: 3	H: 1 LOB: 0 BB: 0 P: 3	R: 0 E: 0 K: 1 S: 5	H: 0 LOB: 0 BB: 0 P: 5	R: 0 E: 0 K: 0 S: 3	H: 1 LOB: 0 BB: 0 P: 3	R: 0 E: 0 K: 0 S: 3	H: 0 LOB: 1 BB: 1 P: 7	R: 0 E: 0 K: 0 S: 5	H: 2 LOB: 2 BB: 0 P: 5	1B: 8 2B: 1 3B: 0 HR: 0	SF: 0 SAC: 0 DP: 2 HBP: 0	WP: 0 PB: 0 SB: 0 CS: 2	PA: 42
PITCHER John Buzhardt, R ERA: 1.0 Ted Wills, L Eddie Fisher, R ERA: 2.7 (1, 1) (11, 1) (11, 1)	IP: 10.0 WLS: 1 BF: 36 H: 6 R: 0 ER: 0 SO: 4 BB: 2 IBB: 0 HBP: 0 BLK: 0 WP: 0 HR: 0 S: 42 P: 50 ERA: 0.90 WHIP: 0.800																					

Chicago White Sox @ Boston Red Sox
Fenway Park, Boston, MA
Wed Apr 21 1965, 3:33 AM EST
Att: 10,783 - Unknown

AB 39
R 1
H 8
RBI 1
BB 2
SO 4
LOB 18



Batter	1	2	3	4	5	6	7	8	9	AB	R	H	RBI	BB	SO	LOB	TOP			
Lenny Green, L OBP: 0.483, SLG: 0.714 (1, 8)	F5		1B		SF8		4-3			3	0	1	1	0	0	0	Boston Red Sox @ Baltimore Orioles Memorial Stadium, Baltimore, MD Fri Apr 23 1965, 6:05 PM EST Att: 7,979 - Unknown			
Frank Matzone, R OBP: 0.310, SLG: 0.320 (1, 5)	F2		F5		F5			2-3		4	0	0	0	0	0	2				
Carl Yastrzemski, L OBP: 0.452, SLG: 0.600 (1, 7)			F8		K			F7		4	0	1	0	0	1	2				
Tony Conigliaro, R OBP: 0.500, SLG: 0.704 (1, 9)	F9		K							4	0	2	0	0	1	2				
Lee Thomas, L OBP: 0.323, SLG: 0.536 (1, 3)		HR			4-3			F9		4	1	1	1	0	0	2				
Felix Mantilla, R OBP: 0.467, SLG: 0.615 (1, 4)	L8				G5-4-3					3	0	1	0	1	1	0				
Bob Tillman, R OBP: 0.200, SLG: 0.179 (1, 2)					1B					4	0	1	0	0	1	3				
Rico Petrocelli, R OBP: 0.231, SLG: 0.136 (1, 6)	F3				G6-3					4	1	2	0	0	1	1				
Jim Lonborg, R Gary Geiger, L Jay Ritchie, R Arnold Earley, L (1, 1) (7, PH) (7, 1) (8, 1)	K				SH			F7		1	0	0	0	0	1	1				
Inning Stats	R: 0 E: 0 K: 0 S: 4	H: 1 LOB: 1 BB: 0 P: 4	R: 1 E: 0 K: 1 S: 7	H: 2 LOB: 1 BB: 0 P: 7	R: 0 E: 0 K: 1 S: 6	H: 1 LOB: 1 BB: 0 P: 6	R: 0 E: 0 K: 0 S: 3	H: 1 LOB: 0 BB: 0 P: 3	R: 1 E: 1 K: 1 S: 7	H: 1 LOB: 1 BB: 0 P: 7	R: 0 E: 0 K: 0 S: 3	H: 1 LOB: 0 BB: 0 P: 3	R: 0 E: 0 K: 0 S: 4	H: 1 LOB: 1 BB: 0 P: 4	R: 0 E: 0 K: 3 S: 9	H: 0 LOB: 0 BB: 0 P: 9		1B: 6 2B: 2 3B: 0 HR: 1	SF: 1 SAC: 1 DP: 2 HBP: 0	WP: 0 PB: 1 SB: 0 CS: 0
PITCHER Robin Roberts, R ERA: 4.91 (1, 1)	IP: 9.0 WLS: W BF: 35 H: 9 R: 2 ER: 1 SO: 6 BB: 1 IBB: 0 HBP: 0 BLK: 0 WP: 0 HR: 1 S: 46 P: 50 ERA: 1.00 WHIP: 1.111															PITCHER				

Batter	1	2	3	4	5	6	7	8	9	AB	R	H	RBI	BB	SO	LOB	BOTTOM	
Paul Blair, R OBP: 0.243, SLG: 0.361 (1, 8)	E1	F5						K		3	0	0	0	1	1	1	Boston Red Sox @ Baltimore Orioles Memorial Stadium, Baltimore, MD Fri Apr 23 1965, 6:05 PM EST Att: 7,979 - Unknown	
Luis Aparicio, R OBP: 0.351, SLG: 0.529 (1, 6)	FC6-4	5-3			F4			2B		4	1	1	0	0	0	3		
Boog Powell, L Jackie Brandt, R OBP: 0.324, SLG: 0.471 (6, PR) (9, 7)					F7					3	0	1	1	1	0	1		
Brooks Robinson, R OBP: 0.278, SLG: 0.528 (1, 5)	G5-4-3				G3					0	0	0	0	0	0	0		
Norm Siebern, L OBP: 0.394, SLG: 0.464 (1, 3)					5-3			L8		4	0	0	0	0	0	3		
Curt Blefary, L Russ Snyder, L OBP: 0.375, SLG: 0.826 (9, 9)					K			F8		3	1	1	0	1	1	1		
John Orsino, R OBP: 0.314, SLG: 0.438 (1, 2)										2	1	0	0	1	0	1		
Jerry Adair, R OBP: 0.323, SLG: 0.192 (1, 4)					G3			G6-3		2	1	0	0	1	0	0		
Robin Roberts, S OBP: 0.400, SLG: 0.600 (1, 1)					K					3	0	0	0	0	3	2		
Inning Stats	R: 0 E: 1 K: 0 S: 3	H: 0 LOB: 1 BB: 1 P: 7	R: 3 E: 0 K: 1 S: 6	H: 1 LOB: 3 BB: 3 P: 18	R: 0 E: 0 K: 1 S: 5	H: 0 LOB: 0 BB: 0 P: 5	R: 0 E: 0 K: 1 S: 5	H: 0 LOB: 0 BB: 0 P: 5	R: 0 E: 0 K: 1 S: 5	H: 1 LOB: 1 BB: 0 P: 3	R: 0 E: 0 K: 1 S: 5	H: 0 LOB: 0 BB: 0 P: 5	R: 0 E: 0 K: 1 S: 7	H: 2 LOB: 1 BB: 0 P: 7	1B: 2 2B: 2 3B: 0 HR: 0	SF: 0 SAC: 0 DP: 2 HBP: 0		WP: 0 PB: 0 SB: 0 CS: 0
PITCHER Jim Lonborg, R ERA: 4.5 Jay Ritchie, R ERA: 3.38 Arnold Earley, L ERA: (1, 1) (7, 1) (8, 1)	IP: 6.0 WLS: L BF: 24 H: 2 R: 3 ER: 3 SO: 4 BB: 5 IBB: 0 HBP: 0 BLK: 0 WP: 0 HR: 0 S: 27 P: 47 ERA: 4.50 WHIP: 1.167															PITCHER		

Batter	1	2	3	4	5	6	7	8	9	10	11	12	AB	R	H	RBI	BB	SO	LOB	TOP
Lenny Green, L OBP: 0.486, SLG: 0.692													5	1	2	0	1	0	1	
Frank Malzone, R OBP: 0.371, SLG: 0.419													6	1	4	0	0	0	2	
Carl Yastrzemski, L OBP: 0.499, SLG: 0.613													6	2	3	1	0	2	4	
Tony Conigliaro, R OBP: 0.472, SLG: 0.625													5	2	1	1	1	1	3	
Lee Thomas, L OBP: 0.378, SLG: 0.647													6	1	4	3	0	0	2	
Felix Mantilla, R OBP: 0.444, SLG: 0.594													6	0	2	2	0	1	3	
Bob Tillman, R OBP: 0.167, SLG: 0.147													6	0	0	0	0	1	5	
Rico Petrocelli, R OBP: 0.233, SLG: 0.154													4	0	1	0	0	2	2	
Gary Geiger, L OBP: 0.500, SLG: 0.333													1	0	0	0	0	0	0	
Eddie Bressoud, R OBP: 0.500, SLG: 0.333													0	0	0	0	0	0	0	
Earl Wilson, R OBP: 0.375, SLG: 0.667													2	0	0	0	0	0	0	
Dick Radatz, R OBP: 0.500, SLG: 0.333													2	0	0	0	0	1	0	
Inning Stats	R: 3 E: 2 K: 0 S: 7	H: 5 LOB: 1 BB: 7	R: 0 E: 0 K: 1 S: 6	H: 1 LOB: 1 BB: 0	R: 1 E: 0 K: 0 S: 5	H: 2 LOB: 2 BB: 0	R: 0 E: 0 K: 0 S: 5	H: 2 LOB: 2 BB: 0	R: 0 E: 0 K: 1 S: 6	H: 1 LOB: 1 BB: 0	R: 0 E: 0 K: 2 S: 7	H: 0 LOB: 0 BB: 0	R: 0 E: 0 K: 1 S: 5	H: 2 LOB: 0 BB: 11	1B: 12 2B: 4 3B: 0 HR: 1	SF: 0 SAC: 1 DP: 2 HBP: 0	WP: 0 PB: 0 SB: 0 CS: 0	PA: 52		
PITCHER	IP WLS BF H R ER SO BB IBB HBP BLK WP HR S P ERA WHIP																			
Milt Pappas, R ERA: 1.99	(1, 1) 0.1 5 5 3 2 0 0 0 0 0 0 0 0 5 5 54.00 15.000																			
Ken Rowe, R ERA: 1.17	(1, 1) 4.2 21 7 1 1 1 1 0 0 0 0 0 0 23 23 1.93 1.500																			
Herman Starrette, R ERA: 2.45	(6, 1) 2.0 7 1 0 0 0 1 1 0 0 0 0 0 8 12 0.00 1.000																			
Stu Miller, R ERA: 4.22	(8, 1) 5.0 L 19 4 3 3 6 0 1 0 0 0 0 1 30 34 5.40 0.800																			

Boston Red Sox @ Baltimore Orioles
Memorial Stadium, Baltimore, MD

Sat Apr 24 1965, 3:33 AM EST
Att: 5,772 - Unknown - 54 F

AB 49
R 7
H 17
RBI 7
BB 2
SO 8
LOB 22




Batter	1	2	3	4	5	6	7	8	9	10	11	12	AB	R	H	RBI	BB	SO	LOB	BOTTOM
Paul Blair, R OBP: 0.233, SLG: 0.317													5	0	0	0	1	0	3	
Luis Aparicio, R OBP: 0.349, SLG: 0.500													6	0	2	1	0	1	1	
Boog Powell, L OBP: 0.286, SLG: 0.410													5	0	0	0	0	1	2	
Brooks Robinson, R OBP: 0.244, SLG: 0.463													5	0	0	0	0	1	0	
Norm Siebern, L OBP: 0.368, SLG: 0.406													4	0	0	0	1	0	0	
Curt Stefany, L OBP: 0.379, SLG: 0.741													4	1	1	0	1	2	0	
John Orsino, R OBP: 0.325, SLG: 0.500													4	2	1	1	1	1	2	
Jerry Adair, R OBP: 0.333, SLG: 0.258													5	1	2	1	0	0	0	
Milt Pappas, R ERA: 1.99	(1, 1) 6.0 25 7 4 4 3 1 0 0 0 0 0 1 30 34 6.00 1.333																			
Ken Rowe, R ERA: 1.17	(1, 1) 4.2 W 22 1 1 1 4 3 0 0 0 0 0 1 27 39 1.50 0.667																			
Herman Starrette, R ERA: 2.45	(6, 1) 2.0 7 1 0 0 0 1 1 0 0 0 0 0 8 12 0.00 1.000																			
Stu Miller, R ERA: 4.22	(8, 1) 5.0 19 4 3 3 6 0 1 0 0 0 0 1 30 34 5.40 0.800																			
Inning Stats	R: 0 E: 0 K: 0 S: 3	H: 1 LOB: 0 BB: 0	R: 2 E: 0 K: 0 S: 6	H: 3 LOB: 2 BB: 10	R: 0 E: 0 K: 0 S: 3	H: 0 LOB: 0 BB: 0	R: 0 E: 0 K: 1 S: 5	H: 0 LOB: 0 BB: 6	R: 1 E: 1 K: 1 S: 7	H: 1 LOB: 1 BB: 0	R: 0 E: 0 K: 2 S: 7	H: 0 LOB: 0 BB: 0	R: 0 E: 0 K: 1 S: 5	H: 0 LOB: 1 BB: 13	1B: 5 2B: 1 3B: 0 HR: 2	SF: 0 SAC: 0 DP: 1 HBP: 0	WP: 0 PB: 0 SB: 0 CS: 0	PA: 47		
PITCHER	IP WLS BF H R ER SO BB IBB HBP BLK WP HR S P ERA WHIP																			
Earl Wilson, R ERA: 5.21	(1, 1) 6.0 25 7 4 4 3 1 0 0 0 0 0 1 30 34 6.00 1.333																			
Dick Radatz, R ERA: 4.61	(7, 1) 6.0 W 22 1 1 1 4 3 0 0 0 0 0 1 27 39 1.50 0.667																			


Boston Red Sox @ Baltimore Orioles
Memorial Stadium, Baltimore, MD

Sat Apr 24 1965, 3:33 AM EST
Att: 5,772 - Unknown - 54 F

AB 43
R 5
H 8
RBI 5
BB 4
SO 7
LOB 9



Batter	1	2	3	4	5	6	7	8	9	AB	R	H	RBI	BB	SO	LOB	TOP					
Lenny Green, L OBP: 0.497, SLG: 0.667	G3		CS 1B		1-3			G5-4-3 1B		4	0	2	0	0	0	0	Boston Red Sox @ Chicago White Sox Comiskey Park, Chicago, IL Tue Apr 27 1965, 8:05 PM EDT Att: 10,771 - Unknown					
Frank Matzone, R OBP: 0.333, SLG: 0.371	6-3		1-2 K			5-3		G5-4-3 1-2		4	0	0	0	0	1	2						
Carl Yastrzemski, L OBP: 0.463, SLG: 0.588	F7		2-4 BB				1B		F7	3	0	1	0	1	0	0						
Tony Conigliaro, R OBP: 0.450, SLG: 0.667		HR	2-4	5-3			F4		F7	4	1	1	1	0	0	1						
Lee Thomas, L OBP: 0.341, SLG: 0.579	4-3			E6			F9		4-3	4	0	0	0	0	0	1						
Felix Mantilla, R OBP: 0.462, SLG: 0.588	1B BB			K				G5-4-3 1B		2	0	1	0	1	1	1						
Bob Tillman, R OBP: 0.179, SLG: 0.162				K				G5-4-3 1-2		3	0	1	0	0	1	2						
Rico Petrocelli, R OBP: 0.212, SLG: 0.138				K		5-3		L5		3	0	0	0	0	1	2						
Bill Monbouquette, R ERA: 3.65 Russ Nixon, L Bob Heffner, R Jay Ritchie, R Dalton Jones, L Arnold Earley, L				K				K		1	0	0	0	0	1	2						
Inning Stats	R: 0 E: 0 K: 0 S: 3	H: 0 LOB: 0 BB: 0 P: 3	R: 1 E: 0 K: 2 S: 9	H: 2 LOB: 2 BB: 1 P: 13	R: 0 E: 0 K: 1 S: 4	H: 1 LOB: 1 BB: 1 P: 8	R: 0 E: 1 K: 2 S: 8	H: 0 LOB: 1 BB: 0 P: 8	R: 0 E: 0 K: 1 S: 5	H: 0 LOB: 0 BB: 0 P: 5	R: 0 E: 0 K: 0 S: 4	H: 1 LOB: 1 BB: 0 P: 4	R: 0 E: 0 K: 0 S: 3	H: 1 LOB: 0 BB: 0 P: 3	R: 0 E: 0 K: 1 S: 5	H: 1 LOB: 0 BB: 0 P: 5	R: 0 E: 0 K: 0 S: 3	H: 0 LOB: 0 BB: 0 P: 3	1B: 5 2B: 1 3B: 0 HR: 1	SF: 0 SAC: 0 DP: 3 HBP: 0	WP: 0 PB: 0 SB: 0 CS: 1	PA: 32
PITCHER John Buzhardt, R ERA: 1.0	IP: 9.0 WLS: W BF: 33 H: 6 R: 1 ER: 1 SO: 7 BB: 2 IBB: 0 HBP: 0 BLK: 0 WP: 0 HR: 1 S: 44 P: 52 ERA: 1.00 WHIP: 0.889															PITCHER						

Batter	1	2	3	4	5	6	7	8	9	AB	R	H	RBI	BB	SO	LOB	BOTTOM			
Danny Cater, R OBP: 0.457, SLG: 0.636	F4		1B E 1B	E6 1B		F7	FC4-6 1B			5	1	1	1	0	0	4	Boston Red Sox @ Chicago White Sox Comiskey Park, Chicago, IL Tue Apr 27 1965, 8:05 PM EDT Att: 10,771 - Unknown			
Don Buford, S OBP: 0.353, SLG: 0.300	K		E2 1B 1-H				1B			5	2	4	2	0	1	0				
Floyd Robinson, L OBP: 0.367, SLG: 0.395	L6		1B BB	G3			E 1-3 1B 2B	G5-3 BB 1B		4	1	2	0	1	0	2				
Pete Ward, L OBP: 0.354, SLG: 0.349		K	1-2 3-H 1B		G3		E4 1B SF8	F7		5	1	1	1	0	1	2				
Bill Skowron, R OBP: 0.340, SLG: 0.500			K		5-3		SF8 BB 1B			3	1	1	0	2	1	2				
John Romano, R OBP: 0.341, SLG: 0.294	F4			5-3	K		BB FC4-6 1B	G5-3		5	1	1	1	0	1	3				
Ron Hansen, R OBP: 0.250, SLG: 0.211	K			PB 1B		FC5-4 BB	SF8			2	1	1	1	1	1	1				
Ken Berry, R OBP: 0.359, SLG: 0.406			F9	K		FC5-4 SH3-4	FC4-6 BB 1B			3	1	0	0	1	1	2				
John Buzhardt, R OBP: 0.286, SLG: 0.167			4-3	1B		SH3-4	FC4-6 BB			2	1	1	2	1	0	0				
Inning Stats	R: 0 E: 0 K: 1 S: 5	H: 0 LOB: 0 BB: 0 P: 5	R: 0 E: 0 K: 2 S: 7	H: 0 LOB: 1 BB: 1 P: 11	R: 2 E: 1 K: 1 S: 8	H: 3 LOB: 2 BB: 1 P: 12	R: 2 E: 1 K: 1 S: 9	H: 3 LOB: 3 BB: 0 P: 9	R: 0 E: 0 K: 1 S: 5	H: 0 LOB: 0 BB: 0 P: 5	R: 0 E: 0 K: 0 S: 3	H: 0 LOB: 1 BB: 1 P: 7	R: 6 E: 1 K: 0 S: 8	H: 5 LOB: 2 BB: 2 P: 16	R: 0 E: 0 K: 0 S: 3	H: 1 LOB: 1 BB: 1 P: 7	1B: 11 2B: 1 3B: 0 HR: 0	SF: 1 SAC: 1 DP: 1 HBP: 0	WP: 0 PB: 1 SB: 0 CS: 0	PA: 42
PITCHER Bill Monbouquette, R ERA: 3.65 Bob Heffner, R Jay Ritchie, R Arnold Earley, L	IP: 4.0 WLS: L BF: 21 H: 6 R: 4 ER: 2 SO: 5 BB: 4 IBB: 2 HBP: 0 BLK: 0 WP: 0 HR: 0 S: 29 P: 37 ERA: 4.50 WHIP: 2.000															PITCHER				

Batter	1	2	3	4	5	6	7	8	9	AB	R	H	RBI	BB	SO	LOB	TOP			
Lenny Green, L OBP: 0.442, SLG: 0.588 (1, 8)	F3		G4-6-3		G3			4-3		4	0	0	0	0	0	1	Boston Red Sox @ Detroit Tigers Tiger Stadium, Detroit, MI Fri Apr 30 1965, 7:05 PM EDT Att: 8,800 - Unknown			
Frank Malzone, R OBP: 0.349, SLG: 0.395 (1, 5)	6-3			BB	L9			2B		3	0	1	0	1	0	0				
Carl Yastrzemski, L OBP: 0.422, SLG: 0.526 (1, 7)	G3			BB	K			F6		4	0	0	0	0	1	2				
Tony Conigliaro, R OBP: 0.409, SLG: 0.600 (1, 9)		K			K			6-3		4	0	0	0	0	3	1				
Felix Mantilla, R OBP: 0.465, SLG: 0.556 (1, 4)		BB			BB			F3		2	0	0	0	2	0	0				
Lee Thomas, L OBP: 0.333, SLG: 0.537 (1, 3)		L9			BB			4-3		3	0	0	0	1	0	1				
Bob Tillman, R OBP: 0.167, SLG: 0.150 (1, 2)		K			F7			6-3		3	0	0	0	0	1	4				
Rico Petrocelli, R OBP: 0.222, SLG: 0.156 (1, 6)					5-3			K		3	0	1	0	0	1	0				
Dave Morehead, R Jack Lamabe, R Chuck Schilling, R Arnold Earley, L Eddie Bressoud, R Bob Heffner, R (1, 1) (3, 1) (5, PH) (5, 1) (8, PH) (8, 1)					K			K		1	0	0	0	0	1	1				
Inning Stats	R: 0 E: 0 K: 0 S: 3	H: 0 LOB: 0 BB: 0 P: 3	R: 0 E: 0 K: 2 S: 7	H: 0 LOB: 1 BB: 1 P: 11	R: 0 E: 0 K: 1 S: 5	H: 1 LOB: 0 BB: 0 P: 5	R: 0 E: 0 K: 2 S: 7	H: 0 LOB: 3 BB: 3 P: 19	R: 1 E: 0 K: 0 S: 4	H: 1 LOB: 0 BB: 0 P: 4	R: 0 E: 0 K: 1 S: 5	H: 0 LOB: 0 BB: 0 P: 5	R: 0 E: 0 K: 1 S: 6	H: 1 LOB: 1 BB: 0 P: 6	R: 0 E: 0 K: 1 S: 5	H: 0 LOB: 0 BB: 0 P: 5	1B: 1 2B: 1 3B: 0 HR: 1	SF: 0 SAC: 0 DP: 1 HBP: 0	WP: 0 PB: 0 SB: 0 CS: 0	PA: 33
PITCHER Hank Aguirre, L ERA: 1.61 (1, 1)	IP: 9.0 WLS: W BF: 33 H: 3 R: 1 ER: 1 SO: 8 BB: 4 IBB: 0 HBP: 0 BLK: 0 WP: 0 HR: 1 S: 45 P: 61 ERA: 1.00 WHIP: 0.778															PITCHER IP: 9.0 WLS: W BF: 33 H: 3 R: 1 ER: 1 SO: 8 BB: 4 IBB: 0 HBP: 0 BLK: 0 WP: 0 HR: 1 S: 45 P: 61 ERA: 1.00 WHIP: 0.778				

AB 29
R 1
H 3
RBI 1
BB 4
SO 8
LOB 10



Batter	1	2	3	4	5	6	7	8	9	AB	R	H	RBI	BB	SO	LOB	BOTTOM			
Dick McAuliffe, L OBP: 0.531, SLG: 0.583 (1, 6)	F8			1B		K				3	1	0	0	1	2	2	Boston Red Sox @ Detroit Tigers Tiger Stadium, Detroit, MI Fri Apr 30 1965, 7:05 PM EDT Att: 8,800 - Unknown			
Jerry Lumpe, L OBP: 0.356, SLG: 0.385 (1, 4)	WP		1B	BB		6-3				3	1	2	0	1	0	0				
Norm Cash, L OBP: 0.442, SLG: 0.471 (1, 3)	BB		1B	BB		G4-6-3				1	1	0	0	3	0	1				
Al Kaline, R OBP: 0.453, SLG: 0.488 (1, 9)	K		2B	BB		BB		L9		4	1	2	0	0	1	3				
Gates Brown, L OBP: 0.214, SLG: 0.500 Willie Horton, R OBP: 0.333, SLG: 0.647 (7, PH) (8, 7)	F3		2B	BB		BB		F2		3	0	1	2	0	0	2				
Don Demeter, R OBP: 0.340, SLG: 0.415 (1, 8)			2B	BB		1B		F8		1	0	0	0	0	0	1				
Bill Freehan, R OBP: 0.118, SLG: 0.176 (1, 2)			K	BB		1B		F8		4	0	1	0	0	2	3				
Don Wert, R OBP: 0.327, SLG: 0.200 (1, 5)			K	BB		IBB		K		4	0	0	1	0	2	2				
Hank Aguirre, R (1, 1)			F9			4-3		K		3	0	0	0	1	1	2				
Inning Stats	R: 0 E: 1 K: 1 S: 5	H: 0 LOB: 2 BB: 2 P: 13	R: 0 E: 0 K: 2 S: 7	H: 0 LOB: 2 BB: 2 P: 15	R: 3 E: 0 K: 1 S: 8	H: 3 LOB: 2 BB: 2 P: 16	R: 1 E: 0 K: 0 S: 3	H: 2 LOB: 1 BB: 1 P: 7	R: 0 E: 0 K: 0 S: 4	H: 1 LOB: 1 BB: 0 P: 4	R: 0 E: 0 K: 1 S: 5	H: 0 LOB: 0 BB: 0 P: 5	R: 0 E: 0 K: 0 S: 3	H: 0 LOB: 1 BB: 1 P: 7	R: 0 E: 0 K: 2 S: 7	H: 0 LOB: 0 BB: 0 P: 7	1B: 5 2B: 1 3B: 0 HR: 0	SF: 0 SAC: 0 DP: 1 HBP: 0	WP: 1 PB: 0 SB: 0 CS: 0	PA: 36
PITCHER Dave Morehead, R ERA: 4.82 Jack Lamabe, R ERA: 4.5 Arnold Earley, L ERA: Bob Heffner, R ERA: 6.75 (1, 1) (3, 1) (5, 1) (8, 1)	IP: 2.0 WLS: L BF: 14 H: 3 R: 3 ER: 3 SO: 3 BB: 5 IBB: 0 HBP: 0 BLK: 0 WP: 0 HR: 0 S: 15 P: 35 ERA: 13.50 WHIP: 4.000															PITCHER IP: 2.0 WLS: L BF: 14 H: 3 R: 3 ER: 3 SO: 3 BB: 5 IBB: 0 HBP: 0 BLK: 0 WP: 0 HR: 0 S: 15 P: 35 ERA: 13.50 WHIP: 4.000				

AB 28
R 4
H 6
RBI 3
BB 8
SO 7
LOB 17



Batter	1	2	3	4	5	6	7	8	9	AB	R	H	RBI	BB	SO	LOB	TOP																									
Lenny Green, L OBP: 0.448, SLG: 0.575	F5	F7		1B S 2B 1B	WP 1B		FC4-6 1B		L9	6	1	3	0	0	0	1																										
Dalton Jones, L OBP: 0.500, SLG: 0.500										4	2	2	0	1	1	3																										
Dick Radatz, R OBP: 0.333, SLG: 0.200	1B	2B		G6-3 BB	2B SF9 1B		F8		K	0	0	0	0	0	0	0																										
Bob Heffner, R OBP: 0.429, SLG: 0.659										0	0	0	0	0	0	0																										
Eddie Bressoud, R OBP: 0.333, SLG: 0.200										1	0	0	0	0	1	0																										
Carl Yastrzemski, L OBP: 0.420, SLG: 0.535				G6-3 1-2	SF9 1B 2B		6-3		FC4-6	5	1	2	2	0	0	4																										
Tony Conigliaro, R OBP: 0.429, SLG: 0.659										4	2	2	1	1	1	2																										
Lee Thomas, L OBP: 0.340, SLG: 0.622										4	1	2	3	0	0	0																										
Felix Mantilla, R OBP: 0.479, SLG: 0.561										5	0	3	1	0	0	1																										
Bob Tillman, R OBP: 0.234, SLG: 0.190										2	0	1	0	3	1	0																										
Rico Petrocelli, R OBP: 0.200, SLG: 0.139										4	0	0	0	0	2	8																										
Chuck Schilling, R OBP: 0.150, SLG: 2.500										1	1	1	1	0	0	0																										
Jack Lamabe, R OBP: 0.333, SLG: 0.647										0	0	0	0	0	0	0																										
Jim Lonborg, R OBP: 0.356, SLG: 0.385										3	0	0	0	0	2	1																										
Frank Malzone, R OBP: 0.356, SLG: 0.385										1	0	0	0	1	0	0																										
Inning Stats	R: 2 E: 0 K: 0 S: 6	H: 4 LOB: 1 BB: 0 P: 6	R: 0 E: 0 K: 0 S: 4	H: 1 LOB: 1 BB: 0 P: 4	R: 2 E: 0 K: 1 S: 7	H: 3 LOB: 2 BB: 2 P: 15	R: 3 E: 0 K: 2 S: 11	H: 4 LOB: 3 BB: 2 P: 19	R: 0 E: 0 K: 0 S: 4	H: 1 LOB: 1 BB: 0 P: 6	R: 0 E: 0 K: 1 S: 6	H: 1 LOB: 2 BB: 1 P: 8	R: 0 E: 0 K: 2 S: 8	H: 1 LOB: 2 BB: 1 P: 12	R: 0 E: 0 K: 1 S: 5	H: 0 LOB: 0 BB: 0 P: 5	R: 1 E: 0 K: 1 S: 6	H: 1 LOB: 0 BB: 0 P: 6	1B: 9 2B: 4 3B: 0 HR: 3	SF: 1 SAC: 0 DP: 1 HBP: 0	WP: 1 PB: 0 SB: 1 CS: 0	PA: 47																				
PITCHER	IP	WLS	BF	H	R	ER	SO	BB	IBB	HBP	BLK	WP	HR	S	P	ERA	WHIP	PITCHER								IP	WLS	BF	H	R	ER	SO	BB	IBB	HBP	BLK	WP	HR	S	P	ERA	WHIP
Dave Wickersham, R ERA: 5.79	2.2	15	8	4	4	4	0	1	0	0	0	0	2	14	18	13.50	3.375									2	14	18	13.50	3.375												
Julio Navarro, R ERA: 18.0	0.2	7	3	3	3	2	1	1	0	0	0	0	0	9	17	40.50	6.000									0	9	17	40.50	6.000												
Johnnie Seale, L ERA: 18.0	0.2	4	1	0	0	1	1	0	0	0	0	0	0	5	9	0.00	3.000									0	5	9	0.00	3.000												
Fred Gladding, R ERA: 3.04	2.0	9	2	0	0	1	1	0	0	0	0	1	0	10	14	0.00	1.500									1	0	10	14	0.00	1.500											
Mickey Lolich, L ERA: 3.04	3.0	W 12	2	1	1	4	1	0	0	0	0	0	1	19	23	3.00	1.000									0	1	19	23	3.00	1.000											
Dick McAuliffe, L OBP: 0.519, SLG: 0.550	4-3	1B E 1B																			4	1	1	0	1	1	2															
Jerry Lumpe, L OBP: 0.380, SLG: 0.381	1B BB	E 1B																			3	2	1	1	2	0	3															
Norm Cash, L OBP: 0.417, SLG: 0.436	K	K																			5	1	1	0	0	2	3															
Al Kaline, R OBP: 0.466, SLG: 0.489	1B	1B																			4	2	2	1	1	0	0															
Gates Brown, L OBP: 0.294, SLG: 0.529																					3	1	2	1	0	1	0															
Willie Horton, R OBP: 0.333, SLG: 0.647	1-3 2-H	1B																			0	0	0	0	0	0	0															
Don Demeter, R OBP: 0.346, SLG: 0.400	F8																				4	0	1	1	1	0	3															
Bill Freehan, R OBP: 0.190, SLG: 0.286																					4	1	2	1	0	0	0															
Don Wert, R OBP: 0.321, SLG: 0.205																					4	0	1	0	0	0	2															
Dave Wickersham, R ERA: 3.75																					1	0	0	0	0	1	1															
Dick Radatz, R ERA: 8.43																					0	0	0	0	0	0	0															
Bob Heffner, R ERA: 5.14																					1	0	0	0	0	0	0															
George Thomas, R OBP: 0.226, SLG: 1.000																					1	1	1	1	0	0	0															
Mickey Lolich, S ERA: 7.71																					1	0	0	0	0	1	1															
Inning Stats	R: 1 E: 0 K: 1 S: 7	H: 2 LOB: 2 BB: 1 P: 11	R: 2 E: 2 K: 2 S: 10	H: 2 LOB: 1 BB: 0 P: 10	R: 0 E: 0 K: 1 S: 5	H: 0 LOB: 0 BB: 0 P: 5	R: 0 E: 0 K: 0 S: 5	H: 2 LOB: 2 BB: 0 P: 5	R: 0 E: 0 K: 0 S: 4	H: 1 LOB: 1 BB: 0 P: 4	R: 1 E: 0 K: 1 S: 6	H: 1 LOB: 0 BB: 0 P: 6	R: 4 E: 1 K: 1 S: 9	H: 3 LOB: 1 BB: 1 P: 13	R: 0 E: 0 K: 0 S: 2	H: 0 LOB: 0 BB: 1 P: 6	R: 1 E: 0 K: 0 S: 2	H: 1 LOB: 2 BB: 2 P: 10	1B: 10 2B: 1 3B: 0 HR: 1	SF: 0 SAC: 3 DP: 0 HBP: 0	WP: 0 PB: 0 SB: 0 CS: 1	PA: 44																				
PITCHER	IP	WLS	BF	H	R	ER	SO	BB	IBB	HBP	BLK	WP	HR	S	P	ERA	WHIP	PITCHER								IP	WLS	BF	H	R	ER	SO	BB	IBB	HBP	BLK	WP	HR	S	P	ERA	WHIP
Jim Lonborg, R ERA: 3.75	6.0	28	8	4	2	5	1	0	0	0	0	0	1	37	41	3.00	1.500									6	28	41	3.00	1.500												
Dick Radatz, R ERA: 8.43	0.1	6	3	4	3	0	1	0	0	0	0	0	0	5	9	81.00	12.000									0	5	9	81.00	12.000												
Bob Heffner, R ERA: 5.14	1.2	5	0	0	0	1	1	0	0	0	0	0	0	6	10	0.00	0.600									0	6	10	0.00	0.600												
Jack Lamabe, R ERA: 7.71	0.1	L 4	1	1	1	0	1	1	0	0	0	0	0	2	10	27.00	6.000									0	2	10	27.00	6.000												

Boston Red Sox @ Detroit Tigers
Tiger Stadium, Detroit, MI
Sat May 01 1965, 4:33 AM EDT
Att: 3,854 - Unknown

AB 40
R 8
H 16
RBI 8
BB 6
SO 8
LOB 20



Boston Red Sox @ Detroit Tigers
Tiger Stadium, Detroit, MI
Sat May 01 1965, 4:33 AM EDT
Att: 3,854 - Unknown


AB 35
R 9
H 12
RBI 6
BB 5
SO 6
LOB 17



Batter	1	2	3	4	5	6	7	8	9	AB	R	H	RBI	BB	SO	LOB	TOP			
Lenny Green, L OBP: 0.434, SLG: 0.568 (1, 8)										4	0	1	0	0	0	1				
Eddie Bressoud, R OBP: 0.300, SLG: 0.556 (1, 6)										4	1	1	1	0	1	2				
Carl Yastrzemski, L OBP: 0.497, SLG: 0.500 (1, 7)										3	1	0	0	1	0	1				
Tony Conigliaro, R OBP: 0.415, SLG: 0.625 (1, 9)										4	0	1	0	0	0	2				
Lee Thomas, L OBP: 0.352, SLG: 0.604 (1, 3)										3	0	1	0	1	0	0				
Felix Mantilla, R OBP: 0.482, SLG: 0.545 (1, 4)										3	0	1	1	0	0	3				
Frank Malzone, R OBP: 0.327, SLG: 0.349 (1, 5)										4	0	0	0	0	0	3				
Bob Tillman, R OBP: 0.235, SLG: 0.196 (1, 2)										4	0	1	0	0	0	0				
Earl Wilson, R OBP: 0.273, SLG: 0.444 Arnold Earley, L Dick Radatz, R (8, 1) (9, 1)										3	0	0	0	0	2	1				
Inning Stats	R: 0 E: 1 K: 0 S: 5	H: 1 LOB: 3 BB: 1 P: 9	R: 0 E: 0 K: 0 S: 3	H: 0 LOB: 0 BB: 0 P: 3	R: 1 E: 0 K: 0 S: 4	H: 1 LOB: 0 BB: 0 P: 4	R: 0 E: 0 K: 0 S: 3	H: 0 LOB: 0 BB: 0 P: 3	R: 0 E: 0 K: 1 S: 5	H: 2 LOB: 2 BB: 1 P: 9	R: 0 E: 0 K: 2 S: 8	H: 1 LOB: 1 BB: 0 P: 8	R: 0 E: 0 K: 0 S: 3	H: 0 LOB: 0 BB: 0 P: 3	R: 0 E: 1 K: 1 S: 6	H: 1 LOB: 1 BB: 0 P: 6	1B: 4 2B: 1 3B: 0 HR: 1	SF: 1 SAC: 0 DP: 1 HBP: 0	WP: 0 PB: 0 SB: 0 CS: 0	PA: 36
PITCHER	IP WLS BF H R ER SO BB IBB HBP BLK WP HR S P ERA WHIP	7.0 L 29 5 2 2 3 1 1 0 0 0 1 33 41 2.57 0.857	2.0 7 1 0 0 1 0 0 0 0 0 0 9 9 0.00 0.500																	

Boston Red Sox @ Detroit Tigers
Tiger Stadium, Detroit, MI
Sun May 02 1965, 4:33 AM EDT
Unknown


AB 33
R 2
H 6
RBI 2
BB 2
SO 4
LOB 14



Batter	1	2	3	4	5	6	7	8	9	AB	R	H	RBI	BB	SO	LOB	BOTTOM					
Dick McAuliffe, L OBP: 0.534, SLG: 0.581 (1, 6)										3	0	2	0	1	1	0						
Jerry Lumpe, L OBP: 0.370, SLG: 0.391 (1, 4)										4	0	1	0	0	0	3						
Norm Cash, L OBP: 0.385, SLG: 0.395 (1, 3)										4	0	0	0	0	0	3						
Al Kaline, R OBP: 0.468, SLG: 0.468 (1, 9)										2	0	0	0	2	0	1						
Gates Brown, L OBP: 0.300, SLG: 0.500 Willie Horton, R OBP: 0.368, SLG: 0.722 Jake Wood, R OBP: 1.000, SLG: 2.000 (9, PR)										3	1	1	0	0	0	3						
Don Demeter, R OBP: 0.321, SLG: 0.367 (1, 8)										4	0	0	0	0	0	3						
Bill Freehan, R OBP: 0.200, SLG: 0.280 (1, 2)										4	0	1	1	0	1	2						
Don Wert, R OBP: 0.322, SLG: 0.213 (1, 5)										3	0	1	0	0	0	1						
Phil Regan, R Jim Northrup, L OBP: 0.194, SLG: 0.207 Fred Gladding, L (8, 1)										2	0	0	0	0	0	0						
Inning Stats	R: 0 E: 0 K: 0 S: 4	H: 1 LOB: 1 BB: 0 P: 4	R: 1 E: 1 K: 0 S: 4	H: 2 LOB: 0 BB: 0 P: 4	R: 0 E: 0 K: 0 S: 3	H: 2 LOB: 0 BB: 0 P: 4	R: 0 E: 0 K: 0 S: 3	H: 0 LOB: 1 BB: 1 P: 7	R: 0 E: 0 K: 0 S: 3	H: 0 LOB: 0 BB: 0 P: 3	R: 0 E: 0 K: 1 S: 6	H: 1 LOB: 2 BB: 1 P: 10	R: 0 E: 0 K: 1 S: 6	H: 1 LOB: 1 BB: 0 P: 6	R: 0 E: 0 K: 0 S: 2	H: 0 LOB: 0 BB: 1 P: 6	R: 0 E: 0 K: 0 S: 4	H: 1 LOB: 2 BB: 0 P: 4	1B: 4 2B: 3 3B: 0 HR: 0	SF: 0 SAC: 0 DP: 2 HBP: 0	WP: 1 PB: 0 SB: 0 CS: 1	PA: 35
PITCHER	IP WLS BF H R ER SO BB IBB HBP BLK WP HR S P ERA WHIP	7.0 W 27 6 1 0 2 2 0 0 0 0 0 29 37 0.00 1.143	1.1 5 1 0 0 0 1 0 0 0 0 0 4 8 0.00 1.500	0.2 S 2 0 0 0 0 0 0 0 0 0 0 2 2 0.00 0.000																		

Boston Red Sox @ Detroit Tigers
Tiger Stadium, Detroit, MI
Sun May 02 1965, 4:33 AM EDT
Unknown

AB 31
R 1
H 7
RBI 1
BB 3
SO 2
LOB 17



Batter	1	2	3	4	5	6	7	8	9	AB	R	H	RBI	BB	SO	LOB	TOP										
Lenny Green, L OBP: 0.441, SLG: 0.571 (1, 8)	0-0 3B 1B	4-0 HR BB		0-3 K	0-0 1B 2B		0-0 F4		0-0 F8	5	3	2	0	1	1	3											
Dalton Jones, L OBP: 0.690, SLG: 1.000 (1, 5)	0-0 SF8 3B	0-0 HR		4-0 BB	0-0 FC5-4 1B		0-3 K			4	2	3	4	1	1	2											
Carl Yastrzemski, L OBP: 0.497, SLG: 0.490 (1, 7)	0-0 SF8 3B	4-0 BB		0-0 F8	0-0 FC5-4 1B			0-0 G4-6-3 1B		3	0	1	1	1	0	2											
Tony Conigliaro, R OBP: 0.397, SLG: 0.585 (1, 9)	0-3 K	0-0 F8		0-0 F3				0-0 G4-6-3 1B		5	0	1	0	0	1	2											
Lee Thomas, L OBP: 0.373, SLG: 0.673 (1, 3)	4-0 BB BB		0-0 HR		0-0 1B SF8 2B		0-0 3-1		0-0 G4-6-3 1B	4	2	2	1	1	0	2											
Felix Mantilla, R OBP: 0.456, SLG: 0.521 (1, 4)	4-0 1-2 BB		0-0 F7		0-0 HR 1B		0-3 K		0-0 6-3	4	1	1	0	1	1	1											
Eddie Bressoud, R OBP: 0.333, SLG: 0.615 (1, 6)	0-3 K		0-0 1-3		0-0 SF8 2B		0-0 FC1-5 2B		0-0 SH2-4 1B	4	0	2	1	0	1	2											
Mike Ryan, R OBP: 0.600, SLG: 2.000 (1, 2)		0-0 6-3		0-0 HR	0-0 HR		4-0 FC1-5 BB		0-0 F7	4	2	2	3	1	0	1											
Bill Monbouquette, R OBP: 0.077, SLG: 0.077 (1, 1)	0-3 K		0-0 4-3		0-3 K		0-0 FC1-5		0-0 SH2-4	4	0	0	0	0	2	2											
Inning Stats	R: 2 E: 0 K: 2 S: 9	H: 2 LOB: 2 BB: 2 P: 17	R: 2 E: 0 K: 1 S: 6	H: 1 LOB: 1 BB: 2 P: 14	R: 2 E: 0 K: 0 S: 5	H: 2 LOB: 0 BB: 0 P: 5	R: 0 E: 0 K: 1 S: 5	H: 0 LOB: 1 BB: 1 P: 9	R: 4 E: 0 K: 1 S: 10	H: 5 LOB: 1 BB: 0 P: 10	R: 0 E: 0 K: 1 S: 5	H: 1 LOB: 2 BB: 1 P: 10	R: 0 E: 0 K: 0 S: 4	H: 2 LOB: 1 BB: 0 P: 4	R: 0 E: 0 K: 0 S: 4	H: 1 LOB: 1 BB: 0 P: 4	1B: 6 2B: 3 3B: 1 HR: 4	SF: 2 SAC: 1 DP: 1 HBP: 0	WP: 0 PB: 0 SB: 0 CS: 0	PA: 46							
PITCHER	IP	WLS	BF	H	R	ER	SO	BB	IBB	HBP	BLK	WP	HR	S	P	ERA	WHIP										
Joe Sparma, R ERA: 9.0 (1, 1)	2.0	L	13	3	4	4	3	4	0	0	0	0	1	15	31	18.00	3.500										
Julio Navarro, R ERA: 18.0 (3, 1)	1.0		5	2	2	2	0	0	0	0	0	0	2	5	5	18.00	2.000										
Johnnie Seale, L ERA: 12.0 (4, 1)	2.0		12	5	4	4	2	1	0	0	0	0	1	15	19	18.00	3.000										
Dave Wickersham, R ERA: 5.23 (6, 1)	2.0		8	1	0	0	2	1	0	0	0	0	0	11	15	0.00	1.000										
Larry Sherry, R ERA: (8, 1)	2.0		8	3	0	0	0	0	0	0	0	0	0	8	8	0.00	1.500										
Batter	1	2	3	4	5	6	7	8	9	AB	R	H	RBI	BB	SO	LOB	BOTTOM										
Dick McAuliffe, L OBP: 0.516, SLG: 0.553 (1, 6)	0-0 G3-6 1B		0-0 F9		0-0 F8			0-0 L6		4	0	1	0	0	0	0											
Jerry Lumpe, L OBP: 0.376, SLG: 0.400 (1, 4)	0-0 F8		0-0 1B		0-0 F7			0-0 1B		4	0	2	0	0	0	1											
Norm Cash, L OBP: 0.357, SLG: 0.362 (1, 3)	0-0 G3-6		0-0 4-3		0-0 3-1			0-0 F3		4	0	0	0	0	0	3											
Al Kaline, R OBP: 0.484, SLG: 0.551 (1, 9)		0-0 1B G5-4-3 1B		0-0 HR		0-0 1-3		0-0 F6		2	2	2	1	0	0	0											
Jim Northrup, L OBP: 0.182, SLG: 0.194 (5, 9)		0-0 1B G5-4-3 1B		0-0 HR		0-0 SH1-3 1B		0-0 F5		2	0	0	0	0	0	1											
Willie Horton, R OBP: 0.435, SLG: 0.818 (1, 7)		0-0 1-3 1B G5-4-3 1B		0-0 SH1-3 1B		0-0 3B		0-0 F5		4	0	3	0	0	0	0											
Don Demeter, R OBP: 0.305, SLG: 0.346 (1, 8)		0-0 G5-4-3		0-0 SH1-3		0-0 6-3		0-0 5-3		3	0	0	0	0	0	2											
John Sullivan, L OBP: 0.333, SLG: 0.391 (1, 2)	0-0 F7		0-0 F8		0-0 F8		0-3 K		0-3 K	4	0	0	0	0	2	1											
Don Wert, R OBP: 0.323, SLG: 0.280 (1, 5)			0-0 HR		0-0 F9		0-0 F6			3	1	1	1	0	0	1											
Joe Sparma, R (1, 1)			0-0 HR		0-3 K		0-0 F9			0	0	0	0	0	0	0											
Julio Navarro, R (3, 1)			0-0 HR		0-3 K		0-0 F9			0	0	0	0	0	0	0											
Bill Roman, L (3, 9)			0-0 HR		0-3 K		0-0 F9			1	0	0	0	0	0	0											
Johnnie Seale, L (4, 1)			0-0 HR		0-3 K		0-0 F9			0	0	0	0	0	0	0											
George Smith, R (5, 9)			0-0 HR		0-3 K		0-0 F9			1	0	0	0	0	0	0											
Dave Wickersham, R (6, 1)			0-0 HR		0-3 K		0-0 F9			0	0	0	0	0	0	0											
Jake Wood, R (7, 9)			0-0 HR		0-3 K		0-0 F9			1	0	0	0	0	0	0											
Larry Sherry, R (8, 1)			0-0 HR		0-3 K		0-0 F9			0	0	0	0	0	0	0											
Inning Stats	R: 0 E: 0 K: 0 S: 3	H: 1 LOB: 0 BB: 0 P: 3	R: 1 E: 0 K: 0 S: 4	H: 2 LOB: 0 BB: 0 P: 4	R: 1 E: 0 K: 0 S: 5	H: 2 LOB: 1 BB: 0 P: 5	R: 1 E: 0 K: 0 S: 5	H: 2 LOB: 1 BB: 0 P: 5	R: 0 E: 0 K: 1 S: 5	H: 0 LOB: 0 BB: 0 P: 5	R: 0 E: 0 K: 0 S: 4	H: 1 LOB: 1 BB: 0 P: 4	R: 0 E: 0 K: 0 S: 4	H: 1 LOB: 1 BB: 0 P: 4	R: 0 E: 0 K: 1 S: 5	H: 0 LOB: 0 BB: 0 P: 5	1B: 6 2B: 0 3B: 1 HR: 2	SF: 0 SAC: 1 DP: 2 HBP: 0	WP: 0 PB: 0 SB: 0 CS: 0	PA: 34							
PITCHER	IP	WLS	BF	H	R	ER	SO	BB	IBB	HBP	BLK	WP	HR	S	P	ERA	WHIP										
Bill Monbouquette, R ERA: 3.48 (1, 1)	9.0	W	34	9	3	3	3	0	0	0	0	0	2	40	40	3.00	1.000										

Boston Red Sox @ Detroit Tigers
Tiger Stadium, Detroit, MI
Sun May 02 1965, 4:38 AM EDT
Att: 22,011 - Unknown


AB 37
R 10
H 14
RBI 10
BB 6
SO 7
LOB 17




Boston Red Sox @ Detroit Tigers
Tiger Stadium, Detroit, MI
Sun May 02 1965, 4:38 AM EDT
Att: 22,011 - Unknown

AB 33
R 3
H 9
RBI 2
BB 0
SO 3
LOB 9



Batter	1	2	3	4	5	6	7	8	9	AB	R	H	RBI	BB	SO	LOB	TOP
Lenny Green, L (1.8) OBP: 0.413, SLG: 0.528	0-0 3-1			0-0 K		0-0 F8			0-3 K	4	0	0	0	0	1	1	Boston Red Sox @ Los Angeles Angels Dodger Stadium, Los Angeles, CA Mon May 03 1965, 7:05 PM PDT Att: 4,754 - Unknown AB 31 R 0 H 4 RBI 0 BB 2 SO 8 LOB 11 
Dalton Jones, L (1.5) OBP: 0.526, SLG: 0.800	0-0 4-3			0-0 K			0-0 6-3		4-0 1-3 1B BB	3	0	0	0	1	0	0	
Carl Yastrzemski, L (1.7) OBP: 0.397, SLG: 0.472	0-0 6-3			0-0 K			0-0 6-3		0-0 1-3 1B	4	0	1	0	0	0	0	
Tony Conigliaro, R (1.9) OBP: 0.371, SLG: 0.544		0-0 F7		0-3 K					0-0 1-3 1B	4	0	0	0	0	2	2	
Lee Thomas, L (1.3) OBP: 0.381, SLG: 0.655		0-0 1-3		0-3 K				0-0 CS 1B	4-0 1B	3	0	1	0	1	1	0	
Felix Mantilla, R (1.4) OBP: 0.443, SLG: 0.500		0-0 6-3		0-3 K				0-0 FC4-6 1B	0-3 K	4	0	1	0	0	2	3	
Eddie Bressoud, R (1.6) OBP: 0.278, SLG: 0.500			0-0 F6		0-0 E3			0-0 FC4-6 1B		3	0	0	0	0	0	1	
Mike Ryan, R (1.2) OBP: 0.500, SLG: 1.286			0-0 3-1		0-3 K			0-0 1-2 1B		3	0	1	0	0	1	1	
Jerry Stephenson, L (1.1) Gary Geiger, L (8. PH) Jay Ritchie, R (6. 1) Russ Nixon, L (8. PH) Arnold Earley, L (8. 1)			0-0 6-3		0-3 K			0-0 F7		1	0	0	0	0	0	0	
Inning Stats	R: 0 E: 0 K: 0 S: 3	H: 0 LOB: 0 BB: 0 P: 3	R: 0 E: 0 K: 0 S: 3	H: 0 LOB: 0 BB: 0 P: 3	R: 0 E: 0 K: 0 S: 3	H: 0 LOB: 0 BB: 0 P: 3	R: 0 E: 0 K: 2 S: 9	H: 0 LOB: 0 BB: 0 P: 9	R: 0 E: 1 K: 1 S: 5	H: 3 LOB: 3 BB: 2 P: 5	R: 0 E: 0 K: 2 S: 8	H: 1 LOB: 3 BB: 2 P: 16	1B: 4 2B: 0 3B: 0 HR: 0	SF: 0 SAC: 0 DP: 0 HBP: 0	WP: 0 PB: 0 SB: 0 CS: 1	PA: 33	
PITCHER Dean Chance, R (1.1) ERA: 2.35	IP: 9.0 WLS: W BF: 33 H: 4 R: 0 ER: 0 SO: 8 BB: 1 IBB: 1 HBP: 0 BLK: 0 WP: 0 HR: 0 S: 47 P: 55 ERA: 0.00 WHIP: 0.556																

Batter	1	2	3	4	5	6	7	8	9	AB	R	H	RBI	BB	SO	LOB	BOTTOM
Jose Cardenal, R (1.8) OBP: 0.347, SLG: 0.465	0-0 6-3		0-0 1B E 1B		0-3 K		0-0 F2			4	1	1	0	0	1	1	Boston Red Sox @ Los Angeles Angels Dodger Stadium, Los Angeles, CA Mon May 03 1965, 7:05 PM PDT Att: 4,754 - Unknown AB 28 R 1 H 4 RBI 0 BB 2 SO 11 LOB 12 
Albie Pearson, L (1.9) OBP: 0.310, SLG: 0.200	0-0 4-3		0-0 E8 1H 1B		4-0 S BB		0-0 F7		0-0 F7	3	0	1	0	1	0	0	
Willie Smith, L (1.7) OBP: 0.260, SLG: 0.382	0-0 E4		0-0 F7		0-0 4-3			0-3 K		4	0	0	0	0	1	2	
Costen Shockley, L (1.3) Vic Power, R (7. 3) OBP: 0.209, SLG: 0.200 OBP: 0.286, SLG: 0.571	0-0 4-3		0-3 K		0-0 F9			0-0 6-3		3	0	0	0	0	1	2	
Jim Fregosi, R (1.6) OBP: 0.239, SLG: 0.333		0-0 FC6-4 1B	0-0 5-3		0-3 K			0-3 K		3	0	1	0	0	1	1	
Buck Rodgers, S (1.2) OBP: 0.286, SLG: 0.373		0-0 FC6-4 1B		0-3 K		0-3 K				3	0	0	0	0	2	1	
Paul Schaal, R (1.5) OBP: 0.322, SLG: 0.556		0-0 1-2 1B		0-3 K		4-0 SH3-4 BB				2	0	1	0	1	1	0	
Bobby Knoop, R (1.4) OBP: 0.364, SLG: 0.429		0-3 K		0-3 K		0-0 SH3-4		0-0 1-2		2	0	0	0	0	2	2	
Dean Chance, R (1.1) OBP: 0.091, SLG: 0.091		0-3 K		0-0 3-1		0-3 K				3	0	0	0	0	2	3	
Inning Stats	R: 0 E: 1 K: 0 S: 4	H: 2 LOB: 2 BB: 0 P: 4	R: 1 E: 1 K: 1 S: 7	H: 2 LOB: 1 BB: 0 P: 7	R: 0 E: 0 K: 3 S: 9	H: 0 LOB: 0 BB: 0 P: 9	R: 0 E: 0 K: 2 S: 7	H: 0 LOB: 1 BB: 1 P: 7	R: 0 E: 0 K: 1 S: 5	H: 0 LOB: 0 BB: 1 P: 9	R: 0 E: 0 K: 1 S: 5	H: 0 LOB: 0 BB: 0 P: 5	1B: 4 2B: 0 3B: 0 HR: 0	SF: 0 SAC: 1 DP: 0 HBP: 0	WP: 0 PB: 0 SB: 1 CS: 0	PA: 31	
PITCHER Jerry Stephenson, R (1.1) ERA: 1.8 Jay Ritchie, R (6. 1) ERA: 1.59 Arnold Earley, L (8. 1) ERA:	IP: 5.0 WLS: L BF: 21 H: 4 R: 1 ER: 0 SO: 7 BB: 1 IBB: 0 HBP: 0 BLK: 0 WP: 0 HR: 0 S: 12 P: 16 ERA: 0.00 WHIP: 0.500																

Batter	1	2	3	4	5	6	7	8	9	AB	R	H	RBI	BB	SO	LOB	TOP			
Chuck Schilling, R OBP: 0.375, SLG: 1.250	F8		FC6-4			F2		P6		4	0	0	0	0	0	1	Boston Red Sox @ Los Angeles Angels Dodger Stadium, Los Angeles, CA Tue May 04 1965, 7:05 PM PDT Att: 4,888 - Unknown			
Lenny Green, L OBP: 0.418, SLG: 0.596	K			1-3				HR		4	1	2	1	0	1	0				
Carl Yastrzemski, L OBP: 0.389, SLG: 0.456	F9			F8		F2				4	0	1	0	0	0	1				
Tony Conigliaro, R OBP: 0.364, SLG: 0.525		L4-3 1B		K				G3	K	4	0	1	0	0	2	1				
Felix Mantilla, R OBP: 0.415, SLG: 0.464	F7				F8			F9	6-3	4	0	0	0	0	0	1				
Frank Malzone, R OBP: 0.321, SLG: 0.326	L4-3				5-3		1B BB		K	3	0	0	0	1	1	1				
Eddie Bressoud, R OBP: 0.364, SLG: 0.526			6-3				1-2 1B			3	0	2	0	1	0	0				
Mike Ryan, R OBP: 0.333, SLG: 0.818			F7		K			L6	K	4	0	0	0	0	2	4				
Dave Morehead, R Bill Schlesinger, R Dennis Bennett, L Bob Tillman, R Bob Heffner, R						1-3			K	0	0	0	0	1	0	0				
Inning Stats	R: 0 E: 0 K: 1 S: 5	H: 0 LOB: 0 BB: 0 P: 5	R: 0 E: 0 K: 0 S: 3	H: 1 LOB: 0 BB: 0 P: 3	R: 0 E: 0 K: 0 S: 3	H: 0 LOB: 1 BB: 1 P: 7	R: 0 E: 0 K: 1 S: 5	H: 0 LOB: 0 BB: 0 P: 5	R: 0 E: 0 K: 0 S: 4	H: 1 LOB: 1 BB: 0 P: 4	R: 0 E: 0 K: 0 S: 4	H: 1 LOB: 2 BB: 1 P: 8	R: 1 E: 0 K: 2 S: 9	H: 2 LOB: 1 BB: 0 P: 9	R: 0 E: 0 K: 2 S: 8	H: 1 LOB: 1 BB: 0 P: 8		1B: 4 2B: 2 3B: 0 HR: 1	SF: 0 SAC: 0 DP: 1 HBP: 0	WP: 0 PB: 0 SB: 0 CS: 0
PITCHER Marcelino Lopez, L ERA: 2.08	IP: 9.0 WLS: W BF: 35 H: 6 R: 1 ER: 1 SO: 7 BB: 3 IBB: 0 HBP: 0 BLK: 0 WP: 0 HR: 1 S: 46 P: 58 ERA: 1.00 WHIP: 1.000															PITCHER				

Batter	1	2	3	4	5	6	7	8	9	AB	R	H	RBI	BB	SO	LOB	BOTTOM			
Jim Piersall, R OBP: 0.250, SLG: 0.250	FC3-6 1B		L3		FC1-2 HR 1B			L8		5	1	3	0	0	0	0	Boston Red Sox @ Los Angeles Angels Dodger Stadium, Los Angeles, CA Tue May 04 1965, 7:05 PM PDT Att: 4,888 - Unknown			
Albie Pearson, L OBP: 0.303, SLG: 0.207	FC3-6 PB 2-3		4-3		FC1-2 HR 1B					4	1	1	1	0	0	3				
Willie Smith, L Lou Clinton, R	2-3			1B BB	FC1-2 HR			FC6-4 1B		3	1	1	0	1	0	4				
Costen Shockley, L Vic Power, R	4-0 PB BB			L9	FC6-4 HR			FC6-4 1B		2	1	1	4	1	0	1				
Jim Fregosi, R	0-3 K			L9	HR			FC6-4 1B		1	1	0	0	0	0	1				
Jim Fregosi, R	0-3 K				5-3			FC6-4 1B		4	0	2	0	0	1	2				
Buck Rodgers, S		K			1-3 1B			FC6-4 1B		4	1	0	0	0	2	4				
Paul Schaal, R		P6			5-3			FC6-4 1B		3	0	1	2	1	0	2				
Bobby Knoop, R Julio Gotay, R		F8			1B SH 1B			K		2	1	1	0	1	0	0				
Marcelino Lopez, R					SH 1B FC1-2			4-3		3	0	0	0	0	1	2				
Inning Stats	R: 0 E: 0 K: 1 S: 6	H: 1 LOB: 2 BB: 1 P: 10	R: 0 E: 0 K: 1 S: 5	H: 0 LOB: 0 BB: 0 P: 5	R: 0 E: 0 K: 1 S: 5	H: 0 LOB: 0 BB: 0 P: 5	R: 0 E: 0 K: 1 S: 6	H: 1 LOB: 2 BB: 1 P: 10	R: 5 E: 0 K: 0 S: 8	H: 4 LOB: 0 BB: 0 P: 8	R: 0 E: 0 K: 0 S: 3	H: 1 LOB: 2 BB: 2 P: 11	R: 2 E: 0 K: 0 S: 5	H: 3 LOB: 1 BB: 0 P: 5	R: 0 E: 0 K: 1 S: 5	H: 0 LOB: 0 BB: 0 P: 5	1B: 9 2B: 1 3B: 0 HR: 1	SF: 0 SAC: 1 DP: 1 HBP: 0	WP: 0 PB: 1 SB: 1 CS: 0	PA: 37
PITCHER Dave Morehead, R ERA: 6.28 Dennis Bennett, L ERA: 9.0 Bob Heffner, R ERA: 4.5	IP: 5.0 WLS: L BF: 24 H: 6 R: 5 ER: 5 SO: 4 BB: 2 IBB: 0 HBP: 0 BLK: 0 WP: 0 HR: 1 S: 30 P: 38 ERA: 9.00 WHIP: 1.600															PITCHER				

Batter	1	2	3	4	5	6	7	8	9	AB	R	H	RBI	BB	SO	LOB	TOP										
Lenny Green, L OBP: 0.423, SLG: 0.590	4-3			2B 1B		G5-4-3 1B		FC6-4		4	1	2	0	0	0	1											
Dalton Jones, L OBP: 0.595, SLG: 0.842	G6-4-3 1B			1-H 2B		L6			WP 2B 1B	4	1	3	1	0	0	1											
Carl Yastrzemski, L OBP: 0.366, SLG: 0.426	G6-4-3			4-3		G5-4-3			F9	4	0	0	0	0	0	4											
Tony Conigliaro, R OBP: 0.357, SLG: 0.523		K		6-3					1-3	4	1	1	1	0	1	1											
Lee Thomas, L OBP: 0.373, SLG: 0.627	G3			1-3					4-3	4	0	1	1	0	0	1											
Felix Mantilla, R OBP: 0.406, SLG: 0.467	F9								4-3	4	1	1	0	0	0	1											
Eddie Bressoud, R OBP: 0.385, SLG: 0.522				6-3		2B				4	0	2	1	0	1	1											
Mike Ryan, R OBP: 0.267, SLG: 0.643				6-3		G6-3 1B			FC1-6 1B	3	0	0	0	0	0	2											
Jim Lonborg, R				L1					FC1-6	1	0	0	0	0	0	0											
Jack Lamabe, R									FC1-6	1	0	0	0	0	0	1											
Arnold Earley, L										0	0	0	0	0	0	0											
Gary Geiger, L										1	0	0	0	0	0	1											
Dick Radatz, R										0	0	0	0	0	0	0											
Inning Stats	R: 0 E: 0 K: 0 S: 3	H: 1 LOB: 0 BB: 0 P: 3	R: 0 E: 0 K: 1 S: 5	H: 0 LOB: 0 BB: 0 P: 5	R: 0 E: 0 K: 0 S: 3	H: 0 LOB: 0 BB: 0 P: 3	R: 1 E: 0 K: 0 S: 5	H: 2 LOB: 1 BB: 0 P: 5	R: 1 E: 0 K: 1 S: 6	H: 2 LOB: 0 BB: 0 P: 6	R: 0 E: 0 K: 0 S: 3	H: 1 LOB: 0 BB: 0 P: 3	R: 0 E: 0 K: 0 S: 3	H: 0 LOB: 0 BB: 0 P: 3	R: 2 E: 0 K: 1 S: 8	H: 3 LOB: 1 BB: 0 P: 8	1B: 7 2B: 3 3B: 0 HR: 0	SF: 0 SAC: 0 DP: 3 HBP: 0	WP: 1 PB: 0 SB: 0 CS: 0	PA: 34							
PITCHER	IP	WLS	BF	H	R	ER	SO	BB	IBB	HBP	BLK	WP	HR	S	P	ERA	WHIP										
Fred Newman, R ERA: 3.63	8.1	W	32	10	4	4	2	0	0	0	0	1	0	36	36	4.32	1.200										
Bob Lee, R ERA: 1.15	0.2	S	2	0	0	0	1	0	0	0	0	0	0	4	4	0.00	0.000										

Boston Red Sox @ Los Angeles Angels
Dodger Stadium, Los Angeles, CA
Wed May 05 1965, 7:05 PM PDT
Att: 5,000 - Unknown

AB 34
R 4
H 10
RBI 4
BB 0
SO 3
LOB 13



Batter	1	2	3	4	5	6	7	8	9	AB	R	H	RBI	BB	SO	LOB	BOTTOM										
Jim Piersall, R OBP: 0.353, SLG: 0.267	G6-3 BB			K 1B 1B				6-3		3	1	1	0	1	1	0											
Albie Pearson, L OBP: 0.306, SLG: 0.219	G6-3			1B 1B					HBP	3	1	1	0	0	0	1											
Joe Adcock, R OBP: 0.367, SLG: 0.633	G6-3			1B 1B				1-3		1	0	0	0	0	0	2											
Vic Power, R OBP: 0.250, SLG: 0.500	1-2			1B 1B				F8		0	0	0	0	0	0	0											
Willie Smith, L OBP: 0.296, SLG: 0.413	BLK 2B			BB 1B 1B				K		4	1	3	1	0	1	2											
Costen Shockley, L OBP: 0.265, SLG: 0.295				1-2 2-H 1B				S 1B		2	0	1	1	1	0	1											
Lou Clinton, R OBP: 0.286, SLG: 0.263	2-3 BB			1-2 2-H 1B				F7		1	0	0	0	0	0	0											
Jim Fregosi, R OBP: 0.266, SLG: 0.368	K			1-2 2-3 BB				E7 3B		3	1	1	1	1	2	2											
Buck Rodgers, S OBP: 0.250, SLG: 0.322				4-3				4-3		4	0	0	0	0	1	3											
Paul Schaal, R OBP: 0.343, SLG: 0.607	1-3			F9						4	2	2	1	0	0	3											
Bobby Knoop, R OBP: 0.355, SLG: 0.400	K							HR		4	0	0	0	0	1	1											
Fred Newman, R OBP: 0.231, SLG: 0.091				K				F9		3	0	1	1	0	2	0											
Bob Lee, R				K				HBP 1B		0	0	0	0	0	0	0											
Inning Stats	R: 0 E: 0 K: 1 S: 5	H: 1 LOB: 2 BB: 2 P: 13	R: 0 E: 0 K: 1 S: 5	H: 0 LOB: 0 BB: 0 P: 5	R: 2 E: 0 K: 2 S: 11	H: 4 LOB: 3 BB: 1 P: 15	R: 0 E: 0 K: 2 S: 7	H: 0 LOB: 0 BB: 0 P: 7	R: 2 E: 1 K: 0 S: 5	H: 2 LOB: 0 BB: 0 P: 5	R: 1 E: 0 K: 1 S: 7	H: 2 LOB: 2 BB: 0 P: 8	R: 0 E: 0 K: 0 S: 5	H: 0 LOB: 0 BB: 0 P: 5	R: 1 E: 0 K: 0 S: 4	H: 1 LOB: 0 BB: 0 P: 4	1B: 6 2B: 2 3B: 1 HR: 1	SF: 0 SAC: 1 DP: 1 HBP: 1	WP: 0 PB: 0 SB: 1 CS: 0	PA: 37							
PITCHER	IP	WLS	BF	H	R	ER	SO	BB	IBB	HBP	BLK	WP	HR	S	P	ERA	WHIP										
Jim Lonborg, R ERA: 4.4	2.1	L	14	4	3	2	3	0	0	1	0	0	1	19	20	6.00	1.333										
Jack Lamabe, R ERA: 6.75	3.0	L	14	4	3	2	3	0	0	1	0	0	1	19	20	6.00	1.333										
Arnold Earley, L	1.2		5	0	0	0	2	0	0	0	0	0	0	9	9	0.00	0.000										
Dick Radatz, R ERA: 6.32	1.0		4	1	1	1	0	0	0	0	0	0	0	4	4	9.00	1.000										

Boston Red Sox @ Los Angeles Angels
Dodger Stadium, Los Angeles, CA
Wed May 05 1965, 7:05 PM PDT
Att: 5,000 - Unknown

AB 32
R 6
H 10
RBI 5
BB 3
SO 8
LOB 15



Batter	1	2	3	4	5	6	7	8	9	AB	R	H	RBI	BB	SO	LOB	TOP			
Dick Howser, R OBP: 0.347, SLG: 0.271 (1, 6)										3	2	1	0	2	0	2				
Chuck Hinton, R OBP: 0.309, SLG: 0.305 (1, 4)										3	1	1	1	1	2	1				
Leon Wagner, L OBP: 0.341, SLG: 0.638 (1, 7)										4	2	3	2	0	0	0				
Rocky Colavito, R OBP: 0.439, SLG: 0.588 (1, 9)										4	0	2	1	0	0	2				
Max Alvis, R OBP: 0.313, SLG: 0.421 (1, 5)										4	0	0	0	0	2	2				
Vic Davallito, L OBP: 0.315, SLG: 0.340 (1, 8)										4	0	1	0	0	1	2				
Fred Whitfield, L OBP: 0.304, SLG: 0.619 (1, 3)										4	0	1	0	0	1	2				
Joe Azcue, R OBP: 0.310, SLG: 0.286 (1, 2)										4	0	1	0	0	1	1				
Luis Tiant, R (1, 1)										4	0	0	0	0	3	3				
Inning Stats	R: 0 E: 0 K: 1 S: 5	H: 1 LOB: 1 P: 9	R: 0 E: 0 K: 1 S: 7	H: 2 LOB: 2 BB: 7	R: 3 E: 1 K: 1 S: 7	H: 2 LOB: 1 BB: 2 P: 15	R: 1 E: 0 K: 2 S: 8	H: 2 LOB: 0 BB: 0 P: 8	R: 0 E: 0 K: 1 S: 5	H: 0 LOB: 0 BB: 0 P: 5	R: 0 E: 0 K: 2 S: 7	H: 0 LOB: 0 BB: 0 P: 7	R: 0 E: 0 K: 0 S: 4	H: 2 LOB: 0 BB: 0 P: 4	R: 1 E: 0 K: 0 S: 4	H: 2 LOB: 2 BB: 0 P: 4	1B: 9 2B: 0 3B: 0 HR: 1	SF: 0 SAC: 0 DP: 2 HBP: 0	WP: 0 PB: 1 SB: 2 CS: 1	PA: 38
PITCHER	IP WLS BF H R ER SO BB IBB HBP BLK WP HR S P ERA WHIP																			
Earl Wilson, R ERA: 4.5 (1, 1)	2.0 L 13 5 3 3 2 3 0 0 0 0 0 0 14 26 13.50 4.000																			
Bob Heffner, R ERA: 4.09 (3, 1)	3.0 10 2 1 1 4 0 0 0 0 0 0 0 18 18 3.00 0.667																			
Arnold Earley, L ERA: 0.63 (6, 1)	3.0 10 2 1 1 4 0 0 0 0 0 0 1 18 18 3.00 0.667																			
Jay Ritchie, R ERA: 1.35 (9, 1)	1.0 4 1 0 0 0 0 0 0 0 0 0 0 4 4 0.00 1.000																			

Cleveland Indians @ Boston Red Sox
Fenway Park, Boston, MA
Fri May 07 1965, 7:05 PM EDT
Att: 9,093 - Unknown

AB	34
R	5
H	10
RBI	4
BB	3
SO	10
LOB	15

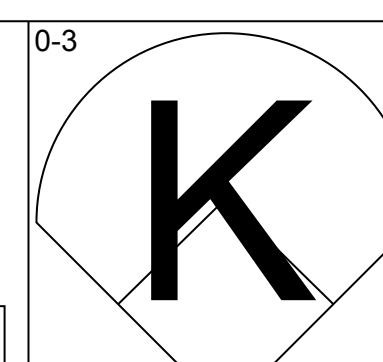
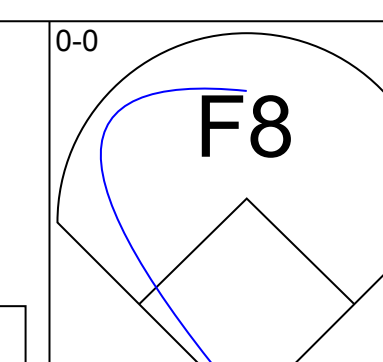
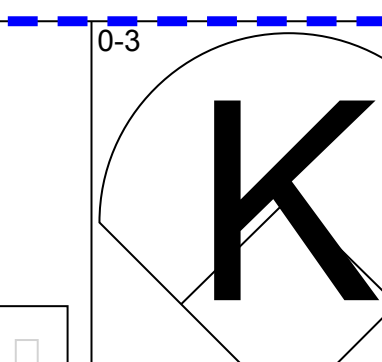
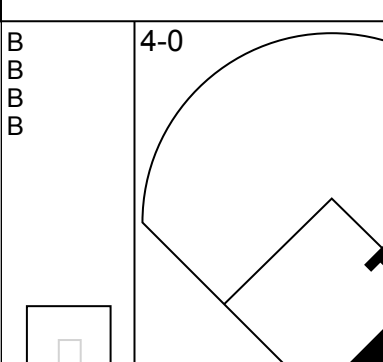
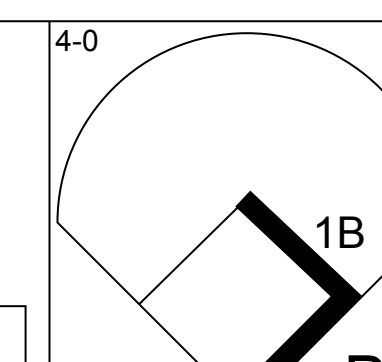
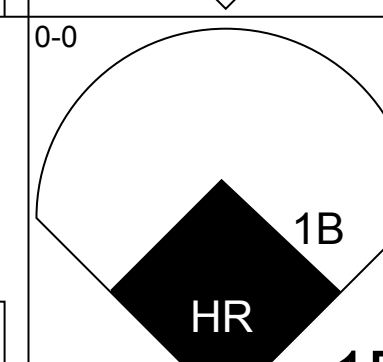
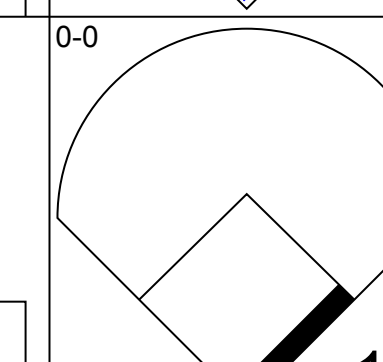

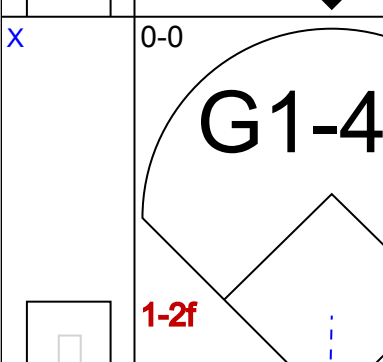
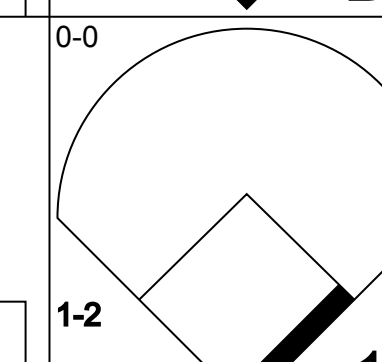
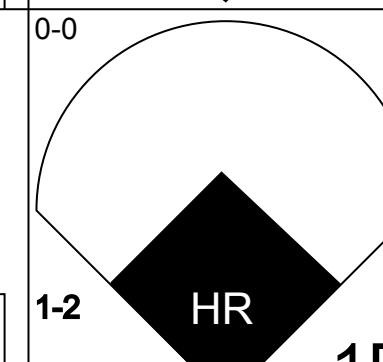
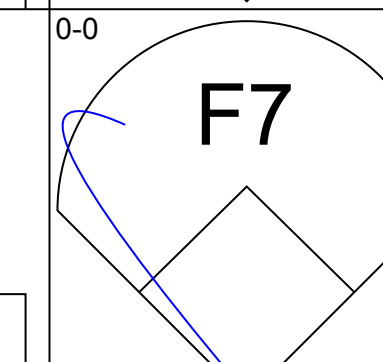
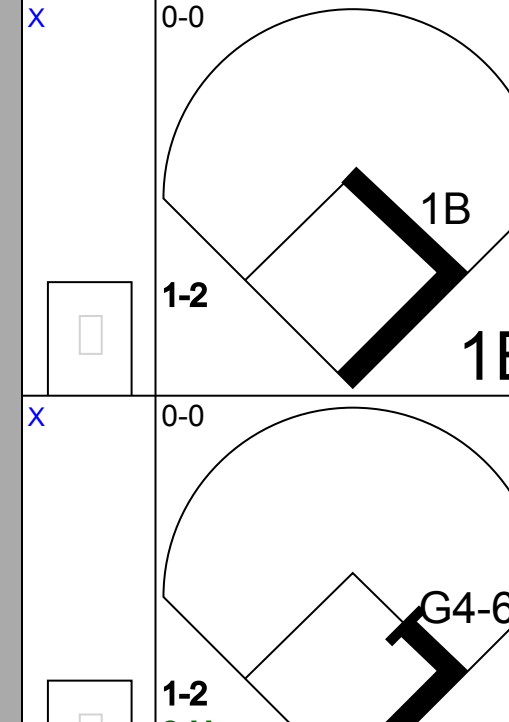
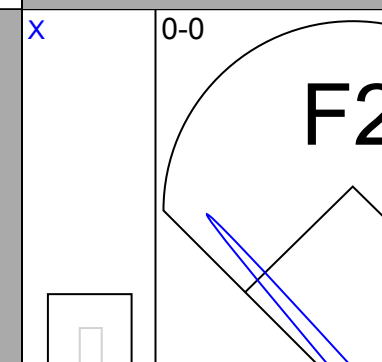
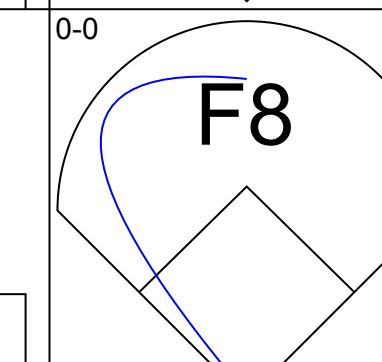
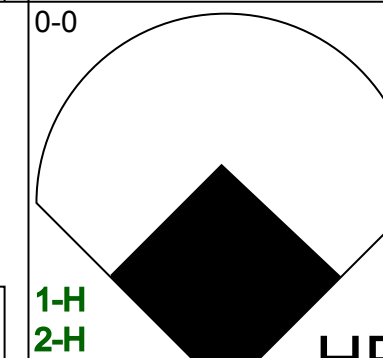
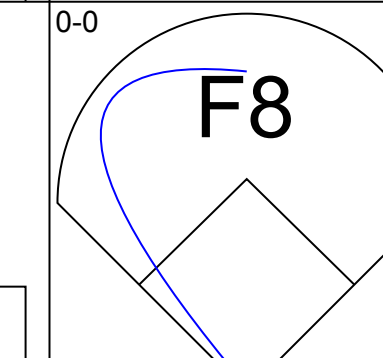
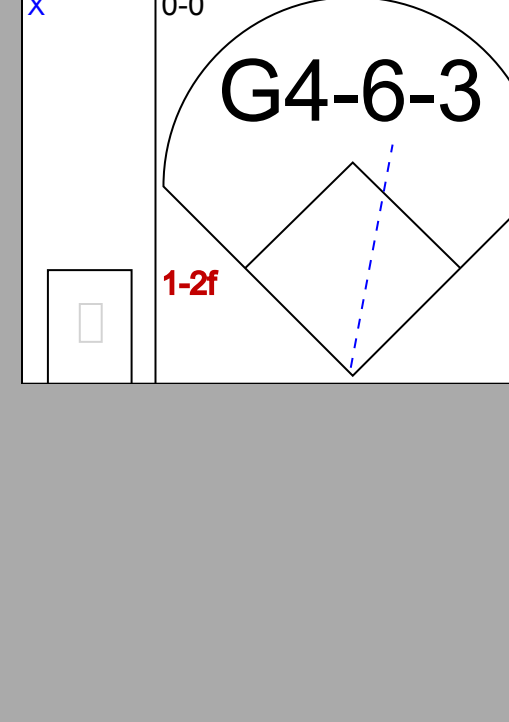
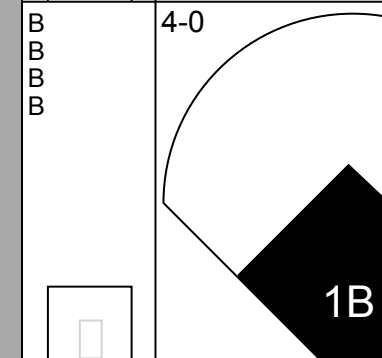

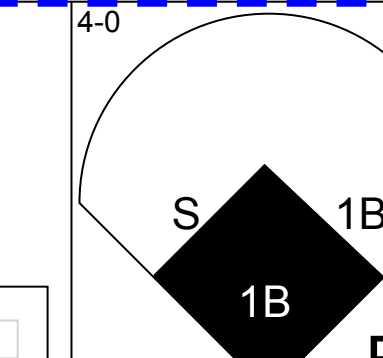
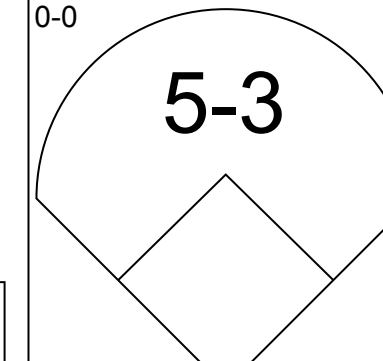
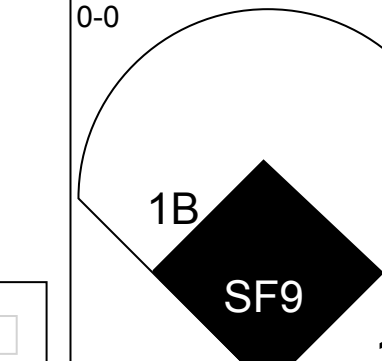

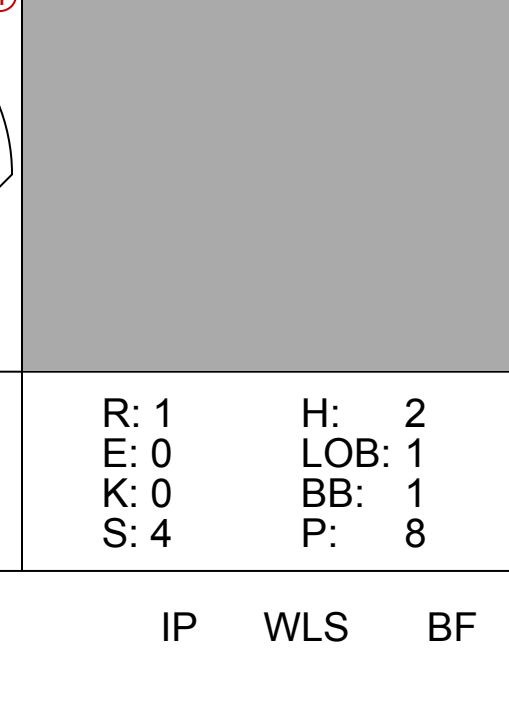

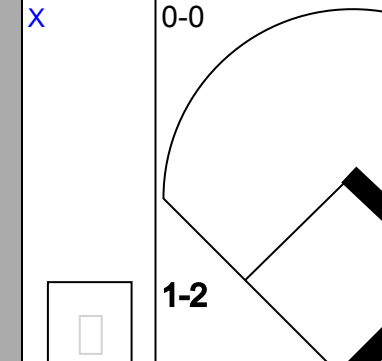

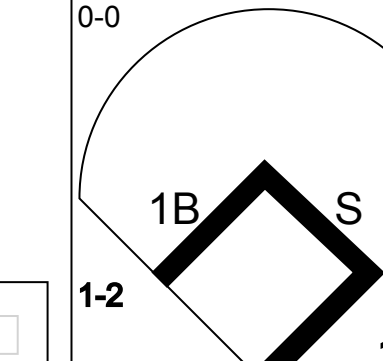
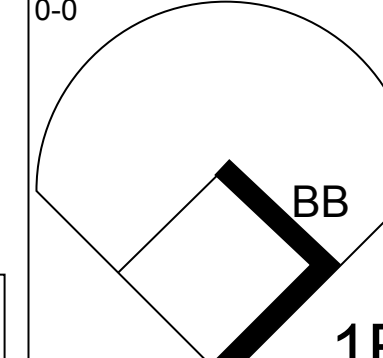
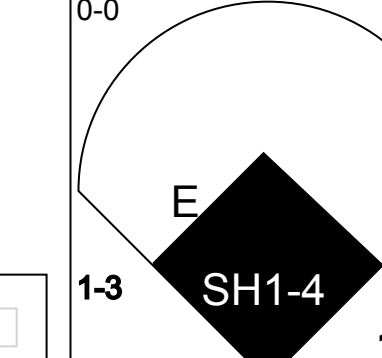
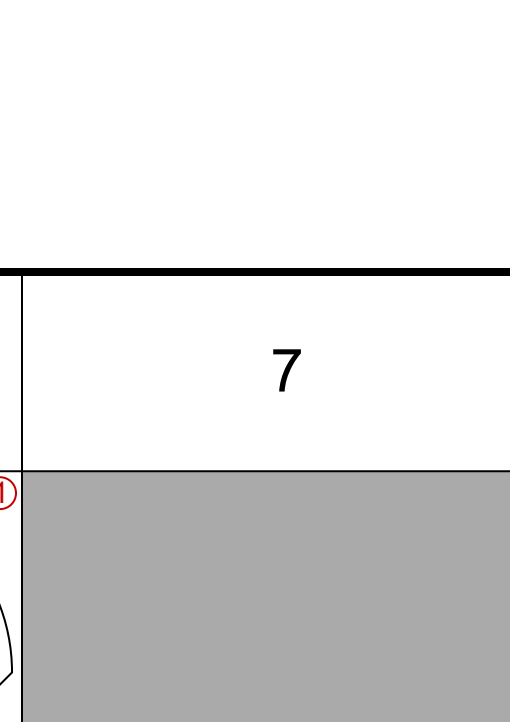
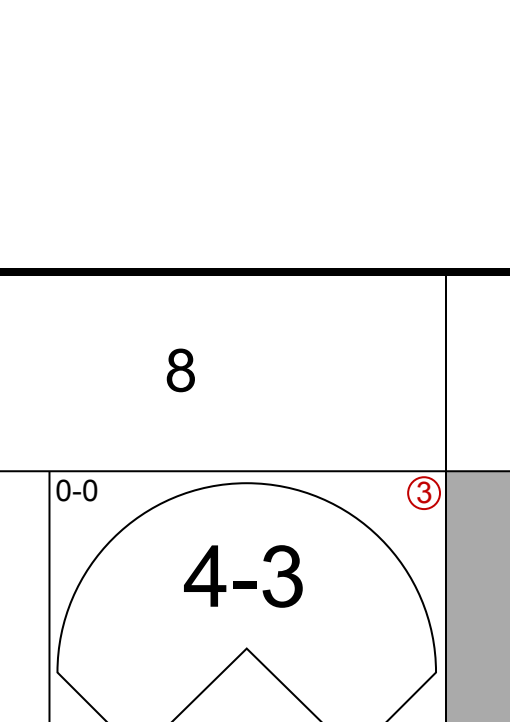

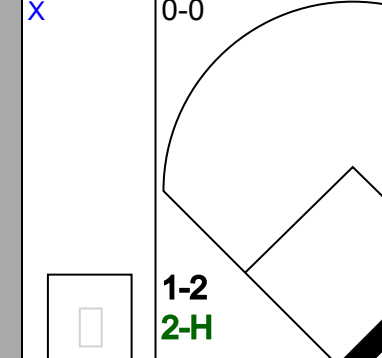

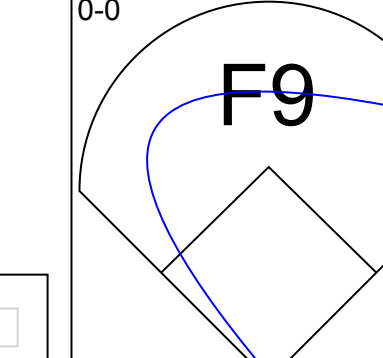
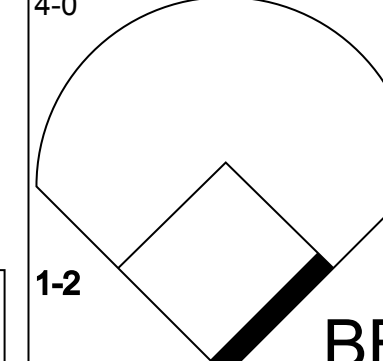

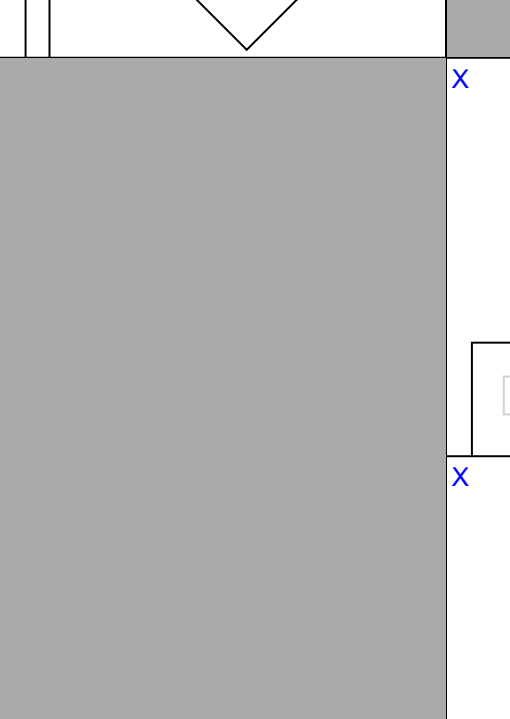
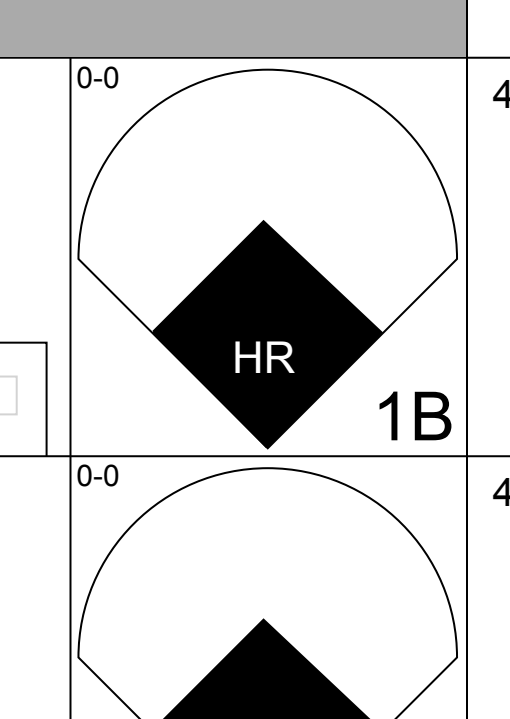

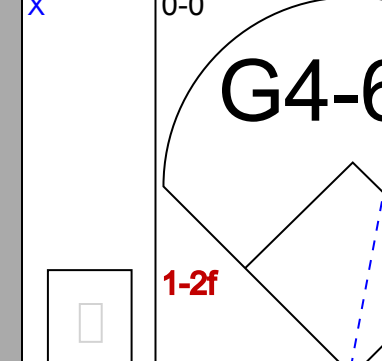

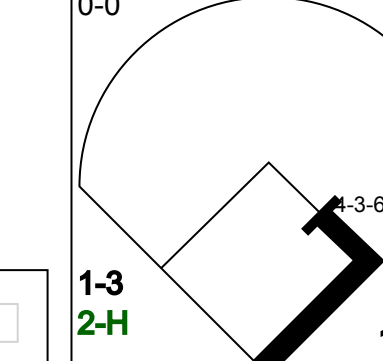
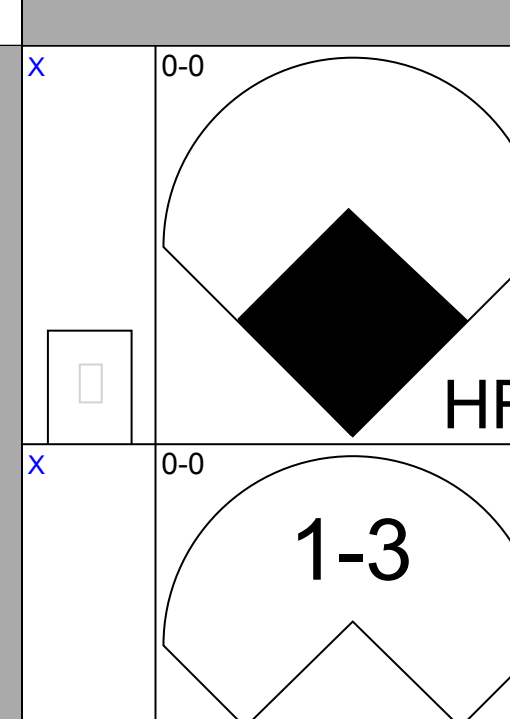
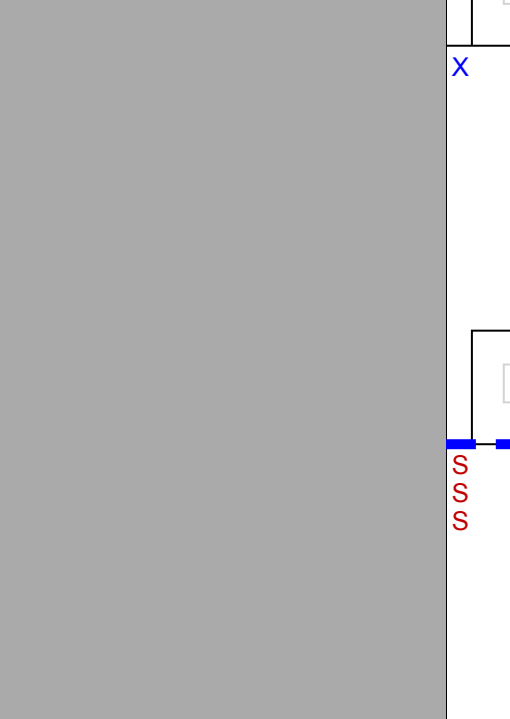
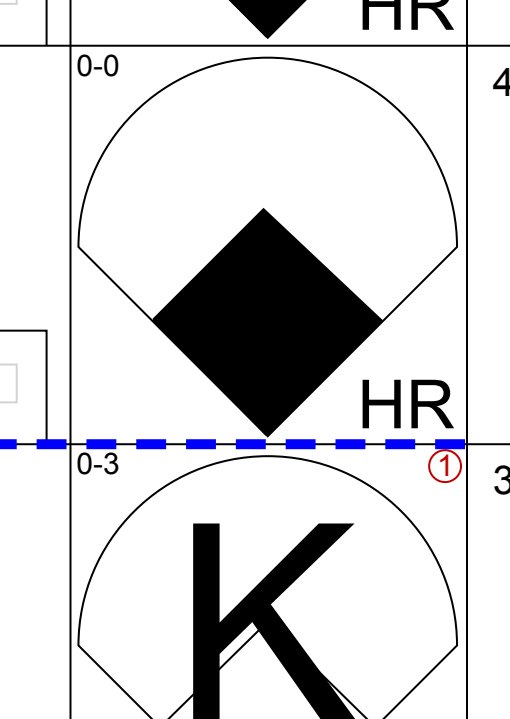



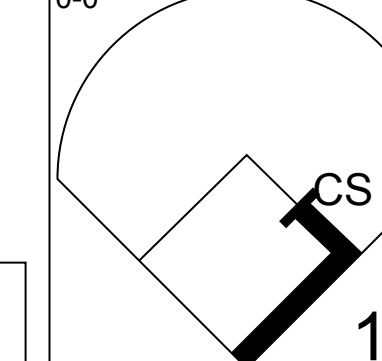
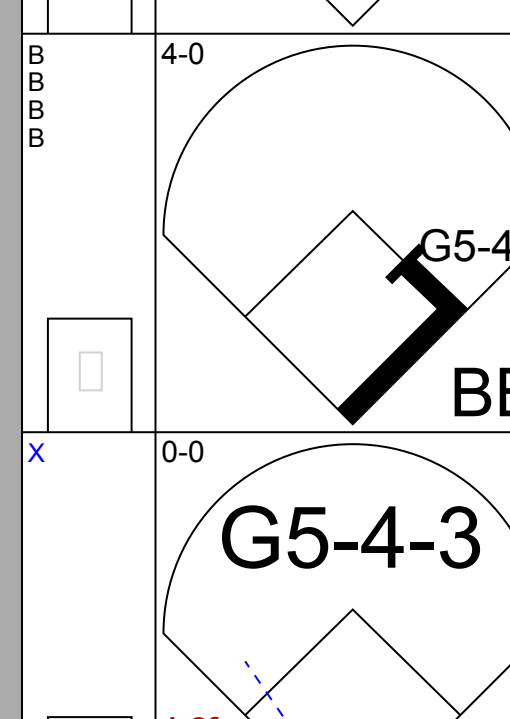
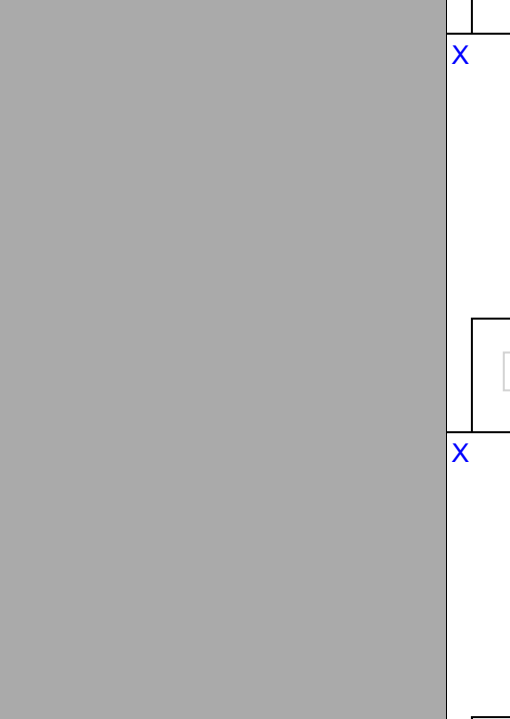
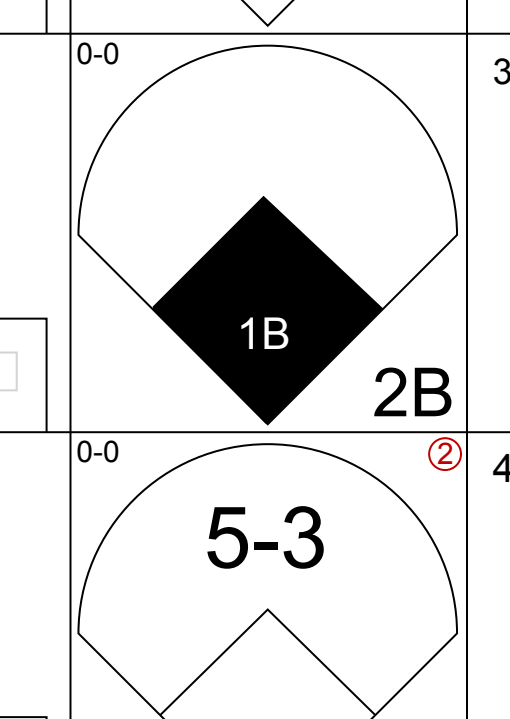


Batter	1	2	3	4	5	6	7	8	9	AB	R	H	RBI	BB	SO	LOB	BOTTOM					
Lenny Green, L OBP: 0.413, SLG: 0.585 (1, 8)										4	1	1	0	0	1	2						
Dalton Jones, L OBP: 0.519, SLG: 0.783 (1, 5)										4	0	1	1	0	0	2						
Carl Yastrzemski, L OBP: 0.347, SLG: 0.400 (1, 7)										4	0	0	0	0	1	2						
Tony Conigliaro, R OBP: 0.351, SLG: 0.507 (1, 9)										4	0	1	0	0	2	1						
Lee Thomas, L OBP: 0.366, SLG: 0.597 (1, 3)										3	0	0	0	1	0	1						
Felix Mantilla, R OBP: 0.411, SLG: 0.460 (1, 4)										3	0	1	0	1	0	1						
Eddie Bressoud, R OBP: 0.400, SLG: 0.480 (1, 6)										2	0	0	0	2	1	2						
Bob Tillman, R OBP: 0.232, SLG: 0.196 (1, 2)										4	0	1	0	0	0	4						
Earl Wilson, R BP: 0.273, SLG: 0.444 (3, 1)										0	0	0	0	0	0	0						
Bob Heffner, R BP: 0.273, SLG: 0.444 (3, 1)										1	0	0	0	0	1	0						
Chuck Schilling, R BP: 0.333, SLG: 1.111 (5, PH)										1	0	0	0	0	0	1						
Arnold Earley, L BP: 0.333, SLG: 1.111 (5, PH)										0	0	0	0	0	0	0						
Gary Geiger, L (8, PH)										1	0	0	0	0	1	0						
Jay Ritchie, R (9, 1)										0	0	0	0	0	0	0						
Inning Stats	R: 0 E: 0 K: 0 S: 3	H: 0 LOB: 0 BB: 0 P: 3	R: 0 E: 0 K: 0 S: 3	H: 1 LOB: 2 BB: 2 P: 11	R: 0 E: 0 K: 3 S: 10	H: 0 LOB: 1 BB: 0 P: 10	R: 0 E: 0 K: 1 S: 5	H: 0 LOB: 1 BB: 1 P: 9	R: 0 E: 0 K: 0 S: 4	H: 1 LOB: 1 BB: 0 P: 4	R: 0 E: 0 K: 0 S: 3	H: 0 LOB: 0 BB: 0 P: 3	R: 0 E: 0 K: 0 S: 2	H: 0 LOB: 0 BB: 1 P: 6	R: 1 E: 0 K: 2 S: 9	H: 2 LOB: 1 BB: 0 P: 9	R: 0 E: 0 K: 1 S: 6	H: 1 LOB: 1 BB: 0 P: 6	1B: 3 2B: 2 3B: 0 HR: 0	SF: 0 SAC: 0 DP: 2 HBP: 0	WP: 0 PB: 1 SB: 0 CS: 0	PA: 35
PITCHER	IP WLS BF H R ER SO BB IBB HBP BLK WP HR S P ERA WHIP																					
Luis Tiant, R ERA: 2.79 (1, 1)	9.0 W 35 5 1 1 7 4 0 0 0 0 0 0 45 61 1.00 1.000																					

Cleveland Indians @ Boston Red Sox
Fenway Park, Boston, MA
Fri May 07 1965, 7:05 PM EDT
Att: 9,093 - Unknown

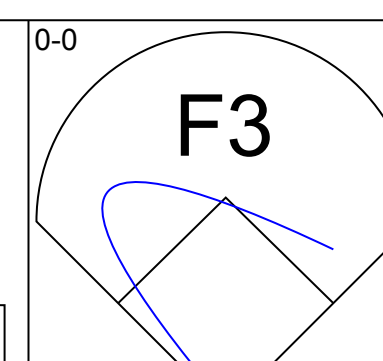
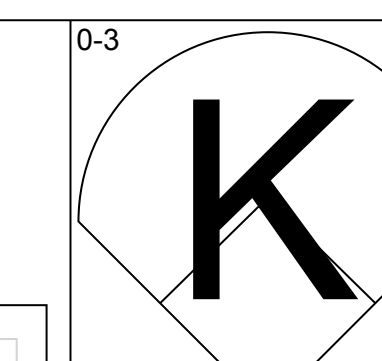
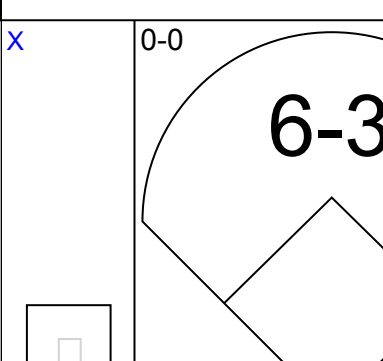
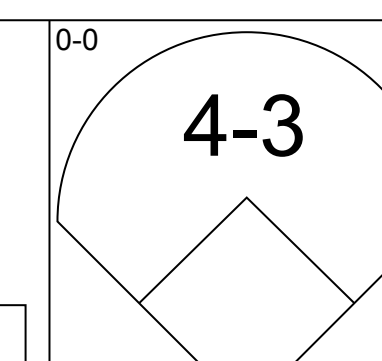
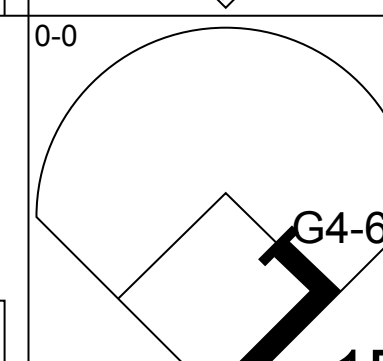
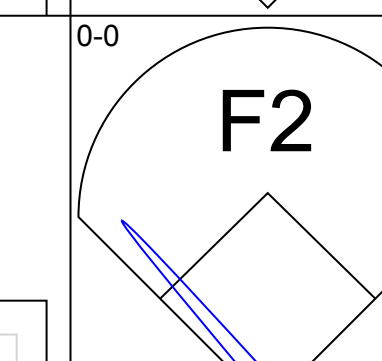
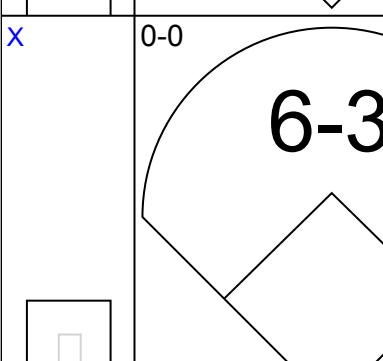

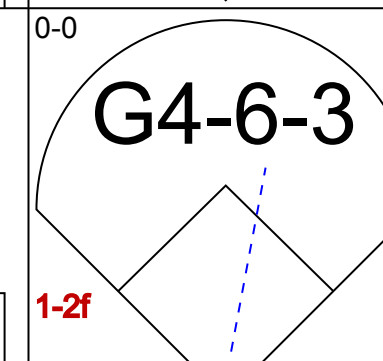

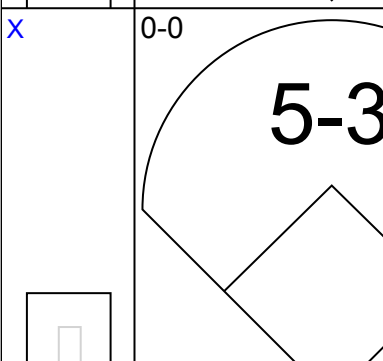

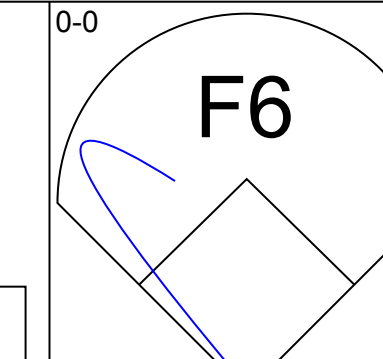
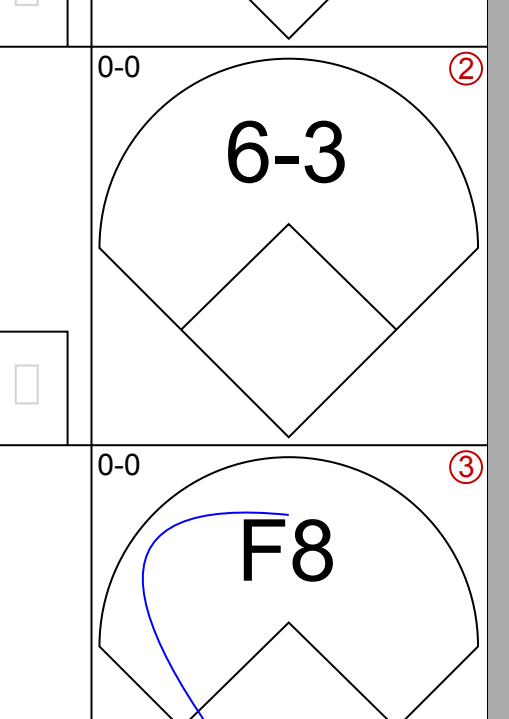
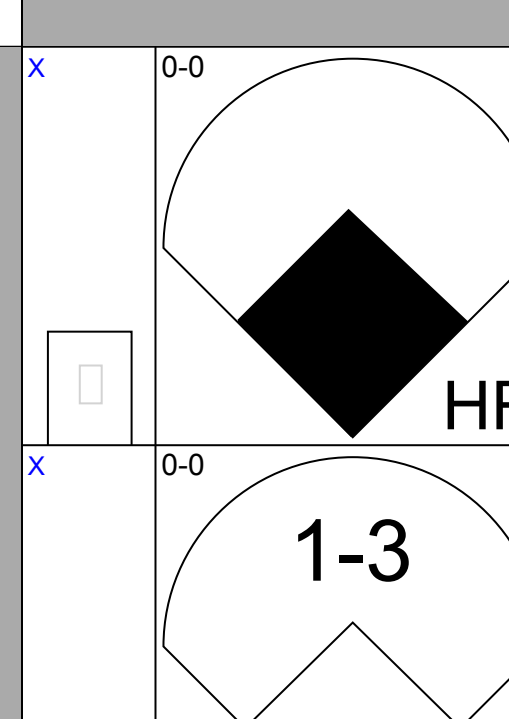
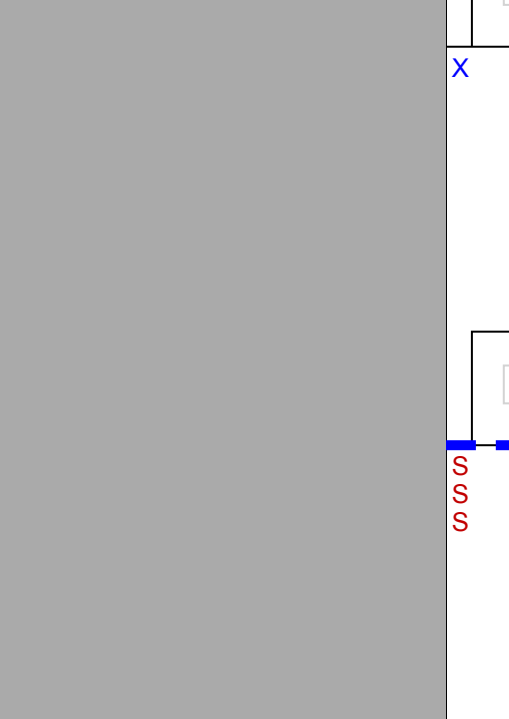
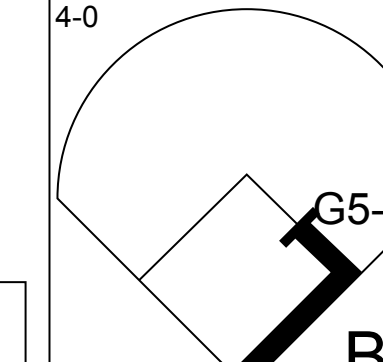
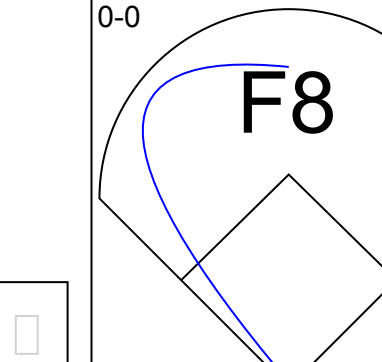
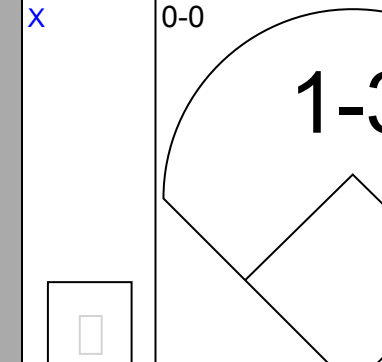

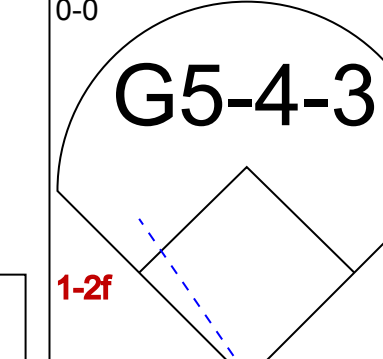

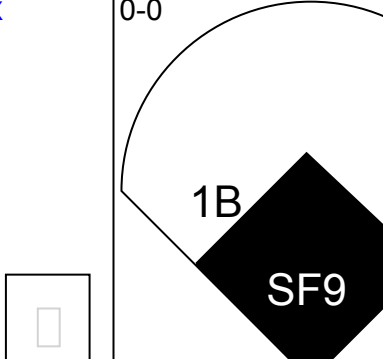
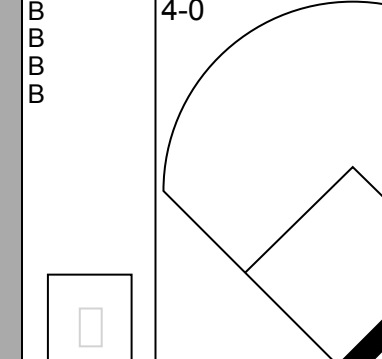

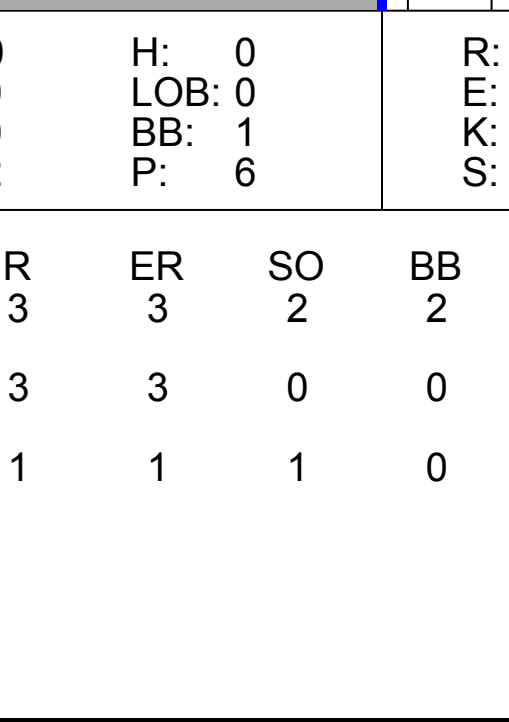
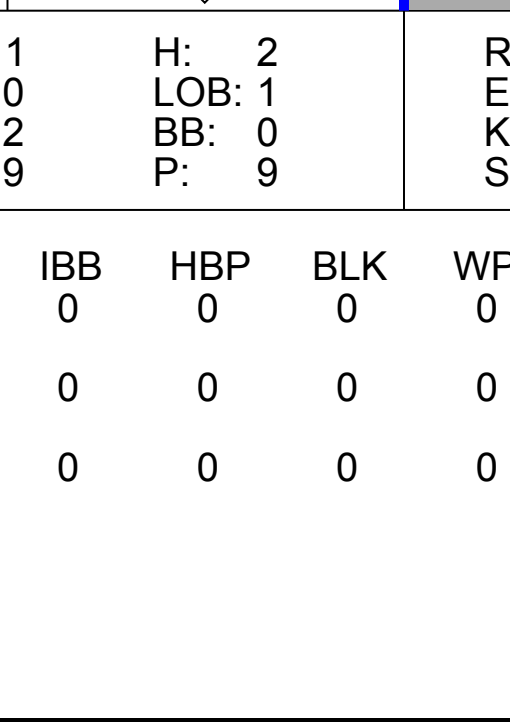

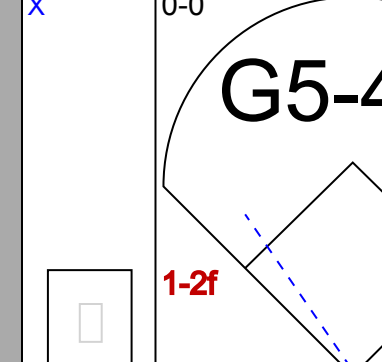

AB	31
R	1
H	5
RBI	1
BB	4
SO	7
LOB	16



Batter	1	2	3	4	5	6	7	8	9	AB	R	H	RBI	BB	SO	LOB	TOP					
Chuck Hinton, R OBP: 0.298, SLG: 0.301										3	0	0	0	2	2	0	Cleveland Indians @ Boston Red Sox Fenway Park, Boston, MA Sun May 09 1965, 3:38 AM EDT Att: 13,852 - Unknown					
Larry Brown, R OBP: 0.306, SLG: 0.333										5	1	3	0	0	0	1						
Leon Wagner, L OBP: 0.346, SLG: 0.611										5	1	1	0	0	0	3						
Rocky Colavito, R OBP: 0.444, SLG: 0.581 Chico Salmon, R (9, PR)										3	3	2	3	2	0	1						
Max Alvis, R OBP: 0.367, SLG: 0.478										5	2	4	0	0	0	0						
Fred Whitfield, L OBP: 0.432, SLG: 0.857										5	1	4	3	0	0	2						
Vic Davallilo, L OBP: 0.353, SLG: 0.400										3	0	2	2	1	0	2						
Cam Carreon, R OBP: 0.306, SLG: 0.303										4	0	1	1	0	0	5						
Sonny Siebert, R OBP: 0.222, SLG: 0.556 Don McMahon, R Gary Bell, R										4	1	1	1	0	0	1						
Inning Stats	R: 3 E: 0 K: 1 S: 9	H: 4 LOB: 2 BB: 1 P: 13	R: 1 E: 0 K: 0 S: 5	H: 2 LOB: 1 BB: 0 P: 5	R: 2 E: 1 K: 0 S: 5	H: 2 LOB: 0 BB: 0 P: 5	R: 0 E: 0 K: 1 S: 5	H: 0 LOB: 0 BB: 0 P: 5	R: 2 E: 0 K: 0 S: 5	H: 4 LOB: 0 BB: 1 P: 5	R: 0 E: 0 K: 0 S: 2	H: 0 LOB: 0 BB: 1 P: 6	R: 1 E: 0 K: 0 S: 4	H: 2 LOB: 1 BB: 1 P: 8	R: 0 E: 0 K: 0 S: 4	H: 2 LOB: 2 BB: 1 P: 8		R: 1 E: 0 K: 0 S: 4	H: 2 LOB: 2 BB: 1 P: 8	1B: 15 2B: 3 3B: 0 HR: 2	SF: 1 SAC: 1 DP: 4 HBP: 0	WP: 0 PB: 0 CS: 1
PITCHER	IP WLS BF H R ER SO BB IBB HBP BLK WP HR S P ERA WHIP																					
Jerry Stephenson, R ERA: 7.71	(1, 1)	2.0 L 15 8 6 5 1 1 0 0 0 0 0 2 16 20 22.50 4.500																				
Jack Lamabe, R ERA: 7.27	(3, 1)	1.0 3 0 0 0 0 0 0 0 0 0 0 0 3 3 0.00 0.000																				
Bob Heffner, R ERA: 4.85	(4, 1)	2.0 8 4 2 2 1 0 0 0 0 0 0 0 10 10 9.00 2.000																				
Jay Ritchie, R ERA: 1.69	(6, 1)	3.0 13 4 1 1 0 3 0 0 0 0 0 0 10 22 3.00 2.333																				
Dave Morehead, R ERA: 6.44	(9, 1)	1.0 5 2 1 1 0 1 0 0 0 0 0 0 4 8 9.00 3.000																				

AB	37
R	10
H	18
RBI	10
BB	5
SO	2
LOB	15



Batter	1	2	3	4	5	6	7	8	9	AB	R	H	RBI	BB	SO	LOB	BOTTOM					
Lenny Green, L OBP: 0.393, SLG: 0.538										4	0	0	0	0	1	1	Cleveland Indians @ Boston Red Sox Fenway Park, Boston, MA Sun May 09 1965, 3:38 AM EDT Att: 13,852 - Unknown					
Dalton Jones, L OBP: 0.516, SLG: 0.741										4	1	2	0	0	0	1						
Lee Thomas, L OBP: 0.369, SLG: 0.589										4	1	1	2	0	0	1						
Tony Conigliaro, R OBP: 0.341, SLG: 0.573										4	2	2	2	0	0	0						
Felix Mantilla, R OBP: 0.391, SLG: 0.474										3	0	0	0	1	1	0						
Carl Yastrzemski, L OBP: 0.362, SLG: 0.400										3	2	2	0	1	0	1						
Eddie Bressoud, R OBP: 0.419, SLG: 0.500										4	1	2	0	0	0	2						
Bob Tillman, R OBP: 0.267, SLG: 0.278										3	0	3	3	0	0	0						
Jerry Stephenson, L Jack Lamabe, R Gary Geiger, L Bob Heffner, R Chuck Schilling, R Jay Ritchie, R Russ Nixon, L Dave Morehead, R Frank Robinson, R	(1, 1)	7.0 W 26 7 3 3 2 2 0 0 0 0 0 2 28 36 3.86 1.286																				
Don McMahon, R ERA: 7.11	(8, 1)	1.0 5 3 3 3 0 0 0 0 0 0 2 5 5 27.00 3.000																				
Gary Bell, R ERA: 2.2	(9, 1)	1.0 S 5 2 1 1 1 0 0 0 0 0 0 0 7 7 9.00 2.000																				
Inning Stats	R: 0 E: 0 K: 0 S: 3	H: 1 LOB: 0 BB: 0 P: 3	R: 0 E: 0 K: 0 S: 2	H: 0 LOB: 0 BB: 1 P: 6	R: 1 E: 0 K: 2 S: 9	H: 2 LOB: 1 BB: 0 P: 9	R: 0 E: 0 K: 0 S: 3	H: 0 LOB: 0 BB: 0 P: 3	R: 1 E: 0 K: 0 S: 4	H: 2 LOB: 0 BB: 0 P: 4	R: 0 E: 0 K: 0 S: 3	H: 0 LOB: 0 BB: 0 P: 3	R: 1 E: 0 K: 0 S: 3	H: 1 LOB: 0 BB: 1 P: 7	R: 0 E: 0 K: 0 S: 3	H: 1 LOB: 0 BB: 0 P: 3	R: 4 E: 0 K: 1 S: 10	H: 5 LOB: 1 BB: 0 P: 10	1B: 6 2B: 2 3B: 1 HR: 3	SF: 1 SAC: 0 DP: 5 HBP: 0	WP: 0 PB: 0 CS: 0	PA: 36
PITCHER	IP WLS BF H R ER SO BB IBB HBP BLK WP HR S P ERA WHIP																					



Batter	1	2	3	4	5	6	7	8	9	AB	R	H	RBI	BB	SO	LOB	TOP																					
Tony Kubek, L OBP: 0.298, SLG: 0.293	0-0 4-3			0-0 3-1		0-0 F9		0-0 4-3		4	0	0	0	0	0	0	New York Yankees @ Boston Red Sox Fenway Park, Boston, MA Mon May 10 1965, 7:05 PM EDT Att: 11,163 - Unknown - 61 F																					
Bobby Richardson, R OBP: 0.357, SLG: 0.356	4-0 G3-6 BB			0-0 1B 2B		0-0 1-3		0-0 6-3		3	1	1	0	1	0	0																						
Joe Pepitone, L OBP: 0.259, SLG: 0.311	0-0 G3-6 1-2			0-3 K		0-0 G3		0-0 F9		4	0	0	0	0	1	2																						
Mickey Mantle, S OBP: 0.465, SLG: 0.623 Art Lopez, L OBP: 0.146, SLG: 0.148		0-3 K		0-0 2H 1B		0-0 HR		0-0 2B		4	1	3	2	0	1	0																						
Tom Tresh, S OBP: 0.333, SLG: 0.484		0-0 6-3		0-0 L8		0-0 F8		0-0 F3		4	0	0	0	0	0	2																						
Hector Lopez, R OBP: 0.286, SLG: 0.432		0-0 5-3			0-0 F3		0-0 L5			3	0	0	0	0	0	0																						
Clete Boyer, R OBP: 0.257, SLG: 0.338			0-0 E6 G5-4-3		0-3 K		0-0 6-3			3	0	0	0	0	1	0																						
Doc Edwards, R OBP: 0.200, SLG: 0.158			0-0 G5-4-3 1-2		0-0 E5		0-0 4-3			3	0	0	0	0	0	1																						
Bill Stafford, R (1, 1)			0-3 K		0-0 4-3		0-0 5-3			3	0	0	0	0	1	1																						
Inning Stats	R: 0 E: 0 K: 0 S: 2	H: 0 LOB: 0 BB: 1 P: 6	R: 0 E: 0 K: 1 S: 5	H: 0 LOB: 0 BB: 0 P: 5	R: 0 E: 1 K: 1 S: 5	H: 0 LOB: 0 BB: 0 P: 5	R: 1 E: 0 K: 1 S: 7	H: 2 LOB: 1 BB: 0 P: 7	R: 0 E: 1 K: 1 S: 6	H: 0 LOB: 1 BB: 0 P: 6	R: 0 E: 0 K: 0 S: 3	H: 0 LOB: 0 BB: 0 P: 3	R: 1 E: 0 K: 0 S: 4	H: 1 LOB: 0 BB: 0 P: 4	R: 0 E: 0 K: 0 S: 3	H: 0 LOB: 0 BB: 0 P: 3	R: 0 E: 0 K: 0 S: 4	H: 1 LOB: 1 BB: 0 P: 4	1B: 1 2B: 2 3B: 0 HR: 1	SF: 0 SAC: 0 DP: 2 HBP: 0	WP: 0 PB: 0 CS: 0	PA: 32																
PITCHER	IP	WLS	BF	H	R	ER	SO	BB	IBB	HBP	BLK	WP	HR	S	P	ERA	WHIP	PITCHER				IP	WLS	BF	H	R	ER	SO	BB	IBB	HBP	BLK	WP	HR	S	P	ERA	WHIP
Jim Lonborg, R ERA: 3.52	(1, 1)	8.2	W	31	4	2	2	4	1	0	0	0	0	1	38	42	2.08	0.577																				
Dick Radatz, R ERA: 6.86	(9, 1)	0.1	S	1	0	0	0	0	0	0	0	0	0	0	1	1	0.00	0.000																				

AB	31
R	2
H	4
RBI	2
BB	1
SO	4
LOB	6



Batter	1	2	3	4	5	6	7	8	9	AB	R	H	RBI	BB	SO	LOB	BOTTOM																						
Lenny Green, L OBP: 0.376, SLG: 0.512	0-0 E8 4-3 SF7		0-0 L8		0-0 F8			0-0 6-3		4	1	0	0	0	0	2	New York Yankees @ Boston Red Sox Fenway Park, Boston, MA Mon May 10 1965, 7:05 PM EDT Att: 11,163 - Unknown - 61 F																						
Dalton Jones, L OBP: 0.457, SLG: 0.645	0-0 4-3 2-3			0-0 F4		0-0 E5 G1-6-3		0-3 K		4	0	0	0	0	1	1																							
Carl Yastrzemski, L OBP: 0.359, SLG: 0.487	0-0 SF7 3H			0-0 HR		0-0 G1-6-3 1-2		0-0 HR K		3	2	2	3	0	0	1																							
Tony Conigliaro, R OBP: 0.326, SLG: 0.547	0-3 K			0-3 K		0-3 K		0-0 F6		4	0	0	0	0	3	0																							
Lee Thomas, L OBP: 0.368, SLG: 0.579		0-0 G6-4-3 1B		0-0 G3		0-0 F6				3	0	1	0	0	0	0																							
Felix Mantilla, R OBP: 0.376, SLG: 0.456		0-0 G6-4-3 1-2		0-3 K		0-3 K		0-0 1B 1B		3	0	0	0	0	2	1																							
Eddie Bressoud, R OBP: 0.413, SLG: 0.488		0-0 F3			0-0 6-3		0-0 1B 1B			3	0	1	0	0	0	0																							
Bob Tillman, R OBP: 0.286, SLG: 0.286			0-0 6-3		4-0 1B BB		0-0 1-2 1B			2	0	1	0	1	0	0																							
Jim Lonborg, R OBP: 0.125, SLG: 0.125	(1, 1)		0-3 K		0-0 1-2 1B		0-0 F5			3	0	1	0	0	1	2																							
Dick Radatz, R OBP: 0.429, SLG: 0.500	(9, 1)									0	0	0	0	0	0	0																							
Inning Stats	R: 1 E: 1 K: 1 S: 6	H: 0 LOB: 0 BB: 0 P: 6	R: 0 E: 0 K: 0 S: 3	H: 1 LOB: 0 BB: 0 P: 3	R: 0 E: 0 K: 1 S: 5	H: 0 LOB: 0 BB: 0 P: 5	R: 1 E: 0 K: 1 S: 6	H: 1 LOB: 0 BB: 0 P: 6	R: 0 E: 0 K: 1 S: 6	H: 1 LOB: 2 BB: 1 P: 10	R: 0 E: 1 K: 1 S: 5	H: 0 LOB: 0 BB: 0 P: 5	R: 0 E: 0 K: 1 S: 7	H: 2 LOB: 2 BB: 0 P: 7	R: 1 E: 0 K: 1 S: 6	H: 1 LOB: 0 BB: 0 P: 6	R: 0 E: 0 K: 1 S: 4	H: 1 LOB: 1 BB: 0 P: 4	1B: 4 2B: 0 3B: 0 HR: 2	SF: 1 SAC: 0 DP: 2 HBP: 0	WP: 0 PB: 0 CS: 0	PA: 31																	
PITCHER	IP	WLS	BF	H	R	ER	SO	BB	IBB	HBP	BLK	WP	HR	S	P	ERA	WHIP	PITCHER				IP	WLS	BF	H	R	ER	SO	BB	IBB	HBP	BLK	WP	HR	S	P	ERA	WHIP	
Bill Stafford, R ERA: 1.38	(1, 1)	8.0	L	31	6	3	2	7	1	0	0	0	0	2	44	48	2.25	0.875																					



Batter	1	2	3	4	5	6	7	8	9	AB	R	H	RBI	BB	SO	LOB	TOP		
Tom Tresh, S OBP: 0.391, SLG: 0.475 (1, 8)	F5		L8			L8		F6		4	0	1	0	0	0	0	New York Yankees @ Boston Red Sox Fenway Park, Boston, MA Wed May 12 1965, 7:05 PM EDT Att: 16,593 - Unknown - 71 F		
Bobby Richardson, R OBP: 0.359, SLG: 0.367 (1, 4)	2B		2-3			6-3		6-3		4	0	1	0	0	0	1			
Ray Barker, L OBP: 0.353, SLG: 0.286 (1, 3)	K				K	1B				4	0	1	0	0	2	1			
Mickey Mantle, S OBP: 0.468, SLG: 0.644 (1, 7)	K				F9	1B				4	0	1	0	0	1	1			
Joe Pepitone, L OBP: 0.267, SLG: 0.325 (1, 9)		4-3				1B				4	0	1	0	0	0	2			
Tony Kubek, L OBP: 0.248, SLG: 0.281 (1, 6)	F7				1-3					3	0	0	0	0	0	1			
Clete Boyer, R OBP: 0.244, SLG: 0.315 (1, 5)	6-3									3	0	1	0	0	0	0			
Doc Edwards, R OBP: 0.229, SLG: 0.227 (1, 2)			4-3		G5-4-3	1B		5-3		3	0	0	0	0	0	1			
Jim Bouton, R OBP: 0.176, SLG: 0.067 (1, 1)										2	0	0	0	0	2	0			
Hector Lopez, R OBP: 0.279, SLG: 0.421 (8, PH)			K							1	0	0	0	0	0	0			
Pete Mikkelsen, R OBP: 0.279, SLG: 0.421 (8, 1)					K			5-3		0	0	0	0	0	0	0			
Inning Stats	R: 0 E: 0 K: 2 S: 8	H: 1 LOB: 1 BB: 0 P: 8	R: 0 E: 0 K: 0 S: 3	H: 0 LOB: 0 BB: 0 P: 3	R: 0 E: 0 K: 1 S: 6	H: 1 LOB: 1 BB: 0 P: 6	R: 0 E: 0 K: 1 S: 6	H: 1 LOB: 0 BB: 0 P: 6	R: 0 E: 0 K: 0 S: 5	H: 2 LOB: 2 BB: 0 P: 5	R: 0 E: 0 K: 0 S: 3	H: 0 LOB: 0 BB: 0 P: 3	R: 0 E: 0 K: 0 S: 3	H: 0 LOB: 0 BB: 0 P: 3	R: 0 E: 0 K: 0 S: 3	H: 0 LOB: 0 BB: 0 P: 3	1B: 5 2B: 1 3B: 0 HR: 0	SF: 0 SAC: 0 DP: 1 HBP: 0	WP: 0 PA: 32
PITCHER Bill Monbouquette, R ERA: 3.19 (1, 1)	IP: 9.0 WLS: W BF: 32 H: 6 R: 0 ER: 0 SO: 5 BB: 0 IBB: 0 HBP: 0 BLK: 0 WP: 0 HR: 0 S: 42 P: 42 ERA: 0.00 WHIP: 0.667																		

Batter	1	2	3	4	5	6	7	8	9	AB	R	H	RBI	BB	SO	LOB	BOTTOM		
Lenny Green, L OBP: 0.353, SLG: 0.484 (1, 8)	G3		L7			F8		3-1		4	0	0	0	0	0	0	New York Yankees @ Boston Red Sox Fenway Park, Boston, MA Wed May 12 1965, 7:05 PM EDT Att: 16,593 - Unknown - 71 F		
Frank Malzone, R OBP: 0.391, SLG: 0.379 (1, 5)	BB				BB	1B		G5-3		3	0	3	0	1	0	0			
Carl Yastrzemski, L OBP: 0.370, SLG: 0.512 (1, 7)	F4				BB	1B				2	1	0	0	2	0	2			
Tony Conigliaro, R OBP: 0.310, SLG: 0.511 (1, 9)	FC6-4				F8	1B		G5-3		4	0	0	0	0	0	6			
Lee Thomas, L OBP: 0.362, SLG: 0.549 (1, 3)		F2			L7					3	0	1	1	0	0	2			
Felix Mantilla, R OBP: 0.371, SLG: 0.442 (1, 4)		5-3			4-3					3	0	0	0	0	1	3			
Eddie Bressoud, R OBP: 0.377, SLG: 0.500 (1, 6)						HR		F3		3	1	1	1	0	1	0			
Bob Tillman, R OBP: 0.271, SLG: 0.317 (1, 2)			F2			1-3		6-3		3	0	0	0	0	0	0			
Bill Monbouquette, R OBP: 0.105, SLG: 0.158 (1, 1)			K			K		F3		3	0	0	0	0	2	0			
Inning Stats	R: 0 E: 0 K: 0 S: 3	H: 0 LOB: 1 BB: 1 P: 7	R: 0 E: 0 K: 1 S: 5	H: 0 LOB: 0 BB: 0 P: 5	R: 0 E: 0 K: 1 S: 5	H: 0 LOB: 0 BB: 0 P: 5	R: 0 E: 0 K: 0 S: 4	H: 1 LOB: 2 BB: 1 P: 8	R: 1 E: 0 K: 1 S: 6	H: 1 LOB: 0 BB: 0 P: 6	R: 1 E: 0 K: 1 S: 7	H: 2 LOB: 1 BB: 0 P: 7	R: 0 E: 0 K: 0 S: 3	H: 0 LOB: 0 BB: 0 P: 3	R: 0 E: 0 K: 0 S: 3	H: 1 LOB: 1 BB: 1 P: 7		1B: 3 2B: 1 3B: 0 HR: 1	SF: 0 SAC: 0 DP: 1 HBP: 0
PITCHER Jim Bouton, R ERA: 4.47 (1, 1)	IP: 7.0 WLS: L BF: 27 H: 4 R: 2 ER: 1 SO: 4 BB: 2 IBB: 0 HBP: 0 BLK: 0 WP: 0 HR: 1 S: 33 P: 41 ERA: 1.29 WHIP: 0.857																		
PITCHER Pete Mikkelsen, R ERA: 3.6 (8, 1)	IP: 1.0 WLS: L BF: 4 H: 1 R: 0 ER: 0 SO: 0 BB: 0 IBB: 1 HBP: 0 BLK: 0 WP: 0 HR: 0 S: 3 P: 7 ERA: 0.00 WHIP: 1.000																		

Batter	1	2	3	4	5	6	7	8	9	AB	R	H	RBI	BB	SO	LOB	TOP					
Tom Tresh, S OBP: 0.353, SLG: 0.486 (1, 8)	F5		S BB				FC4-6 FC6-4		FC4-6	4	1	1	0	1	0	2						
Bobby Richardson, R OBP: 0.351, SLG: 0.369 (1, 4)	4-3		F7				FC6-4 BB		F8	5	0	1	1	0	0	3						
Ray Barker, L OBP: 0.333, SLG: 0.235 (1, 3)	F9			K	G3					3	0	0	0	1	1	1						
Mickey Mantle, S OBP: 0.458, SLG: 0.613 (1, 7)		K		K						3	0	0	0	1	3	2						
Joe Pepitone, L OBP: 0.266, SLG: 0.333 (1, 9)	1-3						F4		4-3	4	0	1	0	0	0	1						
Tony Kubek, L OBP: 0.257, SLG: 0.275 (1, 6)							K		K	2	0	0	0	2	2	1						
Clete Boyer, R OBP: 0.244, SLG: 0.303 (1, 5)									6-3	3	0	0	0	1	1	3						
Bob Schmidt, R OBP: 0.318, SLG: 0.429 (6, PH)										2	0	0	0	0	1	0						
Hector Lopez, R OBP: 0.273, SLG: 0.410 (6, 2)										1	0	0	0	0	0	2						
Doc Edwards, R OBP: 0.224, SLG: 0.222 (6, 2)										1	0	0	0	0	0	0						
Whitey Ford, L OBP: 0.231, SLG: 0.167 (5, PH)										1	0	0	0	0	0	0						
Art Ladd, L OBP: 0.173, SLG: 0.143 (5, 1)										0	0	0	0	0	0	0						
Hal Reniff, R OBP: 0.185, SLG: 0.000 (7, PH)										0	0	0	0	0	0	0						
Horace Clarke, S OBP: 0.165, SLG: 0.000 (7, 1)										0	0	0	0	0	0	0						
Pete Mikkelsen, R OBP: 0.205, SLG: 0.241 (5, PH)										1	0	1	0	0	0	0						
Inning Stats	R: 0 E: 0 K: 0 S: 3	H: 0 LOB: 0 BB: 0 P: 3	R: 0 E: 0 K: 2 S: 7	H: 0 LOB: 1 BB: 1 P: 11	R: 0 E: 0 K: 1 S: 5	H: 0 LOB: 1 BB: 1 P: 9	R: 0 E: 0 K: 2 S: 8	H: 1 LOB: 2 BB: 1 P: 12	R: 1 E: 0 K: 1 S: 7	H: 2 LOB: 1 BB: 0 P: 7	R: 0 E: 0 K: 1 S: 5	H: 0 LOB: 2 BB: 2 P: 13	R: 0 E: 0 K: 1 S: 6	H: 1 LOB: 2 BB: 1 P: 10	R: 0 E: 0 K: 1 S: 5	H: 0 LOB: 0 BB: 0 P: 5	R: 0 E: 0 K: 0 S: 4	H: 1 LOB: 1 BB: 0 P: 4	1B: 2 2B: 2 3B: 1 HR: 0	SF: 0 SAC: 0 DP: 0 HBP: 0	WP: 0 PB: 0 SB: 1 CS: 0	PA: 38
PITCHER Dave Morehead, R ERA: 5.76 (1, 1)	IP: 9.0 WLS: W BF: 38	H: 5 R: 1 ER: 1 SO: 9	BB: 6 IBB: 0 HBP: 0 BLK: 0	WP: 0 HR: 0 S: 50 P: 74	ERA: 1.00 WHIP: 1.222	PITCHER	IP: 9.0 WLS: W BF: 38	H: 5 R: 1 ER: 1 SO: 9	BB: 6 IBB: 0 HBP: 0 BLK: 0	WP: 0 HR: 0 S: 50 P: 74	ERA: 1.00 WHIP: 1.222	PITCHER	IP: 9.0 WLS: W BF: 38	H: 5 R: 1 ER: 1 SO: 9	BB: 6 IBB: 0 HBP: 0 BLK: 0	WP: 0 HR: 0 S: 50 P: 74	ERA: 1.00 WHIP: 1.222					

New York Yankees @ Boston Red Sox
Fenway Park, Boston, MA
Thu May 13 1965, 7:05 PM EDT
Att: 14,261 - Unknown - 56 F


AB 32
R 1
H 5
RBI 1
BB 6
SO 9
LOB 15



Batter	1	2	3	4	5	6	7	8	9	AB	R	H	RBI	BB	SO	LOB	BOTTOM						
Lenny Green, L OBP: 0.349, SLG: 0.468 (1, 8)	4-3		BB BB 3B	F3			F4			3	1	0	0	1	0	1							
Frank Malzone, R OBP: 0.397, SLG: 0.393 (1, 5)	5-3		BB BB 3B							3	1	1	0	1	1	0							
Carl Yastrzemski, L OBP: 0.356, SLG: 0.494 (1, 7)	F7		SF7				F9		F9	3	0	0	1	0	0	1							
Tony Conigliaro, R OBP: 0.327, SLG: 0.510 (1, 9)										2	1	1	0	2	1	0							
Felix Mantilla, R OBP: 0.376, SLG: 0.467 (1, 4)		G6-4-3								4	0	2	3	0	1	3							
Lee Thomas, L OBP: 0.371, SLG: 0.542 (1, 3)										1	0	0	0	2	0	1							
Eddie Bressoud, R OBP: 0.368, SLG: 0.471 (1, 6)										3	0	0	0	1	2	5							
Bob Tillman, R OBP: 0.284, SLG: 0.318 (1, 2)										3	1	1	0	1	0	1							
Dave Morehead, R OBP: 0.333, SLG: 0.143 (1, 1)										4	0	1	0	0	1	3							
Inning Stats	R: 0 E: 0 K: 0 S: 3	H: 1 LOB: 1 BB: 1 P: 7	R: 4 E: 0 K: 1 S: 7	H: 2 LOB: 3 BB: 3 P: 19	R: 0 E: 0 K: 0 S: 3	H: 1 LOB: 1 BB: 1 P: 7	R: 0 E: 0 K: 2 S: 8	H: 1 LOB: 3 BB: 2 P: 16	R: 0 E: 0 K: 0 S: 3	H: 0 LOB: 0 BB: 0 P: 3	R: 0 E: 0 K: 2 S: 7	H: 0 LOB: 0 BB: 0 P: 7	R: 0 E: 0 K: 1 S: 6	H: 1 LOB: 2 BB: 1 P: 10	R: 0 E: 0 K: 1 S: 6	H: 1 LOB: 1 BB: 1 P: 10	1B: 4 2B: 1 3B: 1 HR: 0	SF: 1 SAC: 1 DP: 2 HBP: 0	WP: 0 PB: 0 SB: 0 CS: 0	PA: 36			
PITCHER Whitey Ford, L ERA: 5.82 Hal Reniff, R ERA: 4.38 Pete Mikkelsen, R ERA: 3.0 (1, 1)	IP: 4.0 WLS: L BF: 19	H: 4 R: 4 ER: 4 SO: 4	BB: 5 IBB: 0 HBP: 0 BLK: 0	WP: 0 HR: 0 S: 16 P: 36	ERA: 9.00 WHIP: 2.250	PITCHER	IP: 4.0 WLS: L BF: 19	H: 4 R: 4 ER: 4 SO: 4	BB: 5 IBB: 0 HBP: 0 BLK: 0	WP: 0 HR: 0 S: 16 P: 36	ERA: 9.00 WHIP: 2.250	PITCHER	IP: 2.0 WLS: 9 BF: 1	H: 1 R: 0 ER: 0 SO: 2	BB: 2 IBB: 0 HBP: 0 BLK: 0	WP: 0 HR: 0 S: 11 P: 19	ERA: 0.00 WHIP: 1.500	PITCHER	IP: 2.0 WLS: 8 BF: 1	H: 1 R: 0 ER: 0 SO: 3	BB: 1 IBB: 0 HBP: 0 BLK: 0	WP: 0 HR: 0 S: 13 P: 17	ERA: 0.00 WHIP: 0.500

New York Yankees @ Boston Red Sox
Fenway Park, Boston, MA
Thu May 13 1965, 7:05 PM EDT
Att: 14,261 - Unknown - 56 F

AB 26
R 4
H 6
RBI 4
BB 8
SO 6
LOB 15



Batter	1	2	3	4	5	6	7	8	9	AB	R	H	RBI	BB	SO	LOB	TOP										
Dick McAuliffe, L (1, 6) OBP: 0.420, SLG: 0.485	4-3	F7			6-3		1-3		1B BB 1B	5	1	1	0	0	0	2	Detroit Tigers @ Boston Red Sox Fenway Park, Boston, MA Sat May 15 1965, 3:33 AM EDT Att: 6,514 - Unknown										
Jerry Lumpe, L (1, 4) OBP: 0.324, SLG: 0.322 George Thomas, R (9, PH) OBP: 0.379, SLG: 0.500	G1	4-3			2B BB		G3		BB 1B SF8 1B	3	1	0	0	1	0	2											
Norm Cash, L (1, 3) OBP: 0.337, SLG: 0.295 Jake Wood, R (9, PH) OBP: 0.462, SLG: 0.750 George Smith, R (9, 4) OBP: 0.211, SLG: 0.118			3-1				K		BB 1B 1-2 2-3	3	0	1	1	1	1	0											
Al Kaline, R (1, 9) OBP: 0.446, SLG: 0.576	L5-3				L8				1B SF8 1B 1-2 2-3	4	1	2	1	1	0	2											
Willie Horton, R (1, 7) OBP: 0.426, SLG: 0.906		1B 2B	G4-6-3				5-3 1B		1-3 1B 3-H 3-H	4	1	3	1	0	0	1											
Don Demeter, R (1, 8) OBP: 0.324, SLG: 0.374		1B PB 1B			K		5-3 1-2		K K	5	1	1	0	0	3	5											
Bill Freehan, R (1, 2) OBP: 0.301, SLG: 0.277		1B PB 1B			1-3		5-3		SF8	3	0	1	2	0	0	1											
Don Wert, R (1, 5) OBP: 0.362, SLG: 0.293		F3			K				3-H F4	3	0	0	0	1	1	2											
Mickey Lolich, S (1, 1) Larry Sherry, R (9, 1) OBP: 0.400, SLG: 0.750					6-3		5-3		L3	3	0	0	0	1	0	2											
		BB								0	0	0	0	0	0	0											
Inning Stats	R: 0 E: 0 K: 0 S: 3	H: 0 LOB: 1 BB: 1 P: 7	R: 2 E: 0 K: 0 S: 6	H: 3 LOB: 2 BB: 1 P: 10	R: 0 E: 0 K: 2 S: 3	H: 1 LOB: 0 BB: 0 P: 3	R: 0 E: 0 K: 2 S: 7	H: 0 LOB: 0 BB: 0 P: 7	R: 1 E: 0 K: 0 S: 4	H: 1 LOB: 1 BB: 1 P: 8	R: 0 E: 0 K: 1 S: 5	H: 0 LOB: 0 BB: 0 P: 5	R: 1 E: 0 K: 1 S: 7	H: 2 LOB: 1 BB: 0 P: 7	R: 2 E: 0 K: 1 S: 8	H: 3 LOB: 2 BB: 1 P: 12	1B: 9 2B: 2 3B: 0 HR: 0	SF: 2 SAC: 0 DP: 1 HBP: 0	WP: 0 PB: 1 SB: 0 CS: 0	PA: 42							
PITCHER	IP	WLS	BF	H	R	ER	SO	BB	IBB	HBP	BLK	WP	HR	S	P	ERA	WHIP										
Jim Lonborg, R (1, 1) ERA: 3.3	7.0	L	30	6	3	2	3	3	1	0	0	0	0	32	48	2.57	1.286										
Arnold Earley, L (8, 1) ERA: 2.95	1.1		9	5	3	3	1	0	0	0	0	0	0	11	11	20.25	3.750										
Jay Ritchie, R (9, 1) ERA: 1.38	0.2		3	0	0	0	1	1	0	0	0	0	0	4	8	0.00	1.500										

AB	35
R	6
H	11
RBI	5
BB	5
SO	5
LOB	17



Batter	1	2	3	4	5	6	7	8	9	AB	R	H	RBI	BB	SO	LOB	BOTTOM										
Lenny Green, L (1, 8) OBP: 0.371, SLG: 0.475	WP SF8 1B		G3				K			3	1	1	0	1	1	2	Detroit Tigers @ Boston Red Sox Fenway Park, Boston, MA Sat May 15 1965, 3:33 AM EDT Att: 6,514 - Unknown										
Chuck Schilling, R (1, 4) OBP: 0.250, SLG: 0.933	SF8		F6			K		HR		3	1	1	2	0	1	2											
Carl Yastrzemski, L (1, 9) OBP: 0.377, SLG: 0.594	F8		K			K		3-1		4	0	0	0	0	2	2											
Felix Mantilla, R (1, 7) OBP: 0.373, SLG: 0.474	K				F7		F7		F4	4	0	0	0	0	1	0											
Frank Matzone, R (1, 5) OBP: 0.373, SLG: 0.366		FC3-6 1B			HBP 1B		K		F8	4	0	2	0	0	1	0											
Lee Thomas, L (1, 3) OBP: 0.374, SLG: 0.511		FC3-6 FC6-4 1-2			HBP 1B		F7		G4-6-3 1B	3	0	1	0	0	0	1											
Eddie Bressoud, R (1, 6) OBP: 0.333, SLG: 0.407		K			F2				F6	4	0	0	0	0	1	4											
Mike Ryan, R (1, 2) OBP: 0.273, SLG: 0.438		FC6-4			F3				G4-6-3 1-2	4	0	1	0	0	0	4											
Jim Lonborg, R (1, 1) OBP: 0.200, SLG: 0.300 Bob Tillman, R (7, PH) OBP: 0.280, SLG: 0.313 Arnold Earley, L (8, 1) Jay Ritchie, R (9, 1)			G3				5-3		1-3	2	0	1	0	0	0	0											
					2B				1-2	0	0	0	0	0	0	0											
Inning Stats	R: 1 E: 0 K: 1 S: 6	H: 1 LOB: 0 BB: 0 P: 6	R: 0 E: 0 K: 1 S: 6	H: 1 LOB: 1 BB: 0 P: 6	R: 0 E: 0 K: 1 S: 6	H: 1 LOB: 0 BB: 0 P: 6	R: 0 E: 0 K: 0 S: 4	H: 1 LOB: 2 BB: 0 P: 5	R: 0 E: 0 K: 1 S: 5	H: 0 LOB: 0 BB: 0 P: 5	R: 0 E: 0 K: 1 S: 6	H: 1 LOB: 1 BB: 0 P: 6	R: 1 E: 0 K: 0 S: 4	H: 1 LOB: 0 BB: 0 P: 4	R: 0 E: 0 K: 0 S: 3	H: 1 LOB: 0 BB: 0 P: 3	1B: 5 2B: 1 3B: 0 HR: 1	SF: 1 SAC: 0 DP: 1 HBP: 1	WP: 2 PB: 1 SB: 0 CS: 0	PA: 35							
PITCHER	IP	WLS	BF	H	R	ER	SO	BB	IBB	HBP	BLK	WP	HR	S	P	ERA	WHIP										
Mickey Lolich, L (1, 1) ERA: 3.2	8.0	W	33	7	2	2	7	1	0	1	0	0	0	45	50	2.25	1.000										
Larry Sherry, R (9, 1) ERA: 0.64	1.0	S	2	0	0	0	0	0	0	0	0	0	0	2	2	0.00	0.000										

AB	32
R	2
H	7
RBI	2
BB	1
SO	7
LOB	16




Batter	1	2	3	4	5	6	7	8	9	AB	R	H	RBI	BB	SO	LOB	TOP			
Dick McAuliffe, L (1, 6) OBP: 0.407, SLG: 0.467	0-3 K (1)		0-0 G3 (2)			0-0 F6 (1)		0-0 F7 (2)		4	0	0	0	0	1	0	Detroit Tigers @ Boston Red Sox Fenway Park, Boston, MA Sun May 16 1965, 3:33 AM EDT Unknown			
Jerry Lumpe, L (1, 4) OBP: 0.311, SLG: 0.309	0-3 K (2)		0-0 F7 (3)			0-0 6-3 (2)		0-0 F6 (3)		4	0	0	0	0	1	0				
Norm Cash, L (1, 3) OBP: 0.333, SLG: 0.305	0-0 2B			0-0 1-3 (1)		0-3 K (3)			0-3 K (1)	4	0	1	0	0	2	0				
Al Kaline, R (1, 9) OBP: 0.432, SLG: 0.553	0-0 L9 (3)			0-0 L6-3 (2)			0-0 L5-3 (1)		0-0 L8 (2)	4	0	0	0	0	0	1				
Willie Horton, R (1, 7) OBP: 0.417, SLG: 0.882		0-0 F8 (1)		0-3 K (3)			0-0 1B 2B		0-0 5-3 (3)	4	0	1	0	0	1	0				
Jim Northrup, L (1, 8) OBP: 0.241, SLG: 0.240		4-0 BB			0-0 FC3-6 1B		0-0 2-3 1B			2	0	2	0	1	0	0				
Bill Freehan, R (1, 2) OBP: 0.289, SLG: 0.265		0-0 F9 (2)			0-0 FC3-6 1-2		0-0 F6 (2)			3	0	0	0	0	0	4				
Don Wert, R (1, 5) OBP: 0.356, SLG: 0.287			0-0 P4 (3)		0-0 F5 (2)		0-0 F3 (3)			2	0	0	0	0	0	2				
Gates Brown, L (7, PH) OBP: 0.250, SLG: 0.429										1	0	0	0	0	0	2				
George Smith, R (7, 5) OBP: 0.211, SLG: 0.118										0	0	0	0	0	0	0				
Dave Wickersham, R (1, 1) OBP: 0.367, SLG: 0.481			0-3 K (1)		0-3 K (3)			0-3 K (1)		2	0	0	0	0	2	1				
George Thomas, R (8, PH) OBP: 0.367, SLG: 0.481										1	0	0	0	0	1	0				
Fred Gladding, L (8, 1)										0	0	0	0	0	0	0				
Inning Stats	R: 0 E: 0 K: 2 S: 8	H: 1 LOB: 1 BB: 0 P: 8	R: 0 E: 0 K: 0 S: 3	H: 0 LOB: 1 BB: 1 P: 7	R: 0 E: 0 K: 1 S: 5	H: 0 LOB: 0 BB: 0 P: 5	R: 0 E: 0 K: 1 S: 5	H: 1 LOB: 1 BB: 0 P: 6	R: 0 E: 0 K: 1 S: 5	H: 0 LOB: 0 BB: 0 P: 5	R: 0 E: 0 K: 0 S: 5	H: 2 LOB: 2 BB: 0 P: 5	R: 0 E: 0 K: 1 S: 5	H: 0 LOB: 0 BB: 0 P: 5	R: 0 E: 0 K: 1 S: 5	H: 0 LOB: 0 BB: 0 P: 5	1B: 2 2B: 2 3B: 0 HR: 0	SF: 0 SAC: 0 DP: 0 HBP: 0	WP: 0 PB: 0 SB: 0 CS: 0	PA: 32
PITCHER Earl Wilson, R (1, 1) ERA: 3.7	IP: 9.0 WLS: W BF: 32 H: 4 R: 0 ER: 0 SO: 8 BB: 1 IBB: 0 HBP: 0 BLK: 0 WP: 0 HR: 0 S: 47 P: 51 ERA: 0.00 WHIP: 0.556															PITCHER				

Batter	1	2	3	4	5	6	7	8	9	AB	R	H	RBI	BB	SO	LOB	BOTTOM	
Lenny Green, L (1, 8) OBP: 0.358, SLG: 0.457	0-0 F4 (1)		0-0 F7 (1)		0-0 G3 (1)		0-0 FC1-5 1B E			4	1	0	0	0	0	2	Detroit Tigers @ Boston Red Sox Fenway Park, Boston, MA Sun May 16 1965, 3:33 AM EDT Unknown	
Dalton Jones, L (1, 5) OBP: 0.422, SLG: 0.550	0-0 PB 1B		0-0 F8 (2)		0-0 L9 (2)		0-0 F2 (2)			4	1	1	0	0	0	2		
Carl Yastrzemski, L (1, 7) OBP: 0.390, SLG: 0.596	4-0 BB		0-0 1B 2B		0-0 F7 (3)		0-0 E9 1B			3	1	2	1	1	0	0		
Gary Geiger, L (8, 7)	0-0 FC5 1B BB		0-0 1B 2B				0-0 1B			0	0	0	0	0	0	0		
Felix Mantilla, R (1, 4) OBP: 0.377, SLG: 0.470	0-3 K (2)		0-0 2B 1B			0-0 F7 (1)	4-0 BB			3	1	1	0	1	1	2		
Lee Thomas, L (1, 3) OBP: 0.378, SLG: 0.521	0-0 1-2 2-H 1B		0-0 1-H 3-H 2B			0-0 4-3 (2)	0-0 4-3 (3)			4	0	2	3	0	0	2		
Tony Conigliaro, R (1, 9) OBP: 0.327, SLG: 0.485	0-0 FC5 2-3F		0-0 F6 (3)			4-0 BB		0-0 G4-3 1B		3	0	1	0	1	0	3		
Eddie Bressoud, R (1, 6) OBP: 0.314, SLG: 0.381		0-0 5-3 (1)		0-0 F7 (1)		0-0 F7 (3)		0-0 G4-3 1-2		4	0	0	0	0	0	2		
Mike Ryan, R (1, 2) OBP: 0.270, SLG: 0.417	0-3 K (2)		0-0 6-3 (2)				0-0 FC1-5 SH 1B		0-0 1-3 (3)	4	0	1	0	0	1	0		
Earl Wilson, R (1, 1) OBP: 0.333, SLG: 0.364	0-3 K (3)		0-0 F8 (3)				0-0 SH FC1-5 1B			2	1	0	0	0	1	0		
Inning Stats	R: 1 E: 0 K: 1 S: 7	H: 2 LOB: 2 BB: 1 P: 11	R: 0 E: 0 K: 2 S: 7	H: 0 LOB: 0 BB: 0 P: 7	R: 2 E: 0 K: 0 S: 6	H: 3 LOB: 1 BB: 0 P: 6	R: 0 E: 0 K: 0 S: 3	H: 0 LOB: 0 BB: 0 P: 3	R: 0 E: 0 K: 0 S: 3	H: 0 LOB: 1 BB: 1 P: 7	R: 2 E: 1 K: 0 S: 6	H: 2 LOB: 2 BB: 1 P: 10	R: 0 E: 0 K: 0 S: 3	H: 1 LOB: 0 BB: 0 P: 3	1B: 7 2B: 1 3B: 0 HR: 0	SF: 0 SAC: 1 DP: 1 HBP: 0	WP: 0 PB: 1 SB: 0 CS: 0	PA: 35
PITCHER Dave Wickersham, R (1, 1) ERA: 5.54	IP: 7.0 WLS: L BF: 32 H: 7 R: 5 ER: 4 SO: 3 BB: 3 IBB: 0 HBP: 0 BLK: 0 WP: 0 HR: 0 S: 35 P: 47 ERA: 5.14 WHIP: 1.429															PITCHER		
Fred Gladding, R (8, 1) ERA: 2.4	IP: 1.0 WLS: 3 BF: 1 H: 0 R: 0 ER: 0 SO: 0 BB: 0 IBB: 0 HBP: 0 BLK: 0 WP: 0 HR: 0 S: 3 P: 3 ERA: 0.00 WHIP: 1.000															PITCHER		

Batter	1	2	3	4	5	6	7	8	9	AB	R	H	RBI	BB	SO	LOB	TOP				
Lenny Green, L OBP: 0.370, SLG: 0.479 (1, 8)	F5			4-3				L7		4	0	1	0	1	0	1					
Chuck Schilling, R OBP: 0.375, SLG: 0.864 (1, 4)	FC5	F6				K				5	0	3	1	0	1	3					
Frank Malzone, R OBP: 0.348, SLG: 0.338 (1, 5)	F3		1-3	2-3		K				5	0	0	0	0	1	4					
Felix Mantilla, R OBP: 0.385, SLG: 0.472 Gary Geiger, L (7, PR) (7, 8)	FC5				E7					3	0	2	0	0	0	1					
Tony Conigliaro, R OBP: 0.336, SLG: 0.491 (1, 9)					K					5	1	2	0	0	2	4					
Lee Thomas, L OBP: 0.388, SLG: 0.495 (1, 3)										4	1	1	1	1	1	6					
Mike Ryan, R OBP: 0.227, SLG: 0.349 (1, 2)					F3					4	0	0	0	0	0	7					
Rico Petrocelli, R OBP: 0.227, SLG: 0.225 (1, 6)										4	1	2	1	0	0	2					
Jim Lonborg, R OBP: 0.143, SLG: 0.214 (1, 1)										4	0	0	0	0	3	2					
Inning Stats	R: 0 E: 0 K: 0 S: 4	H: 1 LOB: 1 BB: 0 P: 4	R: 2 E: 0 K: 1 S: 8	H: 3 LOB: 2 BB: 1 P: 12	R: 0 E: 0 K: 1 S: 6	H: 1 LOB: 2 BB: 0 P: 7	R: 1 E: 0 K: 1 S: 7	H: 2 LOB: 1 BB: 0 P: 7	R: 0 E: 1 K: 3 S: 10	H: 1 LOB: 2 BB: 0 P: 10	R: 0 E: 0 K: 0 S: 4	H: 1 LOB: 2 BB: 0 P: 4	R: 0 E: 0 K: 0 S: 3	H: 0 LOB: 0 BB: 0 P: 3	R: 0 E: 1 K: 1 S: 6	H: 1 LOB: 2 BB: 1 P: 10	1B: 5 2B: 6 3B: 0 HR: 0	SF: 0 SAC: 0 DP: 0 HBP: 1	WP: 0 PB: 0 SB: 0 CS: 0	PA: 42	
PITCHER	IP	WLS	BF	H	R	ER	SO	BB	IBB	HBP	BLK	WP	HR	S	P	ERA	WHIP				
Al Downing, L ERA: 3.71 (1, 1)	5.0	L	26	8	3	3	4	2	0	1	0	0	0	31	40	5.40	2.000				
Pete Mikkelsen, R ERA: 3.57 (6, 1)	3.0		11	2	0	0	3	0	0	0	0	0	0	17	17	0.00	0.667				
Hal Reniff, R ERA: 3.45 (9, 1)	0.2		4	1	0	0	1	1	0	0	0	0	0	5	9	0.00	3.000				
Steve Hamilton, L ERA: 2.38 (9, 1)	0.1		1	0	0	0	0	0	0	0	0	0	0	1	1	0.00	0.000				

Boston Red Sox @ New York Yankees
 Yankee Stadium, Bronx, NY
 Wed May 19, 1965, 7:05 PM EDT
 Att: 10,352 - Unknown


AB 38
 R 3
 H 11
 RBI 3
 BB 3
 SO 8
 LOB 30



Batter	1	2	3	4	5	6	7	8	9	AB	R	H	RBI	BB	SO	LOB	BOTTOM				
Phil Linz, R OBP: 0.298, SLG: 0.239 (1, 6)	FC4-6		1-3			L8		4-3		3	0	0	0	1	0	0					
Bobby Richardson, R OBP: 0.299, SLG: 0.341 (1, 4)	FC4-6					6-3				3	0	1	0	1	0	0					
Tom Tresh, S OBP: 0.347, SLG: 0.489 (1, 8)	FC4-6									3	0	1	0	1	0	3					
Mickey Mantle, S OBP: 0.426, SLG: 0.548 Jim Bouton, R OBP: 0.293, SLG: 0.067 (9, PR) (9, 1)	G4-6-3					F9				4	0	1	0	0	0	3					
Joe Pepitone, L OBP: 0.277, SLG: 0.330 (1, 9)										4	0	0	0	0	0	2					
Ray Barker, L OBP: 0.368, SLG: 0.355 (1, 3)										3	0	0	0	0	0	0					
Clete Boyer, R OBP: 0.252, SLG: 0.278 (1, 5)										3	0	1	0	0	0	0					
Doc Edwards, R OBP: 0.232, SLG: 0.180 Hector Lopez, R OBP: 0.241, SLG: 0.347 Bob Schmidt, R OBP: 0.333, SLG: 0.435 (1, 2) (8, PH) (9, 2)	FC5-4									2	0	0	0	0	0	1					
Al Downing, R OBP: 0.167, SLG: 0.167 Art Ligon, L OBP: 0.133, SLG: 0.133 Pete Mikkelsen, R (8, PH) (9, 1) Horace Clarke, S OBP: 0.167, SLG: 0.167 Hal Reniff, R (9, 1) Steve Hamilton, L (9, 1)										1	0	0	0	0	0	0					
Inning Stats	R: 0 E: 0 K: 0 S: 2	H: 0 LOB: 1 BB: 2 P: 10	R: 0 E: 0 K: 0 S: 4	H: 1 LOB: 1 BB: 0 P: 4	R: 0 E: 0 K: 0 S: 3	H: 0 LOB: 0 BB: 0 P: 3	R: 0 E: 0 K: 0 S: 4	H: 1 LOB: 1 BB: 0 P: 4	R: 0 E: 0 K: 0 S: 3	H: 0 LOB: 0 BB: 0 P: 3	R: 0 E: 0 K: 0 S: 3	H: 0 LOB: 0 BB: 0 P: 3	R: 0 E: 0 K: 0 S: 3	H: 0 LOB: 0 BB: 0 P: 3	R: 0 E: 0 K: 0 S: 3	H: 1 LOB: 2 BB: 1 P: 7	1B: 4 2B: 0 3B: 0 HR: 0	SF: 0 SAC: 0 DP: 2 HBP: 0	WP: 0 PB: 0 SB: 0 CS: 0	PA: 32	
PITCHER	IP	WLS	BF	H	R	ER	SO	BB	IBB	HBP	BLK	WP	HR	S	P	ERA	WHIP				
Jim Lonborg, R ERA: 2.54 (1, 1)	9.0	W	32	4	0	0	0	3	0	0	0	0	0	29	41	0.00	0.778				

Boston Red Sox @ New York Yankees
 Yankee Stadium, Bronx, NY
 Wed May 19, 1965, 7:05 PM EDT
 Att: 10,352 - Unknown

AB 29
 R 0
 H 4
 RBI 0
 BB 3
 SO 0
 LOB 9



Batter	1	2	3	4	5	6	7	8	9	AB	R	H	RBI	BB	SO	LOB	TOP					
Lenny Green, L OBP: 0.379, SLG: 0.472	G6-4-3 BB	K						FC6-4 HBP		3	1	2	0	1	1	1	Boston Red Sox @ Cleveland Indians Cleveland Municipal Stadium, Cleveland, OH Fri May 21 1965, 7:05 PM EDT Att: 9,685 - Unknown					
Chuck Schilling, R OBP: 0.353, SLG: 0.750	G6-4-3		F8		F3	K		FC6-4 1B		5	0	0	0	0	1	5						
Dalton Jones, L Jack Lamabe, R Dennis Bennett, L OBP: 0.500, SLG: 0.500										4	1	3	1	1	0	1						
Lee Thomas, L OBP: 0.363, SLG: 0.474	K		F4					F6		5	1	1	1	0	1	4						
Felix Mantilla, R OBP: 0.391, SLG: 0.468			F8					F7		5	0	2	1	0	0	0						
Tony Conigliaro, R OBP: 0.348, SLG: 0.512								F4		5	1	3	2	0	1	2						
Eddie Bressoud, R OBP: 0.306, SLG: 0.390								F8		4	1	1	1	1	1	3						
Bob Tillman, R OBP: 0.258, SLG: 0.284								F8		5	0	1	0	0	0	2						
Earl Wilson, R Jay Ritchie, R Arnold Earley, L Dick Radatz, R Frank Matzone, R OBP: 0.347, SLG: 0.337								F9		2	0	0	0	1	0	0						
Inning Stats	R: 0 E: 0 K: 1 S: 4	H: 0 LOB: 1 BB: 2 P: 12	R: 2 E: 0 K: 1 S: 7	H: 2 LOB: 1 BB: 1 P: 11	R: 0 E: 0 K: 1 S: 7	H: 2 LOB: 2 BB: 0 P: 7	R: 0 E: 0 K: 1 S: 5	H: 0 LOB: 0 BB: 0 P: 5	R: 3 E: 0 K: 0 S: 8	H: 5 LOB: 2 BB: 0 P: 8	R: 0 E: 0 K: 1 S: 6	H: 1 LOB: 1 BB: 0 P: 6	R: 0 E: 0 K: 0 S: 4	H: 1 LOB: 1 BB: 0 P: 4	R: 1 E: 0 K: 0 S: 5	H: 2 LOB: 2 BB: 0 P: 6		R: 0 E: 0 K: 0 S: 4	H: 1 LOB: 2 BB: 1 P: 8	1B: 12 2B: 0 3B: 0 HR: 2	SF: 0 SAC: 0 DP: 1 HBP: 1	WP: 0 PB: 0 SB: 1 CS: 0
PITCHER	IP	WLS	BF	H	R	ER	SO	BB	IBB	HBP	BLK	WP	HR	S	P	ERA	WHIP					
Luis Tiant, R ERA: 5.18	4.1		23	8	5	5	4	3	0	0	0	0	2	28	40	10.38	2.538					
Floyd Weaver, R ERA: 5.69	3.2	W	17	5	1	1	1	0	0	1	0	0	0	18	19	2.46	1.364					
Gary Bell, R ERA: 2.45	1.0	S	5	1	0	0	0	1	0	0	0	0	0	4	8	0.00	2.000					

AB 40
R 6
H 14
RBI 6
BB 4
SO 5
LOB 20



Batter	1	2	3	4	5	6	7	8	9	AB	R	H	RBI	BB	SO	LOB	BOTTOM				
Dick Howser, R OBP: 0.405, SLG: 0.309	BB 1B 2B	L7						BB HBP 1B BB		3	2	1	0	2	0	1	Boston Red Sox @ Cleveland Indians Cleveland Municipal Stadium, Cleveland, OH Fri May 21 1965, 7:05 PM EDT Att: 9,685 - Unknown				
Fred Whitfield, L Chico Salmon, R OBP: 0.316, SLG: 0.600	F8	3-1						BB HBP 1B		4	0	1	0	0	0	3					
Leon Wagner, L Larry Brown, R OBP: 0.288, SLG: 0.313	BB 1B 2B		4-3					F3		5	1	1	0	0	1	3					
Rocky Colavito, R Gary Bell, R OBP: 0.408, SLG: 0.510	BB 1B 2B		F8		5-3			F6		4	1	1	2	1	0	2					
Max Alvis, R OBP: 0.381, SLG: 0.491	F6							F6		0	0	0	0	0	0	0					
Vic Davallito, L OBP: 0.373, SLG: 0.486								BB HBP 1B BB		4	1	3	0	1	0	3					
Chuck Hinton, R OBP: 0.331, SLG: 0.391	F4							BB HBP 1B		5	1	1	1	0	0	3					
Joe Azcue, R OBP: 0.338, SLG: 0.328								BB HBP 1B		3	1	1	0	1	1	0					
Luis Tiant, R Floyd Weaver, R Al Luplow, L Jack Lamabe, R OBP: 0.500, SLG: 0.900		FC1-6						BB HBP 1B		2	0	0	0	0	1	1					
Inning Stats	R: 2 E: 0 K: 0 S: 6	H: 3 LOB: 2 BB: 1 P: 10	R: 0 E: 0 K: 0 S: 4	H: 1 LOB: 1 BB: 0 P: 4	R: 0 E: 0 K: 0 S: 4	H: 1 LOB: 1 BB: 0 P: 4	R: 1 E: 0 K: 1 S: 6	H: 1 LOB: 1 BB: 1 P: 10	R: 2 E: 0 K: 1 S: 7	H: 2 LOB: 0 BB: 0 P: 7	R: 0 E: 0 K: 2 S: 7	H: 0 LOB: 0 BB: 0 P: 7	R: 2 E: 0 K: 0 S: 6	H: 3 LOB: 2 BB: 0 P: 6	R: 4 E: 0 K: 0 S: 5	H: 2 LOB: 2 BB: 3 P: 18		1B: 5 2B: 4 3B: 0 HR: 4	SF: 0 SAC: 0 DP: 0 HBP: 1	WP: 0 PB: 0 SB: 0 CS: 0	PA: 43
PITCHER	IP	WLS	BF	H	R	ER	SO	BB	IBB	HBP	BLK	WP	HR	S	P	ERA	WHIP				
Earl Wilson, R ERA: 4.27	5.0		25	8	5	5	2	2	0	0	0	0	2	27	35	9.00	2.000				
Jay Ritchie, R ERA: 1.6	1.0	L	4	1	1	1	2	0	0	0	0	0	0	8	8	9.00	1.000				
Arnold Earley, L ERA: 2.61	0.1		1	0	0	0	0	0	0	0	0	0	0	1	1	0.00	0.000				
Dick Radatz, R ERA: 7.33	0.2		4	2	1	1	0	0	0	0	0	0	1	4	4	13.50	3.000				
Jack Lamabe, R ERA: 9.75	0.0		3	1	3	3	0	2	0	0	0	0	1	1	9	∞	∞				

AB 37
R 11
H 13
RBI 11
BB 5
SO 4
LOB 22



Batter	1	2	3	4	5	6	7	8	9	AB	R	H	RBI	BB	SO	LOB	TOP											
Zoilo Versalles, R OBP: 0.306, SLG: 0.509	0-0 6-3 PB 2B	0-0 1B		0-0 F3	0-0 FC4-6			0-0 6-3		5	1	2	1	0	0	2	Minnesota Twins @ Boston Red Sox Fenway Park, Boston, MA Wed May 26 1965, 7:05 PM EDT Att: 9,073 - Unknown											
Rich Rollins, R OBP: 0.277, SLG: 0.295 Frank Kostro, R OBP: 0.200, SLG: 0.154	0-3 K	0-0 F4		0-0 F9	0-0 CS	0-0 6-3		0-0 2B		3	0	0	0	0	1	2												
Tony Oliva, L OBP: 0.282, SLG: 0.461	0-0 6-3		0-0 4-3		0-0 HR	0-3 K		0-0 F7		5	1	1	1	0	1	2												
Harmon Killebrew, R OBP: 0.400, SLG: 0.477	4-0 1B HR BB		0-0 HR		0-0 E6 2B BB	4-0 BB		0-3 K		3	3	1	1	2	1	1												
Jimmie Hall, L OBP: 0.372, SLG: 0.523	0-0 1-3 HR 1B		0-0 L6		0-0 F7	0-3 K		0-0 F3		5	1	1	0	0	1	2												
Bob Allison, R OBP: 0.397, SLG: 0.462	0-0 1-H 3-H HR		1-0 1B HBP		4-0 1-2 2B BB	0-3 K		0-0 F7		3	2	1	3	1	1	0												
Earl Battey, R OBP: 0.350, SLG: 0.422 Sandy Valdespino, L OBP: 0.333, SLG: 0.357 Jerry Zimmerman, R OBP: 0.306, SLG: 0.294	0-0 F9		0-0 1-2 1B		0-0 HBP FC4-6 2B	0-3 K		0-0 F4		3	1	2	2	0	0	0												
Jerry Kindall, R OBP: 0.313, SLG: 0.336		0-3 K	0-0 F9		4-0 FC4-6 HBP CS BB	4-0 BB				2	0	0	0	2	1	2												
Camilo Pascual, R OBP: 0.214, SLG: 0.444 Jim Perry, S Bill Pleis, L Al Worthington, R	0-0 F8		0-0 F6		1-0 FC4-6 HBP	0-3 K				1	0	0	0	0	0	0												
Inning Stats	R: 4 E: 0 K: 1 S: 8	H: 3 LOB: 0 BB: 1 P: 12	R: 0 E: 0 K: 1 S: 6	H: 1 LOB: 1 BB: 0 P: 6	R: 1 E: 0 K: 0 S: 5	H: 2 LOB: 2 BB: 0 P: 6	R: 0 E: 0 K: 0 S: 3	H: 0 LOB: 0 BB: 0 P: 3	R: 4 E: 1 K: 0 S: 5	H: 2 LOB: 1 BB: 2 P: 14	R: 0 E: 0 K: 3 S: 7	H: 0 LOB: 1 BB: 1 P: 11	R: 0 E: 0 K: 3 S: 9	H: 0 LOB: 1 BB: 1 P: 13	R: 0 E: 0 K: 1 S: 6	H: 1 LOB: 1 BB: 0 P: 6		R: 0 E: 0 K: 0 S: 3	H: 0 LOB: 0 BB: 0 P: 3	1B: 3 2B: 3 3B: 0 HR: 3	SF: 0 SAC: 0 DP: 0 HBP: 2	WP: 0 PB: 1 SB: 0 CS: 1	PA: 44					
PITCHER	IP	WLS	BF	H	R	ER	SO	BB	IBB	HBP	BLK	WP	HR	S	P	ERA		WHIP										
Earl Wilson, R ERA: 5.01	4.0	L	22	7	7	7	2	1	0	1	0	0	3	24	29	15.75		2.000										
Jay Ritchie, R ERA: 2.45	0.1		5	1	1	0	0	2	0	1	0	0	0	2	11	0.00		9.000										
Arnold Earley, L ERA: 2.42	1.2		5	0	1	0	2	1	0	0	0	0	0	8	12	0.00	0.600											
Dick Radatz, R ERA: 6.83	2.0		8	1	0	0	4	1	0	0	0	0	0	15	19	0.00	1.000											
Dennis Bennett, L ERA: 5.4	1.0		3	0	0	0	0	0	0	0	0	0	0	3	3	0.00	0.000											

AB	36
R	9
H	9
RBI	8
BB	5
SO	8
LOB	12



Batter	1	2	3	4	5	6	7	8	9	AB	R	H	RBI	BB	SO	LOB	BOTTOM											
Lenny Green, L OBP: 0.382, SLG: 0.448	0-0 6-3	0-0 BB 2B 1B		0-0 G3		4-0 BB		4-0 1B BB		3	1	1	1	2	0	0	Minnesota Twins @ Boston Red Sox Fenway Park, Boston, MA Wed May 26 1965, 7:05 PM EDT Att: 9,073 - Unknown											
Dalton Jones, L OBP: 0.481, SLG: 0.569 Frank Malzone, R OBP: 0.327, SLG: 0.308	0-0 4-3 1B 2B	4-0 1-2 2B BB		0-0 F8	0-0 5-3			0-0 F8		1	1	1	0	0	0	0												
Carl Yastrzemski, L OBP: 0.385, SLG: 0.609	0-0 4-3	0-0 1-H 2-H 3-H E 2B		0-0 1-3		0-0 6-3		0-0 F6		5	1	1	3	0	0	2												
Felix Mantilla, R OBP: 0.411, SLG: 0.527	0-0 1B	0-0 E2 2-6		0-0 2B		0-3 K		0-0 BB 1B		5	0	3	1	0	1	0												
Lee Thomas, L OBP: 0.354, SLG: 0.489	0-0 F9	0-0 2-6	0-0 1-3		0-0 F5		0-0 1B		4-0 1-2 BB	4	0	1	0	1	0	2												
Tony Conigliaro, R OBP: 0.329, SLG: 0.466		0-0 6-3	0-0 F9		0-0 E6 2B 1B	0-0 F3		0-0 6-3		5	1	0	0	0	0	4												
Eddie Bressoud, R OBP: 0.327, SLG: 0.433		4-0 1B WP 1B BB	0-3 K		0-0 1-3 1B 2B		0-3 K		3	1	1	0	1	2	0													
Bob Tillman, R OBP: 0.255, SLG: 0.268		0-0 F9		0-0 6-3		0-0 BB 1B		0-0 F3		4	0	1	1	0	0	1												
Earl Wilson, R OBP: 0.350, SLG: 0.422 Jay Ritchie, R OBP: 0.277, SLG: 0.295 Arnold Earley, L OBP: 0.350, SLG: 0.422 Gary Geiger, L OBP: 0.350, SLG: 0.422 Chuck Schilling, R OBP: 0.350, SLG: 0.422 Dick Radatz, R OBP: 0.350, SLG: 0.422 Jerry Moses, R OBP: 0.350, SLG: 0.422 Dennis Bennett, L OBP: 0.350, SLG: 0.422	0-0 F9	0-0 1B 2B 1B		0-0 F9		0-0 F9		0-0 F4		2	1	1	0	0	0	0												
Inning Stats	R: 1 E: 0 K: 0 S: 5	H: 2 LOB: 1 BB: 0 P: 5	R: 5 E: 1 K: 0 S: 6	H: 3 LOB: 1 BB: 2 P: 14	R: 0 E: 0 K: 1 S: 5	H: 0 LOB: 0 BB: 0 P: 5	R: 0 E: 0 K: 0 S: 3	H: 0 LOB: 0 BB: 0 P: 3	R: 0 E: 0 K: 0 S: 4	H: 1 LOB: 1 BB: 0 P: 4	R: 1 E: 1 K: 0 S: 5	H: 2 LOB: 2 BB: 1 P: 9	R: 0 E: 0 K: 1 S: 6	H: 1 LOB: 1 BB: 0 P: 6	R: 0 E: 0 K: 1 S: 5	H: 0 LOB: 0 BB: 0 P: 5		R: 0 E: 0 K: 0 S: 4	H: 1 LOB: 3 BB: 2 P: 12	1B: 6 2B: 4 3B: 0 HR: 0	SF: 0 SAC: 0 DP: 0 HBP: 0	WP: 1 PB: 0 SB: 0 CS: 0	PA: 42					
PITCHER	IP	WLS	BF	H	R	ER	SO	BB	IBB	HBP	BLK	WP	HR	S	P	ERA		WHIP										
Camilo Pascual, R ERA: 2.87	1.2	W	15	3	1	0	1	0	0	0	0	0	0	16	16	0.00		0.818										
Jim Perry, R ERA: 2.45	3.2		15	2	0	0	2	3	0	0	0	0	0	16	28	0.00		1.500										
Bill Pleis, L ERA: 2.31	3.1		15	2	0	0	2	3	0	0	0	0	0	16	28	0.00	1.500											
Al Worthington, R ERA: 2.51	0.1	S	1	0	0	0	0	0	0	0	0	0	0	1	1	0.00	0.000											



Batter	1	2	3	4	5	6	7	8	9	AB	R	H	RBI	BB	SO	LOB	TOP
Zoilo Versalles, R OBP: 0.299, SLG: 0.497 (1, 6)										4	0	0	0	0	1	1	Minnesota Twins @ Boston Red Sox Fenway Park, Boston, MA Thu May 27 1965, 3:33 AM EDT Att: 3,124 - Unknown
Jerry Kindall, R OBP: 0.304, SLG: 0.325 (1, 4)										4	0	0	0	0	1	0	
Tony Oliva, L OBP: 0.288, SLG: 0.462 (1, 9)										4	0	2	0	0	0	0	
Harmon Killebrew, R OBP: 0.390, SLG: 0.463 (1, 3)										4	0	0	0	0	1	2	
Jimmie Hall, L OBP: 0.376, SLG: 0.515 (1, 8)										2	0	0	0	2	0	0	
Bob Allison, R OBP: 0.393, SLG: 0.451 (1, 7)										3	0	0	0	1	1	3	
Frank Kostro, R OBP: 0.316, SLG: 0.267 (1, 5)										2	0	1	0	2	0	0	
Jerry Zimmerman, R OBP: 0.308, SLG: 0.278 (9, PH)										2	0	0	0	1	0	1	
Don Mincher, L OBP: 0.320, SLG: 0.478 (9, PH)										1	0	0	0	0	1	3	
Jim Kaat, L OBP: 0.185, SLG: 0.185 (8, 1)										3	0	0	0	0	1	3	
Johnny Klippstein, R OBP: 0.391, SLG: 0.607 (8, 8)										0	0	0	0	0	0	0	
Sandy Valdespino, L OBP: 0.323, SLG: 0.345 (9, PH)										1	0	0	0	0	1	3	
Inning Stats	R: 0 H: 1 E: 2 K: 2 S: 9	H: 0 R: 0 ER: 0 SO: 5 BB: 1 P: 13	R: 0 H: 0 E: 0 K: 1 S: 5	H: 0 R: 0 ER: 0 SO: 3 BB: 0 P: 3	R: 0 H: 0 E: 0 K: 0 S: 3	H: 0 R: 0 ER: 0 SO: 3 BB: 0 P: 3	R: 0 H: 1 E: 0 K: 0 S: 4	H: 0 R: 0 ER: 0 SO: 13 BB: 2 P: 13	R: 0 H: 0 E: 0 K: 3 S: 9	H: 0 R: 0 ER: 0 SO: 21 BB: 3 P: 21	1B: 2 2B: 2 HR: 0	SF: 0 SAC: 0 HBP: 0	WP: 0 PA: 36 PB: 0 SB: 1 CS: 0				
PITCHER	IP: 8.1 WLS: W BF: 34 ERA: 3.93	IP: 0.2 WLS: S BF: 2 ERA: 6.67															

Batter	1	2	3	4	5	6	7	8	9	AB	R	H	RBI	BB	SO	LOB	BOTTOM
Chuck Schilling, R OBP: 0.375, SLG: 0.703 (1, 4)										3	0	1	0	1	0	0	Minnesota Twins @ Boston Red Sox Fenway Park, Boston, MA Thu May 27 1965, 3:33 AM EDT Att: 3,124 - Unknown
Frank Malzone, R OBP: 0.324, SLG: 0.298 (1, 5)										3	0	0	0	1	0	2	
Carl Yastrzemski, L OBP: 0.391, SLG: 0.607 (8, 8)										2	0	1	0	1	0	1	
Felix Mantilla, R OBP: 0.416, SLG: 0.530 (1, 7)										3	1	2	0	0	0	0	
Tony Conigliaro, R OBP: 0.329, SLG: 0.463 (1, 9)										3	1	1	0	0	0	2	
Lee Thomas, L OBP: 0.354, SLG: 0.486 (1, 3)										3	0	1	0	0	0	3	
Eddie Bressoud, R OBP: 0.318, SLG: 0.420 (1, 6)										3	0	0	1	0	1	3	
Bob Tillman, R OBP: 0.248, SLG: 0.263 (1, 2)										2	0	0	1	0	0	1	
Dave Morehead, R OBP: 0.200, SLG: 0.111 (9, 1)										3	0	0	0	0	2	2	
Inning Stats	R: 0 H: 0 E: 0 K: 0 S: 2	H: 0 R: 0 ER: 0 SO: 3 BB: 0 P: 3	R: 0 H: 0 E: 0 K: 2 S: 7	H: 0 R: 0 ER: 0 SO: 7 BB: 0 P: 7	R: 0 H: 1 E: 0 K: 0 S: 4	H: 1 R: 0 ER: 0 SO: 3 BB: 0 P: 3	R: 0 H: 1 E: 0 K: 1 S: 5	H: 3 R: 2 ER: 1 SO: 7 BB: 0 P: 7	R: 0 H: 0 E: 0 K: 0 S: 2	H: 0 R: 0 ER: 0 SO: 6 BB: 1 P: 6	1B: 6 2B: 0 3B: 0 HR: 0	SF: 1 SAC: 0 DP: 4 HBP: 0	WP: 0 PA: 30 PB: 0 SB: 0 CS: 0				
PITCHER	IP: 7.0 WLS: L BF: 27 ERA: 2.14	IP: 1.0 WLS: S BF: 3 ERA: 3.25															




Batter	1	2	3	4	5	6	7	8	9	10	11	AB	R	H	RBI	BB	SO	LOB						
Bert Campaneris, R OBP: 0.335, SLG: 0.433	K	F2			E S 1B		F4			K		5	0	1	0	0	2	3						
Jim Landis, R OBP: 0.376, SLG: 0.329			F9		G1			FC4-6 1B				5	0	3	0	0	0	1						
Jim Gentile, L OBP: 0.317, SLG: 0.566	L8				4-3			FC4-6 G6-4-3				4	0	0	0	1	1	5						
Ken Harrelson, R OBP: 0.328, SLG: 0.435 Nelson Mathews, R OBP: 0.375, SLG: 0.434	F6					5-3						4	0	0	0	0	1	3						
Dick Green, R OBP: 0.352, SLG: 0.417		K	G3			K						5	0	0	0	0	3	1						
Ed Charles, R OBP: 0.317, SLG: 0.412		L7			L5-3 1B					F9		5	0	2	0	0	1	0						
Mike Hershberger, R OBP: 0.212, SLG: 0.286					L7			FC5-4 1B		6-3		4	1	1	0	1	0	2						
Billy Bryan, L OBP: 0.322, SLG: 0.513					L5-3			F8		4-3		4	1	1	2	0	0	2						
Rollie Sheldon, R Wayne Causey, L OBP: 0.301, SLG: 0.272 Don Mossi, L John Wyatt, R						K		FC5-4		1B		2	0	0	0	1	1	1						
Inning Stats	R: 0 E: 0 K: 1 S: 6	H: 1 LOB: 1 BB: 0 P: 6	R: 2 E: 0 K: 1 S: 6	H: 1 LOB: 1 BB: 2 P: 14	R: 0 E: 0 K: 1 S: 5	H: 0 LOB: 1 BB: 1 P: 9	R: 0 E: 0 K: 0 S: 3	H: 1 LOB: 0 BB: 0 P: 3	R: 0 E: 0 K: 1 S: 6	H: 1 LOB: 1 BB: 0 P: 6	R: 0 E: 0 K: 2 S: 7	H: 0 LOB: 0 BB: 0 P: 7	R: 0 E: 0 K: 0 S: 4	H: 1 LOB: 1 BB: 0 P: 4	R: 0 E: 0 K: 0 S: 3	H: 1 LOB: 0 BB: 0 P: 5	R: 0 E: 0 K: 2 S: 8	H: 1 LOB: 2 BB: 1 P: 12	R: 0 E: 0 K: 1 S: 6	H: 1 LOB: 1 BB: 0 P: 6	1B: 6 2B: 2 3B: 0 HR: 1	SF: 0 SAC: 0 DP: 2 HBP: 0	WP: 0 PB: 0 SB: 1 CS: 0	PA: 43
PITCHER	IP WLS BF H R ER SO BB IBB HBP BLK WP HR S P ERA WHIP																							
Bill Monbouquette, R ERA: 3.47	(1, 1)	7.0	28	5	2	2	6	3	0	0	0	0	0	0	9	13	0.00	0.857						
Bob Dutilba, R ERA:	(8, 1)	2.1	8	1	0	0	1	1	0	0	0	0	0	0	9	13	0.00	1.200						
Dick Radatz, R ERA: 5.82	(10, 1)	1.2	7	2	0	0	3	0	0	0	0	0	0	13	13	0.00	1.200							

TOP

Kansas City Athletics @ Boston Red Sox
Fenway Park, Boston, MA

Sun May 30 1965, 3:33 AM EDT
Att: 10,024 - Unknown

AB	39
R	2
H	8
RBI	2
BB	4
SO	10
LOB	18



Batter	1	2	3	4	5	6	7	8	9	10	11	AB	R	H	RBI	BB	SO	LOB				
Lenny Green, L OBP: 0.379, SLG: 0.465	F8	F6			6-3			L6		4-3 E BB		4	0	0	1	2	0	1				
Frank Malzone, R OBP: 0.339, SLG: 0.304		4-3			L7			FC5-4 1B		E6 4-3		4	1	1	0	1	0	2				
Carl Yastrzemski, L OBP: 0.370, SLG: 0.575	E6 1B				4-3			F8		4-3		5	0	0	0	0	0	4				
Felix Mantilla, R OBP: 0.409, SLG: 0.531	K				5-3			6-3		FC5-4		5	0	0	0	0	2	5				
Lee Thomas, L OBP: 0.363, SLG: 0.503								F2		4-3		5	0	2	1	0	0	0				
Tony Castillo, R OBP: 0.333, SLG: 0.475					F5			6-3				5	1	2	1	0	0	1				
Eddie Bressoud, R OBP: 0.311, SLG: 0.426										HR		4	1	0	0	1	1	3				
Bob Tillman, R OBP: 0.296, SLG: 0.257 Dick Radatz, R OBP: 0.455, SLG: 0.500								F9		6-3		4	0	1	0	0	0	0				
Bill Monbouquette, R ERA: 3.38 Dalton Jones, L OBP: 0.478, SLG: 0.562 Bob Dutilba, R Mike Ryan, R OBP: 0.255, SLG: 0.333								5-3		SH1-4 1B		4	0	1	0	0	0	0				
Inning Stats	R: 1 E: 1 K: 2 S: 10	H: 2 LOB: 3 BB: 1 P: 14	R: 0 E: 0 K: 0 S: 4	H: 1 LOB: 1 BB: 0 P: 4	R: 0 E: 0 K: 0 S: 4	H: 1 LOB: 1 BB: 1 P: 4	R: 0 E: 0 K: 0 S: 3	H: 0 LOB: 0 BB: 0 P: 3	R: 0 E: 0 K: 0 S: 3	H: 0 LOB: 0 BB: 0 P: 3	R: 0 E: 0 K: 0 S: 4	H: 1 LOB: 1 BB: 0 P: 4	R: 1 E: 0 K: 0 S: 4	H: 1 LOB: 0 BB: 0 P: 4	R: 0 E: 1 K: 1 S: 6	H: 1 LOB: 2 BB: 1 P: 10	R: 1 E: 0 K: 0 S: 3	H: 1 LOB: 3 BB: 3 P: 15	1B: 5 2B: 1 3B: 0 HR: 1	SF: 0 SAC: 1 DP: 0 HBP: 0	WP: 1 PB: 0 SB: 0 CS: 0	PA: 46
PITCHER	IP WLS BF H R ER SO BB IBB HBP BLK WP HR S P ERA WHIP																					
Rollie Sheldon, R ERA: 3.38	(1, 1)	9.0	35	6	2	1	2	1	0	0	0	0	0	0	8	20	6.75	3.000				
Don Mossi, L ERA:	(10, 1)	0.1	2	0	0	0	0	1	0	1	5	0.00	3.000									
John Wyatt, R ERA: 2.85	(10, 1)	1.1	9	1	1	1	1	3	0	0	0	1	0	8	20	6.75	3.000					

BOTTOM

Kansas City Athletics @ Boston Red Sox
Fenway Park, Boston, MA

Sun May 30 1965, 3:33 AM EDT
Att: 10,024 - Unknown

AB	40
R	3
H	7
RBI	3
BB	5
SO	3
LOB	16



Batter	1	2	3	4	5	6	7	8	9	AB	R	H	RBI	BB	SO	LOB	TOP				
Jose Cardenal, R (1, 8) OBP: 0.304, SLG: 0.428	F2		K			F8		K		4	0	0	0	0	2	1	Los Angeles Angels @ Boston Red Sox Fenway Park, Boston, MA Mon May 31 1965, 3:38 AM EDT Att: 22,031 - Unknown				
Bobby Gene Smith, R (1, 7) OBP: 0.370, SLG: 0.462	5-3		FC6-4			1B HBP		F9		2	0	0	0	0	0	1					
Willie Smith, L (8, PH) OBP: 0.287, SLG: 0.413										1	0	0	0	0	0	0					
Jim Fregosi, R (1, 6) OBP: 0.268, SLG: 0.376	P4				P3			5-3		4	0	1	0	0	0	0					
Joe Adcock, R (1, 3) OBP: 0.297, SLG: 0.453					K			P4		3	0	0	0	1	1	2					
Lou Clinton, R (1, 9) OBP: 0.268, SLG: 0.221	F3							P2		1	0	0	0	1	0	1					
Albie Pearson, L (7, PH) OBP: 0.355, SLG: 0.368					BB					2	0	0	0	0	0	0					
Paul Schaaf, R (1, 5) OBP: 0.274, SLG: 0.406	FC6-4				5-3			K		3	0	0	0	0	1	2					
Julio Gotay, R (1, 4) OBP: 0.295, SLG: 0.357	FC6-4									2	0	1	0	1	0	1					
Phil Roof, R (1, 2) OBP: 0.100, SLG: 0.100					L5-3			BB													
Buck Rodgers, S (7, PH) OBP: 0.286, SLG: 0.297			6-3		L5-3			F9		2	0	0	0	0	0	1					
Rudy May, L (1, 1) OBP: 0.214, SLG: 0.154										1	0	0	0	0	0	0					
Costen Shockley, L (8, PH) OBP: 0.262, SLG: 0.281					4-3					1	0	0	0	0	0	0					
Barry Latman, R (8, 1)								F9		0	0	0	0	0	0	0					
Inning Stats	R: 0 E: 0 K: 0 S: 3	H: 0 LOB: 0 BB: 0 P: 3	R: 0 E: 0 K: 0 S: 3	H: 0 LOB: 1 BB: 1 P: 7	R: 0 E: 0 K: 1 S: 6	H: 1 LOB: 1 BB: 0 P: 6	R: 0 E: 0 K: 1 S: 5	H: 0 LOB: 1 BB: 1 P: 9	R: 0 E: 0 K: 0 S: 3	H: 1 LOB: 1 BB: 0 P: 3	R: 0 E: 0 K: 0 S: 5	H: 0 LOB: 1 BB: 1 P: 9	R: 0 E: 0 K: 1 S: 5	H: 0 LOB: 0 BB: 0 P: 5	R: 0 E: 0 K: 0 S: 3	H: 0 LOB: 0 BB: 0 P: 3	1B: 3 2B: 1 3B: 0 HR: 0	SF: 0 SAC: 0 DP: 2 HBP: 1	WP: 0 PB: 0 SB: 0 CS: 0	PA: 32	
PITCHER	IP	WLS	BF	H	R	ER	SO	BB	IBB	HBP	BLK	WP	HR	S	P	ERA	WHIP				
Dennis Bennett, L (1, 1) ERA: 3.86	5.1	W	21	3	0	0	2	2	0	1	0	0	0	22	31	0.00	0.938				
Dick Radatz, R (6, 1) ERA: 5.26	3.2	S	11	0	0	0	2	1	0	0	0	0	0	14	18	0.00	0.273				

AB 28
R 0
H 3
RBI 0
BB 3
SO 4
LOB 10



Batter	1	2	3	4	5	6	7	8	9	AB	R	H	RBI	BB	SO	LOB	BOTTOM				
Lenny Green, L (1, 8) OBP: 0.366, SLG: 0.442	1B 2B BB		1-3		FC4-6		K			3	1	0	0	1	1	1	Los Angeles Angels @ Boston Red Sox Fenway Park, Boston, MA Mon May 31 1965, 3:38 AM EDT Att: 22,031 - Unknown				
Chuck Schilling, R (1, 4) OBP: 0.422, SLG: 0.707	2B SF8		2B		F9			G5-4-3 1B		4	2	3	0	0	0	1					
Tony Conigliaro, R (1, 9) OBP: 0.330, SLG: 0.479	1B		1B		1-3			L4		4	0	1	1	0	1	3					
Felix Mantilla, R (1, 7) OBP: 0.410, SLG: 0.530	2B							G5-4-3		2	0	1	2	1	0	1					
Frank Matzone, R (1, 5) OBP: 0.336, SLG: 0.296	SF8		2B		SH1-4 WP BB			G5-4-3		2	0	0	0	0	1	2					
Lee Thomas, L (1, 3) OBP: 0.389, SLG: 0.526	K		6-3		1-3					3	0	0	0	0	2						
Rico Petrocelli, R (1, 6) OBP: 0.235, SLG: 0.255	4-3				F9			4-3		3	0	0	0	0	1						
Mike Ryan, R (1, 2) OBP: 0.241, SLG: 0.314					4-3			F3		3	0	0	0	0	0						
Dennis Bennett, L (1, 1) OBP: 0.400, SLG: 0.400					P6			F8		3	0	0	0	0	0						
Dick Radatz, R (6, 1) OBP: 0.417, SLG: 0.455								6-3		2	0	1	0	0	1	0					
Inning Stats	R: 2 E: 0 K: 1 S: 7	H: 2 LOB: 1 BB: 1 P: 11	R: 0 E: 0 K: 1 S: 5	H: 0 LOB: 0 BB: 0 P: 5	R: 1 E: 0 K: 1 S: 7	H: 2 LOB: 1 BB: 0 P: 7	R: 0 E: 0 K: 0 S: 3	H: 0 LOB: 0 BB: 0 P: 3	R: 0 E: 0 K: 0 S: 4	H: 1 LOB: 1 BB: 0 P: 4	R: 0 E: 0 K: 0 S: 3	H: 0 LOB: 1 BB: 1 P: 7	R: 0 E: 0 K: 1 S: 5	H: 0 LOB: 0 BB: 0 P: 5	R: 0 E: 0 K: 0 S: 3	H: 1 LOB: 0 BB: 0 P: 3	1B: 4 2B: 2 3B: 0 HR: 0	SF: 1 SAC: 1 DP: 1 HBP: 0	WP: 1 PB: 0 SB: 0 CS: 0	PA: 31	
PITCHER	IP	WLS	BF	H	R	ER	SO	BB	IBB	HBP	BLK	WP	HR	S	P	ERA	WHIP				
Rudy May, L (1, 1) ERA: 3.59	7.0	L	28	5	3	3	4	2	0	0	0	0	0	34	42	3.86	1.000				
Barry Latman, R (8, 1) ERA: 1.02	1.0		3	1	0	0	0	0	0	0	0	0	0	3	3	0.00	1.000				

AB 27
R 3
H 6
RBI 3
BB 2
SO 4
LOB 11



Batter	1	2	3	4	5	6	7	8	9	AB	R	H	RBI	BB	SO	LOB	TOP										
Jose Cardenal, R OBP: 0.301, SLG: 0.427 (1, 8)										5	1	1	0	0	0	3	Los Angeles Angels @ Boston Red Sox Fenway Park, Boston, MA Tue Jun 01 1965, 3:33 AM EDT Att: 2,121 - Unknown										
Albie Pearson, L OBP: 0.351, SLG: 0.364 (1, 9)										4	0	1	1	0	0	1											
Jim Fregosi, R OBP: 0.264, SLG: 0.370 (1, 6)										3	0	0	0	0	0	0											
Willie Smith, L OBP: 0.266, SLG: 0.405 (1, 7)										3	0	0	0	1	0	0											
Joe Adcock, R OBP: 0.309, SLG: 0.455 Lou Clinton, R OBP: 0.268, SLG: 0.221 (7, PR)										2	0	1	0	1	0	0											
Vic Power, R OBP: 0.263, SLG: 0.368 (7, 3)										0	1	0	0	0	0	0											
Buck Rodgers, S OBP: 0.287, SLG: 0.295 (1, 2)										4	1	1	0	0	0	3											
Paul Schaal, R OBP: 0.285, SLG: 0.411 (1, 5)										3	0	2	1	1	0	1											
Julio Gotay, R OBP: 0.292, SLG: 0.370 Bobby Knoop, R OBP: 0.333, SLG: 0.398 (9, 4)										4	1	1	1	0	0	2											
George Brunet, R OBP: 0.167, SLG: 0.091 (1, 1)										3	0	0	0	1	1	2											
Inning Stats	R: 0 E: 0 K: 0 S: 3	H: 0 LOB: 0 BB: 0 P: 3	R: 0 E: 0 K: 0 S: 4	H: 1 LOB: 1 BB: 0 P: 4	R: 2 E: 1 K: 0 S: 5	H: 1 LOB: 0 BB: 0 P: 5	R: 0 E: 0 K: 0 S: 3	H: 0 LOB: 0 BB: 0 P: 3	R: 0 E: 0 K: 0 S: 5	H: 1 LOB: 0 BB: 0 P: 5	R: 0 E: 0 K: 0 S: 3	H: 3 LOB: 2 BB: 2 P: 13	R: 0 E: 0 K: 0 S: 4	H: 1 LOB: 2 BB: 1 P: 8	R: 0 E: 0 K: 0 S: 3	H: 0 LOB: 1 BB: 1 P: 7	1B: 5 2B: 2 3B: 0 HR: 0	SF: 0 SAC: 1 DP: 0 HBP: 0	WP: 0 PB: 0 SB: 2 CS: 1	PA: 37							
PITCHER	IP	WLS	BF	H	R	ER	SO	BB	IBB	HBP	BLK	WP	HR	S	P	ERA	WHIP										
Dave Morehead, R ERA: 3.81 (1, 1)	6.1	L	26	6	4	2	1	1	0	0	0	0	0	27	31	2.84	1.105										
Jay Ritchie, R ERA: 2.05 (7, 1)	1.2		7	1	0	0	0	1	1	0	0	0	0	5	13	0.00	1.200										
Bob Duliba, R ERA: (9, 1)	1.0		4	0	0	0	0	1	0	0	0	0	0	3	7	0.00	1.000										

AB 32
R 4
H 7
RBI 3
BB 4
SO 1
LOB 14



Batter	1	2	3	4	5	6	7	8	9	AB	R	H	RBI	BB	SO	LOB	BOTTOM										
Lenny Green, L OBP: 0.364, SLG: 0.434 (1, 8)										3	0	0	0	1	2	1	Los Angeles Angels @ Boston Red Sox Fenway Park, Boston, MA Tue Jun 01 1965, 3:33 AM EDT Att: 2,121 - Unknown										
Chuck Schilling, R OBP: 0.408, SLG: 0.667 (1, 4)										4	0	1	0	0	1	1											
Tony Conigliaro, R OBP: 0.328, SLG: 0.473 (1, 9)										4	0	1	0	0	1	1											
Felix Mantilla, R OBP: 0.407, SLG: 0.523 (1, 7)										4	0	1	0	0	0	3											
Frank Matzone, R OBP: 0.333, SLG: 0.295 (1, 5)										4	0	1	0	0	0	2											
Lee Thomas, L OBP: 0.386, SLG: 0.519 (1, 3)										4	1	1	0	0	0	2											
Bob Tillman, R OBP: 0.264, SLG: 0.274 (1, 2)										4	0	1	0	0	1	2											
Rico Petrocelli, R OBP: 0.241, SLG: 0.260 (1, 6)										3	0	1	0	0	0	1											
Dave Morehead, R OBP: 0.182, SLG: 0.100 Jay Ritchie, R OBP: 1.000, SLG: 1.000 Eddie Bressoud, R OBP: 0.298, SLG: 0.407 Bob Duliba, R (9, 1)										2	0	0	1	0	0	1											
Inning Stats	R: 0 E: 0 K: 2 S: 7	H: 0 LOB: 0 BB: 0 P: 7	R: 0 E: 0 K: 0 S: 4	H: 1 LOB: 1 BB: 0 P: 4	R: 0 E: 0 K: 1 S: 5	H: 0 LOB: 0 BB: 0 P: 5	R: 0 E: 0 K: 1 S: 5	H: 1 LOB: 1 BB: 0 P: 4	R: 0 E: 0 K: 0 S: 4	H: 1 LOB: 2 BB: 1 P: 8	R: 0 E: 0 K: 0 S: 3	H: 1 LOB: 0 BB: 0 P: 3	1B: 6 2B: 2 3B: 0 HR: 0	SF: 0 SAC: 0 DP: 1 HBP: 0	WP: 0 PB: 0 SB: 0 CS: 0	PA: 34											
PITCHER	IP	WLS	BF	H	R	ER	SO	BB	IBB	HBP	BLK	WP	HR	S	P	ERA	WHIP										
George Brunet, L ERA: 1.72 (1, 1)	9.0	W	34	7	1	1	5	1	0	0	0	0	0	43	47	1.00	0.889										

AB 33
R 1
H 7
RBI 1
BB 1
SO 5
LOB 14



Batter	1	2	3	4	5	6	7	8	9	AB	R	H	RBI	BB	SO	LOB	TOP			
Lenny Green, L OBP: 0.370, SLG: 0.439	0-0 4-3 WP 1B	0-0 1-2 PB 1B		0-0 F6			0-0 1B		0-0 1-3	5	1	3	0	0	0	0				
Chuck Schilling, R OBP: 0.377, SLG: 0.612	0-0 6-3 1-2	0-0 F8 1-2 2-3			0-0 G3		0-0 F7			4	0	0	0	0	0	4				
Lee Thomas, L OBP: 0.364, SLG: 0.531	0-0 4-3 2-3	0-0 G3			0-0 F5			0-0 HR		4	1	1	1	0	0	3				
Felix Mantilla, R OBP: 0.409, SLG: 0.516	4-0 1B 3-H BB		0-0 6-3		0-0 6-3			4-0 1B BB		2	0	0	0	2	0	0				
Tony Conigliaro, R OBP: 0.332, SLG: 0.474	0-0 1-2 1B		0-0 E6			0-3 K		0-0 G5-4-3 1B		4	0	2	0	0	1	0				
Frank Malzone, R OBP: 0.323, SLG: 0.284	0-0 F5		0-0 F7			0-0 F6		0-3 K		4	0	0	0	0	1	5				
Bob Tillman, R OBP: 0.264, SLG: 0.299		0-0 HR	0-0 F9			0-0 6-3		0-0 G5-4-3 1-2		4	1	1	1	0	0	3				
Rico Petrocelli, R OBP: 0.228, SLG: 0.245		0-3 K		0-0 6-3			0-0 F8		0-3 K	3	0	0	0	0	1	0				
Eddie Bressoud, R OBP: 0.236, SLG: 0.404										1	0	0	0	0	1	0				
Jim Lonborg, R OBP: 0.143, SLG: 0.190		0-0 PB 1B		0-3 K			0-0 G3		0-0 F5	1	0	1	0	0	0	0				
Bob Duliba, R (3, 1)										1	0	0	0	0	1	0				
Gary Geiger, L OBP: 0.278, SLG: 0.267										1	0	0	0	0	0	0				
Jay Ritchie, R OBP: 1.000, SLG: 1.000										0	0	0	0	0	0	0				
Dalton Jones, L OBP: 0.464, SLG: 0.547										1	0	0	0	0	0	0				
Inning Stats	R: 1 E: 0 K: 0 S: 5	H: 2 LOB: 2 BB: 1 P: 9	R: 1 E: 0 K: 1 S: 8	H: 3 LOB: 2 BB: 0 P: 8	R: 0 E: 1 K: 0 S: 4	H: 0 LOB: 1 BB: 0 P: 4	R: 0 E: 0 K: 1 S: 5	H: 0 LOB: 0 BB: 0 P: 5	R: 0 E: 0 K: 0 S: 3	H: 0 LOB: 0 BB: 0 P: 3	R: 0 E: 0 K: 0 S: 4	H: 1 LOB: 1 BB: 1 P: 4	R: 1 E: 0 K: 1 S: 6	H: 2 LOB: 1 BB: 1 P: 10	R: 0 E: 0 K: 1 S: 5	H: 0 LOB: 0 BB: 0 P: 5	1B: 6 2B: 0 3B: 0 HR: 2	SF: 0 SAC: 0 DP: 1 HBP: 0	WP: 1 PB: 1 SB: 0 CS: 0	PA: 37
PITCHER	IP WLS BF H R ER SO BB IBB HBP BLK WP HR S P ERA WHIP																			
Mudcat Grant, R ERA: 4.24	(1, 1) 1.1 10 5 2 2 1 1 0 0 0 0 1 1 11 15 13.50 4.500																			
Jim Perry, R ERA: 1.72	(2, 1) 5.2 W 22 3 1 1 2 1 0 0 0 0 1 25 29 1.59 0.706																			
Al Worthington, R ERA: 2.16	(8, 1) 2.0 S 5 0 0 0 2 0 0 0 0 0 0 0 9 9 0.00 0.000																			

Boston Red Sox @ Minnesota Twins
 Metropolitan Stadium, Bloomington, MI
 Wed Jun 02 1965, 8:05 PM EDT
 Att: 12,297 - Unknown - 63 F

AB	35
R	3
H	8
RBI	2
BB	2
SO	5
LOB	15



Batter	1	2	3	4	5	6	7	8	9	AB	R	H	RBI	BB	SO	LOB	BOTTOM			
Zoilo Versalles, R OBP: 0.302, SLG: 0.510	0-0 5-3		0-0 E7 1B	0-0 F6 1-2			0-0 F7			4	1	1	1	0	0	1				
Jerry Kindall, R OBP: 0.303, SLG: 0.331	0-3 K		0-0 4-3 HR 1B		0-3 K		0-0 F5			4	1	1	1	0	2	0				
Tony Oliva, L OBP: 0.292, SLG: 0.478	0-0 F7		0-0 4-3 1-2		0-0 L3		0-0 1B			4	0	1	0	0	0	1				
Harmon Killebrew, R OBP: 0.381, SLG: 0.468		0-3 K	0-0 HR 1B		4-0 HR BB		0-0 F9			3	2	1	2	1	1	1				
Jimmie Hall, L OBP: 0.381, SLG: 0.543		0-0 6-3	0-0 1B 1B		0-0 HR 1B		0-0 CS 1B			4	1	3	2	0	0	0				
Bob Allison, R OBP: 0.396, SLG: 0.474		0-0 3B	0-0 FC5-4 1B		0-0 F4		0-3 K			4	0	2	0	0	1	1				
Rich Rollins, R OBP: 0.280, SLG: 0.327		0-0 F7	0-0 FC5-4 1-2		0-0 6-3		0-0 F8			4	0	0	0	0	0	3				
Jerry Zimmerman, R OBP: 0.321, SLG: 0.327			0-0 E 3B		0-0 F9		0-0 6-3			3	1	1	0	0	0	0				
Mudcat Grant, R OBP: 0.154, SLG: 0.250	(1, 1)		0-0 1-3		0-0 E3		0-0 4-3			0	0	0	0	0	0	0				
Jim Perry, S ERA: 2.7	(2, 1)									3	0	0	0	0	0	1				
Al Worthington, R ERA: 1.88	(8, 1)									0	0	0	0	0	0	0				
Inning Stats	R: 0 E: 0 K: 1 S: 5	H: 0 LOB: 0 BB: 0 P: 5	R: 0 E: 0 K: 1 S: 6	H: 1 LOB: 1 BB: 0 P: 6	R: 4 E: 1 K: 0 S: 9	H: 6 LOB: 2 BB: 0 P: 9	R: 0 E: 1 K: 0 S: 3	H: 0 LOB: 1 BB: 0 P: 3	R: 2 E: 0 K: 0 S: 6	H: 1 LOB: 0 BB: 1 P: 10	R: 0 E: 0 K: 0 S: 3	H: 0 LOB: 0 BB: 0 P: 3	R: 0 E: 0 K: 0 S: 4	H: 1 LOB: 1 BB: 0 P: 4	R: 0 E: 0 K: 1 S: 5	H: 1 LOB: 0 BB: 0 P: 5	1B: 6 2B: 0 3B: 2 HR: 2	SF: 0 SAC: 0 DP: 0 HBP: 0	WP: 0 PB: 0 SB: 0 CS: 1	PA: 34
PITCHER	IP WLS BF H R ER SO BB IBB HBP BLK WP HR S P ERA WHIP																			
Jim Lonborg, R ERA: 3.0	(1, 1) 2.2 L 14 6 4 4 2 0 0 0 0 0 0 1 14 18 5.40 0.900																			
Bob Duliba, R ERA: 2.7	(3, 1) 3.1 13 2 2 2 1 1 0 0 0 0 0 1 14 18 5.40 0.900																			
Jay Ritchie, R ERA: 1.88	(7, 1) 2.0 7 2 0 0 1 0 0 0 0 0 0 0 9 9 0.00 1.000																			

Boston Red Sox @ Minnesota Twins
 Metropolitan Stadium, Bloomington, MI
 Wed Jun 02 1965, 8:05 PM EDT
 Att: 12,297 - Unknown - 63 F

AB	33
R	6
H	10
RBI	6
BB	1
SO	4
LOB	8



Batter	1	2	3	4	5	6	7	8	9	AB	R	H	RBI	BB	SO	LOB	TOP																					
Danny Cater, R OBP: 0.295, SLG: 0.400 Al Weis, S OBP: 0.343, SLG: 0.397	(1,5) X 0-0 F9		(1,5) X 0-0 5-3		(1,5) X 0-0 F4		(1,5) X 0-0 E5 FC6-4		(1,5) X 0-0 SH1-4 1-2	4	0	0	0	0	0	1																						
Don Buford, S OBP: 0.348, SLG: 0.414	(1,4) S (7,5) X 0-3 K		(1,4) X (7,5) X 0-0 B1-3		(1,4) S (7,5) X 0-3 K		(1,4) X (7,5) X 0-0 FC6-4 1-2		(1,4) X (7,5) X 0-0 F4	5	0	0	0	0	2	3																						
Floyd Robinson, L OBP: 0.314, SLG: 0.368	(1,9) X 0-0 5-3			(1,9) X 0-0 G3		(1,9) X 0-0 F8		(1,9) X 0-3 K	(1,9) X 0-0 E3 2B 1B	5	1	1	0	0	1	2																						
Bill Skowron, R OBP: 0.327, SLG: 0.438 Dave Nicholson, R OBP: 0.192, SLG: 0.292	(1,3) (8, PR) (8, 7) X 0-0 HR			(1,3) (8, PR) (8, 7) X 4-0 WP E 1B BB		(1,3) (8, PR) (8, 7) X 0-0 HR		(1,3) (8, PR) (8, 7) X 0-0 2B 1B	(1,3) (8, PR) (8, 7) X 0-0 SH1-4 2B	3	3	3	2	1	0	0																						
Tom McCraw, L OBP: 0.272, SLG: 0.247	(1,7) (8, 3) X 0-0 FC3-6 1B			(1,7) (8, 3) X 0-0 E4 WP 1B		(1,7) (8, 3) X 0-0 4-3		(1,7) (8, 3) X 0-0 2B	(1,7) (8, 3) X 0-3 K	5	1	2	0	0	1	2																						
Ron Hansen, R OBP: 0.313, SLG: 0.391	(1,6) X 0-0 FC3-6 1-2			(1,6) X 0-0 1B 1H 2H		(1,6) X 0-0 5-3		(1,6) X 4-0 G4-6-3 IBB		3	0	1	2	1	0	1																						
Ken Berry, R OBP: 0.271, SLG: 0.318	(1,8) S (8, 7) X 0-3 K			(1,8) X 0-0 F6		(1,8) X 0-0 5-3		(1,8) X 0-3 K		4	0	0	0	0	2	5																						
Jimmie Schaffer, R OBP: 0.316, SLG: 0.375	(1,2) X 0-0 5-3			(1,2) X 0-0 F6			(1,2) X 0-0 BLK 3B	(1,2) X 0-0 G4-6-3 1-2		4	1	1	0	0	0	5																						
John Buzhardt, R OBP: 0.263, SLG: 0.125 Eddie Fisher, R OBP: 0.083, SLG: 0.083	(1,1) (7, 1) X 0-0 K		(1,1) (7, 1) X 0-3 K		(1,1) (7, 1) X 4-0 BB		(1,1) (7, 1) X 0-3 K 3H	(1,1) (7, 1) X 0-0 SH1-4 E 1B		2	0	0	0	1	2	0																						
Inning Stats	R: 0 E: 0 K: 1 S: 5	H: 0 LOB: 0 BB: 0 P: 5	R: 1 E: 1 K: 1 S: 7	H: 2 LOB: 1 BB: 0 P: 7	R: 0 E: 0 K: 1 S: 5	H: 0 LOB: 0 BB: 0 P: 5	R: 2 E: 1 K: 0 S: 5	H: 1 LOB: 1 BB: 1 P: 9	R: 0 E: 0 K: 1 S: 5	H: 0 LOB: 1 BB: 1 P: 9	R: 1 E: 0 K: 0 S: 4	H: 1 LOB: 0 BB: 0 P: 4	R: 1 E: 1 K: 2 S: 9	H: 1 LOB: 1 BB: 0 P: 9	R: 0 E: 0 K: 1 S: 6	H: 2 LOB: 3 BB: 1 P: 10	R: 2 E: 1 K: 1 S: 8	H: 3 LOB: 1 BB: 0 P: 8	1B: 5 2B: 2 3B: 1 HR: 2	SF: 0 SAC: 1 DP: 1 HBP: 0	WP: 1 PB: 0 SB: 0 CS: 0	PA: 41																
PITCHER	IP	WLS	BF	H	R	ER	SO	BB	IBB	HBP	BLK	WP	HR	S	P	ERA	WHIP	PITCHER	IP	WLS	BF	H	R	ER	SO	BB	IBB	HBP	BLK	WP	HR	S	P	ERA	WHIP			
Jim Lonborg, R ERA: 3.0	(1,1)	6.0	L	25	4	4	2	4	2	0	0	0	1	2	31	39	3.00	1.000																				
Jack Lamabe, R ERA: 10.8	(7,1)	1.0		5	1	1	1	2	0	0	0	1	0	0	9	9	9.00	1.000																				
Arnold Earley, L ERA: 2.33	(8,1)	2.0		11	5	2	1	2	0	1	0	0	0	0	14	18	4.50	2.500																				

Chicago White Sox @ Boston Red Sox
Fenway Park, Boston, MA
Mon Jun 07 1965, 7:05 PM EDT
Att: 8,276 - Unknown

AB 37
R 7
H 10
RBI 5
BB 3
SO 8
LOB 19



Batter	1	2	3	4	5	6	7	8	9	AB	R	H	RBI	BB	SO	LOB	BOTTOM																				
Lenny Green, L OBP: 0.372, SLG: 0.438	(1,7) X (8, 8) X 0-0 G6-4-3 1B		(1,7) X (8, 8) X 0-0 F2			(1,7) X (8, 8) X 0-0 FC6-5-4 2-3		(1,7) X (8, 8) X 0-0 4-3		4	0	1	0	0	0	1																					
Dalton Jones, L OBP: 0.438, SLG: 0.536	(1,5) S (8, 4) X 0-3 K			(1,5) X (8, 4) X 0-0 3-1		(1,5) X (8, 4) X 0-0 1B		(1,5) X (8, 4) X 0-3 K		4	0	1	0	0	2	1																					
Felix Mantilla, R OBP: 0.413, SLG: 0.520	(1,4) X (8, 7) X 0-0 G6-4-3 1-2			(1,4) X (8, 7) X 0-0 4-3		(1,4) X (8, 7) X 0-0 F8		(1,4) X (8, 7) X 0-0 F9		4	0	0	0	0	0	2																					
Lee Thomas, L OBP: 0.371, SLG: 0.538	(1,3) X 0-0 4-3			(1,3) X 0-0 E4 1B		(1,3) X 0-0 HR 2B		(1,3) X 0-0 SH1-3 6-3 2B		4	2	3	0	0	0	0																					
Tony Conigliaro, R OBP: 0.321, SLG: 0.464	(1,9) X 0-0 F6			(1,9) X 0-0 6-3		(1,9) X 0-0 HR 2B		(1,9) X 0-0 SH1-3 2-3		3	1	1	2	0	0	1																					
Gary Geiger, L OBP: 0.379, SLG: 0.333 Frank Malzone, R OBP: 0.316, SLG: 0.277	(1,8) (8, 5) X 4-0 BB			(1,8) (8, 5) X 0-3 K		(1,8) (8, 5) X 0-0 2B		(1,8) (8, 5) X 0-0 6-3		2	0	1	0	1	1	0																					
Bob Tillman, R OBP: 0.260, SLG: 0.277	(1,2) X 0-3 K			(1,2) X 0-0 F6		(1,2) X 0-3 K		(1,2) X 4-0 BB		3	0	0	0	1	2	2																					
Rico Petrocelli, R OBP: 0.234, SLG: 0.225 Eddie Bressoud, R OBP: 0.302, SLG: 0.397	(1,6) (7, PH) (8, 6) X 0-0 6-3			(1,6) (7, PH) (8, 6) X 0-3 K		(1,6) (7, PH) (8, 6) X 0-0 F8		(1,6) (7, PH) (8, 6) X 0-3 K		2	0	0	0	0	1	0																					
Jim Lonborg, R OBP: 0.138, SLG: 0.182 Chuck Schilling, R OBP: 0.338, SLG: 0.548 Jack Lamabe, R OBP: 0.316, SLG: 0.277 Carl Yastrzemski, L OBP: 0.373, SLG: 0.570 Arnold Earley, L OBP: 0.373, SLG: 0.570	(1,1) (8, PH) (7, 1) (8, 6) X 0-0 6-3			(1,1) (8, PH) (7, 1) (8, 6) X 0-0 6-3		(1,1) (8, PH) (7, 1) (8, 6) X 0-0 FC6-5 2B		(1,1) (8, PH) (7, 1) (8, 6) X 0-0 F7		1	0	0	0	0	0	0																					
Inning Stats	R: 0 E: 0 K: 1 S: 5	H: 1 LOB: 0 BB: 0 P: 5	R: 0 E: 0 K: 1 S: 5	H: 0 LOB: 1 BB: 1 P: 9	R: 0 E: 0 K: 0 S: 3	H: 0 LOB: 0 BB: 0 P: 3	R: 0 E: 1 K: 0 S: 4	H: 1 LOB: 1 BB: 0 P: 4	R: 0 E: 0 K: 2 S: 7	H: 0 LOB: 0 BB: 0 P: 7	R: 0 E: 0 K: 0 S: 4	H: 2 LOB: 1 BB: 0 P: 4	R: 2 E: 0 K: 1 S: 8	H: 3 LOB: 1 BB: 0 P: 8	R: 0 E: 0 K: 1 S: 5	H: 0 LOB: 0 BB: 0 P: 5	R: 1 E: 0 K: 1 S: 6	H: 1 LOB: 1 BB: 1 P: 10	1B: 3 2B: 5 3B: 0 HR: 1	SF: 0 SAC: 1 DP: 2 HBP: 0	WP: 0 PB: 0 SB: 0 CS: 0	PA: 35															
PITCHER	IP	WLS	BF	H	R	ER	SO	BB	IBB	HBP	BLK	WP	HR	S	P	ERA	WHIP	PITCHER	IP	WLS	BF	H	R	ER	SO	BB	IBB	HBP	BLK	WP	HR	S	P	ERA	WHIP		
John Buzhardt, R ERA: 2.78	(1,1)	6.1	W	25	7	2	2	5	1	0	0	0	0	13	17	3.38	0.750																				
Eddie Fisher, R ERA: 1.83	(7,1)	2.2	S	10	1	1	1	2	1	0	0	0	0	0	13	17	3.38	0.750																			

Chicago White Sox @ Boston Red Sox
Fenway Park, Boston, MA
Mon Jun 07 1965, 7:05 PM EDT
Att: 8,276 - Unknown

AB 32
R 3
H 8
RBI 3
BB 2
SO 7
LOB 10



Batter	1	2	3	4	5	6	7	8	9	AB	R	H	RBI	BB	SO	LOB	TOP																				
Danny Cater, R OBP: 0.292, SLG: 0.411 (1, 5) (9, 3)	F4	F9				5-3		F4		5	1	1	1	0	0	8	Chicago White Sox @ Boston Red Sox Fenway Park, Boston, MA Tue Jun 08 1965, 7:05 PM EDT Att: 9,704 - Unknown																				
Don Buford, S OBP: 0.350, SLG: 0.414 (1, 4) (9, 5)	F9		5-3		5-3		K		4-3	5	1	2	0	0	1	0																					
Floyd Robinson, L OBP: 0.306, SLG: 0.358 (1, 9)	F8		F5		F9		F9		4-3	5	0	0	0	0	0	2																					
Bill Skowron, R OBP: 0.328, SLG: 0.434 Al Weis, S OBP: 0.343, SLG: 0.397 (9, PR) (9, 4)		1B	5-3		F9		F9		1B	4	1	1	0	1	0	1																					
Tom McCraw, L OBP: 0.279, SLG: 0.256 (1, 7) (6, 8)		1B	6-3				F8		2B	5	1	2	1	0	0	1																					
Ron Hansen, R OBP: 0.320, SLG: 0.414 (1, 6)	FC5-4					E6		1B	1B	5	2	3	1	0	0	1																					
Ken Berry, R OBP: 0.274, SLG: 0.316 Smoky Burgess, L OBP: 0.346, SLG: 0.435 Dave Nicholson, R OBP: 0.214, SLG: 0.308 (6, PH) (6, PH) (6, 7)	1B					FC6-4		K		1	0	0	0	0	1	1																					
Jimmie Schaffer, R OBP: 0.286, SLG: 0.333 J.C. Martin, L OBP: 0.363, SLG: 0.389 (6, PH) (6, 2)	HBP					IBB		K		2	0	0	0	1	0	0																					
Joe Horlen, R OBP: 0.276, SLG: 0.286 (1, 1)	F8				F9		FC6-4		SF8	2	0	0	0	0	0	3																					
Inning Stats	R: 0 E: 0 K: 0 S: 3	H: 0 LOB: 0 BB: 0 P: 3	R: 1 E: 1 K: 0 S: 6	H: 3 LOB: 3 BB: 0 P: 7	R: 0 E: 0 K: 0 S: 4	H: 1 LOB: 1 BB: 0 P: 4	R: 0 E: 0 K: 1 S: 6	H: 1 LOB: 1 BB: 0 P: 6	R: 1 E: 0 K: 0 S: 4	H: 1 LOB: 0 BB: 0 P: 4	R: 0 E: 0 K: 1 S: 5	H: 0 LOB: 0 BB: 0 P: 5	R: 0 E: 0 K: 1 S: 7	H: 2 LOB: 3 BB: 1 P: 11	R: 4 E: 0 K: 0 S: 7	H: 4 LOB: 1 BB: 1 P: 11		1B: 9 2B: 3 3B: 0 HR: 1	SF: 1 SAC: 0 DP: 0 HBP: 1	WP: 0 PB: 0 SB: 1 CS: 0	PA: 45																
PITCHER	IP	WLS	BF	H	R	ER	SO	BB	IBB	HBP	BLK	WP	HR	S	P	ERA		WHIP	PITCHER		IP	WLS	BF	H	R	ER	SO	BB	IBB	HBP	BLK	WP	HR	S	P	ERA	WHIP
Bill Monbouquette, R ERA: 3.47 Arnold Earley, L ERA: 3.29 Jay Ritchie, R ERA: 2.08 (1, 1) (9, 1) (9, 1)	8.0	L	37	9	3	2	3	0	2	1	0	0	1	40	49	2.25		1.125			8.0	W	30	4	2	2	4	0	0	0	0	0	1	38	38	2.00	0.444

AB	40
R	7
H	13
RBI	6
BB	3
SO	3
LOB	22



Batter	1	2	3	4	5	6	7	8	9	AB	R	H	RBI	BB	SO	LOB	BOTTOM																				
Lenny Green, L OBP: 0.365, SLG: 0.431 (1, 8)	G3		SF8			6-3			4-3	3	0	0	1	0	0	0	Chicago White Sox @ Boston Red Sox Fenway Park, Boston, MA Tue Jun 08 1965, 7:05 PM EDT Att: 9,704 - Unknown																				
Dalton Jones, L OBP: 0.432, SLG: 0.545 (1, 5)	F7		3B			G3			G3	4	0	1	0	0	0	0																					
Felix Mantilla, R OBP: 0.411, SLG: 0.517 Chuck Schilling, R OBP: 0.343, SLG: 0.523 (3, PH) (4, 4)	F4		6-3			4-3			6-3	1	0	0	0	0	0	0																					
Lee Thomas, L OBP: 0.371, SLG: 0.551 (1, 7)						K				3	1	1	1	0	1	0																					
Tony Conigliaro, R OBP: 0.316, SLG: 0.457 (1, 9)						6-3			F8	3	0	0	0	0	0	0																					
Tony Horton, R OBP: 0.333, SLG: 0.333 (1, 3)						6-3			L5	3	0	1	0	0	0	0																					
Bob Tillman, R OBP: 0.255, SLG: 0.271 (1, 2)						K				3	0	0	0	0	1	1																					
Rico Petrocelli, R OBP: 0.241, SLG: 0.247 Eddie Bressoud, R OBP: 0.300, SLG: 0.393 (8, PH) (9, 6)						6-3			K	2	1	1	0	0	0	0																					
Bill Monbouquette, R OBP: 0.143, SLG: 0.148 Carl Yastrzemski, L OBP: 0.271, SLG: 0.266 Arnold Earley, L Jay Ritchie, R OBP: 0.667, SLG: 0.500 (1, 1) (8, PH) (9, 1) (9, 1)						6-3			K	1	0	0	0	0	1	0																					
Inning Stats	R: 0 E: 0 K: 0 S: 3	H: 0 LOB: 0 BB: 0 P: 3	R: 1 E: 0 K: 1 S: 6	H: 2 LOB: 0 BB: 0 P: 6	R: 1 E: 0 K: 0 S: 5	H: 2 LOB: 1 BB: 0 P: 5	R: 0 E: 0 K: 1 S: 5	H: 0 LOB: 0 BB: 0 P: 5	R: 0 E: 0 K: 0 S: 3	H: 0 LOB: 0 BB: 0 P: 3	R: 0 E: 0 K: 2 S: 7	H: 0 LOB: 0 BB: 0 P: 7	R: 0 E: 0 K: 0 S: 3	H: 0 LOB: 0 BB: 0 P: 3	R: 0 E: 0 K: 0 S: 3	H: 0 LOB: 0 BB: 0 P: 3		1B: 1 2B: 1 3B: 1 HR: 1	SF: 1 SAC: 1 DP: 0 HBP: 0	WP: 0 PB: 0 SB: 0 CS: 1	PA: 30																
PITCHER	IP	WLS	BF	H	R	ER	SO	BB	IBB	HBP	BLK	WP	HR	S	P	ERA		WHIP	PITCHER		IP	WLS	BF	H	R	ER	SO	BB	IBB	HBP	BLK	WP	HR	S	P	ERA	WHIP
Joe Horlen, R ERA: 1.92 (1, 1)	9.0	W	30	4	2	2	4	0	0	0	0	0	1	38	38	2.00		0.444			9.0	W	30	4	2	2	4	0	0	0	0	0	1	38	38	2.00	0.444



Batter	1	2	3	4	5	6	7	8	9	AB	R	H	RBI	BB	SO	LOB	TOP			
Danny Cater, R OBP: 0.291, SLG: 0.407 (1, 5)										4	0	1	0	0	1	0	Chicago White Sox @ Boston Red Sox Fenway Park, Boston, MA Wed Jun 09 1965, 7:05 PM EDT Att: 8,475 - Unknown			
Don Buford, S OBP: 0.347, SLG: 0.409 (1, 4)										4	0	1	0	0	1	0				
Floyd Robinson, L OBP: 0.305, SLG: 0.356 (1, 9)										4	1	1	0	0	0	2				
Bill Skowron, R OBP: 0.322, SLG: 0.425 (1, 3)										4	0	0	0	0	2	3				
Tom McCraw, L OBP: 0.278, SLG: 0.293 (1, 7)										4	1	1	2	0	1	2				
Ron Hansen, R OBP: 0.315, SLG: 0.407 (1, 6)										3	0	0	0	0	0	0				
Ken Berry, R OBP: 0.275, SLG: 0.324 (1, 8)										3	0	1	0	0	0	0				
J.C. Martin, L OBP: 0.354, SLG: 0.378 (1, 2)										2	0	0	0	0	1	1				
Tommy John, R OBP: 0.211, SLG: 0.167 (5, 1)										0	0	0	0	0	0	0				
Dave Nicholson, R OBP: 0.207, SLG: 0.296 (7, PH)										1	0	0	0	0	1	0				
Eddie Fisher, R OBP: 0.083, SLG: 0.083 (7, 1)										0	0	0	0	0	0	0				
Bruce Howard, S OBP: 0.333, SLG: 0.182 (1, 1)										1	0	0	0	0	0	0				
Bob Locker, S (3, 1)										0	0	0	0	0	0	0				
Smoky Burgess, L OBP: 0.321, SLG: 0.400 (5, PH)										2	0	0	0	0	0	0				
Inning Stats	R: 0 E: 0 K: 1 S: 7	H: 2 LOB: 2 BB: 0 P: 7	R: 0 E: 0 K: 1 S: 5	H: 0 LOB: 0 BB: 0 P: 5	R: 0 E: 0 K: 0 S: 3	H: 0 LOB: 0 BB: 0 P: 3	R: 2 E: 0 K: 0 S: 6	H: 3 LOB: 1 BB: 0 P: 6	R: 0 E: 0 K: 1 S: 5	H: 0 LOB: 0 BB: 0 P: 5	R: 0 E: 0 K: 1 S: 5	H: 0 LOB: 0 BB: 0 P: 5	R: 0 E: 0 K: 0 S: 3	H: 0 LOB: 0 BB: 0 P: 3	R: 0 E: 0 K: 1 S: 5	H: 0 LOB: 0 BB: 0 P: 5	1B: 3 2B: 1 3B: 0 HR: 1	SF: 0 SAC: 0 DP: 0 HBP: 0	WP: 0 PB: 0 SB: 0 CS: 0	PA: 32
PITCHER Earl Wilson, R ERA: 4.63 (1, 1)	IP: 9.0 WLS: W BF: 32	H: 5 R: 2 ER: 2 SO: 7	BB: 0 IBB: 0 HBP: 0 BLK: 0	WP: 0 HR: 1 S: 46 P: 46	ERA: 2.00 WHIP: 0.556	PITCHER										IP: 9.0 WLS: W BF: 32	H: 5 R: 2 ER: 2 SO: 7	BB: 0 IBB: 0 HBP: 0 BLK: 0	WP: 0 HR: 1 S: 46 P: 46	ERA: 2.00 WHIP: 0.556

Batter	1	2	3	4	5	6	7	8	9	AB	R	H	RBI	BB	SO	LOB	BOTTOM				
Chuck Schilling, R OBP: 0.351, SLG: 0.522 (1, 4)										4	1	2	0	0	1	0	Chicago White Sox @ Boston Red Sox Fenway Park, Boston, MA Wed Jun 09 1965, 7:05 PM EDT Att: 8,475 - Unknown				
Dalton Jones, L OBP: 0.426, SLG: 0.529 (1, 5)										3	0	0	0	1	1	1					
Carl Yastrzemski, L OBP: 0.374, SLG: 0.560 (1, 8)										3	1	1	0	1	0	1					
Lee Thomas, L OBP: 0.373, SLG: 0.545 (1, 7)										2	1	0	0	2	1	1					
Tony Conigliaro, R OBP: 0.320, SLG: 0.468 (1, 9)										4	1	2	0	0	0	4					
Tony Horton, R OBP: 0.571, SLG: 0.667 (1, 3)										3	0	3	3	0	0	0					
Lenny Green, L OBP: 0.365, SLG: 0.431 (9, 8)										0	0	0	0	0	0	0					
Rico Petrocelli, R OBP: 0.229, SLG: 0.234 (1, 6)										4	0	0	0	0	1	4					
Mike Ryan, R OBP: 0.206, SLG: 0.267 (1, 2)										3	0	0	0	0	1	1					
Earl Wilson, R OBP: 0.321, SLG: 0.273 (1, 1)										3	0	0	0	0	3	1					
Inning Stats	R: 0 E: 0 K: 0 S: 3	H: 0 LOB: 2 BB: 2 P: 11	R: 0 E: 0 K: 3 S: 10	H: 1 LOB: 1 BB: 0 P: 10	R: 3 E: 1 K: 0 S: 5	H: 2 LOB: 1 BB: 2 P: 13	R: 0 E: 0 K: 2 S: 7	H: 0 LOB: 0 BB: 0 P: 7	R: 0 E: 0 K: 0 S: 4	H: 1 LOB: 1 BB: 0 P: 4	R: 0 E: 0 K: 1 S: 5	H: 1 LOB: 0 BB: 0 P: 5	R: 0 E: 0 K: 0 S: 5	H: 2 LOB: 2 BB: 0 P: 5	R: 0 E: 0 K: 0 S: 5	H: 0 LOB: 0 BB: 0 P: 5		1B: 7 2B: 0 3B: 1 HR: 0	SF: 1 SAC: 0 DP: 0 HBP: 0	WP: 0 PB: 0 SB: 0 CS: 0	PA: 34
PITCHER Bruce Howard, R ERA: 4.7 (1, 1)	IP: 2.2 WLS: L BF: 15	H: 3 R: 3 ER: 2 SO: 3	BB: 4 IBB: 0 HBP: 0 BLK: 0	WP: 0 HR: 0 S: 17 P: 33	ERA: 6.75 WHIP: 2.625	PITCHER										IP: 2.2 WLS: L BF: 15		H: 3 R: 3 ER: 2 SO: 3	BB: 4 IBB: 0 HBP: 0 BLK: 0	WP: 0 HR: 0 S: 17 P: 33	ERA: 6.75 WHIP: 2.625
Bob Locker, R ERA: 3.33 (3, 1)	IP: 1.1 WLS: L BF: 4	H: 0 R: 0 ER: 0 SO: 2	BB: 0 IBB: 0 HBP: 0 BLK: 0	WP: 0 HR: 0 S: 8 P: 8	ERA: 0.00 WHIP: 0.000	PITCHER										IP: 1.1 WLS: L BF: 4		H: 0 R: 0 ER: 0 SO: 2	BB: 0 IBB: 0 HBP: 0 BLK: 0	WP: 0 HR: 0 S: 8 P: 8	ERA: 0.00 WHIP: 0.000
Tommy John, L ERA: 3.36 (5, 1)	IP: 2.0 WLS: L BF: 7	H: 2 R: 1 ER: 1 SO: 2	BB: 0 IBB: 0 HBP: 0 BLK: 0	WP: 0 HR: 0 S: 11 P: 11	ERA: 4.50 WHIP: 1.000	PITCHER										IP: 2.0 WLS: L BF: 7	H: 2 R: 1 ER: 1 SO: 2	BB: 0 IBB: 0 HBP: 0 BLK: 0	WP: 0 HR: 0 S: 11 P: 11	ERA: 4.50 WHIP: 1.000	
Eddie Fisher, R ERA: 1.77 (7, 1)	IP: 2.0 WLS: L BF: 8	H: 3 R: 0 ER: 0 SO: 1	BB: 0 IBB: 0 HBP: 0 BLK: 0	WP: 0 HR: 0 S: 10 P: 10	ERA: 0.00 WHIP: 1.500	PITCHER										IP: 2.0 WLS: L BF: 8	H: 3 R: 0 ER: 0 SO: 1	BB: 0 IBB: 0 HBP: 0 BLK: 0	WP: 0 HR: 0 S: 10 P: 10	ERA: 0.00 WHIP: 1.500	

Batter	1	2	3	4	5	6	7	8	9	AB	R	H	RBI	BB	SO	LOB	TOP			
Danny Cater, R OBP: 0.289, SLG: 0.402 (1, 7)	0-0 5-3		0-0 L5		0-3 K		0-0 HBP 3B 1B		0-0 F8	5	1	1	0	0	1	0	Chicago White Sox @ Boston Red Sox Fenway Park, Boston, MA Thu Jun 10 1965, 3:33 AM EDT Att: 3,464 - Unknown			
Don Buford, S OBP: 0.349, SLG: 0.412 (1, 4) (8, 5)	0-0 F7		0-0 2B		0-0 4-3		1-0 HBP 3B		0-0 F9	4	1	1	0	0	0	0				
Floyd Robinson, L OBP: 0.307, SLG: 0.364 (1, 9)	0-0 6-3		4-0 BB		0-3 K		0-0 3B		0-0 F6	4	0	1	3	1	1	0				
Smoky Burgess, L OBP: 0.313, SLG: 0.379 Hoyt Wilhelm, R (7, 1)		0-0 E2 1B	0-3 K		0-0 3-1		0-0 K			4	0	1	0	0	2	3				
Pete Ward, L OBP: 0.384, SLG: 0.485 Al Weis, S OBP: 0.343, SLG: 0.397 (8, 4)		4-0 FC6-4 BB		0-0 4-3		0-0 6-3 3B		0-0 F8	3	1	1	0	1	0	1	0				
Tom McCraw, L OBP: 0.277, SLG: 0.282 (1, 3)		0-3 K		4-0 S BB		0-0 6-3		0-0 F8	3	0	0	1	1	1	2					
Ron Hansen, R OBP: 0.314, SLG: 0.400 (1, 6)		0-3 K		4-0 1-2 BB		0-0 6-3		0-0 4-3	3	0	0	0	1	1	2					
Ken Berry, R OBP: 0.281, SLG: 0.329 (1, 8)		0-0 FC6-4 1-2		0-3 K		0-0 HBP 3B 1B		0-0 1B	4	1	2	0	0	1	4					
Gary Peters, L OBP: 0.152, SLG: 0.125 J.C. Martin, L OBP: 0.349, SLG: 0.373 (7, 2)			0-3 K		0-3 K		0-0 F4		0-0 1-3	3	0	0	0	0	2	3				
			0-3 K		0-3 K		0-0 F4		0-0 1-3	1	0	0	0	0	0	1				
Inning Stats	R: 0 E: 0 K: 0 S: 3	H: 0 LOB: 0 BB: 0 P: 3	R: 0 E: 1 K: 2 S: 8	H: 1 LOB: 2 BB: 1 P: 12	R: 0 E: 0 K: 2 S: 8	H: 1 LOB: 2 BB: 1 P: 12	R: 0 E: 0 K: 2 S: 7	H: 0 LOB: 0 BB: 0 P: 15	R: 0 E: 0 K: 1 S: 4	H: 0 LOB: 0 BB: 0 P: 4	R: 3 E: 0 K: 1 S: 8	H: 3 LOB: 1 BB: 0 P: 9	R: 0 E: 0 K: 0 S: 4	H: 1 LOB: 1 BB: 0 P: 4	R: 0 E: 0 K: 0 S: 3	H: 0 LOB: 0 BB: 0 P: 3	1B: 4 2B: 1 3B: 2 HR: 0	SF: 0 SAC: 0 DP: 0 HBP: 1	WP: 0 PB: 0 SB: 1 CS: 0	PA: 39
PITCHER	IP WLS BF H R ER SO BB IBB HBP BLK WP HR S P ERA WHIP	IP WLS BF H R ER SO BB IBB HBP BLK WP HR S P ERA WHIP	IP WLS BF H R ER SO BB IBB HBP BLK WP HR S P ERA WHIP	IP WLS BF H R ER SO BB IBB HBP BLK WP HR S P ERA WHIP	IP WLS BF H R ER SO BB IBB HBP BLK WP HR S P ERA WHIP	IP WLS BF H R ER SO BB IBB HBP BLK WP HR S P ERA WHIP	IP WLS BF H R ER SO BB IBB HBP BLK WP HR S P ERA WHIP	IP WLS BF H R ER SO BB IBB HBP BLK WP HR S P ERA WHIP	IP WLS BF H R ER SO BB IBB HBP BLK WP HR S P ERA WHIP	IP WLS BF H R ER SO BB IBB HBP BLK WP HR S P ERA WHIP	IP WLS BF H R ER SO BB IBB HBP BLK WP HR S P ERA WHIP	IP WLS BF H R ER SO BB IBB HBP BLK WP HR S P ERA WHIP	IP WLS BF H R ER SO BB IBB HBP BLK WP HR S P ERA WHIP	IP WLS BF H R ER SO BB IBB HBP BLK WP HR S P ERA WHIP	IP WLS BF H R ER SO BB IBB HBP BLK WP HR S P ERA WHIP	IP WLS BF H R ER SO BB IBB HBP BLK WP HR S P ERA WHIP	IP WLS BF H R ER SO BB IBB HBP BLK WP HR S P ERA WHIP			
Dave Morehead, R ERA: 3.86 Dick Radatz, R ERA: 4.91 Jerry Stephenson, R ERA: 4.8 (1, 1) (7, 1) (8, 1)	6.1 L 28 5 3 3 8 4 0 0 0 0 0 40 56 4.26 1.421	0.2 4 1 1 1 1 0 0 0 1 0 0 0 5 6 13.50 1.500	2.0 7 1 0 0 0 0 0 0 0 0 0 0 7 7 0.00 0.500																	

AB	34
R	4
H	7
RBI	4
BB	4
SO	9
LOB	16



Batter	1	2	3	4	5	6	7	8	9	AB	R	H	RBI	BB	SO	LOB	BOTTOM			
Chuck Schilling, R OBP: 0.346, SLG: 0.507 (1, 4)	0-0 F8		0-0 F8		0-3 K			0-0 G6-4-3 1B		4	0	1	0	0	1	1	Chicago White Sox @ Boston Red Sox Fenway Park, Boston, MA Thu Jun 10 1965, 3:33 AM EDT Att: 3,464 - Unknown			
Frank Malzone, R OBP: 0.321, SLG: 0.285 (1, 5)	0-0 F4		0-0 E 1B 1-3			0-0 S 1B		0-0 G6-4-3 1B 1-2	4	0	2	0	0	0	1					
Carl Yastrzemski, L OBP: 0.371, SLG: 0.550 (1, 8)	0-0 F8		0-0 E8 1-3 3-H 1B			0-0 F7 1-2		0-0 F7	4	0	1	1	0	0	1					
Tony Conigliaro, R OBP: 0.318, SLG: 0.478 (1, 9)		0-0 HR	0-0 B5-3			0-0 5-3		0-3 K	4	1	1	1	0	1	3					
Tony Horton, R OBP: 0.455, SLG: 0.444 (1, 3)		0-0 5-3		0-3 K		4-0 IBB		0-0 5-3	3	0	0	0	1	1	0					
Lee Thomas, L OBP: 0.397, SLG: 0.534 (1, 7)		0-0 5-3		0-0 F9		0-0 F6		0-3 K	4	0	0	0	0	1	2					
Rico Petrocelli, R OBP: 0.221, SLG: 0.225 (1, 6)		0-0 F4		0-0 F3			0-0 4-3			3	0	0	0	0	0	0				
Mike Ryan, R OBP: 0.197, SLG: 0.254 (1, 2)			0-0 F9		0-0 F8		0-3 K			3	0	0	0	0	1	0				
Dave Morehead, R OBP: 0.231, SLG: 0.167 Dick Radatz, R OBP: 0.400, SLG: 0.643 Lenny Green, L OBP: 0.364, SLG: 0.429 Jerry Stephenson, L (1, 1) (7, 1) (7, PH) (8, 1)	6.0 W 24 5 2 2 2 0 0 0 0 0 0 27 31 3.00 0.833	3.0 S 9 1 0 0 3 0 0 0 0 0 0 15 15 0.00 0.333																		
Inning Stats	R: 0 E: 0 K: 0 S: 3	H: 0 LOB: 0 BB: 0 P: 3	R: 1 E: 0 K: 0 S: 4	H: 1 LOB: 0 BB: 0 P: 4	R: 1 E: 1 K: 0 S: 6	H: 3 LOB: 2 BB: 0 P: 6	R: 0 E: 0 K: 1 S: 5	H: 0 LOB: 0 BB: 0 P: 5	R: 0 E: 0 K: 0 S: 4	H: 1 LOB: 2 BB: 1 P: 8	R: 0 E: 0 K: 1 S: 5	H: 0 LOB: 0 BB: 0 P: 5	R: 0 E: 0 K: 0 S: 3	H: 1 LOB: 0 BB: 0 P: 3	R: 0 E: 0 K: 2 S: 7	H: 0 LOB: 0 BB: 0 P: 7		1B: 5 2B: 0 3B: 0 HR: 1	SF: 0 SAC: 0 DP: 1 HBP: 0	WP: 0 PB: 0 SB: 1 CS: 0
PITCHER	IP WLS BF H R ER SO BB IBB HBP BLK WP HR S P ERA WHIP	IP WLS BF H R ER SO BB IBB HBP BLK WP HR S P ERA WHIP	IP WLS BF H R ER SO BB IBB HBP BLK WP HR S P ERA WHIP	IP WLS BF H R ER SO BB IBB HBP BLK WP HR S P ERA WHIP	IP WLS BF H R ER SO BB IBB HBP BLK WP HR S P ERA WHIP	IP WLS BF H R ER SO BB IBB HBP BLK WP HR S P ERA WHIP	IP WLS BF H R ER SO BB IBB HBP BLK WP HR S P ERA WHIP	IP WLS BF H R ER SO BB IBB HBP BLK WP HR S P ERA WHIP	IP WLS BF H R ER SO BB IBB HBP BLK WP HR S P ERA WHIP	IP WLS BF H R ER SO BB IBB HBP BLK WP HR S P ERA WHIP	IP WLS BF H R ER SO BB IBB HBP BLK WP HR S P ERA WHIP	IP WLS BF H R ER SO BB IBB HBP BLK WP HR S P ERA WHIP	IP WLS BF H R ER SO BB IBB HBP BLK WP HR S P ERA WHIP	IP WLS BF H R ER SO BB IBB HBP BLK WP HR S P ERA WHIP	IP WLS BF H R ER SO BB IBB HBP BLK WP HR S P ERA WHIP	IP WLS BF H R ER SO BB IBB HBP BLK WP HR S P ERA WHIP				

AB	32
R	2
H	6
RBI	2
BB	1
SO	5
LOB	8



Batter	1	2	3	4	5	6	7	8	9	AB	R	H	RBI	BB	SO	LOB	TOP				
Jerry Adair, R OBP: 0.307, SLG: 0.303 (1, 4)			L4	G3			K		L7	5	0	1	0	0	1	2					
Luis Aparicio, R OBP: 0.287, SLG: 0.393 (1, 6)	F6		E4	6-3			CS		F7	5	1	1	0	0	0	1					
Bob Johnson, R OBP: 0.292, SLG: 0.437 Boog Powell, L OBP: 0.309, SLG: 0.383 (7, PH) (7, 3)	F3		E	1B			K			3	1	2	0	0	0	0					
Brooks Robinson, R OBP: 0.365, SLG: 0.463 (1, 5)			E4	1B			F3			3	0	2	1	1	0	1					
Sam Bowens, R OBP: 0.134, SLG: 0.188 (1, 9)	F9		F3				FC5-4		SH3-4	3	0	0	0	0	0	3					
Jackie Brandt, R OBP: 0.331, SLG: 0.472 (1, 7)	F4			HR			F4		5-3	4	1	1	0	0	0	3					
John Orsino, R OBP: 0.338, SLG: 0.465 (1, 2)	F7			HR			G6-4-3		IBB	3	1	2	2	1	0	1					
Paul Blair, R OBP: 0.306, SLG: 0.317 (1, 8)			SH5-4	BB			G6-4-3		K	3	1	1	0	1	1	3					
Robin Roberts, S OBP: 0.214, SLG: 0.259 Norm Siebern, L OBP: 0.355, SLG: 0.432 Harvey Haddix, L Stu Miller, R (8, 1)			SH5-4	BB			K		1-3	0	0	0	0	0	0	0					
Inning Stats	R: 0 E: 0 K: 0 S: 3	H: 1 LOB: 0 BB: 0 P: 3	R: 0 E: 0 K: 0 S: 3	H: 0 LOB: 1 BB: 1 P: 7	R: 3 E: 2 K: 0 S: 7	H: 3 LOB: 1 BB: 0 P: 7	R: 2 E: 0 K: 0 S: 4	H: 2 LOB: 1 BB: 2 P: 12	R: 0 E: 0 K: 1 S: 5	H: 1 LOB: 0 BB: 0 P: 5	R: 0 E: 0 K: 2 S: 7	H: 1 LOB: 0 BB: 0 P: 7	R: 0 E: 0 K: 1 S: 6	H: 1 LOB: 2 BB: 1 P: 10	R: 0 E: 0 K: 0 S: 3	H: 0 LOB: 0 BB: 0 P: 3	1B: 8 2B: 1 3B: 0 HR: 1	SF: 0 SAC: 2 DP: 1 HBP: 0	WP: 0 PB: 0 SB: 1 CS: 2	PA: 38	
PITCHER	IP WLS BF H R ER SO BB IBB HBP BLK WP HR S P ERA WHIP	IP WLS BF H R ER SO BB IBB HBP BLK WP HR S P ERA WHIP	IP WLS BF H R ER SO BB IBB HBP BLK WP HR S P ERA WHIP	IP WLS BF H R ER SO BB IBB HBP BLK WP HR S P ERA WHIP	IP WLS BF H R ER SO BB IBB HBP BLK WP HR S P ERA WHIP	IP WLS BF H R ER SO BB IBB HBP BLK WP HR S P ERA WHIP	IP WLS BF H R ER SO BB IBB HBP BLK WP HR S P ERA WHIP	IP WLS BF H R ER SO BB IBB HBP BLK WP HR S P ERA WHIP	IP WLS BF H R ER SO BB IBB HBP BLK WP HR S P ERA WHIP	IP WLS BF H R ER SO BB IBB HBP BLK WP HR S P ERA WHIP	IP WLS BF H R ER SO BB IBB HBP BLK WP HR S P ERA WHIP	IP WLS BF H R ER SO BB IBB HBP BLK WP HR S P ERA WHIP	IP WLS BF H R ER SO BB IBB HBP BLK WP HR S P ERA WHIP	IP WLS BF H R ER SO BB IBB HBP BLK WP HR S P ERA WHIP	IP WLS BF H R ER SO BB IBB HBP BLK WP HR S P ERA WHIP	IP WLS BF H R ER SO BB IBB HBP BLK WP HR S P ERA WHIP	IP WLS BF H R ER SO BB IBB HBP BLK WP HR S P ERA WHIP	IP WLS BF H R ER SO BB IBB HBP BLK WP HR S P ERA WHIP	IP WLS BF H R ER SO BB IBB HBP BLK WP HR S P ERA WHIP	IP WLS BF H R ER SO BB IBB HBP BLK WP HR S P ERA WHIP	IP WLS BF H R ER SO BB IBB HBP BLK WP HR S P ERA WHIP

Baltimore Orioles @ Boston Red Sox
Fenway Park, Boston, MA
Fri Jun 11 1965, 7:05 PM EDT
Att: 18,849 - Unknown

AB	32
R	5
H	10
RBI	3
BB	4
SO	4
LOB	15

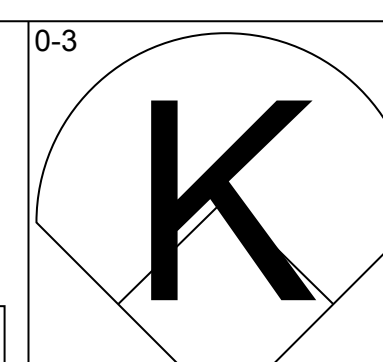
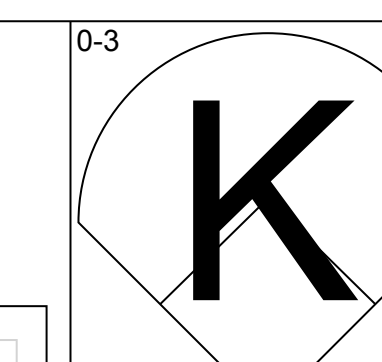
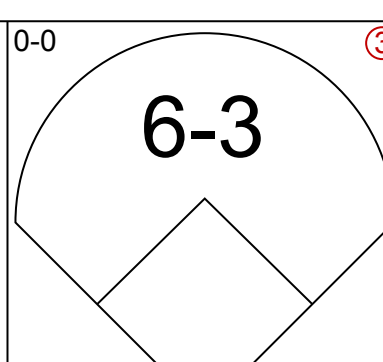
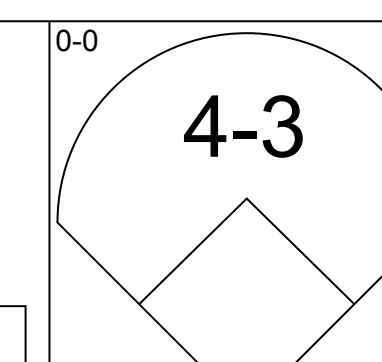

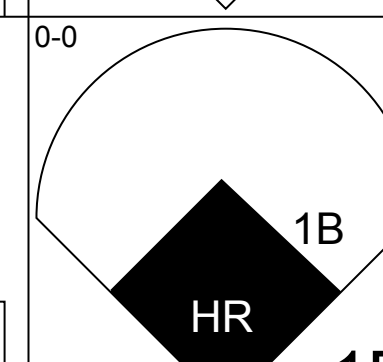
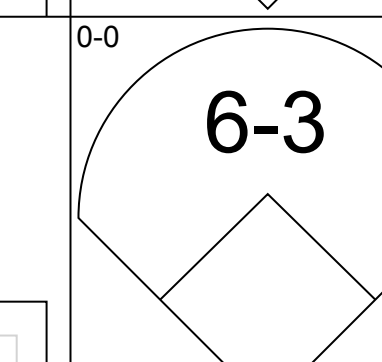
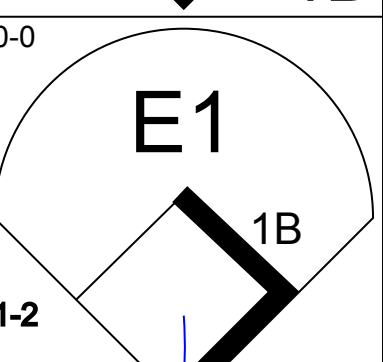
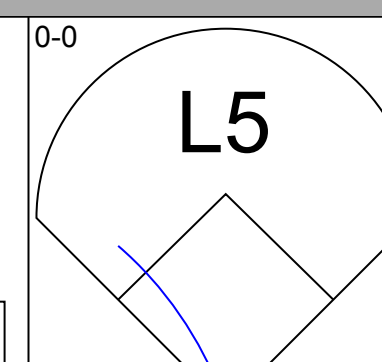
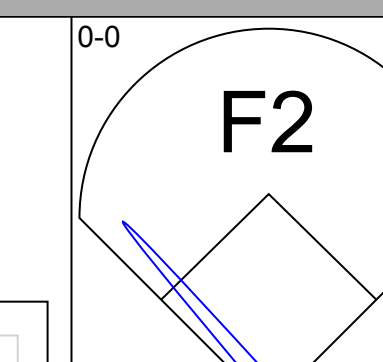
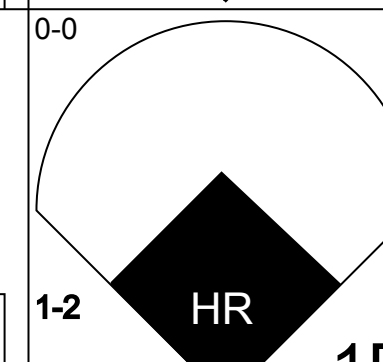
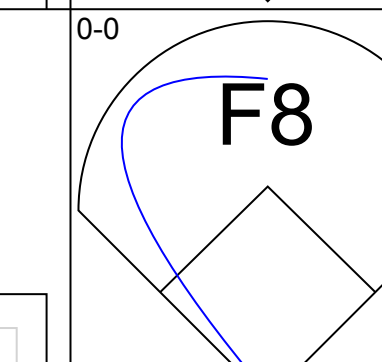
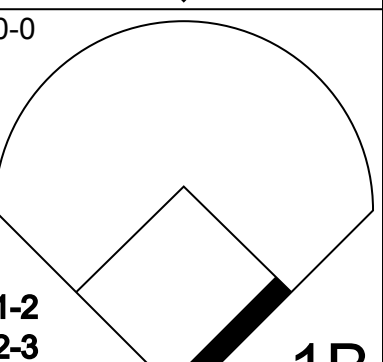
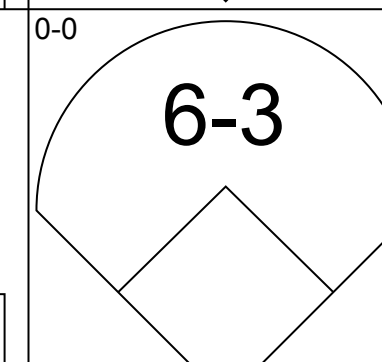
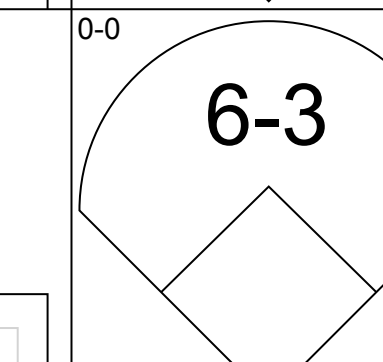
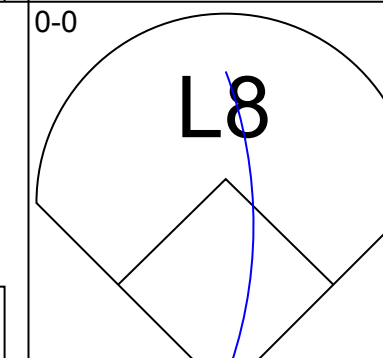
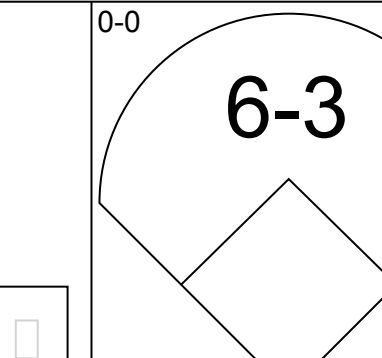
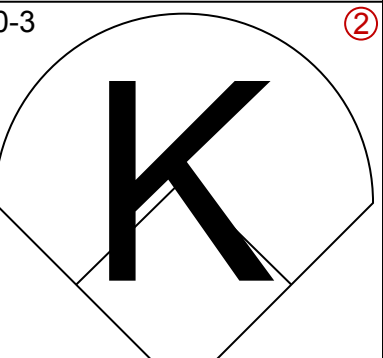
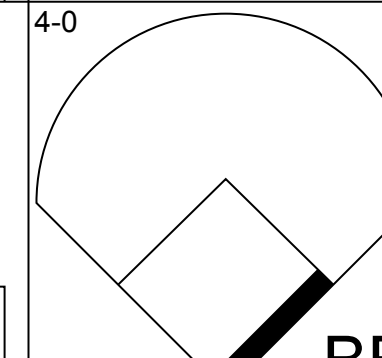
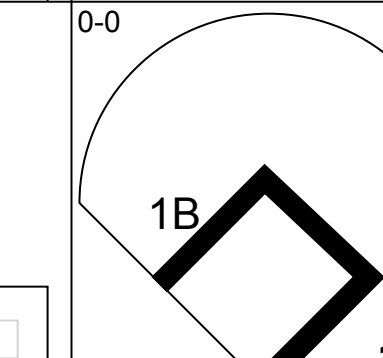
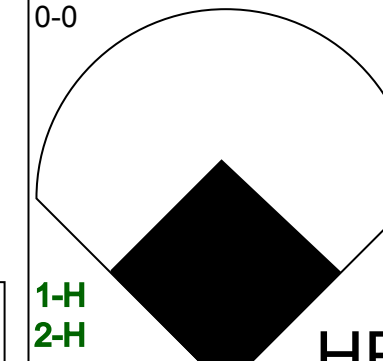
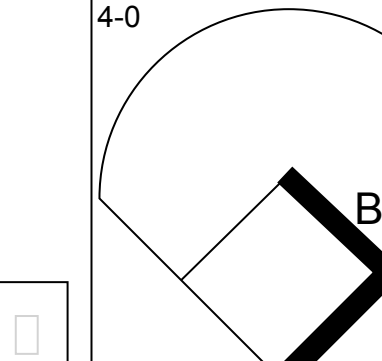
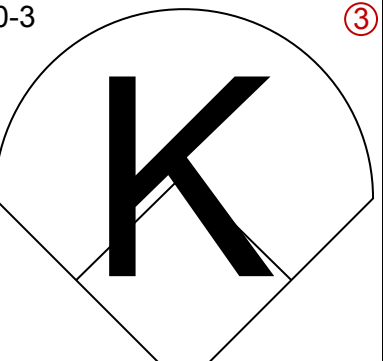
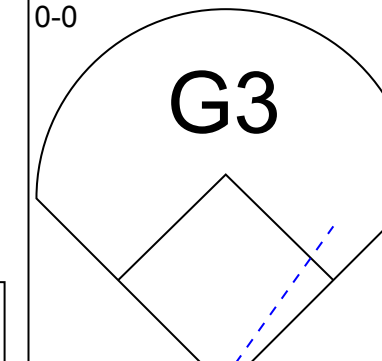
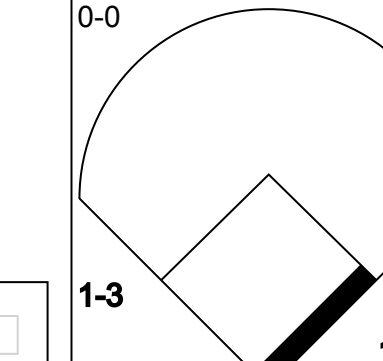
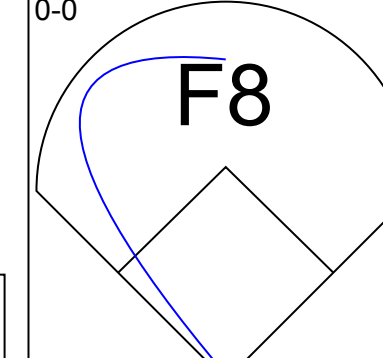
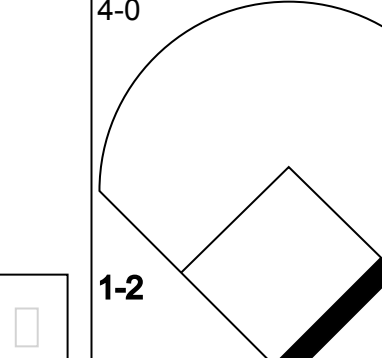
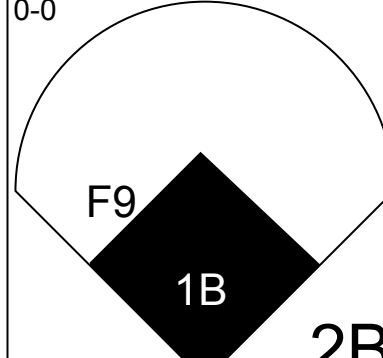
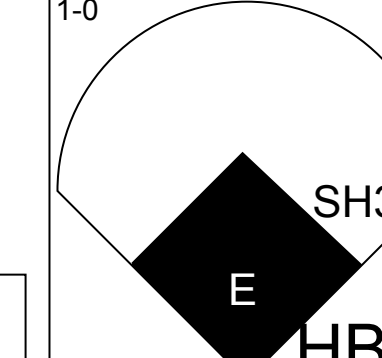
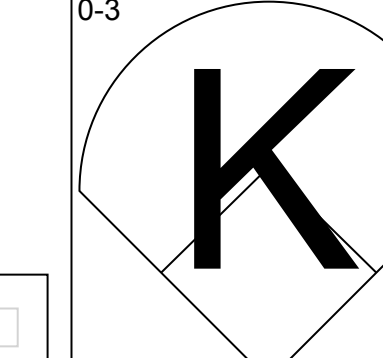
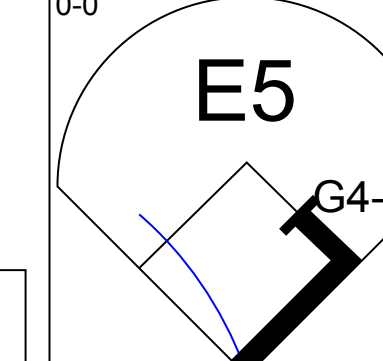
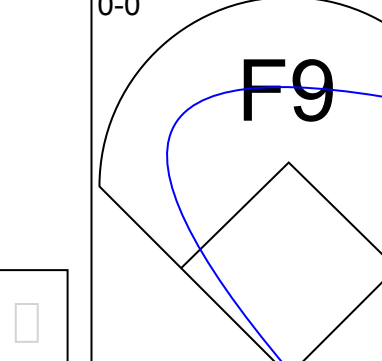
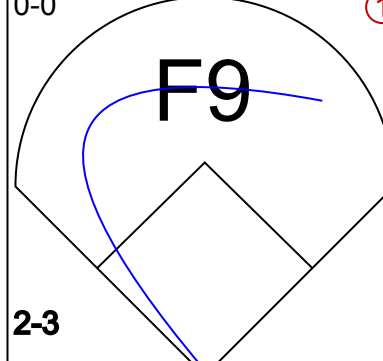
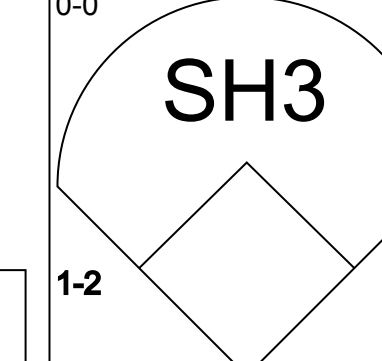
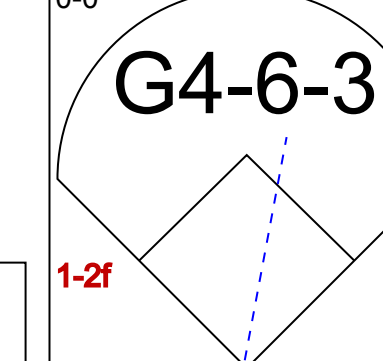
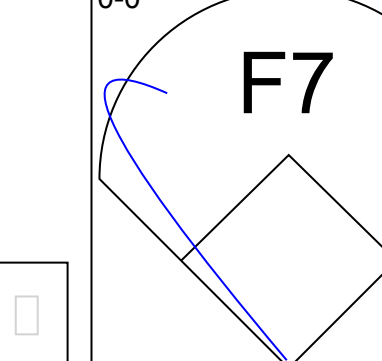
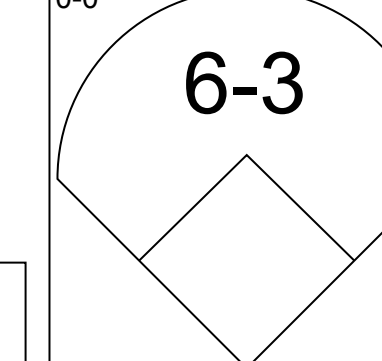
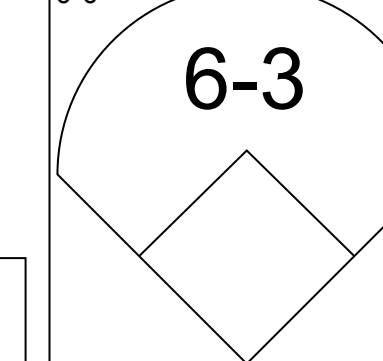
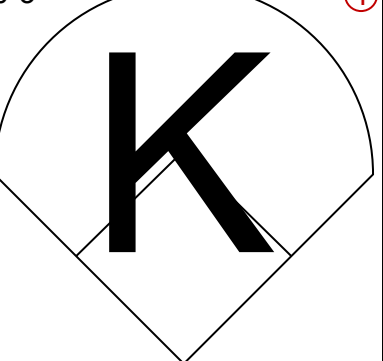
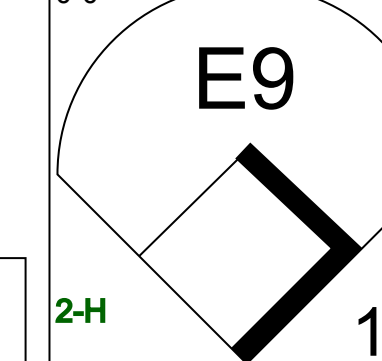


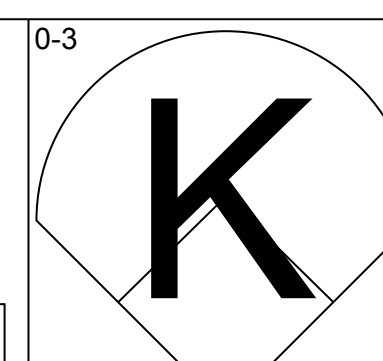
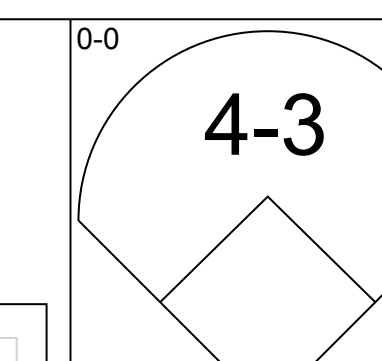
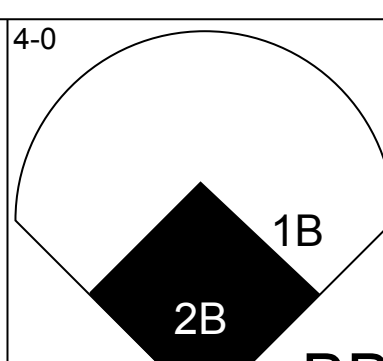
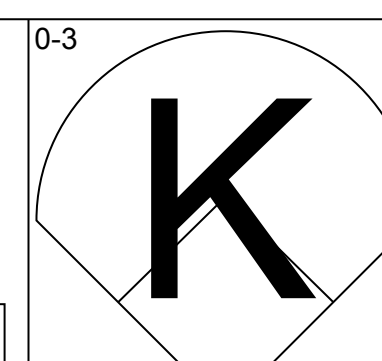

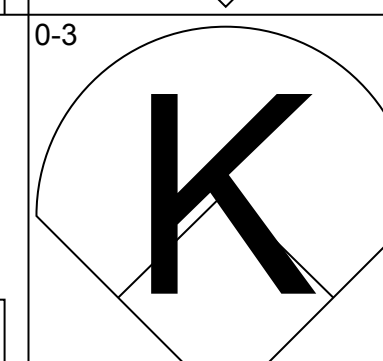
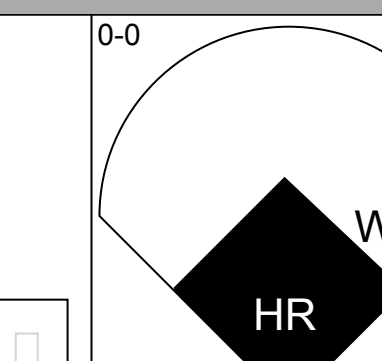
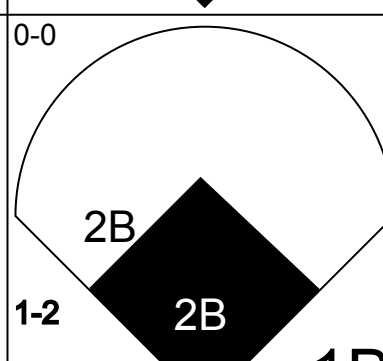
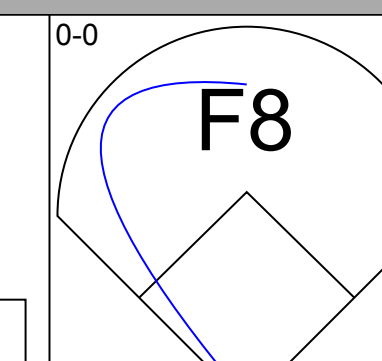
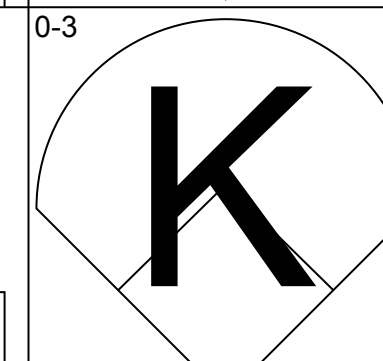
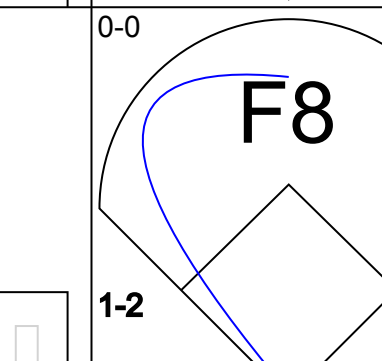
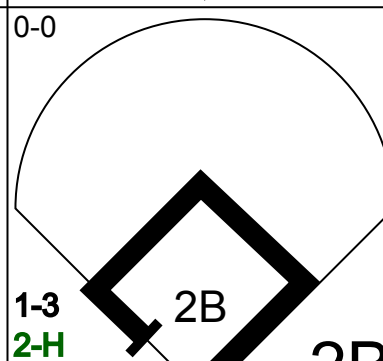
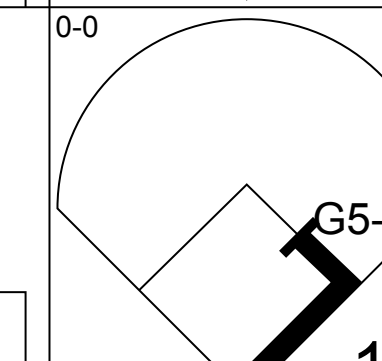

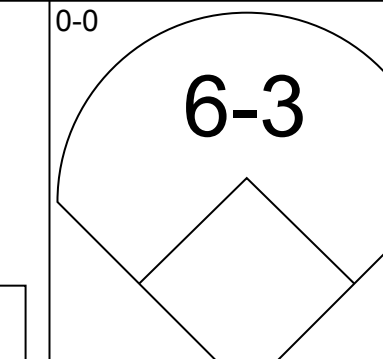
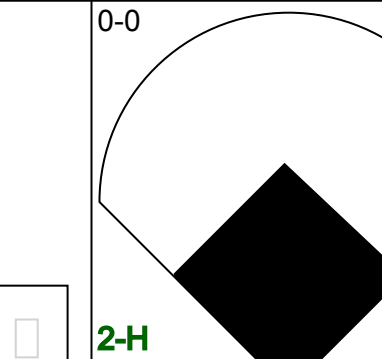
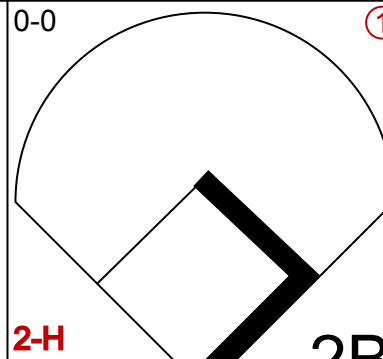
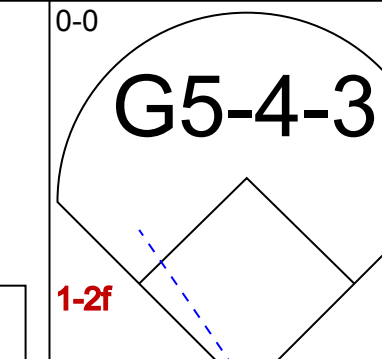
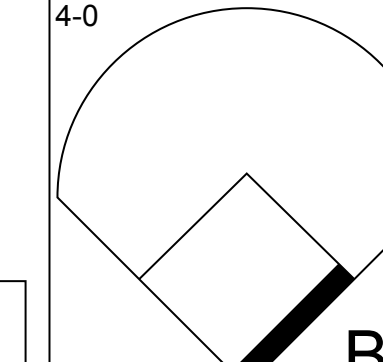
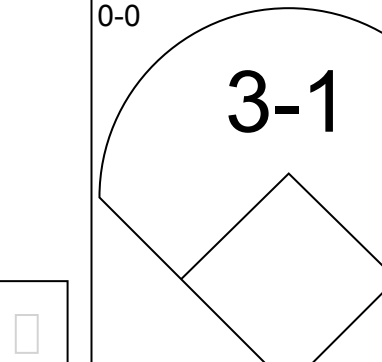
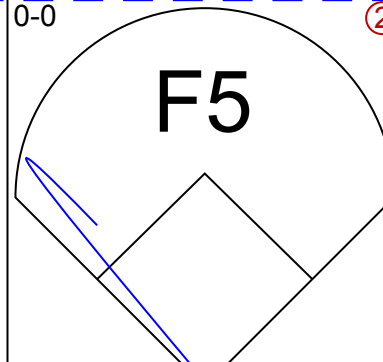

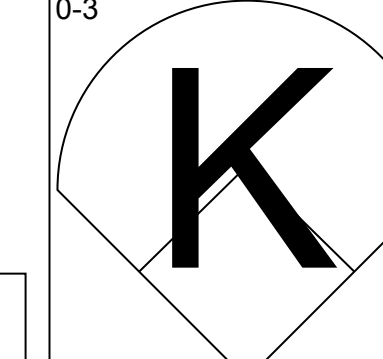
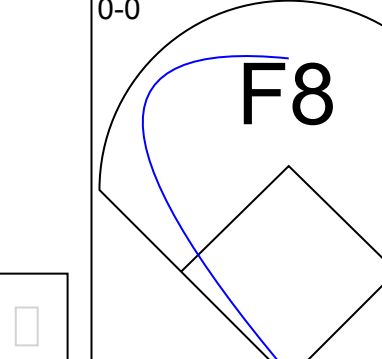
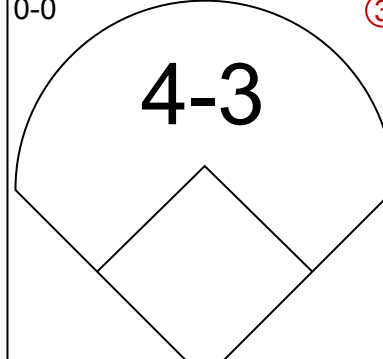

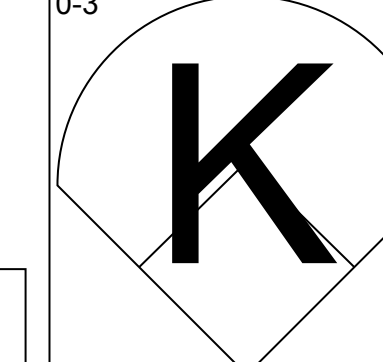
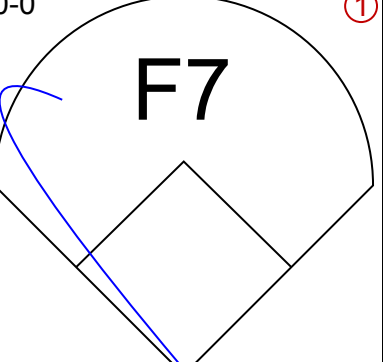
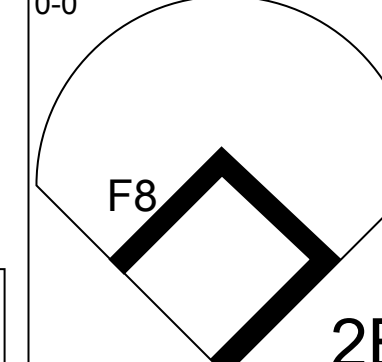
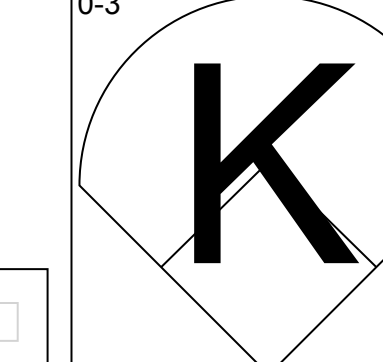
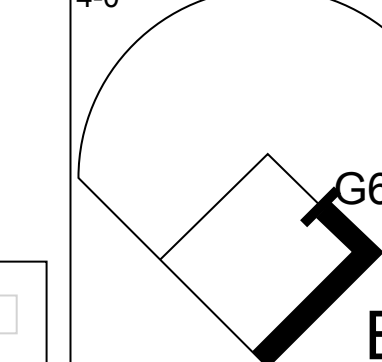
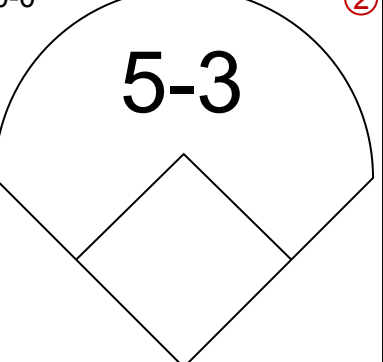
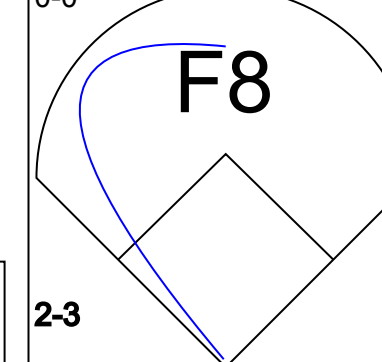
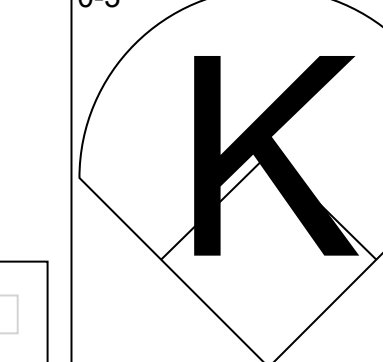
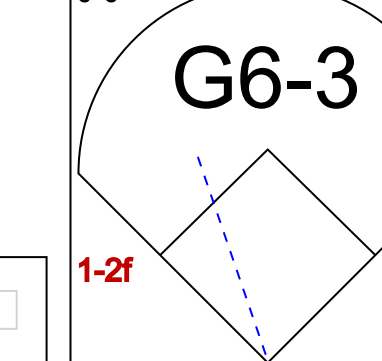
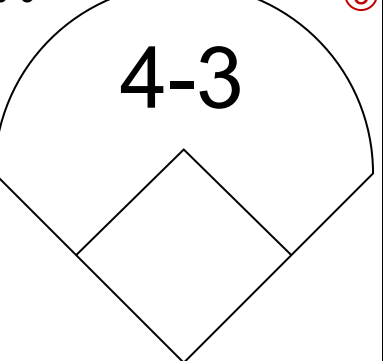
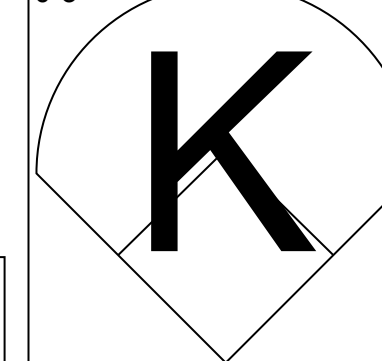
Batter	1	2	3	4	5	6	7	8	9	AB	R	H	RBI	BB	SO	LOB	BOTTOM				
Lenny Green, L OBP: 0.362, SLG: 0.430 (1, 8)			1-3		4-3		5-3			4	1	1	0	0	0	0					
Dalton Jones, L OBP: 0.412, SLG: 0.509 (1, 5)	K		3-1		6-3				1-3	4	0	0	0	0	1	1					
Carl Yastrzemski, L OBP: 0.374, SLG: 0.556 (1, 7)			E6	HR					4-3	4	1	2	1	0	0	0					
Felix Mantilla, R OBP: 0.412, SLG: 0.533 (1, 4)	5-3		HR		F7				BB	4	1	2	2	0	0	2					
Lee Thomas, L OBP: 0.373, SLG: 0.549 (1, 3)	F6		HR				G5-4-3		BB	2	1	1	1	2	0	1					
Tony Conigliaro, R OBP: 0.317, SLG: 0.478 (1, 9)			F8				K		K	4	0	1	0	0	2	3					
Rico Petrocelli, R OBP: 0.216, SLG: 0.220 Chuck Schilling, R OBP: 0.342, SLG: 0.500 Eddie Bressoud, R OBP: 0.298, SLG: 0.390 (6, PH) (7, 6)			K		6-3		G5-4-3		L4	2	0	0	0	0	1	1					
Mike Ryan, R OBP: 0.186, SLG: 0.239 (1, 2)	F8				1-3				F8	4	0	0	0	0	0	1					
Dennis Bennett, L OBP: 0.333, SLG: 0.333 Jack Lamabe, R Tony Horton, R OBP: 0.417, SLG: 0.400 Jay Ritchie, R OBP: 0.567, SLG: 0.500 Frank Matzone, R OBP: 0.319, SLG: 0.282 (6, PH) (8, 1) (9, PH)			K		K				F4	1	0	0	0	0	1	1					
Inning Stats	R: 1 E: 0 K: 1 S: 7	H: 2 LOB: 1 BB: 0 P: 7	R: 0 E: 0 K: 2 S: 8	H: 1 LOB: 0 BB: 0 P: 8	R: 3 E: 1 K: 0 S: 6	H: 2 LOB: 0 BB: 0 P: 6	R: 0 E: 0 K: 1 S: 5	H: 0 LOB: 0 BB: 0 P: 5	R: 0 E: 0 K: 1 S: 4	H: 1 LOB: 1 BB: 0 P: 4	R: 0 E: 0 K: 1 S: 3	H: 0 LOB: 0 BB: 0 P: 3	R: 0 E: 0 K: 1 S: 6	H: 1 LOB: 2 BB: 1 P: 10	R: 0 E: 0 K: 0 S: 3	H: 0 LOB: 0 BB: 0 P: 3	1B: 2 2B: 3 3B: 0 HR: 2	SF: 0 SAC: 0 DP: 1 HBP: 0	WP: 0 PB: 0 SB: 0 CS: 0	PA: 36	
PITCHER	IP WLS BF H R ER SO BB IBB HBP BLK WP HR S P ERA WHIP	IP WLS BF H R ER SO BB IBB HBP BLK WP HR S P ERA WHIP	IP WLS BF H R ER SO BB IBB HBP BLK WP HR S P ERA WHIP	IP WLS BF H R ER SO BB IBB HBP BLK WP HR S P ERA WHIP	IP WLS BF H R ER SO BB IBB HBP BLK WP HR S P ERA WHIP	IP WLS BF H R ER SO BB IBB HBP BLK WP HR S P ERA WHIP	IP WLS BF H R ER SO BB IBB HBP BLK WP HR S P ERA WHIP	IP WLS BF H R ER SO BB IBB HBP BLK WP HR S P ERA WHIP	IP WLS BF H R ER SO BB IBB HBP BLK WP HR S P ERA WHIP	IP WLS BF H R ER SO BB IBB HBP BLK WP HR S P ERA WHIP	IP WLS BF H R ER SO BB IBB HBP BLK WP HR S P ERA WHIP	IP WLS BF H R ER SO BB IBB HBP BLK WP HR S P ERA WHIP	IP WLS BF H R ER SO BB IBB HBP BLK WP HR S P ERA WHIP	IP WLS BF H R ER SO BB IBB HBP BLK WP HR S P ERA WHIP	IP WLS BF H R ER SO BB IBB HBP BLK WP HR S P ERA WHIP	IP WLS BF H R ER SO BB IBB HBP BLK WP HR S P ERA WHIP	IP WLS BF H R ER SO BB IBB HBP BLK WP HR S P ERA WHIP	IP WLS BF H R ER SO BB IBB HBP BLK WP HR S P ERA WHIP	IP WLS BF H R ER SO BB IBB HBP BLK WP HR S P ERA WHIP	IP WLS BF H R ER SO BB IBB HBP BLK WP HR S P ERA WHIP	IP WLS BF H R ER SO BB IBB HBP BLK WP HR S P ERA WHIP

Baltimore Orioles @ Boston Red Sox
Fenway Park, Boston, MA
Fri Jun 11 1965, 7:05 PM EDT
Att: 18,849 - Unknown

AB	34
R	4
H	7
RBI	4
BB	2
SO	6
LOB	11



Batter	1	2	3	4	5	6	7	8	9	AB	R	H	RBI	BB	SO	LOB	TOP			
Russ Snyder, L (1, 9) OBP: 0.410, SLG: 0.357										5	0	1	0	0	2	2	<p>Baltimore Orioles @ Boston Red Sox Fenway Park, Boston, MA Sat Jun 12 1965, 3:33 AM EDT Att: 8,864 - Unknown</p> <p>AB 37 R 5 H 10 RBI 5 BB 3 SO 7 LOB 22</p> 			
Luis Aparicio, R (1, 6) OBP: 0.285, SLG: 0.388										5	1	1	0	0	0	1				
Boog Powell, L (1, 3) OBP: 0.311, SLG: 0.383										5	1	2	0	0	0	0				
Brooks Robinson, R (1, 5) OBP: 0.366, SLG: 0.457										4	0	1	0	1	1	5				
Curt Blefary, L (1, 7) OBP: 0.396, SLG: 0.562 Paul Blair, R (9, PR) OBP: 0.306, SLG: 0.317										4	1	2	3	1	1	4				
John Orsino, R (1, 2) OBP: 0.345, SLG: 0.469 Dick Brown, R (9, 2) OBP: 0.281, SLG: 0.345										3	2	1	0	1	1	2				
Jackie Brandt, R (1, 8) OBP: 0.322, SLG: 0.459										3	0	0	0	0	0	3				
Jerry Adair, R (1, 4) OBP: 0.306, SLG: 0.302										4	0	1	1	0	0	4				
Jim Palmer, R (1, 1) OBP: 0.333, SLG: 0.500 Dick Hall, R (6, 1) OBP: 0.714, SLG: 0.800										3	0	0	0	0	2	1				
Inning Stats	R: 3 E: 0 K: 1 S: 8	H: 3 LOB: 0 BB: 0 P: 8	R: 0 E: 1 K: 0 S: 3	H: 0 LOB: 0 BB: 0 P: 3	R: 0 E: 0 K: 1 S: 5	H: 0 LOB: 0 BB: 0 P: 5	R: 0 E: 0 K: 0 S: 3	H: 2 LOB: 3 BB: 2 P: 11	R: 0 E: 1 K: 3 S: 12	H: 2 LOB: 1 BB: 0 P: 7	R: 0 E: 0 K: 0 S: 3	H: 0 LOB: 1 BB: 1 P: 7	R: 1 E: 1 K: 0 S: 4	H: 1 LOB: 2 BB: 0 P: 5	R: 0 E: 0 K: 1 S: 7	H: 2 LOB: 2 BB: 0 P: 7		1B: 8 2B: 1 3B: 0 HR: 1	SF: 0 SAC: 1 DP: 1 HBP: 1	WP: 0 PB: 0 SB: 0 CS: 0
PITCHER Jim Lonborg, R (1, 1) ERA: 3.25	IP: 9.0 WLS: L BF: 42	H: 10 R: 5 ER: 5 SO: 7	BB: 3 IBB: 0 HBP: 1 BLK: 0	WP: 0 HR: 1 S: 52 P: 65	ERA: 5.00 WHIP: 1.444	PITCHER										IP: 9.0 WLS: L BF: 42	H: 10 R: 5 ER: 5 SO: 7	BB: 3 IBB: 0 HBP: 1 BLK: 0	WP: 0 HR: 1 S: 52 P: 65	ERA: 5.00 WHIP: 1.444

Batter	1	2	3	4	5	6	7	8	9	AB	R	H	RBI	BB	SO	LOB	BOTTOM					
Lenny Green, L (1, 8) OBP: 0.360, SLG: 0.423										3	1	0	0	1	2	1	<p>Baltimore Orioles @ Boston Red Sox Fenway Park, Boston, MA Sat Jun 12 1965, 3:33 AM EDT Att: 8,864 - Unknown</p> <p>AB 32 R 4 H 8 RBI 4 BB 3 SO 9 LOB 12</p> 					
Dalton Jones, L (1, 5) OBP: 0.415, SLG: 0.509										4	2	2	0	0	1	0						
Carl Yastrzemski, L (1, 7) OBP: 0.377, SLG: 0.562										4	0	2	1	0	1	1						
Felix Mantilla, R (1, 4) OBP: 0.414, SLG: 0.554										4	1	2	3	0	0	1						
Lee Thomas, L (1, 3) OBP: 0.371, SLG: 0.541										3	0	0	0	1	0	1						
Tony Conigliaro, R (1, 9) OBP: 0.316, SLG: 0.474										4	0	1	0	0	1	2						
Eddie Bressoud, R (1, 6) OBP: 0.296, SLG: 0.393										4	0	1	0	0	2	2						
Bob Tillman, R (1, 2) OBP: 0.255, SLG: 0.265										3	0	0	0	1	1	2						
Jim Lonborg, R (1, 1) OBP: 0.120, SLG: 0.160										3	0	0	0	0	1	2						
Inning Stats	R: 0 E: 0 K: 3 S: 9	H: 0 LOB: 0 BB: 0 P: 9	R: 0 E: 0 K: 2 S: 7	H: 0 LOB: 1 BB: 1 P: 11	R: 0 E: 0 K: 0 S: 2	H: 0 LOB: 0 BB: 1 P: 6	R: 2 E: 0 K: 0 S: 5	H: 2 LOB: 0 BB: 0 P: 5	R: 0 E: 0 K: 0 S: 3	H: 0 LOB: 0 BB: 0 P: 3	R: 2 E: 0 K: 0 S: 5	H: 3 LOB: 1 BB: 1 P: 9	R: 0 E: 0 K: 2 S: 8	H: 1 LOB: 1 BB: 0 P: 8	R: 0 E: 0 K: 0 S: 3	H: 1 LOB: 0 BB: 0 P: 3		R: 0 E: 0 K: 2 S: 8	H: 1 LOB: 1 BB: 0 P: 8	1B: 4 2B: 3 3B: 0 HR: 1	SF: 0 SAC: 0 DP: 2 HBP: 0	WP: 1 PB: 0 SB: 0 CS: 0
PITCHER Jim Palmer, R (1, 1) ERA: 3.23 Dick Hall, R (6, 1) ERA: 2.65	IP: 5.1 WLS: W BF: 13	H: 3 R: 0 ER: 0 SO: 4	BB: 3 IBB: 0 HBP: 0 BLK: 0	WP: 0 HR: 1 S: 29 P: 41	ERA: 6.75 WHIP: 1.500	PITCHER										IP: 5.1 WLS: W BF: 13	H: 3 R: 0 ER: 0 SO: 4	BB: 3 IBB: 0 HBP: 0 BLK: 0	WP: 0 HR: 1 S: 29 P: 41	ERA: 6.75 WHIP: 1.500		

Batter	1	2	3	4	5	6	7	8	9	AB	R	H	RBI	BB	SO	LOB	TOP			
Lenny Green, L OBP: 0.354, SLG: 0.415										5	1	2	1	0	2	2	Boston Red Sox @ Detroit Tigers Tiger Stadium, Detroit, MI Tue Jun 15 1965, 7:05 PM EDT Att: 9,624 - Unknown			
Dalton Jones, L OBP: 0.394, SLG: 0.479										5	0	0	0	0	3	2				
Carl Yastrzemski, L OBP: 0.381, SLG: 0.562										5	1	3	0	0	1	0				
Felix Mantilla, R OBP: 0.415, SLG: 0.547										5	1	2	1	0	3	1				
Lee Thomas, L OBP: 0.363, SLG: 0.522										4	0	0	1	0	0	4				
Tony Conigliaro, R OBP: 0.314, SLG: 0.464										3	1	1	1	1	1	2				
Eddie Bressoud, R OBP: 0.296, SLG: 0.391										3	1	1	1	1	2	4				
Bob Tillman, R OBP: 0.256, SLG: 0.273										4	0	0	0	0	3	4				
Earl Wilson, R OBP: 0.333, SLG: 0.292										2	0	1	0	0	1	0				
Arnold Earley, L										2	0	0	0	0	2	1				
Dick Radatz, R OBP: 0.400, SLG: 0.643										0	0	0	0	0	0	0				
Inning Stats	R: 3 E: 0 K: 2 S: 12	H: 4 LOB: 2 BB: 0 P: 12	R: 0 E: 0 K: 3 S: 9	H: 0 LOB: 0 BB: 0 P: 9	R: 0 E: 0 K: 2 S: 7	H: 0 LOB: 0 BB: 0 P: 7	R: 0 E: 0 K: 2 S: 8	H: 1 LOB: 2 BB: 1 P: 12	R: 0 E: 0 K: 1 S: 7	H: 1 LOB: 1 BB: 0 P: 8	R: 2 E: 0 K: 2 S: 7	H: 2 LOB: 1 BB: 1 P: 11	R: 0 E: 0 K: 2 S: 9	H: 0 LOB: 0 BB: 0 P: 7	R: 0 E: 0 K: 2 S: 7	H: 0 LOB: 0 BB: 0 P: 7	1B: 9 2B: 1 3B: 0 HR: 0	SF: 0 SAC: 0 DP: 0 HBP: 0	WP: 1 PB: 0 SB: 1 CS: 0	PA: 40
PITCHER	IP WLS BF H R ER SO BB IBB HBP BLK WP HR S P ERA WHIP																			
Dave Wickersham, R ERA: 5.9	(1, 1) 0.1 6 4 3 3 0 0 0 0 0 0 0 0 6 6 81.00 12.000																			
Denny McLain, R ERA: 4.29	(1, 1) 6.2 28 6 2 2 14 2 0 0 0 1 0 54 62 2.70 1.200																			
Fred Gladding, R ERA: 3.15	(8, 1) 2.0 W 6 0 0 0 4 0 0 0 0 0 0 0 14 14 0.00 0.000																			

AB	38
R	5
H	10
RBI	5
BB	2
SO	18
LOB	20



Batter	1	2	3	4	5	6	7	8	9	AB	R	H	RBI	BB	SO	LOB	BOTTOM			
Dick McAuliffe, L OBP: 0.378, SLG: 0.493										3	1	0	1	0	0	3	Boston Red Sox @ Detroit Tigers Tiger Stadium, Detroit, MI Tue Jun 15 1965, 7:05 PM EDT Att: 9,624 - Unknown			
Jerry Lumpe, L OBP: 0.297, SLG: 0.288										4	1	1	0	0	1	2				
Gates Brown, L OBP: 0.286, SLG: 0.383										4	1	1	1	0	0	0				
George Thomas, R OBP: 0.284, SLG: 0.409										0	0	0	0	0	0	0				
Al Kaline, R OBP: 0.397, SLG: 0.554										4	0	0	0	0	1	2				
Willie Horton, R OBP: 0.394, SLG: 0.712										3	2	1	3	1	1	0				
Norm Cash, L OBP: 0.345, SLG: 0.277										3	1	1	0	1	1	0				
Don Wert, R OBP: 0.317, SLG: 0.289										2	0	1	0	2	0	1				
Bill Freehan, R OBP: 0.262, SLG: 0.293										4	0	0	0	0	1	6				
Dave Wickersham, R ERA: 4.6	(1, 1)									0	0	0	0	0	0	0				
Denny McLain, R ERA: 3.9	(1, 1)									1	0	0	1	1	1	1				
Don Demeter, R OBP: 0.297, SLG: 0.358	(7, PH)									1	0	0	0	0	0	1				
Fred Gladding, L ERA: 4.89	(8, 1)									0	0	0	0	0	0	0				
Inning Stats	R: 0 E: 0 K: 0 S: 3	H: 0 LOB: 0 BB: 0 P: 3	R: 0 E: 0 K: 2 S: 7	H: 0 LOB: 0 BB: 0 P: 7	R: 0 E: 0 K: 1 S: 6	H: 1 LOB: 1 BB: 0 P: 6	R: 0 E: 0 K: 0 S: 3	H: 0 LOB: 0 BB: 0 P: 3	R: 2 E: 0 K: 1 S: 5	H: 0 LOB: 2 BB: 4 P: 21	R: 0 E: 0 K: 0 S: 3	H: 0 LOB: 0 BB: 0 P: 3	R: 0 E: 0 K: 0 S: 4	H: 1 LOB: 1 BB: 0 P: 4	R: 4 E: 0 K: 2 S: 10	H: 3 LOB: 1 BB: 1 P: 15	1B: 2 2B: 2 3B: 0 HR: 1	SF: 0 SAC: 0 DP: 0 HBP: 1	WP: 0 PB: 0 SB: 1 CS: 0	PA: 35
PITCHER	IP WLS BF H R ER SO BB IBB HBP BLK WP HR S P ERA WHIP																			
Earl Wilson, R ERA: 4.6	(1, 1) 4.1 18 1 2 2 3 4 0 0 0 0 0 20 36 4.15 1.154																			
Arnold Earley, L ERA: 3.9	(5, 1) 2.2 12 3 3 3 1 0 0 1 0 0 0 0 13 14 10.12 1.125																			
Dick Radatz, R ERA: 4.89	(8, 1) 1.0 L 5 1 1 1 2 1 0 0 0 0 0 1 8 12 9.00 2.000																			


AB	29
R	6
H	5
RBI	6
BB	5
SO	6
LOB	16



Batter	1	2	3	4	5	6	7	8	9	10	AB	R	H	RBI	BB	SO	LOB	TOP					
Chuck Schilling, R OBP: 0.348, SLG: 0.477 Dick Radatz, R OBP: 0.375, SLG: 0.600	(1,4) X 0-0 G6-4-3 1B		(1,8) X 0-0 F8		(1,8) X 0-0 F9			(1,8) X 0-0 F8		(1,8) X 0-0 5-3	4	0	1	0	0	0	0						
Frank Malzone, R OBP: 0.287, SLG: 0.299	(1,5) X 0-0 G6-4-3 1-2f		(1,5) X 0-0 5-3		(1,5) X 0-0 F9			(1,5) X 0-3 K		(1,5) X 0-0 F9	5	0	0	0	0	1	1						
Carl Yastrzemski, L OBP: 0.379, SLG: 0.566	(1,8) X 0-0 4-3			(1,8) X 0-0 F2		(1,8) X 4-0 CS BB			(1,8) X 0-0 FC4-6 1B		3	0	1	0	1	0	0						
Felix Mantilla, R OBP: 0.411, SLG: 0.528	(1,7) X 0-0 K		(1,7) X 0-0 F4		(1,7) X 0-0 1B			(1,7) X 0-0 F2		(1,7) X 0-0 F2	4	0	1	0	0	1	1						
Tony Horton, R OBP: 0.357, SLG: 0.385 Lee Thomas, L OBP: 0.360, SLG: 0.509	(1,3) X 0-0 1B		(1,3) X 0-0 6-3		(1,3) X 0-0 K			(1,3) X 0-0 FC4-6 BB S 1-2f		(1,3) X 0-0 FC4-6 BB S 1-2f	3	0	1	0	0	1	1						
Tony Conigliaro, R OBP: 0.378, SLG: 0.462	(1,9) X 0-0 K			(1,9) X 0-0 1-3 3B 2B		(1,9) X 0-0 K		(1,9) X 0-0 FC5 BB 1-2		(1,9) X 0-0 FC5 BB 1-2	3	1	1	0	1	2	1						
Bob Tillman, R OBP: 0.257, SLG: 0.300	(1,2) X 0-0 F9			(1,2) X 0-0 1-3		(1,2) X 0-0 K		(1,2) X 0-0 K		(1,2) X 0-0 1-2 3 BB	3	0	0	0	1	2							
Rico Petrocelli, R OBP: 0.225, SLG: 0.281	(1,6) X 0-0 HR			(1,6) X 0-0 SH4-3 3B		(1,6) X 0-0 5-3		(1,6) X 0-0 FC5 2-3f		(1,6) X 0-0 FC5 2-3f	4	2	2	2	0	0	3						
Dennis Bennett, L OBP: 0.286, SLG: 0.286 Lenny Green, L OBP: 0.357, SLG: 0.437	(1,1) X 0-0 K		(1,1) X 0-0 K		(1,1) X 0-0 SH4-3 3-H			(1,1) X 0-0 F6		(1,1) X 0-0 K	1	0	0	1	0	1	0						
											2	0	0	0	0	1	0						
Inning Stats	R: 0 E: 0 K: 0 S: 3	H: 1 LOB: 0 BB: 0 P: 3	R: 0 E: 0 K: 2 S: 8	H: 1 LOB: 1 BB: 0 P: 8	R: 1 E: 0 K: 1 S: 6	H: 1 LOB: 0 BB: 0 P: 6	R: 0 E: 0 K: 0 S: 3	H: 0 LOB: 0 BB: 0 P: 3	R: 2 E: 0 K: 1 S: 5	H: 1 LOB: 1 BB: 1 P: 9	R: 0 E: 0 K: 2 S: 7	H: 0 LOB: 0 BB: 0 P: 7	R: 0 E: 0 K: 1 S: 5	H: 0 LOB: 0 BB: 0 P: 5	R: 0 E: 0 K: 0 S: 4	H: 1 LOB: 3 BB: 2 P: 12	R: 0 E: 0 K: 1 S: 5	H: 0 LOB: 0 BB: 0 P: 5	1B: 4 2B: 1 3B: 1 HR: 1	SF: 0 SAC: 1 DP: 1 HBP: 0	WP: 0 PA: 38		
PITCHER	IP WLS BF H R ER SO BB IBB HBP BLK WP HR S P ERA WHIP	IP WLS BF H R ER SO BB IBB HBP BLK WP HR S P ERA WHIP	IP WLS BF H R ER SO BB IBB HBP BLK WP HR S P ERA WHIP	IP WLS BF H R ER SO BB IBB HBP BLK WP HR S P ERA WHIP	IP WLS BF H R ER SO BB IBB HBP BLK WP HR S P ERA WHIP	IP WLS BF H R ER SO BB IBB HBP BLK WP HR S P ERA WHIP	IP WLS BF H R ER SO BB IBB HBP BLK WP HR S P ERA WHIP	IP WLS BF H R ER SO BB IBB HBP BLK WP HR S P ERA WHIP	IP WLS BF H R ER SO BB IBB HBP BLK WP HR S P ERA WHIP	IP WLS BF H R ER SO BB IBB HBP BLK WP HR S P ERA WHIP	IP WLS BF H R ER SO BB IBB HBP BLK WP HR S P ERA WHIP	IP WLS BF H R ER SO BB IBB HBP BLK WP HR S P ERA WHIP	IP WLS BF H R ER SO BB IBB HBP BLK WP HR S P ERA WHIP	IP WLS BF H R ER SO BB IBB HBP BLK WP HR S P ERA WHIP	IP WLS BF H R ER SO BB IBB HBP BLK WP HR S P ERA WHIP	IP WLS BF H R ER SO BB IBB HBP BLK WP HR S P ERA WHIP	IP WLS BF H R ER SO BB IBB HBP BLK WP HR S P ERA WHIP	IP WLS BF H R ER SO BB IBB HBP BLK WP HR S P ERA WHIP	IP WLS BF H R ER SO BB IBB HBP BLK WP HR S P ERA WHIP	IP WLS BF H R ER SO BB IBB HBP BLK WP HR S P ERA WHIP	IP WLS BF H R ER SO BB IBB HBP BLK WP HR S P ERA WHIP	IP WLS BF H R ER SO BB IBB HBP BLK WP HR S P ERA WHIP	
Gary Peters, L ERA: 4.02 Bob Locker, R ERA: 2.53 Eddie Fisher, R ERA: 1.35	(1,1) 5.1 WLS BF H R ER SO BB IBB HBP BLK WP HR S P ERA WHIP	(6,1) 1.2 WLS BF H R ER SO BB IBB HBP BLK WP HR S P ERA WHIP	(8,1) 3.0 WLS BF H R ER SO BB IBB HBP BLK WP HR S P ERA WHIP																				

Boston Red Sox @ Chicago White Sox
Comiskey Park, Chicago, IL
Sun Jun 20 1965, 4:33 AM EDT
Att: 24,880 - Unknown


AB 34
R 3
H 7
RBI 3
BB 3
SO 8
LOB 10



Batter	1	2	3	4	5	6	7	8	9	10	AB	R	H	RBI	BB	SO	LOB	BOTTOM				
Danny Cater, R OBP: 0.286, SLG: 0.412 Floyd Robinson, L OBP: 0.304, SLG: 0.346	(1,7) X 0-0 5-3		(1,7) X 0-0 1B		(1,7) X 0-0 SH5-3 1B		(1,7) X 0-0 F8		(1,7) X 0-0 S 1B		2	0	1	0	0	0	0					
Al Weis, S OBP: 0.304, SLG: 0.343 J.C. Martin, L OBP: 0.362, SLG: 0.411	(1,4) X 0-0 F8		(1,4) X 0-3 K		(1,4) X 0-0 SH5-3 1-2			(1,4) X 0-0 4-3		(1,4) X 0-3 K	2	0	0	0	0	1	1					
Pete Ward, L OBP: 0.375, SLG: 0.476	(1,5) X 0-3 K		(1,5) X 0-0 4-3		(1,5) X 0-3 K			(1,5) X 1-0 1B 2B HBP		(1,5) X 0-0 HR	4	2	1	1	0	2	2					
Bill Skowron, R OBP: 0.329, SLG: 0.448		(1,3) X 4-0 2B BB		(1,3) X 0-0 2B WP 1B		(1,3) X 0-0 L9		(1,3) X 0-0 2B 1B			3	2	2	0	1	0	0					
John Romano, R OBP: 0.333, SLG: 0.376		(1,2) X 0-0 L7		(1,2) X 0-0 F7 1-2		(1,2) X 0-3 K		(1,2) X 0-0 F5			4	0	0	0	0	1	4					
Ron Hansen, R OBP: 0.309, SLG: 0.381		(1,6) X 0-0 1-H 2B		(1,6) X 0-0 F2		(1,6) X 0-0 6-3		(1,6) X 0-0 1-3 2-H 2B			4	0	2	2	0	0	1					
Dave Nicholson, R OBP: 0.211, SLG: 0.306		(1,9) X 0-0 FC G5-4-3		(1,9) X 0-0 2B 2-H			(1,9) X 0-3 K		(1,9) X 0-0 6-3		4	0	1	1	0	1	3					
Ken Berry, R OBP: 0.261, SLG: 0.319		(1,8) X 0-0 G5-4-3 1-2f		(1,8) X 0-0 6-3			(1,8) X 0-0 K		(1,8) X 0-3 K		4	0	1	0	0	1	3					
Gary Peters, L OBP: 0.139, SLG: 0.114 Bob Locker, S Don Buford, S OBP: 0.343, SLG: 0.402 Eddie Fisher, R OBP: 0.063, SLG: 0.063	(1,1) 7.0 WLS BF H R ER SO BB IBB HBP BLK WP HR S P ERA WHIP	(6,1) 2.0 WLS BF H R ER SO BB IBB HBP BLK WP HR S P ERA WHIP	(8,1) 2.0 WLS BF H R ER SO BB IBB HBP BLK WP HR S P ERA WHIP																			
Inning Stats	R: 0 E: 0 K: 1 S: 5	H: 0 LOB: 0 BB: 5 P: 5	R: 1 E: 0 K: 0 S: 4	H: 1 LOB: 1 BB: 1 P: 8	R: 0 E: 0 K: 2 S: 8	H: 1 LOB: 1 BB: 0 P: 8	R: 1 E: 0 K: 0 S: 5	H: 2 LOB: 1 BB: 0 P: 5	R: 0 E: 0 K: 2 S: 8	H: 1 LOB: 1 BB: 0 P: 8	R: 1 E: 0 K: 0 S: 5	H: 2 LOB: 2 BB: 0 P: 6	R: 0 E: 0 K: 2 S: 8	H: 1 LOB: 1 BB: 0 P: 8	R: 1 E: 0 K: 0 S: 1	H: 1 LOB: 0 BB: 0 P: 1	1B: 5 2B: 3 3B: 1 HR: 1	SF: 0 SAC: 1 DP: 1 HBP: 1	WP: 1 PA: 39			
PITCHER	IP WLS BF H R ER SO BB IBB HBP BLK WP HR S P ERA WHIP	IP WLS BF H R ER SO BB IBB HBP BLK WP HR S P ERA WHIP	IP WLS BF H R ER SO BB IBB HBP BLK WP HR S P ERA WHIP	IP WLS BF H R ER SO BB IBB HBP BLK WP HR S P ERA WHIP	IP WLS BF H R ER SO BB IBB HBP BLK WP HR S P ERA WHIP	IP WLS BF H R ER SO BB IBB HBP BLK WP HR S P ERA WHIP	IP WLS BF H R ER SO BB IBB HBP BLK WP HR S P ERA WHIP	IP WLS BF H R ER SO BB IBB HBP BLK WP HR S P ERA WHIP	IP WLS BF H R ER SO BB IBB HBP BLK WP HR S P ERA WHIP	IP WLS BF H R ER SO BB IBB HBP BLK WP HR S P ERA WHIP	IP WLS BF H R ER SO BB IBB HBP BLK WP HR S P ERA WHIP	IP WLS BF H R ER SO BB IBB HBP BLK WP HR S P ERA WHIP	IP WLS BF H R ER SO BB IBB HBP BLK WP HR S P ERA WHIP	IP WLS BF H R ER SO BB IBB HBP BLK WP HR S P ERA WHIP	IP WLS BF H R ER SO BB IBB HBP BLK WP HR S P ERA WHIP	IP WLS BF H R ER SO BB IBB HBP BLK WP HR S P ERA WHIP	IP WLS BF H R ER SO BB IBB HBP BLK WP HR S P ERA WHIP	IP WLS BF H R ER SO BB IBB HBP BLK WP HR S P ERA WHIP	IP WLS BF H R ER SO BB IBB HBP BLK WP HR S P ERA WHIP	IP WLS BF H R ER SO BB IBB HBP BLK WP HR S P ERA WHIP	IP WLS BF H R ER SO BB IBB HBP BLK WP HR S P ERA WHIP	IP WLS BF H R ER SO BB IBB HBP BLK WP HR S P ERA WHIP

Boston Red Sox @ Chicago White Sox
Comiskey Park, Chicago, IL
Sun Jun 20 1965, 4:33 AM EDT
Att: 24,880 - Unknown

AB 36
R 4
H 10
RBI 4
BB 1
SO 10
LOB 17



Batter	1	2	3	4	5	6	7	8	9	AB	R	H	RBI	BB	SO	LOB	TOP																	
Lenny Green, L OBP: 0.360, SLG: 0.436										3	1	1	0	1	1	0	Boston Red Sox @ Baltimore Orioles Memorial Stadium, Baltimore, MD Tue Jun 22 1965, 7:05 PM EDT Unknown																	
Dalton Jones, L OBP: 0.395, SLG: 0.472										4	0	1	0	0	0	1																		
Carl Yastrzemski, L OBP: 0.376, SLG: 0.568										3	0	1	1	0	0	0																		
Felix Mantilla, R OBP: 0.404, SLG: 0.519										4	0	0	0	0	1	2																		
Lee Thomas, L OBP: 0.362, SLG: 0.507										3	0	1	0	1	0	0																		
Tony Conigliaro, R OBP: 0.320, SLG: 0.460										3	0	1	0	1	0	1																		
Russ Nixon, L OBP: 0.125, SLG: 0.125										4	0	1	0	0	1	3																		
Rico Petrocelli, R OBP: 0.221, SLG: 0.276										2	0	0	0	0	1	1																		
Eddie Bressoud, R OBP: 0.295, SLG: 0.381										2	0	1	0	0	0	2																		
Dave Morehead, R OBP: 0.207, SLG: 0.148										2	0	0	0	0	1	0																		
Arnold Earley, L										0	0	0	0	0	0	0																		
Tony Horton, R OBP: 0.345, SLG: 0.370										1	0	0	0	0	0	3																		
Bob Duliba, R										0	0	0	0	0	0	0																		
Inning Stats	R: 0 E: 0 K: 0 S: 3	H: 1 LOB: 1 BB: 1 P: 7	R: 0 E: 0 K: 2 S: 8	H: 1 LOB: 1 BB: 0 P: 8	R: 1 E: 0 K: 1 S: 7	H: 2 LOB: 1 BB: 0 P: 7	R: 0 E: 0 K: 0 S: 3	H: 0 LOB: 0 BB: 0 P: 3	R: 0 E: 0 K: 0 S: 3	H: 0 LOB: 0 BB: 0 P: 3	R: 0 E: 0 K: 0 S: 3	H: 1 LOB: 2 BB: 0 P: 11	R: 0 E: 0 K: 0 S: 3	H: 0 LOB: 0 BB: 0 P: 3	R: 0 E: 0 K: 0 S: 5	H: 2 LOB: 2 BB: 0 P: 5	1B: 6 2B: 2 3B: 0 HR: 0	SF: 1 SAC: 0 DP: 2 HBP: 0	WP: 0 PB: 0 SB: 0 CS: 0	PA: 35														
PITCHER	IP: 6.0 WLS: W BF: 24 ERA: 1.5	IP: 3.0 WLS: S BF: 11 ERA: 2.25															IP: 6.0 WLS: W BF: 24 ERA: 1.5	IP: 3.0 WLS: S BF: 11 ERA: 2.25															IP: 6.0 WLS: W BF: 24 ERA: 1.5	IP: 3.0 WLS: S BF: 11 ERA: 2.25

AB	31
R	1
H	7
RBI	1
BB	3
SO	5
LOB	13



Batter	1	2	3	4	5	6	7	8	9	AB	R	H	RBI	BB	SO	LOB	BOTTOM																	
Russ Snyder, L OBP: 0.372, SLG: 0.337										4	1	3	2	0	0	0	Boston Red Sox @ Baltimore Orioles Memorial Stadium, Baltimore, MD Tue Jun 22 1965, 7:05 PM EDT Unknown																	
Luis Aparicio, R OBP: 0.281, SLG: 0.343										3	0	0	0	1	0	4																		
Boog Powell, L OBP: 0.305, SLG: 0.356										4	0	1	0	0	0	2																		
Brooks Robinson, R OBP: 0.370, SLG: 0.445										3	1	1	0	1	0	2																		
Curt Blefary, L OBP: 0.393, SLG: 0.521										4	0	0	1	0	1	5																		
Sam Bowers, R OBP: 0.159, SLG: 0.238										0	0	0	0	0	0	0																		
Norm Siebern, L OBP: 0.381, SLG: 0.474										4	1	1	0	0	0	3																		
Paul Blair, R OBP: 0.300, SLG: 0.309										0	0	0	0	0	0	0																		
Jerry Adair, R OBP: 0.322, SLG: 0.338										3	1	1	1	1	0	0																		
Dick Brown, R OBP: 0.225, SLG: 0.278										3	0	0	0	0	0	1																		
John Miller, R										1	0	0	0	2	1	0																		
Dick Hall, R OBP: 0.714, SLG: 0.800										0	0	0	0	0	0	0																		
Inning Stats	R: 1 E: 1 K: 0 S: 5	H: 1 LOB: 2 BB: 1 P: 9	R: 0 E: 0 K: 0 S: 3	H: 1 LOB: 2 BB: 2 P: 11	R: 0 E: 0 K: 1 S: 5	H: 0 LOB: 0 BB: 0 P: 5	R: 0 E: 0 K: 0 S: 3	H: 0 LOB: 0 BB: 0 P: 3	R: 3 E: 0 K: 1 S: 9	H: 4 LOB: 2 BB: 1 P: 13	R: 0 E: 0 K: 0 S: 3	H: 0 LOB: 0 BB: 0 P: 3	R: 0 E: 0 K: 0 S: 3	H: 0 LOB: 0 BB: 0 P: 3	R: 0 E: 0 K: 0 S: 3	H: 0 LOB: 0 BB: 0 P: 3	1B: 7 2B: 0 3B: 0 HR: 0	SF: 0 SAC: 1 DP: 1 HBP: 0	WP: 0 PB: 0 SB: 0 CS: 1	PA: 35														
PITCHER	IP: 5.2 WLS: L BF: 27 ERA: 3.89	IP: 0.1 WLS: 2 BF: 1 ERA: 4.5															IP: 5.2 WLS: L BF: 27 ERA: 3.89	IP: 0.1 WLS: 2 BF: 1 ERA: 4.5															IP: 5.2 WLS: L BF: 27 ERA: 3.89	IP: 0.1 WLS: 2 BF: 1 ERA: 4.5



Batter	1	2	3	4	5	6	7	8	9	AB	R	H	RBI	BB	SO	LOB	TOP			
Lenny Green, L (1, 8) OBP: 0.360, SLG: 0.444										5	2	2	0	0	0	0				
Dalton Jones, L (1, 5) OBP: 0.376, SLG: 0.454										5	0	0	0	0	0	2				
Carl Yastrzemski, L (1, 7) OBP: 0.377, SLG: 0.575										5	1	2	1	0	1	1				
Felix Mantilla, R (1, 4) OBP: 0.409, SLG: 0.523										4	0	3	2	0	0	1				
Lee Thomas, L (1, 3) OBP: 0.364, SLG: 0.502										2	0	0	0	2	0	2				
Tony Conigliaro, R (1, 9) OBP: 0.319, SLG: 0.456										4	0	1	0	0	1	4				
Bob Tillman, R (1, 2) OBP: 0.262, SLG: 0.323										4	1	2	1	0	1	1	AB 37 R 4 H 11 RBI 4 BB 2 SO 4 LOB 15			
Rico Petrocelli, R (1, 6) OBP: 0.222, SLG: 0.275										4	0	1	0	0	0	1				
Earl Wilson, R (1, 1) OBP: 0.294, SLG: 0.250										4	0	0	0	0	1	3				
Inning Stats	R: 1 E: 0 K: 1 S: 7	H: 2 LOB: 1 BB: 0 P: 7	R: 0 E: 0 K: 1 S: 6	H: 1 LOB: 1 BB: 0 P: 6	R: 1 E: 0 K: 0 S: 5	H: 2 LOB: 1 BB: 0 P: 5	R: 0 E: 0 K: 1 S: 6	H: 2 LOB: 1 BB: 0 P: 6	R: 1 E: 0 K: 0 S: 4	H: 2 LOB: 2 BB: 1 P: 9	R: 0 E: 0 K: 0 S: 4	H: 1 LOB: 2 BB: 1 P: 8	R: 0 E: 0 K: 1 S: 5	H: 0 LOB: 0 BB: 0 P: 5	R: 0 E: 0 K: 0 S: 3	H: 0 LOB: 0 BB: 0 P: 3	1B: 6 2B: 4 3B: 0 HR: 1	SF: 0 SAC: 0 DP: 1 HBP: 0	WP: 0 PB: 0 SB: 0 CS: 0	PA: 39
PITCHER	IP WLS BF H R ER SO BB IBB HBP BLK WP HR S P ERA WHIP																			
Robin Roberts, R (1, 1) ERA: 3.47	6.0 L 28 10 4 4 3 1 0 0 0 0 1 33 37 6.00 1.833																			
Dave McNally, L (7, 1) ERA: 3.5	2.0 8 1 0 0 1 1 0 0 0 0 0 9 13 0.00 1.000																			
Stu Miller, R (9, 1) ERA: 1.45	1.0 3 0 0 0 0 0 0 0 0 0 0 3 3 0.00 0.000																			

Boston Red Sox @ Baltimore Orioles
Memorial Stadium, Baltimore, MD
 Tue Jun 22 1965, 7:05 PM EDT
 Att: 20,460 - Unknown

livebaseballscorecards.com



Batter	1	2	3	4	5	6	7	8	9	AB	R	H	RBI	BB	SO	LOB	BOTTOM			
Russ Snyder, L (1, 8) OBP: 0.368, SLG: 0.343										4	1	1	0	0	0	0				
Luis Aparicio, R (1, 6) OBP: 0.291, SLG: 0.353										4	1	1	2	0	0	0				
Boog Powell, L (1, 7) OBP: 0.304, SLG: 0.350										3	0	0	0	1	0	1				
Brooks Robinson, R (1, 5) OBP: 0.363, SLG: 0.435										4	0	0	0	0	1	2				
Curt Blefary, L (1, 9) OBP: 0.395, SLG: 0.517										3	0	1	0	1	0	1				
Norm Siebern, L (1, 3) OBP: 0.378, SLG: 0.464										3	0	0	0	1	2	1				
Jerry Adair, R (1, 4) OBP: 0.318, SLG: 0.333										3	0	0	0	0	2		AB 30 R 2 H 4 RBI 2 BB 3 SO 3 LOB 8			
Dick Brown, R (1, 2) OBP: 0.233, SLG: 0.282										3	0	1	0	0	0	0				
Robin Roberts, S (1, 1) OBP: 0.226, SLG: 0.241										2	0	0	0	0	0	1				
Dave McNally, R (7, 1) OBP: 0.091, SLG: 0.048										0	0	0	0	0	0	0				
Bob Johnson, R (6, PH) OBP: 0.281, SLG: 0.418										1	0	0	0	0	0	0				
Stu Miller, R (9, 1)										0	0	0	0	0	0	0				
Inning Stats	R: 0 E: 0 K: 0 S: 3	H: 0 LOB: 0 BB: 0 P: 3	R: 0 E: 0 K: 0 S: 2	H: 0 LOB: 2 BB: 2 P: 10	R: 2 E: 0 K: 0 S: 5	H: 3 LOB: 1 BB: 1 P: 9	R: 0 E: 0 K: 1 S: 5	H: 0 LOB: 0 BB: 0 P: 5	R: 0 E: 0 K: 0 S: 3	H: 0 LOB: 0 BB: 0 P: 3	R: 0 E: 1 K: 1 S: 6	H: 0 LOB: 1 BB: 0 P: 6	R: 0 E: 0 K: 0 S: 3	H: 0 LOB: 0 BB: 0 P: 3	R: 0 E: 0 K: 1 S: 6	H: 1 LOB: 1 BB: 0 P: 6	1B: 2 2B: 1 3B: 0 HR: 1	SF: 0 SAC: 0 DP: 2 HBP: 0	WP: 0 PB: 0 SB: 0 CS: 0	PA: 33
PITCHER	IP WLS BF H R ER SO BB IBB HBP BLK WP HR S P ERA WHIP																			
Earl Wilson, R (1, 1) ERA: 4.32	9.0 W 33 4 2 2 3 3 0 0 0 0 1 36 48 2.00 0.778																			

Boston Red Sox @ Baltimore Orioles
Memorial Stadium, Baltimore, MD
 Tue Jun 22 1965, 7:05 PM EDT
 Att: 20,460 - Unknown

livebaseballscorecards.com



Batter	1	2	3	4	5	6	7	8	9	AB	R	H	RBI	BB	SO	LOB	TOP		
Chuck Schilling, R (1,4) OBP: 0.333, SLG: 0.456	F9			K		F9		E5		4	0	0	0	0	1	0	Boston Red Sox @ Baltimore Orioles Memorial Stadium, Baltimore, MD Wed Jun 23 1965, 7:05 PM EDT Att: 22,627 - Unknown		
Frank Matzone, R (1,5) OBP: 0.286, SLG: 0.265	6-3			4-3 2B		5-3		G5-4-3		4	0	1	0	0	0	1			
Carl Yastrzemski, L (1,8) OBP: 0.379, SLG: 0.596	K			4-3 2-3		HR		WP 2B		4	1	2	1	0	1	1			
Felix Mantilla, R (1,7) OBP: 0.407, SLG: 0.518		F8		1-3				6-3		4	0	1	0	0	0	2			
Tony Horton, R (1,3) OBP: 0.333, SLG: 0.355		5-3			K			FC6-4 1B		4	1	1	0	0	1	1			
Tony Conigliaro, R (1,9) OBP: 0.318, SLG: 0.465		1-3			5-3			HR		4	1	1	2	0	1	1			
Bob Tillman, R (1,2) OBP: 0.262, SLG: 0.339				K		6-3		HR		4	1	1	1	0	2	1			
Rico Petrocelli, R (1,6) OBP: 0.218, SLG: 0.269				F9		F8				2	0	0	0	0	0	0			
Lenny Green, L (7, PH) OBP: 0.363, SLG: 0.444										0	0	0	0	1	0	0			
Eddie Bressoud, R (7,6) OBP: 0.293, SLG: 0.378										1	0	0	0	0	1	1			
Jim Lonborg, R (1,1) OBP: 0.143, SLG: 0.179				5-3		6-3		1-3		1	0	0	0	0	0	0			
Russ Nixon, L (6, PH) OBP: 0.111, SLG: 0.111										0	0	0	0	0	0	0			
Jack Lamabe, R (6,1) OBP: 0.000, SLG: 0.000										0	0	0	0	0	0	0			
Arnold Earley, L (6,1) OBP: 0.000, SLG: 0.000										0	0	0	0	0	0	0			
Lee Thomas, L (7, PH) OBP: 0.363, SLG: 0.500										1	0	0	0	0	0	1			
Dick Radatz, R (7,1) OBP: 0.370, SLG: 0.600										0	0	0	0	0	0	0			
Inning Stats	R: 0 E: 0 K: 1 S: 5	H: 0 LOB: 0 BB: 0 P: 5	R: 0 E: 0 K: 0 S: 3	H: 0 LOB: 0 BB: 0 P: 3	R: 0 E: 0 K: 1 S: 5	H: 0 LOB: 0 BB: 0 P: 5	R: 0 E: 0 K: 1 S: 6	H: 1 LOB: 1 BB: 0 P: 6	R: 0 E: 0 K: 1 S: 5	H: 0 LOB: 0 BB: 0 P: 5	R: 4 E: 0 K: 0 S: 7	H: 4 LOB: 1 BB: 1 P: 11	R: 0 E: 1 K: 0 S: 4	H: 1 LOB: 1 BB: 0 P: 4	R: 0 E: 0 K: 3 S: 10	H: 1 LOB: 1 BB: 0 P: 10	1B: 2 2B: 2 3B: 0 HR: 3	SF: 0 SAC: 0 DP: 1 HBP: 0	WP: 1 PA: 35
PITCHER	IP WLS BF H R ER SO BB IBB HBP BLK WP HR S P ERA WHIP																		
Steve Barber, L (1,1) ERA: 3.62	6.2 W 24 4 3 3 4 0 0 0 0 0 2 32 32 4.05 0.600																		
Stu Miller, R (7,1) ERA: 1.56	2.1 S 11 3 1 1 3 1 0 0 0 1 1 16 20 3.86 1.714																		

AB	34
R	4
H	7
RBI	4
BB	1
SO	7
LOB	9



Batter	1	2	3	4	5	6	7	8	9	AB	R	H	RBI	BB	SO	LOB	BOTTOM
Russ Snyder, L (1,8) OBP: 0.352, SLG: 0.327	5-3		4-3		K	F7		L5		5	0	0	0	0	1	3	Boston Red Sox @ Baltimore Orioles Memorial Stadium, Baltimore, MD Wed Jun 23 1965, 7:05 PM EDT Att: 22,627 - Unknown
Luis Aparicio, R (1,6) OBP: 0.257, SLG: 0.347	5-3			E1 E	F9			F4		4	1	0	0	0	0	1	
Boog Powell, L (1,3) OBP: 0.307, SLG: 0.350	F9			E5 1B	FC6-4 1B			BB SF7 BB		3	2	1	1	1	0	0	
Brooks Robinson, R (1,5) OBP: 0.360, SLG: 0.431		F9		F9 2-3	FC6-4 1-2			BB 1B		4	0	1	0	0	0	2	
Curt Blefary, L (1,9) OBP: 0.403, SLG: 0.517		6-3 BB		FC4-6 1B				F8		2	0	1	1	2	0	0	
Paul Blair, R (9,8) OBP: 0.300, SLG: 0.309				3-H 1B				1-2 2-3 BB		0	0	0	0	0	0	0	
Sam Bowens, R (1,7) OBP: 0.183, SLG: 0.233		6-3 1-2		FC4-6 2B				SF7		2	2	0	1	1	0	2	
Jerry Adair, R (1,4) OBP: 0.321, SLG: 0.341		G3		1-2 2B				1B 1B		4	0	2	2	0	0	3	
Dick Brown, R (1,2) OBP: 0.234, SLG: 0.279			K	6-3				1B		4	0	1	0	0	1	1	
Steve Barber, L (1,1) OBP: 0.143, SLG: 0.150			K		1B 2B			F8		3	1	1	0	0	2	2	
Stu Miller, R (7,1) ERA: 5.04										1	0	0	0	0	0	0	
Inning Stats	R: 0 E: 0 K: 0 S: 3	H: 0 LOB: 0 BB: 1 P: 7	R: 0 E: 0 K: 2 S: 7	H: 0 LOB: 0 BB: 0 P: 7	R: 3 E: 3 K: 0 S: 7	H: 2 LOB: 1 BB: 0 P: 7	R: 1 E: 0 K: 1 S: 7	H: 2 LOB: 1 BB: 0 P: 7	R: 1 E: 0 K: 1 S: 7	H: 2 LOB: 2 BB: 1 P: 11	R: 1 E: 0 K: 0 S: 4	H: 1 LOB: 2 BB: 2 P: 12	R: 0 E: 0 K: 0 S: 3	H: 0 LOB: 0 BB: 0 P: 3	1B: 5 2B: 2 3B: 0 HR: 0	SF: 1 SAC: 0 DP: 0 HBP: 0	WP: 0 PA: 37
PITCHER	IP WLS BF H R ER SO BB IBB HBP BLK WP HR S P ERA WHIP																
Jim Lonborg, R (1,1) ERA: 3.25	5.0 L 22 4 4 1 3 1 0 0 0 0 0 0 3 7 1.80 1.000																
Jack Lamabe, R (6,1) ERA: 8.17	0.1 4 2 1 1 0 1 0 0 0 0 0 0 3 7 27.00 9.000																
Arnold Earley, L (6,1) ERA: 4.31	0.2 2 0 0 0 1 0 0 0 0 0 0 0 4 4 0.00 0.000																
Dick Radatz, R (7,1) ERA: 5.04	2.0 9 1 1 1 0 2 0 0 0 0 0 0 7 15 4.50 1.500																

AB	32
R	6
H	7
RBI	5
BB	4
SO	4
LOB	14



Batter	1	2	3	4	5	6	7	8	9	AB R H RBI BB SO LOB	TOP							
Joe Cunningham, L OBP: 0.344, SLG: 0.333	0-0 WP 1B		0-0 F6			0-0 4-3	0-0 3-1		0-0 6-3	5 0 1 0 0 0 2	Washington Senators @ Boston Red Sox Fenway Park, Boston, MA Fri Jun 25 1965, 7:05 PM EDT Att: 9,287 - Unknown							
Ken McMullen, R OBP: 0.327, SLG: 0.444	0-0 F9 1-2		0-0 F9			0-0 HR 1B	0-0 HR		0-3 K	5 2 2 2 0 1 2								
Woodie Held, R OBP: 0.374, SLG: 0.477	0-3 K			0-0 F9		0-0 HR 1B	4-0 BB		0-0 1-3	4 1 1 2 1 1 1								
Frank Howard, R OBP: 0.347, SLG: 0.494	0-0 5-3			0-0 F4		0-0 E 1B	0-0 1-3			4 0 1 0 0 0 2								
Don Lock, R OBP: 0.313, SLG: 0.320		0-0 2-3		0-3 K		0-0 E3 1-2		0-0 6-3		4 0 0 0 0 1 1								
Don Zimmer, R OBP: 0.323, SLG: 0.321		0-0 6-3			0-0 5-3	0-3 K		0-0 HR 1B		4 1 1 0 0 1 2								
Doug Camilli, R OBP: 0.303, SLG: 0.303		0-0 L4			0-0 F9	0-0 F5		0-0 HR		3 0 0 0 0 0 2								
Willie Kirkland, L OBP: 0.253, SLG: 0.463								1-H HR		1 1 1 2 0 0 0								
Ed Brinkman, R OBP: 0.251, SLG: 0.294			1-0 SH1-4 HBP				0-0 F5	0-0 F8		2 0 1 0 0 0 0								
Don Blasingame, L OBP: 0.274, SLG: 0.317										1 0 0 0 0 0 0								
Buster Narum, R OBP: 0.299, SLG: 0.299			0-0 SH1-4							1 0 0 0 0 1 1								
Marshall Bridges, L OBP: 0.333, SLG: 1.000										0 0 0 0 0 0 0								
Ryne Duren, R OBP: 0.342, SLG: 0.342										1 1 1 0 0 0 0								
Steve Riddick, R OBP: 0.143, SLG: 0.143										0 0 0 0 0 0 0								
Jim King, L OBP: 0.241, SLG: 0.496										1 0 0 0 0 1 0								
Mike McCormick, L OBP: 0.196, SLG: 0.266										0 0 0 0 0 0 0								
Inning Stats	R: 0 E: 0 K: 1 S: 6	H: 1 LOB: 1 BB: 0 P: 6	R: 0 E: 0 K: 0 S: 3	H: 0 LOB: 0 BB: 0 P: 3	R: 0 E: 0 K: 0 S: 3	H: 0 LOB: 1 BB: 0 P: 4	R: 0 E: 0 K: 1 S: 5	H: 1 LOB: 1 BB: 0 P: 6	R: 2 E: 1 K: 1 S: 9	H: 3 LOB: 2 BB: 0 P: 9	R: 2 E: 0 K: 1 S: 7	H: 2 LOB: 1 BB: 1 P: 7	R: 0 E: 0 K: 1 S: 5	H: 0 LOB: 0 BB: 0 P: 5	1B: 6 2B: 0 3B: 0 HR: 3	SF: 0 SAC: 1 DP: 0 HBP: 1	WP: 1 PB: 0 SB: 0 CS: 0	PA: 39
PITCHER	IP WLS BF H R ER SO BB IBB HBP BLK WP HR S P ERA WHIP											IP WLS BF H R ER SO BB IBB HBP BLK WP HR S P ERA WHIP						
Dennis Bennett, L ERA: 4.35	(1, 1) 6.2 W 30 7 4 4 4 4 1 0 1 0 1 2 36 41 5.40 1.200																	
Bob Duliba, R ERA: 4.0	(7, 1) 0.2 4 2 2 2 0 0 0 0 0 0 1 4 4 27.00 3.000																	
Dick Radatz, R ERA: 4.78	(8, 1) 1.2 S 5 0 0 0 2 0 0 0 0 0 0 0 9 9 0.00 0.000																	

Batter	1	2	3	4	5	6	7	8	9	AB R H RBI BB SO LOB	BOTTOM									
Lenny Green, L OBP: 0.354, SLG: 0.431	0-3 K		0-3 K			0-3 K	0-0 6-3		0-3 K	5 0 0 0 0 4 3	Washington Senators @ Boston Red Sox Fenway Park, Boston, MA Fri Jun 25 1965, 7:05 PM EDT Att: 9,287 - Unknown									
Dalton Jones, L OBP: 0.356, SLG: 0.428	0-0 F5			0-0 6-3	0-3 K	0-0 F5		0-0 5-3		4 0 0 0 0 1 3										
Frank Malzone, R OBP: 0.284, SLG: 0.263										1 0 0 0 0 0 0										
Carl Yastrzemski, L OBP: 0.386, SLG: 0.624	0-0 1B			0-0 HR	4-0 1B 1B BB	0-0 1B		0-0 3-1		4 2 3 2 1 0 0										
Felix Mantilla, R OBP: 0.402, SLG: 0.506	0-0 F7			4-0 BB	0-0 1B 1B BB	0-0 F9				3 1 1 2 1 0 2										
Lee Thomas, L OBP: 0.360, SLG: 0.491		0-0 F9		0-3 K	0-0 BB 1B 2B 1B		0-0 F7			4 1 1 1 0 1 1										
Tony Conigliaro, R OBP: 0.313, SLG: 0.455		0-3 K		0-3 K	0-0 BB 1B 2B 1B		0-3 K			4 1 1 1 0 3 1										
Bob Tillman, R OBP: 0.277, SLG: 0.341		0-0 4-3					0-0 2B 1B			2 1 1 0 2 0 0										
Rico Petrocelli, R OBP: 0.239, SLG: 0.300			0-3 K							4 1 3 2 0 1 0										
Dennis Bennett, L OBP: 0.300, SLG: 0.300										3 1 1 0 0 1 2										
Bob Duliba, R ERA: 4.97										1 0 0 0 0 0 2										
Dick Radatz, R OBP: 0.375, SLG: 0.600										0 0 0 0 0 0 0										
Inning Stats	R: 0 E: 0 K: 1 S: 6	H: 1 LOB: 1 BB: 0 P: 6	R: 0 E: 0 K: 1 S: 5	H: 0 LOB: 0 BB: 0 P: 5	R: 0 E: 0 K: 2 S: 7	H: 0 LOB: 0 BB: 0 P: 7	R: 1 E: 0 K: 2 S: 8	H: 1 LOB: 1 BB: 1 P: 12	R: 7 E: 0 K: 3 S: 15	H: 6 LOB: 2 BB: 3 P: 27	R: 0 E: 0 K: 0 S: 4	H: 1 LOB: 1 BB: 0 P: 4	R: 0 E: 0 K: 1 S: 7	H: 2 LOB: 2 BB: 0 P: 7	R: 0 E: 0 K: 1 S: 5	H: 0 LOB: 0 BB: 0 P: 5	1B: 8 2B: 2 3B: 0 HR: 1	SF: 0 SAC: 0 DP: 0 HBP: 0	WP: 0 PB: 0 SB: 0 CS: 0	PA: 39
PITCHER	IP WLS BF H R ER SO BB IBB HBP BLK WP HR S P ERA WHIP											IP WLS BF H R ER SO BB IBB HBP BLK WP HR S P ERA WHIP								
Buster Narum, R ERA: 2.7	(1, 1) 4.2 L 22 5 6 6 8 3 0 0 0 0 0 0 35 47 11.57 1.714																			
Marshall Bridges, L ERA: 2.7	(5, 1) 0.0 4 3 2 2 0 1 0 0 0 0 0 0 3 7 - - -																			
Ryne Duren, R ERA: 4.97	(5, 1) 1.1 5 1 0 0 1 0 0 0 0 0 0 0 7 7 0.00 0.750																			
Steve Riddick, R ERA: 4.97	(7, 1) 1.0 5 2 0 0 1 0 0 0 0 0 0 0 7 7 0.00 2.000																			
Mike McCormick, L ERA: 3.18	(8, 1) 1.0 3 0 0 0 1 0 0 0 0 0 0 0 5 5 0.00 0.000																			

Batter	1	2	3	4	5	6	7	8	9	AB	R	H	RBI	BB	SO	LOB	TOP					
Don Blasingame, L (1,4) OBP: 0.280, SLG: 0.317	E3 1B	4-3					5-3		F5	5	1	1	0	0	0	2						
Ken McMullen, R (1,5) Ryne Duren, R (7,1) OBP: 0.330, SLG: 0.447	1B		6-3				6-3			4	0	2	0	0	0	1						
Willie Kirkland, L (1,8) OBP: 0.288, SLG: 0.477	K		F3						FC6 BB	3	0	0	0	1	2	4						
Frank Howard, R (1,7) OBP: 0.343, SLG: 0.480	F8		5-3						K	4	0	0	0	0	2	5						
Jim King, L (1,9) OBP: 0.354, SLG: 0.471	BB 1B						4-3		FC6	4	0	1	1	0	0	1						
Bob Chance, L (1,3) OBP: 0.284, SLG: 0.344	FC6-4 BB						4-3		K	3	0	1	0	1	1	1						
Don Zimmer, R (1,2) OBP: 0.302, SLG: 0.308	FC6-4						F8			4	0	0	0	0	1	4						
Ed Brinkman, R (1,6) OBP: 0.255, SLG: 0.307		5-3					F5		G1	4	0	1	0	0	0	1						
Bennie Daniels, L (1,1) Marshall Bridges, S (3,1) Woodie Held, R (7,PH) OBP: 0.281, SLG: 0.150 OBP: 0.250, SLG: 0.750 OBP: 0.374, SLG: 0.474	K						6-3		F7	1	0	0	0	0	1	0						
										1	0	0	0	0	0	0						
										2	0	1	0	0	0	1						
Inning Stats	R: 1 E: 1 K: 1 S: 8	H: 2 LOB: 3 BB: 1 P: 12	R: 0 E: 0 K: 1 S: 5	H: 0 LOB: 0 BB: 0 P: 5	R: 0 E: 0 K: 0 S: 3	H: 0 LOB: 0 BB: 0 P: 3	R: 0 E: 0 K: 1 S: 6	H: 1 LOB: 1 BB: 0 P: 6	R: 0 E: 0 K: 2 S: 9	H: 2 LOB: 2 BB: 0 P: 9	R: 0 E: 0 K: 0 S: 3	H: 0 LOB: 1 BB: 0 P: 3	R: 0 E: 1 K: 2 S: 7	H: 0 LOB: 1 BB: 1 P: 11	R: 0 E: 0 K: 0 S: 4	H: 1 LOB: 1 BB: 0 P: 4	R: 0 E: 1 K: 2 S: 7	H: 1 LOB: 1 BB: 0 P: 4	1B: 6 2B: 1 3B: 0 HR: 0	SF: 0 SAC: 0 DP: 0 HBP: 0	WP: 0 PB: 0 SB: 0 CS: 0	PA: 37
PITCHER Jim Lonborg, R (1,1) ERA: 2.93	IP: 9.0 WLS: W BF: 37 H: 7 R: 1 ER: 0 SO: 7 BB: 2 IBB: 0 HBP: 0 BLK: 0 WP: 0 HR: 0 S: 49 P: 57 ERA: 0.00 WHIP: 1.000															PITCHER						

Washington Senators @ Boston Red Sox
Fenway Park, Boston, MA
Sun Jun 27 1965, 3:33 AM EDT
Unknown

AB	35
R	1
H	7
RBI	1
BB	2
SO	7
LOB	20



Batter	1	2	3	4	5	6	7	8	9	AB	R	H	RBI	BB	SO	LOB	BOTTOM			
Lenny Green, L (1,8) OBP: 0.349, SLG: 0.426	FC1-6 1B		4-3 1B 2B	F9			F7		F7	5	1	2	0	0	0	3				
Dalton Jones, L (1,5) OBP: 0.381, SLG: 0.425	FC1-6 1B WP		4-3	WP 1B			F6			4	1	1	0	0	0	3				
Carl Yastrzemski, L (1,7) OBP: 0.493, SLG: 0.619	WP 1B		4-3	E 1B			4-3			4	0	2	1	0	0	1				
Felix Mantilla, R (1,4) OBP: 0.396, SLG: 0.498	K		E8 1B				4-3		4-3	4	0	1	0	0	1	1				
Lee Thomas, L (1,3) OBP: 0.362, SLG: 0.487	G3		F3				1B		2-6 1B	4	0	2	0	0	0	3				
Tony Conigliaro, R (1,9) OBP: 0.322, SLG: 0.467		G6-3 1B	FC6 IBB				K		2-6 1B	2	1	1	0	2	1	1				
Russ Nixon, L (1,2) OBP: 0.200, SLG: 0.200	G6-3		FC6				L6			4	0	1	0	0	0	5				
Rico Petrocelli, R (1,6) OBP: 0.248, SLG: 0.342							F7		K	3	0	1	1	0	1	0				
Jim Lonborg, R (1,1) OBP: 0.194, SLG: 0.233	F8						1B WP BB			2	1	1	0	1	0	1				
										2	1	1	0	1	0	1				
Inning Stats	R: 1 E: 0 K: 1 S: 7	H: 2 LOB: 1 BB: 0 P: 7	R: 0 E: 0 K: 0 S: 4	H: 2 LOB: 1 BB: 0 P: 4	R: 1 E: 1 K: 0 S: 6	H: 3 LOB: 3 BB: 1 P: 10	R: 1 E: 0 K: 0 S: 4	H: 1 LOB: 1 BB: 1 P: 8	R: 0 E: 0 K: 1 S: 6	H: 1 LOB: 1 BB: 0 P: 6	R: 0 E: 0 K: 1 S: 3	H: 1 LOB: 1 BB: 0 P: 3	R: 1 E: 0 K: 0 S: 4	H: 1 LOB: 1 BB: 1 P: 8	R: 1 E: 0 K: 0 S: 4	H: 1 LOB: 1 BB: 1 P: 8	1B: 10 2B: 2 3B: 0 HR: 0	SF: 1 SAC: 1 DP: 1 HBP: 0	WP: 3 PB: 0 SB: 0 CS: 0	PA: 37
PITCHER Bennie Daniels, R (1,1) ERA: 3.77 Marshall Bridges, L (3,1) ERA: 2.66 Ryne Duren, R (7,1) ERA: 4.66	IP: 2.1 WLS: L BF: 16 H: 3 R: 1 ER: 1 SO: 2 BB: 1 IBB: 1 HBP: 0 BLK: 0 WP: 1 HR: 0 S: 15 P: 26 ERA: 2.46 WHIP: 1.091															PITCHER				

Washington Senators @ Boston Red Sox
Fenway Park, Boston, MA
Sun Jun 27 1965, 3:33 AM EDT
Unknown

AB	32
R	4
H	12
RBI	2
BB	3
SO	3
LOB	18



Batter	1	2	3	4	5	6	7	8	9	AB	R	H	RBI	BB	SO	LOB	TOP								
Larry Brown, R OBP: 0.297, SLG: 0.346 (1, 6)	5-3		F8	F3			4-3		1B	5	1	1	0	0	0	3	Cleveland Indians @ Boston Red Sox Fenway Park, Boston, MA Mon Jun 28 1965, 7:05 PM EDT Att: 12,069 - Unknown								
Vic Davallillo, L OBP: 0.374, SLG: 0.456 Chuck Hinton, R OBP: 0.336, SLG: 0.433 (1, 8) (9, 8)	F8		HR				F7		F2	5	1	1	1	0	0	4									
Max Alvis, R OBP: 0.344, SLG: 0.482 (1, 5)	1-3		4-3		6-3		E5		1B	5	1	1	0	0	0	0									
Rocky Colavito, R OBP: 0.412, SLG: 0.556 (1, 9)		1B			5-3		4-3		1B	5	1	3	1	0	0	1									
Leon Wagner, L OBP: 0.353, SLG: 0.468 (1, 7)		1B	4-3		F7			FC3-6	1B	5	2	3	1	0	0	1									
Fred Whitfield, L OBP: 0.309, SLG: 0.512 (1, 3)		HR		1B		5-3		1B	4-6-3	4	2	2	3	1	0	2									
Duke Sims, L OBP: 0.231, SLG: 0.462 (1, 2)	3-1			1B		6-3		FC3-6	1B	4	0	1	0	0	0	2									
Pedro Gonzalez, R OBP: 0.291, SLG: 0.360 (1, 4)	5-3			1B		F9		FC6-4		4	0	1	1	0	0	1									
Luis Tiant, R OBP: 0.091, SLG: 0.063 Floyd Weaver, R OBP: 0.250, SLG: 0.286 (1, 1) (6, 1)	F8			K				K		2	0	0	0	0	1	2									
										2	1	1	0	0	1	1									
Inning Stats	R: 0 E: 0 K: 0 S: 3	H: 0 LOB: 0 BB: 0 P: 3	R: 3 E: 0 K: 0 S: 6	H: 3 LOB: 0 BB: 0 P: 6	R: 1 E: 0 K: 0 S: 5	H: 2 LOB: 1 BB: 0 P: 5	R: 1 E: 0 K: 1 S: 7	H: 2 LOB: 2 BB: 1 P: 11	R: 0 E: 0 K: 0 S: 3	H: 0 LOB: 0 BB: 0 P: 3	R: 1 E: 1 K: 0 S: 5	H: 1 LOB: 1 BB: 0 P: 5	R: 1 E: 1 K: 1 S: 7	H: 2 LOB: 1 BB: 0 P: 7	R: 2 E: 0 K: 0 S: 6	H: 4 LOB: 1 BB: 0 P: 6	1B: 9 2B: 4 3B: 0 HR: 2	SF: 0 SAC: 0 DP: 1 HBP: 0	WP: 0 PB: 0 SB: 0 CS: 0	PA: 42					
PITCHER	IP	WLS	BF	H	R	ER	SO	BB	IBB	HBP	BLK	WP	HR	S	P	ERA	WHIP								
Bill Monbouquette, R ERA: 3.91 Arnold Earley, L ERA: 3.76 Jerry Stephenson, R ERA: 4.24 Jay Ritchie, R ERA: 2.7 (1, 1) (3, 1) (6, 1) (8, 1)	2.2	L	13	5	4	4	0	0	0	0	0	0	2	13	13	13.50	1.875								
	2.1		10	2	1	1	1	0	0	0	0	0	0	11	15	3.86	1.286								
	2.0		8	1	1	0	0	0	0	0	0	0	0	8	8	0.00	0.500								
	2.0		11	6	3	2	1	0	0	0	0	0	0	13	13	9.00	3.000								

Batter	1	2	3	4	5	6	7	8	9	AB	R	H	RBI	BB	SO	LOB	BOTTOM								
Rico Petrocelli, R OBP: 0.259, SLG: 0.331 (1, 6)	F3		BB						FC5-4	3	0	0	0	2	0	1	Cleveland Indians @ Boston Red Sox Fenway Park, Boston, MA Mon Jun 28 1965, 7:05 PM EDT Att: 12,069 - Unknown								
Dalton Jones, L OBP: 0.354, SLG: 0.411 (1, 4)	L6		BB		1-3		F3			3	0	0	0	1	0	1									
Carl Yastrzemski, L OBP: 0.497, SLG: 0.624 (1, 8) (7, 7)	F5		F7							4	0	1	0	0	0	3									
Eddie Bressoud, R OBP: 0.298, SLG: 0.378 (9, 7)						FC5-6			3-1	0	0	0	0	0	0	0									
Felix Mantilla, R OBP: 0.400, SLG: 0.504 (1, 7) (7, 8)		F7				FC5-6				3	1	2	1	1	0	0									
Lee Thomas, L OBP: 0.372, SLG: 0.500 (1, 3)			G6-4-3		F6		FC5-6		G4-6-3	3	0	0	0	1	0	3									
Tony Conigliaro, R OBP: 0.329, SLG: 0.481 (1, 9)		G6-4-3					L3			3	1	2	1	1	0	1									
Frank Malzone, R OBP: 0.277, SLG: 0.256 (1, 5)			5-3		F2		L3			4	0	1	0	0	0	4									
Bob Tillman, R OBP: 0.282, SLG: 0.342 (1, 2)			BB	4-3	L7				F4	4	0	1	0	0	0	2									
Bill Monbouquette, R OBP: 0.321, SLG: 0.125 (3, 1) Arnold Earley, L OBP: 0.343, SLG: 0.444 Jerry Stephenson, L OBP: 0.294, SLG: 0.333 Tony Horton, R OBP: 0.314, SLG: 0.333 Jay Ritchie, R OBP: 0.267, SLG: 0.500 Russ Nixon, R OBP: 0.188, SLG: 0.188 (1, 1) (3, 1) (6, 1) (7, 1) (8, 1) (9, 1)			4-3		5-3		F9		F4	0	0	0	0	0	0	0									
										1	0	0	0	0	0	1									
										0	0	0	0	0	0	0									
										0	0	0	0	0	0	0									
										0	0	0	0	0	0	0									
										0	0	0	0	0	0	0									
										1	0	0	0	0	0	1									
Inning Stats	R: 0 E: 0 K: 0 S: 3	H: 0 LOB: 0 BB: 0 P: 3	R: 0 E: 0 K: 0 S: 2	H: 0 LOB: 0 BB: 1 P: 6	R: 0 E: 0 K: 0 S: 4	H: 1 LOB: 3 BB: 2 P: 12	R: 1 E: 0 K: 0 S: 5	H: 2 LOB: 1 BB: 0 P: 5	R: 0 E: 0 K: 0 S: 3	H: 0 LOB: 0 BB: 0 P: 3	R: 0 E: 0 K: 0 S: 3	H: 1 LOB: 2 BB: 2 P: 11	R: 0 E: 0 K: 0 S: 3	H: 0 LOB: 0 BB: 1 P: 7	R: 0 E: 0 K: 0 S: 3	H: 1 LOB: 0 BB: 0 P: 3	R: 1 E: 0 K: 0 S: 5	H: 2 LOB: 1 BB: 0 P: 5	1B: 3 2B: 3 3B: 0 HR: 2	SF: 0 SAC: 0 DP: 3 HBP: 0	WP: 0 PB: 0 SB: 0 CS: 0	PA: 37			
PITCHER	IP	WLS	BF	H	R	ER	SO	BB	IBB	HBP	BLK	WP	HR	S	P	ERA	WHIP								
Luis Tiant, R ERA: 3.13 Floyd Weaver, R ERA: 5.09 (1, 1) (6, 1)	5.0	W	22	4	1	1	0	2	0	0	0	0	1	18	34	1.80	1.600								
	4.0	S	15	3	1	1	0	2	0	0	0	0	1	13	21	2.25	1.250								

Batter	1	2	3	4	5	6	7	8	9	AB	R	H	RBI	BB	SO	LOB	TOP								
Dick Howser, R (1,6) OBP: 0.360, SLG: 0.283	5-3	5-3	4-3			1-3		FC6-4 BB		4	0	0	0	1	0	3	Cleveland Indians @ Boston Red Sox Fenway Park, Boston, MA Tue Jun 29 1965, 7:05 PM EDT Att: 8,906 - Unknown								
Vic Davallio, L (1,8) OBP: 0.371, SLG: 0.451	6-3		HR		6-3	F8		FC6-4 1-2		5	1	1	0	0	0	1									
Max Alvis, R (1,5) OBP: 0.349, SLG: 0.500			HR		F2			F6		5	2	3	2	0	0	1									
Rocky Colavito, R (1,9) OBP: 0.415, SLG: 0.560	F9		HR							5	1	3	0	0	1	1									
Leon Wagner, L (1,7) OBP: 0.350, SLG: 0.467		E4			5-3			F6		5	1	1	1	0	0	1									
Chuck Hinton, R (1,3) OBP: 0.333, SLG: 0.432			HR		5-3	K		6-3		5	1	1	0	0	1	2									
Joe Azcue, R (1,2) OBP: 0.287, SLG: 0.262								F8		5	0	1	0	0	1	4									
Pedro Gonzalez, R (1,4) OBP: 0.298, SLG: 0.395		FC1-2-5-3								3	2	2	2	0	0	2									
Ralph Terry, R (1,1) OBP: 0.206, SLG: 0.194										2	0	1	2	1	0	2									
Don McMahon, R (7,1) OBP: 0.500, SLG: 0.500					4-3			F9		1	0	0	0	0	0	0									
Inning Stats	R: 0 E: 0 K: 0 S: 4	H: 1 LOB: 1 BB: 0 P: 4	R: 2 E: 1 K: 1 S: 8	H: 2 LOB: 1 BB: 0 P: 8	R: 4 E: 1 K: 0 S: 8	H: 4 LOB: 2 BB: 1 P: 12	R: 0 E: 0 K: 0 S: 3	H: 1 LOB: 1 BB: 0 P: 3	R: 0 E: 0 K: 1 S: 7	H: 2 LOB: 2 BB: 0 P: 7	R: 1 E: 0 K: 1 S: 6	H: 1 LOB: 0 BB: 0 P: 6	R: 0 E: 0 K: 0 S: 3	H: 0 LOB: 0 BB: 0 P: 3	R: 1 E: 0 K: 0 S: 4	H: 1 LOB: 1 BB: 0 P: 8	R: 0 E: 0 K: 0 S: 4	H: 1 LOB: 1 BB: 0 P: 4	1B: 6 2B: 5 3B: 0 HR: 2	SF: 1 SAC: 0 DP: 0 HBP: 0	WP: 0 PB: 0 SB: 1 CS: 0	PA: 43			
PITCHER	IP	WLS	BF	H	R	ER	SO	BB	IBB	HBP	BLK	WP	HR	S	P	ERA	WHIP								
Dennis Bennett, L (1,1) ERA: 5.23	2.0	L	14	7	6	5	1	0	0	0	0	0	1	16	16	22.50	3.500								
Bob Duliba, R (3,1) ERA: 3.27	3.0		13	3	0	0	1	1	0	0	0	0	0	14	18	0.00	1.333								
Jerry Stephenson, R (6,1) ERA: 3.95	4.0		16	3	2	1	1	1	0	0	0	0	1	17	21	2.25	1.000								

AB 40
R 8
H 13
RBI 7
BB 2
SO 3
LOB 17



Batter	1	2	3	4	5	6	7	8	9	AB	R	H	RBI	BB	SO	LOB	BOTTOM								
Chuck Schilling, R (1,4) OBP: 0.327, SLG: 0.427	F3		F6		F9		4-3		6-3	5	0	0	0	0	0	2	Cleveland Indians @ Boston Red Sox Fenway Park, Boston, MA Tue Jun 29 1965, 7:05 PM EDT Att: 8,906 - Unknown								
Dalton Jones, L (1,5) OBP: 0.351, SLG: 0.406	F4		F9			3-1		HR		4	1	1	0	0	0	0									
Lee Thomas, L (1,7) OBP: 0.370, SLG: 0.496					4-3		F3		F6	4	0	1	0	0	0	1									
Felix Mantilla, R (1,8) OBP: 0.405, SLG: 0.518					F5			HR		3	2	2	1	1	0	0									
Tony Horton, R (1,3) OBP: 0.308, SLG: 0.405					6-3		F4		HR	4	1	1	3	0	0	2									
Tony Conigliaro, R (1,9) OBP: 0.324, SLG: 0.474										4	0	0	0	0	0	0									
Bob Tillman, R (1,2) OBP: 0.282, SLG: 0.340										4	0	1	0	0	2	0									
Rico Petrocelli, R (1,6) OBP: 0.259, SLG: 0.352										4	1	1	1	0	2	1									
Dennis Bennett, L (1,1) OBP: 0.273, SLG: 0.273										1	0	0	0	0	0	1									
Bob Duliba, R (3,1) ERA: 3.27										0	0	0	0	0	0	0									
Frank Malzone, R (5, PH) OBP: 0.275, SLG: 0.255										1	0	0	0	0	0	1									
Jerry Stephenson, L (6, PH) OBP: 0.500, SLG: 0.429										1	0	1	0	0	0	0									
Eddie Bressoud, R (9, PH) OBP: 0.296, SLG: 0.375										1	0	0	0	0	1	0									
Inning Stats	R: 0 E: 0 K: 0 S: 5	H: 2 LOB: 2 BB: 0 P: 5	R: 0 E: 1 K: 1 S: 6	H: 0 LOB: 1 BB: 0 P: 6	R: 0 E: 0 K: 0 S: 3	H: 0 LOB: 0 BB: 0 P: 3	R: 0 E: 0 K: 0 S: 3	H: 0 LOB: 0 BB: 0 P: 3	R: 0 E: 0 K: 1 S: 6	H: 1 LOB: 1 BB: 0 P: 6	R: 1 E: 0 K: 0 S: 4	H: 1 LOB: 0 BB: 0 P: 4	R: 1 E: 0 K: 0 S: 5	H: 2 LOB: 1 BB: 0 P: 5	R: 3 E: 0 K: 1 S: 7	H: 2 LOB: 0 BB: 1 P: 11	R: 0 E: 0 K: 2 S: 7	H: 0 LOB: 0 BB: 0 P: 7	1B: 5 2B: 0 3B: 0 HR: 3	SF: 0 SAC: 0 DP: 0 HBP: 0	WP: 0 PB: 0 SB: 0 CS: 0	PA: 37			
PITCHER	IP	WLS	BF	H	R	ER	SO	BB	IBB	HBP	BLK	WP	HR	S	P	ERA	WHIP								
Ralph Terry, R (1,1) ERA: 2.68	6.2	W	27	6	2	2	2	0	0	0	0	0	2	31	31	2.70	0.900								
Don McMahon, R (7,1) ERA: 3.22	2.1	S	10	2	3	3	3	1	0	0	0	0	1	15	19	11.57	1.286								


AB 36
R 5
H 8
RBI 5
BB 1
SO 5
LOB 8



Batter	1	2	3	4	5	6	7	8	9	AB	R	H	RBI	BB	SO	LOB	TOP		
Dick McAuliffe, L (1, 6) OBP: 0.375, SLG: 0.487	F7		E6 BB		F8		6-3		F5	5	0	0	1	0	0	3			
Jerry Lumpe, L (1, 4) OBP: 0.335, SLG: 0.333	F8		F7		K				4-3	4	0	0	0	0	1	2			
Don Demeter, R (1, 9) OBP: 0.306, SLG: 0.394	K		FC6-4 BB						K	3	0	0	0	1	3	0			
Al Kaline, R (1, 8) OBP: 0.401, SLG: 0.554		L1-3	FC6-4						L5-3	4	0	1	0	0	0	3			
Willie Horton, R (1, 7) OBP: 0.366, SLG: 0.626	F9								F3	4	0	1	0	0	1	1			
Norm Cash, L (1, 3) OBP: 0.350, SLG: 0.315																			
George Thomas, R (9, PR) OBP: 0.264, SLG: 0.373	4-3								1B FC4-6	3	0	1	0	1	1	1			
Don Wert, R (1, 5) OBP: 0.319, SLG: 0.317			1B E		6-3				1B FC4-6	4	1	2	0	0	0	3			
John Sullivan, L (1, 2) OBP: 0.293, SLG: 0.405			F7		L4				FC4-6 1B	3	0	0	0	0	0	2			
Gates Brown, L (9, PH) OBP: 0.397, SLG: 0.346										1	0	0	1	0	0	1			
Jackie Moore, R (9, 2) OBP: 0.193, SLG: 0.100										0	0	0	0	0	0	0			
Mickey Lolich, S (1, 1) OBP: 0.150, SLG: 0.128										3	0	1	0	0	0	0			
Orlando Pena, R (8, 1) OBP: 0.273, SLG: 0.200			BB E		4-3				1B	1	0	1	0	0	0	0			
Inning Stats	R: 0 E: 0 K: 1 S: 5	H: 0 LOB: 0 BB: 0 P: 5	R: 0 E: 0 K: 0 S: 3	H: 0 LOB: 0 BB: 0 P: 3	R: 1 E: 1 K: 0 S: 6	H: 2 LOB: 3 BB: 1 P: 10	R: 0 E: 0 K: 1 S: 6	H: 1 LOB: 1 BB: 0 P: 6	R: 0 E: 0 K: 2 S: 8	H: 1 LOB: 2 BB: 1 P: 12	R: 0 E: 0 K: 0 S: 3	H: 0 LOB: 0 BB: 0 P: 3	R: 0 E: 0 K: 1 S: 5	H: 0 LOB: 0 BB: 0 P: 5	R: 1 E: 0 K: 0 S: 6	H: 3 LOB: 2 BB: 0 P: 6	1B: 4 2B: 3 3B: 0 HR: 0	SF: 0 SAC: 0 DP: 0 HBP: 0	WP: 0 PA: 37 PB: 0 SB: 0 CS: 0
PITCHER Earl Wilson, R (1, 1) ERA: 4.12	IP: 9.0 WLS: L BF: 37 H: 7 R: 2 ER: 2 SO: 6 BB: 2 IBB: 0 HBP: 0 BLK: 0 WP: 0 HR: 0 S: 47 P: 55 ERA: 2.00 WHIP: 1.000															PITCHER			

Detroit Tigers @ Boston Red Sox
Fenway Park, Boston, MA
Thu Jul 01 1965, 3:33 AM EDT
Att: 3,863 - Unknown


AB 35
R 2
H 7
RBI 2
BB 2
SO 6
LOB 16



Batter	1	2	3	4	5	6	7	8	9	AB	R	H	RBI	BB	SO	LOB	BOTTOM				
Chuck Schilling, R (1, 4) OBP: 0.333, SLG: 0.430	L8			HBP 1B		K		FC6-4 1B		4	0	2	0	0	1	1					
Eddie Brassoud, R (1, 6) OBP: 0.288, SLG: 0.364	1-3			F9		L8		F3		4	0	0	0	0	0	3					
Tony Horton, R (1, 3) OBP: 0.279, SLG: 0.366	5-3			L8		K		FC6-4 FC5-4		4	0	0	0	0	1	3					
Felix Mantilla, R (1, 8) OBP: 0.406, SLG: 0.514		1-3				1B BB		FC5-4		2	1	0	0	1	0	1					
Tony Conigliaro, R (1, 9) OBP: 0.323, SLG: 0.471		L8				K			SH3-4 1B	4	0	1	0	0	2	3					
Lee Thomas, L (1, 7) OBP: 0.373, SLG: 0.496		F9				1B BB			SH3-4	2	0	1	0	1	0	0					
Frank Malzone, R (1, 5) OBP: 0.271, SLG: 0.250																					
Dalton Jones, L (9, PH) OBP: 0.349, SLG: 0.404			5-3		G6-4-3		L8		3-1	3	0	0	0	0	0	3					
Bob Tillman, R (1, 2) OBP: 0.281, SLG: 0.338			L8		4-3				4-3	4	0	1	1	0	0	1					
Earl Wilson, R (1, 1) OBP: 0.317, SLG: 0.286			K							3	0	1	0	0	2	2					
Inning Stats	R: 0 E: 0 K: 0 S: 3	H: 0 LOB: 0 BB: 0 P: 3	R: 0 E: 0 K: 0 S: 3	H: 0 LOB: 0 BB: 0 P: 3	R: 0 E: 0 K: 1 S: 5	H: 0 LOB: 0 BB: 0 P: 5	R: 0 E: 0 K: 1 S: 6	H: 1 LOB: 2 BB: 0 P: 7	R: 0 E: 0 K: 0 S: 2	H: 0 LOB: 0 BB: 1 P: 6	R: 0 E: 0 K: 2 S: 8	H: 1 LOB: 1 BB: 0 P: 8	R: 1 E: 0 K: 2 S: 9	H: 2 LOB: 2 BB: 1 P: 13	R: 0 E: 0 K: 0 S: 4	H: 1 LOB: 1 BB: 0 P: 4	R: 0 E: 0 K: 0 S: 4	H: 1 LOB: 1 BB: 0 P: 4	1B: 6 2B: 0 3B: 0 HR: 0	SF: 0 SAC: 1 DP: 1 HBP: 1	WP: 0 PA: 35 PB: 0 SB: 0 CS: 0
PITCHER Mickey Lolich, L (1, 1) ERA: 3.24	IP: 7.0 WLS: W BF: 28 H: 5 R: 1 ER: 1 SO: 6 BB: 2 IBB: 0 HBP: 1 BLK: 0 WP: 0 HR: 0 S: 37 P: 46 ERA: 1.29 WHIP: 1.000															PITCHER					
Orlando Pena, R (8, 1) ERA: 6.02	IP: 2.0 WLS: W BF: 7 H: 1 R: 0 ER: 0 SO: 0 BB: 0 IBB: 0 HBP: 0 BLK: 0 WP: 0 HR: 0 S: 7 P: 7 ERA: 0.00 WHIP: 0.500															PITCHER					

Detroit Tigers @ Boston Red Sox
Fenway Park, Boston, MA
Thu Jul 01 1965, 3:33 AM EDT
Att: 3,863 - Unknown


AB 31
R 1
H 6
RBI 1
BB 2
SO 6
LOB 18



Batter	1	2	3	4	5	6	7	8	9	AB	R	H	RBI	BB	SO	LOB	TOP								
Bobby Richardson, R OBP: 0.321, SLG: 0.327 Phil Linz, R OBP: 0.289, SLG: 0.288	(1,4) 0-3 K		X 0-0 FC1 1B	X 0-0 F3		X 0-0 1B	X 0-0 WP 2B 1B	X 0-0 L9		5	1	2	1	0	1	2	1 0 0 0 0 0 0								
Tony Kubek, L OBP: 0.269, SLG: 0.268	(1,6) 0-0 5-3		X 0-0 F7	X 0-0 1B 3-H		X 0-0 F7	X 0-0 WP 2B 1B		X 0-0 F4	6	1	2	3	0	0	3	6 1 2 3 0 0 3								
Tom Tresh, S OBP: 0.352, SLG: 0.505	(1,7) 0-0 L3		X 0-0 FC4 1B	X 0-0 1B 1-3		X 0-3 K	X 0-0 HR 2B		X 0-0 F7	6	1	3	3	0	1	1	6 1 3 3 0 1 1								
Elston Howard, R OBP: 0.238, SLG: 0.324 Jake Gibbs, L OBP: 0.333, SLG: 0.500	(1,2) 0-3 K		X 0-0 FC4 1B	X 0-0 5-3		X 0-0 K			X 0-0 1B 2B	5	1	1	2	0	2	4	5 1 1 2 0 2 4 1 1 1 0 0 0 0								
Joe Pepitone, L OBP: 0.331, SLG: 0.413	(1,3) 0-0 F9		X 0-0 1B HR	X 0-0 1B HR		X 0-0 4-3			X 0-0 FC5-4 1B	5	2	3	1	1	0	0	5 2 3 1 1 0 0								
Hector Lopez, R OBP: 0.299, SLG: 0.411 Ross Moschitto, R OBP: 0.190, SLG: 0.350	(1,9) 0-0 6-3		X 0-0 1B HR	X 0-0 1B SF8		X 0-0 1B BB			X 0-0 FC5-4 1B	3	2	2	0	1	0	0	3 2 2 0 1 0 0 2 1 1 0 0 0 1								
Roger Repoz, L OBP: 0.500, SLG: 1.286	(1,8) 0-0 1B FC1		X 0-0 1B HR	X 0-0 SF8		X 0-0 L9				4	2	2	4	0	1	5	4 2 2 4 0 1 5								
Clete Boyer, R OBP: 0.317, SLG: 0.397	(1,5) 0-0 1B FC1		X 0-0 F3 PB 1B	X 0-0 L6		X 0-0 1B 1B	X 0-0 F3		X 0-0 F3	5	3	3	1	0	0	0	5 3 3 1 0 0 0								
Mel Stottlemyre, R OBP: 0.180, SLG: 0.300	(1,1) 0-3 K		X 0-3 K	X 0-3 K		X 0-3 K	X 0-0 1B 1B		X 0-0 5-3	5	1	1	1	0	3	3	5 1 1 1 0 3 3								
Inning Stats	R: 0 E: 0 K: 1 S: 5	H: 0 LOB: 0 BB: 0 P: 5	R: 0 E: 0 K: 1 S: 5	H: 0 LOB: 0 BB: 0 P: 5	R: 2 E: 0 K: 1 S: 9	H: 3 LOB: 2 BB: 0 P: 9	R: 4 E: 0 K: 1 S: 11	H: 6 LOB: 1 BB: 0 P: 11	R: 1 E: 0 K: 0 S: 4	H: 1 LOB: 0 BB: 0 P: 4	R: 0 E: 0 K: 2 S: 8	H: 1 LOB: 1 BB: 0 P: 8	R: 8 E: 0 K: 2 S: 15	H: 8 LOB: 3 BB: 2 P: 23	R: 0 E: 0 K: 0 S: 3	H: 0 LOB: 0 BB: 0 P: 3	R: 1 E: 0 K: 0 S: 5	H: 2 LOB: 1 BB: 0 P: 5	1B: 16 2B: 2 3B: 1 HR: 2	SF: 1 SAC: 0 DP: 0 HBP: 0	WP: 1 PB: 1 SB: 0 CS: 0	PA: 51			
PITCHER	IP	WLS	BF	H	R	ER	SO	BB	IBB	HBP	BLK	WP	HR	S	P	ERA	WHIP								
Dave Morehead, R ERA: 4.7	(1,1) 3.0	L	16	6	5	5	3	0	0	0	0	0	1	22	22	15.00	2.000								
Jay Ritchie, R ERA: 2.89	(4,1) 0.2	5	3	1	1	1	1	0	0	0	0	0	0	7	7	13.50	4.500								
Jerry Stephenson, R ERA: 5.93	(4,1) 3.0	18	8	9	9	3	1	0	0	0	0	1	0	23	27	27.00	3.000								
Dennis Bennett, L ERA: 5.27	(7,1) 1.1	7	2	0	0	0	1	1	0	0	0	0	1	8	12	0.00	2.250								
Dick Radatz, R ERA: 5.6	(9,1) 1.0	5	2	1	1	0	0	0	0	0	0	0	0	5	5	9.00	2.000								

New York Yankees @ Boston Red Sox
Fenway Park, Boston, MA
Fri Jul 02 1965, 7:05 PM EDT
Att: 20,876 - Unknown - 75 F


AB 48
R 16
H 21
RBI 16
BB 2
SO 8
LOB 19



Batter	1	2	3	4	5	6	7	8	9	AB	R	H	RBI	BB	SO	LOB	BOTTOM								
Chuck Schilling, R OBP: 0.322, SLG: 0.414	(1,4) 0-0 6-3		X 0-0 L3			X 0-0 5-3		X 0-0 F6		4	0	0	0	0	0	1	4 0 0 0 0 0 1								
Dalton Jones, L OBP: 0.347, SLG: 0.406	(1,5) 0-0 6-3 2B		X 0-0 6-3			X 0-0 F9		X 0-0 4-3		4	0	1	0	0	0	0	4 0 1 0 0 0 0								
Carl Yastrzemski, L OBP: 0.409, SLG: 0.621 Tony Horton, R OBP: 0.283, SLG: 0.364	(1,7) 0-0 6-3		X 0-0 F2			X 0-3 K		X 0-0 1B E 1B		1	0	0	0	0	0	1	1 0 0 0 0 0 1 3 1 1 0 0 1 0								
Felix Mantilla, R OBP: 0.407, SLG: 0.514	(1,8) 0-0 L8		X 0-0 1B			X 0-0 6-3		X 0-0 E 1B 1B		4	1	2	0	0	0	1	4 1 2 0 0 0 1								
Lee Thomas, L OBP: 0.378, SLG: 0.500	(1,3) 0-0 G5-4-3 1B		X 0-0 F9			X 0-0 1B		X 0-0 E9 1B 1B		4	0	3	0	0	0	1	4 0 3 0 0 0 1								
Tony Conigliaro, R OBP: 0.319, SLG: 0.464	(1,9) 0-3 K		X 0-0 F7			X 0-3 K		X 0-3 K		4	0	0	0	0	3	4	4 0 0 0 0 3 4								
Eddie Bressoud, R OBP: 0.294, SLG: 0.368	(1,6) 0-0 G5-4-3		X 0-3 K			X 0-0 K		X 0-0 1-3 1B		4	0	2	1	0	1	1	4 0 2 1 0 1 1								
Bob Tillman, R OBP: 0.276, SLG: 0.332	(1,2) 0-0 4-3		X 0-0 K			X 0-3 K		X 0-0 1-3		4	0	0	0	0	1	3	4 0 0 0 0 1 3								
Dave Morehead, R OBP: 0.228, SLG: 0.143 Jay Ritchie, R OBP: 0.067, SLG: 0.090 Jerry Stephenson, L OBP: 0.444, SLG: 0.275 Dennis Bennett, L OBP: 0.275, SLG: 0.275 Rico Petrocelli, R OBP: 0.307, SLG: 0.349 Dick Radatz, R OBP: 0.370, SLG: 0.600	(1,1) 0-3 K		X 0-0 F7			X 0-0 5-3				1	0	0	0	0	1	0	1 0 0 0 0 0 1 0 0 0 0 0 0 0 1 0 0 0 0 0 0 0 0 0 0 0 0 0 1 0 0 0 0 0 1 0 0 0 0 0 0 0								
Inning Stats	R: 0 E: 0 K: 0 S: 4	H: 1 LOB: 1 BB: 0 P: 4	R: 0 E: 0 K: 1 S: 5	H: 1 LOB: 0 BB: 0 P: 5	R: 0 E: 0 K: 1 S: 5	H: 0 LOB: 0 BB: 0 P: 5	R: 0 E: 0 K: 0 S: 4	H: 1 LOB: 1 BB: 0 P: 4	R: 0 E: 0 K: 2 S: 7	H: 0 LOB: 0 BB: 0 P: 7	R: 0 E: 0 K: 0 S: 3	H: 0 LOB: 0 BB: 0 P: 3	R: 0 E: 0 K: 2 S: 8	H: 1 LOB: 1 BB: 0 P: 8	R: 0 E: 0 K: 0 S: 4	H: 1 LOB: 1 BB: 0 P: 4	R: 2 E: 1 K: 1 S: 9	H: 4 LOB: 2 BB: 0 P: 9	1B: 8 2B: 1 3B: 0 HR: 0	SF: 0 SAC: 0 DP: 1 HBP: 0	WP: 0 PB: 0 SB: 0 CS: 0	PA: 35			
PITCHER	IP	WLS	BF	H	R	ER	SO	BB	IBB	HBP	BLK	WP	HR	S	P	ERA	WHIP								
Mel Stottlemyre, R ERA: 2.51	(1,1) 9.0	W	35	9	2	2	7	0	0	0	0	0	0	49	49	2.00	1.000								

New York Yankees @ Boston Red Sox
Fenway Park, Boston, MA
Fri Jul 02 1965, 7:05 PM EDT
Att: 20,876 - Unknown - 75 F

AB 35
R 2
H 9
RBI 1
BB 0
SO 7
LOB 13



Batter	1	2	3	4	5	6	7	8	9	AB	R	H	RBI	BB	SO	LOB	TOP								
Bobby Richardson, R OBP: 0.328, SLG: 0.351 (1, 4)										4	2	3	1	1	0	1	New York Yankees @ Boston Red Sox Fenway Park, Boston, MA Sat Jul 03 1965, 3:33 AM EDT Alt. 8,690 - Unknown - 71 F								
Tony Kubek, L OBP: 0.257, SLG: 0.272 (1, 6)										5	2	1	1	0	2	3									
Tom Tresh, S OBP: 0.350, SLG: 0.500 (1, 7)										5	0	1	0	0	1	2									
Elston Howard, R OBP: 0.236, SLG: 0.346 (1, 2)										5	1	1	2	0	2	2									
Joe Pepitone, L OBP: 0.333, SLG: 0.419 (1, 3)										4	0	2	1	0	0	1									
Hector Lopez, R OBP: 0.298, SLG: 0.402 Ross Moschitto, R OBP: 0.190, SLG: 0.350 (7, PR) (7, 9)										3	0	0	0	1	2	2									
Roger Repoz, L OBP: 0.357, SLG: 0.818 (1, 8)										4	0	0	0	0	1	2									
Clete Boyer, R OBP: 0.323, SLG: 0.414 (1, 5)										3	1	2	1	1	0	0									
Al Downing, R OBP: 0.167, SLG: 0.118 Pedro Ramos, S OBP: 0.143, SLG: 0.143 (8, 1)										4	0	0	0	0	1	2									
Inning Stats	R: 2 E: 1 K: 2 S: 10	H: 2 LOB: 1 BB: 0 P: 10	R: 0 E: 0 K: 2 S: 8	H: 1 LOB: 2 BB: 1 P: 12	R: 0 E: 0 K: 0 S: 3	H: 0 LOB: 0 BB: 0 P: 3	R: 0 E: 0 K: 0 S: 3	H: 0 LOB: 0 BB: 0 P: 3	R: 3 E: 0 K: 1 S: 9	H: 4 LOB: 1 BB: 0 P: 9	R: 1 E: 0 K: 0 S: 5	H: 2 LOB: 1 BB: 0 P: 5	R: 0 E: 1 K: 1 S: 6	H: 1 LOB: 2 BB: 1 P: 10	R: 0 E: 0 K: 1 S: 4	H: 0 LOB: 0 BB: 1 P: 8		R: 0 E: 0 K: 2 S: 7	H: 0 LOB: 0 BB: 0 P: 7	1B: 3 2B: 3 3B: 1 HR: 3	SF: 0 SAC: 0 DP: 1 HBP: 0	WP: 0 PB: 0 SB: 0 CS: 0	PA: 40		
PITCHER	IP	WLS	BF	H	R	ER	SO	BB	IBB	HBP	BLK	WP	HR	S	P	ERA	WHIP								
Jim Lonborg, R ERA: 3.15 (1, 1)	5.0	L	24	7	5	4	5	1	0	0	0	0	2	33	37	7.20	1.600								
Dennis Bennett, L ERA: 5.24 (6, 1)	2.0		10	3	1	1	1	1	0	0	0	0	1	11	15	4.50	2.000								
Jay Ritchie, R ERA: 2.75 (8, 1)	2.0	S	6	0	0	0	3	1	0	0	0	0	0	11	15	0.00	0.500								

Batter	1	2	3	4	5	6	7	8	9	AB	R	H	RBI	BB	SO	LOB	BOTTOM								
Chuck Schilling, R OBP: 0.317, SLG: 0.400 (1, 4)										4	0	0	0	1	1	3	New York Yankees @ Boston Red Sox Fenway Park, Boston, MA Sat Jul 03 1965, 3:33 AM EDT Alt. 8,690 - Unknown - 71 F								
Eddie Brassoud, R OBP: 0.303, SLG: 0.367 (1, 6)										3	0	1	0	2	0	2									
Tony Horton, R OBP: 0.294, SLG: 0.354 (1, 3)										4	1	1	0	1	1	4									
Felix Mantilla, R OBP: 0.409, SLG: 0.514 (1, 8)										4	0	2	0	0	1	2									
Tony Conigliaro, R OBP: 0.318, SLG: 0.459 (1, 9)										3	0	0	0	1	2	3									
Lee Thomas, L OBP: 0.373, SLG: 0.492 (1, 7)										4	0	0	0	0	0	4									
Frank Malzone, R OBP: 0.276, SLG: 0.256 (1, 5)										4	1	2	1	0	0	1									
Bob Tillman, R OBP: 0.280, SLG: 0.345 (1, 2)										4	0	2	1	0	0	2									
Jim Lonborg, R OBP: 0.188, SLG: 0.226 (5, PH) Rico Petrocelli, R OBP: 0.262, SLG: 0.349 (6, 1) Dennis Blumenthal, R OBP: 0.273, SLG: 0.298 (7, PH) Earl Wilson, R OBP: 0.230, SLG: 0.288 (8, 1) Jay Ritchie, R OBP: 0.143, SLG: 0.143 (9, PH) Dalton Jones, L OBP: 0.350, SLG: 0.400 (9, PH)										1	0	0	0	0	0	0									
Inning Stats	R: 0 E: 0 K: 0 S: 3	H: 1 LOB: 1 BB: 1 P: 7	R: 0 E: 0 K: 0 S: 2	H: 0 LOB: 0 BB: 1 P: 6	R: 0 E: 0 K: 0 S: 3	H: 0 LOB: 0 BB: 1 P: 7	R: 0 E: 0 K: 2 S: 7	H: 0 LOB: 0 BB: 0 P: 7	R: 1 E: 0 K: 1 S: 7	H: 2 LOB: 3 BB: 2 P: 15	R: 0 E: 0 K: 1 S: 6	H: 1 LOB: 1 BB: 0 P: 6	R: 0 E: 0 K: 0 S: 3	H: 1 LOB: 1 BB: 1 P: 7	R: 1 E: 0 K: 0 S: 5	H: 2 LOB: 2 BB: 1 P: 9		R: 0 E: 0 K: 1 S: 6	H: 1 LOB: 1 BB: 0 P: 6	1B: 7 2B: 0 3B: 1 HR: 0	SF: 0 SAC: 0 DP: 2 HBP: 0	WP: 0 PB: 0 SB: 0 CS: 0	PA: 39		
PITCHER	IP	WLS	BF	H	R	ER	SO	BB	IBB	HBP	BLK	WP	HR	S	P	ERA	WHIP								
Al Downing, L ERA: 3.2 (1, 1)	7.2		34	7	2	2	4	7	0	0	0	0	0	35	63	2.35	1.826								
Pedro Ramos, R ERA: 3.35 (8, 1)	1.1	S	5	1	0	0	1	0	0	0	0	0	0	7	7	0.00	0.750								

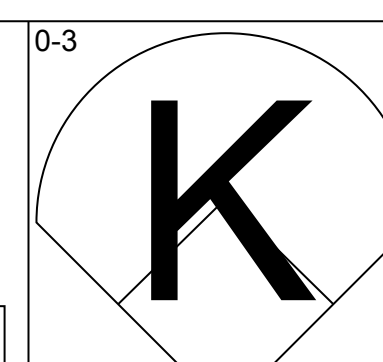
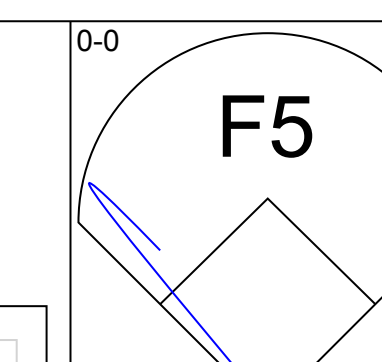
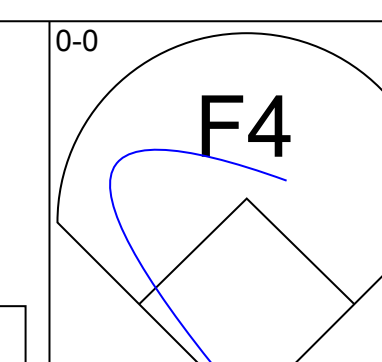
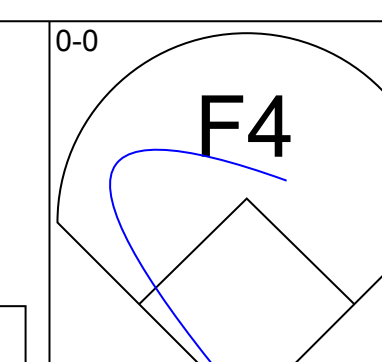
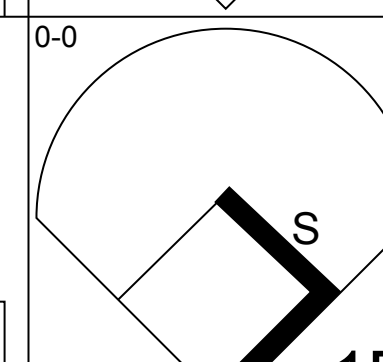
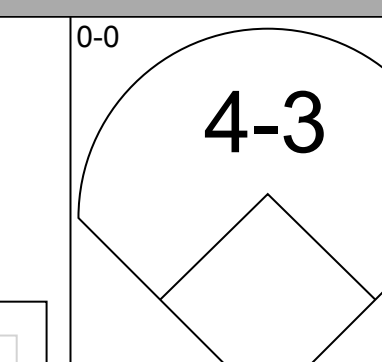
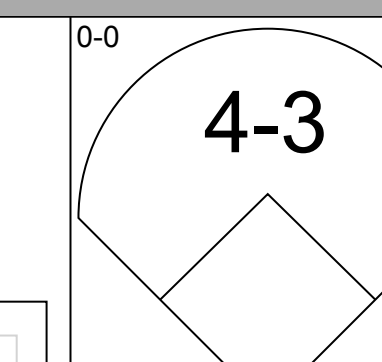
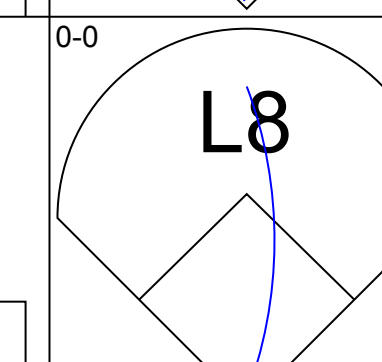
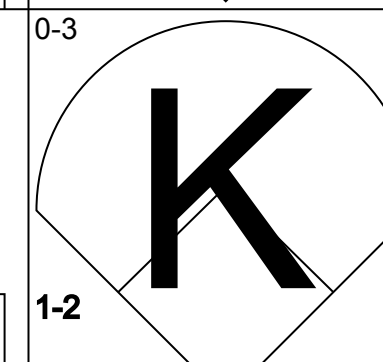
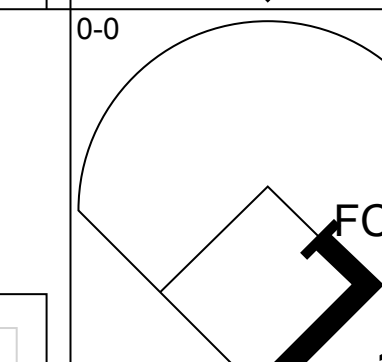
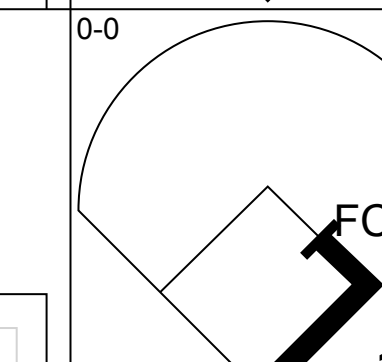
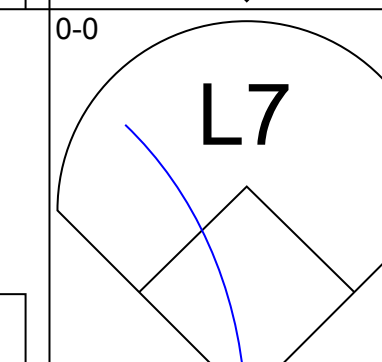
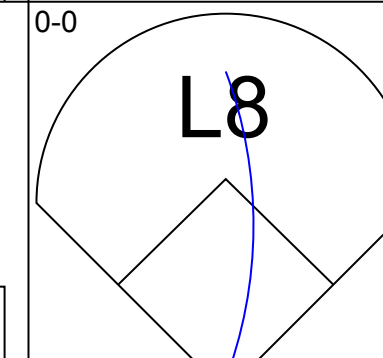
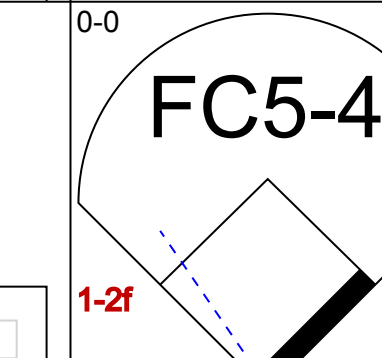
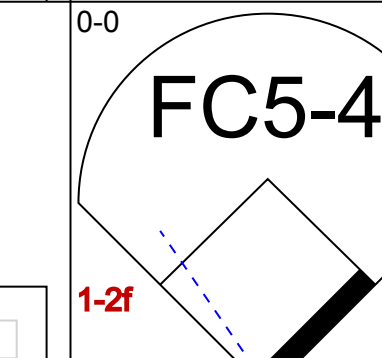

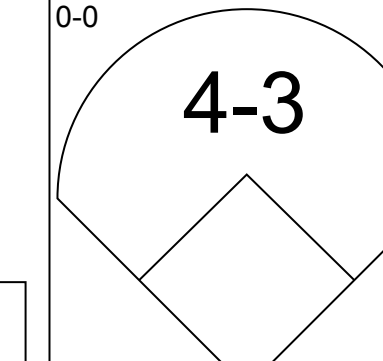
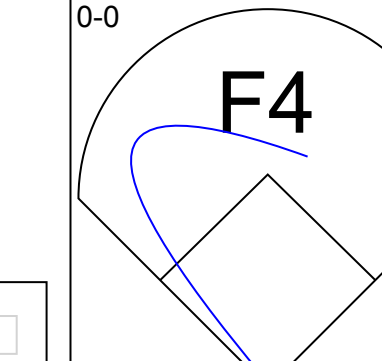
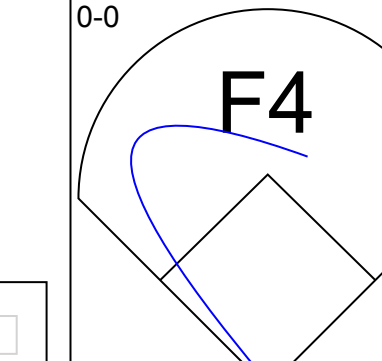

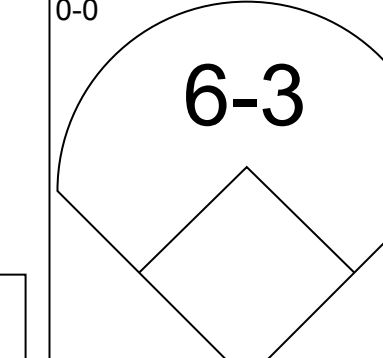
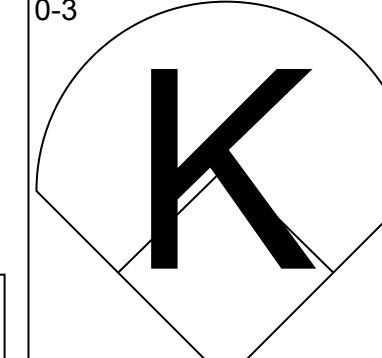
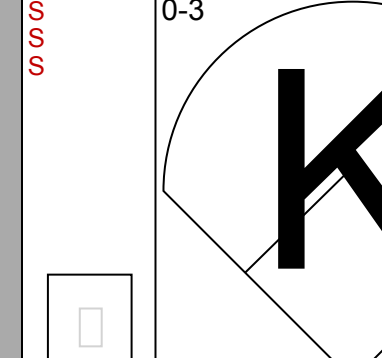
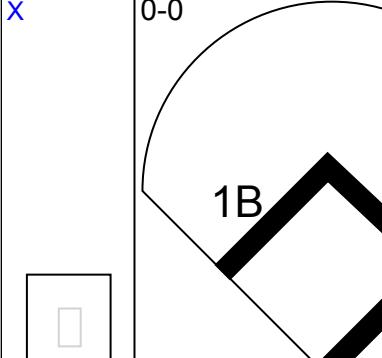
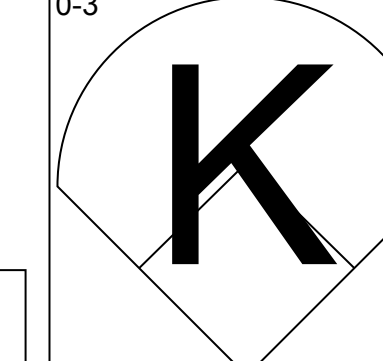
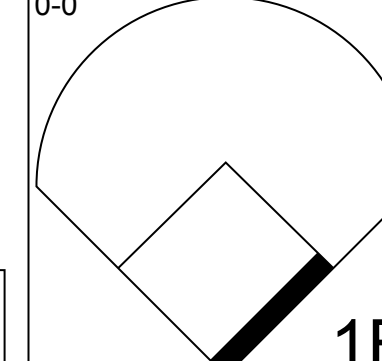
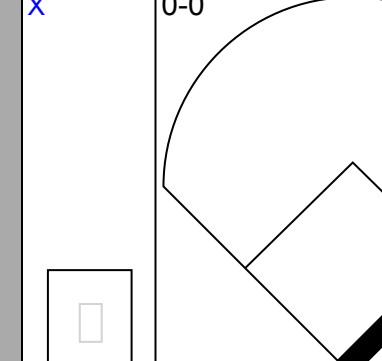
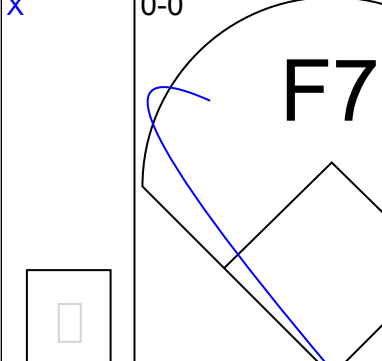
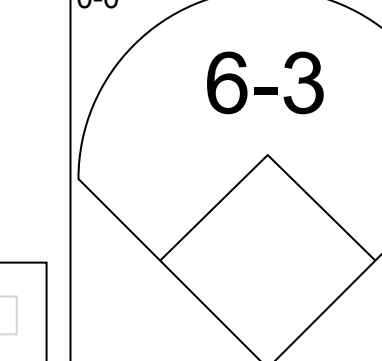
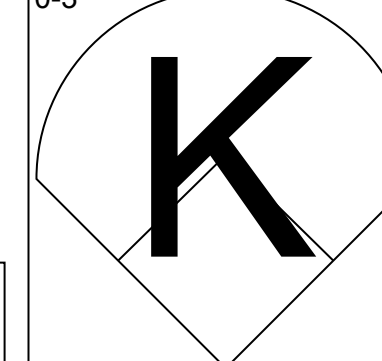
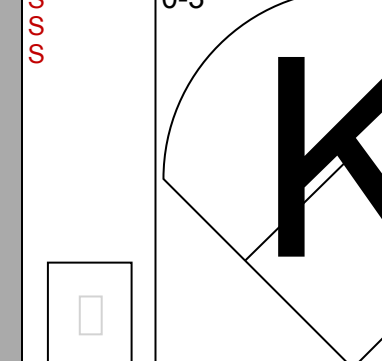
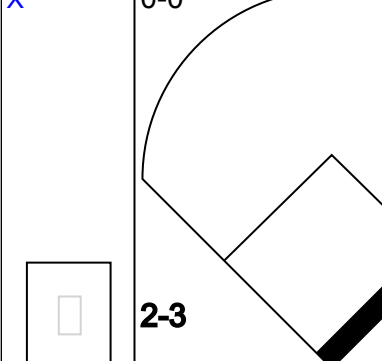
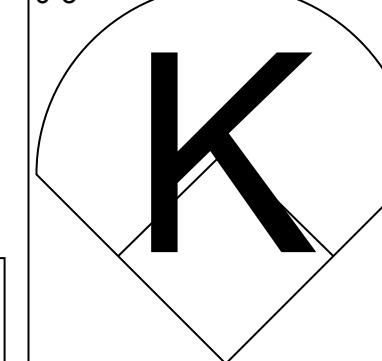
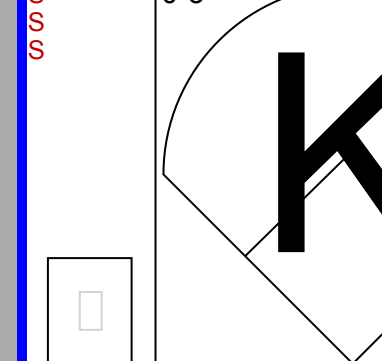
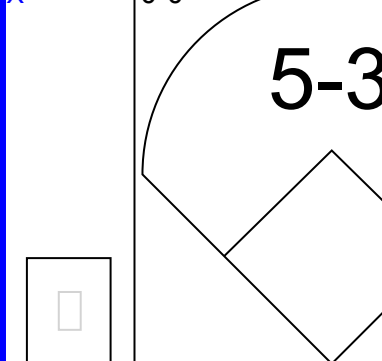
Batter	1	2	3	4	5	6	7	8	9	AB	R	H	RBI	BB	SO	LOB	TOP			
Bobby Richardson, R OBP: 0.328, SLG: 0.350 (1, 4)										4	1	1	0	0	1	2	New York Yankees @ Boston Red Sox Fenway Park, Boston, MA Sun Jul 04 1965, 3:33 AM EDT Att: 17,291 - Unknown - 82 F			
Tony Kubek, L OBP: 0.282, SLG: 0.277 (1, 6)										4	1	2	0	0	0	0				
Tom Tresh, S OBP: 0.349, SLG: 0.497 (1, 7)										4	0	1	0	0	0	3				
Elston Howard, R OBP: 0.237, SLG: 0.342 (1, 2)										4	0	1	0	0	1	3				
Joe Pepitone, L OBP: 0.336, SLG: 0.424 (1, 3)										4	1	2	1	0	0	3				
Hector Lopez, R OBP: 0.297, SLG: 0.397 Ross Moschitto, R OBP: 0.190, SLG: 0.350 (1, 9) (8, 9)										4	0	1	2	0	0	3				
Roger Repoz, L OBP: 0.278, SLG: 0.600 (1, 8)										4	0	0	0	0	2	1				
Clete Boyer, R OBP: 0.330, SLG: 0.423 (1, 5)										4	0	3	0	0	0	0				
Jim Bouton, R OBP: 0.229, SLG: 0.100 Hal Reniff, R (4, 1)										1	0	0	0	0	0	1				
Ray Barker, L OBP: 0.371, SLG: 0.425 Bobby Tiefenauer, R (7, 1) Jake Gibbs, L OBP: 0.296, SLG: 0.429 (8, PH)										0	0	0	0	0	0	0				
Inning Stats	R: 3 E: 0 K: 1 S: 9	H: 4 LOB: 1 BB: 0 P: 9	R: 0 E: 0 K: 0 S: 3	H: 1 LOB: 0 BB: 0 P: 3	R: 0 E: 0 K: 1 S: 6	H: 1 LOB: 1 BB: 0 P: 6	R: 0 E: 0 K: 0 S: 4	H: 1 LOB: 0 BB: 0 P: 4	R: 0 E: 0 K: 0 S: 3	H: 1 LOB: 0 BB: 0 P: 3	R: 0 E: 0 K: 1 S: 6	H: 1 LOB: 0 BB: 0 P: 6	R: 0 E: 0 K: 0 S: 5	H: 2 LOB: 2 BB: 0 P: 5	R: 0 E: 0 K: 2 S: 7	H: 0 LOB: 0 BB: 0 P: 7	1B: 9 2B: 2 3B: 0 HR: 0	SF: 0 SAC: 1 DP: 2 HBP: 0	WP: 0 PB: 0 SB: 0 CS: 0	PA: 36
PITCHER	IP WLS BF H R ER SO BB IBB HBP BLK WP HR S P ERA WHIP																			
Bill Monbouquette, R ERA: 3.32 Dick Radatz, R ERA: 5.43 (1, 1) (8, 1)	7.1 W 31 11 3 3 3 0 0 0 0 0 0 0 37 37 3.68 1.500																			

AB	35
R	3
H	11
RBI	3
BB	0
SO	5
LOB	17



Batter	1	2	3	4	5	6	7	8	9	AB	R	H	RBI	BB	SO	LOB	BOTTOM			
Chuck Schilling, R OBP: 0.323, SLG: 0.403 (1, 4)										4	0	2	0	0	0	0	New York Yankees @ Boston Red Sox Fenway Park, Boston, MA Sun Jul 04 1965, 3:33 AM EDT Att: 17,291 - Unknown - 82 F			
Dalton Jones, L OBP: 0.337, SLG: 0.394 (1, 5)										4	0	0	0	0	1	2				
Tony Horton, R OBP: 0.309, SLG: 0.385 (1, 3)										4	2	2	0	0	0	0				
Felix Mantilla, R OBP: 0.410, SLG: 0.511 (1, 8)										3	1	1	1	1	1	0				
Lee Thomas, L OBP: 0.375, SLG: 0.500 (1, 7)										4	1	2	2	0	0	1				
Tony Conigliaro, R OBP: 0.317, SLG: 0.467 (1, 9)										4	1	1	2	0	2	1				
Eddie Bressoud, R OBP: 0.302, SLG: 0.364 (1, 6)										4	0	1	0	0	1	0				
Bob Tillman, R OBP: 0.284, SLG: 0.353 (1, 2)										4	0	2	0	0	0	1				
Bill Monbouquette, R OBP: 0.143, SLG: 0.121 Dick Radatz, R OBP: 0.353, SLG: 0.563 (1, 1) (8, 1)										1	0	0	0	1	1	1				
Inning Stats	R: 2 E: 0 K: 1 S: 7	H: 2 LOB: 1 BB: 1 P: 11	R: 0 E: 0 K: 0 S: 4	H: 2 LOB: 2 BB: 0 P: 4	R: 0 E: 0 K: 0 S: 3	H: 0 LOB: 0 BB: 0 P: 3	R: 2 E: 0 K: 1 S: 8	H: 3 LOB: 2 BB: 1 P: 12	R: 0 E: 0 K: 1 S: 5	H: 0 LOB: 0 BB: 0 P: 5	R: 0 E: 0 K: 3 S: 10	H: 1 LOB: 1 BB: 0 P: 10	R: 1 E: 0 K: 0 S: 5	H: 2 LOB: 1 BB: 0 P: 5	R: 0 E: 0 K: 1 S: 6	H: 1 LOB: 1 BB: 0 P: 6		1B: 6 2B: 4 3B: 0 HR: 1	SF: 0 SAC: 1 DP: 0 HBP: 0	WP: 0 PB: 0 SB: 0 CS: 0
PITCHER	IP WLS BF H R ER SO BB IBB HBP BLK WP HR S P ERA WHIP																			
Jim Bouton, R ERA: 5.26 Hal Reniff, R ERA: 2.61 Bobby Tiefenauer, R ERA: 4.81 (1, 1) (4, 1) (7, 1)	3.0 L 15 2 0 0 5 1 0 0 0 0 0 0 21 25 0.00 1.000																			

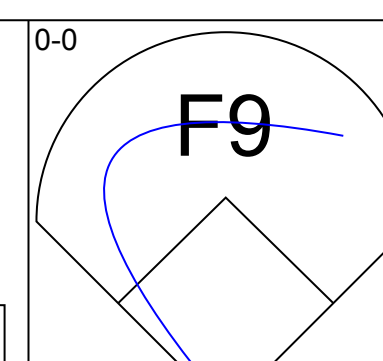
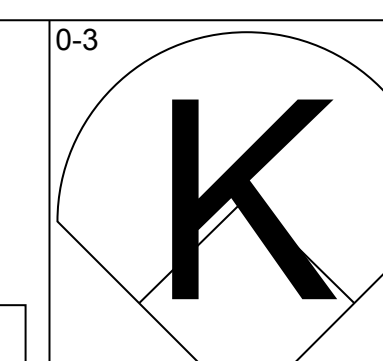
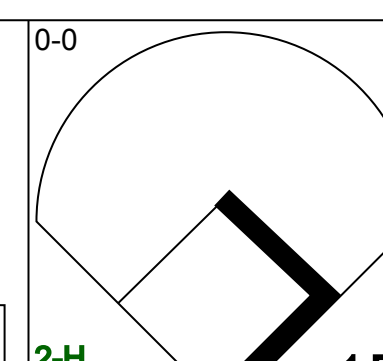
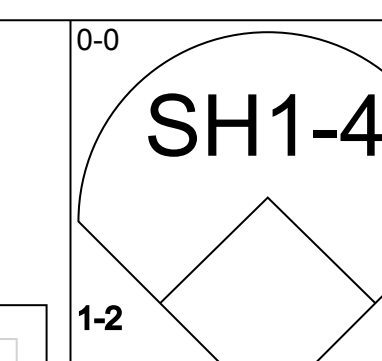
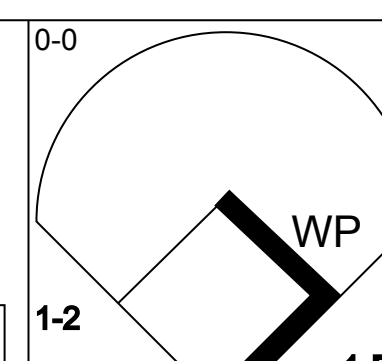
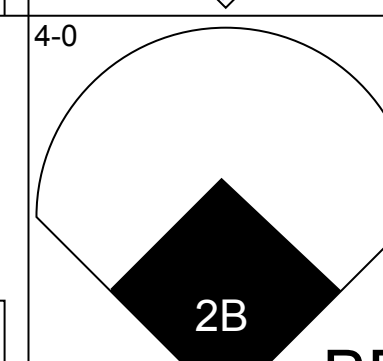
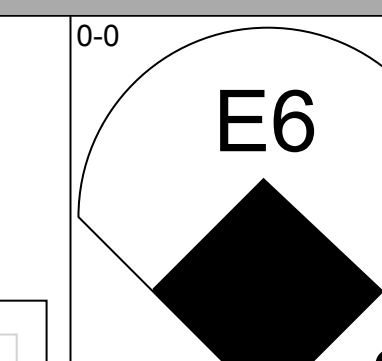
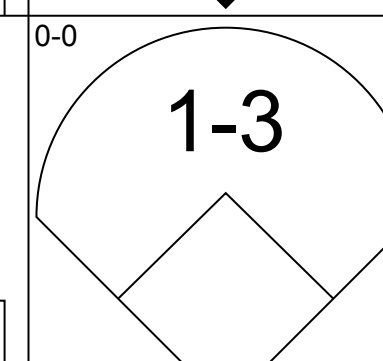
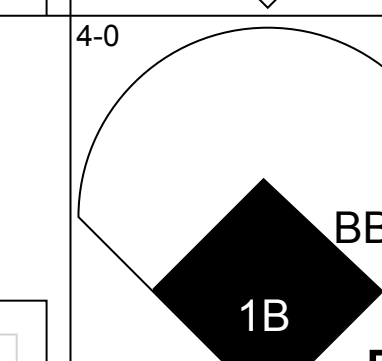
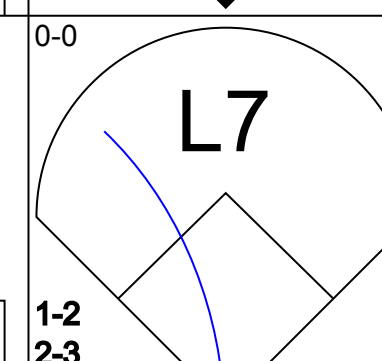
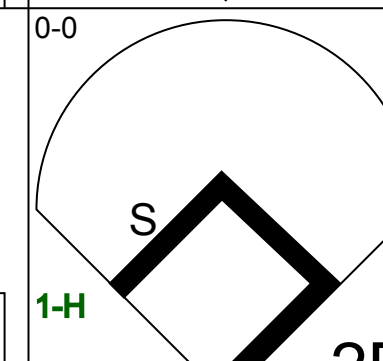
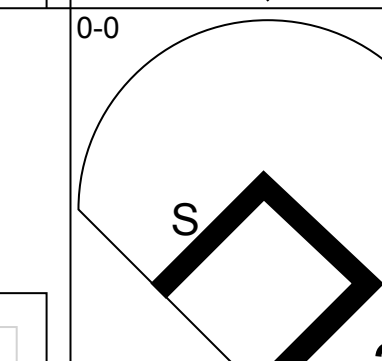

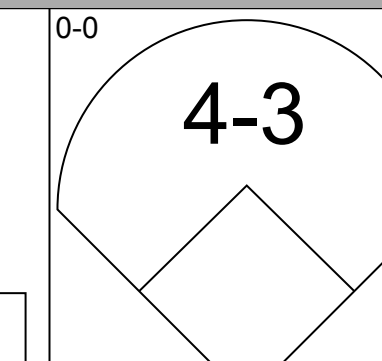
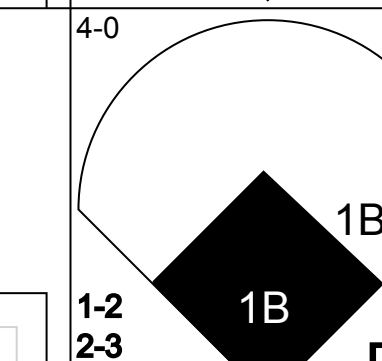
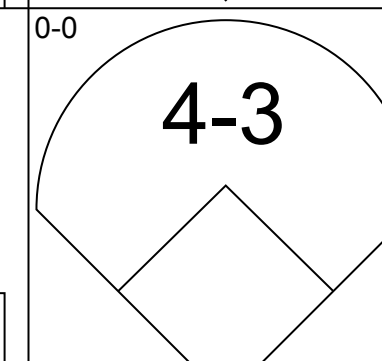
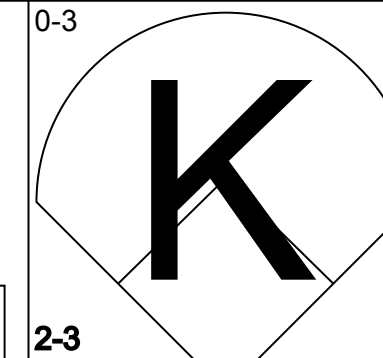
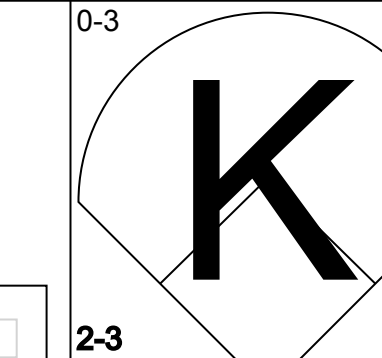
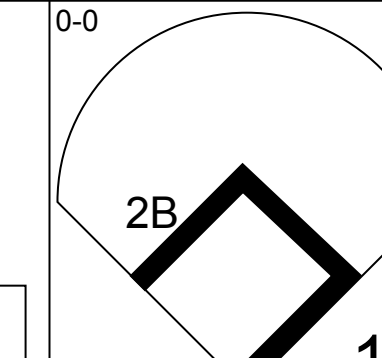
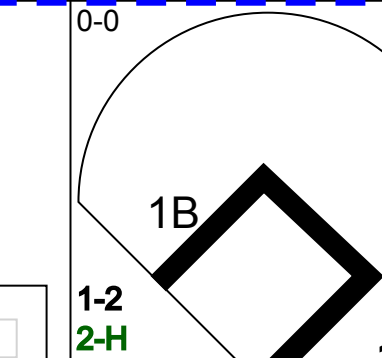

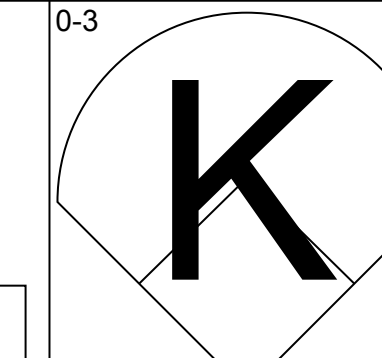
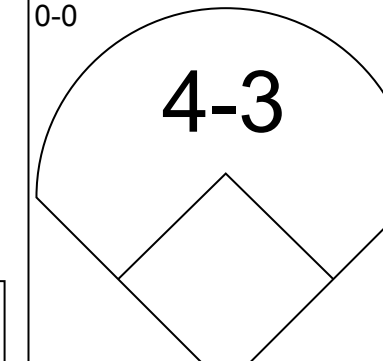
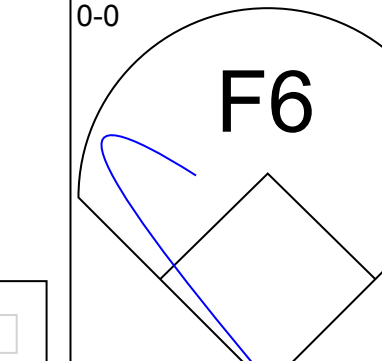
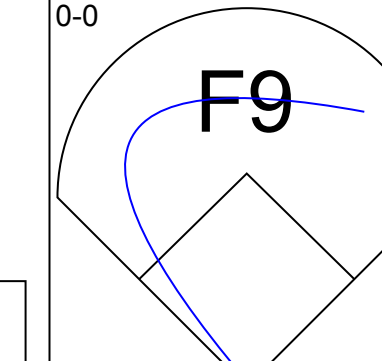
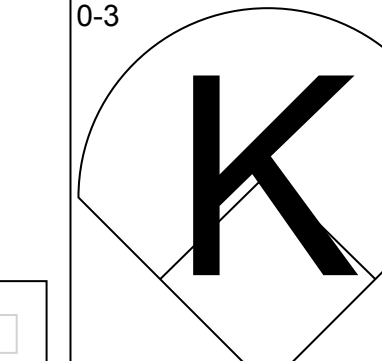
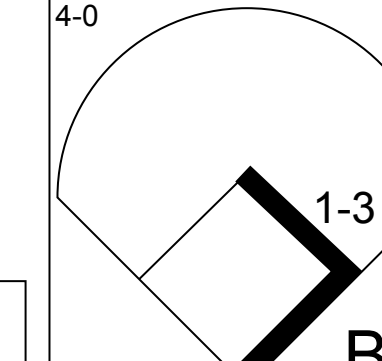

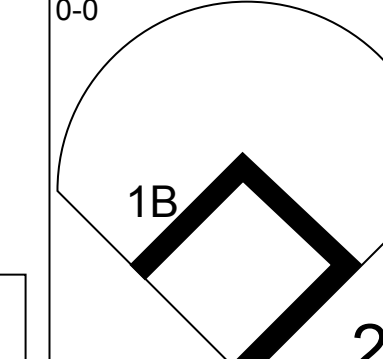
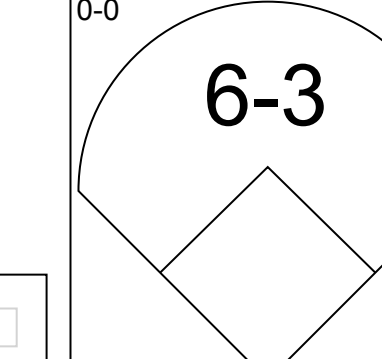
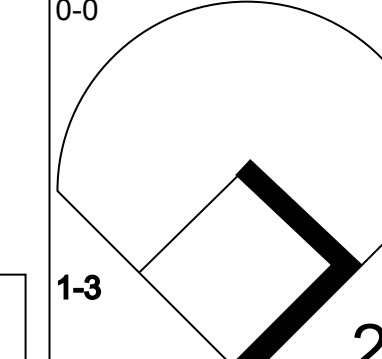
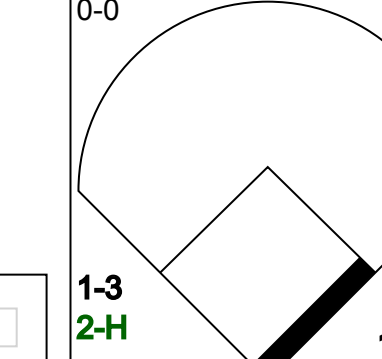

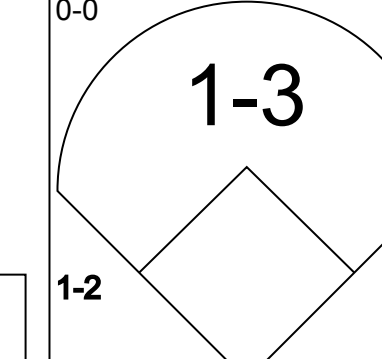

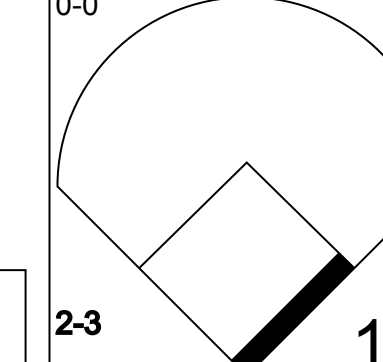
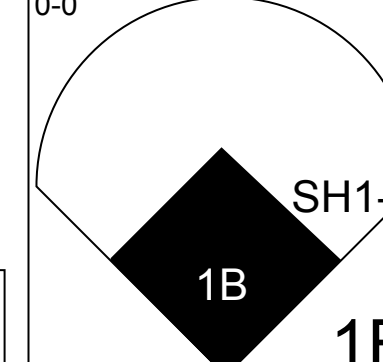
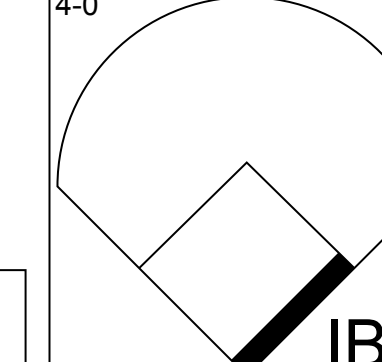
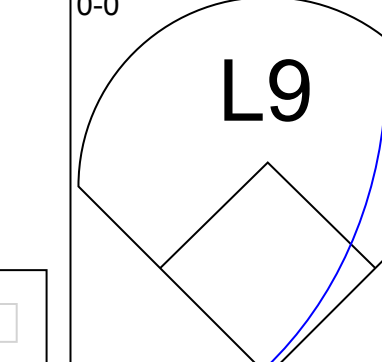
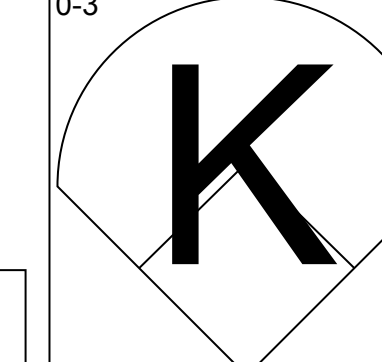
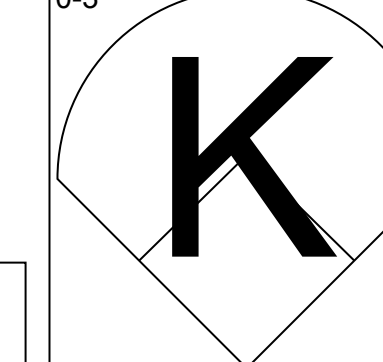
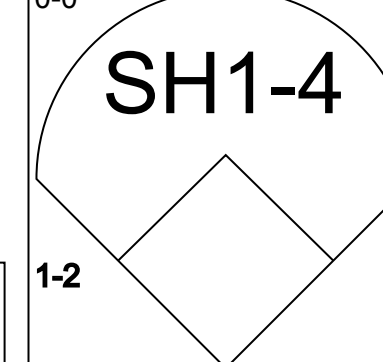
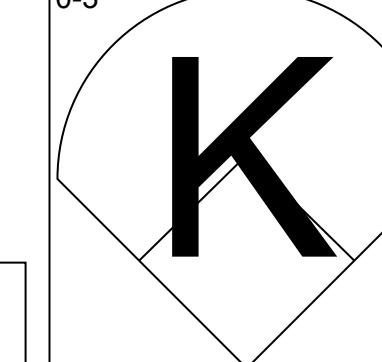


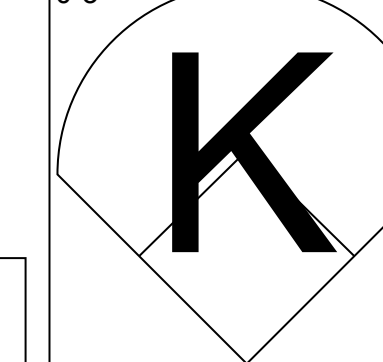
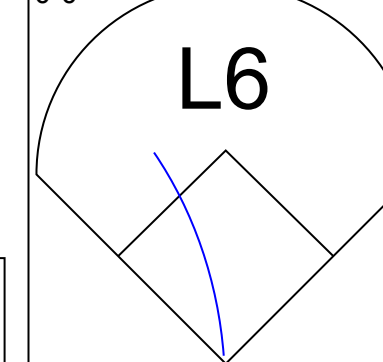

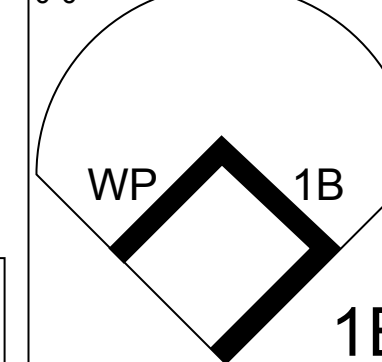
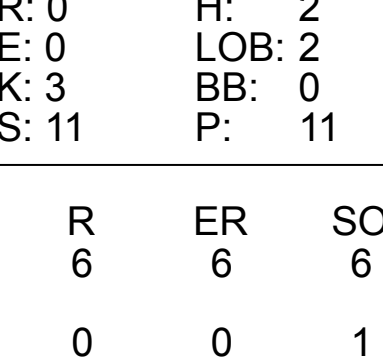
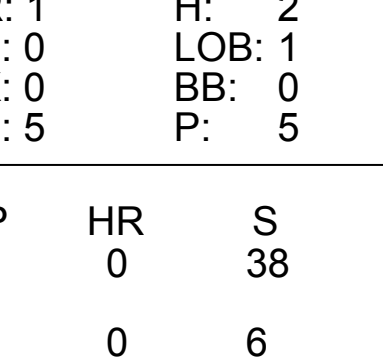
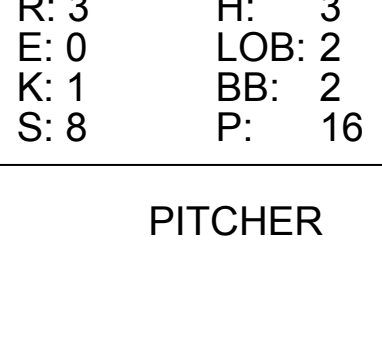
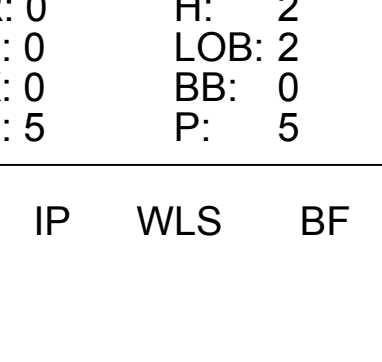
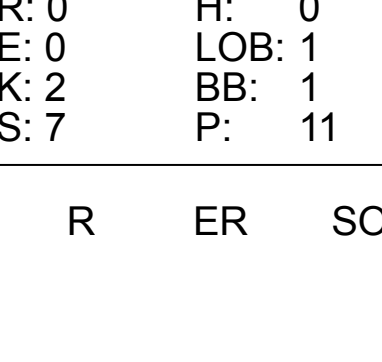





Batter	1	2	3	4	5	6	7	8	9	AB	R	H	RBI	BB	SO	LOB	TOP					
Chuck Schilling, R (1, 4) OBP: 0.313, SLG: 0.390										4	0	0	0	0	1	1						
Dalton Jones, L (1, 5) OBP: 0.335, SLG: 0.391										4	0	1	0	0	0	0						
Tony Horton, R (1, 3) OBP: 0.322, SLG: 0.446										4	1	2	1	0	1	1						
Felix Mantilla, R (1, 8) OBP: 0.405, SLG: 0.504										4	0	0	0	0	1	2						
Lee Thomas, L (1, 7) OBP: 0.377, SLG: 0.510										3	1	1	1	1	0	1						
Tony Conigliaro, R (1, 9) OBP: 0.316, SLG: 0.467										4	0	1	0	0	2	1						
Eddie Bressoud, R (1, 6) OBP: 0.301, SLG: 0.361										4	0	1	0	0	2	1						
Bob Tillman, R (1, 2) OBP: 0.283, SLG: 0.351										4	0	1	0	0	1	1						
Earl Wilson, R (1, 1) OBP: 0.341, SLG: 0.278										1	0	0	0	1	1	0						
Jay Ritchie, R (6, 1) OBP: 0.697, SLG: 0.500										0	0	0	0	0	0	0						
Rico Petrocelli, R (7, PH) OBP: 0.261, SLG: 0.346										1	0	0	0	0	1	1						
Bob Duliba, R (7, 1)										0	0	0	0	0	0	0						
Russ Nixon, L (9, PH) OBP: 0.176, SLG: 0.176										1	0	0	0	0	0	2						
Inning Stats	R: 0 E: 0 K: 2 S: 8	H: 1 LOB: 1 BB: 0 P: 8	R: 0 E: 0 K: 1 S: 5	H: 0 LOB: 0 BB: 0 P: 5	R: 0 E: 0 K: 1 S: 5	H: 0 LOB: 0 BB: 0 P: 5	R: 1 E: 0 K: 2 S: 8	H: 1 LOB: 1 BB: 1 P: 12	R: 0 E: 0 K: 1 S: 5	H: 0 LOB: 1 BB: 1 P: 9	R: 0 E: 0 K: 3 S: 4	H: 1 LOB: 1 BB: 0 P: 4	R: 0 E: 0 K: 3 S: 10	H: 1 LOB: 1 BB: 0 P: 10	R: 0 E: 0 K: 0 S: 3	H: 0 LOB: 0 BB: 0 P: 3	R: 1 E: 0 K: 0 S: 6	H: 3 LOB: 2 BB: 0 P: 6	1B: 4 2B: 1 3B: 0 HR: 2	SF: 0 SAC: 0 DP: 0 HBP: 0	WP: 0 PB: 0 SB: 1 CS: 0	PA: 36
PITCHER	IP WLS BF H R ER SO BB IBB HBP BLK WP HR S P ERA WHIP																					
Dave Boswell, R (1, 1) ERA: 3.27	8.1 W 33 6 2 2 10 2 0 0 0 0 0 2 51 59 2.16 0.960																					
Al Worthington, R (9, 1) ERA: 1.96	0.2 S 3 1 0 0 0 0 0 0 0 0 0 0 3 3 0.00 1.500																					

Boston Red Sox @ Minnesota Twins
Metropolitan Stadium, Bloomington, MI
Mon Jul 05 1965, 4:33 AM EDT
Att: 22,443 - Unknown - 66 F

AB 34
R 2
H 7
RBI 2
BB 2
SO 10
LOB 11



Batter	1	2	3	4	5	6	7	8	9	AB	R	H	RBI	BB	SO	LOB	BOTTOM			
Zoilo Versalles, R (1, 6) OBP: 0.286, SLG: 0.420										4	0	2	1	0	1	2				
Tony Oliva, L (1, 9) OBP: 0.318, SLG: 0.472										3	3	1	0	2	0	3				
Jimmie Hall, L (1, 8) OBP: 0.367, SLG: 0.563										4	1	2	1	1	0	2				
Harmon Killebrew, R (1, 5) OBP: 0.363, SLG: 0.480										5	0	2	2	0	3	2				
Don Mincher, L (1, 3) OBP: 0.351, SLG: 0.524										4	0	0	0	1	1	5				
Bob Allison, R (1, 7) OBP: 0.360, SLG: 0.472										5	0	3	1	0	0	2				
Earl Battey, R (1, 2) OBP: 0.350, SLG: 0.414										3	1	2	0	1	0	2				
Sandy Valdespino, L (8, PH) OBP: 0.314, SLG: 0.312										1	0	0	0	0	1	1				
Jerry Zimmerman, R (9, 2) OBP: 0.214, SLG: 0.224										0	0	0	0	0	0	0				
Jerry Kindall, R (1, 4) OBP: 0.265, SLG: 0.289										3	0	0	0	0	2	5				
Dave Boswell, R (1, 1) OBP: 0.345, SLG: 0.393										4	1	2	0	0	1	3				
Al Worthington, R (9, 1) OBP: 0.250, SLG: 0.250										0	0	0	0	0	0	0				
Inning Stats	R: 1 E: 0 K: 1 S: 6	H: 1 LOB: 1 BB: 1 P: 10	R: 0 E: 0 K: 3 S: 11	H: 2 LOB: 2 BB: 0 P: 11	R: 1 E: 1 K: 1 S: 7	H: 2 LOB: 1 BB: 0 P: 7	R: 1 E: 0 K: 0 S: 5	H: 2 LOB: 1 BB: 0 P: 5	R: 0 E: 0 K: 1 S: 7	H: 2 LOB: 3 BB: 1 P: 11	R: 3 E: 0 K: 1 S: 8	H: 3 LOB: 2 BB: 2 P: 16	R: 0 E: 0 K: 0 S: 5	H: 2 LOB: 2 BB: 0 P: 5	R: 0 E: 0 K: 2 S: 7	H: 0 LOB: 1 BB: 1 P: 11	1B: 9 2B: 4 3B: 1 HR: 0	SF: 0 SAC: 2 DP: 0 HBP: 0	WP: 1 PB: 0 SB: 2 CS: 0	PA: 43
PITCHER	IP WLS BF H R ER SO BB IBB HBP BLK WP HR S P ERA WHIP																			
Earl Wilson, R (1, 1) ERA: 4.42	5.1 L 30 10 6 6 6 3 1 0 0 0 0 0 6 6 10.12 2.438																			
Jay Ritchie, R (6, 1) ERA: 2.7	0.2 4 2 0 0 1 0 0 0 0 0 0 0 6 6 0.00 3.000																			
Bob Duliba, R (7, 1) ERA: 3.0	2.0 9 2 0 0 2 1 0 0 0 1 0 0 12 16 0.00 1.500																			

Boston Red Sox @ Minnesota Twins
Metropolitan Stadium, Bloomington, MI
Mon Jul 05 1965, 4:33 AM EDT
Att: 22,443 - Unknown - 66 F

AB 36
R 6
H 14
RBI 5
BB 5
SO 9
LOB 27



Batter	1	2	3	4	5	6	7	8	9	AB	R	H	RBI	BB	SO	LOB	TOP			
Chuck Schilling, R (1, 4) OBP: 0.304, SLG: 0.378	0-0 3-1		0-0 F9		0-0 6-3		0-0 F4			4	0	0	0	0	0	2				
Dalton Jones, L (1, 5) OBP: 0.328, SLG: 0.382	0-0 F7		0-0 5-3		0-3 K		0-0 F2			4	0	0	0	0	1	0				
Tony Horton, R (1, 3) OBP: 0.333, SLG: 0.431	4-0 BB		4-0 BB		0-0 6-3		0-0 1-3			2	0	0	0	2	0	0				
Felix Mantilla, R (1, 8) OBP: 0.403, SLG: 0.500	0-0 F4		0-0 F4		0-0 CS 1B		0-3 K			4	0	1	0	0	1	2				
Lee Thomas, L (1, 7) OBP: 0.381, SLG: 0.515		4-0 1B BB		0-0 2B		0-3 K 1-2		0-0 1B		3	0	2	0	1	1	1				
Tony Conigliaro, R (1, 9) OBP: 0.376, SLG: 0.464		0-0 1B		0-0 6-3		0-3 K		0-0 F7		4	0	1	0	0	1	2				
Eddie Bressoud, R (1, 6) OBP: 0.305, SLG: 0.365		0-3 K		0-3 K		0-0 1B 1B		0-0 1B FC5-4		4	0	2	0	0	2	3				
Mike Ryan, R (1, 2) OBP: 0.176, SLG: 0.225		0-3 K		0-0 6-3		0-3 K		0-0 F8		4	0	0	0	0	2	6				
Dave Morehead, R (1, 1) OBP: 0.212, SLG: 0.133		0-0 F8		0-0 6-3		0-0 6-3		0-0 FC5-4		2	0	0	0	0	0	2				
Bob Tillman, R (7, PH) OBP: 0.286, SLG: 0.354										1	0	1	0	0	0	0				
Earl Wilson, R (7, PR) OBP: 0.341, SLG: 0.278										0	0	0	0	0	0	0				
Dennis Bennett, L (7, 1) OBP: 0.273, SLG: 0.273										0	0	0	0	0	0	0				
Frank Matzone, R (9, PH) OBP: 0.274, SLG: 0.254										1	0	0	0	0	0	2				
Inning Stats	R: 0 E: 0 K: 0 S: 3	H: 0 LOB: 1 BB: 1 P: 7	R: 0 E: 0 K: 2 S: 8	H: 1 LOB: 2 BB: 1 P: 12	R: 0 E: 0 K: 0 S: 3	H: 0 LOB: 1 BB: 1 P: 7	R: 0 E: 0 K: 1 S: 6	H: 1 LOB: 0 BB: 0 P: 6	R: 0 E: 0 K: 1 S: 5	H: 0 LOB: 0 BB: 0 P: 5	R: 0 E: 0 K: 2 S: 9	H: 2 LOB: 2 BB: 0 P: 9	R: 0 E: 0 K: 1 S: 5	H: 0 LOB: 0 BB: 0 P: 5	R: 0 E: 0 K: 0 S: 5	H: 2 LOB: 2 BB: 0 P: 5	1B: 6 2B: 2 3B: 0 HR: 0	SF: 0 SAC: 0 DP: 1 HBP: 0	WP: 0 PB: 0 SB: 0 CS: 1	PA: 36
PITCHER Jim Perry, R (1, 1) ERA: 2.59	IP: 9.0 WLS: W BF: 36 H: 7 R: 0 ER: 0 SO: 8 BB: 3 IBB: 0 HBP: 0 BLK: 0 WP: 0 HR: 0 S: 49 P: 61 ERA: 0.00 WHIP: 1.111															PITCHER	IP: 9.0 WLS: W BF: 36 H: 7 R: 0 ER: 0 SO: 8 BB: 3 IBB: 0 HBP: 0 BLK: 0 WP: 0 HR: 0 S: 49 P: 61 ERA: 0.00 WHIP: 1.111			

Boston Red Sox @ Minnesota Twins
Metropolitan Stadium, Bloomington, MI
Mon Jul 05 1965, 8:05 PM EDT
Att: 15,262 - Unknown - 73 F

AB 33
R 0
H 7
RBI 0
BB 3
SO 8
LOB 20



Batter	1	2	3	4	5	6	7	8	9	AB	R	H	RBI	BB	SO	LOB	BOTTOM			
Zoilo Versalles, R (1, 6) OBP: 0.285, SLG: 0.416	0-0 F9		4-0 S BB	0-0 FC6-4 1-2		0-3 K				3	0	0	0	1	1	4				
Tony Oliva, L (1, 9) OBP: 0.320, SLG: 0.474	4-0 FC4-6 BB		0-0 5-3 1-3		0-0 4-3		0-0 1B 2B			3	0	1	0	1	0	1				
Jimmie Hall, L (1, 8) OBP: 0.369, SLG: 0.562	0-0 FC4-6 1-2		0-3 K		0-0 CS 1B		0-0 G6-4-3 1B			4	0	2	0	0	1	2				
Harmon Killebrew, R (1, 5) OBP: 0.359, SLG: 0.473	0-0 E5 1-2		0-0 5-3		0-0 F8 1-2		0-0 G6-4-3 1-2			4	0	0	0	0	0	4				
Don Mincher, L (1, 3) OBP: 0.337, SLG: 0.500	0-3 K		0-0 5-3		0-0 E3 BB 1B		0-0 F2			4	1	0	0	0	1	2				
Bob Allison, R (1, 7) OBP: 0.370, SLG: 0.475		4-0 4-3 BB		0-0 S E 1B		4-0 1B BB		4-0 BLK BB		1	1	1	0	3	0	0				
Earl Batley, R (1, 2) OBP: 0.399, SLG: 0.430		0-0 4-3 1-2		0-0 1-H 3B		0-0 1-3 2-H 1B		0-0 P4		4	0	2	1	0	0	2				
Bernie Allen, L (1, 4) OBP: 0.364, SLG: 0.296		0-3 K		4-0 FC6-4 BB		0-3 K		4-0 IBB		2	0	0	0	1	2	3				
Joe Nossak, R (8, PH) OBP: 0.304, SLG: 0.359										0	0	0	0	1	0	0				
Jerry Kindall, R (9, 4) OBP: 0.265, SLG: 0.289										0	0	0	0	0	0	0				
Jim Perry, S (1, 1) ERA: 5.01		0-0 1-3		0-3 K		0-3 K		0-3 K		4	0	0	0	0	3	7				
Inning Stats	R: 0 E: 1 K: 1 S: 6	H: 0 LOB: 2 BB: 1 P: 10	R: 0 E: 0 K: 1 S: 5	H: 0 LOB: 1 BB: 1 P: 9	R: 0 E: 0 K: 1 S: 5	H: 0 LOB: 1 BB: 1 P: 9	R: 1 E: 0 K: 1 S: 7	H: 2 LOB: 2 BB: 1 P: 11	R: 0 E: 0 K: 0 S: 3	H: 1 LOB: 0 BB: 0 P: 3	R: 1 E: 1 K: 3 S: 11	H: 1 LOB: 2 BB: 1 P: 15	R: 0 E: 0 K: 0 S: 3	H: 2 LOB: 0 BB: 0 P: 3	R: 0 E: 0 K: 1 S: 5	H: 0 LOB: 2 BB: 2 P: 13	1B: 4 2B: 1 3B: 1 HR: 0	SF: 0 SAC: 0 DP: 1 HBP: 0	WP: 0 PB: 0 SB: 3 CS: 1	PA: 36
PITCHER Dave Morehead, R (1, 1) ERA: 4.48	IP: 6.0 WLS: L BF: 28 H: 4 R: 2 ER: 1 SO: 7 BB: 5 IBB: 0 HBP: 0 BLK: 0 WP: 0 HR: 0 S: 37 P: 57 ERA: 1.50 WHIP: 1.500															PITCHER Dennis Bennett, L (7, 1) ERA: 5.01	IP: 2.0 WLS: 8 BF: 2 H: 2 R: 0 ER: 0 SO: 1 BB: 1 IBB: 1 HBP: 0 BLK: 1 WP: 0 HR: 0 S: 8 P: 16 ERA: 0.00 WHIP: 1.500			

Boston Red Sox @ Minnesota Twins
Metropolitan Stadium, Bloomington, MI
Mon Jul 05 1965, 8:05 PM EDT
Att: 15,262 - Unknown - 73 F

AB 29
R 2
H 6
RBI 1
BB 7
SO 8
LOB 25



Batter	1	2	3	4	5	6	7	8	9	AB	R	H	RBI	BB	SO	LOB	TOP		
Eddie Bressoud, R (1, 6) OBP: 0.313, SLG: 0.372	0-0 5-3		0-0 BB 1B		0-0 1B 1B		0-0 6-3		0-0 1B	5	0	3	0	0	0	0			
Dalton Jones, L (1, 4) OBP: 0.330, SLG: 0.379	0-0 4-3		4-0 BB BB BB BB BB		0-0 1B		0-0 F7		0-0 L6	4	0	1	0	1	0	1			
Tony Horton, R (1, 3) OBP: 0.343, SLG: 0.452	0-0 5-3		0-0 5-3		0-0 G6-4-3 1B					4	0	2	0	0	0	2			
Felix Mantilla, R (1, 7) OBP: 0.401, SLG: 0.496		0-0 F6		0-0 G3 1B		0-0 G6-4-3		0-3 K		4	0	1	0	0	1	4			
Lee Thomas, L (1, 9) OBP: 0.377, SLG: 0.507		0-0 F8		0-0 G3		0-0 4-1		0-0 F8		4	0	0	0	0	0	2			
Tony Conigliaro, R (1, 8) OBP: 0.324, SLG: 0.469		0-0 2B		4-0 FC6-4 BB		4-0 1-3 BB		4-0 BB		1	0	1	0	3	0	0			
Frank Malzone, R (1, 5) OBP: 0.268, SLG: 0.249	0-0 6-3		0-0 L7		0-0 1-3		0-0 1-3		0-0 F5	4	0	0	0	0	0	6			
Bob Tillman, R (1, 2) OBP: 0.282, SLG: 0.347			0-0 F2		0-0 FC6-4		0-0 5-3		0-0 5-3	4	0	0	0	0	0	3			
Jerry Stephenson, L (1, 1) OBP: 0.444, SLG: 0.375			0-0 6-3		0-0 6-3		0-3 K		0-0 F8	0	0	0	0	0	0	0			
Bob Heffner, R (2, 1) OBP: 0.301, SLG: 0.375										2	0	0	0	0	0	0			
Chuck Schilling, R (7, PH) OBP: 0.301, SLG: 0.375										1	0	0	0	0	1	0			
Bob Duliba, R (7, 1) OBP: 0.107, SLG: 0.167										0	0	0	0	0	0	0			
Russ Nixon, L (9, PH) OBP: 0.107, SLG: 0.167										1	0	0	0	0	0	0			
Inning Stats	R: 0 E: 0 K: 0 S: 3	H: 0 LOB: 0 BB: 0 P: 3	R: 0 E: 0 K: 0 S: 4	H: 1 LOB: 1 BB: 0 P: 4	R: 0 E: 0 K: 0 S: 4	H: 1 LOB: 2 BB: 1 P: 8	R: 0 E: 0 K: 0 S: 4	H: 3 LOB: 2 BB: 0 P: 5	R: 0 E: 0 K: 0 S: 3	H: 0 LOB: 1 BB: 1 P: 7	R: 0 E: 0 K: 1 S: 5	H: 0 LOB: 0 BB: 0 P: 5	R: 0 E: 0 K: 1 S: 6	H: 1 LOB: 2 BB: 1 P: 10	R: 0 E: 0 K: 0 S: 4	H: 1 LOB: 1 BB: 0 P: 4	1B: 6 2B: 2 3B: 0 HR: 0	SF: 0 SAC: 0 DP: 1 HBP: 0	WP: 0 PA: 38 PB: 0 SB: 0 CS: 0
PITCHER Mudcat Grant, R (1, 1) ERA: 3.17	IP: 9.0 WLS: W BF: 38 H: 8 R: 0 ER: 0 SO: 2 BB: 4 IBB: 0 HBP: 0 BLK: 0 WP: 0 HR: 0 S: 38 P: 54 ERA: 0.00 WHIP: 1.333															PITCHER			

Boston Red Sox @ Minnesota Twins
Metropolitan Stadium, Bloomington, MI
Tue Jul 06 1965, 8:05 PM EDT
Att: 11,378 - Unknown - 58 F

AB 34
R 0
H 8
RBI 0
BB 4
SO 2
LOB 18



Batter	1	2	3	4	5	6	7	8	9	AB	R	H	RBI	BB	SO	LOB	BOTTOM
Zoilo Versalles, R (1, 6) OBP: 0.284, SLG: 0.416	0-0 HR 2B	0-0 FC4-6 HR		0-3 K		0-0 F7		0-0 5-3		5	2	1	0	0	1	2	
Jerry Kindall, R (9, 6) OBP: 0.265, SLG: 0.289										0	0	0	0	0	0	0	
Tony Oliva, L (1, 9) OBP: 0.319, SLG: 0.469	0-3 K	0-0 F8		0-3 K			0-0 BB 1B E	0-0 6-3		5	1	1	0	0	2	2	
Jimmie Hall, L (1, 8) OBP: 0.398, SLG: 0.590	0-0 2H HR	0-0 1H HR			4-0 BB		0-0 BB 1B	0-0 F8		3	2	3	4	1	0	0	
Joe Nosssek, R (7, PR) OBP: 0.300, SLG: 0.354							1-2 E BB SH 1B			1	1	0	0	0	0	0	
Harmon Killebrew, R (1, 5) OBP: 0.361, SLG: 0.469	0-0 F9	4-0 BB		0-3 K		0-0 K	4-0 SH E 1B BB			2	1	0	0	2	1	1	
Don Mincher, L (1, 3) OBP: 0.333, SLG: 0.522	0-0 HR	0-3 K			0-0 F9		0-0 F5			4	1	1	1	0	1	5	
Bob Allison, R (1, 7) OBP: 0.373, SLG: 0.475	1-0 BB HBP		0-3 K		0-0 F4		0-0 E5 SH 1B			0	0	0	0	0	0	0	
Sandy Valdespino, L (2, 7) OBP: 0.300, SLG: 0.302							1-2 2-3 3-H			3	1	0	1	0	1	3	
Earl Batley, R (1, 2) OBP: 0.398, SLG: 0.424	4-0 BB BB		0-0 F3			0-0 6-3	0-0 SH 1B			2	0	0	1	1	0	0	
Dave Boswell, R (7, PR) OBP: 0.345, SLG: 0.393							1-2 2-3 3-H			0	0	0	0	0	0	0	
Jerry Zimmerman, R (8, 2) OBP: 0.214, SLG: 0.234	1-2 BB		0-0 F3			0-0 6-3	0-0 SH 1B			0	0	0	0	0	0	0	
Bernie Allen, L (1, 4) OBP: 0.351, SLG: 0.290	0-0 L8		0-0 5-3			0-0 6-3	0-0 G5-4-3 1B			4	0	1	2	0	0	2	
Mudcat Grant, R (1, 1) OBP: 0.234, SLG: 0.220		0-0 FC4-6 1B		0-3 K		0-0 1B	0-0 G5-4-3			4	0	2	0	0	1	2	
Inning Stats	R: 3 E: 0 K: 1 S: 8	H: 3 LOB: 2 BB: 1 P: 13	R: 2 E: 0 K: 1 S: 7	H: 2 LOB: 1 BB: 1 P: 11	R: 0 E: 0 K: 1 S: 5	H: 0 LOB: 0 BB: 0 P: 5	R: 0 E: 0 K: 3 S: 9	H: 0 LOB: 0 BB: 0 P: 9	R: 0 E: 0 K: 0 S: 4	H: 1 LOB: 1 BB: 0 P: 4	R: 4 E: 1 K: 0 S: 7	H: 3 LOB: 2 BB: 1 P: 11	R: 0 E: 0 K: 0 S: 3	H: 0 LOB: 0 BB: 0 P: 3	1B: 5 2B: 1 3B: 0 HR: 3	SF: 0 SAC: 1 DP: 1 HBP: 1	WP: 0 PA: 39 PB: 0 SB: 0 CS: 0
PITCHER Jerry Stephenson, R (1, 1) ERA: 6.89	IP: 1.0 WLS: L BF: 9 H: 4 R: 4 ER: 4 SO: 1 BB: 1 IBB: 0 HBP: 0 BLK: 0 WP: 0 HR: 2 S: 9 P: 14 ERA: 1.80 WHIP: 0.800															PITCHER	
Bob Heffner, R (2, 1) ERA: 6.46	IP: 5.0 WLS: W BF: 19 H: 2 R: 1 ER: 1 SO: 6 BB: 2 IBB: 0 HBP: 0 BLK: 0 WP: 0 HR: 1 S: 29 P: 37 ERA: 13.50 WHIP: 2.000															PITCHER	
Bob Duliba, R (7, 1) ERA: 3.81	IP: 2.0 WLS: W BF: 11 H: 3 R: 4 ER: 3 SO: 0 BB: 1 IBB: 0 HBP: 0 BLK: 0 WP: 0 HR: 10 S: 14 P: 14 ERA: 13.50 WHIP: 2.000															PITCHER	

Boston Red Sox @ Minnesota Twins
Metropolitan Stadium, Bloomington, MI
Tue Jul 06 1965, 8:05 PM EDT
Att: 11,378 - Unknown - 58 F

AB 33
R 9
H 9
RBI 9
BB 4
SO 7
LOB 17



Batter	1	2	3	4	5	6	7	8	9	AB	R	H	RBI	BB	SO	LOB	TOP										
Eddie Bressoud, R OBP: 0.316, SLG: 0.381 (1, 6)	F9	1-3					6-3			4	1	1	0	1	0	2	Boston Red Sox @ Minnesota Twins Metropolitan Stadium, Bloomington, MI Wed Jul 07 1965, 8:05 PM EDT Att: 17,556 - Unknown - 82 F										
Chuck Schilling, R OBP: 0.298, SLG: 0.368 (1, 4)	5-3		5-3				L7		F7	5	0	1	1	0	0	2											
Tony Horton, R OBP: 0.338, SLG: 0.439 (1, 3)			5-3				F8			4	0	1	0	0	1	1											
Felix Mantilla, R OBP: 0.405, SLG: 0.495 (1, 7)			5-3							1	1	0	0	3	0	0											
Tony Conigliaro, R OBP: 0.323, SLG: 0.466 (1, 8)	L5						F8			4	0	1	0	0	1	3											
Lee Thomas, L OBP: 0.372, SLG: 0.500 (1, 9)		1-3								4	0	0	0	0	1	3											
Frank Malzone, R OBP: 0.273, SLG: 0.246 (1, 5)										2	0	0	0	2	0	0											
Bob Tillman, R OBP: 0.281, SLG: 0.347 (1, 2)										3	0	1	1	0	0	0											
Jim Lonborg, R OBP: 0.176, SLG: 0.212 (1, 1)										2	0	0	0	0	1	2											
Dalton Jones, L OBP: 0.328, SLG: 0.376 (6, PH)										1	0	0	0	0	0	2											
Dennis Bennett, L OBP: 0.273, SLG: 0.273 (6, 1)										0	0	0	0	0	0	0											
Russ Nixon, L OBP: 0.158, SLG: 0.158 (9, PH)										1	0	0	0	0	1	0											
Inning Stats	R: 0 E: 0 K: 0 S: 4	H: 1 LOB: 2 BB: 1 P: 8	R: 0 E: 0 K: 1 S: 6	H: 1 LOB: 2 BB: 1 P: 10	R: 0 E: 0 K: 0 S: 3	H: 0 LOB: 0 BB: 0 P: 3	R: 0 E: 0 K: 2 S: 7	H: 0 LOB: 0 BB: 0 P: 7	R: 1 E: 0 K: 0 S: 4	H: 2 LOB: 1 BB: 2 P: 12	R: 0 E: 0 K: 0 S: 3	H: 0 LOB: 0 BB: 1 P: 6	R: 0 E: 0 K: 1 S: 6	H: 0 LOB: 2 BB: 1 P: 10	1B: 4 2B: 0 3B: 1 HR: 0	SF: 1 SAC: 0 DP: 1 HBP: 0	WP: 2 PB: 0 SB: 0 CS: 0	PA: 38									
PITCHER	IP	WLS	BF	H	R	ER	SO	BB	IBB	HBP	BLK	WP	HR	S	P	ERA	WHIP										
Jim Kaat, L ERA: 2.21 (1, 1)	5.1	W	25	5	2	2	4	4	0	0	0	0	0	29	45	3.38	1.688										
Johnny Klippstein, R ERA: 2.4 (6, 1)	3.1		12	0	0	0	1	2	0	0	0	2	0	12	20	0.00	0.600										
Al Worthington, R ERA: 1.54 (9, 1)	0.1	S	1	0	0	0	0	0	0	0	0	0	0	1	1	0.00	0.000										

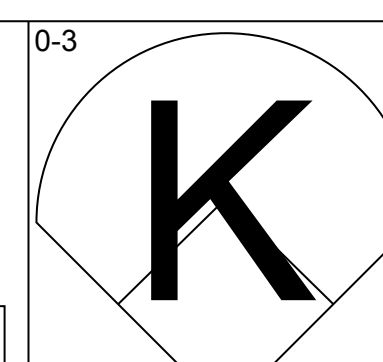
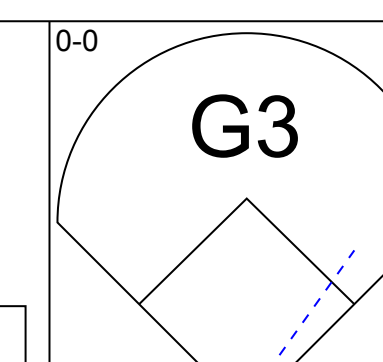
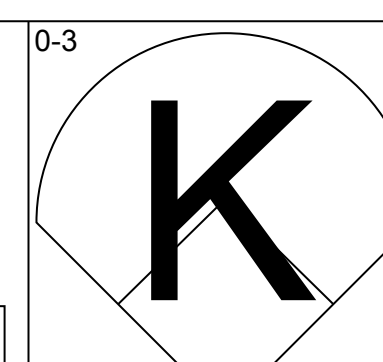
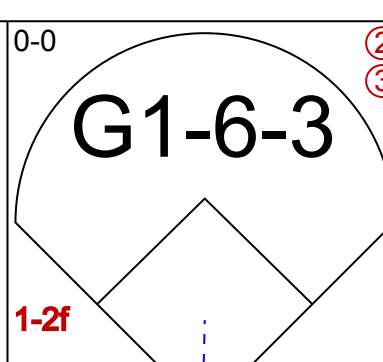
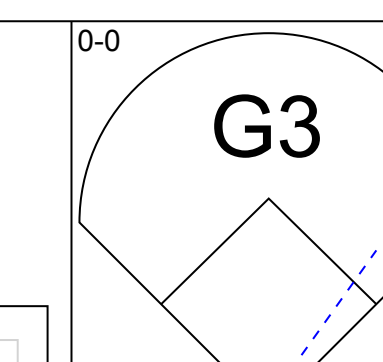
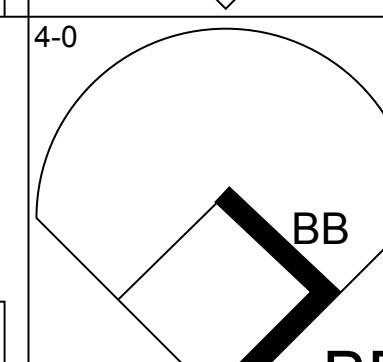
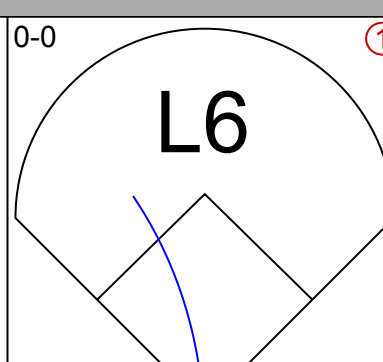
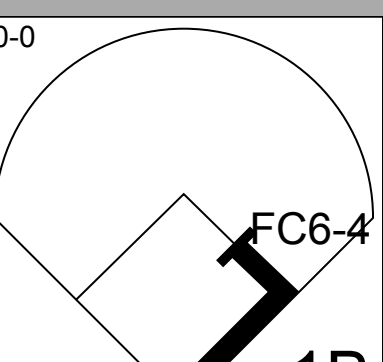
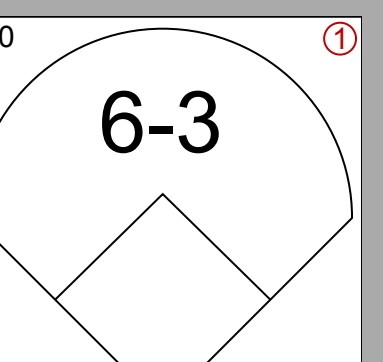
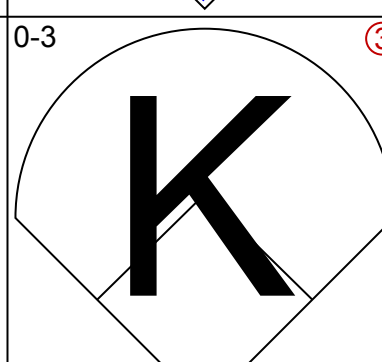
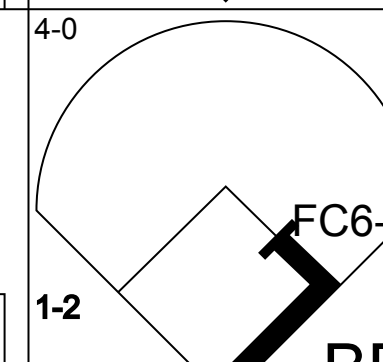
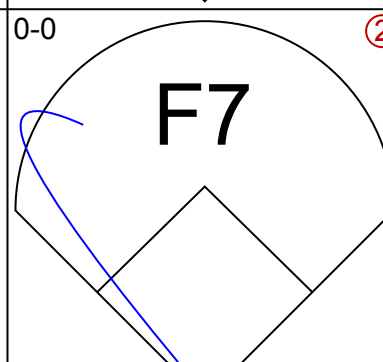
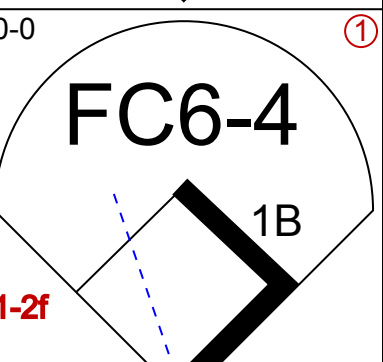
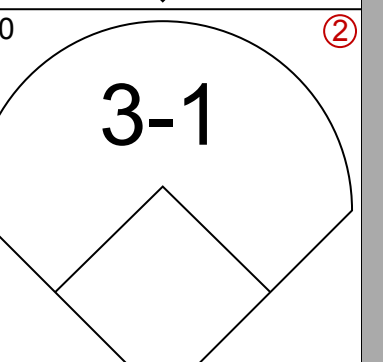
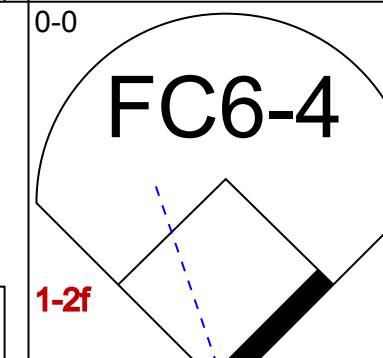
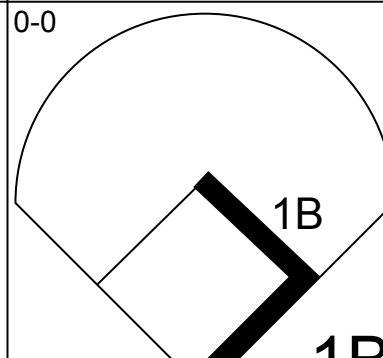
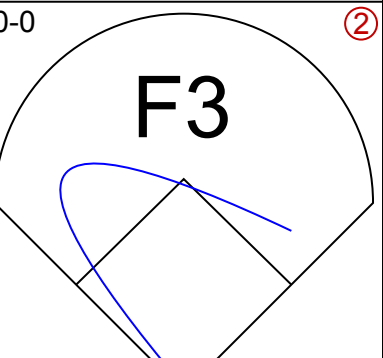
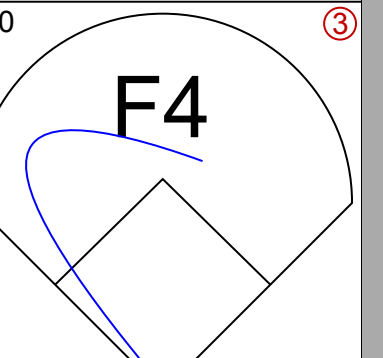
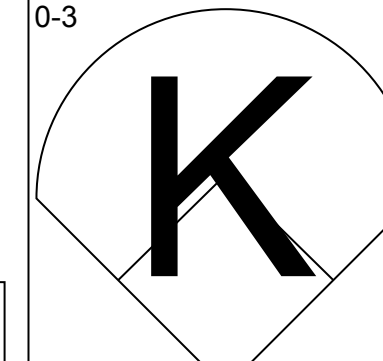
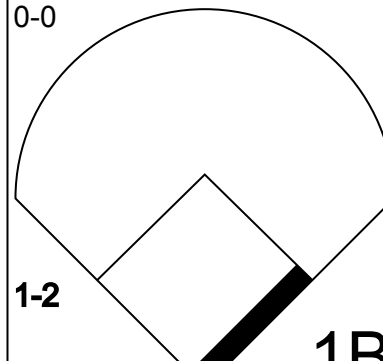
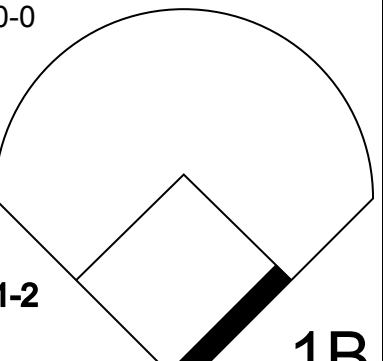
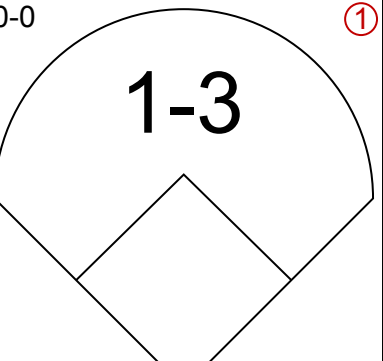
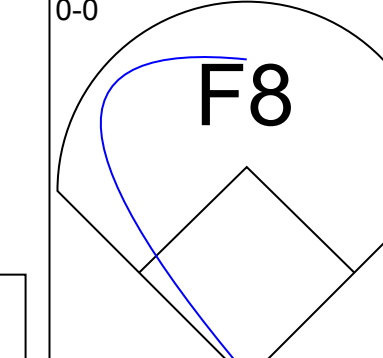
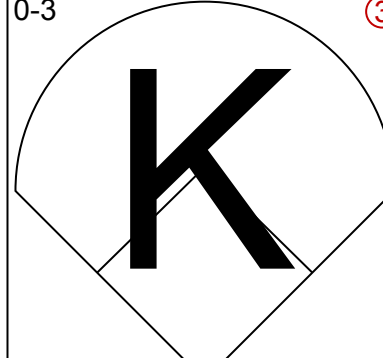
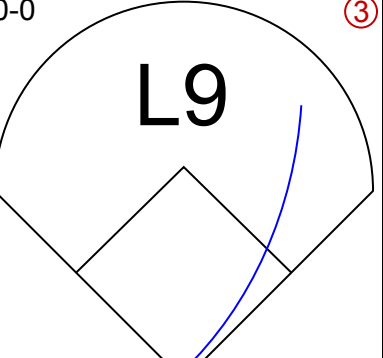
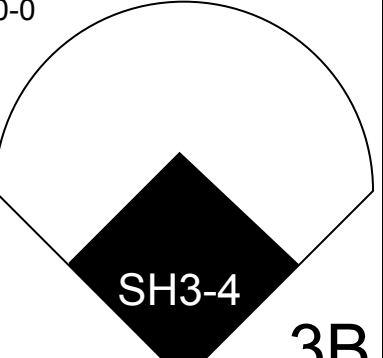
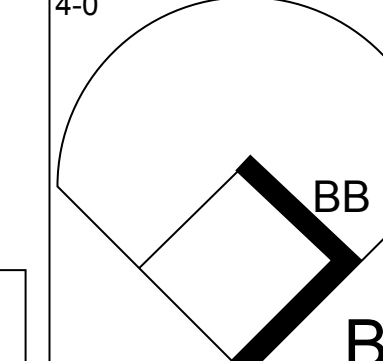
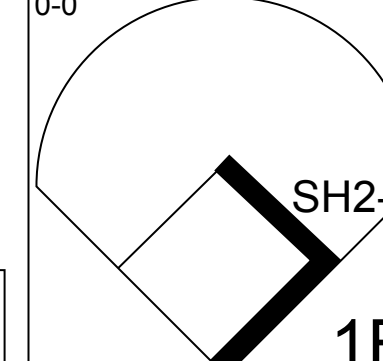
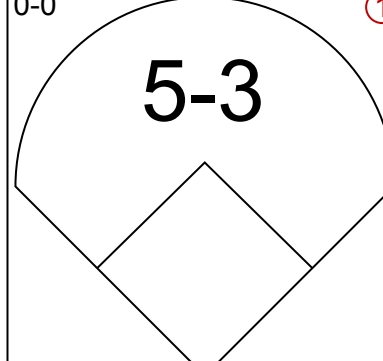
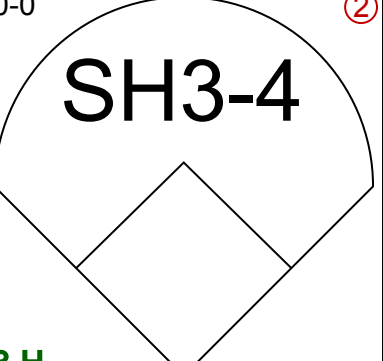
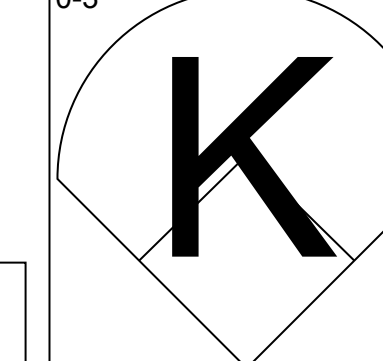
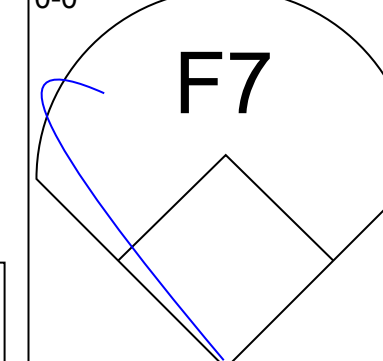
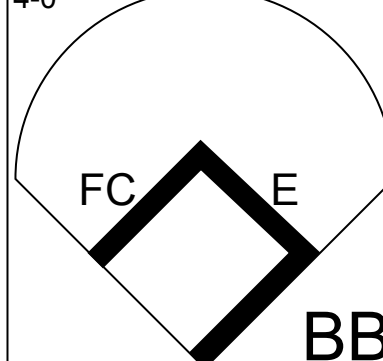
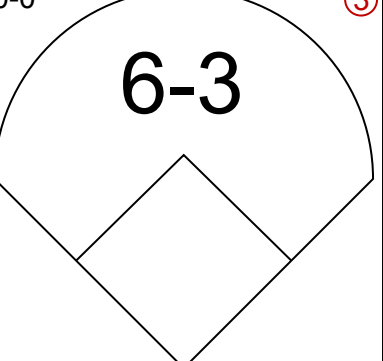
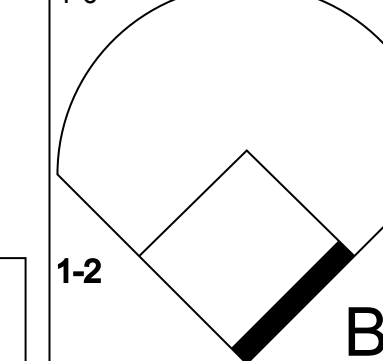
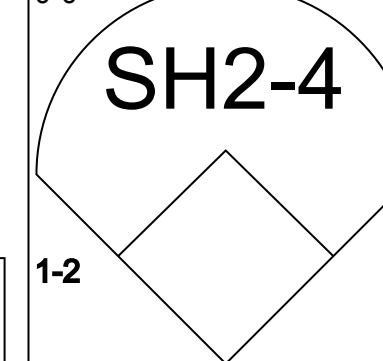
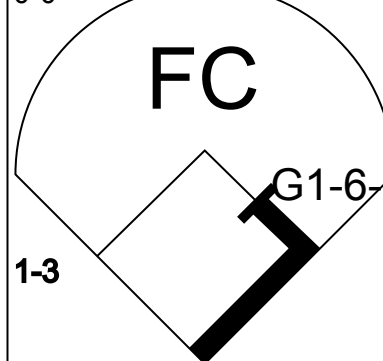
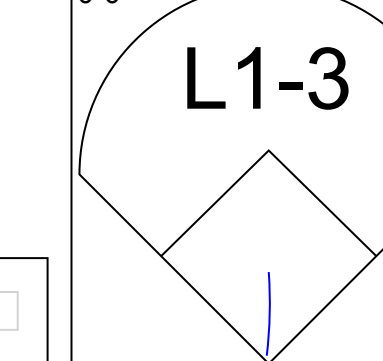

AB	31
R	2
H	5
RBI	2
BB	6
SO	5
LOB	15

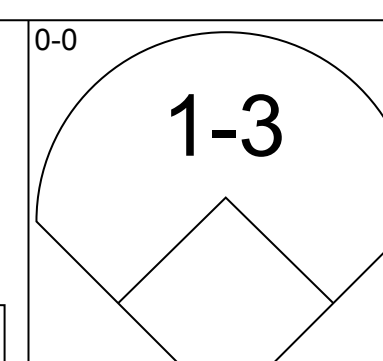
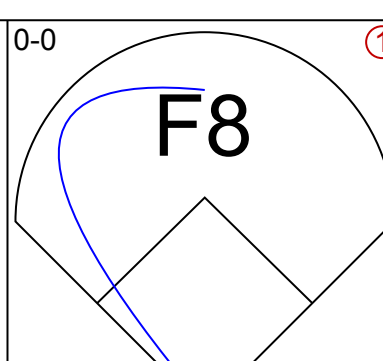
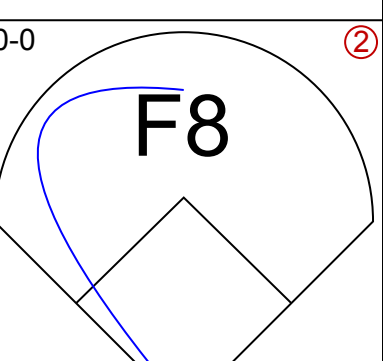
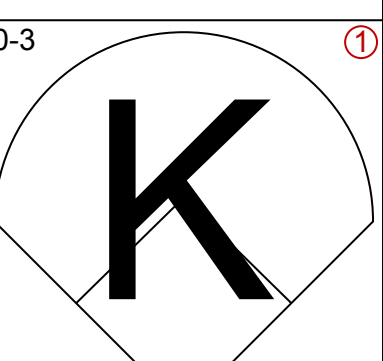
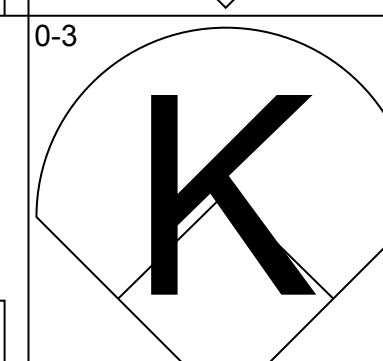
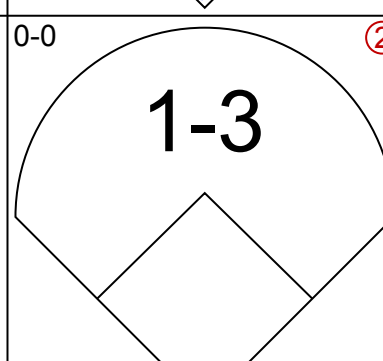
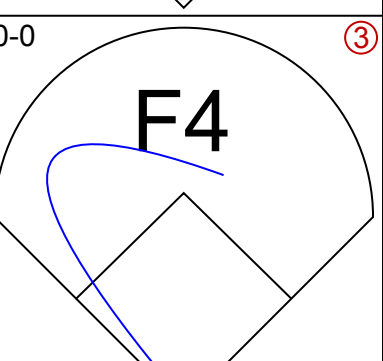
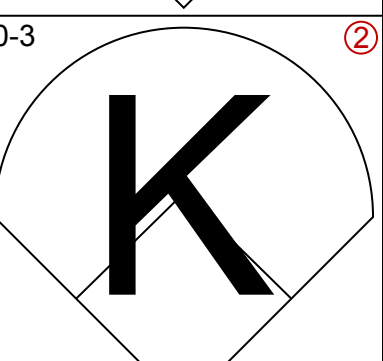
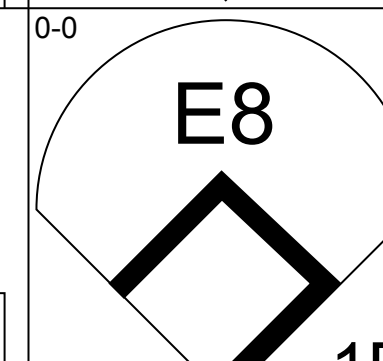
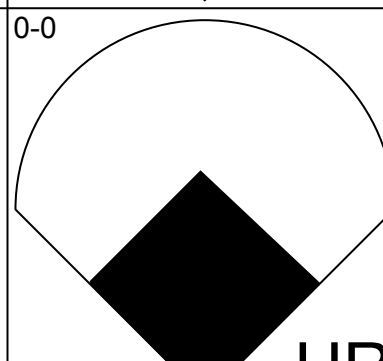

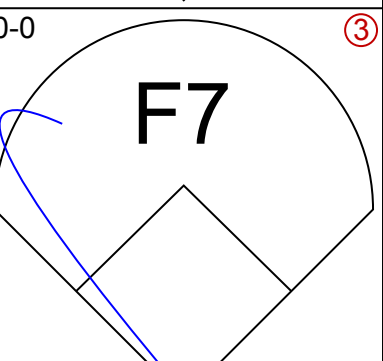
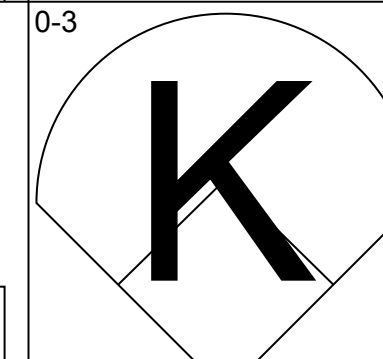
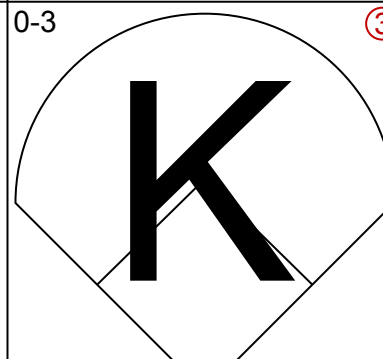

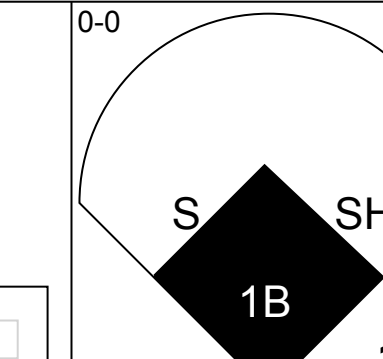


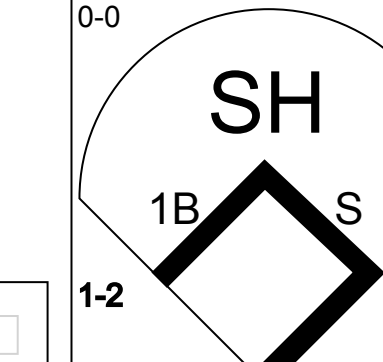
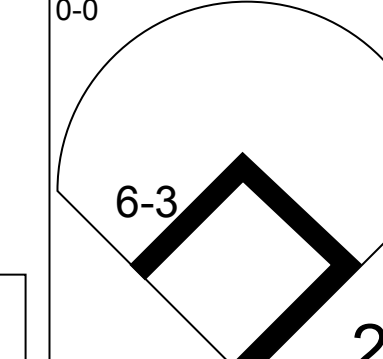
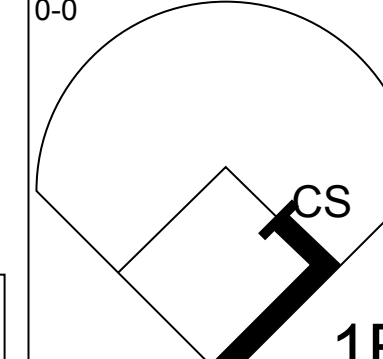
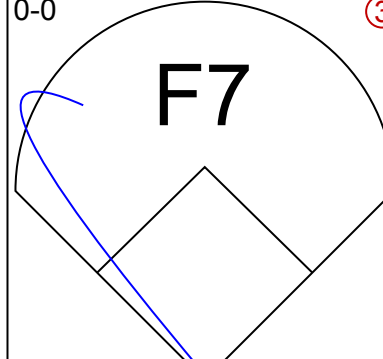

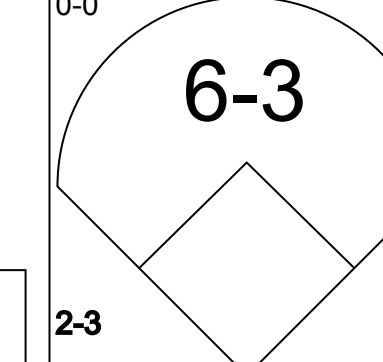
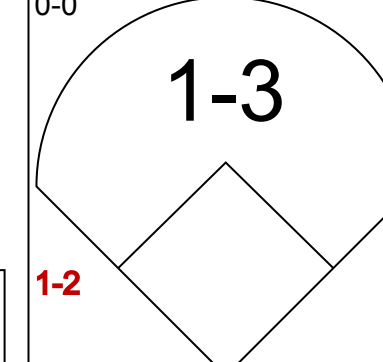


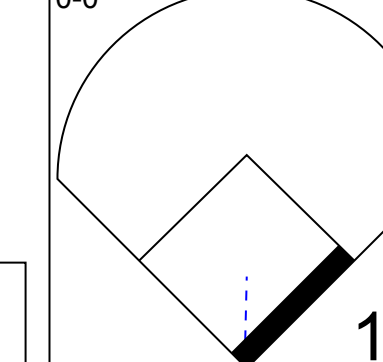



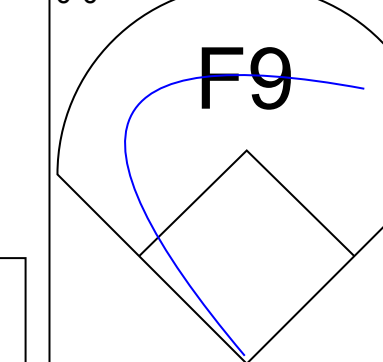



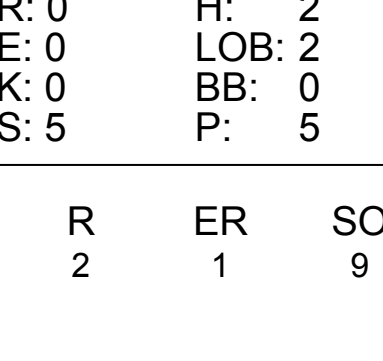
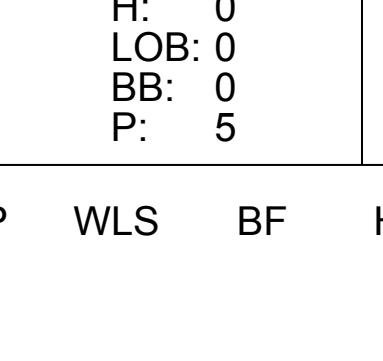
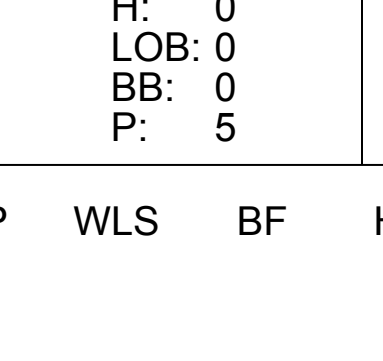
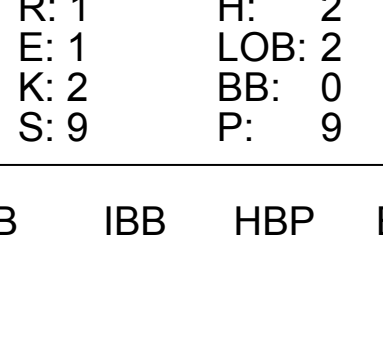



Batter	1	2	3	4	5	6	7	8	9	AB	R	H	RBI	BB	SO	LOB	BOTTOM										
Zoilo Versalles, R OBP: 0.281, SLG: 0.411 (1, 6)	F9	5-3		K						4	0	0	0	0	2	2	Boston Red Sox @ Minnesota Twins Metropolitan Stadium, Bloomington, MI Wed Jul 07 1965, 8:05 PM EDT Att: 17,556 - Unknown - 82 F										
Tony Oliva, L OBP: 0.324, SLG: 0.476 (1, 9)	E8			E8						4	2	3	0	0	0	0											
Jimmie Hall, L OBP: 0.379, SLG: 0.589 (1, 8)				SF7						2	0	1	1	0	1	1											
Harmon Killebrew, R OBP: 0.359, SLG: 0.468 (1, 5)				F3						3	0	1	1	0	0	1											
Don Mincher, L OBP: 0.330, SLG: 0.505 (1, 3)				F3						3	1	0	0	1	0	2											
Sandy Valdespino, L OBP: 0.313, SLG: 0.310 (1, 7)										4	1	2	0	0	0	1											
Earl Batley, R OBP: 0.406, SLG: 0.439 (1, 2)										4	1	3	0	0	0	0											
Bernie Allen, L OBP: 0.341, SLG: 0.294 (1, 4)										3	0	1	3	0	1	2											
Jerry Kindall, R OBP: 0.295, SLG: 0.289 (9, 4)										0	0	0	0	0	0	0											
Jim Kaat, L OBP: 0.240, SLG: 0.280 (1, 1)										2	0	0	0	0	0	2											
Johnny Klippstein, R ERA: 3.18 (6, 1)										1	0	0	0	0	0	2											
Al Worthington, R OBP: 0.250, SLG: 0.250 (9, 1)										0	0	0	0	0	0	0											
Inning Stats	R: 0 E: 1 K: 1 S: 6	H: 1 LOB: 1 BB: 0 P: 6	R: 2 E: 0 K: 0 S: 5	H: 2 LOB: 1 BB: 1 P: 9	R: 1 E: 1 K: 0 S: 4	H: 0 LOB: 0 BB: 0 P: 4	R: 1 E: 1 K: 1 S: 7	H: 2 LOB: 1 BB: 0 P: 7	R: 0 E: 0 K: 0 S: 3	H: 2 LOB: 1 BB: 0 P: 4	R: 0 E: 0 K: 0 S: 4	H: 2 LOB: 1 BB: 0 P: 4	R: 1 E: 0 K: 1 S: 7	H: 2 LOB: 1 BB: 0 P: 7	R: 0 E: 0 K: 1 S: 5	H: 0 LOB: 0 BB: 0 P: 5	1B: 9 2B: 2 3B: 0 HR: 0	SF: 3 SAC: 0 DP: 1 HBP: 1	WP: 0 PB: 0 SB: 0 CS: 1	PA: 35							
PITCHER	IP	WLS	BF	H	R	ER	SO	BB	IBB	HBP	BLK	WP	HR	S	P	ERA	WHIP										
Jim Lonborg, R ERA: 3.18 (1, 1)	5.0	L	23	7	4	2	2	1	0	0	0	0	0	25	30	3.60	1.600										
Dennis Bennett, L ERA: 4.89 (6, 1)	3.0		12	4	1	1	2	0	0	0	0	0	0	16	16	3.00	1.333										

AB	30
R	5
H	11
RBI	5
BB	1
SO	4
LOB	13



Batter	1	2	3	4	5	6	7	8	9	AB	R	H	RBI	BB	SO	LOB	TOP																			
Jim Gosger, L (1, 8)										5	0	0	0	0	2	5	Boston Red Sox @ Washington Senators D.C. Stadium, Washington, DC Fri Jul 09 1965, 7:05 PM EDT Unknown livebaseballscorecards.com																			
Eddie Bressoud, R (1, 6) OBP: 0.318, SLG: 0.378										4	0	1	0	1	1	0																				
Tony Horton, R (1, 3) OBP: 0.333, SLG: 0.420										3	0	0	0	1	0	1																				
Felix Mantilla, R (1, 4) OBP: 0.403, SLG: 0.491										4	0	1	0	0	0	3																				
Tony Conigliaro, R (1, 9) OBP: 0.325, SLG: 0.467										4	0	2	0	0	1	2																				
Lee Thomas, L (1, 7) OBP: 0.370, SLG: 0.504										4	1	1	0	0	1	4																				
Frank Malzone, R (1, 5) OBP: 0.279, SLG: 0.249										2	0	1	1	1	0	0																				
Bob Tillman, R (1, 2) OBP: 0.280, SLG: 0.342										3	0	0	0	1	1	2																				
Bill Monbouquette, R (1, 1) OBP: 0.158, SLG: 0.114										2	0	0	0	1	0	1																				
Inning Stats	R: 0 E: 0 K: 2 S: 7	H: 0 LOB: 2 BB: 2 P: 15	R: 0 E: 0 K: 1 S: 5	H: 0 LOB: 2 BB: 2 P: 13	R: 0 E: 0 K: 1 S: 7	H: 2 LOB: 2 BB: 0 P: 7	R: 0 E: 0 K: 1 S: 6	H: 1 LOB: 1 BB: 0 P: 6	R: 0 E: 0 K: 0 S: 5	H: 2 LOB: 2 BB: 0 P: 5	R: 0 E: 0 K: 0 S: 3	H: 0 LOB: 1 BB: 1 P: 7	R: 0 E: 0 K: 0 S: 3	H: 0 LOB: 0 BB: 0 P: 3	R: 1 E: 0 K: 0 S: 4	H: 1 LOB: 0 BB: 0 P: 4	R: 0 E: 0 K: 1 S: 5	H: 0 LOB: 0 BB: 0 P: 5	1B: 5 2B: 0 3B: 1 HR: 0	SF: 0 SAC: 2 DP: 1 HBP: 0	WP: 0 PA: 38 PB: 0 SB: 0 CS: 0															
PITCHER	IP WLS BF H R ER SO BB IBB HBP BLK WP HR S P ERA WHIP																																			
Pete Richert, L (1, 1) ERA: 2.51	5.0	24	5	0	0	5	4	0	0	0	0	0	0	30	46	0.00	1.800																			
Steve Ridzik, R (6, 1) ERA: 4.73	3.0	11	1	1	1	0	1	0	0	0	0	0	0	10	14	3.00	0.667																			
Ron Kline, R (9, 1) ERA: 1.82	1.0	W	3	0	0	0	1	0	0	0	0	0	0	5	5	0.00	0.000																			

Batter	1	2	3	4	5	6	7	8	9	AB	R	H	RBI	BB	SO	LOB	BOTTOM																				
Don Blasingame, L (1, 4) OBP: 0.274, SLG: 0.300										4	0	0	0	0	1	1	Boston Red Sox @ Washington Senators D.C. Stadium, Washington, DC Fri Jul 09 1965, 7:05 PM EDT Unknown livebaseballscorecards.com																				
Ken McMullen, R (1, 5) OBP: 0.305, SLG: 0.425										4	0	0	0	2	1																						
Willie Kirkland, L (1, 9) OBP: 0.280, SLG: 0.483										4	1	2	1	0	0	0																					
Frank Howard, R (1, 7) OBP: 0.343, SLG: 0.475										4	0	1	0	0	3	1																					
Ken Hamlin, R (9, FR) OBP: 0.347, SLG: 0.352										0	1	0	0	0	0	0																					
Dick Nen, L (1, 3) OBP: 0.250, SLG: 0.250										3	0	0	0	0	0	0																					
Don Lock, R (1, 8) OBP: 0.320, SLG: 0.381										4	0	2	0	0	1	3																					
Doug Camilli, R (1, 2) OBP: 0.247, SLG: 0.287										3	0	0	0	0	2																						
Jim King, L (9, PH) OBP: 0.316, SLG: 0.406										1	0	0	0	0	1	3																					
Ed Brinkman, R (1, 6) OBP: 0.259, SLG: 0.282										4	0	2	1	0	0	0																					
Pete Richert, L (1, 1) OBP: 0.161, SLG: 0.071										1	0	0	0	0	2																						
Mike Brumley, L (5, PH) OBP: 0.216, SLG: 0.158										1	0	1	0	0	0	0																					
Steve Ridzik, R (6, 1) OBP: 0.182, SLG: 0.273										1	0	0	0	0	1	0																					
Ron Kline, R (9, 1)										0	0	0	0	0	0	0																					
Inning Stats	R: 0 E: 1 K: 2 S: 8	H: 1 LOB: 1 BB: 0 P: 8	R: 0 E: 0 K: 0 S: 5	H: 2 LOB: 2 BB: 0 P: 5	R: 1 E: 0 K: 1 S: 6	H: 1 LOB: 0 BB: 0 P: 6	R: 0 E: 0 K: 0 S: 3	H: 1 LOB: 0 BB: 0 P: 3	R: 0 E: 0 K: 0 S: 4	H: 1 LOB: 1 BB: 0 P: 4	R: 0 E: 1 K: 1 S: 6	H: 0 LOB: 1 BB: 0 P: 6	R: 0 E: 0 K: 1 S: 5	H: 0 LOB: 0 BB: 0 P: 5	R: 0 E: 0 K: 2 S: 7	H: 0 LOB: 0 BB: 0 P: 7	R: 1 E: 1 K: 2 S: 9	H: 2 LOB: 2 BB: 0 P: 9	1B: 5 2B: 2 3B: 0 HR: 1	SF: 0 SAC: 1 DP: 0 HBP: 0	WP: 0 PA: 35 PB: 0 SB: 2 CS: 1																
PITCHER	IP WLS BF H R ER SO BB IBB HBP BLK WP HR S P ERA WHIP																																				
Bill Monbouquette, R (1, 1) ERA: 3.35	8.2	L	35	8	2	1	9	0	0	0	0	0	0	1	53	53	1.04	0.923																			

Batter	1	2	3	4	5	6	7	8	9	AB	R	H	RBI	BB	SO	LOB	TOP					
Jim Gosger, L (1,8) OBP: 0.250, SLG: 0.500										5	3	2	3	1	1	6						
Dalton Jones, L (1,5) OBP: 0.343, SLG: 0.397										6	1	5	1	0	0	0						
Tony Horton, R (1,3) OBP: 0.333, SLG: 0.405										5	0	1	1	1	1	3						
Lee Thomas, L (1,7) OBP: 0.382, SLG: 0.511										4	0	4	2	2	0	0						
Lenny Green, L (8, PR) OBP: 0.351, SLG: 0.428										0	0	0	0	0	0	0						
Felix Mantilla, R (1,4) OBP: 0.408, SLG: 0.489										3	1	1	0	2	0	5						
Chuck Schilling, R (8,4) OBP: 0.298, SLG: 0.368										0	0	0	0	0	0	0						
Tony Conigliaro, R (1,9) OBP: 0.322, SLG: 0.459										5	1	0	0	1	1	9						
Eddie Bressoud, R (1,6) OBP: 0.318, SLG: 0.382										6	1	2	1	0	2	3						
Russ Nixon, L (1,2) OBP: 0.240, SLG: 0.208										5	2	2	1	1	0	0						
Earl Wilson, R (1,1) OBP: 0.367, SLG: 0.359										3	1	1	1	2	1	5						
Inning Stats	R: 1 E: 0 K: 0 S: 5	H: 3 LOB: 2 BB: 1 P: 9	R: 0 E: 0 K: 0 S: 3	H: 0 LOB: 1 BB: 1 P: 7	R: 0 E: 0 K: 2 S: 8	H: 1 LOB: 2 BB: 1 P: 12	R: 2 E: 0 K: 0 S: 5	H: 2 LOB: 1 BB: 1 P: 9	R: 1 E: 0 K: 1 S: 7	H: 2 LOB: 3 BB: 1 P: 12	R: 0 E: 0 K: 1 S: 7	H: 2 LOB: 3 BB: 1 P: 11	R: 2 E: 3 K: 0 S: 6	H: 3 LOB: 2 BB: 1 P: 10	R: 4 E: 0 K: 0 S: 7	H: 4 LOB: 2 BB: 2 P: 15	R: 0 E: 0 K: 2 S: 8	H: 1 LOB: 2 BB: 1 P: 12	1B: 14 2B: 2 3B: 0 HR: 2	SF: 1 SAC: 1 DP: 2 HBP: 1	WP: 1 PB: 0 SB: 1 CS: 0	PA: 55
PITCHER	IP WLS BF H R ER SO BB IBB HBP BLK WP HR S P ERA WHIP																					
Buster Narum, R (1,1) ERA: 5.11	4.1 L 25 8 4 4 2 4 0 0 1 0 0 2 24 41 8.31 2.769																					
Mike McCormick, L (5,1) ERA: 3.39	1.0 7 2 0 0 1 2 0 0 0 0 0 0 7 15 0.00 4.000																					
Bennie Daniels, R (6,1) ERA: 4.54	2.1 15 6 6 5 1 1 1 0 0 0 0 0 15 23 19.29 3.000																					
Ryne Duren, R (8,1) ERA: 4.13	1.1 8 2 0 0 2 2 0 0 0 1 0 0 10 18 0.00 3.000																					

Boston Red Sox @ Washington Senators
D.C. Stadium, Washington, DC
Fri Jul 09 1965, 7:05 PM EDT
Att: 12,098 - Unknown

AB 42
R 10
H 18
RBI 10
BB 10
SO 6
LOB 31



Batter	1	2	3	4	5	6	7	8	9	AB	R	H	RBI	BB	SO	LOB	BOTTOM					
Ken Hamlin, R (1,4) OBP: 0.344, SLG: 0.349										4	1	1	0	0	0	2						
Dick Nen, L (1,3) OBP: 0.250, SLG: 0.250										4	0	1	0	0	0	0						
Willie Kirkland, L (1,9) OBP: 0.279, SLG: 0.480										3	0	1	1	0	2	0						
Frank Howard, R (1,7) OBP: 0.339, SLG: 0.468										4	0	0	0	0	4	2						
Don Lock, R (1,8) OBP: 0.319, SLG: 0.376										3	0	0	0	0	2	2						
Woodie Held, R (1,5) OBP: 0.353, SLG: 0.434										2	0	0	0	1	0	1						
Ryne Duren, R (8,1) OBP: 0.311, SLG: 0.427										0	0	0	0	0	0	0						
Mike Brumley, L (1,2) OBP: 0.211, SLG: 0.154										3	0	0	0	0	1	1						
Ed Brinkman, R (1,6) OBP: 0.260, SLG: 0.282										3	0	1	0	0	0	1						
Buster Narum, R (1,1) OBP: 0.083, SLG: 0.174										1	0	0	0	0	1	0						
Mike McCormick, L (5,1) OBP: 0.167, SLG: 0.048										1	0	0	0	0	1	1						
Bennie Daniels, L (6,1) OBP: 0.280, SLG: 0.182										0	0	0	0	0	0	0						
Ken McMullen, R (8,5) OBP: 0.311, SLG: 0.427										1	0	1	0	0	0	0						
Inning Stats	R: 0 E: 0 K: 1 S: 5	H: 0 LOB: 0 BB: 0 P: 5	R: 0 E: 0 K: 1 S: 5	H: 0 LOB: 0 BB: 0 P: 5	R: 0 E: 0 K: 2 S: 7	H: 0 LOB: 0 BB: 0 P: 7	R: 1 E: 0 K: 2 S: 9	H: 2 LOB: 1 BB: 0 P: 9	R: 0 E: 0 K: 1 S: 5	H: 0 LOB: 1 BB: 1 P: 9	R: 0 E: 0 K: 1 S: 5	H: 0 LOB: 0 BB: 0 P: 5	R: 0 E: 0 K: 1 S: 4	H: 0 LOB: 0 BB: 0 P: 5	R: 0 E: 0 K: 0 S: 4	H: 2 LOB: 1 BB: 0 P: 4	R: 0 E: 0 K: 2 S: 8	H: 1 LOB: 1 BB: 0 P: 8	1B: 5 2B: 1 3B: 0 HR: 0	SF: 1 SAC: 0 DP: 2 HBP: 1	WP: 0 PB: 0 SB: 0 CS: 0	PA: 32
PITCHER	IP WLS BF H R ER SO BB IBB HBP BLK WP HR S P ERA WHIP																					
Earl Wilson, R (1,1) ERA: 4.15	9.0 W 32 5 1 1 11 1 0 1 0 0 0 52 57 1.00 0.667																					

Boston Red Sox @ Washington Senators
D.C. Stadium, Washington, DC
Fri Jul 09 1965, 7:05 PM EDT
Att: 12,098 - Unknown

AB 29
R 1
H 5
RBI 1
BB 1
SO 11
LOB 10



Batter	1	2	3	4	5	6	7	8	9	AB	R	H	RBI	BB	SO	LOB	TOP					
Jim Gosger, L (1, 8) OBP: 0.294, SLG: 0.733										5	2	2	1	0	1	0	Boston Red Sox @ Washington Senators D.C. Stadium, Washington, DC Sat Jul 10 1965, 3:33 AM EDT Att: 2,505 - Unknown livebaseballscorecards.com					
Dalton Jones, L (1, 5) OBP: 0.340, SLG: 0.392										5	0	1	0	0	1	1						
Tony Horton, R (1, 3) OBP: 0.341, SLG: 0.423										4	0	2	0	0	0	1						
Lee Thomas, L (1, 7) OBP: 0.383, SLG: 0.510										4	1	2	1	0	0	3						
Felix Mantilla, R (1, 4) OBP: 0.409, SLG: 0.488										3	0	1	0	1	0	1						
Tony Conigliaro, R (1, 9) OBP: 0.322, SLG: 0.457										4	0	1	0	0	1	3						
Eddie Bressoud, R (1, 6) OBP: 0.322, SLG: 0.381										3	0	1	1	1	0	2						
Russ Nixon, L (1, 2) OBP: 0.207, SLG: 0.179										4	0	0	0	0	0	5						
Dave Morehead, R (1, 1) OBP: 0.206, SLG: 0.129										1	0	0	0	0	1	2						
Bob Heffner, R (3, 1) OBP: 0.296, SLG: 0.366										1	0	0	0	0	0	1						
Chuck Schilling, R (7, PH) OBP: 0.296, SLG: 0.366										1	0	0	0	0	0	0						
Jay Ritchie, R (7, 1) OBP: 0.296, SLG: 0.366										0	0	0	0	0	0	0						
Frank Matzone, R (9, PH) OBP: 0.276, SLG: 0.247										1	0	0	0	0	0	0						
Inning Stats	R: 0 E: 0 K: 1 S: 5	H: 0 LOB: 0 BB: 0 P: 5	R: 1 E: 0 K: 1 S: 8	H: 3 LOB: 2 BB: 0 P: 8	R: 1 E: 0 K: 0 S: 5	H: 2 LOB: 1 BB: 0 P: 5	R: 0 E: 0 K: 0 S: 3	H: 0 LOB: 1 BB: 1 P: 7	R: 0 E: 0 K: 0 S: 4	H: 2 LOB: 1 BB: 0 P: 4	R: 0 E: 0 K: 0 S: 4	H: 1 LOB: 1 BB: 0 P: 4	R: 1 E: 0 K: 1 S: 7	H: 2 LOB: 1 BB: 0 P: 7	R: 0 E: 0 K: 1 S: 5	H: 0 LOB: 1 BB: 1 P: 9	R: 0 E: 0 K: 0 S: 3	H: 0 LOB: 0 BB: 0 P: 3	1B: 7 2B: 2 3B: 0 HR: 1	SF: 0 SAC: 0 DP: 1 HBP: 0	WP: 0 PB: 0 SB: 0 CS: 0	PA: 38
PITCHER	IP WLS BF H R ER SO BB IBB HBP BLK WP HR S P ERA WHIP																	ERA WHIP				
Phil Ortega, R (1, 1) ERA: 4.36	6.1 W 28 9 3 3 2 1 0 0 0 0 0 1 31 35 4.26 1.579																					
Marshall Bridges, L (7, 1) ERA: 2.15	0.2 S 3 1 0 0 1 0 0 0 0 0 0 0 5 5 0.00 1.500																					
Ron Kline, R (8, 1) ERA: 1.76	2.0 S 7 0 0 0 1 1 0 0 0 0 0 0 8 12 0.00 0.500																					



Batter	1	2	3	4	5	6	7	8	9	AB	R	H	RBI	BB	SO	LOB	BOTTOM					
Ken Hamlin, R (1, 4) OBP: 0.357, SLG: 0.351										2	1	1	0	2	0	0	Boston Red Sox @ Washington Senators D.C. Stadium, Washington, DC Sat Jul 10 1965, 3:33 AM EDT Att: 2,505 - Unknown livebaseballscorecards.com					
Ken McMullen, R (1, 5) OBP: 0.310, SLG: 0.428										4	1	1	1	0	1	2						
Willie Kirkland, L (1, 7) OBP: 0.286, SLG: 0.512										4	2	2	1	0	0	1						
Jim King, L (1, 9) OBP: 0.315, SLG: 0.402										4	1	1	2	0	2	0						
Dick Nen, L (1, 3) OBP: 0.292, SLG: 0.261										3	0	1	0	1	1	0						
Don Lock, R (1, 8) OBP: 0.326, SLG: 0.377										2	0	1	1	2	1	0						
Doug Camilli, R (1, 2) OBP: 0.247, SLG: 0.286										4	0	1	0	0	0	5						
Ed Brinkman, R (1, 6) OBP: 0.256, SLG: 0.278										4	0	0	0	0	1	3						
Phil Ortega, R (1, 1) OBP: 0.293, SLG: 0.270										3	0	0	0	0	1	2						
Marshall Bridges, S (7, 1) OBP: 0.250, SLG: 0.600										0	0	0	0	0	0	0						
Ron Kline, R (8, 1) ERA: 5.99										0	0	0	0	0	0	0						
Inning Stats	R: 2 E: 0 K: 0 S: 4	H: 1 LOB: 2 BB: 3 P: 16	R: 0 E: 0 K: 2 S: 7	H: 0 LOB: 1 BB: 1 P: 11	R: 2 E: 0 K: 0 S: 7	H: 4 LOB: 2 BB: 0 P: 7	R: 1 E: 0 K: 1 S: 6	H: 1 LOB: 0 BB: 0 P: 6	R: 0 E: 0 K: 1 S: 4	H: 0 LOB: 0 BB: 1 P: 8	R: 0 E: 0 K: 1 S: 6	H: 1 LOB: 1 BB: 0 P: 6	R: 0 E: 0 K: 1 S: 5	H: 0 LOB: 0 BB: 0 P: 5	R: 0 E: 0 K: 1 S: 5	H: 1 LOB: 0 BB: 0 P: 5		R: 0 E: 0 K: 1 S: 5	H: 0 LOB: 0 BB: 0 P: 5	1B: 5 2B: 2 3B: 0 HR: 1	SF: 0 SAC: 0 DP: 2 HBP: 0	WP: 0 PB: 0 SB: 1 CS: 0
PITCHER	IP WLS BF H R ER SO BB IBB HBP BLK WP HR S P ERA WHIP																	ERA WHIP				
Dave Morehead, R (1, 1) ERA: 4.78	2.0 L 13 4 1 1 3 4 0 0 0 0 0 1 21 25 2.25 1.250																					
Bob Heffner, R (3, 1) ERA: 5.99	4.0 16 4 1 1 3 1 0 0 0 0 0 0 10 10 0.00 0.500																					
Jay Ritchie, R (7, 1) ERA: 2.57	2.0 6 1 0 0 2 0 0 0 0 0 0 0 10 10 0.00 0.500																					



Batter	1	2	3	4	5	6	7	8	9	AB	R	H	RBI	BB	SO	LOB	TOP					
Jim Gosger, L (1, 8) OBP: 0.286, SLG: 0.684	0-3 K		0-0 1B SF7 2B		0-0 3-1		0-0 1-3			4	1	1	0	0	1	0	Boston Red Sox @ Cleveland Indians Cleveland Municipal Stadium, Cleveland, OH Thu Jul 15 1965, 7:05 PM EDT Att: 7,739 - Unknown livebaseballscorecards.com					
Lenny Green, L (1, 7) OBP: 0.350, SLG: 0.425	0-3 K		0-0 2-3 1B		0-0 4-3		0-0 4-3			4	0	1	0	0	1	0						
Dalton Jones, L (1, 5) OBP: 0.343, SLG: 0.394	0-0 BB 1B		0-0 F3		0-0 S 1B		0-0 F3			4	1	2	0	0	0	2						
Felix Mantilla, R (1, 4) OBP: 0.407, SLG: 0.484	4-0 1B BB		0-0 SF7		0-3 K		0-3 K			2	0	0	1	1	2	1						
Lee Thomas, L (1, 3) OBP: 0.385, SLG: 0.521	0-0 1-2 2-H 1B		0-0 3-H 4-3		0-0 HR		0-3 K			4	1	2	2	0	1	1						
Tony Conigliaro, R (1, 9) OBP: 0.318, SLG: 0.451	0-0 4-3			0-3 K		0-0 5-3			0-3 K	4	0	0	0	0	2	2						
Eddie Bressoud, R (1, 6) OBP: 0.316, SLG: 0.373		0-0 F8		0-0 F7		0-0 F5		0-0 F8		4	0	0	0	0	0	0						
Bob Tillman, R (1, 2) OBP: 0.280, SLG: 0.338		0-0 6-3		4-0 BB		0-0 F4		0-0 6-3		3	0	0	0	1	0	0						
Jim Lonborg, R (1, 1) OBP: 0.167, SLG: 0.200 (7, PH) Chuck Schilling, R (7, PH) Arnold Earley, L (7, 1)	0-3 K		0-3 K		0-3 K		0-3 K			2	0	0	0	0	2	1						
										1	0	0	0	0	1	0						
										0	0	0	0	0	0	0						
Inning Stats	R: 1 E: 0 K: 2 S: 9	H: 2 LOB: 2 BB: 1 P: 13	R: 0 E: 0 K: 1 S: 5	H: 0 LOB: 0 BB: 0 P: 5	R: 1 E: 0 K: 0 S: 5	H: 2 LOB: 1 BB: 0 P: 5	R: 0 E: 0 K: 2 S: 7	H: 0 LOB: 1 BB: 1 P: 11	R: 0 E: 0 K: 1 S: 6	H: 1 LOB: 1 BB: 0 P: 6	R: 1 E: 0 K: 0 S: 4	H: 1 LOB: 0 BB: 0 P: 4	R: 0 E: 0 K: 1 S: 5	H: 0 LOB: 0 BB: 0 P: 5	R: 0 E: 0 K: 2 S: 7	H: 0 LOB: 0 BB: 0 P: 7	R: 0 E: 0 K: 1 S: 5	H: 0 LOB: 0 BB: 0 P: 5	1B: 4 2B: 1 3B: 0 HR: 1	SF: 1 SAC: 0 DP: 0 HBP: 0	WP: 0 PB: 0 SB: 1 CS: 0	PA: 35
PITCHER Sonny Siebert, R (1, 1) ERA: 2.44	IP: 9.0 WLS: W BF: 35 H: 6 R: 3 ER: 3 SO: 10 BB: 2 IBB: 0 HBP: 0 BLK: 0 WP: 0 HR: 1 S: 53 P: 61 ERA: 3.00 WHIP: 0.889															PITCHER	IP: 9.0 WLS: W BF: 35 H: 6 R: 3 ER: 3 SO: 10 BB: 2 IBB: 0 HBP: 0 BLK: 0 WP: 0 HR: 1 S: 53 P: 61 ERA: 3.00 WHIP: 0.889					

AB	32
R	3
H	6
RBI	3
BB	2
SO	10
LOB	7



Batter	1	2	3	4	5	6	7	8	9	AB	R	H	RBI	BB	SO	LOB	BOTTOM					
Larry Brown, R (1, 6) OBP: 0.313, SLG: 0.365	0-0 6-3-4		0-0 F6		0-0 5-3	0-3 K				4	0	0	0	0	1	2	Boston Red Sox @ Cleveland Indians Cleveland Municipal Stadium, Cleveland, OH Thu Jul 15 1965, 7:05 PM EDT Att: 7,739 - Unknown livebaseballscorecards.com					
Max Alvis, R (1, 5) OBP: 0.332, SLG: 0.461	0-0 5-3			4-0 E HR BB	0-3 K		0-0 F4			3	1	0	0	1	1	0						
Leon Wagner, L (1, 7) OBP: 0.353, SLG: 0.479	0-0 4-3			0-3 K		0-3 K	0-0 F9			4	0	0	0	0	2	1						
Rocky Colavito, R (1, 9) OBP: 0.403, SLG: 0.548		0-0 2B		0-0 E4 HR	1-2 HR	0-0 IBB 1B 1B	0-0 F4			4	2	2	0	0	0	1						
Fred Whitfield, L (1, 3) OBP: 0.324, SLG: 0.522		0-0 1-3		0-0 1-H 2-H HR	0-0 HR	0-0 1B 1B 1B		0-3 K		4	2	2	3	0	1	1						
Vic Davallilo, L (1, 8) OBP: 0.355, SLG: 0.407		0-0 F3		0-0 5-3		4-0 1B 1B IBB	0-0 L7			3	1	0	0	1	0	1						
Joe Azcue, R (1, 2) OBP: 0.290, SLG: 0.255		0-3 K		0-0 E5		0-0 1B 1B	0-3 K			4	0	1	1	0	2	1						
Pedro Gonzalez, R (1, 4) OBP: 0.285, SLG: 0.399			0-0 F6	0-0 F8		1-2 2-3 3-H 1B				3	0	1	2	0	0	1						
Sonny Siebert, R (1, 1) OBP: 0.114, SLG: 0.235			0-3 K		0-0 L7	0-3 K				3	0	0	0	0	2	2						
Inning Stats	R: 0 E: 0 K: 0 S: 3	H: 0 LOB: 0 BB: 0 P: 3	R: 0 E: 0 K: 1 S: 6	H: 1 LOB: 0 BB: 0 P: 6	R: 0 E: 0 K: 1 S: 5	H: 0 LOB: 0 BB: 0 P: 5	R: 3 E: 2 K: 1 S: 8	H: 1 LOB: 1 BB: 1 P: 12	R: 0 E: 0 K: 1 S: 5	H: 0 LOB: 0 BB: 0 P: 5	R: 3 E: 0 K: 3 S: 13	H: 4 LOB: 2 BB: 1 P: 17	R: 0 E: 0 K: 0 S: 3	H: 0 LOB: 0 BB: 0 P: 3	R: 0 E: 0 K: 2 S: 7	H: 0 LOB: 0 BB: 0 P: 7	R: 0 E: 0 K: 1 S: 7	H: 0 LOB: 0 BB: 0 P: 7	1B: 4 2B: 1 3B: 0 HR: 1	SF: 0 SAC: 0 DP: 0 HBP: 0	WP: 0 PB: 0 SB: 0 CS: 0	PA: 34
PITCHER Jim Lonborg, R (1, 1) ERA: 3.42 Arnold Earley, L (7, 1) ERA: 3.57	IP: 6.0 WLS: L BF: 28 H: 6 R: 6 ER: 5 SO: 7 BB: 1 IBB: 0 HBP: 0 BLK: 0 WP: 0 HR: 1 S: 40 P: 48 ERA: 7.50 WHIP: 1.167															PITCHER	IP: 6.0 WLS: L BF: 28 H: 6 R: 6 ER: 5 SO: 7 BB: 1 IBB: 0 HBP: 0 BLK: 0 WP: 0 HR: 1 S: 40 P: 48 ERA: 7.50 WHIP: 1.167					

AB	32
R	6
H	6
RBI	6
BB	2
SO	9
LOB	10



Batter	1	2	3	4	5	6	7	8	9	10	AB	R	H	RBI	BB	SO	LOB	TOP				
Jim Gosger, L OBP: 0.269, SLG: 0.583 (1, 8)	K		K		K			K		L4 WP 1B	5	0	1	0	0	4	1	Boston Red Sox @ Cleveland Indians Cleveland Municipal Stadium, Cleveland, OH Fri Jul 16 1965, 7:05 PM EDT Att: 12,328 - Unknown				
Frank Malzone, R OBP: 0.281, SLG: 0.251 (1, 5)	6-3			WP BB 1B	FC6-4 1B			6-3		L4 1-3	5	1	2	1	0	0	1					
Tony Horton, R OBP: 0.326, SLG: 0.402 (1, 3)	K			F8	FC6-4 1-2f			F8			4	0	0	0	0	1	2					
Felix Mantilla, R OBP: 0.405, SLG: 0.479 (1, 4)		F7		1B WP 1-2 BB				4-3		5-3	3	0	0	0	1	0	0					
Tony Conigliaro, R OBP: 0.317, SLG: 0.448 (1, 9)	K			K	1-2 2-3			K		2B 1B	4	1	1	0	0	3	2					
Lee Thomas, L OBP: 0.389, SLG: 0.526 (1, 7)					BB			4-3		1B 1-3 2B	3	0	2	1	1	0	0					
Bob Tillman, R OBP: 0.283, SLG: 0.345 (1, 2)		5-3			BB					FC5 2B	4	0	2	1	0	1	3					
Rico Petrocelli, R OBP: 0.260, SLG: 0.343 (1, 6)				K				SH4 1B		G6-3 1B	4	1	1	0	0	1	3					
Bill Monbouquette, R OBP: 0.154, SLG: 0.111 Eddie Bressoud, R OBP: 0.314, SLG: 0.371 Dick Radatz, R OBP: 0.335, SLG: 0.529 (7, PH) (7, 1)				4-3				SH4		G4-6-3 1-2f	1	0	0	0	0	0	0					
								G4-6-3 1-2f		4-3	1	0	0	0	0	0	1					
											1	0	0	0	0	0	0					
Inning Stats	R: 0 E: 0 K: 2 S: 7	H: 0 LOB: 0 BB: 0 P: 7	R: 0 E: 0 K: 1 S: 5	H: 0 LOB: 1 BB: 1 P: 9	R: 0 E: 0 K: 2 S: 7	H: 0 LOB: 0 BB: 0 P: 7	R: 1 E: 0 K: 2 S: 9	H: 2 LOB: 2 BB: 1 P: 13	R: 1 E: 0 K: 1 S: 7	H: 2 LOB: 1 BB: 0 P: 7	R: 0 E: 0 K: 0 S: 3	H: 1 LOB: 0 BB: 0 P: 3	R: 0 E: 0 K: 1 S: 5	H: 0 LOB: 0 BB: 0 P: 5	R: 1 E: 0 K: 0 S: 5	H: 3 LOB: 1 BB: 0 P: 5	R: 0 E: 0 K: 0 S: 3	H: 1 LOB: 0 BB: 0 P: 3	1B: 7 2B: 3 3B: 0 HR: 0	SF: 0 SAC: 1 DP: 3 HBP: 0	WP: 2 PB: 0 SB: 0 CS: 0	PA: 38
PITCHER	IP 9.0	WLS 35	BF 8	H 3	R 3	ER 3	SO 10	BB 2	IBB 0	HBP 0	BLK 0	WP 1	HR 0	S 53	P 61	ERA 3.00	WHIP 1.111					
Sam McDowell, L ERA: 2.23 Don McMahon, R ERA: 3.23 (10, 1)	1.0	W	3	1	0	0	0	0	0	0	0	1	0	3	3	0.00	1.000					

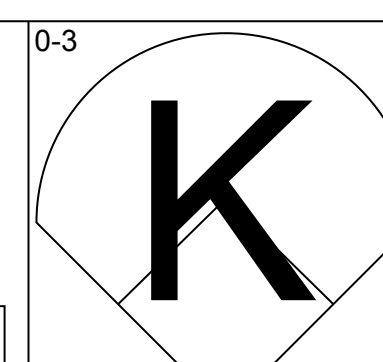
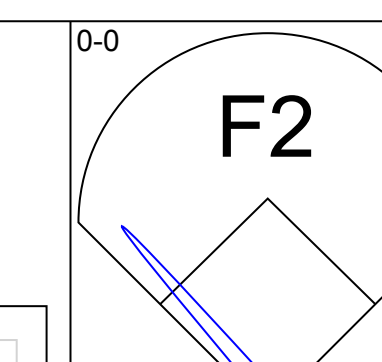
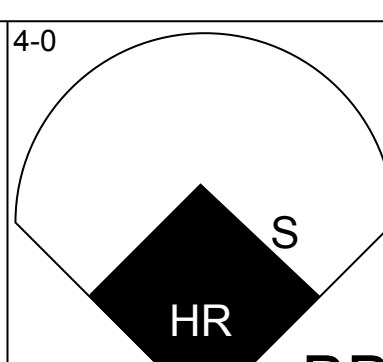
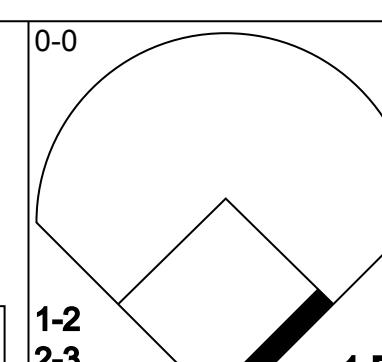
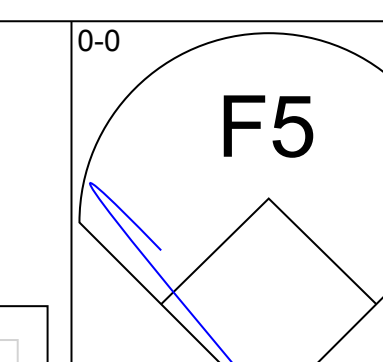
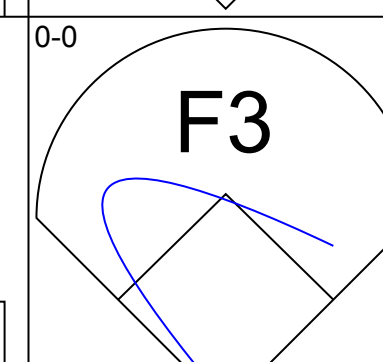
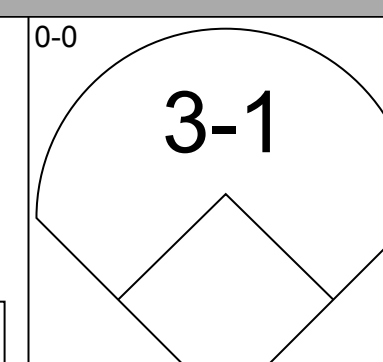
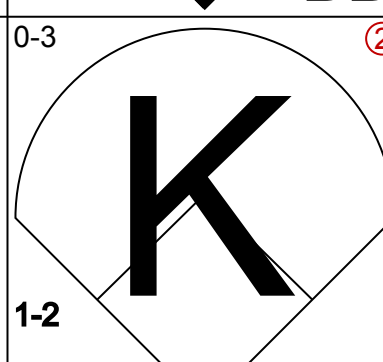
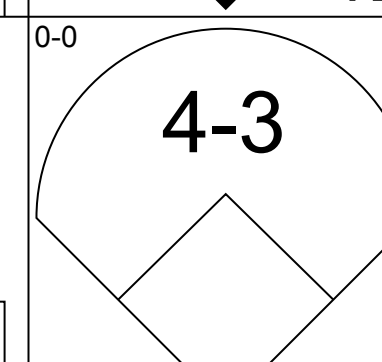
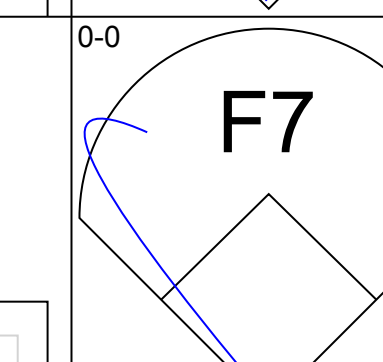
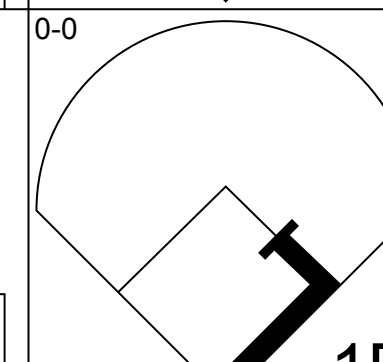
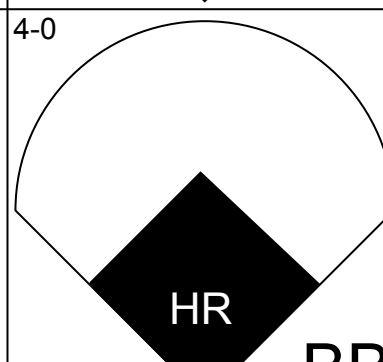
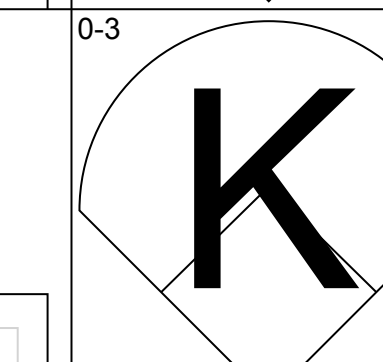

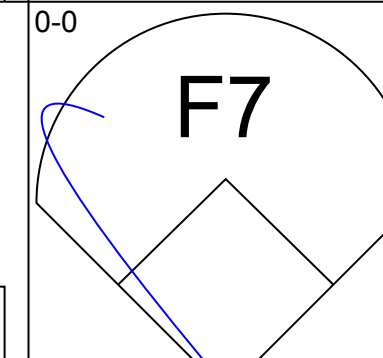
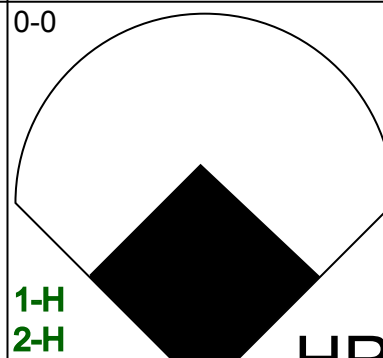
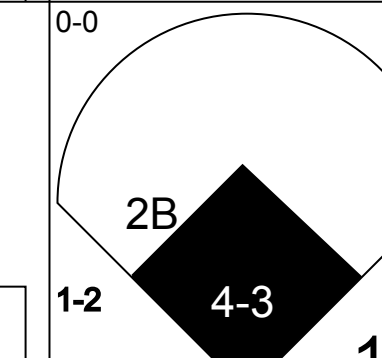

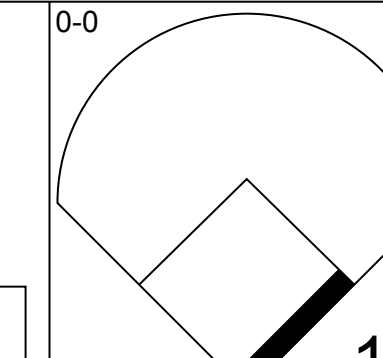
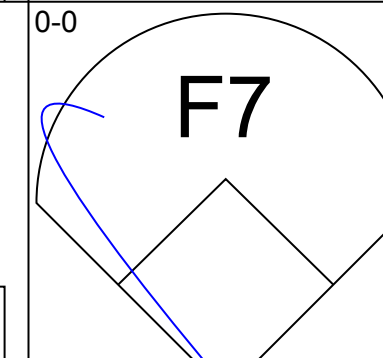
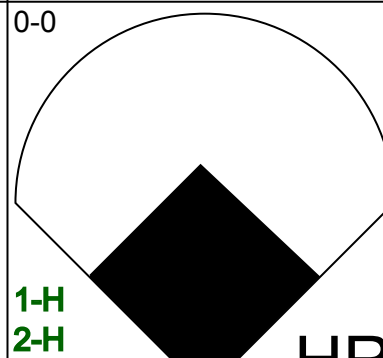
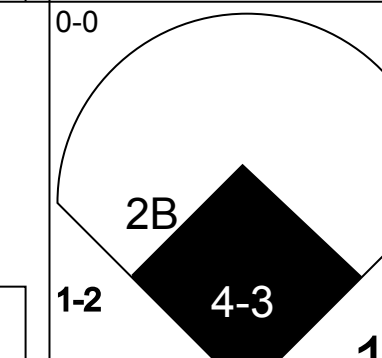
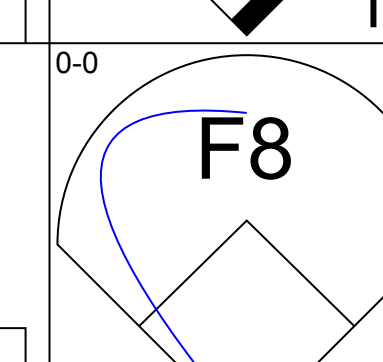
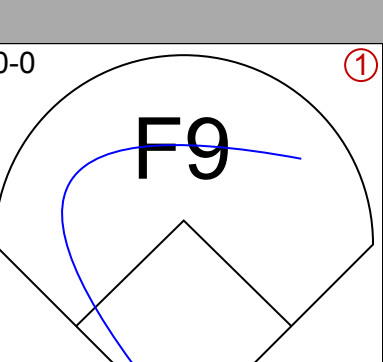
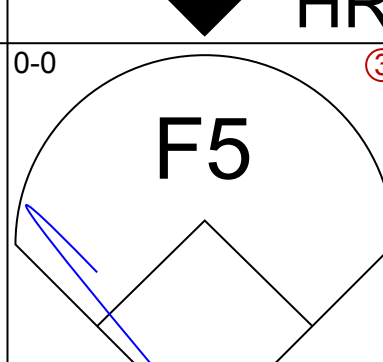
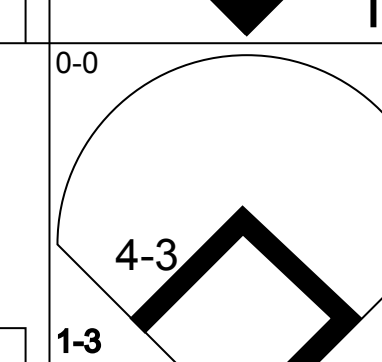
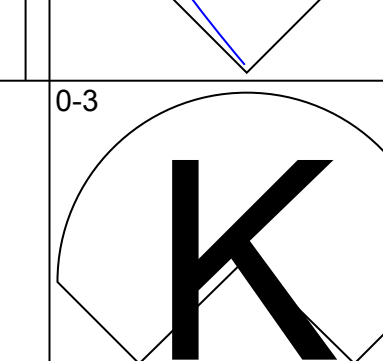
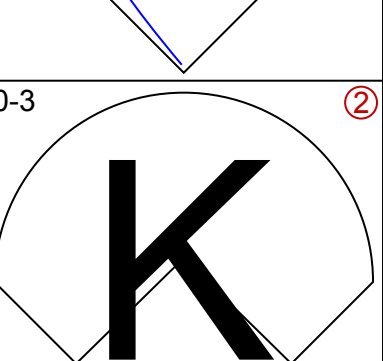
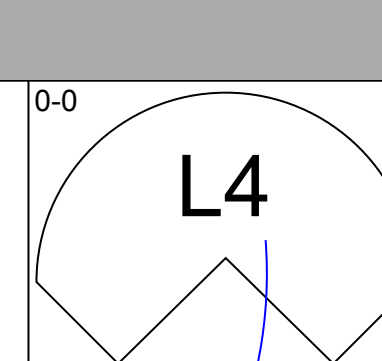
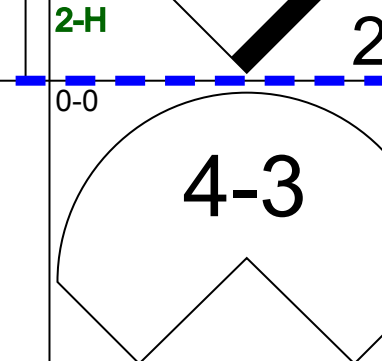
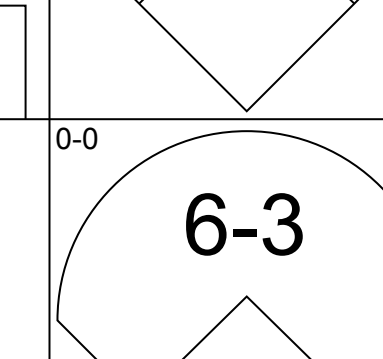
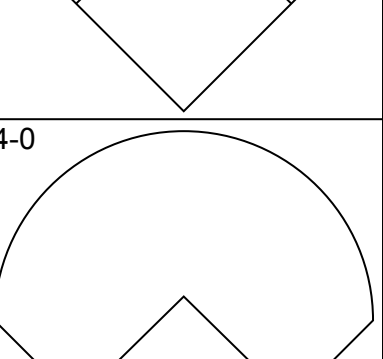
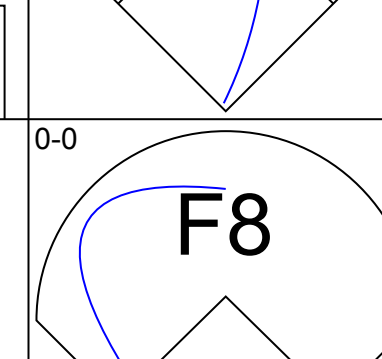
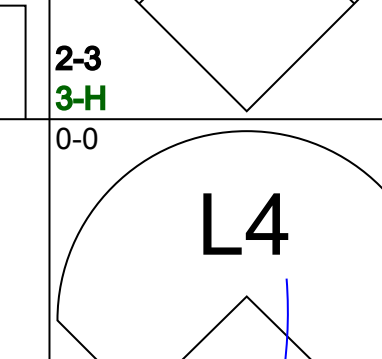
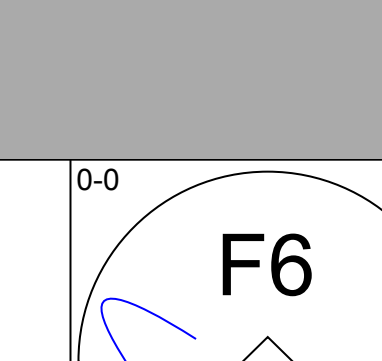

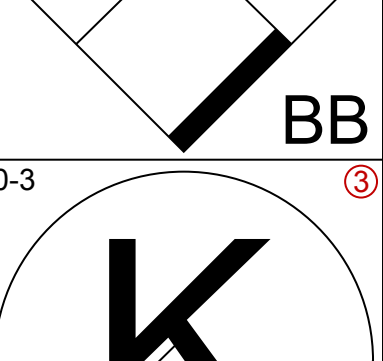
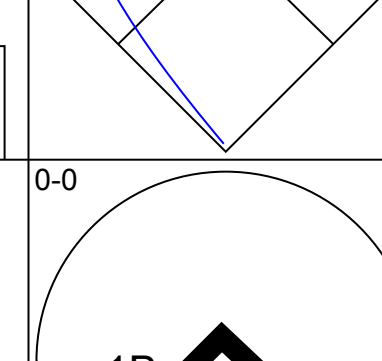
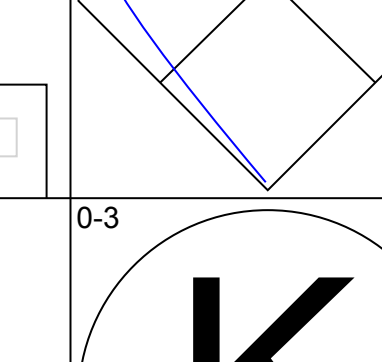
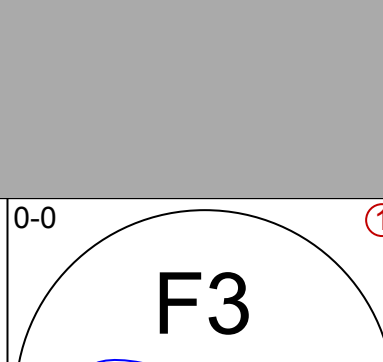
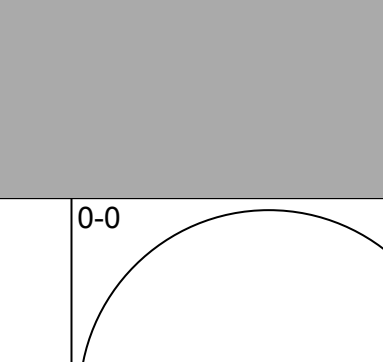
AB	35
R	3
H	9
RBI	3
BB	2
SO	10
LOB	13



Batter	1	2	3	4	5	6	7	8	9	10	AB	R	H	RBI	BB	SO	LOB	BOTTOM				
Larry Brown, R OBP: 0.321, SLG: 0.388 (1, 6)	G5-4-3 1B		4-0 BB		F8			5-3		HR	4	1	2	1	1	0	1	Boston Red Sox @ Cleveland Indians Cleveland Municipal Stadium, Cleveland, OH Fri Jul 16 1965, 7:05 PM EDT Att: 12,328 - Unknown				
Max Alvis, R OBP: 0.329, SLG: 0.455 (1, 5)	G5-4-3 1-2f		F9				F7			L4	4	0	0	0	0	0	2					
Leon Wagner, L OBP: 0.355, SLG: 0.489 (1, 7)					F3			HR		K	4	1	2	1	0	1	0					
Rocky Colavito, R OBP: 0.404, SLG: 0.544 (1, 9)	6-3			FC4-6 BB				HR BB		K	2	1	0	0	2	1	1					
Fred Whitfield, L OBP: 0.323, SLG: 0.531 (1, 3)			F3		FC4-6 1-2f			HR		F7	4	1	1	2	0	0	1					
Vic Davalillo, L OBP: 0.353, SLG: 0.405 (1, 8)			K		5-3 1-2			K		4-3 1B	4	0	1	0	0	2	1					
Joe Azcue, R OBP: 0.284, SLG: 0.250 (1, 2)			5-3				F8			F3	4	0	0	0	0	0	1					
Pedro Gonzalez, R OBP: 0.295, SLG: 0.410 (1, 4)										F1 3-6 2B	3	0	2	0	1	0	0					
Sam McDowell, L OBP: 0.102, SLG: 0.083 Chuck Hinton, R OBP: 0.353, SLG: 0.422 Don McMahon, R OBP: 0.500, SLG: 0.500 (9, PH) (10, 1)										F3 3-6 1B	3	0	0	0	0	0	2					
										1-3	1	0	0	0	0	0	2					
										6-3	0	0	0	0	0	0	0					
Inning Stats	R: 0 E: 0 K: 0 S: 4	H: 2 LOB: 1 BB: 0 P: 4	R: 0 E: 0 K: 1 S: 5	H: 0 LOB: 0 BB: 0 P: 5	R: 0 E: 0 K: 0 S: 3	H: 1 LOB: 1 BB: 1 P: 7	R: 0 E: 0 K: 0 S: 3	H: 0 LOB: 1 BB: 1 P: 7	R: 0 E: 0 K: 0 S: 4	H: 1 LOB: 0 BB: 0 P: 3	R: 0 E: 0 K: 2 S: 7	H: 0 LOB: 0 BB: 0 P: 11	R: 0 E: 0 K: 2 S: 7	H: 0 LOB: 0 BB: 0 P: 7	R: 0 E: 0 K: 0 S: 4	H: 1 LOB: 2 BB: 1 P: 8	R: 1 E: 0 K: 0 S: 1	H: 1 LOB: 0 BB: 0 P: 1	1B: 4 2B: 2 3B: 0 HR: 3	SF: 0 SAC: 0 DP: 2 HBP: 0	WP: 0 PB: 0 SB: 1 CS: 0	PA: 37
PITCHER	IP 6.0	WLS 25	BF 6	H 3	R 3	ER 3	SO 2	BB 3	IBB 0	HBP 0	BLK 0	WP 0	HR 2	S 26	P 38	ERA 4.50	WHIP 1.500					
Bill Monbouquette, R ERA: 3.4 Dick Radatz, R ERA: 5.31 (7, 1)	3.0	L	12	2	1	1	2	0	1	0	0	0	1	15	19	3.00	0.667					

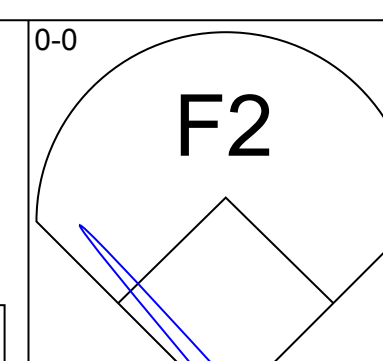
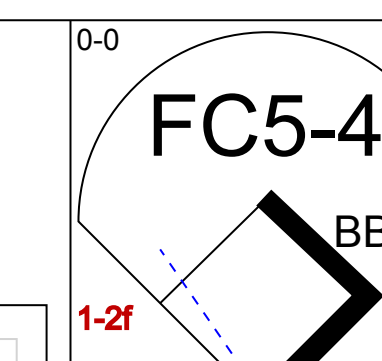
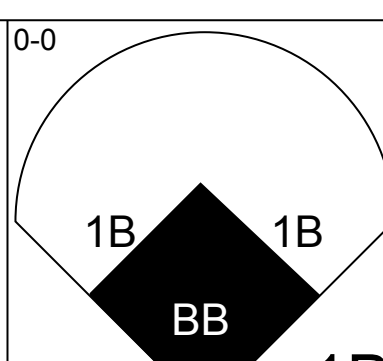
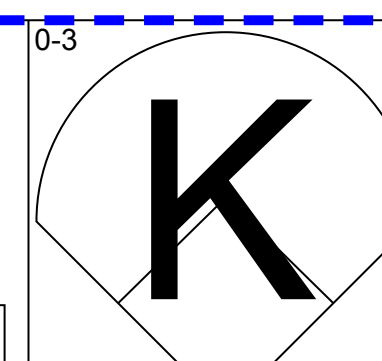
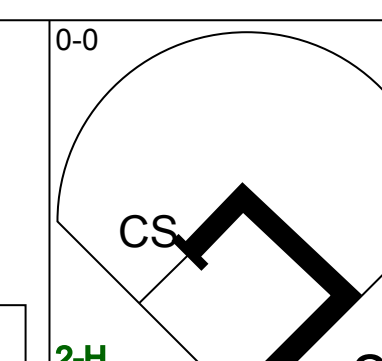
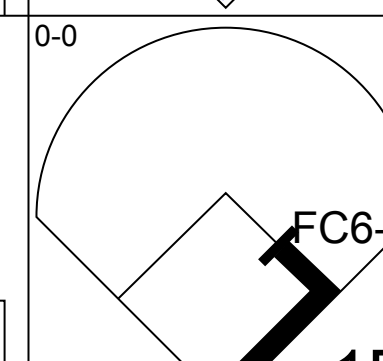
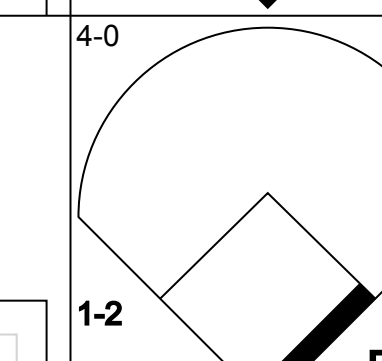
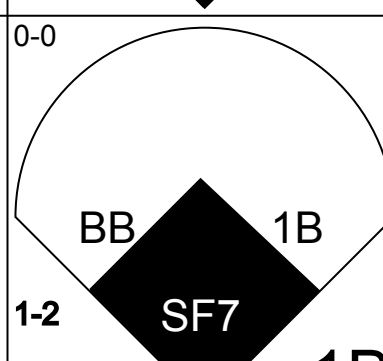
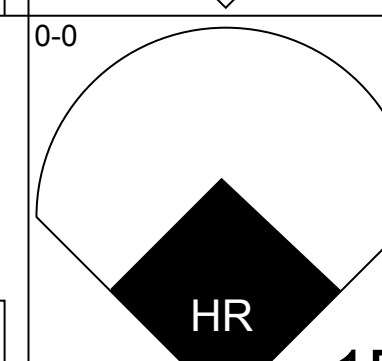
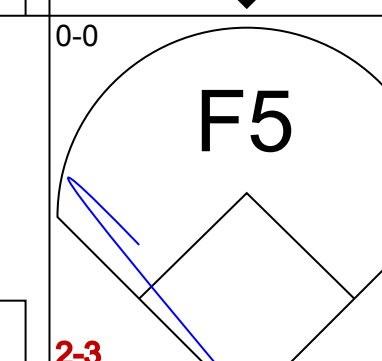
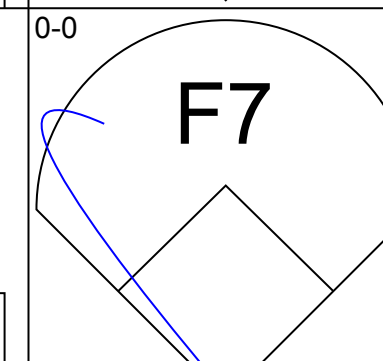
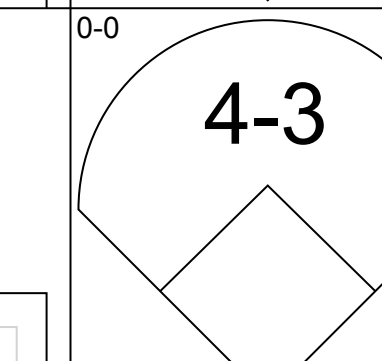
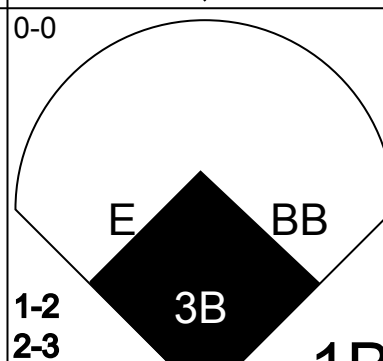
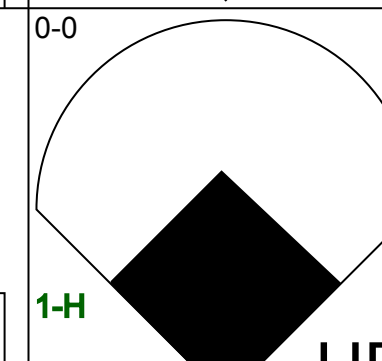
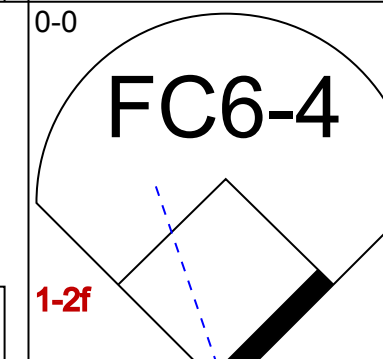
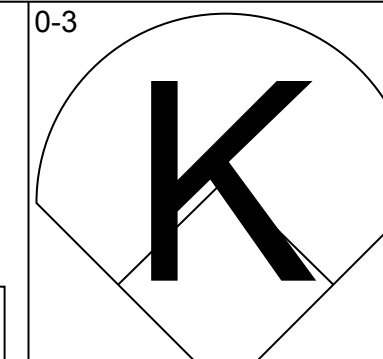
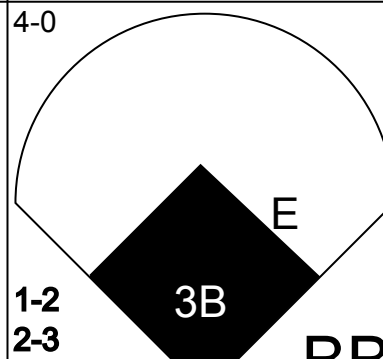
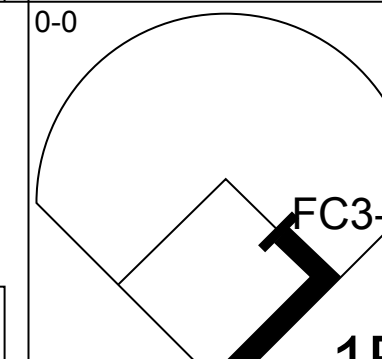
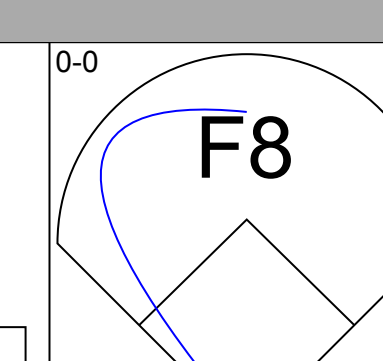
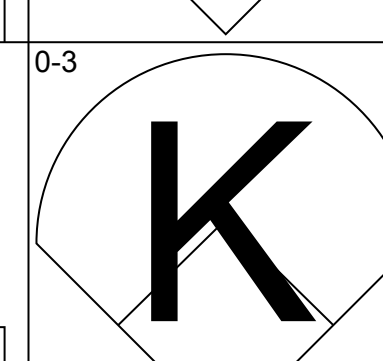
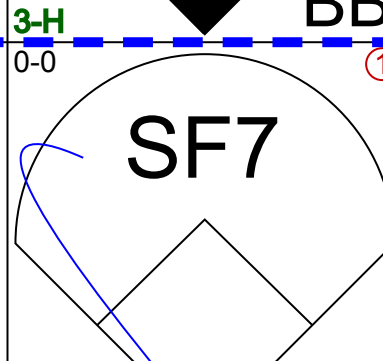
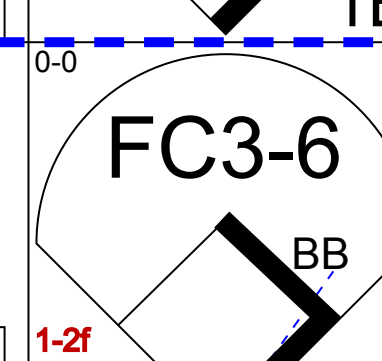
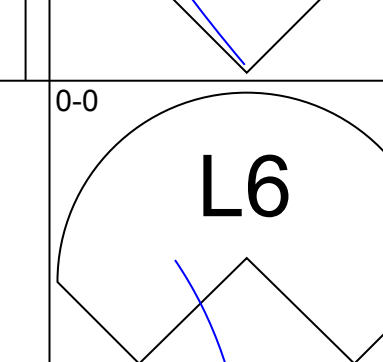
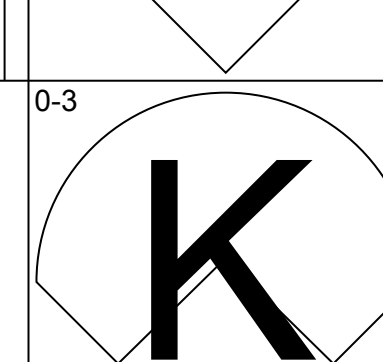
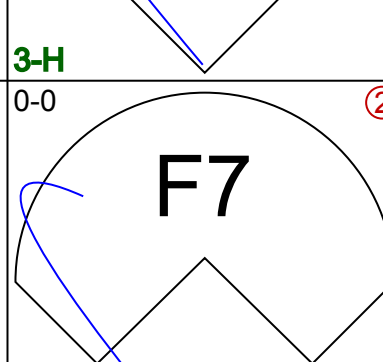
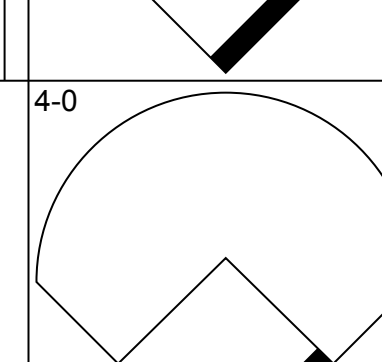
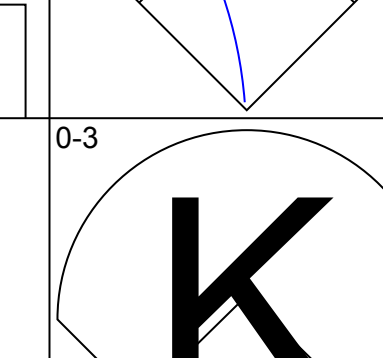
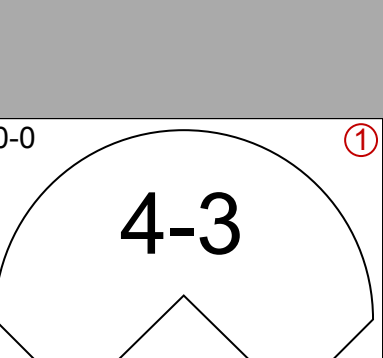
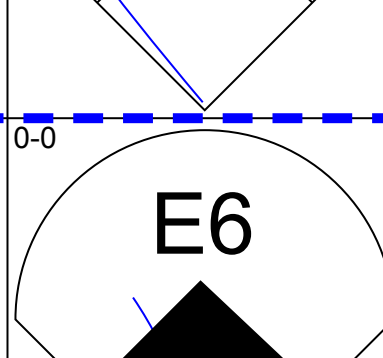
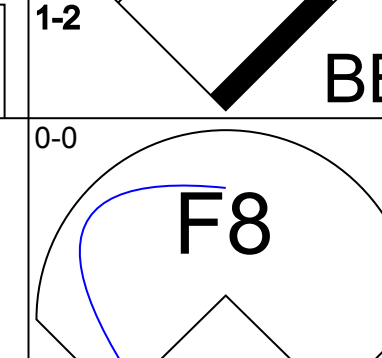
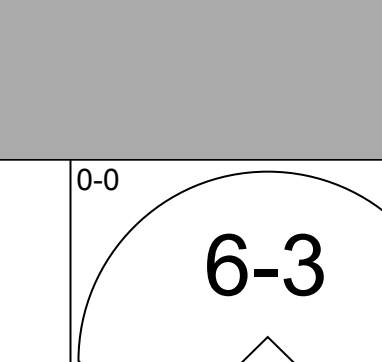
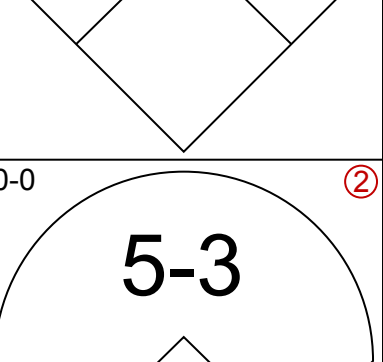
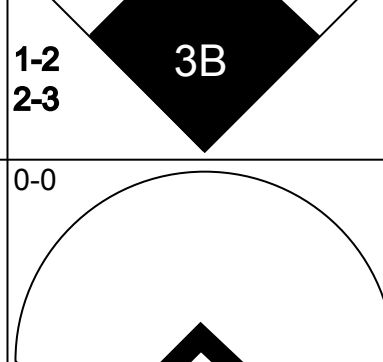
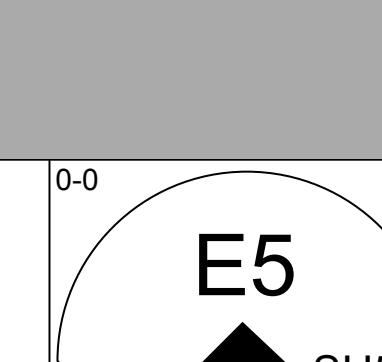
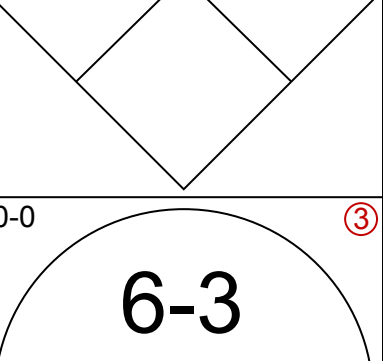
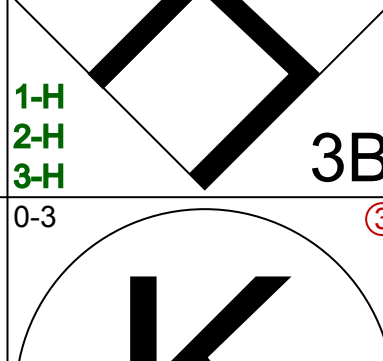
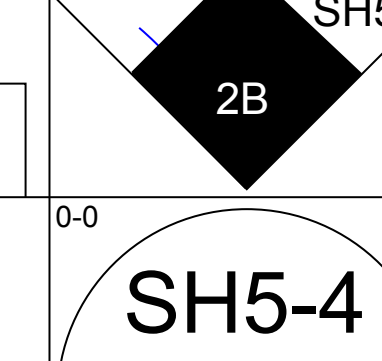
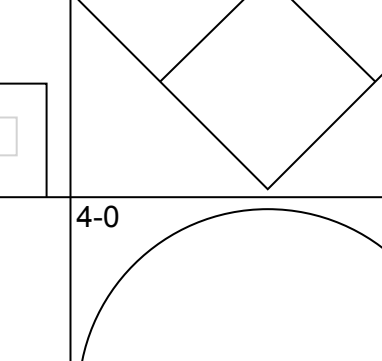
AB	33
R	4
H	8
RBI	4
BB	4
SO	4
LOB	11



Batter	1	2	3	4	5	6	7	8	9	AB	R	H	RBI	BB	SO	LOB	TOP													
Lenny Green, L OBP: 0.391, SLG: 0.422										4	1	1	0	1	1	1	Boston Red Sox @ Cleveland Indians Cleveland Municipal Stadium, Cleveland, OH Sat Jul 17 1965, 7:05 PM EDT Att: 12,351 - Unknown													
Frank Matzone, R OBP: 0.278, SLG: 0.249										2	0	0	0	0	0	0														
Dalton Jones, L OBP: 0.338, SLG: 0.388										3	0	0	0	0	1	5														
Carl Yastrzemski, L OBP: 0.409, SLG: 0.618										4	2	2	0	1	2	1														
Felix Mantilla, R OBP: 0.409, SLG: 0.493										4	2	3	3	0	0	0														
Lee Thomas, L OBP: 0.387, SLG: 0.525										4	0	1	1	0	0	1														
Jim Gasper, L OBP: 0.233, SLG: 0.500										4	0	0	1	0	2	2														
Bob Tillman, R OBP: 0.283, SLG: 0.341										3	0	0	0	1	0	2														
Rico Petrocelli, R OBP: 0.262, SLG: 0.350										3	0	1	0	0	1	1														
Tony Conigliaro, R OBP: 0.316, SLG: 0.447										1	0	0	0	0	0	1														
Eddie Bressoud, R OBP: 0.314, SLG: 0.371										0	0	0	0	0	0	0														
Earl Wilson, R OBP: 0.393, SLG: 0.541										2	0	0	0	0	1	0														
Arnold Earley, L										0	0	0	0	0	0	0														
Bob Heffner, R										0	0	0	0	0	0	0														
Tony Horton, R OBP: 0.333, SLG: 0.492										0	0	0	0	1	0	0														
Bill Monbouquette, R OBP: 0.294, SLG: 0.311										0	0	0	0	0	0	0														
Jay Ritchie, R OBP: 0.290, SLG: 0.350										0	0	0	0	0	0	0														
Dennis Bennett, R OBP: 0.275, SLG: 0.273										0	0	0	0	0	0	0														
Russ Nixon, R OBP: 0.223, SLG: 0.241										1	0	1	0	0	0	0														
Inning Stats	R: 0 E: 0 K: 1 S: 5	H: 1 LOB: 1 BB: 0 P: 5	R: 0 E: 0 K: 1 S: 6	H: 1 LOB: 1 BB: 0 P: 6	R: 0 E: 0 K: 1 S: 5	H: 0 LOB: 0 BB: 0 P: 5	R: 0 E: 0 K: 1 S: 5	H: 0 LOB: 0 BB: 0 P: 5	R: 0 E: 0 K: 2 S: 7	H: 1 LOB: 1 BB: 1 P: 11	R: 3 E: 0 K: 1 S: 6	H: 1 LOB: 0 BB: 2 P: 14	R: 0 E: 0 K: 0 S: 5	H: 2 LOB: 3 BB: 1 P: 9	R: 2 E: 0 K: 0 S: 6	H: 3 LOB: 1 BB: 0 P: 6	R: 0 E: 0 K: 1 S: 6	H: 1 LOB: 1 BB: 0 P: 6	1B: 5 2B: 3 3B: 0 HR: 1	SF: 0 SAC: 0 DP: 0 HBP: 0	WP: 0 PA: 39 PB: 0 SB: 1 CS: 0									
PITCHER	IP WLS BF H R ER SO BB IBB HBP BLK WP HR S P ERA WHIP																													
Luis Tiant, R ERA: 3.26	(1, 1)	6.2 W 26	4 3 3 7	3 0 0 0	0 0 0 0	0 0 0 0	0 0 0 0	0 0 0 0	0 0 0 0	0 0 0 0	0 1 37	49	4.05	1.050																
Gary Bell, R ERA: 3.09	(7, 1)	0.1	6 4 2 2 0	1 0 0 0	0 0 0 0	0 0 0 0	0 0 0 0	0 0 0 0	0 0 0 0	0 0 0 0	0 0 5	9	54.00	15.000																
Don McMahon, R ERA: 3.07	(8, 1)	2.0 S 7	1 0 0 1	0 0 0 1	0 0 0 0	0 0 0 0	0 0 0 0	0 0 0 0	0 0 0 0	0 0 0 0	0 0 9	9	0.00	0.500																

AB 35
R 5
H 9
RBI 5
BB 4
SO 8
LOB 14




Batter	1	2	3	4	5	6	7	8	9	AB	R	H	RBI	BB	SO	LOB	BOTTOM													
Larry Brown, R OBP: 0.324, SLG: 0.395										5	1	2	1	0	1	1	Boston Red Sox @ Cleveland Indians Cleveland Municipal Stadium, Cleveland, OH Sat Jul 17 1965, 7:05 PM EDT Att: 12,351 - Unknown													
Max Alvis, R OBP: 0.335, SLG: 0.459										4	2	3	0	1	0	1														
Leon Wagner, L OBP: 0.357, SLG: 0.498										4	2	2	2	0	0	3														
Rocky Colavito, R OBP: 0.405, SLG: 0.542										3	1	1	1	1	1	1														
Fred Whitfield, L OBP: 0.317, SLG: 0.523										3	0	0	1	0	1	1														
Vic Davallito, L OBP: 0.352, SLG: 0.401										3	0	0	0	1	1	2														
Joe Azcue, R OBP: 0.279, SLG: 0.245										4	1	0	0	0	1	4														
Pedro Gonzalez, R OBP: 0.294, SLG: 0.418										4	1	1	3	0	0	0														
Luis Tiant, R OBP: 0.125, SLG: 0.079	(1, 1)									2	0	0	0	1	1	1														
Gary Bell, R OBP: 0.091, SLG: 0.364	(7, 1)									0	0	0	0	0	0	0														
Don McMahon, R OBP: 0.500, SLG: 0.500	(8, 1)									0	0	0	0	0	0	0														
Inning Stats	R: 0 E: 0 K: 0 S: 4	H: 1 LOB: 1 BB: 0 P: 4	R: 0 E: 0 K: 1 S: 5	H: 0 LOB: 0 BB: 0 P: 5	R: 0 E: 0 K: 3 S: 9	H: 0 LOB: 0 BB: 0 P: 9	R: 0 E: 0 K: 0 S: 3	H: 0 LOB: 0 BB: 0 P: 3	R: 5 E: 1 K: 1 S: 10	H: 4 LOB: 1 BB: 1 P: 14	R: 2 E: 0 K: 1 S: 8	H: 3 LOB: 2 BB: 1 P: 12	R: 1 E: 1 K: 0 S: 4	H: 1 LOB: 0 BB: 0 P: 4	1B: 6 2B: 1 3B: 1 HR: 1	SF: 1 SAC: 1 DP: 0 HBP: 0	WP: 0 PA: 38 PB: 0 SB: 0 CS: 1													
PITCHER	IP WLS BF H R ER SO BB IBB HBP BLK WP HR S P ERA WHIP																													
Earl Wilson, R ERA: 4.13	(1, 1)	5.0 L 22	4 4 2 4	4 4 2 4	0 0 0 0	0 0 0 0	0 0 0 0	0 0 0 0	0 0 0 0	0 0 2	2	0.00	0.000																	
Arnold Earley, L ERA: 3.51	(6, 1)	0.2	2 0 0 0 0	0 0 0 0	0 0 0 0	0 0 0 0	0 0 0 0	0 0 0 0	0 0 0 0	0 0 5	5	0.00	3.000																	
Bob Heffner, R ERA: 5.79	(6, 1)	0.1	3 1 1 0 1	0 0 0 0	0 0 0 0	0 0 0 0	0 0 0 0	0 0 0 0	0 0 0 0	0 0 1	6	6	54.00	9.000																
Jay Ritchie, R ERA: 2.98	(7, 1)	0.1	4 3 2 2 1	0 0 0 0	0 0 0 0	0 0 0 0	0 0 0 0	0 0 0 0	0 0 0 0	0 0 6	6	0.00	1.200																	
Dennis Bennett, L ERA: 4.73	(7, 1)	1.2	7 1 1 0 0	1 0 0 0	0 0 0 0	0 0 0 0	0 0 0 0	0 0 0 0	0 0 0 0	0 0 6	10	0.00	1.200																	

AB 32
R 8
H 9
RBI 8
BB 4
SO 6
LOB 14



Batter	1	2	3	4	5	6	7	8	9	AB	R	H	RBI	BB	SO	LOB	TOP					
Jim Gosger, L (1, 8) OBP: 0.225, SLG: 0.421	0-3 K	0-3 K			0-0 3-1		0-3 K		0-0 F5	5	0	0	0	0	3	3	Boston Red Sox @ New York Yankees Yankee Stadium, Bronx, NY Mon Jul 19 1965, 7:05 PM EDT Att: 15,340 - Unknown - 76 F					
Frank Matzone, R (1, 5) OBP: 0.290, SLG: 0.259	0-0 F7		0-0 5-3		0-0 E 1B		0-0 FC4-6 1B		0-3 K	5	1	2	0	0	1	0						
Carl Yastrzemski, L (1, 7) OBP: 0.465, SLG: 0.602	0-0 F8		0-0 6-3		0-0 E9 1B		0-0 FC4-6 BB		0-0 6-3	5	0	1	0	0	0	2						
Felix Mantilla, R (1, 4) OBP: 0.414, SLG: 0.498		4-0 1B L5			0-0		4-0 FC4-6 BB			1	0	1	0	3	0	0						
Chuck Schilling, R (7, 4) OBP: 0.294, SLG: 0.363										0	0	0	0	0	0	0						
Lee Thomas, L (1, 3) OBP: 0.381, SLG: 0.515		0-0 1B BB			0-0 G3		0-0 FC4-6 BB			4	1	1	0	0	1	5						
Tony Conigliaro, R (1, 9) OBP: 0.320, SLG: 0.446		4-0 1B BB			0-0 F2		0-0 5-3		0-0 K 1B	3	1	1	0	1	0	0						
Bob Tillman, R (1, 2) OBP: 0.278, SLG: 0.338		0-0 L5			0-0 F8		0-0 L7		0-0 F8	4	0	0	0	0	0	4						
Rico Petrocelli, R (1, 6) OBP: 0.274, SLG: 0.354		0-0 1B 2H			0-0		0-0 F5		0-0	4	0	3	1	0	0	0						
Jim Lonborg, R (1, 1) OBP: 0.200, SLG: 0.211		0-0 1B 2H			0-3 K		4-0 FC4-6 BB		0-3 K	3	0	1	1	1	2	3						
Inning Stats	R: 0 E: 0 K: 1 S: 5	H: 0 LOB: 0 BB: 0 P: 5	R: 2 E: 0 K: 1 S: 7	H: 3 LOB: 2 BB: 2 P: 15	R: 0 E: 0 K: 0 S: 3	H: 0 LOB: 1 BB: 1 P: 7	R: 0 E: 0 K: 1 S: 6	H: 1 LOB: 1 BB: 0 P: 6	R: 1 E: 1 K: 1 S: 7	H: 3 LOB: 1 BB: 0 P: 7	R: 0 E: 0 K: 0 S: 3	H: 0 LOB: 0 BB: 0 P: 3	R: 0 E: 0 K: 1 S: 6	H: 1 LOB: 3 BB: 2 P: 14	R: 0 E: 0 K: 1 S: 6	H: 2 LOB: 1 BB: 0 P: 6	R: 0 E: 0 K: 1 S: 5	H: 0 LOB: 0 BB: 0 P: 5	1B: 9 2B: 1 3B: 1 HR: 0	SF: 0 SAC: 0 DP: 1 HBP: 0	WP: 0 PB: 0 SB: 0 CS: 0	PA: 39
PITCHER	IP WLS BF H R ER SO BB IBB HBP BLK WP HR S P ERA WHIP																					
Jim Bouton, R (1, 1) ERA: 5.28	4.2 L 22 7 3 3 3 3 3 0 0 0 0 0 0 25 37 5.79 2.143																					
Pedro Ramos, R (5, 1) ERA: 3.21	0.1 1 0 0 0 1 0 0 0 0 0 0 0 0 3 3 0.00 0.000																					
Steve Hamilton, L (6, 1) ERA: 1.38	3.0 13 3 0 0 2 2 0 0 0 0 0 0 0 15 23 0.00 1.667																					
Hal Reniff, R (9, 1) ERA: 3.63	1.0 3 0 0 0 1 0 0 0 0 0 0 0 0 5 5 0.00 0.000																					

Batter	1	2	3	4	5	6	7	8	9	AB	R	H	RBI	BB	SO	LOB	BOTTOM			
Bobby Richardson, R (1, 4) OBP: 0.324, SLG: 0.345	0-0 1-3		0-0 L8			0-0 E4 G5-3 BB		0-0 6-3 1B		4	0	1	0	0	0	0	Boston Red Sox @ New York Yankees Yankee Stadium, Bronx, NY Mon Jul 19 1965, 7:05 PM EDT Att: 15,340 - Unknown - 76 F			
Tony Kubek, L (1, 6) OBP: 0.275, SLG: 0.286	0-0 6-3					4-0		0-0 6-3		3	0	1	1	1	0	1				
Mickey Mantle, S (1, 7) OBP: 0.392, SLG: 0.456	0-0 1B		0-0 F8			0-0 BB		0-0 F6		4	0	1	0	0	0	4				
Elston Howard, R (1, 2) OBP: 0.256, SLG: 0.349	0-0 1B				0-0 6-3			0-0 G5-3		4	0	1	0	0	0	3				
Tom Tresh, S (1, 9) OBP: 0.347, SLG: 0.474	0-3 K				0-0 F7			0-0 F8		4	0	0	0	0	1	2				
Joe Pepitone, L (1, 3) OBP: 0.319, SLG: 0.395		0-0 F6			0-0 3-1			0-0	0-0 G3	4	0	1	0	0	0	0				
Clete Boyer, R (1, 5) OBP: 0.329, SLG: 0.428		0-0 1-3				0-0 F3		0-0 L9		4	0	0	0	0	0	1				
Roger Repoz, L (1, 8) OBP: 0.268, SLG: 0.500		0-0 3-1				0-0 F8		0-3 K		3	0	0	0	0	1	1				
Jim Bouton, R (1, 1) ERA: 5.28			0-3 K2-3			0-0 F8		4-0 2B 6-3 BB		1	0	0	0	0	1	0				
Pedro Ramos, S (5, 1) ERA: 3.21										0	0	0	0	0	0	0				
Jake Gibson, S (5, 9) OBP: 0.206, SLG: 0.214										1	0	0	0	0	0	0				
Steve Hamilton, S (6, 1) ERA: 1.38										0	0	0	0	0	0	0				
Ray Barker, L (8, 9) OBP: 0.300, SLG: 0.336										0	1	0	0	1	0	0				
Hal Reniff, R (9, 1) ERA: 3.63										0	0	0	0	0	0	0				
Inning Stats	R: 0 E: 0 K: 1 S: 7	H: 2 LOB: 2 BB: 0 P: 7	R: 0 E: 0 K: 0 S: 3	H: 0 LOB: 0 BB: 0 P: 3	R: 0 E: 0 K: 0 S: 3	H: 0 LOB: 0 BB: 0 P: 3	R: 0 E: 0 K: 0 S: 3	H: 0 LOB: 0 BB: 0 P: 3	R: 0 E: 1 K: 0 S: 3	H: 0 LOB: 1 BB: 1 P: 7	R: 0 E: 0 K: 1 S: 6	H: 1 LOB: 1 BB: 0 P: 6	R: 1 E: 0 K: 0 S: 4	H: 1 LOB: 1 BB: 1 P: 8	R: 0 E: 0 K: 0 S: 3	H: 0 LOB: 0 BB: 0 P: 3	1B: 4 2B: 1 3B: 0 HR: 0	SF: 0 SAC: 0 DP: 1 HBP: 0	WP: 0 PB: 0 SB: 0 CS: 0	PA: 34
PITCHER	IP WLS BF H R ER SO BB IBB HBP BLK WP HR S P ERA WHIP																			
Jim Lonborg, R (1, 1) ERA: 3.23	9.0 W 34 5 1 1 3 2 0 0 0 0 0 0 0 38 46 1.00 0.778																			

Batter	1	2	3	4	5	6	7	8	9	AB	R	H	RBI	BB	SO	LOB	TOP			
Jim Gosger, L (1, 8) OBP: 0.244, SLG: 0.488	0-0 HR		0-0 CS 1B			0-0 F7	0-3 K		0-0 1-3	5	1	2	1	0	1	2	Boston Red Sox @ New York Yankees Yankee Stadium, Bronx, NY Tue Jul 20 1965, 3:33 AM EDT Att: 24,594 - Unknown - 72 F livebaseballscorecards.com			
Frank Matzone, R (1, 5) OBP: 0.294, SLG: 0.264	0-0 6-3		0-0 4-3			0-0 BB 1B		0-0 1B E 1B		4	1	2	0	0	0	1				
Carl Yastrzemski, L (1, 7) OBP: 0.410, SLG: 0.693	0-0 FC5-4 1B			0-0 F7		4-0 BB 1-2 BB		0-0 FC3-6 E 1-3 SF8 1B		3	1	2	0	1	0	0				
Felix Mantilla, R (1, 4) OBP: 0.412, SLG: 0.495	0-0 FC5-4 1-2			0-0 G4-6-3 1B		0-3 K		0-0 FC6 FC3-6 1-2 3-H		4	0	1	1	0	1	4				
Lee Thomas, L (1, 3) OBP: 0.377, SLG: 0.508	0-0 G3			0-0 G4-6-3 1-2		0-0 F8		0-0 FC3-6 1-2 2-3		4	0	0	0	0	0	6				
Tony Conigliaro, R (1, 9) OBP: 0.317, SLG: 0.442		0-0 5-3			0-0 L9		0-0 F4	0-0 SF8		3	0	0	1	0	0	0				
Bob Tillman, R (1, 2) OBP: 0.278, SLG: 0.336		0-3 K			0-0 1B		0-0 5-3	0-0 4-3		4	0	1	0	0	1	1				
Rico Petrocelli, R (1, 6) OBP: 0.273, SLG: 0.351		0-0 F9			0-3 K		0-0 2B 1B	0-0 L5		4	0	1	0	0	1	1				
Bill Monbouquette, R (1, 1) Arnold Earley, L (5, 1) Lenny Green, L (7, PH) Earl Wilson, R (7, PH) Bob Duliba, R (7, 1) Dalton Jones, L (8, PH)			0-0 4-3		0-0 F2		0-0 1-3 2B	0-3 K		2	0	0	0	0	0	1				
Inning Stats	R: 1 E: 0 K: 0 S: 5	H: 2 LOB: 1 BB: 0 P: 5	R: 0 E: 0 K: 1 S: 5	H: 0 LOB: 0 BB: 0 P: 5	R: 0 E: 0 K: 0 S: 3	H: 1 LOB: 0 BB: 0 P: 3	R: 0 E: 0 K: 0 S: 3	H: 1 LOB: 1 BB: 0 P: 3	R: 0 E: 0 K: 1 S: 6	H: 1 LOB: 2 BB: 1 P: 10	R: 0 E: 0 K: 1 S: 7	H: 2 LOB: 2 BB: 0 P: 7	R: 2 E: 1 K: 0 S: 6	H: 2 LOB: 1 BB: 0 P: 6	R: 0 E: 0 K: 1 S: 5	H: 0 LOB: 0 BB: 0 P: 5		1B: 8 2B: 1 3B: 0 HR: 1	SF: 1 SAC: 0 DP: 1 HBP: 0	WP: 0 PB: 0 SB: 0 CS: 1
PITCHER Mel Stottlemyre, R (1, 1) ERA: 2.77	IP: 9.0 WLS: W BF: 37 H: 10 R: 3 ER: 2 SO: 5 BB: 1 IBB: 0 HBP: 0 BLK: 0 WP: 0 HR: 1 S: 46 P: 50 ERA: 2.00 WHIP: 1.222															PITCHER				

Batter	1	2	3	4	5	6	7	8	9	AB	R	H	RBI	BB	SO	LOB	BOTTOM			
Bobby Richardson, R (1, 4) OBP: 0.329, SLG: 0.347	4-0 BB G4-6-3			0-0 HR 1B	0-0 4-3 1B		0-0 F8			3	1	2	0	1	0	0	Boston Red Sox @ New York Yankees Yankee Stadium, Bronx, NY Tue Jul 20 1965, 3:33 AM EDT Att: 24,594 - Unknown - 72 F livebaseballscorecards.com			
Tony Kubek, L (1, 6) OBP: 0.280, SLG: 0.306	0-0 G4-6-3 1-2			0-0 1-H HR	0-0 4-3 1-2		0-0 1B			4	1	2	2	0	0	2				
Mickey Mantle, S (1, 7) Ross Moschitto, R (8, 9) OBP: 0.167, SLG: 0.304	0-0 F4			0-0 F6	0-0 L8		0-0 F7			4	0	0	0	0	0	2				
Elaston Howard, R (1, 2) OBP: 0.250, SLG: 0.341		0-0 6-3		0-3 K	0-0 6-3		0-0 F8		0-0 F8	4	0	0	0	0	1	1				
Tom Tresh, S (1, 9) (8, 7) OBP: 0.344, SLG: 0.469		0-3 K		0-0 F8		0-0 5-3		0-0 F8		4	0	0	0	0	1	0				
Joe Pepitone, L (1, 3) OBP: 0.321, SLG: 0.397		0-3 K			4-0 BB IHR BB	0-0 G3 2B		0-3 K		3	1	1	0	1	2	0				
Clete Boyer, R (1, 5) OBP: 0.329, SLG: 0.427			0-0 1-3		0-0 1-2 IHR 1B	0-0 G3 2-3				3	1	1	0	0	0	1				
Roger Repoz, L (1, 8) OBP: 0.270, SLG: 0.485			0-0 F6		4-0 1-2 2-3 IHR BB	0-3 K				2	1	0	0	1	1	1				
Mel Stottlemyre, R (1, 1) OBP: 0.172, SLG: 0.328			0-3 K		0-0 1-H 2-H 3-H IHR		0-3 K			3	1	1	4	0	2	0				
Inning Stats	R: 0 E: 0 K: 0 S: 2	H: 0 LOB: 1 BB: 0 P: 6	R: 0 E: 0 K: 2 S: 7	H: 0 LOB: 0 BB: 0 P: 7	R: 0 E: 0 K: 1 S: 5	H: 0 LOB: 0 BB: 0 P: 5	R: 2 E: 0 K: 1 S: 7	H: 2 LOB: 0 BB: 0 P: 7	R: 4 E: 0 K: 0 S: 6	H: 3 LOB: 1 BB: 2 P: 14	R: 0 E: 0 K: 1 S: 6	H: 1 LOB: 1 BB: 0 P: 6	R: 0 E: 0 K: 1 S: 5	H: 0 LOB: 0 BB: 0 P: 5	R: 0 E: 0 K: 1 S: 5	H: 0 LOB: 0 BB: 0 P: 5	1B: 4 2B: 1 3B: 0 HR: 2	SF: 0 SAC: 0 DP: 1 HBP: 0	WP: 0 PB: 0 SB: 0 CS: 0	PA: 33
PITCHER Bill Monbouquette, R (1, 1) Arnold Earley, L (5, 1) Bob Duliba, R (7, 1) ERA: 3.54	IP: 4.0 WLS: L BF: 19 H: 5 R: 6 ER: 6 SO: 4 BB: 3 IBB: 0 HBP: 0 BLK: 0 WP: 0 HR: 1 S: 24 P: 36 ERA: 13.50 WHIP: 2.000															PITCHER				

Batter	1	2	3	4	5	6	7	8	9	AB	R	H	RBI	BB	SO	LOB	TOP										
Zoilo Versalles, R OBP: 0.275, SLG: 0.397	K	K		5-3		2B	K		L1	5	1	0	0	1	3	4	Minnesota Twins @ Boston Red Sox Fenway Park, Boston, MA Wed Jul 21 1965, 7:05 PM EDT Unknown										
Rich Rollins, R OBP: 0.303, SLG: 0.348 Jerry Kindall, R OBP: 0.264, SLG: 0.284	1-3		5-3		1B	K	F9		1B	6	1	2	0	0	1	4											
Tony Oliva, L OBP: 0.345, SLG: 0.495	1B		1B	2B	1B	1B		1B	1-3	6	2	5	1	0	0	1											
Harmon Killebrew, R OBP: 0.385, SLG: 0.483	F5		2B	SF8	1B	1B	BB	1B	1B	4	3	3	2	1	0	1											
Bob Allison, R OBP: 0.379, SLG: 0.466		5-3	SF8	1-3	2B	1B	BB	FC4-6	BB	3	0	1	1	2	1	1											
Jimmie Hall, L OBP: 0.368, SLG: 0.541	E4		F8	2-4	IBB	F7	FC4-6			4	1	1	1	1	0	5											
Earl Batley, R OBP: 0.399, SLG: 0.414	E	1B	SF8	2-3	3H	1B		SH1-4	1B	2	0	1	2	2	0	1											
Frank Quilici, R OBP: 0.389, SLG: 0.333	F8		2-4	5-3		F9		SH1-4	1B	5	0	1	0	0	1	5											
Jim Kaat, L OBP: 0.254, SLG: 0.286 Johnny Klippstein, R ERA: 4.27 Arnold Earley, L ERA: 3.27	E1		3-1			K	BB	SH1-4		2	0	1	1	1	0	0											
Bill Pleis, L Al Worthington, R OBP: 0.187, SLG: 0.167	1-3	3H	1B			1-2	2-3	1-2	2-3	0	0	0	0	0	0	0											
Inning Stats	R: 0 E: 0 K: 1 S: 6	H: 1 LOB: 1 BB: 0 P: 6	R: 1 E: 2 K: 1 S: 7	H: 1 LOB: 2 BB: 1 P: 11	R: 2 E: 0 K: 0 S: 5	H: 3 LOB: 2 BB: 1 P: 9	R: 0 E: 0 K: 0 S: 3	H: 0 LOB: 0 BB: 0 P: 3	R: 2 E: 0 K: 1 S: 6	H: 4 LOB: 3 BB: 4 P: 10	R: 1 E: 0 K: 1 S: 5	H: 1 LOB: 3 BB: 4 P: 21	R: 0 E: 0 K: 1 S: 6	H: 1 LOB: 2 BB: 1 P: 10	R: 2 E: 0 K: 2 S: 10	H: 3 LOB: 1 BB: 0 P: 10	R: 0 E: 0 K: 0 S: 4	H: 1 LOB: 1 BB: 0 P: 4	1B: 12 2B: 3 3B: 0 HR: 0	SF: 1 SAC: 1 DP: 0 HBP: 0	WP: 0 PB: 0 SB: 0 CS: 0	PA: 48					
PITCHER	IP	WLS	BF	H	R	ER	SO	BB	IBB	HBP	BLK	WP	HR	S	P	ERA	WHIP										
Earl Wilson, R ERA: 4.27	4.1	L	24	8	5	4	2	2	1	0	0	0	0	24	36	8.31	2.308										
Jerry Stephenson, R ERA: 7.03	0.2		3	1	0	0	0	0	0	0	0	0	0	3	3	0.00	1.500										
Bob Duliba, R ERA: 3.49	0.1		1	0	0	0	0	0	0	0	0	0	0	1	1	0.00	0.000										
Jay Ritchie, R ERA: 3.18	3.0		15	5	2	2	3	1	0	0	1	0	0	20	24	6.00	2.000										

Batter	1	2	3	4	5	6	7	8	9	AB	R	H	RBI	BB	SO	LOB	BOTTOM										
Jim Gosger, L OBP: 0.240, SLG: 0.458	K		F6		1B	F8			E5	5	1	1	0	0	1	3	Minnesota Twins @ Boston Red Sox Fenway Park, Boston, MA Wed Jul 21 1965, 7:05 PM EDT Unknown										
Frank Malzone, R OBP: 0.296, SLG: 0.267	5-3		2B		G6-4-3		F6		FC4-6	5	0	2	1	0	0	2											
Carl Yastrzemski, L OBP: 0.406, SLG: 0.598	4-3		1B		G3		F7		FC4-6	5	0	1	1	0	0	2											
Felix Mantilla, R OBP: 0.411, SLG: 0.493 Chuck Schilling, R OBP: 0.295, SLG: 0.362 Tony Horton, R OBP: 0.330, SLG: 0.398	6-3		6-3			2B	1B		K	1	0	0	0	0	0	0											
Tony Conigliaro, R OBP: 0.322, SLG: 0.449	K		1B		G4-6-3	1B			1B	4	1	3	0	0	1	0											
Lee Thomas, L OBP: 0.376, SLG: 0.503	F2				G4-6-3	1B			G4-6-3	3	0	0	0	1	0	2											
Bob Tillman, R OBP: 0.285, SLG: 0.340			HR		FC5-4	BB			6-3	3	1	2	1	1	0	0											
Rico Petrocelli, R OBP: 0.267, SLG: 0.342			K		FC5-4				6-3	4	0	0	0	0	1	4											
Earl Wilson, R ERA: 2.45 Eddie Bressoud, R OBP: 0.317, SLG: 0.374 Jerry Stephenson, L OBP: 0.244, SLG: 0.375 Bob Duliba, R ERA: 3.49 Lenny Green, L OBP: 0.265, SLG: 0.427 Jay Ritchie, R OBP: 0.267, SLG: 0.500 Dalton Jones, L OBP: 0.346, SLG: 0.389			HR			G6-4-3	1B		F5	1	1	1	2	0	0	0											
Inning Stats	R: 0 E: 0 K: 1 S: 5	H: 0 LOB: 0 BB: 0 P: 5	R: 0 E: 0 K: 1 S: 5	H: 0 LOB: 0 BB: 0 P: 5	R: 2 E: 0 K: 1 S: 9	H: 4 LOB: 2 BB: 0 P: 9	R: 0 E: 0 K: 0 S: 3	H: 1 LOB: 1 BB: 1 P: 7	R: 0 E: 0 K: 0 S: 4	H: 2 LOB: 1 BB: 0 P: 4	R: 2 E: 1 K: 0 S: 6	H: 3 LOB: 2 BB: 1 P: 10	R: 0 E: 0 K: 0 S: 3	H: 0 LOB: 0 BB: 0 P: 3	R: 0 E: 0 K: 0 S: 3	H: 1 LOB: 0 BB: 0 P: 3		R: 2 E: 1 K: 1 S: 8	H: 2 LOB: 1 BB: 0 P: 8	1B: 10 2B: 2 3B: 0 HR: 1	SF: 0 SAC: 0 DP: 3 HBP: 0	WP: 0 PB: 0 SB: 0 CS: 0	PA: 40				
PITCHER	IP	WLS	BF	H	R	ER	SO	BB	IBB	HBP	BLK	WP	HR	S	P	ERA	WHIP										
Jim Kaat, L ERA: 2.65	5.0	W	24	9	4	3	3	2	0	0	0	0	0	14	14	2.70	1.200										
Bill Pleis, L ERA: 2.45	0.1	S	1	0	0	0	0	0	0	0	0	0	0	1	1	0.00	0.000										
Al Worthington, R ERA: 2.2	0.1		1	0	0	0	1	0	0	0	0	0	0	3	3	0.00	0.000										

Batter	1	2	3	4	5	6	7	8	9	AB	R	H	RBI	BB	SO	LOB	TOP					
Zoilo Versalles, R OBP: 0.280, SLG: 0.396										4	3	2	0	1	1	0	Minnesota Twins @ Boston Red Sox Fenway Park, Boston, MA Thu Jul 22 1965, 3:33 AM EDT Att: 5,922 - Unknown					
Rich Rollins, R OBP: 0.310, SLG: 0.352										4	1	1	0	1	1	5						
Tony Oliva, L OBP: 0.349, SLG: 0.495										4	1	2	3	1	0	2						
Harmon Killebrew, R OBP: 0.396, SLG: 0.506										4	2	2	2	1	0	3						
Bob Allison, R OBP: 0.383, SLG: 0.498										4	2	2	5	1	0	1						
Jimmie Hall, L OBP: 0.361, SLG: 0.529									5	0	1	1	0	1	0							
Earl Batley, R Jerry Zimmerman, R OBP: 0.237, SLG: 0.242										2	0	0	0	1	0	0						
Frank Quilici, R OBP: 0.333, SLG: 0.292										4	1	1	0	0	1	1						
Mudcat Grant, R Al Worthington, R OBP: 0.143, SLG: 0.143										3	1	0	0	0	2	1						
Inning Stats	R: 1 E: 0 K: 0 S: 5	H: 2 LOB: 1 BB: 0 P: 5	R: 0 E: 0 K: 0 S: 2	H: 0 LOB: 0 BB: 1 P: 6	R: 2 E: 0 K: 2 S: 9	H: 2 LOB: 2 BB: 2 P: 17	R: 0 E: 0 K: 2 S: 7	H: 0 LOB: 0 BB: 0 P: 7	R: 0 E: 0 K: 0 S: 2	H: 0 LOB: 0 BB: 1 P: 6	R: 1 E: 0 K: 0 S: 4	H: 1 LOB: 0 BB: 0 P: 4	R: 5 E: 1 K: 2 S: 10	H: 2 LOB: 0 BB: 2 P: 18	R: 1 E: 0 K: 0 S: 6	H: 3 LOB: 2 BB: 0 P: 6		R: 1 E: 0 K: 1 S: 6	H: 1 LOB: 0 BB: 0 P: 6	1B: 7 2B: 1 3B: 0 HR: 3	SF: 0 SAC: 1 DP: 2 HBP: 0	WP: 1 PB: 0 SB: 1 CS: 0
PITCHER	IP WLS BF H R ER SO BB IBB HBP BLK WP HR S P ERA WHIP	6.2 L 32 7 9 4 5 5 1 0 0 1 2 36 60 5.40 1.800	0.1 1 0 0 0 1 0 0 0 0 0 0 3 3 0.00 0.000	2.0 10 4 2 2 1 0 0 0 0 0 1 12 12 9.00 2.000	PITCHER										IP WLS BF H R ER SO BB IBB HBP BLK WP HR S P ERA WHIP							

AB	36
R	11
H	11
RBI	11
BB	6
SO	7
LOB	13



Batter	1	2	3	4	5	6	7	8	9	AB	R	H	RBI	BB	SO	LOB	BOTTOM					
Chuck Schilling, R OBP: 0.297, SLG: 0.352										3	0	0	0	2	0	3	Minnesota Twins @ Boston Red Sox Fenway Park, Boston, MA Thu Jul 22 1965, 3:33 AM EDT Att: 5,922 - Unknown					
Frank Malzone, R OBP: 0.289, SLG: 0.261										5	0	0	0	0	5							
Carl Yastrzemski, L OBP: 0.409, SLG: 0.625										4	1	3	2	0	0							
Lee Thomas, L OBP: 0.377, SLG: 0.502										4	0	0	0	0	3							
Tony Conigliaro, R OBP: 0.324, SLG: 0.456										3	2	1	0	1	0							
Jim Gosger, L OBP: 0.288, SLG: 0.500										4	1	3	1	0	1							
Rico Petrocelli, R OBP: 0.277, SLG: 0.367										3	0	1	1	0	2							
Russ Nixon, L OBP: 0.265, SLG: 0.273										4	0	2	0	0	1							
Dave Morehead, R Arnold Earley, L										2	1	1	0	0	0							
Dalton Jones, L Bob Duliba, R										1	0	0	0	0	1							
Lenny Green, L OBP: 0.358, SLG: 0.438										0	0	0	0	0	0							
Inning Stats	R: 1 E: 0 K: 0 S: 4	H: 1 LOB: 0 BB: 0 P: 4	R: 1 E: 0 K: 1 S: 5	H: 1 LOB: 0 BB: 1 P: 9	R: 1 E: 0 K: 0 S: 4	H: 2 LOB: 1 BB: 1 P: 8	R: 0 E: 0 K: 1 S: 6	H: 1 LOB: 1 BB: 0 P: 6	R: 0 E: 0 K: 0 S: 2	H: 0 LOB: 0 BB: 1 P: 6	R: 1 E: 0 K: 1 S: 7	H: 2 LOB: 1 BB: 0 P: 7	R: 0 E: 0 K: 0 S: 3	H: 1 LOB: 0 BB: 0 P: 3	R: 0 E: 0 K: 0 S: 4	H: 1 LOB: 1 BB: 0 P: 4	R: 1 E: 0 K: 0 S: 6	H: 3 LOB: 2 BB: 0 P: 6	1B: 7 2B: 3 3B: 2 HR: 1	SF: 1 SAC: 0 DP: 2 HBP: 0	WP: 0 PB: 0 SB: 0 CS: 1	PA: 38
PITCHER	IP WLS BF H R ER SO BB IBB HBP BLK WP HR S P ERA WHIP	8.1 W 36 12 5 5 3 3 0 0 0 0 1 39 51 5.40 1.800	0.2 S 2 0 0 0 0 0 0 0 0 0 2 2 0.00 0.000	PITCHER										IP WLS BF H R ER SO BB IBB HBP BLK WP HR S P ERA WHIP								



Batter	1	2	3	4	5	6	7	8	9	AB R H RBI BB SO LOB	TOP									
Jose Cardenal, R (1, 8) OBP: 0.315, SLG: 0.402	0-0 None 4-3 2B		0-0 1B	0-0 1B	0-0 HR	0-3 K		0-0 L5-3 1B		5 2 4 3 0 1 1	Los Angeles Angels @ Boston Red Sox Fenway Park, Boston, MA Fri Jul 23 1965, 7:05 PM EDT Att: 9,398 - Unknown									
Merritt Ranew, L (1, 2) OBP: 0.243, SLG: 0.314	0-0		0-0 1B	0-0 6-3		0-0 F7		0-0 L5-3		5 0 1 0 0 0 3										
Jim Fregosi, R (1, 6) OBP: 0.302, SLG: 0.391	0-0 4-3		0-0 P4		0-0 HR	0-0 L9		0-0 1B		5 1 2 2 0 0 3										
Willie Smith, L (1, 7) OBP: 0.298, SLG: 0.449	0-0 BB		0-0 F8		0-0 E3 2B		0-0 BB 1B	0-0 G3		4 1 1 0 1 0 3										
Vic Power, R (1, 3) OBP: 0.313, SLG: 0.402	0-0 F9			0-0 5-3	0-0 G3		0-0 BB 1B		0-0 F8	5 0 1 0 0 0 2										
Lou Clinton, R (1, 9) OBP: 0.309, SLG: 0.310		0-0 F7		0-0 2B	0-0 2B		0-0 F8		0-0	5 1 3 1 0 0 2										
Bobby Knoop, R (1, 4) OBP: 0.322, SLG: 0.386		0-0 F8		0-0 1B HR 2B	0-0 6-3		0-3 K		0-3 K	5 1 1 1 0 2 4										
Paul Schaal, R (1, 5) OBP: 0.288, SLG: 0.338		0-0 5-3		0-0 HR 1B	0-3 K		4-0 1-2 2-3 BB		0-0	4 1 1 0 1 1 2										
Fred Newman, R (1, 1) OBP: 0.151, SLG: 0.022			0-0 6-3	0-3 K		4-0 BB		0-3 K		3 0 0 0 1 2 5										
Inning Stats	R: 1 E: 0 K: 0 S: 4	H: 1 LOB: 1 BB: 1 P: 8	R: 0 E: 0 K: 0 S: 3	H: 0 LOB: 0 BB: 0 P: 3	R: 0 E: 0 K: 0 S: 5	H: 2 LOB: 2 BB: 0 P: 5	R: 4 E: 0 K: 1 S: 9	H: 4 LOB: 1 BB: 0 P: 9	R: 2 E: 1 K: 2 S: 8	H: 2 LOB: 2 BB: 1 P: 8	R: 0 E: 0 K: 2 S: 9	H: 2 LOB: 2 BB: 1 P: 13	R: 0 E: 0 K: 0 S: 4	H: 2 LOB: 1 BB: 0 P: 4	R: 0 E: 0 K: 1 S: 6	H: 1 LOB: 1 BB: 0 P: 6	1B: 8 2B: 5 3B: 0 HR: 2	SF: 0 SAC: 0 DP: 1 HBP: 0	WP: 0 PB: 0 SB: 0 CS: 0	PA: 44
PITCHER	IP WLS BF H R ER SO BB IBB HBP BLK WP HR S P ERA WHIP																			
Jim Lonborg, R (1, 1) ERA: 3.57	4.0 L 21 8 6 6 1 1 0 0 0 0 0 2 22 26 13.50 2.250																			
Jerry Stephenson, R (5, 1) ERA: 6.43	3.0 15 3 1 0 4 2 0 0 0 0 0 0 21 29 0.00 1.667																			
Jay Ritchie, R (8, 1) ERA: 3.04	2.0 8 3 0 0 1 0 0 0 0 0 0 0 10 10 0.00 1.500																			

Batter	1	2	3	4	5	6	7	8	9	AB R H RBI BB SO LOB	BOTTOM											
Dalton Jones, L (1, 4) OBP: 0.339, SLG: 0.402	0-0 4-3		0-0 HR		0-0 1B		0-0 4-3		0-0 G1-6-3	5 1 2 1 0 0 2	Los Angeles Angels @ Boston Red Sox Fenway Park, Boston, MA Fri Jul 23 1965, 7:05 PM EDT Att: 9,398 - Unknown											
Frank Malzone, R (1, 5) OBP: 0.294, SLG: 0.256	0-0 6-3		0-0 F7		0-3 K		0-0 6-3			4 0 0 0 0 1 2												
Carl Yastrzemski, L (1, 7) OBP: 0.410, SLG: 0.623	0-0 1-3			0-0 FC5-4 1B	0-3 K		0-0 1B			4 0 2 0 0 1 1												
Lee Thomas, L (1, 3) OBP: 0.376, SLG: 0.498		0-0 G6-4-3 1B		0-0 FC5-4 FC1-4		0-0 P6	0-0 L9			4 0 1 0 0 0 3												
Tony Conigliaro, R (1, 9) OBP: 0.324, SLG: 0.454		0-0 G6-4-3 1B		0-0 FC1-4 2B		0-0 F8		0-0 4-3		4 1 1 0 0 0 1												
Jim Gosger, L (1, 8) OBP: 0.302, SLG: 0.517		0-0 G6-4-3		0-0 1B 2B		0-0 1B		0-0 G3		4 0 2 1 0 0 2												
Bob Tillman, R (1, 2) OBP: 0.283, SLG: 0.336		0-0 5-3		0-0 1B		0-0 4-3		0-0 6-3		4 0 1 0 0 0 2												
Rico Petrocelli, R (1, 6) OBP: 0.277, SLG: 0.383			0-0 6-3	0-0 L4		0-0 HR		0-0 5-3		4 1 1 1 0 0 2												
Jim Lonborg, R (1, 1) OBP: 0.195, SLG: 0.205			0-0 6-3		0-0 4-3		0-0 1B 4-3 1B		0-0 G1-6-3 1B	1 0 0 0 0 0 0 1 0 0 0 0 0 0 1 0 1 0 0 0 0 0 0 0 0 0 0 0 1 0 1 0 0 0 0												
Jerry Stephenson, L (5, 1) OBP: 0.400, SLG: 0.333										1 0 0 0 0 0 0												
Lenny Green, L (7, PH) OBP: 0.361, SLG: 0.440										1 0 1 0 0 0 0												
Jay Ritchie, R (8, 1) OBP: 0.667, SLG: 0.500										0 0 0 0 0 0 0												
Russ Nixon, L (9, PH) OBP: 0.296, SLG: 0.294										1 0 1 0 0 0 0												
Inning Stats	R: 0 E: 0 K: 0 S: 3	H: 0 LOB: 0 BB: 0 P: 3	R: 0 E: 0 K: 0 S: 4	H: 2 LOB: 1 BB: 0 P: 4	R: 1 E: 0 K: 0 S: 4	H: 1 LOB: 0 BB: 0 P: 4	R: 1 E: 0 K: 0 S: 6	H: 3 LOB: 2 BB: 0 P: 6	R: 0 E: 0 K: 2 S: 8	H: 1 LOB: 1 BB: 0 P: 8	R: 0 E: 0 K: 0 S: 4	H: 1 LOB: 2 BB: 0 P: 4	R: 1 E: 0 K: 0 S: 6	H: 3 LOB: 2 BB: 0 P: 6	R: 0 E: 0 K: 0 S: 3	H: 0 LOB: 0 BB: 0 P: 3	R: 0 E: 0 K: 0 S: 3	H: 1 LOB: 0 BB: 0 P: 3	1B: 9 2B: 1 3B: 0 HR: 2	SF: 0 SAC: 0 DP: 2 HBP: 0	WP: 0 PB: 0 SB: 0 CS: 0	PA: 37
PITCHER	IP WLS BF H R ER SO BB IBB HBP BLK WP HR S P ERA WHIP																					
Fred Newman, R (1, 1) ERA: 3.02	9.0 W 37 12 3 3 2 0 0 0 0 0 0 2 41 41 3.00 1.333																					

Batter	1	2	3	4	5	6	7	8	9	AB	R	H	RBI	BB	SO	LOB	TOP											
Jose Cardenal, R OBP: 0.311, SLG: 0.396	6-3	FC6-4		K		F8		F7		5	0	0	0	0	1	4												
Buck Rodgers, S OBP: 0.287, SLG: 0.276	P6								L9	4	1	2	0	1	0	0												
Jim Fregosi, R OBP: 0.306, SLG: 0.410	HR								HR	5	2	3	2	0	0	2												
Willie Smith, L OBP: 0.297, SLG: 0.448	2B								5-3	5	0	1	0	0	1	4												
Vic Power, R OBP: 0.308, SLG: 0.388	F9									4	0	0	0	0	0	3												
Lou Clinton, R OBP: 0.320, SLG: 0.336										4	2	3	1	0	0	2												
Bobby Knoop, R OBP: 0.321, SLG: 0.388										4	0	1	0	0	1	3												
Paul Schaaf, R OBP: 0.284, SLG: 0.334										3	0	0	1	0	0	1												
Dean Chance, R OBP: 0.190, SLG: 0.081										2	0	0	0	1	1	2												
Ed Sukia, R OBP: 0.313, SLG: 0.467										0	0	0	0	0	0	0												
Joe Adcock, R OBP: 0.313, SLG: 0.467										1	0	0	0	0	0	1												
Aubrey Gatewood, R OBP: 0.500, SLG: 0.500										0	0	0	0	0	0	0												
Inning Stats	R: 1 E: 0 K: 0 S: 5	H: 2 LOB: 1 BB: 0 P: 5	R: 0 E: 0 K: 1 S: 7	H: 1 LOB: 2 BB: 0 P: 7	R: 0 E: 0 K: 1 S: 3	H: 0 LOB: 1 BB: 1 P: 7	R: 1 E: 0 K: 1 S: 6	H: 1 LOB: 1 BB: 1 P: 10	R: 1 E: 0 K: 1 S: 7	H: 2 LOB: 2 BB: 0 P: 8	R: 0 E: 0 K: 0 S: 4	H: 1 LOB: 1 BB: 0 P: 4	R: 1 E: 0 K: 0 S: 5	H: 2 LOB: 1 BB: 0 P: 5	R: 1 E: 0 K: 0 S: 4	H: 1 LOB: 0 BB: 0 P: 4	1B: 4 2B: 3 3B: 1 HR: 2	SF: 1 SAC: 0 DP: 0 HBP: 1	WP: 2 PB: 2 SB: 0 CS: 0	PA: 41								
PITCHER	IP	WLS	BF	H	R	ER	SO	BB	IBB	HBP	BLK	WP	HR	S	P	ERA	WHIP											
Bill Monbouquette, R ERA: 3.71	(1, 1)	2.0	10	3	1	1	1	0	0	0	0	0	1	12	12	4.50	1.500											
Bob Heffner, R ERA: 7.09	(3, 1)	2.0	11	3	2	2	1	2	0	0	0	2	0	11	19	9.00	2.500											
Dennis Bennett, L ERA: 4.7	(5, 1)	5.0	W	20	4	2	2	2	0	0	1	0	0	1	23	24	3.60	0.800										

Los Angeles Angels @ Boston Red Sox
Fenway Park, Boston, MA
Sat Jul 24 1965, 3:33 AM EDT
Att: 4,778 - Unknown

AB 37
R 5
H 10
RBI 4
BB 2
SO 4
LOB 22



Batter	1	2	3	4	5	6	7	8	9	AB	R	H	RBI	BB	SO	LOB	BOTTOM										
Dalton Jones, L OBP: 0.341, SLG: 0.409	G6-4-3	K				F8		F8		4	0	1	2	1	1	4											
Chuck Schilling, R OBP: 0.297, SLG: 0.352										0	0	0	0	0	0	0											
Frank Malzone, R OBP: 0.283, SLG: 0.251	G6-4-3									4	0	0	0	1	0	1											
Carl Yastrzemski, L OBP: 0.499, SLG: 0.617	F7									4	1	1	0	0	0	1											
Lenny Green, L OBP: 0.359, SLG: 0.438										1	0	0	0	0	0	1											
Lee Thomas, L OBP: 0.383, SLG: 0.502										2	2	2	0	2	0	0											
Tony Conigliaro, R OBP: 0.326, SLG: 0.454										4	1	2	1	0	0	3											
Jim Gosger, L OBP: 0.313, SLG: 0.556										3	2	1	3	1	1	2											
Russ Nixon, L OBP: 0.308, SLG: 0.297										3	1	1	0	1	0	0											
Rico Petrocelli, R OBP: 0.276, SLG: 0.376										3	1	0	1	1	0	4											
Bill Monbouquette, R OBP: 0.187, SLG: 0.105										0	0	0	0	1	0	0											
Bob Heffner, R ERA: 5.29										1	0	0	0	0	1	2											
Dennis Bennett, L OBP: 0.289, SLG: 0.357										2	0	1	1	0	1	0											
Inning Stats	R: 0 E: 0 K: 0 S: 2	H: 0 LOB: 0 BB: 1 P: 6	R: 1 E: 0 K: 2 S: 9	H: 2 LOB: 3 BB: 2 P: 17	R: 0 E: 0 K: 0 S: 3	H: 0 LOB: 1 BB: 1 P: 7	R: 2 E: 0 K: 1 S: 6	H: 2 LOB: 1 BB: 1 P: 10	R: 0 E: 0 K: 0 S: 4	H: 1 LOB: 1 BB: 1 P: 8	R: 4 E: 0 K: 0 S: 7	H: 4 LOB: 0 BB: 0 P: 7	R: 0 E: 0 K: 1 S: 5	H: 0 LOB: 1 BB: 1 P: 9	1B: 6 2B: 2 3B: 1 HR: 1	SF: 0 SAC: 0 DP: 2 HBP: 0	WP: 0 PB: 0 SB: 0 CS: 0	PA: 39									
PITCHER	IP	WLS	BF	H	R	ER	SO	BB	IBB	HBP	BLK	WP	HR	S	P	ERA	WHIP										
Dean Chance, R ERA: 4.04	(1, 1)	5.2	L	26	4	4	4	3	7	0	0	0	0	0	0	6.35	1.941										
Ed Sukia, R ERA: 5.29	(6, 1)	1.1		9	5	4	4	0	0	0	0	0	1	9	9	27.00	3.750										
Aubrey Gatewood, R ERA: 3.58	(8, 1)	1.0		4	0	0	0	1	1	0	0	0	0	5	9	0.00	1.000										

Los Angeles Angels @ Boston Red Sox
Fenway Park, Boston, MA
Sat Jul 24 1965, 3:33 AM EDT
Att: 4,778 - Unknown

AB 31
R 8
H 9
RBI 8
BB 8
SO 4
LOB 18



Batter	1	2	3	4	5	6	7	8	9	AB	R	H	RBI	BB	SO	LOB	TOP																					
Bert Campaneris, R OBP: 0.322, SLG: 0.386 (1, 6)	1-3		1B	K		K			E 1B	5	2	2	0	0	2	3																						
Wayne Causey, L OBP: 0.355, SLG: 0.337 (1, 5)	K		FC6-4		FC5-4				E1	5	0	3	2	0	1	1																						
Dick Green, R OBP: 0.315, SLG: 0.412 (1, 4)	K		FC6-4		FC5-4					5	1	1	1	1	0	1																						
Ken Harrelson, R OBP: 0.361, SLG: 0.506 Santiago Rosario, L OBP: 0.367, SLG: 0.577 (9, 3)		G4-6-3		K	1B				F7	4	0	1	0	1	1	1																						
Mike Hershberger, R OBP: 0.293, SLG: 0.297 (1, 9)	G4-6-3			K	F3				K	5	0	0	0	0	2	4																						
Jim Landis, R OBP: 0.360, SLG: 0.362 (1, 8)				1B						3	1	2	1	1	0	0																						
Tommie Reynolds, R OBP: 0.321, SLG: 0.272 (1, 7)	K			1B					6-3	2	2	0	0	2	1	1																						
Rene Lachemann, R OBP: 0.230, SLG: 0.367 (1, 2)			6-3						F9	4	0	1	1	0	1	1																						
Fred Talbot, R OBP: 0.314, SLG: 0.340 Jack Aker, R (7, 1)			K						K	3	1	2	2	0	1	0																						
Inning Stats	R: 0 E: 0 K: 2 S: 7	H: 0 LOB: 0 BB: 0 P: 7	R: 0 E: 0 K: 1 S: 4	H: 0 LOB: 1 BB: 2 P: 12	R: 1 E: 0 K: 1 S: 7	H: 2 LOB: 1 BB: 0 P: 7	R: 2 E: 0 K: 3 S: 12	H: 3 LOB: 2 BB: 1 P: 16	R: 1 E: 0 K: 0 S: 5	H: 3 LOB: 2 BB: 0 P: 5	R: 2 E: 0 K: 2 S: 9	H: 2 LOB: 1 BB: 1 P: 13	R: 0 E: 0 K: 0 S: 3	H: 0 LOB: 0 BB: 0 P: 3	R: 0 E: 0 K: 1 S: 5	H: 0 LOB: 0 BB: 0 P: 5	R: 1 E: 1 K: 1 S: 7	H: 2 LOB: 1 BB: 0 P: 7	1B: 10 2B: 2 3B: 0 HR: 0	SF: 0 SAC: 0 DP: 1 HBP: 0	WP: 0 PB: 0 SB: 3 CS: 0	PA: 41																
PITCHER	IP	WLS	BF	H	R	ER	SO	BB	IBB	HBP	BLK	WP	HR	S	P	ERA	WHIP	PITCHER				IP	WLS	BF	H	R	ER	SO	BB	IBB	HBP	BLK	WP	HR	S	P	ERA	WHIP
Jerry Stephenson, R ERA: 6.75	(1, 1)	5.0	L	25	8	5	7	4	0	0	0	0	0	35	51	9.00	2.400																					
Bob Dutilleul, R ERA: 3.98	(6, 1)	1.0		5	2	1	1	2	0	0	0	1	0	0	9	9.00	2.000																					
Arnold Earley, L ERA: 3.02	(7, 1)	2.0		6	0	0	0	1	0	0	0	0	0	0	8	0.00	0.000																					
Jay Ritchie, R ERA: 2.98	(9, 1)	1.0		5	2	1	0	1	0	0	0	0	0	0	7	0.00	2.000																					

Kansas City Athletics @ Boston Red Sox
Fenway Park, Boston, MA
Tue Jul 27 1965, 7:05 PM EDT
Unknown

AB 37
R 7
H 12
RBI 7
BB 4
SO 11
LOB 14



Batter	1	2	3	4	5	6	7	8	9	AB	R	H	RBI	BB	SO	LOB	BOTTOM																					
Jim Gosger, L OBP: 0.316, SLG: 0.527 (1, 8)	F7		1B		FC6-4	F9		F7		5	0	2	0	0	0	3																						
Frank Malzone, R OBP: 0.288, SLG: 0.260 (1, 5)	F5		F3		FC6-4			5-3		5	0	1	0	0	0	2																						
Carl Yastrzemski, L OBP: 0.414, SLG: 0.618 (1, 7)			1B						G1-6-3	3	1	2	1	2	0	1																						
Felix Mantilla, R OBP: 0.407, SLG: 0.486 (1, 4)	L7				G4-6-3			F5		5	0	1	0	0	0	3																						
Lee Thomas, L OBP: 0.376, SLG: 0.493 (1, 3)			4-3			F5		E3		4	0	1	0	0	0	3																						
Tony Conigliaro, R OBP: 0.326, SLG: 0.475 (1, 9)	K							6-3		4	2	2	2	0	1	2																						
Bob Tillman, R OBP: 0.279, SLG: 0.330 (1, 2)	L8					F9				4	0	2	0	0	0	1																						
Eddie Bressoud, R OBP: 0.318, SLG: 0.385 (1, 6)	F7		G6-4-3			1B		F8		4	0	1	0	0	0	3																						
Jerry Stephenson, L OBP: 0.333, SLG: 0.273 Bob Dutilleul, R ERA: 3.98 Dalton Jones, L OBP: 0.360, SLG: 0.411 Arnold Earley, L ERA: 3.02 Lenny Green, L OBP: 0.359, SLG: 0.438 Jay Ritchie, R OBP: 0.307, SLG: 0.500 (9, 1)			3-1					F7		2	0	0	0	0	0	1																						
Inning Stats	R: 0 E: 0 K: 0 S: 3	H: 0 LOB: 1 BB: 1 P: 7	R: 0 E: 0 K: 1 S: 6	H: 1 LOB: 0 BB: 0 P: 6	R: 0 E: 0 K: 0 S: 5	H: 2 LOB: 3 BB: 1 P: 9	R: 1 E: 0 K: 1 S: 6	H: 2 LOB: 0 BB: 0 P: 6	R: 0 E: 0 K: 0 S: 4	H: 2 LOB: 1 BB: 0 P: 4	R: 1 E: 1 K: 0 S: 5	H: 3 LOB: 2 BB: 0 P: 6	R: 1 E: 1 K: 0 S: 5	H: 1 LOB: 1 BB: 0 P: 5	R: 0 E: 0 K: 0 S: 4	H: 1 LOB: 1 BB: 0 P: 4	R: 0 E: 0 K: 0 S: 3	H: 1 LOB: 0 BB: 0 P: 3	1B: 9 2B: 1 3B: 0 HR: 3	SF: 0 SAC: 0 DP: 3 HBP: 0	WP: 0 PB: 0 SB: 0 CS: 0	PA: 40																
PITCHER	IP	WLS	BF	H	R	ER	SO	BB	IBB	HBP	BLK	WP	HR	S	P	ERA	WHIP	PITCHER				IP	WLS	BF	H	R	ER	SO	BB	IBB	HBP	BLK	WP	HR	S	P	ERA	WHIP
Fred Talbot, R ERA: 3.68	(1, 1)	6.2	W	32	11	3	2	2	0	0	0	0	0	3	34	4.05	1.950																					
Jack Aker, R ERA: 2.7	(7, 1)	2.1	S	8	2	0	0	0	0	0	0	0	0	8	8	0.00	0.857																					

Kansas City Athletics @ Boston Red Sox
Fenway Park, Boston, MA
Tue Jul 27 1965, 7:05 PM EDT
Unknown

AB 38
R 3
H 13
RBI 3
BB 2
SO 2
LOB 19



Batter	1	2	3	4	5	6	7	8	9	AB	R	H	RBI	BB	SO	LOB	TOP				
Bert Campaneris, R OBP: 0.329, SLG: 0.405 (1, 6)										4	0	2	0	0	0	2	Kansas City Athletics @ Boston Red Sox Fenway Park, Boston, MA Wed Jul 28 1965, 7:05 PM EDT Att: 5,270 - Unknown livebaseballscorecards.com				
Wayne Causey, L OBP: 0.356, SLG: 0.336 (1, 5)										4	0	0	0	0	0	3					
Dick Green, R OBP: 0.316, SLG: 0.413 (1, 4)										4	0	2	0	0	1	0					
Ken Harrelson, R OBP: 0.364, SLG: 0.513 (1, 3)										4	0	1	0	0	0	2					
Mike Hershberger, R OBP: 0.294, SLG: 0.302 (1, 9)										4	0	0	0	0	0	3					
Jim Landis, R OBP: 0.372, SLG: 0.374 (1, 8)										4	0	2	0	0	2	0					
Billy Bryan, L OBP: 0.299, SLG: 0.419 (1, 2)										3	0	1	0	0	1	2					
Tommie Reynolds, R OBP: 0.317, SLG: 0.273 (1, 7)										3	0	0	0	0	1	3					
Rollie Sheldon, R OBP: 0.129, SLG: 0.069 (5, PH)										0	0	0	0	0	0	0					
Santiago Rosario, L OBP: 0.359, SLG: 0.356 (5, 1)										1	0	0	0	0	0	2					
Wes Stock, R (5, 1)										0	0	0	0	0	0	0					
Jose Tartabull, L OBP: 0.375, SLG: 0.357 (7, PH)										1	0	0	0	0	0	1					
Don Buschhorn, R OBP: 0.500, SLG: 0.500 (7, 1)										0	0	0	0	0	0	0					
Inning Stats	R: 0 E: 0 K: 1 S: 5	H: 1 LOB: 0 BB: 0 P: 5	R: 0 E: 0 K: 1 S: 5	H: 0 LOB: 0 BB: 0 P: 5	R: 0 E: 0 K: 0 S: 5	H: 2 LOB: 2 BB: 0 P: 5	R: 0 E: 0 K: 0 S: 3	H: 1 LOB: 0 BB: 0 P: 3	R: 0 E: 1 K: 0 S: 5	H: 1 LOB: 2 BB: 0 P: 5	R: 0 E: 0 K: 2 S: 4	H: 1 LOB: 1 BB: 0 P: 4	R: 0 E: 0 K: 1 S: 8	H: 1 LOB: 0 BB: 0 P: 8	R: 0 E: 0 K: 0 S: 3	H: 0 LOB: 0 BB: 0 P: 3	R: 0 E: 0 K: 1 S: 5	H: 1 LOB: 0 BB: 0 P: 5	1B: 7 2B: 1 3B: 0 HR: 0	SF: 0 SAC: 1 DP: 2 HBP: 0	WP: 0 PA: 33 PB: 0 SB: 0 CS: 0
PITCHER Bill Monbouquette, R ERA: 3.48 (1, 1)	IP: 9.0 WLS: W BF: 33 H: 8 R: 0 ER: 0 SO: 5 BB: 0 IBB: 0 HBP: 0 BLK: 0 WP: 0 HR: 0 S: 43 P: 43 ERA: 0.00 WHIP: 0.889															PITCHER Bill Monbouquette, R ERA: 3.48 (1, 1)	IP: 9.0 WLS: W BF: 33 H: 8 R: 0 ER: 0 SO: 5 BB: 0 IBB: 0 HBP: 0 BLK: 0 WP: 0 HR: 0 S: 43 P: 43 ERA: 0.00 WHIP: 0.889				

Batter	1	2	3	4	5	6	7	8	9	AB	R	H	RBI	BB	SO	LOB	BOTTOM				
Jim Gosger, L OBP: 0.341, SLG: 0.530 (1, 8) (6, 9)										5	0	2	1	0	0	1	Kansas City Athletics @ Boston Red Sox Fenway Park, Boston, MA Wed Jul 28 1965, 7:05 PM EDT Att: 5,270 - Unknown livebaseballscorecards.com				
Dalton Jones, L OBP: 0.348, SLG: 0.417 (1, 5)										5	1	2	0	0	1	2					
Carl Yastrzemski, L OBP: 0.469, SLG: 0.616 (1, 7)										4	1	2	1	0	1	2					
Felix Mantilla, R OBP: 0.407, SLG: 0.480 (1, 4)										2	1	0	0	1	0	1					
Lee Thomas, L OBP: 0.381, SLG: 0.501 (1, 3)										3	1	2	2	1	0	2					
Tony Conigliaro, R OBP: 0.330, SLG: 0.489 (1, 9)										2	1	1	0	0	0	2					
Lenny Green, L OBP: 0.362, SLG: 0.438 (6, 8)										1	0	1	0	0	0	0					
Russ Nixon, L OBP: 0.319, SLG: 0.356 (1, 2)										4	0	1	1	0	2	3					
Eddie Bressoud, R OBP: 0.316, SLG: 0.394 (1, 6)										4	1	1	0	0	2	3					
Bill Monbouquette, R OBP: 0.156, SLG: 0.098 (1, 1)										3	0	0	0	0	2	1					
Inning Stats	R: 0 E: 0 K: 0 S: 3	H: 1 LOB: 0 BB: 0 P: 3	R: 3 E: 0 K: 2 S: 10	H: 3 LOB: 1 BB: 0 P: 11	R: 0 E: 0 K: 1 S: 6	H: 1 LOB: 2 BB: 1 P: 10	R: 1 E: 0 K: 2 S: 9	H: 2 LOB: 1 BB: 0 P: 9	R: 1 E: 0 K: 1 S: 7	H: 2 LOB: 2 BB: 1 P: 8	R: 1 E: 0 K: 1 S: 7	H: 2 LOB: 1 BB: 1 P: 11	R: 0 E: 0 K: 1 S: 5	H: 1 LOB: 0 BB: 0 P: 5	R: 0 E: 0 K: 0 S: 3	H: 0 LOB: 0 BB: 0 P: 3	R: 0 E: 0 K: 1 S: 5	H: 0 LOB: 0 BB: 0 P: 5	1B: 7 2B: 3 3B: 0 HR: 2	SF: 0 SAC: 1 DP: 2 HBP: 2	WP: 2 PA: 38 PB: 1 SB: 0 CS: 0
PITCHER Rollie Sheldon, R ERA: 3.73 (1, 1)	IP: 4.0 WLS: L BF: 20 H: 7 R: 4 ER: 4 SO: 3 BB: 1 IBB: 0 HBP: 1 BLK: 0 WP: 1 HR: 1 S: 28 P: 33 ERA: 9.00 WHIP: 2.000															PITCHER Rollie Sheldon, R ERA: 3.73 (1, 1)	IP: 4.0 WLS: L BF: 20 H: 7 R: 4 ER: 4 SO: 3 BB: 1 IBB: 0 HBP: 1 BLK: 0 WP: 1 HR: 1 S: 28 P: 33 ERA: 9.00 WHIP: 2.000				
Wes Stock, R ERA: 5.2 (5, 1)	IP: 2.0 WLS: L BF: 12 H: 4 R: 2 ER: 1 SO: 2 BB: 1 IBB: 0 HBP: 1 BLK: 0 WP: 0 HR: 1 S: 14 P: 19 ERA: 4.50 WHIP: 2.500															Wes Stock, R ERA: 5.2 (5, 1)	IP: 2.0 WLS: L BF: 12 H: 4 R: 2 ER: 1 SO: 2 BB: 1 IBB: 0 HBP: 1 BLK: 0 WP: 0 HR: 1 S: 14 P: 19 ERA: 4.50 WHIP: 2.500				
Don Buschhorn, R ERA: 3.72 (7, 1)	IP: 2.0 WLS: L BF: 6 H: 1 R: 0 ER: 0 SO: 1 BB: 0 IBB: 0 HBP: 0 BLK: 0 WP: 0 HR: 0 S: 8 P: 8 ERA: 0.00 WHIP: 0.500															Don Buschhorn, R ERA: 3.72 (7, 1)	IP: 2.0 WLS: L BF: 6 H: 1 R: 0 ER: 0 SO: 1 BB: 0 IBB: 0 HBP: 0 BLK: 0 WP: 0 HR: 0 S: 8 P: 8 ERA: 0.00 WHIP: 0.500				

Batter	1	2	3	4	5	6	7	8	9	AB	R	H	RBI	BB	SO	LOB	TOP			
Jose Tartabull, L (1,9) OBP: 0.333, SLG: 0.278	L8		1B	F6			4-3		1-3	4	1	0	0	1	0	0				
Wayne Causey, L (1,6) OBP: 0.360, SLG: 0.350	SF4		1B			6-3	1B			4	2	3	0	0	0	0				
Dick Green, R (1,4) OBP: 0.318, SLG: 0.416	SF4		1B			6-3	FC6-4			3	1	2	2	0	0	0				
Ken Harrelson, R (1,3) OBP: 0.369, SLG: 0.513			1B				FC6-4			2	0	1	0	2	0	2				
Ed Charles, R (1,5) OBP: 0.335, SLG: 0.412	F4								F7	4	0	1	1	0	0	2				
Skip Lockwood, R (8,5) OBP: 0.273, SLG: 0.111										0	0	0	0	0	0	0				
Jim Landis, R (1,8) OBP: 0.396, SLG: 0.367			FC5-4						F8	4	0	0	1	0	2	2				
Tommie Reynolds, R (1,7) OBP: 0.315, SLG: 0.272			G5-4-3							4	0	1	0	0	2	2				
Rene Lachemann, R (1,2) OBP: 0.222, SLG: 0.353									4-3	3	0	0	0	0	1	1				
Johnny Blanchard, L (9,PH) OBP: 0.281, SLG: 0.263										1	0	0	0	0	0	0				
Diego Segui, R (1,1) OBP: 0.237, SLG: 0.270									1-3	3	0	0	0	0	3	1				
Don Mossi, L (7,1)										0	0	0	0	0	0	0				
Jack Aker, R (8,1)										0	0	0	0	0	0	0				
Billy Bryan, L (9,PH) OBP: 0.297, SLG: 0.416										1	0	0	0	0	0	0				
Inning Stats	R: 1 E: 0 K: 0 S: 4	H: 1 LOB: 1 BB: 1 P: 8	R: 0 E: 0 K: 3 S: 10	H: 1 LOB: 1 BB: 0 P: 10	R: 3 E: 0 K: 0 S: 5	H: 3 LOB: 1 BB: 2 P: 13	R: 0 E: 0 K: 1 S: 5	H: 0 LOB: 0 BB: 0 P: 5	R: 0 E: 0 K: 0 S: 4	H: 1 LOB: 1 BB: 0 P: 4	R: 0 E: 0 K: 2 S: 7	H: 0 LOB: 0 BB: 0 P: 7	R: 0 E: 0 K: 1 S: 7	H: 2 LOB: 2 BB: 0 P: 7	R: 0 E: 0 K: 1 S: 5	H: 0 LOB: 0 BB: 0 P: 3	1B: 6 2B: 1 3B: 1 HR: 0	SF: 1 SAC: 0 DP: 1 HBP: 0	WP: 0 PB: 0 SB: 1 CS: 0	PA: 37
PITCHER	IP WLS BF H R ER SO BB IBB HBP BLK WP HR S P ERA WHIP																			
Earl Wilson, R (1,1) ERA: 4.42	2.0	14	5	4	4	3	3	0	0	0	0	0	0	17	29	18.00	4.000			
Bob Duliba, R (3,1) ERA: 3.44	5.0	17	3	0	0	4	0	0	0	0	0	0	0	25	25	0.00	0.600			
Dick Radatz, R (8,1) ERA: 4.91	2.0	6	0	0	0	1	0	0	0	0	0	0	0	8	8	0.00	0.000			

Kansas City Athletics @ Boston Red Sox
 Fenway Park, Boston, MA
 Thu Jul 29 1965, 3:33 AM EDT
 Att: 3,850 - Unknown

AB	33
R	4
H	8
RBI	4
BB	3
SO	8
LOB	10



Batter	1	2	3	4	5	6	7	8	9	AB	R	H	RBI	BB	SO	LOB	BOTTOM	
Lenny Green, L (1,8) OBP: 0.361, SLG: 0.437	1B		G3			F8	SF9			3	1	1	1	0	0	0		
Dalton Jones, L (1,5) OBP: 0.350, SLG: 0.416	1B					F8				3	0	1	0	1	1	0		
Dick Radatz, R (8,1) OBP: 0.316, SLG: 0.500	1B		G4-6-3				K			0	0	0	0	0	0	0		
Carl Yastrzemski, L (1,7) OBP: 0.406, SLG: 0.611	F7		G4-6-3			K				4	0	1	0	0	1	3		
Felix Mantilla, R (1,4) OBP: 0.406, SLG: 0.477	K					L8			F6	4	1	1	0	0	1	3		
Lee Thomas, L (1,3) OBP: 0.382, SLG: 0.500						4-3			L8	3	1	1	1	1	0	1		
Jim Gosger, L (1,9) OBP: 0.348, SLG: 0.529	K					F8				4	1	2	1	0	1	2		
Russ Nixon, L (1,2) OBP: 0.306, SLG: 0.340										2	0	0	0	0	1	0		
Bob Tillman, R (6,2) OBP: 0.276, SLG: 0.327			K			3-1			L5	1	0	0	1	0	0	2		
Eddie Bressoud, R (1,6) OBP: 0.316, SLG: 0.393			4-3							3	1	1	0	0	0	0		
Earl Wilson, R (1,1) OBP: 0.339, SLG: 0.391										1	0	0	0	0	1	0		
Bob Duliba, R (3,1)										1	0	0	0	0	0	0		
Frank Malzone, R (7,PH) OBP: 0.291, SLG: 0.268			K							1	1	1	2	0	0	0		
Inning Stats	R: 1 E: 0 K: 2 S: 10	H: 3 LOB: 2 BB: 0 P: 10	R: 0 E: 0 K: 2 S: 7	H: 0 LOB: 0 BB: 0 P: 7	R: 0 E: 0 K: 0 S: 2	H: 0 LOB: 0 BB: 1 P: 6	R: 0 E: 0 K: 0 S: 3	H: 0 LOB: 0 BB: 0 P: 3	R: 0 E: 0 K: 1 S: 5	H: 0 LOB: 0 BB: 0 P: 5	R: 5 E: 0 K: 1 S: 9	H: 4 LOB: 1 BB: 1 P: 13	R: 0 E: 0 K: 0 S: 5	H: 2 LOB: 2 BB: 0 P: 5	1B: 8 2B: 1 3B: 0 HR: 0	SF: 2 SAC: 0 DP: 1 HBP: 0	WP: 0 PB: 0 SB: 0 CS: 0	PA: 34
PITCHER	IP WLS BF H R ER SO BB IBB HBP BLK WP HR S P ERA WHIP																	
Diego Segui, R (1,1) ERA: 4.83	6.0	23	4	3	3	5	2	0	0	0	0	0	0	31	39	4.50	1.000	
Don Mossi, L (7,1) ERA: 3.73	1.2	10	5	3	3	1	0	0	0	0	0	0	0	12	12	16.20	3.000	
Jack Aker, R (8,1) ERA: 2.57	0.1	1	0	0	0	0	0	0	0	0	0	0	0	1	1	0.00	0.000	

Kansas City Athletics @ Boston Red Sox
 Fenway Park, Boston, MA
 Thu Jul 29 1965, 3:33 AM EDT
 Att: 3,850 - Unknown

AB	30
R	6
H	9
RBI	6
BB	2
SO	6
LOB	11



Batter	1	2	3	4	5	6	7	8	9	AB	R	H	RBI	BB	SO	LOB	TOP														
Lenny Green, L OBP: 0.356, SLG: 0.431 (1, 8)	F7		1-3		4-3		G4-6-3			4	0	0	0	0	0	1															
Dalton Jones, L OBP: 0.353, SLG: 0.415 (1, 5)	6-3		P6					5-3 BB		3	0	1	0	1	0	0															
Carl Yastrzemski, L OBP: 0.494, SLG: 0.699 (1, 7)	1B 2B			4-3	1-3			5-3		4	1	1	0	0	0	2															
Felix Mantilla, R OBP: 0.407, SLG: 0.477 (1, 4)	FC4-6 2H 1B			1B 1B			K	6-3		4	1	2	1	0	1	1															
Lee Thomas, L OBP: 0.381, SLG: 0.497 (1, 3)	FC4-6 1-2			1B 1B			L7	F5		4	0	1	0	0	0	2															
Jim Gasper, L OBP: 0.344, SLG: 0.516 (1, 9)		P3		K					P6	4	0	1	0	0	1	2															
Russ Nixon, L OBP: 0.302, SLG: 0.333 (1, 2)	6-3						L7		4-3	4	0	1	1	0	0	1															
Eddie Bressoud, R OBP: 0.310, SLG: 0.386 (1, 6)	4-3								6-3	4	0	0	0	0	1	2															
Dave Morehead, R OBP: 0.222, SLG: 0.171 Arnold Earley, L Jay Ritchie, R OBP: 0.667, SLG: 0.500 (8, 1)			K		K					2	0	0	0	0	2	0															
										0	0	0	0	0	0	0															
										0	0	0	0	0	0	0															
Inning Stats	R: 1 E: 0 K: 0 S: 5	H: 2 LOB: 1 BB: 0 P: 5	R: 0 E: 0 K: 0 S: 3	H: 0 LOB: 0 BB: 0 P: 3	R: 0 E: 0 K: 1 S: 5	H: 0 LOB: 0 BB: 0 P: 5	R: 1 E: 0 K: 2 S: 10	H: 3 LOB: 2 BB: 0 P: 10	R: 0 E: 0 K: 1 S: 6	H: 1 LOB: 1 BB: 0 P: 6	R: 0 E: 0 K: 0 S: 2	H: 0 LOB: 0 BB: 0 P: 3	R: 0 E: 0 K: 0 S: 3	H: 0 LOB: 1 BB: 1 P: 7	R: 0 E: 0 K: 0 S: 3	H: 0 LOB: 0 BB: 0 P: 3	1B: 6 2B: 1 3B: 0 HR: 0	SF: 0 SAC: 0 DP: 1 HBP: 1	WP: 0 PB: 0 SB: 0 CS: 0	PA: 35											
PITCHER	IP WLS BF H R ER SO BB IBB HBP BLK WP HR S P ERA WHIP	IP WLS BF H R ER SO BB IBB HBP BLK WP HR S P ERA WHIP																													
Dean Chance, R ERA: 4.02 Bob Lee, R ERA: 2.19	(1, 1) (8, 1)	7.0 S 7	28 0 0	7 0 0	2 0 0	2 0 0	5 0 0	0 1 0	0 0 0	0 0 0	0 0 6	37 10	38 10	2.57 0.00	1.000 0.500																

Boston Red Sox @ Los Angeles Angels
Dodger Stadium, Los Angeles, CA
Fri Jul 30 1965, 7:05 PM PDT
Att: 7,196 - Unknown

AB 33
R 2
H 7
RBI 2
BB 1
SO 5
LOB 11



Batter	1	2	3	4	5	6	7	8	9	AB	R	H	RBI	BB	SO	LOB	BOTTOM														
Jose Cardenal, R OBP: 0.310, SLG: 0.387 (1, 8)	S BB		F8			F8 HR HBP		L5		3	1	1	2	1	0	2															
Vic Power, R OBP: 0.302, SLG: 0.371 (1, 3)	K 1-2		FC4-6 1-2			F8 1-3		F7		4	0	0	0	0	1	3															
Jim Fregosi, R OBP: 0.310, SLG: 0.416 (1, 6)	K				K					3	2	1	2	0	2	1															
Willie Smith, L OBP: 0.305, SLG: 0.452 (1, 7)	3-1				F9			HR HBP		4	1	1	2	0	0	1															
Buck Rodgers, S OBP: 0.285, SLG: 0.269 Tom Satriano, L OBP: 0.281, SLG: 0.367 (8, PR) (9, 2)			K		4-3					3	0	0	0	0	1	0															
								1B HBP		0	1	0	0	0	0	0															
Lou Clinton, R OBP: 0.326, SLG: 0.345 (1, 9)	K				L9			1B 1B		3	2	1	0	1	1	0															
Bobby Knoop, R OBP: 0.308, SLG: 0.370 (1, 4)	K				3-1			1B 1B		4	1	1	1	0	2	1															
Paul Schaal, R OBP: 0.295, SLG: 0.337 (1, 5)								1B 1B		4	0	2	0	0	2	4															
Dean Chance, R OBP: 0.182, SLG: 0.077 Merritt Ranew, L OBP: 0.250, SLG: 0.311 Bob Lee, R OBP: 0.214, SLG: 0.385 (8, 1)			FC4-6 1B		K					2	0	0	0	0	2	2															
										0	1	0	0	1	0	0															
										1	0	1	2	0	0	0															
Inning Stats	R: 0 E: 0 K: 2 S: 7	H: 0 LOB: 1 BB: 1 P: 11	R: 0 E: 0 K: 3 S: 9	H: 0 LOB: 0 BB: 0 P: 9	R: 0 E: 0 K: 1 S: 6	H: 1 LOB: 1 BB: 0 P: 6	R: 0 E: 0 K: 1 S: 5	H: 0 LOB: 0 BB: 0 P: 5	R: 0 E: 0 K: 1 S: 6	H: 1 LOB: 1 BB: 0 P: 6	R: 2 E: 0 K: 0 S: 4	H: 1 LOB: 0 BB: 0 P: 5	R: 2 E: 0 K: 2 S: 7	H: 1 LOB: 1 BB: 2 P: 15	R: 5 E: 0 K: 1 S: 9	H: 4 LOB: 1 BB: 0 P: 11	1B: 5 2B: 1 3B: 0 HR: 2	SF: 0 SAC: 0 DP: 0 HBP: 3	WP: 0 PB: 0 SB: 3 CS: 0	PA: 37											
PITCHER	IP WLS BF H R ER SO BB IBB HBP BLK WP HR S P ERA WHIP	IP WLS BF H R ER SO BB IBB HBP BLK WP HR S P ERA WHIP																													
Dave Morehead, R ERA: 4.77 Arnold Earley, L ERA: 3.09 Jay Ritchie, R ERA: 3.18	(1, 1) (8, 1) (8, 1)	7.1 L 1	31 0 0	31 0 0	6 0 0	6 0 0	10 0 0	0 0 0	0 0 0	0 0 0	0 0 7	46 7	60 7	7.36 40.50	1.091 4.500																

Boston Red Sox @ Los Angeles Angels
Dodger Stadium, Los Angeles, CA
Fri Jul 30 1965, 7:05 PM PDT
Att: 7,196 - Unknown

AB 31
R 9
H 8
RBI 9
BB 3
SO 11
LOB 14



Batter	1	2	3	4	5	6	7	8	9	AB	R	H	RBI	BB	SO	LOB	TOP										
Lenny Green, L OBP: 0.397, SLG: 0.435																	4 1 1 0 1 1 2										
Frank Matzone, R OBP: 0.289, SLG: 0.266																	5 1 1 0 0 0 2										
Carl Yastrzemski, L OBP: 0.494, SLG: 0.665																	5 1 2 0 0 0 2										
Felix Mantilla, R OBP: 0.407, SLG: 0.474																	4 0 1 0 1 0 1										
Lee Thomas, L OBP: 0.381, SLG: 0.499																	5 0 2 2 0 1 2										
Bob Tillman, R OBP: 0.276, SLG: 0.332																	5 1 2 0 0 1 4										
Jim Gosger, L OBP: 0.350, SLG: 0.511																	3 0 1 0 1 0 0										
Eddie Bressoud, R OBP: 0.309, SLG: 0.383																	4 0 1 1 0 1 4										
Jim Lonborg, R OBP: 0.209, SLG: 0.200																	1 0 0 0 1 0 2										
Rico Petrocelli, R OBP: 0.294, SLG: 0.372																	1 0 0 0 0 0 0										
Dick Radatz, R OBP: 0.316, SLG: 0.500																	0 0 0 0 0 0 0										
Inning Stats	R: 0 E: 0 K: 0 S: 2	H: 0 LOB: 0 BB: 1 P: 6	R: 0 E: 0 K: 2 S: 7	H: 0 LOB: 0 BB: 0 P: 7	R: 0 E: 1 K: 1 S: 6	H: 0 LOB: 1 BB: 0 P: 6	R: 1 E: 0 K: 1 S: 8	H: 3 LOB: 3 BB: 1 P: 12	R: 0 E: 0 K: 0 S: 3	H: 0 LOB: 1 BB: 1 P: 7	R: 1 E: 0 K: 0 S: 6	H: 3 LOB: 2 BB: 0 P: 6	R: 1 E: 0 K: 0 S: 6	H: 3 LOB: 6 BB: 0 P: 6	R: 0 E: 0 K: 0 S: 3	H: 0 LOB: 0 BB: 0 P: 3	R: 1 E: 0 K: 0 S: 5	H: 2 LOB: 2 BB: 1 P: 9	1B: 8 2B: 2 3B: 1 HR: 0	SF: 0 SAC: 1 DP: 1 HBP: 0	WP: 1 PB: 0 SB: 1 CS: 0	PA: 42					
PITCHER	IP	WLS	BF	H	R	ER	SO	BB	IBB	HBP	BLK	WP	HR	S	P	ERA	WHIP										
Marcelino Lopez, L ERA: 2.95	(1, 1)	6.2	32	9	3	3	4	3	0	0	0	0	0	37	49	4.05	1.800										
Ed Sukia, R ERA: 4.95	(7, 1)	0.1	1	0	0	0	0	0	0	0	0	0	0	1	1	0.00	0.000										
Bob Lee, R ERA: 2.16	(8, 1)	1.0	3	0	0	0	0	0	0	0	0	0	0	3	3	0.00	0.000										
Aubrey Gatewood, R ERA: 3.73	(9, 1)	0.1	L	4	2	1	1	1	0	0	0	1	0	3	7	27.00	9.000										
Rudy May, L ERA: 3.34	(9, 1)	0.2	2	0	0	0	0	0	0	0	0	0	0	2	2	0.00	0.000										

Boston Red Sox @ Los Angeles Angels
Dodger Stadium, Los Angeles, CA
 Sat Jul 31 1965, 3:33 AM PDT
 Att: 4,859 - Unknown

AB	37
R	4
H	11
RBI	3
BB	4
SO	4
LOB	19



Batter	1	2	3	4	5	6	7	8	9	AB	R	H	RBI	BB	SO	LOB	BOTTOM										
Albie Pearson, L OBP: 0.329, SLG: 0.341																	3 0 2 0 1 0 0										
Jim Fregosi, R OBP: 0.311, SLG: 0.416																	3 1 1 1 1 2 1										
Willie Smith, L OBP: 0.306, SLG: 0.456																	4 0 1 1 1 0 2										
Joe Adcock, R OBP: 0.310, SLG: 0.440																	4 0 1 0 0 3 3										
Jose Cardenal, R OBP: 0.310, SLG: 0.387																	0 0 0 0 0 0 0										
Vic Power, R OBP: 0.299, SLG: 0.368																	1 0 0 0 0 0 2										
Lou Clinton, R OBP: 0.323, SLG: 0.337																	4 1 0 0 1 0 6										
Buck Rodgers, S OBP: 0.285, SLG: 0.276																	4 0 1 0 0 2 1										
Bobby Knoop, R OBP: 0.311, SLG: 0.373																	3 0 1 1 1 0 0										
Paul Schaal, R OBP: 0.298, SLG: 0.335																	1 0 0 0 2 0 0										
Merritt Raney, L OBP: 0.295, SLG: 0.311																	0 0 0 0 1 0 0										
Aubrey Gatewood, R OBP: 0.500, SLG: 0.500																	0 0 0 0 0 0 0										
Rudy May, L OBP: 0.323, SLG: 0.333																	0 0 0 0 0 0 0										
Marcelino Lopez, R OBP: 0.295, SLG: 0.330																	2 0 1 0 0 0 2										
Ed Sukia, R OBP: 0.295, SLG: 0.330																	0 0 0 0 0 0 0										
Al Spangler, L OBP: 0.295, SLG: 0.330																	0 1 0 0 1 0 0										
Bob Lee, R OBP: 0.295, SLG: 0.330																	0 0 0 0 0 0 0										
Tom Satriano, L OBP: 0.273, SLG: 0.355																	1 0 0 0 0 0 3										
Inning Stats	R: 0 E: 0 K: 1 S: 5	H: 0 LOB: 0 BB: 0 P: 5	R: 1 E: 0 K: 2 S: 8	H: 1 LOB: 2 BB: 2 P: 16	R: 0 E: 0 K: 1 S: 7	H: 2 LOB: 2 BB: 0 P: 7	R: 0 E: 0 K: 0 S: 4	H: 2 LOB: 2 BB: 1 P: 8	R: 1 E: 0 K: 1 S: 5	H: 1 LOB: 0 BB: 1 P: 9	R: 0 E: 0 K: 1 S: 5	H: 0 LOB: 0 BB: 0 P: 5	R: 1 E: 0 K: 0 S: 3	H: 0 LOB: 1 BB: 1 P: 7	R: 0 E: 0 K: 0 S: 4	H: 2 LOB: 3 BB: 2 P: 12	R: 0 E: 0 K: 1 S: 5	H: 0 LOB: 2 BB: 2 P: 13	1B: 5 2B: 2 3B: 2 HR: 0	SF: 1 SAC: 1 DP: 1 HBP: 0	WP: 0 PB: 0 SB: 3 CS: 1	PA: 41					
PITCHER	IP	WLS	BF	H	R	ER	SO	BB	IBB	HBP	BLK	WP	HR	S	P	ERA	WHIP										
Jim Lonborg, R ERA: 3.94	(1, 1)	7.0	30	6	3	3	6	5	0	0	0	0	0	37	57	3.86	1.571										
Dick Radatz, R ERA: 4.77	(8, 1)	2.0	W	11	2	0	1	4	0	0	0	0	0	9	25	0.00	3.000										

Boston Red Sox @ Los Angeles Angels
Dodger Stadium, Los Angeles, CA
 Sat Jul 31 1965, 3:33 AM PDT
 Att: 4,859 - Unknown

AB	30
R	3
H	8
RBI	3
BB	9
SO	7
LOB	20



Batter	1	2	3	4	5	6	7	8	9	10	11	AB	R	H	RBI	BB	SO	LOB	TOP			
Lenny Green, L OBP: 0.358, SLG: 0.440 (1, 8)		4-3										4	2	1	0	1	0	0				
Frank Matzone, R OBP: 0.295, SLG: 0.286 (1, 5)												5	1	3	3	0	1	0				
Carl Yastrzemski, L OBP: 0.404, SLG: 0.600 (1, 7)												4	0	1	0	1	1	1				
Felix Mantilla, R OBP: 0.407, SLG: 0.472 (1, 4)												4	0	1	0	1	1	2				
Lee Thomas, L OBP: 0.381, SLG: 0.499 (1, 3)												4	1	1	0	1	2	4				
Bob Tillman, R OBP: 0.279, SLG: 0.332 Russ Nixon, L OBP: 0.296, SLG: 0.327 (1, 2) (8, PH) (8, 2)												3	0	1	1	0	0	0				
Jim Gosger, L OBP: 0.343, SLG: 0.490 (1, 9)												4	0	0	0	1	1	1				
Eddie Bressoud, R OBP: 0.303, SLG: 0.374 (1, 6)												5	0	0	0	0	3	2				
Bill Monbouquette, R OBP: 0.143, SLG: 0.089 Arnold Earley, L OBP: 0.316, SLG: 0.500 Dick Radatz, R OBP: 0.316, SLG: 0.500 (1, 1) (10, 1) (10, 1)												4	0	0	0	0	0	0				
Inning Stats	R: 3 E: 0 K: 1 S: 7	H: 3 LOB: 1 BB: 2 P: 15	R: 0 E: 0 K: 1 S: 5	H: 0 LOB: 0 BB: 0 P: 5	R: 0 E: 0 K: 2 S: 8	H: 1 LOB: 1 BB: 0 P: 8	R: 0 E: 0 K: 1 S: 5	H: 0 LOB: 0 BB: 0 P: 5	R: 1 E: 0 K: 1 S: 7	H: 2 LOB: 1 BB: 0 P: 7	R: 0 E: 0 K: 0 S: 3	H: 0 LOB: 0 BB: 0 P: 3	R: 0 E: 0 K: 0 S: 6	H: 2 LOB: 2 BB: 1 P: 10	R: 0 E: 0 K: 0 S: 3	H: 0 LOB: 0 BB: 0 P: 3	R: 0 E: 0 K: 1 S: 5	H: 0 LOB: 2 BB: 2 P: 13	1B: 5 2B: 1 3B: 1 HR: 1	SF: 0 SAC: 1 DP: 2 HBP: 0	WP: 0 PB: 0 SB: 0 CS: 0	PA: 44
PITCHER	IP ERA WLS BF H R ER SO BB IBB HBP BLK WP HR S P ERA WHIP	7.0 2.19 3.0 9 0 0 0 2 1 0 0 0 0 0 12 16 0.00 0.333	1.0 4.58 1.0 5 0 0 0 1 1 1 0 0 0 0 5 13 0.00 1.000	PITCHER																		

Boston Red Sox @ Los Angeles Angels
Dodger Stadium, Los Angeles, CA
Sun Aug 01 1965, 3:33 AM PDT
Att. 5,769 - Unknown

AB 38
R 4
H 8
RBI 4
BB 5
SO 9
LOB 13



Batter	1	2	3	4	5	6	7	8	9	10	11	AB	R	H	RBI	BB	SO	LOB	BOTTOM					
Albie Pearson, L OBP: 0.324, SLG: 0.335 Vic Power, R OBP: 0.305, SLG: 0.368 Marcelino Lopez, R OBP: 0.216, SLG: 0.320 Ed Sukla, R (1, 8) (10, PH) (10, PR) (11, 1)												4	0	0	0	0	0	0						
Joe Koppe, R OBP: 0.318, SLG: 0.283 Jim Fregosi, R OBP: 0.311, SLG: 0.415 (1, 6) (10, PH) (11, 6)												4	0	1	0	0	0	0						
Willie Smith, L OBP: 0.307, SLG: 0.461 (1, 7)												5	0	2	0	0	1	1						
Joe Adcock, R OBP: 0.307, SLG: 0.432 Al Spangler, L OBP: 0.281, SLG: 0.239 (1, 3) (11, PR)												4	0	0	0	1	2	2						
Buck Rodgers, S OBP: 0.287, SLG: 0.275 (1, 2)												4	1	1	0	1	1	0						
Lou Clinton, R OBP: 0.325, SLG: 0.345 (1, 9)												5	2	2	0	0	0	3						
Bobby Knoop, R OBP: 0.314, SLG: 0.397 (1, 4)												4	1	2	3	0	0	3						
Paul Schaal, R OBP: 0.296, SLG: 0.333 Merritt Raney, L OBP: 0.280, SLG: 0.311 Tom Satriano, L OBP: 0.294, SLG: 0.406 Jose Cardenal, R OBP: 0.311, SLG: 0.389 (1, 5) (7, PH) (8, 5) (10, PR) (11, 5)												2	0	0	0	0	0	1						
George Brunet, R OBP: 0.109, SLG: 0.086 Bob Lee, R OBP: 0.214, SLG: 0.385 Jim Piersall, R OBP: 0.280, SLG: 0.255 (1, 1) (8, 1) (10, PH) (11, 8)												3	0	0	0	0	2	0						
Inning Stats	R: 0 E: 1 K: 2 S: 8	H: 1 LOB: 1 BB: 0 P: 8	R: 1 E: 0 K: 1 S: 6	H: 1 LOB: 0 BB: 0 P: 6	R: 0 E: 0 K: 1 S: 5	H: 0 LOB: 0 BB: 0 P: 5	R: 2 E: 0 K: 0 S: 6	H: 3 LOB: 1 BB: 0 P: 6	R: 0 E: 0 K: 1 S: 5	H: 0 LOB: 0 BB: 0 P: 5	R: 1 E: 0 K: 0 S: 4	H: 1 LOB: 0 BB: 0 P: 4	R: 0 E: 0 K: 0 S: 4	H: 1 LOB: 1 BB: 0 P: 4	R: 0 E: 0 K: 0 S: 3	H: 0 LOB: 0 BB: 0 P: 3	R: 0 E: 0 K: 1 S: 5	H: 1 LOB: 2 BB: 1 P: 9	R: 1 E: 0 K: 0 S: 4	H: 2 LOB: 3 BB: 2 P: 12	1B: 5 2B: 2 3B: 2 HR: 1	SF: 1 SAC: 1 DP: 1 HBP: 0	WP: 0 PB: 0 SB: 1 CS: 0	PA: 44
PITCHER	IP ERA WLS BF H R ER SO BB IBB HBP BLK WP HR S P ERA WHIP	9.1 3.51 0.0 1 0 0 0 7 0 0 0 0 0 1 50 50 3.86 0.857	1.1 4.81 1.1 7 2 1 1 0 0 2 0 0 0 0 5 13 6.75 1.500	PITCHER																				

Boston Red Sox @ Los Angeles Angels
Dodger Stadium, Los Angeles, CA
Sun Aug 01 1965, 3:33 AM PDT
Att. 5,769 - Unknown

AB 39
R 5
H 10
RBI 5
BB 3
SO 7
LOB 13



Batter	1	2	3	4	5	6	7	8	9	AB	R	H	RBI	BB	SO	LOB	TOP					
Lenny Green, L (1.8)										5	1	2	0	0	1	2	Boston Red Sox @ Kansas City Athletics Municipal Stadium, Kansas City, MO Tue Aug 03 1965, 8:05 PM EDT Att: 5,576 - Unknown					
Frank Matzone, R (1.5)										5	1	2	0	0	0	2						
Carl Yastrzemski, L (1.7)										4	1	1	1	1	0	3						
Felix Mantilla, R (1.4)										3	0	0	1	2	0	2						
Lee Thomas, L (1.3)										5	0	0	0	0	1	7						
Jim Gosger, L (1.9)										3	2	2	2	2	1	0						
Russ Nixon, L (1.2)										5	1	2	1	0	1	3						
Rico Petrocelli, R (1.6)										5	1	2	0	0	1	3						
Earl Wilson, R (1.1)										3	3	1	3	2	1	1						
Dick Radatz, R (9.1)										0	0	0	0	0	0	0						
Inning Stats	R: 0 E: 0 K: 0 S: 4	H: 2 LOB: 2 BB: 1 P: 8	R: 0 E: 0 K: 2 S: 7	H: 0 LOB: 0 BB: 0 P: 7	R: 1 E: 0 K: 0 S: 4	H: 1 LOB: 0 BB: 0 P: 4	R: 1 E: 0 K: 1 S: 6	H: 1 LOB: 1 BB: 1 P: 10	R: 3 E: 1 K: 1 S: 7	H: 1 LOB: 2 BB: 3 P: 19	R: 2 E: 0 K: 1 S: 7	H: 2 LOB: 1 BB: 1 P: 11	R: 3 E: 0 K: 0 S: 6	H: 3 LOB: 0 BB: 0 P: 6	R: 0 E: 0 K: 0 S: 4	H: 1 LOB: 1 BB: 0 P: 4	R: 0 E: 0 K: 1 S: 5	H: 1 LOB: 1 BB: 1 P: 9	1B: 6 2B: 2 3B: 4 HR: 1	SF: 0 SAC: 0 DP: 2 HBP: 0	WP: 2 PB: 0 SB: 0 CS: 0	PA: 45
PITCHER	IP WLS BF H R ER SO BB IBB HBP BLK WP HR S P ERA WHIP																					
Diego Segui, R (1.1)	4.1 L 21 4 5 2 2 3 4 0 0 0 0 1 0 23 39 4.15 1.846																					
Jim Dickson, R (5.1)	1.2 10 3 2 2 2 2 0 0 0 0 1 0 12 20 10.80 3.000																					
Don Buschhorn, R (7.1)	1.0 6 3 3 3 0 0 0 0 0 0 1 6 6 27.00 3.000																					
Wes Stock, R (8.1)	1.0 4 1 0 0 0 0 0 0 0 0 0 4 4 0.00 1.000																					
Don Mossi, L (9.1)	1.0 4 1 0 0 1 1 0 0 0 0 0 5 9 0.00 2.000																					



Batter	1	2	3	4	5	6	7	8	9	AB	R	H	RBI	BB	SO	LOB	BOTTOM					
Bert Campaneris, R (1.6)										5	0	1	0	0	2	3	Boston Red Sox @ Kansas City Athletics Municipal Stadium, Kansas City, MO Tue Aug 03 1965, 8:05 PM EDT Att: 5,576 - Unknown					
Wayne Causey, L (1.5)										4	0	1	0	1	0	1						
Dick Green, R (1.4)										4	1	0	0	1	1	4						
Ken Harrelson, R (1.3)										4	0	0	0	1	1	4						
Jim Landis, R (1.8)										2	0	0	0	0	0	0						
Don Buschhorn, R (7.1)										0	0	0	0	0	0	0						
Skip Lockwood, R (7. PH)										0	0	0	0	0	0	0						
Wes Stock, R (8.1)										1	0	0	0	0	0	0						
Santiago Rosario, L (8. PH)										0	0	0	0	0	0	2						
Don Mossi, L (9.1)										0	0	0	0	0	0	0						
Mike Hershberger, R (1.9)										3	2	1	0	1	0	0						
Billy Bryan, L (1.2)										4	1	3	3	0	1	0						
Tommye Reynolds, R (1.7)										4	0	2	2	0	1	1						
Diego Segui, R (1.1)										1	0	0	0	0	0	0						
Jim Dickson, L (5.1)										0	0	0	0	0	0	0						
Jose Tartabull, L (6. PH)										3	0	1	0	0	0	3						
Inning Stats	R: 0 E: 0 K: 0 S: 3	H: 0 LOB: 0 BB: 0 P: 3	R: 0 E: 0 K: 0 S: 3	H: 0 LOB: 0 BB: 0 P: 3	R: 0 E: 0 K: 2 S: 7	H: 0 LOB: 0 BB: 0 P: 7	R: 0 E: 0 K: 0 S: 3	H: 1 LOB: 0 BB: 0 P: 3	R: 0 E: 0 K: 0 S: 3	H: 0 LOB: 0 BB: 0 P: 3	R: 0 E: 0 K: 0 S: 4	H: 1 LOB: 1 BB: 0 P: 4	R: 3 E: 1 K: 1 S: 8	H: 2 LOB: 2 BB: 2 P: 16	R: 0 E: 0 K: 1 S: 6	H: 1 LOB: 2 BB: 1 P: 10	R: 2 E: 0 K: 2 S: 11	H: 4 LOB: 3 BB: 1 P: 15	1B: 8 2B: 0 3B: 0 HR: 1	SF: 0 SAC: 0 DP: 0 HBP: 0	WP: 0 PB: 0 SB: 0 CS: 0	PA: 40
PITCHER	IP WLS BF H R ER SO BB IBB HBP BLK WP HR S P ERA WHIP																					
Earl Wilson, R (1.1)	8.0 W 36 9 5 2 4 3 0 0 0 0 0 1 41 53 2.25 1.500																					
Dick Radatz, R (9.1)	1.0 S 4 0 0 0 2 1 0 0 0 0 0 0 7 11 0.00 1.000																					



Batter	1	2	3	4	5	6	7	8	9	AB	R	H	RBI	BB	SO	LOB	TOP									
Lenny Green, L OBP: 0.365, SLG: 0.454										4	1	3	1	1	0	0	Boston Red Sox @ Kansas City Athletics Municipal Stadium, Kansas City, MO Wed Aug 04 1965, 8:05 PM EDT Att. 4,886 - Unknown									
Frank Matzone, R OBP: 0.292, SLG: 0.282										5	1	0	0	0	5											
Carl Yastrzemski, L OBP: 0.492, SLG: 0.691										4	1	1	0	0	1	3										
Felix Mantilla, R OBP: 0.405, SLG: 0.463										3	0	0	0	1	1	0										
Lee Thomas, L OBP: 0.375, SLG: 0.489										2	0	0	0	0	2	0										
Tony Horton, R OBP: 0.330, SLG: 0.395										2	0	1	0	0	1	3										
Bob Tillman, R OBP: 0.276, SLG: 0.329										3	0	0	1	1	1	1										
Jim Gosger, L OBP: 0.366, SLG: 0.510										3	1	1	1	1	0	0										
Rico Petrocelli, R OBP: 0.291, SLG: 0.383										3	1	1	0	1	1	3										
Dave Morehead, R OBP: 0.229, SLG: 0.182										3	0	1	1	0	0	1										
Dick Radatz, R OBP: 0.300, SLG: 0.474										1	0	0	0	0	0	0										
Inning Stats	R: 1 E: 1 K: 0 S: 3	H: 0 LOB: 0 BB: 1 P: 7	R: 0 E: 0 K: 1 S: 5	H: 0 LOB: 0 BB: 0 P: 5	R: 0 E: 0 K: 1 S: 3	H: 1 LOB: 1 BB: 1 P: 7	R: 0 E: 0 K: 2 S: 7	H: 0 LOB: 0 BB: 0 P: 7	R: 2 E: 0 K: 2 S: 11	H: 4 LOB: 2 BB: 0 P: 11	R: 0 E: 0 K: 0 S: 3	H: 1 LOB: 0 BB: 0 P: 3	R: 0 E: 0 K: 0 S: 3	H: 0 LOB: 0 BB: 0 P: 3	R: 2 E: 0 K: 2 S: 9	H: 2 LOB: 3 BB: 3 P: 21	R: 0 E: 0 K: 0 S: 3	H: 0 LOB: 0 BB: 0 P: 3	1B: 5 2B: 3 3B: 0 HR: 0	SF: 0 SAC: 0 DP: 1 HBP: 0	WP: 0 PB: 0 SB: 1 CS: 0	PA: 38				
PITCHER	IP	WLS	BF	H	R	ER	SO	BB	IBB	HBP	BLK	WP	HR	S	P	ERA	WHIP									
John O'Donoghue, L ERA: 4.06	(1, 1)	7.0	L	27	6	3	2	5	2	0	0	0	0	0	35	43	2.57	1.143								
Jack Aker, R ERA: 3.27	(8, 1)	0.2		7	2	2	2	1	2	1	0	0	0	0	6	18	27.00	6.000								
John Wyatt, R ERA: 2.48	(8, 1)	1.1		4	0	0	0	1	0	0	0	0	0	6	6	0.00	0.000									

Batter	1	2	3	4	5	6	7	8	9	AB	R	H	RBI	BB	SO	LOB	BOTTOM									
Bert Campaneris, R OBP: 0.327, SLG: 0.401										4	1	1	0	1	0	3	Boston Red Sox @ Kansas City Athletics Municipal Stadium, Kansas City, MO Wed Aug 04 1965, 8:05 PM EDT Att. 4,886 - Unknown									
Jose Tartabull, L OBP: 0.324, SLG: 0.367										4	0	0	0	0	0	2										
Jack Aker, R										0	0	0	0	0	0	0										
John Wyatt, R										0	0	0	0	0	0	0										
Johnny Blanchard, L OBP: 0.277, SLG: 0.259										1	0	0	0	0	1	2										
Wayne Causey, L OBP: 0.358, SLG: 0.353										4	0	1	1	0	0	1										
Ken Harrelson, R OBP: 0.355, SLG: 0.483										3	0	0	0	1	1	2										
Dick Green, R OBP: 0.323, SLG: 0.422										4	0	1	0	0	1	2										
Mike Hershberger, R OBP: 0.299, SLG: 0.301										3	0	1	0	1	1	0										
Billy Bryan, L OBP: 0.316, SLG: 0.441										4	0	2	0	0	0	3										
Tommy Reynolds, R OBP: 0.321, SLG: 0.285										3	0	0	0	0	2	3										
Santiago Rosario, L OBP: 0.343, SLG: 0.516										1	0	0	0	0	1	0										
John O'Donoghue, R OBP: 0.250, SLG: 0.333										2	0	0	0	0	0	3										
Jim Landis, R OBP: 0.370, SLG: 0.365										0	0	0	0	2	0	0										
Inning Stats	R: 1 E: 0 K: 1 S: 8	H: 2 LOB: 3 BB: 1 P: 12	R: 0 E: 0 K: 1 S: 5	H: 0 LOB: 0 BB: 0 P: 5	R: 0 E: 0 K: 1 S: 6	H: 1 LOB: 1 BB: 0 P: 6	R: 0 E: 0 K: 0 S: 5	H: 2 LOB: 2 BB: 0 P: 5	R: 0 E: 0 K: 0 S: 3	H: 0 LOB: 0 BB: 0 P: 3	R: 0 E: 0 K: 1 S: 6	H: 1 LOB: 1 BB: 0 P: 6	R: 0 E: 0 K: 0 S: 3	H: 0 LOB: 1 BB: 1 P: 7	R: 0 E: 0 K: 1 S: 4	H: 0 LOB: 2 BB: 1 P: 8	R: 0 E: 0 K: 2 S: 7	H: 0 LOB: 2 BB: 2 P: 15	1B: 4 2B: 1 3B: 1 HR: 0	SF: 0 SAC: 0 DP: 2 HBP: 0	WP: 0 PB: 0 SB: 1 CS: 0	PA: 38				
PITCHER	IP	WLS	BF	H	R	ER	SO	BB	IBB	HBP	BLK	WP	HR	S	P	ERA	WHIP									
Dave Morehead, R ERA: 4.57	(1, 1)	7.0	W	31	6	1	1	4	3	0	0	0	0	0	36	48	1.29	1.286								
Dick Radatz, R ERA: 4.62	(8, 1)	2.0	S	7	0	0	0	3	2	0	0	0	0	11	19	0.00	1.000									



Batter	1	2	3	4	5	6	7	8	9	AB	R	H	RBI	BB	SO	LOB	TOP			
Lenny Green, L (1,8) OBP: 0.364, SLG: 0.451	0-0 G5-4-3 1B		0-0 4-3		0-3 K			0-0 4-3		4	0	1	0	0	1	0	Boston Red Sox @ Kansas City Athletics Municipal Stadium, Kansas City, MO Thu Aug 05 1965, 8:05 PM EDT Att: 2,187 - Unknown			
Frank Matzone, R (1,5) OBP: 0.291, SLG: 0.282	0-0 G5-4-3 1-2		0-0 1B		0-0 F9			0-0 F2		4	0	1	0	0	0	1				
Carl Yastrzemski, L (1,7) OBP: 0.400, SLG: 0.594	4-0 1B S BB		0-0 L8		0-0 3-1			0-0 F8		3	0	0	0	1	0	1				
Felix Mantilla, R (1,4) OBP: 0.408, SLG: 0.464	0-0 1-3 1B		4-0 4-3 E SF7 BB		4-0 BB			0-0 L8		2	1	1	0	2	0	0				
Lee Thomas, L (1,3) OBP: 0.371, SLG: 0.484	0-0 F7		0-0 4-3		0-0 L9			0-0 F2		4	0	0	0	0	0	4				
Jim Gosger, L (1,9) OBP: 0.337, SLG: 0.523		0-0 6-3		0-0 SF7				0-0 1B		3	0	2	1	0	0	0				
Russ Nixon, L (1,2) OBP: 0.302, SLG: 0.361		0-3 K		0-0 6-3				0-0 F8		4	0	1	0	0	1	1				
Rico Petrocelli, R (1,6) OBP: 0.289, SLG: 0.379		0-3 K		0-3 K				0-0 F8		2	0	0	0	0	2	0				
Dalton Jones, L (7, PH) OBP: 0.351, SLG: 0.413								4-0 1-2 BB		1	0	0	0	0	0	1				
Bob Duliba, R (7, 1) Arnold Earley, L (7, 1) Tony Horton, R (9, PH) OBP: 0.337, SLG: 0.395								0-0 F7		2	0	0	0	0	0	4				
Jim Lonborg, R (1, 1) OBP: 0.200, SLG: 0.190			0-3 K		0-3 K					2	0	0	0	0	2	0				
Eddie Bressoud, R (7, PH) OBP: 0.300, SLG: 0.371										2	0	0	0	0	0	4				
Inning Stats	R: 0 E: 0 K: 0 S: 4	H: 2 LOB: 2 BB: 1 P: 8	R: 0 E: 0 K: 2 S: 7	H: 0 LOB: 0 BB: 0 P: 7	R: 0 E: 0 K: 1 S: 6	H: 1 LOB: 1 BB: 0 P: 6	R: 1 E: 1 K: 0 S: 3	H: 0 LOB: 0 BB: 1 P: 7	R: 0 E: 0 K: 3 S: 9	H: 0 LOB: 1 BB: 0 P: 9	R: 0 E: 0 K: 0 S: 4	H: 1 LOB: 1 BB: 0 P: 4	R: 0 E: 0 K: 0 S: 3	H: 0 LOB: 0 BB: 0 P: 3	R: 0 E: 0 K: 0 S: 5	H: 2 LOB: 3 BB: 1 P: 9	1B: 5 2B: 1 3B: 0 HR: 0	SF: 1 SAC: 0 DP: 1 HBP: 0	WP: 0 PB: 0 SB: 1 CS: 0	PA: 36
PITCHER	IP WLS BF H R ER SO BB IBB HBP BLK WP HR S P ERA WHIP																			
Fred Talbot, R (1, 1) ERA: 3.66	8.2 W 34 6 1 0 6 3 0 0 0 0 0 0 43 55 0.00 1.038																			
John Wyatt, R (9, 1) ERA: 2.47	0.1 S 2 0 0 0 0 1 0 0 0 0 0 0 1 5 0.00 3.000																			

AB	31
R	1
H	6
RBI	1
BB	4
SO	6
LOB	12



Batter	1	2	3	4	5	6	7	8	9	AB	R	H	RBI	BB	SO	LOB	BOTTOM	
Bert Campaneris, R (1,6) OBP: 0.325, SLG: 0.399	0-0 4-3		0-0 1B 1-2		0-0 F5			0-0 E6 SH5-3 BB		5	0	1	0	0	0	2	Boston Red Sox @ Kansas City Athletics Municipal Stadium, Kansas City, MO Thu Aug 05 1965, 8:05 PM EDT Att: 2,187 - Unknown	
Jose Tartabull, L (1,7) OBP: 0.351, SLG: 0.394	0-0 F8		0-0 1B		0-0 S			4-0 SH5-3 1-2 BB		3	0	2	1	0	0	0		
Dick Green, R (7, PH) OBP: 0.325, SLG: 0.422			1-3 2-H 1B		0-0 F8			0-0 SH5-3		0	0	0	0	1	0	0		
Wayne Causey, L (1,4) OBP: 0.355, SLG: 0.350	0-0 F8		0-0 F8		0-0 F8			0-0 SH5-3		3	0	0	1	0	0	3		
Ken Harrelson, R (1,3) OBP: 0.357, SLG: 0.483		0-0 F7		0-0 S WP FC6-4 1B				0-0 6-3		4	1	2	0	0	0	2		
Jim Landis, R (1,8) OBP: 0.368, SLG: 0.360		0-3 K		0-0 1-3				0-3 K		3	1	0	0	1	2	2		
Ed Charles, R (1,5) OBP: 0.336, SLG: 0.409		0-0 F3		4-0 FC6-4 BB				0-3 K		2	0	1	0	1	0	0		
Tommy Reynolds, R (8, 7) OBP: 0.319, SLG: 0.283								1-2 K		1	0	0	0	0	1	1		
Billy Bryan, L (1,2) OBP: 0.321, SLG: 0.448			0-0 1B 1B		0-0 FC6-4			0-0 4-3		4	2	2	2	0	0	2		
Mike Hershberger, R (1,9) OBP: 0.299, SLG: 0.300			0-0 L9		0-0 F9			0-0 E SH1-4 SH5-3 1B		4	1	1	0	0	0	3		
Fred Talbot, R (1, 1) OBP: 0.315, SLG: 0.340			0-0 F5		0-0 L7			0-0 SH1-4		3	0	1	1	0	0	1		
John Wyatt, R (9, 1) ERA: 3.41								1-2 1B		0	0	0	0	0	0	0		
Inning Stats	R: 0 E: 0 K: 0 S: 3	H: 0 LOB: 0 BB: 0 P: 3	R: 0 E: 0 K: 1 S: 5	H: 0 LOB: 0 BB: 0 P: 5	R: 1 E: 0 K: 0 S: 6	H: 3 LOB: 2 BB: 0 P: 6	R: 1 E: 0 K: 0 S: 4	H: 1 LOB: 1 BB: 1 P: 8	R: 0 E: 0 K: 1 S: 6	H: 2 LOB: 1 BB: 0 P: 6	R: 1 E: 1 K: 0 S: 5	H: 1 LOB: 2 BB: 1 P: 9	R: 2 E: 0 K: 1 S: 7	H: 2 LOB: 1 BB: 1 P: 11	1B: 9 2B: 1 3B: 0 HR: 0	SF: 0 SAC: 2 DP: 0 HBP: 0	WP: 1 PB: 0 SB: 4 CS: 1	PA: 37
PITCHER	IP WLS BF H R ER SO BB IBB HBP BLK WP HR S P ERA WHIP																	
Jim Lonborg, R (1, 1) ERA: 3.9	6.0 L 25 7 2 2 2 2 1 0 0 0 0 0 28 32 3.00 1.333																	
Bob Duliba, R (7, 1) ERA: 3.41	0.1 3 1 1 0 0 0 0 0 0 0 0 0 3 3 0.00 3.000																	
Arnold Earley, L (7, 1) ERA: 3.33	1.2 9 2 2 2 1 2 0 0 0 0 0 0 9 17 10.80 2.400																	

AB	32
R	5
H	10
RBI	5
BB	3
SO	3
LOB	16



Batter	1	2	3	4	5	6	7	8	9	AB	R	H	RBI	BB	SO	LOB	TOP					
Lenny Green, L OBP: 0.364, SLG: 0.454	F9		G3-6-3						F7	5	1	2	0	0	0	2	Boston Red Sox @ Minnesota Twins Metropolitan Stadium, Bloomington, MI Fri Aug 06 1965, 8:05 PM EDT Att: 25,082 - Unknown - 75 F					
Frank Matzone, R OBP: 0.289, SLG: 0.280	5-3			F3				F2		5	0	1	0	0	0	2						
Carl Yastrzemski, L OBP: 0.397, SLG: 0.586				F8				FC4		4	0	0	1	1	0	3						
Felix Mantilla, R OBP: 0.412, SLG: 0.474	1-3									3	1	2	1	1	0	1						
Lee Thomas, L OBP: 0.368, SLG: 0.479		F5		4-3				K		4	0	0	0	0	1	4						
Bob Tillman, R OBP: 0.275, SLG: 0.324		K						FC5-4		4	0	0	0	0	2	3						
Jim Gosger, L OBP: 0.365, SLG: 0.519		K								1	1	0	0	3	1	0						
Rico Petrocelli, R OBP: 0.288, SLG: 0.376			F7		F7			FC5-4		4	0	1	0	0	0	2						
Bill Monbouquette, R OBP: 0.157, SLG: 0.106										2	0	1	0	0	1	1						
Bob Duliba, R OBP: 0.307, SLG: 0.412										0	0	0	0	0	0	0						
Arnold Earley, L OBP: 0.295, SLG: 0.333										0	0	0	0	0	0	0						
Dalton Jones, L OBP: 0.307, SLG: 0.333										0	1	0	0	0	0	1						
Dennis Bennett, L OBP: 0.333, SLG: 0.393										0	0	0	0	0	0	0						
Tony Horton, R OBP: 0.333, SLG: 0.393										1	0	0	0	0	0	1						
Inning Stats	R: 0 E: 0 K: 0 S: 3	H: 0 LOB: 1 BB: 1 P: 7	R: 0 E: 0 K: 2 S: 7	H: 0 LOB: 0 BB: 0 P: 7	R: 0 E: 0 K: 0 S: 3	H: 1 LOB: 0 BB: 0 P: 3	R: 1 E: 0 K: 0 S: 4	H: 1 LOB: 0 BB: 0 P: 4	R: 0 E: 0 K: 2 S: 7	H: 0 LOB: 1 BB: 1 P: 11	R: 1 E: 2 K: 0 S: 5	H: 2 LOB: 1 BB: 0 P: 5	R: 0 E: 0 K: 0 S: 3	H: 0 LOB: 1 BB: 1 P: 7	R: 0 E: 1 K: 1 S: 7	H: 1 LOB: 3 BB: 1 P: 11	R: 1 E: 1 K: 0 S: 5	H: 2 LOB: 2 BB: 1 P: 9	1B: 5 2B: 1 3B: 0 HR: 1	SF: 0 SAC: 0 DP: 1 HBP: 0	WP: 1 PB: 0 SB: 0 CS: 0	PA: 39
PITCHER	IP WLS BF H R ER SO BB IBB HBP BLK WP HR S P ERA WHIP																					
Jim Merritt, L ERA: 3.88	(1, 1) 6.0 W 23 4 2 2 4 2 0 0 0 0 1 29 37 3.00 1.000																					
Dwight Siebler, R ERA: 5.25	(7, 1) 1.1 8 1 0 0 0 2 0 0 0 1 0 6 14 0.00 2.250																					
Bill Pleis, L ERA: 2.8	(8, 1) 1.2 S 8 2 1 1 1 1 0 0 0 0 0 9 13 5.40 1.800																					

AB	34
R	3
H	7
RBI	2
BB	5
SO	5
LOB	20



Batter	1	2	3	4	5	6	7	8	9	AB	R	H	RBI	BB	SO	LOB	BOTTOM			
Zoilo Versalles, R OBP: 0.283, SLG: 0.420	5-3								K	5	2	3	0	1	1	Boston Red Sox @ Minnesota Twins Metropolitan Stadium, Bloomington, MI Fri Aug 06 1965, 8:05 PM EDT Att: 25,082 - Unknown - 75 F				
Tony Oliva, L OBP: 0.354, SLG: 0.481	F9							L9		5	0	1	1	0	0		1			
Jimmie Hall, L OBP: 0.353, SLG: 0.516	4-3									4	1	1	0	0	1		1			
Bob Allison, R OBP: 0.371, SLG: 0.488		K								3	2	1	2	1	1		0			
Don Mincher, L OBP: 0.332, SLG: 0.572										4	0	3	0	0	1		0			
Earl Battey, R OBP: 0.384, SLG: 0.429										3	0	1	0	0	0		1			
Jerry Zimmerman, R OBP: 0.263, SLG: 0.264										1	0	1	1	0	0		0			
Rich Rollins, R OBP: 0.312, SLG: 0.348										4	2	1	0	0	0		5			
Jerry Kindall, R OBP: 0.272, SLG: 0.303										2	1	1	0	1	0		2			
Jim Merritt, L OBP: 0.200, SLG: 0.200										2	0	1	1	0	0		1			
Sandy Valdespino, L OBP: 0.331, SLG: 0.354										1	1	0	0	0	0	2				
Dwight Siebler, R ERA: 5.25										0	0	0	0	0	0	0				
Bill Pleis, L ERA: 2.8										1	0	0	0	0	0	0				
Inning Stats	R: 0 E: 0 K: 0 S: 3	H: 0 LOB: 0 BB: 0 P: 3	R: 0 E: 0 K: 1 S: 6	H: 1 LOB: 1 BB: 0 P: 6	R: 1 E: 1 K: 0 S: 5	H: 3 LOB: 1 BB: 0 P: 5	R: 0 E: 0 K: 1 S: 5	H: 0 LOB: 0 BB: 0 P: 5	R: 1 E: 0 K: 0 S: 5	H: 2 LOB: 1 BB: 0 P: 5	R: 6 E: 1 K: 0 S: 8	H: 5 LOB: 0 BB: 1 P: 12	R: 1 E: 0 K: 1 S: 7	H: 2 LOB: 2 BB: 1 P: 11	R: 0 E: 0 K: 1 S: 5	H: 0 LOB: 0 BB: 0 P: 5	1B: 11 2B: 0 3B: 0 HR: 2	SF: 0 SAC: 1 DP: 0 HBP: 0	WP: 0 PB: 0 SB: 1 CS: 0	PA: 38
PITCHER	IP WLS BF H R ER SO BB IBB HBP BLK WP HR S P ERA WHIP																			
Bill Monbouquette, R ERA: 3.62	(1, 1) 5.0 L 24 10 6 4 2 0 0 0 0 0 0 1 28 28 7.20 2.000																			
Bob Duliba, R ERA: 3.38	(6, 1) 0.1 2 0 0 0 0 1 0 0 0 0 0 1 5 0.00 3.000																			
Arnold Earley, L ERA: 3.28	(6, 1) 0.2 3 1 2 0 0 0 0 0 0 0 1 3 3 0.00 1.500																			
Dennis Bennett, L ERA: 4.82	(7, 1) 2.0 9 2 1 1 2 1 0 0 0 0 0 0 12 16 4.50 1.500																			



Batter	1	2	3	4	5	6	7	8	9	AB	R	H	RBI	BB	SO	LOB	TOP					
Lenny Green, L OBP: 0.365, SLG: 0.453 (1, 8)	F7	6-3					K		FC4-6 1B	5	0	2	0	0	1	2						
Jim Gosger, L OBP: 0.378, SLG: 0.500 (1, 9)	1B BB		K		4-3			K	FC4-6 1-2	4	1	0	0	1	2	2						
Carl Yastrzemski, L OBP: 0.395, SLG: 0.592 (1, 7)	F7 1-2		4-1					6-3		4	1	1	1	0	0	1						
Felix Mantilla, R OBP: 0.412, SLG: 0.481 (1, 4)	1B BB		5-3				F7			3	1	1	1	1	0	0						
Lee Thomas, L OBP: 0.372, SLG: 0.480 (1, 3)	1-3 2-H 1B				F6			FC4-6 BB		3	0	2	1	1	0	0						
Russ Nixon, L OBP: 0.284, SLG: 0.338 (1, 2)	1-3				F8		G6-4-3 1-2	FC4-6		4	0	0	0	0	0	4						
Frank Malzone, R OBP: 0.296, SLG: 0.291 (1, 5)					5-3				F9 6-3 2B	4	1	3	0	0	0	0						
Rico Petrocelli, R OBP: 0.282, SLG: 0.368 (1, 6)		FC5-4 6-3 1-2			6-3		G6-4-3 1-2	F9		4	0	0	0	0	0	3						
Earl Wilson, R Arnold Earley, L Bob Duliba, R Chuck Schilling, R Bob Heffner, R Dalton Jones, L OBP: 0.348, SLG: 0.410 (1, 1) (5, 1) (6, 1) (7, PH) (7, 1) (9, PH)		6-3 1-2			F8			6-3 3-H		2	0	0	0	0	0	1						
Inning Stats	R: 1 E: 0 K: 0 S: 4	H: 1 LOB: 2 BB: 2 P: 12	R: 0 E: 0 K: 0 S: 4	H: 1 LOB: 1 BB: 0 P: 4	R: 0 E: 0 K: 1 S: 5	H: 0 LOB: 0 BB: 0 P: 5	R: 0 E: 0 K: 0 S: 3	H: 0 LOB: 0 BB: 0 P: 3	R: 0 E: 0 K: 0 S: 4	H: 1 LOB: 1 BB: 0 P: 4	R: 1 E: 0 K: 0 S: 4	H: 2 LOB: 0 BB: 0 P: 4	R: 0 E: 0 K: 1 S: 5	H: 1 LOB: 1 BB: 1 P: 9	R: 1 E: 0 K: 0 S: 6	H: 1 LOB: 1 BB: 1 P: 10	R: 1 E: 0 K: 0 S: 5	H: 2 LOB: 1 BB: 0 P: 5	1B: 6 2B: 1 3B: 0 HR: 2	SF: 0 SAC: 0 DP: 2 HBP: 0	WP: 0 PB: 0 SB: 1 CS: 0	PA: 38
PITCHER Mudcat Grant, R ERA: 3.58 (1, 1)	IP: 9.0 WLS: W BF: 38 H: 9 R: 4 ER: 4 SO: 3 BB: 4 IBB: 0 HBP: 0 BLK: 0 WP: 0 HR: 2 S: 40 P: 56 ERA: 4.00 WHIP: 1.444															PITCHER						

Boston Red Sox @ Minnesota Twins
Metropolitan Stadium, Bloomington, MI
Sat Aug 07 1965, 4:33 AM EDT
Att: 16,220 - Unknown - 66 F

AB 34
R 4
H 9
RBI 4
BB 4
SO 3
LOB 13



Batter	1	2	3	4	5	6	7	8	9	AB	R	H	RBI	BB	SO	LOB	BOTTOM					
Zoilo Versalles, R OBP: 0.284, SLG: 0.427 (1, 6)	HR		1-3				F3			4	2	2	1	0	0	0						
Tony Oliva, L OBP: 0.353, SLG: 0.479 (1, 9)	F7			1B SF7 BB	SF8 1-2 3-H		3-1			2	1	0	1	1	0	0						
Jimmie Hall, L OBP: 0.354, SLG: 0.521 (1, 8)	K			HR 1B	1B 2-H 3B		K			4	2	2	1	0	2	0						
Bob Allison, R OBP: 0.369, SLG: 0.487 (1, 7)	5-3			SF7 1-2 3-H	FC5-4 1B		K			3	0	1	2	0	1	0						
Don Mincher, L OBP: 0.330, SLG: 0.582 (1, 3)		4-3		HR	K		K			4	1	1	2	0	2	1						
Rich Rollins, R OBP: 0.311, SLG: 0.347 (1, 5)		F8		L8	FC5-4 1-2		2B			4	1	1	0	0	0	1						
Jerry Kindall, R Frank Quilici, R OBP: 0.314 OBP: 0.289, SLG: 0.273 (1, 4) (6, PR) (9, 4)	F3						6-3			4	0	2	1	0	0	0						
Jerry Zimmerman, R Earl Battey, R OBP: 0.263, SLG: 0.264 OBP: 0.382, SLG: 0.426 (1, 2) (3, PH) (4, 2)			F8	F9			6-3			0	0	0	0	0	0	0						
Earl Battey, R OBP: 0.382, SLG: 0.426 (4, 2)							6-3			4	0	1	1	0	0	1						
Mudcat Grant, R OBP: 0.250, SLG: 0.262 (1, 1)			K		1B SF8 2B		5-3			4	1	1	0	0	2	2						
Inning Stats	R: 1 E: 0 K: 1 S: 6	H: 1 LOB: 0 BB: 0 P: 6	R: 0 E: 0 K: 0 S: 3	H: 0 LOB: 0 BB: 0 P: 3	R: 0 E: 0 K: 1 S: 5	H: 0 LOB: 0 BB: 0 P: 5	R: 3 E: 1 K: 0 S: 6	H: 3 LOB: 1 BB: 1 P: 10	R: 3 E: 0 K: 1 S: 9	H: 4 LOB: 1 BB: 0 P: 9	R: 0 E: 0 K: 0 S: 3	H: 0 LOB: 0 BB: 0 P: 3	R: 0 E: 0 K: 1 S: 5	H: 0 LOB: 0 BB: 0 P: 5	R: 2 E: 0 K: 3 S: 12	H: 3 LOB: 2 BB: 0 P: 12	R: 1 E: 0 K: 0 S: 5	H: 3 LOB: 2 BB: 0 P: 12	1B: 5 2B: 3 3B: 1 HR: 2	SF: 2 SAC: 0 DP: 0 HBP: 0	WP: 0 PB: 0 SB: 1 CS: 0	PA: 36
PITCHER Earl Wilson, R Arnold Earley, L Bob Duliba, R Bob Heffner, R ERA: 4.54 ERA: 3.42 ERA: 3.29 ERA: 7.2 (1, 1) (5, 1) (6, 1) (7, 1)	IP: 4.1 WLS: L BF: 4 H: 6 R: 6 ER: 6 SO: 2 BB: 1 IBB: 0 HBP: 0 BLK: 0 WP: 0 HR: 2 S: 23 P: 27 ERA: 12.46 WHIP: 3.000															PITCHER						

Boston Red Sox @ Minnesota Twins
Metropolitan Stadium, Bloomington, MI
Sat Aug 07 1965, 4:33 AM EDT
Att: 16,220 - Unknown - 66 F


AB 33
R 9
H 11
RBI 9
BB 1
SO 7
LOB 5



Batter	1	2	3	4	5	6	7	8	9	AB	R	H	RBI	BB	SO	LOB	TOP			
Lenny Green, L (1.8) OBP: 0.360, SLG: 0.447	0-3 K		0-0 F7			0-0 F7			0-0 4-3	4	0	0	0	0	1	1				
Jim Gosger, L (1.9) OBP: 0.374, SLG: 0.491	0-0 F7			0-0 F6			0-0 L7		0-0 BB 1B	4	0	1	0	0	0	0				
Carl Yastrzemski, L (1.7) OBP: 0.391, SLG: 0.564	0-0 4-3			0-0 6-3			0-0 4-3		0-0 F8	4	0	0	0	0	0	1				
Felix Mantilla, R (1.4) OBP: 0.413, SLG: 0.483		0-0 5-3		0-0 2-3					4-0 FC4-6 BB	3	0	1	0	1	0	0				
Lee Thomas, L (1.3) OBP: 0.368, SLG: 0.475		0-0 L4			0-0 F8		0-0 F6		0-0 FC4-6 BB	4	0	0	0	0	0	3				
Bob Tillman, R (1.2) OBP: 0.275, SLG: 0.322		0-0 G3			0-0 6-3				4-0 BB	2	0	0	0	1	0	0				
Frank Malzone, R (1.5) OBP: 0.293, SLG: 0.288			0-0 F6		0-0 1-3				0-0 F4	3	0	0	0	0	0	1	AB 29			
Rico Petrocelli, R (1.6) OBP: 0.278, SLG: 0.363			0-0 F3			0-0 F6		0-3 K		3	0	0	0	0	1	1	R 0			
Dave Morehead, R (1.1) OBP: 0.245, SLG: 0.182			4-0 BB			0-0 4-3		0-0 F5		0	0	0	0	1	0	0	H 2			
Dalton Jones, L (6, PH) OBP: 0.347, SLG: 0.408										1	0	0	0	0	0	0	RBI 0			
Dennis Bennett, L (6, PH) OBP: 0.267, SLG: 0.333										0	0	0	0	0	0	0	BB 3			
Russ Nixon, L (8, PH) OBP: 0.279, SLG: 0.333										1	0	0	0	0	0	1	SO 2			
Dick Radatz, R (8, 1) OBP: 0.300, SLG: 0.474										0	0	0	0	0	0	0	LOB 8			
Inning Stats	R: 0 E: 0 K: 1 S: 5	H: 0 LOB: 0 BB: 0 P: 5	R: 0 E: 0 K: 0 S: 3	H: 0 LOB: 0 BB: 0 P: 3	R: 0 E: 0 K: 0 S: 3	H: 0 LOB: 1 BB: 1 P: 7	R: 0 E: 0 K: 0 S: 3	H: 0 LOB: 0 BB: 0 P: 3	R: 0 E: 0 K: 0 S: 3	H: 0 LOB: 0 BB: 0 P: 3	R: 0 E: 0 K: 0 S: 4	H: 1 LOB: 1 BB: 0 P: 4	R: 0 E: 0 K: 1 S: 5	H: 0 LOB: 1 BB: 1 P: 9	R: 0 E: 0 K: 0 S: 4	H: 1 LOB: 2 BB: 1 P: 8	1B: 1 2B: 1 3B: 0 HR: 0	SF: 0 SAC: 0 DP: 0 HBP: 0	WP: 0 PB: 0 SB: 0 CS: 0	PA: 32
PITCHER Jim Perry, R (1.1) ERA: 2.35	IP: 9.0 WLS: W BF: 32 H: 2 R: 0 ER: 0 SO: 2 BB: 3 IBB: 0 HBP: 0 BLK: 0 WP: 0 HR: 0 S: 33 P: 45 ERA: 0.00 WHIP: 0.556															PITCHER	IP: 9.0 WLS: W BF: 32 H: 2 R: 0 ER: 0 SO: 2 BB: 3 IBB: 0 HBP: 0 BLK: 0 WP: 0 HR: 0 S: 33 P: 45 ERA: 0.00 WHIP: 0.556			

Boston Red Sox @ Minnesota Twins
Metropolitan Stadium, Bloomington, MI
Sun Aug 08 1965, 4:33 AM EDT
Att: 25,853 - Unknown - 71 F


AB 29
R 0
H 2
RBI 0
BB 3
SO 2
LOB 8



Batter	1	2	3	4	5	6	7	8	9	AB	R	H	RBI	BB	SO	LOB	BOTTOM			
Zoilo Versalles, R (1.6) OBP: 0.283, SLG: 0.425	0-0 F4		0-0 F8		0-0 1-3		0-0 L9	0-0 2B 1B		5	1	1	0	0	0	0				
Tony Oliva, L (1.9) OBP: 0.358, SLG: 0.484	0-0 4-3		0-0 1-3 1B		0-0 3B 1B		0-0 3B 1B	1-2 1B 2B		5	3	4	2	0	0	0				
Jimmie Hall, L (1.8) OBP: 0.355, SLG: 0.520	0-0 WP 1B		0-0 1-3 1-2		0-0 F4 1B		0-0 1-3 1-2	0-0 2H 1B		5	1	2	1	0	0	3				
Bob Allison, R (1.7) OBP: 0.375, SLG: 0.493	4-0 1B BB		4-0 BB		0-0 1H BLK 3B		4-0 3B IBB	0-3 K		2	2	1	1	3	1	1				
Don Mincher, L (1.3) OBP: 0.333, SLG: 0.591	0-0 1-3 2H 1B		0-0 G3		0-0 F8 3H		0-0 1H 2H 3B			4	0	2	3	0	0	2				
Rich Rollins, R (1.5) OBP: 0.310, SLG: 0.346	0-0 F9			0-0 F7		0-0 FC4-6 1B	0-3 K			4	0	1	0	0	1	3				
Earl Batley, R (1.2) OBP: 0.384, SLG: 0.427		0-0 4-3		0-0 FC5-4 1B		0-0 F8		0-0 FC1-6 1B		4	0	2	0	0	0	1	AB 37			
Frank Quilici, R (1.4) OBP: 0.276, SLG: 0.259		0-0 F8		0-0 FC5-4 1-2		0-0 F7		0-0 F9		4	0	0	0	0	0	3	R 8			
Jim Perry, S (1.1) OBP: 0.156, SLG: 0.194		0-3 K		0-3 K		0-0 FC4-6 1-2		0-0 FC1-6 2B		4	1	0	0	0	2	3	H 13			
Inning Stats	R: 1 E: 0 K: 0 S: 5	H: 2 LOB: 2 BB: 1 P: 9	R: 0 E: 0 K: 1 S: 5	H: 0 LOB: 0 BB: 0 P: 5	R: 0 E: 0 K: 0 S: 4	H: 1 LOB: 2 BB: 1 P: 8	R: 0 E: 0 K: 1 S: 6	H: 1 LOB: 0 BB: 0 P: 6	R: 2 E: 0 K: 0 S: 5	H: 2 LOB: 0 BB: 0 P: 5	R: 0 E: 0 K: 0 S: 4	H: 1 LOB: 1 BB: 0 P: 4	R: 2 E: 0 K: 1 S: 7	H: 2 LOB: 1 BB: 1 P: 11	R: 3 E: 0 K: 1 S: 9	H: 4 LOB: 1 BB: 0 P: 9	1B: 10 2B: 1 3B: 2 HR: 0	SF: 0 SAC: 0 DP: 0 HBP: 0	WP: 1 PB: 0 SB: 0 CS: 0	PA: 40
PITCHER Dave Morehead, R (1.1) ERA: 4.6	IP: 5.0 WLS: L BF: 23 H: 6 R: 3 ER: 3 SO: 3 BB: 2 IBB: 0 HBP: 0 BLK: 1 WP: 1 HR: 0 S: 25 P: 33 ERA: 5.40 WHIP: 1.600															PITCHER	IP: 5.0 WLS: L BF: 23 H: 6 R: 3 ER: 3 SO: 3 BB: 2 IBB: 0 HBP: 0 BLK: 1 WP: 1 HR: 0 S: 25 P: 33 ERA: 5.40 WHIP: 1.600			
Dennis Bennett, L (6, 1) ERA: 4.95	2.0 3 2 2 1 0 1 0 0 0 0 0 11 15 9.00 1.500																			
Dick Radatz, R (8, 1) ERA: 4.91	1.0 7 4 3 3 1 0 0 0 0 0 0 9 9 27.00 4.000																			

Boston Red Sox @ Minnesota Twins
Metropolitan Stadium, Bloomington, MI
Sun Aug 08 1965, 4:33 AM EDT
Att: 25,853 - Unknown - 71 F

AB 37
R 8
H 13
RBI 7
BB 3
SO 4
LOB 16



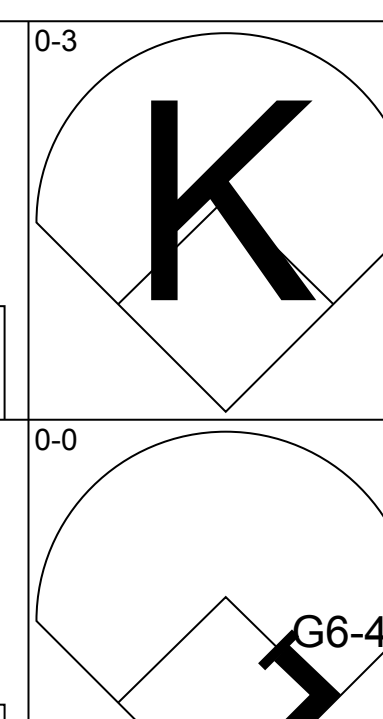
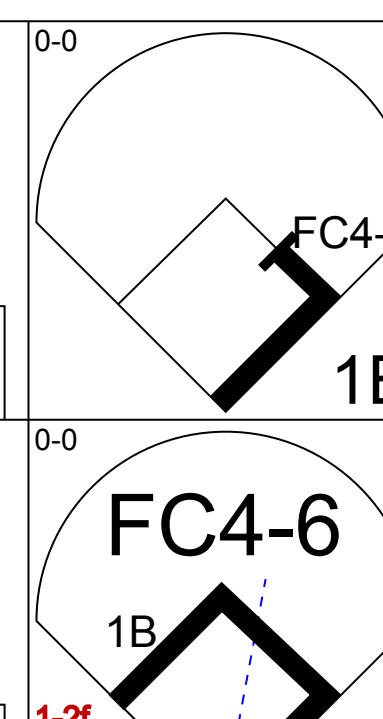
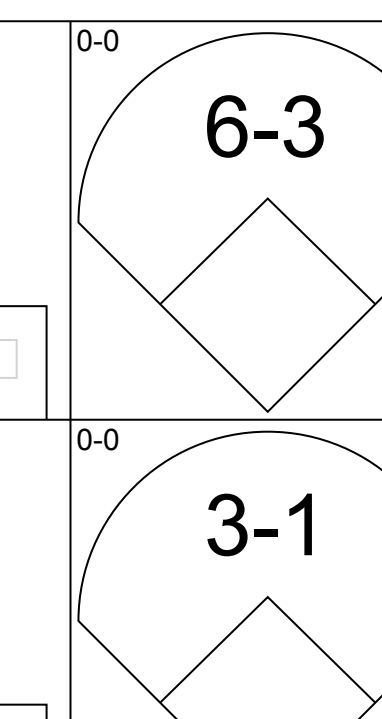
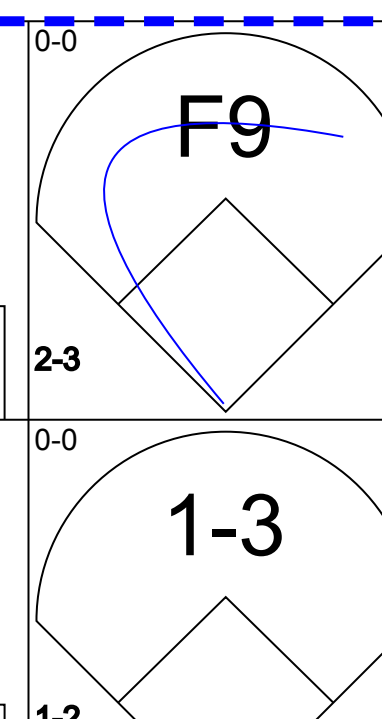
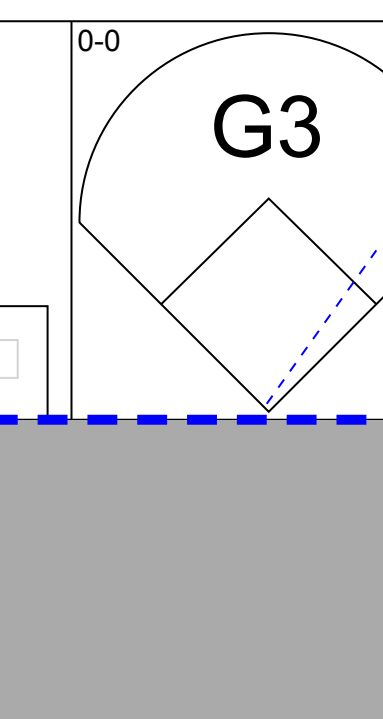
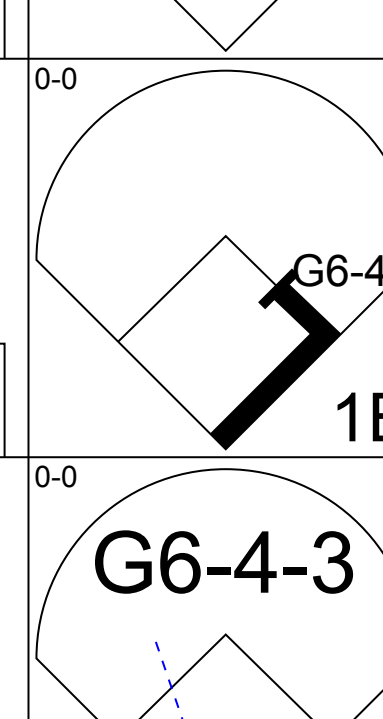
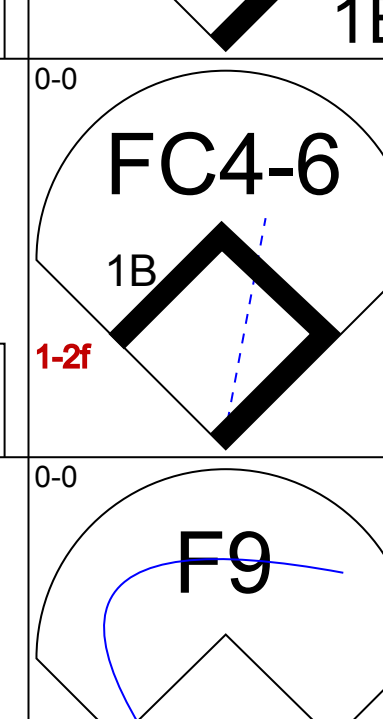
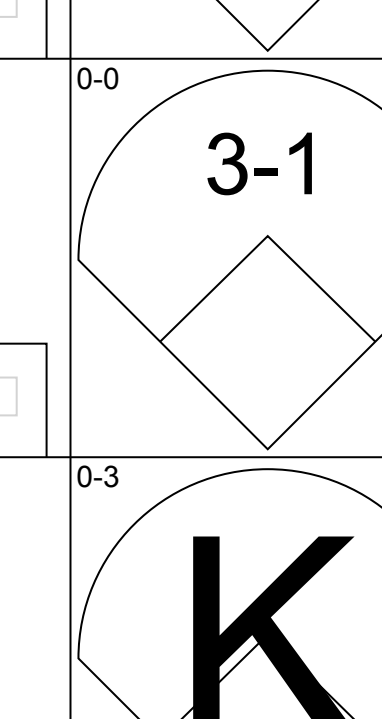
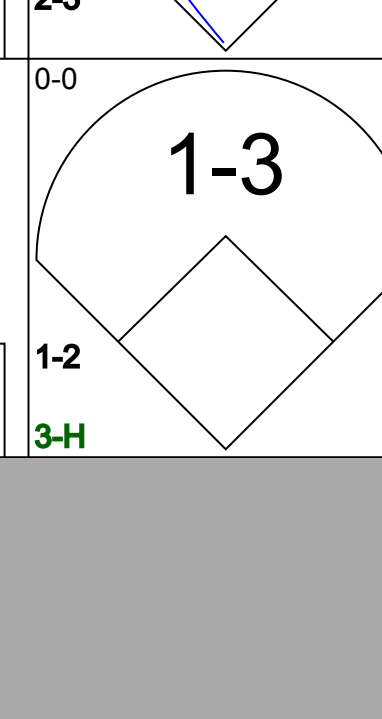
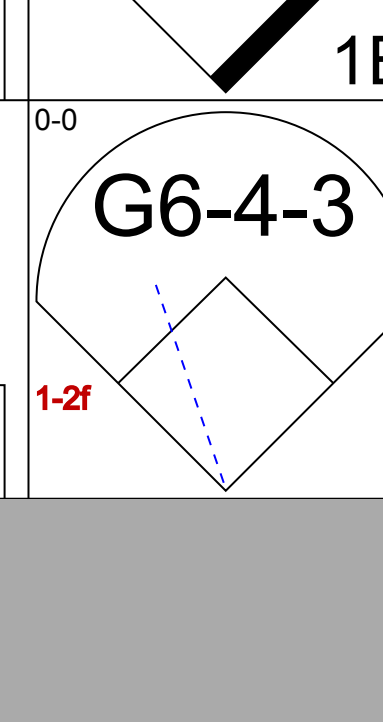
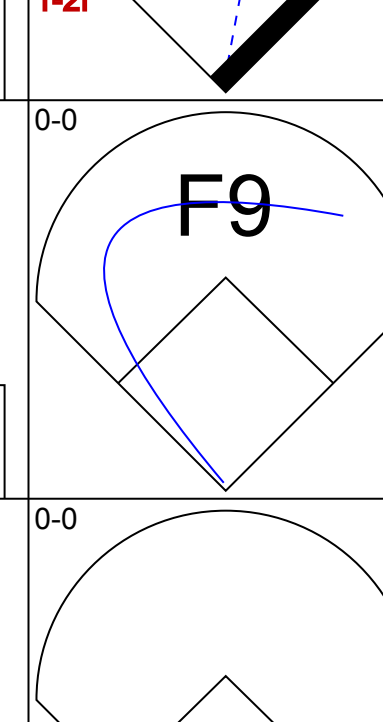
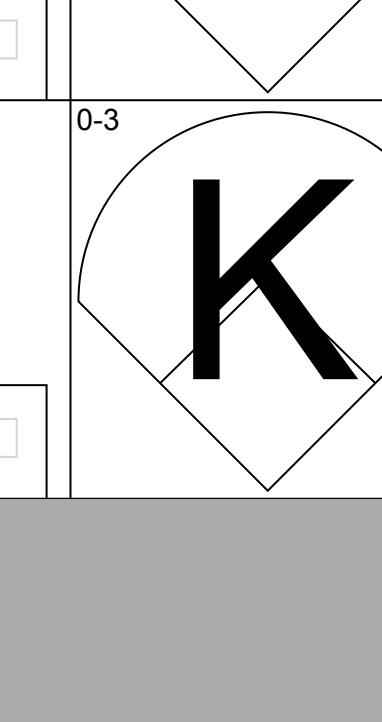
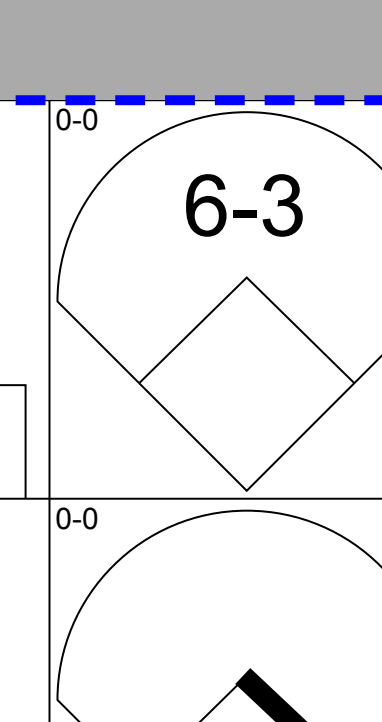
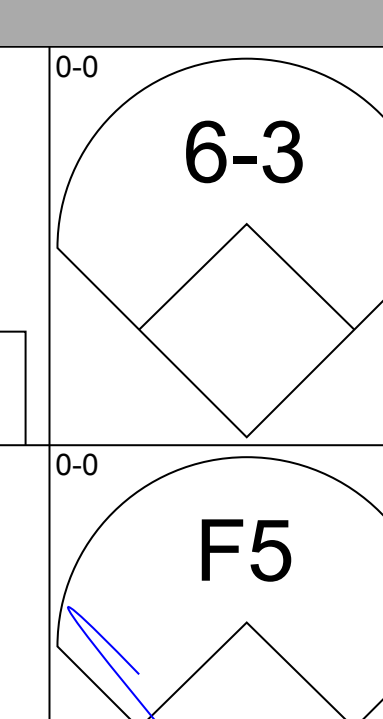
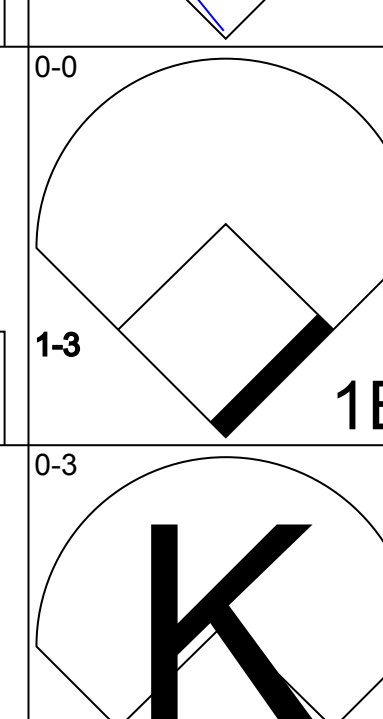
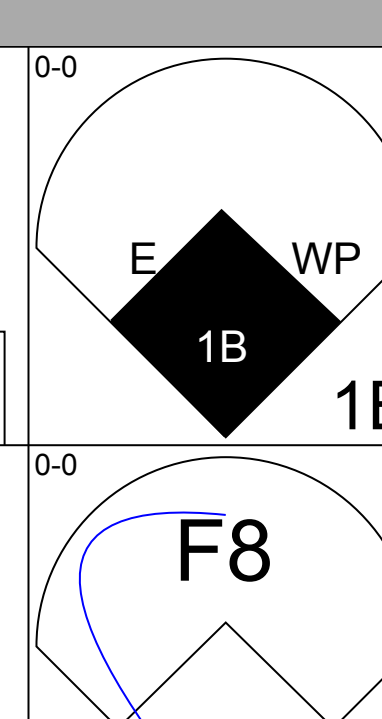
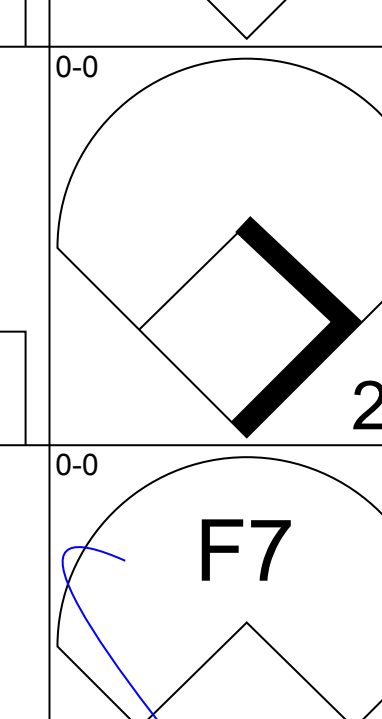
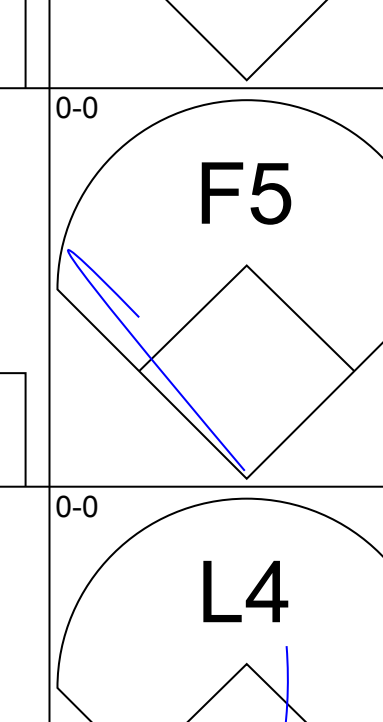
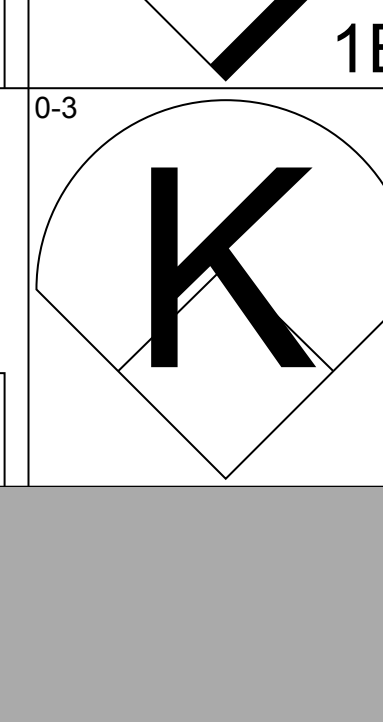
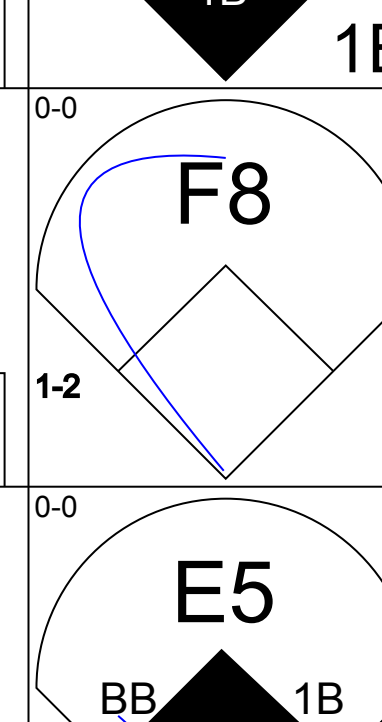
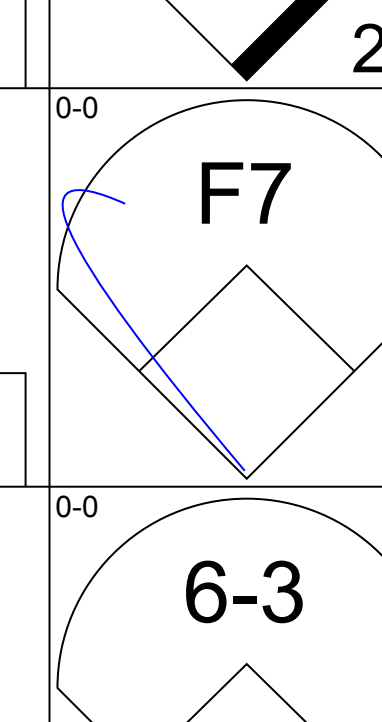
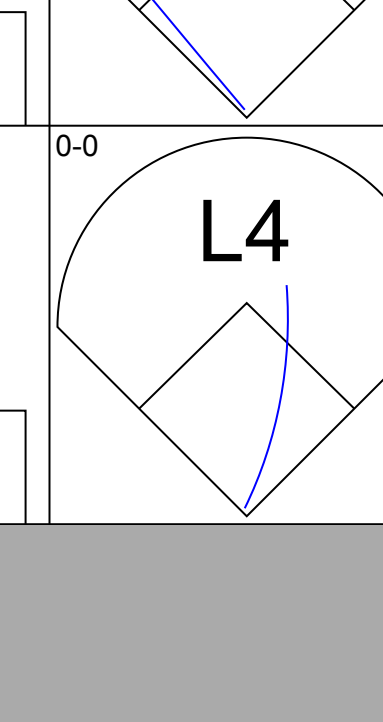
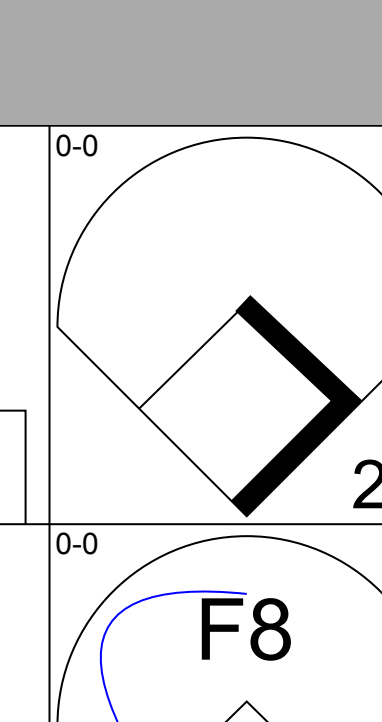
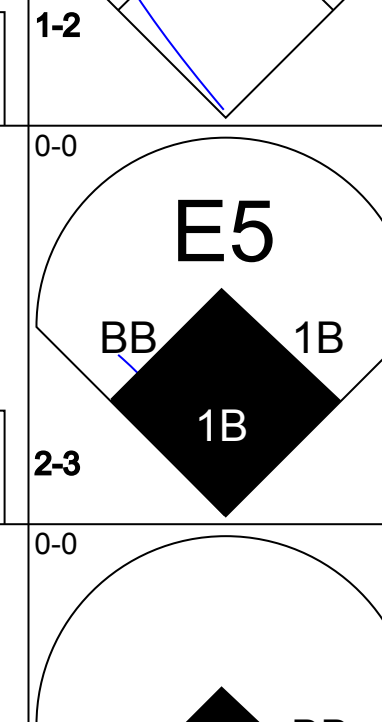
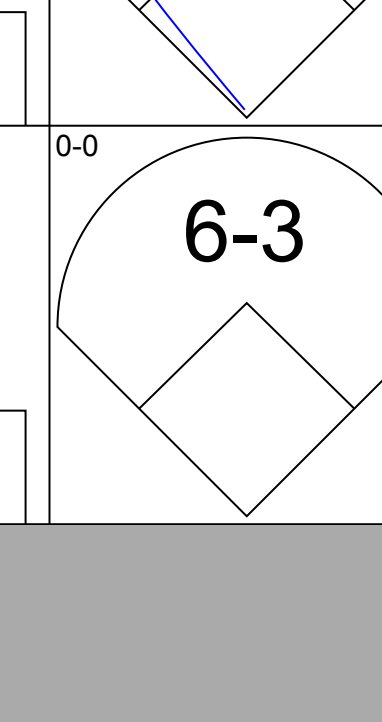
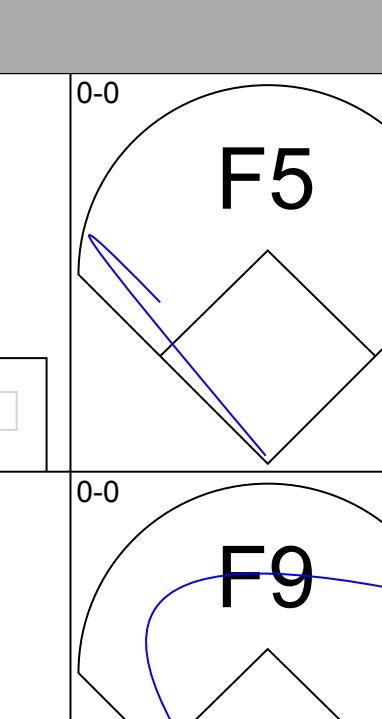
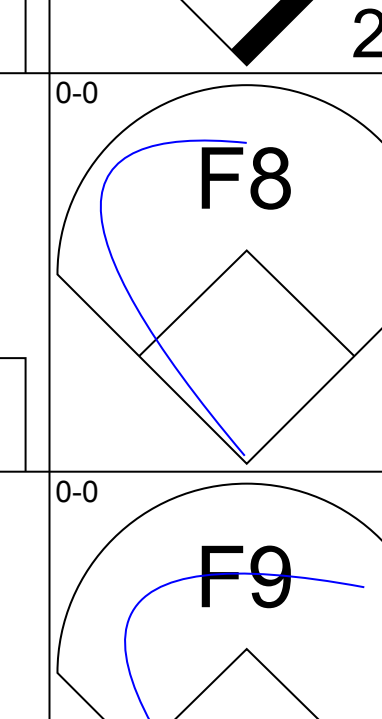
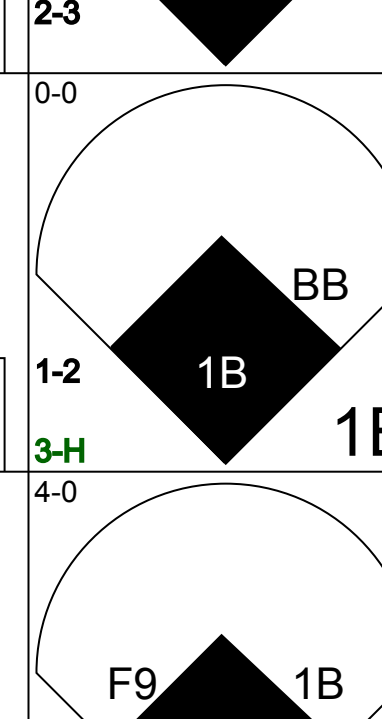
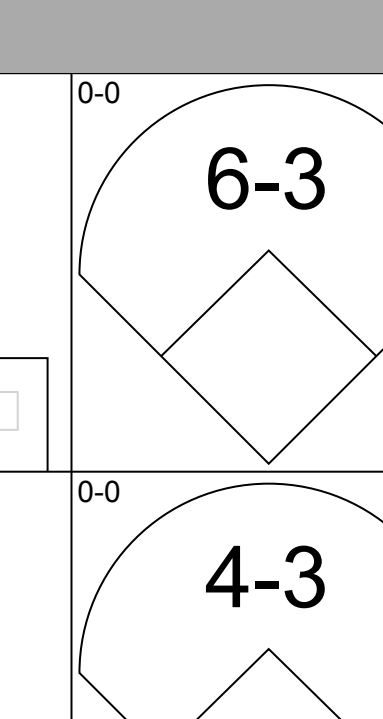
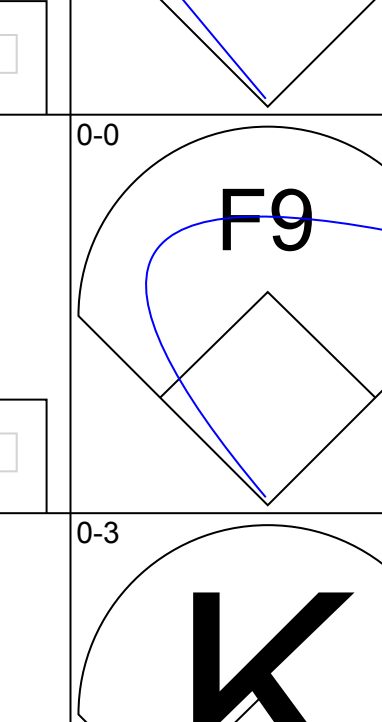
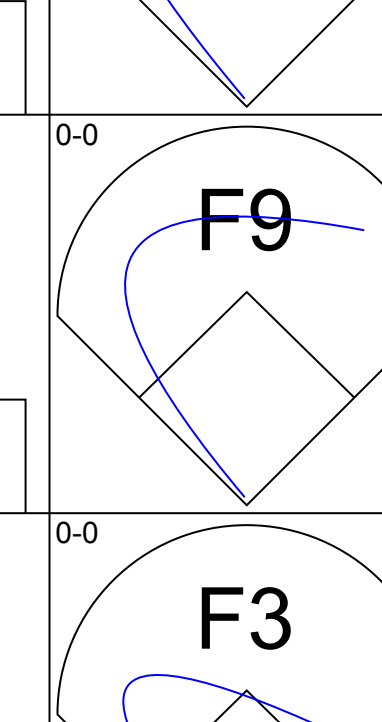
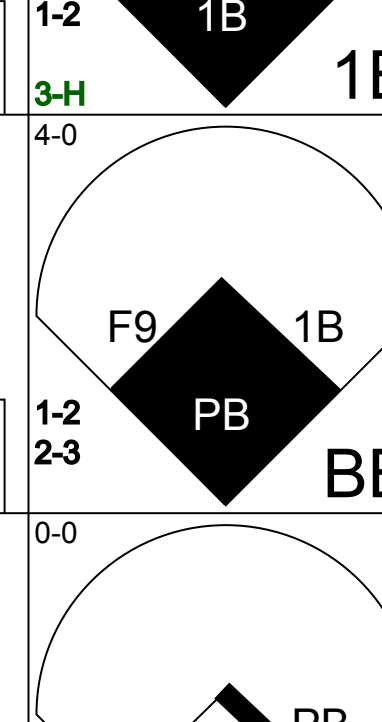
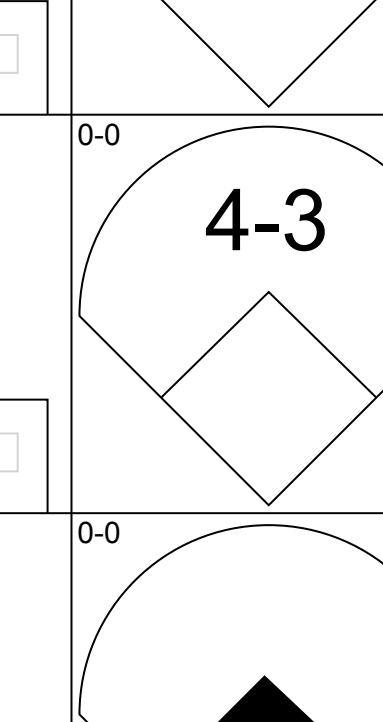
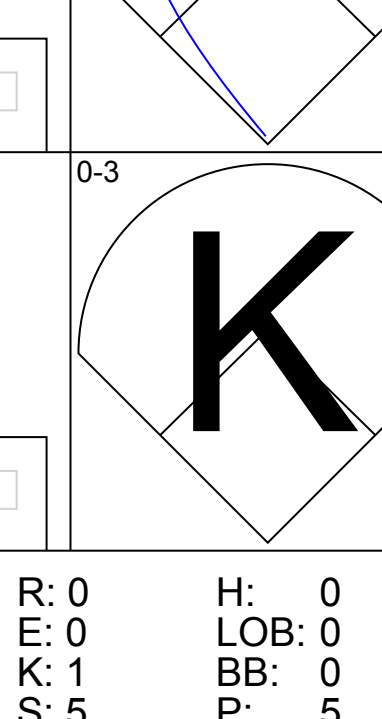
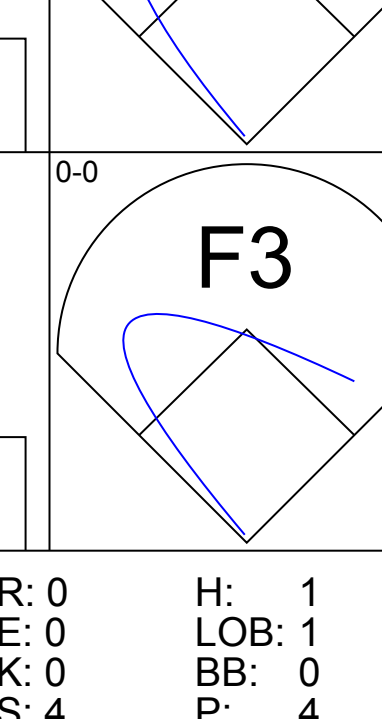
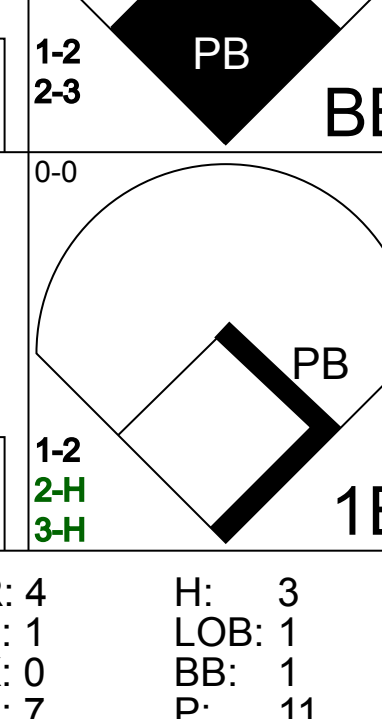
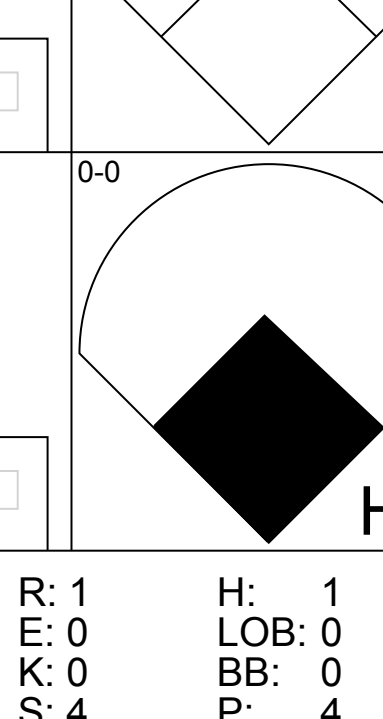
Batter	1	2	3	4	5	6	7	8	9	AB	R	H	RBI	BB	SO	LOB	TOP			
Norm Siebern, L (1, 3) OBP: 0.392, SLG: 0.461	3-1		K	3-1			5-3		1B 2B	5	1	1	0	0	1	2	Baltimore Orioles @ Boston Red Sox Fenway Park, Boston, MA Tue Aug 10 1965, 7:05 PM EDT Unknown			
Bob Johnson, R (1, 6) OBP: 0.310, SLG: 0.398	F9		E8 BB FC4-6		F9		2B		2B 1B	5	1	2	0	0	0	1				
Jackie Brandt, R (1, 9) OBP: 0.304, SLG: 0.389	6-3		FC4-6 BB		2B		6-3		1-3 2B	4	0	2	1	1	0	1				
Brooks Robinson, R (1, 5) OBP: 0.365, SLG: 0.422		F7	FC4-6 BB		6-3			6-3	1-3	2	0	0	1	1	0	1				
Mark Belanger, R (7, 6)			1-2 2-3 3-H							2	0	0	0	0	0	2				
Curt Blefary, L (1, 7) OBP: 0.368, SLG: 0.449	G3		FC4-6		F2			1B	4-3	5	0	1	1	0	0	5				
Jerry Adair, R (1, 4) OBP: 0.301, SLG: 0.328			F7							4	0	1	0	0	0	3				
Dick Brown, R (1, 2) OBP: 0.308, SLG: 0.404	FC5-4			6-3		K				4	0	1	0	0	1	1				
Paul Blair, R (1, 8) OBP: 0.286, SLG: 0.318			E 2B		1-3				F8	4	2	2	1	0	0	2				
Mitt Pappas, R (1, 1) OBP: 0.098, SLG: 0.157			K						1-3	2	1	0	0	0	1	1				
Harvey Haddix, L (5, 1)			E BB		G3					0	0	0	0	0	0	0				
Jim Palmer, R (5, 1) OBP: 0.227, SLG: 0.333										1	0	0	0	0	0	0				
Boog Powell, L (9, FH) OBP: 0.315, SLG: 0.363										1	0	0	0	0	0	0				
Inning Stats	R: 0 E: 0 K: 0 S: 3	H: 0 LOB: 0 BB: 0 P: 3	R: 0 E: 0 K: 0 S: 4	H: 1 LOB: 1 BB: 0 P: 4	R: 3 E: 1 K: 2 S: 10	H: 1 LOB: 2 BB: 2 P: 18	R: 1 E: 0 K: 0 S: 4	H: 1 LOB: 0 BB: 0 P: 4	R: 0 E: 0 K: 1 S: 5	H: 0 LOB: 0 BB: 0 P: 5	R: 0 E: 0 K: 0 S: 4	H: 1 LOB: 1 BB: 0 P: 4	R: 0 E: 0 K: 0 S: 5	H: 2 LOB: 2 BB: 0 P: 5	R: 1 E: 0 K: 0 S: 6	H: 3 LOB: 2 BB: 0 P: 6	1B: 5 2B: 4 3B: 0 HR: 1	SF: 0 SAC: 0 DP: 0 HBP: 0	WP: 1 PB: 0 SB: 0 CS: 0	PA: 41
PITCHER Jim Lonborg, R (1, 1) ERA: 3.84	IP: 9.0 WLS: W BF: 41 H: 10 R: 5 ER: 3 SO: 3	BB: 2 IBB: 0 HBP: 0 BLK: 0	WP: 1 HR: 1 S: 45 P: 53	ERA: 3.00 WHIP: 1.333	PITCHER										IP: 9.0 WLS: W BF: 41 H: 10 R: 5 ER: 3 SO: 3	BB: 2 IBB: 0 HBP: 0 BLK: 0	WP: 1 HR: 1 S: 45 P: 53	ERA: 3.00 WHIP: 1.333		

AB	39
R	5
H	10
RBI	4
BB	2
SO	3
LOB	19



Batter	1	2	3	4	5	6	7	8	9	AB	R	H	RBI	BB	SO	LOB	BOTTOM					
Lenny Green, L (1, 8) OBP: 0.364, SLG: 0.451	F4		G3 1B			FC1-6				4	3	2	1	1	0	1	Baltimore Orioles @ Boston Red Sox Fenway Park, Boston, MA Tue Aug 10 1965, 7:05 PM EDT Unknown					
Dalton Jones, L (1, 5) OBP: 0.348, SLG: 0.408	4-3		G3			F5				5	2	2	3	0	0	2						
Carl Yastrzemski, L (1, 7) OBP: 0.397, SLG: 0.588	F7		FC5-4 1B							3	2	2	2	2	0	0						
Felix Mantilla, R (1, 4) OBP: 0.413, SLG: 0.490		6-3								5	2	2	3	0	0	2						
Chuck Schilling, R (8, 4) OBP: 0.298, SLG: 0.360			FC5-4 1B							0	0	0	0	0	0	0						
Lee Thomas, L (1, 3) OBP: 0.366, SLG: 0.472			K							5	0	1	1	0	1	1						
Jim Gosger, L (1, 9) OBP: 0.390, SLG: 0.521										3	2	2	1	2	0	1						
Russ Nixon, L (1, 2) OBP: 0.288, SLG: 0.338			HR							5	2	2	0	0	0	2						
Rico Petrocelli, R (1, 6) OBP: 0.281, SLG: 0.360			FC5 1B							4	1	1	0	1	0	2						
Jim Lonborg, R (1, 1) OBP: 0.204, SLG: 0.196			FC5							4	1	1	1	0	0	3						
Inning Stats	R: 0 E: 0 K: 0 S: 3	H: 0 LOB: 0 BB: 0 P: 3	R: 1 E: 0 K: 0 S: 6	H: 3 LOB: 2 BB: 0 P: 6	R: 1 E: 0 K: 1 S: 7	H: 2 LOB: 1 BB: 0 P: 7	R: 0 E: 0 K: 0 S: 3	H: 1 LOB: 0 BB: 0 P: 3	R: 12 E: 2 K: 0 S: 12	H: 8 LOB: 1 BB: 4 P: 28	R: 1 E: 1 K: 0 S: 5	H: 1 LOB: 1 BB: 0 P: 5	R: 0 E: 0 K: 0 S: 2	H: 0 LOB: 0 BB: 1 P: 6	R: 0 E: 0 K: 0 S: 2	H: 0 LOB: 0 BB: 1 P: 6	1B: 11 2B: 2 3B: 0 HR: 2	SF: 0 SAC: 0 DP: 3 HBP: 0	WP: 1 PB: 0 SB: 0 CS: 0	PA: 44		
PITCHER Mitt Pappas, R (1, 1) ERA: 2.36	IP: 4.1 WLS: L BF: 6 H: 2 R: 3 ER: 2 SO: 0	BB: 0 IBB: 0 HBP: 0 BLK: 0	WP: 0 HR: 1 S: 22 P: 22	ERA: 8.31 WHIP: 1.846	PITCHER										IP: 4.1 WLS: L BF: 6 H: 2 R: 3 ER: 2 SO: 0	BB: 0 IBB: 0 HBP: 0 BLK: 0	WP: 0 HR: 1 S: 22 P: 22	ERA: 8.31 WHIP: 1.846				
Harvey Haddix, L (5, 1) ERA: 2.61	0.1	L	6	2	3	2	0	1	1	0	0	0	0	0	0	0	0	1	4	12	54.00	9.000
Jim Palmer, R (5, 1) ERA: 3.36	3.1	18	5	8	0	0	0	4	0	0	0	0	0	0	0	0	0	0	14	30	0.00	2.700

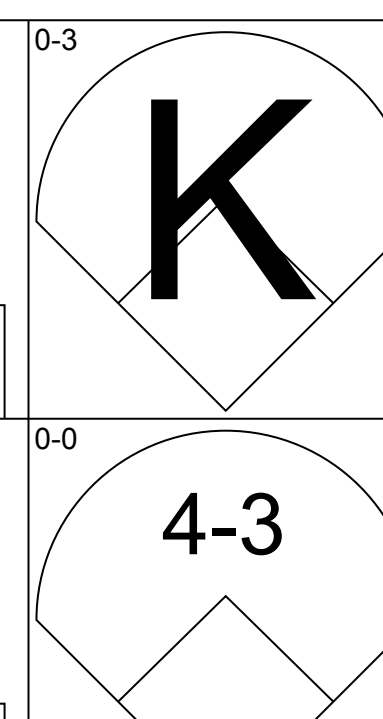
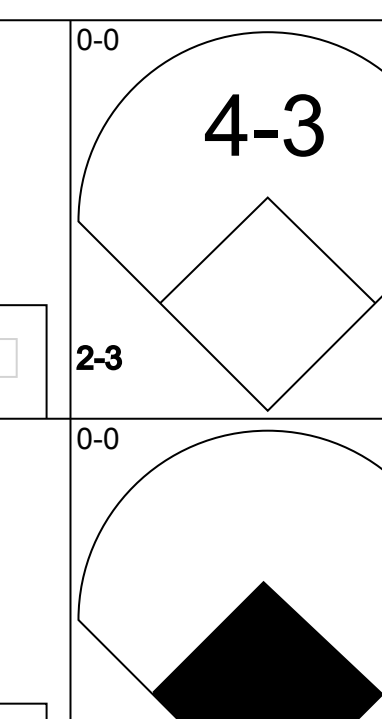
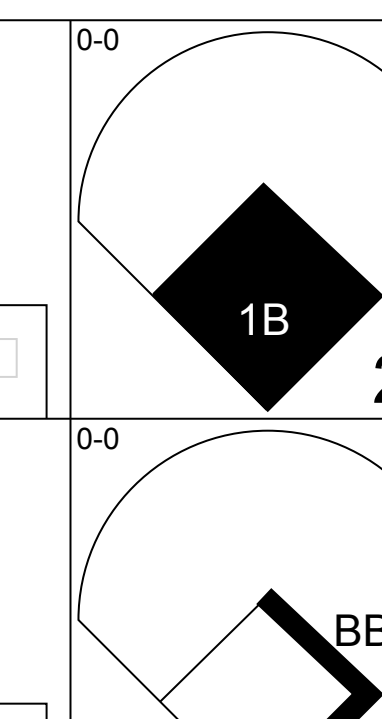
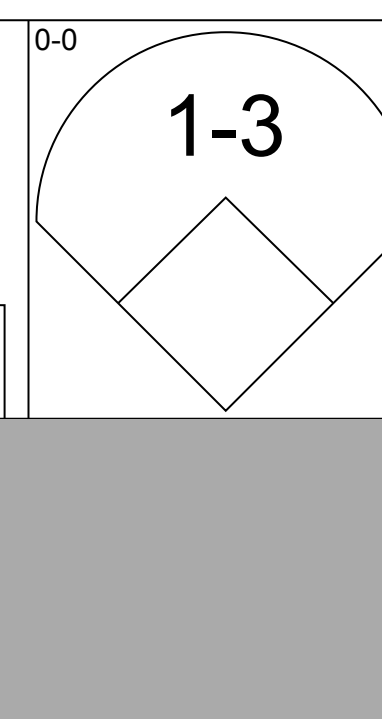
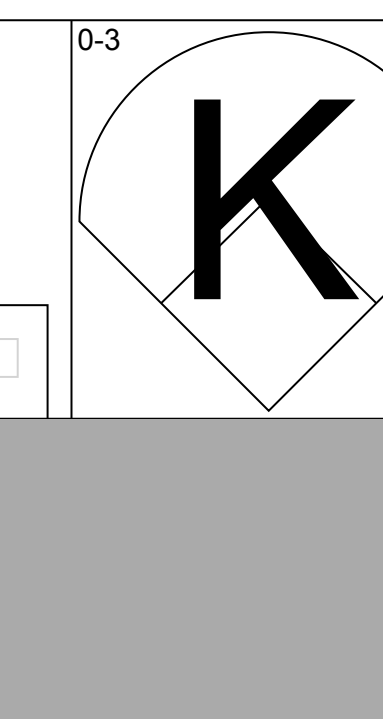
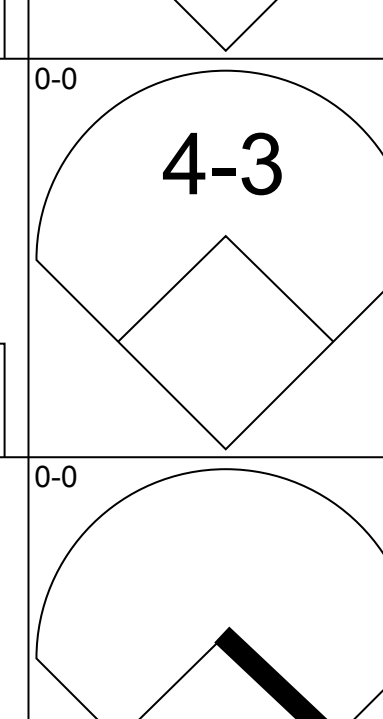
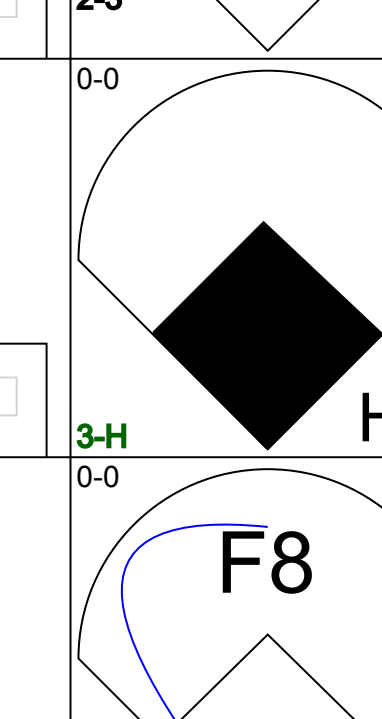
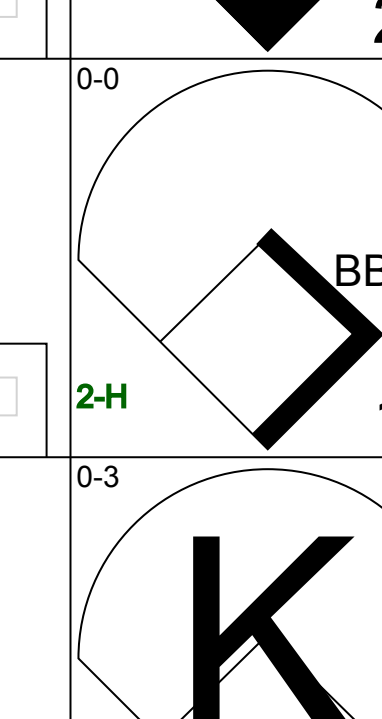
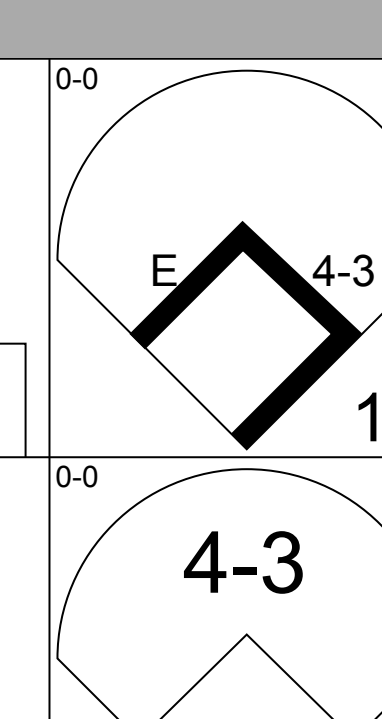
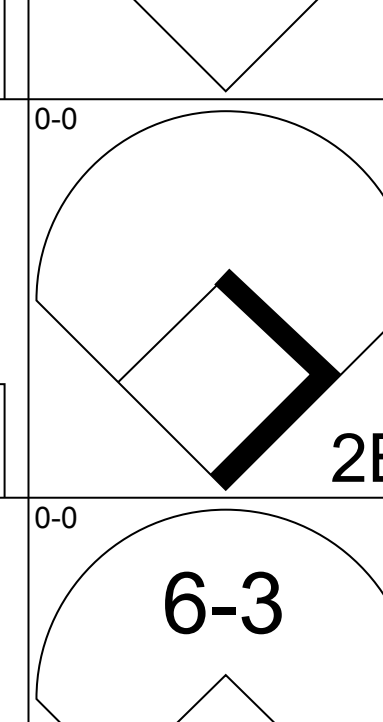
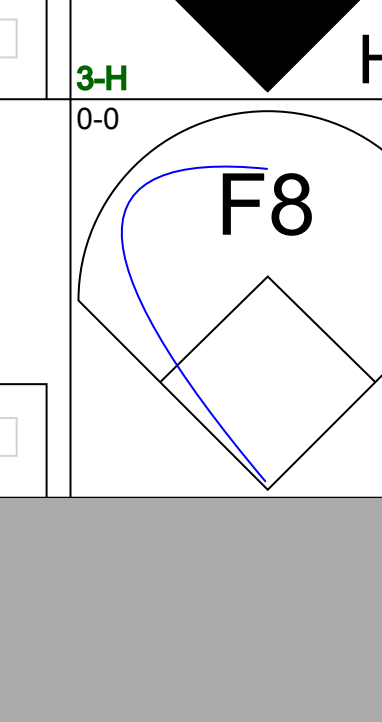
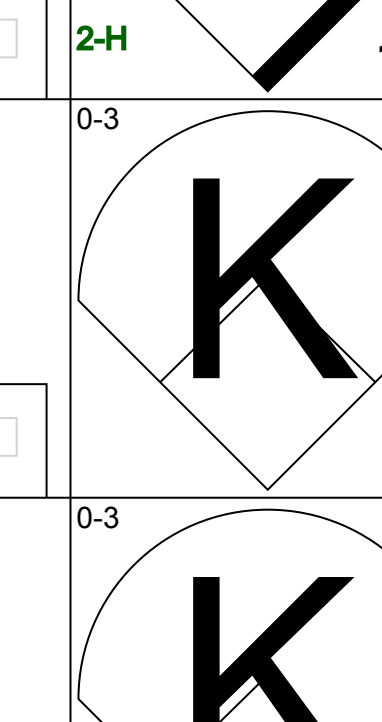
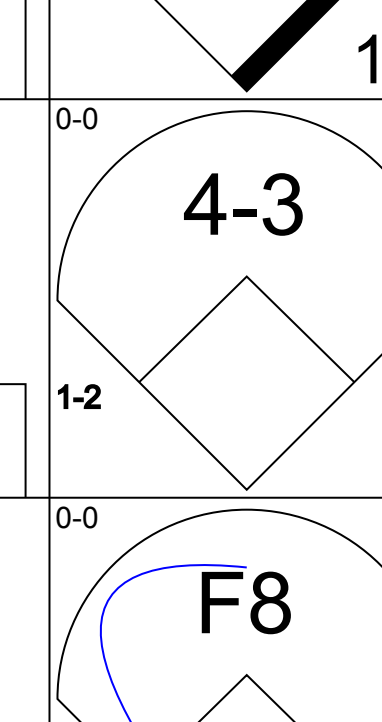
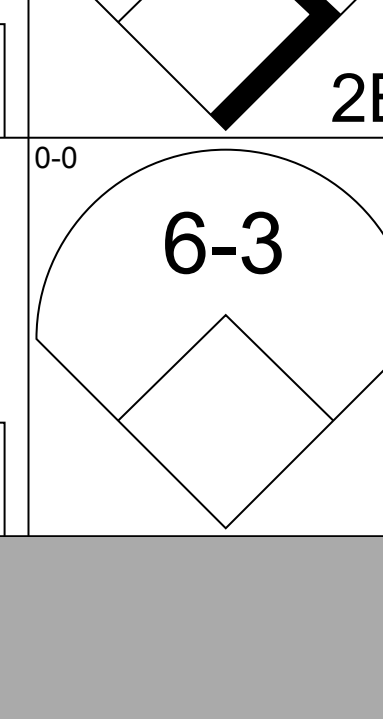
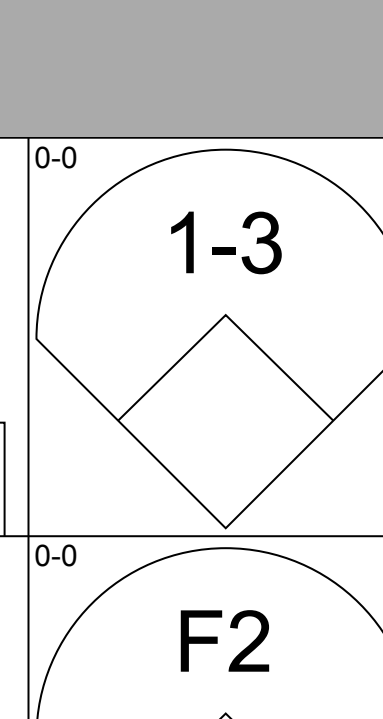
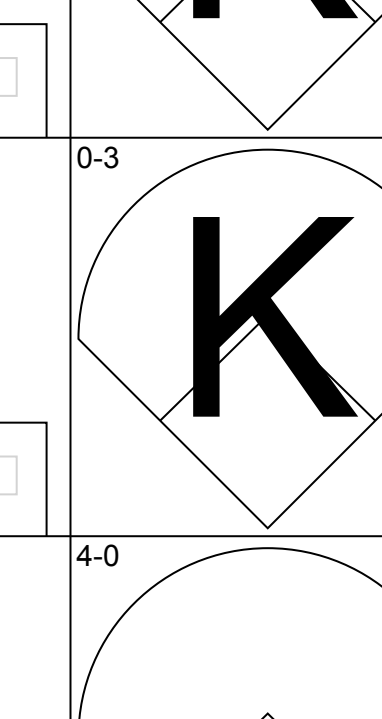
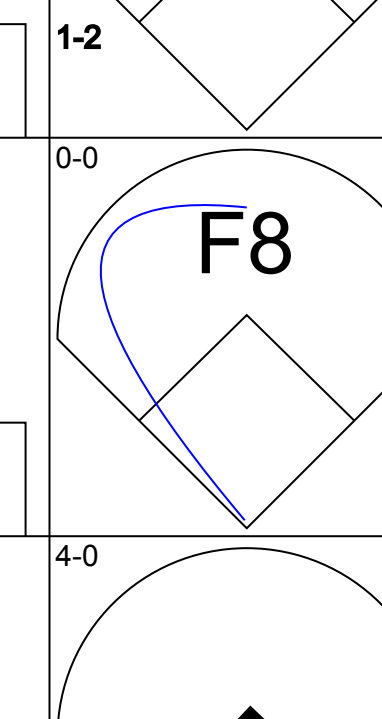
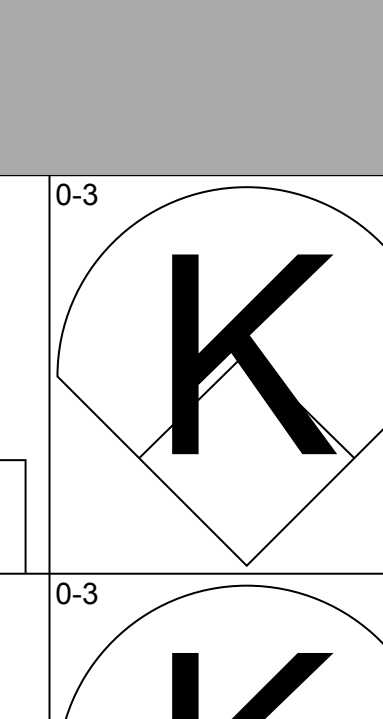
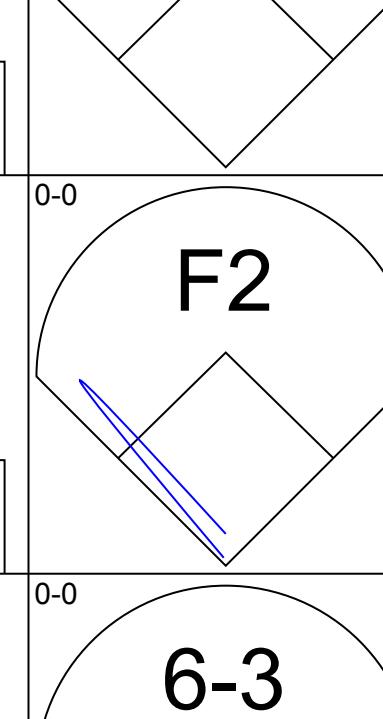
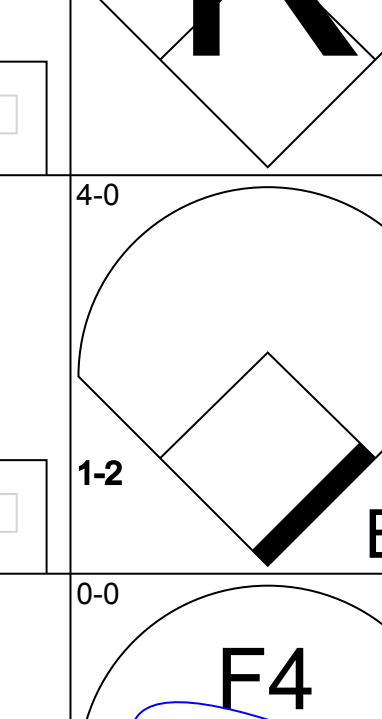
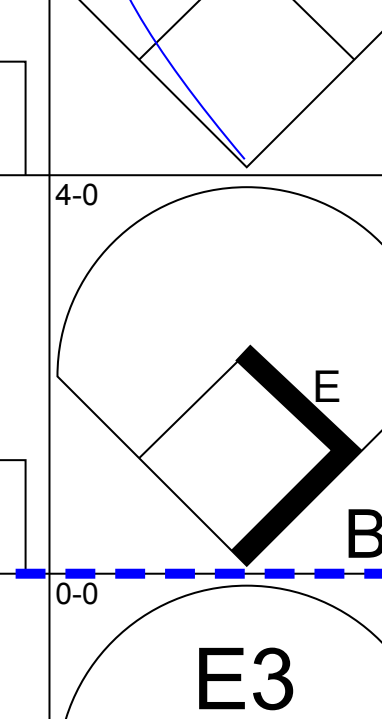
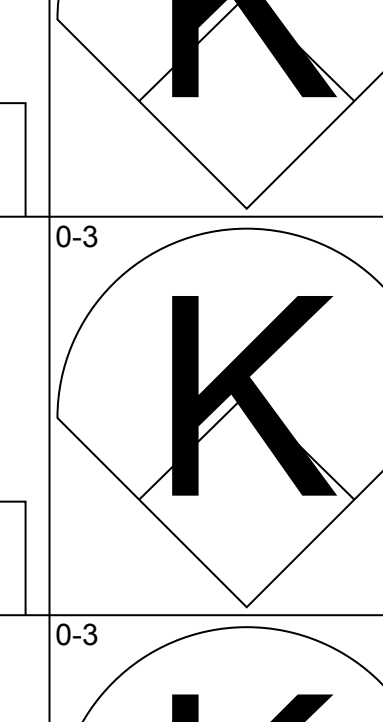
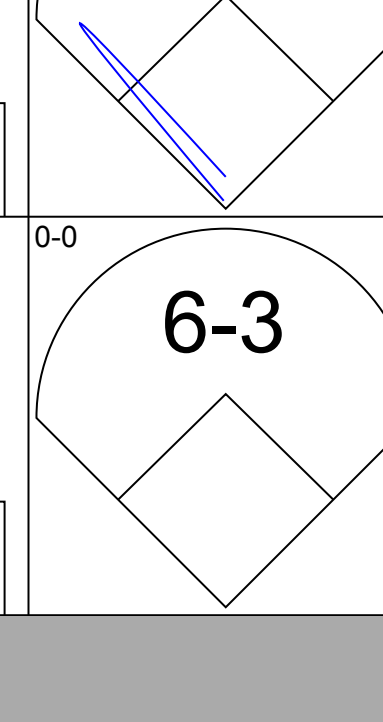
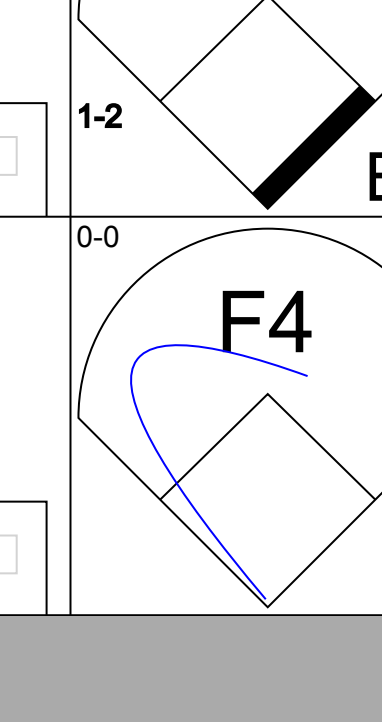
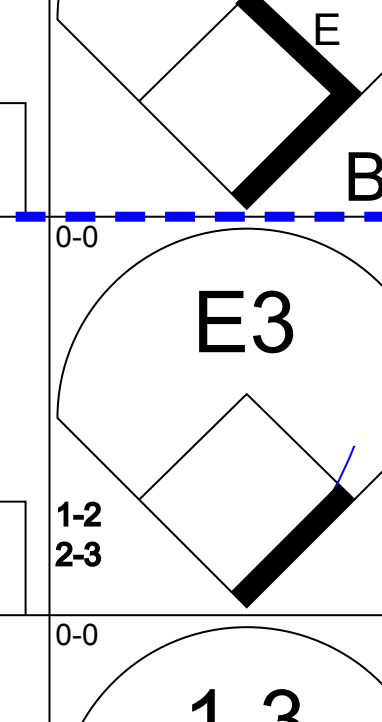
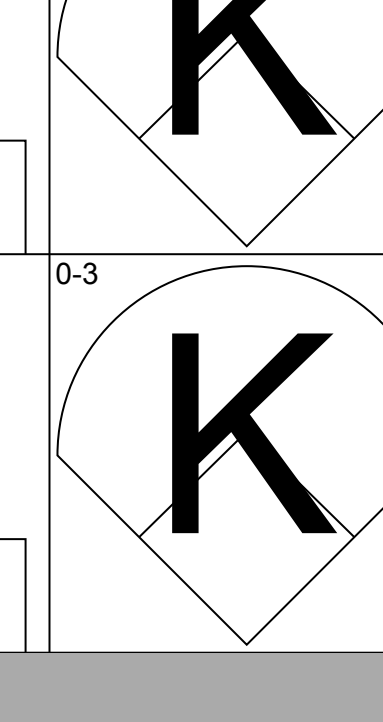
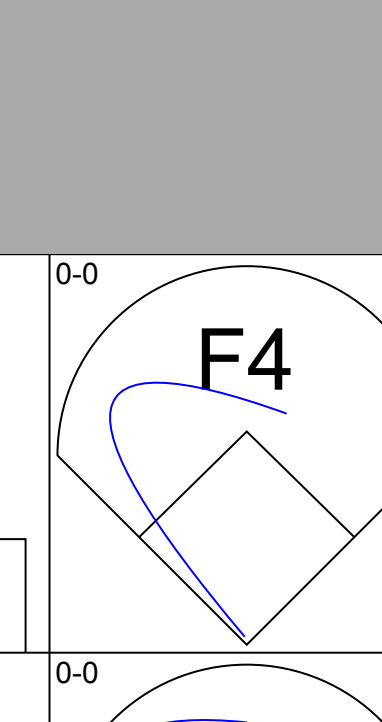
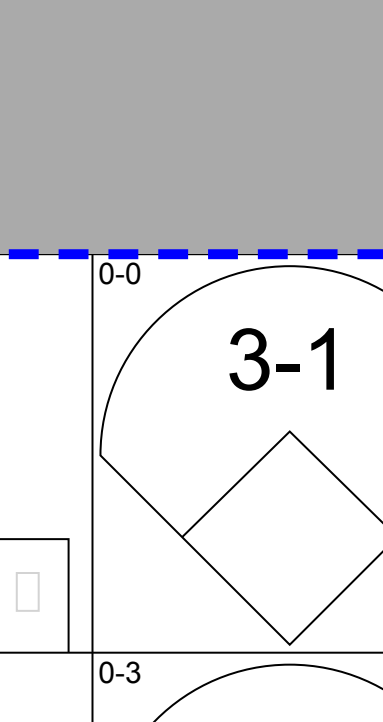
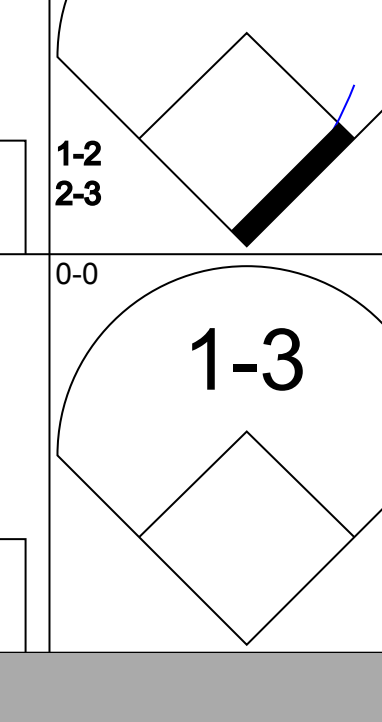
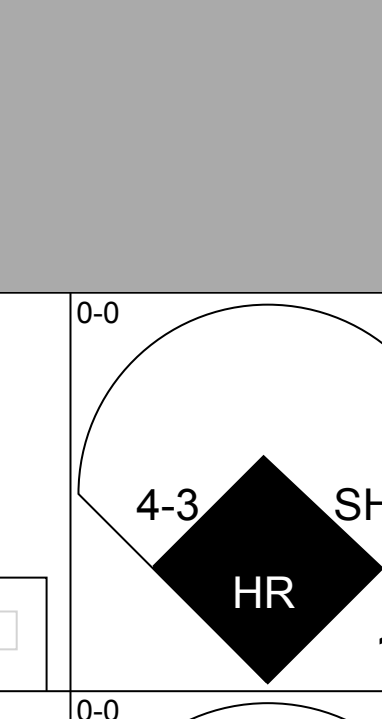
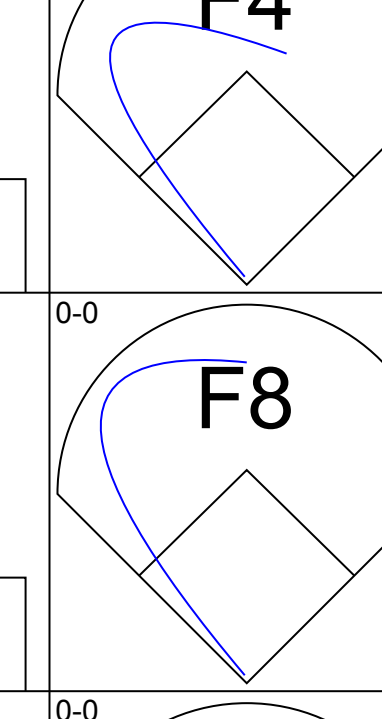
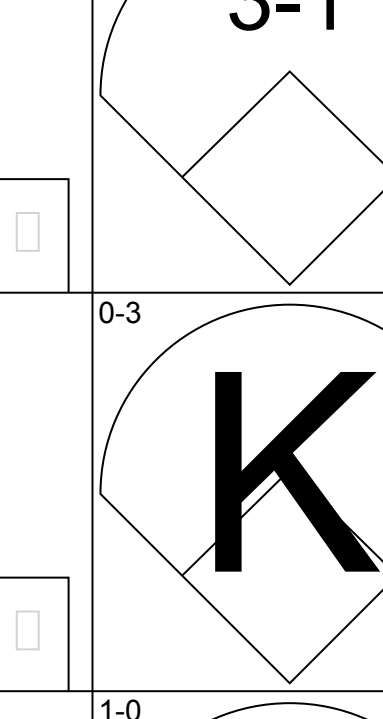
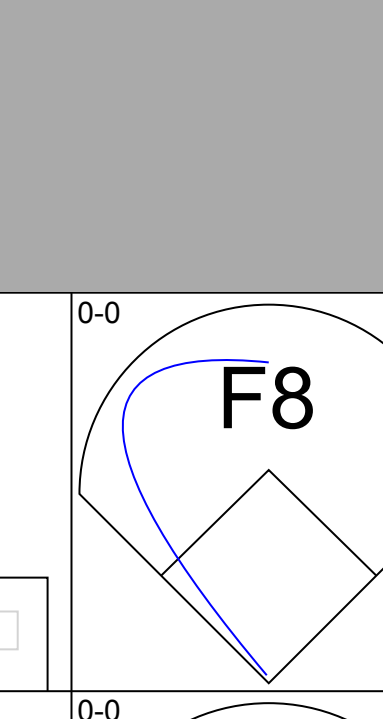

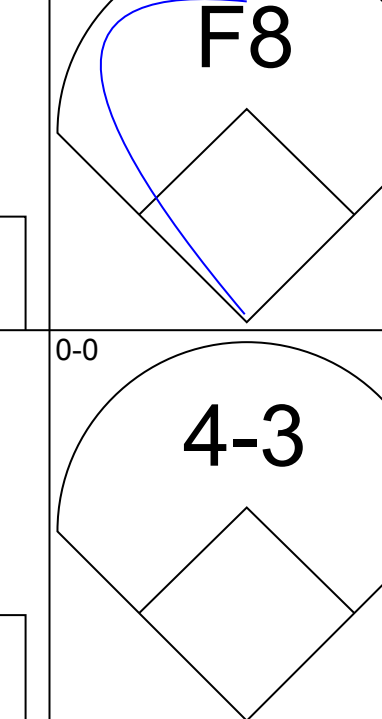
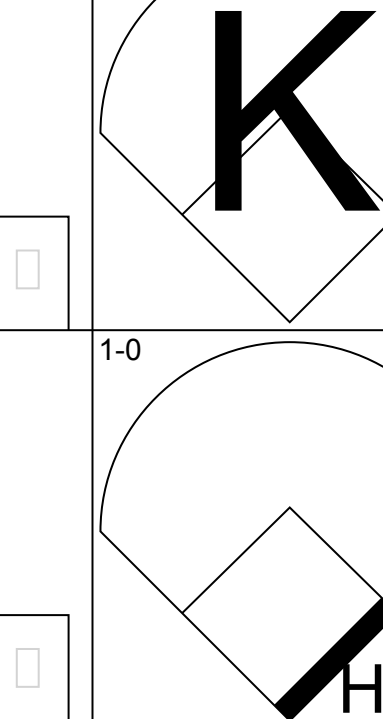
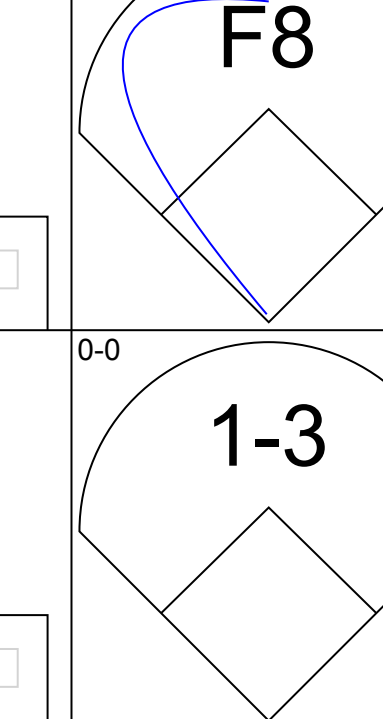


Batter	1	2	3	4	5	6	7	8	9	AB	R	H	RBI	BB	SO	LOB	TOP				
Norm Siebern, L OBP: 0.395, SLG: 0.462 Mark Belanger, R (9, 6)										5	0	1	0	0	1	2					
Russ Snyder, L OBP: 0.322, SLG: 0.315										4	0	1	0	0	0	2					
Bob Johnson, R OBP: 0.309, SLG: 0.407										4	0	0	0	0	1	2					
Brooks Robinson, R OBP: 0.371, SLG: 0.444										4	1	3	0	0	0	0					
Curt Blefary, L OBP: 0.365, SLG: 0.451 Stu Miller, R (8, 1)										4	0	0	0	0	1	4					
Jerry Adair, R OBP: 0.299, SLG: 0.328										4	1	1	0	0	0	2					
Paul Blair, R OBP: 0.289, SLG: 0.320										4	1	1	1	0	0	1					
Dick Brown, R OBP: 0.307, SLG: 0.396										3	1	0	0	1	0	1					
Dave McNally, R OBP: 0.111, SLG: 0.070 John Orsino, R OBP: 0.327, SLG: 0.429 Don Larsen, R OBP: 0.333, SLG: 0.444 Jackie Brandt, R OBP: 0.306, SLG: 0.403										2	0	0	0	0	1	1					
Inning Stats	R: 0 E: 0 K: 1 S: 5	H: 1 LOB: 0 BB: 0 P: 5	R: 0 E: 0 K: 0 S: 3	H: 0 LOB: 0 BB: 0 P: 3	R: 0 E: 0 K: 1 S: 5	H: 0 LOB: 0 BB: 0 P: 5	R: 0 E: 0 K: 1 S: 7	H: 2 LOB: 2 BB: 0 P: 7	R: 0 E: 0 K: 0 S: 4	H: 1 LOB: 1 BB: 0 P: 4	R: 0 E: 0 K: 1 S: 5	H: 0 LOB: 0 BB: 0 P: 5	R: 4 E: 1 K: 0 S: 7	H: 3 LOB: 1 BB: 1 P: 11	R: 0 E: 0 K: 0 S: 4	H: 1 LOB: 1 BB: 0 P: 4	R: 1 E: 0 K: 0 S: 4	H: 1 LOB: 0 BB: 0 P: 4	1B: 6 2B: 2 3B: 0 HR: 1	SF: 0 SAC: 0 DP: 1 HBP: 0	WP: 1 PA: 37 PB: 1 SB: 0 CS: 0
PITCHER	IP	WLS	BF	H	R	ER	SO	BB	IBB	HBP	BLK	WP	HR	S	P	ERA	WHIP				
Dave Morehead, R ERA: 4.52	6.1	L	27	7	4	2	4	1	0	0	0	1	0	34	38	2.84	1.263				
Arnold Earley, L ERA: 3.52	0.2		2	0	0	0	0	0	0	0	0	0	0	2	2	0.00	0.000				
Dick Radatz, R ERA: 4.72	2.0		8	2	1	1	0	0	0	0	0	0	1	8	8	4.50	1.000				

Baltimore Orioles @ Boston Red Sox
Fenway Park, Boston, MA
Thu Aug 12 1965, 3:33 AM EDT
Att: 5,912 - Unknown

AB 36
R 5
H 9
RBI 4
BB 1
SO 4
LOB 15



Batter	1	2	3	4	5	6	7	8	9	AB	R	H	RBI	BB	SO	LOB	BOTTOM				
Lenny Green, L OBP: 0.364, SLG: 0.453 Dick Radatz, R OBP: 0.286, SLG: 0.450 Eddie Bressoud, R OBP: 0.302, SLG: 0.369										4	1	1	0	0	1	2					
Frank Malzone, R OBP: 0.299, SLG: 0.307										4	1	3	3	0	0	0					
Carl Yastrzemski, L OBP: 0.389, SLG: 0.590										4	0	1	0	0	1	2					
Felix Mantilla, R OBP: 0.408, SLG: 0.480										4	0	0	0	0	1	3					
Tony Horton, R OBP: 0.352, SLG: 0.398										2	0	0	0	2	1	0					
Bob Tillman, R OBP: 0.284, SLG: 0.329 Dalton Jones, L OBP: 0.349, SLG: 0.409 Russ Nixon, L OBP: 0.286, SLG: 0.338										3	0	0	0	0	1	2					
Jim Gosger, L OBP: 0.376, SLG: 0.485										4	0	0	0	0	1	3					
Rico Petrocelli, R OBP: 0.278, SLG: 0.364										4	1	1	0	0	1	0					
Dave Morehead, R OBP: 0.240, SLG: 0.178 Arnold Earley, L Lee Thomas, L OBP: 0.365, SLG: 0.467										1	0	0	0	0	0	0					
Inning Stats	R: 0 E: 0 K: 1 S: 6	H: 1 LOB: 1 BB: 0 P: 6	R: 0 E: 0 K: 3 S: 9	H: 0 LOB: 0 BB: 0 P: 9	R: 2 E: 0 K: 0 S: 5	H: 2 LOB: 0 BB: 0 P: 5	R: 0 E: 0 K: 0 S: 3	H: 0 LOB: 0 BB: 0 P: 3	R: 0 E: 0 K: 2 S: 9	H: 2 LOB: 2 BB: 1 P: 13	R: 0 E: 0 K: 1 S: 5	H: 0 LOB: 1 BB: 0 P: 6	R: 0 E: 0 K: 0 S: 5	H: 1 LOB: 3 BB: 1 P: 9	R: 0 E: 0 K: 1 S: 5	H: 0 LOB: 0 BB: 0 P: 5	1B: 3 2B: 2 3B: 0 HR: 1	SF: 0 SAC: 1 DP: 0 HBP: 1	WP: 0 PA: 37 PB: 0 SB: 0 CS: 0		
PITCHER	IP	WLS	BF	H	R	ER	SO	BB	IBB	HBP	BLK	WP	HR	S	P	ERA	WHIP				
Dave McNally, L ERA: 3.19	6.0	W	24	5	3	3	6	1	0	0	0	0	1	35	39	4.50	1.000				
Don Larsen, R ERA: 3.59	1.2		8	1	0	0	1	1	0	1	0	0	0	8	13	0.00	1.200				
Stu Miller, R ERA: 2.13	1.1	S	5	0	0	0	1	0	0	0	0	0	0	7	7	0.00	0.000				

Baltimore Orioles @ Boston Red Sox
Fenway Park, Boston, MA
Thu Aug 12 1965, 3:33 AM EDT
Att: 5,912 - Unknown


AB 33
R 3
H 6
RBI 3
BB 2
SO 8
LOB 14



Batter	1	2	3	4	5	6	7	8	9	AB	R	H	RBI	BB	SO	LOB	TOP			
Don Buford, S OBP: 0.348, SLG: 0.378 (1, 4)	0-0 B5-3		0-0 2B		0-0 5-3		0-0 1-3		0-0 G3	5	0	1	0	0	0	2				
Floyd Robinson, L OBP: 0.337, SLG: 0.368 (1, 9)	4-0 G5-4-3 BB		0-0 1-3		0-3 K		0-0 3-1			3	0	0	0	1	1	3				
Danny Cater, R OBP: 0.315, SLG: 0.410 (1, 7)	0-0 G5-4-3		0-0 6-3		0-0 1B		0-3 K			4	1	1	0	0	1	3				
Bill Skowron, R OBP: 0.321, SLG: 0.442 (1, 3)		0-0 2B		0-0 6-3		0-0 1B		0-0 4-3		4	0	2	0	0	0	0				
John Romano, R OBP: 0.362, SLG: 0.402 J.C. Martin, L OBP: 0.345, SLG: 0.335 (6, 2)		0-0 F8		0-0 6-3		0-0 1B		0-3 K		3	0	1	1	0	0	1				
Pete Ward, L OBP: 0.350, SLG: 0.401 (1, 5)	0-0 4-3		0-0 K		0-3 K		0-0 F7		0-0 G3	4	0	0	0	0	1	3				
Ron Hansen, R OBP: 0.316, SLG: 0.389 (1, 6)		0-3 K		0-0 1B		0-0 F9		0-0 6-3		4	1	1	0	0	1	3				
Ken Berry, R OBP: 0.245, SLG: 0.314 Smoky Burgess, L OBP: 0.368, SLG: 0.450 (9, PH)			0-3 K		0-0 3-1		0-0 1B		0-0 1-3	3	0	1	0	0	1	1				
John Buzhardt, R OBP: 0.256, SLG: 0.147 Hoyt Wilhelm, R (6, 1)			4-0 2B		0-0 1B		0-0 1-3		0-0 1B	2	0	1	1	1	0	3				
Tom McCraw, L OBP: 0.274, SLG: 0.275 (9, PH)					2-3 1B				0-0 1B	1	0	1	0	0	0	0				
Inning Stats	R: 0 E: 0 K: 0 S: 2	H: 0 LOB: 0 BB: 1 P: 6	R: 0 E: 0 K: 1 S: 6	H: 1 LOB: 1 BB: 0 P: 6	R: 0 E: 0 K: 1 S: 6	H: 1 LOB: 2 BB: 1 P: 10	R: 0 E: 0 K: 1 S: 5	H: 0 LOB: 0 BB: 0 P: 5	R: 1 E: 0 K: 0 S: 7	H: 4 LOB: 3 BB: 0 P: 7	R: 0 E: 0 K: 1 S: 5	H: 0 LOB: 0 BB: 0 P: 5	R: 0 E: 0 K: 1 S: 5	H: 0 LOB: 0 BB: 0 P: 5	R: 0 E: 0 K: 0 S: 4	H: 1 LOB: 1 BB: 0 P: 4	1B: 7 2B: 2 3B: 0 HR: 0	SF: 0 SAC: 0 DP: 1 HBP: 0	WP: 0 PB: 0 SB: 0 CS: 0	PA: 37
PITCHER	IP	WLS	BF	H	R	ER	SO	BB	IBB	HBP	BLK	WP	HR	S	P	ERA	WHIP			
Dennis Bennett, L ERA: 4.83 Bob Duliba, R ERA: 3.09	(1, 1)	5.1	24	7	2	2	4	2	0	0	0	0	0	30	38	3.38	1.688			
	(6, 1)	3.2	13	2	0	0	2	0	0	0	0	0	0	17	17	0.00	0.545			

Chicago White Sox @ Boston Red Sox
Fenway Park, Boston, MA
Fri Aug 13 1965, 7:05 PM EDT
Att: 11,065 - Unknown


AB 35
R 2
H 9
RBI 2
BB 2
SO 6
LOB 19



Batter	1	2	3	4	5	6	7	8	9	AB	R	H	RBI	BB	SO	LOB	BOTTOM			
Lenny Green, L OBP: 0.371, SLG: 0.458 (1, 8)	0-0 1-5-3 1B		0-0 1-2 1B		4-0 CS		0-0 PB		0-0 SH5-4	3	0	3	0	1	0	0				
Dalton Jones, L OBP: 0.348, SLG: 0.408 (1, 5)	0-0 1-5-3		0-3 K		0-0 CS		0-0 SH5-4		0-0 SH5-4	3	0	1	0	0	1	3				
Carl Yastrzemski, L OBP: 0.399, SLG: 0.587 (1, 7)	4-0 G5-4-3 BB		0-0 G3		0-0 FC4-6		4-0 PB		4-0 IBB	2	1	0	0	2	0	3				
Felix Mantilla, R OBP: 0.406, SLG: 0.485 (1, 4)	0-0 G5-4-3		0-0 5-3		0-0 HR		0-3 K		0-0 K	4	1	1	2	0	1	4				
Lee Thomas, L OBP: 0.364, SLG: 0.465 (1, 3)		0-0 L4		0-0 FC6-4		0-0 F8		0-0 F4		4	0	1	0	0	0	2				
Jim Gosger, L OBP: 0.379, SLG: 0.481 (1, 9)		4-0 G4-6-3 BB		0-0 FC6-4		0-0 BB		0-0 3-1		3	0	1	0	1	0	1				
Russ Nixon, L OBP: 0.286, SLG: 0.324 (1, 2)	0-0 G4-6-3		0-0 F8		0-0 F8		4-0 BB		0-0 4-3	3	0	0	0	1	0	2				
Rico Petrocelli, R OBP: 0.278, SLG: 0.358 (1, 6)			4-0 1B		0-0 5-3		0-0 1-3		0-3 K	3	0	0	0	1	1	2				
Dennis Bennett, L OBP: 0.235, SLG: 0.294 Bob Duliba, R (6, 1)			0-3 K		0-3 K		4-0 SH5-4			2	0	0	0	0	2	1				
Inning Stats	R: 0 E: 0 K: 0 S: 3	H: 1 LOB: 1 BB: 1 P: 7	R: 0 E: 0 K: 0 S: 2	H: 0 LOB: 0 BB: 1 P: 6	R: 0 E: 0 K: 2 S: 8	H: 1 LOB: 2 BB: 1 P: 12	R: 0 E: 0 K: 0 S: 4	H: 1 LOB: 1 BB: 0 P: 4	R: 0 E: 0 K: 0 S: 4	H: 0 LOB: 0 BB: 1 P: 8	R: 2 E: 0 K: 0 S: 6	H: 3 LOB: 2 BB: 1 P: 10	R: 1 E: 0 K: 1 S: 6	H: 1 LOB: 2 BB: 2 P: 14	R: 0 E: 0 K: 1 S: 5	H: 0 LOB: 0 BB: 0 P: 5	1B: 6 2B: 0 3B: 0 HR: 1	SF: 0 SAC: 1 DP: 2 HBP: 0	WP: 1 PB: 1 SB: 0 CS: 1	PA: 36
PITCHER	IP	WLS	BF	H	R	ER	SO	BB	IBB	HBP	BLK	WP	HR	S	P	ERA	WHIP			
John Buzhardt, R ERA: 3.23 Hoyt Wilhelm, R ERA: 2.21	(1, 1)	5.2	25	6	2	2	3	5	0	0	0	0	0	26	46	3.18	1.941			
	(6, 1)	2.1	10	1	1	0	2	1	1	0	0	0	0	12	20	0.00	0.857			

Chicago White Sox @ Boston Red Sox
Fenway Park, Boston, MA
Fri Aug 13 1965, 7:05 PM EDT
Att: 11,065 - Unknown

AB 27
R 3
H 7
RBI 2
BB 7
SO 5
LOB 18



Batter	1	2	3	4	5	6	7	8	9	AB	R	H	RBI	BB	SO	LOB	TOP								
Danny Cater, R OBP: 0.320, SLG: 0.421 (1, 7)	0-0 4-3 1B 2B		0-0 2B FC4-2 1B		0-0 6-3	0-0 FC6-4			0-0 2B WP 1B	5	2	3	0	0	0	3									
Don Buford, S OBP: 0.348, SLG: 0.381 (1, 4)	0-3 K		0-0 FC4-2 1-3 2B		0-0 G3			0-0 F9	0-3 K	5	0	1	0	0	0	2	3								
Floyd Robinson, L OBP: 0.338, SLG: 0.366 (1, 9)	0-0 4-3		0-0 FC4-2		0-0 3-1			0-0 F7	4-0 2B IBB	4	0	0	0	1	0	3									
Bill Skowron, R OBP: 0.324, SLG: 0.443 (1, 3)	0-0 FC4-6 1B		0-0 K		0-0 6-3			0-0 6-3	0-0 SF9	4	1	2	2	0	1	2									
Pete Ward, L OBP: 0.349, SLG: 0.396 (1, 5)	0-0 FC4-6				0-0 F4			0-0 F6	0-0 F9	5	0	1	1	0	0	2									
John Romano, R OBP: 0.387, SLG: 0.431 (1, 2)		0-3 K			0-0 HR			0-0 BB 1B	0-0 5-3	4	1	2	1	0	1	0									
Eddie Fisher, R OBP: 0.154, SLG: 0.120 (8, 1)								0-0 BB 1B		0	0	0	0	0	0	0									
Ron Hansen, R OBP: 0.311, SLG: 0.379 (1, 6)		0-0 6-3			0-0 6-3			0-0 F5	4-0 BB	3	0	0	0	1	0	2									
Al Weis, S OBP: 0.348, SLG: 0.386 (8, PR)								0-0 F5		0	0	0	0	0	0	0									
Ken Berry, R OBP: 0.252, SLG: 0.317 (8, PH)								0-0 F5		2	0	1	1	1	0	0									
Smoky Burgess, L OBP: 0.362, SLG: 0.443 (8, PH)								0-0 BB		1	0	0	0	0	1	1									
Tom McCraw, L OBP: 0.274, SLG: 0.275 (8, 8)								1-2 3-H BB 1B		0	0	0	0	0	0	0									
Joe Horlen, R OBP: 0.236, SLG: 0.196 (1, 1)								1-2 2-3 BB		2	0	0	0	1	1	1									
J.C. Martin, L OBP: 0.347, SLG: 0.350 (8, 2)								1-2 2-3 BB	1-0 WP SF9 1B HBP	0	1	0	0	0	0	0									
Inning Stats	R: 1 E: 0 K: 1 S: 7	H: 2 LOB: 1 BB: 0 P: 7	R: 0 E: 0 K: 1 S: 5	H: 0 LOB: 0 BB: 0 P: 5	R: 0 E: 0 K: 2 S: 9	H: 2 LOB: 2 BB: 0 P: 9	R: 1 E: 0 K: 0 S: 4	H: 1 LOB: 1 BB: 1 P: 8	R: 0 E: 0 K: 0 S: 3	H: 0 LOB: 0 BB: 0 P: 3	R: 0 E: 0 K: 0 S: 6	H: 3 LOB: 3 BB: 1 P: 10	R: 0 E: 0 K: 0 S: 3	H: 0 LOB: 0 BB: 0 P: 3	R: 0 E: 0 K: 1 S: 5	H: 0 LOB: 1 BB: 1 P: 9	R: 2 E: 0 K: 1 S: 6	H: 2 LOB: 2 BB: 1 P: 11	1B: 6 2B: 3 3B: 0 HR: 1	SF: 1 SAC: 0 DP: 0 HBP: 1	WP: 1 PB: 0 SB: 0 CS: 0	PA: 41			
PITCHER	IP WLS BF H R ER SO BB IBB HBP BLK WP HR S P ERA WHIP	7.2 L 34 8 3 3 4 3 0 0 0 0 1 39 51 3.52 1.435	1.1 L 7 2 2 2 2 0 1 1 0 1 0 9 14 13.50 1.500																						

Chicago White Sox @ Boston Red Sox
Fenway Park, Boston, MA
Mon Aug 16 1965, 7:05 PM EDT
Att: 7,259 - Unknown

AB 35
R 5
H 10
RBI 5
BB 4
SO 6
LOB 17



Batter	1	2	3	4	5	6	7	8	9	AB	R	H	RBI	BB	SO	LOB	BOTTOM								
Lenny Green, L OBP: 0.372, SLG: 0.458 (1, 8)	0-0 G4-6-3 1B		0-0 4-3			0-0 F8			0-0 G3	5	0	2	0	0	0	2									
Frank Malzone, R OBP: 0.303, SLG: 0.316 (1, 5)	0-0 G4-6-3 1B		0-0 F6			0-0 F5			0-0 F8	4	0	1	0	0	0	1									
Carl Yastrzemski, L OBP: 0.491, SLG: 0.588 (1, 7)	0-0 G4-6-3				0-0 K2-4-2 1B				0-0 6-3	4	1	2	0	0	0	2									
Felix Mantilla, R OBP: 0.404, SLG: 0.476 (1, 4)	0-0 F6				0-3 K2-4-2				0-3 K	3	1	0	0	1	2	2									
Lee Thomas, L OBP: 0.361, SLG: 0.461 (1, 3)		0-0 4-3			0-3 K				0-0 F7	4	0	1	2	0	1	0									
Jim Gosger, L OBP: 0.367, SLG: 0.466 (1, 9)		0-3 K				0-0 K			0-0 F9	4	0	1	0	0	2	1									
Bob Tillman, R OBP: 0.289, SLG: 0.330 (1, 2)					0-3 K				4-0 1B BB	3	0	0	0	1	2	1									
Eddie Bressoud, R OBP: 0.304, SLG: 0.371 (8, PR)										0	0	0	0	0	0	0									
Rico Petrocelli, R OBP: 0.285, SLG: 0.374 (1, 6)					0-0 6-3				0-0 F8	4	0	0	0	0	1	2									
Earl Wilson, R OBP: 0.353, SLG: 0.536 (1, 1)					0-0 1-3				0-0 F8	3	2	2	2	0	0	1									
Dick Radatz, R OBP: 0.286, SLG: 0.450 (8, PH)										0	0	0	0	0	0	0									
Tony Horton, R OBP: 0.348, SLG: 0.394 (8, PH)									1-3 1B	1	0	1	0	0	0	0									
Inning Stats	R: 0 E: 0 K: 0 S: 4	H: 2 LOB: 1 BB: 0 P: 4	R: 0 E: 0 K: 2 S: 7	H: 0 LOB: 0 BB: 0 P: 7	R: 1 E: 0 K: 0 S: 4	H: 1 LOB: 0 BB: 0 P: 4	R: 0 E: 0 K: 2 S: 7	H: 1 LOB: 0 BB: 0 P: 7	R: 0 E: 0 K: 1 S: 6	H: 1 LOB: 1 BB: 0 P: 6	R: 2 E: 0 K: 1 S: 7	H: 2 LOB: 1 BB: 1 P: 11	R: 1 E: 0 K: 1 S: 7	H: 2 LOB: 1 BB: 0 P: 7	R: 0 E: 0 K: 1 S: 5	H: 0 LOB: 0 BB: 0 P: 5	R: 0 E: 0 K: 0 S: 4	H: 1 LOB: 2 BB: 1 P: 8	1B: 6 2B: 3 3B: 0 HR: 2	SF: 0 SAC: 0 DP: 2 HBP: 0	WP: 1 PB: 0 SB: 0 CS: 0	PA: 37			
PITCHER	IP WLS BF H R ER SO BB IBB HBP BLK WP HR S P ERA WHIP	7.0 W 29 9 4 4 7 1 0 0 0 0 0 9 13 0.00 1.000																							

Chicago White Sox @ Boston Red Sox
Fenway Park, Boston, MA
Mon Aug 16 1965, 7:05 PM EDT
Att: 7,259 - Unknown

AB 35
R 4
H 10
RBI 4
BB 2
SO 8
LOB 12



Batter	1	2	3	4	5	6	7	8	9	AB	R	H	RBI	BB	SO	LOB	TOP					
Lenny Green, L (1, 8) OBP: 0.373, SLG: 0.460	F7		F9						G5-4-3 BB	3	0	1	0	1	0	1	Boston Red Sox @ Baltimore Orioles Memorial Stadium, Baltimore, MD Tue Aug 17 1965, 7:05 PM EDT Att: 6,953 - Unknown					
Frank Matzone, R (1, 5) OBP: 0.299, SLG: 0.311	5-3			F8		L4			G5-4-3 1-2	4	0	0	0	0	2							
Carl Yastrzemski, L (1, 7) OBP: 0.397, SLG: 0.581	K			5-3			1-3		L7	4	0	0	0	0	1							
Felix Mantilla, R (1, 4) OBP: 0.401, SLG: 0.473		K		L8			6-3			3	0	0	0	0	1							
Tony Horton, R (1, 3) OBP: 0.339, SLG: 0.382		F8			5-3		5-3			3	0	0	0	0	0							
Lee Thomas, L (1, 9) OBP: 0.359, SLG: 0.457		3-1			6-3			F6		3	0	0	0	0	0							
Bob Tillman, R (1, 2) OBP: 0.287, SLG: 0.327			F9		F8			K		3	0	0	0	0	1							
Rico Petrocelli, R (1, 6) OBP: 0.285, SLG: 0.387			K			6-3			HR	3	1	1	1	0	1							
Dave Morehead, R (1, 1) OBP: 0.250, SLG: 0.191						1-3		F8		2	0	1	0	0	0							
Eddie Bressoud, R (8, PH) OBP: 0.302, SLG: 0.369										1	0	0	0	0	0							
Arnold Earley, L (8, 1)										0	0	0	0	0	0							
Inning Stats	R: 0 E: 0 K: 1 S: 5	H: 0 LOB: 0 BB: 0 P: 5	R: 0 E: 0 K: 1 S: 5	H: 0 LOB: 0 BB: 0 P: 5	R: 0 E: 0 K: 1 S: 6	H: 1 LOB: 1 BB: 0 P: 6	R: 0 E: 0 K: 0 S: 3	H: 0 LOB: 0 BB: 0 P: 3	R: 0 E: 0 K: 0 S: 3	H: 0 LOB: 0 BB: 0 P: 3	R: 0 E: 0 K: 0 S: 4	H: 1 LOB: 1 BB: 0 P: 4	R: 0 E: 0 K: 0 S: 3	H: 0 LOB: 0 BB: 0 P: 3	R: 1 E: 0 K: 1 S: 6	H: 1 LOB: 0 BB: 1 P: 6	R: 0 E: 0 K: 0 S: 2	H: 0 LOB: 0 BB: 1 P: 6	1B: 1 2B: 1 3B: 0 HR: 1	SF: 0 SAC: 0 DP: 1 HBP: 0	WP: 0 PB: 0 SB: 0 CS: 0	PA: 30
PITCHER Steve Barber, L (1, 1) ERA: 3.38	IP: 9.0 WLS: W BF: 30 H: 3 R: 1 ER: 1 SO: 4 BB: 1 IBB: 0 HBP: 0 BLK: 0 WP: 0 HR: 1 S: 37 P: 41 ERA: 1.00 WHIP: 0.444															PITCHER						


AB 29
R 1
H 3
RBI 1
BB 1
SO 4
LOB 3



Batter	1	2	3	4	5	6	7	8	9	AB	R	H	RBI	BB	SO	LOB	BOTTOM			
Norm Siebern, L (1, 3) OBP: 0.380, SLG: 0.456	K				L7					4	1	1	0	0	2	1	Boston Red Sox @ Baltimore Orioles Memorial Stadium, Baltimore, MD Tue Aug 17 1965, 7:05 PM EDT Att: 6,953 - Unknown			
Paul Blair, R (1, 8) OBP: 0.293, SLG: 0.323	5-3		2B				6-3			3	1	1	0	1	0	1				
Boog Powell, L (1, 7) OBP: 0.317, SLG: 0.364										4	1	1	2	0	2	1				
Russ Snyder, L (9, 7) OBP: 0.317, SLG: 0.310	K		1B							0	0	0	0	0	0	0				
Brooks Robinson, R (1, 5) OBP: 0.380, SLG: 0.458										3	0	2	1	1	0	0				
Curt Blefary, L (1, 9) OBP: 0.362, SLG: 0.439										4	0	0	0	0	0	3				
Charlie Lau, L (1, 2) OBP: 0.369, SLG: 0.487	K				F7					3	0	0	0	0	1	2				
Jerry Adair, R (1, 4) OBP: 0.295, SLG: 0.321										3	0	0	0	0	2	2				
Luis Aparicio, R (1, 6) OBP: 0.276, SLG: 0.370					F7					3	0	1	0	0	1	0				
Steve Barber, L (1, 1) OBP: 0.159, SLG: 0.200										2	0	0	0	0	2	0				
Inning Stats	R: 0 E: 0 K: 2 S: 7	H: 0 LOB: 0 BB: 0 P: 7	R: 0 E: 0 K: 2 S: 8	H: 1 LOB: 1 BB: 0 P: 8	R: 3 E: 0 K: 1 S: 8	H: 3 LOB: 1 BB: 1 P: 12	R: 0 E: 0 K: 2 S: 7	H: 0 LOB: 0 BB: 0 P: 7	R: 0 E: 0 K: 2 S: 8	H: 1 LOB: 1 BB: 0 P: 8	R: 0 E: 0 K: 0 S: 3	H: 0 LOB: 1 BB: 1 P: 7	R: 0 E: 0 K: 1 S: 6	H: 1 LOB: 0 BB: 0 P: 6	R: 0 E: 0 K: 0 S: 3	H: 0 LOB: 0 BB: 0 P: 3	1B: 4 2B: 2 3B: 0 HR: 0	SF: 0 SAC: 1 DP: 0 HBP: 0	WP: 0 PB: 0 SB: 2 CS: 0	PA: 32
PITCHER Dave Morehead, R (1, 1) ERA: 4.49	IP: 7.0 WLS: L BF: 29 H: 6 R: 3 ER: 3 SO: 10 BB: 2 IBB: 0 HBP: 0 BLK: 0 WP: 0 HR: 0 S: 47 P: 55 ERA: 3.86 WHIP: 1.143															PITCHER				
Arnold Earley, L (8, 1) ERA: 3.3	IP: 1.0 WLS: L BF: 3 H: 0 R: 0 ER: 0 SO: 0 BB: 0 IBB: 0 HBP: 0 BLK: 0 WP: 0 HR: 0 S: 3 P: 3 ERA: 0.00 WHIP: 0.000															PITCHER				

AB 29
R 3
H 6
RBI 3
BB 2
SO 10
LOB 10



Batter	1	2	3	4	5	6	7	8	9	AB	R	H	RBI	BB	SO	LOB	TOP																	
Lenny Green, L (1, 8) OBP: 0.374, SLG: 0.457	F8		FC3-4 HBP		L3		BB			2	0	0	0	1	0	0	Boston Red Sox @ Baltimore Orioles Memorial Stadium, Baltimore, MD Wed Aug 18 1965, 7:05 PM EDT Att: 7,033 - Unknown																	
Frank Malzone, R (1, 5) OBP: 0.296, SLG: 0.307	F7		F8			6-3	F9			4	0	0	0	0	2																			
Carl Yastrzemski, L (1, 7) OBP: 0.395, SLG: 0.577	BB 1B		F9			E4		3-1		4	0	1	0	0	1																			
Felix Mantilla, R (1, 4) OBP: 0.400, SLG: 0.469	1-2 BB		FC3-4			F9		K		3	0	0	0	1	2																			
Tony Horton, R (1, 3) OBP: 0.336, SLG: 0.387	K				F8		F3			4	0	1	0	0	1																			
Lee Thomas, L (1, 9) OBP: 0.356, SLG: 0.453		K			F9		G3	F5		4	0	0	0	0	1																			
Bob Tillman, R (1, 2) OBP: 0.290, SLG: 0.330										3	1	2	0	0	0	AB 33 R 2 H 5 RBI 2 BB 2 SO 7 LOB 12																		
Russ Nixon, L (9, PH) OBP: 0.275, SLG: 0.312			4-3			HR 1B		K		1	0	0	0	0	1																			
Rico Petrocelli, R (1, 6) OBP: 0.281, SLG: 0.380		F8				5-3		K		4	0	0	0	0	1																			
Dennis Bennett, L (1, 1) OBP: 0.211, SLG: 0.263						1-3				2	0	0	0	0	1																			
Eddie Bressoud, R (7, PH) OBP: 0.305, SLG: 0.385		K								1	1	1	2	0	0																			
Bob Hefner, R (7, 1) OBP: 0.349, SLG: 0.407							1-H HR			1	0	0	0	0	1																			
Dalton Jones, L (9, PH) OBP: 0.349, SLG: 0.407										1	0	0	0	0	1																			
Inning Stats	R: 0 E: 0 K: 1 S: 6	H: 1 LOB: 2 BB: 1 P: 10	R: 0 E: 0 K: 2 S: 8	H: 1 LOB: 1 BB: 0 P: 8	R: 0 E: 0 K: 0 S: 3	H: 0 LOB: 1 BB: 0 P: 4	R: 0 E: 0 K: 0 S: 3	H: 0 LOB: 0 BB: 0 P: 3	R: 0 E: 0 K: 0 S: 3	H: 0 LOB: 0 BB: 0 P: 3	R: 2 E: 1 K: 1 S: 7	H: 2 LOB: 1 BB: 1 P: 11	R: 0 E: 0 K: 1 S: 6	H: 1 LOB: 1 BB: 0 P: 6	R: 0 E: 0 K: 2 S: 7	H: 0 LOB: 0 BB: 0 P: 7	1B: 3 2B: 1 3B: 0 HR: 1	SF: 0 SAC: 0 DP: 0 HBP: 1	WP: 0 PB: 0 SB: 0 CS: 0	PA: 36														
PITCHER	IP WLS BF H R ER SO BB IBB HBP BLK WP HR S P ERA WHIP																																	
Dave McNally, L (1, 1) ERA: 3.12	7.0	29	4	2	2	4	2	0	1	0	0	0	0	1	34	43	2.57	0.857																
Stu Miller, R (8, 1) ERA: 2.13	2.0	7	1	0	0	3	0	0	0	0	0	0	0	0	13	13	0.00	0.500																

Batter	1	2	3	4	5	6	7	8	9	AB	R	H	RBI	BB	SO	LOB	BOTTOM																	
Norm Siebern, L (1, 3) OBP: 0.379, SLG: 0.451	E 1B BB		4-3		F4		G3			3	1	0	0	1	0	0	Boston Red Sox @ Baltimore Orioles Memorial Stadium, Baltimore, MD Wed Aug 18 1965, 7:05 PM EDT Att: 7,033 - Unknown																	
Paul Blair, R (1, 8) OBP: 0.296, SLG: 0.323	E1 1B		L9		5-3			WP 1B BB		3	1	1	0	1	0	0																		
Boog Powell, L (1, 7) OBP: 0.316, SLG: 0.362			G3							4	0	1	1	0	2	1																		
Jackie Brandt, R (9, 7) OBP: 0.307, SLG: 0.417	1-2 3-H 1B				K			K		0	0	0	0	0	0	0																		
Brooks Robinson, R (1, 5) OBP: 0.381, SLG: 0.458	5-4-3-5 1-2 2-3F									4	1	2	1	0	0	2																		
Curt Blefary, L (1, 9) OBP: 0.362, SLG: 0.436		K			SH2-4 1B					2	0	0	0	1	1	0																		
Jerry Adair, R (1, 4) OBP: 0.297, SLG: 0.323		F7			1B 2-H 1B					4	0	2	1	0	0	2																		
Luis Aparicio, R (1, 6) OBP: 0.279, SLG: 0.372										4	0	2	0	0	0	3																		
Dick Brown, R (1, 2) OBP: 0.307, SLG: 0.377										2	0	0	0	1	2	2																		
Dave McNally, R (1, 1) OBP: 0.106, SLG: 0.067										2	0	0	0	0	0	4																		
Russ Snyder, L (7, PH) OBP: 0.316, SLG: 0.309		FC6-4			6-3					1	0	0	0	0	0	0																		
Stu Miller, R (8, 1) ERA: 7.02										0	0	0	0	0	0	0																		
Inning Stats	R: 1 E: 1 K: 0 S: 3	H: 2 LOB: 0 BB: 1 P: 7	R: 0 E: 0 K: 1 S: 6	H: 1 LOB: 2 BB: 1 P: 10	R: 0 E: 0 K: 0 S: 3	H: 0 LOB: 0 BB: 0 P: 3	R: 1 E: 0 K: 1 S: 8	H: 3 LOB: 2 BB: 0 P: 8	R: 0 E: 0 K: 1 S: 5	H: 0 LOB: 0 BB: 0 P: 5	R: 0 E: 0 K: 0 S: 4	H: 1 LOB: 1 BB: 0 P: 4	R: 0 E: 0 K: 1 S: 5	H: 0 LOB: 0 BB: 0 P: 5	R: 1 E: 0 K: 1 S: 6	H: 1 LOB: 2 BB: 2 P: 14	1B: 8 2B: 0 3B: 1 HR: 0	SF: 0 SAC: 1 DP: 0 HBP: 0	WP: 1 PB: 0 SB: 2 CS: 0	PA: 34														
PITCHER	IP WLS BF H R ER SO BB IBB HBP BLK WP HR S P ERA WHIP																																	
Dennis Bennett, L (1, 1) ERA: 4.69	6.0	25	7	2	2	3	2	0	0	0	0	0	0	0	29	37	3.00	1.500																
Bob Hefner, R (7, 1) ERA: 7.02	2.0	9	1	1	1	2	2	0	0	0	0	1	0	11	19	4.50	1.500																	



Batter	1	2	3	4	5	6	7	8	9	AB	R	H	RBI	BB	SO	LOB	TOP							
Don Wert, R OBP: 0.341, SLG: 0.356 (1, 5)										4	2	2	0	0	0	0								
Jerry Lumpe, L OBP: 0.333, SLG: 0.338 (1, 4)										4	0	1	1	0	0	1								
Gates Brown, L OBP: 0.302, SLG: 0.441 (1, 7)										4	0	1	1	0	1	1								
Willie Horton, R OBP: 0.340, SLG: 0.535 George Thomas, R OBP: 0.296, SLG: 0.331 (9, PR) (9, 9)										4	0	0	0	0	0	1								
Don Demeter, R OBP: 0.324, SLG: 0.467 (1, 8)										4	0	0	0	0	2									
Norm Cash, L OBP: 0.354, SLG: 0.438 (1, 3)										2	0	1	0	2	0	0								
Bill Freehan, R OBP: 0.292, SLG: 0.330 (1, 2)										4	0	0	0	0	1	4								
Dick McAuliffe, L OBP: 0.344, SLG: 0.435 (1, 6)										3	0	0	0	1	0	1								
Denny McLain, R OBP: 0.129, SLG: 0.070 (1, 1)										4	0	0	0	0	2	4								
Inning Stats	R: 1 E: 0 K: 0 S: 5	H: 2 LOB: 1 BB: 0 P: 5	R: 0 E: 0 K: 0 S: 3	H: 0 LOB: 1 BB: 1 P: 7	R: 0 E: 0 K: 0 S: 3	H: 0 LOB: 0 BB: 0 P: 3	R: 0 E: 0 K: 0 S: 4	H: 1 LOB: 1 BB: 0 P: 4	R: 0 E: 0 K: 0 S: 3	H: 0 LOB: 0 BB: 0 P: 3	R: 0 E: 0 K: 1 S: 5	H: 0 LOB: 0 BB: 0 P: 5	R: 0 E: 0 K: 1 S: 5	H: 0 LOB: 0 BB: 0 P: 5	R: 1 E: 0 K: 0 S: 7	H: 2 LOB: 1 BB: 0 P: 7	R: 0 E: 1 K: 1 S: 6	H: 0 LOB: 3 BB: 2 P: 14	1B: 2 2B: 2 3B: 1 HR: 0	SF: 0 SAC: 0 DP: 0 HBP: 0	WP: 0 PB: 0 SB: 0 CS: 0	PA: 36		
PITCHER	IP	WLS	BF	H	R	ER	SO	BB	IBB	HBP	BLK	WP	HR	S	P	ERA	WHIP							
Bill Monbouquette, R ERA: 3.75 Dick Radatz, R ERA: 4.75	(1, 1)	8.0	L	30	5	2	2	3	1	0	0	0	0	35	39	2.25	0.750							
(9, 1)	1.0		6	0	0	0	1	1	1	0	0	0	0	6	14	0.00	1.000							

Detroit Tigers @ Boston Red Sox
Fenway Park, Boston, MA
Fri Aug 20 1965, 7:05 PM EDT
Unknown

AB 33
R 2
H 5
RBI 2
BB 3
SO 4
LOB 14

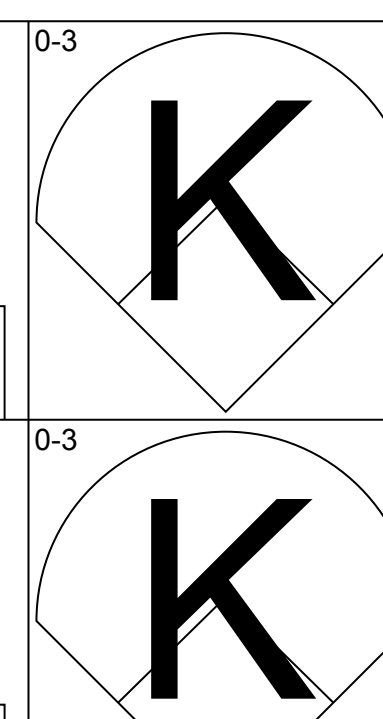
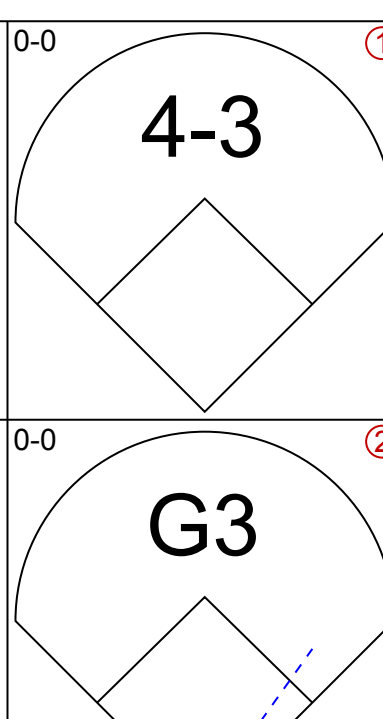
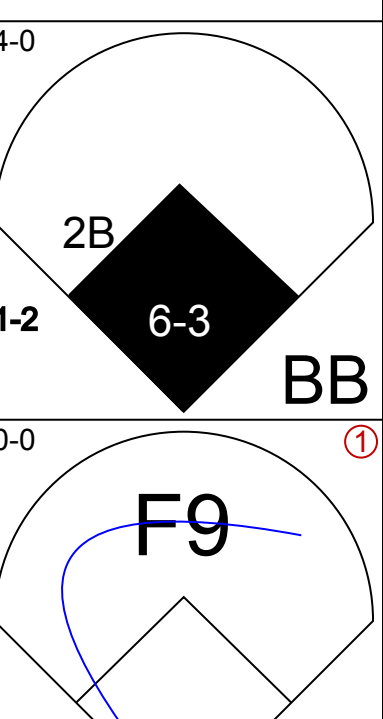
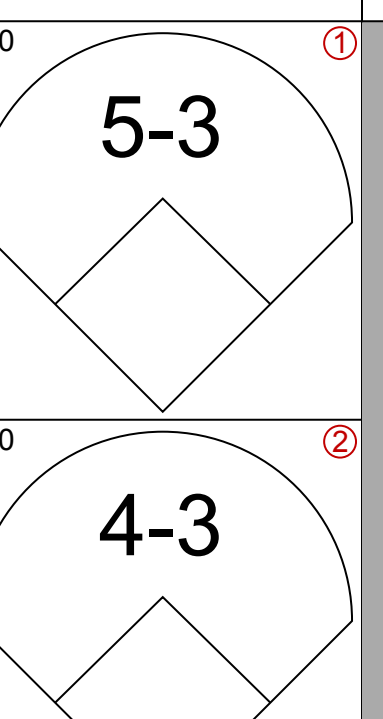
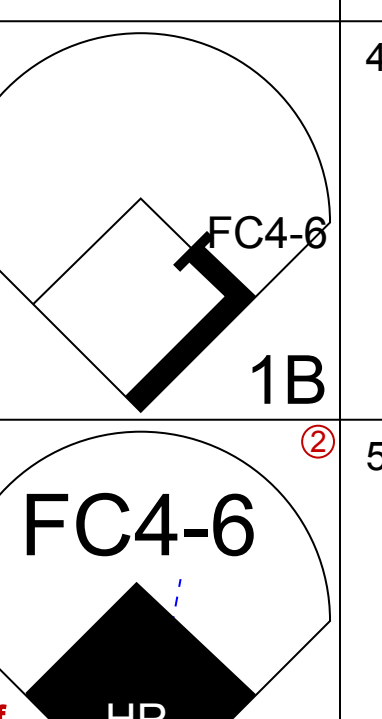
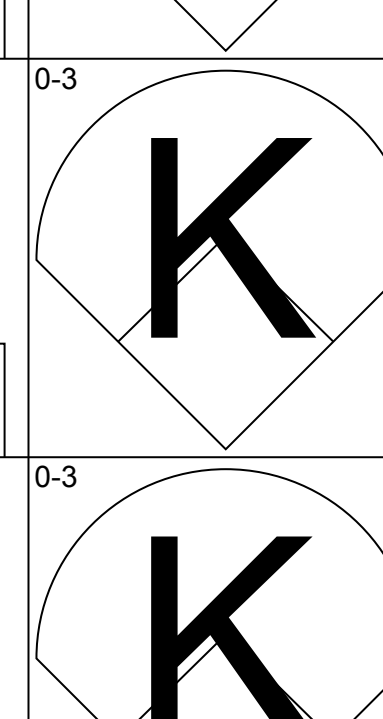
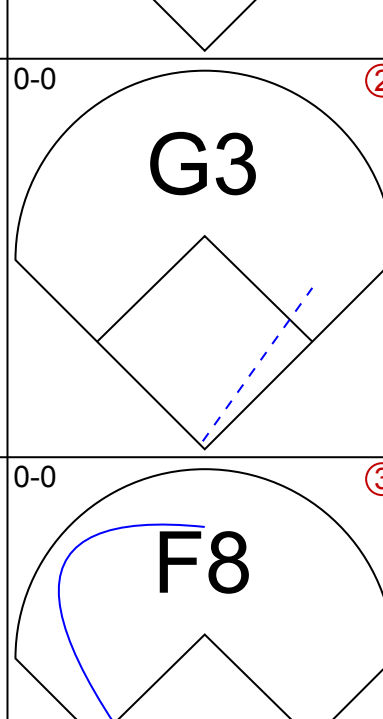
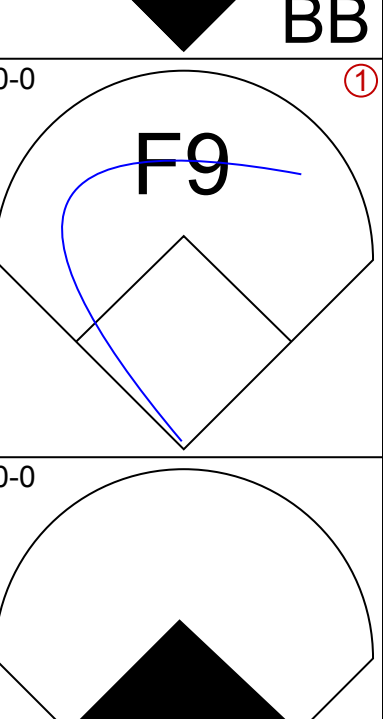
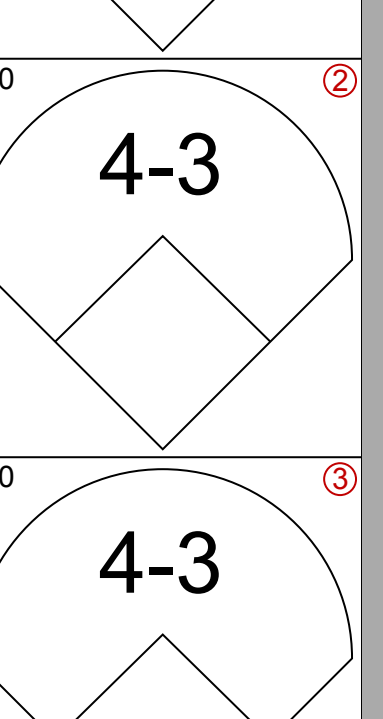
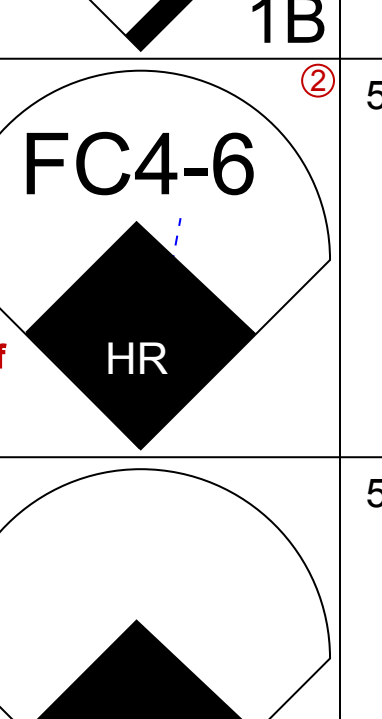
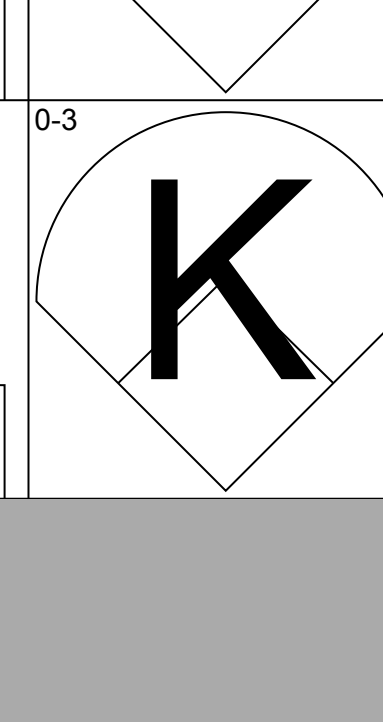
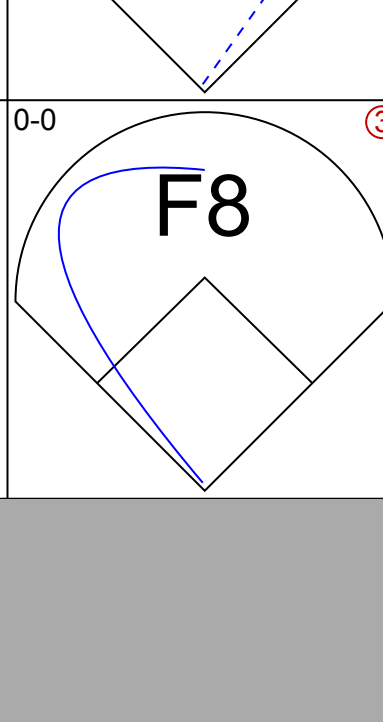
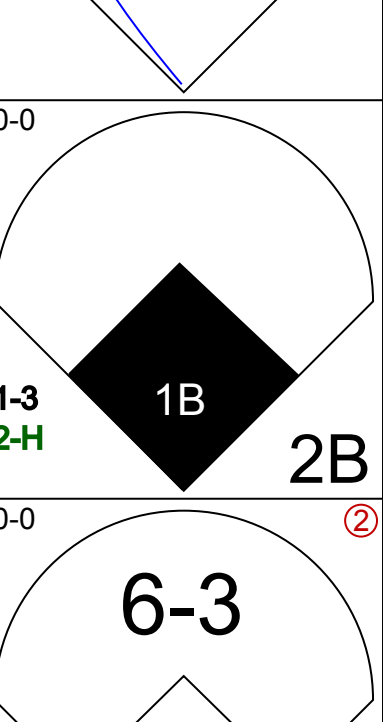
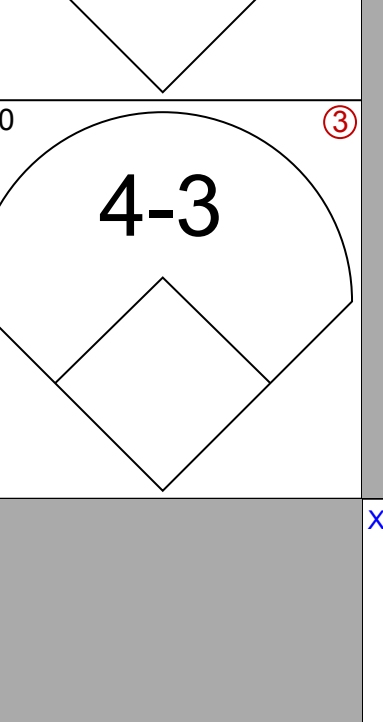
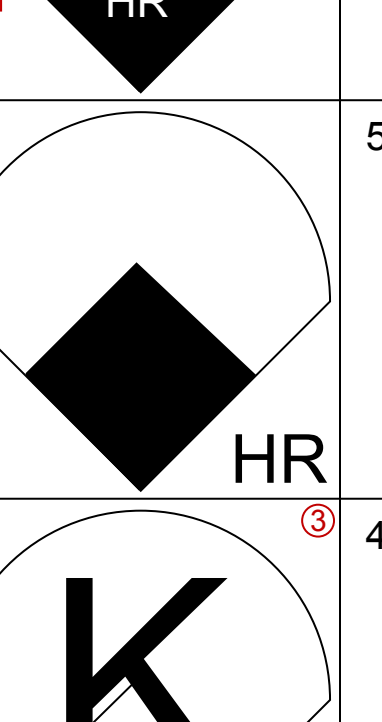
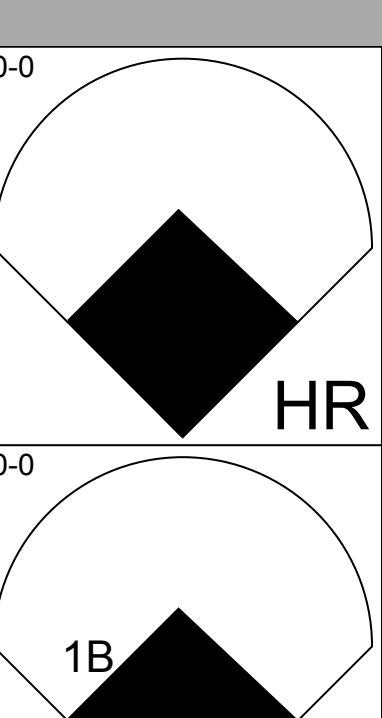
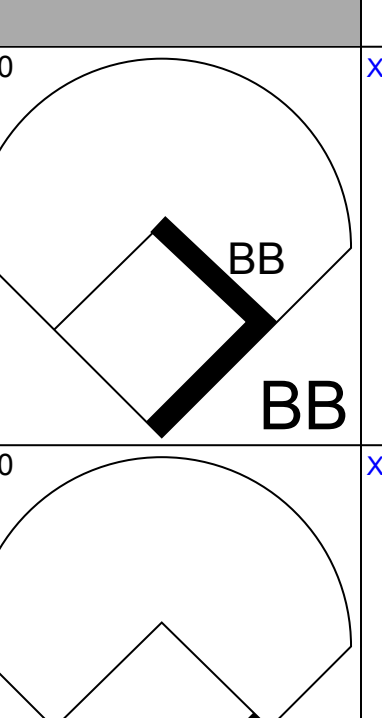
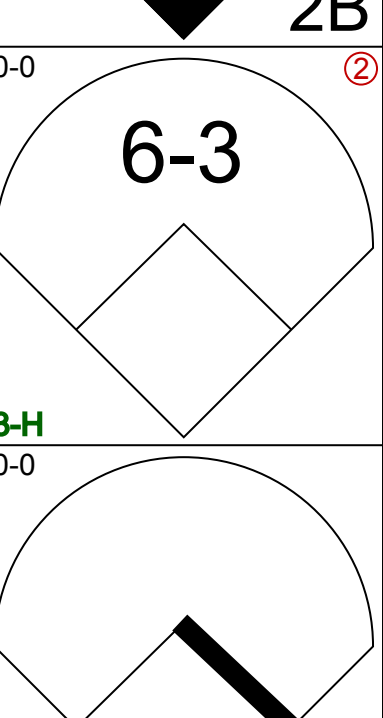
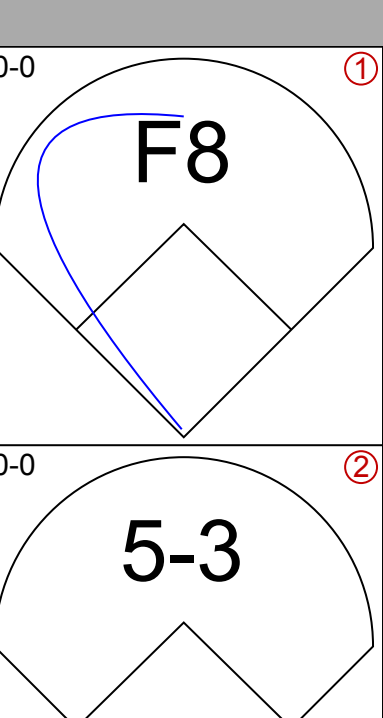
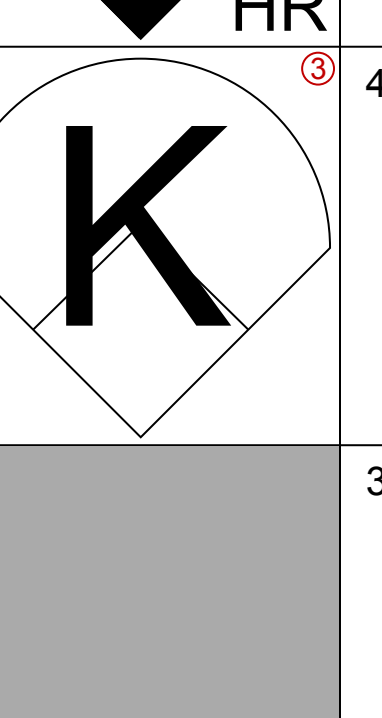
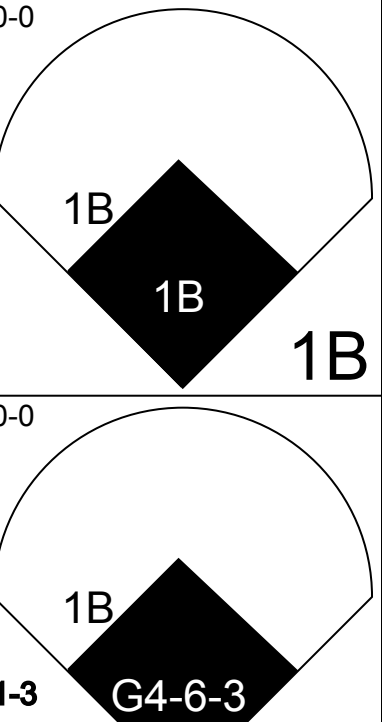
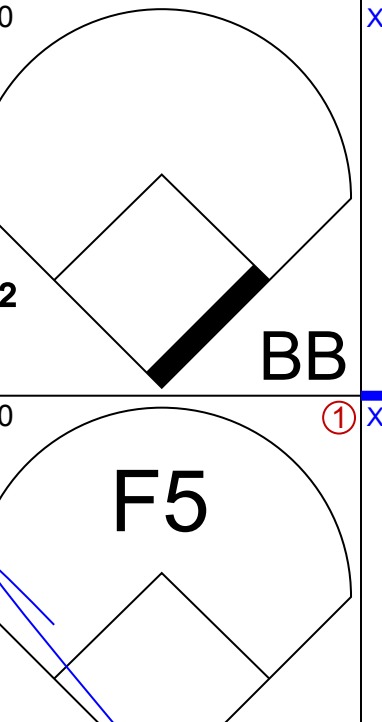
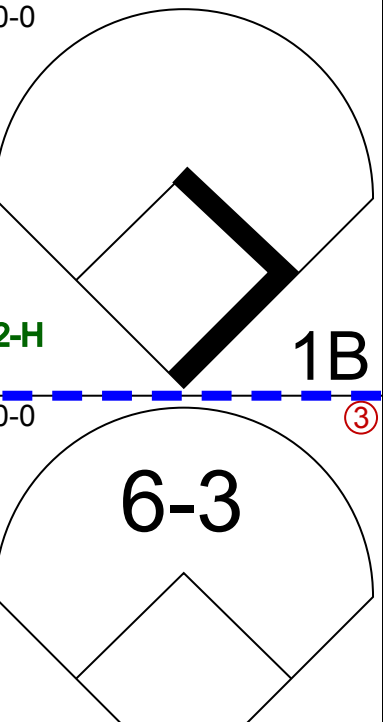
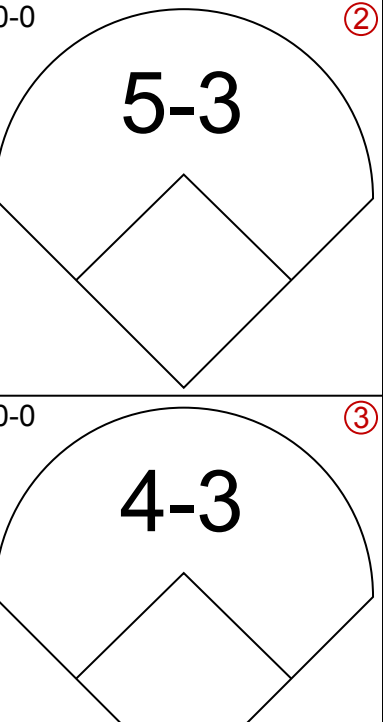
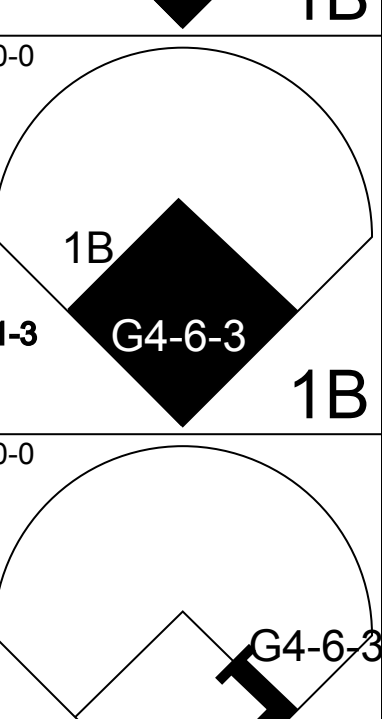
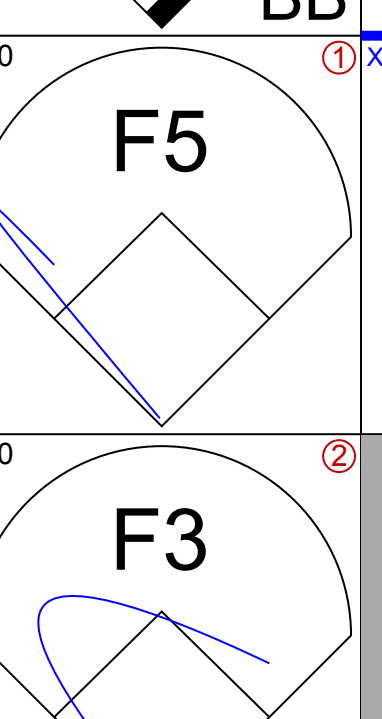


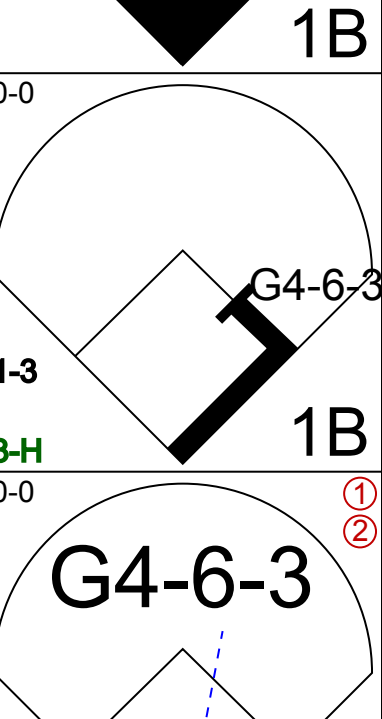
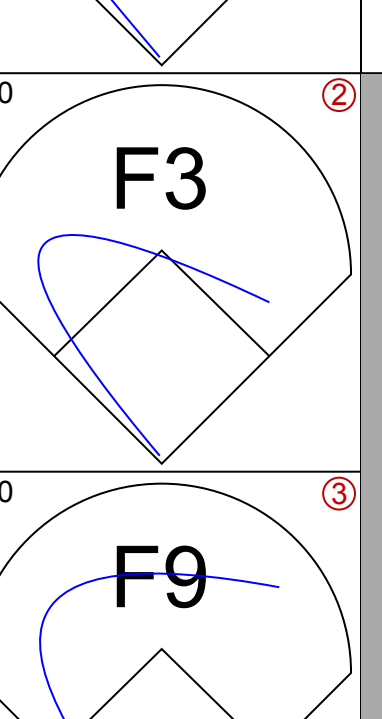
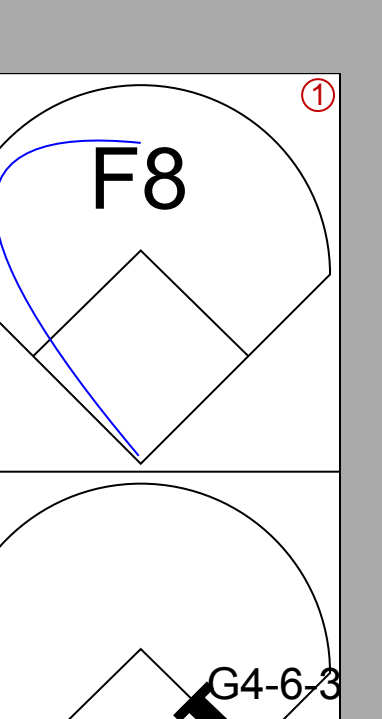
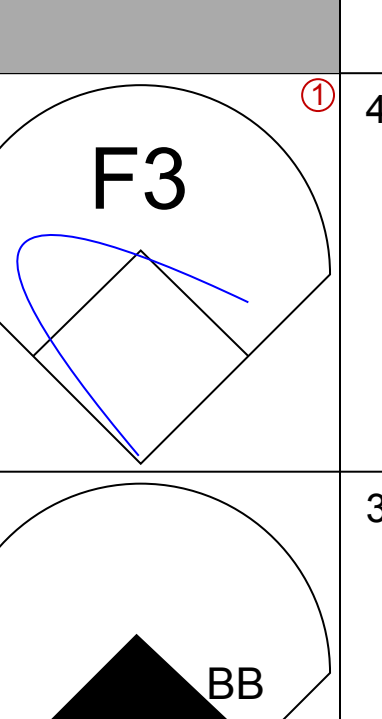
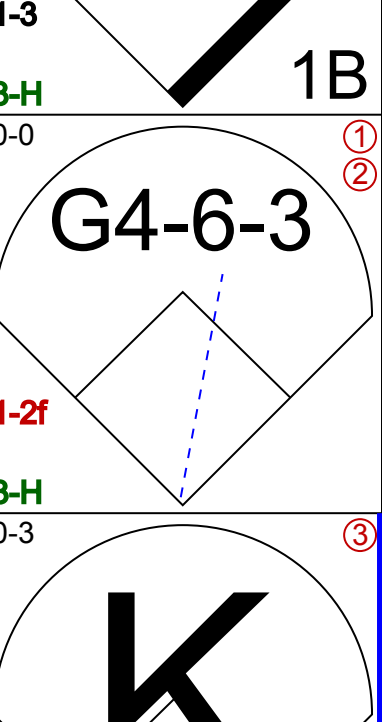
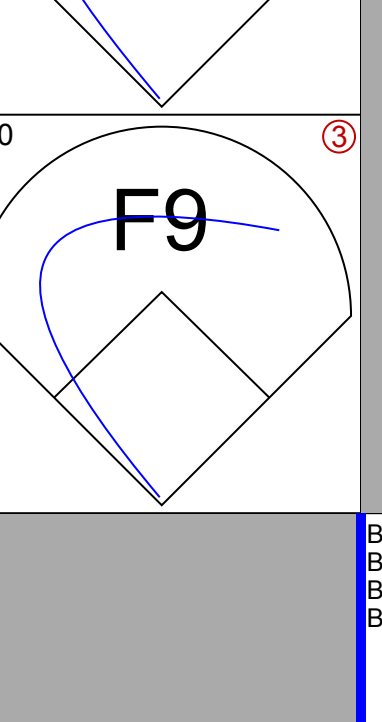
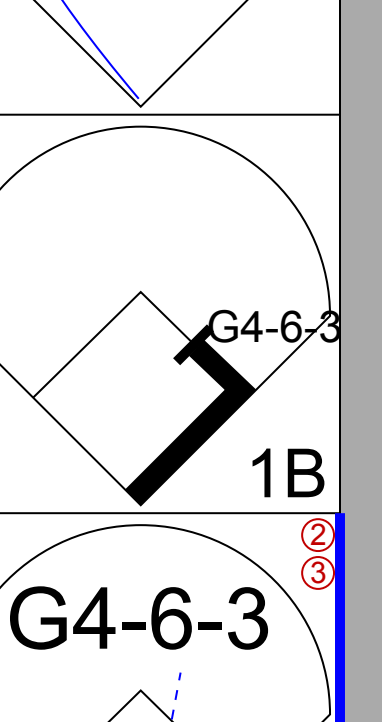
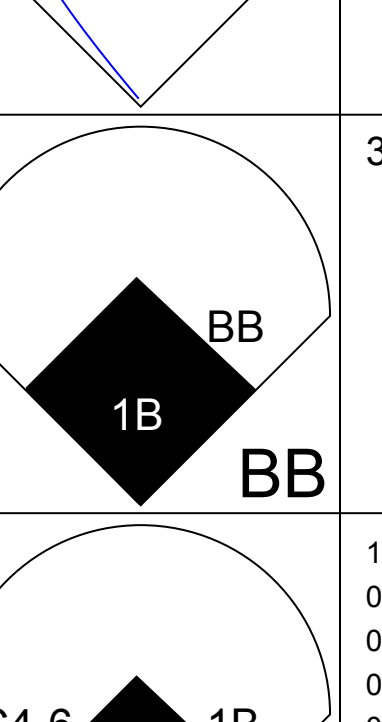
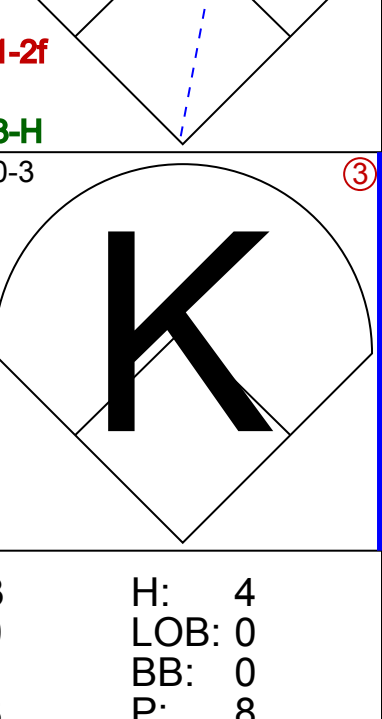
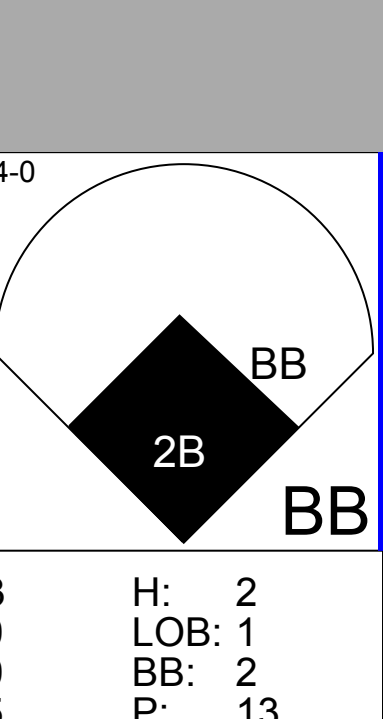
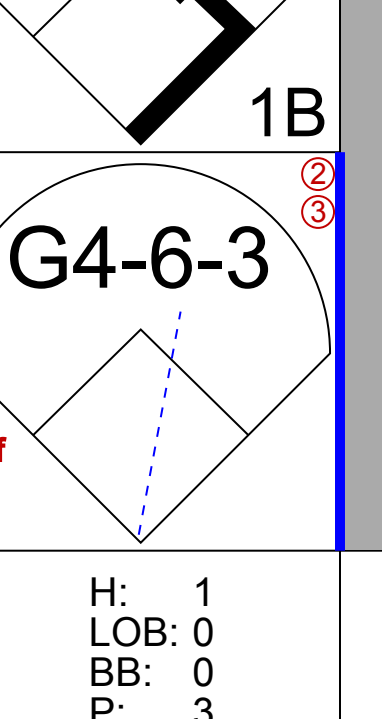
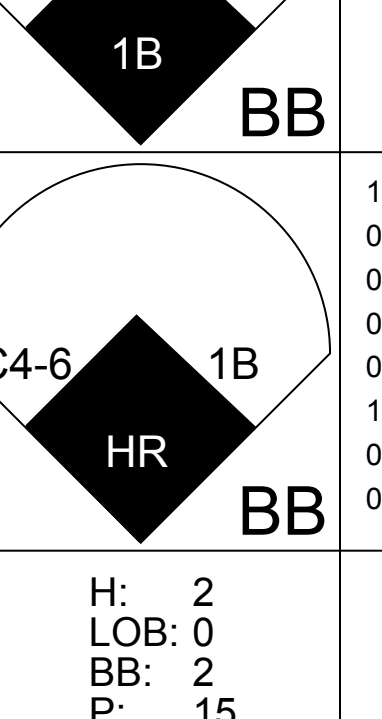


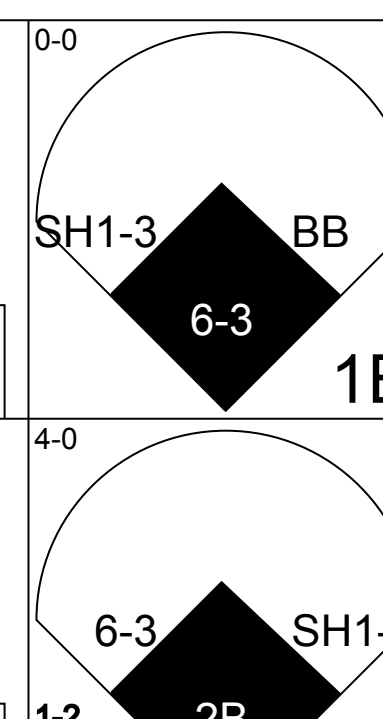
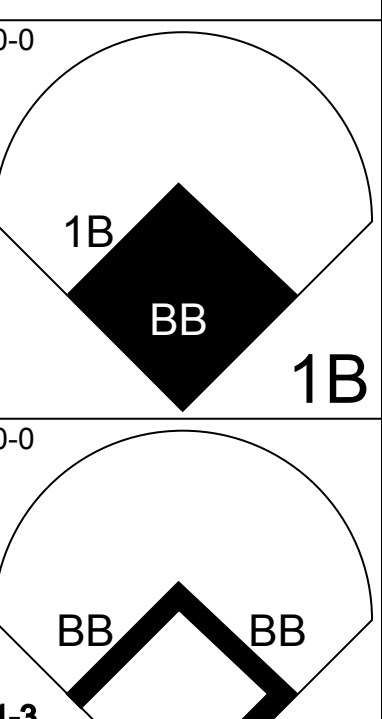
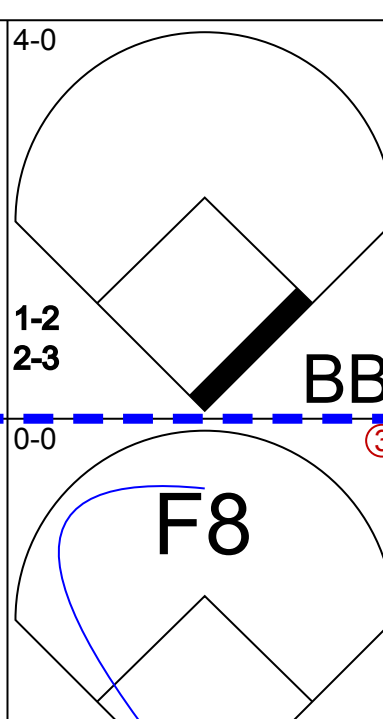

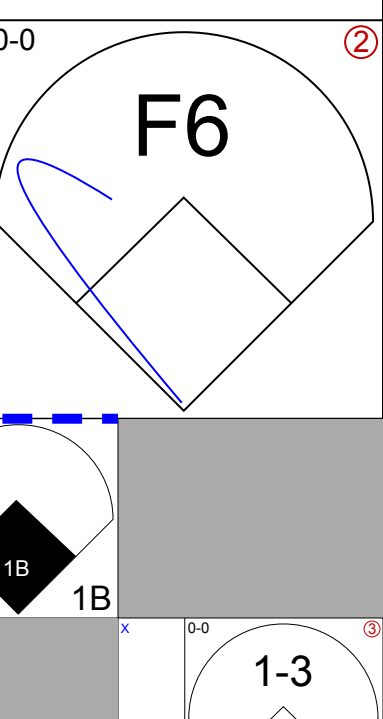
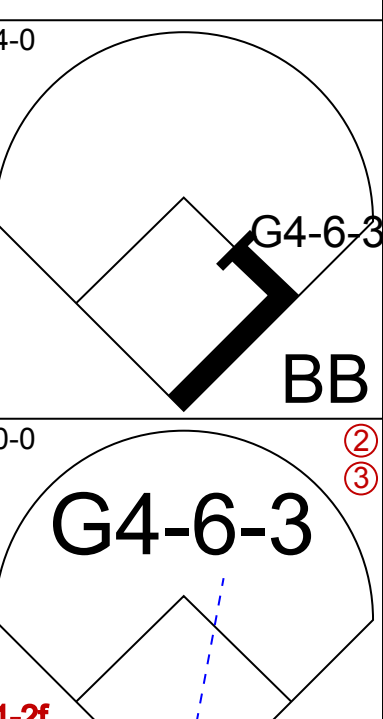
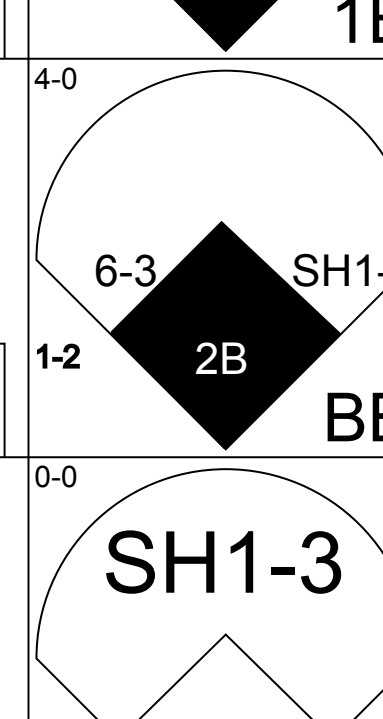
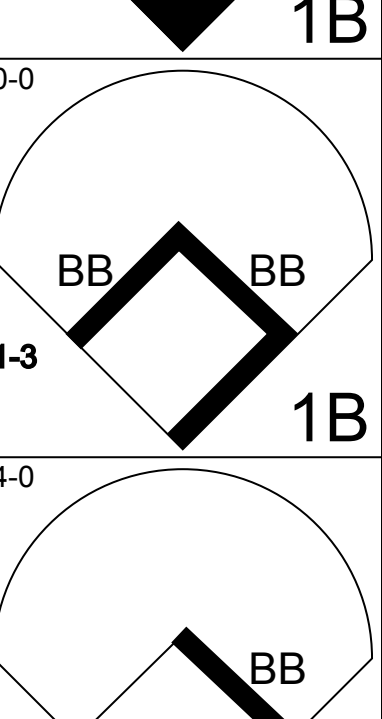
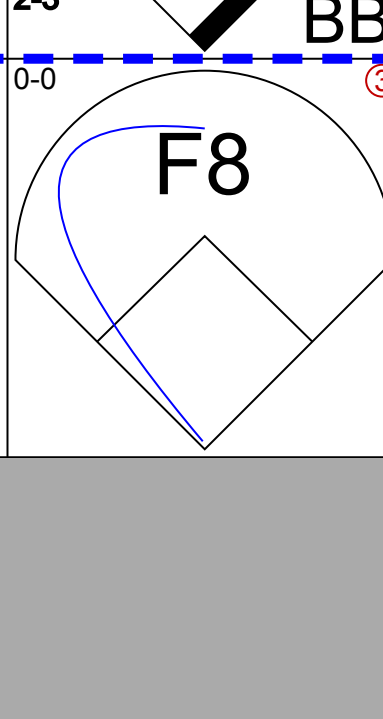
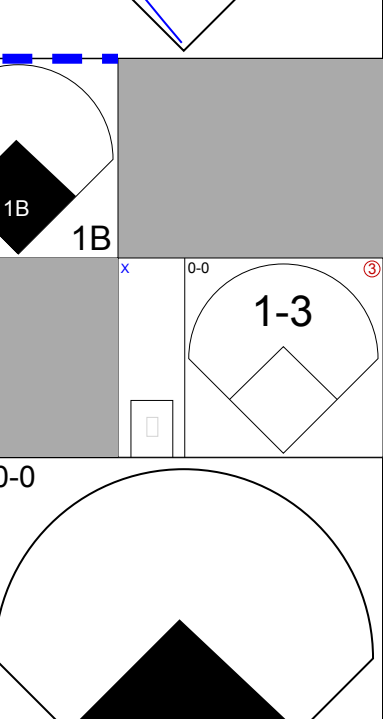
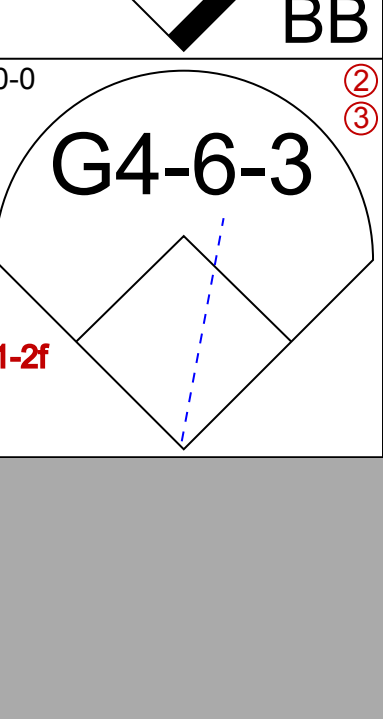
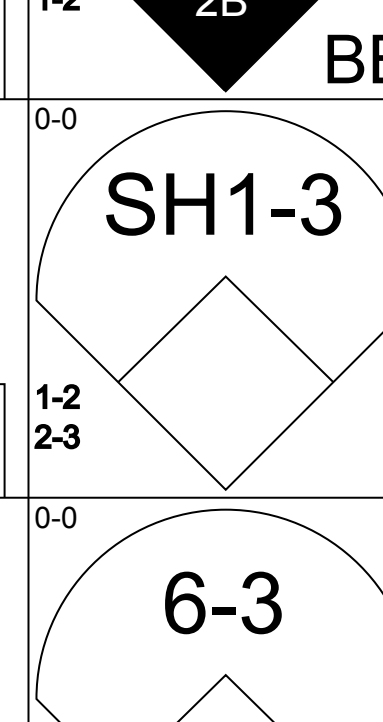
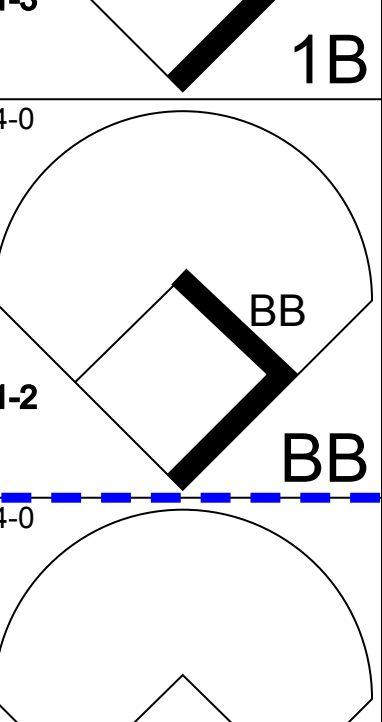
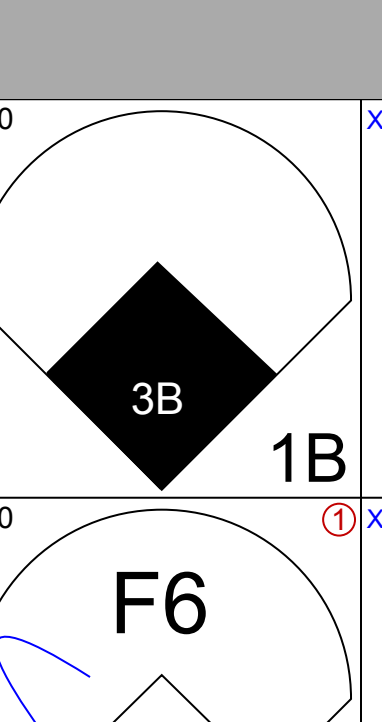
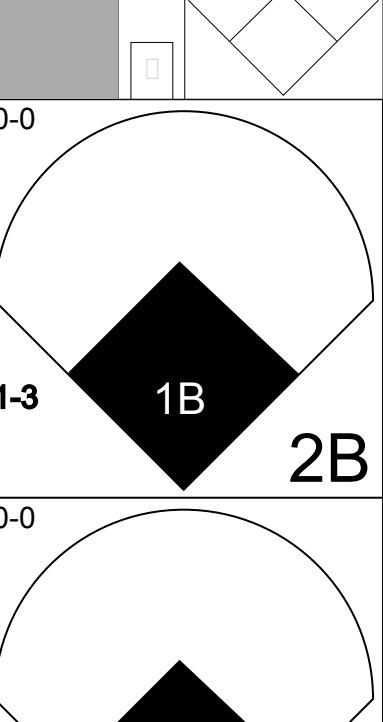

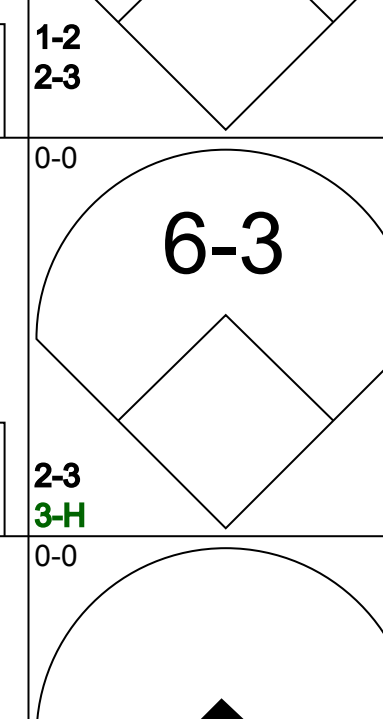
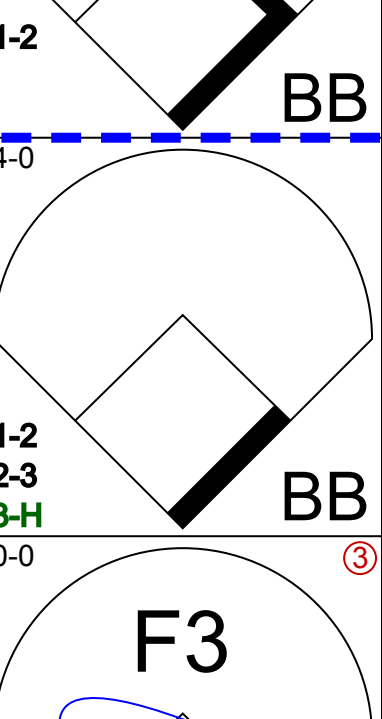
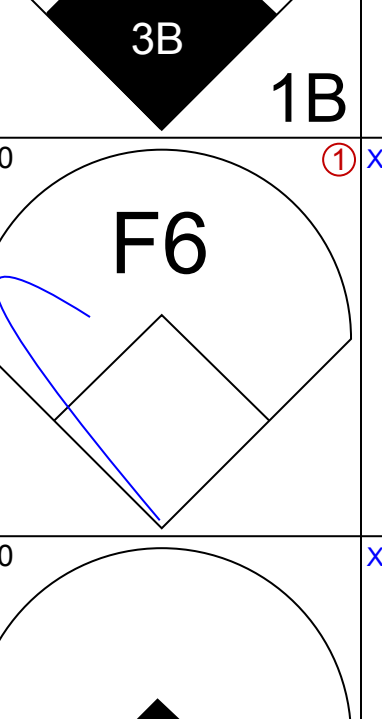
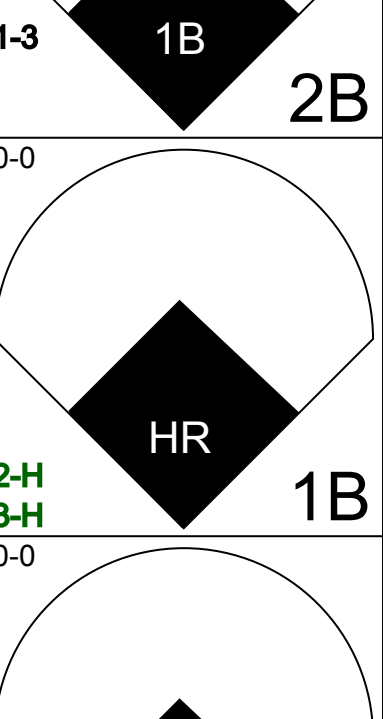

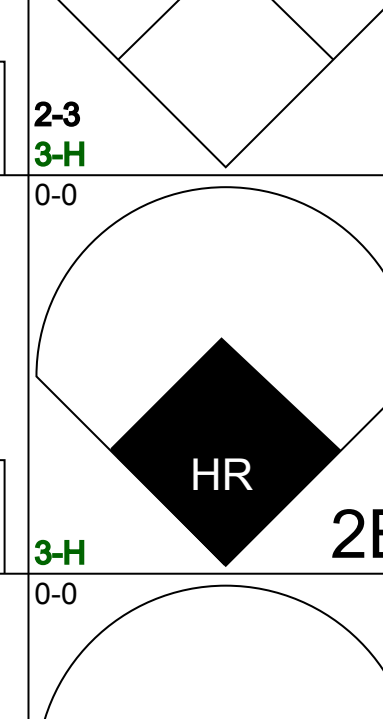
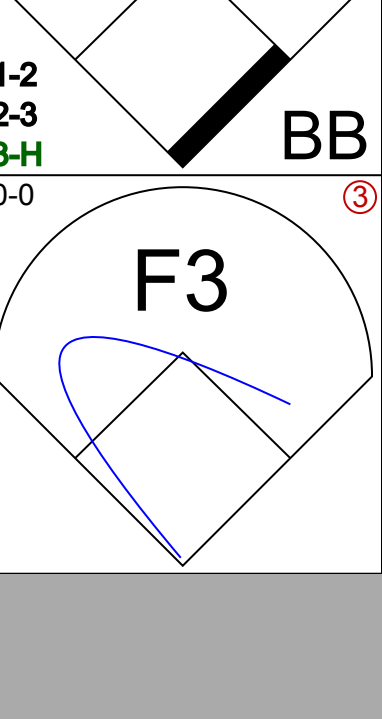
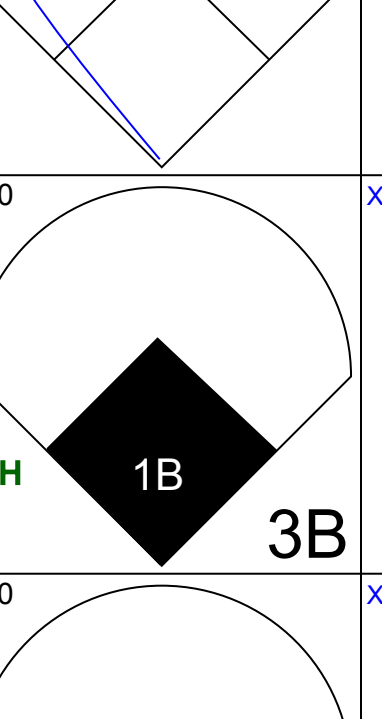
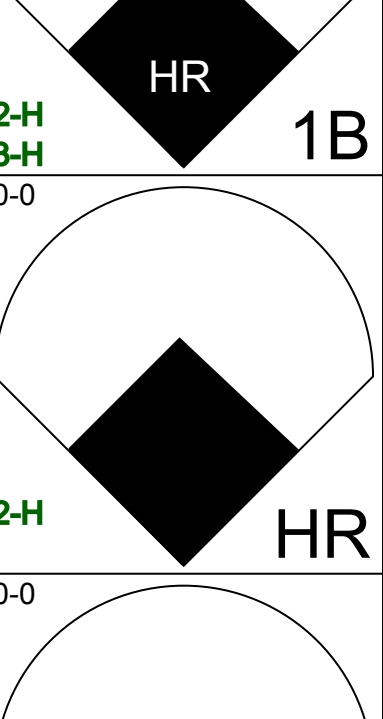

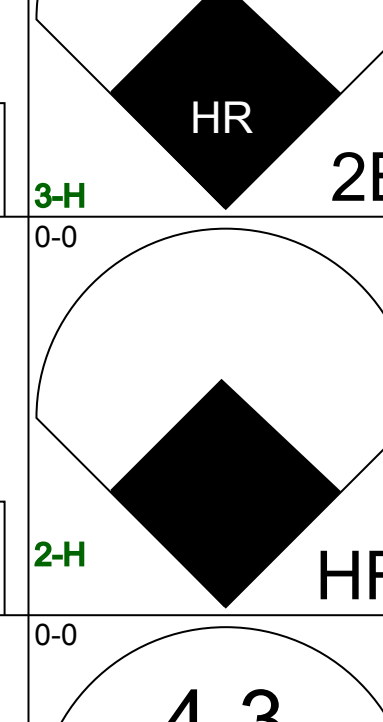
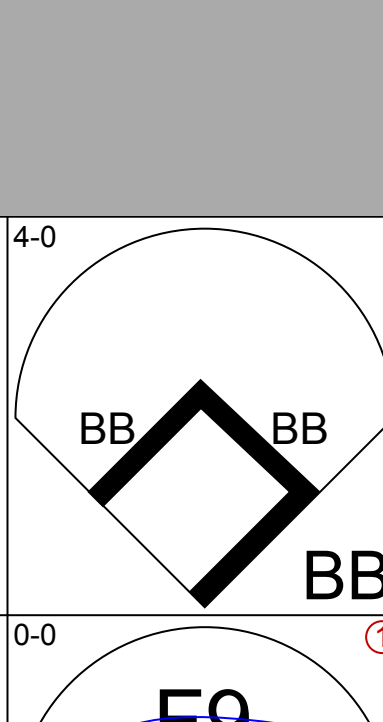
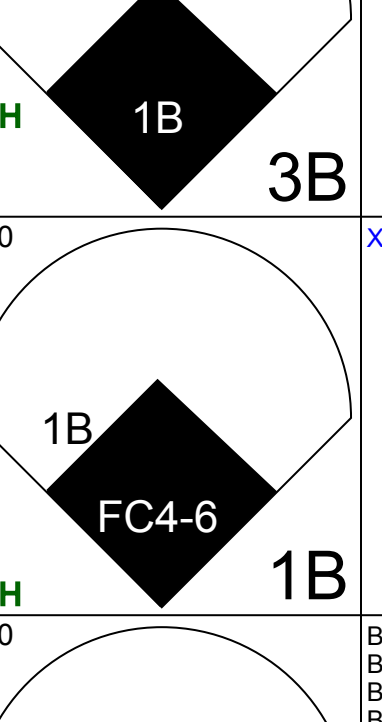
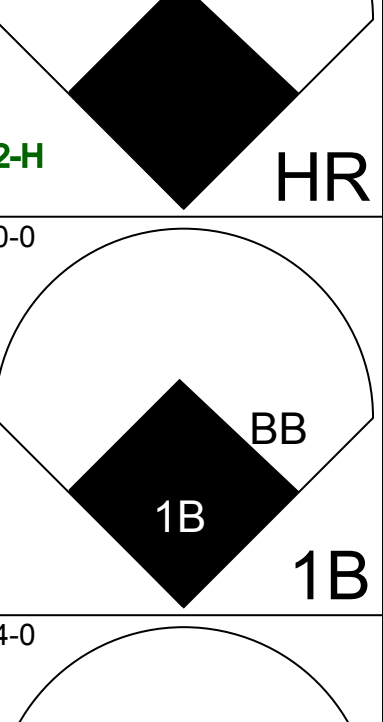
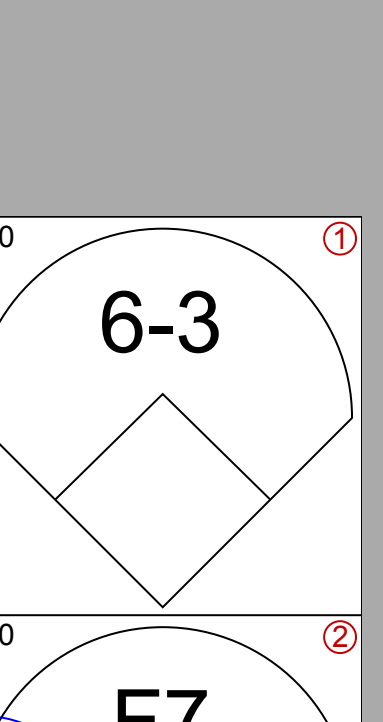
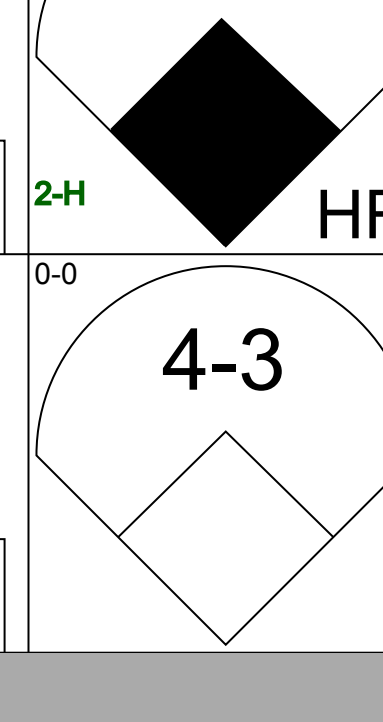
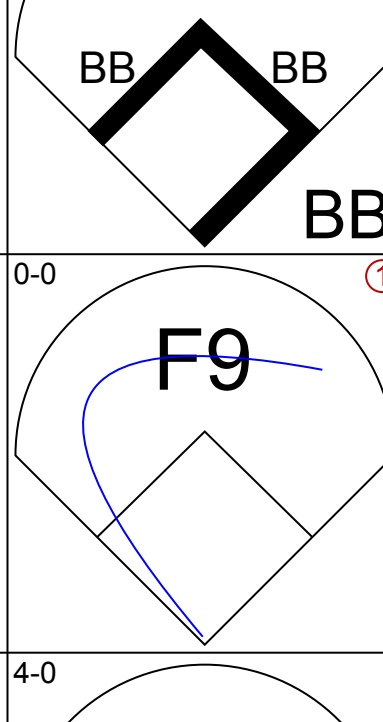
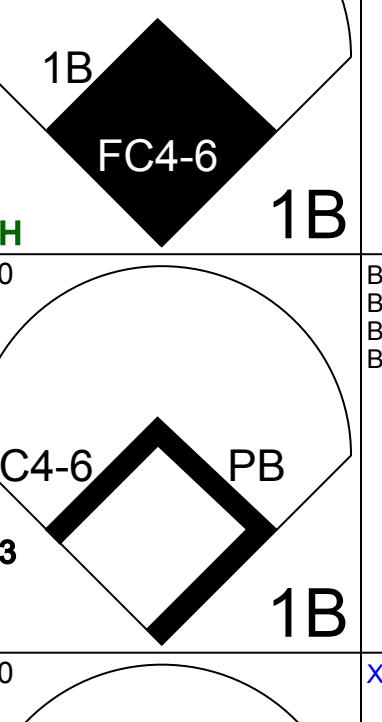
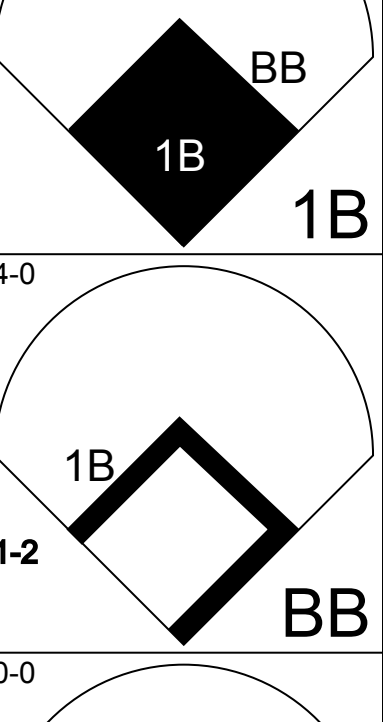
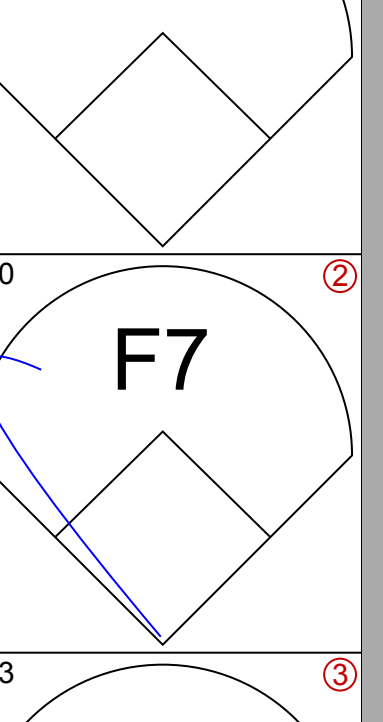
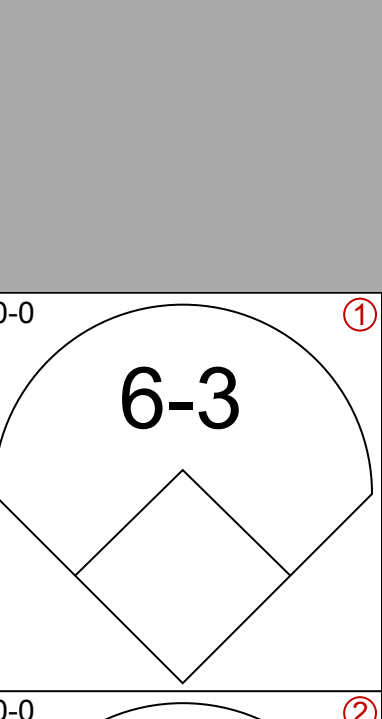
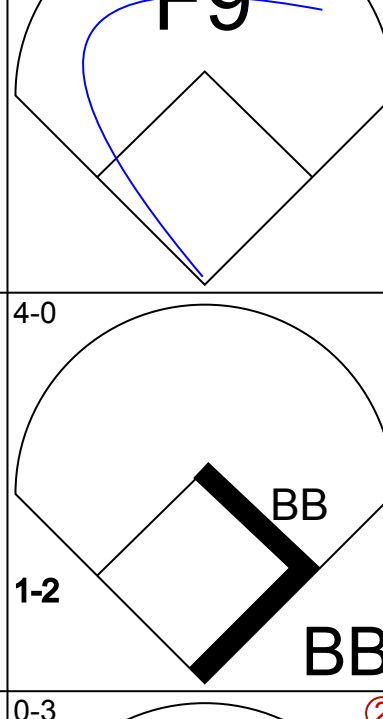
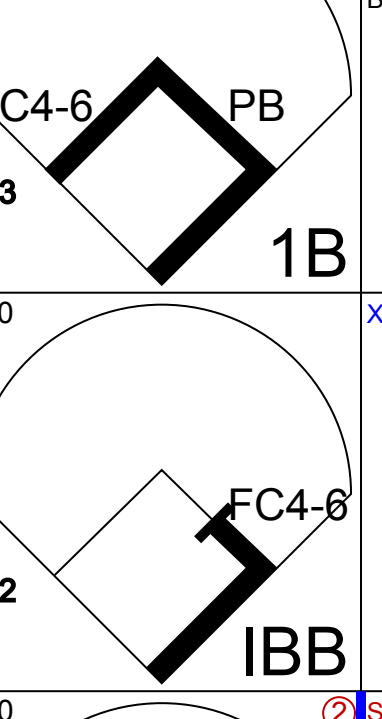
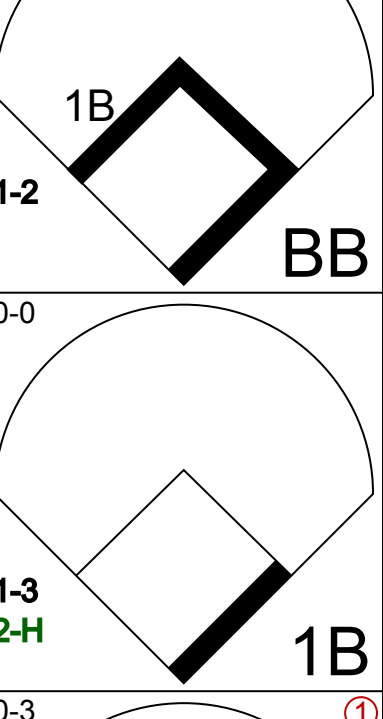
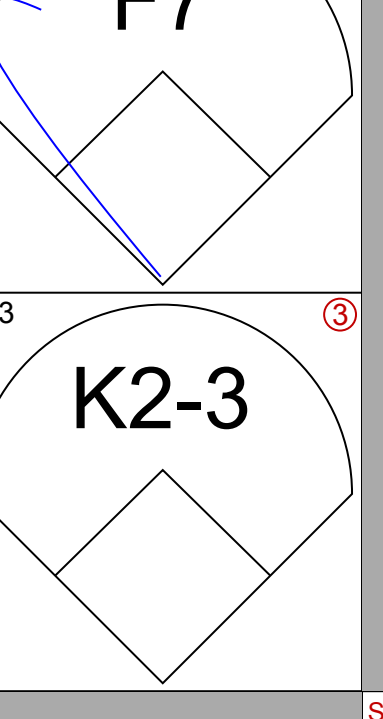

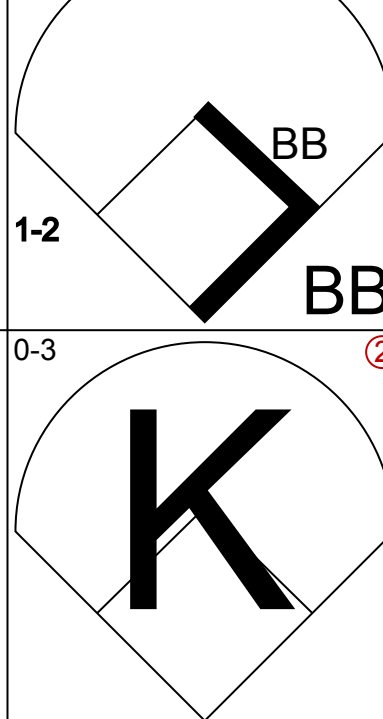
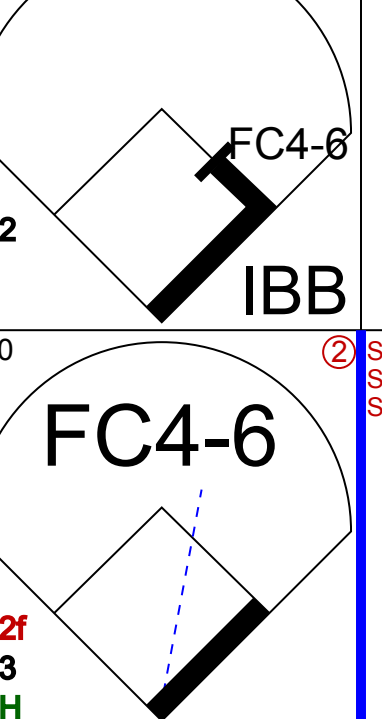
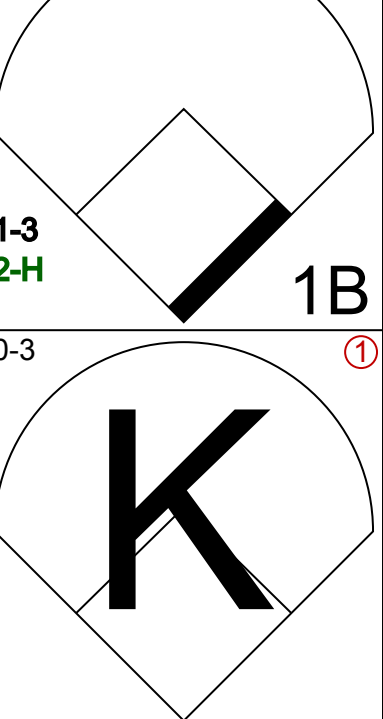
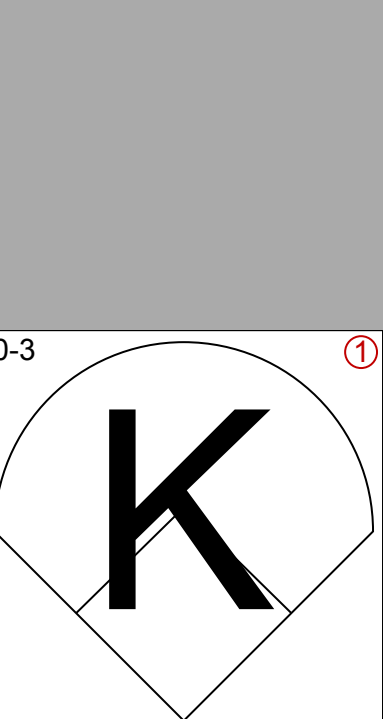
Batter	1	2	3	4	5	6	7	8	9	AB	R	H	RBI	BB	SO	LOB	BOTTOM							
Lenny Green, L OBP: 0.368, SLG: 0.447 (1, 8)										4	0	0	0	0	0	1								
Dalton Jones, L OBP: 0.356, SLG: 0.408 (1, 5)										4	0	2	0	0	1	1								
Carl Yastrzemski, L OBP: 0.391, SLG: 0.565 (1, 7)										4	0	0	0	0	0	4								
Felix Mantilla, R OBP: 0.398, SLG: 0.463 (1, 4)										3	0	0	0	1	0	1								
Lee Thomas, L OBP: 0.354, SLG: 0.454 (1, 3)										3	0	0	0	0	0	1								
Jim Gosger, L OBP: 0.366, SLG: 0.471 (1, 9)										3	0	0	0	1	2	1								
Russ Nixon, L OBP: 0.273, SLG: 0.306 (1, 2)										3	0	0	0	0	2									
Rico Petrocelli, R OBP: 0.287, SLG: 0.390 (1, 6)										3	0	1	0	0	0	0								
Bill Monbouquette, R OBP: 0.158, SLG: 0.096 Frank Malzone, R OBP: 0.255, SLG: 0.306 Dick Radatz, R OBP: 0.288, SLG: 0.450 (8, PH) (9, 1)										2	0	0	0	0	2	0								
										1	0	0	0	0	0	1								
										0	0	0	0	0	0	0								
Inning Stats	R: 0 E: 0 K: 0 S: 3	H: 0 LOB: 0 BB: 0 P: 3	R: 0 E: 0 K: 0 S: 3	H: 0 LOB: 1 BB: 1 P: 7	R: 0 E: 0 K: 1 S: 5	H: 0 LOB: 0 BB: 0 P: 5	R: 0 E: 0 K: 0 S: 4	H: 1 LOB: 1 BB: 0 P: 4	R: 0 E: 0 K: 1 S: 5	H: 0 LOB: 0 BB: 0 P: 5	R: 0 E: 1 K: 2 S: 8	H: 0 LOB: 1 BB: 0 P: 8	R: 0 E: 0 K: 0 S: 3	H: 0 LOB: 1 BB: 1 P: 7	R: 0 E: 0 K: 0 S: 5	H: 2 LOB: 2 BB: 0 P: 5	R: 0 E: 0 K: 1 S: 5	H: 0 LOB: 0 BB: 0 P: 5	1B: 3 2B: 0 3B: 0 HR: 0	SF: 0 SAC: 1 DP: 0 HBP: 0	WP: 0 PB: 0 SB: 1 CS: 0	PA: 33		
PITCHER	IP	WLS	BF	H	R	ER	SO	BB	IBB	HBP	BLK	WP	HR	S	P	ERA	WHIP							
Denny McLain, R ERA: 2.84	(1, 1)	9.0	W	33	3	0	0	5	2	0	0	0	0	41	49	0.00	0.556							

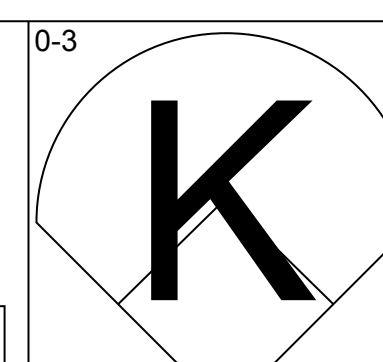
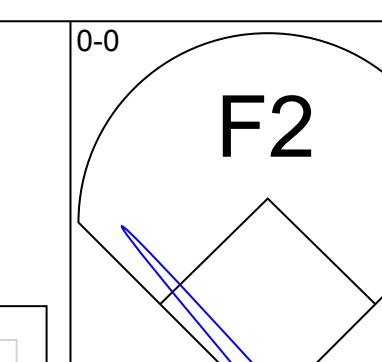
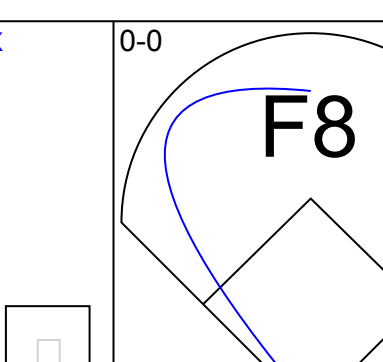
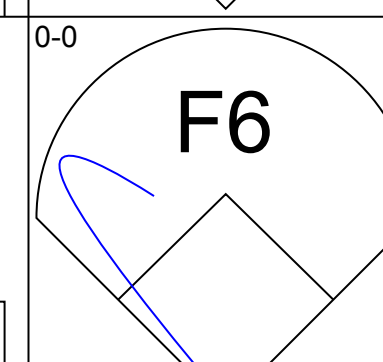
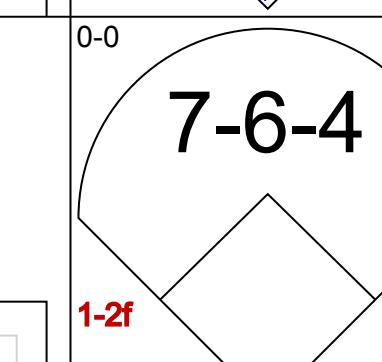
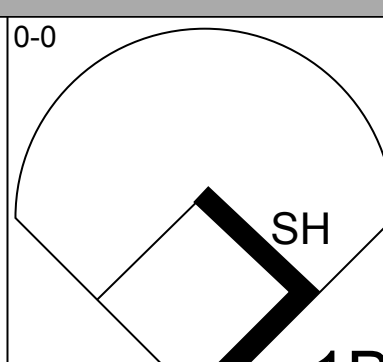
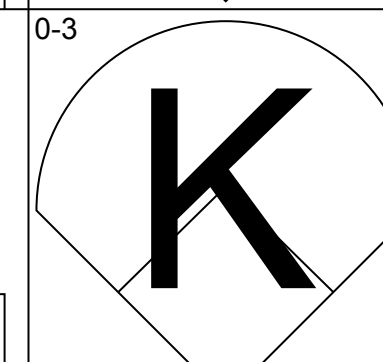
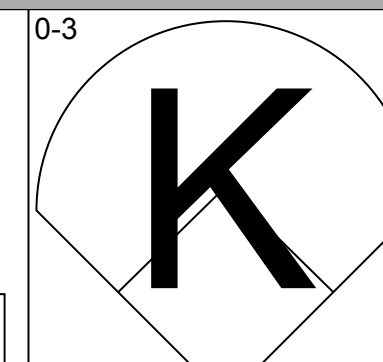
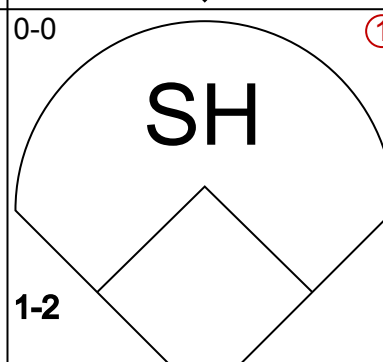
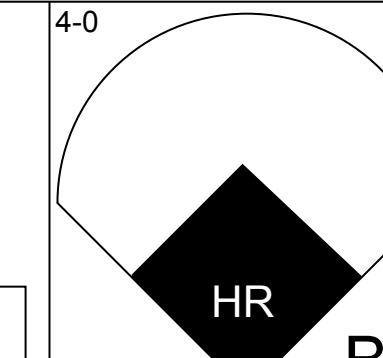
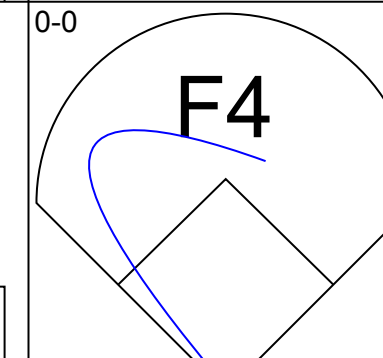
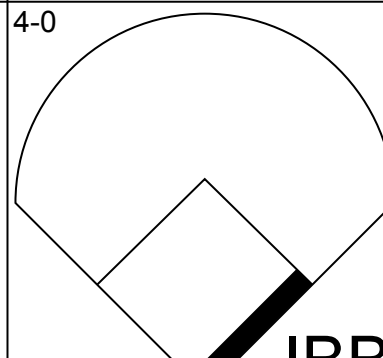
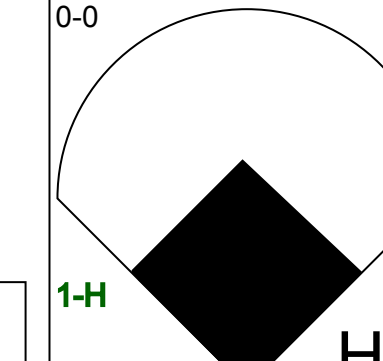
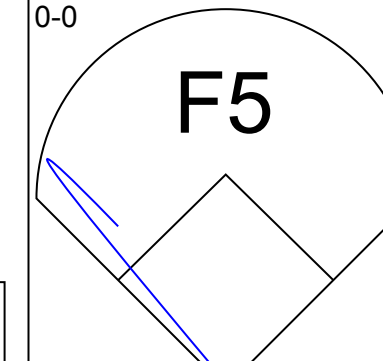
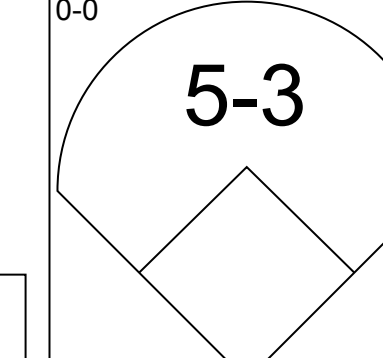
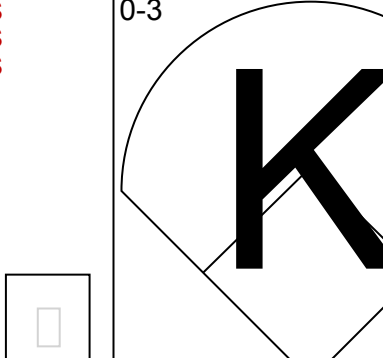
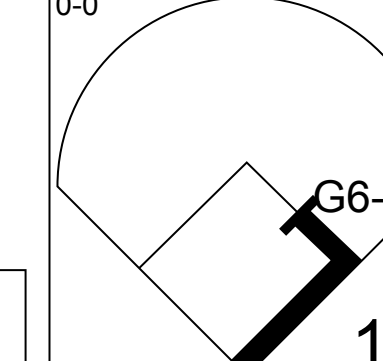
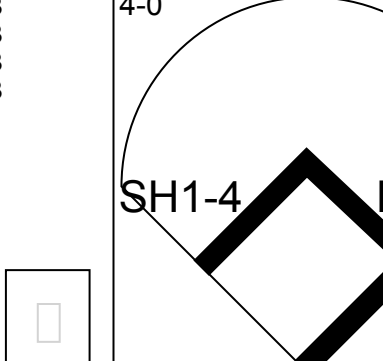
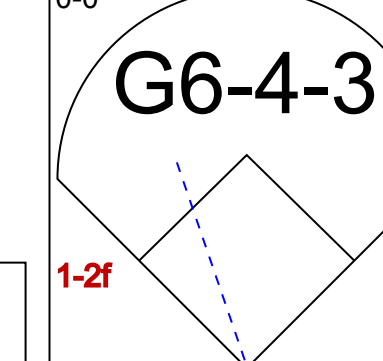
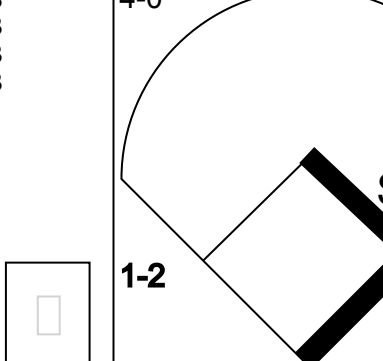
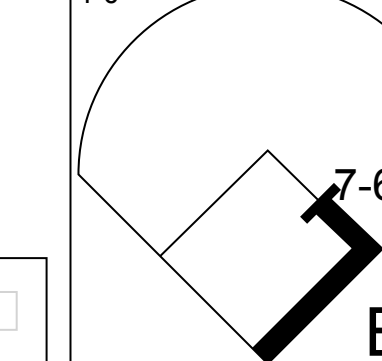
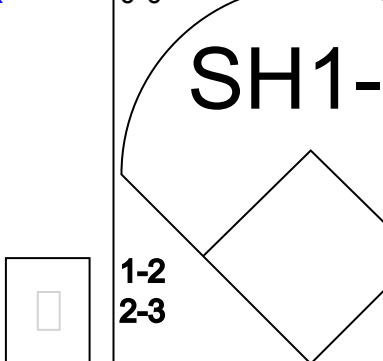

Detroit Tigers @ Boston Red Sox
Fenway Park, Boston, MA
Fri Aug 20 1965, 7:05 PM EDT
Unknown

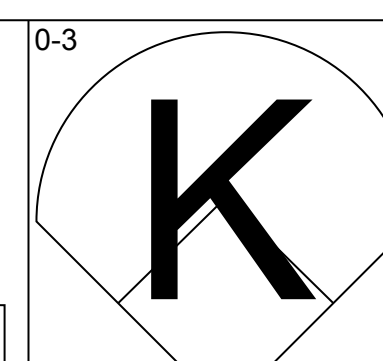
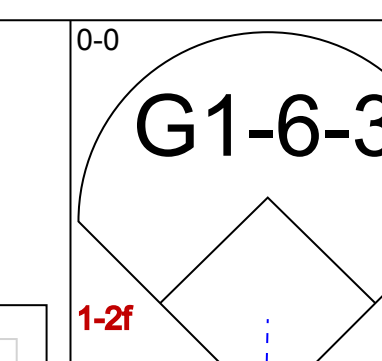
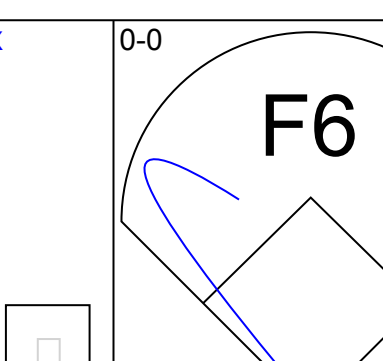
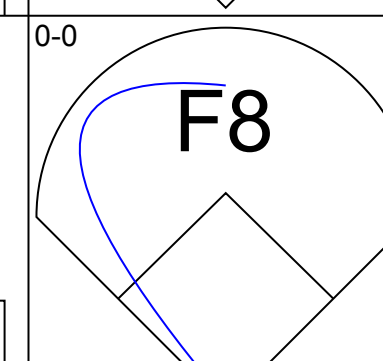
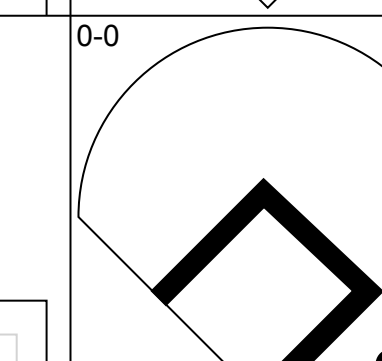
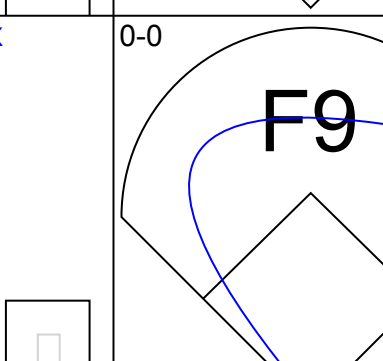
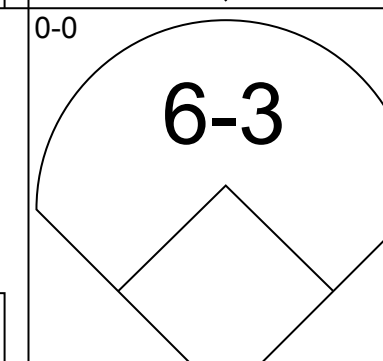
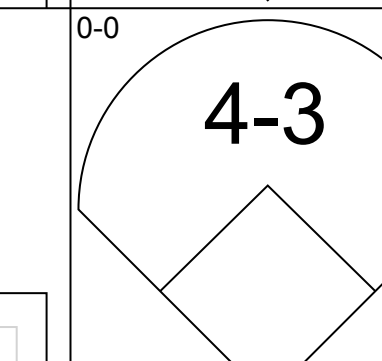
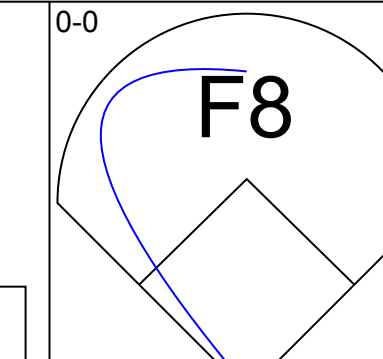
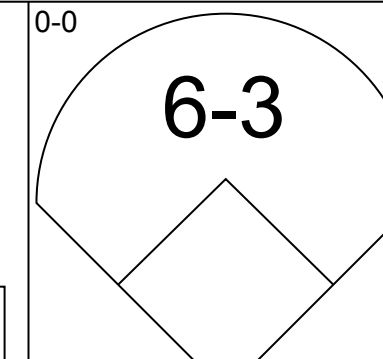
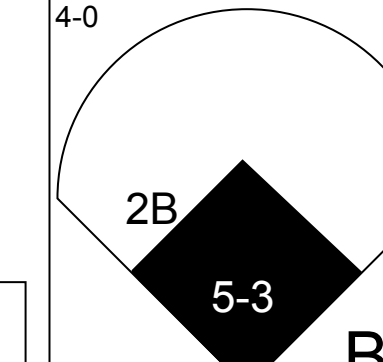
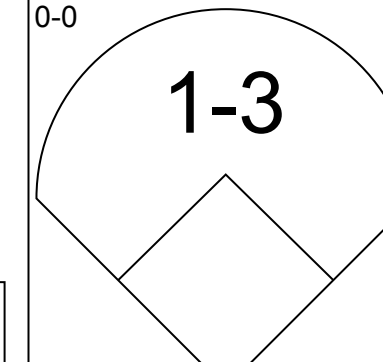
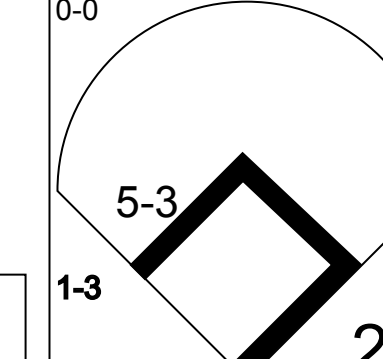
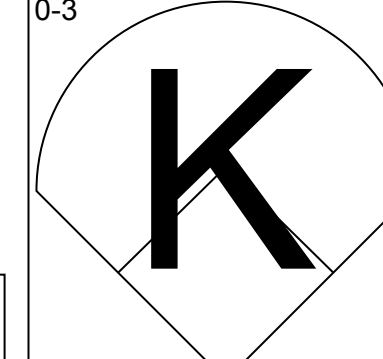
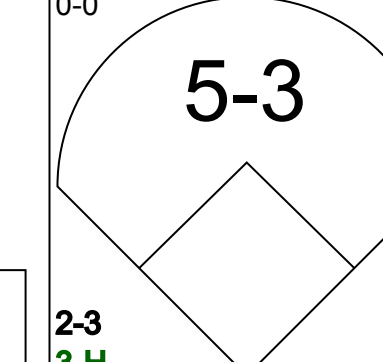
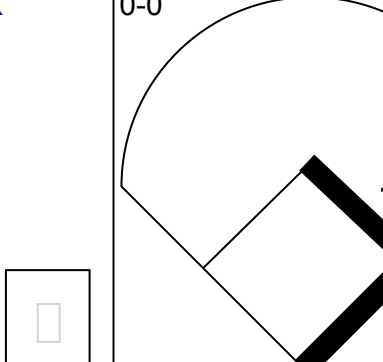
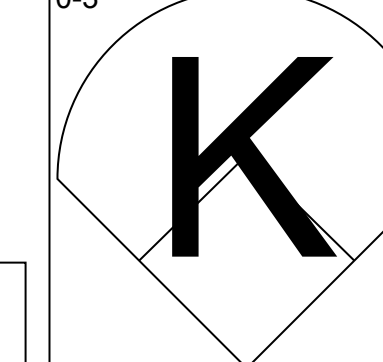
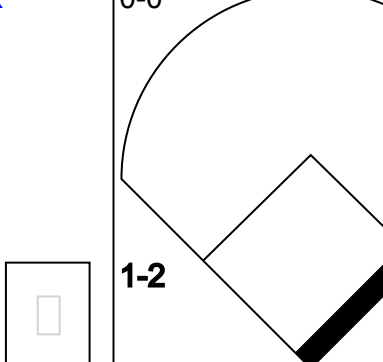
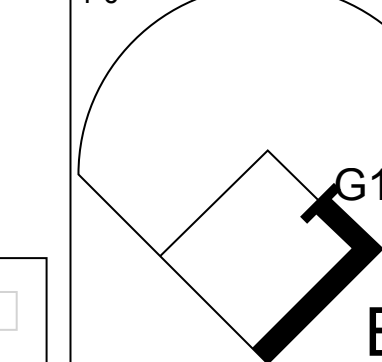
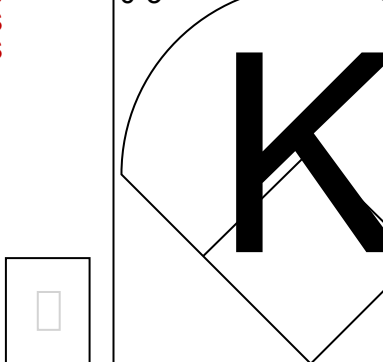

AB 30
R 0
H 3
RBI 0
BB 2
SO 5
LOB 12



Batter	1	2	3	4	5	6	7	8	9	AB	R	H	RBI	BB	SO	LOB	TOP													
Don Wert, R OBP: 0.338, SLG: 0.352 (1, 5)										4	1	1	1	1	1	0	Detroit Tigers @ Boston Red Sox Fenway Park, Boston, MA Sat Aug 21 1965, 7:05 PM EDT Att: 7,567 - Unknown													
Jerry Lumpe, L OBP: 0.329, SLG: 0.332 (1, 4)										5	1	0	0	0	1	4														
Gates Brown, L OBP: 0.298, SLG: 0.453 (1, 7)										5	2	2	4	0	1	0														
Willie Horton, R OBP: 0.340, SLG: 0.537 (1, 9)										4	1	1	2	1	1	1														
Don Demeter, R OBP: 0.328, SLG: 0.469 (1, 8)										3	1	2	1	1	0	0														
Norm Cash, L OBP: 0.352, SLG: 0.435 (1, 3)										4	1	1	0	0	0	3														
Bill Freehan, R OBP: 0.289, SLG: 0.327 (1, 2)										4	0	1	1	0	0	2														
Ray Oyler, R OBP: 0.275, SLG: 0.368 (1, 6)										3	1	1	0	1	0	3														
Hank Aguirre, R OBP: 0.137, SLG: 0.105 Larry Sherry, R OBP: 0.246, SLG: 0.687 Fred Gladding, L OBP: 0.292, SLG: 0.321 Jim Northrup, L OBP: 0.259, SLG: 0.303 Terry Fox, R OBP: 0.261, SLG: 0.383 Jake Wood, R OBP: 0.261, SLG: 0.383 Ron Nischwitz, S OBP: 0.271, SLG: 0.321 George Thomas, R OBP: 0.271, SLG: 0.321 (1, 1) (2, 1) (3, 1) (5, PH) (5, 1) (5, PH) (5, 1) (5, PH)										1	0	0	0	0	1	0														
Inning Stats	R: 0 E: 0 K: 3 S: 9	H: 0 LOB: 0 BB: 0 P: 9	R: 3 E: 0 K: 1 S: 8	H: 4 LOB: 0 BB: 0 P: 8	R: 0 E: 0 K: 0 S: 3	H: 0 LOB: 2 BB: 0 P: 3	R: 0 E: 0 K: 0 S: 3	H: 0 LOB: 2 BB: 2 P: 11	R: 3 E: 0 K: 0 S: 5	H: 2 LOB: 1 BB: 0 P: 13	R: 0 E: 0 K: 0 S: 3	H: 0 LOB: 0 BB: 0 P: 3	R: 0 E: 0 K: 0 S: 3	H: 0 LOB: 0 BB: 0 P: 3	R: 4 E: 0 K: 1 S: 7	H: 2 LOB: 0 BB: 2 P: 15		1B: 6 2B: 1 3B: 0 HR: 2	SF: 0 SAC: 0 DP: 2 HBP: 0	WP: 0 PB: 0 SB: 0 CS: 0	PA: 40									
PITCHER	IP WLS BF H R ER SO BB IBB HBP BLK WP HR S P ERA WHIP	IP WLS BF H R ER SO BB IBB HBP BLK WP HR S P ERA WHIP																												
Dave Morehead, R ERA: 4.71 Bob Duliba, R ERA: 3.4 (1, 1) (5, 1)	4.2 W 23	6 6 6 4	6 4 4 1	6 4 4 1	4 0 0 0	0 1 27 43	11.57 2.143	4.1 W 17	3 4 4 1	2 0 0 0	0 0 0 0	0 1 17 25	8.31 1.154																	

Batter	1	2	3	4	5	6	7	8	9	AB	R	H	RBI	BB	SO	LOB	BOTTOM																			
Rico Petrocelli, R OBP: 0.295, SLG: 0.393 (1, 6)										4	2	2	0	2	1	4	Detroit Tigers @ Boston Red Sox Fenway Park, Boston, MA Sat Aug 21 1965, 7:05 PM EDT Att: 7,567 - Unknown																			
Frank Malzone, R OBP: 0.298, SLG: 0.308 (1, 5)										5	2	2	0	1	0	6																				
Carl Yastrzemski, L OBP: 0.386, SLG: 0.574 (1, 7)										3	2	2	0	1	0	0																				
Felix Mantilla, R OBP: 0.399, SLG: 0.459 (1, 4)										4	1	1	4	1	0	2																				
Tony Conigliaro, R OBP: 0.330, SLG: 0.501 (1, 9)										5	3	3	4	0	0	3																				
Tony Horton, R OBP: 0.395, SLG: 0.427 (1, 3)										4	3	3	3	1	0	0																				
Jim Gosger, L OBP: 0.359, SLG: 0.453 (1, 8)										4	0	1	0	1	0	1																				
Bob Tillman, R OBP: 0.292, SLG: 0.327 (1, 2)										3	0	1	1	2	1	0																				
Dave Morehead, R OBP: 0.236, SLG: 0.180 Bob Duliba, R (1, 1) (5, 1)										3	0	0	1	0	1	4																				
Inning Stats	R: 4 E: 0 K: 0 S: 6	H: 3 LOB: 0 BB: 1 P: 10	R: 1 E: 0 K: 0 S: 5	H: 2 LOB: 3 BB: 2 P: 13	R: 0 E: 0 K: 1 S: 5	H: 0 LOB: 3 BB: 3 P: 17	R: 3 E: 0 K: 1 S: 9	H: 4 LOB: 2 BB: 1 P: 13	R: 5 E: 0 K: 1 S: 11	H: 6 LOB: 2 BB: 1 P: 15	R: 0 E: 0 K: 0 S: 3	H: 0 LOB: 0 BB: 0 P: 3	R: 0 E: 0 K: 1 S: 5	H: 0 LOB: 0 BB: 0 P: 5	R: 0 E: 0 K: 1 S: 4	H: 0 LOB: 0 BB: 1 P: 8		1B: 10 2B: 2 3B: 1 HR: 2	SF: 0 SAC: 1 DP: 1 HBP: 0	WP: 0 PB: 1 SB: 0 CS: 0	PA: 47															
PITCHER	IP WLS BF H R ER SO BB IBB HBP BLK WP HR S P ERA WHIP	IP WLS BF H R ER SO BB IBB HBP BLK WP HR S P ERA WHIP																																		
Hank Aguirre, L ERA: 3.62 Larry Sherry, R ERA: 3.36 Fred Gladding, R ERA: 3.36 Terry Fox, R ERA: 3.38 Ron Nischwitz, L ERA: 2.66 (1, 1) (2, 1) (3, 1) (5, 1) (6, 1)	1.2 L 12	7 0 0 0	0 0 0 1	4 0 0 0	0 0 0 0	0 0 5 21	0.00 4.000	1.0 7 0 0	0 0 0 1	4 0 1 0	0 0 0 0	0 0 10 14	20.25 3.000	1.0 10 6 5	5 1 1 0	0 0 0 0	0 0 1 11	15 15 45.00 7.000	0.00 0.333																	

Batter	1	2	3	4	5	6	7	8	9	AB	R	H	RBI	BB	SO	LOB	TOP			
Don Wert, R OBP: 0.337, SLG: 0.350 (1, 5)										3	0	0	0	0	1	3	Detroit Tigers @ Boston Red Sox Fenway Park, Boston, MA Sun Aug 22 1965, 3:33 AM EDT Att: 7,272 - Unknown			
Jerry Lumpe, L OBP: 0.329, SLG: 0.332 (1, 4)										3	0	1	0	0	0	1				
Gates Brown, L OBP: 0.294, SLG: 0.448 (1, 7)										2	0	0	0	0	2	0				
Willie Horton, R OBP: 0.343, SLG: 0.536 (1, 9)										1	1	0	0	2	0	0				
Don Demeter, R OBP: 0.329, SLG: 0.477 (1, 3)										2	1	1	2	0	0	0				
George Thomas, R OBP: 0.297, SLG: 0.326 (1, 8)										2	0	0	0	0	1	0				
Bill Freehan, R OBP: 0.293, SLG: 0.329 (1, 2)										1	0	1	0	1	0	0				
Ray Oyler, R OBP: 0.280, SLG: 0.364 (1, 6)										1	0	0	0	1	0	1				
Joe Sparma, R OBP: 0.205, SLG: 0.171 (1, 1)										0	0	0	0	1	0	0				
Inning Stats	R: 0 E: 0 K: 2 S: 7	H: 0 LOB: 0 BB: 0 P: 7	R: 2 E: 0 K: 0 S: 4	H: 2 LOB: 0 BB: 1 P: 8	R: 0 E: 0 K: 0 S: 2	H: 0 LOB: 0 BB: 1 P: 6	R: 0 E: 0 K: 1 S: 5	H: 0 LOB: 0 BB: 0 P: 5	R: 0 E: 0 K: 1 S: 5	H: 0 LOB: 2 BB: 2 P: 13	R: 0 E: 0 K: 0 S: 2	H: 1 LOB: 2 BB: 1 P: 6						1B: 2 2B: 1 3B: 0 HR: 1	SF: 0 SAC: 2 DP: 2 HBP: 0	WP: 0 PB: 0 SB: 0 CS: 0
PITCHER Dennis Bennett, L ERA: 4.61 (1, 1)	IP: 5.1 WLS: L BF: 22	H: 3 R: 2 ER: 2 SO: 4	BB: 4 IBB: 1 HBP: 0 BLK: 0	WP: 0 HR: 1 S: 25 P: 45	ERA: 3.38 WHIP: 1.312												1B: 2 R: 2 H: 3 RBI: 2 BB: 5 SO: 4 LOB: 5			

Batter	1	2	3	4	5	6	7	8	9	AB	R	H	RBI	BB	SO	LOB	BOTTOM			
Jim Gosger, L OBP: 0.353, SLG: 0.445 (1, 8)										3	0	0	0	0	1	3	Detroit Tigers @ Boston Red Sox Fenway Park, Boston, MA Sun Aug 22 1965, 3:33 AM EDT Att: 7,272 - Unknown			
Dalton Jones, L OBP: 0.354, SLG: 0.412 (1, 5)										3	0	1	0	0	0	2				
Carl Yastrzemski, L OBP: 0.394, SLG: 0.571 (1, 7)										2	0	0	0	0	0	1				
Felix Mantilla, R OBP: 0.398, SLG: 0.457 (1, 4)										2	0	0	0	0	0	0				
Lee Thomas, L OBP: 0.356, SLG: 0.450 (1, 3)										1	1	0	0	1	0	0				
Tony Conigliaro, R OBP: 0.331, SLG: 0.504 (1, 9)										2	0	1	0	0	1	0				
Russ Nixon, L OBP: 0.275, SLG: 0.307 (1, 2)										2	0	1	1	0	0	1				
Rico Petrocelli, R OBP: 0.297, SLG: 0.394 (1, 6)										2	0	1	0	0	1	1				
Dennis Bennett, L OBP: 0.238, SLG: 0.250 (1, 1)										1	0	0	0	1	1	2				
Inning Stats	R: 0 E: 0 K: 1 S: 5	H: 0 LOB: 0 BB: 0 P: 5	R: 1 E: 0 K: 1 S: 6	H: 1 LOB: 1 BB: 1 P: 10	R: 0 E: 0 K: 0 S: 3	H: 1 LOB: 1 BB: 1 P: 7	R: 0 E: 0 K: 1 S: 5	H: 0 LOB: 0 BB: 0 P: 5	R: 0 E: 0 K: 1 S: 7	H: 2 LOB: 2 BB: 0 P: 7	R: 0 E: 0 K: 0 S: 2	H: 4 LOB: 1 BB: 1 P: 10						1B: 2 2B: 1 3B: 1 HR: 0	SF: 0 SAC: 0 DP: 1 HBP: 0	WP: 0 PB: 0 SB: 0 CS: 0
PITCHER Joe Sparma, R ERA: 3.05 (1, 1)	IP: 5.0 WLS: W BF: 20	H: 4 R: 1 ER: 1 SO: 4	BB: 2 IBB: 0 HBP: 0 BLK: 0	WP: 0 HR: 0 S: 26 P: 34	ERA: 1.80 WHIP: 1.200												1B: 1 R: 1 H: 4 RBI: 1 BB: 2 SO: 4 LOB: 10			

Batter	1	2	3	4	5	6	7	8	9	AB	R	H	RBI	BB	SO	LOB	TOP			
Ken Hamlin, R OBP: 0.337, SLG: 0.375 (1, 4)	4-0 BB G6-3		4-0 BB					0-0 1B FC5-4	0-0 6-3	3	1	2	0	2	0	1				
Ken McMullen, R OBP: 0.315, SLG: 0.413 Don Blasingame, L OBP: 0.268, SLG: 0.288 (1, 5)	0-0 G6-3		0-0 1-3					0-0 2B FC5-4		4	0	1	1	0	0	3				
Willie Kirkland, L OBP: 0.287, SLG: 0.431 Frank Kreuzer, R OBP: 0.182, SLG: 0.400 Joe Cunningham, L OBP: 0.368, SLG: 0.333 Bennie Daniels, L OBP: 0.235, SLG: 0.133 (1, 9)	0-0 F3			0-0 1-3				0-0 1B 2B		3	0	0	0	0	1	1				
Frank Howard, R OBP: 0.354, SLG: 0.484 (1, 7)		0-0 E5		0-3 K				0-0 1B FC6-4		3	0	1	2	1	1	0				
Dick Nen, L OBP: 0.331, SLG: 0.417 (1, 3)		0-0 4-3		0-0 G3				0-0 1B F7		4	0	0	0	0	0	4				
Woodie Held, R OBP: 0.352, SLG: 0.464 (1, 8)		0-0 5-3			0-3 K			0-0 1B FC6-4		4	0	0	0	0	2	2				
Don Zimmer, R OBP: 0.296, SLG: 0.268 (1, 2)		0-0 4-3			0-0 5-3			0-0 1B F6		4	0	0	0	0	0	1				
Ed Brinkman, R OBP: 0.248, SLG: 0.251 (1, 6)			0-3 K		0-0 1B			0-0 1B		4	0	2	0	0	1	0				
Buster Narum, R OBP: 0.073, SLG: 0.103 Jim King, L OBP: 0.332, SLG: 0.411 (1, 1)			0-0 6-3		0-3 K2-3			0-0 HR	0-3 K	2	0	0	0	0	1	1				
Inning Stats	R: 0 E: 0 K: 0 S: 2	H: 0 LOB: 0 BB: 1 P: 6	R: 0 E: 1 K: 0 S: 4	H: 0 LOB: 1 BB: 0 P: 4	R: 0 E: 0 K: 1 S: 5	H: 0 LOB: 0 BB: 1 P: 9	R: 0 E: 0 K: 1 S: 5	H: 1 LOB: 1 BB: 0 P: 8	R: 1 E: 0 K: 1 S: 6	H: 2 LOB: 1 BB: 1 P: 10	R: 0 E: 0 K: 1 S: 5	H: 0 LOB: 0 BB: 0 P: 5	R: 3 E: 0 K: 0 S: 7	H: 4 LOB: 1 BB: 0 P: 7	R: 0 E: 0 K: 1 S: 6	H: 1 LOB: 1 BB: 0 P: 6	1B: 4 2B: 3 3B: 0 HR: 1	SF: 0 SAC: 0 DP: 2 HBP: 0	WP: 0 PB: 0 SB: 0 CS: 0	PA: 37
PITCHER	IP WLS BF H R ER SO BB IBB HBP BLK WP HR S P ERA WHIP	IP WLS BF H R ER SO BB IBB HBP BLK WP HR S P ERA WHIP																		
Jim Lonborg, R ERA: 4.06 Dick Radatz, R ERA: 4.69	(1, 1) 7.1 W 31 7 4 4 6 3 0 0 0 0 0 1 40 52 4.91 1.364	(8, 1) 1.2 S 6 1 0 0 1 0 0 0 0 0 0 0 8 8 0.00 0.600																		

Washington Senators @ Boston Red Sox
Fenway Park, Boston, MA
Tue Aug 24 1965, 7:05 PM EDT
Unknown

AB	34
R	4
H	8
RBI	4
BB	3
SO	7
LOB	14



Batter	1	2	3	4	5	6	7	8	9	AB	R	H	RBI	BB	SO	LOB	BOTTOM			
Jim Gosger, L OBP: 0.354, SLG: 0.444 (1, 8)	0-0 L4	0-0 FC3-6			0-0 E	0-0 F8		0-3 K		5	1	2	0	0	1	0				
Dalton Jones, L OBP: 0.352, SLG: 0.410 (1, 5)	0-0 6-3	0-0 FC3-6			0-0 SH3-4	0-0 FC4-6		0-0 4-3		4	0	1	0	0	0	2				
Carl Yastrzemski, L OBP: 0.385, SLG: 0.571 (1, 7)	0-0 BB	0-0 F9			4-0 E	0-0 FC4-6		0-0 2B		3	2	1	0	1	0	3				
Felix Mantilla, R OBP: 0.398, SLG: 0.456 (1, 4)	4-0 BB		0-3 K		0-0 E	0-3 K		0-0 2B		3	2	1	1	1	2	0				
Lee Thomas, L OBP: 0.359, SLG: 0.457 (1, 3)	4-0 HR		0-0 L4		0-0 2B	0-0 1B		0-0 2B		3	2	2	2	1	0	0				
Tony Conigliaro, R OBP: 0.333, SLG: 0.512 (1, 9)	0-0 HR		0-0 5-3		0-0 F3	0-0 1B		0-0 1B		4	1	2	5	0	0	1				
Russ Nixon, L OBP: 0.283, SLG: 0.293 (1, 2)	0-0 L7		0-3 K		0-0 F8	0-3 K		0-3 K		4	0	0	0	0	2	2				
Rico Petrocelli, R OBP: 0.300, SLG: 0.406 (1, 6)		4-0 1B		0-0 F7		0-0 HR		0-3 K		3	1	1	1	1	1	1				
Jim Lonborg, R OBP: 0.224, SLG: 0.208 Dick Radatz, R OBP: 0.273, SLG: 0.429 (1, 1)		4-0 FC3-6		0-0 5-3		0-3 K		0-3 K		2	0	0	0	1	1	0				
Inning Stats	R: 4 E: 0 K: 0 S: 5	H: 2 LOB: 0 BB: 2 P: 13	R: 0 E: 0 K: 0 S: 3	H: 1 LOB: 2 BB: 2 P: 11	R: 0 E: 0 K: 1 S: 5	H: 0 LOB: 0 BB: 0 P: 5	R: 0 E: 0 K: 1 S: 5	H: 0 LOB: 0 BB: 0 P: 5	R: 3 E: 1 K: 0 S: 6	H: 3 LOB: 1 BB: 1 P: 10	R: 1 E: 0 K: 1 S: 7	H: 2 LOB: 1 BB: 0 P: 7	R: 1 E: 0 K: 3 S: 11	H: 2 LOB: 1 BB: 0 P: 11	R: 0 E: 0 K: 2 S: 7	H: 0 LOB: 0 BB: 0 P: 7	1B: 5 2B: 3 3B: 0 HR: 2	SF: 0 SAC: 1 DP: 0 HBP: 0	WP: 0 PB: 0 SB: 0 CS: 0	PA: 38
PITCHER	IP WLS BF H R ER SO BB IBB HBP BLK WP HR S P ERA WHIP	IP WLS BF H R ER SO BB IBB HBP BLK WP HR S P ERA WHIP																		
Buster Narum, R ERA: 4.25 Frank Kreuzer, L ERA: 4.35 Bennie Daniels, R ERA: 4.68	(1, 1) 5.0 L 25 6 4 2 4 4 0 0 0 0 0 1 18 18 9.00 2.000	(6, 1) 2.0 10 4 2 2 4 0 0 0 0 0 0 1 18 18 9.00 2.000	(8, 1) 1.0 3 0 0 0 2 0 0 0 0 0 0 0 7 7 0.00 0.000																	

Washington Senators @ Boston Red Sox
Fenway Park, Boston, MA
Tue Aug 24 1965, 7:05 PM EDT
Unknown

AB	32
R	9
H	10
RBI	9
BB	5
SO	8
LOB	9



Batter	1	2	3	4	5	6	7	8	9	AB	R	H	RBI	BB	SO	LOB	TOP					
Ken Hamlin, R (1.4) OBP: 0.342, SLG: 0.381	6-3	K							K	5	0	2	0	0	2	3	Washington Senators @ Boston Red Sox Fenway Park, Boston, MA Wed Aug 25 1965, 7:05 PM EDT Att: 8,467 - Unknown AB 33 R 3 H 7 RBI 3 BB 4 SO 13 LOB 15					
Ken McMullen, R (1.5) OBP: 0.320, SLG: 0.420	HR		K						K	4	1	1	1	0	3	2						
Jim King, L (1.9) OBP: 0.344, SLG: 0.439	HR									3	1	1	1	1	0	3						
Frank Howard, R (1.7) OBP: 0.353, SLG: 0.489	K		6-3						K	4	1	1	1	0	2	2						
Dick Nen, L (1.3) OBP: 0.310, SLG: 0.393	F5		F8						K	4	0	0	0	0	1	1						
Mike Brumley, L (1.2) OBP: 0.276, SLG: 0.276		K							K	3	0	0	0	1	3	0						
Don Lock, R (1.8) OBP: 0.313, SLG: 0.358										4	0	1	0	0	0	1						
Ed Brinkman, R (1.6) OBP: 0.248, SLG: 0.251		K								4	0	1	0	0	2	1						
Mike McCormick, L (1.1) OBP: 0.190, SLG: 0.056										0	0	0	0	0	0	0						
Howie Kopitz, R (1.1) OBP: 0.143, SLG: 0.111										1	0	0	0	1	0	0						
Joe Cunningham, L (6. PH) OBP: 0.359, SLG: 0.531										1	0	0	0	0	2							
Marshall Bridges, S (6.1) OBP: 0.200, SLG: 0.600										0	0	0	0	0	0	0						
Don Blasingame, L (9. PH) OBP: 0.270, SLG: 0.288										0	0	0	0	1	0	0						
Inning Stats	R: 2 E: 0 K: 1 S: 7	H: 2 LOB: 0 BB: 0 P: 7	R: 0 E: 0 K: 3 S: 10	H: 1 LOB: 2 BB: 1 P: 14	R: 0 E: 0 K: 1 S: 5	H: 0 LOB: 1 BB: 1 P: 9	R: 0 E: 0 K: 2 S: 7	H: 0 LOB: 0 BB: 0 P: 7	R: 0 E: 0 K: 0 S: 3	H: 1 LOB: 1 BB: 0 P: 4	R: 1 E: 0 K: 0 S: 5	H: 2 LOB: 2 BB: 1 P: 9	R: 0 E: 0 K: 2 S: 8	H: 1 LOB: 1 BB: 0 P: 8	R: 0 E: 0 K: 2 S: 7	H: 0 LOB: 0 BB: 0 P: 7	R: 0 E: 0 K: 2 S: 7	H: 0 LOB: 1 BB: 1 P: 11	1B: 3 2B: 1 3B: 0 HR: 3	SF: 0 SAC: 0 DP: 1 HBP: 1	WP: 0 PB: 0 SB: 0 CS: 0	PA: 38
PITCHER	IP WLS BF H R ER SO BB IBB HBP BLK WP HR S P ERA WHIP																					
Earl Wilson, R (1.1) ERA: 4.27	9.0 W 38 7 3 3 13 4 0 1 0 0 3 59 76 3.00 1.222																					

Batter	1	2	3	4	5	6	7	8	9	AB	R	H	RBI	BB	SO	LOB	BOTTOM			
Rico Petrocelli, R (1.6) OBP: 0.304, SLG: 0.446	1B 2B	HR							F8	5	2	2	1	0	0	1	Washington Senators @ Boston Red Sox Fenway Park, Boston, MA Wed Aug 25 1965, 7:05 PM EDT Att: 8,467 - Unknown AB 33 R 8 H 10 RBI 8 BB 3 SO 4 LOB 10			
Frank Malzone, R (1.5) OBP: 0.294, SLG: 0.303	HR 2H	5-3							K	4	1	1	1	0	2	1				
Carl Yastrzemski, L (1.7) OBP: 0.395, SLG: 0.591	1B 1H	4-3							4-3	4	1	1	2	0	0	1				
Felix Mantilla, R (1.4) OBP: 0.402, SLG: 0.468	K	FC5 S							HR	3	1	2	1	1	1	0				
Tony Conigliaro, R (1.9) OBP: 0.331, SLG: 0.513	HR	1-2 HBP							4-3	3	1	1	1	0	0	1				
Tony Horton, R (1.3) OBP: 0.392, SLG: 0.430	1B 2B	FC5 2-3F							1-3	4	1	1	0	0	1	3				
Jim Gosger, L (1.8) OBP: 0.358, SLG: 0.441	1B BB								F9	3	0	0	0	1	0	1				
Bob Tillman, R (1.2) OBP: 0.292, SLG: 0.335	1B 1-3 2H	G5-4-3							5-3	4	1	2	2	0	0	0				
Earl Wilson, R (1.1) OBP: 0.338, SLG: 0.492	G5-4-3 1-2F								5-3	3	0	0	0	1	0	2				
									F2											
Inning Stats	R: 5 E: 0 K: 1 S: 10	H: 6 LOB: 1 BB: 1 P: 14	R: 1 E: 0 K: 0 S: 5	H: 2 LOB: 0 BB: 0 P: 6	R: 0 E: 0 K: 0 S: 3	H: 0 LOB: 0 BB: 0 P: 3	R: 0 E: 0 K: 1 S: 5	H: 0 LOB: 0 BB: 0 P: 5	R: 1 E: 0 K: 0 S: 4	H: 1 LOB: 0 BB: 0 P: 4	R: 1 E: 0 K: 1 S: 6	H: 1 LOB: 1 BB: 1 P: 10	R: 0 E: 0 K: 1 S: 5	H: 0 LOB: 1 BB: 1 P: 9	R: 0 E: 0 K: 0 S: 3	H: 0 LOB: 0 BB: 0 P: 3	1B: 3 2B: 2 3B: 0 HR: 5	SF: 0 SAC: 0 DP: 1 HBP: 1	WP: 0 PB: 0 SB: 1 CS: 0	PA: 37
PITCHER	IP WLS BF H R ER SO BB IBB HBP BLK WP HR S P ERA WHIP																			
Mike McCormick, L (1.1) ERA: 3.33	0.1 L 5 4 4 1 0 0 0 0 0 0 2 7 7 108.00 12.000																			
Howie Kopitz, R (1.1) ERA: 4.45	4.2 20 5 3 3 1 1 0 1 0 0 2 20 25 5.79 1.286																			
Marshall Bridges, L (6.1) ERA: 2.55	3.0 12 1 1 1 2 2 0 0 0 0 1 14 22 3.00 1.000																			

Batter	1	2	3	4	5	6	7	8	9	AB	R	H	RBI	BB	SO	LOB	TOP
Ken Hamlin, R OBP: 0.341, SLG: 0.377 (1, 4)										3	0	0	0	1	1	2	
Ken McMullen, R OBP: 0.321, SLG: 0.419 (1, 5)										3	0	1	0	1	1	1	
Jim King, L OBP: 0.338, SLG: 0.431 (1, 9)										4	0	0	0	0	1	3	
Frank Howard, R OBP: 0.352, SLG: 0.494 (1, 7)										4	1	1	1	0	2	2	
Dick Nen, L OBP: 0.309, SLG: 0.384 (1, 3)										3	0	0	0	1	1	2	
Don Lock, R OBP: 0.311, SLG: 0.354 Woodie Held, L OBP: 0.350, SLG: 0.461 (9, PH)										3	0	0	0	0	3	0	
Don Zimmer, R OBP: 0.293, SLG: 0.264 Willie Kirkland, L OBP: 0.266, SLG: 0.429 (9, PH)										1	0	0	0	0	0	0	
Ed Brinkman, R OBP: 0.248, SLG: 0.257 (1, 6)										4	1	1	0	0	1	1	
Phil Ortega, R OBP: 0.333, SLG: 0.255 Don Blasingame, L OBP: 0.272, SLG: 0.288 Ron Kline, R (7, 1)										1	0	0	0	1	0	0	
Inning Stats	R: 0 E: 0 K: 1 S: 6	H: 1 LOB: 2 BB: 1 P: 10	R: 0 E: 0 K: 1 S: 5	H: 0 LOB: 1 BB: 1 P: 9	R: 0 E: 0 K: 1 S: 5	H: 0 LOB: 0 BB: 0 P: 5	R: 1 E: 0 K: 2 S: 8	H: 1 LOB: 0 BB: 0 P: 8	R: 0 E: 0 K: 0 S: 3	H: 0 LOB: 1 BB: 1 P: 7	R: 0 E: 0 K: 1 S: 5	H: 0 LOB: 1 BB: 1 P: 9	1B: 1 2B: 0 3B: 1 HR: 1	SF: 0 SAC: 0 DP: 0 HBP: 0	WP: 1 PB: 0 SB: 0 CS: 0	PA: 35	
PITCHER Dave Morehead, R ERA: 4.56 (1, 1)	IP: 9.0 WLS: W BF: 35 H: 3 R: 2 ER: 2 SO: 10 BB: 5 IBB: 0 HBP: 0 BLK: 0 WP: 1 HR: 1 S: 50 P: 70 ERA: 2.00 WHIP: 0.889																

Washington Senators @ Boston Red Sox
Fenway Park, Boston, MA
Thu Aug 26 1965, 3:33 AM EDT
Att: 2,049 - Unknown

AB 30
R 2
H 3
RBI 1
BB 5
SO 10
LOB 13



Batter	1	2	3	4	5	6	7	8	9	AB	R	H	RBI	BB	SO	LOB	BOTTOM	
Jim Gosger, L OBP: 0.356, SLG: 0.436 (1, 8)										4	0	1	0	0	1	3		
Dalton Jones, L OBP: 0.348, SLG: 0.401 Frank Malzone, R OBP: 0.294, SLG: 0.303 (9, 5)										4	0	1	0	0	0	2		
Carl Yastrzemski, L OBP: 0.389, SLG: 0.599 (1, 7)										2	1	1	1	2	0	1		
Felix Mantilla, R OBP: 0.401, SLG: 0.465 (1, 4)										3	1	0	0	1	1	1		
Lee Thomas, L OBP: 0.357, SLG: 0.450 (1, 3)										3	1	0	0	1	0	1		
Tony Conigliaro, R OBP: 0.330, SLG: 0.509 (1, 9)										3	1	0	0	1	0	1		
Rico Petrocelli, R OBP: 0.307, SLG: 0.444 (1, 6)										3	0	1	0	1	1	3		
Bob Tillman, R OBP: 0.294, SLG: 0.335 (1, 2)										3	0	1	2	1	0	1		
Dave Morehead, R OBP: 0.241, SLG: 0.173 (1, 1)										2	0	0	0	1	1	1		
Inning Stats	R: 0 E: 0 K: 0 S: 2	H: 0 LOB: 0 BB: 1 P: 6	R: 3 E: 1 K: 2 S: 9	H: 2 LOB: 2 BB: 3 P: 21	R: 0 E: 0 K: 0 S: 3	H: 0 LOB: 0 BB: 1 P: 7	R: 0 E: 0 K: 0 S: 3	H: 0 LOB: 0 BB: 0 P: 3	R: 1 E: 0 K: 0 S: 4	H: 1 LOB: 0 BB: 0 P: 4	R: 0 E: 0 K: 1 S: 5	H: 1 LOB: 0 BB: 3 P: 17	R: 0 E: 0 K: 0 S: 4	H: 1 LOB: 1 BB: 0 P: 4	1B: 4 2B: 1 3B: 0 HR: 1	SF: 0 SAC: 0 DP: 1 HBP: 0	WP: 0 PB: 0 SB: 0 CS: 1	PA: 36
PITCHER Phil Ortega, R ERA: 4.58 Ron Kline, R ERA: 2.41 (7, 1)	IP: 6.0 WLS: L BF: 28 H: 3 R: 4 ER: 4 SO: 3 BB: 8 IBB: 0 HBP: 0 BLK: 0 WP: 0 HR: 1 S: 26 P: 58 ERA: 6.00 WHIP: 1.833																	

Washington Senators @ Boston Red Sox
Fenway Park, Boston, MA
Thu Aug 26 1965, 3:33 AM EDT
Att: 2,049 - Unknown

AB 27
R 4
H 5
RBI 3
BB 8
SO 4
LOB 14



Batter	1	2	3	4	5	6	7	8	9	AB	R	H	RBI	BB	SO	LOB	TOP										
Jim Gosger, L (1, 8) OBP: 0.349, SLG: 0.427	G3		K			F8		F2		4	0	0	0	0	1	0	Boston Red Sox @ Chicago White Sox Comiskey Park, Chicago, IL Fri Aug 27 1965, 8:05 PM EDT Unknown										
Dalton Jones, L (1, 5) OBP: 0.347, SLG: 0.399	F8		4-3					B4-3		4	0	1	0	0	0	0											
Carl Yastrzemski, L (1, 7) OBP: 0.399, SLG: 0.590								6-3		4	0	2	0	0	0	0											
Felix Mantilla, R (1, 4) OBP: 0.398, SLG: 0.460										4	0	0	0	0	3	2											
Lee Thomas, L (1, 3)										4	1	2	1	0	0	0											
Tony Conigliaro, R (1, 9) OBP: 0.328, SLG: 0.514										4	1	1	1	0	1	1											
Rico Petrocelli, R (1, 6) OBP: 0.307, SLG: 0.447										3	0	1	0	0	0	0											
Bob Tillman, R (1, 2) OBP: 0.294, SLG: 0.335										3	0	1	0	0	0	1											
Jerry Stephenson, L (1, 1) OBP: 0.308, SLG: 0.250										1	0	0	0	0	0	0											
Chuck Schilling, R (5, PH) OBP: 0.294, SLG: 0.355										1	0	0	0	0	0	0											
Arnold Earley, L (5, 1)										0	0	0	0	0	0	0											
Lenny Green, L (7, PH) OBP: 0.365, SLG: 0.442										1	0	0	0	0	0	1											
Dick Radatz, R (7, 1) OBP: 0.273, SLG: 0.429										0	0	0	0	0	0	0											
Inning Stats	R: 0 E: 0 K: 1 S: 6	H: 1 LOB: 1 BB: 0 P: 6	R: 0 E: 0 K: 0 S: 4	H: 2 LOB: 1 BB: 0 P: 4	R: 0 E: 0 K: 1 S: 5	H: 0 LOB: 0 BB: 0 P: 5	R: 1 E: 0 K: 1 S: 6	H: 1 LOB: 0 BB: 0 P: 6	R: 0 E: 0 K: 0 S: 3	H: 0 LOB: 0 BB: 0 P: 3	R: 0 E: 0 K: 1 S: 6	H: 2 LOB: 1 BB: 0 P: 6	R: 1 E: 0 K: 0 S: 5	H: 2 LOB: 1 BB: 0 P: 5	R: 0 E: 0 K: 0 S: 3	H: 0 LOB: 0 BB: 0 P: 3	R: 0 E: 0 K: 1 S: 5	H: 0 LOB: 0 BB: 0 P: 5	1B: 4 2B: 2 3B: 0 HR: 2	SF: 0 SAC: 0 DP: 1 HBP: 0	WP: 0 PB: 0 SB: 0 CS: 0	PA: 33					
PITCHER	IP	WLS	BF	H	R	ER	SO	BB	IBB	HBP	BLK	WP	HR	S	P	ERA	WHIP										
Joe Horlen, R (1, 1) ERA: 3.01	7.0		27	8	2	2	4	0	0	0	0	0	2	35	35	2.57	1.143										
Hoyt Wilhelm, R (8, 1) ERA: 2.13	2.0	W	6	0	0	0	1	0	0	0	0	0	0	8	8	0.00	0.000										

AB	33
R	2
H	8
RBI	2
BB	0
SO	5
LOB	5



Batter	1	2	3	4	5	6	7	8	9	AB	R	H	RBI	BB	SO	LOB	BOTTOM										
Danny Cater, R (1, 7) OBP: 0.318, SLG: 0.415	4-3									4	1	0	0	1	1	5	Boston Red Sox @ Chicago White Sox Comiskey Park, Chicago, IL Fri Aug 27 1965, 8:05 PM EDT Unknown										
Don Buford, S (1, 4) OBP: 0.352, SLG: 0.388										3	0	0	0	1	1	1											
Floyd Robinson, L (1, 9) OBP: 0.349, SLG: 0.382										4	0	2	1	0	0	0											
Bill Skowron, R (1, 3) OBP: 0.335, SLG: 0.455										4	0	1	0	0	2	3											
Pete Ward, L (1, 5) OBP: 0.337, SLG: 0.382										3	0	0	0	1	1	3											
J.C. Martin, L (1, 2) OBP: 0.332, SLG: 0.340										4	1	1	0	0	1	5											
Ron Hansen, R (1, 6) OBP: 0.316, SLG: 0.373										4	1	2	0	0	0	0											
Ken Berry, R (1, 8) OBP: 0.258, SLG: 0.323										4	0	2	2	0	0	1											
Joe Horlen, R (1, 1) OBP: 0.230, SLG: 0.179										2	0	0	0	1	0	1											
Hoyt Wilhelm, R (8, 1) ERA: 4.68										0	0	0	0	1	0	0											
Inning Stats	R: 0 E: 0 K: 1 S: 6	H: 1 LOB: 3 BB: 2 P: 14	R: 0 E: 0 K: 0 S: 3	H: 0 LOB: 0 BB: 0 P: 3	R: 1 E: 0 K: 1 S: 6	H: 1 LOB: 1 BB: 1 P: 10	R: 1 E: 0 K: 0 S: 5	H: 2 LOB: 1 BB: 0 P: 5	R: 0 E: 0 K: 1 S: 7	H: 1 LOB: 2 BB: 0 P: 7	R: 0 E: 0 K: 0 S: 3	H: 1 LOB: 1 BB: 1 P: 7	R: 0 E: 0 K: 1 S: 5	H: 0 LOB: 0 BB: 0 P: 5	R: 1 E: 0 K: 2 S: 9	H: 2 LOB: 2 BB: 1 P: 13	1B: 7 2B: 1 3B: 0 HR: 0	SF: 0 SAC: 0 DP: 1 HBP: 0	WP: 0 PB: 0 SB: 0 CS: 0	PA: 37							
PITCHER	IP	WLS	BF	H	R	ER	SO	BB	IBB	HBP	BLK	WP	HR	S	P	ERA	WHIP										
Jerry Stephenson, R (1, 1) ERA: 6.55	4.0		19	4	2	2	2	3	0	0	0	0	0	20	32	4.50	1.750										
Arnold Earley, L (5, 1) ERA: 3.15	2.0		9	2	0	0	1	1	0	0	0	0	0	10	14	0.00	1.500										
Dick Radatz, R (7, 1) ERA: 4.68	2.0	L	9	2	1	1	3	1	0	0	0	0	0	14	18	4.50	1.500										



Batter	1	2	3	4	5	6	7	8	9	AB	R	H	RBI	BB	SO	LOB	TOP				
Jim Gosger, L OBP: 0.341, SLG: 0.416 (1, 8)	F8	K		4-3		G3		4-3		5	0	0	0	0	1	4					
Dalton Jones, L OBP: 0.344, SLG: 0.394 (1, 4)	F7		3-1	4-3		G3			SH1-4 1B	4	1	0	0	1	0	1					
Carl Yastrzemski, L OBP: 0.492, SLG: 0.591 (1, 7)	BB S HBP		1B 1B		L1-4 S 1B		6-3		SH1-4	3	1	2	0	0	0	0					
Tony Conigliaro, R OBP: 0.335, SLG: 0.515 (1, 9)	BB BB		1B 1B		K		G4-6-3 BB		HR 1B	3	2	2	1	2	1	1					
Lee Thomas, L OBP: 0.363, SLG: 0.466 (1, 3)			1B				G4-6-3		HR	3	1	2	3	2	0	1					
Rico Petrocelli, R OBP: 0.305, SLG: 0.442 (1, 6)	F5		K		L1-4				K	5	0	1	0	0	2	7					
Frank Malzone, R OBP: 0.297, SLG: 0.309 (1, 5)		K							SH3-4 1B	4	1	2	1	0	2	0					
Russ Nixon, L OBP: 0.260, SLG: 0.281 (1, 2)		K	1-3			F9			IBB	3	0	0	0	1	1	3					
Dennis Bennett, L OBP: 0.280, SLG: 0.261 (1, 1)					K				K	3	0	1	1	1	2	2					
Inning Stats	R: 0 H: 0 E: 0 K: 0 S: 3	H: 0 LOB: 3 BB: 2 P: 12	R: 0 H: 0 E: 0 K: 3 S: 9	H: 0 LOB: 1 BB: 1 P: 13	R: 2 H: 4 E: 0 K: 1 S: 9	H: 4 LOB: 2 BB: 0 P: 9	R: 0 H: 0 E: 0 K: 1 S: 5	H: 0 LOB: 0 BB: 0 P: 5	R: 0 H: 1 E: 0 K: 1 S: 5	H: 1 LOB: 1 BB: 1 P: 9	R: 1 H: 2 E: 0 K: 0 S: 5	H: 2 LOB: 1 BB: 0 P: 5	R: 0 H: 0 E: 0 K: 0 S: 2	H: 0 LOB: 0 BB: 1 P: 6	R: 0 H: 1 E: 0 K: 1 S: 6	H: 1 LOB: 2 BB: 1 P: 10	R: 3 H: 2 E: 0 K: 2 S: 9	H: 2 LOB: 0 BB: 1 P: 13	1B: 8 2B: 2 3B: 0 HR: 1	SF: 0 SAC: 2 DP: 2 HBP: 1	WP: 0 PA: 43 PB: 0 SB: 2 CS: 0
PITCHER	IP	WLS	BF	H	R	ER	SO	BB	IBB	HBP	BLK	WP	HR	S	P	ERA	WHIP				
John Buzhardt, R ERA: 3.12 (1, 1)	7.0	L	32	7	3	3	6	4	1	1	0	0	0	38	59	3.86	1.571				
Eddie Fisher, R ERA: 2.18 (8, 1)	2.0		11	3	3	3	3	1	1	0	0	0	1	15	23	13.50	2.000				

Boston Red Sox @ Chicago White Sox
Comiskey Park, Chicago, IL
Fri Aug 27 1965, 8:05 PM EDT
Att: 19,304 - Unknown

AB 33
R 6
H 10
RBI 6
BB 7
SO 9
LOB 19



Batter	1	2	3	4	5	6	7	8	9	AB	R	H	RBI	BB	SO	LOB	BOTTOM				
Don Buford, S OBP: 0.354, SLG: 0.392 (1, 4)			1-3		FC6-4			FC5-4 BB		3	0	1	0	1	0	1					
Floyd Robinson, L OBP: 0.348, SLG: 0.380 (1, 9)	1-3		F8			F7		FC5-4 BB		3	0	0	0	1	0	1					
Danny Cater, R OBP: 0.317, SLG: 0.418 (1, 7)	K			5-3				FC5-4 WP 1B		4	1	1	0	0	1	3					
Bill Skowron, R OBP: 0.336, SLG: 0.455 (1, 3)	4-3					1-3		1B		4	0	2	1	0	0	2					
John Romano, R OBP: 0.363, SLG: 0.426 (1, 2)			F7		K		L6	5-3		4	0	0	0	0	1	3					
Gene Freese, R OBP: 0.327, SLG: 0.330 (1, 5)					K		E3 FC6-4	F7		4	0	1	0	0	1	1					
Ron Hansen, R OBP: 0.315, SLG: 0.371 (1, 6)			F6			FC1-6 1B		FC6-4 FC5-4		4	0	1	0	0	0	2					
Ken Berry, R OBP: 0.255, SLG: 0.320 (1, 8)			F7		F3		FC5-4		1-3	4	0	0	0	0	0	3					
John Buzhardt, R OBP: 0.229, SLG: 0.140 (1, 1)					K		FC1-6	F9		2	0	0	0	0	1	1					
Pete Ward, L OBP: 0.336, SLG: 0.381 (7, PH)										1	0	0	0	0	0	1					
Eddie Fisher, R OBP: 0.143, SLG: 0.111 (8, 1)										0	0	0	0	0	0	0					
Inning Stats	R: 0 H: 1 E: 0 K: 1 S: 6	H: 1 LOB: 1 BB: 0 P: 6	R: 0 H: 1 E: 0 K: 0 S: 4	H: 1 LOB: 0 BB: 0 P: 4	R: 0 H: 0 E: 0 K: 1 S: 5	H: 0 LOB: 0 BB: 0 P: 5	R: 0 H: 1 E: 0 K: 2 S: 8	H: 1 LOB: 1 BB: 0 P: 8	R: 0 H: 1 E: 0 K: 0 S: 4	H: 1 LOB: 1 BB: 0 P: 4	R: 0 H: 0 E: 0 K: 0 S: 4	H: 0 LOB: 1 BB: 0 P: 4	R: 0 H: 0 E: 0 K: 0 S: 3	H: 1 LOB: 1 BB: 2 P: 11	R: 0 H: 0 E: 0 K: 0 S: 3	H: 0 LOB: 0 BB: 0 P: 3	1B: 3 2B: 0 3B: 3 HR: 0	SF: 0 SAC: 0 DP: 1 HBP: 0	WP: 1 PA: 35 PB: 0 SB: 0 CS: 0		
PITCHER	IP	WLS	BF	H	R	ER	SO	BB	IBB	HBP	BLK	WP	HR	S	P	ERA	WHIP				
Dennis Bennett, L ERA: 4.26 (1, 1)	9.0	W	35	6	1	1	4	2	0	0	0	1	0	41	49	1.00	0.889				

Boston Red Sox @ Chicago White Sox
Comiskey Park, Chicago, IL
Fri Aug 27 1965, 8:05 PM EDT
Att: 19,304 - Unknown

AB 33
R 1
H 6
RBI 1
BB 2
SO 4
LOB 18



Batter	1	2	3	4	5	6	7	8	9	AB	R	H	RBI	BB	SO	LOB	TOP																					
Rico Petrocelli, R OBP: 0.307, SLG: 0.440 (1, 6)	F7	F2					G6-4-3		1B	4	0	1	0	1	0	3																						
Frank Malzone, R OBP: 0.299, SLG: 0.311 Lee Thomas, L OBP: 0.364, SLG: 0.467 (1, 5)	4-3 WP		F9		FC4-6				BB	4	0	2	0	0	0	1																						
Carl Yastrzemski, L OBP: 0.492, SLG: 0.587 (1, 7)	4-3								BB	1	0	1	2	0	0	0																						
Felix Mantilla, R OBP: 0.396, SLG: 0.457 (1, 4)	F7		G6-4-3						BB	4	0	1	0	1	0	3																						
Tony Conigliaro, R OBP: 0.339, SLG: 0.521 (1, 9)									BB	5	0	1	0	0	0	5																						
Tony Horton, R OBP: 0.341, SLG: 0.415 (1, 3)									BB	3	1	2	0	1	1	0																						
Jim Gosger, L OBP: 0.344, SLG: 0.415 (1, 8)									BB	4	0	0	0	0	1	4																						
Bob Tillman, R OBP: 0.296, SLG: 0.335 (1, 2)									BB	3	1	1	0	1	0	4																						
Jim Lonborg, R OBP: 0.217, SLG: 0.200 Arnold Earley, L OBP: 0.299, SLG: 0.355 Chuck Schilling, R OBP: 0.299, SLG: 0.355 Bob Hefner, R OBP: 0.308, SLG: 0.388 Eddie Bressoud, R OBP: 0.308, SLG: 0.388 (1, 1)	FC1-5								BB	2	0	0	0	0	0	2																						
Inning Stats	R: 0 E: 0 K: 0 S: 4	H: 1 LOB: 1 BB: 0 P: 4	R: 1 E: 0 K: 0 S: 5	H: 2 LOB: 2 BB: 1 P: 9	R: 0 E: 0 K: 0 S: 3	H: 1 LOB: 1 BB: 0 P: 3	R: 0 E: 0 K: 1 S: 5	H: 1 LOB: 1 BB: 1 P: 9	R: 0 E: 0 K: 1 S: 6	H: 1 LOB: 1 BB: 1 P: 10	R: 0 E: 0 K: 0 S: 3	H: 0 LOB: 0 BB: 1 P: 7	R: 0 E: 0 K: 1 S: 5	H: 0 LOB: 0 BB: 0 P: 5	R: 2 E: 0 K: 0 S: 5	H: 3 LOB: 2 BB: 2 P: 13	1B: 9 2B: 3 3B: 0 HR: 0	SF: 0 SAC: 0 DP: 4 HBP: 0	WP: 2 PB: 0 SB: 0 CS: 0	PA: 40																		
PITCHER	IP	WLS	BF	H	R	ER	SO	BB	IBB	HBP	BLK	WP	HR	S	P	ERA	WHIP	PITCHER				IP	WLS	BF	H	R	ER	SO	BB	IBB	HBP	BLK	WP	HR	S	P	ERA	WHIP
Juan Pizarro, L ERA: 3.0 Hoyt Wilhelm, R ERA: 2.12 (1, 1)	8.1	W	37	10	3	3	3	5	0	0	0	2	0	38	58	3.24	1.800					0.2	S	3	1	0	0	0	1	0	0	0	0	2	6	0.00	3.000	

Boston Red Sox @ Chicago White Sox
Comiskey Park, Chicago, IL
Sat Aug 28 1965, 4:33 AM EDT
Att: 5,429 - Unknown

AB 34
R 3
H 11
RBI 3
BB 6
SO 3
LOB 24



Batter	1	2	3	4	5	6	7	8	9	AB	R	H	RBI	BB	SO	LOB	BOTTOM																					
Tom McCraw, L OBP: 0.291, SLG: 0.274 (1, 7)	S		1B							2	1	0	0	2	1	1																						
Don Buford, S OBP: 0.354, SLG: 0.389 (1, 4)	F7		FC							3	1	0	0	2	0	2																						
Floyd Robinson, L OBP: 0.351, SLG: 0.387 (1, 9)										5	0	3	3	0	0	2																						
Bill Skowron, R OBP: 0.335, SLG: 0.458 Danny Cater, R OBP: 0.317, SLG: 0.418 (1, 3)	K		F2							4	0	1	0	0	1	5																						
Pete Ward, L OBP: 0.333, SLG: 0.378 (1, 5)	F9		F9							4	0	0	0	0	1	6																						
John Romano, R OBP: 0.384, SLG: 0.427 J.C. Martin, L OBP: 0.332, SLG: 0.340 (1, 2)										4	1	2	0	0	1	0																						
Ron Hansen, R OBP: 0.317, SLG: 0.372 (1, 6)										2	0	1	0	1	0	0																						
Ken Berry, R OBP: 0.265, SLG: 0.327 (1, 8)										4	1	1	2	0	0	4																						
Juan Pizarro, L OBP: 0.200, SLG: 0.292 Hoyt Wilhelm, R ERA: 2.12 (1, 1)										3	1	0	0	1	1	3																						
Inning Stats	R: 1 E: 0 K: 1 S: 6	H: 1 LOB: 1 BB: 1 P: 10	R: 0 E: 0 K: 1 S: 5	H: 1 LOB: 0 BB: 0 P: 5	R: 0 E: 0 K: 0 S: 3	H: 0 LOB: 0 BB: 0 P: 3	R: 2 E: 0 K: 0 S: 4	H: 1 LOB: 2 BB: 2 P: 12	R: 2 E: 0 K: 2 S: 9	H: 2 LOB: 3 BB: 1 P: 13	R: 0 E: 0 K: 1 S: 5	H: 0 LOB: 0 BB: 0 P: 5	R: 0 E: 0 K: 1 S: 5	H: 0 LOB: 0 BB: 0 P: 5	1B: 5 2B: 0 3B: 2 HR: 1	SF: 0 SAC: 1 DP: 1 HBP: 1	WP: 0 PB: 0 SB: 1 CS: 0	PA: 39																				
PITCHER	IP	WLS	BF	H	R	ER	SO	BB	IBB	HBP	BLK	WP	HR	S	P	ERA	WHIP	PITCHER				IP	WLS	BF	H	R	ER	SO	BB	IBB	HBP	BLK	WP	HR	S	P	ERA	WHIP
Jim Lonborg, R ERA: 4.19 Arnold Earley, L ERA: 3.13 Bob Hefner, R ERA: 6.7 (1, 1)	5.2	L	28	4	0	5	2	4	0	1	0	0	0	1	27	44	7.94	1.765					0.1		2	0	0	0	0	1	0	0	0	0	1	5	0.00	3.000
Bob Hefner, R ERA: 6.7 (7, 1)	2.0		9	2	0	0	3	1	0	0	0	0	0	14	18	0.00	1.500																					

Boston Red Sox @ Chicago White Sox
Comiskey Park, Chicago, IL
Sat Aug 28 1965, 4:33 AM EDT
Att: 5,429 - Unknown


AB 31
R 5
H 8
RBI 5
BB 6
SO 5
LOB 23



Batter	1	2	3	4	5	6	7	8	9	10	11	12	13	14	AB	R	H	RBI	BB	SO	LOB	TOP								
Jim Geiger, L OBP: 0.248, SLG: 0.422 (1, 8)															6	0	3	1	0	0	2									
Dalton Jones, L OBP: 0.341, SLG: 0.387 (1, 5)																5	0	0	0	1	0	4								
Carl Yastrzemski, L OBP: 0.399, SLG: 0.581 (1, 7)																6	0	1	0	0	2	2								
Felix Mantilla, R OBP: 0.393, SLG: 0.453 (1, 4)																6	0	1	0	0	1	1								
Lee Thomas, L OBP: 0.362, SLG: 0.463 (1, 3)																6	1	1	0	0	0	2								
Tony Conigliaro, R OBP: 0.335, SLG: 0.523 (1, 9)																4	0	1	1	1	1	0								
Rico Petrocelli, R OBP: 0.307, SLG: 0.433 (1, 6)																4	1	0	0	2	0	3								
Russ Nixon, L OBP: 0.264, SLG: 0.277 (1, 2)																5	0	1	0	1	1	1								
Bill Monbouquette, R Dick Radatz, R Lew Lugo, R Bob O'Brien, R Eddie Brasoud, R Jay Ritchie, R Arnold Earley, L (1, 13) (05, 13) (102, P#) (12, 1) (14, P#) (14, 13) (14, 1)																3	0	0	0	1	1	2								
Inning Stats	R: 0 E: 0 K: 1 S: 5	H: 0 LOB: 0 BB: 0 P: 5	R: 0 E: 0 K: 0 S: 3	H: 0 LOB: 1 BB: 1 P: 7	R: 0 E: 0 K: 1 S: 6	H: 1 LOB: 0 BB: 0 P: 6	R: 0 E: 0 K: 0 S: 3	H: 0 LOB: 0 BB: 0 P: 3	R: 1 E: 0 K: 1 S: 7	H: 2 LOB: 2 BB: 1 P: 9	R: 0 E: 0 K: 1 S: 5	H: 0 LOB: 0 BB: 0 P: 3	R: 0 E: 0 K: 1 S: 5	H: 1 LOB: 1 BB: 0 P: 9	R: 0 E: 0 K: 0 S: 3	H: 0 LOB: 0 BB: 0 P: 3	R: 0 E: 0 K: 0 S: 3	H: 0 LOB: 0 BB: 0 P: 5	R: 0 E: 0 K: 0 S: 3	H: 0 LOB: 0 BB: 0 P: 3	R: 0 E: 0 K: 0 S: 4	H: 1 LOB: 2 BB: 1 P: 8	1B: 6 2B: 1 3B: 0 HR: 0	SF: 0 SAC: 1 DP: 2 HBP: 0	WP: 2 PB: 0 SB: 1 CS: 0	PA: 54				
PITCHER	IP 7.0	WLS 30	BF 5	H 2	R 2	ER 2	SO 4	BB 4	IBB 0	HBP 0	BLK 0	WP 0	HR 0	S 34	P 50	ERA 2.57	WHIP 1.286													
Bruce Howard, R ERA: 3.69																														
Eddie Fisher, R ERA: 2.15	2.0	6	1	0	0	0	0	0	0	0	0	0	0	6	6	0.00	0.500													
Hoyt Wilhelm, R ERA: 2.03	4.2	17	2	0	0	2	1	1	0	0	0	0	0	19	27	0.00	0.643													
Bob Locker, R ERA: 2.82	0.1	W	1	0	0	0	0	0	0	0	0	1	0	1	1	0.00	0.000													

Boston Red Sox @ Chicago White Sox
Comiskey Park, Chicago, IL
Sun Aug 29 1965, 4:33 AM EDT
Unknown


AB 47
R 2
H 8
RBI 2
BB 6
SO 6
LOB 20



Batter	1	2	3	4	5	6	7	8	9	10	11	12	13	14	AB	R	H	RBI	BB	SO	LOB	BOTTOM								
Tom McCraw, L OBP: 0.296, SLG: 0.276 (1, 7)															5	0	2	0	1	1	1									
Don Buford, S OBP: 0.350, SLG: 0.384 (1, 4)															6	0	0	0	0	3	4									
Floyd Robinson, L OBP: 0.349, SLG: 0.383 (1, 9)															5	0	0	0	1	0	3									
Pete Ward, L OBP: 0.331, SLG: 0.374 (1, 5)															6	0	1	0	0	1	2									
Bill Skowron, R OBP: 0.335, SLG: 0.456 Danny Cater, R OBP: 0.316, SLG: 0.416 (1, 3) (9, P#) (10, 7)															4	0	1	0	0	0	1									
John Romano, R Eddie Frazier, R Smoky Burgess, R Hoyt Wilhelm, R Bob Locker, S Gene Freese, R Al Weis, L (1, 3) (8, 13) (8, P#) (102, 1) (14, 1) (14, P#) (14, P#)															3	1	1	1	0	1	0									
Ron Hansen, R OBP: 0.315, SLG: 0.371 (1, 6)															6	0	1	0	0	0	2									
Ken Berry, R OBP: 0.261, SLG: 0.331 (1, 8)															5	1	3	0	1	0	0									
Bruce Howard, S OBP: 0.211, SLG: 0.206 J.C. Martin, L OBP: 0.327, SLG: 0.337 (1, 1) (8, 2)															1	0	0	0	0	0	0									
Inning Stats	R: 0 E: 0 K: 1 S: 5	H: 1 LOB: 1 BB: 1 P: 9	R: 0 E: 0 K: 0 S: 3	H: 0 LOB: 0 BB: 0 P: 3	R: 1 E: 1 K: 1 S: 7	H: 2 LOB: 1 BB: 0 P: 7	R: 1 E: 0 K: 1 S: 6	H: 1 LOB: 0 BB: 0 P: 6	R: 0 E: 0 K: 0 S: 3	H: 0 LOB: 0 BB: 0 P: 3	R: 0 E: 0 K: 1 S: 5	H: 2 LOB: 2 BB: 1 P: 5	R: 0 E: 0 K: 1 S: 5	H: 1 LOB: 1 BB: 0 P: 6	R: 0 E: 0 K: 0 S: 3	H: 0 LOB: 0 BB: 0 P: 3	R: 0 E: 0 K: 0 S: 3	H: 0 LOB: 0 BB: 0 P: 5	R: 0 E: 0 K: 0 S: 3	H: 0 LOB: 0 BB: 0 P: 3	R: 1 E: 0 K: 1 S: 6	H: 2 LOB: 2 BB: 1 P: 10	1B: 9 2B: 1 3B: 0 HR: 1	SF: 1 SAC: 2 DP: 1 HBP: 0	WP: 0 PB: 0 SB: 2 CS: 0	PA: 54				
PITCHER	IP 9.0	WLS 34	BF 7	H 2	R 2	ER 5	SO 5	BB 1	IBB 0	HBP 0	BLK 0	WP 0	HR 1	S 43	P 47	ERA 1.00	WHIP 0.888													
Bill Monbouquette, R ERA: 3.08																														
Dick Radatz, R ERA: 4.58	2.0	8	1	0	0	2	0	0	0	0	0	0	0	11	15	0.00	0.500													
Bob Duliba, R ERA: 3.66	2.0	7	1	0	0	1	0	0	0	0	0	0	0	9	9	0.00	0.500													
Jay Ritchie, R ERA: 3.60	0.1	L	4	2	1	1	1	0	0	0	0	0	0	5	9	27.00	9.000													
Arnold Earley, L ERA: 3.12	0.1		1	0	0	0	0	0	0	0	0	0	0	1	1	0.00	0.000													

Boston Red Sox @ Chicago White Sox
Comiskey Park, Chicago, IL
Sun Aug 29 1965, 4:33 AM EDT
Unknown

AB 48
R 3
H 11
RBI 2
BB 3
SO 9
LOB 14



Batter	1	2	3	4	5	6	7	8	9	AB	R	H	RBI	BB	SO	LOB	TOP		
Lenny Green, L OBP: 0.360, SLG: 0.436 (1, 7)	F2		F6		G6-3		G3			4	0	0	0	0	0	2	Boston Red Sox @ Chicago White Sox Comiskey Park, Chicago, IL Sun Aug 29 1965, 4:38 AM EDT Att: 13,949 - Unknown livebaseballscorecards.com		
Frank Malzone, R OBP: 0.299, SLG: 0.310 (1, 5)	L6		6-3			F9		WP FC4-2 1B	4	0	1	0	0	0	0				
Tony Conigliaro, R OBP: 0.341, SLG: 0.524 (1, 9)	F5			F8				FC4-2 WP FC3-2 BB	3	0	1	0	1	0	0				
Felix Mantilla, R OBP: 0.392, SLG: 0.451 (1, 4)		6-3		FC5 BB 1B		F3		FC4-2 WP	4	0	1	0	0	0	3				
Tony Horton, R OBP: 0.356, SLG: 0.445 Lee Thomas, L OBP: 0.361, SLG: 0.462 (8, PH) (8, 3)								FC3-2	1	1	1	1	2	0	0				
Rico Petrocelli, R OBP: 0.328, SLG: 0.443 Carl Yastrzemski, L OBP: 0.398, SLG: 0.579 Eddie Bressoud, R OBP: 0.307, SLG: 0.386 (1, 6) (8, PH) (8, 6)		HR						FC3-2	1	0	0	0	0	0	2				
Bob Tillman, R OBP: 0.293, SLG: 0.331 (1, 2)		HR		F2		FC6-4		BB	3	1	1	1	0	0	4				
Jim Gosger, L OBP: 0.351, SLG: 0.426 (1, 8)		HR						4-3	0	0	0	0	0	0	0				
Earl Wilson, R OBP: 0.325, SLG: 0.469 Dalton Jones, L OBP: 0.340, SLG: 0.385 (1, 1) (9, PH)			3-1						3	0	0	0	0	1	2				
									1	0	0	0	0	0	0				
Inning Stats	R: 0 E: 0 K: 0 S: 3	H: 0 LOB: 0 BB: 0 P: 3	R: 2 E: 0 K: 0 S: 5	H: 2 LOB: 0 BB: 0 P: 5	R: 0 E: 0 K: 0 S: 3	H: 0 LOB: 0 BB: 0 P: 3	R: 0 E: 0 K: 0 S: 4	H: 1 LOB: 2 BB: 1 P: 8	R: 0 E: 0 K: 1 S: 4	H: 1 LOB: 2 BB: 1 P: 8	R: 0 E: 0 K: 0 S: 4	H: 1 LOB: 1 BB: 0 P: 4	R: 0 E: 0 K: 1 S: 5	H: 0 LOB: 0 BB: 0 P: 5	R: 0 E: 0 K: 1 S: 5	H: 0 LOB: 0 BB: 0 P: 5	1B: 2 2B: 2 3B: 0 HR: 2	SF: 0 SAC: 0 DP: 1 HBP: 0	WP: 3 PA: 36 PB: 0 SB: 0 CS: 0
PITCHER	IP WLS BF H R ER SO BB IBB HBP BLK WP HR S P ERA WHIP	IP WLS BF H R ER SO BB IBB HBP BLK WP HR S P ERA WHIP	IP WLS BF H R ER SO BB IBB HBP BLK WP HR S P ERA WHIP	IP WLS BF H R ER SO BB IBB HBP BLK WP HR S P ERA WHIP	IP WLS BF H R ER SO BB IBB HBP BLK WP HR S P ERA WHIP	IP WLS BF H R ER SO BB IBB HBP BLK WP HR S P ERA WHIP	IP WLS BF H R ER SO BB IBB HBP BLK WP HR S P ERA WHIP	IP WLS BF H R ER SO BB IBB HBP BLK WP HR S P ERA WHIP	IP WLS BF H R ER SO BB IBB HBP BLK WP HR S P ERA WHIP	IP WLS BF H R ER SO BB IBB HBP BLK WP HR S P ERA WHIP	IP WLS BF H R ER SO BB IBB HBP BLK WP HR S P ERA WHIP	IP WLS BF H R ER SO BB IBB HBP BLK WP HR S P ERA WHIP	IP WLS BF H R ER SO BB IBB HBP BLK WP HR S P ERA WHIP	IP WLS BF H R ER SO BB IBB HBP BLK WP HR S P ERA WHIP	IP WLS BF H R ER SO BB IBB HBP BLK WP HR S P ERA WHIP	IP WLS BF H R ER SO BB IBB HBP BLK WP HR S P ERA WHIP	IP WLS BF H R ER SO BB IBB HBP BLK WP HR S P ERA WHIP	IP WLS BF H R ER SO BB IBB HBP BLK WP HR S P ERA WHIP	IP WLS BF H R ER SO BB IBB HBP BLK WP HR S P ERA WHIP
Gary Peters, L ERA: 3.73 (1, 1)	7.0	W	29	6	2	2	1	3	0	0	0	0	0	0	0	0	2.57	1.286	
Eddie Fisher, R ERA: 2.14 (8, 1)	0.1		2	0	0	0	0	1	0	0	0	0	2	0	1	5	0.00	3.000	
Bob Locker, R ERA: 2.75 (8, 1)	1.2	S	5	0	0	0	1	0	0	0	0	0	1	0	7	7	0.00	0.000	

Batter	1	2	3	4	5	6	7	8	9	AB	R	H	RBI	BB	SO	LOB	BOTTOM		
Tom McCraw, L OBP: 0.304, SLG: 0.282 (1, 3)	HR									3	2	2	0	1	0	1	Boston Red Sox @ Chicago White Sox Comiskey Park, Chicago, IL Sun Aug 29 1965, 4:38 AM EDT Att: 13,949 - Unknown livebaseballscorecards.com		
Don Buford, S OBP: 0.350, SLG: 0.391 (1, 4)	BB									3	1	1	2	0	1	1			
Floyd Robinson, L OBP: 0.350, SLG: 0.382 (1, 9)										3	0	1	0	1	1	0			
Pete Ward, L OBP: 0.330, SLG: 0.372 (1, 5)	HR									3	0	0	0	1	0	3			
Danny Cater, R OBP: 0.319, SLG: 0.418 (1, 7)	1B									3	0	2	1	1	0	1			
J.C. Martin, L OBP: 0.326, SLG: 0.332 (1, 2)	BB									3	0	0	0	1	0	3			
Ron Hansen, R OBP: 0.313, SLG: 0.368 (1, 6)										4	0	0	0	0	1	2			
Ken Berry, R OBP: 0.261, SLG: 0.330 (1, 8)										4	0	1	0	0	1	0			
Gary Peters, L OBP: 0.214, SLG: 0.250 (1, 1)										3	0	2	0	0	0	1			
Eddie Fisher, R OBP: 0.143, SLG: 0.111 Bob Locker, S (8, 1) (8, 1)										0	0	0	0	0	0	0			
										1	0	0	0	0	1	0			
Inning Stats	R: 2 E: 0 K: 1 S: 6	H: 2 LOB: 2 BB: 3 P: 18	R: 0 E: 0 K: 2 S: 8	H: 1 LOB: 1 BB: 0 P: 8	R: 0 E: 0 K: 1 S: 5	H: 0 LOB: 1 BB: 1 P: 9	R: 0 E: 0 K: 0 S: 4	H: 2 LOB: 1 BB: 0 P: 4	R: 0 E: 0 K: 0 S: 4	H: 1 LOB: 1 BB: 0 P: 4	R: 0 E: 0 K: 0 S: 4	H: 1 LOB: 2 BB: 1 P: 9	R: 0 E: 0 K: 1 S: 5	H: 0 LOB: 0 BB: 0 P: 5	R: 0 E: 0 K: 1 S: 5	H: 0 LOB: 0 BB: 0 P: 5	1B: 8 2B: 0 3B: 0 HR: 1	SF: 0 SAC: 1 DP: 0 HBP: 0	WP: 0 PA: 37 PB: 0 SB: 0 CS: 1
PITCHER	IP WLS BF H R ER SO BB IBB HBP BLK WP HR S P ERA WHIP	IP WLS BF H R ER SO BB IBB HBP BLK WP HR S P ERA WHIP	IP WLS BF H R ER SO BB IBB HBP BLK WP HR S P ERA WHIP	IP WLS BF H R ER SO BB IBB HBP BLK WP HR S P ERA WHIP	IP WLS BF H R ER SO BB IBB HBP BLK WP HR S P ERA WHIP	IP WLS BF H R ER SO BB IBB HBP BLK WP HR S P ERA WHIP	IP WLS BF H R ER SO BB IBB HBP BLK WP HR S P ERA WHIP	IP WLS BF H R ER SO BB IBB HBP BLK WP HR S P ERA WHIP	IP WLS BF H R ER SO BB IBB HBP BLK WP HR S P ERA WHIP	IP WLS BF H R ER SO BB IBB HBP BLK WP HR S P ERA WHIP	IP WLS BF H R ER SO BB IBB HBP BLK WP HR S P ERA WHIP	IP WLS BF H R ER SO BB IBB HBP BLK WP HR S P ERA WHIP	IP WLS BF H R ER SO BB IBB HBP BLK WP HR S P ERA WHIP	IP WLS BF H R ER SO BB IBB HBP BLK WP HR S P ERA WHIP	IP WLS BF H R ER SO BB IBB HBP BLK WP HR S P ERA WHIP	IP WLS BF H R ER SO BB IBB HBP BLK WP HR S P ERA WHIP	IP WLS BF H R ER SO BB IBB HBP BLK WP HR S P ERA WHIP	IP WLS BF H R ER SO BB IBB HBP BLK WP HR S P ERA WHIP	IP WLS BF H R ER SO BB IBB HBP BLK WP HR S P ERA WHIP
Earl Wilson, R ERA: 4.23 (1, 1)	8.0	L	36	9	3	3	5	4	1	0	0	0	0	0	0	0	3.38	1.625	



Batter	1	2	3	4	5	6	7	8	9	AB	R	H	RBI	BB	SO	LOB	TOP										
Rico Petrocelli, R OBP: 0.306, SLG: 0.437 (1, 6)	0-3 K	4-0 BB		0-0 F2	0-3 K			0-3 K		4	0	0	0	1	3	2	Boston Red Sox @ Washington Senators D.C. Stadium, Washington, DC Tue Aug 31 1965, 7:05 PM EDT Unknown livebaseballscorecards.com										
Frank Malzone, R OBP: 0.303, SLG: 0.308 (1, 5)	4-0 PB 1B BB	0-3 K		1-0 4-3 HBP		0-0 5-3		4-0 BB		2	1	0	0	2	1	2											
Carl Yastrzemski, L OBP: 0.386, SLG: 0.573 (1, 7)	4-0 1B 1-2 BB		0-3 K	0-0 4-3		0-0 4-3		0-0 1-3		4	0	0	0	1	1	3											
Felix Mantilla, R OBP: 0.394, SLG: 0.451 (1, 4)	0-0 1-3 2H 1B		4-0 2B 1B BB	4-0 IBB		0-3 K		0-0 5-3		3	1	1	1	2	1	0											
Tony Conigliaro, R OBP: 0.339, SLG: 0.523 (1, 9)	0-0 F6		0-0 1-3 1B 2B	0-0 F4			0-0 F7		0-3 K	5	1	1	0	0	1	5											
Tony Horton, R OBP: 0.394, SLG: 0.447 (1, 3)	0-3 K		0-0 1B	0-0 FC1-6 SH3-4 1B		4-0 FC5-4 BB		0-0 F8		4	1	2	2	1	1	2											
Bob Tillman, R OBP: 0.293, SLG: 0.328 (1, 2)		0-0 E5 WP	0-3 K	4-0 FC1-6 BB		0-0 FC5-4				3	0	0	0	1	1	2											
Jim Gosger, L OBP: 0.345, SLG: 0.417 (1, 8)	0-3 K		0-0 F8	0-0 FC1-6 SH3-4		0-0 G3				4	0	0	0	0	1	5											
Dave Morehead, R OBP: 0.250, SLG: 0.170 Dick Radatz, R OBP: 0.261, SLG: 0.409 (7, 1)	0-3 K		4-0 4-3 HBP BB	0-0 SH3-4		0-3 K				1	0	0	1	1	1	1											
Inning Stats	R: 1 E: 0 K: 2 S: 8	H: 1 LOB: 2 BB: 2 P: 16	R: 0 E: 1 K: 3 S: 10	H: 0 LOB: 2 BB: 1 P: 14	R: 2 E: 0 K: 2 S: 9	H: 2 LOB: 1 BB: 1 P: 13	R: 0 E: 0 K: 0 S: 3	H: 0 LOB: 3 BB: 2 P: 12	R: 1 E: 0 K: 1 S: 6	H: 1 LOB: 1 BB: 1 P: 10	R: 0 E: 0 K: 1 S: 5	H: 0 LOB: 0 BB: 0 P: 5	R: 0 E: 0 K: 0 S: 3	H: 0 LOB: 1 BB: 1 P: 7	R: 0 E: 0 K: 2 S: 7	H: 0 LOB: 1 BB: 1 P: 11	R: 0 E: 0 K: 1 S: 5	H: 0 LOB: 0 BB: 0 P: 5	1B: 3 2B: 1 3B: 0 HR: 0	SF: 0 SAC: 1 DP: 0 HBP: 1	WP: 1 PB: 1 SB: 0 CS: 0	PA: 42					
PITCHER	IP	WLS	BF	H	R	ER	SO	BB	IBB	HBP	BLK	WP	HR	S	P	ERA	WHIP										
Pete Richert, L ERA: 2.77 (1, 1)	5.0	L	28	4	4	4	8	6	1	1	0	1	0	36	65	7.20	2.000										
Bennie Daniels, R ERA: 4.59 (6, 1)	2.0		7	0	0	0	1	1	0	0	0	0	0	8	12	0.00	0.500										
Steve Ridzik, R ERA: 4.39 (8, 1)	2.0		7	0	0	0	3	1	0	0	0	0	0	12	16	0.00	0.500										



Batter	1	2	3	4	5	6	7	8	9	AB	R	H	RBI	BB	SO	LOB	BOTTOM										
Ken Hamlin, R OBP: 0.346, SLG: 0.385 (1, 4)	0-3 K		0-0 F7		0-3 K		0-0 F4		0-0 F7	5	0	0	0	0	2	3	Boston Red Sox @ Washington Senators D.C. Stadium, Washington, DC Tue Aug 31 1965, 7:05 PM EDT Unknown livebaseballscorecards.com										
Ken McMullen, R OBP: 0.320, SLG: 0.409 (1, 5)	4-0 FC3-6 1B BB		0-0 4-3		0-0 F4		0-3 K		0-0 F3	4	0	0	0	1	1	3											
Willie Kirkland, L OBP: 0.278, SLG: 0.434 (1, 7)	0-0 FC3-6 1-2 1B		4-0 BB		0-0 F2		0-0 1-2 2-3 1B			3	0	2	0	1	0	0											
Jim King, L OBP: 0.338, SLG: 0.421 (1, 9)	0-0 FC3-6 1-2 2-3		4-0 1-2 BB		0-3 K		0-3 K			3	0	0	0	1	2	5											
Dick Nen, L OBP: 0.314, SLG: 0.401 (1, 3)	0-0 4-1		0-3 K		0-0 E 1B		0-0 F9			4	0	1	0	0	1	4											
Woodie Held, R OBP: 0.343, SLG: 0.453 (1, 8)		0-3 K		0-0 G3		0-0 E6		0-3 K		4	0	0	0	0	2	1											
Mike Brumley, L OBP: 0.276, SLG: 0.269 (1, 2)		4-0 BB		0-0 F8		0-0 F8		0-0 4-3		3	0	0	0	1	0	2											
Ed Brinkman, R OBP: 0.251, SLG: 0.251 (1, 6)		0-3 K		0-0 F2		4-0 1B BB		4-0 BB		2	0	0	0	2	1	1											
Pete Richert, L OBP: 0.192, SLG: 0.143 Joe Cunningham, L OBP: 0.277, SLG: 0.333 Bennie Daniels, R OBP: 0.226, SLG: 0.133 Don Blasingame, R OBP: 0.290, SLG: 0.358 Steve Ridzik, R OBP: 0.300, SLG: 0.333 Don Lock, R OBP: 0.310, SLG: 0.390 (1, 1) (5, PH) (6, 1) (7, PH) (8, 1) (9, PH)		0-0 4-3		0-0 F9		4-0 1-2 BB		0-0 F8		1	0	0	0	0	0	1											
Inning Stats	R: 0 E: 0 K: 1 S: 6	H: 1 LOB: 2 BB: 1 P: 10	R: 0 E: 0 K: 2 S: 7	H: 0 LOB: 1 BB: 1 P: 11	R: 0 E: 0 K: 1 S: 5	H: 0 LOB: 2 BB: 2 P: 13	R: 0 E: 0 K: 0 S: 3	H: 0 LOB: 0 BB: 0 P: 3	R: 0 E: 0 K: 1 S: 5	H: 0 LOB: 0 BB: 0 P: 5	R: 0 E: 1 K: 1 S: 7	H: 1 LOB: 2 BB: 0 P: 7	R: 0 E: 0 K: 2 S: 8	H: 1 LOB: 3 BB: 2 P: 16	R: 0 E: 0 K: 1 S: 5	H: 0 LOB: 0 BB: 0 P: 5	R: 0 E: 0 K: 0 S: 3	H: 0 LOB: 1 BB: 1 P: 7	R: 0 E: 0 K: 1 S: 5	H: 0 LOB: 0 BB: 0 P: 5	1B: 3 2B: 0 3B: 0 HR: 0	SF: 0 SAC: 0 DP: 0 HBP: 0	WP: 0 PB: 0 SB: 0 CS: 0	PA: 38			
PITCHER	IP	WLS	BF	H	R	ER	SO	BB	IBB	HBP	BLK	WP	HR	S	P	ERA	WHIP										
Dave Morehead, R ERA: 4.39 (1, 1)	6.0	W	26	2	0	0	6	5	0	0	0	0	0	33	53	0.00	1.167										
Dick Radatz, R ERA: 4.44 (7, 1)	3.0	S	12	1	0	0	3	2	0	0	0	0	0	16	24	0.00	1.000										



Batter	1	2	3	4	5	6	7	8	9	AB	R	H	RBI	BB	SO	LOB	TOP								
Rico Petrocelli, R Daltong, J (PH) Bob Heffner, R Arnold Earley, L Lenny Green, L Bob Dutilba, R	5-3		HR		5-3		WP	FC6-4		2	1	0	0	1	0	0	Boston Red Sox @ Washington Senators D.C. Stadium, Washington, DC Wed Sep 01 1965, 7:05 PM EDT Att: 1,517 - Unknown								
Frank Malzone, R	6-3		HR		F6		SF8	FC6-4		4	1	1	3	0	0	2									
Carl Yastrzemski, L					F5		WP	FC4-6		2	1	1	0	3	0	0									
Felix Mantilla, R	K						F8	FC4-6		5	0	1	1	0	1	4									
Tony Conigliaro, R		6-3			L6		F7	FC5-4		5	0	0	0	0	0	4									
Tony Horton, R							4-3			3	1	2	0	2	0	0									
Bob Tillman, R Russ Nixon, L	G5-4-3				F7		2B	F6		2	1	0	0	1	0	2									
Jim Gosger, L					F9		BB			4	1	2	1	0	0	1									
Jim Lonborg, R Jay Ritchie, R Eddie Bressoud, P			K		K		SF8	L5		0	0	0	0	0	0	0									
							SF8			2	0	0	0	0	2	1									
							WP			1	1	0	0	1	0	1									
Inning Stats	R: 0 E: 0 K: 1 S: 5	H: 0 LOB: 1 BB: 1 P: 9	R: 0 E: 0 K: 0 S: 2	H: 0 LOB: 0 BB: 1 P: 6	R: 3 E: 0 K: 1 S: 7	H: 2 LOB: 1 BB: 2 P: 15	R: 0 E: 0 K: 1 S: 6	H: 1 LOB: 1 BB: 0 P: 6	R: 0 E: 0 K: 0 S: 3	H: 0 LOB: 0 BB: 0 P: 3	R: 0 E: 0 K: 0 S: 3	H: 0 LOB: 0 BB: 0 P: 3	R: 3 E: 0 K: 0 S: 4	H: 1 LOB: 2 BB: 4 P: 20	R: 1 E: 0 K: 0 S: 4	H: 1 LOB: 2 BB: 2 P: 12	R: 0 E: 0 K: 0 S: 5	H: 2 LOB: 2 BB: 0 P: 5	1B: 3 2B: 2 3B: 1 HR: 1	SF: 1 SAC: 0 DP: 1 HBP: 0	WP: 2 PB: 0 SB: 0 CS: 0	PA: 43			
PITCHER	IP	WLS	BF	H	R	ER	SO	BB	IBB	HBP	BLK	WP	HR	S	P	ERA	WHIP								
Frank Kreuzer, L	(1, 1)	6.0	26	4	5	5	3	5	0	0	0	0	1	27	47	7.50	1.500								
Phil Ortega, R	(7, 1)	1.0	7	0	2	2	0	3	1	0	0	2	0	3	19	18.00	3.000								
Marshall Bridges, L	(8, 1)	0.1	2	1	0	0	0	0	0	0	0	0	0	2	2	0.00	3.000								
Ron Kline, R	(8, 1)	1.2	W 8	2	0	0	0	1	0	0	0	0	0	7	11	0.00	1.800								

Batter	1	2	3	4	5	6	7	8	9	AB	R	H	RBI	BB	SO	LOB	BOTTOM								
Ken Hamlin, R	6-3	K						F8		5	1	1	0	0	2	0	Boston Red Sox @ Washington Senators D.C. Stadium, Washington, DC Wed Sep 01 1965, 7:05 PM EDT Att: 1,517 - Unknown								
Ken McMullen, R					F5			F9		5	2	3	0	0	0	0									
Willie Kirkland, L										5	2	2	1	0	1	2									
Frank Howard, R										3	1	2	2	1	0	2									
Chuck Cottier, R										0	0	0	0	0	0	0									
Woodie Held, R										0	0	0	0	0	0	0									
Dick Nen, L										4	0	1	1	0	0	4									
Don Lock, R										3	2	3	3	1	0	0									
Don Zimmer, R										3	0	0	0	1	2	3									
Ed Brinkman, R										4	0	0	0	0	1	3									
Frank Kreuzer, R										3	0	0	0	0	2	0									
Phil Ortega, R										1	0	0	0	0	1	3									
Marshall Bridges, S										0	0	0	0	0	0	0									
Ron Kline, R										0	0	0	0	0	0	0									
Inning Stats	R: 4 E: 0 K: 1 S: 9	H: 4 LOB: 0 BB: 0 P: 9	R: 0 E: 0 K: 2 S: 7	H: 0 LOB: 0 BB: 0 P: 7	R: 0 E: 0 K: 1 S: 5	H: 0 LOB: 1 BB: 1 P: 9	R: 1 E: 0 K: 0 S: 4	H: 1 LOB: 0 BB: 0 P: 4	R: 1 E: 0 K: 1 S: 8	H: 3 LOB: 3 BB: 1 P: 12	R: 0 E: 0 K: 2 S: 7	H: 0 LOB: 0 BB: 0 P: 7	R: 2 E: 1 K: 2 S: 11	H: 4 LOB: 3 BB: 1 P: 15	R: 0 E: 0 K: 0 S: 3	H: 0 LOB: 0 BB: 0 P: 3	1B: 9 2B: 2 3B: 0 HR: 1	SF: 0 SAC: 0 DP: 0 HBP: 0	WP: 0 PB: 1 SB: 1 CS: 0	PA: 39					
PITCHER	IP	WLS	BF	H	R	ER	SO	BB	IBB	HBP	BLK	WP	HR	S	P	ERA	WHIP								
Jim Lonborg, R	(1, 1)	0.2	6	4	4	3	0	0	0	0	0	0	1	34	42	3.38	1.125								
Jay Ritchie, R	(1, 1)	5.1	22	4	2	2	7	2	0	0	0	0	0	3	3	∞	∞								
Bob Heffner, R	(7, 1)	0.0	L 3	3	2	2	0	0	0	0	0	0	0	3	3	∞	∞								
Arnold Earley, L	(7, 1)	1.0	5	1	0	0	2	0	1	0	0	0	0	8	12	0.00	1.000								
Bob Dutilba, R	(8, 1)	1.0	3	0	0	0	0	0	0	0	0	0	0	3	3	0.00	0.000								

Batter	1	2	3	4	5	6	7	8	9	AB	R	H	RBI	BB	SO	LOB	TOP					
Rico Petrocelli, R OBP: 0.309, SLG: 0.430 Lee Thomas, L OBP: 0.360, SLG: 0.458	F7		F8		F8		SH1-4		F7	3	0	0	0	0	0	0						
Frank Matzone, R OBP: 0.301, SLG: 0.316	F8		F4		K					4	0	1	1	0	1	0						
Carl Yastrzemski, L OBP: 0.399, SLG: 0.565	F7			FC5 BB 1B		L5			F9	4	0	1	0	0	0	1						
Felix Mantilla, R OBP: 0.396, SLG: 0.450					F7				F6	3	1	1	0	1	0	2						
Tony Conigliaro, R OBP: 0.342, SLG: 0.525									F9	3	1	2	2	1	0	0						
Tony Horton, R OBP: 0.384, SLG: 0.492					K				K	4	0	1	0	0	3	4						
Bob Tillman, R OBP: 0.290, SLG: 0.323					K				L7	4	0	0	0	0	1	5						
Jim Gosger, L OBP: 0.337, SLG: 0.432									1-3	4	1	1	1	0	0	3						
Earl Wilson, R OBP: 0.325, SLG: 0.463 Arnold Earley, L Bob Duliba, R Lenny Green, L OBP: 0.363, SLG: 0.435			K		K				F7	3	1	1	0	0	2	0						
										0	0	0	0	0	0	0						
										0	0	0	0	0	0	0						
										1	0	0	0	0	0	0						
Inning Stats	R: 0 E: 0 K: 0 S: 3	H: 0 LOB: 0 BB: 0 P: 3	R: 0 E: 0 K: 2 S: 8	H: 1 LOB: 2 BB: 1 P: 12	R: 0 E: 0 K: 1 S: 5	H: 0 LOB: 0 BB: 0 P: 5	R: 0 E: 0 K: 1 S: 6	H: 1 LOB: 2 BB: 1 P: 10	R: 1 E: 0 K: 2 S: 8	H: 1 LOB: 0 BB: 0 P: 8	R: 2 E: 0 K: 0 S: 6	H: 3 LOB: 1 BB: 0 P: 6	R: 1 E: 0 K: 0 S: 5	H: 2 LOB: 1 BB: 0 P: 5	R: 0 E: 0 K: 1 S: 5	H: 0 LOB: 0 BB: 0 P: 5	R: 0 E: 0 K: 0 S: 3	H: 0 LOB: 0 BB: 0 P: 3	1B: 5 2B: 0 3B: 1 HR: 2	SF: 0 SAC: 1 DP: 0 HBP: 0	WP: 0 PB: 0 SB: 0 CS: 0	PA: 37
PITCHER	IP	WLS	BF	H	R	ER	SO	BB	IBB	HBP	BLK	WP	HR	S	P	ERA	WHIP					
Mike McCormick, L ERA: 3.4 Steve Ritzik, R ERA: 4.22	7.0	W	31	8	4	4	6	2	0	0	0	0	2	41	49	5.14	1.429					
	2.0	S	6	0	0	0	1	0	0	0	0	0	0	8	8	0.00	0.000					

Boston Red Sox @ Washington Senators
D.C. Stadium, Washington, DC
Thu Sep 02 1965, 7:05 PM EDT
Att: 3,098 - Unknown

AB 34
R 4
H 8
RBI 4
BB 2
SO 7
LOB 15



Batter	1	2	3	4	5	6	7	8	9	AB	R	H	RBI	BB	SO	LOB	BOTTOM				
Ken Hamlin, R OBP: 0.343, SLG: 0.378	5-3		6-3		K				F8	4	0	0	0	0	1	1					
Ken McMullen, R OBP: 0.323, SLG: 0.411	E1 1B		6-3						BB 1B HBP	3	1	1	0	0	0	0					
Willie Kirkland, L OBP: 0.286, SLG: 0.434					K				BB 1B	4	0	2	1	0	1	0					
Frank Howard, R OBP: 0.349, SLG: 0.485 Woodie Held, R OBP: 0.344, SLG: 0.455	G5-4-3				K				BB 1B	3	0	0	0	1	1	1					
									BB 1B	0	0	0	0	0	0	0					
Dick Nen, L OBP: 0.314, SLG: 0.395			G3		F9				E4 1B	4	1	0	0	0	1	3					
Don Lock, R OBP: 0.319, SLG: 0.382									K	4	2	2	1	0	2	4					
									K												
Mike Brumley, L OBP: 0.280, SLG: 0.274									E8 1B	3	1	2	0	0	1	1					
									BB 1B												
Ed Brinkman, R OBP: 0.249, SLG: 0.254 Bob Chance, L OBP: 0.294, SLG: 0.344 Don Blasingame, L OBP: 0.273, SLG: 0.287			G6-4-3						CS 1B	2	0	0	0	0	0	2					
									BB 1B	1	0	1	2	0	0	0					
									CS 1B	0	0	0	0	0	0	0					
Mike McCormick, L OBP: 0.205, SLG: 0.079 Jim King, L OBP: 0.335, SLG: 0.416 Steve Ritzik, R OBP: 0.200, SLG: 0.333					K				F4	2	0	1	1	0	1	0					
										1	0	0	0	0	0	1					
										0	0	0	0	0	0	0					
Inning Stats	R: 1 E: 1 K: 0 S: 4	H: 2 LOB: 0 BB: 0 P: 4	R: 1 E: 0 K: 0 S: 4	H: 2 LOB: 0 BB: 0 P: 4	R: 0 E: 0 K: 1 S: 5	H: 0 LOB: 0 BB: 0 P: 5	R: 0 E: 0 K: 2 S: 7	H: 0 LOB: 0 BB: 0 P: 7	R: 1 E: 0 K: 2 S: 9	H: 2 LOB: 1 BB: 0 P: 9	R: 0 E: 0 K: 0 S: 3	H: 0 LOB: 0 BB: 0 P: 3	R: 2 E: 2 K: 1 S: 7	H: 2 LOB: 1 BB: 0 P: 7	R: 0 E: 0 K: 2 S: 8	H: 1 LOB: 3 BB: 1 P: 13	1B: 8 2B: 0 3B: 0 HR: 1	SF: 0 SAC: 0 DP: 2 HBP: 1	WP: 1 PB: 0 SB: 0 CS: 1	PA: 33	
PITCHER	IP	WLS	BF	H	R	ER	SO	BB	IBB	HBP	BLK	WP	HR	S	P	ERA	WHIP				
Earl Wilson, R ERA: 4.16 Arnold Earley, L ERA: 3.14 Bob Duliba, R ERA: 3.36	7.1	L	31	9	5	2	6	1	0	0	0	0	1	41	46	2.46	1.364				
	0.1		1	0	0	0	1	0	0	0	0	0	0	3	3	0.00	0.000				
	0.1		1	0	0	0	1	0	0	0	0	0	0	3	3	0.00	0.000				

Boston Red Sox @ Washington Senators
D.C. Stadium, Washington, DC
Thu Sep 02 1965, 7:05 PM EDT
Att: 3,098 - Unknown

AB 31
R 5
H 9
RBI 5
BB 1
SO 8
LOB 13



Batter	1	2	3	4	5	6	7	8	9	AB	R	H	RBI	BB	SO	LOB	TOP					
Rico Petrocelli, R OBP: 0.305, SLG: 0.424 (1, 6)	F3		F8			K			L7	4	0	0	0	0	1	1						
Frank Matzone, R OBP: 0.300, SLG: 0.315 (1, 5)	1B			K			5-3		F9	4	0	1	0	0	1	1						
Carl Yastrzemski, L OBP: 0.399, SLG: 0.564 (1, 7)	F8			CS 1B			6-3			4	0	2	0	0	0	1						
Felix Mantilla, R OBP: 0.393, SLG: 0.446 (1, 4)	F7			6-3			F8		FC5	4	0	0	0	0	0	4						
Tony Conigliaro, R OBP: 0.344, SLG: 0.524 (1, 9)		G6-4-3 BB			1-3				FC6-4 1B	2	0	1	0	1	0	0						
Tony Horton, R OBP: 0.377, SLG: 0.481 (1, 3)	L6				K				K	3	0	0	0	0	2	2						
Bob Tillman, R OBP: 0.288, SLG: 0.320 (1, 2)	G6-4-3				K				FC6-4	3	0	0	0	0	1	2						
Jim Gosger, L OBP: 0.333, SLG: 0.426 (1, 8)			F3			K			F9	3	0	0	0	0	1	1						
Bill Monbouquette, R OBP: 0.196, SLG: 0.086 Arnold Earley, L OBP: 0.303, SLG: 0.359 (6, 1)			K			K			FC5 1B	2	0	0	0	0	2	0						
Inning Stats	R: 0 E: 0 K: 0 S: 4	H: 1 LOB: 1 BB: 0 P: 4	R: 0 E: 0 K: 0 S: 2	H: 0 LOB: 0 BB: 1 P: 6	R: 0 E: 0 K: 1 S: 5	H: 0 LOB: 0 BB: 0 P: 5	R: 0 E: 0 K: 2 S: 5	H: 1 LOB: 0 BB: 0 P: 5	R: 0 E: 0 K: 2 S: 7	H: 0 LOB: 0 BB: 0 P: 7	R: 0 E: 0 K: 3 S: 9	H: 0 LOB: 0 BB: 0 P: 9	R: 0 E: 0 K: 0 S: 3	H: 0 LOB: 0 BB: 0 P: 3	R: 0 E: 0 K: 1 S: 6	H: 1 LOB: 1 BB: 0 P: 6	R: 0 E: 0 K: 0 S: 5	H: 2 LOB: 2 BB: 0 P: 5	1B: 5 2B: 0 3B: 0 HR: 0	SF: 0 SAC: 0 DP: 1 HBP: 0	WP: 0 PB: 0 SB: 0 CS: 1	PA: 31
PITCHER Al Downing, L ERA: 3.56 (1, 1)	IP: 9.0 WLS: W BF: 31 H: 5 R: 0 ER: 0 SO: 8 BB: 1 IBB: 0 HBP: 0 BLK: 0 WP: 0 HR: 0 S: 46 P: 50 ERA: 0.00 WHIP: 0.667																					

Boston Red Sox @ New York Yankees
Yankee Stadium, Bronx, NY
Fri Sep 03 1965, 7:05 PM EDT
Att: 14,224 - Unknown

AB 30
R 0
H 5
RBI 0
BB 1
SO 8
LOB 12



Batter	1	2	3	4	5	6	7	8	9	AB	R	H	RBI	BB	SO	LOB	BOTTOM			
Horace Clarke, S OBP: 0.323, SLG: 0.298 (1, 4)	1B		F8			SH1-4 1B		F9		5	1	3	1	0	0	2				
Art Lopez, L OBP: 0.143, SLG: 0.118 (1, 9)	F9		K			SH1-4 4-3				3	0	0	0	0	1	3				
Tom Tresh, S OBP: 0.346, SLG: 0.479 Ross Moschitto, R OBP: 0.185, SLG: 0.308 (7, 7)	F7			F4		HR 1B	K			3	1	1	1	0	0	1				
Joe Pepitone, L OBP: 0.315, SLG: 0.415 (1, 3)	4-3			F6		HR BB	F8			1	0	0	0	0	1	0				
Roger Repoz, L OBP: 0.315, SLG: 0.506 (1, 8)		K		F2		HR	4-3			4	1	1	3	0	1	0				
Clete Boyer, R OBP: 0.316, SLG: 0.439 (1, 5)	5-3				SF8 3B	HR		E6 1B		4	3	3	1	0	0	0				
Jake Gibbs, L OBP: 0.267, SLG: 0.405 (1, 2)	K				SF8	E5 3B		FC6-4 1B		3	1	1	2	0	1	0				
Phil Linz, R OBP: 0.285, SLG: 0.289 (1, 6)				SH1-4 1B		6-3	HR 3B	FC6-4		4	1	2	1	0	0	1				
Al Downing, R OBP: 0.157, SLG: 0.194 (1, 1)	SH1-4			SH1-4		L9	K	K		3	0	0	0	0	2	2				
Inning Stats	R: 0 E: 0 K: 0 S: 4	H: 1 LOB: 1 BB: 0 P: 4	R: 0 E: 0 K: 2 S: 7	H: 0 LOB: 0 BB: 0 P: 7	R: 0 E: 0 K: 1 S: 6	H: 1 LOB: 1 BB: 0 P: 6	R: 0 E: 0 K: 0 S: 3	H: 0 LOB: 0 BB: 0 P: 3	R: 1 E: 0 K: 0 S: 4	H: 1 LOB: 0 BB: 0 P: 4	R: 7 E: 1 K: 1 S: 12	H: 6 LOB: 1 BB: 1 P: 16	R: 0 E: 0 K: 1 S: 5	H: 0 LOB: 0 BB: 0 P: 5	R: 1 E: 1 K: 1 S: 7	H: 2 LOB: 1 BB: 0 P: 7	1B: 7 2B: 0 3B: 2 HR: 2	SF: 1 SAC: 2 DP: 0 HBP: 0	WP: 0 PB: 0 SB: 0 CS: 0	PA: 37
PITCHER Bill Monbouquette, R ERA: 3.98 Arnold Earley, L ERA: 3.15 (1, 1)	IP: 5.1 WLS: L BF: 24 H: 7 R: 6 ER: 6 SO: 3 BB: 1 IBB: 0 HBP: 0 BLK: 0 WP: 0 HR: 2 S: 29 P: 33 ERA: 10.12 WHIP: 1.500																			



Boston Red Sox @ New York Yankees
Yankee Stadium, Bronx, NY
Fri Sep 03 1965, 7:05 PM EDT
Att: 14,224 - Unknown

AB 33
R 9
H 11
RBI 9
BB 1
SO 6
LOB 10



Batter	1	2	3	4	5	6	7	8	9	AB	R	H	RBI	BB	SO	LOB	TOP				
Jim Gosger, L (1, 8) OBP: 0.331, SLG: 0.425	F7		F2	4-3			G3		G5-3 2B	5	0	1	0	0	0	2	Boston Red Sox @ New York Yankees Yankee Stadium, Bronx, NY Sat Sep 04 1965, 7:05 PM EDT Unknown - 70 F				
Dalton Jones, L (1, 5) OBP: 0.340, SLG: 0.379	F6		4-3		3-1		F9		K	5	0	0	0	0	1	1					
Carl Yastrzemski, L (1, 7) OBP: 0.491, SLG: 0.564				1B	6-3		K			4	0	2	0	1	1	0					
Felix Mantilla, R (1, 4) OBP: 0.393, SLG: 0.445	F8			1B						5	1	2	0	0	1	3					
Lee Thomas, L (1, 3)		3-1	F9				K		F9	4	0	0	0	0	1	3					
Tony Conigliaro, R (1, 9) OBP: 0.341, SLG: 0.520	F9				6-3		F6		F8	4	0	0	0	0	0	1					
Russ Nixon, L (1, 2) OBP: 0.282, SLG: 0.303				1B	SH5-4 1B		1B		WP 1B	4	0	4	0	0	0	0					
Rico Petrocelli, R (1, 6) OBP: 0.313, SLG: 0.430				1B	SH5-4 1B		1B		WP 1B	3	0	3	1	1	0	0					
Dave Morehead, R (1, 1) OBP: 0.238, SLG: 0.161				1B	SH5-4 1B		F7		5-3	3	0	0	0	0	1	6					
Inning Stats	R: 0 E: 0 K: 0 S: 4	H: 1 LOB: 1 BB: 0 P: 4	R: 0 E: 0 K: 1 S: 6	H: 1 LOB: 2 BB: 1 P: 10	R: 0 E: 0 K: 0 S: 5	H: 2 LOB: 2 BB: 0 P: 5	R: 0 E: 0 K: 0 S: 5	H: 0 LOB: 0 BB: 0 P: 5	R: 0 E: 0 K: 1 S: 7	H: 2 LOB: 2 BB: 0 P: 7	R: 0 E: 0 K: 1 S: 5	H: 0 LOB: 0 BB: 0 P: 5	R: 1 E: 0 K: 0 S: 6	H: 3 LOB: 2 BB: 0 P: 6	R: 0 E: 0 K: 1 S: 5	H: 1 LOB: 1 BB: 1 P: 9	1B: 11 2B: 1 3B: 0 HR: 0	SF: 0 SAC: 1 DP: 1 HBP: 0	WP: 1 PB: 0 CS: 0	PA: 40	
PITCHER	IP WLS BF H R ER SO BB IBB HBP BLK WP HR S P ERA WHIP	IP WLS BF H R ER SO BB IBB HBP BLK WP HR S P ERA WHIP	IP WLS BF H R ER SO BB IBB HBP BLK WP HR S P ERA WHIP	IP WLS BF H R ER SO BB IBB HBP BLK WP HR S P ERA WHIP	IP WLS BF H R ER SO BB IBB HBP BLK WP HR S P ERA WHIP	IP WLS BF H R ER SO BB IBB HBP BLK WP HR S P ERA WHIP	IP WLS BF H R ER SO BB IBB HBP BLK WP HR S P ERA WHIP	IP WLS BF H R ER SO BB IBB HBP BLK WP HR S P ERA WHIP	IP WLS BF H R ER SO BB IBB HBP BLK WP HR S P ERA WHIP	IP WLS BF H R ER SO BB IBB HBP BLK WP HR S P ERA WHIP	IP WLS BF H R ER SO BB IBB HBP BLK WP HR S P ERA WHIP	IP WLS BF H R ER SO BB IBB HBP BLK WP HR S P ERA WHIP	IP WLS BF H R ER SO BB IBB HBP BLK WP HR S P ERA WHIP	IP WLS BF H R ER SO BB IBB HBP BLK WP HR S P ERA WHIP	IP WLS BF H R ER SO BB IBB HBP BLK WP HR S P ERA WHIP	IP WLS BF H R ER SO BB IBB HBP BLK WP HR S P ERA WHIP	IP WLS BF H R ER SO BB IBB HBP BLK WP HR S P ERA WHIP	IP WLS BF H R ER SO BB IBB HBP BLK WP HR S P ERA WHIP	IP WLS BF H R ER SO BB IBB HBP BLK WP HR S P ERA WHIP	IP WLS BF H R ER SO BB IBB HBP BLK WP HR S P ERA WHIP	IP WLS BF H R ER SO BB IBB HBP BLK WP HR S P ERA WHIP
Jim Bouton, R (1, 1) ERA: 5.02	8.0	L	36	11	1	1	4	1	0	0	0	0	0	0	0	0	1.12	1.500			
Pedro Ramos, R (9, 1) ERA: 3.31	1.0	4	1	0	0	1	0	1	0	0	0	0	0	0	5	9	0.00	1.000			

Batter	1	2	3	4	5	6	7	8	9	AB	R	H	RBI	BB	SO	LOB	BOTTOM					
Horace Clarke, S (1, 4) OBP: 0.303, SLG: 0.279	1-3		8-4-3			3-1			F5	4	0	0	0	0	0	1	Boston Red Sox @ New York Yankees Yankee Stadium, Bronx, NY Sat Sep 04 1965, 7:05 PM EDT Unknown - 70 F					
Art Lopez, L (1, 9) OBP: 0.158, SLG: 0.135										3	0	1	0	0	1	0						
Ray Barker, L (9, PH) OBP: 0.307, SLG: 0.356										1	0	0	0	0	0	0						
Tom Tresh, S (1, 7) OBP: 0.345, SLG: 0.476										3	0	0	0	0	1	1						
Joe Pepitone, L (1, 3) OBP: 0.313, SLG: 0.413										3	0	0	0	0	1	0						
Roger Repoz, L (1, 8) OBP: 0.309, SLG: 0.497										3	0	0	0	0	1	0						
Clete Boyer, R (1, 5) OBP: 0.320, SLG: 0.442										3	0	2	0	0	0	0						
Jake Gibbs, L (1, 2) OBP: 0.250, SLG: 0.378										3	0	0	0	0	2	2						
Phil Linz, R (1, 6) OBP: 0.283, SLG: 0.286										2	0	0	0	0	0	1						
Elston Howard, R (9, PH) OBP: 0.091, SLG: 0.091										1	0	0	0	0	0	0						
Tony Kubek, L (9, 6) OBP: 0.255, SLG: 0.277										0	0	0	0	0	0	0						
Jim Bouton, R (1, 1) OBP: 0.222, SLG: 0.103										1	0	0	0	1	1	0						
Pedro Ramos, S (9, 1) OBP: 0.091, SLG: 0.091										0	0	0	0	0	0	0						
Bobby Richardson, R (9, PH) OBP: 0.301, SLG: 0.342										1	0	0	0	0	0	0						
Inning Stats	R: 0 E: 0 K: 0 S: 3	H: 1 LOB: 0 BB: 0 P: 3	R: 0 E: 0 K: 2 S: 8	H: 1 LOB: 1 BB: 0 P: 8	R: 0 E: 0 K: 0 S: 2	H: 0 LOB: 0 BB: 1 P: 6	R: 0 E: 0 K: 2 S: 7	H: 0 LOB: 0 BB: 0 P: 7	R: 0 E: 0 K: 1 S: 6	H: 1 LOB: 1 BB: 0 P: 6	R: 0 E: 0 K: 1 S: 5	H: 0 LOB: 0 BB: 0 P: 5	R: 0 E: 0 K: 1 S: 3	H: 0 LOB: 0 BB: 0 P: 3	R: 0 E: 0 K: 1 S: 5	H: 0 LOB: 0 BB: 0 P: 5	R: 0 E: 0 K: 1 S: 3	H: 0 LOB: 0 BB: 0 P: 3	1B: 2 2B: 2 3B: 0 HR: 0	SF: 0 SAC: 0 DP: 2 HBP: 0	WP: 0 PB: 0 CS: 0	PA: 29
PITCHER	IP WLS BF H R ER SO BB IBB HBP BLK WP HR S P ERA WHIP	IP WLS BF H R ER SO BB IBB HBP BLK WP HR S P ERA WHIP	IP WLS BF H R ER SO BB IBB HBP BLK WP HR S P ERA WHIP	IP WLS BF H R ER SO BB IBB HBP BLK WP HR S P ERA WHIP	IP WLS BF H R ER SO BB IBB HBP BLK WP HR S P ERA WHIP	IP WLS BF H R ER SO BB IBB HBP BLK WP HR S P ERA WHIP	IP WLS BF H R ER SO BB IBB HBP BLK WP HR S P ERA WHIP	IP WLS BF H R ER SO BB IBB HBP BLK WP HR S P ERA WHIP	IP WLS BF H R ER SO BB IBB HBP BLK WP HR S P ERA WHIP	IP WLS BF H R ER SO BB IBB HBP BLK WP HR S P ERA WHIP	IP WLS BF H R ER SO BB IBB HBP BLK WP HR S P ERA WHIP	IP WLS BF H R ER SO BB IBB HBP BLK WP HR S P ERA WHIP	IP WLS BF H R ER SO BB IBB HBP BLK WP HR S P ERA WHIP	IP WLS BF H R ER SO BB IBB HBP BLK WP HR S P ERA WHIP	IP WLS BF H R ER SO BB IBB HBP BLK WP HR S P ERA WHIP	IP WLS BF H R ER SO BB IBB HBP BLK WP HR S P ERA WHIP	IP WLS BF H R ER SO BB IBB HBP BLK WP HR S P ERA WHIP	IP WLS BF H R ER SO BB IBB HBP BLK WP HR S P ERA WHIP	IP WLS BF H R ER SO BB IBB HBP BLK WP HR S P ERA WHIP	IP WLS BF H R ER SO BB IBB HBP BLK WP HR S P ERA WHIP	IP WLS BF H R ER SO BB IBB HBP BLK WP HR S P ERA WHIP	
Dave Morehead, R (1, 1) ERA: 4.16	9.0	W	29	3	0	0	7	1	0	0	0	0	0	0	0	0	0.00	0.444				

Batter	1	2	3	4	5	6	7	8	9	AB	R	H	RBI	BB	SO	LOB	TOP																		
Jim Gosger, L OBP: 0.340, SLG: 0.440 (1, 8)	F2		G3 BB WP 1B		1-H 3B	1-2 2-3 3-H 1B		S BB		4	1	3	2	1	0	0	Boston Red Sox @ New York Yankees Yankee Stadium, Bronx, NY Sat Sep 04 1965, 7:05 PM EDT Att: 20,152 - Unknown - 68 F																		
Dalton Jones, L OBP: 0.344, SLG: 0.376 (1, 5)	2-3 BB		WP G3 1-2 BB		K	K		1-2 BB		2	0	0	0	3	2	4																			
Carl Yastrzemski, L OBP: 0.399, SLG: 0.562 (1, 7)	2-3		G3		F3			WP 1B		5	1	1	0	0	0	6																			
Felix Mantilla, R OBP: 0.392, SLG: 0.443 (1, 4)	6-3		5-3			F7		FC5-4 1B		5	0	1	1	0	1	2																			
Lee Thomas, L OBP: 0.359, SLG: 0.461 (1, 3)					F8			F9		4	3	2	1	1	0	1																			
Tony Conigliaro, R OBP: 0.342, SLG: 0.522 (1, 9)					K			5-3		4	1	1	1	1	2	1																			
Rico Petrocelli, R OBP: 0.312, SLG: 0.426 (1, 6)					F6			FC5-4		5	0	1	1	0	1	2																			
Bob Tillman, R OBP: 0.290, SLG: 0.318 (1, 2)						5-3		FC5-4		2	0	0	0	2	1	2																			
Dennis Bennett, L OBP: 0.250, SLG: 0.207 (1, 1)										2	1	0	0	0	1	1																			
Dick Radatz, R OBP: 0.250, SLG: 0.391 (6, 1)					K			FC3-6 1-2 3B		1	0	0	0	0	1	0																			
Inning Stats	R: 0 E: 0 K: 0 S: 3	H: 0 LOB: 1 BB: 1 P: 7	R: 1 E: 0 K: 0 S: 3	H: 2 LOB: 0 BB: 1 P: 7	R: 1 E: 0 K: 1 S: 6	H: 1 LOB: 1 BB: 1 P: 10	R: 0 E: 0 K: 1 S: 5	H: 0 LOB: 0 BB: 0 P: 5	R: 1 E: 0 K: 1 S: 6	H: 1 LOB: 1 BB: 1 P: 10	R: 2 E: 0 K: 1 S: 7	H: 2 LOB: 1 BB: 2 P: 16	R: 1 E: 0 K: 1 S: 7	H: 2 LOB: 1 BB: 0 P: 7	R: 0 E: 0 K: 2 S: 7	H: 0 LOB: 2 BB: 2 P: 15	R: 1 E: 0 K: 2 S: 8	H: 1 LOB: 0 BB: 0 P: 8	1B: 5 2B: 1 3B: 3 HR: 1	SF: 0 SAC: 0 DP: 0 HBP: 1	WP: 2 PB: 0 SB: 1 CS: 0	PA: 43													
PITCHER	IP	WLS	BF	H	R	ER	SO	BB	IBB	HBP	BLK	WP	HR	S	P	ERA	WHIP	PITCHER	IP	WLS	BF	H	R	ER	SO	BB	IBB	HBP	BLK	WP	HR	S	P	ERA	WHIP
Jack Cullen, R ERA: 2.6 (1, 1)	4.1	L	19	4	3	3	2	4	0	0	0	1	0	19	35	6.23	1.846	Steve Hamilton, L ERA: 1.37 (5, 1)	0.2		2	0	0	0	1	0	0	0	0	0	4	4	0.00	0.000	
Hal Reniff, R ERA: 3.96 (6, 1)	1.0		10	4	3	3	1	2	0	1	0	0	1	0	9	27.00	6.000	Pedro Ramos, R ERA: 3.27 (7, 1)	1.0		3	0	0	0	1	0	0	0	5	5	0.00	0.000			
Pete Mikkelsen, R ERA: 3.51 (8, 1)	2.0		9	1	1	1	4	2	0	0	0	0	1	15	23	4.50	1.500																		
Bobby Richardson, R OBP: 0.299, SLG: 0.340 (1, 4)	E1		G4-3		F5			L8		4	0	0	0	0	0	2	Boston Red Sox @ New York Yankees Yankee Stadium, Bronx, NY Sat Sep 04 1965, 7:05 PM EDT Att: 20,152 - Unknown - 68 F																		
Tom Tresh, S OBP: 0.342, SLG: 0.473 (1, 8)	K		5-3			1-3		G3		4	0	0	0	0	1	1																			
Mickey Mantle, S OBP: 0.392, SLG: 0.480 (1, 7)	4-3					6-3				4	1	1	1	0	1	1																			
Art Lopez, L OBP: 0.158, SLG: 0.135 (9, 7)								HR		0	0	0	0	0	0	0																			
Elston Howard, R OBP: 0.271, SLG: 0.363 (1, 2)	F7							1B		4	0	2	0	0	0	1																			
Hector Lopez, R OBP: 0.310, SLG: 0.375 (1, 9)										4	0	1	0	0	0	2																			
Ross Moschitto, R OBP: 0.185, SLG: 0.308 (9, PR)								G1-6-3		0	0	0	0	0	0	0																			
Joe Pepitone, L OBP: 0.312, SLG: 0.416 (1, 3)								1B		4	1	1	0	0	0	2																			
Clete Boyer, R OBP: 0.319, SLG: 0.441 (1, 5)										4	0	1	1	0	0	1																			
Phil Linz, R OBP: 0.281, SLG: 0.284 (1, 6)										2	0	0	0	0	1	0																			
Ray Barker, L OBP: 0.305, SLG: 0.354 (7, PH)										1	0	0	0	0	1	1																			
Tony Kubek, L OBP: 0.255, SLG: 0.277 (8, 6)										0	0	0	0	0	0	0																			
Jack Cullen, R OBP: 0.158, SLG: 0.158 (1, 1)										1	0	1	0	0	0	0																			
Steve Hamilton, L OBP: 0.205, SLG: 0.205 (5, 1)										0	0	0	0	0	0	0																			
Horacio Clarifio, S OBP: 0.295, SLG: 0.295 (6, PH)										1	0	1	0	0	0	0																			
Hal Reniff, R ERA: 3.96 (6, 1)										0	0	0	0	0	0	0																			
Pedro Ramos, S OBP: 0.205, SLG: 0.205 (7, 1)										0	0	0	0	0	0	0																			
Roger Repoz, L OBP: 0.308, SLG: 0.454 (7, PH)										1	0	0	0	0	1	1																			
Pete Mikkelsen, R ERA: 3.51 (8, 1)										0	0	0	0	0	0	0																			
Inning Stats	R: 0 E: 1 K: 1 S: 6	H: 0 LOB: 1 BB: 0 P: 6	R: 1 E: 0 K: 1 S: 6	H: 1 LOB: 0 BB: 0 P: 6	R: 0 E: 0 K: 0 S: 3	H: 1 LOB: 0 BB: 0 P: 3	R: 0 E: 0 K: 0 S: 4	H: 1 LOB: 1 BB: 0 P: 4	R: 0 E: 0 K: 0 S: 4	H: 1 LOB: 1 BB: 0 P: 4	R: 1 E: 0 K: 0 S: 4	H: 2 LOB: 0 BB: 0 P: 4	R: 0 E: 0 K: 2 S: 8	H: 1 LOB: 1 BB: 0 P: 8	R: 0 E: 0 K: 1 S: 5	H: 0 LOB: 0 BB: 0 P: 5	R: 0 E: 0 K: 0 S: 4	H: 1 LOB: 1 BB: 0 P: 4	1B: 6 2B: 0 3B: 1 HR: 1	SF: 0 SAC: 0 DP: 2 HBP: 0	WP: 0 PB: 0 SB: 0 CS: 0	PA: 34													
PITCHER	IP	WLS	BF	H	R	ER	SO	BB	IBB	HBP	BLK	WP	HR	S	P	ERA	WHIP	PITCHER	IP	WLS	BF	H	R	ER	SO	BB	IBB	HBP	BLK	WP	HR	S	P	ERA	WHIP
Dennis Bennett, L ERA: 4.3 (1, 1)	5.1	W	22	6	2	2	2	0	0	0	0	0	0	26	26	3.38	1.125	Dick Radatz, R ERA: 4.18 (6, 1)	3.2	S	12	2	0	0	3	0	0	0	0	0	18	18	0.00	0.545	

Batter	1	2	3	4	5	6	7	8	9	10	11	12	AB	R	H	RBI	BB	SO	LOB	TOP						
Jim Gosger, L OBP: 0.340, SLG: 0.443 (1.8)	G3	F3			FC4 3B		G3		BB		F9		5	1	1	0	1	0	2							
Dalton Jones, L OBP: 0.349, SLG: 0.379 (9, PH) Frank Matzons, R OBP: 0.269, SLG: 0.313 (9.5)	1B		1B G5-4-3		FC4 BB		1-3		K		F9		3	1	2	0	1	0	0							
Carl Yaztrzemski, L OBP: 0.400, SLG: 0.561 (1.7)	K		G5-4-3 1B		FC4				G6-3 1B		K		6	1	3	1	0	2	2							
Felix Mantilla, R OBP: 0.389, SLG: 0.439 (1.4)	K		G5-4-3 1B		F6				G6-3 1B		E		6	0	1	0	0	1	5							
Lee Thomas, L OBP: 0.360, SLG: 0.463 (10, PH) Tony Horton, R OBP: 0.378, SLG: 0.452 (10.3)		BB 1B	1-3		F7				2B		E5		4	1	2	0	0	0	1							
Tony Conigliaro, R OBP: 0.342, SLG: 0.520 (1.9)		F7			FC6-5 2B				IBB		F6		5	0	1	0	1	0	4							
Russ Nixon, L OBP: 0.279, SLG: 0.292 (1.2)		FC6 1B BB			FC6-5				K		5-3		4	0	0	0	1	1	5							
Rico Petrocelli, R OBP: 0.310, SLG: 0.422 (1.6)		FC6 1B			K						F7		5	0	1	1	0	3	1							
Jim Lonborg, R OBP: 0.210, SLG: 0.193 (7, PH) Chuck Schilling, R OBP: 0.301, SLG: 0.357 (7.1) Dick Radatz, R OBP: 0.231, SLG: 0.360 (7.1)	FC6				K				5-3		G3		2	0	0	0	0	1	3							
Inning Stats	R: 0 E: 0 K: 2 S: 8	H: 1 LOB: 1 BB: 0 P: 8	R: 1 E: 0 K: 5 S: 5	H: 2 LOB: 2 BB: 1 P: 9	R: 1 E: 0 K: 0 S: 4	H: 2 LOB: 0 BB: 1 P: 4	R: 0 E: 0 K: 2 S: 8	H: 1 LOB: 1 BB: 0 P: 8	R: 1 E: 0 K: 1 S: 4	H: 1 LOB: 1 BB: 1 P: 6	R: 0 E: 0 K: 1 S: 3	H: 0 LOB: 0 BB: 0 P: 3	R: 0 E: 0 K: 1 S: 5	H: 0 LOB: 0 BB: 0 P: 5	R: 0 E: 0 K: 1 S: 6	H: 2 LOB: 1 BB: 1 P: 10	R: 0 E: 0 K: 1 S: 5	H: 0 LOB: 0 BB: 0 P: 9	R: 0 E: 1 K: 1 S: 5	H: 0 LOB: 0 BB: 0 P: 5	R: 1 E: 1 K: 0 S: 5	H: 2 LOB: 1 BB: 0 P: 6	1B: 9 2B: 2 3B: 1 HR: 0	SF: 0 SAC: 0 DP: 2 HBP: 0	WP: 0 PB: 0 SB: 1 CS: 0	PA: 51
PITCHER	IP WLS BF H R ER SO BB IBB HBP BLK WP HR S P ERA WHIP	PITCHER												IP WLS BF H R ER SO BB IBB HBP BLK WP HR S P ERA WHIP												
Mel Stottlemyre, R ERA: 2.72 (1.1)	7.0	29	4	2	3	5	2	0	0	0	0	0	0	0	0	16	24	0.00	1.714							
Steve Hamilton, L ERA: 1.31 (8.1)	2.1	12	3	0	0	3	1	1	0	0	0	0	0	0	0	16	24	0.00	1.714							
Pedro Ramos, R ERA: 3.16 (10.1)	2.2	L	10	2	1	0	1	0	0	0	0	0	0	0	12	12	0.00	0.750								

Boston Red Sox @ New York Yankees
Yankee Stadium, Bronx, NY

Sun Sep 05 1965, 3:33 AM EDT
Att. 16,977 - Unknown - 70 F

AB 47
R 4
H 12
RBI 2
BB 4
SO 9
LOB 25



Batter	1	2	3	4	5	6	7	8	9	10	11	12	AB	R	H	RBI	BB	SO	LOB	BOTTOM						
Bobby Richardson, R OBP: 0.298, SLG: 0.340 (1.4)	F7		L9		B3			1B SF8 2B		K		F2	6	1	1	0	0	1	1							
Art Lopez, L OBP: 0.186, SLG: 0.167 (1.9)	F7		F9				HR 1B			F4			5	1	2	0	0	0	0							
Tom Tresh, S OBP: 0.344, SLG: 0.479 (1.7)	1B		BB				HR		F6		F8		4	1	2	2	1	0	2							
Elston Howard, R OBP: 0.270, SLG: 0.362 (1.2)	1B		K				K		SF8		K2-3		4	0	1	1	0	3	1							
Joe Pepitone, L OBP: 0.309, SLG: 0.411 (1.3)	F2				F9				G3		6-3		5	0	0	0	0	0	3							
Roger Repoz, L OBP: 0.309, SLG: 0.482 (1.8)		K2-3			K				4-3		BB		4	0	0	0	1	2	0							
Clete Boyer, R OBP: 0.318, SLG: 0.437 (1.5)		1-3 BB			F9				F6		F3		4	0	0	0	1	0	1							
Phil Linz, R OBP: 0.277, SLG: 0.280 (1.6) Horace Clarke, S OBP: 0.324, SLG: 0.290 (12, PH)		1-3					B1-3		K		F2		4	0	0	0	0	1	2							
Mel Stottlemyre, R ERA: 4.28 (7, PH) Ray Barker, L OBP: 0.303, SLG: 0.352 (8.1) Steve Hamilton, L OBP: 0.333, SLG: 0.200 (10.1) Pedro Ramos, S OBP: 0.091, SLG: 0.091 (12, PH) Hector Lopez, R OBP: 0.309, SLG: 0.374 (7.1)		F8			K				K		F9		2	0	0	0	0	1	1							
Inning Stats	R: 0 E: 0 K: 0 S: 5	H: 2 LOB: 2 BB: 0 P: 5	R: 0 E: 0 K: 1 S: 5	H: 0 LOB: 1 BB: 1 P: 9	R: 0 E: 0 K: 1 S: 5	H: 0 LOB: 1 BB: 1 P: 9	R: 0 E: 0 K: 1 S: 5	H: 0 LOB: 0 BB: 0 P: 6	R: 0 E: 0 K: 1 S: 5	H: 0 LOB: 0 BB: 0 P: 5	R: 1 E: 0 K: 0 S: 5	H: 2 LOB: 1 BB: 1 P: 7	R: 0 E: 0 K: 0 S: 3	H: 0 LOB: 0 BB: 1 P: 5	R: 0 E: 0 K: 1 S: 5	H: 0 LOB: 0 BB: 0 P: 5	R: 0 E: 0 K: 1 S: 5	H: 0 LOB: 0 BB: 0 P: 5	R: 0 E: 0 K: 1 S: 5	H: 0 LOB: 0 BB: 0 P: 5	R: 0 E: 0 K: 1 S: 5	H: 0 LOB: 1 BB: 1 P: 9	1B: 4 2B: 1 3B: 0 HR: 1	SF: 1 SAC: 0 DP: 0 HBP: 0	WP: 0 PB: 0 SB: 0 CS: 0	PA: 46
PITCHER	IP WLS BF H R ER SO BB IBB HBP BLK WP HR S P ERA WHIP	PITCHER												IP WLS BF H R ER SO BB IBB HBP BLK WP HR S P ERA WHIP												
Jim Lonborg, R ERA: 4.28 (1.1)	6.0	24	4	2	2	5	2	0	0	0	0	0	0	1	32	40	3.00	1.000								
Dick Radatz, R ERA: 4.03 (7.1)	6.0	W	22	2	1	1	5	2	0	0	0	0	0	0	30	38	1.50	0.667								

Boston Red Sox @ New York Yankees
Yankee Stadium, Bronx, NY

Sun Sep 05 1965, 3:33 AM EDT
Att. 16,977 - Unknown - 70 F

AB 41
R 3
H 6
RBI 3
BB 4
SO 10
LOB 13



Batter	1	2	3	4	5	6	7	8	9	AB	R	H	RBI	BB	SO	LOB	TOP										
Jim Gosger, L OBP: 0.335, SLG: 0.435 (1, 8)										4	0	1	2	0	0	1	Boston Red Sox @ Detroit Tigers Tiger Stadium, Detroit, MI Tue Sep 07 1965, 7:05 PM EDT Att: 5,019 - Unknown										
Dalton Jones, L OBP: 0.395, SLG: 0.395 (1, 5)										4	0	2	1	0	0	1											
Carl Yastrzemski, L OBP: 0.490, SLG: 0.556 (1, 7)										4	0	1	0	0	0	1											
Felix Mantilla, R OBP: 0.384, SLG: 0.432 (1, 4)										4	0	0	0	0	0	2											
Lee Thomas, L OBP: 0.360, SLG: 0.461 (1, 3)										4	0	2	0	0	0	0											
Tony Conigliaro, R OBP: 0.338, SLG: 0.518 (1, 9)										4	0	1	0	0	1	2											
Russ Nixon, L OBP: 0.285, SLG: 0.306 (1, 2)										4	2	3	0	0	0	1											
Rico Petrocelli, R OBP: 0.310, SLG: 0.417 (9, PH)										3	1	1	0	0	2	2											
Lenny Green, L OBP: 0.362, SLG: 0.433 (9, PH)										1	0	0	0	0	0	1											
Bill Monbouquette, R OBP: 0.152, SLG: 0.083 (9, PH)										2	0	0	0	0	1	1											
Tony Horton, R OBP: 0.376, SLG: 0.478 (9, PH)										1	0	0	0	0	0	1											
Inning Stats	R: 0 E: 0 K: 0 S: 3	H: 0 LOB: 0 BB: 0 P: 3	R: 0 E: 0 K: 1 S: 5	H: 0 LOB: 0 BB: 0 P: 5	R: 1 E: 1 K: 2 S: 9	H: 2 LOB: 1 BB: 0 P: 9	R: 0 E: 0 K: 0 S: 4	H: 1 LOB: 1 BB: 0 P: 4	R: 2 E: 0 K: 0 S: 7	H: 4 LOB: 2 BB: 0 P: 7	R: 0 E: 0 K: 1 S: 6	H: 1 LOB: 1 BB: 0 P: 6	R: 0 E: 0 K: 0 S: 4	H: 1 LOB: 1 BB: 0 P: 4	R: 0 E: 0 K: 0 S: 3	H: 1 LOB: 0 BB: 0 P: 3	R: 0 E: 0 K: 0 S: 4	H: 1 LOB: 1 BB: 0 P: 4	1B: 9 2B: 1 3B: 1 HR: 0	SF: 1 SAC: 1 DP: 1 HBP: 0	WP: 0 PB: 0 SB: 0 CS: 0	PA: 37					
PITCHER	IP	WLS	BF	H	R	ER	SO	BB	IBB	HBP	BLK	WP	HR	S	P	ERA	WHIP										
Julio Navarro, R ERA: 4.2 (1, 1)	4.2		20	6	3	2	3	0	0	0	0	0	0	26	26	3.86	1.286										
Terry Fox, R ERA: 3.03 (5, 1)	4.1	W	17	5	0	0	1	0	0	0	0	0	0	19	19	0.00	1.154										

AB	35
R	3
H	11
RBI	3
BB	0
SO	4
LOB	13



Batter	1	2	3	4	5	6	7	8	9	AB	R	H	RBI	BB	SO	LOB	BOTTOM										
Mickey Stanley, R OBP: 0.313, SLG: 0.594 (1, 8)										4	1	1	0	0	0	1	Boston Red Sox @ Detroit Tigers Tiger Stadium, Detroit, MI Tue Sep 07 1965, 7:05 PM EDT Att: 5,019 - Unknown										
Jerry Lumpe, L OBP: 0.335, SLG: 0.325 (1, 4)										4	0	0	0	0	0	1											
Don Wert, R OBP: 0.348, SLG: 0.370 (1, 5)										3	1	1	1	0	0	0											
Al Kaline, R OBP: 0.400, SLG: 0.501 (1, 9)										4	1	1	1	0	0	0											
Norm Cash, L OBP: 0.354, SLG: 0.465 (1, 3)										3	1	1	2	0	0	0											
Jim Northrup, L OBP: 0.282, SLG: 0.320 (1, 7)										3	0	0	0	0	1	0											
John Sullivan, L OBP: 0.349, SLG: 0.364 (1, 2)										3	0	1	0	0	1	0											
Wayne Redmond, R (7, PR)										0	1	0	0	0	0	0											
Bill Freehan, R OBP: 0.299, SLG: 0.340 (8, 2)										0	0	0	0	0	0	0											
Ray Oyler, R OBP: 0.305, SLG: 0.365 (1, 6)										3	0	2	1	0	0	0											
Julio Navarro, R Terry Fox, R										1	0	0	0	0	0	0											
Inning Stats	R: 3 E: 0 K: 0 S: 6	H: 3 LOB: 0 BB: 0 P: 6	R: 0 E: 0 K: 1 S: 5	H: 0 LOB: 0 BB: 0 P: 5	R: 0 E: 0 K: 1 S: 3	H: 0 LOB: 0 BB: 0 P: 3	R: 0 E: 0 K: 1 S: 5	H: 0 LOB: 0 BB: 0 P: 5	R: 0 E: 0 K: 0 S: 3	H: 0 LOB: 0 BB: 0 P: 3	R: 1 E: 0 K: 0 S: 5	H: 2 LOB: 2 BB: 0 P: 5	R: 1 E: 0 K: 0 S: 4	H: 1 LOB: 0 BB: 0 P: 4	R: 0 E: 0 K: 0 S: 3	H: 0 LOB: 0 BB: 0 P: 3	R: 1 E: 0 K: 0 S: 4	H: 1 LOB: 0 BB: 0 P: 4	1B: 4 2B: 2 3B: 0 HR: 1	SF: 1 SAC: 0 DP: 0 HBP: 0	WP: 0 PB: 0 SB: 2 CS: 0	PA: 31					
PITCHER	IP	WLS	BF	H	R	ER	SO	BB	IBB	HBP	BLK	WP	HR	S	P	ERA	WHIP										
Bill Monbouquette, R ERA: 3.93 (1, 1)	8.0	L	31	7	5	5	3	0	0	0	0	0	1	37	37	5.62	0.875										



Batter	1	2	3	4	5	6	7	8	9	10	AB	R	H	RBI	BB	SO	LOB	TOP
Chuck Schilling, R (1, 4) <small>OBP: 0.300, SLG: 0.350</small> Dalton Jones, L (9, PH) <small>OBP: 0.354, SLG: 0.384</small>	E4 G6-4-3		6-3		L4 2-3		1B BB		G3-6-3 1-2f		3	0	0	1	0	3		Boston Red Sox @ Cleveland Indians Cleveland Municipal Stadium, Cleveland, OH Wed Sep 08 1965, 7:05 PM EDT Att: 4,000 - Unknown
Frank Malzone, R (1, 5) <small>OBP: 0.297, SLG: 0.312</small>	G6-4-3 1-2f		6-3		5-3		1B 2-H		F3		5	0	1	1	0	0	1	
Carl Yastrzemski, L (1, 7) <small>OBP: 0.400, SLG: 0.552</small>	BB		F7		1-3		K		1B BB		3	0	0	0	2	1	2	
Tony Conigliaro, R (1, 9) <small>OBP: 0.359, SLG: 0.523</small>	1-3		F9		HR		K2-3		1B HR		5	2	2	1	0	1	1	
Tony Horton, R (1, 3) <small>OBP: 0.377, SLG: 0.503</small>		5-3		K		2B	K		1B HR		5	1	2	2	0	2	0	
Eddie Bressoud, R (1, 6) <small>OBP: 0.326, SLG: 0.380</small>	F7		WP 1B		K		BB		K		4	1	1	0	1	2	1	
Jim Gosger, L (1, 8) <small>OBP: 0.333, SLG: 0.432</small>	K		1B WP		F8		F8				4	0	1	0	0	1	1	
Bob Tillman, R (1, 2) <small>OBP: 0.292, SLG: 0.316</small> Earl Wilson, R (9, PR) <small>OBP: 0.333, SLG: 0.457</small> Russ Nixon, L (9, 2) <small>OBP: 0.285, SLG: 0.306</small>		5-3		L4 1B		K2-3		G3-6-3 BB			2	0	0	0	2	1	0	
Dennis Bennett, L (1, 1) <small>OBP: 0.286, SLG: 0.226</small> Dick Radatz, R (8, 1) <small>OBP: 0.222, SLG: 0.346</small> Bob Duliba, R (10, 1)		K		1-2 2-3 3-H		1B BB		K			2	1	1	1	1	1	0	
Inning Stats	R: 0 E: 1 K: 0 S: 3	H: 0 LOB: 1 BB: 1 P: 7	R: 0 E: 0 K: 1 S: 5	H: 0 LOB: 0 BB: 0 P: 5	R: 0 E: 0 K: 1 S: 5	H: 0 LOB: 0 BB: 0 P: 3	R: 1 E: 0 K: 1 S: 7	H: 3 LOB: 2 BB: 1 P: 11	R: 0 E: 0 K: 2 S: 7	H: 0 LOB: 1 BB: 1 P: 11	R: 0 E: 0 K: 1 S: 4	H: 0 LOB: 1 BB: 1 P: 8	R: 2 E: 0 K: 1 S: 6	H: 2 LOB: 0 BB: 1 P: 10	1B: 5 2B: 2 3B: 0 HR: 2	SF: 0 SAC: 0 DP: 3 HBP: 0	WP: 2 PB: 0 SB: 0 CS: 0	
PITCHER	IP 7.0	WLS 30	BF 6	H 3	R 3	ER 6	SO 3	BB 1	HBP 0	BLK 0	WP 2	HR 1	S 38	P 54	ERA 3.86	WHIP 1.286		
Sam McDowell, L (1, 1) <small>ERA: 2.27</small> Bobby Tiefenauer, R (8, 1) <small>ERA: 4.63</small> Don McMahon, R (10, 1) <small>ERA: 3.51</small>	2.0	7	0	0	0	3	2	0	0	0	0	0	11	19	0.00	1.000		
Don McMahon, R (10, 1) <small>ERA: 3.51</small>	1.0	L	5	2	2	2	1	1	0	0	0	0	1	6	10	18.00	3.000	

AB	35
R	5
H	8
RBI	5
BB	7
SO	10
LOB	11



Batter	1	2	3	4	5	6	7	8	9	10	AB	R	H	RBI	BB	SO	LOB	BOTTOM				
Dick Howser, R (1, 6) <small>OBP: 0.367, SLG: 0.285</small> Vic Davalillo, L (10, PH) <small>OBP: 0.336, SLG: 0.365</small>	SH5-3 BB		1B PB BB		F1			L7		L5	2	0	0	0	2	0	0	Boston Red Sox @ Cleveland Indians Cleveland Municipal Stadium, Cleveland, OH Wed Sep 08 1965, 7:05 PM EDT Att: 4,000 - Unknown				
Max Alvis, R (1, 5) <small>OBP: 0.321, SLG: 0.418</small>	SH5-3 1-2		FC5-4 1B		5-3			2B 1B		6-3	4	1	2	0	0	0	0					
Chuck Hinton, R (1, 8) <small>OBP: 0.343, SLG: 0.459</small>	L5		F7				L8		1H HR	2B	5	1	1	1	0	0	3					
Rocky Colavito, R (1, 9) <small>OBP: 0.367, SLG: 0.491</small>	F7		FC5-4 1-2f				BB		F3		3	0	0	0	1	0	4					
Fred Whitfield, L (1, 3) <small>OBP: 0.322, SLG: 0.516</small>		K		FC6-4 1B			F7		F7		4	1	2	2	0	1	1					
Chico Salmon, R (1, 7) <small>OBP: 0.281, SLG: 0.402</small>	F4		F7		F9		F9		F4		4	0	0	0	0	0	2					
Pedro Gonzalez, R (1, 4) <small>OBP: 0.296, SLG: 0.354</small>			FC6-4 1B		FC6-4 1-2f		F5		1-3		4	0	1	0	0	0	1					
Phil Roof, R (1, 2) <small>OBP: 0.246, SLG: 0.182</small>	4-3		FC6-4 1-2f		FC6-4 1-2f		F6		K		4	0	0	0	0	1	2					
Sam McDowell, L (1, 1) <small>OBP: 0.125, SLG: 0.127</small> Joe Azcue, R (7, PH) <small>OBP: 0.285, SLG: 0.279</small> Bobby Tiefenauer, R (8, 1) <small>ERA: 4.13</small> Leon Wagner, L (9, PH) <small>OBP: 0.369, SLG: 0.500</small> Don McMahon, R (10, 1) <small>OBP: 0.250, SLG: 0.250</small>			K		K		F7		F9		2	0	0	0	0	2	0					
Inning Stats	R: 0 E: 0 K: 0 S: 3	H: 0 LOB: 1 BB: 1 P: 7	R: 0 E: 0 K: 1 S: 6	H: 1 LOB: 1 BB: 0 P: 6	R: 0 E: 0 K: 1 S: 6	H: 1 LOB: 2 BB: 1 P: 10	R: 0 E: 0 K: 0 S: 4	H: 1 LOB: 1 BB: 0 P: 4	R: 0 E: 0 K: 1 S: 5	H: 0 LOB: 0 BB: 0 P: 5	R: 0 E: 0 K: 0 S: 3	H: 0 LOB: 0 BB: 0 P: 7	R: 0 E: 0 K: 0 S: 6	H: 3 LOB: 0 BB: 0 P: 6	R: 0 E: 0 K: 1 S: 5	H: 0 LOB: 0 BB: 0 P: 5	R: 0 E: 0 K: 0 S: 3		H: 0 LOB: 0 BB: 0 P: 3	1B: 4 2B: 1 3B: 0 HR: 1	SF: 0 SAC: 1 DP: 0 HBP: 0	WP: 0 PB: 1 SB: 0 CS: 0
PITCHER	IP 7.1	WLS 29	BF 4	H 1	R 1	ER 1	SO 3	BB 3	HBP 0	BLK 0	WP 0	HR 0	S 32	P 44	ERA 1.23	WHIP 0.955						
Dennis Bennett, L (1, 1) <small>ERA: 4.1</small> Dick Radatz, R (8, 1) <small>ERA: 4.13</small> Bob Duliba, R (10, 1) <small>ERA: 3.3</small>	1.2	W	7	2	2	2	1	0	0	0	0	0	1	9	10.80	1.200						
Bob Duliba, R (10, 1) <small>ERA: 3.3</small>	1.0	S	3	0	0	0	0	0	0	0	0	0	0	3	3	0.00	0.000					

AB	35
R	3
H	6
RBI	3
BB	3
SO	4
LOB	13




Batter	1	2	3	4	5	6	7	8	9	AB	R	H	RBI	BB	SO	LOB	TOP
Zoilo Versalles, R (1, 6) OBP: 0.311, SLG: 0.442	0-3 K		0-3 K			0-0 F8			0-0 S SF7 1B	4	1	1	0	0	2	0	Minnesota Twins @ Boston Red Sox Fenway Park, Boston, MA Sun Sep 12 1965, 3:33 AM EDT Att: 8,688 - Unknown livebaseballscorecards.com
Jimmie Hall, L (1, 8) OBP: 0.354, SLG: 0.487	0-0 F8		0-0 G3			0-0 F8			0-0 F2	4	0	0	0	0	0	1	
Tony Oliva, L (1, 9) OBP: 0.371, SLG: 0.492	0-0 1B 3B			0-0 F7		0-0 4-3			4-0 SF7 IBB	3	1	1	0	1	0	0	
Bob Allison, R (1, 7) OBP: 0.347, SLG: 0.448	0-0 E3 1B			0-3 K			0-0 5-3		4-0 SF7 BB	3	0	1	1	1	1	0	
Don Mincher, L (1, 3) OBP: 0.338, SLG: 0.510	0-0 E3			0-0 F4			0-0 6-3		0-0 SF7	3	0	0	1	0	0	1	
Earl Battey, R (1, 2) OBP: 0.373, SLG: 0.417		0-0 6-3			0-0 6-3 5-3 1B				0-0 5-3	4	0	1	0	0	0	2	
Rich Rollins, R (1, 5) OBP: 0.313, SLG: 0.338		0-3 K			0-0 5-3				0-0 F8	3	0	0	0	0	1	1	
Jerry Kindall, R (1, 4) OBP: 0.274, SLG: 0.297		0-0 F4			0-0 6-3				0-0 1-3	3	0	0	0	0	0	1	
Mudcat Grant, R (1, 1) OBP: 0.223, SLG: 0.241			0-0 4-3			0-0 F8			0-0 F7	3	0	0	0	0	0	1	
Inning Stats	R: 1 E: 1 K: 1 S: 7	H: 2 LOB: 1 BB: 0 P: 7	R: 0 E: 0 K: 1 S: 5	H: 0 LOB: 0 BB: 0 P: 5	R: 0 E: 0 K: 1 S: 5	H: 0 LOB: 0 BB: 0 P: 5	R: 0 E: 0 K: 0 S: 4	H: 1 LOB: 1 BB: 0 P: 4	R: 0 E: 0 K: 0 S: 3	H: 0 LOB: 0 BB: 0 P: 3	R: 0 E: 0 K: 0 S: 3	H: 0 LOB: 0 BB: 0 P: 3	R: 1 E: 0 K: 0 S: 4	H: 1 LOB: 2 BB: 2 P: 12	1B: 3 2B: 0 3B: 1 HR: 0	SF: 1 SAC: 0 DP: 0 HBP: 0	WP: 0 PA: 33 PB: 0 SB: 3 CS: 0
PITCHER	IP WLS BF H R ER SO BB IBB HBP BLK WP HR S P ERA WHIP	8.0 L 27 3 1 1 4 0 0 0 0 0 0 35 35 1.12 0.375	1.0 6 1 1 1 0 1 1 0 0 0 0 4 12 9.00 2.000	PITCHER													

Batter	1	2	3	4	5	6	7	8	9	AB	R	H	RBI	BB	SO	LOB	BOTTOM		
Jim Gosger, L (1, 8) OBP: 0.336, SLG: 0.431	0-0 1B		0-0 6-3			0-0 F6			0-0 G4-3 1B	4	0	2	0	0	0	0	Minnesota Twins @ Boston Red Sox Fenway Park, Boston, MA Sun Sep 12 1965, 3:33 AM EDT Att: 8,688 - Unknown livebaseballscorecards.com		
Frank Malzone, R (1, 5) OBP: 0.297, SLG: 0.318	0-0 F7		0-0 5-3			0-0 2B			0-0 G4-3	4	0	1	0	0	0	2			
Carl Yastrzemski, L (1, 7) OBP: 0.400, SLG: 0.552	0-0 F7			0-0 F7		0-0 4-3			4-0 BB	3	0	0	0	1	0	2			
Tony Conigliaro, R (1, 9) OBP: 0.337, SLG: 0.521	0-0 6-3			0-3 K			0-0 F7		0-3 K	4	0	0	0	0	2	2			
Lee Thomas, L (1, 3) OBP: 0.365, SLG: 0.461		0-0 F7		0-0 4-3			0-0 5-3			3	0	0	0	0	0	0			
Felix Mantilla, R (1, 4) OBP: 0.380, SLG: 0.429		0-0 1B			0-0 F2		0-0 F5			3	0	1	0	0	0	0			
Eddie Bressoud, R (1, 6) OBP: 0.302, SLG: 0.371		0-3 K			0-0 F9				0-0 F9	3	0	0	0	0	1	1			
Bob Tillman, R (1, 2) OBP: 0.289, SLG: 0.313		0-0 F3			0-3 K				0-0 4-3	2	0	0	0	0	1	1			
Lenny Green, L (8, PH) OBP: 0.360, SLG: 0.431									0-0 4-3	1	0	0	0	0	0	0			
Russ Nixon, L (9, 2) OBP: 0.272, SLG: 0.291									0-0 K	0	0	0	0	0	0	0			
Earl Wilson, R (1, 1) OBP: 0.326, SLG: 0.444									0-0 4-3	2	0	0	0	0	2	0			
Dalton Jones, L (8, PH) OBP: 0.347, SLG: 0.385									0-0 K	1	0	0	0	0	0	0			
Dick Radatz, R (9, 1) OBP: 0.222, SLG: 0.346									0-0 K	0	0	0	0	0	0	0			
Inning Stats	R: 0 E: 0 K: 0 S: 4	H: 1 LOB: 1 BB: 0 P: 4	R: 0 E: 0 K: 1 S: 6	H: 1 LOB: 1 BB: 0 P: 6	R: 0 E: 0 K: 1 S: 5	H: 0 LOB: 0 BB: 0 P: 5	R: 0 E: 0 K: 1 S: 5	H: 0 LOB: 0 BB: 0 P: 5	R: 0 E: 0 K: 1 S: 6	H: 1 LOB: 1 BB: 0 P: 6	R: 0 E: 0 K: 0 S: 3	H: 0 LOB: 0 BB: 0 P: 3	R: 0 E: 0 K: 0 S: 3	H: 0 LOB: 0 BB: 0 P: 3	R: 0 E: 0 K: 1 S: 5	H: 1 LOB: 1 BB: 1 P: 9	1B: 3 2B: 1 3B: 0 HR: 0	SF: 0 SAC: 0 DP: 1 HBP: 0	WP: 0 PA: 31 PB: 0 SB: 0 CS: 0
PITCHER	IP WLS BF H R ER SO BB IBB HBP BLK WP HR S P ERA WHIP	9.0 W 31 4 0 0 6 1 0 0 0 0 42 46 0.00 0.556	PITCHER																

Batter	1	2	3	4	5	6	7	8	9	AB	R	H	RBI	BB	SO	LOB	TOP			
Dick Howser, R (1, 6) OBP: 0.364, SLG: 0.281 Vic Davallilo, L (9, PH) OBP: 0.335, SLG: 0.364	0-0 6-3		0-0 F8			0-0 6-3		0-0 1-3	3 0 0 0 0 0 0 1 0 0 0 0 0 0											
Max Alvis, R (1, 5) OBP: 0.315, SLG: 0.409	0-3 K			0-3 K		0-0 5-3			3 0 0 0 0 2 0											
Leon Wagner, L (1, 7) OBP: 0.365, SLG: 0.492	0-0 F2			0-0 3-1		0-0 F9			3 0 0 0 0 0 0											
Rocky Colavito, R (1, 9) OBP: 0.390, SLG: 0.492		4-0 BB		0-0 6-3		0-0 6-3			2 0 0 0 1 0 0											
Fred Whitfield, L (1, 3) OBP: 0.322, SLG: 0.509	0-3 K			0-0 F8		0-0 3-1			3 0 0 0 0 1 1											
Chuck Hinton, R (1, 8) OBP: 0.344, SLG: 0.461	0-3 K			0-0 5-3		0-3 K			3 0 0 0 0 2 1											
Pedro Gonzalez, R (1, 4) Bill Davis, L (8, PH) Billy Moran, R (8, 4) OBP: 0.217, SLG: 0.143	0-3 K			0-0 5-3		0-0 F8			2 0 0 0 0 1 1 1 0 0 0 0 0 0 0 0 0 0 0 0 0								AB 27 R 0 H 0 RBI 0 BB 1 SO 8 LOB 3			
Duke Sims, L (1, 2) Larry Brown, R (9, PH) OBP: 0.325, SLG: 0.376			0-0 4-3			0-3 K		0-0 L6	2 0 0 0 0 1 0 1 0 0 0 0 0 0											
Luis Tiant, R (1, 1) Lou Clinton, R (9, PH) OBP: 0.311, SLG: 0.345			0-0 6-3			0-3 K		0-0 L8	2 0 0 0 0 1 0 1 0 0 0 0 0 0											
Inning Stats	R: 0 E: 0 K: 1 S: 5	H: 0 LOB: 0 BB: 0 P: 5	R: 0 E: 0 K: 3 S: 9	H: 0 LOB: 1 BB: 1 P: 13	R: 0 E: 0 K: 0 S: 3	H: 0 LOB: 0 BB: 0 P: 3	R: 0 E: 0 K: 1 S: 5	H: 0 LOB: 0 BB: 0 P: 5	R: 0 E: 0 K: 0 S: 3	H: 0 LOB: 0 BB: 0 P: 3	R: 0 E: 0 K: 1 S: 5	H: 0 LOB: 0 BB: 0 P: 5	R: 0 E: 0 K: 0 S: 3	H: 0 LOB: 0 BB: 0 P: 3	R: 0 E: 0 K: 0 S: 3	H: 0 LOB: 0 BB: 0 P: 3	1B: 0 2B: 0 3B: 0 HR: 0	SF: 0 SAC: 0 DP: 0 HBP: 0	WP: 0 PB: 0 SB: 0 CS: 0	PA: 28
PITCHER Dave Morehead, R (1, 1) ERA: 4.06	IP: 9.0 WLS: W BF: 28 H: 0 R: 0 ER: 0 SO: 8 BB: 1 IBB: 0 HBP: 0 BLK: 0 WP: 0 HR: 0 S: 43 P: 47 ERA: 0.00 WHIP: 0.111															PITCHER				

Cleveland Indians @ Boston Red Sox
Fenway Park, Boston, MA
Thu Sep 16 1965, 3:33 AM EDT
Att: 1,247 - Unknown


livebaseballscores.com
AB 27
R 0
H 0
RBI 0
BB 1
SO 8
LOB 3

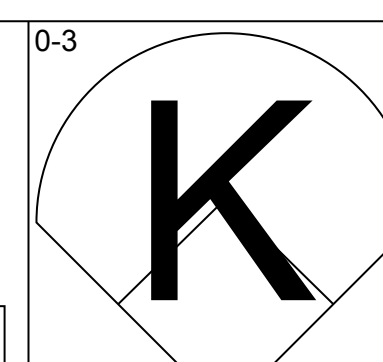
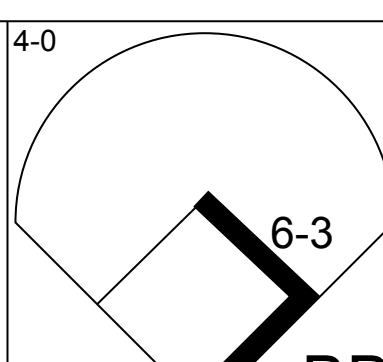
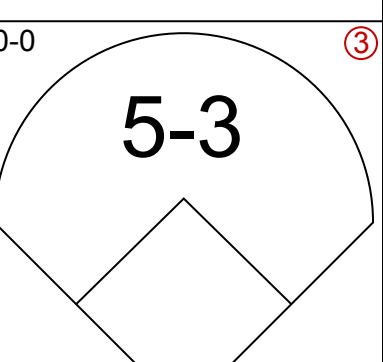
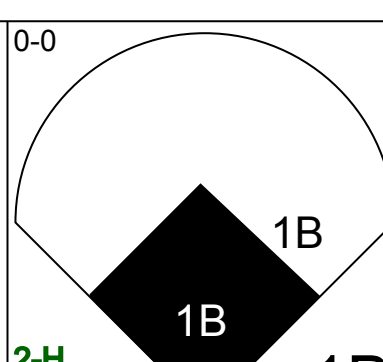
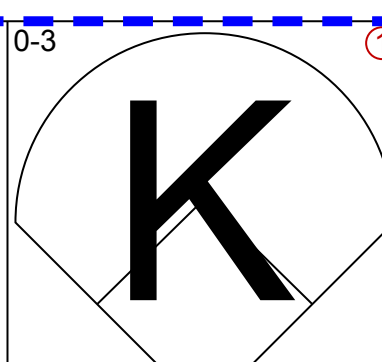
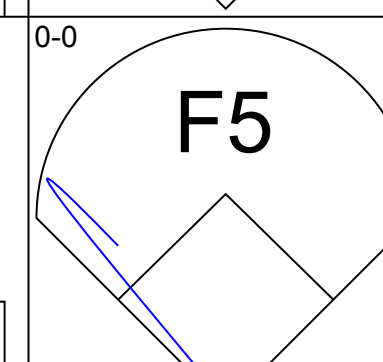
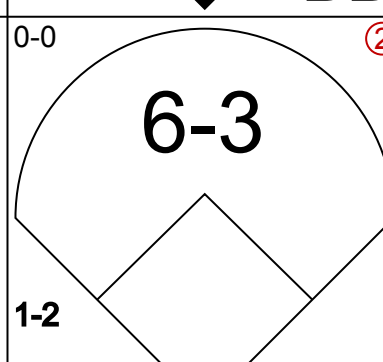
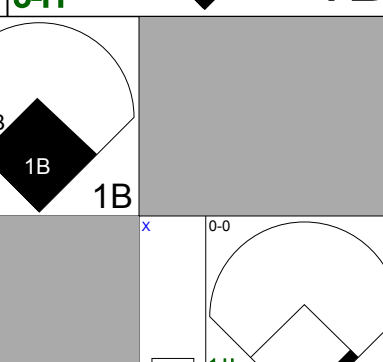
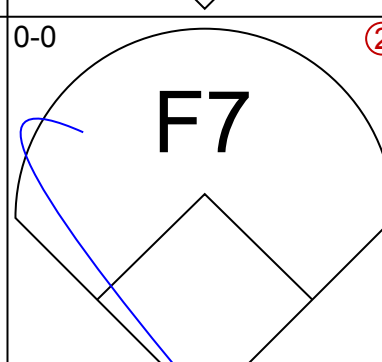
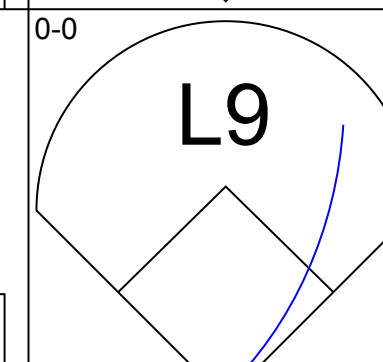
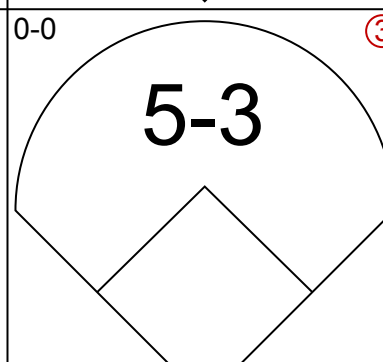
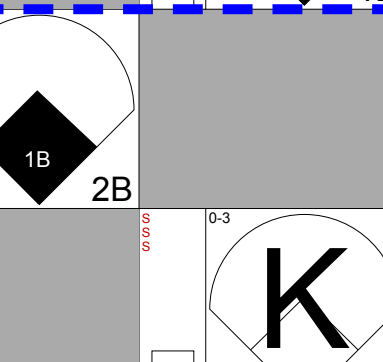
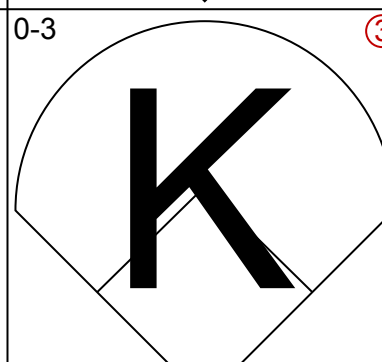
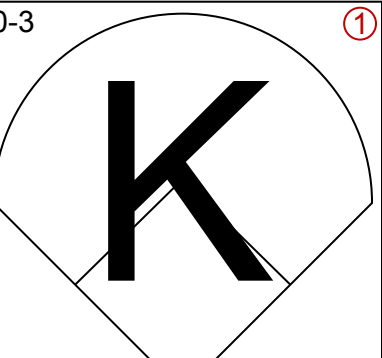
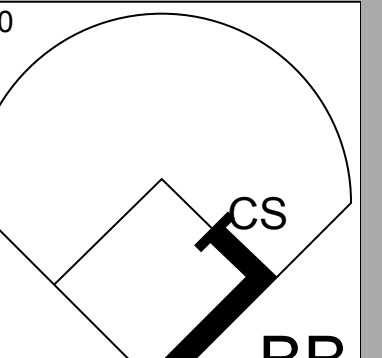
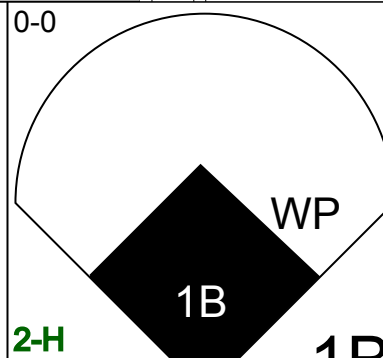
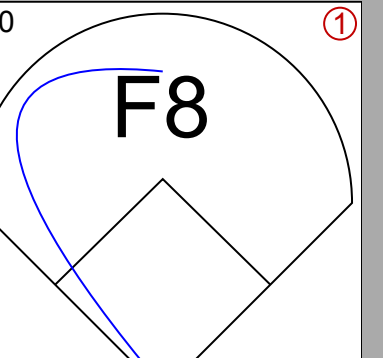
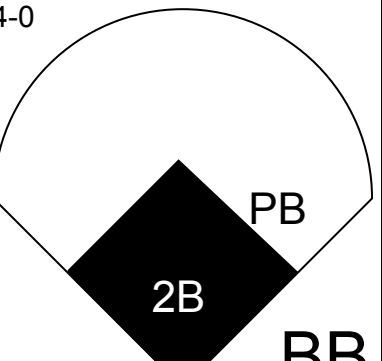
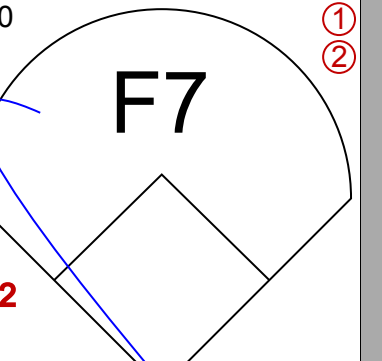
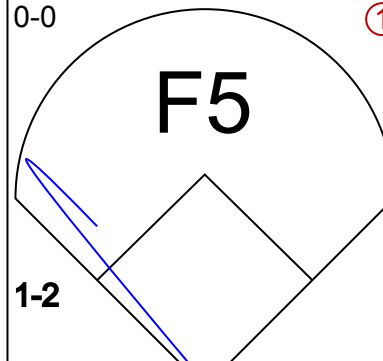
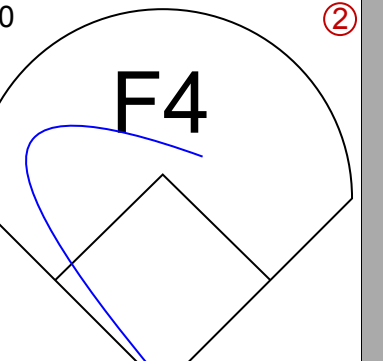
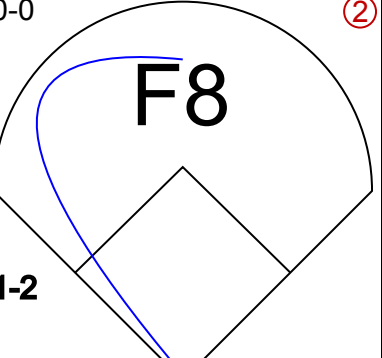
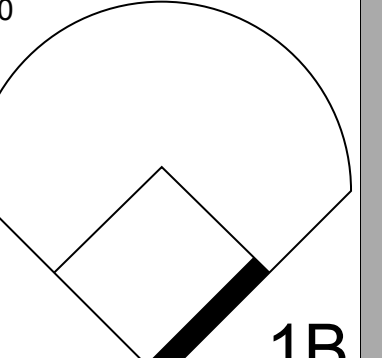
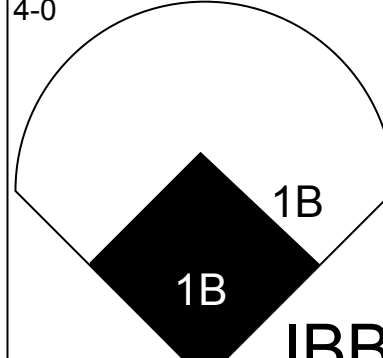
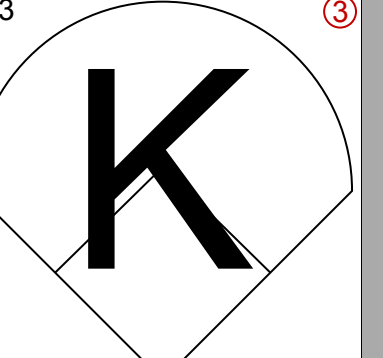
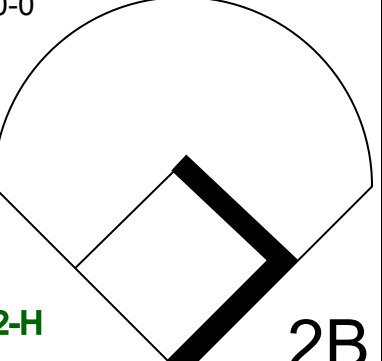
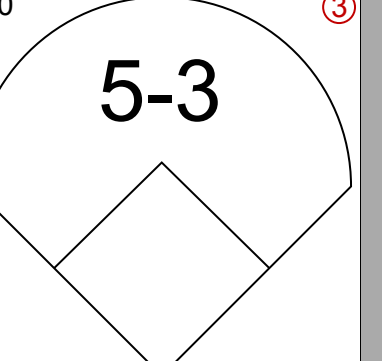
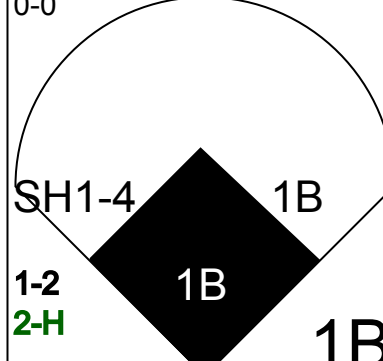


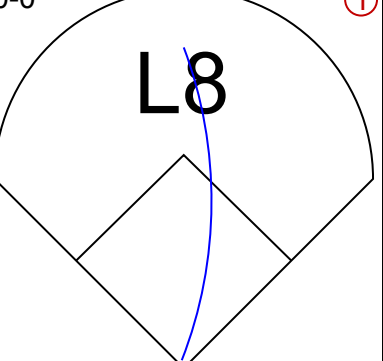
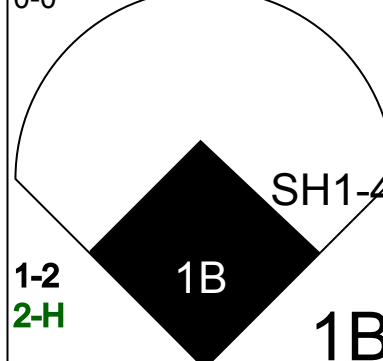
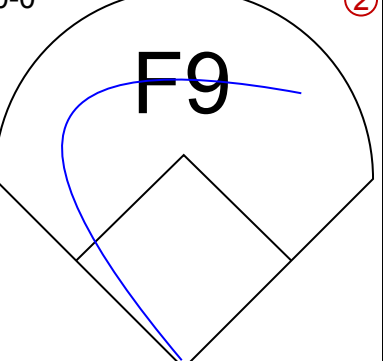
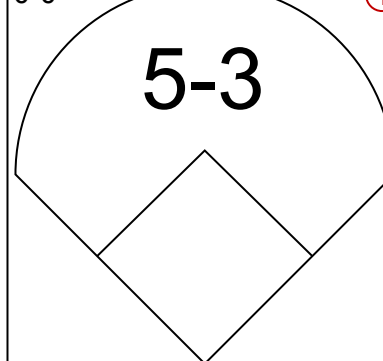
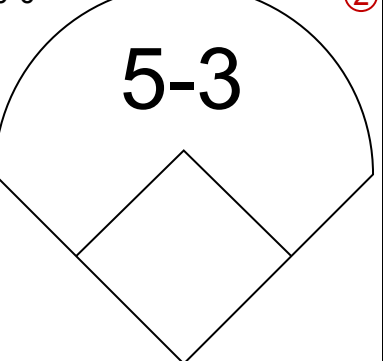
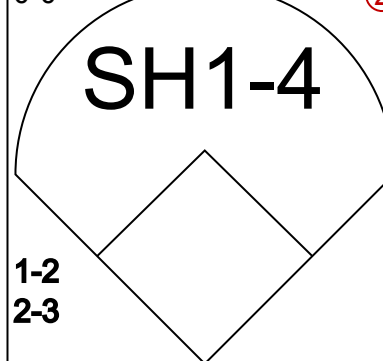
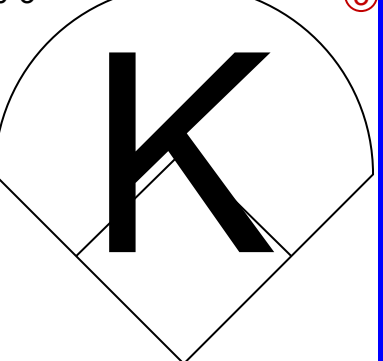
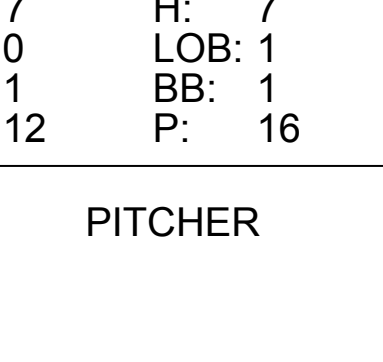


Batter	1	2	3	4	5	6	7	8	9	AB	R	H	RBI	BB	SO	LOB	BOTTOM			
Jim Gosger, L (1, 8) OBP: 0.333, SLG: 0.431	0-0 FC3-6 1B		0-3 K			0-0 3B 1B		0-3 K	4 1 2 0 0 2 0											
Dalton Jones, L (1, 5) OBP: 0.347, SLG: 0.394	0-0 FC3-6 1-2			0-0 4-3		0-0 1-H 3B		0-0 S 1B	4 0 2 1 0 0 1											
Carl Yastrzemski, L (1, 7) OBP: 0.400, SLG: 0.552	0-3 K			0-3 K		0-0 F7		0-3 K	4 0 0 0 0 3 3											
Tony Conigliaro, R (1, 9) OBP: 0.330, SLG: 0.509	0-0 F8			0-3 K			0-3 K		3 0 0 0 0 2 1											
Lee Thomas, L (1, 3) OBP: 0.364, SLG: 0.465		0-0 4-3			0-0 F3		0-0 HR		3 1 1 1 0 0 0											
Felix Mantilla, R (1, 4) OBP: 0.384, SLG: 0.431		0-0 F7			0-0 F2		0-0 3-1		3 0 0 0 0 0 0											
Eddie Bressoud, R (1, 6) OBP: 0.297, SLG: 0.357		0-0 6-3			0-3 K		0-0 1B		3 0 1 0 0 1 0								AB 30 R 2 H 6 RBI 2 BB 0 SO 11 LOB 6			
Bob Tillman, R (1, 2) OBP: 0.289, SLG: 0.310			0-0 F4			0-0 F9	0-0 F9		3 0 0 0 0 0 1											
Dave Morehead, R (1, 1) OBP: 0.227, SLG: 0.153			0-3 K			0-3 K		0-3 K	3 0 0 0 0 3 0											
Inning Stats	R: 0 E: 0 K: 1 S: 6	H: 1 LOB: 1 BB: 0 P: 6	R: 0 E: 0 K: 0 S: 3	H: 0 LOB: 0 BB: 0 P: 3	R: 0 E: 0 K: 2 S: 7	H: 0 LOB: 0 BB: 0 P: 7	R: 0 E: 0 K: 2 S: 7	H: 0 LOB: 0 BB: 0 P: 7	R: 0 E: 0 K: 1 S: 5	H: 0 LOB: 0 BB: 0 P: 5	R: 1 E: 0 K: 1 S: 7	H: 2 LOB: 1 BB: 0 P: 7	R: 1 E: 0 K: 1 S: 7	H: 2 LOB: 1 BB: 0 P: 7	R: 0 E: 0 K: 3 S: 10	H: 1 LOB: 1 BB: 0 P: 10	1B: 4 2B: 0 3B: 1 HR: 1	SF: 0 SAC: 0 DP: 0 HBP: 0	WP: 0 PB: 0 SB: 1 CS: 0	PA: 30
PITCHER Luis Tiant, R (1, 1) ERA: 3.53	IP: 8.0 WLS: L BF: 30 H: 6 R: 2 ER: 2 SO: 11 BB: 0 IBB: 0 HBP: 0 BLK: 0 WP: 0 HR: 1 S: 52 P: 52 ERA: 2.25 WHIP: 0.750															PITCHER				


Cleveland Indians @ Boston Red Sox
Fenway Park, Boston, MA
Thu Sep 16 1965, 3:33 AM EDT
Att: 1,247 - Unknown

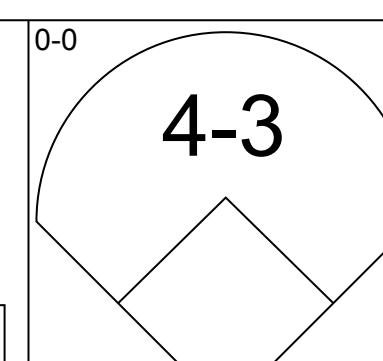
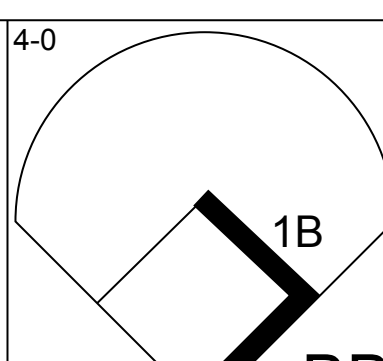
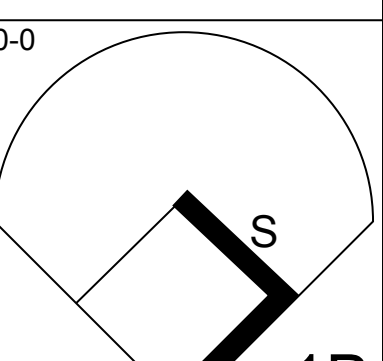
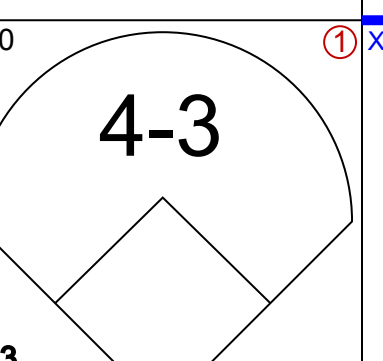
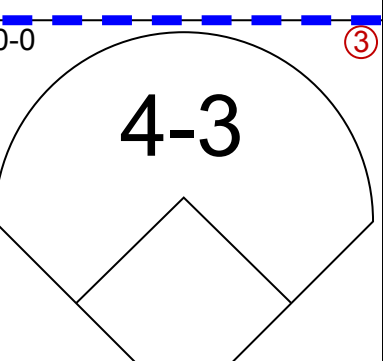
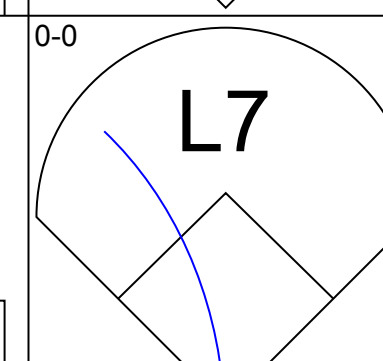
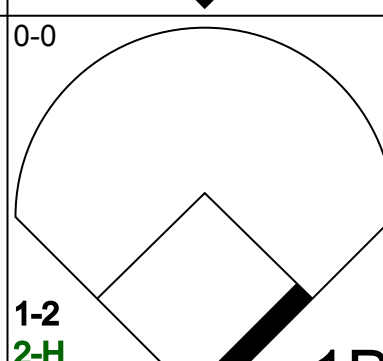
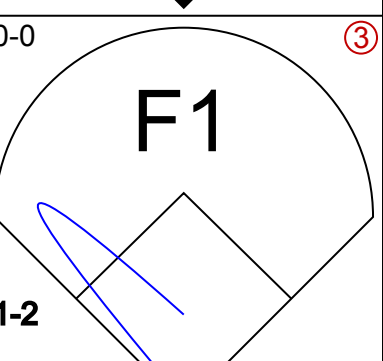
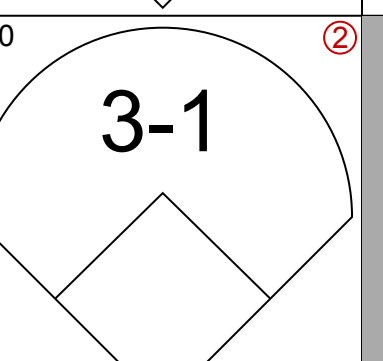
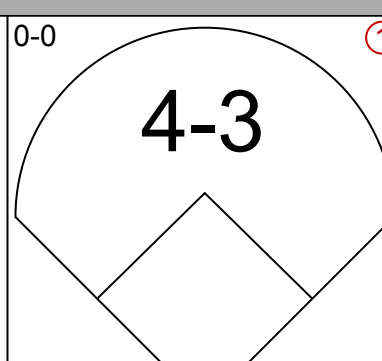
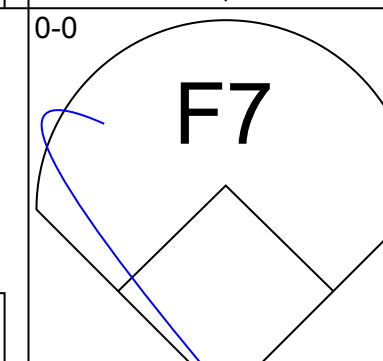
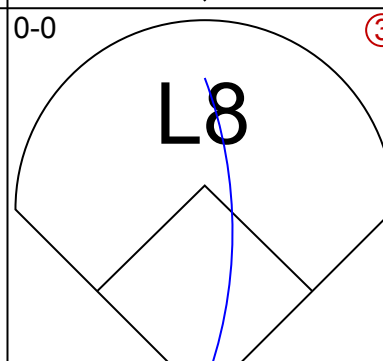
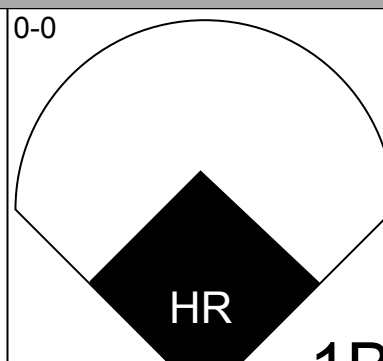
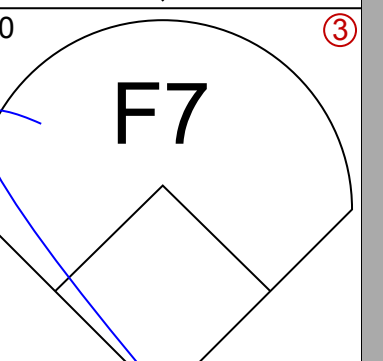
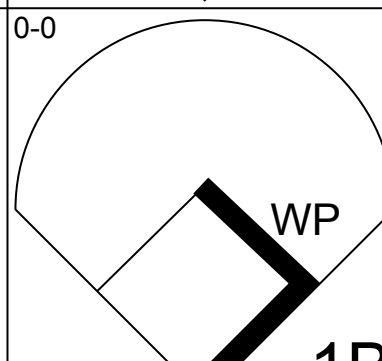
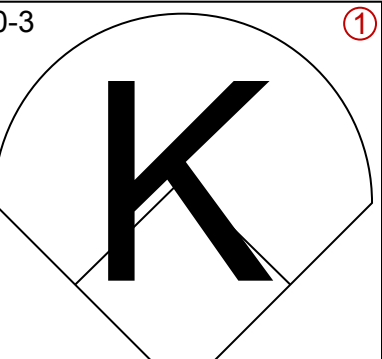

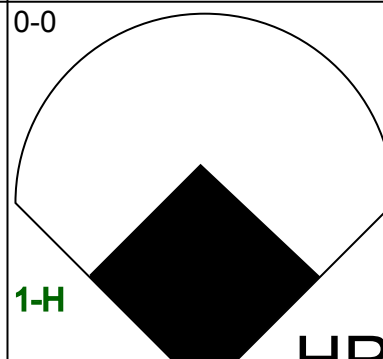
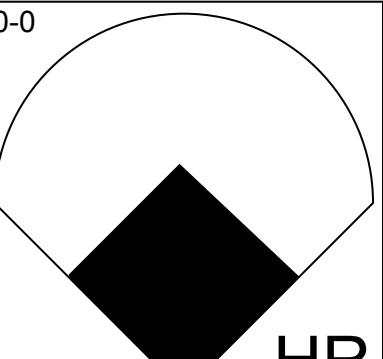
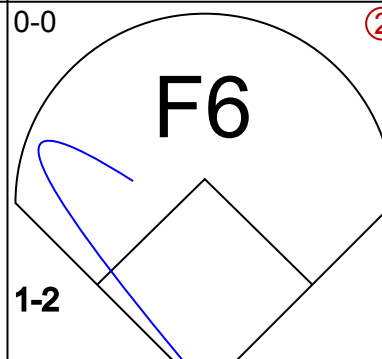
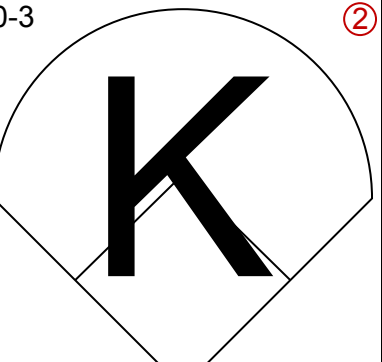
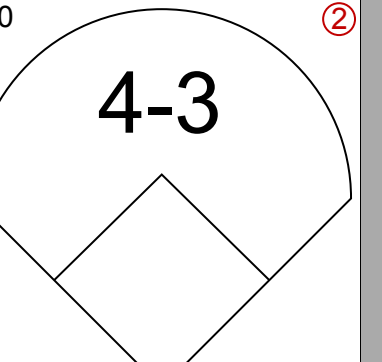
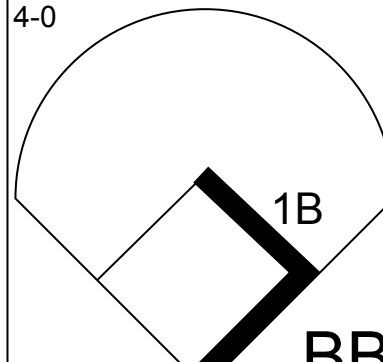
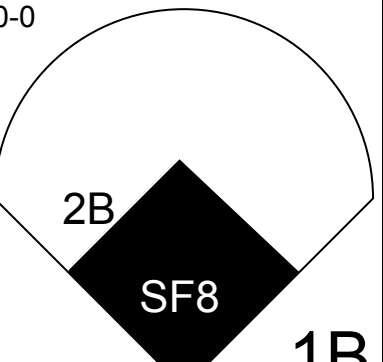
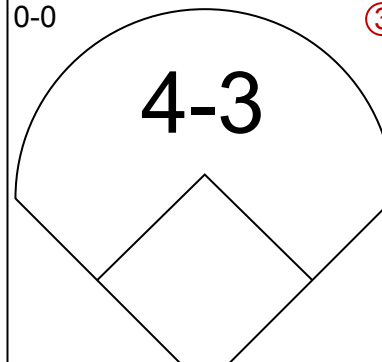
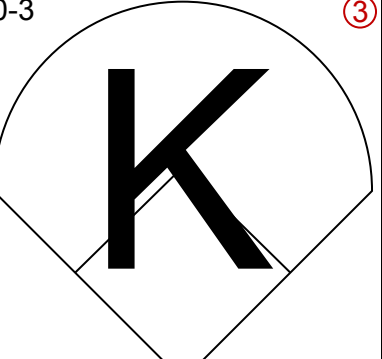
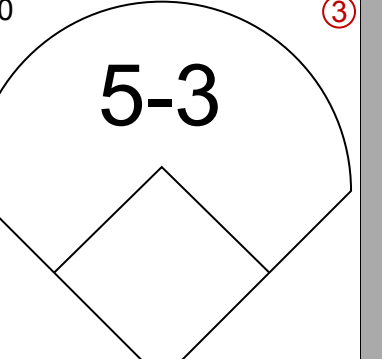
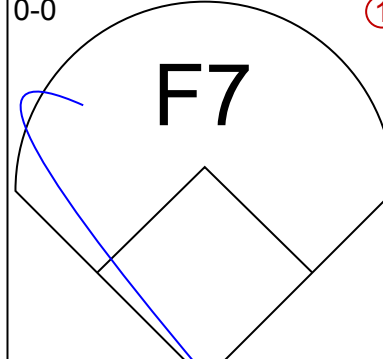
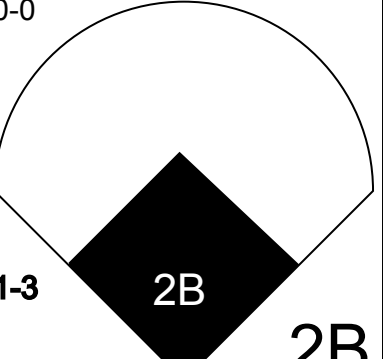
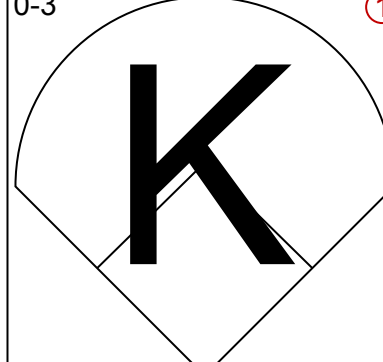
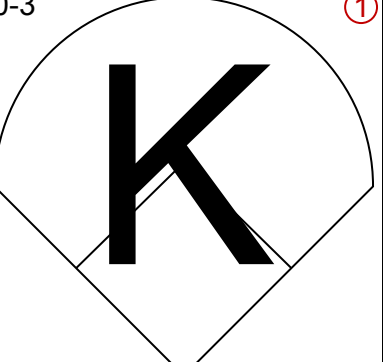
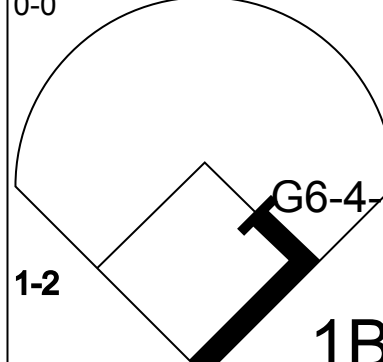
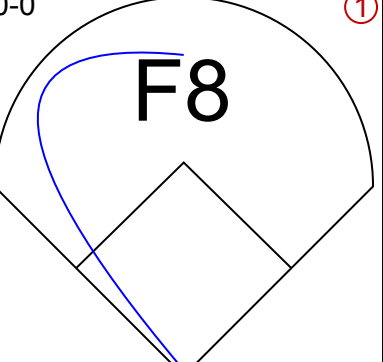
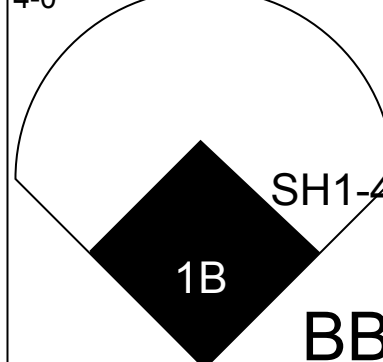
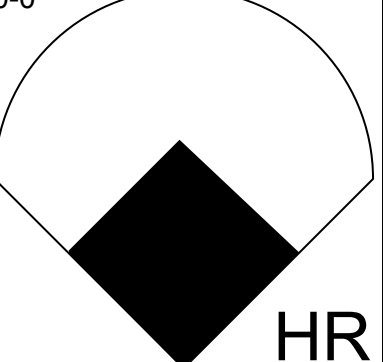
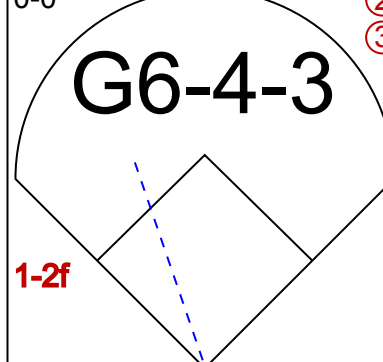
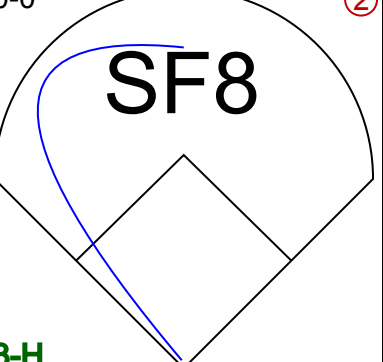
livebaseballscores.com
AB 30
R 2
H 6
RBI 2
BB 0
SO 11
LOB 6



Batter	1	2	3	4	5	6	7	8	9	AB	R	H	RBI	BB	SO	LOB	TOP														
Dick Green, R OBP: 0.315, SLG: 0.373 (1, 4)										4	1	2	1	2	0		Kansas City Athletics @ Boston Red Sox Fenway Park, Boston, MA Fri Sep 17 1965, 7:05 PM EDT Att: 3,589 - Unknown														
Wayne Causey, L OBP: 0.345, SLG: 0.351 (1, 6)										5	1	2	1	0	0	1															
Jim Landis, R OBP: 0.353, SLG: 0.308 (1, 8)										5	1	1	0	0	2	2															
Ed Charles, R OBP: 0.339, SLG: 0.412 (1, 5)										3	1	1	2	1	1	0															
Ken Harrelson, R OBP: 0.330, SLG: 0.437 (1, 3)										3	1	0	0	1	0	2															
Billy Bryan, L OBP: 0.318, SLG: 0.450 (1, 2)										3	1	1	0	1	1	1															
Tommie Reynolds, R OBP: 0.336, SLG: 0.328 (1, 7)										4	1	2	2	0	0	1															
Mike Hershberger, R OBP: 0.294, SLG: 0.317 (1, 9)										4	1	1	1	0	0	1															
Rollie Sheldon, R OBP: 0.120, SLG: 0.083 Jack Aker, R (6, 1)										2	0	0	0	0	0	0															
Jim Dickson, L John Wyatt, R (8, 1)										1	0	0	0	0	1	0															
Inning Stats	R: 0 E: 0 K: 1 S: 5	H: 0 LOB: 0 BB: 0 P: 5	R: 1 E: 0 K: 1 S: 6	H: 1 LOB: 1 BB: 1 P: 10	R: 0 E: 0 K: 0 S: 3	H: 0 LOB: 1 BB: 1 P: 7	R: 0 E: 0 K: 0 S: 3	H: 1 LOB: 1 BB: 1 P: 7	R: 0 E: 0 K: 0 S: 3	H: 0 LOB: 0 BB: 0 P: 3	R: 7 E: 0 K: 1 S: 12	H: 7 LOB: 1 BB: 1 P: 16	R: 0 E: 0 K: 1 S: 5	H: 0 LOB: 0 BB: 0 P: 5	R: 0 E: 0 K: 2 S: 7	H: 0 LOB: 0 BB: 0 P: 7	1B: 7 2B: 2 3B: 0 HR: 0	SF: 0 SAC: 1 DP: 0 HBP: 0	WP: 1 PB: 1 SB: 1 CS: 0	PA: 39											
PITCHER	IP WLS BF H R ER SO BB IBB HBP BLK WP HR S P ERA WHIP																														
Jim Lonborg, R ERA: 4.52 Bob Duliba, R ERA: 3.49 Jay Ritchie, R ERA: 3.26 Bob Heffner, R ERA: 6.75 Dick Radatz, R ERA: 3.92	(1, 1) (6, 1) (6, 1) (8, 1) (9, 1)	5.1 0.1 1.1 1.0 1.0	L 4 4 3 3	25 3 0 0 0	6 2 0 0 0	6 2 0 0 0	5 2 0 0 0	2 0 2 1 2	3 0 0 0 0	1 0 0 0 0	1 0 0 0 0	25 4 8 5 7	41 4 8 5 7	8.44 54.00 0.00 0.00 0.00	1.688 9.000 0.000 0.000 0.000																

AB	34
R	8
H	9
RBI	8
BB	4
SO	7
LOB	8



Batter	1	2	3	4	5	6	7	8	9	AB	R	H	RBI	BB	SO	LOB	BOTTOM													
Jim Gosger, L OBP: 0.334, SLG: 0.429 (1, 8)										4	0	1	0	1	0	2	Kansas City Athletics @ Boston Red Sox Fenway Park, Boston, MA Fri Sep 17 1965, 7:05 PM EDT Att: 3,589 - Unknown													
Dalton Jones, L OBP: 0.345, SLG: 0.391 (1, 5)										5	0	1	1	0	0	2														
Carl Yastrzemski, L OBP: 0.400, SLG: 0.550 (1, 7)										5	1	2	0	0	0	3														
Tony Conigliaro, R OBP: 0.331, SLG: 0.521 (1, 9)										5	2	2	3	0	2	1														
Lee Thomas, L OBP: 0.364, SLG: 0.463 (1, 3)										4	1	1	0	1	1	1														
Felix Mantilla, R OBP: 0.383, SLG: 0.432 (1, 4)										4	1	1	0	0	1	1														
Eddie Bressoud, R OBP: 0.297, SLG: 0.355 (1, 6)										4	0	1	0	0	2	2														
Mike Ryan, R OBP: 0.192, SLG: 0.274 (1, 2)										2	2	1	2	1	0	2														
Jim Lonborg, R OBP: 0.228, SLG: 0.186 Bob Duliba, R OBP: 0.400, SLG: 0.290 Jay Ritchie, R OBP: 0.361, SLG: 0.434 Lenny Green, R OBP: 0.290, SLG: 0.308 Bob Heffner, R OBP: 0.265, SLG: 0.444 Russ Nixon, R OBP: 0.265, SLG: 0.333 Earl Wilson, R OBP: 0.265, SLG: 0.333 Dick Radatz, R OBP: 0.265, SLG: 0.333	(1, 1) (6, 1) (6, 1) (7, PH) (8, 1) (8, PH) (8, PH) (9, 1)	5.0 2.0 0.2 1.1	W 9 4 S	23 4 2 5	4 2 1 0	4 2 1 0	6 0 0 0	6 0 0 0	6 0 0 0	32 9 4 5	44 9 4 5	7.20 9.00 13.50 0.00	1.600 2.000 3.000 0.750																	
PITCHER	IP WLS BF H R ER SO BB IBB HBP BLK WP HR S P ERA WHIP																													
Rollie Sheldon, R ERA: 4.11 Jack Aker, R ERA: 3.67 Jim Dickson, R ERA: 3.42 John Wyatt, R ERA: 2.44	(1, 1) (6, 1) (8, 1) (8, 1)	5.0 2.0 0.2 1.1	W 9 4 S	23 4 2 5	4 2 1 0	4 2 1 0	6 0 0 0	6 0 0 0	6 0 0 0	32 9 4 5	44 9 4 5	7.20 9.00 13.50 0.00	1.600 2.000 3.000 0.750																	
Inning Stats	R: 0 E: 0 K: 0 S: 3	H: 0 LOB: 0 BB: 0 P: 3	R: 0 E: 0 K: 3 S: 9	H: 0 LOB: 0 BB: 0 P: 9	R: 1 E: 0 K: 1 S: 6	H: 1 LOB: 2 BB: 2 P: 14	R: 0 E: 0 K: 1 S: 5	H: 0 LOB: 0 BB: 0 P: 5	R: 1 E: 0 K: 1 S: 7	H: 2 LOB: 1 BB: 0 P: 7	R: 2 E: 0 K: 0 S: 5	H: 3 LOB: 1 BB: 1 P: 9	R: 0 E: 0 K: 0 S: 4	H: 1 LOB: 1 BB: 0 P: 4	R: 3 E: 0 K: 0 S: 7	H: 4 LOB: 1 BB: 0 P: 7	R: 0 E: 0 K: 0 S: 4	H: 1 LOB: 1 BB: 0 P: 4	1B: 6 2B: 3 3B: 0 HR: 3	SF: 1 SAC: 1 DP: 1 HBP: 0	WP: 1 PB: 0 SB: 1 CS: 0	PA: 41								



Batter	1	2	3	4	5	6	7	8	9	AB	R	H	RBI	BB	SO	LOB	TOP		
Dick Green, R OBP: 0.313, SLG: 0.369	0-0 6-3			0-3 K		0-0 F9		0-0 FC5		4	0	0	0	0	1	2			
Wayne Causey, L OBP: 0.348, SLG: 0.350	0-3 K			0-0 F7			0-0 WP 1B	0-0 L9		4	1	1	0	0	1	2			
Jim Landis, R OBP: 0.354, SLG: 0.311	0-0 G3			0-0 4-3			0-0 FC6-4 1B	0-0 1B		4	0	2	2	0	0	0			
Ed Charles, R OBP: 0.336, SLG: 0.408		0-3 K			0-0 6-3		0-0 FC6-4 1B	0-0 6-3		4	0	0	0	0	1	3			
Ken Harrelson, R OBP: 0.329, SLG: 0.438		0-0 6-3			0-0 1-3 2B		0-0 F7		0-0 5-3	4	0	1	0	0	0	1			
Billy Bryan, L OBP: 0.314, SLG: 0.444		0-0 3-1			0-0 1-3		0-0 F2		0-0 F7	4	0	0	0	0	0	2			
Tommie Reynolds, R OBP: 0.335, SLG: 0.323			0-0 F9		0-0 L8			4-0 1B BB	0-3 K	3	1	0	0	1	1	1			
Mike Hershberger, R OBP: 0.294, SLG: 0.317			0-0 6-3		0-0 4-3			0-0 FC5 1B		3	0	1	0	0	0	0			
Dick Joyce, L Diego Segui, R Ron Tompkins, R Larry Stahl, L Aurelio Monteaquedo, R Jose Tartabull, L Wes Stock, R			0-3 K		0-0 F9			0-0 FC5 1B	0-0 1B	0	0	0	0	0	0	0			
Inning Stats	R: 0 E: 0 K: 1 S: 5	H: 0 LOB: 0 BB: 0 P: 5	R: 0 E: 0 K: 1 S: 5	H: 0 LOB: 0 BB: 0 P: 5	R: 0 E: 0 K: 1 S: 5	H: 0 LOB: 0 BB: 0 P: 5	R: 0 E: 0 K: 0 S: 4	H: 1 LOB: 1 BB: 0 P: 4	R: 0 E: 0 K: 0 S: 3	H: 0 LOB: 0 BB: 0 P: 3	R: 1 E: 0 K: 0 S: 5	H: 2 LOB: 1 BB: 0 P: 5	R: 2 E: 0 K: 0 S: 6	H: 3 LOB: 2 BB: 1 P: 10	R: 0 E: 0 K: 1 S: 5	H: 0 LOB: 0 BB: 0 P: 5	1B: 5 2B: 1 3B: 0 HR: 0	SF: 0 SAC: 0 DP: 0 HBP: 0	WP: 1 PA: 34
PITCHER	IP WLS BF H R ER SO BB IBB HBP BLK WP HR S P ERA WHIP	7.0 W 26 4 3 3 4 1 0 0 0 1 0 33 37 3.86 0.714	2.0 S 8 2 0 0 1 0 0 0 0 0 0 10 10 0.00 1.000	PITCHER															

Kansas City Athletics @ Boston Red Sox
Fenway Park, Boston, MA
Sat Sep 18 1965, 3:33 AM EDT
Att: 3,115 - Unknown

AB 33
R 3
H 6
RBI 3
BB 1
SO 5
LOB 11



Batter	1	2	3	4	5	6	7	8	9	AB	R	H	RBI	BB	SO	LOB	BOTTOM					
Eddie Bressoud, R OBP: 0.300, SLG: 0.362	0-0 F8			0-0 CS 1B		0-0 5-3				4	0	2	0	0	0	0						
Frank Malzone, R OBP: 0.298, SLG: 0.322	4-0 E WP BB	0-0 F4		0-0 1-2 2B			0-0 L8			3	1	1	0	1	0	1						
Carl Yastrzemski, L OBP: 0.389, SLG: 0.547	0-0 E6 1B BB	0-3 K		4-0 BB BB			0-0 L7			3	1	0	0	1	1	2						
Tony Conigliaro, R OBP: 0.332, SLG: 0.519	4-0 1B WP BB	0-0 6-3		0-0 F8			4-0 FC6-4 BB			2	1	0	0	2	0	3						
Tony Horton, R OBP: 0.374, SLG: 0.506	0-0 E 1B		0-0 4-3 1B		0-0 F3		0-0 FC6-4			4	1	2	1	0	0	1						
Felix Mantilla, R OBP: 0.382, SLG: 0.429	4-0 E SF7 BB		0-0 F2		0-0 1-3			0-0 F9		3	1	0	0	1	0	1						
Jim Gosger, L OBP: 0.333, SLG: 0.426	0-0 E8 1B		0-0 4-3		0-0 F2			0-0 6-3		4	0	1	1	0	0	1						
Mike Ryan, R OBP: 0.183, SLG: 0.263	0-0 SF7		0-0 F3			0-0 6-3		0-0 5-3		3	0	0	1	0	0	1						
Earl Wilson, R OBP: 0.315, SLG: 0.427 Dick Radatz, R OBP: 0.214, SLG: 0.333	0-0 6-3			0-0 6-3		0-3 K				3	0	0	0	0	1	1						
Inning Stats	R: 5 E: 2 K: 0 S: 6	H: 2 LOB: 1 BB: 3 P: 18	R: 0 E: 0 K: 1 S: 6	H: 1 LOB: 1 BB: 0 P: 6	R: 0 E: 0 K: 0 S: 4	H: 1 LOB: 1 BB: 0 P: 4	R: 0 E: 0 K: 0 S: 4	H: 2 LOB: 2 BB: 1 P: 8	R: 0 E: 0 K: 0 S: 3	H: 0 LOB: 0 BB: 0 P: 3	R: 0 E: 0 K: 1 S: 5	H: 0 LOB: 0 BB: 0 P: 5	R: 0 E: 0 K: 0 S: 3	H: 0 LOB: 1 BB: 1 P: 7	R: 0 E: 0 K: 0 S: 3	H: 0 LOB: 0 BB: 0 P: 3	1B: 4 2B: 2 3B: 0 HR: 0	SF: 1 SAC: 0 DP: 0 HBP: 0	WP: 2 PA: 35			
PITCHER	IP WLS BF H R ER SO BB IBB HBP BLK WP HR S P ERA WHIP	0.1 L 5 1 4 3 0 2 0 0 0 1 0 9 13 0.00 1.800	1.2 8 2 1 0 1 1 0 0 0 0 0 0 11 15 0.00 1.333	3.0 12 3 0 0 0 1 0 0 0 0 0 0 8 12 0.00 0.500	2.0 7 0 0 0 1 1 0 0 0 0 0 0 8 12 0.00 0.500	1.0 3 0 0 0 0 0 0 0 0 0 0 0 3 3 0.00 0.000	PITCHER															

Kansas City Athletics @ Boston Red Sox
Fenway Park, Boston, MA
Sat Sep 18 1965, 3:33 AM EDT
Att: 3,115 - Unknown

AB 29
R 5
H 6
RBI 3
BB 5
SO 2
LOB 11



Batter	1	2	3	4	5	6	7	8	9	AB	R	H	RBI	BB	SO	LOB	TOP			
Dick Green, R OBP: 0.312, SLG: 0.368 (1, 4)	0-0 1-3		0-0 1B		0-3 K			0-3 K		4	1	1	0	0	2	0	Kansas City Athletics @ Boston Red Sox Fenway Park, Boston, MA Sun Sep 19 1965, 3:33 AM EDT Att: 2,891 - Unknown livebaseballscorecards.com			
Wayne Causey, L OBP: 0.349, SLG: 0.351 (1, 6)	0-0 1B		0-0 4-3		0-0 F3			0-0 FC6-4 1B		4	0	2	0	0	0	1				
Jim Landis, R OBP: 0.356, SLG: 0.322 (1, 8)	0-3 K		0-0 3-1 1B		0-0 HR			0-0 FC6-4 1-2		4	1	2	2	0	1	2				
Ed Charles, R OBP: 0.333, SLG: 0.404 (1, 5)	0-0 L8		0-0 3-1 1-2		0-0 6-3			0-0 5-3		4	0	0	0	0	0	3				
Ken Harrelson, R OBP: 0.329, SLG: 0.435 (1, 3)		0-0 6-3		0-3 K		0-0 CS BB		0-0 6-3		3	0	0	0	1	1	1				
Billy Bryan, L OBP: 0.314, SLG: 0.441 (1, 2)		0-0 1B 1B		0-3 K		0-0 F5 1-2		0-0 F8		4	0	1	0	0	1	1				
Tommie Reynolds, R OBP: 0.333, SLG: 0.326 (1, 7)		0-0 F8		0-0 F8			0-0 1-6 2B	0-0 F9		4	0	1	0	0	0	1				
Mike Hershberger, R OBP: 0.294, SLG: 0.317 (1, 9)		0-0 1-2 1B		0-0 4-3			0-0 1-6 2-3			3	0	1	0	0	0	1				
Fred Talbot, R Joe Garaboldi, L Jim Dickson, L Don Mossi, L Santiago Rosario, L Jack Aker, R (1, 1) (5, PH) (5, 1) (6, 1) (7, PH) (7, 1)		0-0 F3		0-0 F8		0-0 F8		0-0 4-3		1	0	0	0	0	0	2				
Inning Stats	R: 0 E: 0 K: 1 S: 6	H: 1 LOB: 1 BB: 0 P: 6	R: 0 E: 0 K: 0 S: 5	H: 2 LOB: 2 BB: 0 P: 5	R: 1 E: 0 K: 1 S: 7	H: 2 LOB: 1 BB: 0 P: 7	R: 0 E: 0 K: 1 S: 5	H: 0 LOB: 0 BB: 0 P: 5	R: 0 E: 0 K: 0 S: 3	H: 1 LOB: 0 BB: 1 P: 7	R: 0 E: 0 K: 0 S: 3	H: 1 LOB: 1 BB: 0 P: 6	R: 0 E: 0 K: 0 S: 3	H: 0 LOB: 0 BB: 0 P: 3	R: 0 E: 0 K: 0 S: 3	H: 0 LOB: 0 BB: 0 P: 3		1B: 6 2B: 2 3B: 0 HR: 1	SF: 0 SAC: 0 DP: 1 HBP: 0	WP: 0 PB: 0 SB: 0 CS: 1
PITCHER Bill Monbouquette, R ERA: 3.77 (1, 1)	IP: 9.0 WLS: W BF: 34 H: 8 R: 2 ER: 2 SO: 5 BB: 1 IBB: 0 HBP: 0 BLK: 0 WP: 0 HR: 1 S: 43 P: 47 ERA: 2.00 WHIP: 1.000																			

Batter	1	2	3	4	5	6	7	8	9	AB	R	H	RBI	BB	SO	LOB	BOTTOM			
Jim Gosger, L OBP: 0.335, SLG: 0.436 (1, 8)	0-0 F9		0-0 IHR		0-0 3-1 BB			0-3 K		3	1	1	1	1	1	1	Kansas City Athletics @ Boston Red Sox Fenway Park, Boston, MA Sun Sep 19 1965, 3:33 AM EDT Att: 2,891 - Unknown livebaseballscorecards.com			
Dalton Jones, L OBP: 0.344, SLG: 0.392 (1, 5)	0-0 G3 2B		0-0 F8		0-0 3-1 1-2			0-0 L8		4	0	1	0	0	0	1				
Carl Yastrzemski, L OBP: 0.395, SLG: 0.542 (1, 7)	0-0 G3 2-3		0-0 E4 4-3 1B BB		0-0 L6			0-0 6-3		4	1	0	0	0	0	1				
Tony Conigliaro, R OBP: 0.335, SLG: 0.517 (1, 9)	0-0 BB		0-0 4-3 1B BB		0-0 FC6-4 BB			0-3 K		1	1	0	0	3	1	0				
Lee Thomas, L OBP: 0.362, SLG: 0.460 (1, 3)	0-0 G3		0-0 4-3 1-2 2-3		0-0 F8			0-0 3-1		4	0	0	0	0	0	5				
Felix Mantilla, R OBP: 0.381, SLG: 0.428 (1, 4)		0-0 F7		0-0 HBP 1B		0-0 FC6-4 1-2		0-0 F6		4	0	1	2	0	0	1				
Eddie Bressoud, R OBP: 0.302, SLG: 0.365 (1, 6)		0-0 F6		0-0 HBP		0-0 4-3 2B		0-0 5-3		3	0	1	0	0	0	0				
Mike Ryan, R OBP: 0.188, SLG: 0.266 (1, 2)		0-0 1B		0-0 K		0-0 F8				3	0	1	0	0	1	3				
Bill Monbouquette, R OBP: 0.156, SLG: 0.076 (1, 1)		0-3 K		0-0 1-3		0-0 4-3 2-3				3	0	0	0	0	1	2				
Inning Stats	R: 0 E: 0 K: 0 S: 4	H: 1 LOB: 2 BB: 1 P: 8	R: 0 E: 0 K: 1 S: 6	H: 1 LOB: 1 BB: 0 P: 6	R: 3 E: 1 K: 1 S: 8	H: 2 LOB: 2 BB: 1 P: 13	R: 0 E: 0 K: 0 S: 2	H: 0 LOB: 0 BB: 1 P: 6	R: 0 E: 0 K: 1 S: 6	H: 1 LOB: 1 BB: 0 P: 6	R: 0 E: 0 K: 1 S: 5	H: 0 LOB: 0 BB: 0 P: 5	R: 0 E: 0 K: 0 S: 3	H: 0 LOB: 0 BB: 0 P: 3	R: 0 E: 0 K: 0 S: 3	H: 0 LOB: 0 BB: 0 P: 3		1B: 2 2B: 2 3B: 0 HR: 1	SF: 0 SAC: 0 DP: 0 HBP: 1	WP: 0 PB: 0 SB: 0 CS: 0
PITCHER Fred Talbot, R ERA: 3.84 Jim Dickson, R ERA: 3.35 Don Mossi, L ERA: 3.6 Jack Aker, R ERA: 3.5 (1, 1) (5, 1) (6, 1) (7, 1)	IP: 4.0 WLS: L BF: 20 H: 4 R: 3 ER: 3 SO: 1 BB: 4 IBB: 3 HBP: 1 BLK: 0 WP: 0 HR: 0 S: 20 P: 33 ERA: 2.25 WHIP: 1.750																			

Batter	1	2	3	4	5	6	7	8	9	AB	R	H	RBI	BB	SO	LOB	TOP
Jim Gosger, L (1, 8) OBP: 0.334, SLG: 0.433	0-0 4-3			0-0 G4-6-3 1B	0-0 G3			0-0 F7		4	0	1	0	0	0	2	Boston Red Sox @ Los Angeles Angels Dodger Stadium, Los Angeles, CA Tue Sep 21 1965, 7:05 PM PDT Att: 5,400 - Unknown livebaseballscorecards.com
Dalton Jones, L (1, 5) OBP: 0.343, SLG: 0.389	0-0 1-3			0-0 G4-6-3 1-2			0-0 F7		3	0	0	0	1	0	1		
Carl Yastrzemski, L (1, 7) OBP: 0.394, SLG: 0.539	0-0 6-3			4-0 1B BB			0-0 G4-6-3 1-2		3	0	0	0	1	0	1		
Tony Conigliaro, R (1, 9) OBP: 0.338, SLG: 0.517		0-0 6-3		0-0 1-3 1B			4-0 BB		2	0	1	0	2	0	0		
Lee Thomas, L (1, 3) OBP: 0.359, SLG: 0.456		0-3 K		0-0 3-1			0-0 4-3		4	0	0	0	0	1	4		
Felix Mantilla, R (1, 4) OBP: 0.380, SLG: 0.427		0-0 1-3			0-0 F3		0-0 4-3		4	0	1	0	0	0	0		
Eddie Bressoud, R (1, 6) OBP: 0.302, SLG: 0.363			0-0 6-3		0-0 FC1-6 1B		0-0 F8		4	0	1	0	0	0	2		
Mike Ryan, R (1, 2) OBP: 0.193, SLG: 0.268			0-0 F9		0-0 FC1-6 1B		0-0 1-3		3	0	1	0	0	0	0		
Dennis Bennett, L (1, 1) OBP: 0.275, SLG: 0.222			0-3 K		0-0 FC1-6		0-0 F8		2	0	0	0	0	1	2		
Lenny Green, L (8, PH) OBP: 0.360, SLG: 0.433									1	0	0	0	0	0	0		
Jay Ritchie, R (8, 1) OBP: 0.400, SLG: 0.250									0	0	0	0	0	0	0		
Inning Stats	R: 0 E: 0 K: 0 S: 3	H: 0 LOB: 0 BB: 0 P: 3	R: 0 E: 0 K: 1 S: 5	H: 0 LOB: 0 BB: 0 P: 5	R: 0 E: 0 K: 1 S: 5	H: 2 LOB: 2 BB: 1 P: 8	R: 0 E: 0 K: 0 S: 2	H: 2 LOB: 2 BB: 0 P: 5	R: 0 E: 0 K: 0 S: 3	H: 0 LOB: 1 BB: 2 P: 10	R: 0 E: 0 K: 0 S: 3	H: 0 LOB: 0 BB: 0 P: 3	R: 0 E: 0 K: 0 S: 3	H: 1 LOB: 2 BB: 1 P: 8	1B: 5 2B: 0 3B: 0 HR: 0	SF: 0 SAC: 0 DP: 2 HBP: 0	WP: 0 PA: 34 PB: 0 SB: 0 CS: 0
PITCHER Fred Newman, R (1, 1) ERA: 3.06	IP: 9.0 WLS: W BF: 34 H: 5 R: 0 ER: 0 SO: 2 BB: 4 IBB: 0 HBP: 0 BLK: 0 WP: 0 HR: 0 S: 34 P: 50 ERA: 0.00 WHIP: 1.000																

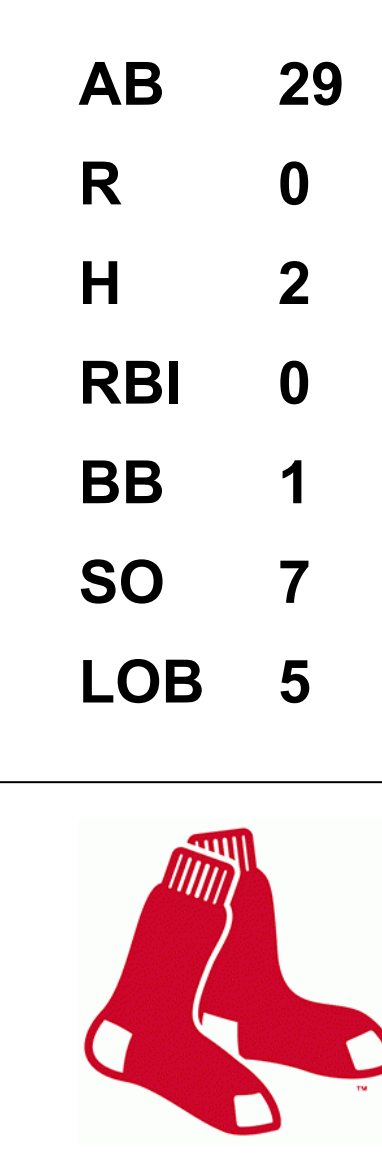
Batter	1	2	3	4	5	6	7	8	9	AB	R	H	RBI	BB	SO	LOB	BOTTOM
Paul Schaal, R (1, 5) OBP: 0.307, SLG: 0.313	0-3 K	0-0 1B		0-0 6-3			0-3 K		4	0	1	0	0	2	0	Boston Red Sox @ Los Angeles Angels Dodger Stadium, Los Angeles, CA Tue Sep 21 1965, 7:05 PM PDT Att: 5,400 - Unknown livebaseballscorecards.com	
Bobby Knoop, R (1, 4) OBP: 0.319, SLG: 0.395	0-0 BB 6-3 2B	0-0 4-3			0-0 5-3		0-0 F9		4	1	1	0	0	0	1		
Jim Fregosi, R (1, 6) OBP: 0.327, SLG: 0.399	4-0 6-3 BB 1B BB		0-0 F3		0-0 6-3		0-3 K		3	1	0	0	1	1	0		
Joe Adcock, R (1, 3) OBP: 0.311, SLG: 0.414	4-0 BB BB BB		0-0 F9				0-0 5-3		2	1	1	0	1	0	0		
Vic Power, R (8, 3) OBP: 0.280, SLG: 0.321	1-2 2-3 3-H BB		0-0 BB 1B		0-0 F9				1	0	0	0	0	0	0		
Rick Reichardt, R (1, 7) OBP: 0.300, SLG: 0.410	0-0 6-3		0-3 K			0-3 K		0-3 K	4	0	0	1	0	3	3		
Dick Simpson, R (1, 8) OBP: 0.227, SLG: 0.250	1-2 2-3 3-H 1B		4-0 BB 1B		0-0 B1				2	0	1	2	1	0	0		
Ed Kirkpatrick, L (1, 9) OBP: 0.250, SLG: 0.342	2-H 3-H 0-0 1-3		0-0 1-3		0-0 F6				3	0	0	0	0	0	3		
Tom Egan, R (1, 2) OBP: 0.324, SLG: 0.324		0-3 K		0-0 G6-3 1B			0-0 SF9 3B		3	1	2	0	0	1	0		
Fred Newman, R (1, 1) OBP: 0.167, SLG: 0.145		0-0 F9		0-0 G6-3 1-2			0-0 SF9 3H		2	0	0	1	0	0	1		
Inning Stats	R: 3 E: 0 K: 1 S: 7	H: 2 LOB: 1 BB: 2 P: 15	R: 0 E: 0 K: 1 S: 6	H: 1 LOB: 1 BB: 0 P: 6	R: 0 E: 0 K: 1 S: 6	H: 1 LOB: 2 BB: 1 P: 10	R: 0 E: 0 K: 0 S: 3	H: 0 LOB: 0 BB: 0 P: 3	R: 0 E: 0 K: 1 S: 5	H: 0 LOB: 0 BB: 0 P: 5	R: 1 E: 0 K: 1 S: 6	H: 1 LOB: 0 BB: 0 P: 6	R: 0 E: 0 K: 2 S: 7	H: 0 LOB: 0 BB: 0 P: 7	1B: 4 2B: 1 3B: 1 HR: 0	SF: 1 SAC: 0 DP: 1 HBP: 0	WP: 0 PA: 32 PB: 0 SB: 0 CS: 0
PITCHER Dennis Bennett, L (1, 1) ERA: 4.51	IP: 7.0 WLS: L BF: 29 H: 6 R: 4 ER: 4 SO: 5 BB: 3 IBB: 0 HBP: 0 BLK: 0 WP: 0 HR: 0 S: 36 P: 48 ERA: 5.14 WHIP: 1.286																
Jay Ritchie, R (8, 1) ERA: 3.21	IP: 1.0 WLS: L BF: 3 H: 0 R: 0 ER: 0 SO: 2 BB: 0 IBB: 0 HBP: 0 BLK: 0 WP: 0 HR: 0 S: 7 P: 7 ERA: 0.00 WHIP: 0.000																

Batter	1	2	3	4	5	6	7	8	9	AB	R	H	RBI	BB	SO	LOB	TOP			
Jim Gosger, L OBP: 0.332, SLG: 0.427	G3		1B HBP		4-3		K		G3	4	0	0	0	0	1	2	Boston Red Sox @ Los Angeles Angels Dodger Stadium, Los Angeles, CA Wed Sep 22 1965, 7:05 PM PDT Unknown			
Dalton Jones, L OBP: 0.338, SLG: 0.383	K		K			F7		F7	5	0	0	0	0	0	2	3				
Carl Yastrzemski, L OBP: 0.397, SLG: 0.538						1B BB		3-1	2	0	1	0	2	0	0	0				
Tony Conigliaro, R OBP: 0.338, SLG: 0.515	F5		K			F7		BB 1B	4	1	1	0	0	1	5	0				
Lee Thomas, L OBP: 0.360, SLG: 0.455		4-3		4-3		1B		E 1B BB	3	0	1	0	1	0	0	0				
Felix Mantilla, R OBP: 0.380, SLG: 0.425	6-3			F6		K		E8	4	0	1	1	0	1	2	0				
Eddie Bressoud, R OBP: 0.298, SLG: 0.358				K				K	4	0	0	0	0	4	2	0				
Bob Tillman, R OBP: 0.288, SLG: 0.307			1B SH BB		K			K	3	0	0	0	1	2	0	0				
Dave Morehead, R OBP: 0.227, SLG: 0.153			SH		L1				0	0	0	0	0	0	0	0				
Bob Pfeiffer, R OBP: 0.440, SLG: 0.250								G3	1	0	0	0	0	0	0	0				
Jay Ritchie, R OBP: 0.340, SLG: 0.414								1B	1	0	0	0	0	0	0	0				
Rico Petrocelli, L OBP: 0.320, SLG: 0.434									0	0	0	0	0	0	0	0				
Arnold Earley, L OBP: 0.300, SLG: 0.434									0	0	0	0	0	0	0	0				
Lenny Green, L OBP: 0.320, SLG: 0.434									1	0	0	0	0	0	0	0				
Bob Dilliba, R OBP: 0.300, SLG: 0.434									0	0	0	0	0	0	0	0				
Russ Nixon, R OBP: 0.287, SLG: 0.313									1	0	1	0	0	0	0	0				
Inning Stats	R: 0 E: 0 K: 1 S: 5	H: 0 LOB: 1 BB: 1 P: 9	R: 0 E: 0 K: 1 S: 5	H: 0 LOB: 0 BB: 0 P: 5	R: 0 E: 0 K: 2 S: 8	H: 1 LOB: 3 BB: 1 P: 13	R: 0 E: 0 K: 1 S: 5	H: 0 LOB: 0 BB: 0 P: 5	R: 0 E: 0 K: 1 S: 6	H: 1 LOB: 2 BB: 1 P: 10	R: 0 E: 0 K: 3 S: 10	H: 1 LOB: 1 BB: 0 P: 10	R: 1 E: 1 K: 1 S: 7	H: 2 LOB: 2 BB: 1 P: 11	R: 0 E: 0 K: 0 S: 4	H: 1 LOB: 1 BB: 0 P: 4	1B: 6 2B: 0 3B: 0 HR: 0	SF: 0 SAC: 1 DP: 0 HBP: 1	WP: 0 PB: 0 SB: 0 CS: 0	PA: 38
PITCHER	IP WLS BF H R ER SO BB IBB HBP BLK WP HR S P ERA WHIP																			
Dean Chance, R ERA: 3.15	(1, 1) 8.0 W 34 5 1 1 11 4 0 0 1 0 0 0 0 0 51 68 1.12 1.125																			
Ed Sukla, R ERA: 4.97	(9, 1) 1.0 S 4 1 0 0 0 0 0 0 0 0 0 0 0 0 4 4 0.00 1.000																			



Batter	1	2	3	4	5	6	7	8	9	AB	R	H	RBI	BB	SO	LOB	BOTTOM	
Paul Schaaf, R OBP: 0.308, SLG: 0.313	CS BB	4-3		2B 1B	K		K			4	1	1	1	1	2	3	Boston Red Sox @ Los Angeles Angels Dodger Stadium, Los Angeles, CA Wed Sep 22 1965, 7:05 PM PDT Unknown	
Bobby Knoop, R OBP: 0.324, SLG: 0.402	1B S 1B		K	1B 2B	WP 1B		1B 1B			5	2	4	2	0	1	0		
Ed Sukla, R										0	0	0	0	0	0	0		
Jim Fregosi, R OBP: 0.400			L4		6-3					5	0	3	1	0	0	2		
Jackie Hernandez, R	FC4-6 1B							G1-2-3 1B		0	0	0	0	0	0	0		
Joe Adcock, R OBP: 0.311, SLG: 0.412										4	0	1	1	0	0	1		
Vic Power, R OBP: 0.294, SLG: 0.324	FC4-6 1B		6-3	F6		F9		G1-2-3 1B		1	0	1	0	0	0	0		
Ed Kirkpatrick, L OBP: 0.279, SLG: 0.390										3	2	2	0	0	0	2		
Albie Pearson, L OBP: 0.366, SLG: 0.367	FC4-6			1B 2B	1B FC6-4 1B		1B	G1-2-3 1B		2	0	1	0	0	0	3		
Rick Reichardt, R OBP: 0.302, SLG: 0.405				1B 2B	1B FC6-4 1B		1B			3	1	1	0	0	1	3		
Jim Piersall, R OBP: 0.307, SLG: 0.407	F3			K	FC6-4 1B 1B		G6-4-3 1B	F3		2	0	1	0	0	0	3		
Dick Simpson, R OBP: 0.308, SLG: 0.304		S BB WP BB		1B WP 1B	1B FC6-4 1B		G6-4-3			3	2	2	0	1	0	2		
Buck Rodgers, S OBP: 0.269, SLG: 0.262		CS WP BB		SH WP 1B 1B	FC6-4 1B S		1-3			3	2	1	2	1	0	2		
Dean Chance, R OBP: 0.150, SLG: 0.107										3	0	1	1	0	2	1		
Tom Satriano, L OBP: 0.262, SLG: 0.271				SH	WP 1B		K			0	0	0	0	0	0	0		
Inning Stats	R: 1 E: 0 K: 0 S: 5	H: 3 LOB: 2 BB: 1 P: 9	R: 1 E: 0 K: 1 S: 4	H: 0 LOB: 2 BB: 2 P: 12	R: 0 E: 0 K: 1 S: 5	H: 0 LOB: 0 BB: 0 P: 5	R: 5 E: 0 K: 1 S: 11	H: 6 LOB: 1 BB: 0 P: 11	R: 3 E: 0 K: 1 S: 10	H: 5 LOB: 2 BB: 0 P: 10	R: 0 E: 0 K: 2 S: 7	H: 2 LOB: 1 BB: 0 P: 7	R: 0 E: 0 K: 0 S: 5	H: 3 LOB: 3 BB: 0 P: 5	1B: 17 2B: 2 3B: 0 HR: 0	SF: 0 SAC: 1 DP: 2 HBP: 0	WP: 3 PB: 0 SB: 3 CS: 2	PA: 42
PITCHER	IP WLS BF H R ER SO BB IBB HBP BLK WP HR S P ERA WHIP																	
Dave Morehead, R ERA: 4.14	(1, 1) 1.0 L 8 3 2 2 2 0 3 0 0 0 0 2 0 0 18 18 16.88 1.875																	
Bob Pfeiffer, R ERA: 7.31	(2, 1) 2.2 12 5 5 5 3 0 0 0 0 0 2 0 0 2 2 0.00 3.000																	
Jay Ritchie, R ERA: 3.19	(4, 1) 0.1 2 1 0 0 0 0 0 0 0 0 0 0 0 2 2 0.00 3.000																	
Arnold Earley, L ERA: 3.73	(5, 1) 2.0 12 7 3 3 1 0 0 0 0 0 1 0 0 14 14 13.50 3.500																	
Bob Dilliba, R ERA: 3.38	(7, 1) 2.0 8 3 0 0 2 0 0 0 0 0 0 0 0 12 12 0.00 1.500																	

Batter	1	2	3	4	5	6	7	8	9	AB	R	H	RBI	BB	SO	LOB	TOP			
Lenny Green, L (1,7) X OBP: 0.360, SLG: 0.431	F8		4-0 BB			L8			4-3	3	0	0	0	1	0	0	Boston Red Sox @ Los Angeles Angels Dodger Stadium, Los Angeles, CA Wed Sep 22 1965, 7:05 PM PDT Att: 3,353 - Unknown livebaseballscorecards.com			
Frank Malzone, R (1,5) S OBP: 0.295, SLG: 0.318	K		P6			L9			F5	4	0	0	0	0	1	2				
Tony Conigliaro, R (1,9) S OBP: 0.335, SLG: 0.511	K			P6					5-3	4	0	0	0	0	1	0				
Tony Horton, R (1,3) S OBP: 0.373, SLG: 0.503		K			K				FC6-4 1B	3	0	1	0	0	2	0				
Felix Mantilla, R (1,4) X OBP: 0.378, SLG: 0.423		4-3			P4				FC6-4 1-2	3	0	0	0	0	0	1				
Jim Gasper, L (1,8) X OBP: 0.329, SLG: 0.423		F3							P6	3	0	0	0	0	1	1				
Eddie Bressoud, R (1,6) S OBP: 0.295, SLG: 0.354			K			5-3			F7	3	0	0	0	0	1	0				
Mike Ryan, R (1,2) X OBP: 0.198, SLG: 0.271					L5				F7	3	0	1	0	0	0	0				
Jerry Stephenson, L (1,1) X OBP: 0.286, SLG: 0.231									F5	1	0	0	0	0	0	1				
Rico Petrocelli, R (6, PH) X OBP: 0.308, SLG: 0.413										1	0	0	0	0	1	0				
Jim Lonborg, R (6, 1) X OBP: 0.283, SLG: 0.188										0	0	0	0	0	0	0				
Chuck Schilling, R (8, PH) X OBP: 0.295, SLG: 0.344										1	0	0	0	0	0	0				
Dick Radatz, R (8, 1) X OBP: 0.214, SLG: 0.333										0	0	0	0	0	0	0				
Inning Stats	R: 0 E: 0 K: 2 S: 7	H: 0 LOB: 0 BB: 0 P: 7	R: 0 E: 0 K: 1 S: 5	H: 0 LOB: 0 BB: 0 P: 5	R: 0 E: 0 K: 1 S: 6	H: 1 LOB: 2 BB: 1 P: 10	R: 0 E: 0 K: 1 S: 5	H: 0 LOB: 0 BB: 0 P: 5	R: 0 E: 0 K: 1 S: 5	H: 0 LOB: 0 BB: 0 P: 5	R: 0 E: 0 K: 0 S: 4	H: 1 LOB: 1 BB: 0 P: 4	R: 0 E: 0 K: 0 S: 3	H: 0 LOB: 0 BB: 0 P: 3	R: 0 E: 0 K: 0 S: 3	H: 0 LOB: 0 BB: 0 P: 3	1B: 2 2B: 0 3B: 0 HR: 0	SF: 0 SAC: 0 DP: 0 HBP: 0	WP: 0 PB: 0 SB: 0 CS: 0	PA: 30
PITCHER George Brunet, L (1,1) ERA: 2.61	IP: 9.0 WLS: W BF: 30 H: 2 R: 0 ER: 0 SO: 7 BB: 1 IBB: 0 HBP: 0 BLK: 0 WP: 0 HR: 0 S: 43 P: 47 ERA: 0.00 WHIP: 0.333															PITCHER George Brunet, L (1,1) ERA: 2.61				



Batter	1	2	3	4	5	6	7	8	9	AB	R	H	RBI	BB	SO	LOB	BOTTOM			
Paul Schaal, R (1,5) S OBP: 0.312, SLG: 0.316	1B BB		WP S 1B			SH1-4 2-3			CS 1B	2	1	2	0	1	0	0	Boston Red Sox @ Los Angeles Angels Dodger Stadium, Los Angeles, CA Wed Sep 22 1965, 7:05 PM PDT Att: 3,353 - Unknown livebaseballscorecards.com			
Bobby Knoop, R (1,4) S OBP: 0.323, SLG: 0.399	K		G3-6 BB			FC4-2-5 BB			1-3 1-2	3	0	0	0	1	1	3				
Jim Fregosi, R (1,6) X OBP: 0.332, SLG: 0.402	1B G4-1		K			3H 4-0 BB			1B 1B	3	1	2	0	1	1	2				
Ed Kirkpatrick, L (1,9) X OBP: 0.277, SLG: 0.378	WP G4-1 1-2 2H		G3-6 1-2			L4			F9	4	0	1	1	0	0	5				
Rick Reichardt, R (1,7) X OBP: 0.319, SLG: 0.400	G4-1 1-2 2H					WP BB			1B	3	0	1	1	1	1	1				
Dick Simpson, R (1,8) X OBP: 0.287, SLG: 0.259	P4 2-3					K BB			K 1B	4	0	0	0	0	2	4				
Charlie Dees, L (1,3) S OBP: 0.214, SLG: 0.185		K							F9	3	0	1	0	0	2	1				
Willie Smith, L (6, PH) X OBP: 0.306, SLG: 0.422										1	0	0	0	0	0	2				
Vic Power, R (9, 3) X OBP: 0.284, SLG: 0.324										0	0	0	0	0	0	0				
Tom Egan, R (1,2) X OBP: 0.300, SLG: 0.297		F2							K	3	0	0	0	0	1	2				
George Brunet, R (1,1) X OBP: 0.105, SLG: 0.093		K				SH1-4 FC4-2-5 2B			K	3	0	1	0	0	2	0				
Inning Stats	R: 2 E: 0 K: 1 S: 7	H: 2 LOB: 1 BB: 1 P: 11	R: 0 E: 0 K: 2 S: 7	H: 0 LOB: 0 BB: 0 P: 7	R: 0 E: 0 K: 1 S: 5	H: 1 LOB: 1 BB: 1 P: 9	R: 0 E: 0 K: 2 S: 7	H: 0 LOB: 1 BB: 1 P: 11	R: 0 E: 0 K: 0 S: 4	H: 1 LOB: 2 BB: 1 P: 8	R: 0 E: 0 K: 2 S: 8	H: 1 LOB: 1 BB: 0 P: 8	R: 0 E: 0 K: 1 S: 5	H: 2 LOB: 2 BB: 0 P: 7	R: 0 E: 0 K: 1 S: 7	H: 2 LOB: 2 BB: 0 P: 7	1B: 7 2B: 1 3B: 0 HR: 0	SF: 0 SAC: 1 DP: 1 HBP: 0	WP: 3 PB: 0 SB: 2 CS: 1	PA: 34
PITCHER Jerry Stephenson, R (1,1) ERA: 6.23	IP: 5.0 WLS: L BF: 22 H: 4 R: 2 ER: 2 SO: 6 BB: 4 IBB: 0 HBP: 0 BLK: 0 WP: 3 HR: 0 S: 30 P: 46 ERA: 3.60 WHIP: 1.600															PITCHER Jim Lonborg, R (6,1) ERA: 4.47				
PITCHER Jim Lonborg, R (6,1) ERA: 4.47	IP: 2.0 WLS: 7 BF: 2 H: 0 R: 0 ER: 0 SO: 3 BB: 0 IBB: 0 HBP: 0 BLK: 0 WP: 0 HR: 0 S: 13 P: 13 ERA: 0.00 WHIP: 1.000															PITCHER Dick Radatz, R (8,1) ERA: 9.82				
PITCHER Dick Radatz, R (8,1) ERA: 9.82	IP: 1.0 WLS: 5 BF: 2 H: 0 R: 0 ER: 0 SO: 1 BB: 0 IBB: 0 HBP: 0 BLK: 0 WP: 0 HR: 0 S: 7 P: 7 ERA: 0.00 WHIP: 2.000																			



Batter	1	2	3	4	5	6	7	8	9	AB	R	H	RBI	BB	SO	LOB	TOP				
Jim Gosger, L (1, 8) OBP: 0.325, SLG: 0.417	F8			F4		FC4-6		K		4	0	0	0	0	1	2					
Dalton Jones, L (1, 5) OBP: 0.335, SLG: 0.379	F5			F8		4-3			4-3	4	0	0	0	0	0	1					
Carl Yastrzemski, L (1, 7) OBP: 0.389, SLG: 0.539	4-3			BB					4-3	3	0	1	0	1	0	0					
Tony Conigliaro, R (1, 9) OBP: 0.333, SLG: 0.507		F7		F5			F8		F4	4	0	0	0	0	2						
Lee Thomas, L (1, 3) OBP: 0.358, SLG: 0.452		3-1			F9		F2			3	0	0	0	0	1						
Felix Mantilla, R (1, 4) OBP: 0.376, SLG: 0.420		F6			K		K			3	0	0	0	0	2	1					
Eddie Bressoud, R (1, 6) OBP: 0.295, SLG: 0.354			3-1		K					3	0	1	0	0	1	0					
Mike Ryan, R (1, 2) OBP: 0.191, SLG: 0.261			F4			K		L8		3	0	0	0	0	1	1					
Earl Wilson, R (1, 1) OBP: 0.315, SLG: 0.427								F4		0	0	0	0	0	0	0					
Jay Ritchie, R (2, 1) OBP: 0.339, SLG: 0.200										1	0	0	0	0	1	0					
Rico Petrocelli, R (6, PH) OBP: 0.341, SLG: 0.413										0	0	0	0	0	1	0					
Bob Duliba, R (6, 1) OBP: 0.375, SLG: 0.435										0	0	0	0	0	0	0					
Arnold Earley, L (7, 1) OBP: 0.309, SLG: 0.430										1	0	0	0	0	0	1					
Lenny Green, L (8, PH) OBP: 0.325, SLG: 0.430										0	0	0	0	0	0	0					
Bob Heffner, R (8, 1)										0	0	0	0	0	0	0					
Inning Stats	R: 0 E: 0 K: 0 S: 3	H: 0 LOB: 0 BB: 0 P: 3	R: 0 E: 0 K: 0 S: 3	H: 0 LOB: 0 BB: 1 P: 3	R: 0 E: 0 K: 1 S: 5	H: 0 LOB: 0 BB: 1 P: 5	R: 0 E: 0 K: 0 S: 3	H: 0 LOB: 1 BB: 1 P: 7	R: 0 E: 0 K: 2 S: 7	H: 0 LOB: 0 BB: 0 P: 7	R: 0 E: 0 K: 1 S: 5	H: 0 LOB: 1 BB: 1 P: 9	R: 0 E: 0 K: 1 S: 6	H: 1 LOB: 1 BB: 0 P: 6	R: 0 E: 0 K: 1 S: 6	H: 1 LOB: 1 BB: 0 P: 6	R: 0 E: 0 K: 0 S: 3	H: 0 LOB: 0 BB: 0 P: 3	1B: 1 2B: 1 3B: 0 HR: 0	SF: 0 SAC: 0 DP: 0 HBP: 0	WP: 0 PA: 31
PITCHER Caffish Hunter, R (1, 1) ERA: 4.05	IP: 9.0 WLS: W BF: 31 H: 2 R: 0 ER: 0 SO: 6 BB: 2 IBB: 0 HBP: 0 BLK: 0 WP: 0 HR: 0 S: 41 P: 49 ERA: 0.00 WHIP: 0.444															PITCHER					

Boston Red Sox @ Kansas City Athletics
Municipal Stadium, Kansas City, MO
Fri Sep 24 1965, 8:05 PM EDT
Att: 2,304 - Unknown

AB 29
R 0
H 2
RBI 0
BB 2
SO 6
LOB 9



Batter	1	2	3	4	5	6	7	8	9	AB	R	H	RBI	BB	SO	LOB	BOTTOM		
Jose Tartabull, L (1, 8) OBP: 0.372, SLG: 0.418	E	BB		L7		HR	F7			5	3	3	0	0	0	1			
Dick Green, R (1, 4) OBP: 0.306, SLG: 0.364	E8	BB		4-3		HR	F8			4	2	1	3	1	0	1			
Wayne Causey, L (1, 6) OBP: 0.346, SLG: 0.350	5-3	BB		FC6-4		4-3		L7		5	0	3	3	0	0	0			
Ed Charles, R (1, 5) OBP: 0.332, SLG: 0.394	5-3	4-3		FC6-4		BB		BB		5	1	2	0	0	0	4			
Ken Harrelson, R (1, 3) OBP: 0.332, SLG: 0.445	K			K		BB		F6		3	0	0	0	2	2	3			
Billy Bryan, L (1, 2) OBP: 0.315, SLG: 0.443	K			F7		E6		FC6-4		5	0	2	1	0	1	4			
Mike Hershberger, R (1, 9) OBP: 0.299, SLG: 0.323				F3		FC6-4		FC6-4		5	0	1	0	0	0	7			
Tommie Reynolds, R (1, 7) OBP: 0.334, SLG: 0.327		L4-3		F4		K		F8		4	0	0	0	0	1	2			
Caffish Hunter, R (1, 1) OBP: 0.167, SLG: 0.194		BB		G3		BB		HR		4	2	3	0	0	0	0			
Inning Stats	R: 2 E: 1 K: 2 S: 10	H: 2 LOB: 1 BB: 0 P: 10	R: 2 E: 0 K: 0 S: 6	H: 4 LOB: 2 BB: 1 P: 10	R: 0 E: 0 K: 0 S: 3	H: 0 LOB: 1 BB: 1 P: 7	R: 0 E: 0 K: 0 S: 3	H: 0 LOB: 0 BB: 0 P: 3	R: 1 E: 0 K: 1 S: 7	H: 2 LOB: 1 BB: 0 P: 7	R: 3 E: 1 K: 1 S: 10	H: 4 LOB: 3 BB: 1 P: 14	R: 0 E: 0 K: 0 S: 4	H: 1 LOB: 1 BB: 0 P: 4	R: 0 E: 0 K: 0 S: 5	H: 2 LOB: 2 BB: 0 P: 5	1B: 13 2B: 2 3B: 0 HR: 1	SF: 0 SAC: 0 DP: 1 HBP: 0	WP: 0 PA: 43
PITCHER Earl Wilson, R (1, 1) ERA: 3.96	IP: 1.2 WLS: L BF: 12 H: 6 R: 4 ER: 2 SO: 2 BB: 1 IBB: 0 HBP: 0 BLK: 0 WP: 0 HR: 0 S: 15 P: 19 ERA: 10.80 WHIP: 4.200															PITCHER			
Jay Ritchie, R (2, 1) ERA: 3.17	3.1	13	2	1	1	1	1	0	0	0	0	14	18	2.70	0.900				
Bob Duliba, R (6, 1) ERA: 3.75	1.0	9	4	3	3	1	1	0	0	0	0	1	10	14	27.00	5.000			
Arnold Earley, L (7, 1) ERA: 3.68	1.0	4	1	0	0	0	0	0	0	0	0	4	4	0.00	1.000				
Bob Heffner, R (8, 1) ERA: 7.19	1.0	5	2	0	0	0	0	0	0	0	0	5	5	0.00	2.000				

Boston Red Sox @ Kansas City Athletics
Municipal Stadium, Kansas City, MO
Fri Sep 24 1965, 8:05 PM EDT
Att: 2,304 - Unknown

AB 40
R 8
H 15
RBI 7
BB 3
SO 4
LOB 22



Batter	1	2	3	4	5	6	7	8	9	AB	R	H	RBI	BB	SO	LOB	TOP			
Jim Gosger, L OBP: 0.324, SLG: 0.415 (1, 8)										4	1	1	0	0	0	0				
Dalton Jones, L OBP: 0.332, SLG: 0.375 Frank Malzone, R OBP: 0.294, SLG: 0.318 (8, PH) (8, 5)										3	0	0	0	0	1	0				
Carl Yastrzemski, L OBP: 0.399, SLG: 0.541 (1, 7)										4	1	2	0	0	1	0				
Tony Conigliaro, R OBP: 0.336, SLG: 0.514 (1, 9)										3	2	2	2	1	0	1				
Lee Thomas, L OBP: 0.359, SLG: 0.458 (1, 3)										3	1	1	2	1	0	1				
Felix Mantilla, R OBP: 0.375, SLG: 0.419 (1, 4)										4	0	1	0	0	1	1				
Eddie Bressoud, R OBP: 0.291, SLG: 0.349 (1, 6)										4	0	0	0	0	1	1	AB 34			
Mike Ryan, R OBP: 0.184, SLG: 0.250 (1, 2)										4	0	0	0	0	0	1	R 5			
Bill Monbouquette, R OBP: 0.147, SLG: 0.074 (1, 1)										4	0	0	0	0	3	1	H 7			
Inning Stats	R: 0 E: 1 K: 0 S: 4	H: 1 LOB: 1 BB: 0 P: 4	R: 0 E: 0 K: 0 S: 3	H: 0 LOB: 0 BB: 0 P: 3	R: 0 E: 0 K: 1 S: 5	H: 0 LOB: 0 BB: 0 P: 5	R: 0 E: 0 K: 1 S: 6	H: 1 LOB: 1 BB: 0 P: 6	R: 0 E: 0 K: 1 S: 5	H: 0 LOB: 0 BB: 0 P: 5	R: 2 E: 0 K: 1 S: 6	H: 1 LOB: 0 BB: 1 P: 10	R: 3 E: 0 K: 3 S: 12	H: 3 LOB: 1 BB: 0 P: 16	R: 0 E: 0 K: 0 S: 3	H: 0 LOB: 0 BB: 0 P: 3	1B: 4 2B: 1 3B: 0 HR: 2	SF: 0 SAC: 0 DP: 0 HBP: 0	WP: 2 PB: 2 SB: 0 CS: 0	PA: 36
PITCHER	IP WLS BF H R ER SO BB IBB HBP BLK WP HR S P ERA WHIP																			
Satchel Paige, R ERA: 4.57 (1, 1)	3.0	10	1	0	0	1	0	0	0	0	0	0	0	12	12	0.00	0.333			
Diego Segui, R ERA: 4.57 (4, 1)	4.0	16	3	2	2	4	1	0	0	0	1	1	23	27	4.50	1.000				
Don Mossi, L ERA: 3.68 (8, 1)	0.1	L	2	1	1	1	0	0	0	0	0	0	4	4	27.00	3.000				
John Wyatt, R ERA: 2.58 (8, 1)	0.1		4	2	2	2	1	0	0	0	1	0	5	9	54.00	9.000				
Jack Aker, R ERA: 3.28 (8, 1)	1.1		4	0	0	0	1	0	0	0	0	0	6	6	0.00	0.000				

Boston Red Sox @ Kansas City Athletics
Municipal Stadium, Kansas City, MO
Sat Sep 25 1965, 8:05 PM EDT
Att: 9,289 - Unknown

AB 34
R 5
H 7
RBI 4
BB 2
SO 8
LOB 7



Batter	1	2	3	4	5	6	7	8	9	AB	R	H	RBI	BB	SO	LOB	BOTTOM					
Bert Campaneris, R OBP: 0.327, SLG: 0.386 (1, 6)										4	0	0	0	0	0	0						
Jose Tartabull, L OBP: 0.374, SLG: 0.420 (1, 8)										4	1	2	0	0	1	0						
Wayne Causey, L OBP: 0.345, SLG: 0.348 (1, 5)										3	0	0	0	1	0	1						
Billy Bryan, L OBP: 0.317, SLG: 0.447 (1, 2)										4	1	2	1	0	1	1						
Dick Green, R OBP: 0.308, SLG: 0.365 (1, 4)										4	0	2	1	0	0	1						
Santiago Rosario, L OBP: 0.287, SLG: 0.346 (1, 3)										4	0	1	0	0	0	2						
Mike Hershberger, R OBP: 0.297, SLG: 0.321 (1, 9)										3	0	0	0	0	0	1	AB 32					
Tommie Reynolds, R OBP: 0.331, SLG: 0.323 (1, 7)										3	0	0	0	0	1	1	R 2					
Satchel Paige, R Diego Segui, R Larry Spivey, R Don Mossi, L John Wyatt, R Jack Aker, R (1, 1) (4, 1) (7, PH) (8, 1) (8, 1) (8, 1)										1	0	0	0	0	1	1	H 7					
Inning Stats	R: 1 E: 0 K: 0 S: 5	H: 2 LOB: 1 BB: 0 P: 5	R: 0 E: 0 K: 2 S: 8	H: 1 LOB: 0 BB: 0 P: 8	R: 0 E: 0 K: 1 S: 5	H: 1 LOB: 1 BB: 1 P: 9	R: 0 E: 0 K: 0 S: 3	H: 1 LOB: 0 BB: 0 P: 3	R: 0 E: 0 K: 1 S: 5	H: 0 LOB: 0 BB: 0 P: 5	R: 1 E: 0 K: 1 S: 7	H: 2 LOB: 1 BB: 0 P: 7	R: 0 E: 0 K: 1 S: 5	H: 0 LOB: 0 BB: 0 P: 5	R: 0 E: 0 K: 0 S: 3	H: 0 LOB: 0 BB: 0 P: 3	R: 0 E: 0 K: 0 S: 3	H: 0 LOB: 0 BB: 0 P: 3	1B: 6 2B: 1 3B: 0 HR: 0	SF: 0 SAC: 0 DP: 1 HBP: 0	WP: 0 PB: 0 SB: 0 CS: 1	PA: 33
PITCHER	IP WLS BF H R ER SO BB IBB HBP BLK WP HR S P ERA WHIP																					
Bill Monbouquette, R ERA: 3.7 (1, 1)	9.0	W	33	7	2	2	6	1	0	0	0	0	44	48	2.00	0.889						

Boston Red Sox @ Kansas City Athletics
Municipal Stadium, Kansas City, MO
Sat Sep 25 1965, 8:05 PM EDT
Att: 9,289 - Unknown

AB 32
R 2
H 7
RBI 2
BB 1
SO 6
LOB 8



Batter	1	2	3	4	5	6	7	8	9	AB	R	H	RBI	BB	SO	LOB	TOP			
Jim Gosger, L (1, 8) OBP: 0.323, SLG: 0.412	F8		4-3			L8			G3-6	5	0	1	0	0	0	4				
Dalton Jones, L (1, 5) OBP: 0.332, SLG: 0.374			4-3			F8				4	0	1	0	0	0	1				
Carl Yastrzemski, L (1, 7) OBP: 0.397, SLG: 0.539	L8			6-3	4-3				FC5-4	4	0	1	0	0	0	2				
Tony Conigliaro, R (1, 9) OBP: 0.339, SLG: 0.514				PB	BB	2B	FC4-6		FC5-4	2	1	1	0	2	0	1				
Lee Thomas, L (1, 3) OBP: 0.360, SLG: 0.459	K			PB	BB	FC4-6	CS		F8	3	0	1	0	1	1	2				
Felix Mantilla, R (1, 4) OBP: 0.374, SLG: 0.418				K		5-3			F6	4	0	1	0	0	1	4				
Eddie Bressoud, R (1, 6) OBP: 0.294, SLG: 0.346									5-3	2	0	0	0	2	1	1				
Mike Ryan, R (1, 2) OBP: 0.180, SLG: 0.245										2	0	0	0	0	0	4				
Lenny Green, L (6, PH) OBP: 0.358, SLG: 0.429										1	0	0	1	0	0	2				
Bob Tillman, R (6, 2) OBP: 0.288, SLG: 0.307										0	0	0	0	0	0	0				
Tony Horton, R (9, PH) OBP: 0.371, SLG: 0.500										1	0	0	0	0	1	0				
Dennis Bennett, L (1, 1) OBP: 0.279, SLG: 0.211										2	0	0	0	1	1	0				
Russ Nixon, L (9, PH) OBP: 0.292, SLG: 0.319										1	0	1	0	0	0	0				
Inning Stats	R: 0 E: 0 K: 1 S: 6	H: 1 LOB: 2 BB: 1 P: 10	R: 0 E: 0 K: 1 S: 5	H: 1 LOB: 0 BB: 0 P: 5	R: 0 E: 0 K: 0 S: 3	H: 0 LOB: 0 BB: 0 P: 3	R: 0 E: 0 K: 1 S: 6	H: 1 LOB: 3 BB: 2 P: 14	R: 0 E: 0 K: 1 S: 6	H: 1 LOB: 1 BB: 0 P: 6	R: 1 E: 0 K: 0 S: 4	H: 1 LOB: 0 BB: 3 P: 16	R: 0 E: 0 K: 0 S: 3	H: 1 LOB: 0 BB: 0 P: 3	R: 0 E: 0 K: 1 S: 5	H: 1 LOB: 0 BB: 0 P: 5	1B: 6 2B: 1 3B: 0 HR: 0	SF: 0 SAC: 0 DP: 2 HBP: 0	WP: 0 PB: 1 SB: 2 CS: 1	PA: 38
PITCHER	IP WLS BF H R ER SO BB IBB HBP BLK WP HR S P ERA WHIP																			
Rollie Sheldon, R (1, 1) ERA: 3.97	7.0 W 31 6 1 1 4 4 2 0 0 0 0 33 57 1.29 1.429																			
Jack Aker, R (8, 1) ERA: 3.14	2.0 S 6 1 0 0 1 0 0 0 0 0 0 8 8 0.00 0.500																			

Boston Red Sox @ Kansas City Athletics
Municipal Stadium, Kansas City, MO
Sun Sep 26 1965, 4:33 AM EDT
Att: 2,874 - Unknown

AB	31
R	1
H	7
RBI	1
BB	6
SO	5
LOB	21



Batter	1	2	3	4	5	6	7	8	9	AB	R	H	RBI	BB	SO	LOB	BOTTOM			
Bert Campaneris, R (1, 6) OBP: 0.329, SLG: 0.390	SH2-3									3	0	2	1	1	1	1				
Jim Landis, R (1, 8) OBP: 0.351, SLG: 0.315	SH2-3									3	0	0	0	0	0	3				
Dick Green, R (1, 4) OBP: 0.310, SLG: 0.367	5-3									3	1	1	0	1	0	2				
Ed Charles, R (1, 5) OBP: 0.331, SLG: 0.393	5-3									4	0	1	1	0	0	2				
Ken Harrelson, R (1, 3) OBP: 0.331, SLG: 0.442										3	0	0	0	1	0	1				
Mike Hershberger, R (1, 9) OBP: 0.295, SLG: 0.318										4	0	0	0	0	1	3				
Tommie Reynolds, R (1, 7) OBP: 0.326, SLG: 0.319										3	0	0	0	0	1	3				
Rene Lachemann, R (1, 2) OBP: 0.259, SLG: 0.383										3	0	1	0	0	1	0				
Rollie Sheldon, R (1, 1) OBP: 0.115, SLG: 0.080										1	0	0	0	0	0	0				
Jose Tartabull, L (7, PH) OBP: 0.377, SLG: 0.423										1	1	1	0	0	0	0				
Jack Aker, R (8, 1) ERA: 3.14										0	0	0	0	0	0	0				
Inning Stats	R: 0 E: 0 K: 0 S: 3	H: 0 LOB: 1 BB: 1 P: 7	R: 0 E: 0 K: 1 S: 5	H: 0 LOB: 0 BB: 0 P: 5	R: 0 E: 0 K: 0 S: 4	H: 1 LOB: 1 BB: 0 P: 4	R: 1 E: 0 K: 1 S: 7	H: 2 LOB: 1 BB: 0 P: 7	R: 0 E: 0 K: 0 S: 6	H: 1 LOB: 1 BB: 0 P: 6	R: 0 E: 0 K: 0 S: 3	H: 0 LOB: 2 BB: 2 P: 11	R: 1 E: 0 K: 1 S: 7	H: 2 LOB: 1 BB: 0 P: 7	R: 0 E: 0 K: 0 S: 3	H: 0 LOB: 0 BB: 0 P: 3	1B: 4 2B: 2 3B: 0 HR: 0	SF: 0 SAC: 2 DP: 0 HBP: 0	WP: 0 PB: 0 SB: 0 CS: 0	PA: 33
PITCHER	IP WLS BF H R ER SO BB IBB HBP BLK WP HR S P ERA WHIP																			
Dennis Bennett, L (1, 1) ERA: 4.38	8.0 L 33 6 2 2 4 2 1 0 0 0 0 38 50 2.25 1.000																			

Boston Red Sox @ Kansas City Athletics
Municipal Stadium, Kansas City, MO
Sun Sep 26 1965, 4:33 AM EDT
Att: 2,874 - Unknown

AB	28
R	2
H	6
RBI	2
BB	3
SO	4
LOB	15



Batter	1	2	3	4	5	6	7	8	9	AB	R	H	RBI	BB	SO	LOB	TOP					
Bobby Knoop, R OBP: 0.313, SLG: 0.384 (1,4)										5	0	2	0	0	2	4	Los Angeles Angels @ Boston Red Sox Fenway Park, Boston, MA Wed Sep 29 1965, 3:33 AM EDT Att: 409 - Unknown					
Jim Fregosi, R OBP: 0.334, SLG: 0.405 (1,6)										3	0	1	0	1	0	1						
Willie Smith, L OBP: 0.306, SLG: 0.421 (1,7)										4	0	1	0	0	1	3						
Joe Adcock, R OBP: 0.314, SLG: 0.403 (1,3)										2	0	0	0	2	0	3						
Rick Reichardt, R OBP: 0.310, SLG: 0.373 (1,8)										4	1	1	0	0	1	2						
Ed Kirkpatrick, L OBP: 0.254, SLG: 0.359 (1,9)										4	0	2	1	0	0	1						
Tom Satrino, L OBP: 0.259, SLG: 0.236 (1,2)										4	0	0	0	0	1	2						
Paul Schaal, R OBP: 0.312, SLG: 0.317 (9, PH)										3	0	1	0	0	1	0						
Albie Pearson, L OBP: 0.354, SLG: 0.359 (9, PH)										1	0	1	0	0	0	0						
Fred Newman, R OBP: 0.169, SLG: 0.149 (9, PH)										3	0	1	0	0	2	0						
Buck Rodgers, S OBP: 0.271, SLG: 0.265 (9, PH)										1	0	0	0	0	1	2						
Inning Stats	R: 0 E: 0 K: 0 S: 4	H: 1 LOB: 1 BB: 0 P: 4	R: 1 E: 0 K: 0 S: 4	H: 2 LOB: 0 BB: 0 P: 4	R: 0 E: 0 K: 2 S: 8	H: 1 LOB: 2 BB: 1 P: 12	R: 0 E: 0 K: 0 S: 3	H: 0 LOB: 0 BB: 0 P: 3	R: 0 E: 0 K: 2 S: 9	H: 2 LOB: 2 BB: 0 P: 9	R: 0 E: 0 K: 0 S: 2	H: 0 LOB: 1 BB: 1 P: 6	R: 0 E: 0 K: 0 S: 4	H: 2 LOB: 1 BB: 0 P: 4	R: 0 E: 0 K: 2 S: 7	H: 0 LOB: 1 BB: 1 P: 11	R: 0 E: 0 K: 3 S: 11	H: 2 LOB: 2 BB: 0 P: 11	1B: 9 2B: 1 3B: 0 HR: 0	SF: 0 SAC: 0 DP: 1 HBP: 0	WP: 0 PB: 0 SB: 0 CS: 2	PA: 37
PITCHER	IP	WLS	BF	H	R	ER	SO	BB	IBB	HBP	BLK	WP	HR	S	P	ERA	WHIP					
Earl Wilson, R ERA: 3.87 (1,1)	7.2	W	31	8	1	1	5	3	0	0	0	0	0	38	50	1.17	1.435					
Dick Radatz, R ERA: 3.74 (8,1)	1.1	S	6	2	0	0	4	0	0	0	0	0	0	14	14	0.00	1.500					

Batter	1	2	3	4	5	6	7	8	9	AB	R	H	RBI	BB	SO	LOB	BOTTOM				
Chuck Schilling, R OBP: 0.294, SLG: 0.341 (1,4)										4	0	1	1	0	1	1	Los Angeles Angels @ Boston Red Sox Fenway Park, Boston, MA Wed Sep 29 1965, 3:33 AM EDT Att: 409 - Unknown				
Dalton Jones, L OBP: 0.324, SLG: 0.365 (1,5)										4	0	0	0	0	0	2					
Carl Yastrzemski, L OBP: 0.395, SLG: 0.532 (1,7)										3	0	0	0	0	0	0					
Tony Conigliaro, R OBP: 0.338, SLG: 0.517 (1,9)										3	1	1	1	0	0	0					
Lee Thomas, L OBP: 0.361, SLG: 0.459 (1,3)										3	0	1	0	0	0	0					
Jim Gosger, L OBP: 0.318, SLG: 0.404 (1,8)										3	0	0	0	0	0	1					
Eddie Bressoud, R OBP: 0.294, SLG: 0.340 (1,6)										2	1	0	0	1	0	1					
Mike Ryan, R OBP: 0.196, SLG: 0.270 (1,2)										3	0	1	0	0	0	1					
Earl Wilson, R OBP: 0.308, SLG: 0.416 (1,1)										2	0	0	0	0	1	1					
Dick Radatz, R OBP: 0.207, SLG: 0.321 (8,1)										1	0	0	0	0	0	1					
Inning Stats	R: 0 E: 0 K: 0 S: 3	H: 0 LOB: 0 BB: 0 P: 3	R: 0 E: 0 K: 0 S: 3	H: 0 LOB: 0 BB: 0 P: 3	R: 1 E: 1 K: 0 S: 4	H: 1 LOB: 1 BB: 1 P: 8	R: 1 E: 0 K: 0 S: 4	H: 1 LOB: 0 BB: 0 P: 4	R: 0 E: 0 K: 1 S: 5	H: 0 LOB: 0 BB: 0 P: 5	R: 0 E: 0 K: 1 S: 5	H: 0 LOB: 0 BB: 0 P: 5	R: 0 E: 0 K: 0 S: 4	H: 1 LOB: 1 BB: 0 P: 4	R: 0 E: 0 K: 0 S: 4	H: 1 LOB: 1 BB: 0 P: 4	1B: 1 2B: 1 3B: 1 HR: 1	SF: 0 SAC: 0 DP: 0 HBP: 0	WP: 0 PB: 0 SB: 0 CS: 0	PA: 29	
PITCHER	IP	WLS	BF	H	R	ER	SO	BB	IBB	HBP	BLK	WP	HR	S	P	ERA	WHIP				
Fred Newman, R ERA: 2.93 (1,1)	8.0	L	29	4	2	1	2	1	0	0	0	0	1	32	36	1.12	0.625				

Batter	1	2	3	4	5	6	7	8	9	AB	R	H	RBI	BB	SO	LOB	TOP										
Bobby Richardson, R OBP: 0.288, SLG: 0.324 (1, 4)										5	1	2	1	0	0	1	New York Yankees @ Boston Red Sox Fenway Park, Boston, MA Sat Oct 02 1965, 3:33 AM EDT Att: 4,300 - Unknown										
Roy White, S OBP: 0.390, SLG: 0.378 (1, 8) (6, 9)										4	1	2	1	0	1	2											
Tom Tresh, S OBP: 0.346, SLG: 0.476 (1, 7)										3	0	1	2	1	0	1											
Elston Howard, R OBP: 0.277, SLG: 0.342 (1, 2)										3	0	0	0	1	0	2											
Clete Boyer, R OBP: 0.302, SLG: 0.421 (1, 5)										4	1	0	0	0	2	1											
Hector Lopez, R OBP: 0.281, SLG: 0.392 Roger Repoz, L OBP: 0.296, SLG: 0.458 (1, 9) (6, 8)										3	2	2	2	0	0	0											
Ray Barker, L OBP: 0.313, SLG: 0.386 (1, 3)										4	0	0	0	0	2	2											
Phil Linz, R OBP: 0.281, SLG: 0.277 Tony Kubek, L OBP: 0.253, SLG: 0.281 (1, 6) (9, PH) (9, 6)										3	1	1	0	0	0	1											
Mel Stottlemyre, R OBP: 0.140, SLG: 0.232 (1, 1)										1	0	0	0	0	1	0											
Inning Stats	R: 2 E: 0 K: 1 S: 7	H: 3 LOB: 0 BB: 0 P: 7	R: 1 E: 0 K: 2 S: 10	H: 3 LOB: 2 BB: 0 P: 10	R: 0 E: 0 K: 1 S: 4	H: 0 LOB: 0 BB: 1 P: 8	R: 0 E: 0 K: 1 S: 5	H: 0 LOB: 0 BB: 0 P: 5	R: 0 E: 0 K: 0 S: 5	H: 1 LOB: 0 BB: 0 P: 5	R: 1 E: 0 K: 0 S: 5	H: 2 LOB: 1 BB: 0 P: 5	R: 0 E: 1 K: 0 S: 3	H: 0 LOB: 1 BB: 1 P: 7	R: 0 E: 0 K: 2 S: 7	H: 0 LOB: 0 BB: 0 P: 7		1B: 4 2B: 4 3B: 0 HR: 1	SF: 0 SAC: 0 DP: 2 HBP: 0	WP: 0 PB: 0 SB: 1 CS: 0	PA: 37						
PITCHER	IP	WLS	BF	H	R	ER	SO	BB	IBB	HBP	BLK	WP	HR	S	P	ERA	WHIP										
Dennis Bennett, L ERA: 4.38 Dick Radatz, R ERA: 3.72 (1, 1) (7, 1)	6.0	L	25	7	5	3	6	1	0	0	0	0	1	36	40	4.50	1.333										

Batter	1	2	3	4	5	6	7	8	9	AB	R	H	RBI	BB	SO	LOB	BOTTOM										
Chuck Schilling, R OBP: 0.294, SLG: 0.337 Felix Mantilla, R OBP: 0.374, SLG: 0.416 (1, 4) (6, PH) (7, 4)										2	0	0	0	1	0	0	New York Yankees @ Boston Red Sox Fenway Park, Boston, MA Sat Oct 02 1965, 3:33 AM EDT Att: 4,300 - Unknown										
Dalton Jones, L OBP: 0.325, SLG: 0.373 Earl Wilson, R OBP: 0.308, SLG: 0.416 (1, 5) (9, FR)										5	1	2	1	0	0	6											
Carl Yastrzemski, L OBP: 0.394, SLG: 0.528 (1, 7)										4	0	0	0	1	1	1											
Tony Conigliaro, R OBP: 0.336, SLG: 0.513 (1, 9)										4	0	0	0	0	1	1											
Lee Thomas, L OBP: 0.362, SLG: 0.465 (1, 3)										4	2	2	1	0	0	1											
Jim Gosger, L OBP: 0.317, SLG: 0.401 (1, 8)										3	0	0	0	1	1	1											
Eddie Bressoud, R OBP: 0.296, SLG: 0.349 (1, 6)										4	1	2	1	0	1	0											
Mike Ryan, R OBP: 0.198, SLG: 0.269 (1, 2)										4	0	1	1	0	0	2											
Dennis Bennett, L OBP: 0.289, SLG: 0.205 Lenny Green, L OBP: 0.360, SLG: 0.429 Dick Radatz, R OBP: 0.207, SLG: 0.321 Russ Nixon, L OBP: 0.297, SLG: 0.324 (1, 1) (6, PH) (7, 1) (9, PH)										1	0	0	0	1	1	0											
Inning Stats	R: 1 E: 0 K: 0 S: 4	H: 1 LOB: 1 BB: 1 P: 8	R: 0 E: 0 K: 0 S: 3	H: 1 LOB: 3 BB: 3 P: 15	R: 1 E: 0 K: 2 S: 8	H: 1 LOB: 0 BB: 0 P: 8	R: 0 E: 0 K: 1 S: 5	H: 0 LOB: 0 BB: 0 P: 5	R: 0 E: 0 K: 0 S: 3	H: 3 LOB: 3 BB: 2 P: 14	R: 0 E: 0 K: 0 S: 3	H: 0 LOB: 0 BB: 0 P: 3	R: 0 E: 0 K: 1 S: 5	H: 2 LOB: 1 BB: 0 P: 5	R: 0 E: 0 K: 1 S: 6	H: 2 LOB: 1 BB: 0 P: 6		1B: 4 2B: 3 3B: 0 HR: 2	SF: 0 SAC: 0 DP: 2 HBP: 0	WP: 0 PB: 0 SB: 0 CS: 0	PA: 39						
PITCHER	IP	WLS	BF	H	R	ER	SO	BB	IBB	HBP	BLK	WP	HR	S	P	ERA	WHIP										
Mel Stottlemyre, R ERA: 2.63 (1, 1)	9.0	W	39	8	4	4	5	6	0	0	0	0	2	43	67	4.00	1.556										

AB	35
R	6
H	9
RBI	6
BB	2
SO	8
LOB	12



AB	33
R	4
H	8
RBI	4
BB	6
SO	5
LOB	13



Batter	1	2	3	4	5	6	7	8	9	AB	R	H	RBI	BB	SO	LOB	TOP										
Bobby Richardson, R OBP: 0.287, SLG: 0.322 (1, 4)	F8	F6	G5-4-3			5-3	5-3			6	0	1	1	0	0	4	New York Yankees @ Boston Red Sox Fenway Park, Boston, MA Sun Oct 03 1965, 3:33 AM EDT Alt: 5,933 - Unknown - 71 F										
Roy White, S OBP: 0.404, SLG: 0.381 (1, 9)						5-3		L8	F9	5	2	2	0	1	0	1											
Tom Tresh, S OBP: 0.348, SLG: 0.477 Ross Moschitto, R OBP: 0.179, SLG: 0.296 (6, PR) (8, 7)	BB		F6							5	2	3	0	0	1	2											
Elston Howard, R OBP: 0.278, SLG: 0.345 (1, 2)	4-3		F6							0	0	0	0	0	0	0											
Roger Repoz, L OBP: 0.298, SLG: 0.454 (1, 8)			E8							5	1	2	1	0	0	2											
Clete Boyer, R OBP: 0.304, SLG: 0.423 (1, 5)			E9							4	1	1	1	1	1	3											
Tony Kubek, L OBP: 0.258, SLG: 0.295 (1, 6)			G3							4	3	2	1	0	1	1											
Ray Barker, L OBP: 0.324, SLG: 0.398 (1, 3)			K							4	1	3	3	0	0	0											
Whitey Ford, L OBP: 0.230, SLG: 0.195 Pedro Ramos, S OBP: 0.083, SLG: 0.083 (8, 1)			K							4	1	3	2	1	0	1											
Inning Stats	R: 0 E: 0 K: 1 S: 5	H: 0 LOB: 1 BB: 1 P: 9	R: 1 E: 0 K: 0 S: 6	H: 3 LOB: 2 BB: 0 P: 6	R: 3 E: 1 K: 0 S: 7	H: 4 LOB: 0 BB: 0 P: 7	R: 2 E: 1 K: 1 S: 8	H: 3 LOB: 1 BB: 0 P: 8	R: 0 E: 0 K: 1 S: 5	H: 0 LOB: 1 BB: 1 P: 9	R: 1 E: 0 K: 0 S: 5	H: 2 LOB: 1 BB: 0 P: 5	R: 1 E: 0 K: 0 S: 5	H: 2 LOB: 1 BB: 0 P: 5	R: 0 E: 0 K: 0 S: 3	H: 1 LOB: 1 BB: 0 P: 3		R: 3 E: 0 K: 1 S: 8	H: 3 LOB: 1 BB: 1 P: 12	1B: 14 2B: 4 3B: 0 HR: 1	SF: 0 SAC: 3 DP: 2 HBP: 0	WP: 0 PB: 0 SB: 0 CS: 0	PA: 47				
PITCHER	IP	WLS	BF	H	R	ER	SO	BB	IBB	HBP	BLK	WP	HR	S	P	ERA	WHIP										
Earl Wilson, R ERA: 3.98 (1, 1)	2.2		16	7	4	4	1	1	0	0	0	0	0	17	21	13.50	3.000										
Arnold Earley, L ERA: 3.53 (3, 1)	3.1	L	16	5	3	1	2	1	0	0	0	0	0	8	8	2.70	1.800										
Bob Duliba, R ERA: 3.78 (7, 1)	2.0		8	3	1	1	0	0	0	0	0	0	0	8	8	4.50	1.500										
Dick Radatz, R ERA: 3.91 (9, 1)	1.0		7	3	3	3	1	1	0	0	0	0	1	8	12	27.00	4.000										
Batter	1	2	3	4	5	6	7	8	9	AB	R	H	RBI	BB	SO	LOB	BOTTOM										
Chuck Schilling, R OBP: 0.292, SLG: 0.333 (1, 4)	F9									5	1	1	0	0	0	2	New York Yankees @ Boston Red Sox Fenway Park, Boston, MA Sun Oct 03 1965, 3:33 AM EDT Alt: 5,933 - Unknown - 71 F										
Frank Malzone, R OBP: 0.293, SLG: 0.319 (1, 5)	4-3									5	1	1	0	0	0	1											
Carl Yastrzemski, L OBP: 0.385, SLG: 0.536 (1, 7)										5	2	3	2	0	0	1											
Tony Conigliaro, R OBP: 0.337, SLG: 0.512 (1, 9)										4	0	2	2	0	0	1											
Tony Horton, R OBP: 0.361, SLG: 0.485 (1, 3)	1-3									4	0	0	0	0	1	3											
Jim Gosger, L OBP: 0.318, SLG: 0.410 Lenny Green, L OBP: 0.361, SLG: 0.429 (6, 8)										2	1	1	1	0	1	0											
Eddie Bressoud, R OBP: 0.299, SLG: 0.351 (1, 6)										2	0	1	0	0	1	0											
Mike Ryan, R OBP: 0.193, SLG: 0.262 Russ Nixon, L OBP: 0.295, SLG: 0.321 (8, PH) (9, 2)										3	0	0	0	0	0	2											
Earl Wilson, R OBP: 0.304, SLG: 0.410 Arnold Earley, L OBP: 0.329, SLG: 0.412 Rico Petrocelli, R OBP: 0.329, SLG: 0.412 Bob Duliba, R OBP: 0.329, SLG: 0.412 Lee Thomas, L OBP: 0.207, SLG: 0.321 (9, 1)										1	0	0	0	0	0	0											
Inning Stats	R: 1 E: 1 K: 0 S: 5	H: 2 LOB: 1 BB: 0 P: 5	R: 1 E: 0 K: 0 S: 4	H: 1 LOB: 0 BB: 0 P: 4	R: 2 E: 0 K: 1 S: 7	H: 2 LOB: 0 BB: 0 P: 7	R: 0 E: 0 K: 2 S: 9	H: 1 LOB: 2 BB: 0 P: 9	R: 0 E: 0 K: 1 S: 6	H: 1 LOB: 1 BB: 0 P: 6	R: 1 E: 0 K: 0 S: 5	H: 2 LOB: 1 BB: 0 P: 5	R: 0 E: 0 K: 0 S: 4	H: 1 LOB: 1 BB: 0 P: 4	R: 0 E: 0 K: 0 S: 3	H: 0 LOB: 0 BB: 0 P: 3		R: 0 E: 0 K: 0 S: 3	H: 0 LOB: 0 BB: 0 P: 3	1B: 7 2B: 2 3B: 0 HR: 2	SF: 0 SAC: 0 DP: 0 HBP: 0	WP: 0 PB: 2 SB: 0 CS: 0	PA: 39				
PITCHER	IP	WLS	BF	H	R	ER	SO	BB	IBB	HBP	BLK	WP	HR	S	P	ERA	WHIP										
Whitey Ford, L ERA: 3.28 (1, 1)	7.0		33	11	5	4	4	0	0	0	0	0	0	41	41	5.14	1.571										
Pedro Ramos, R ERA: 2.92 (8, 1)	2.0	S	6	0	0	0	0	0	0	0	0	0	0	6	6	0.00	0.000										

AB 41
R 11
H 18
RBI 9
BB 3
SO 4
LOB 18



AB 39
R 5
H 11
RBI 5
BB 0
SO 4
LOB 15

