

Boston Red Sox - 1966

Batter	1	2	3	4	5	6	7	8	9	10	11	12	13	AB R H RBI BB SO LOB	TOP								
Luis Aparicio, R (1, 6)	0-0 6-3	0-0 B5-3		0-0 1-3		0-0 3-1			0-0 B1		0-0 L4-3		0-0 6-3	7 0 0 0 0 0 8									
Curt Blefary, L (1, 7)	0-3 K		0-0 B1		0-0 F7			4-0 BB	4-0 1B BB			0-3 K		4 0 0 0 2 2 0									
Frank Robinson, R (1, 9) OBP: 0.667, SLG: 1.250	1-0 HR HBP		0-0 WP 1B		0-0 HR			0-0 G5-4-3 1-2f	0-3 K			4-0 G4-6-3 BB		4 2 2 1 1 1 4									
Brooks Robinson, R (1, 5) OBP: 0.500, SLG: 1.000	0-0 HR		0-0 F6		0-0 1B			0-0 F2	0-0 1B			0-0 G4-6-3		6 1 3 3 0 0 2									
Boog Powell, L (1, 3) Bob Johnson, R (8, PR) OBP: 0.500, SLG: 0.500	4-0 BB		4-0 WP BB		0-0 F4			4-0 L3-4 BB		0-0 6-3			0-0 F8 SH3-4 BLK 1B	1 0 0 0 3 0 1 2 1 1 0 0 0 0									
Davey Johnson, R (1, 4)	0-0 F2		0-0 6-3		0-0 L6			0-0 L3-4		0-3 K			0-0 SH3-4	5 0 0 0 0 1 5									
Paul Blair, R (1, 8) OBP: 0.500, SLG: 0.667		0-0 4-3 2B		0-0 1B		0-0 S 1B		0-0 4-3		0-3 K			0-0 F8	6 0 3 0 0 1 2									
Andy Etchebarren, R (1, 2) Charlie Lau, L (9, PH) Russ Snyder, L (9, PR) Vic Roznovsky, L (9, 2)		0-0 4-3		0-3 K		0-3 K			0-0 E 1B 1B		4-0 FC3-6 BB		4-0 BLK BB IBB	3 0 0 0 0 2 3 1 0 1 0 0 0 0 0 1 0 0 0 0 0 0 0 0 0 2 0 0									
Steve Barber, L (1, 1) Moe Drabowsky, R (7, 1) Woodie Held, R (9, PH) Stu Miller, R (9, 1) Jerry Adair, R (13, PH) Eddie Watt, R (13, 1)		0-3 K		0-3 K		0-3 K			0-0 E 1B		0-0 FC3-6		4-0 BLK BB	3 0 0 0 0 3 3 0 0 0 0 0 0 0 1 0 1 0 0 0 0 1 0 0 0 0 0 1 0 0 0 0 1 0 0 0 0 0 0 0 0 0									
<b>Inning Stats</b>	R: 2 E: 0 S: 6	H: 1 LOB: 1 BB: 1 P: 11	R: 0 E: 0 K: 1 S: 6	H: 1 LOB: 1 BB: 0 P: 6	R: 0 E: 0 K: 0 S: 4	H: 1 LOB: 2 BB: 1 P: 8	R: 0 E: 0 K: 2 S: 8	H: 1 LOB: 1 BB: 0 P: 8	R: 1 E: 0 K: 0 S: 5	H: 2 LOB: 1 BB: 0 P: 5	R: 0 E: 0 K: 0 S: 2	H: 0 LOB: 0 BB: 1 P: 6	R: 0 E: 0 K: 2 S: 7	H: 0 LOB: 0 BB: 0 P: 7	R: 0 E: 0 K: 1 S: 4	H: 0 LOB: 1 BB: 1 P: 8	R: 1 E: 0 K: 0 S: 4	H: 1 LOB: 2 BB: 2 P: 12	1B: 8 2B: 3 3B: 0 HR: 2	SF: 0 SAC: 1 DP: 4 HBP: 1	WP: 1 PB: 0 SB: 3 CS: 0	PA: 55	
<b>PITCHER</b>	IP WLS BF H R ER SO BB IBB HBP BLK WP HR S P ERA WHIP																				<b>PITCHER</b>	IP WLS BF H R ER SO BB IBB HBP BLK WP HR S P ERA WHIP	
Earl Wilson, R (1, 1) ERA: 4.5	8.0																					4.50	1.500
Dick Radatz, R (9, 1) ERA:	0.1																					0.00	3.000
Guido Grilli, L (9, 1) ERA:	0.0																					∞	∞
Dan Osinski, R (9, 1) ERA:	0.2																					0.00	1.500
Jim Lonborg, R (10, 1) ERA: 2.25	4.0	L 15	1	1	1	3	3	1	0	1	0	0	17	33	2.25	1.000							

**Baltimore Orioles @ Boston Red Sox**  
Fenway Park, Boston, MA  
Tue Apr 12 1966, 3:33 AM EST  
Att. 12,386 - Unknown

livebaseballscorecards.com

AB	44
R	5
H	11
RBI	4
BB	9
SO	10
LOB	29





Batter	1	2	3	4	5	6	7	8	9	AB R H RBI BB SO LOB	TOP	
Luis Aparicio, R (1, 6) OBP: 0.083, SLG: 0.167	0-3 K	0-0 2B			0-0 6-3		0-0 5-3	0-0 F8		5 0 1 0 0 1 2		
Curt Blefary, L (1, 7) OBP: 0.083, SLG: 0.167	0-3 K	0-3 K			0-3 K			0-0 1-3	0-0 4-3	5 0 0 0 0 3 1		
Frank Robinson, R (1, 9) OBP: 0.545, SLG: 1.125	0-0 HR			0-3 K				1-0 1B S E HBP	0-0 5-3	4 2 1 1 0 2 0		
Brooks Robinson, R (1, 5) OBP: 0.455, SLG: 1.000	0-0 HR			0-0 L6			0-0 4-3	4-0 E 1-2 2B BB	0-0 F9	4 2 1 1 1 0 0		
Boog Powell, L (1, 3) OBP: 0.625, SLG: 0.400	0-0 G3			0-0 1B			0-3 K	0-0 E4 1-3 2B 1B		4 1 2 0 0 1 0		
Bob Johnson, R (8, 3) OBP: 0.500, SLG: 0.500										0 0 0 0 0 0 0		
Davey Johnson, R (1, 4) OBP: 0.222, SLG: 0.125				0-0 F7			4-0 BB	0-0 E5 2B		3 2 1 0 1 0 3		
Paul Blair, R (1, 8) OBP: 0.400, SLG: 0.600				0-0 4-3 HR 1B		0-0 L7	0-3 K	0-0 FC6-2 1-H 2-H 3-H 2B		4 0 1 3 0 1 2		
Andy Etchebarren, R (1, 2)				0-0 5-3		0-3 K		0-0 FC6-2 BB		4 0 0 0 0 2 2		
Jim Palmer, R (1, 1) OBP: 0.500, SLG: 1.333				0-0 HR		0-3 K	0-3 K	4-0 1-2 BB		3 1 1 2 1 2 0		
<b>Inning Stats</b>	R: 2 H: 2 E: 0 LOB: 0 K: 2 BB: 0 S: 9 P: 9	R: 2 H: 3 E: 0 LOB: 1 K: 1 BB: 0 S: 8 P: 8	R: 0 H: 1 E: 0 LOB: 1 K: 1 BB: 0 S: 6 P: 6	R: 0 H: 0 E: 0 LOB: 0 K: 2 BB: 0 S: 7 P: 7	R: 0 H: 0 E: 0 LOB: 0 K: 2 BB: 0 S: 7 P: 7	R: 0 H: 0 E: 0 LOB: 1 K: 2 BB: 1 S: 7 P: 11	R: 0 H: 0 E: 0 LOB: 0 K: 2 BB: 0 S: 7 P: 7	R: 4 H: 2 E: 2 LOB: 2 K: 0 BB: 2 S: 6 P: 15	R: 0 H: 0 E: 0 LOB: 0 K: 0 BB: 0 S: 3 P: 3	1B: 3 SF: 0 2B: 2 SAC: 0 3B: 0 DP: 0 HR: 3 HBP: 1	WP: 0 PA: 40 PB: 0 SB: 1 CS: 0	
<b>PITCHER</b>	IP WLS BF H R ER SO BB IBB HBP BLK WP HR S P ERA WHIP											
Dave Morehead, R (1, 1) ERA: 12.0	3.0 L 15 6 4 4 4 0 0 0 0 0 3 23 23 12.00 2.000											
Ken Sanders, R (4, 1) ERA:	4.0 13 0 0 0 8 1 0 0 0 0 0 28 32 0.00 0.250											
Pete Magrini, R (8, 1) ERA: 13.5	2.0 12 2 4 3 0 2 0 1 0 0 0 9 18 13.50 2.000											

**Baltimore Orioles @ Boston Red Sox**  
**Fenway Park, Boston, MA**  
 Wed Apr 13 1966, 3:33 AM EST  
 Att. 1,955 - Unknown

[livebaseballscorecards.com](http://livebaseballscorecards.com)

**AB 36**  
**R 8**  
**H 8**  
**RBI 7**  
**BB 3**  
**SO 12**  
**LOB 10**




Batter	1	2	3	4	5	6	7	8	9	AB R H RBI BB SO LOB
George Smith, R (1, 4) OBP: 0.333, SLG: 0.250 Dalton Jones, L (7, PH) (8, 4)	0-3 K		4-0 BB		0-3 K		0-0 FC5-4 1B		0-0 F6	2 0 0 0 1 2 1 2 0 0 0 0 0 3
Jim Gosger, L (1, 8) OBP: 0.571, SLG: 0.400	4-0 1-3 BB		0-0 4-3		0-0 FC6-4 1B		0-0 1-3 1B		4-0 1B BB	3 0 2 0 2 0 1
Carl Yastrzemski, L (1, 7) OBP: 0.182, SLG: 0.182	0-0 1-3			0-0 4-3	0-0 FC6-4		0-0 6-3		0-0 1B	5 0 1 1 0 0 5
Tony Conigliaro, R (1, 9)	0-0 6-3			4-0 1B BB		0-0 5-3		0-0 6-3	0-3 K	4 0 0 0 1 1 4
Tony Horton, R (1, 3) OBP: 0.100, SLG: 0.100		0-0 F6		0-0 1-3 1B		0-0 F7		0-0 F4		4 0 1 0 0 0 0
Joe Foy, R (1, 5)		0-3 K		0-3 K		4-0 BB		0-0 F6		3 0 0 0 1 2 2
Rico Petrocelli, R (1, 6)		0-0 4-3		0-0 F7		0-0 F3			4-0 BB 1B BB	3 1 0 0 1 0 3
Mike Ryan, R (1, 2) OBP: 0.333, SLG: 0.444			0-0 F6		0-0 6-3		0-0 F8		0-0 L7	4 0 0 0 0 0 1
Dave Morehead, R (1, 1) Joe Christopher, R (3, PH) Ken Sanders, R (4, 1) Lenny Green, L (7, PH) Pete Magrini, R (8, 1) George Scott, R (9, PH) Earl Wilson, R (9, PR)			0-3 K		4-0 WP 1B BB		4-0 FC5-4 BB		0-0 1B BB 1B	0 0 0 0 0 0 0 1 0 0 0 0 1 0 0 0 0 0 1 0 0 0 0 0 0 1 0 0 0 0 0 0 0 1 0 0 0 0 0 0 0 0 1 0 1 0 0 0 0 0 0 0 0 0 0 0

Inning Stats	R: 0	H: 0	E: 0	LOB: 1	K: 1	BB: 1	S: 5	P: 9	R: 0	H: 0	E: 0	LOB: 0	K: 1	BB: 0	S: 5	P: 5	R: 0	H: 0	E: 0	LOB: 1	K: 1	BB: 1	S: 5	P: 9	R: 0	H: 1	E: 0	LOB: 2	K: 1	BB: 1	S: 6	P: 10	R: 0	H: 1	E: 0	LOB: 2	K: 1	BB: 1	S: 6	P: 10	R: 0	H: 0	E: 0	LOB: 1	K: 0	BB: 1	S: 3	P: 7	R: 0	H: 1	E: 0	LOB: 2	K: 0	BB: 1	S: 4	P: 8	R: 0	H: 0	E: 0	LOB: 0	K: 0	BB: 0	S: 3	P: 3	R: 1	H: 2	E: 0	LOB: 3	K: 1	BB: 2	S: 7	P: 15	1B: 5	SF: 0	2B: 0	SAC: 0	3B: 0	DP: 0	HR: 0	HBP: 0
PITCHER Jim Palmer, R (1, 1) ERA: 1.0	IP	WLS	BF	H	R	ER	SO	BB	IBB	HBP	BLK	WP	HR	S	P	ERA	WHIP	IP	WLS	BF	H	R	ER	SO	BB	IBB	HBP	BLK	WP	HR	S	P	ERA	WHIP	IP	WLS	BF	H	R	ER	SO	BB	IBB	HBP	BLK	WP	HR	S	P	ERA	WHIP																													

**BOTTOM**

**Baltimore Orioles @ Boston Red Sox**  
Fenway Park, Boston, MA  
Wed Apr 13 1966, 3:33 AM EST  
Att. 1,955 - Unknown

AB	32
R	1
H	5
RBI	1
BB	8
SO	6
LOB	20



WP: 1 PA: 40  
PB: 0  
SB: 0  
CS: 0

livebaseballscorecards.com

Batter	1	2	3	4	5	6	7	8	9	10	11	12	AB	R	H	RBI	BB	SO	LOB	TOP				
George Smith, R OBP: 0.400, SLG: 0.250 (1, 4)	4-0 5-3 BB		0-0 5-3			4-0 FC1-6 BB	0-0 6-3 SH5-3 1B		0-3 K	0-0 6-3			4	1	1	1	2	1	4					
George Thomas, R OBP: 0.167, SLG: 0.167 Jim Gosger, L OBP: 0.566, SLG: 0.429 (7, PH)	0-0 1-3		0-3 K			0-0 FC1-6 BB	0-0 SH5-3		0-0 1-2 1B		0-3 K		3	1	0	0	0	1	2					
Carl Yastrzemski, L OBP: 0.294, SLG: 0.267 (1, 7)	4-0 5-3 BB		0-3 K			4-0 2B 1B BB	0-0 6-3		0-0 F7		0-0 2B		4	1	1	1	2	1	3					
Tony Conigliaro, R OBP: 0.353, SLG: 0.231 (1, 9)	0-0 5-3			0-3 K		0-0 1B 2B	0-0 1B		0-0 1-3		4-0 IBB		5	1	2	2	1	1	4					
George Scott, R OBP: 0.385, SLG: 0.400 (1, 5)	0-3 K			0-3 K		0-3 K	0-3 K			4-0 PB SH5-4 BB	0-3 K		5	0	0	0	1	5	7					
Tony Horton, R OBP: 0.133, SLG: 0.133 (1, 3)		0-0 F4		0-3 K		0-0 2B 1B		0-3 K		0-0 SH5-4	0-0 F3		5	0	1	2	0	2	2					
Rico Petrocelli, R (1, 6)		4-0 3B BB			0-0 6-3	0-3 K		0-3 K		0-0 F5		0-0 5-3	5	1	0	0	1	2	2	AB 41				
Mike Ryan, R OBP: 0.333, SLG: 0.500 (1, 2)		0-0 1-H K 3B		0-3 K		0-3 K	0-0 E6 1B	0-0 5-3		4-0 BB IBB		0-0 F4	5	1	1	1	1	1	0	R 7				
Jerry Stephenson, L Guido Grilli, L Jim Lonborg, R Lenny Green, L Dan Gurnea, R Dalton Jones, L Dick Radatz, R Eddie Kasko, R Ken Sanders, R		0-3 K		0-3 K		0-3 K	4-0 SH5-3 1B IBB		1-0 1B HBP	4-0 BB		0-0 6-3	2	0	0	0	0	0	2	1				
<b>Inning Stats</b>	R: 0 E: 0 K: 1 S: 5	H: 0 LOB: 2 BB: 2 P: 13	R: 1 E: 0 K: 1 S: 5	H: 1 LOB: 0 BB: 1 P: 9	R: 0 E: 0 K: 3 S: 7	H: 0 LOB: 0 BB: 0 P: 9	R: 0 E: 0 K: 2 S: 7	H: 0 LOB: 0 BB: 0 P: 7	R: 3 E: 0 K: 2 S: 9	H: 2 LOB: 1 BB: 2 P: 17	R: 0 E: 0 K: 2 S: 7	H: 0 LOB: 0 BB: 0 P: 7	R: 0 E: 0 K: 1 S: 6	H: 1 LOB: 2 BB: 0 P: 7	R: 0 E: 0 K: 0 S: 3	H: 1 LOB: 2 BB: 1 P: 12	R: 0 E: 0 K: 0 S: 3	H: 0 LOB: 0 BB: 0 P: 3	1B: 4 2B: 2 3B: 1 HR: 0	SF: 0 SAC: 2 DP: 0 HBP: 1	WP: 0 PB: 1 SB: 0 CS: 0	PA: 54		
<b>PITCHER</b>	IP WLS BF H R ER SO	ERA WHIP	BB IBB HBP BLK WP HR S P	ERA WHIP	BB IBB HBP BLK WP HR S P	ERA WHIP	BB IBB HBP BLK WP HR S P	ERA WHIP	BB IBB HBP BLK WP HR S P	ERA WHIP	BB IBB HBP BLK WP HR S P	ERA WHIP	BB IBB HBP BLK WP HR S P	ERA WHIP	BB IBB HBP BLK WP HR S P	ERA WHIP	BB IBB HBP BLK WP HR S P	ERA WHIP	BB IBB HBP BLK WP HR S P	ERA WHIP	BB IBB HBP BLK WP HR S P	ERA WHIP	BB IBB HBP BLK WP HR S P	
Sam McDowell, L ERA: 3.95 (1, 1)	5.2	24	3	4	4	10	5	0	0	0	0	0	6.35	1.412										
Don McMahon, R ERA: (6, 1)	0.1	1	0	0	0	1	0	0	0	0	0	0	0.00	0.000										
Sonny Siebert, R ERA: (7, 1)	2.0	10	2	3	0	3	0	1	0	0	0	0	0.00	1.000										
Lee Stange, R ERA: (9, 1)	0.1	3	1	0	0	1	0	0	1	0	0	0	0.00	3.000										
Bob Allen, L ERA: (9, 1)	0.2	2	0	0	0	0	0	0	0	0	0	0	0.00	0.000										

Boston Red Sox @ Cleveland Indians  
Cleveland Municipal Stadium, Cleveland, OH

Fri Apr 15 1966, 3:33 AM EST  
Att. 33,198 - Unknown

livebaseballscorecards.com



Batter	1	2	3	4	5	6	7	8	9	10	11	12
Vic Davalillo, L (1, 8) OBP: 0.583, SLG: 0.167	4-0 BB 2-4		4-0 BB E			BB BB 1B BB		0-0 F4		4-0 IBB		4-0 IBB
Max Alvis, R (1, 5) OBP: 0.500, SLG: 0.500	0-0 2-4 1-2f		0-0 F9 1-2			0-0 1B BB SF8 1B	0-0 6-3		0-0 SH FC4-2 1B	0-0 F8		0-0 1B 1-2 2-H
Leon Wagner, L (1, 7) OBP: 0.182, SLG: 0.111	0-3 K			0-0 G4-6-3 1B		4-0 E 1B BB 1-2 2-3	0-0 F6		0-0 F6	0-0 F6		
Rocky Colavito, R (1, 9) OBP: 0.455, SLG: 0.455		0-0 5-3		0-0 G4-6-3 1B 1-2f		0-0 1B E BB 1B 1-2 2-3 3-H	0-0 1-3		0-0 FC4-2 SH 1B 1-2		0-3 K	
Bill Davis, L (1, 3) Tony Martinez, R (8, PR) Lee Stange, R (8, 1) Bob Allen, L (8, 1) Chico Salmon, R (8, PH) Steve Hargan, R (10, 1) George Banks, R (11, PH) Jack Kralick, L (12, 1)		0-0 F4		0-0 F8		0-0 SF8		0-0 1B E 1B	0-0 SH FC4-2		0-0 5-3	
Pedro Gonzalez, R (1, 4) OBP: 0.400, SLG: 0.400		0-0 S 1B			0-3 K	0-3 K		0-0 E S 1B 1-3	0-0 FC4-2 FC6-4 1-2 2-3 3-Hf		0-0 4-3	
Larry Brown, R (1, 6)		0-0 F9 1-2			0-0 F4	0-0 E6 1B 1B 1-2 2-3		0-3 K	0-0 FC6-4			0-0 F9
Del Crandall, R (1, 2)			0-0 1-3		0-0 F6	0-0 E5 E 1B 1-H 2-H 3-H		4-0 E6 BB		4-0 1-3 BB		4-0 1B BB 1-3
Jim Landis, R (6, PH) Sonny Siebert, R (7, 1) Chuck Hinton, R (8, PH) (9, 3)								0-0 E6		0-0 1-3		0-0 1-3
Sam McDowell, L (1, 1) Don McMahon, R (6, 1) Duke Sims, L (6, PH) (7, 2)			0-3 K			BB BB 1B BB E4		0-0 E6 1-3 2-3 3-H		0-0 1-3		0-0 1-3

AB	R	H	RBI	BB	SO	LOB
2	1	0	0	5	0	4
7	1	3	2	0	0	4
5	1	1	0	1	1	3
6	1	2	1	0	1	1
3	0	1	1	0	0	0
0	1	0	0	0	0	0
0	0	0	0	0	0	0
0	0	0	0	0	0	0
0	0	0	0	0	0	0
1	0	0	0	0	0	0
0	0	0	0	0	0	0
6	0	2	0	0	2	5
6	1	0	0	0	1	8
2	0	0	0	0	0	0
1	0	1	1	0	0	0
0	0	0	0	0	0	0
0	1	0	0	3	0	0
1	0	0	0	0	1	0
0	0	0	0	0	0	0
4	1	0	0	1	0	5

AB	R	H	RBI	BB	SO	LOB
44	8	10	5	10	6	30

Inning Stats	R: 0	H: 0	E: 0	K: 1	S: 4	LOB: 0	BB: 1	P: 8
	R: 0	H: 1	E: 0	K: 0	S: 4	LOB: 1	BB: 0	P: 4
	R: 0	H: 0	E: 1	K: 1	S: 5	LOB: 1	BB: 1	P: 9
	R: 0	H: 1	E: 0	K: 0	S: 3	LOB: 0	BB: 0	P: 3
	R: 0	H: 0	E: 0	K: 1	S: 5	LOB: 0	BB: 0	P: 5
	R: 6	H: 3	E: 3	K: 1	S: 10	LOB: 2	BB: 3	P: 22
	R: 0	H: 0	E: 0	K: 0	S: 3	LOB: 0	BB: 0	P: 3
	R: 1	H: 2	E: 1	K: 1	S: 7	LOB: 2	BB: 1	P: 11
	R: 0	H: 2	E: 0	K: 0	S: 6	LOB: 3	BB: 0	P: 6
	R: 0	H: 0	E: 0	K: 0	S: 3	LOB: 2	BB: 2	P: 11
	R: 0	H: 1	E: 0	K: 0	S: 3	LOB: 2	BB: 2	P: 11
	1B: 10	2B: 1	3B: 0	HR: 0	SF: 1	SAC: 1	DP: 2	HBP: 0

WP	PA
0	56

PITCHER	IP	WLS	BF	H	R	ER	SO	BB	IBB	HBP	BLK	WP	HR	S	P	ERA	WHIP
Jerry Stephenson, R (1, 1) ERA: 5.4	5.0		20	3	3	3	3	4	0	0	0	0	0	22	38	5.40	1.400
Guido Grilli, L (6, 1) ERA:	0.0		1	0	0	0	0	1	0	0	0	0	0	0	4	∞	∞
Jim Lonborg, R (6, 1) ERA: 1.8	1.0		7	2	3	0	1	0	0	0	0	0	0	9	9	0.00	2.000
Dan Osinski, R (7, 1) ERA:	2.0		9	2	1	0	1	1	0	0	0	0	0	10	14	0.00	1.500
Dick Radatz, R (9, 1) ERA:	1.0		6	2	0	0	0	0	0	0	0	0	0	6	6	0.00	2.000

PITCHER	IP	WLS	BF	H	R	ER	SO	BB	IBB	HBP	BLK	WP	HR	S	P	ERA	WHIP
Ken Sanders, R (10, 1) ERA: 1.35	2.2	L	13	1	1	1	1	2	2	0	0	0	0	11	27	3.38	1.125

**Boston Red Sox @ Cleveland Indians**  
**Cleveland Municipal Stadium, Cleveland, OH**  
 Fri Apr 15 1966, 3:33 AM EST  
 Att: 33,198 - Unknown

livebaseballscorecards.com



Batter	1	2	3	4	5	6	7	8	9	10	AB R H RBI BB SO LOB	TOP										
George Smith, R (1, 4) OBP: 0.333, SLG: 0.200 Dalton Jones, L (8, PH) (8, 4)	0-3 K		0-3 K		0-3 K			0-3 K		H 1-0 K HBP	3 0 0 0 0 3 0 1 0 0 0 0 1 1	<b>Boston Red Sox @ Cleveland Indians</b> Cleveland Municipal Stadium, Cleveland, OH Sat Apr 16 1966, 3:33 AM EST Att: 4,317 - Unknown										
Jim Gosger, L (1, 8) OBP: 0.429, SLG: 0.333	0-3 K		0-0 F1		0-3 K			0-0 K G4-6-3 2-H 1B		0-3 K	5 0 1 1 0 3 1											
Carl Yastrzemski, L (1, 7) OBP: 0.273, SLG: 0.400	0-0 HR			0-0 6-3		0-0 6-3		0-0 G4-6-3 1-2f		0-0 F8	5 1 1 1 0 0 2											
Tony Conigliaro, R (1, 9) OBP: 0.333, SLG: 0.188	0-3 K			4-0 BB 1B BB		0-0 F3			0-0 6-3		3 0 0 0 1 1 0											
George Scott, R (1, 5) OBP: 0.412, SLG: 0.385		4-0 BB		0-3 K		0-0 5-3			0-0 1B 1B		3 0 1 0 1 1 1											
Tony Horton, R (1, 3) OBP: 0.158, SLG: 0.158		0-0 F8		0-0 BB 1B		0-0 F3			0-3 K		4 0 1 0 0 1 2											
Rico Petrocelli, R (1, 6) OBP: 0.300, SLG: 0.067		0-3 K		4-0 1-2 2-3 BB		0-3 K			0-0 1-2 1B		3 0 1 0 1 2 1											
Mike Ryan, R (1, 2) OBP: 0.263, SLG: 0.389		0-0 6-3		0-0 F8		0-3 K			0-0 1-3		4 0 0 0 0 1 6											
Dick Stigman, R (1, 1) Lenny Green, L (8, PH) Dick Radatz, R (8, 1)			0-3 K		0-3 K			0-0 1B 2B		0-3 K	2 0 0 0 0 2 0 1 1 1 0 0 0 0 1 0 0 0 0 1 0											
<b>Inning Stats</b>	R: 1 E: 0 K: 3 S: 10	H: 1 LOB: 0 BB: 0 P: 10	R: 0 E: 0 K: 1 S: 5	H: 0 LOB: 1 BB: 1 P: 9	R: 0 E: 0 K: 2 S: 7	H: 0 LOB: 0 BB: 0 P: 7	R: 0 E: 0 K: 1 S: 6	H: 1 LOB: 3 BB: 2 P: 14	R: 0 E: 0 K: 3 S: 9	H: 0 LOB: 0 BB: 0 P: 9	R: 0 E: 0 K: 2 S: 7		H: 0 LOB: 0 BB: 0 P: 7	R: 0 E: 0 K: 1 S: 6	H: 2 LOB: 0 BB: 0 P: 6	R: 0 E: 0 K: 1 S: 7	H: 2 LOB: 2 BB: 0 P: 7	R: 0 E: 0 K: 2 S: 7	H: 0 LOB: 1 BB: 0 P: 8	1B: 4 2B: 1 3B: 0 HR: 1	SF: 0 SAC: 0 DP: 1 HBP: 1	WP: 0 PB: 0 SB: 0 CS: 0
<b>PITCHER</b>	IP WLS BF H R ER SO BB IBB HBP BLK WP HR S P ERA WHIP																					
Gary Bell, R (1, 1) ERA: 2.45 Bob Allen, L (8, 1) ERA:	7.1	W	29	4	2	2	13	3	0	0	0	0	0	0	0	2.46	0.955					
	2.2	W	10	2	0	0	3	0	0	1	0	0	0	0	0	0.00	0.750					

livebaseballscorecards.com

AB	35
R	2
H	6
RBI	2
BB	3
SO	16
LOB	14





BOTTOM

Boston Red Sox @ Cleveland Indians  
Cleveland Municipal Stadium, Cleveland, OH

Sat Apr 16 1966, 3:33 AM EST  
Att. 4,317 - Unknown

livebaseballscorecards.com

AB	32
R	3
H	8
RBI	3
BB	6
SO	6
LOB	13



WP:	1	PA:	39
PB:	0		
SB:	1		
CS:	1		

AB R H RBI BB SO LOB

4	1	1	0	0	1	0
3	2	2	0	2	1	0
3	0	2	2	2	1	0
4	0	1	1	0	1	4
3	0	0	0	0	0	2
1	0	0	0	0	0	3
0	0	0	0	0	0	0
4	0	1	0	0	0	0
4	0	1	0	0	0	2
0	0	0	0	0	0	0
3	0	0	0	1	1	1
2	0	0	0	0	1	1
0	0	0	0	1	0	0
1	0	0	0	0	0	0

1B: 5 SF: 0  
2B: 2 SAC: 1  
3B: 1 DP: 2  
HR: 0 HBP: 0

Batter	1	2	3	4	5	6	7	8	9	10
Vic Davalillo, L OBP: 0.500, SLG: 0.400 (1, 8)	0-3 K		X 0-0 5-3		X 0-0 5-3			X 0-0 SH5-4		X 0-0 1B 3B
Max Alvis, R OBP: 0.588, SLG: 0.600 (1, 5)	0-0 S 2B 1B		X 0-0 1B 2B		X 0-3 K			X 4-0 BB IBB		X 4-0 1B IBB
Jim Landis, R OBP: 0.857, SLG: 1.200 (1, 7)	0-0 WP 1-H 2B		B 4-0 1B BB		X 0-3 K			B 4-0 1-2 2-3 BB		X 0-0 1-2 3-H 1B
Rocky Colavito, R OBP: 0.400, SLG: 0.400 (1, 9)	0-0 2-3 5-3		X 0-0 1-3 2-H 1B		X 0-0 6-3			X 0-3 K		
Chuck Hinton, R (1, 3) Fred Whitfield, L (8, PH) Chico Salmon, R (9, 3)	0-0 F9		X 0-0 F8		X 0-0 F8			X 0-0 F2		
Pedro Gonzalez, R OBP: 0.357, SLG: 0.357 (1, 4)		X 0-0 G6-4-3 1B		X 0-0 G1-4-3			X 0-0 6-3		X 0-0 4-3	
Larry Brown, R OBP: 0.143, SLG: 0.077 (1, 6) Dick Howser, R (9, PR) (10, 6)		X 0-0 G6-4-3 1-2f		X 0-0 G1-4-3 1-2f			X 0-0 5-3		X 0-0 CS 1B	
Joe Azcue, R (1, 2)		B 4-0 BB		X 0-0 1-3			X 0-0 3-1		B 0-3 K	
Gary Bell, R (1, 1) Bob Allen, L (8, 1) Bill Davis, L (10, PH) OBP: 0.200, SLG: 0.250		X 0-0 F9		X 0-3 K			B 4-0 BB SH5-4 BB		X 0-0 F3	

Inning Stats R: 1 H: 2 E: 0 K: 1 S: 7 H: 2 LOB: 1 BB: 1 P: 7 R: 0 H: 2 E: 0 K: 0 S: 4 H: 2 LOB: 1 BB: 1 P: 8 R: 0 H: 0 E: 1 K: 0 S: 3 H: 0 LOB: 0 BB: 0 P: 3 R: 0 H: 0 E: 0 K: 2 S: 7 H: 0 LOB: 0 BB: 0 P: 7 R: 0 H: 0 E: 0 K: 1 S: 5 H: 0 LOB: 0 BB: 0 P: 5 R: 0 H: 0 E: 0 K: 0 S: 3 H: 0 LOB: 0 BB: 0 P: 3 R: 0 H: 0 E: 0 K: 1 S: 5 H: 0 LOB: 3 BB: 3 P: 17 R: 0 H: 1 E: 0 K: 1 S: 5 H: 1 LOB: 1 BB: 0 P: 5 R: 1 H: 2 E: 0 K: 0 S: 3 H: 2 LOB: 2 BB: 1 P: 7 1B: 5 SF: 0 2B: 2 SAC: 1 3B: 1 DP: 2 HR: 0 HBP: 0 WP: 1 PA: 39 PB: 0 SB: 1 CS: 1

PITCHER	IP	WLS	BF	H	R	ER	SO	BB	IBB	HBP	BLK	WP	HR	S	P	ERA	WHIP
Dick Stigman, L ERA: 2.57 (1, 1)	7.0		26	5	2	2	4	2	0	0	0	1	0	32	40	2.57	1.000
Dick Radatz, R ERA: 2.45 (8, 1)	2.1	L	13	3	1	1	2	2	2	0	0	0	0	13	29	3.86	2.143

PITCHER	IP	WLS	BF	H	R	ER	SO	BB	IBB	HBP	BLK	WP	HR	S	P	ERA	WHIP
Dick Stigman, L ERA: 2.57 (1, 1)	7.0		26	5	2	2	4	2	0	0	0	1	0	32	40	2.57	1.000
Dick Radatz, R ERA: 2.45 (8, 1)	2.1	L	13	3	1	1	2	2	2	0	0	0	0	13	29	3.86	2.143

Batter	1	2	3	4	5	6	7	8	9	AB R H RBI BB SO LOB	TOP																				
Lenny Green, L (1, 8) OBP: 0.625, SLG: 0.600	0-0 F7		0-0 1B		4-0 FC6-4 BB		0-3 K			3 0 1 0 1 1 0																					
Eddie Kasko, R (1, 5) OBP: 0.269, SLG: 0.375	0-0 F2		4-0 BB		0-0 FC6-4		0-0 6-3			3 0 0 0 1 0 1																					
Carl Yastrzemski, L (1, 7) OBP: 0.269, SLG: 0.375	0-0 F7		0-0 L3			0-0 E 1B 1B		0-0 4-3		4 0 1 0 0 0 2																					
Tony Conigliaro, R (1, 9) OBP: 0.360, SLG: 0.211		0-0 5-3		4-0 1B BB		0-0 E 1B		0-0 F8		3 0 1 0 1 0 0																					
George Scott, R (1, 3) OBP: 0.429, SLG: 0.412		0-0 1B		0-0 1-2 1B		0-0 F9		0-0 F6		4 0 2 0 0 0 2																					
Rico Petrocelli, R (1, 6) OBP: 0.250, SLG: 0.053		0-0 F8		0-3 K		0-0 E5 1-2 2-3		0-0 F8		4 0 0 0 0 1 4																					
George Smith, R (1, 4) OBP: 0.318, SLG: 0.211		0-3 K		0-0 6-3		0-3 K		0-0 1B		4 0 1 0 0 2 5																					
Mike Ryan, R (1, 2) OBP: 0.261, SLG: 0.364			0-0 1B 1B		0-0 F8		0-3 K		0-3 K	4 0 1 0 0 2 4																					
Earl Wilson, R (1, 1) OBP: 0.400, SLG: 0.250			0-3 K		0-3 K		0-3 K		0-0 F6	2 0 0 0 0 2 1																					
Guido Grilli, L (5, 1)										0 0 0 0 0 0 0																					
Jim Gosger, L (7, PH) OBP: 0.400, SLG: 0.308										1 0 0 0 0 1 0																					
Bob Sadowski, R (7, 1)										0 0 0 0 0 0 0																					
Dalton Jones, L (9, PH)										1 0 0 0 0 0 1																					
<b>Inning Stats</b>	R: 0 E: 0 K: 0 S: 3	H: 0 LOB: 0 BB: 0 P: 3	R: 0 E: 0 K: 1 S: 6	H: 1 LOB: 1 BB: 0 P: 6	R: 0 E: 0 K: 1 S: 6	H: 2 LOB: 2 BB: 1 P: 10	R: 0 E: 0 K: 1 S: 5	H: 1 LOB: 1 BB: 1 P: 9	R: 0 E: 0 K: 1 S: 5	H: 0 LOB: 1 BB: 1 P: 9	R: 0 E: 1 K: 2 S: 10	H: 2 LOB: 3 BB: 0 P: 10	R: 0 E: 0 K: 2 S: 7	H: 0 LOB: 0 BB: 0 P: 7	R: 0 E: 0 K: 0 S: 3	H: 0 LOB: 0 BB: 0 P: 3	R: 0 E: 0 K: 1 S: 6	H: 1 LOB: 1 BB: 0 P: 6	1B: 7 2B: 0 3B: 0 HR: 0	SF: 0 SAC: 0 DP: 0 HBP: 0	WP: 0 PB: 0 SB: 0 CS: 0	PA: 36									
<b>PITCHER</b> Luis Tiant, R (1, 1) ERA:	IP 9.0	WLS W	BF 36	H 7	R 0	ER 0	SO 9	BB 3	IBB 0	HBP 0	BLK 0	WP 0	HR 0	S 51	P 63	ERA 0.00	WHIP 1.111														
											<b>PITCHER</b>	IP	WLS	BF	H	R	ER	SO	BB	IBB	HBP	BLK	WP	HR	S	P	ERA	WHIP			

**Boston Red Sox @ Cleveland Indians**  
**Cleveland Municipal Stadium, Cleveland, OH**  
 Sun Apr 17 1966, 3:33 AM EST  
 Att: 18,546 - Unknown

[livebaseballscorecards.com](http://livebaseballscorecards.com)

<b>AB</b>	<b>33</b>
<b>R</b>	<b>0</b>
<b>H</b>	<b>7</b>
<b>RBI</b>	<b>0</b>
<b>BB</b>	<b>3</b>
<b>SO</b>	<b>9</b>
<b>LOB</b>	<b>20</b>



Batter	1	2	3	4	5	6	7	8	9	AB	R	H	RBI	BB	SO	LOB
Vic Davalillo, L OBP: 0.450, SLG: 0.357 (1, 8)	0-3 K ①		0-0 3-1 ③		0-0 E S 1B		0-0 F6 ③			4	1	1	0	0	1	0
Max Alvis, R OBP: 0.571, SLG: 0.579 (1, 5)	0-0 3-1 ②			0-0 1B 1B	0-0 1B 1B			0-0 F4 ①		4	0	2	1	0	0	0
Leon Wagner, L OBP: 0.200, SLG: 0.154 (1, 7)	0-0 F7 ③			0-0 HR 1B	0-3 K ③			0-0 F5 ②		4	1	1	0	0	1	1
Rocky Colavito, R OBP: 0.421, SLG: 0.556 (1, 9)		0-0 5-3 ①		0-0 HR 1B		4-0 FC1-5 1B BB		0-0 E6 E		3	2	1	2	1	0	0
Bill Davis, L OBP: 0.286, SLG: 0.200 (1, 3)		4-0 G5-3 1B BB		0-0 F3 ②		0-0 FC1-5 1B		0-0 E7 E 1B		1	0	0	0	1	0	0
Chuck Hinton, R OBP: 0.417, SLG: 0.222 (6, PH) (7, 3)						1-2 FC1-5 1B		2-H E 1B		2	1	2	1	0	0	0
Pedro Gonzalez, R OBP: 0.389, SLG: 0.389 (1, 4)		0-0 1-2 1B		0-0 F4 ③		0-0 FC1-5 ③ ③		0-0 S 1B		4	0	2	0	0	0	2
Larry Brown, R OBP: 0.111, SLG: 0.059 (1, 6)		0-0 G5-3 ② ③			0-0 6-3 ①	0-0 L7 ③		0-0 F7 ③		4	0	0	0	0	0	4
Duke Sims, L OBP: 0.250, SLG: 0.571 (1, 2)			0-3 K ①		0-0 HR		0-3 K ①			3	1	1	1	0	2	0
Luis Tiant, R (1, 1)			0-0 F8 ②		0-0 L7 ②		0-3 K ②			3	0	0	0	0	1	0

Inning Stats	R: 0	H: 0	E: 0	K: 1	S: 5	H: 0	LOB: 0	BB: 0	P: 5	R: 0	H: 1	E: 0	K: 0	S: 3	H: 0	LOB: 1	BB: 1	P: 7	R: 0	H: 0	E: 0	K: 1	S: 5	R: 2	H: 3	E: 0	K: 0	S: 5	H: 0	LOB: 0	BB: 0	P: 5	R: 2	H: 3	E: 0	K: 1	S: 8	H: 1	LOB: 1	BB: 0	P: 8	R: 0	H: 1	E: 0	K: 0	S: 3	H: 0	LOB: 0	BB: 0	P: 7	R: 2	H: 2	E: 3	K: 0	S: 6	H: 2	LOB: 1	BB: 0	P: 6
--------------	------	------	------	------	------	------	--------	-------	------	------	------	------	------	------	------	--------	-------	------	------	------	------	------	------	------	------	------	------	------	------	--------	-------	------	------	------	------	------	------	------	--------	-------	------	------	------	------	------	------	------	--------	-------	------	------	------	------	------	------	------	--------	-------	------

PITCHER	IP	WLS	BF	H	R	ER	SO	BB	IBB	HBP	BLK	WP	HR	S	P	ERA	WHIP
Earl Wilson, R ERA: 5.68 (1, 1)	4.2	L	20	7	4	4	2	1	0	0	0	0	2	23	27	7.71	1.714
Guido Grilli, L ERA: (5, 1)	1.1		5	1	0	0	1	1	0	0	0	0	0	6	10	0.00	1.500
Bob Sadowski, R ERA: (7, 1)	2.0		9	2	2	0	2	0	0	0	0	0	0	13	13	0.00	1.000

**BOTTOM**

**Boston Red Sox @ Cleveland Indians**  
Cleveland Municipal Stadium, Cleveland, OH

Sun Apr 17 1966, 3:33 AM EST  
Att. 18,546 - Unknown

AB	32
R	6
H	10
RBI	5
BB	2
SO	5
LOB	7



WP	HR	S	P	ERA	WHIP
0	0	0	34		

Batter	1	2	3	4	5	6	7	8	9	AB R H RBI BB SO LOB	TOP											
Don Wert, R (1, 5) OBP: 0.483, SLG: 0.478	4-0 BB BB	0-0 6-3			0-0 4-3		0-0 4-3			3 0 0 0 1 0 4												
Jerry Lumpe, L (1, 4) OBP: 0.367, SLG: 0.250	4-0 1-2 BB		0-0 4-3			0-0 1-3		0-0 F9		3 0 0 0 1 0 0												
Norm Cash, L (1, 3) OBP: 0.323, SLG: 0.345	0-3 K		0-0 F8			0-3 K		0-0 3-1		4 0 0 0 0 2 2												
Al Kaline, R (1, 9) OBP: 0.484, SLG: 0.760	0-3 K		0-0 L5-3			0-0 1B		4-0 BB		3 0 1 0 1 1 2												
Willie Horton, R (1, 7) OBP: 0.308, SLG: 0.318	0-3 K			0-0 L5		0-0 F8		0-3 K		4 0 0 0 0 2 4												
Don Demeter, R (1, 8) OBP: 0.167, SLG: 0.167		0-0 SH1-4 1B		0-3 K		0-3 K		0-0 F7		4 0 1 0 0 2 0												
Dick McAuliffe, L (1, 6) OBP: 0.467, SLG: 0.577		0-0 SH1-4 1B		0-3 K		4-0 2B BB		0-0 G6-4-3 1B		3 0 2 0 1 1 0												
Orlando McFarlane, R (1, 2) OBP: 0.250, SLG: 0.750		0-3 K			0-0 4-3		0-0 F4	0-0 G6-4-3		4 0 0 0 0 1 4												
Bill Monbouquette, R (1, 1) OBP: 0.250, SLG: 0.250		0-0 SH1-4			0-3 K		0-0 2B			0 0 0 0 0 0 0												
Joe Sparna, R (3, 1)										1 0 0 0 0 1 0												
Jim Northrup, L (7, PH) OBP: 0.333, SLG: 0.400										1 0 1 0 0 0 0												
Fred Gladding, L (7, 1)		1-2 2-3								0 0 0 0 0 0 0												
<b>Inning Stats</b>	R: 0 E: 0 K: 3 S: 9	H: 0 LOB: 2 BB: 2 P: 17	R: 0 E: 0 K: 1 S: 7	H: 2 LOB: 2 BB: 0 P: 7	R: 0 E: 0 K: 0 S: 3	H: 0 LOB: 0 BB: 0 P: 3	R: 0 E: 0 K: 2 S: 7	H: 0 LOB: 0 BB: 0 P: 7	R: 0 E: 0 K: 1 S: 5	H: 0 LOB: 0 BB: 0 P: 5	R: 0 E: 0 K: 1 S: 6	H: 1 LOB: 1 BB: 0 P: 6	R: 0 E: 0 K: 1 S: 6	H: 1 LOB: 2 BB: 1 P: 10	R: 0 E: 0 K: 1 S: 5	H: 0 LOB: 1 BB: 1 P: 9	R: 0 E: 0 K: 0 S: 3	H: 1 LOB: 0 BB: 0 P: 3	1B: 4 2B: 1 3B: 0 HR: 0	SF: 0 SAC: 1 DP: 1 HBP: 0	WP: 0 PB: 0 SB: 0 CS: 0	PA: 35
<b>PITCHER</b>	IP WLS BF H R ER SO BB IBB HBP BLK WP HR S P ERA WHIP																					
Dave Morehead, R (1, 1) ERA: 4.5	5.0 W 19 2 0 0 7 2 0 0 0 0 0 0 31 39 0.00 0.800																					
Ken Sanders, R (6, 1) ERA: 0.84	4.0 S 16 3 0 0 3 2 0 0 0 0 0 0 20 28 0.00 1.250																					

**Detroit Tigers @ Boston Red Sox**  
 Fenway Park, Boston, MA  
 Tue Apr 19 1966, 3:33 AM EST  
 Unknown

[livebaseballscorecards.com](http://livebaseballscorecards.com)

**AB** 30  
**R** 0  
**H** 5  
**RBI** 0  
**BB** 4  
**SO** 10  
**LOB** 16



Batter	1	2	3	4	5	6	7	8	9	AB	R	H	RBI	BB	SO	LOB
Lenny Green, L <small>OBP: 0.545, SLG: 0.625</small> (1, 8)	0-0 F5	0-0 HR 2B		0-0 SH1-3		0-0 1-3				3	1	1	0	0	0	0
Eddie Kasko, R <small>OBP: 0.333, SLG: 0.143</small> (1, 5)	0-0 BB 1B	0-0 5-3		0-3 K		0-0 6-3				4	1	1	0	0	1	3
Carl Yastrzemski, L <small>OBP: 0.333, SLG: 0.519</small> (1, 7)	0-0 BB 1B	0-0 HR		4-0 BB			0-0 6-3			3	2	2	3	1	0	0
Tony Conigliaro, R <small>OBP: 0.310, SLG: 0.174</small> (1, 9)	0-0 F4	0-3 K		0-3 K			0-0 L9			4	0	0	0	0	2	4
George Scott, R <small>OBP: 0.440, SLG: 0.550</small> (1, 3)	4-0 BB 1B		0-0 HR		0-0 5-3		0-0 4-3			3	2	1	1	1	0	0
Bob Tillman, R <small>OBP: 1.000, SLG: 1.000</small> (1, 2)	0-0 E8		4-0 BB G5-4-3		0-0 FC4-6 1B			4-0 BB		2	0	2	2	2	0	0
Rico Petrocelli, R <small>OBP: 0.214, SLG: 0.043</small> (1, 6)	0-3 K		0-0 G5-4-3		0-0 FC4-6			0-3 K		4	0	0	0	0	2	4
George Smith, R <small>OBP: 0.269, SLG: 0.174</small> (1, 4)		0-0 4-3	0-3 K		0-0 6-3			0-0 F4		4	0	0	0	0	1	2
Dave Morehead, R <small>OBP: 1.000, SLG: 1.000</small> Ken Sanders, R (6, 1)		0-0 2B HR 1B		0-0 SH1-3 1B		0-0 5-3		0-0 4-3		2	1	2	0	0	0	0
										2	0	0	0	0	0	1

Inning Stats	R: 3	H: 3	E: 1	LOB: 1	K: 1	P: 12	R: 3	H: 3	E: 0	LOB: 0	K: 1	P: 8	R: 1	H: 1	E: 0	LOB: 0	K: 1	P: 9	R: 0	H: 1	E: 0	LOB: 2	K: 2	P: 12	R: 0	H: 1	E: 0	LOB: 1	K: 0	P: 4	R: 0	H: 0	E: 0	LOB: 0	K: 0	P: 3	R: 0	H: 0	E: 0	LOB: 0	K: 0	P: 3	R: 0	H: 0	E: 0	LOB: 1	K: 1	P: 9
1B: 6	SF: 0	2B: 1	SAC: 1	3B: 0	DP: 1	HR: 2	HBP: 0	WP: 0	PA: 36	PB: 0	SB: 0	CS: 0																																				

PITCHER	IP	WLS	BF	H	R	ER	SO	BB	IBB	HBP	BLK	WP	HR	S	P	ERA	WHIP
Bill Monbouquette, R <small>ERA: 5.73</small> (1, 1)	2.0	L	13	6	6	5	2	1	0	0	0	0	1	16	20	22.50	3.500
Joe Sparna, R <small>ERA: 2.25</small> (3, 1)	4.0		16	3	1	1	3	2	0	0	0	0	1	20	28	2.25	1.250
Fred Gladding, R <small>ERA:</small> (7, 1)	2.0		7	0	0	0	1	1	0	0	0	0	0	8	12	0.00	0.500

**BOTTOM**

**Detroit Tigers @ Boston Red Sox**  
Fenway Park, Boston, MA  
Tue Apr 19 1966, 3:33 AM EST  
Unknown

livebaseballscores.com

AB	31
R	7
H	9
RBI	6
BB	4
SO	6
LOB	14



Batter	1	2	3	4	5	6	7	8	9	AB R H RBI BB SO LOB	TOP									
Don Wert, R (1, 5) OBP: 0.471, SLG: 0.444	4-0 BB S		0-0 G5-4-3 1-2f		0-3 K		0-0 BB 1B	0-0 4-3		4 1 1 0 1 1 4										
Jerry Lumpe, L (1, 4) OBP: 0.400, SLG: 0.259	4-0 BB L5-4-3			0-3 K		0-0 1B G6-4-3	4-0 1B BB		0-3 K	3 1 1 0 2 2 0										
Norm Cash, L (1, 3) Mickey Stanley, R (7, 8) OBP: 0.343, SLG: 0.364 OBP: 0.208, SLG: 0.182	0-0 F7			0-0 F8		0-0 1B G6-4-3	0-0 1B 1-3 2-H 3-H		0-0 F4	4 0 2 2 0 0 2 1 0 0 0 0 0 0										
Al Kaline, R (1, 9) OBP: 0.444, SLG: 0.655	0-0 L5-4-3 1-2			0-0 L7		4-0 1B BB G6-4-3	0-0 L9		0-0 F2	4 0 0 0 1 0 4										
Willie Horton, R (1, 7) OBP: 0.300, SLG: 0.308		0-0 4-3			0-0 2B 1B	0-0 1B G6-4-3 1-2f 2-3 3-H		0-0 F2		4 1 1 0 0 0 2										
Don Demeter, R (1, 8) OBP: 0.200, SLG: 0.300		0-0 6-3			0-3 K	0-0 F5		0-0 1B 2B		4 1 1 0 0 1 2										
Dick McAuliffe, L (1, 6) OBP: 0.441, SLG: 0.533		0-0 F5			0-0 F3		0-0 F9	0-0 1B 2-H		4 0 1 1 0 0 1										
Bill Freehan, R (1, 2) OBP: 0.304, SLG: 0.409			0-0 6-3		0-0 1B 2B 1-3		0-0 BB 1B 1B	0-0 1B 1-3		4 2 3 0 0 0 0										
Denny McLain, R (1, 1) Orlando Pena, R (8, 1) Larry Sherry, R (8, 1) OBP: 0.429, SLG: 0.429			0-0 G5-4-3 1B		0-0 1B 2-H 3-H		0-3 K	0-3 K		4 0 2 2 0 2 3 0 0 0 0 0 0 0 0 0 0 0 0 0 0										
<b>Inning Stats</b>	R: 0 E: 0 K: 0 S: 2	H: 0 LOB: 1 BB: 2 P: 10	R: 0 E: 0 K: 0 S: 3	H: 0 LOB: 0 BB: 0 P: 3	R: 0 E: 0 K: 1 S: 5	H: 0 LOB: 0 BB: 0 P: 5	R: 2 E: 0 K: 2 S: 10	H: 3 LOB: 1 BB: 0 P: 10	R: 1 E: 0 K: 0 S: 4	H: 2 LOB: 1 BB: 1 P: 8	R: 2 E: 0 K: 1 S: 8	H: 3 LOB: 2 BB: 1 P: 12	R: 1 E: 0 K: 1 S: 8	H: 3 LOB: 2 BB: 0 P: 8	R: 0 E: 0 K: 1 S: 5	H: 0 LOB: 0 BB: 0 P: 5	1B: 10 2B: 2 3B: 0 HR: 0	SF: 0 SAC: 0 DP: 3 HBP: 0	WP: 0 PB: 0 SB: 1 CS: 0	PA: 40
<b>PITCHER</b>	IP WLS BF H R ER SO BB IBB HBP BLK WP HR S P ERA WHIP																			
Jim Lonborg, R (1, 1) ERA: 3.6	5.0 L 22 6 3 3 3 3 3 0 0 0 0 0 0 25 37 5.40 1.800																			
Jose Santiago, R (6, 1) ERA:	1.0 2 0 0 0 0 0 0 0 0 0 0 0 0 2 2 0.00 0.000																			
Bob Sadowski, R (7, 1) ERA: 8.1	1.1 10 5 3 3 1 1 0 0 0 0 0 0 11 15 20.25 4.500																			
Darrell Brandon, R (8, 1) ERA:	0.2 3 1 0 0 1 0 0 0 0 0 0 0 5 5 0.00 1.500																			
Dick Radatz, R (9, 1) ERA: 1.93	1.0 3 0 0 0 0 1 0 0 0 0 0 0 5 5 0.00 0.000																			

**Detroit Tigers @ Boston Red Sox**  
**Fenway Park, Boston, MA**  
 Tue Apr 19 1966, 3:38 AM EST  
 Att. 25,335 - Unknown

[livebaseballscorecards.com](http://livebaseballscorecards.com)

<b>AB</b>	<b>36</b>
<b>R</b>	<b>6</b>
<b>H</b>	<b>12</b>
<b>RBI</b>	<b>5</b>
<b>BB</b>	<b>4</b>
<b>SO</b>	<b>6</b>
<b>LOB</b>	<b>18</b>



Batter	1	2	3	4	5	6	7	8	9	AB	R	H	RBI	BB	SO	LOB
Lenny Green, L OBP: 0.438, SLG: 0.462 (1, 8)	0-0 E6 FC1-6		0-0 F8			0-0 1B		0-0 6-3	0-0 L9	5	0	1	0	0	0	2
Eddie Kasko, R OBP: 0.308, SLG: 0.273 (1, 5) (9, 6)	0-0 FC1-6 G4-6-3 1-2f			0-0 F6		0-0 F4		0-0 2B 2B		4	1	1	1	0	0	2
Carl Yastrzemski, L OBP: 0.353, SLG: 0.533 (1, 7)	0-0 G4-6-3 1-2f			0-3 K			4-0 FC5-4 BB	0-0 2B 1B		3	1	1	1	1	1	1
Tony Conigliaro, R OBP: 0.303, SLG: 0.185 Dick Radatz, R (9, 1)		0-0 F7		0-3 K			0-0 FC5-4 1-2f	0-0 BB 1B		4	0	1	1	0	1	1
George Scott, R OBP: 0.448, SLG: 0.500 (1, 3) (9, 5)		4-0 BB			0-0 F8		0-0 F8	4-0 1-2 BB		2	0	0	0	2	0	1
Mike Ryan, R OBP: 0.240, SLG: 0.333 Bob Tillman, R OBP: 0.667, SLG: 0.500 (7, PH) (8, 2)		0-3 K			0-3 K		0-0 5-3	0-3 K		2	0	0	0	0	2	1
Rico Petrocelli, R OBP: 0.200, SLG: 0.040 Tony Horton, R OBP: 0.143, SLG: 0.143 (8, PH) (9, 3)		0-3 K			0-3 K			0-3 K	0-0 4-3	2	0	0	0	0	2	1
George Smith, R OBP: 0.250, SLG: 0.160 Dalton Jones, L OBP: 0.333, SLG: 0.286 (8, PH) (9, 4)			0-0 F7			0-0 F2		0-0 2B 2B	0-0 L9	2	0	0	0	0	0	0
Jim Lonborg, R Jose Santiago, R Joe Foy, R Bob Sadowski, R Darrell Brandon, R Jim Gosger, L OBP: 0.471, SLG: 0.429 (1, 1) (6, 1) (6, PH) (7, 1) (8, 1) (8, PH) (9, 9)			0-3 K			0-3 K		0-0 2B 2B	4-0 BB	2	1	1	0	0	0	0

**BOTTOM**

**Detroit Tigers @ Boston Red Sox**  
**Fenway Park, Boston, MA**  
 Tue Apr 19 1966, 3:38 AM EST  
 Att. 25,335 - Unknown

livebaseballscorecards.com

<b>AB</b>	<b>33</b>
<b>R</b>	<b>4</b>
<b>H</b>	<b>6</b>
<b>RBI</b>	<b>4</b>
<b>BB</b>	<b>4</b>
<b>SO</b>	<b>10</b>
<b>LOB</b>	<b>12</b>



Inning	R	H	E	K	S	H	LOB	BB	P	R	H	E	K	S	H	LOB	BB	P	1B	2B	3B	HR	SF	SAC	DP	HBP	WP	PB	SB	CS	PA
1	0	0	1	3	3	0	0	0	0	0	0	0	0	0	0	0	0	0	0	0	0	0	0	0	0	0	0	0	0	0	0
2	0	0	0	2	7	0	1	0	0	0	0	0	0	0	0	0	0	0	0	0	0	0	0	0	0	0	0	0	0	0	0
3	0	0	0	1	5	0	0	0	0	0	0	0	0	0	0	0	0	0	0	0	0	0	0	0	0	0	0	0	0	0	0
4	0	0	0	2	7	0	0	0	0	0	0	0	0	0	0	0	0	0	0	0	0	0	0	0	0	0	0	0	0	0	0
5	0	0	0	1	7	0	0	0	0	0	0	0	0	0	0	0	0	0	0	0	0	0	0	0	0	0	0	0	0	0	0
6	0	1	0	1	6	0	1	0	0	0	0	0	0	0	0	0	0	0	0	0	0	0	0	0	0	0	0	0	0	0	0
7	0	0	0	0	7	0	1	0	0	0	0	0	0	0	0	0	0	0	0	0	0	0	0	0	0	0	0	0	0	0	0
8	4	5	0	2	16	0	2	1	0	0	0	0	0	0	0	0	0	0	0	0	0	0	0	0	0	0	0	0	0	0	0
9	0	0	0	0	7	0	1	0	0	0	0	0	0	0	0	0	0	0	0	0	0	0	0	0	0	0	0	0	0	0	0

PITCHER	IP	WLS	BF	H	R	ER	SO	BB	IBB	HBP	BLK	WP	HR	S	P	ERA	WHIP
Denny McLain, R ERA: 3.45 (1, 1)	7.2	W	30	5	4	4	9	2	0	0	0	0	0	46	54	4.70	0.913
Orlando Pena, R ERA: (8, 1)	0.0		2	1	0	0	0	1	0	0	0	0	0	1	5	∞	∞
Larry Sherry, R ERA: (8, 1)	1.1	S	5	0	0	0	1	1	0	0	0	0	0	6	10	0.00	0.750

Batter	1	2	3	4	5	6	7	8	9	AB R H RBI BB SO LOB	TOP											
Don Wert, R (1, 5) OBP: 0.462, SLG: 0.452	4-0 BB		0-0 F5	0-3 K			0-0 G3		0-0 G3 4-3 2B	4 1 1 0 1 1 1												
Jerry Lumpe, L (1, 4) OBP: 0.425, SLG: 0.375	0-0 F9		0-0 1B 3B			0-0 FC5-4 1B	0-0 1B		0-0 G3 2-3	5 1 3 0 0 0 2												
Norm Cash, L (1, 3) OBP: 0.300, SLG: 0.316	0-0 F9		0-0 F3			0-0 F9	0-3 K		0-0 4-3	5 0 0 1 0 1 4												
Al Kaline, R (1, 9) OBP: 0.463, SLG: 0.636	0-0 L8		0-0 1B			0-0 L7	0-0 1-2 1B		3-H 4-0 BB	4 0 2 1 1 0 2												
Willie Horton, R (1, 7) OBP: 0.257, SLG: 0.258		0-0 F3	0-0 6-3			0-0 FC5-4 1-2f	0-0 F9		0-3 K	5 0 0 0 0 1 5												
Don Demeter, R (1, 8) OBP: 0.357, SLG: 0.643		0-3 K		0-0 HR		0-0 FC5-4 1B		0-0 FC4-6 1B		4 1 3 1 0 1 0												
Dick McAuliffe, L (1, 6) OBP: 0.447, SLG: 0.500		4-0 FC BB		4-0 CS 1B BB		0-3 K		0-0 FC4-6 1-2f		2 0 0 0 2 1 2												
Bill Freehan, R (1, 2) OBP: 0.296, SLG: 0.385		0-0 FC 1-2		0-0 S 1B		0-0 FC5-4 1-2f		0-0 F4		4 0 1 0 0 0 3												
Dave Wickersham, R (1, 1)		0-0 5-3		0-3 K		0-3 K		0-0 F7		1 0 0 0 0 0 2												
Terry Fox, R (3, 1)										2 0 0 0 0 2 3												
Fred Gladding, L (7, 1)										0 0 0 0 0 0 0												
Gates Brown, L (8, PH) OBP: 0.400, SLG: 0.250										1 0 0 0 0 0 1												
Larry Sherry, R (8, 1)				2-3						0 0 0 0 0 0 0												
<b>Inning Stats</b>	R: 0 E: 0 K: 0 S: 3	H: 0 LOB: 1 BB: 1 P: 7	R: 0 E: 0 K: 1 S: 6	H: 0 LOB: 2 BB: 1 P: 10	R: 1 E: 0 K: 0 S: 5	H: 2 LOB: 1 BB: 1 P: 5	R: 1 E: 0 K: 2 S: 8	H: 2 LOB: 1 BB: 1 P: 12	R: 0 E: 0 K: 0 S: 4	H: 1 LOB: 1 BB: 0 P: 4	R: 0 E: 0 K: 2 S: 8	H: 1 LOB: 1 BB: 0 P: 8	R: 0 E: 0 K: 1 S: 7	H: 2 LOB: 2 BB: 0 P: 7	R: 0 E: 0 K: 0 S: 4	H: 1 LOB: 1 BB: 0 P: 4	R: 1 E: 0 K: 1 S: 6	H: 1 LOB: 1 BB: 1 P: 10	1B: 7 2B: 1 3B: 1 HR: 1	SF: 0 SAC: 0 DP: 0 HBP: 0	WP: 0 PB: 0 SB: 1 CS: 1	PA: 41
<b>PITCHER</b>	IP WLS BF H R ER SO BB IBB HBP BLK WP HR S P ERA WHIP																					
Jerry Stephenson, R (1, 1) ERA: 4.09	6.0 W 27 6 2 2 5 3 0 0 0 0 1 34 46 3.00 1.500																					
Dick Radatz, R (7, 1) ERA: 2.35	3.0 S 14 4 1 1 2 1 0 0 0 0 0 0 17 21 3.00 1.667																					

**Detroit Tigers @ Boston Red Sox**  
**Fenway Park, Boston, MA**  
 Wed Apr 20 1966, 3:33 AM EST  
 Att. 2,618 - Unknown

[livebaseballscorecards.com](http://livebaseballscorecards.com)

**AB 37**  
**R 3**  
**H 10**  
**RBI 3**  
**BB 4**  
**SO 7**  
**LOB 25**





Batter	1	2	3	4	5	6	7	8	9
Lenny Green, L (1, 8) OBP: 0.400, SLG: 0.412	0-0 3-1		0-0 4-3			0-0 HR 1B	0-0 5-3		
Eddie Kasko, R (1, 5) OBP: 0.294, SLG: 0.214	0-3 K		0-0 L6			0-0 F8		4-0 BB	
Carl Yastrzemski, L (1, 7) OBP: 0.342, SLG: 0.500	0-0 F5				0-0 6-3	0-0 HR 1B		0-0 1-6-3	
Tony Conigliaro, R (1, 9) OBP: 0.324, SLG: 0.323		0-0 6-3		0-3 K		0-0 HR		0-0	
George Scott, R (1, 3) OBP: 0.424, SLG: 0.462		0-0 2B 1B		0-0 6-3		0-0 F3		0-0 F8	
Bob Tillman, R (1, 2) OBP: 0.556, SLG: 0.429		0-0 2B 1B		0-3 K			0-0 5-3		
Rico Petrocelli, R (1, 6) OBP: 0.242, SLG: 0.111		0-0 2B		0-0 F8			4-0 2B BB		
George Smith, R (1, 4) OBP: 0.258, SLG: 0.214		0-0 8-2		0-3 K			0-0 1-H 2B		
Jerry Stephenson, L (1, 1) Jim Gosger, L (6, PH) Dick Radatz, R (7, 1)			0-0 1-3			0-3 K	0-3 K		

AB	R	H	RBI	BB	SO	LOB
4	1	1	0	0	0	1
3	0	0	0	1	1	1
4	1	1	0	0	0	1
4	1	2	3	0	1	0
4	1	1	0	0	0	1
3	0	1	0	0	1	0
2	1	1	1	1	0	0
3	0	1	1	0	1	2
1	0	0	0	0	0	0
1	0	0	0	0	1	0
1	0	0	0	0	1	1

AB	30
R	5
H	8
RBI	5
BB	2
SO	6
LOB	7

WP	PA
0	32

Inning Stats	R	H	E	K	S	P	BB	LOB	IP	WLS	BF	H	R	ER	SO	BB	IBB	HBP	BLK	WP	HR	S	P	ERA	WHIP
	0	0	0	1	5																				
	1	3	0	0	5																				
	0	0	0	3																					
	0	0	0	7																					
	3	3	0	1	8																				
	0	1	0	0	7																				

**BOTTOM**

**Detroit Tigers @ Boston Red Sox**  
 Fenway Park, Boston, MA  
 Wed Apr 20 1966, 3:33 AM EST  
 Att. 2,618 - Unknown

livebaseballscorecards.com



PITCHER	IP	WLS	BF	H	R	ER	SO	BB	IBB	HBP	BLK	WP	HR	S	P	ERA	WHIP
Dave Wickersham, R (1, 1) ERA: 4.5	2.0		8	3	1	1	1	0	0	0	0	0	0	10	10	4.50	1.500
Terry Fox, R (3, 1) ERA: 6.75	4.1	L	18	4	4	4	4	1	0	0	0	0	1	25	29	8.31	1.154
Fred Gladding, R (7, 1) ERA:	0.2		2	0	0	0	1	0	0	0	0	0	0	4	4	0.00	0.000
Larry Sherry, R (8, 1) ERA:	1.0		4	1	0	0	0	1	0	0	0	0	0	3	7	0.00	2.000

Batter	1	2	3	4	5	6	7	8	9	AB R H RBI BB SO LOB	TOP																								
Vic Davalillo, L (1, 8) OBP: 0.394, SLG: 0.370	0-3 K	0-0 2B			0-0 F4		0-0 4-3		0-0 1B	5 0 2 3 0 1 0																									
Max Alvis, R (1, 5) OBP: 0.441, SLG: 0.531	0-0 1B	0-0 F9			0-0 HR		0-0 5-3		0-0 4-6-3-2	5 1 2 1 0 0 4																									
Jim Landis, R (1, 7) OBP: 0.545, SLG: 0.667	0-0 F8			0-0 F6		0-0 F4		0-0 6-3		4 0 0 0 0 0 1																									
Rocky Colavito, R (1, 9) OBP: 0.452, SLG: 0.593	0-0 FC5-4			0-3 K		0-0 HR		0-0 F8		4 1 1 1 0 1 1																									
Fred Whitfield, L (1, 3) OBP: 0.500, SLG: 1.083		0-0 1B		0-0 1B		0-0 F3		0-0 2B		4 0 3 0 0 0 0																									
Pedro Gonzalez, R (1, 4) OBP: 0.276, SLG: 0.276		0-0 G4-6-3		0-0 F8		0-0 6-3		0-0 F3		4 0 0 0 0 0 3																									
Larry Brown, R (1, 6) OBP: 0.231, SLG: 0.167 Leon Wagner, L (8, PH) OBP: 0.250, SLG: 0.227 Dick Howser, R (8, 6)		0-0 BB 1B 2B 1B		0-0 G5-4-3 1B		1-0 PB HBP		0-3 K		2 1 2 0 0 0 0 1 0 0 0 0 1 1 0 0 0 0 0 0 0																									
Joe Azcue, R (1, 2) OBP: 0.250, SLG: 0.143 Tony Martinez, R (9, PR) Duke Sims, L (9, 2) OBP: 0.273, SLG: 0.500		0-0 BB 2B 1B		0-0 G5-4-3		0-0 5-3		0-0 E2 HBP 1B		4 1 1 0 0 0 2 0 1 0 0 0 0 0 0 0 0 0 0 0 0																									
Gary Bell, R (1, 1)		4-0 2B BB		0-0 F6		0-3 K		1-0 1B HBP		2 0 0 0 1 1 1																									
<b>Inning Stats</b>	R: 0 E: 0 K: 1 S: 6	H: 1 LOB: 1 BB: 0 P: 6	R: 2 E: 0 K: 0 S: 6	H: 4 LOB: 2 BB: 1 P: 10	R: 0 E: 0 K: 1 S: 6	H: 1 LOB: 1 BB: 0 P: 6	R: 0 E: 0 K: 0 S: 3	H: 1 LOB: 0 BB: 0 P: 3	R: 2 E: 0 K: 0 S: 5	H: 2 LOB: 0 BB: 0 P: 5	R: 0 E: 0 K: 1 S: 5	H: 0 LOB: 1 BB: 0 P: 6	R: 0 E: 0 K: 0 S: 3	H: 0 LOB: 0 BB: 0 P: 3	R: 0 E: 0 K: 1 S: 6	H: 1 LOB: 1 BB: 0 P: 6	R: 1 E: 1 K: 0 S: 3	H: 1 LOB: 1 BB: 0 P: 4	1B: 7 2B: 2 3B: 1 HR: 2	SF: 0 SAC: 0 DP: 2 HBP: 2	WP: 0 PB: 2 SB: 0 CS: 0	PA: 38													
<b>PITCHER</b> Dick Stigman, L (1, 1) ERA: 4.5 Ken Sanders, R (6, 1) ERA: 0.61	IP 5.0	WLS L	BF 23	H 9	R 4	ER 4	SO 2	BB 1	IBB 0	HBP 0	BLK 0	WP 0	HR 2	S 26	P 30	ERA 7.20	WHIP 2.000	<b>PITCHER</b>	IP 4.0	WLS L	BF 15	H 2	R 1	ER 0	SO 2	BB 0	IBB 0	HBP 2	BLK 0	WP 0	HR 0	S 17	P 19	ERA 0.00	WHIP 0.500

Cleveland Indians @ Boston Red Sox  
 Fenway Park, Boston, MA  
 Sat Apr 23 1966, 3:33 AM EST  
 Att. 6,990 - Unknown

livebaseballscorecards.com

AB	35
R	5
H	11
RBI	5
BB	1
SO	4
LOB	13



Batter	1	2	3	4	5	6	7	8	9	AB	R	H	RBI	BB	SO	LOB
Lenny Green, L OBP: 0.360, SLG: 0.333 (1, 8)	1-0 BB 1B HBP	0-0 F6		0-0 1-3		0-0 F7			0-0 F7	4	1	0	0	0	0	1
Eddie Kasko, R OBP: 0.286, SLG: 0.176 (1, 5)	0-0 1-3	0-0 F6		0-0 5-3			4-0 FC1-4 BB		0-0 F4	3	0	0	0	1	0	2
Dalton Jones, L OBP: 0.300, SLG: 0.250 (9, PH)	1-2									1	0	0	0	0	0	0
Carl Yastrzemski, L OBP: 0.310, SLG: 0.447 (1, 7)	0-0 F8		0-0 4-3		0-0 1-3		0-0 FC1-4 1-2f			4	0	0	0	0	0	2
Tony Conigliaro, R OBP: 0.341, SLG: 0.324 (1, 9)	4-0 BB 1B BB		0-0 F8		0-0 HR 1B		0-3 K			3	2	1	0	1	1	1
George Scott, R OBP: 0.432, SLG: 0.552 (1, 3)	4-0 1B 1-2 2-3 BB		0-0 E5 1B		0-0 HR		0-0 F7			3	1	1	2	1	0	1
Bob Tillman, R OBP: 0.538, SLG: 0.455 (1, 2)	0-0 BB 1-3 2-H 3-H 1B		0-0 1-3 1B		0-0 6-3			0-0 F9		4	0	2	2	0	0	0
Rico Petrocelli, R OBP: 0.243, SLG: 0.100 (1, 6)	4-0 1-2 BB		0-3 K		0-3 K			0-0 F8		3	0	0	0	1	2	2
George Smith, R OBP: 0.257, SLG: 0.219 (1, 4)	0-0 L7			0-0 1-3 SH1-3 1B		0-0 F9		0-0 F8		4	0	1	0	0	0	3
Dick Stigman, R (1, 1)		0-3 K		0-0 SH1-3		0-0 6-3			0-0 F2	1	0	0	0	0	1	0
Ken Sanders, R (6, 1)										1	0	0	0	0	0	0
Jim Gosger, L (9, PH)				1-2						1	0	0	0	0	0	0

**BOTTOM**

**Cleveland Indians @ Boston Red Sox**  
 Fenway Park, Boston, MA  
 Sat Apr 23 1966, 3:33 AM EST  
 Att. 6,990 - Unknown

livebaseballscorecards.com

<b>AB</b>	<b>32</b>
<b>R</b>	<b>4</b>
<b>H</b>	<b>5</b>
<b>RBI</b>	<b>4</b>
<b>BB</b>	<b>4</b>
<b>SO</b>	<b>4</b>
<b>LOB</b>	<b>12</b>



Inning Stats	R: 2	H: 1	E: 0	LOB: 3	K: 0	BB: 3	S: 4	P: 17	R: 0	H: 0	E: 0	LOB: 0	K: 1	BB: 0	S: 5	P: 5	R: 0	H: 1	E: 1	LOB: 2	K: 1	BB: 0	S: 7	P: 7	R: 0	H: 2	E: 0	LOB: 0	K: 1	BB: 0	S: 7	P: 7	R: 0	H: 0	E: 0	LOB: 0	K: 0	BB: 0	S: 3	P: 3	R: 0	H: 0	E: 0	LOB: 1	K: 1	BB: 1	S: 5	P: 9	R: 0	H: 0	E: 0	LOB: 0	K: 0	BB: 0	S: 3	P: 3	R: 0	H: 0	E: 0	LOB: 0	K: 0	BB: 0	S: 3	P: 3	R: 0	H: 0	E: 0	LOB: 0	K: 0	BB: 0	S: 3	P: 3	1B: 4	SF: 0	2B: 0	SAC: 1	3B: 0	DP: 0	HR: 1	HBP: 1	WP: 0	PA: 38	PB: 0	SB: 0	CS: 0	ERA	WHIP
<b>PITCHER</b> Gary Bell, R ERA: 3.31 (1, 1)	IP	WLS	BF	H	R	ER	SO	BB	IBB	HBP	BLK	WP	HR	S	P	ERA	WHIP																			IP	WLS	BF	H	R	ER	SO	BB	IBB	HBP	BLK	WP	HR	S	P	ERA	WHIP																																			

Batter	1	2	3	4	5	6	7	8	9	AB R H RBI BB SO LOB	TOP											
Lenny Green, L (1, 8) OBP: 0.367, SLG: 0.320	0-3 K		4-0 2B 1-2 1B BB		0-0 E BB 1B		0-0 3-1	0-0 F8		4 2 1 0 1 1 1												
Joe Foy, R (1, 5) OBP: 0.400, SLG: 0.625	0-0 1-3		0-0 1-3 2-H 1B 2B		4-0 2B 1-2 E BB		0-3 K		0-0 3B	4 2 2 1 1 1 0												
Carl Yastrzemski, L (1, 7) OBP: 0.362, SLG: 0.535	0-0 1B		0-0 FC6-4 2-H 3-H 1B		0-0 1-H 2-H 1B 2B		0-0 3B 2B		0-0 6-3	5 2 4 3 0 0 1												
Tony Conigliaro, R (1, 9) OBP: 0.326, SLG: 0.289	0-0 F7		0-0 FC6-4 1-2f CS		0-0 5-3		4-0 3B BB		0-0 5-3	4 1 0 0 1 0 4												
George Scott, R (1, 3) OBP: 0.476, SLG: 0.667		0-0 2B	0-0 L7		0-0 2-H 1B		0-0 1-H 2-H 3B		4-0 IBB	4 0 3 3 1 0 1												
Bob Tillman, R (1, 2) OBP: 0.389, SLG: 0.313		0-0 6-3	0-0 CS 1-2	0-0 F4	0-0 5-3		0-3 K		0-0 F9	5 0 0 0 0 1 5												
Rico Petrocelli, R (1, 6) OBP: 0.244, SLG: 0.118		0-0 5-3		0-0 F3		0-3 K		0-0 SH3-4 1B		4 0 1 0 0 1 1												
George Smith, R (1, 4) OBP: 0.231, SLG: 0.194		0-0 F8		0-3 K		0-0 G3		0-0 F7		4 0 0 0 0 1 2												
Earl Wilson, R (1, 1) OBP: 0.429, SLG: 0.333			0-0 BB 2B 1B		0-3 K		0-0 6-3		0-0 SH3-4	2 1 1 0 0 1 0												
Ken Sanders, R (5, 1)										1 0 0 0 0 0 0												
<b>Inning Stats</b>	R: 0 E: 0 K: 1 S: 6	H: 1 LOB: 1 BB: 0 P: 6	R: 0 E: 0 K: 0 S: 4	H: 1 LOB: 1 BB: 0 P: 4	R: 3 E: 0 K: 0 S: 5	H: 3 LOB: 0 BB: 1 P: 9	R: 0 E: 0 K: 1 S: 5	H: 0 LOB: 0 BB: 0 P: 5	R: 3 E: 1 K: 1 S: 8	H: 3 LOB: 1 BB: 1 P: 12	R: 0 E: 0 K: 1 S: 5	H: 0 LOB: 0 BB: 0 P: 5	R: 2 E: 0 K: 2 S: 9	H: 2 LOB: 1 BB: 1 P: 13	R: 0 E: 0 K: 0 S: 4	H: 1 LOB: 1 BB: 0 P: 4	R: 0 E: 0 K: 0 S: 4	H: 1 LOB: 2 BB: 1 P: 8	1B: 6 2B: 4 3B: 2 HR: 0	SF: 0 SAC: 1 DP: 0 HBP: 0	WP: 0 PB: 0 SB: 0 CS: 1	PA: 43
<b>PITCHER</b>	IP WLS BF H R ER SO BB IBB HBP BLK WP HR S P ERA WHIP																				IP WLS BF H R ER SO BB IBB HBP BLK WP HR S P ERA WHIP	
Bob Friend, R (1, 1) ERA: 6.14	4.1 L 21 7 6 6 3 2 0 0 0 0 0 25 33 12.46 2.077																					
Hal Reniff, R (5, 1) ERA: 2.57	2.2 12 3 2 2 3 1 0 0 0 0 0 0 17 21 6.75 1.500																					
Pedro Ramos, R (8, 1) ERA: 5.63	2.0 9 2 0 0 0 0 0 1 0 0 0 0 8 12 0.00 1.000																					

**Boston Red Sox @ New York Yankees**  
 Yankee Stadium, Bronx, NY  
 Mon Apr 25 1966, 3:33 AM EDT  
 Att: 3,370 - Unknown - 68 F

AB	37
R	8
H	12
RBI	7
BB	4
SO	6
LOB	15



WP: 0	PA: 43
-------	--------

Batter	1	2	3	4	5	6	7	8	9	AB R H RBI BB SO LOB
Bobby Richardson, R (1, 4) OBP: 0.326, SLG: 0.372	0-0 L7		0-0 HR		0-0 F8		0-0 4-3		0-0 L7	5 1 1 1 0 0 0
Roy White, S (1, 7) OBP: 0.531, SLG: 0.667	0-0 1B		4-0 G4-6-3 BB		0-0 HR		4-0 BB			2 1 2 1 2 0 0
Roger Maris, L (1, 9) OBP: 0.268, SLG: 0.143	0-0 F2		0-0 G4-6-3 1-2f		4-0 1B BB		0-3 K			3 0 0 0 1 1 3
Mickey Mantle, S (1, 8) OBP: 0.379, SLG: 0.261	0-0 4-3		4-0 BB		0-0 1-3 1B G4-6-3			0-0 E8 SF8		3 1 1 0 1 0 1
Tom Tresh, S (1, 5) OBP: 0.267, SLG: 0.266		0-0 4-3	0-0 F7		0-0 G4-6-3 1-2f			0-0 4-3		4 0 0 0 0 0 4
Clete Boyer, R (1, 6) OBP: 0.205, SLG: 0.270		4-0 HR BB		0-0 5-3		0-0 L4		0-0 SF8		2 1 0 1 1 0 0
Ray Barker, L (1, 3) OBP: 0.400, SLG: 1.000		0-0 1-H HR		4-0 FC5-4 BB		0-0 F6		0-0 F8		3 1 1 2 1 0 0
Jake Gibbs, L (1, 2) OBP: 0.143, SLG: 0.571		0-0 F9		0-0 F7		0-0 G3			0-0 4-3	4 0 0 0 0 0 1
Bob Friend, R (1, 1) Hal Reniff, R (5, 1) Roger Repoz, L (7, PH) Pedro Ramos, S (8, 1) Lou Clinton, R (9, PH)		0-3 K		0-0 FC5-4 1-2f			0-3 K		0-0 F5	2 0 0 0 0 0 1 1 0 0 0 0 0 0 0 1 0 0 0 0 0 1 0 0 0 0 0 0 0 0 1 0 0 0 0 0 0

Inning Stats	R: 0	H: 1	E: 0	K: 0	S: 4	H: 1	LOB: 1	BB: 0	P: 4	R: 2	H: 1	E: 0	K: 1	S: 6	H: 1	LOB: 0	BB: 1	P: 10	R: 1	H: 1	E: 0	K: 0	S: 3	H: 1	LOB: 1	BB: 2	P: 11	R: 0	H: 0	E: 0	K: 0	S: 3	H: 2	LOB: 1	BB: 1	P: 7	R: 1	H: 2	E: 0	K: 0	S: 4	H: 0	LOB: 0	BB: 0	P: 3	R: 0	H: 0	E: 0	K: 2	S: 7	H: 0	LOB: 1	BB: 1	P: 11	R: 1	H: 0	E: 1	K: 0	S: 4	H: 0	LOB: 0	BB: 0	P: 4	R: 0	H: 0	E: 0	K: 0	S: 3	H: 0	LOB: 0	BB: 0	P: 3	R: 0	H: 0	E: 0	K: 0	S: 3	H: 0	LOB: 0	BB: 0	P: 3	1B: 2	SF: 1	2B: 0	SAC: 0	3B: 0	DP: 2	HR: 3	HBP: 0	WP: 0	PA: 37
--------------	------	------	------	------	------	------	--------	-------	------	------	------	------	------	------	------	--------	-------	-------	------	------	------	------	------	------	--------	-------	-------	------	------	------	------	------	------	--------	-------	------	------	------	------	------	------	------	--------	-------	------	------	------	------	------	------	------	--------	-------	-------	------	------	------	------	------	------	--------	-------	------	------	------	------	------	------	------	--------	-------	------	------	------	------	------	------	------	--------	-------	------	-------	-------	-------	--------	-------	-------	-------	--------	-------	--------

PITCHER	IP	WLS	BF	H	R	ER	SO	BB	IBB	HBP	BLK	WP	HR	S	P	ERA	WHIP
Earl Wilson, R (1, 1) ERA: 6.35	4.1		21	4	4	4	1	5	0	0	0	0	3	18	38	8.31	2.077
Ken Sanders, R (5, 1) ERA: 0.47	4.2	W	16	1	1	0	2	1	0	0	0	0	0	19	23	0.00	0.429

**BOTTOM**

**Boston Red Sox @ New York Yankees**  
 Yankee Stadium, Bronx, NY  
 Mon Apr 25 1966, 3:33 AM EDT  
 Att. 3,370 - Unknown - 68 F

[livebaseballscorecards.com](http://livebaseballscorecards.com)

<b>AB</b>	<b>30</b>
<b>R</b>	<b>5</b>
<b>H</b>	<b>5</b>
<b>RBI</b>	<b>5</b>
<b>BB</b>	<b>6</b>
<b>SO</b>	<b>3</b>
<b>LOB</b>	<b>10</b>



Batter	1	2	3	4	5	6	7	8	9	AB R H RBI BB SO LOB	TOP						
George Thomas, R (1, 8) OBP: 0.400, SLG: 0.333 Lenny Green, L (9, PH) OBP: 0.387, SLG: 0.346 (9, 8)	0-0 FC3-2 1B	0-0 F6			0-0 G4-6-3 1B		4-0 G5-4-3 BB		0-0 1-3 1B	3 0 2 0 1 0 1 1 1 1 1 0 0 0							
Joe Foy, R (1, 5) OBP: 0.357, SLG: 0.455 (9, PH) Jim Gosger, L (9, PH) OBP: 0.421, SLG: 0.375 Joe Christopher, R (9, PH) Dan Osinski, R (9, 1) Ken Sanders, R (9, 1)	4-0 FC3-2 2B BB	0-0 6-3			0-0 F4		0-0 G5-4-3 1-2f		0-0 1-3 1B	3 1 0 0 1 0 3 0 0 0 0 0 0 0 1 0 0 0 0 0 2 0 0 0 0 0 0 0 0 0 0 0 0 0 0							
Carl Yastrzemski, L (1, 7) OBP: 0.346, SLG: 0.489	0-0 FC3-2 2B 1-2 3-H				0-0 G3		0-0 G4-6-3 1-2f		0-0 F6 1B WP BB	4 1 0 0 1 0 3							
Tony Conigliaro, R (1, 9) OBP: 0.353, SLG: 0.395	0-0 FC5 1-3 2-H 2B				0-0 F4		0-0 1-3		0-0 WP 1B	5 0 3 3 0 0 0							
George Scott, R (1, 3) OBP: 0.468, SLG: 0.703 (9, 5)	4-0 IBB				0-0 HR		0-0 E6 FC5 BB		0-0 6-3 1-2 3-H F7	4 1 1 1 1 0 2							
Bob Tillman, R (1, 2) OBP: 0.364, SLG: 0.263	0-0 F3				0-0 F6		4-0 1-2 BB		0-0 6-3	3 0 0 0 1 0 4							
Rico Petrocelli, R (1, 6) OBP: 0.244, SLG: 0.132	0-0 FC5 2-3f				0-0 1-3		0-3 K		0-0 BB 1B	4 1 1 0 0 1 5							
George Smith, R (1, 4) OBP: 0.238, SLG: 0.256 (9, PH) Tony Horton, R (9, 3) OBP: 0.136, SLG: 0.136					0-0 6-3		0-0 FC5 2-3f		0-3 K	3 0 1 0 0 0 2 1 0 0 0 0 1 1							
Jim Lonborg, R (1, 1) Jose Santiago, R (4, 1) Eddie Kasko, R (7, PH) OBP: 0.273, SLG: 0.167 Dick Radatz, R (7, 1) Dalton Jones, L (9, PH) OBP: 0.364, SLG: 0.250 (9, 4)					0-0 B1		0-0 F7		4-0 1-3 1B 1B BB	2 0 0 0 0 0 0 1 0 0 0 0 0 0 0 0 1 0 0 0 0 0 0 0 0 0 0 0 0 0 0 0 0 1 0 0 1 0 0 0							
<b>Inning Stats</b>	R: 1 H: 2 E: 0 LOB: 3 K: 0 BB: 2 S: 5 P: 13	R: 0 H: 1 E: 0 LOB: 1 K: 0 BB: 0 S: 4 P: 4	R: 1 H: 1 E: 0 LOB: 0 K: 0 BB: 0 S: 4 P: 4	R: 0 H: 0 E: 0 LOB: 0 K: 0 BB: 0 S: 3 P: 3	R: 0 H: 1 E: 0 LOB: 0 K: 0 BB: 0 S: 3 P: 3	R: 0 H: 0 E: 1 LOB: 2 K: 1 BB: 1 S: 6 P: 10	R: 0 H: 0 E: 0 LOB: 0 K: 0 BB: 1 S: 2 P: 6	R: 0 H: 1 E: 0 LOB: 1 K: 0 BB: 0 S: 4 P: 4	R: 4 H: 3 E: 0 LOB: 1 K: 1 BB: 2 S: 8 P: 16	1B: 5 SF: 0 2B: 1 SAC: 0 3B: 2 DP: 2 HR: 1 HBP: 0	WP: 1 PA: 41 PB: 0 SB: 1 CS: 0						
<b>PITCHER</b>	IP WLS BF H R ER SO BB IBB HBP BLK WP HR S P ERA WHIP																
Whitey Ford, L (1, 1) ERA: 2.28	8.0		34	7	3	3	1	3	1	0	0	0	1	32	48	3.38	1.250
Pedro Ramos, R (9, 1) ERA: 7.56	0.1		3	1	0	0	1	1	0	0	0	0	0	4	8	0.00	6.000
Steve Hamilton, L (9, 1) ERA: 3.38	0.1		2	0	0	0	0	1	0	0	0	0	0	1	5	0.00	3.000
Dooley Womack, R (9, 1) ERA:	0.1	W	2	1	3	3	0	0	0	0	0	1	0	2	2	81.00	3.000

**Boston Red Sox @ New York Yankees**  
 Yankee Stadium, Bronx, NY  
 Tue Apr 26 1966, 3:33 AM EDT  
 Att: 9,457 - Unknown - 70 F

livebaseballscorecards.com

AB	35
R	6
H	9
RBI	5
BB	6
SO	2
LOB	24



Batter	1	2	3	4	5	6	7	8	9	AB	R	H	RBI	BB	SO	LOB
Bobby Richardson, R (1, 4) OBP: 0.333, SLG: 0.396	0-0 F2		0-0 2B	0-0 F9			0-3 K		0-0 1B SH1-3 1-2 FC4-6 1B	5	2	2	0	0	1	2
Roy White, S (1, 7) OBP: 0.528, SLG: 0.667	0-0 F8		0-0 WP 2-H 2B	0-0 G3			4-0 1B 1B BB		0-0 SH1-3	3	1	1	1	1	0	2
Roger Maris, L (1, 9) OBP: 0.304, SLG: 0.179	0-0 4-3		4-0 2-3 BB		0-0 L8		0-0 F7 1-3 1B 1B		0-0 FC4-6 2-3 3-H 1B	4	0	2	1	1	0	0
Mickey Mantle, S (1, 8) OBP: 0.424, SLG: 0.333		0-0 1B	0-3 K		0-0 BB 1B		0-0 2-6-3 1B		0-0 FC4-6 1B 1-2 1B	4	0	3	1	0	1	2
Roger Repoz, L (7, PR) OBP: 0.250, SLG: 0.250		0-0 1B					1-2 3-H 1B		0-0 1B	1	1	0	1	0	0	1
Tom Tresh, S (1, 5) OBP: 0.300, SLG: 0.304		0-3 K		0-0 1B 1B	4-0 1-2 BB G4-6-3		0-0 F7		0-0 1B 1B	4	1	2	0	1	1	3
Joe Pepitone, L (1, 3) OBP: 0.326, SLG: 0.455		0-0 1-2 1B G4-6-3		0-0 1-3 WP 1B	0-0 1-2 BB G4-6-3		0-0 2-6-3	0-0 F4	0-0 1B	5	1	3	1	0	0	2
Clete Boyer, R (1, 6) OBP: 0.208, SLG: 0.268		0-0 1-2 1B G4-6-3		0-0 1-3 BB 1B 3-H		0-0 F9		0-0 F8		4	0	1	1	0	0	2
Elston Howard, R (1, 2) OBP: 0.189, SLG: 0.257			0-0 F2	4-0 1-3 BB 3-H BB		0-3 K		0-0 6-3		3	0	0	0	1	1	0
Whitey Ford, L (1, 1)			0-3 K		0-0 F3		0-0 4-3		4-0 SH1-3 1B 1B BB	3	0	0	0	0	1	2
Pedro Ramos, S (9, 1)										0	0	0	0	0	0	0
Steve Hamilton, L (9, 1)										0	0	0	0	0	0	0
Dooley Womack, L (9, 1)										0	0	0	0	0	0	0
Lou Clinton, R (9, PH) OBP: 0.538, SLG: 0.800										0	1	0	0	1	0	0

Inning Stats	R: 0	H: 0	E: 0	K: 0	S: 3	H: 0	LOB: 0	BB: 0	P: 3	R: 0	H: 2	E: 0	K: 1	S: 6	H: 2	LOB: 1	BB: 0	P: 6	R: 1	H: 2	E: 0	K: 2	S: 9	H: 3	LOB: 2	BB: 1	P: 13	R: 2	H: 3	E: 0	K: 0	S: 6	H: 1	LOB: 1	BB: 1	P: 7	R: 0	H: 0	E: 0	K: 1	S: 5	H: 0	LOB: 0	BB: 0	P: 5	R: 1	H: 2	E: 0	K: 1	S: 6	H: 2	LOB: 2	BB: 1	P: 10	R: 0	H: 0	E: 0	K: 0	S: 3	H: 0	LOB: 0	BB: 0	P: 3	R: 3	H: 4	E: 0	K: 0	S: 6	H: 4	LOB: 2	BB: 1	P: 10	1B: 12	SF: 0	2B: 2	SAC: 1	3B: 0	DP: 2	HR: 0	HBP: 0	WP: 2	PA: 42
--------------	------	------	------	------	------	------	--------	-------	------	------	------	------	------	------	------	--------	-------	------	------	------	------	------	------	------	--------	-------	-------	------	------	------	------	------	------	--------	-------	------	------	------	------	------	------	------	--------	-------	------	------	------	------	------	------	------	--------	-------	-------	------	------	------	------	------	------	--------	-------	------	------	------	------	------	------	------	--------	-------	-------	--------	-------	-------	--------	-------	-------	-------	--------	-------	--------

PITCHER																	IP	WLS	BF	H	R	ER	SO	BB	IBB	HBP	BLK	WP	HR	S	P	ERA	WHIP
Jim Lonborg, R (1, 1) ERA: 4.85	3.0		17	7	3	3	3	2	0	0	0	2	0	21	29	9.00	3.000																
Jose Santiago, R (4, 1) ERA:	3.0		10	1	0	0	1	1	0	0	0	0	0	11	15	0.00	0.667																
Dick Radatz, R (7, 1) ERA: 2.79	2.0		9	2	1	1	1	1	0	0	0	0	0	9	13	4.50	1.500																
Dan Osinski, R (9, 1) ERA: 6.75	0.0		2	1	2	2	0	1	0	0	0	0	0	1	5	∞	∞																
Ken Sanders, R (9, 1) ERA: 0.9	0.2	L	5	3	1	1	0	0	0	0	0	0	0	5	5	13.50	4.500																

**BOTTOM**

**Boston Red Sox @ New York Yankees**  
 Yankee Stadium, Bronx, NY

Tue Apr 26 1966, 3:33 AM EDT  
 Att. 9,457 - Unknown - 70 F

<b>AB</b>	<b>36</b>
<b>R</b>	<b>7</b>
<b>H</b>	<b>14</b>
<b>RBI</b>	<b>6</b>
<b>BB</b>	<b>5</b>
<b>SO</b>	<b>5</b>
<b>LOB</b>	<b>16</b>



PITCHER																	IP	WLS	BF	H	R	ER	SO	BB	IBB	HBP	BLK	WP	HR	S	P	ERA	WHIP
Jim Lonborg, R (1, 1) ERA: 4.85	3.0		17	7	3	3	3	2	0	0	0	2	0	21	29	9.00	3.000																
Jose Santiago, R (4, 1) ERA:	3.0		10	1	0	0	1	1	0	0	0	0	0	11	15	0.00	0.667																
Dick Radatz, R (7, 1) ERA: 2.79	2.0		9	2	1	1	1	1	0	0	0	0	0	9	13	4.50	1.500																
Dan Osinski, R (9, 1) ERA: 6.75	0.0		2	1	2	2	0	1	0	0	0	0	0	1	5	∞	∞																
Ken Sanders, R (9, 1) ERA: 0.9	0.2	L	5	3	1	1	0	0	0	0	0	0	0	5	5	13.50	4.500																

Batter	1	2	3	4	5	6	7	8	9	AB	R	H	RBI	BB	SO	LOB	TOP										
<b>Tommie Agee, R</b> OBP: 0.382, SLG: 0.511 (1, 8) X	0-0 F7	0-0 F6		0-0 4-3		0-3 K	0-3 K			5	0	0	0	0	2	4											
<b>Don Buford, S</b> OBP: 0.308, SLG: 0.277 (1, 4) X (7, 5)	0-0 4-3		4-0 3B BB	0-0 CS 1B		0-0 1-3 1B		0-3 K		4	1	2	0	1	1	0											
<b>Floyd Robinson, L</b> OBP: 0.481, SLG: 0.696 (1, 9) X	0-0 F5		0-0 SF8 3B	0-0 CS 1-2	4-0 4-3 E BB	0-0 4-3		0-0 F9		4	1	1	1	1	0	2											
<b>John Romano, R</b> OBP: 0.441, SLG: 0.375 <b>Jerry McNertney, R</b> (7, PR) (7, 2)		0-0 F7	0-0 SF8		4-0 1-2 4-3 BB		4-0 FC1-6 1B BB	0-0 5-3		1	0	0	1	2	0	0											
<b>Bill Skowron, R</b> OBP: 0.269, SLG: 0.360 <b>Tom McCraw, L</b> OBP: 0.333, SLG: 0.326 (1, 3) (7, 3)		0-0 1B 1B	0-0 SF8 3B		0-0 1-2 2-3 4-3		0-0 F7		0-0 4-3	4	2	2	0	0	0	3											
<b>Pete Ward, L</b> OBP: 0.279, SLG: 0.243 <b>Al Weis, S</b> OBP: 0.261, SLG: 0.105 (1, 5) (7, 4)		0-0 1B 1B	0-0 SF8		0-3 1-2 2-3 K		4-0 FC1-6 BB	4-0 BB BB		2	1	1	1	1	1	2											
<b>Ken Berry, R</b> OBP: 0.375, SLG: 0.500 (1, 7) X		0-0 E 1B	0-0 1B		0-0 4-3		0-0 FC1-6 1B	0-3 K		5	1	2	1	0	1	5											
<b>Ron Hansen, R</b> OBP: 0.367, SLG: 0.250 (1, 6) X		0-0 E9 1B	0-0 F9		4-0 1B BB	0-0 1-2 3-H 1B	0-0 1B 1B	4-0 1-2 BB		3	1	2	2	2	0	1											
<b>John Buzhardt, R</b> (1, 1) <b>Lee Elia, R</b> (6, PH) <b>Bob Locker, S</b> (6, 1) <b>Danny Cater, R</b> (7, PH) <b>Smoky Burgess, L</b> OBP: 0.500, SLG: 0.429 (7, PH) <b>Dennis Higgins, R</b> (7, 1)		0-0 L3		0-3 K		0-3 K	0-0 1-1 2-H 1B	0-0 F5		2	0	0	0	0	1	2											
<b>Inning Stats</b>	R: 0 E: 0 K: 0 S: 3	H: 0 LOB: 0 BB: 0 P: 3	R: 2 E: 1 K: 0 S: 7	H: 4 LOB: 2 BB: 0 P: 7	R: 3 E: 0 K: 0 S: 6	H: 3 LOB: 1 BB: 1 P: 10	R: 0 E: 0 K: 1 S: 5	H: 1 LOB: 0 BB: 0 P: 5	R: 0 E: 1 K: 1 S: 5	H: 0 LOB: 2 BB: 2 P: 13	R: 0 E: 0 K: 2 S: 8	H: 1 LOB: 2 BB: 1 P: 12	R: 3 E: 0 K: 1 S: 7	H: 2 LOB: 1 BB: 2 P: 15	R: 0 E: 0 K: 1 S: 5	H: 0 LOB: 0 BB: 0 P: 5	R: 0 E: 0 K: 1 S: 5	H: 0 LOB: 2 BB: 2 P: 13	1B: 9 2B: 0 3B: 2 HR: 0	SF: 2 SAC: 0 DP: 0 HBP: 0	WP: 0 PB: 0 SB: 0 CS: 1	PA: 46					
<b>PITCHER</b>	IP	WLS	BF	H	R	ER	SO	BB	IBB	HBP	BLK	WP	HR	S	P	ERA	WHIP										
<b>Jerry Stephenson, R</b> ERA: 6.23 (1, 1)	2.0		12	5	4	4	0	1	0	0	0	0	0	11	15	18.00	3.000										
<b>Pete Magrini, R</b> ERA: 8.31 (3, 1)	2.1		11	3	1	1	1	2	0	0	0	0	0	11	19	3.86	2.143										
<b>Guido Grilli, L</b> ERA: 7.36 (5, 1)	2.1	L	12	2	3	3	3	3	0	0	0	0	0	15	27	11.57	2.143										
<b>Jose Santiago, R</b> ERA: (7, 1)	1.1		5	1	0	0	2	0	0	0	0	0	0	9	9	0.00	0.750										
<b>Darrell Brandon, R</b> ERA: (9, 1)	1.0		5	0	0	0	1	2	0	0	0	0	0	5	13	0.00	2.000										

**Chicago White Sox @ Boston Red Sox**  
Fenway Park, Boston, MA  
Wed Apr 27 1966, 3:33 AM EDT  
Att. 1,578 - Unknown

livebaseballscorecards.com

AB	35
R	8
H	11
RBI	8
BB	8
SO	7
LOB	22





Batter	1	2	3	4	5	6	7	8	9	AB R H RBI BB SO LOB
Lenny Green, L OBP: 0.389, SLG: 0.310 (1, 8)	4-0 FC5-4 BB		0-0 F9		0-0 F7	0-0 FC5-4 1-2f			4-0 6-3 1-3 WP BB	3 1 0 0 2 0 2
Joe Foy, R OBP: 0.368, SLG: 0.467 (1, 5)	0-0 FC5-4 2B 1-2f SF7		0-0 F9		0-0 2B		4-0 4-3 BB		0-0 1-3 1-2	4 2 1 0 1 0 2
Carl Yastrzemski, L OBP: 0.351, SLG: 0.519 (1, 7)	0-0 1-3 2B			0-0 F7	0-0 FC5 2B		0-0 4-3		0-0 6-3 2-3	5 0 2 2 0 0 2
George Scott, R OBP: 0.442, SLG: 0.650 (1, 3)	0-0 SF7 3-H			4-0 FC6-4 BB	0-0 F5		0-3 K		0-3 K 3-H	3 0 0 1 1 2 2
Tony Conigliaro, R OBP: 0.345, SLG: 0.370 (1, 9)	0-0 6-3			0-0 FC6-4 1B 2B 1-2f		4-0 IBB		0-0 F3		3 1 0 0 1 0 3
Rico Petrocelli, R OBP: 0.265, SLG: 0.167 (1, 6)		0-3 K		0-0 2B 1B	0-0 FC5			0-0 FC3-6 1B		4 1 2 0 0 1 2
Mike Ryan, R OBP: 0.276, SLG: 0.393 (1, 2)		0-0 F5		0-0 2B		0-0 FC5-4 1B		0-0 F8		4 0 2 2 0 0 1
George Smith, R OBP: 0.222, SLG: 0.238 Dalton Jones, L OBP: 0.333, SLG: 0.222 (8, PH) (9, 4)		0-0 F6		0-0 1-3		0-3 K		0-3 K		3 0 0 0 0 1 2 1 0 0 0 0 1 1
Jerry Stephenson, L Pete Magrini, R Guido Grilli, L OBP: 0.500, SLG: 0.500 Jose Santiago, R Jim Gosger, L OBP: 0.400, SLG: 0.353 Darrell Brandon, R (1, 1) (3, 1) (5, 1) (7, 1) (8, PH) (9, 1)			0-0 6-3		0-0 2B 1B		0-3 K		0-0 FC3-6 1-2f	0 0 0 0 0 0 0 1 0 0 0 0 0 0 2 1 1 0 0 1 1 0 0 0 0 0 0 0 1 0 0 0 0 0 1 0 0 0 0 0 0 0

Inning Stats	R: 1	H: 1	R: 0	H: 0	R: 0	H: 0	R: 2	H: 2	R: 2	H: 3	R: 0	H: 1	R: 0	H: 0	R: 0	H: 1	R: 1	H: 0	1B: 4	SF: 1	WP: 1	PA: 40
	E: 0	LOB: 1	E: 0	LOB: 0	E: 0	LOB: 0	E: 0	LOB: 1	E: 0	LOB: 2	E: 0	LOB: 1	E: 0	LOB: 1	E: 0	LOB: 1	E: 0	LOB: 0	2B: 4 <td>SAC: 0 <td>PB: 0 <td></td> </td></td>	SAC: 0 <td>PB: 0 <td></td> </td>	PB: 0 <td></td>	
	K: 0	BB: 1	K: 1	BB: 0	K: 0	BB: 0	K: 0	BB: 1	K: 0	BB: 1	K: 1	BB: 0	K: 1	BB: 1	K: 1	BB: 0	K: 1	BB: 1	3B: 0 <td>DP: 0 <td>SB: 0 <td></td> </td></td>	DP: 0 <td>SB: 0 <td></td> </td>	SB: 0 <td></td>	
	S: 4	P: 8	S: 5	P: 5	S: 3	P: 3	S: 5	P: 9	S: 6	P: 10	S: 8	P: 8	S: 5	P: 9	S: 6	P: 6	S: 5	P: 9	HR: 0 <td>HBP: 0 <td>CS: 0 <td></td> </td></td>	HBP: 0 <td>CS: 0 <td></td> </td>	CS: 0 <td></td>	

PITCHER	IP	WLS	BF	H	R	ER	SO	BB	IBB	HBP	BLK	WP	HR	S	P	ERA	WHIP
John Buzhardt, R ERA: 3.0 (1, 1)	5.0		24	6	5	5	1	2	1	0	0	0	0	23	35	9.00	1.600
Bob Locker, R ERA: (6, 1)	1.0	W	4	1	0	0	2	0	0	0	0	0	0	8	8	0.00	1.000
Dennis Higgins, R ERA: 1.59 (7, 1)	3.0	S	12	1	1	1	3	2	0	0	0	1	0	16	24	3.00	1.000

BOTTOM

Chicago White Sox @ Boston Red Sox  
Fenway Park, Boston, MA  
Wed Apr 27 1966, 3:33 AM EDT  
Att. 1,578 - Unknown

livebaseballscorecards.com

AB	34
R	6
H	8
RBI	5
BB	5
SO	6
LOB	19



Batter	1	2	3	4	5	6	7	8	9	AB R H RBI BB SO LOB	TOP																
<b>Paul Schaal, R</b> (1, 5) OBP: 0.436, SLG: 0.442	0-3 K	1-0 WP HBP			0-0 F6		0-0 G4-6-3	4-0 2B BB	0-0 2B 1B	4 2 1 0 1 1 1																	
<b>Jim Fregosi, R</b> (1, 6) OBP: 0.217, SLG: 0.255	0-3 K	0-3 K			0-0 F8			2B 1B	0-0 2B	6 2 3 4 0 2 2																	
<b>Bobby Knoop, R</b> (1, 4) OBP: 0.333, SLG: 0.596	0-0 F8		0-3 K		4-0 BB			1B 2B	0-0 6-3	5 2 2 2 1 1 1																	
<b>Joe Adcock, R</b> (1, 3) OBP: 0.625, SLG: 1.000		0-0 BB BB 1B	0-0 2B		0-3 K			HR 1B	0-0 1B 3B	5 3 4 1 0 1 1																	
<b>Jackie Warner, R</b> (1, 9) OBP: 0.383, SLG: 0.643		4-0 BB BB SF9 BB	0-0 5-3		0-3 K			SF7	0-0 HR 1B	3 2 1 2 1 1 1																	
<b>Rick Reichardt, R</b> (1, 8) OBP: 0.384, SLG: 0.638		4-0 SF9 BB WP BB	0-0 5-3		0-0 F3			HR	0-0 HR	4 3 2 4 1 0 1																	
<b>Bob Lee, R</b> (8, 1)										0 0 0 0 0 0 0																	
<b>Ed Kirkpatrick, L</b> (1, 7) OBP: 0.308, SLG: 0.100		4-0 WP HBP BB		0-0 F4		0-3 K		1B 2B 1B	4-3	4 1 1 1 1 1 0																	
<b>Buck Rodgers, S</b> (1, 2) OBP: 0.214, SLG: 0.250		0-0 SF9		0-0 L3			4-0 G4-6-3 BB	0-0 F4	0-0 F7	3 0 0 1 1 0 1																	
<b>Dean Chance, R</b> (1, 1) OBP: 0.091, SLG: 0.091		0-3 K		0-3 K			0-0 F6	0-0 BB	0-0 F5	2 0 0 0 0 2 2																	
<b>Norm Siebern, L</b> (7, PH) OBP: 0.333, SLG: 0.306										1 0 0 0 0 0 1																	
<b>Jorge Rubio, R</b> (7, 1)										0 0 0 0 0 0 0																	
<b>Lew Burdette, R</b> (7, 1)										0 0 0 0 0 0 0																	
<b>Willie Smith, L</b> (8, PH) OBP: 0.333, SLG: 0.333										1 1 1 0 0 0 0																	
<b>Jose Cardenal, R</b> (8, 8) OBP: 0.200, SLG: 0.212										1 0 0 0 0 0 0																	
<b>Inning Stats</b>	R: 0 E: 0 K: 2 S: 7	H: 0 LOB: 0 BB: 0 P: 7	R: 3 E: 0 K: 2 S: 8	H: 1 LOB: 2 BB: 3 P: 21	R: 0 E: 0 K: 1 S: 6	H: 1 LOB: 1 BB: 0 P: 6	R: 0 E: 0 K: 1 S: 5	H: 0 LOB: 0 BB: 0 P: 5	R: 0 E: 0 K: 1 S: 5	H: 0 LOB: 1 BB: 1 P: 9	R: 0 E: 0 K: 2 S: 7	H: 0 LOB: 0 BB: 0 P: 7	R: 0 E: 0 K: 0 S: 2	H: 0 LOB: 0 BB: 1 P: 6	R: 12 E: 0 K: 0 S: 14	H: 11 LOB: 0 BB: 1 P: 18	R: 1 E: 0 K: 0 S: 5	H: 2 LOB: 1 BB: 0 P: 5	1B: 7 2B: 4 3B: 1 HR: 3	SF: 2 SAC: 0 DP: 1 HBP: 1	WP: 1 PB: 0 SB: 0 CS: 0	PA: 48					
<b>PITCHER</b>	IP	WLS	BF	H	R	ER	SO	BB	IBB	HBP	BLK	WP	HR	S	P	ERA	WHIP										
<b>Earl Wilson, R</b> (1, 1) ERA: 7.03	7.1		33	6	7	7	9	5	0	1	0	1	1	45	66	8.59	1.500										
<b>Ken Sanders, R</b> (8, 1) ERA: 2.21	0.1	L	4	2	0	0	0	1	0	0	0	0	0	3	7	0.00	9.000										
<b>Dick Radatz, R</b> (8, 1) ERA: 5.59	0.0		3	3	5	5	0	0	0	0	0	0	1	3	3	∞	∞										
<b>Dan Osinski, R</b> (8, 1) ERA: 12.0	0.1		3	2	3	3	0	0	0	0	0	0	1	3	3	81.00	6.000										
<b>Darrell Brandon, R</b> (9, 1) ERA: 3.38	1.0		5	2	1	1	0	0	0	0	0	0	0	5	5	9.00	2.000										

California Angels @ Boston Red Sox  
 Fenway Park, Boston, MA  
 Sat Apr 30 1966, 3:33 AM EDT  
 Att. 14,953 - Unknown

livebaseballscorecards.com

AB	39
R	16
H	15
RBI	15
BB	6
SO	9
LOB	11



Batter	1	2	3	4	5	6	7	8	9	AB	R	H	RBI	BB	SO	LOB
Jim Gosger, L OBP: 0.360, SLG: 0.286 (1, 8)	4-0 E 1B BB	0-0 1-3		0-0 L3		0-0 3-1		0-0 F3		4	1	0	0	1	0	3
Joe Foy, R OBP: 0.417, SLG: 0.412 (1, 5)	0-0 E6 1B 1-3	4-0 HR BB		4-0 CS BB			4-0 E HR BB	0-0 F9		2	2	0	0	3	0	2
Carl Yastrzemski, L OBP: 0.355, SLG: 0.561 (1, 7)	0-0 BB 1-3 3-H	0-0 1B HR		0-0 CS 1-2	0-0 1-3		0-0 E4 HR 1-2	0-0 4-3		5	2	2	4	0	0	2
George Scott, R OBP: 0.439, SLG: 0.689 (1, 3)	0-0 F6	0-0 5-3			0-0 HR		0-0 F5		0-0 1B G1-2-3 1B	5	1	2	1	0	0	4
Tony Conigliaro, R OBP: 0.350, SLG: 0.431 (1, 9)	0-3 K	0-3 K			0-0 6-3		0-0 HR 1-H 2-H		0-0 G1-2-3 1B 1-2	5	1	2	3	0	2	2
Rico Petrocelli, R OBP: 0.296, SLG: 0.178 Jose Santiago, R (9, PR)	4-0 1-2 BB		0-0 6-3		0-0 F7		4-0 BB		0-0 G1-2-3 1B 1-2 2-3	3	0	1	0	2	0	0
Mike Ryan, R OBP: 0.235, SLG: 0.333 (1, 2)	0-3 K		0-0 L3		0-0 F4		0-0 F4		0-0 G1-2-3 1-2 2-3 3-H	5	0	0	0	0	1	7
George Smith, R OBP: 0.224, SLG: 0.222 Dalton Jones, L OBP: 0.308, SLG: 0.200 (9, PH)		0-0 E4 E	0-0 5-3		4-0 SH1-3 BB		0-0 F8		0-0 6-3	3	1	0	0	1	0	1
Earl Wilson, R OBP: 0.333, SLG: 0.250 Ken Sanders, R Dick Radatz, R Dan Osinski, R Lenny Green, L OBP: 0.465, SLG: 0.310 Darrell Brandon, R (8, PH)		0-0 E6 HR 2-H		0-3 K		0-0 SH1-3		4-0 BB		2	1	0	0	0	1	0


Inning Stats	R: 1	H: 1	LOB: 3	K: 2	P: 17	R: 4	H: 1	LOB: 0	K: 1	P: 12	R: 0	H: 0	LOB: 0	K: 0	P: 3	R: 0	H: 0	LOB: 0	K: 1	P: 8	R: 1	H: 1	LOB: 0	K: 0	P: 4	R: 0	H: 0	LOB: 1	K: 0	P: 7	R: 3	H: 1	LOB: 1	K: 0	P: 13	R: 0	H: 0	LOB: 1	K: 0	P: 7	R: 0	H: 3	LOB: 3	K: 0	P: 5	1B: 4	SF: 0	2B: 0	SAC: 1	3B: 0	DP: 1	HR: 3	HBP: 0	WP: 0	PA: 45
--------------	------	------	--------	------	-------	------	------	--------	------	-------	------	------	--------	------	------	------	------	--------	------	------	------	------	--------	------	------	------	------	--------	------	------	------	------	--------	------	-------	------	------	--------	------	------	------	------	--------	------	------	-------	-------	-------	--------	-------	-------	-------	--------	-------	--------

PITCHER	IP	WLS	BF	H	R	ER	SO	BB	IBB	HBP	BLK	WP	HR	S	P	ERA	WHIP
Dean Chance, R ERA: 3.12 (1, 1)	6.0		28	3	6	1	4	5	0	0	0	0	2	31	51	1.50	1.333
Jorge Rubio, R ERA: 7.36 (7, 1)	0.1		5	1	3	2	0	2	0	0	0	0	1	3	11	54.00	9.000
Lew Burdette, R ERA: 2.08 (7, 1)	0.2	W	2	0	0	0	0	0	0	0	0	0	0	2	2	0.00	0.000
Bob Lee, R ERA: 1.38 (8, 1)	2.0	S	9	3	0	0	0	1	0	0	0	0	0	8	12	0.00	2.000

**BOTTOM**

**California Angels @ Boston Red Sox**  
 Fenway Park, Boston, MA  
 Sat Apr 30 1966, 3:33 AM EDT  
 Att. 14,953 - Unknown

<b>AB</b>	<b>35</b>
<b>R</b>	<b>9</b>
<b>H</b>	<b>7</b>
<b>RBI</b>	<b>8</b>
<b>BB</b>	<b>8</b>
<b>SO</b>	<b>4</b>
<b>LOB</b>	<b>24</b>



livebaseballscorecards.com

Batter	1	2	3	4	5	6	7	8	9	AB R H RBI BB SO LOB	TOP											
Paul Schaal, R (1, 5) OBP: 0.450, SLG: 0.435	0-0 G4-6-3 1B		4-0 HR BB		0-0 F3		0-0 F8		4-0 G5-4-3 BB	3 1 1 0 2 0 0												
Jim Fregosi, R (1, 6) OBP: 0.215, SLG: 0.300	0-3 K		0-0 HR		0-0 F8		0-0 F5		0-0 G5-4-3 1-2f	5 1 1 2 0 1 2												
Bobby Knoop, R (1, 4) OBP: 0.338, SLG: 0.581	0-0 G4-6-3 1-2f		0-0 G6-4-3 1B			0-0 BB 2B 1B		0-0 F9	0-0 5-3	5 1 2 0 0 0 1												
Joe Adcock, R (1, 3) OBP: 0.650, SLG: 1.188		0-0 HR	0-0 G6-4-3 1-2f		4-0 2B 1-2 BB		0-0 HR 2B			3 1 2 1 1 0 1												
Jackie Hernandez, R (8, PR)										0 1 0 0 0 0 0												
Tom Satriano, L (8, 3) OBP: 0.500, SLG: 1.500										0 0 0 0 0 0 0												
Rick Reichardt, R (1, 7) OBP: 0.373, SLG: 0.640		4-0 S 1B BB	0-0 F9		0-0 FC5 1-3 2-H 2B		0-0 F3			3 0 1 1 1 0 1												
Jackie Warner, R (1, 9) OBP: 0.373, SLG: 0.674		0-3 K		0-3 K		0-3 K		0-0 HR		4 1 1 2 0 3 3												
Jose Cardenal, R (1, 8) OBP: 0.211, SLG: 0.222		0-0 S 1B		0-0 6-3		4-0 IBB		4-0 FC6 BB		2 0 1 0 0 0 0												
Ed Kirkpatrick, L (6, PH) OBP: 0.400, SLG: 0.100		1-2 1B		0-0 F7		0-3 K		0-0 FC6 BLK		0 0 0 0 2 0 0												
Buck Rodgers, S (1, 2) OBP: 0.200, SLG: 0.232		0-3 K 1-2 2-3		0-0 F7		0-3 K		0-0 FC6 BLK		4 0 0 0 0 2 7												
Jim McGlothlin, R (1, 1) OBP: 0.167, SLG: 0.500		0-0 6-3		0-3 K		0-0 FC5 2-3f		0-0 F7		3 0 0 0 0 1 5												
Lew Burdette, R (6, 1)										1 0 0 0 0 0 2												
<b>Inning Stats</b>	R: 0 E: 0 K: 1 S: 5	H: 1 LOB: 0 BB: 0 P: 5	R: 1 E: 0 K: 2 S: 9	H: 2 LOB: 2 BB: 1 P: 13	R: 2 E: 0 K: 0 S: 4	H: 2 LOB: 0 BB: 1 P: 8	R: 0 E: 0 K: 1 S: 5	H: 0 LOB: 0 BB: 0 P: 5	R: 0 E: 0 K: 1 S: 5	H: 0 LOB: 0 BB: 0 P: 5	R: 1 E: 0 K: 2 S: 9	H: 2 LOB: 3 BB: 2 P: 17	R: 0 E: 0 K: 0 S: 3	H: 0 LOB: 0 BB: 0 P: 3	R: 2 E: 0 K: 0 S: 5	H: 2 LOB: 1 BB: 1 P: 9	R: 0 E: 0 K: 0 S: 2	H: 0 LOB: 0 BB: 1 P: 6	1B: 4 2B: 2 3B: 0 HR: 3	SF: 0 SAC: 0 DP: 3 HBP: 0	WP: 0 PB: 0 SB: 2 CS: 0	PA: 39
<b>PITCHER</b>	IP WLS BF H R ER SO BB IBB HBP BLK WP HR S P ERA WHIP												<b>PITCHER</b>	IP WLS BF H R ER SO BB IBB HBP BLK WP HR S P ERA WHIP								
Dick Stigman, L (1, 1) ERA: 5.79	2.0 L 12 5 3 3 3 2 0 0 0 0 0 2 16 24 13.50 3.500																					
Jim Lonborg, R (3, 1) ERA: 3.94	3.0 8 0 0 0 2 0 0 0 0 0 0 0 12 12 0.00 0.000																					
Ken Sanders, R (6, 1) ERA: 3.09	3.0 16 4 3 3 2 2 1 0 1 0 1 17 29 9.00 2.000																					
Darrell Brandon, R (9, 1) ERA: 2.45	1.0 3 0 0 0 0 1 0 0 0 0 0 0 2 6 0.00 1.000																					

California Angels @ Boston Red Sox  
 Fenway Park, Boston, MA  
 Sun May 01 1966, 3:33 AM EDT  
 Unknown

livebaseballscorecards.com

AB	33
R	6
H	9
RBI	6
BB	6
SO	7
LOB	22



Batter	1	2	3	4	5	6	7	8	9	AB	R	H	RBI	BB	SO	LOB
Jim Gosger, L (1, 8) OBP: 0.345, SLG: 0.280	0-3 K		0-0 F3			0-0 F9		0-0 G6-4-3 1B		4	0	1	0	0	1	0
Joe Foy, R (1, 5) OBP: 0.429, SLG: 0.368	1-0 FC6-4 HBP			0-3 K		4-0 1B BB		0-0 G6-4-3		2	0	0	0	1	1	2
Carl Yastrzemski, L (1, 7) OBP: 0.379, SLG: 0.574	0-3 K			0-0 G6-4-3 1B		0-0 G6-4-3 1B		0-0 BLK 1B		4	0	3	0	0	1	1
George Scott, R (1, 3) OBP: 0.426, SLG: 0.653	0-0 FC6-4			0-0 G6-4-3		0-0 G6-4-3		0-0 G6-4-3 1B		4	0	1	0	0	0	4
Tony Conigliaro, R (1, 9) OBP: 0.344, SLG: 0.418		0-0 6-3			0-0 5-3		0-0 G6-4-3 1B		0-0 F4	4	0	1	0	0	0	2
Rico Petrocelli, R (1, 6) OBP: 0.293, SLG: 0.245		0-3 K			0-0 HR		0-0 F6		0-0 G6-4-3	4	1	1	1	0	1	3
Bob Tillman, R (1, 2) OBP: 0.360, SLG: 0.273		0-0 F4			0-0 1B 1B		0-0 G6-4-3			3	0	1	0	0	0	1
George Smith, R (1, 4) OBP: 0.231, SLG: 0.229			0-0 6-3		0-0 G5-4-3 1B			0-3 K		3	0	1	0	0	1	0
Dick Stigman, R (1, 1) Jim Lonborg, R (3, 1) Lenny Green, L (5, PH) Ken Sanders, R (6, 1) Dalton Jones, L (8, PH) Darrell Brandon, R (9, 1)			0-0 6-3		0-0 G5-4-3			0-0 1B 1B		0	0	0	0	0	0	0

BOTTOM

California Angels @ Boston Red Sox  
Fenway Park, Boston, MA  
Sun May 01 1966, 3:33 AM EDT  
Unknown

[livebaseballscorecards.com](http://livebaseballscorecards.com)

AB	31
R	1
H	10
RBI	1
BB	1
SO	5
LOB	15



Inning Stats	R: 0	H: 0	E: 0	K: 2	S: 7	LOB: 1	BB: 0	P: 8	R: 0	H: 0	E: 0	K: 1	S: 5	LOB: 0	BB: 0	P: 5	R: 0	H: 1	E: 0	K: 1	S: 5	LOB: 0	BB: 0	P: 5	R: 1	H: 3	E: 0	K: 0	S: 5	LOB: 1	BB: 0	P: 5	R: 0	H: 1	E: 0	K: 0	S: 3	LOB: 1	BB: 1	P: 7	R: 0	H: 1	E: 0	K: 0	S: 3	LOB: 0	BB: 0	P: 3	R: 0	H: 2	E: 0	K: 1	S: 6	LOB: 1	BB: 0	P: 6	R: 0	H: 2	E: 0	K: 0	S: 4	LOB: 1	BB: 0	P: 4	1B: 9	SF: 0	2B: 0	SAC: 0	3B: 0	DP: 6	HR: 1	HBP: 1	WP: 0	PA: 33	PB: 0	SB: 0	CS: 0
--------------	------	------	------	------	------	--------	-------	------	------	------	------	------	------	--------	-------	------	------	------	------	------	------	--------	-------	------	------	------	------	------	------	--------	-------	------	------	------	------	------	------	--------	-------	------	------	------	------	------	------	--------	-------	------	------	------	------	------	------	--------	-------	------	------	------	------	------	------	--------	-------	------	-------	-------	-------	--------	-------	-------	-------	--------	-------	--------	-------	-------	-------

PITCHER	IP	WLS	BF	H	R	ER	SO	BB	IBB	HBP	BLK	WP	HR	S	P	ERA	WHIP
Jim McGlothlin, R (1, 1) ERA: 2.76	5.1	W	20	4	1	1	4	1	0	0	0	0	1	26	31	1.69	0.938
Lew Burdette, R (6, 1) ERA: 1.13	3.2	S	13	6	0	0	1	0	0	0	1	0	0	15	15	0.00	1.636

PITCHER	IP	WLS	BF	H	R	ER	SO	BB	IBB	HBP	BLK	WP	HR	S	P	ERA	WHIP
---------	----	-----	----	---	---	----	----	----	-----	-----	-----	----	----	---	---	-----	------

Batter	1	2	3	4	5	6	7	8	9	AB R H RBI BB SO LOB	TOP									
Paul Schaal, R (1, 5) OBP: 0.431, SLG: 0.412	0-0 6-3		0-0 F7		0-0 3-1		0-0 5-3		0-0 FC6-4 1B	5 0 1 0 0 0 0										
Jim Fregosi, R (1, 6) OBP: 0.257, SLG: 0.306	4-0 BB		4-0 BB		4-0 1B BB		0-0 FC6-4 1B		0-0 FC6-4 1-3	2 0 1 1 3 0 1										
Bobby Knoop, R (1, 4) OBP: 0.329, SLG: 0.552	0-3 K		0-3 K		0-0 1-2 1B		0-0 FC6-4 1-2f		0-0 1-3	5 0 1 0 0 2 4										
Joe Adcock, R (1, 3) OBP: 0.560, SLG: 0.950	0-0 F8		0-0 6-3		0-3 K		0-0 FC6-4 1-2f		4-0 BB	4 0 0 0 1 1 5										
Rick Reichardt, R (1, 8) OBP: 0.375, SLG: 0.618		0-0 1-3 1B		0-0 G5-4-3 1B		0-0 5-3		0-0 F9	0-0	5 0 2 0 0 0 2										
Jackie Warner, R (1, 9) OBP: 0.400, SLG: 0.673		0-0 1-3 1B		0-0 G5-4-3 1-2f		0-0 1B 1B		4-0 BB		3 0 2 0 1 0 1										
Ed Kirkpatrick, L (1, 7) OBP: 0.368, SLG: 0.077		0-0 F7		4-0 BB		0-3 K		0-0 F8		3 0 0 0 1 1 4										
Tom Satriano, L (1, 2) OBP: 0.250, SLG: 0.750 Frank Malzone, R (6, PH) OBP: 0.650, SLG: 0.333 Marcelino Lopez, R (6, PR) Ed Sukla, R (6, 1) Willie Smith, L (8, PH) OBP: 0.300, SLG: 0.300 Dick Egan, L (8, 1)		0-0 1-3		0-3 K		0-0 1-3 1B		0-3 K		2 0 0 0 0 1 3 1 0 1 0 0 0 0 0 0 0 0 0 0 0 0 0 0 0 0 0 0 1 0 0 0 0 1 1 0 0 0 0 0 0 0										
Jack Sanford, R (1, 1) Willie Montanez, L (5, PH) George Brunet, R (5, 1) Norm Siebern, L (6, PH) OBP: 0.326, SLG: 0.297 Buck Rodgers, S (6, 2) OBP: 0.213, SLG: 0.246		0-3 K		0-3 K		0-3 K			0-0 1B FC6-4	1 0 0 0 0 1 2 1 0 0 0 0 1 0 0 0 0 0 0 0 0 1 0 0 0 0 1 2 1 1 1 0 0 0 0										
<b>Inning Stats</b>	R: 0 E: 0 K: 1 S: 5	H: 0 LOB: 1 BB: 1 P: 9	R: 0 E: 0 K: 1 S: 7	H: 2 LOB: 2 BB: 0 P: 7	R: 0 E: 0 K: 1 S: 5	H: 0 LOB: 1 BB: 1 P: 9	R: 0 E: 0 K: 1 S: 5	H: 1 LOB: 1 BB: 1 P: 9	R: 0 E: 0 K: 2 S: 8	H: 1 LOB: 2 BB: 1 P: 12	R: 0 E: 0 K: 0 S: 4	H: 1 LOB: 1 BB: 0 P: 4	R: 0 E: 0 K: 1 S: 5	H: 0 LOB: 1 BB: 1 P: 9	R: 1 E: 0 K: 0 S: 5	H: 2 LOB: 2 BB: 1 P: 9	1B: 9 2B: 0 3B: 0 HR: 0	SF: 0 SAC: 0 DP: 1 HBP: 0	WP: 0 PB: 0 SB: 0 CS: 0	PA: 41
<b>PITCHER</b> Jerry Stephenson, R (1, 1) ERA: 4.09	IP: 9.0 WLS: W BF: 41 H: 9 R: 1 ER: 1 SO: 9 BB: 6 IBB: 0 HBP: 0 BLK: 0 WP: 0 HR: 0 S: 53 P: 77 ERA: 1.00 WHIP: 1.667																			

California Angels @ Boston Red Sox  
Fenway Park, Boston, MA  
Sun May 01 1966, 3:38 AM EDT  
Att: 11,228 - Unknown

livebaseballscorecards.com

AB	35
R	1
H	9
RBI	1
BB	6
SO	9
LOB	25



Batter	1	2	3	4	5	6	7	8	9
<b>Jim Gosger, L</b> (1, 8) <small>OBP: 0.344, SLG: 0.286</small>	0-0  1B		0-0  SH		0-0  3-1		0-0  F9		
<b>Joe Foy, R</b> (1, 5) <small>OBP: 0.438, SLG: 0.429</small>	4-0  1B		0-0  SF9		0-3  K		0-0  1B		
<b>Carl Yastrzemski, L</b> (1, 7) <small>OBP: 0.400, SLG: 0.585</small>	0-0  1B		0-0  4-3		0-0  1B		0-0  HR		
<b>George Scott, R</b> (1, 3) <small>OBP: 0.415, SLG: 0.679</small>	0-0  G4-6-3		0-0  F5		0-0  5-3		0-0  HR		
<b>Tony Conigliaro, R</b> (1, 9) <small>OBP: 0.338, SLG: 0.407</small>	0-0  F8			0-0  HR		0-0  6-3	0-0  F8		
<b>Rico Petrocelli, R</b> (1, 6) <small>OBP: 0.290, SLG: 0.302</small>		0-0  F3		0-0  HR		0-0  F8		0-0  5-3	
<b>Mike Ryan, R</b> (1, 2) <small>OBP: 0.237, SLG: 0.306</small>		4-0  BB		0-0  6-3		0-3  K		0-0  F8	
<b>George Smith, R</b> (1, 4) <small>OBP: 0.232, SLG: 0.231</small>		0-0  G6-4-3		0-0  6-3			0-0  SH3-4	0-0  F9	
<b>Jerry Stephenson, L</b> (1, 1) <small>OBP: 0.200, SLG: 0.200</small>			0-0  SF9	0-0  4-3			0-0  SH3-4		

AB	R	H	RBI	BB	SO	LOB
3	1	1	0	0	0	1
2	2	1	2	1	1	0
4	1	3	2	0	0	1
4	1	1	2	0	0	3
4	1	1	0	0	0	0
4	1	1	2	0	0	0
3	0	0	0	1	1	0
4	1	1	0	0	0	1
2	1	1	0	0	0	0

**BOTTOM**

**California Angels @ Boston Red Sox**  
 Fenway Park, Boston, MA  
 Sun May 01 1966, 3:38 AM EDT  
 Att. 11,228 - Unknown

livebaseballscorecards.com

<b>AB</b>	<b>30</b>
<b>R</b>	<b>9</b>
<b>H</b>	<b>10</b>
<b>RBI</b>	<b>8</b>
<b>BB</b>	<b>2</b>
<b>SO</b>	<b>2</b>
<b>LOB</b>	<b>6</b>

1B: 7	SF: 1	WP: 0	PA: 35
2B: 1	SAC: 2	PB: 0	
3B: 0	DP: 2	SB: 0	
HR: 2	HBP: 0	CS: 0	

Inning Stats	R: 2	H: 2	E: 0	LOB: 0	K: 0	BB: 1	S: 4	P: 8	R: 0	H: 0	E: 0	LOB: 0	K: 0	BB: 1	S: 2	P: 6	R: 1	H: 1	E: 1	LOB: 1	K: 0	BB: 0	S: 5	P: 5	R: 2	H: 2	E: 0	LOB: 0	K: 0	BB: 0	S: 5	P: 5	R: 0	H: 1	E: 0	LOB: 1	K: 1	BB: 0	S: 6	P: 6	R: 0	H: 0	E: 0	LOB: 0	K: 1	BB: 0	S: 5	P: 5	R: 4	H: 4	E: 0	LOB: 0	K: 0	BB: 0	S: 7	P: 7	R: 0	H: 0	E: 0	LOB: 0	K: 0	BB: 0	S: 3	P: 3
<b>PITCHER</b>	IP	WLS	BF	H	R	ER	SO	BB	IBB	HBP	BLK	WP	HR	S	P	ERA	WHIP																																															
<b>Jack Sanford, R</b> (1, 1) <small>ERA: 4.61</small>	4.0	L	18	5	5	4	0	2	0	0	0	0	0	16	24	9.00	1.750																																															
<b>George Brunet, L</b> (5, 1) <small>ERA: 3.6</small>	1.0		4	1	0	0	1	0	0	0	0	0	0	6	6	0.00	1.000																																															
<b>Ed Sukla, R</b> (6, 1) <small>ERA: 5.73</small>	2.0		10	4	4	4	1	0	0	0	0	0	1	12	12	18.00	2.000																																															
<b>Dick Egan, L</b> (8, 1) <small>ERA: 2.7</small>	1.0		3	0	0	0	0	0	0	0	0	0	0	3	3	0.00	0.000																																															

Batter	1	2	3	4	5	6	7	8	9	AB R H RBI BB SO LOB	TOP																								
George Thomas, R (1, 8) OBP: 0.357, SLG: 0.250	0-0 F4		0-0 5-3		0-0 5-3			4-0 FC4-8 BB		3 0 0 0 1 0 0																									
Joe Foy, R (1, 5) OBP: 0.417, SLG: 0.375	4-0 BB BB		0-0 F3			0-3 K		0-0 F5		3 0 0 0 1 1 1																									
Carl Yastrzemski, L (1, 7) OBP: 0.392, SLG: 0.559	4-0 FC6-4 1-2 BB		0-0 6-3			0-3 K		0-0 FC4-6 1-2f		3 0 0 0 1 1 1																									
George Scott, R (1, 3) OBP: 0.406, SLG: 0.649	0-3 K			0-3 K		0-0 1B		0-0 5-3		4 0 1 0 0 2 2																									
Tony Conigliaro, R (1, 9) OBP: 0.347, SLG: 0.413	0-0 FC6-4 1-2f			0-0 1B		0-0 L5		0-0 F9 1B		4 0 2 0 0 0 3																									
Rico Petrocelli, R (1, 6) OBP: 0.292, SLG: 0.304		0-0 F8-3 1B		0-0 F9		0-3 K		0-0 1B		3 0 1 0 0 1 1																									
Eddie Kasko, R (7, 6) OBP: 0.304, SLG: 0.211								1-2 1B		1 0 1 0 0 0 0																									
Mike Ryan, R (1, 2) OBP: 0.214, SLG: 0.275			0-0 F8-3 1-2		0-3 K2-3		0-3 K		0-0 F9 2-3	4 0 0 0 0 2 4																									
George Smith, R (1, 4) OBP: 0.241, SLG: 0.226		4-0 FC6-4 BB			0-0 4-3		0-0 F8		0-3 K	1 0 0 0 1 0 0																									
Dalton Jones, L (6, 4) OBP: 0.313, SLG: 0.231										2 0 0 0 0 1 2																									
Jose Santiago, R (1, 1)		0-0 FC6-4			0-3 K			0-0 F5		2 0 0 0 0 1 1																									
Jim Lonborg, R (6, 1)										0 0 0 0 0 0 0																									
Guido Grilli, L (7, 1) OBP: 0.500, SLG: 0.500										0 0 0 0 0 0 0																									
Joe Christopher, R (8, PH)		1-2f								1 0 0 0 0 0 0																									
Darrell Brandon, R (8, 1)										0 0 0 0 0 0 0																									
<b>Inning Stats</b>	R: 0 E: 0 K: 1 S: 5	H: 0 LOB: 2 BB: 2 P: 13	R: 0 E: 0 K: 0 S: 3	H: 1 LOB: 1 BB: 1 P: 7	R: 0 E: 0 K: 0 S: 3	H: 0 LOB: 0 BB: 0 P: 3	R: 0 E: 0 K: 2 S: 8	H: 1 LOB: 1 BB: 0 P: 8	R: 0 E: 0 K: 1 S: 5	H: 0 LOB: 0 BB: 0 P: 5	R: 0 E: 0 K: 2 S: 8	H: 1 LOB: 1 BB: 0 P: 8	R: 0 E: 0 K: 2 S: 7	H: 0 LOB: 0 BB: 0 P: 7	R: 0 E: 0 K: 0 S: 3	H: 0 LOB: 1 BB: 1 P: 7	R: 0 E: 0 K: 1 S: 7	H: 2 LOB: 2 BB: 0 P: 7	1B: 5 2B: 1 3B: 0 HR: 0	SF: 0 SAC: 0 DP: 1 HBP: 0	WP: 0 PB: 0 SB: 0 CS: 0	PA: 35													
<b>PITCHER</b> Mickey Lolich, L (1, 1) ERA: 3.77	IP 9.0	WLS W	BF 35	H 5	R 0	ER 0	SO 9	BB 4	IBB 0	HBP 0	BLK 0	WP 0	HR 0	S 49	P 65	ERA 0.00	WHIP 1.000	<b>PITCHER</b>	IP	WLS	BF	H	R	ER	SO	BB	IBB	HBP	BLK	WP	HR	S	P	ERA	WHIP

**Boston Red Sox @ Detroit Tigers**  
**Tiger Stadium, Detroit, MI**  
 Tue May 03 1966, 7:05 PM EDT  
 Att. 2,744 - Unknown

livebaseballscorecards.com

<b>AB</b>	31
<b>R</b>	0
<b>H</b>	5
<b>RBI</b>	0
<b>BB</b>	4
<b>SO</b>	9
<b>LOB</b>	15





BOTTOM

Boston Red Sox @ Detroit Tigers  
Tiger Stadium, Detroit, MI  
Tue May 03 1966, 7:05 PM EDT  
Att. 2,744 - Unknown

livebaseballscorecards.com

AB 33  
R 8  
H 10  
RBI 7  
BB 3  
SO 4  
LOB 15



WP: 0 PA: 39  
PB: 0  
SB: 0  
CS: 3

AB R H RBI BB SO LOB

5 1 2 1 0 0 1

4 1 1 0 1 0 2

4 2 3 3 0 0 2

4 1 1 1 0 2 2

2 1 0 0 1 0 0

4 0 1 2 0 0 2

4 0 0 0 0 0 3

3 1 2 0 1 1 0

3 1 0 0 0 1 3

1B: 8 SF: 0  
2B: 1 SAC: 1  
3B: 0 DP: 0  
HR: 1 HBP: 1

Batter	1	2	3	4	5	6	7	8	9
Dick McAuliffe, L OBP: 0.403, SLG: 0.410 (1, 6)	0-0 E4 CS		0-0 1-3			0-0 FC4-6 BB 1-2 3-H 1B	0-0 CS 1B	0-0 F6	
Jerry Lumpe, L OBP: 0.355, SLG: 0.358 (1, 4)	0-0 4-3 1-2			0-0 4-3		4-0 BB 1-2 2-3 FC4-6 BB	0-0 1-2 HR 1B	0-0 F5	
Norm Cash, L OBP: 0.361, SLG: 0.574 (1, 3)	0-0 1B			0-0 CS 1B		0-0 FC4-6 HBP 1B 1-2f 2-3 3-H	0-0 1-H HR		
Jim Northrup, L OBP: 0.375, SLG: 0.450 (1, 9)	0-3 K		0-3 K			0-0 1-2 3-H 1B 1B	0-0 E4 G3 BB		
Gates Brown, L OBP: 0.455, SLG: 0.250 (1, 7)		0-0 6-3		0-0 CS 1-2	0-0 4-3	1-0 1-2 2-3 FC5-4 HBP 1B	4-0 1-2 G3 BB		
Don Wert, R OBP: 0.390, SLG: 0.439 (1, 5)		0-0 6-3			0-0 6-3	0-0 1-2 2-H 3-H FC5-4 1B	0-0 1-2 2-3 G3		
Don Demeter, R OBP: 0.178, SLG: 0.311 (1, 8)		0-0 L1			0-0 6-3	0-0 1-2f 2-H FC5-4	0-0 F7		
Bill Freehan, R OBP: 0.321, SLG: 0.375 (1, 2)			0-3 K			0-0 SH 1B 2B	0-0 FC1-6 1B		
Mickey Lolich, S OBP: 0.100, SLG: 0.100 (1, 1)			0-0 G3			0-0 SH BB FC4-6 1B	0-0 FC1-6 1-2f		

Inning Stats	R: 0	H: 1	E: 1	LOB: 1	K: 1	S: 6	P: 6	R: 0	H: 0	E: 0	LOB: 0	K: 0	S: 3	P: 3	R: 0	H: 1	E: 0	LOB: 0	K: 1	S: 5	P: 5	R: 0	H: 0	E: 0	LOB: 0	K: 0	S: 3	P: 3	R: 6	H: 4	E: 1	LOB: 2	K: 1	S: 10	P: 19	R: 2	H: 3	E: 1	LOB: 2	K: 0	S: 6	P: 10	R: 0	H: 1	E: 0	LOB: 1	K: 0	S: 4	P: 4
--------------	------	------	------	--------	------	------	------	------	------	------	--------	------	------	------	------	------	------	--------	------	------	------	------	------	------	--------	------	------	------	------	------	------	--------	------	-------	-------	------	------	------	--------	------	------	-------	------	------	------	--------	------	------	------

PITCHER	IP	WLS	BF	H	R	ER	SO	BB	IBB	HBP	BLK	WP	HR	S	P	ERA	WHIP
Jose Santiago, R ERA: 4.22 (1, 1)	5.1	L	22	5	5	5	3	1	0	0	0	0	0	27	31	8.44	1.125
Jim Lonborg, R ERA: 4.76 (6, 1)	1.0		8	4	3	2	1	0	1	1	0	0	1	8	13	18.00	4.000
Guido Grilli, L ERA: 6.23 (7, 1)	0.2		4	0	0	0	0	1	0	0	0	0	0	3	7	0.00	1.500
Darrell Brandon, R ERA: 1.93 (8, 1)	1.0		4	1	0	0	0	0	0	0	0	0	0	4	4	0.00	1.000

WP	HR	S	P	ERA	WHIP
0	0	0	0	0	0

Batter	1	2	3	4	5	6	7	8	9	AB R H RBI BB SO LOB	TOP											
Jim Gosger, L (1, 8) OBP: 0.378, SLG: 0.333	0-3 K		0-0 BB 1-3 2-H 1B		0-0 F4	0-0 1-2 2-3 1B			0-0 HR 1B	5 1 3 1 0 1 0	<b>Boston Red Sox @ Detroit Tigers</b> Tiger Stadium, Detroit, MI Wed May 04 1966, 7:05 PM EDT Att. 3,965 - Unknown											
Joe Foy, R (1, 5) OBP: 0.366, SLG: 0.310	0-0 6-3		0-3 K		0-3 K	0-0 4-3		0-3 K	5 0 0 0 0 3 6													
Carl Yastrzemski, L (1, 7) OBP: 0.430, SLG: 0.571	4-0 CS BB		4-0 1-2 BB		4-0 HR BB		0-0 G6-4-3 1B	0-0 HR 1B	2 2 2 0 3 0 0													
George Scott, R (1, 3) OBP: 0.405, SLG: 0.726	0-0 CS 1-2	0-0 F3	0-0 F6		0-0 HR 1-H		0-0 G6-4-3 1-2f	0-0 HR 1-H 2-H	5 2 2 5 0 0 4													
Tony Conigliaro, R (1, 9) OBP: 0.325, SLG: 0.382		0-3 K		0-0 F8	0-0 F2		0-3 K	0-0 5-3	5 0 0 0 0 2 0													
Dalton Jones, L (1, 4) OBP: 0.250, SLG: 0.176		0-0 F4		0-0 F9		0-0 4-3		0-0 L7	4 0 0 0 0 0 0													
Rico Petrocelli, R (1, 6) OBP: 0.290, SLG: 0.317			0-0 5-3	0-0 2B		0-0 L8		0-0 1-3	4 0 1 0 0 0 0													
Bob Tillman, R (1, 2) OBP: 0.379, SLG: 0.346			0-0 1B 1B	0-0 F3		0-0 1B 2B		0-0 L8	4 1 2 0 0 0 1													
Earl Wilson, R (1, 1) OBP: 0.462, SLG: 0.636			0-0 1-2 1B		0-0 HR	4-0 BB		0-0 6-3	0 1 0 0 0 0 0													
<b>Inning Stats</b>	R: 0 E: 0 K: 1 S: 4	H: 0 LOB: 0 BB: 1 P: 8	R: 0 E: 0 K: 1 S: 5	H: 0 LOB: 0 BB: 0 P: 5	R: 1 E: 0 K: 1 S: 8	H: 3 LOB: 3 BB: 1 P: 12	R: 0 E: 0 K: 0 S: 4	H: 1 LOB: 1 BB: 0 P: 4	R: 3 E: 0 K: 1 S: 7	H: 2 LOB: 0 BB: 1 P: 11		R: 0 E: 0 K: 0 S: 5	H: 2 LOB: 3 BB: 1 P: 9	R: 0 E: 0 K: 1 S: 5	H: 1 LOB: 0 BB: 0 P: 5	R: 0 E: 0 K: 0 S: 3	H: 0 LOB: 0 BB: 0 P: 3	R: 3 E: 0 K: 1 S: 8	H: 3 LOB: 0 BB: 0 P: 8	1B: 7 2B: 2 3B: 0 HR: 3	SF: 0 SAC: 0 DP: 1 HBP: 0	WP: 0 PB: 0 SB: 0 CS: 1
<b>PITCHER</b>	IP WLS BF H R ER SO BB IBB HBP BLK WP HR S P ERA WHIP																					
Bill Monbouquette, R (1, 1) ERA: 5.27	5.0 L 23 6 4 4 4 3 0 0 0 0 2 28 40 7.20 1.800																					
Fred Gladding, R (6, 1) ERA:	1.0 6 2 0 0 0 1 0 0 0 0 0 5 9 0.00 3.000																					
Larry Sherry, R (7, 1) ERA: 2.19	3.0 12 4 3 3 2 0 0 0 0 0 1 16 16 9.00 1.333																					

livebaseballscorecards.com

<b>AB</b>	34
<b>R</b>	7
<b>H</b>	10
<b>RBI</b>	6
<b>BB</b>	3
<b>SO</b>	6
<b>LOB</b>	11



**BOTTOM**

**Boston Red Sox @ Detroit Tigers**  
 Tiger Stadium, Detroit, MI  
 Wed May 04 1966, 7:05 PM EDT  
 Att. 3,965 - Unknown

[livebaseballscorecards.com](http://livebaseballscorecards.com)

<b>AB</b>	<b>29</b>
<b>R</b>	<b>0</b>
<b>H</b>	<b>3</b>
<b>RBI</b>	<b>0</b>
<b>BB</b>	<b>1</b>
<b>SO</b>	<b>3</b>
<b>LOB</b>	<b>7</b>



WP: 0	PA: 30
PB: 0	SB: 0
CS: 0	

AB	R	H	RBI	BB	SO	LOB
4	0	0	0	0	1	1
4	0	1	0	0	0	0
4	0	1	0	0	0	2
3	0	0	0	0	0	1
3	0	0	0	0	0	1
3	0	1	0	0	1	0
3	0	0	0	0	0	1
2	0	0	0	1	0	0
1	0	0	0	0	1	1
0	0	0	0	0	0	0
1	0	0	0	0	0	0
1	0	0	0	0	0	0

Batter	1	2	3	4	5	6	7	8	9
<b>Dick McAuliffe, L</b> OBP: 0.382, SLG: 0.385 (1, 6)	0-3 <b>K</b> ①		0-0 <b>G3</b> ③			0-0 <b>1-3</b> ③			0-0 <b>4-3</b> ②
<b>Jerry Lumpe, L</b> OBP: 0.350, SLG: 0.352 (1, 4)	0-0 <b>E6</b> G3-6-3			0-0 <b>F4</b> ①			0-0 <b>L7</b> ①		0-0 <b>1B</b>
<b>Norm Cash, L</b> OBP: 0.355, SLG: 0.556 (1, 3)	0-0 <b>G3-6-3</b> 1-2f			0-0 <b>G3</b> ②			0-0 <b>1B</b>		0-0 <b>G3</b> ③
<b>Jim Northrup, L</b> OBP: 0.333, SLG: 0.391 (1, 9)		0-0 <b>6-3</b> ①		0-0 <b>F5</b> ③			0-0 <b>F8</b> ②		
<b>Gates Brown, L</b> OBP: 0.357, SLG: 0.182 (1, 7)		0-0 <b>3-1</b> ②			0-0 <b>L7</b> ①		0-0 <b>F4</b> ③		
<b>Don Wert, R</b> OBP: 0.388, SLG: 0.435 (1, 5)		0-3 <b>K</b> ③			0-0 <b>G6-4-3</b> 1B			0-0 <b>6-3</b> ①	
<b>Bill Freehan, R</b> OBP: 0.304, SLG: 0.353 (1, 2)			0-0 <b>L8</b> ①		0-0 <b>G6-4-3</b> 1-2f			0-0 <b>5-3</b> ②	
<b>Mickey Stanley, R</b> OBP: 0.275, SLG: 0.206 (1, 8)			4-0 <b>BB</b>			0-0 <b>L6</b> ①		0-0 <b>F9</b> ③	
<b>Bill Monbouquette, R</b> OBP: 0.250, SLG: 0.143 (1, 1)			0-3 <b>K</b> ②			0-0 <b>F8</b> ②		0-0 <b>F8</b> ①	
<b>Fred Gladding, L</b> (6, 1)									
<b>Jake Wood, R</b> OBP: 0.429, SLG: 0.500 (6, PH)									
<b>Larry Sherry, R</b> (7, 1)									
<b>Orlando McFarlane, R</b> OBP: 0.400, SLG: 0.522 (9, PH)									

Inning Stats	R: 0	H: 0	R: 0	H: 0	R: 0	H: 0	R: 0	H: 1	R: 0	H: 0	R: 0	H: 0	R: 0	H: 1	R: 0	H: 0	R: 0	H: 1	R: 0	H: 1
	E: 1	LOB: 0	E: 0	LOB: 0	E: 0	LOB: 0	E: 0	LOB: 0	E: 0	LOB: 0	E: 0	LOB: 0	E: 0	LOB: 1	E: 0	LOB: 0	E: 0	LOB: 0	E: 0	LOB: 1
	K: 1	BB: 0	K: 1	BB: 0	K: 0	BB: 0	K: 0	BB: 0	K: 0	BB: 0	K: 0	BB: 0	K: 0	BB: 1	K: 0	BB: 0	K: 0	BB: 0	K: 0	BB: 0
	S: 5	P: 5	S: 5	P: 5	S: 3	P: 3	S: 3	P: 3	S: 3	P: 3	S: 3	P: 3	S: 3	P: 9	S: 4	P: 4	S: 3	P: 3	S: 4	P: 4

PITCHER	IP	WLS	BF	H	R	ER	SO	BB	IBB	HBP	BLK	WP	HR	S	P	ERA	WHIP
<b>Earl Wilson, R</b> ERA: 5.13 (1, 1)	9.0	W	30	3	0	0	3	1	0	0	0	0	0	35	39	0.00	0.444

Batter	1	2	3	4	5	6	7	8	9	AB R H RBI BB SO LOB	TOP						
Rico Petrocelli, R (1, 6) OBP: 0.301, SLG: 0.375	0-0 1-3 1B		0-0 1-H HR		0-3 K			0-0 F2		4 1 2 2 0 1 0							
Jim Gosger, L (1, 8) OBP: 0.341, SLG: 0.297	0-0 F8		0-3 K		0-3 K			0-3 K		4 0 0 0 0 3 1							
Carl Yastrzemski, L (1, 7) OBP: 0.410, SLG: 0.541	0-0 1-3 1-2		0-0 G3			0-3 K		0-0 1-3		4 0 0 0 0 1 1							
George Scott, R (1, 3) OBP: 0.410, SLG: 0.803	0-3 K		0-0 F8			0-0 HR			0-0 HR	4 2 2 2 0 1 1							
Tony Conigliaro, R (1, 9) OBP: 0.321, SLG: 0.375		0-3 K		0-3 K		0-3 K		0-0 BB 1B		4 0 1 0 0 3 0							
Bob Tillman, R (1, 2) OBP: 0.333, SLG: 0.300		0-0 6-3		0-3 K L4-6 BB		0-3 K		0-3 K		4 0 0 0 0 3 1							
Joe Foy, R (1, 5) OBP: 0.422, SLG: 0.310		4-0 BB		4-0 BB		4-0 BB	4-0 CS BB	4-0 BB		0 0 0 0 4 0 0							
George Smith, R (1, 4) OBP: 0.230, SLG: 0.214		0-3 K		0-0 L4-6		0-3 K	0-3 K	0-3 K		3 0 0 0 0 2 4							
Dalton Jones, L (9, PH) OBP: 0.238, SLG: 0.167				2-3						1 0 0 0 0 1 2							
Dan Osinski, R (9, 1)										0 0 0 0 0 0 0							
Dick Stigman, R (1, 1) OBP: 0.200, SLG: 0.200			0-0 HR 1B		0-3 K		0-3 K		0-0 F4	2 1 1 0 0 1 0							
Darrell Brandon, R (5, 1)										0 0 0 0 0 0 0							
Lenny Green, L (7, PH) OBP: 0.385, SLG: 0.290										1 0 0 0 0 1 1							
Ken Sanders, R (7, 1)										0 0 0 0 0 0 0							
Eddie Kasko, R (9, PH) OBP: 0.292, SLG: 0.200										1 0 0 0 0 0 2							
<b>Inning Stats</b>	R: 0 H: 1 E: 0 LOB: 1 K: 1 BB: 0 S: 6 P: 6	R: 0 H: 0 E: 0 LOB: 1 K: 2 BB: 1 S: 7 P: 11	R: 2 H: 2 E: 0 LOB: 0 K: 1 BB: 0 S: 7 P: 7	R: 0 H: 0 E: 0 LOB: 1 K: 2 BB: 1 S: 7 P: 11	R: 0 H: 0 E: 0 LOB: 0 K: 3 BB: 0 S: 9 P: 9	R: 1 H: 1 E: 0 LOB: 0 K: 3 BB: 0 S: 10 P: 10	R: 0 H: 0 E: 0 LOB: 1 K: 2 BB: 1 S: 6 P: 10	R: 0 H: 0 E: 0 LOB: 0 K: 1 BB: 0 S: 5 P: 5	R: 1 H: 2 E: 0 LOB: 2 K: 2 BB: 1 S: 9 P: 13	1B: 3 SF: 0 2B: 2 SAC: 0 3B: 0 DP: 2 HR: 3 HBP: 0	WP: 0 PA: 36 PB: 1 SB: 0 CS: 1						
<b>PITCHER</b>	IP WLS BF H R ER SO BB IBB HBP BLK WP HR S P ERA WHIP																
Dave Boswell, R (1, 1) ERA: 3.6	6.0	25	4	3	3	12	3	0	0	0	0	0	2	46	58	4.50	1.167
Al Worthington, R (7, 1) ERA: 2.16	3.0	W	11	2	1	1	5	1	0	0	0	0	1	20	24	3.00	1.000

**Boston Red Sox @ Minnesota Twins**  
Metropolitan Stadium, Bloomington, MI

Fri May 06 1966, 8:05 PM EDT  
Att. 12,703 - Unknown - 64 F

livebaseballscorecards.com

<b>AB</b>	32
<b>R</b>	4
<b>H</b>	6
<b>RBI</b>	4
<b>BB</b>	4
<b>SO</b>	17
<b>LOB</b>	13



Batter	1	2	3	4	5	6	7	8	9	AB R H RBI BB SO LOB
Zoilo Versalles, R OBP: 0.258, SLG: 0.317 (1, 6)	0-0 HR 3B	0-3 K		0-0 F6		0-0 G5-4-3 1-2f			0-0 4-3	5 1 1 0 0 1 2
Cesar Tovar, R OBP: 0.385, SLG: 0.636 (1, 8)	0-0 HR 3-H	0-0 1-2 1B			4-0 HR BB		0-0 5-3		0-0 F7	4 2 2 2 1 0 0
Tony Oliva, L OBP: 0.475, SLG: 0.855 (1, 9)	0-0 E1 FC5 S	0-3 K			0-0 HR 1-H		0-0 4-3 2B		0-0 HR	5 2 3 3 0 1 2
Harmon Killebrew, R OBP: 0.350, SLG: 0.418 (1, 5)	0-0 F3 1-2		0-3 K		0-0 2B		0-0 4-3 2-3			4 0 1 0 0 1 2
Don Mincher, L OBP: 0.385, SLG: 0.350 (1, 3)	4-0 BB		0-3 K		0-3 K IBB		4-0 IBB			2 0 0 0 2 2 1
Bob Allison, R OBP: 0.133, SLG: 0.286 Jimmie Hall, L OBP: 0.132, SLG: 0.057 (7, PH) (8, 7)	0-0 F7		4-0 BB		0-3 K		0-0 4-3			2 0 0 0 1 1 3 1 0 0 0 0 0 2
Earl Battey, R OBP: 0.308, SLG: 0.314 (1, 2)	0-0 FC5 2-3f		0-0 F4		0-0 1-3			0-0 F7		4 0 0 0 0 0 4
Bernie Allen, L OBP: 0.304, SLG: 0.333 (1, 4)		0-0 1-3		4-0 G5-4-3 BB		0-3 K		0-0 F8		3 0 0 0 1 1 0
Dave Boswell, R OBP: 0.333, SLG: 0.333 Al Worthington, R (7, 1)		0-0 1B 1B		0-0 G5-4-3 1-2f		0-0 G5-4-3 1B		0-0 F3		3 0 2 0 0 0 1 1 0 0 0 0 0 0

Inning Stats	R: 2	H: 2	E: 1	LOB: 2	K: 0	P: 10	R: 0	H: 2	E: 0	LOB: 2	K: 2	P: 9	R: 0	H: 0	E: 0	LOB: 1	K: 2	P: 11	R: 0	H: 0	E: 0	LOB: 0	K: 0	P: 6	R: 2	H: 2	E: 0	LOB: 1	K: 2	P: 13	R: 0	H: 1	E: 0	LOB: 0	K: 1	P: 5	R: 0	H: 1	E: 0	LOB: 2	K: 0	P: 8	R: 0	H: 0	E: 0	LOB: 0	K: 0	P: 3	R: 1	H: 1	E: 0	LOB: 0	K: 0	P: 3	1B: 3	SF: 0	2B: 2	SAC: 0	3B: 1	DP: 2	HR: 3	HBP: 0	WP: 0	PA: 39
--------------	------	------	------	--------	------	-------	------	------	------	--------	------	------	------	------	------	--------	------	-------	------	------	------	--------	------	------	------	------	------	--------	------	-------	------	------	------	--------	------	------	------	------	------	--------	------	------	------	------	------	--------	------	------	------	------	------	--------	------	------	-------	-------	-------	--------	-------	-------	-------	--------	-------	--------

PITCHER	IP	WLS	BF	H	R	ER	SO	BB	IBB	HBP	BLK	WP	HR	S	P	ERA	WHIP
Dick Stigman, L ERA: 6.38 (1, 1)	4.1		23	6	4	4	5	4	0	0	0	0	2	29	45	8.31	2.308
Darrell Brandon, R ERA: 1.42 (5, 1)	1.2		5	1	0	0	2	0	0	0	0	0	0	9	9	0.00	0.600
Ken Sanders, R ERA: 2.84 (7, 1)	2.0		8	1	0	0	0	0	1	0	0	0	0	7	11	0.00	0.500
Dan Osinski, R ERA: 12.27 (9, 1)	0.2	L	3	1	1	1	0	0	0	0	0	0	1	3	3	13.50	1.500

**BOTTOM**

**Boston Red Sox @ Minnesota Twins**  
Metropolitan Stadium, Bloomington, MI

Fri May 06 1966, 8:05 PM EDT  
Att: 12,703 - Unknown - 64 F

livebaseballscorecards.com

<b>AB</b>	<b>34</b>
<b>R</b>	<b>5</b>
<b>H</b>	<b>9</b>
<b>RBI</b>	<b>5</b>
<b>BB</b>	<b>5</b>
<b>SO</b>	<b>7</b>
<b>LOB</b>	<b>17</b>



Batter	1	2	3	4	5	6	7	8	9	AB R H RBI BB SO LOB	TOP									
Rico Petrocelli, R (1, 6) OBP: 0.308, SLG: 0.377	0-0 6-3		0-0 L7			0-0 F7		0-0 1B 1B	0-0 1B	5 1 2 0 0 0 0										
Jim Gosger, L (1, 8) OBP: 0.326, SLG: 0.286	0-0 L9			0-3 K		0-0 G3		0-0 1B 1B SF8	0-0 F7	5 1 1 1 0 1 1										
Carl Yastrzemski, L (1, 7) OBP: 0.414, SLG: 0.538	0-0 6-3			0-0 4-3		0-0 E 1B		0-0 1B 1B		4 1 2 1 0 0 0										
George Scott, R (1, 3) OBP: 0.427, SLG: 0.843		0-0 5-3		0-0 3B		0-0 E6 1-H 2B		0-0 1B		4 0 3 1 0 0 0										
Tony Conigliaro, R (1, 9) OBP: 0.318, SLG: 0.373		0-0 FC5-4 1B		0-0 F7		0-0 5-3		0-0 SF8		3 0 1 1 0 0 2										
Bob Tillman, R (1, 2) OBP: 0.324, SLG: 0.324		0-3 K			0-0 WP 2B		0-0 1-3	0-3 K		4 0 1 0 0 2 3										
Joe Foy, R (1, 5) OBP: 0.388, SLG: 0.273		0-0 FC5-4		0-3 K		0-0 L7		0-3 K		4 0 0 0 0 2 4										
Darrell Brandon, R (8, 1)		1-2		2-3						0 0 0 0 0 0 0										
George Smith, R (1, 4) OBP: 0.222, SLG: 0.207			0-3 K		0-0 6-3		0-0 3-1		0-0 F7	2 0 0 0 0 1 1										
Dalton Jones, L (7, PH) OBP: 0.217, SLG: 0.150										2 0 0 0 0 0 0										
Jerry Stephenson, L (1, 1) OBP: 0.143, SLG: 0.143		0-0 6-3		0-0 1-3				0-0 1B 1B	0-0 F9	2 0 0 0 0 0 1										
Guido Grilli, L (5, 1) OBP: 0.500, SLG: 0.500										0 0 0 0 0 0 0										
Dan Osinski, R (6, 1)										0 0 0 0 0 0 0										
George Thomas, R (8, PH) OBP: 0.400, SLG: 0.308										1 1 1 0 0 0 0										
Eddie Kasko, R (8, 5) OBP: 0.280, SLG: 0.190										1 0 0 0 0 0 0										
<b>Inning Stats</b>	R: 0 E: 0 K: 0 S: 3	H: 0 LOB: 0 BB: 0 P: 3	R: 0 E: 0 K: 1 S: 6	H: 1 LOB: 1 BB: 0 P: 6	R: 0 E: 0 K: 1 S: 5	H: 0 LOB: 0 BB: 0 P: 5	R: 0 E: 0 K: 1 S: 6	H: 1 LOB: 1 BB: 0 P: 6	R: 1 E: 1 K: 0 S: 5	H: 2 LOB: 1 BB: 0 P: 5	R: 0 E: 0 K: 0 S: 3	H: 0 LOB: 0 BB: 0 P: 3	R: 3 E: 0 K: 2 S: 12	H: 5 LOB: 2 BB: 0 P: 12	R: 0 E: 0 K: 0 S: 4	H: 1 LOB: 1 BB: 0 P: 4	1B: 8 2B: 2 3B: 1 HR: 0	SF: 1 SAC: 0 DP: 0 HBP: 0	WP: 1 PB: 0 SB: 0 CS: 0	PA: 38
<b>PITCHER</b>	IP WLS BF H R ER SO BB IBB HBP BLK WP HR S P ERA WHIP																			
Camilo Pascual, R (1, 1) ERA: 2.55	7.0 W 29 8 4 4 4 0 0 0 0 1 0 37 37 5.14 1.143																			
Jim Merritt, L (8, 1) ERA: 5.4	0.0 2 2 0 0 0 0 0 0 0 0 0 2 2 ∞ ∞																			
Johnny Klippstein, R (8, 1) ERA:	2.0 S 7 1 0 0 2 0 0 0 0 0 0 11 11 0.00 0.500																			

**Boston Red Sox @ Minnesota Twins**  
Metropolitan Stadium, Bloomington, MI

Sat May 07 1966, 4:33 AM EDT  
Att. 12,937 - Unknown - 61 F

livebaseballscorecards.com

AB	37
R	4
H	11
RBI	4
BB	0
SO	6
LOB	12





Batter	1	2	3	4	5	6	7	8	9	AB R H RBI BB SO LOB	TOP		
Rico Petrocelli, R (1, 6) OBP: 0.333, SLG: 0.432	0-0 G3 BB 1B		0-3 K	0-3 K		4-0 1B BB BB	0-0 HR		0-0 2-H 1B	5 1 3 5 1 2 2			
George Thomas, R (1, 8) OBP: 0.444, SLG: 0.333 Lenny Green, L (6, PH) OBP: 0.357, SLG: 0.265 (6, 8)	4-0 G3 1-2 BB		0-3 K	0-0 1-2 2-H 1B		0-3 K	0-3 K		0-0 6-3	2 0 1 1 1 1 0 3 0 0 0 0 2 4			
Carl Yastrzemski, L (1, 7) OBP: 0.402, SLG: 0.518	0-0 G3 1-2 2-3		0-0 E4 1B	0-0 6-3		0-0 1-2 2-3 3-H 1B		0-0 F8		5 0 1 1 0 0 4			
George Scott, R (1, 3) OBP: 0.414, SLG: 0.800	0-3 K		0-0 1-2 1B		0-0 6-3	0-0 F9		0-0 E6		5 0 1 0 0 1 5			
Tony Conigliaro, R (1, 9) OBP: 0.300, SLG: 0.350	0-3 K		0-0 F3		0-0 F9		0-0 F4	0-0 F8		5 0 0 0 0 1 5			
Bob Tillman, R (1, 2) OBP: 0.286, SLG: 0.282		0-0 F9		0-0 F9	0-0 F8		0-0 F8	0-3 K		5 0 0 0 0 1 1			
Eddie Kasko, R (1, 4) OBP: 0.267, SLG: 0.192		0-0 L5		0-0 1B 1B		0-0 F8	0-0 E6 BB 1B HR	0-0 F7		5 2 1 0 0 0 0			
Joe Foy, R (1, 5) OBP: 0.426, SLG: 0.324		0-0 1B		0-0 1B 1B		4-0 BB 1B BB	0-0 BB HR 1B	0-0 E3 SH1-4 1B		4 4 3 0 1 0 0			
Earl Wilson, R (1, 1) OBP: 0.500, SLG: 0.615 Ken Sanders, R (6, 1)	0-0 1-3		0-0 1B	0-0 1-2 2-H 1B		4-0 1B BB BB	4-0 HR BB	0-0 SH1-4		2 0 1 1 1 0 1 0 1 0 0 1 0 0			
<b>Inning Stats</b>	R: 0 H: 1 E: 0 LOB: 2 K: 2 BB: 1 S: 8 P: 12	R: 0 H: 1 E: 0 LOB: 1 K: 0 BB: 0 S: 4 P: 4	R: 0 H: 1 E: 1 LOB: 2 K: 2 BB: 0 S: 9 P: 9	R: 2 H: 4 E: 0 LOB: 2 K: 1 BB: 0 S: 9 P: 9	R: 0 H: 0 E: 0 LOB: 0 K: 0 BB: 0 S: 3 P: 3	R: 1 H: 1 E: 0 LOB: 3 K: 1 BB: 3 S: 6 P: 18	R: 4 H: 2 E: 1 LOB: 0 K: 1 BB: 1 S: 8 P: 12	R: 0 H: 0 E: 1 LOB: 1 K: 1 BB: 0 S: 6 P: 6	R: 1 H: 1 E: 1 LOB: 1 K: 0 BB: 0 S: 5 P: 5	1B: 10 SF: 0 2B: 0 SAC: 1 3B: 0 DP: 0 HR: 1 HBP: 0	WP: 0 PA: 47 PB: 0 SB: 0 CS: 0		
<b>PITCHER</b>	IP WLS BF H R ER SO BB IBB HBP BLK WP HR S P ERA WHIP											<b>PITCHER</b>	IP WLS BF H R ER SO BB IBB HBP BLK WP HR S P ERA WHIP
Jim Kaat, L (1, 1) ERA: 2.87	5.1 L 28 7 3 3 5 4 0 0 0 0 0 0 34 50 5.06 2.062												
Pete Cimino, R (6, 1) ERA: 2.45	1.2 10 3 4 0 2 1 0 0 0 0 0 1 13 17 0.00 2.400												
Dwight Siebler, R (8, 1) ERA: 6.0	2.0 9 1 1 0 1 0 0 0 0 0 0 0 11 11 0.00 0.500												

**Boston Red Sox @ Minnesota Twins**  
 Metropolitan Stadium, Bloomington, MI  
 Sun May 08 1966, 4:33 AM EDT  
 Unknown - 40 F

[livebaseballscorecards.com](http://livebaseballscorecards.com)

**AB 41**  
**R 8**  
**H 11**  
**RBI 8**  
**BB 5**  
**SO 8**  
**LOB 22**





Batter	1	2	3	4	5	6	7	8	9	AB	R	H	RBI	BB	SO	LOB
Zoilo Versalles, R OBP: 0.257, SLG: 0.324 (1, 6)	0-0 6-3 1B		0-0 SH1-3 2B		0-0 F5		0-3 K			4	0	1	0	0	1	0
Ted Uhlaender, L OBP: 0.333, SLG: 0.250 (1, 7)	0-0 E4 1B		0-0 SH1-3 2-3		0-0 G1			4-0 BB BB		2	1	0	0	1	0	0
Tony Oliva, L OBP: 0.464, SLG: 0.806 (1, 9)	4-0 1B 1-2 BB		0-0 E1		0-0 6-3			0-0 L7		3	0	0	0	1	0	2
Don Mincher, L OBP: 0.367, SLG: 0.404 (1, 3)	0-0 1-3 2-H 1B		0-3 K		0-0 F8			0-3 K		4	0	1	1	0	2	3
Harmon Killebrew, R OBP: 0.338, SLG: 0.377 (1, 5)	0-0 F4		0-3 K		0-0 E4 4-3			4-0 1-2 BB		3	0	0	0	1	1	4
Bernie Allen, L OBP: 0.297, SLG: 0.328 (1, 4)	0-0 F3			0-0 F8		0-0 4-3		0-0 6-3		4	0	0	0	0	0	5
Cesar Tovar, R OBP: 0.333, SLG: 0.444 (1, 8)		0-0 G1-6-3 1B		0-0 5-3		0-0 F9			0-0 5-3	4	0	1	0	0	0	1
Earl Battey, R OBP: 0.370, SLG: 0.375 Russ Nixon, L OBP: 0.429, SLG: 0.500 (1, 2) (8, 2)		0-0 G1-6-3 1-2f		0-0 2B			0-0 G6-4-3 1B		0-3 K	3	0	2	0	0	0	1
Jim Kaat, L OBP: 0.250, SLG: 0.100 Pete Cimino, R OBP: 0.182, SLG: 0.250 Sandy Valdespino, L OBP: 0.182, SLG: 0.250 Dwight Siebler, R OBP: 0.128, SLG: 0.056 (1, 1) (6, 1) (7, PH) (8, 1) (9, PH)		0-3 K		0-0 4-3			0-0 G6-4-3 1B		0-0 F8	1	0	0	0	0	0	0

BOTTOM	
<b>Boston Red Sox @ Minnesota Twins</b> Metropolitan Stadium, Bloomington, MI Sun May 08 1966, 4:33 AM EDT Unknown - 40 F	
AB 32 R 1 H 5 RBI 1 BB 3 SO 6 LOB 18	
	
WP: 0 PA: 36 PB: 0 SB: 2 CS: 0	

Inning Stats		R: 1	H: 1	E: 1	K: 0	S: 5	H: 1	LOB: 2	BB: 1	P: 9	R: 0	H: 1	E: 0	K: 1	S: 5	R: 0	H: 1	E: 1	K: 2	S: 9	R: 0	H: 1	E: 0	K: 0	S: 4	R: 0	H: 0	E: 1	K: 0	S: 3	R: 0	H: 1	E: 0	K: 1	S: 5	R: 0	H: 0	E: 0	K: 1	S: 5	R: 0	H: 0	E: 0	K: 1	S: 5	R: 0	H: 0	E: 0	K: 1	S: 5	1B: 3	2B: 2	3B: 0	HR: 0	SF: 0	SAC: 1	DP: 2	HBP: 0	WP: 0	PA: 36
PITCHER	IP	WLS	BF	H	R	ER	SO	BB	IBB	HBP	BLK	WP	HR	S	P	ERA	WHIP																																											
Earl Wilson, R ERA: 4.42 Ken Sanders, R ERA: 2.48	(1, 1) (6, 1)	5.1 3.2	W S	22 14	4 1	1 0	3 3	1 2	0 0	0 0	0 0	0 0	0 0	27 18	31 26	0.00 0.00	0.938 0.818																																											
PITCHER		IP	WLS	BF	H	R	ER	SO	BB	IBB	HBP	BLK	WP	HR	S	P	ERA	WHIP																																										

Batter	1	2	3	4	5	6	7	8	9	AB R H RBI BB SO LOB	TOP											
Rico Petrocelli, R (1, 6) OBP: 0.318, SLG: 0.410	0-0 F5		0-0 6-3		0-0 G4-6-3			0-0 F8		4 0 0 0 0 0 1												
Lenny Green, L (1, 8) OBP: 0.370, SLG: 0.316	0-0 FC3-6 1B		0-0 1-3			0-0 F8 2B		0-0 F9		4 0 2 0 0 0 0												
Carl Yastrzemski, L (1, 7) OBP: 0.396, SLG: 0.506	0-0 FC3-6 1-2f		0-0 F8			0-0 F8 2-3		0-0 HR 1B		4 1 1 0 0 0 2												
George Scott, R (1, 3) OBP: 0.407, SLG: 0.810	0-0 G3			0-0 L8		0-0 F4		0-0 HR 1B		4 1 1 2 0 0 2												
Tony Conigliaro, R (1, 9) OBP: 0.287, SLG: 0.333		0-0 E6 3B		0-0 F5		0-0 F8		0-0 F7		4 1 0 0 0 0 1												
Dalton Jones, L (1, 4) OBP: 0.259, SLG: 0.333		0-0 L8		0-0 FC6-4 1B			0-0 HR		0-0 G3	4 1 2 1 0 0 1												
George Smith, R (9, 4) OBP: 0.222, SLG: 0.207										0 0 0 0 0 0 0												
Joe Foy, R (1, 5) OBP: 0.397, SLG: 0.293		0-0 F9		0-0 FC6-4 1-2f			0-0 F3		0-3 K	4 0 0 0 0 1 2												
Mike Ryan, R (1, 2) OBP: 0.217, SLG: 0.318		0-0 1-H 3B			0-0 K		0-0 5-3		0-0 3-1	4 0 1 1 0 1 0												
Jose Santiago, R (1, 1) OBP: 0.200, SLG: 0.200		0-0 F4			0-0 G4-6-3 1B					3 0 1 0 0 0 1												
Darrell Brandon, R (7, 1)							0-0 1-3			0 0 0 0 0 0 0												
<b>Inning Stats</b>	R: 0 E: 0 K: 0 S: 4	H: 1 LOB: 1 BB: 0 P: 4	R: 1 E: 1 K: 0 S: 5	H: 1 LOB: 1 BB: 0 P: 5	R: 0 E: 0 K: 0 S: 3	H: 0 LOB: 0 BB: 0 P: 3	R: 0 E: 0 K: 0 S: 4	H: 1 LOB: 1 BB: 0 P: 4	R: 0 E: 0 K: 1 S: 5	H: 1 LOB: 0 BB: 0 P: 5	R: 0 E: 0 K: 0 S: 4	H: 1 LOB: 1 BB: 0 P: 4	R: 1 E: 0 K: 0 S: 4	H: 1 LOB: 0 BB: 0 P: 4	R: 2 E: 0 K: 0 S: 5	H: 2 LOB: 0 BB: 0 P: 5	R: 0 E: 0 K: 1 S: 5	H: 0 LOB: 0 BB: 0 P: 5	1B: 4 2B: 1 3B: 1 HR: 2	SF: 0 SAC: 0 DP: 1 HBP: 0	WP: 0 PB: 0 SB: 0 CS: 0	PA: 35
<b>PITCHER</b>	IP WLS BF H R ER SO BB IBB HBP BLK WP HR S P ERA WHIP																					
Mudcat Grant, R (1, 1) ERA: 2.01	8.0 L 32 8 4 3 1 0 0 0 0 0 0 2 34 34 3.38 1.000																					
Al Worthington, R (9, 1) ERA: 1.93	1.0 3 0 0 0 1 0 0 0 0 0 0 0 5 5 0.00 0.000																					

**Boston Red Sox @ Minnesota Twins**  
 Metropolitan Stadium, Bloomington, MI  
 Sun May 08 1966, 4:38 AM EDT  
 Att. 16,052 - Unknown

livebaseballscorecards.com

<b>AB</b>	35
<b>R</b>	4
<b>H</b>	8
<b>RBI</b>	4
<b>BB</b>	0
<b>SO</b>	2
<b>LOB</b>	10



Batter	1	2	3	4	5	6	7	8	9	AB	R	H	RBI	BB	SO	LOB
Zoilo Versalles, R (1, 6) OBP: 0.250, SLG: 0.315 Cesar Tovar, R (4, 6) OBP: 0.348, SLG: 0.450	0-0 6-3		0-0 5-3			0-0 6-3		0-0 FC5-8 1B		2	0	0	0	0	0	0
Ted Uhlender, L (1, 7) OBP: 0.231, SLG: 0.167	0-3 K			0-0 F9		0-0 L5		0-0 FC5-6 1-2f		4	0	0	0	0	1	1
Tony Oliva, L (1, 9) OBP: 0.452, SLG: 0.773	0-0 S 1B			0-0 F7		0-0 F8		0-0 F8		4	0	1	0	0	0	1
Don Mincher, L (1, 3) OBP: 0.344, SLG: 0.373	0-3 K 1-2			0-0 F5			0-0 1-3		0-3 K	4	0	0	0	0	2	1
Jimmie Hall, L (1, 8) OBP: 0.163, SLG: 0.175		0-0 F7			0-0 F9 BB 1B		0-0 HR		0-0 L6	4	1	2	1	0	0	0
Harmon Killebrew, R (1, 5) OBP: 0.347, SLG: 0.365		0-3 K			4-0 BB BB BB 1-2 BB		4-0 BB BB BB BB BB		0-0 5-3	2	0	0	0	2	1	0
Bernie Allen, L (1, 4) OBP: 0.284, SLG: 0.311		0-3 K			0-3 K		0-0 L7			3	0	0	0	0	2	3
Earl Battey, R (1, 2) OBP: 0.347, SLG: 0.349			0-0 6-3		0-0 F9 2-3		0-0 4-3			3	0	0	0	0	0	3
Mudcat Grant, R (1, 1) OBP: 0.083, SLG: 0.167 Sandy Valdespino, L (8, PH) OBP: 0.176, SLG: 0.242 Al Worthington, R (9, 1)		0-3 K		0-3 K				0-3 K		2	0	0	0	0	2	2
										1	0	0	0	0	1	0
										0	0	0	0	0	0	0

**BOTTOM**

**Boston Red Sox @ Minnesota Twins**  
Metropolitan Stadium, Bloomington, MI

Sun May 08 1966, 4:38 AM EDT  
Att. 16,052 - Unknown

[livebaseballscorecards.com](http://livebaseballscorecards.com)

AB	31
R	1
H	4
RBI	1
BB	2
SO	9
LOB	11



Inning Stats		R: 0	H: 1	E: 0	LOB: 1	K: 2	BB: 0	S: 8	P: 8	R: 0	H: 0	E: 0	LOB: 0	K: 2	BB: 0	S: 7	P: 7	R: 0	H: 0	E: 0	LOB: 0	K: 1	BB: 0	S: 5	P: 5	R: 0	H: 0	E: 0	LOB: 0	K: 0	BB: 0	S: 3	P: 3	R: 0	H: 1	E: 0	LOB: 2	K: 2	BB: 1	S: 8	P: 12	R: 0	H: 0	E: 0	LOB: 0	K: 0	BB: 0	S: 3	P: 3	R: 1	H: 1	E: 0	LOB: 1	K: 0	BB: 1	S: 4	P: 8	R: 0	H: 1	E: 0	LOB: 1	K: 1	BB: 0	S: 6	P: 6	R: 0	H: 0	E: 0	LOB: 0	K: 1	BB: 0	S: 5	P: 5	1B: 3	SF: 0	2B: 0	SAC: 0	3B: 0	DP: 0	HR: 1	HBP: 0	WP: 0	PA: 33	PB: 0	SB: 1	CS: 0
PITCHER	IP	WLS	BF	H	R	ER	SO	BB	IBB	HBP	BLK	WP	HR	S	P	ERA	WHIP																																																																					
Jose Santiago, R (1, 1) ERA: 3.18	6.1	W	24	3	1	1	7	2	0	0	0	0	1	36	44	1.42	0.789																																																																					
Darrell Brandon, R (7, 1) ERA: 0.9	2.2	S	9	1	0	0	2	0	0	0	0	0	0	13	13	0.00	0.375																																																																					
PITCHER	IP	WLS	BF	H	R	ER	SO	BB	IBB	HBP	BLK	WP	HR	S	P	ERA	WHIP																																																																					

Batter	1	2	3	4	5	6	7	8	9	AB R H RBI BB SO LOB	TOP
Rico Petrocelli, R (1, 6) OBP: 0.312, SLG: 0.398	0-0 L7		0-0 F2		0-0 6-3		0-0 1B 1B		0-0 1-3	5 1 1 0 0 0 0	
Lenny Green, L (1, 8) OBP: 0.333, SLG: 0.279	0-0 G3		0-0 3-1		0-0 4-3		0-0 L7		0-0 1-3	5 0 0 0 0 0 1	
Carl Yastrzemski, L (1, 7) OBP: 0.420, SLG: 0.533	0-0 1B		E 2B		BB 1B BB		WP 1B 1-2			3 0 3 0 1 0 0	
George Scott, R (1, 3) OBP: 0.411, SLG: 0.795	0-0 F8		E5 FC6-4 2-3		BB 1B 1-2		L4-6 WP 1-2 2-H 1B			4 0 2 1 0 0 2	
Tony Conigliaro, R (1, 9) OBP: 0.286, SLG: 0.322		0-0 F5	FC6-4 1-2f		BB 1B 1-2 2-3		L4-6 1-3 2-3			3 0 0 0 1 0 4	
Dalton Jones, L (1, 4) OBP: 0.258, SLG: 0.321		0-0 5-3		0-0 1B		0-0 F8		0-0 1-3		4 0 1 0 0 0 3	
Joe Foy, R (1, 5) OBP: 0.387, SLG: 0.273		4-0 1B BB		0-0 F8		0-0 L7		0-0 1-3		3 0 0 0 1 0 1	
Mike Ryan, R (1, 2) OBP: 0.224, SLG: 0.319		0-0 1B		0-0 F4		0-0 1-3		0-3 K		3 0 1 0 0 0 1	
Bob Sadowski, R (6, 1)										0 0 0 0 0 0 0	
Jim Gosger, L (8, PH) OBP: 0.319, SLG: 0.279		1-2 1B								1 0 0 0 0 1 0	
Dick Radatz, R (8, 1)										0 0 0 0 0 0 0	
Pete Magrini, R (1, 1)		0-3 K		0-3 K		0-0 F6			0-0 5-3	2 0 0 0 0 2 3	
Jim Lonborg, R (4, 1)										0 0 0 0 0 0 0	
Joe Christopher, R (6, PH)										1 0 0 0 0 0 0	
Bob Tillman, R (6, 2) OBP: 0.279, SLG: 0.275										1 0 0 0 0 0 0	
<b>Inning Stats</b>	R: 0 H: 1 E: 0 LOB: 1 K: 0 BB: 0 S: 4 P: 4	R: 0 H: 1 E: 0 LOB: 2 K: 1 BB: 1 S: 6 P: 10	R: 0 H: 1 E: 1 LOB: 2 K: 0 BB: 0 S: 5 P: 5	R: 0 H: 1 E: 0 LOB: 1 K: 1 BB: 0 S: 6 P: 6	R: 0 H: 1 E: 0 LOB: 3 K: 0 BB: 2 S: 4 P: 12	R: 0 H: 0 E: 0 LOB: 0 K: 0 BB: 0 S: 3 P: 3	R: 1 H: 3 E: 0 LOB: 1 K: 0 BB: 0 S: 5 P: 5	R: 0 H: 0 E: 0 LOB: 0 K: 1 BB: 0 S: 3 P: 3	R: 0 H: 0 E: 0 LOB: 0 K: 0 BB: 0 S: 3 P: 3	1B: 7 SF: 0 2B: 2 SAC: 0 3B: 0 DP: 1 HR: 0 HBP: 0	WP: 1 PA: 38 PB: 0 SB: 0 CS: 0
<b>PITCHER</b>	IP WLS BF H R ER SO BB IBB HBP BLK WP HR S P ERA WHIP										
Rollie Sheldon, R (1, 1) ERA: 1.87	6.1 W 31 8 1 1 2 3 0 0 0 0 0 0 32 44 1.42 1.737										
John Wyatt, R (7, 1) ERA: 2.89	0.2 1 0 0 0 0 0 0 0 0 0 1 0 1 1 0.00 0.000										
Jack Aker, R (8, 1) ERA: 1.8	2.0 S 6 0 0 0 0 1 0 0 0 0 0 0 8 8 0.00 0.000										

**Boston Red Sox @ Kansas City Athletics**  
**Municipal Stadium, Kansas City, MO**  
 Mon May 09 1966, 8:05 PM EDT  
 Att. 2,921 - Unknown

AB	35
R	1
H	8
RBI	1
BB	3
SO	3
LOB	15



WP: 1	PA: 38
PB: 0	
SB: 0	
CS: 0	

ERA	WHIP

Batter	1	2	3	4	5	6	7	8	9
Jose Tartabull, L OBP: 0.259, SLG: 0.266 (1, 8)	4-0 FC3-6 BB		0-3 K		0-0 6-3		4-0 2B BB		
Bert Campaneris, R OBP: 0.240, SLG: 0.342 (1, 6)	0-0 FC3-6 CS 1-2f			4-0 3B BB	0-0 2B		0-0 1B 2B 1-H		
Manny Jimenez, L OBP: 0.250, SLG: 0.176 Mike Hershberger, R OBP: 0.281, SLG: 0.310 (1, 9) (6, 9)	0-0 L7 1-2			0-0 WP 3B 1-H	0-0 5-3		0-0 1B 2-H		
Ken Harrelson, R OBP: 0.241, SLG: 0.181 (1, 3)		0-0 FC4-3-6 1B		4-0 1B WP 1B BB	0-3 K		0-0 5-3		
Larry Stahl, L OBP: 0.152, SLG: 0.219 (1, 7)		0-0 FC4-3-6 G4-6-3 1-2f		0-0 1B WP 1B 1-3 3-H		0-0 CS 1B	0-3 K		
Dick Green, R OBP: 0.218, SLG: 0.213 (1, 4)		0-0 G4-6-3 1-2f		0-0 FC6 1B 1-3 3-H		0-3 K 1-2	0-0 F7		
Wayne Causey, L OBP: 0.289, SLG: 0.244 (1, 5)			0-0 F5	0-0 FC6 FC5-4 1-2f 3-H		0-0 F8	0-3 K		
Ken Suarez, R OBP: 0.375, SLG: 0.219 (1, 2)		4-0 S BB		0-0 FC5-4 1-2f			0-0 L9		
Rollie Sheldon, R John Wyatt, R Billy Bryan, L Jack Aker, R (1, 1) (7, 1) (7, PH) (8, 1)			0-3 K	0-3 K			0-0 G3		

Inning Stats	R: 0 E: 0 K: 0 S: 2	H: 0 LOB: 0 BB: 1 P: 6	R: 0 E: 0 K: 0 S: 3	H: 1 LOB: 0 BB: 0 P: 3	R: 0 E: 0 K: 2 S: 7	H: 0 LOB: 1 BB: 1 P: 11	R: 4 E: 0 K: 1 S: 8	H: 3 LOB: 1 BB: 2 P: 16	R: 0 E: 0 K: 1 S: 6	H: 1 LOB: 1 BB: 0 P: 6	R: 0 E: 0 K: 1 S: 5	H: 1 LOB: 0 BB: 0 P: 5	R: 2 E: 0 K: 0 S: 5	H: 2 LOB: 1 BB: 1 P: 9	R: 0 E: 0 K: 2 S: 7	H: 0 LOB: 0 BB: 0 P: 7
--------------	------------------------------	---------------------------------	------------------------------	---------------------------------	------------------------------	----------------------------------	------------------------------	----------------------------------	------------------------------	---------------------------------	------------------------------	---------------------------------	------------------------------	---------------------------------	------------------------------	---------------------------------

PITCHER														PITCHER																			
IP	WLS	BF	H	R	ER	SO	BB	IBB	HBP	BLK	WP	HR	S	P	ERA	WHIP	IP	WLS	BF	H	R	ER	SO	BB	IBB	HBP	BLK	WP	HR	S	P	ERA	WHIP
Pete Magrini, R ERA: 9.82 (1, 1)	3.0	L	14	3	4	4	2	4	0	0	0	0	14	30	12.00	2.333																	
Jim Lonborg, R ERA: 4.26 (4, 1)	2.0		8	2	0	0	2	0	0	0	1	0	12	12	0.00	1.000																	
Bob Sadowski, R ERA: 8.44 (6, 1)	2.0		9	3	2	1	1	0	0	0	0	0	10	14	9.00	2.000																	
Dick Radatz, R ERA: 5.06 (8, 1)	1.0		3	0	0	0	2	0	0	0	0	0	7	7	0.00	0.000																	

**BOTTOM**

AB	R	H	RBI	BB	SO	LOB
2	1	0	0	2	1	1
3	2	2	1	1	0	1
3	1	1	1	0	0	2
1	0	1	1	0	0	0
3	1	1	0	1	1	2
4	1	2	0	0	1	1
4	0	1	1	0	1	2
4	0	0	0	0	1	1
2	0	0	0	1	0	1
2	0	0	0	0	2	2
0	0	0	0	0	0	0
1	0	0	0	0	0	0
0	0	0	0	0	0	0

**AB 29**  
**R 6**  
**H 8**  
**RBI 4**  
**BB 5**  
**SO 7**  
**LOB 13**



WP: 2 PA: 34  
PB: 0  
SB: 1  
CS: 2

**Boston Red Sox @ Kansas City Athletics**  
Municipal Stadium, Kansas City, MO  
Mon May 09 1966, 8:05 PM EDT  
Att. 2,921 - Unknown

livebaseballscorecards.com

Batter	1	2	3	4	5	6	7	8	9	10	AB R H RBI BB SO LOB	TOP								
Rico Petrocelli, R (1, 6) OBP: 0.306, SLG: 0.386	0-3 K	0-0 5-3			0-0 F7		0-0 G3 1B		0-3 K		5 0 1 0 0 2 2									
Jim Gosger, L (1, 8) OBP: 0.294, SLG: 0.255	0-0 F8		0-0 F8		0-0 F9		0-0 G3		0-0 G4-6-3 BB	4-0 BB	4 0 0 0 0 0 1 0 0 0 0 1 0 0									
George Thomas, R (10, PH) OBP: 0.474, SLG: 0.333																				
Carl Yastrzemski, L (1, 7) OBP: 0.419, SLG: 0.516	4-0 S BB		0-0 L8		0-0 F8		4-0 BB		0-0 G4-6-3 1-2f	0-0 1-2f	3 0 0 0 2 0 1									
George Scott, R (1, 3) OBP: 0.420, SLG: 0.795	0-3 K 1-2		0-0 1B		0-0 G3 1B 2B		0-0 4-3		0-0 E9 1B	0-0 1B	5 1 3 0 0 1 3									
Tony Conigliaro, R (1, 9) OBP: 0.291, SLG: 0.352		0-0 HR	0-0 L9		0-0 6-3		0-3 K		4-0 FC IBB	4-0 FC IBB	4 1 1 1 1 1 2									
Joe Foy, R (1, 5) OBP: 0.388, SLG: 0.271		4-0 1B BB		0-0 L8		0-0 G3		0-0 G6-4-3 1B	0-0 FC	0-0 FC	4 0 1 0 1 0 3									
Mike Ryan, R (1, 2) OBP: 0.226, SLG: 0.314		0-0 F8		0-0 L9		0-0 1B		0-0 G6-4-3			4 0 1 1 0 0 2									
George Smith, R (1, 4) OBP: 0.239, SLG: 0.213		0-0 1B		4-0 BB		0-0 L9		0-3 K			3 0 1 0 1 1 1									
Dick Stigman, R (1, 1) OBP: 0.125, SLG: 0.125	0-3 K		0-0 F8				0-3 K		0-3 K		3 0 0 0 0 2 3 1 0 0 0 0 1 0									
Darrell Brandon, R (7, 1)																				
<b>Inning Stats</b>	R: 0 E: 0 K: 2 S: 7	H: 0 LOB: 1 BB: 1 P: 11	R: 1 E: 0 K: 1 S: 7	H: 2 LOB: 2 BB: 1 P: 11	R: 0 E: 0 K: 0 S: 4	H: 1 LOB: 1 BB: 0 P: 4	R: 0 E: 0 K: 0 S: 3	H: 0 LOB: 0 BB: 0 P: 7	R: 1 E: 0 K: 0 S: 5	H: 2 LOB: 1 BB: 0 P: 5	R: 0 E: 0 K: 1 S: 6	H: 1 LOB: 2 BB: 1 P: 10	R: 0 E: 0 K: 1 S: 5	H: 1 LOB: 0 BB: 0 P: 5	R: 0 E: 1 K: 0 S: 3	H: 1 LOB: 2 BB: 0 P: 11	1B: 6 2B: 1 3B: 0 HR: 1	SF: 0 SAC: 0 DP: 2 HBP: 0	WP: 0 PB: 0 SB: 1 CS: 0	PA: 42
<b>PITCHER</b>	IP WLS BF H R ER SO BB IBB HBP BLK WP HR S P ERA WHIP																			
Ralph Terry, R (1, 1) ERA: 1.0	5.0		21	3	1	1	3	3	0	0	0	0	0	0	1	36	1.80	1.200		
Lew Krausse, R (6, 1) ERA: 4.05	2.0		10	3	1	1	1	1	0	0	0	0	0	0	11	15	4.50	2.000		
Jack Aker, R (8, 1) ERA: 1.29	2.0		6	1	0	0	4	0	0	0	0	0	0	0	14	14	0.00	0.500		
Paul Lindblad, L (10, 1) ERA: 7.0	1.0	W	5	1	0	0	0	1	1	0	0	0	0	0	3	11	0.00	2.000		

**Boston Red Sox @ Kansas City Athletics**  
Municipal Stadium, Kansas City, MO  
Tue May 10 1966 8:05 PM EDT  
Att: 2,897 - Unknown

AB	36
R	2
H	8
RBI	2
BB	6
SO	8
LOB	18



Batter	1	2	3	4	5	6	7	8	9	10	AB	R	H	RBI	BB	SO	LOB
Bert Campaneris, R OBP: 0.247, SLG: 0.342 (1, 6)	0-0 L9 S E 1B		0-3 K	0-3 K		0-0 F3			0-0 6-3	0-0 1-2 2-H 1B	6	1	2	1	0	2	3
Jose Tartabull, L OBP: 0.267, SLG: 0.274 (1, 8)	0-0 L8 1-2		0-0 4-3 1B		0-3 K		0-0 L8 S 1B		0-0 6-3		5	0	2	0	0	1	1
Mike Hershberger, R OBP: 0.275, SLG: 0.317 (1, 7)	0-0 L9 2-3		0-0 4-3		0-0 F9		0-0 L8 1-3		0-0 2B		5	0	1	0	0	0	3
Ken Harrelson, R OBP: 0.262, SLG: 0.176 (1, 3)	0-0 E6 3-H		4-0 BB		0-0 E6 E		4-0 S IBB		4-0 IBB		2	1	0	0	3	0	0
Ed Charles, R OBP: 0.275, SLG: 0.319 (1, 5)	0-0 6-3		0-0 F4		0-0 E4		0-0 L9 1-2		0-0 F9		3	0	0	0	0	0	3
Lew Krausse, R OBP: 0.242, SLG: 0.171 (6, 1)											0	0	0	0	0	0	0
Manny Jimenez, L OBP: 0.242, SLG: 0.171 (7, PH)											1	0	0	0	0	0	2
Jack Aker, R OBP: 0.147, SLG: 0.212 (8, 1)											0	0	0	0	0	0	0
Larry Stahl, L OBP: 0.147, SLG: 0.212 (9, PH)											1	0	0	0	0	0	2
Paul Lindblad, L OBP: 0.147, SLG: 0.212 (10, 1)											0	0	0	0	0	0	0
Dick Green, R OBP: 0.205, SLG: 0.200 (1, 4)		0-0 F7		0-3 K		0-0 F7		0-3 K		0-0 G3	5	0	0	0	0	2	3
Ossie Chavarria, R OBP: 0.350, SLG: 0.314 (1, 9)		0-0 F9		0-3 K		0-0 L8		0-3 K		0-3 K S 1B	5	1	0	0	0	3	0
Ken Suarez, R OBP: 0.419, SLG: 0.242 (1, 2)		4-0 BB		0-0 BB 1B		4-0 BB		0-0 5-3		0-3 K 1-2	1	0	1	0	2	0	0
Ron Stone, L OBP: 0.167, SLG: 0.167 (6, PR)											0	0	0	0	0	0	0
Phil Roof, R OBP: 0.167, SLG: 0.167 (7, 2)											2	0	0	0	0	1	1
Ralph Terry, R OBP: 0.292, SLG: 0.233 (1, 1)		0-3 K		4-0 BB		0-0 L7		0-0 6-3		4-0 1B IBB	1	0	0	0	1	1	1
Wayne Causey, L OBP: 0.292, SLG: 0.233 (6, 5)											2	0	0	0	1	0	1

Inning Stats	R: 1	H: 1	E: 1	K: 0	S: 5	H: 1	LOB: 1	BB: 0	P: 5	R: 0	H: 0	E: 0	K: 1	S: 5	H: 0	LOB: 1	BB: 1	P: 9	R: 0	H: 1	E: 0	K: 1	S: 6	H: 1	LOB: 2	BB: 1	P: 10	R: 0	H: 1	E: 0	K: 3	S: 10	H: 1	LOB: 2	BB: 1	P: 14	R: 1	H: 0	E: 2	K: 1	S: 7	H: 0	LOB: 1	BB: 0	P: 7	R: 0	H: 0	E: 0	K: 0	S: 3	H: 0	LOB: 1	BB: 1	P: 7	R: 0	H: 1	E: 0	K: 1	S: 6	H: 1	LOB: 2	BB: 1	P: 10	R: 0	H: 0	E: 0	K: 1	S: 5	H: 0	LOB: 0	BB: 0	P: 5	R: 0	H: 1	E: 0	K: 0	S: 4	H: 1	LOB: 2	BB: 1	P: 8	R: 1	H: 1	E: 0	K: 2	S: 8	H: 1	LOB: 2	BB: 1	P: 12	1B: 5	SF: 0	2B: 1	SAC: 0	3B: 0	DP: 0	HR: 0	HBP: 0	WP: 0	PA: 46
--------------	------	------	------	------	------	------	--------	-------	------	------	------	------	------	------	------	--------	-------	------	------	------	------	------	------	------	--------	-------	-------	------	------	------	------	-------	------	--------	-------	-------	------	------	------	------	------	------	--------	-------	------	------	------	------	------	------	------	--------	-------	------	------	------	------	------	------	------	--------	-------	-------	------	------	------	------	------	------	--------	-------	------	------	------	------	------	------	------	--------	-------	------	------	------	------	------	------	------	--------	-------	-------	-------	-------	-------	--------	-------	-------	-------	--------	-------	--------

PITCHER	IP	WLS	BF	H	R	ER	SO	BB	IBB	HBP	BLK	WP	HR	S	P	ERA	WHIP
Dick Stigman, L ERA: 4.68 (1, 1)	6.2		32	4	2	0	6	4	1	0	0	0	0	39	59	0.00	1.200
Darrell Brandon, R ERA: 0.69 (7, 1)	3.0	L	14	2	1	0	4	0	2	0	0	0	0	20	28	0.00	0.667

**BOTTOM**

**Boston Red Sox @ Kansas City Athletics**  
Municipal Stadium, Kansas City, MO

Tue May 10 1966, 8:05 PM EDT  
Att. 2,897 - Unknown

livebaseballscorecards.com

AB	39
R	3
H	6
RBI	1
BB	7
SO	10
LOB	20



Batter	1	2	3	4	5	6	7	8	9	10	AB R H RBI BB SO LOB	TOP														
Rico Petrocelli, R (1, 6) OBP: 0.291, SLG: 0.366	0-0 F8		0-0 6-3		0-3 K		0-0 L8		0-0 FC1-5 BB 1B	5 1 0 0 0 1 1																
Lenny Green, L (1, 8) OBP: 0.321, SLG: 0.271	0-0 F7			0-0 6-3		0-0 1B 1B	0-3 K		0-0 F7	5 1 1 0 0 1 1																
Carl Yastrzemski, L (1, 7) OBP: 0.418, SLG: 0.505	0-0 G1			0-0 1B WP 1B		0-0 F7		0-0 F7	4-0 1B 1-2 BB	4 1 1 0 1 0 1																
George Scott, R (1, 3) OBP: 0.419, SLG: 0.774		0-0 F3		0-3 K		0-0 1B E 1B	0-3 K		0-0 1-3 2-H FC 1B	5 1 2 1 0 2 1																
Dalton Jones, L (1, 4) OBP: 0.286, SLG: 0.344		0-0 4-3		0-0 WP S 1B		0-0 E 3-4 1B	0-0 E3 CS		0-0 FC	4 1 2 1 0 0 0 1 0 0 0 0 0 2																
George Smith, R (8, 4) OBP: 0.235, SLG: 0.210				1-3 1B		1-3 2-H 1B			1-2f 1B																	
Jim Gosger, L (1, 9) OBP: 0.309, SLG: 0.245		4-0 BB		4-0 BB		0-0 3-4	0-0 CS	0-0 4-3		2 0 0 1 2 0 0																
Joe Foy, R (1, 5) OBP: 0.380, SLG: 0.255		0-0 F9		0-3 K		4-0 BB		0-0 6-3		3 0 0 0 1 1 3																
Mike Ryan, R (1, 2) OBP: 0.211, SLG: 0.291			0-0 F7		0-0 F8		0-3 K		0-0 6-3	4 0 0 0 0 1 1 0 0 0 0 0 0 0																
Dick Radatz, R (10, 1)																										
Jose Santiago, R (1, 1) OBP: 0.125, SLG: 0.125			0-3 K		0-0 F3		0-0 5-3		0-0 FC1-5 2B	3 0 0 0 0 1 0 0 0 0 0 0 0 0 1 0 1 0 0 0 0																
Ken Sanders, R (9, 1)																										
Bob Tillman, R (9, 2) OBP: 0.295, SLG: 0.317																										
<b>Inning Stats</b>	R: 0 E: 0 K: 0 S: 3	H: 0 LOB: 0 BB: 0 P: 3	R: 0 E: 0 K: 0 S: 3	H: 0 LOB: 1 BB: 1 P: 7	R: 0 E: 0 K: 1 S: 5	H: 0 LOB: 0 BB: 0 P: 5	R: 1 E: 0 K: 2 S: 9	H: 2 LOB: 2 BB: 1 P: 13	R: 0 E: 0 K: 1 S: 5	H: 0 LOB: 0 BB: 0 P: 5	R: 3 E: 1 K: 1 S: 8	H: 3 LOB: 1 BB: 1 P: 12	R: 0 E: 0 K: 1 S: 5	H: 0 LOB: 0 BB: 0 P: 5	R: 0 E: 1 K: 1 S: 5	H: 0 LOB: 0 BB: 0 P: 5	R: 0 E: 0 K: 0 S: 3	H: 0 LOB: 0 BB: 0 P: 3	R: 1 E: 0 K: 0 S: 5	H: 2 LOB: 2 BB: 1 P: 9	1B: 6 2B: 1 3B: 0 HR: 0	SF: 0 SAC: 0 DP: 0 HBP: 0	WP: 1 PB: 0 SB: 1 CS: 1	PA: 42		
<b>PITCHER</b>	IP WLS BF H R ER SO BB IBB HBP BLK WP HR S P ERA WHIP																									
Catfish Hunter, R (1, 1) ERA: 3.49	5.1	23	5	4	2	4	2	0	0	0	1	0	29	37	3.38	1.312										
John Wyatt, R (6, 1) ERA: 2.7	0.2	3	0	0	0	1	1	0	0	0	0	0	4	8	0.00	1.500										
Lew Krausse, R (7, 1) ERA: 3.52	2.0	6	0	0	0	2	0	0	0	0	0	0	10	10	0.00	0.000										
Aurelio Montegudo, R (9, 1) ERA: 3.12	1.2	8	2	1	1	0	1	0	0	0	0	0	7	11	5.40	1.800										
Jack Aker, R (10, 1) ERA: 1.23	0.1	W	1	0	0	0	0	0	0	0	0	0	1	1	0.00	0.000										

**Boston Red Sox @ Kansas City Athletics**  
Municipal Stadium, Kansas City, MO  
Wed May 11 1966, 8:05 PM EDT  
Att: 2,730 - Unknown

livebaseballscorecards.com

AB 37  
R 5  
H 7  
RBI 3  
BB 4  
SO 7  
LOB 10






BOTTOM

Boston Red Sox @ Kansas City Athletics  
Municipal Stadium, Kansas City, MO

Wed May 11 1966, 8:05 PM EDT  
Att. 2,730 - Unknown

livebaseballscorecards.com

AB	36
R	6
H	9
RBI	6
BB	1
SO	5
LOB	9



WP:	0	PA:	38
PB:	0		
SB:	1		
CS:	0		

AB R H RBI BB SO LOB

5	2	2	0	0	0	2
5	0	2	2	0	0	1
3	1	1	1	0	0	1
4	1	1	2	0	0	1
4	0	1	0	0	0	0
4	0	0	0	0	0	1
3	0	0	0	1	1	1
3	0	0	0	0	1	2
1	0	1	0	0	0	0
0	1	0	0	0	0	0
2	0	0	0	0	2	0
0	0	0	0	0	0	0
0	0	0	0	0	0	0
1	0	0	0	0	1	0
0	0	0	0	0	0	0
0	0	0	0	0	0	0
1	1	1	1	0	0	0

Batter	1	2	3	4	5	6	7	8	9	10
Jose Tartabull, L (1, 8) OBP: 0.274, SLG: 0.315	0-0 4-3 SF7 2B		0-0 3B		0-0 G3			0-0 F7		0-0 L9
Bert Campaneris, R (1, 6) OBP: 0.256, SLG: 0.369	0-0 4-3 2-3		0-0 3B		0-0 1-3			0-0 F9		0-0 1B
Mike Hershberger, R (1, 7) OBP: 0.274, SLG: 0.318	0-0 SF7		0-0 F6		0-0 F4			0-0 HR 1B		
Larry Stahl, L (1, 9) OBP: 0.158, SLG: 0.297	0-0 L9		0-0 4-3		0-0 G3			0-0 HR 1B		
Ken Harrelson, R (1, 3) OBP: 0.261, SLG: 0.179		0-0 L6		0-0 FC4-6 1B		0-0 F7		0-0 L8		
Wayne Causey, L (1, 5) OBP: 0.269, SLG: 0.213		0-0 4-3		0-0 FC4-6 1-2f		0-0 F8		0-0 6-3		
Dick Green, R (1, 4) OBP: 0.207, SLG: 0.193		4-0 BB		0-0 F7		0-3 K		0-0 6-3		
Ken Suarez, R (1, 2) OBP: 0.391, SLG: 0.222		0-0 F7		0-0 F6		0-3 K			0-0 1B 2B	
Billy Bryan, L (10, PH) OBP: 0.190, SLG: 0.158										
Ossie Chavarria, R (10, PR) OBP: 0.350, SLG: 0.314										
Catfish Hunter, R (1, 1) OBP: 0.293, SLG: 0.333			0-3 K		0-3 K			0-3 K		0-0 1B 1B
John Wyatt, R (6, 1)										
Lew Krausse, R (7, 1)										
Ron Stone, L (8, PH) OBP: 0.143, SLG: 0.143										
Aurelio Monteaugudo, R (9, 1)										
Jack Aker, R (10, 1)										
Ed Charles, R (10, PH) OBP: 0.288, SLG: 0.333										

Inning Stats	R: 1	H: 1	E: 0	K: 0	S: 4	P: 4	R: 0	H: 0	E: 0	K: 0	S: 3	P: 7	R: 1	H: 2	E: 0	K: 1	S: 7	R: 0	H: 1	E: 0	K: 0	S: 4	P: 4	R: 0	H: 0	E: 0	K: 1	S: 5	P: 5	R: 0	H: 0	E: 0	K: 2	S: 7	P: 7	R: 0	H: 0	E: 0	K: 1	S: 5	P: 5	R: 2	H: 2	E: 0	K: 0	S: 5	P: 5	R: 2	H: 3	E: 0	K: 0	S: 4	P: 4	1B: 4	SF: 1	2B: 2	3B: 2	HR: 1	SAC: 0	DP: 0	HBP: 0	WP: 0	PA: 38
--------------	------	------	------	------	------	------	------	------	------	------	------	------	------	------	------	------	------	------	------	------	------	------	------	------	------	------	------	------	------	------	------	------	------	------	------	------	------	------	------	------	------	------	------	------	------	------	------	------	------	------	------	------	------	-------	-------	-------	-------	-------	--------	-------	--------	-------	--------

PITCHER	IP	WLS	BF	H	R	ER	SO	BB	IBB	HBP	BLK	WP	HR	S	P	ERA	WHIP
Jose Santiago, R (1, 1) ERA: 3.6	8.0		31	6	4	4	5	1	0	0	0	0	1	40	44	4.50	0.875
Ken Sanders, R (9, 1) ERA: 2.97	1.1	L	6	2	2	2	0	0	0	0	0	0	0	6	6	13.50	1.500
Dick Radatz, R (10, 1) ERA: 5.06	0.0		1	1	0	0	0	0	0	0	0	0	0	1	1	∞	∞

PITCHER	IP	WLS	BF	H	R	ER	SO	BB	IBB	HBP	BLK	WP	HR	S	P	ERA	WHIP
Jose Santiago, R (1, 1) ERA: 3.6	8.0		31	6	4	4	5	1	0	0	0	0	1	40	44	4.50	0.875
Ken Sanders, R (9, 1) ERA: 2.97	1.1	L	6	2	2	2	0	0	0	0	0	0	0	6	6	13.50	1.500
Dick Radatz, R (10, 1) ERA: 5.06	0.0		1	1	0	0	0	0	0	0	0	0	0	1	1	∞	∞

PITCHER	IP	WLS	BF	H	R	ER	SO	BB	IBB	HBP	BLK	WP	HR	S	P	ERA	WHIP
Jose Santiago, R (1, 1) ERA: 3.6	8.0		31	6	4	4	5	1	0	0	0	0	1	40	44	4.50	0.875
Ken Sanders, R (9, 1) ERA: 2.97	1.1	L	6	2	2	2	0	0	0	0	0	0	0	6	6	13.50	1.500
Dick Radatz, R (10, 1) ERA: 5.06	0.0		1	1	0	0	0	0	0	0	0	0	0	1	1	∞	∞

Batter	1	2	3	4	5	6	7	8	9	AB R H RBI BB SO LOB	TOP
Rico Petrocelli, R (1, 6) OBP: 0.290, SLG: 0.371	0-0 4-3			x 0-0 F8		x 0-0 E7 1-H 2B		0-0 K		4 0 1 1 0 1 1	
Dalton Jones, L (1, 4) OBP: 0.256, SLG: 0.306	0-0 4-3		0-0 K			x 0-0 6-3		0-0 K		4 0 0 0 0 2 1	
Carl Yastrzemski, L (1, 7) OBP: 0.404, SLG: 0.485	0-0 4-3		x 0-0 6-3			x 0-0 F7		x 0-0 F7		4 0 0 0 0 0 0	
George Scott, R (1, 3) OBP: 0.413, SLG: 0.753		0-0 K		0-0 K		x 0-0 1B 1B		x 0-0 F8		4 0 1 0 0 2 0	
Tony Conigliaro, R (1, 9) OBP: 0.292, SLG: 0.351		0-0 K		0-0 K		x 0-0 1-3 1B G4-6-3				3 0 1 0 0 2 0	
George Thomas, R (1, 8) OBP: 0.409, SLG: 0.278		0-0 5-3		0-0 K		x 0-0 G4-6-3 1-2f				3 0 0 0 0 1 2	
Joe Foy, R (1, 5) OBP: 0.365, SLG: 0.241			0-0 K		x 0-0 6-3		x 0-0 6-3			3 0 0 0 0 1 0	
Mike Ryan, R (1, 2) OBP: 0.217, SLG: 0.293			x 0-0 5-3		x 0-0 E 1B		x 0-0 F6			3 1 1 0 0 0 0	
Jerry Stephenson, L (1, 1) OBP: 0.125, SLG: 0.125 Jim Lonborg, R (5, 1) OBP: 0.394, SLG: 0.240 Jim Gosger, L (6, PH) Dan Osinski, R (6, 1) Lenny Green, L (8, PH) Dick Radatz, R (8, 1)			0-0 K		x 0-0 F3		x 0-0 1B			1 0 0 0 0 0 1 0 0 0 0 0 0 0 0 0 1 0 0 0 0 0 0 1 0 0 0 0 0 0 0 0 1 0 1 0 0 0 0 0 0 0 0 0 0 0 0 0	
<b>Inning Stats</b>	R: 0 H: 0 E: 0 LOB: 0 K: 0 BB: 0 S: 3 P: 3	R: 0 H: 0 E: 0 LOB: 0 K: 2 BB: 0 S: 7 P: 7	R: 0 H: 0 E: 0 LOB: 0 K: 2 BB: 0 S: 7 P: 7	R: 0 H: 0 E: 0 LOB: 0 K: 1 BB: 0 S: 5 P: 5	R: 0 H: 0 E: 0 LOB: 0 K: 3 BB: 0 S: 9 P: 9	R: 1 H: 2 E: 1 LOB: 1 K: 0 BB: 0 S: 5 P: 5	R: 0 H: 2 E: 0 LOB: 1 K: 0 BB: 0 S: 4 P: 4	R: 0 H: 1 E: 0 LOB: 1 K: 1 BB: 0 S: 6 P: 6	R: 0 H: 0 E: 0 LOB: 0 K: 1 BB: 0 S: 5 P: 5	1B: 4 SF: 0 2B: 1 SAC: 0 3B: 0 DP: 1 HR: 0 HBP: 0	WP: 0 PA: 31 PB: 0 SB: 0 CS: 0
<b>PITCHER</b> Dean Chance, R (1, 1) ERA: 2.38	IP WLS BF H R ER SO BB IBB HBP BLK WP HR S P ERA WHIP										
	9.0 W 31 5 1 1 10 0 0 0 0 0 0 0 51 51 1.00 0.556										

**Boston Red Sox @ California Angels**  
**Anaheim Stadium, Anaheim, CA**  
 Fri May 13 1966, 10:05 PM EDT  
 Att. 15,206 - Unknown

livebaseballscorecards.com

<b>AB</b>	<b>31</b>
<b>R</b>	<b>1</b>
<b>H</b>	<b>5</b>
<b>RBI</b>	<b>1</b>
<b>BB</b>	<b>0</b>
<b>SO</b>	<b>10</b>
<b>LOB</b>	<b>5</b>



Batter	1	2	3	4	5	6	7	8	9
<b>Jim Fregosi, R</b> (1, 6) <small>OBP: 0.248, SLG: 0.268</small>	0-0 		4-0 		0-3 		0-0 		
<b>Bobby Knoop, R</b> (1, 4) <small>OBP: 0.297, SLG: 0.491</small>	0-0 		0-0 		0-0 		0-0 		
<b>Willie Smith, L</b> (1, 9) <b>Jim Piersall, R</b> (9, 9) <small>OBP: 0.294, SLG: 0.294</small> <small>OBP: 0.263, SLG: 0.278</small>	0-0 		0-0 		0-0 		0-3 		
<b>Rick Reichardt, R</b> (1, 7) <small>OBP: 0.393, SLG: 0.602</small>	0-0 		0-0 		0-0 		0-0 		
<b>Joe Adcock, R</b> (1, 3) <small>OBP: 0.517, SLG: 0.833</small>		0-0 	0-0 		0-3 		0-0 		
<b>Buck Rodgers, S</b> (1, 2) <small>OBP: 0.272, SLG: 0.419</small>		0-0 		0-3 		0-0 			
<b>Jose Cardenal, R</b> (1, 8) <small>OBP: 0.286, SLG: 0.367</small>		0-3 		0-0 		0-0 			
<b>Paul Schaal, R</b> (1, 5) <small>OBP: 0.377, SLG: 0.349</small>		4-0 		0-0 		0-0 			
<b>Dean Chance, R</b> (1, 1) <small>OBP: 0.053, SLG: 0.053</small>		0-3 		0-3 		0-0 			

AB	R	H	RBI	BB	SO	LOB
3	0	1	0	1	1	0
4	2	1	0	0	0	2
4	1	2	1	0	1	1
0	0	0	0	0	0	0
4	1	2	3	0	0	1
4	0	1	0	0	1	0
3	0	1	0	0	1	0
3	0	2	0	0	1	1
2	0	0	0	1	0	2
3	0	0	0	0	2	2

**BOTTOM**

**Boston Red Sox @ California Angels**  
 Anaheim Stadium, Anaheim, CA  
 Fri May 13 1966, 10:05 PM EDT  
 Att. 15,206 - Unknown

[livebaseballscorecards.com](http://livebaseballscorecards.com)

<b>AB</b>	<b>30</b>
<b>R</b>	<b>4</b>
<b>H</b>	<b>10</b>
<b>RBI</b>	<b>4</b>
<b>BB</b>	<b>2</b>
<b>SO</b>	<b>7</b>
<b>LOB</b>	<b>9</b>



1B: 7	SF: 0
2B: 3	SAC: 0
3B: 0	DP: 2
HR: 1	HBP: 0

WP: 1	PA: 32
PB: 0	
SB: 1	
CS: 1	

Inning Stats																					
R	H	E	K	S	IP	WLS	BF	H	R	ER	SO	BB	IBB	HBP	BLK	WP	HR	S	P	ERA	WHIP
0	2	0	4	8	4.2	L	21	8	3	3	5	2	0	0	0	1	0	29	37	5.79	2.143
0	1	0	0	1	0.1		2	1	1	1	1	0	0	0	0	0	1	4	4	27.00	3.000
0	0	0	0	0	2.0		6	1	0	0	0	0	0	0	0	0	0	6	6	0.00	0.500
0	0	0	0	0	1.0		3	0	0	0	1	0	0	0	0	0	0	5	5	0.00	0.000

PITCHER																					
R	H	E	K	S	IP	WLS	BF	H	R	ER	SO	BB	IBB	HBP	BLK	WP	HR	S	P	ERA	WHIP
0	1	0	3	12	3		12	3	0	0	3	0	0	0	0	0	0	12	12	5.79	2.143
0	0	0	0	0	0.1		2	1	1	1	1	0	0	0	0	0	1	4	4	27.00	3.000
0	0	0	0	0	2.0		6	1	0	0	0	0	0	0	0	0	0	6	6	0.00	0.500
0	0	0	0	0	1.0		3	0	0	0	1	0	0	0	0	0	0	5	5	0.00	0.000

**Boston Red Sox @ California Angels**  
 Anaheim Stadium, Anaheim, CA

Sat May 14 1966, 6:33 AM EDT  
 Att: 41,329 - Unknown

[livebaseballscorecards.com](http://livebaseballscorecards.com)

<b>AB</b>	<b>32</b>
<b>R</b>	<b>4</b>
<b>H</b>	<b>4</b>
<b>RBI</b>	<b>2</b>
<b>BB</b>	<b>3</b>
<b>SO</b>	<b>3</b>
<b>LOB</b>	<b>10</b>



Batter	1	2	3	4	5	6	7	8	9	AB	R	H	RBI	BB	SO	LOB
Rico Petrocelli, R (1, 6) OBP: 0.279, SLG: 0.356	0-3 K	0-3 K			0-0 F2		0-0 F9			4	0	0	0	0	2	0
Dalton Jones, L (1, 4) OBP: 0.256, SLG: 0.350	0-0 F9	0-0 F7			0-0 HR 3B		0-0 G3			4	1	1	0	0	0	0
Carl Yastrzemski, L (1, 7) OBP: 0.407, SLG: 0.490	0-0 E 2B			4-0 BB	0-0 F7			0-0 F6		3	1	1	0	1	0	1
George Scott, R (1, 3) OBP: 0.407, SLG: 0.762	0-0 E5 BB 1B			0-0 F5	0-0 HR			0-0 F8		4	2	1	2	0	0	1
Tony Conigliaro, R (1, 9) OBP: 0.291, SLG: 0.347	0-0 E BB 1B			0-0 F7	0-0 6-3			0-0 5-3		4	0	1	0	0	0	1
Lenny Green, L (1, 8) OBP: 0.344, SLG: 0.275	4-0 E BB			0-0 F8		0-0 F7		4-0 G4-6-3 BB		2	0	0	0	2	0	1
Joe Foy, R (1, 5) OBP: 0.346, SLG: 0.224	0-0 E5			0-0 L4		0-0 F4		0-0 G4-6-3		4	0	0	0	0	0	3
Mike Ryan, R (1, 2) OBP: 0.203, SLG: 0.274	0-0 1-3			0-0 6-3		0-0 F4		0-0 1-3		4	0	0	0	0	0	3
Earl Wilson, R (1, 1) OBP: 0.444, SLG: 0.533		0-0 F8		0-3 K			0-0 F8			2	0	0	0	0	1	0
Darrell Brandon, R (6, 1)										0	0	0	0	0	0	0
George Thomas, R (7, PH) OBP: 0.391, SLG: 0.263										1	0	0	0	0	0	0
Dick Radatz, R (7, 1)										0	0	0	0	0	0	0

Inning Stats	R: 2	H: 2	E: 2	K: 1	S: 9	P: 13	R: 0	H: 0	E: 0	K: 1	S: 5	P: 5	R: 0	H: 0	E: 0	K: 0	S: 3	P: 7	R: 0	H: 0	E: 0	K: 1	S: 5	P: 5	R: 2	H: 2	E: 0	K: 0	S: 3	P: 3	R: 0	H: 0	E: 0	K: 0	S: 3	P: 3	R: 0	H: 0	E: 0	K: 0	S: 2	P: 6	R: 0	H: 0	E: 0	K: 0	S: 2	P: 6	1B: 1	SF: 0	2B: 1	SAC: 0	3B: 1	DP: 1	HR: 1	HBP: 0	WP: 0	PA: 35	PB: 0	SB: 0	CS: 0
--------------	------	------	------	------	------	-------	------	------	------	------	------	------	------	------	------	------	------	------	------	------	------	------	------	------	------	------	------	------	------	------	------	------	------	------	------	------	------	------	------	------	------	------	------	------	------	------	------	------	-------	-------	-------	--------	-------	-------	-------	--------	-------	--------	-------	-------	-------

PITCHER	IP	WLS	BF	H	R	ER	SO	BB	IBB	HBP	BLK	WP	HR	S	P	ERA	WHIP
Jim McGlothlin, R (1, 1) ERA: 3.51	5.0		23	4	4	2	3	2	0	0	0	0	1	27	35	3.60	1.200
Jack Sanford, R (6, 1) ERA: 3.12	4.0	W	12	0	0	0	0	1	0	0	0	0	0	11	15	0.00	0.250

**BOTTOM**

**Boston Red Sox @ California Angels**  
**Anaheim Stadium, Anaheim, CA**

Sat May 14 1966, 6:33 AM EDT  
 Att. 41,329 - Unknown

[livebaseballscorecards.com](http://livebaseballscorecards.com)

<b>AB</b>	<b>35</b>
<b>R</b>	<b>6</b>
<b>H</b>	<b>13</b>
<b>RBI</b>	<b>6</b>
<b>BB</b>	<b>3</b>
<b>SO</b>	<b>5</b>
<b>LOB</b>	<b>14</b>



WP: 0	PA: 38
PB: 0	
SB: 1	
CS: 1	

AB	R	H	RBI	BB	SO	LOB
4	1	1	0	1	0	3
5	1	1	2	0	0	5
2	0	0	0	1	1	0
1	0	0	0	0	0	0
4	1	2	1	0	0	0
4	0	1	0	0	0	2
4	1	2	1	0	1	1
4	1	2	0	0	1	1
4	1	2	0	0	1	1
1	0	0	0	0	1	1
2	0	2	2	1	0	0
1B: 9	SF: 0					
2B: 2	SAC: 0					
3B: 0	DP: 2					
HR: 3	HBP: 0					

Batter	1	2	3	4	5	6	7	8	9							
<b>Jim Fregosi, R</b> (1, 6) OBP: 0.254, SLG: 0.267	0-0 F3		4-0 G1-6-3 BB		0-0 FC5-4 HR	0-0 FC5-4 1B		0-0 FC5-4								
<b>Bobby Knoop, R</b> (1, 4) OBP: 0.293, SLG: 0.504	0-0 1-3		0-0 G1-6-3		0-0 HR	0-0 FC5-4		0-0 5-3								
<b>Willie Smith, L</b> (1, 9) OBP: 0.300, SLG: 0.263 <b>Jack Sanford, R</b> (6, 1)	4-0 1B BB		0-3 K		0-0 4-3		0-0 F4									
<b>Rick Reichardt, R</b> (1, 7) OBP: 0.396, SLG: 0.629	0-0 1-2 1B			0-0 5-3		0-0 HR	0-0 F4									
<b>Joe Adcock, R</b> (1, 3) OBP: 0.485, SLG: 0.750	0-0 F4			0-0 6-3		0-0 5-3	0-0 1B									
<b>Buck Rodgers, S</b> (1, 2) OBP: 0.281, SLG: 0.456		0-0 HR		0-0 1B		0-0 F4	0-3 K									
<b>Jose Cardenal, R</b> (1, 8) OBP: 0.295, SLG: 0.373		0-0 CS S 1B		0-0 F7		0-0 1B 1B	0-3 K									
<b>Paul Schaal, R</b> (1, 5) OBP: 0.382, SLG: 0.367		0-3 K			0-0 F8	0-0 1B 1B	0-0 2B									
<b>Jim McGlothlin, R</b> (1, 1) OBP: 0.111, SLG: 0.333 <b>Ed Kirkpatrick, L</b> (5, PH) OBP: 0.432, SLG: 0.424 (6, 9)		0-3 K			0-0 FC5-4 1B	0-0 1B 1B	4-0 FC5-4 BB									
<b>Inning Stats</b>	R: 0 E: 0 K: 0 S: 4	H: 1 LOB: 2 BB: 1 P: 8	R: 1 E: 0 K: 2 S: 8	H: 2 LOB: 1 BB: 0 P: 8	R: 0 E: 0 K: 1 S: 4	H: 0 LOB: 0 BB: 1 P: 8	R: 0 E: 0 K: 0 S: 4	H: 1 LOB: 1 BB: 0 P: 4	R: 2 E: 0 K: 0 S: 5	H: 2 LOB: 0 BB: 0 P: 5	R: 3 E: 0 K: 0 S: 8	H: 5 LOB: 2 BB: 0 P: 8	R: 0 E: 0 K: 1 S: 6	H: 1 LOB: 1 BB: 0 P: 6	R: 0 E: 0 K: 1 S: 6	H: 1 LOB: 2 BB: 1 P: 10

PITCHER	IP	WLS	BF	H	R	ER	SO	BB	IBB	HBP	BLK	WP	HR	S	P	ERA	WHIP
<b>Earl Wilson, R</b> (1, 1) ERA: 5.08	5.2	L	26	9	6	6	3	2	0	0	0	0	3	30	38	9.53	1.941
<b>Darrell Brandon, R</b> (6, 1) ERA: 0.68	0.1		3	2	0	0	0	0	0	0	0	0	0	3	3	0.00	6.000
<b>Dick Radatz, R</b> (7, 1) ERA: 3.95	2.0		9	2	0	0	2	1	0	0	0	0	0	12	16	0.00	1.500

Batter	1	2	3	4	5	6	7	8	9	AB R H RBI BB SO LOB	TOP																
Rico Petrocelli, R (1, 6) OBP: 0.293, SLG: 0.368	0-0 G4-6-3 1B		0-0 1B			0-0 F9	0-0 CS 1B		0-0 6-3	5 0 3 2 0 0 2																	
Lenny Green, L (1, 8) OBP: 0.338, SLG: 0.259	0-0 G4-6-3 1-2f		0-3 K			1-0 HBP	0-0 CS 1-2	0-0 1-3		3 0 0 0 0 1 2																	
Carl Yastrzemski, L (1, 7) OBP: 0.402, SLG: 0.481	0-0 L3			0-0 4-3		0-0 F7		0-0 1B		4 0 1 0 0 0 1																	
George Scott, R (1, 3) OBP: 0.393, SLG: 0.733		0-0 F8		0-3 K		0-3 K		0-0 F8		4 0 0 0 0 2 2																	
Tony Conigliaro, R (1, 9) OBP: 0.289, SLG: 0.343		0-0 5-3		0-0 6-3			0-0 SH5-4 2B HBP 1B	0-0 F4		4 1 1 0 0 0 1																	
Dalton Jones, L (1, 4) OBP: 0.298, SLG: 0.357		0-0 FC4-6 1B		0-0 G3		1-0 H 2B SH5-4 1B HBP		4-0 BB 1B SF8 BB		2 2 1 0 1 0 0																	
Bob Tillman, R (1, 2) OBP: 0.298, SLG: 0.318	0-0 FC4-6		0-0 FC4-6		0-0 F8	0-0 SH5-4		0-0 SF8 1B		3 0 1 0 0 0 1																	
Earl Wilson, R (9, PR) OBP: 0.444, SLG: 0.533	1-2f FC4-6					1-2 2-3		1-3		0 0 0 0 0 0 0																	
Joe Foy, R (1, 5) OBP: 0.354, SLG: 0.262			0-0 6-3		0-0 1B	0-0 1B 2B		0-0 SF8		3 1 2 2 0 0 0																	
Dick Stigman, R (1, 1) OBP: 0.100, SLG: 0.100			0-3 K		0-0 1-3	0-0 F4		0-0 4-3		2 0 0 0 0 1 1																	
Jim Gosger, L (7, PH) OBP: 0.298, SLG: 0.235										1 0 0 0 0 0 2																	
Darrell Brandon, R (7, 1)										0 0 0 0 0 0 0																	
Ken Sanders, R (7, 1)										0 0 0 0 0 0 0																	
George Thomas, R (9, PH) OBP: 0.375, SLG: 0.250										1 0 0 0 0 0 2																	
<b>Inning Stats</b>	R: 0 E: 0 K: 0 S: 3	H: 1 LOB: 0 BB: 0 P: 3	R: 0 E: 0 K: 0 S: 4	H: 1 LOB: 1 BB: 0 P: 4	R: 0 E: 0 K: 2 S: 8	H: 1 LOB: 1 BB: 0 P: 8	R: 0 E: 0 K: 1 S: 5	H: 0 LOB: 0 BB: 0 P: 5	R: 0 E: 0 K: 1 S: 4	H: 1 LOB: 1 BB: 0 P: 4	R: 0 E: 0 K: 1 S: 5	H: 0 LOB: 1 BB: 0 P: 6	R: 3 E: 0 K: 0 S: 5	H: 3 LOB: 0 BB: 0 P: 6	R: 0 E: 0 K: 0 S: 4	H: 1 LOB: 1 BB: 0 P: 4	R: 1 E: 0 K: 0 S: 4	H: 1 LOB: 2 BB: 1 P: 8	1B: 8 2B: 1 3B: 0 HR: 0	SF: 1 SAC: 1 DP: 1 HBP: 2	WP: 0 PB: 0 SB: 0 CS: 1	PA: 38					
<b>PITCHER</b>	IP WLS BF H R ER SO BB IBB HBP BLK WP HR S P ERA WHIP																										
Fred Newman, R (1, 1) ERA: 4.5	6.1		25	5	2	2	4	0	0	2	0	0	0	31	33	2.84	0.789										
Bob Lee, R (7, 1) ERA: 1.8	0.2	W	3	2	1	1	0	0	0	0	0	0	3	3	13.50	3.000											
Lew Burdette, R (8, 1) ERA: 2.6	2.0	S	9	2	1	1	0	1	0	0	0	0	8	12	4.50	1.500											

**Boston Red Sox @ California Angels**  
 Anaheim Stadium, Anaheim, CA  
 Sun May 15 1966, 6:33 AM EDT  
 Unknown

livebaseballscorecards.com

**AB 32**  
**R 4**  
**H 9**  
**RBI 4**  
**BB 1**  
**SO 4**  
**LOB 14**



Batter	1	2	3	4	5	6	7	8	9
Jose Cardenal, R OBP: 0.293, SLG: 0.368 (1, 8)	0-3 K		0-0 6-3		0-0 F9		0-0 1B SH3-4 1-2 1B		
Jim Fregosi, R OBP: 0.256, SLG: 0.269 (1, 6)	0-0 6-3			0-0 F8		0-0 SH3-4 1B	0-0 SH3-4 1-2 2-3		
Bobby Knoop, R OBP: 0.302, SLG: 0.504 (1, 4)	0-0 6-3			0-0 G3 HR 1B		0-0 SH3-4 1-2	4-0 1B IBB		
Rick Reichardt, R OBP: 0.400, SLG: 0.620 (1, 7)		4-0 BB		0-0 G3 1-2		0-0 F8	0-0 G6-4-3 1B 1-2 2-3 3-H		
Joe Adcock, R OBP: 0.486, SLG: 0.806 (1, 3)		0-0 F7		0-0 HR 2-H		4-0 BB	0-0 G6-4-3 1-2		
Buck Rodgers, S OBP: 0.270, SLG: 0.436 (1, 2)		0-0 F9		0-0 5-3		0-0 5-3		0-0 F9	
Paul Schaal, R OBP: 0.377, SLG: 0.383 (1, 5)		0-0 F7			0-0 F8		0-0 HR 3B	0-0 F8	
Ed Kirkpatrick, L OBP: 0.417, SLG: 0.486 (1, 9)			0-0 F6		0-0 6-3		0-0 HR 3-H	0-0 4-3	
Fred Newman, R OBP: 0.500, SLG: 0.400 Bob Lee, R Norm Siebern, L OBP: 0.407, SLG: 0.403 Jackie Hernandez, R Lew Burdette, R			0-0		4-0 BB		4-0 SH3-4 1B 1B BB		

Inning Stats	R: 0	H: 0	E: 0	K: 1	S: 5	LOB: 0	BB: 0	P: 5
	R: 0	H: 0	E: 0	K: 0	S: 3	LOB: 1	BB: 1	P: 7
	R: 0	H: 0	E: 0	K: 0	S: 3	LOB: 0	BB: 0	P: 3
	R: 2	H: 2	E: 0	K: 0	S: 5	LOB: 0	BB: 0	P: 5
	R: 0	H: 0	E: 0	K: 0	S: 3	LOB: 1	BB: 1	P: 7
	R: 0	H: 1	E: 0	K: 0	S: 4	LOB: 2	BB: 1	P: 8
	R: 3	H: 4	E: 0	K: 0	S: 6	LOB: 3	BB: 2	P: 14
	R: 0	H: 0	E: 0	K: 0	S: 3	LOB: 0	BB: 0	P: 3

PITCHER	IP	WLS	BF	H	R	ER	SO	BB	IBB	HBP	BLK	WP	HR	S	P	ERA	WHIP
Dick Stigman, L ERA: 4.35 (1, 1)	6.0		24	3	2	2	1	3	0	0	0	0	1	23	35	3.00	1.000
Darrell Brandon, R ERA: 2.7 (7, 1)	0.0	L	3	2	3	3	0	1	0	0	0	0	1	2	6	∞	∞
Ken Sanders, R ERA: 2.78 (7, 1)	2.0		8	2	0	0	0	0	1	0	0	0	0	7	11	0.00	1.000


**BOTTOM**

**Boston Red Sox @ California Angels**  
Anaheim Stadium, Anaheim, CA  
Sun May 15 1966, 6:33 AM EDT  
Unknown

AB	R	H	RBI	BB	SO	LOB
4	0	1	0	0	1	1
3	0	1	0	0	0	0
2	1	1	0	1	0	0
3	0	1	1	1	0	2
3	1	1	2	1	0	4
4	0	0	0	0	0	3
4	1	1	0	0	0	1
4	1	1	2	0	0	0
1	0	0	0	1	0	0
0	0	0	0	0	0	0
0	0	0	0	1	0	0
0	1	0	0	0	0	0
0	0	0	0	0	0	0

livebaseballscorecards.com

AB	28
R	5
H	7
RBI	5
BB	5
SO	1
LOB	11



WP: 0	PA: 35
PB: 0	
SB: 0	
CS: 0	

Batter	1	2	3	4	5	6	7	8	9	AB R H RBI BB SO LOB	TOP											
Rico Petrocelli, R (1, 6) OBP: 0.298, SLG: 0.400	0-3 K		0-0 F5			0-0 HR	0-0 1B		0-0 SF9	4 1 2 2 0 1 0												
Joe Foy, R (1, 5) OBP: 0.356, SLG: 0.262	0-3 K			4-0 1B BLK BB		0-0 3-1	0-0 1B		0-0 1-3	4 1 1 1 1 1 0												
Carl Yastrzemski, L (1, 7) OBP: 0.405, SLG: 0.486	4-0 BB			0-0 4-3		0-0 3B	0-0 2B			3 1 1 0 1 0 3												
George Scott, R (1, 3) OBP: 0.388, SLG: 0.716	0-0 F9			0-0 1B		0-3 K			0-3 K	4 0 1 1 0 2 2												
Tony Conigliaro, R (1, 9) OBP: 0.288, SLG: 0.358		0-3 K		0-3 K		0-0 3B			0-0 F7	4 0 1 1 0 2 1												
George Thomas, R (1, 8) OBP: 0.321, SLG: 0.208		0-3 K		0-0 F9		0-3 K			0-0 F8	4 0 0 0 0 2 2												
Mike Ryan, R (1, 2) OBP: 0.221, SLG: 0.288			0-0 6-3		0-0 L5		0-0 FC3-6 1B		0-0 3B 1B	4 1 2 0 0 0 0												
George Smith, R (1, 4) OBP: 0.236, SLG: 0.242			0-0 F8		0-3 K		0-0 F9		0-0 SF9 3B	4 1 1 1 0 1 1												
Jose Santiago, R (1, 1) OBP: 0.083, SLG: 0.083			0-3 K		0-3 K		0-0 FC3-6 1B		0-3 K2-3	4 1 0 0 0 3 2												
Dick Radatz, R (9, 1)										0 0 0 0 0 0 0												
<b>Inning Stats</b>	R: 0 E: 0 K: 2 S: 7	H: 0 LOB: 1 BB: 1 P: 11	R: 0 E: 0 K: 2 S: 7	H: 0 LOB: 0 BB: 0 P: 7	R: 0 E: 0 K: 1 S: 5	H: 0 LOB: 0 BB: 0 P: 5	R: 1 E: 0 K: 1 S: 6	H: 1 LOB: 1 BB: 1 P: 10	R: 0 E: 0 K: 2 S: 7	H: 0 LOB: 0 BB: 0 P: 7	R: 2 E: 0 K: 2 S: 10	H: 3 LOB: 1 BB: 0 P: 10	R: 1 E: 0 K: 0 S: 6	H: 3 LOB: 2 BB: 0 P: 6	R: 0 E: 0 K: 1 S: 5	H: 0 LOB: 0 BB: 0 P: 5	R: 2 E: 0 K: 1 S: 7	H: 2 LOB: 0 BB: 0 P: 7	1B: 5 2B: 1 3B: 2 HR: 1	SF: 1 SAC: 0 DP: 0 HBP: 0	WP: 0 PB: 0 SB: 0 CS: 0	PA: 38
<b>PITCHER</b>	IP WLS BF H R ER SO BB IBB HBP BLK WP HR S P ERA WHIP																					
George Brunet, L (1, 1) ERA: 5.31	6.0 L 25 5 4 4 10 2 0 0 1 0 1 43 51 6.00 1.167																					
Ed Sukla, R (7, 1) ERA: 5.79	0.2 4 2 0 0 0 0 0 0 0 0 0 4 4 0.00 3.000																					
Dick Egan, L (7, 1) ERA: 4.15	2.1 9 2 2 2 2 0 0 0 0 0 0 13 13 7.71 0.857																					

**Boston Red Sox @ California Angels**  
Anaheim Stadium, Anaheim, CA

Sun May 15 1966, 6:38 AM EDT  
Att. 25,164 - Unknown

livebaseballscorecards.com

AB	35
R	6
H	9
RBI	6
BB	2
SO	12
LOB	11





BOTTOM

Boston Red Sox @ California Angels  
Anaheim Stadium, Anaheim, CA  
Sun May 15 1966, 6:38 AM EDT  
Att. 25,164 - Unknown

livebaseballscorecards.com

AB 33  
R 3  
H 7  
RBI 3  
BB 5  
SO 9  
LOB 27



WP: 1 PA: 40  
PB: 0  
SB: 0  
CS: 0

AB R H RBI BB SO LOB

4 0 1 0 1 0 3

5 0 1 0 0 3 5

4 0 2 2 0 1 0

4 1 0 0 1 2 6

3 0 1 0 1 0 2

3 0 0 1 0 1 5

3 0 0 0 0 1 1

0 0 0 0 0 0 0

1 0 0 0 0 0 0

0 1 0 0 0 0 0

2 1 2 0 2 0 0

2 0 0 0 0 1 2

0 0 0 0 0 0 0

2 0 0 0 0 0 3

1B: 7 SF: 1


2B: 0 SAC: 0

3B: 0 DP: 1

HR: 0 HBP: 1

Batter	1	2	3	4	5	6	7	8	9
Jim Fregosi, R (1, 6) OBP: 0.262, SLG: 0.269	0-0 BB HBP 1B	0-0 F8			0-0 F6		0-0 G6-4-3-4		4-0 1B BB
Bobby Knoop, R (1, 4) OBP: 0.298, SLG: 0.492	0-3 K		0-3 K		0-0 F3			0-0 G3 1B	0-3 K
Rick Reichardt, R (1, 7) OBP: 0.408, SLG: 0.615 (7, 8)	1-0 BB HBP		0-0 5-3			0-3 K		0-0 G3 1B	0-0 1B
Norm Siebern, L (1, 3) OBP: 0.395, SLG: 0.380	0-0 F7		0-3 K			4-0 1B SF8 BB		0-0 F8	0-3 K
Ed Kirkpatrick, L (1, 9) OBP: 0.423, SLG: 0.475	4-0 1-2 2-3 BB			0-0 4-3		0-0 FC6-4 1B		0-0 G3	
Buck Rodgers, S (1, 2) OBP: 0.260, SLG: 0.423	0-0 F3		0-3 K			0-0 SF8		0-0 4-3	
Jose Cardenal, R (1, 8) OBP: 0.284, SLG: 0.356 Dick Egan, L (7, 1) Tom Satriano, L (9, PH) Jackie Hernandez, R (9, PR)		0-0 F4		0-3 K		0-0 FC6-4			0-0 E3 BB WP 1B
Paul Schaal, R (1, 5) OBP: 0.396, SLG: 0.396		0-0 FC1-6 1B			0-0 1B		4-0 1B BB	4-0 1B BB	
George Brunet, R (1, 1) Ed Sukla, R (7, 1) Willie Smith, L (7, 7) OBP: 0.273, SLG: 0.238		0-0 FC1-6 1-2f			0-3 K		0-0 F8		0-0 F9

Inning Stats	R: 0	H: 1	E: 0	LOB: 3	K: 1	BB: 1	S: 6	P: 11									
R: 0 H: 0 E: 0 LOB: 0 K: 2 BB: 0 S: 7	R: 0 H: 0 E: 0 LOB: 0 K: 2 BB: 0 S: 7	R: 0 H: 1 E: 0 LOB: 1 K: 1 BB: 0 P: 6	R: 1 H: 1 E: 0 LOB: 1 K: 1 BB: 1 S: 6	R: 0 H: 0 E: 0 LOB: 0 K: 0 BB: 1 P: 6	R: 0 H: 2 E: 0 LOB: 2 K: 0 BB: 0 P: 5	R: 2 H: 1 E: 1 LOB: 2 K: 2 BB: 2 P: 17											
PITCHER	IP	WLS	BF	H	R	ER	SO	BB	IBB	HBP	BLK	WP	HR	S	P	ERA	WHIP
Jose Santiago, R (1, 1) ERA: 3.0	8.0	W	35	6	3	1	7	4	0	1	0	1	0	44	61	1.12	1.250
Dick Radatz, R (9, 1) ERA: 3.68	1.0	S	5	1	0	0	2	1	0	0	0	0	0	8	12	0.00	2.000

Batter	1	2	3	4	5	6	7	8	9	AB R H RBI BB SO LOB	TOP																									
Rico Petrocelli, R OBP: 0.310, SLG: 0.430 (1, 6)	0-0 F7		0-0 G4-6-3 1B	0-0 HR		0-0 F9			4-0 BB	4 1 2 4 1 0 1																										
Joe Foy, R OBP: 0.348, SLG: 0.257 (1, 5)	0-0 BB 1B		0-0 G4-6-3 1-2f	0-0 5-3			0-0 F7		0-3 K	5 1 1 0 0 1 2																										
Carl Yastrzemski, L OBP: 0.397, SLG: 0.470 (1, 7)	0-0 F5		4-0 BB 1B	0-3 K			0-0 F8		0-3 K	4 0 0 0 1 2 2																										
George Scott, R OBP: 0.392, SLG: 0.705 (1, 3)	4-0 BB 1B		0-0 FC6-4 1B		0-3 K		0-0 F7			3 0 1 0 1 1 0																										
Tony Conigliaro, R OBP: 0.287, SLG: 0.355 (1, 9)	0-0 1-2 1B		0-0 FC6-4 1-2f		0-3 K			0-3 K		4 0 1 1 0 2 2																										
George Thomas, R OBP: 0.313, SLG: 0.185 (1, 8)	0-0 F8			4-0 E HR BB	0-0 1-3			0-3 K		3 1 0 0 1 1 2																										
Mike Ryan, R OBP: 0.225, SLG: 0.290 Bob Tillman, R OBP: 0.292, SLG: 0.311 (1, 2) (6, 2)		0-0 F7		0-0 E HR 1B		0-0 6-3		0-0 5-3		3 1 1 0 0 0 0 1 0 0 0 0 0 0	AB 34 R 6 H 8 RBI 6 BB 4 SO 9 LOB 13																									
George Smith, R OBP: 0.240, SLG: 0.246 Lenny Green, L OBP: 0.348, SLG: 0.327 (1, 4) (9, PH)		0-0 6-3		0-3 K		0-0 SH1-4 1B			0-0 HR	3 0 1 0 0 1 2 1 1 1 1 0 0 0																										
Jerry Stephenson, L OBP: 0.100, SLG: 0.100 Ken Sanders, R Jim Lonborg, R Dalton Jones, L OBP: 0.292, SLG: 0.349 (1, 1) (6, 1) (6, 1) (9, PH)		0-3 K		0-0 E6 HR		0-0 SH1-4			0-0 F8	2 1 0 0 0 1 2 0 0 0 0 0 0 0 0 0 0 0 0 0 0 1 0 0 0 0 0 0																										
Inning Stats	R: 1 E: 0 K: 0 S: 5	H: 2 LOB: 2 BB: 1 P: 9	R: 0 E: 0 K: 1 S: 5	H: 0 LOB: 0 BB: 0 P: 5	R: 0 E: 0 K: 0 S: 4	H: 2 LOB: 2 BB: 1 P: 8	R: 4 E: 1 K: 2 S: 10	H: 2 LOB: 0 BB: 1 P: 14	R: 0 E: 0 K: 2 S: 7	H: 0 LOB: 0 BB: 0 P: 7	R: 0 E: 0 K: 0 S: 4	H: 1 LOB: 1 BB: 0 P: 4	R: 0 E: 0 K: 2 S: 3	H: 0 LOB: 0 BB: 0 P: 3	R: 0 E: 0 K: 2 S: 7	H: 0 LOB: 0 BB: 0 P: 7	R: 1 E: 0 K: 2 S: 8	H: 1 LOB: 1 BB: 1 P: 12	1B: 6 2B: 0 3B: 0 HR: 2	SF: 0 SAC: 1 DP: 1 HBP: 0	WP: 0 PB: 0 SB: 0 CS: 0	PA: 39														
PITCHER	IP WLS BF H R ER SO BB IBB HBP BLK WP HR S P ERA WHIP																																			
Frank Bertaina, L ERA: 1.76 Gene Brabender, R ERA: 6.75 Eddie Watt, R ERA: 2.7	(1, 1) (3, 1) (7, 1)	2.2 3.1 3.0	WLS BF W	13 15 11	H R 1	4 3 1	R ER 1 1 1	1 4 4	SO BB 1 0 0	2 1 1	IBB HBP 0 0 0	BLK WP 0 0 0	HR S 1 22 18	P P 21 26 22	3.38 8.10 3.00	2.250 1.200 0.667																				

**Boston Red Sox @ Baltimore Orioles**  
**Memorial Stadium, Baltimore, MD**  
 Tue May 17 1966, 7:05 PM EDT  
 Att. 8,442 - Unknown

[livebaseballscorecards.com](http://livebaseballscorecards.com)

Batter	1	2	3	4	5	6	7	8	9
<b>Russ Snyder, L</b> OBP: 0.241, SLG: 0.250 (1, 8) BB: 9, S: 7	4-0 S WP BB BB	0-0 6-3		0-3 K		0-0 FC2 3B		0-0 4-3	
<b>Luis Aparicio, R</b> OBP: 0.234, SLG: 0.278 (1, 6) BB: 4, S: 6	4-0 S FC4 BB	0-0 1-3		0-0 5-3		0-0 1B 3B		0-0 F7	
<b>Frank Robinson, R</b> OBP: 0.488, SLG: 0.707 (1, 9) S: 9	0-3 K	0-0 L3		0-0 F7		4-0 E 1B BB			
<b>Brooks Robinson, R</b> OBP: 0.377, SLG: 0.530 (1, 5) BB: 4, S: 5	4-0 FC5-4 E BB		0-0 G3		0-0 F5	0-0 G3-6-1 1B			
<b>Curt Blefary, L</b> OBP: 0.324, SLG: 0.463 (1, 7) S: 7	0-0 FC4 S FC5-4 E		4-0 1B 1B BB		0-0 F7	0-0 G3-6-1			
<b>Paul Blair, R</b> OBP: 0.258, SLG: 0.357 (9, 8) BB: 8, S: 8	1-2 E					1-2 2-3			
<b>Boog Powell, L</b> OBP: 0.314, SLG: 0.398 (1, 3) S: 3	0-0 FC5-4 E E		0-0 1B 1B		0-0 4-3		0-3 K		
<b>Davey Johnson, R</b> OBP: 0.268, SLG: 0.343 (1, 4) S: 4	0-0 E4 E		0-0 1B 1B			0-0 S FC2 2B	0-3 K		
<b>Andy Etchebarren, R</b> OBP: 0.313, SLG: 0.375 (1, 2) S: 2	0-0 E6		0-0 F8			0-0 L3	0-0 6-3		
<b>Frank Bertaina, L</b> (1, 1) S: 1	0-3 K		0-3 K			4-0 FC2 3B BB		0-0 6-3	
<b>Gene Brabender, R</b> (3, 1) S: 3									
<b>Woodie Held, R</b> OBP: 0.400, SLG: 0.250 (6, PH) S: 6									
<b>Eddie Watt, R</b> (7, 1) S: 7									

Inning Stats	R: 3	H: 0	E: 3	LOB: 3	K: 2	BB: 3	P: 22	R: 0	H: 0	E: 0	LOB: 0	K: 0	BB: 0	S: 3	R: 1	H: 2	E: 0	LOB: 2	K: 1	BB: 1	S: 7	R: 0	H: 0	E: 0	LOB: 0	K: 1	BB: 0	S: 5	R: 0	H: 0	E: 0	LOB: 0	K: 0	BB: 0	S: 3	R: 4	H: 3	E: 1	LOB: 2	K: 0	BB: 2	S: 6	R: 0	H: 0	E: 0	LOB: 0	K: 2	BB: 0	S: 7	R: 0	H: 0	E: 0	LOB: 0	K: 0	BB: 0	S: 3	R: 0	H: 0	E: 0	LOB: 0	K: 0	BB: 0	S: 3
--------------	------	------	------	--------	------	-------	-------	------	------	------	--------	------	-------	------	------	------	------	--------	------	-------	------	------	------	------	--------	------	-------	------	------	------	------	--------	------	-------	------	------	------	------	--------	------	-------	------	------	------	------	--------	------	-------	------	------	------	------	--------	------	-------	------	------	------	------	--------	------	-------	------

PITCHER	IP	WLS	BF	H	R	ER	SO	BB	IBB	HBP	BLK	WP	HR	S	P	ERA	WHIP
<b>Jerry Stephenson, R</b> ERA: 5.65 (1, 1)	5.1	L	28	3	7	6	4	5	0	0	0	1	0	31	51	10.12	1.500
<b>Ken Sanders, R</b> ERA: 3.06 (6, 1)	0.0		3	2	1	1	0	1	0	0	0	0	0	2	6	∞	∞
<b>Jim Lonborg, R</b> ERA: 4.09 (6, 1)	2.2		7	0	0	0	2	0	0	0	0	0	0	11	11	0.00	0.000

**BOTTOM**

**Boston Red Sox @ Baltimore Orioles**  
Memorial Stadium, Baltimore, MD

Tue May 17 1966, 7:05 PM EDT  
Att. 8,442 - Unknown

AB	R	H	RBI	BB	SO	LOB
4	2	0	1	1	1	1
4	2	1	2	1	0	0
3	0	0	0	1	1	1
3	0	1	1	1	0	0
3	2	0	1	1	0	3
0	0	0	0	0	0	0
4	0	1	0	0	1	2
4	1	2	1	0	1	1
4	0	0	0	0	0	5
1	0	0	0	0	1	3
1	0	0	0	0	1	2
0	1	0	0	1	0	0
1	0	0	0	0	0	0

AB	32
R	8
H	5
RBI	6
BB	6
SO	6
LOB	18

**livebaseballscorecards.com**

WP	1	PA	38
PB	0		
SB	5		
CS	0		



Batter	1	2	3	4	5	6	7	8	9	10	AB R H RBI BB SO LOB	TOP												
Rico Petrocelli, R OBP: 0.305, SLG: 0.415 (1, 6)	0-3 K		0-0 F8			0-3 K		4-0 SH5-3 BB		0-0 F8	4 0 0 0 1 2 1	<b>Boston Red Sox @ Baltimore Orioles</b> <b>Memorial Stadium, Baltimore, MD</b> Wed May 18 1966, 7:05 PM EDT Att: 5,431 - Unknown												
Lenny Green, L OBP: 0.343, SLG: 0.322 (1, 8)	0-0 F6		0-3 K			0-0 CS 1B		0-0 SH5-3		0-0 3-1	4 0 1 0 0 1 1													
Carl Yastrzemski, L OBP: 0.390, SLG: 0.454 (1, 7)	0-0 F9					4-0 E BB		0-0 3-1		0-0 G3	4 0 0 0 1 1 1													
George Scott, R OBP: 0.360, SLG: 0.681 (1, 3)		0-0 F7				0-0 F9		0-0 E4		0-0 F4	4 0 0 0 0 0 2													
Tony Conigliaro, R OBP: 0.278, SLG: 0.342 (1, 9)		0-0 6-3				0-3 K		0-0 F8		0-0 1-3	4 0 0 0 0 1 2													
Dalton Jones, L OBP: 0.268, SLG: 0.362 (1, 4)		0-0 F8				0-0 6-3 2B		0-0 F5		0-0 L5	4 0 1 0 0 0 0													
Joe Foy, R OBP: 0.365, SLG: 0.311 (1, 5)			0-0 1B 3B			0-3 K		0-0 E5 WP 1B		0-0 1B	4 1 3 0 0 1 1													
Bob Tillman, R OBP: 0.288, SLG: 0.306 (1, 2)			0-0 SH1-4 1B			0-0 6-3		0-0 6-3		0-3 K	4 0 1 1 0 1 3													
Earl Wilson, R OBP: 0.429, SLG: 0.667 (1, 1)			0-0 SH1-4 1-2			0-0 F9		0-0 F3		0-0 HR	3 1 1 1 0 0 2													
<b>Inning Stats</b>	R: 0 E: 0 K: 1 S: 5	H: 0 LOB: 0 BB: 0 P: 5	R: 0 E: 0 K: 0 S: 3	H: 0 LOB: 0 BB: 0 P: 3	R: 1 E: 0 K: 1 S: 7	H: 2 LOB: 1 BB: 0 P: 7	R: 0 E: 0 K: 2 S: 7	H: 0 LOB: 0 BB: 0 P: 7	R: 0 E: 0 K: 1 S: 6	H: 1 LOB: 1 BB: 0 P: 6	R: 0 E: 1 K: 1 S: 6		H: 1 LOB: 2 BB: 1 P: 10	R: 0 E: 1 K: 0 S: 4	H: 1 LOB: 1 BB: 0 P: 4	R: 0 E: 0 K: 0 S: 3	H: 0 LOB: 1 BB: 1 P: 7	R: 0 E: 0 K: 1 S: 6	H: 1 LOB: 1 BB: 0 P: 6	R: 1 E: 0 K: 0 S: 4	H: 1 LOB: 0 BB: 0 P: 4	1B: 4 2B: 1 3B: 1 HR: 1	SF: 0 SAC: 2 DP: 0 HBP: 0	WP: 1 PB: 0 SB: 0 CS: 1
<b>PITCHER</b> Jim Palmer, R ERA: 2.75 (1, 1)	IP 10.0	WLS L	BF 39	H 7	R 2	ER 2	SO 7	BB 2	IBB 0	HBP 0	BLK 0	WP 1	HR 1	S 51	P 59	ERA 1.80	WHIP 0.900							

livebaseballscorecards.com

AB	35
R	2
H	7
RBI	2
BB	2
SO	7
LOB	13



BOTTOM

Boston Red Sox @ Baltimore Orioles  
Memorial Stadium, Baltimore, MD  
Wed May 18 1966, 7:05 PM EDT  
Att. 5,431 - Unknown

livebaseballscorecards.com

AB 36  
R 1  
H 7  
RBI 0  
BB 3  
SO 8  
LOB 23



WP: 2 PA: 39  
PB: 0  
SB: 1  
CS: 0

AB R H RBI BB SO LOB

3 0 1 0 2 0 1

5 0 1 0 0 3 3

5 0 1 0 0 0 5

4 0 2 0 0 0 3

3 0 0 0 1 0 2

4 0 0 0 0 0 3

4 0 0 0 0 0 3

3 0 0 0 0 1 1

1 0 1 0 0 0 0

1B: 6 SF: 0  
2B: 1 SAC: 0  
3B: 0 DP: 1  
HR: 0 HBP: 0

0-0 4-1

0-0 4-3

0-0 F5

0-0 1B

0-0 F8

0-0 G3

0-0 F8

0-0 F9

0-0 F9

0-0 4-3 4-1 1B

0-0 F7

0-3 K

0-0 1B

0-0 F9

0-0 F8

0-3 K

0-0 F7

0-0 3-1

0-0 F9

4-0 WP 1B BB

0-0 WP 1B

0-0 F3

0-0 F9

0-0 F8

0-3 K

0-0 1-3

0-0 1B BB WP 1B

0-3 K

0-0 G5-4-3 BB

0-3 K

0-0 G5-4-3

0-0 1B

0-0 BB

0-3 K

0-0 F5

0-3 K

0-0 F9

0-0 WP 2B

0-3 K

0-0 F5

0-0 1B

0-0 F9

0-3 K

0-0 1-3

0-0 1B BB WP 1B

0-3 K

0-0 WP 1B BB

0-0 WP 1B

0-0 F3

0-0 F9

0-0 F8

0-3 K

0-0 F7

0-0 3-1

0-0 F9

0-0 G5-4-3 BB

0-3 K

0-0 G5-4-3

0-0 1B

0-0 BB

0-3 K

0-0 F5

0-3 K

0-0 F9

0-0 WP 2B

0-3 K

0-0 F5

0-0 1B

0-0 F9

0-3 K

0-0 1-3

0-0 1B BB WP 1B

0-3 K

0-0 G5-4-3 BB

0-3 K

0-0 G5-4-3

0-0 1B

0-0 BB

0-3 K

0-0 F5

0-3 K

0-0 F9

0-0 G5-4-3 BB

0-3 K

0-0 G5-4-3

0-0 1B

0-0 BB

0-3 K

0-0 F5

0-3 K

0-0 F9

0-0 G5-4-3 BB

0-3 K

0-0 G5-4-3

0-0 1B

0-0 BB

0-3 K

0-0 F5

0-3 K

0-0 F9

0-0 F9

PITCHER Earl Wilson, R (1, 1) IP 10.0 WLS W BF 39 H 7 R 1 ER 1 SO 8 BB 3 IBB 0 HBP 0 BLK 0 WP 2 HR 0 S 52 P 64 ERA 0.90 WHIP 1.000

PITCHER IP WLS BF H R ER SO BB IBB HBP BLK WP HR S P ERA WHIP

Batter	1	2	3	4	5	6	7	8	9	AB R H RBI BB SO LOB	TOP											
Rico Petrocelli, R (1, 6) OBP: 0.296, SLG: 0.402	0-3 K	0-0 F5			0-0 6-3			0-3 K		4 0 0 0 0 2 2												
Joe Foy, R (1, 5) OBP: 0.350, SLG: 0.295	0-0 6-3		0-3 K			0-0 F2		0-0 4-3		4 0 0 0 0 1 0												
Carl Yastrzemski, L (1, 7) OBP: 0.386, SLG: 0.447	0-0 4-3		0-0 1-3			0-0 CS 1B		0-0 3-1		4 0 1 0 0 0 0												
George Scott, R (1, 3) OBP: 0.368, SLG: 0.658		0-3 K	0-0 4-3			0-3 K 1-2		0-0 F4		4 0 0 0 0 2 1												
Tony Conigliaro, R (1, 9) OBP: 0.285, SLG: 0.373		0-0 BB 1B BB		0-0 F8		0-0 HR		0-0 F9		4 2 2 1 0 0 0												
George Thomas, R (1, 8) OBP: 0.333, SLG: 0.172		4-0 BB 1B BB		0-0 5-3		4-0 BB		0-0 L8		2 1 0 0 2 0 0												
Bob Tillman, R (1, 2) OBP: 0.291, SLG: 0.294		4-0 FC1-5 1B BB		0-0 F8		0-0 F3				2 0 0 0 1 0 1												
George Smith, R (1, 4) OBP: 0.244, SLG: 0.250		0-0 FC1-5 1B		0-3 K		0-0 F8		0-0 F8		3 0 1 2 0 1 1												
Dick Stigman, R (1, 1) OBP: 0.100, SLG: 0.100		0-0 FC1-5		0-3 K		0-0 G3				0 0 0 0 0 0 0												
Jim Lonborg, R (1, 1)										3 0 0 0 0 1 3												
Dick Radatz, R (8, 1)										0 0 0 0 0 0 0												
<b>Inning Stats</b>	R: 0 E: 0 K: 1 S: 5	H: 0 LOB: 0 BB: 0 P: 5	R: 2 E: 0 K: 1 S: 7	H: 2 LOB: 2 BB: 2 P: 15	R: 0 E: 0 K: 1 S: 5	H: 0 LOB: 0 BB: 0 P: 5	R: 0 E: 0 K: 0 S: 3	H: 0 LOB: 0 BB: 0 P: 3	R: 0 E: 0 K: 2 S: 7	H: 0 LOB: 0 BB: 0 P: 7	R: 0 E: 0 K: 1 S: 5	H: 1 LOB: 0 BB: 0 P: 5	R: 1 E: 0 K: 0 S: 4	H: 1 LOB: 1 BB: 1 P: 8	R: 0 E: 0 K: 1 S: 5	H: 0 LOB: 0 BB: 0 P: 5	R: 0 E: 0 K: 0 S: 3	H: 0 LOB: 0 BB: 0 P: 3	1B: 3 2B: 0 3B: 0 HR: 1	SF: 0 SAC: 0 DP: 0 HBP: 0	WP: 0 PB: 0 SB: 0 CS: 1	PA: 33
<b>PITCHER</b>	IP WLS BF H R ER SO BB IBB HBP BLK WP HR S P ERA WHIP																					
Steve Barber, L (1, 1) ERA: 2.33	7.0 L 27 4 3 3 6 3 0 0 0 0 0 1 36 48 3.86 1.000																					
Dick Hall, R (8, 1) ERA: 1.15	2.0 6 0 0 0 1 0 0 0 0 0 0 0 8 8 0.00 0.000																					

**Boston Red Sox @ Baltimore Orioles**  
**Memorial Stadium, Baltimore, MD**  
 Thu May 19 1966, 7:05 PM EDT  
 Att. 5,477 - Unknown

[livebaseballscorecards.com](http://livebaseballscorecards.com)

<b>AB</b>	<b>30</b>
<b>R</b>	<b>3</b>
<b>H</b>	<b>4</b>
<b>RBI</b>	<b>3</b>
<b>BB</b>	<b>3</b>
<b>SO</b>	<b>7</b>
<b>LOB</b>	<b>8</b>



Batter	1	2	3	4	5	6	7	8	9	AB	R	H	RBI	BB	SO	LOB
Luis Aparicio, R OBP: 0.233, SLG: 0.267 (1, 6)	4-0 WP 1B BB BB		0-0 6-3			0-0 4-3	0-0 6-3			3	1	0	0	1	0	1
Bob Johnson, R OBP: 0.385, SLG: 0.273 (1, 3)	0-0 BB WP 1-2 1B		0-0 6-3			0-0 BB 1B 1B		4-0 BB BB		3	0	2	0	1	0	0
Frank Robinson, R OBP: 0.470, SLG: 0.664 (1, 9)	4-0 BB BB 1-2 2-3		0-0 F8			0-0 F8		0-3 K		3	0	0	0	1	1	2
Brooks Robinson, R OBP: 0.377, SLG: 0.520 (1, 5)	0-3 K			0-0 6-3		0-0 BB 1B 1-2		0-0 F4		4	0	1	0	0	1	4
Woodie Held, R OBP: 0.462, SLG: 0.222 (1, 7)	4-0 BB BB			0-0 5-3		4-0 BB BB		0-0 F6		1	0	0	1	2	0	0
Curt Blefary, L OBP: 0.319, SLG: 0.444 (8, PH) (9, 7)	1-2 2-3 3-H BB					1-2 2-3 BB				1	0	0	0	0	0	1
Davey Johnson, R OBP: 0.250, SLG: 0.319 (1, 4)	0-0 G6-3 1-2f			0-0 1-3		0-0 F9				4	0	0	0	0	0	6
Paul Blair, R OBP: 0.250, SLG: 0.345 (1, 8)		0-0 1-3				0-0 6-3		0-0 6-3		3	0	0	0	0	0	0
Dick Hall, R (8, 1)										0	0	0	0	0	0	0
Boog Powell, L OBP: 0.299, SLG: 0.376 (9, PH)										1	0	0	0	0	0	0
Andy Etchebarren, R OBP: 0.298, SLG: 0.354 (1, 2)		0-0 4-3				0-0 6-3		0-0 6-3		4	0	0	0	0	0	0
Steve Barber, L (1, 1)																
Russ Snyder, L OBP: 0.306, SLG: 0.333 (7, PH) (8, 8)		0-3 K				0-3 K		0-0 2B		2	0	0	0	0	2	0
										2	0	1	0	0	0	1

Inning Stats	R: 1	H: 1	E: 0	K: 1	S: 5	H: 1	LOB: 2	BB: 3	P: 17	R: 0	H: 0	E: 0	K: 1	S: 5	R: 0	H: 0	E: 0	K: 0	S: 3	R: 0	H: 0	E: 0	K: 0	S: 3	R: 0	H: 0	E: 0	K: 1	S: 5	R: 0	H: 2	E: 0	K: 0	S: 5	R: 0	H: 1	E: 0	K: 0	S: 4	R: 0	H: 0	E: 0	K: 1	S: 5	R: 0	H: 0	E: 1	K: 0	S: 4	R: 0	H: 0	E: 0	K: 0	S: 4
--------------	------	------	------	------	------	------	--------	-------	-------	------	------	------	------	------	------	------	------	------	------	------	------	------	------	------	------	------	------	------	------	------	------	------	------	------	------	------	------	------	------	------	------	------	------	------	------	------	------	------	------	------	------	------	------	------

PITCHER	IP	WLS	BF	H	R	ER	SO	BB	IBB	HBP	BLK	WP	HR	S	P	ERA	WHIP
Dick Stigman, L ERA: 4.6 (1, 1)	0.1		5	1	1	1	1	3	0	0	0	1	0	4	16	27.00	12.000
Jim Lonborg, R ERA: 3.14 (1, 1)	6.2	W	23	3	0	0	2	1	0	0	0	0	0	26	30	0.00	0.600
Dick Radatz, R ERA: 3.24 (8, 1)	2.0	S	8	0	0	0	1	1	0	0	0	0	0	9	13	0.00	0.500

**BOTTOM**

**Boston Red Sox @ Baltimore Orioles**  
**Memorial Stadium, Baltimore, MD**  
 Thu May 19 1966, 7:05 PM EDT  
 Att. 5,477 - Unknown

<b>AB</b>	<b>31</b>
<b>R</b>	<b>1</b>
<b>H</b>	<b>4</b>
<b>RBI</b>	<b>1</b>
<b>BB</b>	<b>5</b>
<b>SO</b>	<b>4</b>
<b>LOB</b>	<b>15</b>



WP	PA	1B	2B	3B	HR	SF	SAC	DP	HBP	WP	HR	S	P	ERA	WHIP
1	36	3	1	0	0	0	0	1	0	1	0	4			

Batter	1	2	3	4	5	6	7	8	9	AB R H RBI BB SO LOB	TOP
<b>Jose Tartabull, L</b> (1, 8) OBP: 0.293, SLG: 0.307 <b>Joe Nossek, R</b> (6, 8) OBP: 0.333, SLG: 0.500	0-0 F4		0-0 6-3			0-0 FC3-6			0-3 K	3 0 0 0 0 0 2 1 0 0 0 0 1 0	<b>Kansas City Athletics @ Boston Red Sox</b> Fenway Park, Boston, MA Fri May 20 1966, 7:05 PM EDT Att: 13,192 - Unknown  <b>livebaseballscorecards.com</b>  <b>AB 27</b> <b>R 0</b> <b>H 2</b> <b>RBI 0</b> <b>BB 2</b> <b>SO 5</b> <b>LOB 7</b>
<b>Larry Stahl, L</b> (1, 7) OBP: 0.224, SLG: 0.327	0-0 F9			0-0 G6-4-3 1B		0-0 G3			0-0 4-3	4 0 1 0 0 0 1	
<b>Mike Hershberger, R</b> (1, 9) OBP: 0.307, SLG: 0.367	0-0 2-3			0-0 G6-4-3			0-0 L9			3 0 0 0 0 0 1	
<b>Billy Bryan, L</b> (1, 2) OBP: 0.222, SLG: 0.208		4-0 BB		0-0 G3			0-0 3-1			2 0 0 0 1 0 0	
<b>Ken Harrelson, R</b> (1, 3) OBP: 0.261, SLG: 0.221		0-0 G6-4-3			0-0 5-3		0-3 K			3 0 0 0 0 1 1	
<b>Ed Charles, R</b> (1, 5) OBP: 0.294, SLG: 0.375		0-3 K			0-0 6-3			0-0 6-3		3 0 0 0 0 1 0	
<b>Dick Green, R</b> (1, 4) OBP: 0.230, SLG: 0.294			0-0 WP S 1B		0-0 4-3			0-0 F3		3 0 1 0 0 0 0	
<b>Ossie Chavarria, R</b> (1, 6) OBP: 0.298, SLG: 0.262 <b>John Wyatt, R</b> (8, 1)			0-3 K			0-0 F9		0-0 F9		3 0 0 0 0 1 1 0 0 0 0 0 0 0	
<b>Fred Talbot, R</b> (1, 1) OBP: 0.167, SLG: 0.091 <b>Wayne Causey, L</b> (8, 6) OBP: 0.299, SLG: 0.233			0-3 K2-3			4-0 FC3-6 BB		0-0 L9		1 0 0 0 1 1 1 1 0 0 0 0 0 0	
<b>Inning Stats</b>	R: 0 H: 0 E: 0 LOB: 0 K: 0 BB: 0 S: 3 P: 3	R: 0 H: 0 E: 0 LOB: 0 K: 1 BB: 1 S: 4 P: 8	R: 0 H: 1 E: 0 LOB: 1 K: 2 BB: 0 S: 8 P: 8	R: 0 H: 1 E: 0 LOB: 0 K: 0 BB: 0 S: 3 P: 3	R: 0 H: 0 E: 0 LOB: 0 K: 0 BB: 0 S: 3 P: 3	R: 0 H: 0 E: 0 LOB: 1 K: 0 BB: 1 S: 3 P: 7	R: 0 H: 0 E: 0 LOB: 0 K: 1 BB: 0 S: 5 P: 5	R: 0 H: 0 E: 0 LOB: 0 K: 0 BB: 0 S: 3 P: 3	R: 0 H: 0 E: 0 LOB: 0 K: 1 BB: 0 S: 5 P: 5	1B: 2 SF: 0 2B: 0 SAC: 0 3B: 0 DP: 2 HR: 0 HBP: 0	
<b>PITCHER</b> <b>Jose Santiago, R</b> (1, 1) ERA: 2.36	IP WLS BF H R ER SO BB IBB HBP BLK WP HR S P ERA WHIP 9.0 W 29 2 0 0 5 2 0 0 0 1 0 37 45 0.00 0.444	<b>PITCHER</b> IP WLS BF H R ER SO BB IBB HBP BLK WP HR S P ERA WHIP									






Batter	1	2	3	4	5	6	7	8	9	AB	R	H	RBI	BB	SO	LOB
Rico Petrocelli, R OBP: 0.295, SLG: 0.421 (1, 6)	0-0 6-3		0-0 F6		0-0 F2		0-0 HR			4	1	1	2	0	0	0
Jim Gosger, L OBP: 0.328, SLG: 0.245 (1, 8)	0-0 1B		4-0 BB			4-0 BB	0-0 F8			2	0	1	0	2	0	0
Carl Yastrzemski, L OBP: 0.375, SLG: 0.433 (1, 7)	0-0 1-3		0-0 F7			0-0 FC4-6 1B	0-0 4-3			4	1	0	0	0	0	3
George Scott, R OBP: 0.372, SLG: 0.650 (1, 3)	4-0 IBB		0-3 K			0-0 E7 2B 1B		0-0 F8		3	0	1	0	1	1	1
Tony Conigliaro, R OBP: 0.284, SLG: 0.377 (1, 9)	0-3 K			0-0 5-3		0-0 2B		0-0 F7		4	0	1	0	0	1	3
Dalton Jones, L OBP: 0.286, SLG: 0.340 George Smith, R OBP: 0.244, SLG: 0.250 (1, 4) (9, 4)	0-0 F8			0-0 F7		4-0 IBB		0-0 4-3		3	0	0	0	1	0	3
Joe Foy, R OBP: 0.340, SLG: 0.284 (1, 5)		0-0 L8		0-3 K		0-0 G6-4-3				3	0	0	0	0	1	3
Bob Tillman, R OBP: 0.293, SLG: 0.296 (1, 2)		0-0 5-3			0-0 5-3		0-0 SH3-4 1B			3	1	1	0	0	0	0
Jose Santiago, R OBP: 0.071, SLG: 0.071 (1, 1)		0-0 1-3			0-0 6-3		0-0 SH3-4			2	0	0	0	0	0	0

Inning Stats	R: 0	H: 1	E: 1	K: 1	S: 7	LOB: 3	BB: 1	P: 11
R: 0	H: 0	E: 0	K: 0	S: 3	LOB: 0	BB: 0	P: 3	
R: 0	H: 0	E: 0	K: 1	S: 5	LOB: 1	BB: 1	P: 9	
R: 0	H: 0	E: 0	K: 1	S: 5	LOB: 0	BB: 0	P: 5	
R: 0	H: 0	E: 0	K: 0	S: 3	LOB: 0	BB: 0	P: 3	
R: 1	H: 2	E: 1	K: 0	S: 4	LOB: 2	BB: 2	P: 12	
R: 2	H: 2	E: 0	K: 0	S: 5	LOB: 0	BB: 0	P: 5	
R: 0	H: 0	E: 0	K: 0	S: 3	LOB: 0	BB: 0	P: 3	

**BOTTOM**

**Kansas City Athletics @ Boston Red Sox**  
Fenway Park, Boston, MA  
Fri May 20 1966, 7:05 PM EDT  
Att. 13,192 - Unknown

AB	28
R	3
H	5
RBI	2
BB	4
SO	3
LOB	13



1B: 3	SF: 0	WP: 0	PA: 33
2B: 1	SAC: 1	PB: 0	
3B: 0	DP: 1	SB: 0	
HR: 1	HBP: 0	CS: 0	


PITCHER	IP	WLS	BF	H	R	ER	SO	BB	IBB	HBP	BLK	WP	HR	S	P	ERA	WHIP
Fred Talbot, R ERA: 5.63 (1, 1)	7.0	L	30	5	3	3	3	2	2	0	0	0	1	32	48	3.86	1.000
John Wyatt, R ERA: 2.45 (8, 1)	1.0		3	0	0	0	0	0	0	0	0	0	0	3	3	0.00	0.000

Batter	1	2	3	4	5	6	7	8	9	AB R H RBI BB SO LOB	TOP																
Wayne Causey, L (1, 6) OBP: 0.306, SLG: 0.234	4-0 1-3 BB		0-0 6-3		0-0 1B 1B	0-0 L8			0-0 L7	4 1 1 0 1 0 0																	
Dick Green, R (1, 4) OBP: 0.239, SLG: 0.295	0-0 1-3 1-2		0-0 1B		4-0 1B BB		0-3 K			3 1 1 0 1 1 1																	
Mike Hershberger, R (1, 8) OBP: 0.305, SLG: 0.362	0-0 6-3		0-0 F8		0-0 1B FC4		0-0 6-3			4 1 1 1 0 0 2																	
Billy Bryan, L (1, 3) OBP: 0.224, SLG: 0.212	0-0 F5		0-3 K		0-0 FC4 1B		0-0 4-3			4 0 1 2 0 1 2																	
Larry Stahl, L (1, 9) OBP: 0.226, SLG: 0.373		0-0 HR		0-3 K	0-0 FC4			0-0 L6		4 1 1 2 0 1 1																	
Ken Harrelson, R (1, 7) OBP: 0.261, SLG: 0.215		0-0 L8		4-0 WP BB	0-0 5-3			0-3 K		3 0 0 0 1 1 1																	
Ed Charles, R (1, 5) OBP: 0.278, SLG: 0.353		0-3 K		0-0 L8	0-0 5-3			0-0 F8		4 0 0 0 0 1 2																	
Ken Suarez, R (1, 2) OBP: 0.355, SLG: 0.240		4-0 FC BB		0-3 K		0-3 K		0-0 F7		3 0 0 0 1 2 1																	
Rollie Sheldon, R (1, 1) OBP: 0.067, SLG: 0.067		0-0 FC			0-0 BB 1B	0-3 K		0-0 1-3		3 1 1 0 0 1 1																	
Paul Lindblad, L (6, 1)										0 0 0 0 0 0 0																	
Jack Aker, R (6, 1)										1 0 0 0 0 0 0																	
<b>Inning Stats</b>	R: 0 E: 0 K: 0 S: 3	H: 0 LOB: 1 BB: 1 P: 7	R: 1 E: 0 K: 1 S: 6	H: 1 LOB: 1 BB: 1 P: 10	R: 0 E: 0 K: 1 S: 6	H: 1 LOB: 1 BB: 1 P: 6	R: 0 E: 0 K: 2 S: 7	H: 0 LOB: 1 BB: 1 P: 11	R: 4 E: 0 K: 0 S: 7	H: 4 LOB: 1 BB: 1 P: 11	R: 0 E: 0 K: 2 S: 7	H: 0 LOB: 0 BB: 0 P: 7	R: 0 E: 0 K: 1 S: 5	H: 0 LOB: 0 BB: 0 P: 5	R: 0 E: 0 K: 1 S: 5	H: 0 LOB: 0 BB: 0 P: 5	R: 0 E: 0 K: 0 S: 3	H: 0 LOB: 0 BB: 0 P: 3	1B: 5 2B: 0 3B: 0 HR: 1	SF: 0 SAC: 0 DP: 0 HBP: 0	WP: 1 PB: 0 SB: 1 CS: 0	PA: 37					
<b>PITCHER</b>	IP WLS BF H R ER SO BB IBB HBP BLK WP HR S P ERA WHIP																										
Jerry Stephenson, R (1, 1) ERA: 5.75	4.0		19	4	3	3	4	3	0	0	0	1	1	24	36	6.75	1.750										
Darrell Brandon, R (5, 1) ERA: 4.05	0.0		2	1	0	0	0	1	0	0	0	0	0	1	5	∞	∞										
Dick Stigman, L (5, 1) ERA: 4.45	1.0		4	1	2	2	0	0	0	0	0	0	0	4	4	18.00	1.000										
Ken Sanders, R (6, 1) ERA: 2.72	4.0	W	12	0	0	0	4	0	0	0	0	0	0	20	20	0.00	0.000										

**Kansas City Athletics @ Boston Red Sox**  
**Fenway Park, Boston, MA**  
 Sat May 21 1966, 3:33 AM EDT  
 Att. 5,557 - Unknown

[livebaseballscorecards.com](http://livebaseballscorecards.com)

<b>AB</b>	<b>33</b>
<b>R</b>	<b>5</b>
<b>H</b>	<b>6</b>
<b>RBI</b>	<b>5</b>
<b>BB</b>	<b>4</b>
<b>SO</b>	<b>8</b>
<b>LOB</b>	<b>11</b>



Batter	1	2	3	4	5	6	7	8	9	AB R H RBI BB SO LOB
Rico Petrocelli, R OBP: 0.285, SLG: 0.405 (1, 6)	0-0 F7		0-0 L8		0-3 K		0-0 5-3		0-0 FC5 1B	5 0 0 0 0 1 4
Jim Gosger, L OBP: 0.333, SLG: 0.276 (1, 8) (5, 9)	0-0 F6			0-0 E4 1B SF8	0-0 5-3		0-0 2B		0-0 1B 1-2 2-3 3-H	5 1 2 2 0 0 0
Carl Yastrzemski, L OBP: 0.385, SLG: 0.489 (1, 7)	0-0 HR			0-0 1B 1-3 S		0-0 HR	0-0 F8			4 3 3 2 0 0 2
George Scott, R OBP: 0.369, SLG: 0.638 (1, 3)	0-0 L7			0-3 K 1-2		0-0 G5-4-3 1B		0-0 6-3		4 0 1 0 0 1 2
Tony Conigliaro, R OBP: 0.279, SLG: 0.374 Lenny Green, L OBP: 0.343, SLG: 0.322 George Thomas, R OBP: 0.316, SLG: 0.161 (1, 9) (5, 8) (6, PH) (7, 8)		0-0 G3		0-0 SF8		0-0 G5-4-3 1-2f		0-0 6-3		1 0 0 1 0 0 0 0 0 0 0 0 0 0 2 0 0 0 0 0 1
Dalton Jones, L OBP: 0.300, SLG: 0.327 (1, 4)	0-0 6-3			4-0 1B BB		4-0 BB		0-0 4-3		2 0 0 0 2 0 0
Joe Foy, R OBP: 0.346, SLG: 0.318 (1, 5)	0-0 4-3			0-0 FC6-4 1B 1-3 2-H		0-0 6-3			0-0 1B 3B	4 1 2 1 0 0 1
Bob Tillman, R OBP: 0.295, SLG: 0.298 Earl Wilson, R OBP: 0.429, SLG: 0.667 Mike Ryan, R OBP: 0.236, SLG: 0.290 (1, 2) (7, PR) (8, 2)		0-0 L5		0-0 FC6-4 1-2f		0-0 SH2-4 2B 1B		4-0 1B 5-3 IBB		3 0 1 0 0 0 2 0 1 0 0 0 0 0 0 0 0 0 1 0 0
Jerry Stephenson, L OBP: 0.101, SLG: 0.091 Darrell Brandon, R OBP: 0.100, SLG: 0.100 Dick Stigman, R OBP: 0.100, SLG: 0.100 Joe Christopher, R Ken Sanders, R George Smith, R OBP: 0.241, SLG: 0.247 (1, 1) (5, 1) (5, PH) (6, 1) (9, PH)		0-0 4-3		0-0 F7		0-0 SH2-4		0-0 5-3		1 0 1 0 0 0 0 0 0 0 0 0 0 0 0 0 1 0 0 0 0 0 2

Inning Stats	R: 1	H: 1	E: 0	K: 0	S: 4	LOB: 0	BB: 0	P: 4	R: 0	H: 0	E: 0	K: 0	S: 3	LOB: 0	BB: 0	P: 3	R: 0	H: 0	E: 0	K: 0	S: 3	LOB: 0	BB: 0	P: 3	R: 2	H: 2	E: 1	K: 1	S: 8	LOB: 2	BB: 1	P: 12	R: 0	H: 0	E: 0	K: 1	S: 5	LOB: 0	BB: 0	P: 5	R: 1	H: 2	E: 0	K: 0	S: 4	LOB: 1	BB: 1	P: 8	R: 1	H: 2	E: 0	K: 0	S: 5	LOB: 2	BB: 0	P: 5	R: 0	H: 0	E: 0	K: 0	S: 3	LOB: 0	BB: 0	P: 3	R: 1	H: 2	E: 0	K: 0	S: 4	LOB: 3	BB: 1	P: 8	1B: 5	2B: 1	3B: 1	HR: 2	SF: 1	SAC: 1	DP: 1	HBP: 0	WP: 0	PA: 38
--------------	------	------	------	------	------	--------	-------	------	------	------	------	------	------	--------	-------	------	------	------	------	------	------	--------	-------	------	------	------	------	------	------	--------	-------	-------	------	------	------	------	------	--------	-------	------	------	------	------	------	------	--------	-------	------	------	------	------	------	------	--------	-------	------	------	------	------	------	------	--------	-------	------	------	------	------	------	------	--------	-------	------	-------	-------	-------	-------	-------	--------	-------	--------	-------	--------

PITCHER	IP	WLS	BF	H	R	ER	SO	BB	IBB	HBP	BLK	WP	HR	S	P	ERA	WHIP
Rollie Sheldon, R ERA: 2.47 (1, 1)	5.0		22	5	4	2	2	1	0	0	0	0	2	25	29	3.60	1.200
Paul Lindblad, L ERA: 6.23 (6, 1)	0.2		2	0	0	0	0	1	0	0	0	0	0	1	5	0.00	1.500
Jack Aker, R ERA: 1.65 (6, 1)	2.2	L	14	4	2	2	0	0	1	0	0	0	0	13	17	6.75	1.500

BOTTOM

**Kansas City Athletics @ Boston Red Sox**  
 Fenway Park, Boston, MA  
 Sat May 21 1966, 3:33 AM EDT  
 Att. 5,557 - Unknown

livebaseballscorecards.com

AB	33
R	6
H	9
RBI	6
BB	3
SO	2
LOB	14



Batter	1	2	3	4	5	6	7	8	9	AB R H RBI BB SO LOB	TOP									
Wayne Causey, L (1, 6) OBP: 0.303, SLG: 0.235	0-0 F8		0-0 5-3 1B		0-0 F5			0-0 F4		4 0 1 0 0 0 0	<b>Kansas City Athletics @ Boston Red Sox</b> Fenway Park, Boston, MA Sun May 22 1966, 3:33 AM EDT Att. 20,540 - Unknown									
Dick Green, R (1, 4) OBP: 0.240, SLG: 0.289	4-0 BB		0-0 SF8		0-0 F1		0-0 F6		2 0 0 1 1 0 0											
Mike Hershberger, R (1, 8) OBP: 0.321, SLG: 0.381	4-0 BB		0-0 5-3		0-0 ES 1B			0-0 2B	3 0 2 0 1 0 1											
Billy Bryan, L (1, 3) OBP: 0.210, SLG: 0.196	0-3 K		0-0 G3		0-3 K			0-0 F7	4 0 0 0 0 2 5											
Larry Stahl, L (1, 9) OBP: 0.212, SLG: 0.349	0-0 F5			0-0 3-1		0-0 4-1		0-0 3-1	4 0 0 0 0 0 4											
Ed Charles, R (1, 5) OBP: 0.263, SLG: 0.333		0-0 6-3		0-3 K		0-0 F8		0-0 4-3	4 0 0 0 0 1 1											
Ken Harrelson, R (1, 7) OBP: 0.254, SLG: 0.209		0-3 K		0-0 5-3		0-3 K			3 0 0 0 0 2 0											
Ken Suarez, R (1, 2) OBP: 0.338, SLG: 0.226		0-0 6-3		0-3 K		0-0 F8			3 0 0 0 0 1 0											
Ralph Terry, R (1, 1) OBP: 0.400, SLG: 0.250			0-0 1B SF8 1B		0-0 4-3		0-0 4-3		2 1 1 0 0 0 0											
Ron Stone, L (8, PH) OBP: 0.222, SLG: 0.222									1 0 0 0 0 0 0											
John Wyatt, R (8, 1)									0 0 0 0 0 0 0											
<b>Inning Stats</b>	R: 0 E: 1 K: 1 S: 5	H: 0 LOB: 2 BB: 2 P: 13	R: 0 E: 0 K: 1 S: 5	H: 0 LOB: 0 BB: 0 P: 5	R: 1 E: 0 K: 0 S: 5	H: 2 LOB: 1 BB: 0 P: 5	R: 0 E: 0 K: 1 S: 5	H: 0 LOB: 0 BB: 0 P: 5	R: 0 E: 0 K: 1 S: 6	H: 1 LOB: 1 BB: 0 P: 6	R: 0 E: 0 K: 1 S: 5	H: 0 LOB: 0 BB: 0 P: 5	R: 0 E: 0 K: 0 S: 3	H: 0 LOB: 0 BB: 0 P: 3	R: 0 E: 0 K: 0 S: 4	H: 1 LOB: 1 BB: 0 P: 4	1B: 3 2B: 1 3B: 0 HR: 0	SF: 1 SAC: 0 DP: 0 HBP: 0	WP: 0 PB: 0 SB: 1 CS: 0	PA: 33
<b>PITCHER</b> Earl Wilson, R (1, 1) ERA: 3.84	IP 9.0 WLS W BF 33 H 4 R 1 ER 1 SO 6 BB 2 IBB 0 HBP 0 BLK 0 WP 0 HR 0 S 43 P 51 ERA 1.00 WHIP 0.667																			
																				<b>PITCHER</b> ERA WHIP

livebaseballscorecards.com

AB	30
R	1
H	4
RBI	1
BB	2
SO	6
LOB	11



Batter	1	2	3	4	5	6	7	8	9
Rico Petrocelli, R OBP: 0.277, SLG: 0.393 (1, 6) X	0-0 5-3 ①			X 0-0 6-3 ①		X 0-0 6-3 ① X	0-0 6-3 ③		
Jim Gosger, L OBP: 0.329, SLG: 0.290 (1, 8) X	0-0 F3 ②			X 0-0 6-3 ②		S S 0-3 K ②		X 0-0 2B 2B	
Carl Yastrzemski, L OBP: 0.388, SLG: 0.493 (1, 7) X	0-0 4-3 ③			B B B B 4-0 BB ③		X 0-0 6-3 ③		X 0-0 CS 2B 2-H	
George Scott, R OBP: 0.364, SLG: 0.628 George Thomas, R OBP: 0.300, SLG: 0.152 (1, 3) (5, 3)		X 0-0 5-3 ①		S S S 0-3 K ③		X 0-0 6-3 ① S S	0-3 K ①		
Tony Conigliaro, R OBP: 0.271, SLG: 0.362 (1, 9)		X 0-0 F4 ②		S S S S 0-3 K ①		S S S 0-3 K ② S S	0-3 K ②		
Dalton Jones, L OBP: 0.328, SLG: 0.418 (1, 4)		X 0-0 G3 ③		X 0-0 HR ①		X 0-0 1B 2B	4-0 IBB		
Joe Foy, R OBP: 0.345, SLG: 0.318 (1, 5)		X 0-0 5-3 ①		X 0-0 F6 ②		X 0-0 E 1B 2-H	0-0 CS ③		
Bob Tillman, R OBP: 0.313, SLG: 0.293 (1, 2)		X 0-0 F3 ②		B B B B 4-0 BB ①		1-2 E 1B IBB			
Earl Wilson, R OBP: 0.417, SLG: 0.619 (1, 1)		X 0-0 F9 ③		S S S 0-3 K ③		X 0-0 E9 1B 1-H 2-H			

Inning Stats	R: 0	H: 0	E: 0	LOB: 0	K: 0	S: 3	P: 3	R: 0	H: 0	E: 0	LOB: 0	K: 0	S: 3	P: 3	R: 0	H: 0	E: 0	LOB: 1	K: 1	S: 5	R: 1	H: 1	E: 0	LOB: 1	K: 2	S: 8	P: 12	R: 0	H: 0	E: 0	LOB: 0	K: 1	S: 5	R: 3	H: 3	E: 1	LOB: 1	K: 1	S: 8	R: 1	H: 2	E: 0	LOB: 1	K: 2	S: 8	P: 12													
	0	0	0	0	0	3	3	0	0	0	0	0	3	3	0	0	0	1	1	5	1	1	0	1	0	1	1	12	0	0	0	0	5	3	3	1	1	1	8	3	3	1	1	1	12	1	2	0	1	2	8	12	1	2	0	1	1	8	12

PITCHER	IP	WLS	BF	H	R	ER	SO	BB	IBB	HBP	BLK	WP	HR	S	P	ERA	WHIP
Ralph Terry, R ERA: 1.71 (1, 1)	7.0	L	28	4	4	3	5	2	1	0	0	0	1	35	47	3.86	0.857
John Wyatt, R ERA: 3.0 (8, 1)	1.0		5	2	1	1	2	0	1	0	0	0	0	8	12	9.00	2.000

**BOTTOM**

**Kansas City Athletics @ Boston Red Sox**  
 Fenway Park, Boston, MA  
 Sun May 22 1966, 3:33 AM EDT  
 Att. 20,540 - Unknown

AB	R	H	RBI	BB	SO	LOB
4	0	0	0	0	0	1
4	1	1	0	0	1	0
3	0	1	1	1	0	0
2	0	0	0	0	1	1
2	0	0	0	0	1	1
4	0	0	0	0	3	1
3	2	2	1	1	0	0
3	1	1	1	0	0	0
1	1	0	0	2	0	0
3	0	1	1	0	1	1

AB	29
R	5
H	6
RBI	4
BB	4
SO	7
LOB	5



1B	2B	3B	HR	SF	SAC	DP	HBP	WP	HR	S	P	ERA	WHIP
2	3	0	1	0	0	0	0	0	0	0	0	9.00	2.000
0	0	0	0	0	0	0	0	0	0	0	0	3.86	0.857
0	0	0	0	0	0	0	0	0	0	0	0	9.00	2.000


Batter	1	2	3	4	5	6	7	8	9	AB R H RBI BB SO LOB	TOP	
Zoilo Versalles, R OBP: 0.246, SLG: 0.342 Garry Roggenburk, R (7, 1)	0-0 S 2B 1B	0-0 F7			0-0 P6		0-0 F8			4 1 1 0 0 0 3 0 0 0 0 0 0 0		
Rich Rollins, R OBP: 0.310, SLG: 0.270 (1, 5)	0-0 F9		0-0 F8		0-3 K			0-0 6-3		4 0 0 0 0 1 1		
Tony Oliva, L OBP: 0.414, SLG: 0.714 (1, 9)	0-0 1-H 3B 2B		0-0 P4			0-0 F7		0-0 P4		4 1 1 1 0 0 0		
Harmon Killebrew, R OBP: 0.349, SLG: 0.407 (1, 3)	0-0 F7		0-0 F8			0-3 K		0-0 L6		4 0 0 0 0 1 1		
Jimmie Hall, L OBP: 0.250, SLG: 0.317 (1, 8)	0-0 2-H 3B			4-0 BB		0-0 4-3			0-0 F7	3 0 1 1 1 0 0		
Bob Allison, R OBP: 0.238, SLG: 0.296 (1, 7)	0-0 F2			0-0 F2			0-3 K		0-3 K	4 0 0 0 0 2 2		
Earl Battey, R OBP: 0.358, SLG: 0.353 (1, 2)				0-0 F9			0-0 1B		0-0 1B	3 0 2 0 1 0 1		
Bernie Allen, L OBP: 0.313, SLG: 0.358 (1, 4)			0-0 F8		0-0 L4		0-0 1B		0-3 K	4 0 1 0 0 1 3		
Camilo Pascual, R OBP: 0.227, SLG: 0.227 Jim Perry, S OBP: 0.571, SLG: 0.400 Pete Cimino, R (4, 1) Sandy Valdespino, L OBP: 0.255, SLG: 0.289 Cesar Tovar, R OBP: 0.338, SLG: 0.381 (7, 6)		0-0 F9			0-3 K					1 0 0 0 0 0 1 0 0 0 0 0 0 0 1 0 0 0 0 1 0 1 0 0 0 0 1 2 0 0 0 0 0 0 0		
<b>Inning Stats</b>	R: 2 H: 3 E: 0 LOB: 1 K: 0 BB: 0 S: 6 P: 6	R: 0 H: 0 E: 0 LOB: 1 K: 0 BB: 1 S: 3 P: 7	R: 0 H: 0 E: 0 LOB: 0 K: 0 BB: 0 S: 3 P: 3	R: 0 H: 0 E: 0 LOB: 1 K: 0 BB: 1 S: 3 P: 7	R: 0 H: 0 E: 0 LOB: 0 K: 2 BB: 0 S: 7 P: 7	R: 0 H: 0 E: 0 LOB: 0 K: 1 BB: 0 S: 5 P: 5	R: 0 H: 2 E: 0 LOB: 2 K: 2 BB: 0 S: 9 P: 9	R: 0 H: 0 E: 0 LOB: 0 K: 0 BB: 0 S: 3 P: 3	R: 0 H: 1 E: 0 LOB: 1 K: 2 BB: 0 S: 8 P: 8	1B: 4 SF: 0 2B: 1 SAC: 0 3B: 1 DP: 0 HR: 0 HBP: 0	WP: 0 PA: 35 PB: 0 SB: 1 CS: 0	
<b>PITCHER</b> Jose Santiago, R ERA: 2.34 Dick Radatz, R ERA: 3.06	IP WLS BF H R ER SO BB IBB HBP BLK WP HR S P ERA WHIP	8.0 W 31 5 2 2 5 2 0 0 0 0 0 0 39 47 2.25 0.875	1.0 S 4 1 0 0 2 0 0 0 0 0 0 0 8 8 0.00 1.000									<b>PITCHER</b> IP WLS BF H R ER SO BB IBB HBP BLK WP HR S P ERA WHIP

Minnesota Twins @ Boston Red Sox  
Fenway Park, Boston, MA  
Tue May 24 1966, 7:05 PM EDT  
Att. 16,867 - Unknown

livebaseballscorecards.com

AB	33
R	2
H	6
RBI	2
BB	2
SO	7
LOB	14



Batter	1	2	3	4	5	6	7	8	9	AB	R	H	RBI	BB	SO	LOB	BOTTOM			
<b>Rico Petrocelli, R</b> OBP: 0.294, SLG: 0.417 (1, 6) X	0-0 2B	0-0 1B SF8 2B		4-0 HR BB	0-0 1B		0-0 P4			4	2	3	2	1	0	3	<b>Minnesota Twins @ Boston Red Sox</b> Fenway Park, Boston, MA Tue May 24 1966, 7:05 PM EDT Att. 16,867 - Unknown  <b>AB 37</b> <b>R 11</b> <b>H 16</b> <b>RBI 10</b> <b>BB 3</b> <b>SO 6</b> <b>LOB 24</b> 			
<b>Jim Gosger, L</b> OBP: 0.347, SLG: 0.358 (1, 8) X	0-0 HR 1B	0-0 FC6-4 1B		0-0 HR	0-3 K		0-0 P2			5	2	3	3	0	1	4				
<b>Carl Yastrzemski, L</b> OBP: 0.395, SLG: 0.529 (1, 7) X	0-0 HR	0-0 SF8		0-0 1B WP 2B		0-3 K		0-0 BB 1B		4	2	3	3	0	1	0				
<b>George Scott, R</b> OBP: 0.365, SLG: 0.619 (1, 3) X	0-0 HR 1B	0-3 K		0-0 WP 1B		0-3 K		0-0 P6		5	1	2	0	0	2	2				
<b>Tony Conigliaro, R</b> OBP: 0.289, SLG: 0.379 (1, 9) X	0-0 HR	0-0 FC6-4		0-0 F2		0-0 E3		0-0 F9		5	1	1	2	0	0	4				
<b>Dalton Jones, L</b> OBP: 0.333, SLG: 0.407 (1, 4) X	0-0 F9		0-0 5-3	0-0 F7			0-0 E 1B 1B	4-0 BB 1B		4	0	1	0	1	0	1				
<b>Joe Foy, R</b> OBP: 0.357, SLG: 0.337 (1, 5) X	0-0 5-3		0-0 2B		4-0 SH1-4 1B BB		0-0 E 1B	0-0 P4		4	1	2	0	1	0	2				
<b>Bob Tillman, R</b> OBP: 0.309, SLG: 0.290 (1, 2) X		0-0 SH 2B 1B	0-3 K		0-0 F9		0-0 E8			4	1	1	0	0	1	4				
<b>Jose Santiago, R</b> OBP: 0.063, SLG: 0.063 <b>Dick Radatz, R</b> (9, 1)		0-0 SH 2B 1B	0-3 K		0-0 SH1-4		0-0 F7			2	1	0	0	0	1	4				
										0	0	0	0	0	0	0				
<b>Inning Stats</b>	R: 4 E: 0 K: 0 S: 7	H: 5 LOB: 0 BB: 0 P: 7	R: 3 E: 0 K: 1 S: 9	H: 3 LOB: 1 BB: 0 P: 9	R: 0 E: 0 K: 2 S: 8	H: 1 LOB: 1 BB: 0 P: 8	R: 3 E: 0 K: 0 S: 5	H: 3 LOB: 0 BB: 1 P: 9	R: 1 E: 0 K: 1 S: 6	H: 1 LOB: 1 BB: 1 P: 10	R: 0 E: 1 K: 2 S: 7	H: 0 LOB: 1 BB: 0 P: 7	R: 0 E: 1 K: 0 S: 6	H: 2 LOB: 3 BB: 0 P: 6	R: 0 E: 0 K: 0 S: 4	H: 1 LOB: 2 BB: 1 P: 8	1B: 9 2B: 4 3B: 0 HR: 3	SF: 1 SAC: 2 DP: 0 HBP: 0	WP: 1 PB: 0 SB: 0 CS: 0	PA: 43
<b>PITCHER</b>	IP WLS BF H R ER SO	IP WLS BF H R ER SO	IP WLS BF H R ER SO	IP WLS BF H R ER SO	IP WLS BF H R ER SO	IP WLS BF H R ER SO	IP WLS BF H R ER SO	IP WLS BF H R ER SO	IP WLS BF H R ER SO	IP WLS BF H R ER SO	IP WLS BF H R ER SO	IP WLS BF H R ER SO	IP WLS BF H R ER SO	IP WLS BF H R ER SO	IP WLS BF H R ER SO	IP WLS BF H R ER SO	ERA WHIP	ERA WHIP		
<b>Camilo Pascual, R</b> ERA: 3.63 (1, 1)	1.0 L	7 7	7 7	7 7	7 7	7 7	7 7	7 7	7 7	7 7	7 7	7 7	7 7	7 7	7 7	7 7	63.00 7.000			
<b>Jim Perry, R</b> ERA: 3.2 (2, 1)	2.0	12 5	3 3	3 3	3 3	3 3	3 3	3 3	3 3	3 3	3 3	3 3	3 3	3 3	3 3	3 3	13.50 3.000			
<b>Pete Cimino, R</b> ERA: 2.7 (4, 1)	3.0	10 1	1 1	1 1	1 1	1 1	1 1	1 1	1 1	1 1	1 1	1 1	1 1	1 1	1 1	1 1	3.00 0.667			
<b>Garry Roggenburk, L</b> ERA: 4.5 (7, 1)	2.0	11 3	0 0	0 0	0 0	0 0	0 0	0 0	0 0	0 0	0 0	0 0	0 0	0 0	0 0	0 0	0.00 2.000			

Batter	1	2	3	4	5	6	7	8	9	10	AB R H RBI BB SO LOB	TOP													
Zoilo Versalles, R OBP: 0.252, SLG: 0.339	4-0 G6-4-3 BB	0-0 F7			0-0 1-3 S 1B		0-3 K		0-0 F3		4 0 1 0 1 1 2														
Rich Rollins, R OBP: 0.298, SLG: 0.244	0-0 G6-4-3 1-2f		0-0 F9		4-0 1-3 BB		0-0 6-3		0-3 K		4 0 0 0 1 1 1														
Tony Oliva, L OBP: 0.414, SLG: 0.702	0-3 K		0-0 6-3 1B		0-0 1-3 1-2 2-3		0-0 HR 1B		0-3 K		5 1 2 0 0 2 2														
Harmon Killebrew, R OBP: 0.351, SLG: 0.427 Don Mincher, L OBP: 0.311, SLG: 0.351		0-0 F9	0-0 6-3 1-2		0-0 6-3		0-0 HR		0-0 HR BB		4 2 1 2 1 0 3 0 0 0 0 0 0 0														
Jimmie Hall, L OBP: 0.260, SLG: 0.369		0-0 HBP WP 1B	0-0 F7				0-0 F7		0-0 L4		5 2 2 2 0 0 1														
Bob Allison, R OBP: 0.265, SLG: 0.286		1-0 FC3-6 WP 1B HBP		0-3 K		4-0 5-3 1B BB		0-0 L5		4-0 G6-4-3 BB	2 2 0 0 2 1 0														
Earl Battey, R OBP: 0.365, SLG: 0.353 Jerry Zimmerman, R OBP: 0.400, SLG: 0.300		4-0 FC3-6 BB		0-0 F7		0-0 5-3		0-3 K		0-0 G6-4-3 1-2f	0 0 0 0 1 0 0 4 0 0 0 0 1 2														
Bernie Allen, L OBP: 0.311, SLG: 0.349		0-0 FC3-6 1B		0-0 3-1		4-0 1B IBB		0-0 F2			3 0 0 0 1 0 2														
Jim Kaat, L OBP: 0.308, SLG: 0.375 Al Worthington, R Johnny Klippstein, R Garry Roggenburk, R		0-0 1-2 3-H 1B		0-0 F9		0-0 1-3 2-H 1B			0-0 4-3		3 0 2 2 0 0 0 0 0 0 0 0 0 0 1 0 0 0 0 0 0 0 0 0 0 0 0 0														
<b>Inning Stats</b>	R: 0 E: 0 K: 1 S: 4	H: 0 LOB: 0 BB: 1 P: 8	R: 2 E: 0 K: 0 S: 5	H: 2 LOB: 2 BB: 1 P: 10	R: 0 E: 0 K: 0 S: 4	H: 1 LOB: 1 BB: 0 P: 4	R: 0 E: 0 K: 1 S: 5	H: 0 LOB: 0 BB: 0 P: 5	R: 0 E: 0 K: 1 S: 4	H: 1 LOB: 2 BB: 1 P: 8	R: 1 E: 0 K: 0 S: 3	H: 1 LOB: 2 BB: 2 P: 11	R: 2 E: 0 K: 1 S: 7	H: 2 LOB: 0 BB: 0 P: 7	R: 0 E: 0 K: 1 S: 5	H: 0 LOB: 0 BB: 0 P: 5	R: 0 E: 0 K: 1 S: 5	H: 0 LOB: 0 BB: 0 P: 5	R: 2 E: 0 K: 1 S: 5	H: 1 LOB: 0 BB: 2 P: 13	1B: 6 2B: 0 3B: 0 HR: 2	SF: 0 SAC: 0 DP: 2 HBP: 1	WP: 2 PB: 0 SB: 1 CS: 0	PA: 43	
<b>PITCHER</b>	IP WLS BF H R ER SO BB IBB HBP BLK WP HR S P ERA WHIP																								
Jerry Stephenson, R ERA: 5.99	(1, 1) 6.0																								
Jim Lonborg, R ERA: 3.64	(7, 1) 1.0																								
Ken Sanders, R ERA: 2.58	(8, 1) 2.0																								
Dick Radatz, R ERA: 4.0	(10, 1) 0.1	L																							
Dan Osinski, R ERA: 5.4	(10, 1) 0.2																								

Minnesota Twins @ Boston Red Sox  
Fenway Park, Boston, MA  
Wed May 25 1966, 7:05 PM EDT  
Att: 8,809 - Unknown

livebaseballscorecards.com

AB 35  
R 7  
H 8  
RBI 6  
BB 7  
SO 6  
LOB 13





**BOTTOM**

**Minnesota Twins @ Boston Red Sox**  
**Fenway Park, Boston, MA**  
 Wed May 25 1966, 7:05 PM EDT  
 Att. 8,809 - Unknown

[livebaseballscorecards.com](http://livebaseballscorecards.com)

<b>AB</b>	<b>40</b>
<b>R</b>	<b>5</b>
<b>H</b>	<b>11</b>
<b>RBI</b>	<b>5</b>
<b>BB</b>	<b>4</b>
<b>SO</b>	<b>4</b>
<b>LOB</b>	<b>19</b>



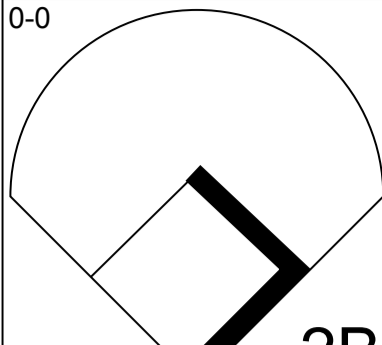
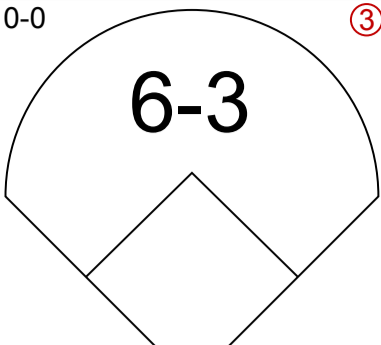
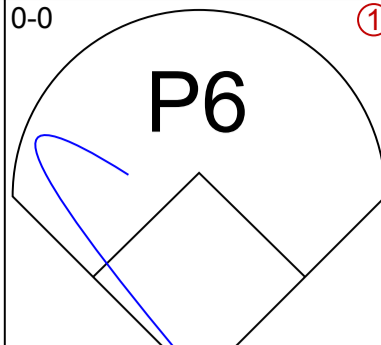
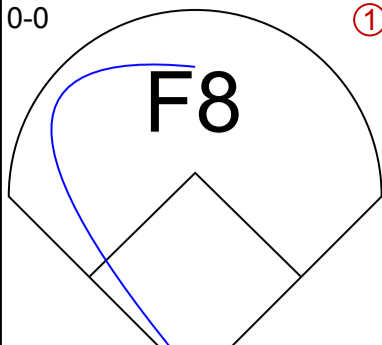
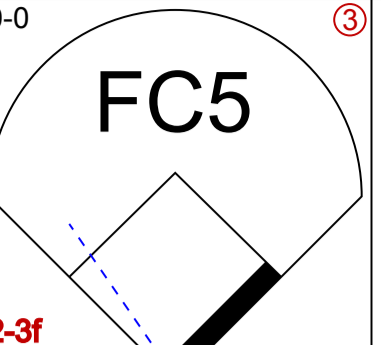
<b>WP:</b>	0	<b>PA:</b>	45
<b>PB:</b>	0		
<b>SB:</b>	0		
<b>CS:</b>	0		

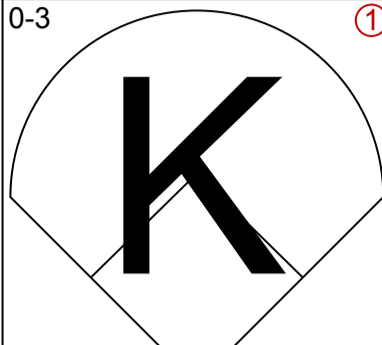
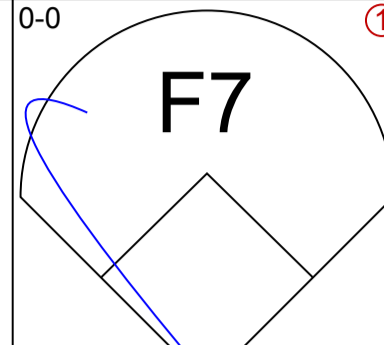
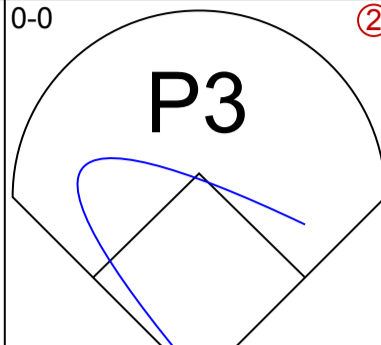
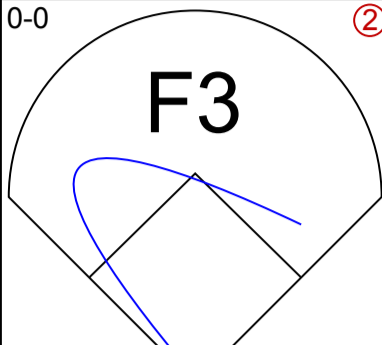
5	1	2	1	0	0	2
5	0	2	1	0	2	2
4	0	2	2	1	0	2
4	0	0	0	1	0	4
4	1	1	1	0	1	2
3	0	0	0	0	0	1
1	0	0	0	0	1	0
1	0	0	0	0	0	3
0	0	0	0	0	0	0
0	0	0	0	0	0	0

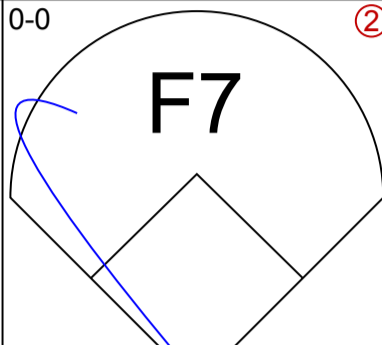
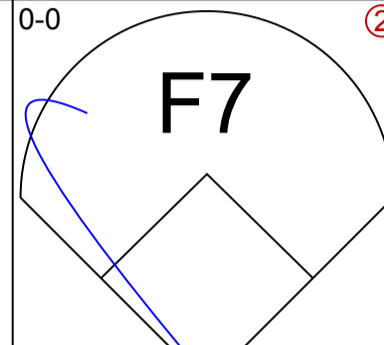
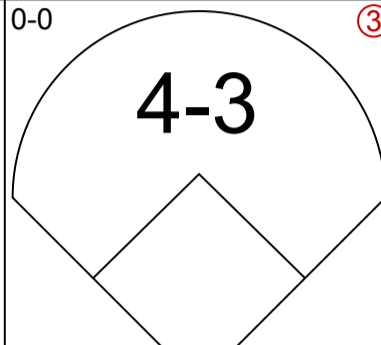
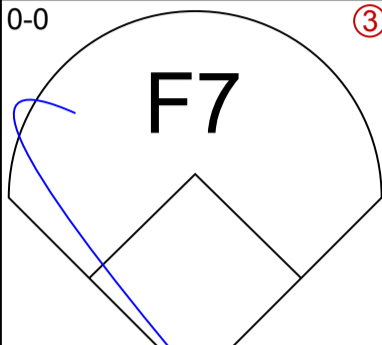
5	1	1	0	0	0	1
3	0	1	0	0	0	1
1	1	0	0	1	0	0
2	0	1	0	0	0	1
0	0	0	0	0	0	0
0	1	0	0	1	0	0
0	0	0	0	0	0	0
2	0	1	0	0	0	0

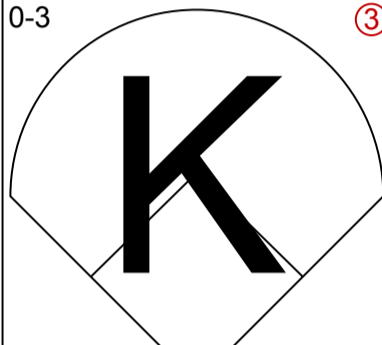
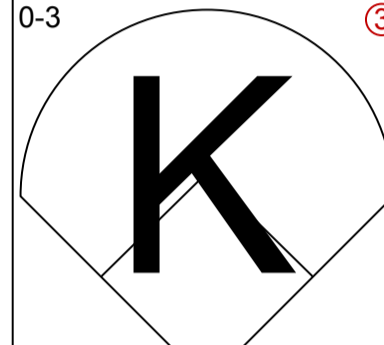
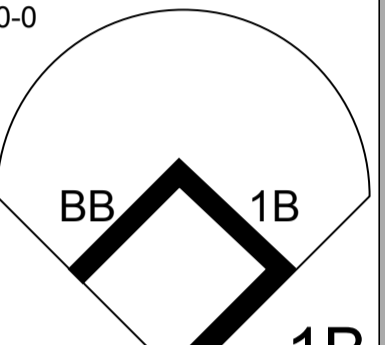
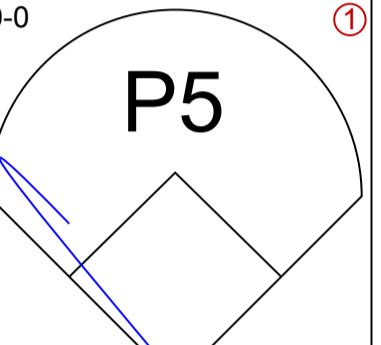
Batter	1	2	3	4	5	6	7	8	9	10	AB	R	H	RBI	BB	SO	LOB		
Rico Petrocelli, R OBP: 0.297, SLG: 0.417 (1, 6)	P6		1B 1B		6-3		BB 1B 1B		FC1-4 2B		5	1	2	1	0	0	2		
Joe Foy, R OBP: 0.358, SLG: 0.340 (1, 5)	K		1B 1B			6-3	BB 1B		K		5	0	2	1	0	2	2		
Carl Yastrzemski, L OBP: 0.401, SLG: 0.542 (1, 7)	F8		F5				BB BB BB		HBP 1B 2B		4	0	2	2	1	0	2		
George Scott, R OBP: 0.359, SLG: 0.601 (1, 3)		F8		E6		F9	F9		HBP IBB		4	0	0	0	1	0	4		
Tony Conigliaro, R OBP: 0.273, SLG: 0.397 (1, 9)		HR		F9		F9			HBP		4	1	1	1	0	1	2		
George Thomas, R OBP: 0.279, SLG: 0.139 Jim Gosger, L OBP: 0.342, SLG: 0.353 (8, PH) Mike Ryan, R OBP: 0.233, SLG: 0.286 Dick Radatz, R (10, 1) Dan Osinski, R (10, 1)		P6		F2		F7			F8		3	0	0	0	0	0	1		
Bob Tillman, R OBP: 0.301, SLG: 0.299 (1, 2)		L1		4-3							5	1	1	0	0	0	1		
George Smith, R OBP: 0.244, SLG: 0.250 Dalton Jones, L OBP: 0.338, SLG: 0.400 (9, PH) (10, 4)			6-3			4-3			1B 2B		3	0	1	0	0	0	1		
Jerry Stephenson, L OBP: 0.154, SLG: 0.154 Jim Lonborg, R (7, 1) Joe Christopher, R (7, PH) Ken Sanders, R (8, 1) Lenny Green, L OBP: 0.347, SLG: 0.328 (10, 8)				B5-6-4 1B		B5-6-4			1B BB		1	1	0	0	1	0	0		
<b>Inning Stats</b>	R: 0 E: 0 K: 1 S: 5	H: 0 LOB: 0 BB: 0 P: 5	R: 1 E: 0 K: 0 S: 4	H: 1 LOB: 0 BB: 0 P: 4	R: 0 E: 1 K: 0 S: 4	H: 0 LOB: 1 BB: 0 P: 4	R: 0 E: 0 K: 0 S: 3	H: 1 LOB: 0 BB: 0 P: 3	R: 0 E: 0 K: 2 S: 7	H: 0 LOB: 0 BB: 0 P: 7	R: 2 E: 0 K: 1 S: 7	H: 2 LOB: 3 BB: 2 P: 16	R: 0 E: 0 K: 0 S: 3	H: 0 LOB: 0 BB: 0 P: 3	1B: 7 2B: 3 3B: 0 HR: 1	SF: 0 SAC: 0 DP: 1 HBP: 1	WP: 0 PB: 0 SB: 0 CS: 0		
<b>PITCHER</b>	IP WLS BF H R ER SO BB IBB HBP BLK WP HR S P ERA WHIP																		
Jim Kaat, L ERA: 2.74 (1, 1)	6.2		27	7	3	3	1	1	0	0	0	0	0	0	1	28	32	4.05	1.200
Al Worthington, R ERA: 1.59 (7, 1)	0.0		2	2	0	0	0	0	0	0	0	0	0	0	0	2	2	∞	∞
Johnny Klippstein, R ERA: 2.57 (7, 1)	2.0		12	2	2	2	3	2	1	1	0	0	0	0	14	27	9.00	2.000	
Garry Roggenburk, L ERA: 3.38 (9, 1)	1.1	W	4	0	0	0	0	0	0	0	0	0	0	0	4	4	0.00	0.000	

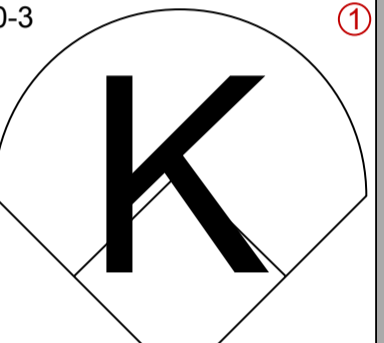
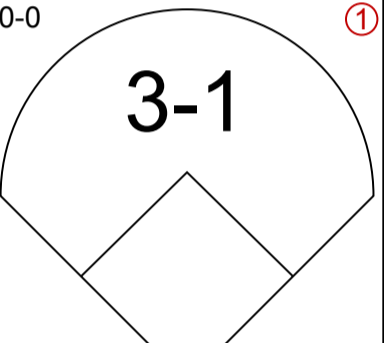
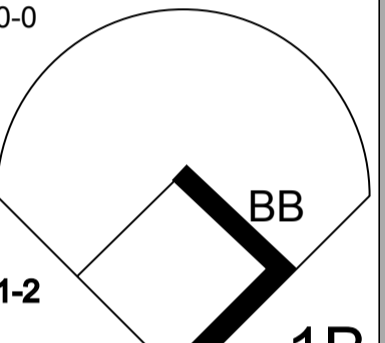
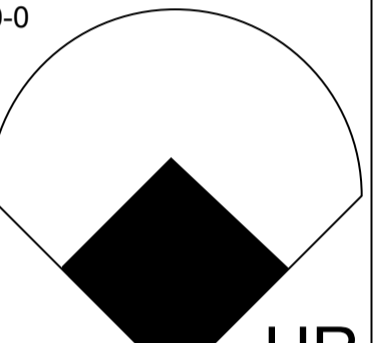
Batter	1	2	3	4	5	6	7	8	9	AB R H RBI BB SO LOB	TOP
--------	---	---	---	---	---	---	---	---	---	----------------------	-----

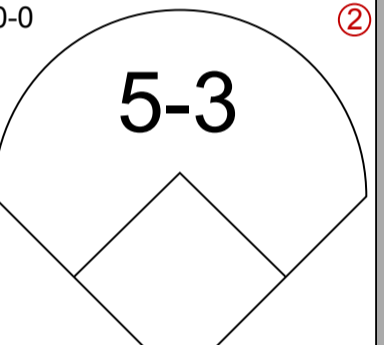
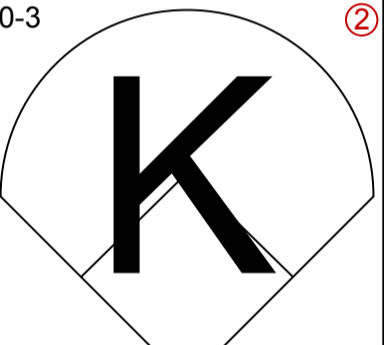
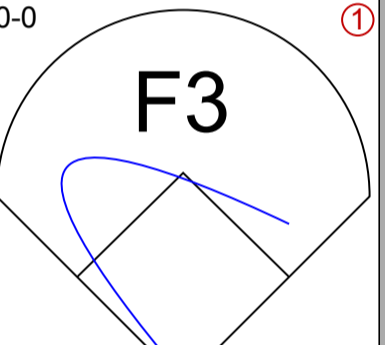
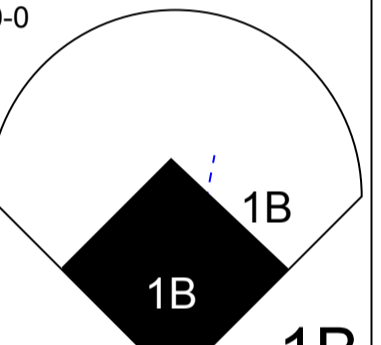
Zoilo Versalles, R (1, 6) OBP: 0.250, SLG: 0.341	0-0  2B		0-0 6-3 			0-0 P6 		0-0 F8 	0-0 FC5  2-3f	5 0 1 0 0 0 3	
---	--	--	---	--	--	--	--	--	---	---------------	--

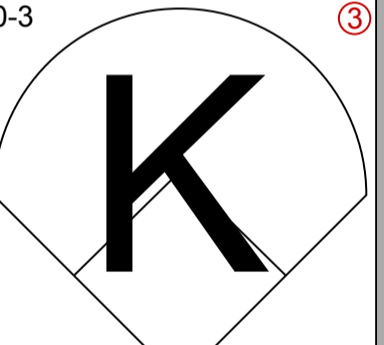
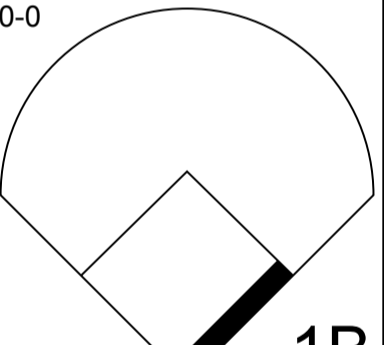
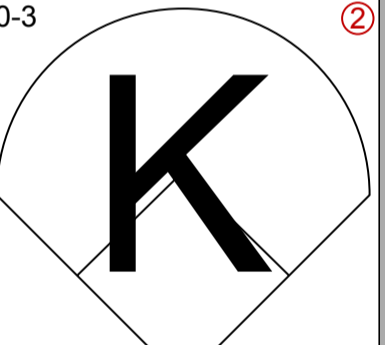
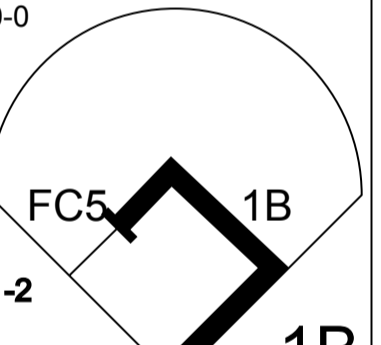
Rich Rollins, R (1, 5) OBP: 0.275, SLG: 0.222	0-3 K 			0-0 F7 		0-0 P3 		0-0 F3 		4 0 0 0 0 1 2	
--	---	--	--	--	--	--	--	--	--	---------------	--

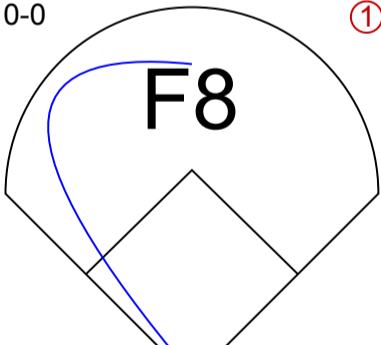
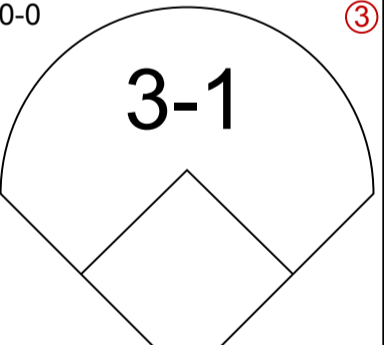
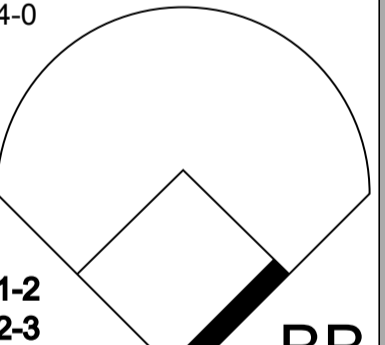
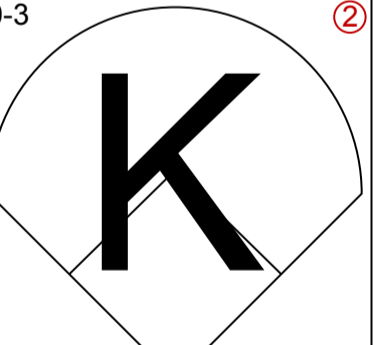
Tony Oliva, L (1, 9) OBP: 0.401, SLG: 0.680	0-0 F7 			0-0 F7 		0-0 4-3 		0-0 F7 		4 0 0 0 0 0 2	
--	--	--	--	--	--	---	--	--	--	---------------	--

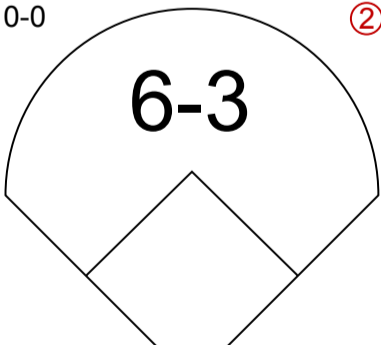
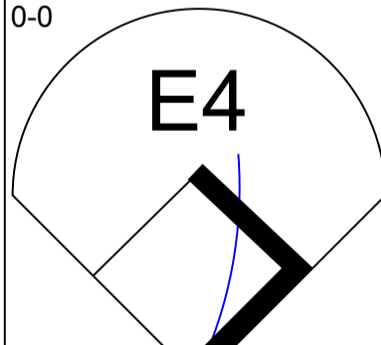
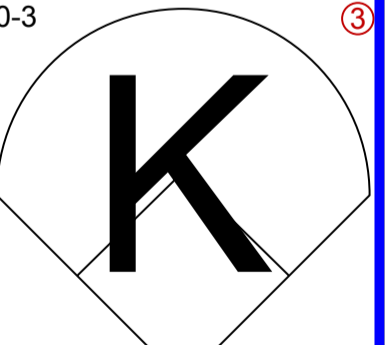
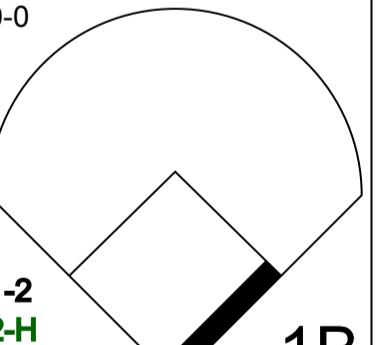
Harmon Killebrew, R (1, 3) OBP: 0.348, SLG: 0.421	0-3 K 			0-3 K 			0-0 BB 1B  1B		0-0 P5 	4 0 1 0 0 2 1	
--	---	--	--	---	--	--	---	--	--	---------------	--

Jimmie Hall, L (1, 8) OBP: 0.273, SLG: 0.420		0-3 K 			0-0 3-1 		0-0 1-2 BB  1B		0-0 HR 	4 1 2 1 0 1 0	
---	--	---	--	--	---	--	---	--	--	---------------	--

Bob Allison, R (1, 7) OBP: 0.264, SLG: 0.283		0-0 5-3 			0-3 K 		0-0 F3 		0-0 1B  1B	4 1 1 0 0 1 2	
---	--	--	--	--	--	--	---	--	---	---------------	--

Bernie Allen, L (1, 4) OBP: 0.317, SLG: 0.354		0-3 K 			0-0  1B		0-3 K 		0-0 FC5  1B 1-2 1B	4 0 2 0 0 2 2	
--	--	---	--	--	--	--	---	--	--	---------------	--

Jerry Zimmerman, R (1, 2) OBP: 0.379, SLG: 0.261			0-0 F8 		0-0 3-1 		4-0  1-2 2-3 BB		0-3 K 	3 0 0 0 1 1 3	
---	--	--	--	--	---	--	--	--	---	---------------	--

Mudcat Grant, R (1, 1) OBP: 0.158, SLG: 0.263			0-0 6-3 			0-0 E4 		0-3 K 		0-0  1-2 2-H 1B	0 0 0 0 0 0 0 1 0 0 0 0 0 0 1 0 0 0 0 0 0 0 0 0 0 0 0 0 1 0 0 0 0 1 3 0 0 0 0 0 0 0 1 0 1 1 0 0 0	
--	--	--	---	--	--	--	--	---	--	--	---	--

Inning Stats	R: 0 E: 0 K: 2 S: 8	H: 1 LOB: 1 BB: 0 P: 8	R: 0 E: 0 K: 2 S: 7	H: 0 LOB: 0 BB: 0 P: 7	R: 0 E: 0 K: 0 S: 3	H: 0 LOB: 0 BB: 0 P: 3	R: 0 E: 0 K: 1 S: 5	H: 0 LOB: 0 BB: 0 P: 5	R: 0 E: 0 K: 1 S: 6	H: 1 LOB: 1 BB: 0 P: 6	R: 0 E: 1 K: 0 S: 4	H: 0 LOB: 1 BB: 0 P: 4	R: 0 E: 0 K: 2 S: 9	H: 2 LOB: 3 BB: 1 P: 13	R: 0 E: 0 K: 0 S: 3	H: 0 LOB: 0 BB: 0 P: 3	R: 2 E: 0 K: 1 S: 9	H: 4 LOB: 2 BB: 0 P: 9	1B: 6 2B: 1 3B: 0 HR: 1	SF: 0 SAC: 0 DP: 0 HBP: 0	WP: 0 PB: 0 SB: 0 CS: 0	PA: 37
--------------	------------------------------	---------------------------------	------------------------------	---------------------------------	------------------------------	---------------------------------	------------------------------	---------------------------------	------------------------------	---------------------------------	------------------------------	---------------------------------	------------------------------	----------------------------------	------------------------------	---------------------------------	------------------------------	---------------------------------	----------------------------------	------------------------------------	----------------------------------	--------

PITCHER	Earl Wilson, R (1, 1) ERA: 3.61	IP: 9.0 WLS: W BF: 37 H: 8 R: 2 ER: 2 SO: 9 BB: 1 IBB: 0 HBP: 0 BLK: 0 WP: 0 HR: 1 S: 54 P: 58 ERA: 2.00 WHIP: 1.000			PITCHER		IP: 9.0 WLS: W BF: 37 H: 8 R: 2 ER: 2 SO: 9 BB: 1 IBB: 0 HBP: 0 BLK: 0 WP: 0 HR: 1 S: 54 P: 58 ERA: 2.00 WHIP: 1.000		
---------	------------------------------------	--	--	--	---------	--	--	--	--

Minnesota Twins @ Boston Red Sox  
Fenway Park, Boston, MA  
Thu May 26 1966, 3:33 AM EDT  
Att. 4,831 - Unknown

livebaseballscorecards.com

AB	36
R	2
H	8
RBI	2
BB	1
SO	9
LOB	18




Batter	1	2	3	4	5	6	7	8	9
<b>Rico Petrocelli, R</b> OBP: 0.301, SLG: 0.443 (1, 6)	0-0 HR	0-0 FC5-2 2B 3-H		0-0 6-3		0-3 K		0-0 2B 1-3 2-H	
<b>Jim Gosger, L</b> OBP: 0.346, SLG: 0.347 (1, 8)	0-0 WP 4-3 1B	4-0 2B 1-2 2-3 BB		0-0 4-3		0-0 F9		0-3 K	
<b>Carl Yastrzemski, L</b> OBP: 0.404, SLG: 0.548 (1, 7)	0-0 4-3 1-2	0-0 2B 1-3 2-H 3-H			0-0 1B		0-0 3-1		
<b>George Scott, R</b> OBP: 0.350, SLG: 0.585 (1, 3)	0-0 5-3 2-3	0-3 K			0-3 K		0-0 F9		
<b>Tony Conigliaro, R</b> OBP: 0.286, SLG: 0.386 (1, 9)	0-0 5-3	0-0 F5			0-0 F8		0-3 K		
<b>Dalton Jones, L</b> OBP: 0.333, SLG: 0.391 (1, 4)		0-0 3B 1B	0-0 F9		0-0 F9		0-0 F4		
<b>Joe Foy, R</b> OBP: 0.371, SLG: 0.370 (1, 5)		0-0 1B 3B 1-H	0-0 P4		4-0 SH SF9 BB		0-0 2B 1B		
<b>Mike Ryan, R</b> OBP: 0.237, SLG: 0.288 (1, 2)		0-0 1B FC5-2 1B 3-H	0-0 6-3		0-0 SH		0-0 F9		
<b>Earl Wilson, R</b> OBP: 0.429, SLG: 0.609 (1, 1)		0-0 BB FC5-2 2B 1B 1-3		0-0 P3		0-0 SF9		4-0 2B 1B BB	

Inning Stats	R: 1	H: 2	E: 0	K: 5	S: 5	L: 1	BB: 0	P: 5	R: 4	H: 5	E: 0	K: 1	S: 10	LOB: 2	BB: 1	P: 14	R: 0	H: 0	E: 0	K: 3	S: 3	R: 0	H: 0	E: 0	K: 3	S: 3	R: 0	H: 1	E: 0	K: 6	S: 6	R: 1	H: 0	E: 1	K: 6	S: 6	R: 0	H: 0	E: 0	K: 5	S: 5	R: 1	H: 2	E: 0	K: 7	S: 7	LOB: 2	BB: 1	P: 11
--------------	------	------	------	------	------	------	-------	------	------	------	------	------	-------	--------	-------	-------	------	------	------	------	------	------	------	------	------	------	------	------	------	------	------	------	------	------	------	------	------	------	------	------	------	------	------	------	------	------	--------	-------	-------

AB	R	H	RBI	BB	SO	LOB
5	2	2	2	0	1	3
4	0	1	0	1	1	3
4	0	2	2	0	0	1
4	0	0	0	0	2	4
4	0	0	0	0	1	4
4	1	1	0	0	0	1
3	3	2	1	1	0	0
3	0	1	1	0	0	1
2	1	1	1	1	0	0

**MINNESOTA TWINS @ BOSTON RED SOX**  
**Fenway Park, Boston, MA**  
 Thu May 26 1966, 3:33 AM EDT  
 Att. 4,831 - Unknown

AB	33
R	7
H	10
RBI	7
BB	3
SO	5
LOB	17



PITCHER	IP	WLS	BF	H	R	ER	SO	BB	IBB	HBP	BLK	WP	HR	S	P	ERA	WHIP
<b>Mudcat Grant, R</b> ERA: 3.13 (1, 1)	1.1	L	12	7	5	5	0	1	0	0	0	1	1	11	15	33.75	6.000
<b>Dwight Siebler, R</b> ERA: 2.7 (2, 1)	3.2		12	1	0	0	2	0	0	0	0	0	0	16	16	0.00	0.273
<b>Pete Cimino, R</b> ERA: 2.35 (6, 1)	1.0		5	0	1	0	1	1	0	0	0	0	0	6	10	0.00	1.000
<b>Al Worthington, R</b> ERA: 1.89 (7, 1)	2.0		9	2	1	1	2	1	0	0	0	0	0	12	16	4.50	1.500

WP	HR	S	P	ERA	WHIP
1	1	1	1	33.75	6.000
0	0	0	0	0.00	0.273
0	0	0	0	0.00	1.000
0	0	0	0	4.50	1.500

Batter	1	2	3	4	5	6	7	8	9	AB R H RBI BB SO LOB	TOP																	
Rico Petrocelli, R (1, 6) OBP: 0.299, SLG: 0.434	4-0 2B 4-3 BB		0-0 F9		0-3 K			0-0 F7		3 1 0 0 1 1 2																		
Joe Foy, R (1, 5) OBP: 0.375, SLG: 0.379	0-0 4-3 1-3 P4-2-5 2B			0-0 5-3		0-0 6-3		4-0 FC4-6 BB		3 0 1 0 1 0 0																		
Carl Yastrzemski, L (1, 7) OBP: 0.394, SLG: 0.533	0-0 4-3			0-0 4-3		0-0 3-1		0-0 FC4-6 HR		4 1 0 1 0 0 2																		
George Scott, R (1, 3) OBP: 0.354, SLG: 0.603	0-0 P4-2-5 3-Hr			0-0 1B		0-0 F2		0-0 HR		4 1 2 2 0 0 1																		
Tony Conigliaro, R (1, 9) OBP: 0.259, SLG: 0.375				0-0 F8			0-0 F8	0-0 6-3		4 0 0 0 0 1 1																		
George Thomas, R (1, 8) OBP: 0.277, SLG: 0.225					0-0 E5 WP			0-0 HR	0-0 5-3	4 1 1 1 0 1 0																		
Mike Ryan, R (1, 2) OBP: 0.225, SLG: 0.273					0-3 K		0-0 P5		0-0 F8	4 0 0 0 0 2 1																		
George Smith, R (1, 4) OBP: 0.256, SLG: 0.275				0-0 2B		0-3 K	0-0 1B		0-0 6-3	4 0 2 0 0 1 1																		
Bob Sadowski, R (1, 1)				0-3 K		4-0 BB	0-3 K			1 0 0 0 0 1 0																		
Joe Christopher, R (5, PH)										0 0 0 0 0 1 0 0																		
Dick Stigman, R (5, 1) OBP: 0.100, SLG: 0.100										0 0 0 0 0 0 0 0																		
Bob Tillman, R (7, PH) OBP: 0.297, SLG: 0.294										1 0 0 0 0 1 1																		
Ken Sanders, R (7, 1)										0 0 0 0 0 0 0 0																		
Inning Stats	R: 1 E: 0 K: 0 S: 3 H: 1 LOB: 0 BB: 1 P: 7	R: 0 E: 0 K: 3 S: 9 H: 0 LOB: 0 BB: 0 P: 9	R: 0 E: 0 K: 1 S: 5 H: 1 LOB: 0 BB: 0 P: 5	R: 0 E: 0 K: 0 S: 4 H: 1 LOB: 1 BB: 0 P: 4	R: 0 E: 1 K: 3 S: 10 H: 0 LOB: 2 BB: 1 P: 14	R: 0 E: 0 K: 0 S: 3 H: 0 LOB: 0 BB: 0 P: 3	R: 1 E: 0 K: 1 S: 7 H: 2 LOB: 1 BB: 0 P: 7	R: 2 E: 0 K: 0 S: 4 H: 1 LOB: 0 BB: 1 P: 8	R: 0 E: 0 K: 0 S: 3 H: 0 LOB: 0 BB: 0 P: 3	1B: 2 SF: 0 2B: 3 SAC: 0 3B: 0 DP: 1 HR: 2 HBP: 0	WP: 1 PA: 35 PB: 0 SB: 0 CS: 0																	
PITCHER	IP WLS BF H R ER SO BB IBB HBP BLK WP HR S P ERA WHIP											PITCHER	IP WLS BF H R ER SO BB IBB HBP BLK WP HR S P ERA WHIP															
Pete Richert, L (1, 1) ERA: 2.38	7.1		28	5	2	2	8	2	0	0	0	1	1	42	50	2.46	0.955											
Casey Cox, R (8, 1) ERA: 3.23	0.0		1	0	0	0	0	1	0	0	0	0	0	0	4	∞	∞											
Dick Lines, L (8, 1) ERA: 2.3	0.1		1	0	0	0	0	0	0	0	0	0	0	1	1	0.00	0.000											
Ron Kline, R (8, 1) ERA: 3.81	1.1	W	5	1	2	2	0	0	0	0	0	0	1	5	5	13.50	0.750											

Boston Red Sox @ Washington Senators  
D.C. Stadium, Washington, DC  
Fri May 27 1966, 7:05 PM EDT  
Att. 8,167 - Unknown

livebaseballscorecards.com

AB	32
R	4
H	6
RBI	4
BB	3
SO	8
LOB	9



BOTTOM

Boston Red Sox @ Washington Senators  
D.C. Stadium, Washington, DC

Fri May 27 1966, 7:05 PM EDT  
Att. 8,167 - Unknown

livebaseballscores.com

AB 34  
R 5  
H 8  
RBI 4  
BB 4  
SO 6  
LOB 23



WP: 0 PA: 40  
PB: 0  
SB: 0  
CS: 0

AB R H RBI BB SO LOB

4	1	1	0	0	0	1
4	2	2	1	0	0	1
3	0	1	0	2	0	2
3	0	0	0	0	0	3
2	0	1	1	0	1	2
3	0	0	1	1	1	4
3	1	0	0	1	2	3
3	0	0	0	0	1	4
1	0	0	0	0	0	0
0	0	0	0	0	0	0
4	0	2	1	0	0	0
3	0	0	0	0	1	3
0	0	0	0	0	0	0
0	0	0	0	0	0	0
1	1	1	0	0	0	0

1B: 6 SF: 0  
2B: 2 SAC: 2  
3B: 0 DP: 0  
HR: 0 HBP: 0

IP	WLS	BF	H	R	ER	SO	BB	IBB	HBP	BLK	WP	HR	S	P	ERA	WHIP
4.0		20	4	3	2	2	2	2	0	0	0	0	22	30	4.50	1.500
2.0		7	1	0	0	3	0	0	0	0	0	0	13	13	0.00	0.500
2.1	L	13	3	2	2	1	1	1	0	0	0	0	13	21	7.71	1.714

Batter	1	2	3	4	5	6	7	8	9																																
Fred Valentine, S OBP: 0.370, SLG: 0.490 (1, 8) (6, 7)	F3 0-0 ①		E 0-0 2B	F7 0-0 ②			E1 0-0 SH2-3		SH3 0-0 ①																																
Bob Saverine, S OBP: 0.294, SLG: 0.365 (1, 4)	E3 0-0 FC5-4		E1 0-0 FC5 E 1B 2-H	4-3 0-0 ③			SH2-3 0-0 1-2		BB 0-0 1B 1B 3-H																																
Jim King, L OBP: 0.373, SLG: 0.408 (1, 9)	F2 0-0 ②		L8 0-0 ①			F9 0-0 2B		IBB 4-0	1B 4-0 BB 1-2																																
Frank Howard, R OBP: 0.324, SLG: 0.443 Don Lock, R OBP: 0.364, SLG: 0.474 (1, 7) (6, 8)	FC5-4 0-0 ③ 1-2f		FC5 0-0 FC5 E 2-3			F9 0-0 2-3		K 0-3 ②	1B 0-0 1-2 2-H																																
Dick Nen, L OBP: 0.294, SLG: 0.267 (1, 3)			E3 0-0 1-2 3-H			K 0-3 ②		4-3 0-0 ③																																	
Ken McMullen, R OBP: 0.287, SLG: 0.354 (1, 5)			K 0-3 ②			K 0-3 ③		1-3 0-0 ①																																	
Paul Casanova, R OBP: 0.284, SLG: 0.444 Bob Chance, L OBP: 0.171, SLG: 0.273 Doug Camilli, R OBP: 0.229, SLG: 0.212 (1, 2) (8, PH) (9, 2)			FC5 0-0 ① 1B G1 1-2 2-3f			K 0-3 ①		G3 0-0 ②																																	
Ed Brinkman, R OBP: 0.257, SLG: 0.294 (1, 6)			FC5 0-0 ③			P6 0-0 ②		5-3 0-0 ③																																	
Pete Richert, L OBP: 0.138, SLG: 0.138 Casey Cox, R (8, 1) Dick Lines, R (8, 1) Ron Kline, R OBP: 0.400, SLG: 0.250 Willie Kirkland, L OBP: 0.281, SLG: 0.148 (9, PH)			G1 0-0 ② ③ 2-3 3-H			K 0-3 ①		E9 0-0 SH3 1B 1B																																	
Inning Stats	R: 0 E: 1 K: 0 S: 4	H: 0 LOB: 1 BB: 0 P: 4	R: 1 E: 0 K: 0 S: 3	H: 1 LOB: 2 BB: 11	R: 2 E: 2 K: 1 S: 9	H: 2 LOB: 2 BB: 0 P: 9	R: 0 E: 0 K: 1 S: 6	H: 1 LOB: 1 BB: 0 P: 6	R: 0 E: 0 K: 2 S: 8	H: 1 LOB: 1 BB: 0 P: 8	R: 0 E: 1 K: 1 S: 6	H: 0 LOB: 2 BB: 1 P: 10	R: 0 E: 0 K: 0 S: 3	H: 0 LOB: 0 BB: 0 P: 3	R: 2 E: 1 K: 0 S: 4	H: 3 LOB: 2 BB: 1 P: 8	1B: 6 2B: 2 3B: 0 HR: 0	SF: 0 SAC: 2 DP: 0 HBP: 0	WP: 0 PB: 0 SB: 0 CS: 0	PA: 40																					
PITCHER	IP	WLS	BF	H	R	ER	SO	BB	IBB	HBP	BLK	WP	HR	S	P	ERA	WHIP	PITCHER							IP	WLS	BF	H	R	ER	SO	BB	IBB	HBP	BLK	WP	HR	S	P	ERA	WHIP
Bob Sadowski, R ERA: 6.75 (1, 1)	4.0		20	4	3	2	2	2	2	0	0	0	0	22	30	4.50	1.500								4.0		20	4	3	2	2	2	2	0	0	0	0	22	30	4.50	1.500
Dick Stigman, L ERA: 4.19 (5, 1)	2.0		7	1	0	0	3	0	0	0	0	0	0	13	13	0.00	0.500								2.0		7	1	0	0	3	0	0	0	0	0	13	13	0.00	0.500	
Ken Sanders, R ERA: 2.88 (7, 1)	2.1	L	13	3	2	2	1	1	1	0	0	0	0	13	21	7.71	1.714								2.1	L	13	3	2	2	1	1	1	0	0	0	0	13	21	7.71	1.714

Batter	1	2	3	4	5	6	7	8	9	AB R H RBI BB SO LOB	TOP	
Rico Petrocelli, R (1, 6) OBP: 0.304, SLG: 0.436 George Smith, R (6, PR) OBP: 0.253, SLG: 0.272 (6, 6)	0-3 K	0-0 3-1 1B		0-0 F4		0-0 BB 1B		0-3 K		4 0 2 0 0 1 0 1 0 0 0 0 1 0		
Jim Gosger, L (1, 8) OBP: 0.349, SLG: 0.382	0-0 F6	0-0 3-1		0-0 HR		4-0 BB 1B		0-0 F7		4 1 1 1 1 0 2		
Carl Yastrzemski, L (1, 7) OBP: 0.383, SLG: 0.516	0-0 E3 1B BB E	0-0 L7		0-3 K		0-0 L8		0-0 4-3		5 1 0 0 0 1 4		
George Scott, R (1, 3) OBP: 0.361, SLG: 0.604	4-0 E 1B 1-2 BB		0-0 HR 2B		1-0 G5-4-3 HBP		0-0 6-3		0-0 F6	3 1 1 0 1 0 0		
Tony Conigliaro, R (1, 9) OBP: 0.265, SLG: 0.399	0-0 E 1-2 2-3 1B		0-0 5-3		0-0 G5-4-3 1-2f		0-0 HR			4 1 2 1 0 0 2		
Dalton Jones, L (1, 4) OBP: 0.342, SLG: 0.471	0-0 E4 1-2 2-3 3-H		0-0 HR 2-H		0-0 BLK 3B		0-0 6-3			4 2 2 2 0 0 2		
Joe Foy, R (1, 5) OBP: 0.371, SLG: 0.374	0-0 6-3		0-0 5-3		0-0 F7 3-H		0-0 CS 1B			4 0 1 0 0 0 3		
Mike Ryan, R (1, 2) OBP: 0.226, SLG: 0.263		4-0 3-1 1B BB	0-0 F9		0-0 4-3		0-0 CS	0-0 L1-3		3 0 0 0 1 0 0		
Jim Lonborg, R (1, 1) Dick Radatz, R (8, 1) Dan Osinski, R (9, 1)		0-0 F3		0-3 K		0-0 6-3		0-0 5-3		4 0 0 0 0 1 1 0 0 0 0 0 0 0 0 0 0 0 0 0 0		
<b>Inning Stats</b>	R: 1 H: 1 E: 2 LOB: 3 K: 1 BB: 1 S: 8 P: 12	R: 0 H: 1 E: 0 LOB: 2 K: 0 BB: 1 S: 4 P: 8	R: 2 H: 2 E: 0 LOB: 0 K: 2 BB: 0 S: 5 P: 5	R: 1 H: 1 E: 0 LOB: 0 K: 2 BB: 0 S: 8 P: 8	R: 1 H: 1 E: 0 LOB: 0 K: 0 BB: 0 S: 3 P: 4	R: 0 H: 1 E: 0 LOB: 2 K: 0 BB: 1 S: 4 P: 8	R: 1 H: 2 E: 0 LOB: 0 K: 0 BB: 0 S: 4 P: 4	R: 0 H: 0 E: 0 LOB: 0 K: 1 BB: 0 S: 5 P: 5	R: 0 H: 0 E: 0 LOB: 0 K: 0 BB: 0 S: 3 P: 3	1B: 4 SF: 0 2B: 1 SAC: 0 3B: 1 DP: 1 HR: 3 HBP: 1	WP: 0 PA: 41 PB: 0 SB: 0 CS: 1	
<b>PITCHER</b>	IP WLS BF H R ER SO BB IBB HBP BLK WP HR S P ERA WHIP											
Jim Hannan, R (1, 1) ERA: 5.82	4.0 L 21 5 4 3 3 2 0 0 0 0 0 2 25 33 6.75 1.750											
Bob Humphreys, R (5, 1) ERA: 2.45	1.0 4 1 1 1 0 0 0 0 1 1 0 0 3 4 9.00 1.000											
Casey Cox, R (6, 1) ERA: 3.31	2.0 9 3 1 1 0 1 0 0 0 0 1 1 8 12 4.50 2.000											
Dick Lines, L (8, 1) ERA: 2.04	2.0 6 0 0 0 0 1 0 0 0 0 0 0 8 8 0.00 0.000											

**Boston Red Sox @ Washington Senators**  
D.C. Stadium, Washington, DC  
Sat May 28 1966, 3:33 AM EDT  
Att. 2,774 - Unknown

AB	36
R	6
H	9
RBI	4
BB	3
SO	4
LOB	14



BOTTOM

Boston Red Sox @ Washington Senators  
D.C. Stadium, Washington, DC  
Sat May 28 1966, 3:33 AM EDT  
Att. 2,774 - Unknown

livebaseballscorecards.com

AB 35  
R 5  
H 9  
RBI 5  
BB 4  
SO 6  
LOB 17



WP: 0 PA: 39  
PB: 0  
SB: 0  
CS: 0

AB R H RBI BB SO LOB

5 1 3 1 0 0 0

4 0 0 0 1 1 3

5 1 1 0 0 0 3

3 1 0 0 1 0 2

4 1 2 4 0 1 0

4 0 2 0 0 2 1

3 0 0 0 1 1 2

2 0 0 0 1 1 2

1 0 0 0 0 0 0

1 0 0 0 0 0 0  
0 0 0 0 0 0 0  
1 0 0 0 0 0 1  
0 0 0 0 0 0 0  
1 0 0 0 0 0 3  
0 0 0 0 0 0 0  
1 1 1 0 0 0 0

1B: 4 SF: 0  
2B: 4 SAC: 0  
3B: 0 DP: 2  
HR: 1 HBP: 0

Batter	1	2	3	4	5	6	7	8	9
Don Blasingame, L (1, 4) OBP: 0.312, SLG: 0.265	0-0 E7 G5-3 1B		0-0 G1-4-3 1B			0-0 F5		0-0 E1 2B HR	0-0 2B
Fred Valentine, S (1, 8) OBP: 0.365, SLG: 0.477	4-0 BB		0-0 G1-4-3 1-2f			0-0 F9		0-0 F4	0-3 K
Bob Saverine, S (1, 5) OBP: 0.288, SLG: 0.368	0-0 F7			0-0 6-3		0-0 4-3		0-0 1-3 HR 2B	0-0 4-3
Frank Howard, R (1, 7) OBP: 0.322, SLG: 0.433	0-0 G5-3 2-3f			0-0 F8		0-0 6-3		4-0 HR BB	
Jim King, L (1, 9) OBP: 0.379, SLG: 0.453		0-3 K		0-0 F5		0-0 BB BB 1B		0-0 1-H 2-H 3-H HR	
Dick Nen, L (1, 3) OBP: 0.302, SLG: 0.287		0-0 FC5-4 1B			0-0 2B	0-3 K		0-3 K	
Jim French, L (1, 2) OBP: 0.333, SLG: 0.176		0-0 FC5-4 1-2f			0-0 6-3	4-0 BB BB		0-3 K	
Ed Brinkman, R (1, 6) OBP: 0.259, SLG: 0.290		0-3 K			0-0 F9	4-0 1-2 2-3 BB		0-0 F7	
Ken McMullen, R (9, PH) OBP: 0.285, SLG: 0.351					0-0 F7			0-0 2B 2B	
Jim Hannan, R (1, 1) Bob Humphreys, R (5, 1) Willie Kirkland, L (5, PH) Casey Cox, R (8, 1) Bob Chance, L (7, PH) Dick Lines, R (8, 1) Don Lock, R (9, PH)			0-0 G3						

Inning Stats	R: 0	H: 1	E: 1	K: 0	S: 3	LOB: 1	BB: 1	P: 7
	R: 0	H: 1	E: 0	K: 2	S: 8	LOB: 1	BB: 0	P: 8
	R: 0	H: 1	E: 0	K: 0	S: 3	LOB: 0	BB: 0	P: 3
	R: 0	H: 0	E: 0	K: 0	S: 3	LOB: 0	BB: 0	P: 3
	R: 0	H: 1	E: 0	K: 0	S: 4	LOB: 1	BB: 0	P: 4
	R: 0	H: 0	E: 0	K: 0	S: 3	LOB: 0	BB: 0	P: 3
	R: 0	H: 1	E: 0	K: 1	S: 6	LOB: 3	BB: 2	P: 14
	R: 4	H: 2	E: 1	K: 2	S: 10	LOB: 0	BB: 1	P: 14
	R: 1	H: 2	E: 0	K: 1	S: 7	LOB: 1	BB: 0	P: 7

PITCHER	IP	WLS	BF	H	R	ER	SO	BB	IBB	HBP	BLK	WP	HR	S	P	ERA	WHIP
Jim Lonborg, R (1, 1) ERA: 3.41	7.1	W	31	6	3	3	3	4	0	0	0	0	0	33	49	3.68	1.364
Dick Radatz, R (8, 1) ERA: 4.74	1.0		6	3	2	1	2	0	0	0	0	0	1	10	10	9.00	3.000
Dan Osinski, R (9, 1) ERA: 5.0	0.2	S	2	0	0	0	1	0	0	0	0	0	0	4	4	0.00	0.000

Batter	1	2	3	4	5	6	7	8	9	AB R H RBI BB SO LOB	TOP	
Rico Petrocelli, R (1, 6) OBP: 0.303, SLG: 0.438 George Smith, R (8, PR) OBP: 0.253, SLG: 0.272 (8, 6)	0-0 F7		0-0 F3			0-0 E7		0-0 1-H 2B		4 0 1 1 0 0 0 0 0 0 0 0 0 0		
Jim Gosger, L (1, 8) OBP: 0.344, SLG: 0.367 Ken Sanders, R (8, 1)	4-0 BB			0-0 3-1		0-0 4-3		0-0 F5		3 0 0 0 1 0 2 0 0 0 0 0 0 0		
Carl Yastrzemski, L (1, 7) OBP: 0.374, SLG: 0.503	0-3 K			0-0 1-3			0-0 F8		0-0 L3-1	4 0 0 0 0 1 1		
George Scott, R (1, 3) OBP: 0.353, SLG: 0.588	0-3 K			0-0 5-3			0-3 K		0-0 F3	4 0 0 0 0 2 1		
Tony Conigliaro, R (1, 9) OBP: 0.265, SLG: 0.401		0-3 K			0-0 6-3		0-0 F9		0-0 2B	4 0 1 0 0 1 0		
Dalton Jones, L (1, 4) OBP: 0.349, SLG: 0.465		0-3 K			0-0 4-3			0-0 FC1-6 SF8 1B	4-0 BB	3 1 1 0 1 1 0		
Joe Foy, R (1, 5) OBP: 0.368, SLG: 0.369		0-3 K			0-0 6-3			0-0 FC1-6 1B	0-0 F9	4 0 1 0 0 1 2		
Mike Ryan, R (1, 2) OBP: 0.221, SLG: 0.256 Lenny Green, L (8, PH) OBP: 0.342, SLG: 0.323 Bob Tillman, R (8, 2) OBP: 0.297, SLG: 0.294			0-3 K			0-0 F2		0-0 FC1-6 2B		2 0 0 0 0 1 0 1 1 0 0 0 0 2 0 0 0 0 0 0 0		
Jerry Stephenson, L (1, 1) OBP: 0.133, SLG: 0.133 George Thomas, R (8, PH) OBP: 0.271, SLG: 0.225 (8, 8)			0-3 K			0-0 F9		0-0 SF8		2 0 0 0 0 1 0 0 0 0 1 0 0 0		
<b>Inning Stats</b>	R: 0 H: 0 E: 0 LOB: 1 K: 2 BB: 1 S: 7 P: 11	R: 0 H: 0 E: 0 LOB: 0 K: 3 BB: 0 S: 9 P: 9	R: 0 H: 0 E: 0 LOB: 0 K: 2 BB: 0 S: 7 P: 7	R: 0 H: 0 E: 0 LOB: 0 K: 0 BB: 0 S: 3 P: 3	R: 0 H: 0 E: 0 LOB: 0 K: 0 BB: 0 S: 3 P: 3	R: 0 H: 0 E: 1 LOB: 1 K: 0 BB: 0 S: 4 P: 4	R: 0 H: 0 E: 0 LOB: 0 K: 1 BB: 0 S: 5 P: 5	R: 2 H: 3 E: 0 LOB: 1 K: 0 BB: 0 S: 6 P: 6	R: 0 H: 1 E: 0 LOB: 2 K: 0 BB: 1 S: 4 P: 8	1B: 2 SF: 1 2B: 2 SAC: 0 3B: 0 DP: 0 HR: 0 HBP: 0	WP: 0 PA: 34 PB: 0 SB: 0 CS: 0	
<b>PITCHER</b> Phil Ortega, R (1, 1) ERA: 2.54 Ron Kline, R (8, 1) ERA: 3.62	IP WLS BF H R ER SO BB IBB HBP BLK WP HR S P ERA WHIP	7.2 W 28 3 2 2 8 1 0 0 0 0 0 0 43 47 2.35 0.522	1.1 S 6 1 0 0 0 1 0 0 0 0 0 0 5 9 0.00 1.500	<b>PITCHER</b> IP WLS BF H R ER SO BB IBB HBP BLK WP HR S P ERA WHIP								

**Boston Red Sox @ Washington Senators**  
D.C. Stadium, Washington, DC  
Sun May 29 1966, 3:33 AM EDT  
Att. 23,569 - Unknown

AB	31
R	2
H	4
RBI	2
BB	2
SO	8
LOB	8





Batter	1	2	3	4	5	6	7	8	9	AB R H RBI BB SO LOB
--------	---	---	---	---	---	---	---	---	---	----------------------

<b>Don Blasingame, L</b> (1, 4) <small>OBP: 0.309, SLG: 0.254</small>	4-0 		0-0 <b>F7</b>		0-0 <b>4-3</b>			0-0 <b>1-3</b>		3 1 0 0 1 0 1
<b>Bob Saverine, S</b> (1, 5) <small>OBP: 0.289, SLG: 0.357</small>	4-0 		0-0 <b>F1</b>			0-3 <b>K</b>				2 1 0 0 1 1 0
<b>Jim King, L</b> (1, 9) <small>OBP: 0.367, SLG: 0.436</small>	0-3 <b>K</b>		0-0 <b>G3</b>			0-0 <b>1-3</b>				3 0 0 0 0 1 2
<b>Dick Nen, L</b> (1, 3) <small>OBP: 0.294, SLG: 0.278</small>	0-3 <b>K</b>			0-0 <b>F6</b>		0-0 <b>G3</b>				3 0 0 0 0 1 2
<b>Don Lock, R</b> (1, 8) <small>OBP: 0.370, SLG: 0.525</small>	0-0 			0-3 <b>K</b>		0-3 <b>K</b>				3 1 1 3 0 2 0
<b>Willie Kirkland, L</b> (1, 7) <small>OBP: 0.250, SLG: 0.129</small> <b>Ron Kline, R</b> (8, 1) <small>OBP: 0.400, SLG: 0.250</small>	0-0 <b>F8</b>		0-0 <b>F8</b>			0-0 <b>G3</b>				3 0 0 0 0 0 0 0 0 0 0 0 0 0
<b>Ed Brinkman, R</b> (1, 6) <small>OBP: 0.253, SLG: 0.284</small>		0-0 <b>F5</b>			0-3 <b>K</b>		0-0 <b>F8</b>			3 0 0 0 0 1 0
<b>Doug Camilli, R</b> (1, 2) <small>OBP: 0.237, SLG: 0.222</small>		0-0 <b>6-3</b>			0-0 		0-0 <b>5-3</b>			3 0 1 0 0 0 0
<b>Phil Ortega, R</b> (1, 1) <small>OBP: 0.167, SLG: 0.063</small> <b>Fred Valentine, S</b> (8, 7) <small>OBP: 0.363, SLG: 0.474</small>		0-3 <b>K</b>		0-0 <b>SH3-4</b>		0-0 		0-0 <b>F9</b>		1 0 0 0 0 1 0 1 0 0 0 0 0 0

Inning Stats	R: 3	H: 1	E: 0	LOB: 0	K: 2	BB: 2	S: 8	P: 16	R: 0	H: 0	E: 0	LOB: 0	K: 1	BB: 0	S: 5	P: 5	R: 0	H: 0	E: 0	LOB: 0	K: 1	BB: 0	S: 5	P: 5	R: 0	H: 0	E: 0	LOB: 0	K: 1	BB: 0	S: 5	P: 5	R: 0	H: 0	E: 0	LOB: 0	K: 1	BB: 0	S: 3	P: 3	R: 0	H: 1	E: 0	LOB: 1	K: 1	BB: 0	S: 6	P: 6	R: 0	H: 0	E: 0	LOB: 0	K: 1	BB: 0	S: 5	P: 5	R: 0	H: 0	E: 0	LOB: 0	K: 0	BB: 0	S: 3	P: 3	R: 0	H: 0	E: 0	LOB: 0	K: 0	BB: 0	S: 3	P: 3
--------------	------	------	------	--------	------	-------	------	-------	------	------	------	--------	------	-------	------	------	------	------	------	--------	------	-------	------	------	------	------	------	--------	------	-------	------	------	------	------	------	--------	------	-------	------	------	------	------	------	--------	------	-------	------	------	------	------	------	--------	------	-------	------	------	------	------	------	--------	------	-------	------	------	------	------	------	--------	------	-------	------	------

PITCHER	IP	WLS	BF	H	R	ER	SO	BB	IBB	HBP	BLK	WP	HR	S	P	ERA	WHIP
<b>Jerry Stephenson, R</b> (1, 1) <small>ERA: 5.37</small>	7.0	L	25	2	3	3	7	2	0	0	0	0	1	37	45	3.86	0.571
<b>Ken Sanders, R</b> (8, 1) <small>ERA: 2.81</small>	1.0		3	0	0	0	0	0	0	0	0	0	0	3	3	0.00	0.000

**BOTTOM**

**Boston Red Sox @ Washington Senators**  
 D.C. Stadium, Washington, DC  
 Sun May 29 1966, 3:33 AM EDT  
 Att. 23,569 - Unknown

<b>AB</b>	<b>25</b>
<b>R</b>	<b>3</b>
<b>H</b>	<b>2</b>
<b>RBI</b>	<b>3</b>
<b>BB</b>	<b>2</b>
<b>SO</b>	<b>7</b>
<b>LOB</b>	<b>5</b>



WP	PA	ERA	WHIP
0	28		

Batter	1	2	3	4	5	6	7	8	9	AB R H RBI BB SO LOB	TOP
Rico Petrocelli, R OBP: 0.302, SLG: 0.433 (1, 6) X	0-0 FC4-6 1B	0-0 FC4 1-2f			0-3 K			0-0 F8		4 0 1 0 0 1 3	<b>Boston Red Sox @ Chicago White Sox</b> Comiskey Park, Chicago, IL Mon May 30 1966, 4:33 AM EDT Unknown
Jim Gosger, L OBP: 0.330, SLG: 0.349 (1, 8) X	0-0 FC4-6 BB 1-2f		0-0 1-3		0-0 4-3			0-0 F8		4 0 0 0 0 0 2	
Carl Yastrzemski, L OBP: 0.366, SLG: 0.491 (1, 7) X	0-0 F8		0-0 F7				0-0 4-3	0-0 F9		4 0 0 0 0 0 1	
George Scott, R OBP: 0.351, SLG: 0.577 (1, 3) B B B	4-0 1-2 BB		0-0 6-3		0-3 K			0-0 6-3		3 0 0 0 1 1 0	
Tony Conigliaro, R OBP: 0.265, SLG: 0.404 (1, 9) X	0-0 F2			0-3 K		0-0 2B		0-0 E5		4 0 1 0 0 1 2	
Dalton Jones, L OBP: 0.333, SLG: 0.440 (1, 4) X		0-0 6-3		0-0 F9		0-0 F5		0-0 4-3		4 0 0 0 0 0 2	
Joe Foy, R OBP: 0.364, SLG: 0.365 (1, 5) X		0-0 1B 1B		0-3 K		0-3 K		0-0 F5		4 0 1 0 0 2 1	
Mike Ryan, R OBP: 0.236, SLG: 0.271 (1, 2) X		0-0 FC4 1B			0-0 1B		0-0 5-3			3 0 2 0 0 0 0	
Earl Wilson, R OBP: 0.387, SLG: 0.538 (1, 1) X		0-0 F5			0-3 K		0-0 5-3			3 0 0 0 0 1 3	
<b>Inning Stats</b>	R: 0 H: 1 E: 0 LOB: 2 K: 0 BB: 1 S: 4 P: 8	R: 0 H: 2 E: 0 LOB: 2 K: 0 BB: 0 S: 5 P: 5	R: 0 H: 0 E: 0 LOB: 0 K: 0 BB: 0 S: 3 P: 3	R: 0 H: 0 E: 0 LOB: 0 K: 2 BB: 0 S: 7 P: 7	R: 0 H: 1 E: 0 LOB: 1 K: 2 BB: 0 S: 8 P: 8	R: 0 H: 1 E: 0 LOB: 1 K: 1 BB: 0 S: 6 P: 6	R: 0 H: 0 E: 0 LOB: 0 K: 1 BB: 0 S: 5 P: 5	R: 0 H: 0 E: 1 LOB: 1 K: 0 BB: 0 S: 4 P: 4	R: 0 H: 0 E: 1 LOB: 1 K: 0 BB: 0 S: 4 P: 4	1B: 4 SF: 0 2B: 1 SAC: 0 3B: 0 DP: 0 HR: 0 HBP: 0	WP: 0 PA: 34 PB: 0 SB: 0 CS: 0
<b>PITCHER</b> John Buzhardt, R (1, 1) ERA: 2.4	IP WLS BF H R ER SO BB IBB HBP BLK WP HR S P ERA WHIP										
	9.0 W 34 5 0 0 6 1 0 0 0 0 0 0 45 49 0.00 0.667										

AB	33
R	0
H	5
RBI	0
BB	1
SO	6
LOB	14



Batter	1	2	3	4	5	6	7	8	9	AB	R	H	RBI	BB	SO	LOB
<b>Tommie Agee, R</b> OBP: 0.315, SLG: 0.362 (1, 8) SS	0-3 K			x 0-0 6-3		x 0-0 5-3		x 0-0 F8		4	0	0	0	0	1	1
<b>Don Buford, S</b> OBP: 0.294, SLG: 0.312 (1, 5) X	0-0 4-3			x 0-0 F6		x 0-0 F7		SSS 0-3 K		4	0	0	0	0	1	1
<b>Tom McCraw, L</b> OBP: 0.294, SLG: 0.283 (1, 7) (8, 3) X	0-0 4-3			x 0-0 G3			BBB 4-0 1B	x 0-0 1B		3	0	1	0	1	0	0
<b>Floyd Robinson, L</b> OBP: 0.375, SLG: 0.441 (1, 9) X		x 0-0 G6-4-3 1B		x 0-0 4-3		x 0-0 4-3	x 0-0 1-3 1B	x 0-0 1-2 1B		4	1	3	0	0	0	0
<b>John Romano, R</b> OBP: 0.427, SLG: 0.456 (1, 2) <b>Ken Berry, R</b> OBP: 0.229, SLG: 0.255 (7, PR) (8, 7) X		x 0-0 L3		x 0-0 5-3		x 4-0 1B	x 4-0 1B	x 0-0 1-2 1B		2	0	0	0	1	0	1
<b>Bill Skowron, R</b> OBP: 0.263, SLG: 0.315 (1, 3) <b>Al Weis, S</b> OBP: 0.269, SLG: 0.162 (7, PR) (8, 4) X		x 0-0 G6-4-3		x 0-0 FC5-4 1B		x 0-0 1-3 2-H 1B	x 0-0 1-2 2-3 1B	x 0-0 6-3		3	0	2	1	0	0	1
<b>Lee Elia, R</b> OBP: 0.111, SLG: 0.111 (1, 6) X			x 0-0 F5		x 0-0 FC5-4		x 0-0 E5			3	0	0	0	0	0	4
<b>Wayne Causey, L</b> OBP: 0.290, SLG: 0.229 (1, 4) <b>Smoky Burgess, L</b> OBP: 0.250, SLG: 0.167 (7, PH) <b>J.C. Martin, L</b> OBP: 0.327, SLG: 0.340 (8, 2) X			x 0-0 G3		x 0-0 F6		x 0-0 F3			2	0	0	0	0	0	0
<b>John Buzhardt, R</b> (1, 1) SS			x 0-3 K		x 4-0 5-3 BB		x 0-3 K			1	0	0	0	1	2	3

Inning Stats	R: 0	H: 0	R: 0	H: 1	R: 0	H: 0	R: 0	H: 1	R: 0	H: 0	R: 1	H: 2	R: 0	H: 3	1B: 7	SF: 0
	E: 0	LOB: 0	E: 0	LOB: 0	E: 0	LOB: 0	E: 0	LOB: 1	E: 0	LOB: 1	E: 1	LOB: 3	E: 0	LOB: 3	2B: 0	SAC: 0
	K: 1	BB: 0	K: 0	BB: 0	K: 0	BB: 0	K: 0	BB: 0	K: 1	BB: 1	K: 1	BB: 2	K: 1	BB: 0	3B: 0	DP: 1
	S: 5	P: 5	S: 3	P: 3	S: 5	P: 5	S: 4	P: 4	S: 3	P: 7	S: 7	P: 15	S: 8	P: 8	HR: 0	HBP: 0

PITCHER	IP	WLS	BF	H	R	ER	SO	BB	IBB	HBP	BLK	WP	HR	S	P	ERA	WHIP
<b>Earl Wilson, R</b> ERA: 3.36 (1, 1)	8.0	L	33	7	1	1	4	2	1	0	0	0	0	38	50	1.12	1.125

**BOTTOM**

**Boston Red Sox @ Chicago White Sox**  
Comiskey Park, Chicago, IL  
Mon May 30 1966, 4:33 AM EDT  
Unknown

<b>AB</b>	<b>30</b>
<b>R</b>	<b>1</b>
<b>H</b>	<b>7</b>
<b>RBI</b>	<b>1</b>
<b>BB</b>	<b>3</b>
<b>SO</b>	<b>4</b>
<b>LOB</b>	<b>17</b>



WP	PA	ERA	WHIP
0	33		

livebaseballscorecards.com

Batter	1	2	3	4	5	6	7	8	9	AB R H RBI BB SO LOB	TOP									
Rico Petrocelli, R (1, 6) OBP: 0.298, SLG: 0.428 George Smith, R (6, 6) OBP: 0.247, SLG: 0.265	0-3 K			0-0 5-3			0-0 E6 BB HBP		0-0 F7	2 0 0 0 0 1 0 2 0 0 0 0 0 0	<b>Boston Red Sox @ Chicago White Sox</b> Comiskey Park, Chicago, IL Mon May 30 1966, 4:38 AM EDT Att: 19,445 - Unknown									
Lenny Green, L (1, 8) OBP: 0.325, SLG: 0.303	0-0 6-3			0-0 4-3			0-0 F8		0-0 F6	4 0 0 0 0 0 1										
Tony Conigliaro, R (1, 9) OBP: 0.259, SLG: 0.394	0-3 K			0-0 F1			0-3 K		0-3 K	4 0 0 0 0 3 1										
George Scott, R (1, 3) OBP: 0.350, SLG: 0.570			0-0 F8			0-0 F8		1-0 HBP		2 0 0 0 0 0 0										
Carl Yastrzemski, L (1, 7) OBP: 0.366, SLG: 0.485			0-0 F8			0-0 G3		4-0 BB		2 0 0 0 1 0 0										
Dalton Jones, L (1, 4) OBP: 0.322, SLG: 0.423			0-3 K			0-0 F8		1-2 2-3 BB		3 0 0 0 0 1 3										
Joe Foy, R (1, 5) OBP: 0.371, SLG: 0.368				4-0 G5-4-3 BB		0-0 4-3		0-0 G5-4-3 1B		2 0 1 0 1 0 0										
Bob Tillman, R (1, 2) OBP: 0.286, SLG: 0.282			0-0 F8			0-3 K2-3		0-0 G5-4-3 1-2f		3 0 0 0 0 1 2										
Jose Santiago, R (1, 1) OBP: 0.063, SLG: 0.063 Darrell Brandon, R (2, 1) Ken Sanders, R (4, 1) Joe Christopher, R (6, PH) Dave Morehead, R (6, 1) OBP: 0.667, SLG: 0.667			0-0 G5-4-3 1-2f			0-0 F9		0-0 6-3		0 0 0 0 0 0 0 1 0 0 0 0 0 1 0 0 0 0 0 0 0 1 0 0 0 0 0 0 1 0 0 0 0 0 0										
<b>Inning Stats</b>	R: 0 E: 0 K: 2 S: 7	H: 0 LOB: 0 BB: 0 P: 7	R: 0 E: 0 K: 1 S: 5	H: 0 LOB: 0 BB: 0 P: 5	R: 0 E: 0 K: 0 S: 2	H: 0 LOB: 0 BB: 1 P: 6	R: 0 E: 0 K: 0 S: 3	H: 0 LOB: 0 BB: 0 P: 3	R: 0 E: 0 K: 1 S: 5	H: 0 LOB: 0 BB: 0 P: 5		R: 0 E: 1 K: 1 S: 6	H: 0 LOB: 3 BB: 1 P: 11	R: 0 E: 0 K: 0 S: 3	H: 1 LOB: 0 BB: 0 P: 3	R: 0 E: 0 K: 1 S: 5	H: 0 LOB: 0 BB: 0 P: 5	1B: 1 2B: 0 3B: 0 HR: 0	SF: 0 SAC: 0 DP: 2 HBP: 1	WP: 0 PB: 0 SB: 0 CS: 0
<b>PITCHER</b> Jack Lamabe, R (1, 1) ERA: 3.33	IP: 9.0 WLS: W BF: 30 H: 1 R: 0 ER: 0 SO: 6 BB: 2 IBB: 0 HBP: 1 BLK: 0 WP: 0 HR: 0 S: 39 P: 48 ERA: 0.00 WHIP: 0.333											<b>PITCHER</b> IP: WLS: BF: H: R: ER: SO: BB: IBB: HBP: BLK: WP: HR: S: P: ERA: WHIP								

<b>AB</b>	27
<b>R</b>	0
<b>H</b>	1
<b>RBI</b>	0
<b>BB</b>	2
<b>SO</b>	6
<b>LOB</b>	8



livebaseballscorecards.com

Batter	1	2	3	4	5	6	7	8	9
<b>Tommie Agee, R</b> OBP: 0.329, SLG: 0.382 (1, 8)	4-0 2B 4-3 BB	0-0 1B 2-H		0-0 E5 S 1B	0-0 FC4-2 3B			4-0 S 1B WP BB	
<b>Don Buford, S</b> OBP: 0.309, SLG: 0.329 (1, 5)	0-0 4-3 1-3 SF9 2B	0-0 1B 2-H S 1B		4-0 1B S FC BB	0-0 FC4-2 2B			0-0 1-2 S WP 1B	
<b>Tom McCraw, L</b> OBP: 0.308, SLG: 0.309 (1, 7) (5, 3)	0-0 4-3 2-3 3-H	0-0 S 1B		0-0 FC 1B 1B	0-0 1-H 2B			0-0 F4 1-H 2-H	
<b>Floyd Robinson, L</b> OBP: 0.369, SLG: 0.431 (1, 9)	0-0 SF9 3-H	4-0 1-2 3-H BB		0-0 FC 1B 1B		0-0 F8		0-0 F2	
<b>Bill Skowron, R</b> OBP: 0.275, SLG: 0.326 (1, 3)	0-0 1B	0-0 L1		0-0 1-2 3-H 1B 1B		0-0 F1		0-0 G3	
<b>Ken Berry, R</b> OBP: 0.220, SLG: 0.245 (4, PR) (5, 7)									
<b>J.C. Martin, L</b> OBP: 0.304, SLG: 0.314 (1, 2)	0-0 F7		0-0 1-3	0-3 K		0-3 K			
<b>Lee Elia, R</b> OBP: 0.231, SLG: 0.167 (1, 6)		0-3 K	1-0 H	0-0 1-2 2-H 1B			0-0 4-3		
<b>Wayne Causey, L</b> OBP: 0.292, SLG: 0.233 (1, 4)		0-0 SH2-4 1B	0-0 6-3 HBP	0-0 6-3 G4-6-3 1B			0-0 F9		
<b>Al Weis, S</b> OBP: 0.266, SLG: 0.159 (6, 4)			0-0 6-3	0-0 G4-6-3 1-2f					
<b>Jack Lamabe, R</b> (1, 1)		0-0 SH2-4	0-3 K		0-0 6-3		0-0 F8		

Inning Stats	R: 2	H: 2	E: 0	K: 5	LOB: 1	BB: 1	P: 9	R: 3	H: 4	E: 0	K: 1	S: 9	LOB: 2	BB: 1	P: 13	R: 0	H: 0	E: 0	K: 1	S: 5	LOB: 1	BB: 0	P: 6	R: 4	H: 3	E: 1	K: 1	S: 9	LOB: 2	BB: 1	P: 13	R: 0	H: 2	E: 0	K: 0	S: 4	LOB: 0	BB: 0	P: 4	R: 0	H: 0	E: 0	K: 1	S: 5	LOB: 0	BB: 0	P: 5	R: 0	H: 0	E: 0	K: 0	S: 3	LOB: 0	BB: 0	P: 3	R: 2	H: 1	E: 0	K: 0	S: 4	LOB: 0	BB: 1	P: 8
--------------	------	------	------	------	--------	-------	------	------	------	------	------	------	--------	-------	-------	------	------	------	------	------	--------	-------	------	------	------	------	------	------	--------	-------	-------	------	------	------	------	------	--------	-------	------	------	------	------	------	------	--------	-------	------	------	------	------	------	------	--------	-------	------	------	------	------	------	------	--------	-------	------

AB	R	H	RBI	BB	SO	LOB
3	4	2	1	2	0	0
4	4	3	1	1	0	1
5	1	3	2	0	0	1
3	1	0	2	1	0	1
3	0	2	1	0	0	2
2	0	0	0	0	0	0
4	0	0	0	0	2	3
3	0	1	1	0	1	0
3	1	1	0	0	0	3
1	0	0	0	0	0	0
3	0	0	0	0	1	1

**BOTTOM**

**Boston Red Sox @ Chicago White Sox**  
Comiskey Park, Chicago, IL

Mon May 30 1966, 4:38 AM EDT  
Att. 19,445 - Unknown

<b>AB</b>	<b>34</b>
<b>R</b>	<b>11</b>
<b>H</b>	<b>12</b>
<b>RBI</b>	<b>8</b>
<b>BB</b>	<b>4</b>
<b>SO</b>	<b>4</b>
<b>LOB</b>	<b>12</b>



1B: 9	SF: 1	WP: 2	PA: 41
2B: 2	SAC: 1	PB: 0	
3B: 1	DP: 1	SB: 6	
HR: 0	HBP: 1	CS: 0	

PITCHER	IP	WLS	BF	H	R	ER	SO	BB	IBB	HBP	BLK	WP	HR	S	P	ERA	WHIP
<b>Jose Santiago, R</b> ERA: 3.14 (1, 1)	1.2	L	12	6	5	5	1	1	0	0	0	0	0	13	17	27.00	4.200
<b>Darrell Brandon, R</b> ERA: 5.4 (2, 1)	1.2		13	3	4	3	2	2	0	1	0	0	0	14	23	16.20	3.000
<b>Ken Sanders, R</b> ERA: 2.7 (4, 1)	1.2		5	2	0	0	0	0	0	0	0	0	0	5	5	0.00	1.200
<b>Dave Morehead, R</b> ERA: 4.91 (6, 1)	3.0		11	1	2	2	1	1	0	0	0	1	0	12	16	6.00	0.667

Batter	1	2	3	4	5	6	7	8	9	AB R H RBI BB SO LOB	TOP		
Lenny Green, L (1, 8) OBP: 0.321, SLG: 0.300	0-0 4-3		0-0 G3			0-0 1B		0-3 K		4 0 1 0 0 1 1	<b>Boston Red Sox @ Chicago White Sox</b> Comiskey Park, Chicago, IL Tue May 31 1966, 4:33 AM EDT Att. 1,881 - Unknown		
Joe Foy, R (1, 5) OBP: 0.361, SLG: 0.355	0-0 F8		0-0 6-3			0-3 K		0-0 E5	4 0 0 0 0 1 2				
Carl Yastrzemski, L (1, 7) OBP: 0.358, SLG: 0.473	0-3 K			0-0 4-3		0-0 F8		0-0 4-3	4 0 0 0 0 1 1				
George Scott, R (1, 3) OBP: 0.348, SLG: 0.574		0-3 K		0-0 1-3		0-3 K		0-0 3B	4 0 1 0 0 2 0				
Tony Conigliaro, R (1, 9) OBP: 0.264, SLG: 0.415		0-0 HR		0-3 K		0-0 FC6-4 1B		0-0 1-3	4 1 2 1 0 1 1				
Dalton Jones, L (1, 4) OBP: 0.312, SLG: 0.407		0-0 F7		0-0 4-3		0-0 F7			3 0 0 0 0 0 1				
Mike Ryan, R (1, 2) OBP: 0.228, SLG: 0.261		0-0 5-3		0-3 K		0-0 FC6-4 1-2f			3 0 0 0 0 1 1				
George Smith, R (1, 6) OBP: 0.239, SLG: 0.256			0-0 E6 SH3 S		0-3 K		0-0 5-3		3 0 0 0 0 1 0				
Dick Stigman, R (1, 1) OBP: 0.083, SLG: 0.083			0-0 SH3 1-3		0-0 1-3		0-0 1-3		2 0 0 0 0 0 0				
<b>Inning Stats</b>	R: 0 H: 0 E: 0 LOB: 0 K: 1 BB: 0 S: 5 P: 5	R: 1 H: 1 E: 0 LOB: 0 K: 1 BB: 0 S: 6 P: 6	R: 0 H: 0 E: 1 LOB: 1 K: 0 BB: 0 S: 4 P: 4	R: 0 H: 0 E: 0 LOB: 0 K: 1 BB: 0 S: 5 P: 5	R: 0 H: 0 E: 0 LOB: 0 K: 2 BB: 0 S: 7 P: 7	R: 0 H: 1 E: 0 LOB: 1 K: 1 BB: 0 S: 6 P: 6	R: 0 H: 1 E: 0 LOB: 1 K: 1 BB: 0 S: 6 P: 6	R: 0 H: 0 E: 0 LOB: 0 K: 1 BB: 0 S: 5 P: 5	R: 0 H: 1 E: 1 LOB: 1 K: 0 BB: 0 S: 4 P: 4	1B: 2 SF: 0 2B: 0 SAC: 1 3B: 1 DP: 0 HR: 1 HBP: 0	WP: 0 PA: 32 PB: 0 SB: 1 CS: 0		
<b>PITCHER</b>	IP WLS BF H R ER SO BB IBB HBP BLK WP HR S P ERA WHIP											<b>PITCHER</b>	IP WLS BF H R ER SO BB IBB HBP BLK WP HR S P ERA WHIP
Joe Horlen, R (1, 1) ERA: 2.64	7.0 L 25 3 1 1 7 0 0 0 0 0 0 1 39 39 1.29 0.429												
Bob Locker, R (8, 1) ERA: 1.7	2.0 7 1 0 0 1 0 0 0 0 0 0 0 9 9 0.00 0.500												

livebaseballscorecards.com

<b>AB</b>	31
<b>R</b>	1
<b>H</b>	4
<b>RBI</b>	1
<b>BB</b>	0
<b>SO</b>	8
<b>LOB</b>	7



Batter	1	2	3	4	5	6	7	8	9	AB	R	H	RBI	BB	SO	LOB
<b>Al Weis, S</b> (1, 4) OBP: 0.253, SLG: 0.151	0-0 L5		0-0 F9		0-0 6-3			0-3 K		4	0	0	0	0	1	2
<b>Don Buford, S</b> (1, 5) OBP: 0.302, SLG: 0.321	0-0 F4		0-3 K			0-3 K		0-0 F7		4	0	0	0	0	2	1
<b>Tommie Agee, R</b> (1, 8) OBP: 0.328, SLG: 0.385	0-0 5-3			0-3 K		0-0 CS 2B		0-0 4-3		4	0	1	0	0	1	0
<b>John Romano, R</b> (1, 2) OBP: 0.452, SLG: 0.479 <b>Tom McCraw, L</b> (9, PR) OBP: 0.308, SLG: 0.309		0-0 FC3-6 1B		0-0 FC4-6 1B		4-0 BB		0-0 FC1-4 1B		3	0	3	0	1	0	0
<b>Bill Skowron, R</b> (1, 3) OBP: 0.264, SLG: 0.313 <b>Wayne Causey, L</b> (9, PR) OBP: 0.292, SLG: 0.233		0-0 FC3-6 L6-4 BB 1-2f		0-0 FC4-6 1-2f		0-0 4-3		0-0 FC1-4 1B 1-2f		4	0	0	0	0	0	4
<b>Floyd Robinson, L</b> (1, 9) OBP: 0.366, SLG: 0.421		4-0 BB 1-2 BB		0-3 K		0-0 F5		0-0 F5		3	0	0	0	1	1	2
<b>Lee Elia, R</b> (1, 6) OBP: 0.235, SLG: 0.188		0-0 L6-4 2-3		0-0 F7		0-3 K		0-0 FC6-4 1B 1-2		4	0	1	0	0	1	2
<b>Ken Berry, R</b> (1, 7) OBP: 0.241, SLG: 0.250			0-3 K		4-0 BB		0-0 1B		0-0 FC6-4 1-2f	3	0	1	0	1	1	2
<b>Joe Horten, R</b> (1, 1) OBP: 0.111, SLG: 0.059 <b>Jerry McNertney, R</b> (7, PH) OBP: 0.400, SLG: 0.318 <b>Bob Locker, S</b> (8, 1) OBP: 0.333, SLG: 0.200			0-0 1B		0-3 K		0-0 F8			2	0	1	0	0	1	1
										1	0	0	0	0	0	1
										0	0	0	0	0	0	0

Inning Stats	R: 0	H: 0	E: 0	K: 0	S: 3	R: 0	H: 1	E: 0	K: 0	S: 3	R: 0	H: 1	E: 0	K: 2	S: 8	R: 0	H: 1	E: 0	K: 1	S: 5	R: 0	H: 1	E: 0	K: 1	S: 5	R: 0	H: 0	E: 0	K: 1	S: 6	R: 0	H: 0	E: 0	K: 1	S: 5	R: 0	H: 2	E: 0	K: 0	S: 5	R: 0	H: 2	E: 0	K: 0	S: 5	1B: 6	SF: 0	2B: 2	SAC: 0	3B: 0	DP: 1	HR: 0	HBP: 0	WP: 0	PA: 35
--------------	------	------	------	------	------	------	------	------	------	------	------	------	------	------	------	------	------	------	------	------	------	------	------	------	------	------	------	------	------	------	------	------	------	------	------	------	------	------	------	------	------	------	------	------	------	-------	-------	-------	--------	-------	-------	-------	--------	-------	--------

PITCHER	IP	WLS	BF	H	R	ER	SO	BB	IBB	HBP	BLK	WP	HR	S	P	ERA	WHIP	PITCHER	IP	WLS	BF	H	R	ER	SO	BB	IBB	HBP	BLK	WP	HR	S	P	ERA	WHIP														
<b>Dick Stigman, L</b> (1, 1) ERA: 3.32	9.0	W	35	7	0	0	8	3	0	0	0	0	0	48	60	0.00	1.111																																

**BOTTOM**

**Boston Red Sox @ Chicago White Sox**  
Comiskey Park, Chicago, IL

Tue May 31 1966, 4:33 AM EDT  
Att. 1,881 - Unknown

<b>AB</b>	<b>32</b>
<b>R</b>	<b>0</b>
<b>H</b>	<b>7</b>
<b>RBI</b>	<b>0</b>
<b>BB</b>	<b>3</b>
<b>SO</b>	<b>8</b>
<b>LOB</b>	<b>15</b>



Batter	1	2	3	4	5	6	7	8	9	AB R H RBI BB SO LOB	TOP												
Bob Saverine, S (1, 4) OBP: 0.283, SLG: 0.329	0-0 1B 1B		0-0 1-3		0-0 SH1-3		1-0 HBP		0-0 3-1	3 0 1 0 0 0 0													
Ken McMullen, R (1, 5) OBP: 0.283, SLG: 0.341	0-3 K		0-0 6-3		0-0 1-3		0-3 K		4-0 2B 2B BB	4 1 0 0 1 2 3													
Jim King, L (1, 9) OBP: 0.388, SLG: 0.456	0-0 F5			0-0 1B 1B	0-0 1B 2-H			0-0 1B 2B 1B	0-0 1-3 2B 2B	5 3 4 0 0 0 1													
Frank Howard, R (1, 7) Fred Valentine, S (8, 7) OBP: 0.341, SLG: 0.443 OBP: 0.362, SLG: 0.465	0-0 1-3 1B			0-0 1B SF7 1B		0-3 K		0-0 1-3 2B 1B	4-0 2B CS IBB	4 2 3 0 0 1 0 0 0 0 0 1 0 0													
Dick Nen, L (1, 3) OBP: 0.311, SLG: 0.312	0-3 K			0-0 1-3 1B	0-0 3-H 1B	0-0 F4		4-0 1-2 2B BB	0-0 1-3 2-H 3-H 2B	4 0 2 3 1 1 2													
Don Lock, R (1, 8) OBP: 0.380, SLG: 0.489		0-0 5-3		0-0 SF7	0-0 3-H 1B	0-0 FC6-4 1B		0-3 K	4-0 IBB	3 0 1 1 1 1 3													
Paul Casanova, R (1, 2) Bob Chance, L (8, PH) Don Blasingame, L (8, PR) Doug Camilli, R (8, 2) OBP: 0.260, SLG: 0.411 OBP: 0.211, SLG: 0.361 OBP: 0.292, SLG: 0.241 OBP: 0.233, SLG: 0.244		0-0 F9		0-0 F8	0-0 F8	0-0 FC6-4 1-2		0-0 1-3 2-H 3-H 2B	0-3 K	3 0 0 0 0 0 2 1 0 1 2 0 0 0 0 0 0 0 0 0 0 1 0 0 0 0 1 3													
Ed Brinkman, R (1, 6) OBP: 0.244, SLG: 0.271		0-0 F9		0-0 F8			0-3 K	0-3 K		4 0 0 0 0 2 3													
Dick Bosman, R (1, 1) Ron Kline, R (8, 1) OBP: 0.250, SLG: 0.250 OBP: 0.400, SLG: 0.250			0-0 3-1		0-0 SH1-3 1B		0-0 4-3	0-0 5-3		4 0 1 0 0 0 2 0 0 0 0 0 0 0													
<b>Inning Stats</b>	R: 0 E: 0 K: 2 S: 9	H: 2 LOB: 2 BB: 0 P: 9	R: 0 E: 0 K: 0 S: 3	H: 0 LOB: 0 BB: 0 P: 3	R: 0 E: 0 K: 0 S: 3	H: 0 LOB: 0 BB: 0 P: 3	R: 2 E: 0 K: 0 S: 6	H: 3 LOB: 1 BB: 0 P: 6	R: 0 E: 0 K: 1 S: 6	H: 1 LOB: 1 BB: 0 P: 6	R: 0 E: 0 K: 2 S: 7	H: 0 LOB: 1 BB: 0 P: 8	R: 2 E: 0 K: 2 S: 10	H: 3 LOB: 2 BB: 1 P: 14	R: 2 E: 0 K: 1 S: 6	H: 2 LOB: 3 BB: 3 P: 18	1B: 10 2B: 4 3B: 0 HR: 0	SF: 1 SAC: 1 DP: 1 HBP: 1	WP: 0 PB: 0 SB: 0 CS: 1	PA: 43			
<b>PITCHER</b>	IP WLS BF H R ER SO BB IBB HBP BLK WP HR S P ERA WHIP	IP WLS BF H R ER SO BB IBB HBP BLK WP HR S P ERA WHIP	IP WLS BF H R ER SO BB IBB HBP BLK WP HR S P ERA WHIP	IP WLS BF H R ER SO BB IBB HBP BLK WP HR S P ERA WHIP	IP WLS BF H R ER SO BB IBB HBP BLK WP HR S P ERA WHIP	IP WLS BF H R ER SO BB IBB HBP BLK WP HR S P ERA WHIP	IP WLS BF H R ER SO BB IBB HBP BLK WP HR S P ERA WHIP	IP WLS BF H R ER SO BB IBB HBP BLK WP HR S P ERA WHIP	IP WLS BF H R ER SO BB IBB HBP BLK WP HR S P ERA WHIP	IP WLS BF H R ER SO BB IBB HBP BLK WP HR S P ERA WHIP	IP WLS BF H R ER SO BB IBB HBP BLK WP HR S P ERA WHIP	IP WLS BF H R ER SO BB IBB HBP BLK WP HR S P ERA WHIP	IP WLS BF H R ER SO BB IBB HBP BLK WP HR S P ERA WHIP	IP WLS BF H R ER SO BB IBB HBP BLK WP HR S P ERA WHIP	IP WLS BF H R ER SO BB IBB HBP BLK WP HR S P ERA WHIP	IP WLS BF H R ER SO BB IBB HBP BLK WP HR S P ERA WHIP	IP WLS BF H R ER SO BB IBB HBP BLK WP HR S P ERA WHIP	IP WLS BF H R ER SO BB IBB HBP BLK WP HR S P ERA WHIP	IP WLS BF H R ER SO BB IBB HBP BLK WP HR S P ERA WHIP	IP WLS BF H R ER SO BB IBB HBP BLK WP HR S P ERA WHIP	IP WLS BF H R ER SO BB IBB HBP BLK WP HR S P ERA WHIP		
Jim Lonborg, R (1, 1) ERA: 3.65	7.1 L 34 11 4 4 6 1 0 1 0 0 0 44 49 4.91 1.636																						
Ken Sanders, R (8, 1) ERA: 3.05	1.0 8 2 2 2 1 1 2 0 0 0 0 7 19 18.00 3.000																						
Darrell Brandon, R (9, 1) ERA: 5.17	0.2 1 0 0 0 0 1 0 0 0 0 0 3 3 0.00 0.000																						

Washington Senators @ Boston Red Sox  
Fenway Park, Boston, MA  
Wed Jun 01 1966, 7:05 PM EDT  
Unknown

livebaseballscorecards.com

AB	36
R	6
H	13
RBI	6
BB	4
SO	8
LOB	19





Batter	1	2	3	4	5	6	7	8	9	AB	R	H	RBI	BB	SO	LOB
Jim Gosger, L (1, 8) OBP: 0.327, SLG: 0.345	0-0 4-3		0-0 L4-3 1B		0-0 F7			0-0 F7		4	0	1	0	0	0	0
Joe Foy, R (1, 5) OBP: 0.358, SLG: 0.368	0-0 F8		0-0 L4-3 1-2		0-0 F9			0-0 1B 3B		4	1	1	0	0	0	1
Carl Yastrzemski, L (1, 7) OBP: 0.371, SLG: 0.491	0-0 1B			0-0 WP 1B 2B	0-0 CS 1B			0-0 G6-4-3 1B		4	1	4	1	0	0	0
George Scott, R (1, 3) OBP: 0.341, SLG: 0.560	0-0 5-3			0-0 6-3 2-3	0-0 CS 1-2	0-0 5-3		0-0 G6-4-3 1-2f		4	0	0	0	0	0	3
Tony Conigliaro, R (1, 9) OBP: 0.289, SLG: 0.417		0-0 FC5-4 1B		0-0 2B 1B		0-0 6-3		0-3 K		4	1	2	1	0	1	0
Dalton Jones, L (1, 4) OBP: 0.299, SLG: 0.388	0-0 F8		0-0 F8	0-0 F6		0-0 4-3		0-0 L4		4	0	0	0	0	0	2
Mike Ryan, R (1, 2) OBP: 0.229, SLG: 0.272		0-0 FC5-4 1-2f		0-0 2B			0-3 K	0-0 F3		4	0	1	1	0	1	1
George Smith, R (1, 6) OBP: 0.242, SLG: 0.250		0-0 F9		4-0 BB BB	0-0 BB		0-0 F7			2	0	0	0	1	0	1
Jim Lonborg, R (1, 1)			0-3 K	0-3 K				0-0 F2		3	0	0	0	0	2	2
Ken Sanders, R (8, 1)										0	0	0	0	0	0	0
Darrell Brandon, R (9, 1)										0	0	0	0	0	0	0

Inning Stats	R: 0	H: 1	E: 0	LOB: 1	K: 0	BB: 0	S: 4	P: 4
R: 0 H: 1 E: 0 LOB: 1 K: 0 BB: 0 S: 4 P: 4	R: 0 H: 1 E: 0 LOB: 1 K: 0 BB: 0 S: 4 P: 4	R: 0 H: 1 E: 0 LOB: 0 K: 1 BB: 0 S: 5 P: 5	R: 2 H: 3 E: 0 LOB: 2 K: 1 BB: 1 S: 8 P: 12	R: 0 H: 1 E: 0 LOB: 0 K: 0 BB: 0 S: 3 P: 3	R: 0 H: 0 E: 0 LOB: 0 K: 0 BB: 0 S: 3 P: 3	R: 0 H: 0 E: 0 LOB: 0 K: 1 BB: 0 S: 5 P: 5	R: 1 H: 2 E: 0 LOB: 0 K: 0 BB: 0 S: 4 P: 4	R: 0 H: 0 E: 0 LOB: 0 K: 1 BB: 0 S: 5 P: 5

PITCHER	IP	WLS	BF	H	R	ER	SO	BB	IBB	HBP	BLK	WP	HR	S	P	ERA	WHIP
Dick Bosman, R (1, 1) ERA: 3.68	7.1	W	30	9	3	3	3	1	0	0	0	1	0	35	39	3.68	1.364
Ron Kline, R (8, 1) ERA: 3.34	1.2	S	4	0	0	0	1	0	0	0	0	0	0	6	6	0.00	0.000

**BOTTOM**

**Washington Senators @ Boston Red Sox**  
 Fenway Park, Boston, MA  
 Wed Jun 01 1966, 7:05 PM EDT  
 Unknown

livebaseballscorecards.com

<b>AB</b>	<b>33</b>
<b>R</b>	<b>3</b>
<b>H</b>	<b>9</b>
<b>RBI</b>	<b>3</b>
<b>BB</b>	<b>1</b>
<b>SO</b>	<b>4</b>
<b>LOB</b>	<b>10</b>



WP: 1	PA: 35
PB: 0	
SB: 0	
CS: 1	

PITCHER	IP	WLS	BF	H	R	ER	SO	BB	IBB	HBP	BLK	WP	HR	S	P	ERA	WHIP
---------	----	-----	----	---	---	----	----	----	-----	-----	-----	----	----	---	---	-----	------

Batter	1	2	3	4	5	6	7	8	9	AB R H RBI BB SO LOB	TOP											
Bob Saverine, S (1, 4) OBP: 0.271, SLG: 0.315	0-0 F9		0-0 4-3			0-0 F9			0-0 6-3	4 0 0 0 0 0 1												
Ken McMullen, R (1, 5) OBP: 0.282, SLG: 0.352	0-0 4-3		0-0 5-3			0-3 K			0-0 3B	4 0 1 0 0 1 1												
Jim King, L (1, 9) OBP: 0.374, SLG: 0.436	0-0 F8								0-0 F9	4 0 0 0 0 0 1												
Frank Howard, R (1, 7) OBP: 0.335, SLG: 0.434		0-0 F4				0-0 5-3			0-0 F7	3 0 0 0 0 0 0												
Dick Nen, L (1, 3) OBP: 0.304, SLG: 0.304		0-0 4-3				0-0 F8			0-0 F7	3 0 0 0 0 0 0												
Don Lock, R (1, 8) OBP: 0.378, SLG: 0.484		0-0 1B				0-0 F5			0-0 4-3	3 0 1 0 0 0 0												
Doug Camilli, R (1, 2) OBP: 0.217, SLG: 0.227		0-0 F8				0-3 K			0-0 F4	3 0 0 0 0 1 1												
Ed Brinkman, R (1, 6) OBP: 0.246, SLG: 0.272			0-0 4-3 SH1-4 1B			0-0 6-3			0-0 3-1	3 0 1 0 0 0 0												
Jim Hannan, R (1, 1) Bob Humphreys, R (2, 1) Diego Segui, R (4, 1) Willie Kirkland, L (6, PH) Casey Cox, R (6, 1) Bob Chance, L (9, PH)			0-0 SH1-4						0-0 F7	0 1 0 0 0 0 0 0 0 0 0 0 0 0 0 1 0 0 0 0 0 0												
<b>Inning Stats</b>	R: 0 E: 0 K: 0 S: 3	H: 0 LOB: 0 BB: 0 P: 3	R: 0 E: 0 K: 0 S: 4	H: 1 LOB: 1 BB: 0 P: 4	R: 0 E: 0 K: 0 S: 4	H: 1 LOB: 1 BB: 0 P: 4	R: 0 E: 0 K: 0 S: 3	H: 0 LOB: 0 BB: 0 P: 3	R: 0 E: 0 K: 1 S: 5	H: 0 LOB: 0 BB: 0 P: 5	R: 0 E: 0 K: 1 S: 5	H: 0 LOB: 0 BB: 0 P: 5	R: 0 E: 0 K: 0 S: 3	H: 0 LOB: 0 BB: 0 P: 3	R: 0 E: 0 K: 0 S: 3	H: 0 LOB: 0 BB: 0 P: 3	R: 0 E: 0 K: 0 S: 4	H: 1 LOB: 1 BB: 0 P: 4	1B: 2 2B: 0 3B: 1 HR: 0	SF: 0 SAC: 1 DP: 0 HBP: 0	WP: 0 PB: 0 SB: 0 CS: 0	PA: 30
<b>PITCHER</b>	IP WLS BF H R ER SO BB IBB HBP BLK WP HR S P ERA WHIP																					
Bob Sadowski, R (1, 1) ERA: 3.86	7.0 W 23 2 0 0 2 0 0 0 0 0 0 0 0 27 27 0.00 0.286																					
Jose Santiago, R (8, 1) ERA: 3.02	2.0 S 7 1 0 0 0 0 0 0 0 0 0 0 0 7 7 0.00 0.500																					

Washington Senators @ Boston Red Sox  
 Fenway Park, Boston, MA  
 Wed Jun 01 1966, 7:05 PM EDT  
 Att. 8,219 - Unknown

livebaseballscorecards.com

AB	29
R	0
H	3
RBI	0
BB	0
SO	2
LOB	4



Batter	1	2	3	4	5	6	7	8	9
Rico Petrocelli, R OBP: 0.303, SLG: 0.447 (1, 6)	0-0 L4-6 1B 1B	0-0 2-H HR		0-0 F7		0-3 K			
Jim Gosger, L OBP: 0.324, SLG: 0.341 (1, 9)	0-0 1-2 2B 1B	0-0 L1		0-3 K			0-0 F7		
Carl Yastrzemski, L OBP: 0.374, SLG: 0.489 (1, 7)	0-0 L4-6 2-3		4-0 CS HBP BB		0-3 K		0-0 PB 1B		
George Scott, R OBP: 0.351, SLG: 0.571 Lenny Green, L OBP: 0.317, SLG: 0.296 (1, 3) (6, 8)	0-0 1-H 2B 2B		1-0 1-2 HBP		0-0 BB 1B		0-0 4-3 1-2		
Dalton Jones, L OBP: 0.297, SLG: 0.393 (1, 4)	0-0 2-H 2B		0-3 K 2-3		0-0 F6		0-0 F8		
George Thomas, R OBP: 0.288, SLG: 0.233 (1, 8) (6, 3)	0-0 5-3		0-3 K		4-0 FC6-4 BB		0-0 4-3 SH1-3 1B		
Joe Foy, R OBP: 0.364, SLG: 0.370 (1, 5)		0-0 SH3-4 HR 1B		4-0 2B BB		0-0 FC6-4 1-2f	0-0 SH1-3 1-2		
Bob Tillman, R OBP: 0.284, SLG: 0.293 (1, 2)		0-3 K		0-0 FC2-5 1-H 2B		0-0 5-3	0-0 4-3 2-3		
Bob Sadowski, R Jose Santiago, R OBP: 0.059, SLG: 0.059 (1, 1) (8, 1)		0-0 SH3-4 1-2		0-0 FC2-5 2-3		0-0 6-3	0-0 4-3		

Inning Stats	R: 2 E: 0 K: 0 S: 6	H: 4 LOB: 1 BB: 0 P: 6	R: 2 E: 0 K: 1 S: 7	H: 2 LOB: 0 BB: 0 P: 7	R: 0 E: 0 K: 2 S: 6	H: 0 LOB: 1 BB: 1 P: 11	R: 1 E: 0 K: 1 S: 6	H: 1 LOB: 1 BB: 1 P: 10	R: 0 E: 0 K: 1 S: 6	H: 1 LOB: 2 BB: 1 P: 10	R: 0 E: 0 K: 1 S: 5	H: 0 LOB: 0 BB: 0 P: 5	R: 0 E: 0 K: 0 S: 4	H: 1 LOB: 1 BB: 0 P: 4	R: 0 E: 0 K: 0 S: 4	H: 1 LOB: 1 BB: 0 P: 4
--------------	------------------------------	---------------------------------	------------------------------	---------------------------------	------------------------------	----------------------------------	------------------------------	----------------------------------	------------------------------	----------------------------------	------------------------------	---------------------------------	------------------------------	---------------------------------	------------------------------	---------------------------------

PITCHER	IP	WLS	BF	H	R	ER	SO	BB	IBB	HBP	BLK	WP	HR	S	P	ERA	WHIP
Jim Hannan, R ERA: 7.23 (1, 1)	1.2	L	10	6	4	4	1	0	0	0	0	0	1	12	12	21.60	3.600
Bob Humphreys, R ERA: 2.45 (2, 1)	1.2		8	1	1	1	2	2	0	1	0	0	0	9	18	5.40	1.800
Diego Segui, R ERA: 3.71 (4, 1)	1.2		7	1	0	0	2	1	0	0	0	0	0	10	14	0.00	1.200
Casey Cox, R ERA: 2.87 (6, 1)	3.0		11	2	0	0	1	0	0	0	0	0	0	13	13	0.00	0.667

AB R H RBI BB SO LOB

4	1	2	2	0	1	1
4	1	1	0	0	1	1
3	0	1	0	1	1	2
2	1	2	1	0	0	0
1	0	0	0	0	0	1
4	0	1	1	0	1	4
3	0	1	0	1	1	2
2	2	1	0	1	0	2
4	0	1	1	0	1	2
2	0	0	0	0	0	1
1	0	0	0	0	0	1

1B: 6	SF: 0	WP: 0	PA: 36
2B: 4	SAC: 2	PB: 1	
3B: 0	DP: 1	SB: 0	
HR: 1	HBP: 1	CS: 1	
AB	30		
R	5		
H	10		
RBI	5		
BB	3		
SO	6		
LOB	17		



Washington Senators @ Boston Red Sox  
Fenway Park, Boston, MA  
Wed Jun 01 1966, 7:05 PM EDT  
Att. 8,219 - Unknown

livebaseballscorecards.com

Batter	1	2	3	4	5	6	7	8	9	AB R H RBI BB SO LOB	TOP		
Bob Saverine, S (1, 4) OBP: 0.275, SLG: 0.319	0-0 F7		4-0 E 1B 1B BB	0-0 F6	0-0 G3			WP BB 2B		5 2 1 0 1 0 5			
Ken McMullen, R (1, 5) OBP: 0.284, SLG: 0.351	0-0 5-3		0-0 F4 1B 1B	0-0 F3		0-0 FC6-4 1B		0-3 K	0-3 K	6 1 2 0 0 2 2			
Jim King, L (1, 9) Fred Valentine, S (8, 9) OBP: 0.384, SLG: 0.449 OBP: 0.360, SLG: 0.462	0-0 BB 2B		0-0 F4 1-2 2-3		4-0 BB E BLK BB	0-0 FC6-4 1B		0-3 K BB E	0-0 F2	4 2 2 0 1 1 3 1 0 0 0 0 0 0			
Frank Howard, R (1, 7) OBP: 0.341, SLG: 0.429	4-0 BB BB		0-0 HR 1B		0-0 E6 BLK BB 1B	0-0 FC6-4 G3-6-3		4-0 BB E BB	0-3 K	4 3 1 2 2 1 3			
Dick Nen, L (1, 3) OBP: 0.315, SLG: 0.330	4-0 1-2 2-3 BB		0-0 HR		0-0 F7	0-0 G3-6-3		4-0 E 1B BB		3 2 1 3 2 0 4			
Don Lock, R (1, 8) OBP: 0.379, SLG: 0.474	0-3 K		0-0 6-3		4-0 1-2 2-3 BLK 1B BB		0-0 F7	0-0 E7 1B 1B		4 2 1 1 1 1 3			
Doug Camilli, R (1, 2) OBP: 0.216, SLG: 0.224		0-3 K	0-0 F6		0-3 K		0-0 F4	0-0 1B 1B		5 0 1 2 0 2 2			
Ed Brinkman, R (1, 6) OBP: 0.256, SLG: 0.282		0-0 F9		0-0 SH1-4 1B	0-0 1B		0-0 1B	0-3 K		5 0 3 2 0 1 1			
Phil Ortega, R (1, 1) Willie Kirkland, L (8, PH) Ron Kline, R (8, 1) OBP: 0.190, SLG: 0.056 OBP: 0.256, SLG: 0.147 OBP: 0.400, SLG: 0.250		0-0 6-3		0-0 SH1-4 1-2 BB	4-0 BB		0-3 K	0-0 1B		2 0 0 0 1 1 1 1 0 1 0 0 0 0 0 0 0 0 0 0 0			
<b>Inning Stats</b>	R: 0 E: 0 K: 1 S: 6 H: 1 LOB: 3 BB: 2 P: 14	R: 0 E: 0 K: 1 S: 5 H: 0 LOB: 0 BB: 0 P: 5	R: 4 E: 1 K: 0 S: 6 H: 3 LOB: 0 BB: 1 P: 10	R: 0 E: 0 K: 0 S: 4 H: 1 LOB: 1 BB: 0 P: 4	R: 3 E: 1 K: 1 S: 7 H: 1 LOB: 2 BB: 3 P: 19	R: 0 E: 0 K: 0 S: 4 H: 2 LOB: 1 BB: 0 P: 4	R: 0 E: 0 K: 1 S: 6 H: 1 LOB: 1 BB: 0 P: 6	R: 5 E: 1 K: 3 S: 14 H: 4 LOB: 2 BB: 2 P: 22	R: 0 E: 0 K: 2 S: 7 H: 0 LOB: 0 BB: 0 P: 7	1B: 10 SF: 0 2B: 2 SAC: 1 3B: 0 DP: 1 HR: 1 HBP: 0	WP: 1 PA: 49 PB: 0 SB: 0 CS: 0		
<b>PITCHER</b>	IP WLS BF H R ER SO BB IBB HBP BLK WP HR S P ERA WHIP											<b>PITCHER</b>	IP WLS BF H R ER SO BB IBB HBP BLK WP HR S P ERA WHIP
Jerry Stephenson, R (1, 1) ERA: 5.59	4.1 L 24 5 7 4 2 5 0 0 0 0 1 23 43 8.31 2.308												
Darrell Brandon, R (5, 1) ERA: 4.96	0.2 4 1 0 0 1 1 0 0 0 1 0 0 5 9 0.00 3.000												
Dave Morehead, R (6, 1) ERA: 4.15	2.0 8 3 0 0 1 0 0 0 0 0 0 0 10 10 0.00 1.500												
Dan Osinski, R (8, 1) ERA: 9.0	1.0 10 4 5 5 3 2 0 0 0 1 0 14 22 45.00 6.000												
Ken Sanders, R (9, 1) ERA: 2.98	1.0 3 0 0 0 2 0 0 0 0 0 0 0 7 7 0.00 0.000												

**Washington Senators @ Boston Red Sox**  
 Fenway Park, Boston, MA  
 Thu Jun 02 1966, 3:33 AM EDT  
 Att. 2,889 - Unknown

AB	40
R	12
H	13
RBI	10
BB	8
SO	9
LOB	24



Batter	1	2	3	4	5	6	7	8	9	AB	R	H	RBI	BB	SO	LOB	BOTTOM
--------	---	---	---	---	---	---	---	---	---	----	---	---	-----	----	----	-----	--------

<b>Joe Foy, R</b> <small>(1, 5) OBP: 0.361, SLG: 0.362</small>	 <small>4-0</small>	 <small>0-0</small>			 <small>0-0</small>		 <small>0-0</small>			3	1	0	0	1	0	4	<b>Washington Senators @ Boston Red Sox</b> Fenway Park, Boston, MA Thu Jun 02 1966, 3:33 AM EDT Att. 2,889 - Unknown
---	------------------------	------------------------	--	--	------------------------	--	------------------------	--	--	---	---	---	---	---	---	---	--

<b>Jim Gosger, L</b> <small>(1, 8) OBP: 0.321, SLG: 0.337</small>	 <small>0-0</small>		 <small>0-0</small>		 <small>0-0</small>			 <small>0-0</small>		4	0	1	0	0	0	2	
--	------------------------	--	------------------------	--	------------------------	--	--	------------------------	--	---	---	---	---	---	---	---	--

<b>Carl Yastrzemski, L</b> <small>(1, 7) OBP: 0.489</small> <b>Ken Sanders, R</b> <small>(9, 1)</small>	 <small>0-0</small>		 <small>0-0</small>		 <small>0-0</small>			 <small>0-0</small>		4	0	2	0	0	0	1	
--	------------------------	--	------------------------	--	------------------------	--	--	------------------------	--	---	---	---	---	---	---	---	--

<b>George Scott, R</b> <small>(1, 3) OBP: 0.344, SLG: 0.558</small>	 <small>0-3</small>		 <small>0-0</small>		 <small>0-0</small>			 <small>0-0</small>		4	0	0	0	0	1	3	
--	------------------------	--	------------------------	--	------------------------	--	--	------------------------	--	---	---	---	---	---	---	---	--

<b>Tony Conigliaro, R</b> <small>(1, 9) OBP: 0.274, SLG: 0.415</small>	 <small>4-0</small>			 <small>0-0</small>		 <small>0-0</small>			 <small>0-0</small>	3	0	1	0	1	0	0	
---	------------------------	--	--	------------------------	--	------------------------	--	--	------------------------	---	---	---	---	---	---	---	--

<b>Dalton Jones, L</b> <small>(1, 4) OBP: 0.286, SLG: 0.376</small>	 <small>0-0</small>		 <small>0-0</small>		 <small>0-0</small>			 <small>0-0</small>		4	0	0	0	0	0	3	
--	------------------------	--	------------------------	--	------------------------	--	--	------------------------	--	---	---	---	---	---	---	---	--

<b>Mike Ryan, R</b> <small>(1, 2) OBP: 0.240, SLG: 0.281</small>		 <small>0-0</small>		 <small>0-3</small>		 <small>0-0</small>		 <small>0-0</small>		4	1	2	0	0	1	0	
---	--	------------------------	--	------------------------	--	------------------------	--	------------------------	--	---	---	---	---	---	---	---	--

<b>George Smith, R</b> <small>(1, 6) OBP: 0.253, SLG: 0.261</small>		 <small>0-0</small>		 <small>0-0</small>		 <small>0-0</small>		 <small>0-0</small>		4	0	2	0	0	0	3	
--	--	------------------------	--	------------------------	--	------------------------	--	------------------------	--	---	---	---	---	---	---	---	--

<b>Jerry Stephenson, L</b> <small>(1, 1) OBP: 0.125, SLG: 0.125</small> <b>Darrell Brandon, R</b> <small>(5, 1)</small> <b>Rico Petrocelli, R</b> <small>(5, PH) OBP: 0.301, SLG: 0.444</small> <b>Jose Santiago, R</b> <small>(5, PR) OBP: 0.659, SLG: 0.059</small> <b>Dave Morehead, R</b> <small>(6, 1) OBP: 0.687, SLG: 0.067</small> <b>Lenny Green, L</b> <small>(7, PH) OBP: 0.325, SLG: 0.306</small> <b>Dan Osinski, R</b> <small>(8, 1)</small> <b>Joe Christopher, R</b> <small>(9, 7)</small>		 <small>0-0</small>		 <small>0-0</small>		 <small>0-0</small>		 <small>0-3</small>		1	0	0	0	0	0	1	
---	--	------------------------	--	------------------------	--	------------------------	--	------------------------	--	---	---	---	---	---	---	---	--

Inning Stats	R: 1 E: 1 K: 1 S: 6	H: 1 LOB: 2 BB: 2 P: 14	R: 0 E: 0 K: 0 S: 4	H: 1 LOB: 1 BB: 0 P: 4	R: 0 E: 0 K: 0 S: 3	H: 1 LOB: 0 BB: 0 P: 3	R: 0 E: 0 K: 1 S: 5	H: 0 LOB: 0 BB: 0 P: 5	R: 0 E: 1 K: 0 S: 4	H: 1 LOB: 2 BB: 0 P: 4	R: 0 E: 0 K: 0 S: 3	H: 0 LOB: 0 BB: 0 P: 3	R: 1 E: 0 K: 0 S: 5	H: 2 LOB: 1 BB: 0 P: 5	R: 0 E: 0 K: 0 S: 3	H: 1 LOB: 0 BB: 0 P: 3	R: 0 E: 0 K: 1 S: 7	H: 2 LOB: 2 BB: 0 P: 7	1B: 9 2B: 0 3B: 0 HR: 0	SF: 0 SAC: 0 DP: 3 HBP: 0	WP: 0 PB: 0 SB: 0 CS: 0	PA: 36
--------------	------------------------------	----------------------------------	------------------------------	---------------------------------	------------------------------	---------------------------------	------------------------------	---------------------------------	------------------------------	---------------------------------	------------------------------	---------------------------------	------------------------------	---------------------------------	------------------------------	---------------------------------	------------------------------	---------------------------------	----------------------------------	------------------------------------	----------------------------------	--------

PITCHER	<b>Phil Ortega, R</b> <small>(1, 1) ERA: 2.41</small>	IP: 7.0 WLS: W BF: 28 H: 6 R: 2 ER: 1 SO: 2 BB: 2 IBB: 0 HBP: 0 BLK: 1 WP: 0 HR: 0 S: 30 P: 38 ERA: 1.29 WHIP: 1.143	<b>Ron Kline, R</b> <small>(8, 1) ERA: 3.13</small>	IP: 2.0 WLS: S BF: 8 H: 3 R: 0 ER: 0 SO: 1 BB: 0 IBB: 0 HBP: 0 BLK: 0 WP: 0 HR: 0 S: 10 P: 10 ERA: 0.00 WHIP: 1.500
---------	--	--	--	---

livebaseballscorecards.com

AB	34
R	2
H	9
RBI	1
BB	2
SO	3
LOB	20



Batter	1	2	3	4	5	6	7	8	9	AB R H RBI BB SO LOB	TOP											
Tom Tresh, S (1, 5) OBP: 0.343, SLG: 0.291	0-3 K		4-0 FC6-4 BB	0-0 FC6-4 1B		0-0 HR	0-0 1B 2B		4-0 L5-3 BB	4 2 3 5 2 1 0												
Bobby Richardson, R (1, 4) OBP: 0.319, SLG: 0.346	0-0 5-3		0-0 FC6-4	0-0 FC6-4 E4		0-0 5-3	0-0 1B		0-0 L5-3	6 0 1 2 0 0 3												
Mickey Mantle, S (1, 8) OBP: 0.345, SLG: 0.451	0-3 K		0-0 F7	0-0 E4		0-0 F5	0-0 L6			5 0 0 0 0 1 3												
Roger Repoz, L (7, 8) OBP: 0.439, SLG: 0.568										0 0 0 0 0 0 0												
Roger Maris, L (1, 9) OBP: 0.336, SLG: 0.372		0-0 G3-6-3 1B		0-0 1B 2B		0-0 F9	1-3 P5			5 1 2 0 0 0 1												
Lou Clinton, R (7, 9) OBP: 0.288, SLG: 0.326										0 0 0 0 0 0 0												
Joe Pepitone, L (1, 3) OBP: 0.242, SLG: 0.353		0-0 G3-6-3		0-0 F2		0-3 K	0-0 2B 2B		0-0 G3	2 0 0 0 0 0 2												
Ray Barker, L (4, 3) OBP: 0.300, SLG: 0.667										3 1 1 0 0 1 0												
Elston Howard, R (1, 2) OBP: 0.303, SLG: 0.339		0-0 1B		0-0 2B 1B		0-0 E6 1B	4-0 2B 3B IBB		0-0 1-3	4 2 3 0 1 0 0												
Hector Lopez, R (1, 7) OBP: 0.476, SLG: 0.722		0-0 5-3		0-0 1B 2B		0-0 E6	0-0 3B 2B		0-0 HR	5 3 3 3 0 0 2												
Clete Boyer, R (1, 6) OBP: 0.214, SLG: 0.261			0-0 FC6-4 3B	4-0 1B 1B IBB		0-0 HR 3B	4-0 3B IBB		0-3 K	3 4 2 0 2 1 0												
Al Downing, R (1, 1) OBP: 0.208, SLG: 0.292			0-3 K	0-0 1B		0-3 K	0-0 2B 3B		0-0 3-1	5 2 2 5 0 2 2												
<b>Inning Stats</b>	R: 0 E: 0 K: 2 S: 7	H: 0 LOB: 0 BB: 0 P: 7	R: 0 E: 0 K: 0 S: 4	H: 2 LOB: 1 BB: 0 P: 4	R: 1 E: 0 K: 1 S: 6	H: 1 LOB: 1 BB: 1 P: 10	R: 5 E: 1 K: 0 S: 8	H: 5 LOB: 1 BB: 1 P: 12	R: 0 E: 1 K: 1 S: 6	H: 1 LOB: 1 BB: 0 P: 6	R: 2 E: 0 K: 1 S: 7	H: 2 LOB: 0 BB: 0 P: 7	R: 6 E: 0 K: 0 S: 8	H: 5 LOB: 1 BB: 2 P: 16	R: 1 E: 0 K: 1 S: 6	H: 1 LOB: 0 BB: 0 P: 6	R: 0 E: 0 K: 0 S: 2	H: 0 LOB: 0 BB: 1 P: 6	1B: 8 2B: 5 3B: 3 HR: 2	SF: 0 SAC: 0 DP: 2 HBP: 0	WP: 0 PB: 0 SB: 0 CS: 0	PA: 47
<b>PITCHER</b>	IP WLS BF H R ER SO BB IBB HBP BLK WP HR S P ERA WHIP																					
Earl Wilson, R (1, 1) ERA: 3.87	3.1 L 19 8 6 6 3 1 1 0 0 0 0 0 23 31 16.20 2.700																					
Lee Stange, R (4, 1) ERA: 4.74	3.0 15 5 5 5 2 0 1 0 0 0 0 1 18 22 15.00 1.667																					
Ken Sanders, R (7, 1) ERA: 3.57	0.0 4 3 3 3 0 0 0 1 0 0 0 0 3 7 ∞ ∞																					
Dick Stigman, L (7, 1) ERA: 3.27	0.2 2 0 0 0 0 0 0 0 0 0 0 0 2 2 0.00 0.000																					
Darrell Brandon, R (8, 1) ERA: 4.91	2.0 7 1 1 1 1 1 0 0 0 0 0 1 8 12 4.50 1.000																					

**New York Yankees @ Boston Red Sox**  
**Fenway Park, Boston, MA**  
 Fri Jun 03 1966, 7:05 PM EDT  
 Att. 27,196 - Unknown - 80 F

livebaseballscorecards.com

<b>AB</b>	<b>42</b>
<b>R</b>	<b>15</b>
<b>H</b>	<b>17</b>
<b>RBI</b>	<b>15</b>
<b>BB</b>	<b>5</b>
<b>SO</b>	<b>6</b>
<b>LOB</b>	<b>13</b>



Batter	1	2	3	4	5	6	7	8	9	AB R H RBI BB SO LOB
--------	---	---	---	---	---	---	---	---	---	----------------------

George Smith, R OBP: 0.269, SLG: 0.302 (1, 4)	0-0 F9		0-0 IHR		4-0 3B BB			0-0 F8	0-0 1B	4 2 2 2 1 0 0
Joe Foy, R OBP: 0.368, SLG: 0.403 (1, 6)	0-0 6-3		4-0 BB		0-0 3B			0-0 HR	0-0 E5	4 1 2 2 1 0 2
Carl Yastrzemski, L OBP: 0.367, SLG: 0.476 (1, 8)	0-0 L4		0-0 4-3		0-0 F8			0-0 4-3	0-0 6-3	5 0 0 0 0 0 5
George Scott, R OBP: 0.352, SLG: 0.591 (1, 3)		0-0 2B		0-0 HR		0-0 F9		0-0 2B		4 1 3 1 0 0 0
Tony Conigliaro, R OBP: 0.288, SLG: 0.406 (1, 9)		0-0 5-3		0-0 5-3		0-0 P3		0-0 L6		4 0 0 0 0 0 2
Joe Christopher, R OBP: 0.231, SLG: 0.091 (1, 7)		0-3 K		0-0 F7		0-0 L7			0-0 1B	4 0 1 0 0 1 1
George Thomas, R OBP: 0.268, SLG: 0.213 (1, 5)		0-3 K		0-3 K			0-0 4-3		0-0 F7	4 0 0 0 0 2 1
Mike Ryan, R OBP: 0.231, SLG: 0.270 (1, 2)			0-3 K		0-0 L7		0-3 K		0-0 E5	4 1 0 0 0 2 0
Earl Wilson, R OBP: 0.376, SLG: 0.519 (1, 1)			0-3 K		0-0 F8		0-3 K		0-0 E5	1 0 0 0 0 0 1 0
Lee Starnes, R OBP: 0.200, SLG: 0.200 (4, 1)										1 0 0 0 0 0 0 0
Ken Sanders, R OBP: 0.083, SLG: 0.083 (7, 1)										0 0 0 0 0 0 0 0
Dick Stroman, R OBP: 0.083, SLG: 0.083 (7, 1)										0 0 0 0 0 0 0 0
Rico Petrocelli, R OBP: 0.289, SLG: 0.442 (7, PH)										1 0 0 0 0 0 1 0
Darrell Brandon, R OBP: 0.289, SLG: 0.289 (8, 1)										0 0 0 0 0 0 0 0
Bob Tillman, R OBP: 0.289, SLG: 0.289 (9, PH)										1 0 0 0 0 0 0 1

**BOTTOM**

**New York Yankees @ Boston Red Sox**  
 Fenway Park, Boston, MA  
 Fri Jun 03 1966, 7:05 PM EDT  
 Att: 27,196 - Unknown - 80 F

AB	37
R	5
H	8
RBI	5
BB	2
SO	7
LOB	12



Inning Stats	R: 0	H: 0	E: 0	K: 0	S: 3	LOB: 0	BB: 0	P: 3
	R: 0	H: 1	E: 0	K: 2	S: 8 <td>LOB: 1</td> <td>BB: 0</td> <td>P: 8 </td>	LOB: 1	BB: 0	P: 8
	R: 1	H: 1	E: 0	K: 2	S: 8 <td>LOB: 1</td> <td>BB: 1</td> <td>P: 12 </td>	LOB: 1	BB: 1	P: 12
	R: 1	H: 1	E: 0	K: 1	S: 6 <td>LOB: 0</td> <td>BB: 0</td> <td>P: 6 </td>	LOB: 0	BB: 0	P: 6
	R: 1	H: 1	E: 0	K: 0	S: 4 <td>LOB: 1</td> <td>BB: 1</td> <td>P: 8 </td>	LOB: 1	BB: 1	P: 8
	R: 0	H: 0	E: 0	K: 0	S: 3 <td>LOB: 0</td> <td>BB: 0</td> <td>P: 3 </td>	LOB: 0	BB: 0	P: 3
	R: 0	H: 0	E: 0	K: 2	S: 7 <td>LOB: 0</td> <td>BB: 0</td> <td>P: 7 </td>	LOB: 0	BB: 0	P: 7
	R: 1	H: 2	E: 0	K: 0	S: 5 <td>LOB: 1</td> <td>BB: 0</td> <td>P: 5 </td>	LOB: 1	BB: 0	P: 5
	R: 1	H: 2	E: 3	K: 0	S: 7 <td>LOB: 3</td> <td>BB: 0</td> <td>P: 7 </td>	LOB: 3	BB: 0	P: 7

PITCHER	IP	WLS	BF	H	R	ER	SO	BB	IBB	HBP	BLK	WP	HR	S	P	ERA	WHIP
Al Downing, L ERA: 3.03 (1, 1)	9.0	W	39	8	5	4	7	2	0	0	0	0	2	51	59	4.00	1.111

WP	PA	ERA	WHIP
0	39		

Batter	1	2	3	4	5	6	7	8	9	10	11	12	13	14	15	16	AB	R	H	RBI	BB	SO	LOB	TOP						
Tom Trash, S OBP: 0.337, SLG: 0.285 Horace Clarke, S OBP: 0.267, SLG: 0.231	B1		K		K		SF8 1B		L7			4-3			4-3		3	0	0	0	0	2	0							
Bobby Richardson, R OBP: 0.316, SLG: 0.351	3B 1B		2B		K		SF8			F7		F9			F8		6	1	2	1	0	1	0							
Mickey Mantle, S OBP: 0.340, SLG: 0.437 Joe Papiere, L OBP: 0.239, SLG: 0.349	L7		F7		G3		K			CS BB			F4		L8		4	0	0	0	1	1	3							
Roger Maris, L OBP: 0.328, SLG: 0.375	1-H 3B		4-3			G3	L3			K			F6				7	0	1	1	0	1	3							
Elston Howard, R OBP: 0.309, SLG: 0.339	K			G5-4-3 1B		1B SF8 BB		1-3				FC4-6 1B			K		6	1	2	0	1	3	1							
Hector Lopez, R OBP: 0.464, SLG: 0.609		K		G5-4-3 1-2		1B		K				K		5-3 BB		BB BB	5	0	1	0	2	3	2							
Ray Barker, L OBP: 0.294, SLG: 0.500		F8		E 1B		SF8 1B		F7				FC4-6 1-2		F7		BB BB	5	0	1	1	1	0	2							
Clete Boyer, R OBP: 0.211, SLG: 0.256		1B		E6 1B		F5			F9			5-3		5-3		1-2 BB	7	0	1	0	0	0	6							
Mel Stottlemyre, R OBP: 0.193, SLG: 0.107 Roy White, S OBP: 0.234, SLG: 0.406 Pedro Ramos, S OBP: 0.200, SLG: 0.200 Roger Repoz, S OBP: 0.553 Hal Renfro, R OBP: 0.285, SLG: 0.319 Lou Clinton, R OBP: 0.285, SLG: 0.319 Dooly Workack, L OBP: 1.000, SLG: 1.000	5-3		K		K		1B SF8 BB		P3			K		K		1-2	2	0	0	0	0	1	3							
<b>Inning Stats</b>	R: 1 E: 0 K: 1 S: 7	H: 2 LOB: 1 BB: 0 P: 7	R: 0 E: 0 K: 1 S: 6	H: 1 LOB: 1 BB: 0 P: 6	R: 0 E: 0 K: 1 S: 7	H: 2 LOB: 2 BB: 0 P: 7	R: 0 E: 0 K: 2 S: 7	H: 0 LOB: 0 BB: 0 P: 7	R: 1 E: 0 K: 0 S: 4	H: 1 LOB: 1 BB: 1 P: 8	R: 1 E: 0 K: 1 S: 6	H: 1 LOB: 1 BB: 1 P: 10	R: 0 E: 0 K: 1 S: 5	H: 0 LOB: 0 BB: 0 P: 5	R: 0 E: 0 K: 1 S: 6	H: 1 LOB: 1 BB: 0 P: 6	R: 0 E: 0 K: 1 S: 5	H: 0 LOB: 0 BB: 0 P: 5	R: 0 E: 0 K: 1 S: 5	H: 0 LOB: 0 BB: 0 P: 5	R: 0 E: 0 K: 1 S: 5	H: 0 LOB: 1 BB: 1 P: 9	R: 0 E: 0 K: 0 S: 3	H: 0 LOB: 0 BB: 0 P: 3	R: 0 E: 0 K: 1 S: 5	H: 0 LOB: 2 BB: 2 P: 13	1B: 7 2B: 2 3B: 1 HR: 0	SF: 2 SAC: 0 DP: 2 HBP: 0	WP: 0 PB: 0 SB: 0 CS: 1	PA: 62
<b>PITCHER</b>	IP WLS BF H R ER SO BB IBB HBP BLK WP HR S P ERA WHIP																													
Jose Santiago, R ERA: 3.17	6.0		28	8	3	3	6	2	0	0	0	0	0	0	0	0	0	0	0	0	0	0	0	0						
Don McMahon, R ERA: 2.2	4.0		12	0	0	0	3	1	0	0	0	0	0	0	0	0	0	0	0	0	0	0	0	0						
Dan Osinski, R ERA: 8.18	1.0		4	1	0	0	1	0	0	0	0	0	0	0	0	0	0	0	0	0	0	0	0	0						
Jerry Stephenson, R ERA: 5.4	2.0		6	0	0	0	2	0	0	0	0	0	0	0	0	0	0	0	0	0	0	0	0	0						
Lee Stange, R ERA: 4.29	2.0		7	0	0	0	1	1	0	0	0	0	0	0	0	0	0	0	0	0	0	0	0	0						
Dick Stigman, L ERA: 3.22	16.1		0.2																											
Ken Sanders, R ERA: 3.55	16.1		0.1	W	1	0	0	0	0	0	0	0	0	0	0	0	0	0	1	1	0.00	0.000								

New York Yankees @ Boston Red Sox  
Fenway Park, Boston, MA  
Sat Jun 04 1966, 7:05 PM EDT  
Att. 21,897 - Unknown - 87 F

livebaseballscorecards.com

AB	54
R	3
H	9
RBI	3
BB	6
SO	14
LOB	21





Batter	1	2	3	4	5	6	7	8	9	10	11	12	13	14	15	16	AB	R	H	RBI	BB	SO	LOB	BOTTOM
<b>Rico Petrocelli, R</b> <small>(1, 5) OBP: 0.303, SLG: 0.439</small>	0-0 6-3		0-0 FC4-6 1B		0-0 F8		0-0 F6		0-0 1-3 1B		0-0 F4		0-3 K		0-0 1-2 HR 1B	8	1	3	0	0	1	1		
<b>Jim Gosger, L</b> <small>(1, 8) OBP: 0.325, SLG: 0.379</small>	0-0 1B		0-0 FC4-6 2B SF9		0-0 F3		0-0 2B		0-0 P8		0-3 K			0-0 F6		0-0 1-2 HR	8	2	3	3	0	1	3	
<b>Carl Yastrzemski, L</b> <small>(1, 7) OBP: 0.360, SLG: 0.469</small>	0-0 F8		0-0 1-3 2B			0-0 4-3		0-0 G3		0-0 4-3				0-0 F7			7	0	1	0	0	0	4	
<b>George Scott, R</b> <small>(1, 3) OBP: 0.350, SLG: 0.580</small>	0-3 K		0-0 SF9 3-H			0-0 E6 2B SF8		0-0 SH1-4 1B		4-0 SH2-4 BB		0-0 6-3		0-0 F3			5	1	1	1	1	1	1	
<b>Tony Conigliaro, R</b> <small>(1, 9) OBP: 0.272, SLG: 0.411</small>		0-3 K	0-0 5-3			0-0 SF8 2B		0-0 SH1-4		0-0 SH2-4		0-0 1B			0-0 L5		5	0	2	0	0	1	1	
<b>Joe Foy, R</b> <small>(1, 6) OBP: 0.365, SLG: 0.393</small>		0-0 3B 1B		0-0 6-3		4-0 FC6-4 IBB		0-0 F7		0-3 K		0-0 L8			0-0 6-3		6	1	1	0	1	1	3	
<b>George Smith, R</b> <small>(1, 4) OBP: 0.279, SLG: 0.337</small>		0-0 1-H 3B		0-3 K		0-0 SF8		0-0 G3		4-0 BB			0-0 6-3 2B		0-0 1-3		5	0	2	2	1	1	1	
<b>Mike Ryan, R</b> <small>(1, 2) OBP: 0.231, SLG: 0.262</small>		0-0 6-3		0-0 6-3		0-0 FC6-4		0-0 1B BB		4-0 K			0-3 K			0-0 FC1-6 2B	3	0	0	0	1	0	3	
<b>George Thomas, R</b> <small>(9, PR) OBP: 0.268, SLG: 0.213</small>		0-0 6-3		0-0 6-3		0-0 1-2 FC6-4		0-3 K					0-0 6-3			0-0 FC1-6 1B HR	0	0	0	0	0	0	0	
<b>Bob Tillman, R</b> <small>(10, 2) OBP: 0.282, SLG: 0.304</small>		0-0 6-3		0-0 6-3		0-0 1-2 FC6-4		0-0 K					0-0 6-3			2-3 HR	3	0	1	0	0	2	3	
<b>Jose Santiago, R</b> <small>Don McMahon, R Don Orsatti, R Dwain Gooden, L Jerry Spivey, L Larry Green, L Lee Stange, L Duke Robinson, R Ken Burdick, R</small>		0-0 5-3		0-0 5-3		0-0 6-3		0-3 K			0-0 F3			0-0 6-3		2-3 HR	2	0	0	0	0	0	1	

Inning Stats	R: 0	H: 1	E: 0	LOB: 1	K: 1	S: 6	P: 6	R: 1	H: 2	E: 0	LOB: 1	K: 1	S: 7	P: 7	R: 0	H: 0	E: 0	LOB: 0	K: 0	S: 5	P: 5	R: 0	H: 0	E: 0	LOB: 0	K: 0	S: 3	P: 3	R: 1	H: 1	E: 1	LOB: 2	K: 0	S: 5	P: 9	R: 0	H: 1	E: 0	LOB: 1	K: 0	S: 4	P: 4	R: 0	H: 1	E: 0	LOB: 1	K: 0	S: 4	P: 4	R: 0	H: 1	E: 0	LOB: 2	K: 2	S: 7	P: 15	R: 0	H: 0	E: 0	LOB: 0	K: 1	S: 5	P: 5	R: 0	H: 1	E: 0	LOB: 1	K: 0	S: 3	P: 3	R: 0	H: 0	E: 0	LOB: 0	K: 0	S: 3	P: 3	R: 3	H: 3	E: 0	LOB: 0	K: 0	S: 4	P: 4	1B: 7	2B: 5	3B: 1	HR: 1	SF: 2	SAC: 2	DP: 0	HBP: 0	WP: 0	PA: 65
<b>PITCHER</b> <b>Mel Stottlemyre, R</b> <small>(1, 1) ERA: 2.23</small>	IP	WLS	BF	H	R	ER	SO	BB	IBB	HBP	BLK	WP	HR	S	P	ERA	WHIP																																																																													
<b>Pedro Ramos, R</b> <small>(7, 1) ERA: 3.56</small>	2.0	8	6	2	0	0	0	0	0	0	0	0	0	8	8	0.00	1.000																																																																													
<b>Hal Reniff, R</b> <small>(9, 1) ERA: 1.8</small>	5.0	21	3	0	0	6	3	0	0	0	0	0	0	30	42	0.00	1.200																																																																													
<b>Doolley Womack, R</b> <small>(14, 1) ERA: 5.4</small>	2.1	L	10	3	3	3	0	0	0	0	0	0	1	10	10	11.57	1.286																																																																													

New York Yankees @ Boston Red Sox  
Fenway Park, Boston, MA  
Sat Jun 04 1966, 7:05 PM EDT  
Att: 21,897 - Unknown - 87 F

AB 57  
R 6  
H 14  
RBI 6  
BB 4  
SO 9  
LOB 24



Batter	1	2	3	4	5	6	7	8	9	AB R H RBI BB SO LOB	TOP		
Tom Tresh, S (1, 5) OBP: 0.333, SLG: 0.277	4-0 HR BB	0-0 4-3			0-3 K	0-0 F4		0-3 K		4 1 0 0 1 2 6			
Bobby Richardson, R (1, 4) OBP: 0.315, SLG: 0.347	0-0 F3		0-0 5-3		0-0 G5-4-3		0-0 2B 1B		0-0 B1-3	5 0 1 0 0 0 3			
Mickey Mantle, S (1, 7) OBP: 0.347, SLG: 0.442 Roy White, S (6, PR) OBP: 0.331, SLG: 0.417 (6, 7)	0-3 K		0-0 CS 1B		0-0 S 2B 1B		0-0 1-3 2B		4-0 7-4-3 BB	3 0 2 0 0 1 1 1 1 1 0 1 0 0			
Roger Maris, L (1, 9) OBP: 0.329, SLG: 0.395	0-0 1-H HR		0-3 K		4-0 2B 1-2 1B BB		0-0 P4		0-0 7-4-3	4 2 1 2 1 1 4			
Joe Pepitone, L (1, 3) OBP: 0.239, SLG: 0.347	0-0 1B			0-0 G3		0-3 K		0-0 P5		4 0 1 0 0 1 4			
Roger Repoz, L (1, 8) OBP: 0.391, SLG: 0.500	0-3 K			0-0 G3		0-0 F9		0-3 K		4 0 0 0 0 2 5			
Clete Boyer, R (1, 6) OBP: 0.218, SLG: 0.268		0-0 WP 1B		0-0 6-3		0-0 1-3 2-H 1B 2B		0-3 K		4 1 2 1 0 1 0			
Jake Gibbs, L (1, 2) OBP: 0.405, SLG: 0.516		0-3 K			0-0 SH 1B		0-0 1B IBB		0-0 1B	3 0 2 0 1 1 1			
Jim Bouton, R (1, 1) OBP: 0.250, SLG: 0.250 Steve Hamilton, L (7, 1) Horace Clarke, S (8, PH) OBP: 0.250, SLG: 0.214 Pedro Ramos, S (8, 1) OBP: 0.200, SLG: 0.200		0-0 B2			0-0 SH G5-4-3		0-0 1-2 2-H 3-H 1B		0-0 F6	2 0 1 2 0 0 1 0 0 0 0 0 0 0 1 0 0 0 0 0 1 0 0 0 0 0 0 0			
Inning Stats	R: 2 E: 0 K: 2 S: 9 H: 2 LOB: 1 BB: 1 P: 13	R: 0 E: 0 K: 1 S: 6 H: 1 LOB: 1 BB: 0 P: 6	R: 0 E: 0 K: 1 S: 5 H: 1 LOB: 0 BB: 0 P: 5	R: 0 E: 0 K: 0 S: 3 H: 0 LOB: 0 BB: 0 P: 3	R: 0 E: 1 K: 0 S: 6 H: 1 LOB: 1 BB: 0 P: 6	R: 3 E: 0 K: 1 S: 8 H: 3 LOB: 2 BB: 2 P: 16	R: 0 E: 0 K: 1 S: 7 H: 2 LOB: 2 BB: 0 P: 7	R: 0 E: 0 K: 2 S: 8 H: 1 LOB: 1 BB: 0 P: 8	R: 0 E: 0 K: 0 S: 2 H: 0 LOB: 0 BB: 1 P: 6	1B: 8 2B: 3 3B: 0 HR: 1 SF: 0 SAC: 1 DP: 2 HBP: 0	WP: 1 PB: 0 SB: 1 CS: 1 PA: 40		
PITCHER	IP WLS BF H R ER SO BB IBB HBP BLK WP HR S P ERA WHIP											PITCHER	IP WLS BF H R ER SO BB IBB HBP BLK WP HR S P ERA WHIP
Jim Lonborg, R (1, 1) ERA: 4.14	5.2 L 27 8 5 5 6 2 1 0 0 1 1 36 48 7.94 1.765												
Don McMahon, R (6, 1) ERA: 2.04	1.1 6 2 0 0 1 0 0 0 0 0 0 8 8 0.00 1.500												
Earl Wilson, R (8, 1) ERA: 3.78	2.0 7 1 0 0 2 1 0 0 0 0 0 10 14 0.00 1.000												

**New York Yankees @ Boston Red Sox**  
 Fenway Park, Boston, MA  
 Sun Jun 05 1966, 3:33 AM EDT  
 Att. 21,593 - Unknown - 89 F

[livebaseballscorecards.com](http://livebaseballscorecards.com)

AB	35
R	5
H	11
RBI	5
BB	4
SO	9
LOB	26



Batter	1	2	3	4	5	6	7	8	9	AB R H RBI BB SO LOB
Rico Petrocelli, R (1, 5) OBP: 0.300, SLG: 0.438	0-0 F6		0-0 FC6-4		0-3 K		0-0		0-3 K	5 0 1 0 0 2 3
Jim Gosger, L (1, 8) OBP: 0.322, SLG: 0.374	0-0 3-1		0-0 G3		0-0		0-0			4 0 1 0 0 0 3
Carl Yastrzemski, L (1, 7) OBP: 0.358, SLG: 0.469	0-3 K			0-0	0-0 G3			0-0		4 1 1 0 0 1 1
George Scott, R (1, 3) OBP: 0.353, SLG: 0.576		0-0 F7		4-0		0-0 F9		0-0		3 1 1 0 1 0 0
Tony Conigliaro, R (1, 9) OBP: 0.271, SLG: 0.404		0-0 F7		4-0		0-3 K		0-3		3 0 0 0 1 2 1
Joe Foy, R (1, 6) OBP: 0.356, SLG: 0.382		0-0 5-3		0-3		0-0 F6		0-3		4 0 0 0 0 2 4
George Smith, R (1, 4) OBP: 0.296, SLG: 0.390			0-3 K	0-0			0-0		0-0	4 1 3 3 0 1 0
Mike Ryan, R (1, 2) OBP: 0.232, SLG: 0.262			0-0 FC6-4	0-0	0-0 G5-4-3		0-0 L7		0-3 K	4 0 1 0 0 1 3
Jim Lonborg, R (1, 1) Don McMahon, R (6, 1) Lenny Green, L (7, PH) Earl Wilson, R (8, 1) Dalton Jones, L (9, PH)			0-0 E1		0-0 B5-3		0-3 K		0-0 F9	2 0 0 0 0 0 1 0 0 0 0 0 0 0 1 0 0 0 0 1 0 0 0 0 0 0 0 0 1 0 0 0 0 0 1

Inning Stats	R: 0 E: 0 K: 1 S: 5	H: 0 LOB: 0 BB: 0 P: 5	R: 0 E: 0 K: 0 S: 3	H: 0 LOB: 0 BB: 0 P: 3	R: 0 E: 1 K: 1 S: 7	H: 1 LOB: 2 BB: 0 P: 7	R: 2 E: 0 K: 1 S: 6	H: 2 LOB: 1 BB: 2 P: 14	R: 0 E: 0 K: 1 S: 6	H: 1 LOB: 1 BB: 0 P: 6	R: 0 E: 0 K: 1 S: 5	H: 0 LOB: 0 BB: 0 P: 5	R: 1 E: 0 K: 1 S: 7	H: 2 LOB: 1 BB: 0 P: 7	R: 0 E: 0 K: 2 S: 8	H: 1 LOB: 1 BB: 0 P: 8	R: 0 E: 0 K: 2 S: 8	H: 1 LOB: 1 BB: 0 P: 8	1B: 4 2B: 3 3B: 0 HR: 1	SF: 0 SAC: 0 DP: 1 HBP: 0	WP: 0 PB: 0 SB: 0 CS: 0	PA: 37
--------------	------------------------------	---------------------------------	------------------------------	---------------------------------	------------------------------	---------------------------------	------------------------------	----------------------------------	------------------------------	---------------------------------	------------------------------	---------------------------------	------------------------------	---------------------------------	------------------------------	---------------------------------	------------------------------	---------------------------------	----------------------------------	------------------------------------	----------------------------------	--------

PITCHER	IP	WLS	BF	H	R	ER	SO	BB	IBB	HBP	BLK	WP	HR	S	P	ERA	WHIP
Jim Bouton, R (1, 1) ERA: 3.68	6.2	W	28	6	3	3	6	2	0	0	0	0	1	38	46	4.05	1.200
Steve Hamilton, L (7, 1) ERA: 1.16	0.1		1	0	0	0	0	0	0	0	0	0	0	1	1	0.00	0.000
Pedro Ramos, R (8, 1) ERA: 3.34	2.0	S	8	2	0	0	4	0	0	0	0	0	0	16	16	0.00	1.000

**BOTTOM**

**New York Yankees @ Boston Red Sox**  
 Fenway Park, Boston, MA  
 Sun Jun 05 1966, 3:33 AM EDT  
 Att: 21,593 - Unknown - 89 F

livebaseballscorecards.com

<b>AB</b>	<b>35</b>
<b>R</b>	<b>3</b>
<b>H</b>	<b>8</b>
<b>RBI</b>	<b>3</b>
<b>BB</b>	<b>2</b>
<b>SO</b>	<b>10</b>
<b>LOB</b>	<b>17</b>



Batter	1	2	3	4	5	6	7	8	9	AB R H RBI BB SO LOB	TOP									
Rico Petrocelli, R (1, 5) OBP: 0.294, SLG: 0.429	0-0 L8	0-0 F7			0-0 L8			0-0 F7		4 0 0 0 0 0 1										
George Thomas, R (1, 8) OBP: 0.283, SLG: 0.204	1-0 BB HBP		0-0 F7		0-0 F9			4-0 FC4-6 BB		2 0 0 0 1 0 0										
Carl Yastrzemski, L (1, 7) OBP: 0.356, SLG: 0.462	4-0 FC6-4 1-2 BB		0-0 4-3		0-0 4-3			0-0 FC4-6 BB 1-2f		3 0 0 0 1 0 1										
George Scott, R (1, 3) OBP: 0.355, SLG: 0.570	0-3 K		0-3 K		1-0 HBP			4-0 1-2 BB		2 0 0 0 1 2 2										
Joe Foy, R (1, 6) OBP: 0.348, SLG: 0.372	0-0 FC6-4 1-2f			0-0 L8		0-0 L8		0-0 L8		4 0 0 0 0 0 5										
Tony Conigliaro, R (1, 9) OBP: 0.286, SLG: 0.432		0-0 HR		4-0 G5-4-3 BB		0-0 2B		4-0 4-3 SH3-4 BB		2 1 2 1 2 0 0										
George Smith, R (1, 4) OBP: 0.288, SLG: 0.380		0-0 5-3		0-0 G5-4-3 1-2f		0-0 F9		0-0 SH3-4 1-2		3 0 0 0 0 0 2										
Mike Ryan, R (1, 2) OBP: 0.235, SLG: 0.264		0-0			0-0 F9		0-3 K	0-0 4-3 2-3		3 0 1 0 0 1 1										
Dalton Jones, L (9, PH) OBP: 0.278, SLG: 0.365										1 0 0 0 0 0 1										
Bob Sadowski, R (1, 1)		0-0 P3			0-0 6-3		0-0 L8	0-3 K		2 0 0 0 0 0 1										
Joe Christopher, R (7, PH) OBP: 0.214, SLG: 0.083										1 0 0 0 0 0 1										
Don McMahon, R (7, 1)										0 0 0 0 0 0 0										
Bob Tillman, R (9, PH) OBP: 0.279, SLG: 0.300										1 0 0 0 0 1 1										
<b>Inning Stats</b>	R: 0 E: 0 K: 1 S: 5	H: 0 LOB: 2 BB: 1 P: 10	R: 1 E: 0 K: 0 S: 5	H: 2 LOB: 1 BB: 0 P: 5	R: 0 E: 0 K: 1 S: 5	H: 0 LOB: 0 BB: 1 P: 5	R: 0 E: 0 K: 0 S: 2	H: 0 LOB: 0 BB: 1 P: 6	R: 0 E: 0 K: 0 S: 3	H: 0 LOB: 0 BB: 0 P: 3	R: 0 E: 0 K: 1 S: 6	H: 1 LOB: 1 BB: 0 P: 6	R: 0 E: 0 K: 1 S: 3	H: 0 LOB: 2 BB: 2 P: 11	R: 0 E: 0 K: 1 S: 5	H: 0 LOB: 1 BB: 1 P: 9	1B: 1 2B: 1 3B: 0 HR: 1	SF: 0 SAC: 1 DP: 1 HBP: 2	WP: 0 PB: 0 SB: 0 CS: 0	PA: 36
<b>PITCHER</b>	IP WLS BF H R ER SO BB IBB HBP BLK WP HR S P ERA WHIP																			
Mickey Lolich, L (1, 1) ERA: 3.6	7.2 W 30 3 1 1 3 3 0 2 0 0 1 31 45 1.17 0.783																			
Larry Sherry, R (8, 1) ERA: 2.45	0.2 4 0 0 0 0 2 0 0 0 0 0 2 10 0.00 3.000																			
Johnny Podres, L (9, 1) ERA: 1.86	0.2 S 2 0 0 0 1 0 0 0 0 0 0 4 4 0.00 0.000																			

**Boston Red Sox @ Detroit Tigers**  
**Tiger Stadium, Detroit, MI**  
 Tue Jun 07 1966, 7:05 PM EDT  
 Att. 11,166 - Unknown

[livebaseballscorecards.com](http://livebaseballscorecards.com)

**AB 28**  
**R 1**  
**H 3**  
**RBI 1**  
**BB 5**  
**SO 4**  
**LOB 16**



BOTTOM

Boston Red Sox @ Detroit Tigers  
Tiger Stadium, Detroit, MI  
Tue Jun 07 1966, 7:05 PM EDT  
Att. 11,166 - Unknown

livebaseballscorecards.com

AB	26
R	2
H	8
RBI	2
BB	0
SO	1
LOB	11



WP:	0	PA:	30
PB:	0	SB:	0
CS:	0		

AB	R	H	RBI	BB	SO	LOB	
2	0	0	1	0	0	0	
4	0	1	0	0	0	1	
0	0	0	0	0	0	0	
3	0	1	0	0	0	1	
3	0	0	0	0	0	3	
3	0	0	0	0	1	2	
3	1	3	0	0	0	0	
2	0	0	1	0	0	2	
3	0	1	0	0	0	1	
2	1	1	0	0	0	1	
1	0	1	0	0	0	0	
0	0	0	0	0	0	0	
1B:	5	SF:	2	WP:	0	PA:	30
2B:	1	SAC:	1	PB:	0		
3B:	2	DP:	3	SB:	0		
HR:	0	HBP:	1	CS:	0		

Batter	1	2	3	4	5	6	7	8	9
Dick McAuliffe, L OBP: 0.386, SLG: 0.473 (1, 6)	0-0 P5		0-0 SF7		0-0 G3			0-0 SH1-3	
Jerry Lumpe, L OBP: 0.326, SLG: 0.364 Dick Tracewski, R OBP: 0.167, SLG: 0.091 (1, 4) (9, 4)	0-0 2B		0-0 6-3			0-0 4-3		0-0 FC6-5	
Norm Cash, L OBP: 0.320, SLG: 0.469 (1, 3)	1-0 HBP		0-0 1B			0-0 4-3		0-0 F7	
Al Kaline, R OBP: 0.377, SLG: 0.459 (1, 8)	0-0 L9		0-0 L5-3			0-0 L5-3			
Jim Northrup, L OBP: 0.333, SLG: 0.419 (1, 9)	0-0 F7			0-3 K			0-0 4-3		
Willie Horton, R OBP: 0.299, SLG: 0.348 (1, 7)		0-0 G6-4-3 1B		0-0 G5-4-3 1B			0-0 SF7 3B		
Bill Freehan, R OBP: 0.305, SLG: 0.425 (1, 2)		0-0 F8		0-0 G5-4-3			0-0 SF7		
Don Wert, R OBP: 0.362, SLG: 0.373 (1, 5)		0-0 G6-4-3			0-0 B1-6-4 1B		0-0 6-3		
Mickey Lolich, S OBP: 0.208, SLG: 0.227 Larry Sherry, R OBP: 0.667, SLG: 0.667 Johnny Podres, L OBP: 0.667, SLG: 0.500 (1, 1) (8, 1) (9, 1)			0-0 SF7 3B		0-0 B1-6-4			0-0 FC6-5 SH1-3 1B	

Inning	R	H	E	K	S	H	LOB	BB	P
1	0	1	0	0	5	1	2	0	3
2	0	1	0	0	3	1	0	0	3
3	1	2	0	0	5	2	1	0	5
4	0	1	0	1	5	0	0	0	5
5	0	1	0	0	3	0	0	0	3
6	0	0	0	0	3	0	0	0	3
7	1	1	0	0	4	1	0	0	4
8	0	1	0	0	4	0	1	0	4
9	0	0	0	0	0	0	0	0	0

PITCHER	IP	WLS	BF	H	R	ER	SO	BB	IBB	HBP	BLK	WP	HR	S	P	ERA	WHIP
Bob Sadowski, R ERA: 3.22 (1, 1)	6.0		22	6	1	1	1	0	0	0	0	0	0	23	24	1.50	1.000
Don McMahon, R ERA: 2.29 (7, 1)	2.0	L	8	2	1	1	0	0	0	0	0	0	0	8	8	4.50	1.000

Batter	1	2	3	4	5	6	7	8	9	10	11	AB R H RBI BB SO LOB	TOP																
Rico Petrocelli, R OBP: 0.287, SLG: 0.418 (1, 5)	L5		P3		P6			F7		P4		5 0 0 0 0 0 2	<b>Boston Red Sox @ Detroit Tigers</b> Tiger Stadium, Detroit, MI Wed Jun 08 1966, 7:05 PM EDT Att: 9,254 - Unknown																
Jim Gosger, L OBP: 0.353, SLG: 0.438 (1, 8)	CS 1B		2-H HR		K			HR		G3		5 2 3 3 0 1 1																	
Carl Yastrzemski, L OBP: 0.357, SLG: 0.458 (1, 7)	K		K			G6-4-3 BB		1B		L8		4 0 1 0 1 2 1																	
George Scott, R OBP: 0.352, SLG: 0.560 (1, 3)		WP 1B			5-3		P4	K				5 0 1 0 0 2 2																	
Joe Foy, R OBP: 0.344, SLG: 0.362 (1, 6)		K			4-3		G6-4-3	F9				4 0 0 0 0 1 3																	
Tony Conigliaro, R OBP: 0.288, SLG: 0.444 (1, 9)		F5			HR		F7			K		4 1 1 1 1 1 1																	
George Smith, R OBP: 0.285, SLG: 0.372 (1, 4)		5-3			F7			1B		5-3		5 0 1 0 0 1 3																	
Mike Ryan, R OBP: 0.227, SLG: 0.254 (1, 2)			E5 HR				1-3	P5		K		4 1 0 0 0 1 1																	
Earl Wilson, R OBP: 0.343, SLG: 0.467 (1, 1)								F8				0 0 0 0 0 0 0																	
Lenny Green, L OBP: 0.314, SLG: 0.293 (10, PH)			K							K		1 0 0 0 0 1 0																	
Don McMahon, R (10, 1)												0 0 0 0 0 0 0																	
<b>Inning Stats</b>	R: 0 E: 0 K: 1 S: 5	H: 1 LOB: 1 BB: 0 P: 5	R: 0 E: 0 K: 1 S: 6	H: 1 LOB: 1 BB: 0 P: 6	R: 2 E: 1 K: 2 S: 9	H: 1 LOB: 0 BB: 0 P: 9	R: 1 E: 0 K: 0 S: 4	H: 1 LOB: 0 BB: 0 P: 4	R: 0 E: 1 K: 1 S: 6	H: 0 LOB: 1 BB: 0 P: 6	R: 0 E: 0 K: 0 S: 2	H: 0 LOB: 0 BB: 1 P: 6	R: 0 E: 0 K: 1 S: 4	H: 1 LOB: 1 BB: 0 P: 4	R: 1 E: 0 K: 1 S: 7	H: 2 LOB: 1 BB: 0 P: 7	R: 0 E: 0 K: 2 S: 7	H: 0 LOB: 0 BB: 0 P: 7	R: 0 E: 0 K: 1 S: 5	H: 0 LOB: 0 BB: 0 P: 5	R: 0 E: 0 K: 2 S: 7	H: 0 LOB: 2 BB: 1 P: 12	1B: 4 2B: 1 3B: 0 HR: 3	SF: 0 SAC: 0 DP: 2 HBP: 1	WP: 1 PA: 43				
<b>PITCHER</b>	IP WLS BF H R ER SO BB IBB HBP BLK WP HR S P ERA WHIP														IP WLS BF H R ER SO BB IBB HBP BLK WP HR S P ERA WHIP														
Denny McLain, R ERA: 3.0 (1, 1)	10.0	38	7	4	2	9	1	0	0	0	1	3	55	59	1.80	0.800													
Larry Sherry, R ERA: 2.37 (11, 1)	1.0	5	0	0	0	2	1	0	1	0	0	0	7	12	0.00	1.000													

AB	37
R	4
H	7
RBI	4
BB	2
SO	10
LOB	14



WP	1	PA	43
PB	0	SB	0
CS	1		

1B	4	SF	0
2B	1	SAC	0
3B	0	DP	2
HR	3	HBP	1

Batter	1	2	3	4	5	6	7	8	9	10	11	AB R H RBI BB SO LOB	BOTTOM				
Dick McAuliffe, L (1, 6) OBP: 0.389, SLG: 0.470	0-0 1B		4-0 FC4-6 BB		0-0 E3		0-0 F9			0-0 SH1-4		3 1 1 0 1 0 0	<p><b>Boston Red Sox @ Detroit Tigers</b>  Tiger Stadium, Detroit, MI  Wed Jun 08 1966, 7:05 PM EDT  Att: 9,254 - Unknown</p>				
Jerry Lumpe, L (1, 4) OBP: 0.328, SLG: 0.362	0-0 1B		0-0 E8 FC4-6		0-0 P4			0-3 K		4-0 IBB		4 0 1 0 1 1 2					
Norm Cash, L (1, 3) OBP: 0.322, SLG: 0.464	4-0 1B		0-0 FC4-6		0-0 HR			0-0 P3		0-0 F8		4 1 1 1 1 0 3					
Al Kaline, R (1, 8) OBP: 0.378, SLG: 0.497	0-0 L8		0-0 L5		0-0 HR			0-0 HR		0-3 K		5 2 2 3 0 1 5					
Jim Northrup, L (1, 9) OBP: 0.328, SLG: 0.409	0-3 K			0-0 L8		0-0 F7		0-0 G3			0-0 BB	5 1 1 0 0 1 2					
Willie Horton, R (1, 7) OBP: 0.288, SLG: 0.333		0-0 6-3		0-0 F2		0-0 F8			0-0 F8		0-0 E6	5 0 0 0 0 0 1					
Bill Freehan, R (1, 2) OBP: 0.302, SLG: 0.414		0-0 P6		0-3 K		0-0 F7			0-3 K		4-0 BB	4 0 0 0 1 2 0					
Don Wert, R (1, 5) OBP: 0.358, SLG: 0.365		0-0 P4			0-0 P6		0-0 6-3		0-0 6-3		4-0 BB	4 0 0 1 1 0 0					
Denny McLain, R (1, 1) OBP: 0.235, SLG: 0.212			0-0 P4		0-3 K		0-0 P4			4-0 SH1-4		3 0 0 0 0 1 0					
Gates Brown, L (10, PH) OBP: 0.343, SLG: 0.296												0 0 0 0 1 0 0					
Larry Sherry, R (11, 1) OBP: 0.667, SLG: 0.667												0 0 0 0 0 0 0					
<b>Inning Stats</b>	R: 0 H: 2 E: 0 LOB: 2 K: 1 BB: 1 S: 6 P: 10	R: 0 H: 0 E: 0 LOB: 0 K: 0 BB: 0 S: 3 P: 3	R: 1 H: 0 E: 1 LOB: 1 K: 0 BB: 1 S: 4 P: 8	R: 0 H: 0 E: 0 LOB: 0 K: 1 BB: 0 S: 5 P: 5	R: 0 H: 0 E: 1 LOB: 1 K: 1 BB: 0 S: 6 P: 6	R: 2 H: 2 E: 0 LOB: 0 K: 0 BB: 0 S: 5 P: 5	R: 0 H: 0 E: 0 LOB: 0 K: 0 BB: 0 S: 3 P: 3	R: 1 H: 1 E: 0 LOB: 0 K: 1 BB: 0 S: 6 P: 6	R: 0 H: 0 E: 0 LOB: 0 K: 1 BB: 0 S: 5 P: 5	R: 0 H: 0 E: 0 LOB: 2 K: 1 BB: 2 S: 5 P: 13	R: 1 H: 1 E: 1 LOB: 3 K: 0 BB: 2 S: 2 P: 10	1B: 4 SF: 0 2B: 0 SAC: 1 3B: 0 DP: 0 HR: 2 HBP: 0	WP: 0 PA: 44 PB: 0 SB: 0 CS: 0				
<b>PITCHER</b>	IP WLS BF H R ER SO BB IBB HBP BLK WP HR S P ERA WHIP																
Earl Wilson, R (1, 1) ERA: 3.71	9.0	35	5	4	3	5	2	0	0	0	0	0	2	43	51	3.00	0.778
Don McMahon, R (10, 1) ERA: 2.18	1.0	L 9	1	1	0	1	3	1	0	0	0	0	0	7	23	0.00	4.000

livebaseballscorecards.com

AB	37
R	5
H	6
RBI	5
BB	6
SO	6
LOB	13



Batter	1	2	3	4	5	6	7	8	9	AB R H RBI BB SO LOB	TOP	
Rico Petrocelli, R (1, 5) OBP: 0.288, SLG: 0.416 George Thomas, R (7, 5) OBP: 0.279, SLG: 0.200	0-0 G1-6-3 WP E 1B	0-0 F9			0-0 6-3			0-3 K		3 1 1 0 0 0 2 1 0 0 0 0 1 0		
Jim Gosger, L (1, 8) OBP: 0.346, SLG: 0.439	4-0 G1-6-3 1-2 BB		0-0 FC3-5 1B		0-0 F9			4-0 1B BB		2 0 1 0 2 0 0		
Carl Yastrzemski, L (1, 7) OBP: 0.355, SLG: 0.454	0-0 G1-6-3 1-2f 2-3		0-0 L8		0-0 4-3			0-0 1-2 1B		4 0 1 0 0 0 3		
Tony Conigliaro, R (1, 9) OBP: 0.288, SLG: 0.440	0-0 E6 3-H		0-0 1-2 1B		0-3 K			0-3 K		4 0 1 0 0 2 2		
Joe Foy, R (1, 6) OBP: 0.337, SLG: 0.353	0-0 5-3		0-0 L8		0-0 6-3			0-0 F6		4 0 0 0 0 0 5		
George Scott, R (1, 3) OBP: 0.345, SLG: 0.549		0-0 F4	0-0 FC3-5 2-3f		0-0 4-3			0-3 K		4 0 0 0 0 1 2		
Dalton Jones, L (1, 4) OBP: 0.268, SLG: 0.350		0-0 L4		0-0 G3		0-0 F9		0-0 F4		4 0 0 0 0 0 0		
Bob Tillman, R (1, 2) OBP: 0.278, SLG: 0.289		4-0 1B BB		0-3 K		0-0 6-3		0-0 F4		3 0 0 0 1 1 0		
Jose Santiago, R (1, 1) OBP: 0.095, SLG: 0.095 Jery Stephenson, L (4, 1) OBP: 0.125, SLG: 0.125 Ken Sanders, R (5, 1) Darrell Brandon, R (6, 1) Joe Christopher, R (7, PH) OBP: 0.200, SLG: 0.077 Dan Osinski, R (7, 1)		0-0 1-2 1B		0-0 1-3		0-3 K				2 0 1 0 1 0 0 0 0 1 0 0 0 0 0 0 0 0		
<b>Inning Stats</b>	R: 1 H: 1 E: 1 LOB: 1 K: 0 BB: 1 S: 4 P: 8	R: 0 H: 1 E: 0 LOB: 2 K: 0 BB: 1 S: 4 P: 8	R: 0 H: 2 E: 0 LOB: 2 K: 1 BB: 0 S: 5 P: 5	R: 0 H: 0 E: 0 LOB: 0 K: 1 BB: 0 S: 5 P: 5	R: 0 H: 0 E: 0 LOB: 0 K: 0 BB: 0 S: 3 P: 3	R: 0 H: 0 E: 0 LOB: 0 K: 1 BB: 0 S: 5 P: 5	R: 0 H: 0 E: 0 LOB: 0 K: 1 BB: 0 S: 5 P: 5	R: 0 H: 1 E: 0 LOB: 2 K: 2 BB: 1 S: 8 P: 12	R: 0 H: 0 E: 0 LOB: 0 K: 1 BB: 0 S: 5 P: 5	1B: 5 SF: 0 2B: 0 SAC: 0 3B: 0 DP: 1 HR: 0 HBP: 0	WP: 1 PA: 35 PB: 0 SB: 0 CS: 0	
<b>PITCHER</b> Dave Wickersham, R (1, 1) ERA: 2.76	IP WLS BF H R ER SO BB IBB HBP BLK WP HR S P ERA WHIP											<b>PITCHER</b> IP WLS BF H R ER SO BB IBB HBP BLK WP HR S P ERA WHIP

**Boston Red Sox @ Detroit Tigers**  
**Tiger Stadium, Detroit, MI**  
 Thu Jun 09 1966, 4:33 AM EDT  
 Att. 6,507 - Unknown

[livebaseballscorecards.com](http://livebaseballscorecards.com)

**AB 32**  
**R 1**  
**H 5**  
**RBI 0**  
**BB 3**  
**SO 6**  
**LOB 14**







Batter	1	2	3	4	5	6	7	8	9	AB R H RBI BB SO LOB	TOP									
Joe Foy, R (1, 6) OBP: 0.335, SLG: 0.369	0-0 6-3		0-0 F3			0-0 4-3		0-0 1-H HR		4 1 1 2 0 0 1										
Jim Gosger, L (1, 8) OBP: 0.344, SLG: 0.432	0-0 F7			0-0 4-3		0-0 FC6-4 1B		0-0 F9		4 0 1 0 0 0 0										
Carl Yastrzemski, L (1, 7) OBP: 0.349, SLG: 0.445	0-0 F8			0-0 1-3		0-0 F7			0-0 F5	4 0 0 0 0 0 1										
Tony Conigliaro, R (1, 9) OBP: 0.287, SLG: 0.437		0-0 6-3		0-3 K		0-0 FC6-4 1-2f BB			0-0 1B	4 0 1 0 0 1 1										
George Scott, R (1, 3) OBP: 0.344, SLG: 0.540		0-0 6-3			0-0 F5		4-0 1-2 BB		0-3 K	3 0 0 0 1 1 1										
Dalton Jones, L (1, 5) OBP: 0.259, SLG: 0.337		0-0 F8			0-0 F6		0-0 F4		0-3 K	4 0 0 0 0 1 3										
George Smith, R (1, 4) OBP: 0.286, SLG: 0.371			0-0 F9		0-0 6-3			0-0 HR 1B		3 1 1 0 0 0 0										
Mike Ryan, R (1, 2) OBP: 0.230, SLG: 0.250			4-0 BB			0-0 F3		0-3 K		2 0 0 0 1 1 1										
Lee Stange, R (1, 1) OBP: 0.200, SLG: 0.200 Dick Stigman, R (2, 1) OBP: 0.077, SLG: 0.077 Ken Sanders, R (5, 1) Rico Petrocelli, R (6, PH) OBP: 0.286, SLG: 0.414 Dave Morehead, R (6, 1) OBP: 0.667, SLG: 0.667 Lenny Cress, L (8, PH) OBP: 0.310, SLG: 0.289 Darrell Brandon, R (8, 1)			0-3 K			0-3 K		0-0 F5		0 0 0 0 0 0 0 1 0 0 0 0 1 1 0 0 0 0 0 0 0 1 0 0 0 0 1 0 0 0 0 0 0 0 0 1 0 0 0 0 0 1 0 0 0 0 0 0 0										
<b>Inning Stats</b>	R: 0 E: 0 K: 0 S: 3	H: 0 LOB: 0 BB: 0 P: 3	R: 0 E: 0 K: 0 S: 3	H: 0 LOB: 0 BB: 0 P: 3	R: 0 E: 0 K: 1 S: 5	H: 0 LOB: 0 BB: 0 P: 5	R: 0 E: 0 K: 1 S: 3	H: 0 LOB: 0 BB: 0 P: 3	R: 0 E: 0 K: 1 S: 5	H: 0 LOB: 0 BB: 0 P: 5	R: 0 E: 0 K: 0 S: 4	H: 1 LOB: 2 BB: 1 P: 8	R: 2 E: 0 K: 1 S: 7	H: 2 LOB: 0 BB: 0 P: 7	R: 0 E: 0 K: 2 S: 8	H: 1 LOB: 1 BB: 0 P: 8	1B: 3 2B: 0 3B: 0 HR: 1	SF: 0 SAC: 0 DP: 0 HBP: 0	WP: 0 PB: 0 SB: 0 CS: 0	PA: 33
<b>PITCHER</b> Wally Bunker, R (1, 1) ERA: 3.84	IP 9.0 WLS W BF 33 H 4 R 2 ER 2 SO 6 BB 2 IBB 0 HBP 0 BLK 0 WP 0 HR 1 S 43 P 51 ERA 2.00 WHIP 0.667																			<b>PITCHER</b> IP WLS BF H R ER SO BB IBB HBP BLK WP HR S P ERA WHIP

**Boston Red Sox @ Baltimore Orioles**  
**Memorial Stadium, Baltimore, MD**  
 Fri Jun 10 1966, 7:05 PM EDT  
 Att. 16,052 - Unknown

livebaseballscorecards.com

AB	31
R	2
H	4
RBI	2
BB	2
SO	6
LOB	10



Batter	1	2	3	4	5	6	7	8	9	AB	R	H	RBI	BB	SO	LOB
Luis Aparicio, R OBP: 0.274, SLG: 0.346 (1, 6)	0-0 F7	0-0 FC1-5 1B SF7		0-0 3B 1B	0-0 F9		0-0 FC5-4 FC5 S			5	2	1	0	0	0	4
Russ Snyder, L OBP: 0.403, SLG: 0.452 (1, 8) (7, 7)	4-0 BB	0-0 1B		0-0 PB 3B	4-0 BB		4-0 BB			2	1	2	3	3	0	0
Frank Robinson, R OBP: 0.463, SLG: 0.665 (1, 9) Paul Blair, R OBP: 0.267, SLG: 0.355 (7, 8)	4-0 BB	0-0 SF7		0-0 F7	0-0 F8		0-0 FC5			2	0	0	1	1	0	2
Brooks Robinson, R OBP: 0.347, SLG: 0.493 (1, 5)	0-0 F8	4-0 IBB		0-0 F9		0-0 5-3		0-3 K		4	0	0	0	1	1	2
Boog Powell, L OBP: 0.379, SLG: 0.491 (1, 3)	0-3 K	0-0 G3		0-3 K		0-0 4-1 1B		0-3 K		5	0	1	0	0	3	4
Curt Blefary, L OBP: 0.348, SLG: 0.466 (1, 7) Sam Bowers, R OBP: 0.310, SLG: 0.373 (7, 9)		0-0 1B 2B 1B	0-0 F6		0-0 2B 1B	0-0 4-1		4-0 WP BB		4	2	2	0	0	0	1
Davey Johnson, R OBP: 0.307, SLG: 0.380 (1, 4)		0-0 1B 2B 1B	0-0 F7		0-0 1B 2B	0-0 6-3		0-0 4-3		5	2	2	0	0	0	2
Andy Etchebarren, R OBP: 0.299, SLG: 0.402 (1, 2)		0-0 FC1-5 1H 3H 2B	0-3 K		0-0 L4		0-0 F8			4	0	1	2	0	1	2
Wally Bunker, R OBP: 0.231, SLG: 0.217 (1, 1)		4-0 FC1-5 1B BB		4-0 1B 3B BB	0-0 2B		0-0 FC5-4 1B			2	2	2	2	2	0	0

Inning Stats	R: 0	H: 0	E: 0	K: 1	S: 5	L: 2	BB: 2	P: 13	R: 4	H: 4	E: 0	K: 0	S: 7	R: 0	H: 0	E: 0	K: 1	S: 5	R: 3	H: 2	E: 0	K: 1	S: 7	R: 2	H: 3	E: 0	K: 0	S: 6	R: 0	H: 1	E: 0	K: 0	S: 4	R: 0	H: 1	E: 0	K: 0	S: 4	R: 0	H: 0	E: 0	K: 2	S: 7	R: 0	H: 0	E: 0	K: 1	S: 7	1B: 7	2B: 3	3B: 1	HR: 0	SF: 1	SAC: 0	DP: 0	HBP: 0	WP: 1	PB: 1	SB: 1	CS: 0	PA: 43
--------------	------	------	------	------	------	------	-------	-------	------	------	------	------	------	------	------	------	------	------	------	------	------	------	------	------	------	------	------	------	------	------	------	------	------	------	------	------	------	------	------	------	------	------	------	------	------	------	------	------	-------	-------	-------	-------	-------	--------	-------	--------	-------	-------	-------	-------	--------

PITCHER	IP	WLS	BF	H	R	ER	SO	BB	IBB	HBP	BLK	WP	HR	S	P	ERA	WHIP
Lee Stange, R ERA: 5.56 (1, 1)	1.2	L	12	4	4	4	1	3	0	0	0	0	0	11	23	21.60	4.200
Dick Stigman, L ERA: 4.02 (2, 1)	2.1		13	4	5	5	2	1	1	0	0	0	0	15	23	19.29	2.143
Ken Sanders, R ERA: 3.8 (5, 1)	1.0		5	1	0	0	0	1	0	0	0	0	0	4	8	0.00	2.000
Dave Morehead, R ERA: 3.6 (6, 1)	2.0		9	2	0	0	0	1	0	0	0	0	0	8	12	0.00	1.500
Darrell Brandon, R ERA: 4.5 (8, 1)	1.0		4	0	0	0	2	1	0	0	0	1	0	7	11	0.00	1.000

**BOTTOM**

**Boston Red Sox @ Baltimore Orioles**  
**Memorial Stadium, Baltimore, MD**  
 Fri Jun 10 1966, 7:05 PM EDT  
 Att. 16,052 - Unknown

AB	34
R	9
H	11
RBI	8
BB	8
SO	5
LOB	19



WP: 1	PA: 43
PB: 1	
SB: 1	
CS: 0	

livebaseballscorecards.com

Batter	1	2	3	4	5	6	7	8	9	AB R H RBI BB SO LOB	TOP	
Joe Foy, R (1, 6) OBP: 0.332, SLG: 0.360	0-0 F9		0-0 FC6-4		0-3 K		0-0 BB BB BB	0-3 K		4 1 0 0 1 2 3		
Jim Gosger, L (1, 8) OBP: 0.338, SLG: 0.418	0-0 E4		0-0 4-3		0-0 F4		0-0 BB BB BB	0-0 5-3		4 1 0 0 1 0 3		
Carl Yastrzemski, L (1, 7) OBP: 0.350, SLG: 0.447	0-0 G1-6-3			0-0 4-3		0-0 2B	0-0 BB BB BB	0-0 4-3		4 1 1 1 1 0 1		
Tony Conigliaro, R (1, 9) OBP: 0.290, SLG: 0.433		0-0 G5-4-3		0-3 K		0-3 K	0-0 BB BB BB	0-3 K		4 1 1 1 1 3 1		
George Scott, R (1, 3) OBP: 0.346, SLG: 0.554		0-0 G5-4-3		0-0 HR		0-3 K	0-0 BB BB BB	0-0 3B		4 2 2 3 0 1 2		
Dalton Jones, L (1, 5) OBP: 0.267, SLG: 0.361		0-0 1B		0-0 F8		0-0 F5	0-0 BB BB BB	0-0 WP		4 1 2 2 0 0 1		
George Smith, R (1, 4) OBP: 0.292, SLG: 0.383		0-3 K			0-0 E6		0-0 2B			4 1 2 0 0 1 1		
Mike Ryan, R (1, 2) OBP: 0.222, SLG: 0.242			0-0 1-3		0-0 F9		0-3 K	0-0 F9		4 0 0 0 0 1 2		
Jim Lonborg, R (1, 1) Lenny Green, L (7, PH) Don McMahon, R (7, 1)			4-0 FC6-4		0-0 E3		0-3 K	0-3 K		1 0 0 0 1 0 1		
<b>Inning Stats</b>	R: 0 H: 0 E: 1 LOB: 0 K: 0 BB: 0 S: 3 P: 3	R: 0 H: 2 E: 0 LOB: 1 K: 1 BB: 0 S: 6 P: 6	R: 0 H: 0 E: 0 LOB: 1 K: 0 BB: 1 S: 3 P: 7	R: 1 H: 1 E: 0 LOB: 0 K: 1 BB: 0 S: 6 P: 6	R: 0 H: 1 E: 2 LOB: 2 K: 1 BB: 0 S: 7 P: 7	R: 0 H: 1 E: 0 LOB: 1 K: 2 BB: 0 S: 8 P: 8	R: 7 H: 3 E: 0 LOB: 0 K: 2 BB: 4 S: 10 P: 26	R: 0 H: 0 E: 0 LOB: 0 K: 2 BB: 0 S: 7 P: 7	R: 0 H: 0 E: 0 LOB: 0 K: 1 BB: 0 S: 5 P: 5	1B: 4 SF: 0 2B: 2 SAC: 0 3B: 1 DP: 2 HR: 1 HBP: 0	WP: 1 PA: 40 PB: 0 SB: 0 CS: 0	
<b>PITCHER</b>	IP WLS BF H R ER SO BB IBB HBP BLK WP HR S P ERA WHIP											
John Miller, R (1, 1) ERA: 5.18	6.2 L 29 6 4 4 7 3 0 0 0 0 0 1 40 52 5.40 1.350											
Moe Drabowsky, R (7, 1) ERA: 3.16	0.0 2 0 0 0 0 2 0 0 0 0 0 0 0 8 ∞ ∞											
Eddie Watt, R (7, 1) ERA: 3.3	0.1 3 2 4 4 0 0 0 0 0 0 1 0 3 3 108.00 6.000											
Gene Brabender, R (8, 1) ERA: 3.05	2.0 6 0 0 0 0 3 0 0 0 0 0 0 0 12 12 0.00 0.000											

**Boston Red Sox @ Baltimore Orioles**  
**Memorial Stadium, Baltimore, MD**  
 Sat Jun 11 1966, 7:05 PM EDT  
 Att. 11,682 - Unknown

[livebaseballscorecards.com](http://livebaseballscorecards.com)

**AB 35**  
**R 8**  
**H 8**  
**RBI 7**  
**BB 5**  
**SO 10**  
**LOB 16**



Batter	1	2	3	4	5	6	7	8	9	AB R H RBI BB SO LOB
Luis Aparicio, R OBP: 0.277, SLG: 0.345 (1, 6)	4-0 G6-4-3 S E BB		0-0 6-3		0-0 F2		0-3 K		0-0 G6-4-3 1B	4 1 1 0 1 1 0
Russ Snyder, L OBP: 0.403, SLG: 0.444 (1, 8)	4-0 G6-4-3 1-2 BB		0-0 6-3		0-0 G3		0-0 1B		0-0 G6-4-3 1-2f	4 0 1 0 1 0 1
Frank Robinson, R OBP: 0.459, SLG: 0.654 (1, 9)	0-0 G6-4-3 1-2f 2-3			0-0 E5 BB SF7	1-0 FC6-4 HBP		0-0 F9			3 1 0 0 0 0 3
Brooks Robinson, R OBP: 0.345, SLG: 0.487 (1, 5)	0-0 E6 3-H			4-0 SF7 BB BB	0-0 FC6-4 1-2f		0-0 6-3			3 0 0 0 1 0 1
Boog Powell, L OBP: 0.381, SLG: 0.488 (1, 3)	0-0 F6			4-0 SF7 1-2 2-3 BB		0-0 FC6-4 1B		0-3 K		3 0 1 0 1 1 1
Curt Blefary, L OBP: 0.346, SLG: 0.463 (1, 7)		0-3 K		0-0 SF7 1-2 2-3 3-H		0-0 F8		0-0 1B 1B		3 0 1 1 0 1 1
Davey Johnson, R OBP: 0.315, SLG: 0.390 (1, 4)		0-0 CS 2B		4-0 FC6-4 IBB		0-0 F9		0-0 1B 1-2 1B		3 0 2 0 1 0 1
Andy Etchebarren, R OBP: 0.293, SLG: 0.394 (1, 2)		0-0 4-3 2-3		0-0 L4		0-0 FC6-4 1-2f		0-3 K		4 0 0 0 0 1 7
John Miller, R (1, 1)			0-0 5-3		0-0 FC6-4 1-2f		0-0 F9		0-3 K	2 0 0 0 0 0 3
Moe Drabowsky, R (7, 1)										0 0 0 0 0 0 0
Eddie Witt, R (7, 1)										0 0 0 0 0 0 0
Woodie Held, R (7, PH)										1 0 0 0 0 0 0
Gene Brabender, R (8, 1)										0 0 0 0 0 0 0
Bob Johnson, R (9, PH)										1 0 0 0 0 1 0

Inning Stats	R: 1	H: 0	E: 1	K: 0	S: 3	H: 0	LOB: 1	BB: 2	P: 11	R: 0	H: 1	E: 0	K: 1	S: 5	H: 0	LOB: 0	BB: 0	P: 5	R: 0	H: 0	E: 0	K: 0	S: 3	H: 0	LOB: 3	BB: 3	P: 16	R: 0	H: 0	E: 0	K: 0	S: 3	H: 1	LOB: 1	BB: 0	P: 4	R: 0	H: 2	E: 0	K: 2	S: 9	H: 2	LOB: 2	BB: 0	P: 9	R: 0	H: 1	E: 0	K: 1	S: 5	H: 1	LOB: 0	BB: 0	P: 5	1B: 5	SF: 1	2B: 1	SAC: 0	3B: 0	DP: 2	HR: 0	HBP: 1	WP: 0	PA: 38
PITCHER	IP	WLS	BF	H	R	ER	SO	BB	IBB	HBP	BLK	WP	HR	S	P	ERA	WHIP																																															
Jim Lonborg, R (1, 1)	6.0	W	26	2	2	0	1	4	1	1	0	0	0	22	43	0.00	1.000																																															
Don McMahon, R (7, 1)	3.0	S	12	4	0	0	4	0	0	0	0	0	0	20	20	0.00	1.333																																															

BOTTOM

Boston Red Sox @ Baltimore Orioles  
Memorial Stadium, Baltimore, MD  
Sat Jun 11 1966, 7:05 PM EDT  
Att. 11,682 - Unknown

livebaseballscorecards.com

AB	31
R	2
H	6
RBI	1
BB	5
SO	5
LOB	18



**Boston Red Sox @ Baltimore Orioles**  
**Memorial Stadium, Baltimore, MD**

Sun Jun 12 1966, 3:33 AM EDT  
 Att. 9,755 - Unknown

[livebaseballscorecards.com](http://livebaseballscorecards.com)



Batter	1	2	3	4	5	6	7	8	9	AB R H RBI BB SO LOB	TOP											
Joe Foy, R (1, 6) OBP: 0.330, SLG: 0.353	0-0 4-3		4-0 BB		0-0 F6			0-0 6-3		3 0 0 0 1 0 1												
Jim Gosger, L (1, 8) OBP: 0.329, SLG: 0.405	0-0 F8		0-0 F5			0-0 F2		0-0 3-1		4 0 0 0 0 0 1												
Carl Yastrzemski, L (1, 7) OBP: 0.348, SLG: 0.443	0-0 4-3			0-0 F8		0-0 4-3		0-0 WP 1B		4 0 1 0 0 0 0												
Tony Conigliaro, R (1, 9) OBP: 0.289, SLG: 0.426		0-3 K		4-0 BB		0-0 F6		0-3 K 1-2		3 0 0 0 1 2 1												
George Scott, R (1, 3) OBP: 0.345, SLG: 0.549		0-0 6-3		0-3 K			0-0 1B G1 1-3 1B		0-0 5-3	4 1 1 0 0 1 1												
George Thomas, R (1, 5) OBP: 0.277, SLG: 0.204		0-0 1B		0-3 K			0-0 G1 1-2		0-0 F9	4 0 1 0 0 1 2												
George Smith, R (1, 4) OBP: 0.299, SLG: 0.387		0-0 F4			0-0 FC6-4 1B		0-0 1-3 1B		0-0 F8	4 0 2 0 0 0 1												
Mike Ryan, R (1, 2) OBP: 0.217, SLG: 0.236			0-0 6-3		0-0 FC6-4 1-2		0-0 1-3			3 0 0 1 0 0 2												
Earl Wilson, R (1, 1) OBP: 0.324, SLG: 0.438			0-3 K		0-3 K		0-0 1-3			2 0 0 0 0 2 1												
Rico Petrocelli, R (7, PH) OBP: 0.285, SLG: 0.412										1 0 0 0 0 0 1												
Lee Stange, R (7, 1) OBP: 0.200, SLG: 0.200										0 0 0 0 0 0 0												
Dan Osinski, R (8, 1)										0 0 0 0 0 0 0												
<b>Inning Stats</b>	R: 0 E: 0 K: 0 S: 3	H: 0 LOB: 0 BB: 0 P: 3	R: 0 E: 0 K: 1 S: 6	H: 1 LOB: 1 BB: 0 P: 6	R: 0 E: 0 K: 1 S: 5	H: 0 LOB: 1 BB: 1 P: 9	R: 0 E: 0 K: 2 S: 7	H: 0 LOB: 1 BB: 1 P: 11	R: 0 E: 0 K: 1 S: 6	H: 1 LOB: 1 BB: 0 P: 6	R: 0 E: 0 K: 0 S: 3	H: 0 LOB: 0 BB: 0 P: 3	R: 1 E: 0 K: 0 S: 5	H: 2 LOB: 1 BB: 0 P: 5	R: 0 E: 0 K: 1 S: 6	H: 1 LOB: 1 BB: 0 P: 6	R: 0 E: 0 K: 0 S: 3	H: 0 LOB: 0 BB: 0 P: 3	1B: 5 2B: 0 3B: 0 HR: 0	SF: 0 SAC: 0 DP: 0 HBP: 0	WP: 1 PB: 0 SB: 0 CS: 0	PA: 34
<b>PITCHER</b> Steve Barber, L (1, 1) ERA: 2.28	IP 9.0 WLS W BF 34 H 5 R 1 ER 1 SO 6 BB 2 IBB 0 HBP 0 BLK 0 WP 1 HR 0 S 44 P 52 ERA 1.00 WHIP 0.778											<b>PITCHER</b>	IP WLS BF H R ER SO BB IBB HBP BLK WP HR S P ERA WHIP									

Batter	1	2	3	4	5	6	7	8	9
Luis Aparicio, R OBP: 0.275, SLG: 0.342 (1, 6)	0-0 5-3		0-0 1B	0-0 F7			0-0 5-3	0-0 FC6-4	
Russ Snyder, L OBP: 0.406, SLG: 0.446 (1, 8) (9, 7)	0-0 1B		0-0 F7		0-0 1B		0-0 F5	0-0 CS	
Frank Robinson, R OBP: 0.464, SLG: 0.670 (1, 9)	4-0 1B		0-0 F7		0-0 1B		0-0 HR		
Brooks Robinson, R OBP: 0.348, SLG: 0.487 (1, 5)	0-0 1B		4-0 1B		0-0 SF9		0-0 G3		
Boog Powell, L OBP: 0.384, SLG: 0.488 (1, 3)	0-0 G4-3-4		0-0 1B		0-0 F6			0-0 3B	
Curt Blefary, L OBP: 0.344, SLG: 0.470 (1, 7) Paul Blair, R OBP: 0.267, SLG: 0.355 (9, 8)		0-3 K	0-0 F8		0-0 4-3			0-0 3B	
Davey Johnson, R OBP: 0.314, SLG: 0.398 (1, 4)		0-0 F4		0-0 1-3		0-0 6-3		0-0 1B	
Andy Etchebarren, R OBP: 0.302, SLG: 0.398 (1, 2)		4-0 BB		0-0 SH2-4		0-0 1-3		0-0 FC6-4	
Steve Barber, L OBP: 0.040, SLG: 0.040 (1, 1)		0-3 K		0-0 SH2-4		0-3 K		0-3 K	

AB	R	H	RBI	BB	SO	LOB
5	1	1	0	0	0	2
4	2	2	0	0	0	1
3	2	2	1	1	0	1
2	0	1	2	1	0	0
4	1	2	1	0	0	2
4	1	1	1	0	1	3
0	0	0	0	0	0	0
4	1	1	1	0	0	0
3	0	2	1	1	0	0
3	0	0	0	0	3	2

**BOTTOM**

**Boston Red Sox @ Baltimore Orioles**  
**Memorial Stadium, Baltimore, MD**

Sun Jun 12 1966, 3:33 AM EDT  
 Att. 9,755 - Unknown

AB	32
R	8
H	12
RBI	7
BB	3
SO	4
LOB	11



1B: 9	SF: 1
2B: 0	SAC: 1
3B: 2	DP: 1
HR: 1	HBP: 0

WP: 0	PA: 38
PB: 0	
SB: 1	
CS: 1	

Inning Stats														
R	H	E	K	S	R	H	E	K	S	R	H	E	K	S
2	2	0	4	8	0	0	2	7	3	1	2	0	4	5
0	0	0	1	8	0	0	1	4	3	0	2	0	1	5
0	0	0	0	8	0	0	0	11	0	0	0	0	0	0

PITCHER														
IP	WLS	BF	H	R	ER	SO	BB	IBB	HBP	BLK	WP	HR	S	P
6.0	L	27	7	4	4	3	3	0	0	0	0	0	30	42
1.0		6	3	3	3	0	0	0	0	0	0	1	6	6
1.0		4	2	1	1	1	0	0	0	0	0	0	6	6

PITCHER														
IP	WLS	BF	H	R	ER	SO	BB	IBB	HBP	BLK	WP	HR	S	P
6.0														
6.00													27.00	3.000
9.00													2.000	

**Boston Red Sox @ Cleveland Indians**  
 Cleveland Municipal Stadium, Cleveland, OH  
 Tue Jun 14 1966, 3:33 AM EDT  
 Unknown

[livebaseballscorecards.com](http://livebaseballscorecards.com)

<b>AB</b>	<b>35</b>
<b>R</b>	<b>7</b>
<b>H</b>	<b>8</b>
<b>RBI</b>	<b>6</b>
<b>BB</b>	<b>5</b>
<b>SO</b>	<b>3</b>
<b>LOB</b>	<b>16</b>



AB R H RBI BB SO LOB

5	1	1	2	0	0	2
5	0	0	0	0	0	4
5	0	2	2	0	0	0
2	1	0	0	3	0	0
5	1	1	0	0	1	4
4	1	3	1	0	0	0
4	0	0	0	0	1	4
3	1	0	1	0	0	1
1	0	0	0	0	1	1
0	0	0	0	0	0	0
0	0	0	0	1	0	0
0	0	0	0	0	0	0
0	0	0	0	0	0	0
0	0	0	0	0	0	0
1	1	1	0	0	0	0
0	0	0	0	0	0	0
0	1	0	0	1	0	0

Batter	1	2	3	4	5	6	7	8	9
Lenny Green, L (1, 8) OBP: 0.301, SLG: 0.280	0-0 4-3		0-0 F8		0-0 F7		0-0 2B 1B		0-0 F6
Joe Foy, R (1, 6) OBP: 0.322, SLG: 0.343	0-0 F9		0-0 1-3		0-0 1-3		0-0 F2		0-0 F8
Carl Yastrzemski, L (1, 7) OBP: 0.349, SLG: 0.451	0-0 5-3		0-0 F3		0-0 4-3		0-0 2B		0-0 BLK 2B
Tony Conigliaro, R (1, 9) OBP: 0.296, SLG: 0.422		4-0 1B 2B BB		0-0 F5		0-0 6-3		4-0 BB	4-0 BLK BB
George Scott, R (1, 3) OBP: 0.342, SLG: 0.540		0-0 2B SF9 1B		0-0 F7		0-0 F9		0-0 1-4-3	0-3 K
Dalton Jones, L (1, 5) OBP: 0.262, SLG: 0.384		0-0 2B		0-0 1B		0-0 1B 1B		0-0 1-3	
George Smith, R (1, 4) OBP: 0.290, SLG: 0.375		0-0 F3		0-3 K		0-0 F8		0-0 F8	
Mike Ryan, R (1, 2) OBP: 0.211, SLG: 0.230		0-0 SF9		0-0 F7		0-0 E6 1B		0-0 5-3	
Jose Santiago, R (1, 1) OBP: 0.097, SLG: 0.091		0-3 K		4-0 BB		0-0 2B 1B		4-0 2B BLK BB	
Jerry Stephenson, L (2, 1) OBP: 0.125, SLG: 0.125									
Rico Petrocelli, R (5, PH) OBP: 0.296, SLG: 0.412									
Jim Lonborg, R (5, PR)									
Dave Morehead, R (5, 1) OBP: 0.667, SLG: 0.667									
Bob Tillman, R (7, PH) OBP: 0.296, SLG: 0.298									
Dan Osinski, R (7, 1) OBP: 0.296, SLG: 0.298									
George Thomas, R (9, PH) OBP: 0.296, SLG: 0.294									

Inning Stats	R: 0	H: 0	E: 0	K: 0	S: 3	P: 3	R: 2	H: 2	E: 0	K: 1	S: 7	P: 11	R: 0	H: 0	E: 0	K: 0	S: 3	P: 3	R: 0	H: 1	E: 0	K: 1	S: 6	P: 6	R: 0	H: 0	E: 0	K: 0	S: 3	P: 3	R: 4	H: 4	E: 1	K: 0	S: 8	P: 12	R: 0	H: 0	E: 0	K: 0	S: 3	P: 3	R: 1	H: 1	E: 0	K: 1	S: 6	P: 14	1B: 5	SF: 1	2B: 3	SAC: 0	3B: 0	DP: 0	HR: 0	HBP: 0	WP: 0	PA: 41
--------------	------	------	------	------	------	------	------	------	------	------	------	-------	------	------	------	------	------	------	------	------	------	------	------	------	------	------	------	------	------	------	------	------	------	------	------	-------	------	------	------	------	------	------	------	------	------	------	------	-------	-------	-------	-------	--------	-------	-------	-------	--------	-------	--------

PITCHER	IP	WLS	BF	H	R	ER	SO	BB	IBB	HBP	BLK	WP	HR	S	P	ERA	WHIP
Sonny Siebert, R (1, 1) ERA: 3.11	6.1	W	28	6	6	3	2	2	0	0	0	0	0	30	38	4.26	1.263
Dick Radatz, R (7, 1) ERA: 5.74	2.1		11	2	1	1	0	2	0	0	0	0	0	9	17	3.86	1.714
Sam McDowell, L (9, 1) ERA: 2.05	0.1	S	2	0	0	0	1	1	0	0	1	0	0	3	7	0.00	3.000



BOTTOM

Boston Red Sox @ Cleveland Indians  
Cleveland Municipal Stadium, Cleveland, OH  
Tue Jun 14 1966, 3:33 AM EDT  
Unknown

livebaseballscorecards.com

AB 33  
R 8  
H 9  
RBI 7  
BB 5  
SO 4  
LOB 14



WP: 0 PA: 39  
PB: 0  
SB: 0  
CS: 1

AB R H RBI BB SO LOB

5	0	2	0	0	0	1
4	2	1	0	1	1	1
5	2	2	0	0	0	2
3	1	1	1	1	0	2
0	0	0	0	0	0	0
3	1	1	1	1	1	1
4	1	2	5	0	0	1
3	0	0	0	1	0	3
3	1	0	0	1	0	2
2	0	0	0	0	1	1
1	0	0	0	0	1	0
0	0	0	0	0	0	0

1B: 8 SF: 0  
2B: 0 SAC: 1  
3B: 0 DP: 0  
HR: 1 HBP: 0


WP: 0 PA: 39  
PB: 0  
SB: 0  
CS: 1

Batter	1	2	3	4	5	6	7	8	9
Vic Davalillo, L (1, 8) OBP: 0.288, SLG: 0.311	0-0 6-3	0-0 F7	0-0 CS 1B			0-0 F9		0-0 1B 1B	
Max Alvis, R (1, 5) OBP: 0.338, SLG: 0.340	4-0 BB 1B 1B BB	0-0 E6 1B 1B	0-3 K			0-0 F8		0-0 FC6-4 1B	
Chico Salmon, R (1, 6) OBP: 0.314, SLG: 0.368	0-0 BB 1B 1-2 1B	0-0 1B 1B 1-2 1B				0-0 6-3		0-0 FC6-4 1-2f	
Leon Wagner, L (1, 7) OBP: 0.302, SLG: 0.396 Chuck Hinton, R (7, PR) OBP: 0.298, SLG: 0.237	0-0 F6	0-0 1B HR 1B				0-0 F3		4-0 BB	
Rocky Colavito, R (1, 9) OBP: 0.333, SLG: 0.341	4-0 1B BB 1-2 2-3	0-0 HR 1B 1-2 2-H				0-0 F6		0-3 K	
Fred Whitfield, L (1, 3) OBP: 0.275, SLG: 0.397	0-0 1B 1-2 2-H 3-H	0-0 HR 1-H 2-H				0-0 4-3		0-0 F8	
Joe Azcue, R (1, 2) OBP: 0.366, SLG: 0.387	0-0 F9	4-0 BB				0-0 E5 FC5-4		0-0 4-3	
Dick Howser, R (1, 4) OBP: 0.317, SLG: 0.319		SH1-4 BB				0-0 FC5-4 1-2f		0-0 F5	
Sonny Siebert, R (1, 1) OBP: 0.188, SLG: 0.194 Dick Radatz, R (7, 1) Sam McDowell, L (9, 1) OBP: 0.261, SLG: 0.261		SH1-4	0-3 K			0-0 F8		0-3 K	

Inning	R	H	E	K	S	WLS	BF	H	R	ER	SO	BB	IBB	HBP	BLK	WP	HR	S	P	ERA	WHIP
1	2	2	0	5	13	L	13	4	6	2	0	3	0	0	0	0	0	10	22	10.80	4.200
2	0	0	0	0	0		10	3	2	0	2	1	0	0	0	0	1	13	17	0.00	1.714
3	0	0	0	0	0		7	0	0	0	0	0	0	0	0	0	0	7	7	0.00	0.000
4	0	0	0	0	0		9	2	0	0	2	1	0	0	0	0	0	12	16	0.00	1.500

PITCHER IP WLS BF H R ER SO BB IBB HBP BLK WP HR S P ERA WHIP

PITCHER	IP	WLS	BF	H	R	ER	SO	BB	IBB	HBP	BLK	WP	HR	S	P	ERA	WHIP
Jose Santiago, R (1, 1) ERA: 3.88	1.2	L	13	4	6	2	0	3	0	0	0	0	0	10	22	10.80	4.200
Jerry Stephenson, R (2, 1) ERA: 5.26	2.1		10	3	2	0	2	1	0	0	0	0	0	13	17	0.00	1.714
Dave Morehead, R (5, 1) ERA: 3.18	2.0		7	0	0	0	0	0	0	0	0	0	0	7	7	0.00	0.000
Dan Osinski, R (7, 1) ERA: 6.75	2.0		9	2	0	0	2	1	0	0	0	0	0	12	16	0.00	1.500

Batter	1	2	3	4	5	6	7	8	9	AB R H RBI BB SO LOB	TOP																
Joe Foy, R (1, 5) OBP: 0.329, SLG: 0.347	0-0 F8	4-0 BB		0-0 4-3 PB 1B		0-0 1-2 1B			0-0 6-3	4 1 2 1 1 0 0																	
George Thomas, R (1, 8) OBP: 0.296, SLG: 0.259	4-0 BB 3B BB	0-0 F9		0-0 4-3		0-0 FC5			0-0 HR	4 2 1 1 1 0 4																	
Carl Yastrzemski, L (1, 7) OBP: 0.350, SLG: 0.445	4-0 1-2 3B BB		0-3 K	0-0 4-3				0-0 F3	4-0 1B HR BB	3 2 0 0 2 1 0																	
Tony Conigliaro, R (1, 9) OBP: 0.298, SLG: 0.431	0-0 1-H 2-H 3B		0-0 F5		0-3 K			0-0 5-3	0-0 1-2 HR 1B	5 1 2 2 0 1 0																	
George Scott, R (1, 3) OBP: 0.343, SLG: 0.565	0-0 L5		0-0 HR		0-0 5-3			0-3 K	0-0 1-H 2-H HR	5 2 2 4 0 1 1																	
Dalton Jones, L (1, 4) OBP: 0.279, SLG: 0.371	0-3 K		0-0 L7		0-3 K			0-0 4-3	4-0 E BB	4 0 0 0 1 2 1																	
George Smith, R (1, 6) OBP: 0.294, SLG: 0.398		0-0 HR		0-0 E 1B 1B		0-0 5-3		0-0 F4	0-0 1-2 E5	5 2 2 1 0 0 1	AB 39 R 11 H 11 RBI 10 BB 5 SO 7 LOB 11																
Bob Tillman, R (1, 2) OBP: 0.281, SLG: 0.292		0-0 F8		0-0 E1 1B 1B		0-0 FC5 1B 1B		0-0 F3	0-0 F8	5 1 1 0 0 0 3																	
Dick Stigman, R (1, 1) OBP: 0.125, SLG: 0.125		0-3 K		0-0 1B 1B		0-3 K			0-0 F5	3 0 1 1 0 2 1																	
Don McMahon, R (8, 1)										0 0 0 0 0 0 0																	
Rico Petrocelli, R (9, PH) OBP: 0.287, SLG: 0.410										1 0 0 0 0 0 0																	
John Wyatt, R (9, 1)										0 0 0 0 0 0 0																	
Inning Stats	R: 2 E: 0 K: 1 S: 6	H: 1 LOB: 1 BB: 2 P: 14	R: 1 E: 0 K: 1 S: 6	H: 1 LOB: 1 BB: 1 P: 10	R: 1 E: 0 K: 1 S: 6	H: 1 LOB: 0 BB: 0 P: 6	R: 3 E: 1 K: 0 S: 6	H: 3 LOB: 0 BB: 0 P: 6	R: 0 E: 0 K: 2 S: 7	H: 0 LOB: 0 BB: 0 P: 7	R: 0 E: 0 K: 1 S: 7	H: 2 LOB: 2 BB: 0 P: 7	R: 0 E: 0 K: 1 S: 5	H: 0 LOB: 0 BB: 0 P: 5	R: 0 E: 0 K: 0 S: 3	H: 0 LOB: 0 BB: 0 P: 3	R: 4 E: 1 K: 0 S: 7	H: 3 LOB: 2 BB: 2 P: 15	1B: 6 2B: 0 3B: 1 HR: 4	SF: 0 SAC: 0 DP: 0 HBP: 0	WP: 0 PB: 1 SB: 0 CS: 0	PA: 44					
PITCHER	IP	WLS	BF	H	R	ER	SO	BB	IBB	HBP	BLK	WP	HR	S	P	ERA	WHIP										
Luis Tiant, R (1, 1) ERA: 2.75	3.0		15	3	4	4	3	3	0	0	0	0	2	18	30	12.00	2.000										
Steve Hargan, R (4, 1) ERA: 2.25	5.0		20	5	3	1	4	0	0	0	0	0	0	28	28	1.80	1.000										
Tom Kelley, R (9, 1) ERA: 4.46	0.2	L	7	3	4	4	0	2	0	0	0	0	2	5	13	54.00	7.500										
Bob Allen, L (9, 1) ERA: 3.97	0.1		2	0	0	0	0	0	0	0	0	0	0	2	2	0.00	0.000										

Boston Red Sox @ Cleveland Indians  
Cleveland Municipal Stadium, Cleveland, OH

Tue Jun 14 1966, 7:05 PM EDT  
Att. 12,610 - Unknown

livebaseballscorecards.com

Batter	1	2	3	4	5	6	7	8	9	AB	R	H	RBI	BB	SO	LOB
Jim Landis, R OBP: 0.367, SLG: 0.423 (1, 8) S S (9, 7)	0-3 K ①		0-0 6-3 ③		0-0 F9 ③			0-0 1B HR 2B	0-0 F8 ③	5	1	1	0	0	1	1
Max Alvis, R OBP: 0.340, SLG: 0.348 (1, 5) S S	0-3 K ②			0-0 HR 2B		0-0 F4 ①		0-0 2-3 HR 1B		4	2	2	0	0	1	0
Chico Salmon, R OBP: 0.320, SLG: 0.392 (1, 6) X	0-0 F8 ③			0-0 2-H HR		0-0 F7 ②		4-0 1-2 HR BB		3	2	1	2	1	0	0
Rocky Colavito, R OBP: 0.332, SLG: 0.357 (1, 9) X		0-0 F4 ①		0-0 F8 ①		0-0 F6 ③		0-0 1-H 2-H 3-H HR		4	1	1	4	0	0	0
Fred Whitfield, L OBP: 0.284, SLG: 0.420 (1, 3) X		0-0 HR		0-0 2B 1B			0-0 1B	0-0 F7 ②		4	1	3	1	0	0	0
Chuck Hinton, R OBP: 0.290, SLG: 0.229 (1, 7) Leon Wagner, L OBP: 0.300, SLG: 0.394 (8, PH) Tom Kelley, R OBP: 0.091, SLG: 0.091 (9, 1) Bob Allen, L (9, 1)	0-3 K ②		0-3 K ②		0-3 K ②		0-3 K ①	0-3 K ③		3	0	0	0	0	3	2
Dick Howser, R OBP: 0.326, SLG: 0.333 (1, 4) X	0-0 L7 ③		0-0 1-H 2B		0-0 F7 ②		0-0 F9 ③		4-0 BB BB BB BB	3	0	1	0	1	0	1
Joe Azcue, R OBP: 0.349, SLG: 0.367 (1, 2) X		0-0 5-3 ①		0-0 F4 ①		0-0 F9 ③		0-3 K ①		4	0	0	0	0	1	2
Luis Tiant, R OBP: 0.133, SLG: 0.071 (1, 1) Tony Martinez, R OBP: 0.333, SLG: 0.294 (3, PH) Steve Hargan, R (4, 1) Vic Davalillo, L OBP: 0.285, SLG: 0.307 (8, PH) (9, 8)	0-3 K ②		0-3 K ②		0-3 K ②		0-3 K ①	0-3 K ①	0-0 F8 ②	0	0	0	0	0	0	0

Inning Stats	R: 0	H: 0	E: 0	K: 2	S: 7	R: 1	H: 1	E: 0	K: 1	S: 6	R: 0	H: 0	E: 0	K: 1	S: 5	R: 2	H: 4	E: 0	K: 1	S: 8	R: 0	H: 0	E: 0	K: 1	S: 5	R: 0	H: 0	E: 0	K: 0	S: 3	R: 0	H: 1	E: 0	K: 1	S: 6	R: 4	H: 3	E: 0	K: 2	S: 10	R: 0	H: 0	E: 0	K: 1	S: 5	1B: 3	2B: 3	3B: 0	HR: 3	SF: 0	SAC: 0	DP: 0	HBP: 0	WP: 0	PB: 0	SB: 0	CS: 0	PA: 37
--------------	------	------	------	------	------	------	------	------	------	------	------	------	------	------	------	------	------	------	------	------	------	------	------	------	------	------	------	------	------	------	------	------	------	------	------	------	------	------	------	-------	------	------	------	------	------	-------	-------	-------	-------	-------	--------	-------	--------	-------	-------	-------	-------	--------

PITCHER	IP	WLS	BF	H	R	ER	SO	BB	IBB	HBP	BLK	WP	HR	S	P	ERA	WHIP
Dick Stigman, L ERA: 4.31 (1, 1)	7.1		29	8	5	5	8	0	0	0	0	0	2	45	45	6.14	1.091
Don McMahon, R ERA: 2.59 (8, 1)	0.2	W	4	1	2	2	1	1	0	0	0	0	1	5	9	27.00	3.000
John Wyatt, R ERA: 5.11 (9, 1)	1.0	S	4	0	0	0	1	1	0	0	0	0	0	5	9	0.00	1.000

BOTTOM

Boston Red Sox @ Cleveland Indians  
Cleveland Municipal Stadium, Cleveland, OH

Tue Jun 14 1966, 7:05 PM EDT  
Att. 12,610 - Unknown

livebaseballscorecards.com

AB	35
R	7
H	9
RBI	7
BB	2
SO	10
LOB	7



Batter	1	2	3	4	5	6	7	8	9	AB R H RBI BB SO LOB	TOP																									
Dick McAuliffe, L (1, 5) OBP: 0.392, SLG: 0.494	0-3 K	0-0 E4 G6-4-3			0-0 G3		0-0 HR		4-0 BB 2B BB	4 2 1 1 1 1 0																										
Jake Wood, R (1, 4) OBP: 0.381, SLG: 0.456 Dick Tracewski, R (9, 4) OBP: 0.235, SLG: 0.133	0-0 1B 1B	0-0 G6-4-3 1-2f			0-0 F9		0-0 F3		4-0 BB BB BB BB 2B BB	4 2 1 0 1 0 1 0 0 0 0 0 0 0																										
Norm Cash, L (1, 3) OBP: 0.312, SLG: 0.472	0-0 1B 1-3 2B 1B				0-0 3-1		0-0 L8		0-0 1-H 2-H HR 2B	5 2 2 2 0 0 0																										
Al Kaline, R (1, 8) OBP: 0.390, SLG: 0.494	0-0 1-3 2B 1B				0-3 K		4-0 BB 2B		0-0 2B 2-H HR	4 3 3 3 1 1 0																										
Jim Northrup, L (1, 9) OBP: 0.333, SLG: 0.432	0-0 5-3 1B 2B				0-3 K		0-3 K		0-0 F7 3-1	5 1 1 2 0 2 2																										
Willie Horton, R (1, 7) OBP: 0.297, SLG: 0.366	0-0 5-3 2-3				0-0 F4		0-0 2B		0-0 2-H HR F2	5 1 2 2 0 0 1																										
Bill Freehan, R (1, 2) OBP: 0.310, SLG: 0.413	0-0 FC6-4 1B				0-0 F8		4-0 BB		0-3 K	3 0 1 1 1 1 0																										
Ray Oyler, R (1, 6) OBP: 0.403, SLG: 0.407	0-0 FC6-4 1-2f				0-0 G3		0-3 K		0-0 5-3	4 0 0 0 0 1 4																										
Joe Sparna, R (1, 1) OBP: 0.278, SLG: 0.333 Orlando Pena, R (3, 1) OBP: 0.143, SLG: 0.143 Orlando McFarlane, R (7, PH) OBP: 0.293, SLG: 0.385 Fred Gladding, L (7, 1) Earl Wilson, R (9, PH) OBP: 0.316, SLG: 0.424 Larry Sherry, R (9, 1) OBP: 0.667, SLG: 0.667		0-0 G3			0-0 L4		0-3 K		0-0 5-3	1 0 0 0 0 0 0 1 0 0 0 0 0 0 1 0 0 0 0 0 1 0																										
<b>Inning Stats</b>	R: 4 E: 0 K: 1 S: 10	H: 5 LOB: 1 BB: 0 P: 10	R: 0 E: 1 K: 0 S: 3	H: 0 LOB: 0 BB: 0 P: 3	R: 0 E: 0 K: 2 S: 7	H: 0 LOB: 0 BB: 0 P: 7	R: 0 E: 0 K: 0 S: 3	H: 0 LOB: 0 BB: 0 P: 3	R: 0 E: 0 K: 2 S: 8	H: 1 LOB: 3 BB: 2 P: 16	R: 1 E: 0 K: 1 S: 6	H: 1 LOB: 0 BB: 0 P: 6	R: 2 E: 0 K: 1 S: 7	H: 2 LOB: 0 BB: 0 P: 7	R: 4 E: 0 K: 0 S: 5	H: 2 LOB: 0 BB: 2 P: 13	1B: 4 2B: 4 3B: 0 HR: 3	SF: 0 SAC: 0 DP: 1 HBP: 0	WP: 0 PB: 0 SB: 0 CS: 0	PA: 42																
<b>PITCHER</b>	IP WLS BF H R ER SO BB IBB HBP BLK WP HR S P ERA WHIP																																			
Jim Lonborg, R (1, 1) ERA: 4.29	0.2		7	5	4	4	1	0	0	0	0	0	0	9	9	54.00	7.500																			
Lee Stange, R (1, 1) ERA: 5.93	6.2		26	4	3	3	5	2	0	0	0	0	2	34	42	4.05	0.900																			
Don McMahon, R (8, 1) ERA: 3.91	1.0	L	7	2	4	4	1	2	0	0	0	0	1	7	15	36.00	4.000																			
John Wyatt, R (9, 1) ERA: 4.97	0.2		2	0	0	0	0	0	0	0	0	0	0	2	2	0.00	0.000																			

**Detroit Tigers @ Boston Red Sox**  
Fenway Park, Boston, MA  
Wed Jun 15 1966, 7:05 PM EDT  
Att. 8,385 - Unknown

[livebaseballscorecards.com](http://livebaseballscorecards.com)

AB	37
R	11
H	11
RBI	11
BB	4
SO	7
LOB	8



BOTTOM

Detroit Tigers @ Boston Red Sox  
Fenway Park, Boston, MA  
Wed Jun 15 1966, 7:05 PM EDT  
Att. 8,385 - Unknown

livebaseballscorecards.com

AB	40
R	7
H	11
RBI	6
BB	6
SO	5
LOB	26



WP	0	PA	46
PB	0		
SB	0		
CS	0		

AB R H RBI BB SO LOB

3	0	1	0	3	0	1
4	1	1	1	1	0	3
5	1	3	0	0	0	4
4	1	1	2	1	0	2
5	0	2	0	0	1	3
5	1	0	0	0	0	4
5	2	2	3	0	1	4
3	1	0	0	1	1	1
1	0	1	0	0	0	0
0	0	0	0	0	0	0
0	0	0	0	0	0	0
0	0	0	0	0	0	0
1	0	0	0	0	1	1

1B	8	SF	0
2B	0	SAC	0
3B	0	DP	1
HR	3	HBP	0

WP	0	PA	46
PB	0		
SB	0		
CS	0		

Batter	1	2	3	4	5	6	7	8	9
Lenny Green, L OBP: 0.323, SLG: 0.282 (1, 8)	4-0 FC1-4-6 BB	0-0 1B		4-0 BB		0-0 F9	4-0 BB 1-2 2-3		0-0 L1
Joe Foy, R OBP: 0.330, SLG: 0.344 (1, 5)	0-0 FC1-4-6 1B 1-2f E	0-0 F4		0-0 F2		0-0 1B	4-0 FC4-6 BB 1-2 2-3 3-H		
Carl Yastrzemski, L OBP: 0.355, SLG: 0.448 (1, 7)	0-0 1B 1-3 E 1B		0-0 HR 1B	0-0 F2		0-0 1B	0-0 FC4-6 1-2f		
Tony Conigliaro, R OBP: 0.300, SLG: 0.442 (1, 9)	0-0 E5 1B 1-2 3-H		0-0 HR 1-H	0-0 L6		4-0 BB 1-2 G6-4-3		0-0 5-3	
George Scott, R OBP: 0.344, SLG: 0.561 (1, 3)	0-0 FC5-4 1B 1-2 2-3		0-0 F4		0-0 FC3-6 1B	0-0 G6-4-3 1-2f		0-3 K	
Dalton Jones, L OBP: 0.269, SLG: 0.355 (1, 4)	0-0 F3		0-0 F9		0-0 FC3-6 HR 1-2f		0-0 E1 FC1-5 E	0-0 F6	
George Smith, R OBP: 0.297, SLG: 0.442 (1, 6)	0-0 FC5-4 1-2f		0-0 HR		0-0 HR 1-H		0-3 K	0-0 L8	
Mike Ryan, R OBP: 0.212, SLG: 0.225 George Thomas, R OBP: 0.306, SLG: 0.271 (9, PH)		0-0 L8	4-0 BB		0-3 K		0-0 E5 BB FC1-5 BB	0-0 1B	
Jim Lonborg, R Lee Stange, R OBP: 0.111, SLG: 0.111 Don McMahon, R (8, 1) John Wyatt, R (9, 1) Rico Petrocelli, R OBP: 0.286, SLG: 0.408 (9, PH)		0-0 F9	0-0 F9		0-3 K		0-0 FC1-5 BB BB	0-3 K	

Inning Stats	R: 1	H: 2	E: 1	K: 0	S: 6	LOB: 3	BB: 1	P: 10	R: 0	H: 1	E: 0	K: 0	S: 4	LOB: 1	BB: 0	P: 4	R: 3	H: 3	E: 0	K: 0	S: 6	LOB: 1	BB: 1	P: 10	R: 0	H: 0	E: 0	K: 0	S: 3	LOB: 1	BB: 1	P: 7	R: 2	H: 2	E: 0	K: 2	S: 9	LOB: 0	BB: 0	P: 9	R: 0	H: 2	E: 0	K: 0	S: 4	LOB: 2	BB: 1	P: 8	R: 1	H: 0	E: 2	K: 1	S: 7	LOB: 3	BB: 2	P: 15	R: 0	H: 0	E: 0	K: 1	S: 5	LOB: 0	BB: 0	P: 5	R: 0	H: 1	E: 0	K: 1	S: 6	LOB: 1	BB: 0	P: 6	1B: 8	2B: 0	3B: 0	HR: 3	SF: 0	SAC: 0	DP: 1	HBP: 0	WP: 0	PA: 46
--------------	------	------	------	------	------	--------	-------	-------	------	------	------	------	------	--------	-------	------	------	------	------	------	------	--------	-------	-------	------	------	------	------	------	--------	-------	------	------	------	------	------	------	--------	-------	------	------	------	------	------	------	--------	-------	------	------	------	------	------	------	--------	-------	-------	------	------	------	------	------	--------	-------	------	------	------	------	------	------	--------	-------	------	-------	-------	-------	-------	-------	--------	-------	--------	-------	--------

PITCHER	IP	WLS	BF	H	R	ER	SO	BB	IBB	HBP	BLK	WP	HR	S	P	ERA	WHIP
Joe Sparr, R ERA: 5.26 (1, 1)	2.2		16	6	4	4	0	1	0	0	0	0	2	15	19	13.50	2.625
Orlando Pena, R ERA: 2.45 (3, 1)	3.1		16	4	2	2	2	3	0	0	0	0	1	17	29	5.40	2.100
Fred Gladding, R ERA: 4.5 (7, 1)	2.0	W	10	0	1	0	2	2	0	0	0	0	0	12	20	0.00	1.000
Larry Sherry, R ERA: 3.48 (9, 1)	1.0	S	4	1	0	0	1	0	0	0	0	0	0	6	6	0.00	1.000

Batter	1	2	3	4	5	6	7	8	9	AB R H RBI BB SO LOB	TOP											
Dick McAuliffe, L (1, 5) OBP: 0.395, SLG: 0.521	0-0 HR	0-0 1-H 3B	0-0 4-3 1-2 2-3 3-H		4-0 1B SF8 BB	0-0 3-1		0-0 G3 2-3		5 2 2 3 1 0 3												
Dick Tracewski, R (1, 4) OBP: 0.217, SLG: 0.143	0-0 4-3	0-0 F9	0-3 K		0-0 1B 1B		0-0 F6	0-3 K		6 1 1 1 0 2 4												
Norm Cash, L (1, 3) OBP: 0.308, SLG: 0.464	0-0 F5		0-0 1B 1B	0-3 K	0-0 F7		0-0 F2		0-3 K	6 1 1 0 0 2 2												
Al Kaline, R (1, 8) OBP: 0.400, SLG: 0.516 Gates Brown, L (7, PR) OBP: 0.322, SLG: 0.395	0-0 2B		0-0 1B 1B BB	0-0 2B HR 1B	0-0 SF8		0-0 3B 2B		0-0 HR	4 3 4 1 0 0 0 1 2 1 1 0 0 0												
Jim Northrup, L (1, 9) OBP: 0.352, SLG: 0.472	0-0 2B		4-0 FC 1B FC5-2 BB	0-0 HR 2B	0-0 1B		0-0 3B		0-0 4-3	5 1 4 2 1 0 0												
Willie Horton, R (1, 7) OBP: 0.304, SLG: 0.393	0-3 K		0-0 FC5-2 FC BB 1B	0-0 HR	0-0 1B		0-0 F3		0-0 6-3	6 2 3 6 0 1 3												
Bill Freehan, R (1, 2) OBP: 0.308, SLG: 0.423		0-0 5-3	0-0 FC BB FC5-2 4-3	0-0 6-3	0-0 F2				0-0 HR	5 2 1 1 0 0 4												
Ray Oyler, R (1, 6) OBP: 0.389, SLG: 0.390		0-0 3B 1B	0-0 FC5-2 4-3 BB	0-0 5-3		0-0 F5		0-3 K		5 1 1 0 0 1 3												
Denny McLain, R (1, 1) OBP: 0.279, SLG: 0.268		0-3 K	4-0 4-3 BB		0-0 1B 1B	0-0 1-3		0-0 G3 2B		4 1 2 1 1 1 1												
<b>Inning Stats</b>	R: 2 E: 0 K: 1 S: 8	H: 3 LOB: 1 BB: 0 P: 8	R: 1 E: 0 K: 1 S: 7	H: 2 LOB: 1 BB: 0 P: 7	R: 4 E: 0 K: 1 S: 9	H: 3 LOB: 2 BB: 2 P: 17	R: 3 E: 0 K: 1 S: 8	H: 3 LOB: 0 BB: 0 P: 8	R: 3 E: 0 K: 0 S: 7	H: 4 LOB: 2 BB: 1 P: 11	R: 0 E: 0 K: 0 S: 3	H: 0 LOB: 0 BB: 0 P: 3	R: 1 E: 0 K: 0 S: 5	H: 2 LOB: 2 BB: 0 P: 5	R: 1 E: 0 K: 2 S: 9	H: 2 LOB: 1 BB: 0 P: 9	R: 1 E: 0 K: 1 S: 6	H: 1 LOB: 0 BB: 0 P: 6	1B: 9 2B: 5 3B: 2 HR: 4	SF: 1 SAC: 0 DP: 0 HBP: 0	WP: 0 PB: 0 SB: 0 CS: 0	PA: 51
<b>PITCHER</b>	IP WLS BF H R ER SO BB IBB HBP BLK WP HR S P ERA WHIP																					
Rollie Sheldon, R (1, 1) ERA: 3.68	2.0 L 13 7 5 5 2 0 0 0 0 0 0 1 17 17 22.50 3.500																					
Jerry Stephenson, R (3, 1) ERA: 5.83	3.0 21 8 8 6 2 3 0 0 0 0 0 1 22 34 18.00 3.667																					
Darrell Brandon, R (6, 1) ERA: 4.5	2.0 8 2 1 1 0 0 0 0 0 0 0 0 8 8 4.50 1.000																					
Dan Osinski, R (8, 1) ERA: 7.0	2.0 9 3 2 2 3 0 0 0 0 0 0 2 15 15 9.00 1.500																					

**Detroit Tigers @ Boston Red Sox**  
 Fenway Park, Boston, MA  
 Thu Jun 16 1966, 3:33 AM EDT  
 Att. 4,050 - Unknown

livebaseballscorecards.com

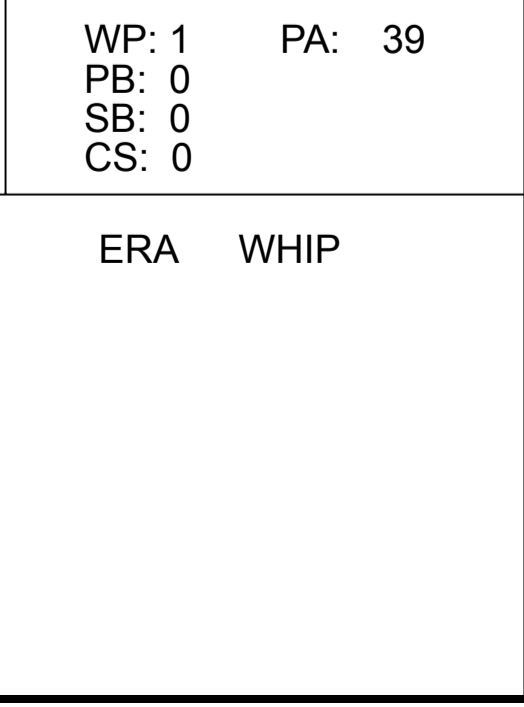
**AB 47**  
**R 16**  
**H 20**  
**RBI 16**  
**BB 3**  
**SO 7**  
**LOB 20**



Batter	1	2	3	4	5	6	7	8	9	AB	R	H	RBI	BB	SO	LOB
Rico Petrocelli, R (1, 6) OBP: 0.286, SLG: 0.422 Darrell Brandon, R (6, 1) Jose Tartabull, L (7, PH) OBP: 0.295, SLG: 0.297 Dan Osinski, R (8, 1) George Thomas, R (9, PH) OBP: 0.301, SLG: 0.267	0-0 F6		0-0 HR		0-0 F6		0-0 F3		0-0 F8	3	1	1	1	0	0	0
Lenny Green, L (1, 8) OBP: 0.327, SLG: 0.289	0-0 L8		0-0 1B			0-0 F6	0-0 F9		0-0 1B	5	0	2	0	0	0	1
Carl Yastrzemski, L (1, 7) OBP: 0.348, SLG: 0.439	0-3 K		0-0 4-3			0-0 E3 2B 1B	0-0 6-3		0-0 6-3	5	1	0	0	0	1	3
Tony Conigliaro, R (1, 9) OBP: 0.311, SLG: 0.454		0-0 WP 1B		0-0 G1-4-3 1B		0-0 1B 1-3 2B		4-0 BB BB BB BB HR		3	1	3	0	1	0	0
George Scott, R (1, 3) OBP: 0.351, SLG: 0.574		4-0 BB BB BB BB BB G5-4-3 1-2 BB		0-0 G1-4-3 1-2f		4-0 1B BB		0-0 1H HR		2	1	1	2	2	0	1
Joe Foy, R (1, 5) OBP: 0.333, SLG: 0.344		0-3 K		4-0 BB		0-0 1B		0-0 F3		3	0	1	1	1	1	2
George Smith, R (1, 4) OBP: 0.289, SLG: 0.430		0-0 G5-4-3 1-2f		0-3 K		0-0 F4		0-0 F5		4	0	0	0	0	1	6
Mike Ryan, R (1, 2) OBP: 0.206, SLG: 0.218			0-0 1-3		0-3 K	0-0 L8		0-0 F6		4	0	0	0	0	1	3
Rollie Sheldon, R (1, 1) OBP: 0.087, SLG: 0.087 Jerry Stephenson, L (3, 1) OBP: 0.118, SLG: 0.118 Dalton Jones, L (5, PH) OBP: 0.270, SLG: 0.363			0-0 L8		0-3 K		0-0 2B		0-0 F2	0	0	0	0	0	0	0
										1	0	0	0	0	0	0
										3	0	1	0	0	1	0

BOTTOM																
<b>Detroit Tigers @ Boston Red Sox</b> Fenway Park, Boston, MA Thu Jun 16 1966, 3:33 AM EDT Att. 4,050 - Unknown																
AB	35	R	4	H	9	RBI	4	BB	4	SO	5	LOB	17			
WP	1	PA	39	PB	0	SB	0	CS	0							

Inning Stats	R: 0	H: 0	E: 0	K: 1	S: 5	R: 0	H: 1	E: 0	K: 1	S: 5	R: 1	H: 2	E: 0	K: 0	S: 5	R: 0	H: 1	E: 0	K: 1	S: 5	R: 0	H: 0	E: 0	K: 2	S: 7	R: 1	H: 2	E: 1	K: 0	S: 6	R: 0	H: 1	E: 0	K: 0	S: 4	R: 2	H: 1	E: 0	K: 0	S: 4	R: 0	H: 1	E: 0	K: 0	S: 4	R: 0	H: 1	E: 0	K: 0	S: 4	1B: 5	SF: 0	2B: 2	SAC: 0	3B: 0	DP: 2	HR: 2	HBP: 0	WP: 1	PA: 39
PITCHER	Denny McLain, R (1, 1) ERA: 3.19											PITCHER																																																
IP	9.0	WLS	W	BF	39	H	9	R	4	ER	3	SO	5	BB	4	IBB	0	HBP	0	BLK	0	WP	1	HR	2	S	45	P	61	ERA	3.00	WHIP	1.444																											
IP		WLS		BF		H		R		ER		SO		BB		IBB		HBP		BLK		WP		HR		S		P		ERA		WHIP																												



Batter	1	2	3	4	5	6	7	8	9	AB R H RBI BB SO LOB	TOP		
Luis Aparicio, R (1, 6) OBP: 0.269, SLG: 0.333	0-0 6-3		0-3 K		0-0 K 1B HR 1B		0-0 1-3			4 1 1 0 0 1 0	<b>Baltimore Orioles @ Boston Red Sox</b> Fenway Park, Boston, MA Fri Jun 17 1966, 7:05 PM EDT Att. 15,825 - Unknown <a href="http://livebaseballscorecards.com">livebaseballscorecards.com</a>		
Russ Snyder, L (1, 8) OBP: 0.400, SLG: 0.439 (8, 7)	0-3 K		0-0 HR 1B		0-0 K 1B HR 1B		0-0 4-3			4 2 2 0 0 1 0			
Frank Robinson, R (1, 9) OBP: 0.463, SLG: 0.675	4-0 BB		0-0 K 1-H HR		0-3 K		0-3 K			3 1 1 2 1 2 2			
Brooks Robinson, R (1, 5) OBP: 0.338, SLG: 0.490	0-0 6-3		0-0 5-3		0-0 K 1-H HR 3-H		0-0 5-3			4 1 1 3 0 0 1			
Boog Powell, L (1, 3) OBP: 0.390, SLG: 0.506		0-0 FC1-5 2B	0-0 3-1		0-3 K		0-3 K	0-3 BB BB		3 0 1 0 1 1 0			
Curt Blefary, L (1, 7) OBP: 0.339, SLG: 0.453 Stu Miller, R (8, 1) OBP: 0.111, SLG: 0.111		0-0 F7		0-3 K		0-0 3-1		0-0 F7		4 0 0 0 0 1 2 0 0 0 0 0 0 0			
Davey Johnson, R (1, 4) OBP: 0.305, SLG: 0.375		0-0 FC1-5 BB 2-3	0-0 5-3		0-0 K		0-0 6-3		0-0 F9	4 0 0 0 0 0 1			
Andy Etchebarren, R (1, 2) OBP: 0.296, SLG: 0.404		4-0 BB 1-2 BB	0-3 K		0-3 K		0-3 K		0-0 5-3	3 0 0 0 1 2 0			
Steve Barber, L (1, 1) OBP: 0.036, SLG: 0.036 Paul Blair, R (8, 8) OBP: 0.258, SLG: 0.339		0-3 K		0-3 K		0-3 K		0-3 K	0-3 K	3 0 0 0 0 3 2 1 0 0 0 0 1 0			
<b>Inning Stats</b>	R: 0 H: 0 E: 0 LOB: 1 K: 1 BB: 1 S: 5 P: 9	R: 0 H: 1 E: 0 LOB: 2 K: 1 BB: 1 S: 6 P: 10	R: 2 H: 2 E: 0 LOB: 0 K: 1 BB: 0 S: 7 P: 7	R: 0 H: 0 E: 0 LOB: 0 K: 2 BB: 0 S: 7 P: 7	R: 3 H: 3 E: 0 LOB: 0 K: 3 BB: 0 S: 12 P: 12	R: 0 H: 0 E: 0 LOB: 0 K: 1 BB: 0 S: 5 P: 5	R: 0 H: 0 E: 0 LOB: 0 K: 1 BB: 0 S: 5 P: 5	R: 0 H: 0 E: 0 LOB: 1 K: 1 BB: 1 S: 5 P: 9	R: 0 H: 0 E: 0 LOB: 0 K: 1 BB: 0 S: 5 P: 5	1B: 3 SF: 0 2B: 1 SAC: 0 3B: 0 DP: 0 HR: 2 HBP: 0		WP: 0 PA: 36 PB: 0 SB: 0 CS: 0	
<b>PITCHER</b>	IP WLS BF H R ER SO BB IBB HBP BLK WP HR S P ERA WHIP											<b>PITCHER</b>	IP WLS BF H R ER SO BB IBB HBP BLK WP HR S P ERA WHIP
Jim Lonborg, R (1, 1) ERA: 4.52	7.0 L 29 6 5 5 10 2 0 0 0 0 0 2 47 55 6.43 1.143											John Wyatt, R (8, 1) ERA: 4.61	2.0 7 0 0 0 2 1 0 0 0 0 0 0 10 14 0.00 0.500

AB	33
R	5
H	6
RBI	5
BB	3
SO	12
LOB	8





Batter	1	2	3	4	5	6	7	8	9	AB R H RBI BB SO LOB	BOTTOM									
<b>Rico Petrocelli, R</b> OBP: 0.281, SLG: 0.413 (1, 6)	0-3  K	0-0  FC5-4			0-0  5-3			0-0  F9			4 0 0 0 0 1 1									
<b>Joe Foy, R</b> OBP: 0.332, SLG: 0.342 (1, 5)	0-0  1B			0-3  K	0-0  5-3			0-0  F8			4 1 1 0 0 1 0									
<b>Carl Yastrzemski, L</b> OBP: 0.354, SLG: 0.454 (1, 7)	4-0  1B			0-3  K	0-0  HR			0-0  1B			3 1 2 1 1 1 0									
<b>Tony Conigliaro, R</b> OBP: 0.310, SLG: 0.448 (1, 9)	0-3  K			0-3  K	4-0  BB			0-0  F9			3 0 0 0 1 2 3									
<b>George Scott, R</b> OBP: 0.349, SLG: 0.568 (1, 3)	0-0  1B			0-3  K	0-3  K			0-3  K			4 0 1 1 0 3 2									
<b>Don Demeter, R</b> OBP: 0.236, SLG: 0.437 (1, 8)	0-0  F8			0-0  HR			0-3  K	0-0  FC5-4			4 1 1 1 0 1 3									
<b>George Smith, R</b> OBP: 0.282, SLG: 0.418 (1, 4)			0-0  1-3	0-0  F8			0-0  F3	0-3  K			4 0 0 0 0 1 0									
<b>Mike Ryan, R</b> OBP: 0.215, SLG: 0.222 (1, 2)			4-0  BB	0-0  1B			0-0  F9	0-0  K	0-0  F8	2 0 1 0 1 0 0	1 0 0 0 0 0 0									
<b>Jose Tartabull, L</b> OBP: 0.293, SLG: 0.295 (9, PH)			0-0  P4	0-0  P5					0-0  5-3	0-0  F9	2 0 0 0 0 0 2	1 0 0 0 0 0 0	0 0 0 0 0 0 0	1 0 0 0 0 0 0						
<b>Jim Lonborg, R</b> (1, 1)															 <b>WP: 0 PA: 36</b> <b>PB: 0</b> <b>SB: 0</b> <b>CS: 0</b>					
<b>Eddie Kasko, R</b> OBP: 0.258, SLG: 0.185 (7, PH)																				
<b>John Wyatt, R</b> (8, 1)																				
<b>Dalton Jones, L</b> OBP: 0.268, SLG: 0.360 (9, PH)																				
<b>Inning Stats</b>	R: 1 E: 0 K: 2 S: 9	H: 2 LOB: 2 BB: 1 P: 13	R: 0 E: 0 K: 0 S: 3	H: 0 LOB: 1 BB: 1 P: 7	R: 0 E: 0 K: 3 S: 9	H: 0 LOB: 0 BB: 0 P: 9	R: 1 E: 0 K: 1 S: 7	H: 2 LOB: 1 BB: 0 P: 7	R: 1 E: 0 K: 1 S: 6	H: 1 LOB: 1 BB: 1 P: 10	R: 0 E: 0 K: 1 S: 5	H: 0 LOB: 0 BB: 0 P: 5	R: 0 E: 0 K: 0 S: 3	H: 1 LOB: 1 BB: 0 P: 6	R: 0 E: 0 K: 1 S: 5	H: 0 LOB: 0 BB: 0 P: 5	1B: 4 2B: 0 3B: 0 HR: 2	SF: 0 SAC: 0 DP: 0 HBP: 0	WP: 0 PB: 0 SB: 0 CS: 0	PA: 36
<b>PITCHER</b>	IP WLS BF H R ER SO	WLS W 29	H R ER SO	R 3 3 8	IP WLS BF H R ER SO BB IBB HBP BLK WP HR S P	WLS W 7	H R ER SO BB IBB HBP BLK WP HR S P	R 3 3 8	IP WLS BF H R ER SO BB IBB HBP BLK WP HR S P	WLS S 7	H R ER SO BB IBB HBP BLK WP HR S P	R 0 0 2	IP WLS BF H R ER SO BB IBB HBP BLK WP HR S P	WLS S 7	H R ER SO BB IBB HBP BLK WP HR S P	R 0 0 0	ERA WHIP	ERA WHIP	ERA WHIP	
<b>Steve Barber, L</b> ERA: 2.41 (1, 1)	7.0	W	29	5	3	3	8	3	0	0	0	0	0	0	0	0	0	3.86	1.143	
<b>Stu Miller, R</b> ERA: 1.4 (8, 1)	2.0	S	7	1	0	0	2	0	0	0	0	0	0	0	0	0	0.00	0.500		

**Baltimore Orioles @ Boston Red Sox**  
 Fenway Park, Boston, MA  
 Fri Jun 17 1966, 7:05 PM EDT  
 Att. 15,825 - Unknown

<b>AB</b>	<b>33</b>
<b>R</b>	<b>3</b>
<b>H</b>	<b>6</b>
<b>RBI</b>	<b>3</b>
<b>BB</b>	<b>3</b>
<b>SO</b>	<b>10</b>
<b>LOB</b>	<b>11</b>

Batter	1	2	3	4	5	6	7	8	9	AB	R	H	RBI	BB	SO	LOB	TOP										
Luis Aparicio, R (1, 6) OBP: 0.275, SLG: 0.336 Woodie Held, R (6, 6) OBP: 0.375, SLG: 0.394	0-3 K	4-0 1B 2B BB		0-0 G3	0-0 WP 1B	0-0 1B		0-0 F7		4	1	2	1	1	1	0											
Russ Snyder, L (1, 8) OBP: 0.418, SLG: 0.457	0-0 HR 1B	0-0 1-3 2B 1B		0-0 HR 2B	4-0 1-2 BB	0-3 K		4-0 BB		4	3	3	0	2	1	1											
Frank Robinson, R (1, 9) OBP: 0.467, SLG: 0.693 Sam Bowens, R (6, 9) OBP: 0.309, SLG: 0.364	0-0 HR	0-0 1-H 2B		4-0 HR BB	0-3 K		0-3 K	0-3 K		3	2	2	4	1	1	2											
Brooks Robinson, R (1, 5) OBP: 0.338, SLG: 0.498	0-0 HR 1B	0-0 F8		0-0 1-H 2-H HR	0-0 F9		0-0 F9		0-0 F7	6	2	2	3	0	0	1											
Boog Powell, L (1, 3) OBP: 0.403, SLG: 0.536	0-0 1-H HR	0-3 K		0-0 2B	0-0 WP HR 1B		0-0 1B		4-0 HR BB	5	3	4	2	1	1	1											
Curt Blefary, L (1, 7) OBP: 0.344, SLG: 0.464	0-3 K		0-0 G3	4-0 FC6-4 BB	0-0 HR BB		0-0 F8		0-0 HR	4	2	1	2	2	1	1											
Davey Johnson, R (1, 4) OBP: 0.310, SLG: 0.390	4-0 FC5-4 BB		0-0 6-3	0-0 FC6-4	0-0 HR		0-0 E9 1B 1B		0-0 P4	5	2	2	3	1	0	2											
Andy Etchebarren, R (1, 2) OBP: 0.297, SLG: 0.411	0-0 FC5-4		0-0 6-3		0-0 1B 3B		0-0 SH1-3 1B		0-0 6-3	6	1	2	1	0	0	1											
Jim Palmer, R (1, 1) OBP: 0.200, SLG: 0.250 Gene Brabender, R (9, 1)		0-0 F2		0-0 6-3	0-3 K	0-3 K		0-0 SH1-3		4	0	0	0	0	2	1											
Inning Stats	R: 4 E: 0 K: 2 S: 11	H: 4 LOB: 1 BB: 1 P: 15	R: 2 E: 0 K: 1 S: 7	H: 2 LOB: 1 BB: 1 P: 11	R: 0 E: 0 K: 0 S: 3	H: 0 LOB: 0 BB: 0 P: 3	R: 3 E: 0 K: 0 S: 6	H: 3 LOB: 2 BB: 2 P: 14	R: 0 E: 0 K: 2 S: 8	H: 1 LOB: 2 BB: 1 P: 12	R: 4 E: 0 K: 2 S: 11	H: 4 LOB: 1 BB: 1 P: 15	R: 0 E: 0 K: 1 S: 6	H: 1 LOB: 1 BB: 0 P: 6	R: 1 E: 1 K: 1 S: 7	H: 2 LOB: 2 BB: 1 P: 11	R: 2 E: 0 K: 0 S: 4	H: 1 LOB: 0 BB: 1 P: 8	1B: 9 2B: 3 3B: 1 HR: 5	SF: 0 SAC: 1 DP: 0 HBP: 0	WP: 2 PB: 0 SB: 0 CS: 0	PA: 53					
PITCHER	IP	WLS	BF	H	R	ER	SO	BB	IBB	HBP	BLK	WP	HR	S	P	ERA	WHIP										
Bob Sadowski, R (1, 1) ERA: 4.76	0.1	L	5	4	4	4	1	0	0	0	0	0	2	7	7	108.00	12.000										
Darrell Brandon, R (1, 1) ERA: 5.4	4.2		25	6	5	5	4	5	0	0	0	1	1	28	48	9.64	2.357										
Dick Stigman, L (6, 1) ERA: 4.79	2.0		12	5	4	4	3	1	0	0	0	1	1	17	21	18.00	3.000										
Dan Osinski, R (8, 1) ERA: 7.65	2.0		11	3	3	3	1	2	0	0	0	0	1	11	19	13.50	2.500										

Baltimore Orioles @ Boston Red Sox  
 Fenway Park, Boston, MA  
 Sat Jun 18 1966, 3:33 AM EDT  
 Att. 7,957 - Unknown

AB	44
R	16
H	18
RBI	16
BB	8
SO	9
LOB	13



WP	2	PA	53
PB	0		
SB	0		
CS	0		

livebaseballscorecards.com

Batter	1	2	3	4	5	6	7	8	9	AB R H RBI BB SO LOB
Rico Petrocelli, R OBP: 0.279, SLG: 0.408 (1, 6)	0-0 F9 ①		0-3 K ①			0-3 K ①	0-3 K ②		0-0 WP 1B ①	5 0 1 0 0 3 2
Joe Foy, R OBP: 0.325, SLG: 0.333 (1, 5)	0-0 P4 ②		0-0 L7 ②			0-3 K ②	0-0 F8 ③		0-3 K ②	5 0 0 0 0 2 4
Carl Yastrzemski, L OBP: 0.352, SLG: 0.447 (1, 7)	4-0 BB ③		0-0 3-1 ③			0-0 6-3 ③		0-0 6-3 ①	0-0 4-3 ③	4 0 0 0 1 0 2
Tony Conigliaro, R OBP: 0.310, SLG: 0.444 (1, 9)	0-0 F7 ③			0-0 5-3 ①			0-0 1B 1B ①	0-0 P6 ②		4 1 1 0 0 0 1
George Scott, R OBP: 0.347, SLG: 0.563 (1, 3)		0-0 F8 ①		0-0 F3 ②			0-0 1B 1B ③	0-0 F9 ③		4 1 1 0 0 0 0
Don Demeter, R OBP: 0.248, SLG: 0.443 (1, 8)		0-0 2B 4-3 1B ①		0-0 F8 ③			0-0 1B 1B ①		0-0 SF8 3B ①	3 2 2 1 0 0 0 0 0 0 0 0 0 0 1 1 1 0 0 0 0
Dan Osinski, R (8, 1)							1-3 2-H 1B 1B ①			3 1 2 1 1 0 0
Dalton Jones, L OBP: 0.273, SLG: 0.381 (9, PH)							1-2 3-H 1B 1B ①			3 0 1 3 0 0 1
George Smith, R OBP: 0.294, SLG: 0.430 (1, 4)		0-0 4-3 2B ②				0-0 F9 ①		0-0 1B 1B ②		3 0 1 3 0 0 1
Bob Tillman, R OBP: 0.280, SLG: 0.293 (1, 2)		0-0 4-3 ②				0-0 P4 ②		0-0 1B 1B ①		3 0 1 3 0 0 1
Bob Sadowski, R (1, 1)		0-0 P4 ③				0-0 F9 ③		0-0 P4 ①		0 0 0 0 0 0 0 1 0 0 0 0 0 0 1 0 0 0 0 0 0 0 0 0 0 0 0 0 2 0 1 0 0 0 2

Inning Stats	R: 0	H: 0	E: 0	K: 0	S: 3	R: 1	H: 2	E: 0	K: 0	S: 5	R: 0	H: 0	E: 0	K: 1	S: 5	R: 0	H: 0	E: 0	K: 0	S: 3	R: 0	H: 0	E: 0	K: 2	S: 7	R: 3	H: 5	E: 0	K: 1	S: 10	R: 0	H: 0	E: 0	K: 0	S: 3	R: 2	H: 3	E: 0	K: 1	S: 8	1B: 8	SF: 1	2B: 1	3B: 1	HR: 0						
	0	0	0	0	3	1	2	0	0	5	0	0	0	1	5	0	0	0	0	0	3	0	0	0	2	7	3	5	10	0	0	3	0	0	3	2	12	8	1	1	0	0	0	0	1	0	0	0	0	0	2
<b>IP</b>	8.1	WLS	W	BF	36	H	9	R	6	ER	6	SO	4	BB	2	IBB	0	HBP	0	BLK	0	WP	0	HR	0	S	42	P	50	ERA	6.48	WHIP	1.320																		
<b>IP</b>	0.2	S	3	H	1	R	0	ER	0	SO	1	BB	0	IBB	0	HBP	0	BLK	0	WP	1	HR	0	S	5	P	5	ERA	0.00	WHIP	1.500																				

**BOTTOM**

## Baltimore Orioles @ Boston Red Sox

Fenway Park, Boston, MA

Sat Jun 18 1966, 3:33 AM EDT  
Att. 7,957 - Unknown

<b>AB</b>	36
<b>R</b>	6
<b>H</b>	10
<b>RBI</b>	5
<b>BB</b>	2
<b>SO</b>	5
<b>LOB</b>	13



<b>WP:</b>	1	<b>PA:</b>	39
<b>PB:</b>	0	<b>SB:</b>	0
<b>CS:</b>	0		

livebaseballscorecards.com

Batter	1	2	3	4	5	6	7	8	9	AB R H RBI BB SO LOB										
Luis Aparicio, R (1, 6) OBP: 0.273, SLG: 0.333	0-0 5-3		0-0 E 1B	0-0 F3			0-3 K		0-0 6-3	5 1 1 0 0 1 0										
Russ Snyder, L (1, 8) OBP: 0.404, SLG: 0.439	0-0 4-3		0-0 F7				0-0 6-3		0-0 4-3	5 0 0 0 0 0 1										
Frank Robinson, R (1, 9) OBP: 0.459, SLG: 0.677	0-0 F7		0-0 E5 1B 1-2 1B				0-3 K		0-0 F7	5 1 0 0 0 1 1										
Brooks Robinson, R (1, 5) OBP: 0.337, SLG: 0.494		0-0 E5 G3 SF9	0-0 1B 1-3 2-H 1B			0-0 F8		0-0 5-3		4 1 1 1 0 0 0										
Boog Powell, L (1, 3) OBP: 0.405, SLG: 0.535		0-0 G3 2-3	0-0 1B 1-2 3-H 1B			0-0 L9		0-0 1B SF9 1B		4 1 2 1 0 0 1										
Curt Blefary, L (1, 7) OBP: 0.351, SLG: 0.467		4-0 1B 2B BB	0-0 F8			0-0 3-1 1B		0-0 1B SF9 1B		3 1 2 0 1 0 2										
Davey Johnson, R (1, 4) OBP: 0.305, SLG: 0.386		0-0 SF9 3-H	0-0 F3			0-0 3-1 1-2		0-0 SF9 1-2 3-H		2 0 0 2 0 0 3										
Andy Etchebarren, R (1, 2) OBP: 0.304, SLG: 0.412		0-0 2B 1-3 1B		0-0 5-3		4-0 BB		4-0 FC6-4 IBB		2 0 1 0 2 0 0										
Dave McNally, R (1, 1) OBP: 0.167, SLG: 0.179		0-0 2B		0-3 K		0-3 K		0-0 FC6-4 1-2f		4 0 1 1 0 2 4										
Stu Miller, R (9, 1) OBP: 0.111, SLG: 0.111										0 0 0 0 0 0 0										
Eddie Fisher, R (9, 1)										0 0 0 0 0 0 0										
<b>Inning Stats</b>	R: 0 E: 0 K: 0 S: 3	H: 0 LOB: 0 BB: 0 P: 3	R: 2 E: 1 K: 0 S: 5	H: 2 LOB: 2 BB: 1 P: 9	R: 2 E: 1 K: 0 S: 7	H: 3 LOB: 2 BB: 0 P: 7	R: 0 E: 0 K: 1 S: 5	H: 0 LOB: 0 BB: 0 P: 5	R: 0 E: 0 K: 0 S: 3	H: 0 LOB: 0 BB: 0 P: 3	R: 0 E: 0 K: 2 S: 7	H: 0 LOB: 0 BB: 0 P: 7	R: 1 E: 0 K: 0 S: 5	H: 2 LOB: 2 BB: 1 P: 9	R: 0 E: 0 K: 0 S: 3	H: 0 LOB: 0 BB: 0 P: 3	1B: 7 2B: 1 3B: 0 HR: 0	SF: 2 SAC: 0 DP: 0 HBP: 0	WP: 0 PB: 0 SB: 0 CS: 0	PA: 39

PITCHER	IP	WLS	BF	H	R	ER	SO	BB	IBB	HBP	BLK	WP	HR	S	P	ERA	WHIP
Lee Stange, R (1, 1) ERA: 5.17	8.0	L	36	8	5	2	4	2	1	0	0	0	0	41	53	2.25	1.250
Don McMahon, R (9, 1) ERA: 3.76	1.0		3	0	0	0	0	0	0	0	0	0	0	3	3	0.00	0.000

**TOP**

**Baltimore Orioles @ Boston Red Sox**

Fenway Park, Boston, MA

Sun Jun 19 1966, 3:33 AM EDT  
Unknown

<b>AB</b>	<b>34</b>
<b>R</b>	<b>5</b>
<b>H</b>	<b>8</b>
<b>RBI</b>	<b>5</b>
<b>BB</b>	<b>3</b>
<b>SO</b>	<b>4</b>
<b>LOB</b>	<b>12</b>



Batter	1	2	3	4	5	6	7	8	9	AB R H RBI BB SO LOB
Rico Petrocelli, R (1, 6) OBP: 0.282, SLG: 0.406 Jose Tartabull, L (9, PR) OBP: 0.296, SLG: 0.298	4-0 G6-4-3 BB		0-0 5-3		0-0 F6			0-0 F9	0-0 1B	4 0 1 1 1 0 0 0 0 0 0 0 0 0
Joe Foy, R (1, 5) OBP: 0.328, SLG: 0.347 Lenny Green, L (9, PH) OBP: 0.321, SLG: 0.283	0-0 G6-4-3 1-2f		0-0 2B		0-0 F7			0-0 2B	0-0 K	4 0 2 0 0 0 1 1 0 0 0 0 1 3
Carl Yastrzemski, L (1, 7) OBP: 0.347, SLG: 0.440	0-0 F7		0-0 F7					0-0 4-3		4 0 0 0 0 0 2
Tony Conigliaro, R (1, 9) OBP: 0.309, SLG: 0.441		0-0 F8	0-0 F6					0-0 F9	0-0 1B BB 1B	4 1 1 0 0 0 1
George Scott, R (1, 3) OBP: 0.346, SLG: 0.562		0-0 1B 2B			0-0 L9			0-3 K	0-0 L7	4 1 1 0 0 1 1
George Thomas, R (1, 8) OBP: 0.312, SLG: 0.270		0-0 F6		4-0 FC6-4 BB			0-0 6-3	0-0 BB 1B 1B	0-0 BB 1B 1B	3 1 1 0 1 0 1
George Smith, R (1, 4) OBP: 0.299, SLG: 0.431		0-0 BB 1B		0-0 FC6-4 1-2f			0-0 6-3	0-0 1B BB 1B	0-0 1B BB 1B	4 0 2 1 0 0 1
Bob Tillman, R (1, 2) OBP: 0.282, SLG: 0.287 Dalton Jones, L (9, PH) OBP: 0.279, SLG: 0.381		4-0 1-2 BB		0-0 F4			0-3 K	0-3 K	4-0 1B BB	2 0 0 0 1 1 1 0 0 0 1 1 0 0
Lee Stange, R (1, 1) OBP: 0.091, SLG: 0.091 Eddie Kasko, R (8, PH) OBP: 0.250, SLG: 0.179 Don McMahon, R (9, 1) Don Demeter, R (9, PH) OBP: 0.245, SLG: 0.439		0-0 4-3			0-3 K			0-3 K	0-0 F4	2 0 0 0 0 1 2 1 0 0 0 0 1 0 0 0 0 0 0 0 0 1 0 0 0 0 0 3


Inning Stats	R: 0 E: 0 K: 0 S: 2	H: 0 LOB: 0 BB: 1 P: 6	R: 1 E: 0 K: 0 S: 5	H: 2 LOB: 2 BB: 1 P: 9	R: 0 E: 0 K: 0 S: 4	H: 1 LOB: 1 BB: 0 P: 4	R: 0 E: 0 K: 0 S: 3	H: 0 LOB: 1 BB: 1 P: 7	R: 0 E: 0 K: 1 S: 5	H: 0 LOB: 0 BB: 0 P: 5	R: 0 E: 0 K: 1 S: 5	H: 0 LOB: 0 BB: 0 P: 5	R: 0 E: 0 K: 1 S: 6	H: 1 LOB: 1 BB: 0 P: 6	R: 2 E: 0 K: 1 S: 9	H: 4 LOB: 3 BB: 1 P: 13	1B: 5 2B: 3 3B: 0 HR: 0	SF: 0 SAC: 0 DP: 1 HBP: 0	WP: 0 PB: 0 SB: 0 CS: 0	PA: 38
--------------	------------------------------	---------------------------------	------------------------------	---------------------------------	------------------------------	---------------------------------	------------------------------	---------------------------------	------------------------------	---------------------------------	------------------------------	---------------------------------	------------------------------	---------------------------------	------------------------------	----------------------------------	----------------------------------	------------------------------------	----------------------------------	--------

PITCHER	IP	WLS	BF	H	R	ER	SO	BB	IBB	HBP	BLK	WP	HR	S	P	ERA	WHIP
Dave McNally, L (1, 1) ERA: 3.02	8.1	W	34	7	3	3	4	3	0	0	0	0	0	39	51	3.24	1.200
Stu Miller, R (9, 1) ERA: 1.39	0.1	S	3	1	0	0	0	1	0	0	0	0	0	2	6	0.00	6.000
Eddie Fisher, R (9, 1) ERA: 2.21	0.1	S	1	0	0	0	1	0	0	0	0	0	0	3	3	0.00	0.000

**BOTTOM**

**Baltimore Orioles @ Boston Red Sox**  
Fenway Park, Boston, MA  
Sun Jun 19 1966, 3:33 AM EDT  
Unknown

<b>AB</b>	<b>34</b>
<b>R</b>	<b>3</b>
<b>H</b>	<b>8</b>
<b>RBI</b>	<b>3</b>
<b>BB</b>	<b>4</b>
<b>SO</b>	<b>5</b>
<b>LOB</b>	<b>16</b>



livebaseballscorecards.com

Batter	1	2	3	4	5	6	7	8	9	AB R H RBI BB SO LOB	TOP									
Luis Aparicio, R (1, 6) OBP: 0.273, SLG: 0.332	0-0 HR 1B		0-0 6-3		0-0 F5		0-0 1-3			4 1 1 0 0 0 2										
Russ Snyder, L (1, 8) OBP: 0.400, SLG: 0.434	0-0 F7		0-0 G4-6-3 1B		0-0 3-1			0-0 G3		4 0 1 0 0 0 1										
Frank Robinson, R (1, 9) OBP: 0.452, SLG: 0.665	0-0 F6		0-0 G4-6-3 1-2f		0-0 F4			0-0 L7		4 0 0 0 0 0 2										
Brooks Robinson, R (1, 5) OBP: 0.336, SLG: 0.502	0-0 HR 1-H			0-0 F9		0-0 F9		0-0 F6		4 1 1 2 0 0 0										
Boog Powell, L (1, 3) OBP: 0.397, SLG: 0.524	0-0 F8			0-0 3-1		0-0 F8			0-3 K	4 0 0 0 0 1 0										
Curt Blefary, L (1, 7) OBP: 0.349, SLG: 0.460		0-0 F7		4-0 BB BB		0-3 K		0-0 F7		3 0 0 0 1 1 0										
Davey Johnson, R (1, 4) OBP: 0.304, SLG: 0.381		0-0 5-3		4-0 1-2 BB		0-0 4-3		0-0 F4		3 0 0 0 1 0 0										
Vic Roznovsky, L (1, 2) OBP: 0.667, SLG: 0.500		0-0 1B		0-0 F7		0-0 2B 1B				3 0 2 0 0 0 2										
John Miller, R (1, 1)		0-0 4-3			0-0 4-3		0-0 2B			1 0 0 0 0 0 1										
Woodie Held, R (5, PH) OBP: 0.366, SLG: 0.382										1 0 0 0 0 0 0										
Eddie Watt, R (5, 1) OBP: 0.214, SLG: 0.286										0 0 0 0 0 0 0										
Sam Bowens, R (7, PH) OBP: 0.317, SLG: 0.385										1 0 1 0 0 0 0										
Moe Drabowsky, R (7, 1) OBP: 0.429, SLG: 0.200										0 0 0 0 0 0 0										
<b>Inning Stats</b>	R: 2 E: 0 K: 0 S: 5	H: 2 LOB: 0 BB: 0 P: 5	R: 0 E: 0 K: 0 S: 4	H: 1 LOB: 1 BB: 0 P: 4	R: 0 E: 0 K: 0 S: 3	H: 1 LOB: 0 BB: 0 P: 3	R: 0 E: 0 K: 0 S: 3	H: 0 LOB: 2 BB: 2 P: 11	R: 0 E: 0 K: 0 S: 3	H: 0 LOB: 0 BB: 0 P: 3	R: 0 E: 0 K: 1 S: 7	H: 2 LOB: 2 BB: 0 P: 7	R: 0 E: 0 K: 0 S: 3	H: 0 LOB: 0 BB: 0 P: 3	R: 0 E: 0 K: 1 S: 5	H: 0 LOB: 0 BB: 0 P: 5	1B: 4 2B: 1 3B: 0 HR: 1	SF: 0 SAC: 0 DP: 1 HBP: 0	WP: 0 PB: 0 SB: 0 CS: 0	PA: 34
<b>PITCHER</b>	IP WLS BF H R ER SO BB IBB HBP BLK WP HR S P ERA WHIP																			
Jose Santiago, R (1, 1) ERA: 3.75	7.0 W 28 6 2 2 1 2 0 0 0 0 0 1 28 36 2.57 1.143																			
John Wyatt, R (8, 1) ERA: 4.3	2.0 S 6 0 0 0 1 0 0 0 0 0 0 0 8 8 0.00 0.000																			

Baltimore Orioles @ Boston Red Sox  
Fenway Park, Boston, MA  
Sun Jun 19 1966, 3:38 AM EDT  
Att: 19,350 - Unknown

livebaseballscorecards.com

AB 32  
R 2  
H 6  
RBI 2  
BB 2  
SO 2  
LOB 8



Batter	1	2	3	4	5	6	7	8	9
Rico Petrocelli, R OBP: 0.286, SLG: 0.416 (1, 6)	0-0 SH1-3 WP E5	0-0 FC6-4 1-2f			0-0 1B FC5-4 2B	0-0 1-3 2-H 2B			
Jose Tartabull, L OBP: 0.290, SLG: 0.291 (1, 8)	0-0 SH1-3 2-3		0-0 F3		0-0 F3	0-0 F8			
Carl Yastrzemski, L OBP: 0.345, SLG: 0.437 (1, 7)	0-0 F4 3-H		0-0 6-3		0-0 FC5-4 1B 2-3		0-0 F8		
Tony Conigliaro, R OBP: 0.304, SLG: 0.433 (1, 9)	0-0 F7		0-0 F8		0-0 FC5-4 1-2f 3-H		0-3 K		
George Scott, R OBP: 0.352, SLG: 0.577 (1, 3)		0-0 1B 1B		0-0 HR			0-0 1B		
Joe Foy, R OBP: 0.326, SLG: 0.345 (1, 5)		0-0 1B 1-2 1B		0-0 F7		0-0 F8	0-0 F9		
George Smith, R OBP: 0.292, SLG: 0.420 (1, 4)		0-0 F8		0-0 5-3		0-0 F8	0-3 K		
Mike Ryan, R OBP: 0.223, SLG: 0.219 (1, 2)		0-3 K		4-0 BB BB		4-0 BB 2B BB	0-3 K		
Jose Santiago, R OBP: 0.160, SLG: 0.125 John Wyatt, R (8, 1)		0-0 FC6-4 1-3 2-H 1B		0-0 F4		4-0 2B 1-2 BB	0-3 K		

Inning Stats	R: 1	H: 0	E: 1	K: 0	S: 4	LOB: 0	BB: 0	P: 4	R: 1	H: 3	E: 0	K: 1	S: 8	LOB: 2	BB: 0	P: 8	R: 0	H: 0	E: 0	K: 0	S: 3	LOB: 0	BB: 0	P: 3	R: 1	H: 1	E: 0	K: 0	S: 4	LOB: 1	BB: 1	P: 8	R: 1	H: 2	E: 0	K: 1	S: 7	LOB: 1	BB: 0	P: 7	R: 1	H: 1	E: 0	K: 0	S: 4	LOB: 2	BB: 2	P: 12	R: 0	H: 1	E: 0	K: 1	S: 6	LOB: 1	BB: 0	P: 6	R: 0	H: 0	E: 0	K: 3	S: 9	LOB: 0	BB: 0	P: 9
--------------	------	------	------	------	------	--------	-------	------	------	------	------	------	------	--------	-------	------	------	------	------	------	------	--------	-------	------	------	------	------	------	------	--------	-------	------	------	------	------	------	------	--------	-------	------	------	------	------	------	------	--------	-------	-------	------	------	------	------	------	--------	-------	------	------	------	------	------	------	--------	-------	------


PITCHER		IP	WLS	BF	H	R	ER	SO	BB	IBB	HBP	BLK	WP	HR	S	P	ERA	WHIP
John Miller, R ERA: 5.11 (1, 1)		4.0	L	18	4	3	2	1	1	0	0	0	1	1	19	23	4.50	1.250
Eddie Watt, R ERA: 3.26 (5, 1)		2.0		11	3	2	2	1	2	0	0	0	0	0	11	19	9.00	2.500
Moe Drabowsky, R ERA: 2.7 (7, 1)		2.0		7	1	0	0	4	0	0	0	0	0	0	15	15	0.00	0.500

AB	R	H	RBI	BB	SO	LOB
4	2	2	1	0	0	2
3	0	0	0	0	0	3
4	0	1	0	0	0	0
4	0	0	1	0	1	1
4	2	3	1	0	1	1
4	0	1	0	0	0	1
4	0	0	0	0	1	2
2	1	0	0	2	2	2
2	0	1	1	1	0	1
1	0	0	0	0	1	0

**BOTTOM**

**Baltimore Orioles @ Boston Red Sox**  
Fenway Park, Boston, MA  
Sun Jun 19 1966, 3:38 AM EDT  
Att. 19,350 - Unknown

<b>AB</b>	<b>32</b>
<b>R</b>	<b>5</b>
<b>H</b>	<b>8</b>
<b>RBI</b>	<b>4</b>
<b>BB</b>	<b>3</b>
<b>SO</b>	<b>6</b>
<b>LOB</b>	<b>13</b>



WP	HR	S	P	ERA	WHIP
1	0	8	36		
0	0	0	0		
0	0	0	0		

Batter	1	2	3	4	5	6	7	8	9	AB R H RBI BB SO LOB	TOP																													
Vic Davalillo, L (1, 8) OBP: 0.288, SLG: 0.310	0-0 4-3		0-0 F8		0-3 K		0-0 F4		0-0 F5	5 0 0 0 0 1 1																														
Chico Salmon, R (1, 6) OBP: 0.323, SLG: 0.422	0-0 F5		0-3 K2-3		4-0 BB			0-3 K		3 0 0 0 1 2 0																														
Leon Wagner, L (1, 7) OBP: 0.309, SLG: 0.405	0-0 F7		0-0 4-3		0-0 F9			4-0 2B BB		3 0 0 0 1 0 1																														
Jim Landis, R (9, 9) OBP: 0.352, SLG: 0.391										0 0 0 0 0 0 0																														
Rocky Colavito, R (1, 9) OBP: 0.341, SLG: 0.381		0-0 1B FC6-4 1B		0-0 FC1-6 1B		0-0 5-3		0-0 1-3 2B		4 1 3 0 0 0 0																														
Chuck Hinton, R (9, 7) OBP: 0.283, SLG: 0.243										0 0 0 0 0 0 0																														
Fred Whitfield, L (1, 3) OBP: 0.278, SLG: 0.421		0-0 FC6-4 1-2 1B		0-0 FC1-6 1-2f 1B		0-0 F4		4-0 1B		3 1 1 0 1 0 1																														
Max Alvis, R (1, 5) OBP: 0.331, SLG: 0.335		0-0 FC6-4 1-2 2-3 1B		0-0 E CS 1B		0-0 6-3		0-0 F3		4 0 2 1 0 0 3																														
Joe Azcue, R (1, 2) OBP: 0.345, SLG: 0.353		0-0 FC6-4 1-2f 2-3 3-H		0-0 E4 1-3		0-0 5-3		0-0 F7		4 0 0 1 0 0 6																														
Pedro Gonzalez, R (1, 4) OBP: 0.264, SLG: 0.310		0-3 K		0-0 F9 3-H		0-0 6-3			0-0 F4	4 0 0 0 0 1 4																														
Gary Bell, R (1, 1) OBP: 0.265, SLG: 0.233		0-0 1-3			0-0 F9		0-0 3B		0-0 5-3	4 0 1 0 0 0 2																														
<b>Inning Stats</b>	R: 0 E: 0 K: 0 S: 3	H: 0 LOB: 0 BB: 0 P: 3	R: 1 E: 0 K: 1 S: 8	H: 3 LOB: 2 BB: 0 P: 8	R: 0 E: 0 K: 1 S: 5	H: 0 LOB: 0 BB: 0 P: 5	R: 1 E: 2 K: 0 S: 5	H: 2 LOB: 1 BB: 0 P: 5	R: 0 E: 0 K: 1 S: 5	H: 0 LOB: 1 BB: 1 P: 9	R: 0 E: 0 K: 0 S: 3	H: 0 LOB: 0 BB: 0 P: 3	R: 0 E: 0 K: 0 S: 4	H: 1 LOB: 1 BB: 0 P: 4	R: 0 E: 0 K: 1 S: 6	H: 1 LOB: 3 BB: 2 P: 14	R: 0 E: 0 K: 0 S: 3	H: 0 LOB: 0 BB: 0 P: 3	1B: 5 2B: 1 3B: 1 HR: 0	SF: 0 SAC: 0 DP: 0 HBP: 0	WP: 0 PB: 0 SB: 0 CS: 1	PA: 37																		
<b>PITCHER</b> Rollie Sheldon, R (1, 1) ERA: 3.38	IP 9.0	WLS L	BF 37	H 7	R 2	ER 1	SO 4	BB 2	IBB 1	HBP 0	BLK 0	WP 0	HR 0	S 42	P 54	ERA 1.00	WHIP 1.000						<b>PITCHER</b>	IP 9.0	WLS L	BF 37	H 7	R 2	ER 1	SO 4	BB 2	IBB 1	HBP 0	BLK 0	WP 0	HR 0	S 42	P 54	ERA 1.00	WHIP 1.000

Cleveland Indians @ Boston Red Sox  
 Fenway Park, Boston, MA  
 Tue Jun 21 1966, 7:05 PM EDT  
 Att: 10,115 - Unknown

livebaseballscorecards.com

AB 34  
 R 2  
 H 7  
 RBI 2  
 BB 3  
 SO 4  
 LOB 18





Batter	1	2	3	4	5	6	7	8	9	AB R H RBI BB SO LOB
Rico Petrocelli, R OBP: 0.285, SLG: 0.413 (1, 6)	0-0 4-3			0-0 1B		0-0 FC6-4			0-0 FC4-6 1B	4 1 1 0 0 0 1
Jose Tartabull, L OBP: 0.289, SLG: 0.290 (1, 8)	0-0 F9			0-0 CS 1B			0-0 F2		0-0 E3 FC4-6	4 0 1 0 0 0 1
Carl Yastrzemski, L OBP: 0.340, SLG: 0.430 (1, 7)	0-0 L4			0-0 1-2 4-3			0-0 4-3		0-0 FC4-6 BB 1B	4 0 0 0 0 0 3
Tony Conigliaro, R OBP: 0.307, SLG: 0.435 (1, 9)		0-3 K			0-0 G5-4-3 1B		0-0 F9		0-0 BB 1B	4 0 2 1 0 1 0
George Scott, R OBP: 0.351, SLG: 0.570 (1, 3)		0-0 F3			0-0 1-2 G5-4-3			0-0 6-3	0-0 BB BB	3 0 0 0 1 0 1
Joe Foy, R OBP: 0.325, SLG: 0.343 (1, 5)		0-0 F9		0-3 K			0-0 FC4-6 1B		0-0 4-3	4 0 1 0 0 1 3
George Smith, R OBP: 0.287, SLG: 0.413 (1, 4)			0-0 F5		0-0 F8		0-0 FC4-6 FC5-4			3 0 0 0 0 0 1
Mike Ryan, R OBP: 0.220, SLG: 0.216 (1, 2)		0-3 K			0-0 F9		0-0 FC5-4			2 0 0 0 0 1 0
Don Demeter, R OBP: 0.243, SLG: 0.435 (8, PH)										1 0 0 0 0 0 1
Bob Tillman, R OBP: 0.282, SLG: 0.287 (9, 2)										0 0 0 0 0 0 0
Rollie Sheldon, R OBP: 0.120, SLG: 0.120 (1, 1)			0-0 F3			0-0 FC6-4 1B			0-0 4-3	2 0 1 0 0 0 0
Dalton Jones, L OBP: 0.277, SLG: 0.378 (9, PH)										1 0 0 0 0 0 0

Inning Stats	R: 0 E: 0 K: 0 S: 3	H: 0 LOB: 0 BB: 0 P: 3	R: 0 E: 0 K: 1 S: 5	H: 0 LOB: 0 BB: 0 P: 5	R: 0 E: 0 K: 1 S: 5	H: 1 LOB: 0 BB: 0 P: 3	R: 0 E: 0 K: 1 S: 5	H: 1 LOB: 0 BB: 0 P: 5	R: 0 E: 0 K: 0 S: 4	H: 1 LOB: 1 BB: 0 P: 4	R: 0 E: 0 K: 0 S: 3	H: 0 LOB: 0 BB: 0 P: 3	R: 0 E: 0 K: 0 S: 4	H: 1 LOB: 1 BB: 0 P: 4	R: 1 E: 1 K: 0 S: 6	H: 2 LOB: 3 BB: 1 P: 10	1B: 6 2B: 0 3B: 0 HR: 0	SF: 0 SAC: 0 DP: 1 HBP: 0	WP: 0 PB: 0 SB: 0 CS: 1	PA: 33
--------------	------------------------------	---------------------------------	------------------------------	---------------------------------	------------------------------	---------------------------------	------------------------------	---------------------------------	------------------------------	---------------------------------	------------------------------	---------------------------------	------------------------------	---------------------------------	------------------------------	----------------------------------	----------------------------------	------------------------------------	----------------------------------	--------

PITCHER	IP	WLS	BF	H	R	ER	SO	BB	IBB	HBP	BLK	WP	HR	S	P	ERA	WHIP
Gary Bell, R ERA: 2.44 (1, 1)	9.0	W	33	6	1	0	3	1	0	0	0	0	0	38	42	0.00	0.778

BOTTOM

Cleveland Indians @ Boston Red Sox  
Fenway Park, Boston, MA  
Tue Jun 21 1966, 7:05 PM EDT  
Att. 10,115 - Unknown

AB	32
R	1
H	6
RBI	1
BB	1
SO	3
LOB	11



PITCHER	IP	WLS	BF	H	R	ER	SO	BB	IBB	HBP	BLK	WP	HR	S	P	ERA	WHIP
---------	----	-----	----	---	---	----	----	----	-----	-----	-----	----	----	---	---	-----	------

Batter	1	2	3	4	5	6	7	8	9	AB R H RBI BB SO LOB	TOP	
Vic Davalillo, L (1, 8) OBP: 0.286, SLG: 0.307	0-0 F3		0-0 F7		0-0 E3		0-0 1-3		0-3 K	5 0 1 1 0 1 3		
Chico Salmon, R (1, 6) OBP: 0.321, SLG: 0.413	0-0 F3			4-0 1B BB	0-0 F1			0-0 5-3		3 0 0 0 1 0 1		
Leon Wagner, L (1, 7) OBP: 0.308, SLG: 0.401	0-0 1-3			0-0 1B		0-3 K		0-0 3-1		4 0 1 0 0 1 0		
Jim Landis, R (8, 7) OBP: 0.352, SLG: 0.391				1-2 1B						0 0 0 0 0 0 0		
Rocky Colavito, R (1, 9) OBP: 0.343, SLG: 0.413		0-0 HR		0-0 F4		0-0 HR		0-0 E6		4 2 2 2 0 0 2		
Fred Whitfield, L (1, 3) OBP: 0.273, SLG: 0.414		0-0 4-3		0-0 F9		0-0 F8		0-0 3-1		4 0 0 0 0 0 3		
Max Alvis, R (1, 5) OBP: 0.326, SLG: 0.329		0-0 5-3		0-0 F8		0-0 4-3			0-0 L6	4 0 0 0 0 0 2		
Joe Azcue, R (1, 2) OBP: 0.351, SLG: 0.358		0-0 4-3			0-0 4-3		0-0 1B		0-0 1B	4 0 2 0 0 0 0		
Larry Brown, R (1, 4) OBP: 0.308, SLG: 0.298			0-0 5-3		4-0 WP E BB		0-3 K		0-3 K	2 1 0 0 1 1 1		
Tony Curry, L (9, PH) OBP: 0.333, SLG: 0.333										1 0 0 0 0 1 1		
Pedro Gonzalez, R (9, 4) OBP: 0.264, SLG: 0.310										0 0 0 0 0 0 0		
Steve Hargan, R (1, 1)			0-0 5-3		0-3 K		0-3 K		0-0 1B	3 0 0 0 0 2 2		
Bob Allen, L (7, 1) OBP: 0.250, SLG: 0.143										1 0 1 0 0 0 0		
Dick Radatz, R (9, 1)										0 0 0 0 0 0 0		
<b>Inning Stats</b>	R: 0 H: 0 E: 0 LOB: 0 K: 0 BB: 0 S: 3 P: 3	R: 1 H: 1 E: 0 LOB: 0 K: 0 BB: 0 S: 4 P: 4	R: 0 H: 0 E: 0 LOB: 0 K: 0 BB: 0 S: 3 P: 3	R: 0 H: 1 E: 0 LOB: 2 K: 0 BB: 1 S: 4 P: 8	R: 1 H: 1 E: 1 LOB: 1 K: 1 BB: 1 S: 6 P: 10	R: 1 H: 1 E: 0 LOB: 0 K: 1 BB: 0 S: 6 P: 6	R: 0 H: 1 E: 0 LOB: 1 K: 2 BB: 0 S: 8 P: 8	R: 0 H: 0 E: 1 LOB: 1 K: 0 BB: 0 S: 4 P: 4	R: 0 H: 2 E: 0 LOB: 2 K: 2 BB: 0 S: 9 P: 9	1B: 5 SF: 0 2B: 0 SAC: 0 3B: 0 DP: 0 HR: 2 HBP: 0	WP: 1 PA: 37 PB: 0 SB: 0 CS: 0	
<b>PITCHER</b>	IP WLS BF H R ER SO BB IBB HBP BLK WP HR S P ERA WHIP											
Jim Lonborg, R (1, 1) ERA: 4.4	8.0 L 32 5 3 3 4 2 0 0 0 1 2 38 46 3.38 0.875											
Don McMahon, R (9, 1) ERA: 3.62	1.0 5 2 0 0 0 2 0 0 0 0 0 0 9 9 0.00 2.000											

Cleveland Indians @ Boston Red Sox  
Fenway Park, Boston, MA  
Wed Jun 22 1966, 3:33 AM EDT  
Unknown

livebaseballscorecards.com

AB	35
R	3
H	7
RBI	3
BB	2
SO	6
LOB	15



Batter	1	2	3	4	5	6	7	8	9	AB	R	H	RBI	BB	SO	LOB
Rico Petrocelli, R (1, 6) OBP: 0.289, SLG: 0.412	4-0 BB		0-0 1B			0-0 6-3		0-0 FC1-6 FC5-4		3	0	1	0	1	0	1
Joe Foy, R (1, 5) OBP: 0.324, SLG: 0.341	0-3 K		0-0 1B			0-0 1-3		0-0 FC5-4		4	0	1	0	0	1	2
Carl Yastrzemski, L (1, 7) OBP: 0.336, SLG: 0.423	0-3 K		0-3 K			0-0 4-3		0-0 F7		4	0	0	0	0	2	4
Tony Conigliaro, R (1, 9) OBP: 0.306, SLG: 0.444	0-0 F4					0-0 F7		0-0 HR		4	1	1	1	0	0	1
George Scott, R (1, 3) OBP: 0.349, SLG: 0.565		0-3 K				0-0 F8		0-0 5-3		4	0	1	0	0	1	0
Don Demeter, R (1, 8) OBP: 0.252, SLG: 0.464		0-0 G6-4-3 1B				0-3 K		0-0 HR		4	1	2	1	0	2	1
George Smith, R (1, 4) OBP: 0.286, SLG: 0.409		0-0 G6-4-3				0-0 F9		0-0 G5-4-3 1B		4	0	1	0	0	0	2
Mike Ryan, R (1, 2) OBP: 0.217, SLG: 0.213			0-0 4-3			0-0 4-3		0-0 G5-4-3		2	0	0	0	0	0	0
Dalton Jones, L (7, PH) OBP: 0.277, SLG: 0.378										0	0	0	0	0	0	0
Bob Tillman, R (7, PH) OBP: 0.279, SLG: 0.284										1	0	0	0	0	0	1
Jim Lonborg, R (1, 1) OBP: 0.273, SLG: 0.179			0-0 F3			0-3 K				2	0	0	0	0	1	0
Eddie Kasko, R (8, PH) OBP: 0.289, SLG: 0.290								4-0 FC1-6 BB		0	0	0	0	1	0	0
Jose Tartabull, L (8, PR)										0	0	0	0	0	0	0
Don McMahon, R (9, 1)										0	0	0	0	0	0	0

Inning Stats	R: 0	H: 0	R: 0	H: 1	R: 0	H: 2	R: 0	H: 0	R: 0	H: 0	R: 2	H: 3	R: 0	H: 0	R: 0	H: 1	R: 0	H: 1	1B: 5	SF: 0	WP: 0	PA: 34
	E: 0	LOB: 1	E: 0	LOB: 0	E: 0	LOB: 2	E: 0	LOB: 0	E: 0	LOB: 0	E: 0	LOB: 0	E: 0	LOB: 1	E: 0	LOB: 1	E: 0	LOB: 1	2B: 0	SAC: 0	PB: 0	
	K: 2	BB: 1	K: 1	BB: 0	K: 1	BB: 0	K: 1	BB: 0	K: 0	BB: 0	K: 0	BB: 0	K: 0	BB: 1	K: 1	BB: 0	K: 1	BB: 0	3B: 0	DP: 2	SB: 0	
	S: 7	P: 11	S: 5	P: 5	S: 7	P: 7	S: 5	P: 5	S: 3	P: 3	S: 5	P: 5	S: 3	P: 7	S: 6	P: 6	S: 6	P: 6	HR: 2	HBP: 0	CS: 0	

PITCHER	IP	WLS	BF	H	R	ER	SO	BB	IBB	HBP	BLK	WP	HR	S	P	ERA	WHIP
Steve Hargan, R (1, 1) ERA: 2.61	6.1	W	25	6	2	2	6	1	0	0	0	0	2	36	40	2.84	1.105
Bob Allen, L (7, 1) ERA: 3.54	2.0		7	1	0	0	0	1	0	0	0	0	0	6	10	0.00	1.000
Dick Radatz, R (9, 1) ERA: 5.34	0.2	S	2	0	0	0	1	0	0	0	0	0	0	4	4	0.00	0.000

**BOTTOM**


**Cleveland Indians @ Boston Red Sox**

Fenway Park, Boston, MA

Wed Jun 22 1966, 3:33 AM EDT

Unknown

<b>AB</b>	<b>32</b>
<b>R</b>	<b>2</b>
<b>H</b>	<b>7</b>
<b>RBI</b>	<b>2</b>
<b>BB</b>	<b>2</b>
<b>SO</b>	<b>7</b>
<b>LOB</b>	<b>12</b>



WP	PA	ERA	WHIP
0	34		

Batter	1	2	3	4	5	6	7	8	9	AB R H RBI BB SO LOB	TOP																										
Vic Davalillo, L (1, 8) OBP: 0.285, SLG: 0.306 Chuck Hinton, R (9, PH) OBP: 0.281, SLG: 0.241 (9, 8)	0-0 5-3		0-0 2B 1-2 SF3 1B		0-3 K		0-0 F8		0-3 K	4 1 1 0 0 1 1 1 0 0 0 0 1 0																											
Chico Salmon, R (1, 6)	0-0 5-3		0-0 1-3 2-H 2B		0-0 F3		0-0 1-H 1B 1B		4-0 S BB	4 1 2 1 1 0 0																											
Leon Wagner, L (1, 7)	0-0 FC5-4 1B		4-0 IBB		0-0 L5		0-0 2-H 1B		0-0 6-3 1-2	4 0 2 1 1 0 1																											
Rocky Colavito, R (1, 9)	0-0 FC5-4 1-2f		0-0 SF3 3-H		0-0 HR		0-3 K			3 1 1 2 0 1 2																											
Fred Whitfield, L (1, 3)		0-0 F9	0-0 L3		0-0 6-3			0-3 K		4 0 0 0 0 1 2																											
Max Alvis, R (1, 5)		4-0 BB G4-6-3		0-0 5-3		0-0 F5		0-0 1B		3 0 1 0 1 0 0																											
Buddy Booker, L (1, 2) Tom Kelley, R (8, 1) OBP: 0.091, SLG: 0.091		0-0 G4-6-3 1-2f		0-0 F6		0-0 4-3		0-0 F7		4 0 0 0 0 0 2 0 0 0 0 0 0 0																											
Larry Brown, R (1, 4)			0-0 2B 1B 1B		0-0 E5 FC5-4		0-0 1-3		0-3 K	4 1 1 0 0 1 1																											
Sonny Siebert, R (1, 1) Joe Azcue, R (8, 2) OBP: 0.348, SLG: 0.355			0-0 F8		0-0 FC5-4 1-2f		0-0 E 1B		0-0 4-3	3 1 1 0 0 0 2 1 0 0 0 0 0 0																											
<b>Inning Stats</b>	R: 0 E: 0 K: 0 S: 4	H: 1 LOB: 1 BB: 0 P: 4	R: 0 E: 0 K: 0 S: 2	H: 0 LOB: 0 BB: 1 P: 6	R: 2 E: 0 K: 0 S: 6	H: 3 LOB: 2 BB: 1 P: 10	R: 0 E: 1 K: 0 S: 4	H: 0 LOB: 1 BB: 0 P: 4	R: 0 E: 0 K: 1 S: 5	H: 0 LOB: 0 BB: 0 P: 5	R: 1 E: 0 K: 0 S: 4	H: 1 LOB: 0 BB: 0 P: 4	R: 2 E: 1 K: 1 S: 8	H: 3 LOB: 1 BB: 0 P: 8	R: 0 E: 0 K: 2 S: 8	H: 1 LOB: 1 BB: 0 P: 8	R: 0 E: 0 K: 1 S: 5	H: 0 LOB: 1 BB: 1 P: 9	1B: 7 2B: 1 3B: 0 HR: 1	SF: 1 SAC: 0 DP: 1 HBP: 0	WP: 0 PB: 0 SB: 1 CS: 0	PA: 39															
<b>PITCHER</b>	IP WLS BF H R ER SO BB IBB HBP BLK WP HR S P ERA WHIP																																				
Bob Sadowski, R (1, 1) ERA: 4.6	6.2		29	7	5	3	1	1	1	0	0	0	1	29	37	4.05	1.200																				
John Wyatt, R (7, 1) ERA: 4.25	0.1		2	1	0	0	1	0	0	0	0	0	0	4	4	0.00	3.000																				
Don McMahon, R (8, 1) ERA: 3.49	1.0		4	1	0	0	2	0	0	0	0	0	0	8	8	0.00	1.000																				
Dick Stigman, L (9, 1) ERA: 4.71	1.0	W	4	0	0	0	1	1	0	0	0	0	0	5	9	0.00	1.000																				

Cleveland Indians @ Boston Red Sox  
Fenway Park, Boston, MA  
Wed Jun 22 1966, 7:05 PM EDT  
Att: 10,936 - Unknown

livebaseballscorecards.com

AB	35
R	5
H	9
RBI	4
BB	3
SO	5
LOB	11



BOTTOM

Cleveland Indians @ Boston Red Sox  
Fenway Park, Boston, MA  
Wed Jun 22 1966, 7:05 PM EDT  
Att. 10,936 - Unknown

livebaseballscorecards.com

AB	32
R	6
H	9
RBI	6
BB	3
SO	3
LOB	15



WP:	0	PA:	37
PB:	0		
SB:	1		
CS:	0		

AB R H RBI BB SO LOB

2	1	1	0	1	0	1
0	0	0	0	0	0	0
2	1	1	1	0	0	0

3	1	0	0	0	0	2
0	0	0	0	0	0	0

4	1	2	3	0	0	2
---	---	---	---	---	---	---

3	1	3	0	1	0	0
---	---	---	---	---	---	---

3	0	0	1	0	1	4
---	---	---	---	---	---	---

4	0	1	1	0	2	4
---	---	---	---	---	---	---

4	0	0	0	0	0	1
---	---	---	---	---	---	---

2	0	1	0	0	0	0
1	0	0	0	0	0	0
1	0	0	0	0	0	0

2	0	0	0	0	0	1
0	0	0	0	0	0	0
1	1	0	0	1	0	0

1B:	5	SF:	1
2B:	3	SAC:	1
3B:	1	DP:	3
HR:	1	HBP:	0

Batter	1	2	3	4	5	6	7	8	9
Lenny Green, L OBP: 0.330, SLG: 0.298 Don McMahon, R Don Demeter, R OBP: 0.256, SLG: 0.474	4-0 BB G5-4-3		0-0 G6-4-3 1-2f			0-0 E 1-3 2B		0-0 E3 SH5-4 1B	0-0 1-H 2B
Jose Tartabull, L OBP: 0.283, SLG: 0.284 Dick Stigman, R OBP: 0.125, SLG: 0.125	0-0 F7			0-0 F4		0-0 E4 1-3 SF8 2-3		0-0 SH5-4 1-2	
Tony Conigliaro, R OBP: 0.309, SLG: 0.457	0-0 G5-4-3 1-2f			0-0 HR		0-0 1-3 2-3 3-H		0-0 FC6-4 2-H 1B	
George Scott, R OBP: 0.358, SLG: 0.578		0-0 1B 3B		0-0 1B		4-0 S BB		0-0 FC6-4 1-2 1B	
Rico Petrocelli, R OBP: 0.284, SLG: 0.407		0-0 F5		0-3 K		0-0 SF8 1-2 3-H		0-0 FC6-4 1-2f 2-3	
Joe Foy, R OBP: 0.323, SLG: 0.340		0-0 L1-3 3-H 1B		0-3 K		0-3 K		0-0 F7	
George Smith, R OBP: 0.279, SLG: 0.399		0-0 L1-3 1-2			0-0 F8		0-0 4-3		0-0 F6
Bob Tillman, R OBP: 0.283, SLG: 0.289 Dalton Jones, L OBP: 0.275, SLG: 0.375 Mike Ryan, R OBP: 0.216, SLG: 0.211			0-0 FC1-6 1B		0-0 F7		0-0 4-3		0-0 4-3
Bob Sadowski, R John Wyatt, R Carl Yastrzemski, L OBP: 0.337, SLG: 0.421			0-0 FC1-6 G6-4-3 1-2f		0-0 F6		0-0 4-3		4-0 2B BB

Inning Stats	R: 0	H: 0	E: 0	K: 0	S: 2	R: 1	H: 2	E: 0	K: 0	S: 4	R: 0	H: 1	E: 0	K: 0	S: 3	R: 1	H: 2	E: 0	K: 2	S: 9	R: 0	H: 0	E: 0	K: 0	S: 3	R: 2	H: 1	E: 1	K: 1	S: 7	R: 0	H: 0	E: 0	K: 0	S: 3	R: 1	H: 2	E: 1	K: 0	S: 6	R: 1	H: 1	E: 0	K: 0	S: 3	1B: 5	2B: 3	3B: 1	HR: 1	SF: 1	SAC: 1	DP: 3	HBP: 0	WP: 0	PB: 0	SB: 1	CS: 0
--------------	------	------	------	------	------	------	------	------	------	------	------	------	------	------	------	------	------	------	------	------	------	------	------	------	------	------	------	------	------	------	------	------	------	------	------	------	------	------	------	------	------	------	------	------	------	-------	-------	-------	-------	-------	--------	-------	--------	-------	-------	-------	-------

PITCHER	IP	WLS	BF	H	R	ER	SO	BB	IBB	HBP	BLK	WP	HR	S	P	ERA	WHIP
Sonny Siebert, R ERA: 2.97	7.1		31	8	5	2	3	2	0	0	0	0	0	35	43	2.46	1.364
Tom Kelley, R ERA: 4.54	1.1	L	6	1	1	1	0	1	0	0	0	0	0	5	9	6.75	1.500

Batter	1	2	3	4	5	6	7	8	9	AB R H RBI BB SO LOB	TOP											
Vic Davalillo, L (1, 8) OBP: 0.292, SLG: 0.318	0-0 F3		0-0 1B SF9 1B		0-0 1B 1-3 1B		0-0 F2	0-0 1-H 2-H 2B		5 2 3 1 0 0 0												
Leon Wagner, L (1, 7) OBP: 0.314, SLG: 0.400 Dick Radatz, R (7, 1)	0-0 F6		0-0 1-3 HR 1B		0-0 1-3		0-0 F2		0-0 F2	4 1 1 0 0 0 1 1 0 0 0 0 0 0												
Chico Salmon, R (1, 6) OBP: 0.343, SLG: 0.456	0-0 1B		0-0 SF9		0-0 WP 1B		0-0 HR		0-0 1B	4 1 4 3 0 0 0												
Rocky Colavito, R (1, 9) OBP: 0.343, SLG: 0.438	0-0 F6		0-0 1-H HR		0-0 F8		4-0 BB		0-0 L7	4 1 1 2 1 0 3												
Fred Whitfield, L (1, 3) OBP: 0.271, SLG: 0.424		0-0 HR	0-0 F5			0-0 FC6-5 2B	0-0 F8		0-0 F7	5 1 2 1 0 0 2												
Max Alvis, R (1, 5) OBP: 0.327, SLG: 0.328		0-0 F5		0-0 G6-4-3 1B		0-0 5-3		0-0 F8		4 0 1 0 0 0 1												
Joe Azcue, R (1, 2) OBP: 0.336, SLG: 0.342		0-0 F9		0-0 G6-4-3 1-2f		0-0 FC6-5-4 FC5-4		0-0 F3		4 0 0 0 0 0 2												
Larry Brown, R (1, 4) OBP: 0.300, SLG: 0.291		0-0 6-3		0-0 F6		0-0 FC5-4 1-2f		0-0 BB 2B 1B		4 1 1 0 0 0 1												
Luis Tiant, R (1, 1) OBP: 0.118, SLG: 0.063 Gary Bell, R (6, 1) OBP: 0.265, SLG: 0.233 Jim Landis, R (7, PH) OBP: 0.364, SLG: 0.430			0-0 F9		0-0 6-3		0-0 HR	4-0 BB 1-2 2B BB		2 0 0 0 0 0 0 0 0 0 0 0 0 0 1 1 1 1 1 0 0												
<b>Inning Stats</b>	R: 0 E: 0 K: 0 S: 4	H: 1 LOB: 1 BB: 0 P: 4	R: 1 E: 0 K: 0 S: 4	H: 1 LOB: 0 BB: 0 P: 4	R: 3 E: 0 K: 0 S: 6	H: 3 LOB: 0 BB: 0 P: 6	R: 0 E: 0 K: 0 S: 3	H: 1 LOB: 0 BB: 0 P: 3	R: 1 E: 0 K: 0 S: 5	H: 2 LOB: 1 BB: 0 P: 5	R: 0 E: 0 K: 0 S: 4	H: 1 LOB: 1 BB: 0 P: 4	R: 2 E: 0 K: 0 S: 5	H: 2 LOB: 1 BB: 1 P: 9	R: 1 E: 0 K: 0 S: 4	H: 2 LOB: 2 BB: 1 P: 8	R: 0 E: 0 K: 0 S: 4	H: 1 LOB: 1 BB: 0 P: 4	1B: 8 2B: 2 3B: 0 HR: 4	SF: 1 SAC: 0 DP: 1 HBP: 0	WP: 1 PB: 0 SB: 0 CS: 0	PA: 41
<b>PITCHER</b>	IP WLS BF H R ER SO BB IBB HBP BLK WP HR S P ERA WHIP	Lee Stange, R (1, 1) ERA: 5.65	4.2 L 21 8 5 5 0 0 0 0 0 0 2 21 21 9.64 1.714	Don McMahon, R (5, 1) ERA: 3.45	0.1 1 0 0 0 0 0 0 0 0 0 1 0 1 1 0.00 0.000	Darrell Brandon, R (6, 1) ERA: 5.2	1.0 4 1 0 0 0 0 0 0 0 0 0 0 4 4 0.00 1.000	Dick Stigman, L (7, 1) ERA: 4.94	1.0 6 2 2 2 0 1 0 0 0 0 2 5 9 18.00 3.000	Dan Osinski, R (8, 1) ERA: 7.71	1.0 5 2 1 1 0 1 0 0 0 0 0 0 4 8 9.00 3.000	<b>PITCHER</b>	IP WLS BF H R ER SO BB IBB HBP BLK WP HR S P ERA WHIP	Dave Morehead, R (9, 1) ERA: 3.0	1.0 4 4 1 0 0 0 0 0 0 0 0 0 4 4 0.00 1.000							

**Cleveland Indians @ Boston Red Sox**  
**Fenway Park, Boston, MA**  
 Thu Jun 23 1966, 3:33 AM EDT  
 Att. 5,705 - Unknown

[livebaseballscorecards.com](http://livebaseballscorecards.com)

<b>AB</b>	<b>38</b>
<b>R</b>	<b>8</b>
<b>H</b>	<b>14</b>
<b>RBI</b>	<b>8</b>
<b>BB</b>	<b>2</b>
<b>SO</b>	<b>0</b>
<b>LOB</b>	<b>10</b>



Batter	1	2	3	4	5	6	7	8	9	AB	R	H	RBI	BB	SO	LOB
Rico Petrocelli, R (1, 6) OBP: 0.282, SLG: 0.400	0-3 K		0-3 K		4-0 FC6-4 BB	0-0 F8			0-0 F5	4	0	0	0	1	2	2
Joe Foy, R (1, 5) OBP: 0.324, SLG: 0.346	0-3 K		0-0 F4		0-0 FC6-4				0-0 3B 1B	5	1	2	0	0	1	2
Carl Yastrzemski, L (1, 7) OBP: 0.334, SLG: 0.415	0-0 1-3		0-3 K			4-0 2B 1B BB			0-0 F7	4	1	0	0	1	1	2
Tony Conigliaro, R (1, 9) OBP: 0.314, SLG: 0.470		0-0 5-3		0-0 5-3		0-0 1B 2B			0-0 1B 3B	4	2	2	1	1	0	0
George Scott, R (1, 3) OBP: 0.363, SLG: 0.577		4-0 1B BB		0-0 5-3		0-0 6-3 1B			0-0 F9 1B	4	2	2	3	1	0	2
Don Demeter, R (1, 8) OBP: 0.246, SLG: 0.454		0-0 F9		0-0 F7		0-0 F9			0-0 FC6-4	5	0	0	0	0	0	5
George Smith, R (1, 4) OBP: 0.284, SLG: 0.398		4-0 1B BB			0-3 K	0-0 6-3			0-0 G5-6-3 1B	3	0	1	0	1	1	1
Mike Ryan, R (1, 2) OBP: 0.224, SLG: 0.221		0-0			0-3 K	0-0 BB 1B			0-0 G5-6-3	3	0	2	2	0	1	0
Jose Tartabull, L (8, PH) OBP: 0.281, SLG: 0.282		1-2 2-H 1B			0-0 K	3-H 1B			0-0 F5	1	0	0	0	0	0	1
Bob Tillman, R (9, 2) OBP: 0.283, SLG: 0.289		0-0			0-0 E6 BB	4-0 BB				0	0	0	0	0	0	0
Lee Stange, R Don McMahon, R Eddie Kasko, R Dwight Gooden, R Dalton Jones, L Dick Stigman, R Dan Olsneski, R Lenny Green, L Miguel Mota, R Dave Morehead, R		0-0 4-3			0-0	1-2 BB				1	0	0	0	0	0	2

Inning Stats	R: 0	H: 0	E: 0	K: 2	S: 7	R: 1	H: 1	E: 0	K: 0	S: 4	R: 0	H: 0	E: 0	K: 2	S: 7	R: 0	H: 0	E: 0	K: 0	S: 3	R: 0	H: 0	E: 1	K: 2	S: 8	R: 3	H: 3	E: 0	K: 0	S: 6	R: 0	H: 1	E: 0	K: 0	S: 4	R: 0	H: 1	E: 0	K: 0	S: 3	R: 2	H: 3	E: 0	K: 0	S: 6	1B: 6	SF: 0	2B: 2	SAC: 0	3B: 1	DP: 1	HR: 0	HBP: 0	WP: 0	PA: 42
PITCHER	IP	WLS	BF	H	R	ER	SO	BB	IBB	HBP	BLK	WP	HR	S	P	ERA	WHIP																																						
Luis Tiant, R (1, 1) ERA: 2.84	5.2	W	27	4	4	3	6	5	0	0	0	0	0	34	54	4.76	1.588																																						
Gary Bell, R (6, 1) ERA: 2.43	0.1		1	0	0	0	0	0	0	0	0	0	0	1	1	0.00	0.000																																						
Dick Radatz, R (7, 1) ERA: 5.4	3.0	S	14	5	2	2	0	1	0	0	0	0	0	13	17	6.00	2.000																																						


**BOTTOM**

**Cleveland Indians @ Boston Red Sox**

Fenway Park, Boston, MA

Thu Jun 23 1966, 3:33 AM EDT  
Att. 5,705 - Unknown

<b>AB</b>	<b>36</b>
<b>R</b>	<b>6</b>
<b>H</b>	<b>9</b>
<b>RBI</b>	<b>6</b>
<b>BB</b>	<b>6</b>
<b>SO</b>	<b>6</b>
<b>LOB</b>	<b>17</b>



WP	HR	S	P	ERA	WHIP
0	0	0	0	0	0

Batter	1	2	3	4	5	6	7	8	9	AB R H RBI BB SO LOB	TOP																													
Don Blasingame, L (1, 4) OBP: 0.312, SLG: 0.313	0-0 F5		0-0 4-3			0-0 4-3		0-0 G5-6-3 1B		4 0 1 0 0 0 1																														
Ken Harrelson, R (1, 3) OBP: 0.310, SLG: 0.313	0-0 6-3			0-3 K		0-0 1B 1B		0-0 G5-6-3 1-2f		4 0 1 0 0 1 1																														
Don Lock, R (1, 8) OBP: 0.346, SLG: 0.430	0-0 F2			0-0 F5		0-3 K			0-0 F7	4 0 0 0 0 1 1																														
Frank Howard, R (1, 7) OBP: 0.345, SLG: 0.460		0-3 K		0-0 1B		0-0 1B 1B			0-0 F5	4 0 2 0 0 1 0																														
Ken McMullen, R (1, 5) OBP: 0.262, SLG: 0.332		0-0 G3		0-0 F4		0-0 5-3			0-0 F7	4 0 0 0 0 0 3																														
Paul Casanova, R (1, 2) OBP: 0.242, SLG: 0.387		0-3 K			0-0 F9		0-0 F3			3 0 0 0 0 1 0																														
Willie Kirkland, L (1, 9) OBP: 0.277, SLG: 0.241			0-3 K		0-0 HR		0-3 K			3 1 1 1 0 2 0																														
Ed Brinkman, R (1, 6) OBP: 0.251, SLG: 0.304			0-0 SH1-3 1B		0-0 F8		0-0 4-3			3 0 1 0 0 0 0																														
Pete Richert, L (1, 1) OBP: 0.106, SLG: 0.106			0-0 SH1-3		0-0 4-3			0-3 K		1 0 0 0 0 0 0																														
Bob Saverine, S (8, PH) OBP: 0.252, SLG: 0.291			1-2							1 0 0 0 0 1 0																														
Mike McCormick, L (8, 1) OBP: 0.286, SLG: 0.320										0 0 0 0 0 0 0																														
<b>Inning Stats</b>	R: 0 E: 0 K: 0 S: 3	H: 0 LOB: 0 BB: 0 P: 3	R: 0 E: 0 K: 2 S: 7	H: 0 LOB: 0 BB: 0 P: 7	R: 0 E: 0 K: 1 S: 6	H: 1 LOB: 1 BB: 0 P: 6	R: 0 E: 0 K: 1 S: 6	H: 1 LOB: 1 BB: 0 P: 6	R: 1 E: 0 K: 0 S: 4	H: 1 LOB: 0 BB: 0 P: 4	R: 0 E: 0 K: 1 S: 7	H: 2 LOB: 2 BB: 0 P: 7	R: 0 E: 0 K: 1 S: 5	H: 0 LOB: 0 BB: 0 P: 5	R: 0 E: 0 K: 1 S: 5	H: 1 LOB: 0 BB: 0 P: 5	R: 0 E: 0 K: 0 S: 3	H: 0 LOB: 0 BB: 0 P: 3	1B: 5 2B: 0 3B: 0 HR: 1	SF: 0 SAC: 1 DP: 1 HBP: 0	WP: 0 PB: 0 SB: 0 CS: 0	PA: 32																		
<b>PITCHER</b> Jose Santiago, R (1, 1) ERA: 3.44	IP 9.0	WLS W	BF 32	H 6	R 1	ER 1	SO 7	BB 0	IBB 0	HBP 0	BLK 0	WP 0	HR 1	S 46	P 46	ERA 1.00	WHIP 0.667						<b>PITCHER</b>	IP 9.0	WLS W	BF 32	H 6	R 1	ER 1	SO 7	BB 0	IBB 0	HBP 0	BLK 0	WP 0	HR 1	S 46	P 46	ERA 1.00	WHIP 0.667

Washington Senators @ Boston Red Sox  
 Fenway Park, Boston, MA  
 Fri Jun 24 1966, 7:05 PM EDT  
 Att. 14,413 - Unknown

livebaseballscorecards.com

AB 31  
 R 1  
 H 6  
 RBI 1  
 BB 0  
 SO 7  
 LOB 6





Batter	1	2	3	4	5	6	7	8	9
Rico Petrocelli, R (1, 6) Dalton Jones, L (8, 4) OBP: 0.286, SLG: 0.399 OBP: 0.280, SLG: 0.375	1-0 G4-6-3 HBP		0-0 3B 1B	0-3 K			0-3 K		
Joe Foy, R (1, 5) OBP: 0.323, SLG: 0.357	0-0 F8		0-0 F8		0-0 5-3		0-0 HR		
Carl Yastrzemski, L (1, 7) OBP: 0.333, SLG: 0.420	0-0 G4-6-3 1-2f		0-0 2B 3B		0-0 F8		0-0 F7		
Tony Conigliaro, R (1, 9) OBP: 0.313, SLG: 0.478		0-0 HR	0-3 K		0-0 F6		0-0 6-3		
George Scott, R (1, 3) OBP: 0.361, SLG: 0.576		0-0 6-3	0-0 2B		0-3 K		0-3 K		
Don Demeter, R (1, 8) OBP: 0.254, SLG: 0.463		0-0 6-3 2B	0-0 F8		0-3 K		0-0 G5-3 1B		
George Smith, R (1, 4) OBP: 0.289, SLG: 0.397 (8, 6)		0-0 6-3		0-0 F8		4-0 BB BB	0-0 1B		
Mike Ryan, R (1, 2) OBP: 0.238, SLG: 0.231		0-0 2B		4-0 FC1-6 BB		4-0 BB	0-0 G5-3		
Jose Santiago, R (1, 1) OBP: 0.143, SLG: 0.111		0-3 K		0-0 FC1-6		0-3 K			

AB	R	H	RBI	BB	SO	LOB
3	1	1	0	0	2	1
0	0	0	0	0	0	0
4	1	1	1	0	0	2
4	1	1	1	0	0	1
4	1	1	1	0	1	1
4	0	1	1	0	2	0
4	1	2	0	0	1	1
3	0	1	0	1	0	1
2	0	1	1	2	0	2
3	0	0	0	0	2	4

**Washington Senators @ Boston Red Sox**  
 Fenway Park, Boston, MA  
 Fri Jun 24 1966, 7:05 PM EDT  
 Att. 14,413 - Unknown

AB	31
R	5
H	9
RBI	5
BB	3
SO	8
LOB	13



Inning Stats	R: 0	H: 0	E: 0	K: 0	S: 2	LOB: 0	BB: 0	P: 3
R: 2	H: 3	E: 0	K: 1	S: 8	LOB: 1	BB: 0	P: 8	
R: 2	H: 3	E: 0	K: 1	S: 8	LOB: 1	BB: 0	P: 8	
R: 0	H: 0	E: 0	K: 1	S: 5	LOB: 1	BB: 1	P: 9	
R: 0	H: 0	E: 0	K: 0	S: 3	LOB: 0	BB: 0	P: 3	
R: 0	H: 0	E: 0	K: 3	S: 9	LOB: 2	BB: 2	P: 17	
R: 1	H: 1	E: 0	K: 1	S: 6	LOB: 0	BB: 0	P: 6	
R: 0	H: 2	E: 0	K: 1	S: 6	LOB: 1	BB: 0	P: 6	

PITCHER	IP	WLS	BF	H	R	ER	SO	BB	IBB	HBP	BLK	WP	HR	S	P	ERA	WHIP
Pete Richert, L (1, 1) ERA: 2.77	7.0	L	31	7	5	5	7	3	0	1	0	0	2	41	54	6.43	1.429
Mike McCormick, L (8, 1) ERA: 4.03	1.0		4	2	0	0	1	0	0	0	0	0	0	6	6	0.00	2.000

PITCHER	IP	WLS	BF	H	R	ER	SO	BB	IBB	HBP	BLK	WP	HR	S	P	ERA	WHIP

WP: 0	PA: 35
PB: 0	SB: 0
CS: 0	

Batter	1	2	3	4	5	6	7	8	9	AB	R	H	RBI	BB	SO	LOB	TOP					
<b>Don Blasingame, L</b> (1, 4) OBP: 0.315, SLG: 0.311	0-0 G3		0-0 1B	4-0 BB		0-0 F9		0-0 F8		4	0	1	0	1	0	2						
<b>Ken Harrelson, R</b> (1, 3) OBP: 0.308, SLG: 0.311	0-0 1B		0-0 F5	0-0 G6-4-3		0-0 F7		0-0 6-3		5	0	1	0	0	0	5						
<b>Don Lock, R</b> (1, 8) OBP: 0.353, SLG: 0.454	0-3 K		0-0 F8		0-0 PB BB 1B		0-0 HR		0-0 1B 2B 1B		5	2	3	1	0	1	2					
<b>Frank Howard, R</b> (1, 7) OBP: 0.342, SLG: 0.455	0-0 1-3		0-0 F4		0-3 K		0-0 5-3		0-0 2B 1B		5	0	1	0	0	1	3					
<b>Fred Valentine, S</b> (9, PR) OBP: 0.339, SLG: 0.425											0	0	0	0	0	0						
<b>Ken McMullen, R</b> (1, 5) OBP: 0.292, SLG: 0.343		0-0 2B 1B		0-0 SF9 1B		4-0 1-2 PB BB		0-3 K		0-0 1-3 2-H 2B		4	1	3	1	1	1					
<b>Willie Kirkland, L</b> (1, 9) OBP: 0.286, SLG: 0.258		0-0 F6		0-0 SF9 1B 2B		0-0 1-2 2-3 F7		0-3 K		4-0 IBB		4	1	1	0	1	1					
<b>Paul Casanova, R</b> (1, 2) OBP: 0.248, SLG: 0.391		0-0 1-3 2B		4-0 BB 1B BB		0-0 6-3		0-0 4-3		0-3 K		4	0	1	0	1	1					
<b>Ed Brinkman, R</b> (1, 6) OBP: 0.254, SLG: 0.305		0-3 K		0-0 SF9 2-3 3-H BB		4-0 BB		0-0 CS 1B		0-0 4-3		3	0	1	1	1	1					
<b>Dick Bosman, R</b> (1, 1) OBP: 0.286, SLG: 0.286		0-0 F3		0-0 1-2 3-H BB 1B		0-0 F6		4-0 1-2 BB				2	0	1	1	0	0					
<b>Dick Nen, L</b> (8, PH) OBP: 0.283, SLG: 0.289											1	0	0	0	0	0	1					
<b>Bob Humphreys, R</b> (6, 1) OBP: 0.750, SLG: 0.500											0	0	0	0	0	0	0					
<b>Jim King, L</b> (8, PH) OBP: 0.335, SLG: 0.397											0	0	0	0	1	0	0					
<b>Bob Saverine, S</b> (8, PR) OBP: 0.252, SLG: 0.291											0	0	0	0	0	0	0					
<b>Ron Kline, R</b> (8, 1) OBP: 0.400, SLG: 0.250											0	0	0	0	0	0	0					
<b>Inning Stats</b>	R: 0 E: 0 K: 1 S: 6	H: 1 LOB: 1 BB: 0 P: 6	R: 0 E: 0 K: 1 S: 7	H: 2 LOB: 2 BB: 0 P: 7	R: 0 E: 0 K: 0 S: 4	H: 1 LOB: 1 BB: 0 P: 4	R: 2 E: 0 K: 0 S: 5	H: 3 LOB: 2 BB: 2 P: 13	R: 0 E: 0 K: 1 S: 6	H: 1 LOB: 2 BB: 1 P: 10	R: 0 E: 0 K: 0 S: 3	H: 0 LOB: 1 BB: 1 P: 7	R: 1 E: 0 K: 2 S: 8	H: 1 LOB: 0 BB: 0 P: 8	R: 0 E: 0 K: 0 S: 3	H: 1 LOB: 1 BB: 1 P: 7	R: 1 E: 0 K: 1 S: 8	H: 3 LOB: 3 BB: 1 P: 12	1B: 9 2B: 3 3B: 0 HR: 1	SF: 1 SAC: 0 DP: 1 HBP: 0	WP: 0 PB: 1 SB: 0 CS: 1	PA: 44
<b>PITCHER</b>	IP	WLS	BF	H	R	ER	SO	BB	IBB	HBP	BLK	WP	HR	S	P	ERA	WHIP					
<b>Rollie Sheldon, R</b> (1, 1) ERA: 3.46	3.1		18	7	2	2	2	1	0	0	0	0	0	21	25	5.40	2.400					
<b>Darrell Brandon, R</b> (4, 1) ERA: 4.88	3.2		15	2	1	1	3	3	0	0	0	0	1	18	30	2.46	1.364					
<b>John Wyatt, R</b> (8, 1) ERA: 4.26	2.0	L	11	4	1	1	1	1	1	0	0	0	0	11	19	4.50	2.500					

Washington Senators @ Boston Red Sox  
Fenway Park, Boston, MA  
Sat Jun 25 1966, 3:33 AM EDT  
Att. 2,204 - Unknown

AB	37
R	4
H	13
RBI	4
BB	6
SO	6
LOB	28



Batter	1	2	3	4	5	6	7	8	9	AB	R	H	RBI	BB	SO	LOB
Rico Petrocelli, R OBP: 0.289, SLG: 0.426 (1, 6)	0-0 F3		0-0 HR		0-0 HR			0-0 F3		4	2	2	2	0	0	0
Joe Foy, R OBP: 0.326, SLG: 0.357 (1, 5)	4-0 FC4-6 BB		0-0 5-3		0-3 K			0-0 1B		3	0	1	0	1	1	0
Carl Yastrzemski, L OBP: 0.332, SLG: 0.418 (1, 7)	0-0 FC4-6 1-2f			0-0 4-3	0-0 2-3			0-0 1B		4	0	1	0	0	0	1
Tony Conigliaro, R OBP: 0.313, SLG: 0.477 Jose Tartabull, L OBP: 0.279, SLG: 0.280 (1, 9) (7, 8)	0-3 K			0-0 1B 1B 1B	0-3 K		0-3 K	0-0 G3		3	1	1	0	0	2	1
George Scott, R OBP: 0.356, SLG: 0.567 (1, 3)		0-3 K		0-3 K		0-3 K			0-0 F8	4	0	0	0	0	3	1
Don Demeter, R OBP: 0.254, SLG: 0.457 (1, 8) (7, 9)		0-0 5-3		0-0 1B 1-3 1B		0-0 5-3		0-3 K		4	0	1	0	0	1	0
George Smith, R OBP: 0.288, SLG: 0.393 (1, 4)		0-0 5-3		0-0 1-2 3-H 1B			0-3 K		0-0 4-3	4	0	1	1	0	1	0
Mike Ryan, R OBP: 0.233, SLG: 0.227 (1, 2)			0-0 F5	0-0 G1			0-0 6-3			3	0	0	0	0	0	2
Rollie Sheldon, R OBP: 0.115, SLG: 0.115 Darrell Brandon, R (4, 1) Lenny Green, L OBP: 0.324, SLG: 0.292 John Wyatt, R (8, 1)			0-0 4-3		0-3 K		0-0 4-3			1	0	0	0	0	0	0


Inning Stats	R: 0	H: 0	E: 0	K: 1	S: 5	LOB: 1	BB: 1	P: 9	R: 0	H: 0	E: 0	K: 1	S: 5	LOB: 0	BB: 0	P: 5	R: 1	H: 1	E: 0	K: 0	S: 4	LOB: 0	BB: 0	P: 4	R: 1	H: 3	E: 0	K: 1	S: 8	LOB: 2	BB: 0	P: 8	R: 1	H: 1	E: 0	K: 2	S: 8	LOB: 0	BB: 0	P: 8	R: 0	H: 0	E: 0	K: 2	S: 7	LOB: 0	BB: 0	P: 7	R: 0	H: 0	E: 0	K: 1	S: 5	LOB: 0	BB: 0	P: 5	R: 0	H: 2	E: 0	K: 0	S: 4	LOB: 1	BB: 0	P: 4	R: 0	H: 0	E: 0	K: 1	S: 5	LOB: 0	BB: 0	P: 5	R: 0	H: 0	E: 0	K: 1	S: 5	LOB: 0	BB: 0	P: 5
--------------	------	------	------	------	------	--------	-------	------	------	------	------	------	------	--------	-------	------	------	------	------	------	------	--------	-------	------	------	------	------	------	------	--------	-------	------	------	------	------	------	------	--------	-------	------	------	------	------	------	------	--------	-------	------	------	------	------	------	------	--------	-------	------	------	------	------	------	------	--------	-------	------	------	------	------	------	------	--------	-------	------	------	------	------	------	------	--------	-------	------

PITCHER	IP	WLS	BF	H	R	ER	SO	BB	IBB	HBP	BLK	WP	HR	S	P	ERA	WHIP
Dick Bosman, R ERA: 8.84 (1, 1)	5.0		21	5	3	3	5	1	0	0	0	0	2	30	34	5.40	1.200
Bob Humphreys, R ERA: 3.13 (6, 1)	2.0		6	0	0	0	3	0	0	0	0	0	0	12	12	0.00	0.000
Ron Kline, R ERA: 3.27 (8, 1)	2.0	W	7	2	0	0	1	0	0	0	0	0	0	9	9	0.00	1.000

**BOTTOM**

**Washington Senators @ Boston Red Sox**  
 Fenway Park, Boston, MA  
 Sat Jun 25 1966, 3:33 AM EDT  
 Att. 2,204 - Unknown

AB	33
R	3
H	7
RBI	3
BB	1
SO	9
LOB	6



WP	HR	S	P	ERA	WHIP
0	0	0	0	0	0

Batter	1	2	3	4	5	6	7	8	9	AB R H RBI BB SO LOB	TOP											
Don Blasingame, L (1, 4) OBP: 0.305, SLG: 0.299	0-0 F7		0-3 K		0-0 4-3		0-0 4-3		0-0 G3	5 0 0 0 0 1 3												
Ken Harrelson, R (1, 3) OBP: 0.310, SLG: 0.313	0-0 6-3			0-0 G6-4-3 1B	0-0 1B			0-0 F7	0-0 5-3	5 0 2 1 0 0 1												
Don Lock, R (1, 8) OBP: 0.351, SLG: 0.446	0-0 L8			0-0 G6-4-3 1-2f		0-3 K		4-0 HR BB		3 1 0 0 1 1 1												
Frank Howard, R (1, 7) OBP: 0.341, SLG: 0.451		0-0 6-3		0-0 1B		0-0 4-3		0-0 E6 HR		4 1 1 0 0 0 1												
Ken McMullen, R (1, 5) OBP: 0.288, SLG: 0.337		0-3 K		0-0 5-3		0-0 E6		0-0 F4		4 0 0 0 0 1 3												
Willie Kirkland, L (1, 9) OBP: 0.297, SLG: 0.333		0-0 G3			0-0 HR 2B	0-3 K		0-0 HR 1-H 2-H		4 2 2 3 0 1 1												
Paul Casanova, R (1, 2) OBP: 0.248, SLG: 0.409			0-0 F8		0-0 HR 2-H		0-0 L6	0-3 K		4 1 1 2 0 1 0												
Ed Brinkman, R (1, 6) OBP: 0.258, SLG: 0.316			0-0 SF9 3B		0-0 4-3 1B 1B		0-0 5-3		0-0 F3	4 2 2 0 0 0 0												
Phil Ortega, R (1, 1) OBP: 0.152, SLG: 0.069			0-0 SF9		0-0 F7		4-0 BB		0-0 G3 2B	0 0 0 1 0 0 0 1 0 0 0 0 0 0 1 0 1 0 0 0 1 0 1 0 0 0 0 0												
Dick Nen, L (5, PH) OBP: 0.282, SLG: 0.288																						
Diego Segui, R (5, 1) OBP: 0.200, SLG: 0.143																						
Bob Humphreys, R (5, 1) OBP: 0.750, SLG: 0.500																						
Dick Lines, R (5, 1)																						
Jim King, L (9, PH) OBP: 0.339, SLG: 0.408																						
<b>Inning Stats</b>	R: 0 E: 0 K: 0 S: 3	H: 0 LOB: 0 BB: 0 P: 3	R: 0 E: 0 K: 1 S: 5	H: 0 LOB: 0 BB: 0 P: 5	R: 1 E: 0 K: 1 S: 6	H: 1 LOB: 0 BB: 0 P: 6	R: 0 E: 0 K: 0 S: 4	H: 2 LOB: 1 BB: 0 P: 4	R: 3 E: 0 K: 0 S: 6	H: 4 LOB: 2 BB: 0 P: 6	R: 0 E: 1 K: 2 S: 8	H: 0 LOB: 1 BB: 0 P: 8	R: 0 E: 0 K: 0 S: 3	H: 0 LOB: 1 BB: 1 P: 7	R: 3 E: 1 K: 1 S: 7	H: 1 LOB: 0 BB: 1 P: 11	R: 0 E: 0 K: 0 S: 4	H: 1 LOB: 1 BB: 0 P: 4	1B: 4 2B: 2 3B: 1 HR: 2	SF: 1 SAC: 0 DP: 1 HBP: 0	WP: 0 PB: 0 SB: 0 CS: 0	PA: 38
<b>PITCHER</b>	IP WLS BF H R ER SO BB IBB HBP BLK WP HR S P ERA WHIP												<b>PITCHER</b>	IP WLS BF H R ER SO BB IBB HBP BLK WP HR S P ERA WHIP								
Jim Lonborg, R (1, 1) ERA: 4.58	5.0 W 20 7 4 4 2 0 0 0 0 0 0 1 24 24 7.20 1.400												Darrell Brandon, R (6, 1) ERA: 4.33	4.0 S 18 2 3 0 3 2 0 0 0 0 0 1 22 30 0.00 1.000								

Washington Senators @ Boston Red Sox  
 Fenway Park, Boston, MA  
 Sun Jun 26 1966, 3:33 AM EDT  
 Unknown

AB 35  
 R 7  
 H 9  
 RBI 7  
 BB 2  
 SO 5  
 LOB 11



Batter	1	2	3	4	5	6	7	8	9
Rico Petrocelli, R OBP: 0.295, SLG: 0.437 (1, 6)	4-0 WP 1B HR BB	0-0 4-3			HR			0-0 L3-1 2-3	
Jose Tartabull, L OBP: 0.283, SLG: 0.291 (1, 8)	0-0 F8		0-0 F3		2B 1B L1-3			0-0 2B 3-H	
Carl Yastrzemski, L OBP: 0.333, SLG: 0.421 (1, 7)	0-0 WP 1-2 HR 1B		0-0 F5		0-0 E 1-H 1B 2B	0-0 F7		0-3 K	
George Scott, R OBP: 0.350, SLG: 0.556 (1, 3)	0-0 F8 1-2 2-3		0-3 K		0-0 E3 FC1-5 1B 2-3	0-3 K		0-0	
Don Demeter, R OBP: 0.269, SLG: 0.485 George Thomas, R OBP: 0.312, SLG: 0.270 (1, 9) (7, 9)	4-0 HR BB			0-0 HR	0-0 BB FC1-5 1-2 2B 1B 3-H	0-0 F8			
Joe Foy, R OBP: 0.325, SLG: 0.368 (1, 5)	0-0 HR 1-H 2-H 3-H		0-0 L7		0-0 FC1-5 BB 1-2 2-3f 2B		0-0 6-3		
George Smith, R OBP: 0.287, SLG: 0.387 (1, 4)	0-0 F9		0-0 F8		4-0 1-2 2-3 2B BB		0-0 5-3		
Mike Ryan, R OBP: 0.240, SLG: 0.235 (1, 2)		0-0 F7		4-0 BB	0-0 1-H 2-H 3-H 1B 2B		0-3 K		
Jim Lonborg, R Dalton Jones, L OBP: 0.285, SLG: 0.380 Darrell Brandon, R OBP: 0.200, SLG: 0.400 (1, 1) (5, PH) (6, 1)		0-3 K		0-0 F8	0-0 2-H 1B		0-0 L3-1 2B 2B		


Inning Stats	R: 4 E: 0 K: 0 S: 5	H: 2 LOB: 0 BB: 2 P: 13	R: 0 E: 0 K: 1 S: 5	H: 0 LOB: 0 BB: 0 P: 5	R: 0 E: 0 K: 1 S: 5	H: 0 LOB: 0 BB: 0 P: 5	R: 1 E: 0 K: 0 S: 4	H: 1 LOB: 1 BB: 1 P: 8	R: 7 E: 1 K: 0 S: 9	H: 6 LOB: 1 BB: 1 P: 14	R: 0 E: 0 K: 1 S: 5	H: 0 LOB: 0 BB: 0 P: 5	R: 0 E: 0 K: 1 S: 5	H: 0 LOB: 0 BB: 0 P: 5	R: 1 E: 0 K: 1 S: 7	H: 2 LOB: 1 BB: 0 P: 7
--------------	------------------------------	----------------------------------	------------------------------	---------------------------------	------------------------------	---------------------------------	------------------------------	---------------------------------	------------------------------	----------------------------------	------------------------------	---------------------------------	------------------------------	---------------------------------	------------------------------	---------------------------------

PITCHER	IP	WLS	BF	H	R	ER	SO	BB	IBB	HBP	BLK	WP	HR	S	P	ERA	WHIP
Phil Ortega, R ERA: 3.36 (1, 1)	4.0	L	18	3	5	5	2	3	0	0	0	1	2	19	31	11.25	1.500
Diego Segui, R ERA: 4.94 (5, 1)	0.0		4	3	4	4	0	0	0	0	0	0	1	4	4	∞	∞
Bob Humphreys, R ERA: 3.66 (5, 1)	0.2		6	3	3	2	0	1	0	1	0	0	0	4	9	27.00	6.000
Dick Lines, L ERA: 3.06 (5, 1)	3.1		12	2	1	1	3	0	0	0	0	0	0	18	18	2.70	0.600

**BOTTOM**

**Washington Senators @ Boston Red Sox**  
 Fenway Park, Boston, MA  
 Sun Jun 26 1966, 3:33 AM EDT  
 Unknown

AB	35
R	13
H	11
RBI	13
BB	4
SO	5
LOB	11



1B: 4	SF: 0	WP: 1	PA: 40
2B: 4	SAC: 0	PB: 0	
3B: 0	DP: 0	SB: 0	
HR: 3	HBP: 1	CS: 0	

Batter	1	2	3	4	5	6	7	8	9	AB R H RBI BB SO LOB	TOP											
<b>Fred Valentine, S</b> OBP: 0.347, SLG: 0.447 (1, 7) X	0-0 4-3 1B 2B	0-0 1-H HR		4-0 CS BB		0-3 K		0-0 BB 1B		4 2 3 2 1 1 0												
<b>Ken McMullen, R</b> OBP: 0.290, SLG: 0.333 (1, 5) X	0-0 4-3 2-3	0-0 6-3		0-0 CS 1-2	4-0 HR BB	0-0 F8		4-0 1-2 BB		3 1 0 0 2 0 1												
<b>Ken Harrelson, R</b> OBP: 0.312, SLG: 0.328 (1, 3) X	0-0 S 1B 3-H		0-0 5-3		0-0 1-H HR	0-0 F2		0-0 G3		5 1 2 3 0 0 2												
<b>Don Lock, R</b> OBP: 0.357, SLG: 0.447 (1, 8) X	0-0 F8 1-2		0-0 1B SF7 1B		0-0 1B 3B 1B		4-0 FC5-4 BB		0-3 K	4 2 2 0 1 1 1												
<b>Willie Kirkland, L</b> OBP: 0.304, SLG: 0.338 (1, 9) X	0-0 F7		0-0 1B SF7 1B 1-3		0-0 1B 3B 1B 1-3		0-0 F9		0-3 K	5 1 2 0 0 1 2												
<b>Ken Hamlin, R</b> OBP: 0.294, SLG: 0.310 (1, 4)		0-0 1B FC6-4 1B		0-0 1-2 3B		0-0 F8		4-0 BB		3 1 2 3 1 0 1												
<b>Doug Camilli, R</b> OBP: 0.255, SLG: 0.330 (1, 2) X		0-0 1B FC6-4 1B 1-3		0-0 4-3		0-0 5-3		0-0 FC5-4 1-2f		5 0 1 0 0 0 4												
<b>Ed Brinkman, R</b> OBP: 0.257, SLG: 0.315 (1, 6) X		0-0 FC6-4 HR 1-2f 3-H		0-0 F3		0-3 K		0-0 1B		4 1 1 1 0 1 2												
<b>Jim Hannan, R</b> OBP: 0.125, SLG: 0.125 (1, 1)		0-3 K		0-0 F9		0-3 K		0-0 4-3		4 0 0 0 0 2 2												
<b>Casey Cox, R</b> (9, 1)										0 0 0 0 0 0 0												
<b>Inning Stats</b>	R: 1 E: 0 K: 0 S: 5	H: 2 LOB: 1 BB: 0 P: 5	R: 3 E: 0 K: 1 S: 8	H: 3 LOB: 0 BB: 0 P: 8	R: 1 E: 0 K: 0 S: 5	H: 2 LOB: 1 BB: 0 P: 5	R: 0 E: 0 K: 0 S: 2	H: 0 LOB: 0 BB: 1 P: 6	R: 4 E: 0 K: 2 S: 11	H: 4 LOB: 1 BB: 1 P: 15	R: 0 E: 0 K: 1 S: 5	H: 0 LOB: 0 BB: 0 P: 5	R: 0 E: 0 K: 0 S: 3	H: 0 LOB: 1 BB: 1 P: 7	R: 0 E: 0 K: 0 S: 4	H: 2 LOB: 2 BB: 1 P: 8	R: 0 E: 0 K: 2 S: 7	H: 0 LOB: 1 BB: 1 P: 11	1B: 9 2B: 1 3B: 1 HR: 2	SF: 1 SAC: 0 DP: 0 HBP: 0	WP: 0 PB: 0 SB: 1 CS: 1	PA: 44
<b>PITCHER</b>	IP WLS BF H R ER SO BB IBB HBP BLK WP HR S P ERA WHIP																					
<b>Dave Morehead, R</b> ERA: 4.58 (1, 1)	1.2 L 10 5 4 4 1 0 0 0 0 0 0 1 12 12 21.60 3.000																					
<b>Lee Stange, R</b> ERA: 5.68 (2, 1)	1.1 6 2 1 1 0 0 0 0 0 0 0 0 6 6 6.75 1.500																					
<b>Dan Osinski, R</b> ERA: 7.36 (4, 1)	1.0 3 0 0 0 0 1 0 0 0 0 0 0 2 6 0.00 1.000																					
<b>Bob Sadowski, R</b> ERA: 5.83 (5, 1)	0.0 4 3 4 4 0 1 0 0 0 0 0 1 3 7 ∞ ∞																					
<b>Dick Stigman, L</b> ERA: 4.85 (5, 1)	1.0 4 1 0 0 2 0 0 0 0 0 0 0 8 8 0.00 1.000																					
<b>PITCHER</b>	IP WLS BF H R ER SO BB IBB HBP BLK WP HR S P ERA WHIP																					
<b>Don McMahon, R</b> ERA: 3.13 (6, 1)	3.0 12 2 0 0 1 2 0 0 0 0 0 0 6 6 0.00 1.333																					
<b>John Wyatt, R</b> ERA: 4.13 (9, 1)	1.0 4 0 0 0 2 1 0 0 0 0 0 0 7 11 0.00 1.000																					

**Washington Senators @ Boston Red Sox**  
**Fenway Park, Boston, MA**  
 Sun Jun 26 1966, 3:38 AM EDT  
 Att. 9,474 - Unknown

[livebaseballscorecards.com](http://livebaseballscorecards.com)

<b>AB</b>	37
<b>R</b>	9
<b>H</b>	13
<b>RBI</b>	9
<b>BB</b>	5
<b>SO</b>	6
<b>LOB</b>	15



Batter	1	2	3	4	5	6	7	8	9	AB	R	H	RBI	BB	SO	LOB
Rico Petrocelli, R OBP: 0.300, SLG: 0.438 (1, 6)	0-0 F3 ①		0-0 F7 ②		4-0 1B BB		0-0 E6 1B		0-0 G4-3 1B	4	1	2	0	1	0	1
Jose Tartabull, L OBP: 0.280, SLG: 0.288 (1, 8)	0-3 K ②		0-0 L5 ③		0-0 1B 1-2		0-0 F8 ②		0-0 G4-3 ② ③ 1-2f	5	0	1	0	0	1	4
Carl Yastrzemski, L OBP: 0.339, SLG: 0.423 (1, 7)	0-0 1B			4-0 FC6-4 BB	0-0 1B 1-3 2-H		0-0 6-3 ③			3	0	2	1	1	0	1
George Scott, R OBP: 0.346, SLG: 0.548 (1, 3)	0-3 K ③			0-0 FC6-4 BB 1-2f	0-3 K ②			0-0 4-3 ①		4	1	0	0	0	2	4
Don Demeter, R OBP: 0.265, SLG: 0.477 Bob Sadowski, R OBP: 0.125, SLG: 0.125 Dick Stigman, R OBP: 0.253, SLG: 0.377 Dalton Jones, L OBP: 0.257, SLG: 0.167 Don McWilliam, R OBP: 0.257, SLG: 0.167 Eddie Kasko, R OBP: 0.257, SLG: 0.167 John Wyatt, R OBP: 0.257, SLG: 0.167 (1, 9) (5, 1) (5, 1) (5, PH) (6, 1) (8, PH) (9, 1)		0-3 K ①		0-3 K ②	0-0 4-3 ③			0-3 K ②		2	0	0	0	0	2	1
Joe Foy, R OBP: 0.327, SLG: 0.365 (1, 5)		0-3 K ②		4-0 1B BB 1-2		4-0 G5-4-3 BB		0-0 6-3 ③		2	0	0	0	2	1	0
George Smith, R OBP: 0.291, SLG: 0.395 (1, 4)		0-0 5-3 ③		0-0 FC6-4 1B 1-2 2-H		0-0 G5-4-3 ① ② 1-2f		0-0 1B 2B	4	1	2	1	0	0	1	
Bob Tillman, R OBP: 0.291, SLG: 0.297 (1, 2)			0-0 1B	0-0 FC6-4 1-2f		0-3 K ③		0-0 1B 1B 2-H	4	0	2	1	0	1	2	
Dave Morehead, R OBP: 0.667, SLG: 0.667 Lee Stange, R OBP: 0.083, SLG: 0.083 Lenny Green, L OBP: 0.321, SLG: 0.289 Dan Osinski, R OBP: 0.321, SLG: 0.289 George Thomas, R OBP: 0.300, SLG: 0.258 (1, 1) (2, 1) (3, PH) (4, 1) (5, 9)			0-3 K ①		0-0 F8 ①		0-0 1-3 ①		0-0 F3 ①	0	0	0	0	0	0	0

Inning Stats	R: 0	H: 1	E: 0	K: 2	S: 8	LOB: 1	BB: 0	P: 8	R: 0	H: 0	E: 0	K: 2	S: 7	LOB: 0	BB: 0	P: 7	R: 0	H: 1	E: 0	K: 1	S: 6	LOB: 1	BB: 0	P: 6	R: 1	H: 1	E: 0	K: 1	S: 6	LOB: 2	BB: 2	P: 14	R: 1	H: 2	E: 0	K: 1	S: 7	LOB: 2	BB: 1	P: 11	R: 0	H: 0	E: 0	K: 1	S: 4	LOB: 0	BB: 1	P: 8	R: 0	H: 1	E: 1	K: 0	S: 4	LOB: 1	BB: 0	P: 4	R: 0	H: 0	E: 0	K: 1	S: 5	LOB: 0	BB: 0	P: 5	R: 1	H: 3	E: 0	K: 0	S: 5	LOB: 1	BB: 0	P: 5	1B: 8	2B: 1	3B: 0	HR: 0	SF: 0	SAC: 0	DP: 2	HBP: 0	WP: 0	PB: 0	SB: 0	CS: 0	PA: 38
PITCHER	IP	WLS	BF	H	R	ER	SO	BB	IBB	HBP	BLK	WP	HR	S	P	ERA	WHIP																																																																				
Jim Hannan, R ERA: 6.1 (1, 1)	8.0	W	35	8	3	3	9	4	0	0	0	0	0	49	65	3.38	1.500																																																																				
Casey Cox, R ERA: 3.05 (9, 1)	1.0	S	3	1	0	0	0	0	0	0	0	0	0	3	3	0.00	1.000																																																																				

BOTTOM

Washington Senators @ Boston Red Sox  
Fenway Park, Boston, MA  
Sun Jun 26 1966, 3:38 AM EDT  
Att. 9,474 - Unknown

livebaseballscorecards.com

AB	34
R	3
H	9
RBI	3
BB	4
SO	9
LOB	18



Batter	1	2	3	4	5	6	7	8	9	AB R H RBI BB SO LOB	TOP											
Tom Tresh, S (1, 5) OBP: 0.350, SLG: 0.342	0-0 B3-1		4-0 L5-3 BB		0-0 1-2 1B			0-0 4-3		3 0 1 0 1 0 0												
Bobby Richardson, R (1, 4) OBP: 0.304, SLG: 0.332	4-0 HR BB		0-0 L5-3		0-0 L7			0-0 F7		3 1 0 0 1 0 3												
Mickey Mantle, S (1, 7) OBP: 0.360, SLG: 0.464	0-0 1-H HR			4-0 1B BB	0-3 K			0-0 HR		3 2 2 3 1 1 2												
Joe Pepitone, L (1, 3) OBP: 0.266, SLG: 0.424	0-0 G3			0-0 F8		0-0 F8		0-3 K		4 0 0 0 0 1 1												
Elston Howard, R (1, 2) OBP: 0.313, SLG: 0.389	0-0 6-3			0-3 K		0-3 K		0-3 K		4 0 0 0 0 3 1												
Roger Maris, L (1, 9)		0-0 F7		0-0 1-3 1B		0-0 F9		0-0 4-3		4 0 1 0 0 0 0												
Roy White, S (1, 8) OBP: 0.313, SLG: 0.380		0-0 F5		0-0 F4		0-0 F2		0-0 2B		4 0 1 0 0 0 2												
Dick Schofield, S (1, 6) OBP: 0.212, SLG: 0.103		0-3 K			0-0 FC1-6 1B		0-0 6-3		0-0 F5	4 0 1 0 0 1 1												
Al Downing, R (1, 1) OBP: 0.194, SLG: 0.233 Billy Bryan, L (7, PH) OBP: 0.184, SLG: 0.175 Pedro Ramos, S (7, 1) OBP: 0.167, SLG: 0.167			0-0 1-3		0-0 FC1-6 1B		0-0 F9			2 0 0 0 0 0 1 1 0 0 0 0 0 0 0 0 0 0 0 0 0												
<b>Inning Stats</b>	R: 2 E: 0 K: 0 S: 4	H: 1 LOB: 0 BB: 1 P: 8	R: 0 E: 0 K: 1 S: 5	H: 0 LOB: 0 BB: 0 P: 5	R: 0 E: 0 K: 0 S: 2	H: 0 LOB: 0 BB: 1 P: 6	R: 0 E: 0 K: 1 S: 6	H: 1 LOB: 2 BB: 1 P: 10	R: 0 E: 0 K: 1 S: 7	H: 2 LOB: 2 BB: 0 P: 7	R: 0 E: 0 K: 1 S: 5	H: 0 LOB: 0 BB: 0 P: 5	R: 0 E: 0 K: 0 S: 3	H: 0 LOB: 0 BB: 0 P: 3	R: 1 E: 0 K: 1 S: 6	H: 1 LOB: 0 BB: 0 P: 6	R: 0 E: 0 K: 1 S: 6	H: 1 LOB: 1 BB: 0 P: 6	1B: 3 2B: 2 3B: 0 HR: 2	SF: 0 SAC: 0 DP: 1 HBP: 0	WP: 0 PB: 0 SB: 0 CS: 0	PA: 35
<b>PITCHER</b> Jose Santiago, R (1, 1) ERA: 3.4	IP: 9.0 WLS: W BF: 35 H: 6 R: 3 ER: 3 SO: 6 BB: 3 IBB: 0 HBP: 0 BLK: 0 WP: 0 HR: 2 S: 44 P: 56 ERA: 3.00 WHIP: 1.000											<b>PITCHER</b>	IP: 9.0 WLS: W BF: 35 H: 6 R: 3 ER: 3 SO: 6 BB: 3 IBB: 0 HBP: 0 BLK: 0 WP: 0 HR: 2 S: 44 P: 56 ERA: 3.00 WHIP: 1.000									

**New York Yankees @ Boston Red Sox**  
 Fenway Park, Boston, MA  
 Tue Jun 28 1966, 7:05 PM EDT  
 Att. 14,922 - Unknown

[livebaseballscorecards.com](http://livebaseballscorecards.com)

<b>AB</b>	32
<b>R</b>	3
<b>H</b>	6
<b>RBI</b>	3
<b>BB</b>	3
<b>SO</b>	6
<b>LOB</b>	11





Batter	1	2	3	4	5	6	7	8	9
Rico Petrocelli, R OBP: 0.300, SLG: 0.435 (1, 6)	0-3 K ①		0-0 FC5-4 1B ②		0-0 F4 ①		0-0 F4 ②		
Joe Foy, R OBP: 0.326, SLG: 0.363 (1, 5)	0-0 4-3 E 1B ②		0-3 K ②		0-0 L9 ②		0-0 6-3 ③		
Carl Yastrzemski, L OBP: 0.334, SLG: 0.418 (1, 7)	0-0 4-3 1-3 ②		0-0 FC5-4 1-2f ③		0-0 FC4-6 1-2f ③			0-0 E3 WP 1B ②	
George Scott, R OBP: 0.341, SLG: 0.540 (1, 3)	0-3 K ③			0-0 6-3 ①		0-0 6-3 ①		0-3 K 1B 2-3 ②	
Don Demeter, R OBP: 0.264, SLG: 0.471 (1, 8)		0-0 F3 ①		0-0 E5 E ②		0-3 K ②		0-0 G6-4-3 1-2 3-H 1B ①	
George Thomas, R OBP: 0.310, SLG: 0.329 (1, 9)		0-0 F4 ②		0-0 E6 1-H SF8 2B ②		0-0 HR ③		0-3 K ①	
George Smith, R OBP: 0.286, SLG: 0.388 (1, 4)		0-0 F8 ③		0-0 SF8 3-H ③		0-0 F3 ③		0-0 G6-4-3 1-2f ② ③	
Mike Ryan, R OBP: 0.247, SLG: 0.263 (1, 2)			0-0 HR ①	0-0 6-3 ③			0-0 FC3-6 1B ①		
Jose Santiago, R OBP: 0.161, SLG: 0.133 (1, 1)			0-3 K ①		0-0 FC4-6 1B ①		0-0 FC3-6 1-2f ①		

Inning Stats	R: 0	H: 1	E: 1	LOB: 1	K: 2	BB: 0	S: 8	P: 8
	R: 0	H: 0	E: 0	LOB: 0	K: 0	BB: 0	S: 3	P: 3
	R: 1	H: 2	E: 0	LOB: 1	K: 2	BB: 0	S: 9	P: 9
	R: 2	H: 1	E: 2	LOB: 0	K: 0	BB: 0	S: 5	P: 5
	R: 0	H: 1	E: 0	LOB: 1	K: 0	BB: 0	S: 4	P: 4
	R: 1	H: 1	E: 0	LOB: 0	K: 1	BB: 0	S: 6	P: 6
	R: 0	H: 1	E: 0	LOB: 1	K: 0	BB: 0	S: 4	P: 4
	R: 1	H: 1	E: 1	LOB: 1	K: 2	BB: 0	S: 9	P: 9

PITCHER	IP	WLS	BF	H	R	ER	SO	BB	IBB	HBP	BLK	WP	HR	S	P	ERA	WHIP
Al Downing, L ERA: 3.32 (1, 1)	6.0	L	25	6	4	2	5	0	0	0	0	0	2	35	35	3.00	1.000
Pedro Ramos, R ERA: 3.75 (7, 1)	2.0		9	2	1	0	2	0	0	0	0	1	0	13	13	0.00	1.000

AB R H RBI BB SO LOB

4	0	1	0	0	1	2
4	0	1	0	0	1	3
4	1	0	0	0	0	3
4	0	0	0	0	2	2
4	1	1	1	0	1	0
4	2	2	2	0	1	2
3	0	0	1	0	0	2
3	1	2	1	0	0	0
3	0	1	0	0	1	1

1B: 5	SF: 1	WP: 1	PA: 34
2B: 1	SAC: 0	PB: 0	
3B: 0	DP: 1	SB: 0	
HR: 2	HBP: 0	CS: 0	

**New York Yankees @ Boston Red Sox**  
 Fenway Park, Boston, MA  
 Tue Jun 28 1966, 7:05 PM EDT  
 Att. 14,922 - Unknown

livebaseballscorecards.com

AB	33
R	5
H	8
RBI	5
BB	0
SO	7
LOB	15



Batter	1	2	3	4	5	6	7	8	9	AB R H RBI BB SO LOB	TOP											
Tom Tresh, S (1, 5) OBP: 0.347, SLG: 0.339	0-0 HR 1B	0-0 G3		0-0 F6		0-3 K			0-3 K	5 1 1 0 0 2 1												
Bobby Richardson, R (1, 4) OBP: 0.316, SLG: 0.358	0-0 HR 1B		0-0 HR	0-0 1B		0-0 2B			0-0 G6-4-3 1B	5 2 5 1 0 0 0												
Mickey Mantle, S (1, 7) OBP: 0.367, SLG: 0.500 Lou Clinton, R (6, 9) OBP: 0.303, SLG: 0.351	0-0 HR 1-H 2-H		0-0 HR	0-0 1B		0-3 K			0-0 G6-4-3 1-2f	4 2 3 4 0 1 1 1 0 0 0 0 0 1												
Joe Pepitone, L (1, 3) OBP: 0.266, SLG: 0.432	0-0 F8		0-0 HR	0-3 K					0-0 4-3	4 1 1 1 0 1 2												
Roger Maris, L (1, 9) OBP: 0.295, SLG: 0.358 Ray Barker, L (6, 3) OBP: 0.265, SLG: 0.467	0-0 4-3		0-0 1B		0-3 K				0-0 F7	3 0 1 0 0 1 0 1 0 0 0 0 0 0												
Elston Howard, R (1, 2) OBP: 0.311, SLG: 0.391	0-0 F9		0-0 L6		0-0 FC5 2B				0-0 L8	4 0 1 0 0 0 1												
Roy White, S (1, 8) OBP: 0.308, SLG: 0.373		0-0 F4	0-0 F6		0-0 L9				0-0 G3	4 0 0 0 0 0 2												
Dick Schofield, S (1, 6) OBP: 0.189, SLG: 0.091		0-0 L9	0-0 F8		0-0 FC5				0-0 G3	4 0 0 0 0 0 2												
Mel Stottlemyre, R (1, 1) OBP: 0.167, SLG: 0.150 Hal Reniff, R (7, 1) OBP: 0.300, SLG: 0.300		0-0 1B		0-3 K		0-0 F6			0-3 K	3 0 1 0 0 1 0 1 0 0 0 0 1 0												
<b>Inning Stats</b>	R: 3 E: 0 K: 0 S: 6	H: 3 LOB: 0 BB: 0 P: 6	R: 0 E: 0 K: 0 S: 4	H: 1 LOB: 1 BB: 0 P: 4	R: 3 E: 0 K: 0 S: 7	H: 4 LOB: 1 BB: 0 P: 7	R: 0 E: 0 K: 2 S: 9	H: 2 LOB: 2 BB: 0 P: 9	R: 0 E: 0 K: 1 S: 6	H: 1 LOB: 1 BB: 0 P: 6	R: 0 E: 0 K: 2 S: 8	H: 1 LOB: 1 BB: 0 P: 8	R: 0 E: 0 K: 0 S: 3	H: 0 LOB: 0 BB: 0 P: 3	R: 0 E: 0 K: 1 S: 5	H: 0 LOB: 0 BB: 0 P: 5	R: 0 E: 0 K: 1 S: 5	H: 1 LOB: 0 BB: 0 P: 5	1B: 7 2B: 2 3B: 0 HR: 4	SF: 0 SAC: 0 DP: 1 HBP: 0	WP: 0 PB: 0 SB: 0 CS: 0	PA: 39
<b>PITCHER</b>	IP WLS BF H R ER SO BB IBB HBP BLK WP HR S P ERA WHIP																			IP WLS BF H R ER SO BB IBB HBP BLK WP HR S P ERA WHIP		
Rollie Sheldon, R (1, 1) ERA: 3.9	2.0 L 12 6 5 5 0 0 0 0 0 0 3 12 12 22.50 3.000																			Dan Osinski, R (9, 1) ERA: 7.04		
Lee Stange, R (3, 1) ERA: 5.76	1.0 5 2 1 1 0 0 0 0 0 0 0 1 5 5 9.00 2.000																					
Dick Stigman, L (4, 1) ERA: 4.7	2.0 9 3 0 0 3 0 0 0 0 0 0 0 15 15 0.00 1.500																					
Don McMahon, R (6, 1) ERA: 3.03	1.0 4 1 0 0 2 0 0 0 0 0 0 0 8 8 0.00 1.000																					
John Wyatt, R (7, 1) ERA: 3.89	2.0 6 0 0 0 1 0 0 0 0 0 0 0 8 8 0.00 0.000																					

**New York Yankees @ Boston Red Sox**  
 Fenway Park, Boston, MA  
 Wed Jun 29 1966, 7:05 PM EDT  
 Att. 14,614 - Unknown - 86 F

AB	39
R	6
H	13
RBI	6
BB	0
SO	7
LOB	10



WP: 0	PA: 39
PB: 0	
SB: 0	
CS: 0	

1B: 7	SF: 0
2B: 2	SAC: 0
3B: 0	DP: 1
HR: 4	HBP: 0

BOTTOM

New York Yankees @ Boston Red Sox  
Fenway Park, Boston, MA  
Wed Jun 29 1966, 7:05 PM EDT  
Att: 14,614 - Unknown - 86 F

livebaseballscorecards.com

AB	38
R	5
H	11
RBI	5
BB	5
SO	9
LOB	22



WP:	1	PA:	43
PB:	0	SB:	0
CS:	0		

AB R H RBI BB SO LOB

3 1 1 1 2 1 1

5 1 1 0 0 2 3

4 0 1 1 1 1 4

5 0 1 2 0 2 2

5 0 2 0 0 1 2

5 0 1 0 0 1 5

4 2 2 0 1 1 1

3 0 0 0 1 0 3

1B:	5	SF:	0
2B:	6	SAC:	0
3B:	0	DP:	1
HR:	0	HBP:	0

Batter	1	2	3	4	5	6	7	8	9
Rico Petrocelli, R OBP: 0.305, SLG: 0.438 (1, 6)	4-0 BB 1-3 BB		0-0 6-3		4-0 BB 2B BB E	0-3 K		0-0 2B	
Joe Foy, R OBP: 0.324, SLG: 0.360 (1, 5)	0-3 K		0-3 K		0-0 2B BB E6 1-2 2-3		0-0 L9	0-0 1B G1-6-3	
Carl Yastrzemski, L OBP: 0.335, SLG: 0.419 (1, 7)	0-0 1-3 1-2			0-3 K	4-0 2B BB 1-2 2-3 3-H		0-0 1B 2B	0-0 G1-6-3 1-2f	
George Scott, R OBP: 0.339, SLG: 0.538 (1, 3)	0-3 K			0-3 K	0-0 2B 1-3 2-H 3-H		0-0 5-3		0-0 F9
Don Demeter, R OBP: 0.269, SLG: 0.468 (1, 8)		0-0 4-3		0-0 1B	0-3 K		0-0 1B 2-3		0-0 6-3
George Thomas, R OBP: 0.303, SLG: 0.333 (1, 9)		0-0 5-3		0-0 5-3	0-3 K		0-0 F2		0-0 WP 2B
George Smith, R OBP: 0.293, SLG: 0.396 (1, 4)		0-0 1B			0-0 2B 2B	0-3 K		4-0 1B 2B BB	0-0 F8 2-3
Mike Ryan, R OBP: 0.247, SLG: 0.258 (1, 2)		0-0 F4			0-0 F3	4-0 BB		0-0 L8	
Rolie Sheldon, R Lee Stange, R Jose Tartabull, L Dick Siegel, RF Lenny Green, L Don McKenro, R Dalton Jones, L John Wyatt, R Cassie Kasicki, R Dan Osmak, R			0-0 4-3		0-0 2B BB E 2-H	0-0 F9		0-0 1B 2B	

Inning Stats	R: 0 E: 0 K: 2 S: 7	H: 0 LOB: 1 BB: 1 P: 11	R: 0 E: 0 K: 0 S: 4	H: 1 LOB: 1 BB: 0 P: 4	R: 0 E: 0 K: 1 S: 5	H: 0 LOB: 0 BB: 0 P: 5	R: 0 E: 0 K: 2 S: 8	H: 1 LOB: 1 BB: 0 P: 8	R: 4 E: 1 K: 2 S: 11	H: 3 LOB: 2 BB: 2 P: 19	R: 0 E: 0 K: 2 S: 7	H: 0 LOB: 1 BB: 1 P: 11	R: 0 E: 0 K: 0 S: 5	H: 2 LOB: 2 BB: 0 P: 5	R: 1 E: 0 K: 0 S: 5	H: 3 LOB: 2 BB: 1 P: 9	R: 0 E: 0 K: 0 S: 4	H: 1 LOB: 1 BB: 0 P: 4	1B: 5 2B: 6 3B: 0 HR: 0	SF: 0 SAC: 0 DP: 1 HBP: 0	WP: 1 PB: 0 SB: 0 CS: 0	PA: 43
--------------	------------------------------	----------------------------------	------------------------------	---------------------------------	------------------------------	---------------------------------	------------------------------	---------------------------------	-------------------------------	----------------------------------	------------------------------	----------------------------------	------------------------------	---------------------------------	------------------------------	---------------------------------	------------------------------	---------------------------------	----------------------------------	------------------------------------	----------------------------------	--------

PITCHER	IP	WLS	BF	H	R	ER	SO	BB	IBB	HBP	BLK	WP	HR	S	P	ERA	WHIP
Mel Stottlemyre, R ERA: 2.71 (1, 1)	6.2	W	32	7	4	3	9	4	0	0	0	0	0	46	62	4.05	1.650
Hal Reniff, R ERA: 1.51 (7, 1)	2.1	S	11	4	1	1	0	1	0	0	0	1	0	10	14	3.86	2.143

Batter	1	2	3	4	5	6	7	8	9	AB R H RBI BB SO LOB	TOP																										
Tom Tresh, S OBP: 0.345, SLG: 0.333 (1, 5)	0-0 G3		0-3 K		0-0 F7		4-0 BB BB		0-0 4-3	4 0 0 0 1 1 1																											
Bobby Richardson, R OBP: 0.314, SLG: 0.355 (1, 4)	0-0 6-3		0-0 1-3		0-0 F8		0-0 F8		0-0 BB 1B	5 0 1 0 0 0 2																											
Mickey Mantle, S OBP: 0.372, SLG: 0.495 Roy White, S OBP: 0.306, SLG: 0.373 (1, 7) (9, PR)	0-0 F7		0-0 F9		4-0 BB		4-0 BB		4-0 BB BB	2 0 0 0 3 0 0 0 0 0 0 0 0 0																											
Joe Pepitone, L OBP: 0.269, SLG: 0.441 (1, 8)		1-0 2B 4-3 HBP		0-0 HR	0-0 F7		0-0 F4		0-0 G3	4 2 1 1 0 0 6																											
Billy Bryan, L OBP: 0.198, SLG: 0.214 Ray Barker, L OBP: 0.265, SLG: 0.467 (1, 3) (8, 3)		0-0 4-3 1-3 FC6-2-5 2B		0-0 F9		0-0 1B 2B		0-3 K		4 0 2 0 0 1 0 0 0 0 0 0 0 0																											
Lou Clinton, R OBP: 0.286, SLG: 0.328 (1, 9)		0-0 4-3		0-0 L6		0-0 F9		0-0 F9		4 0 0 1 0 0 2																											
Jake Gibbs, L OBP: 0.397, SLG: 0.463 (1, 2)		0-0 2-3 3-H FC6-2-5 BB		0-0 S 1B		0-0 1B		0-0 2B		4 0 3 0 0 0 1																											
Dick Schofield, S OBP: 0.195, SLG: 0.083 (1, 6)		4-0 1-2 BB		0-3 K		0-0 1-3		0-0 F6		3 0 0 0 1 1 3																											
Jim Bouton, R OBP: 0.143, SLG: 0.143 Dooley Womack, L OBP: 1.000, SLG: 1.000 Horace Clarke, S OBP: 0.250, SLG: 0.227 Hal Reniff, R OBP: 0.300, SLG: 0.300 Elston Howard, R OBP: 0.310, SLG: 0.389 (1, 1) (5, 1) (7, PH) (7, 1) (9, PH)		0-0 4-3			0-0 WP 1B		0-0 F5		0-0 6-3	2 0 1 0 0 0 2 0 0 0 0 0 0 0 1 0 0 0 0 0 0 0 0 0 0 0 0 0 1 0 0 0 0 0 0																											
<b>Inning Stats</b>	R: 0 E: 0 K: 0 S: 3	H: 0 LOB: 0 BB: 0 P: 3	R: 1 E: 0 K: 0 S: 4	H: 1 LOB: 2 BB: 1 P: 9	R: 0 E: 0 K: 1 S: 5	H: 0 LOB: 0 BB: 0 P: 5	R: 1 E: 0 K: 1 S: 7	H: 2 LOB: 1 BB: 0 P: 7	R: 0 E: 0 K: 0 S: 4	H: 1 LOB: 2 BB: 1 P: 8	R: 0 E: 0 K: 0 S: 4	H: 2 LOB: 1 BB: 0 P: 4	R: 0 E: 0 K: 0 S: 3	H: 0 LOB: 2 BB: 2 P: 11	R: 0 E: 0 K: 1 S: 6	H: 1 LOB: 1 BB: 0 P: 6	R: 0 E: 0 K: 0 S: 4	H: 1 LOB: 2 BB: 1 P: 8	1B: 4 2B: 3 3B: 0 HR: 1	SF: 0 SAC: 0 DP: 0 HBP: 1	WP: 1 PB: 0 SB: 1 CS: 0	PA: 40															
<b>PITCHER</b>	IP WLS BF H R ER SO BB IBB HBP BLK WP HR S P ERA WHIP																																				
Jim Lonborg, R ERA: 4.46 (1, 1)	6.0	26	6	2	2	2	2	2	0	1	0	1	1	27	36	3.00	1.333																				
Don McMahon, R ERA: 2.78 (7, 1)	3.0	W	14	2	0	0	1	3	0	0	0	0	0	13	25	0.00	1.667																				

**New York Yankees @ Boston Red Sox**  
Fenway Park, Boston, MA  
Thu Jun 30 1966, 7:05 PM EDT  
Att. 12,727 - Unknown

livebaseballscorecards.com

AB	34
R	2
H	8
RBI	2
BB	5
SO	3
LOB	17



Batter	1	2	3	4	5	6	7	8	9	AB	R	H	RBI	BB	SO	LOB
Rico Petrocelli, R <small>OBP: 0.308, SLG: 0.436</small>	0-0 L7		0-0 SH1-3		0-0 FC1-5 2B 1B	4-0 FC5-4 IBB		0-3 K2-3		3	1	1	0	1	1	0
Joe Foy, R <small>OBP: 0.325, SLG: 0.361</small>	0-0 1B		0-0 6-3		0-0 FC1-5 2B 1B	0-0 FC5-4		0-0 1B		5	1	2	0	0	0	6
Carl Yastrzemski, L <small>OBP: 0.339, SLG: 0.427</small>	0-0 F9		4-0 BB		0-0 1B 2B		0-0 1B 2B	0-0 6-3		4	1	2	1	1	0	2
George Scott, R <small>OBP: 0.338, SLG: 0.534</small>	0-3 K		0-0 5-3		0-0 L4-3 1B		0-0 E6 1B			4	0	1	1	0	1	4
Don Demeter, R <small>OBP: 0.275, SLG: 0.469</small>		0-3 K		0-0 L4-3 1B		0-0 L4-3 1B		0-0 1B		4	0	2	1	0	1	2
George Thomas, R <small>OBP: 0.312, SLG: 0.325</small>		4-0 BB		0-0 G6-4-3 1B		1-0 3-1 1B HBP		0-3 K		2	0	0	0	1	1	3
George Smith, R <small>OBP: 0.292, SLG: 0.393</small>		0-3 K		0-0 E8 1B		0-0 L8		0-3 K		4	0	1	0	0	2	4
Mike Ryan, R <small>OBP: 0.247, SLG: 0.258</small>		0-0 4-3		0-0 6-3		0-0 3-1 1B		0-0 F9		4	0	1	0	0	0	4
Jim Lonborg, R <small>OBP: 0.074, SLG: 0.077</small>			0-0 SH1-3 2B		0-0 FC1-5 1B	0-0 3-1		0-3 K		2	0	1	0	0	0	0
Dalton Jones, L <small>OBP: 0.279, SLG: 0.371</small>										1	0	0	0	0	0	2
Don McMahon, R										1	0	0	0	0	1	0

Inning Stats	R: 0	H: 1	E: 0	K: 1	S: 6	LOB: 1	BB: 0	P: 6	R: 0	H: 0	E: 0	K: 2	S: 7	LOB: 1	BB: 1	P: 11	R: 0	H: 1	E: 0	K: 0	S: 4	LOB: 2	BB: 1	P: 8	R: 0	H: 2	E: 1	K: 0	S: 4	LOB: 1	BB: 0	P: 4	R: 2	H: 3	E: 1	K: 0	S: 6	LOB: 1	BB: 0	P: 6	R: 0	H: 1	E: 0	K: 2	S: 4	LOB: 3	BB: 1	P: 9	R: 1	H: 2	E: 1	K: 2	S: 10	LOB: 2	BB: 0	P: 10	R: 0	H: 1	E: 0	K: 2	S: 8	LOB: 1	BB: 0	P: 8
--------------	------	------	------	------	------	--------	-------	------	------	------	------	------	------	--------	-------	-------	------	------	------	------	------	--------	-------	------	------	------	------	------	------	--------	-------	------	------	------	------	------	------	--------	-------	------	------	------	------	------	------	--------	-------	------	------	------	------	------	-------	--------	-------	-------	------	------	------	------	------	--------	-------	------

PITCHER	IP	WLS	BF	H	R	ER	SO	BB	IBB	HBP	BLK	WP	HR	S	P	ERA	WHIP
Jim Bouton, R <small>ERA: 3.29</small>	(1, 1)		4.1	7	2	1	3	2	0	0	0	0	0	26	34	2.08	2.077
Dooley Womack, R <small>ERA: 4.15</small>	(5, 1)		1.2	7	1	0	0	0	1	1	0	0	0	5	10	0.00	0.600
Hal Reniff, R <small>ERA: 1.65</small>	(7, 1)	L	2.0	10	3	1	4	0	0	0	0	0	0	18	18	4.50	1.500

BOTTOM

New York Yankees @ Boston Red Sox  
Fenway Park, Boston, MA  
Thu Jun 30 1966, 7:05 PM EDT  
Att. 12,727 - Unknown

AB	34
R	3
H	11
RBI	3
BB	3
SO	7
LOB	27

1B	8	SF	0	WP	0	PA	39
2B	4	SAC	1	PB	0		
3B	0	DP	2	SB	0		
HR	0	HBP	1	CS	0		



Batter	1	2	3	4	5	6	7	8	9	10	11	12	13	AB R H RBI BB SO LOB	TOP															
Rico Petrocelli, R OBP: 0.302, SLG: 0.428 (1, 6)	L5		5-3		F6			F2			K			5 0 0 0 0 1 3	<b>Boston Red Sox @ Chicago White Sox</b> Comiskey Park, Chicago, IL Fri Jul 01 1966, 8:05 PM EDT Att. 18,788 - Unknown <a href="http://livebaseballscorecards.com">livebaseballscorecards.com</a>															
Joe Foy, R OBP: 0.319, SLG: 0.353 (1, 5)	6-3			E6		5-3		F8			K			5 0 0 0 0 1 1																
Carl Yastrzemski, L OBP: 0.334, SLG: 0.419 (1, 7)	F6			K		G3					4-3			5 0 0 0 0 1 1																
George Scott, R OBP: 0.332, SLG: 0.524 (1, 3)		K		G5-4-3		5-3		F8				5-3		5 0 0 0 0 1 1																
Don Demeter, R OBP: 0.279, SLG: 0.467 (1, 8)					K		1-3					5-3		5 0 2 0 0 1 0																
George Thomas, R OBP: 0.306, SLG: 0.309 (1, 9)					E 1B BB		F8		FC5-4 1B			F9		4 1 0 0 1 0 2																
George Smith, R OBP: 0.286, SLG: 0.383 (1, 4)					E6 1B 1-2		F8				4-3		F9	5 0 0 0 0 0 2																
Mike Ryan, R OBP: 0.251, SLG: 0.262 (1, 2)			3-1								5-3		F6	5 0 2 1 0 0 0																
Darrell Brandon, R OBP: 0.143, SLG: 0.286 John Wyatt, R (8, 1)													F6	2 0 0 0 0 1 2																
Dalton Jones, L OBP: 0.277, SLG: 0.368 Lee Stange, R OBP: 0.083, SLG: 0.083 (13, 1)			K		5-3			SH1-4 1B			G1		F6	1 0 0 0 0 0 0 1 0 0 0 0 0 0 0 0 0 0 0 0 0																
<b>Inning Stats</b>	R: 0 E: 0 K: 0 S: 3	H: 0 LOB: 0 BB: 0 P: 3	R: 0 E: 0 K: 1 S: 6	H: 1 LOB: 1 BB: 0 P: 6	R: 0 E: 0 K: 1 S: 5	H: 0 LOB: 0 BB: 0 P: 5	R: 0 E: 1 K: 0 S: 5	H: 0 LOB: 0 BB: 0 P: 5	R: 1 E: 1 K: 1 S: 7	H: 1 LOB: 2 BB: 1 P: 11	R: 0 E: 0 K: 0 S: 3	H: 0 LOB: 0 BB: 0 P: 3	R: 0 E: 0 K: 0 S: 4	H: 1 LOB: 1 BB: 0 P: 4		R: 0 E: 0 K: 0 S: 4	H: 1 LOB: 1 BB: 0 P: 4	R: 0 E: 0 K: 2 S: 7	H: 0 LOB: 0 BB: 0 P: 7	R: 0 E: 0 K: 0 S: 3	H: 0 LOB: 0 BB: 0 P: 3	R: 0 E: 0 K: 0 S: 3	H: 0 LOB: 0 BB: 0 P: 3	1B: 4 2B: 0 3B: 0 HR: 0	SF: 0 SAC: 1 DP: 1 HBP: 0	WP: 0 PB: 0 SB: 0 CS: 0	PA: 45			
<b>PITCHER</b>																														
John Buzhardt, R ERA: 3.14 (1, 1)	IP: 8.0	WLS: 29	BF: 29	H: 3	R: 1	ER: 0	SO: 4	BB: 1	IBB: 0	HBP: 0	BLK: 0	WP: 0	HR: 0	S: 36		P: 40	ERA: 0.00	WHIP: 0.500												
Bob Locker, R ERA: 1.51 (9, 1)	IP: 5.0	WLS: 16	BF: 16	H: 1	R: 0	ER: 0	SO: 2	BB: 0	IBB: 0	HBP: 0	BLK: 0	WP: 0	HR: 0	S: 20	P: 20	ERA: 0.00	WHIP: 0.200													





Batter	1	2	3	4	5	6	7	8	9	AB R H RBI BB SO LOB	TOP																			
Rico Petrocelli, R (1, 6) OBP: 0.298, SLG: 0.422	0-3 K		0-0 5-3			0-0 F9		0-0 G5-4-3		4 0 0 0 0 1 3																				
Joe Foy, R (1, 5) OBP: 0.318, SLG: 0.349	0-0 5-3			0-0 6-3		0-0 6-3		4-0 BB		3 0 0 0 1 0 0																				
Carl Yastrzemski, L (1, 7) OBP: 0.333, SLG: 0.417	0-0 6-3			0-0 FC5-4 1B		0-0 G3		0-0 G3		4 0 1 0 0 0 2																				
Don Demeter, R (1, 8) OBP: 0.278, SLG: 0.461		0-0 6-3		0-3 K		0-0 FC5-4 1B		0-0 6-3		4 0 1 0 0 1 1																				
George Scott, R (1, 3) OBP: 0.328, SLG: 0.517		0-0 5-3		0-0 FC5-4		0-0 FC5-4 6-3		0-3 K		4 0 0 0 0 1 2																				
George Thomas, R (1, 9) OBP: 0.314, SLG: 0.329		0-3 K			0-0 3-1 2B		0-0 6-3		0-0 1B	4 0 2 0 0 1 1																				
George Smith, R (1, 4) OBP: 0.281, SLG: 0.376			0-0 1-3		0-3 K		0-0 F5		0-0 4-3	4 0 0 0 0 1 3																				
Mike Ryan, R (1, 2) OBP: 0.253, SLG: 0.263			0-0 F2		0-0 3-1			0-0 G5-4-3 WP 1B		3 0 1 0 0 0 1																				
Jose Santiago, R (1, 1) OBP: 0.186, SLG: 0.161 Dan Osinski, R (3, 1) Lenny Green, L (5, PH) Bob Sadowski, R (5, 1) Dalton Jones, L (8, PH) Dave Morehead, R (8, 1) OBP: 0.282, SLG: 0.368 OBP: 0.667, SLG: 0.667			0-0 1B		0-0 1-3			4-0 G5-4-3 BB		1 0 1 0 0 0 0 0 0 0 0 0 0 0 1 0 0 0 0 0 1 0 0 0 0 0 0 0 0 0 0 0 1 0 0 0 0 0 0 0 0 0																				
<b>Inning Stats</b>	R: 0 E: 0 K: 1 S: 5	H: 0 LOB: 0 BB: 0 P: 5	R: 0 E: 0 K: 1 S: 5	H: 0 LOB: 0 BB: 0 P: 5	R: 0 E: 0 K: 0 S: 4	H: 1 LOB: 1 BB: 0 P: 4	R: 0 E: 0 K: 1 S: 6	H: 1 LOB: 1 BB: 0 P: 6	R: 0 E: 0 K: 0 S: 3	H: 0 LOB: 0 BB: 0 P: 3	R: 0 E: 0 K: 0 S: 4	H: 1 LOB: 1 BB: 0 P: 4	R: 0 E: 0 K: 0 S: 3	H: 1 LOB: 2 BB: 2 P: 11	R: 0 E: 0 K: 1 S: 6	H: 1 LOB: 1 BB: 0 P: 6	1B: 5 2B: 1 3B: 0 HR: 0	SF: 0 SAC: 0 DP: 1 HBP: 0	WP: 1 PB: 0 SB: 0 CS: 0	PA: 34										
<b>PITCHER</b> Joe Horlen, R (1, 1) ERA: 2.07	IP 9.0	WLS W	BF 34	H 6	R 0	ER 0	SO 5	BB 2	IBB 0	HBP 0	BLK 0	WP 1	HR 0	S 42	P 50	ERA 0.00	WHIP 0.889													
											<b>PITCHER</b>	IP	WLS	BF	H	R	ER	SO	BB	IBB	HBP	BLK	WP	HR	S	P	ERA	WHIP		

**Boston Red Sox @ Chicago White Sox**  
Comiskey Park, Chicago, IL  
Sat Jul 02 1966, 4:33 AM EDT  
Att. 13,805 - Unknown

livebaseballscorecards.com

AB	32
R	0
H	6
RBI	0
BB	2
SO	5
LOB	14





Batter	1	2	3	4	5	6	7	8	9
Don Buford, S OBP: 0.317, SLG: 0.335 (1, 5) X	0-0 G3	0-0 CS 1B			4-0 SH1-4 BB		0-0 E3 CS 1B		
Tommie Agee, R OBP: 0.327, SLG: 0.418 (1, 8) X	0-0 6-3 1B	0-0 CS	0-0 HR		0-0 SH1-4		0-0 SH1-3		
Tom McCraw, L OBP: 0.309, SLG: 0.352 (1, 3) X	0-0 6-3		0-0 3-1		0-0 5-3		0-0 SH CS		
Floyd Robinson, L OBP: 0.349, SLG: 0.368 (1, 9) X	0-0 1B		4-0 G4-6-3 BB		0-0 5-3		0-0 F3		
J.C. Martin, L OBP: 0.351, SLG: 0.408 (1, 2) S S S	0-3 K		0-0 G4-6-3			0-0 G3		4-0 5-3 SH1-3 BB	
Jerry Adair, R OBP: 0.309, SLG: 0.333 (1, 4) X		0-0 SH1-3 HR 2B		0-0 6-3		0-0 5-3		0-0 SH1-3	
Ken Berry, R OBP: 0.296, SLG: 0.397 (1, 7) X		0-0 SH1-3		0-3 K		0-0 1B		0-0 5-3	
Lee Elia, R OBP: 0.261, SLG: 0.352 (1, 6) X		0-0 HR		0-0 F2		0-0 F4		0-0 L5	
Joe Herten, R OBP: 0.138, SLG: 0.107 (1, 1) X		0-0 4-3			0-0 SH1-4 BB 1B		0-0 E 1B SH 1B		

Inning Stats	R: 1	H: 2	E: 0	K: 1	S: 7	LOB: 1	BB: 0	P: 7
	R: 2	H: 3	E: 0	K: 0	S: 5	LOB: 0	BB: 0	P: 5
	R: 1	H: 1	E: 0	K: 0	S: 3	LOB: 0	BB: 1	P: 7
	R: 0	H: 0	E: 0	K: 1	S: 5	LOB: 0	BB: 0	P: 5
	R: 0	H: 1	E: 0	K: 0	S: 4	LOB: 2	BB: 1	P: 8
	R: 0	H: 1	E: 0	K: 0	S: 4	LOB: 1	BB: 0	P: 4
	R: 2	H: 2	E: 2	K: 0	S: 5	LOB: 0	BB: 0	P: 5
	R: 0	H: 0	E: 0	K: 0	S: 3	LOB: 1	BB: 1	P: 7

PITCHER	IP	WLS	BF	H	R	ER	SO	BB	IBB	HBP	BLK	WP	HR	S	P	ERA	WHIP
Jose Santiago, R ERA: 3.7 (1, 1)	2.1	L	13	6	4	4	1	1	0	0	0	0	2	14	18	15.43	3.000
Dan Osinski, R ERA: 6.57 (3, 1)	1.2		4	0	0	0	1	0	0	0	0	0	0	6	6	0.00	0.000
Bob Sadowski, R ERA: 5.57 (5, 1)	3.0		14	4	2	1	0	1	0	0	0	0	0	13	17	3.00	1.667
Dave Morehead, R ERA: 4.35 (8, 1)	1.0		4	0	0	0	0	1	0	0	0	0	0	3	7	0.00	1.000

AB R H RBI BB SO LOB

3	1	2	0	1	0	0
2	2	2	1	0	0	0
3	0	0	1	0	0	3
3	0	1	1	1	0	3
3	0	0	0	1	1	2
3	1	1	0	0	0	0
3	0	1	0	0	1	1
4	1	1	2	0	0	2
3	1	2	0	0	0	0

AB	R	H	RBI	BB	SO	LOB
27	6	10	5	3	2	11

WP: 0 PA: 36  
PB: 0  
SB: 2  
CS: 3

**Boston Red Sox @ Chicago White Sox**  
Comiskey Park, Chicago, IL  
Sat Jul 02 1966, 4:33 AM EDT  
Att. 13,805 - Unknown

livebaseballscorecards.com



Batter	1	2	3	4	5	6	7	8	9	AB R H RBI BB SO LOB	TOP
--------	---	---	---	---	---	---	---	---	---	----------------------	-----

<b>Rico Petrocelli, R</b> (1, 6) OBP: 0.297, SLG: 0.418 F7 0-0			<b>F7</b> 0-0		<b>K</b> 0-3		<b>1B</b> 0-0		<b>F8</b> 0-0	5 1 1 0 0 1 1
<b>Jose Tartabull, L</b> (1, 8) OBP: 0.282, SLG: 0.296 2B 0-0			<b>4-3</b> 0-0		<b>F6</b> 0-0		<b>1B</b> 0-0		<b>FC6-4</b> 0-0	5 1 2 1 0 0 1
<b>Carl Yastrzemski, L</b> (1, 7) OBP: 0.340, SLG: 0.425 BB 4-0			<b>BB</b> 0-0		<b>2B</b> 0-0		<b>1B</b> 0-0		<b>F7</b> 0-0	4 1 3 1 1 0 1
<b>George Scott, R</b> (1, 3) OBP: 0.330, SLG: 0.515 <b>K</b> 0-3			<b>1B</b> 4-0		<b>BB</b> 1-2		<b>2B</b> 1-0		<b>SF8</b> 0-0	1 0 0 1 1 1 2
<b>George Thomas, R</b> (1, 9) OBP: 0.302, SLG: 0.315 <b>F8</b> 0-0			<b>6-3</b> 0-0		<b>K</b> 0-3		<b>1-3</b> 0-0			4 0 0 0 0 1 6
<b>Joe Foy, R</b> (1, 5) OBP: 0.314, SLG: 0.344 <b>F7</b> 0-0			<b>K</b> 0-3		<b>G5-3</b> 0-0		<b>5-3</b> 0-0			4 0 0 0 0 1 2
<b>George Smith, R</b> (1, 4) OBP: 0.284, SLG: 0.375 <b>BB</b> 4-0			<b>F3</b> 0-0				<b>1B</b> 0-0		<b>K</b> 0-3	3 1 1 0 1 1 0
<b>Mike Ryan, R</b> (1, 2) OBP: 0.247, SLG: 0.257 <b>K</b> 0-3			<b>F8</b> 0-0				<b>1B</b> 0-0		<b>K</b> 0-3	4 1 0 0 0 2 2
<b>Rollie Sheldon, R</b> (1, 1) OBP: 0.107, SLG: 0.107 <b>Dalton Jones, L</b> (7, PH) OBP: 0.280, SLG: 0.366 <b>Don McMahon, R</b> (7, 1)			<b>K</b> 0-3		<b>6-3</b> 0-0		<b>3-1</b> 0-0		<b>BB</b> 4-0	2 0 0 0 0 1 1 1 0 0 1 0 0 1 0 0 0 0 1 0 0

<b>Inning Stats</b>	R: 0 H: 1 E: 0 LOB: 2 K: 1 BB: 1 S: 6 P: 10	R: 0 H: 0 E: 0 LOB: 1 K: 2 BB: 1 P: 11	R: 0 H: 1 E: 0 LOB: 2 K: 0 BB: 1 P: 8	R: 0 H: 0 E: 0 LOB: 0 K: 1 BB: 0 P: 5	R: 0 H: 0 E: 0 LOB: 0 K: 1 BB: 0 P: 5	R: 0 H: 1 E: 0 LOB: 1 K: 1 BB: 0 P: 6	R: 5 H: 4 E: 2 LOB: 0 K: 0 BB: 0 P: 8	R: 0 H: 0 E: 0 LOB: 0 K: 2 BB: 0 P: 7	R: 0 H: 0 E: 0 LOB: 1 K: 0 BB: 1 P: 7	1B: 5 SF: 1 2B: 2 SAC: 0 3B: 0 DP: 1 HR: 0 HBP: 1	WP: 1 PA: 39 PB: 0 SB: 0 CS: 0
---------------------	---	--	---------------------------------------	---------------------------------------	---------------------------------------	---------------------------------------	---------------------------------------	---------------------------------------	---------------------------------------	---	--------------------------------

<b>PITCHER</b>	IP	WLS	BF	H	R	ER	SO	BB	IBB	HBP	BLK	WP	HR	S	P	ERA	WHIP
<b>Jack Lamabe, R</b> (1, 1) ERA: 2.83	5.0		20	2	0	0	5	3	0	0	0	0	0	27	39	0.00	1.000
<b>Bob Locker, R</b> (6, 1) ERA: 1.77	1.1	L	9	4	4	2	1	0	0	1	0	0	0	10	11	13.50	3.000
<b>Hoyt Wilhelm, R</b> (7, 1) ERA: 3.38	0.2		3	1	1	0	0	0	0	0	0	1	0	3	3	0.00	1.500
<b>Dennis Higgins, R</b> (8, 1) ERA: 2.82	2.0		7	0	0	0	2	1	0	0	0	0	0	10	14	0.00	0.500

**Boston Red Sox @ Chicago White Sox**  
 Comiskey Park, Chicago, IL  
 Sun Jul 03 1966, 4:33 AM EDT  
 Unknown

<b>AB</b>	33
<b>R</b>	5
<b>H</b>	7
<b>RBI</b>	4
<b>BB</b>	4
<b>SO</b>	8
<b>LOB</b>	17



[livebaseballscorecards.com](http://livebaseballscorecards.com)

Batter	1	2	3	4	5	6	7	8	9	AB R H RBI BB SO LOB
Don Buford, S (1, 5) OBP: 0.316, SLG: 0.333	0-0 F8			0-3 K		0-0 SH3-4	0-0 1B		0-3 K	4 0 1 0 0 2 1
Tommie Agee, R (1, 8) OBP: 0.326, SLG: 0.426	0-0 4-3			0-3 K		0-0 HR	0-0 3-1			4 1 1 2 0 1 2
Tom McCraw, L (1, 3) OBP: 0.308, SLG: 0.355	0-0 3-1			0-0 2B		0-0 6-3		0-0 E5		4 0 1 0 0 0 0
Floyd Robinson, L (1, 9) OBP: 0.347, SLG: 0.363		0-0 G3		0-0 F4		4-0 BB		0-0 3-1		3 0 0 0 1 0 2
J.C. Martin, L (1, 2) OBP: 0.347, SLG: 0.396		0-0 F8			0-0 F8	4-0 BB		0-0 3-1		3 0 0 0 1 0 1
Jerry Adair, R (1, 4) OBP: 0.300, SLG: 0.323 (8, 6)		0-3 K			0-0 5-3	0-0 4-3		0-0 5-3		4 0 0 0 0 1 3
Ken Berry, R (1, 7) OBP: 0.301, SLG: 0.400			0-0 G6-4-3		0-0 1B		0-3 K		0-3 K	4 0 2 0 0 2 0
Lee Elia, R (1, 6) Wayne Causey, L (7, PH) OBP: 0.257, SLG: 0.346 OBP: 0.300, SLG: 0.219 (8, 4)			0-0 G6-4-3		0-0 F5		0-0 F7		0-0 1B	2 0 0 0 0 0 2 2 0 1 0 0 0 0
Jack Lamabe, R (1, 1) Bob Locker, S (6, 1) Hoyt Wilhelm, R (7, 1) Gene Freese, R (7, PH) Joe Horlen, R (7, PR) Dennis Higgins, R (8, 1) Smoky Burgess, L (9, PH) OBP: 0.136, SLG: 0.107 OBP: 0.250, SLG: 0.143 OBP: 0.371, SLG: 0.310			0-0 1-3		0-0 SH3-4	1-0 1B		0-3 K		1 0 0 0 0 0 0 0 1 1 0 1 0 0 0 0 0 1


Inning Stats	R: 0	H: 0	E: 0	K: 0	S: 3	LOB: 0	BB: 0	P: 3	R: 0	H: 0	E: 0	K: 1	S: 5	LOB: 0	BB: 0	P: 5	R: 0	H: 1	E: 0	K: 0	S: 3	LOB: 0	BB: 0	P: 3	R: 0	H: 1	E: 0	K: 2	S: 8	LOB: 1	BB: 0	P: 8	R: 0	H: 1	E: 0	K: 0	S: 4	LOB: 1	BB: 0	P: 4	R: 2	H: 2	E: 0	K: 1	S: 5	LOB: 2	BB: 2	P: 13	R: 0	H: 1	E: 0	K: 1	S: 6	LOB: 2	BB: 0	P: 7	R: 0	H: 0	E: 1	K: 0	S: 4	LOB: 1	BB: 0	P: 4	R: 0	H: 1	E: 0	K: 3	S: 10	LOB: 1	BB: 0	P: 10	1B: 5	SF: 0	2B: 1	SAC: 1	3B: 0	DP: 1	HR: 1	HBP: 1	WP: 0	PA: 37
--------------	------	------	------	------	------	--------	-------	------	------	------	------	------	------	--------	-------	------	------	------	------	------	------	--------	-------	------	------	------	------	------	------	--------	-------	------	------	------	------	------	------	--------	-------	------	------	------	------	------	------	--------	-------	-------	------	------	------	------	------	--------	-------	------	------	------	------	------	------	--------	-------	------	------	------	------	------	-------	--------	-------	-------	-------	-------	-------	--------	-------	-------	-------	--------	-------	--------

PITCHER	IP	WLS	BF	H	R	ER	SO	BB	IBB	HBP	BLK	WP	HR	S	P	ERA	WHIP
Rollie Sheldon, R (1, 1) ERA: 3.84	6.0	W	24	5	2	2	3	2	0	0	0	0	1	28	36	3.00	1.167
Don McMahon, R (7, 1) ERA: 2.56	3.0	S	13	2	0	0	4	0	0	1	0	0	0	20	21	0.00	0.667

**BOTTOM**

**Boston Red Sox @ Chicago White Sox**  
Comiskey Park, Chicago, IL  
Sun Jul 03 1966, 4:33 AM EDT  
Unknown

<b>AB</b>	<b>33</b>
<b>R</b>	<b>2</b>
<b>H</b>	<b>7</b>
<b>RBI</b>	<b>2</b>
<b>BB</b>	<b>2</b>
<b>SO</b>	<b>7</b>
<b>LOB</b>	<b>12</b>



PITCHER	IP	WLS	BF	H	R	ER	SO	BB	IBB	HBP	BLK	WP	HR	S	P	ERA	WHIP
---------	----	-----	----	---	---	----	----	----	-----	-----	-----	----	----	---	---	-----	------

Batter	1	2	3	4	5	6	7	8	9	AB R H RBI BB SO LOB	TOP									
Rico Petrocelli, R (1, 6) OBP: 0.292, SLG: 0.410	0-0 F8	0-0 F8			0-0 F8		0-0 G5-4-3		0-3 K	5 0 0 0 0 1 5										
Joe Foy, R (1, 5) OBP: 0.312, SLG: 0.345	0-0 F8		0-0 5-3		0-0 2B			0-0 F7	0-0 FC6-4	5 0 1 0 0 0 1										
Carl Yastrzemski, L (1, 7) OBP: 0.342, SLG: 0.426	0-0 5-3		0-0 FC6-4 1B		0-0 F6			0-0 F8 1B		4 0 2 0 0 0 1										
Don Demeter, R (1, 8) OBP: 0.278, SLG: 0.456		0-0 F8	0-0 FC6-4			0-0 F7		0-0 F8 1B		4 0 1 0 0 0 1										
George Scott, R (1, 3) OBP: 0.329, SLG: 0.512		0-0 1B 1B	0-0 FC6-4			0-0 E5		0-0 F8		4 1 1 0 0 0 3										
George Thomas, R (1, 9) OBP: 0.309, SLG: 0.315		0-0 1B HBP FC3-6 1B		0-0 F7		0-0 F9		4-0 FC5-4 IBB		3 1 1 0 1 0 1										
George Smith, R (1, 4) OBP: 0.284, SLG: 0.370		1-0 FC3-6 1B HBP		0-0 5-3		0-0 F3		0-0 FC5-4		3 0 0 0 0 0 4										
Bob Tillman, R (1, 2) OBP: 0.292, SLG: 0.298		0-0 FC3-6 1B		0-0 6-3			0-0 5-3		0-0 4-3	3 0 1 1 0 0 0										
Lenny Green, L (9, PH) OBP: 0.322, SLG: 0.300		1-2 2-3 3-H 1B								1 0 0 0 0 0 0										
Dick Stigman, R (1, 1) OBP: 0.118, SLG: 0.118		0-0 FC3-6			4-0 2B BB		0-0 G5-4-3 1B		0-0 FC6-4 1B	1 0 0 1 0 0 0 2										
Jose Santiago, R (4, 1) OBP: 0.188, SLG: 0.161										0 0 0 0 0 0 0 0										
Eddie Kasko, R (5, PH) OBP: 0.297, SLG: 0.194										0 0 0 0 0 1 0 0										
Dan Osinski, R (5, 1)										0 0 0 0 0 0 0 0										
Tony Conigliaro, R (7, PH) OBP: 0.316, SLG: 0.479										1 0 1 0 0 0 0 0										
Jose Tartabull, L (7, PH) OBP: 0.282, SLG: 0.296										0 0 0 0 0 0 0 0										
John Wyatt, R (7, 1)										0 0 0 0 0 0 0 0										
Dalton Jones, L (9, PH) OBP: 0.250, SLG: 0.370										1 0 1 0 0 0 0 0										
<b>Inning Stats</b>	R: 0 E: 0 K: 0 S: 3	H: 0 LOB: 0 BB: 0 P: 3	R: 2 E: 0 K: 0 S: 6	H: 3 LOB: 2 BB: 0 P: 7	R: 0 E: 0 K: 0 S: 4	H: 1 LOB: 1 BB: 0 P: 4	R: 0 E: 0 K: 0 S: 3	H: 0 LOB: 0 BB: 0 P: 3	R: 0 E: 1 K: 0 S: 4	H: 0 LOB: 1 BB: 0 P: 4	R: 0 E: 0 K: 0 S: 3	H: 1 LOB: 1 BB: 0 P: 3	R: 0 E: 0 K: 0 S: 5	H: 2 LOB: 3 BB: 1 P: 9	R: 0 E: 0 K: 1 S: 6	H: 1 LOB: 1 BB: 0 P: 6	1B: 8 2B: 1 3B: 0 HR: 0	SF: 0 SAC: 0 DP: 1 HBP: 1	WP: 0 PB: 0 SB: 0 CS: 0	PA: 38
<b>PITCHER</b>	IP WLS BF H R ER SO BB IBB HBP BLK WP HR S P ERA WHIP																			
Tommy John, L (1, 1) ERA: 2.5	7.1 W 31 8 2 2 0 1 0 1 0 0 0 0 29 34 2.46 1.227																			
Bob Locker, R (8, 1) ERA: 1.72	1.2 S 7 1 0 0 1 0 1 0 0 0 0 0 8 12 0.00 0.600																			

**Boston Red Sox @ Chicago White Sox**  
 Comiskey Park, Chicago, IL  
 Sun Jul 03 1966, 4:38 AM EDT  
 Att. 15,320 - Unknown

livebaseballscorecards.com

AB	35
R	2
H	9
RBI	2
BB	2
SO	1
LOB	18



Batter	1	2	3	4	5	6	7	8	9
Ken Berry, R OBP: 0.300, SLG: 0.392 (1, 7)	4-0 FC4-6 BB		0-0 F9		0-0 6-3			0-0 F5	
Don Buford, S OBP: 0.316, SLG: 0.332 (1, 9)	0-0 FC4-6 FC1-5 1-2f		0-0 F8		0-3 K			0-0 1B	
Tommie Agee, R OBP: 0.322, SLG: 0.420 (1, 8)	0-0 FC1-5 1-3		0-0 F9		0-3 K			0-0 F7 1-2	
John Romano, R OBP: 0.373, SLG: 0.404 (1, 2)	0-3 K			4-0 SH3-4 E 4-3 BB			0-0 F7	0-3 K	
Jerry McNertney, R OBP: 0.300, SLG: 0.243 (9, 2)	1-2								
Gene Freese, R OBP: 0.292, SLG: 0.340 (1, 5)		0-0 S SF8 2B		0-0 E5 SH3-4 1B			0-0 F7		
Jerry Adair, R OBP: 0.303, SLG: 0.321 (1, 4)		4-0 BB BB BB 2-3 BB		0-0 SH3-4 1-2 2-3			0-0 6-3		
Tom McCraw, L OBP: 0.303, SLG: 0.349 (1, 3)		0-0 F2		0-0 4-3			0-3 K		
Lee Elia, R OBP: 0.259, SLG: 0.349 (1, 6)		0-0 SF8 3-H		0-0 3-H 0-0 2-H 1B			0-0 5-3		
Tommy John, R OBP: 0.156, SLG: 0.281 (1, 1)		0-0 F7		0-0 F7			0-3 K		
Bob Locker, S OBP: 0.364, SLG: 0.222 (8, 1)									

Inning Stats	R: 0	H: 0	E: 0	K: 1	S: 5	R: 1	H: 1	E: 0	K: 0	S: 4	R: 0	H: 0	E: 0	K: 0	S: 3	R: 2	H: 1	E: 1	K: 0	S: 5	R: 0	H: 0	E: 0	K: 2	S: 7	R: 0	H: 0	E: 0	K: 0	S: 3	R: 0	H: 1	E: 0	K: 1	S: 6
	0	0	0	1	5	1	1	0	0	4	0	0	0	0	3	2	1	1	0	5	0	0	0	0	7	0	0	0	0	0	0	1	0	0	6


PITCHER	IP	WLS	BF	H	R	ER	SO	BB	IBB	HBP	BLK	WP	HR	S	P	ERA	WHIP
Dick Stigman, L ERA: 4.62 (1, 1)	3.0		12	1	1	1	1	2	0	0	0	0	0	12	20	3.00	1.000
Jose Santiago, R ERA: 3.66 (4, 1)	1.0	L	6	1	2	0	0	1	0	0	0	0	0	5	9	0.00	2.000
Dan Osinski, R ERA: 6.08 (5, 1)	2.0		6	0	0	0	2	0	0	0	0	0	0	10	10	0.00	0.000
John Wyatt, R ERA: 3.29 (7, 1)	2.0		7	1	0	0	3	0	0	0	0	0	0	13	13	0.00	0.500

**BOTTOM**

**Boston Red Sox @ Chicago White Sox**  
Comiskey Park, Chicago, IL

Sun Jul 03 1966, 4:38 AM EDT  
Att. 15,320 - Unknown

AB	26
R	3
H	3
RBI	3
BB	3
SO	6
LOB	11



1B	2B	3B	HR	SF	SAC	DP	HBP	WP	HR	S	P	ERA	WHIP
2	1	0	0	1	1	0	0	0	0	0	0	0.00	1.000

Batter	1	2	3	4	5	6	7	8	9	AB R H RBI BB SO LOB	TOP
Don Blasingame, L (1, 4) OBP: 0.304, SLG: 0.305	0-3 K	0-0 3B 1B		0-0 F7		0-3 K		0-3 K		5 1 1 2 0 3 1	
Jim King, L (1, 9) OBP: 0.351, SLG: 0.426	0-0 G3	0-0 3B		0-0 FC6-5 1B		0-0 3-1			0-0 SH1-4 1B	5 0 3 2 0 0 0	
Ken Harrelson, R (1, 3) OBP: 0.322, SLG: 0.345	0-3 K	0-0 5-3		4-0 FC6-5 1B			0-0 S 1B		0-0 SH1-4	3 0 1 0 1 1 1	
Frank Howard, R (1, 7) OBP: 0.344, SLG: 0.453 Willie Kirkland, L (4, PR) OBP: 0.275, SLG: 0.293		HR HBP K		0-0 FC6-5			0-3 K		4-0 G5-4-3 BB	2 1 0 0 0 1 3 1 0 0 0 1 1 1	
Don Lock, R (1, 8) OBP: 0.379, SLG: 0.500		0-3 K	0-3 K	0-0 L5			0-0 6-3		0-0 G5-4-3	5 0 0 0 0 2 6	
Ken McMullen, R (1, 5) OBP: 0.285, SLG: 0.342		0-0 HR	4-0 FC6-4 BB		0-0 5-3		0-3 K			3 1 1 2 1 1 1	
Paul Casanova, R (1, 2) OBP: 0.259, SLG: 0.414		0-0 SH 1B 1B	0-0 FC6-4 1B		0-0 F2			0-0 SH2-4 1B		4 1 1 0 0 0 1	
Ed Brinkman, R (1, 6) OBP: 0.266, SLG: 0.335		0-0 SH 1B 1B	0-0 FC6-4 1B		0-0 5-3			0-0 SH2-4		3 1 2 0 0 0 0	
Dick Bosman, R (1, 1) OBP: 0.222, SLG: 0.222 Dick Phillips, L (8, PH) Casey Cox, R (8, 1) Ron Kline, R (9, 1) OBP: 0.400, SLG: 0.250		0-0 SH 3B	0-0 FC6-4		0-0 F7			0-0 F7		2 1 0 0 0 0 2 1 0 0 0 0 0 1 0 0 0 0 0 0 0 0 0 0 0 0 0 0	
Inning Stats	R: 0 E: 0 K: 2 S: 7 H: 0 LOB: 0 BB: 0 P: 7	R: 6 E: 1 K: 2 S: 13 H: 4 LOB: 1 BB: 0 P: 14	R: 0 E: 0 K: 1 S: 6 H: 1 LOB: 2 BB: 1 P: 10	R: 0 E: 0 K: 0 S: 4 H: 1 LOB: 2 BB: 1 P: 8	R: 0 E: 0 K: 0 S: 3 H: 0 LOB: 0 BB: 0 P: 3	R: 0 E: 0 K: 1 S: 5 H: 0 LOB: 0 BB: 0 P: 5	R: 0 E: 0 K: 2 S: 8 H: 1 LOB: 1 BB: 0 P: 8	R: 0 E: 0 K: 1 S: 6 H: 1 LOB: 1 BB: 0 P: 6	R: 0 E: 0 K: 0 S: 3 H: 1 LOB: 1 BB: 1 P: 7	1B: 7 2B: 0 3B: 1 HR: 1 SF: 0 SAC: 3 DP: 1 HBP: 1	WP: 0 PB: 0 SB: 1 CS: 0 PA: 41
PITCHER	IP WLS BF H R ER SO BB IBB HBP BLK WP HR S P ERA WHIP					IP WLS BF H R ER SO BB IBB HBP BLK WP HR S P ERA WHIP					
Jim Lonborg, R (1, 1) ERA: 4.93 Dan Osinski, R (2, 1) ERA: 4.86 Bob Sadowski, R (9, 1) ERA: 5.4	1.1 L 11 4 6 5 3 0 0 1 0 0 1 16 17 33.75 3.000					6.2 26 4 0 0 6 2 0 0 0 0 0 36 44 0.00 0.900					
		1.0 4 1 0 0 0 0 1 0 0 0 0 0 3 7 0.00 2.000									

Washington Senators @ Boston Red Sox  
Fenway Park, Boston, MA  
Mon Jul 04 1966, 3:33 AM EDT  
Unknown

livebaseballscorecards.com

AB 34  
R 6  
H 9  
RBI 6  
BB 3  
SO 9  
LOB 17



Batter	1	2	3	4	5	6	7	8	9	AB	R	H	RBI	BB	SO	LOB
Rico Petrocelli, R (1, 6) OBP: 0.288, SLG: 0.404	0-0 4-3		0-0 F7			0-0 F8		0-3 K		4	0	0	0	0	1	2
Eddie Kasko, R (1, 5) OBP: 0.293, SLG: 0.200	0-3 K		0-0 5-3			0-0 G4-6-3 1B		0-0 6-3		4	0	1	0	0	1	2
Carl Yastrzemski, L (1, 7) OBP: 0.341, SLG: 0.422	0-0 L3		0-0 G3			0-0 G4-6-3 1-2f			4-0 FC5-4 BB	3	0	0	0	1	0	3
Don Demeter, R (1, 8) OBP: 0.271, SLG: 0.444		0-0 6-3		0-0 6-3			0-0 5-3		0-0 FC5-4 1B 2B 1-2f	4	1	0	0	0	0	1
George Scott, R (1, 3) OBP: 0.334, SLG: 0.522		0-0 2B		0-3 K			0-0 1B 2B		0-0 2B 1B 1-2	4	2	3	0	0	1	0
George Thomas, R (1, 9) OBP: 0.316, SLG: 0.333		0-0 F6		0-0 F9			0-0 WP 1B 2-H		0-0 2B 2B 1-3 2-H	4	1	2	2	0	0	1
George Smith, R (1, 4) OBP: 0.280, SLG: 0.364		0-0 5-3			0-0 F9		0-0 F6 1-2		0-0 F9 2B 2-H 3-H	3	0	0	0	0	0	2
Dalton Jones, L (9, PH) OBP: 0.289, SLG: 0.382			0-0 5-3 1B		0-0 F7		0-3 K 5-9-9		0-0 F9 2B 2-3	1	0	1	2	0	0	0
Mike Ryan, R (1, 2) OBP: 0.249, SLG: 0.258					0-0 F7				0-0 F9	3	0	1	0	0	1	1
Tony Conigliaro, R (9, PH) OBP: 0.315, SLG: 0.477						0-0 F7			0-0 F9	1	0	0	0	0	0	1
Jim Lonborg, R (1, 1) OBP: 0.074, SLG: 0.077			0-0 5-3 1B		0-3 K			0-0 4-3	0-3 K	0	0	0	0	0	0	0
Dan Osinski, R (2, 1) OBP: 0.500, SLG: 0.500										2	0	1	0	0	1	0
Jose Tartabull, L (8, PH) OBP: 0.281, SLG: 0.294										1	0	0	0	0	0	0
Bob Sadowski, R (9, 1)										0	0	0	0	0	0	0
Lenny Green, L (9, PH) OBP: 0.319, SLG: 0.297										1	0	0	0	0	1	1


Inning Stats	R: 0	H: 0	E: 0	K: 1	S: 5	R: 0	H: 1	E: 0	K: 0	S: 4	R: 0	H: 2	E: 0	K: 0	S: 5	R: 0	H: 0	E: 0	K: 1	S: 5	R: 0	H: 0	E: 0	K: 1	S: 5	R: 1	H: 2	E: 0	K: 1	S: 7	R: 0	H: 0	E: 0	K: 1	S: 5	R: 3	H: 3	E: 0	K: 1	S: 8	1B: 5	SF: 0	2B: 4	SAC: 0	3B: 0	DP: 1	HR: 0	HBP: 0	WP: 1	PA: 36
--------------	------	------	------	------	------	------	------	------	------	------	------	------	------	------	------	------	------	------	------	------	------	------	------	------	------	------	------	------	------	------	------	------	------	------	------	------	------	------	------	------	-------	-------	-------	--------	-------	-------	-------	--------	-------	--------

PITCHER	IP	WLS	BF	H	R	ER	SO	BB	IBB	HBP	BLK	WP	HR	S	P	ERA	WHIP
Dick Bosman, R (1, 1) ERA: 6.35	7.0	W	26	6	1	1	4	0	0	0	0	1	0	34	34	1.29	0.857
Casey Cox, R (8, 1) ERA: 3.29	1.1		8	3	3	3	1	1	0	0	0	0	0	9	13	20.25	3.000
Ron Kline, R (9, 1) ERA: 3.35	0.2	S	2	0	0	0	1	0	0	0	0	0	0	4	4	0.00	0.000


**BOTTOM**

**Washington Senators @ Boston Red Sox**  
 Fenway Park, Boston, MA  
 Mon Jul 04 1966, 3:33 AM EDT  
 Unknown

<b>AB</b>	<b>35</b>
<b>R</b>	<b>4</b>
<b>H</b>	<b>9</b>
<b>RBI</b>	<b>4</b>
<b>BB</b>	<b>1</b>
<b>SO</b>	<b>6</b>
<b>LOB</b>	<b>14</b>



livebaseballscorecards.com

Batter	1	2	3	4	5	6	7	8	9	AB R H RBI BB SO LOB	TOP	
Fred Valentine, S (1, 9) OBP: 0.341, SLG: 0.433	0-0 WP 1B		0-0 G6-4-3 1B			0-0 F9			0-0 F8	4 0 2 0 0 0 0	<b>Washington Senators @ Boston Red Sox</b> Fenway Park, Boston, MA Mon Jul 04 1966, 3:38 AM EDT Att. 8,916 - Unknown  <a href="http://livebaseballscorecards.com">livebaseballscorecards.com</a>  <b>AB 28</b> <b>R 0</b> <b>H 3</b> <b>RBI 0</b> <b>BB 1</b> <b>SO 8</b> <b>LOB 7</b> 	
Ken Hamlin, R (1, 4) OBP: 0.270, SLG: 0.280 Don Blasingame, L (9, PH) OBP: 0.302, SLG: 0.303	0-0 F8 1-2		0-0 G6-4-3 1-2			0-0 F4			0-3 K	3 0 0 0 0 0 3 1 0 0 0 0 1 0		
Ken Harrelson, R (1, 3) OBP: 0.317, SLG: 0.340	0-0 F6								0-0 6-3	4 0 0 0 0 2 1		
Don Lock, R (1, 8) OBP: 0.374, SLG: 0.492	0-3 K									3 0 0 0 0 1 1		
Willie Kirkland, L (1, 7) OBP: 0.266, SLG: 0.282										3 0 0 0 0 0 0		
Ken McMullen, R (1, 5) OBP: 0.282, SLG: 0.338										3 0 0 0 0 1 0		
Doug Camilli, R (1, 2) OBP: 0.257, SLG: 0.330										3 0 1 0 0 1 0		
Ed Brinkman, R (1, 6) OBP: 0.266, SLG: 0.332										2 0 0 0 1 1 1		
Jim Hannan, R (1, 1) OBP: 0.111, SLG: 0.111 Jim King, L (8, PH) OBP: 0.349, SLG: 0.424 Dick Lines, R (8, 1) Casey Cox, R (8, 1)										1 0 0 0 0 1 0 1 0 0 0 0 0 1 0 0 0 0 0 0 0 0 0 0 0 0 0 0		
<b>Inning Stats</b>	R: 0 H: 1 E: 0 LOB: 1 K: 1 BB: 0 S: 6 P: 6	R: 0 H: 0 E: 0 LOB: 0 K: 2 BB: 0 S: 7 P: 7	R: 0 H: 1 E: 0 LOB: 1 K: 0 BB: 1 S: 3 P: 7	R: 0 H: 0 E: 0 LOB: 0 K: 1 BB: 0 S: 5 P: 5	R: 0 H: 0 E: 0 LOB: 0 K: 0 BB: 0 S: 3 P: 3	R: 0 H: 0 E: 0 LOB: 0 K: 1 BB: 0 S: 5 P: 5	R: 0 H: 0 E: 0 LOB: 0 K: 1 BB: 0 S: 5 P: 5	R: 0 H: 1 E: 0 LOB: 1 K: 1 BB: 0 S: 6 P: 6	R: 0 H: 0 E: 0 LOB: 0 K: 1 BB: 0 S: 5 P: 5	1B: 3 SF: 0 2B: 0 SAC: 1 3B: 0 DP: 1 HR: 0 HBP: 0	WP: 1 PA: 30 PB: 0 SB: 0 CS: 0	
<b>PITCHER</b> Lee Stange, R (1, 1) ERA: 4.75	IP WLS BF H R ER SO BB IBB HBP BLK WP HR S P ERA WHIP											<b>PITCHER</b> IP WLS BF H R ER SO BB IBB HBP BLK WP HR S P ERA WHIP





Batter	1	2	3	4	5	6	7	8	9	AB R H RBI BB SO LOB	TOP											
Rico Petrocelli, R (1, 6) OBP: 0.290, SLG: 0.417	0-3 K	0-0 2-H 2B		0-3 K			0-0 HR		0-0 G5-4-3 1B	5 1 3 3 0 2 2												
Eddie Kasko, R (1, 5) OBP: 0.261, SLG: 0.175	0-0 L7	0-3 K		0-3 K			0-0 F9		0-0 G5-4-3 1-2f	5 0 0 0 0 2 4												
Carl Yastrzemski, L (1, 7) OBP: 0.342, SLG: 0.419	0-0 F8			0-0 1B WP 1B		0-0 3-1	0-3 K			4 1 1 0 0 1 0												
Don Demeter, R (1, 8) OBP: 0.271, SLG: 0.440		0-0 F4		0-0 F6		0-0 1B	0-3 K			4 0 1 0 0 1 1												
George Scott, R (1, 3) OBP: 0.338, SLG: 0.526		0-0 HR 3B		0-0 1-3 1B		0-3 K		0-0 F8		4 1 2 0 0 1 1												
George Thomas, R (1, 9) OBP: 0.311, SLG: 0.320		4-0 HR BB		0-3 K 3-H		0-0 5-3		0-3 K		3 1 0 0 1 2 1												
George Smith, R (1, 4) OBP: 0.284, SLG: 0.381		0-0 HR		0-0 1B 1B		0-0 F4		0-3 K		4 1 2 3 0 1 0												
Mike Ryan, R (1, 2) OBP: 0.254, SLG: 0.264		0-0 SH2-4 2B 1B		0-0 1B 1B		0-0 F8		0-0 5-3		4 1 2 0 0 0 0												
Darrell Brandon, R (1, 1) OBP: 0.300, SLG: 0.600		0-0 SH2-4		0-0 1B		0-3 K		0-0 1B 3B		3 1 2 0 0 1 0												
<b>Inning Stats</b>	R: 0 E: 0 K: 1 S: 5	H: 0 LOB: 0 BB: 0 P: 5	R: 4 E: 0 K: 1 S: 9	H: 4 LOB: 1 BB: 1 P: 13	R: 1 E: 0 K: 1 S: 6	H: 2 LOB: 0 BB: 0 P: 6	R: 0 E: 0 K: 2 S: 9	H: 3 LOB: 2 BB: 0 P: 9	R: 0 E: 0 K: 1 S: 6	H: 1 LOB: 1 BB: 0 P: 6	R: 0 E: 0 K: 1 S: 5	H: 0 LOB: 0 BB: 0 P: 5	R: 1 E: 0 K: 2 S: 8	H: 1 LOB: 0 BB: 0 P: 8	R: 0 E: 0 K: 2 S: 7	H: 0 LOB: 0 BB: 0 P: 7	R: 1 E: 0 K: 0 S: 4	H: 2 LOB: 0 BB: 0 P: 4	1B: 8 2B: 1 3B: 2 HR: 2	SF: 0 SAC: 1 DP: 1 HBP: 0	WP: 1 PB: 0 SB: 0 CS: 0	PA: 38
<b>PITCHER</b>	IP WLS BF H R ER SO BB IBB HBP BLK WP HR S P ERA WHIP																					
Fred Talbot, R (1, 1) ERA: 5.14	3.1 L 18 9 5 5 3 1 0 0 0 0 1 1 23 27 13.50 3.000																					
Dooley Womack, R (4, 1) ERA: 3.55	1.2 6 1 0 0 3 0 0 0 0 0 0 0 12 12 0.00 0.600																					
Pedro Ramos, R (6, 1) ERA: 3.4	3.0 10 1 1 1 5 0 0 0 0 0 1 20 20 3.00 0.333																					
Steve Hamilton, L (9, 1) ERA: 2.34	1.0 4 2 1 1 0 0 0 0 0 0 0 0 4 4 9.00 2.000																					

**Boston Red Sox @ New York Yankees**  
 Yankee Stadium, Bronx, NY  
 Tue Jul 05 1966, 3:33 AM EDT  
 Att. 12,629 - Overcast - 84 F

AB	36
R	7
H	13
RBI	6
BB	1
SO	11
LOB	9



[livebaseballscorecards.com](http://livebaseballscorecards.com)

Batter	1	2	3	4	5	6	7	8	9	AB R H RBI BB SO LOB
Horace Clarke, S (1, 6) OBP: 0.207, SLG: 0.192	0-0 4-3		0-0 SF8			0-0 6-3		0-0 G3		3 0 0 1 0 0 2
Bobby Richardson, R (1, 4) OBP: 0.301, SLG: 0.353	0-0 F8		0-0 5-3			0-0 F4		0-0 1-3		4 0 0 0 0 0 2
Mickey Mantle, S (1, 8) OBP: 0.380, SLG: 0.537	4-0 BB			0-0 3-1		0-3 K		0-3 K		3 0 0 0 1 2 0
Joe Pepitone, L (1, 3) OBP: 0.269, SLG: 0.444	0-0 4-3			0-0 L4-3 1B		0-0 4-3		0-0 1B		4 0 2 0 0 0 1
Tom Tresh, S (1, 7) OBP: 0.335, SLG: 0.341		0-0 G3		0-0 L4-3		0-3 K		0-0 L7		4 0 0 0 0 1 2
Roger Maris, L (1, 9) OBP: 0.301, SLG: 0.365		0-0 G3-6-3 1B			0-0 SH5-3 1B		0-0 6-3		0-0 1-3	2 0 2 0 0 0 0
Hector Lopez, R (5, PR) OBP: 0.328, SLG: 0.450										2 0 0 0 0 0 1
Jake Gibbs, L (1, 2) OBP: 0.400, SLG: 0.459		0-0 G3-6-3								3 0 1 0 0 0 2
Clete Boyer, R (1, 5) OBP: 0.267, SLG: 0.363			0-0 E7 SF8 2B		0-0 SH5-3		0-0 E4 G3			2 1 1 0 0 0 1
Fred Talbot, R (1, 1) OBP: 0.216, SLG: 0.229			0-0 1-4-3		0-0 G3		0-0 L9			1 0 0 0 0 0 1
Dooley Womack, L (4, 1) OBP: 1.000, SLG: 1.000										0 0 0 0 0 0 0
Billy Bryson, L (5, PH) OBP: 0.194, SLG: 0.209										1 0 0 0 0 0 2
Pedro Ramos, S (8, 1) OBP: 0.143, SLG: 0.143										0 0 0 0 0 0 0
Ray Barker, L (8, PH) OBP: 0.244, SLG: 0.390										1 0 0 0 0 0 2
Steve Hamilton, L (9, 1)										0 0 0 0 0 0 0

Inning Stats	R: 0	H: 0	E: 0	K: 0	S: 3	R: 0	H: 1	E: 0	K: 0	S: 3	R: 1	H: 1	E: 1	K: 0	S: 4	R: 0	H: 1	E: 0	K: 0	S: 3	R: 0	H: 0	E: 0	K: 1	S: 5	R: 0	H: 0	E: 0	K: 1	S: 5	R: 0	H: 1	E: 1	K: 0	S: 5	R: 0	H: 1	E: 0	K: 1	S: 6
	0	0	0	0	3	0	1	0	0	3	1	1	1	0	4	0	0	0	0	3	0	0	0	0	5	0	0	0	0	0	5	0	1	1	0	5	0	1	0	6


PITCHER	IP	WLS	BF	H	R	ER	SO	BB	IBB	HBP	BLK	WP	HR	S	P	ERA	WHIP
Darrell Brandon, R (1, 1) ERA: 3.29	9.0	W	33	6	1	1	3	1	0	0	0	0	0	38	42	1.00	0.778

**BOTTOM**

**Boston Red Sox @ New York Yankees**  
Yankee Stadium, Bronx, NY

Tue Jul 05 1966, 3:33 AM EDT  
Att. 12,629 - Overcast - 84 F

AB	30
R	1
H	6
RBI	1
BB	1
SO	3
LOB	16



WP	PA	ERA	WHIP
0	33		

Batter	1	2	3	4	5	6	7	8	9	AB R H RBI BB SO LOB	TOP																	
Rico Petrocelli, R (1, 6) OBP: 0.286, SLG: 0.410	0-0 F7		0-0 E5 2B 5-3		0-0 F9		0-0 F7		0-0 F9	5 1 0 0 0 0 1																		
Eddie Kasko, R (1, 5) OBP: 0.294, SLG: 0.311	0-0 HR		0-0 5-3 1-3 3-H 2B		0-0 BB 1B		0-3 K		0-0 F3	5 1 3 2 0 1 0																		
Carl Yastrzemski, L (1, 7) OBP: 0.343, SLG: 0.416	0-3 K		4-0 5-3 IBB		4-0 1-2 BB		0-0 3-1			2 0 0 0 2 1 0																		
Don Demeter, R (1, 8) OBP: 0.264, SLG: 0.429	0-3 K		0-0 5-3 1-2 2-3 3-H		0-0 5-3			0-0 5-3		4 0 0 1 0 1 4																		
George Scott, R (1, 3) OBP: 0.337, SLG: 0.521		0-3 K	0-3 K		4-0 BB			0-0 F5		3 0 0 0 1 2 2																		
George Thomas, R (1, 9) OBP: 0.302, SLG: 0.308		0-3 K		0-0 F7		0-0 5-3 1-2		0-0 F2		4 0 0 0 0 1 1																		
George Smith, R (1, 4) OBP: 0.283, SLG: 0.376		0-0 6-3		0-0 B3		4-0 FC6-4 IBB			0-0 F7	3 0 0 0 1 0 0																		
Mike Ryan, R (1, 2) OBP: 0.259, SLG: 0.269			0-0 E SH1-3 2B 1B		0-0 F8		0-0 F5		0-0 HR 1B	4 2 2 0 0 0 2																		
Jose Santiago, R (1, 1) OBP: 0.176, SLG: 0.152			0-0 SH1-3		0-0 6-3		0-0 FC6-4		0-0 HR	2 0 0 0 0 0 2																		
Don McMahon, R (7, 1)										0 0 0 0 0 0 0																		
Dalton Jones, L (9, PH) OBP: 0.295, SLG: 0.407										1 1 1 2 0 0 0																		
John Wyatt, R (9, 1)										0 0 0 0 0 0 0																		
<b>Inning Stats</b>	R: 1 E: 0 K: 2 S: 8	H: 1 LOB: 0 BB: 0 P: 8	R: 0 E: 0 K: 2 S: 7	H: 0 LOB: 0 BB: 0 P: 7	R: 2 E: 1 K: 1 S: 8	H: 2 LOB: 2 BB: 1 P: 12	R: 0 E: 0 K: 0 S: 3	H: 0 LOB: 0 BB: 0 P: 3	R: 0 E: 0 K: 0 S: 4	H: 1 LOB: 2 BB: 1 P: 8	R: 0 E: 0 K: 0 S: 3	H: 0 LOB: 2 BB: 2 P: 11	R: 0 E: 0 K: 1 S: 5	H: 0 LOB: 0 BB: 0 P: 5	R: 0 E: 0 K: 0 S: 3	H: 0 LOB: 0 BB: 0 P: 3	R: 2 E: 0 K: 0 S: 5	H: 2 LOB: 0 BB: 0 P: 5	1B: 3 2B: 1 3B: 0 HR: 2	SF: 0 SAC: 1 DP: 0 HBP: 0	WP: 0 PB: 0 SB: 1 CS: 0	PA: 38						
<b>PITCHER</b>	IP WLS BF H R ER SO BB IBB HBP BLK WP HR S P ERA WHIP																											
Whitey Ford, L (1, 1) ERA: 2.55	5.0		22	4	3	2	5	1	1	0	0	0	1	30	38	3.60	1.000											
Hal Reniff, R (6, 1) ERA: 2.11	2.0		8	0	0	0	1	1	1	0	0	0	0	8	16	0.00	0.500											
Pedro Ramos, R (8, 1) ERA: 3.59	2.0	L	8	2	2	2	0	0	0	0	0	0	1	8	8	9.00	1.000											

Boston Red Sox @ New York Yankees  
Yankee Stadium, Bronx, NY  
Wed Jul 06 1966, 3:33 AM EDT  
Overcast - 88 F

[livebaseballscorecards.com](http://livebaseballscorecards.com)

<b>AB</b>	33
<b>R</b>	5
<b>H</b>	6
<b>RBI</b>	5
<b>BB</b>	4
<b>SO</b>	6
<b>LOB</b>	12



Batter	1	2	3	4	5	6	7	8	9	AB	R	H	RBI	BB	SO	LOB
Tom Tresh, S OBP: 0.336, SLG: 0.340 (1, 7)	0-0 F4		0-0 6-3		4-0 BB		0-0 1B		0-3 K	4	0	1	1	1	1	0
Bobby Richardson, R OBP: 0.300, SLG: 0.358 (1, 4)	0-0 4-3			0-0 G3 3B	0-3 K		0-0 F8			4	1	1	0	0	1	5
Mickey Mantle, S OBP: 0.374, SLG: 0.527 (1, 8)	0-3 K			0-3 K		0-0 L8	0-3 K			4	0	0	0	0	3	3
Joe Pepitone, L OBP: 0.269, SLG: 0.451 (1, 3)		0-0 HR		0-0 G3		0-0 L8		0-0 F8		4	1	1	2	0	0	0
Elston Howard, R OBP: 0.313, SLG: 0.401 (1, 2)		0-0 F9		0-0 4-3		4-0 BB		0-0 1B		3	0	1	0	1	0	0
Hector Lopez, R OBP: 0.324, SLG: 0.438 (1, 9)		0-0 6-3			0-0 BB 1B	0-0 F9		0-0 F4		4	0	1	0	0	0	2
Clete Boyer, R OBP: 0.267, SLG: 0.361 (1, 5)		0-0 5-3			0-0 F9		0-0 SH1-4 1B	0-0 F8		4	1	1	0	0	0	2
Dick Schofield, S OBP: 0.203, SLG: 0.140 (1, 6)			0-3 K		0-0 BB 1B	0-0 SH1-4			0-0 G4-6-3 1B	3	0	2	0	0	1	0
Whitey Ford, L Ray Barker, L Hal Reniff, R Roger Maris, L Roy White, S Pedro Ramos, S Jake Gibbs, L			0-0 F8		0-0 F7		4-0 BB		0-0 G4-6-3 1B	1	0	0	0	0	0	0

Inning Stats	R: 0	H: 0	E: 0	K: 1	S: 5	R: 1	H: 1	E: 0	K: 0	S: 4	R: 0	H: 0	E: 0	K: 1	S: 5	R: 1	H: 1	E: 0	K: 1	S: 6	R: 0	H: 2	E: 0	K: 1	S: 7	R: 0	H: 0	E: 0	K: 0	S: 3	R: 1	H: 2	E: 0	K: 1	S: 7	R: 0	H: 1	E: 0	K: 0	S: 4	R: 0	H: 1	E: 0	K: 1	S: 5	1B: 6	SF: 0	2B: 0	3B: 1	HR: 1	WP: 0	PA: 37
--------------	------	------	------	------	------	------	------	------	------	------	------	------	------	------	------	------	------	------	------	------	------	------	------	------	------	------	------	------	------	------	------	------	------	------	------	------	------	------	------	------	------	------	------	------	------	-------	-------	-------	-------	-------	-------	--------

PITCHER	IP	WLS	BF	H	R	ER	SO	BB	IBB	HBP	BLK	WP	HR	S	P	ERA	WHIP
Jose Santiago, R ERA: 3.7 (1, 1)	6.1		28	6	3	3	4	3	0	0	0	0	1	33	45	4.26	1.421
Don McMahon, R ERA: 2.45 (7, 1)	1.2	W	6	1	0	0	1	0	0	0	0	0	0	8	8	0.00	0.600
John Wyatt, R ERA: 3.21 (9, 1)	1.0	S	3	1	0	0	1	0	0	0	0	0	0	5	5	0.00	1.000

**BOTTOM**

**Boston Red Sox @ New York Yankees**  
 Yankee Stadium, Bronx, NY  
 Wed Jul 06 1966, 3:33 AM EDT  
 Overcast - 88 F

[livebaseballscorecards.com](http://livebaseballscorecards.com)

<b>AB</b>	<b>33</b>
<b>R</b>	<b>3</b>
<b>H</b>	<b>8</b>
<b>RBI</b>	<b>3</b>
<b>BB</b>	<b>3</b>
<b>SO</b>	<b>6</b>
<b>LOB</b>	<b>15</b>



Batter	1	2	3	4	5	6	7	8	9	AB R H RBI BB SO LOB	TOP											
Rico Petrocelli, R (1, 6) OBP: 0.284, SLG: 0.410	0-0 F9		0-0 F5		0-0 F8	0-0 F8		0-0 2B		5 0 1 1 0 0 4												
Jose Tartabull, L (1, 8) OBP: 0.291, SLG: 0.304	0-3 K		0-0 FC6-4 IHR		0-0 1B		0-0 1B	0-0 F2		5 2 2 0 0 1 2												
Carl Yastrzemski, L (1, 7) OBP: 0.347, SLG: 0.426	4-0 BB		0-0 IHR		0-0 4-3		0-0 1B	0-0 3-1		4 1 2 3 1 0 1												
George Scott, R (1, 3) OBP: 0.335, SLG: 0.514	0-3 K		4-0 1B BB		0-0 E6 1B SF8		0-0 F9		0-3 K	4 1 0 0 1 2 2												
George Thomas, R (1, 9) OBP: 0.313, SLG: 0.321		0-0 F7	0-0 1B		0-0 E FC3-2 1B		0-0 1B	0-0 F5		5 0 3 0 0 0 0												
George Smith, R (1, 4) OBP: 0.282, SLG: 0.369		0-3 K	0-0 F8		4-0 FC3-2 IBB		0-0 F8	0-0 4-3		4 0 0 0 1 1 4												
Joe Foy, R (1, 5) OBP: 0.315, SLG: 0.343		0-0 1B		4-0 G4-3 BB		0-0 SF8	0-0 5-3			2 0 1 1 1 0 2												
Bob Tillman, R (1, 2) OBP: 0.280, SLG: 0.284		0-0 F2		0-0 G4-3		4-0 FC3-2 BB		0-0 F9		2 0 0 0 0 0 2												
Mike Ryan, R (5, 2) OBP: 0.261, SLG: 0.267				0-0 F5		1-2 2-3 FC3-2 BB				1 0 0 0 1 0 0												
Dave Morehead, R (1, 1) OBP: 0.600, SLG: 0.600			0-0 FC6-4 1B		0-0 F5		0-0 FC3-2	0-0 2B		2 0 1 0 0 0 0												
Dan Osinski, R (5, 1) OBP: 0.500, SLG: 0.500										0 0 0 0 0 0 0												
Dalton Jones, L (6, PH) OBP: 0.250, SLG: 0.404										1 0 0 0 0 0 3												
Don McMahon, R (6, 1)										0 0 0 0 0 0 0												
Tony Conigliaro, R (8, PH) OBP: 0.319, SLG: 0.485										1 0 1 0 0 0 0												
Darrell Brandon, R (8, PR) OBP: 0.300, SLG: 0.600										0 1 0 0 0 0 0												
John Wyatt, R (8, 1)										0 0 0 0 0 0 0												
<b>Inning Stats</b>	R: 0 E: 0 K: 2 S: 7	H: 0 LOB: 1 BB: 1 P: 11	R: 0 E: 0 K: 1 S: 6	H: 1 LOB: 1 BB: 0 P: 6	R: 2 E: 0 K: 0 S: 6	H: 3 LOB: 2 BB: 1 P: 10	R: 0 E: 0 K: 0 S: 2	H: 0 LOB: 0 BB: 1 P: 6	R: 0 E: 0 K: 0 S: 3	H: 1 LOB: 0 BB: 0 P: 3	R: 1 E: 2 K: 0 S: 5	H: 1 LOB: 3 BB: 2 P: 13	R: 1 E: 0 K: 0 S: 6	H: 3 LOB: 2 BB: 0 P: 6	R: 1 E: 0 K: 0 S: 5	H: 2 LOB: 1 BB: 0 P: 5	R: 0 E: 0 K: 1 S: 5	H: 0 LOB: 0 BB: 0 P: 5	1B: 8 2B: 2 3B: 0 HR: 1	SF: 1 SAC: 0 DP: 1 HBP: 0	WP: 0 PB: 0 SB: 1 CS: 0	PA: 42
<b>PITCHER</b>	IP WLS BF H R ER SO BB IBB HBP BLK WP HR S P ERA WHIP																					
Jim Bouton, R (1, 1) ERA: 3.26	6.0		28	6	3	2	3	4	1	0	0	0	0	0	29	49	3.00	1.667				
Hal Reniff, R (7, 1) ERA: 2.39	2.0	L	11	5	2	2	0	0	0	0	0	0	0	11	11	9.00	2.500					
Dooley Womack, R (9, 1) ERA: 3.42	1.0		3	0	0	0	1	0	0	0	0	0	0	5	5	0.00	0.000					

**Boston Red Sox @ New York Yankees**  
 Yankee Stadium, Bronx, NY  
 Wed Jul 06 1966, 3:38 AM EDT  
 Att. 20,476 - Overcast - 87 F

AB	36
R	5
H	11
RBI	5
BB	5
SO	4
LOB	20



WP: 0	PA: 42
PB: 0	
SB: 1	
CS: 0	

BOTTOM

Boston Red Sox @ New York Yankees  
Yankee Stadium, Bronx, NY  
Wed Jul 06 1966, 3:38 AM EDT  
Att. 20,476 - Overcast - 87 F

livebaseballscorecards.com

AB 31  
R 4  
H 6  
RBI 3  
BB 3  
SO 4  
LOB 9



WP: 0 PA: 34  
PB: 0  
SB: 0  
CS: 0

AB R H RBI BB SO LOB

4 0 1 0 0 1 3

4 1 1 0 0 0 1

4 1 1 2 0 1 1

4 1 1 1 0 0 0

3 0 0 0 1 1 0

4 0 0 0 0 1 1

3 0 1 0 0 0 0

1 0 0 0 0 0 1

3 0 1 0 0 0 0

1 0 0 0 1 0 2

0 0 0 0 0 0 0

0 0 0 0 1 0 0

0 1 0 0 0 0 0

0 0 0 0 0 0 0

1B: 2 SF: 0  
2B: 2 SAC: 0  
3B: 0 DP: 2  
HR: 2 HBP: 0

Batter	1	2	3	4	5	6	7	8	9
Tom Tresh, S (1, 7) OBP: 0.335, SLG: 0.338	0-0 G3		0-3 K		0-0 G3-6-3			0-0 G4-3 1B	
Bobby Richardson, R (1, 4) OBP: 0.299, SLG: 0.360	0-0 F9			0-0 HR 2B		0-0 5-3		0-0 G4-3	
Jake Gibbs, L (1, 2) OBP: 0.387, SLG: 0.485	0-0 L6			0-0 HR		0-0 3-1		0-3 K	
Joe Pepitone, L (1, 8) OBP: 0.269, SLG: 0.459		0-0 F6		0-0 F9		0-0 HR		0-0 4-3	
Clete Boyer, R (1, 5) OBP: 0.267, SLG: 0.357		0-0 F4		0-3 K		0-0 F5		4-0 FC4-6 BB	
Ray Barker, L (1, 3) OBP: 0.220, SLG: 0.348		0-0 F9		0-0 L7		0-3 K		0-0 FC4-6	
Lou Clinton, R (1, 9) OBP: 0.288, SLG: 0.352			0-0 F3		0-0 1B 2B		0-0 F5	0-0 L7	
Mickey Mantle, S (9, PH) OBP: 0.373, SLG: 0.525									
Dick Schofield, S (1, 6) OBP: 0.209, SLG: 0.150			0-0 F8		0-0 G3-6-3 1B		0-0 L9		
Jim Bouton, R (1, 1) OBP: 0.188, SLG: 0.133			4-0 BB		0-0 L9			4-0 1B G4-3 BB	
Hal Reniff, R (7, 1) OBP: 0.300, SLG: 0.300									
Roger Maris, L (8, PH) OBP: 0.307, SLG: 0.365									
Roy White, S (8, PR) OBP: 0.313, SLG: 0.364									
Dooley Womack, L (9, 1) OBP: 1.000, SLG: 1.000									

Inning Stats	R: 0	H: 0	E: 0	K: 0	S: 3	LOB: 0	BB: 0	P: 3	R: 0	H: 0	E: 0	K: 0	S: 3	LOB: 0	BB: 0	P: 3	R: 0	H: 2	E: 0	K: 1	S: 5	LOB: 1	BB: 1	P: 9	R: 2	H: 2	E: 0	K: 1	S: 7	LOB: 0	BB: 0	P: 7	R: 0	H: 2	E: 0	K: 0	S: 4	LOB: 1	BB: 0	P: 4	R: 1	H: 1	E: 0	K: 0	S: 4	LOB: 0	BB: 0	P: 4	R: 0	H: 0	E: 0	K: 1	S: 5	LOB: 0	BB: 0	P: 5	R: 1	H: 1	E: 0	K: 1	S: 5	LOB: 1	BB: 1	P: 9	R: 0	H: 0	E: 0	K: 0	S: 3	LOB: 1	BB: 1	P: 7
--------------	------	------	------	------	------	--------	-------	------	------	------	------	------	------	--------	-------	------	------	------	------	------	------	--------	-------	------	------	------	------	------	------	--------	-------	------	------	------	------	------	------	--------	-------	------	------	------	------	------	------	--------	-------	------	------	------	------	------	------	--------	-------	------	------	------	------	------	------	--------	-------	------	------	------	------	------	------	--------	-------	------

PITCHER	IP	WLS	BF	H	R	ER	SO	BB	IBB	HBP	BLK	WP	HR	S	P	ERA	WHIP
Dave Morehead, R (1, 1) ERA: 4.38	4.0		15	2	2	2	2	1	0	0	0	0	1	18	22	4.50	0.750
Dan Osinski, R (5, 1) ERA: 4.72	1.0		4	2	0	0	0	0	0	0	0	0	0	4	4	0.00	2.000
Don McMahon, R (6, 1) ERA: 2.55	2.0	W	7	1	1	1	1	0	0	0	0	0	1	9	9	4.50	0.500
John Wyatt, R (8, 1) ERA: 3.27	2.0	S	8	1	1	1	1	2	0	0	0	0	0	8	16	4.50	1.500

PITCHER	IP	WLS	BF	H	R	ER	SO	BB	IBB	HBP	BLK	WP	HR	S	P	ERA	WHIP
---------	----	-----	----	---	---	----	----	----	-----	-----	-----	----	----	---	---	-----	------

Batter	1	2	3	4	5	6	7	8	9	AB R H RBI BB SO LOB	TOP	
Rico Petrocelli, R OBP: 0.286, SLG: 0.408 (1, 6) X	0-0 6-3 BB		4-0 L5-3 BB		0-0 FC4-6 1B		0-0 5-3		0-0 F5 1-2 2-3	4 0 1 0 1 0 2		
Eddie Kasko, R OBP: 0.304, SLG: 0.320 (1, 5) X	0-0 1B 1B		0-0 L5-3 1-2		0-0 FC4-6 1B 1-2f		0-0 FC6-4 1B		0-3 K S	5 0 2 0 0 1 4		
Carl Yastrzemski, L OBP: 0.348, SLG: 0.424 (1, 7) X	0-0 BB 1-3 1B		0-0 4-3		0-3 K		0-0 F7		4-0 1B IBB	4 0 1 0 1 1 2		
Don Demeter, R OBP: 0.263, SLG: 0.427 Tony Conigliaro, R OBP: 0.325, SLG: 0.487 Jose Tartabull, L OBP: 0.291, SLG: 0.304 (1, 8) S (1, 9) S (9, 8) S	0-3 K				4-0 1B FC6-4 BB		0-0 1-2 1B		0-0 FC6-4 1-2 2-H 3-H	1 0 0 0 0 1 2 3 1 2 1 1 0 1 0 0 0 0 0 0 0		
George Scott, R OBP: 0.340, SLG: 0.516 (1, 3) B B B	4-0 FC5-2 1-2 BB				0-0 FC6-4 1-3 1B		0-3 K		0-0 G4-6-3 1B	3 0 2 0 1 1 2		
George Thomas, R OBP: 0.304, SLG: 0.310 (1, 9) X (1, 8) (9, 9)	0-0 FC5-2 1-2f				0-0 FC6-4 1B 1-2f 3-H		0-0 4-3		0-0 G4-6-3 1-2f	4 0 0 1 0 0 5		
George Smith, R OBP: 0.277, SLG: 0.362 (1, 4) X			0-0 L3		0-0 L9		0-0 4-3		0-3 K	4 0 0 0 0 1 1		
Mike Ryan, R OBP: 0.271, SLG: 0.277 (1, 2) X			0-0 F7		0-0 1-3 1B		0-0 1B		0-0 WP 1B 1B	4 1 3 0 0 0 0		
Rollie Sheldon, R OBP: 0.125, SLG: 0.125 Don McMahon, R (1, 1) X (9, 1)			0-0 5-3		0-3 K		0-3 K		0-0 WP 1-2 1B 1B	4 0 1 0 0 2 3 0 0 0 0 0 0 0		
<b>Inning Stats</b>	R: 0 H: 2 E: 0 LOB: 3 K: 1 BB: 1 S: 7 P: 11	R: 0 H: 0 E: 0 LOB: 0 K: 0 BB: 0 S: 3 P: 3	R: 0 H: 0 E: 0 LOB: 0 K: 0 BB: 1 S: 2 P: 6	R: 1 H: 2 E: 0 LOB: 2 K: 1 BB: 1 S: 7 P: 11	R: 0 H: 2 E: 0 LOB: 2 K: 2 BB: 0 S: 9 P: 9	R: 0 H: 1 E: 0 LOB: 1 K: 1 BB: 0 S: 6 P: 6	R: 0 H: 1 E: 0 LOB: 1 K: 0 BB: 0 S: 4 P: 4	R: 0 H: 1 E: 0 LOB: 0 K: 1 BB: 0 S: 5 P: 5	R: 1 H: 3 E: 0 LOB: 2 K: 1 BB: 1 S: 7 P: 11	1B: 12 SF: 0 2B: 1 SAC: 0 3B: 0 DP: 2 HR: 0 HBP: 0	WP: 1 PA: 40 PB: 0 SB: 0 CS: 0	
<b>PITCHER</b> Al Downing, L ERA: 3.13 Dooley Womack, R ERA: 3.49	IP WLS BF H R ER SO BB IBB HBP BLK WP HR S P ERA WHIP											<b>PITCHER</b> IP WLS BF H R ER SO BB IBB HBP BLK WP HR S P ERA WHIP
	(1, 1) 7.0 31 8 1 1 5 3 0 0 0 0 0 0 38 50 1.29 1.571											
	(8, 1) 2.0 9 4 1 1 2 0 1 0 0 1 0 12 16 4.50 2.000											

**Boston Red Sox @ New York Yankees**  
 Yankee Stadium, Bronx, NY  
 Thu Jul 07 1966, 7:05 PM EDT  
 Att. 12,711 - Unknown - 86 F

livebaseballscorecards.com

AB	36
R	2
H	12
RBI	2
BB	4
SO	7
LOB	22





**BOTTOM**

**Boston Red Sox @ New York Yankees**  
 Yankee Stadium, Bronx, NY  
 Thu Jul 07 1966, 7:05 PM EDT  
 Att. 12,711 - Unknown - 86 F

AB	33
R	5
H	9
RBI	5
BB	4
SO	4
LOB	14



WP:	0	PA:	39
PB:	0		
SB:	1		
CS:	0		

ERA	2.16	WHIP	1.200
ERA	81.00	WHIP	9.000

AB R H RBI BB SO LOB

4	0	3	1	0	0	0
4	1	2	0	0	0	1
4	1	1	3	1	0	4
4	0	0	0	0	2	3
4	0	2	0	0	0	0
4	0	0	0	0	1	2
3	1	0	0	1	1	2
2	0	0	0	2	0	1
0	1	0	0	0	0	0
0	0	0	0	0	0	0
1	1	1	1	0	0	0

1B:	6	SF:	1
2B:	2	SAC:	1
3B:	0	DP:	0
HR:	1	HBP:	0

IP	WLS	BF	H	R	ER	SO	BB	IBB	HBP	BLK	WP	HR	S	P	ERA	WHIP
8.1		35	6	2	2	4	4	0	0	0	0	0	39	55	2.16	1.200
0.1	L	4	3	3	3	0	0	0	0	0	0	1	4	4	81.00	9.000

Batter	1	2	3	4	5	6	7	8	9
Tom Tresh, S OBP: 0.339, SLG: 0.348 (1, 7)	0-0 L6 ①		0-0 2B ①		0-0 SH1-3 1B ①		0-0 1B ①		0-0 SF7 ②
Bobby Richardson, R OBP: 0.302, SLG: 0.361 (1, 4)	0-0 5-3 ②		0-0 1B ②		0-0 SH1-3 ②		0-0 L7 ③		0-0 HR 1B ③
Mickey Mantle, S OBP: 0.373, SLG: 0.533 (1, 8)	4-0 BB ③		0-0 F3 ③		0-0 F7 ③		0-0 F8 ③		0-0 HR ③
Joe Pepitone, L OBP: 0.265, SLG: 0.453 (1, 3)	0-0 G3 ③		0-3 K ③		0-0 G3 ③		0-3 K ③		
Elston Howard, R OBP: 0.316, SLG: 0.407 (1, 2)		0-0 2B ①		0-0 F7 ①		0-0 1B ①		0-0 L7 ③	
Hector Lopez, R OBP: 0.307, SLG: 0.412 (1, 9)		0-0 4-3 ①		0-0 F7 ②		0-0 F8 ②		0-3 K ①	
Clete Boyer, R OBP: 0.267, SLG: 0.352 (1, 5)		0-0 F2 ②		0-0 6-3 ③		0-3 K ③		4-0 BB 1B BB ③	
Dick Schofield, S OBP: 0.225, SLG: 0.145 (1, 6)		0-0 L9 ③		4-0 1B BB ③		0-0 L4 ①		4-0 1B SF7 BB ③	
Horace Clarke, S OBP: 0.207, SLG: 0.192 (9, PR)								0-0 1B HR 1B ③	
Al Downing, R OBP: 0.194, SLG: 0.229 (1, 1)			0-0 F8 ①		0-0 F1 ①		0-0 F8 ②		
Roger Maris, L OBP: 0.306, SLG: 0.363 (7, PH)									
Dooley Womack, L OBP: 1.000, SLG: 1.000 (8, 1)									
Jake Gibbs, L OBP: 0.395, SLG: 0.493 (9, PH)									

R: 0	H: 0	R: 0	H: 1	R: 0	H: 2	R: 0	H: 0	R: 0	H: 1	R: 0	H: 1	R: 0	H: 0	R: 5	H: 3	1B: 6	SF: 1
E: 0	LOB: 1	E: 0	LOB: 1	E: 0	LOB: 2	E: 0	LOB: 0	E: 0	LOB: 1	E: 0	LOB: 1	E: 0	LOB: 0	E: 0	LOB: 1	2B: 2	SAC: 1
K: 0	BB: 1	K: 0	BB: 0	K: 1	BB: 0	K: 0	BB: 0	K: 1	BB: 0	K: 0	BB: 0	K: 1	BB: 0	K: 1	BB: 2	3B: 0	DP: 0
S: 3	P: 7	S: 4	P: 4	S: 7	P: 7	S: 3	P: 3	S: 4	P: 8	S: 6	P: 6	S: 4	P: 5	S: 5	P: 15	HR: 1	HBP: 0

PITCHER	IP	WLS	BF	H	R	ER	SO	BB	IBB	HBP	BLK	WP	HR	S	P	ERA	WHIP
Rollie Sheldon, R ERA: 3.7 (1, 1)	8.1		35	6	2	2	4	4	0	0	0	0	0	39	55	2.16	1.200
Don McMahon, R ERA: 3.16 (9, 1)	0.1	L	4	3	3	3	0	0	0	0	0	0	1	4	4	81.00	9.000

Batter	1	2	3	4	5	6	7	8	9	AB R H RBI BB SO LOB	TOP												
Ken Berry, R (1, 7) OBP: 0.293, SLG: 0.390	0-0 6-3		0-3 K			0-0 6-3		0-0 FC5-4 1B		4 0 1 0 0 1 0	<b>Chicago White Sox @ Boston Red Sox</b> Fenway Park, Boston, MA Fri Jul 08 1966, 3:33 AM EDT Unknown <a href="http://livebaseballscorecards.com">livebaseballscorecards.com</a>												
Don Buford, S (1, 5) OBP: 0.321, SLG: 0.355	0-0 1B 2B		0-3 K			0-0 5-3 1B		0-3 K		4 1 2 0 0 2 1													
Tommie Agee, R (1, 8) OBP: 0.326, SLG: 0.413	0-0 2-3 1B				0-0 F3	0-0 5-3 1-2		0-0 FC5-4 1-2f		4 0 1 0 0 0 2													
John Romano, R (1, 2) OBP: 0.376, SLG: 0.413	0-3 K 1-2				0-0 4-3	0-0 2-H 1B		0-3 K		4 0 1 1 0 2 2													
Floyd Robinson, L (1, 9) OBP: 0.344, SLG: 0.365	0-3 K				0-0 3-1	0-3 K		0-0 3-1		4 0 0 0 0 2 3													
Bill Skowron, R (1, 3) OBP: 0.302, SLG: 0.361		0-0 4-3			0-0 E6 FC5-4 1B		0-0 6-3		0-0 F8	4 0 0 0 0 0 0													
Lee Elia, R (1, 6) OBP: 0.270, SLG: 0.342		0-0 6-3			0-0 FC5-4 1-2 1B		0-0 F8			3 0 1 0 0 0 0													
Jerry Adair, R (1, 4) OBP: 0.281, SLG: 0.291		0-3 K			0-0 FC5-4 1-2 2-3		0-0 6-3			3 0 0 0 0 1 2													
Jack Lamabe, R (1, 1) Gene Freese, R (5, PH) Dennis Higgins, R (5, 1) Smoky Burgess, L (8, PH) Hoyt Wilhelm, R (8, 1)			0-3 K		0-0 FC5-4 1-2f		0-0 4-3			1 0 0 0 0 1 0 1 0 0 0 0 0 1 0 0 0 0 0 0 0 1 0 0 0 0 0 0 0 0 0 0 0 0 0													
<b>Inning Stats</b>	R: 0 E: 0 K: 2 S: 9	H: 2 LOB: 2 BB: 0 P: 9	R: 0 E: 0 K: 1 S: 5	H: 0 LOB: 0 BB: 0 P: 5	R: 0 E: 0 K: 3 S: 9	H: 0 LOB: 0 BB: 0 P: 9	R: 0 E: 0 K: 0 S: 3	H: 0 LOB: 0 BB: 0 P: 3	R: 0 E: 1 K: 0 S: 4	H: 1 LOB: 1 BB: 0 P: 4	R: 1 E: 0 K: 1 S: 7	H: 2 LOB: 1 BB: 0 P: 7	R: 0 E: 0 K: 0 S: 3	H: 0 LOB: 0 BB: 0 P: 3	R: 0 E: 0 K: 1 S: 6	H: 1 LOB: 1 BB: 0 P: 6	R: 0 E: 0 K: 1 S: 5	H: 0 LOB: 0 BB: 0 P: 5	1B: 5 2B: 2 3B: 0 HR: 0	SF: 0 SAC: 0 DP: 1 HBP: 0	WP: 0 PB: 0 SB: 1 CS: 0	PA: 33	
<b>PITCHER</b> Jim Lonborg, R (1, 1) ERA: 4.55	IP 9.0	WLS W	BF 33	H 6	R 1	ER 1	SO 9	BB 0	IBB 0	HBP 0	BLK 0	WP 0	HR 0	S 51	P 51	ERA 1.00	WHIP 0.667						<b>PITCHER</b> IP WLS BF H R ER SO BB IBB HBP BLK WP HR S P ERA WHIP



Batter	1	2	3	4	5	6	7	8	9
Rico Petrocelli, R OBP: 0.283, SLG: 0.403 (1, 6)	0-0 F9		0-0 G6-4-3	0-0 FC6-4			0-3 K		
Jose Tartabull, L OBP: 0.295, SLG: 0.320 (1, 8)	0-0 1B		0-0 1B		0-0 F5		0-0 F8		
Carl Yastrzemski, L OBP: 0.349, SLG: 0.423 (1, 7)	0-0 1B		4-0 1B		0-0 F8			0-0 G3	
Tony Conigliaro, R OBP: 0.324, SLG: 0.483 (1, 9)	0-3 K		0-0 1B		0-3 K			0-0 F8	
George Scott, R OBP: 0.342, SLG: 0.516 (1, 3)	0-0 F7		0-3 K			0-0 BB		0-0 1B	
Joe Foy, R OBP: 0.321, SLG: 0.358 (1, 5)		0-0 FC6-4		0-0 HR		4-0 BB		0-0 5-3	
George Smith, R OBP: 0.278, SLG: 0.359 (1, 4)		0-0 FC6-4		4-0 FC6-4		0-3 K			
Mike Ryan, R OBP: 0.267, SLG: 0.273 (1, 2)		0-0 G4-6-3		0-0 F2		0-0 6-3			
Jim Lonborg, R OBP: 0.100, SLG: 0.103 (1, 1)			0-0 G6-4-3	0-0 F1			0-3 K		

Inning Stats	R: 1	H: 2	E: 0	K: 1	S: 7	R: 0	H: 1	E: 0	K: 0	S: 3	R: 1	H: 3	E: 0	K: 1	S: 7	R: 0	H: 0	E: 0	K: 1	S: 5	R: 0	H: 1	E: 0	K: 1	S: 5	R: 0	H: 0	E: 0	K: 2	S: 7	R: 0	H: 1	E: 0	K: 0	S: 4		
	LOB: 1	BB: 0	P: 7	LOB: 0	BB: 0	P: 3	LOB: 2	BB: 1	P: 11	LOB: 1	BB: 1	P: 8	LOB: 0	BB: 0	P: 5	LOB: 0	BB: 0	P: 7	LOB: 1	BB: 1	P: 9	LOB: 0	BB: 0	P: 4	LOB: 1	BB: 0	P: 4	LOB: 0	SAC: 0	DP: 2	HBP: 0	WP: 0	HR: 1	S: 0	P: 0	ERA: 0	WHIP: 0


PITCHER	IP	WLS	BF	H	R	ER	SO	BB	IBB	HBP	BLK	WP	HR	S	P	ERA	WHIP
Jack Lamabe, R ERA: 3.08 (1, 1)	4.0	L	19	7	3	3	2	2	0	0	0	0	1	21	29	6.75	2.250
Dennis Higgins, R ERA: 2.66 (5, 1)	3.0		10	1	0	0	4	1	0	0	0	0	0	17	21	0.00	0.667
Hoyt Wilhelm, R ERA: 3.0 (8, 1)	1.0		4	1	0	0	0	0	0	0	0	0	0	4	4	0.00	1.000

**BOTTOM**

**Chicago White Sox @ Boston Red Sox**  
 Fenway Park, Boston, MA  
 Fri Jul 08 1966, 3:33 AM EDT  
 Unknown

AB	R	H	RBI	BB	SO	LOB
4	0	0	0	0	1	2
4	2	2	0	0	0	0
3	0	1	1	1	0	0
4	0	1	1	0	2	1
4	0	2	0	0	1	3
3	1	2	1	1	0	1
2	0	0	0	1	1	2
3	0	0	0	0	0	3
3	0	1	0	0	1	1

AB	30
R	3
H	9
RBI	3
BB	3
SO	6
LOB	13



WP	HR	S	P	ERA	WHIP
0	1	0	0	0	0

Batter	1	2	3	4	5	6	7	8	9	AB R H RBI BB SO LOB	TOP											
<b>Al Weis, S</b> (1, 4) <small>OBP: 0.222, SLG: 0.143</small> <b>John Romano, R</b> (8, PH) <small>OBP: 0.374, SLG: 0.411</small> <b>Bob Locker, S</b> (8, 1) <small>OBP: 0.364, SLG: 0.222</small> <b>Dennis Higgins, R</b> (8, 1) <small>OBP: 0.222, SLG: 0.125</small>	0-3 K		0-3 K		X 0-0 5-3			X 0-0 5-3		3 0 0 0 0 2 0 1 0	<b>Chicago White Sox @ Boston Red Sox</b> Fenway Park, Boston, MA Fri Jul 08 1966, 7:05 PM EDT Att: 15,747 - Unknown  <b>livebaseballscorecards.com</b>											
<b>Don Buford, S</b> (1, 5) <small>OBP: 0.317, SLG: 0.351</small>	0-0 G3		0-0 4-3		X 0-0 F8			X 0-0 F7		4 0 0 0 0 0 0												
<b>Tommie Agee, R</b> (1, 8) <small>OBP: 0.322, SLG: 0.408</small>	0-0 6-3			S 0-3 K	X 0-0 6-3			X 0-0 6-3		4 0 0 0 0 1 0												
<b>Bill Skowron, R</b> (1, 3) <small>OBP: 0.297, SLG: 0.355</small> <b>Tom McCraw, L</b> (6, 3) <small>OBP: 0.298, SLG: 0.345</small>		X 0-0 6-3		S 0-3 K	X 0-0 6-3			X 0-0 1B		3 0 0 0 0 1 0 1 0 1 0 0 0 0												
<b>Floyd Robinson, L</b> (1, 9) <small>OBP: 0.343, SLG: 0.363</small>		X 0-0 G3		X 0-0 1B		X 0-0 E5 SH1-3		X 0-0 F7		4 0 1 0 0 0 1												
<b>Jerry McNertney, R</b> (1, 2) <small>OBP: 0.310, SLG: 0.256</small> <b>Smoky Burgess, L</b> (9, PH) <small>OBP: 0.342, SLG: 0.281</small>		X 0-0 1B 1B		X 0-0 F9		X 0-0 SH1-3 1-2		X 0-0 F7		2 0 1 0 0 0 1 1 0 0 0 0 0 1												
<b>Ken Berry, R</b> (1, 7) <small>OBP: 0.303, SLG: 0.411</small>		X 0-0 1-3 1B		X 0-0 HR		X 4-0 IBB		X 0-0 G3		3 1 2 1 1 0 1												
<b>Lee Elia, R</b> (1, 6) <small>OBP: 0.265, SLG: 0.336</small>		S 0-3 K		S 0-3 K		S 0-3 K				3 0 0 0 0 3 4												
<b>Bruce Howard, S</b> (1, 1) <b>Jerry Adair, R</b> (8, 4) <small>OBP: 0.281, SLG: 0.291</small>			X 0-0 4-3		X 0-0 4-3		X 0-0 F8			3 0 0 0 0 0 2 0 0 0 0 0 0 0												
<b>Inning Stats</b>	R: 0 E: 0 K: 1 S: 5	H: 0 LOB: 0 BB: 0 P: 5	R: 0 E: 0 K: 1 S: 7	H: 2 LOB: 2 BB: 0 P: 7	R: 0 E: 0 K: 1 S: 5	H: 0 LOB: 0 BB: 0 P: 5	R: 0 E: 0 K: 2 S: 8	H: 1 LOB: 1 BB: 0 P: 8	R: 1 E: 0 K: 1 S: 6	H: 1 LOB: 0 BB: 0 P: 6	R: 0 E: 0 K: 0 S: 3	H: 0 LOB: 0 BB: 0 P: 3	R: 0 E: 1 K: 1 S: 6	H: 0 LOB: 2 BB: 1 P: 10	R: 0 E: 0 K: 0 S: 3	H: 0 LOB: 0 BB: 0 P: 3	R: 0 E: 0 K: 0 S: 4	H: 1 LOB: 1 BB: 0 P: 4	1B: 4 2B: 0 3B: 0 HR: 1	SF: 0 SAC: 1 DP: 0 HBP: 0	WP: 0 PB: 0 SB: 0 CS: 0	PA: 34
<b>PITCHER</b> <b>Lee Stange, R</b> (1, 1) <small>ERA: 4.22</small>	IP 9.0 WLS W BF 34 H 5 R 1 ER 1 SO 7 BB 0 IBB 1 HBP 0 BLK 0 WP 0 HR 1 S 47 P 51 ERA 1.00 WHIP 0.556																					



Batter	1	2	3	4	5	6	7	8	9
Jose Tartabull, L (1, 8) OBP: 0.289, SLG: 0.313	0-0 F7		0-0 B1-3			0-0 1-3		0-0 FC1-6 1B	
Eddie Kasko, R (1, 6) Dalton Jones, L (8, PH) Rico Petrocelli, R (9, 6) OBP: 0.283, SLG: 0.403	0-0 E3		0-0 6-3			0-0 E5		4-0 1B 3B BB	
Carl Yastrzemski, L (1, 7) OBP: 0.348, SLG: 0.421	0-3 K			0-3 K		0-0 L6		0-0 3B 1B	
Tony Conigliaro, R (1, 9) OBP: 0.327, SLG: 0.494	0-0 F8			0-0 6-3			0-0 SF9 2B	0-0 1B 3B	
George Scott, R (1, 3) OBP: 0.341, SLG: 0.512		0-0 F9		0-0 6-3			0-0 2-3	0-0 1B	
Joe Foy, R (1, 5) OBP: 0.323, SLG: 0.357		4-0 BB			4-0 G5-3 BB		0-0 SF9	0-0 F3	
George Smith, R (1, 4) OBP: 0.277, SLG: 0.355		0-3 K			0-0 G5-3		4-0 E S BB	0-0 F8	
Mike Ryan, R (1, 2) OBP: 0.263, SLG: 0.269		0-0 F7			0-3 K		0-3 K		
Lee Stange, R (1, 1) OBP: 0.118, SLG: 0.063			0-3 K			0-3 K		4-0 FC1-6 BB	


AB	R	H	RBI	BB	SO	LOB
4	1	0	0	0	0	1
3	0	0	0	0	0	0
0	1	0	0	1	0	0
0	0	0	0	0	0	0
4	1	1	1	0	2	2
4	2	2	2	0	0	1
4	0	1	1	0	0	1
1	0	0	1	2	0	1
3	0	0	0	1	1	3
3	0	0	0	0	2	2
2	0	0	0	1	2	0

**BOTTOM**

**Chicago White Sox @ Boston Red Sox**  
Fenway Park, Boston, MA

Fri Jul 08 1966, 7:05 PM EDT  
Att. 15,747 - Unknown

AB	28
R	5
H	4
RBI	5
BB	5
SO	7
LOB	11



Inning Stats	R: 0	H: 0	E: 1	K: 1	S: 6	LOB: 1	BB: 0	P: 6			
R: 0 H: 0 E: 0 K: 1 S: 5	R: 0 H: 0 E: 0 K: 1 S: 5	R: 0 H: 0 E: 0 K: 1 S: 5	R: 0 H: 0 E: 0 K: 1 S: 5	R: 0 H: 0 E: 0 K: 1 S: 4	R: 0 H: 0 E: 1 K: 1 S: 6	R: 1 H: 1 E: 0 K: 1 S: 6	R: 4 H: 3 E: 0 K: 0 S: 6	1B: 2 2B: 1 3B: 1 HR: 0	SF: 1 SAC: 0 DP: 1 HBP: 0	WP: 0 PB: 0 SB: 2 CS: 0	PA: 34

PITCHER	IP	WLS	BF	H	R	ER	SO	BB	IBB	HBP	BLK	WP	HR	S	P	ERA	WHIP
Bruce Howard, R (1, 1) ERA: 2.84	7.0		26	1	1	1	7	3	0	0	0	0	0	37	49	1.29	0.571
Bob Locker, R (8, 1) ERA: 2.25	0.1	L	6	3	4	4	0	2	0	0	0	0	0	4	12	108.00	15.000
Dennis Higgins, R (8, 1) ERA: 2.63	0.2		2	0	0	0	0	0	0	0	0	0	0	2	2	0.00	0.000

Batter	1	2	3	4	5	6	7	8	9	AB R H RBI BB SO LOB	TOP																													
Ken Berry, R (1, 7) OBP: 0.302, SLG: 0.408	0-3 K		0-0 1-3 S 1B		0-3 K		0-0 4-3			4 0 1 1 0 2 0																														
Don Buford, S (1, 5) OBP: 0.314, SLG: 0.347	0-0 4-3		0-0 1-3		0-0 E4 BLK		0-3 3-H K			4 0 0 0 0 1 1																														
Tommie Agee, R (1, 8) OBP: 0.318, SLG: 0.402	0-0 6-3		0-0 1-3		0-0 6-3			0-0 F6		4 0 0 0 0 0 2																														
Floyd Robinson, L (1, 9) OBP: 0.338, SLG: 0.357		0-0 4-3		0-0 F7		0-0 5-3		0-0 4-3		4 0 0 0 0 0 0																														
John Romano, R (1, 2) OBP: 0.382, SLG: 0.412		0-0 FC3-6 1B		1-0 2B HBP		4-0 FC4 BB		0-0 6-3		2 1 1 0 1 0 0																														
Tom McCraw, L (1, 3) OBP: 0.293, SLG: 0.338		0-0 FC3-6 WP S 1-2f		0-0 F5		0-3 K		0-3 K		4 0 0 0 0 2 3																														
Jerry Adair, R (1, 4) OBP: 0.293, SLG: 0.305 (7, 6)		4-0 WP 1-2 BB		0-0 1-H 2B		0-0 FC4 1-2f		0-0 G6-3 1B		3 0 2 1 1 0 1																														
Lee Elia, R (1, 6) OBP: 0.262, SLG: 0.331 Smoky Burgess, L (7, PH) OBP: 0.333, SLG: 0.273 Wayne Causey, L (7, 4) OBP: 0.299, SLG: 0.214 Bill Skowron, R (9, PH) OBP: 0.296, SLG: 0.353		0-3 K 1-2 2-3		0-3 K			0-0 4-3	0-0 G6-3 1-2f		2 0 0 0 0 2 3 1 0 0 0 0 0 0 0 0 0 0 0 0 0 1 0 0 0 0 0 1																														
Gary Peters, L (1, 1) OBP: 0.286, SLG: 0.429			0-3 K		0-0 F8		0-0 4-3 3B			3 1 1 0 0 1 0																														
<b>Inning Stats</b>	R: 0 E: 0 K: 1 S: 5	H: 0 LOB: 0 BB: 0 P: 5	R: 0 E: 0 K: 1 S: 6	H: 1 LOB: 2 BB: 1 P: 10	R: 0 E: 0 K: 1 S: 6	H: 1 LOB: 1 BB: 0 P: 6	R: 1 E: 0 K: 1 S: 6	H: 1 LOB: 1 BB: 0 P: 7	R: 0 E: 1 K: 1 S: 6	H: 0 LOB: 1 BB: 0 P: 6	R: 0 E: 0 K: 1 S: 5	H: 0 LOB: 1 BB: 1 P: 9	R: 1 E: 0 K: 1 S: 6	H: 1 LOB: 0 BB: 0 P: 6	R: 0 E: 0 K: 0 S: 3	H: 0 LOB: 0 BB: 0 P: 3	R: 0 E: 0 K: 1 S: 5	H: 1 LOB: 0 BB: 0 P: 5	1B: 3 2B: 1 3B: 1 HR: 0	SF: 0 SAC: 0 DP: 1 HBP: 1	WP: 1 PB: 0 SB: 2 CS: 0	PA: 35																		
<b>PITCHER</b> Darrell Brandon, R (1, 1) ERA: 3.1	IP 9.0	WLS W	BF 35	H 5	R 2	ER 2	SO 8	BB 2	IBB 0	HBP 1	BLK 1	WP 1	HR 0	S 48	P 57	ERA 2.00	WHIP 0.778						<b>PITCHER</b>	IP 9.0	WLS W	BF 35	H 5	R 2	ER 2	SO 8	BB 2	IBB 0	HBP 1	BLK 1	WP 1	HR 0	S 48	P 57	ERA 2.00	WHIP 0.778

Chicago White Sox @ Boston Red Sox  
Fenway Park, Boston, MA  
Sat Jul 09 1966, 3:33 AM EDT  
Att. 7,134 - Unknown

livebaseballscorecards.com

AB	32
R	2
H	5
RBI	2
BB	2
SO	8
LOB	11




Batter	1	2	3	4	5	6	7	8	9	AB	R	H	RBI	BB	SO	LOB
Rico Petrocelli, R (1, 6) OBP: 0.282, SLG: 0.399	1-0 FC4-6 HBP		0-0 F9		0-0 F9		0-0 6-3			3	0	0	0	0	0	0
Joe Foy, R (1, 5) OBP: 0.325, SLG: 0.363	0-3 K		0-0 1B 2B		0-3 K		0-0 1B SF9 1B			4	2	2	0	0	2	1
Carl Yastrzemski, L (1, 7) OBP: 0.350, SLG: 0.422	0-0 FC4-6 1B WP 1-2f		0-0 1B 1B		0-0 F6		0-0 1-3 S 1B			4	1	2	1	0	0	1
Tony Conigliaro, R (1, 9) OBP: 0.329, SLG: 0.496	0-0 WP 1-3 1B		0-0 FC5-4 1-2 1B		0-0 F3		0-0 SF9 1-2 3-H			3	0	2	1	0	0	0
George Scott, R (1, 3) OBP: 0.342, SLG: 0.514	0-3 K 1-3 3-H		0-0 FC5-4 1-2f		0-0 E 2B		4-0 BB BB BB BB BB			3	1	1	0	1	1	3
Don Demeter, R (1, 8) OBP: 0.260, SLG: 0.422		0-0 1-3	0-3 K		0-3 K		0-0 F2			2	0	0	0	0	1	2
George Thomas, R (5, 8) OBP: 0.299, SLG: 0.305										2	0	0	0	0	1	3
George Smith, R (1, 4) OBP: 0.277, SLG: 0.350		4-0 BB		0-3 K		0-0 E6 2-H		0-0 F8		3	0	0	0	1	1	0
Mike Ryan, R (1, 2) OBP: 0.263, SLG: 0.265		0-0 F8		0-0 F8		4-0 IBB		0-0 5-3		3	0	0	0	1	0	1
Darrell Brandon, R (1, 1) OBP: 0.214, SLG: 0.429		0-3 K		0-3 K		0-3 K		0-3 K		4	0	0	0	0	4	3

Inning Stats	R: 1	H: 1	E: 0	LOB: 1	K: 2	BB: 0	S: 8	R: 0	H: 0	E: 0	LOB: 1	K: 1	BB: 1	S: 5	R: 1	H: 3	E: 0	LOB: 2	K: 1	BB: 0	S: 8	R: 0	H: 0	E: 0	LOB: 0	K: 2	BB: 0	S: 7	R: 0	H: 0	E: 0	LOB: 0	K: 1	BB: 0	S: 5	R: 1	H: 1	E: 1	LOB: 2	K: 2	BB: 1	S: 9	R: 1	H: 2	E: 0	LOB: 2	K: 0	BB: 1	S: 5	R: 0	H: 0	E: 0	LOB: 0	K: 1	BB: 0	S: 5
<b>PITCHER</b> Gary Peters, L (1, 1) ERA: 2.61	IP	WLS	BF	H	R	ER	SO	BB	IBB	HBP	BLK	WP	HR	S	P	ERA	WHIP																																							
	8.0	L	36	7	4	3	10	2	1	1	0	1	0	52	65	3.38	1.125																																							

**BOTTOM**

**Chicago White Sox @ Boston Red Sox**  
Fenway Park, Boston, MA  
Sat Jul 09 1966, 3:33 AM EDT  
Att. 7,134 - Unknown

AB	31
R	4
H	7
RBI	2
BB	3
SO	10
LOB	14



1B: 5	SF: 1	WP: 2	PA: 36
2B: 2	SAC: 0	PB: 0	
3B: 0	DP: 0	SB: 1	
HR: 0	HBP: 1	CS: 0	

livebaseballscorecards.com

Batter	1	2	3	4	5	6	7	8	9	AB R H RBI BB SO LOB	TOP											
Ken Berry, R (1, 7) OBP: 0.299, SLG: 0.402	0-0 1-3-1		0-0 FC6-2 S BB		0-0 1B		0-0 F7		0-0 G4-6-3 1-2f	5 0 1 0 0 0 4												
Don Buford, S (1, 5) OBP: 0.316, SLG: 0.350	0-0 K2-5-2 2B		4-0 1-2 S BB		0-0 4-3		0-0 F8			3 0 1 0 1 0 2												
Tommie Agee, R (1, 8) OBP: 0.320, SLG: 0.407	0-3 K2-5-2 2-3f		0-0 6-3 1-2 2-3			0-0 G3 SF7 2B		0-0 HR 1B		4 2 2 0 0 1 3												
Floyd Robinson, L (1, 9) OBP: 0.337, SLG: 0.355		0-0 F6		0-0 G3 S 1B		0-0 G3 2-3		0-0 F9		4 0 1 0 0 0 2												
J.C. Martin, L (1, 2) OBP: 0.344, SLG: 0.415		0-0 F7		0-3 K 1-2		0-0 SF7 3-H		0-0 HR 1-H		3 1 1 3 0 1 1												
Jerry Adair, R (1, 6) OBP: 0.292, SLG: 0.299		0-0 5-3		4-0 G3 BB		0-0 F9		0-0 F8		3 0 0 0 1 0 0												
Tom McCraw, L (1, 3) OBP: 0.292, SLG: 0.341			0-0 3B 2B	0-0 G3 1-2 2-3		0-0 4-3		0-0 F7		4 1 1 0 0 0 2												
Wayne Causey, L (1, 4) OBP: 0.307, SLG: 0.235			0-0 FC6-2 3B		0-0 6-3		4-0 WP BB		0-0 F8	2 0 1 1 1 0 2												
Al Weis, S (7, PR) OBP: 0.222, SLG: 0.143										0 0 0 0 0 0 0												
Gene Freese, R (9, PH) OBP: 0.277, SLG: 0.320			2-H FC6-2 3B							1 0 0 0 0 0 0												
Joe Horlen, R (1, 1) OBP: 0.121, SLG: 0.094			0-0 1-3		0-0 4-3		4-0 BB BB		0-0 G4-6-3 1B	2 0 0 0 0 0 1												
John Romano, R (7, PH) OBP: 0.385, SLG: 0.412										0 0 0 0 0 1 0 0												
Lee Elias, R (7, PR) OBP: 0.252, SLG: 0.331										0 0 0 0 0 0 0 0												
Dennis Higgins, R (7, 1) OBP: 0.222, SLG: 0.125										0 0 0 0 0 0 0 0												
Hoyt Wilhelm, R (7, 1) OBP: 0.222, SLG: 0.125										0 0 0 0 0 0 0 0												
Smoky Burgess, L (9, PH) OBP: 0.350, SLG: 0.294										1 0 1 0 0 0 0 0												
Gary Peters, L (9, PR) OBP: 0.286, SLG: 0.429										0 0 0 0 0 0 0 0												
<b>Inning Stats</b>	R: 0 E: 0 K: 1 S: 5	H: 1 LOB: 1 BB: 0 P: 5	R: 0 E: 0 K: 0 S: 3	H: 0 LOB: 0 BB: 0 P: 3	R: 1 E: 0 K: 0 S: 5	H: 2 LOB: 2 BB: 1 P: 9	R: 0 E: 0 K: 1 S: 6	H: 1 LOB: 2 BB: 1 P: 10	R: 0 E: 0 K: 0 S: 3	H: 1 LOB: 0 BB: 0 P: 3	R: 1 E: 0 K: 0 S: 4	H: 1 LOB: 0 BB: 0 P: 4	R: 0 E: 0 K: 0 S: 3	H: 0 LOB: 2 BB: 2 P: 11	R: 2 E: 0 K: 0 S: 5	H: 2 LOB: 0 BB: 0 P: 5	R: 0 E: 0 K: 0 S: 3	H: 1 LOB: 1 BB: 0 P: 3	1B: 4 2B: 4 3B: 1 HR: 1	SF: 1 SAC: 0 DP: 2 HBP: 0	WP: 1 PB: 0 SB: 3 CS: 0	PA: 37
<b>PITCHER</b>	IP WLS BF H R ER SO BB IBB HBP BLK WP HR S P ERA WHIP																					
Jose Santiago, R (1, 1) ERA: 3.65	6.1 W 27 6 2 2 2 4 0 0 0 1 0 27 43 2.84 1.579																					
Don McMahon, R (7, 1) ERA: 3.38	2.2 S 10 3 2 2 0 0 0 0 0 0 1 10 10 6.75 1.125																					

Chicago White Sox @ Boston Red Sox  
Fenway Park, Boston, MA  
Sun Jul 10 1966, 3:33 AM EDT  
Unknown

livebaseballscorecards.com

AB 32  
R 4  
H 9  
RBI 4  
BB 4  
SO 2  
LOB 17





Batter	1	2	3	4	5	6	7	8	9	AB	R	H	RBI	BB	SO	LOB
Rico Petrocelli, R OBP: 0.287, SLG: 0.410 (1, 6)	0-3 K		4-0 BB		0-0 SH1-4 1B		0-0 HR	0-0 F4		4	1	2	1	1	1	0
Jose Tartabull, L OBP: 0.289, SLG: 0.324 (1, 8)	0-3 K		0-0 F6		0-0 SH1-4		0-0 6-3 3B			3	1	1	0	0	1	1
Carl Yastrzemski, L OBP: 0.354, SLG: 0.431 (1, 7)	0-0 HR		0-0 4-3		4-0 IBB		4-0 6-3 IBB			2	2	1	1	2	0	1
Tony Conigliaro, R OBP: 0.331, SLG: 0.502 (1, 9)	0-0 FC5-4 1B			0-0 WP 2B	0-0 SF9		0-0 6-3			3	1	2	2	0	0	1
George Scott, R OBP: 0.341, SLG: 0.509 (1, 3)	0-0 FC5-4			0-3 K	0-0 F3		1-2 3-H 4-0 HR IBB			3	1	0	0	1	1	4
Joe Foy, R OBP: 0.327, SLG: 0.375 (1, 5)		0-0 G5-4-3 1B		0-0 E6 WP		0-0 6-3	0-0 HR			4	1	2	3	0	0	1
George Smith, R OBP: 0.273, SLG: 0.344 (1, 4)		0-0 G5-4-3		0-0 3-4		0-0 F6	0-3 K			4	0	0	0	0	1	2
Mike Ryan, R OBP: 0.258, SLG: 0.260 (1, 2)		0-0 6-3		0-3 K		0-0 5-3		0-0 6-3		4	0	0	0	0	1	1
Jose Santiago, R OBP: 0.194, SLG: 0.171 Don McMahon, R (7, 1)			0-0 4-3		0-0 SH1-4 1B SF9 1B		0-3 K	0-0 6-3		2	1	1	0	0	0	0
										2	0	0	0	0	1	0


Inning Stats	R: 1	H: 2	R: 0	H: 1	R: 0	H: 0	R: 1	H: 1	R: 1	H: 2	R: 0	H: 0	R: 5	H: 3	R: 0	H: 0
	E: 0	LOB: 1	E: 0	LOB: 0	E: 0	LOB: 1	E: 1	LOB: 1	E: 0	LOB: 2	E: 0	LOB: 0	E: 0	LOB: 0	E: 0	LOB: 0
	K: 2	BB: 0	K: 0	BB: 0	K: 0	BB: 1	K: 2	BB: 0	K: 0	BB: 1	K: 0	BB: 0	K: 2	BB: 2	K: 0	BB: 0
	S: 9	P: 9	S: 3	P: 3	S: 3	P: 7	S: 9	P: 9	S: 5	P: 9	S: 3	P: 3	S: 10	P: 18	S: 3	P: 3

PITCHER	IP	WLS	BF	H	R	ER	SO	BB	IBB	HBP	BLK	WP	HR	S	P	ERA	WHIP
Joe Horlen, R ERA: 2.23 (1, 1)	6.0	L	26	6	3	3	4	1	1	0	0	1	1	32	40	4.50	1.167
Dennis Higgins, R ERA: 3.51 (7, 1)	0.2		7	3	5	5	1	0	2	0	0	0	2	7	15	67.50	4.500
Hoyt Wilhelm, R ERA: 2.7 (7, 1)	1.1		4	0	0	0	1	0	0	0	0	0	0	6	6	0.00	0.000

**BOTTOM**

**Chicago White Sox @ Boston Red Sox**  
**Fenway Park, Boston, MA**  
 Sun Jul 10 1966, 3:33 AM EDT  
 Unknown

AB	31
R	8
H	9
RBI	7
BB	4
SO	6
LOB	11



WP	HR	S	P	ERA	WHIP
1B: 4	SF: 1	2B: 1	SAC: 1	3B: 1	DP: 1
HR: 3	HBP: 0	PB: 0	CS: 0	WP: 1	PA: 37

Batter	1	2	3	4	5	6	7	8	9	10	AB R H RBI BB SO LOB	TOP															
Wayne Causey, L (1, 4) OBP: 0.324, SLG: 0.282 Al Weis, S (8, PR) OBP: 0.220, SLG: 0.141 (8, 4)	0-0 6-3		0-0 1B HR 2B	0-0 1B 2B		0-0 FC3-6 1B		0-0 6-3 2B	0-0 F3		5 1 4 0 0 0 0 1 1 0 0 0 0 3																
Don Buford, S (1, 5) OBP: 0.316, SLG: 0.349 (9, 7)	0-3 K		0-0 WP HR 1B	0-0 S 1B		0-0 FC3-6 S 1-2f		0-0 6-3 2-3		0-0 6-3	6 1 2 0 0 1 2																
Tommie Agee, R (1, 8) OBP: 0.321, SLG: 0.417	0-0 2B		0-0 1-H 3-H HR	0-3 K 1-2		0-0 6-3 1-2		0-0 6-3 3-H		0-0 F8	6 1 2 4 0 1 4																
John Romano, R (1, 2) OBP: 0.385, SLG: 0.427 Jerry McNertney, R (8, 2) OBP: 0.326, SLG: 0.256	0-3 K		0-0 F8		0-0 HR	4-0 BB		0-3 K		4-0 BB	4 1 1 1 1 2 2 0 0 0 0 1 0 0																
Floyd Robinson, L (1, 9) OBP: 0.337, SLG: 0.352		0-0 4-3	0-0 4-3		0-0 2B 1B	0-0 G3			4-0 BB BB	0-0 FC1-6 BB	5 0 1 0 1 0 3																
Tom McCraw, L (1, 3) OBP: 0.298, SLG: 0.352		0-0 WP 1B 1B	0-0 S 1B		0-0 1-2 2B		0-0 4-3		0-0 FC1-6 1B 1-2f		5 1 3 0 0 0 1																
Jerry Adair, R (1, 6) OBP: 0.306, SLG: 0.321		0-0 WP 1B 1-2	0-3 K 1-2		0-0 2-H 2B		0-0 1B		0-0 1B 1B		5 0 4 1 0 1 1																
Ken Berry, R (1, 7) OBP: 0.294, SLG: 0.394 Smoky Burgess, L (9, PH) OBP: 0.366, SLG: 0.314 Joe Horlen, R (9, PR) OBP: 0.121, SLG: 0.094 Jack Lamabe, R (9, 1)	0-3 K		0-0 F5	0-0 F9		0-0 F8		0-0 F8		0-0 1B 1-2 2-3	4 0 0 0 0 1 4 1 0 1 0																
Juan Pizarro, L (9, 1) OBP: 0.150, SLG: 0.111	1-2 2-3 K		0-0 6-3	0-0 F9		0-3 K		0-3 K		0-3 K	1 0 0 0 0 1 2 1 0 0 0 0 0 0 1 0 0 0 0 0 1 1 0 0 0 0 1 1 1 0 0 0 0 1 3																
John Buzhardt, R (1, 1) OBP: 0.161, SLG: 0.103 Hoyt Wilhelm, R (3, 1) Bill Skowron, R (5, PH) OBP: 0.294, SLG: 0.351 Bob Locker, S (5, 1) OBP: 0.333, SLG: 0.200 Gene Freese, R (9, PH) OBP: 0.274, SLG: 0.317 (9, 5)		0-3 K		0-0 6-3	0-0 F9		0-3 K		0-3 K																		
Inning Stats	R: 0 E: 0 K: 2 S: 8	H: 1 LOB: 1 BB: 0 P: 8	R: 0 E: 0 K: 2 S: 9	H: 2 LOB: 2 BB: 0 P: 9	R: 3 E: 0 K: 1 S: 9	H: 4 LOB: 1 BB: 0 P: 9	R: 0 E: 0 K: 1 S: 7	H: 2 LOB: 2 BB: 0 P: 7	R: 2 E: 0 K: 0 S: 6	H: 4 LOB: 1 BB: 0 P: 6	R: 0 E: 0 K: 0 S: 4	H: 1 LOB: 2 BB: 1 P: 8	R: 0 E: 0 K: 1 S: 6	H: 1 LOB: 1 BB: 0 P: 6	R: 1 E: 0 K: 1 S: 6	H: 1 LOB: 1 BB: 0 P: 6	R: 0 E: 0 K: 1 S: 7	H: 2 LOB: 3 BB: 1 P: 11	R: 0 E: 0 K: 0 S: 3	H: 0 LOB: 1 BB: 1 P: 7	1B: 10 2B: 6 3B: 0 HR: 2	SF: 0 SAC: 0 DP: 0 HBP: 0	WP: 2 PB: 0 SB: 3 CS: 0	PA: 50			
PITCHER	IP WLS BF H R ER SO BB IBB HBP BLK WP HR S P ERA WHIP												PITCHER	IP WLS BF H R ER SO BB IBB HBP BLK WP HR S P ERA WHIP													
Dave Morehead, R (1, 1) ERA: 5.06	2.0	12	6	3	3	4	0	0	0	0	0	0	0	0	13.50	3.000											
Rollie Sheldon, R (3, 1) ERA: 3.79	2.1	13	7	2	2	2	0	0	0	0	0	0	1	17	7.71	3.000											
Dan Osinski, R (5, 1) ERA: 4.63	0.2	2	0	0	0	0	0	0	0	0	0	0	0	2	0.00	0.000											
John Wyatt, R (6, 1) ERA: 3.19	4.0	19	5	1	1	3	2	0	0	0	0	0	0	23	2.25	1.750											
Don McMahon, R (10, 1) ERA: 3.3	1.0	W 4	0	0	0	0	1	0	0	0	0	0	0	3	0.00	1.000											

Chicago White Sox @ Boston Red Sox  
Fenway Park, Boston, MA  
Sun Jul 10 1966, 3:38 AM EDT  
Att. 16,709 - Unknown

livebaseballscores.com

AB 47  
R 6  
H 18  
RBI 6  
BB 3  
SO 9  
LOB 27



BOTTOM

Chicago White Sox @ Boston Red Sox  
Fenway Park, Boston, MA  
Sun Jul 10 1966, 3:38 AM EDT  
Att: 16,709 - Unknown

livebaseballscorecards.com

AB	38
R	10
H	13
RBI	9
BB	4
SO	5
LOB	12



WP	0	PA	43
PB	0		
SB	0		
CS	0		

AB	4	R	0	H	0	RBI	0	BB	0	SO	0	LOB	1
	1	0	1	0	0	0	0	0	0	0	0	0	0

	3	1	2	0	0	0	0	1					
	2	1	1	0	0	1	2						

	4	2	2	1	1	1	1	2					
--	---	---	---	---	---	---	---	---	--	--	--	--	--

	3	3	2	2	2	0	0						
--	---	---	---	---	---	---	---	--	--	--	--	--	--

	4	0	1	1	0	1	2						
--	---	---	---	---	---	---	---	--	--	--	--	--	--

	4	2	1	1	1	0	2						
--	---	---	---	---	---	---	---	--	--	--	--	--	--

	5	1	2	4	0	0	0						
--	---	---	---	---	---	---	---	--	--	--	--	--	--

	4	0	0	0	0	1	1						
--	---	---	---	---	---	---	---	--	--	--	--	--	--

	1	0	0	0	0	0	0	0	0	0	0	0	0
	0	0	0	0	0	0	0	0	0	0	0	0	0
	0	0	0	0	0	0	0	0	0	0	0	0	0
	1	0	1	0	0	0	0	0	0	0	0	0	0
	1	0	0	0	0	0	1	0	0	0	0	0	0
	0	0	0	0	0	0	0	0	0	0	0	0	0
	1	0	0	0	0	0	0	1	0	0	0	0	0
	0	0	0	0	0	0	0	0	0	0	0	0	0

1B:	7	SF:	0
2B:	3	SAC:	1
3B:	0	DP:	0
HR:	3	HBP:	0

Batter	1	2	3	4	5	6	7	8	9	10
Jose Tartabull, L (1, 8) OBP: 0.284, SLG: 0.317 George Thomas, R (9, 8) OBP: 0.304, SLG: 0.311	0-0 4-3		0-0 F4		0-0 F8			0-0 4-3	0-0 1-2 1B	
Eddie Kasko, R (1, 6) OBP: 0.306, SLG: 0.339 Rico Petrocelli, R (8, PH) OBP: 0.288, SLG: 0.413	0-0 HR 2B		0-0 BB 1B 1B		0-0 FC4-6 1-2f			0-0 1B 2B	0-3 K	
Carl Yastrzemski, L (1, 7) OBP: 0.357, SLG: 0.435	0-3 K		4-0 1B 1-2 1B BB		0-0 F9			0-0 2-H E 1B		0-0 SH3-4 HR 2B
Tony Conigliaro, R (1, 9) OBP: 0.339, SLG: 0.514	0-0 2-H HR		0-0 1-3 2-H E 1B			0-0 6-3		4-0 1-2 IBB		4-0 SH3-4 HR IBB
George Scott, R (1, 3) OBP: 0.340, SLG: 0.506	0-0 5-3		0-0 E5 2-H 3-H 1B			0-0 6-3		0-3 K		0-0 SH3-4 1-2 2-3
Joe Foy, R (1, 5) OBP: 0.328, SLG: 0.384		0-0 HR		0-0 F8		0-0 4-3		0-0 L6		4-0 HR IBB
George Smith, R (1, 4) OBP: 0.275, SLG: 0.358		0-0 5-3		0-0 6-3			0-0 4-3		0-0 1B 1B	0-0 1-H 2-H 3-H HR
Mike Ryan, R (1, 2) OBP: 0.253, SLG: 0.255		0-0 6-3		0-3 K			0-0 1-3		0-0 F3	
Dave Morehead, R (1, 1) OBP: 0.500, SLG: 0.500 Rollie Sheldon, R (3, 1) OBP: 0.125, SLG: 0.125 Dan Osiriski, R (5, 1) OBP: 0.500, SLG: 0.500 Lenny Green, L (5, PH) OBP: 0.325, SLG: 0.304 John Wyatt, R (5, 1) OBP: 0.291, SLG: 0.404 Dalton Jones, L (9, PH) OBP: 0.288, SLG: 0.420 Don Demeter, R (9, PH) OBP: 0.288, SLG: 0.420 Don McMahon, R (10, 1)		0-0 F9		0-0 FC4-6 1B			0-3 K		0-0 F7	

Inning Stats	R: 2	H: 2	E: 0	K: 1	S: 7	WLS	BF	H	R	ER	SO	BB	IBB	HBP	BLK	WP	HR	S	P	ERA	WHIP
	0	0	0	0	0		12	4	5	4	1	1	0	0	0	0	2	13	17	15.43	2.143

PITCHER	IP	WLS	BF	H	R	ER	SO	BB	IBB	HBP	BLK	WP	HR	S	P	ERA	WHIP				
John Buzhardt, R (1, 1) ERA: 3.53	2.1		12	4	5	4	1	1	0	0	0	0	0	0	0	0	0	0	0	0	0
Hoyt Wilhelm, R (3, 1) ERA: 2.4	1.2		5	2	0	0	1	0	0	0	0	0	0	0	0	0	0	0	0	0.00	1.200
Bob Locker, R (5, 1) ERA: 2.25	4.0		16	3	1	1	2	0	1	0	0	0	0	0	0	0	0	19	23	2.25	0.750
Jack Lamabe, R (9, 1) ERA: 3.06	0.1		2	1	0	0	0	0	0	0	0	0	0	0	0	0	0	2	2	0.00	3.000
Juan Pizarro, L (9, 1) ERA: 3.09	1.0	L	8	3	4	4	1	0	2	0	0	0	0	0	1	8	16	36.00	3.000		

**Boston Red Sox @ California Angels**  
 Anaheim Stadium, Anaheim, CA

Thu Jul 14 1966, 10:05 PM EDT  
 Att. 16,931 - Unknown

[livebaseballscorecards.com](http://livebaseballscorecards.com)

AB	35
R	2
H	6
RBI	2
BB	1
SO	10
LOB	10



WP:	0	PA:	37
PB:	0		
SB:	0		
CS:	0		

AB R H RBI BB SO LOB

5	0	0	0	0	3	1
4	0	1	1	0	0	0
4	0	0	0	0	1	1
4	0	1	0	0	1	0
3	0	0	0	1	1	1
4	1	2	0	0	2	2
4	0	0	0	0	0	4
4	1	2	1	0	0	0
2	0	0	0	0	2	1
0	0	0	0	0	0	0
0	0	0	0	0	0	0
0	0	0	0	0	0	0
0	0	0	0	0	0	0
0	0	0	0	0	0	0
1	0	0	0	0	0	0
0	0	0	0	0	0	0

Batter	1	2	3	4	5	6	7	8	9	10
Rico Petrocelli, R (1, 6) OBP: 0.284, SLG: 0.407	0-3 K		0-3 K			0-0 6-3		0-0 F4		0-3 K
Joe Foy, R (1, 5) OBP: 0.327, SLG: 0.382	0-0 6-3			0-0 F8		0-0 1-3		0-0 E 2-H 1B		
Carl Yastrzemski, L (1, 7) OBP: 0.354, SLG: 0.430	0-0 L6			0-3 K		0-0 F6		0-0 F5 1-3		
Tony Conigliaro, R (1, 9) OBP: 0.338, SLG: 0.511		0-0 F6		0-3 K			0-0 1B		0-0 F6	
George Scott, R (1, 3) OBP: 0.339, SLG: 0.501		4-0 FC6-4 BB			0-3 K		0-0 F8		0-0 F7	
Don Demeter, R (1, 8) OBP: 0.264, SLG: 0.421		0-3 K			0-0 2B 1B		0-3 K		0-0 FC4-6 1B	
George Smith, R (1, 4) OBP: 0.271, SLG: 0.352		0-0 FC6-4 1-2f			0-0 F8		0-0 F9		0-0 FC4-6 1-2f	
Mike Ryan, R (1, 2) OBP: 0.258, SLG: 0.264			0-0 F5		0-0 1-H 2B			0-0 SH1-3 1B 1B		0-0 F8
Dennis Bennett, L (1, 1) Don McMahon, R (6, 1) Eddie Kasko, R (8, PH) John Wyatt, R (8, 1) Jim Lonborg, R (9, 1) Dick Stigman, R (9, 1) Dalton Jones, L (10, PH) Dan Osinski, R (10, 1)			0-3 K		0-3 K			0-0 SH1-3 1-2		0-0 F8

Inning Stats	R: 0	H: 0	E: 0	LOB: 0	K: 1	S: 5	P: 5	R: 0	H: 0	E: 0	LOB: 1	K: 1	S: 5	P: 9	R: 0	H: 0	E: 0	LOB: 0	K: 2	S: 7	P: 7	R: 0	H: 0	E: 0	LOB: 0	K: 2	S: 7	P: 7	R: 1	H: 2	E: 0	LOB: 1	K: 2	S: 9	P: 9	R: 0	H: 0	E: 0	LOB: 0	K: 0	S: 3	P: 3	R: 0	H: 1	E: 0	LOB: 1	K: 1	S: 6	P: 6	R: 1	H: 2	E: 1	LOB: 1	K: 0	S: 5	P: 5	R: 0	H: 1	E: 0	LOB: 1	K: 0	S: 4	P: 4	R: 0	H: 0	E: 0	LOB: 0	K: 1	S: 5	P: 5	1B: 5	SF: 0	2B: 1	SAC: 1	3B: 0	DP: 0	HR: 0	HBP: 0	WP: 0	PA: 37
--------------	------	------	------	--------	------	------	------	------	------	------	--------	------	------	------	------	------	------	--------	------	------	------	------	------	------	--------	------	------	------	------	------	------	--------	------	------	------	------	------	------	--------	------	------	------	------	------	------	--------	------	------	------	------	------	------	--------	------	------	------	------	------	------	--------	------	------	------	------	------	------	--------	------	------	------	-------	-------	-------	--------	-------	-------	-------	--------	-------	--------

PITCHER	IP	WLS	BF	H	R	ER	SO	BB	IBB	HBP	BLK	WP	HR	S	P	ERA	WHIP
Marcelino Lopez, L (1, 1) ERA: 3.45	8.0		30	5	2	2	9	1	0	0	0	0	0	47	51	2.25	0.750
Minnie Rojas, R (9, 1) ERA: 1.18	2.0	W	7	1	0	0	1	0	0	0	0	0	0	9	9	0.00	0.500

BOTTOM

Boston Red Sox @ California Angels  
Anaheim Stadium, Anaheim, CA  
Thu Jul 14 1966, 10:05 PM EDT  
Att: 16,931 - Unknown

livebaseballscorecards.com

AB 33  
R 3  
H 7  
RBI 3  
BB 4  
SO 5  
LOB 18



WP: 0 PA: 40  
PB: 0  
SB: 0  
CS: 1

AB R H RBI BB SO LOB

4 0 0 0 1 1 2

4 0 1 0 1 1 0

4 0 0 0 0 0 3

4 0 1 1 1 1 0

2 0 1 0 1 0 0

0 1 0 0 0 0 0

1 0 0 0 0 0 2

2 0 0 0 0 1 1

1 1 1 1 0 0 0

1 0 0 0 0 0 3

0 0 0 0 0 0 0

2 0 0 0 0 1 1

2 0 0 0 0 0 5

3 1 2 1 0 0 0

2 0 0 0 0 0 1

1 0 1 0 0 0 0

0 0 0 0 0 0 0

0 0 0 0 0 0 0

1B: 6 SF: 1  
2B: 2 SAC: 2  
3B: 0 DP: 1  
HR: 0 HBP: 0

Batter 1 2 3 4 5 6 7 8 9 10

Jose Cardenal, R (1, 8) 0-3 K F4 5-3 F8 1B BB IBB

Bobby Knoop, R (1, 4) 0-0 6-3 F8 F8 SH3-4 1B BB

Jim Fregosi, R (1, 6) 0-0 F9 F8 F9 SH3-4 F6

Rick Reichardt, R (1, 7) 0-3 K 6-3-4 F8 F8 E IBB

Joe Adcock, R (1, 3) 0-0 1-3 Jackie Hernandez, R (8, PR) 0-0 Willie Smith, L (9, PH) 0-0 CS BB

Jackie Warner, R (1, 9) 0-0 5-3 Ed Kirkpatrick, L (8, PH) 0-0 Jim Piersall, R (9, PH) 0-0 Tom Satriano, L (10, 5) 0-0 G3 SF8 2B F3

Paul Schaal, R (1, 5) 0-0 F8 Norm Siebern, L (8, PH) 0-0 K 1-2 G3 F3

Buck Rodgers, S (1, 2) 0-0 F7 SF8 BB SH3-4 1B

Marcelino Lopez, R (1, 1) 0-0 F8 Frank Malzone, R (8, PH) 0-0 Clyde Wright, R (8, PR) 0-0 Minnie Rojas, R (9, 1) 0-0 F3 1B SH3-4

Inning Stats R: 0 H: 0 E: 0 K: 1 S: 5 H: 0 LOB: 0 BB: 0 P: 5 R: 0 H: 0 E: 0 K: 1 S: 5 H: 0 LOB: 0 BB: 0 P: 5 R: 0 H: 1 E: 0 K: 0 S: 4 H: 1 LOB: 1 BB: 0 P: 4 R: 0 H: 0 E: 0 K: 1 S: 5 H: 0 LOB: 0 BB: 0 P: 5 R: 0 H: 0 E: 0 K: 2 S: 6 H: 0 LOB: 1 BB: 1 P: 10 R: 0 H: 0 E: 0 K: 0 S: 3 H: 0 LOB: 0 BB: 0 P: 3 R: 0 H: 0 E: 0 K: 0 S: 3 H: 0 LOB: 0 BB: 0 P: 3 R: 2 H: 3 E: 1 K: 0 S: 6 H: 3 LOB: 1 BB: 0 P: 6 R: 0 H: 1 E: 1 K: 0 S: 5 H: 1 LOB: 3 BB: 1 P: 9 R: 1 H: 2 E: 0 K: 0 S: 4 H: 2 LOB: 3 BB: 2 P: 12

PITCHER Dennis Bennett, L (1, 1) IP 5.0 WLS 16 BF 1 H 0 R 0 ER 0 SO 5 BB 1 IBB 0 HBP 0 BLK 0 WP 0 HR 0 S 25 P 29 ERA 0.00 WHIP 0.400 Don McMahon, R (6, 1) IP 2.0 WLS 6 BF 0 H 0 R 0 ER 0 SO 0 BB 0 IBB 0 HBP 0 BLK 0 WP 0 HR 0 S 6 P 6 ERA 0.00 WHIP 0.000 John Wyatt, R (8, 1) IP 1.1 WLS 9 BF 4 H 2 R 1 ER 0 SO 0 BB 0 IBB 1 HBP 0 BLK 0 WP 0 HR 0 S 8 P 12 ERA 6.75 WHIP 3.000 Jim Lonborg, R (9, 1) IP 0.0 WLS 1 BF 0 H 0 R 0 ER 0 SO 0 BB 0 IBB 0 HBP 0 BLK 0 WP 0 HR 0 S 1 P 1 ERA ∞ WHIP ∞ Dick Stigman, L (9, 1) IP 0.2 WLS 2 BF 0 H 0 R 0 ER 0 SO 0 BB 0 IBB 0 HBP 0 BLK 0 WP 0 HR 0 S 2 P 2 ERA 0.00 WHIP 0.000 PITCHER Dan Osinski, R (10, 1) IP 0.2 WLS L BF 6 H 2 R 1 ER 1 SO 0 BB 1 IBB 1 HBP 0 BLK 0 WP 0 HR 0 S 4 P 12 ERA 13.50 WHIP 4.500

**Boston Red Sox @ California Angels**  
 Anaheim Stadium, Anaheim, CA

Fri Jul 15 1966, 10:05 PM EDT  
 Att: 21,071 - Unknown

[livebaseballscorecards.com](http://livebaseballscorecards.com)



WP: 1 PA: 39  
 PB: 0  
 SB: 0  
 CS: 1

Batter	1	2	3	4	5	6	7	8	9	AB R H RBI BB SO LOB	TOP			
Rico Petrocelli, R (1, 6) OBP: 0.286, SLG: 0.416	0-0 F8		0-0 F4		0-0 5-3		0-0 HR		0-0 FC6-4 1B	5 1 2 1 0 0 0				
Joe Foy, R (1, 5) OBP: 0.331, SLG: 0.392	4-0 BB		0-0 F8			0-0 HR	4-0 BB		0-0 FC6-4 1-2f	3 1 1 1 2 0 1				
Carl Yastrzemski, L (1, 7) OBP: 0.353, SLG: 0.427	0-0 F8		4-0 CS BB			0-0 1-3	0-0 F9			3 0 0 0 1 0 2				
Tony Conigliaro, R (1, 9) OBP: 0.336, SLG: 0.505	0-0 F4		0-0 CS 1-2	0-0 6-3		4-0 WP BB BB		0-0 6-3		3 0 0 0 1 0 1				
George Scott, R (1, 3) OBP: 0.339, SLG: 0.504		0-3 K		0-0 6-3		0-3 K		0-0 3B		4 0 1 0 0 2 1				
George Thomas, R (1, 8) Dalton Jones, L (8, PH) OBP: 0.294, SLG: 0.399 (8, 4)		0-3 K		4-0 BB		4-0 WP BB 1-2		0-3 K		1 0 0 0 2 1 0 1 0 0 0 0 1 1				
George Smith, R (1, 4) Jose Tartabull, L (8, PH) OBP: 0.282, SLG: 0.315 (8, 8)		4-0 1B BB		0-0 F9		0-0 5-3 1-2 2-3		0-0 6-3		2 0 0 0 1 0 3 1 0 0 0 0 0 1	AB 31 R 2 H 5 RBI 2 BB 7 SO 7 LOB 12			
Mike Ryan, R (1, 2) Don Demeter, R (9, PH) OBP: 0.262, SLG: 0.419		0-0 1-2 1B		0-0 F8		0-0 6-3		0-0 6-3		3 0 1 0 0 0 0 1 0 0 0 0 0 0				
Darrell Brandon, R (1, 1) Eddie Kasko, R (7, PH) Jim Lonborg, R (7, 1) Lenny Green, L (9, PH) OBP: 0.322, SLG: 0.301		0-3 K		0-3 K		0-0 F9		0-3 K		2 0 0 0 0 2 2 1 0 0 0 0 0 0 0 0 0 0 0 0 0 1 0 0 0 0 1 0				
<b>Inning Stats</b>	R: 0 H: 0 E: 0 LOB: 1 K: 0 BB: 1 S: 3 P: 7	R: 0 H: 1 E: 0 LOB: 2 K: 3 BB: 1 S: 10 P: 14	R: 0 H: 0 E: 0 LOB: 0 K: 0 BB: 1 S: 2 P: 6	R: 0 H: 0 E: 0 LOB: 1 K: 0 BB: 1 S: 3 P: 7	R: 0 H: 0 E: 0 LOB: 0 K: 1 BB: 0 S: 5 P: 5	R: 1 H: 1 E: 0 LOB: 2 K: 1 BB: 2 S: 6 P: 14	R: 1 H: 1 E: 0 LOB: 1 K: 0 BB: 1 S: 4 P: 8	R: 0 H: 1 E: 0 LOB: 1 K: 1 BB: 0 S: 6 P: 6	R: 0 H: 1 E: 0 LOB: 1 K: 1 BB: 0 S: 6 P: 6	1B: 2 SF: 0 2B: 0 SAC: 0 3B: 1 DP: 0 HR: 2 HBP: 0	WP: 1 PA: 39 PB: 0 SB: 0 CS: 1			
<b>PITCHER</b>	IP WLS BF H R ER SO BB IBB HBP BLK WP HR S P ERA WHIP												<b>PITCHER</b>	IP WLS BF H R ER SO BB IBB HBP BLK WP HR S P ERA WHIP
George Brunet, L (1, 1) ERA: 2.45	7.0 W 30 3 2 2 5 7 0 0 0 1 2 33 61 2.57 1.429													
Minnie Rojas, R (8, 1) ERA: 1.13	2.0 S 8 2 0 0 2 0 0 0 0 0 0 12 12 0.00 1.000													

Batter	1	2	3	4	5	6	7	8	9
Jose Cardenal, R (1, 8) OBP: 0.331, SLG: 0.411	0-0 6-3		4-0 FC5 S BB		0-3 K			0-0 SH1-4 2B 1B	
Ed Kirkpatrick, L (1, 9) OBP: 0.329, SLG: 0.374	4-0 6-3 BB		4-0 E 1-2 1B BB		0-0 CS 1B			0-0 SH1-4 1-2	
Jim Fregosi, R (1, 6) OBP: 0.313, SLG: 0.375	0-0 6-3 1-2		0-0 FC5 1B SF8 1-3 2-3		0-3 K 1-2			0-0 CS 2-H 2B	
Norm Siebern, L (1, 3) OBP: 0.404, SLG: 0.395	0-0 F8		0-0 1-3 3-H 1B		0-0 F6			4-0 FC6-4 IBB	
Marcelino Lopez, R (8, PR) OBP: 0.278, SLG: 0.273									
Tom Satriano, L (9, 3) OBP: 0.342, SLG: 0.267									
Rick Reichardt, R (1, 7) OBP: 0.365, SLG: 0.489		0-0 G6-4-3 1B 1B	0-0 SF8		0-0 6-3			0-0 FC6-4 1-2f 2-3	
Frank Malzone, R (1, 5) OBP: 0.315, SLG: 0.376		0-0 G6-4-3 1B	0-0 F7		0-0 5-3				
Paul Schaal, R (7, 5) OBP: 0.357, SLG: 0.330		1-2 1B							
Bobby Knoop, R (1, 4) OBP: 0.260, SLG: 0.386		0-0 G6-4-3 1-2f 2-3		0-3 K		0-3 K			
Buck Rodgers, S (1, 2) OBP: 0.254, SLG: 0.308		0-0 1B		0-0 F7		0-0 6-3			
George Brunet, R (1, 1) OBP: 0.205, SLG: 0.289		0-3 K		0-0 F4		0-0 6-3			
Albie Pearson, L (7, PH) OBP: 0.091, SLG: 0.182									
Minnie Rojas, R (8, 1) OBP: 0.091, SLG: 0.182									

Inning Stats	R: 0	H: 0	E: 0	K: 0	S: 3	R: 1	H: 3	E: 0	K: 1	S: 7	R: 2	H: 1	E: 1	K: 0	S: 4	R: 0	H: 0	E: 0	K: 1	S: 5	R: 0	H: 1	E: 0	K: 2	S: 7	R: 0	H: 0	E: 0	K: 1	S: 3	R: 0	H: 2	E: 0	K: 0	S: 4	R: 1	H: 2	E: 0	K: 0	S: 4
	LOB: 1	BB: 1	P: 7	LOB: 1	BB: 0	P: 7	LOB: 1	BB: 0	P: 7	LOB: 0	BB: 0	P: 5	LOB: 0	BB: 0	P: 7	LOB: 0	BB: 0	P: 3	LOB: 0	BB: 0	P: 5	LOB: 0	BB: 0	P: 5	LOB: 1	BB: 1	P: 8	LOB: 0	BB: 0	P: 8	LOB: 1	BB: 1	P: 8	LOB: 1	BB: 1	P: 8	LOB: 1	BB: 1	P: 8	

PITCHER	IP	WLS	BF	H	R	ER	SO	BB	IBB	HBP	BLK	WP	HR	S	P	ERA	WHIP
Darrell Brandon, R (1, 1) ERA: 3.09	6.0	L	24	5	3	2	4	3	0	0	0	0	0	29	41	3.00	1.333
Jim Lonborg, R (7, 1) ERA: 4.55	2.0		8	2	1	1	1	0	1	0	0	0	0	9	13	4.50	1.000

**BOTTOM**

AB	R	H	RBI	BB	SO	LOB
3	1	1	0	1	1	0
1	1	1	0	2	0	0
4	1	1	1	0	1	4
3	0	1	1	1	0	1
0	0	0	0	0	0	0
0	0	0	0	0	0	0
3	1	1	1	0	0	2
3	0	1	0	0	0	1
0	0	0	0	0	0	0
3	0	0	0	0	2	2
3	0	1	1	0	0	0
2	0	0	0	0	1	1
1	0	0	0	0	0	0
0	0	0	0	0	0	0

**AB 26**  
**R 4**  
**H 7**  
**RBI 4**  
**BB 4**  
**SO 5**  
**LOB 11**



WP	HR	S	P	ERA	WHIP
0	0	1	32	3.00	1.333
0	0	1	13	4.50	1.000

**Boston Red Sox @ California Angels**  
Anaheim Stadium, Anaheim, CA  
Fri Jul 15 1966, 10:05 PM EDT  
Att. 21,071 - Unknown

livebaseballscorecards.com

Batter	1	2	3	4	5	6	7	8	9	AB R H RBI BB SO LOB	TOP	
Rico Petrocelli, R (1, 6) OBP: 0.285, SLG: 0.414 Eddie Kasko, R (7, 6) OBP: 0.297, SLG: 0.328	0-0 E E 2B 1B	0-0 4-3		0-0 F9			0-0 F9		0-0 4-3	4 1 1 0 0 0 0 1 0 0 0 0 0 0		
Jose Tartabull, L (1, 8) OBP: 0.286, SLG: 0.319	0-0 F9	0-0 6-3			0-0 S 1B 1B		0-0 BB 1B			4 1 2 0 0 0 1		
Carl Yastrzemski, L (1, 7) OBP: 0.351, SLG: 0.423	0-0 E6 1-2 2B	0-0 4-1			0-3 S K 1-2		4-0 BB BB BB 1-2 G5-4-3 BB			3 1 0 0 1 1 2		
Tony Conigliaro, R (1, 9) OBP: 0.332, SLG: 0.498	0-3 K			0-3 K		0-0 5-3	0-0 G5-4-3 1-2f			4 0 0 0 0 2 5		
George Scott, R (1, 3) OBP: 0.338, SLG: 0.501	0-0 E6 1-2 2-3 2B			0-0 F8		0-0 S 1B 2-H		0-3 K		4 1 1 1 0 1 2		
Joe Foy, R (1, 5) OBP: 0.333, SLG: 0.408	0-0 1-H 2-H 3-H 3B 2B			0-0 HR		0-0 4-3 1-2		0-0 F8		4 2 2 4 0 0 1		
George Smith, R (1, 4) OBP: 0.271, SLG: 0.345	4-0 BB BB BB 3B BB			0-3 K		0-0 F9		0-3 K		3 1 0 0 1 2 0		
Mike Ryan, R (1, 2) OBP: 0.258, SLG: 0.274	0-0 1-H 2-H 3B			0-3 K		0-0 4-3		0-0 6-3		4 0 1 2 0 1 0		
Jose Santiago, R (1, 1) OBP: 0.175, SLG: 0.154	0-0 1-3			0-0 6-3		0-0 6-3		0-3 K		4 0 0 0 0 1 1		
<b>Inning Stats</b>	R: 5 E: 2 K: 1 S: 10 H: 3 LOB: 1 BB: 1 P: 14	R: 0 E: 0 K: 0 S: 3 H: 0 LOB: 0 BB: 0 P: 3	R: 1 E: 0 K: 2 S: 8 H: 1 LOB: 0 BB: 0 P: 8	R: 0 E: 0 K: 1 S: 5 H: 0 LOB: 0 BB: 0 P: 5	R: 1 E: 0 K: 1 S: 7 H: 2 LOB: 1 BB: 0 P: 7	R: 0 E: 0 K: 0 S: 3 H: 0 LOB: 0 BB: 0 P: 3	R: 0 E: 0 K: 0 S: 3 H: 1 LOB: 1 BB: 1 P: 7	R: 0 E: 0 K: 2 S: 7 H: 0 LOB: 0 BB: 0 P: 7	R: 0 E: 0 K: 1 S: 5 H: 0 LOB: 0 BB: 0 P: 5	1B: 4 2B: 1 3B: 1 HR: 1 SF: 0 SAC: 0 DP: 1 HBP: 0	WP: 0 PB: 0 SB: 2 CS: 0 PA: 37	
<b>PITCHER</b>	IP WLS BF H R ER SO BB IBB HBP BLK WP HR S P ERA WHIP											
Dean Chance, R (1, 1) ERA: 3.68	5.0 L 24 6 7 2 5 1 0 0 0 0 0 1 33 37 3.60 1.400											
Howie Reed, R (6, 1) ERA: 2.59	3.0 10 1 0 0 2 1 0 0 0 0 0 0 13 17 0.00 0.667											
Bob Lee, R (9, 1) ERA: 2.43	1.0 3 0 0 0 1 0 0 0 0 0 0 0 5 5 0.00 0.000											

**Boston Red Sox @ California Angels**  
 Anaheim Stadium, Anaheim, CA  
 Sat Jul 16 1966, 6:33 AM EDT  
 Att. 13,699 - Unknown

[livebaseballscorecards.com](http://livebaseballscorecards.com)

<b>AB</b>	35
<b>R</b>	7
<b>H</b>	7
<b>RBI</b>	7
<b>BB</b>	2
<b>SO</b>	8
<b>LOB</b>	12





Batter	1	2	3	4	5	6	7	8	9
<b>Jose Cardenal, R</b> (1, 8) <small>OBP: 0.329, SLG: 0.408</small> <b>Jackie Hernandez, R</b> (6, 4) <small>OBP: 0.125, SLG: 0.071</small>	0-3 <b>K</b>		0-0 <b>FC5-4</b>			0-0 <b>6-3</b>		0-0 <b>4-3</b>	
<b>Ed Kirkpatrick, L</b> (1, 9) <small>OBP: 0.323, SLG: 0.366</small>	0-0 <b>F3</b>		0-0 <b>F8</b>			0-3 <b>K</b>		0-3 <b>K</b>	
<b>Jim Fregosi, R</b> (1, 6) <small>OBP: 0.309, SLG: 0.370</small>	0-0 <b>5-3</b>			0-0 <b>6-3</b>		0-0 <b>F8</b>		0-0 <b>5-3</b>	
<b>Norm Siebern, L</b> (1, 3) <small>OBP: 0.402, SLG: 0.407</small>		0-0 <b>4-3</b>		0-3 <b>K</b>		0-3 <b>K</b>		0-0 <b>HR</b>	
<b>Rick Reichardt, R</b> (1, 7) <small>OBP: 0.367, SLG: 0.488</small> (6, 8)		0-0 <b>6-3</b>		0-3 <b>K</b>		0-0 <b>1B</b>		4-0 <b>BB</b>	
<b>Tom Satriano, L</b> (1, 5) <small>OBP: 0.339, SLG: 0.260</small> (6, 2)		4-0 <b>BB</b>			0-0 <b>F8</b>		0-3 <b>K</b>	0-0 <b>4-3</b>	
<b>Buck Rodgers, S</b> (1, 2) <small>OBP: 0.252, SLG: 0.306</small> <b>Paul Schaal, R</b> (6, 5) <small>OBP: 0.356, SLG: 0.329</small>		0-0 <b>1-3</b>			0-0 <b>1-3</b>		0-3 <b>K</b>		
<b>Bobby Knoop, R</b> (1, 4) <small>OBP: 0.264, SLG: 0.386</small> <b>Howie Reed, R</b> (6, 1) <b>Willie Smith, L</b> (8, PH) <small>OBP: 0.242, SLG: 0.265</small> <b>Bob Lee, R</b> (9, 1)			4-0 <b>FC5-4</b> <b>BB</b>		4-0 <b>BB</b>		0-0 <b>G3</b>		
<b>Dean Chance, R</b> (1, 1) <small>OBP: 0.044, SLG: 0.023</small> <b>Albie Pearson, L</b> (5, PH) (6, 7)			0-3 <b>K</b>		0-3 <b>K</b>		0-0 <b>6-3</b>		

AB	R	H	RBI	BB	SO	LOB
2	0	0	0	0	1	1
2	0	0	0	0	0	0

AB	R	H	RBI	BB	SO	LOB
4	0	0	0	0	2	1

AB	R	H	RBI	BB	SO	LOB
4	0	0	0	0	0	0

AB	R	H	RBI	BB	SO	LOB
4	1	1	1	0	2	0

AB	R	H	RBI	BB	SO	LOB
3	0	1	0	1	1	0

AB	R	H	RBI	BB	SO	LOB
3	0	0	0	1	1	2

AB	R	H	RBI	BB	SO	LOB
2	0	0	0	0	0	1
1	0	0	0	0	1	1

AB	R	H	RBI	BB	SO	LOB
0	0	0	0	2	0	0
0	0	0	0	0	0	0
1	0	0	0	0	0	0
0	0	0	0	0	0	0

AB	R	H	RBI	BB	SO	LOB
1	0	0	0	0	1	1
2	0	0	0	0	1	1

**BOTTOM**

**Boston Red Sox @ California Angels**  
**Anaheim Stadium, Anaheim, CA**

Sat Jul 16 1966, 6:33 AM EDT  
 Att. 13,699 - Unknown

<b>AB</b>	<b>29</b>
<b>R</b>	<b>1</b>
<b>H</b>	<b>2</b>
<b>RBI</b>	<b>1</b>
<b>BB</b>	<b>4</b>
<b>SO</b>	<b>10</b>
<b>LOB</b>	<b>8</b>



Inning Stats	R: 0	H: 0	E: 0	K: 1	S: 5	LOB: 0	BB: 0	P: 5
Inning Stats	R: 0	H: 0	E: 0	K: 0	S: 3	LOB: 1	BB: 1	P: 7
Inning Stats	R: 0	H: 0	E: 0	K: 1	S: 5	LOB: 1	BB: 1	P: 9
Inning Stats	R: 0	H: 0	E: 0	K: 2	S: 7	LOB: 0	BB: 0	P: 7
Inning Stats	R: 0	H: 0	E: 0	K: 1	S: 5	LOB: 1	BB: 1	P: 9
Inning Stats	R: 0	H: 0	E: 0	K: 1	S: 5	LOB: 0	BB: 0	P: 5
Inning Stats	R: 0	H: 1	E: 0	K: 3	S: 10	LOB: 1	BB: 0	P: 10
Inning Stats	R: 0	H: 0	E: 0	K: 0	S: 3	LOB: 0	BB: 0	P: 3
Inning Stats	R: 1	H: 1	E: 0	K: 1	S: 6	LOB: 1	BB: 1	P: 10
Inning Stats	1B: 1	SF: 0	2B: 0	SAC: 0	3B: 0	DP: 0	HR: 1	HBP: 0
Inning Stats	1	0	0	0	0	1	1	
Inning Stats	2	0	0	0	0	1	1	

PITCHER	IP	WLS	BF	H	R	ER	SO	BB	IBB	HBP	BLK	WP	HR	S	P	ERA	WHIP
<b>Jose Santiago, R</b> (1, 1) <small>ERA: 3.44</small>	9.0	W	33	2	1	1	10	4	0	0	0	0	1	49	65	1.00	0.667

WP	PA	
0	33	
PB	SB	CS
0	0	0




BOTTOM

Boston Red Sox @ Kansas City Athletics  
Municipal Stadium, Kansas City, MO

Sun Jul 17 1966, 4:33 AM EDT  
Unknown

livebaseballscorecards.com

AB	37
R	3
H	10
RBI	1
BB	4
SO	7
LOB	19



WP	1	PA	41
PB	1		
SB	3		
CS	1		

AB R H RBI BB SO LOB

4 0 0 0 1 1 0  
4 0 3 0 0 0 0  
0 0 0 0 0 0 0  
1 0 0 0 0 0 0

4 1 1 0 1 1 3

4 0 0 0 1 1 5

3 0 1 0 0 0 0  
2 0 0 0 0 0 4

3 2 2 0 1 0 0

3 0 1 0 0 1 1  
1 0 0 0 0 1 1

4 0 2 1 0 0 1  
0 0 0 0 0 0 0  
0 0 0 0 0 0 0

3 0 0 0 0 2 3  
1 0 0 0 0 0 1

1B: 7 SF: 0  
2B: 1 SAC: 0  
3B: 2 DP: 1  
HR: 0 HBP: 0

Batter	1	2	3	4	5	6	7	8	9	10
Ossie Chavarria, R OBP: 0.272, SLG: 0.250 (1, 6)	4-0 G5-3 1B BB		X 0-0 6-3		0-3 K			X 0-0 G3		X 0-0 L8
Jim Gosger, L OBP: 0.322, SLG: 0.340 (1, 8)	X 0-0		X 0-0				X 0-0 F9			X 0-0 L7
Bert Campaneris, R OBP: 0.304, SLG: 0.392 (8, PR)										
Joe Nossek, R OBP: 0.289, SLG: 0.363 (8, PR)										
	(9, 5)									
Mike Hershberger, R OBP: 0.327, SLG: 0.366 (1, 9)	X 0-0 L9		0-3 K				X 0-0 5-3			X 0-0
Roger Repoz, L OBP: 0.341, SLG: 0.403 (1, 3)	X 0-0 G5-3		0-3 K				X 0-0 3-1			X 0-0
	(9, 8)									
Ed Charles, R OBP: 0.314, SLG: 0.437 (1, 5)		X 0-0 L7		X 0-0 L7			X 0-0 5-3			X 0-0 F9
Tim Talton, L OBP: 0.375, SLG: 0.750 (8, PH)										
	(9, 3)									
	(10, 2)									
Larry Stahl, L OBP: 0.284, SLG: 0.394 (1, 7)		X 0-0 2B 1B		X 0-0 4-3			X 0-0 WP 3B			X 4-0 CS BB
Dick Green, R OBP: 0.285, SLG: 0.336 (1, 4)										
Ernie Fazio, R OBP: 0.300, SLG: 0.321 (7, PR)										
	(8, 4)									
Phil Roof, R OBP: 0.293, SLG: 0.384 (1, 2)		X 0-0		X 0-0 5-3			X 0-0 6-3 1B			X 0-0
Lew Krausse, R OBP: 0.174, SLG: 0.050 (9, PR)										
Ken Sanders, R OBP: 0.364, SLG: 0.222 (10, 1)										
Jim Nash, R OBP: 0.111, SLG: 0.222 (1, 1)										
Danny Cater, R OBP: 0.293, SLG: 0.353 (9, PH)										
	(10, 3)									

Inning Stats	R: 0	H: 1	E: 0	K: 0	S: 3	R: 1	H: 3	E: 0	K: 1	S: 7	R: 0	H: 1	E: 0	K: 2	S: 8	R: 0	H: 0	E: 0	K: 1	S: 5	R: 0	H: 0	E: 0	K: 0	S: 3	R: 1	H: 2	E: 0	K: 0	S: 5	R: 0	H: 1	E: 0	K: 0	S: 4	R: 0	H: 1	E: 0	K: 1	S: 5	R: 1	H: 1	E: 0	K: 0	S: 3
--------------	------	------	------	------	------	------	------	------	------	------	------	------	------	------	------	------	------	------	------	------	------	------	------	------	------	------	------	------	------	------	------	------	------	------	------	------	------	------	------	------	------	------	------	------	------

PITCHER	IP	WLS	BF	H	R	ER	SO	BB	IBB	HBP	BLK	WP	HR	S	P	ERA	WHIP
Rollie Sheldon, R ERA: 3.7 (1, 1)	7.1		29	8	2	2	6	1	0	0	0	1	0	40	44	2.46	1.227
Dick Stigman, L ERA: 4.55 (8, 1)	0.1		2	0	0	0	0	0	1	0	0	0	0	1	5	0.00	0.000
Don McMahon, R ERA: 3.04 (8, 1)	2.0	L	10	2	1	0	1	1	1	0	0	0	0	9	17	0.00	1.500

PITCHER	IP	WLS	BF	H	R	ER	SO	BB	IBB	HBP	BLK	WP	HR	S	P	ERA	WHIP
---------	----	-----	----	---	---	----	----	----	-----	-----	-----	----	----	---	---	-----	------

Batter	1	2	3	4	5	6	7	8	9	10	AB	R	H	RBI	BB	SO	LOB	TOP								
Rico Petrocelli, R OBP: 0.288, SLG: 0.425 (1, 6)	0-3 K			0-0 F9		0-0 1-3		0-0 1B 2B		0-3 K	5	1	1	1	0	2	0									
Jose Tartabull, L OBP: 0.284, SLG: 0.315 (1, 8)	0-0 F5			0-0 F9		0-0 F8		0-0 CS 1B			4	0	1	1	0	0	0									
Carl Yastrzemski, L OBP: 0.346, SLG: 0.415 (1, 7)	0-0 F5			0-0 4-3			0-0 4-3	0-0 CS 1-2	0-0 SH1 1B		4	0	1	0	0	0	0									
Tony Conigliaro, R OBP: 0.334, SLG: 0.495 (1, 9)		0-3 K			0-0 1B 1B		4-0 1B BB		0-0 SH1 1-2		2	0	1	0	1	1	0									
Dalton Jones, L OBP: 0.305, SLG: 0.404 (1, 4)		0-0 G3			0-0 1-2 1B		0-0 1-2 1B G6-4-3		4-0 G6-3 BB		3	0	2	0	1	0	0									
George Scott, R OBP: 0.333, SLG: 0.492 (1, 3)		0-0 F7			0-3 K		0-0 G6-4-3 1-2f		0-0 G6-3 1-2f		4	0	0	0	0	1	6									
Joe Foy, R OBP: 0.331, SLG: 0.413 (1, 5)			0-3 K		0-3 K			0-0 2B 1B		0-0 HR	4	2	2	1	0	2	2									
Bob Tillman, R OBP: 0.275, SLG: 0.279 (8, PH)			0-0 5-3		0-0 F8			0-0 F8		0-3 K	2	0	0	0	0	0	2									
Lenny Green, L OBP: 0.319, SLG: 0.298 (8, 2)										0-3 K	1	0	0	0	0	0	1									
Mike Ryan, R OBP: 0.261, SLG: 0.274 (8, 2)										0-3 K	1	0	0	0	0	1	0									
Lee Stange, R OBP: 0.111, SLG: 0.059 (6, PH)			0-3 K				0-3 K			0-3 K	1	0	0	0	0	1	0									
Eddie Kasko, R OBP: 0.292, SLG: 0.322 (6, 1)											1	0	0	0	0	1	0									
Jim Lonborg, R OBP: 0.100, SLG: 0.103 (8, PH)											0	0	0	0	0	0	0									
Don Demeter, R OBP: 0.261, SLG: 0.417 (8, 1)											1	0	0	0	0	1	1									
John Wyatt, R (8, 1)											1	0	0	0	0	1	0									
<b>Inning Stats</b>	R: 0 E: 0 K: 1 S: 5	H: 0 LOB: 0 BB: 0 P: 5	R: 0 E: 0 K: 1 S: 5	H: 0 LOB: 0 BB: 0 P: 5	R: 0 E: 0 K: 2 S: 7	H: 0 LOB: 0 BB: 0 P: 7	R: 0 E: 0 K: 0 S: 3	H: 0 LOB: 0 BB: 0 P: 3	R: 0 E: 0 K: 2 S: 9	H: 2 LOB: 2 BB: 0 P: 9	R: 0 E: 0 K: 1 S: 5	H: 0 LOB: 0 BB: 0 P: 5	R: 0 E: 0 K: 0 S: 3	H: 1 LOB: 1 BB: 1 P: 7	R: 2 E: 0 K: 1 S: 7	H: 3 LOB: 0 BB: 0 P: 7	R: 0 E: 0 K: 0 S: 3	H: 1 LOB: 1 BB: 1 P: 7	R: 1 E: 0 K: 3 S: 10	H: 1 LOB: 0 BB: 0 P: 10	1B: 6 2B: 1 3B: 0 HR: 1	SF: 0 SAC: 1 DP: 2 HBP: 0	WP: 0 PB: 0 SB: 0 CS: 1	PA: 38		
<b>PITCHER</b> Bill Stafford, R ERA: 4.76 Ken Sanders, R ERA: 3.91	IP 8.0	WLS L	BF 29	H 6	R 2	ER 2	SO 8	BB 1	IBB 0	HBP 0	BLK 0	WP 0	HR 0	S 44	P 48	ERA 2.25	WHIP 0.875									

Boston Red Sox @ Kansas City Athletics  
Municipal Stadium, Kansas City, MO  
Sun Jul 17 1966, 4:38 AM EDT  
Att. 17,241 - Unknown

livebaseballscorecards.com

AB 34  
R 3  
H 8  
RBI 3  
BB 2  
SO 11  
LOB 12



Batter	1	2	3	4	5	6	7	8	9	10	AB	R	H	RBI	BB	SO	LOB
Ossie Chavarria, R OBP: 0.267, SLG: 0.247 (1, 6)											5	1	1	0	0	2	3
Jim Gosger, L OBP: 0.317, SLG: 0.335 (1, 8)											4	0	0	0	0	3	1
Mike Hershberger, R OBP: 0.326, SLG: 0.364 (1, 9)											4	0	1	1	0	1	0
Roger Repoz, L OBP: 0.344, SLG: 0.401 (1, 3)											3	0	1	0	1	1	1
Danny Cater, R OBP: 0.292, SLG: 0.351 (1, 5)											4	0	1	0	0	1	2
Larry Stahl, L OBP: 0.284, SLG: 0.391 (1, 7)											4	1	1	0	0	0	1
Dick Green, R OBP: 0.282, SLG: 0.332 (1, 4)											3	0	0	0	0	0	2
Ernie Fazio, R OBP: 0.300, SLG: 0.321 (8, 4)											0	0	0	0	0	0	0
Ed Charles, R OBP: 0.312, SLG: 0.434 (10, PH)											1	0	0	0	0	0	0
Phil Roof, R OBP: 0.297, SLG: 0.383 (1, 2)											3	0	1	0	1	1	0
Bill Stafford, R OBP: 0.364, SLG: 0.222 (9, 1)											2	0	0	0	0	1	1
Ken Sanders, R OBP: 0.444, SLG: 0.778 (10, PH)											0	0	0	0	0	0	0
Tim Talton, L OBP: 0.304, SLG: 0.392 (10, PR)											1	0	1	0	0	0	0
Bert Campaneris, R OBP: 0.304, SLG: 0.392 (10, PR)											0	0	0	0	0	0	0

Inning Stats	R: 1	H: 2	R: 0	H: 1	R: 0	H: 0	R: 1	H: 2	R: 0	H: 0	R: 0	H: 0	R: 0	H: 0	R: 0	H: 1	R: 0	H: 1	R: 0	H: 1	1B: 7	SF: 0	WP: 0	PA: 38
E: 1	LOB: 1	E: 0	LOB: 2	E: 0	LOB: 0	E: 0	LOB: 1	E: 0	LOB: 0	E: 0	LOB: 0	E: 0	LOB: 0	E: 0	LOB: 0	E: 0	LOB: 0	E: 0	LOB: 1	E: 0	LOB: 1	2B: 0 <td>SAC: 1 <td>FB: 0 </td></td>	SAC: 1 <td>FB: 0 </td>	FB: 0
K: 3	BB: 0	K: 1	BB: 1	K: 1	BB: 1	K: 1	BB: 0	K: 0	BB: 0	K: 0	BB: 0	K: 0	BB: 0	K: 0	BB: 0	K: 3	BB: 0	K: 1	BB: 0	K: 1	BB: 0	3B: 0 <td>DP: 1 <td>SB: 4</td> </td>	DP: 1 <td>SB: 4</td>	SB: 4
S: 11	P: 11	S: 6	P: 10	S: 4	P: 8	S: 7	P: 7	S: 3	P: 3	S: 3	P: 3	S: 3	P: 3	S: 9	P: 9	S: 3	P: 3	S: 6	P: 6	S: 6	P: 6	HR: 0 <td>HBP: 0 <td>CS: 1</td> </td>	HBP: 0 <td>CS: 1</td>	CS: 1

PITCHER	IP	WLS	BF	H	R	ER	SO	BB	IBB	HBP	BLK	WP	HR	S	P	ERA	WHIP
Lee Stange, R ERA: 4.17 (1, 1)	5.0		21	5	2	2	6	2	0	0	0	0	0	31	39	3.60	1.400
Jim Lonborg, R ERA: 4.45 (6, 1)	2.0		6	0	0	0	0	0	0	0	0	0	0	6	6	0.00	0.000
John Wyatt, R ERA: 3.1 (8, 1)	3.0	W	10	2	0	0	4	0	0	0	0	0	0	18	18	0.00	0.667


**BOTTOM**

**Boston Red Sox @ Kansas City Athletics**  
Municipal Stadium, Kansas City, MO

Sun Jul 17 1966, 4:38 AM EDT  
Att: 17,241 - Unknown

livebaseballscorecards.com

AB	34
R	2
H	7
RBI	1
BB	2
SO	10
LOB	11



Batter	1	2	3	4	5	6	7	8	9	AB R H RBI BB SO LOB	TOP											
Jose Cardenal, R (1, 8) OBP: 0.321, SLG: 0.405	0-0 F9		0-0 F8			0-0 4-3		0-0 FC6-4		4 0 0 0 0 0 1												
Willie Smith, L (1, 9) OBP: 0.236, SLG: 0.256 Bob Lee, R (8, 1)	0-0 F8		0-0 F6			0-0 F2		0-0 F8		4 0 0 0 0 0 1 0 0 0 0 0 0 0												
Jim Fregosi, R (1, 6) OBP: 0.312, SLG: 0.371	4-0 WP BB			0-0 5-3		0-0 F7			4-0 G6-4-3 BB	2 0 0 0 2 0 0												
Rick Reichardt, R (1, 7) OBP: 0.364, SLG: 0.483	0-3 K			0-0 5-3			0-0 6-3		0-0 G6-4-3	4 0 0 0 0 1 2												
Norm Siebern, L (1, 3) OBP: 0.394, SLG: 0.410		0-0 F8		4-0 FC6-4 BB		0-0 6-3			0-0 3-1	3 1 1 0 1 0 0												
Frank Malzone, R (1, 5) OBP: 0.317, SLG: 0.375				0-0 FC6-4		0-0 6-3				3 0 1 1 0 0 1												
Buck Rodgers, S (1, 2) OBP: 0.250, SLG: 0.302				0-0 F7		0-3 K				3 0 0 0 0 1 1												
Bobby Knoop, R (1, 4) OBP: 0.260, SLG: 0.378				0-3 K		0-0 F9			0-0 E6 FC6-4	3 0 0 0 0 1 1												
George Brunet, R (1, 1) OBP: 0.200, SLG: 0.282 Jackie Warner, R (5, PH) OBP: 0.282, SLG: 0.465 Lew Burdette, R (5, 1) Ed Kirkpatrick, L (8, PH) OBP: 0.313, SLG: 0.352			0-0 5-3		0-3 K				0-3 K	1 0 0 0 0 0 0 1 0 0 0 0 1 0 0 0 0 0 0 0 0 1 0 0 0 0 1 1												
<b>Inning Stats</b>	R: 0 E: 0 K: 1 S: 5	H: 0 LOB: 1 BB: 1 P: 9	R: 0 E: 0 K: 1 S: 6	H: 1 LOB: 1 BB: 0 P: 6	R: 0 E: 0 K: 0 S: 3	H: 0 LOB: 0 BB: 0 P: 3	R: 0 E: 0 K: 2 S: 7	H: 0 LOB: 0 BB: 0 P: 7	R: 0 E: 0 K: 0 S: 3	H: 0 LOB: 0 BB: 0 P: 3	R: 1 E: 0 K: 0 S: 4	H: 1 LOB: 0 BB: 0 P: 4	R: 0 E: 1 K: 1 S: 6	H: 0 LOB: 1 BB: 0 P: 6	R: 0 E: 0 K: 0 S: 2	H: 0 LOB: 0 BB: 1 P: 6	1B: 1 2B: 0 3B: 1 HR: 0	SF: 0 SAC: 0 DP: 1 HBP: 0	WP: 1 PB: 0 SB: 0 CS: 0	PA: 32		
<b>PITCHER</b> Darrell Brandon, R (1, 1) ERA: 2.84	IP 9.0	WLS W	BF 32	H 2	R 1	ER 1	SO 5	BB 3	IBB 0	HBP 0	BLK 0	WP 1	HR 0	S 39	P 51	ERA 1.00	WHIP 0.556					<b>PITCHER</b> IP WLS BF H R ER SO BB IBB HBP BLK WP HR S P ERA WHIP

California Angels @ Boston Red Sox  
Fenway Park, Boston, MA  
Wed Jul 20 1966, 7:05 PM EDT  
Unknown

livebaseballscorecards.com

AB	29
R	1
H	2
RBI	1
BB	3
SO	5
LOB	8



Batter	1	2	3	4	5	6	7	8	9	AB	R	H	RBI	BB	SO	LOB	
Rico Petrocelli, R OBP: 0.293, SLG: 0.424 (1, 6)	4-0 2B G5-4-3 BB		4-0 G1-4-3 BB	0-0 FC5-4 1-2f		0-0 F3		0-0 1B 4-3 1B		3	2	1	1	2	0	4	
Joe Foy, R OBP: 0.332, SLG: 0.416 (1, 5)	0-0 G5-4-3 1-3 1B 2B		0-0 G1-4-3 1-2f		0-0 6-3	0-0 F8		0-0 1-3 4-3 1B		5	1	2	0	0	0	2	
Carl Yastrzemski, L OBP: 0.347, SLG: 0.412 (1, 7)	4-0 G5-4-3 BB		0-0 F5		4-0 1B BB	0-0 FC6-4 1-2f		0-0 1-2 3-H 4-3		3	1	0	1	2	0	2	
Tony Conigliaro, R OBP: 0.332, SLG: 0.490 (1, 9)	0-0 G5-4-3 1-2f 2-3 3-H			0-0 F6 1-2	0-0 1B 1B		0-0 5-3	0-0 6-3		5	0	1	0	0	0	3	
Don Demeter, R OBP: 0.271, SLG: 0.429 (1, 8)	0-0 3-H 1B			0-0 F7 1-3 2-H 1B	0-0 IBB 1B		0-0 2B			4	0	3	2	0	0	0	
George Scott, R OBP: 0.335, SLG: 0.490 (1, 3)	0-3 K			0-0 2B 1B	4-0 1-2 IBB		0-0 F7			3	1	1	0	1	1	2	
Mike Ryan, R OBP: 0.261, SLG: 0.278 (1, 2)		0-0 6-3		0-0 1B 2B	0-0 F3		0-0 6-3			4	0	1	1	0	0	4	
George Smith, R OBP: 0.278, SLG: 0.350 (1, 4)		0-0 6-3		4-0 1B IBB	0-0 FC6 1-2f		4-0 SH1-4 1B BB			2	1	0	0	2	0	3	
Darrell Brandon, R OBP: 0.263, SLG: 0.389 (1, 1)		0-3 K		0-0 FC5-4 1-2 2-3 1B		1-0 FC6-4 HBP		0-0 SH1-4		2	0	1	0	0	1	0	
<b>Inning Stats</b>	R: 2 E: 0 K: 1 S: 6	H: 2 LOB: 1 BB: 2 P: 14	R: 0 E: 0 K: 1 S: 5	H: 0 LOB: 0 BB: 0 P: 5	R: 0 E: 0 K: 0 S: 2	H: 0 LOB: 0 BB: 1 P: 6	R: 1 E: 0 K: 0 S: 6	H: 3 LOB: 3 BB: 1 P: 10	R: 1 E: 0 K: 0 S: 5	H: 2 LOB: 3 BB: 2 P: 13	R: 0 E: 0 K: 0 S: 4	H: 1 LOB: 1 BB: 0 P: 4	R: 2 E: 0 K: 0 S: 5	H: 2 LOB: 1 BB: 1 P: 9	1B: 7 2B: 3 3B: 0 HR: 0	SF: 0 SAC: 1 DP: 2 HBP: 1	WP: 0 PB: 0 SB: 0 CS: 0

**BOTTOM**

**California Angels @ Boston Red Sox**  
Fenway Park, Boston, MA  
Wed Jul 20 1966, 7:05 PM EDT  
Unknown

AB	31
R	6
H	10
RBI	5
BB	7
SO	2
LOB	20



PITCHER															IP	WLS	BF	H	R	ER	SO	BB	IBB	HBP	BLK	WP	HR	S	P	ERA	WHIP
George Brunet, L ERA: 2.59 (1, 1)	4.0	L	19	5	3	3	2	3	1	0	0	0	0	19	35	6.75	2.000														
Lew Burdette, R ERA: 3.08 (5, 1)	3.0		15	3	1	1	0	1	1	1	0	0	0	12	21	3.00	1.333														
Bob Lee, R ERA: 2.74 (8, 1)	1.0		6	2	2	0	0	1	0	0	0	0	0	5	9	18.00	3.000														

WP: 0	PA: 40
PB: 0	
SB: 0	
CS: 0	

Batter	1	2	3	4	5	6	7	8	9	10	AB	R	H	RBI	BB	SO	LOB	TOP		
Paul Schaal, R (1, 5) OBP: 0.356, SLG: 0.326 Willie Smith, L (8, PH) OBP: 0.236, SLG: 0.256 Frank Malzone, R (8, PH) OBP: 0.311, SLG: 0.367	0-0 F3		0-3 K			0-3 K		0-0 G6-4-3		0-0 G3	3	0	0	0	0	2	0			
Jim Fregosi, R (1, 6) OBP: 0.309, SLG: 0.366	0-0 6-3		0-0 F2			0-3 K				0-0 6-3	4	0	0	0	0	1	0			
Jose Cardenal, R (1, 8) OBP: 0.320, SLG: 0.401	4-0 BB			0-0 5-3		0-0 F4				0-0 F8	3	0	0	0	1	0	0			
Rick Reichardt, R (1, 7) OBP: 0.360, SLG: 0.476	0-0 F7			0-0 5-3			0-0 1-3			0-0 F3	4	0	0	0	0	0	1			
Jackie Warner, R (1, 9) OBP: 0.273, SLG: 0.449		0-0 F8		0-0 5-3			0-0 F9			0-0 6-3	4	0	0	0	0	0	0			
Norm Siebern, L (1, 3) OBP: 0.392, SLG: 0.407 Marcelino Lopez, R (10, PR) OBP: 0.297, SLG: 0.294 Jack Sanford, R (10, 1) OBP: 0.190, SLG: 0.263		0-0 4-3			0-0 L3		0-0 3-1			0-0 1B 1B	4	0	1	0	0	0	0			
Bobby Knoop, R (1, 4) OBP: 0.265, SLG: 0.379		4-0 BB			0-0 F8			4-0 1B BB		0-0 1B 1B	2	0	1	0	2	0	0			
Tom Satriano, L (1, 2) OBP: 0.344, SLG: 0.272		0-0 F2			0-0 1B			0-0 G6-4-3 1B		0-0 F9	4	0	2	0	0	0	3			
Dean Chance, R (1, 1) OBP: 0.042, SLG: 0.021 Minnie Rojas, R (9, 1) OBP: 0.091, SLG: 0.182 Buck Rodgers, S (10, PH) OBP: 0.253, SLG: 0.304			0-3 K			0-0 4-3		0-3 K		0-0 1B	3	0	0	0	0	2	3			
<b>Inning Stats</b>	R: 0 E: 0 K: 0 S: 3	H: 0 LOB: 1 BB: 1 P: 7	R: 0 E: 0 K: 0 S: 3	H: 0 LOB: 1 BB: 1 P: 7	R: 0 E: 0 K: 2 S: 7	H: 0 LOB: 0 BB: 0 P: 7	R: 0 E: 0 K: 0 S: 3	H: 0 LOB: 0 BB: 0 P: 3	R: 0 E: 0 K: 2 S: 7	H: 0 LOB: 0 BB: 0 P: 7	R: 0 E: 0 K: 1 S: 5	H: 1 LOB: 1 BB: 1 P: 9	R: 0 E: 0 K: 0 S: 3	H: 0 LOB: 0 BB: 0 P: 3	R: 1 E: 0 K: 0 S: 6	H: 3 LOB: 2 BB: 0 P: 6	1B: 5 2B: 0 3B: 0 HR: 0	SF: 0 SAC: 0 DP: 1 HBP: 0	WP: 0 PB: 0 SB: 0 CS: 0	PA: 37
<b>PITCHER</b>	IP	WLS	BF	H	R	ER	SO	BB	IBB	HBP	BLK	WP	HR	S	P	ERA	WHIP			
Dennis Bennett, L (1, 1) ERA:	5.0		18	1	0	0	2	2	0	0	0	0	0	20	28	0.00	0.600			
Don McMahon, R (6, 1) ERA: 2.91	2.1		9	1	0	0	3	1	0	0	0	0	0	14	18	0.00	0.857			
Dick Stigman, L (8, 1) ERA: 4.5	0.2	L	1	0	0	0	0	0	0	0	0	0	0	1	1	0.00	0.000			
John Wyatt, R (9, 1) ERA: 3.15	2.0		9	3	1	1	0	0	0	0	0	0	0	9	9	4.50	1.500			

California Angels @ Boston Red Sox  
 Fenway Park, Boston, MA  
 Wed Jul 20 1966, 7:05 PM EDT  
 Att. 27,391 - Unknown


livebaseballscorecards.com

AB	34
R	1
H	5
RBI	1
BB	3
SO	5
LOB	11





Batter	1	2	3	4	5	6	7	8	9	10	AB	R	H	RBI	BB	SO	LOB
Rico Petrocelli, R (1, 6) OBP: 0.292, SLG: 0.421	0-0 F7			0-3 K		0-0 F9			4-0 FC1-5 BB BB		3	0	0	0	1	1	0
Jose Tartabull, L (1, 8) OBP: 0.283, SLG: 0.310	0-0 5-3			0-0 F7		0-0 F5			4-0 F9 FC1-5 BB 1-2		3	0	0	0	1	0	0
Carl Yastrzemski, L (1, 7) OBP: 0.348, SLG: 0.410	0-0 6-3			4-0 BB		4-0 CS BB			0-0 FC1-5 1-2 2-3f		2	0	0	0	2	0	2
Tony Conigliaro, R (1, 9) OBP: 0.331, SLG: 0.487		0-0 FC6-4 1B		0-0 L5		0-0 CS 1-2	0-0 F9		0-0 F9 2-3		4	0	1	0	0	0	3
Joe Foy, R (1, 5) OBP: 0.334, SLG: 0.414		0-0 FC6-4 G1-4-3 1-2f			4-0 5-3 BB		4-0 G1-3 BB		0-0 F8		2	0	0	0	2	0	3
George Scott, R (1, 3) OBP: 0.332, SLG: 0.485		0-0 G1-4-3 1-2f			0-0 5-3 1-2		0-0 G1-3 1-2f			0-0 6-3		4	0	0	0	0	3
Mike Ryan, R (1, 2) OBP: 0.261, SLG: 0.281			0-0 L1		0-3 K			0-0 F2		0-0 2B		4	0	1	0	0	1
George Smith, R (1, 4) OBP: 0.282, SLG: 0.349			0-0 F3		4-0 IBB			4-0 G4-6-3 BB		0-3 K		1	0	0	0	2	0
Eddie Kasko, R (10, PH) OBP: 0.288, SLG: 0.317										0-3 K		1	0	0	0	0	1
Dennis Bennett, L (1, 1) Don Demeter, R (5, PH) Don McMahon, R (6, 1) Dick Stigman, R (8, 1) Dalton Jones, L (8, PH) John Wyatt, R (9, 1) Lenny Green, L (10, PH) OBP: 0.276, SLG: 0.427 OBP: 0.119, SLG: 0.118 OBP: 0.303, SLG: 0.401 OBP: 0.317, SLG: 0.295			0-3 K		0-0 F2			0-0 G4-6-3 1-2f		0-3 K		1	0	0	0	0	1

<b>BOTTOM</b>	
<b>California Angels @ Boston Red Sox</b>	
Fenway Park, Boston, MA	
Wed Jul 20 1966, 7:05 PM EDT	
Att: 27,391 - Unknown	
	<a href="http://livebaseballscorecards.com">livebaseballscorecards.com</a>
<b>AB</b> 28	<b>R</b> 0
<b>H</b> 2	<b>RBI</b> 0
<b>BB</b> 8	<b>SO</b> 5
<b>LOB</b> 17	
	
<b>WP:</b> 0 <b>PA:</b> 37	
<b>PB:</b> 0	
<b>SB:</b> 0	
<b>CS:</b> 1	
<b>1B:</b> 1 <b>SF:</b> 0	<b>2B:</b> 1 <b>SAC:</b> 0
<b>3B:</b> 0 <b>DP:</b> 3	<b>HR:</b> 0 <b>HBP:</b> 0

Inning Stats		R:	H:	E:	K:	S:	H:	LOB:	BB:	P:	PITCHER																																
R: 0	H: 0	E: 0	K: 0	S: 3	H: 0	LOB: 0	BB: 0	P: 3																																			
R: 0	H: 1	E: 0	K: 0	S: 3	H: 0	LOB: 0	BB: 0	P: 3	R: 0	H: 0	E: 0	K: 1	S: 5	R: 0	H: 0	E: 0	K: 1	S: 5	R: 0	H: 0	E: 0	K: 1	S: 5	R: 0	H: 0	E: 0	K: 0	S: 2	R: 0	H: 0	E: 0	K: 0	S: 2	R: 0	H: 0	E: 0	K: 0	S: 3	R: 0	H: 1	E: 0	K: 2	S: 8
R: 0	H: 0	E: 0	K: 0	S: 3	H: 0	LOB: 0	BB: 0	P: 3	R: 0	H: 0	E: 0	K: 1	S: 5	R: 0	H: 0	E: 0	K: 1	S: 5	R: 0	H: 0	E: 0	K: 0	S: 2	R: 0	H: 0	E: 0	K: 0	S: 2	R: 0	H: 0	E: 0	K: 0	S: 2	R: 0	H: 0	E: 0	K: 0	S: 3	R: 0	H: 1	E: 0	K: 2	S: 8
PITCHER		IP	WLS	BF	H	R	ER	SO	BB	IBB	HBP	BLK	WP	HR	S	P	ERA	WHIP																									
Dean Chance, R (1, 1)	ERA: 3.49	8.0		29	1	0	0	3	7	1	0	0	0	0	27	59	0.00	1.000																									
Minnie Rojas, R (9, 1)	ERA: 1.11	1.0	W	3	0	0	0	0	0	0	0	0	0	0	3	3	0.00	0.000																									
Jack Sanford, R (10, 1)	ERA: 3.39	1.0	S	4	1	0	0	2	0	0	0	0	0	0	8	8	0.00	1.000																									

Batter	1	2	3	4	5	6	7	8	9	AB R H RBI BB SO LOB	TOP											
Jose Cardenal, R (1, 8) OBP: 0.322, SLG: 0.401	0-3 K		0-0 L4			0-0 6-3		0-0 F8 BB 1B	0-0 1-2 1B	5 0 2 0 0 1 0												
Ed Kirkpatrick, L (1, 9) OBP: 0.310, SLG: 0.345	0-0 F2			0-0 F9		0-0 F7		4-0 BB 1-2 BB	0-0 3-1	4 0 0 0 1 0 2												
Jim Fregosi, R (1, 6) OBP: 0.308, SLG: 0.363	4-0 BB			0-3 K		0-3 K		0-0 F8		3 0 0 0 1 2 2												
Norm Siebern, L (1, 3) OBP: 0.394, SLG: 0.406 Jackie Hernandez, R (8, PR) OBP: 0.111, SLG: 0.063	0-0 G3			0-0 F8			0-0 1B 1B	4-0 1-2 BB		3 1 1 0 1 0 1 0 0 0 0 0 0 0												
Rick Reichardt, R (1, 7) OBP: 0.361, SLG: 0.476		0-0 F9			0-0 1B 3B 1B		0-0 SH3-4 1-3 FC6-2 1B	0-3 K		4 1 2 0 0 1 3												
Buck Rodgers, S (1, 2) OBP: 0.256, SLG: 0.307		0-0 4-3			0-0 1-3 3B 1B		0-0 SH3-4 1-2 1B	0-3 K		4 1 2 1 0 1 3												
Tom Satriano, L (1, 5) OBP: 0.351, SLG: 0.299		0-0 F7			0-0 1-H 3-H CS 3B		0-0 SH3-4 1-2 2-3		0-0 1B 1B	3 0 2 2 0 0 0												
Bobby Knoop, R (1, 4) OBP: 0.262, SLG: 0.374			0-3 K		0-0 F3		0-0 FC6-2		0-0 F9	4 0 0 0 0 1 4												
Fred Newman, R (1, 1) OBP: 0.308, SLG: 0.250 Frank Malzone, R (7, PH) OBP: 0.308, SLG: 0.364 Minnie Rojas, R (7, 1) OBP: 0.091, SLG: 0.182 Howie Reed, R (8, 1) Willie Smith, L (9, PH) OBP: 0.234, SLG: 0.254			0-3 K		0-0 6-3		0-0 4-3		0-0 F9	2 0 0 0 0 1 0 1 0 0 0 0 0 2 0 0 0 0 0 0 0 0 0 0 0 0 0 0 1 0 0 0 0 0 1												
<b>Inning Stats</b>	R: 0 E: 0 K: 1 S: 5	H: 0 LOB: 1 BB: 1 P: 9	R: 0 E: 0 K: 0 S: 3	H: 0 LOB: 0 BB: 0 P: 3	R: 0 E: 0 K: 2 S: 7	H: 0 LOB: 0 BB: 0 P: 7	R: 0 E: 0 K: 1 S: 5	H: 0 LOB: 0 BB: 0 P: 5	R: 2 E: 0 K: 0 S: 5	H: 3 LOB: 0 BB: 0 P: 5	R: 0 E: 0 K: 1 S: 5	H: 0 LOB: 0 BB: 0 P: 5	R: 1 E: 0 K: 0 S: 6	H: 3 LOB: 2 BB: 0 P: 6	R: 0 E: 0 K: 2 S: 8	H: 1 LOB: 3 BB: 2 P: 16	R: 0 E: 0 K: 0 S: 5	H: 2 LOB: 2 BB: 0 P: 5	1B: 8 2B: 0 3B: 1 HR: 0	SF: 0 SAC: 1 DP: 0 HBP: 0	WP: 0 PB: 0 SB: 0 CS: 1	PA: 38
<b>PITCHER</b>	IP WLS BF H R ER SO BB IBB HBP BLK WP HR S P ERA WHIP																					
Jose Santiago, R (1, 1) ERA: 3.5	6.0		24	6	3	3	5	1	0	0	0	0	0	0	33	37	4.50	1.167				
Don McMahon, R (7, 1) ERA: 2.85	1.0	W	3	0	0	0	0	0	0	0	0	0	0	3	3	0.00	0.000					
Jim Lonborg, R (8, 1) ERA: 4.44	0.1		4	1	0	0	0	2	0	0	0	0	0	2	10	0.00	9.000					
Dan Osinski, R (8, 1) ERA: 4.58	1.2	S	7	2	0	0	2	0	0	0	0	0	0	11	11	0.00	1.200					

California Angels @ Boston Red Sox  
 Fenway Park, Boston, MA  
 Thu Jul 21 1966, 3:33 AM EDT  
 Att. 8,176 - Unknown

livebaseballscorecards.com

AB 34  
 R 3  
 H 9  
 RBI 3  
 BB 3  
 SO 7  
 LOB 18



Batter	1	2	3	4	5	6	7	8	9
Rico Petrocelli, R OBP: 0.291, SLG: 0.418 (1, 6)	0-0 F6		0-0 F7		0-0 F9		0-0 1B	0-0 E5	
Joe Foy, R OBP: 0.332, SLG: 0.410 (1, 5)	0-0 G6-3 1B		0-0 F8		0-0 FC6-4		0-3 K	0-0 F8	
Carl Yastrzemski, L OBP: 0.350, SLG: 0.419 (1, 7)	0-0 G6-3 1-2f			0-0 HR 1B		0-0 HR	0-0 F5		
Tony Conigliaro, R OBP: 0.333, SLG: 0.495 (1, 9)		4-0 2B BB		0-0 HR		0-3 K	0-0 F7		
Don Demeter, R OBP: 0.269, SLG: 0.429 (1, 8)		0-0 L6-4 2B		0-0 F4		0-0 F5		0-0 F7	
George Scott, R OBP: 0.331, SLG: 0.481 (1, 3)		0-0 L6-4		0-0 L6		0-0 F8		4-0 2B BB	
Mike Ryan, R OBP: 0.262, SLG: 0.282 (1, 2)		0-0 6-3		0-0 1-3			0-0 1B 1B	0-0 1B 2B	
Jose Tartabull, L OBP: 0.283, SLG: 0.310 (7, PR)									
Bob Tillman, R OBP: 0.281, SLG: 0.295 (8, 2)									
George Smith, R OBP: 0.281, SLG: 0.347 (1, 4)			0-0 F9		0-0 4-3		0-0 1B 1B	0-3 K	
Jose Santiago, R OBP: 0.214, SLG: 0.195 (1, 1)			0-0		0-0		0-0 1B 1B	0-0	
Don McMahon, R (7, 1)									
Lenny Green, L OBP: 0.322, SLG: 0.302 (7, PH)							0-0 1B 1B	0-0 E	
Jim Lonborg, R OBP: 0.100, SLG: 0.103 (8, 1)							1-2 2-3	2-H	1B
Dan Osinski, R OBP: 0.667, SLG: 0.667 (8, 1)									

Inning Stats	R: 0 E: 0 K: 0 S: 3	H: 1 LOB: 0 BB: 0 P: 3	R: 0 E: 0 K: 0 S: 3	H: 1 LOB: 1 BB: 1 P: 7	R: 0 E: 0 K: 0 S: 4	H: 1 LOB: 1 BB: 0 P: 4	R: 2 E: 0 K: 0 S: 5	H: 2 LOB: 0 BB: 0 P: 5	R: 0 E: 0 K: 0 S: 4	H: 1 LOB: 1 BB: 0 P: 4	R: 1 E: 0 K: 1 S: 6	H: 1 LOB: 0 BB: 0 P: 6	R: 2 E: 0 K: 1 S: 9	H: 4 LOB: 2 BB: 0 P: 9	R: 2 E: 1 K: 1 S: 8	H: 2 LOB: 2 BB: 1 P: 12
--------------	------------------------------	---------------------------------	------------------------------	---------------------------------	------------------------------	---------------------------------	------------------------------	---------------------------------	------------------------------	---------------------------------	------------------------------	---------------------------------	------------------------------	---------------------------------	------------------------------	----------------------------------

PITCHER	IP	WLS	BF	H	R	ER	SO	BB	IBB	HBP	BLK	WP	HR	S	P	ERA	WHIP
Fred Newman, R ERA: 6.13 (1, 1)	6.0		24	7	3	3	1	1	0	0	0	0	2	25	29	4.50	1.333
Minnie Rojas, R ERA: 1.8 (7, 1)	1.1	L	10	5	4	4	1	1	0	0	0	0	0	11	15	27.00	4.500
Howie Reed, R ERA: 2.57 (8, 1)	0.2		4	1	0	0	1	0	0	0	0	0	0	6	6	0.00	1.500

**BOTTOM**

**California Angels @ Boston Red Sox**  
Fenway Park, Boston, MA  
Thu Jul 21 1966, 3:33 AM EDT  
Att. 8,176 - Unknown

AB	R	H	RBI	BB	SO	LOB
5	0	1	2	0	0	3
5	0	1	0	0	1	6
4	2	2	1	0	0	3
3	1	1	2	1	1	2
4	0	1	0	0	0	0
3	1	0	0	1	0	2
3	0	1	0	0	0	1
0	1	0	0	0	0	0
1	1	1	1	0	0	0
4	1	1	0	0	1	1
2	0	2	0	0	0	0
0	0	0	0	0	0	0
1	0	1	0	0	0	0
0	0	0	0	0	0	0
1	0	1	1	0	0	0

AB	36
R	7
H	13
RBI	7
BB	2
SO	3
LOB	18



WP: 0	PA: 38
PB: 0	
SB: 0	
CS: 0	

PITCHER	IP	WLS	BF	H	R	ER	SO	BB	IBB	HBP	BLK	WP	HR	S	P	ERA	WHIP
---------	----	-----	----	---	---	----	----	----	-----	-----	-----	----	----	---	---	-----	------

Batter	1	2	3	4	5	6	7	8	9	10	11	AB	R	H	RBI	BB	SO	LOB	TOP								
Zoilo Versalles, R OBP: 0.295, SLG: 0.369 (1, 6)	0-0 CS 1B		0-0 5-3		0-0 G3 1-2f		0-0 6-3			0-3 K	0-0 F8	6	0	1	0	0	1	4									
Ted Uhlhaender, L OBP: 0.239, SLG: 0.265 (1, 8)	0-0 F9 1-2			0-0 L7		4-0 3B BB	0-0 F5			0-0 3-1		4	1	0	0	1	0	1									
Tony Oliva, L OBP: 0.372, SLG: 0.563 (1, 9)	0-3 K			0-0 HR		0-0 HR 3B				0-0 1B		5	2	3	2	0	1	0									
Harmon Killebrew, R OBP: 0.388, SLG: 0.498 Dave Boswell, R OBP: 0.167, SLG: 0.188 Rich Rollins, R OBP: 0.291, SLG: 0.401 (1, 5) (8, PR) (8, 5)		0-0 6-3		0-0 FC3-6 1B		0-0 HR				0-0 E6 G4-6-3		4	1	2	2	0	0	0									
Don Mincher, L OBP: 0.305, SLG: 0.404 (1, 3)		0-0 4-3		0-0 FC3-6 1B		0-0 HR				0-0 G4-6-3		5	0	1	0	0	0	4									
Earl Battey, R OBP: 0.333, SLG: 0.327 Jim Kaat, L OBP: 0.231, SLG: 0.290 Jerry Zimmerman, R OBP: 0.319, SLG: 0.298 (1, 2) (9, PR) (9, 2)		0-3 K		0-0 2-3		0-0 6-3				4-0 SH5-4 BB		3	0	0	0	1	1	2									
Andy Kosco, R OBP: 0.263, SLG: 0.303 (1, 7)			0-0 6-3		0-0 1B SF8 2B	0-0 6-3				0-0 SH5-4		4	1	1	0	0	0	1									
Cesar Tovar, R OBP: 0.313, SLG: 0.350 (1, 4)			0-0 G3 1B		0-0 G3 1B	0-0 6-3				0-3 K		5	0	3	0	0	1	3									
Mudcat Grant, R OBP: 0.191, SLG: 0.227 Al Worthington, R OBP: 0.200, SLG: 0.400 Jimmie Hall, L OBP: 0.286, SLG: 0.380 Pete Cimino, R OBP: 0.327, SLG: 0.375 Bob Allison, R OBP: 0.327, SLG: 0.375 Dwight Siebler, R (1, 1) (7, 1) (9, PH) (9, 1) (11, PH) (11, 1)			0-0 G3		0-0 SF8		0-0 6-3			0-0 F8		2	0	0	1	0	0	1									
<b>Inning Stats</b>	R: 0 E: 0 K: 1 S: 5	H: 1 LOB: 0 BB: 0 P: 5	R: 0 E: 0 K: 1 S: 5	H: 0 LOB: 0 BB: 0 P: 5	R: 0 E: 0 K: 0 S: 4	H: 1 LOB: 1 BB: 0 P: 4	R: 1 E: 0 K: 0 S: 5	H: 2 LOB: 1 BB: 0 P: 5	R: 1 E: 0 K: 0 S: 4	H: 2 LOB: 0 BB: 0 P: 4	R: 3 E: 0 K: 0 S: 6	H: 3 LOB: 1 BB: 1 P: 10	R: 0 E: 0 K: 0 S: 3	H: 0 LOB: 0 BB: 0 P: 3	R: 0 E: 1 K: 0 S: 3	H: 0 LOB: 1 BB: 0 P: 3	R: 0 E: 0 K: 1 S: 5	H: 0 LOB: 2 BB: 1 P: 9	R: 0 E: 0 K: 1 S: 7	H: 2 LOB: 2 BB: 0 P: 7	R: 0 E: 0 K: 0 S: 5	H: 2 LOB: 2 BB: 0 P: 5	1B: 8 2B: 2 3B: 1 HR: 2	SF: 1 SAC: 1 DP: 2 HBP: 0	WP: 0 PB: 0 SB: 0 CS: 1	PA: 46	
<b>PITCHER</b>	IP	WLS	BF	H	R	ER	SO	BB	IBB	HBP	BLK	WP	HR	S	P	ERA	WHIP										
Lee Stange, R ERA: 4.38 (1, 1)	5.0		21	7	4	4	2	1	0	0	0	0	1	24	28	7.20	1.600										
Jim Lonborg, R ERA: 4.48 (6, 1)	1.0		5	2	1	1	0	0	0	0	0	0	1	5	5	9.00	2.000										
John Wyatt, R ERA: 2.93 (7, 1)	4.0		15	2	0	0	2	1	0	0	0	0	0	18	22	0.00	0.750										
Dan Osinski, R ERA: 4.46 (11, 1)	1.0	W	5	2	0	0	0	0	0	0	0	0	0	5	5	0.00	2.000										

Minnesota Twins @ Boston Red Sox  
Fenway Park, Boston, MA  
Fri Jul 22 1966, 7:05 PM EDT  
Att. 18,078 - Unknown

AB	42
R	5
H	13
RBI	5
BB	2
SO	4
LOB	18



Batter	1	2	3	4	5	6	7	8	9	10	11	AB	R	H	RBI	BB	SO	LOB	BOTTOM						
<b>Rico Petrocelli, R</b> OBP: 0.289, SLG: 0.412 (1, 6)	4-0 1B 2B BB	0-0 F7			0-3 K	0-0 L7		0-3 K		0-3 K		5	1	0	0	1	3	3	<b>Minnesota Twins @ Boston Red Sox</b> Fenway Park, Boston, MA Fri Jul 22 1966, 7:05 PM EDT Att. 18,078 - Unknown						
<b>Joe Foy, R</b> OBP: 0.338, SLG: 0.415 (1, 5)	0-0 2B 1B		0-0 F4		0-0 E4 HR 1B		0-0 1B FC5-2 1B	0-3 K		0-0 BB 1B		6	2	4	0	0	1	2							
<b>Carl Yastrzemski, L</b> OBP: 0.354, SLG: 0.422 (1, 7)	0-0 4-3 1H 2H 2B		0-0 F5		0-0 F8		0-0 FC5-2 1B		4-0 BB SH1-4 BB	4-0 BB 1B		4	0	2	2	2	0	1							
<b>Tony Conigliaro, R</b> OBP: 0.331, SLG: 0.500 (1, 9)	0-0 F7		0-0 F7		0-0 HR		0-3 K		0-0 SH1-4	0-0 F8		5	1	1	2	0	1	5							
<b>Don Demeter, R</b> OBP: 0.281, SLG: 0.438 (1, 8)	0-0 4-3			0-0 S FC4-6 2B	0-0 FC5-4 1B		0-0 FC5-2		4-0 BB IBB		0-0 SH3-4 1B	5	2	3	0	1	0	3							
<b>George Scott, R</b> OBP: 0.332, SLG: 0.477 (1, 3)	4-0 BB			0-3 K	0-0 FC5-4		0-0 K		4-0 BB		0-0 SH3-4	3	0	0	0	2	2	4							
<b>Mike Ryan, R</b> OBP: 0.262, SLG: 0.278 (1, 2)	0-0 F9			4-0 FC4-6 BB		0-0 F8		0-0 F6		0-0 F8		4-0 1B IBB	3	0	0	0	1	0		2					
<b>Dalton Jones, L</b> OBP: 0.305, SLG: 0.399 (9, PH) (10, 4)												1	0	0	0	1	0	3							
<b>George Smith, R</b> OBP: 0.281, SLG: 0.346 (1, 4)		0-0 5-3		0-0 FC4-6		0-0 6-3		0-0 E 1B		0-0 F5		0-0 F2	4	0	1	1	0	0		1					
<b>Jose Tartabull, L</b> OBP: 0.282, SLG: 0.308 (9, PH)				1-2f 3-H L7		0-0 L8		0-0 1B				1	0	0	0	0	0	3							
<b>Bob Tillman, R</b> OBP: 0.279, SLG: 0.292 (10, 2)												1	0	0	0	0	0	2							
<b>Lee Stange, R</b> OBP: 0.100, SLG: 0.053 (1, 1)												2	0	0	0	0	0	0	1						
<b>Jim Lonborg, R</b> OBP: 0.100, SLG: 0.103 (6, PH)												0	0	0	0	0	0	0	0						
<b>Lenny Green, L</b> OBP: 0.328, SLG: 0.308 (6, PH)												1	0	1	0	0	0	0	0						
<b>John Wyatt, R</b> OBP: 0.296, SLG: 0.311 (7, 1)												1	0	0	0	0	0	0	1						
<b>Eddie Kasko, R</b> OBP: 0.267, SLG: 0.267 (10, PH)												1	0	0	0	0	0	0	0						
<b>Dan Osinski, R</b> OBP: 0.267, SLG: 0.267 (11, 1)												0	0	0	0	0	0	0	0						
<b>George Thomas, R</b> OBP: 0.317, SLG: 0.314 (11, PH)												1	0	1	1	0	0	0	0						
<b>Inning Stats</b>	R: 2 E: 0 K: 0 S: 5	H: 2 LOB: 2 BB: 2 P: 13	R: 0 E: 0 K: 0 S: 3	H: 0 LOB: 0 BB: 0 P: 3	R: 0 E: 0 K: 0 S: 3	H: 0 LOB: 0 BB: 0 P: 3	R: 1 E: 0 K: 1 S: 6	H: 1 LOB: 1 BB: 1 P: 10	R: 2 E: 1 K: 1 S: 8	H: 3 LOB: 1 BB: 0 P: 8	R: 0 E: 0 K: 2 S: 9	H: 2 LOB: 2 BB: 0 P: 9	R: 0 E: 1 K: 2 S: 9	H: 1 LOB: 2 BB: 0 P: 9	R: 0 E: 0 K: 0 S: 3	H: 0 LOB: 3 BB: 3 P: 15	R: 0 E: 0 K: 1 S: 6	H: 1 LOB: 2 BB: 1 P: 10	R: 1 E: 0 K: 0 S: 4	H: 2 LOB: 2 BB: 1 P: 8	1B: 10 2B: 2 3B: 0 HR: 1	SF: 0 SAC: 2 DP: 0 HBP: 0	WP: 0 PB: 0 SB: 1 CS: 0	PA: 54	
<b>PITCHER</b>	IP	WLS	BF	H	R	ER	SO	BB	IBB	HBP	BLK	WP	HR	S	P	ERA	WHIP								
<b>Mudcat Grant, R</b> ERA: 3.38 (1, 1)	6.0		30	9	5	5	2	3	0	0	0	0	1	31	43	7.50	2.000								
<b>Al Worthington, R</b> ERA: 2.19 (7, 1)	2.0		8	1	0	0	4	0	0	0	0	0	0	16	16	0.00	0.500								
<b>Pete Cimino, R</b> ERA: 3.27 (9, 1)	2.0		11	1	0	0	1	3	1	0	0	0	0	9	25	0.00	2.000								
<b>Dwight Siebler, R</b> ERA: 3.31 (11, 1)	0.2	L	5	2	1	1	0	0	1	0	0	0	0	4	8	13.50	3.000								

AB	44
R	6
H	13
RBI	6
BB	8
SO	7
LOB	31



Batter	1	2	3	4	5	6	7	8	9	AB R H RBI BB SO LOB	TOP											
Zoilo Versalles, R (1, 6) OBP: 0.301, SLG: 0.368	4-0 FC4-6 BB		0-0 L9				0-0 F9	4-0 IBB		3 1 1 1 2 0 0												
Ted Uhlaender, L (1, 8) OBP: 0.243, SLG: 0.289	0-0 FC4-6 2B 1-2f		0-0 HR				0-0 F8	0-0 L5		6 2 2 1 0 0 7												
Tony Oliva, L (1, 9) OBP: 0.373, SLG: 0.565	0-0 2B		0-0 F8			0-0 4-3	0-0 HR 1B		0-0 BB BB SF7 1B	6 2 3 0 0 0 2												
Harmon Killebrew, R (1, 5) OBP: 0.388, SLG: 0.505 Rich Rollins, R (9, PR) OBP: 0.291, SLG: 0.401	0-0 5-3		0-0 5-3			4-0 1B 1B IBB	0-3 K	0-0 1-H HR	4-0 BB BB BB BB 1-2 BB BB	4 2 1 2 2 1 2 0 0 0 0 0 0 0												
Don Mincher, L (1, 3) OBP: 0.309, SLG: 0.404	0-0 F7			0-0 3-1		0-0 1B BB 1B	0-0 1B HBP 1B	0-0 G3	4-0 BB BB BB BB 1-2 2-3 BB	5 1 2 2 1 0 2												
Bob Allison, R (1, 7) OBP: 0.344, SLG: 0.380 Andy Kosco, R (7, 7) OBP: 0.259, SLG: 0.300		4-0 3-1 1B BB		0-0 1B 1B		4-0 HBP 1B BB	1-0 1B 1B HBP		0-0 5-3 SF7	1 1 1 0 2 0 0 1 0 0 1 0 0 0												
Earl Battey, R (1, 2) OBP: 0.331, SLG: 0.324 Jimmie Hall, L (5, PH) OBP: 0.289, SLG: 0.384 Jerry Zimmerman, R (5, 2) OBP: 0.330, SLG: 0.322		0-0 3-1		0-3 K		0-0 1B HBP 1B	0-0 1B 1B		0-0 5-3 K	2 0 0 0 0 1 2 1 1 1 1 0 0 0 3 0 2 0 0 1 2												
Cesar Tovar, R (1, 4) OBP: 0.325, SLG: 0.357		0-0 2-H 1B		0-0 1B		1-0 HBP 1B HBP	0-0 1-2 2-3 1B		4-0 WP BB	4 0 3 1 1 0 2												
Jim Kaat, L (1, 1) OBP: 0.229, SLG: 0.284		0-0 1-3		0-0 F5		0-0 1-2 2-3 3-H 1B	0-0 L7		0-0 F4	5 0 1 1 0 0 8												
<b>Inning Stats</b>	R: 0 E: 0 K: 0 S: 4	H: 1 LOB: 2 BB: 1 P: 8	R: 0 E: 0 K: 0 S: 3	H: 1 LOB: 1 BB: 1 P: 7	R: 1 E: 0 K: 0 S: 4	H: 1 LOB: 0 BB: 0 P: 4	R: 0 E: 0 K: 1 S: 7	H: 2 LOB: 2 BB: 0 P: 7	R: 5 E: 0 K: 0 S: 7	H: 5 LOB: 3 BB: 2 P: 17	R: 1 E: 0 K: 1 S: 8	H: 3 LOB: 3 BB: 0 P: 9	R: 2 E: 0 K: 0 S: 5	H: 2 LOB: 0 BB: 0 P: 5	R: 0 E: 0 K: 0 S: 4	H: 1 LOB: 3 BB: 2 P: 12	R: 1 E: 0 K: 1 S: 6	H: 1 LOB: 2 BB: 2 P: 14	1B: 13 2B: 2 3B: 0 HR: 2	SF: 1 SAC: 0 DP: 0 HBP: 3	WP: 1 PB: 0 SB: 0 CS: 0	PA: 53
<b>PITCHER</b>	IP WLS BF H R ER SO BB IBB HBP BLK WP HR S P ERA WHIP	Rollie Sheldon, R (1, 1) ERA: 3.88	4.1 L 22 7 4 4 1 2 1 0 0 0 1 21 33 8.31 2.077	Dick Stigman, L (5, 1) ERA: 4.64	0.0 2 1 0 0 0 0 1 0 0 0 0 0 1 5 ∞ ∞	John Wyatt, R (5, 1) ERA: 3.05	0.2 5 2 2 2 0 0 0 0 2 0 0 0 3 5 27.00 3.000	Jim Lonborg, R (6, 1) ERA: 4.53	1.0 7 3 1 1 1 0 0 0 1 0 0 0 0 8 9 9.00 3.000	Dave Morehead, R (7, 1) ERA: 5.46	1.1 8 3 2 2 0 1 0 0 0 0 0 1 7 11 13.50 3.000	<b>PITCHER</b>	IP WLS BF H R ER SO BB IBB HBP BLK WP HR S P ERA WHIP	Dennis Bennett, L (8, 1) ERA: 0.77	1.2 9 9 1 1 1 1 2 1 0 0 0 0 1 20 5.40 1.800							

**Minnesota Twins @ Boston Red Sox**  
**Fenway Park, Boston, MA**  
 Sat Jul 23 1966, 7:05 PM EDT  
 Att. 18,365 - Unknown

[livebaseballscorecards.com](http://livebaseballscorecards.com)

<b>AB</b>	<b>41</b>
<b>R</b>	<b>10</b>
<b>H</b>	<b>17</b>
<b>RBI</b>	<b>10</b>
<b>BB</b>	<b>8</b>
<b>SO</b>	<b>3</b>
<b>LOB</b>	<b>27</b>



Batter	1	2	3	4	5	6	7	8	9	AB R H RBI BB SO LOB	BOTTOM
Rico Petrocelli, R OBP: 0.285, SLG: 0.406 (1, 6) X	0-0 5-3		0-0 6-3			0-3 K		0-0 5-3	0-0 F9	5 0 0 0 0 1 3	<b>Minnesota Twins @ Boston Red Sox</b> Fenway Park, Boston, MA Sat Jul 23 1966, 7:05 PM EDT Att. 18,365 - Unknown
Joe Foy, R OBP: 0.337, SLG: 0.416 (1, 5) X	0-0 6-3		0-0 5-3			0-0 4-3 2-3 2B		0-0 6-3		4 0 1 0 0 0 0	
Carl Yastrzemski, L OBP: 0.353, SLG: 0.423 (1, 7) X	0-0 2B			0-0 4-3		0-0 4-3 2-3 3-H		0-0 4-3		4 0 1 1 0 0 1	
Tony Conigliaro, R OBP: 0.331, SLG: 0.500 (1, 9) S S S	0-3 K			0-3 K		0-0 F8			0-0 1B 2B	4 1 1 0 0 2 2	
Don Demeter, R OBP: 0.281, SLG: 0.434 (1, 8)		0-0 6-3		0-3 K			0-0 L7		0-0 E 1B 1B	4 1 1 1 0 1 0	
George Scott, R OBP: 0.331, SLG: 0.473 (1, 3) S S S		0-3 K			4-0 G6-4-3 BB		0-3 K		0-0 E6 1B 1-3	3 0 0 0 1 2 1	
Mike Ryan, R OBP: 0.266, SLG: 0.292 Dennis Bennett, L (8, 1) Bob Tillman, R OBP: 0.285, SLG: 0.298 (9, PH)		0-0 2B			0-0 G6-4-3 1-2f		0-0 2B		0-0 2-3 3-H 1B	3 0 2 0 0 0 1 0 0 0 0 0 0 0 1 0 1 1 0 0 0	
George Smith, R OBP: 0.277, SLG: 0.341 (1, 4) S S S		0-3 K			0-0 6-3		0-0 L9		0-0 F3	4 0 0 0 0 1 4	
Rollie Sheldon, R OBP: 0.111, SLG: 0.111 Dick Stigman, R OBP: 0.118, SLG: 0.118 John Wyatt, R (5, 1) Jim Lonborg, R OBP: 0.100, SLG: 0.103 Eddie Kasko, R OBP: 0.294, SLG: 0.339 Dave Morehead, R OBP: 0.500, SLG: 0.500 George Thomas, R OBP: 0.319, SLG: 0.341 (8, 2)			0-0 6-3			0-0 2B 4-3 2B		0-0 HR	0-0 F6	1 0 1 1 1 0 0 0 0 0 0 0 0 0 0 0 2 1 1 1 0 0 2	
<b>Inning Stats</b>	R: 0 H: 1 E: 0 LOB: 1 K: 1 BB: 0 S: 6 P: 6	R: 0 H: 1 E: 0 LOB: 1 K: 2 BB: 0 S: 8 P: 8	R: 0 H: 0 E: 0 LOB: 0 K: 0 BB: 0 S: 3 P: 3	R: 0 H: 0 E: 0 LOB: 0 K: 2 BB: 0 S: 7 P: 7	R: 0 H: 0 E: 0 LOB: 0 K: 0 BB: 1 S: 2 P: 6	R: 1 H: 2 E: 0 LOB: 1 K: 1 BB: 0 S: 7 P: 7	R: 0 H: 1 E: 0 LOB: 1 K: 1 BB: 0 S: 6 P: 6	R: 1 H: 1 E: 0 LOB: 0 K: 0 BB: 0 S: 4 P: 4	R: 2 H: 3 E: 1 LOB: 2 K: 0 BB: 0 S: 7 P: 7	1B: 2 SF: 0 2B: 6 SAC: 0 3B: 0 DP: 1 HR: 1 HBP: 0	
<b>PITCHER</b> Jim Kaat, L ERA: 2.84 (1, 1)	IP: 9.0 WLS: W BF: 37 H: 9 R: 4 ER: 3 SO: 7 BB: 1 IBB: 0 HBP: 0 BLK: 0 WP: 0 HR: 1 S: 50 P: 54 ERA: 3.00 WHIP: 1.111										

livebaseballscorecards.com

<b>AB</b>	<b>36</b>
<b>R</b>	<b>4</b>
<b>H</b>	<b>9</b>
<b>RBI</b>	<b>4</b>
<b>BB</b>	<b>1</b>
<b>SO</b>	<b>7</b>
<b>LOB</b>	<b>14</b>



Batter	1	2	3	4	5	6	7	8	9	AB R H RBI BB SO LOB	TOP											
Zoilo Versalles, R (1, 6) OBP: 0.299, SLG: 0.366	0-0 FC6-4 1B	0-0 4-3		0-0 F6		0-0 FC6-4 CS 1-2f		0-0 L9		5 0 1 0 0 0 3												
Ted Uhlaender, L (1, 8) OBP: 0.235, SLG: 0.279	0-0 FC6-4 1-2f 2B		0-0 3-1		0-0 4-3	0-0 CS 1-2	0-0 6-3		0-3 K	5 1 0 0 0 1 1												
Tony Oliva, L (1, 9) OBP: 0.376, SLG: 0.570	0-0 G3 1-H 2B		0-0 L9		0-0 F7		0-0 1B 2B		4-0 BB	4 1 2 1 1 0 0												
Harmon Killebrew, R (1, 5) OBP: 0.390, SLG: 0.504	0-0 G3 2-3		4-0 BB		0-0 2B 1B		0-0 2B 1B 2-H		0-0 F9	4 0 2 1 1 0 2												
Jimmie Hall, L (1, 7) OBP: 0.292, SLG: 0.395	0-3 K		0-0 G3		0-0 1-3 2B		0-0 1-3 2B		0-0 4-3	5 0 2 0 0 1 3												
Don Mincher, L (1, 3) OBP: 0.314, SLG: 0.408		0-0 FC1-5 2B		4-0 FC5-4 BB		4-0 BB		0-3 K		2 0 1 0 2 1 2												
Earl Battey, R (1, 2) OBP: 0.329, SLG: 0.320		4-0 FC1-5 BB		0-0 FC5-4 1-2f HR		0-0 6-3		0-0 5-3		3 1 0 0 1 0 6												
Cesar Tovar, R (1, 4) OBP: 0.324, SLG: 0.368		0-0 FC1-5 1-2 2-3f HR		0-0 1-H HR		0-0 F8		0-0 F8		4 1 1 2 0 0 2												
Jim Perry, S (1, 1) OBP: 0.258, SLG: 0.296		0-0 F9		0-0 6-3		4-0 FC6-4 BB		0-0 F7		2 0 0 0 1 0 2												
Al Worthington, R (7, 1) OBP: 0.167, SLG: 0.333										1 0 0 0 0 0 0												
<b>Inning Stats</b>	R: 1 E: 0 K: 1 S: 7	H: 2 LOB: 1 BB: 0 P: 7	R: 0 E: 0 K: 0 S: 4	H: 1 LOB: 2 BB: 1 P: 8	R: 0 E: 0 K: 0 S: 3	H: 0 LOB: 1 BB: 1 P: 7	R: 2 E: 0 K: 0 S: 4	H: 1 LOB: 0 BB: 1 P: 8	R: 0 E: 0 K: 0 S: 5	H: 2 LOB: 3 BB: 1 P: 9	R: 0 E: 0 K: 0 S: 2	H: 0 LOB: 0 BB: 1 P: 6	R: 1 E: 0 K: 1 S: 8	H: 3 LOB: 2 BB: 0 P: 8	R: 0 E: 0 K: 0 S: 3	H: 0 LOB: 0 BB: 0 P: 3	R: 0 E: 0 K: 1 S: 5	H: 0 LOB: 1 BB: 1 P: 9	1B: 3 2B: 5 3B: 0 HR: 1	SF: 0 SAC: 0 DP: 0 HBP: 0	WP: 0 PB: 0 SB: 0 CS: 1	PA: 42
<b>PITCHER</b>	IP WLS BF H R ER SO BB IBB HBP BLK WP HR S P ERA WHIP																					
Darrell Brandon, R (1, 1) ERA: 3.06	6.1 L 31 8 4 4 1 5 0 0 0 0 0 1 28 48 5.68 2.053																					
Dick Stigman, L (7, 1) ERA: 4.61	0.1 2 1 0 0 1 0 0 0 0 0 0 0 4 4 0.00 3.000																					
Lee Stange, R (7, 1) ERA: 4.36	0.1 1 0 0 0 0 0 0 0 0 0 0 0 1 1 0.00 0.000																					
Dan Osinski, R (8, 1) ERA: 4.24	2.0 7 0 0 0 1 1 0 0 0 0 0 0 8 12 0.00 0.500																					

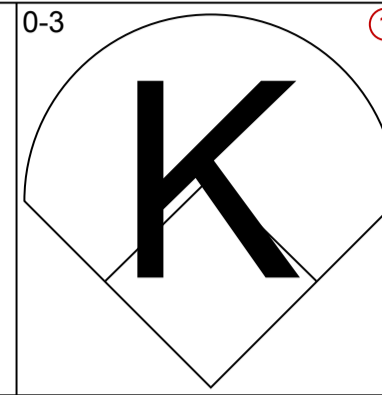
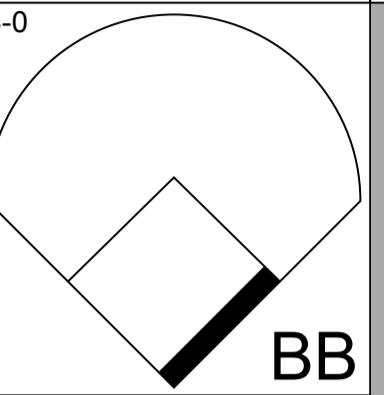
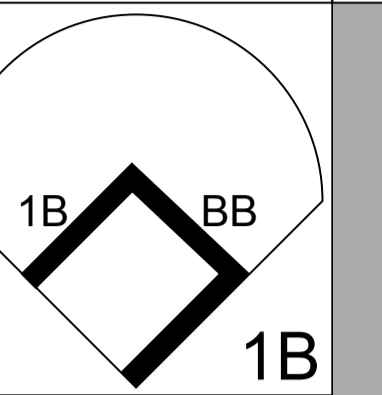
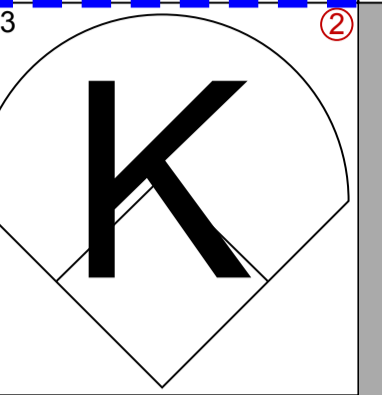
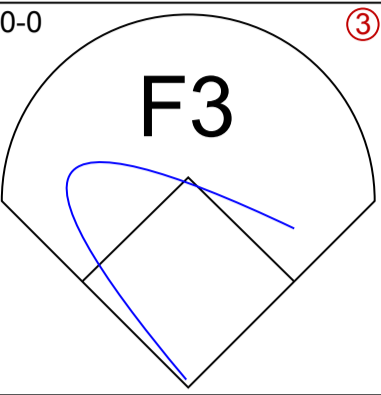
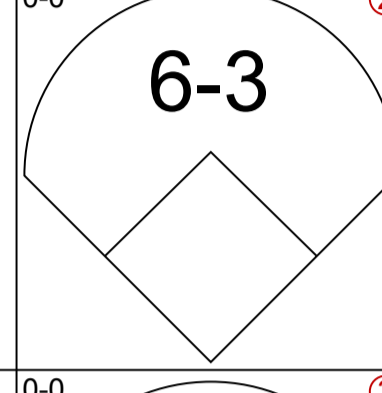
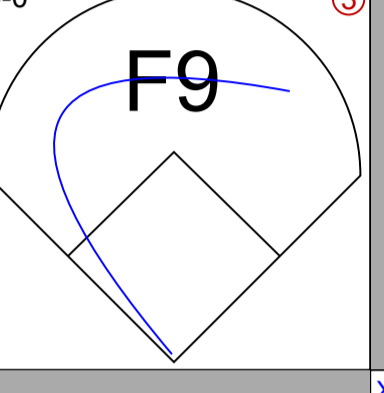
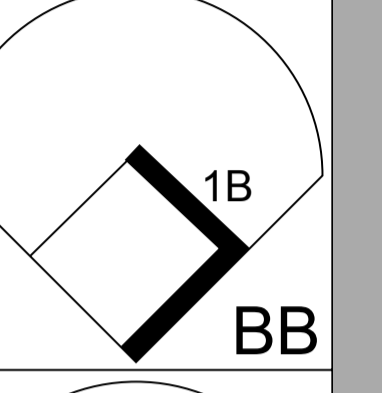
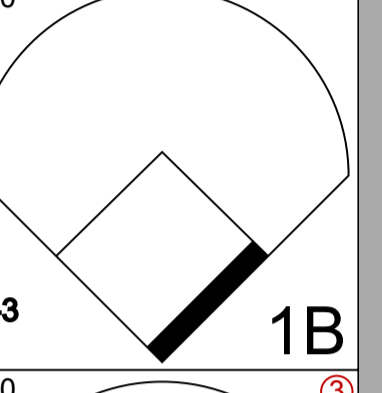

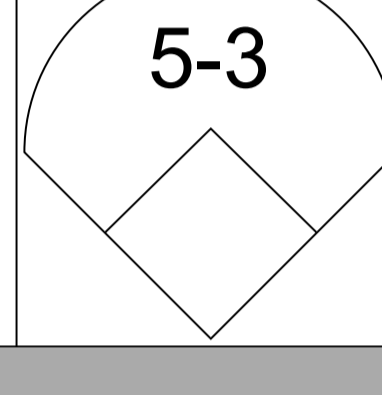
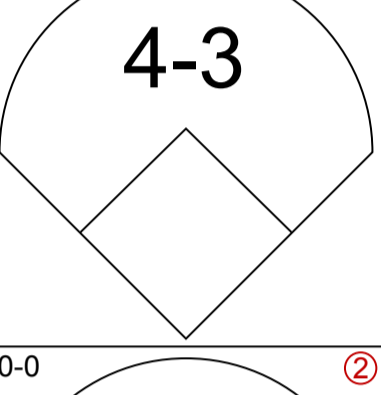
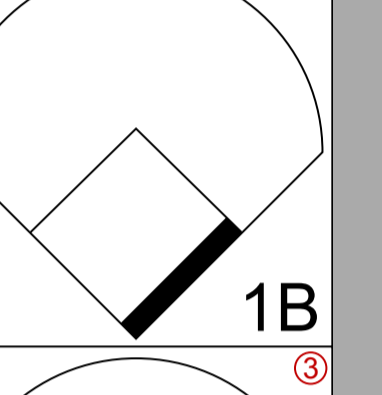
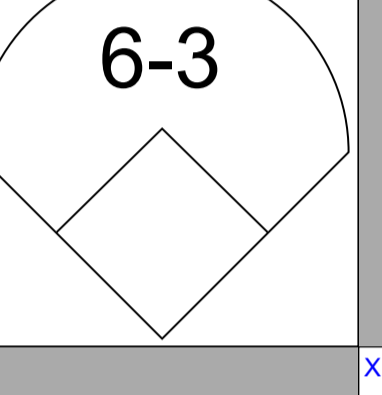
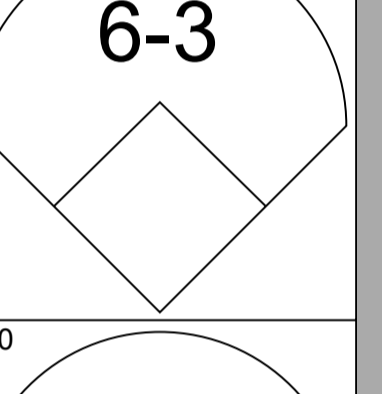
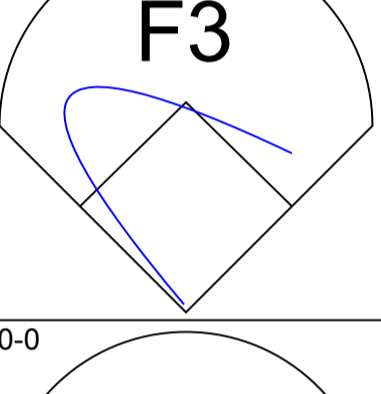
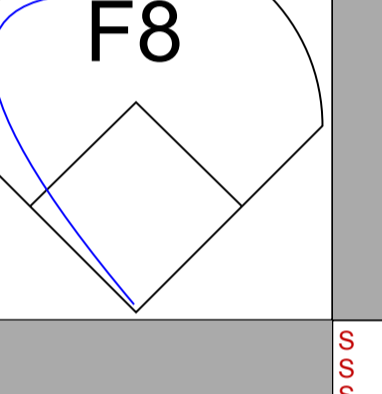
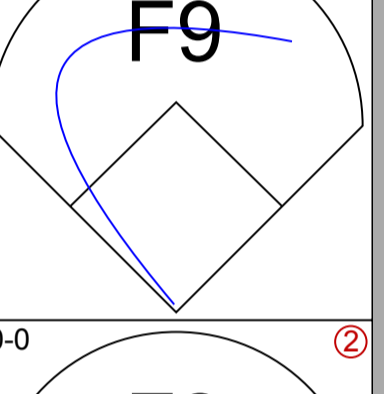
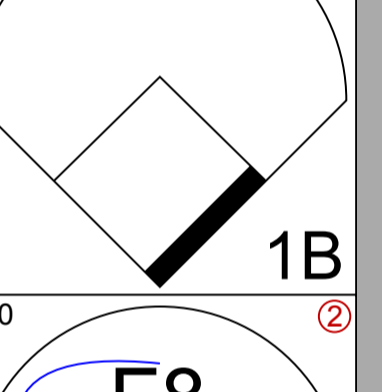
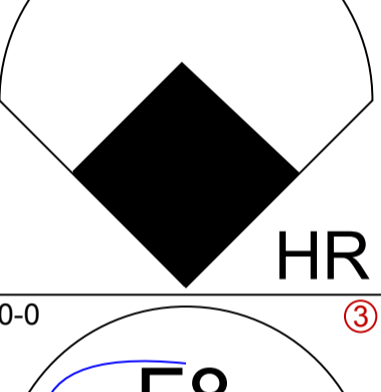
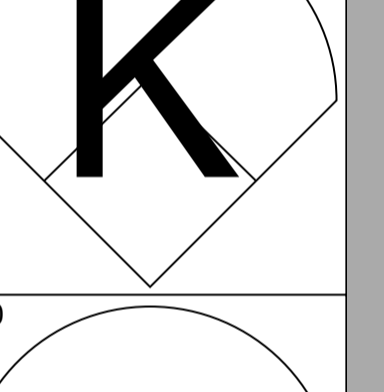
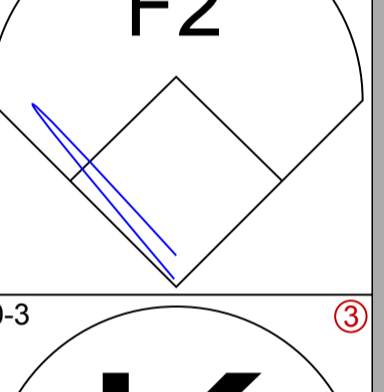
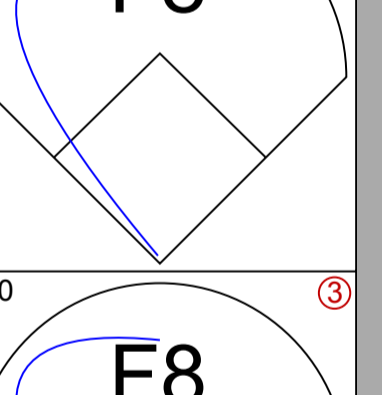
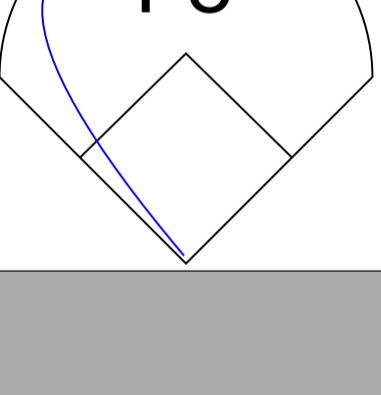
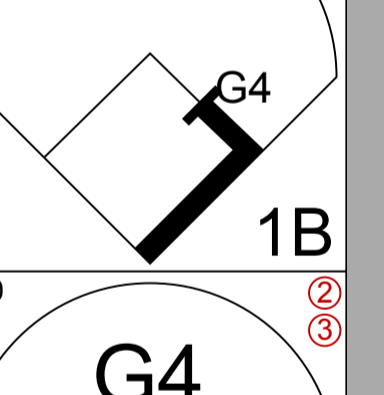
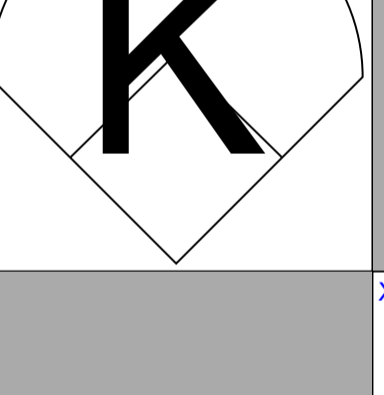
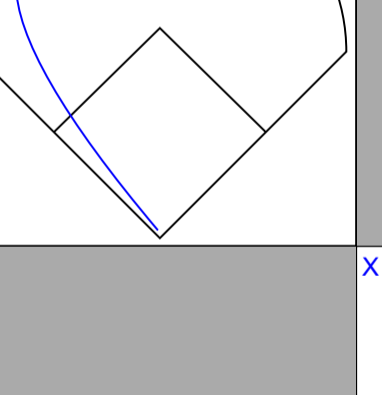
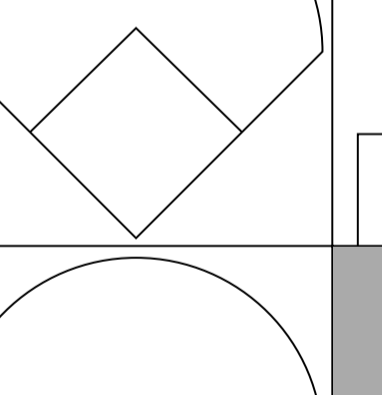
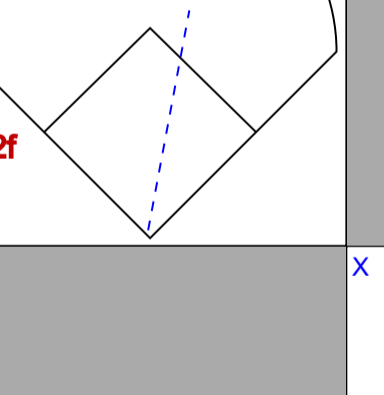
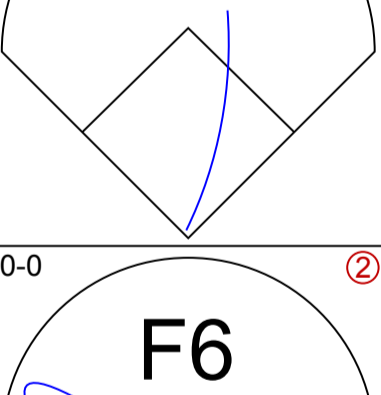
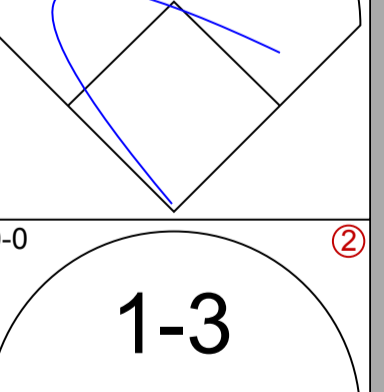
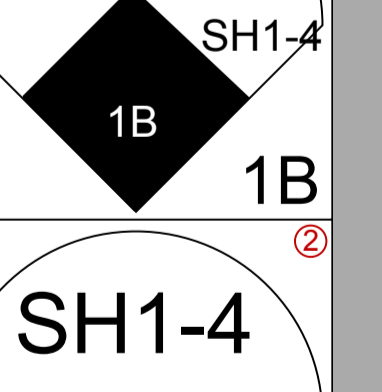
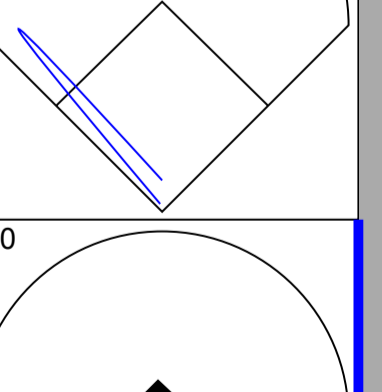
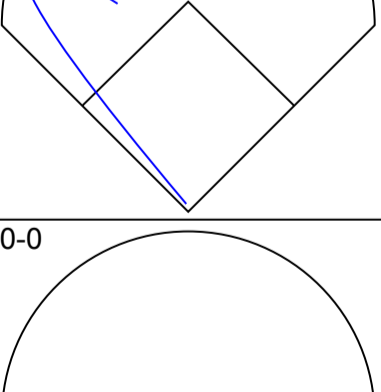
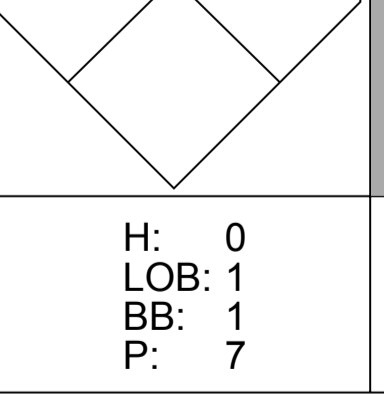
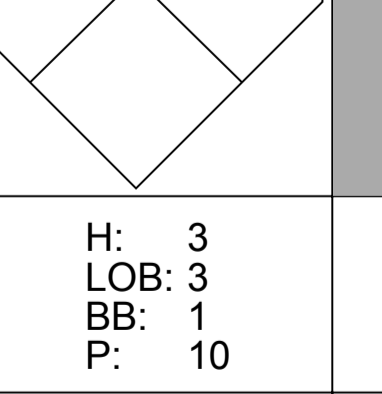
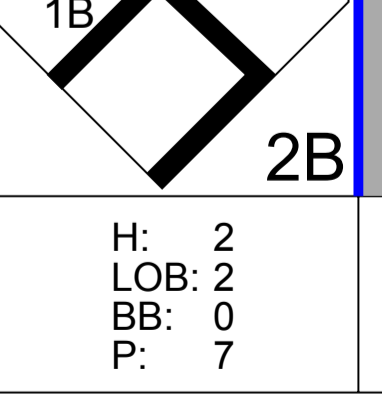
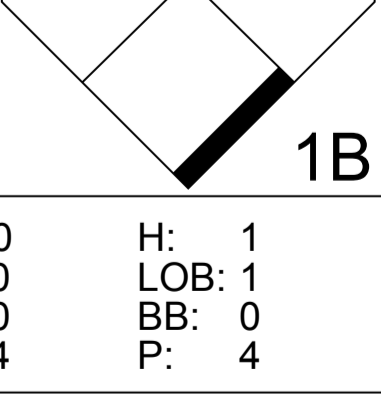
Minnesota Twins @ Boston Red Sox  
 Fenway Park, Boston, MA  
 Sun Jul 24 1966, 3:33 AM EDT  
 Att: 16,421 - Unknown

livebaseballscorecards.com

AB	35
R	4
H	9
RBI	4
BB	6
SO	3
LOB	21





Batter	1	2	3	4	5	6	7	8	9	AB R H RBI BB SO LOB	BOTTOM
<b>Rico Petrocelli, R</b> OBP: 0.287, SLG: 0.404 (1, 6) <span style="color:red">S</span>	0-3 <span style="color:red">①</span> 		4-0 <span style="color:red">①</span> 		0-0 <span style="color:red">①</span> 		0-3 <span style="color:red">②</span> 		0-0 <span style="color:red">③</span> 	4 0 1 1 1 2 2	<b>Minnesota Twins @ Boston Red Sox</b> Fenway Park, Boston, MA Sun Jul 24 1966, 3:33 AM EDT Att. 16,421 - Unknown
<b>Joe Foy, R</b> OBP: 0.339, SLG: 0.415 (1, 5) <span style="color:red">X</span>	0-0 <span style="color:red">②</span> 		0-0 <span style="color:red">③</span> 		4-0 <span style="color:red">①</span> 		0-0 <span style="color:red">②</span> 		0-0 <span style="color:red">③</span> 	3 0 1 0 1 0 1	
<b>Carl Yastrzemski, L</b> OBP: 0.352, SLG: 0.421 (1, 7) <span style="color:red">X</span>	0-0 <span style="color:red">③</span> 			0-0 <span style="color:red">①</span> 	0-0 <span style="color:red">①</span> 		0-0 <span style="color:red">③</span> 			4 0 1 0 0 0 2	
<b>Tony Conigliaro, R</b> OBP: 0.327, SLG: 0.494 (1, 9) <span style="color:red">X</span>		0-0 <span style="color:red">①</span> 		0-0 <span style="color:red">②</span> 	0-0 <span style="color:red">③</span> 			0-0 <span style="color:red">①</span> 		4 0 0 0 0 0 3	
<b>Don Demeter, R</b> OBP: 0.285, SLG: 0.450 (1, 8) <span style="color:red">X</span>		0-0 <span style="color:red">②</span> 		0-0 <span style="color:red">③</span> 		0-3 <span style="color:red">①</span> 		0-0 <span style="color:red">②</span> 		4 1 2 1 0 1 0	
<b>George Scott, R</b> OBP: 0.330, SLG: 0.471 (1, 3) <span style="color:red">X</span>		0-0 <span style="color:red">②</span> 		0-0 <span style="color:red">③</span> 		0-0 <span style="color:red">①</span> 		0-3 <span style="color:red">③</span> 		4 0 1 0 0 1 1	
<b>Mike Ryan, R</b> OBP: 0.262, SLG: 0.267 (1, 2) <span style="color:red">X</span>		0-0 <span style="color:red">③</span> 			0-0 <span style="color:red">①</span> 	0-0 <span style="color:red">②</span> 			0-0 <span style="color:red">①</span> 	4 0 0 0 0 0 2	
<b>George Smith, R</b> OBP: 0.278, SLG: 0.341 <b>Jose Tartabull, L</b> OBP: 0.280, SLG: 0.307 (9, PH)			0-0 <span style="color:red">①</span> 		0-0 <span style="color:red">②</span> 		0-0 <span style="color:red">①</span> 		0-0 <span style="color:red">②</span> 	3 1 1 0 0 0 0 1 0 0 0 0 0 0	
<b>Darrell Brandon, R</b> OBP: 0.250, SLG: 0.368 <b>Dick Stigman, R</b> OBP: 0.118, SLG: 0.118 <b>Lee Stange, R</b> OBP: 0.100, SLG: 0.053 <b>Lenny Green, L</b> OBP: 0.333, SLG: 0.324 <b>Dan Osinski, R</b> OBP: 0.667, SLG: 0.667 <b>Dalton Jones, L</b> OBP: 0.310, SLG: 0.403 (7, 1) (7, 1) (7, PH) (8, 1) (9, PH)			0-0 <span style="color:red">②</span> 		0-0 <span style="color:red">②</span> 		0-0 <span style="color:red">①</span> 		0-0 <span style="color:red">①</span> 	1 0 1 0 1 0 0 0 0 0 0 0 0 0 0 0 1 0 1 0 0 0 0	
<b>Inning Stats</b>	R: 0 H: 0 E: 0 LOB: 0 K: 1 BB: 0 S: 5 P: 5	R: 0 H: 1 E: 0 LOB: 1 K: 0 BB: 0 S: 4 P: 4	R: 0 H: 0 E: 0 LOB: 1 K: 0 BB: 1 S: 3 P: 7	R: 1 H: 1 E: 0 LOB: 0 K: 0 BB: 0 S: 4 P: 4	R: 1 H: 3 E: 0 LOB: 3 K: 0 BB: 1 S: 6 P: 10	R: 0 H: 1 E: 0 LOB: 0 K: 1 BB: 0 S: 5 P: 5	R: 0 H: 2 E: 0 LOB: 2 K: 1 BB: 0 S: 7 P: 7	R: 0 H: 0 E: 0 LOB: 0 K: 1 BB: 0 S: 5 P: 5	R: 0 H: 1 E: 0 LOB: 1 K: 0 BB: 0 S: 4 P: 4	1B: 7 SF: 0 2B: 1 SAC: 1 3B: 0 DP: 1 HR: 1 HBP: 0	
<b>PITCHER</b> <b>Jim Perry, R</b> ERA: 2.94 <b>Al Worthington, R</b> ERA: 2.08 (1, 1) (7, 1)	IP WLS BF H R ER SO BB IBB HBP BLK WP HR S P ERA WHIP 6.1 W 27 7 2 2 2 2 2 0 0 0 0 0 0 2.84 1.421 2.2 S 10 2 0 0 2 0 0 0 0 0 0 0 0 0 0.00 0.750										

livebaseballscorecards.com

<b>AB</b>	<b>34</b>
<b>R</b>	<b>2</b>
<b>H</b>	<b>9</b>
<b>RBI</b>	<b>2</b>
<b>BB</b>	<b>2</b>
<b>SO</b>	<b>4</b>
<b>LOB</b>	<b>11</b>



Batter	1	2	3	4	5	6	7	8	9	AB R H RBI BB SO LOB	TOP	
Bert Campaneris, R (1, 6) OBP: 0.309, SLG: 0.398	0-0 1B G4-3 1B	0-0 FC4-6 1-2f			0-0 6-3		0-0 FC6-4 1B		0-0 G3 E 2B	5 2 3 0 0 0 2		
Ossie Chavarria, R (1, 3) OBP: 0.284, SLG: 0.269	0-0 1B G4-3 1B		0-0 5-3 1B		0-3 K		0-0 FC6-4 1-2f		0-0 G3	5 0 2 1 0 1 3		
Mike Hershberger, R (1, 9) OBP: 0.319, SLG: 0.352	0-0 1B G4-3 1-2f 3-H		0-3 K		0-0 4-3		0-0 F9		4-0 1B BB	4 0 0 0 1 1 4		
Danny Cater, R (1, 7) OBP: 0.288, SLG: 0.378	0-0 HR		0-0 5-3 1-2			0-0 1B 1-3 1B		0-0 5-3	0-0 FC 1B 1-2 3-H	5 1 3 1 0 0 1		
Ed Charles, R (1, 5) OBP: 0.311, SLG: 0.426	4-0 BB		0-0 F7		0-0 1-3		0-0 F8		0-0 FC 1-2f	4 0 0 0 1 0 4		
Dick Green, R (1, 4) OBP: 0.295, SLG: 0.354	0-0 F2		0-3 K		0-0 G5-3 E 2-3 1B		0-0 3-1			4 0 1 0 0 1 1		
Joe Nossek, R (1, 8) OBP: 0.271, SLG: 0.338		0-0 F5		0-0 F2		0-0 E3			0-0 1B 2B	3 0 0 0 0 0 2 1 1 1 0 0 0 0		
Tim Talton, L (9, PH) OBP: 0.412, SLG: 0.647			0-3 K		0-0 6-3		0-0 G5-3 2-3f		0-3 K	3 0 0 0 0 1 3 1 0 0 0 0 1 1		
Phil Roof, R (1, 2) OBP: 0.289, SLG: 0.373												
Roger Repoz, L (9, PH) OBP: 0.341, SLG: 0.412												
Lew Krausse, R (1, 1) OBP: 0.192, SLG: 0.087												
Ralph Terry, R (3, 1) OBP: 0.267, SLG: 0.286												
Jim Gosger, L (5, PH) OBP: 0.317, SLG: 0.341												
Bill Stafford, R (5, 1)												
Ernie Fazio, R (7, PH) OBP: 0.273, SLG: 0.290		0-0 FC4-6 1B										
Ken Sanders, R (7, 1) OBP: 0.364, SLG: 0.222												
Joe Grzenda, R (8, 1)												
Larry Stahl, L (9, PH) OBP: 0.284, SLG: 0.386												
<b>Inning Stats</b>	R: 2 H: 3 E: 0 LOB: 1 K: 0 BB: 1 S: 5 P: 9	R: 0 H: 1 E: 0 LOB: 1 K: 1 BB: 0 S: 6 P: 6	R: 0 H: 1 E: 0 LOB: 1 K: 1 BB: 0 S: 6 P: 6	R: 0 H: 0 E: 0 LOB: 0 K: 1 BB: 0 S: 5 P: 5	R: 0 H: 1 E: 0 LOB: 1 K: 1 BB: 0 S: 6 P: 6	R: 0 H: 2 E: 1 LOB: 2 K: 0 BB: 0 S: 5 P: 5	R: 0 H: 1 E: 0 LOB: 1 K: 1 BB: 0 S: 6 P: 6	R: 0 H: 0 E: 0 LOB: 0 K: 0 BB: 0 S: 3 P: 3	R: 3 H: 4 E: 1 LOB: 2 K: 1 BB: 1 S: 9 P: 13	1B: 9 SF: 0 2B: 3 SAC: 0 3B: 0 DP: 2 HR: 1 HBP: 0	WP: 0 PA: 41 PB: 0 SB: 0 CS: 0	
<b>PITCHER</b>	IP WLS BF H R ER SO BB IBB HBP BLK WP HR S P ERA WHIP											
Dennis Bennett, L (1, 1) ERA: 1.45	7.0 W 30 9 2 2 5 1 0 0 0 0 1 39 43 2.57 1.429											
John Wyatt, R (8, 1) ERA: 3.41	1.2 10 4 3 3 1 1 0 0 0 0 0 0 11 15 16.20 3.000											
Don McMahon, R (9, 1) ERA: 2.83	0.1 S 1 0 0 0 0 0 0 0 0 0 0 0 1 1 0.00 0.000											

**Kansas City Athletics @ Boston Red Sox**  
Fenway Park, Boston, MA  
Tue Jul 26 1966, 7:05 PM EDT  
Att. 10,958 - Unknown

AB	39
R	5
H	13
RBI	3
BB	2
SO	6
LOB	21



Batter	1	2	3	4	5	6	7	8	9	AB	R	H	RBI	BB	SO	LOB
Rico Petrocelli, R OBP: 0.283, SLG: 0.400 (1, 6)	0-0 F2	0-0 L8	0-0 F4							4	0	0	1	0	1	2
Joe Foy, R OBP: 0.345, SLG: 0.436 (1, 5)	4-0 1B 2B BB	0-0 HR		0-0 HR						3	3	2	2	2	0	0
Carl Yastrzemski, L OBP: 0.353, SLG: 0.419 (1, 7)	0-0 2B 1-2 1B	0-3 K		0-0 4-3						4	1	1	0	1	1	0
Tony Conigliaro, R OBP: 0.331, SLG: 0.497 (1, 9)	0-0 1B 1-3 2-H	1-0 2B HBP		0-0 1B						4	2	2	1	0	2	3
Don Demeter, R OBP: 0.288, SLG: 0.459 (1, 8)	0-0 F3	0-0 2B 1-H		0-3 K						5	0	2	1	0	1	3
George Scott, R OBP: 0.333, SLG: 0.471 (1, 3)	4-0 1B IBB	0-0 6-3		0-0 FC6-4 1B						4	0	2	0	1	1	2
Mike Ryan, R OBP: 0.265, SLG: 0.289 (1, 2)	0-0 1B 1-2 2-H 3-H		0-0 FC5-4 1B	0-0 FC6-4 1B						5	0	2	2	0	0	3
George Smith, R OBP: 0.286, SLG: 0.354 (1, 4)	4-0 1B 1-2 2-3 IBB		0-0 FC5-4 1B		0-0 SH5-4 SF7 2B					4	2	3	0	1	0	1
Dennis Bennett, L (1, 1)	0-3 K		0-3 K		0-0 SH5-4					2	0	0	0	0	2	4
Lenny Green, L OBP: 0.339, SLG: 0.330 (7, PH)										1	0	1	1	0	0	0
John Wyatt, R (8, 1)										1	0	0	0	0	1	2
Don McMahon, R (9, 1)										0	0	0	0	0	0	0

Inning Stats	R: 3	H: 3	E: 0	LOB: 3	K: 1	P: 20	R: 2	H: 2	E: 0	LOB: 1	K: 1	P: 8	R: 0	H: 1	E: 0	LOB: 1	K: 1	P: 6	R: 1	H: 3	E: 0	LOB: 2	K: 1	P: 8	R: 0	H: 1	E: 0	LOB: 0	K: 0	P: 4	R: 0	H: 1	E: 0	LOB: 1	K: 2	P: 8	R: 1	H: 2	E: 0	LOB: 3	K: 2	P: 17	R: 0	H: 2	E: 0	LOB: 2	K: 1	P: 7
	S: 8	BB: 3	S: 7	BB: 0	S: 6	BB: 0	S: 8	BB: 0	S: 4	BB: 0	S: 9	BB: 2	S: 7	BB: 0	S: 8	BB: 0	S: 8	BB: 0	S: 8	BB: 0	S: 8	BB: 0	S: 8	BB: 0	S: 8	BB: 2	S: 7	BB: 0	S: 7	BB: 0	S: 8	BB: 0	S: 8	BB: 0	S: 8	BB: 0	S: 8	BB: 0	S: 8	BB: 2	S: 7	BB: 0	S: 7	BB: 0	S: 7	BB: 0		

PITCHER	IP	WLS	BF	H	R	ER	SO	BB	IBB	HBP	BLK	WP	HR	S	P	ERA	WHIP
Lew Krause, R ERA: 3.02 (1, 1)	2.0	L	15	5	5	5	2	1	2	1	0	0	1	15	28	22.50	3.000
Ralph Terry, R ERA: 3.66 (3, 1)	2.0		10	4	1	1	2	0	0	0	0	0	1	14	14	4.50	2.000
Bill Stafford, R ERA: 4.99 (5, 1)	2.0		8	2	1	1	2	0	0	0	0	0	0	12	12	4.50	1.000
Ken Sanders, R ERA: 3.84 (7, 1)	1.0		7	2	1	1	2	2	0	0	0	1	0	9	17	9.00	4.000
Joe Grzenda, L ERA: (8, 1)	1.0		5	2	0	0	1	0	0	0	0	0	0	7	7	0.00	2.000

**BOTTOM**

**Kansas City Athletics @ Boston Red Sox**  
 Fenway Park, Boston, MA  
 Tue Jul 26 1966, 7:05 PM EDT  
 Att. 10,958 - Unknown

AB	37
R	8
H	15
RBI	8
BB	5
SO	9
LOB	20



WP	HR	S	P	ERA	WHIP
1	0	1	45		
0	0	0			
0	0	0			
0	0	0			


Batter	1	2	3	4	5	6	7	8	9	AB R H RBI BB SO LOB	TOP
Bert Campaneris, R (1, 6) OBP: 0.310, SLG: 0.398 Ossie Chavarria, R (7, 6) OBP: 0.282, SLG: 0.267	0-0 E 1B BB 1B	0-0 6-3		0-0 E 1B 1B	0-0 6-3		0-3 K		0-0 G3-6-1 1-2f	5 2 2 1 0 1 0 1 0 0 0 0 0 1	
Jim Gosger, L (1, 8) OBP: 0.321, SLG: 0.354 Joe Nossek, R (9, 8) OBP: 0.271, SLG: 0.338	4-0 E 1B BB 1B	0-3 K		0-0 E 1B 1B	0-0 G3		0-0 HR		0-0 F6	5 3 2 2 1 1 0 0 0 0 0 0 0 0	
Mike Hershberger, R (1, 9) OBP: 0.322, SLG: 0.364	0-0 E6 1B 1B	0-0 S 1B		0-0 E9 BB 1B 1B	0-0 5-3		0-0 HR			5 3 3 2 0 0 2	
Roger Repoz, L (1, 3) OBP: 0.352, SLG: 0.419	0-0 1B 1B	0-0 G3		4-0 1B 4-3 BB		0-0 1B 1B	0-0 1B			4 2 3 2 1 0 1	
Danny Cater, R (1, 5) OBP: 0.290, SLG: 0.379 Wes Stock, R (8, 1)	0-0 L4		0-0 L8	0-0 4-3 1B 1B		0-0 1B	0-0 F9			5 1 2 1 0 0 3 0 0 0 0 0 0 0	
Larry Stahl, L (1, 7) OBP: 0.282, SLG: 0.382	0-0 1B 1B		0-0 F7	0-0 4-3		0-3 K		0-0 F3		5 1 1 2 0 1 3	
Dick Green, R (1, 4) OBP: 0.298, SLG: 0.356 Ernie Fazio, R (6, 4) OBP: 0.265, SLG: 0.281	0-0 S 1B		0-0 5-3	0-0 1B		0-0 F3		0-0 L7		4 0 2 3 0 0 2 1 0 0 0 0 0 0	
Phil Roof, R (1, 2) OBP: 0.287, SLG: 0.365	0-0 5-3			E BB K		0-3 K		0-3 K		4 1 0 0 1 3 4	
Jim Nash, R (1, 1) OBP: 0.067, SLG: 0.133 Ed Charles, R (8, 5) OBP: 0.315, SLG: 0.426	0-0 6-3			E1 1B K			0-0 6-3		4-0 G3-6-1 BB	4 1 0 0 0 0 3 0 0 0 0 1 0 0	

Inning Stats	R: 5 E: 1 K: 0 S: 8	H: 4 LOB: 1 BB: 1 P: 12	R: 0 E: 0 K: 1 S: 6	H: 1 LOB: 1 BB: 0 P: 6	R: 0 E: 0 K: 0 S: 3	H: 0 LOB: 0 BB: 0 P: 3	R: 7 E: 2 K: 1 S: 11	H: 5 LOB: 1 BB: 2 P: 19	R: 0 E: 0 K: 0 S: 3	H: 0 LOB: 0 BB: 0 P: 3	R: 0 E: 0 K: 2 S: 9	H: 2 LOB: 2 BB: 0 P: 9	R: 2 E: 0 K: 1 S: 8	H: 3 LOB: 1 BB: 0 P: 8	R: 0 E: 0 K: 1 S: 5	H: 0 LOB: 0 BB: 0 P: 5	R: 0 E: 0 K: 0 S: 2	H: 0 LOB: 0 BB: 1 P: 6	1B: 13 2B: 0 3B: 0 HR: 2	SF: 0 SAC: 0 DP: 1 HBP: 0	WP: 0 PB: 0 SB: 2 CS: 0	PA: 47
--------------	------------------------------	----------------------------------	------------------------------	---------------------------------	------------------------------	---------------------------------	-------------------------------	----------------------------------	------------------------------	---------------------------------	------------------------------	---------------------------------	------------------------------	---------------------------------	------------------------------	---------------------------------	------------------------------	---------------------------------	-----------------------------------	------------------------------------	----------------------------------	--------

PITCHER	IP	WLS	BF	H	R	ER	SO	BB	IBB	HBP	BLK	WP	HR	S	P	ERA	WHIP
Jose Santiago, R (1, 1) ERA: 3.78	0.1	L	6	3	5	4	0	1	0	0	0	0	0	5	9	108.00	12.000
Jim Lonborg, R (1, 1) ERA: 4.85	2.2		16	5	6	5	1	2	0	0	0	0	0	16	24	16.88	2.625
Dan Osinski, R (4, 1) ERA: 4.25	2.0		8	2	1	1	1	0	0	0	0	0	0	10	10	4.50	1.000
Dick Stigman, L (6, 1) ERA: 4.74	2.0		11	5	2	2	3	0	0	0	0	0	2	17	17	9.00	2.500
Don McMahon, R (8, 1) ERA: 2.73	2.0		6	0	0	0	1	1	0	0	0	0	0	7	11	0.00	0.500

**Kansas City Athletics @ Boston Red Sox**  
 Fenway Park, Boston, MA  
 Wed Jul 27 1966, 7:05 PM EDT  
 Att: 12,638 - Unknown

<b>AB</b>	<b>43</b>
<b>R</b>	<b>14</b>
<b>H</b>	<b>15</b>
<b>RBI</b>	<b>13</b>
<b>BB</b>	<b>4</b>
<b>SO</b>	<b>6</b>
<b>LOB</b>	<b>19</b>



PITCHER	IP	WLS	BF	H	R	ER	SO	BB	IBB	HBP	BLK	WP	HR	S	P	ERA	WHIP
---------	----	-----	----	---	---	----	----	----	-----	-----	-----	----	----	---	---	-----	------

Batter	1	2	3	4	5	6	7	8	9	AB	R	H	RBI	BB	SO	LOB
Rico Petrocelli, R OBP: 0.286, SLG: 0.405 Eddie Kasko, R OBP: 0.304, SLG: 0.365 (1, 6) (6, PR) (7, 6)	0-3 K		0-0 FC6-4 1B			0-0 2B	0-0 2B			3	0	2	0	0	1	0
Joe Foy, R OBP: 0.346, SLG: 0.438 (1, 5)	0-3 K		0-0 FC6-4 1-2f			0-0 WP SF8 2B	4-0 BB			3	1	1	1	1	1	1
Carl Yastrzemski, L Lenny Green, L OBP: 0.350, SLG: 0.416 OBP: 0.336, SLG: 0.327 (1, 7) (7, 7)	0-3 K			0-3 K		0-0 F6	0-0 3-1			3	0	0	0	0	2	1
Tony Conigliaro, R OBP: 0.332, SLG: 0.505 (1, 9)		0-0 4-3 1B		0-0 3B		0-0 SF8 2-H		0-0 5-3		3	0	2	1	0	0	0
Don Demeter, R OBP: 0.287, SLG: 0.455 (1, 8)		0-0 4-3 1-2		0-0 L3		0-0 BB 1B		0-3 K		4	0	1	0	0	1	2
George Scott, R OBP: 0.333, SLG: 0.467 (1, 3)		0-3 K		0-0 5-3		4-0 FC BB		0-0 F8		3	0	0	0	1	1	2
Mike Ryan, R OBP: 0.261, SLG: 0.285 (1, 2)		0-0 6-3			0-3 K	0-0 FC 1-2f			0-3 K	4	0	0	0	0	2	3
George Smith, R OBP: 0.283, SLG: 0.349 (1, 4)			0-3 K		0-0 F4		0-0 6-3		0-0 F3	4	0	0	0	0	1	0
Jose Santiago, R Jim Lonborg, R Dan Osnicki, R Jose Tartabull, L Dick Stigman, R Dalton Jones, L Don McMahon, R George Thomas, R OBP: 0.214, SLG: 0.195 OBP: 0.097, SLG: 0.100 OBP: 0.279, SLG: 0.305 OBP: 0.667, SLG: 0.667 OBP: 0.279, SLG: 0.305 OBP: 0.336, SLG: 0.400 OBP: 0.317, SLG: 0.339 (1, 1) (1, 1) (4, 1) (5, PH) (6, 1) (7, PH) (8, 1) (9, PH)			0-0 F9		0-0 F2		0-0 F8		0-3 K	0	0	0	0	0	0	0

Inning Stats	R: 0	H: 0	E: 0	K: 3	S: 9	H: 0	LOB: 0	BB: 0	P: 9	R: 0	H: 1	E: 0	K: 1	S: 6	H: 1	LOB: 1	BB: 0	P: 6	R: 0	H: 1	E: 0	K: 1	S: 6	H: 1	LOB: 1	BB: 0	P: 6	R: 0	H: 0	E: 0	K: 1	S: 5	R: 2	H: 3	E: 0	K: 0	S: 6	H: 0	LOB: 2	BB: 1	P: 10	R: 0	H: 1	E: 0	K: 0	S: 4	H: 0	LOB: 0	BB: 0	P: 5	R: 0	H: 0	E: 0	K: 2	S: 7	H: 0	LOB: 0	BB: 0	P: 7	1B: 3	SF: 1	2B: 3	SAC: 0	3B: 1	DP: 0	HR: 0	HBP: 0	WP: 1	PA: 36
--------------	------	------	------	------	------	------	--------	-------	------	------	------	------	------	------	------	--------	-------	------	------	------	------	------	------	------	--------	-------	------	------	------	------	------	------	------	------	------	------	------	------	--------	-------	-------	------	------	------	------	------	------	--------	-------	------	------	------	------	------	------	------	--------	-------	------	-------	-------	-------	--------	-------	-------	-------	--------	-------	--------


PITCHER	IP	WLS	BF	H	R	ER	SO	BB	IBB	HBP	BLK	WP	HR	S	P	ERA	WHIP
Jim Nash, R ERA: 2.23 (1, 1)	7.0	W	30	7	2	2	7	2	0	0	0	1	0	42	50	2.57	1.286
Wes Stock, R ERA: 3.6 (8, 1)	2.0	S	6	0	0	0	3	0	0	0	0	0	0	12	12	0.00	0.000

**BOTTOM**

**Kansas City Athletics @ Boston Red Sox**  
Fenway Park, Boston, MA  
Wed Jul 27 1966, 7:05 PM EDT  
Att. 12,638 - Unknown

livebaseballscorecards.com

<b>AB</b>	<b>33</b>
<b>R</b>	<b>2</b>
<b>H</b>	<b>7</b>
<b>RBI</b>	<b>2</b>
<b>BB</b>	<b>2</b>
<b>SO</b>	<b>10</b>
<b>LOB</b>	<b>11</b>



Batter	1	2	3	4	5	6	7	8	9	AB R H RBI BB SO LOB	TOP	
Rico Petrocelli, R OBP: 0.286, SLG: 0.404 (1, 6) X	0-0 FC6-4 1B		0-3 K			0-0 F6		0-0 SF7		3 0 1 1 0 1 0		
Joe Foy, R OBP: 0.345, SLG: 0.436 (1, 5) X	0-0 FC6-4 1-2f			0-0 5-3			0-0 1B 1B	0-0 5-3		4 1 1 0 0 0 1		
Don Demeter, R OBP: 0.282, SLG: 0.447 (1, 8) X	0-0 F6			0-0 F8			0-3 K		0-0 F4	4 0 0 0 0 1 2		
Tony Conigliaro, R OBP: 0.332, SLG: 0.511 (1, 9) X	0-0 F7			0-0 F9			0-3 K		0-0 HR	4 1 1 1 0 1 2		
George Scott, R OBP: 0.334, SLG: 0.475 (1, 3)		0-3 K			0-3 K		0-0 1B 1-3 1B		0-0 HR HR	4 1 2 1 0 2 0		
George Thomas, R OBP: 0.315, SLG: 0.336 (1, 7) (7, 2)		0-3 K			0-0 6-3		0-0 1-3 3-H 1B		0-0 F8	4 0 1 1 0 1 0		
Mike Ryan, R OBP: 0.258, SLG: 0.281 Carl Yastrzemski, L OBP: 0.352, SLG: 0.416 (1, 2) (7, 7)		0-0 F8			0-0 F8		0-0 5-3		4-0 BB BB	3 0 0 0 0 0 2 0 0 0 0 1 0 0		
George Smith, R OBP: 0.279, SLG: 0.344 (1, 4)			0-0 6-3			0-0 F8		0-0 5-3	0-0 F8	4 0 0 0 0 0 1		
Darrell Brandon, R OBP: 0.238, SLG: 0.350 Dan Osinski, R OBP: 0.667, SLG: 0.667 Jim Lonborg, R OBP: 0.121, SLG: 0.188 (1, 1) (5, 1) (5, 1)			0-3 K			0-3 K		0-0 SF7 3B		1 0 0 0 0 1 0 0 0 0 0 0 0 0 2 1 1 0 0 1 0		
<b>Inning Stats</b>	R: 0 H: 1 E: 0 LOB: 1 K: 0 BB: 0 S: 4 P: 4	R: 0 H: 0 E: 0 LOB: 0 K: 2 BB: 0 S: 7 P: 7	R: 0 H: 0 E: 0 LOB: 0 K: 2 BB: 0 S: 7 P: 7	R: 0 H: 0 E: 0 LOB: 0 K: 0 BB: 0 S: 3 P: 3	R: 0 H: 0 E: 0 LOB: 0 K: 1 BB: 0 S: 5 P: 5	R: 0 H: 0 E: 0 LOB: 0 K: 1 BB: 0 S: 5 P: 5	R: 1 H: 3 E: 0 LOB: 2 K: 2 BB: 0 S: 10 P: 10	R: 1 H: 1 E: 0 LOB: 0 K: 0 BB: 0 S: 4 P: 4	R: 2 H: 2 E: 0 LOB: 1 K: 0 BB: 1 S: 5 P: 9	1B: 4 SF: 1 2B: 0 SAC: 0 3B: 1 DP: 0 HR: 2 HBP: 0	WP: 0 PA: 35 PB: 0 SB: 0 CS: 0	
<b>PITCHER</b> Pete Richert, L ERA: 3.18 (1, 1)	IP WLS BF H R ER SO BB IBB HBP BLK WP HR S P ERA WHIP											<b>PITCHER</b> IP WLS BF H R ER SO BB IBB HBP BLK WP HR S P ERA WHIP
	9.0 W 35 7 4 4 8 1 0 0 0 0 0 2 50 54 4.00 0.889											

**Boston Red Sox @ Washington Senators**  
D.C. Stadium, Washington, DC  
Fri Jul 29 1966, 7:05 PM EDT  
Unknown

AB	33
R	4
H	7
RBI	4
BB	1
SO	8
LOB	8



Batter	1	2	3	4	5	6	7	8	9
Ed Brinkman, R OBP: 0.286, SLG: 0.371 (1, 6)	0-0 4-3		0-0 F8		0-0 E6		0-0 6-3		
Bob Saverine, S OBP: 0.303, SLG: 0.369 (1, 4) (7, 8)	0-0 F8		0-0 4-3		0-0 2B E 1B	0-0 BLK 1B 1B		0-0 F5	
Ken McMullen, R OBP: 0.300, SLG: 0.372 (1, 5)	0-3 K			0-0 5-3	0-0 F5	0-0 5-3		0-0 1B	
Fred Valentine, S OBP: 0.347, SLG: 0.471 (1, 9)		0-0 HR 1B		0-0 1B 2B	0-0 E6 2B 2B	0-0 FC4-6 1B		0-0 F7	
Frank Howard, R OBP: 0.353, SLG: 0.444 Willie Kirkland, L OBP: 0.272, SLG: 0.337 (1, 7) (5, PR) (6, 7)		0-0 HR		0-0 1B	0-0 1B 2B	0-0 FC4-6		0-3 K	
Don Lock, R OBP: 0.358, SLG: 0.455 Don Blasingame, L OBP: 0.280, SLG: 0.275 (1, 8) (7, 4)		4-0 BB BB BB		0-0 6-3	0-0 BB 1B	0-3 K			
Ken Harrelson, R OBP: 0.307, SLG: 0.345 (1, 3)		0-0 G6-4-3			0-0 E 1B 2B		0-0 2B		
Paul Casanova, R OBP: 0.253, SLG: 0.376 (1, 2)		0-0 6-3			0-0 E1 1B E		0-3 K		
Pete Richert, L OBP: 0.097, SLG: 0.097 (1, 1)			0-0 F8		0-0 1B E 1B		0-3 K		


AB	R	H	RBI	BB	SO	LOB
5	1	0	1	0	0	4
5	2	2	0	0	0	0
5	0	1	0	0	1	4
5	3	4	3	0	0	1
3	1	3	4	0	0	0
2	1	0	0	0	1	2
3	1	1	0	1	1	1
0	0	0	0	0	0	0
3	2	2	0	1	0	1
4	1	1	2	0	1	2
4	1	1	2	0	1	3

**BOTTOM**

**Boston Red Sox @ Washington Senators**  
D.C. Stadium, Washington, DC

Fri Jul 29 1966, 7:05 PM EDT  
Unknown

AB	39
R	13
H	15
RBI	12
BB	2
SO	5
LOB	18



Inning Stats	R: 0	H: 0	E: 0	K: 1	S: 5	LOB: 0	BB: 0	P: 5
R: 2	H: 2	E: 0	K: 0	S: 4	LOB: 0	BB: 1	P: 8	
R: 0	H: 0	E: 0	K: 0	S: 3	LOB: 0	BB: 0	P: 3	
R: 1	H: 2	E: 0	K: 0	S: 4	LOB: 0	BB: 0	P: 4	
R: 9	H: 7	E: 4	K: 0	S: 12	LOB: 1	BB: 1	P: 16	
R: 1	H: 2	E: 0	K: 1	S: 7	LOB: 1	BB: 0	P: 7	
R: 0	H: 1	E: 0	K: 2	S: 8	LOB: 1	BB: 0	P: 8	
R: 0	H: 1	E: 0	K: 1	S: 6	LOB: 1	BB: 0	P: 6	

1B	2B	3B	HR	SF	SAC	DP	HBP
9	5	0	1	0	2	0	0

WP	HR	S	P	ERA	WHIP
0	0	0	0	0	0

PITCHER	IP	WLS	BF	H	R	ER	SO	BB	IBB	HBP	BLK	WP	HR	S	P	ERA	WHIP
Darrell Brandon, R ERA: 3.34 (1, 1)	4.0	L	19	6	7	4	1	1	0	0	0	0	1	20	24	9.00	1.750
Dan Osinski, R ERA: 4.22 (5, 1)	0.1		7	5	4	0	0	1	0	0	0	0	0	6	10	0.00	18.000
Jim Lonborg, R ERA: 4.77 (5, 1)	3.2		15	4	2	1	4	0	0	0	1	0	0	23	23	2.46	1.091

Batter	1	2	3	4	5	6	7	8	9	10	11	12	13	14	15	AB	R	H	RBI	BB	SO	LOB													
<b>Joe Foy, R</b> OBP: 0.346, SLG: 0.437 (1.5)	0-0 	0-0 6-3 			0-0 F9 		0-0 FC6-4 		0-0 L4 		0-0 		0-0 		0-0 F8 	8	2	3	1	0	0	3													
<b>Carl Yastrzemski, L</b> OBP: 0.354, SLG: 0.415 (1.7)	0-0 		0-3 K 		0-0 		0-0 K 		4-0 		0-0 FC3-6 		4-0 		0-0 F9 	6	0	2	0	2	2	2													
<b>Jose Tartabull, L</b> OBP: 0.278, SLG: 0.313 (1.8)	0-0 F6 		0-0 G3 		0-0 F9 			0-0 1-3 	0-0 FC5 		0-0 FC3-6 		0-0 		0-0 	8	0	2	1	0	0	6													
<b>Tony Conigliaro, R</b> OBP: 0.332, SLG: 0.509 (1.9)	0-0 SF8 		4-0 				0-0 5-3 		0-0 		0-0 5-3 		0-0 F8 		4-0 	5	0	1	1	2	0	1													
<b>George Scott, R</b> OBP: 0.333, SLG: 0.472 (1.3)	0-0 		0-0 FC6-4 				0-0 6-3 		0-0 F8 		0-0 		0-0 5-3 		0-3 K 	7	1	2	0	0	1	5													
<b>Rico Petrocelli, R</b> OBP: 0.283, SLG: 0.399 (1.6)	0-0 F1 			0-0 F4 			0-0 4-3 		0-0 F7 		0-3 K 		0-0 FC5 		0-0 FC6-4 	7	0	1	0	0	1	7													
<b>George Smith, R</b> OBP: 0.285, SLG: 0.354 (1.4)		0-0 WP 			0-0 5-3 				0-0 F9 		0-0 		4-0 		0-3 K 	6	1	3	0	1	2	0													
<b>Bob Tillman, R</b> OBP: 0.278, SLG: 0.291 (1.2)		0-0 6-3 			0-0 F8 				0-0 F9 		0-0 		0-0 FC5 		0-0 L1-3 	3	0	0	0	0	0	2													
<b>Don Demeter, R</b> OBP: 0.285, SLG: 0.449 (9, PH)																1	1	1	0	0	0	0													
<b>Mike Ryan, R</b> OBP: 0.259, SLG: 0.282 (9, 2)																3	0	1	1	0	0	2													
<b>Rolie Shenon, R</b> ER: 3.97 <b>Larry Green, L</b> ER: 3.58 <b>Don McLanahan, R</b> ER: 3.58 <b>Dillon Sponzo, L</b> ER: 3.32 <b>Gene Wright, R</b> ER: 2.85 <b>Eddie Kasko, R</b> ER: 3.32 <b>Dick Stigsen, L</b> ER: 2.26 <b>Lee Stange, R</b> ER: 2.26		0-0 G3 			0-3 K 				4-0 		0-0 FC5 		0-0 6-3 		0-0 F8 	2	0	0	0	0	1	1													
																0	0	0	0	1	0	0													
																1	0	0	1	0	0	2													
																1	0	0	0	0	0	0													
																0	0	0	0	0	0	0													
																0	0	0	0	0	0	0													
																0	0	0	0	0	0	0													
<b>Inning Stats</b>	R: 1 E: 0 K: 0 S: 6	H: 3 LOB: 2 BB: 0 P: 6	R: 0 E: 0 K: 1 S: 4	H: 1 LOB: 1 BB: 0 P: 4	R: 0 E: 0 K: 1 S: 5	H: 0 LOB: 1 BB: 1 P: 9	R: 0 E: 0 K: 0 S: 3	H: 0 LOB: 0 BB: 0 P: 3	R: 0 E: 0 K: 1 S: 6	H: 1 LOB: 1 BB: 1 P: 10	R: 0 E: 0 K: 0 S: 4	H: 1 LOB: 1 BB: 0 P: 4	R: 1 E: 0 K: 1 S: 7	H: 2 LOB: 2 BB: 1 P: 11	R: 1 E: 0 K: 1 S: 8	H: 3 LOB: 2 BB: 0 P: 8	R: 0 E: 0 K: 0 S: 4	H: 1 LOB: 2 BB: 1 P: 8	R: 1 E: 0 K: 1 S: 7	H: 2 LOB: 3 BB: 2 P: 15	R: 0 E: 0 K: 1 S: 5	H: 0 LOB: 0 BB: 0 P: 5	R: 0 E: 0 K: 0 S: 4	H: 1 LOB: 1 BB: 0 P: 4	1B: 11 2B: 5 3B: 1 HR: 0	SF: 1 SAC: 0 DP: 0 HBP: 0	WP: 1 PB: 0 SB: 0 CS: 1	PA: 68							
<b>PITCHER</b>	IP	WLS	BF	H	R	ER	SO	BB	IBB	HBP	BLK	WP	HR	S	P	ERA	WHIP																		
<b>Phil Ortega, R</b> ERA: 3.97 (1, 1)	6.1		27	6	2	2	2	2	2	0	0	1	0	29	37	2.84	1.263																		
<b>Bob Humphreys, R</b> ERA: 3.58 (7, 1)	2.0		9	3	1	1	2	0	0	0	0	0	0	13	13	4.50	1.500																		
<b>Ron Kline, R</b> ERA: 2.95 (9, 1)	2.2		12	4	1	1	1	0	1	0	0	0	0	13	17	3.38	1.500																		
<b>Casey Cox, R</b> ERA: 3.32 (12, 1)	2.0		12	3	1	1	1	1	2	0	0	0	0	11	23	4.50	2.000																		
<b>Dick Lines, L</b> ERA: 2.26 (14, 1)	2.0	W	7	1	0	0	1	0	0	0	0	0	0	9	9	0.00	0.500																		

**Boston Red Sox @ Washington Senators**  
D.C. Stadium, Washington, DC

Fri Jul 29 1966, 7:05 PM EDT  
Att. 8,900 - Unknown

livebaseballscorecards.com

AB	60
R	5
H	17
RBI	5
BB	6
SO	7
LOB	31





Batter	1	2	3	4	5	6	7	8	9	10	11	12	13	14	15	AB	R	H	RBI	BB	SO	LOB	BOTTOM					
Ed Brinkman, R OBP: 0.286, SLG: 0.369 (1, 6)	F9		1-3	F6			FC1-6 1B		6-3		1B		F9		K	8	0	2	0	0	1	2	<b>Boston Red Sox @ Washington Senators</b> <b>D.C. Stadium, Washington, DC</b> Fri Jul 29 1966, 7:05 PM EDT Att. 8,900 - Unknown <a href="http://livebaseballscorecards.com">livebaseballscorecards.com</a>					
Bob Saverine, S OBP: 0.310, SLG: 0.371 (1, 4)	1B		1B	4-3			FC1-6 CS		4-3		1B		F6		1B	7	1	3	0	1	0	2						
Ken McMullen, R OBP: 0.304, SLG: 0.373 (1, 5)	F6		E5 1B 2B				G4-6-3 1B		5-3		F7				FC3-6 1B	7	1	3	1	1	0	4						
Fred Valentine, S OBP: 0.351, SLG: 0.471 (1, 9)			2B				G4-6-3		4-3						FC3-6 1B	6	1	3	1	1	0	3						
Frank Howard, R OBP: 0.349, SLG: 0.439 Willie Kirkland, L OBP: 0.267, SLG: 0.330 (1, 7) (9, 7)	K		F4				G3		6-3		SH1 SF8 BB		K		4-3	4	0	0	0	0	1	4						
Don Lock, R OBP: 0.360, SLG: 0.456 (1, 8)							L7		6-3 BB		SF8		K		BB	4	0	1	2	2	2	0						
Ken Harrelson, R OBP: 0.307, SLG: 0.347 (1, 3)	F9		6-3						6-3		K		SH SF8 2B		F5	7	1	2	0	0	1	5						
Paul Casanova, R OBP: 0.262, SLG: 0.392 (1, 2)							F9		6-3		F5		SH		SH5-4 1B	5	2	3	1	1	0	1						
Phil Ortega, R OBP: 0.143, SLG: 0.054 Bob Humphreys, R OBP: 0.150, SLG: 0.250 Ron Kline, R OBP: 0.400, SLG: 0.250 Jim Killee, L OBP: 0.343, SLG: 0.395 Casey Cox, R OBP: 0.292, SLG: 0.285 Ken Hamlin, R OBP: 0.292, SLG: 0.285 Dick Lines, R (1, 1) (7, 1) (9, 1) (11, PH) (12, 1) (13, PH) (14, 1)	6-3		6-3	F5			L9		F9		K		SF8		SH5-4 1B	3	0	0	0	0	0	2						
Inning Stats	R: 0 E: 0 K: 1 S: 7	H: 2 LOB: 2 BB: 0 P: 7	R: 0 E: 0 K: 1 S: 6	H: 1 LOB: 1 BB: 0 P: 6	R: 2 E: 1 K: 0 S: 7	H: 3 LOB: 2 BB: 0 P: 7	R: 1 E: 0 K: 0 S: 4	H: 1 LOB: 0 BB: 0 P: 4	R: 0 E: 0 K: 0 S: 3	H: 1 LOB: 1 BB: 0 P: 3	R: 0 E: 0 K: 0 S: 3	H: 1 LOB: 1 BB: 0 P: 7	R: 0 E: 0 K: 1 S: 5	H: 0 LOB: 0 BB: 1 P: 9	R: 0 E: 0 K: 2 S: 7	H: 1 LOB: 0 BB: 0 P: 7	R: 1 E: 1 K: 0 S: 5	H: 1 LOB: 1 BB: 0 P: 5	R: 0 E: 0 K: 0 S: 4	H: 1 LOB: 2 BB: 1 P: 8	R: 1 E: 0 K: 1 S: 6	H: 2 LOB: 2 BB: 1 P: 10		1B: 14 2B: 2 3B: 0 HR: 1	SF: 2 SAC: 3 DP: 1 HBP: 0	WP: 0 PB: 1 SB: 0 CS: 2	PA: 66	
PITCHER	IP	WLS	BF	H	R	ER	SO	BB	IBB	HBP	BLK	WP	HR	S	P	ERA	WHIP											
Rollie Sheldon, R ERA: 3.76	(1, 1)	6.0	27	9	3	1	2	0	0	0	0	0	1	31	31	1.50	1.500											
Don McMahon, R ERA: 2.64	(7, 1)	2.0	9	1	0	0	0	2	1	0	0	0	0	6	18	0.00	1.500											
John Wyatt, R ERA: 3.2	(9, 1)	4.0	15	3	1	0	4	1	0	0	0	0	0	22	26	0.00	1.000											
Dick Stigman, L ERA: 4.8	(13, 1)	1.0	5	1	1	1	0	0	0	0	0	0	0	5	5	9.00	1.000											
Lee Stange, R ERA: 4.38	(14, 1)	1.2	L 10	3	1	1	1	1	1	0	0	0	0	10	18	5.40	2.400											

**Boston Red Sox @ Washington Senators**  
**D.C. Stadium, Washington, DC**  
 Fri Jul 29 1966, 7:05 PM EDT  
 Att. 8,900 - Unknown

**AB 55**  
**R 6**  
**H 17**  
**RBI 6**  
**BB 6**  
**SO 7**  
**LOB 27**



Batter	1	2	3	4	5	6	7	8	9	AB R H RBI BB SO LOB	TOP											
Rico Petrocelli, R (1, 6) OBP: 0.282, SLG: 0.397	0-0 4-3	0-3 K			0-0 F3		0-0 1-3		0-0 FC6-4 1B	5 0 1 0 0 1 0												
Joe Foy, R (1, 5) OBP: 0.344, SLG: 0.434	0-0 F8		0-0 F9		0-0 1B		0-0 5-3		0-0 FC6-4 1-2f	5 0 1 0 0 0 1												
Don Demeter, R (1, 8) OBP: 0.284, SLG: 0.455	0-0 6-3		0-0 F8		0-0 HR 3B		0-0 L4			4 1 1 0 0 0 0												
Jose Tartabull, L (8, 8) OBP: 0.278, SLG: 0.313										0 0 0 0 0 0 0												
Tony Conigliaro, R (1, 9) OBP: 0.332, SLG: 0.504		0-0 F7	0-3 K		4-0 HR BB			0-0 5-3		3 1 0 0 1 1 0												
George Scott, R (1, 3) OBP: 0.335, SLG: 0.480		0-0 3B 1B		0-0 5-3	0-0 HR 1-H			0-0 L4		4 2 2 3 0 0 0												
Carl Yastrzemski, L (1, 7) OBP: 0.358, SLG: 0.420		0-0 1B 3B		4-0 2B BB	0-0 1-3			1-0 FC5-4 HBP		2 2 1 1 1 0 0												
Mike Ryan, R (1, 2) OBP: 0.259, SLG: 0.281		0-0 HR 1B		0-0 F8		0-0 F4		0-0 FC5-4 1-2f		4 1 1 1 0 0 2												
George Smith, R (1, 4) OBP: 0.288, SLG: 0.369		0-0 HR 1-H		0-0 2B 1-H		0-0 4-3			0-0 4-3	4 1 2 3 0 0 0												
Jose Santiago, R (1, 1) OBP: 0.196, SLG: 0.178		0-0 F9		0-0 F8		0-0 F8			0-0 1-3	4 0 0 0 0 0 1												
<b>Inning Stats</b>	R: 0 E: 0 K: 0 S: 3	H: 0 LOB: 0 BB: 0 P: 3	R: 4 E: 0 K: 1 S: 9	H: 4 LOB: 0 BB: 0 P: 9	R: 0 E: 0 K: 1 S: 5	H: 0 LOB: 0 BB: 0 P: 5	R: 1 E: 0 K: 0 S: 4	H: 1 LOB: 1 BB: 1 P: 8	R: 3 E: 0 K: 0 S: 5	H: 3 LOB: 0 BB: 1 P: 9	R: 0 E: 0 K: 0 S: 3	H: 0 LOB: 0 BB: 0 P: 3	R: 0 E: 0 K: 0 S: 3	H: 0 LOB: 0 BB: 0 P: 3	R: 0 E: 0 K: 0 S: 3	H: 0 LOB: 1 BB: 0 P: 4	R: 0 E: 0 K: 0 S: 4	H: 1 LOB: 1 BB: 0 P: 4	1B: 4 2B: 1 3B: 2 HR: 2	SF: 0 SAC: 0 DP: 0 HBP: 1	WP: 0 PB: 0 SB: 0 CS: 0	PA: 38
<b>PITCHER</b>	IP WLS BF H R ER SO BB IBB HBP BLK WP HR S P ERA WHIP																					
Mike McCormick, L (1, 1) ERA: 3.8	5.0 L 24 8 8 8 2 2 0 0 0 0 0 2 26 34 14.40 2.000																					
Frank Kreutzer, L (6, 1) ERA:	2.0 6 0 0 0 0 0 0 0 0 0 0 0 6 6 0.00 0.000																					
Casey Cox, R (8, 1) ERA: 3.24	2.0 8 1 0 0 0 0 0 0 1 0 0 0 7 8 0.00 0.500																					

**Boston Red Sox @ Washington Senators**  
D.C. Stadium, Washington, DC  
Sat Jul 30 1966, 3:33 AM EDT  
Att. 2,082 - Unknown

AB	35
R	8
H	9
RBI	8
BB	2
SO	2
LOB	4



Batter	1	2	3	4	5	6	7	8	9	AB	R	H	RBI	BB	SO	LOB
--------	---	---	---	---	---	---	---	---	---	----	---	---	-----	----	----	-----

**BOTTOM**


<b>Ed Brinkman, R</b> <small>OBP: 0.285, SLG: 0.366</small> (1, 6)	0-3 <b>K</b>		0-3 <b>K</b>		0-0 <b>F8</b>			0-0 <b>1B</b>	0-0 <b>5-3</b>	5	0	1	1	0	2	3
<b>Bob Saverine, S</b> <small>OBP: 0.307, SLG: 0.364</small> (1, 4)	0-0 <b>6-3</b>		0-0 <b>4-3</b>		4-0 <b>BB</b>			0-0 <b>F9</b>	0-0 <b>F7</b>	4	0	0	0	1	0	3
<b>Ken McMullen, R</b> <small>OBP: 0.304, SLG: 0.372</small> (1, 5)	0-0 <b>6-3</b>			0-0 <b>S</b> <b>1B</b>	0-0 <b>5-3</b>			0-0 <b>F8</b>		4	0	1	0	0	0	3
<b>Fred Valentine, S</b> <small>OBP: 0.352, SLG: 0.471</small> <b>Willie Kirkland, L</b> <small>OBP: 0.261, SLG: 0.321</small> (1, 9) (2, PR) (3, 9)		1-0 <b>FC6-4</b> <b>HBP</b>		0-3 <b>K</b>		0-0 <b>F7</b>		0-0 <b>4-3</b>		0	0	0	0	0	0	0
<b>Frank Howard, R</b> <small>OBP: 0.348, SLG: 0.437</small> (1, 7)		0-0 <b>FC6-4</b> <b>E</b>		0-0 <b>F4</b>		0-0 <b>6-3</b>			0-0 <b>E</b> <b>1B</b> <b>1B</b>	4	1	1	0	0	0	2
<b>Don Lock, R</b> <small>OBP: 0.358, SLG: 0.451</small> (1, 8)		0-0 <b>E6</b> <b>FC6-4</b>		4-0 <b>BB</b>		0-3 <b>K</b>			0-3 <b>K</b>	3	0	0	0	1	2	2
<b>Ken Harrelson, R</b> <small>OBP: 0.306, SLG: 0.346</small> (1, 3)		0-0 <b>F9</b>		0-0 <b>5-3</b>					0-0 <b>1B</b> <b>E</b> <b>1B</b> <b>5-3</b> <b>1B</b>	4	1	1	0	0	1	4
<b>Paul Casanova, R</b> <small>OBP: 0.262, SLG: 0.394</small> (1, 2)		0-0 <b>FC6-4</b>			0-0 <b>2B</b>			0-3 <b>K</b>	0-0 <b>E4</b> <b>5-3</b> <b>1B</b>	4	0	1	0	0	1	4
<b>Mike McCormick, L</b> <small>OBP: 0.271, SLG: 0.356</small> <b>Dick Neri, L</b> <small>OBP: 0.279, SLG: 0.288</small> <b>Frank Krutizer, R</b> <small>OBP: 0.342, SLG: 0.393</small> <b>Casey Cox, R</b> <small>OBP: 0.231, SLG: 0.200</small> (1, 1) (5, PH) (6, 1) (7, PH) (8, 1) (9, PH)			0-0 <b>F8</b>		0-3 <b>K</b>		0-0 <b>F7</b>		0-0 <b>5-3</b> <b>1B</b>	1	0	0	0	0	0	0

Inning Stats	R: 0	H: 0	R: 0	H: 0	R: 0	H: 1	R: 0	H: 1	R: 0	H: 0	R: 0	H: 1	R: 2	H: 3	R: 0	H: 0	R: 0	H: 1	R: 0	H: 0	1B: 5	SF: 0	WP: 0	PA: 38
	E: 0	LOB: 0	E: 1	LOB: 2	E: 0	LOB: 2	E: 0	LOB: 2	E: 0	LOB: 0	E: 0	LOB: 0	E: 1	LOB: 2	E: 0	LOB: 0	E: 0	LOB: 1	E: 1	LOB: 2	2B: 1	SAC: 0	PB: 0	
	K: 1	BB: 0	K: 0	BB: 0	K: 1	BB: 1	K: 1	BB: 1	K: 2	BB: 0	K: 0	BB: 0	K: 1	BB: 0	K: 0	BB: 0	K: 0	BB: 0	K: 1	BB: 0	3B: 0	DP: 0	SB: 1	
	S: 5	P: 5	S: 4	P: 5	S: 5	P: 10	S: 6	P: 10	S: 7	P: 7	S: 4	P: 4	S: 9	P: 9	S: 4	P: 4	S: 9	P: 4	S: 9	P: 9	HR: 0	HBP: 1	CS: 0	

PITCHER	IP	WLS	BF	H	R	ER	SO	BB	IBB	HBP	BLK	WP	HR	S	P	ERA	WHIP
<b>Jose Santiago, R</b> <small>ERA: 3.59</small> (1, 1)	9.0	W	38	6	2	1	8	2	0	1	0	0	0	51	60	1.00	0.889

**Boston Red Sox @ Washington Senators**  
 D.C. Stadium, Washington, DC  
 Sat Jul 30 1966, 3:33 AM EDT  
 Att. 2,082 - Unknown

AB	35
R	2
H	6
RBI	2
BB	2
SO	8
LOB	24



Batter	1	2	3	4	5	6	7	8	9	AB	R	H	RBI	BB	SO	LOB	TOP										
Jose Tartabull, L (1, 8) OBP: 0.281, SLG: 0.308	4-0 BB G5-4-3	4-0 BB		0-3 K			0-0 F9		0-0 F8	3	0	0	0	2	1	0											
Joe Foy, R (1, 5) OBP: 0.346, SLG: 0.433	0-0 G5-4-3 1-2f	0-0 L8			0-0 CS 1B			4-0 1B 1B BB		3	1	1	0	1	0	3											
Carl Yastrzemski, L (1, 7) OBP: 0.359, SLG: 0.421	0-0 E S HR 1B	0-0 F7			0-3 K 1-2			0-0 1B 1B 1B		4	2	2	0	0	1	3											
Tony Conigliaro, R (1, 9) OBP: 0.336, SLG: 0.516	0-0 1-H HR		0-0 G5-4-3 1B		0-0 5-3			0-0 1B 1B 1B		4	2	3	3	0	0	0											
George Scott, R (1, 3) OBP: 0.336, SLG: 0.479	0-0 1B 1B		0-0 G5-4-3 1-2f		0-0 5-3			4-0 1B 9-2 IBB		3	0	1	0	1	0	1											
Rico Petrocelli, R (1, 6) OBP: 0.287, SLG: 0.399	0-0 1-2 1B		4-0 BB		0-0 F8			0-0 1-3 2-H 3-H 1B		3	0	2	2	1	0	0											
Mike Ryan, R (1, 2) OBP: 0.255, SLG: 0.277	0-0 F5		0-0 F6		0-0 F7			0-0 9-2		4	0	0	0	0	0	4											
George Smith, R (1, 4) OBP: 0.287, SLG: 0.365		H 1-0 SH2-4 HBP		0-3 K			0-0 F7		0-0 F8	3	0	0	0	0	1	0											
Dennis Bennett, L (1, 1) Don McMahon, R (6, 1)		X 0-0 SH2-4 1-2		0-3 K			0-0 5-3		0-3 K	1	0	0	0	0	1	0											
										2	0	0	0	0	1	0											
<b>Inning Stats</b>	R: 2 E: 0 K: 0 S: 6	H: 4 LOB: 2 BB: 1 P: 10	R: 0 E: 0 K: 0 S: 3	H: 0 LOB: 2 BB: 1 P: 8	R: 0 E: 0 K: 0 S: 3	H: 1 LOB: 1 BB: 1 P: 7	R: 0 E: 0 K: 3 S: 9	H: 0 LOB: 0 BB: 0 P: 9	R: 0 E: 0 K: 1 S: 5	H: 1 LOB: 0 BB: 0 P: 5	R: 0 E: 0 K: 0 S: 3	H: 0 LOB: 0 BB: 0 P: 3	R: 0 E: 0 K: 0 S: 3	H: 0 LOB: 0 BB: 0 P: 3	R: 3 E: 0 K: 0 S: 4	H: 3 LOB: 0 BB: 2 P: 12	R: 0 E: 0 K: 1 S: 5	H: 0 LOB: 0 BB: 0 P: 5	1B: 8 2B: 2 3B: 0 HR: 1	SF: 0 SAC: 1 DP: 4 HBP: 1	WP: 0 PB: 0 SB: 1 CS: 1	PA: 37					
<b>PITCHER</b>	IP	WLS	BF	H	R	ER	SO	BB	IBB	HBP	BLK	WP	HR	S	P	ERA	WHIP										
Jim Hannan, R (1, 1) ERA: 4.23	2.2		15	5	2	2	0	3	0	1	0	0	1	11	24	6.75	3.000										
Bob Humphreys, R (3, 1) ERA: 3.42	3.1		10	1	0	0	4	0	0	0	0	0	0	18	18	0.00	0.300										
Dick Lines, L (7, 1) ERA: 2.54	1.0	L	5	1	2	2	0	1	0	0	0	0	0	4	8	18.00	2.000										
Ron Kline, R (8, 1) ERA: 3.0	2.0		7	2	1	1	1	0	1	0	0	0	0	8	12	4.50	1.000										

**Boston Red Sox @ Washington Senators**  
D.C. Stadium, Washington, DC

Sun Jul 31 1966, 3:33 AM EDT  
Att. 6,793 - Unknown

AB	30
R	5
H	9
RBI	5
BB	5
SO	5
LOB	11



livebaseballscorecards.com

BOTTOM

Boston Red Sox @ Washington Senators  
D.C. Stadium, Washington, DC

Sun Jul 31 1966, 3:33 AM EDT  
Att. 6,793 - Unknown

livebaseballscorecards.com

AB	35
R	2
H	9
RBI	2
BB	4
SO	7
LOB	18



WP: 0	PA: 39
PB: 1	
SB: 0	
CS: 0	

Batter	1	2	3	4	5	6	7	8	9	AB	R	H	RBI	BB	SO	LOB
Ed Brinkman, R OBP: 0.284, SLG: 0.367 (1, 6)	0-0 6-3 1		0-0 G4-3 1-2f 2		0-0 2B		0-3 K 1		0-0 G3 2	5	0	1	0	0	1	1
Bob Saverine, S OBP: 0.305, SLG: 0.361 (1, 4)	0-0 F6 2		0-0 6-3 3		0-0 6-3 3		0-0 F3 2		0-0 1B	5	0	1	0	0	0	2
Ken McMullen, R OBP: 0.300, SLG: 0.366 (1, 5)	0-0 5-3 3			0-3 K 1		0-0 5-3 1	0-3 K 3		0-3 K 3	5	0	0	0	0	3	1
Fred Valentine, S OBP: 0.357, SLG: 0.477 (1, 9)		0-0 F7 1		0-0 1B		0-0 PB HR 1B		0-0 2B		4	1	3	0	0	0	0
Frank Howard, R OBP: 0.350, SLG: 0.446 (1, 7)		0-0 BB 1B		0-0 F7 2		0-0 1-H HR		0-3 K 1		4	1	2	2	0	1	2
Don Lock, R OBP: 0.360, SLG: 0.448 (1, 8)		4-0 BB BB 1-2 BB		0-0 1-3 3		4-0 BB BB 1B BB		0-3 K 2		2	0	0	0	2	1	2
Ken Harrelson, R OBP: 0.309, SLG: 0.346 (1, 3)		0-0 F7 2			0-0 5-3 1	0-0 1-2 1B		4-0 BB BB BB BB BB BB BB BB BB		3	0	1	0	1	0	2
Paul Casanova, R OBP: 0.258, SLG: 0.388 (1, 2)		0-0 F7 3			0-0 F8 2	0-0 F4 2		0-0 F9 3		4	0	0	0	0	0	6
Jim Hannan, R OBP: 0.190, SLG: 0.063 Bob Humphreys, R OBP: 0.625, SLG: 0.400 Dick Phillips, L OBP: 0.222, SLG: 0.192 Dick Lines, R OBP: 0.450, SLG: 0.250 Ron Kline, R OBP: 0.340, SLG: 0.392 (1, 1) (3, 1) (6, PH) (7, 1) (8, 1) (9, PH)			0-0 G4-3 1B		4-0 2B BB	0-0 F4 3		0-3 K 1		0	0	0	0	0	0	0

Inning Stats	R: 0	H: 0	E: 0	K: 0	S: 3	H: 0	LOB: 0	BB: 0	P: 3	R: 0	H: 1	E: 0	K: 0	S: 4	H: 1	LOB: 2	BB: 1	P: 8	R: 0	H: 1	E: 0	K: 1	S: 6	H: 1	LOB: 1	BB: 0	P: 6	R: 0	H: 3	E: 0	K: 2	S: 6	H: 0	LOB: 0	BB: 0	P: 7	R: 0	H: 1	E: 0	K: 2	S: 8	H: 1	LOB: 2	BB: 1	P: 12	R: 0	H: 1	E: 0	K: 2	S: 8	H: 1	LOB: 1	BB: 0	P: 8	1B: 6	SF: 0	2B: 2	SAC: 0	3B: 0	DP: 1	HR: 1	HBP: 0	WP: 0	PA: 39
--------------	------	------	------	------	------	------	--------	-------	------	------	------	------	------	------	------	--------	-------	------	------	------	------	------	------	------	--------	-------	------	------	------	------	------	------	------	--------	-------	------	------	------	------	------	------	------	--------	-------	-------	------	------	------	------	------	------	--------	-------	------	-------	-------	-------	--------	-------	-------	-------	--------	-------	--------

PITCHER	IP	WLS	BF	H	R	ER	SO	BB	IBB	HBP	BLK	WP	HR	S	P	ERA	WHIP
Dennis Bennett, L ERA: 1.88 (1, 1)	5.1		25	7	2	2	1	3	0	0	0	0	1	24	36	3.38	1.875
Don McMahon, R ERA: 2.48 (6, 1)	3.2	W	14	2	0	0	6	1	0	0	0	0	0	25	29	0.00	0.818

Batter	1	2	3	4	5	6	7	8	9	AB R H RBI BB SO LOB	TOP									
Rico Petrocelli, R (1, 6) OBP: 0.289, SLG: 0.400	0-0 FC3-6 1B		0-0 5-3			0-0 HR 1B		0-0 5-3		4 1 2 0 0 0 0										
Joe Foy, R (1, 5) OBP: 0.342, SLG: 0.428	0-0 F9		0-0 F4			0-0 F4		0-3 K		4 0 0 0 0 1 2										
Carl Yastrzemski, L (1, 7) OBP: 0.356, SLG: 0.417	0-0 FC3-6 1B 1-2f				0-0 F7	0-0 L8		0-0 4-3		4 0 0 0 0 0 2										
Tony Conigliaro, R (1, 9) OBP: 0.338, SLG: 0.524	0-0 FC6-4 1B 1-3				0-0 F7	0-0 HR 1-H		0-3 K		4 1 2 2 0 1 0										
George Scott, R (1, 3) OBP: 0.333, SLG: 0.474	0-0 FC6-4 1-2f				0-3 K	0-0 E1		0-0 F7		4 0 0 0 0 1 2										
Don Demeter, R (1, 8) OBP: 0.279, SLG: 0.446		0-3 K			0-0 F6	0-0 5-3		0-0 F4		4 0 0 0 0 1 1										
Mike Ryan, R (1, 2) OBP: 0.256, SLG: 0.278		0-0 6-3			0-0 FC5-4 1B		0-0 F9			3 0 1 0 0 0 0										
George Smith, R (1, 4) OBP: 0.288, SLG: 0.365		0-0 6-3			0-0 FC5-4 1-2f		0-0 G1-6-3 1B			3 0 1 0 0 0 1										
Lee Stange, R (1, 1) OBP: 0.087, SLG: 0.045 Dalton Jones, L (7, PH) OBP: 0.310, SLG: 0.408 John Wyatt, R (7, 1)			0-3 K		0-3 K		0-0 G1-6-3 1-2f			2 0 0 0 0 2 1 1 0 0 0 0 0 1 0 0 0 0 0 0 0										
<b>Inning Stats</b>	R: 0 E: 0 K: 0 S: 5	H: 2 LOB: 2 BB: 0 P: 5	R: 0 E: 0 K: 1 S: 5	H: 0 LOB: 0 BB: 0 P: 5	R: 0 E: 0 K: 1 S: 5	H: 0 LOB: 0 BB: 0 P: 5	R: 0 E: 0 K: 1 S: 6	H: 1 LOB: 1 BB: 0 P: 6	R: 2 E: 1 K: 0 S: 6	H: 2 LOB: 1 BB: 0 P: 6	R: 0 E: 0 K: 0 S: 3	H: 1 LOB: 0 BB: 0 P: 3	R: 0 E: 0 K: 1 S: 5	H: 0 LOB: 0 BB: 0 P: 5	R: 0 E: 0 K: 1 S: 5	H: 0 LOB: 0 BB: 0 P: 5	1B: 5 2B: 0 3B: 0 HR: 1	SF: 0 SAC: 0 DP: 1 HBP: 0	WP: 0 PB: 0 SB: 0 CS: 0	PA: 33
<b>PITCHER</b> Mudcat Grant, R (1, 1) ERA: 3.3	IP: 9.0 WLS: W BF: 33 H: 6 R: 2 ER: 2 SO: 6 BB: 0 IBB: 0 HBP: 0 BLK: 0 WP: 0 HR: 1 S: 45 P: 45 ERA: 2.00 WHIP: 0.667																			

**Boston Red Sox @ Minnesota Twins**  
Metropolitan Stadium, Bloomington, MI

Mon Aug 01 1966, 8:05 PM EDT  
Att. 11,100 - Unknown - 81 F

livebaseballscorecards.com

AB	33
R	2
H	6
RBI	2
BB	0
SO	6
LOB	10



Batter	1	2	3	4	5	6	7	8	9
Zoilo Versalles, R OBP: 0.300, SLG: 0.369 (1, 6)	0-0 6-3 ①		0-0 HR 1B		0-0 E8 HR 2-3		0-0 6-3 ②		
Jimmie Hall, L OBP: 0.295, SLG: 0.419 (1, 7)	0-0 E4		0-0 1-H HR		0-0 1-H HR		0-0 G3 ③		
Tony Oliva, L OBP: 0.375, SLG: 0.566 (1, 9)	4-0 BB		0-0 F4 ②		0-3 K ③		0-0 4-3 ①		
Harmon Killebrew, R OBP: 0.384, SLG: 0.497 (1, 5)	0-3 K ②		0-0 5-3 ③		0-0 HR 2B		0-0 1-3 ②		
Don Mincher, L OBP: 0.301, SLG: 0.387 (1, 3)	0-3 K ③			0-0 3-1 ①		0-0 G3 ①		0-0 G3 ③	
Earl Battey, R OBP: 0.333, SLG: 0.346 (1, 2)		0-0 F6 ①		0-0 F4 ②		0-0 2-H HR			
Cesar Tovar, R OBP: 0.330, SLG: 0.364 (1, 4)		4-0 BB G6-4-3		0-0 F9 ③		0-0 6-3 ②			
Ted Uhlaender, L OBP: 0.223, SLG: 0.262 (1, 8)		0-0 G6-4-3 ② ③ 1-2f			0-0 E4 E8 SH1-4		0-0 F8 ③		
Mudcat Grant, R OBP: 0.184, SLG: 0.217 (1, 1)			0-3 K ①		0-0 SH1-4 1-2		0-0 F9 ①		

Inning Stats	R: 0	H: 0	E: 1	LOB: 2	K: 2	BB: 1	S: 8	P: 12
	R: 0	H: 0	E: 0	LOB: 0	K: 0	BB: 1	S: 2	P: 6
	R: 2	H: 2	E: 0	LOB: 0	K: 1	BB: 0	S: 7	P: 7
	R: 0	H: 0	E: 0	LOB: 0	K: 0	BB: 0	S: 3	P: 3
	R: 2	H: 1	E: 2	LOB: 0	K: 1	BB: 0	S: 7	P: 7
	R: 2	H: 2	E: 0	LOB: 0	K: 0	BB: 0	S: 5	P: 5
	R: 0	H: 0	E: 0	LOB: 0	K: 0	BB: 0	S: 3	P: 3
	R: 0	H: 0	E: 0	LOB: 0	K: 0	BB: 0	S: 3	P: 3


PITCHER	IP	WLS	BF	H	R	ER	SO	BB	IBB	HBP	BLK	WP	HR	S	P	ERA	WHIP
Lee Stange, R ERA: 4.5 (1, 1)	6.0	L	26	5	6	4	4	2	0	0	0	0	3	32	40	6.00	1.167
John Wyatt, R ERA: 3.11 (7, 1)	2.0		6	0	0	0	0	0	0	0	0	0	0	6	6	0.00	0.000

**BOTTOM**

**Boston Red Sox @ Minnesota Twins**  
Metropolitan Stadium, Bloomington, MI

Mon Aug 01 1966, 8:05 PM EDT  
Att. 11,100 - Unknown - 81 F

AB	29
R	6
H	5
RBI	6
BB	2
SO	4
LOB	7



1B:	2B:	3B:	HR:	SF:	SAC:	DP:	HBP:	WP:	PA:
1	1	0	3	0	1	1	0	0	32

Batter	1	2	3	4	5	6	7	8	9	AB R H RBI BB SO LOB	TOP		
Rico Petrocelli, R (1, 6) OBP: 0.288, SLG: 0.406	0-0 F7	0-3 K			0-0 F8			0-0 HR		4 1 1 1 0 1 1			
Joe Foy, R (1, 5) OBP: 0.339, SLG: 0.423	0-0 F8		0-0 F7		0-0 F5			0-0 L6		4 0 0 0 0 0 0			
Carl Yastrzemski, L (1, 7) OBP: 0.355, SLG: 0.415	0-0 1B		0-0 5-3			0-0 L4		0-0 4-3		4 0 1 0 0 0 0			
Tony Conigliaro, R (1, 9) OBP: 0.334, SLG: 0.518	0-0 F9		0-0 F3			0-0 6-3		0-0 F8		4 0 0 0 0 0 1			
George Scott, R (1, 3) OBP: 0.333, SLG: 0.472		0-0 HR 1B		0-0 F8		0-3 K		0-3 K		4 1 1 0 0 2 0			
Don Demeter, R (1, 8) OBP: 0.263, SLG: 0.461		0-0 HR		0-0 F9			0-3 K	0-0 BB 1B		4 1 2 2 0 1 0			
Mike Ryan, R (1, 2) OBP: 0.263, SLG: 0.282		0-0 1B		0-0 1B			0-0 4-3	4-0 BB		3 0 2 0 1 0 0			
George Smith, R (1, 4) OBP: 0.285, SLG: 0.362		0-0 F9		0-3 K			0-0 F8	0-0 4-3		3 0 0 0 0 1 2			
Dalton Jones, L (9, PH) OBP: 0.308, SLG: 0.405										1 0 0 0 0 0 2			
Darrell Brandon, R (1, 1) OBP: 0.227, SLG: 0.333		0-3 K			0-3 K			0-0 F7		1 0 0 0 0 1 1			
Jim Lonborg, R (3, 1) OBP: 0.118, SLG: 0.182										1 0 0 0 0 1 0			
Lenny Green, L (8, PH) OBP: 0.339, SLG: 0.324										1 0 0 0 0 0 0			
Don McMahon, R (8, 1)										0 0 0 0 0 0 0			
<b>Inning Stats</b>	R: 0 H: 1 E: 0 LOB: 1 K: 0 BB: 0 S: 4 P: 4	R: 2 H: 3 E: 0 LOB: 1 K: 2 BB: 0 S: 10 P: 10	R: 0 H: 0 E: 0 LOB: 0 K: 0 BB: 0 S: 3 P: 3	R: 0 H: 1 E: 0 LOB: 1 K: 1 BB: 0 S: 6 P: 6	R: 0 H: 0 E: 0 LOB: 0 K: 1 BB: 0 S: 5 P: 5	R: 0 H: 0 E: 0 LOB: 0 K: 1 BB: 0 S: 5 P: 5	R: 0 H: 0 E: 0 LOB: 0 K: 1 BB: 0 S: 5 P: 5	R: 1 H: 1 E: 0 LOB: 0 K: 0 BB: 0 S: 4 P: 4	R: 0 H: 1 E: 0 LOB: 2 K: 1 BB: 1 S: 6 P: 10	1B: 5 SF: 0 2B: 0 SAC: 0 3B: 0 DP: 0 HR: 2 HBP: 0	WP: 0 PA: 35 PB: 0 SB: 0 CS: 0		
<b>PITCHER</b>	IP WLS BF H R ER SO BB IBB HBP BLK WP HR S P ERA WHIP											<b>PITCHER</b>	IP WLS BF H R ER SO BB IBB HBP BLK WP HR S P ERA WHIP
Jim Perry, R (1, 1) ERA: 2.9	8.2 34 7 3 3 7 1 0 0 0 0 2 47 51 3.12 0.923												
Al Worthington, R (9, 1) ERA: 2.2	0.1 1 0 0 0 0 0 0 0 0 0 0 0 1 1 0.00 0.000												

**Boston Red Sox @ Minnesota Twins**  
Metropolitan Stadium, Bloomington, MI

Tue Aug 02 1966, 8:05 PM EDT  
Att: 12,941 - Unknown

livebaseballscorecards.com

AB	34
R	3
H	7
RBI	3
BB	1
SO	7
LOB	7







Batter	1	2	3	4	5	6	7	8	9	AB R H RBI BB SO LOB	TOP																								
Rico Petrocelli, R OBP: 0.286, SLG: 0.402 (1, 6) X	0-0 5-3		0-3 K			0-0 6-3		0-0 5-3		4 0 0 0 0 1 2																									
Joe Foy, R OBP: 0.336, SLG: 0.419 (1, 5) SSS	0-3 K			0-3 K		0-0 F8			0-0 6-3	4 0 0 0 0 2 1																									
Carl Yastrzemski, L OBP: 0.356, SLG: 0.422 (1, 7) X	0-0 1-3			0-0 4-3			0-0 HR		4-0 BB	3 1 1 1 1 0 0																									
Tony Conigliaro, R OBP: 0.331, SLG: 0.513 (1, 9) SSS		0-3 K		0-3 K			0-0 F8		0-3 K	4 0 0 0 0 3 1																									
George Scott, R OBP: 0.330, SLG: 0.467 (1, 3) X		0-0 F9			0-0 F2		0-0 F8		0-0 F7	4 0 0 0 0 0 1																									
Don Demeter, R OBP: 0.284, SLG: 0.472 (1, 8) X		0-0 HR		0-3 K			0-3 K			3 1 1 1 0 2 0																									
Dalton Jones, L OBP: 0.303, SLG: 0.397 (1, 4) X		0-0 F8			0-0 F8			0-0 F5		3 0 0 0 0 0 0																									
Mike Ryan, R OBP: 0.260, SLG: 0.279 (1, 2) SSS			0-3 K			0-0 1-3		0-3 K		3 0 0 0 0 2 0																									
Rollie Sheldon, R OBP: 0.103, SLG: 0.103 (5, 1) Jim Lonborg, R OBP: 0.118, SLG: 0.182 (6, PH) Jose Tartabull, L OBP: 0.294, SLG: 0.316 (6, PH) Dan Osinski, R OBP: 0.667, SLG: 0.667 (6, 1) Eddie Kasko, R OBP: 0.310, SLG: 0.369 (8, PH) Dick Stigman, R OBP: 0.118, SLG: 0.118 (8, 1)			0-0 6-3			0-0 WP		0-0 1B		1 0 0 0 0 0 0 0 0 0 0 0 0 0 0 0 1 0 1 0 0 0 0 0 0 0 0 0 0 0 0 0 1 0 1 0 0 0 0 0 0 0 0 0 0 0 0 0																									
<b>Inning Stats</b>	R: 0 E: 0 K: 1 S: 5	H: 0 LOB: 0 BB: 0 P: 5	R: 1 E: 0 K: 1 S: 6	H: 1 LOB: 0 BB: 0 P: 6	R: 0 E: 0 K: 2 S: 7	H: 0 LOB: 0 BB: 0 P: 7	R: 0 E: 0 K: 2 S: 7	H: 0 LOB: 0 BB: 0 P: 7	R: 0 E: 0 K: 1 S: 5	H: 0 LOB: 0 BB: 0 P: 5	R: 0 E: 0 K: 0 S: 4	H: 1 LOB: 1 BB: 0 P: 4	R: 1 E: 0 K: 1 S: 6	H: 1 LOB: 0 BB: 0 P: 6	R: 0 E: 0 K: 1 S: 6	H: 1 LOB: 1 BB: 0 P: 6	R: 0 E: 0 K: 1 S: 5	H: 0 LOB: 1 BB: 1 P: 9	1B: 1 2B: 1 3B: 0 HR: 2	SF: 0 SAC: 0 DP: 0 HBP: 0	WP: 1 PB: 0 SB: 0 CS: 0	PA: 32													
<b>PITCHER</b> Dave Boswell, R ERA: 3.12 (1, 1)	IP 9.0	WLS W	BF 32	H 4	R 2	ER 2	SO 10	BB 1	IBB 0	HBP 0	BLK 0	WP 1	HR 2	S 51	P 55	ERA 2.00	WHIP 0.556	<b>PITCHER</b>	IP 9.0	WLS W	BF 32	H 4	R 2	ER 2	SO 10	BB 1	IBB 0	HBP 0	BLK 0	WP 1	HR 2	S 51	P 55	ERA 2.00	WHIP 0.556

**Boston Red Sox @ Minnesota Twins**  
Metropolitan Stadium, Bloomington, MI

Wed Aug 03 1966, 8:05 PM EDT  
Att: 15,577 - Unknown

livebaseballscorecards.com

AB	31
R	2
H	4
RBI	2
BB	1
SO	10
LOB	5



Batter	1	2	3	4	5	6	7	8	9
Zoilo Versalles, R OBP: 0.303, SLG: 0.376	0-0 3B 1B	0-0 F9			0-0 1B G3 2B	0-3 K		0-0 3B	
Jimmie Hall, L OBP: 0.303, SLG: 0.444	0-0 1-H 3B		0-0 5-3 1B		0-0 2-3 1B 1B		0-0 4-3	0-0 6-3	
Tony Oliva, L OBP: 0.375, SLG: 0.561	0-0 F9		0-0 F9		0-0 1-2 3-H G3		4-0 BB		
Harmon Killebrew, R OBP: 0.388, SLG: 0.496	0-0 1B		0-0 5-3		0-0 2-H 1B 1B		0-0 L5		
Don Mincher, L OBP: 0.303, SLG: 0.388	0-0 4-3		0-0 F9		0-0 1-2 2B 1B		0-0 F7		
Earl Battey, R OBP: 0.338, SLG: 0.354		0-0 1-3 2B		0-0 3-1	0-0 1-H 2-H 2B			0-0 5-3	
Cesar Tovar, R OBP: 0.325, SLG: 0.355		0-0 F3		0-0 6-3	0-0 F8		4-0 BB BB BB	4-0 3B BB	
Ted Uhlaender, L OBP: 0.230, SLG: 0.270		4-0 BB BB BB		0-0 1-3		0-0 4-3		0-0 1-H S 3B	
Dave Boswell, R OBP: 0.169, SLG: 0.172		0-0 1-3 2-3			0-0 L9	0-3 K		0-3 3-H K	

AB	R	H	RBI	BB	SO	LOB
5	2	3	0	0	1	2
5	1	3	1	0	0	1
3	0	0	1	1	0	2
4	1	2	1	0	0	2
4	1	1	0	0	0	3
4	0	2	2	0	0	0
3	1	0	0	1	0	2
3	1	1	1	1	0	0
4	0	0	0	0	2	2

**BOTTOM**

**Boston Red Sox @ Minnesota Twins**  
 Metropolitan Stadium, Bloomington, MI  
 Wed Aug 03 1966, 8:05 PM EDT  
 Att. 15,577 - Unknown

[livebaseballscorecards.com](http://livebaseballscorecards.com)


<b>AB</b>	<b>35</b>
<b>R</b>	<b>7</b>
<b>H</b>	<b>12</b>
<b>RBI</b>	<b>6</b>
<b>BB</b>	<b>3</b>
<b>SO</b>	<b>3</b>
<b>LOB</b>	<b>14</b>



1B: 6	SF: 0
2B: 3	SAC: 0
3B: 3	DP: 0
HR: 0	HBP: 0

WP: 0	PA: 38
PB: 0	
SB: 1	
CS: 0	

Inning Stats	Pitcher																					
	R	H	E	K	S	IP	WLS	BF	H	R	ER	SO	BB	IBB	HBP	BLK	WP	HR	S	P	ERA	WHIP
	1	3	0	5	4	4.2	L	23	9	5	5	0	1	0	0	0	0	0	22	26	9.64	2.143
	0	1	0	0	4	0.1		2	1	0	0	0	0	0	0	0	0	0	2	2	0.00	3.000
	0	1	0	0	4	2.0		7	0	0	0	2	1	0	0	0	0	0	10	14	0.00	0.500
	0	1	0	0	4	1.0		6	2	2	2	1	1	0	0	0	0	0	7	11	18.00	3.000

Batter	1	2	3	4	5	6	7	8	9	AB R H RBI BB SO LOB	TOP									
Rico Petrocelli, R (1, 6) OBP: 0.285, SLG: 0.400	0-0 F8		0-0 F4			0-0 FC5-4 1B			0-3 K	4 0 1 0 0 1 0										
Joe Foy, R (1, 5) OBP: 0.333, SLG: 0.414	0-0 6-3		0-0 5-3			0-0 L7			0-0 L7	4 0 0 0 0 0 1										
Don Demeter, R (1, 8) OBP: 0.283, SLG: 0.468	0-0 L7			0-0 5-3		0-0 FC5-4 1-2f			0-0 1B 1B 1B	4 0 1 0 0 0 1										
Tony Conigliaro, R (1, 9) OBP: 0.333, SLG: 0.511		4-0 2-3 HBP FC6-5 BB		0-0 6-3			0-3 K		0-0 1B 1-2 1B	3 1 1 0 1 1 0										
George Scott, R (1, 3) OBP: 0.331, SLG: 0.466		1-0 FC6-5 2-3 1-2 HBP		0-0 6-3			0-3 K		0-0 1B 1-2 2-3 1B	3 0 1 0 0 1 0										
Carl Yastrzemski, L (1, 7) OBP: 0.353, SLG: 0.418		0-0 2-3 1-2 2-3		0-0 1-3			0-0 4-3		0-3 K	4 0 0 0 0 1 5										
Mike Ryan, R (1, 2) OBP: 0.256, SLG: 0.276		0-0 FC6-5 2-3 FC6-4		0-3 K				0-0 F8		3 0 0 1 0 1 1	AB 31 R 1 H 4 RBI 1 BB 1 SO 5 LOB 9									
George Smith, R (1, 4) OBP: 0.283, SLG: 0.358		0-0 FC6-4 3-H 1-2f		0-0 F3				0-0 4-3		3 0 0 0 0 0 1										
Jose Santiago, R (1, 1) OBP: 0.184, SLG: 0.167			0-0 F9			0-0 F3		0-0 3-1		3 0 0 0 0 0 0										
<b>Inning Stats</b>	R: 0 E: 0 K: 0 S: 3	H: 0 LOB: 0 BB: 0 P: 3	R: 1 E: 0 K: 0 S: 3	H: 0 LOB: 1 BB: 1 P: 8	R: 0 E: 0 K: 0 S: 3	H: 0 LOB: 0 BB: 0 P: 3	R: 0 E: 0 K: 1 S: 5	H: 0 LOB: 0 BB: 0 P: 5	R: 0 E: 0 K: 0 S: 4	H: 1 LOB: 1 BB: 0 P: 4	R: 0 E: 0 K: 2 S: 7	H: 0 LOB: 0 BB: 0 P: 7	R: 0 E: 0 K: 0 S: 3	H: 0 LOB: 0 BB: 0 P: 3	R: 0 E: 0 K: 2 S: 10	H: 3 LOB: 3 BB: 0 P: 10	1B: 4 2B: 0 3B: 0 HR: 0	SF: 0 SAC: 0 DP: 0 HBP: 1	WP: 0 PB: 0 SB: 0 CS: 0	PA: 33
<b>PITCHER</b> Jim Kaat, L (1, 1) ERA: 2.92	IP 9.0 WLS W BF 33 H 4 R 1 ER 1 SO 5 BB 1 IBB 0 HBP 1 BLK 0 WP 0 HR 0 S 41 P 46 ERA 1.00 WHIP 0.556											<b>PITCHER</b>	IP WLS BF H R ER SO BB IBB HBP BLK WP HR S P ERA WHIP							

**Boston Red Sox @ Minnesota Twins**  
Metropolitan Stadium, Bloomington, MI

Thu Aug 04 1966, 4:33 AM EDT  
Att. 18,229 - Unknown

livebaseballscorecards.com

Batter	1	2	3	4	5	6	7	8	9
Zoilo Versalles, R OBP: 0.302, SLG: 0.373 (1, 6)	4-0 G1-6-3 BB	0-0 5-3		0-0 5-3			0-0 F6		
Jimmie Hall, L OBP: 0.310, SLG: 0.461 (1, 7)	0-0 G1-6-3 1-2f		0-0 G4-6-3 1B		4-0 G6-4-3 BB			0-0 HR	
Tony Oliva, L OBP: 0.374, SLG: 0.558 (1, 9)	0-0 BB 1B		0-0 G4-6-3 1-2f		0-0 F8			0-0 L4	
Harmon Killebrew, R OBP: 0.389, SLG: 0.496 (1, 5)	4-0 1-2 BB		4-0 BB		0-0 G6-4-3 1-2f			0-0 1B	
Don Mincher, L OBP: 0.302, SLG: 0.384 (1, 3)	4-0 1-2 2-3 BB		0-0 4-3		0-0 F8			0-0 F9	
Earl Battey, R OBP: 0.337, SLG: 0.350 (1, 2)	0-3 K		4-0 1B E BB		0-0 5-3			0-0 F7	
Cesar Tovar, R OBP: 0.325, SLG: 0.355 (1, 4)		0-0 F8		0-0 E5 1-H 1B		0-3 K			
Ted Uhlaender, L OBP: 0.226, SLG: 0.266 (1, 8)		0-0 5-3		0-0 F6			0-0 3-1		
Jim Kaat, L OBP: 0.224, SLG: 0.288 (1, 1)		0-0 2B		0-3 K			0-3 K		

Inning Stats	R: 0	H: 1	E: 0	LOB: 3	K: 1	S: 5	P: 17	R: 0	H: 1	E: 0	LOB: 1	K: 0	S: 4	P: 4	R: 0	H: 0	E: 0	LOB: 0	K: 0	S: 2	P: 6	R: 0	H: 0	E: 0	LOB: 0	K: 1	S: 5	P: 5	R: 0	H: 0	E: 0	LOB: 0	K: 1	S: 5	P: 5	R: 1	H: 2	E: 0	LOB: 1	K: 0	S: 5	P: 5			
	1B: 4	SF: 0	2B: 1	SAC: 0	3B: 0	DP: 3	HR: 1	HBP: 0	CS: 0	1B: 4	SF: 0	2B: 1	SAC: 0	3B: 0	DP: 3	HR: 1	HBP: 0	CS: 0	1B: 4	SF: 0	2B: 1	SAC: 0	3B: 0	DP: 3	HR: 1	HBP: 0	CS: 0	1B: 4	SF: 0	2B: 1	SAC: 0	3B: 0	DP: 3	HR: 1	HBP: 0	CS: 0	1B: 4	SF: 0	2B: 1	SAC: 0	3B: 0	DP: 3	HR: 1	HBP: 0	CS: 0

PITCHER	IP	WLS	BF	H	R	ER	SO	BB	IBB	HBP	BLK	WP	HR	S	P	ERA	WHIP	PITCHER	IP	WLS	BF	H	R	ER	SO	BB	IBB	HBP	BLK	WP	HR	S	P	ERA	WHIP													
Jose Santiago, R ERA: 3.45 (1, 1)	8.0	L	33	6	2	1	4	6	0	0	0	0	1	35	59	1.12	1.500																															

**BOTTOM**

**Boston Red Sox @ Minnesota Twins**  
**Metropolitan Stadium, Bloomington, MI**  
 Thu Aug 04 1966, 4:33 AM EDT  
 Att. 18,229 - Unknown

[livebaseballscorecards.com](http://livebaseballscorecards.com)

<b>AB</b>	<b>27</b>
<b>R</b>	<b>2</b>
<b>H</b>	<b>6</b>
<b>RBI</b>	<b>1</b>
<b>BB</b>	<b>6</b>
<b>SO</b>	<b>4</b>
<b>LOB</b>	<b>14</b>



WP: 0	PA: 33
PB: 0	SB: 0
CS: 0	

Batter	1	2	3	4	5	6	7	8	9	AB R H RBI BB SO LOB	TOP
Rico Petrocelli, R (1, 6) OBP: 0.285, SLG: 0.399	0-0 G4-6-3 1B		0-0 5-3			0-0 F8		0-3 K		4 0 1 0 0 1 0	
Joe Foy, R (1, 5) OBP: 0.332, SLG: 0.412	0-0 F7		0-0 6-3			0-0 WP 1B 1B		0-0 F8		4 0 1 0 0 0 1	
Carl Yastrzemski, L (1, 7) OBP: 0.355, SLG: 0.419	0-0 G4-6-3 1-2f			0-0 PO 1B		0-0 WP 1B		0-0 F8		4 0 2 0 0 0 1	
Tony Conigliaro, R (1, 9) OBP: 0.329, SLG: 0.505		0-3 K		0-0 F8		0-3 K		0-0 1-3		4 0 0 0 0 2 3	
George Scott, R (1, 3) OBP: 0.329, SLG: 0.463		0-0 4-3		0-0 L9			0-3 K			3 0 0 0 0 1 1	
Don Demeter, R (1, 8) OBP: 0.284, SLG: 0.471		0-0 2B		0-0 PO 1-2	0-3 K		0-0 F3			3 0 1 0 0 1 0	
Mike Ryan, R (1, 2) OBP: 0.258, SLG: 0.274		4-0 BB			0-0 F3		0-3 K			2 0 0 0 1 1 0	
George Smith, R (1, 4) OBP: 0.281, SLG: 0.356 Lenny Green, L (8, PH) OBP: 0.336, SLG: 0.321 John Wyatt, R (8, 1)		0-3 K			0-3 K			0-0 F7		2 0 0 0 0 2 2 1 0 0 0 0 0 0 0 0 0 0 0 0 0	
Dennis Bennett, L (1, 1) Don McMahon, R (7, 1) Dalton Jones, L (8, PH) OBP: 0.301, SLG: 0.395 (8, 4)			0-0 F1		0-0 L9			0-3 K		2 0 0 0 0 0 0 0 0 0 0 0 0 0 1 0 0 0 0 1 0	
<b>Inning Stats</b>	R: 0 H: 1 E: 0 LOB: 0 K: 0 BB: 0 S: 3 P: 3	R: 0 H: 1 E: 0 LOB: 2 K: 2 BB: 1 S: 8 P: 12	R: 0 H: 0 E: 0 LOB: 0 K: 0 BB: 0 S: 3 P: 3	R: 0 H: 1 E: 0 LOB: 0 K: 0 BB: 0 S: 3 P: 3	R: 0 H: 0 E: 0 LOB: 0 K: 2 BB: 0 S: 7 P: 7	R: 0 H: 2 E: 0 LOB: 2 K: 1 BB: 0 S: 7 P: 7	R: 0 H: 0 E: 0 LOB: 0 K: 2 BB: 0 S: 7 P: 7	R: 0 H: 0 E: 0 LOB: 0 K: 2 BB: 0 S: 7 P: 7	R: 0 H: 0 E: 0 LOB: 0 K: 0 BB: 0 S: 3 P: 3	1B: 4 SF: 0 2B: 1 SAC: 0 3B: 0 DP: 1 HR: 0 HBP: 0	WP: 1 PA: 32 PB: 0 SB: 0 CS: 0
<b>PITCHER</b> Earl Wilson, R (1, 1) ERA: 3.5	IP WLS BF H R ER SO BB IBB HBP BLK WP HR S P ERA WHIP										

**Boston Red Sox @ Detroit Tigers**  
**Tiger Stadium, Detroit, MI**  
 Fri Aug 05 1966, 7:05 PM EDT  
 Att. 12,386 - Unknown

[livebaseballscorecards.com](http://livebaseballscorecards.com)

**AB 30**  
**R 0**  
**H 5**  
**RBI 0**  
**BB 1**  
**SO 9**  
**LOB 8**



Batter	1	2	3	4	5	6	7	8	9
<b>Don Wert, R</b> OBP: 0.339, SLG: 0.317 (1, 5)	0-0 F7		0-0 F7		0-0 SF9 1B		0-0 L5		
<b>Dick Tracewski, R</b> OBP: 0.256, SLG: 0.203 (1, 4)	0-0 2B 1B		0-0 F4		0-0 SF9			4-0 S BB	
<b>Willie Horton, R</b> OBP: 0.343, SLG: 0.485 (1, 7)	0-0 G5-3 1-3 2B			0-0 5-3	0-0 5-3			0-3 K	
<b>Al Kaline, R</b> OBP: 0.396, SLG: 0.585 (1, 9)	4-0 IBB			0-0 L3			0-3 K	0-3 K	
<b>Orlando McFarlane, R</b> OBP: 0.275, SLG: 0.403 (1, 2)	0-0 G5-3 2-3f			0-0 F3			0-0 F8	0-3 K	
<b>Bill Freehan, R</b> OBP: 0.289, SLG: 0.341 (1, 3)		4-0 BB BB BB			0-0 BB 1B 2B		0-0 6-3		
<b>Mickey Stanley, R</b> OBP: 0.344, SLG: 0.360 (1, 8)		0-0 G6-4-3 1-2f			4-0 1B SF9 BB BB		0-0 3B		
<b>Dick McAuliffe, L</b> OBP: 0.386, SLG: 0.531 (1, 6)		0-3 K			4-0 SF9 1B BB		0-3 K		
<b>Earl Wilson, R</b> OBP: 0.294, SLG: 0.417 (1, 1)			0-3 K		0-0 F4		0-0 6-3		

Inning Stats	R: 0	H: 2	E: 0	K: 0	S: 4	R: 0	H: 0	E: 0	K: 1	S: 4	R: 0	H: 0	E: 0	K: 1	S: 5	R: 0	H: 0	E: 0	K: 0	S: 3	R: 2	H: 2	E: 0	K: 0	S: 5	R: 0	H: 0	E: 0	K: 1	S: 5	R: 0	H: 1	E: 0	K: 1	S: 6	R: 0	H: 0	E: 0	K: 3	S: 9
	LOB: 2	BB: 1	P: 8	LOB: 0	BB: 1	P: 8	LOB: 0	BB: 0	P: 5		LOB: 0	BB: 0	P: 3	LOB: 2	BB: 2	P: 13	LOB: 0	BB: 0	P: 5		LOB: 1	BB: 1	P: 6	LOB: 1	BB: 1	P: 13	LOB: 0	BB: 0	P: 6	LOB: 1	BB: 1	P: 13	LOB: 0	BB: 1	P: 13	LOB: 1	BB: 1	P: 13		

**BOTTOM**

**Boston Red Sox @ Detroit Tigers**  
Tiger Stadium, Detroit, MI  
Fri Aug 05 1966, 7:05 PM EDT  
Att. 12,386 - Unknown

[livebaseballscorecards.com](http://livebaseballscorecards.com)

<b>AB</b>	<b>26</b>
<b>R</b>	<b>2</b>
<b>H</b>	<b>5</b>
<b>RBI</b>	<b>2</b>
<b>BB</b>	<b>5</b>
<b>SO</b>	<b>7</b>
<b>LOB</b>	<b>15</b>



WP: 0	PA: 32
PB: 0	SB: 1
CS: 0	

PITCHER	IP	WLS	BF	H	R	ER	SO	BB	IBB	HBP	BLK	WP	HR	S	P	ERA	WHIP
<b>Dennis Bennett, L</b> ERA: 2.08 (1, 1)	6.1	L	26	5	2	2	4	3	1	0	0	0	0	30	46	2.84	1.263
<b>Don McMahon, R</b> ERA: 2.39 (7, 1)	0.2		2	0	0	0	0	0	0	0	0	0	0	2	2	0.00	0.000
<b>John Wyatt, R</b> ERA: 3.06 (8, 1)	1.0		4	0	0	0	3	1	0	0	0	0	0	9	13	0.00	1.000

Batter	1	2	3	4	5	6	7	8	9	AB R H RBI BB SO LOB	TOP										
Jose Tartabull, L (1, 8) OBP: 0.295, SLG: 0.341	0-0 6-3 3B		0-0 2-H 1B		0-0 6-3 2B	0-0 1B 1B		0-0 F2		5 2 4 1 0 0 1											
Joe Foy, R (1, 5) OBP: 0.333, SLG: 0.411	0-0 6-3		0-0 F9		0-0 6-3	0-0 1B		4-0 FC5 1B BB		4 0 1 1 1 0 2											
Carl Yastrzemski, L (1, 7) OBP: 0.356, SLG: 0.417 Lenny Green, L (6, 7) OBP: 0.341, SLG: 0.327	4-0 3-H CS BB		0-0 6-3		4-0 3-H E 1B BB	0-0 F7		0-0 1-2 1B		2 1 0 0 2 0 2 1 0 1 0 0 0 0											
Tony Conigliaro, R (1, 9) OBP: 0.328, SLG: 0.501	0-3 1-2 K			0-0 L8	0-0 1-2 E 1B 1B		0-0 6-3	0-3 K		5 1 1 0 0 2 3											
Don Demeter, R (1, 3) OBP: 0.287, SLG: 0.483 George Scott, R (7, 3) OBP: 0.328, SLG: 0.462		0-0 F3		0-0 HR	0-0 1-3 2-H 1B 1B		0-3 K	0-3 K		4 2 2 2 0 1 0 1 0 0 0 0 1 2											
Rico Petrocelli, R (1, 6) OBP: 0.284, SLG: 0.397		0-0 F6		0-0 2B E 1B	0-3 K		0-0 L8	0-0 FC5		5 1 1 0 0 1 4											
Eddie Kasko, R (1, 4) OBP: 0.320, SLG: 0.391		0-0 F9		0-0 1-H 2B	0-0 2-H 3-H 1B		0-0 6-3			4 0 2 2 0 0 0											
Mike Ryan, R (1, 2) OBP: 0.261, SLG: 0.275			0-0 SH1-4 1B 1B	0-3 K	0-0 F3		4-0 SH3-4 BB			3 1 1 0 1 1 2											
Lee Stange, R (1, 1) OBP: 0.080, SLG: 0.042			0-0 SH1-4	0-0 L8		0-0 G3	0-0 SH3-4			2 0 0 0 0 0 1											
<b>Inning Stats</b>	R: 1 E: 0 K: 1 S: 5	H: 1 LOB: 1 BB: 1 P: 9	R: 0 E: 0 K: 0 S: 3	H: 0 LOB: 0 BB: 0 P: 3	R: 1 E: 0 K: 0 S: 5	H: 2 LOB: 1 BB: 0 P: 5	R: 2 E: 1 K: 1 S: 8	H: 3 LOB: 1 BB: 0 P: 8	R: 4 E: 1 K: 1 S: 9	H: 4 LOB: 1 BB: 1 P: 13	R: 0 E: 0 K: 0 S: 4	H: 2 LOB: 1 BB: 0 P: 4	R: 0 E: 0 K: 1 S: 5	H: 0 LOB: 0 BB: 0 P: 5	R: 0 E: 0 K: 0 S: 3	H: 0 LOB: 1 BB: 1 P: 7	R: 0 E: 0 K: 2 S: 8	H: 1 LOB: 2 BB: 1 P: 12	1B: 9 2B: 3 3B: 1 HR: 1	SF: 0 SAC: 2 DP: 1 HBP: 0	WP: 1 PA: 42 PB: 0 SB: 0 CS: 1
<b>PITCHER</b>	IP WLS BF H R ER SO BB IBB HBP BLK WP HR S P ERA WHIP																				
Denny McLain, R (1, 1) ERA: 3.66	3.1 L 16 6 4 3 1 1 0 0 0 0 1 17 21 8.10 2.100																				
Orlando Pena, R (4, 1) ERA: 3.33	1.0 6 2 3 3 1 1 0 0 0 0 1 0 7 11 27.00 3.000																				
Fred Gladding, R (5, 1) ERA: 3.31	1.2 8 4 1 0 1 0 0 0 0 0 0 0 10 10 0.00 2.400																				
Joe Sparna, R (7, 1) ERA: 5.3	2.0 7 0 0 0 1 1 0 0 0 0 0 0 8 12 0.00 0.500																				
Hank Aguirre, L (9, 1) ERA: 3.68	1.0 5 1 0 0 2 1 0 0 0 0 0 0 8 12 0.00 2.000																				

**Boston Red Sox @ Detroit Tigers**  
Tiger Stadium, Detroit, MI  
Sat Aug 06 1966, 4:33 AM EDT  
Att: 14,903 - Unknown

AB	36
R	8
H	13
RBI	6
BB	4
SO	6
LOB	17



livebaseballscorecards.com



BOTTOM

Boston Red Sox @ Detroit Tigers  
Tiger Stadium, Detroit, MI  
Sat Aug 06 1966, 4:33 AM EDT  
Att. 14,903 - Unknown

livebaseballscorecards.com

AB 34  
R 2  
H 9  
RBI 2  
BB 0  
SO 3  
LOB 13



WP: 0 PA: 34  
PB: 0  
SB: 0  
CS: 1

AB R H RBI BB SO LOB

4 0 0 0 0 0 2

4 0 0 0 0 0 1

4 0 2 0 0 1 0

4 0 1 0 0 0 2

4 1 2 0 0 1 2

4 1 2 2 0 0 2

4 0 0 0 0 0 3

3 0 1 0 0 0 0

1 0 1 0 0 0 0  
0 0 0 0 0 0 0  
0 0 0 0 0 0 0  
1 0 0 0 0 1 0  
0 0 0 0 0 0 0  
1 0 0 0 0 0 1  
0 0 0 0 0 0 0

1B: 6 SF: 0  
2B: 3 SAC: 0  
3B: 0 DP: 2  
HR: 1 HBP: 0

Batter	1	2	3	4	5	6	7	8	9
Don Wert, R (1, 5) OBP: 0.335, SLG: 0.313	0-0 F6		0-0 G6-4-3			0-0 F6		0-0 L4	
Dick McAuliffe, L (1, 6) OBP: 0.381, SLG: 0.523	0-0 4-3			0-0 G3		0-0 F6		0-0 4-3	
Norm Cash, L (1, 3) OBP: 0.324, SLG: 0.424	0-3 K			0-0 1B		0-0 2B 1B		0-0 4-3	
Al Kaline, R (1, 8) OBP: 0.395, SLG: 0.580		0-0 CS 1B		0-0 L7		0-0 L8		0-0 L7	
Willie Horton, R (1, 7) OBP: 0.345, SLG: 0.489		0-3 K		0-0 F8		0-0 2B		0-0 HR 1B	
Jim Northrup, L (1, 9) OBP: 0.309, SLG: 0.439		0-0 1B		0-0 F8		0-0 F6		0-0 HR	
Jerry Lumpe, L (1, 4) OBP: 0.277, SLG: 0.303		0-0 4-3		0-0 4-3		0-0 4-3		0-0 F9	
Bill Freehan, R (1, 2) OBP: 0.289, SLG: 0.344			0-0 F7		0-0 6-3		0-0 2B		
Denny McLain, R (1, 1) OBP: 0.289, SLG: 0.242			0-0 K			0-3 K		0-0 6-3	
Orlando Pena, R (4, 1) OBP: 0.083, SLG: 0.083									
Fred Gladding, L (5, 1) OBP: 0.236, SLG: 0.296									
Dick Tracewski, R (6, PH) OBP: 0.253, SLG: 0.200									
Joe Sparna, R (7, 1) OBP: 0.345, SLG: 0.391									
Jake Wood, R (8, PH) OBP: 0.345, SLG: 0.391									
Hank Aguirre, R (9, 1) OBP: 0.345, SLG: 0.391									

Inning Stats	R: 0	H: 0	E: 0	K: 1	S: 5	R: 0	H: 2	E: 0	K: 1	S: 6	R: 0	H: 1	E: 0	K: 0	S: 3	R: 0	H: 1	E: 0	K: 0	S: 4	R: 0	H: 0	E: 0	K: 0	S: 3	R: 0	H: 2	E: 0	K: 0	S: 5	R: 0	H: 1	E: 0	K: 0	S: 4	R: 2	H: 2	E: 0	K: 0	S: 5
	LOB: 0	BB: 0	LOB: 1	BB: 0	P: 5	LOB: 0	BB: 1	LOB: 0	BB: 0	P: 6	LOB: 0	BB: 0	LOB: 0	BB: 0	P: 3	LOB: 0	BB: 0	LOB: 0	BB: 0	P: 4	LOB: 0	BB: 0	LOB: 0	BB: 0	P: 3	LOB: 0	BB: 2	LOB: 2	BB: 0	P: 5	LOB: 1	BB: 0	P: 4	LOB: 0	BB: 0	P: 5	SF: 0	SAC: 0	DP: 2	HBP: 0

PITCHER	IP	WLS	BF	H	R	ER	SO	BB	IBB	HBP	BLK	WP	HR	S	P	ERA	WHIP
Lee Stange, R (1, 1) ERA: 4.25	9.0	W	34	9	2	2	3	0	0	0	0	0	1	40	40	2.00	1.000

Batter	1	2	3	4	5	6	7	8	9	AB R H RBI BB SO LOB	TOP		
Jose Tartabull, L (1, 8) OBP: 0.297, SLG: 0.342	0-0 G1-4-3 1B		0-0 L4		0-0 1B	0-0 F8			0-0 G6-3 1-2f	5 0 2 0 0 0 3			
Joe Foy, R (1, 5) OBP: 0.334, SLG: 0.412	0-0 G1-4-3 1-2f		0-0 1B		0-0 1B		0-3 K			4 0 2 0 0 1 1			
Carl Yastrzemski, L (1, 7) OBP: 0.355, SLG: 0.414	4-0 1B BB		0-0 6-3		0-0 4-3		0-0 4-3			3 0 0 0 1 0 3			
Tony Conigliaro, R (1, 9) OBP: 0.329, SLG: 0.501	0-0 1-2 1B			0-0 F5		0-0 2B 1B		0-0 F7		4 1 2 0 0 0 0			
Don Demeter, R (1, 3) OBP: 0.288, SLG: 0.486 John Wyatt, R (6, 1) Dalton Jones, L (8, PH) OBP: 0.299, SLG: 0.392	0-0 P4		0-0 L7		0-0 F9 1-H 1B 2B		0-3 K			3 1 1 1 0 0 2 0 0 0 0 0 0 0 1 0 0 0 0 1 0			
Rico Petrocelli, R (1, 6) OBP: 0.284, SLG: 0.395		0-0 5-3		0-0 1B		0-0 F9 2-3		0-0 6-3		4 0 1 0 0 0 1			
Eddie Kasko, R (1, 4) OBP: 0.316, SLG: 0.384 Dennis Bennett, L (8, 1)		0-0 P3		0-0 L6		0-0 E 1B 3-H		0-0 6-3		4 0 1 1 0 0 1 0 0 0 0 0 0 0			
Mike Ryan, R (1, 2) OBP: 0.258, SLG: 0.271		0-3 K			0-0 F8	0-0 E6 1-2			0-0 F7	4 0 0 0 0 1 1			
Jim Lonborg, R (1, 1) OBP: 0.118, SLG: 0.182 Rolie Sheldon, R (1, 1) OBP: 0.109, SLG: 0.100 George Smith, R (5, PH) OBP: 0.289, SLG: 0.355 Dan Osinski, R (5, 1) OBP: 0.667, SLG: 0.667 George Scott, R (6, PH) OBP: 0.329, SLG: 0.462			0-0 6-3		0-3 K	0-0 F7			0-0 G6-3 1B	0 0 0 0 0 0 0 1 0 0 0 0 0 0 1 0 0 0 0 1 0 0 0 0 0 0 0 0 2 0 1 0 0 0 2			
<b>Inning Stats</b>	R: 0 H: 2 E: 0 LOB: 2 K: 0 BB: 1 S: 4 P: 8	R: 0 H: 0 E: 0 LOB: 0 K: 1 BB: 0 S: 5 P: 5	R: 0 H: 1 E: 0 LOB: 1 K: 0 BB: 0 S: 4 P: 4	R: 0 H: 1 E: 0 LOB: 1 K: 0 BB: 0 S: 4 P: 4	R: 0 H: 2 E: 0 LOB: 2 K: 1 BB: 0 S: 7 P: 7	R: 2 H: 3 E: 1 LOB: 2 K: 0 BB: 0 S: 7 P: 7	R: 0 H: 0 E: 0 LOB: 0 K: 1 BB: 0 S: 5 P: 5	R: 0 H: 0 E: 0 LOB: 0 K: 1 BB: 0 S: 5 P: 5	R: 0 H: 1 E: 0 LOB: 0 K: 0 BB: 0 S: 3 P: 3	1B: 9 SF: 0 2B: 1 SAC: 0 3B: 0 DP: 2 HR: 0 HBP: 0	WP: 0 PA: 37 PB: 0 SB: 0 CS: 0		
<b>PITCHER</b>	IP WLS BF H R ER SO BB IBB HBP BLK WP HR S P ERA WHIP											<b>PITCHER</b>	IP WLS BF H R ER SO BB IBB HBP BLK WP HR S P ERA WHIP
Bill Monbouquette, R (1, 1) ERA: 4.91	5.1 W 25 9 2 2 2 1 0 0 0 0 0 0 28 32 3.38 1.875												
Orlando Pena, R (6, 1) ERA: 3.15	3.2 S 12 1 0 0 2 0 0 0 0 0 0 0 16 16 0.00 0.273												

**Boston Red Sox @ Detroit Tigers**  
Tiger Stadium, Detroit, MI  
Sun Aug 07 1966, 4:33 AM EDT  
Unknown

[livebaseballscorecards.com](http://livebaseballscorecards.com)

**AB 36**  
**R 2**  
**H 10**  
**RBI 2**  
**BB 1**  
**SO 4**  
**LOB 14**





Batter	1	2	3	4	5	6	7	8	9	10	AB R H RBI BB SO LOB	TOP													
Eddie Kasko, R (1, 4) OBP: 0.310, SLG: 0.364	0-0 P6			0-0 P6	0-0 2-3		4-0 BB 1-2 2-3 3-H BB		0-0 6-3		4 0 0 1 1 0 1	<b>Boston Red Sox @ Detroit Tigers</b> Tiger Stadium, Detroit, MI Sun Aug 07 1966, 4:38 AM EDT Att. 24,051 - Unknown													
Joe Foy, R (1, 5) OBP: 0.335, SLG: 0.424	0-0 F9			0-0 SF8 3B		0-0 6-3	0-0 L5		0-0 HR	5 2 2 1 0 0 3															
Don Demeter, R (1, 8) OBP: 0.285, SLG: 0.482	0-3 K			0-0 SF8		0-0 L5		0-0 F5	0-0 F8	2 0 0 1 0 1 0															
Jose Tartabull, L (7, 8) OBP: 0.295, SLG: 0.339				0-0 3-H		0-0 P3		0-3 K	0-0 5-3 BB	2 0 0 0 0 0 0															
Tony Conigliaro, R (1, 9) OBP: 0.328, SLG: 0.496		0-3 K		0-0 5-3		0-0 P3		0-3 K	4-0 5-3 BB	4 0 0 0 1 2 0															
George Scott, R (1, 3) OBP: 0.326, SLG: 0.456		0-0 6-3			0-3 K		0-0 6-3	0-0 F9	0-0 5-3	5 0 0 0 0 1 1															
Rico Petrocelli, R (1, 6) OBP: 0.285, SLG: 0.392		0-0 5-3			4-0 E 1B BB		4-0 WP 1B BB		0-3 K2-3	0-0 F8	3 2 0 0 2 1 1														
George Thomas, R (1, 7) OBP: 0.322, SLG: 0.344			0-0 F3		0-0 1B BLK 1B		0-0 BB WP 1B		0-0 HR 1B	3 1 2 1 0 0 0															
Lenny Green, L (7, 7) OBP: 0.346, SLG: 0.333					1-H		1-2			1 1 1 0 0 0 0															
Bob Tillman, R (1, 2) OBP: 0.287, SLG: 0.294			0-0 F7		0-0 BLK 1B		4-0 BB IBB		0-0 HR	2 0 1 0 1 0 0															
Carl Yastrzemski, L (9, PH) OBP: 0.358, SLG: 0.422					1-3		1-2 2-3		1-H	1 1 1 2 0 0 0															
Dan Osinski, R (9, 1) OBP: 0.667, SLG: 0.667					1-3					0 0 0 0 0 0 0															
Jim Lonborg, R (10, 1) OBP: 0.118, SLG: 0.182					3-H					0 0 0 0 0 0 0															
Darrell Brandon, R (1, 1) OBP: 0.200, SLG: 0.292			0-3 K		0-3 K		0-3 K		0-0 F7	3 0 0 0 0 3 4															
Don McMahon, R (7, 1)										0 0 0 0 0 0 0															
John Wyatt, R (7, 1)										0 0 0 0 0 0 0															
Mike Ryan, R (9, PH) OBP: 0.257, SLG: 0.270					1-2 3-H					1 0 0 0 0 0 0															
<b>Inning Stats</b>	R: 0 E: 0 K: 1 S: 5	H: 0 LOB: 0 BB: 0 P: 5	R: 0 E: 0 K: 1 S: 5	H: 0 LOB: 0 BB: 0 P: 5	R: 0 E: 0 K: 1 S: 5	H: 0 LOB: 0 BB: 0 P: 5	R: 1 E: 0 K: 0 S: 4	H: 1 LOB: 0 BB: 0 P: 4	R: 2 E: 1 K: 2 S: 9	H: 2 LOB: 1 BB: 1 P: 13	R: 0 E: 0 K: 0 S: 3	H: 0 LOB: 0 BB: 0 P: 3	R: 1 E: 0 K: 1 S: 6	H: 1 LOB: 3 BB: 3 P: 18	R: 0 E: 0 K: 1 S: 5	H: 0 LOB: 0 BB: 0 P: 5	R: 2 E: 0 K: 1 S: 7	H: 2 LOB: 0 BB: 0 P: 7	R: 1 E: 0 K: 0 S: 4	H: 1 LOB: 1 BB: 1 P: 8	1B: 4 2B: 0 3B: 1 HR: 2	SF: 1 SAC: 0 DP: 0 HBP: 0	WP: 1 PB: 0 SB: 0 CS: 0	PA: 42	
<b>PITCHER</b>	IP WLS BF H R ER SO BB IBB HBP BLK WP HR S P ERA WHIP												IP WLS BF H R ER SO BB IBB HBP BLK WP HR S P ERA WHIP												
Mickey Lolich, L (1, 1) ERA: 4.35	6.0																								
Dave Wickersham, R (7, 1) ERA: 3.62	0.2	6	1	1	1	1	2	1	0	0	1	0	5	17	13.50	4.500									
Larry Sherry, R (7, 1) ERA: 3.61	0.1	1	0	0	0	0	0	0	0	0	0	0	1	1	0.00	0.000									
Fred Gladding, R (8, 1) ERA: 3.52	2.0	8	2	2	2	2	0	0	0	0	0	1	12	12	9.00	1.000									
Orlando Pena, R (10, 1) ERA: 3.24	1.0	L	5	1	1	1	0	1	0	0	0	1	4	8	9.00	2.000									

livebaseballscorecards.com

**AB** 36  
**R** 7  
**H** 7  
**RBI** 6  
**BB** 5  
**SO** 8  
**LOB** 10



BOTTOM

Boston Red Sox @ Detroit Tigers  
Tiger Stadium, Detroit, MI  
Sun Aug 07 1966, 4:38 AM EDT  
Att: 24,051 - Unknown

livebaseballscorecards.com

AB 40  
R 6  
H 11  
RBI 6  
BB 5  
SO 6  
LOB 17



WP: 0 PA: 45  
PB: 0  
SB: 0  
CS: 0

AB R H RBI BB SO LOB

4 1 1 0 1 0 2  
2 0 0 0 1 0 1  
1 1 1 2 0 0 0  
0 0 0 0 0 0 0  
1 0 0 0 0 1 0  
0 0 0 0 0 0 0

4 1 1 1 1 0 2

3 0 0 0 1 1 3  
1 0 0 0 0 0 0

5 1 3 3 0 0 0

5 0 1 0 0 1 2

5 1 1 0 0 1 2

2 0 0 0 0 0 0  
0 0 0 0 0 0 0  
0 0 0 0 0 0 0  
2 1 2 0 1 0 0

1 0 0 0 0 1 0  
4 0 1 0 0 1 5

1B: 10 SF: 0  
2B: 1 SAC: 0  
3B: 0 DP: 1  
HR: 1 HBP: 0

Batter	1	2	3	4	5	6	7	8	9	10
Don Wert, R (1, 5) OBP: 0.337, SLG: 0.322	4-3 1B		0-0 1B			FC5-4 BB 1-2f	4-0 1B 1B BB	0-0 F7		
Dick Tracewski, R (1, 4) OBP: 0.264, SLG: 0.198	5-3		0-0 F8			4-0 BB	0-0 BB 1B 1B		0-3 K	
Jake Wood, R (7, PH) OBP: 0.349, SLG: 0.395										
Fred Gladding, L (8, 1)										
Earl Wilson, R (9, PH) OBP: 0.290, SLG: 0.410										
Orlando Pena, R (10, 1) OBP: 0.077, SLG: 0.077										
Norm Cash, L (1, 3) OBP: 0.327, SLG: 0.429	4-0 BB			0-0 G3		0-0 F9	0-0 BB 1B 1B		0-0 F2	
Al Kaline, R (1, 8) OBP: 0.392, SLG: 0.576	0-0 F7			0-3 K		0-0 L3	4-0 1B 1B BB		0-0 F9	
Mickey Stanley, R (8, 8) OBP: 0.339, SLG: 0.354										
Willie Horton, R (1, 7) OBP: 0.353, SLG: 0.522			0-0 F7		0-0 6-3		0-0 HR			0-0 B2-6 1B 1B
Jim Northrup, L (1, 9) OBP: 0.307, SLG: 0.439			0-0 3-1			0-0 4-3	0-0 K			0-0 1B 1-2 1B
Orlando McFarlane, R (1, 2) OBP: 0.281, SLG: 0.424			0-0 1-3			0-0 F8	0-0 G3 BB 1B 1B	0-3 K		0-0 B2-6 2-3f
Ray Oyler, R (1, 6) OBP: 0.272, SLG: 0.260										
Dave Wickersham, R (7, 1) OBP: 0.056, SLG: 0.083										
Larry Sherry, R (7, 1) OBP: 0.429, SLG: 0.714										
Jerry Lumpe, L (7, PH) OBP: 0.285, SLG: 0.308			0-0 L6			0-0 P3	4-0 1B G3 BB	0-0 1B		0-0 FC6-4 1B
Mickey Lolich, S (1, 1) OBP: 0.261, SLG: 0.200										
Dick McAuliffe, L (6, PH) OBP: 0.379, SLG: 0.519			0-3 K			0-0 FC5-4 1B	0-0 G3	0-3 K		0-0 FC6-4 1-2f

Inning Stats	R: 0	H: 0	E: 0	K: 0	S: 3	P: 7	R: 0	H: 0	E: 0	K: 0	S: 3	P: 3	R: 0	H: 1	E: 0	K: 1	S: 6	R: 0	H: 0	E: 0	K: 0	S: 3	P: 3	R: 0	H: 1	E: 0	K: 0	S: 4	R: 6	H: 5	E: 0	K: 1	S: 10	R: 0	H: 1	E: 0	K: 2	S: 8	R: 0	H: 0	E: 0	K: 1	S: 5	P: 5	R: 0	H: 3	E: 0	K: 0	S: 5	P: 5	1B: 10	SF: 0	2B: 1	3B: 0	HR: 1	WP: 0	PA: 45
--------------	------	------	------	------	------	------	------	------	------	------	------	------	------	------	------	------	------	------	------	------	------	------	------	------	------	------	------	------	------	------	------	------	-------	------	------	------	------	------	------	------	------	------	------	------	------	------	------	------	------	------	--------	-------	-------	-------	-------	-------	--------

PITCHER	IP	WLS	BF	H	R	ER	SO	BB	IBB	HBP	BLK	WP	HR	S	P	ERA	WHIP
Darrell Brandon, R (1, 1) ERA: 3.59	6.1		26	4	3	3	3	3	0	0	0	0	1	29	41	4.26	1.105
Don McMahon, R (7, 1) ERA: 2.8	0.1		5	2	1	1	0	2	0	0	0	0	0	3	11	27.00	12.000
John Wyatt, R (7, 1) ERA: 2.92	1.1		6	2	2	2	2	0	0	0	0	0	0	10	10	13.50	1.500
Dan Osinski, R (9, 1) ERA: 3.8	1.2	W	7	3	0	0	1	0	0	0	0	0	0	9	9	0.00	1.800
Jim Lonborg, R (10, 1) ERA: 4.86	0.1	S	1	0	0	0	0	0	0	0	0	0	0	1	1	0.00	0.000

Batter	1	2	3	4	5	6	7	8	9	AB R H RBI BB SO LOB	TOP											
Larry Brown, R (1, 6) OBP: 0.346, SLG: 0.361	0-3 K		0-0 F7			0-0 1B		0-0 1B		4 0 2 0 0 1 0												
Leon Wagner, L (1, 7) OBP: 0.345, SLG: 0.477	0-0 1-3			0-0 1B		0-0 F8		0-0 FC6-4		4 0 1 0 0 0 3												
Chuck Hinton, R (1, 8) OBP: 0.338, SLG: 0.444	0-0 5-3			0-3 K		0-0 F9		0-0 F9		4 0 0 0 0 1 4												
Dick Radatz, R (8, 1) OBP: 0.111, SLG: 0.111										0 0 0 0 0 0 0												
Fred Whitfield, L (1, 3) OBP: 0.282, SLG: 0.455		0-0 F5		0-0 L8		0-0 2B		0-0 F9		4 0 1 0 0 0 1												
Rocky Colavito, R (1, 9) OBP: 0.341, SLG: 0.464		0-0 6-3		0-0 FC6-4		0-0 6-3		0-0 4-3		4 0 0 0 0 0 2												
Max Alvis, R (1, 5) OBP: 0.306, SLG: 0.354		0-0 5-3			0-0 4-3		0-3 K		0-0 E6	4 0 1 0 0 1 1												
Chico Salmon, R (1, 4) OBP: 0.304, SLG: 0.365			0-0 F8		0-0 P6		0-0 F9		0-3 K	2 0 0 0 0 0 0												
Jim Gentile, L (7, PH) OBP: 0.339, SLG: 0.409										1 0 0 0 0 0 1												
Dick Howser, R (7, 4) OBP: 0.321, SLG: 0.383										0 0 0 0 0 0 0												
Pedro Gonzalez, R (9, PH) OBP: 0.270, SLG: 0.288										1 0 0 0 0 1 1												
Joe Azcue, R (1, 2) OBP: 0.332, SLG: 0.423			0-0 HR		0-0 F9			0-0 1B		3 1 2 1 0 0 0												
Gary Bell, R (1, 1) OBP: 0.190, SLG: 0.169			0-0 6-3			0-0 F7		0-0 FC1-6		2 0 0 0 0 0 0												
Vic Davalillo, L (8, PH) OBP: 0.301, SLG: 0.307								0-0 1B		1 0 0 0 0 0 1												
<b>Inning Stats</b>	R: 0 E: 0 K: 1 S: 5	H: 0 LOB: 0 BB: 0 P: 5	R: 0 E: 0 K: 0 S: 3	H: 0 LOB: 0 BB: 0 P: 3	R: 1 E: 0 K: 0 S: 4	H: 1 LOB: 0 BB: 0 P: 4	R: 0 E: 0 K: 1 S: 6	H: 1 LOB: 1 BB: 0 P: 6	R: 0 E: 0 K: 0 S: 3	H: 0 LOB: 0 BB: 0 P: 3	R: 0 E: 0 K: 1 S: 4	H: 1 LOB: 1 BB: 0 P: 4	R: 0 E: 0 K: 1 S: 6	H: 1 LOB: 1 BB: 0 P: 6	R: 0 E: 0 K: 0 S: 5	H: 2 LOB: 2 BB: 0 P: 5	R: 0 E: 1 K: 1 S: 6	H: 1 LOB: 1 BB: 0 P: 6	1B: 5 2B: 1 3B: 0 HR: 1	SF: 0 SAC: 0 DP: 0 HBP: 0	WP: 1 PB: 0 SB: 0 CS: 0	PA: 34
<b>PITCHER</b> Jose Santiago, R (1, 1) ERA: 3.3	IP: 9.0 WLS: W BF: 34 H: 7 R: 1 ER: 1 SO: 4 BB: 0 IBB: 0 HBP: 0 BLK: 0 WP: 1 HR: 1 S: 42 P: 42 ERA: 1.00 WHIP: 0.778											<b>PITCHER</b>	IP: 9.0 WLS: W BF: 34 H: 7 R: 1 ER: 1 SO: 4 BB: 0 IBB: 0 HBP: 0 BLK: 0 WP: 1 HR: 1 S: 42 P: 42 ERA: 1.00 WHIP: 0.778									

Cleveland Indians @ Boston Red Sox  
 Fenway Park, Boston, MA  
 Mon Aug 08 1966, 7:05 PM EDT  
 Att: 10,003 - Unknown

livebaseballscorecards.com

AB	34
R	1
H	7
RBI	1
BB	0
SO	4
LOB	14



Batter	1	2	3	4	5	6	7	8	9
Jose Tartabull, L OBP: 0.294, SLG: 0.338 (1, 8)	0-0 4-3 2B 1B		0-0 G3 1-2f		0-0 FC6-4 1-2f		0-0 F7		
Joe Foy, R OBP: 0.336, SLG: 0.428 (1, 5)	0-0 4-3 1-2		0-0 6-3			0-0 4-3 HR 2B	0-0 1-2 1B		
Carl Yastrzemski, L OBP: 0.355, SLG: 0.423 (1, 7)	0-0 1B 2-H 2B			0-0 4-3		0-0 4-3 2-3	0-0 2-3	0-3 K	
Tony Conigliaro, R OBP: 0.329, SLG: 0.496 (1, 9)	0-0 G5-4-3 2-3 1B			0-0 5-3 1B		0-0 1-3		0-3 K	
George Scott, R OBP: 0.325, SLG: 0.462 (1, 3)	0-0 G5-4-3 1-2f			0-0 5-3 1-2		0-0 HR		0-0 5-3	
Rico Petrocelli, R OBP: 0.285, SLG: 0.392 (1, 6)		0-3 K		0-0 3-1		0-0 WP 1B			
Eddie Kasko, R OBP: 0.310, SLG: 0.363 (1, 4)		0-0 P6			0-0 FC5-4 1B	0-0 6-3			
Mike Ryan, R OBP: 0.255, SLG: 0.267 (1, 2)		0-3 K			0-0 FC5-4 1-2f FC6-4		0-0 6-3		
Jose Santiago, R OBP: 0.192, SLG: 0.176 (1, 1)			0-0 E5 G3		0-3 K		0-0 None 1B 1B		

Inning Stats	R: 1	H: 3	E: 0	K: 0	S: 5	LOB: 1	BB: 0	P: 5	R: 0	H: 0	E: 0	K: 2	S: 7	LOB: 0	BB: 0	P: 7	R: 0	H: 0	E: 1	K: 0	S: 3	LOB: 0	BB: 0	P: 3	R: 0	H: 1	E: 0	K: 0	S: 4	LOB: 1	BB: 0	P: 4	R: 0	H: 1	E: 0	K: 1	S: 6	LOB: 1	BB: 0	P: 6	R: 2	H: 3	E: 0	K: 0	S: 6	LOB: 1	BB: 0	P: 6	R: 0	H: 2	E: 0	K: 0	S: 4	LOB: 1	BB: 0	P: 4	R: 0	H: 0	E: 0	K: 2	S: 7	LOB: 0	BB: 0	P: 7
--------------	------	------	------	------	------	--------	-------	------	------	------	------	------	------	--------	-------	------	------	------	------	------	------	--------	-------	------	------	------	------	------	------	--------	-------	------	------	------	------	------	------	--------	-------	------	------	------	------	------	------	--------	-------	------	------	------	------	------	------	--------	-------	------	------	------	------	------	------	--------	-------	------

PITCHER	IP	WLS	BF	H	R	ER	SO	BB	IBB	HBP	BLK	WP	HR	S	P	ERA	WHIP
Gary Bell, R ERA: 3.0 (1, 1)	7.0	L	30	10	3	3	3	0	0	0	0	1	1	35	35	3.86	1.429
Dick Radatz, R ERA: 5.15 (8, 1)	1.0		3	0	0	0	2	0	0	0	0	0	0	7	7	0.00	0.000

AB R H RBI BB SO LOB

4	1	1	0	0	0	3
4	1	2	0	0	0	1
5	0	1	1	0	1	3
4	0	2	0	0	1	1
4	1	1	2	0	0	3
3	0	1	0	0	1	1
3	0	1	0	0	0	1
3	0	0	0	0	1	1
3	0	1	0	0	1	1

AB	R	H	RBI	BB	SO	LOB
33	3	10	3	0	5	15



WP	HR	S	P	ERA	WHIP
1	1	35	35	3.86	1.429

**Cleveland Indians @ Boston Red Sox**  
 Fenway Park, Boston, MA  
 Mon Aug 08 1966, 7:05 PM EDT  
 Att. 10,003 - Unknown

livebaseballscorecards.com

Batter	1	2	3	4	5	6	7	8	9	AB R H RBI BB SO LOB	TOP									
Larry Brown, R (1, 6) OBP: 0.339, SLG: 0.353	0-3 K		0-0 F9		0-0 F3		0-3 K			4 0 0 0 0 2 0										
Leon Wagner, L (1, 7) Vic Davalillo, L (9, 8) OBP: 0.349, SLG: 0.480 OBP: 0.301, SLG: 0.307	0-0 1B HR 1B		0-0 FC6-4 1B		0-0 FC5-4 1B		0-0 F5			4 1 3 0 0 0 0 0 0 0 0 0 0 0										
Chuck Hinton, R (1, 8) OBP: 0.337, SLG: 0.441	0-0 1-2 HR 1B		0-0 FC6-4 BB 1-2f		0-0 FC5-4 E S 1-2f		0-3 K			4 1 1 0 0 1 2										
Fred Whitfield, L (1, 3) OBP: 0.284, SLG: 0.462	0-0 1-H 2-H HR		4-0 1-2 BB		0-0 F9 1-3		0-0 6-3			3 1 1 3 1 0 1										
Rocky Colavito, R (1, 9) Jim Landis, R (9, PR) OBP: 0.340, SLG: 0.462 OBP: 0.338, SLG: 0.362	0-0 4-3		0-0 1-3		0-3 K		0-0 5-3 1B			4 0 1 0 0 1 2 0 1 0 0 0 0 0										
Max Alvis, R (1, 5) OBP: 0.306, SLG: 0.360	0-3 K2-3			0-0 HR		0-0 F8		0-0 F7		4 1 1 1 0 1 1										
Chico Salmon, R (1, 4) OBP: 0.301, SLG: 0.361		0-0 F8		0-0 F8		0-0 5-3		0-0 5-3		4 0 0 0 0 0 1										
Joe Azcue, R (1, 2) OBP: 0.330, SLG: 0.416		0-0 F9		0-0 F9		0-0 5-3		4-0 1B IBB		3 0 0 0 1 0 0										
Steve Hargan, R (1, 1) OBP: 0.188, SLG: 0.161		0-0 6-3		0-0 P4		0-3 K		0-0 1B 1-3 2-H		4 0 1 1 0 1 0										
<b>Inning Stats</b>	R: 3 E: 0 K: 2 S: 10	H: 3 LOB: 0 BB: 0 P: 10	R: 0 E: 0 K: 0 S: 3	H: 0 LOB: 0 BB: 0 P: 3	R: 0 E: 0 K: 0 S: 4	H: 1 LOB: 2 BB: 1 P: 8	R: 1 E: 0 K: 0 S: 4	H: 1 LOB: 0 BB: 0 P: 4	R: 0 E: 0 K: 1 S: 5	H: 0 LOB: 0 BB: 0 P: 5	R: 0 E: 0 K: 2 S: 7	H: 0 LOB: 0 BB: 0 P: 7	R: 0 E: 0 K: 1 S: 5	H: 0 LOB: 0 BB: 0 P: 5	R: 1 E: 0 K: 0 S: 4	H: 2 LOB: 2 BB: 1 P: 8	1B: 6 2B: 0 3B: 0 HR: 2	SF: 0 SAC: 0 DP: 0 HBP: 0	WP: 0 PB: 0 SB: 1 CS: 0	PA: 36
<b>PITCHER</b>	IP WLS BF H R ER SO BB IBB HBP BLK WP HR S P ERA WHIP																			
Dennis Bennett, L (1, 1) ERA: 2.78	4.1 L 20 6 4 4 2 1 0 0 0 0 0 2 23 27 8.31 1.615																			
Dan Osinski, R (5, 1) ERA: 3.67	1.2 5 0 0 0 1 0 0 0 0 0 0 0 7 7 0.00 0.000																			
Rollie Sheldon, R (7, 1) ERA: 4.05	3.0 11 2 1 1 3 0 1 0 0 0 0 0 16 20 3.00 0.667																			

**Cleveland Indians @ Boston Red Sox**  
 Fenway Park, Boston, MA  
 Tue Aug 09 1966, 7:05 PM EDT  
 Att: 11,174 - Unknown

[livebaseballscorecards.com](http://livebaseballscorecards.com)

**AB** 34  
**R** 5  
**H** 8  
**RBI** 5  
**BB** 2  
**SO** 6  
**LOB** 7





Batter	1	2	3	4	5	6	7	8	9	AB R H RBI BB SO LOB
--------	---	---	---	---	---	---	---	---	---	----------------------

<b>Eddie Kasko, R</b> <small>OBP: 0.297, SLG: 0.345</small> (1, 4) (6, 6)	0-0 <b>6-3</b> 			0-0 <b>1-3</b> 		0-0 <b>L4</b> 			0-3 <b>K</b> 	4 0 0 0 0 1 0
<b>Joe Foy, R</b> <small>OBP: 0.338, SLG: 0.429</small> (1, 5)	0-0 <b>G6-4-3</b> <b>1B</b> 			0-0 <b>4-3 WP</b> <b>1B</b> 		0-0 <b>P3</b> 			0-0 <b>5-3</b> 	4 0 2 0 0 0 0
<b>Carl Yastrzemski, L</b> <small>OBP: 0.353, SLG: 0.420</small> (1, 7)	0-0 <b>G6-4-3</b> <b>1-2f</b> 			0-0 <b>4-3</b> <b>1-3</b> 		0-0 <b>F7</b> 				3 0 0 0 0 0 2
<b>Tony Conigliaro, R</b> <small>OBP: 0.329, SLG: 0.495</small> (1, 9)		0-0 <b>G4-6-3</b> <b>1B</b> 		0-0 <b>F9</b> 		0-3 <b>K</b> 				3 0 1 0 0 1 1
<b>Don Demeter, R</b> <small>OBP: 0.281, SLG: 0.476</small> (1, 8)		0-0 <b>G4-6-3</b> <b>1-2f</b> 		0-0 <b>F8</b> 		0-0 <b>6-3</b> 				3 0 0 0 0 0 1
<b>George Scott, R</b> <small>OBP: 0.323, SLG: 0.458</small> (1, 3)		0-0 <b>5-3</b> 		0-3 <b>K</b> 		0-0 <b>5-3</b> 				3 0 0 0 0 1 0
<b>Rico Petrocelli, R</b> <small>OBP: 0.284, SLG: 0.390</small> <b>Dalton Jones, L</b> <small>OBP: 0.303, SLG: 0.396</small> (6, 4)			0-0 <b>5-3</b> 		0-3 <b>K</b> 		0-0 			2 0 0 0 0 1 0
<b>Mike Ryan, R</b> <small>OBP: 0.252, SLG: 0.264</small> (1, 2)			0-3 <b>K</b> 		0-0 <b>P4</b> 		0-0 <b>6-3</b> 			3 0 0 0 0 1 1
<b>Dennis Bennett, L</b> (1, 1) <b>Dan Osinski, R</b> <small>OBP: 0.667, SLG: 0.667</small> (5, 1) <b>Jose Tartabull, L</b> <small>OBP: 0.293, SLG: 0.336</small> (6, PH) <b>Rollie Sheldon, R</b> <small>OBP: 0.100, SLG: 0.100</small> (7, 1) <b>Lenny Green, L</b> <small>OBP: 0.344, SLG: 0.330</small> (9, PH)			0-3 <b>K</b> 		0-0 <b>4-3</b> 		0-0 <b>F8</b> 			1 0 0 0 0 1 0

Inning Stats	R: 0	H: 1	E: 0	LOB: 0	K: 0	BB: 0	S: 3	P: 3	R: 0	H: 1	E: 0	LOB: 0	K: 2	BB: 0	S: 7	P: 7	R: 0	H: 0	E: 0	LOB: 0	K: 2	BB: 0	S: 7	P: 7	R: 0	H: 0	E: 0	LOB: 0	K: 1	BB: 0	S: 5	P: 5	R: 0	H: 1	E: 0	LOB: 1	K: 0	BB: 0	S: 4	P: 4	R: 0	H: 0	E: 0	LOB: 0	K: 1	BB: 0	S: 5	P: 5	R: 0	H: 0	E: 0	LOB: 0	K: 1	BB: 0	S: 5	P: 5
--------------	------	------	------	--------	------	-------	------	------	------	------	------	--------	------	-------	------	------	------	------	------	--------	------	-------	------	------	------	------	------	--------	------	-------	------	------	------	------	------	--------	------	-------	------	------	------	------	------	--------	------	-------	------	------	------	------	------	--------	------	-------	------	------

PITCHER	IP	WLS	BF	H	R	ER	SO	BB	IBB	HBP	BLK	WP	HR	S	P	ERA	WHIP	IP	WLS	BF	H	R	ER	SO	BB	IBB	HBP	BLK	WP	HR	S	P	ERA	WHIP																			
<b>Steve Hargan, R</b> <small>ERA: 2.8</small> (1, 1)	9.0	W	29	4	0	0	6	0	0	0	0	1	0	41	41	0.00	0.444																																				

**BOTTOM**

**Cleveland Indians @ Boston Red Sox**  
 Fenway Park, Boston, MA  
 Tue Aug 09 1966, 7:05 PM EDT  
 Att. 11,174 - Unknown

[livebaseballscorecards.com](http://livebaseballscorecards.com)

<b>AB</b>	<b>29</b>
<b>R</b>	<b>0</b>
<b>H</b>	<b>4</b>
<b>RBI</b>	<b>0</b>
<b>BB</b>	<b>0</b>
<b>SO</b>	<b>6</b>
<b>LOB</b>	<b>5</b>



<b>WP: 1</b>	<b>PA: 29</b>
<b>PB: 0</b>	
<b>SB: 0</b>	
<b>CS: 0</b>	

Batter	1	2	3	4	5	6	7	8	9	AB R H RBI BB SO LOB
Larry Brown, R (1, 6) OBP: 0.340, SLG: 0.360	0-0 G3-6 1B		0-0 1-3		0-0 FC5-4 1-2f		0-0 1-3 2B		0-0 P4	5 0 2 0 0 0 1
Leon Wagner, L (1, 7) OBP: 0.350, SLG: 0.477	0-0 G3-6 1-2f		0-0 3-1			0-0 1B 1B	4-0 1B IBB		0-0 1-3	4 0 1 0 1 0 1
Chuck Hinton, R (1, 8) OBP: 0.332, SLG: 0.434	0-3 K			0-3 K		0-3 K	0-0 F9			4 0 0 0 0 3 4
Luis Tiant, R (7, 1) OBP: 0.083, SLG: 0.043										0 0 0 0 0 0 0
Fred Whitfield, L (1, 3) OBP: 0.284, SLG: 0.460		0-0 4-3		0-0 BB 1B		0-3 K		0-0 F8		4 0 1 0 0 1 1
Rocky Colavito, R (1, 9) OBP: 0.346, SLG: 0.465		0-0 1B 1B		4-0 BB BB BB BB 1-2 BB	4-0 G5-4-3 BB	0-0 1-2 1B		4-0 1B BB		2 0 2 0 2 0 0
Max Alvis, R (1, 5) OBP: 0.307, SLG: 0.361		0-0 1-2 1B		0-0 G5-4-3 1-2f		0-0 4-3		0-0 1-2 1B		4 0 2 0 0 0 4
Chico Salmon, R (1, 4) OBP: 0.297, SLG: 0.356		0-0 P4			0-0 P5		0-0 6-3	0-0 F9		4 0 0 0 0 0 4
Del Crandall, R (1, 2) OBP: 0.350, SLG: 0.420		0-0 5-3			0-0 FC5-4 1B		0-0 E6 2B	0-0 F9		2 0 1 0 0 0 2
Vic Davalillo, L (7, PH) OBP: 0.299, SLG: 0.304										2 0 0 0 0 0 2
Sam McDowell, L (1, 1) OBP: 0.206, SLG: 0.212			0-3 K		0-0 F9		0-3 K		0-0 F9	2 0 0 0 0 1 1
Jim Gentile, L (7, PH) OBP: 0.337, SLG: 0.406										1 0 0 0 0 1 1
Joe Azcue, R (7, 2) OBP: 0.329, SLG: 0.414										1 0 0 0 0 0 0

TOP	
AB	35
R	0
H	9
RBI	0
BB	3
SO	6
LOB	21
	
WP: 0	PA: 38
PB: 0	
SB: 0	
CS: 0	

**Cleveland Indians @ Boston Red Sox**  
**Fenway Park, Boston, MA**  
Wed Aug 10 1966, 3:33 AM EDT  
Att. 6,125 - Unknown

[livebaseballscorecards.com](http://livebaseballscorecards.com)

Inning Stats	R: 0	H: 1	E: 0	LOB: 0	K: 1	BB: 0	S: 5	P: 5	R: 0	H: 2	E: 0	LOB: 2	K: 0	BB: 0	S: 5	P: 5	R: 0	H: 0	E: 0	LOB: 0	K: 1	BB: 0	S: 5	P: 5	R: 0	H: 1	E: 0	LOB: 1	K: 1	BB: 1	S: 5	P: 9	R: 0	H: 1	E: 0	LOB: 1	K: 0	BB: 0	S: 4	P: 4	R: 0	H: 2	E: 0	LOB: 2	K: 2	BB: 0	S: 9	P: 9	R: 0	H: 1	E: 1	LOB: 3	K: 1	BB: 1	S: 7	P: 11	R: 0	H: 1	E: 0	LOB: 2	K: 0	BB: 1	S: 4	P: 8	R: 0	H: 0	E: 0	LOB: 0	K: 0	BB: 0	S: 3	P: 3	1B: 8	SF: 0	2B: 1	SAC: 0	3B: 0	DP: 2	HR: 0	HBP: 0	WP: 0	PA: 38
<b>PITCHER</b> Lee Stange, R (1, 1) ERA: 3.87	IP	WLS	BF	H	R	ER	SO	BB	IBB	HBP	BLK	WP	HR	S	P	ERA	WHIP																																																																	
	9.0	W	38	9	0	0	6	2	1	0	0	0	0	47	59	0.00	1.222																																																																	
																													<b>PITCHER</b>	IP	WLS	BF	H	R	ER	SO	BB	IBB	HBP	BLK	WP	HR	S	P	ERA	WHIP																																				

Batter	1	2	3	4	5	6	7	8	9	AB	R	H	RBI	BB	SO	LOB
Eddie Kasko, R (1, 6) OBP: 0.295, SLG: 0.333	0-0 P3		0-3 K		4-0 BB 1B	0-0 FC5				3	1	0	0	1	1	4
Joe Foy, R (1, 5) OBP: 0.339, SLG: 0.426	0-0 4-3		4-0 BB 1-2 2-3		4-0 BB 1B		0-0 P4			2	0	0	0	2	0	0
Don Demeter, R (1, 8) OBP: 0.277, SLG: 0.469	0-0 5-3		0-0 P6		0-3 K		0-0 P6			4	0	0	0	0	1	5
Tony Conigliaro, R (1, 9) OBP: 0.331, SLG: 0.497		0-0 6-3		0-0 G3 2B	0-0 FC5-4 1B		0-3 K2-3			4	0	2	1	0	1	0
George Scott, R (1, 3) OBP: 0.322, SLG: 0.463		0-0 6-3		0-3 K	0-0 FC5-4			0-0 HR		4	1	1	1	0	1	3
George Thomas, R (1, 7) OBP: 0.316, SLG: 0.336 Carl Yastrzemski, L (8, PH) OBP: 0.353, SLG: 0.419		0-3 K		0-0 G3		0-3 K		0-3 K		3	0	0	0	0	2	1
Mike Ryan, R (1, 2) OBP: 0.262, SLG: 0.269			0-0 BB 1B	4-0 BB	4-0 FC5 1B		0-0 BB 1B			2	0	2	0	2	0	0
George Smith, R (1, 4) OBP: 0.277, SLG: 0.350			0-3 K	0-3 K	0-3 K		0-0 F8			4	0	0	0	0	3	5
Lee Stange, R (1, 1) OBP: 0.138, SLG: 0.074			4-0 BB 1-2 BB		0-3 K	0-0 BB 1B		0-3 K		3	0	1	0	1	2	1


Inning Stats	R: 0	H: 0	E: 0	K: 0	S: 3	R: 0	H: 0	E: 0	K: 1	S: 5	R: 0	H: 1	E: 0	K: 2	S: 8	R: 0	H: 1	E: 0	K: 2	S: 8	R: 1	H: 1	E: 0	K: 2	S: 8	R: 0	H: 1	E: 0	K: 1	S: 5	R: 1	H: 2	E: 0	K: 2	S: 9
	0	0	0	0	3	0	0	0	1	5	0	1	0	2	8	1	1	0	2	8	1	1	0	2	8	0	0	0	0	0	5	2	2	9	

PITCHER	IP	WLS	BF	H	R	ER	SO	BB	IBB	HBP	BLK	WP	HR	S	P	ERA	WHIP
Sam McDowell, L (1, 1) ERA: 2.98	6.0	L	28	4	1	1	9	6	0	0	0	0	0	40	64	1.50	1.667
Luis Tiant, R (7, 1) ERA: 3.24	2.0		8	2	1	1	3	0	0	0	0	0	1	14	14	4.50	1.000

**BOTTOM**

**Cleveland Indians @ Boston Red Sox**  
 Fenway Park, Boston, MA  
 Wed Aug 10 1966, 3:33 AM EDT  
 Att. 6,125 - Unknown

AB	30
R	2
H	6
RBI	2
BB	6
SO	12
LOB	19



1B:	4	SF:	0	WP:	0	PA:	36
2B:	1	SAC:	0	PB:	0		
3B:	0	DP:	0	SB:	0		
HR:	1	HBP:	0	CS:	0		

livebaseballscorecards.com

Batter	1	2	3	4	5	6	7	8	9	AB R H RBI BB SO LOB	TOP											
Larry Brown, R (1, 6) OBP: 0.332, SLG: 0.350	0-3 K		0-0 6-3		0-0 P4		0-0 P4		0-3 K	5 0 0 0 0 2 2	<b>Cleveland Indians @ Boston Red Sox</b> Fenway Park, Boston, MA Thu Aug 11 1966, 7:05 PM EDT Att. 8,160 - Unknown											
Leon Wagner, L (1, 7) OBP: 0.348, SLG: 0.473	0-0 6-3			0-0 4-3		0-0 BB 1B		0-0 4-3	0-0 3-1	5 0 1 0 0 0 1												
Chuck Hinton, R (1, 8) OBP: 0.342, SLG: 0.438	0-0 1B			0-0 1B HR 1B		4-0 1-2 BB		4-0 BB 1B BB		2 1 2 0 2 0 0												
Fred Whitfield, L (1, 3) OBP: 0.281, SLG: 0.455	0-0 4-3			0-3 K		0-0 P5		0-0 F7		4 0 0 0 0 1 5												
Rocky Colavito, R (1, 9) OBP: 0.348, SLG: 0.465		0-0 5-3		0-0 1-3 HR 1B		0-3 K		0-0 1-2 BB 1B		4 1 2 0 0 1 2												
Max Alvis, R (1, 5) OBP: 0.309, SLG: 0.368		0-0 5-3		0-0 1-H 3-H HR		0-3 K		4-0 1-2 2-3 BB		3 1 1 3 1 1 2												
Dick Howser, R (1, 4) OBP: 0.312, SLG: 0.371			0-0 P3		0-3 K		0-3 K	0-3 K		3 0 0 0 0 2 0												
Jim Gentile, L (8, PH) OBP: 0.335, SLG: 0.404										1 0 0 0 0 1 3												
Pedro Gonzalez, R (8, 4) OBP: 0.270, SLG: 0.288										0 0 0 0 0 0 0												
Joe Azcue, R (1, 2) OBP: 0.323, SLG: 0.406			0-0 F8		0-3 K		0-0 6-3		0-0 6-3	4 0 0 0 0 1 0												
Sonny Siebert, R (1, 1) OBP: 0.156, SLG: 0.177			0-3 K		0-3 K		0-0 1B		0-0 WP 1B	1 0 0 0 0 1 0												
Tom Kelley, R (4, 1) OBP: 0.115, SLG: 0.115										1 0 0 0 0 1 0												
John O'Donoghue, R (6, 1) OBP: 0.167, SLG: 0.200										0 0 0 0 0 0 0												
Chico Salmon, R (7, PH) OBP: 0.299, SLG: 0.358										0 0 0 0 0 0 0												
Bob Allen, L (7, 1) OBP: 0.222, SLG: 0.125										1 0 1 0 0 0 0												
Vic Davalillo, L (8, PH) OBP: 0.302, SLG: 0.307										0 0 0 0 0 0 0												
<b>Inning Stats</b>	R: 0 E: 0 K: 1 S: 6	H: 1 LOB: 1 BB: 0 P: 6	R: 0 E: 0 K: 0 S: 3	H: 0 LOB: 0 BB: 0 P: 3	R: 0 E: 0 K: 1 S: 5	H: 0 LOB: 0 BB: 0 P: 5	R: 3 E: 0 K: 2 S: 10	H: 3 LOB: 0 BB: 0 P: 10	R: 0 E: 0 K: 2 S: 7	H: 0 LOB: 0 BB: 0 P: 7	R: 0 E: 0 K: 2 S: 8	H: 1 LOB: 2 BB: 1 P: 12	R: 0 E: 0 K: 1 S: 6	H: 1 LOB: 1 BB: 0 P: 6	R: 0 E: 0 K: 1 S: 6	H: 1 LOB: 3 BB: 2 P: 14	R: 0 E: 0 K: 1 S: 6	H: 1 LOB: 1 BB: 0 P: 6	1B: 7 2B: 0 3B: 0 HR: 1	SF: 0 SAC: 0 DP: 0 HBP: 0	WP: 1 PB: 0 SB: 0 CS: 0	PA: 38
<b>PITCHER</b>	IP WLS BF H R ER SO BB IBB HBP BLK WP HR S P ERA WHIP																					
Jim Lonborg, R (1, 1) ERA: 4.76	8.0 W 34 7 3 3 10 3 0 0 0 0 1 51 63 3.38 1.250																					
Don McMahon, R (9, 1) ERA: 2.76	1.0 S 4 1 0 0 1 0 0 0 0 0 1 0 6 6 0.00 1.000																					

livebaseballscorecards.com

AB	35
R	3
H	8
RBI	3
BB	3
SO	11
LOB	15



Batter	1	2	3	4	5	6	7	8	9
Jose Tartabull, L OBP: 0.290, SLG: 0.333 (1, 8)	0-0 1-3		0-0 F9	0-0 F8		0-0 SF8	0-0 2B 1B	0-3 K	
Joe Foy, R OBP: 0.344, SLG: 0.431 (1, 5)	4-0 HR BB		0-3 K		4-0 1B BB	0-0 1B 2B 1B	0-0 1B 2B		
Carl Yastrzemski, L OBP: 0.353, SLG: 0.421 (1, 7)	0-3 K			0-0 1B 2B	0-0 4-3	0-0 2B 1B	0-0 P5		
Tony Conigliaro, R OBP: 0.339, SLG: 0.513 (1, 9)	0-0 1-H HR			0-0 BB BB 1B	0-0 5-3 1B 1B	0-0 1-3 2B		4-0 HR BB	
George Scott, R OBP: 0.325, SLG: 0.469 (1, 3)	0-0 L3			0-0 F8	4-0 1B 5-3 IBB	4-0 IBB		0-0 1-H HR	
Rico Petrocelli, R OBP: 0.284, SLG: 0.387 (1, 6)		0-0 F7		4-0 BB BB FC3-2 BB	0-0 5-3	0-0 F9		0-0 F7	
George Smith, R OBP: 0.276, SLG: 0.349 (7, 4)									
Eddie Kasko, R OBP: 0.310, SLG: 0.341 (1, 4)		0-0 F7		4-0 FC3-2 BB 1-2 2-3	0-0 1B		0-0 6-3	0-0 E 1B	
(7, 6)									
Mike Ryan, R OBP: 0.264, SLG: 0.272 (1, 2)		0-3 K		4-0 FC3-2 BB 1-2 2-3 3-H		0-0 SH5-4 SF8 2B	0-0 6-3	0-0 F7	
Jim Lonborg, R OBP: 0.135, SLG: 0.194 (1, 1)			0-3 K	0-0 FC3-2		0-0 SH5-4	0-0 1B 2B 1B	0-0 E6	
Don Demeter, R OBP: 0.280, SLG: 0.471 (8, PH)									
Don McMahon, R (9, 1)									

Inning Stats	R: 2 E: 0 K: 1 S: 6	H: 1 LOB: 0 BB: 1 P: 10	R: 0 E: 0 K: 1 S: 5	H: 0 LOB: 0 BB: 0 P: 5	R: 0 E: 0 K: 2 S: 7	H: 0 LOB: 0 BB: 0 P: 7	R: 2 E: 0 K: 0 S: 5	H: 2 LOB: 3 BB: 3 P: 17	R: 3 E: 0 K: 0 S: 4	H: 2 LOB: 1 BB: 2 P: 12	R: 2 E: 0 K: 0 S: 7	H: 4 LOB: 3 BB: 1 P: 11	R: 2 E: 0 K: 0 S: 6	H: 3 LOB: 1 BB: 0 P: 6	R: 2 E: 1 K: 1 S: 8	H: 3 LOB: 2 BB: 1 P: 12
--------------	------------------------------	----------------------------------	------------------------------	---------------------------------	------------------------------	---------------------------------	------------------------------	----------------------------------	------------------------------	----------------------------------	------------------------------	----------------------------------	------------------------------	---------------------------------	------------------------------	----------------------------------

PITCHER															PITCHER																		
IP	WLS	BF	H	R	ER	SO	BB	IBB	HBP	BLK	WP	HR	S	P	ERA	WHIP	IP	WLS	BF	H	R	ER	SO	BB	IBB	HBP	BLK	WP	HR	S	P	ERA	WHIP
Sonny Siebert, R (1, 1) ERA: 3.21	3.1	L	17	3	4	4	4	4	0	0	0	1	21	37	10.80	2.100																	
Tom Kelley, R (4, 1) ERA: 4.55	2.1		12	4	5	0	1	1	0	0	0	0	10	18	19.29	2.143																	
John O'Donoghue, L (6, 1) ERA: 3.84	0.1		4	2	0	0	0	1	0	0	0	0	3	7	0.00	6.000																	
Bob Allen, L (7, 1) ERA: 4.67	2.0		13	6	4	1	1	0	0	0	0	1	14	18	18.00	3.500																	

**BOTTOM**

**Cleveland Indians @ Boston Red Sox**

Fenway Park, Boston, MA

Thu Aug 11 1966, 7:05 PM EDT

Att. 8,160 - Unknown

AB	R	H	RBI	BB	SO	LOB
5	1	1	1	0	1	5
3	3	2	2	2	1	0
5	1	2	0	0	1	3
4	4	4	5	1	0	0
3	2	1	2	2	0	1
3	0	0	0	1	0	5
1	0	0	0	0	0	0
4	0	2	2	1	0	0
4	1	1	1	1	1	1
3	1	1	0	0	1	3
1	0	1	0	0	0	0
0	0	0	0	0	0	0

AB	36
R	13
H	15
RBI	13
BB	8
SO	5
LOB	18



1B:	9	SF:	1	WP:	0	PA:	46
2B:	4	SAC:	1	PB:	0		
3B:	0	DP:	0	SB:	0		
HR:	2	HBP:	0	CS:	0		

livebaseballscorecards.com

Batter	1	2	3	4	5	6	7	8	9	AB R H RBI BB SO LOB	TOP	
Dick McAuliffe, L (1, 6) OBP: 0.380, SLG: 0.513	0-0 P4		0-0 G3-6-3		4-0 1B S BB	0-3 K		0-0 G6-4-3 1B		4 0 1 0 1 1 3		
Jerry Lumpe, L (1, 4) OBP: 0.289, SLG: 0.312	0-0 4-3		0-0 2B		0-3 K	0-0 4-3		0-0 F8		5 0 1 1 0 1 3		
Norm Cash, L (1, 3) OBP: 0.324, SLG: 0.424	0-0 F7		0-3 K		0-0 1B		4-0 BB 2B BB	0-0 G6-4-3		4 1 1 0 0 1 2		
Al Kaline, R (1, 8) OBP: 0.397, SLG: 0.569		4-0 FC4-6 BB		0-0 L4	0-0 L5-3		4-0 2B WP BB	0-0 L3		3 1 0 0 2 0 2		
Willie Horton, R (1, 7) OBP: 0.352, SLG: 0.519		0-3 K		0-0 FC6-4 1B		0-0 2B 1B	0-3 K	0-3 K		5 1 2 0 0 3 3		
Jim Northrup, L (1, 9) OBP: 0.317, SLG: 0.460		0-0 FC4-6 CS		0-0 FC6-4 BLK 2B		0-0 1B WP 2B	0-0 WP 2B	0-0 1B 1B		5 3 3 1 0 0 2		
Don Wert, R (1, 5) OBP: 0.343, SLG: 0.352	0-0 CS		0-0 1B 2B	0-0 2B		0-0 1B WP 1B	4-0 BB	0-0 1B 1B		4 2 4 2 1 0 0	AB 40 R 9 H 16 RBI 7 BB 5 SO 9 LOB 23	
Orlando McFarlane, R (1, 2) OBP: 0.296, SLG: 0.456			0-0 G3-6-3 1B 2B	0-3 K		0-3 K	0-3 K	0-0 1B		5 1 2 1 0 3 4		
Bill Monbouquette, R Jake Wood, R Fred Gladding, L Gates Brown, L Dave Wickham, R Orlando Parks, R Mickey Stanley, SS Mickey Lolich, S Dick Tracewski, R			0-0 G3-6-3 1B		0-0 1-3	0-0 2-H 1B	0-0 P3	0-0 F8		1 0 1 1 0 0 0 0 1 0 0 0 0 0 0 0 0 0 0 0 0 0 0 0 1 0 0 1 1 0 0 0 0 0 0 0 0 0 0 0 0 0 0 0 0 0 0 0 1 0 0 0 0 0 0 0 1 0 0 0 0 0 0 0 1 0 0 0 0 0 0 0 1 0 0 0 0 0 0 0	WP: 2 PA: 46 PB: 0 SB: 1 CS: 1	
<b>Inning Stats</b>	R: 0 H: 0 E: 0 LOB: 0 K: 0 BB: 0 S: 3 P: 3	R: 0 H: 0 E: 0 LOB: 0 K: 1 BB: 1 S: 4 P: 8	R: 2 H: 4 E: 0 LOB: 1 K: 1 BB: 0 S: 8 P: 8	R: 1 H: 2 E: 0 LOB: 1 K: 1 BB: 0 S: 7 P: 7	R: 0 H: 1 E: 0 LOB: 2 K: 1 BB: 1 S: 6 P: 10	R: 3 H: 4 E: 0 LOB: 1 K: 2 BB: 0 S: 11 P: 11	R: 2 H: 1 E: 0 LOB: 2 K: 2 BB: 3 S: 8 P: 20	R: 0 H: 1 E: 0 LOB: 0 K: 0 BB: 0 S: 3 P: 3	R: 1 H: 3 E: 0 LOB: 2 K: 1 BB: 0 S: 8 P: 8	1B: 11 SF: 0 2B: 5 SAC: 0 3B: 0 DP: 2 HR: 0 HBP: 0		
<b>PITCHER</b>	IP WLS BF H R ER SO BB IBB HBP BLK WP HR S P ERA WHIP											
Darrell Brandon, R (1, 1) ERA: 3.86	5.0 W 24 9 5 5 4 2 0 0 0 1 0 0 30 38 9.00 2.200											
John Wyatt, R (6, 1) ERA: 3.24	1.1 9 3 3 3 3 2 0 0 0 1 0 13 21 20.25 3.750											
Don McMahon, R (7, 1) ERA: 2.78	2.2 S 12 4 1 1 2 1 0 0 0 1 0 15 19 3.38 1.875											

**Detroit Tigers @ Boston Red Sox**  
 Fenway Park, Boston, MA  
 Fri Aug 12 1966, 7:05 PM EDT  
 Att: 14,663 - Unknown

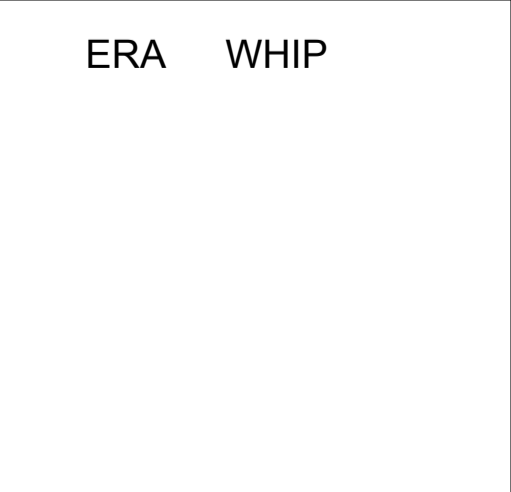
livebaseballscorecards.com



Batter	1	2	3	4	5	6	7	8	9	AB R H RBI BB SO LOB	BOTTOM
Dalton Jones, L OBP: 0.310, SLG: 0.393 (1, 4)	0-0		0-0 E3 1B	0-0		0-0 E3 1B WP	4-0 1B BB	4-0 FC6-5 WP 1-2 2-3 BB		4 3 1 0 2 0 0	<p><b>Detroit Tigers @ Boston Red Sox</b>            Fenway Park, Boston, MA            Fri Aug 12 1966, 7:05 PM EDT            Att. 14,663 - Unknown</p>
Joe Foy, R OBP: 0.346, SLG: 0.428 (1, 5)	4-0 1B SF9 BB		0-0 4-3 1-2	0-3 K		4-0 G3 1B 1-2 1B BB	4-0 1B BB	0-0 FC6-5 1-3 2-H 3-H		3 2 0 0 3 1 4	
Carl Yastrzemski, L OBP: 0.357, SLG: 0.427 (1, 7)	0-0 SF9 1-3 1B		0-0 1B 1B 2-H		0-0 BLK SF9 2B	0-0 1B G3 SF8 1-2 2-H 1B	0-3 K	0-0 F8		6 3 4 2 0 1 4	
Tony Conigliaro, R OBP: 0.337, SLG: 0.510 (1, 9)	0-0 SF9 1-2 3-H		0-0 1B SF8 1-3 1B		0-3 K	0-0 G3	0-0 P6			4 1 1 1 0 1 5	
George Scott, R OBP: 0.328, SLG: 0.471 (1, 3)	0-3 K		0-0 SF8 1-3 3-H 1B		0-0 SF9	4-0 SF8 1B 1B IBB	0-0 1-2 2-H 1B			3 1 2 3 1 1 1	
Don Demeter, R OBP: 0.282, SLG: 0.471 (1, 8)		0-0 P3	0-0 SF8 1-2 3-H		0-0 2B 1B	0-0 WP 1B 1-2 2-3 3-H 1B	0-3 K2-3			4 1 2 2 0 1 2	
George Smith, R OBP: 0.278, SLG: 0.354 (1, 6)		0-0 P3	0-0 F2		0-0 2B	0-0 SF8		0-0 BB 1B WP 1B		4 1 2 2 0 0 1	
Bob Tillman, R OBP: 0.306, SLG: 0.333 (1, 2)		0-0 HR		0-0 4-3	4-0 IBB	0-0 WP 1-2 3-H 1B	0-0 WP BB 1-2 FC6-5 1B			4 1 3 2 1 0 0	
Darrell Brandon, R OBP: 0.179, SLG: 0.259 (1, 1) John Wyatt, R (6, 1) Don McMahon, R (7, 1)		0-3 K		0-0 6-3	0-0 1-3	0-3 K				3 0 0 0 0 1 2 1 0 0 0 0 1 2 1 0 0 0 0 0 2	

Inning Stats	R: 1	H: 1	E: 0	LOB: 1	K: 1	S: 6	R: 1	H: 1	E: 0	LOB: 0	K: 1	S: 6	R: 3	H: 3	E: 1	LOB: 1	K: 0	BB: 0	S: 7	R: 0	H: 1	E: 0	LOB: 1	K: 1	S: 6	R: 2	H: 3	E: 0	LOB: 2	K: 1	BB: 1	S: 8	R: 4	H: 3	E: 1	LOB: 2	K: 1	BB: 2	S: 9	R: 1	H: 1	E: 0	LOB: 2	K: 2	BB: 2	S: 8	R: 1	H: 2	E: 0	LOB: 2	K: 0	BB: 1	S: 5	1B: 12	SF: 4	2B: 2	SAC: 0	3B: 0	DP: 0	HR: 1	HBP: 0	WP: 3	PA: 48	PB: 0	SB: 0	CS: 0
--------------	------	------	------	--------	------	------	------	------	------	--------	------	------	------	------	------	--------	------	-------	------	------	------	------	--------	------	------	------	------	------	--------	------	-------	------	------	------	------	--------	------	-------	------	------	------	------	--------	------	-------	------	------	------	------	--------	------	-------	------	--------	-------	-------	--------	-------	-------	-------	--------	-------	--------	-------	-------	-------

PITCHER	IP	WLS	BF	H	R	ER	SO	BB	IBB	HBP	BLK	WP	HR	S	P	ERA	WHIP	PITCHER	IP	WLS	BF	H	R	ER	SO	BB	IBB	HBP	BLK	WP	HR	S	P	ERA	WHIP
Bill Monbouquette, R ERA: 4.99 (1, 1)	4.0	L	20	6	5	3	3	1	0	0	0	0	1	25	29	6.75	1.750	Bill Monbouquette, R ERA: 4.99 (1, 1)	4.0	L	20	6	5	3	3	1	0	0	0	1	25	29	6.75	1.750	
Fred Gladding, R ERA: 3.74 (5, 1)	1.0		7	3	2	2	1	0	1	0	1	0	0	8	12	18.00	3.000	Fred Gladding, R ERA: 3.74 (5, 1)	1.0		7	3	2	2	1	0	1	0	0	8	12	18.00	3.000		
Dave Wickersham, R ERA: 3.59 (6, 1)	0.1		6	2	4	1	0	1	1	0	0	1	0	4	12	27.00	9.000	Dave Wickersham, R ERA: 3.59 (6, 1)	0.1		6	2	4	1	0	1	1	0	0	4	12	27.00	9.000		
Orlando Pena, R ERA: 3.21 (6, 1)	0.2		3	1	0	0	1	0	0	0	0	1	0	5	5	0.00	1.500	Orlando Pena, R ERA: 3.21 (6, 1)	0.2		3	1	0	0	1	0	0	0	5	5	0.00	1.500			
Mickey Lolich, L ERA: 4.39 (7, 1)	2.0		12	3	2	2	2	3	0	0	0	1	0	13	25	9.00	3.000	Mickey Lolich, L ERA: 4.39 (7, 1)	2.0		12	3	2	2	2	3	0	0	0	1	0	13	25	9.00	3.000



Batter	1	2	3	4	5	6	7	8	9	AB R H RBI BB SO LOB
Dick McAuliffe, L (1, 6) OBP: 0.379, SLG: 0.513	0-0 F6		0-0 1B	0-0 F8		0-0 F8	0-3 K		0-0 2B	6 1 2 0 0 1 1
Jerry Lumpe, L (1, 4) OBP: 0.287, SLG: 0.310 Dick Tracewski, R (7, 4) OBP: 0.250, SLG: 0.189	0-3 K		0-0 1B 2B	0-3 K		0-0 F9	0-3 K		0-0 4-3	5 1 1 2 0 3 1 1 0 0 1 0 0 1
Norm Cash, L (1, 3) OBP: 0.333, SLG: 0.431	4-0 FC6-4 BB		0-0 2B 1B	4-0 BB			0-0 2B 1B	0-0 2B	4-0 BB	3 2 3 0 3 0 0
Al Kaline, R (1, 8) OBP: 0.398, SLG: 0.574 Mickey Stanley, R (7, 8) OBP: 0.321, SLG: 0.349	0-0 FC6-4 1-2f		0-0 2B	0-0 F3			0-0 2B 2B	0-0 4-3 2B	0-0 F5	4 1 2 1 0 0 3 2 0 1 1 0 0 2
Willie Horton, R (1, 7) OBP: 0.349, SLG: 0.512		0-0 F3	0-0 5-3		0-0 F4		4-0 2B HR IBB	0-0 F8	0-0 F6	5 1 0 0 1 0 5
Jim Northrup, L (1, 9) OBP: 0.318, SLG: 0.466		0-0 HR	4-0 IBB		0-0 F4		0-3 K	0-0 4-3		4 1 1 1 1 1 4
Don Wert, R (1, 5) OBP: 0.344, SLG: 0.356		0-0 6-3	0-0 F3		0-0 FC5-4 1B		0-0 HR 2B	0-0 5-3		5 1 2 2 0 0 4
Orlando McFarlane, R (1, 2) OBP: 0.301, SLG: 0.458		0-0 F5	0-0 5-3		0-0 FC5-4 1-2f		4-0 HR IBB		0-0 1B 2B	4 2 1 0 1 0 4
Earl Wilson, R (1, 1) OBP: 0.321, SLG: 0.493			4-0 BB	0-0 1B		0-0 1-3	0-0 HR		0-0 1B	0 3 0 0 0 0 0

Inning Stats	R: 0 E: 0 K: 1 S: 5	H: 0 LOB: 1 BB: 1 P: 9	R: 1 E: 0 K: 0 S: 4	H: 1 LOB: 0 BB: 0 P: 4	R: 3 E: 0 K: 0 S: 7	H: 4 LOB: 3 BB: 2 P: 15	R: 0 E: 0 K: 1 S: 6	H: 1 LOB: 2 BB: 1 P: 10	R: 0 E: 0 K: 0 S: 4	H: 1 LOB: 1 BB: 0 P: 4	R: 0 E: 0 K: 0 S: 3	H: 0 LOB: 0 BB: 0 P: 3	R: 6 E: 0 K: 3 S: 13	H: 4 LOB: 0 BB: 2 P: 21	R: 1 E: 0 K: 0 S: 5	H: 2 LOB: 1 BB: 0 P: 5	R: 2 E: 0 K: 0 S: 6	H: 3 LOB: 2 BB: 1 P: 10	1B: 7 2B: 7 3B: 0 HR: 2	SF: 0 SAC: 0 DP: 0 HBP: 0	WP: 0 PB: 0 SB: 0 CS: 0	PA: 50
--------------	------------------------------	---------------------------------	------------------------------	---------------------------------	------------------------------	----------------------------------	------------------------------	----------------------------------	------------------------------	---------------------------------	------------------------------	---------------------------------	-------------------------------	----------------------------------	------------------------------	---------------------------------	------------------------------	----------------------------------	----------------------------------	------------------------------------	----------------------------------	--------

PITCHER	IP	WLS	BF	H	R	ER	SO	BB	IBB	HBP	BLK	WP	HR	S	P	ERA	WHIP
Jose Santiago, R (1, 1) ERA: 3.5	2.0	L	13	5	4	4	1	2	0	0	0	0	1	13	21	18.00	3.500
Rollie Sheldon, R (3, 1) ERA: 3.96	3.0		13	2	0	0	1	1	1	0	0	0	0	13	21	0.00	1.000
Dick Stigman, L (6, 1) ERA: 5.4	1.1		8	3	4	4	1	0	1	0	0	0	0	9	13	27.00	2.250
Dan Osinski, R (7, 1) ERA: 4.09	1.2		9	3	3	3	2	0	1	0	0	0	1	12	16	16.20	1.800
John Wyatt, R (9, 1) ERA: 3.44	1.0		7	3	2	2	0	1	0	0	0	0	0	6	10	18.00	4.000

**Detroit Tigers @ Boston Red Sox**  
**Fenway Park, Boston, MA**  
 Sat Aug 13 1966, 3:33 AM EDT  
 Att: 10,003 - Unknown

[livebaseballscorecards.com](http://livebaseballscorecards.com)

<b>AB</b>	<b>39</b>
<b>R</b>	<b>13</b>
<b>H</b>	<b>13</b>
<b>RBI</b>	<b>8</b>
<b>BB</b>	<b>6</b>
<b>SO</b>	<b>5</b>
<b>LOB</b>	<b>25</b>






Batter	1	2	3	4	5	6	7	8	9	AB	R	H	RBI	BB	SO	LOB
Rico Petrocelli, R OBP: 0.285, SLG: 0.388 Dalton Jones, L OBP: 0.306, SLG: 0.388	0-0 L8		0-0 FC6-4 1B			0-0 L8		0-0 G4-6-3 1-2f		2	0	1	0	0	0	0
Joe Foy, R OBP: 0.348, SLG: 0.425	4-0 BB		0-0 FC6-4 1-2f			4-0 1B SH1 BB		0-0 5-3		2	1	0	0	2	0	1
Carl Yastrzemski, L OBP: 0.358, SLG: 0.426	0-3 K			0-0 G3		0-0 SH1 1B			4-0 G5-4-3 BB	3	0	1	0	1	1	1
Tony Conigliaro, R OBP: 0.337, SLG: 0.509	0-0 L8			0-0 G5-4-3 1B		0-0 SH1			0-3 K	3	0	1	1	0	1	2
George Scott, R OBP: 0.325, SLG: 0.466		0-0 5-3		0-0 G5-4-3 1-2f		0-0 6-3			0-0 G5-4-3 1-2f	4	0	0	0	0	0	3
Don Demeter, R OBP: 0.283, SLG: 0.467		0-0 F9			4-0 G6-4-3 BB		0-3 K			2	0	0	0	1	1	0
Bob Tillman, R OBP: 0.299, SLG: 0.325		0-0 6-3			0-0 G6-4-3 1-2f		0-0 F8			3	0	0	0	0	0	1
George Smith, R OBP: 0.279, SLG: 0.354			0-3 K		0-0 1B		0-0 F8			3	0	1	0	0	1	0
Jose Santiago, R OBP: 0.192, SLG: 0.176 Rollie Sheldon, R OBP: 0.098, SLG: 0.098 Eddie Kasko, R OBP: 0.307, SLG: 0.337 Dick Stigman, R OBP: 0.118, SLG: 0.118 Dan Osinski, R OBP: 0.667, SLG: 0.667 Lenny Green, L OBP: 0.341, SLG: 0.328 John Wyatt, R			0-0 5-3		0-0 F4			0-0 E1 G4-6-3		0	0	0	0	0	0	0

<b>Inning Stats</b>	R: 0 E: 0 K: 1 S: 5	H: 0 LOB: 1 BB: 1 P: 9	R: 0 E: 0 K: 0 S: 3	H: 0 LOB: 0 BB: 0 P: 3	R: 0 E: 0 K: 1 S: 6	H: 1 LOB: 1 BB: 0 P: 6	R: 0 E: 0 K: 0 S: 3	H: 1 LOB: 0 BB: 0 P: 3	R: 0 E: 0 K: 0 S: 3	H: 1 LOB: 1 BB: 1 P: 7	R: 1 E: 0 K: 0 S: 4	H: 1 LOB: 1 BB: 1 P: 8	R: 0 E: 0 K: 1 S: 5	H: 0 LOB: 0 BB: 0 P: 5	R: 0 E: 1 K: 0 S: 3	H: 0 LOB: 0 BB: 0 P: 3	R: 0 E: 0 K: 1 S: 4	H: 0 LOB: 0 BB: 1 P: 8	1B: 4 2B: 0 3B: 0 HR: 0	SF: 0 SAC: 1 DP: 4 HBP: 0	WP: 0 PB: 0 SB: 0 CS: 0	PA: 32
<b>PITCHER</b> Earl Wilson, R ERA: 3.39	IP: 9.0 WLS: W BF: 32 H: 4 R: 1 ER: 1 SO: 4 BB: 4 IBB: 0 HBP: 0 BLK: 0 WP: 0 HR: 0 S: 36 P: 52 ERA: 1.00 WHIP: 0.889																			<b>PITCHER</b>	IP: 0 WLS: 0 BF: 0 H: 0 R: 0 ER: 0 SO: 0 BB: 0 IBB: 0 HBP: 0 BLK: 0 WP: 0 HR: 0 S: 0 P: 0 ERA: 0 WHIP: 0	

**DETROIT TIGERS @ BOSTON RED SOX**  
Fenway Park, Boston, MA  
Sat Aug 13 1966, 3:33 AM EDT  
Att. 10,003 - Unknown

<b>AB</b>	<b>27</b>
<b>R</b>	<b>1</b>
<b>H</b>	<b>4</b>
<b>RBI</b>	<b>1</b>
<b>BB</b>	<b>4</b>
<b>SO</b>	<b>4</b>
<b>LOB</b>	<b>10</b>



livebaseballscorecards.com

Batter	1	2	3	4	5	6	7	8	9	AB R H RBI BB SO LOB	TOP											
Don Wert, R (1, 5) OBP: 0.349, SLG: 0.358	0-0 F4		0-0 FC6-4 1B		4-0 HR BB		4-0 BB		0-0 FC3-6 1B	3 1 2 0 2 0 0												
Dick Tracewski, R (1, 4) OBP: 0.243, SLG: 0.183 Jerry Lumpe, L (7, PH) OBP: 0.285, SLG: 0.308	0-0 6-3		0-0 FC6-4 1B CS		0-0 F5		0-3 K		0-0 FC3-6 BB	3 0 0 1 0 0 2 2 0 0 1 0 1 3												
Norm Cash, L (1, 3) OBP: 0.337, SLG: 0.439	1-0 HBP		0-0 1B		0-0 HR		0-0 L9		4-0 1-2 BB	3 1 2 2 1 0 2												
Al Kaline, R (1, 9) OBP: 0.393, SLG: 0.566	0-3 K		0-3 K		0-0 L9				0-0 L5-3	5 0 0 0 0 2 5												
Willie Horton, R (1, 7) OBP: 0.348, SLG: 0.512					0-0 F9				0-0 F4	4 0 1 0 0 1 0												
Mickey Stanley, R (1, 8) OBP: 0.313, SLG: 0.338					0-0 F7				0-0 6-3	4 0 0 0 0 0 1												
Orlando McFarlane, R (1, 2) OBP: 0.299, SLG: 0.445					4-0 BB				0-0 F9	3 0 0 0 1 1 1												
Ray Oyler, R (1, 6) OBP: 0.261, SLG: 0.249 Dick McAuliffe, L (7, PH) OBP: 0.383, SLG: 0.514					0-3 K				0-0 2B 1B	2 0 0 0 0 2 2 1 1 1 0 1 0 0												
Denny McLain, R (1, 1) OBP: 0.268, SLG: 0.242 Hank Aguirre, R (3, 1) Jim Northrup, L (7, PH) OBP: 0.317, SLG: 0.465 Fred Gladding, L (7, 1) Jake Wood, R (9, PH) OBP: 0.346, SLG: 0.398					0-0 F9				0-0 1B FC3-6 2B	1 1 1 0 0 0 0 1 0 0 0 0 0 0 1 0 0 0 0 1 1 0 0 0 0 0 0 0 1 1 1 1 0 0 0												
<b>Inning Stats</b>	R: 0 E: 0 K: 1 S: 5	H: 0 LOB: 1 BB: 0 P: 6	R: 0 E: 0 K: 2 S: 8	H: 1 LOB: 1 BB: 0 P: 8	R: 1 E: 0 K: 1 S: 7	H: 3 LOB: 2 BB: 0 P: 7	R: 0 E: 0 K: 1 S: 5	H: 0 LOB: 1 BB: 1 P: 9	R: 2 E: 0 K: 0 S: 4	H: 1 LOB: 0 BB: 1 P: 8	R: 0 E: 0 K: 1 S: 5	H: 0 LOB: 0 BB: 0 P: 5	R: 0 E: 0 K: 2 S: 7	H: 0 LOB: 2 BB: 2 P: 15	R: 0 E: 0 K: 0 S: 3	H: 0 LOB: 0 BB: 0 P: 3	R: 2 E: 0 K: 0 S: 6	H: 3 LOB: 2 BB: 1 P: 10	1B: 5 2B: 3 3B: 0 HR: 1	SF: 0 SAC: 0 DP: 1 HBP: 1	WP: 0 PB: 0 SB: 1 CS: 1	PA: 40
<b>PITCHER</b>	IP WLS BF H R ER SO BB IBB HBP BLK WP HR S P ERA WHIP																					
Dennis Bennett, L (1, 1) ERA: 3.02	6.0 W 25 5 3 3 6 2 0 1 0 0 1 34 43 4.50 1.167																					
Don McMahon, R (7, 1) ERA: 2.93	2.2 14 3 2 2 2 3 0 0 0 0 0 15 27 6.75 2.250																					
Jose Santiago, R (9, 1) ERA: 3.49	0.1 S 1 0 0 0 0 0 0 0 0 0 0 1 1 0.00 0.000																					

**Detroit Tigers @ Boston Red Sox**  
 Fenway Park, Boston, MA  
 Sun Aug 14 1966, 3:33 AM EDT  
 Unknown

livebaseballscorecards.com

AB	34
R	5
H	8
RBI	5
BB	5
SO	8
LOB	17





Batter	1	2	3	4	5	6	7	8	9	AB R H RBI BB SO LOB	TOP											
Dick McAuliffe, L (1, 6) OBP: 0.380, SLG: 0.509	0-0 E CI 1B	0-0 4-3		0-3 K		0-0 FC6 1-2f			0-0 F7	5 1 1 0 0 1 3												
Jerry Lumpe, L (1, 4) OBP: 0.288, SLG: 0.310	0-0 F9	0-0 2-3 1B			0-0 1B			0-0 3-1		4 0 2 1 0 0 1												
Norm Cash, L (1, 3) OBP: 0.335, SLG: 0.436	0-1 CI 1B	0-0 F7			0-0 F8			0-0 F7		3 1 0 0 0 0 2												
Willie Horton, R (1, 7) OBP: 0.347, SLG: 0.509	0-0 E3 1B		0-0 F8		0-0 G5-4-3 1B			0-0 F4		4 0 1 0 0 0 2												
Jim Northrup, L (1, 9) OBP: 0.317, SLG: 0.462	0-0 FC4-6 1B		0-0 F5		0-0 G5-4-3 1-2f			0-0 6-3		4 0 1 2 0 0 2												
Don Wert, R (1, 5) OBP: 0.348, SLG: 0.355	0-3 K		4-0 BB			0-0 F3		0-0 F2		3 0 0 0 1 1 2												
Mickey Stanley, R (1, 8) OBP: 0.311, SLG: 0.336	0-0 FC4-6 1-2f		0-3 K			0-0 E6 6-3 1B		0-0 6-3		4 0 1 0 0 1 3												
Orlando McFarlane, R (1, 2) OBP: 0.300, SLG: 0.442		0-0 4-3 SH1-4 1B		0-0 F3		0-0 6-3 2-3			0-3 K	3 1 1 0 0 0 1 1 0 0 0 0 1 0												
Al Kaline, R (9, PH) OBP: 0.392, SLG: 0.564																						
Joe Sparna, R (1, 1) OBP: 0.227, SLG: 0.273		0-0 SH1-4		0-0 4-3		4-0 FC6 BB			0-3 K	1 0 0 0 0 0 0												
Jake Wood, R (6, PH) OBP: 0.350, SLG: 0.398										0 0 0 0 1 0 0												
Orlando Pena, R (6, 1) OBP: 0.077, SLG: 0.077										0 0 0 0 0 0 0												
Larry Sherry, R (7, 1) OBP: 0.429, SLG: 0.714										0 0 0 0 0 0 0												
Gates Brown, L (9, PH) OBP: 0.318, SLG: 0.400		1-2								1 0 0 0 0 1 0												
<b>Inning Stats</b>	R: 2 E: 2 K: 1 S: 9	H: 2 LOB: 2 BB: 0 P: 9	R: 1 E: 0 K: 0 S: 5	H: 2 LOB: 1 BB: 0 P: 5	R: 0 E: 0 K: 1 S: 5	H: 0 LOB: 1 BB: 1 P: 9	R: 0 E: 0 K: 1 S: 5	H: 0 LOB: 0 BB: 0 P: 5	R: 0 E: 0 K: 0 S: 4	H: 2 LOB: 1 BB: 0 P: 4	R: 0 E: 1 K: 0 S: 4	H: 1 LOB: 2 BB: 1 P: 8	R: 0 E: 0 K: 0 S: 3	H: 0 LOB: 0 BB: 0 P: 3	R: 0 E: 0 K: 0 S: 3	H: 0 LOB: 0 BB: 0 P: 3	R: 0 E: 0 K: 2 S: 7	H: 0 LOB: 0 BB: 0 P: 7	1B: 7 2B: 0 3B: 0 HR: 0	SF: 0 SAC: 1 DP: 1 HBP: 0	WP: 0 PB: 0 SB: 0 CS: 0	PA: 37
<b>PITCHER</b> Lee Stange, R (1, 1) ERA: 3.63	IP: 9.0 WLS: W BF: 37 H: 7 R: 3 ER: 1 SO: 5 BB: 2 IBB: 0 HBP: 0 BLK: 0 WP: 0 HR: 0 S: 45 P: 53 ERA: 1.00 WHIP: 1.000											<b>PITCHER</b>	IP: 9.0 WLS: W BF: 37 H: 7 R: 3 ER: 1 SO: 5 BB: 2 IBB: 0 HBP: 0 BLK: 0 WP: 0 HR: 0 S: 45 P: 53 ERA: 1.00 WHIP: 1.000									

**Detroit Tigers @ Boston Red Sox**  
 Fenway Park, Boston, MA  
 Sun Aug 14 1966, 3:38 AM EDT  
 Att: 20,112 - Unknown

[livebaseballscorecards.com](http://livebaseballscorecards.com)

AB	33
R	3
H	7
RBI	3
BB	2
SO	5
LOB	16




Batter	1	2	3	4	5	6	7	8	9	AB	R	H	RBI	BB	SO	LOB
Jose Tartabull, L OBP: 0.292, SLG: 0.335 (1, 8)	0-0 E4 BB HR		0-0 G3		0-0 S 1B		0-0 1B 1-2 1B			4	1	2	0	0	0	0
Eddie Kasko, R OBP: 0.300, SLG: 0.320 (1, 6)	0-0 F8		0-0 F9		0-3 K 1-2		0-3 K			4	0	0	0	0	2	4
Carl Yastrzemski, L OBP: 0.360, SLG: 0.431 (1, 7)	4-0 HR BB		4-0 CS BB		0-0 F9		0-0 FC6-4 1-3 2-H 1B			2	1	1	1	2	0	1
Tony Conigliaro, R OBP: 0.338, SLG: 0.516 (1, 9)	0-0 HR 1-H 2-H		0-0 CS 1-2	0-0 1B 2B 1B		0-0 F7	0-0 FC6-4 1-2f			4	2	2	3	0	0	2
George Scott, R OBP: 0.326, SLG: 0.462 (1, 3)	0-0 F9			0-0 2B 1B		0-0 F9		0-0 4-3		4	0	1	0	0	0	0
Joe Foy, R OBP: 0.350, SLG: 0.425 (1, 5)	0-0 4-3			0-0 FC5-3 2B 1-H 2-H		4-0 BB		4-0 E BB		2	0	1	1	2	0	0
Mike Ryan, R OBP: 0.261, SLG: 0.269 (1, 2)		0-0 5-3		0-0 FC5-3		0-3 K		0-0 F7		4	0	0	0	0	1	3
George Smith, R OBP: 0.281, SLG: 0.350 (1, 4)		0-0 6-3		0-0 F8 3-H			0-3 K	0-0 E6 1-3		4	0	0	0	0	1	2
Lee Stange, R OBP: 0.152, SLG: 0.097 (1, 1)		0-3 K			0-0 6-3		0-0 1B 1B	0-0 6-3		4	1	1	0	0	1	2

Inning Stats	R: 3	H: 1	E: 1	K: 0	S: 5	LOB: 0	BB: 1	P: 9	R: 0	H: 0	E: 0	K: 1	S: 5	LOB: 0	BB: 0	P: 5	R: 0	H: 0	E: 0	K: 0	S: 2	LOB: 0	BB: 1	P: 6	R: 1	H: 3	E: 0	K: 0	S: 5	LOB: 1	BB: 0	P: 5	R: 0	H: 1	E: 0	K: 1	S: 6	LOB: 1	BB: 0	P: 6	R: 0	H: 0	E: 0	K: 1	S: 5	LOB: 1	BB: 1	P: 9	R: 1	H: 3	E: 0	K: 2	S: 10	LOB: 2	BB: 0	P: 10	R: 0	H: 0	E: 1	K: 0	S: 4	LOB: 2	BB: 1	P: 8	1B: 6	2B: 1	3B: 0	HR: 1	SF: 0	SAC: 0	DP: 0	HBP: 0	WP: 0	PB: 0	SB: 1	CS: 1	PA: 37
--------------	------	------	------	------	------	--------	-------	------	------	------	------	------	------	--------	-------	------	------	------	------	------	------	--------	-------	------	------	------	------	------	------	--------	-------	------	------	------	------	------	------	--------	-------	------	------	------	------	------	------	--------	-------	------	------	------	------	------	-------	--------	-------	-------	------	------	------	------	------	--------	-------	------	-------	-------	-------	-------	-------	--------	-------	--------	-------	-------	-------	-------	--------

PITCHER	IP	WLS	BF	H	R	ER	SO	BB	IBB	HBP	BLK	WP	HR	S	P	ERA	WHIP
Joe Sparna, R ERA: 5.31 (1, 1)	5.0	L	21	5	4	3	2	2	0	0	0	0	1	23	31	5.40	1.400
Orlando Pena, R ERA: 3.26 (6, 1)	1.2		9	3	1	1	3	1	0	0	0	0	0	14	18	5.40	2.400
Larry Sherry, R ERA: 3.84 (7, 1)	1.1		6	0	0	0	0	1	0	0	0	0	0	5	9	0.00	0.750

**DETROIT TIGERS @ BOSTON RED SOX**  
**Fenway Park, Boston, MA**  
 Sun Aug 14 1966, 3:38 AM EDT  
 Att. 20,112 - Unknown

<b>AB</b>	<b>32</b>
<b>R</b>	<b>5</b>
<b>H</b>	<b>8</b>
<b>RBI</b>	<b>5</b>
<b>BB</b>	<b>4</b>
<b>SO</b>	<b>5</b>
<b>LOB</b>	<b>14</b>



WP	HR	S	P	ERA	WHIP
0	0	0	0	0.00	0.750

Batter	1	2	3	4	5	6	7	8	9	10	11	AB R H RBI BB SO LOB	TOP										
Luis Aparicio, R OBP: 0.298, SLG: 0.375 (1, 6)	0-0 4-3		0-0 F8		0-0 6-3			0-3 K		0-0 S		5 0 1 0 0 1 0	<b>Baltimore Orioles @ Boston Red Sox</b> Fenway Park, Boston, MA Mon Aug 15 1966, 7:05 PM EDT Att: 10,018 - Unknown										
Russ Snyder, L OBP: 0.378, SLG: 0.418 (1, 8) (11, 7)	0-3 K		0-0 5-3			0-0 1B		0-0 1B		0-0 4-3		5 0 2 0 0 1 1											
Frank Robinson, R OBP: 0.406, SLG: 0.627 (1, 9)	0-0 FC4 1B			0-0 F7		0-0 F5		0-0 L3			4-0 HR BB	4 1 1 0 1 0 2											
Brooks Robinson, R OBP: 0.353, SLG: 0.485 (1, 5)	0-0 FC4			0-0 5-3		0-3 K			0-0 5-3		0-0 L9	5 0 0 0 0 1 3											
Boog Powell, L OBP: 0.378, SLG: 0.566 (1, 3)		0-3 K		0-0 HR		0-0 1B		0-0 HR		0-0 HR		5 3 4 4 0 1 0											
Curt Blefary, L OBP: 0.380, SLG: 0.470 Paul Blair, R OBP: 0.271, SLG: 0.370 (1, 7) (11, 8)		0-0 1B		4-0 BB		0-0 4-3		0-0 F7		0-0 P6		4 0 1 0 1 0 2 0 0 0 0 0 0 0											
Bob Johnson, R OBP: 0.306, SLG: 0.276 (1, 4)		0-0 F3		0-0 P3			0-0 F9		0-0 5-3		0-0 4-3	5 0 0 0 0 0 2											
Vic Roznovsky, L OBP: 0.329, SLG: 0.306 (1, 2)		0-0 4-1			0-0 6-3		0-0 6-3			0-0 F5		4 0 0 0 0 0 1											
Dave McNally, R OBP: 0.241, SLG: 0.286 Woodie Held, R OBP: 0.310, SLG: 0.300 Stu Miller, R OBP: 0.077, SLG: 0.077 Sam Bowers, R OBP: 0.288, SLG: 0.381 Eddie Fisher, R OBP: 0.273, SLG: 0.200 (1, 1) (7, PH) (7, 1) (10, PH) (10, 1) (11, 1)			0-3 K		0-3 K		0-3 K			0-0 F5		2 0 0 0 0 0 2 0 1 0 0 0 0 0 1 0 0 0 0 0 0 0 0 0 1 0											
<b>Inning Stats</b>	R: 0 E: 0 K: 1 S: 6	H: 1 LOB: 1 BB: 0 P: 6	R: 0 E: 0 K: 1 S: 6	H: 1 LOB: 1 BB: 0 P: 6	R: 0 E: 0 K: 1 S: 5	H: 0 LOB: 0 BB: 0 P: 5	R: 1 E: 0 K: 0 S: 4	H: 1 LOB: 1 BB: 1 P: 8	R: 0 E: 0 K: 1 S: 5	H: 0 LOB: 0 BB: 0 P: 5	R: 0 E: 0 K: 1 S: 5	H: 1 LOB: 0 BB: 0 P: 5		R: 1 E: 0 K: 0 S: 4	H: 1 LOB: 0 BB: 0 P: 4	R: 0 E: 0 K: 0 S: 4	H: 1 LOB: 1 BB: 0 P: 4	R: 2 E: 0 K: 0 S: 4	H: 1 LOB: 0 BB: 1 P: 8	1B: 6 2B: 1 3B: 0 HR: 3	SF: 0 SAC: 0 DP: 1 HBP: 0	WP: 0 PB: 0 SB: 1 CS: 0	PA: 43
<b>PITCHER</b>	IP WLS BF H R ER SO BB IBB HBP BLK WP HR S P ERA WHIP																						
Jim Lonborg, R ERA: 4.53 John Wyatt, R ERA: 3.63 (1, 1) (11, 1)	10.0 L 5 1 2 2 0 1 0 0 0 0 1 4 8 18.00 2.000																						

AB	41
R	4
H	9
RBI	4
BB	2
SO	7
LOB	11



livebaseballscores.com

Batter	1	2	3	4	5	6	7	8	9	10	11	AB R H RBI BB SO LOB	BOTTOM																		
Eddie Kasko, R OBP: 0.287, SLG: 0.305 (1, 6)	K		F7		K			L7		G4-6-3		5 0 0 0 0 2 1	<b>Baltimore Orioles @ Boston Red Sox</b> Fenway Park, Boston, MA Mon Aug 15 1966, 7:05 PM EDT Att. 10,018 - Unknown																		
Joe Foy, R OBP: 0.353, SLG: 0.427 (1, 5)	6-3		BB 1B			1B		P3			1B 1B 1B	5 0 3 0 0 0 0																			
Don Demeter, R OBP: 0.296, SLG: 0.489 (1, 8)	BB 1B		BB 1-2 BB			HR 2B		P4			1-2 1B 1B	4 1 3 0 1 0 0																			
Tony Conigliaro, R OBP: 0.338, SLG: 0.521 (1, 9)	1-2 BB		P4			HR			F9		K	4 1 1 2 1 1 4																			
George Scott, R OBP: 0.329, SLG: 0.463 (1, 3)	F3					6-3					1-2 2-3 1B	4 0 2 0 1 0 2																			
George Thomas, R OBP: 0.310, SLG: 0.328 Carl Yastrzemski, L OBP: 0.359, SLG: 0.430 (1, 7) (8, 7)		F2				G4-6-3 BB		K			K	3 0 0 0 0 1 1 2 0 0 0 0 2 4																			
Bob Tillman, R OBP: 0.295, SLG: 0.326 (1, 2)		6-3				G3					F8	5 0 0 0 0 0 4																			
George Smith, R OBP: 0.278, SLG: 0.347 Dalton Jones, L OBP: 0.310, SLG: 0.392 (1, 4) (10, PH) (11, 4)		6-3				1-3		K			G4-6-3 1B	3 0 0 0 0 1 0 1 0 1 0 0 0 0																			
Jim Lonborg, R OBP: 0.125, SLG: 0.179 Lenny Green, L OBP: 0.338, SLG: 0.325 John Wyatt, R (1, 1) (10, PH) (11, 1)			K			K		K			L8	3 0 0 0 0 3 0 1 0 0 0 0 0 1 0 0 0 0 0 0 0																			
<b>Inning Stats</b>	R: 0 E: 0 K: 1 S: 6	H: 1 LOB: 2 BB: 1 P: 10	R: 0 E: 0 K: 0 S: 3	H: 0 LOB: 0 BB: 0 P: 3	R: 0 E: 0 K: 1 S: 6	H: 1 LOB: 2 BB: 1 P: 10	R: 0 E: 0 K: 0 S: 2	H: 0 LOB: 0 BB: 1 P: 6	R: 0 E: 0 K: 2 S: 7	H: 0 LOB: 0 BB: 0 P: 7	R: 2 E: 0 K: 1 S: 7	H: 3 LOB: 0 BB: 0 P: 7		R: 0 E: 0 K: 0 S: 3	H: 0 LOB: 0 BB: 0 P: 3	R: 0 E: 0 K: 1 S: 6	H: 1 LOB: 1 BB: 0 P: 6	R: 0 E: 0 K: 0 S: 3	H: 1 LOB: 0 BB: 0 P: 3	R: 0 E: 0 K: 2 S: 10	H: 3 LOB: 3 BB: 0 P: 10	1B: 8 2B: 1 3B: 0 HR: 1	SF: 0 SAC: 0 DP: 2 HBP: 0	WP: 0 PB: 0 SB: 0 CS: 0	PA: 43						
<b>PITCHER</b>	IP WLS BF H R ER SO BB IBB HBP BLK WP HR S P ERA WHIP																														
Dave McNally, L ERA: 2.8 (1, 1)	6.0		24	5	2	2	5	3	0	0	0	0	0	1	31	43	3.00	1.333													
Stu Miller, R ERA: 1.84 (7, 1)	3.0		10	1	0	0	3	0	0	0	0	0	0	0	16	16	0.00	0.333													
Eddie Fisher, R ERA: 2.1 (10, 1)	1.0	W	5	3	0	0	0	0	0	0	0	0	0	0	5	5	0.00	3.000													
Dick Hall, R ERA: 2.87 (11, 1)	1.0	S	4	1	0	0	2	0	0	0	0	0	0	0	8	8	0.00	1.000													

livebaseballscores.com

AB	40
R	2
H	10
RBI	2
BB	3
SO	10
LOB	17



Batter	1	2	3	4	5	6	7	8	9	AB R H RBI BB SO LOB	TOP												
Luis Aparicio, R (1, 6) OBP: 0.295, SLG: 0.371	0-0 F7		0-0 P4			0-0 1-3		0-0 G6-4-3 1-2f	0-0 F7	5 0 0 0 0 0 3													
Russ Snyder, L (1, 8) OBP: 0.377, SLG: 0.415	0-0 E3			0-0 3-1		0-0 F8			0-0 FC6-4 1B HR 1B	4 1 1 0 0 0 0													
Frank Robinson, R (1, 9) OBP: 0.406, SLG: 0.633	0-3 K			0-0 HR		0-0 F7			0-0 FC6-4 1-2 1B	4 1 2 1 0 1 1													
Brooks Robinson, R (1, 5) OBP: 0.351, SLG: 0.481	0-0 P4			0-0 5-3			0-0 P4		0-0 FC6-4 1-2f 2-3 HR	4 1 0 0 0 0 3													
Boog Powell, L (1, 3) OBP: 0.377, SLG: 0.570		0-0 G3		0-3 K		0-0 1-3			0-0 HR 1-H 3-H	4 1 1 3 0 1 0													
Curt Blefary, L (1, 7) OBP: 0.351, SLG: 0.469		0-0 F5			0-0 FC4-6 1B		4-0 BB		0-0 E4 HR	3 1 1 0 1 0 0													
Bob Johnson, R (1, 4) OBP: 0.303, SLG: 0.313		0-0 F2			0-0 FC4-6 1-2f 1-4-3		0-0 F8		0-0 HR 1-H	4 1 1 2 0 0 2													
Vic Roznovsky, L (1, 2) OBP: 0.338, SLG: 0.318			0-0 4-3		0-0 1-4-3			0-0 G6-4-3 1B	0-0 SH1-4 1B	4 0 2 0 0 0 1													
Andy Etchebarren, R (9, PR) OBP: 0.313, SLG: 0.410					0-3 K					0 0 0 0 0 0 0													
Moe Drabowsky, R (1, 1) OBP: 0.400, SLG: 0.385			0-3 K		0-3 K			0-3 K	0-0 SH1-4 1-2	1 0 0 0 0 0 1 0													
Wally Bunker, R (3, 1) OBP: 0.175, SLG: 0.162										0 0 0 0 0 0 0 0													
Woodie Held, R (5, PH) OBP: 0.285, SLG: 0.294										1 0 0 0 0 0 1 1													
Gene Brabender, R (5, 1) OBP: 0.091, SLG: 0.091										0 0 0 0 0 0 0 0													
Paul Blair, R (8, PH) OBP: 0.269, SLG: 0.368										1 0 0 0 0 0 1 1													
John Miller, R (8, 1) OBP: 0.083, SLG: 0.083										0 0 0 0 0 0 0 0													
<b>Inning Stats</b>	R: 0 E: 1 K: 1 S: 6	H: 0 LOB: 1 BB: 0 P: 6	R: 0 E: 0 K: 0 S: 3	H: 0 LOB: 0 BB: 0 P: 3	R: 0 E: 0 K: 1 S: 5	H: 0 LOB: 0 BB: 0 P: 5	R: 1 E: 0 K: 1 S: 6	H: 1 LOB: 0 BB: 0 P: 6	R: 0 E: 0 K: 1 S: 6	H: 1 LOB: 1 BB: 0 P: 6	R: 0 E: 0 K: 0 S: 3	H: 0 LOB: 0 BB: 0 P: 3	R: 0 E: 0 K: 0 S: 3	H: 0 LOB: 1 BB: 1 P: 7	R: 0 E: 1 K: 1 S: 5	H: 1 LOB: 0 BB: 0 P: 5	R: 5 E: 1 K: 0 S: 9	H: 5 LOB: 2 BB: 0 P: 9	1B: 5 2B: 0 3B: 0 HR: 3	SF: 0 SAC: 1 DP: 1 HBP: 0	WP: 0 PA: 37 PB: 0 SB: 0 CS: 0		
<b>PITCHER</b> Darrell Brandon, R (1, 1) ERA: 3.98	IP: 8.1 WLS: L BF: 34 H: 7 R: 6 ER: 5 SO: 5 BB: 1 IBB: 0 HBP: 0 BLK: 0 WP: 0 HR: 3 S: 43 P: 47 ERA: 5.40 WHIP: 0.960											<b>PITCHER</b> Dan Osinski, R (9, 1) ERA: 4.03	IP: 0.2 WLS: 3 BF: 1 H: 0 R: 0 ER: 0 SO: 0 BB: 0 IBB: 0 HBP: 0 BLK: 0 WP: 0 HR: 0 S: 3 P: 3 ERA: 0.00 WHIP: 1.500										

**Baltimore Orioles @ Boston Red Sox**  
**Fenway Park, Boston, MA**  
 Tue Aug 16 1966, 7:05 PM EDT  
 Att: 17,131 - Unknown

livebaseballscorecards.com

**AB 35**  
**R 6**  
**H 8**  
**RBI 6**  
**BB 1**  
**SO 5**  
**LOB 12**





Batter	1	2	3	4	5	6	7	8	9	AB R H RBI BB SO LOB
Eddie Kasko, R OBP: 0.292, SLG: 0.318 (1, 6)	0-0 P6		0-0 BB 1B	0-0 1-3 2B		0-0 L5-3			0-0 G5-4-3	5 1 2 1 0 0 2
Joe Foy, R OBP: 0.352, SLG: 0.424 (1, 5)	0-3 K		4-0 BB 1B	0-3 K			0-3 K			3 1 0 0 1 3 2
Carl Yastrzemski, L OBP: 0.360, SLG: 0.429 (1, 7)	0-0 4-3		4-0 BB 1B		0-0 6-3 SH2-3 1B		0-3 K			3 0 1 0 1 1 0
Tony Conigliaro, R OBP: 0.338, SLG: 0.519 (1, 9)		0-0 F8	0-0 BB 1B		0-0 SH2-3		0-0 4-3			3 0 1 2 0 0 0
George Scott, R OBP: 0.328, SLG: 0.460 (1, 3)		0-3 K	4-0 BB 1B		0-0 6-3			0-0 L9		3 0 0 0 1 1 1
Don Demeter, R OBP: 0.295, SLG: 0.483 (1, 8)		1-0 HBP	0-0 G6-4-3		0-3 K			0-0 F8		3 0 0 0 0 1 4
Mike Ryan, R OBP: 0.260, SLG: 0.272 (1, 2)		0-3 K		0-3 K		0-0 E SF9 2B		0-0 1-3		4 1 1 0 0 2 1
George Smith, R OBP: 0.279, SLG: 0.350 (1, 4)			0-0 SH5-3 1B	0-3 K		0-0 E4			0-0 G5-4-3 1B	3 1 1 0 0 1 1
Dalton Jones, L OBP: 0.314, SLG: 0.395 (9, PH)						2-3 L5-3				1 0 1 0 0 0 0
Darrell Brandon, R OBP: 0.200, SLG: 0.259 (1, 1)			0-0 SH5-3	1-0 2B		0-0 SF9				0 0 0 1 0 0 0
Dan Osinski, R OBP: 0.667, SLG: 0.667 (9, 1)										0 0 0 0 0 0 0
Lenny Green, L OBP: 0.336, SLG: 0.322 (9, PH)				2B HBP						1 0 0 0 0 1 1

Inning Stats	R: 0	H: 0	E: 0	K: 1	S: 5	H: 0	LOB: 0	BB: 0	P: 5	R: 0	H: 0	E: 0	K: 2	S: 7	R: 0	H: 0	E: 0	K: 3	S: 5	R: 0	H: 1	E: 0	K: 1	S: 10	R: 0	H: 1	E: 0	K: 1	S: 6	R: 1	H: 1	E: 1	K: 0	S: 4	R: 0	H: 0	E: 0	K: 2	S: 7	R: 0	H: 0	E: 0	K: 0	S: 3	R: 0	H: 0	E: 0	K: 1	S: 5	1B: 4	SF: 1	2B: 4	SAC: 2	3B: 0	DP: 3	HR: 0	HBP: 2	WP: 0	PA: 37
--------------	------	------	------	------	------	------	--------	-------	------	------	------	------	------	------	------	------	------	------	------	------	------	------	------	-------	------	------	------	------	------	------	------	------	------	------	------	------	------	------	------	------	------	------	------	------	------	------	------	------	------	-------	-------	-------	--------	-------	-------	-------	--------	-------	--------


PITCHER	IP	WLS	BF	H	R	ER	SO	BB	IBB	HBP	BLK	WP	HR	S	P	ERA	WHIP
Moe Drabowsky, R ERA: 2.79 (1, 1)	2.1		14	3	3	3	3	3	0	1	0	0	0	16	29	11.57	2.571
Wally Bunker, R ERA: 4.3 (3, 1)	1.2		6	1	0	0	3	0	0	1	0	0	0	11	12	0.00	0.600
Gene Brabender, R ERA: 3.69 (5, 1)	3.0		11	2	1	1	3	0	0	0	0	0	0	17	17	3.00	0.667
John Miller, R ERA: 4.96 (8, 1)	2.0	W	6	1	0	0	1	0	0	0	0	0	0	8	8	0.00	0.500

**BOTTOM**

**Baltimore Orioles @ Boston Red Sox**  
 Fenway Park, Boston, MA  
 Tue Aug 16 1966, 7:05 PM EDT  
 Att. 17,131 - Unknown

livebaseballscorecards.com

<b>AB</b>	<b>29</b>
<b>R</b>	<b>4</b>
<b>H</b>	<b>7</b>
<b>RBI</b>	<b>4</b>
<b>BB</b>	<b>3</b>
<b>SO</b>	<b>10</b>
<b>LOB</b>	<b>12</b>



Batter	1	2	3	4	5	6	7	8	9	AB R H RBI BB SO LOB	TOP										
Luis Aparicio, R OBP: 0.301, SLG: 0.379 (1, 6)	0-0 FC6-4 1B		0-0 1B 1B	0-0 2B		0-0 1B			F8	6 1 5 0 0 0 0											
Russ Snyder, L OBP: 0.379, SLG: 0.417 (1, 8) (9, 7)	0-0 FC6-4 1B		0-0 FC5-4 1B	0-0 F5		0-0 1B			BB 1B	6 2 3 0 0 0 6											
Frank Robinson, R OBP: 0.408, SLG: 0.633 (1, 9)	0-0 1B 1B		0-0 FC5-4 1B		0-0 G3	0-0 P6			BB 1B	5 1 3 2 0 0 2											
Brooks Robinson, R OBP: 0.351, SLG: 0.482 (1, 5)	0-0 F9		0-0 FC5-4 G4-6-3		0-0 FC4-6 2B		0-0 F3		BB SH1-3 1B	5 1 2 0 0 0 3											
Boog Powell, L OBP: 0.380, SLG: 0.568 (1, 3)	0-0 1B		0-0 G4-6-3		4-0 FC4-6 BB		0-3 K		SH1-3 1B BB	3 1 1 1 2 1 2											
Curt Blefary, L OBP: 0.390, SLG: 0.466 (1, 7)	0-3 K			0-0 1-3 1B	0-0 FC4-6		0-3 K		SH1-3 1B	4 1 1 0 0 2 4											
Paul Blair, R OBP: 0.273, SLG: 0.371 (9, PH) (9, 8)				0-0 1-3 1B	1-2 2-3				SH1-3 1B	1 1 1 1 0 0 0											
Bob Johnson, R OBP: 0.290, SLG: 0.298 (1, 4)		0-3 K		0-0 1-3	0-0 F5			0-0 F8	SH1-3	4 0 0 1 0 1 3											
Vic Roznovsky, L OBP: 0.342, SLG: 0.314 (1, 2)		0-0 F5		0-0 2B 1B		0-0 4-3		0-3 K	1B 1B IBB	4 0 1 1 1 1 0											
Jim Palmer, R OBP: 0.131, SLG: 0.155 (1, 1)		0-3 K		0-3 K		0-0 E6 1B 1B		0-0 5-3	1B	4 0 0 0 0 2 1											
Stu Miller, R OBP: 0.143, SLG: 0.143 (8, 1)									1-2 2-H 3-H	1 0 1 2 0 0 0											
<b>Inning Stats</b>	R: 1 E: 0 K: 1 S: 8	H: 3 LOB: 2 BB: 0 P: 8	R: 0 E: 0 K: 2 S: 7	H: 0 LOB: 0 BB: 0 P: 7	R: 1 E: 0 K: 0 S: 5	H: 3 LOB: 1 BB: 0 P: 5	R: 1 E: 0 K: 1 S: 8	H: 3 LOB: 2 BB: 0 P: 8	R: 0 E: 0 K: 0 S: 4	H: 1 LOB: 2 BB: 1 P: 8	R: 0 E: 1 K: 0 S: 5	H: 2 LOB: 2 BB: 0 P: 5	R: 0 E: 0 K: 2 S: 7	H: 0 LOB: 0 BB: 0 P: 7	R: 0 E: 0 K: 1 S: 5	H: 0 LOB: 0 BB: 0 P: 5	R: 5 E: 0 K: 0 S: 9	H: 6 LOB: 3 BB: 2 P: 17	1B: 16 2B: 2 3B: 0 HR: 0	SF: 0 SAC: 1 DP: 1 HBP: 0	WP: 0 PA: 47
<b>PITCHER</b>	IP WLS BF H R ER SO BB IBB HBP BLK WP HR S P ERA WHIP																			ERA WHIP	
Jose Santiago, R ERA: 3.53 (1, 1)	3.1 L 17 8 3 2 3 0 0 0 0 0 0 0 23 23 5.40 2.400																			27.00 3.000	
Rollie Sheldon, R ERA: 3.91 (4, 1)	1.2 8 2 0 0 1 1 0 0 0 0 0 9 13 0.00 1.800																				
Don McMahon, R ERA: 2.85 (6, 1)	2.0 8 2 0 0 2 0 0 0 0 0 0 12 12 0.00 1.000																				
John Wyatt, R ERA: 3.93 (8, 1)	1.1 7 3 3 3 1 0 0 0 0 0 0 9 9 20.25 2.250																				
Dennis Bennett, L ERA: 3.46 (9, 1)	0.0 2 1 0 0 0 1 0 0 0 0 0 1 5 ∞ ∞																				

Baltimore Orioles @ Boston Red Sox  
 Fenway Park, Boston, MA  
 Wed Aug 17 1966, 3:33 AM EDT  
 Att: 15,328 - Unknown

AB	43
R	8
H	18
RBI	8
BB	3
SO	7
LOB	21



livebaseballscorecards.com

Batter	1	2	3	4	5	6	7	8	9	AB	R	H	RBI	BB	SO	LOB
<b>Jose Tartabull, L</b> (1, 8) OBP: 0.287, SLG: 0.329 <b>John Wyatt, R</b> (8, 1) <b>Dennis Bennett, L</b> (9, 1) <b>Dan Osinski, R</b> (9, 1) OBP: 0.667, SLG: 0.667 <b>George Thomas, R</b> (9, PH) OBP: 0.308, SLG: 0.326	0-0 4-3		0-0 F7		0-0 P4		0-0 4-3		0-0 F8	4	0	0	0	0	0	1
<b>Joe Foy, R</b> (1, 5) OBP: 0.352, SLG: 0.421	4-0 G4-6-3 BB			0-0 6-3		0-3 K		4-0 FC3-4 BB	0-0 F9	3	0	0	0	2	1	0
<b>Carl Yastrzemski, L</b> (1, 7) OBP: 0.359, SLG: 0.427	0-0 G4-6-3 1-2f			0-0 2B 1B		0-0 4-3		0-0 FC3-4 FC5-4 1-2f		4	1	1	0	0	0	2
<b>Tony Conigliaro, R</b> (1, 9) OBP: 0.340, SLG: 0.520		0-0 L7		0-0 1B 2B		4-0 BB BB		0-0 FC5-4 1B 1-2f		3	1	1	0	1	0	1
<b>George Scott, R</b> (1, 3) OBP: 0.330, SLG: 0.459		0-0 P4		0-3 K		4-0 BB BB		0-0 1-2 1B		3	0	1	0	1	1	2
<b>Dalton Jones, L</b> (1, 4) OBP: 0.318, SLG: 0.398		0-0 1B		0-0 1B		0-0 1-3		0-0 4-3		4	0	2	2	0	0	4
<b>Mike Ryan, R</b> (1, 2) OBP: 0.263, SLG: 0.278		0-3 K		0-0 P3						4	1	2	0	0	1	2
<b>George Smith, R</b> (1, 6) OBP: 0.277, SLG: 0.347 <b>Eddie Kasko, R</b> (9, PH) OBP: 0.289, SLG: 0.315			0-0 F8		0-0 5-3		0-3 K		0-0 P4	3	0	0	0	0	1	1
<b>Jose Santiago, R</b> (1, 1) OBP: 0.189, SLG: 0.173 <b>Rollie Sheldon, R</b> (4, 1) OBP: 0.098, SLG: 0.098 <b>Lenny Green, L</b> (5, PH) OBP: 0.333, SLG: 0.319 <b>Don McMahon, R</b> (8, 1) OBP: 0.143, SLG: 0.154 <b>Don Demeter, R</b> (7, PH) OBP: 0.297, SLG: 0.495 (8, 8)			0-0 F8		0-0 4-3		0-0 F9		0-0 HR	1	0	0	0	0	0	0

Inning Stats	R: 0	H: 0	E: 0	K: 0	S: 2	R: 0	H: 1	E: 0	K: 1	S: 6	R: 0	H: 0	E: 0	K: 0	S: 3	R: 2	H: 3	E: 0	K: 1	S: 8	R: 0	H: 0	E: 0	K: 0	S: 3	R: 0	H: 0	E: 0	K: 1	S: 5	R: 0	H: 1	E: 0	K: 1	S: 6	R: 0	H: 1	E: 0	K: 0	S: 4	R: 2	H: 2	E: 0	K: 0	S: 5	1B: 5	SF: 0	2B: 2	SAC: 0	3B: 0	DP: 1	HR: 1	HBP: 0	WP: 0	PA: 38
<b>PITCHER</b> <b>Jim Palmer, R</b> (1, 1) ERA: 3.3 <b>Stu Miller, R</b> (8, 1) ERA: 2.03	IP	WLS	BF	H	R	ER	SO	BB	IBB	HBP	BLK	WP	HR	S	P	ERA	WHIP																																						
																	<b>PITCHER</b> IP WLS BF H R ER SO BB IBB HBP BLK WP HR S P ERA WHIP																																						

BOTTOM

**Baltimore Orioles @ Boston Red Sox**  
 Fenway Park, Boston, MA  
 Wed Aug 17 1966, 3:33 AM EDT  
 Att. 15,328 - Unknown

AB	34
R	4
H	8
RBI	4
BB	4
SO	4
LOB	15



Batter	1	2	3	4	5	6	7	8	9	AB R H RBI BB SO LOB	TOP		
Zoilo Versalles, R (1, 6) OBP: 0.305, SLG: 0.365	0-0 FC6-4 1B	0-0 1-2 1B			0-3 K		0-0 G6-4-3 1B			4 0 3 0 0 1 0			
Cesar Tovar, R (1, 4) OBP: 0.330, SLG: 0.358	0-0 FC6-4 E S 1-2f 2B	0-0 F4			0-0 5-3		0-0 G6-4-3 1-2f			4 1 0 0 0 0 4			
Tony Oliva, L (1, 9) OBP: 0.369, SLG: 0.541	0-0 F6 1-3		0-0 F6		0-0 1B 1B			0-0 4-3		4 0 1 0 0 0 1			
Harmon Killebrew, R (1, 5) OBP: 0.394, SLG: 0.518	4-0 BB 2B BB		0-0 5-3		0-0 1B 1B			0-0 E5		3 1 1 0 1 0 0			
Don Mincher, L (1, 3) OBP: 0.322, SLG: 0.402	4-0 2B 1-2 BB		0-0 1B		0-0 1B			0-0 F8		3 0 2 0 1 0 1			
Earl Battey, R (1, 2) OBP: 0.328, SLG: 0.333	0-0 1-3 2-H 3-H 2B		0-0 5-3			0-0 3-1		0-0 F7		4 0 1 2 0 0 2 0 0 0 0 0 0 0			
Jerry Zimmerman, R (9, 2) OBP: 0.321, SLG: 0.316													
Andy Kosco, R (1, 7) OBP: 0.262, SLG: 0.310		0-0 1B 1B		0-0 F7		0-0 6-3		0-0 6-3		4 0 1 0 0 0 0			
Ted Uhlaender, L (1, 8) OBP: 0.246, SLG: 0.262		0-0 F7		0-0 4-3		0-3 K		0-0 1-3		4 0 0 0 0 1 1			
Jim Kaat, L (1, 1) OBP: 0.221, SLG: 0.301		0-0 F5		0-0 G3			0-0 F8		0-3 K	3 0 0 0 0 0 1 1 0 0 0 0 1 0			
Al Worthington, R (8, 1) OBP: 0.250, SLG: 0.500													
<b>Inning Stats</b>	R: 2 H: 2 E: 0 LOB: 3 K: 0 BB: 2 S: 4 P: 12	R: 0 H: 2 E: 0 LOB: 2 K: 0 BB: 0 S: 5 P: 5	R: 0 H: 1 E: 0 LOB: 1 K: 0 BB: 0 S: 4 P: 4	R: 0 H: 0 E: 0 LOB: 0 K: 0 BB: 0 S: 3 P: 3	R: 0 H: 3 E: 0 LOB: 2 K: 1 BB: 0 S: 7 P: 7	R: 0 H: 0 E: 0 LOB: 0 K: 1 BB: 0 S: 5 P: 5	R: 0 H: 1 E: 0 LOB: 0 K: 0 BB: 0 S: 3 P: 3	R: 0 H: 0 E: 1 LOB: 1 K: 0 BB: 0 S: 4 P: 4	R: 0 H: 0 E: 0 LOB: 0 K: 1 BB: 0 S: 5 P: 5	1B: 8 SF: 0 2B: 1 SAC: 0 3B: 0 DP: 1 HR: 0 HBP: 0	WP: 0 PA: 36 PB: 0 SB: 1 CS: 0		
<b>PITCHER</b>	IP WLS BF H R ER SO BB IBB HBP BLK WP HR S P ERA WHIP											<b>PITCHER</b>	IP WLS BF H R ER SO BB IBB HBP BLK WP HR S P ERA WHIP
Lee Stange, R (1, 1) ERA: 3.54	8.0 L 33 9 2 2 2 2 2 0 0 0 0 0 0 35 43 2.25 1.375												
Don McMahon, R (9, 1) ERA: 2.81	1.0 3 0 0 0 0 1 0 0 0 0 0 0 0 5 5 0.00 0.000												

**Minnesota Twins @ Boston Red Sox**  
**Fenway Park, Boston, MA**  
 Fri Aug 19 1966, 7:05 PM EDT  
 Att: 15,302 - Unknown

livebaseballscorecards.com

<b>AB</b>	34
<b>R</b>	2
<b>H</b>	9
<b>RBI</b>	2
<b>BB</b>	2
<b>SO</b>	3
<b>LOB</b>	10



Batter	1	2	3	4	5	6	7	8	9	AB	R	H	RBI	BB	SO	LOB
Eddie Kasko, R OBP: 0.288, SLG: 0.313 (1, 6)	0-0 1-3		0-0 F8			0-0 6-3		0-0 1B		4	0	1	0	0	0	0
Joe Foy, R OBP: 0.354, SLG: 0.420 (1, 5)	4-0 2B WP BB		0-0 1-3			0-0 1B		0-0 F7		3	1	1	0	1	0	2
Don Demeter, R OBP: 0.293, SLG: 0.487 (1, 8)	0-0 F8				0-0 5-3			0-0 F9		4	0	0	0	0	1	4
Tony Conigliaro, R OBP: 0.341, SLG: 0.521 (1, 9)	0-0 WP 1-3 2B				4-0 BB			0-3 K		3	0	1	0	1	1	1
George Scott, R OBP: 0.327, SLG: 0.455 (1, 3)	0-3 K 2-3 3-H				0-0 F8			0-0 6-3		4	0	0	0	0	2	2
Carl Yastrzemski, L OBP: 0.356, SLG: 0.424 (1, 7)		0-0 F8			0-0 F8			0-0 F9		4	0	0	0	0	1	1
Mike Ryan, R OBP: 0.261, SLG: 0.275 (1, 2)		0-0 F7				0-0 5-3		0-0 F5		3	0	0	0	0	0	0
George Smith, R OBP: 0.277, SLG: 0.347 (1, 4)		0-0 4-3				0-0 5-3		0-0 1B 1B		3	0	1	0	0	0	0
Lee Stange, R OBP: 0.143, SLG: 0.091 (1, 1)			0-0 4-3			0-3 K		0-0 F3		2	0	0	0	0	1	0
George Thomas, R OBP: 0.306, SLG: 0.324 (8, PH)										1	0	0	0	0	0	1
Don McMahon, R OBP: 0.143, SLG: 0.154 (9, 1)										0	0	0	0	0	0	0

Inning Stats	R: 1	H: 1	E: 0	K: 1	S: 6	LOB: 1	BB: 1	P: 10	R: 0	H: 0	E: 0	K: 0	S: 3	LOB: 0	BB: 0	P: 3	R: 0	H: 0	E: 0	K: 0	S: 3	LOB: 1	BB: 1	P: 7	R: 0	H: 0	E: 0	K: 1	S: 5	LOB: 0	BB: 0	P: 5	R: 0	H: 1	E: 0	K: 2	S: 8	LOB: 1	BB: 0	P: 8	R: 0	H: 0	E: 0	K: 0	S: 3	LOB: 0	BB: 0	P: 3	R: 0	H: 2	E: 0	K: 0	S: 5	LOB: 2	BB: 0	P: 5	R: 0	H: 0	E: 0	K: 2	S: 7	LOB: 0	BB: 0	P: 7	1B: 3	2B: 1	3B: 0	HR: 0	SF: 0	SAC: 0	DP: 0	HBP: 0	WP: 1	PA: 33
PITCHER	IP	WLS	BF	H	R	ER	SO	BB	IBB	HBP	BLK	WP	HR	S	P	ERA	WHIP																																																									
Jim Kaat, L ERA: 3.01 (1, 1)	7.1	W	28	4	1	1	4	2	0	0	0	1	0	34	42	1.23	0.818																																																									
Al Worthington, R ERA: 2.05 (8, 1)	1.2	S	5	0	0	0	2	0	0	0	0	0	0	9	9	0.00	0.000																																																									

**BOTTOM**

**Minnesota Twins @ Boston Red Sox**  
 Fenway Park, Boston, MA  
 Fri Aug 19 1966, 7:05 PM EDT  
 Att. 15,302 - Unknown

[livebaseballscorecards.com](http://livebaseballscorecards.com)

<b>AB</b>	<b>31</b>
<b>R</b>	<b>1</b>
<b>H</b>	<b>4</b>
<b>RBI</b>	<b>0</b>
<b>BB</b>	<b>2</b>
<b>SO</b>	<b>6</b>
<b>LOB</b>	<b>11</b>



Batter	1	2	3	4	5	6	7	8	9	10	AB	R	H	RBI	BB	SO	LOB	TOP							
Zoilo Versalles, R OBP: 0.306, SLG: 0.365 (1, 6)	0-3 K			0-0 6-3		0-0 1B	0-0 1B		0-3 K		5	1	2	0	0	2	1								
Cesar Tovar, R OBP: 0.328, SLG: 0.356 (1, 4)	0-3 K			0-0 6-3		0-0 F2	0-0 FC4-6		0-0 F4		5	0	1	1	0	1	2								
Tony Oliva, L OBP: 0.370, SLG: 0.546 (1, 9)	0-0 1-3			0-0 4-3		0-0 1B	0-0 FC4-6			0-0 HR	5	1	2	1	0	0	2								
Harmon Killebrew, R OBP: 0.398, SLG: 0.528 (1, 3)			0-0 F7		0-0 1B	0-0 1B		0-0 SH5-3		0-0 HR	5	1	4	2	0	0	0								
Rich Rollins, R OBP: 0.285, SLG: 0.376 (1, 5)			0-0 F8		0-0 1B	0-0 F3		0-0 SH5-3		4-0 CS	3	0	1	0	1	0	2								
Earl Battey, R OBP: 0.329, SLG: 0.332 (1, 2)			0-0 4-3		0-0 1B	0-0 F8		4-0 IBB		0-3 K	4	0	1	0	1	1	3								
Andy Kosco, R OBP: 0.260, SLG: 0.306 (1, 7)			0-0 5-3		0-3 K		0-0 1B	0-0 G6-4-3		0-3 K	5	0	1	0	0	2	5								
Ted Uhlaender, L OBP: 0.250, SLG: 0.266 (1, 8)			0-0 G3		0-0 F6		0-0 1B		0-0 SH5-4		4	1	2	0	0	0	3								
Jim Perry, S OBP: 0.277, SLG: 0.357 (1, 1)			0-3 K		0-3 K		0-3 K		0-0 SH5-4		3	0	0	0	0	3	4								
Al Worthington, R OBP: 0.250, SLG: 0.500 (9, 1)											0	0	0	0	0	0	0								
<b>Inning Stats</b>	R: 0 E: 0 K: 2 S: 7	H: 0 LOB: 0 BB: 0 P: 7	R: 0 E: 0 K: 0 S: 3	H: 0 LOB: 0 BB: 0 P: 3	R: 0 E: 0 K: 1 S: 5	H: 0 LOB: 0 BB: 0 P: 5	R: 0 E: 0 K: 0 S: 3	H: 0 LOB: 0 BB: 0 P: 3	R: 0 E: 0 K: 2 S: 10	H: 3 LOB: 3 BB: 0 P: 10	R: 1 E: 0 K: 0 S: 6	H: 3 LOB: 2 BB: 0 P: 6	R: 1 E: 0 K: 1 S: 8	H: 4 LOB: 2 BB: 0 P: 8	R: 0 E: 0 K: 0 S: 3	H: 1 LOB: 1 BB: 1 P: 7	R: 0 E: 0 K: 1 S: 6	H: 1 LOB: 1 BB: 0 P: 6	R: 2 E: 0 K: 2 S: 8	H: 2 LOB: 0 BB: 1 P: 12	1B: 12 2B: 1 3B: 0 HR: 2	SF: 0 SAC: 2 DP: 2 HBP: 0	WP: 0 PB: 0 SB: 0 CS: 1	PA: 43	
<b>PITCHER</b>	IP	WLS	BF	H	R	ER	SO	BB	IBB	HBP	BLK	WP	HR	S	P	ERA	WHIP								
Dennis Bennett, L ERA: 3.35 (1, 1)	6.2		28	9	2	2	6	0	0	0	0	0	0	40	40	2.70	1.350								
John Wyatt, R ERA: 3.91 (7, 1)	0.1		2	1	0	0	0	0	0	0	0	0	0	2	2	0.00	3.000								
Don McMahon, R ERA: 2.74 (8, 1)	2.0		8	2	0	0	1	0	1	0	0	0	0	9	13	0.00	1.000								
Rollie Sheldon, R ERA: 4.02 (10, 1)	1.0	L	5	2	2	2	2	1	0	0	0	0	2	8	12	18.00	3.000								

Minnesota Twins @ Boston Red Sox  
Fenway Park, Boston, MA  
Sat Aug 20 1966, 7:05 PM EDT  
Att. 11,716 - Unknown

AB	39
R	4
H	14
RBI	4
BB	2
SO	9
LOB	22



BOTTOM

Minnesota Twins @ Boston Red Sox  
Fenway Park, Boston, MA  
Sat Aug 20 1966, 7:05 PM EDT  
Att: 11,716 - Unknown

livebaseballscorecards.com

AB 37  
R 2  
H 10  
RBI 2  
BB 4  
SO 3  
LOB 14



WP: 1 PA: 42  
PB: 0  
SB: 1  
CS: 0

AB R H RBI BB SO LOB

5 0 1 0 0 0 1

4 0 0 0 1 1 1

4 0 3 1 1 0 0

5 0 2 0 0 0 3

5 0 1 0 0 1 2

3 0 0 0 1 0 2

3 0 1 0 0 0 1

1 1 1 1 0 0 0

2 1 1 0 0 1 2  
0 0 0 0 0 0 0  
1 0 0 0 0 0 0  
0 0 0 0 0 0 0  
1 0 0 0 0 0 0  
0 0 0 0 0 0 0

1B: 8 SF: 0  
2B: 2 SAC: 0  
3B: 0 DP: 1  
HR: 1 HBP: 0

Batter	1	2	3	4	5	6	7	8	9	10
Jose Tartabull, L (1, 8) OBP: 0.286, SLG: 0.327	0-0 6-3		0-0 G3		0-0 F8		0-0 1B		0-0 4-3	
Joe Foy, R (1, 5) OBP: 0.352, SLG: 0.416	0-0 F7		0-3 K		4-0 1B BB		0-0 9-3		0-0 F9	
Carl Yastrzemski, L (1, 7) OBP: 0.360, SLG: 0.429	0-0 1B 2B		4-0 PO BB		0-0 1B			0-0 6-3		0-0 1B
Tony Conigliaro, R (1, 9) OBP: 0.342, SLG: 0.520	0-0 2-H 1B		0-0 PO	0-0 6-3	0-0 6-3			0-0 1B		0-0 F6
George Scott, R (1, 3) OBP: 0.326, SLG: 0.452		0-0 F4		0-0 1B		0-3 K		0-0 F8		0-0 F7
Dalton Jones, L (1, 4) OBP: 0.316, SLG: 0.391		4-0 1B BB		0-0 F7		0-0 4-3		0-0 F7		
Eddie Kasko, R (1, 6) OBP: 0.287, SLG: 0.305		0-0 F8		0-0 F8		4-0 S BB			0-0 F7	
Mike Ryan, R (1, 2) OBP: 0.262, SLG: 0.276		0-0			0-0 6-3	0-0 F4			0-0 HR	
Bob Tillman, R (9, 2) OBP: 0.299, SLG: 0.353		1-3 1B				1-2				
Dennis Bennett, L (1, 1) OBP: 0.077, SLG: 0.077		0-3 K			0-0 WP 1B		0-0 F6		0-0 F5	
John Wyatt, R (7, 1) OBP: 0.331, SLG: 0.317										
Lenny Green, L (7, PH) OBP: 0.143, SLG: 0.154										
Don McMahon, R (8, 1) OBP: 0.292, SLG: 0.486										
Don Demeter, R (9, PH) OBP: 0.098, SLG: 0.098										
Rolie Sheldon, R (10, 1)										

Inning Stats	R: 0	H: 2	E: 0	LOB: 2	K: 0	BB: 0	S: 4	P: 4	R: 0	H: 1	E: 0	LOB: 1	K: 0	BB: 1	S: 4	P: 10	R: 0	H: 0	E: 0	LOB: 0	K: 1	BB: 1	S: 4	P: 8	R: 0	H: 1	E: 0	LOB: 1	K: 0	BB: 0	S: 4	P: 4	R: 1	H: 2	E: 0	LOB: 2	K: 0	BB: 1	S: 5	P: 9	R: 0	H: 0	E: 0	LOB: 1	K: 1	BB: 1	S: 5	P: 9	R: 0	H: 1	E: 0	LOB: 0	K: 0	BB: 0	S: 3	P: 3	R: 0	H: 1	E: 0	LOB: 1	K: 0	BB: 0	S: 4	P: 4	R: 1	H: 1	E: 0	LOB: 0	K: 0	BB: 0	S: 4	P: 4	R: 0	H: 1	E: 0	LOB: 1	K: 0	BB: 0	S: 4	P: 4	R: 0	H: 1	E: 0	LOB: 1	K: 0	BB: 0	S: 4	P: 4
--------------	------	------	------	--------	------	-------	------	------	------	------	------	--------	------	-------	------	-------	------	------	------	--------	------	-------	------	------	------	------	------	--------	------	-------	------	------	------	------	------	--------	------	-------	------	------	------	------	------	--------	------	-------	------	------	------	------	------	--------	------	-------	------	------	------	------	------	--------	------	-------	------	------	------	------	------	--------	------	-------	------	------	------	------	------	--------	------	-------	------	------	------	------	------	--------	------	-------	------	------

PITCHER	IP	WLS	BF	H	R	ER	SO	BB	IBB	HBP	BLK	WP	HR	S	P	ERA	WHIP
Jim Perry, R (1, 1) ERA: 2.62	8.1		35	9	2	2	3	4	0	0	0	1	1	37	53	2.16	1.560
Al Worthington, R (9, 1) ERA: 2.0	1.2	W	6	1	0	0	0	0	0	0	0	0	0	6	6	0.00	0.600

Batter	1	2	3	4	5	6	7	8	9	AB R H RBI BB SO LOB	TOP																									
Zoilo Versalles, R (1, 6) OBP: 0.303, SLG: 0.362	0-3 K		0-0 6-3		0-0 F9		0-0 F3			4 0 0 0 0 1 0																										
Cesar Tovar, R (1, 4) OBP: 0.330, SLG: 0.354	0-0 F7			4-0 1B 2B BB	4-0 S BB		0-3 K			2 1 0 0 2 1 0																										
Tony Oliva, L (1, 9) OBP: 0.369, SLG: 0.544	0-3 K			0-0 1-3 2B 1B	0-3 1-2 K			0-3 K		4 1 1 0 0 3 1																										
Harmon Killebrew, R (1, 5) OBP: 0.401, SLG: 0.531		0-0 6-3		0-0 1B 2B	4-0 1B BB			0-0 G4-6-3 1B		3 1 2 2 1 0 0																										
Don Mincher, L (1, 3) OBP: 0.321, SLG: 0.400		0-0 4-3		0-0 1B 1B	0-0 F9			0-0 G4-6-3		4 1 1 1 0 0 3																										
Earl Battey, R (1, 2) OBP: 0.331, SLG: 0.332		4-0 BB		0-0 1B 1B		0-0 F4			0-0 6-3	3 0 1 0 1 0 0																										
Andy Kosco, R (1, 7) OBP: 0.253, SLG: 0.298	0-3 K		0-0 F6		0-3 K			0-3 K		4 0 0 0 0 3 3																										
Ted Uhlaender, L (1, 8) OBP: 0.250, SLG: 0.266			0-0 1-3	0-0 1-3 3-H 1B	0-0 F9			0-0 6-3		4 0 1 1 0 0 0																										
Dave Boswell, R (1, 1) OBP: 0.159, SLG: 0.161			0-0 F4	0-0 G4-3			0-3 K			2 0 0 0 0 0 2																										
Dwight Siebler, R (6, 1)										0 0 0 0 0 0 0																										
Jimmie Hall, L (7, PH) OBP: 0.290, SLG: 0.435										1 0 0 0 0 1 0																										
Pete Cimino, R (7, 1)										0 0 0 0 0 0 0																										
Johnny Klippstein, R (7, 1)										0 0 0 0 0 0 0																										
<b>Inning Stats</b>	R: 0 E: 0 K: 2 S: 7	H: 0 LOB: 0 BB: 0 P: 7	R: 0 E: 0 K: 1 S: 5	H: 0 LOB: 1 BB: 1 P: 9	R: 0 E: 0 K: 0 S: 3	H: 0 LOB: 0 BB: 0 P: 3	R: 4 E: 0 K: 0 S: 7	H: 5 LOB: 1 BB: 1 P: 11	R: 0 E: 0 K: 1 S: 5	H: 0 LOB: 2 BB: 2 P: 13	R: 0 E: 0 K: 2 S: 7	H: 0 LOB: 0 BB: 0 P: 7	R: 0 E: 0 K: 1 S: 5	H: 1 LOB: 0 BB: 0 P: 5	R: 0 E: 0 K: 1 S: 5	H: 0 LOB: 0 BB: 0 P: 5	1B: 5 2B: 1 3B: 0 HR: 0	SF: 0 SAC: 0 DP: 2 HBP: 0	WP: 0 PB: 0 SB: 1 CS: 0	PA: 35																
<b>PITCHER</b>	IP WLS BF H R ER SO BB IBB HBP BLK WP HR S P ERA WHIP																																			
Jim Lonborg, R (1, 1) ERA: 4.7	3.0		15	4	4	4	3	2	0	0	0	0	0	19	27	12.00	2.000																			
Hank Fischer, R (4, 1) ERA: 5.09	2.0		8	1	0	0	1	2	0	0	0	0	0	8	16	0.00	1.500																			
Bill Short, L (6, 1) ERA: 2.79	1.0		3	0	0	0	1	0	0	0	0	0	0	5	5	0.00	0.000																			
John Wyatt, R (7, 1) ERA: 3.76	3.0	W	9	1	0	0	4	0	0	0	0	0	0	17	17	0.00	0.333																			

Minnesota Twins @ Boston Red Sox  
Fenway Park, Boston, MA  
Sun Aug 21 1966, 3:33 AM EDT  
Att: 11,928 - Unknown

livebaseballscorecards.com

AB	31
R	4
H	6
RBI	4
BB	4
SO	9
LOB	9








Batter	1	2	3	4	5	6	7	8	9	AB R H RBI BB SO LOB	TOP											
<b>Bert Campaneris, R</b> (1, 6) OBP: 0.308, SLG: 0.398	0-0 CS 1B		0-0 6-3		0-0 6-3		0-0 6-3		4-0 CS BB	4 0 1 0 1 0 0												
<b>Jim Gosger, L</b> (1, 7) OBP: 0.322, SLG: 0.352	0-3 1-2 K		0-0 3-1			4-0 2B BB	1-0 FC6-4 HBP		0-0 1-2 F4	3 1 0 0 1 1 2												
<b>Mike Hershberger, R</b> (1, 9) OBP: 0.315, SLG: 0.363	4-0 S BB		0-0 6-3			0-0 1-H E 2B	0-0 FC6-4			3 1 1 1 1 0 1												
<b>Danny Cater, R</b> (1, 3) OBP: 0.294, SLG: 0.360	4-0 1-2 BB			4-0 BB BB		0-0 2-H E5 HR		0-3 K		2 1 0 0 2 1 0												
<b>Roger Repoz, L</b> (1, 8) OBP: 0.318, SLG: 0.385	0-3 K			0-0 L8		0-0 1-H HR		0-0 WP 2B		4 1 2 2 0 1 3												
<b>Ed Charles, R</b> (1, 5) OBP: 0.322, SLG: 0.427		0-0 L6		0-0 L6		0-3 K		0-3 K		4 0 0 0 0 2 2												
<b>Dick Green, R</b> (1, 4) OBP: 0.311, SLG: 0.372		0-0 5-3		0-3 K		0-0 F4		1-0 HBP		3 0 0 0 0 1 1												
<b>Phil Roof, R</b> (1, 2) OBP: 0.291, SLG: 0.332		0-0 2B			0-0 6-3	0-0 F7		0-3 K		4 0 1 0 0 1 2												
<b>Jim Nash, R</b> (1, 1) OBP: 0.091, SLG: 0.121		0-0 6-3			0-3 K		0-0 4-3		0-3 K	3 0 0 0 0 1 1												
<b>Jack Aker, R</b> (7, 1) OBP: 0.077, SLG: 0.154										1 0 0 0 0 1 0												
<b>Inning Stats</b>	R: 0 E: 0 K: 2 S: 7	H: 1 LOB: 2 BB: 2 P: 15	R: 0 E: 0 K: 0 S: 4	H: 1 LOB: 1 BB: 0 P: 4	R: 0 E: 0 K: 0 S: 3	H: 0 LOB: 0 BB: 0 P: 3	R: 0 E: 0 K: 1 S: 5	H: 0 LOB: 1 BB: 1 P: 9	R: 0 E: 0 K: 1 S: 5	H: 0 LOB: 0 BB: 0 P: 5	R: 4 E: 1 K: 1 S: 8	H: 2 LOB: 0 BB: 1 P: 12	R: 0 E: 0 K: 0 S: 3	H: 0 LOB: 1 BB: 0 P: 4	R: 0 E: 0 K: 3 S: 10	H: 1 LOB: 2 BB: 0 P: 11	R: 0 E: 0 K: 1 S: 4	H: 0 LOB: 0 BB: 1 P: 8	1B: 1 2B: 4 3B: 0 HR: 1	SF: 0 SAC: 0 DP: 1 HBP: 2	WP: 1 PB: 0 SB: 1 CS: 2	PA: 38
<b>PITCHER</b>	IP WLS BF H R ER SO BB IBB HBP BLK WP HR S P ERA WHIP																					
<b>Darrell Brandon, R</b> (1, 1) ERA: 3.97	7.0 L 30 4 4 3 5 4 0 1 0 0 1 35 52 3.86 1.143																					
<b>John Wyatt, R</b> (8, 1) ERA: 3.67	2.0 8 1 0 0 4 1 0 1 0 1 0 14 19 0.00 1.000																					

**Kansas City Athletics @ Boston Red Sox**  
**Fenway Park, Boston, MA**  
 Wed Aug 24 1966, 7:05 PM EDT  
 Unknown

[livebaseballscorecards.com](http://livebaseballscorecards.com)

<b>AB</b>	<b>31</b>
<b>R</b>	<b>4</b>
<b>H</b>	<b>5</b>
<b>RBI</b>	<b>3</b>
<b>BB</b>	<b>5</b>
<b>SO</b>	<b>9</b>
<b>LOB</b>	<b>12</b>



BOTTOM

Kansas City Athletics @ Boston Red Sox

Fenway Park, Boston, MA

Wed Aug 24 1966, 7:05 PM EDT

Unknown

livebaseballscores.com

<b>AB</b>	<b>33</b>
<b>R</b>	<b>2</b>
<b>H</b>	<b>8</b>
<b>RBI</b>	<b>2</b>
<b>BB</b>	<b>1</b>
<b>SO</b>	<b>6</b>
<b>LOB</b>	<b>12</b>



WP: 0	PA: 34
PB: 0	
SB: 0	
CS: 0	

AB R H RBI BB SO LOB

4	1	1	0	0	1	1
4	1	2	1	0	1	0
4	0	0	0	0	0	2
4	0	1	1	0	2	1
4	0	1	0	0	1	2
3	0	0	0	1	0	1
4	0	2	0	0	0	2
3	0	0	0	0	1	2
2	0	0	0	0	0	1
1	0	1	0	0	0	0
0	0	0	0	0	0	0

Batter 1 2 3 4 5 6 7 8 9

<p>Dalton Jones, L (1, 4) OBP: 0.307, SLG: 0.383</p>	<p>Joe Foy, R (1, 5) OBP: 0.358, SLG: 0.423</p>	<p>Carl Yastrzemski, L (1, 7) OBP: 0.362, SLG: 0.429</p>	<p>Tony Conigliaro, R (1, 9) OBP: 0.338, SLG: 0.515</p>	<p>Don Demeter, R (1, 8) OBP: 0.294, SLG: 0.490</p>	<p>George Scott, R (1, 3) OBP: 0.328, SLG: 0.451</p>	<p>Eddie Kasko, R (1, 6) OBP: 0.291, SLG: 0.309</p>	<p>Mike Ryan, R (1, 2) OBP: 0.259, SLG: 0.273</p>	<p>Darrell Brandon, R (1, 1) OBP: 0.188, SLG: 0.241</p> <p>Lenny Green, L (7, PH) OBP: 0.341, SLG: 0.328</p> <p>John Wyatt, R (8, 1)</p>
<p>0-0 4-3</p>	<p>0-0 FC 1B</p>	<p>0-0 L8</p>	<p>0-0 F3</p>	<p>0-0 FC</p>	<p>0-0 L6</p>	<p>0-0 5-3 1B</p>	<p>0-0 5-3</p>	<p>0-0 F3</p>
<p>0-0 2B 2B</p>	<p>0-0 2B 2B</p>	<p>0-0 F8</p>	<p>0-0 2B</p>	<p>0-3 K</p>	<p>0-0 6-3</p>	<p>0-0 G5-4-3 1B</p>	<p>0-0 G5-4-3</p>	<p>0-0 G5-4-3</p>
<p>0-0 4-3</p>	<p>0-0 4-3</p>	<p>0-0 3-1</p>	<p>0-3 K</p>	<p>0-0 F7</p>	<p>0-0 5-3</p>	<p>0-0</p>	<p>0-0</p>	<p>0-0</p>

<b>Inning Stats</b>	R: 0 H: 0 E: 0 K: 2 S: 7	H: 0 LOB: 0 BB: 0 P: 7	R: 0 H: 1 E: 0 K: 1 S: 5	H: 1 LOB: 1 BB: 1 P: 9	R: 0 H: 0 E: 0 K: 1 S: 5	H: 0 LOB: 0 BB: 0 P: 5	R: 0 H: 1 E: 0 K: 0 S: 4	H: 1 LOB: 1 BB: 0 P: 4	R: 0 H: 1 E: 0 K: 0 S: 4	H: 1 LOB: 1 BB: 0 P: 4	R: 2 H: 3 E: 0 K: 1 S: 8	H: 3 LOB: 1 BB: 0 P: 8	R: 0 H: 2 E: 0 K: 0 S: 4	H: 2 LOB: 1 BB: 0 P: 4	R: 0 H: 0 E: 0 K: 1 S: 5	H: 0 LOB: 0 BB: 0 P: 5	R: 0 H: 0 E: 0 K: 0 S: 3	H: 0 LOB: 0 BB: 0 P: 3	1B: 4 SF: 0 2B: 4 SAC: 0 3B: 0 DP: 2 HR: 0 HBP: 0
---------------------	--------------------------	------------------------	--------------------------	------------------------	--------------------------	------------------------	--------------------------	------------------------	--------------------------	------------------------	--------------------------	------------------------	--------------------------	------------------------	--------------------------	------------------------	--------------------------	------------------------	---

<b>PITCHER</b>	IP	WLS	BF	H	R	ER	SO	BB	IBB	HBP	BLK	WP	HR	S	P	ERA	WHIP
Jim Nash, R (1, 1) ERA: 2.68	6.0	W	24	6	2	2	5	1	0	0	0	0	0	33	37	3.00	1.167
Jack Aker, R (7, 1) ERA: 1.62	3.0	S	10	2	0	0	1	0	0	0	0	0	0	12	12	0.00	0.667

Batter	1	2	3	4	5	6	7	8	9	AB R H RBI BB SO LOB	TOP											
Bert Campaneris, R (1, 6) OBP: 0.309, SLG: 0.398	0-0 S 1B		0-0 FC3-6 S E 1B	0-3 K		0-0 FC 1B			0-0 6-3	5 2 2 0 0 1 2												
Jim Gosger, L (1, 7) OBP: 0.320, SLG: 0.359	0-0 F3 1-2		0-0 FC2 S 1B	0-0 HR		0-0 FC 1-2f			0-0 G3	5 2 1 2 0 0 3												
Mike Hershberger, R (1, 9) OBP: 0.318, SLG: 0.366	0-0 1B		0-0 1B SF9	0-0 L8					0-0 1B	5 1 3 3 0 0 0												
Danny Cater, R (1, 3) OBP: 0.293, SLG: 0.358	0-0 F9		0-0 HR 1B						0-0 L8	5 1 1 0 0 0 2												
Roger Repoz, L (1, 8) OBP: 0.314, SLG: 0.381	0-3 K		0-0 SF9						0-0 6-3	3 0 0 1 0 1 1												
Ed Charles, R (1, 5) OBP: 0.327, SLG: 0.442			0-0 F9	0-0 HR		0-0 FC5-4 1B			0-0 FC4-6 1B	4 1 3 2 0 0 0												
Dick Green, R (1, 4) OBP: 0.310, SLG: 0.371			0-3 K	0-3 K		0-0 FC5-4 1-2f			0-0 FC4-6	2 0 0 0 0 2 0												
Ossie Chavarria, R (3, 4) OBP: 0.290, SLG: 0.279										2 0 0 0 0 0 2												
Phil Roof, R (1, 2) OBP: 0.290, SLG: 0.329			0-3 K	4-0 HR SH1-3 BB		0-0 F2			0-3 K	3 1 0 0 1 2 1												
Lew Krausse, R (1, 1) OBP: 0.238, SLG: 0.205			0-0 FC3-6 1B	0-0 SH1-3		0-0 6-3			0-3 K	3 0 1 0 0 1 1												
<b>Inning Stats</b>	R: 1 E: 0 K: 1 S: 7	H: 2 LOB: 1 BB: 0 P: 7	R: 0 E: 0 K: 2 S: 7	H: 0 LOB: 0 BB: 0 P: 7	R: 5 E: 1 K: 1 S: 10	H: 4 LOB: 0 BB: 0 P: 10	R: 2 E: 0 K: 1 S: 6	H: 1 LOB: 0 BB: 1 P: 10	R: 0 E: 0 K: 0 S: 4	H: 1 LOB: 1 BB: 0 P: 4	R: 0 E: 0 K: 0 S: 4	H: 1 LOB: 1 BB: 0 P: 4	R: 0 E: 0 K: 0 S: 3	H: 0 LOB: 0 BB: 0 P: 3	R: 0 E: 0 K: 2 S: 8	H: 1 LOB: 1 BB: 0 P: 8	R: 0 E: 0 K: 0 S: 4	H: 1 LOB: 1 BB: 0 P: 4	1B: 9 2B: 0 3B: 0 HR: 2	SF: 1 SAC: 1 DP: 0 HBP: 0	WP: 0 PB: 0 SB: 3 CS: 0	PA: 40
<b>PITCHER</b>	IP WLS BF H R ER SO BB IBB HBP BLK WP HR S P ERA WHIP																					
Jose Santiago, R (1, 1) ERA: 3.58	2.2 L 15 6 6 2 3 0 0 0 0 0 0 1 21 21 6.75 2.250																					
Dan Osinski, R (3, 1) ERA: 3.96	0.1 1 0 0 0 1 0 0 0 0 0 0 0 3 3 0.00 0.000																					
Rollie Sheldon, R (4, 1) ERA: 4.09	2.0 9 2 2 2 1 1 0 0 0 0 0 1 10 14 9.00 1.500																					
Bill Short, L (6, 1) ERA: 2.66	2.0 7 1 0 0 0 0 0 0 0 0 0 0 7 7 0.00 0.500																					
Jim Lonborg, R (8, 1) ERA: 4.63	2.0 8 2 0 0 2 0 0 0 0 0 0 0 12 12 0.00 1.000																					

**Kansas City Athletics @ Boston Red Sox**  
**Fenway Park, Boston, MA**  
 Wed Aug 24 1966, 7:05 PM EDT  
 Att: 18,666 - Unknown

AB	37
R	8
H	11
RBI	8
BB	1
SO	7
LOB	12



WP: 0	PA: 40
-------	--------

Batter	1	2	3	4	5	6	7	8	9	AB	R	H	RBI	BB	SO	LOB
Jose Tartabull, L (1, 8) OBP: 0.281, SLG: 0.322	0-0 5-3		0-0 F6		0-0 F6		0-3 K			4	0	0	0	0	1	4
Joe Foy, R (1, 5) OBP: 0.357, SLG: 0.421	0-0 F6			0-0 L9	0-0 1B			0-0 F2		4	0	1	2	0	0	0
Carl Yastrzemski, L (1, 7) OBP: 0.359, SLG: 0.425	0-3 K			0-0 F8	0-0 1-6-3			0-3 K		4	0	0	0	0	2	2
Tony Conigliaro, R (1, 9) OBP: 0.337, SLG: 0.515		0-0 6-3		0-0 2B		0-0 5-3		0-0 F2		4	0	1	0	0	0	0
George Scott, R (1, 3) OBP: 0.328, SLG: 0.448		4-0 BB		0-0 1-3		0-0 L7		0-0 F8		3	0	0	0	1	0	1
Dalton Jones, L (1, 4) OBP: 0.306, SLG: 0.380		0-0 G4-6-3			0-0 BB 1B	0-0 F8		0-0 F8		4	1	1	0	0	0	1
Eddie Kasko, R (1, 6) OBP: 0.290, SLG: 0.302			0-0 5-3		4-0 BB 1B		0-0 6-3		0-0 L5	3	1	0	0	1	0	0
Bob Tillman, R (1, 2) OBP: 0.305, SLG: 0.376			0-0 HR		4-0 BB		0-0 3-1			2	1	1	1	1	0	0
Jose Santiago, R (1, 1) OBP: 0.381, SLG: 0.173			0-3 K		0-0 F7		0-0 1B			0	0	0	0	0	0	0
Dan Ostrowski, R (3, 1) OBP: 0.667, SLG: 0.667										0	0	0	0	0	0	0
George Smith, R (3, PH) OBP: 0.279, SLG: 0.346										1	0	0	0	0	1	0
Rollie Sheldon, R (4, 1) OBP: 0.098, SLG: 0.098										0	0	0	0	0	0	0
Don Demeter, R (5, PH) OBP: 0.293, SLG: 0.488										1	0	0	0	0	0	3
Bill Short, L (6, 1) OBP: 0.091, SLG: 0.091										0	0	0	0	0	0	0
Mike Ryan, R (7, PH) OBP: 0.261, SLG: 0.276										1	0	1	0	0	0	0
Jim Lonborg, R (8, 1) OBP: 0.128, SLG: 0.179										0	0	0	0	0	0	0

Inning Stats	R: 0	H: 0	E: 0	K: 1	S: 5	R: 0	H: 0	E: 0	K: 0	S: 2	R: 1	H: 1	E: 0	K: 1	S: 6	R: 0	H: 1	E: 0	K: 0	S: 4	R: 2	H: 2	E: 0	K: 0	S: 5	R: 0	H: 0	E: 0	K: 1	S: 3	R: 0	H: 0	E: 0	K: 1	S: 6	R: 0	H: 0	E: 0	K: 0	S: 5	R: 0	H: 0	E: 0	K: 0	S: 3	R: 0	H: 0	E: 0	K: 0	S: 3
	LOB: 0	BB: 0	LOB: 0	BB: 1	P: 5	LOB: 0	BB: 0	LOB: 0	BB: 1	P: 6	LOB: 1	BB: 0	LOB: 0	BB: 0	P: 6	LOB: 2	BB: 2	LOB: 2	BB: 2	P: 13	LOB: 0	BB: 0	LOB: 1	BB: 0	LOB: 1	BB: 0	LOB: 0	BB: 0	P: 6	LOB: 0	BB: 0	LOB: 0	BB: 0	P: 5	LOB: 0	BB: 0	LOB: 0	BB: 0	P: 3	LOB: 0	BB: 0	LOB: 0	BB: 0	P: 5	LOB: 0	BB: 0	LOB: 0	BB: 0	P: 3	
	1B: 3	SF: 0	2B: 1	SAC: 0	3B: 0	DP: 1	HR: 1	HBP: 0			1B: 3	SF: 0	2B: 1	SAC: 0	3B: 0	DP: 1	HR: 1	HBP: 0			1B: 3	SF: 0	2B: 1	SAC: 0	3B: 0	DP: 1	HR: 1	HBP: 0			1B: 3	SF: 0	2B: 1	SAC: 0	3B: 0	DP: 1	HR: 1	HBP: 0			1B: 3	SF: 0	2B: 1	SAC: 0	3B: 0	DP: 1	HR: 1	HBP: 0		
	WP: 0	PA: 34	PB: 0	SB: 0	CS: 0	WP: 0	PA: 34	PB: 0	SB: 0	CS: 0	WP: 0	PA: 34	PB: 0	SB: 0	CS: 0	WP: 0	PA: 34	PB: 0	SB: 0	CS: 0	WP: 0	PA: 34	PB: 0	SB: 0	CS: 0	WP: 0	PA: 34	PB: 0	SB: 0	CS: 0	WP: 0	PA: 34	PB: 0	SB: 0	CS: 0	WP: 0	PA: 34	PB: 0	SB: 0	CS: 0	WP: 0	PA: 34	PB: 0	SB: 0	CS: 0	WP: 0	PA: 34	PB: 0	SB: 0	CS: 0

**BOTTOM**


**Kansas City Athletics @ Boston Red Sox**

Fenway Park, Boston, MA

Wed Aug 24 1966, 7:05 PM EDT

Att. 18,666 - Unknown

<b>AB</b>	<b>31</b>
<b>R</b>	<b>3</b>
<b>H</b>	<b>5</b>
<b>RBI</b>	<b>3</b>
<b>BB</b>	<b>3</b>
<b>SO</b>	<b>4</b>
<b>LOB</b>	<b>11</b>



livebaseballscorecards.com

PITCHER	IP	WLS	BF	H	R	ER	SO	BB	IBB	HBP	BLK	WP	HR	S	P	ERA	WHIP
Lew Krausse, R (1, 1) ERA: 3.2	9.0	W	34	5	3	3	4	3	0	0	0	0	1	39	51	3.00	0.889

Batter	1	2	3	4	5	6	7	8	9	AB R H RBI BB SO LOB	TOP																										
Bert Campaneris, R (1, 6) OBP: 0.306, SLG: 0.393	0-3 K		0-0 F4		0-0 L8	0-0 L8		0-0 F5		5 0 0 0 0 1 3																											
Mike Hershberger, R (1, 9) OBP: 0.319, SLG: 0.366	0-0 G5-4-3 1B		0-0 L8		0-0 1B 1B		0-0 F7	0-0 L8		5 0 2 0 0 0 0																											
Danny Cater, R (1, 3) OBP: 0.297, SLG: 0.364	0-0 G5-4-3 1-2f			0-0 BB 1B	0-0 FC 1B		0-0 2B 2B	0-0 L8		5 1 3 1 0 0 1																											
Ed Charles, R (1, 5) OBP: 0.263, SLG: 0.456		4-0 SH5-3 6-3 1B BB		0-0 L8	0-0 FC 1-2f		0-0 1B 2B 2-H		0-0 HR	4 2 2 2 1 0 3																											
Ossie Chavarria, R (1, 4) OBP: 0.294, SLG: 0.283		0-0 SH5-3 1-2 1B		0-0 F9		0-0 E5 1-3 1B	0-0 E HBP 1B 2-3		0-0 F9	5 2 2 0 0 0 1																											
Joe Nossek, R (1, 7) OBP: 0.263, SLG: 0.321		0-0 SH5-3		4-0 1-2 BB		0-0 1-3	0-0 E5 HBP 1-3		0-3 K	1 0 0 0 1 0 1 2 0 0 0 0 1 1																											
Larry Stahl, L (7, PH) OBP: 0.293, SLG: 0.380		1-2 2-3		0-0 BB		0-0 1-2 1B 1B 2-H	4-0 HBP IBB		0-0 E9	4 0 1 2 1 0 3																											
Roger Repoz, L (1, 8) OBP: 0.316, SLG: 0.379		0-0 6-3		0-0 G3		0-0 1B 1B	4-0 HBP IBB		0-0 K	4 0 1 1 0 2 2																											
Phil Roof, R (1, 2) OBP: 0.292, SLG: 0.327		0-0 F2		0-0 G3		0-0 K	0-0 1B 1B 1-2 2-3 3-H		0-3 K	2 1 1 0 0 0 0 0 0 0 0 0 0 0 0 0 0 0 0 0 0 1 0 0 0 0 0 1 2 0 0 0 0 0 0 0 0 1 0 0 0 0 0 0 3																											
Blue Moon Odom, R (1, 1) OBP: 0.231, SLG: 0.231			0-0 G3		0-0 1B 1B		0-0 K		0-0 F9																												
Joe Grzenda, R (5, 1) OBP: 0.231, SLG: 0.231																																					
Vern Handrahan, L (5, 1) OBP: 0.231, SLG: 0.231																																					
Jim Gosger, L (6, PH) OBP: 0.319, SLG: 0.358																																					
Wes Stock, R (6, 1) OBP: 0.267, SLG: 0.154																																					
Ken Sanders, R (6, 1) OBP: 0.267, SLG: 0.154																																					
<b>Inning Stats</b>	R: 0 E: 0 K: 1 S: 5	H: 1 LOB: 0 BB: 0 P: 5	R: 1 E: 0 K: 0 S: 4	H: 1 LOB: 1 BB: 1 P: 8	R: 0 E: 0 K: 0 S: 3	H: 0 LOB: 0 BB: 0 P: 3	R: 0 E: 0 K: 0 S: 4	H: 1 LOB: 2 BB: 1 P: 8	R: 1 E: 0 K: 1 S: 8	H: 3 LOB: 2 BB: 0 P: 8	R: 1 E: 1 K: 1 S: 8	H: 2 LOB: 2 BB: 0 P: 8	R: 2 E: 1 K: 0 S: 6	H: 3 LOB: 3 BB: 1 P: 11	R: 0 E: 0 K: 0 S: 3	H: 0 LOB: 0 BB: 0 P: 3	R: 1 E: 1 K: 2 S: 9	H: 1 LOB: 1 BB: 0 P: 9	1B: 9 2B: 2 3B: 0 HR: 1	SF: 0 SAC: 1 DP: 1 HBP: 1	WP: 0 PB: 0 SB: 0 CS: 0	PA: 44															
<b>PITCHER</b>	IP WLS BF H R ER SO BB IBB HBP BLK WP HR S P ERA WHIP																																				
Dennis Bennett, L (1, 1) ERA: 3.31	6.0		28	8	3	2	3	2	0	0	0	0	0	32	40	3.00	1.667																				
Don McMahon, R (7, 1) ERA: 2.93	1.0		8	3	2	2	0	0	1	1	0	0	0	6	11	18.00	3.000																				
John Wyatt, R (8, 1) ERA: 3.69	2.0	W	8	1	1	1	2	0	0	0	0	0	1	12	12	4.50	0.500																				

**Kansas City Athletics @ Boston Red Sox**  
 Fenway Park, Boston, MA  
 Thu Aug 25 1966, 3:33 AM EDT  
 Unknown

AB	39
R	6
H	12
RBI	6
BB	3
SO	5
LOB	20



WP: 0	PA: 44
PB: 0	
SB: 0	
CS: 0	

PITCHER	IP	WLS	BF	H	R	ER	SO	BB	IBB	HBP	BLK	WP	HR	S	P	ERA	WHIP
Dennis Bennett, L	6.0		28	8	3	2	3	2	0	0	0	0	0	32	40	3.00	1.667
Don McMahon, R	1.0		8	3	2	2	0	0	1	1	0	0	0	6	11	18.00	3.000
John Wyatt, R	2.0	W	8	1	1	1	2	0	0	0	0	0	1	12	12	4.50	0.500

Batter	1	2	3	4	5	6	7	8	9	AB	R	H	RBI	BB	SO	LOB
Jose Tartabull, L (1, 8) OBP: 0.290, SLG: 0.333	0-0 1B		0-0 FC6-4 1B	0-0 F8		0-0 F9 S 1B		0-0 BB BB 2B	0-0 FC4-6 E HR	6	2	4	0	0	0	2
Joe Foy, R (1, 5) OBP: 0.358, SLG: 0.428	0-0 G3 1B		0-0 FC6-4 HBP HR		4-0 PB SF9 BB	0-3 K		0-0 6-3	0-0 HR	5	3	2	2	1	1	3
Carl Yastrzemski, L (1, 7) OBP: 0.356, SLG: 0.421	0-0 G3		0-3 K		0-0 1-3	0-0 F9		0-0 4-3		5	0	0	0	0	1	5
Tony Conigliaro, R (1, 9) OBP: 0.342, SLG: 0.514	4-0 BB		1-0 HR HBP		4-0 E BB BB	0-3 K		4-0 BB BB IBB		1	1	0	0	3	1	1
George Scott, R (1, 3) OBP: 0.330, SLG: 0.453	0-3 K		0-0 HR		4-0 BB BB		0-3 K	4-0 BB BB		3	1	1	3	2	2	2
Dalton Jones, L (1, 4) OBP: 0.303, SLG: 0.376		0-0 G3	0-0 4-3		0-0 SF9		0-0 BB 1B	4-0 BB BB		2	0	0	0	0	0	0
Don Demeter, R (5, PH) OBP: 0.292, SLG: 0.488										0	0	0	1	0	0	0
Eddie Kasko, R (6, 6) OBP: 0.300, SLG: 0.307										1	0	1	1	1	0	0
Bob Tillman, R (1, 2) OBP: 0.308, SLG: 0.372		0-0 5-3		0-0 F8		4-0 BB BB		0-0 BB 1B	0-0 5-3	4	0	1	0	1	0	3
George Smith, R (1, 6) OBP: 0.283, SLG: 0.348		0-0 1B		0-0 5-3		0-0 F2		4-0 G6-3 BB	0-0 FC1-6 1B	4	0	2	0	1	0	3
Dennis Bennett, L (1, 1) OBP: 0.188, SLG: 0.333		0-0 F6		4-0 BB		0-0 HR		0-0 G6-3	0-0 FC1-6 FC4-6	2	1	1	1	1	0	1
Don McMahon, R (7, 1) OBP: 0.143, SLG: 0.154										0	0	0	0	0	0	0
Lenny Green, L (7, PH) OBP: 0.338, SLG: 0.325										1	0	0	0	0	0	3
John Wyatt, R (8, 1) OBP: 0.304, SLG: 0.321										0	0	0	0	0	0	0
George Thomas, R (9, PH) OBP: 0.304, SLG: 0.321										1	0	0	0	0	0	1


Inning Stats	R: 0	H: 2	E: 0	K: 1	S: 6	H: 2	LOB: 2	BB: 1	P: 10	R: 0	H: 1	E: 0	K: 0	S: 4	R: 3	H: 2	E: 0	K: 1	S: 7	R: 0	H: 0	E: 0	K: 0	S: 3	R: 1	H: 0	E: 1	K: 0	S: 3	R: 1	H: 2	E: 0	K: 2	S: 9	R: 0	H: 2	E: 0	K: 1	S: 6	R: 1	H: 1	E: 1	K: 0	S: 4	R: 2	H: 2	E: 1	K: 0	S: 4	1B: 8	2B: 1	3B: 0	HR: 3	SF: 1	SAC: 0	DP: 1	HBP: 1	WP: 0	PB: 1	SB: 1	CS: 0	PA: 47
--------------	------	------	------	------	------	------	--------	-------	-------	------	------	------	------	------	------	------	------	------	------	------	------	------	------	------	------	------	------	------	------	------	------	------	------	------	------	------	------	------	------	------	------	------	------	------	------	------	------	------	------	-------	-------	-------	-------	-------	--------	-------	--------	-------	-------	-------	-------	--------

PITCHER	IP	WLS	BF	H	R	ER	SO	BB	IBB	HBP	BLK	WP	HR	S	P	ERA	WHIP
Blue Moon Odom, R (1, 1) ERA: 4.54	4.1		23	5	4	4	2	5	0	1	0	0	1	21	42	8.31	2.308
Joe Grzenda, L (5, 1) ERA: 3.45	0.1		1	0	0	0	0	0	0	0	0	0	0	1	1	0.00	0.000
Vern Handrahan, R (5, 1) ERA: 5.4	0.1		2	0	0	0	0	1	0	0	0	0	0	1	5	0.00	3.000
Wes Stock, R (6, 1) ERA: 3.81	0.0		2	2	1	1	0	0	0	0	0	0	1	2	2	∞	∞
Ken Sanders, R (6, 1) ERA: 4.0	3.2	L	19	5	3	3	3	3	1	0	0	0	1	21	37	7.36	2.182

**BOTTOM**

**Kansas City Athletics @ Boston Red Sox**  
 Fenway Park, Boston, MA  
 Thu Aug 25 1966, 3:33 AM EDT  
 Unknown

<b>AB</b>	<b>35</b>
<b>R</b>	<b>8</b>
<b>H</b>	<b>12</b>
<b>RBI</b>	<b>8</b>
<b>BB</b>	<b>10</b>
<b>SO</b>	<b>5</b>
<b>LOB</b>	<b>24</b>



livebaseballscorecards.com

Batter	1	2	3	4	5	6	7	8	9	AB R H RBI BB SO LOB	TOP											
<b>Bert Campaneris, R</b> (1, 6) OBP: 0.305, SLG: 0.392 <b>Lew Krausse, R</b> (9, PH) OBP: 0.233, SLG: 0.200	0-0 4-3		0-0 G3 1B		0-0		0-0 FC		0-0	4 0 1 0 0 0 3 1 0 0 0 0 0 0												
<b>Jim Gosger, L</b> (1, 7) OBP: 0.318, SLG: 0.354	0-0 1-3		0-0 G3			4-0 FC1-6 BB	0-0 G3			3 0 0 0 1 0 3												
<b>Mike Hershberger, R</b> (1, 9) OBP: 0.318, SLG: 0.365	0-0 1B 1B		0-0 6-3			0-0 F9		0-0 F7		4 0 1 0 0 0 2												
<b>Danny Cater, R</b> (1, 3) OBP: 0.296, SLG: 0.362 (4, 5)	0-0 1-2 1B			0-0 L7		0-0 FC1-6 BB		0-0 F8		4 0 1 0 0 0 1												
<b>Roger Repoz, L</b> (1, 8) OBP: 0.318, SLG: 0.378	0-0 F6			0-3 K		4-0 1-2 BB		0-0 1B		3 0 1 0 1 1 2												
<b>Ed Charles, R</b> (1, 5) <b>Tim Taiton, L</b> (4, 3) OBP: 0.385, SLG: 0.654			0-0 F9		0-0 1-3		0-0 4-3		0-3 K	2 0 0 0 0 0 0 2 0 0 0 0 1 3												
<b>Ossie Chavarria, R</b> (1, 4) OBP: 0.299, SLG: 0.289			0-0 G6-4-3 1B			0-0 F8		0-0 FC E 1B	0-0 F8	4 0 2 0 0 0 0												
<b>Phil Roof, R</b> (1, 2) OBP: 0.295, SLG: 0.344			0-0 G6-4-3			0-0 4-3 2B		0-0 E5 FC	0-0 HR	4 1 2 1 0 0 2												
<b>Paul Lindblad, L</b> (1, 1) OBP: 0.179, SLG: 0.222 <b>Larry Stahl, L</b> (5, PH) OBP: 0.292, SLG: 0.379 <b>Vern Handrahan, L</b> (5, 1) <b>Don Blasingame, L</b> (7, PH) OBP: 0.275, SLG: 0.261 <b>Wes Stock, R</b> (7, 1) <b>Joe Nossek, R</b> (9, PH) OBP: 0.261, SLG: 0.319				0-3 K		0-0 4-3		0-3 K	0-0 5-3	1 0 0 0 0 0 1 0 1 0 0 0 0 0 0 1 0 0 0 0 0 0 0 0 1 0 0 0 0 0 1 2 0 0 0 0 0 0 0 0 1 0 0 0 0 0 0 0												
<b>Inning Stats</b>	R: 0 E: 0 K: 0 S: 5	H: 2 LOB: 2 BB: 0 P: 5	R: 0 E: 0 K: 0 S: 3	H: 1 LOB: 0 BB: 0 P: 3	R: 0 E: 0 K: 1 S: 6	H: 1 LOB: 1 BB: 0 P: 6	R: 0 E: 0 K: 1 S: 5	H: 0 LOB: 0 BB: 0 P: 5	R: 0 E: 0 K: 1 S: 4	H: 1 LOB: 1 BB: 0 P: 4	R: 0 E: 0 K: 0 S: 3	H: 0 LOB: 2 BB: 2 P: 11	R: 0 E: 1 K: 1 S: 7	H: 1 LOB: 2 BB: 0 P: 7	R: 0 E: 0 K: 1 S: 6	H: 1 LOB: 1 BB: 0 P: 6	R: 1 E: 0 K: 0 S: 4	H: 1 LOB: 0 BB: 0 P: 4	1B: 6 2B: 1 3B: 0 HR: 1	SF: 0 SAC: 0 DP: 1 HBP: 0	WP: 0 PB: 0 SB: 0 CS: 0	PA: 37
<b>PITCHER</b> <b>Hank Fischer, R</b> (1, 1) ERA: 4.72	IP 9.0 WLS W BF 37 H 8 R 1 ER 1 SO 4 BB 2 IBB 0 HBP 0 BLK 0 WP 0 HR 1 S 43 P 51 ERA 1.00 WHIP 1.111											<b>PITCHER</b>	IP WLS BF H R ER SO BB IBB HBP BLK WP HR S P ERA WHIP									

**Kansas City Athletics @ Boston Red Sox**  
**Fenway Park, Boston, MA**  
 Thu Aug 25 1966, 3:38 AM EDT  
 Att. 8,321 - Unknown

[livebaseballscorecards.com](http://livebaseballscorecards.com)

<b>AB</b>	35
<b>R</b>	1
<b>H</b>	8
<b>RBI</b>	1
<b>BB</b>	2
<b>SO</b>	4
<b>LOB</b>	19





Batter	1	2	3	4	5	6	7	8	9	AB	R	H	RBI	BB	SO	LOB
Eddie Kasko, R OBP: 0.292, SLG: 0.298 (1, 6)	0-0 F7		0-0 6-3	0-0 F9			0-3 K			4	0	0	0	0	1	1
Joe Foy, R OBP: 0.359, SLG: 0.426 (1, 5)	4-0 HR BB		0-0 L8	0-0 1-3			4-0 BB			2	1	0	0	2	0	1
Don Demeter, R OBP: 0.295, SLG: 0.488 (1, 8)	0-3 K		0-0 BB 1B 1B			0-0 1B 1B	0-0 F7			4	1	2	0	0	1	2
Tony Conigliaro, R OBP: 0.343, SLG: 0.520 (1, 9)	0-0 1-H HR		0-0 1-2 1B 1B			0-0 L7	0-0 F9			4	2	2	2	0	0	2
George Scott, R OBP: 0.332, SLG: 0.453 (1, 3)	0-0 F7		4-0 1-2 2-3 1B BB			0-0 1-2 G5-4-3 1B	0-0 L8			3	0	1	0	1	0	0
George Thomas, R OBP: 0.303, SLG: 0.319 (1, 7)		0-0 F9	0-0 1-2 2-H 3-H 1B			0-0 1-2 G5-4-3 1B	0-0 5-3			4	0	1	2	0	0	2
Mike Ryan, R OBP: 0.261, SLG: 0.273 (1, 2)		0-0 L7	0-0 L8			0-0 L6	4-0 BB BB			3	0	0	0	1	0	2
George Smith, R OBP: 0.285, SLG: 0.346 (1, 4)		4-0 BB		0-0 L8		0-3 K	4-0 1-2 IBB			2	0	0	0	2	1	0
Hank Fischer, R OBP: 0.071, SLG: 0.071 (1, 1)		0-0 L9		0-0 1B		0-0 6-3	0-3 K			4	0	1	0	0	1	3

Inning Stats	R: 2	H: 1	E: 0	K: 1	S: 6	LOB: 0	BB: 1	P: 10	R: 0	H: 0	E: 0	K: 0	S: 3	LOB: 1	BB: 1	P: 7	R: 2	H: 3	E: 0	K: 0	S: 6	LOB: 2	BB: 1	P: 10	R: 0	H: 1	E: 0	K: 0	S: 4	LOB: 1	BB: 1	P: 4	R: 0	H: 2	E: 0	K: 0	S: 4	LOB: 0	BB: 0	P: 4	R: 0	H: 0	E: 0	K: 1	S: 5	LOB: 0	BB: 0	P: 5	R: 0	H: 0	E: 0	K: 1	S: 5	LOB: 1	BB: 1	P: 9	R: 0	H: 0	E: 0	K: 1	S: 5	LOB: 2	BB: 2	P: 13
--------------	------	------	------	------	------	--------	-------	-------	------	------	------	------	------	--------	-------	------	------	------	------	------	------	--------	-------	-------	------	------	------	------	------	--------	-------	------	------	------	------	------	------	--------	-------	------	------	------	------	------	------	--------	-------	------	------	------	------	------	------	--------	-------	------	------	------	------	------	------	--------	-------	-------

PITCHER	IP	WLS	BF	H	R	ER	SO	BB	IBB	HBP	BLK	WP	HR	S	P	ERA	WHIP
Paul Lindblad, L ERA: 4.69 (1, 1)	4.0	L	20	5	4	4	1	3	0	0	0	0	1	19	31	9.00	2.000
Vern Handrahan, R ERA: 4.7 (5, 1)	2.0		7	2	0	0	1	0	0	0	0	0	0	9	9	0.00	1.000
Wes Stock, R ERA: 3.56 (7, 1)	2.0		9	0	0	0	2	2	1	0	0	0	0	10	22	0.00	1.000

**BOTTOM**

**Kansas City Athletics @ Boston Red Sox**  
**Fenway Park, Boston, MA**  
 Thu Aug 25 1966, 3:38 AM EDT  
 Att. 8,321 - Unknown

AB	30
R	4
H	7
RBI	4
BB	6
SO	4
LOB	13



1B:	6	SF:	0	WP:	0	PA:	36
2B:	0	SAC:	0	PB:	0		
3B:	0	DP:	1	SB:	1		
HR:	1	HBP:	0	CS:	0		

Batter	1	2	3	4	5	6	7	8	9	10	11	12	AB	R	H	RBI	BB	SO	LOB	TOP				
Jose Tartabull, L (1, 8) OBP: 0.285, SLG: 0.327	F7		F9			4-1		G3			F7		5	0	0	0	0	0	2	<p><b>Boston Red Sox @ Baltimore Orioles</b>  <b>Memorial Stadium, Baltimore, MD</b>            Fri Aug 26 1966, 7:05 PM EDT            Att. 13,657 - Unknown</p>				
Joe Foy, R (1, 5) OBP: 0.358, SLG: 0.422 (10, 6)	K			F7			P3		2B		K		4	1	0	0	1	2	0					
Carl Yastrzemski, L (1, 7)	P6			F8			F8		2B		4-3		5	0	1	1	0	0	0					
Tony Conigliaro, R (1, 9)		5-3		P4			6-3		L5-6				5	0	0	0	0	0	1					
George Scott, R (1, 3)		P4			K				F8				4	1	1	0	1	1	0					
Dalton Jones, L (1, 4)					F9			B3					5	0	2	0	0	0	2					
Bob Tillman, R (1, 2)		K			F7			1B					3	0	0	0	1	1	2					
George Smith, R (1, 6)													3	0	1	1	0	1	0					
Lenny Green, L (10, PH) OBP: 0.336, SLG: 0.323			K								4-3		1	0	0	0	0	0	1					
George Thomas, R (10, 5) OBP: 0.303, SLG: 0.319													0	0	0	0	0	0	0					
Lee Stange, R (1, 1) OBP: 0.132, SLG: 0.083													3	0	0	0	0	3	2					
Don McMahon, R (9, 1) OBP: 0.143, SLG: 0.154													0	0	0	0	0	0	0					
Bill Short, L (9, 1) OBP: 0.091, SLG: 0.091													0	0	0	0	0	0	0					
John Wyatt, R (9, 1)													0	0	0	0	0	0	0					
Don Demeter, R (10, PH) OBP: 0.204, SLG: 0.496													1	0	0	0	0	0	1					
Dick Stigman, R (10, 1) OBP: 0.116, SLG: 0.118													0	0	0	0	0	0	0					
Dan Osinski, R (10, 1) OBP: 0.067, SLG: 0.067													0	0	0	0	0	0	0					
Jose Santiago, R (12, 1) OBP: 0.189, SLG: 0.173													0	0	0	0	0	0	0					
<b>Inning Stats</b>	R: 0 E: 0 K: 1 S: 5	H: 0 LOB: 0 BB: 0 P: 5	R: 0 E: 0 K: 1 S: 6	H: 1 LOB: 1 BB: 0 P: 6	R: 0 E: 0 K: 2 S: 7	H: 0 LOB: 0 BB: 0 P: 7	R: 0 E: 0 K: 0 S: 3	H: 0 LOB: 0 BB: 0 P: 3	R: 0 E: 0 K: 1 S: 5	H: 0 LOB: 0 BB: 0 P: 5	R: 0 E: 0 K: 0 S: 3	H: 0 LOB: 0 BB: 0 P: 3	R: 1 E: 0 K: 0 S: 3	H: 2 LOB: 0 BB: 1 P: 7	R: 0 E: 0 K: 1 S: 4	H: 1 LOB: 0 BB: 0 P: 4	R: 0 E: 0 K: 1 S: 5	H: 0 LOB: 0 BB: 0 P: 5	R: 0 E: 0 K: 0 S: 2	H: 0 LOB: 0 BB: 1 P: 6	1B: 3 2B: 2 3B: 1 HR: 0	SF: 0 SAC: 0 DP: 2 HBP: 0	WP: 0 PB: 0 SB: 1 CS: 0	PA: 42
<b>PITCHER</b>	IP	WLS	BF	H	R	ER	SO	BB	IBB	HBP	BLK	WP	HR	S	P	ERA	WHIP							
John Miller, R (1, 1) ERA: 4.64	8.0		29	3	2	2	7	2	0	0	0	0	0	41	49	2.25	0.625							
Eddie Fisher, R (9, 1) ERA: 2.32	1.0		3	1	0	0	0	0	0	0	0	0	0	3	3	0.00	1.000							
Wally Bunker, R (10, 1) ERA: 4.49	2.0		7	1	0	0	1	0	0	0	0	0	0	9	9	0.00	0.500							
Moe Drabowsky, R (12, 1) ERA: 2.9	1.0	W	3	0	0	0	0	1	0	0	0	0	0	2	6	0.00	1.000							

AB	39
R	2
H	5
RBI	2
BB	3
SO	8
LOB	11



livebaseballscorecards.com

Batter	1	2	3	4	5	6	7	8	9	10	11	12	AB	R	H	RBI	BB	SO	LOB				
Luis Aparicio, R (1, 6) X OBP: 0.304, SLG: 0.377	0-0 6-3		0-0 FC6-4 SH1-3 1B		0-0 5-3		0-0 SH1-4 1-2		0-0 6-3	0-0 F7		4-0 BB BB BB BB 1B	5	0	1	0	1	0	2				
Russ Snyder, L (1, 7) X OBP: 0.387, SLG: 0.424	0-0 1-3		0-0 SH1-3 1-2		0-0 F8		0-0 4-3 2-3		4-0 HBP WP FC3-2 BB	0-0 G3		0-0 1-2 2-3 3-H 1B	5	0	1	1	1	0	3				
Frank Robinson, R (1, 9) X OBP: 0.408, SLG: 0.634	0-0 1B		1-0 FC6-4 HBP		4-0 BB		4-0 BB		4-0 FC3-2 1-2 HBP IBB		0-0 6-3		2	0	1	0	3	0	0				
Brooks Robinson, R (1, 5) X OBP: 0.339, SLG: 0.464	0-0 F7		0-0 FC6-4 1-2f 2-3		0-0 P6		0-0 P5		1-0 1-2 2-3 HBP		0-0 2B		5	0	1	0	0	0	6				
Curt Blefary, L (1, 3) Wally Bunker, R (10, 1) Sam Bowers, R (11, PH) Moe Drabowsky, R (12, 1)		0-3 K	0-0 P5			0-0 G3		0-0 G3	0-0 FC3-2		4-0 G6-4-3 IBB		5	0	0	0	0	1	5				
Bob Johnson, R (1, 4) Paul Blair, R (1, 8)		0-0 1B 1B		0-0 6-3		0-0 E6		0-0 P3	0-0 P4		0-0 G6-4-3		6	0	1	0	0	0	5				
Larry Haney, R (1, 2) Vic Roznovsky, L (9, PH)		0-0 1B		0-0 4-3 1B		0-0 F8		0-0 F8		4-0 SH5-4 BB		0-0 BB SH1-3 1B	5	1	3	0	1	0	1				
John Miller, R (1, 1) Eddie Fisher, R (9, 1) Boog Powell, L (9, PH)		0-0 P6		0-0 4-3 1-2		0-0 P6		0-0 P6		0-0 HR		0-0 SH1-3	3	0	0	0	0	0	4				
Inning Stats	R: 0 E: 0 K: 4	H: 1 LOB: 1 BB: 0 P: 4	R: 0 E: 0 K: 7	H: 2 LOB: 2 BB: 0 P: 7	R: 0 E: 0 K: 4	H: 1 LOB: 1 BB: 0 P: 4	R: 0 E: 0 K: 3	H: 0 LOB: 1 BB: 0 P: 7	R: 0 E: 1 K: 4	H: 0 LOB: 1 BB: 0 P: 4	R: 0 E: 0 K: 3	H: 0 LOB: 0 BB: 0 P: 3	R: 2 E: 0 K: 5	H: 2 LOB: 3 BB: 2 P: 14	R: 0 E: 0 K: 3	H: 1 LOB: 1 BB: 1 P: 7	R: 0 E: 1 K: 3	H: 2 LOB: 3 BB: 2 P: 11	R: 1 E: 0 K: 3	H: 2 LOB: 2 BB: 2 P: 11	1B: 8 2B: 1 3B: 0 HR: 2	SF: 0 SAC: 4 DP: 1 HBP: 2	WP: 1 PA: 56

**BOTTOM**

**Boston Red Sox @ Baltimore Orioles**

**Memorial Stadium, Baltimore, MD**

Fri Aug 26 1966, 7:05 PM EDT

Att: 13,657 - Unknown

<b>AB</b>	<b>41</b>
<b>R</b>	<b>3</b>
<b>H</b>	<b>11</b>
<b>RBI</b>	<b>3</b>
<b>BB</b>	<b>9</b>
<b>SO</b>	<b>1</b>
<b>LOB</b>	<b>29</b>



PITCHER	IP	WLS	BF	H	R	ER	SO	BB	IBB	HBP	BLK	WP	HR	S	P	ERA	WHIP
Lee Stange, R (1, 1) ERA: 3.46	8.0		36	8	2	2	1	2	0	1	0	0	2	35	44	2.25	1.250
Don McMahon, R (9, 1) ERA: 2.92	0.1		4	0	0	0	0	1	1	1	0	1	0	1	10	0.00	3.000
Bill Short, L (9, 1) ERA: 2.63	0.1		1	0	0	0	0	0	0	0	0	0	0	1	1	0.00	0.000
John Wyatt, R (9, 1) ERA: 3.67	0.1		1	0	0	0	0	0	0	0	0	0	0	1	1	0.00	0.000
Dick Stigman, L (10, 1) ERA: 5.38	0.1		3	0	0	0	0	1	1	0	0	0	0	1	9	0.00	3.000
PITCHER	IP	WLS	BF	H	R	ER	SO	BB	IBB	HBP	BLK	WP	HR	S	P	ERA	WHIP
Dan Osinski, R (10, 1) ERA: 3.98	2.0	L	10	2	1	1	0	1	2	0	0	0	0	7	19	4.50	1.500
Jose Santiago, R (12, 1) ERA: 3.58	0.0		1	1	0	0	0	0	0	0	0	0	0	1	1	∞	∞

Batter	1	2	3	4	5	6	7	8	9	AB R H RBI BB SO LOB	TOP											
Eddie Kasko, R (1, 6) OBP: 0.297, SLG: 0.293	4-0 BB G6-4-3			0-0 P6	4-0 1B BB		0-0 B2-3			2 0 0 0 2 0 0												
Joe Foy, R (1, 5) OBP: 0.359, SLG: 0.425	0-0 G6-4-3 1-2f			0-0 1B 2B	0-0 1B		0-0 F8			4 1 2 2 0 0 1												
Don Demeter, R (1, 8) OBP: 0.293, SLG: 0.483	0-0 5-3			0-0 1B 2-H	0-0 5-3			0-3 K		4 0 1 1 0 1 2												
Tony Conigliaro, R (1, 9) OBP: 0.339, SLG: 0.511		4-0 BB G6-3		0-0 P6		0-0 5-3		0-0 P6		3 0 0 0 1 0 1												
George Scott, R (1, 3) OBP: 0.332, SLG: 0.449		0-0 L7		0-0 5-3		0-0 WP 1B		0-3 K		4 0 1 0 0 1 2												
George Thomas, R (1, 7) OBP: 0.302, SLG: 0.313		0-0 G6-3 1-2f			0-3 K	4-0 1-2 BB		0-3 K		3 0 0 0 1 2 1												
Bob Tillman, R (1, 2) OBP: 0.305, SLG: 0.362			0-0 5-3		0-0 6-3	0-0 L8		0-0 G4-6-3 1B		4 0 1 0 0 0 2												
George Smith, R (1, 4) OBP: 0.285, SLG: 0.343			0-0 6-3		4-0 PB 1B WP BB	0-0 G3		0-0 G4-6-3 1-2f		3 1 0 0 1 0 3												
Jim Lonborg, R (1, 1) OBP: 0.140, SLG: 0.171			0-3 K		4-0 1-2 1B PB BB		0-3 K			2 1 0 0 1 2 0												
Bill Short, L (8, 1) OBP: 0.091, SLG: 0.091										0 0 0 0 0 0 0												
Don McMahon, R (9, 1) OBP: 0.143, SLG: 0.154										0 0 0 0 0 0 0												
<b>Inning Stats</b>	R: 0 E: 0 K: 0 S: 2	H: 0 LOB: 0 BB: 1 P: 6	R: 0 E: 0 K: 0 S: 2	H: 0 LOB: 0 BB: 1 P: 6	R: 0 E: 0 K: 1 S: 5	H: 0 LOB: 0 BB: 0 P: 5	R: 1 E: 0 K: 0 S: 5	H: 2 LOB: 1 BB: 0 P: 5	R: 2 E: 0 K: 1 S: 6	H: 1 LOB: 2 BB: 3 P: 18	R: 0 E: 0 K: 0 S: 4	H: 1 LOB: 2 BB: 1 P: 8	R: 0 E: 0 K: 1 S: 5	H: 0 LOB: 0 BB: 0 P: 5	R: 0 E: 0 K: 2 S: 7	H: 0 LOB: 0 BB: 0 P: 7	R: 0 E: 0 K: 1 S: 5	H: 1 LOB: 0 BB: 0 P: 5	1B: 4 2B: 1 3B: 0 HR: 0	SF: 0 SAC: 0 DP: 3 HBP: 0	WP: 2 PB: 1 SB: 0 CS: 0	PA: 35
<b>PITCHER</b>	IP WLS BF H R ER SO BB IBB HBP BLK WP HR S P ERA WHIP																					
Frank Bertaina, L (1, 1) ERA: 3.27	4.2 L 19 2 3 3 2 5 0 0 0 1 0 18 38 5.79 1.500																					
Gene Brabender, R (5, 1) ERA: 3.84	2.1 10 2 0 0 1 1 0 0 0 1 0 11 15 0.00 1.286																					
Dick Hall, R (8, 1) ERA: 3.3	1.0 3 0 0 0 2 0 0 0 0 0 0 7 7 0.00 0.000																					
Moe Drabowsky, R (9, 1) ERA: 2.86	1.0 3 1 0 0 1 0 0 0 0 0 0 5 5 0.00 1.000																					

**Boston Red Sox @ Baltimore Orioles**  
**Memorial Stadium, Baltimore, MD**  
 Sat Aug 27 1966, 7:05 PM EDT  
 Att: 23,790 - Unknown

livebaseballscorecards.com

<b>AB</b>	29
<b>R</b>	3
<b>H</b>	5
<b>RBI</b>	3
<b>BB</b>	6
<b>SO</b>	6
<b>LOB</b>	12



**BOTTOM**

**Boston Red Sox @ Baltimore Orioles**  
**Memorial Stadium, Baltimore, MD**  
 Sat Aug 27 1966, 7:05 PM EDT  
 Att. 23,790 - Unknown

livebaseballscorecards.com

<b>AB</b>	<b>32</b>
<b>R</b>	<b>2</b>
<b>H</b>	<b>7</b>
<b>RBI</b>	<b>2</b>
<b>BB</b>	<b>6</b>
<b>SO</b>	<b>7</b>
<b>LOB</b>	<b>18</b>



WP: 0	PA: 39
PB: 1	
SB: 0	
CS: 1	

AB R H RBI BB SO LOB


4	0	1	1	1	0	2
3	0	0	1	1	0	3
5	0	0	0	0	2	4
3	0	0	0	1	1	1
3	0	1	0	0	2	0
0	0	0	0	0	0	0
0	0	0	0	0	0	0
0	0	0	0	1	0	0
0	0	0	0	0	0	0
3	0	1	0	1	0	3
4	0	0	0	0	2	2
3	1	2	0	1	0	1
1	0	1	0	0	0	0
1	0	0	0	0	0	1
2	1	1	0	0	0	1

1B: 7	SF: 1
2B: 0	SAC: 0
3B: 0	DP: 0
HR: 0	HBP: 0

Batter	1	2	3	4	5	6	7	8	9
Luis Aparicio, R OBP: 0.305, SLG: 0.376 (1, 6)	0-0 F9		0-0 P4		0-0 L9			4-0 BB BB BB	0-0 1-3 2-H 1B
Russ Snyder, L OBP: 0.384, SLG: 0.420 (1, 8) (8, 7)	4-0 FC6-4 BB		0-0 G3		0-0 P5			0-0 F7	0-0 SF8
Frank Robinson, R OBP: 0.404, SLG: 0.627 (1, 9)	0-0 FC6-4 1-2f		0-0 P6					0-3 K	0-3 K
Brooks Robinson, R OBP: 0.338, SLG: 0.461 (1, 5)	0-3 K			0-0 F2				4-0 BB BB	
Boog Powell, L OBP: 0.379, SLG: 0.572 (1, 3)		0-0		0-3 K				4-0 BB BB	
Dick Hall, R OBP: 0.273, SLG: 0.200 (8, 1)					0-3 K			1-2 2-3 BB	
Vic Roznovsky, L OBP: 0.337, SLG: 0.351 (8, PH)									
Sam Bowens, R OBP: 0.264, SLG: 0.365 (8, PH)									
Moe Drabowsky, R OBP: 0.375, SLG: 0.357 (9, 1)									
Curt Blefary, L OBP: 0.375, SLG: 0.463 (1, 7) (8, 3)		0-0 PB 1B		4-0 BB				0-0 G3	0-0 1-3
Bob Johnson, R OBP: 0.270, SLG: 0.268 (1, 4)		0-3 K		0-0 F7					0-0 1-6-3
Larry Haney, R OBP: 0.224, SLG: 0.277 (1, 2)		0-0 P6			0-0 1B			0-0 FC6-4 1B	4-0 1B BB
Frank Bertaina, L OBP: 0.188, SLG: 0.133 (1, 1)			0-0 G3 1B		0-0 F9			0-0 FC6-4	0-0 1B SF8 1B
Gene Brabender, R OBP: 0.077, SLG: 0.077 (5, 1)									
Paul Blair, R OBP: 0.289, SLG: 0.383 (7, PH) (8, 8)									

Inning Stats	R: 0	H: 0	E: 0	K: 1	S: 5	H: 2	LOB: 1	BB: 1	P: 9	R: 0	H: 2	E: 0	K: 1	S: 6	R: 0	H: 1	E: 0	K: 0	S: 4	R: 0	H: 0	E: 0	K: 1	S: 5	R: 0	H: 1	E: 0	K: 0	S: 4	R: 0	H: 0	E: 0	K: 1	S: 5	R: 0	H: 0	E: 0	K: 1	S: 5	R: 0	H: 0	E: 0	K: 1	S: 6	R: 2	H: 2	E: 0	K: 1	S: 7	1B: 7	2B: 0	3B: 0	HR: 0	SF: 1	SAC: 0	DP: 0	HBP: 0	WP: 0	PA: 39
--------------	------	------	------	------	------	------	--------	-------	------	------	------	------	------	------	------	------	------	------	------	------	------	------	------	------	------	------	------	------	------	------	------	------	------	------	------	------	------	------	------	------	------	------	------	------	------	------	------	------	------	-------	-------	-------	-------	-------	--------	-------	--------	-------	--------

PITCHER	IP	WLS	BF	H	R	ER	SO	BB	IBB	HBP	BLK	WP	HR	S	P	ERA	WHIP
Jim Lonborg, R ERA: 4.38 (1, 1)	7.2	W	31	5	0	0	6	4	0	0	0	0	0	39	55	0.00	1.174
Bill Short, L ERA: 3.02 (8, 1)	0.2		5	1	2	2	0	2	0	0	0	0	0	3	11	27.00	4.500
Don McMahon, R ERA: 2.9 (9, 1)	0.2	S	3	1	0	0	1	0	0	0	0	0	0	5	5	0.00	1.500

Batter	1	2	3	4	5	6	7	8	9	AB R H RBI BB SO LOB	TOP																	
Jose Tartabull, L (1, 8) OBP: 0.288, SLG: 0.331	0-0 1B 2B		0-3 K		4-0 S 1B BB		0-0 FC6-4 1B			3 2 1 0 1 1 2																		
Joe Foy, R (1, 5) OBP: 0.360, SLG: 0.424	0-0 F8		0-3 K		4-0 1B BB		0-0 L6-3 1B			3 0 1 1 1 1 1																		
Carl Yastrzemski, L (1, 7) OBP: 0.356, SLG: 0.420	4-0 1B BB		0-0 F8		0-0 1B		0-0 L6-3			3 0 1 1 1 0 2																		
Tony Conigliaro, R (1, 9) OBP: 0.341, SLG: 0.511	0-0 G5-4-3 1B			0-0 L6-3 1B		0-0 L6		0-0 F8		4 0 2 0 0 0 2																		
George Scott, R (1, 3) OBP: 0.329, SLG: 0.446	0-0 G5-4-3			0-0 L6-3		0-0 F9		0-3 K FC3-6		4 0 0 0 0 1 3																		
Dalton Jones, L (1, 4) OBP: 0.305, SLG: 0.381		0-0 P4		4-0 BB		0-0 G3		0-0 FC3-6 CS		3 0 0 0 1 0 1																		
Bob Tillman, R (1, 2) OBP: 0.304, SLG: 0.359		0-0 1B		0-3 K		0-3 K		0-0 CS	0-0 6-3	4 0 1 0 0 2 1	AB 32 R 3 H 8 RBI 2 BB 4 SO 8 LOB 14																	
George Smith, R (1, 6) OBP: 0.285, SLG: 0.344		0-0 F9			0-0 F9		0-0 1B 2B		0-3 K	4 1 1 0 0 1 1																		
Darrell Brandon, R (1, 1) John Wyatt, R (9, 1)		0-3 K			0-3 K		0-0 FC6-4 1B		0-0 P6	4 0 1 0 0 2 1 0 0 0 0 0 0 0																		
Inning Stats	R: 1 E: 0 K: 0 S: 4	H: 2 LOB: 1 BB: 1 P: 8	R: 0 E: 0 K: 1 S: 6	H: 1 LOB: 1 BB: 0 P: 6	R: 0 E: 0 K: 2 S: 7	H: 0 LOB: 0 BB: 0 P: 7	R: 0 E: 0 K: 1 S: 5	H: 1 LOB: 1 BB: 1 P: 9	R: 1 E: 0 K: 1 S: 6	H: 1 LOB: 2 BB: 2 P: 14	R: 0 E: 0 K: 1 S: 5	H: 0 LOB: 0 BB: 0 P: 5	R: 1 E: 0 K: 0 S: 5	H: 3 LOB: 1 BB: 0 P: 5	R: 0 E: 0 K: 1 S: 5	H: 0 LOB: 0 BB: 0 P: 5	R: 0 E: 0 K: 1 S: 5	H: 0 LOB: 0 BB: 0 P: 5	1B: 6 2B: 4 3B: 0 HR: 0	SF: 0 SAC: 0 DP: 3 HBP: 0	WP: 0 PB: 1 SB: 1 CS: 1	PA: 37						
PITCHER	IP WLS BF H R ER SO BB IBB HBP BLK WP HR S P ERA WHIP												PITCHER	IP WLS BF H R ER SO BB IBB HBP BLK WP HR S P ERA WHIP														
Jim Palmer, R (1, 1) ERA: 3.27	4.2		5	2	2	5	4	0	0	0	0	0	0	27	43	3.86	1.929											
Eddie Fisher, R (5, 1) ERA: 2.3	4.1	L	15	3	1	1	3	0	0	0	0	0	0	21	21	2.08	0.692											

Boston Red Sox @ Baltimore Orioles  
 Memorial Stadium, Baltimore, MD  
 Sun Aug 28 1966, 3:33 AM EDT  
 Att: 12,220 - Unknown

livebaseballscorecards.com

Batter	1	2	3	4	5	6	7	8	9	AB	R	H	RBI	BB	SO	LOB
Luis Aparicio, R OBP: 0.304, SLG: 0.375 (1, 6)	0-0 6-3 ①		0-0 SH WP 1B 1-2	0-0 1B 1-2			0-0 F9 ①		0-0 FC1-6 BB 1-2f	4	1	1	0	0	0	1
Russ Snyder, L OBP: 0.384, SLG: 0.420 (1, 7)	0-0 1B		0-0 B2-6 ① ② 2-3f	0-0 4-3 ③			0-0 1B 1B		0-0 F9 ②	5	0	2	0	0	0	5
Frank Robinson, R OBP: 0.404, SLG: 0.623 (1, 9)	0-0 P6 ②		4-0 BB 1B BB 1-2		0-0 5-3 ①		0-3 K ②		4-0 BB 1-2	3	0	0	0	2	1	2
Brooks Robinson, R OBP: 0.340, SLG: 0.462 (1, 5)	0-0 F9 ③		0-0 BB 1B 1-2 2-H		0-0 G3 1B		0-0 1-3 1B		0-0 P5 ③	5	0	3	1	0	0	3
Curt Blefary, L OBP: 0.373, SLG: 0.458 (1, 3)		0-3 K ① BB BB BB	4-0 1-2 2-3 BB		0-0 G3 ② 1-2		0-0 G3 ③			3	0	0	0	1	1	3
Vic Roznovsky, L OBP: 0.322, SLG: 0.333 (1, 2)		0-0 P6 ②	0-0 F7 ③		0-3 K ③			0-0 4-3 ①		4	0	0	0	0	1	4
Paul Blair, R OBP: 0.284, SLG: 0.377 (1, 8)		0-3 K ③		0-0 6-3 ①		0-0 5-3 ①		0-3 K ②		4	0	0	0	0	2	0
Woodie Held, R OBP: 0.308, SLG: 0.333 (1, 4)			0-0 1B 3B	0-0 FC1-6 1B		0-0 L1 ②		0-3 K ③		4	1	2	0	0	1	0
Jim Palmer, R OBP: 0.138, SLG: 0.161 (1, 1)			0-0 B2-6 SH 1B 3-H	0-0 FC1-6 1B 1-2f		0-3 K ③			0-0 E6 FC1-6	2	0	1	1	0	0	1
Eddie Fisher, R (5, 1)										1	0	0	0	0	1	0
Bob Johnson, R (9, PH)										1	0	0	0	0	0	0

Inning Stats	R: 0	H: 1	E: 0	K: 0	S: 4	LOB: 1	BB: 0	P: 4	R: 0	H: 0	E: 0	K: 2	S: 7	LOB: 0	BB: 0	P: 7	R: 2	H: 3	E: 0	K: 0	S: 6	LOB: 3	BB: 2	P: 14	R: 0	H: 2	E: 0	K: 0	S: 5	LOB: 2	BB: 0	P: 5	R: 0	H: 1	E: 0	K: 1	S: 6	LOB: 1	BB: 0	P: 6	R: 0	H: 0	E: 0	K: 1	S: 5	LOB: 0	BB: 0	P: 5	R: 0	H: 2	E: 0	K: 1	S: 7	LOB: 2	BB: 0	P: 7	R: 0	H: 0	E: 0	K: 2	S: 7	LOB: 0	BB: 0	P: 7	R: 0	H: 0	E: 1	K: 0	S: 4	LOB: 2	BB: 1	P: 8	1B: 8	SF: 0	2B: 1	SAC: 1	3B: 1	DP: 1	HR: 0	HBP: 0	WP: 1	PA: 40
PITCHER	IP	WLS	BF	H	R	ER	SO	BB	IBB	HBP	BLK	WP	HR	S	P	ERA	WHIP																																																																	
Darrell Brandon, R (1, 1)	8.2	W	39	9	2	2	7	3	0	0	0	1	0	50	62	2.08	1.385																																																																	
John Wyatt, R (9, 1)	0.1	S	1	0	0	0	0	0	0	0	0	0	0	1	1	0.00	0.000																																																																	

BOTTOM

Boston Red Sox @ Baltimore Orioles  
Memorial Stadium, Baltimore, MD

Sun Aug 28 1966, 3:33 AM EDT  
Att. 12,220 - Unknown

livebaseballscorecards.com

AB	36
R	2
H	9
RBI	2
BB	3
SO	7
LOB	19



**Boston Red Sox @ California Angels**  
 Anaheim Stadium, Anaheim, CA

Mon Aug 29 1966, 10:05 PM EDT  
 Att: 10,353 - Unknown

livebaseballscorecards.com

<b>AB</b>	29
<b>R</b>	4
<b>H</b>	9
<b>RBI</b>	4
<b>BB</b>	5
<b>SO</b>	0
<b>LOB</b>	10



AB R H RBI BB SO LOB

5	0	1	0	0	0	2
2	0	0	0	2	0	1
3	0	1	1	0	0	1
4	0	0	0	0	0	3
3	2	2	1	1	0	0
2	1	1	0	1	0	0
3	0	0	0	0	0	2
0	0	0	0	0	0	0
0	0	0	0	0	0	0
3	0	1	0	0	0	1
0	0	0	0	1	0	0
3	1	2	0	0	0	0
1	0	1	2	0	0	0
0	0	0	0	0	0	0

Batter	1	2	3	4	5	6	7	8	9
Dalton Jones, L (1, 4) OBP: 0.302, SLG: 0.376	0-0 F9		0-0 1B			0-0 3-1	0-0 PO	0-0 4-3	0-0 F8
Joe Foy, R (1, 5) OBP: 0.361, SLG: 0.422	0-0 6-3		0-0 5-3			4-0 BB		4-0 BB	
Don Demeter, R (1, 8) OBP: 0.293, SLG: 0.482	0-0 F7			0-0 4-6 1B		0-0 SF7		0-0 F5	
Tony Conigliaro, R (1, 9) OBP: 0.338, SLG: 0.507		0-0 L6		0-0 4-6		0-0 F8		0-0 F5	
George Scott, R (1, 3) OBP: 0.332, SLG: 0.453		4-0 SH4-3 BB		0-0 F7			0-0 HR		0-0 SH2 1B 1B
George Thomas, R (1, 7) OBP: 0.308, SLG: 0.315		0-0 SH4-3		4-0 5-3 BB			0-0 F7		0-0 SH2 1B
Bob Tillman, R (1, 2) OBP: 0.299, SLG: 0.352		0-0 5-3		0-0 F7			0-0 L6		0-0 SH2
Lenny Green, L (9, PH) OBP: 0.336, SLG: 0.323									1-2 2-3
Mike Ryan, R (9, 2) OBP: 0.261, SLG: 0.273									4-0
George Smith, R (1, 6) OBP: 0.285, SLG: 0.344			0-0 6-3						1B IBB
Carl Yastrzemski, L (9, PH) OBP: 0.357, SLG: 0.420				0-0 5-3					1B
Jose Santiago, R (1, 1) OBP: 0.214, SLG: 0.218			0-0 5-3			0-0 3-1 SF7 2B			1-3 2-H 3-H 1B
Jose Tartabull, L (9, PH) OBP: 0.290, SLG: 0.333									
Don McMahon, R (9, 1) OBP: 0.143, SLG: 0.154									

Inning Stats	R: 0	H: 0	E: 0	K: 0	S: 3	P: 3	R: 0	H: 0	E: 0	K: 0	S: 3	P: 7	R: 0	H: 1	E: 0	K: 0	S: 4	P: 4	R: 0	H: 1	E: 0	K: 0	S: 3	P: 3	R: 0	H: 0	E: 0	K: 0	S: 2	P: 6	R: 1	H: 1	E: 0	K: 0	S: 4	P: 8	R: 1	H: 3	E: 0	K: 0	S: 5	P: 5	R: 0	H: 0	E: 0	K: 0	S: 3	P: 7	R: 2	H: 3	E: 0	K: 0	S: 5	P: 9	1B: 7	SF: 1	2B: 3	SAC: 2	3B: 0	DP: 2	HR: 1	HBP: 0	WP: 0	PA: 38
--------------	------	------	------	------	------	------	------	------	------	------	------	------	------	------	------	------	------	------	------	------	------	------	------	------	------	------	------	------	------	------	------	------	------	------	------	------	------	------	------	------	------	------	------	------	------	------	------	------	------	------	------	------	------	------	-------	-------	-------	--------	-------	-------	-------	--------	-------	--------

PITCHER	IP	WLS	BF	H	R	ER	SO	BB	IBB	HBP	BLK	WP	HR	S	P	ERA	WHIP
George Brunet, L (1, 1) ERA: 3.09	8.0	L	33	8	4	4	0	4	0	0	0	0	1	29	45	4.50	1.500
Jack Sanford, R (9, 1) ERA: 3.58	1.0		4	1	0	0	0	0	1	0	0	0	0	3	7	0.00	1.000



BOTTOM

Boston Red Sox @ California Angels  
Anaheim Stadium, Anaheim, CA

Mon Aug 29 1966, 10:05 PM EDT  
Att. 10,353 - Unknown

livebaseballscorecards.com

AB	32
R	3
H	5
RBI	2
BB	3
SO	8
LOB	13



WP:	0	PA:	36
PB:	0		
SB:	1		
CS:	0		

AB R H RBI BB SO LOB

3	1	1	0	1	0	0
4	1	1	1	0	1	2
4	0	1	0	0	0	2
3	0	0	0	0	0	2
1	0	0	0	0	1	1
4	0	1	0	0	0	1
3	1	1	1	0	1	0
3	0	0	0	0	2	0
0	0	0	0	1	0	0
0	0	0	0	0	0	0
3	0	0	0	1	0	2
3	0	0	0	0	2	1
0	0	0	0	0	0	0
1	0	0	0	0	1	2

Batter	1	2	3	4	5	6	7	8	9
Jose Cardenal, R (1, 8) OBP: 0.315, SLG: 0.383	0-0 6-3			0-0 1B 3B		4-0 FC4-6 BB		0-0 E6 FC5-6	
Jay Johnstone, L (1, 7) OBP: 0.310, SLG: 0.444	0-3 K			0-0 S 1B		0-0 FC4-6 1B E		0-0 FC5-6	
Jim Fregosi, R (1, 6) OBP: 0.303, SLG: 0.378	0-0 6-3			0-0 F7 1-2		0-0 E6 1B		0-0 6-3	
Norm Siebern, L (1, 3) OBP: 0.370, SLG: 0.359		0-0 F6		0-0 F7		0-0 G3		0-3 K	
Tom Satriano, L (7, 3) OBP: 0.324, SLG: 0.295									
Buck Rodgers, S (1, 2) OBP: 0.280, SLG: 0.349		0-0 F7		0-0 F7			0-0 G3		0-0 SH3-4 1B
Bobby Knoop, R (1, 4) OBP: 0.269, SLG: 0.379		0-0 F9		0-3 K			0-0 HR		0-0 SH3-4
Ed Kirkpatrick, L (1, 9) OBP: 0.308, SLG: 0.334			0-0 1-3	0-3 K			0-3 K		4-0 BB
Joe Adcock, R (9, PH) OBP: 0.370, SLG: 0.600									
Jackie Hernandez, R (9, PR) OBP: 0.087, SLG: 0.048									
Paul Schaal, R (1, 5) OBP: 0.371, SLG: 0.347			0-0 F9	0-0 F8			4-0 BB		0-0 F8
George Brunet, R (1, 1) OBP: 0.131, SLG: 0.183									
Jack Sanford, R (9, 1) OBP: 0.217, SLG: 0.250			0-0 F3			0-3 K	0-3 K		0-3 K
Willie Smith, L (9, PH) OBP: 0.247, SLG: 0.238									

Inning Stats	R: 0	H: 0	E: 0	K: 1	S: 5	R: 0	H: 0	E: 0	K: 0	S: 3	R: 1	H: 2	E: 0	K: 0	S: 5	R: 0	H: 0	E: 0	K: 2	S: 7	R: 1	H: 1	E: 1	K: 1	S: 6	R: 1	H: 1	E: 0	K: 2	S: 8	R: 0	H: 0	E: 2	K: 1	S: 6	R: 0	H: 1	E: 0	K: 1	S: 6	R: 0	H: 1	E: 0	K: 1	S: 6	1B: 3	2B: 0	3B: 1	SF: 0	SAC: 1	DP: 0	HBP: 0	WP: 0	PB: 0	SB: 1	CS: 0
--------------	------	------	------	------	------	------	------	------	------	------	------	------	------	------	------	------	------	------	------	------	------	------	------	------	------	------	------	------	------	------	------	------	------	------	------	------	------	------	------	------	------	------	------	------	------	-------	-------	-------	-------	--------	-------	--------	-------	-------	-------	-------

PITCHER	IP	WLS	BF	H	R	ER	SO	BB	IBB	HBP	BLK	WP	HR	S	P	ERA	WHIP
Jose Santiago, R (1, 1) ERA: 3.52	8.0	W	31	4	3	2	7	2	0	0	0	0	1	43	51	2.25	0.750
Don McMahon, R (9, 1) ERA: 2.86	1.0	S	5	1	0	0	1	1	0	0	0	0	0	6	10	0.00	2.000

PITCHER	IP	WLS	BF	H	R	ER	SO	BB	IBB	HBP	BLK	WP	HR	S	P	ERA	WHIP
Jose Santiago, R (1, 1) ERA: 3.52	8.0	W	31	4	3	2	7	2	0	0	0	0	1	43	51	2.25	0.750
Don McMahon, R (9, 1) ERA: 2.86	1.0	S	5	1	0	0	1	1	0	0	0	0	0	6	10	0.00	2.000

**Boston Red Sox @ California Angels**  
 Anaheim Stadium, Anaheim, CA

Tue Aug 30 1966, 10:05 PM EDT  
 Att. 9,688 - Unknown

[livebaseballscorecards.com](http://livebaseballscorecards.com)

<b>AB</b>	<b>39</b>
<b>R</b>	<b>7</b>
<b>H</b>	<b>14</b>
<b>RBI</b>	<b>7</b>
<b>BB</b>	<b>3</b>
<b>SO</b>	<b>3</b>
<b>LOB</b>	<b>18</b>



Batter	1	2	3	4	5	6	7	8	9	AB	R	H	RBI	BB	SO	LOB	TOP								
Dalton Jones, L (1, 4) OBP: 0.304, SLG: 0.377	0-0 F3		0-0 4-3	0-0 G1		0-0 FC6-4 1-3 1B		0-0 SH1-3 1B		5	0	2	0	0	0	2									
Joe Foy, R (1, 5) OBP: 0.362, SLG: 0.426	0-0 1B 3B		4-0 1B FC5-4 BB		0-0 F4	0-0 FC6-4 1-2f HR		0-0 SH1-3 1-2		3	3	1	1	1	0	1									
Carl Yastrzemski, L (1, 7) OBP: 0.360, SLG: 0.429	0-0 1B 1B		0-0 FC5-4 1-3 1B		0-0 4-3	0-0 1-H HR		4-0 L4-3 IBB		4	1	3	3	1	0	0									
Tony Conigliaro, R (1, 9) OBP: 0.340, SLG: 0.508	0-0 1-2 FC6-4 1B		0-0 FC5-4 1-2f 3-H		0-0 FC4 1B	0-0 1B		0-0 L4-3 1-2		5	0	3	1	0	0	3									
George Scott, R (1, 3) OBP: 0.329, SLG: 0.449	0-0 F4		0-3 K		0-0 FC4 1-2f	0-0 F4			0-0 F4	5	0	0	0	0	1	5									
Don Demeter, R (1, 8) OBP: 0.291, SLG: 0.477	0-0 1-2f FC6-4			0-0 F9		0-0 2B 1B		0-0 F8		5	1	1	0	0	0	2									
Bob Tillman, R (1, 2) OBP: 0.302, SLG: 0.350		0-0 5-3		4-0 1B BB		0-0 F3		0-0 FC5-4 1B		4	0	1	0	1	1	1									
George Smith, R (1, 6) OBP: 0.287, SLG: 0.349		0-3 K		0-0 1-2 1B		0-0 1-H 1B 2B		0-0 FC5-4 FC5-4		4	1	2	1	0	1	1									
Dennis Bennett, L (1, 1) OBP: 0.167, SLG: 0.294		0-0 1-3		0-0 F4		0-0 1B FC6-4 1B		0-0 FC5-4		2	0	0	0	0	0	2									
Rollie Sheldon, R (4, 1) OBP: 0.098, SLG: 0.098										0	0	0	0	0	0	0									
Lenny Green, L (6, PH) OBP: 0.340, SLG: 0.328										1	1	1	1	0	0	0									
Dan Osinski, R (6, 1) OBP: 0.500, SLG: 0.500										1	0	0	0	0	0	1									
John Wyatt, R (8, 1) OBP: 0.500, SLG: 0.500										0	0	0	0	0	0	0									
<b>Inning Stats</b>	R: 1 E: 0 K: 0 S: 6	H: 3 LOB: 2 BB: 0 P: 6	R: 0 E: 0 K: 1 S: 5	H: 0 LOB: 0 BB: 0 P: 5	R: 1 E: 0 K: 1 S: 6	H: 1 LOB: 1 BB: 1 P: 10	R: 0 E: 0 K: 0 S: 4	H: 1 LOB: 2 BB: 1 P: 8	R: 0 E: 0 K: 0 S: 4	H: 1 LOB: 1 BB: 0 P: 4	R: 5 E: 0 K: 0 S: 9	H: 6 LOB: 1 BB: 0 P: 9	R: 0 E: 0 K: 0 S: 4	H: 1 LOB: 1 BB: 0 P: 4	R: 0 E: 0 K: 0 S: 3	H: 1 LOB: 1 BB: 1 P: 7	R: 0 E: 0 K: 1 S: 5	H: 0 LOB: 0 BB: 0 P: 5	1B: 11 2B: 2 3B: 1 HR: 1	SF: 0 SAC: 1 DP: 1 HBP: 0	WP: 0 PB: 0 SB: 0 CS: 0	PA: 43			
<b>PITCHER</b>	IP	WLS	BF	H	R	ER	SO	BB	IBB	HBP	BLK	WP	HR	S	P	ERA	WHIP								
Jim Coates, R (1, 1) ERA: 3.86	5.1		27	9	5	5	2	2	0	0	0	0	0	29	37	8.44	2.062								
Lew Burdette, R (6, 1) ERA: 3.48	0.0		1	1	0	0	0	0	0	0	0	0	0	1	1	∞	∞								
Minnie Rojas, R (6, 1) ERA: 2.35	2.2	L	12	4	2	2	0	0	1	0	0	0	1	11	15	6.75	1.500								
Bob Lee, R (9, 1) ERA: 2.86	1.0		3	0	0	0	1	0	0	0	0	0	0	5	5	0.00	0.000								

Batter	1	2	3	4	5	6	7	8	9	AB R H RBI BB SO LOB
Jose Cardenal, R OBP: 0.316, SLG: 0.390 (1, 8)	0-0 1B 1B		0-0 F7	0-0 IHR	0-0 F8			0-3 K		5 1 2 2 0 1 4
Jay Johnstone, L OBP: 0.306, SLG: 0.434 (1, 7)	0-3 K		0-0 BB 1B	0-0 4-3		0-3 K		0-0 L6		5 1 1 0 0 2 3
Jim Fregosi, R OBP: 0.303, SLG: 0.376 (1, 6)	0-0 F4		4-0 1B E BB	4-0 BB		0-0 6-3		0-0 F4		3 1 0 0 2 0 1
Joe Adcock, R OBP: 0.366, SLG: 0.590 (1, 3)	0-0 1-2 1B		0-0 F9	0-3 K		0-0 F8		0-0 6-3		5 0 1 0 0 1 3
Buck Rodgers, S OBP: 0.281, SLG: 0.349 (1, 2)	0-3 K		0-0 E9 1-2 2-H 1B		0-0 6-3		0-0 4-3		0-0 BB 1B	5 0 2 1 0 1 2
Bobby Knoop, R OBP: 0.270, SLG: 0.378 (1, 4)		0-0 F4	0-0 F8		0-0 1B 1B		0-0 F7		4-0 1-2 BB	4 1 1 0 1 0 1
Paul Schaal, R OBP: 0.372, SLG: 0.358 (1, 5)		0-0 F2		0-0 HR	0-0 1B 1B		0-0 F7		0-3 K	5 1 2 1 0 1 2
Jim Piersall, R OBP: 0.261, SLG: 0.240 (1, 9)		0-0		0-0 F9				4-0 WP SH1 BB		3 0 2 1 0 0 0
Norm Siebern, L OBP: 0.372, SLG: 0.359 (8, PH)		0-0			1-2 3-H 1B					0 0 0 0 1 0 0
Jackie Hernandez, R OBP: 0.087, SLG: 0.048 (8, PR)		0-0								0 0 0 0 0 0 0
Bob Lee, R (9, 1)		0-0								0 0 0 0 0 0 0
Jim Coates, R OBP: 0.091, SLG: 0.091 (1, 1)		0-3 K		0-0 IHR 1B		0-3 K		0-0 SH1		3 1 1 0 0 2 3
Lew Burdette, R OBP: 0.143, SLG: 0.143 (6, 1)										0 0 0 0 0 0 0
Minnie Rojas, R OBP: 0.133, SLG: 0.143 (6, 1)										0 0 0 0 0 0 0
Ed Kirkpatrick, L OBP: 0.308, SLG: 0.334 (8, PH)										0 0 0 0 0 0 0
										1-2

Inning Stats	R: 0	H: 2	E: 0	K: 2	S: 9	H: 1	LOB: 2	BB: 0	P: 9	R: 0	H: 1	E: 0	K: 1	S: 6	R: 2	H: 2	E: 1	K: 0	S: 5	R: 3	H: 3	E: 0	K: 1	S: 8	R: 1	H: 3	E: 0	K: 1	S: 8	R: 0	H: 0	E: 0	K: 1	S: 5	R: 0	H: 0	E: 0	K: 0	S: 3	R: 0	H: 0	E: 0	K: 1	S: 5	R: 0	H: 0	E: 0	K: 1	S: 5	R: 0	H: 1	E: 0	K: 1	S: 6	1B: 10	2B: 0	3B: 0	HR: 2	SF: 0	SAC: 1	DP: 0	HBP: 0	WP: 1	PB: 0	SB: 0	CS: 0	PA: 43
--------------	------	------	------	------	------	------	--------	-------	------	------	------	------	------	------	------	------	------	------	------	------	------	------	------	------	------	------	------	------	------	------	------	------	------	------	------	------	------	------	------	------	------	------	------	------	------	------	------	------	------	------	------	------	------	------	--------	-------	-------	-------	-------	--------	-------	--------	-------	-------	-------	-------	--------

PITCHER	IP	WLS	BF	H	R	ER	SO	BB	IBB	HBP	BLK	WP	HR	S	P	ERA	WHIP
Dennis Bennett, L ERA: 3.59 (1, 1)	3.1		18	7	4	3	3	1	0	0	0	0	1	23	27	8.10	2.400
Rollie Sheldon, R ERA: 4.17 (4, 1)	1.2		10	4	2	2	2	1	0	0	0	0	0	13	17	10.80	3.000
Dan Osinski, R ERA: 3.81 (6, 1)	2.1	W	8	0	0	0	1	1	0	0	0	0	0	9	13	0.00	0.429
John Wyatt, R ERA: 3.59 (8, 1)	1.2	S	7	1	0	0	2	1	0	0	0	1	0	10	14	0.00	1.200

BOTTOM

Boston Red Sox @ California Angels  
Anaheim Stadium, Anaheim, CA

Tue Aug 30 1966, 10:05 PM EDT  
Att. 9,688 - Unknown

AB	38
R	6
H	12
RBI	5
BB	4
SO	8
LOB	19



WP	HR	S	P	ERA	WHIP
1	0	0	0		

livebaseballscorecards.com

Batter	1	2	3	4	5	6	7	8	9	AB R H RBI BB SO LOB	TOP											
Joe Foy, R (1, 6) OBP: 0.359, SLG: 0.422	0-0 6-3		0-0 F8		0-0 6-3			0-0 3-1		4 0 0 0 0 0 0	<b>Boston Red Sox @ Minnesota Twins</b> Metropolitan Stadium, Bloomington, MI Wed Aug 31 1966, 8:05 PM EDT Att. 13,431 - Unknown - 79 F											
George Thomas, R (1, 5) OBP: 0.313, SLG: 0.320	0-0 6-3			0-0 E8 SH3 HR 1B	0-0 F4			0-0 1B 1B		4 1 2 0 0 0 0												
Don Demeter, R (1, 8) OBP: 0.292, SLG: 0.476	0-0 F8			0-0 SH3 2-3		0-0 5-3		0-0 1-3 1B		3 0 1 0 0 0 0												
Tony Conigliaro, R (1, 9) OBP: 0.340, SLG: 0.512		0-0 6-3		0-0 HR 3-H	0-0 F7		0-3 K			4 1 1 2 0 1 2												
George Scott, R (1, 3) OBP: 0.330, SLG: 0.449		0-0 1B		0-0 BB 1B	0-3 K		0-3 K			4 0 2 0 0 2 2												
Carl Yastrzemski, L (1, 7) OBP: 0.358, SLG: 0.425		0-0 F4		0-0 F7		0-0 F8		0-0 3-1		4 0 0 0 0 0 2												
Bob Tillman, R (1, 2) OBP: 0.301, SLG: 0.343		0-0 F8		4-0 BB 1-2 BB	0-0 F4		0-3 K			3 0 0 0 1 1 1												
George Smith, R (1, 4) OBP: 0.287, SLG: 0.350			0-3 K	0-0 G3		0-0 2B		0-0 F4		4 0 1 0 0 1 2												
Lee Stange, R (1, 1) OBP: 0.128, SLG: 0.081			0-0 4-3		0-0 3-1		0-0 4-3			1 0 0 0 0 0 0												
Bill Short, L (4, 1) OBP: 0.083, SLG: 0.083										1 0 0 0 0 0 0												
Jose Tartabull, L (7, PH) OBP: 0.289, SLG: 0.332										1 0 0 0 0 0 1												
Dick Stigman, R (7, 1) OBP: 0.118, SLG: 0.118										0 0 0 0 0 0 0												
<b>Inning Stats</b>	R: 0 E: 0 K: 0 S: 3	H: 0 LOB: 0 BB: 0 P: 3	R: 0 E: 0 K: 0 S: 4	H: 1 LOB: 1 BB: 0 P: 4	R: 0 E: 0 K: 1 S: 5	H: 0 LOB: 0 BB: 0 P: 5	R: 2 E: 1 K: 0 S: 6	H: 3 LOB: 2 BB: 1 P: 10	R: 0 E: 0 K: 0 S: 3	H: 0 LOB: 0 BB: 0 P: 3	R: 0 E: 0 K: 1 S: 5	H: 0 LOB: 0 BB: 0 P: 5	R: 0 E: 0 K: 0 S: 4	H: 1 LOB: 1 BB: 0 P: 4	R: 0 E: 0 K: 2 S: 9	H: 2 LOB: 2 BB: 0 P: 9	R: 0 E: 0 K: 1 S: 5	H: 0 LOB: 0 BB: 0 P: 5	1B: 5 2B: 1 3B: 0 HR: 1	SF: 0 SAC: 1 DP: 0 HBP: 0	WP: 0 PB: 0 SB: 0 CS: 0	PA: 35
<b>PITCHER</b> Jim Kaat, L (1, 1) ERA: 2.75	IP: 9.0 WLS: W BF: 35 H: 7 R: 2 ER: 2 SO: 5 BB: 1 IBB: 0 HBP: 0 BLK: 0 WP: 0 HR: 1 S: 44 P: 48 ERA: 2.00 WHIP: 0.889											<b>PITCHER</b>	IP: 9.0 WLS: W BF: 35 H: 7 R: 2 ER: 2 SO: 5 BB: 1 IBB: 0 HBP: 0 BLK: 0 WP: 0 HR: 1 S: 44 P: 48 ERA: 2.00 WHIP: 0.889									

livebaseballscorecards.com

<b>AB</b>	33
<b>R</b>	2
<b>H</b>	7
<b>RBI</b>	2
<b>BB</b>	1
<b>SO</b>	5
<b>LOB</b>	10



Batter	1	2	3	4	5	6	7	8	9
<b>Cesar Tovar, R</b> OBP: 0.341, SLG: 0.358 (1, 6)	0-3 K		0-3 K	0-0 FC6-4 1B		0-0 1-H 2-H 3B		4-0 2B BB	
<b>Jimmie Hall, L</b> OBP: 0.294, SLG: 0.421 (1, 7)	0-0 F7		0-0 4-3	0-0 FC6-4 1-2f		0-0 L8		0-0 2B 1B	
<b>Tony Oliva, L</b> OBP: 0.358, SLG: 0.519 (1, 9)	0-0 F4		0-0 S 1B		4-0 G6-4-3 BB		4-0 2B BB	0-0 F2	
<b>Harmon Killebrew, R</b> OBP: 0.385, SLG: 0.521 (1, 5)		0-0 HR 1B			0-0 G6-4-3 1-2f		0-0 F8	0-0 1-H 2-H 2B	
<b>Rich Rollins, R</b> OBP: 0.293, SLG: 0.385 (9, 5)			0-3 K						
<b>Don Mincher, L</b> OBP: 0.333, SLG: 0.413 (1, 3)		0-0 F4		0-0 2B	0-0 L8		0-0 1-H 2B	0-0 4-3	
<b>Ted Uhlaender, L</b> OBP: 0.256, SLG: 0.270 (1, 8)		0-0 L8		0-0 4-3 SF7 2B		0-0 E2 FC4-6 2B	0-0 2-H 2B		
<b>Bernie Allen, L</b> OBP: 0.301, SLG: 0.360 (1, 4)		0-0 1-H HR		0-0 4-3 2-3		0-0 L7	0-0 F5		
<b>Russ Nixon, L</b> OBP: 0.333, SLG: 0.292 (1, 2)		0-0 G3		0-0 SF7		0-0 FC4-6 1B 3B	0-0 4-3		
<b>Jim Kaat, L</b> OBP: 0.255, SLG: 0.312 (1, 1)			0-0 4-3 1B	0-0 1B		0-0 1-2 3B		0-3 K	

Inning Stats	R: 0	H: 0	E: 0	K: 1	S: 5	LOB: 0	BB: 0	P: 5
	2	2	0	0	5	0	0	5
	1	2	0	2	9	0	0	9
	0	0	0	0	7	0	0	7
	0	0	0	0	6	0	0	6
	2	2	0	0	9	0	0	9
	2	2	0	0	6	0	0	6
	2	2	0	0	11	0	0	11
	4	2	0	0	0	0	0	0

PITCHER	IP	WLS	BF	H	R	ER	SO	BB	IBB	HBP	BLK	WP	HR	S	P	ERA	WHIP
<b>Lee Stange, R</b> ERA: 3.71 (1, 1)	3.2	L	19	8	5	5	3	0	0	0	0	0	1	25	25	12.27	2.182
<b>Bill Short, L</b> ERA: 2.86 (4, 1)	2.1		10	2	2	0	0	1	0	0	0	0	0	9	13	0.00	1.286
<b>Dick Stigman, L</b> ERA: 5.72 (7, 1)	2.0		12	4	4	4	1	2	0	0	0	0	0	12	20	18.00	3.000

**BOTTOM**

**Boston Red Sox @ Minnesota Twins**  
Metropolitan Stadium, Bloomington, MI

Wed Aug 31 1966, 8:05 PM EDT  
Att: 13,431 - Unknown - 79 F

AB	R	H	RBI	BB	SO	LOB
4	1	2	2	1	2	1
5	1	1	0	0	0	4
3	1	1	1	2	0	2
5	1	2	2	0	1	3
0	0	0	0	0	0	0
5	2	2	1	0	0	2
4	1	2	2	0	0	1
4	1	1	2	0	0	3
3	1	0	1	0	0	2
4	2	3	0	0	1	0

AB	37
R	11
H	14
RBI	11
BB	3
SO	4
LOB	18

WP: 0 PA: 41  
PB: 0 SB: 1  
CS: 0



Batter	1	2	3	4	5	6	7	8	9	AB R H RBI BB SO LOB	TOP											
Dalton Jones, L (1, 4) OBP: 0.303, SLG: 0.379	0-0 4-3		0-0 L3-6		0-0 F4			0-0 2B		4 0 1 0 0 0 3	<b>Boston Red Sox @ Kansas City Athletics</b> Municipal Stadium, Kansas City, MO Fri Sep 02 1966, 8:05 PM EDT Att. 6,243 - Unknown <a href="http://livebaseballscorecards.com">livebaseballscorecards.com</a>											
Joe Foy, R (1, 5) OBP: 0.359, SLG: 0.420	0-0 F3		4-0 BB			0-0 6-3		0-3 K		3 0 0 0 1 1 1												
Carl Yastrzemski, L (1, 7) OBP: 0.357, SLG: 0.424	0-0 1B		0-0 F8			0-0 4-3		0-0 F8		4 0 1 0 0 0 3												
Tony Conigliaro, R (1, 9) OBP: 0.337, SLG: 0.507	0-0 L7			0-0 F2		0-0 G3		0-0 F9		4 0 0 0 0 0 2												
George Scott, R (1, 3) OBP: 0.328, SLG: 0.446		0-0 6-3		0-3 K		0-3 K		0-0 6-3		4 0 0 0 0 2 0												
Don Demeter, R (1, 8) OBP: 0.291, SLG: 0.473		0-0 F6		0-0 F8		0-0 E6 1B E 4-3		0-0 1B		4 1 1 0 0 0 0												
Rico Petrocelli, R (1, 6) OBP: 0.285, SLG: 0.387		0-0 6-3			0-0 F5		0-0 4-3 1B	0-0 F8		4 0 1 0 0 0 1												
Mike Ryan, R (1, 2) OBP: 0.263, SLG: 0.277			0-0 L3-6 2B		0-0 F3		0-0 4-3	0-0 F9		2 0 1 0 0 0 0												
Lenny Green, L (7, PH) OBP: 0.338, SLG: 0.325							0-0 1-2 3-H F7		1 0 0 1 0 0 1													
Dan Osinski, R (7, 1) OBP: 0.500, SLG: 0.500									0 0 0 0 0 0 0													
Jose Tartabull, L (9, PH) OBP: 0.288, SLG: 0.331									1 0 0 0 0 0 1													
Hank Fischer, R (1, 1) OBP: 0.133, SLG: 0.103			4-0 BB							1 0 1 0 1 0 0												
Bill Short, L (6, 1) OBP: 0.083, SLG: 0.083										0 0 0 0 0 0 0												
Bob Tillman, R (7, PH) OBP: 0.299, SLG: 0.341										1 0 0 0 0 0 1												
<b>Inning Stats</b>	R: 0 E: 0 K: 0 S: 4	H: 1 LOB: 1 BB: 0 P: 4	R: 0 E: 0 K: 0 S: 3	H: 0 LOB: 0 BB: 0 P: 3	R: 0 E: 0 K: 0 S: 3	H: 1 LOB: 2 BB: 2 P: 11	R: 0 E: 0 K: 1 S: 5	H: 0 LOB: 0 BB: 0 P: 5	R: 0 E: 1 K: 0 S: 4	H: 1 LOB: 1 BB: 0 P: 4	R: 0 E: 0 K: 0 S: 3	H: 0 LOB: 0 BB: 0 P: 3	R: 1 E: 1 K: 1 S: 7	H: 1 LOB: 1 BB: 0 P: 7	R: 0 E: 0 K: 1 S: 6	H: 1 LOB: 1 BB: 0 P: 6	R: 0 E: 0 K: 0 S: 4	H: 1 LOB: 1 BB: 0 P: 4	1B: 4 2B: 3 3B: 0 HR: 0	SF: 0 SAC: 0 DP: 1 HBP: 0	WP: 1 PB: 0 SB: 0 CS: 0	PA: 35
<b>PITCHER</b> Lew Krausse, R (1, 1) ERA: 3.14	IP: 9.0 WLS: W BF: 35 H: 6 R: 1 ER: 0 SO: 3 BB: 2 IBB: 0 HBP: 0 BLK: 0 WP: 1 HR: 0 S: 39 P: 47 ERA: 0.00 WHIP: 0.889																					



Batter	1	2	3	4	5	6	7	8	9
<b>Bert Campaneris, R</b> OBP: 0.301, SLG: 0.382 (1, 6) X	0-0 6-3 ①		0-0 FC5-4 ②		0-0 G5-4-3 ③		0-0 L7 ②		
<b>Jim Gosger, L</b> OBP: 0.323, SLG: 0.356 (1, 7) X	0-0 F6 ②		0-3 K ③			0-0 1B 6-3 1B	0-3 K ③		
<b>Ed Charles, R</b> OBP: 0.332, SLG: 0.450 (1, 5) X	0-0 F8 ③			0-0 F9 ①		0-0 6-3 ①		4-0 1B SF8 BB	
<b>Larry Stahl, L</b> OBP: 0.289, SLG: 0.374 (1, 9)		0-0 L5 ①		0-0 4-3 ②		0-0 1B E 1B 2-H		0-0 1B SF8 CS 1B 1-3	
<b>Danny Cater, R</b> OBP: 0.300, SLG: 0.361 (1, 3)		0-0 G3-6 1B		4-0 BB		0-0 E8 1B K 1B 1-H		0-0 SF8 ①	
<b>Roger Repoz, L</b> OBP: 0.322, SLG: 0.373 (1, 8)		0-0 G3-6 ②		0-3 K ③		0-0 S K 1B 1-3		0-0 CS 1B 2-3	
<b>Joe Nossek, R</b> OBP: 0.276, SLG: 0.342 (6, PH) (7, 8)		0-0 G3-6 1-2f				0-0 K 1-3 3-H		0-0 CS ② ③	
<b>John Donaldson, L</b> OBP: 0.235, SLG: 0.188 (1, 4)			0-0 E FC5-4 1B		0-0 HBP 1B	0-3 K 1-3 3-H		0-0 CS ② ③	
<b>Ossie Chavarria, R</b> OBP: 0.293, SLG: 0.313 (6, PH) (7, 4)								1-2 3-H	
<b>Phil Roof, R</b> OBP: 0.286, SLG: 0.343 (1, 2)			0-0 E4 FC5-4 1-3		0-3 K ①		0-0 HR ①		
<b>Lew Krausse, R</b> OBP: 0.224, SLG: 0.178 (1, 1)			0-3 K ①		1-0 G5-4-3 HBP 1-2		0-0 4-3 ①		

Inning Stats	R: 0 E: 0 K: 0 S: 3	H: 0 LOB: 0 BB: 0 P: 3	R: 0 E: 0 K: 0 S: 3	H: 1 LOB: 0 BB: 0 P: 3	R: 1 E: 1 K: 2 S: 9	H: 1 LOB: 1 BB: 0 P: 9	R: 0 E: 0 K: 1 S: 5	H: 0 LOB: 1 BB: 1 P: 9	R: 0 E: 0 K: 1 S: 5	H: 1 LOB: 1 BB: 0 P: 6	R: 2 E: 1 K: 1 S: 8	H: 4 LOB: 1 BB: 0 P: 8	R: 1 E: 0 K: 1 S: 6	H: 1 LOB: 0 BB: 0 P: 6	R: 1 E: 0 K: 0 S: 3	H: 2 LOB: 1 BB: 1 P: 7
1B: 9 2B: 1 3B: 0 HR: 1	SF: 1 SAC: 0 DP: 3 HBP: 1	WP: 0 PB: 0 SB: 1 CS: 1														

PITCHER	IP	WLS	BF	H	R	ER	SO	BB	IBB	HBP	BLK	WP	HR	S	P	ERA	WHIP
<b>Hank Fischer, R</b> ERA: 4.56 (1, 1)	5.1	L	23	6	3	1	4	1	0	0	0	0	0	29	34	1.69	1.312
<b>Bill Short, L</b> ERA: 2.82 (6, 1)	0.2		2	1	0	0	1	0	0	0	0	0	0	4	4	0.00	1.500
<b>Dan Osinski, R</b> ERA: 3.99 (7, 1)	2.0		8	3	2	2	1	1	0	0	0	0	1	9	13	9.00	2.000

**BOTTOM**

**Boston Red Sox @ Kansas City Athletics**  
Municipal Stadium, Kansas City, MO

Fri Sep 02 1966, 8:05 PM EDT  
Att. 6,243 - Unknown

AB	29
R	5
H	10
RBI	4
BB	2
SO	6
LOB	13



WP	HR	S	P	ERA	WHIP
0	0	0	0	0	0

Batter	1	2	3	4	5	6	7	8	9	AB R H RBI BB SO LOB	TOP												
Rico Petrocelli, R (1, 6) OBP: 0.288, SLG: 0.388	0-0 1B	0-0 SH2-3 1B 1B		0-0 F7		0-0 L8		4-0 1B BB		4 1 2 1 1 0 0													
Joe Foy, R (1, 5) OBP: 0.362, SLG: 0.423	0-0 1B 1B	0-0 SH2-3		0-0 F9		0-0 BB 1B		0-0 1-3 1B		4 1 3 0 0 0 0													
Carl Yastrzemski, L (1, 7) OBP: 0.359, SLG: 0.425	0-0 1B IBB	0-0 F8			0-0 HR 1B	4-0 FC BB		0-0 5-3		4 2 2 0 1 0 4													
Tony Conigliaro, R (1, 9) OBP: 0.342, SLG: 0.515	4-0 1B IBB	4-0 1B BB			0-0 1-H HR	0-0 FC		0-0 1B		3 1 2 2 2 0 2													
George Scott, R (1, 3) OBP: 0.330, SLG: 0.447	0-0 1-3 2-H 3-H 1B	0-0 1-3 2-H 3-H 1B			0-0 F4		0-0 G1-4-3 1B		0-0 F9		5 0 3 4 0 0 1												
Don Demeter, R (1, 8) OBP: 0.287, SLG: 0.465	0-0 F6		0-0 F4		0-0 5-3		0-3 K		0-0 L8		5 0 0 0 0 1 4												
Mike Ryan, R (1, 2) OBP: 0.262, SLG: 0.276	0-3 K		0-3 K		0-0 1B		0-0 G1-4-3		0-0 F8		5 0 1 0 0 2 4												
George Smith, R (1, 4) OBP: 0.286, SLG: 0.352		0-0 SH 1B 2B		0-0 F8		0-0 F4		0-0 F3		4 1 1 0 0 0 1													
Jim Lonborg, R (1, 1) OBP: 0.130, SLG: 0.159		0-0 SH SH2-3 1B 1B		0-3 K		0-3 K		0-3 K		3 1 0 0 0 3 0													
<b>Inning Stats</b>	R: 2 E: 0 K: 1 S: 8	H: 4 LOB: 2 BB: 1 P: 12	R: 3 E: 0 K: 0 S: 6	H: 3 LOB: 3 BB: 1 P: 10	R: 0 E: 0 K: 1 S: 5	H: 0 LOB: 0 BB: 0 P: 5	R: 0 E: 0 K: 1 S: 5	H: 0 LOB: 0 BB: 0 P: 5	R: 2 E: 0 K: 1 S: 6	H: 3 LOB: 1 BB: 0 P: 6	R: 0 E: 0 K: 1 S: 6	H: 1 LOB: 2 BB: 1 P: 10	R: 0 E: 0 K: 1 S: 5	H: 1 LOB: 0 BB: 0 P: 5	R: 0 E: 0 K: 1 S: 6	H: 1 LOB: 2 BB: 1 P: 10	R: 0 E: 0 K: 0 S: 4	H: 1 LOB: 1 BB: 0 P: 4	1B: 12 2B: 1 3B: 0 HR: 1	SF: 0 SAC: 2 DP: 1 HBP: 0	WP: 0 PB: 0 SB: 0 CS: 0	PA: 43	
<b>PITCHER</b>	IP WLS BF H R ER SO BB IBB HBP BLK WP HR S P ERA WHIP																					<b>PITCHER</b>	IP WLS BF H R ER SO BB IBB HBP BLK WP HR S P ERA WHIP
Catfish Hunter, R (1, 1) ERA: 4.04	1.0 L 10 6 5 5 1 0 1 0 0 0 0 0 11 15 45.00 6.000																						
Wes Stock, R (2, 1) ERA: 2.97	2.0 7 1 0 0 1 1 0 0 0 0 0 0 8 12 0.00 1.000																						
Vern Handrahan, R (4, 1) ERA: 4.76	3.0 14 4 2 2 2 1 0 0 0 0 0 1 17 21 6.00 1.667																						
Ken Sanders, R (7, 1) ERA: 3.82	2.0 8 2 0 0 2 1 0 0 0 0 0 0 11 15 0.00 1.500																						
Bill Edgerton, L (9, 1) ERA:	1.0 4 1 0 0 0 0 0 0 0 0 0 0 4 4 0.00 1.000																						

**Boston Red Sox @ Kansas City Athletics**  
Municipal Stadium, Kansas City, MO

Sat Sep 03 1966, 4:33 AM EDT  
Att. 9,110 - Unknown

livebaseballscorecards.com

**AB 37**  
**R 7**  
**H 14**  
**RBI 7**  
**BB 4**  
**SO 6**  
**LOB 16**





Batter	1	2	3	4	5	6	7	8	9	AB	R	H	RBI	BB	SO	LOB	BOTTOM
--------	---	---	---	---	---	---	---	---	---	----	---	---	-----	----	----	-----	--------

<b>Bert Campaneris, R</b> OBP: 0.303, SLG: 0.387 (1, 6)	0-0 6-3 ①		0-0 3B			0-0 1B			0-0 E3	4	0	2	0	0	0	0	
---	-----------------	--	-----------	--	--	-----------	--	--	-----------	---	---	---	---	---	---	---	--

<b>John Donaldson, L</b> OBP: 0.190, SLG: 0.150 (1, 4)	0-0 G1 ②		0-0 G1 ③			0-0 F7 ②			0-0 F8 ① 1-2	4	0	0	0	0	0	3	
--	----------------	--	----------------	--	--	----------------	--	--	-----------------------	---	---	---	---	---	---	---	--

<b>Ed Charles, R</b> OBP: 0.330, SLG: 0.446 <b>Ken Sanders, R</b> OBP: 0.250, SLG: 0.143 <b>Bill Edgerton, L</b> (9, 1) <b>Tim Talton, L</b> OBP: 0.357, SLG: 0.607 (9, PH)	0-3 K ③					0-3 K ③			0-0 4-3 ②	3	0	0	0	0	2	1	
---	---------------	--	--	--	--	---------------	--	--	-----------------	---	---	---	---	---	---	---	--

<b>Larry Stahl, L</b> OBP: 0.285, SLG: 0.368 (1, 9)		0-0 5-3 ①				0-0 F8 ②			0-0 K ①								
---	--	-----------------	--	--	--	----------------	--	--	---------------	--	--	--	--	--	--	--	--

<b>Danny Cater, R</b> OBP: 0.300, SLG: 0.359 (1, 3) (7, 7)		4-0 BB ③				0-0 L9 ③			0-0 4-3 ②	2	0	0	0	1	0	0	
---	--	----------------	--	--	--	----------------	--	--	-----------------	---	---	---	---	---	---	---	--

<b>Rick Monday, L</b> (1, 8)		0-3 K ②				0-3 K ①			0-0 F7 ③	3	0	0	0	0	2	1	
---------------------------------	--	---------------	--	--	--	---------------	--	--	----------------	---	---	---	---	---	---	---	--

<b>Sal Bando, R</b> (1, 5)		0-0 F9 ③				0-0 6-3 ②			0-0 6-3 ①	3	0	0	0	0	0	1	
-------------------------------	--	----------------	--	--	--	-----------------	--	--	-----------------	---	---	---	---	---	---	---	--

<b>Phil Roof, R</b> OBP: 0.284, SLG: 0.341 <b>Rene Lachemann, R</b> (1, 2) (6, 2)			0-0 F8 ①			0-0 6-3 ③			0-0 F4 ②	2	0	0	0	0	0	0	
---	--	--	----------------	--	--	-----------------	--	--	----------------	---	---	---	---	---	---	---	--

<b>Cattfish Hunter, R</b> OBP: 0.186, SLG: 0.218 <b>Wes Stock, R</b> (2, 1) <b>Roger Repoz, L</b> OBP: 0.321, SLG: 0.371 <b>Vern Handrahan, L</b> (4, 1) <b>Randy Schwartz, L</b> (6, PH) (7, 3)			0-0 G3 ②			0-0 F7 ①			0-0 F6 ③	0	0	0	0	0	0	0	
--	--	--	----------------	--	--	----------------	--	--	----------------	---	---	---	---	---	---	---	--

Inning Stats	R: 0	H: 0	E: 0	K: 1	S: 5	R: 0	H: 0	E: 0	K: 1	S: 5	R: 0	H: 1	E: 0	K: 0	S: 4	R: 0	H: 0	E: 0	K: 0	S: 3	R: 0	H: 0	E: 0	K: 1	S: 5	R: 0	H: 1	E: 0	K: 1	S: 6	R: 0	H: 0	E: 0	K: 1	S: 5	R: 0	H: 0	E: 1	K: 0	S: 4	R: 0	H: 0	E: 1	K: 0	S: 4	1B: 1	2B: 0	3B: 1	HR: 0	SF: 0	SAC: 0	DP: 0	HBP: 0	WP: 0	PB: 0	SB: 1	CS: 0	PA: 31
--------------	------	------	------	------	------	------	------	------	------	------	------	------	------	------	------	------	------	------	------	------	------	------	------	------	------	------	------	------	------	------	------	------	------	------	------	------	------	------	------	------	------	------	------	------	------	-------	-------	-------	-------	-------	--------	-------	--------	-------	-------	-------	-------	--------

<b>PITCHER</b> <b>Jim Lonborg, R</b> ERA: 4.12 (1, 1)	IP	WLS	BF	H	R	ER	SO	BB	IBB	HBP	BLK	WP	HR	S	P	ERA	WHIP																				<b>PITCHER</b>	IP	WLS	BF	H	R	ER	SO	BB	IBB	HBP	BLK	WP	HR	S	P	ERA	WHIP
--	----	-----	----	---	---	----	----	----	-----	-----	-----	----	----	---	---	-----	------	--	--	--	--	--	--	--	--	--	--	--	--	--	--	--	--	--	--	--	----------------	----	-----	----	---	---	----	----	----	-----	-----	-----	----	----	---	---	-----	------

**Boston Red Sox @ Kansas City Athletics**

**Municipal Stadium, Kansas City, MO**

Sat Sep 03 1966, 4:33 AM EDT  
Att: 9,110 - Unknown

AB	30
R	0
H	2
RBI	0
BB	1
SO	5
LOB	8



WP: 0	PA: 31
-------	--------

Batter	1	2	3	4	5	6	7	8	9	AB R H RBI BB SO LOB	TOP											
Jose Tartabull, L (1, 8) OBP: 0.291, SLG: 0.333	0-0 2B 1B	0-0 F5		0-0 SH4-3 1-2		0-0 G3 2-3		0-0 1B		4 1 2 0 0 0 2												
Joe Foy, R (1, 5) OBP: 0.364, SLG: 0.425	0-0 1-H FC 2B		0-0 FC6-4 1B	0-0 6-3			4-0 FC4-6 BB	0-0 L8		4 1 2 1 1 0 2												
Carl Yastrzemski, L (1, 7) OBP: 0.358, SLG: 0.424	0-0 FC 1B 2-H		0-0 FC6-4 E SF9		0-0 1-3		0-0 FC4-6 WP 1B 1-2f		0-0 PB 6-3-2-6 2B	5 1 1 1 0 0 2												
Tony Conigliaro, R (1, 9) OBP: 0.344, SLG: 0.516	0-0 F3		0-0 E8 1-3 1B		0-0 1B		0-0 BB 1-2 1B	0-0 6-3-2-6 2-Hf		5 0 3 0 0 0 2												
George Scott, R (1, 3) OBP: 0.329, SLG: 0.444	0-0 F9		0-0 SF9 3-H		0-0 F7		4-0 1-2 2-3 BB	0-3 K		3 0 0 1 1 1 2												
Dalton Jones, L (1, 4) OBP: 0.307, SLG: 0.379	0-0 1-3 1B		4-0 IBB		0-3 K		0-3 BB			3 0 1 0 1 2 4												
George Smith, R (7, 4) OBP: 0.286, SLG: 0.352										0 0 0 0 0 0 0												
Rico Petrocelli, R (1, 6) OBP: 0.287, SLG: 0.385		0-0 L8	0-0 F8			4-0 PB SH1-4 BB	0-0 6-3			3 0 0 0 1 0 5												
Mike Ryan, R (1, 2) OBP: 0.259, SLG: 0.273		0-0 F3		0-0 F5		0-0 L7		0-0 5-3		4 0 0 0 0 0 1												
Darrell Brandon, R (1, 1) OBP: 0.205, SLG: 0.278		0-0 2B	0-0 E6 SH4-3		0-0 SH1-4 1-2		0-3 K			3 0 1 0 0 1 0												
<b>Inning Stats</b>	R: 2 E: 0 K: 0 S: 6	H: 3 LOB: 1 BB: 0 P: 6	R: 0 E: 0 K: 0 S: 4	H: 1 LOB: 1 BB: 0 P: 4	R: 1 E: 1 K: 0 S: 5	H: 2 LOB: 2 BB: 1 P: 9	R: 0 E: 1 K: 0 S: 4	H: 0 LOB: 1 BB: 0 P: 4	R: 0 E: 0 K: 1 S: 6	H: 1 LOB: 1 BB: 0 P: 6	R: 0 E: 0 K: 1 S: 3	H: 0 LOB: 1 BB: 1 P: 7	R: 0 E: 0 K: 1 S: 6	H: 1 LOB: 3 BB: 2 P: 14	R: 0 E: 0 K: 1 S: 6	H: 1 LOB: 1 BB: 0 P: 6	R: 0 E: 0 K: 1 S: 5	H: 1 LOB: 0 BB: 0 P: 5	1B: 7 2B: 4 3B: 0 HR: 0	SF: 1 SAC: 2 DP: 1 HBP: 0	WP: 1 PB: 2 SB: 0 CS: 0	PA: 41
<b>PITCHER</b>	IP WLS BF H R ER SO BB IBB HBP BLK WP HR S P ERA WHIP																				<b>PITCHER</b>	IP WLS BF H R ER SO BB IBB HBP BLK WP HR S P ERA WHIP
Blue Moon Odom, R (1, 1) ERA: 3.53	6.1 L 32 8 3 2 1 3 1 0 0 1 0 30 46 2.84 1.737																					
Vern Handrahan, R (7, 1) ERA: 4.63	0.2 2 0 0 0 1 0 0 0 0 0 0 0 4 4 0.00 0.000																					
Wes Stock, R (8, 1) ERA: 2.89	1.0 4 1 0 0 1 0 0 0 0 0 0 0 6 6 0.00 1.000																					
Ken Sanders, R (9, 1) ERA: 3.79	1.0 3 1 0 0 1 0 0 0 0 0 0 0 5 5 0.00 1.000																					

**Boston Red Sox @ Kansas City Athletics**  
**Municipal Stadium, Kansas City, MO**

Sun Sep 04 1966, 4:33 AM EDT  
 Unknown

<b>AB</b>	34
<b>R</b>	3
<b>H</b>	10
<b>RBI</b>	3
<b>BB</b>	4
<b>SO</b>	4
<b>LOB</b>	20



livebaseballscorecards.com

Batter	1	2	3	4	5	6	7	8	9	AB	R	H	RBI	BB	SO	LOB
Bert Campaneris, R OBP: 0.304, SLG: 0.387 (1, 6)	4-0 BB BB		0-0 S 1B			0-0 L7		0-0 FC4 1-2f		3	0	1	0	1	0	1
Mike Hershberger, R OBP: 0.318, SLG: 0.356 (1, 9)	4-0 1-2 BB		0-0 L9 1-2			4-0 BB BB		0-0 L9		2	0	0	0	2	0	2
Jim Gosger, L OBP: 0.322, SLG: 0.353 (1, 7)	0-0 F9		0-3 K			4-0 1-2 BB		0-3 K		3	0	0	0	1	2	3
Ed Charles, R OBP: 0.326, SLG: 0.440 (1, 5)	0-0 1-3			0-0 5-3		0-0 F7		0-0 F7		4	0	0	0	0	0	3
Danny Cater, R OBP: 0.299, SLG: 0.358 (1, 3)		0-0 FC5-4 1B		0-0 5-3		0-3 K		0-0 F3		4	0	1	0	0	1	2
Dick Green, R OBP: 0.307, SLG: 0.367 (1, 4)		0-0 FC5-4 FC5-6 1-2f		0-0 4-3			0-0 F5		0-0 F9		4	0	0	0	0	1
Rick Monday, L (1, 8)		0-0 FC5-6 1-2f			0-0 G3		0-0 6-3			3	0	0	0	0	0	1
Phil Roof, R OBP: 0.283, SLG: 0.339 (1, 2)		0-3 K			0-0 F8		0-0 F6			2	0	0	0	0	1	1
John Donaldson, L OBP: 0.182, SLG: 0.143 (7, PH)										1	0	0	0	0	0	0
Rene Lachemann, R (8, 2)										0	0	0	0	0	0	0
Blue Moon Odom, R OBP: 0.200, SLG: 0.158 (1, 1)			0-0 6-3							2	0	0	0	0	0	0
Vern Handrahan, L (7, 1)										0	0	0	0	0	0	0
Wes Stock, R (8, 1)										0	0	0	0	0	0	0
Roger Repoz, L OBP: 0.323, SLG: 0.373 (8, PH)										1	0	1	0	0	0	0
Ken Sanders, R OBP: 0.250, SLG: 0.143 (9, 1)										0	0	0	0	0	0	0

Inning Stats	R: 0	H: 0	E: 0	K: 0	S: 2	R: 0	H: 1	E: 0	K: 1	S: 6	R: 0	H: 1	E: 0	K: 1	S: 6	R: 0	H: 0	E: 0	K: 0	S: 3	R: 0	H: 0	E: 0	K: 0	S: 3	R: 0	H: 0	E: 0	K: 1	S: 5	R: 0	H: 0	E: 0	K: 0	S: 3	R: 0	H: 1	E: 0	K: 1	S: 6	R: 0	H: 0	E: 0	K: 0	S: 3
	LOB: 1	BB: 2	P: 10	LOB: 1	BB: 0	P: 6	LOB: 1	BB: 0	P: 6	LOB: 0	BB: 0	P: 3	LOB: 0	BB: 0	P: 3	LOB: 2	BB: 2	P: 13	LOB: 0	BB: 0	P: 3	LOB: 0	BB: 0	P: 3	LOB: 1	BB: 0	P: 6	LOB: 0	BB: 0	P: 3	LOB: 0	BB: 0	P: 3	LOB: 0	BB: 0	P: 6	LOB: 0	BB: 0	P: 3	LOB: 0	BB: 0	P: 3	LOB: 0	BB: 0	P: 3

PITCHER	IP	WLS	BF	H	R	ER	SO	BB	IBB	HBP	BLK	WP	HR	S	P	ERA	WHIP
Darrell Brandon, R ERA: 3.58 (1, 1)	9.0	W	33	3	0	0	4	4	0	0	0	0	0	37	53	0.00	0.778

**BOTTOM**

**Boston Red Sox @ Kansas City Athletics**  
Municipal Stadium, Kansas City, MO


Sun Sep 04 1966, 4:33 AM EDT  
Unknown

<b>AB</b>	<b>29</b>
<b>R</b>	<b>0</b>
<b>H</b>	<b>3</b>
<b>RBI</b>	<b>0</b>
<b>BB</b>	<b>4</b>
<b>SO</b>	<b>4</b>
<b>LOB</b>	<b>14</b>



<b>WP: 0</b>	<b>PA: 33</b>
<b>PB: 0</b>	
<b>SB: 1</b>	
<b>CS: 0</b>	

livebaseballscorecards.com

Batter	1	2	3	4	5	6	7	8	9	AB R H RBI BB SO LOB	TOP											
Rico Petrocelli, R (1, 6) OBP: 0.287, SLG: 0.384	0-0 BB BB G6-4-3-2 1B		0-0 G6-4-3 1-2f		0-0 G6-3 1-2f		0-3 K			4 0 1 0 0 1 3												
Joe Foy, R (1, 5) OBP: 0.365, SLG: 0.423	4-0 BB 1-2 BB		4-0 BB			0-0 G3		0-0 5-3		2 0 0 0 2 0 0												
Don Demeter, R (1, 8) OBP: 0.289, SLG: 0.467	4-0 BB BB 1-2 2-3 BB		0-0 L8			0-0 F7		0-0 2B		3 0 1 0 1 0 1												
Tony Conigliaro, R (1, 9) OBP: 0.343, SLG: 0.512	0-0 G6-4-3-2 1-2f 3-Hf			4-0 BB BB K2-5-2 BB		0-0 6-3		0-0 F7		3 0 0 0 1 0 4												
George Scott, R (1, 3) OBP: 0.331, SLG: 0.443		0-3 K		0-0 F8			4-0 1B E BB	4-0 BB		2 1 0 0 2 1 1												
George Thomas, R (1, 7) OBP: 0.317, SLG: 0.321		0-0 F8		4-0 BB			0-0 FC6-4 1-3 5-3 1B	0-3 K		3 1 1 0 1 1 2												
Bob Tillman, R (1, 2) OBP: 0.299, SLG: 0.337		4-0 BB		0-3 K2-5-2			0-0 E5 FC6-4		0-0 F7	2 0 0 1 1 1 3 1 0 0 0 0 0 0	AB 26 R 2 H 3 RBI 2 BB 10 SO 6 LOB 19											
Jose Tartabull, L (9, PH) OBP: 0.290, SLG: 0.332				2-2			1-2 3-H		0-0 F7													
George Smith, R (1, 4) OBP: 0.287, SLG: 0.350		0-3 K			4-0 BB BB G6-3 BB		0-0 FC6-4 1-2f 2-3 5-3		0-0 F7	2 0 0 0 1 1 3 1 0 0 0 0 0 0												
Carl Yastrzemski, L (9, PH) OBP: 0.357, SLG: 0.424							0-0 5-3		0-0 G3	0 0 0 0 1 0 0 0 0 0 0 0 0 0 1 0 0 0 0 1 1 0 0 0 0 0 0 0 1 0 0 1 0 0 1 0 0 0 0 0 0 0 1 0 0 0 0 0 0												
Jose Santiago, R (1, 1) OBP: 0.228, SLG: 0.218					4-0 BB BB G6-4-3 BB		0-3 K															
Bill Short, L (4, 1) OBP: 0.083, SLG: 0.083																						
Dalton Jones, L (5, PH) OBP: 0.355, SLG: 0.377																						
Rollie Sheldon, R (5, 1) OBP: 0.098, SLG: 0.098																						
Eddie Kasko, R (7, PH) OBP: 0.295, SLG: 0.291																						
Dick Stigman, R (7, 1) OBP: 0.118, SLG: 0.118																						
Lenny Green, L (9, PH) OBP: 0.336, SLG: 0.323																						
<b>Inning Stats</b>	R: 0 E: 0 K: 0 S: 2	H: 1 LOB: 1 BB: 2 P: 10	R: 0 E: 0 K: 2 S: 7	H: 0 LOB: 1 BB: 1 P: 11	R: 0 E: 0 K: 0 S: 2	H: 0 LOB: 1 BB: 2 P: 10	R: 0 E: 0 K: 1 S: 4	H: 0 LOB: 2 BB: 2 P: 12	R: 0 E: 0 K: 1 S: 4	H: 0 LOB: 0 BB: 0 P: 8	R: 0 E: 0 K: 1 S: 3	H: 0 LOB: 0 BB: 0 P: 3	R: 2 E: 1 K: 1 S: 7	H: 1 LOB: 1 BB: 1 P: 11	R: 0 E: 0 K: 1 S: 6	H: 1 LOB: 2 BB: 1 P: 10	R: 0 E: 0 K: 0 S: 3	H: 0 LOB: 0 BB: 0 P: 3	1B: 2 2B: 2 3B: 1 HR: 0	SF: 0 SAC: 0 DP: 3 HBP: 0	WP: 0 PB: 0 SB: 0 CS: 0	PA: 36
<b>PITCHER</b>	IP WLS BF H R ER SO BB IBB HBP BLK WP HR S P ERA WHIP																					
Gil Blanco, L (1, 1) ERA: 4.86	7.0 W 28 2 2 1 5 9 0 0 0 0 0 0 29 65 1.29 1.571																					
Wes Stock, R (8, 1) ERA: 2.82	1.0 5 1 0 0 1 1 0 0 0 0 0 0 6 10 0.00 2.000																					
Jack Aker, R (9, 1) ERA: 1.86	1.0 S 3 0 0 0 0 0 0 0 0 0 0 0 3 3 0.00 0.000																					

**Boston Red Sox @ Kansas City Athletics**  
Municipal Stadium, Kansas City, MO  
Sun Sep 04 1966, 4:38 AM EDT  
Att: 13,738 - Unknown

[livebaseballscorecards.com](http://livebaseballscorecards.com)

Batter	1	2	3	4	5	6	7	8	9
<b>Bert Campaneris, R</b> OBP: 0.303, SLG: 0.385 (1, 6)	0-0 S 4-3 1B		0-0 2-3	0-0 F9	0-0 L4			0-3 K	
<b>Larry Stahl, L</b> OBP: 0.283, SLG: 0.365 (1, 7)	0-0 4-3 1-2		0-0 G3	0-0 FC6-4 1B		0-0 F6		0-0 G3	
<b>Mike Hershberger, R</b> OBP: 0.315, SLG: 0.353 (1, 9)	0-3 K 2-3		0-0 6-3	0-0 FC6-4 1-2f		0-0 5-3			
<b>Tim Talton, L</b> OBP: 0.387, SLG: 0.600 <b>Rick Monday, L</b> (5, PR) (6, 8)	0-0 F7			0-0 1B 1B	1-0 1B HBP		0-0 4-3		
<b>Ed Charles, R</b> OBP: 0.328, SLG: 0.441 (1, 5)		0-0 L8		0-0 1B 1B	0-0 S 1B		0-0 E6 SH2-3		
<b>Roger Repoz, L</b> OBP: 0.326, SLG: 0.374 (1, 8) (6, 3)		0-0 BB 1B		0-3 K	4-0 CS 1B BB		0-0 SH2-3		
<b>Dick Green, R</b> OBP: 0.309, SLG: 0.368 (1, 4)		0-3 K		0-0 1B 1B	0-0 1B 1B		0-0 F2		
<b>Phil Roof, R</b> OBP: 0.285, SLG: 0.339 (1, 2)		4-0 BB BB		0-0 1B 1B	0-0 L5		0-0 6-3		
<b>Gil Blanco, L</b> OBP: 0.167, SLG: 0.167 <b>Wes Stock, R</b> (8, 1) <b>Sal Bando, R</b> (8, PH) <b>Jack Aker, R</b> OBP: 0.071, SLG: 0.143 (9, 1)		0-0 L8		0-0 1B 1B	0-0 1B		0-3 K		

Inning Stats	R: 0 E: 0 K: 1 S: 6	H: 1 LOB: 1 BB: 0 P: 6	R: 0 E: 0 K: 1 S: 6	H: 1 LOB: 2 BB: 1 P: 10	R: 0 E: 0 K: 0 S: 3	H: 0 LOB: 0 BB: 0 P: 3	R: 4 E: 0 K: 1 S: 11	H: 6 LOB: 2 BB: 0 P: 11	R: 3 E: 0 K: 0 S: 5	H: 3 LOB: 1 BB: 1 P: 10	R: 0 E: 0 K: 0 S: 3	H: 0 LOB: 0 BB: 0 P: 3	R: 0 E: 1 K: 0 S: 4	H: 0 LOB: 1 BB: 0 P: 4	R: 0 E: 0 K: 2 S: 7	H: 0 LOB: 0 BB: 0 P: 7
--------------	------------------------------	---------------------------------	------------------------------	----------------------------------	------------------------------	---------------------------------	-------------------------------	----------------------------------	------------------------------	----------------------------------	------------------------------	---------------------------------	------------------------------	---------------------------------	------------------------------	---------------------------------

PITCHER															PITCHER																		
IP	WLS	BF	H	R	ER	SO	BB	IBB	HBP	BLK	WP	HR	S	P	ERA	WHIP	IP	WLS	BF	H	R	ER	SO	BB	IBB	HBP	BLK	WP	HR	S	P	ERA	WHIP
<b>Jose Santiago, R</b> ERA: 3.66 (1, 1)	3.1	L	17	6	4	4	3	1	0	0	0	0	22	26	10.80	2.100																	
<b>Bill Short, L</b> ERA: 2.78 (4, 1)	0.2		4	2	0	0	0	0	0	0	0	0	4	4	0.00	3.000																	
<b>Rollie Sheldon, R</b> ERA: 4.3 (5, 1)	2.0		10	3	3	3	0	1	0	1	0	0	8	13	13.50	2.000																	
<b>Dick Stigman, L</b> ERA: 5.57 (7, 1)	2.0		7	0	0	0	2	0	0	0	0	0	11	11	0.00	0.000																	

**BOTTOM**

AB	R	H	RBI	BB	SO	LOB
5	0	1	0	0	1	3
5	0	1	1	0	0	1
4	0	0	0	0	1	3
2	1	1	0	0	0	1
1	1	0	0	0	0	0
4	2	2	1	0	0	0
2	0	1	0	1	1	2
4	2	2	2	0	1	2
3	1	1	1	1	0	3
3	0	2	2	0	0	2
0	0	0	0	0	0	0
1	0	0	0	0	1	0
0	0	0	0	0	0	0

**AB 34**  
**R 7**  
**H 11**  
**RBI 7**  
**BB 2**  
**SO 5**  
**LOB 17**



WP: 0 PA: 38  
PB: 0  
SB: 2  
CS: 1

**Boston Red Sox @ Kansas City Athletics**  
Municipal Stadium, Kansas City, MO

livebaseballscorecards.com

**AB 34**  
**R 7**  
**H 11**  
**RBI 7**  
**BB 2**  
**SO 5**  
**LOB 17**



WP: 0 PA: 38  
PB: 0  
SB: 2  
CS: 1

Sun Sep 04 1966, 4:38 AM EDT  
Att. 13,738 - Unknown

Batter	1	2	3	4	5	6	7	8	9	AB R H RBI BB SO LOB	TOP													
Rico Petrocelli, R (1, 6) OBP: 0.288, SLG: 0.383	0-0 4-3		0-0 6-3	0-0 1B			4-0 6-3 BB		0-0 6-3	4 0 1 0 1 0 0														
Joe Foy, R (1, 5) OBP: 0.365, SLG: 0.422	4-0 1B 2B BB		0-0 HR 1B	0-0 1-3			0-0 6-3		0-0 L9	4 2 1 0 1 0 3														
Carl Yastrzemski, L (1, 7) OBP: 0.356, SLG: 0.422	0-0 2B 1-2 1B		0-0 F7			0-0 F8	0-0 F5		0-0 F7	5 0 1 0 0 0 1														
Tony Conigliaro, R (1, 9) OBP: 0.344, SLG: 0.521	0-0 1-3 2-H 2B		0-0 1-H HR			0-0 F9		0-0 5-3		4 1 2 3 0 0 0														
George Scott, R (1, 3) OBP: 0.333, SLG: 0.449	4-0 G6-4-3 BB		0-0 HR			0-0 6-3		4-0 1B 1B BB		2 2 1 1 2 0 0														
Don Demeter, R (1, 8) OBP: 0.286, SLG: 0.461	0-0 G6-4-3 1-2f		0-0 F8			0-3 K	0-3 K			4 0 0 0 0 2 4														
Dalton Jones, L (1, 4) OBP: 0.305, SLG: 0.374		0-0 F5		0-3 K		0-3 K		0-0 1B 1-2 1B		4 0 1 0 0 2 0														
George Smith, R (8, 4) OBP: 0.287, SLG: 0.350										0 0 0 0 0 0 0														
Mike Ryan, R (1, 2) OBP: 0.262, SLG: 0.276		0-0 F8		0-0 F8		0-0 1B		0-0 1-2 2-H 1B		4 0 2 1 0 0 0														
Lee Stange, R (1, 1) OBP: 0.140, SLG: 0.098		0-0 6-3		0-0 1B 1B		0-0 3-1		0-3 K		4 0 1 0 0 1 3														
<b>Inning Stats</b>	R: 1 E: 0 K: 0 S: 4	H: 2 LOB: 2 BB: 2 P: 12	R: 0 E: 0 K: 0 S: 3	H: 0 LOB: 0 BB: 0 P: 3	R: 3 E: 0 K: 0 S: 6	H: 3 LOB: 2 BB: 0 P: 6	R: 0 E: 0 K: 1 S: 7	H: 2 LOB: 2 BB: 0 P: 7	R: 0 E: 0 K: 0 S: 3	H: 0 LOB: 0 BB: 0 P: 3	R: 0 E: 0 K: 2 S: 8	H: 1 LOB: 1 BB: 0 P: 8	R: 0 E: 0 K: 0 S: 2	H: 0 LOB: 0 BB: 1 P: 6	R: 1 E: 0 K: 2 S: 9	H: 2 LOB: 2 BB: 1 P: 13	R: 0 E: 0 K: 0 S: 3	H: 0 LOB: 0 BB: 0 P: 3	1B: 7 2B: 1 3B: 0 HR: 2	SF: 0 SAC: 0 DP: 1 HBP: 0	WP: 0 PB: 0 SB: 0 CS: 0	PA: 39		
<b>PITCHER</b>	IP WLS BF H R ER SO BB IBB HBP BLK WP HR S P ERA WHIP	Steve Hargan, R (1, 1) ERA: 2.77	3.0 L 15 5 4 4 0 2 0 0 0 0 2 13 21 12.00 2.333	Tom Kelley, R (4, 1) ERA: 4.42	3.0 12 3 0 0 3 0 0 0 0 0 0 0 18 18 0.00 1.000	Luis Tiant, R (7, 1) ERA: 3.35	2.0 9 2 1 1 2 2 0 0 0 0 0 0 11 19 4.50 2.000	Bob Heffner, R (9, 1) ERA: 3.6	1.0 3 0 0 0 0 0 0 0 0 0 0 0 3 3 0.00 0.000	<b>PITCHER</b>	IP WLS BF H R ER SO BB IBB HBP BLK WP HR S P ERA WHIP													

**Boston Red Sox @ Cleveland Indians**  
**Cleveland Municipal Stadium, Cleveland, OH**  
 Mon Sep 05 1966, 3:33 AM EDT  
 Unknown

livebaseballscorecards.com

**AB 35**  
**R 5**  
**H 10**  
**RBI 5**  
**BB 4**  
**SO 5**  
**LOB 11**



Batter	1	2	3	4	5	6	7	8	9	AB	R	H	RBI	BB	SO	LOB
Chico Salmon, R OBP: 0.286, SLG: 0.339 (1, 4)	0-3 <b>K</b> ①			x 0-0 FC4-6 1B		x 0-0 G5-4-3 1-2f			x 0-0 5-3	4	0	1	0	0	1	1
Vic Davalillo, L OBP: 0.296, SLG: 0.309 (1, 8)	0-0 4-3			x 0-0 FC4-6 1-2f			x 0-0 6-3		x 0-0 F9	4	0	0	0	0	0	1
Leon Wagner, L OBP: 0.345, SLG: 0.467 (1, 7)	0-0 F7			x 0-0 F9			x 0-0 1B FC1-6 1B		x 0-0 F8	4	1	1	0	0	0	1
Fred Whitfield, L OBP: 0.291, SLG: 0.449 (1, 3)		x 0-0 4-3		x 0-0 F7			x 0-0 1-3 FC1-6 1B			3	0	1	0	0	0	1
Duke Sims, L OBP: 0.358, SLG: 0.505 (1, 2)		x 0-0 L8			x 0-0 G6-4-3 1B		x 0-0 1-2f 3-H FC1-6			3	0	1	1	0	0	1
Rocky Colavito, R OBP: 0.335, SLG: 0.440 (1, 9)		x 0-0 4-3			x 0-0 G6-4-3 1-2f		x 0-0 6-3			3	0	0	0	0	0	2
Max Alvis, R OBP: 0.299, SLG: 0.374 (1, 5)			x 0-0 L6		x 0-0 4-3			x 0-0 F7		3	0	0	0	0	0	0
Larry Brown, R OBP: 0.323, SLG: 0.316 (1, 6)			x 0-0 1-3			B B B x 4-0 G5-4-3 BB		x 0-0 6-3		2	0	0	0	1	0	0
Steve Hagan, R OBP: 0.189, SLG: 0.119 (3, PH) Jim Landis, R OBP: 0.325, SLG: 0.342 (4, 1) Tom Kelley, R OBP: 0.143, SLG: 0.143 (6, PH) Jose Vidal, R OBP: 0.077, SLG: 0.040 (7, 1) Luis Tiant, R OBP: 0.325, SLG: 0.399 (8, PH) Jim Gentile, L OBP: 0.325, SLG: 0.399 (9, 1) Bob Hefner, R			x 0-0 6-3			x 0-0 F9		x 0-0 3-1		0	0	0	0	0	0	0
Inning Stats	R: 0 E: 0 K: 1 S: 5	H: 0 LOB: 0 BB: 0 P: 5	R: 0 E: 0 K: 0 S: 3	H: 0 LOB: 0 BB: 0 P: 3	R: 0 E: 0 K: 0 S: 3	H: 1 LOB: 1 BB: 0 P: 4	R: 0 E: 0 K: 0 S: 3	H: 1 LOB: 0 BB: 0 P: 3	R: 1 E: 0 K: 0 S: 5	H: 2 LOB: 1 BB: 0 P: 5	R: 0 E: 0 K: 0 S: 3	H: 0 LOB: 0 BB: 0 P: 3	R: 0 E: 0 K: 0 S: 3	H: 0 LOB: 0 BB: 0 P: 3	1B: 4 2B: 0 3B: 0 HR: 0	SF: 0 SAC: 0 DP: 2 HBP: 0
PITCHER Lee Stange, R ERA: 3.53 (1, 1)	IP: 9.0 WLS: W BF: 30 H: 4 R: 1 ER: 1 SO: 1 BB: 1 IBB: 0 HBP: 0 BLK: 0 WP: 0 HR: 0 S: 31 P: 35 ERA: 1.00 WHIP: 0.556															

**BOTTOM**

**Boston Red Sox @ Cleveland Indians**  
**Cleveland Municipal Stadium, Cleveland, OH**  
 Mon Sep 05 1966, 3:33 AM EDT  
 Unknown

[livebaseballscorecards.com](http://livebaseballscorecards.com)

AB	29
R	1
H	4
RBI	1
BB	1
SO	1
LOB	8



WP: 0	PA: 30
PB: 0	
SB: 0	
CS: 0	

Batter	1	2	3	4	5	6	7	8	9	AB R H RBI BB SO LOB	TOP											
Jose Tartabull, L (1, 8) OBP: 0.286, SLG: 0.327	0-3 K		0-3 K		0-0 4-3			0-0 F9		4 0 0 0 0 2 0												
Joe Foy, R (1, 5) OBP: 0.368, SLG: 0.425	0-0 1B			0-0 1B		0-0 1B		0-0 1-3		4 1 3 0 0 0 0												
Carl Yastrzemski, L (1, 7) OBP: 0.357, SLG: 0.424	0-0 F7			0-0 2B		0-0 G4-6-3		0-0 1B		4 0 2 1 0 0 2												
Tony Conigliaro, R (1, 9) OBP: 0.344, SLG: 0.517	0-0 F8			4-0 BB		0-0 F7		0-3 K		3 0 0 0 1 1 2												
George Scott, R (1, 3) OBP: 0.331, SLG: 0.445		0-0 6-3		0-0 FC6-4		0-3 K		0-3 K		4 0 0 0 0 2 3												
Dalton Jones, L (1, 4) OBP: 0.301, SLG: 0.369		0-0 F9		0-3 K		0-0 F3				3 0 0 0 0 1 2												
Rico Petrocelli, R (1, 6) OBP: 0.287, SLG: 0.380		0-0 F2		0-3 K		0-3 K				3 0 0 0 0 2 2												
Bob Tillman, R (1, 2) OBP: 0.300, SLG: 0.337			0-0 1B		0-0 5-3		0-3 K			3 0 1 0 0 1 0												
Dennis Bennett, L (1, 1) OBP: 0.150, SLG: 0.263			0-0 G1-4		0-3 K		0-3 K			2 0 0 0 0 1 1												
Dan Osinski, R (5, 1) OBP: 0.500, SLG: 0.500										0 0 0 0 0 0 0												
Lenny Green, L (8, PH) OBP: 0.333, SLG: 0.320										1 0 0 0 0 1 0												
Don McMahon, R (8, 1) OBP: 0.143, SLG: 0.154										0 0 0 0 0 0 0												
<b>Inning Stats</b>	R: 0 E: 0 K: 1 S: 6	H: 1 LOB: 1 BB: 0 P: 6	R: 0 E: 0 K: 0 S: 3	H: 0 LOB: 0 BB: 0 P: 3	R: 0 E: 0 K: 1 S: 5	H: 1 LOB: 0 BB: 0 P: 5	R: 1 E: 0 K: 2 S: 9	H: 2 LOB: 2 BB: 1 P: 13	R: 0 E: 0 K: 1 S: 5	H: 0 LOB: 0 BB: 0 P: 5	R: 0 E: 0 K: 0 S: 3	H: 1 LOB: 0 BB: 0 P: 3	R: 0 E: 0 K: 2 S: 7	H: 0 LOB: 0 BB: 0 P: 7	R: 0 E: 0 K: 2 S: 7	H: 0 LOB: 0 BB: 0 P: 7	R: 0 E: 0 K: 2 S: 8	H: 1 LOB: 1 BB: 0 P: 8	1B: 5 2B: 1 3B: 0 HR: 0	SF: 0 SAC: 0 DP: 2 HBP: 0	WP: 1 PB: 0 SB: 0 CS: 0	PA: 32
<b>PITCHER</b> Sonny Siebert, R (1, 1) ERA: 2.9	IP: 9.0 WLS: W BF: 32 H: 6 R: 1 ER: 1 SO: 11 BB: 1 IBB: 0 HBP: 0 BLK: 0 WP: 1 HR: 0 S: 53 P: 57 ERA: 1.00 WHIP: 0.778																					

**Boston Red Sox @ Cleveland Indians**  
**Cleveland Municipal Stadium, Cleveland, OH**  
 Mon Sep 05 1966, 3:38 AM EDT  
 Att. 7,731 - Unknown

[livebaseballscorecards.com](http://livebaseballscorecards.com)

<b>AB</b>	<b>31</b>
<b>R</b>	<b>1</b>
<b>H</b>	<b>6</b>
<b>RBI</b>	<b>1</b>
<b>BB</b>	<b>1</b>
<b>SO</b>	<b>11</b>
<b>LOB</b>	<b>12</b>





Batter	1	2	3	4	5	6	7	8	9	AB	R	H	RBI	BB	SO	LOB
Dick Howser, R OBP: 0.303, SLG: 0.356 (1, 4)	0-0 F5		0-0 1B		0-0 E6 1B	0-0 F5				4	1	2	0	0	0	2
Chuck Hinton, R OBP: 0.326, SLG: 0.406 (1, 8) (8, 7)	0-0 1-3 1B		0-0 1-2 1B		0-0 F9		0-0 F6			4	1	2	0	0	0	1
Leon Wagner, L OBP: 0.344, SLG: 0.465 Vic Davalillo, L OBP: 0.296, SLG: 0.309 (1, 7) (8, 8)	0-0 1-3		0-0 F8		0-0 5-3 1B		0-0 4-3			4	0	1	1	0	0	3
Max Alvis, R OBP: 0.299, SLG: 0.373 (1, 5)	0-0 2-H 1B		0-0 F5		0-0 5-3		0-0 F7			4	0	1	1	0	0	3
Rocky Colavito, R OBP: 0.333, SLG: 0.436 (1, 9)	0-0 F7		0-0 L8		0-3 K			0-0 F5		4	0	0	0	0	1	4
Chico Salmon, R OBP: 0.288, SLG: 0.349 (1, 3)		0-0 5-3		0-0 HR		0-0 FC1-5 HBP 1B		0-0 F3		4	1	2	1	0	0	0
Joe Azcue, R OBP: 0.312, SLG: 0.373 (1, 2)		0-0 F8		0-0 F7		1-0 FC1-5 HBP		0-0 2B		3	0	1	0	0	0	0
Larry Brown, R OBP: 0.326, SLG: 0.314 (1, 6)		4-0 FC6-4 BB		0-0 F7		0-3 K		4-0 BB		2	0	0	0	2	1	2
Sonny Siebert, R OBP: 0.145, SLG: 0.160 (1, 1)		0-0 FC6-4		0-3 K		0-0 FC1-5		0-3 K		4	0	0	0	0	2	5

Inning Stats	R: 1	H: 2	E: 0	K: 0	S: 5	R: 0	H: 0	E: 0	K: 0	S: 3	R: 0	H: 2	E: 0	K: 0	S: 5	R: 1	H: 1	E: 0	K: 1	S: 6	R: 1	H: 2	E: 1	K: 1	S: 7	R: 0	H: 0	E: 0	K: 0	S: 3	R: 0	H: 1	E: 0	K: 1	S: 6	
	LOB: 1	BB: 0	P: 5	LOB: 1	BB: 1	P: 7	LOB: 0	BB: 0	P: 6	LOB: 2	BB: 0	LOB: 2	BB: 0	P: 7	LOB: 0	LOB: 2	BB: 0	LOB: 2	BB: 0	P: 7	LOB: 0	LOB: 0	BB: 0	LOB: 0	BB: 0	P: 7	LOB: 0	LOB: 0	BB: 0	LOB: 2	BB: 1	P: 10	LOB: 0	LOB: 0	BB: 0	P: 7

PITCHER																PITCHER																					
IP	WLS	BF	H	R	ER	SO	BB	IBB	HBP	BLK	WP	HR	S	P	ERA	WHIP	IP	WLS	BF	H	R	ER	SO	BB	IBB	HBP	BLK	WP	HR	S	P	ERA	WHIP				
Dennis Bennett, L ERA: 3.63 (1, 1)	4.1	L	21	7	3	2	1	1	0	0	0	1	22	26	4.15	1.846																					
Dan Osinski, R ERA: 3.82 (5, 1)	2.2		10	1	0	0	2	0	0	1	0	0	13	14	0.00	0.375																					
Don McMahon, R ERA: 2.82 (8, 1)	1.0		5	1	0	0	1	1	0	0	0	0	6	10	0.00	2.000																					

**BOTTOM**

**Boston Red Sox @ Cleveland Indians**  
Cleveland Municipal Stadium, Cleveland, OH

Mon Sep 05 1966, 3:38 AM EDT  
Att. 7,731 - Unknown

livebaseballscorecards.com

AB	33
R	3
H	9
RBI	3
BB	2
SO	4
LOB	20



1B:	7	SF:	0	WP:	0	PA:	36
2B:	1	SAC:	0	PB:	0		
3B:	0	DP:	0	SB:	0		
HR:	1	HBP:	1	CS:	0		

Batter	1	2	3	4	5	6	7	8	9	AB R H RBI BB SO LOB	TOP											
Jose Tartabull, L (1, 8) OBP: 0.286, SLG: 0.324	0-0 F7		0-0 FC4-6			4-0 BB			0-0 F2	3 0 0 0 1 0 1	<b>Boston Red Sox @ Cleveland Indians</b> <b>Cleveland Municipal Stadium, Cleveland, OH</b> Tue Sep 06 1966, 7:05 PM EDT Att. 3,866 - Unknown											
Joe Foy, R (1, 5) OBP: 0.367, SLG: 0.423	0-0 6-3			0-0 FC5-4 1B		0-0 1-5-3		0-0 F9	4 0 1 0 0 0 1													
Carl Yastrzemski, L (1, 7) OBP: 0.355, SLG: 0.421	0-3 K			0-0 FC5-4 FC5-4		0-0 1-3		0-0 3-1	4 0 0 0 0 1 2													
Tony Conigliaro, R (1, 9) OBP: 0.342, SLG: 0.514		0-3 K		0-0 FC5-4 HR		0-0 1-3			3 1 0 0 0 1 1													
George Scott, R (1, 3) OBP: 0.331, SLG: 0.450		0-3 K		0-0 HR		0-0 F9			3 1 1 2 0 1 0													
Dalton Jones, L (1, 4) OBP: 0.297, SLG: 0.364		0-3 K		0-0 3-1		0-0 4-3			3 0 0 0 0 1 0													
Rico Petrocelli, R (1, 6) OBP: 0.285, SLG: 0.378			0-0 F8		0-0 F3		0-0 5-3		3 0 0 0 0 0 0													
Mike Ryan, R (1, 2) OBP: 0.263, SLG: 0.277			0-0 FC4-6 1B		0-3 K		0-3 K		2 0 1 0 0 1 0													
Bob Tillman, R (5, 2) OBP: 0.298, SLG: 0.335					0-3 K		0-0 F8		1 0 0 0 0 1 0													
Hank Fischer, R (1, 1) OBP: 0.129, SLG: 0.100			0-0 F3						1 0 0 0 0 0 1													
Dan Osinski, R (4, 1) OBP: 0.500, SLG: 0.500									0 0 0 0 0 0 0													
George Smith, R (5, PH) OBP: 0.286, SLG: 0.349									1 0 0 0 0 1 0													
Dick Stigman, R (5, 1) OBP: 0.116, SLG: 0.116									0 0 0 0 0 0 0													
Eddie Kasko, R (8, PH) OBP: 0.293, SLG: 0.289									1 0 0 0 0 0 0													
Rollie Sheldon, R (8, 1) OBP: 0.098, SLG: 0.098									0 0 0 0 0 0 0													
<b>Inning Stats</b>	R: 0 E: 0 K: 1 S: 5	H: 0 LOB: 0 BB: 0 P: 5	R: 0 E: 0 K: 3 S: 9	H: 0 LOB: 0 BB: 0 P: 9	R: 0 E: 0 K: 0 S: 4	H: 1 LOB: 1 BB: 0 P: 4	R: 2 E: 0 K: 0 S: 5	H: 2 LOB: 0 BB: 0 P: 5	R: 0 E: 0 K: 2 S: 7	H: 0 LOB: 0 BB: 0 P: 7	R: 0 E: 0 K: 0 S: 2	H: 0 LOB: 1 BB: 1 P: 6	R: 0 E: 0 K: 0 S: 3	H: 0 LOB: 0 BB: 0 P: 3	R: 0 E: 0 K: 1 S: 5	H: 0 LOB: 0 BB: 0 P: 5	R: 0 E: 0 K: 0 S: 3	H: 0 LOB: 0 BB: 0 P: 3	1B: 2 2B: 0 3B: 0 HR: 1	SF: 0 SAC: 0 DP: 0 HBP: 0	WP: 0 PB: 0 SB: 0 CS: 0	PA: 30
<b>PITCHER</b> Gary Bell, R (1, 1) ERA: 3.09	IP 9.0	WLS W	BF 30	H 3	R 2	ER 2	SO 7	BB 1	IBB 0	HBP 0	BLK 0	WP 0	HR 1	S 43	P 47	ERA 2.00	WHIP 0.444					

AB	29
R	2
H	3
RBI	2
BB	1
SO	7
LOB	6



livebaseballscorecards.com

Batter	1	2	3	4	5	6	7	8	9	AB	R	H	RBI	BB	SO	LOB	BOTTOM												
Chico Salmon, R (1, 4) OBP: 0.289, SLG: 0.349	0-0 5-3		0-0 FC6-4 2-H 1B	0-0 1-2 3-H 1B		0-0 F4		0-0 F3		5	0	2	2	0	0	1	<b>Boston Red Sox @ Cleveland Indians</b> Cleveland Municipal Stadium, Cleveland, OH Tue Sep 06 1966, 7:05 PM EDT Att. 3,866 - Unknown <a href="http://livebaseballscorecards.com">livebaseballscorecards.com</a>												
Vic Davalillo, L (1, 8) OBP: 0.294, SLG: 0.307	0-0 CS 1B		0-0 FC6-4 1-2f WP	0-3 K		0-0 F8		0-0 F5		5	0	1	0	0	1	4													
Leon Wagner, L (1, 7) OBP: 0.343, SLG: 0.462 Chuck Hinton, R (8, 7) OBP: 0.326, SLG: 0.406	0-3 K 1-2		0-3 K 1-2		4-0 G4-6-3 BB		0-0 1-3			3	0	0	0	1	2	2													
Fred Whitfield, L (1, 3) OBP: 0.291, SLG: 0.446		0-0 F5		0-0 F3	0-0 G4-6-3 1-2f		4-0 WP BB BB			3	0	0	0	1	0	1													
Rocky Colavito, R (1, 9) OBP: 0.334, SLG: 0.445		0-3 K		0-0 1B 2B	0-0 HR		0-0 F7			4	2	2	1	0	1	1													
Joe Azcue, R (1, 2) OBP: 0.318, SLG: 0.374		0-0 F9		0-0 2B 1B	4-0 BB		4-0 WP BB			2	1	1	0	2	0	0													
Max Alvis, R (1, 5) OBP: 0.302, SLG: 0.383			0-0 HR	0-0 1B 2B	0-3 K		4-0 FC4-6 1-2 2-3 IBB			3	1	2	2	1	1	1													
Larry Brown, R (1, 6) OBP: 0.328, SLG: 0.311			4-0 SH1-4 1B BB	4-0 1B IBB		0-0 F7	0-0 FC4-6			2	2	0	0	2	0	3													
Gary Bell, R (1, 1) OBP: 0.197, SLG: 0.169			0-0 SH1-4	0-0 1B		4-0 BB		0-0 5-3		2	0	1	1	1	0	0													
<b>Inning Stats</b>	R: 0 E: 0 K: 1 S: 5	H: 1 LOB: 0 BB: 0 P: 5	R: 0 E: 0 K: 1 S: 5	H: 0 LOB: 0 BB: 0 P: 5	R: 2 E: 0 K: 1 S: 7	H: 2 LOB: 1 BB: 1 P: 11	R: 3 E: 0 K: 1 S: 9	H: 5 LOB: 2 BB: 1 P: 13	R: 1 E: 0 K: 1 S: 5	H: 1 LOB: 1 BB: 2 P: 13	R: 0 E: 0 K: 0 S: 3	H: 0 LOB: 1 BB: 1 P: 7	R: 0 E: 0 K: 0 S: 3	H: 0 LOB: 3 BB: 3 P: 15	R: 0 E: 0 K: 0 S: 3	H: 0 LOB: 0 BB: 0 P: 3	1B: 5 2B: 2 3B: 0 HR: 2	SF: 0 SAC: 1 DP: 1 HBP: 0	WP: 2 PB: 0 SB: 0 CS: 1	PA: 38									
<b>PITCHER</b>	IP WLS L	WLS BF	H R	ER SO	BB IBB	HBP BLK	WP HR	S P	ERA WHIP	<b>PITCHER</b>										IP WLS BF	H R	ER SO	BB IBB	HBP BLK	WP HR	S P	ERA WHIP		
Hank Fischer, R (1, 1) ERA: 4.82	3.2	18	7	5	5	3	1	1	12.27	Hank Fischer, R (1, 1) ERA: 4.82										3.2	18	7	5	5	3	1	1	12.27	2.182
Dan Osinski, R (4, 1) ERA: 3.79	0.1	2	1	0	1	0	0	4	0.00	Dan Osinski, R (4, 1) ERA: 3.79										0.1	2	1	0	1	0	0	4	0.00	3.000
Dick Stigman, L (5, 1) ERA: 5.47	3.0	15	1	1	1	5	1	11	3.00	Dick Stigman, L (5, 1) ERA: 5.47										3.0	15	1	1	1	5	1	11	3.00	2.000
Rollie Sheldon, R (8, 1) ERA: 4.27	1.0	3	0	0	0	0	0	3	0.00	Rollie Sheldon, R (8, 1) ERA: 4.27										1.0	3	0	0	0	0	0	3	0.00	0.000

AB	29
R	6
H	9
RBI	6
BB	8
SO	5
LOB	13



Batter	1	2	3	4	5	6	7	8	9	AB R H RBI BB SO LOB	TOP	
Jose Tartabull, L (1, 8) OBP: 0.291, SLG: 0.326	4-0 4-3 2B BB		0-0 1B 1B	0-0 3-1		0-0 1B 1B	0-0 4-3			4 2 2 1 1 0 3		
Joe Foy, R (1, 5) OBP: 0.365, SLG: 0.422	0-0 F3		0-0 1B		0-0 6-3	0-0 SF8		0-0 4-3		4 0 1 1 0 0 1		
Carl Yastrzemski, L (1, 7) OBP: 0.353, SLG: 0.418	0-0 4-3 1-2		0-3 K		4-0 1B BB	0-0 F5		0-0 F8		4 0 0 0 1 1 4		
Tony Conigliaro, R (1, 9) OBP: 0.342, SLG: 0.514	0-0 2B		0-0 E6 FC6-4		0-0 F6	4-0 1B BB		0-0 F5		4 0 1 1 1 0 2		
George Scott, R (1, 3) OBP: 0.332, SLG: 0.450	0-0 4-3		0-0 FC6-4		0-0 1B	0-0 FC5-4 1B		0-0 F9		5 0 2 2 0 0 3		
Rico Petrocelli, R (1, 6) OBP: 0.286, SLG: 0.378		0-0 PB 1B		0-0 E 1B	0-3 K	0-0 FC5-4		0-0 5-3		5 0 2 0 0 1 4		
Bob Tillman, R (1, 2) OBP: 0.299, SLG: 0.331		0-0 5-3		0-3 K		4-0 1B BB	4-0 SH1-4		0-0 1B 1B	2 0 0 0 1 1 2	AB 37	
Jose Santiago, R (6, PR) OBP: 0.228, SLG: 0.218		1-2								0 1 0 0 0 0 0	R 5	
Mike Ryan, R (6, 2) OBP: 0.267, SLG: 0.279										1 0 1 0 1 0 0	H 11	
George Smith, R (1, 4) OBP: 0.287, SLG: 0.350		0-0 F8		0-0 E5		0-0 1B SH SF8 1B	0-0 F6		0-0 1B 1B	5 1 2 0 0 0 3	RBI 5	
Jim Lonborg, R (1, 1) OBP: 0.122, SLG: 0.149		0-0 1-3		0-3 K		0-0 SH BB 1B 1B	0-0 SH1-4		0-3 K	3 1 0 0 0 2 5	BB 5	
John Wyatt, R (9, 1)										0 0 0 0 0 0 0	SO 5	
											LOB 27	
<b>Inning Stats</b>	R: 1 H: 1 E: 0 LOB: 1 K: 0 BB: 1 S: 4 P: 8	R: 0 H: 1 E: 0 LOB: 1 K: 0 BB: 0 S: 4 P: 4	R: 0 H: 2 E: 1 LOB: 2 K: 1 BB: 0 S: 7 P: 7	R: 0 H: 1 E: 1 LOB: 2 K: 2 BB: 0 S: 9 P: 9	R: 0 H: 1 E: 0 LOB: 2 K: 1 BB: 1 S: 6 P: 10	R: 4 H: 3 E: 0 LOB: 2 K: 0 BB: 2 S: 7 P: 15	R: 0 H: 0 E: 0 LOB: 1 K: 0 BB: 1 S: 3 P: 7	R: 0 H: 0 E: 0 LOB: 0 K: 1 BB: 0 S: 7 P: 7	R: 0 H: 2 E: 0 LOB: 2 K: 1 BB: 0 S: 7 P: 7	1B: 10 SF: 1 2B: 1 SAC: 2 3B: 0 DP: 0 HR: 0 HBP: 0	WP: 0 PA: 45 PB: 1 SB: 0 CS: 0	
<b>PITCHER</b>	IP WLS BF H R ER SO BB IBB HBP BLK WP HR S P ERA WHIP											
George Culver, R (1, 1) ERA: 9.00	5.0 L 28 8 5 5 4 3 0 0 0 0 0 0 33 45 9.00 2.200											
Tom Kelley, R (6, 1) ERA: 4.37	1.0 5 1 0 0 0 1 0 0 0 0 0 0 4 8 0.00 2.000											
Bob Hefner, R (7, 1) ERA: 2.25	3.0 12 2 0 0 0 1 1 0 0 0 0 0 13 17 0.00 1.000											

**Boston Red Sox @ Cleveland Indians**  
**Cleveland Municipal Stadium, Cleveland, OH**  
 Wed Sep 07 1966, 7:05 PM EDT  
 Att. 4,307 - Unknown

[livebaseballscorecards.com](http://livebaseballscorecards.com)



Batter	1	2	3	4	5	6	7	8	9	AB	R	H	RBI	BB	SO	LOB
Chico Salmon, R OBP: 0.296, SLG: 0.360 (1, 4)	0-0 1B FC4-6 2B	0-0 1-3 1B			0-0 F8		0-0 FC4-6 1B		0-0 WP 1B 2B	5	2	4	0	0	0	0
Vic Davalillo, L OBP: 0.296, SLG: 0.312 (1, 8)	0-0 FC4-6 2-3 1B	0-0 L7			0-0 1B 2B		0-0 FC4-6 1B SF8		0-3 K 2-3	5	1	2	0	0	1	4
Leon Wagner, L OBP: 0.348, SLG: 0.466 (1, 7)	0-0 FC4-6 2B 1-2f 3-H				0-0 G3-6-3 1B		0-0 2-3 1B		0-0 1-3 1B	5	0	4	2	0	0	1
Fred Whitfield, L OBP: 0.290, SLG: 0.447 (1, 3)	0-0 1-3 2B				0-0 G3-6-3 1-2f		0-3 K 2		0-0 SF8 1-3	4	0	1	1	0	1	4
Rocky Colavito, R OBP: 0.333, SLG: 0.441 (1, 9)	0-0 F4				4-0 L7 BB		0-0 L7		0-0 F9	4	0	0	0	1	0	6
Joe Azcue, R OBP: 0.314, SLG: 0.369 (1, 2)	0-3 K				0-0 F4		0-0 F2		0-0 F7	3	0	0	0	0	1	3
Duke Sims, L OBP: 0.355, SLG: 0.500 (8, 2)										1	0	0	0	0	0	0
Max Alvis, R OBP: 0.302, SLG: 0.382 (1, 5)					0-0 6-3		0-0 5-3		0-0 F7	4	0	1	0	0	0	0
Larry Brown, R OBP: 0.330, SLG: 0.314 (1, 6)					0-0 F7		0-0 F7		0-0 F7	4	0	2	0	0	0	0
George Culver, R (1, 1)					0-3 K		0-3 K		0-0 HR	2	0	0	0	0	2	1
Tom Kelley, R (6, 1)										0	0	0	0	0	0	0
Bill Davis, L (6, PH)										1	0	0	0	0	0	2
Bob Heffner, R (7, 1)										0	0	0	0	0	0	0
Jim Gentile, L (9, PH)										1	1	1	1	0	0	0

Inning Stats	R: 1	H: 3	E: 0	K: 1	S: 8	H: 3	LOB: 2	BB: 0	P: 8	R: 0	H: 2	E: 0	K: 1	S: 7	H: 2	LOB: 2	BB: 0	P: 7	R: 0	H: 1	E: 0	K: 0	S: 3	H: 0	LOB: 0	BB: 0	P: 5	R: 0	H: 2	E: 0	K: 1	S: 7	H: 2	LOB: 2	BB: 0	P: 7	R: 0	H: 2	E: 0	K: 0	S: 4	H: 2	LOB: 1	BB: 0	P: 4	R: 1	H: 2	E: 0	K: 0	S: 5	H: 2	LOB: 1	BB: 0	P: 5	R: 0	H: 0	E: 0	K: 0	S: 3	H: 0	LOB: 0	BB: 0	P: 3	R: 2	H: 3	E: 0	K: 1	S: 8	H: 3	LOB: 1	BB: 0	P: 8	1B: 10	SF: 1	2B: 4	SAC: 0	3B: 0	DP: 2	HR: 1	HBP: 0	WP: 1	PA: 41
--------------	------	------	------	------	------	------	--------	-------	------	------	------	------	------	------	------	--------	-------	------	------	------	------	------	------	------	--------	-------	------	------	------	------	------	------	------	--------	-------	------	------	------	------	------	------	------	--------	-------	------	------	------	------	------	------	------	--------	-------	------	------	------	------	------	------	------	--------	-------	------	------	------	------	------	------	------	--------	-------	------	--------	-------	-------	--------	-------	-------	-------	--------	-------	--------


PITCHER	IP	WLS	BF	H	R	ER	SO	BB	IBB	HBP	BLK	WP	HR	S	P	ERA	WHIP
Jim Lonborg, R (1, 1)	8.0	W	36	13	3	3	4	1	0	0	0	0	1	43	47	3.38	1.750
John Wyatt, R (9, 1)	1.0	S	5	2	1	1	1	0	0	0	0	1	0	7	7	9.00	2.000

**BOTTOM**

**Boston Red Sox @ Cleveland Indians**  
Cleveland Municipal Stadium, Cleveland, OH

Wed Sep 07 1966, 7:05 PM EDT  
Att. 4,307 - Unknown

AB	39
R	4
H	15
RBI	4
BB	1
SO	5
LOB	21



Batter	1	2	3	4	5	6	7	8	9	AB R H RBI BB SO LOB	TOP		
Horace Clarke, S (1, 4) OBP: 0.320, SLG: 0.379	0-3 K		0-0 1-2 1B		0-0 1-3 2-H 2B		0-0 1-2 L7-3			4 0 2 1 0 1 1			
Bobby Murcer, L (1, 6) OBP: 0.111, SLG: 0.059 Stan Bahnsen, R (8, 1)	4-0 G3-6-3 BB		0-0 6-3		0-3 K			0-0 E4 4-3		3 0 0 0 1 1 4 0 0 0 0 0 0 0			
Tom Tresh, S (1, 7) OBP: 0.343, SLG: 0.427	0-0 G3-6-3 1-2f			0-0 F8	0-0 4-3			0-0 4-3 1-2		4 0 0 0 0 0 4			
Joe Pepitone, L (1, 3) OBP: 0.293, SLG: 0.480		0-3 K		0-0 SF8 3B		0-0 L9		0-3 K		4 1 1 0 0 2 1			
Roger Maris, L (1, 9) OBP: 0.305, SLG: 0.361		0-0 F5		0-0 SF8		4-0 BB		0-0 G3		2 0 0 1 1 0 1			
Steve Whitaker, L (1, 8) OBP: 0.333, SLG: 0.591		0-3 K		0-0 3-1		0-0 F8		0-0 4-3		4 0 0 0 0 1 1			
Billy Bryan, L (1, 2) OBP: 0.216, SLG: 0.264			4-0 1B BB		0-0 F9	0-0 F5			0-3 K	3 0 0 0 1 1 1			
Mike Ferraro, R (1, 5) OBP: 0.125, SLG: 0.125			0-0 F3		0-0 HBP 2B 1B		0-0 6-3		0-0 F4	4 1 1 0 0 0 1			
Fred Talbot, R (1, 1) OBP: 0.242, SLG: 0.182 Ruben Amaro, R (8, 6) OBP: 0.071, SLG: 0.071			0-3 K		1-0 2B 1-2 HBP		4-0 L7-3 BB			1 0 0 0 1 1 1 0 0 0 0 0 0 0			
<b>Inning Stats</b>	R: 0 E: 0 K: 1 S: 4 H: 0 LOB: 0 BB: 1 P: 8	R: 0 E: 0 K: 2 S: 7 H: 0 LOB: 0 BB: 0 P: 7	R: 0 E: 0 K: 1 S: 6 H: 1 LOB: 2 BB: 1 P: 10	R: 1 E: 0 K: 0 S: 4 H: 1 LOB: 0 BB: 0 P: 4	R: 1 E: 0 K: 1 S: 7 H: 2 LOB: 2 BB: 0 P: 8	R: 0 E: 0 K: 0 S: 3 H: 0 LOB: 1 BB: 1 P: 7	R: 0 E: 0 K: 0 S: 2 H: 0 LOB: 0 BB: 1 P: 6	R: 0 E: 1 K: 1 S: 6 H: 0 LOB: 1 BB: 0 P: 6	R: 0 E: 0 K: 1 S: 5 H: 0 LOB: 0 BB: 0 P: 5	1B: 2 2B: 2 3B: 1 HR: 0 SF: 1 SAC: 0 DP: 2 HBP: 1	WP: 0 PB: 0 SB: 0 CS: 0 PA: 35		
<b>PITCHER</b>	IP WLS BF H R ER SO BB IBB HBP BLK WP HR S P ERA WHIP											<b>PITCHER</b>	IP WLS BF H R ER SO BB IBB HBP BLK WP HR S P ERA WHIP
Darrell Brandon, R (1, 1) ERA: 3.53	7.0 L 28 4 2 2 5 4 0 1 0 0 0 0 33 50 2.57 1.143												
Don McMahon, R (8, 1) ERA: 2.76	2.0 7 0 0 0 2 0 0 0 0 0 0 0 0 11 11 0.00 0.000												

**New York Yankees @ Boston Red Sox**  
 Fenway Park, Boston, MA  
 Fri Sep 09 1966, 7:05 PM EDT  
 Att. 17,398 - Unknown

livebaseballscorecards.com

<b>AB</b>	29
<b>R</b>	2
<b>H</b>	4
<b>RBI</b>	2
<b>BB</b>	4
<b>SO</b>	7
<b>LOB</b>	15




Batter	1	2	3	4	5	6	7	8	9	AB	R	H	RBI	BB	SO	LOB
Jose Tartabull, L (1, 8) OBP: 0.287, SLG: 0.322	0-0 6-3		0-0 6-3		0-0 F6		0-0 4-3			4	0	0	0	0	0	2
Joe Foy, R (1, 5) OBP: 0.365, SLG: 0.421	0-0 F9 BB 1B		0-0 6-3			0-0 L8		0-3 K2-3		4	0	1	0	0	1	0
Carl Yastrzemski, L (1, 7) OBP: 0.354, SLG: 0.416	4-0 FC5-4 1-2 BB		4-0 BB			0-0 F8		0-3 K		2	0	0	0	2	1	0
Tony Conigliaro, R (1, 9) OBP: 0.340, SLG: 0.510	0-0 F9 2-3		0-0 F9			0-0 1-3		0-3 K		4	0	0	0	0	1	3
George Scott, R (1, 3) OBP: 0.331, SLG: 0.448	0-0 FC5-4 1-2f			0-3 K			0-0 1B SF9 1B		0-0 L7	4	1	1	0	0	1	2
Rico Petrocelli, R (1, 6) OBP: 0.286, SLG: 0.377		0-0 F9		0-0 G6-4-3 1B			0-3 K		0-3 K	4	0	1	0	0	2	1
Mike Ryan, R (1, 2) OBP: 0.267, SLG: 0.279		0-0 F9		0-0 G6-4-3 1-2f			0-0 SF9 1B 1B		0-0 5-3	4	0	1	0	0	0	1
George Smith, R (1, 4) OBP: 0.288, SLG: 0.349		4-0 BB			0-0 6-3					1	0	0	0	1	0	0
Dalton Jones, L (7, PH) OBP: 0.300, SLG: 0.367										1	0	1	0	0	0	0
Darrell Brandon, R (1, 1) OBP: 0.195, SLG: 0.263		0-0 F8			0-0 5-3					2	0	0	0	0	0	1
Lenny Green, L (7, PH) OBP: 0.331, SLG: 0.320										0	0	0	1	0	0	0
Don McMahon, R (8, 1) OBP: 0.143, SLG: 0.154										0	0	0	0	0	0	0

Inning Stats	R: 0	H: 1	E: 0	K: 0	S: 4	R: 0	H: 0	E: 0	K: 0	S: 3	R: 0	H: 0	E: 0	K: 0	S: 3	R: 0	H: 1	E: 0	K: 1	S: 5	R: 0	H: 0	E: 0	K: 0	S: 3	R: 0	H: 0	E: 0	K: 1	S: 8	R: 0	H: 0	E: 0	K: 3	S: 9	R: 0	H: 0	E: 0	K: 1	S: 5	R: 0	H: 0	E: 0	K: 1	S: 5					

**BOTTOM**

**New York Yankees @ Boston Red Sox**  
 Fenway Park, Boston, MA  
 Fri Sep 09 1966, 7:05 PM EDT  
 Att. 17,398 - Unknown

AB	30
R	1
H	5
RBI	1
BB	3
SO	6
LOB	10



WP: 0	PA: 34
PB: 0	
SB: 0	
CS: 0	

Batter	1	2	3	4	5	6	7	8	9	AB R H RBI BB SO LOB	TOP	
Mike Hegan, L (1, 3) X	0-0 L7		0-0 L7		4-0 BB BB		0-0 F8		0-0 G3	4 0 0 0 1 0 0		
Horace Clarke, S (1, 4) X	0-0 4-3		0-0 1-3		4-0 BB BB		0-0 F3		0-0 F8	4 0 0 1 1 0 0		
Bobby Murcer, L (1, 6) X Mel Stottlemyre, R (8, 1)	0-0 4-3			0-3 K	0-0 4-3				0-0 F6	4 0 0 0 0 1 3 0 0 0 0 0 0 0		
Joe Pepitone, L (1, 8)		0-3 K		0-0 F2		0-0 F9		0-0 E4 1B		4 0 1 0 0 1 0		
Roger Maris, L (1, 9)		0-0 HR		0-0 3-1		1-0 1B HBP		0-0 E4 HR		3 3 1 1 0 0 1		
Steve Whitaker, L (1, 7)		0-0 2B			0-3 K	0-0 1-3		0-0 HR		4 1 2 2 0 1 1		
Elston Howard, R (1, 2)		0-3 K			0-0 BB WP 1B	0-0 1B		0-0 FC6-4 1B		4 1 3 1 0 1 1		
Mike Ferraro, R (1, 5)		0-0 F4			4-0 BB BB 1-2 BB	0-0 F5		0-0 FC6-4		3 0 0 0 1 0 3		
Al Downing, R (1, 1) Ruben Amaro, R (8, 6)			0-3 K		0-3 K		0-3 K		0-0 1-3	3 0 0 0 0 3 2 1 0 0 0 0 0 0		
<b>Inning Stats</b>	R: 0 H: 0 E: 0 LOB: 0 K: 0 BB: 0 S: 3 P: 3	R: 1 H: 2 E: 0 LOB: 1 K: 2 BB: 0 S: 9 P: 9	R: 0 H: 0 E: 0 LOB: 0 K: 1 BB: 0 S: 5 P: 5	R: 0 H: 0 E: 0 LOB: 0 K: 1 BB: 0 S: 5 P: 5	R: 1 H: 1 E: 0 LOB: 3 K: 2 BB: 3 S: 8 P: 20	R: 1 H: 1 E: 0 LOB: 1 K: 0 BB: 0 S: 4 P: 5	R: 0 H: 0 E: 0 LOB: 0 K: 1 BB: 0 S: 5 P: 5	R: 2 H: 3 E: 1 LOB: 1 K: 0 BB: 0 S: 6 P: 6	R: 0 H: 0 E: 0 LOB: 0 K: 0 BB: 0 S: 3 P: 3	1B: 4 SF: 0 2B: 1 SAC: 0 3B: 0 DP: 0 HR: 2 HBP: 1	WP: 1 PA: 38 PB: 0 SB: 0 CS: 0	
<b>PITCHER</b>	IP WLS BF H R ER SO BB IBB HBP BLK WP HR S P ERA WHIP											
Jose Santiago, R (1, 1) ERA: 3.66	5.0 L 21 3 2 2 6 3 0 0 0 0 1 1 30 42 3.60 1.200											
Dick Stigman, L (6, 1) ERA: 5.44	2.0 8 1 1 1 1 0 0 1 0 0 0 9 10 4.50 0.500											
Bill Short, L (8, 1) ERA: 3.13	0.2 5 3 2 2 0 0 0 0 0 0 0 1 5 5 27.00 4.500											
Rollie Sheldon, R (8, 1) ERA: 4.23	1.1 4 0 0 0 0 0 0 0 0 0 0 0 4 4 0.00 0.000											

**New York Yankees @ Boston Red Sox**  
**Fenway Park, Boston, MA**  
 Sat Sep 10 1966, 7:05 PM EDT  
 Att. 21,018 - Unknown - 75 F

livebaseballscorecards.com

<b>AB</b>	<b>34</b>
<b>R</b>	<b>5</b>
<b>H</b>	<b>7</b>
<b>RBI</b>	<b>5</b>
<b>BB</b>	<b>3</b>
<b>SO</b>	<b>7</b>
<b>LOB</b>	<b>11</b>







Batter	1	2	3	4	5	6	7	8	9	10	AB	R	H	RBI	BB	SO	LOB	TOP				
Mike Hegan, L (1, 3) Tom Tresh, S (3, 8) OBP: 0.343, SLG: 0.425	0-0 F8		0-0 F7		4-0 BB		0-0 P5-3		0-3 K		2	0	0	0	0	0	1					
Bobby Richardson, R (1, 4) OBP: 0.283, SLG: 0.334	0-0 5-3		0-0 F9		0-0 F8			0-0 F7		0-0 HR	5	1	1	1	0	0	3					
Bobby Murcer, L (1, 6) Ruben Amaro, R (10, 6) OBP: 0.148, SLG: 0.154 OBP: 0.067, SLG: 0.067	0-0 4-3		0-0 F6			0-0 F5		0-0 S 1B		0-0 FC4-6 WP 2B	5	1	2	0	0	0	1					
Joe Pepitone, L (1, 8) OBP: 0.294, SLG: 0.476		0-0 HR 1B		0-0 F9		0-0 L9		0-0 F7		4-0 FC4-6 IBB	4	1	1	0	1	0	1					
Steve Whitaker, L (1, 9) OBP: 0.346, SLG: 0.616		0-3 K		0-0 F4		4-0 BB 1B BB		4-0 BB		0-0 FC4-6 WP	3	0	0	0	2	1	3					
Billy Bryan, L (1, 2) OBP: 0.215, SLG: 0.255		0-0 F4		0-0 F9		4-0 BB 1B BB		0-3 K		0-0 F9	4	0	0	0	1	1	4					
John Miller, R (1, 7) OBP: 0.400, SLG: 1.000		0-0 HR 1-H		0-0 K		0-0 1B 1-2 2-H		0-3 K		0-3 K	5	1	2	2	0	3	1					
Clete Boyer, R (1, 5) OBP: 0.299, SLG: 0.371		0-0 5-3		4-0 SH1-4 BB			0-0 F6		0-0 F7		3	0	0	0	1	0	0					
Jim Bouton, R (1, 1) OBP: 0.152, SLG: 0.125			0-0 SH1-4				0-3 K		0-0 E3		2	0	1	0	0	1	0					
Roger Maris, L (9, PH) OBP: 0.306, SLG: 0.368											1	0	0	0	0	0	0					
Roy White, S (9, PR) OBP: 0.309, SLG: 0.347											0	0	0	0	0	0	0					
Dooley Womack, L (9, 1) OBP: 0.200, SLG: 0.200											0	0	0	0	0	0	0					
<b>Inning Stats</b>	R: 0 E: 0 K: 0 S: 3	H: 0 LOB: 0 BB: 0 P: 3	R: 2 E: 0 K: 1 S: 7	H: 2 LOB: 0 BB: 0 P: 7	R: 0 E: 0 K: 0 S: 4	H: 1 LOB: 1 BB: 0 P: 4	R: 0 E: 0 K: 0 S: 3	H: 0 LOB: 0 BB: 0 P: 3	R: 0 E: 0 K: 1 S: 5	H: 1 LOB: 3 BB: 2 P: 11	R: 0 E: 0 K: 1 S: 5	H: 0 LOB: 0 BB: 0 P: 5	R: 0 E: 0 K: 1 S: 6	H: 1 LOB: 2 BB: 1 P: 10	R: 0 E: 1 K: 2 S: 8	H: 0 LOB: 2 BB: 0 P: 8	R: 2 E: 0 K: 1 S: 7	H: 2 LOB: 1 BB: 1 P: 11	1B: 4 2B: 1 3B: 0 HR: 2	SF: 0 SAC: 1 DP: 0 HBP: 0	WP: 1 PB: 0 SB: 2 CS: 0	PA: 43
<b>PITCHER</b>	IP	WLS	BF	H	R	ER	SO	BB	IBB	HBP	BLK	WP	HR	S	P	ERA	WHIP					
Lee Stange, R (1, 1) ERA: 3.51	6.0		25	4	2	2	2	4	0	0	0	0	1	25	41	3.00	1.333					
Don McMahon, R (7, 1) ERA: 2.72	1.0		3	0	0	0	1	0	0	0	0	0	0	5	5	0.00	0.000					
John Wyatt, R (8, 1) ERA: 3.73	3.0	L	15	3	2	2	4	1	1	0	0	1	1	21	29	6.00	1.333					

**New York Yankees @ Boston Red Sox**  
 Fenway Park, Boston, MA  
 Sun Sep 11 1966, 3:33 AM EDT  
 Att. 15,482 - Unknown

AB	36
R	4
H	7
RBI	3
BB	6
SO	7
LOB	15



Batter	1	2	3	4	5	6	7	8	9	10	AB	R	H	RBI	BB	SO	LOB	BOTTOM
--------	---	---	---	---	---	---	---	---	---	----	----	---	---	-----	----	----	-----	--------

<b>Jose Tartabull, L</b> (1, 8) <small>OBP: 0.292, SLG: 0.327</small>											5	0	3	0	0	0	0	<b>New York Yankees @ Boston Red Sox</b> Fenway Park, Boston, MA Sun Sep 11 1966, 3:33 AM EDT Att: 15,482 - Unknown <a href="http://livebaseballscorecards.com">livebaseballscorecards.com</a>
<b>Joe Foy, R</b> (1, 5) <small>OBP: 0.365, SLG: 0.416</small>											2	1	0	0	2	1	1	
<b>Carl Yastrzemski, L</b> (1, 7) <small>OBP: 0.359, SLG: 0.421</small>											4	1	4	0	1	0	0	
<b>Tony Conigliaro, R</b> (1, 9) <small>OBP: 0.338, SLG: 0.503</small>											5	0	0	1	0	0	8	
<b>George Scott, R</b> (1, 3) <small>OBP: 0.326, SLG: 0.441</small>											5	0	0	0	0	0	8	
<b>Dalton Jones, L</b> (1, 4) <small>OBP: 0.305, SLG: 0.372</small>											4	0	1	1	1	0	0	
<b>Rico Petrocelli, R</b> (1, 6) <small>OBP: 0.288, SLG: 0.382</small>											5	0	2	0	0	0	1	
<b>Bob Tillman, R</b> (1, 2) <small>OBP: 0.295, SLG: 0.326</small>											5	0	1	0	0	1	3	
<b>Lee Stange, R</b> (1, 1) <small>OBP: 0.133, SLG: 0.093</small> <b>George Thomas, R</b> (6, PH) <small>OBP: 0.324, SLG: 0.321</small> <b>Don McMahon, R</b> (7, 1) <small>OBP: 0.143, SLG: 0.154</small> <b>John Wyatt, R</b> (8, 1)											2	0	0	0	0	1	2	

Inning Stats	R: 0	H: 1	E: 0	LOB: 2	K: 0	BB: 1	S: 4	P: 8	R: 0	H: 1	E: 0	LOB: 1	K: 1	BB: 0	S: 6	P: 6	R: 0	H: 2	E: 0	LOB: 2	K: 0	BB: 0	S: 5	P: 5	R: 0	H: 0	E: 0	LOB: 1	K: 0	BB: 1	S: 3	P: 7	R: 2	H: 3	E: 1	LOB: 2	K: 0	BB: 1	S: 5	P: 9	R: 0	H: 0	E: 0	LOB: 0	K: 1	BB: 0	S: 5	P: 5	R: 0	H: 1	E: 0	LOB: 2	K: 0	BB: 1	S: 4	P: 8	R: 0	H: 1	E: 0	LOB: 1	K: 0	BB: 0	S: 4	P: 4	R: 0	H: 1	E: 0	LOB: 1	K: 1	BB: 0	S: 6	P: 6	R: 0	H: 1	E: 0	LOB: 1	K: 0	BB: 0	S: 4	P: 4	R: 0	H: 1	E: 0	LOB: 1	K: 0	BB: 0	S: 4	P: 4	R: 0	H: 1	E: 0	LOB: 1	K: 0	BB: 0	S: 4	P: 4	R: 0	H: 1	E: 0	LOB: 1	K: 0	BB: 0	S: 4	P: 4	R: 0	H: 1	E: 0	LOB: 1	K: 0	BB: 0	S: 4	P: 4	R: 0	H: 1	E: 0	LOB: 1	K: 0	BB: 0	S: 4	P: 4	R: 0	H: 1	E: 0	LOB: 1	K: 0	BB: 0	S: 4	P: 4	R: 0	H: 1	E: 0	LOB: 1	K: 0	BB: 0	S: 4	P: 4	R: 0	H: 1	E: 0	LOB: 1	K: 0	BB: 0	S: 4	P: 4	R: 0	H: 1	E: 0	LOB: 1	K: 0	BB: 0	S: 4	P: 4	R: 0	H: 1	E: 0	LOB: 1	K: 0	BB: 0	S: 4	P: 4	R: 0	H: 1	E: 0	LOB: 1	K: 0	BB: 0	S: 4	P: 4	R: 0	H: 1	E: 0	LOB: 1	K: 0	BB: 0	S: 4	P: 4	R: 0	H: 1	E: 0	LOB: 1	K: 0	BB: 0	S: 4	P: 4
--------------	------	------	------	--------	------	-------	------	------	------	------	------	--------	------	-------	------	------	------	------	------	--------	------	-------	------	------	------	------	------	--------	------	-------	------	------	------	------	------	--------	------	-------	------	------	------	------	------	--------	------	-------	------	------	------	------	------	--------	------	-------	------	------	------	------	------	--------	------	-------	------	------	------	------	------	--------	------	-------	------	------	------	------	------	--------	------	-------	------	------	------	------	------	--------	------	-------	------	------	------	------	------	--------	------	-------	------	------	------	------	------	--------	------	-------	------	------	------	------	------	--------	------	-------	------	------	------	------	------	--------	------	-------	------	------	------	------	------	--------	------	-------	------	------	------	------	------	--------	------	-------	------	------	------	------	------	--------	------	-------	------	------	------	------	------	--------	------	-------	------	------	------	------	------	--------	------	-------	------	------	------	------	------	--------	------	-------	------	------	------	------	------	--------	------	-------	------	------	------	------	------	--------	------	-------	------	------

PITCHER	IP	WLS	BF	H	R	ER	SO	BB	IBB	HBP	BLK	WP	HR	S	P	ERA	WHIP
<b>Jim Bouton, R</b> (1, 1) <small>ERA: 3.12</small>	8.0		36	9	2	1	2	3	1	0	0	0	0	36	52	1.12	1.500
<b>Dooley Womack, R</b> (9, 1) <small>ERA: 2.76</small>	2.0	W	8	2	0	0	1	0	0	0	0	0	0	10	10	0.00	1.000

<b>AB</b>	39
<b>R</b>	2
<b>H</b>	11
<b>RBI</b>	2
<b>BB</b>	4
<b>SO</b>	3
<b>LOB</b>	24



<b>WP:</b> 0	<b>PA:</b> 44
<b>PB:</b> 0	
<b>SB:</b> 0	
<b>CS:</b> 0	

Batter	1	2	3	4	5	6	7	8	9	AB R H RBI BB SO LOB	TOP									
Ed Stroud, L (1, 9) OBP: 0.286, SLG: 0.429	0-0 F7		0-0 F7		0-0 6-3			0-0 G3		4 0 0 0 0 0 0										
Don Buford, S (1, 4) OBP: 0.332, SLG: 0.357	0-0 L8		1-0 E S HBP			0-0 F8		0-3 K		3 0 0 0 0 1 0										
Tommie Agee, R (1, 8) OBP: 0.325, SLG: 0.437	0-0 2B		0-3 K			0-0 2B			0-0 1B	4 0 3 0 0 1 1										
Pete Ward, L (1, 3) OBP: 0.288, SLG: 0.295	0-0 3-1		0-0 F7			0-0 4-3			0-0 F8	4 0 0 0 0 0 4										
Dick Kenworthy, R (1, 5) OBP: 0.250, SLG: 0.250		0-0 2B SF8 1B		0-0 F9		0-0 4-3			0-0 BB 1B	4 1 2 0 0 0 1										
Tom McCraw, L (9, PR) OBP: 0.283, SLG: 0.327									1-3 1B	0 0 0 0 0 0 0										
John Romano, R (1, 2) OBP: 0.350, SLG: 0.415		0-0 F7		0-0 F9			0-0 5-3		4-0 BB 1B	3 0 0 0 1 0 1										
Buddy Bradford, R (9, PR) OBP: 0.400, SLG: 0.250									1-2 BB	0 0 0 0 0 0 0										
Ken Berry, R (1, 7) OBP: 0.308, SLG: 0.379		0-0 2B		0-3 K			0-0 6-3		0-3 K	4 0 1 0 0 2 3										
Jerry Adair, R (1, 6) OBP: 0.288, SLG: 0.328		0-0 SF8			0-0 F9		0-3 K		0-3 K	3 0 0 1 0 2 3										
Tommy John, R (1, 1) OBP: 0.182, SLG: 0.254		0-0 4-3			0-0 6-3			0-0 F7		2 0 0 0 0 0 1										
Dennis Higgins, R (6, 1) OBP: 0.235, SLG: 0.188										0 0 0 0 0 0 0										
Deacon Jones, L (8, PH) OBP: 0.500, SLG: 0.500										1 0 0 0 0 0 0										
John Buzhardt, R (8, 1) OBP: 0.159, SLG: 0.119										0 0 0 0 0 0 0										
<b>Inning Stats</b>	R: 0 E: 0 K: 0 S: 4	H: 1 LOB: 1 BB: 0 P: 4	R: 1 E: 0 K: 0 S: 5	H: 2 LOB: 1 BB: 0 P: 5	R: 0 E: 0 K: 1 S: 5	H: 0 LOB: 0 BB: 0 P: 5	R: 0 E: 0 K: 1 S: 5	H: 0 LOB: 0 BB: 0 P: 3	R: 0 E: 0 K: 0 S: 4	H: 1 LOB: 1 BB: 0 P: 4	R: 0 E: 0 K: 1 S: 5	H: 0 LOB: 0 BB: 0 P: 5	R: 0 E: 0 K: 1 S: 5	H: 0 LOB: 0 BB: 0 P: 5	R: 0 E: 0 K: 2 S: 9	H: 2 LOB: 3 BB: 1 P: 13	1B: 3 2B: 3 3B: 0 HR: 0	SF: 1 SAC: 0 DP: 0 HBP: 1	WP: 0 PB: 0 SB: 1 CS: 0	PA: 35
<b>PITCHER</b> Jim Lonborg, R (1, 1) ERA: 3.92	IP: 9.0 WLS: W BF: 35 H: 6 R: 1 ER: 1 SO: 6 BB: 1 IBB: 0 HBP: 1 BLK: 0 WP: 0 HR: 0 S: 45 P: 50 ERA: 1.00 WHIP: 0.778											<b>PITCHER</b>	IP: WLS: BF: H: R: ER: SO: BB: IBB: HBP: BLK: WP: HR: S: P: ERA: WHIP:							

Chicago White Sox @ Boston Red Sox  
 Fenway Park, Boston, MA  
 Tue Sep 13 1966, 7:05 PM EDT  
 Att. 5,020 - Unknown

livebaseballscorecards.com

AB	32
R	1
H	6
RBI	1
BB	1
SO	6
LOB	14



Batter	1	2	3	4	5	6	7	8	9
<b>George Thomas, R</b> OBP: 0.326, SLG: 0.323 (1, 8) (9, 7)	0-0 E5 1-3		0-0 6-3		0-0 1B FC3-6	0-0 WP 1B	0-3 K		
<b>Joe Foy, R</b> OBP: 0.368, SLG: 0.419 (1, 5)	0-0 1-3		4-0 1B WP BB		0-0 1B FC3-6	0-0 1B WP		0-0 BB 2B 1B	
<b>Carl Yastrzemski, L</b> OBP: 0.359, SLG: 0.420 <b>Jose Tartabull, L</b> OBP: 0.292, SLG: 0.327 (1, 7) (9, 8)	0-3 K		0-0 WP 1B		0-0 FC3-6	0-0 F8		4-0 BB 2B BB	
<b>Tony Conigliaro, R</b> OBP: 0.337, SLG: 0.499 (1, 9)	0-0 6-3		0-3 K		0-0 F9	1-0 1B HBP		0-0 F7	
<b>George Scott, R</b> OBP: 0.327, SLG: 0.442 (1, 3)		0-3 K	0-3 K		0-3 K	0-0 1B		0-0 3B 2B	
<b>Rico Petrocelli, R</b> OBP: 0.291, SLG: 0.389 (1, 6)		0-0 FC5-4 1B		0-0 F8		0-0 1B		0-0 3B	
<b>Mike Ryan, R</b> OBP: 0.268, SLG: 0.263 (1, 2)		0-0 FC5-4 1B		0-0 1B		0-0 E6 1B	0-0 5-3	0-3 K	
<b>George Smith, R</b> OBP: 0.288, SLG: 0.347 (1, 4)		0-0 FC5-4		0-3 K		0-0 1B 1B	0-0 F4	0-0 F4	
<b>Jim Lonborg, R</b> OBP: 0.132, SLG: 0.176 (1, 1)		0-3 K		0-0 1-3		0-3 K	0-0 PB 2B		

Inning Stats	R: 0 E: 1 K: 1 S: 6	H: 0 LOB: 1 BB: 0 P: 6	R: 0 E: 0 K: 2 S: 9	H: 2 LOB: 2 BB: 0 P: 9	R: 1 E: 0 K: 2 S: 8	H: 1 LOB: 1 BB: 1 P: 12	R: 0 E: 0 K: 1 S: 6	H: 1 LOB: 1 BB: 0 P: 6	R: 1 E: 0 K: 1 S: 7	H: 2 LOB: 1 BB: 0 P: 7	R: 5 E: 1 K: 1 S: 11	H: 5 LOB: 2 BB: 0 P: 12	R: 0 E: 0 K: 1 S: 6	H: 1 LOB: 1 BB: 0 P: 6	R: 3 E: 0 K: 1 S: 8	H: 3 LOB: 1 BB: 1 P: 12
--------------	------------------------------	---------------------------------	------------------------------	---------------------------------	------------------------------	----------------------------------	------------------------------	---------------------------------	------------------------------	---------------------------------	-------------------------------	----------------------------------	------------------------------	---------------------------------	------------------------------	----------------------------------

PITCHER														PITCHER																				
IP	WLS	BF	H	R	ER	SO	BB	IBB	HBP	BLK	WP	HR	S	P	ERA	WHIP	IP	WLS	BF	H	R	ER	SO	BB	IBB	HBP	BLK	WP	HR	S	P	ERA	WHIP	
Tommy John, L	(1, 1)	5.1	L	28	9	6	4	8	1	0	0	0	0	43	47	6.75	1.875																	
Dennis Higgins, R	(6, 1)	1.2		9	3	1	0	1	0	0	1	0	10	11	0.00	1.800																		
John Buzhardt, R	(8, 1)	1.0		7	3	3	3	1	1	0	0	0	8	12	27.00	4.000																		

AB R H RBI BB SO LOB

5	2	2	2	0	1	1
4	3	3	1	1	0	1
4	1	1	1	1	1	4
0	0	0	0	0	0	0
4	0	0	0	0	1	5
5	1	2	4	0	3	2
5	1	3	1	0	0	2
5	1	2	0	0	1	2
5	1	1	0	0	1	4
4	0	1	0	0	2	6

1B: 12	SF: 0	WP: 2	PA: 44
2B: 2	SAC: 0	PB: 1	
3B: 1	DP: 0	SB: 0	
HR: 0	HBP: 1	CS: 0	

**Chicago White Sox @ Boston Red Sox**  
Fenway Park, Boston, MA  
Tue Sep 13 1966, 7:05 PM EDT  
Att. 5,020 - Unknown

livebaseballscorecards.com

AB	41
R	10
H	15
RBI	9
BB	2
SO	10
LOB	27



Batter	1	2	3	4	5	6	7	8	9	AB R H RBI BB SO LOB	TOP
Ed Stroud, L (1, 9) OBP: 0.364, SLG: 0.500	4-0 S BB		X 0-0 1B 2B		0-3 K		X 0-0 6-3			3 0 1 0 1 1 0	<b>Chicago White Sox @ Boston Red Sox</b> Fenway Park, Boston, MA Wed Sep 14 1966, 3:33 AM EDT Att. 1,003 - Unknown
Wayne Causey, L (1, 4) OBP: 0.321, SLG: 0.286 Al Weis, S (7, PR) OBP: 0.218, SLG: 0.166 (7, 4)	X 0-0 5-3		X 0-0 2-3 1B		X 0-0 6-3		X 0-0 1B			4 0 2 0 0 0 1 0 0 0 0 0 0 0	
Tommie Agee, R (1, 8) OBP: 0.323, SLG: 0.434	S 0-3 K		S 0-3 K		X 0-0 4-3		X 0-0 F6			4 0 0 0 0 2 4	
Bill Skowron, R (1, 3) OBP: 0.313, SLG: 0.367	S 0-3 K		X 0-0 1-3		X 0-0 5-3 1B		X 0-0 F9			4 1 1 0 0 1 3	
Dick Kenworthy, R (1, 5) OBP: 0.167, SLG: 0.167		X 0-0 5-3		X 0-0 6-3		X 0-0 5-3		X 0-0 F3		4 0 0 0 0 0 1	
Ken Berry, R (1, 7) OBP: 0.310, SLG: 0.383		X 0-0 5-3		X 0-0 1B 2B		X 0-0 G5-3 1B 2-H		X 0-0 4-3		4 0 2 1 0 0 0	
Duane Josephson, R (1, 2) OBP: 0.429, SLG: 0.333		BB 4-0 BB		X 0-0 2-3 1B		X 0-0 1-2 1B		X 0-0 5-3		3 0 2 0 1 0 0	
Jerry Adair, R (1, 6) OBP: 0.285, SLG: 0.325	S 0-3 K		S 0-3 K		X 0-0 G5-3 2-3f		X 0-0 5-3			4 0 0 0 0 2 5	
Bruce Howard, S (1, 1) OBP: 0.174, SLG: 0.051 Don Buford, S (7, PH) OBP: 0.331, SLG: 0.356 Hoyt Wilhelm, R (7, 1) Smoky Burgess, L (9, PH) OBP: 0.392, SLG: 0.365			S 0-3 K		S 0-3 K		X 0-0 F8		X 0-0 F9	2 0 0 0 0 2 2 1 0 0 0 0 0 0 0 0 0 0 0 0 0 1 0 0 0 0 0 0	
<b>Inning Stats</b>	R: 0 H: 0 E: 0 LOB: 1 K: 2 BB: 1 S: 7 P: 11	R: 0 H: 0 E: 0 LOB: 1 K: 1 BB: 1 S: 5 P: 9	R: 0 H: 2 E: 0 LOB: 2 K: 2 BB: 0 S: 9 P: 9	R: 0 H: 2 E: 0 LOB: 2 K: 2 BB: 0 S: 9 P: 9	R: 0 H: 0 E: 0 LOB: 0 K: 1 BB: 0 S: 5 P: 5	R: 1 H: 3 E: 0 LOB: 1 K: 0 BB: 0 S: 5 P: 5	R: 0 H: 1 E: 0 LOB: 1 K: 0 BB: 0 S: 4 P: 4	R: 0 H: 0 E: 0 LOB: 0 K: 0 BB: 0 S: 3 P: 3	R: 0 H: 0 E: 0 LOB: 0 K: 0 BB: 0 S: 3 P: 3	1B: 6 SF: 0 2B: 2 SAC: 0 3B: 0 DP: 1 HR: 0 HBP: 0	
<b>PITCHER</b> Hank Fischer, R (1, 1) ERA: 4.61 Don McMahon, R (8, 1) ERA: 2.66	IP WLS BF H R ER SO BB IBB HBP BLK WP HR S P ERA WHIP	7.0 W 30 8 1 1 8 2 0 0 0 0 0 0 44 52 1.29 1.429	2.0 S 6 0 0 0 0 0 0 0 0 0 0 0 6 6 0.00 0.000								

livebaseballscorecards.com

<b>AB</b>	34
<b>R</b>	1
<b>H</b>	8
<b>RBI</b>	1
<b>BB</b>	2
<b>SO</b>	8
<b>LOB</b>	16




Batter	1	2	3	4	5	6	7	8	9	AB	R	H	RBI	BB	SO	LOB
Jose Tartabull, L (1, 8) OBP: 0.292, SLG: 0.326	0-0 4-3			0-0 HR	0-0 4-3			0-0 F8		4	1	1	0	0	0	0
Joe Foy, R (1, 5) OBP: 0.368, SLG: 0.424	0-0 F9			0-0 HR	0-0 6-3			0-0 F4		4	1	1	2	0	0	0
Carl Yastrzemski, L (1, 7) OBP: 0.360, SLG: 0.419	0-0 F9			0-0 1-3 1B		4-0 BB		0-3 K		3	0	1	0	1	1	0
Tony Conigliaro, R (1, 9) OBP: 0.337, SLG: 0.498		0-0 F9		0-0 1-3 1B		0-0 F7				3	0	1	0	0	0	1
George Scott, R (1, 3) OBP: 0.325, SLG: 0.440		0-0 F9		0-0 1-3		0-0 F8				3	0	0	0	0	0	3
Rico Petrocelli, R (1, 6) OBP: 0.292, SLG: 0.387		0-0 6-3		4-0 BB		0-0 1-3				2	0	0	0	1	0	1
Mike Ryan, R (1, 2) OBP: 0.266, SLG: 0.281			0-3 K	0-0 F6		0-3 K				3	0	0	0	0	2	3
George Smith, R (1, 4) OBP: 0.286, SLG: 0.344			0-3 K	0-3 K		0-0 1-3				3	0	0	0	0	2	3
Hank Fischer, R (1, 1) OBP: 0.121, SLG: 0.094			0-3 K		0-3 K		0-0 F2			2	0	0	0	0	2	0
Lenny Green, L (7, PH) OBP: 0.327, SLG: 0.315										1	0	0	0	0	0	0
Don McMahon, R (8, 1) OBP: 0.143, SLG: 0.154										0	0	0	0	0	0	0

Inning Stats		R: 0	H: 0	E: 0	LOB: 0	K: 0	BB: 0	S: 3	P: 3	R: 0	H: 0	E: 0	LOB: 0	K: 3	BB: 0	S: 9	R: 2	H: 4	E: 0	LOB: 3	K: 1	BB: 1	S: 9	R: 0	H: 0	E: 0	LOB: 0	K: 1	BB: 0	S: 5	R: 0	H: 0	E: 0	LOB: 1	K: 0	BB: 1	S: 3	R: 0	H: 0	E: 0	LOB: 0	K: 1	BB: 0	S: 5	R: 0	H: 0	E: 0	LOB: 0	K: 1	BB: 0	S: 5	
PITCHER	IP	WLS	BF	H	R	ER	SO	BB	IBB	HBP	BLK	WP	HR	S	P	ERA	WHIP																																			
Bruce Howard, R (1, 1) ERA: 2.22	6.0	L	24	4	2	2	5	2	0	0	0	0	1	32	40	3.00	1.000																																			
Hoyt Wilhelm, R (7, 1) ERA: 1.49	2.0		6	0	0	0	2	0	0	0	0	0	0	10	10	0.00	0.000																																			

**BOTTOM**

**Chicago White Sox @ Boston Red Sox**  
 Fenway Park, Boston, MA  
 Wed Sep 14 1966, 3:33 AM EDT  
 Att. 1,003 - Unknown

<b>AB</b>	<b>28</b>
<b>R</b>	<b>2</b>
<b>H</b>	<b>4</b>
<b>RBI</b>	<b>2</b>
<b>BB</b>	<b>2</b>
<b>SO</b>	<b>7</b>
<b>LOB</b>	<b>11</b>



WP: 0	PA: 30
PB: 0	SB: 1
CS: 0	

livebaseballscorecards.com

Batter	1	2	3	4	5	6	7	8	9	AB R H RBI BB SO LOB	TOP											
<b>Ed Stroud, L</b> (1, 9) OBP: 0.313, SLG: 0.400	0-0 5-3		0-0 L5-3 1B		0-0 FC		0-0 FC2-6 1-2f		0-0 1-3 1-2	5 0 1 0 0 0 4												
<b>Don Buford, S</b> (1, 5) OBP: 0.332, SLG: 0.357	4-0 FC1-5 S BB		0-0 F8		0-0 G3			0-0 E4 HR	0-0 2B 2-H	4 1 1 1 1 0 3												
<b>Tommie Agee, R</b> (1, 8) OBP: 0.322, SLG: 0.437	0-0 FC1-5 1-3		0-0 L5-3 1-2			0-3 K		0-0 HR 1-H	0-0 F2	5 1 1 2 0 1 4												
<b>Pete Ward, L</b> (1, 3) OBP: 0.292, SLG: 0.299	0-0 4-3			0-0 F5		0-0 E4 1B		0-0 1B 1B		4 0 2 0 0 0 1												
<b>Tom McCraw, L</b> (8, PR) OBP: 0.283, SLG: 0.327										0 0 0 0 0 0 0												
<b>Duane Josephson, R</b> (1, 2) OBP: 0.455, SLG: 0.500		0-0 2B 2B		0-0 F4		0-0 F7		0-0 1B L3		4 1 2 0 0 0 1												
<b>Al Weis, S</b> (8, 4) OBP: 0.218, SLG: 0.166										0 0 0 0 0 0 0												
<b>Ken Berry, R</b> (1, 7) OBP: 0.307, SLG: 0.379		0-3 K		0-0 5-3		0-0 4-3		0-0 L3 1-2		4 0 0 0 0 1 4												
<b>Wayne Causey, L</b> (1, 4) OBP: 0.320, SLG: 0.283		0-3 K			4-0 2B FC BB		0-3 K	0-0 F7		3 0 0 0 1 2 3												
<b>Hoyt Wilhelm, R</b> (8, 1)										0 0 0 0 0 0 0												
<b>Jerry Adair, R</b> (1, 6) OBP: 0.289, SLG: 0.334		0-0 2B		0-0 2B		0-0 2B		0-0 FC2-6 1B	0-0 F9	4 0 3 1 0 0 0												
<b>Jack Lamabe, R</b> (1, 1) OBP: 0.057, SLG: 0.029		0-0 F6			0-3 K		0-0 F4		4-0 2B BB	1 0 0 0 0 0 1												
<b>Dennis Higgins, R</b> (2, 1) OBP: 0.222, SLG: 0.176										1 0 0 0 0 0 1 2												
<b>Mary Staehle, L</b> (7, PH) OBP: 0.250, SLG: 0.250										1 0 0 0 0 0 0 1												
<b>Greg Bolio, R</b> (7, 1)										0 0 0 0 0 0 0 0												
<b>J.C. Martin, L</b> (8, 2) OBP: 0.313, SLG: 0.372										0 0 0 0 0 0 0 0												
<b>Smoky Burgess, L</b> (8, PH) OBP: 0.408, SLG: 0.365										0 0 0 0 1 0 0 0												
<b>Buddy Bradford, R</b> (9, PR) OBP: 0.400, SLG: 0.250										0 1 0 0 0 0 0 0												
<b>Inning Stats</b>	R: 0 E: 0 K: 0 S: 3	H: 0 LOB: 1 BB: 1 P: 7	R: 1 E: 0 K: 2 S: 9	H: 2 LOB: 1 BB: 0 P: 9	R: 0 E: 0 K: 0 S: 3	H: 1 LOB: 0 BB: 0 P: 3	R: 0 E: 0 K: 0 S: 3	H: 0 LOB: 0 BB: 0 P: 3	R: 0 E: 0 K: 1 S: 6	H: 1 LOB: 2 BB: 1 P: 10	R: 0 E: 1 K: 1 S: 6	H: 1 LOB: 1 BB: 0 P: 6	R: 0 E: 0 K: 1 S: 6	H: 1 LOB: 1 BB: 0 P: 6	R: 2 E: 1 K: 0 S: 6	H: 3 LOB: 2 BB: 0 P: 6	R: 1 E: 0 K: 0 S: 4	H: 1 LOB: 2 BB: 1 P: 8	1B: 5 2B: 6 3B: 0 HR: 1	SF: 0 SAC: 0 DP: 2 HBP: 0	WP: 0 PB: 0 SB: 1 CS: 0	PA: 39
<b>PITCHER</b>	IP WLS BF H R ER SO BB IBB HBP BLK WP HR S P ERA WHIP																					
<b>Darrell Brandon, R</b> (1, 1) ERA: 3.51	8.1 W 36 9 4 3 5 3 0 0 0 0 0 1 43 55 3.24 1.440																					
<b>John Wyatt, R</b> (9, 1) ERA: 3.7	0.2 S 3 1 0 0 0 0 0 0 0 0 0 0 3 3 0.00 1.500																					

**Chicago White Sox @ Boston Red Sox**  
**Fenway Park, Boston, MA**  
 Thu Sep 15 1966, 3:33 AM EDT  
 Att. 1,010 - Unknown

[livebaseballscorecards.com](http://livebaseballscorecards.com)

<b>AB</b>	<b>36</b>
<b>R</b>	<b>4</b>
<b>H</b>	<b>10</b>
<b>RBI</b>	<b>4</b>
<b>BB</b>	<b>3</b>
<b>SO</b>	<b>5</b>
<b>LOB</b>	<b>24</b>





Batter	1	2	3	4	5	6	7	8	9	AB	R	H	RBI	BB	SO	LOB
Jose Tartabull, L OBP: 0.293, SLG: 0.327 (1, 8)	0-0 F9	0-0 1B		0-0 F8	0-0 FC4-6		0-0 1B			5	0	2	2	0	0	2
Joe Foy, R OBP: 0.369, SLG: 0.425 (1, 5)	0-0 4-3 1B	0-0 SF7		4-0 FC6-4 BB		0-0 CS 1B	0-3 K			3	0	2	1	1	1	2
Carl Yastrzemski, L OBP: 0.362, SLG: 0.420 (1, 7)	0-0 4-3	0-0 1B		4-0 FC6-4 BB		0-0 1B		0-0 4-3		4	0	2	1	1	0	1
Tony Conigliaro, R OBP: 0.334, SLG: 0.493 (1, 9)	0-0 6-3	0-3 K		0-0 FC6-4		0-3 K		0-0 6-3		5	0	0	0	0	2	7
George Scott, R OBP: 0.326, SLG: 0.439 (1, 3)		0-0 1B	1-0 FC1-6 HBP	0-3 K		0-3 K		0-3 K		4	1	1	0	0	3	3
Dalton Jones, L OBP: 0.300, SLG: 0.366 (1, 4)		0-3 K	0-0 FC1-6 1B		0-3 K		0-0 4-3			4	0	0	0	0	2	2
Rico Petrocelli, R OBP: 0.295, SLG: 0.390 (1, 6)		0-0 1B	0-0 FC1-6 1B		0-0 F9		0-0 1B			4	2	3	0	0	0	0
Mike Ryan, R OBP: 0.269, SLG: 0.281 (1, 2)		4-0 1B	0-3 K		0-0 BB		0-0 F7			3	1	1	0	1	1	3
Darrell Brandon, R OBP: 0.244, SLG: 0.293 (1, 1)		0-0 1B	0-3 K		4-0 FC4-6 BB		0-0 1B			3	1	2	1	1	1	2
John Wyatt, R (9, 1)		1-2 2-3 3-H 1B								0	0	0	0	0	0	0

Inning Stats	R: 0	H: 1	E: 0	K: 0	S: 4	H: 1	LOB: 1	BB: 0	P: 4	R: 4	H: 5	E: 0	K: 2	S: 12	H: 1	LOB: 2	BB: 1	P: 16	R: 0	H: 1	E: 0	K: 2	S: 8	H: 0	LOB: 2	BB: 0	P: 9	R: 0	H: 1	E: 0	K: 1	S: 6	H: 2	LOB: 1	BB: 0	P: 8	R: 1	H: 3	E: 0	K: 1	S: 8	H: 0	LOB: 0	BB: 0	P: 5
1B: 13	SF: 1	WP: 0	PA: 41																																										
2B: 1	SAC: 0	PB: 0																																											
3B: 0	DP: 1	SB: 0																																											
HR: 0	HBP: 1	CS: 1																																											


PITCHER	IP	WLS	BF	H	R	ER	SO	BB	IBB	HBP	BLK	WP	HR	S	P	ERA	WHIP
Jack Lamabe, R (1, 1) ERA: 3.8	1.2	L	12	6	4	4	1	1	0	0	0	0	0	13	17	21.60	4.200
Dennis Higgins, R (2, 1) ERA: 2.57	4.1		20	4	0	0	7	3	0	1	0	0	0	30	43	0.00	1.615
Greg Bollo, R (7, 1) ERA: 9.0	1.0		6	3	1	1	1	0	0	0	0	0	0	8	8	9.00	3.000
Hoyt Wilhelm, R (8, 1) ERA: 1.47	1.0		3	0	0	0	1	0	0	0	0	0	0	5	5	0.00	0.000

**BOTTOM**

**Chicago White Sox @ Boston Red Sox**  
**Fenway Park, Boston, MA**  
 Thu Sep 15 1966, 3:33 AM EDT  
 Att. 1,010 - Unknown

livebaseballscorecards.com

<b>AB</b>	<b>35</b>
<b>R</b>	<b>5</b>
<b>H</b>	<b>13</b>
<b>RBI</b>	<b>5</b>
<b>BB</b>	<b>4</b>
<b>SO</b>	<b>10</b>
<b>LOB</b>	<b>22</b>



Batter	1	2	3	4	5	6	7	8	9	AB R H RBI BB SO LOB	TOP						
Paul Schaal, R (1, 5) OBP: 0.372, SLG: 0.374	0-0 1B		0-3 K			0-0 F9	0-0 E7 1B 2B 1-H 2-H		0-0 F8	5 0 2 1 0 1 1							
Jay Johnstone, L (1, 7) OBP: 0.294, SLG: 0.381	0-3 K		0-0 F8			0-0 BB 1B	0-0 1B 2-3 1B		0-0 1B 4-3 1B	5 0 3 0 0 1 2							
Jim Fregosi, R (1, 6) OBP: 0.310, SLG: 0.381	0-3 K				0-0 F4	4-0 FC6-4 BB 1-2	0-0 5-3		0-0 4-3	4 0 0 0 1 1 4							
Norm Siebern, L (1, 3) OBP: 0.368, SLG: 0.350	0-0 4-3				0-0 F8	0-3 K		0-3 K	4-0 1B BB	4 0 0 0 0 2 3 0 0 0 0 1 0 0							
Tom Satriano, L (8, 3) OBP: 0.327, SLG: 0.294																	
Jose Cardenal, R (1, 8) OBP: 0.318, SLG: 0.394					0-0 5-3	0-0 1B		0-0 FC4-6 3B 2B	0-0 1-2 2-3 1B	5 1 3 0 0 0 2							
Buck Rodgers, S (1, 2) OBP: 0.278, SLG: 0.340					0-0 F8	0-3 K		0-0 1B 2B 1B	4-0 FC4-6 IBB	4 1 1 0 1 2 4							
Bubba Morton, R (1, 9) OBP: 0.455, SLG: 0.545					0-0 6-3			0-0 FC4-6 2B E 1B		4 2 1 0 0 0 2							
Bobby Knoop, R (1, 4) OBP: 0.274, SLG: 0.386					0-0 SH3-4 1B	0-0 F8		0-3 K	0-0 1-H 3-H 3B	4 0 2 2 0 1 2							
Fred Newman, R (1, 1) OBP: 0.226, SLG: 0.200					0-0 SH3-4 1B												
Willie Smith, L (7, PH) OBP: 0.239, SLG: 0.236					0-0 SH3-4												
Jack Sanford, R (7, 1) OBP: 0.236, SLG: 0.238					0-0 L6												
Clyde Wright, R (8, 1) OBP: 0.111, SLG: 0.111																	
Minnie Rojas, R (8, 1) OBP: 0.153, SLG: 0.143																	
Lew Burdette, R (8, 1) OBP: 0.143, SLG: 0.143																	
<b>Inning Stats</b>	R: 0 E: 0 K: 2 S: 8 H: 1 LOB: 1 BB: 0 P: 8	R: 0 E: 0 K: 0 S: 3 H: 0 LOB: 0 BB: 0 P: 3	R: 0 E: 0 K: 1 S: 6 H: 1 LOB: 1 BB: 0 P: 6	R: 0 E: 0 K: 1 S: 6 H: 1 LOB: 1 BB: 0 P: 6	R: 0 E: 0 K: 1 S: 3 H: 0 LOB: 0 BB: 0 P: 3	R: 0 E: 0 K: 1 S: 6 H: 1 LOB: 2 BB: 1 P: 10	R: 2 E: 1 K: 1 S: 9 H: 4 LOB: 2 BB: 0 P: 9	R: 2 E: 0 K: 1 S: 7 H: 2 LOB: 1 BB: 1 P: 11	R: 0 E: 0 K: 1 S: 7 H: 2 LOB: 3 BB: 1 P: 11	1B: 9 2B: 2 3B: 1 HR: 0 SF: 0 SAC: 1 DP: 0 HBP: 0	WP: 0 PB: 0 SB: 1 CS: 0 PA: 42						
<b>PITCHER</b>	IP WLS BF H R ER SO BB IBB HBP BLK WP HR S P ERA WHIP																
Lee Stange, R (1, 1) ERA: 3.56	8.0	36	10	4	4	7	1	1	0	0	0	0	0	48	56	4.50	1.375
Don McMahon, R (9, 1) ERA: 2.63	1.0	W	6	2	0	1	1	0	0	0	0	0	0	7	11	0.00	3.000

California Angels @ Boston Red Sox  
 Fenway Park, Boston, MA  
 Fri Sep 16 1966, 7:05 PM EDT  
 Att. 5,669 - Unknown

livebaseballscorecards.com

AB	38
R	4
H	12
RBI	3
BB	3
SO	8
LOB	23



1	0	0	0	0	0	0	0
1	0	0	0	0	0	0	2
1	0	0	0	0	0	0	1
0	0	0	0	0	0	0	0
0	0	0	0	0	0	0	0
0	0	0	0	0	0	0	0

Batter	1	2	3	4	5	6	7	8	9	AB R H RBI BB SO LOB
Jose Tartabull, L OBP: 0.295, SLG: 0.331 (1, 8)	0-0 F9		0-0 4-3		0-0 2B		0-0 L6		0-0 2B 1B	5 1 2 0 0 0 0
Joe Foy, R OBP: 0.370, SLG: 0.424 (1, 5)	0-3 K		0-0 G3-6 1B		4-0 FC4-6 BB		0-0 6-3		0-0 F4	4 0 1 0 1 1 2
Carl Yastrzemski, L OBP: 0.364, SLG: 0.430 (1, 7)	0-0 1B 2B		0-0 G3-6 1-2f		0-0 FC4-6 1-2f			0-0 HR	0-0 2B 1-H 2-H	5 2 3 3 0 0 3
Tony Conigliaro, R OBP: 0.337, SLG: 0.497 (1, 9)	0-0 2B 1B			0-0 2B		0-0 G6-4-3 1B		0-0 5-3		4 1 3 1 0 0 0
George Scott, R OBP: 0.327, SLG: 0.443 (1, 3)	0-0 2B			0-0 F4		0-0 G6-4-3 1-2f		0-0 6-3 2B		4 0 2 1 0 0 2
Dalton Jones, L OBP: 0.300, SLG: 0.366 (1, 4)	0-0 F8			0-0 F4		0-0 1B		0-0 6-3 2-3		3 0 1 0 0 0 2
George Thomas, R OBP: 0.325, SLG: 0.321 (8, PH)										1 0 0 0 0 0 1
Don McMahon, R OBP: 0.143, SLG: 0.154 (9, 1)										0 0 0 0 0 0 0
Rico Petrocelli, R OBP: 0.295, SLG: 0.389 (1, 6)		0-0 4-3		0-0 3-1		0-0 1-3 1B		0-0 F9		4 0 1 0 0 0 2
Mike Ryan, R OBP: 0.266, SLG: 0.279 (1, 2)		0-0 6-3			0-0 4-3	0-0 1-3			4-0 1B BB	3 0 0 0 0 0 2
Lenny Green, L OBP: 0.331, SLG: 0.315 (9, PH)										0 1 0 0 1 0 0
Lee Stange, R OBP: 0.125, SLG: 0.087 (1, 1)		0-3 K			0-0 6-3		0-0 F4		0-3 K	3 0 0 0 0 1 0
George Smith, R OBP: 0.285, SLG: 0.343 (9, 4)										1 0 0 0 0 1 1

Inning Stats	R: 2	H: 3	E: 0	K: 1	S: 8	LOB: 1	BB: 0	P: 8	R: 0	H: 0	E: 0	K: 1	S: 5	LOB: 0	BB: 0	P: 5	R: 0	H: 1	E: 0	K: 0	S: 3	LOB: 0	BB: 0	P: 3	R: 0	H: 1	E: 0	K: 0	S: 4	LOB: 1	BB: 0	P: 4	R: 0	H: 3	E: 0	K: 0	S: 5	LOB: 2	BB: 0	P: 5	R: 0	H: 0	E: 0	K: 0	S: 3	LOB: 0	BB: 0	P: 3	R: 1	H: 2	E: 0	K: 0	S: 5	LOB: 1	BB: 0	P: 5	R: 2	H: 2	E: 0	K: 1	S: 6	LOB: 1	BB: 1	P: 10	1B: 6	2B: 6	3B: 0	HR: 1	SF: 0	SAC: 0	DP: 2	HBP: 0	WP: 0	PB: 0	SB: 0	CS: 0	PA: 39
--------------	------	------	------	------	------	--------	-------	------	------	------	------	------	------	--------	-------	------	------	------	------	------	------	--------	-------	------	------	------	------	------	------	--------	-------	------	------	------	------	------	------	--------	-------	------	------	------	------	------	------	--------	-------	------	------	------	------	------	------	--------	-------	------	------	------	------	------	------	--------	-------	-------	-------	-------	-------	-------	-------	--------	-------	--------	-------	-------	-------	-------	--------

PITCHER	IP	WLS	BF	H	R	ER	SO	BB	IBB	HBP	BLK	WP	HR	S	P	ERA	WHIP
Fred Newman, R ERA: 4.78 (1, 1)	6.0		26	9	2	2	2	1	0	0	0	0	0	29	33	3.00	1.667
Jack Sanford, R ERA: 3.88 (7, 1)	1.1		6	2	1	1	0	0	0	0	0	0	1	6	6	6.75	1.500
Clyde Wright, L ERA: 3.57 (8, 1)	0.1		1	0	0	0	0	0	0	0	0	0	0	1	1	0.00	0.000
Minnie Rojas, R ERA: 2.97 (8, 1)	0.1		2	0	1	1	0	1	0	0	0	0	0	1	5	27.00	3.000
Lew Burdette, R ERA: 3.23 (9, 1)	0.2	L	4	2	1	1	1	0	0	0	0	0	0	6	6	13.50	3.000

BOTTOM

California Angels @ Boston Red Sox  
Fenway Park, Boston, MA  
Fri Sep 16 1966, 7:05 PM EDT  
Att. 5,669 - Unknown

AB	37
R	5
H	13
RBI	5
BB	2
SO	3
LOB	15



WP	HR	S	P	ERA	WHIP
0	0	0	0	0	0

Batter	1	2	3	4	5	6	7	8	9	AB R H RBI BB SO LOB	TOP											
Paul Schaal, R (1, 5) OBP: 0.368, SLG: 0.370	0-0 5-3		0-0 5-3		0-0 G5-4-3			0-3 K		4 0 0 0 0 1 2												
Jay Johnstone, L (1, 7) OBP: 0.293, SLG: 0.379	0-0 FC4-6 1B		0-0 4-3			0-0 1-3		0-0 F8		4 0 1 0 0 0 1												
Jim Fregosi, R (1, 6) OBP: 0.310, SLG: 0.380	0-0 FC4-6 1-2f			0-0 S 1B 1B		0-0 6-3		0-3 K		4 0 1 0 0 1 1												
Jose Cardenal, R (1, 8) OBP: 0.317, SLG: 0.393	0-0 F2			0-0 S 1-2 1B		0-3 K		0-0 F6		4 0 1 0 0 1 1												
Bubba Morton, R (1, 9) OBP: 0.333, SLG: 0.400		0-0 5-3		0-0 F4 1-2 2-3		0-0 F8		0-0 F2		4 0 0 0 0 0 2												
Buck Rodgers, S (1, 2) OBP: 0.279, SLG: 0.347		0-0 L5		0-3 K		0-0 HR				3 1 1 1 0 1 2												
Bobby Knoop, R (1, 4) OBP: 0.272, SLG: 0.384		0-3 K		0-0 F9		0-0 5-3				3 0 0 0 0 1 2												
Tom Satriano, L (1, 3) OBP: 0.327, SLG: 0.291			4-0 SH3-4 BB		0-3 K		0-0 F4			2 0 0 0 1 1 0												
George Brunet, R (1, 1) OBP: 0.136, SLG: 0.172			0-0 SH3-4		0-0 K		0-3 K			0 0 0 0 0 0 0												
Jim Coates, R (3, 1) OBP: 0.091, SLG: 0.091										0 0 0 0 0 0 0												
Jim Piersall, R (5, PH) OBP: 0.258, SLG: 0.258										1 0 1 0 0 0 0												
Bill Kelso, R (5, 1)										0 0 0 0 0 0 0												
Norm Siebern, L (8, PH) OBP: 0.387, SLG: 0.349										1 0 0 0 0 1 0												
Minnie Rojas, R (8, 1) OBP: 0.133, SLG: 0.143										0 0 0 0 0 0 0												
<b>Inning Stats</b>	R: 0 E: 0 K: 0 S: 4	H: 1 LOB: 1 BB: 0 P: 4	R: 0 E: 0 K: 1 S: 5	H: 0 LOB: 0 BB: 0 P: 5	R: 0 E: 0 K: 0 S: 3	H: 0 LOB: 1 BB: 1 P: 7	R: 0 E: 0 K: 1 S: 7	H: 2 LOB: 2 BB: 0 P: 7	R: 0 E: 0 K: 1 S: 5	H: 1 LOB: 0 BB: 0 P: 5	R: 0 E: 0 K: 1 S: 5	H: 0 LOB: 0 BB: 0 P: 5	R: 1 E: 0 K: 0 S: 4	H: 1 LOB: 0 BB: 0 P: 4	R: 0 E: 0 K: 2 S: 7	H: 0 LOB: 0 BB: 0 P: 7	R: 0 E: 0 K: 1 S: 5	H: 0 LOB: 0 BB: 0 P: 5	1B: 4 2B: 0 3B: 0 HR: 1	SF: 0 SAC: 1 DP: 1 HBP: 0	WP: 0 PB: 0 SB: 2 CS: 0	PA: 32
<b>PITCHER</b>	IP WLS BF H R ER SO BB IBB HBP BLK WP HR S P ERA WHIP																					
Dennis Bennett, L (1, 1) ERA: 3.39	7.0 W 26 5 1 1 4 1 0 0 0 0 1 33 37 1.29 0.857																					
John Wyatt, R (8, 1) ERA: 3.62	2.0 S 6 0 0 0 3 0 0 0 0 0 0 0 12 12 0.00 0.000																					

California Angels @ Boston Red Sox  
Fenway Park, Boston, MA  
Sat Sep 17 1966, 3:33 AM EDT  
Att. 4,472 - Unknown

livebaseballscorecards.com

AB	30
R	1
H	5
RBI	1
BB	1
SO	7
LOB	11





Batter	1	2	3	4	5	6	7	8	9	AB R H RBI BB SO LOB	TOP									
Paul Schaal, R (1, 5) OBP: 0.373, SLG: 0.387	0-0 PB 3B		4-0 2B 2B BB	0-0 HR		0-0 F2			4-0 SH1-3 2B BB	3 4 2 1 2 0 1										
Jay Johnstone, L (1, 7) OBP: 0.297, SLG: 0.386	0-0 1B 1B		0-0 2B 2B	0-0 6-3			0-0 F4		0-0 SH1-3	4 1 2 0 0 0 0										
Jim Fregosi, R (1, 6) OBP: 0.314, SLG: 0.388	0-0 F2		0-0 E FC1-2-5 2B		0-0 4-3 WP 1B		0-0 BB 1B		0-0 2B	5 0 4 3 0 0 1										
Norm Siebern, L (1, 3) Marcelino Lopez, R (7, PR) Bob Lee, R (7, 1)	0-0 F7		0-0 E8 FC1-2-5 2B		0-0 4-3		0-0 BB 1B		0-3 K	3 0 0 0 1 0 3 0 0 0 0 0 0 0 1 0 0 0 0 1 1										
Jose Cardenal, R (1, 8) OBP: 0.316, SLG: 0.391	0-0 1B		0-0 FC1-2-5 FC5-4 1B		0-0 F5		0-0 F8		0-0 L6	5 0 1 0 0 0 6										
Buck Rodgers, S (1, 2) OBP: 0.276, SLG: 0.344	0-0 1-3		0-0 F5		0-0 F2		0-0 G3			4 0 0 0 0 0 7										
Bubba Morton, R (1, 9) OBP: 0.316, SLG: 0.368		0-0 F8	0-0 FC5-4			0-0 CS 1B		0-0 F8		4 0 1 0 0 0 2										
Bobby Knoop, R (1, 4) OBP: 0.274, SLG: 0.385		0-0 G5-4-3 1B		0-3 K		0-0 1B		0-3 K		4 0 2 0 0 2 0										
Jorge Rubio, R (1, 1) Tom Satriano, L (7, 3) OBP: 0.325, SLG: 0.290		0-0 G5-4-3		0-3 K		0-0 F7		0-0 F4		3 0 0 0 0 1 2 1 0 0 0 0 0 0										
<b>Inning Stats</b>	R: 1 E: 0 K: 0 S: 6	H: 3 LOB: 2 BB: 0 P: 6	R: 0 E: 0 K: 0 S: 3	H: 1 LOB: 0 BB: 0 P: 3	R: 2 E: 1 K: 0 S: 6	H: 2 LOB: 2 BB: 1 P: 10	R: 1 E: 0 K: 2 S: 8	H: 1 LOB: 0 BB: 0 P: 8	R: 0 E: 0 K: 0 S: 4	H: 1 LOB: 1 BB: 0 P: 4	R: 0 E: 0 K: 0 S: 4	H: 2 LOB: 1 BB: 0 P: 4	R: 0 E: 0 K: 0 S: 5	H: 0 LOB: 0 BB: 0 P: 5	R: 1 E: 0 K: 1 S: 6	H: 1 LOB: 1 BB: 1 P: 10	1B: 7 2B: 3 3B: 1 HR: 1	SF: 0 SAC: 1 DP: 1 HBP: 0	WP: 1 PB: 1 SB: 0 CS: 1	PA: 41
<b>PITCHER</b>	IP WLS BF H R ER SO BB IBB HBP BLK WP HR S P ERA WHIP																			
Jim Lonborg, R (1, 1) ERA: 4.04	4.0 L 20 7 4 4 2 1 0 0 0 0 1 23 27 9.00 2.000																			
Rollie Sheldon, R (5, 1) ERA: 4.17	2.0 8 3 0 0 0 0 0 0 0 0 1 0 8 8 0.00 1.500																			
Garry Roggenburk, L (7, 1) ERA: 5.68	0.1 3 1 0 0 0 1 0 0 0 0 0 0 2 6 0.00 6.000																			
Don McMahon, R (7, 1) ERA: 2.58	1.2 5 0 0 0 1 0 0 0 0 0 0 0 7 7 0.00 0.000																			
John Wyatt, R (9, 1) ERA: 3.68	1.0 5 1 1 1 1 1 0 0 0 0 0 0 6 10 9.00 2.000																			

California Angels @ Boston Red Sox  
Fenway Park, Boston, MA  
Sun Sep 18 1966, 3:33 AM EDT  
Att: 15,632 - Unknown

livebaseballscorecards.com

AB	37
R	5
H	12
RBI	4
BB	3
SO	4
LOB	23



Batter	1	2	3	4	5	6	7	8	9	AB R H RBI BB SO LOB
Reggie Smith, S (1, 8) X	0-0 6-3 ① X	0-0 F7 ②			0-0 G3 ①		0-3 K ①		0-0 L4 ①	5 0 0 0 0 1 1
Joe Foy, R (1, 5) X OBP: 0.369, SLG: 0.421	0-0 WP PB BB 1B	0-0 F4 ③			0-0 1B		0-0 F3 ②		0-0 6-3 ②	5 1 2 0 0 0 1
Carl Yastrzemski, L (1, 7) B B B B	4-0 BB WP BB 1-2		0-0 3-1 ①		0-0 F6 ②		4-0 BB		0-0 4-3 ③	3 0 0 0 2 0 1
Tony Conigliaro, R (1, 9) S S S	0-3 K ②		0-0 6-3 ②		0-0 F8 ③		0-0 F9 ③			4 0 0 0 0 1 4
George Scott, R (1, 3)	4-0 BB IBB		0-3 K ③			0-0 5-3 ①		0-0 4-3 ①		3 0 0 0 1 1 0
Rico Petrocelli, R (1, 6) B B B B	4-0 FC6-4 BB 1-2 2-3 3-H		0-3 K ①		0-0 FC6-4 1B		4-0 BB BB		4-0 BB BB	2 0 1 1 2 1 0
Mike Andrews, R (1, 4) X	0-0 FC6-4 1-2f		0-0 F8 ②		0-0 FC6-4 HR 1-2f		0-3 K ②		0-3 K ②	4 1 0 0 0 1 5
Mike Ryan, R (1, 2) B B B B		4-0 SH3-4 BB		4-0 FC4-6 BB		0-0 HR 1-H		4-0 BB 1-2		1 1 1 2 2 0 0
Bob Tillman, R (8, PH) (9, 2)				4-0 FC4-6 BB		0-0 HR		0-0 BB 1-2		0 0 0 0 1 0 0
Jim Lonborg, R (1, 1) OBP: 0.132, SLG: 0.176		0-0 SH3-4 ①		0-0 FC4-6 ③		0-0 F7 ③		0-0 F7 ③		0 0 0 0 0 0 0
Lenny Green, (4, PH) OBP: 0.329, SLG: 0.313										1 0 0 0 0 0 1
Rollie Sheldon, R (5, 1) OBP: 0.098, SLG: 0.098										0 0 0 0 0 0 0
Dalton Jones, L (6, PH) OBP: 0.259, SLG: 0.364										1 0 0 0 0 0 0
Garry Roggenburk, R (7, 1)										0 0 0 0 0 0 0
Don McMahon, R (7, 1) OBP: 0.143, SLG: 0.154										0 0 0 0 0 0 0
Jose Tartabull, L (8, PH) OBP: 0.294, SLG: 0.330										1 0 0 0 0 0 2
John Wyatt, R (9, 1)										0 0 0 0 0 0 0


Inning Stats	R: 1	H: 1	E: 0	K: 1	S: 6	H: 1	LOB: 3	BB: 3	P: 18	R: 0	H: 0	E: 0	K: 0	S: 3	R: 0	H: 0	E: 0	K: 1	S: 5	R: 0	H: 1	E: 0	K: 0	S: 4	R: 0	H: 2	E: 0	K: 1	S: 5	R: 0	H: 0	E: 0	K: 1	S: 5	R: 0	H: 0	E: 0	K: 1	S: 5	R: 0	H: 0	E: 0	K: 0	S: 3	1B: 3	SF: 0	2B: 0	SAC: 1	3B: 0	DP: 0	HR: 1	HBP: 0	WP: 1	PA: 39
--------------	------	------	------	------	------	------	--------	-------	-------	------	------	------	------	------	------	------	------	------	------	------	------	------	------	------	------	------	------	------	------	------	------	------	------	------	------	------	------	------	------	------	------	------	------	------	-------	-------	-------	--------	-------	-------	-------	--------	-------	--------

PITCHER	IP	WLS	BF	H	R	ER	SO	BB	IBB	HBP	BLK	WP	HR	S	P	ERA	WHIP
Jorge Rubio, R (1, 1) ERA: 5.59	6.0	W	27	4	3	3	3	4	1	0	0	1	1	28	48	4.50	1.333
Bob Lee, R (7, 1) ERA: 2.52	3.0	S	12	0	0	0	2	3	0	0	0	0	0	13	25	0.00	1.000

**BOTTOM**

**California Angels @ Boston Red Sox**  
 Fenway Park, Boston, MA  
 Sun Sep 18 1966, 3:33 AM EDT  
 Att. 15,632 - Unknown

AB	30
R	3
H	4
RBI	3
BB	8
SO	5
LOB	15



PITCHER	IP	WLS	BF	H	R	ER	SO	BB	IBB	HBP	BLK	WP	HR	S	P	ERA	WHIP
---------	----	-----	----	---	---	----	----	----	-----	-----	-----	----	----	---	---	-----	------

Batter	1	2	3	4	5	6	7	8	9	AB R H RBI BB SO LOB	TOP
Reggie Smith, S (1, 8) 0-0 S	0-3 K		0-0 3-1		0-3 K			0-0 3-1		4 0 0 0 0 2 0	<b>Boston Red Sox @ New York Yankees</b> Yankee Stadium, Bronx, NY Fri Sep 23 1966, 3:33 AM EDT Att. 1,440 - Unknown <a href="http://livebaseballscorecards.com">livebaseballscorecards.com</a>
Joe Foy, R (1, 5) 0-0 X	0-0 6-3		0-0 1-3			0-0 L6		0-0 F6		4 0 0 0 0 0 0	
Carl Yastrzemski, L (1, 7) 0-0 B B B	4-0 S HR BB		0-0 4-3			0-0 WP PB 1B		0-0 FC5-4 1B		3 1 2 0 1 0 0	
Tony Conigliaro, R (1, 9) 0-0 X	0-0 1-H HR			0-0 F7		0-0 F7		0-0 FC5-4 1-2f		4 1 1 2 0 0 2	
George Scott, R (1, 3) 0-0 X	0-0 1B			4-0 1B BB		0-3 K 2-3		0-0 F8		3 0 1 0 1 1 1	
Rico Petrocelli, R (1, 6) 0-3 S S	0-3 K2-3			0-0 1B			0-0 F9		0-0 3-1	4 0 1 0 0 1 1	
Mike Andrews, R (1, 4) 0-0 X		0-0 6-3		0-0 5-3			0-0 F7		0-0 F8	4 0 0 0 0 0 1	
Bob Tillman, R (1, 2) 0-3 S S		0-3 K			0-0 6-3		4-0 BB			2 0 0 0 1 1 0	
Lee Stange, R (1, 1) 0-3 S S		0-3 K			0-0 6-3		0-0 B2-3			3 0 0 0 0 1 1	
<b>Inning Stats</b>	R: 2 H: 2 E: 0 LOB: 1 K: 2 BB: 1 S: 9 P: 13	R: 0 H: 0 E: 0 LOB: 0 K: 2 BB: 0 S: 7 P: 7	R: 0 H: 0 E: 0 LOB: 0 K: 0 BB: 0 S: 3 P: 3	R: 0 H: 1 E: 0 LOB: 1 K: 0 BB: 1 S: 3 P: 7	R: 0 H: 0 E: 0 LOB: 0 K: 1 BB: 0 S: 5 P: 5	R: 0 H: 1 E: 0 LOB: 1 K: 1 BB: 0 S: 6 P: 6	R: 0 H: 0 E: 0 LOB: 1 K: 0 BB: 1 S: 3 P: 7	R: 0 H: 1 E: 0 LOB: 1 K: 0 BB: 0 S: 4 P: 4	R: 0 H: 0 E: 0 LOB: 0 K: 0 BB: 0 S: 3 P: 3	1B: 4 SF: 0 2B: 0 SAC: 0 3B: 0 DP: 0 HR: 1 HBP: 0	WP: 1 PA: 34 PB: 1 SB: 1 CS: 0
<b>PITCHER</b>	IP WLS BF H R ER SO BB IBB HBP BLK WP HR S P ERA WHIP										
Mel Stottlemyre, R (1, 1) ERA: 3.79	7.0 L 27 4 2 2 6 3 0 0 0 0 1 1 36 48 2.57 1.000										
Fred Talbot, R (8, 1) ERA: 4.36	2.0 7 1 0 0 0 0 0 0 0 0 0 0 7 7 0.00 0.500										

AB	31
R	2
H	5
RBI	2
BB	3
SO	6
LOB	6





Batter	1	2	3	4	5	6	7	8	9	AB	R	H	RBI	BB	SO	LOB
Mike Hegan, L (1, 3) OBP: 0.192, SLG: 0.087	4-0 4-3 1B SF8 BB	0-0 6-3			0-3 K			0-0 B3		3	1	0	0	1	1	0
Horace Clarke, S (1, 4) OBP: 0.322, SLG: 0.378	0-0 SF8 4-3 1-2 1B		0-0 F8		0-0 4-3			0-0 F7		4	0	1	0	0	0	0
Bobby Murcer, L (1, 6) OBP: 0.173, SLG: 0.200	0-0 4-3 1-2 2-3		0-0 S 1B		0-0 3-1			0-0 6-3		4	0	1	0	0	0	2
Joe Pepitone, L (1, 8) OBP: 0.288, SLG: 0.468	0-0 SF8 2-3 3-H		0-0 F7		0-0 F5			0-0 4-3		3	0	0	1	0	0	1
Tom Tresh, S (1, 7) OBP: 0.343, SLG: 0.425	4-0 BB BB		4-0 1-2 BB		0-0 F6			0-0 F8		2	0	0	0	2	0	0
Steve Whitaker, L (1, 9) OBP: 0.291, SLG: 0.489	4-0 1-2 BB		0-0 L8		0-3 K			0-0 4-3		3	0	0	0	1	1	2
Billy Bryan, L (1, 2) OBP: 0.228, SLG: 0.288	0-0 G3			0-0 4-3			0-3 K			3	0	0	0	0	1	3
Clete Boyer, R (1, 5) OBP: 0.303, SLG: 0.386		0-0 6-3		0-3 K			0-0 F8			3	0	0	0	0	1	0
Mel Stottlemyre, R (1, 1) OBP: 0.176, SLG: 0.213		0-0 1-3		0-0 6-3			0-0 F3			2	0	0	0	0	0	0
Roger Maris, L (7, PH) OBP: 0.307, SLG: 0.375										1	0	0	0	0	0	0
Fred Talbot, R (8, 1) OBP: 0.242, SLG: 0.182										0	0	0	0	0	0	0

BOTTOM	
<b>Boston Red Sox @ New York Yankees</b> Yankee Stadium, Bronx, NY Fri Sep 23 1966, 3:33 AM EDT Att. 1,440 - Unknown	
<b>AB</b> 28 <b>R</b> 1 <b>H</b> 2 <b>RBI</b> 1 <b>BB</b> 4 <b>SO</b> 4 <b>LOB</b> 8	

Inning Stats	R: 1	H: 1	E: 0	K: 0	S: 4	LOB: 3	BB: 3	P: 16	R: 0	H: 0	E: 0	K: 0	S: 3	LOB: 0	BB: 0	P: 3	R: 0	H: 1	E: 0	K: 0	S: 4	LOB: 2	BB: 1	P: 8	R: 0	H: 0	E: 0	K: 1	S: 5	LOB: 0	BB: 0	P: 5	R: 0	H: 0	E: 0	K: 1	S: 5	LOB: 0	BB: 0	P: 5	R: 0	H: 0	E: 0	K: 1	S: 5	LOB: 0	BB: 0	P: 5	R: 0	H: 0	E: 0	K: 0	S: 3	LOB: 0	BB: 0	P: 3	R: 0	H: 0	E: 0	K: 0	S: 3	LOB: 0	BB: 0	P: 3	R: 0	H: 0	E: 0	K: 0	S: 3	LOB: 0	BB: 0	P: 3
<b>PITCHER</b> <b>Lee Stange, R</b> (1, 1) ERA: 3.42	IP	WLS	BF	H	R	ER	SO	BB	IBB	HBP	BLK	WP	HR	S	P	ERA	WHIP																																																							
<b>PITCHER</b>	IP	WLS	BF	H	R	ER	SO	BB	IBB	HBP	BLK	WP	HR	S	P	ERA	WHIP																																																							

WP: 0	PA: 33
PB: 0	CS: 0

Batter	1	2	3	4	5	6	7	8	9	AB R H RBI BB SO LOB	TOP													
Reggie Smith, S (1, 8) OBP: 0.231, SLG: 0.308	0-0 4-3 1B		0-0 2B			0-3 K		0-0 1B		4 0 3 0 0 1 0	<b>Boston Red Sox @ New York Yankees</b> Yankee Stadium, Bronx, NY Sat Sep 24 1966, 7:05 PM EDT Att. 5,897 - Unknown - 62 F													
Joe Foy, R (1, 5) OBP: 0.365, SLG: 0.415	0-0 4-3 1-2		0-0 F8			0-0 6-3		0-0 1-3		4 0 0 0 0 0 3														
Carl Yastrzemski, L (1, 7) OBP: 0.368, SLG: 0.436	0-3 K			0-0 F8		0-0 2B		0-0 4-3		4 0 1 0 0 1 1														
Tony Conigliaro, R (1, 9) OBP: 0.331, SLG: 0.492	0-3 K			0-0 F7		0-0 L5		0-0 F3		4 0 0 0 0 1 2														
George Scott, R (1, 3) OBP: 0.327, SLG: 0.436		0-3 K		0-3 K			0-0 5-3	0-0 1B		4 0 1 0 0 2 0														
Rico Petrocelli, R (1, 6) OBP: 0.297, SLG: 0.390		0-0 F8			0-0 L4		0-0 F4	0-0 F3		4 0 0 0 0 0 1														
Mike Andrews, R (1, 4) OBP: 0.091, SLG: 0.091		0-0 F7			0-0 5-3 1B		0-0 6-3			3 0 1 0 0 0 0														
Mike Ryan, R (1, 2) OBP: 0.271, SLG: 0.287			0-3 K		0-0 5-3			0-3 K		2 0 0 0 0 1 1														
Bob Tillman, R (6, 2) OBP: 0.301, SLG: 0.321					1-2					1 0 0 0 0 1 0														
Jim Lonborg, R (1, 1) OBP: 0.127, SLG: 0.170			0-0 L7		0-0 F9			0-0 L5		2 0 0 0 0 0 1														
Don Demeter, R (8, PH) OBP: 0.285, SLG: 0.460										1 0 0 0 0 0 0														
Don McMahon, R (8, 1) OBP: 0.143, SLG: 0.154										0 0 0 0 0 0 0														
<b>Inning Stats</b>	R: 0 E: 0 K: 2 S: 8	H: 1 LOB: 1 BB: 0 P: 8	R: 0 E: 0 K: 1 S: 5	H: 0 LOB: 0 BB: 0 P: 5	R: 0 E: 0 K: 1 S: 6	H: 1 LOB: 1 BB: 0 P: 6	R: 0 E: 0 K: 1 S: 5	H: 0 LOB: 0 BB: 0 P: 5	R: 0 E: 0 K: 1 S: 4	H: 1 LOB: 1 BB: 0 P: 4	R: 0 E: 0 K: 0 S: 6	H: 1 LOB: 1 BB: 0 P: 6	R: 0 E: 0 K: 0 S: 3	H: 0 LOB: 0 BB: 0 P: 3	R: 0 E: 0 K: 1 S: 6	H: 1 LOB: 1 BB: 0 P: 6	R: 0 E: 0 K: 0 S: 4	H: 1 LOB: 1 BB: 0 P: 4	R: 0 E: 0 K: 0 S: 4	H: 1 LOB: 1 BB: 0 P: 4	1B: 4 2B: 2 3B: 0 HR: 0	SF: 0 SAC: 0 DP: 0 HBP: 0	WP: 0 PB: 0 SB: 0 CS: 0	PA: 33
<b>PITCHER</b> Fritz Peterson, L (1, 1) ERA: 3.33	IP: 9.0 WLS: W BF: 33 H: 6 R: 0 ER: 0 SO: 7 BB: 0 IBB: 0 HBP: 0 BLK: 0 WP: 0 HR: 0 S: 47 P: 47 ERA: 0.00 WHIP: 0.667											<b>PITCHER</b>	IP: 9.0 WLS: W BF: 33 H: 6 R: 0 ER: 0 SO: 7 BB: 0 IBB: 0 HBP: 0 BLK: 0 WP: 0 HR: 0 S: 47 P: 47 ERA: 0.00 WHIP: 0.667											

AB	33
R	0
H	6
RBI	0
BB	0
SO	7
LOB	9



Batter	1	2	3	4	5	6	7	8	9
Mike Hegan, L (1, 3) OBP: 0.207, SLG: 0.115	0-0 E3 FC6-4		0-3 K			0-0 1B 4-1		0-0 SH1-3	
Horace Clarke, S (1, 4) OBP: 0.321, SLG: 0.376	0-0 FC6-4 FC4-6 1-2f			0-0 G3		0-0 WP 4-1 1B		0-3 K	
Bobby Murcer, L (1, 6) OBP: 0.161, SLG: 0.185	0-0 FC4-6 CS 1-2f			0-0 F3		0-0 4-1		0-0 F4	
Joe Papitone, L (1, 8) OBP: 0.290, SLG: 0.468	0-0 CS 1-2	0-0 3-1		0-0 1B		4-0 BB 2-3			
Roger Maris, L (1, 9) OBP: 0.305, SLG: 0.372		0-0 4-3		0-0 F4		0-0 4-3			
Lou Clinton, R (7, 9) OBP: 0.295, SLG: 0.413									
Steve Whitaker, L (1, 7) OBP: 0.283, SLG: 0.474		0-3 K		0-3 K			0-0 F8		
Billy Bryan, L (1, 2) OBP: 0.223, SLG: 0.281			0-0 3-1		0-0 4-3		0-3 K		
Clete Boyer, R (1, 5) OBP: 0.303, SLG: 0.384			4-0 SH3-4 BB		0-0 F8		0-0 F7		
Fritz Peterson, S (1, 1) OBP: 0.227, SLG: 0.266			0-0 SH3-4 1-2			0-3 K		0-0 SH1-3 2B	

Inning Stats	R: 0	H: 0	E: 1	LOB: 0	K: 0	BB: 0	S: 3	P: 3	R: 0	H: 0	E: 0	LOB: 0	K: 1	BB: 0	S: 5	P: 5	R: 0	H: 1	E: 0	LOB: 1	K: 0	BB: 0	S: 4	P: 4	R: 0	H: 0	E: 0	LOB: 0	K: 1	BB: 0	S: 5	P: 5	R: 1	H: 2	E: 0	LOB: 2	K: 1	BB: 1	S: 7	P: 11	R: 0	H: 0	E: 0	LOB: 0	K: 1	BB: 0	S: 5	P: 5	R: 0	H: 1	E: 0	LOB: 1	K: 1	BB: 0	S: 6	P: 6
--------------	------	------	------	--------	------	-------	------	------	------	------	------	--------	------	-------	------	------	------	------	------	--------	------	-------	------	------	------	------	------	--------	------	-------	------	------	------	------	------	--------	------	-------	------	-------	------	------	------	--------	------	-------	------	------	------	------	------	--------	------	-------	------	------

PITCHER	IP	WLS	BF	H	R	ER	SO	BB	IBB	HBP	BLK	WP	HR	S	P	ERA	WHIP
Jim Lonborg, R (1, 1) ERA: 3.93	7.0	L	26	3	1	1	5	2	0	0	0	1	0	34	42	1.29	0.714
Don McMahon, R (8, 1) ERA: 2.55	1.0		4	1	0	0	1	0	0	0	0	0	0	6	6	0.00	1.000

AB	R	H	RBI	BB	SO	LOB
3	1	1	0	0	1	1
4	0	1	0	0	1	2
4	0	0	1	0	0	3
2	0	1	0	1	0	0
3	0	0	0	0	0	3
0	0	0	0	0	0	0
3	0	0	0	0	2	0
3	0	0	0	0	1	0
2	0	0	0	1	0	0
2	0	1	0	0	1	0

AB	26
R	1
H	4
RBI	1
BB	2
SO	6
LOB	9

WP	PA	ERA	WHIP
1	31		
0			
0			
1			

**Boston Red Sox @ New York Yankees**  
 Yankee Stadium, Bronx, NY  
 Sat Sep 24 1966, 7:05 PM EDT  
 Att. 5,897 - Unknown - 62 F

[livebaseballscorecards.com](http://livebaseballscorecards.com)



Batter	1	2	3	4	5	6	7	8	9	AB R H RBI BB SO LOB	TOP											
Reggie Smith, S (1, 8) OBP: 0.235, SLG: 0.294	0-0 F8		0-0 F8		0-0 E9 2B 1B		0-0 SH3-4		0-0 FC4-6	4 1 1 0 0 0 1												
Joe Foy, R (1, 5) OBP: 0.366, SLG: 0.418	0-0 1B		0-0 F6		0-0 2B		0-0 1B		0-0 F6	5 0 3 1 0 0 1												
Carl Yastrzemski, L (1, 7) OBP: 0.367, SLG: 0.435	0-0 F7			0-0 1B	0-0 F7		0-0 F3			4 0 1 0 0 0 4												
Tony Conigliaro, R (1, 9) OBP: 0.331, SLG: 0.490	0-0 F9			0-3 K		0-0 1B	0-0 F6			4 0 1 0 0 1 4												
George Scott, R (1, 3) OBP: 0.328, SLG: 0.438		0-0 SH5-3 1B		0-0 E4 1-2		0-3 K		0-0 5-3 2B		4 0 2 0 0 1 2												
Rico Petrocelli, R (1, 6) OBP: 0.295, SLG: 0.387		0-0 F8		0-0 F7		0-0 E6 1-2		0-0 5-3 2-3		4 0 0 0 0 0 5												
Mike Andrews, R (1, 4) OBP: 0.071, SLG: 0.071		0-0 SH5-3 1-2		0-0 F3		0-0 F8		0-0 F8		3 0 0 0 0 0 4												
Bob Tillman, R (1, 2) OBP: 0.305, SLG: 0.325		0-3 K			0-0 G1-6-3 1B	0-0 F9			0-0 FC4-6 1B	4 0 2 0 0 1 3												
Hank Fischer, R (1, 1) Lenny Green, L (5, PH) Rolie Sheldon, R (5, 1) Jose Tartabull, L (7, PH) John Wyatt, R (7, 1) Dalton Jones, L (9, PH)			0-3 K		0-0 G1-6-3 1-2f		0-0 1B SH3-4 1B		0-0 FC4-6 1-2f	1 0 0 0 0 0 1 0 1 0 0 0 0 0 0 1 0 0 0 0 0 0 0 0 1 0 1 0 0 0 0 0 0 0 0 0 0 0 0 0 1 0 0 0 0 0 0 1												
<b>Inning Stats</b>	R: 0 E: 0 K: 0 S: 4	H: 1 LOB: 1 BB: 0 P: 4	R: 0 E: 0 K: 1 S: 6	H: 1 LOB: 1 BB: 0 P: 6	R: 0 E: 0 K: 1 S: 5	H: 0 LOB: 0 BB: 0 P: 5	R: 0 E: 1 K: 1 S: 7	H: 1 LOB: 2 BB: 0 P: 7	R: 1 E: 1 K: 0 S: 5	H: 3 LOB: 1 BB: 0 P: 5	R: 0 E: 1 K: 1 S: 7	H: 1 LOB: 2 BB: 0 P: 7	R: 0 E: 0 K: 0 S: 5	H: 2 LOB: 2 BB: 0 P: 5	R: 0 E: 0 K: 0 S: 3	H: 1 LOB: 0 BB: 0 P: 3	R: 0 E: 0 K: 0 S: 4	H: 1 LOB: 1 BB: 0 P: 4	1B: 9 2B: 2 3B: 0 HR: 0	SF: 0 SAC: 2 DP: 1 HBP: 0	WP: 0 PB: 0 SB: 0 CS: 0	PA: 38
<b>PITCHER</b>	IP WLS BF H R ER SO BB IBB HBP BLK WP HR S P ERA WHIP																					
Jim Bouton, R (1, 1) ERA: 2.72	6.1 W 29 9 1 0 4 0 0 0 0 0 0 0 37 37 0.00 1.421																					
Steve Hamilton, L (7, 1) ERA: 3.01	0.1 1 0 0 0 0 0 0 0 0 0 0 0 1 1 0.00 0.000																					
Hal Reniff, R (7, 1) ERA: 3.14	2.1 S 8 2 0 0 0 0 0 0 0 0 0 0 8 8 0.00 0.857																					

**Boston Red Sox @ New York Yankees**  
 Yankee Stadium, Bronx, NY  
 Sun Sep 25 1966, 3:33 AM EDT  
 Att: 16,467 - Unknown

[livebaseballscorecards.com](http://livebaseballscorecards.com)

<b>AB</b>	36
<b>R</b>	1
<b>H</b>	11
<b>RBI</b>	1
<b>BB</b>	0
<b>SO</b>	4
<b>LOB</b>	26





Batter	1	2	3	4	5	6	7	8	9	AB R H RBI BB SO LOB
Jose Tartabull, L (1, 8) OBP: 0.301, SLG: 0.336	0-0 HBP 1B 1B	0-0 4-3		0-0 E S FC6-4 1B		0-0 WP S 1B		0-0 F7		5 2 3 0 0 0 1
Joe Foy, R (1, 5) OBP: 0.368, SLG: 0.419	0-0 HBP 1B 1B		0-0 G5-4-3 BB 1B	4-0 FC6-4 BB		0-0 1-3		0-0 G5-4-3		4 2 2 0 1 0 2
Carl Yastrzemski, L (1, 7) OBP: 0.366, SLG: 0.432	0-0 F7		4-0 G5-4-3 BB	0-0 FC6-4 S		0-3 K			0-0 F8	4 0 0 1 1 1 4
Tony Conigliaro, R (1, 9) OBP: 0.331, SLG: 0.490	1-0 1B 1-2 2-3 HBP		0-0 G5-4-3	0-0 6-3			0-0 5-3 1B 2B		0-0 5-3	4 1 1 0 0 0 3
George Scott, R (1, 3) OBP: 0.327, SLG: 0.436	0-3 K		0-0 1B 1B		0-0 5-3		0-0 5-3		0-3 K	5 0 1 1 0 2 4
Dalton Jones, L (1, 4) OBP: 0.305, SLG: 0.369	0-0 1B		0-0 BB 1B		0-0 F8		0-0 FC5-4 1B			4 0 3 3 0 0 0
Rico Petrocelli, R (1, 6) OBP: 0.296, SLG: 0.387	0-0 F7		4-0 BB	0-0 FC5-4 1B		0-0 FC5-4		0-0 FC5-4		3 0 1 0 1 0 3
Bob Tillman, R (1, 2) OBP: 0.300, SLG: 0.318		0-0 5-3	0-0 5-3		0-0 FC5-4		0-0 FC5-4			4 0 0 0 0 0 5
Darrell Brandon, R (1, 1) OBP: 0.245, SLG: 0.273		0-0 5-3		0-0 6-3		0-0 6-3		4-0 G5-4-3 BB		3 0 0 0 1 0 0

Inning Stats	R: 2 E: 0 K: 1 S: 8	H: 3 LOB: 2 BB: 0 P: 9	R: 0 E: 0 K: 0 S: 3	H: 0 LOB: 0 BB: 0 P: 3	R: 1 E: 0 K: 0 S: 5	H: 3 LOB: 3 BB: 2 P: 13	R: 1 E: 0 K: 0 S: 4	H: 1 LOB: 1 BB: 1 P: 8	R: 0 E: 0 K: 0 S: 4	H: 1 LOB: 1 BB: 0 P: 4	R: 0 E: 0 K: 1 S: 6	H: 1 LOB: 1 BB: 0 P: 6	R: 1 E: 0 K: 0 S: 5	H: 2 LOB: 1 BB: 0 P: 5	R: 0 E: 0 K: 0 S: 2	H: 0 LOB: 0 BB: 1 P: 6	R: 0 E: 0 K: 1 S: 5	H: 0 LOB: 0 BB: 0 P: 5	1B: 10 2B: 1 3B: 0 HR: 0	SF: 0 SAC: 0 DP: 2 HBP: 1	WP: 1 PB: 0 SB: 3 CS: 0	PA: 41
--------------	------------------------------	---------------------------------	------------------------------	---------------------------------	------------------------------	----------------------------------	------------------------------	---------------------------------	------------------------------	---------------------------------	------------------------------	---------------------------------	------------------------------	---------------------------------	------------------------------	---------------------------------	------------------------------	---------------------------------	-----------------------------------	------------------------------------	----------------------------------	--------

PITCHER	IP	WLS	BF	H	R	ER	SO	BB	IBB	HBP	BLK	WP	HR	S	P	ERA	WHIP
Jim Hannan, R (1, 1) ERA: 4.26	2.2	L	14	5	3	3	1	1	0	1	0	0	0	14	19	10.12	2.250
Casey Cox, R (3, 1) ERA: 3.5	3.1		16	4	1	0	1	2	0	0	0	1	0	16	24	0.00	1.800
Dick Bosman, R (7, 1) ERA: 7.62	2.0		8	2	1	1	0	1	0	0	0	0	0	7	11	4.50	1.500
Dave Baldwin, R (9, 1) ERA: 3.86	1.0		3	0	0	0	1	0	0	0	0	0	0	5	5	0.00	0.000

**TOP**

**Boston Red Sox @ Washington Senators**  
D.C. Stadium, Washington, DC

Mon Sep 26 1966, 3:33 AM EDT  
Unknown

<b>AB</b>	<b>36</b>
<b>R</b>	<b>5</b>
<b>H</b>	<b>11</b>
<b>RBI</b>	<b>5</b>
<b>BB</b>	<b>4</b>
<b>SO</b>	<b>3</b>
<b>LOB</b>	<b>22</b>



Batter	1	2	3	4	5	6	7	8	9	AB	R	H	RBI	BB	SO	LOB	BOTTOM	
--------	---	---	---	---	---	---	---	---	---	----	---	---	-----	----	----	-----	--------	--

Ed Brinkman, R OBP: 0.263, SLG: 0.327 (1, 6) K					F3 F3			F9 F9			4	0	0	0	0	2	1	<b>Boston Red Sox @ Washington Senators</b> D.C. Stadium, Washington, DC Mon Sep 26 1966, 3:33 AM EDT Unknown
---	--	--	--	--	----------	--	--	----------	--	--	---	---	---	---	---	---	---	--

Bob Saverine, S OBP: 0.300, SLG: 0.333 (1, 4) 4-3					1B 1B					K	4	0	1	0	0	2	1	<b>Boston Red Sox @ Washington Senators</b> D.C. Stadium, Washington, DC Mon Sep 26 1966, 3:33 AM EDT Unknown
--	--	--	--	--	----------	--	--	--	--	---	---	---	---	---	---	---	---	--

Fred Valentine, S OBP: 0.353, SLG: 0.455 (1, 8) F7					G3-6-3 1-2 1B			F5 F5			G3	4	0	1	0	0	0	<b>Boston Red Sox @ Washington Senators</b> D.C. Stadium, Washington, DC Mon Sep 26 1966, 3:33 AM EDT Unknown
---	--	--	--	--	---------------------	--	--	----------	--	--	----	---	---	---	---	---	---	--

Jim King, L OBP: 0.330, SLG: 0.403 (1, 9) 4-3			4-3			G3-6-3 1-2f			FC5-4 1B			1-3	4	0	1	0	0	2	<b>Boston Red Sox @ Washington Senators</b> D.C. Stadium, Washington, DC Mon Sep 26 1966, 3:33 AM EDT Unknown
--	--	--	-----	--	--	----------------	--	--	-------------	--	--	-----	---	---	---	---	---	---	--

Hank Allen, R OBP: 0.467, SLG: 0.519 (1, 7) F2					1B 1B			FC5-4 1-2f 1B					3	0	1	0	0	1	<b>Boston Red Sox @ Washington Senators</b> D.C. Stadium, Washington, DC Mon Sep 26 1966, 3:33 AM EDT Unknown
---	--	--	--	--	----------	--	--	---------------------	--	--	--	--	---	---	---	---	---	---	--

Dick Nen, L OBP: 0.294, SLG: 0.323 (1, 3) G1					G6-3 1-3 1B			FC6-4 1-3 1B					3	0	2	0	0	0	<b>Boston Red Sox @ Washington Senators</b> D.C. Stadium, Washington, DC Mon Sep 26 1966, 3:33 AM EDT Unknown
---	--	--	--	--	-------------------	--	--	--------------------	--	--	--	--	---	---	---	---	---	---	--

Ken McMullen, R OBP: 0.287, SLG: 0.349 (1, 5) BB G6-4-3 BB					G6-3 1-2f			FC6-4 1-2f					2	0	0	0	1	0	3	<b>Boston Red Sox @ Washington Senators</b> D.C. Stadium, Washington, DC Mon Sep 26 1966, 3:33 AM EDT Unknown
---	--	--	--	--	--------------	--	--	---------------	--	--	--	--	---	---	---	---	---	---	---	--

Paul Casanova, R OBP: 0.278, SLG: 0.406 (1, 2) G6-4-3 1-2f									3B			5-3	3	0	1	0	0	0	1	<b>Boston Red Sox @ Washington Senators</b> D.C. Stadium, Washington, DC Mon Sep 26 1966, 3:33 AM EDT Unknown
--	--	--	--	--	--	--	--	--	----	--	--	-----	---	---	---	---	---	---	---	--

Jim Hannan, R OBP: 0.128, SLG: 0.067 (1, 1) Casey Cox, R (3, 1) Willie Kirkland, L OBP: 0.263, SLG: 0.327 (6, PH) Dick Bosman, R OBP: 0.250, SLG: 0.250 (7, 1) Frank Howard, R OBP: 0.347, SLG: 0.443 (8, PH) Dave Baldwin, R (9, 1) K									K 3B			K	0	0	0	0	0	0	0	<b>Boston Red Sox @ Washington Senators</b> D.C. Stadium, Washington, DC Mon Sep 26 1966, 3:33 AM EDT Unknown
--	--	--	--	--	--	--	--	--	---------	--	--	---	---	---	---	---	---	---	---	--

Inning Stats	R: 0 E: 0 K: 1 S: 5	H: 0 LOB: 0 BB: 0 P: 5	R: 0 E: 0 K: 0 S: 3	H: 0 LOB: 0 BB: 0 P: 3	R: 0 E: 0 K: 1 S: 4	H: 0 LOB: 0 BB: 1 P: 8	R: 0 E: 0 K: 0 S: 4	H: 2 LOB: 1 BB: 0 P: 4	R: 0 E: 0 K: 0 S: 3	H: 2 LOB: 0 BB: 0 P: 3	R: 0 E: 0 K: 3 S: 10	H: 1 LOB: 1 BB: 0 P: 10	R: 0 E: 0 K: 0 S: 5	H: 2 LOB: 2 BB: 0 P: 5	R: 0 E: 0 K: 1 S: 5	H: 0 LOB: 0 BB: 0 P: 5	R: 0 E: 0 K: 1 S: 5	H: 0 LOB: 0 BB: 0 P: 5	1B: 6 2B: 0 3B: 1 HR: 0	SF: 0 SAC: 0 DP: 3 HBP: 0	WP: 0 PB: 0 SB: 0 CS: 0	PA: 31
--------------	------------------------------	---------------------------------	------------------------------	---------------------------------	------------------------------	---------------------------------	------------------------------	---------------------------------	------------------------------	---------------------------------	-------------------------------	----------------------------------	------------------------------	---------------------------------	------------------------------	---------------------------------	------------------------------	---------------------------------	----------------------------------	------------------------------------	----------------------------------	--------

PITCHER	Darrell Brandon, R ERA: 3.31 (1, 1)	IP: 9.0 WLS: W BF: 31 H: 7 R: 0 ER: 0 SO: 7 BB: 1 IBB: 0 HBP: 0 BLK: 0 WP: 0 HR: 0 S: 44 P: 48 ERA: 0.00 WHIP: 0.889	PITCHER		IP: WLS: BF: H: R: ER: SO: BB: IBB: HBP: BLK: WP: HR: S: P: ERA: WHIP:
---------	---	--	---------	--	--

livebaseballscorecards.com

AB	30
R	0
H	7
RBI	0
BB	1
SO	7
LOB	10



Batter	1	2	3	4	5	6	7	8	9	AB R H RBI BB SO LOB	TOP											
Jose Tartabull, L (1, 8) OBP: 0.297, SLG: 0.332	0-0 F1		0-0 F9		0-0 L4			0-3 K		4 0 0 0 0 1 1												
Joe Foy, R (1, 5) OBP: 0.366, SLG: 0.416	0-0 6-3		0-3 K			0-0 6-3		0-0 6-3		4 0 0 0 0 1 0												
Carl Yastrzemski, L (1, 7) OBP: 0.365, SLG: 0.431	0-0 E9 1B		0-0 4-3			0-0 E4		0-0 F7		4 0 1 0 0 0 0												
Tony Conigliaro, R (1, 9) OBP: 0.331, SLG: 0.488	0-0 5-3			0-0 F9		0-0 F7			0-0 2B 6-3 1B	4 1 1 0 0 0 2												
George Scott, R (1, 3) OBP: 0.326, SLG: 0.437		0-3 K		0-0 F3		0-3 K			0-0 6-3 1-3 2B	4 0 1 0 0 2 1												
Dalton Jones, L (1, 4) OBP: 0.304, SLG: 0.367		0-0 F8		0-0 3-1			0-0 SH3-4 1B 1B		0-0 1-3	4 1 1 0 0 0 2												
Rico Petrocelli, R (1, 6) OBP: 0.297, SLG: 0.386					0-0 F7		0-0 SH3-4 1-2 1B		0-0 6-3 2-3 3-H	3 0 1 1 0 0 1												
Bob Tillman, R (1, 2) OBP: 0.303, SLG: 0.318		4-0 BB 1B			0-0 6-3		0-0 G1-6-3 2-H 1B		0-0 F8	3 0 1 1 1 0 1												
Dennis Bennett, L (1, 1) OBP: 0.200, SLG: 0.304					4-0 BB BB		0-0 G1-6-3 1-2f			1 0 0 0 1 0 2												
Lenny Green, L (7, PH) OBP: 0.325, SLG: 0.308										1 0 0 0 0 0 1												
Don McMahon, R (7, 1) OBP: 0.143, SLG: 0.154										0 0 0 0 0 0 0												
<b>Inning Stats</b>	R: 0 E: 1 K: 0 S: 4	H: 1 LOB: 1 BB: 0 P: 4	R: 0 E: 0 K: 1 S: 6	H: 1 LOB: 2 BB: 1 P: 10	R: 0 E: 0 K: 1 S: 5	H: 0 LOB: 0 BB: 0 P: 5	R: 0 E: 0 K: 0 S: 3	H: 0 LOB: 0 BB: 0 P: 3	R: 0 E: 0 K: 0 S: 3	H: 0 LOB: 1 BB: 1 P: 7	R: 0 E: 1 K: 1 S: 6	H: 0 LOB: 1 BB: 0 P: 6	R: 1 E: 0 K: 0 S: 4	H: 2 LOB: 0 BB: 0 P: 4	R: 0 E: 0 K: 1 S: 5	H: 0 LOB: 0 BB: 0 P: 5	R: 1 E: 0 K: 0 S: 5	H: 2 LOB: 1 BB: 0 P: 5	1B: 5 2B: 1 3B: 0 HR: 0	SF: 0 SAC: 1 DP: 1 HBP: 0	WP: 0 PB: 0 SB: 0 CS: 0	PA: 35
<b>PITCHER</b> Joe Coleman, R (1, 1) ERA: 2.0	IP: 9.0 WLS: W BF: 35 H: 6 R: 2 ER: 2 SO: 4 BB: 2 IBB: 0 HBP: 0 BLK: 0 WP: 0 HR: 0 S: 41 P: 49 ERA: 2.00 WHIP: 0.889											<b>PITCHER</b>	IP: 9.0 WLS: W BF: 35 H: 6 R: 2 ER: 2 SO: 4 BB: 2 IBB: 0 HBP: 0 BLK: 0 WP: 0 HR: 0 S: 41 P: 49 ERA: 2.00 WHIP: 0.889									

**Boston Red Sox @ Washington Senators**  
D.C. Stadium, Washington, DC  
Mon Sep 26 1966, 3:38 AM EDT  
Att: 485 - Unknown

AB	32
R	2
H	6
RBI	2
BB	2
SO	4
LOB	11





Batter	1	2	3	4	5	6	7	8	9
Ed Brinkman, R OBP: 0.263, SLG: 0.326 (1, 6)	0-0 SH3 1B		0-0 F8			0-0 F6		0-0 F8	
Ken Hamlin, R OBP: 0.267, SLG: 0.291 (1, 4)	0-0 SH3 1-2		0-0 6-3			0-0 5-3		0-0 F8	
Hank Allen, R OBP: 0.441, SLG: 0.484 (1, 9) (8, 7)	0-0 F6			0-0 F7		0-3 K		0-0 1B	
Frank Howard, R OBP: 0.347, SLG: 0.442 (1, 7) Willie Kirkland, L OBP: 0.261, SLG: 0.325 (7, PR) (8, 9)	0-0 F9			0-0 5-3			0-0 SH2-4 HR 1B	0-0 F4	
Ken Harrelson, R OBP: 0.317, SLG: 0.348 (1, 3)		0-0 F8		0-0 F8			0-0 SH2-4 1-2		
Don Lock, R OBP: 0.333, SLG: 0.396 (1, 8)		0-0 F7			0-0 E5 1B		0-0 HR		
Ken McMullen, R OBP: 0.289, SLG: 0.359 (1, 5)		0-0 HR			0-3 K		0-0 2B		
Doug Camilli, R OBP: 0.234, SLG: 0.299 (1, 2)		0-0 F3			0-0 F3		0-0 F9		
Joe Coleman, R (1, 1)			0-3 K		0-0 5-3		0-3 K		

AB	R	H	RBI	BB	SO	LOB
4	0	1	0	0	0	0
3	0	0	0	0	0	0
4	0	1	0	0	1	1
3	0	1	0	0	0	1
1	1	0	0	0	0	1
2	0	0	0	0	0	0
3	1	2	2	0	0	0
3	1	2	1	0	1	1
3	0	0	0	0	0	3
3	0	0	0	0	2	3

BOTTOM	
<b>Boston Red Sox @ Washington Senators</b> D.C. Stadium, Washington, DC Mon Sep 26 1966, 3:38 AM EDT Att. 485 - Unknown	
<b>AB 29</b> <b>R 3</b> <b>H 7</b> <b>RBI 3</b> <b>BB 0</b> <b>SO 4</b> <b>LOB 10</b>	

Inning Stats		R: 0	H: 1	R: 1	H: 1	R: 0	H: 0	R: 0	H: 1	R: 2	H: 3	R: 0	H: 1
		E: 0	LOB: 1	E: 0	LOB: 0	E: 0	LOB: 0	E: 1	LOB: 1	E: 0	LOB: 2	E: 0	LOB: 1
		K: 0	BB: 0	K: 0	BB: 0	K: 1	BB: 0	K: 1	BB: 0	K: 1	BB: 0	K: 0	BB: 0
		S: 4	P: 4	S: 4	P: 4	S: 5	P: 5	S: 6	P: 6	S: 8	P: 8	S: 4	P: 4

PITCHER		IP	WLS	BF	H	R	ER	SO	BB	IBB	HBP	BLK	WP	HR	S	P	ERA	WHIP
Dennis Bennett, L	(1, 1)	6.0		21	3	1	1	3	0	0	0	0	0	1	27	27	1.50	0.500
Don McMahon, R	(7, 1)	2.0	L	10	4	2	2	1	0	0	0	0	0	1	12	12	9.00	2.000

WP: 0	PA: 31
PB: 0	CS: 0
SB: 1	

Batter	1	2	3	4	5	6	7	8	9	AB R H RBI BB SO LOB	TOP																								
Reggie Smith, S (1, 8) OBP: 0.190, SLG: 0.238	0-0 4-3		0-0 6-3		0-0 F7			0-0 F6		4 0 0 0 0 0 0	<b>Boston Red Sox @ Chicago White Sox</b> Comiskey Park, Chicago, IL Tue Sep 27 1966, 8:05 PM EDT Unknown																								
Joe Foy, R (1, 5) OBP: 0.365, SLG: 0.415	0-0 F6		0-0 6-3		0-0 5-3			0-0 WP 1B		4 0 1 0 0 0 0																									
Carl Yastrzemski, L (1, 7) OBP: 0.368, SLG: 0.431	0-0 F8			4-0 WP BB BB		0-0 G6-4-3 1B		4-0 1-2 IBB		2 0 1 0 2 0 0																									
Tony Conigliaro, R (1, 9) OBP: 0.330, SLG: 0.486		0-3 K		4-0 FC5 1-2 WP BB		0-3 K		0-0 6-3		3 0 0 0 1 2 3																									
George Scott, R (1, 3) OBP: 0.324, SLG: 0.434		0-0 F9		0-0 5-3		0-0 G6-4-3 1-2f		0-3 K		4 0 0 0 0 1 3																									
Dalton Jones, L (1, 4) OBP: 0.303, SLG: 0.365		0-0 1B 1B		0-0 F8			0-0 G3		0-0 G3	4 0 1 0 0 0 2																									
Rico Petrocelli, R (1, 6) OBP: 0.298, SLG: 0.386		0-0 PB 1B		4-0 IBB			0-0 1-3		0-0 4-3	3 0 1 0 1 0 0																									
Bob Tillman, R (1, 2) OBP: 0.299, SLG: 0.313		0-3 K		0-0 FC5 2-3f			0-0 F3			3 0 0 0 0 1 5																									
Lee Stange, R (1, 1) OBP: 0.111, SLG: 0.077		0-3 K			0-0 6-3			0-0 6-3		3 0 0 0 0 1 0																									
<b>Inning Stats</b>	R: 0 E: 0 K: 0 S: 3	H: 0 LOB: 0 BB: 0 P: 3	R: 0 E: 0 K: 2 S: 9	H: 2 LOB: 2 BB: 0 P: 9	R: 0 E: 0 K: 1 S: 5	H: 0 LOB: 0 BB: 0 P: 5	R: 0 E: 0 K: 0 S: 3	H: 0 LOB: 3 BB: 3 P: 15	R: 0 E: 0 K: 0 S: 3	H: 1 LOB: 0 BB: 0 P: 5		R: 0 E: 0 K: 0 S: 3	H: 0 LOB: 0 BB: 0 P: 3	R: 0 E: 0 K: 0 S: 4	H: 1 LOB: 2 BB: 1 P: 8	R: 0 E: 0 K: 1 S: 5	H: 0 LOB: 0 BB: 0 P: 5	1B: 4 2B: 0 3B: 0 HR: 0	SF: 0 SAC: 0 DP: 1 HBP: 0	WP: 2 PB: 1 SB: 0 CS: 0	PA: 34														
<b>PITCHER</b>	IP WLS BF H R ER SO BB IBB HBP BLK WP HR S P ERA WHIP																																		
Joe Horlen, R (1, 1) ERA: 2.35	8.0	31	4	0	0	4	2	2	0	0	2	0	35	51	0.00	0.750																			
Hoyt Wilhelm, R (9, 1) ERA: 1.47	1.0	W	3	0	0	0	1	0	0	0	0	0	5	5	0.00	0.000																			

livebaseballscorecards.com

<b>AB</b>	30
<b>R</b>	0
<b>H</b>	4
<b>RBI</b>	0
<b>BB</b>	4
<b>SO</b>	5
<b>LOB</b>	13



Batter	1	2	3	4	5	6	7	8	9	AB	R	H	RBI	BB	SO	LOB
<b>Ed Stroud, L</b> (1, 9) OBP: 0.233, SLG: 0.276	0-0 F7		0-0 F6			0-0 1-3		0-3 K		4	0	0	0	0	1	2
<b>Mary Staehle, L</b> (1, 4) OBP: 0.286, SLG: 0.167 <b>Pete Ward, L</b> (8, PH) OBP: 0.291, SLG: 0.292 <b>Hoyt Wilhelm, R</b> (9, 1) OBP: 0.125, SLG: 0.250	4-0 BB		0-0 F8			0-3 K		0-0 F3		2	0	0	0	1	1	0
<b>Don Buford, S</b> (1, 5) OBP: 0.325, SLG: 0.354	0-0 F7				0-0 B3			0-0 F8		4	0	0	0	0	0	1
<b>Tommie Agee, R</b> (1, 8) OBP: 0.327, SLG: 0.446	0-0 2-3				0-0 6-3			0-0 5-3		4	1	1	0	0	0	1
<b>Tom McCraw, L</b> (1, 3) OBP: 0.285, SLG: 0.332		0-0 6-3			0-0 G3			0-0 CS 1B		4	0	1	0	0	0	1
<b>J.C. Martin, L</b> (1, 2) OBP: 0.316, SLG: 0.363		0-0 5-3 1B			0-0 B1-3			0-0 F5		3	0	1	0	1	0	1
<b>Ken Berry, R</b> (1, 7) OBP: 0.312, SLG: 0.383		0-0 5-3			0-0 1B			4-0 SH3-4 BB		3	0	2	1	1	0	1
<b>Jerry Adair, R</b> (1, 6) OBP: 0.285, SLG: 0.336		0-0 4-3			0-0 F4			0-0 SH3-4		2	0	0	0	0	0	2
<b>Joe Horten, R</b> (1, 1) OBP: 0.102, SLG: 0.071 <b>Smoky Burgess, L</b> (8, PH) OBP: 0.410, SLG: 0.385 <b>Buddy Bradford, R</b> (8, PR) OBP: 0.200, SLG: 0.111 <b>Al Weis, S</b> (9, 4) OBP: 0.228, SLG: 0.179			0-0 1-3		0-0 F9			4-0 IBB		2	0	0	0	0	0	1

Inning Stats	R: 0	H: 0	E: 0	K: 0	S: 3	R: 0	H: 1	E: 0	K: 0	S: 4	R: 0	H: 0	E: 0	K: 0	S: 3	R: 0	H: 1	E: 0	K: 0	S: 4	R: 0	H: 0	E: 0	K: 1	S: 5	R: 0	H: 1	E: 0	K: 0	S: 3	R: 0	H: 0	E: 0	K: 1	S: 5	R: 1	H: 2	E: 0	K: 0	S: 4	R: 0	H: 2	E: 0	K: 0	S: 4	1B: 5	SF: 0	2B: 0	SAC: 1	3B: 0	DP: 0	HR: 0	HBP: 0	WP: 0	PA: 34
--------------	------	------	------	------	------	------	------	------	------	------	------	------	------	------	------	------	------	------	------	------	------	------	------	------	------	------	------	------	------	------	------	------	------	------	------	------	------	------	------	------	------	------	------	------	------	-------	-------	-------	--------	-------	-------	-------	--------	-------	--------

PITCHER	IP	WLS	BF	H	R	ER	SO	BB	IBB	HBP	BLK	WP	HR	S	P	ERA	WHIP	PITCHER	IP	WLS	BF	H	R	ER	SO	BB	IBB	HBP	BLK	WP	HR	S	P	ERA	WHIP															
<b>Lee Stange, R</b> (1, 1) ERA: 3.3	8.2	L	34	5	1	1	2	2	2	0	0	0	0	34	50	1.04	0.808																																	

BOTTOM

Boston Red Sox @ Chicago White Sox  
Comiskey Park, Chicago, IL  
Tue Sep 27 1966, 8:05 PM EDT  
Unknown

livebaseballscores.com

AB	29
R	1
H	5
RBI	1
BB	4
SO	2
LOB	12



Batter	1	2	3	4	5	6	7	8	9	AB R H RBI BB SO LOB	TOP		
Reggie Smith, S (1, 8) OBP: 0.154, SLG: 0.192	0-0 6-3		0-0 5-3		0-0 F5		0-3 K		0-0 F8	5 0 0 0 0 1 2	<b>Boston Red Sox @ Chicago White Sox</b> Comiskey Park, Chicago, IL Tue Sep 27 1966, 8:05 PM EDT Att. 7,666 - Unknown <a href="http://livebaseballscorecards.com">livebaseballscorecards.com</a>		
Joe Foy, R (1, 5) OBP: 0.364, SLG: 0.413	0-0 1B		0-0 6-3		0-0 F9		0-0 6-3			4 0 1 0 0 0 1			
George Thomas, R (1, 7) OBP: 0.332, SLG: 0.347 Carl Yastrzemski, L (9, 7) OBP: 0.368, SLG: 0.431	0-0 G6-4-3 1B		0-0 5-3		0-0 3B 1B		0-0 1-3 1B			4 1 3 0 0 0 0 0 0 0 0 0 0 0			
Tony Conigliaro, R (1, 9) OBP: 0.330, SLG: 0.487	0-0 G6-4-3 1-2f			0-0 F8		0-0 1-H E 3B		0-0 F8		4 1 1 1 0 0 3			
George Scott, R (1, 3) OBP: 0.324, SLG: 0.433		0-0 F9		0-0 FC6-4 1B		0-0 E5 1-3		0-0 1-3 1-2		4 0 1 1 0 0 1			
Rico Petrocelli, R (1, 6) OBP: 0.296, SLG: 0.383		0-0 F8		0-0 F8		0-0 3-H 1-3 1-2		0-0 F7		4 0 0 0 0 0 3			
Mike Andrews, R (1, 4) OBP: 0.167, SLG: 0.167		0-0 BB 1B		0-0 FC6-4 1-2f		0-3 K				4 0 2 0 0 1 2			
Bob Tillman, R (1, 2) OBP: 0.303, SLG: 0.314		4-0 BB 1-2 BB			0-0 1B		0-0 1-3		0-0 F6	3 0 1 0 1 0 2			
Dan Osinski, R (1, 1) OBP: 0.333, SLG: 0.333 John Wyatt, R (6, 1) Don Demeter, R (7, PH) OBP: 0.284, SLG: 0.458 Jim Lonborg, R (7, 1) OBP: 0.125, SLG: 0.167		0-0 F8			0-0 F3		0-0 5-3		0-0 FC6-4 1-2f	2 0 0 0 0 0 3 0 0 0 0 0 0 0 1 0 0 0 0 0 0 1 0 0 0 0 0 1			
<b>Inning Stats</b>	R: 0 H: 2 E: 0 LOB: 1 K: 0 BB: 0 S: 4 P: 4	R: 0 H: 1 E: 0 LOB: 2 K: 0 BB: 1 S: 4 P: 8	R: 0 H: 0 E: 0 LOB: 0 K: 0 BB: 0 S: 3 P: 3	R: 0 H: 1 E: 0 LOB: 1 K: 0 BB: 0 S: 4 P: 4	R: 0 H: 1 E: 0 LOB: 1 K: 0 BB: 0 S: 4 P: 4	R: 2 H: 2 E: 1 LOB: 1 K: 1 BB: 0 S: 8 P: 8	R: 0 H: 0 E: 0 LOB: 0 K: 1 BB: 0 S: 5 P: 5	R: 0 H: 1 E: 0 LOB: 1 K: 0 BB: 0 S: 4 P: 4	R: 0 H: 1 E: 0 LOB: 1 K: 0 BB: 0 S: 4 P: 4	1B: 8 SF: 0 2B: 0 SAC: 0 3B: 1 DP: 1 HR: 0 HBP: 0	WP: 0 PA: 37 PB: 0 SB: 0 CS: 0		
<b>PITCHER</b>	IP WLS BF H R ER SO BB IBB HBP BLK WP HR S P ERA WHIP											<b>PITCHER</b>	IP WLS BF H R ER SO BB IBB HBP BLK WP HR S P ERA WHIP
Tommy John, L (1, 1) ERA: 2.65	7.0 L 29 7 2 2 2 1 0 0 0 0 0 0 32 36 2.57 1.143												
John Buzhardt, R (8, 1) ERA: 3.91	2.0 8 2 0 0 0 0 0 0 0 0 0 0 8 8 0.00 1.000												

**Boston Red Sox @ Chicago White Sox**  
Comiskey Park, Chicago, IL  
Tue Sep 27 1966, 8:05 PM EDT  
Att. 7,666 - Unknown

**AB 36**  
**R 2**  
**H 9**  
**RBI 2**  
**BB 1**  
**SO 2**  
**LOB 18**



Batter	1	2	3	4	5	6	7	8	9	AB	R	H	RBI	BB	SO	LOB
Ed Stroud, L (1, 9) OBP: 0.206, SLG: 0.242	0-0 G3			0-3 K	0-0 F7		0-3 K			4	0	0	0	0	2	2
Mary Staehle, L (1, 4) OBP: 0.364, SLG: 0.222	0-0 FC4-6			4-0 BB BB FC1-2	0-0 FC6			0-0 E6		3	0	1	0	1	0	2
Al Weis, S (8, PR) OBP: 0.228, SLG: 0.179	0-0 1B			BB BB FC1-2	1-2f			FC1-6		0	0	0	0	0	0	0
Don Buford, S (1, 5) OBP: 0.326, SLG: 0.353	0-0 FC4-6			4-0 FC1-2 BB 1-2		4-0 G5-4-3		0-0 F7		2	0	0	0	2	0	2
Tommie Agee, R (1, 8) OBP: 0.326, SLG: 0.444	0-0 CS	0-0 6-3		4-0 FC1-2	1-2 2-3	0-0 G5-4-3		0-0 FC1-6		3	0	0	0	1	0	2
Tom McCraw, L (1, 3) OBP: 0.287, SLG: 0.332		0-0 F7		4-0 FC1-2	1-2 2-3 3-Hf	0-0 S WP 1B		4-0 BB		3	1	1	0	1	0	3
Ken Berry, R (1, 7) OBP: 0.311, SLG: 0.382		0-0 1-3		0-0 F8	0-0 F3	1-2 WP S 1B		0-0 G3		4	0	1	0	0	0	5
Duane Josephson, R (1, 2) OBP: 0.323, SLG: 0.333			0-0 5-3		0-0 F9	0-0 F3			0-0 6-3	3	0	0	0	0	0	1
Pete Ward, L (9, PH) OBP: 0.290, SLG: 0.291					1-3 2-H				1 0 0 0 0 0 0							
Jerry Adair, R (1, 6) OBP: 0.285, SLG: 0.335			0-0 G3		0-0 1B		0-0 4-3		0-0 F9	4	0	1	0	0	0	0
Tommy John, R (1, 1) OBP: 0.181, SLG: 0.246			0-0 6-3		0-0 FC6		0-0 1-3		0-3 K	2	0	1	0	0	0	0
Smoky Burgess, L (7, PH) OBP: 0.405, SLG: 0.379					1-3					1	0	0	0	0	0	0
John Buzhardt, R (8, 1) OBP: 0.156, SLG: 0.116										0	0	0	0	0	0	0
Bill Skowron, R (9, PH) OBP: 0.309, SLG: 0.360										1	0	0	0	0	1	0

Inning Stats	R: 0	H: 1	E: 0	K: 0	S: 3	R: 0	H: 0	E: 0	K: 0	S: 3	R: 0	H: 0	E: 0	K: 1	S: 5	R: 0	H: 2	E: 0	K: 0	S: 5	R: 1	H: 2	E: 0	K: 0	S: 4	R: 0	H: 0	E: 0	K: 1	S: 5	R: 0	H: 0	E: 1	K: 0	S: 4	R: 0	H: 0	E: 0	K: 1	S: 5	R: 0	H: 0	E: 0	K: 1	S: 5	1B: 5	2B: 0	3B: 0	HR: 0	SF: 0	SAC: 0	DP: 1	HBP: 0	WP: 1	PB: 0	SB: 3	CS: 1	PA: 37
--------------	------	------	------	------	------	------	------	------	------	------	------	------	------	------	------	------	------	------	------	------	------	------	------	------	------	------	------	------	------	------	------	------	------	------	------	------	------	------	------	------	------	------	------	------	------	-------	-------	-------	-------	-------	--------	-------	--------	-------	-------	-------	-------	--------

PITCHER	IP	WLS	BF	H	R	ER	SO	BB	IBB	HBP	BLK	WP	HR	S	P	ERA	WHIP
Dan Osinski, R (1, 1) ERA: 3.61	5.2	W	24	5	1	1	1	4	0	0	0	0	0	22	38	1.59	1.588
John Wyatt, R (6, 1) ERA: 3.68	0.1		1	0	0	0	0	0	0	0	0	1	0	1	1	0.00	0.000
Jim Lonborg, R (7, 1) ERA: 3.86	3.0	S	11	0	0	0	2	1	0	0	0	0	0	14	18	0.00	0.333

**BOTTOM**

**Boston Red Sox @ Chicago White Sox**  
Comiskey Park, Chicago, IL

Tue Sep 27 1966, 8:05 PM EDT  
Att. 7,666 - Unknown

<b>AB</b>	<b>31</b>
<b>R</b>	<b>1</b>
<b>H</b>	<b>5</b>
<b>RBI</b>	<b>0</b>
<b>BB</b>	<b>5</b>
<b>SO</b>	<b>3</b>
<b>LOB</b>	<b>17</b>



PITCHER	IP	WLS	BF	H	R	ER	SO	BB	IBB	HBP	BLK	WP	HR	S	P	ERA	WHIP
---------	----	-----	----	---	---	----	----	----	-----	-----	-----	----	----	---	---	-----	------