

Boston Red Sox - 1966

Batter	1	2	3	4	5	6	7	8	9	AB	R	H	RBI	BB	SO	LOB	TOP		
Lenny Green, L OBP: 0.625, SLG: 0.600 (1, 8)	F7		1B		FC6-4 BB		K			3	0	1	0	1	1	0	Boston Red Sox @ Cleveland Indians Cleveland Municipal Stadium, Cleveland, OH Sun Apr 17 1966, 3:33 AM EST Att: 18,546 - Unknown		
Eddie Kasko, R (1, 5)	F2		BB		FC6-4 1-2f		6-3			3	0	0	0	1	0	1			
Carl Yastrzemski, L OBP: 0.289, SLG: 0.375 (1, 7)	F7		L3					4-3		4	0	1	0	0	0	2			
Tony Conigliaro, R OBP: 0.360, SLG: 0.211 (1, 9)		5-3		1B BB				F8		3	0	1	0	1	0	0			
George Scott, R OBP: 0.429, SLG: 0.412 (1, 3)				1B				F6		4	0	2	0	0	0	2			
Rico Petrocelli, R OBP: 0.250, SLG: 0.053 (1, 6)				1B						4	0	0	0	0	1	4			
George Smith, R OBP: 0.318, SLG: 0.211 (1, 4)					6-3					4	0	1	0	0	2	5			
Mike Ryan, R OBP: 0.261, SLG: 0.364 (1, 2)			1B 1B							4	0	1	0	0	2	4			
Earl Wilson, R OBP: 0.400, SLG: 0.250 Guido Grilli, L (5, 1)			K							2	0	0	0	0	2	1			
Jim Gosger, L OBP: 0.400, SLG: 0.308 Bob Sadowski, R (7, 1)										0	0	0	0	0	0	0			
Dalton Jones, L (9, PH)										1	0	0	0	0	0	1			
Inning Stats	R: 0 E: 0 K: 0 S: 3	H: 0 LOB: 0 BB: 0 P: 3	R: 0 E: 0 K: 1 S: 6	H: 1 LOB: 1 BB: 0 P: 6	R: 0 E: 0 K: 1 S: 6	H: 2 LOB: 2 BB: 1 P: 10	R: 0 E: 0 K: 1 S: 5	H: 1 LOB: 1 BB: 1 P: 9	R: 0 E: 0 K: 2 S: 10	H: 2 LOB: 3 BB: 0 P: 10	R: 0 E: 0 K: 2 S: 7	H: 0 LOB: 0 BB: 0 P: 7	R: 0 E: 0 K: 0 S: 3	H: 0 LOB: 0 BB: 0 P: 3	R: 0 E: 0 K: 1 S: 6	H: 1 LOB: 1 BB: 0 P: 6	1B: 7 2B: 0 3B: 0 HR: 0	SF: 0 SAC: 0 DP: 0 HBP: 0	WP: 0 PA: 36 PB: 0 SB: 0 CS: 0
PITCHER Luis Tiant, R ERA:	IP: 9.0 WLS: W BF: 36 H: 7 R: 0 ER: 0 SO: 9 BB: 3 IBB: 0 HBP: 0 BLK: 0 WP: 0 HR: 0 S: 51 P: 63 ERA: 0.00 WHIP: 1.111																		

AB 33
R 0
H 7
RBI 0
BB 3
SO 9
LOB 20



Batter	1	2	3	4	5	6	7	8	9	AB	R	H	RBI	BB	SO	LOB	BOTTOM		
Vic Davallillo, L OBP: 0.450, SLG: 0.357 (1, 8)	K		3-1		E S 1B			F6		4	1	1	0	0	1	0	Boston Red Sox @ Cleveland Indians Cleveland Municipal Stadium, Cleveland, OH Sun Apr 17 1966, 3:33 AM EST Att: 18,546 - Unknown		
Max Alvis, R OBP: 0.571, SLG: 0.579 (1, 5)	3-1			1B	1B			F4		4	0	2	1	0	0	0			
Leon Wagner, L OBP: 0.200, SLG: 0.154 (1, 7)	F7			HR	K			F5		4	1	1	0	0	1	1			
Rocky Colavito, R OBP: 0.421, SLG: 0.556 (1, 9)		5-3		HR	FC1-5 BB			E6		3	2	1	2	1	0	0			
Bill Davis, L OBP: 0.286, SLG: 0.200 Chuck Hinton, R OBP: 0.417, SLG: 0.222 (6, PH) (7, 3)		G5-3 BB		F3	FC1-5 1B			E7		1	0	0	0	1	0	0			
Pedro Gonzalez, R OBP: 0.389, SLG: 0.389 (1, 4)				F4	FC1-5			S		4	0	2	0	0	0	2			
Larry Brown, R OBP: 0.111, SLG: 0.059 (1, 6)		G5-3			6-3			F7		4	0	0	0	0	0	4			
Duke Sims, L OBP: 0.250, SLG: 0.571 (1, 2)			K		HR					3	1	1	1	0	2	0			
Luis Tiant, R (1, 1)			F8		L7			K		3	0	0	0	0	1	0			
Inning Stats	R: 0 E: 0 K: 1 S: 5	H: 0 LOB: 0 BB: 0 P: 5	R: 0 E: 0 K: 0 S: 3	H: 1 LOB: 1 BB: 1 P: 7	R: 0 E: 0 K: 1 S: 5	H: 0 LOB: 0 BB: 0 P: 5	R: 2 E: 0 K: 0 S: 5	H: 3 LOB: 0 BB: 0 P: 5	R: 2 E: 0 K: 1 S: 8	H: 3 LOB: 1 BB: 0 P: 8	R: 0 E: 0 K: 0 S: 3	H: 1 LOB: 1 BB: 1 P: 7	R: 0 E: 0 K: 2 S: 7	H: 0 LOB: 0 BB: 0 P: 7	R: 2 E: 3 K: 0 S: 6	H: 2 LOB: 1 BB: 0 P: 6		1B: 8 2B: 0 3B: 0 HR: 2	SF: 0 SAC: 0 DP: 1 HBP: 0
PITCHER Earl Wilson, R ERA: 5.68 Guido Grilli, L ERA: Bob Sadowski, R ERA:	IP: 4.2 WLS: L BF: 20 H: 7 R: 4 ER: 4 SO: 2 BB: 1 IBB: 0 HBP: 0 BLK: 0 WP: 0 HR: 2 S: 23 P: 27 ERA: 7.71 WHIP: 1.714																		


AB 32
R 6
H 10
RBI 5
BB 2
SO 5
LOB 7



Batter	1	2	3	4	5	6	7	8	9	AB	R	H	RBI	BB	SO	LOB	TOP										
Don Wert, R OBP: 0.483, SLG: 0.478 (1, 5)	4-0 BB BB	0-0 6-3			0-0 4-3		0-0 4-3			3	0	0	0	1	0	4											
Jerry Lumpe, L OBP: 0.397, SLG: 0.250 (1, 4)	4-0 1-2 BB		0-0 4-3		0-0 1-3		0-0 F9			3	0	0	0	1	0	0											
Norm Cash, L OBP: 0.323, SLG: 0.345 (1, 3)	0-3 K		0-0 F8		0-3 K		0-0 3-1			4	0	0	0	0	2	2											
Al Kaline, R OBP: 0.484, SLG: 0.760 (1, 9)	0-3 K		0-0 L5-3		0-0 1B		4-0 BB			3	0	1	0	1	1	2											
Willie Horton, R OBP: 0.308, SLG: 0.318 (1, 7)	0-3 K		0-0 L5		0-0 F8		0-3 K			4	0	0	0	0	2	4											
Don Demeter, R OBP: 0.167, SLG: 0.167 (1, 8)		0-0 SH1-4 1B		0-3 K		0-3 K		0-0 F7		4	0	1	0	0	2	0											
Dick McAuliffe, L OBP: 0.467, SLG: 0.577 (1, 6)		0-0 SH1-4 1B		0-3 K		4-0 2B BB		0-0 G6-4-3 1B		3	0	2	0	1	1	0											
Orlando McFarlane, R OBP: 0.250, SLG: 0.750 (1, 2)		0-3 K		0-0 4-3		0-0 F4		0-0 G6-4-3 1-2		4	0	0	0	0	1	4											
Bill Monbouquette, R OBP: 0.250, SLG: 0.250 (1, 1)		0-0 SH1-4		0-3 K		0-0 1-3 2B				0	0	0	0	0	0	0											
Joe Sparra, R (3, 1)										1	0	0	0	0	1	0											
Jim Northrup, L OBP: 0.333, SLG: 0.400 (7, PH)										1	0	1	0	0	0	0											
Fred Gladding, L (7, 1)										0	0	0	0	0	0	0											
Inning Stats	R: 0 E: 0 K: 3 S: 9	H: 0 LOB: 2 BB: 2 P: 17	R: 0 E: 0 K: 1 S: 7	H: 2 LOB: 0 BB: 0 P: 7	R: 0 E: 0 K: 0 S: 3	H: 0 LOB: 0 BB: 0 P: 3	R: 0 E: 0 K: 2 S: 7	H: 0 LOB: 2 BB: 0 P: 7	R: 0 E: 0 K: 1 S: 5	H: 1 LOB: 1 BB: 1 P: 6	R: 0 E: 0 K: 1 S: 6	H: 1 LOB: 2 BB: 1 P: 10	R: 0 E: 0 K: 1 S: 5	H: 0 LOB: 1 BB: 1 P: 9	R: 0 E: 0 K: 0 S: 3	H: 1 LOB: 0 BB: 0 P: 3	1B: 4 2B: 1 3B: 0 HR: 0	SF: 0 SAC: 1 DP: 1 HBP: 0	WP: 0 PB: 0 SB: 0 CS: 0	PA: 35							
PITCHER	IP	WLS	BF	H	R	ER	SO	BB	IBB	HBP	BLK	WP	HR	S	P	ERA	WHIP										
Dave Morehead, R ERA: 4.5 (1, 1)	5.0	W	19	2	0	0	7	2	0	0	0	0	0	31	39	0.00	0.800										
Ken Sanders, R ERA: 0.64 (6, 1)	4.0	S	16	3	0	0	3	2	0	0	0	0	0	20	28	0.00	1.250										

Detroit Tigers @ Boston Red Sox
Fenway Park, Boston, MA
Tue Apr 19 1966, 3:33 AM EST
Unknown


AB 30
R 0
H 5
RBI 0
BB 4
SO 10
LOB 16



Batter	1	2	3	4	5	6	7	8	9	AB	R	H	RBI	BB	SO	LOB	BOTTOM										
Lenny Green, L OBP: 0.545, SLG: 0.625 (1, 8)	0-0 F5	0-0 HR 2B		0-0 SH1-3		0-0 1-3				3	1	1	0	0	0	0											
Eddie Kasko, R OBP: 0.333, SLG: 0.143 (1, 5)	0-0 BB 1B	0-0 5-3		0-3 K		0-0 6-3				4	1	1	0	0	1	3											
Carl Yastrzemski, L OBP: 0.333, SLG: 0.519 (1, 7)	0-0 1-2 BB 1B	0-0 2H 3H HR		4-0 BB		0-0 6-3				3	2	2	3	1	0	0											
Tony Conigliaro, R OBP: 0.310, SLG: 0.174 (1, 9)	0-0 F4	0-3 K		0-3 K		0-0 L9				4	0	0	0	0	2	4											
George Scott, R OBP: 0.440, SLG: 0.550 (1, 3)	4-0 1-2 2-3 E BB		0-0 HR		0-0 5-3		0-0 4-3			3	2	1	1	1	0	0											
Bob Tillman, R OBP: 1.000, SLG: 1.000 (1, 2)	0-0 E8 1H 2H 3H 1B		4-0 G5-4-3 BB		0-0 FC4-6 1B		4-0 BB			2	0	2	2	2	0	0											
Rico Petrocelli, R OBP: 0.214, SLG: 0.043 (1, 6)	0-3 K		0-0 G5-4-3 1-2		0-0 FC4-6 1-2		0-3 K			4	0	0	0	0	2	4											
George Smith, R OBP: 0.269, SLG: 0.174 (1, 4)		0-0 4-3		0-3 K		0-0 6-3		0-0 F4		4	0	0	0	0	1	2											
Dave Morehead, R OBP: 1.000, SLG: 1.000 (1, 1)		0-0 2B HR 1B		0-0 SH1-3 1B		0-0 5-3		0-0 4-3		2	1	2	0	0	0	0											
Ken Sanders, R (6, 1)										2	0	0	0	0	0	1											
Inning Stats	R: 3 E: 1 K: 1 S: 8	H: 3 LOB: 1 BB: 1 P: 12	R: 3 E: 0 K: 1 S: 8	H: 3 LOB: 0 BB: 0 P: 8	R: 1 E: 0 K: 1 S: 5	H: 1 LOB: 1 BB: 1 P: 9	R: 0 E: 0 K: 2 S: 8	H: 1 LOB: 2 BB: 1 P: 12	R: 0 E: 0 K: 0 S: 4	H: 1 LOB: 1 BB: 0 P: 4	R: 0 E: 0 K: 0 S: 3	H: 0 LOB: 0 BB: 0 P: 3	R: 0 E: 0 K: 1 S: 5	H: 0 LOB: 1 BB: 1 P: 9	R: 0 E: 0 K: 0 S: 3	H: 0 LOB: 1 BB: 1 P: 9	1B: 6 2B: 1 3B: 0 HR: 2	SF: 0 SAC: 1 DP: 1 HBP: 0	WP: 0 PB: 0 SB: 0 CS: 0	PA: 36							
PITCHER	IP	WLS	BF	H	R	ER	SO	BB	IBB	HBP	BLK	WP	HR	S	P	ERA	WHIP										
Bill Monbouquette, R ERA: 5.73 (1, 1)	2.0	L	13	6	6	5	2	1	0	0	0	0	1	16	20	22.50	3.500										
Joe Sparra, R ERA: 2.25 (3, 1)	4.0		16	3	1	1	3	2	0	0	0	0	1	20	28	2.25	1.250										
Fred Gladding, R ERA: (7, 1)	2.0		7	0	0	0	1	1	0	0	0	0	0	8	12	0.00	0.500										

Detroit Tigers @ Boston Red Sox
Fenway Park, Boston, MA
Tue Apr 19 1966, 3:33 AM EST
Unknown


AB 31
R 7
H 9
RBI 6
BB 4
SO 6
LOB 14



Batter	1	2	3	4	5	6	7	8	9	AB	R	H	RBI	BB	SO	LOB	TOP								
Don Wert, R OBP: 0.471, SLG: 0.444 (1, 5)										4	1	1	0	1	1	4									
Jerry Lumpe, L OBP: 0.343, SLG: 0.259 (1, 4)										3	1	1	0	2	2	0									
Norm Cash, L OBP: 0.364, SLG: 0.364 (1, 3)										4	0	2	2	0	0	2									
Mickey Stanley, R OBP: 0.208, SLG: 0.182 (7, 8)										1	0	0	0	0	0	0									
Al Kaline, R OBP: 0.444, SLG: 0.655 (1, 9)										4	0	0	0	1	0	4									
Willie Horton, R OBP: 0.300, SLG: 0.308 (1, 7)										4	1	1	0	0	0	2									
Don Demeter, R OBP: 0.200, SLG: 0.300 (7, 3)										4	1	1	0	0	1	2									
Dick McAuliffe, L OBP: 0.441, SLG: 0.533 (1, 6)										4	0	1	1	0	0	1									
Bill Freehan, R OBP: 0.304, SLG: 0.409 (1, 2)										4	2	3	0	0	0	0									
Denny McLain, R OBP: 0.429, SLG: 0.429 (1, 1)										4	0	2	2	0	2	3									
Orlando Pena, R (8, 1)										0	0	0	0	0	0	0									
Larry Sherry, R (8, 1)										0	0	0	0	0	0	0									
Inning Stats	R: 0 E: 0 K: 0 S: 2	H: 0 LOB: 1 BB: 2 P: 10	R: 0 E: 0 K: 0 S: 3	H: 0 LOB: 0 BB: 0 P: 3	R: 0 E: 0 K: 0 S: 3	H: 1 LOB: 0 BB: 0 P: 3	R: 0 E: 0 K: 1 S: 5	H: 0 LOB: 0 BB: 0 P: 5	R: 2 E: 0 K: 2 S: 10	H: 3 LOB: 1 BB: 0 P: 10	R: 1 E: 0 K: 0 S: 4	H: 2 LOB: 1 BB: 1 P: 8	R: 2 E: 0 K: 1 S: 8	H: 3 LOB: 2 BB: 1 P: 12	R: 1 E: 0 K: 1 S: 8	H: 3 LOB: 2 BB: 0 P: 8	R: 0 E: 0 K: 1 S: 5	H: 0 LOB: 0 BB: 0 P: 5	1B: 10 2B: 2 3B: 0 HR: 0	SF: 0 SAC: 0 DP: 3 HBP: 0	WP: 0 PB: 0 SB: 1 CS: 0	PA: 40			
PITCHER	IP	WLS	BF	H	R	ER	SO	BB	IBB	HBP	BLK	WP	HR	S	P	ERA	WHIP								
Jim Lonborg, R ERA: 3.6 (1, 1)	5.0	L	22	6	3	3	3	3	0	0	0	0	0	25	37	5.40	1.800								
Jose Santiago, R ERA (6, 1)	1.0		2	0	0	0	0	0	0	0	0	0	0	2	2	0.00	0.000								
Bob Sadowski, R ERA: 8.1 (7, 1)	1.1		10	5	3	3	1	0	0	0	0	0	0	11	15	20.25	4.500								
Darrell Brandon, R ERA (8, 1)	0.2		3	1	0	0	1	0	0	0	0	0	0	5	5	0.00	1.500								
Dick Radatz, R ERA: 1.93 (9, 1)	1.0		3	0	0	0	1	0	0	0	0	0	0	5	5	0.00	0.000								

Detroit Tigers @ Boston Red Sox
Fenway Park, Boston, MA
Tue Apr 19 1966, 3:38 AM EST
Att: 25,335 - Unknown


AB 36
R 6
H 12
RBI 5
BB 4
SO 6
LOB 18



Batter	1	2	3	4	5	6	7	8	9	AB	R	H	RBI	BB	SO	LOB	BOTTOM								
Lenny Green, L OBP: 0.438, SLG: 0.462 (1, 8)										5	0	1	0	0	0	2									
Eddie Kasko, R OBP: 0.308, SLG: 0.273 (1, 5)										4	1	1	1	0	0	2									
Carl Yastrzemski, L OBP: 0.353, SLG: 0.533 (1, 7)										3	1	1	1	1	1	1									
Tony Conigliaro, R OBP: 0.303, SLG: 0.185 Dick Radatz, R ERA: 1.93 (9, 1)										4	0	1	1	0	1	1									
George Scott, R OBP: 0.448, SLG: 0.500 (1, 3)										2	0	0	0	2	0	1									
Mike Ryan, R OBP: 0.240, SLG: 0.333 Bob Tillman, R OBP: 0.667, SLG: 0.500 (7, PH)										2	0	0	0	0	2	1									
Rico Petrocelli, R OBP: 0.200, SLG: 0.040 Tony Horton, R OBP: 0.143, SLG: 0.143 (8, PH)										2	0	0	0	0	2	1									
George Smith, R OBP: 0.250, SLG: 0.160 Dalton Jones, L OBP: 0.333, SLG: 0.286 (8, PH)										2	1	1	0	0	0	0									
Jim Lonborg, R Jose Santiago, R Joe Foy, R Bob Sadowski, R Darrell Brandon, R Jim Gosger, L OBP: 0.471, SLG: 0.429 (8, PH)										1	0	0	0	0	1	0									
Inning Stats	R: 0 E: 1 K: 0 S: 3	H: 0 LOB: 0 BB: 0 P: 3	R: 0 E: 0 K: 2 S: 7	H: 0 LOB: 1 BB: 1 P: 11	R: 0 E: 0 K: 1 S: 5	H: 0 LOB: 0 BB: 0 P: 5	R: 0 E: 0 K: 2 S: 7	H: 0 LOB: 0 BB: 0 P: 7	R: 0 E: 0 K: 1 S: 6	H: 1 LOB: 1 BB: 0 P: 6	R: 0 E: 0 K: 0 S: 3	H: 0 LOB: 1 BB: 1 P: 7	R: 4 E: 0 K: 2 S: 12	H: 5 LOB: 2 BB: 1 P: 16	R: 0 E: 0 K: 0 S: 3	H: 0 LOB: 1 BB: 1 P: 7	1B: 2 2B: 4 3B: 0 HR: 0	SF: 0 SAC: 0 DP: 1 HBP: 0	WP: 0 PB: 0 SB: 0 CS: 0	PA: 37					
PITCHER	IP	WLS	BF	H	R	ER	SO	BB	IBB	HBP	BLK	WP	HR	S	P	ERA	WHIP								
Denny McLain, R ERA: 3.45 (1, 1)	7.2		30	5	4	4	9	2	0	0	0	0	0	46	54	4.70	0.913								
Orlando Pena, R ERA (8, 1)	0.0		2	1	0	0	0	1	0	0	0	0	0	1	5	∞	∞								
Larry Sherry, R ERA (8, 1)	1.1	S	5	0	0	0	1	1	0	0	0	0	0	6	10	0.00	0.750								

Detroit Tigers @ Boston Red Sox
Fenway Park, Boston, MA
Tue Apr 19 1966, 3:38 AM EST
Att: 25,335 - Unknown


AB 33
R 4
H 6
RBI 4
BB 4
SO 10
LOB 12



Batter	1	2	3	4	5	6	7	8	9	AB	R	H	RBI	BB	SO	LOB	TOP			
Don Wert, R OBP: 0.462, SLG: 0.452 (1, 5)										4	1	1	0	1	1	1				
Jerry Lumpe, L OBP: 0.425, SLG: 0.375 (1, 4)										5	1	3	0	0	0	2				
Norm Cash, L OBP: 0.300, SLG: 0.316 (1, 3)										5	0	0	1	0	1	4				
Al Kaline, R OBP: 0.463, SLG: 0.636 (1, 9)										4	0	2	1	1	0	2				
Willie Horton, R OBP: 0.257, SLG: 0.258 (1, 7)										5	0	0	0	0	1	5				
Don Demeter, R OBP: 0.357, SLG: 0.643 (1, 8)									4	1	3	1	0	1	0					
Dick McAuliffe, L OBP: 0.447, SLG: 0.500 (1, 6)									2	0	0	0	2	1	2		AB 37			
Bill Freehan, R OBP: 0.296, SLG: 0.385 (1, 2)									4	0	1	0	0	0	3		R 3			
Dave Wickersham, R (1, 1)									1	0	0	0	0	0	2		H 10			
Terry Fox, R (3, 1)									2	0	0	0	0	2	3		RBI 3			
Fred Gladding, L (7, 1)									0	0	0	0	0	0	0		BB 4			
Gates Brown, L OBP: 0.400, SLG: 0.250 (8, PH)									1	0	0	0	0	0	1		SO 7			
Larry Sherry, R (8, 1)									0	0	0	0	0	0	0		LOB 25			
Inning Stats	R: 0 E: 0 K: 1 S: 3	H: 0 LOB: 1 BB: 1 P: 7	R: 0 E: 0 K: 1 S: 6	H: 0 LOB: 2 BB: 1 P: 10	R: 1 E: 0 K: 0 S: 5	H: 2 LOB: 1 BB: 0 P: 5	R: 1 E: 0 K: 2 S: 8	H: 2 LOB: 1 BB: 1 P: 12	R: 0 E: 0 K: 0 S: 4	H: 1 LOB: 1 BB: 0 P: 4	R: 0 E: 0 K: 1 S: 7	H: 2 LOB: 2 BB: 0 P: 7	R: 0 E: 0 K: 0 S: 4	H: 1 LOB: 1 BB: 0 P: 4	R: 1 E: 0 K: 1 S: 6	H: 1 LOB: 1 BB: 1 P: 10	1B: 7 2B: 1 3B: 1 HR: 1	SF: 0 SAC: 0 DP: 0 HBP: 0	WP: 0 PB: 0 SB: 1 CS: 1	PA: 41
PITCHER	IP WLS BF H R ER SO BB IBB HBP BLK WP HR S P ERA WHIP																			
Jerry Stephenson, R ERA: 4.09 (1, 1)	6.0 W 27 6 2 2 5 3 0 0 0 0 1 34 46 3.00 1.500																			
Dick Radatz, R ERA: 2.35 (7, 1)	3.0 S 14 4 1 1 2 1 0 0 0 0 0 0 17 21 3.00 1.667																			

Detroit Tigers @ Boston Red Sox
Fenway Park, Boston, MA
Wed Apr 20 1966, 3:33 AM EST
Att: 2,618 - Unknown


AB 37
R 3
H 10
RBI 3
BB 4
SO 7
LOB 25



Batter	1	2	3	4	5	6	7	8	9	AB	R	H	RBI	BB	SO	LOB	BOTTOM			
Lenny Green, L OBP: 0.400, SLG: 0.412 (1, 8)										4	1	1	0	0	0	1				
Eddie Kasko, R OBP: 0.294, SLG: 0.214 (1, 5)									3	0	0	0	1	1	1					
Carl Yastrzemski, L OBP: 0.342, SLG: 0.500 (1, 7)									4	1	1	0	0	0	1					
Tony Conigliaro, R OBP: 0.324, SLG: 0.323 (1, 9)									4	1	2	3	0	1	0					
George Scott, R OBP: 0.424, SLG: 0.462 (1, 3)									4	1	1	0	0	0	1					
Bob Tillman, R OBP: 0.556, SLG: 0.429 (1, 2)										3	0	1	0	0	1	0				
Rico Petrocelli, R OBP: 0.242, SLG: 0.111 (1, 6)										2	1	1	1	1	0	0		AB 30		
George Smith, R OBP: 0.258, SLG: 0.214 (1, 4)										3	0	1	1	0	1	2		R 5		
Jerry Stephenson, L (1, 1)									1	0	0	0	0	0	0		H 8			
Jim Gosger, L OBP: 0.444, SLG: 0.400 (8, PH)									1	0	0	0	0	1	0		RBI 5			
Dick Radatz, R (7, 1)									1	0	0	0	0	1	1		BB 2			
Inning Stats	R: 0 E: 0 K: 1 S: 5	H: 3 LOB: 0 BB: 0 P: 5	R: 1 E: 0 K: 0 S: 5	H: 3 LOB: 1 BB: 0 P: 5	R: 0 E: 0 K: 0 S: 3	H: 0 LOB: 0 BB: 0 P: 3	R: 0 E: 0 K: 1 S: 5	H: 0 LOB: 0 BB: 0 P: 5	R: 0 E: 0 K: 2 S: 7	H: 0 LOB: 0 BB: 0 P: 7	R: 3 E: 0 K: 1 S: 8	H: 3 LOB: 0 BB: 0 P: 8	R: 1 E: 0 K: 1 S: 6	H: 1 LOB: 1 BB: 1 P: 10	R: 0 E: 0 K: 0 S: 3	H: 1 LOB: 1 BB: 1 P: 7	1B: 5 2B: 4 3B: 0 HR: 1	SF: 0 SAC: 0 DP: 2 HBP: 0	WP: 0 PB: 0 SB: 0 CS: 0	PA: 32
PITCHER	IP WLS BF H R ER SO BB IBB HBP BLK WP HR S P ERA WHIP																			
Dave Wickersham, R ERA: 4.5 (1, 1)	2.0 L 18 4 4 4 4 1 0 0 0 0 0 1 25 29 8.31 1.154																			
Terry Fox, R ERA: 6.75 (3, 1)	4.1 2 0 0 0 1 0 0 0 0 0 0 0 4 4 0.00 0.000																			
Fred Gladding, R ERA: (7, 1)	0.2 4 1 0 0 0 0 0 0 0 0 0 0 3 7 0.00 2.000																			
Larry Sherry, R ERA: (8, 1)	1.0 4 1 0 0 0 0 1 0 0 0 0 0 0 3 7 0.00 2.000																			

Detroit Tigers @ Boston Red Sox
Fenway Park, Boston, MA
Wed Apr 20 1966, 3:33 AM EST
Att: 2,618 - Unknown

AB 30
R 5
H 8
RBI 5
BB 2
SO 6
LOB 7



Batter	1	2	3	4	5	6	7	8	9	AB	R	H	RBI	BB	SO	LOB	TOP											
Lenny Green, L OBP: 0.367, SLG: 0.320	K		2B 1B BB		E 1B		3-1	F8		4	2	1	0	1	1	1	Boston Red Sox @ New York Yankees Yankee Stadium, Bronx, NY Mon Apr 25 1966, 3:33 AM EDT Att. 3,370 - Unknown - 68 F											
Joe Foy, R OBP: 0.400, SLG: 0.625	1-3		1B 2B		E BB		K		4	2	2	1	1	1	0													
Carl Yastrzemski, L OBP: 0.362, SLG: 0.535			1B	FC6-4 1B	E4 1B 2B		3B 2B		5	2	4	3	0	0	1													
Tony Conigliaro, R OBP: 0.326, SLG: 0.289	F7		FC6-4 CS	5-3	5-3		3B BB		4	1	0	0	1	0	4													
George Scott, R OBP: 0.476, SLG: 0.667			L7				3B 1B		4	0	3	3	1	0	1													
Bob Tillman, R OBP: 0.389, SLG: 0.313	6-3		CS	F4	5-3		K	F9	5	0	0	0	0	1	5													
Rico Petrocelli, R OBP: 0.244, SLG: 0.118	5-3			F3		K		SH3-4 1B	4	0	1	0	0	1	1													
George Smith, R OBP: 0.231, SLG: 0.194	F8			K		G3		F7	4	0	0	0	0	1	2													
Earl Wilson, R OBP: 0.429, SLG: 0.333								SH3-4	2	1	1	0	0	1	0													
Ken Sanders, R (5, 1)			BB 2B 1B		K	6-3		1-2	1	0	0	0	0	0	0													
Inning Stats	R: 0 E: 0 K: 1 S: 6	H: 1 LOB: 1 BB: 0 P: 6	R: 0 E: 0 K: 0 S: 4	H: 1 LOB: 1 BB: 0 P: 4	R: 3 E: 0 K: 0 S: 5	H: 3 LOB: 0 BB: 1 P: 9	R: 0 E: 0 K: 1 S: 5	H: 0 LOB: 0 BB: 0 P: 5	R: 3 E: 1 K: 1 S: 8	H: 3 LOB: 1 BB: 1 P: 12	R: 0 E: 0 K: 1 S: 5	H: 0 LOB: 0 BB: 0 P: 5	R: 2 E: 0 K: 2 S: 9	H: 2 LOB: 1 BB: 1 P: 13	R: 0 E: 0 K: 0 S: 4	H: 1 LOB: 1 BB: 0 P: 4	R: 0 E: 0 K: 0 S: 4	H: 1 LOB: 2 BB: 1 P: 8	1B: 6 2B: 4 3B: 2 HR: 0	SF: 0 SAC: 1 DP: 0 HBP: 0	WP: 0 PB: 0 SB: 0 CS: 1	PA: 43						
PITCHER	IP	WLS	BF	H	R	ER	SO	BB	IBB	HBP	BLK	WP	HR	S	P	ERA	WHIP											
Bob Friend, R ERA: 6.14	(1, 1)	4.1	L	21	7	6	6	3	2	0	0	0	0	0	25	33	12.46	2.077										
Hal Reniff, R ERA: 2.57	(5, 1)	2.2		12	3	2	2	3	1	0	0	0	0	0	17	21	6.75	1.500										
Pedro Ramos, R ERA: 5.63	(8, 1)	2.0		9	2	0	0	0	0	1	0	0	0	0	8	12	0.00	1.000										
Batter	1	2	3	4	5	6	7	8	9	AB	R	H	RBI	BB	SO	LOB	BOTTOM											
Bobby Richardson, R OBP: 0.326, SLG: 0.372	L7				F8		4-3		L7	5	1	1	1	0	0	0	Boston Red Sox @ New York Yankees Yankee Stadium, Bronx, NY Mon Apr 25 1966, 3:33 AM EDT Att. 3,370 - Unknown - 68 F											
Roy White, S OBP: 0.531, SLG: 0.667				G4-6-3 BB	HR					2	1	2	1	2	0	0												
Roger Maris, L OBP: 0.268, SLG: 0.143	F2		G4-6-3 1-2		1B BB		K			3	0	0	0	1	1	3												
Mickey Mantle, S OBP: 0.379, SLG: 0.261	4-3				G4-6-3 1B			E8 SF8		3	1	1	0	1	0	1												
Tom Tresh, S OBP: 0.267, SLG: 0.286		4-3	F7		G4-6-3			4-3		4	0	0	0	0	0	4												
Clete Boyer, R OBP: 0.205, SLG: 0.270		HR BB			5-3		L4	SF8		2	1	0	1	1	0	0												
Ray Barker, L OBP: 0.400, SLG: 1.000					FC5-4 BB		F6	F8		3	1	1	2	1	0	0												
Jake Gibbs, L OBP: 0.143, SLG: 0.571	F9				F7		G3		4-3	4	0	0	0	0	0	1												
Bob Friend, R ERA: 6.35	(1, 1)	4.1								2	0	0	0	0	1	1												
Hal Reniff, R ERA: 0.47	(5, 1)	4.2	W	16	1	1	0	2	1	0	0	0	0	0	0	0												
Inning Stats	R: 0 E: 0 K: 0 S: 4	H: 1 LOB: 1 BB: 0 P: 4	R: 2 E: 0 K: 1 S: 6	H: 1 LOB: 1 BB: 1 P: 10	R: 1 E: 0 K: 0 S: 3	H: 1 LOB: 2 BB: 1 P: 11	R: 0 E: 0 K: 0 S: 3	H: 0 LOB: 1 BB: 1 P: 7	R: 1 E: 0 K: 0 S: 4	H: 2 LOB: 1 BB: 1 P: 8	R: 0 E: 0 K: 2 S: 7	H: 0 LOB: 1 BB: 1 P: 11	R: 1 E: 1 K: 0 S: 4	H: 0 LOB: 0 BB: 0 P: 4	R: 0 E: 0 K: 0 S: 3	H: 0 LOB: 0 BB: 0 P: 3	1B: 2 2B: 0 3B: 0 HR: 3	SF: 1 SAC: 0 DP: 2 HBP: 0	WP: 0 PB: 0 SB: 0 CS: 0	PA: 37								
PITCHER	IP	WLS	BF	H	R	ER	SO	BB	IBB	HBP	BLK	WP	HR	S	P	ERA	WHIP											
Earl Wilson, R ERA: 6.35	(1, 1)	4.1		21	4	4	4	2	5	0	0	0	0	0	18	38	8.31	2.077										
Ken Sanders, R ERA: 0.47	(5, 1)	4.2	W	16	1	1	0	2	1	0	0	0	0	0	19	23	0.00	0.429										

Batter	1	2	3	4	5	6	7	8	9	AB	R	H	RBI	BB	SO	LOB	TOP																	
George Thomas, R (1, 8) OBP: 0.400, SLG: 0.333 Lenny Green, L (9, PH) OBP: 0.387, SLG: 0.346										3	0	2	0	1	0	1	Boston Red Sox @ New York Yankees Yankee Stadium, Bronx, NY Tue Apr 26 1966, 3:33 AM EDT Att. 9,457 - Unknown - 70 F																	
Joe Foy, R (1, 5) OBP: 0.397, SLG: 0.455 Jim Gosger, L (9, PH) OBP: 0.421, SLG: 0.375 Joe Christopher, R (9, PH) Dan Osinski, R (9, 1) Ken Sanders, R (9, 1)										3	1	0	0	1	0	3																		
Carl Yastrzemski, L (1, 7) OBP: 0.346, SLG: 0.499										4	1	0	0	1	0	3																		
Tony Conigliaro, R (1, 9) OBP: 0.353, SLG: 0.395										5	0	3	3	0	0	0																		
George Scott, R (1, 3) OBP: 0.468, SLG: 0.703										4	1	1	1	1	0	2																		
Bob Tillman, R (1, 2) OBP: 0.364, SLG: 0.263										3	0	0	0	1	0	4																		
Rico Petrocelli, R (1, 6) OBP: 0.244, SLG: 0.132										4	1	1	0	0	1	5																		
George Smith, R (1, 4) OBP: 0.238, SLG: 0.256 Tony Horton, R (9, PH) OBP: 0.136, SLG: 0.136										3	0	1	0	0	0	2																		
Jim Lonborg, R (1, 1) Jose Santiago, R (4, 1) Eddie Kasko, R (7, PH) Dick Radatz, R (7, 1) Dalton Jones, L (9, PH) OBP: 0.354, SLG: 0.250										2	0	0	0	0	0	1																		
Inning Stats	R: 1 E: 0 K: 0 S: 5	H: 2 LOB: 3 BB: 2 P: 13	R: 0 E: 0 K: 0 S: 4	H: 1 LOB: 1 BB: 0 P: 4	R: 1 E: 0 K: 0 S: 4	H: 1 LOB: 0 BB: 0 P: 4	R: 0 E: 0 K: 0 S: 3	H: 0 LOB: 2 BB: 0 P: 3	R: 0 E: 0 K: 1 S: 6	H: 0 LOB: 2 BB: 1 P: 10	R: 0 E: 0 K: 0 S: 2	H: 0 LOB: 0 BB: 1 P: 6	R: 0 E: 0 K: 0 S: 4	H: 1 LOB: 1 BB: 0 P: 4	R: 4 E: 0 K: 1 S: 8	H: 3 LOB: 1 BB: 2 P: 16		1B: 5 2B: 1 3B: 2 HR: 1	SF: 0 SAC: 0 DP: 2 HBP: 0	WP: 1 PB: 0 SB: 1 CS: 0	PA: 41													
PITCHER	IP WLS BF H R ER SO BB IBB HBP BLK WP HR S P ERA WHIP																																	
Whitey Ford, L (1, 1) ERA: 2.28	8.0	34	7	3	3	1	3	1	0	0	0	0	0	1	32	48	3.38	1.250																
Pedro Ramos, R (9, 1) ERA: 7.59	0.1	3	1	0	0	1	1	0	0	0	0	0	0	0	4	8	0.00	6.000																
Steve Hamilton, L (9, 1) ERA: 3.38	0.1	2	0	0	0	1	1	0	0	0	0	0	0	1	5	0.00	3.000																	
Dooley Womack, R (9, 1) ERA:	0.1	W 2	1	3	3	0	0	0	0	0	1	0	2	2	81.00	3.000																		

AB 35
R 6
H 9
RBI 5
BB 6
SO 2
LOB 24



Batter	1	2	3	4	5	6	7	8	9	AB	R	H	RBI	BB	SO	LOB	BOTTOM																	
Bobby Richardson, R (1, 4) OBP: 0.333, SLG: 0.396										5	2	2	0	0	1	2	Boston Red Sox @ New York Yankees Yankee Stadium, Bronx, NY Tue Apr 26 1966, 3:33 AM EDT Att. 9,457 - Unknown - 70 F																	
Roy White, S (1, 7) OBP: 0.528, SLG: 0.667										3	1	1	1	1	0	2																		
Roger Maris, L (1, 9) OBP: 0.304, SLG: 0.179										4	0	2	1	1	0	0																		
Mickey Mantle, S (1, 8) OBP: 0.424, SLG: 0.333 Roger Repoz, L (7, PR) OBP: 0.250, SLG: 0.250										4	0	3	1	0	1	2																		
Tom Tresh, S (1, 5) OBP: 0.300, SLG: 0.304										4	1	2	0	1	1	3																		
Joe Pepitone, L (1, 3) OBP: 0.326, SLG: 0.455										5	1	3	1	0	0	2																		
Clete Boyer, R (1, 6) OBP: 0.208, SLG: 0.268										4	0	1	1	0	0	2																		
Elston Howard, R (1, 2) OBP: 0.189, SLG: 0.257										3	0	0	0	0	1	2																		
Whitey Ford, L (1, 1) Pedro Ramos, S (9, 1) Steve Hamilton, L (9, 1) Dooley Womack, L (9, 1) Lou Clinton, R (9, PH) OBP: 0.536, SLG: 0.800										0	0	0	0	0	0	0																		
Inning Stats	R: 0 E: 0 K: 0 S: 3	H: 0 LOB: 0 BB: 0 P: 3	R: 0 E: 0 K: 1 S: 6	H: 2 LOB: 1 BB: 0 P: 6	R: 1 E: 0 K: 2 S: 9	H: 2 LOB: 1 BB: 1 P: 13	R: 2 E: 0 K: 0 S: 6	H: 3 LOB: 2 BB: 1 P: 10	R: 0 E: 0 K: 1 S: 5	H: 0 LOB: 0 BB: 0 P: 5	R: 1 E: 0 K: 1 S: 6	H: 2 LOB: 1 BB: 1 P: 10	R: 0 E: 0 K: 0 S: 3	H: 0 LOB: 0 BB: 0 P: 3	R: 3 E: 0 K: 0 S: 6	H: 4 LOB: 2 BB: 1 P: 10		1B: 12 2B: 2 3B: 0 HR: 0	SF: 0 SAC: 1 DP: 2 HBP: 0	WP: 2 PB: 0 SB: 0 CS: 0	PA: 42													
PITCHER	IP WLS BF H R ER SO BB IBB HBP BLK WP HR S P ERA WHIP																																	
Jim Lonborg, R (1, 1) ERA: 4.85	3.0	17	7	3	3	3	2	0	0	0	0	0	0	0	21	29	9.00	3.000																
Jose Santiago, R (4, 1) ERA:	3.0	10	1	0	0	1	1	0	0	0	0	0	11	15	0.00	0.667																		
Dick Radatz, R (7, 1) ERA: 2.79	2.0	9	2	1	1	1	1	0	0	0	0	0	9	13	4.50	1.500																		
Dan Osinski, R (9, 1) ERA: 6.75	0.0	2	1	2	2	0	1	0	0	0	0	0	1	5	∞	∞																		
Ken Sanders, R (9, 1) ERA: 0.9	0.2	L 5	3	1	1	0	0	0	0	0	0	0	5	5	13.50	4.500																		



Batter	1	2	3	4	5	6	7	8	9	AB	R	H	RBI	BB	SO	LOB	TOP								
Tommie Agee, R OBP: 0.382, SLG: 0.511 (1, 8)	F7	F6		4-3		K	K			5	0	0	0	0	2	4									
Don Buford, S OBP: 0.308, SLG: 0.277 (1, 4) (7, 5)	4-3		3B	CS		1B		K		4	1	2	0	1	1	0									
Floyd Robinson, L OBP: 0.481, SLG: 0.696 (1, 9)	F5		SF8	CS		4-3		F9		4	1	1	1	1	0	2									
John Romano, R OBP: 0.441, SLG: 0.375 Jerry McNertney, R (7, PR) (7, 2)		F7	SF8		4-3			5-3		1	0	0	1	2	0	0									
Bill Skowron, R OBP: 0.269, SLG: 0.360 Tom McCraw, L OBP: 0.333, SLG: 0.326 (1, 3) (7, 3)		1B	SF8		4-3			4-3		4	2	2	0	0	0	3									
Pete Ward, L OBP: 0.279, SLG: 0.243 Al Weis, S OBP: 0.261, SLG: 0.105 (1, 5) (7, 4)		1B	SF8		K			BB		2	1	1	1	1	1	2									
Ken Berry, R OBP: 0.375, SLG: 0.500 (1, 7)		1B			4-3			K		5	1	2	1	0	1	5									
Ron Hansen, R OBP: 0.367, SLG: 0.250 (1, 6)		E9	F9			1B		1B		3	1	2	2	2	0	1									
John Buzhardt, R Lee Ella, R Bob Locker, S Danny Cater, R Smoky Burgess, L Dennis Higgins, R (1, 1) (6, PH) (6, 1) (7, PH) (7, PH) (7, 1) (7, 1)		L3			K			F5		2	0	0	0	0	1	2									
Inning Stats	R: 0 E: 0 K: 0 S: 3	H: 0 LOB: 0 BB: 0 P: 3	R: 2 E: 1 K: 0 S: 7	H: 4 LOB: 2 BB: 0 P: 7	R: 3 E: 0 K: 0 S: 6	H: 3 LOB: 1 BB: 1 P: 10	R: 0 E: 0 K: 1 S: 5	H: 1 LOB: 0 BB: 0 P: 5	R: 0 E: 1 K: 2 S: 8	H: 0 LOB: 2 BB: 2 P: 13	R: 0 E: 0 K: 2 S: 8	H: 1 LOB: 2 BB: 1 P: 12	R: 3 E: 0 K: 1 S: 7	H: 2 LOB: 1 BB: 2 P: 15	R: 0 E: 0 K: 1 S: 5	H: 0 LOB: 0 BB: 0 P: 5	R: 0 E: 0 K: 1 S: 5	H: 0 LOB: 2 BB: 2 P: 13	1B: 9 2B: 0 3B: 2 HR: 0	SF: 2 SAC: 0 DP: 0 HBP: 0	WP: 0 PB: 0 SB: 0 CS: 1	PA: 46			
PITCHER	IP	WLS	BF	H	R	ER	SO	BB	IBB	HBP	BLK	WP	HR	S	P	ERA	WHIP								
Jerry Stephenson, R ERA: 6.23 Pete Magrin, R ERA: 8.31 Guido Grilli, L ERA: 7.26 Jose Santiago, R ERA: Darrell Brandon, R ERA:	2.0		12	5	4	0	0	1	0	0	0	0	0	11	15	18.00	3.000								
	2.1	L	11	3	1	1	1	2	0	0	0	0	0	15	19	3.86	2.143								
	2.1		12	2	3	3	3	3	0	0	0	0	0	9	9	0.00	0.750								
	1.0		5	0	0	0	1	2	0	0	0	0	0	5	13	0.00	2.000								

Chicago White Sox @ Boston Red Sox
Fenway Park, Boston, MA
Wed Apr 27 1966, 3:33 AM EDT
Att. 1,578 - Unknown

AB 35
R 8
H 11
RBI 8
BB 8
SO 7
LOB 22



Batter	1	2	3	4	5	6	7	8	9	AB	R	H	RBI	BB	SO	LOB	BOTTOM								
Lenny Green, L OBP: 0.389, SLG: 0.310 (1, 8)	FC5-4		F9		F7	FC5-4			6-3	3	1	0	0	2	0	2									
Joe Foy, R OBP: 0.368, SLG: 0.467 (1, 5)	FC5-4		F9		2B			4-3	1-3	4	2	1	0	1	0	2									
Carl Yastrzemski, L OBP: 0.391, SLG: 0.519 (1, 7)				F7	FC5			4-3	6-3	5	0	2	2	0	0	2									
George Scott, R OBP: 0.442, SLG: 0.650 (1, 3)	SF7			FC6-4	F5			K	K	3	0	0	1	1	2	2									
Tony Conigliaro, R OBP: 0.345, SLG: 0.370 (1, 9)	6-3			FC6-4				F3		3	1	0	0	1	0	3									
Rico Petrocelli, R OBP: 0.285, SLG: 0.167 (1, 6)			K		2B	FC5			FC3-6	4	1	2	0	0	1	2									
Mike Ryan, R OBP: 0.276, SLG: 0.393 (1, 2)		F5						F8		4	0	2	2	0	0	1									
George Smith, R OBP: 0.222, SLG: 0.238 Dalton Jones, L OBP: 0.333, SLG: 0.222 (8, PH) (9, 4)		F6			1-3			K	K	3	0	0	0	0	1	2									
Jerry Stephenson, L Pete Magrin, R Guido Grilli, L Jose Santiago, R Jim Gosger, L Darrell Brandon, R (1, 1) (3, 1) (5, 1) (7, 1) (8, PH) (9, 1)			6-3						FC3-6	0	0	0	0	0	0	0									
Inning Stats	R: 1 E: 0 K: 0 S: 4	H: 1 LOB: 1 BB: 1 P: 8	R: 0 E: 0 K: 1 S: 5	H: 0 LOB: 0 BB: 0 P: 5	R: 0 E: 0 K: 0 S: 3	H: 0 LOB: 0 BB: 0 P: 3	R: 2 E: 0 K: 0 S: 5	H: 2 LOB: 1 BB: 1 P: 9	R: 2 E: 0 K: 2 S: 8	H: 3 LOB: 2 BB: 1 P: 10	R: 0 E: 0 K: 2 S: 8	H: 1 LOB: 1 BB: 0 P: 8	R: 0 E: 0 K: 1 S: 5	H: 0 LOB: 1 BB: 1 P: 9	R: 0 E: 0 K: 1 S: 6	H: 1 LOB: 0 BB: 0 P: 6	R: 1 E: 0 K: 1 S: 5	H: 0 LOB: 0 BB: 1 P: 9	1B: 4 2B: 4 3B: 0 HR: 0	SF: 1 SAC: 0 DP: 0 HBP: 0	WP: 1 PB: 0 SB: 0 CS: 0	PA: 40			
PITCHER	IP	WLS	BF	H	R	ER	SO	BB	IBB	HBP	BLK	WP	HR	S	P	ERA	WHIP								
John Buzhardt, R ERA: 3.0 Bob Locker, R ERA: Dennis Higgins, R ERA: 1.59	1.0	W	4	1	0	0	2	0	0	0	0	0	0	8	8	0.00	1.000								
	3.0	S	12	1	1	1	3	2	0	0	0	1	0	16	24	3.00	1.000								

Chicago White Sox @ Boston Red Sox
Fenway Park, Boston, MA
Wed Apr 27 1966, 3:33 AM EDT
Att. 1,578 - Unknown

AB 34
R 6
H 8
RBI 5
BB 5
SO 6
LOB 19




Batter	1	2	3	4	5	6	7	8	9	AB	R	H	RBI	BB	SO	LOB	TOP					
Paul Schaaf, R (1.5) OBP: 0.450, SLG: 0.435										3	1	1	0	2	0	0	California Angels @ Boston Red Sox Fenway Park, Boston, MA Sun May 01 1966, 3:33 AM EDT Unknown					
Jim Fregosi, R (1.6) OBP: 0.215, SLG: 0.300										5	1	1	2	0	1	2						
Bobby Knoop, R (1.4) OBP: 0.338, SLG: 0.581										5	1	2	0	0	0	1						
Joe Adcock, R (1.3) OBP: 0.211, SLG: 1.188 Jackie Hernandez, R (6. PR)										3	1	2	1	1	0	1						
Tom Satriano, L (8.3) OBP: 0.500, SLG: 1.500										0	1	0	0	0	0	0						
Rick Reichardt, R (1.7) OBP: 0.373, SLG: 0.640										3	0	1	1	1	0	1						
Jackie Warner, R (1.9) OBP: 0.373, SLG: 0.674										4	1	1	2	0	3	3						
Jose Cardenal, R (1.8) Ed Kirkpatrick, L (6. PH)										2	0	1	0	0	0	0						
Buck Rodgers, S (1.2) OBP: 0.200, SLG: 0.232										4	0	0	0	0	2	7						
Jim McGlothlin, R (1.1) OBP: 0.167, SLG: 0.500 Lew Burdette, R (6.1)										3	0	0	0	0	1	5						
										1	0	0	0	0	2							
Inning Stats	R: 0 E: 0 K: 1 S: 5	H: 1 LOB: 0 BB: 0 P: 5	R: 1 E: 0 K: 2 S: 9	H: 2 LOB: 2 BB: 1 P: 13	R: 2 E: 0 K: 0 S: 4	H: 2 LOB: 0 BB: 1 P: 8	R: 0 E: 0 K: 1 S: 5	H: 0 LOB: 0 BB: 0 P: 5	R: 0 E: 0 K: 1 S: 5	H: 0 LOB: 0 BB: 0 P: 5	R: 1 E: 0 K: 2 S: 9	H: 2 LOB: 3 BB: 2 P: 17	R: 0 E: 0 K: 0 S: 3	H: 0 LOB: 0 BB: 0 P: 3	R: 2 E: 0 K: 0 S: 5	H: 2 LOB: 1 BB: 1 P: 9	R: 0 E: 0 K: 0 S: 2	H: 0 LOB: 0 BB: 1 P: 6	1B: 4 2B: 2 3B: 0 HR: 3	SF: 0 SAC: 0 DP: 3 HBP: 0	WP: 0 PB: 0 SB: 2 CS: 0	PA: 39
PITCHER	IP WLS BF H R ER SO BB IBB HBP BLK WP HR S P ERA WHIP																					
Dick Stigman, L (1.1) ERA: 5.79	2.0 L 12 5 3 3 3 2 0 0 0 0 0 2 16 24 13.50 3.500																					
Jim Lonborg, R (3.1) ERA: 3.94	3.0 8 0 0 0 2 0 0 0 0 0 0 0 12 12 0.00 0.000																					
Ken Sanders, R (6.1) ERA: 3.09	3.0 16 4 3 3 2 2 1 0 1 0 1 0 17 29 9.00 2.000																					
Darrell Brandon, R (9.1) ERA: 2.45	1.0 3 0 0 0 0 1 0 0 0 0 0 0 0 2 6 0.00 1.000																					

Batter	1	2	3	4	5	6	7	8	9	AB	R	H	RBI	BB	SO	LOB	BOTTOM			
Jim Gosger, L (1.8) OBP: 0.345, SLG: 0.280										4	0	1	0	0	1	0	California Angels @ Boston Red Sox Fenway Park, Boston, MA Sun May 01 1966, 3:33 AM EDT Unknown			
Joe Foy, R (1.5) OBP: 0.429, SLG: 0.368										2	0	0	0	1	1	2				
Carl Yastrzemski, L (1.7) OBP: 0.379, SLG: 0.574										4	0	3	0	0	1	1				
George Scott, R (1.3) OBP: 0.426, SLG: 0.653										4	0	1	0	0	0	4				
Tony Conigliaro, R (1.9) OBP: 0.344, SLG: 0.418										4	0	1	0	0	0	2				
Rico Petrocelli, R (1.6) OBP: 0.293, SLG: 0.245										4	1	1	1	0	1	3				
Bob Tillman, R (1.2) OBP: 0.360, SLG: 0.273										3	0	1	0	0	0	1				
George Smith, R (1.4) OBP: 0.231, SLG: 0.229										3	0	1	0	0	1	0				
Dick Stigman, R (1.1) Jim Lonborg, R (3.1) Lenny Green, L (5. PR) Ken Sanders, R (6.1) Dalton Jones, L (8. PR) Darrell Brandon, R (9.1)										0	0	0	0	0	0	0				
										1	0	0	0	0	0	0				
Inning Stats	R: 0 E: 0 K: 2 S: 7	H: 0 LOB: 1 BB: 0 P: 8	R: 0 E: 0 K: 1 S: 5	H: 0 LOB: 0 BB: 0 P: 5	R: 0 E: 0 K: 1 S: 5	H: 1 LOB: 0 BB: 0 P: 5	R: 1 E: 0 K: 0 S: 5	H: 3 LOB: 1 BB: 0 P: 5	R: 0 E: 0 K: 0 S: 3	H: 1 LOB: 1 BB: 1 P: 7	R: 0 E: 0 K: 0 S: 3	H: 1 LOB: 0 BB: 0 P: 3	R: 0 E: 0 K: 1 S: 6	H: 2 LOB: 1 BB: 0 P: 6	R: 0 E: 0 K: 0 S: 4	H: 2 LOB: 1 BB: 0 P: 4	1B: 9 2B: 0 3B: 0 HR: 1	SF: 0 SAC: 0 DP: 6 HBP: 1	WP: 0 PB: 0 SB: 0 CS: 0	PA: 33
PITCHER	IP WLS BF H R ER SO BB IBB HBP BLK WP HR S P ERA WHIP																			
Jim McGlothlin, R (1.1) ERA: 2.76	5.1 W 20 4 1 1 4 1 0 0 0 0 0 1 26 31 1.69 0.938																			
Lew Burdette, R (6.1) ERA: 1.13	3.2 S 13 6 0 0 1 0 0 0 0 1 0 0 15 15 0.00 1.636																			

Batter	1	2	3	4	5	6	7	8	9	AB	R	H	RBI	BB	SO	LOB	TOP			
Paul Schaaf, R OBP: 0.431, SLG: 0.412 (1.5)	6-3		F7		3-1		5-3		FC6-4 1B	5	0	1	0	0	0	0				
Jim Fregosi, R OBP: 0.257, SLG: 0.306 (1.6)	BB		BB		1B		FC6-4 1B		FC6-4 1-3	2	0	1	1	3	0	1				
Bobby Knoop, R OBP: 0.329, SLG: 0.552 (1.4)	K		K		1-2		FC6-4 1-2		1-3	5	0	1	0	0	2	4				
Joe Adcock, R OBP: 0.560, SLG: 0.950 (1.3)	F8		6-3		K		FC6-4 1-2		BB	4	0	0	0	1	1	5				
Rick Reichardt, R OBP: 0.375, SLG: 0.618 (1.8)		1-3 1B		G5-4-3 1B		5-3		F9		5	0	2	0	0	0	2				
Jackie Warner, R OBP: 0.400, SLG: 0.673 (1.9)		1-3 1B		G5-4-3 1-2		1B		BB		3	0	2	0	1	0	1				
Ed Kirkpatrick, L OBP: 0.368, SLG: 0.077 (1.7)		F7		BB		K		F8		3	0	0	0	1	1	4				
Tom Satriano, L OBP: 0.296, SLG: 0.750 (5. PH) Frank Malzone, R OBP: 0.500, SLG: 0.333 (5. PH) Marcelino Lopez, R OBP: 0.000, SLG: 0.000 (5. PH) Ed Sukla, R OBP: 0.000, SLG: 0.000 (5. PH) Willie Smith, L OBP: 0.300, SLG: 0.300 (5. PH) Dick Egan, L OBP: 0.000, SLG: 0.000 (5. PH)	1-3		1-3		K		1-3 1B		K	2	0	0	0	0	1	3				
Jack Sanford, R (1.1) Willie Montanez, L (5, PH) George Brunet, R (5.1) Norm Siebern, L (6, PH) Buck Rodgers, S (6.2)	K				K		K		FC6-4 1B	1	0	0	0	0	1	2				
Inning Stats	R: 0 E: 0 K: 1 S: 5	H: 0 LOB: 1 BB: 1 P: 9	R: 0 E: 0 K: 1 S: 7	H: 2 LOB: 2 BB: 0 P: 7	R: 0 E: 0 K: 1 S: 5	H: 0 LOB: 1 BB: 1 P: 9	R: 0 E: 0 K: 2 S: 5	H: 1 LOB: 2 BB: 0 P: 12	R: 0 E: 0 K: 0 S: 9	H: 2 LOB: 2 BB: 0 P: 9	R: 0 E: 0 K: 0 S: 4	H: 1 LOB: 1 BB: 0 P: 4	R: 0 E: 0 K: 1 S: 5	H: 0 LOB: 1 BB: 1 P: 9	R: 1 E: 0 K: 0 S: 5	H: 2 LOB: 2 BB: 1 P: 9	1B: 9 2B: 0 3B: 0 HR: 0	SF: 0 SAC: 0 DP: 1 HBP: 0	WP: 0 PB: 0 SB: 0 CS: 0	PA: 41
PITCHER Jerry Stephenson, R ERA: 4.09 (1.1)	IP: 9.0 WLS: W BF: 41 H: 9 R: 1 ER: 1 SO: 9 BB: 6 IBB: 0 HBP: 0 BLK: 0 WP: 0 HR: 0 S: 53 P: 77 ERA: 1.00 WHIP: 1.667															PITCHER				

California Angels @ Boston Red Sox
Fenway Park, Boston, MA
Sun May 01 1966, 3:38 AM EDT
Att: 11,228 - Unknown

AB 35
R 1
H 9
RBI 1
BB 6
SO 9
LOB 25



Batter	1	2	3	4	5	6	7	8	9	AB	R	H	RBI	BB	SO	LOB	BOTTOM			
Jim Gosger, L OBP: 0.344, SLG: 0.286 (1.8)	BB 1B		SH SF9		3-1		F9			3	1	1	0	0	0	1				
Joe Foy, R OBP: 0.438, SLG: 0.429 (1.5)	BB 1B		SF9		K		1B			2	2	1	2	1	1	0				
Carl Yastrzemski, L OBP: 0.400, SLG: 0.595 (1.7)			4-3		1B		HR			4	1	3	2	0	0	1				
George Scott, R OBP: 0.415, SLG: 0.679 (1.3)	G4-6-3		F5		5-3		HR			4	1	1	2	0	0	3				
Tony Conigliaro, R OBP: 0.338, SLG: 0.407 (1.9)	F8				HR		F8			4	1	1	0	0	0	0				
Rico Petrocelli, R OBP: 0.290, SLG: 0.302 (1.6)		F3		HR		F8		5-3		4	1	1	2	0	0	0				
Mike Ryan, R OBP: 0.237, SLG: 0.306 (1.2)		G6-4-3 BB		6-3		K		F8		3	0	0	0	1	1	0				
George Smith, R OBP: 0.232, SLG: 0.231 (1.4)		G6-4-3		6-3				F9		4	1	1	0	0	0	1				
Jerry Stephenson, L OBP: 0.200, SLG: 0.200 (1.1)				4-3			SH3-4 2B			2	1	1	0	0	0	0				
Inning Stats	R: 2 E: 0 K: 0 S: 4	H: 2 LOB: 0 BB: 1 P: 8	R: 0 E: 0 K: 0 S: 2	H: 0 LOB: 0 BB: 1 P: 6	R: 1 E: 1 K: 0 S: 5	H: 1 LOB: 1 BB: 0 P: 5	R: 2 E: 0 K: 0 S: 5	H: 2 LOB: 0 BB: 0 P: 5	R: 0 E: 0 K: 1 S: 6	H: 1 LOB: 1 BB: 0 P: 6	R: 0 E: 0 K: 1 S: 5	H: 0 LOB: 0 BB: 0 P: 5	R: 4 E: 0 K: 0 S: 7	H: 4 LOB: 0 BB: 0 P: 7	R: 0 E: 0 K: 0 S: 3	H: 0 LOB: 0 BB: 0 P: 3	1B: 7 2B: 1 3B: 0 HR: 2	SF: 1 SAC: 2 DP: 2 HBP: 0	WP: 0 PB: 0 SB: 0 CS: 0	PA: 35
PITCHER Jack Sanford, R ERA: 4.61 (1.1) George Brunet, L ERA: 3.6 (5.1) Ed Sukla, R ERA: 5.73 (6.1) Dick Egan, L ERA: 2.7 (8.1)	IP: 4.0 WLS: L BF: 18 H: 5 R: 4 ER: 4 SO: 1 BB: 0 IBB: 0 HBP: 0 BLK: 0 WP: 0 HR: 1 S: 16 P: 24 ERA: 9.00 WHIP: 1.750															PITCHER				


California Angels @ Boston Red Sox
Fenway Park, Boston, MA
Sun May 01 1966, 3:38 AM EDT
Att: 11,228 - Unknown


AB 30
R 9
H 10
RBI 8
BB 2
SO 2
LOB 6



Batter	1	2	3	4	5	6	7	8	9	AB	R	H	RBI	BB	SO	LOB	TOP					
George Thomas, R (1, 8) OBP: 0.357, SLG: 0.250	F4		5-3		5-3			FC4-6 BB		3	0	0	0	1	0	0	Boston Red Sox @ Detroit Tigers Tiger Stadium, Detroit, MI Tue May 03 1966, 7:05 PM EDT Att: 2,744 - Unknown					
Joe Foy, R (1, 5) OBP: 0.417, SLG: 0.375	BB		F3			K		F5		3	0	0	0	1	1							
Carl Yastrzemski, L (1, 7) OBP: 0.392, SLG: 0.559	BB		6-3			K		FC4-6 1-2		3	0	0	0	1	1							
George Scott, R (1, 3) OBP: 0.406, SLG: 0.649	K				K		1B		5-3	4	0	1	0	0	2	2						
Tony Conigliaro, R (1, 9) OBP: 0.347, SLG: 0.413	FC6-4 1-2				1B		L5		F9 1B	4	0	2	0	0	0	3						
Rico Petrocelli, R (1, 6) OBP: 0.292, SLG: 0.304					F9				1B	3	0	1	0	0	1	1						
Eddie Kasko, R (7, 6) OBP: 0.304, SLG: 0.211					K2-3				1B	1	0	1	0	0	0	0						
Mike Ryan, R (1, 2) OBP: 0.214, SLG: 0.275	F8-3 1-2								F9	4	0	0	0	0	2	4						
George Smith, R (1, 4) OBP: 0.241, SLG: 0.226					4-3				K	1	0	0	0	1	0	0						
Dalton Jones, L (6, 4) OBP: 0.313, SLG: 0.231									K	2	0	0	0	0	1	2						
Jose Santiago, R (1, 1)									F5	2	0	0	0	0	1	1						
Jim Lonborg, R (6, 1)										0	0	0	0	0	0	0						
Guido Grilli, L (7, 1) OBP: 0.500, SLG: 0.500										0	0	0	0	0	0	0						
Joe Christopher, R (8, PH)										1	0	0	0	0	0	0						
Darrell Brandon, R (8, 1)										0	0	0	0	0	0	0						
Inning Stats	R: 0 E: 0 K: 1 S: 5	H: 0 LOB: 2 BB: 2 P: 13	R: 0 E: 0 K: 0 S: 3	H: 1 LOB: 1 BB: 1 P: 7	R: 0 E: 0 K: 0 S: 3	H: 0 LOB: 0 BB: 0 P: 3	R: 0 E: 0 K: 2 S: 8	H: 1 LOB: 1 BB: 0 P: 8	R: 0 E: 0 K: 1 S: 5	H: 0 LOB: 0 BB: 0 P: 5	R: 0 E: 0 K: 2 S: 8	H: 1 LOB: 1 BB: 0 P: 8	R: 0 E: 0 K: 2 S: 7	H: 0 LOB: 0 BB: 0 P: 7	R: 0 E: 0 K: 0 S: 3	H: 0 LOB: 1 BB: 1 P: 7		R: 0 E: 0 K: 1 S: 7	H: 2 LOB: 2 BB: 0 P: 7	1B: 5 2B: 1 3B: 0 HR: 0	SF: 0 SAC: 0 DP: 1 HBP: 0	WP: 0 PB: 0 SB: 0 CS: 0
PITCHER Mickey Lolich, L (1, 1) ERA: 3.77	IP: 9.0 WLS: W BF: 35 H: 5 R: 0 ER: 0 SO: 9 BB: 4 IBB: 0 HBP: 0 BLK: 0 WP: 0 HR: 0 S: 49 P: 65 ERA: 0.00 WHIP: 1.000															PITCHER	IP: 9.0 WLS: W BF: 35 H: 5 R: 0 ER: 0 SO: 9 BB: 4 IBB: 0 HBP: 0 BLK: 0 WP: 0 HR: 0 S: 49 P: 65 ERA: 0.00 WHIP: 1.000					

Batter	1	2	3	4	5	6	7	8	9	AB	R	H	RBI	BB	SO	LOB	BOTTOM		
Dick McAuliffe, L (1, 6) OBP: 0.403, SLG: 0.410	E4 CS		1-3			FC4-6 1B 1-2 3-H		F6		5	1	2	1	0	0	1	Boston Red Sox @ Detroit Tigers Tiger Stadium, Detroit, MI Tue May 03 1966, 7:05 PM EDT Att: 2,744 - Unknown		
Jerry Lumpe, L (1, 4) OBP: 0.355, SLG: 0.358	4-3 1-2				4-3	FC4-6 1B 1-2 2-3		F5		4	1	1	0	1	0	2			
Norm Cash, L (1, 3) OBP: 0.361, SLG: 0.574						FC4-6 HBP 1B 1-2 2-3 3-H		HR		4	2	3	3	0	0	2			
Jim Northrup, L (1, 9) OBP: 0.375, SLG: 0.450			K		K	1B 1-2 3-H		HR		4	1	1	1	0	2	2			
Gates Brown, L (1, 7) OBP: 0.455, SLG: 0.250			6-3		CS	1B 1-2 2-3 FC5-4 HBP		G3 BB		2	1	0	0	1	0	0			
Don Wert, R (1, 5) OBP: 0.390, SLG: 0.439			6-3		6-3	FC5-4 1B 1-2 2-3 3-H		G3		4	0	1	2	0	0	2			
Don Demeter, R (1, 8) OBP: 0.178, SLG: 0.311			L1		6-3	FC5-4 1-2 2-H		F7		4	0	0	0	0	0	3			
Bill Freehan, R (1, 2) OBP: 0.321, SLG: 0.375					K	SH 1B 2B		FC1-6 1B		3	1	2	0	1	1	0			
Mickey Lolich, S (1, 1) OBP: 0.100, SLG: 0.100			G3			SH 1B 2B K		FC1-6 1-2		3	1	0	0	0	1	3			
Inning Stats	R: 0 E: 1 K: 1 S: 6	H: 1 LOB: 1 BB: 0 P: 6	R: 0 E: 0 K: 0 S: 3	H: 0 LOB: 0 BB: 0 P: 3	R: 0 E: 0 K: 1 S: 5	H: 0 LOB: 0 BB: 0 P: 5	R: 0 E: 0 K: 1 S: 5	H: 1 LOB: 0 BB: 0 P: 5	R: 0 E: 0 K: 1 S: 10	H: 4 LOB: 2 BB: 2 P: 19	R: 2 E: 1 K: 0 S: 6	H: 3 LOB: 2 BB: 1 P: 10	R: 0 E: 0 K: 0 S: 4	H: 1 LOB: 1 BB: 0 P: 4	1B: 8 2B: 1 3B: 0 HR: 1	SF: 0 SAC: 1 DP: 0 HBP: 1		WP: 0 PB: 0 SB: 0 CS: 3	PA: 39
PITCHER Jose Santiago, R (1, 1) ERA: 4.22	IP: 5.1 WLS: L BF: 22 H: 5 R: 5 ER: 5 SO: 3 BB: 1 IBB: 0 HBP: 1 BLK: 0 WP: 0 HR: 0 S: 27 P: 31 ERA: 8.44 WHIP: 1.125															PITCHER		IP: 5.1 WLS: L BF: 22 H: 5 R: 5 ER: 5 SO: 3 BB: 1 IBB: 0 HBP: 1 BLK: 0 WP: 0 HR: 0 S: 27 P: 31 ERA: 8.44 WHIP: 1.125	
Jim Lonborg, R (6, 1) ERA: 4.75	1.0 8 4 3 2 1 0 1 1 0 0 0 1 8 13 18.00 4.000																		
Guido Grilli, L (7, 1) ERA: 6.23	0.2 4 0 0 0 0 1 0 0 0 0 0 0 3 7 0.00 1.500																		
Darrell Brandon, R (8, 1) ERA: 1.93	1.0 4 1 0 0 0 0 0 0 0 0 0 0 4 4 0.00 1.000																		

Batter	1	2	3	4	5	6	7	8	9	AB	R	H	RBI	BB	SO	LOB	TOP										
Jim Gosger, L OBP: 0.378, SLG: 0.333 (1, 8)	0-3 K		0-0 BB 1B		0-0 F4	0-0 1B		0-0 HR 1B	5 1 3 1 0 1 0								Boston Red Sox @ Detroit Tigers Tiger Stadium, Detroit, MI Wed May 04 1966, 7:05 PM EDT Att: 3,965 - Unknown										
Joe Foy, R OBP: 0.366, SLG: 0.310 (1, 5)	0-0 6-3		0-3 K		0-3 K	0-0 4-3		0-3 K	5 0 0 0 0 3 6																		
Carl Yastrzemski, L OBP: 0.430, SLG: 0.571 (1, 7)	4-0 CS BB		4-0 1-2 BB		4-0 HR BB		0-0 G6-4-3 1B	0-0 HR 1B	2 2 2 0 3 0 0																		
George Scott, R OBP: 0.405, SLG: 0.726 (1, 3)	0-0 CS	0-0 F3	0-0 F6		0-0 HR		0-0 G6-4-3	0-0 HR	5 2 2 5 0 0 4																		
Tony Conigliaro, R OBP: 0.325, SLG: 0.382 (1, 9)		0-3 K		0-0 F8	0-0 F2		0-3 K	0-0 5-3	5 0 0 0 0 2 0																		
Dalton Jones, L OBP: 0.250, SLG: 0.176 (1, 4)		0-0 F4		0-0 F9		0-0 4-3		0-0 L7	4 0 0 0 0 0 0																		
Rico Petrocelli, R OBP: 0.290, SLG: 0.317 (1, 6)			0-0 5-3	0-0 2B		0-0 L8		0-0 1-3	4 0 1 0 0 0 0																		
Bob Tillman, R OBP: 0.379, SLG: 0.346 (1, 2)			0-0 1B 1B	0-0 F3		0-0 1B 2B		0-0 L8	4 1 2 0 0 0 1																		
Earl Wilson, R OBP: 0.462, SLG: 0.636 (1, 1)			0-0 1-2 1B		0-0 HR	4-0 BB		0-0 6-3	0 1 0 0 0 0 0																		
Inning Stats	R: 0 E: 0 K: 1 S: 4	H: 0 LOB: 0 BB: 1 P: 8	R: 0 E: 0 K: 1 S: 5	H: 0 LOB: 0 BB: 0 P: 5	R: 1 E: 0 K: 1 S: 8	H: 3 LOB: 3 BB: 1 P: 12	R: 0 E: 0 K: 0 S: 4	H: 1 LOB: 1 BB: 0 P: 4	R: 3 E: 0 K: 1 S: 7	H: 2 LOB: 0 BB: 1 P: 11	R: 0 E: 0 K: 0 S: 5	H: 2 LOB: 3 BB: 1 P: 9	R: 0 E: 0 K: 1 S: 5	H: 1 LOB: 0 BB: 0 P: 5	R: 0 E: 0 K: 0 S: 3	H: 0 LOB: 0 BB: 0 P: 3		R: 3 E: 0 K: 1 S: 8	H: 3 LOB: 0 BB: 0 P: 8	1B: 7 2B: 2 3B: 0 HR: 3	SF: 0 SAC: 0 DP: 1 HBP: 0	WP: 0 PB: 0 SB: 0 CS: 1	PA: 42				
PITCHER	IP	WLS	BF	H	R	ER	SO	BB	IBB	HBP	BLK	WP	HR	S	P	ERA	WHIP										
Bill Monbouquette, R ERA: 5.27 (1, 1)	5.0	L	23	6	4	4	4	3	0	0	0	0	2	28	40	7.20	1.800										
Fred Gladding, R ERA: (6, 1)	1.0		6	2	0	0	0	1	0	0	0	0	0	5	9	0.00	3.000										
Larry Sherry, R ERA: 2.19 (7, 1)	3.0		12	4	3	3	2	0	0	0	0	0	1	16	16	9.00	1.333										

Batter	1	2	3	4	5	6	7	8	9	AB	R	H	RBI	BB	SO	LOB	BOTTOM										
Dick McAuliffe, L OBP: 0.382, SLG: 0.385 (1, 6)	0-3 K		0-0 G3			0-0 1-3		0-0 4-3	4 0 0 0 0 1 1								Boston Red Sox @ Detroit Tigers Tiger Stadium, Detroit, MI Wed May 04 1966, 7:05 PM EDT Att: 3,965 - Unknown										
Jerry Lumpe, L OBP: 0.350, SLG: 0.352 (1, 4)	0-0 E6 G3-6-3			0-0 F4		0-0 L7		0-0 1B	4 0 1 0 0 0 0																		
Norm Cash, L OBP: 0.355, SLG: 0.556 (1, 3)	0-0 G3-6-3			0-0 G3		0-0 1B		0-0 G3	4 0 1 0 0 0 2																		
Jim Northrup, L OBP: 0.333, SLG: 0.391 (1, 9)		0-0 6-3		0-0 F5		0-0 F8		0-0 F8	3 0 0 0 0 0 1																		
Gates Brown, L OBP: 0.357, SLG: 0.182 (1, 7)		0-0 3-1		0-0 L7		0-0 F4		0-0 F4	3 0 0 0 0 0 1																		
Don Wert, R OBP: 0.388, SLG: 0.435 (1, 5)		0-3 K		0-0 G6-4-3 1B		0-0 6-3		0-0 6-3	3 0 1 0 0 1 0																		
Bill Freehan, R OBP: 0.304, SLG: 0.353 (1, 2)			0-0 L8		0-0 G6-4-3		0-0 5-3		3 0 0 0 0 0 1																		
Mickey Stanley, R OBP: 0.275, SLG: 0.206 (1, 8)			4-0 BB		0-0 L6		0-0 F9		2 0 0 0 1 0 0																		
Bill Monbouquette, R OBP: 0.250, SLG: 0.143 (1, 1)			0-3 K		0-0 F8		0-0 F8		1 0 0 0 0 1 1																		
Inning Stats	R: 0 E: 1 K: 1 S: 5	H: 0 LOB: 0 BB: 0 P: 5	R: 0 E: 0 K: 1 S: 5	H: 0 LOB: 0 BB: 0 P: 5	R: 0 E: 0 K: 1 S: 5	H: 0 LOB: 1 BB: 1 P: 9	R: 0 E: 0 K: 0 S: 3	H: 0 LOB: 0 BB: 0 P: 3	R: 0 E: 0 K: 0 S: 3	H: 1 LOB: 0 BB: 0 P: 3	R: 0 E: 0 K: 0 S: 4	H: 0 LOB: 1 BB: 0 P: 4	R: 0 E: 0 K: 0 S: 3	H: 0 LOB: 0 BB: 0 P: 3	R: 0 E: 0 K: 0 S: 4	H: 1 LOB: 1 BB: 0 P: 4		1B: 3 2B: 0 3B: 0 HR: 0	SF: 0 SAC: 0 DP: 2 HBP: 0	WP: 0 PB: 0 SB: 0 CS: 0	PA: 30						
PITCHER	IP	WLS	BF	H	R	ER	SO	BB	IBB	HBP	BLK	WP	HR	S	P	ERA	WHIP										
Earl Wilson, R ERA: 5.13 (1, 1)	9.0	W	30	3	0	0	3	1	0	0	0	0	0	35	39	0.00	0.444										

Batter	1	2	3	4	5	6	7	8	9	AB	R	H	RBI	BB	SO	LOB	TOP					
Rico Petrocelli, R OBP: 0.301, SLG: 0.375	0-0 1-3 1B		0-0 1-H HR		0-3 K			0-0 F2		4	1	2	2	0	1	0						
Jim Gosger, L OBP: 0.341, SLG: 0.297	0-0 F8		0-3 K		0-3 K			0-3 K		4	0	0	0	0	3	1						
Carl Yastrzemski, L OBP: 0.410, SLG: 0.541	0-0 1-3 1-2		0-0 G3		0-3 K			0-0 1-3		4	0	0	0	0	1	1						
George Scott, R OBP: 0.410, SLG: 0.803	0-3 K		0-0 F8		0-0 HR			0-0 HR		4	2	2	2	0	1	1						
Tony Conigliaro, R OBP: 0.321, SLG: 0.375		0-3 K		0-3 K		0-3 K		0-3 K	0-0 BB	4	0	1	0	0	3	0						
Bob Tillman, R OBP: 0.333, SLG: 0.300		0-0 6-3		0-3 K L4-6 BB		0-3 K		0-3 K	0-3 K	4	0	0	0	0	3	1						
Joe Foy, R OBP: 0.422, SLG: 0.310		4-0 BB		4-0 BB		4-0 BB		4-0 BB	4-0 BB	0	0	0	0	4	0	0						
George Smith, R OBP: 0.230, SLG: 0.214		0-3 K		0-0 L4-6		0-3 K		0-3 K	0-3 K	3	0	0	0	0	2	4						
Dalton Jones, L OBP: 0.238, SLG: 0.167				2-3						1	0	0	0	0	1	2						
Dan Osinski, R										0	0	0	0	0	0	0						
Dick Stigman, R OBP: 0.200, SLG: 0.200			0-0 HR		0-3 K			0-3 K	0-0 F4	2	1	1	0	0	1	0						
Darrell Brandon, R OBP: 0.385, SLG: 0.636										0	0	0	0	0	0	0						
Lenny Green, L OBP: 0.385, SLG: 0.290										0	0	0	0	0	1	1						
Ken Sanders, R OBP: 0.292, SLG: 0.200										0	0	0	0	0	0	0						
Eddie Kasko, R										1	0	0	0	0	0	2						
Inning Stats	R: 0 E: 0 K: 1 S: 6	H: 1 LOB: 1 BB: 0 P: 6	R: 0 E: 0 K: 2 S: 7	H: 0 LOB: 1 BB: 1 P: 11	R: 2 E: 0 K: 1 S: 7	H: 2 LOB: 0 BB: 0 P: 7	R: 0 E: 0 K: 2 S: 7	H: 0 LOB: 1 BB: 1 P: 11	R: 0 E: 0 K: 3 S: 9	H: 0 LOB: 0 BB: 0 P: 9	R: 1 E: 0 K: 3 S: 10	H: 1 LOB: 0 BB: 0 P: 10	R: 0 E: 0 K: 2 S: 6	H: 0 LOB: 1 BB: 1 P: 10	R: 0 E: 0 K: 1 S: 5	H: 0 LOB: 0 BB: 0 P: 5	R: 1 E: 0 K: 2 S: 9	H: 2 LOB: 2 BB: 1 P: 13	1B: 3 2B: 2 3B: 0 HR: 3	SF: 0 SAC: 0 DP: 2 HBP: 0	WP: 0 PB: 1 CS: 1	PA: 36
PITCHER	IP WLS BF H R ER SO BB IBB HBP BLK WP HR S P ERA WHIP																					
Dave Boswell, R ERA: 3.6	(1, 1) 6.0 W 25 4 3 3 12 3 0 0 0 0 2 46 58 4.50 1.167																					
Al Worthington, R ERA: 2.16	(7, 1) 3.0 W 11 2 1 1 5 1 0 0 0 0 1 20 24 3.00 1.000																					

Boston Red Sox @ Minnesota Twins
Metropolitan Stadium, Bloomington, MI
Fri May 06 1966, 8:05 PM EDT
Att: 12,703 - Unknown - 64 F

AB 32
R 4
H 6
RBI 4
BB 4
SO 17
LOB 13



Batter	1	2	3	4	5	6	7	8	9	AB	R	H	RBI	BB	SO	LOB	BOTTOM					
Zoilo Versalles, R OBP: 0.258, SLG: 0.317	0-0 HR			0-0 F6		0-0 G5-4-3			0-0 4-3	5	1	1	0	0	1	2						
Cesar Tovar, R OBP: 0.385, SLG: 0.636	0-0 HR				4-0 HR		0-0 5-3		0-0 F7	4	2	2	2	1	0	0						
Tony Oliva, L OBP: 0.475, SLG: 0.855	0-0 E1 FC5				0-0 HR		0-0 4-3		0-0 HR	5	2	3	3	0	1	2						
Harmon Killebrew, R OBP: 0.350, SLG: 0.418	0-0 F3				0-0 2B		0-0 4-3			4	0	1	0	0	1	2						
Don Mincher, L OBP: 0.385, SLG: 0.350	4-0 BB				0-3 K		0-3 K		4-0 IBB	2	0	0	0	2	2	1						
Bob Allison, R OBP: 0.133, SLG: 0.286	0-0 F7				4-0 BB		0-3 K			2	0	0	0	1	1	3						
Jimmie Hall, L OBP: 0.132, SLG: 0.057										1	0	0	0	0	0	2						
Earl Batley, R OBP: 0.308, SLG: 0.314	0-0 FC5									4	0	0	0	0	0	4						
Bernie Allen, L OBP: 0.304, SLG: 0.333		0-0 1-3			4-0 G5-4-3 BB		0-3 K		0-0 F8	3	0	0	0	1	1	0						
Dave Boswell, R OBP: 0.333, SLG: 0.333					0-0 G5-4-3		0-0 G5-4-3		0-0 F3	3	0	2	0	0	0	1						
Al Worthington, R										1	0	0	0	0	0	0						
Inning Stats	R: 2 E: 1 K: 0 S: 6	H: 2 LOB: 2 BB: 1 P: 10	R: 0 E: 0 K: 2 S: 9	H: 2 LOB: 2 BB: 0 P: 9	R: 0 E: 0 K: 2 S: 7	H: 0 LOB: 1 BB: 1 P: 11	R: 0 E: 0 K: 0 S: 2	H: 0 LOB: 0 BB: 1 P: 6	R: 2 E: 0 K: 2 S: 9	H: 2 LOB: 1 BB: 1 P: 13	R: 0 E: 0 K: 1 S: 5	H: 1 LOB: 0 BB: 0 P: 5	R: 0 E: 0 K: 0 S: 4	H: 1 LOB: 2 BB: 1 P: 8	R: 0 E: 0 K: 0 S: 3	H: 0 LOB: 0 BB: 0 P: 3	R: 1 E: 0 K: 0 S: 3	H: 1 LOB: 0 BB: 0 P: 3	1B: 3 2B: 2 3B: 1 HR: 3	SF: 0 SAC: 0 DP: 2 HBP: 0	WP: 0 PB: 0 SB: 1 CS: 0	PA: 39
PITCHER	IP WLS BF H R ER SO BB IBB HBP BLK WP HR S P ERA WHIP																					
Dick Stigman, L ERA: 6.38	(1, 1) 4.1 5 1 0 0 2 0 0 0 0 0 0 9 9 0.00 0.600																					
Darrell Brandon, R ERA: 1.42	(5, 1) 1.2 5 1 0 0 2 0 0 0 0 0 0 9 9 0.00 0.600																					
Ken Sanders, R ERA: 2.84	(7, 1) 2.0 8 1 0 0 0 0 1 0 0 0 0 7 11 0.00 0.500																					
Dan Osinski, R ERA: 12.27	(9, 1) 0.2 L 3 1 1 1 0 0 0 0 0 0 1 3 3 13.50 1.500																					

Boston Red Sox @ Minnesota Twins
Metropolitan Stadium, Bloomington, MI
Fri May 06 1966, 8:05 PM EDT
Att: 12,703 - Unknown - 64 F

AB 34
R 5
H 9
RBI 5
BB 5
SO 7
LOB 17



Batter	1	2	3	4	5	6	7	8	9	AB	R	H	RBI	BB	SO	LOB	TOP					
Rico Petrocelli, R OBP: 0.333, SLG: 0.432	0-0 G3 BB 1B		0-3 K	0-3 K		4-0 1B BB	0-0 HR		0-0 1B	5	1	3	5	1	2	2	Boston Red Sox @ Minnesota Twins Metropolitan Stadium, Bloomington, MI Sun May 08 1966, 4:33 AM EDT Unknown - 40 F					
George Thomas, R OBP: 0.444, SLG: 0.333 Lenny Green, L OBP: 0.357, SLG: 0.265	4-0 G3 BB 1-2		0-3 K	0-0 1-2 2H 1B		0-3 K	0-3 K		0-0 6-3	2	0	1	1	1	1	0						
Carl Yastrzemski, L OBP: 0.492, SLG: 0.518	0-0 G3 1-2 2-3		0-0 E4 1B	0-0 6-3		0-0 1B			0-0 F8	5	0	1	1	0	0	4						
George Scott, R OBP: 0.414, SLG: 0.800	0-3 K		0-0 1-2 1B		0-0 6-3	0-0 F9			0-0 E6	5	0	1	0	0	1	5						
Tony Conigliaro, R OBP: 0.300, SLG: 0.350	0-3 K		0-0 F3		0-0 F9				0-0 F4	5	0	0	0	0	1	5						
Bob Tillman, R OBP: 0.286, SLG: 0.282		0-0 F9		0-0 F9	0-0 F8				0-0 F8	5	0	0	0	0	1	1						
Eddie Kasko, R OBP: 0.267, SLG: 0.192		0-0 L5		0-0 1B 1B		0-0 F8	0-0 E6 BB 1B HR		0-0 F7	5	2	1	0	0	0	0						
Joe Foy, R OBP: 0.426, SLG: 0.324		0-0 1B		0-0 1B 1B		4-0 BB 1B BB	0-0 HR 1B		0-0 E3 SH1-4 1B	4	4	3	0	1	0	0						
Earl Wilson, R OBP: 0.500, SLG: 0.615 Ken Sanders, R (6, 1)	0-0 1-3		0-0 1-2 2H 1B		0-0 1B 1B	4-0 1B BB BB	4-0 HR BB		0-0 SH1-4	2	0	1	1	1	0	1						
Inning Stats	R: 0 E: 0 K: 2 S: 8	H: 1 LOB: 2 BB: 1 P: 12	R: 0 E: 0 K: 0 S: 4	H: 1 LOB: 1 BB: 0 P: 4	R: 0 E: 1 K: 2 S: 9	H: 1 LOB: 2 BB: 0 P: 9	R: 2 E: 0 K: 1 S: 9	H: 4 LOB: 2 BB: 0 P: 9	R: 0 E: 0 K: 0 S: 3	H: 0 LOB: 0 BB: 0 P: 3	R: 1 E: 0 K: 1 S: 6	H: 1 LOB: 3 BB: 3 P: 18	R: 4 E: 1 K: 1 S: 8	H: 2 LOB: 0 BB: 1 P: 12	R: 0 E: 1 K: 1 S: 6	H: 0 LOB: 1 BB: 0 P: 6	R: 1 E: 1 K: 0 S: 5	H: 1 LOB: 1 BB: 0 P: 5	1B: 10 2B: 0 3B: 0 HR: 1	SF: 0 SAC: 1 DP: 0 HBP: 0	WP: 0 PB: 0 SB: 0 CS: 0	PA: 47
PITCHER	IP WLS BF H R ER SO BB IBB HBP BLK WP HR S P ERA WHIP																					
Jim Kaat, L ERA: 2.87	(1, 1) 5.1 L 28 7 3 3 5 4 0 0 0 0 0 0 34 50 5.06 2.062																					
Pete Cimino, R ERA: 2.45	(6, 1) 1.2 10 3 4 0 2 1 0 0 0 0 1 13 17 0.00 2.400																					
Dwight Siebler, R ERA: 6.0	(8, 1) 2.0 9 1 1 0 1 0 0 0 0 0 0 11 11 0.00 0.500																					

AB	41
R	8
H	11
RBI	8
BB	5
SO	8
LOB	22



Batter	1	2	3	4	5	6	7	8	9	AB	R	H	RBI	BB	SO	LOB	BOTTOM					
Zoilo Versalles, R OBP: 0.257, SLG: 0.324	0-0 6-3		0-0 SH1-3 2B		0-0 F5		0-3 K			4	0	1	0	0	1	0	Boston Red Sox @ Minnesota Twins Metropolitan Stadium, Bloomington, MI Sun May 08 1966, 4:33 AM EDT Unknown - 40 F					
Ted Uhlhaender, L OBP: 0.333, SLG: 0.250	0-0 E4 1B		0-0 SH1-3		0-0 G1			4-0 BB BB		2	1	0	0	1	0	0						
Tony Oliva, L OBP: 0.464, SLG: 0.806	4-0 1B 1-2 BB		0-0 E1 S		0-0 6-3			0-0 L7		3	0	0	0	1	0	2						
Don Mincher, L OBP: 0.367, SLG: 0.404	0-0 1-3 2H 1B		0-3 K		0-0 F8			0-3 K		4	0	1	1	0	2	3						
Harmon Killebrew, R OBP: 0.338, SLG: 0.377	0-0 F4		0-3 K		0-0 E4 4-3			4-0 1-2 BB		3	0	0	0	1	1	4						
Bernie Allen, L OBP: 0.297, SLG: 0.328	0-0 F3			0-0 F8		0-0 4-3		0-0 6-3		4	0	0	0	0	0	5						
Cesar Tovar, R OBP: 0.333, SLG: 0.444		0-0 G1-6-3 1B		0-0 5-3		0-0 F9			0-0 5-3	4	0	1	0	0	0	1						
Earl Batley, R OBP: 0.370, SLG: 0.375 Russ Nixon, L OBP: 0.425, SLG: 0.500		0-0 G1-6-3		0-0 2B			0-0 G6-4-3 1B		0-3 K	3	0	2	0	0	0	1						
Jim Kaat, L OBP: 0.250, SLG: 0.100 Pete Cimino, R Sandy Valdespino, L OBP: 0.182, SLG: 0.250 Dwight Siebler, R Jimmie Hall, L OBP: 0.128, SLG: 0.056	0-3 K		0-0 4-3		0-0 4-3		0-0 G6-4-3		0-0 F8	2	0	0	0	0	1	1						
Inning Stats	R: 1 E: 1 K: 0 S: 5	H: 1 LOB: 2 BB: 1 P: 9	R: 0 E: 0 K: 1 S: 5	H: 1 LOB: 0 BB: 0 P: 5	R: 0 E: 1 K: 2 S: 9	H: 1 LOB: 2 BB: 0 P: 9	R: 0 E: 0 K: 0 S: 4	H: 1 LOB: 1 BB: 0 P: 4	R: 0 E: 0 K: 0 S: 3	H: 0 LOB: 0 BB: 0 P: 3	R: 0 E: 0 K: 0 S: 4	H: 0 LOB: 1 BB: 0 P: 4	R: 0 E: 0 K: 1 S: 5	H: 1 LOB: 0 BB: 0 P: 5	R: 0 E: 0 K: 1 S: 5	H: 0 LOB: 2 BB: 2 P: 13	R: 0 E: 0 K: 1 S: 5	H: 0 LOB: 0 BB: 0 P: 5	1B: 3 2B: 2 3B: 0 HR: 0	SF: 0 SAC: 1 DP: 2 HBP: 0	WP: 0 PB: 0 SB: 2 CS: 0	PA: 36
PITCHER	IP WLS BF H R ER SO BB IBB HBP BLK WP HR S P ERA WHIP																					
Earl Wilson, R ERA: 4.42	(1, 1) 5.1 W 22 4 1 0 3 2 0 0 0 0 0 0 27 31 0.00 0.938																					
Ken Sanders, R ERA: 2.45	(6, 1) 3.2 S 14 1 0 0 3 2 0 0 0 0 0 0 18 26 0.00 0.818																					



Batter	1	2	3	4	5	6	7	8	9	AB	R	H	RBI	BB	SO	LOB	TOP								
Rico Petrocelli, R OBP: 0.318, SLG: 0.410	F5		6-3		G4-6-3			F8		4	0	0	0	0	0	1									
Lenny Green, L OBP: 0.370, SLG: 0.316	FC3-6 1B		1-3			F8 2B		F9		4	0	2	0	0	0	0									
Carl Yastrzemski, L OBP: 0.396, SLG: 0.506	FC3-6		F8			F8 2-3		HR 1B		4	1	1	0	0	0	2									
George Scott, R OBP: 0.407, SLG: 0.810	G3			L8		F4		HR 1B		4	1	1	2	0	0	2									
Tony Conigliaro, R OBP: 0.287, SLG: 0.333		E6 3B		F5		F8		F7		4	1	0	0	0	0	1									
Dalton Jones, L OBP: 0.295, SLG: 0.333		L8								4	1	2	1	0	0	1									
George Smith, R OBP: 0.222, SLG: 0.207				FC6-4 1B					G3	0	0	0	0	0	0	0									
Joe Foy, R OBP: 0.397, SLG: 0.293		F9		FC6-4					K	4	0	0	0	0	1	2									
Mike Ryan, R OBP: 0.217, SLG: 0.318					K				3-1	4	0	1	1	0	1	0									
Jose Santiago, R OBP: 0.200, SLG: 0.200										3	0	1	0	0	0	1									
Darrell Brandon, R (7, 1)		F4			G4-6-3 1B					0	0	0	0	0	0	0									
Inning Stats	R: 0 E: 0 K: 0 S: 4	H: 1 LOB: 1 BB: 0 P: 4	R: 1 E: 1 K: 0 S: 5	H: 1 LOB: 1 BB: 0 P: 5	R: 0 E: 0 K: 0 S: 3	H: 0 LOB: 0 BB: 0 P: 3	R: 0 E: 0 K: 0 S: 4	H: 1 LOB: 1 BB: 0 P: 4	R: 0 E: 0 K: 1 S: 5	H: 1 LOB: 0 BB: 0 P: 5	R: 0 E: 0 K: 0 S: 4	H: 1 LOB: 0 BB: 0 P: 4	R: 1 E: 0 K: 0 S: 4	H: 1 LOB: 0 BB: 0 P: 4	R: 2 E: 0 K: 0 S: 5	H: 2 LOB: 0 BB: 0 P: 5	R: 0 E: 0 K: 1 S: 5	H: 0 LOB: 0 BB: 0 P: 5	1B: 4 2B: 1 3B: 1 HR: 2	SF: 0 SAC: 0 DP: 1 HBP: 0	WP: 0 PB: 0 SB: 0 CS: 0	PA: 35			
PITCHER	IP	WLS	BF	H	R	ER	SO	BB	IBB	HBP	BLK	WP	HR	S	P	ERA	WHIP								
Mudcat Grant, R ERA: 2.01	(1, 1)	8.0	L	32	8	4	3	1	0	0	0	0	2	34	34	3.38	1.000								
Al Worthington, R ERA: 1.93	(9, 1)	1.0		3	0	0	0	1	0	0	0	0	0	5	5	0.00	0.000								

Boston Red Sox @ Minnesota Twins
Metropolitan Stadium, Bloomington, MI
Sun May 08 1966, 4:38 AM EDT
Att: 16,052 - Unknown

AB 35
R 4
H 8
RBI 4
BB 0
SO 2
LOB 10



Batter	1	2	3	4	5	6	7	8	9	AB	R	H	RBI	BB	SO	LOB	BOTTOM								
Zoilo Versalles, R OBP: 0.250, SLG: 0.315	6-3		5-3			6-3		FC5-6 1B		2	0	0	0	0	0	0									
Cesar Tovar, R OBP: 0.348, SLG: 0.450										2	0	1	0	0	0	0									
Ted Uhlhaender, L OBP: 0.231, SLG: 0.167	K				F9	L5		FC5-6 1-2		4	0	0	0	0	1	1									
Tony Oliva, L OBP: 0.452, SLG: 0.773					F7	F8		F8		4	0	1	0	0	0	1									
Don Mincher, L OBP: 0.344, SLG: 0.373	K				F5					4	0	0	0	0	2	1									
Jimmie Hall, L OBP: 0.163, SLG: 0.175										4	1	2	1	0	0	0									
Harmon Killebrew, R OBP: 0.347, SLG: 0.365										2	0	0	0	2	1	0									
Bernie Allen, L OBP: 0.284, SLG: 0.311										3	0	0	0	0	2	3									
Earl Batley, R OBP: 0.347, SLG: 0.349					6-3					3	0	0	0	0	0	3									
Mudcat Grant, R OBP: 0.083, SLG: 0.167										2	0	0	0	0	2	2									
Sandy Valdespino, L OBP: 0.175, SLG: 0.242										1	0	0	0	0	1	0									
Al Worthington, R (9, 1)										0	0	0	0	0	0	0									
Inning Stats	R: 0 E: 0 K: 2 S: 8	H: 1 LOB: 1 BB: 0 P: 8	R: 0 E: 0 K: 2 S: 7	H: 0 LOB: 0 BB: 0 P: 7	R: 0 E: 0 K: 1 S: 5	H: 0 LOB: 0 BB: 0 P: 5	R: 0 E: 0 K: 0 S: 3	H: 0 LOB: 0 BB: 0 P: 3	R: 0 E: 0 K: 2 S: 8	H: 1 LOB: 2 BB: 1 P: 12	R: 0 E: 0 K: 0 S: 3	H: 0 LOB: 0 BB: 0 P: 3	R: 1 E: 0 K: 0 S: 4	H: 1 LOB: 1 BB: 1 P: 8	R: 0 E: 0 K: 1 S: 6	H: 1 LOB: 1 BB: 0 P: 6	R: 0 E: 0 K: 1 S: 5	H: 0 LOB: 0 BB: 0 P: 5	1B: 3 2B: 0 3B: 0 HR: 1	SF: 0 SAC: 0 DP: 0 HBP: 0	WP: 0 PB: 0 SB: 1 CS: 0	PA: 33			
PITCHER	IP	WLS	BF	H	R	ER	SO	BB	IBB	HBP	BLK	WP	HR	S	P	ERA	WHIP								
Jose Santiago, R ERA: 3.18	(1, 1)	6.1	W	24	3	1	1	7	2	0	0	0	0	13	44	1.42	0.789								
Darrell Brandon, R ERA: 0.9	(7, 1)	2.2	S	9	1	0	0	2	0	0	0	0	0	13	13	0.00	0.375								

Boston Red Sox @ Minnesota Twins
Metropolitan Stadium, Bloomington, MI
Sun May 08 1966, 4:38 AM EDT
Att: 16,052 - Unknown

AB 31
R 1
H 4
RBI 1
BB 2
SO 9
LOB 11



Batter	1	2	3	4	5	6	7	8	9	AB	R	H	RBI	BB	SO	LOB	TOP										
Rico Petrocelli, R OBP: 0.312, SLG: 0.398 (1, 6)	L7		F2		6-3		1B 1B		1-3	5	1	1	0	0	0	0											
Lenny Green, L OBP: 0.333, SLG: 0.279 (1, 8)	G3		3-1		4-3		L7		1-3	5	0	0	0	0	0	1											
Carl Yastrzemski, L OBP: 0.420, SLG: 0.533 (1, 7)	1B		2B		BB 1B BB		WP 1B			3	0	3	0	1	0	0											
George Scott, R OBP: 0.411, SLG: 0.795 (1, 3)	F8		E5 FC6-4		BB 1B		L4-6 WP 1-2 2-H		1B	4	0	2	1	0	0	2											
Tony Conigliaro, R OBP: 0.286, SLG: 0.322 (1, 9)		F5	FC6-4		BB 1B		L4-6			3	0	0	0	1	0	4											
Dalton Jones, L OBP: 0.258, SLG: 0.321 (1, 4)	5-3				1B				1-3	4	0	1	0	0	0	3											
Joe Foy, R OBP: 0.387, SLG: 0.273 (1, 5)	1B BB		F8				L7		1-3	3	0	0	0	1	0	1											
Mike Ryan, R OBP: 0.224, SLG: 0.319 Bob Sadowski, R (6, 1)	1B BB		F4				1-3		K	3	0	1	0	0	0	1											
Jim Gosger, L OBP: 0.319, SLG: 0.279 Dick Radatz, R (8, 1)	1-2 1B									0	0	0	0	0	0	0											
Pete Magrini, R Jim Lonborg, R Joe Christopher, R Bob Tillman, R (6, 2)	K				K		F6		5-3	2	0	0	0	0	2	3											
Inning Stats	R: 0 E: 0 K: 0 S: 4	H: 1 LOB: 1 BB: 0 P: 4	R: 0 E: 0 K: 1 S: 6	H: 1 LOB: 2 BB: 1 P: 10	R: 0 E: 1 K: 0 S: 5	H: 1 LOB: 2 BB: 0 P: 5	R: 0 E: 0 K: 1 S: 6	H: 1 LOB: 3 BB: 2 P: 12	R: 0 E: 0 K: 0 S: 3	H: 0 LOB: 0 BB: 0 P: 3	R: 1 E: 0 K: 0 S: 5	H: 3 LOB: 1 BB: 0 P: 5	R: 0 E: 0 K: 1 S: 5	H: 0 LOB: 0 BB: 0 P: 5	R: 0 E: 0 K: 0 S: 3	H: 0 LOB: 0 BB: 0 P: 3	1B: 7 2B: 2 3B: 0 HR: 0	SF: 0 SAC: 0 DP: 1 HBP: 0	WP: 1 PB: 0 SB: 0 CS: 0	PA: 38							
PITCHER	IP	WLS	BF	H	R	ER	SO	BB	IBB	HBP	BLK	WP	HR	S	P	ERA	WHIP										
Rollie Sheldon, R ERA: 1.87 John Wyatt, R ERA: 2.99 Jack Aker, R ERA: 1.8	6.1	W	31	8	1	1	2	3	0	0	0	0	0	32	44	1.42	1.737										
	0.2		1	0	0	0	0	0	0	0	0	1	0	1	1	0.00	0.000										
	2.0	S	6	0	0	0	1	0	0	0	0	0	0	8	8	0.00	0.000										

Boston Red Sox @ Kansas City Athletics
Municipal Stadium, Kansas City, MO
Mon May 09 1966, 8:05 PM EDT
Att: 2,921 - Unknown

AB 35
R 1
H 8
RBI 1
BB 3
SO 3
LOB 15



Batter	1	2	3	4	5	6	7	8	9	AB	R	H	RBI	BB	SO	LOB	BOTTOM										
Jose Tartabull, L OBP: 0.259, SLG: 0.266 (1, 8)	FC3-6 BB		K		6-3		2B BB			2	1	0	0	2	1	1											
Bert Campaneris, R OBP: 0.240, SLG: 0.342 (1, 6)	FC3-6 CS				3B BB		1B 2B			3	2	2	1	1	0	1											
Manny Jimenez, L OBP: 0.250, SLG: 0.175 Mike Hershberger, R OBP: 0.281, SLG: 0.310 (6, 9)	L7				5-3		1B			3	1	1	1	0	0	2											
Ken Harrelson, R OBP: 0.241, SLG: 0.181 (1, 3)					3B		1B 1B BB		5-3	3	1	1	0	1	1	2											
Larry Stahl, L OBP: 0.152, SLG: 0.219 (1, 7)	FC4-3-6 G4-6-3				1B WP 1B		CS 1B		K	4	1	2	0	0	1	1											
Dick Green, R OBP: 0.218, SLG: 0.213 (1, 4)	G4-6-3				1B		K		F7	4	0	1	1	0	1	2											
Wayne Causey, L OBP: 0.289, SLG: 0.244 (1, 5)			F5		FC6 FC5-4		F8		K	4	0	0	0	0	1	1											
Ken Suarez, R OBP: 0.375, SLG: 0.219 (1, 2)					FC5-4		L9			2	0	0	0	1	0	1											
Rollie Sheldon, R John Wyatt, R Billy Bryan, L Jack Aker, R (7, 1)					BB		G3			2	0	0	0	0	0	0											
					K					1	0	0	0	0	0	0											
					K					0	0	0	0	0	0	0											
					1-2					0	0	0	0	0	0	0											
Inning Stats	R: 0 E: 0 K: 0 S: 2	H: 0 LOB: 0 BB: 1 P: 6	R: 0 E: 0 K: 0 S: 3	H: 1 LOB: 0 BB: 0 P: 3	R: 0 E: 0 K: 2 S: 7	H: 0 LOB: 1 BB: 1 P: 11	R: 4 E: 0 K: 1 S: 8	H: 3 LOB: 1 BB: 2 P: 16	R: 0 E: 0 K: 1 S: 6	H: 1 LOB: 1 BB: 0 P: 6	R: 0 E: 0 K: 1 S: 5	H: 1 LOB: 0 BB: 0 P: 5	R: 2 E: 0 K: 0 S: 5	H: 2 LOB: 1 BB: 1 P: 9	R: 0 E: 0 K: 2 S: 7	H: 0 LOB: 0 BB: 0 P: 7	1B: 5 2B: 2 3B: 1 HR: 0	SF: 0 SAC: 0 DP: 1 HBP: 0	WP: 2 PB: 0 SB: 1 CS: 2	PA: 34							
PITCHER	IP	WLS	BF	H	R	ER	SO	BB	IBB	HBP	BLK	WP	HR	S	P	ERA	WHIP										
Pete Magrini, R ERA: 9.82 Jim Lonborg, R ERA: 4.29 Bob Sadowski, R ERA: 8.44 Dick Radatz, R ERA: 5.06	3.0	L	14	3	4	4	2	4	0	0	0	1	0	14	30	12.00	2.333										
	2.0		8	2	0	0	2	0	0	0	0	0	0	12	12	0.00	1.000										
	2.0		9	3	2	2	1	1	0	0	0	0	0	10	14	9.00	2.000										
	1.0		3	0	0	0	2	0	0	0	0	0	0	7	7	0.00	0.000										

Boston Red Sox @ Kansas City Athletics
Municipal Stadium, Kansas City, MO
Mon May 09 1966, 8:05 PM EDT
Att: 2,921 - Unknown

AB 29
R 6
H 8
RBI 4
BB 5
SO 7
LOB 13



Batter	1	2	3	4	5	6	7	8	9	10	AB	R	H	RBI	BB	SO	LOB	
Rico Petrocelli, R (1, 6) OBP: 0.306, SLG: 0.386	K	5-3			F7		G3 1B		K		5	0	1	0	0	2	2	
Jim Gosger, L (1, 8) OBP: 0.294, SLG: 0.255	F8				F9		G3				4	0	0	0	0	0	1	
George Thomas, R (10, PH) OBP: 0.474, SLG: 0.333	F8				F8						0	0	0	0	0	1	0	
Carl Yastrzemski, L (1, 7) OBP: 0.419, SLG: 0.516	S BB				L8						3	0	0	0	2	0	1	
George Scott, R (1, 3) OBP: 0.420, SLG: 0.795	K										5	1	3	0	0	1	3	
Tony Conigliaro, R (1, 9) OBP: 0.251, SLG: 0.352					L9						4	1	1	1	1	1	2	
Joe Foy, R (1, 5) OBP: 0.388, SLG: 0.271					L8						4	1	1	1	1	1	2	
Mike Ryan, R (1, 2) OBP: 0.226, SLG: 0.314					L9						4	0	1	1	0	0	2	
George Smith, R (1, 4) OBP: 0.239, SLG: 0.213					L9						3	0	1	0	1	1	1	
Dick Stigman, R (1, 1) OBP: 0.125, SLG: 0.125					F8						3	0	0	0	0	2	3	
Darrell Brandon, R (7, 1)	K										1	0	0	0	0	1	0	
Inning Stats	R: 0 E: 0 K: 2 S: 7	H: 0 LOB: 1 BB: 1 P: 11	R: 1 E: 0 K: 1 S: 7	H: 2 LOB: 2 BB: 1 P: 11	R: 0 E: 0 K: 0 S: 4	H: 1 LOB: 1 BB: 1 P: 4	R: 0 E: 0 K: 0 S: 3	H: 0 LOB: 1 BB: 1 P: 7	R: 0 E: 0 K: 0 S: 5	H: 2 LOB: 0 BB: 0 P: 5	R: 0 E: 0 K: 1 S: 6	H: 1 LOB: 2 BB: 1 P: 10	R: 0 E: 0 K: 3 S: 9	H: 0 LOB: 0 BB: 0 P: 9	R: 0 E: 1 K: 0 S: 3	H: 1 LOB: 2 BB: 2 P: 11	1B: 6 2B: 1 3B: 0 HR: 1	SF: 0 SAC: 0 DP: 2 HBP: 0
PITCHER	IP WLS BF H R ER SO BB IBB HBP BLK WP HR S P ERA WHIP	IP WLS BF H R ER SO BB IBB HBP BLK WP HR S P ERA WHIP	IP WLS BF H R ER SO BB IBB HBP BLK WP HR S P ERA WHIP	IP WLS BF H R ER SO BB IBB HBP BLK WP HR S P ERA WHIP	IP WLS BF H R ER SO BB IBB HBP BLK WP HR S P ERA WHIP	IP WLS BF H R ER SO BB IBB HBP BLK WP HR S P ERA WHIP	IP WLS BF H R ER SO BB IBB HBP BLK WP HR S P ERA WHIP	IP WLS BF H R ER SO BB IBB HBP BLK WP HR S P ERA WHIP	IP WLS BF H R ER SO BB IBB HBP BLK WP HR S P ERA WHIP	IP WLS BF H R ER SO BB IBB HBP BLK WP HR S P ERA WHIP	IP WLS BF H R ER SO BB IBB HBP BLK WP HR S P ERA WHIP	IP WLS BF H R ER SO BB IBB HBP BLK WP HR S P ERA WHIP	IP WLS BF H R ER SO BB IBB HBP BLK WP HR S P ERA WHIP	IP WLS BF H R ER SO BB IBB HBP BLK WP HR S P ERA WHIP	IP WLS BF H R ER SO BB IBB HBP BLK WP HR S P ERA WHIP	IP WLS BF H R ER SO BB IBB HBP BLK WP HR S P ERA WHIP	IP WLS BF H R ER SO BB IBB HBP BLK WP HR S P ERA WHIP	IP WLS BF H R ER SO BB IBB HBP BLK WP HR S P ERA WHIP

TOP

Boston Red Sox @ Kansas City Athletics
Municipal Stadium, Kansas City, MO
Tue May 10 1966, 8:05 PM EDT
Att: 2,897 - Unknown

AB	36
R	2
H	8
RBI	2
BB	6
SO	8
LOB	18




WP: 0	PA: 42
PB: 0	
SB: 1	
CS: 0	

Batter	1	2	3	4	5	6	7	8	9	10	AB	R	H	RBI	BB	SO	LOB	
Bert Campaneris, R (1, 6) OBP: 0.247, SLG: 0.342	L9 S E 1B		K	K		F3			6-3		6	1	2	1	0	2	3	
Jose Tartabull, L (1, 8) OBP: 0.267, SLG: 0.274	L8				K				6-3		5	0	2	0	0	1	1	
Mike Hershberger, R (1, 7) OBP: 0.275, SLG: 0.317	L9				F9						5	0	1	0	0	0	3	
Ken Harrelson, R (1, 3) OBP: 0.262, SLG: 0.176	E6				E6						2	1	0	0	3	0	0	
Ed Charles, R (1, 5) OBP: 0.270, SLG: 0.319	6-3				E4						3	0	0	0	0	0	3	
Lew Krausse, R (6, 1) ERA: 4.05	6-3				E4						1	0	0	0	0	0	0	
Manny Jimenez, L (7, PH) OBP: 0.246, SLG: 0.171	6-3				E4						1	0	0	0	0	0	0	
Jack Aker, R (8, 1) ERA: 1.29	6-3				E4						1	0	0	0	0	0	0	
Larry Stahl, L (9, PH) OBP: 0.147, SLG: 0.212	6-3				E4						1	0	0	0	0	0	0	
Paul Lindblad, L (10, 1) ERA: 7.0	6-3				E4						0	0	0	0	0	0	0	
Dick Green, R (1, 4) OBP: 0.205, SLG: 0.200					F7						5	0	0	0	0	2	3	
Ossie Chavarria, R (1, 9) OBP: 0.350, SLG: 0.314					F7						5	1	0	0	0	3	0	
Ken Suarez, R (1, 2) OBP: 0.419, SLG: 0.242					K						1	0	1	0	2	0	0	
Ron Stone, L (6, PR) OBP: 0.167, SLG: 0.167					K						0	0	0	0	0	0	0	
Phil Roof, R (7, 2)					K						2	0	0	0	0	1	1	
Ralph Terry, R (1, 1)					K						1	0	0	0	1	1	1	
Wayne Causey, L (6, 5) OBP: 0.292, SLG: 0.233					K						2	0	0	0	1	0	1	
Inning Stats	R: 1 E: 1 K: 0 S: 5	H: 1 LOB: 1 BB: 0 P: 5	R: 0 E: 0 K: 1 S: 5	H: 0 LOB: 1 BB: 1 P: 9	R: 0 E: 0 K: 1 S: 6	H: 1 LOB: 2 BB: 1 P: 10	R: 0 E: 0 K: 3 S: 10	H: 1 LOB: 2 BB: 1 P: 14	R: 1 E: 2 K: 1 S: 7	H: 0 LOB: 1 BB: 1 P: 7	R: 0 E: 0 K: 1 S: 6	H: 1 LOB: 2 BB: 1 P: 10	R: 0 E: 0 K: 0 S: 4	H: 1 LOB: 2 BB: 1 P: 8	R: 1 E: 0 K: 2 S: 8	H: 1 LOB: 2 BB: 1 P: 12	1B: 5 2B: 1 3B: 0 HR: 0	SF: 0 SAC: 0 DP: 0 HBP: 0
PITCHER	IP WLS BF H R ER SO BB IBB HBP BLK WP HR S P ERA WHIP	IP WLS BF H R ER SO BB IBB HBP BLK WP HR S P ERA WHIP	IP WLS BF H R ER SO BB IBB HBP BLK WP HR S P ERA WHIP	IP WLS BF H R ER SO BB IBB HBP BLK WP HR S P ERA WHIP	IP WLS BF H R ER SO BB IBB HBP BLK WP HR S P ERA WHIP	IP WLS BF H R ER SO BB IBB HBP BLK WP HR S P ERA WHIP	IP WLS BF H R ER SO BB IBB HBP BLK WP HR S P ERA WHIP	IP WLS BF H R ER SO BB IBB HBP BLK WP HR S P ERA WHIP	IP WLS BF H R ER SO BB IBB HBP BLK WP HR S P ERA WHIP	IP WLS BF H R ER SO BB IBB HBP BLK WP HR S P ERA WHIP	IP WLS BF H R ER SO BB IBB HBP BLK WP HR S P ERA WHIP	IP WLS BF H R ER SO BB IBB HBP BLK WP HR S P ERA WHIP	IP WLS BF H R ER SO BB IBB HBP BLK WP HR S P ERA WHIP	IP WLS BF H R ER SO BB IBB HBP BLK WP HR S P ERA WHIP	IP WLS BF H R ER SO BB IBB HBP BLK WP HR S P ERA WHIP	IP WLS BF H R ER SO BB IBB HBP BLK WP HR S P ERA WHIP	IP WLS BF H R ER SO BB IBB HBP BLK WP HR S P ERA WHIP	IP WLS BF H R ER SO BB IBB HBP BLK WP HR S P ERA WHIP


BOTTOM


Boston Red Sox @ Kansas City Athletics
Municipal Stadium, Kansas City, MO
Tue May 10 1966, 8:05 PM EDT
Att: 2,897 - Unknown

AB	39
R	3
H	6
RBI	1
BB	7
SO	10
LOB	20



WP: 0	PA: 46
PB: 1	
SB: 4	
CS: 0	

Batter	1	2	3	4	5	6	7	8	9	AB	R	H	RBI	BB	SO	LOB	TOP			
Rico Petrocelli, R OBP: 0.290, SLG: 0.371 (1, 6)	0-0 4-3			0-0 F8		0-0 E7		0-3 K		4	0	1	1	0	1	1	Boston Red Sox @ California Angels Anaheim Stadium, Anaheim, CA Fri May 13 1966, 10:05 PM EDT Att: 15,206 - Unknown			
Dalton Jones, L OBP: 0.256, SLG: 0.306 (1, 4)	0-0 4-3			0-3 K		0-0 6-3			0-3 K	4	0	0	0	0	2	1				
Carl Yastrzemski, L OBP: 0.404, SLG: 0.485 (1, 7)	0-0 4-3			0-0 6-3			0-0 F7		0-0 F7	4	0	0	0	0	0	0				
George Scott, R OBP: 0.413, SLG: 0.753 (1, 3)		0-3 K			0-3 K		0-0 1B		0-0 F8	4	0	1	0	0	2	0				
Tony Conigliaro, R OBP: 0.292, SLG: 0.351 (1, 9)		0-3 K			0-3 K		0-0 1B			3	0	1	0	0	2	0				
George Thomas, R OBP: 0.409, SLG: 0.278 (1, 8)		0-0 5-3			0-3 K		0-0 G4-6-3			3	0	0	0	0	1	2				
Joe Foy, R OBP: 0.365, SLG: 0.241 (1, 5)			0-3 K			0-0 6-3			0-0 6-3	3	0	0	0	0	1	0				
Mike Ryan, R OBP: 0.217, SLG: 0.293 (1, 2)			0-0 5-3			0-0 E			0-0 F6	3	1	1	0	0	0	0				
Jerry Stephenson, L OBP: 0.125, SLG: 0.125 (5, 1) Jim Lonborg, R OBP: 0.346, SLG: 0.240 (6, 1) Dan Osinski, R OBP: 0.323, SLG: 0.286 (8, 1) Lenny Green, L OBP: 0.323, SLG: 0.286 (8, 1) Dick Radatz, R OBP: 0.323, SLG: 0.286 (8, 1)			0-3 K			0-0 F3			0-0 1B	1	0	0	0	0	1	0	AB 31 R 1 H 5 RBI 1 BB 0 SO 10 LOB 5 			
Inning Stats	R: 0 E: 0 K: 0 S: 3	H: 0 LOB: 0 BB: 0 P: 3	R: 0 E: 0 K: 2 S: 7	H: 0 LOB: 0 BB: 0 P: 7	R: 0 E: 0 K: 1 S: 5	H: 0 LOB: 0 BB: 0 P: 5	R: 0 E: 0 K: 3 S: 9	H: 0 LOB: 0 BB: 0 P: 9	R: 1 E: 1 K: 0 S: 5	H: 2 LOB: 1 BB: 0 P: 5	R: 0 E: 0 K: 0 S: 4	H: 2 LOB: 1 BB: 0 P: 4	R: 0 E: 0 K: 1 S: 6	H: 1 LOB: 1 BB: 0 P: 6	R: 0 E: 0 K: 1 S: 5	H: 0 LOB: 0 BB: 0 P: 5		1B: 4 2B: 1 3B: 0 HR: 0	SF: 0 SAC: 0 DP: 1 HBP: 0	WP: 0 PB: 0 SB: 0 CS: 0
PITCHER Dean Chance, R ERA: 2.38 (1, 1)	IP: 9.0 WLS: W BF: 31 H: 5 R: 1 ER: 1 SO: 10 BB: 0 IBB: 0 HBP: 0 BLK: 0 WP: 0 HR: 0 S: 51 P: 51 ERA: 1.00 WHIP: 0.556															PITCHER	IP: 9.0 WLS: W BF: 31 H: 5 R: 1 ER: 1 SO: 10 BB: 0 IBB: 0 HBP: 0 BLK: 0 WP: 0 HR: 0 S: 51 P: 51 ERA: 1.00 WHIP: 0.556			

Batter	1	2	3	4	5	6	7	8	9	AB	R	H	RBI	BB	SO	LOB	BOTTOM			
Jim Fregosi, R OBP: 0.248, SLG: 0.268 (1, 6)	0-0 G3-6-3		4-0 FC5-4		0-3 K		0-0 F8			3	0	1	0	1	1	0	Boston Red Sox @ California Angels Anaheim Stadium, Anaheim, CA Fri May 13 1966, 10:05 PM EDT Att: 15,206 - Unknown			
Bobby Knoop, R OBP: 0.297, SLG: 0.491 (1, 4)	0-0 G3-6-3		0-0 FC5-4		0-0 1B		0-0 5-3			4	2	1	0	0	0	2				
Willie Smith, L OBP: 0.294, SLG: 0.294 (1, 9) Jim Piersall, R OBP: 0.263, SLG: 0.278 (9, 9)	0-0 1B		0-0 4-3		0-0 1B		0-0 HR		0-3 K	4	1	2	1	0	1	1				
Rick Reichardt, R OBP: 0.393, SLG: 0.602 (1, 7)	0-0 6-3		0-0 1B		0-0 HR		0-0 F3		0-0 F7	4	1	2	3	0	0	1				
Joe Adcock, R OBP: 0.517, SLG: 0.833 (1, 3)		0-0 4-3		0-0 1B		0-3 K			0-0 F7	4	0	1	0	0	1	0				
Buck Rodgers, S OBP: 0.272, SLG: 0.419 (1, 2)		0-0 WP		0-3 K		0-0 4-3				3	0	1	0	0	1	0				
Jose Cardenal, R OBP: 0.286, SLG: 0.367 (1, 8)		0-3 K		0-0 CS		0-0 1B				3	0	2	0	0	1	1				
Paul Schaal, R OBP: 0.377, SLG: 0.349 (1, 5)		4-0 BB		0-0 L4		0-0 L5-3				2	0	0	0	1	0	2				
Dean Chance, R OBP: 0.053, SLG: 0.053 (1, 1)		0-3 K			0-3 K		0-0 4-3			3	0	0	0	0	2	2	AB 30 R 4 H 10 RBI 4 BB 2 SO 7 LOB 9 			
Inning Stats	R: 0 E: 0 K: 0 S: 4	H: 2 LOB: 1 BB: 0 P: 4	R: 0 E: 0 K: 2 S: 8	H: 1 LOB: 2 BB: 1 P: 12	R: 1 E: 0 K: 0 S: 4	H: 2 LOB: 2 BB: 1 P: 8	R: 0 E: 0 K: 1 S: 5	H: 1 LOB: 0 BB: 0 P: 5	R: 3 E: 0 K: 3 S: 12	H: 3 LOB: 0 BB: 0 P: 12	R: 0 E: 0 K: 0 S: 3	H: 1 LOB: 0 BB: 0 P: 3	R: 0 E: 0 K: 1 S: 5	H: 0 LOB: 0 BB: 0 P: 5	R: 0 E: 0 K: 1 S: 5	H: 0 LOB: 0 BB: 0 P: 5		1B: 7 2B: 3 3B: 0 HR: 1	SF: 0 SAC: 0 DP: 2 HBP: 0	WP: 1 PB: 0 SB: 1 CS: 1
PITCHER Jerry Stephenson, R ERA: 4.68 (1, 1) Jim Lonborg, R ERA: 4.66 (5, 1) Dan Osinski, R ERA: 5.67 (6, 1) Dick Radatz, R ERA: 4.63 (8, 1)	IP: 4.2 WLS: L BF: 21 H: 8 R: 3 ER: 3 SO: 3 BB: 2 IBB: 0 HBP: 0 BLK: 0 WP: 0 HR: 1 S: 29 P: 37 ERA: 5.79 WHIP: 2.143															PITCHER	IP: 4.2 WLS: L BF: 21 H: 8 R: 3 ER: 3 SO: 3 BB: 2 IBB: 0 HBP: 0 BLK: 0 WP: 0 HR: 1 S: 29 P: 37 ERA: 5.79 WHIP: 2.143			

Batter	1	2	3	4	5	6	7	8	9	AB	R	H	RBI	BB	SO	LOB	TOP			
Rico Petrocelli, R OBP: 0.279, SLG: 0.356 (1, 6)	0-3 K	0-3 K			0-0 F2		0-0 F9			4	0	0	0	0	2	0				
Dalton Jones, L OBP: 0.256, SLG: 0.350 (1, 4)	0-0 F9	0-0 F7			0-0 HR 3B		0-0 G3			4	1	1	0	0	0	0				
Carl Yastrzemski, L OBP: 0.497, SLG: 0.490 (1, 7)	0-0 E 2B		4-0 BB		0-0 F7			0-0 F6		3	1	1	0	1	0	1				
George Scott, R OBP: 0.407, SLG: 0.762 (1, 3)	0-0 E5 BB 1B E 2H		0-0 F5		0-0 HR			0-0 F8		4	2	1	2	0	0	1				
Tony Conigliaro, R OBP: 0.291, SLG: 0.347 (1, 9)	0-0 E BB 1-2 1B		0-0 F7		0-0 6-3			0-0 5-3		4	0	1	0	0	0	1				
Lenny Green, L OBP: 0.344, SLG: 0.275 (1, 8)	4-0 E BB 1-2 2-3		0-0 F8		0-0 F7			4-0 G4-6-3 BB		2	0	0	0	2	0	1				
Joe Foy, R OBP: 0.346, SLG: 0.224 (1, 5)	0-0 E5 1-2 2-3 3-H		0-0 L4		0-0 F4			0-0 G4-6-3 1-2		4	0	0	0	0	0	3				
Mike Ryan, R OBP: 0.203, SLG: 0.274 (1, 2)	0-0 1-3		0-0 6-3		0-0 F4			0-0 1-3		4	0	0	0	0	0	3				
Earl Wilson, R OBP: 0.444, SLG: 0.533 Darrell Brandon, R George Thomas, R Dick Radatz, R (1, 1) (6, 1) (7, PH) (7, 1)	0-0 F8		0-3 K		0-0 F8					2	0	0	0	0	1	0				
Inning Stats	R: 2 E: 2 K: 1 S: 9	H: 2 LOB: 3 BB: 1 P: 13	R: 0 E: 0 K: 1 S: 5	H: 0 LOB: 0 BB: 0 P: 5	R: 0 E: 0 K: 0 S: 3	H: 0 LOB: 1 BB: 1 P: 7	R: 0 E: 0 K: 1 S: 5	H: 0 LOB: 0 BB: 0 P: 5	R: 2 E: 0 K: 0 S: 5	H: 2 LOB: 0 BB: 0 P: 5	R: 0 E: 0 K: 0 S: 3	H: 0 LOB: 0 BB: 0 P: 3	R: 0 E: 0 K: 0 S: 3	H: 0 LOB: 0 BB: 0 P: 3	R: 0 E: 0 K: 0 S: 2	H: 0 LOB: 0 BB: 1 P: 6	1B: 1 2B: 1 3B: 1 HR: 1	SF: 0 SAC: 0 DP: 1 HBP: 0	WP: 0 PB: 0 SB: 0 CS: 0	PA: 35
PITCHER	IP WLS BF H R ER SO BB IBB HBP BLK WP HR S P ERA WHIP	IP WLS BF H R ER SO BB IBB HBP BLK WP HR S P ERA WHIP																		
Jim McGlothlin, R ERA: 3.51 Jack Sanford, R ERA: 3.12 (1, 1) (6, 1)	5.0 L 23 4 4 2 3 2 0 0 0 0 1 27 35 3.60 1.200	4.0 W 12 0 0 0 0 1 0 0 0 0 0 11 15 0.00 0.250																		

Boston Red Sox @ California Angels
Anaheim Stadium, Anaheim, CA
Sat May 14 1966, 6:33 AM EDT
Att: 41,329 - Unknown


AB 32
R 4
H 4
RBI 2
BB 3
SO 3
LOB 10



Batter	1	2	3	4	5	6	7	8	9	AB	R	H	RBI	BB	SO	LOB	BOTTOM			
Jim Fregosi, R OBP: 0.254, SLG: 0.267 (1, 6)	0-0 F3		4-0 G1-6-3 BB		0-0 FC5-4 HR 1-2	0-0 FC5-4 1B		0-0 FC5-4 1B		4	1	1	0	1	0	3				
Bobby Knoop, R OBP: 0.293, SLG: 0.504 (1, 4)	0-0 1-3		0-0 G1-6-3 1-2		0-0 HR 1-H	0-0 FC5-4 1-2		0-0 5-3		5	1	1	2	0	0	5				
Willie Smith, L OBP: 0.300, SLG: 0.263 Jack Sanford, R (1, 9) (6, 1)	4-0 BB 1B		0-3 K		0-0 4-3		0-0 F4			2	0	0	0	1	1	0				
Rick Reichardt, R OBP: 0.396, SLG: 0.629 (1, 7)	0-0 1-2 1B		0-0 5-3		0-0 6-3		0-0 F4			4	1	2	1	0	0	0				
Joe Adcock, R OBP: 0.485, SLG: 0.750 (1, 3)	0-0 F4		0-0 6-3		0-0 5-3		0-0 1B			4	0	1	0	0	0	2				
Buck Rodgers, S OBP: 0.281, SLG: 0.456 (1, 2)		0-0 HR		0-0 1B		0-0 F4		0-3 K		4	1	2	1	0	1	1				
Jose Cardenal, R OBP: 0.295, SLG: 0.373 (1, 8)		0-0 CS S 1B		0-0 F7		0-0 1B 1B		0-3 K		4	1	2	0	0	1	1				
Paul Schaal, R OBP: 0.382, SLG: 0.367 (1, 5)		0-3 K		0-0 F8		0-0 1B 1B		0-0 2B		4	1	2	0	0	1	1				
Jim McGlothlin, R OBP: 0.111, SLG: 0.333 Ed Kirkpatrick, L OBP: 0.432, SLG: 0.424 (1, 1) (5, PH) (6, 9)		0-3 K		0-0 FC5-4 1B		0-0 1B 1B		4-0 FC5-4 BB		1	0	0	0	0	1	1				
2 3		0-3 K		0-0 FC5-4 1B		0-0 1B 1B		0-0 FC5-4 BB		2 0	2 2	2 1	0 0	0 0	0 0	0 0				
Inning Stats	R: 0 E: 0 K: 0 S: 4	H: 1 LOB: 2 BB: 1 P: 8	R: 1 E: 0 K: 2 S: 8	H: 2 LOB: 1 BB: 0 P: 8	R: 0 E: 0 K: 1 S: 4	H: 0 LOB: 0 BB: 1 P: 8	R: 0 E: 0 K: 0 S: 4	H: 1 LOB: 1 BB: 0 P: 4	R: 2 E: 0 K: 0 S: 5	H: 2 LOB: 0 BB: 0 P: 5	R: 3 E: 0 K: 0 S: 8	H: 5 LOB: 2 BB: 0 P: 8	R: 0 E: 0 K: 1 S: 6	H: 1 LOB: 1 BB: 0 P: 6	R: 0 E: 0 K: 1 S: 6	H: 1 LOB: 2 BB: 1 P: 10	1B: 9 2B: 2 3B: 0 HR: 3	SF: 0 SAC: 0 DP: 2 HBP: 0	WP: 0 PB: 0 SB: 1 CS: 1	PA: 38
PITCHER	IP WLS BF H R ER SO BB IBB HBP BLK WP HR S P ERA WHIP	IP WLS BF H R ER SO BB IBB HBP BLK WP HR S P ERA WHIP																		
Earl Wilson, R ERA: 5.08 Darrell Brandon, R ERA: 0.68 Dick Radatz, R ERA: 3.95 (1, 1) (6, 1) (7, 1)	5.2 L 26 9 6 6 3 2 0 0 0 0 0 3 30 38 9.53 1.941	0.1 3 2 0 0 0 0 0 0 0 0 0 0 3 3 0.00 6.000																		

Boston Red Sox @ California Angels
Anaheim Stadium, Anaheim, CA
Sat May 14 1966, 6:33 AM EDT
Att: 41,329 - Unknown

AB 35
R 6
H 13
RBI 6
BB 3
SO 5
LOB 14



Batter	1	2	3	4	5	6	7	8	9	AB	R	H	RBI	BB	SO	LOB	TOP					
Rico Petrocelli, R (1,6) OBP: 0.293, SLG: 0.368										5	0	3	2	0	0	2						
Lenny Green, L (1,8) OBP: 0.338, SLG: 0.259										3	0	0	0	0	1	2						
Carl Yastrzemski, L (1,7) OBP: 0.492, SLG: 0.481										4	0	1	0	0	0	1						
George Scott, R (1,3) OBP: 0.393, SLG: 0.733										4	0	0	0	0	2	2						
Tony Conigliaro, R (1,9) OBP: 0.289, SLG: 0.343										4	1	1	0	0	0	1						
Dalton Jones, L (1,4) OBP: 0.298, SLG: 0.357										2	2	1	0	1	0	0						
Bob Tillman, R (1,2) Earl Wilson, R (9, PR) OBP: 0.298, SLG: 0.318 OBP: 0.444, SLG: 0.533										3	0	1	0	0	0	1						
Joe Foy, R (1,5) OBP: 0.354, SLG: 0.262										3	1	2	2	0	0	0						
Dick Stigman, R (1,1) Jim Gosger, L (7, PH) Darrell Brandon, R (7, 1) Ken Sanders, R (7, 1) George Thomas, R (9, PH) OBP: 0.100, SLG: 0.100 OBP: 0.298, SLG: 0.235 OBP: 0.375, SLG: 0.250										2	0	0	0	0	1	1						
Inning Stats	R: 0 E: 0 K: 0 S: 3	H: 1 LOB: 0 BB: 0 P: 3	R: 0 E: 0 K: 0 S: 4	H: 1 LOB: 1 BB: 0 P: 4	R: 0 E: 0 K: 2 S: 8	H: 1 LOB: 1 BB: 0 P: 8	R: 0 E: 0 K: 1 S: 5	H: 0 LOB: 0 BB: 0 P: 5	R: 0 E: 0 K: 0 S: 4	H: 1 LOB: 1 BB: 0 P: 4	R: 0 E: 0 K: 1 S: 5	H: 0 LOB: 0 BB: 0 P: 6	R: 3 E: 0 K: 0 S: 5	H: 3 LOB: 0 BB: 0 P: 6	R: 0 E: 0 K: 0 S: 4	H: 1 LOB: 1 BB: 0 P: 4	R: 1 E: 0 K: 0 S: 4	H: 1 LOB: 2 BB: 1 P: 8	1B: 8 2B: 1 3B: 0 HR: 0	SF: 1 SAC: 1 DP: 1 HBP: 2	WP: 0 PB: 0 SB: 0 CS: 1	PA: 38
PITCHER	IP WLS BF H R ER SO BB IBB HBP BLK WP HR S P ERA WHIP																					
Fred Newman, R (1,1) ERA: 4.5	6.1	25	5	2	2	4	0	0	2	0	0	0	0	0	31	33	2.84	0.789				
Bob Lee, R (7, 1) ERA: 1.5	0.2	W	3	2	1	1	0	0	0	0	0	0	0	3	3	13.50	3.000					
Lew Burdette, R (8, 1) ERA: 2.6	2.0	S	9	2	1	1	0	1	0	0	0	0	0	8	12	4.50	1.500					

Boston Red Sox @ California Angels
Anaheim Stadium, Anaheim, CA
Sun May 15 1966, 6:33 AM EDT
Unknown

AB 32
R 4
H 9
RBI 4
BB 1
SO 4
LOB 14



Batter	1	2	3	4	5	6	7	8	9	AB	R	H	RBI	BB	SO	LOB	BOTTOM					
Jose Cardenal, R (1,8) OBP: 0.293, SLG: 0.368										4	0	1	0	0	1	1						
Jim Fregosi, R (1,6) OBP: 0.256, SLG: 0.269										3	0	1	0	0	0	0						
Bobby Knoop, R (1,4) OBP: 0.302, SLG: 0.504										2	1	1	0	1	0	0						
Rick Reichardt, R (1,7) OBP: 0.400, SLG: 0.620										3	0	1	1	1	0	2						
Joe Adcock, R (1,3) OBP: 0.486, SLG: 0.806										3	1	1	2	1	0	4						
Buck Rodgers, S (1,2) OBP: 0.270, SLG: 0.436										4	0	0	0	0	0	3						
Paul Schaal, R (1,5) OBP: 0.377, SLG: 0.383										4	1	1	0	0	0	1						
Ed Kirkpatrick, L (1,9) OBP: 0.417, SLG: 0.486										4	1	1	2	0	0	0						
Fred Newman, R (1,1) Bob Lee, R (7, 1) Norm Siebern, L (7, PH) Jackie Hernandez, R (7, PR) Lew Burdette, R (8, 1) OBP: 0.500, SLG: 0.400 ERA: 2.7										1	0	0	0	1	0	0						
Inning Stats	R: 0 E: 0 K: 1 S: 5	H: 0 LOB: 0 BB: 0 P: 5	R: 0 E: 0 K: 0 S: 3	H: 0 LOB: 1 BB: 1 P: 7	R: 0 E: 0 K: 0 S: 3	H: 0 LOB: 0 BB: 0 P: 3	R: 2 E: 0 K: 0 S: 5	H: 2 LOB: 0 BB: 0 P: 5	R: 0 E: 0 K: 0 S: 3	H: 0 LOB: 1 BB: 1 P: 7	R: 0 E: 0 K: 0 S: 4	H: 1 LOB: 2 BB: 1 P: 8	R: 3 E: 0 K: 0 S: 6	H: 4 LOB: 3 BB: 2 P: 14	R: 0 E: 0 K: 0 S: 3	H: 0 LOB: 0 BB: 0 P: 3	1B: 4 2B: 0 3B: 1 HR: 2	SF: 0 SAC: 2 DP: 1 HBP: 0	WP: 0 PB: 0 SB: 0 CS: 0	PA: 35		
PITCHER	IP WLS BF H R ER SO BB IBB HBP BLK WP HR S P ERA WHIP																					
Dick Stigman, L (1,1) ERA: 4.35	6.0	L	24	3	2	2	1	3	0	0	0	0	0	1	23	35	3.00	1.000				
Darrell Brandon, R (7, 1) ERA: 2.7	0.0	L	3	2	3	3	0	1	0	0	0	0	0	1	2	6	∞	∞				
Ken Sanders, R (7, 1) ERA: 2.78	2.0		8	2	0	0	0	0	1	0	0	0	0	7	11	0.00	1.000					

Boston Red Sox @ California Angels
Anaheim Stadium, Anaheim, CA
Sun May 15 1966, 6:33 AM EDT
Unknown

AB 28
R 5
H 7
RBI 5
BB 5
SO 1
LOB 11



Batter	1	2	3	4	5	6	7	8	9	AB R H RBI BB SO LOB	TOP																
Rico Petrocelli, R OBP: 0.298, SLG: 0.400 (1, 6)										4 1 2 2 0 1 0	Boston Red Sox @ California Angels Anaheim Stadium, Anaheim, CA Sun May 15 1966, 6:38 AM EDT Att: 25,164 - Unknown																
Joe Foy, R OBP: 0.356, SLG: 0.262 (1, 5)										4 1 1 1 1 1 0																	
Carl Yastrzemski, L OBP: 0.465, SLG: 0.466 (1, 7)										3 1 1 0 1 0 3																	
George Scott, R OBP: 0.388, SLG: 0.716 (1, 3)										4 0 1 1 0 2 2																	
Tony Conigliaro, R OBP: 0.288, SLG: 0.358 (1, 9)										4 0 1 1 0 2 1																	
George Thomas, R OBP: 0.321, SLG: 0.208 (1, 8)										4 0 0 0 0 2 2																	
Mike Ryan, R OBP: 0.221, SLG: 0.288 (1, 2)										4 1 2 0 0 0 0																	
George Smith, R OBP: 0.236, SLG: 0.242 (1, 4)										4 1 1 1 0 1 1																	
Jose Santiago, R OBP: 0.083, SLG: 0.083 Dick Radatz, R (9, 1)										4 1 0 0 0 3 2 0 0 0 0 0 0 0																	
Inning Stats	R: 0 E: 0 K: 2 S: 7	H: 0 LOB: 1 BB: 1 P: 11	R: 0 E: 0 K: 2 S: 7	H: 0 LOB: 0 BB: 0 P: 7	R: 0 E: 0 K: 1 S: 5	H: 0 LOB: 0 BB: 0 P: 5	R: 1 E: 0 K: 1 S: 6	H: 1 LOB: 1 BB: 1 P: 10	R: 0 E: 0 K: 2 S: 10	H: 0 LOB: 0 BB: 0 P: 7		R: 2 E: 0 K: 2 S: 10	H: 3 LOB: 1 BB: 0 P: 10	R: 1 E: 0 K: 0 S: 6	H: 3 LOB: 2 BB: 0 P: 6	R: 0 E: 0 K: 1 S: 5	H: 0 LOB: 0 BB: 0 P: 5	R: 2 E: 0 K: 1 S: 7	H: 2 LOB: 0 BB: 0 P: 7	1B: 5 2B: 1 3B: 2 HR: 1	SF: 1 SAC: 0 DP: 0 HBP: 0	WP: 0 PB: 0 SB: 0 CS: 0	PA: 38				
PITCHER	IP WLS BF H R ER SO BB IBB HBP BLK WP HR S P ERA WHIP											IP WLS BF H R ER SO BB IBB HBP BLK WP HR S P ERA WHIP															
George Brunet, L ERA: 5.31 Ed Sukia, R ERA: 5.79 Dick Egan, L ERA: 4.15	(1, 1) (7, 1) (7, 1)	6.0 0.2 2.1	L 4 9	25 2 9	5 2 2	4 0 2	4 0 2	10 0 2	2 0 0	0 0 0	0 0 0	0 0 0	0 0 0	0 4 13	51 4 13	6.00 0.00 7.71	1.167 3.000 0.857										

Batter	1	2	3	4	5	6	7	8	9	AB R H RBI BB SO LOB	BOTTOM														
Jim Fregosi, R OBP: 0.262, SLG: 0.269 (1, 6)										4 0 1 0 1 0 3	Boston Red Sox @ California Angels Anaheim Stadium, Anaheim, CA Sun May 15 1966, 6:38 AM EDT Att: 25,164 - Unknown														
Bobby Knoop, R OBP: 0.298, SLG: 0.492 (1, 4)										5 0 1 0 0 3 5															
Rick Reichardt, R OBP: 0.408, SLG: 0.615 (7, 8)										4 0 2 2 0 1 0															
Norm Siebern, L OBP: 0.395, SLG: 0.380 (1, 3)										4 1 0 0 1 2 6															
Ed Kirkpatrick, L OBP: 0.423, SLG: 0.475 (1, 9)										3 0 1 0 1 0 2															
Buck Rodgers, S OBP: 0.280, SLG: 0.423 (1, 2)										3 0 0 1 0 1 5															
Jose Cardenal, R OBP: 0.294, SLG: 0.356 Dick Egan, L Tom Satriano, L Jackie Hernandez, R (9, PR)										3 0 0 0 0 1 1 0 0 0 0 0 0 0 1 0 0 0 0 0 0 0 1 0 0 0 0 0															
Paul Schaal, R OBP: 0.398, SLG: 0.396 (1, 5)										2 1 2 0 2 0 0															
George Brunet, R Ed Sukia, R Willie Smith, L (7, 7)										2 0 0 0 0 1 2 0 0 0 0 0 0 0 2 0 0 0 0 0 3															
Inning Stats	R: 0 E: 0 K: 1 S: 6	H: 1 LOB: 3 BB: 1 P: 11	R: 0 E: 0 K: 0 S: 4	H: 1 LOB: 1 BB: 0 P: 4	R: 0 E: 0 K: 2 S: 7	H: 0 LOB: 0 BB: 0 P: 7	R: 0 E: 0 K: 2 S: 7	H: 0 LOB: 0 BB: 0 P: 7	R: 0 E: 0 K: 1 S: 6	H: 1 LOB: 1 BB: 0 P: 6		R: 1 E: 0 K: 0 S: 6	H: 1 LOB: 1 BB: 1 P: 10	R: 0 E: 0 K: 0 S: 2	H: 0 LOB: 0 BB: 1 P: 6	R: 0 E: 0 K: 0 S: 5	H: 2 LOB: 2 BB: 0 P: 5	R: 2 E: 1 K: 2 S: 9	H: 1 LOB: 2 BB: 2 P: 17	1B: 7 2B: 0 3B: 0 HR: 0	SF: 1 SAC: 0 DP: 1 HBP: 1	WP: 1 PB: 0 SB: 0 CS: 0	PA: 40		
PITCHER	IP WLS BF H R ER SO BB IBB HBP BLK WP HR S P ERA WHIP											IP WLS BF H R ER SO BB IBB HBP BLK WP HR S P ERA WHIP													
Jose Santiago, R Dick Radatz, R ERA: 3.09	(1, 1) (9, 1)	8.0 1.0	W S	35 5	6 1	3 0	1 0	7 2	4 1	0 0	0 0	0 8	12 12	0.00 0.00	2.000 2.000										

Batter	1	2	3	4	5	6	7	8	9	AB	R	H	RBI	BB	SO	LOB	TOP								
Rico Petrocelli, R OBP: 0.310, SLG: 0.430	F7		G4-6-3 1B	HR		F9			BB	4	1	2	4	1	0	1									
Joe Foy, R OBP: 0.348, SLG: 0.257	BB 1B		G4-6-3 1-2	5-3			F7		BB	5	1	1	0	0	1	2									
Carl Yastrzemski, L OBP: 0.397, SLG: 0.470	F5		1B BB	K			F8		K	4	0	0	0	1	2	2									
George Scott, R OBP: 0.392, SLG: 0.705	1B BB		FC6-4 1B		K		F7			3	0	1	0	1	1	0									
Tony Conigliaro, R OBP: 0.287, SLG: 0.355	1-2 2H 1B		FC6-4 1-2		K				K	4	0	1	1	0	2	2									
George Thomas, R OBP: 0.313, SLG: 0.185	F8			E 1B HR BB	1-3				K	3	1	0	0	1	1	2									
Mike Ryan, R OBP: 0.225, SLG: 0.290	F7					6-3				3	1	1	0	0	0	0									
Bob Tillman, R OBP: 0.292, SLG: 0.311				E HR 1B					5-3	1	0	0	0	0	0	0									
George Smith, R OBP: 0.240, SLG: 0.246										3	0	1	0	0	1	2									
Lenny Green, L OBP: 0.348, SLG: 0.327	6-3			K		SH1-4 1B			HR	1	1	1	1	0	0	0									
Jerry Stephenson, L OBP: 0.100, SLG: 0.100										2	1	0	0	0	1	2									
Ken Sanders, R OBP: 0.100, SLG: 0.100										0	0	0	0	0	0	0									
Jim Lonborg, R OBP: 0.292, SLG: 0.349	K			E6 HR		SH1-4 1-2 2-3			F8	1	0	0	0	0	0	0									
Inning Stats	R: 1 E: 0 K: 0 S: 5	H: 2 LOB: 2 BB: 1 P: 9	R: 0 E: 0 K: 1 S: 5	H: 0 LOB: 0 BB: 0 P: 5	R: 0 E: 0 K: 0 S: 4	H: 2 LOB: 2 BB: 1 P: 8	R: 4 E: 1 K: 2 S: 10	H: 2 LOB: 0 BB: 1 P: 14	R: 0 E: 0 K: 0 S: 7	H: 0 LOB: 0 BB: 0 P: 7	R: 0 E: 0 K: 0 S: 4	H: 1 LOB: 1 BB: 0 P: 4	R: 0 E: 0 K: 0 S: 3	H: 0 LOB: 0 BB: 0 P: 3	R: 0 E: 0 K: 2 S: 7	H: 0 LOB: 0 BB: 0 P: 7	R: 1 E: 0 K: 2 S: 8	H: 1 LOB: 1 BB: 1 P: 12	1B: 6 2B: 0 3B: 0 HR: 2	SF: 0 SAC: 1 DP: 1 HBP: 0	WP: 0 PB: 0 SB: 0 CS: 0	PA: 39			
PITCHER	IP	WLS	BF	H	R	ER	SO	BB	IBB	HBP	BLK	WP	HR	S	P	ERA	WHIP								
Frank Bertaina, L ERA: 1.76	2.2		13	4	1	1	1	2	0	0	0	0	0	13	21	3.38	2.250								
Gene Brabender, R ERA: 8.75	3.1		15	3	4	3	4	1	0	0	0	0	1	22	26	8.10	1.200								
Eddie Watt, R ERA: 2.7	3.0	W	11	1	1	1	4	1	0	0	0	0	1	18	22	3.00	0.667								

Boston Red Sox @ Baltimore Orioles
Memorial Stadium, Baltimore, MD
Tue May 17 1966, 7:05 PM EDT
Att: 8,442 - Unknown

AB 34
R 6
H 8
RBI 6
BB 4
SO 9
LOB 13



Batter	1	2	3	4	5	6	7	8	9	AB	R	H	RBI	BB	SO	LOB	BOTTOM								
Russ Snyder, L OBP: 0.241, SLG: 0.250	S BB WP BB	6-3		K		FC2 3B		4-3		4	2	0	1	1	1	1									
Luis Aparicio, R OBP: 0.234, SLG: 0.278	S FC4 BB	1-3		5-3		1B 3B		F7		4	2	1	2	1	0	0									
Frank Robinson, R OBP: 0.488, SLG: 0.707	K	L3		F7		E 1B BB				3	0	0	0	1	1	1									
Brooks Robinson, R OBP: 0.377, SLG: 0.530	FC5-4 E BB		G3		F5	G3-6-1 1B				3	0	1	1	1	0	0									
Curt Blefary, L OBP: 0.324, SLG: 0.463	FC4 S FC5-4 E		1B BB		F7	G3-6-1 1-2 2-3				3	2	0	1	1	0	3									
Paul Blair, R OBP: 0.258, SLG: 0.357										0	0	0	0	0	0	0									
Boog Powell, L OBP: 0.314, SLG: 0.398	FC5-4 E E		1B		4-3			K		4	0	1	0	0	1	2									
Davey Johnson, R OBP: 0.268, SLG: 0.343	E4 1-2 2H					S FC2 2B		K		4	1	2	1	0	1	1									
Andy Etchebarran, R OBP: 0.313, SLG: 0.375	E6 1-2 2-3		F8		L3			6-3		4	0	0	0	0	0	5									
Frank Bertaina, L OBP: 0.288, SLG: 0.343										1	0	0	0	0	1	3									
Gene Brabender, R OBP: 0.288, SLG: 0.343										1	0	0	0	0	1	2									
Woodie Held, R OBP: 0.400, SLG: 0.250						FC2 3B				0	1	0	0	1	0	0									
Eddie Watt, R OBP: 0.288, SLG: 0.343								6-3		1	0	0	0	0	0	0									
Inning Stats	R: 3 E: 3 K: 2 S: 10	H: 0 LOB: 3 BB: 3 P: 22	R: 0 E: 0 K: 0 S: 3	H: 0 LOB: 0 BB: 0 P: 3	R: 1 E: 0 K: 1 S: 7	H: 2 LOB: 2 BB: 1 P: 11	R: 0 E: 0 K: 1 S: 5	H: 0 LOB: 0 BB: 0 P: 5	R: 0 E: 0 K: 0 S: 3	H: 0 LOB: 0 BB: 0 P: 3	R: 0 E: 0 K: 0 S: 7	H: 0 LOB: 0 BB: 0 P: 7	R: 0 E: 0 K: 0 S: 3	H: 0 LOB: 0 BB: 0 P: 3	R: 0 E: 0 K: 2 S: 7	H: 0 LOB: 0 BB: 0 P: 7	R: 0 E: 0 K: 0 S: 3	H: 0 LOB: 0 BB: 0 P: 3	1B: 3 2B: 1 3B: 1 HR: 0	SF: 0 SAC: 0 DP: 1 HBP: 0	WP: 1 PB: 0 SB: 5 CS: 0	PA: 38			
PITCHER	IP	WLS	BF	H	R	ER	SO	BB	IBB	HBP	BLK	WP	HR	S	P	ERA	WHIP								
Jerry Stephenson, R ERA: 5.65	5.1	L	28	3	7	6	4	5	0	0	0	0	0	31	51	10.12	1.500								
Ken Sanders, R ERA: 3.06	0.0		3	2	1	1	0	1	0	0	0	0	0	2	6	-	-								
Jim Lonborg, R ERA: 4.08	2.2		7	0	0	0	2	0	0	0	0	0	0	11	11	0.00	0.000								

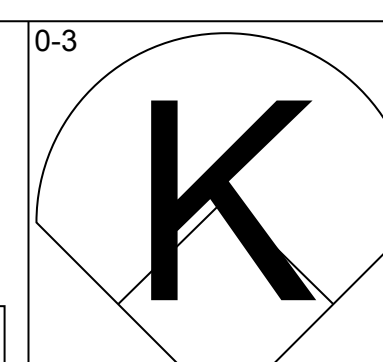
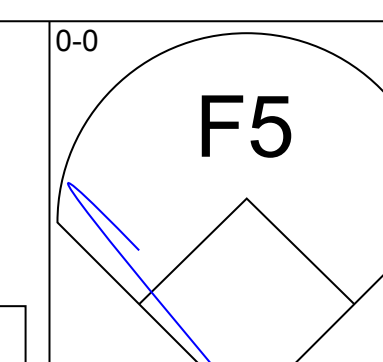
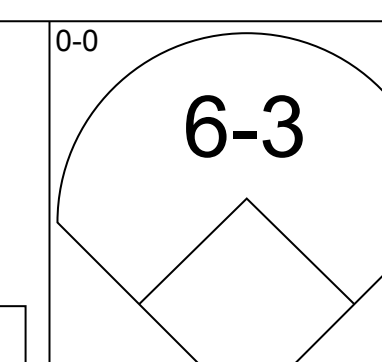
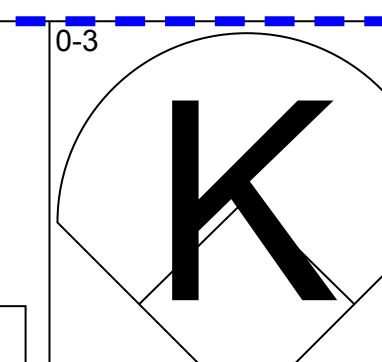
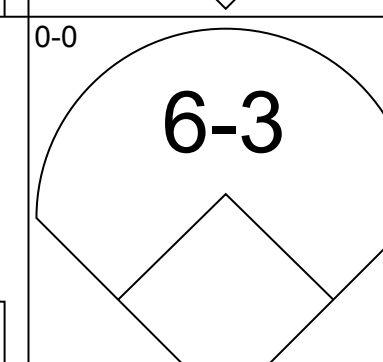
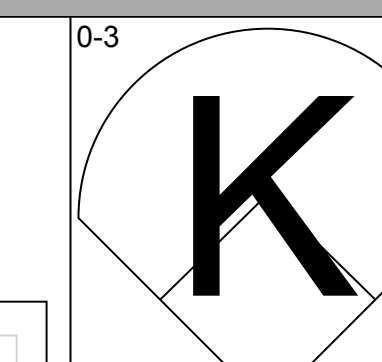
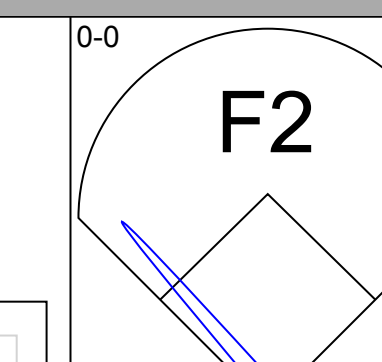
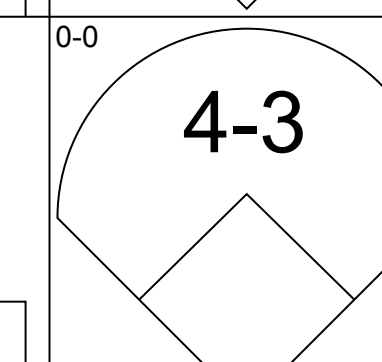
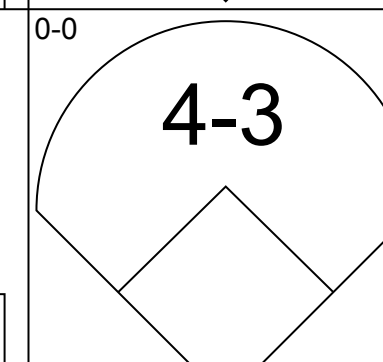
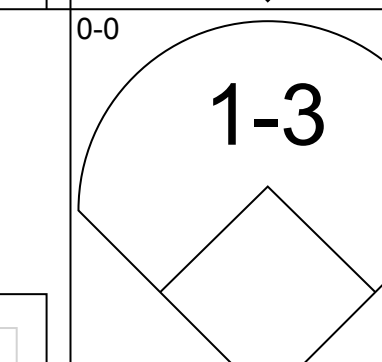
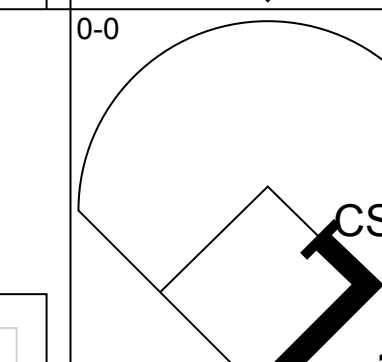
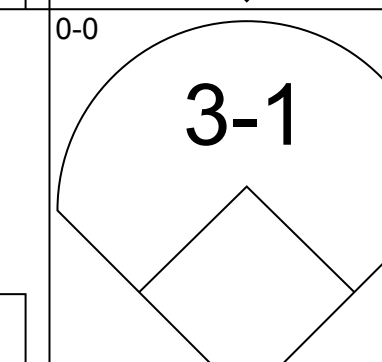
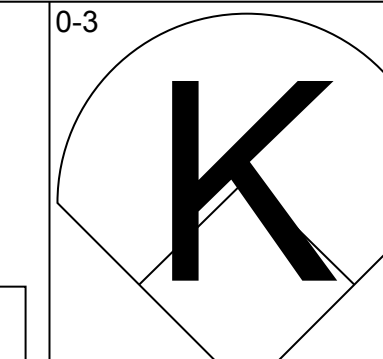
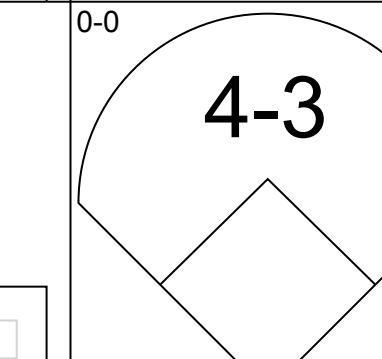
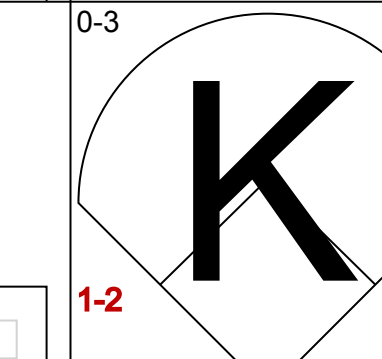
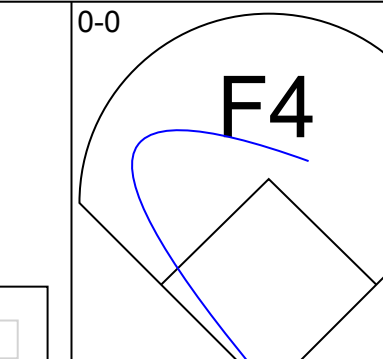
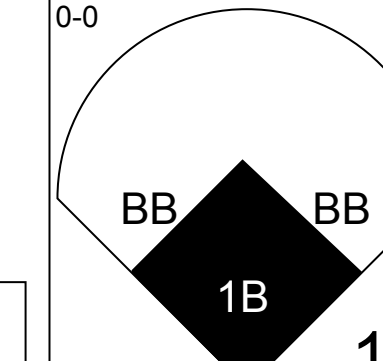
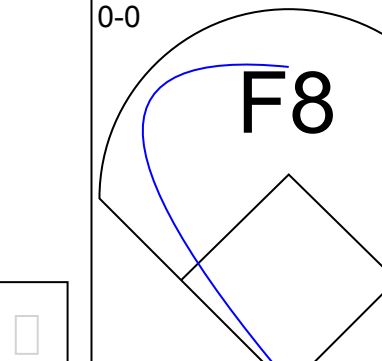
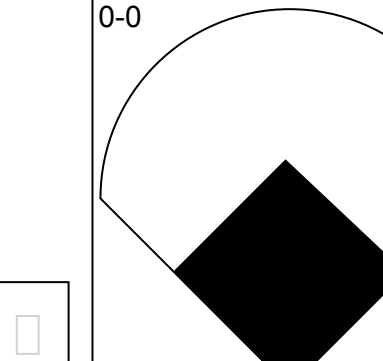
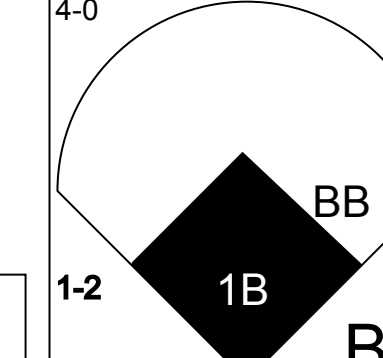
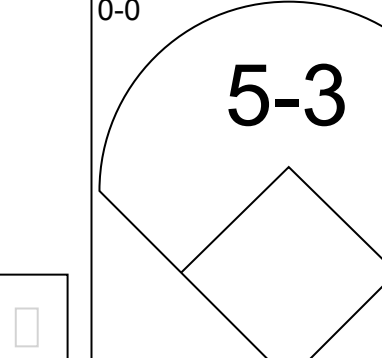
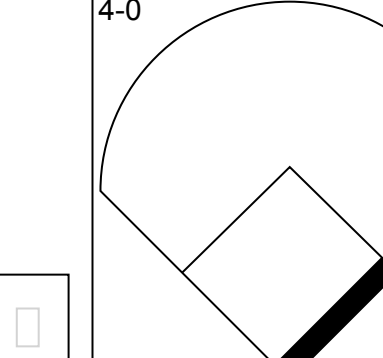
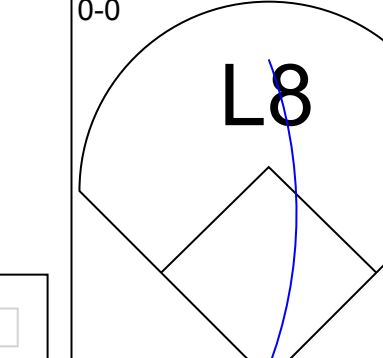
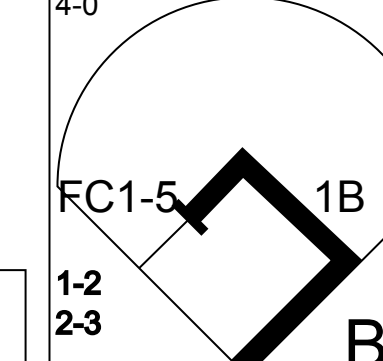
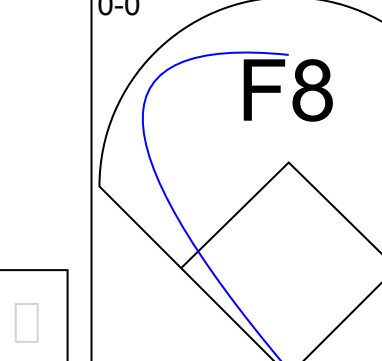
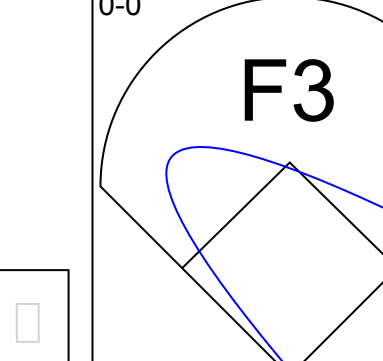
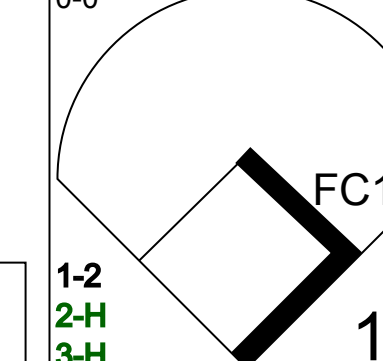
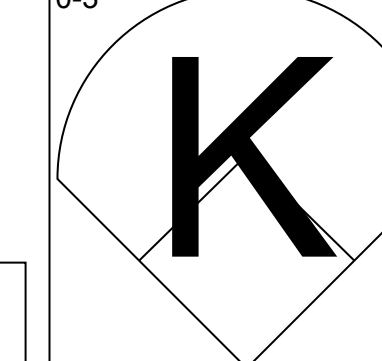
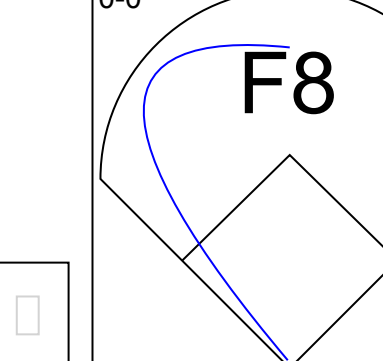
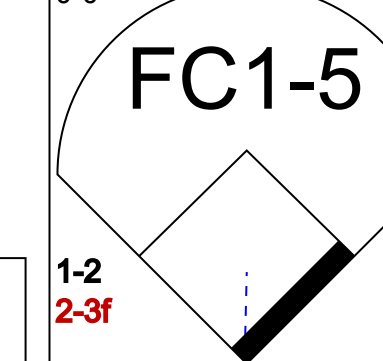
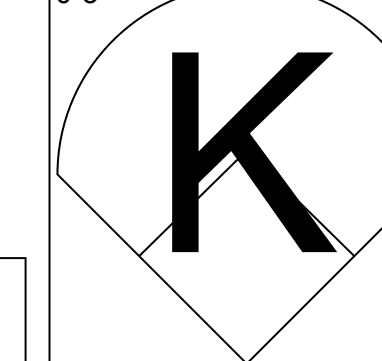
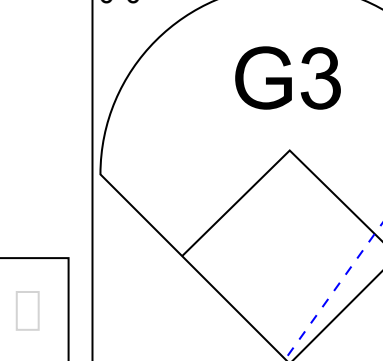
Boston Red Sox @ Baltimore Orioles
Memorial Stadium, Baltimore, MD
Tue May 17 1966, 7:05 PM EDT
Att: 8,442 - Unknown

AB 32
R 8
H 5
RBI 6
BB 6
SO 6
LOB 18



Batter	1	2	3	4	5	6	7	8	9	10	AB	R	H	RBI	BB	SO	LOB	TOP				
Rico Petrocelli, R OBP: 0.305, SLG: 0.415 (1.6)	K		F8			K		SH5-3 BB		F8	4	0	0	0	1	2	1	Boston Red Sox @ Baltimore Orioles Memorial Stadium, Baltimore, MD Wed May 18 1966, 7:05 PM EDT Att: 5,431 - Unknown				
Lenny Green, L OBP: 0.343, SLG: 0.322 (1.8)	F6		K					SH5-3		3-1	4	0	1	0	0	1	1					
Carl Yastrzemski, L OBP: 0.380, SLG: 0.454 (1.7)	F9							3-1		G3	4	0	0	0	1	1						
George Scott, R OBP: 0.380, SLG: 0.681 (1.3)		F7									4	0	0	0	0	0	2					
Tony Conigliaro, R OBP: 0.278, SLG: 0.342 (1.9)		6-3									4	0	0	0	0	1	2					
Dalton Jones, L OBP: 0.288, SLG: 0.382 (1.4)		F8									4	0	1	0	0	0	0					
Joe Foy, R OBP: 0.365, SLG: 0.311 (1.5)											4	1	3	0	0	1	1					
Bob Tillman, R OBP: 0.288, SLG: 0.306 (1.2)											4	0	1	1	0	1	3					
Earl Wilson, R OBP: 0.429, SLG: 0.667 (1.1)											3	1	1	1	0	0	2					
Inning Stats	R: 0 E: 0 K: 1 S: 5	H: 0 LOB: 0 BB: 0 P: 5	R: 0 E: 0 K: 0 S: 3	H: 0 LOB: 0 BB: 0 P: 3	R: 1 E: 0 K: 1 S: 7	H: 2 LOB: 1 BB: 0 P: 7	R: 0 E: 0 K: 2 S: 7	H: 0 LOB: 0 BB: 0 P: 7	R: 0 E: 0 K: 1 S: 6	H: 1 LOB: 1 BB: 0 P: 6	R: 0 E: 1 K: 0 S: 4	H: 1 LOB: 1 BB: 0 P: 4	R: 0 E: 0 K: 1 S: 6	H: 0 LOB: 1 BB: 1 P: 7	R: 0 E: 0 K: 1 S: 6	H: 1 LOB: 0 BB: 0 P: 6	R: 1 E: 0 K: 0 S: 4	H: 1 LOB: 0 BB: 0 P: 4	1B: 4 2B: 1 3B: 1 HR: 1	SF: 0 SAC: 2 DP: 0 HBP: 0	WP: 1 PB: 0 SB: 0 CS: 1	PA: 39
PITCHER Jim Palmer, R ERA: 2.75 (1.1)	IP: 10.0 WLS: L BF: 39 H: 7 R: 2 ER: 2 SO: 7 BB: 2 IBB: 0 HBP: 0 BLK: 0 WP: 1 HR: 1 S: 51 P: 59 ERA: 1.80 WHIP: 0.900																					

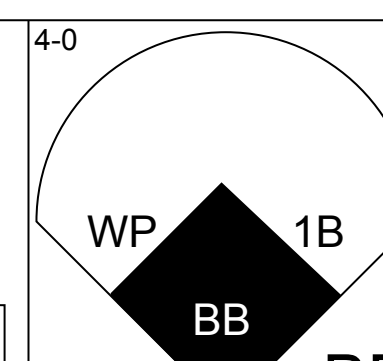
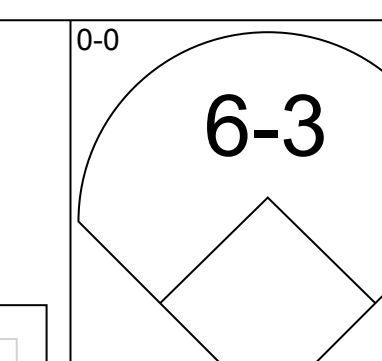
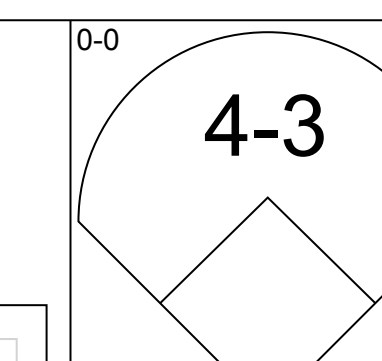
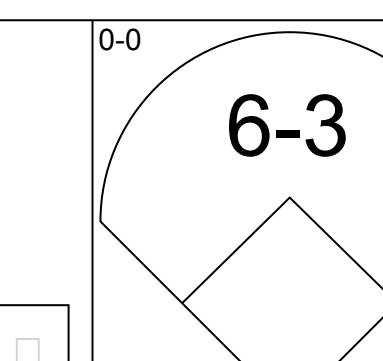
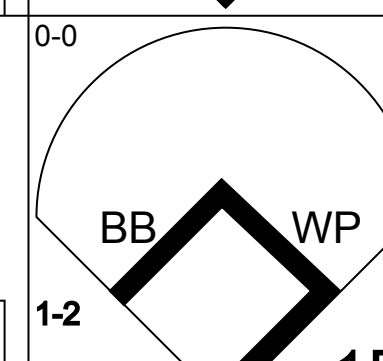
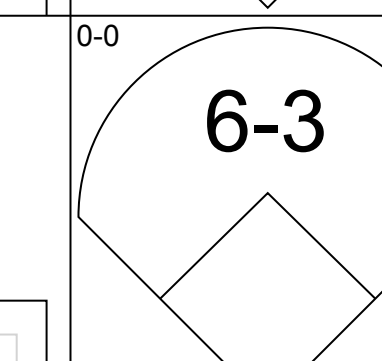
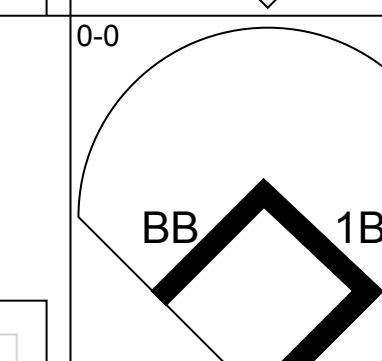
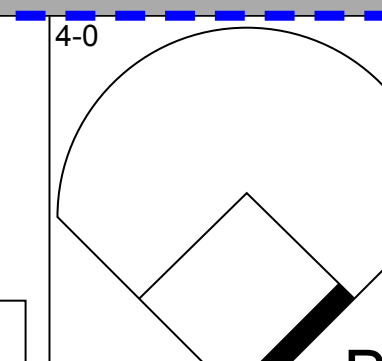
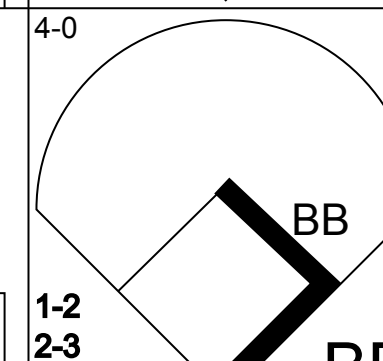
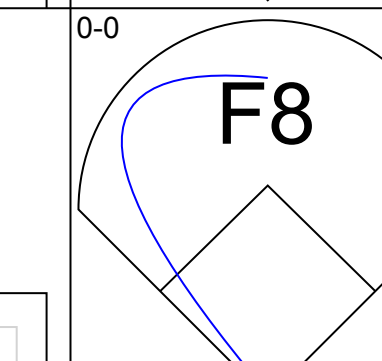
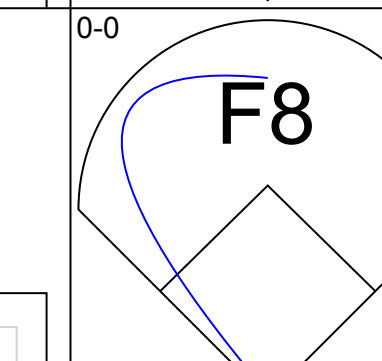
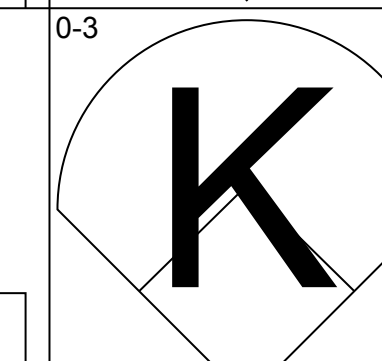
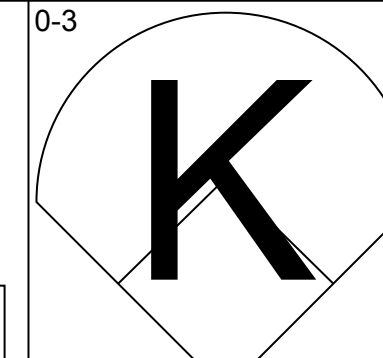
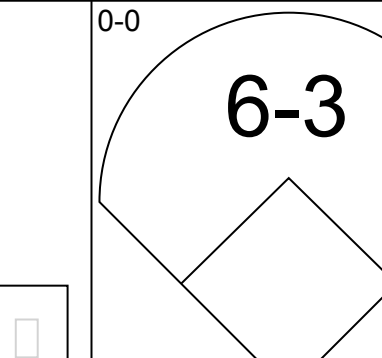
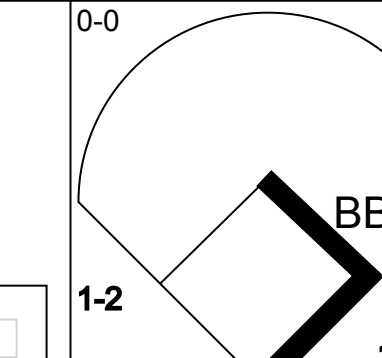
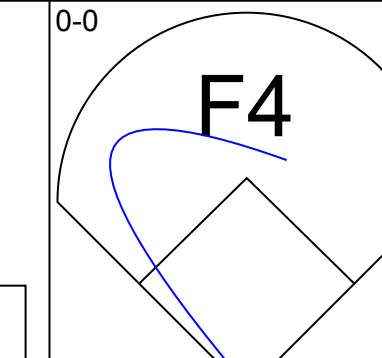
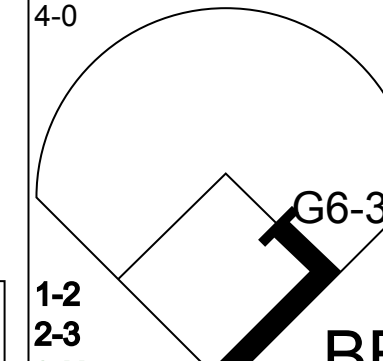
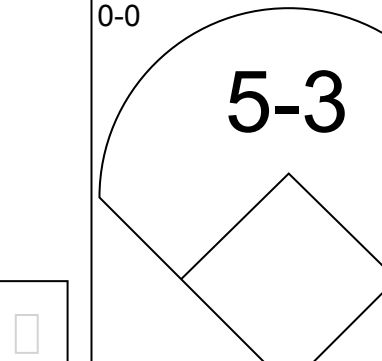
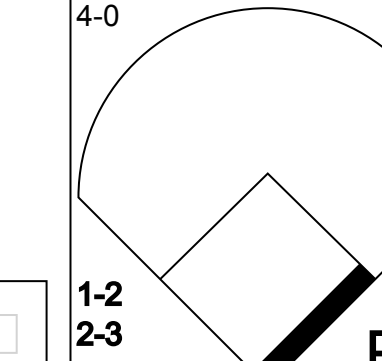
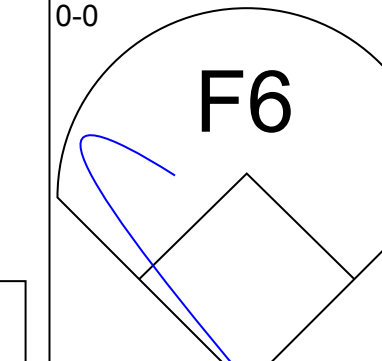
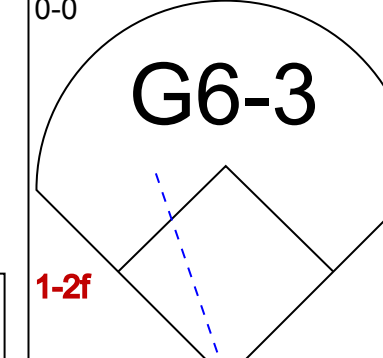
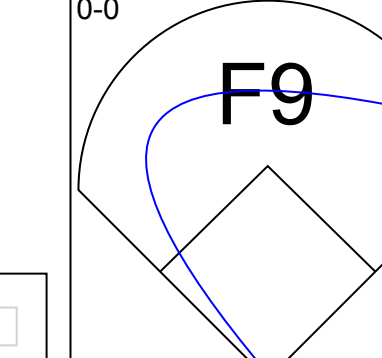



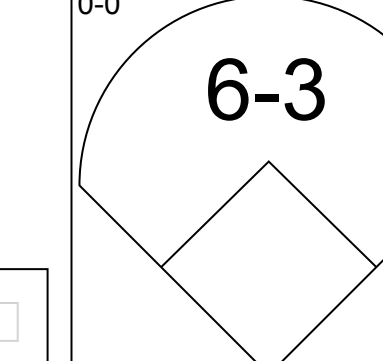
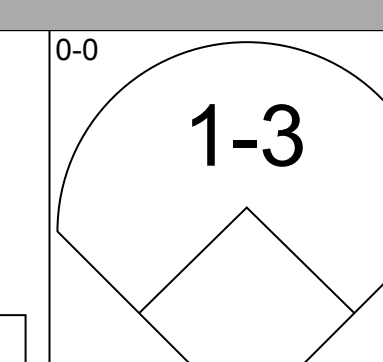
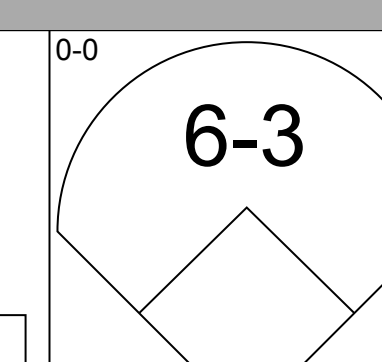
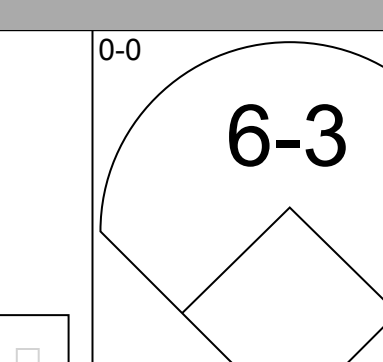
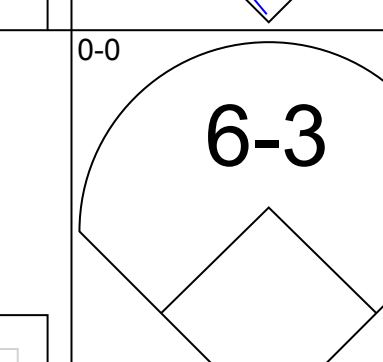
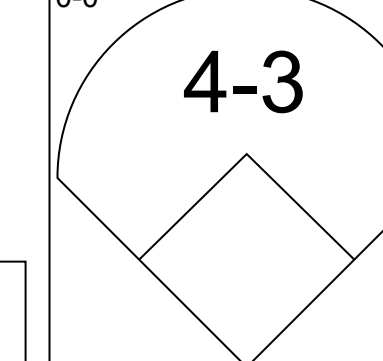
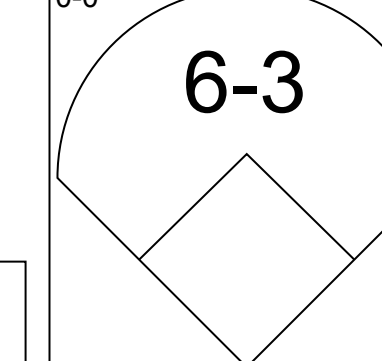
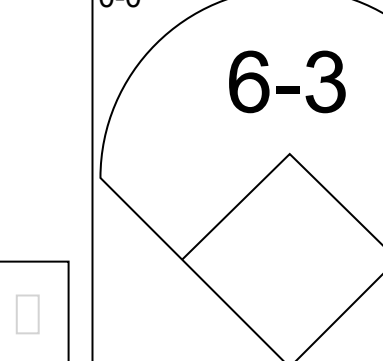
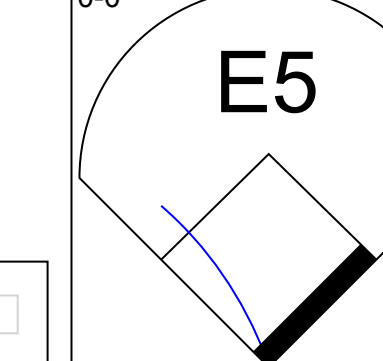
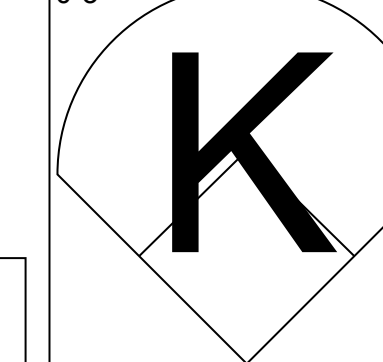
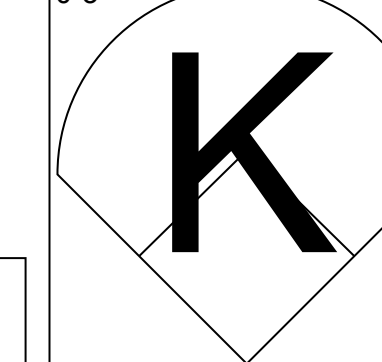
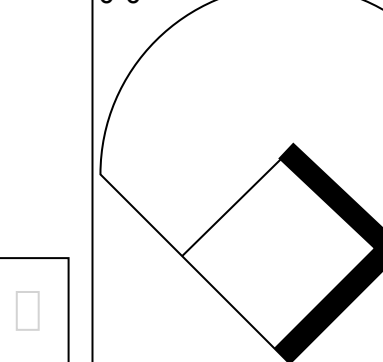
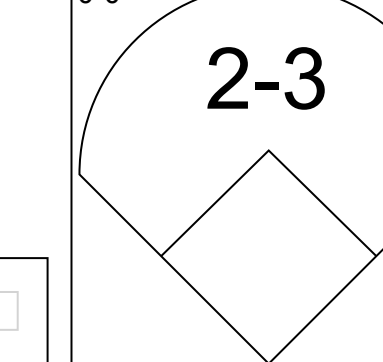
Batter	1	2	3	4	5	6	7	8	9	10	AB	R	H	RBI	BB	SO	LOB	BOTTOM						
Russ Snyder, L OBP: 0.294, SLG: 0.290 (1.8)	G5-4-3 BB		WP 2B							4-1	3	0	1	0	2	0	1	Boston Red Sox @ Baltimore Orioles Memorial Stadium, Baltimore, MD Wed May 18 1966, 7:05 PM EDT Att: 5,431 - Unknown						
Luis Aparicio, R OBP: 0.233, SLG: 0.274 (1.6)	K		K							4-3	5	0	1	0	0	3	3							
Frank Robinson, R OBP: 0.477, SLG: 0.683 (1.9)	G5-4-3		F5							F5	5	0	1	0	0	0	5							
Brooks Robinson, R OBP: 0.381, SLG: 0.529 (1.5)											4	0	2	0	0	0	3							
Curt Blefary, L OBP: 0.322, SLG: 0.449 (1.7)											3	0	0	0	1	0	2							
Boog Powell, L OBP: 0.302, SLG: 0.380 (1.3)											4	0	0	0	0	3	3							
Davey Johnson, R OBP: 0.259, SLG: 0.330 (1.4)											4	0	0	0	0	0	3							
Andy Etchebarren, R OBP: 0.310, SLG: 0.370 (1.2)											4	1	1	0	0	1	2							
Jim Palmer, R OBP: 0.250, SLG: 0.389 Bob Johnson, R OBP: 0.318, SLG: 0.211 (10, PH)											3	0	0	0	0	1	1							
											1	0	1	0	0	0	0							
Inning Stats	R: 0 E: 0 K: 1 S: 4	H: 0 LOB: 0 BB: 1 P: 8	R: 0 E: 0 K: 2 S: 8	H: 1 LOB: 2 BB: 1 P: 12	R: 0 E: 0 K: 1 S: 6	H: 1 LOB: 1 BB: 0 P: 6	R: 0 E: 0 K: 1 S: 6	H: 1 LOB: 1 BB: 0 P: 6	R: 1 E: 0 K: 1 S: 7	H: 2 LOB: 2 BB: 1 P: 11	R: 0 E: 0 K: 0 S: 5	H: 0 LOB: 0 BB: 0 P: 5	R: 0 E: 0 K: 1 S: 6	H: 1 LOB: 1 BB: 0 P: 6	R: 0 E: 0 K: 0 S: 3	H: 0 LOB: 0 BB: 0 P: 3	R: 0 E: 0 K: 1 S: 4	H: 0 LOB: 0 BB: 0 P: 4	R: 0 E: 0 K: 0 S: 4	H: 1 LOB: 1 BB: 0 P: 4	1B: 6 2B: 1 3B: 0 HR: 0	SF: 0 SAC: 0 DP: 1 HBP: 0	WP: 2 PB: 0 SB: 1 CS: 0	PA: 39
PITCHER Earl Wilson, R ERA: 4.31 (1.1)	IP: 10.0 WLS: W BF: 39 H: 7 R: 1 ER: 1 SO: 8 BB: 3 IBB: 0 HBP: 0 BLK: 0 WP: 2 HR: 0 S: 52 P: 64 ERA: 0.90 WHIP: 1.000																							

Batter	1	2	3	4	5	6	7	8	9	AB	R	H	RBI	BB	SO	LOB	TOP			
Rico Petrocelli, R OBP: 0.296, SLG: 0.402 (1, 6)										4	0	0	0	0	2	2				
Joe Foy, R OBP: 0.350, SLG: 0.295 (1, 5)										4	0	0	0	0	1	0				
Carl Yastrzemski, L OBP: 0.386, SLG: 0.447 (1, 7)										4	0	1	0	0	0	0				
George Scott, R OBP: 0.368, SLG: 0.658 (1, 3)										4	0	0	0	0	2	1				
Tony Conigliaro, R OBP: 0.285, SLG: 0.373 (1, 9)										4	2	2	1	0	0	0				
George Thomas, R OBP: 0.333, SLG: 0.172 (1, 8)										2	1	0	0	2	0	0				
Bob Tillman, R OBP: 0.291, SLG: 0.294 (1, 2)										2	0	0	0	1	0	1				
George Smith, R OBP: 0.244, SLG: 0.250 (1, 4)										3	0	1	2	0	1	1				
Dick Stigman, R OBP: 0.100, SLG: 0.100 (1, 1)										0	0	0	0	0	0	0				
Jim Lonborg, R (1, 1)										3	0	0	0	0	1	3				
Dick Radatz, R (8, 1)										0	0	0	0	0	0	0				
Inning Stats	R: 0 E: 0 K: 1 S: 5	H: 0 LOB: 0 BB: 0 P: 5	R: 2 E: 0 K: 1 S: 7	H: 2 LOB: 2 BB: 2 P: 15	R: 0 E: 0 K: 1 S: 5	H: 0 LOB: 0 BB: 0 P: 5	R: 0 E: 0 K: 0 S: 3	H: 0 LOB: 0 BB: 0 P: 3	R: 0 E: 0 K: 2 S: 7	H: 1 LOB: 0 BB: 0 P: 7	R: 1 E: 0 K: 0 S: 4	H: 1 LOB: 1 BB: 1 P: 8	R: 0 E: 0 K: 1 S: 5	H: 0 LOB: 0 BB: 0 P: 5	R: 0 E: 0 K: 0 S: 3	H: 0 LOB: 0 BB: 0 P: 3	1B: 3 2B: 0 3B: 0 HR: 1	SF: 0 SAC: 0 DP: 0 HBP: 0	WP: 0 PB: 0 SB: 0 CS: 1	PA: 33
PITCHER	IP WLS BF H R ER SO BB IBB HBP BLK WP HR S P ERA WHIP																			
Steve Barber, L ERA: 2.33 (1, 1)	7.0 L 27 4 3 3 6 3 0 0 0 0 0 1 36 48 3.86 1.000																			
Dick Hall, R ERA: 1.15 (8, 1)	2.0 6 0 0 0 1 0 0 0 0 0 0 0 8 8 0.00 0.000																			

Boston Red Sox @ Baltimore Orioles
Memorial Stadium, Baltimore, MD
Thu May 19 1966, 7:05 PM EDT
Att: 5,477 - Unknown

AB 30
R 3
H 4
RBI 3
BB 3
SO 7
LOB 8



Batter	1	2	3	4	5	6	7	8	9	AB	R	H	RBI	BB	SO	LOB	BOTTOM			
Luis Aparicio, R OBP: 0.233, SLG: 0.267 (1, 6)										3	1	0	0	1	0	1				
Bob Johnson, R OBP: 0.385, SLG: 0.273 (1, 3)										3	0	2	0	1	0	0				
Frank Robinson, R OBP: 0.470, SLG: 0.664 (1, 9)										3	0	0	0	1	1	2				
Brooks Robinson, R OBP: 0.377, SLG: 0.520 (1, 5)										4	0	1	0	0	1	4				
Woodie Held, R OBP: 0.250, SLG: 0.222 (1, 7)										1	0	0	1	2	0	0				
Curt Blefary, L OBP: 0.319, SLG: 0.444 (8, PH) (9, 7)										1	0	0	0	0	0	1				
Davey Johnson, R OBP: 0.250, SLG: 0.319 (1, 4)										4	0	0	0	0	0	6				
Paul Blair, R OBP: 0.250, SLG: 0.345 (1, 8)										3	0	0	0	0	0	0				
Dick Hall, R (8, 1)										0	0	0	0	0	0	0				
Boog Powell, L OBP: 0.299, SLG: 0.376 (9, PH)										1	0	0	0	0	0	0				
Andy Etchebarren, R OBP: 0.298, SLG: 0.354 (1, 2)										4	0	0	0	0	0	0				
Steve Barber, L (1, 1)										2	0	0	0	0	2	0				
Russ Snyder, L OBP: 0.306, SLG: 0.333 (7, PH) (8, 8)										2	0	1	0	0	0	1				
Inning Stats	R: 1 E: 0 K: 1 S: 5	H: 1 LOB: 2 BB: 3 P: 17	R: 0 E: 0 K: 1 S: 5	H: 0 LOB: 0 BB: 0 P: 5	R: 0 E: 0 K: 0 S: 3	H: 0 LOB: 0 BB: 0 P: 3	R: 0 E: 0 K: 0 S: 3	H: 0 LOB: 0 BB: 0 P: 3	R: 0 E: 0 K: 1 S: 5	H: 2 LOB: 3 BB: 1 P: 9	R: 0 E: 0 K: 0 S: 4	H: 1 LOB: 1 BB: 0 P: 4	R: 0 E: 0 K: 1 S: 5	H: 0 LOB: 1 BB: 1 P: 9	R: 0 E: 1 K: 0 S: 4	H: 0 LOB: 1 BB: 0 P: 4	1B: 3 2B: 1 3B: 0 HR: 0	SF: 0 SAC: 0 DP: 1 HBP: 0	WP: 1 PB: 0 SB: 0 CS: 0	PA: 36
PITCHER	IP WLS BF H R ER SO BB IBB HBP BLK WP HR S P ERA WHIP																			
Dick Stigman, L ERA: 4.6 (1, 1)	6.2 W 23 3 0 0 2 1 0 0 0 0 0 0 26 30 0.00 0.600																			
Jim Lonborg, R ERA: 3.14 (1, 1)	2.0 S 8 0 0 0 1 1 0 0 0 0 0 0 9 13 0.00 0.500																			

Boston Red Sox @ Baltimore Orioles
Memorial Stadium, Baltimore, MD
Thu May 19 1966, 7:05 PM EDT
Att: 5,477 - Unknown

AB 31
R 1
H 4
RBI 1
BB 5
SO 4
LOB 15



Batter	1	2	3	4	5	6	7	8	9	AB	R	H	RBI	BB	SO	LOB	TOP				
Jose Tartabull, L (1,8) <small>OBP: 0.293, SLG: 0.307</small> Joe Nosssek, R (6,8) <small>OBP: 0.333, SLG: 0.500</small>	F4		6-3			FC3-6			K	3	0	0	0	0	0	2					
Larry Stahl, L (1,7) <small>OBP: 0.224, SLG: 0.327</small>	F9					G3			4-3	4	0	1	0	0	0	1					
Mike Hershberger, R (1,9) <small>OBP: 0.307, SLG: 0.367</small>	2-3					G6-4-3			L9	3	0	0	0	0	0	1					
Billy Bryan, L (1,2) <small>OBP: 0.222, SLG: 0.208</small>						G3			3-1	2	0	0	0	1	0	0					
Ken Harrelson, R (1,3) <small>OBP: 0.261, SLG: 0.221</small>						5-3			K	3	0	0	0	0	1	1					
Ed Charles, R (1,5) <small>OBP: 0.294, SLG: 0.375</small>						6-3			6-3	3	0	0	0	0	1	0					
Dick Green, R (1,4) <small>OBP: 0.230, SLG: 0.294</small>						4-3			F3	3	0	1	0	0	0	0					
Ossie Chavarria, R (1,6) <small>OBP: 0.298, SLG: 0.262</small> John Wyatt, R (8,1)						K			F9	3	0	0	0	0	1	1					
Fred Talbot, R (1,1) <small>OBP: 0.167, SLG: 0.091</small> Wayne Causey, L (8,6) <small>OBP: 0.299, SLG: 0.233</small>						K2-3			L9	1	0	0	0	1	1	1					
Inning Stats	R: 0 E: 0 K: 0 S: 3	H: 0 LOB: 0 BB: 0 P: 3	R: 0 E: 0 K: 1 S: 4	H: 0 LOB: 0 BB: 1 P: 8	R: 0 E: 0 K: 2 S: 8	H: 1 LOB: 1 BB: 0 P: 8	R: 0 E: 0 K: 0 S: 3	H: 1 LOB: 0 BB: 0 P: 3	R: 0 E: 0 K: 0 S: 3	H: 0 LOB: 0 BB: 0 P: 3	R: 0 E: 0 K: 1 S: 5	H: 0 LOB: 0 BB: 0 P: 5	R: 0 E: 0 K: 0 S: 3	H: 0 LOB: 0 BB: 0 P: 3	R: 0 E: 0 K: 1 S: 5	H: 0 LOB: 0 BB: 0 P: 5	1B: 2 2B: 0 3B: 0 HR: 0	SF: 0 SAC: 0 DP: 2 HBP: 0	WP: 1 PB: 0 SB: 1 CS: 0	PA: 29	
PITCHER	IP	WLS	BF	H	R	ER	SO	BB	IBB	HBP	BLK	WP	HR	S	P	ERA	WHIP				
Jose Santiago, R (1,1) <small>ERA: 2.36</small>	9.0	W	29	2	0	0	5	2	0	0	0	1	0	37	45	0.00	0.444				

Kansas City Athletics @ Boston Red Sox
Fenway Park, Boston, MA
Fri May 20 1966, 7:05 PM EDT
Att: 13,192 - Unknown

AB 27
R 0
H 2
RBI 0
BB 2
SO 5
LOB 7



Batter	1	2	3	4	5	6	7	8	9	AB	R	H	RBI	BB	SO	LOB	BOTTOM				
Rico Petrocelli, R (1,6) <small>OBP: 0.295, SLG: 0.421</small>	6-3		F6							4	1	1	2	0	0	0					
Jim Gosger, L (1,8) <small>OBP: 0.328, SLG: 0.245</small>	E								F8	2	0	1	0	2	0	0					
Carl Yastrzemski, L (1,7) <small>OBP: 0.375, SLG: 0.433</small>	E1		F7						4-3	4	1	0	0	0	0	3					
George Scott, R (1,3) <small>OBP: 0.372, SLG: 0.650</small>			K						F8	3	0	1	0	1	1	1					
Tony Conigliaro, R (1,9) <small>OBP: 0.284, SLG: 0.377</small>	K								F7	4	0	1	0	0	1	3					
Dalton Jones, L (1,4) <small>OBP: 0.286, SLG: 0.340</small> George Smith, R (9,4) <small>OBP: 0.244, SLG: 0.250</small>	F8								4-3	3	0	0	0	1	0	3					
Joe Foy, R (1,5) <small>OBP: 0.340, SLG: 0.284</small>			L8						G6-4-3	3	0	0	0	0	1	3					
Bob Tillman, R (1,2) <small>OBP: 0.293, SLG: 0.296</small>			5-3						SH3-4	3	1	1	0	0	0	0					
Jose Santiago, R (1,1) <small>OBP: 0.071, SLG: 0.071</small>			1-3						SH3-4	2	0	0	0	0	0	0					
Inning Stats	R: 0 E: 1 K: 1 S: 7	H: 1 LOB: 3 BB: 1 P: 11	R: 0 E: 0 K: 0 S: 3	H: 0 LOB: 0 BB: 0 P: 3	R: 0 E: 0 K: 1 S: 5	H: 0 LOB: 1 BB: 1 P: 9	R: 0 E: 0 K: 1 S: 5	H: 0 LOB: 0 BB: 0 P: 5	R: 0 E: 0 K: 0 S: 3	H: 0 LOB: 0 BB: 0 P: 3	R: 1 E: 1 K: 0 S: 4	H: 2 LOB: 2 BB: 2 P: 12	R: 2 E: 0 K: 0 S: 5	H: 2 LOB: 0 BB: 0 P: 5	R: 0 E: 0 K: 0 S: 3	H: 0 LOB: 0 BB: 0 P: 3	1B: 3 2B: 1 3B: 0 HR: 1	SF: 0 SAC: 1 DP: 1 HBP: 0	WP: 0 PB: 0 SB: 0 CS: 0	PA: 33	
PITCHER	IP	WLS	BF	H	R	ER	SO	BB	IBB	HBP	BLK	WP	HR	S	P	ERA	WHIP				
Fred Talbot, R (1,1) <small>ERA: 5.63</small> John Wyatt, R (8,1) <small>ERA: 2.45</small>	7.0	L	30	5	3	3	3	2	2	0	0	0	0	32	48	3.86	1.000				
Jose Santiago, R (1,1) <small>ERA: 2.36</small>	1.0		3	0	0	0	0	0	0	0	0	0	0	3	3	0.00	0.000				

Kansas City Athletics @ Boston Red Sox
Fenway Park, Boston, MA
Fri May 20 1966, 7:05 PM EDT
Att: 13,192 - Unknown

AB 28
R 3
H 5
RBI 2
BB 4
SO 3
LOB 13



Batter	1	2	3	4	5	6	7	8	9	AB	R	H	RBI	BB	SO	LOB	TOP										
Wayne Causey, L OBP: 0.306, SLG: 0.234 (1, 6)	4-0 1-3 BB		0-0 6-3		0-0 1B BB	0-0 L8			0-0 L7	4	1	1	0	1	0	0											
Dick Green, R OBP: 0.239, SLG: 0.295 (1, 4)	0-0 1-3		0-0 1B		4-0 1B BB		0-3 K			3	1	1	0	1	1	1											
Mike Hershberger, R OBP: 0.303, SLG: 0.362 (1, 8)	0-0 6-3		0-0 F8		0-0 1B FC4 1B		0-0 6-3			4	1	1	1	0	0	2											
Billy Bryan, L OBP: 0.224, SLG: 0.212 (1, 3)	0-0 F5		0-3 K		0-0 FC4 1B		0-0 4-3			4	0	1	2	0	1	2											
Larry Stahl, L OBP: 0.226, SLG: 0.373 (1, 9)		0-0 HR		0-3 K	0-0 FC4 S			0-0 L6		4	1	1	2	0	1	1											
Ken Harrelson, R OBP: 0.261, SLG: 0.215 (1, 7)	0-0 L8		0-0 WP BB		0-0 5-3			0-3 K		3	0	0	0	1	1	1											
Ed Charles, R OBP: 0.278, SLG: 0.353 (1, 5)		0-3 K		0-0 L8	0-0 5-3			0-0 F8		4	0	0	0	0	1	2											
Ken Suarez, R OBP: 0.355, SLG: 0.240 (1, 2)		4-0 FC BB		0-3 K		0-3 K			0-0 F7	3	0	0	0	1	2	1											
Rollie Sheldon, R OBP: 0.067, SLG: 0.067 Paul Lindblad, L Jack Aker, R (1, 1) (6, 1) (6, 1)	0-0 FC		0-0 1-2		0-0 BB 1B 1B			0-0 1-3		3	1	1	0	0	1	1											
										0	0	0	0	0	0	0											
										1	0	0	0	0	0	0											
Inning Stats	R: 0 E: 0 K: 0 S: 3	H: 0 LOB: 1 BB: 1 P: 7	R: 1 E: 0 K: 1 S: 6	H: 1 LOB: 1 BB: 1 P: 10	R: 0 E: 0 K: 1 S: 6	H: 1 LOB: 1 BB: 0 P: 6	R: 0 E: 0 K: 2 S: 7	H: 0 LOB: 1 BB: 1 P: 11	R: 4 E: 0 K: 0 S: 7	H: 4 LOB: 1 BB: 1 P: 11	R: 0 E: 0 K: 1 S: 5	H: 0 LOB: 0 BB: 0 P: 5	R: 0 E: 0 K: 1 S: 5	H: 0 LOB: 0 BB: 0 P: 5	R: 0 E: 0 K: 0 S: 3	H: 0 LOB: 0 BB: 0 P: 3	1B: 5 2B: 0 3B: 0 HR: 1	SF: 0 SAC: 0 DP: 0 HBP: 0	WP: 1 PB: 0 SB: 1 CS: 0	PA: 37							
PITCHER	IP	WLS	BF	H	R	ER	SO	BB	IBB	HBP	BLK	WP	HR	S	P	ERA	WHIP										
Jerry Stephenson, R ERA: 5.75	4.0	19	4	3	3	4	3	0	0	0	0	1	1	24	36	6.75	1.750										
Darrell Brandon, R ERA: 4.05	0.0	2	1	0	0	0	1	0	0	0	0	0	0	1	5	∞	∞										
Dick Stigman, L ERA: 4.45	1.0	4	1	2	2	0	0	0	0	0	0	0	0	4	4	18.00	1.000										
Ken Sanders, R ERA: 2.72	4.0	W	12	0	0	0	4	0	0	0	0	0	0	20	20	0.00	0.000										

Kansas City Athletics @ Boston Red Sox
Fenway Park, Boston, MA
Sat May 21 1966, 3:33 AM EDT
Att: 5,557 - Unknown

AB	33
R	5
H	6
RBI	5
BB	4
SO	8
LOB	11



Batter	1	2	3	4	5	6	7	8	9	AB	R	H	RBI	BB	SO	LOB	BOTTOM										
Rico Petrocelli, R OBP: 0.285, SLG: 0.405 (1, 6)	0-0 F7		0-0 L8		0-3 K		0-0 5-3		0-0 FC5 1B	5	0	0	0	0	1	4											
Jim Gosper, L OBP: 0.333, SLG: 0.276 (1, 8) (5, 9)	0-0 F6			0-0 E4 1B SF8	0-0 5-3		0-0 2B		0-0 1B	5	1	2	2	0	0	0											
Carl Yastrzemski, L OBP: 0.385, SLG: 0.499 (1, 7)	0-0 HR			0-0 S 1B		0-0 HR		0-0 F8		4	3	3	2	0	0	2											
George Scott, R OBP: 0.369, SLG: 0.638 (1, 3)	0-0 L7			0-3 K	0-0 G5-4-3 1B			0-0 6-3		4	0	1	0	0	1	2											
Tony Conigliaro, R OBP: 0.279, SLG: 0.374		0-0 G3		0-0 SF8		0-0 G5-4-3		0-0 6-3		1	0	0	1	0	0	0											
Lenny Green, L OBP: 0.343, SLG: 0.322				3-H		1-2		0-0 6-3		0	0	0	0	0	0	0											
George Thomas, R OBP: 0.316, SLG: 0.161 (6, PH) (7, 8)				4-0 1B BB		4-0 BB		0-0 4-3		2	0	0	0	0	0	1											
Dalton Jones, L OBP: 0.300, SLG: 0.327 (1, 4)		0-0 6-3			1B BB			0-0 4-3		2	0	0	0	2	0	0											
Joe Foy, R OBP: 0.346, SLG: 0.318 (1, 5)		0-0 4-3			0-0 FC6-4 1B		0-0 6-3		0-0 1B 3B	4	1	2	1	0	0	1											
Bob Tillman, R OBP: 0.295, SLG: 0.298 Earl Wilson, R OBP: 0.429, SLG: 0.667 Mike Ryan, R OBP: 0.236, SLG: 0.290 (1, 2) (7, PR) (8, 2)			0-0 L5		0-0 FC6-4			4-0 1B 5-3 IBB		3	0	1	0	0	0	2											
										0	1	0	0	0	0	0											
										0	0	0	0	0	0	0											
										0	0	0	0	0	0	0											
										1	0	0	0	0	0	2											
Inning Stats	R: 1 E: 0 K: 0 S: 4	H: 1 LOB: 0 BB: 0 P: 4	R: 0 E: 0 K: 0 S: 3	H: 0 LOB: 0 BB: 0 P: 3	R: 0 E: 0 K: 1 S: 3	H: 0 LOB: 0 BB: 0 P: 3	R: 2 E: 1 K: 1 S: 8	H: 2 LOB: 2 BB: 1 P: 12	R: 0 E: 0 K: 0 S: 4	H: 2 LOB: 1 BB: 1 P: 8	R: 1 E: 0 K: 0 S: 5	H: 2 LOB: 2 BB: 0 P: 5	R: 0 E: 0 K: 0 S: 3	H: 0 LOB: 0 BB: 0 P: 3	R: 1 E: 0 K: 0 S: 4	H: 2 LOB: 3 BB: 1 P: 8	1B: 5 2B: 1 3B: 1 HR: 2	SF: 1 SAC: 1 DP: 1 HBP: 0	WP: 0 PB: 0 SB: 1 CS: 0	PA: 38							
PITCHER	IP	WLS	BF	H	R	ER	SO	BB	IBB	HBP	BLK	WP	HR	S	P	ERA	WHIP										
Rollie Sheldon, R ERA: 2.47	5.0	22	5	4	2	2	2	1	0	0	0	0	0	25	29	3.60	1.200										
Paul Lindblad, L ERA: 6.23	0.2	2	0	0	0	0	1	0	0	0	0	0	0	1	5	0.00	1.500										
Jack Aker, R ERA: 1.65	2.2	L	14	4	2	2	0	0	1	0	0	0	0	13	17	6.75	1.500										

Kansas City Athletics @ Boston Red Sox
Fenway Park, Boston, MA
Sat May 21 1966, 3:33 AM EDT
Att: 5,557 - Unknown

AB	33
R	6
H	9
RBI	6
BB	3
SO	2
LOB	14



Batter	1	2	3	4	5	6	7	8	9	AB	R	H	RBI	BB	SO	LOB	TOP			
Wayne Causey, L (1, 6) OBP: 0.303, SLG: 0.235										4	0	1	0	0	0	0	Kansas City Athletics @ Boston Red Sox Fenway Park, Boston, MA Sun May 22 1966, 3:33 AM EDT Att: 20,540 - Unknown			
Dick Green, R (1, 4) OBP: 0.240, SLG: 0.289										2	0	0	1	1	0	0				
Mike Hershberger, R (1, 8) OBP: 0.321, SLG: 0.381										3	0	2	0	1	0	1				
Billy Bryan, L (1, 3) OBP: 0.210, SLG: 0.196										4	0	0	0	0	2	5				
Larry Stahl, L (1, 9) OBP: 0.212, SLG: 0.349										4	0	0	0	0	0	4				
Ed Charles, R (1, 5) OBP: 0.283, SLG: 0.333										4	0	0	0	0	1	1				
Ken Harrelson, R (1, 7) OBP: 0.254, SLG: 0.209										3	0	0	0	0	2	0				
Ken Suarez, R (1, 2) OBP: 0.338, SLG: 0.226										3	0	0	0	0	1	0				
Ralph Terry, R (1, 1) OBP: 0.400, SLG: 0.250										2	1	1	0	0	0	0				
Ron Stone, L (8, PH) OBP: 0.222, SLG: 0.222										1	0	0	0	0	0	0				
John Wyatt, R (8, 1)										0	0	0	0	0	0	0				
Inning Stats	R: 0 E: 1 K: 1 S: 5	H: 0 LOB: 2 BB: 2 P: 13	R: 0 E: 0 K: 1 S: 5	H: 0 LOB: 0 BB: 0 P: 5	R: 1 E: 0 K: 0 S: 5	H: 2 LOB: 1 BB: 0 P: 5	R: 0 E: 0 K: 1 S: 5	H: 0 LOB: 0 BB: 0 P: 5	R: 0 E: 0 K: 1 S: 6	H: 1 LOB: 1 BB: 0 P: 6	R: 0 E: 0 K: 1 S: 5	H: 0 LOB: 0 BB: 0 P: 5	R: 0 E: 0 K: 0 S: 3	H: 0 LOB: 0 BB: 0 P: 3	R: 0 E: 0 K: 0 S: 4	H: 1 LOB: 1 BB: 0 P: 4	1B: 3 2B: 1 3B: 0 HR: 0	SF: 1 SAC: 0 DP: 0 HBP: 0	WP: 0 PB: 0 SB: 1 CS: 0	PA: 33
PITCHER Earl Wilson, R (1, 1) ERA: 3.84	IP: 9.0 WLS: W BF: 33	H: 4 R: 1 ER: 1 SO: 6	BB: 2 IBB: 0 HBP: 0 BLK: 0	WP: 0 HR: 0 S: 43 P: 51	ERA: 1.00 WHIP: 0.667	PITCHER										ERA: 1.00 WHIP: 0.667				

AB	30
R	1
H	4
RBI	1
BB	2
SO	6
LOB	11



Batter	1	2	3	4	5	6	7	8	9	AB	R	H	RBI	BB	SO	LOB	BOTTOM			
Rico Petrocelli, R (1, 6) OBP: 0.277, SLG: 0.393										4	0	0	0	0	0	1	Kansas City Athletics @ Boston Red Sox Fenway Park, Boston, MA Sun May 22 1966, 3:33 AM EDT Att: 20,540 - Unknown			
Jim Gosger, L (1, 8) OBP: 0.325, SLG: 0.290										4	1	1	0	0	1	0				
Carl Yastrzemski, L (1, 7) OBP: 0.385, SLG: 0.493										3	0	1	1	1	0	0				
George Scott, R (1, 3) OBP: 0.364, SLG: 0.628										2	0	0	0	0	1	1				
George Thomas, R (5, 3) OBP: 0.300, SLG: 0.152										2	0	0	0	0	1	1				
Tony Conigliaro, R (1, 9) OBP: 0.271, SLG: 0.362										4	0	0	0	0	3	1				
Dalton Jones, L (1, 4) OBP: 0.328, SLG: 0.418										3	2	2	1	1	0	0				
Joe Foy, R (1, 5) OBP: 0.345, SLG: 0.318										3	1	1	1	0	0	0				
Bob Tillman, R (1, 2) OBP: 0.313, SLG: 0.293										1	1	0	0	2	0	0				
Earl Wilson, R (1, 1) OBP: 0.417, SLG: 0.619										3	0	1	1	0	1	1				
Inning Stats	R: 0 E: 0 K: 0 S: 3	H: 0 LOB: 0 BB: 0 P: 3	R: 0 E: 0 K: 0 S: 3	H: 0 LOB: 0 BB: 0 P: 3	R: 0 E: 0 K: 1 S: 5	H: 0 LOB: 1 BB: 1 P: 9	R: 1 E: 0 K: 2 S: 8	H: 1 LOB: 1 BB: 1 P: 12	R: 0 E: 0 K: 1 S: 5	H: 0 LOB: 0 BB: 0 P: 5	R: 3 E: 1 K: 1 S: 8	H: 3 LOB: 1 BB: 1 P: 12	R: 1 E: 0 K: 2 S: 8	H: 2 LOB: 1 BB: 1 P: 12	R: 1 E: 0 K: 0 S: 8	H: 2 LOB: 1 BB: 1 P: 12	1B: 2 2B: 3 3B: 0 HR: 1	SF: 0 SAC: 0 DP: 0 HBP: 0	WP: 0 PB: 0 SB: 1 CS: 1	PA: 34
PITCHER Ralph Terry, R (1, 1) ERA: 1.71	IP: 7.0 WLS: L BF: 28	H: 4 R: 4 ER: 3 SO: 5	BB: 2 IBB: 1 HBP: 0 BLK: 0	WP: 0 HR: 1 S: 35 P: 47	ERA: 3.86 WHIP: 0.857	PITCHER										ERA: 3.86 WHIP: 0.857				
PITCHER John Wyatt, R (8, 1) ERA: 3.0	IP: 1.0 WLS: 5 BF: 2	H: 2 R: 1 ER: 1 SO: 2	BB: 0 IBB: 1 HBP: 0 BLK: 0	WP: 0 HR: 0 S: 8 P: 12	ERA: 9.00 WHIP: 2.000	PITCHER										ERA: 9.00 WHIP: 2.000				

AB	29
R	5
H	6
RBI	4
BB	4
SO	7
LOB	5



Batter	1	2	3	4	5	6	7	8	9	AB	R	H	RBI	BB	SO	LOB	TOP			
Zolo Versalles, R OBP: 0.249, SLG: 0.342 Garry Roggenburk, R (1, 6)										4	1	1	0	0	0	3	Minnesota Twins @ Boston Red Sox Fenway Park, Boston, MA Tue May 24 1966, 7:05 PM EDT Att: 16,867 - Unknown			
Rich Rollins, R OBP: 0.310, SLG: 0.270 (1, 5)										4	0	0	0	0	1					
Tony Oliva, L OBP: 0.414, SLG: 0.714 (1, 9)										4	1	1	1	0	0					
Harmon Killebrew, R OBP: 0.349, SLG: 0.407 (1, 3)										4	0	0	0	0	1					
Jimmie Hall, L OBP: 0.250, SLG: 0.317 (1, 8)										3	0	1	1	1	0	0				
Bob Allison, R OBP: 0.238, SLG: 0.296 (1, 7)										4	0	0	0	0	2					
Earl Battey, R OBP: 0.358, SLG: 0.353 (1, 2)										3	0	2	0	1	0	1				
Bernie Allen, L OBP: 0.313, SLG: 0.358 (1, 4)										4	0	1	0	0	1	3				
Camilo Pascual, R OBP: 0.227, SLG: 0.227 Jim Perry, S OBP: 0.571, SLG: 0.400 Pete Cimino, R (2, 1)										1	0	0	0	0	0	1				
Sandy Valdespino, L OBP: 0.255, SLG: 0.289 Cesar Tovar, R OBP: 0.338, SLG: 0.381 (7, 6)										0	0	0	0	0	0	0				
Inning Stats	R: 2 E: 0 K: 0 S: 6	H: 3 LOB: 1 BB: 0 P: 6	R: 0 E: 0 K: 0 S: 3	H: 0 LOB: 1 BB: 1 P: 7	R: 0 E: 0 K: 0 S: 3	H: 0 LOB: 0 BB: 0 P: 3	R: 0 E: 0 K: 0 S: 3	H: 0 LOB: 1 BB: 1 P: 7	R: 0 E: 0 K: 2 S: 5	H: 0 LOB: 0 BB: 0 P: 5	R: 0 E: 0 K: 2 S: 9	H: 2 LOB: 2 BB: 0 P: 9	R: 0 E: 0 K: 0 S: 3	H: 0 LOB: 1 BB: 0 P: 8	R: 0 E: 0 K: 2 S: 8	H: 1 LOB: 1 BB: 0 P: 8	1B: 4 2B: 1 3B: 1 HR: 0	SF: 0 SAC: 0 DP: 0 HBP: 0	WP: 0 PB: 0 SB: 1 CS: 0	PA: 35
PITCHER	IP WLS BF H R ER SO BB IBB HBP BLK WP HR S P ERA WHIP																			
Jose Santiago, R ERA: 2.34 Dick Radatz, R ERA: 3.06	(1, 1)	8.0 W 31 5 2 2 5 2 0 0 0 0 0 0 0 0 2.25 0.875																		
(9, 1)	1.0 S 4 1 0 0 2 0 0 0 0 0 0 0 0 8 0.00 1.000																			

AB	33
R	2
H	6
RBI	2
BB	2
SO	7
LOB	14



Batter	1	2	3	4	5	6	7	8	9	AB	R	H	RBI	BB	SO	LOB	BOTTOM			
Rico Petrocelli, R OBP: 0.294, SLG: 0.417 (1, 6)										4	2	3	2	1	0	3	Minnesota Twins @ Boston Red Sox Fenway Park, Boston, MA Tue May 24 1966, 7:05 PM EDT Att: 16,867 - Unknown			
Jim Gosger, L OBP: 0.347, SLG: 0.358 (1, 8)										5	2	3	3	0	1	4				
Carl Yastrzemski, L OBP: 0.385, SLG: 0.529 (1, 7)										4	2	3	3	0	1	0				
George Scott, R OBP: 0.365, SLG: 0.619 (1, 3)										5	1	2	0	0	2	2				
Tony Conigliaro, R OBP: 0.269, SLG: 0.379 (1, 9)										5	1	1	2	0	0	4				
Dalton Jones, L OBP: 0.333, SLG: 0.407 (1, 4)										4	0	1	0	1	0	1				
Joe Foy, R OBP: 0.357, SLG: 0.337 (1, 5)										4	1	2	0	1	0	2				
Bob Tillman, R OBP: 0.309, SLG: 0.290 (1, 2)										4	1	1	0	0	1	4				
Jose Santiago, R OBP: 0.063, SLG: 0.063 Dick Radatz, R (9, 1)										2	1	0	0	0	1	4				
										0	0	0	0	0	0	0				
Inning Stats	R: 4 E: 0 K: 0 S: 7	H: 5 LOB: 0 BB: 0 P: 7	R: 3 E: 0 K: 1 S: 9	H: 3 LOB: 1 BB: 0 P: 9	R: 0 E: 0 K: 2 S: 8	H: 1 LOB: 0 BB: 0 P: 8	R: 3 E: 0 K: 0 S: 5	H: 3 LOB: 0 BB: 1 P: 9	R: 1 E: 0 K: 1 S: 6	H: 1 LOB: 1 BB: 1 P: 10	R: 0 E: 1 K: 2 S: 7	H: 0 LOB: 1 BB: 0 P: 7	R: 0 E: 1 K: 0 S: 6	H: 2 LOB: 3 BB: 0 P: 6	R: 0 E: 0 K: 0 S: 4	H: 1 LOB: 2 BB: 1 P: 8	1B: 9 2B: 4 3B: 0 HR: 3	SF: 1 SAC: 2 DP: 0 HBP: 0	WP: 1 PB: 0 SB: 0 CS: 0	PA: 43
PITCHER	IP WLS BF H R ER SO BB IBB HBP BLK WP HR S P ERA WHIP																			
Camilo Pascual, R ERA: 3.63 Jim Perry, R ERA: 3.2 Pete Cimino, R ERA: 2.7 Garry Roggenburk, L ERA: 4.5	(1, 1)	1.0 L 10 7 7 0 0 0 0 0 0 0 0 0 1 17 21 13.50 3.000																		
(2, 1)	2.0 12 5 3 3 3 1 0 0 0 0 0 1 15 19 3.00 0.667																			
(4, 1)	3.0 10 1 1 1 3 1 0 0 0 0 0 0 10 14 0.00 2.000																			
(7, 1)	2.0 11 3 0 0 0 1 0 0 0 0 0 0 10 14 0.00 2.000																			



Batter	1	2	3	4	5	6	7	8	9	10	AB	R	H	RBI	BB	SO	LOB				
Zoilo Versalles, R OBP: 0.252, SLG: 0.339	(1, 6) BB 4-0 G6-4-3 BB	(1, 6) BB 0-0 F7	(1, 6) BB 0-0 F7	(1, 6) BB 0-0 F7	(1, 6) BB 0-0 F7	(1, 6) BB 0-0 F7	(1, 6) BB 0-0 K	(1, 6) BB 0-0 K	(1, 6) BB 0-0 F3	(1, 6) BB 0-0 F3	4	0	1	0	1	1	2				
Rich Rollins, R OBP: 0.298, SLG: 0.244	(1, 5) X 0-0 G6-4-3	(1, 5) X 0-0 F9	(1, 5) X 0-0 F9	(1, 5) X 0-0 F9	(1, 5) X 0-0 F9	(1, 5) X 0-0 F9	(1, 5) X 0-0 6-3	(1, 5) X 0-0 6-3	(1, 5) X 0-0 K	(1, 5) X 0-0 K	4	0	0	0	1	1	1				
Tony Oliva, L OBP: 0.414, SLG: 0.702	(1, 9) S 0-3 K	(1, 9) S 0-3 K	(1, 9) S 0-3 K	(1, 9) S 0-3 K	(1, 9) S 0-3 K	(1, 9) S 0-3 K	(1, 9) S 0-3 K	(1, 9) S 0-3 K	(1, 9) S 0-3 K	(1, 9) S 0-3 K	5	1	2	0	0	2	2				
Harmon Killebrew, R OBP: 0.391, SLG: 0.427	(1, 3) X 0-0 F9	(1, 3) X 0-0 F9	(1, 3) X 0-0 F9	(1, 3) X 0-0 F9	(1, 3) X 0-0 F9	(1, 3) X 0-0 F9	(1, 3) X 0-0 F9	(1, 3) X 0-0 F9	(1, 3) X 0-0 F9	(1, 3) X 0-0 F9	4	2	1	2	1	0	3				
Don Mincher, L OBP: 0.311, SLG: 0.351	(10, 3) X 0-0 6-3	(10, 3) X 0-0 6-3	(10, 3) X 0-0 6-3	(10, 3) X 0-0 6-3	(10, 3) X 0-0 6-3	(10, 3) X 0-0 6-3	(10, 3) X 0-0 6-3	(10, 3) X 0-0 6-3	(10, 3) X 0-0 6-3	(10, 3) X 0-0 6-3	0	0	0	0	0	0	0				
Jimmie Hall, L OBP: 0.250, SLG: 0.369	(1, 8) X 0-0 HBP WP 1B	(1, 8) X 0-0 F7	(1, 8) X 0-0 F7	(1, 8) X 0-0 F7	(1, 8) X 0-0 F7	(1, 8) X 0-0 F7	(1, 8) X 0-0 F7	(1, 8) X 0-0 F7	(1, 8) X 0-0 F7	(1, 8) X 0-0 F7	5	2	2	2	0	0	1				
Bob Allison, R OBP: 0.285, SLG: 0.286	(1, 7) H 1-0 FC3-6 WP 1B HBP	(1, 7) H 1-0 FC3-6 WP 1B HBP	(1, 7) H 1-0 FC3-6 WP 1B HBP	(1, 7) H 1-0 FC3-6 WP 1B HBP	(1, 7) H 1-0 FC3-6 WP 1B HBP	(1, 7) H 1-0 FC3-6 WP 1B HBP	(1, 7) H 1-0 FC3-6 WP 1B HBP	(1, 7) H 1-0 FC3-6 WP 1B HBP	(1, 7) H 1-0 FC3-6 WP 1B HBP	(1, 7) H 1-0 FC3-6 WP 1B HBP	2	2	0	0	2	1	0				
Earl Battey, R OBP: 0.365, SLG: 0.353	(1, 2) B 4-0 FC3-6 HBP	(1, 2) B 4-0 FC3-6 HBP	(1, 2) B 4-0 FC3-6 HBP	(1, 2) B 4-0 FC3-6 HBP	(1, 2) B 4-0 FC3-6 HBP	(1, 2) B 4-0 FC3-6 HBP	(1, 2) B 4-0 FC3-6 HBP	(1, 2) B 4-0 FC3-6 HBP	(1, 2) B 4-0 FC3-6 HBP	(1, 2) B 4-0 FC3-6 HBP	0	0	0	0	1	0	0				
Jerry Zimmerman, R OBP: 0.400, SLG: 0.300	(3, 2) B 4-0 FC3-6 HBP	(3, 2) B 4-0 FC3-6 HBP	(3, 2) B 4-0 FC3-6 HBP	(3, 2) B 4-0 FC3-6 HBP	(3, 2) B 4-0 FC3-6 HBP	(3, 2) B 4-0 FC3-6 HBP	(3, 2) B 4-0 FC3-6 HBP	(3, 2) B 4-0 FC3-6 HBP	(3, 2) B 4-0 FC3-6 HBP	(3, 2) B 4-0 FC3-6 HBP	4	0	0	0	0	1	2				
Bernie Allen, L OBP: 0.311, SLG: 0.349	(1, 4) X 0-0 FC3-6 1B	(1, 4) X 0-0 FC3-6 1B	(1, 4) X 0-0 FC3-6 1B	(1, 4) X 0-0 FC3-6 1B	(1, 4) X 0-0 FC3-6 1B	(1, 4) X 0-0 FC3-6 1B	(1, 4) X 0-0 FC3-6 1B	(1, 4) X 0-0 FC3-6 1B	(1, 4) X 0-0 FC3-6 1B	(1, 4) X 0-0 FC3-6 1B	3	0	0	0	1	0	2				
Jim Kaat, L OBP: 0.308, SLG: 0.375	(1, 1) X 0-0 1B	(1, 1) X 0-0 1B	(1, 1) X 0-0 1B	(1, 1) X 0-0 1B	(1, 1) X 0-0 1B	(1, 1) X 0-0 1B	(1, 1) X 0-0 1B	(1, 1) X 0-0 1B	(1, 1) X 0-0 1B	(1, 1) X 0-0 1B	3	0	2	2	0	0	0				
Al Worthington, R OBP: 0.308, SLG: 0.375	(7, 1) X 0-0 1B	(7, 1) X 0-0 1B	(7, 1) X 0-0 1B	(7, 1) X 0-0 1B	(7, 1) X 0-0 1B	(7, 1) X 0-0 1B	(7, 1) X 0-0 1B	(7, 1) X 0-0 1B	(7, 1) X 0-0 1B	(7, 1) X 0-0 1B	0	0	0	0	0	0	0				
Johnny Klippstein, R OBP: 0.308, SLG: 0.375	(7, 1) X 0-0 1B	(7, 1) X 0-0 1B	(7, 1) X 0-0 1B	(7, 1) X 0-0 1B	(7, 1) X 0-0 1B	(7, 1) X 0-0 1B	(7, 1) X 0-0 1B	(7, 1) X 0-0 1B	(7, 1) X 0-0 1B	(7, 1) X 0-0 1B	1	0	0	0	0	0	0				
Garry Roggenburk, R OBP: 0.308, SLG: 0.375	(9, 1) X 0-0 1B	(9, 1) X 0-0 1B	(9, 1) X 0-0 1B	(9, 1) X 0-0 1B	(9, 1) X 0-0 1B	(9, 1) X 0-0 1B	(9, 1) X 0-0 1B	(9, 1) X 0-0 1B	(9, 1) X 0-0 1B	(9, 1) X 0-0 1B	0	0	0	0	0	0	0				
Inning Stats	R: 0 E: 0 K: 1 S: 4	H: 0 LOB: 0 BB: 1 P: 8	R: 2 E: 0 K: 0 S: 5	H: 2 LOB: 2 BB: 1 P: 10	R: 0 E: 0 K: 0 S: 4	H: 1 LOB: 1 BB: 0 P: 4	R: 0 E: 0 K: 1 S: 5	H: 0 LOB: 0 BB: 0 P: 5	R: 0 E: 0 K: 0 S: 3	H: 1 LOB: 2 BB: 2 P: 11	R: 2 E: 0 K: 1 S: 7	H: 2 LOB: 0 BB: 0 P: 7	R: 0 E: 0 K: 1 S: 5	H: 0 LOB: 0 BB: 0 P: 5	R: 0 E: 0 K: 1 S: 5	H: 0 LOB: 0 BB: 0 P: 5	R: 2 E: 0 K: 1 S: 5	H: 1 LOB: 0 BB: 2 P: 13	1B: 6 2B: 0 3B: 0 HR: 2	SF: 0 SAC: 0 DP: 2 HBP: 1	WP: 2 PA: 43
PITCHER	IP WLS BF H R ER SO BB IBB HBP BLK WP HR S P ERA WHIP	IP WLS BF H R ER SO BB IBB HBP BLK WP HR S P ERA WHIP	IP WLS BF H R ER SO BB IBB HBP BLK WP HR S P ERA WHIP	IP WLS BF H R ER SO BB IBB HBP BLK WP HR S P ERA WHIP	IP WLS BF H R ER SO BB IBB HBP BLK WP HR S P ERA WHIP	IP WLS BF H R ER SO BB IBB HBP BLK WP HR S P ERA WHIP	IP WLS BF H R ER SO BB IBB HBP BLK WP HR S P ERA WHIP	IP WLS BF H R ER SO BB IBB HBP BLK WP HR S P ERA WHIP	IP WLS BF H R ER SO BB IBB HBP BLK WP HR S P ERA WHIP	IP WLS BF H R ER SO BB IBB HBP BLK WP HR S P ERA WHIP	IP WLS BF H R ER SO BB IBB HBP BLK WP HR S P ERA WHIP	IP WLS BF H R ER SO BB IBB HBP BLK WP HR S P ERA WHIP	IP WLS BF H R ER SO BB IBB HBP BLK WP HR S P ERA WHIP	IP WLS BF H R ER SO BB IBB HBP BLK WP HR S P ERA WHIP	IP WLS BF H R ER SO BB IBB HBP BLK WP HR S P ERA WHIP	IP WLS BF H R ER SO BB IBB HBP BLK WP HR S P ERA WHIP	IP WLS BF H R ER SO BB IBB HBP BLK WP HR S P ERA WHIP	IP WLS BF H R ER SO BB IBB HBP BLK WP HR S P ERA WHIP	IP WLS BF H R ER SO BB IBB HBP BLK WP HR S P ERA WHIP	IP WLS BF H R ER SO BB IBB HBP BLK WP HR S P ERA WHIP	IP WLS BF H R ER SO BB IBB HBP BLK WP HR S P ERA WHIP

TOP

Minnesota Twins @ Boston Red Sox
Fenway Park, Boston, MA
Wed May 25 1966, 7:05 PM EDT
Att: 8,809 - Unknown

AB	35
R	7
H	8
RBI	6
BB	7
SO	6
LOB	13



Batter	1	2	3	4	5	6	7	8	9	10	AB	R	H	RBI	BB	SO	LOB
Rico Petrocelli, R OBP: 0.297, SLG: 0.417	(1, 6) X 0-0 P6	(1, 6) X 0-0 P6	(1, 6) X 0-0 P6	(1, 6) X 0-0 P6	(1, 6) X 0-0 P6	(1, 6) X 0-0 P6	(1, 6) X 0-0 P6	(1, 6) X 0-0 P6	(1, 6) X 0-0 P6	(1, 6) X 0-0 P6	5	1	2	1	0	0	2
Joe Foy, R OBP: 0.358, SLG: 0.340	(1, 5) S 0-3 K	(1, 5) S 0-3 K	(1, 5) S 0-3 K	(1, 5) S 0-3 K	(1, 5) S 0-3 K	(1, 5) S 0-3 K	(1, 5) S 0-3 K	(1, 5) S 0-3 K	(1, 5) S 0-3 K	(1, 5) S 0-3 K	5	0	2	1	0	2	2
Carl Yastrzemski, L OBP: 0.401, SLG: 0.542	(1, 7) X 0-0 F8	(1, 7) X 0-0 F8	(1, 7) X 0-0 F8	(1, 7) X 0-0 F8	(1, 7) X 0-0 F8	(1, 7) X 0-0 F8	(1, 7) X 0-0 F8	(1, 7) X 0-0 F8	(1, 7) X 0-0 F8	(1, 7) X 0-0 F8	4	0	2	2	1	0	2
George Scott, R OBP: 0.359, SLG: 0.601	(1, 3) X 0-0 F8	(1, 3) X 0-0 F8	(1, 3) X 0-0 F8	(1, 3) X 0-0 F8	(1, 3) X 0-0 F8	(1, 3) X 0-0 F8	(1, 3) X 0-0 F8	(1, 3) X 0-0 F8	(1, 3) X 0-0 F8	(1, 3) X 0-0 F8	4	0	0	0	1	0	4
Tony Conigliaro, R OBP: 0.273, SLG: 0.397	(1, 9) X 0-0 HR	(1, 9) X 0-0 HR	(1, 9) X 0-0 HR	(1, 9) X 0-0 HR	(1, 9) X 0-0 HR	(1, 9) X 0-0 HR	(1, 9) X 0-0 HR	(1, 9) X 0-0 HR	(1, 9) X 0-0 HR	(1, 9) X 0-0 HR	4	1	1	1	0	1	2
George Thomas, R OBP: 0.279, SLG: 0.139	(1, 8) X 0-0 P6	(1, 8) X 0-0 P6	(1, 8) X 0-0 P6	(1, 8) X 0-0 P6	(1, 8) X 0-0 P6	(1, 8) X 0-0 P6	(1, 8) X 0-0 P6	(1, 8) X 0-0 P6	(1, 8) X 0-0 P6	(1, 8) X 0-0 P6	3	0	0	0	0	0	1
Mike Ryan, R OBP: 0.233, SLG: 0.286	(8, 9) X 0-0 P6	(8, 9) X 0-0 P6	(8, 9) X 0-0 P6	(8, 9) X 0-0 P6	(8, 9) X 0-0 P6	(8, 9) X 0-0 P6	(8, 9) X 0-0 P6	(8, 9) X 0-0 P6	(8, 9) X 0-0 P6	(8, 9) X 0-0 P6	1	0	0	0	0	0	3
Dick Radtzi, R OBP: 0.233, SLG: 0.286	(10, 1) X 0-0 P6	(10, 1) X 0-0 P6	(10, 1) X 0-0 P6	(10, 1) X 0-0 P6	(10, 1) X 0-0 P6	(10, 1) X 0-0 P6	(10, 1) X 0-0 P6	(10, 1) X 0-0 P6	(10, 1) X 0-0 P6	(10, 1) X 0-0 P6	0	0	0	0	0	0	0
Dan Osinski, R OBP: 0.233, SLG: 0.286	(10, 1) X 0-0 P6	(10, 1) X 0-0 P6	(10, 1) X 0-0 P6	(10, 1) X 0-0 P6	(10, 1) X 0-0 P6	(10, 1) X 0-0 P6	(10, 1) X 0-0 P6	(10, 1) X 0-0 P6	(10, 1) X 0-0 P6	(10, 1) X 0-0 P6	0	0	0	0	0	0	0
Bob Tillman, R OBP: 0.301, SLG: 0.299	(1, 2) X 0-0 L1	(1, 2) X 0-0 L1	(1, 2) X 0-0 L1	(1, 2) X 0-0 L1	(1, 2) X 0-0 L1	(1, 2) X 0-0 L1	(1, 2) X 0-0 L1	(1, 2) X 0-0 L1	(1, 2) X 0-0 L1	(1, 2) X 0-0 L1	5	1	1	0	0	0	1
George Smith, R OBP: 0.244, SLG: 0.250	(1, 4) X 0-0 6-3	(1, 4) X 0-0 6-3	(1, 4) X 0-0 6-3	(1, 4) X 0-0 6-3	(1, 4) X 0-0 6-3	(1, 4) X 0-0 6-3	(1, 4) X 0-0 6-3	(1, 4) X 0-0 6-3	(1, 4) X 0-0 6-3	(1, 4) X 0-0 6-3	3	0	1	0	0	0	1
Dalton Jones, L OBP: 0.338, SLG: 0.400	(9, PH) X 0-0 6-3	(9, PH) X 0-0 6-3	(9, PH) X 0-0 6-3	(9, PH) X 0-0 6-3	(9, PH) X 0-0 6-3	(9, PH) X 0-0 6-3	(9, PH) X 0-0 6-3	(9, PH) X 0-0 6-3	(9, PH) X 0-0 6-3	(9, PH) X 0-0 6-3	1	1	0	0	1	0	0
Jerry Stephenson, L OBP: 0.279, SLG: 0.139	(1, 11) X 0-0 1B	(1, 11) X 0-0 1B	(1, 11) X 0-0 1B	(1, 11) X 0-0 1B	(1, 11) X 0-0 1B	(1, 11) X 0-0 1B	(1, 11) X 0-0 1B	(1, 11) X 0-0 1B	(1, 11) X 0-0 1B	(1, 11) X 0-0 1B	2	0	1	0	0	0	1
Jim Lonborg, R OBP: 0.279, SLG: 0.139	(7, 1) X 0-0 1B	(7, 1) X 0-0 1B	(7, 1) X 0-0 1B	(7, 1) X 0-0 1B	(7, 1) X 0-0 1B	(7, 1) X 0-0 1B	(7, 1) X 0-0 1B	(7, 1) X 0-0 1B	(7, 1) X 0-0 1B	(7, 1) X 0-0 1B	0	1	0	0	1	0	0
Joe Christopher, R OBP: 0.279, SLG: 0.139	(7, 1) X 0-0 1B	(7, 1) X 0-0 1B	(7, 1) X 0-0 1B	(7, 1) X 0-0 1B	(7, 1) X 0-0 1B	(7, 1) X 0-0 1B	(7, 1) X 0-0 1B	(7, 1) X 0-0 1B	(7, 1) X 0-0 1B	(7, 1) X 0-0 1B	0	1	0	0	1	0	0
Ken Sanders, R OBP: 0.279, SLG: 0.139	(8, 1) X 0-0 1B	(8, 1) X 0-0 1B	(8, 1) X 0-0 1B	(8, 1) X 0-0 1B	(8, 1) X 0-0 1B	(8, 1) X 0-0 1B	(8, 1) X 0-0 1B	(8, 1) X 0-0 1B	(8, 1) X 0-0 1B	(8, 1) X 0-0 1B	0	0	0	0	0	0	0
Lenny Green, L OBP: 0.279, SLG: 0.139	(8, 1) X 0-0 1B	(8, 1) X 0-0 1B	(8, 1) X 0-0 1B	(8, 1) X 0-0 1B	(8, 1) X 0-0 1B	(8, 1) X 0-0 1B	(8, 1) X 0-0 1B	(8, 1) X 0-0 1B	(8, 1) X 0-0 1B	(8, 1) X 0-0 1B	2	0	1	0	0	0	0
Inning Stats	R: 0 E: 0 K: 1 S: 5	H: 0 LOB: 0 BB: 0 P: 5	R: 1 E: 0 K: 0 S: 4	H: 1 LOB: 0 BB: 0 P: 4	R: 0 E: 0 K: 0 S: 5	H: 3 LOB: 2 BB: 0 P: 5	R: 0 E: 1 K: 0 S: 4	H: 0 LOB: 1 BB: 0 P: 4	R: 0 E: 0 K: 0 S: 3	H: 1 LOB: 0 BB:							

Batter	1	2	3	4	5	6	7	8	9	AB	R	H	RBI	BB	SO	LOB	TOP			
Zoilo Versalles, R OBP: 0.250, SLG: 0.341 (1, 6)										5	0	1	0	0	0	3				
Rich Rollins, R OBP: 0.275, SLG: 0.222 (1, 5)										4	0	0	0	0	1	2				
Tony Oliva, L OBP: 0.401, SLG: 0.680 (1, 9)										4	0	0	0	0	0	2				
Harmon Killebrew, R OBP: 0.348, SLG: 0.421 (1, 3)										4	0	1	0	0	2	1				
Jimmie Hall, L OBP: 0.273, SLG: 0.420 (1, 8)										4	1	2	1	0	1	0				
Bob Allison, R OBP: 0.284, SLG: 0.283 (1, 7)										4	1	1	0	0	1	2				
Bernie Allen, L OBP: 0.317, SLG: 0.354 (1, 4)										4	0	2	0	0	2	2				
Jerry Zimmerman, R OBP: 0.379, SLG: 0.261 (1, 2)										3	0	0	0	1	1	3				
Mudcat Grant, R OBP: 0.185, SLG: 0.269 (2, 1)										0	0	0	0	0	0	0				
Dwight Siebler, R OBP: 0.226, SLG: 0.283 (6, PH)										1	0	0	0	0	0	0				
Sandy Valdespino, L OBP: 0.226, SLG: 0.283 (6, PH)										0	0	0	0	0	0	0				
Pete Cimino, R OBP: 0.234, SLG: 0.290 (7, PH)										1	0	0	0	0	1	3				
Andy Kosco, R OBP: 0.234, SLG: 0.290 (7, PH)										0	0	0	0	0	0	0				
Al Worthington, R OBP: 0.234, SLG: 0.290 (7, PH)										1	0	1	1	0	0	0				
Don Mincher, L OBP: 0.234, SLG: 0.290 (9, PH)										1	0	1	1	0	0	0				
Inning Stats	R: 0 E: 0 K: 2 S: 8	H: 1 LOB: 1 BB: 0 P: 8	R: 0 E: 0 K: 2 S: 7	H: 0 LOB: 0 BB: 0 P: 7	R: 0 E: 0 K: 0 S: 3	H: 0 LOB: 0 BB: 0 P: 3	R: 0 E: 0 K: 1 S: 5	H: 0 LOB: 1 BB: 0 P: 6	R: 0 E: 1 K: 0 S: 4	H: 0 LOB: 1 BB: 0 P: 4	R: 0 E: 0 K: 2 S: 9	H: 2 LOB: 3 BB: 1 P: 13	R: 0 E: 0 K: 0 S: 3	H: 0 LOB: 0 BB: 0 P: 3	R: 2 E: 0 K: 1 S: 9	H: 4 LOB: 2 BB: 0 P: 9	1B: 6 2B: 1 3B: 0 HR: 1	SF: 0 SAC: 0 DP: 0 HBP: 0	WP: 0 PB: 0 SB: 0 CS: 0	PA: 37
PITCHER Earl Wilson, R ERA: 3.61 (1, 1)	IP: 9.0 WLS: W BF: 37 H: 8 R: 2 ER: 2 SO: 9 BB: 1 IBB: 0 HBP: 0 BLK: 0 WP: 0 HR: 1 S: 54 P: 58 ERA: 2.00 WHIP: 1.000															PITCHER				

Minnesota Twins @ Boston Red Sox
Fenway Park, Boston, MA
Thu May 26 1966, 3:33 AM EDT
Att: 4,831 - Unknown

AB 36
R 2
H 8
RBI 2
BB 1
SO 9
LOB 18



Batter	1	2	3	4	5	6	7	8	9	AB	R	H	RBI	BB	SO	LOB	BOTTOM			
Rico Petrocelli, R OBP: 0.301, SLG: 0.443 (1, 6)										5	2	2	2	0	1	3				
Jim Gosger, L OBP: 0.346, SLG: 0.347 (1, 8)										4	0	1	0	1	1	3				
Carl Yastrzemski, L OBP: 0.404, SLG: 0.548 (1, 7)										4	0	2	2	0	0	1				
George Scott, R OBP: 0.350, SLG: 0.585 (1, 3)										4	0	0	0	0	2	4				
Tony Conigliaro, R OBP: 0.266, SLG: 0.386 (1, 9)										4	0	0	0	0	1	4				
Dalton Jones, L OBP: 0.333, SLG: 0.391 (1, 4)										4	1	1	0	0	0	1				
Joe Foy, R OBP: 0.371, SLG: 0.370 (1, 5)										3	3	2	1	1	0	0				
Mike Ryan, R OBP: 0.237, SLG: 0.288 (1, 2)										3	0	1	1	0	0	1				
Earl Wilson, R OBP: 0.429, SLG: 0.609 (1, 1)										2	1	1	1	1	0	0				
Inning Stats	R: 1 E: 0 K: 0 S: 5	H: 2 LOB: 1 BB: 0 P: 5	R: 4 E: 0 K: 1 S: 10	H: 5 LOB: 2 BB: 1 P: 14	R: 0 E: 0 K: 0 S: 3	H: 0 LOB: 0 BB: 0 P: 3	R: 0 E: 0 K: 0 S: 3	H: 0 LOB: 0 BB: 0 P: 3	R: 0 E: 0 K: 1 S: 6	H: 1 LOB: 1 BB: 0 P: 6	R: 1 E: 1 K: 1 S: 5	H: 0 LOB: 1 BB: 1 P: 10	R: 0 E: 0 K: 1 S: 5	H: 0 LOB: 0 BB: 0 P: 5	R: 1 E: 0 K: 1 S: 7	H: 2 LOB: 2 BB: 1 P: 11	1B: 6 2B: 2 3B: 1 HR: 1	SF: 1 SAC: 1 DP: 0 HBP: 0	WP: 1 PB: 0 SB: 1 CS: 0	PA: 38
PITCHER Mudcat Grant, R ERA: 3.13 Dwight Siebler, R ERA: 2.7 Pete Cimino, R ERA: 2.35 Al Worthington, R ERA: 1.89 (1, 1)	IP: 1.1 WLS: L BF: 12 H: 7 R: 5 ER: 5 SO: 0 BB: 1 IBB: 0 HBP: 0 BLK: 0 WP: 0 HR: 1 S: 11 P: 15 ERA: 33.75 WHIP: 6.000															PITCHER				

Minnesota Twins @ Boston Red Sox
Fenway Park, Boston, MA
Thu May 26 1966, 3:33 AM EDT
Att: 4,831 - Unknown

AB 33
R 7
H 10
RBI 7
BB 3
SO 5
LOB 17




Batter	1	2	3	4	5	6	7	8	9	AB	R	H	RBI	BB	SO	LOB	TOP										
Rico Petrocelli, R OBP: 0.299, SLG: 0.434	4-0 2B 4-3 BB		0-0 F9		0-3 K			0-0 F7		3	1	0	0	1	1	2											
Joe Foy, R OBP: 0.375, SLG: 0.379	0-0 4-3 1-3 P4-2-5 2B			0-0 5-3		0-0 6-3		4-0 FC4-6 BB		3	0	1	0	1	0	0											
Carl Yastrzemski, L OBP: 0.394, SLG: 0.533	0-0 4-3			0-0 4-3		0-0 3-1		0-0 FC4-6 HR		4	1	0	1	0	0	2											
George Scott, R OBP: 0.354, SLG: 0.603	0-0 P4-2-5			0-0 1B		0-0 F2		0-0 HR		4	1	2	2	0	0	1											
Tony Conigliaro, R OBP: 0.259, SLG: 0.375		0-3 K		0-0 F8			0-0 F8	0-0 6-3		4	0	0	0	0	1	1											
George Thomas, R OBP: 0.277, SLG: 0.225		0-3 K			0-0 E5 WP			HR	0-0 5-3	4	1	1	1	0	1	0											
Mike Ryan, R OBP: 0.225, SLG: 0.273			0-3 K		0-3 K		0-0 P5		0-0 F8	4	0	0	0	0	2	1											
George Smith, R OBP: 0.256, SLG: 0.275			0-0 2B		0-3 K		0-0 1B		0-0 6-3	4	0	2	0	0	1	1											
Bob Sadowski, R			0-3 K		4-0 BB					1	0	0	0	0	1	0											
Joe Christopher, R (5, PH)										0	0	0	0	1	0	0											
Dick Stigman, R OBP: 0.100, SLG: 0.100										0	0	0	0	0	0	0											
Bob Tillman, R OBP: 0.297, SLG: 0.294										1	0	0	0	0	1	1											
Ken Sanders, R (7, 1)										0	0	0	0	0	0	0											
Inning Stats	R: 1 E: 0 K: 0 S: 3	H: 1 LOB: 0 BB: 1 P: 7	R: 0 E: 0 K: 3 S: 9	H: 0 LOB: 0 BB: 0 P: 9	R: 0 E: 0 K: 1 S: 5	H: 1 LOB: 0 BB: 0 P: 5	R: 0 E: 0 K: 0 S: 4	H: 1 LOB: 1 BB: 1 P: 4	R: 0 E: 1 K: 3 S: 10	H: 0 LOB: 2 BB: 1 P: 14	R: 0 E: 0 K: 0 S: 3	H: 0 LOB: 0 BB: 0 P: 3	R: 1 E: 0 K: 1 S: 7	H: 2 LOB: 1 BB: 0 P: 7	R: 2 E: 0 K: 0 S: 4	H: 1 LOB: 0 BB: 1 P: 8	R: 0 E: 0 K: 0 S: 3	H: 0 LOB: 0 BB: 0 P: 3	1B: 2 2B: 3 3B: 0 HR: 2	SF: 0 SAC: 0 DP: 1 HBP: 0	WP: 1 PB: 0 SB: 0 CS: 0	PA: 35					
PITCHER	IP	WLS	BF	H	R	ER	SO	BB	IBB	HBP	BLK	WP	HR	S	P	ERA	WHIP										
Pete Richert, L ERA: 2.38	(1, 1)	7.1	28	5	2	2	8	2	0	0	0	1	1	42	50	2.46	0.955										
Casey Cox, R ERA: 3.23	(8, 1)	0.0	1	0	0	0	0	1	0	0	0	0	0	0	4	∞	∞										
Dick Lines, L ERA: 2.3	(8, 1)	0.1	1	0	0	0	0	0	0	0	0	0	0	1	1	0.00	0.000										
Ron Kline, R ERA: 3.81	(8, 1)	1.1	W	5	1	2	2	0	0	0	0	0	1	5	5	13.50	0.750										

Boston Red Sox @ Washington Senators
D.C. Stadium, Washington, DC
Fri May 27 1966, 7:05 PM EDT
Att: 8,167 - Unknown

livebaseballscorecards.com

AB 32
R 4
H 6
RBI 4
BB 3
SO 8
LOB 9




Batter	1	2	3	4	5	6	7	8	9	AB	R	H	RBI	BB	SO	LOB	BOTTOM										
Fred Valentine, S OBP: 0.370, SLG: 0.490	0-0 F3		0-0 E 2B	0-0 F7			0-0 E1 SH2-3		0-0 SH3	4	1	1	0	0	0	1											
Bob Saverine, S OBP: 0.294, SLG: 0.365	0-0 E3 FC5-4		0-0 E1 FC5 E 1B	0-0 4-3			0-0 SH2-3		0-0 BB 1B	4	2	2	1	0	0	1											
Jim King, L OBP: 0.373, SLG: 0.408	0-0 F2		0-0 L8		0-0 F9 2B		4-0 IBB		4-0 1B BB	3	0	1	0	2	0	2											
Frank Howard, R OBP: 0.324, SLG: 0.443	0-0 FC5-4		0-0 FC5 E 2-3		0-0 F9		0-3 K		0-0 BB 1B	3	0	0	0	0	0	3											
Don Lock, R OBP: 0.364, SLG: 0.474			0-0 FC5 E 2-3		0-0 F9		0-0 K		0-0 BB 1B	2	0	1	1	0	1	2											
Dick Nen, L OBP: 0.294, SLG: 0.267		4-0 FC5 BB BB	0-0 E3	0-3 K	0-3 K		0-0 4-3			3	0	0	1	1	1	4											
Ken McMullen, R OBP: 0.287, SLG: 0.354		4-0 FC5 BB 1B	0-3 K	0-3 K			0-0 1-3			3	1	0	0	1	2	3											
Paul Casanova, R OBP: 0.294, SLG: 0.444		0-0 FC5	0-0 FC5			0-3 K		0-0 G3		3	0	0	0	0	1	4											
Bob Chance, L OBP: 0.171, SLG: 0.273		0-0 FC5	0-0 FC5					0-0 G3		1	0	0	0	0	0	0											
Doug Camilli, R OBP: 0.229, SLG: 0.212		0-0 1B G1	0-0 FC5					0-0 G3		0	0	0	0	0	0	0											
Ed Brinkman, R OBP: 0.257, SLG: 0.294		0-0 G1 1B		0-0 1B		0-0 P6		0-0 5-3		4	0	2	1	0	0	0											
Pete Richert, L OBP: 0.138, SLG: 0.138		0-0 G1		0-3 K		0-0 F8			0-0 E9 SH3 1B 1B	3	0	0	0	0	1	3											
Casey Cox, R										0	0	0	0	0	0	0											
Dick Lines, R										0	0	0	0	0	0	0											
Ron Kline, R OBP: 0.400, SLG: 0.250										0	0	0	0	0	0	0											
Willie Kirkland, L OBP: 0.287, SLG: 0.148										1	1	1	0	0	0	0											
Inning Stats	R: 0 E: 1 K: 0 S: 4	H: 0 LOB: 1 BB: 0 P: 4	R: 1 E: 0 K: 0 S: 3	H: 1 LOB: 2 BB: 2 P: 11	R: 2 E: 2 K: 1 S: 9	H: 2 LOB: 2 BB: 0 P: 9	R: 0 E: 0 K: 1 S: 6	H: 1 LOB: 1 BB: 0 P: 6	R: 0 E: 0 K: 2 S: 8	H: 1 LOB: 1 BB: 0 P: 8	R: 0 E: 0 K: 1 S: 5	H: 0 LOB: 0 BB: 0 P: 5	R: 0 E: 1 K: 1 S: 6	H: 0 LOB: 2 BB: 1 P: 10	R: 0 E: 0 K: 0 S: 3	H: 0 LOB: 0 BB: 0 P: 3	R: 2 E: 1 K: 0 S: 4	H: 3 LOB: 2 BB: 1 P: 8	1B: 6 2B: 2 3B: 0 HR: 0	SF: 0 SAC: 2 DP: 0 HBP: 0	WP: 0 PB: 0 SB: 0 CS: 0	PA: 40					
PITCHER	IP	WLS	BF	H	R	ER	SO	BB	IBB	HBP	BLK	WP	HR	S	P	ERA	WHIP										
Bob Sadowski, R ERA: 6.75	(1, 1)	4.0	20	4	3	2	2	2	0	0	0	0	0	22	30	4.50	1.500										
Dick Stigman, L ERA: 4.19	(5, 1)	2.0	7	1	0	0	3	0	0	0	0	0	0	13	13	0.00	0.500										
Ken Sanders, R ERA: 2.88	(7, 1)	2.1	L	13	3	2	2	1	1	1	0	0	0	13	21	7.71	1.714										

Boston Red Sox @ Washington Senators
D.C. Stadium, Washington, DC
Fri May 27 1966, 7:05 PM EDT
Att: 8,167 - Unknown

livebaseballscorecards.com

AB 34
R 5
H 8
RBI 4
BB 4
SO 6
LOB 23



Batter	1	2	3	4	5	6	7	8	9	AB	R	H	RBI	BB	SO	LOB	TOP			
Rico Petrocelli, R OBP: 0.302, SLG: 0.433 (1, 6)										4	0	1	0	0	1	3	Boston Red Sox @ Chicago White Sox Comiskey Park, Chicago, IL Mon May 30 1966, 4:33 AM EDT Unknown			
Jim Gosger, L OBP: 0.330, SLG: 0.349 (1, 8)										4	0	0	0	0	0	2				
Carl Yastrzemski, L OBP: 0.366, SLG: 0.491 (1, 7)										4	0	0	0	0	0	1				
George Scott, R OBP: 0.351, SLG: 0.577 (1, 3)										3	0	0	0	1	1	0				
Tony Conigliaro, R OBP: 0.285, SLG: 0.404 (1, 9)										4	0	1	0	0	1	2				
Dalton Jones, L OBP: 0.333, SLG: 0.440 (1, 4)										4	0	0	0	0	0	2				
Joe Foy, R OBP: 0.364, SLG: 0.365 (1, 5)										4	0	1	0	0	2	1				
Mike Ryan, R OBP: 0.236, SLG: 0.271 (1, 2)										3	0	2	0	0	0	0				
Earl Wilson, R OBP: 0.387, SLG: 0.538 (1, 1)										3	0	0	0	0	1	3				
Inning Stats	R: 0 E: 0 K: 0 S: 4	H: 1 LOB: 2 BB: 1 P: 8	R: 0 E: 0 K: 0 S: 5	H: 2 LOB: 2 BB: 0 P: 5	R: 0 E: 0 K: 0 S: 3	H: 0 LOB: 0 BB: 0 P: 3	R: 0 E: 0 K: 2 S: 7	H: 0 LOB: 0 BB: 0 P: 7	R: 0 E: 0 K: 1 S: 6	H: 1 LOB: 1 BB: 0 P: 6	R: 0 E: 0 K: 1 S: 5	H: 0 LOB: 0 BB: 0 P: 5	R: 0 E: 0 K: 0 S: 3	H: 0 LOB: 0 BB: 0 P: 4	R: 0 E: 1 K: 0 S: 4	H: 0 LOB: 1 BB: 0 P: 4	1B: 4 2B: 1 3B: 0 HR: 0	SF: 0 SAC: 0 DP: 0 HBP: 0	WP: 0 PB: 0 SB: 0 CS: 0	PA: 34
PITCHER John Buzhardt, R ERA: 2.4 (1, 1)	IP: 9.0 WLS: W BF: 34 H: 5 R: 0 ER: 0 SO: 6 BB: 1 IBB: 0 HBP: 0 BLK: 0 WP: 0 HR: 0 S: 45 P: 49 ERA: 0.00 WHIP: 0.667															PITCHER John Buzhardt, R ERA: 2.4 (1, 1)	IP: 9.0 WLS: W BF: 34 H: 5 R: 0 ER: 0 SO: 6 BB: 1 IBB: 0 HBP: 0 BLK: 0 WP: 0 HR: 0 S: 45 P: 49 ERA: 0.00 WHIP: 0.667			

Batter	1	2	3	4	5	6	7	8	9	AB	R	H	RBI	BB	SO	LOB	BOTTOM			
Tommie Agee, R OBP: 0.315, SLG: 0.362 (1, 8)										4	0	0	0	0	1	1	Boston Red Sox @ Chicago White Sox Comiskey Park, Chicago, IL Mon May 30 1966, 4:33 AM EDT Unknown			
Don Buford, S OBP: 0.294, SLG: 0.312 (1, 5)										4	0	0	0	0	1	1				
Tom McCraw, L OBP: 0.284, SLG: 0.283 (1, 7) (6, 3)										3	0	1	0	1	0	0				
Floyd Robinson, L OBP: 0.375, SLG: 0.441 (1, 9)										4	1	3	0	0	0	0				
John Romano, R OBP: 0.427, SLG: 0.456 (1, 2)										2	0	0	0	1	0	1				
Ken Berry, R OBP: 0.229, SLG: 0.255 (7, PR) (8, 7)										1	0	1	0	0	0	0				
Bill Skowron, R OBP: 0.283, SLG: 0.315 (1, 3)										3	0	2	1	0	0	1				
Al Weis, S OBP: 0.269, SLG: 0.162 (7, PR) (8, 4)										1	0	0	0	0	0	3				
Lee Elia, R OBP: 0.111, SLG: 0.111 (1, 6)										3	0	0	0	0	0	4				
Wayne Causey, L OBP: 0.290, SLG: 0.229 (1, 4)										2	0	0	0	0	0	0				
Smoky Burgess, L OBP: 0.250, SLG: 0.167 (7, PR) (8, 2)										1	0	0	0	0	0	3				
J.C. Martin, L OBP: 0.327, SLG: 0.340 (8, 2)										0	0	0	0	0	0	0				
John Buzhardt, R (1, 1)										2	0	0	0	1	2	3				
Inning Stats	R: 0 E: 0 K: 1 S: 5	H: 0 LOB: 0 BB: 0 P: 5	R: 0 E: 0 K: 0 S: 3	H: 1 LOB: 0 BB: 0 P: 3	R: 0 E: 0 K: 0 S: 3	H: 0 LOB: 0 BB: 0 P: 3	R: 0 E: 0 K: 0 S: 3	H: 0 LOB: 0 BB: 0 P: 3	R: 0 E: 0 K: 0 S: 4	H: 1 LOB: 1 BB: 0 P: 4	R: 0 E: 0 K: 0 S: 3	H: 0 LOB: 1 BB: 1 P: 7	R: 1 E: 1 K: 1 S: 7	H: 2 LOB: 2 BB: 2 P: 15	R: 0 E: 0 K: 1 S: 8	H: 3 LOB: 3 BB: 0 P: 8	1B: 7 2B: 0 3B: 0 HR: 0	SF: 0 SAC: 0 DP: 1 HBP: 0	WP: 0 PB: 0 SB: 0 CS: 0	PA: 33
PITCHER Earl Wilson, R ERA: 3.36 (1, 1)	IP: 8.0 WLS: L BF: 33 H: 7 R: 1 ER: 1 SO: 4 BB: 2 IBB: 1 HBP: 0 BLK: 0 WP: 0 HR: 0 S: 38 P: 50 ERA: 1.12 WHIP: 1.125															PITCHER Earl Wilson, R ERA: 3.36 (1, 1)	IP: 8.0 WLS: L BF: 33 H: 7 R: 1 ER: 1 SO: 4 BB: 2 IBB: 1 HBP: 0 BLK: 0 WP: 0 HR: 0 S: 38 P: 50 ERA: 1.12 WHIP: 1.125			

Batter	1	2	3	4	5	6	7	8	9	AB	R	H	RBI	BB	SO	LOB	TOP		
Rico Petrocelli, R (1, 6) George Smith, R (6, 6) OBP: 0.298, SLG: 0.428 OBP: 0.247, SLG: 0.265	0-3 K			0-0 5-3			0-0 E6 BB HBP		0-0 F7	2	0	0	0	0	1	0			
Lenny Green, L (1, 8) OBP: 0.325, SLG: 0.303	0-0 6-3			0-0 4-3			0-0 F8		0-0 F6	4	0	0	0	0	0	1			
Tony Conigliaro, R (1, 9) OBP: 0.259, SLG: 0.394	0-3 K			0-0 F1			0-3 K		0-3 K	4	0	0	0	0	3	1			
George Scott, R (1, 3) OBP: 0.350, SLG: 0.570				0-0 F8			0-0 F8		1-0 BB HBP	2	0	0	0	0	0	0			
Carl Yastrzemski, L (1, 7) OBP: 0.366, SLG: 0.485				0-0 F8			0-0 G3		4-0 BB HBP	2	0	0	0	1	0	0			
Dalton Jones, L (1, 4) OBP: 0.322, SLG: 0.423				0-3 K			0-0 F8		0-0 BB	3	0	0	0	0	1	3			
Joe Foy, R (1, 5) OBP: 0.371, SLG: 0.368				4-0 BB G5-4-3			0-0 4-3		0-0 BB G5-4-3	2	0	1	0	1	0	0			
Bob Tillman, R (1, 2) OBP: 0.286, SLG: 0.282				0-0 F8			0-3 K2-3		0-0 BB G5-4-3	3	0	0	0	0	1	2			
Jose Santiago, R (1, 1) Darrell Brandon, R (2, 1) Ken Sanders, R (4, 1) Joe Christopher, R (6, PH) Dave Morehead, R (6, 1) OBP: 0.063, SLG: 0.063 OBP: 0.220, SLG: 0.245 OBP: 0.697, SLG: 0.667				0-0 G5-4-3			0-0 F9		0-0 6-3	0	0	0	0	0	0	0			
Inning Stats	R: 0 E: 0 K: 2 S: 7	H: 0 LOB: 0 BB: 0 P: 7	R: 0 E: 0 K: 1 S: 5	H: 0 LOB: 0 BB: 0 P: 5	R: 0 E: 0 K: 0 S: 2	H: 0 LOB: 0 BB: 1 P: 6	R: 0 E: 0 K: 0 S: 3	H: 0 LOB: 0 BB: 0 P: 3	R: 0 E: 0 K: 1 S: 5	H: 0 LOB: 0 BB: 0 P: 5	R: 0 E: 1 K: 1 S: 6	H: 0 LOB: 3 BB: 1 P: 11	R: 0 E: 0 K: 0 S: 3	H: 1 LOB: 0 BB: 0 P: 3	R: 0 E: 0 K: 1 S: 5	H: 0 LOB: 0 BB: 0 P: 5	1B: 1 2B: 0 3B: 0 HR: 0	SF: 0 SAC: 0 DP: 2 HBP: 1	WP: 0 PA: 30 PB: 0 SB: 0 CS: 0
PITCHER Jack Lamabe, R (1, 1) ERA: 3.33	IP: 9.0 WLS: W BF: 30 H: 1 R: 0 ER: 0 SO: 6 BB: 2 IBB: 0 HBP: 1 BLK: 0 WP: 0 HR: 0 S: 39 P: 48 ERA: 0.00 WHIP: 0.333															PITCHER			

Boston Red Sox @ Chicago White Sox
Comiskey Park, Chicago, IL
Mon May 30 1966, 4:38 AM EDT
Att: 19,445 - Unknown

AB 27
R 0
H 1
RBI 0
BB 2
SO 6
LOB 8



Batter	1	2	3	4	5	6	7	8	9	AB	R	H	RBI	BB	SO	LOB	BOTTOM		
Tommie Agee, R (1, 8) OBP: 0.329, SLG: 0.382	4-0 2B 4-3 BB	0-0 1B 1B		0-0 E5 S 1B	0-0 FC4-2 3B			4-0 S 1B WP BB		3	4	2	1	2	0	0			
Don Buford, S (1, 5) OBP: 0.309, SLG: 0.329	0-0 4-3 SF9 2B	0-0 1B S 1B		4-0 1B S BB FC	0-0 FC4-2 2B			0-0 S WP 1B		4	4	3	1	1	0	1			
Tom McCraw, L (1, 7) OBP: 0.308, SLG: 0.309	0-0 4-3	0-0 S 1B		0-0 FC 1B 1B	0-0 1B 2B			0-0 F4		5	1	3	2	0	0	1			
Floyd Robinson, L (1, 9) OBP: 0.369, SLG: 0.431	0-0 SF9	4-0 1-2 BB		0-0 FC 1B 1B			0-0 F8		0-0 F2	3	1	0	2	1	0	1			
Bill Skowron, R (1, 3) Ken Berry, R (4, PR) OBP: 0.275, SLG: 0.326 OBP: 0.220, SLG: 0.245	0-0 1B	0-0 L1		0-0 1B 1B			0-0 F1		0-0 G3	3	0	2	1	0	0	2			
J.C. Martin, L (1, 2) OBP: 0.304, SLG: 0.314	0-0 F7			0-3 K			0-3 K			4	0	0	0	0	2	3			
Lee Elia, R (1, 6) OBP: 0.231, SLG: 0.167		0-3 K		1-0 HBP 6-3	0-0 G4-6-3 1B			0-0 4-3		3	0	1	1	0	1	0			
Wayne Causey, L (1, 4) Al Weis, S (6, 4) OBP: 0.292, SLG: 0.233 OBP: 0.266, SLG: 0.159		0-0 SH2-4 1B 1B		0-0 6-3	0-0 G4-6-3			0-0 F9		3	1	1	0	0	0	3			
Jack Lamabe, R (1, 1)		0-0 SH2-4 1-2		0-3 K			0-0 6-3		0-0 F8	3	0	0	0	0	1	1			
Inning Stats	R: 2 E: 0 K: 0 S: 5	H: 2 LOB: 1 BB: 1 P: 9	R: 3 E: 0 K: 1 S: 9	H: 4 LOB: 2 BB: 1 P: 13	R: 0 E: 0 K: 1 S: 5	H: 0 LOB: 1 BB: 0 P: 6	R: 4 E: 1 K: 1 S: 9	H: 3 LOB: 2 BB: 1 P: 13	R: 0 E: 0 K: 0 S: 4	H: 2 LOB: 2 BB: 0 P: 4	R: 0 E: 0 K: 1 S: 5	H: 0 LOB: 0 BB: 0 P: 5	R: 0 E: 0 K: 0 S: 3	H: 0 LOB: 0 BB: 0 P: 3	R: 2 E: 0 K: 0 S: 4	H: 1 LOB: 0 BB: 1 P: 8	1B: 9 2B: 2 3B: 1 HR: 0	SF: 1 SAC: 1 DP: 1 HBP: 1	WP: 2 PA: 41 PB: 0 SB: 6 CS: 0
PITCHER Jose Santiago, R (1, 1) Darrell Brandon, R (2, 1) Ken Sanders, R (4, 1) Dave Morehead, R (6, 1) ERA: 3.14 ERA: 5.4 ERA: 2.7 ERA: 4.91	IP: 1.2 WLS: L BF: 12 H: 6 R: 5 ER: 5 SO: 1 BB: 1 IBB: 0 HBP: 0 BLK: 0 WP: 0 HR: 0 S: 13 P: 17 ERA: 27.00 WHIP: 4.200															PITCHER			

Boston Red Sox @ Chicago White Sox
Comiskey Park, Chicago, IL
Mon May 30 1966, 4:38 AM EDT
Att: 19,445 - Unknown

AB 34
R 11
H 12
RBI 8
BB 4
SO 4
LOB 12



Batter	1	2	3	4	5	6	7	8	9	AB	R	H	RBI	BB	SO	LOB	TOP								
Lenny Green, L OBP: 0.321, SLG: 0.300 (1, 8)	0-0 4-3		0-0 G3			0-0 1B		0-3 K		4	0	1	0	0	1	1	Boston Red Sox @ Chicago White Sox Comiskey Park, Chicago, IL Tue May 31 1966, 4:33 AM EDT Att: 1,881 - Unknown								
Joe Foy, R OBP: 0.361, SLG: 0.355 (1, 5)	0-0 F8		0-0 6-3			0-3 K		0-0 E5		4	0	0	0	0	1	2									
Carl Yastrzemski, L OBP: 0.359, SLG: 0.473 (1, 7)	0-3 K			0-0 4-3		0-0 F8		0-0 4-3		4	0	0	0	0	1	1									
George Scott, R OBP: 0.348, SLG: 0.574 (1, 3)		0-3 K		0-0 1-3		0-3 K		0-0 3B		4	0	1	0	0	2	0									
Tony Conigliaro, R OBP: 0.264, SLG: 0.415 (1, 9)		0-0 HR		0-3 K		0-0 FC6-4 1B		0-0 1-3		4	1	2	1	0	1	1									
Dalton Jones, L OBP: 0.312, SLG: 0.407 (1, 4)		0-0 F7			0-0 4-3		0-0 F7			3	0	0	0	0	0	1									
Mike Ryan, R OBP: 0.228, SLG: 0.261 (1, 2)		0-0 5-3			0-3 K		0-0 FC6-4 1-2			3	0	0	0	0	1	1									
George Smith, R OBP: 0.239, SLG: 0.256 (1, 6)			0-0 E6 SH3		0-3 K			0-0 5-3		3	0	0	0	0	1	0									
Dick Stigman, R OBP: 0.083, SLG: 0.083 (1, 1)			0-0 SH3			0-0 1-3		0-0 1-3		2	0	0	0	0	0	0									
Inning Stats	R: 0 E: 0 K: 1 S: 5	H: 0 LOB: 0 BB: 0 P: 5	R: 1 E: 0 K: 1 S: 6	H: 1 LOB: 0 BB: 0 P: 6	R: 0 E: 1 K: 0 S: 4	H: 0 LOB: 1 BB: 0 P: 4	R: 0 E: 0 K: 2 S: 5	H: 0 LOB: 0 BB: 0 P: 5	R: 0 E: 0 K: 2 S: 7	H: 0 LOB: 0 BB: 0 P: 7	R: 0 E: 0 K: 1 S: 6	H: 1 LOB: 1 BB: 0 P: 6	R: 0 E: 0 K: 1 S: 6	H: 1 LOB: 1 BB: 0 P: 6	R: 0 E: 0 K: 1 S: 5	H: 0 LOB: 0 BB: 0 P: 5	R: 0 E: 1 K: 0 S: 4	H: 1 LOB: 1 BB: 0 P: 4	1B: 2 2B: 0 3B: 1 HR: 1	SF: 0 SAC: 1 DP: 0 HBP: 0	WP: 0 PB: 0 SB: 1 CS: 0	PA: 32			
PITCHER	IP	WLS	BF	H	R	ER	SO	BB	IBB	HBP	BLK	WP	HR	S	P	ERA	WHIP								
Joe Horlen, R ERA: 2.64 (1, 1)	7.0	L	25	3	1	1	7	0	0	0	0	0	1	39	39	1.29	0.429								
Bob Locker, R ERA: 1.7 (8, 1)	2.0		7	1	0	0	1	0	0	0	0	0	0	9	9	0.00	0.500								

AB	31
R	1
H	4
RBI	1
BB	0
SO	8
LOB	7



Batter	1	2	3	4	5	6	7	8	9	AB	R	H	RBI	BB	SO	LOB	BOTTOM								
Al Weis, S OBP: 0.253, SLG: 0.151 (1, 4)	0-0 L5		0-0 F9		0-0 6-3			0-3 K		4	0	0	0	0	1	2	Boston Red Sox @ Chicago White Sox Comiskey Park, Chicago, IL Tue May 31 1966, 4:33 AM EDT Att: 1,881 - Unknown								
Don Buford, S OBP: 0.302, SLG: 0.321 (1, 5)	0-0 F4		0-3 K			0-3 K		0-0 F7		4	0	0	0	0	2	1									
Tommy Agee, R OBP: 0.328, SLG: 0.385 (1, 8)	0-0 5-3			0-3 K		0-0 CS 2B		0-0 4-3		4	0	1	0	0	1	0									
John Romano, R OBP: 0.452, SLG: 0.479 (1, 2)		0-0 FC3-6 1B		0-0 FC4-6 1B		4-0 BB 2-3		0-0 FC1-4 1B		3	0	3	0	1	0	0									
Tom McCraw, L OBP: 0.308, SLG: 0.309 (9, PR)								0-0 FC1-4 1B		0	0	0	0	0	0	0									
Bill Skowron, R OBP: 0.264, SLG: 0.313 (1, 3)		0-0 FC3-6 L6-4 BB 1-2		0-0 FC4-6 1-2		0-0 4-3		0-0 FC1-4 1B 1-2		4	0	0	0	0	0	4									
Wayne Causey, L OBP: 0.292, SLG: 0.233 (9, PR)								0-0 FC1-4 1B 1-2		0	0	0	0	0	0	0									
Floyd Robinson, L OBP: 0.366, SLG: 0.421 (1, 9)		4-0 BB 1-2		0-3 K			0-0 F5		0-0 F5	3	0	0	0	1	1	2									
Lee Elia, R OBP: 0.235, SLG: 0.188 (1, 6)		0-0 L6-4 2-3			0-0 F7		0-3 K		0-0 FC6-4 1B 1-2	4	0	1	0	0	1	2									
Ken Berry, R OBP: 0.241, SLG: 0.250 (1, 7)			0-3 K		4-0 BB			0-0 FC6-4 1B 1-2		3	0	1	0	1	1	2									
Joe Horlen, R OBP: 0.111, SLG: 0.059 (1, 1)					0-0 K			0-0 FC6-4 1B 1-2		2	0	1	0	0	1	1									
Jerry McNertney, R OBP: 0.400, SLG: 0.318 (7, PH)							0-3 K			1	0	0	0	0	0	1									
Bob Locker, S OBP: 0.333, SLG: 0.200 (8, 1)								0-0 F8		0	0	0	0	0	0	0									
Inning Stats	R: 0 E: 0 K: 0 S: 3	H: 0 LOB: 0 BB: 0 P: 3	R: 0 E: 0 K: 0 S: 3	H: 1 LOB: 1 BB: 1 P: 7	R: 0 E: 0 K: 2 S: 8	H: 1 LOB: 1 BB: 0 P: 8	R: 0 E: 0 K: 2 S: 8	H: 1 LOB: 1 BB: 0 P: 8	R: 0 E: 0 K: 1 S: 5	H: 0 LOB: 1 BB: 1 P: 9	R: 0 E: 0 K: 1 S: 6	H: 1 LOB: 1 BB: 1 P: 9	R: 0 E: 0 K: 1 S: 5	H: 0 LOB: 0 BB: 0 P: 5	R: 0 E: 0 K: 0 S: 5	H: 2 LOB: 2 BB: 0 P: 5	1B: 6 2B: 2 3B: 0 HR: 0	SF: 0 SAC: 0 DP: 1 HBP: 0	WP: 0 PB: 0 SB: 0 CS: 1	PA: 35					
PITCHER	IP	WLS	BF	H	R	ER	SO	BB	IBB	HBP	BLK	WP	HR	S	P	ERA	WHIP								
Dick Stigman, L ERA: 3.32 (1, 1)	9.0	W	35	7	0	0	8	3	0	0	0	0	0	48	60	0.00	1.111								

AB	32
R	0
H	7
RBI	0
BB	3
SO	8
LOB	15




Batter	1	2	3	4	5	6	7	8	9	AB	R	H	RBI	BB	SO	LOB	TOP					
Bob Saverine, S (1.4) OBP: 0.283, SLG: 0.329										3	0	1	0	0	0	0	Washington Senators @ Boston Red Sox Fenway Park, Boston, MA Wed Jun 01 1966, 7:05 PM EDT Unknown					
Ken McMullen, R (1.5) OBP: 0.283, SLG: 0.341										4	1	0	0	1	2	3						
Jim King, L (1.9) OBP: 0.388, SLG: 0.456										5	3	4	0	0	0	1						
Frank Howard, R (1.7) OBP: 0.341, SLG: 0.443										4	2	3	0	0	1	0						
Fred Valentine, S (8.7) OBP: 0.362, SLG: 0.465										0	0	0	0	1	0	0						
Dick Nen, L (1.3) OBP: 0.311, SLG: 0.312										4	0	2	3	1	1	2						
Don Lock, R (1.8) OBP: 0.380, SLG: 0.489										3	0	1	1	1	1	3						
Paul Casanova, R (1.2) OBP: 0.260, SLG: 0.411										3	0	0	0	0	0	2						
Bob Chance, L (8. PH) OBP: 0.211, SLG: 0.361										1	0	1	2	0	0	0						
Don Blasingame, L (8. FR) OBP: 0.292, SLG: 0.241										0	0	0	0	0	0	0						
Doug Gamitt, R (8.2) OBP: 0.233, SLG: 0.244										1	0	0	0	0	1	3						
Ed Brinkman, R (1.6) OBP: 0.244, SLG: 0.271										4	0	0	0	0	2	3						
Dick Bosman, R (1.1) OBP: 0.250, SLG: 0.250										4	0	1	0	0	0	2						
Ron Kline, R (8.1) OBP: 0.400, SLG: 0.250										0	0	0	0	0	0	0						
Inning Stats	R: 0 E: 0 K: 2 S: 9	H: 2 LOB: 2 BB: 0 P: 9	R: 0 E: 0 K: 0 S: 3	H: 0 LOB: 0 BB: 0 P: 3	R: 0 E: 0 K: 0 S: 3	H: 0 LOB: 0 BB: 0 P: 3	R: 2 E: 0 K: 0 S: 6	H: 3 LOB: 1 BB: 0 P: 6	R: 0 E: 0 K: 1 S: 4	H: 2 LOB: 1 BB: 0 P: 4	R: 0 E: 0 K: 2 S: 6	H: 1 LOB: 1 BB: 0 P: 6	R: 0 E: 0 K: 2 S: 7	H: 0 LOB: 1 BB: 0 P: 8	R: 2 E: 0 K: 2 S: 10	H: 3 LOB: 2 BB: 1 P: 14	R: 2 E: 0 K: 1 S: 6	H: 2 LOB: 3 BB: 3 P: 18	1B: 10 2B: 4 3B: 0 HR: 0	SF: 1 SAC: 1 DP: 1 HBP: 1	WP: 0 PB: 0 SB: 0 CS: 1	PA: 43
PITCHER	IP WLS BF H R ER SO BB IBB HBP BLK WP HR S P ERA WHIP	IP WLS BF H R ER SO BB IBB HBP BLK WP HR S P ERA WHIP																				
Jim Lonborg, R (1.1) ERA: 3.65	7.1 L 34 11 4 4 6	1.0 8 2 2 2 1	0.2 1 0 0 0 1	1 2 0 0	0 0 0 0	0 0 0 0	0 0 0 0	0 0 0 0	0 0 0 0	0 0 0 0	0 0 0 0	0 0 0 0	0 0 0 0	0 0 0 0	0 0 0 0	0 0 0 0	4.91 1.636	18.00 3.000	0.00 0.000			
Ken Sanders, R (8.1) ERA: 3.05	1.0 8 2 2 2 1	0.2 1 0 0 0 1	1 2 0 0	0 0 0 0	0 0 0 0	0 0 0 0	0 0 0 0	0 0 0 0	0 0 0 0	0 0 0 0	0 0 0 0	0 0 0 0	0 0 0 0	0 0 0 0	0 0 0 0	0 0 0 0	18.00 3.000	0.00 0.000				
Darrell Brandon, R (9.1) ERA: 5.17	0.2 1 0 0 0 1	1 2 0 0	0 0 0 0	0 0 0 0	0 0 0 0	0 0 0 0	0 0 0 0	0 0 0 0	0 0 0 0	0 0 0 0	0 0 0 0	0 0 0 0	0 0 0 0	0 0 0 0	0 0 0 0	0 0 0 0	0.00 0.000	0.00 0.000				

Batter	1	2	3	4	5	6	7	8	9	AB	R	H	RBI	BB	SO	LOB	BOTTOM					
Jim Gosger, L (1.8) OBP: 0.327, SLG: 0.345										4	0	1	0	0	0	0	Washington Senators @ Boston Red Sox Fenway Park, Boston, MA Wed Jun 01 1966, 7:05 PM EDT Unknown					
Joe Foy, R (1.5) OBP: 0.358, SLG: 0.368										4	1	1	0	0	0	1						
Carl Yastrzemski, L (1.7) OBP: 0.371, SLG: 0.491										4	1	4	1	0	0	0						
George Scott, R (1.3) OBP: 0.341, SLG: 0.560										4	0	0	0	0	0	3						
Tony Conigliaro, R (1.9) OBP: 0.269, SLG: 0.417										4	1	2	1	0	1	0						
Dalton Jones, L (1.4) OBP: 0.299, SLG: 0.388										4	0	0	0	0	0	2						
Mike Ryan, R (1.2) OBP: 0.229, SLG: 0.272										4	0	1	1	0	1	1						
George Smith, R (1.6) OBP: 0.242, SLG: 0.250										2	0	0	0	1	0	1						
Jim Lonborg, R (1.1) Ken Sanders, R (8.1) Darrell Brandon, R (9.1)										3	0	0	0	0	2	2						
Inning Stats	R: 0 E: 0 K: 0 S: 4	H: 1 LOB: 1 BB: 0 P: 4	R: 0 E: 0 K: 0 S: 4	H: 1 LOB: 1 BB: 0 P: 4	R: 0 E: 0 K: 1 S: 5	H: 1 LOB: 0 BB: 0 P: 5	R: 2 E: 0 K: 1 S: 8	H: 3 LOB: 2 BB: 1 P: 12	R: 0 E: 0 K: 0 S: 3	H: 1 LOB: 0 BB: 0 P: 3	R: 0 E: 0 K: 1 S: 5	H: 0 LOB: 0 BB: 0 P: 5	R: 0 E: 0 K: 0 S: 4	H: 2 LOB: 0 BB: 0 P: 4	R: 0 E: 0 K: 1 S: 5	H: 0 LOB: 0 BB: 0 P: 5		1B: 6 2B: 3 3B: 1 HR: 0	SF: 0 SAC: 0 DP: 2 HBP: 0	WP: 1 PB: 0 SB: 0 CS: 1	PA: 35	
PITCHER	IP WLS BF H R ER SO BB IBB HBP BLK WP HR S P ERA WHIP	IP WLS BF H R ER SO BB IBB HBP BLK WP HR S P ERA WHIP																				
Dick Bosman, R (1.1) ERA: 3.68	7.1 W 30 11 4 4 6	1.2 S 4 0 0 0 1	1 2 0 0	0 0 0 0	0 0 0 0	0 0 0 0	0 0 0 0	0 0 0 0	0 0 0 0	0 0 0 0	0 0 0 0	0 0 0 0	0 0 0 0	0 0 0 0	0 0 0 0	0 0 0 0		3.68 1.364	0.00 0.000			
Ron Kline, R (8.1) ERA: 3.34	1.2 S 4 0 0 0 1	1 2 0 0	0 0 0 0	0 0 0 0	0 0 0 0	0 0 0 0	0 0 0 0	0 0 0 0	0 0 0 0	0 0 0 0	0 0 0 0	0 0 0 0	0 0 0 0	0 0 0 0	0 0 0 0	0 0 0 0		0.00 0.000	0.00 0.000			

Batter	1	2	3	4	5	6	7	8	9	AB	R	H	RBI	BB	SO	LOB	TOP										
Bob Saverine, S OBP: 0.275, SLG: 0.319 (1, 4)	F7		E 1B BB	F6	G3			WP BB 2B F6		5	2	1	0	1	0	5											
Ken McMullen, R OBP: 0.284, SLG: 0.351 (1, 5)	5-3		F4 1B	F3		FC6-4 1B		K	K	6	1	2	0	0	2	2											
Jim King, L OBP: 0.364, SLG: 0.449 Fred Valentine, S OBP: 0.360, SLG: 0.462 (8, 9)	BB 2B		F4 1-2 2-3		BB E BLK BB	FC6-4 1B		K BB E	F2	4	2	2	0	1	1	3											
Frank Howard, R OBP: 0.341, SLG: 0.429 (1, 7)	BB BB		HR 1B		BLK BB 1B	FC6-4 G3-6-3		BB E BB	K	4	3	1	2	2	1	3											
Dick Nen, L OBP: 0.315, SLG: 0.330 (1, 3)	1-2 2-3 BB		2H 3H HR 1B		F7	G3-6-3		E 1B BB		3	2	1	3	2	0	4											
Don Lock, R OBP: 0.379, SLG: 0.474 (1, 8)	K		6-3		BLK 1B BB			F7	E7 1B	4	2	1	1	1	1	3											
Doug Camilli, R OBP: 0.216, SLG: 0.224 (1, 2)		K	F6		K			F4	1B	5	0	1	2	0	2	2											
Ed Brinkman, R OBP: 0.256, SLG: 0.282 (1, 6)		F9		SH1-4 1B	1B				K	5	0	3	2	0	1	1											
Phil Ortega, R OBP: 0.190, SLG: 0.056 Willie Kirkland, L OBP: 0.256, SLG: 0.147 Ron Kline, R OBP: 0.400, SLG: 0.250 (8, PH)	6-3			SH1-4 1B	BB			K	1B	2	0	0	0	1	1	1											
Inning Stats	R: 0 E: 0 K: 1 S: 6	H: 1 LOB: 3 BB: 2 P: 14	R: 0 E: 0 K: 1 S: 5	H: 0 LOB: 0 BB: 0 P: 5	R: 4 E: 1 K: 0 S: 6	H: 3 LOB: 0 BB: 1 P: 10	R: 0 E: 0 K: 0 S: 4	H: 1 LOB: 1 BB: 0 P: 4	R: 3 E: 1 K: 1 S: 7	H: 1 LOB: 2 BB: 3 P: 19	R: 0 E: 0 K: 0 S: 4	H: 2 LOB: 1 BB: 0 P: 4	R: 0 E: 0 K: 1 S: 6	H: 1 LOB: 1 BB: 0 P: 6	R: 5 E: 1 K: 3 S: 14	H: 4 LOB: 2 BB: 2 P: 22	R: 0 E: 0 K: 2 S: 7	H: 0 LOB: 0 BB: 0 P: 7	1B: 10 2B: 2 3B: 0 HR: 1	SF: 0 SAC: 1 DP: 1 HBP: 0	WP: 1 PB: 0 CS: 0	PA: 49					
PITCHER	IP	WLS	BF	H	R	ER	SO	BB	IBB	HBP	BLK	WP	HR	S	P	ERA	WHIP										
Jerry Stephenson, R ERA: 5.99 Darrell Brandon, R ERA: 4.96 Dave Morehead, R ERA: 4.15 Dan Osinski, R ERA: 9.0 Ken Sanders, R ERA: 2.98 (1, 1)	4.1	L	24	5	7	4	2	5	0	0	0	0	1	23	43	8.31	2.308										

Washington Senators @ Boston Red Sox
Fenway Park, Boston, MA
Thu Jun 02 1966, 3:33 AM EDT
Att: 2,889 - Unknown


AB 40
R 12
H 13
RBI 10
BB 8
SO 9
LOB 24



Batter	1	2	3	4	5	6	7	8	9	AB	R	H	RBI	BB	SO	LOB	BOTTOM										
Joe Foy, R OBP: 0.361, SLG: 0.362 (1, 5)	BLK E BB		F9		F3		F6			3	1	0	0	1	0	4											
Jim Gosger, L OBP: 0.321, SLG: 0.337 (1, 8)	E3 1H 1B		F8		G4-6-3			L3-1		4	0	1	0	0	0	2											
Carl Yastrzemski, L OBP: 0.376, SLG: 0.499 Ken Sanders, R (9, 1)	F7		G6-4-3 1B		F8			G6-4-3 1B		4	0	2	0	0	0	1											
George Scott, R OBP: 0.344, SLG: 0.558 (1, 3)	K		G6-4-3		F5			G6-4-3		4	0	0	0	0	1	3											
Tony Conigliaro, R OBP: 0.274, SLG: 0.415 (1, 9)			F8		F9			F9 1B		3	0	1	0	1	0	0											
Dalton Jones, L OBP: 0.286, SLG: 0.376 (1, 4)	F3				F8		4-3		L9	4	0	0	0	0	0	3											
Mike Ryan, R OBP: 0.240, SLG: 0.281 (1, 2)			F9		K			1-6-3 1B		4	1	2	0	0	1	0											
George Smith, R OBP: 0.253, SLG: 0.261 (1, 6)			FC1-6 1B				1-6-3		F9	4	0	2	0	0	0	3											
Jerry Stephenson, L OBP: 0.125, SLG: 0.225 Darrell Brandon, R (5, 1) Rico Petrocelli, R OBP: 0.302, SLG: 0.444 Jose Santiago, R OBP: 0.167, SLG: 0.166 Dave Morehead, R OBP: 0.325, SLG: 0.365 Lenny Green, L OBP: 0.305, SLG: 0.305 Dan Osinski, R OBP: 0.305, SLG: 0.305 Joe Christopher, R (9, 7)			FC1-6		E6 G4-6-3			2H 1B		1	0	0	0	0	0	1											
Inning Stats	R: 1 E: 1 K: 1 S: 6	H: 1 LOB: 2 BB: 2 P: 14	R: 0 E: 0 K: 0 S: 4	H: 1 LOB: 1 BB: 0 P: 4	R: 0 E: 0 K: 0 S: 3	H: 1 LOB: 0 BB: 0 P: 3	R: 0 E: 0 K: 0 S: 5	H: 0 LOB: 0 BB: 0 P: 5	R: 0 E: 0 K: 0 S: 3	H: 0 LOB: 0 BB: 0 P: 3	R: 1 E: 0 K: 0 S: 5	H: 2 LOB: 1 BB: 0 P: 5	R: 0 E: 0 K: 0 S: 3	H: 1 LOB: 0 BB: 0 P: 3	R: 0 E: 0 K: 1 S: 7	H: 2 LOB: 2 BB: 0 P: 7	1B: 9 2B: 0 3B: 0 HR: 0	SF: 0 SAC: 0 DP: 3 HBP: 0	WP: 0 PB: 0 CS: 0	PA: 36							
PITCHER	IP	WLS	BF	H	R	ER	SO	BB	IBB	HBP	BLK	WP	HR	S	P	ERA	WHIP										
Phil Ortega, R ERA: 2.41 Ron Kline, R ERA: 3.13 (1, 1)	7.0	W	28	6	2	1	2	2	0	0	1	1	0	30	38	1.29	1.143										

Washington Senators @ Boston Red Sox
Fenway Park, Boston, MA
Thu Jun 02 1966, 3:33 AM EDT
Att: 2,889 - Unknown

AB 34
R 2
H 9
RBI 1
BB 2
SO 3
LOB 20



Batter	1	2	3	4	5	6	7	8	9	10	11	12	13	14	15	16	AB	R	H	RBI	BB	SO	LOB	TOP						
Tom Tresh, S OBP: 0.337, SLG: 0.285 Horace Clarke, S OBP: 0.297, SLG: 0.231	B1		K		K		SF8 1B		L7			4-3			4-3		3	0	0	0	0	2	0							
Bobby Richardson, R OBP: 0.318, SLG: 0.351	3B 1B		2B		K		SF8		F7			F9			F8		6	1	2	1	0	1	0							
Mickey Mantle, S OBP: 0.340, SLG: 0.437 Joe Pepitone, L OBP: 0.238, SLG: 0.349	L7		F7		G3		CS BB		CS BB			F4			L8		4	0	0	0	1	1	3							
Roger Maris, L OBP: 0.326, SLG: 0.375	3B		4-3		4-3		G3		L3			F6			G3		7	0	1	1	0	1	3							
Elton Howard, R OBP: 0.208, SLG: 0.339	K		G5-4-3 1B		G5-4-3 1B		1B SF8 BB		1-3			FC4-6 1B			K		6	1	2	0	1	3	1							
Hector Lopez, R OBP: 0.484, SLG: 0.609	K		G5-4-3		1-2		1B		K			K			5-3 BB		5	0	1	0	2	3	2							
Ray Barker, L OBP: 0.284, SLG: 0.500	F8		1B		SF8		SF8		F7			FC4-6			F7		5	0	1	1	1	0	2							
Clete Boyer, R OBP: 0.211, SLG: 0.256	1B		E6 1B		F5		F9		F9			5-3			5-3		7	0	1	0	0	0	6							
Mel Stottlemyre, R OBP: 0.250, SLG: 0.187 Roy White, S OBP: 0.320, SLG: 0.446 Frank Robinson, S OBP: 0.270, SLG: 0.290 Roger Maris, L OBP: 0.326, SLG: 0.453 Hal Reniff, R OBP: 0.180, SLG: 0.319 Dwight Gooden, L OBP: 0.155, SLG: 1.000	5-3		K		1B SF8 BB		P3		P3			K			K		2	0	0	0	0	1	3							
Inning Stats	R: 1 E: 0 K: 1 S: 7	H: 2 LOB: 1 BB: 0 P: 7	R: 0 E: 0 K: 1 S: 6	H: 1 LOB: 1 BB: 0 P: 6	R: 0 E: 1 K: 1 S: 6	H: 1 LOB: 1 BB: 0 P: 6	R: 0 E: 1 K: 1 S: 7	H: 2 LOB: 2 BB: 0 P: 7	R: 0 E: 0 K: 2 S: 7	H: 0 LOB: 0 BB: 0 P: 7	R: 0 E: 0 K: 0 S: 4	H: 1 LOB: 1 BB: 1 P: 6	R: 0 E: 0 K: 1 S: 6	H: 0 LOB: 0 BB: 0 P: 5	R: 0 E: 0 K: 1 S: 5	H: 0 LOB: 1 BB: 1 P: 6	R: 0 E: 0 K: 1 S: 6	H: 0 LOB: 0 BB: 0 P: 5	R: 0 E: 0 K: 1 S: 5	H: 0 LOB: 0 BB: 0 P: 5	R: 0 E: 0 K: 1 S: 5	H: 0 LOB: 0 BB: 0 P: 3	R: 0 E: 0 K: 1 S: 5	H: 0 LOB: 0 BB: 0 P: 3	R: 0 E: 0 K: 1 S: 5	H: 0 LOB: 0 BB: 0 P: 13	1B: 7 2B: 2 3B: 1 HR: 0	SF: 2 DP: 2 HBP: 0	WP: 0 PB: 0 SB: 0 CS: 1	PA: 62
PITCHER	IP WLS BF H R ER SO BB IBB HBP BLK WP HR S P ERA WHIP	Jose Santiago, R ERA: 3.17	Don McMahon, R ERA: 2.2	Dan Olemski, R ERA: 0.10	Jerry Stephenson, R ERA: 5.4	Lee Stange, R ERA: 4.29	PITCHER	IP WLS BF H R ER SO BB IBB HBP BLK WP HR S P ERA WHIP	Dick Stigman, L ERA: 3.22	Ken Sanders, R ERA: 3.55																				

New York Yankees @ Boston Red Sox
Fenway Park, Boston, MA
Sat Jun 04 1966, 7:05 PM EDT
Att: 21,897 - Unknown - 87 F

AB 54
R 3
H 9
RBI 3
BB 6
SO 14
LOB 21



Batter	1	2	3	4	5	6	7	8	9	10	11	12	13	14	15	16	AB	R	H	RBI	BB	SO	LOB	BOTTOM						
Rico Petrocelli, R OBP: 0.303, SLG: 0.439	6-3		FC4-6 1B		F8		F6		1-3 1B			F4			K		8	1	3	0	0	1	1							
Jim Gosger, L OBP: 0.126, SLG: 0.379	1B		FC4-6 2B SF9		F3		2B		P8			K			F6		8	2	3	3	0	1	3							
Carl Yastrzemski, L OBP: 0.360, SLG: 0.469	F8		2B		G3		G3		4-3			4-3			F7		7	0	1	0	0	0	4							
George Scott, R OBP: 0.350, SLG: 0.580	K		SF9		E6 2B SF8		SH1-4 1B		SH2-4 BB			6-3			F3		5	1	1	1	1	1	1							
Tony Conigliaro, R OBP: 0.272, SLG: 0.411	K		5-3		SF8 2B		SH1-4		SH2-4			4-3			1B		5	0	2	0	0	1	1							
Joe Foy, R OBP: 0.385, SLG: 0.393	3B 1B		6-3		6-3		F7		K			L8			6-3		6	1	1	0	1	1	3							
George Smith, R OBP: 0.273, SLG: 0.337	3B		K		SF8		G3		G3			6-3 2B			1-3		5	0	2	2	1	1	1							
Mike Ryan, R OBP: 0.231, SLG: 0.262 George Thomas, R OBP: 0.268, SLG: 0.213 Bob Tillman, R OBP: 0.262, SLG: 0.304	6-3		6-3		6-3		FC6-4		1B BB			K			K		3	0	0	0	1	0	3							
Joe Mauer, R OBP: 0.310, SLG: 0.351 Don Orsatti, R OBP: 0.250, SLG: 0.290 Jerry Springer, L OBP: 0.210, SLG: 0.250 Lee Maye, R OBP: 0.180, SLG: 0.220 Hal Reniff, R OBP: 0.180, SLG: 0.319 Dwight Gooden, L OBP: 0.155, SLG: 1.000	5-3		5-3		5-3		6-3		6-3			F3			6-3		0	0	0	0	0	0	0							
Inning Stats	R: 0 E: 0 K: 1 S: 6	H: 1 LOB: 1 BB: 0 P: 6	R: 1 E: 0 K: 1 S: 7	H: 2 LOB: 1 BB: 0 P: 7	R: 1 E: 0 K: 0 S: 5	H: 2 LOB: 1 BB: 0 P: 6	R: 0 E: 0 K: 1 S: 5	H: 0 LOB: 0 BB: 0 P: 5	R: 0 E: 0 K: 0 S: 4	H: 1 LOB: 1 BB: 1 P: 4	R: 0 E: 0 K: 0 S: 4	H: 1 LOB: 1 BB: 0 P: 4	R: 0 E: 0 K: 1 S: 5	H: 0 LOB: 0 BB: 0 P: 5	R: 0 E: 0 K: 2 S: 7	H: 0 LOB: 2 BB: 2 P: 15	R: 0 E: 0 K: 1 S: 5	H: 0 LOB: 0 BB: 0 P: 5	R: 0 E: 0 K: 0 S: 4	H: 1 LOB: 1 BB: 0 P: 4	R: 0 E: 0 K: 2 S: 6	H: 1 LOB: 1 BB: 0 P: 8	R: 0 E: 0 K: 0 S: 3	H: 0 LOB: 0 BB: 0 P: 3	R: 0 E: 0 K: 0 S: 4	H: 0 LOB: 0 BB: 0 P: 3	R: 3 H: 3 2B: 5 3B: 1 HR: 1	SF: 2 SAC: 2 DP: 0 HBP: 0	WP: 0 PB: 0 SB: 0 CS: 0	PA: 65
PITCHER	IP WLS BF H R ER SO BB IBB HBP BLK WP HR S P ERA WHIP	Mei Stottlemyre, R ERA: 2.23	Pedro Ramos, R ERA: 3.56	Hal Reniff, R ERA: 1.8	Dwight Gooden, L ERA: 5.4	PITCHER	IP WLS BF H R ER SO BB IBB HBP BLK WP HR S P ERA WHIP																							

New York Yankees @ Boston Red Sox
Fenway Park, Boston, MA
Sat Jun 04 1966, 7:05 PM EDT
Att: 21,897 - Unknown - 87 F


AB 57
R 6
H 14
RBI 6
BB 4
SO 9
LOB 24



Batter	1	2	3	4	5	6	7	8	9	AB	R	H	RBI	BB	SO	LOB	TOP					
Tom Tresh, S OBP: 0.333, SLG: 0.277	4-0 HR BB	4-3				0-3 K	0-0 F4		0-3 K								4 1 0 0 1 2 6					
Bobby Richardson, R OBP: 0.316, SLG: 0.347	0-0 F3		0-0 5-3			0-0 G5-4-3			0-0 B1-3								5 0 1 0 0 0 3					
Mickey Mantle, S Roy White, S OBP: 0.347, SLG: 0.442 OBP: 0.331, SLG: 0.417	0-3 K		0-0 CS 1B			0-0 S BB 2B 1B			4-0 7-4-3 BB								3 0 2 0 0 1 1 1 1 1 0 1 0 0					
Roger Maris, L OBP: 0.329, SLG: 0.395	0-0 1-H HR		0-3 K			4-0 2B 1B BB			0-0 P4								4 2 1 2 1 1 4					
Joe Pepitone, L OBP: 0.239, SLG: 0.347	0-0 1B				0-0 G3				0-3 K								4 0 1 0 0 1 4					
Roger Repoz, L OBP: 0.391, SLG: 0.500	0-3 K				0-0 G3				0-3 F9								4 0 0 0 0 2 5					
Clete Boyer, R OBP: 0.218, SLG: 0.268					0-0 6-3				0-0 1-3 2-H 1B 2B								4 1 2 1 0 1 0					
Jake Gibbs, L OBP: 0.405, SLG: 0.516					0-0 K				0-0 SH 1B								3 0 2 0 1 1 1					
Jim Bouton, R Steve Hamilton, L Horace Clarke, S Pedro Ramos, S OBP: 0.250, SLG: 0.250 OBP: 0.250, SLG: 0.214 OBP: 0.200, SLG: 0.200					0-0 B2				0-0 SH G5-4-3								2 0 1 2 0 0 1 0 0 0 0 0 0 0 1 0 0 0 0 0 1 0 0 0 0 0 0 0					
Inning Stats	R: 2 E: 0 K: 2 S: 9	H: 2 LOB: 1 BB: 1 P: 13	R: 0 E: 0 K: 1 S: 6	H: 1 LOB: 1 BB: 0 P: 6	R: 0 E: 0 K: 1 S: 5	H: 1 LOB: 0 BB: 0 P: 5	R: 0 E: 0 K: 0 S: 3	H: 0 LOB: 0 BB: 0 P: 3	R: 0 E: 1 K: 1 S: 6	H: 1 LOB: 1 BB: 0 P: 6	R: 3 E: 0 K: 1 S: 8	H: 3 LOB: 2 BB: 2 P: 16	R: 0 E: 0 K: 1 S: 7	H: 2 LOB: 0 BB: 0 P: 7	R: 0 E: 0 K: 2 S: 8	H: 1 LOB: 1 BB: 0 P: 8	R: 0 E: 0 K: 0 S: 2	H: 0 LOB: 0 BB: 1 P: 6	1B: 8 2B: 3 3B: 0 HR: 1	SF: 0 SAC: 1 DP: 2 HBP: 0	WP: 1 PB: 0 SB: 1 CS: 1	PA: 40
PITCHER	IP WLS BF H R ER SO BB IBB HBP BLK WP HR S P ERA WHIP	IP WLS BF H R ER SO BB IBB HBP BLK WP HR S P ERA WHIP																				
Jim Lonborg, R ERA: 4.14	(1, 1) 5.2 L 27 8 5 5 6 2 1 0 0 1 1 36 48 7.94 1.765	(6, 1) 1.1 6 2 0 0 1 0 0 0 0 0 0 8 8 0.00 1.500	(8, 1) 2.0 7 1 0 0 2 1 0 0 0 0 0 10 14 0.00 1.000																			

New York Yankees @ Boston Red Sox
Fenway Park, Boston, MA
Sun Jun 05 1966, 3:33 AM EDT
Att: 21,593 - Unknown - 89 F


AB 35
R 5
H 11
RBI 5
BB 4
SO 9
LOB 26



Batter	1	2	3	4	5	6	7	8	9	AB	R	H	RBI	BB	SO	LOB	BOTTOM					
Rico Petrocelli, R OBP: 0.300, SLG: 0.438	0-0 F6		0-0 FC6-4			0-3 K			0-3 K								5 0 1 0 0 2 3					
Jim Gosger, L OBP: 0.322, SLG: 0.374	0-0 3-1		0-0 G3			0-0 1B			0-0 4-3								4 0 1 0 0 0 3					
Carl Yastrzemski, L OBP: 0.359, SLG: 0.499	0-3 K				0-0 BB 1B 2B				0-0 G3								4 1 1 0 0 1 1					
George Scott, R OBP: 0.353, SLG: 0.576			0-0 F7			4-0 BB 1B BB			0-0 F9								3 1 1 0 1 0 0					
Tony Conigliaro, R OBP: 0.271, SLG: 0.404			0-0 F7			4-0 1B BB			0-3 K								3 0 0 0 1 2 1					
Joe Foy, R OBP: 0.356, SLG: 0.382			0-0 5-3			0-3 K			0-0 F6								4 0 0 0 0 2 4					
George Smith, R OBP: 0.296, SLG: 0.390			0-3 K			0-0 G5-4-3 1B			0-0 HR								4 1 3 3 0 1 0					
Mike Ryan, R OBP: 0.232, SLG: 0.262			0-0 FC6-4 1B			0-0 G5-4-3			0-0 L7								4 0 1 0 0 1 3					
Jim Lonborg, R Don McMahon, R Lenny Green, L Earl Wilson, R Dalton Jones, L OBP: 0.318, SLG: 0.297 OBP: 0.375, SLG: 0.519 OBP: 0.280, SLG: 0.368			0-0 E1 FC6-4			0-0 B5-3			0-3 K								2 0 0 0 0 0 1 0 0 0 0 0 0 0 1 0 0 0 0 1 0 0 0 0 0 0 0 0 1 0 0 0 0 0 1					
Inning Stats	R: 0 E: 1 K: 1 S: 5	H: 0 LOB: 0 BB: 0 P: 5	R: 0 E: 0 K: 0 S: 3	H: 0 LOB: 0 BB: 0 P: 3	R: 0 E: 1 K: 1 S: 7	H: 1 LOB: 2 BB: 0 P: 7	R: 2 E: 0 K: 1 S: 6	H: 2 LOB: 1 BB: 2 P: 14	R: 0 E: 0 K: 1 S: 6	H: 1 LOB: 1 BB: 0 P: 6	R: 0 E: 0 K: 1 S: 5	H: 0 LOB: 0 BB: 0 P: 5	R: 1 E: 0 K: 1 S: 7	H: 2 LOB: 1 BB: 0 P: 7	R: 0 E: 0 K: 2 S: 8	H: 1 LOB: 1 BB: 0 P: 8	R: 0 E: 0 K: 2 S: 8	H: 1 LOB: 1 BB: 0 P: 8	1B: 4 2B: 3 3B: 0 HR: 1	SF: 0 SAC: 0 DP: 1 HBP: 0	WP: 0 PB: 0 SB: 0 CS: 0	PA: 37
PITCHER	IP WLS BF H R ER SO BB IBB HBP BLK WP HR S P ERA WHIP	IP WLS BF H R ER SO BB IBB HBP BLK WP HR S P ERA WHIP																				
Jim Bouton, R ERA: 3.88	(1, 1) 6.2 W 28 6 3 3 6 2 0 0 0 0 1 38 46 4.05 1.200	(7, 1) 0.1 1 0 0 0 0 0 0 0 0 0 0 1 1 0.00 0.000	(8, 1) 2.0 S 8 2 0 0 4 0 0 0 0 0 0 16 16 0.00 1.000																			

New York Yankees @ Boston Red Sox
Fenway Park, Boston, MA
Sun Jun 05 1966, 3:33 AM EDT
Att: 21,593 - Unknown - 89 F

AB 35
R 3
H 8
RBI 3
BB 2
SO 10
LOB 17



Batter	1	2	3	4	5	6	7	8	9	AB	R	H	RBI	BB	SO	LOB	TOP											
Rico Petrocelli, R OBP: 0.294, SLG: 0.429	L8	F7			L8			F7		4	0	0	0	0	0	1	Boston Red Sox @ Detroit Tigers Tiger Stadium, Detroit, MI Tue Jun 07 1966, 7:05 PM EDT Att: 11,166 - Unknown											
George Thomas, R OBP: 0.283, SLG: 0.204	BB HBP		F7			F9		FC4-6 BB		2	0	0	0	1	0	0												
Carl Yastrzemski, L OBP: 0.356, SLG: 0.462	FC6-4 BB		4-3			4-3		FC4-6 BB		3	0	0	0	1	0	1												
George Scott, R OBP: 0.355, SLG: 0.570	K		K			HBP		BB		2	0	0	0	1	2	2												
Joe Foy, R OBP: 0.348, SLG: 0.372	FC6-4				L8	L8		L8		4	0	0	0	0	5													
Tony Conigliaro, R OBP: 0.286, SLG: 0.432		HR			G5-4-3 BB			4-3 SH3-4 BB		2	1	2	1	2	0	0												
George Smith, R OBP: 0.288, SLG: 0.380	5-3		G5-4-3			F9		SH3-4		3	0	0	0	0	2													
Mike Ryan, R OBP: 0.235, SLG: 0.264						F9		4-3		3	0	1	0	0	1	1												
Dalton Jones, L OBP: 0.276, SLG: 0.365	1B					K		4-3		1	0	0	0	0	0	1												
Bob Sadowski, R OBP: 0.279, SLG: 0.300	P3				6-3	L8		K		2	0	0	0	0	0	1												
Joe Christopher, R OBP: 0.214, SLG: 0.083										1	0	0	0	0	0	1												
Don McMahon, R										0	0	0	0	0	0	0												
Bob Tillman, R										1	0	0	0	0	1	1												
Inning Stats	R: 0 E: 0 K: 1 S: 5	H: 0 LOB: 2 BB: 1 P: 10	R: 1 E: 0 K: 0 S: 5	H: 2 LOB: 1 BB: 0 P: 5	R: 0 E: 0 K: 1 S: 5	H: 0 LOB: 0 BB: 0 P: 5	R: 0 E: 0 K: 0 S: 2	H: 0 LOB: 0 BB: 1 P: 6	R: 0 E: 0 K: 0 S: 3	H: 0 LOB: 0 BB: 0 P: 3	R: 0 E: 0 K: 0 S: 3	H: 1 LOB: 1 BB: 0 P: 4	R: 0 E: 0 K: 1 S: 6	H: 0 LOB: 2 BB: 2 P: 6	R: 0 E: 0 K: 0 S: 3	H: 0 LOB: 1 BB: 1 P: 11	R: 0 E: 0 K: 1 S: 5	H: 0 LOB: 1 BB: 1 P: 9	1B: 1 2B: 1 3B: 0 HR: 1	SF: 0 SAC: 1 DP: 1 HBP: 2	WP: 0 PB: 0 SB: 0 CS: 0	PA: 36						
PITCHER	IP	WLS	BF	H	R	ER	SO	BB	IBB	HBP	BLK	WP	HR	S	P	ERA	WHIP											
Mickey Lolich, L ERA: 3.6	(1, 1)	7.2	W	30	3	1	1	3	3	0	2	0	0	1	31	45	1.17	0.783										
Larry Sherry, R ERA: 2.45	(8, 1)	0.2		4	0	0	0	0	2	0	0	0	0	0	2	10	0.00	3.000										
Johnny Podres, L ERA: 1.86	(9, 1)	0.2	S	2	0	0	0	1	0	0	0	0	0	0	4	4	0.00	0.000										

AB 28
R 1
H 3
RBI 1
BB 5
SO 4
LOB 16



Batter	1	2	3	4	5	6	7	8	9	AB	R	H	RBI	BB	SO	LOB	BOTTOM											
Dick McAuliffe, L OBP: 0.386, SLG: 0.473	P5		SF7		G3			SH1-3		2	0	0	1	0	0	0	Boston Red Sox @ Detroit Tigers Tiger Stadium, Detroit, MI Tue Jun 07 1966, 7:05 PM EDT Att: 11,166 - Unknown											
Jerry Lumpe, L OBP: 0.326, SLG: 0.364			6-3			4-3		FC6-5		4	0	1	0	0	0	1												
Dick Tracewski, R OBP: 0.167, SLG: 0.091	2B					4-3		FC6-5		0	0	0	0	0	0	0												
Norm Cash, L OBP: 0.320, SLG: 0.469	HBP					4-3		F7		3	0	1	0	0	0	1												
Al Kaline, R OBP: 0.377, SLG: 0.459	L9		L5-3			L5-3				3	0	0	0	0	3													
Jim Northrup, L OBP: 0.333, SLG: 0.419	F7				K			4-3		3	0	0	0	0	1	2												
Willie Horton, R OBP: 0.299, SLG: 0.348										3	1	3	0	0	0	0												
Bill Freehan, R OBP: 0.305, SLG: 0.425			G6-4-3 1B		G5-4-3 1B			SF7 3B		2	0	0	1	0	0	2												
Don Wert, R OBP: 0.362, SLG: 0.373			F8		G5-4-3			SF7		3	0	1	0	0	0	1												
Mickey Lolich, S OBP: 0.208, SLG: 0.227			G6-4-3					6-3		2	1	1	0	0	0	1												
Larry Sherry, R OBP: 0.667, SLG: 0.667								B1-6-4 1B		1	0	1	0	0	0	0												
Johnny Podres, L OBP: 0.667, SLG: 0.500								B1-6-4 1B		0	0	0	0	0	0	0												
Inning Stats	R: 0 E: 0 K: 0 S: 4	H: 1 LOB: 2 BB: 0 P: 5	R: 0 E: 0 K: 0 S: 3	H: 1 LOB: 0 BB: 0 P: 3	R: 1 E: 0 K: 0 S: 5	H: 2 LOB: 1 BB: 0 P: 5	R: 0 E: 0 K: 1 S: 5	H: 1 LOB: 0 BB: 0 P: 5	R: 0 E: 0 K: 0 S: 3	H: 0 LOB: 0 BB: 0 P: 3	R: 1 E: 0 K: 0 S: 4	H: 1 LOB: 0 BB: 0 P: 4	R: 0 E: 0 K: 0 S: 4	H: 1 LOB: 1 BB: 0 P: 4	R: 0 E: 0 K: 0 S: 4	H: 1 LOB: 1 BB: 0 P: 4	1B: 5 2B: 1 3B: 2 HR: 0	SF: 2 SAC: 1 DP: 3 HBP: 1	WP: 0 PB: 0 SB: 0 CS: 0	PA: 30								
PITCHER	IP	WLS	BF	H	R	ER	SO	BB	IBB	HBP	BLK	WP	HR	S	P	ERA	WHIP											
Bob Sadowski, R ERA: 3.22	(1, 1)	6.0		22	6	1	1	0	0	0	1	0	0	0	23	24	1.50	1.000										
Don McMahon, R ERA: 2.29	(7, 1)	2.0	L	8	2	1	1	0	0	0	0	0	0	8	8	4.50	1.000											

AB 26
R 2
H 8
RBI 2
BB 0
SO 1
LOB 11



Batter	1	2	3	4	5	6	7	8	9	AB	R	H	RBI	BB	SO	LOB	TOP
Rico Petrocelli, R OBP: 0.288, SLG: 0.416 George Thomas, R OBP: 0.279, SLG: 0.200	0-0 G1-6-3 WP E 1B	0-0 F9			0-0 6-3			0-3 K		3	1	1	0	0	0	2	
Jim Gosger, L OBP: 0.246, SLG: 0.439	4-0 G1-6-3 1-2 BB		0-0 FC3-5 1B		0-0 F9			4-0 1B BB		2	0	1	0	2	0	0	
Carl Yastrzemski, L OBP: 0.355, SLG: 0.454	0-0 G1-6-3 1-2 2-3		0-0 L8		0-0 4-3			0-0 1-2 1B		4	0	1	0	0	0	3	
Tony Conigliaro, R OBP: 0.288, SLG: 0.440	0-0 E6 3-H		0-0 1-2 1B		0-3 K			0-3 K		4	0	1	0	0	2	2	
Joe Foy, R OBP: 0.337, SLG: 0.353	0-0 5-3		0-0 L8		0-0 6-3			0-0 F6		4	0	0	0	0	0	5	
George Scott, R OBP: 0.345, SLG: 0.549		0-0 F4	0-0 FC3-5 2-3f		0-0 4-3			0-3 K		4	0	0	0	0	1	2	
Dalton Jones, L OBP: 0.268, SLG: 0.350		0-0 L4		0-0 G3			0-0 F9		0-0 F4	4	0	0	0	0	0	0	
Bob Tillman, R OBP: 0.278, SLG: 0.289		4-0 1B BB		0-3 K			0-0 6-3		0-0 F4	3	0	0	0	1	1	0	
Jose Santiago, R OBP: 0.096, SLG: 0.096 Jerry Stephenson, L OBP: 0.125, SLG: 0.125 Ken Sanders, R OBP: 0.125, SLG: 0.125 Darrell Brandon, R OBP: 0.125, SLG: 0.125 Joe Christopher, R OBP: 0.125, SLG: 0.125 Dan Osinski, R OBP: 0.125, SLG: 0.125		0-0 1-2 1B		0-0 1-3			0-3 K			2	0	1	0	0	0	0	
Inning Stats	R: 1 E: 1 K: 0 S: 4	H: 1 LOB: 1 BB: 1 P: 8	R: 0 E: 0 K: 0 S: 4	H: 1 LOB: 2 BB: 1 P: 8	R: 0 E: 0 K: 1 S: 5	H: 2 LOB: 0 BB: 0 P: 5	R: 0 E: 0 K: 1 S: 5	H: 0 LOB: 0 BB: 0 P: 3	R: 0 E: 0 K: 1 S: 5	H: 0 LOB: 0 BB: 0 P: 5	R: 0 E: 0 K: 2 S: 8	H: 1 LOB: 2 BB: 1 P: 12	R: 0 E: 0 K: 1 S: 5	H: 0 LOB: 0 BB: 0 P: 5	1B: 5 2B: 0 3B: 0 HR: 0	SF: 0 SAC: 0 DP: 1 HBP: 0	WP: 1 PA: 35
PITCHER Dave Wickersham, R ERA: 2.76	IP: 9.0 WLS: W BF: 35 H: 5 R: 1 ER: 0 SO: 6 BB: 3 IBB: 0 HBP: 0 BLK: 0 WP: 1 HR: 0 S: 44 P: 56 ERA: 0.00 WHIP: 0.889											PITCHER	IP: 9.0 WLS: W BF: 35 H: 5 R: 1 ER: 0 SO: 6 BB: 3 IBB: 0 HBP: 0 BLK: 0 WP: 1 HR: 0 S: 44 P: 56 ERA: 0.00 WHIP: 0.889				

Boston Red Sox @ Detroit Tigers
Tiger Stadium, Detroit, MI
Thu Jun 09 1966, 4:33 AM EDT
Att: 6,507 - Unknown

AB 32
R 1
H 5
RBI 0
BB 3
SO 6
LOB 14



Batter	1	2	3	4	5	6	7	8	9	AB	R	H	RBI	BB	SO	LOB	BOTTOM		
Dick McAuliffe, L OBP: 0.401, SLG: 0.470	4-0 1B G3 BB	0-0 1B 1-3 1B		4-0 1B HR BB	4-0 1-2 2-3 3-H BB	0-0 L4				2	2	1	1	3	0	3			
Jerry Lumpe, L OBP: 0.335, SLG: 0.369 Dick Tracewski, R OBP: 0.200, SLG: 0.143	0-0 G3 1-3 1B	0-0 1-3 3-H 1B		0-0 1-3 HR 1B	0-3 K		0-0 5-3			2	0	2	1	0	0	0			
Norm Cash, L OBP: 0.324, SLG: 0.476	0-0 G3 1-2 3-H	0-3 K		0-0 1-H 3-H HR	0-3 K		4-0 HR BB	0-3 K		4	2	1	4	1	2	3			
Al Kaline, R OBP: 0.377, SLG: 0.490 Don Demeter, R OBP: 0.229, SLG: 0.387	4-0 BB		0-3 K	0-3 K		0-0 1-H HR	0-0 F3			2	0	0	0	1	2	0			
Jim Northrup, L OBP: 0.323, SLG: 0.400	0-0 F7		0-0 1B		0-0 4-3	0-3 K		0-0 F3		5	0	1	0	0	1	2			
Willie Horton, R OBP: 0.292, SLG: 0.325	0-0 1-3		0-0 L7		4-0 BB 1B BB	4-0 BB BB		0-0 F7		3	1	0	0	2	0	3			
Bill Freehan, R OBP: 0.310, SLG: 0.435		0-0 F7	0-0 F4		0-0 BB BB 1B	4-0 BB BB		0-0 HR		4	1	2	1	1	0	1			
Don Wert, R OBP: 0.365, SLG: 0.366 Jake Wood, R OBP: 0.342, SLG: 0.353		0-0 1B 1B		0-0 6-3	4-0 1-2 2-3 BB	4-0 1-2 2-3 BB		0-0 1B		2	1	1	0	2	0	0			
Dave Wickersham, R	0-0 L4		0-0 4-3		0-0 K	0-0 F4		0-0 F8		5	0	0	0	0	1	8			
Inning Stats	R: 1 E: 0 K: 0 S: 4	H: 3 LOB: 2 BB: 2 P: 12	R: 1 E: 0 K: 1 S: 8	H: 3 LOB: 0 BB: 0 P: 8	R: 0 E: 0 K: 1 S: 6	H: 1 LOB: 1 BB: 0 P: 6	R: 3 E: 0 K: 1 S: 7	H: 2 LOB: 0 BB: 1 P: 11	R: 1 E: 0 K: 2 S: 8	H: 1 LOB: 3 BB: 3 P: 20	R: 2 E: 0 K: 1 S: 6	H: 1 LOB: 4 BB: 4 P: 22	R: 0 E: 0 K: 1 S: 5	H: 0 LOB: 0 BB: 0 P: 5	R: 1 E: 0 K: 0 S: 5	H: 2 LOB: 1 BB: 0 P: 5	1B: 8 2B: 0 3B: 0 HR: 3	SF: 0 SAC: 0 DP: 0 HBP: 0	WP: 0 PA: 45
PITCHER Jose Santiago, R ERA: 3.68 Jerry Stephenson, R ERA: 5.46 Ken Sanders, R ERA: 0.88 Darrell Brandon, R ERA: 4.74 Dan Osinski, R ERA: 7.62	IP: 3.2 WLS: L BF: 21 H: 7 R: 5 ER: 5 SO: 2 BB: 3 IBB: 0 HBP: 0 BLK: 0 WP: 0 HR: 0 S: 22 P: 34 ERA: 12.27 WHIP: 2.727											PITCHER	IP: 3.2 WLS: L BF: 21 H: 7 R: 5 ER: 5 SO: 2 BB: 3 IBB: 0 HBP: 0 BLK: 0 WP: 0 HR: 0 S: 22 P: 34 ERA: 12.27 WHIP: 2.727						

Boston Red Sox @ Detroit Tigers
Tiger Stadium, Detroit, MI
Thu Jun 09 1966, 4:33 AM EDT
Att: 6,507 - Unknown

AB 35
R 9
H 11
RBI 9
BB 10
SO 7
LOB 23



Batter	1	2	3	4	5	6	7	8	9	AB	R	H	RBI	BB	SO	LOB	TOP		
Joe Foy, R OBP: 0.335, SLG: 0.369 (1, 6)	0-0 6-3		0-0 F3			0-0 4-3		0-0 1-H HR		4	1	1	2	0	0	1			
Jim Gosger, L OBP: 0.344, SLG: 0.432 (1, 8)	0-0 F7			0-0 4-3			0-0 FC6-4 1B	0-0 F9		4	0	1	0	0	0	0			
Carl Yastrzemski, L OBP: 0.349, SLG: 0.445 (1, 7)	0-0 F8			0-0 1-3			0-0 F7		0-0 F5	4	0	0	0	0	0	1			
Tony Conigliaro, R OBP: 0.287, SLG: 0.437 (1, 9)		0-0 6-3		0-3 K			0-0 FC6-4 BB		0-0 1B	4	0	1	0	0	1	1			
George Scott, R OBP: 0.344, SLG: 0.540 (1, 3)		0-0 6-3			0-0 F5		4-0 1-2 BB		0-3 K	3	0	0	0	1	1	1			
Dalton Jones, L OBP: 0.259, SLG: 0.337 (1, 5)		0-0 F8			0-0 F6		0-0 F4		0-3 K	4	0	0	0	0	1	3			
George Smith, R OBP: 0.286, SLG: 0.371 (1, 4)			0-0 F9		0-0 6-3			0-0 HR 1B		3	1	1	0	0	0	0			
Mike Ryan, R OBP: 0.230, SLG: 0.250 (1, 2)			4-0 BB		0-0 F3			0-3 K		2	0	0	0	1	1	1			
Lee Stange, R OBP: 0.230, SLG: 0.200 (1, 1)			0-3 K			0-0 F3		0-0 F5		0	0	0	0	0	0	0			
Dick Stigman, L OBP: 0.077, SLG: 0.077 (2, 1)										1	0	0	0	0	1	1			
Ken Sanders, R OBP: 0.077, SLG: 0.077 (5, 1)										0	0	0	0	0	0	0			
Rico Petrocelli, R OBP: 0.206, SLG: 0.314 (6, PH)										1	0	0	0	0	0	0			
Dave Morehead, R OBP: 0.167, SLG: 0.087 (8, 1)										0	0	0	0	0	0	0			
Lenny Green, L OBP: 0.310, SLG: 0.289 (8, PH)										1	0	0	0	0	0	1			
Darrell Brandon, R OBP: 0.279, SLG: 0.279 (8, 1)										0	0	0	0	0	0	0			
Inning Stats	R: 0 E: 0 K: 0 S: 3	H: 0 LOB: 0 BB: 0 P: 3	R: 0 E: 0 K: 0 S: 3	H: 0 LOB: 0 BB: 0 P: 3	R: 0 E: 0 K: 1 S: 5	H: 0 LOB: 1 BB: 1 P: 9	R: 0 E: 0 K: 1 S: 5	H: 0 LOB: 0 BB: 0 P: 5	R: 0 E: 0 K: 1 S: 5	H: 0 LOB: 0 BB: 0 P: 5	R: 0 E: 0 K: 0 S: 4	H: 1 LOB: 2 BB: 1 P: 8	R: 2 E: 0 K: 1 S: 7	H: 2 LOB: 0 BB: 0 P: 7	R: 0 E: 0 K: 2 S: 8	H: 1 LOB: 1 BB: 0 P: 8	1B: 3 2B: 0 3B: 0 HR: 1	SF: 0 SAC: 0 DP: 0 HBP: 0	WP: 0 PA: 33 PB: 0 SB: 0 CS: 0
PITCHER Wally Bunker, R ERA: 3.84 (1, 1)	IP: 9.0 WLS: W BF: 33 H: 4 R: 2 ER: 2 SO: 6 BB: 2 IBB: 0 HBP: 0 BLK: 0 WP: 0 HR: 1 S: 43 P: 51 ERA: 2.00 WHIP: 0.667															PITCHER			

Boston Red Sox @ Baltimore Orioles
Memorial Stadium, Baltimore, MD
 Fri Jun 10 1966, 7:05 PM EDT
 Att: 16,052 - Unknown

AB	31
R	2
H	4
RBI	2
BB	2
SO	6
LOB	10



Batter	1	2	3	4	5	6	7	8	9	AB	R	H	RBI	BB	SO	LOB	BOTTOM		
Luis Aparicio, R OBP: 0.274, SLG: 0.346 (1, 6)	0-0 F7	0-0 FC1-5 1B SF7		0-0 3B 1B	0-0 F9		0-0 FC5-4 FC5 S			5	2	1	0	0	0	4			
Russ Snyder, L OBP: 0.403, SLG: 0.452 (1, 8) (7, 7)	4-0 BB	0-0 1-3 2-H 1B		0-0 1-H 2-H 3B	4-0 BB		4-0 1-2 BB			2	1	2	3	3	0	0			
Frank Robinson, R OBP: 0.463, SLG: 0.665 (1, 9) Paul Blair, R OBP: 0.267, SLG: 0.355 (7, 8)	4-0 1-2 BB	0-0 SF7		0-0 F7	0-0 F8		0-0 FC5			2	0	0	1	1	0	2			
Brooks Robinson, R OBP: 0.347, SLG: 0.493 (1, 5)	0-0 F8	4-0 3-H IBB		0-0 F9		0-0 5-3		0-3 K		4	0	0	0	1	1	2			
Boog Powell, L OBP: 0.379, SLG: 0.491 (1, 3)	0-3 K	0-0 G3		0-3 K		0-0 4-1 1B		0-3 K		5	0	1	0	0	3	4			
Curt Blefary, L OBP: 0.346, SLG: 0.466 (1, 7) Sam Bowers, R OBP: 0.310, SLG: 0.373 (7, 9)		0-0 1B 2B 1B		0-0 F6	0-0 2B 1B	0-0 4-1 1B		4-0 WP BB		4	2	2	0	0	0	1			
Davey Johnson, R OBP: 0.307, SLG: 0.380 (1, 4)		0-0 1-3 2B 1B		0-0 F7	0-0 1-3 2B 2B	0-0 6-3		0-0 4-3		5	2	2	0	0	0	2			
Andy Etchebarren, R OBP: 0.299, SLG: 0.402 (1, 2)		0-0 FC1-5 1-H 3-H 2B		0-3 K	0-0 L4		0-0 F8			4	0	1	2	0	1	2			
Wally Bunker, R OBP: 0.231, SLG: 0.217 (1, 1)		4-0 FC1-5 1B BB		4-0 3B BB	0-0 2-H 3-H 2B		0-0 FC5-4 1B			2	2	2	2	2	0	0			
Inning Stats	R: 0 E: 0 K: 1 S: 5	H: 0 LOB: 2 BB: 2 P: 13	R: 4 E: 0 K: 0 S: 7	H: 4 LOB: 2 BB: 2 P: 15	R: 0 E: 0 K: 1 S: 5	H: 0 LOB: 0 BB: 0 P: 5	R: 3 E: 0 K: 1 S: 7	H: 2 LOB: 0 BB: 1 P: 11	R: 2 E: 0 K: 0 S: 6	H: 3 LOB: 2 BB: 1 P: 10	R: 0 E: 0 K: 0 S: 4	H: 1 LOB: 1 BB: 0 P: 4	R: 0 E: 0 K: 0 S: 4	H: 1 LOB: 2 BB: 1 P: 8	R: 0 E: 0 K: 2 S: 7	H: 0 LOB: 1 BB: 1 P: 11	1B: 7 2B: 3 3B: 1 HR: 0	SF: 1 SAC: 0 DP: 0 HBP: 0	WP: 1 PA: 43 PB: 1 SB: 1 CS: 0
PITCHER Lee Stange, R ERA: 5.56 (1, 1)	IP: 1.2 WLS: L BF: 12 H: 4 R: 4 ER: 4 SO: 4 BB: 3 IBB: 0 HBP: 0 BLK: 0 WP: 0 HR: 0 S: 11 P: 23 ERA: 21.60 WHIP: 4.200															PITCHER			
Dick Stigman, L ERA: 4.02 (2, 1)	2.1 4 5 5 2 1 1 0 0 0 0 0 15 23 19.29 2.143																		
Ken Sanders, R ERA: 3.8 (5, 1)	1.0 5 1 0 0 0 1 0 0 0 0 0 4 8 0.00 2.000																		
Dave Morehead, R ERA: 3.6 (6, 1)	2.0 9 2 0 0 0 1 0 0 0 0 0 8 12 0.00 1.500																		
Darrell Brandon, R ERA: 4.5 (8, 1)	1.0 4 0 0 0 2 1 0 0 0 0 1 0 7 11 0.00 1.000																		

Boston Red Sox @ Baltimore Orioles
Memorial Stadium, Baltimore, MD
 Fri Jun 10 1966, 7:05 PM EDT
 Att: 16,052 - Unknown

AB	34
R	9
H	11
RBI	8
BB	8
SO	5
LOB	19



Batter	1	2	3	4	5	6	7	8	9	AB	R	H	RBI	BB	SO	LOB	TOP					
Joe Foy, R OBP: 0.330, SLG: 0.353 (1, 6)	0-0 4-3		4-0 BB		0-0 F6			0-0 6-3		3	0	0	0	1	0	1	Boston Red Sox @ Baltimore Orioles Memorial Stadium, Baltimore, MD Sun Jun 12, 1966, 3:33 AM EDT Att: 9,755 - Unknown					
Jim Gosger, L OBP: 0.329, SLG: 0.405 (1, 8)	0-0 F8		0-0 F5			0-0 F2		0-0 3-1		4	0	0	0	0	0	1						
Carl Yastrzemski, L OBP: 0.349, SLG: 0.443 (1, 7)	0-0 4-3			0-0 F8		0-0 4-3		0-0 WP 1B		4	0	1	0	0	0	0						
Tony Conigliaro, R OBP: 0.289, SLG: 0.426 (1, 9)		0-3 K		4-0 BB		0-0 F6		0-3 K		3	0	0	0	1	2	1						
George Scott, R OBP: 0.345, SLG: 0.549 (1, 3)		0-0 6-3		0-3 K			0-0 1B G1 1-3 1B		0-0 5-3	4	1	1	0	0	1	1						
George Thomas, R OBP: 0.277, SLG: 0.204 (1, 5)		0-0 1B		0-3 K			0-0 G1 1-2		0-0 F9	4	0	1	0	0	1	2						
George Smith, R OBP: 0.299, SLG: 0.387 (1, 4)		0-0 F4			0-0 FC6-4 1B		0-0 1-3 1B		0-0 F8	4	0	2	0	0	0	1						
Mike Ryan, R OBP: 0.217, SLG: 0.236 (1, 2)			0-0 6-3		0-0 FC6-4 1-2		0-0 1-3			3	0	0	1	0	0	2						
Earl Wilson, R OBP: 0.324, SLG: 0.438 (7, PH)			0-3 K		0-3 K		0-0 1-3			2	0	0	0	0	2	1						
Rico Petrocelli, R OBP: 0.285, SLG: 0.412 (7, PH)										1	0	0	0	0	0	1						
Lee Stange, R OBP: 0.200, SLG: 0.200 (7, 1)										0	0	0	0	0	0	0						
Dan Osinski, R OBP: 0.200, SLG: 0.200 (8, 1)										0	0	0	0	0	0	0						
Inning Stats	R: 0 E: 0 K: 0 S: 3	H: 0 LOB: 0 BB: 0 P: 3	R: 0 E: 0 K: 1 S: 6	H: 1 LOB: 1 BB: 0 P: 6	R: 0 E: 0 K: 1 S: 5	H: 0 LOB: 1 BB: 1 P: 9	R: 0 E: 0 K: 2 S: 7	H: 0 LOB: 1 BB: 1 P: 11	R: 0 E: 0 K: 1 S: 6	H: 1 LOB: 1 BB: 0 P: 6	R: 0 E: 0 K: 0 S: 3	H: 0 LOB: 0 BB: 0 P: 3	R: 1 E: 0 K: 0 S: 5	H: 2 LOB: 1 BB: 0 P: 5	R: 0 E: 0 K: 1 S: 6	H: 1 LOB: 0 BB: 0 P: 6	R: 0 E: 0 K: 0 S: 3	H: 0 LOB: 0 BB: 0 P: 3	1B: 5 2B: 0 3B: 0 HR: 0	SF: 0 SAC: 0 DP: 0 HBP: 0	WP: 1 PB: 0 SB: 0 CS: 0	PA: 34
PITCHER Steve Barber, L ERA: 2.28 (1, 1)	IP: 9.0 WLS: W BF: 34 H: 5 R: 1 ER: 1 SO: 6 BB: 2 IBB: 0 HBP: 0 BLK: 0 WP: 1 HR: 0 S: 44 P: 52 ERA: 1.00 WHIP: 0.778															PITCHER						

AB	32
R	1
H	5
RBI	1
BB	2
SO	6
LOB	11



Batter	1	2	3	4	5	6	7	8	9	AB	R	H	RBI	BB	SO	LOB	BOTTOM			
Luis Aparicio, R OBP: 0.275, SLG: 0.342 (1, 6)	0-0 5-3		0-0 S 1B		0-0 F7		0-0 5-3	0-0 FC6-4 CS		5	1	1	0	0	0	2	Boston Red Sox @ Baltimore Orioles Memorial Stadium, Baltimore, MD Sun Jun 12, 1966, 3:33 AM EDT Att: 9,755 - Unknown			
Russ Snyder, L OBP: 0.406, SLG: 0.446 (1, 8)	0-0 BB 1B		0-0 F7 1-2		0-0 1B SF9 1B		0-0 F5	0-0 CS 1-2		4	2	2	0	0	0	1				
Frank Robinson, R OBP: 0.464, SLG: 0.670 (1, 9)	4-0 BB 1B		0-0 F7		0-0 1B 1-3		0-0 HR			3	2	2	1	1	0	1				
Brooks Robinson, R OBP: 0.348, SLG: 0.487 (1, 5)	0-0 G4-3-4 1B		4-0 1B BB		0-0 SF9		0-0 G3			2	0	1	2	1	0	0				
Boog Powell, L OBP: 0.384, SLG: 0.488 (1, 3)	0-0 G4-3-4 1-2 2H		0-0 1B 1-2 2H		0-0 F6		0-0 3B 1B			4	1	2	1	0	0	2				
Curt Blefary, L OBP: 0.344, SLG: 0.470 (1, 7)		0-3 K		0-0 F8		0-0 4-3		0-0 3B 1B		4	1	1	1	0	1	3				
Paul Blair, R OBP: 0.267, SLG: 0.355 (9, 8)								0-0 3B 3B		0	0	0	0	0	0	0				
Davey Johnson, R OBP: 0.314, SLG: 0.398 (1, 4)		0-0 F4		0-0 1-3		0-0 6-3		0-0 1B 3B		4	1	1	1	0	0	0				
Andy Etchebarren, R OBP: 0.302, SLG: 0.398 (1, 2)		4-0 BB		0-0 SH2-4 1B		0-0 1-3		0-0 FC6-4 1B		3	0	2	1	1	0	0				
Steve Barber, L OBP: 0.040, SLG: 0.040 (1, 1)		0-3 K		0-0 SH2-4		0-3 K		0-3 K		3	0	0	0	0	3	2				
Inning Stats	R: 2 E: 0 K: 0 S: 4	H: 2 LOB: 0 BB: 1 P: 8	R: 0 E: 0 K: 2 S: 7	H: 0 LOB: 1 BB: 1 P: 11	R: 1 E: 0 K: 0 S: 5	H: 2 LOB: 2 BB: 1 P: 9	R: 0 E: 0 K: 0 S: 4	H: 1 LOB: 1 BB: 0 P: 4	R: 1 E: 0 K: 0 S: 5	H: 2 LOB: 1 BB: 0 P: 5	R: 0 E: 0 K: 1 S: 5	H: 0 LOB: 0 BB: 0 P: 5	R: 1 E: 0 K: 0 S: 4	H: 1 LOB: 0 BB: 0 P: 4	R: 3 E: 0 K: 1 S: 8	H: 4 LOB: 0 BB: 0 P: 8	1B: 9 2B: 0 3B: 2 HR: 1	SF: 1 SAC: 1 DP: 1 HBP: 0	WP: 0 PB: 0 SB: 1 CS: 1	PA: 38
PITCHER Earl Wilson, R ERA: 3.84 (7, 1)	IP: 6.0 WLS: L BF: 27 H: 7 R: 4 ER: 4 SO: 3 BB: 3 IBB: 0 HBP: 0 BLK: 0 WP: 0 HR: 0 S: 30 P: 42 ERA: 6.00 WHIP: 1.667															PITCHER				
Lee Stange, R ERA: 6.46 (8, 1)	IP: 1.0 WLS: L BF: 6 H: 3 R: 3 ER: 3 SO: 0 BB: 0 IBB: 0 HBP: 0 BLK: 0 WP: 0 HR: 1 S: 6 P: 6 ERA: 27.00 WHIP: 3.000															PITCHER				
Dan Osinski, R ERA: 7.71 (8, 1)	IP: 1.0 WLS: L BF: 4 H: 2 R: 1 ER: 1 SO: 1 BB: 0 IBB: 0 HBP: 0 BLK: 0 WP: 0 HR: 0 S: 6 P: 6 ERA: 9.00 WHIP: 2.000															PITCHER				



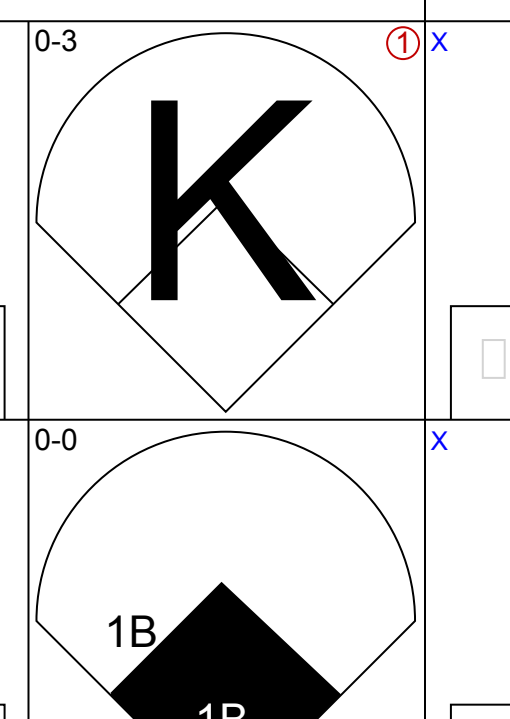
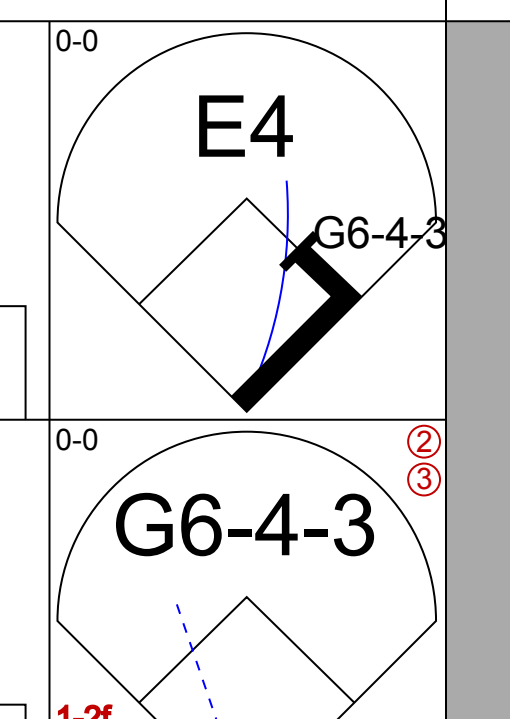
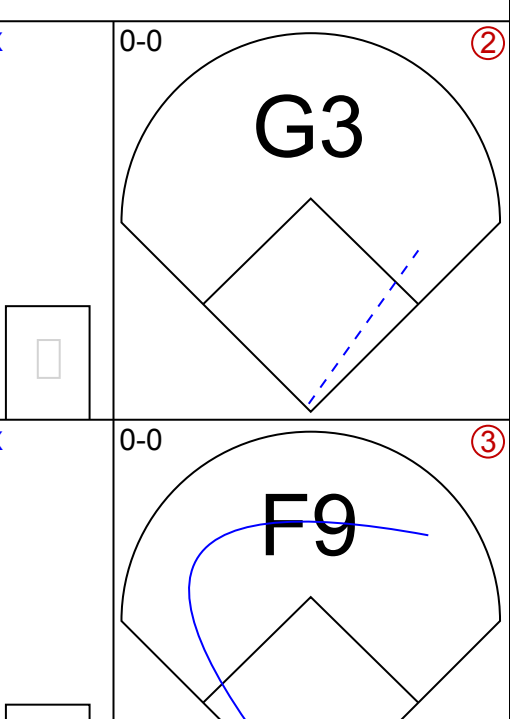
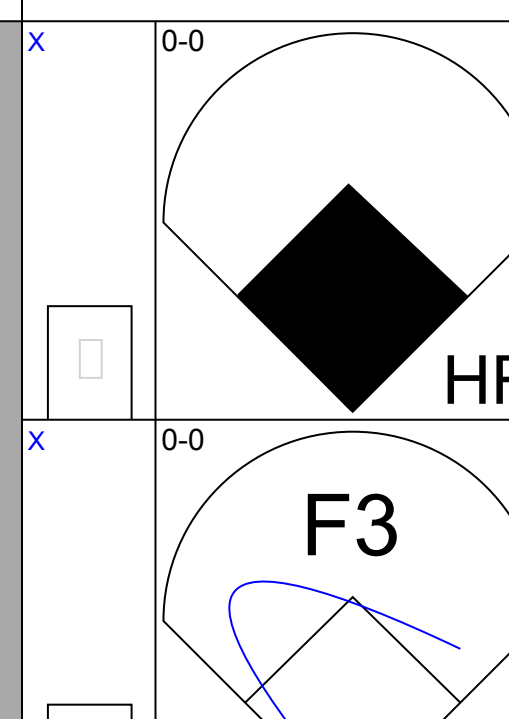
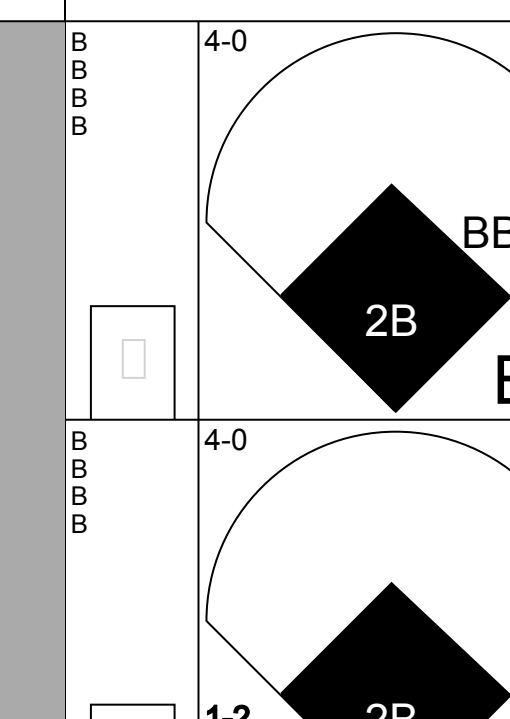
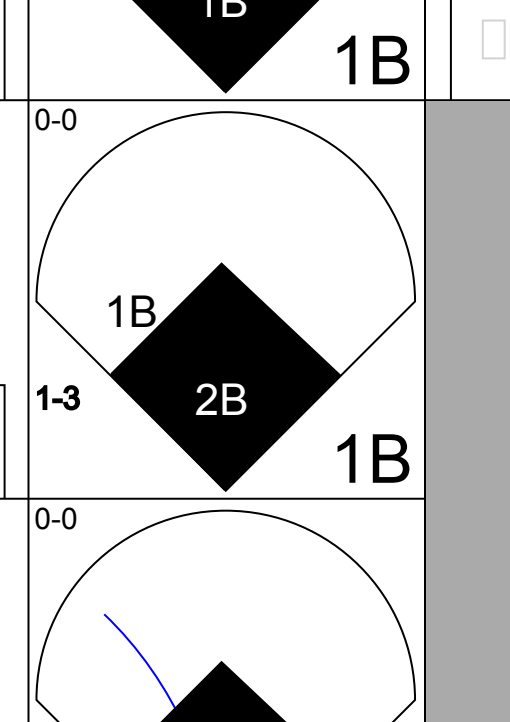
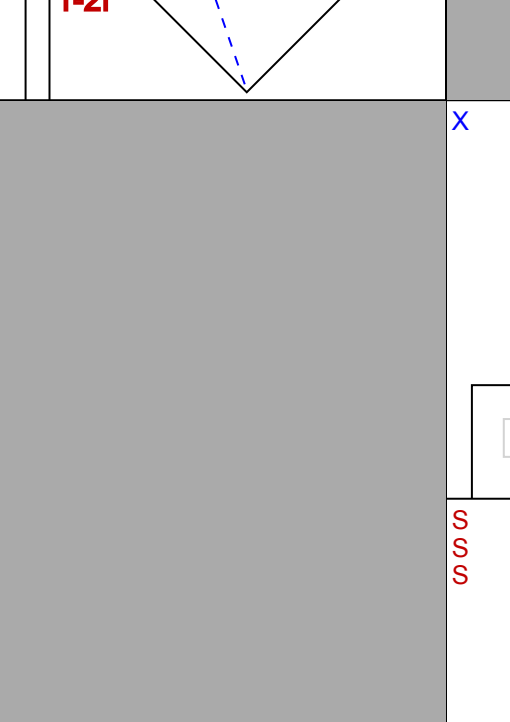

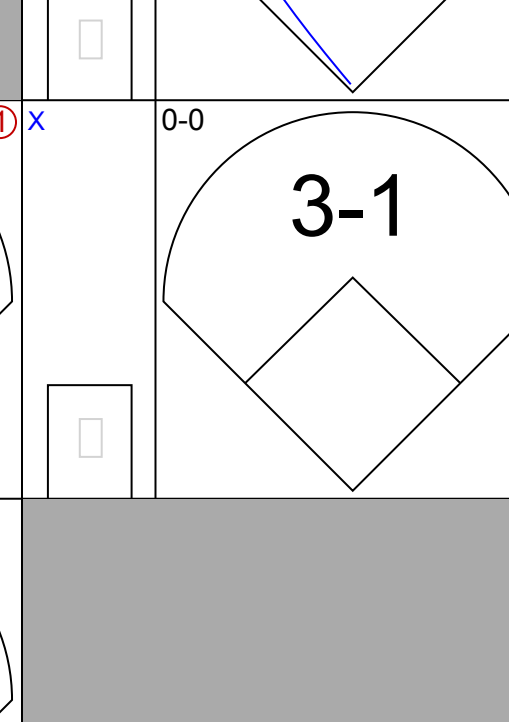
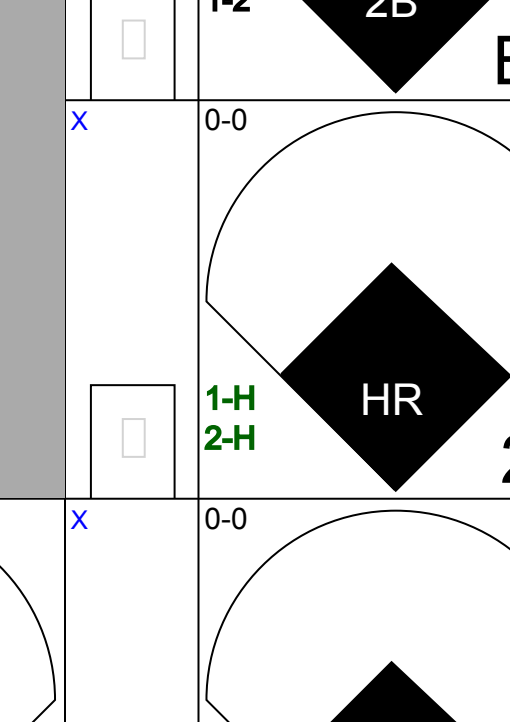
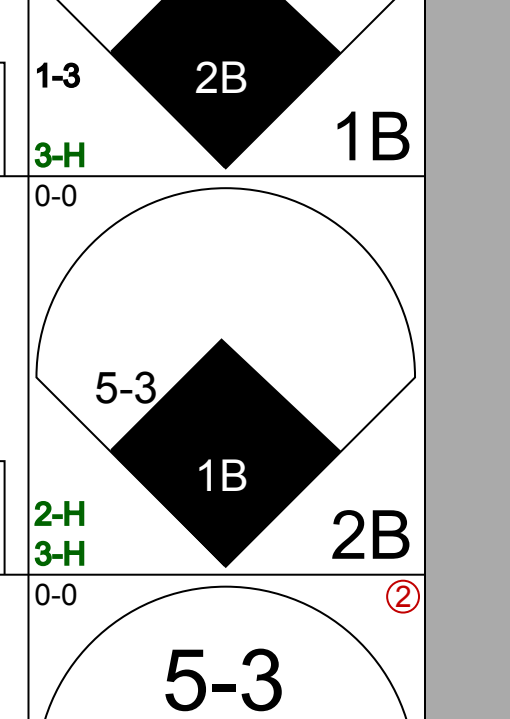
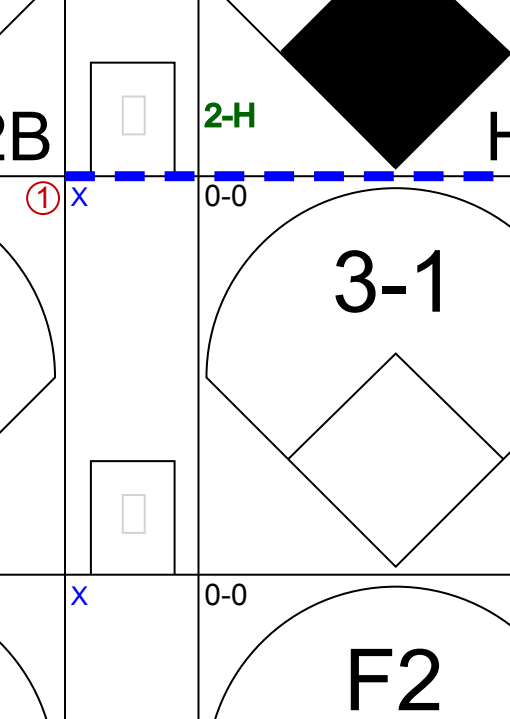
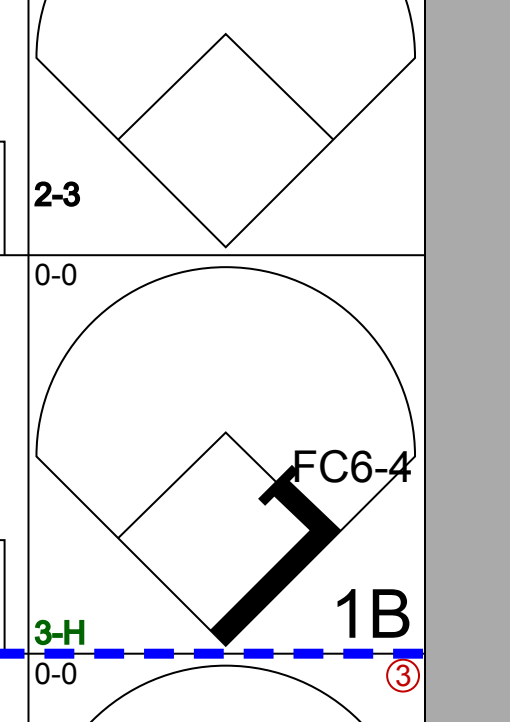
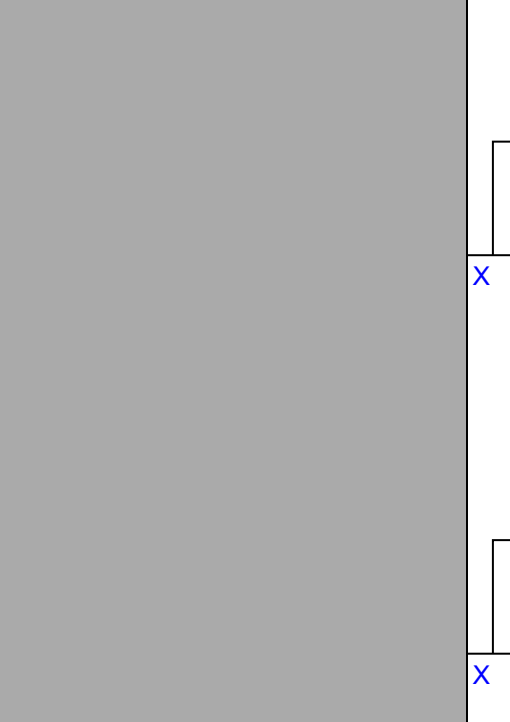
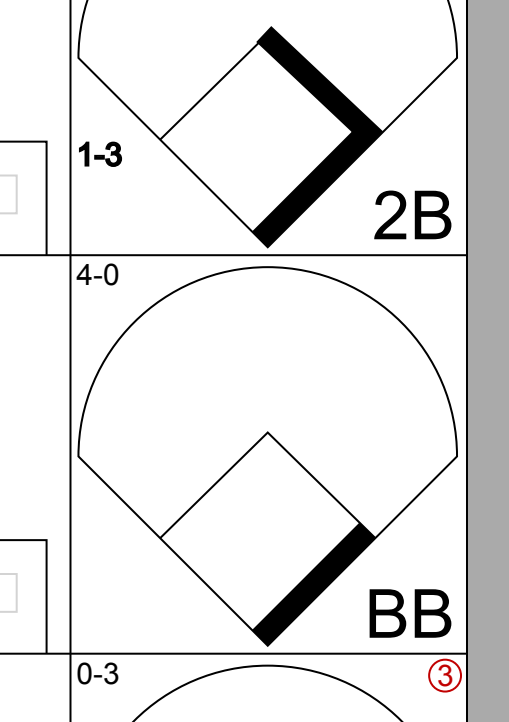

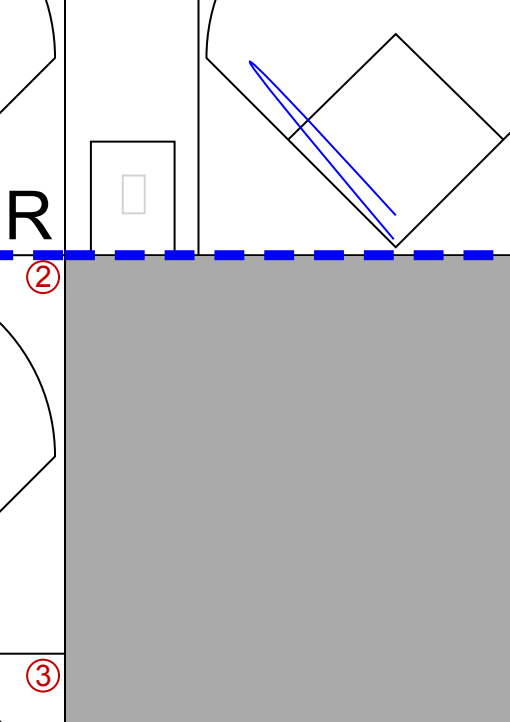
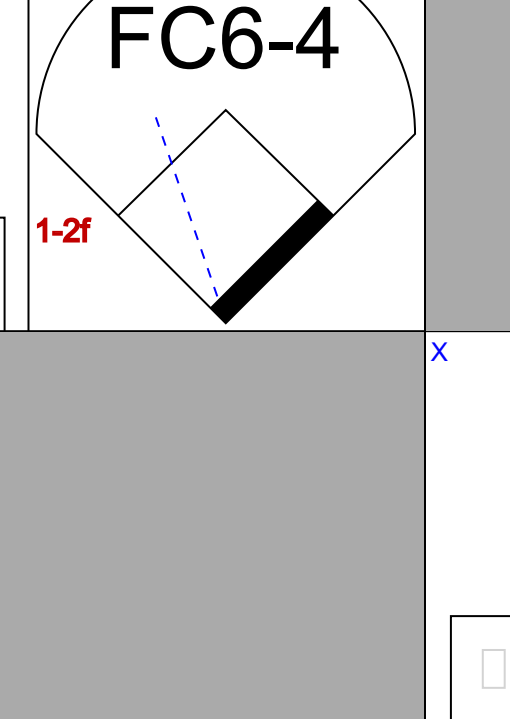
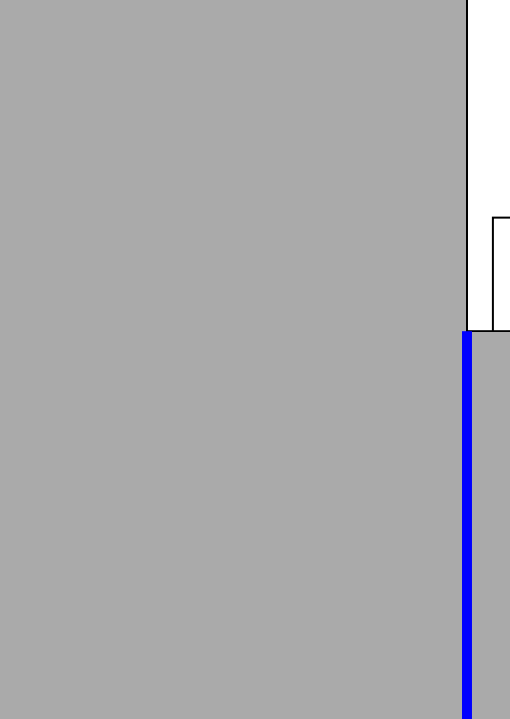
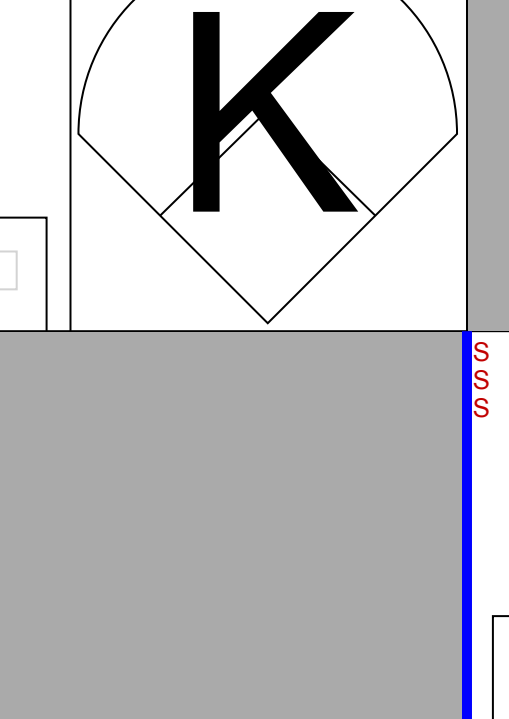
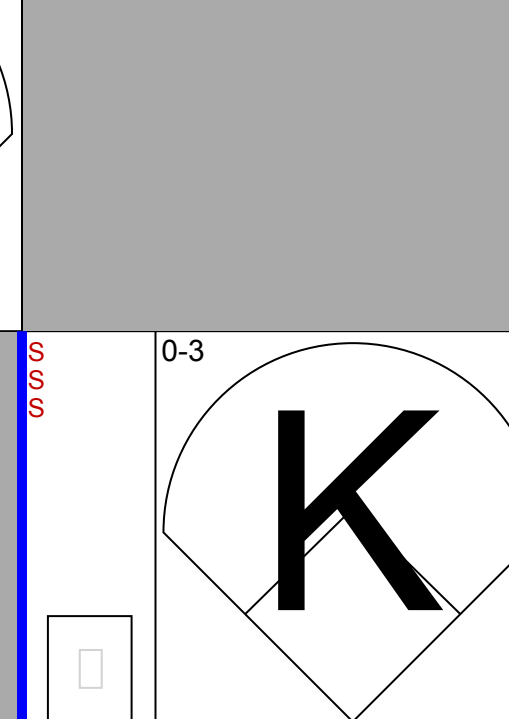
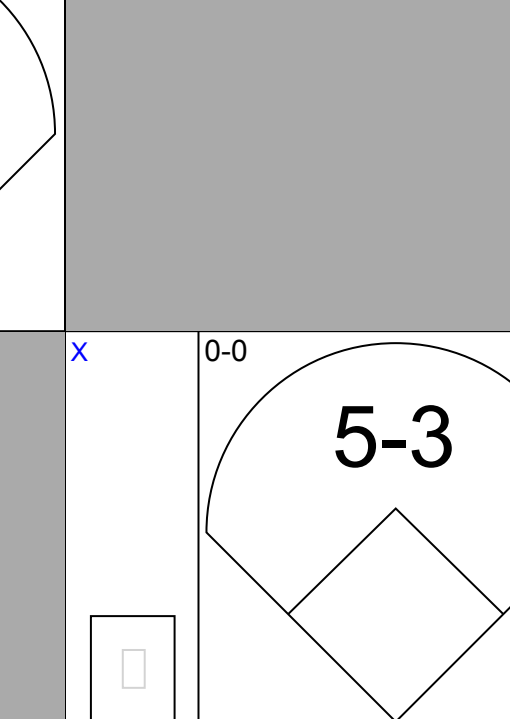
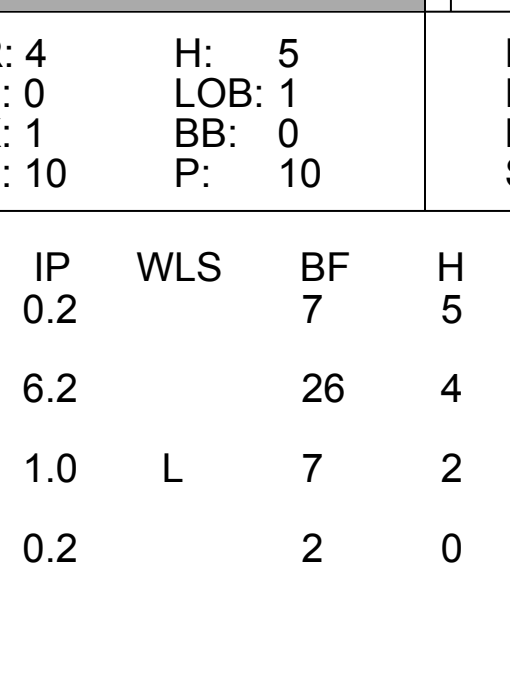
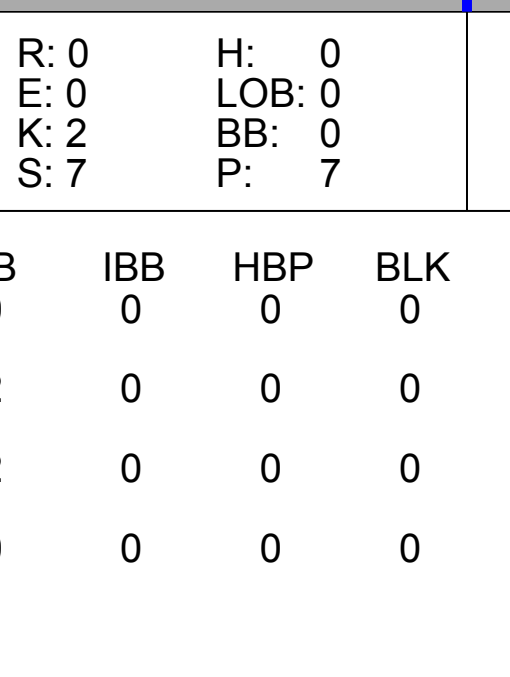
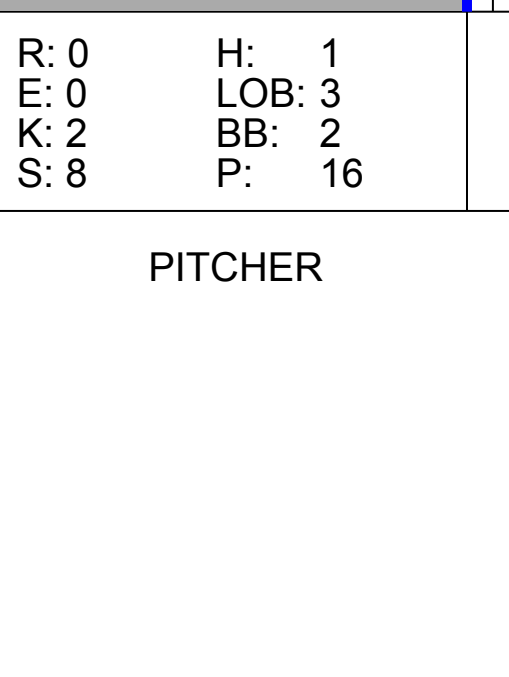
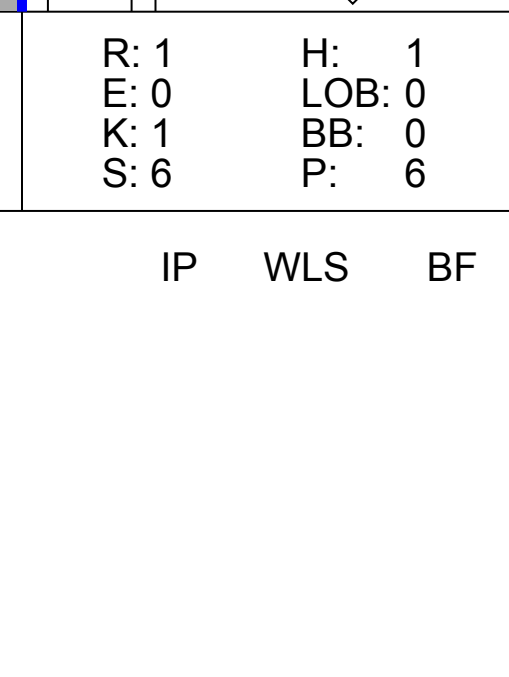
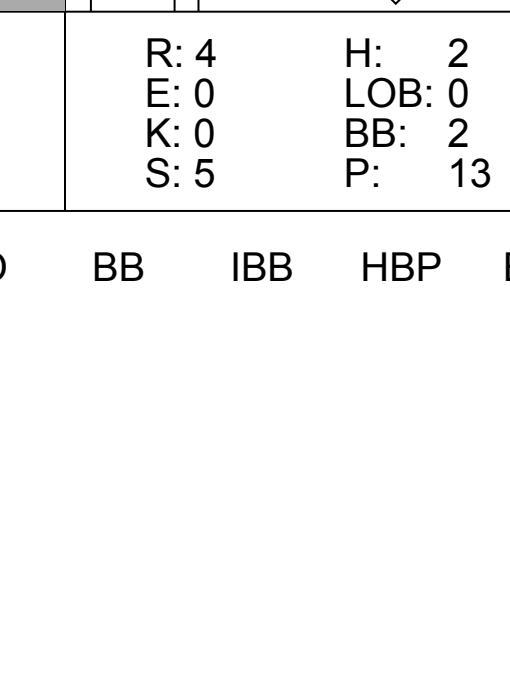
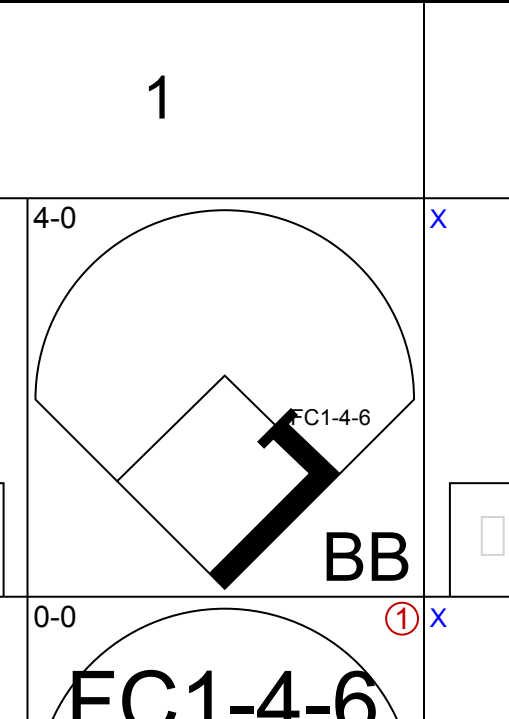
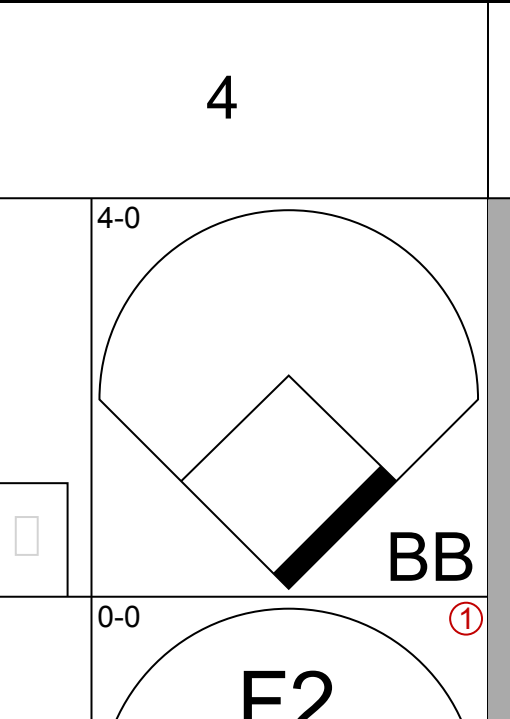
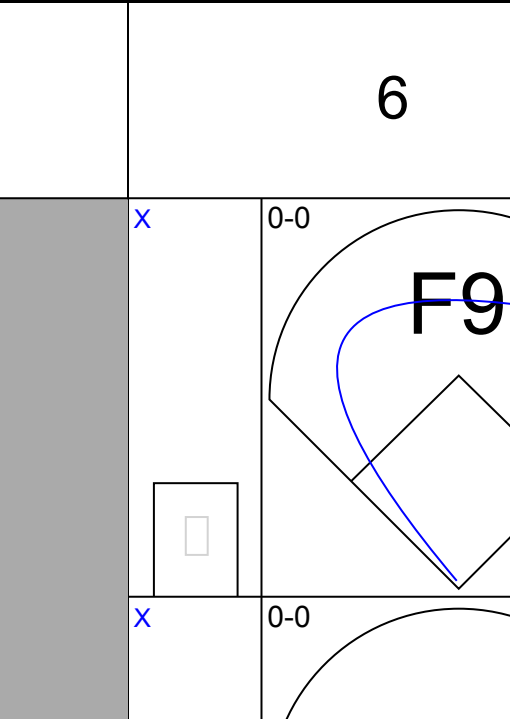
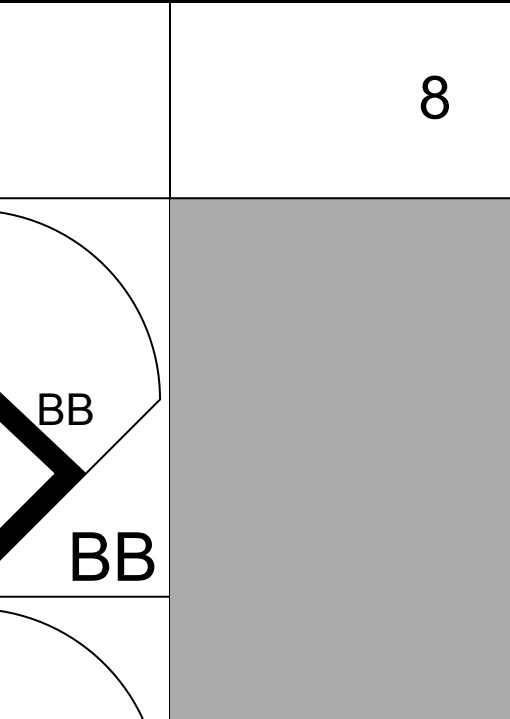
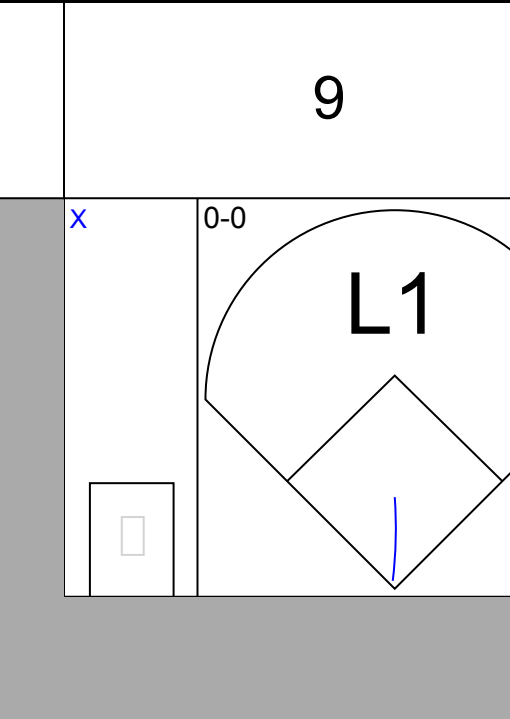
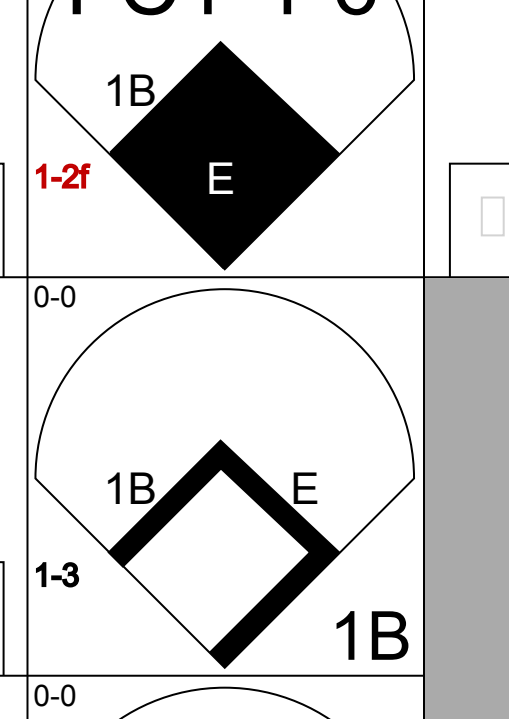
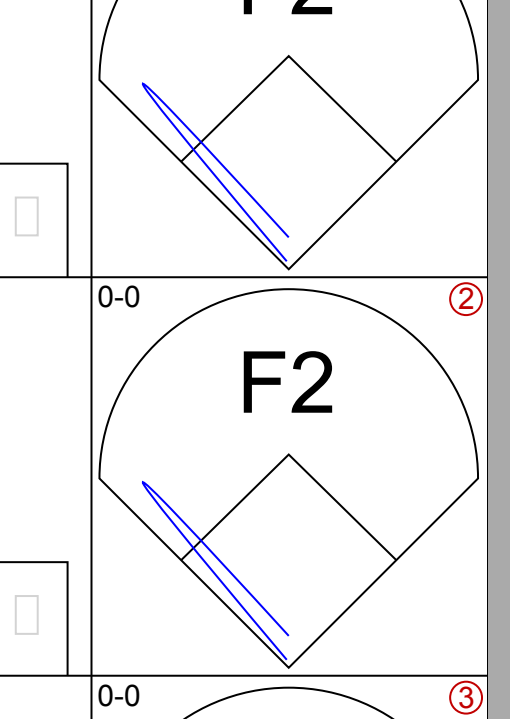
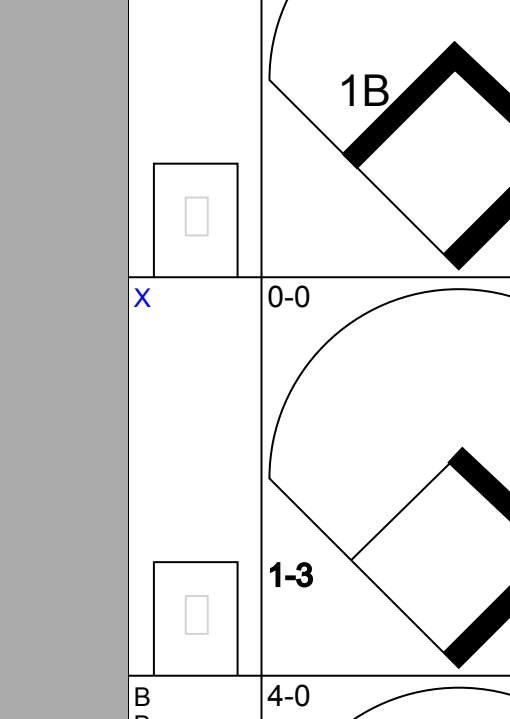
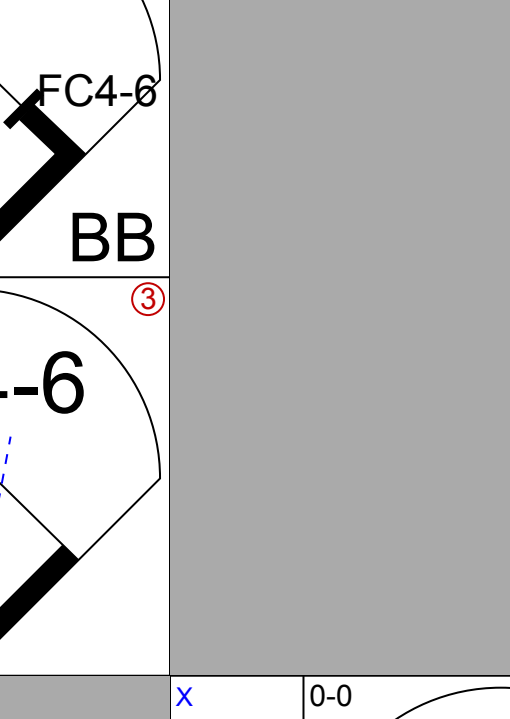
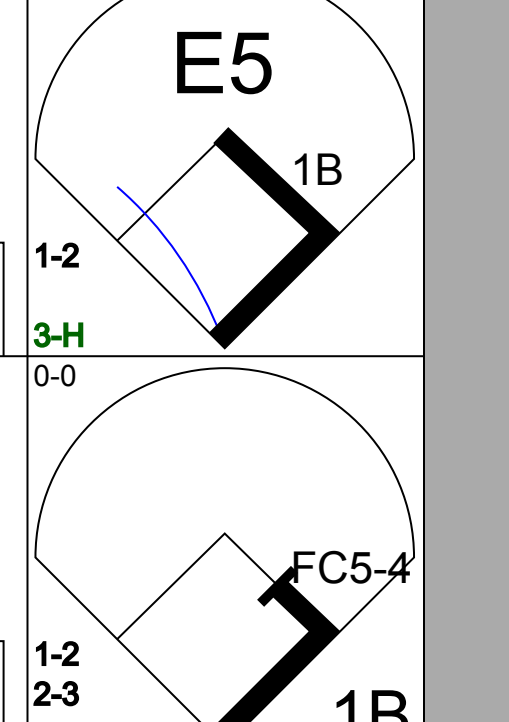
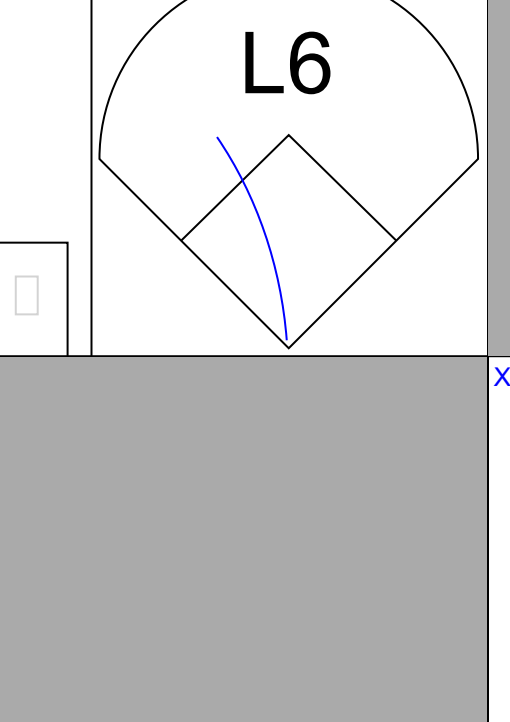
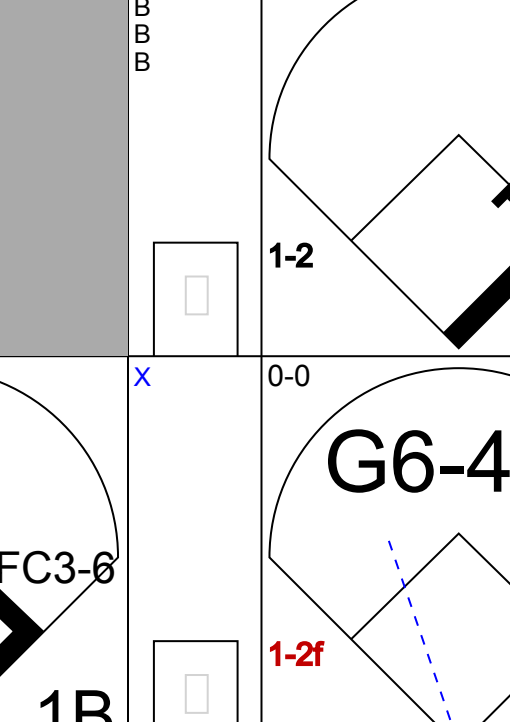
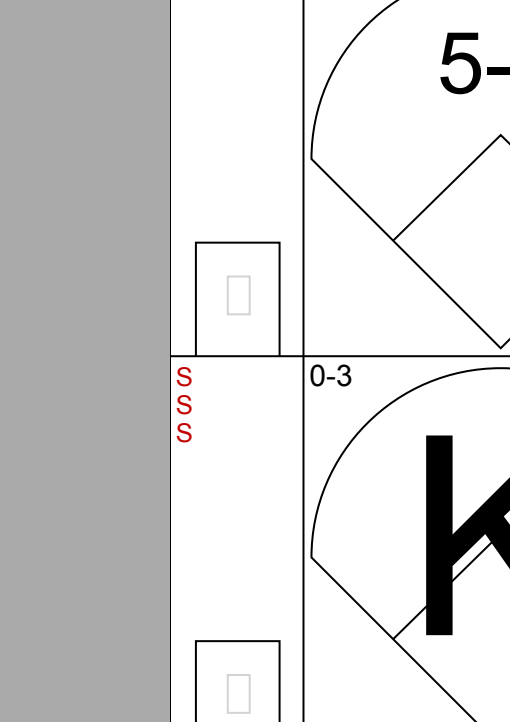
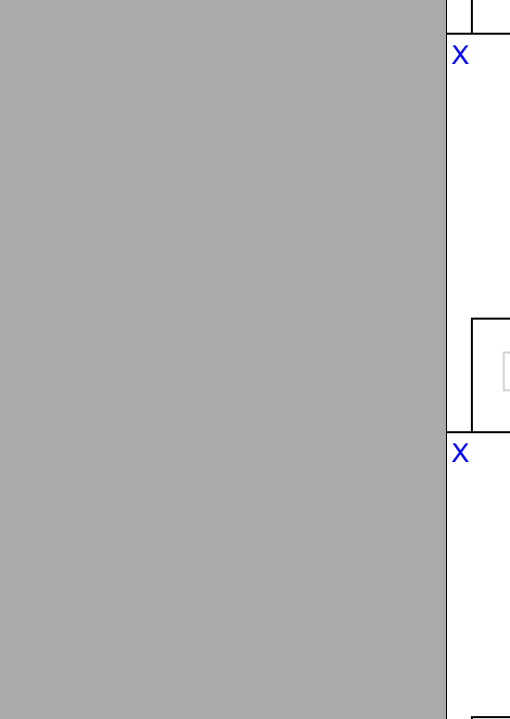
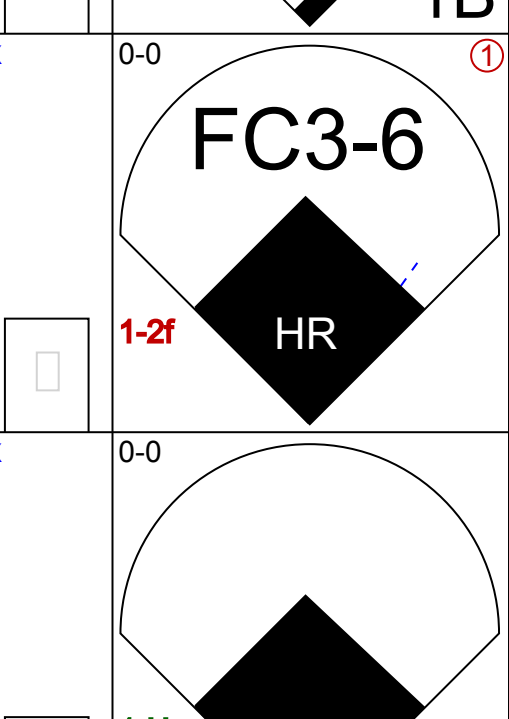
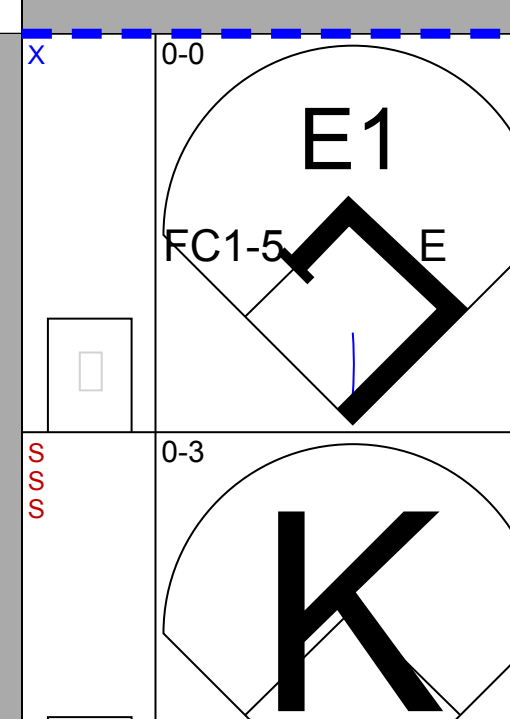
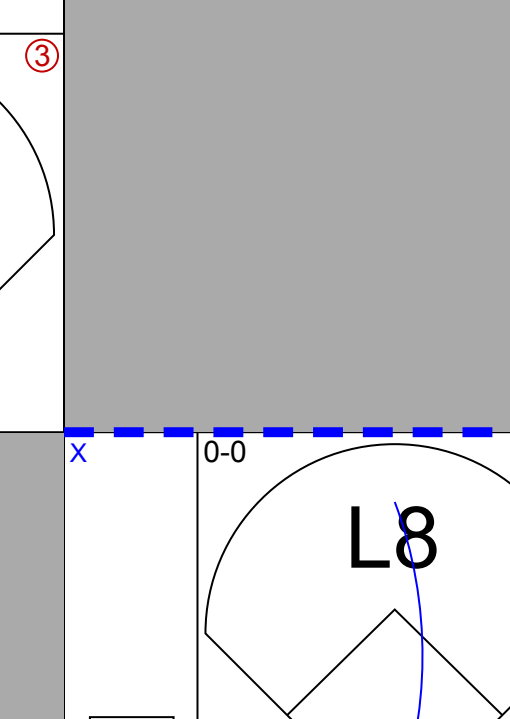
Batter	1	2	3	4	5	6	7	8	9	AB	R	H	RBI	BB	SO	LOB	TOP			
Joe Foy, R OBP: 0.329, SLG: 0.347 (1, 5)										4	1	2	1	1	0	0	Boston Red Sox @ Cleveland Indians Cleveland Municipal Stadium, Cleveland, OH Tue Jun 14 1966, 7:05 PM EDT Att: 12,610 - Unknown			
George Thomas, R OBP: 0.296, SLG: 0.259 (1, 8)										4	2	1	1	1	0	4				
Carl Yastrzemski, L OBP: 0.350, SLG: 0.445 (1, 7)										3	2	0	0	2	1	0				
Tony Conigliaro, R OBP: 0.298, SLG: 0.431 (1, 9)										5	1	2	2	0	1	0				
George Scott, R OBP: 0.343, SLG: 0.565 (1, 3)										5	2	2	4	0	1	1				
Dalton Jones, L OBP: 0.276, SLG: 0.371 (1, 4)										4	0	0	0	1	2	1				
George Smith, R OBP: 0.294, SLG: 0.398 (1, 6)										5	2	2	1	0	0	1				
Bob Tillman, R OBP: 0.281, SLG: 0.292 (1, 2)										5	1	1	0	0	0	3				
Dick Stigman, R OBP: 0.125, SLG: 0.125 Don McMahon, R (8, 1)										3	0	1	1	0	2	1				
Rico Petrocelli, R OBP: 0.287, SLG: 0.410 John Wyatt, R (9, 1)										0	0	0	0	0	0	0				
Inning Stats	R: 2 E: 0 K: 1 S: 6	H: 1 LOB: 1 BB: 2 P: 14	R: 1 E: 0 K: 1 S: 6	H: 1 LOB: 1 BB: 1 P: 10	R: 1 E: 0 K: 1 S: 6	H: 1 LOB: 0 BB: 0 P: 6	R: 3 E: 1 K: 0 S: 6	H: 3 LOB: 0 BB: 0 P: 6	R: 0 E: 0 K: 2 S: 7	H: 0 LOB: 0 BB: 0 P: 7	R: 0 E: 0 K: 1 S: 5	H: 0 LOB: 0 BB: 0 P: 5	R: 0 E: 0 K: 0 S: 3	H: 0 LOB: 0 BB: 0 P: 3	R: 4 E: 1 K: 0 S: 7	H: 3 LOB: 2 BB: 2 P: 15	1B: 6 2B: 0 3B: 1 HR: 4	SF: 0 SAC: 0 DP: 0 HBP: 0	WP: 0 PB: 1 SB: 0 CS: 0	PA: 44
PITCHER	IP WLS BF H R ER SO BB IBB HBP BLK WP HR S P ERA WHIP																			
Luis Tiant, R ERA: 2.75 Steve Hargan, R ERA: 2.25 Tom Kelley, R ERA: 4.46 Bob Allen, L ERA: 3.97	(1, 1) (4, 1) (9, 1) (9, 1)	3.0 5.0 0.2 0.1	15 20 7 2	3 5 3 0	4 3 4 0	4 1 4 0	3 4 4 0	3 0 0 0	0 0 0 0	0 0 0 0	0 0 2 0	2 18 5 2	30 28 13 2	12.00 1.80 54.00 0.00	2.000 1.000 7.500 0.000					

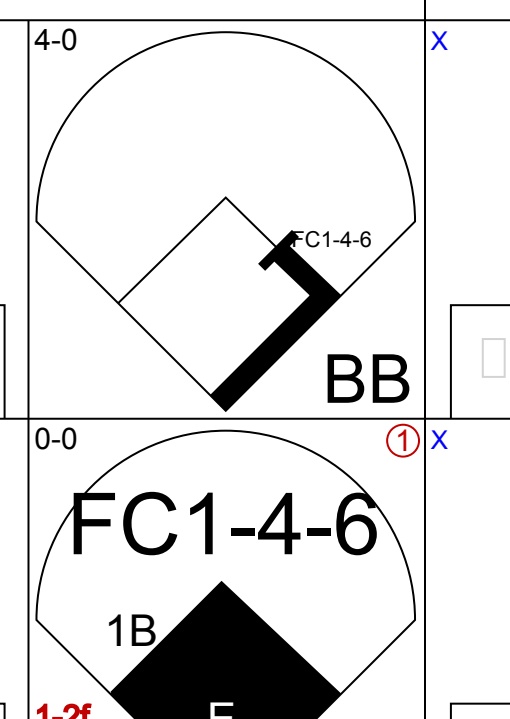
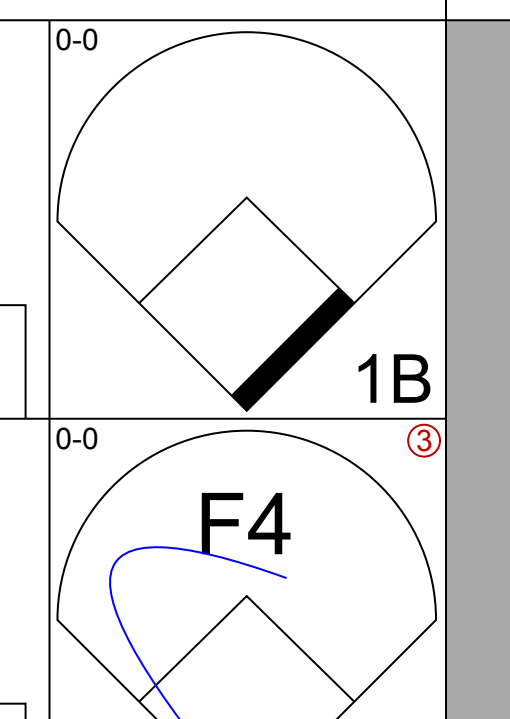
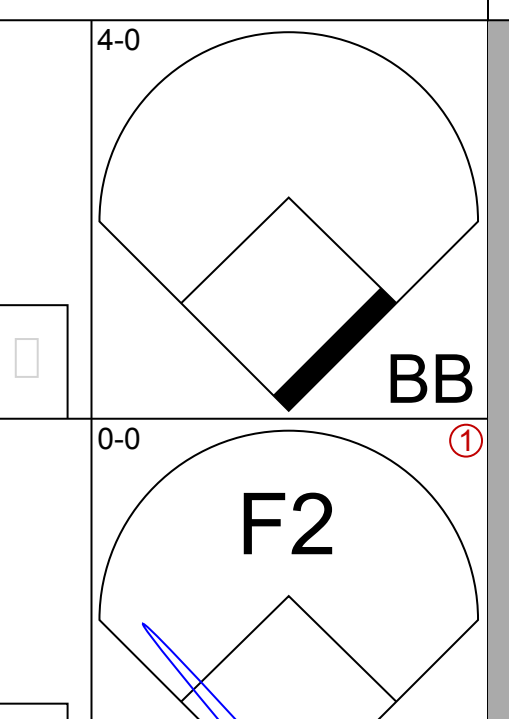
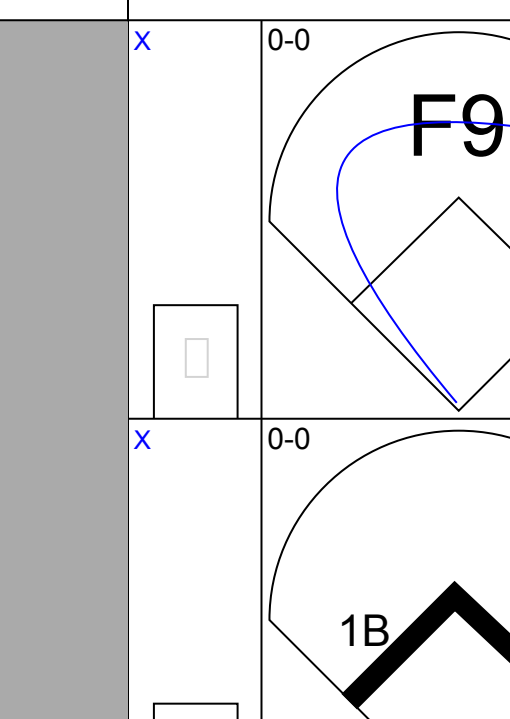
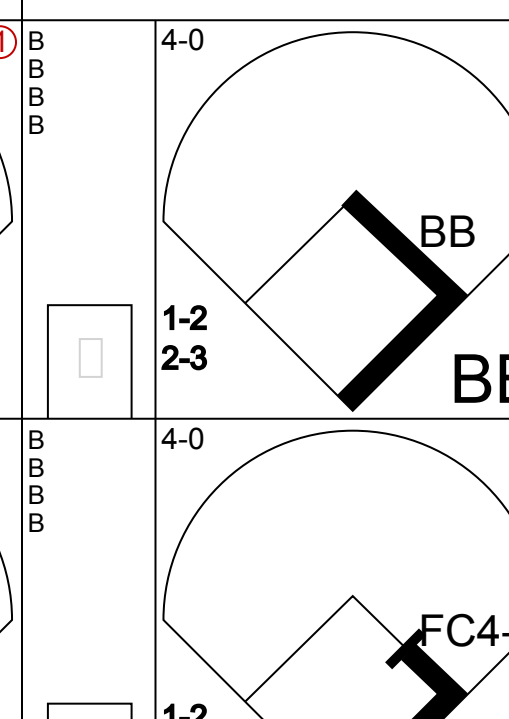
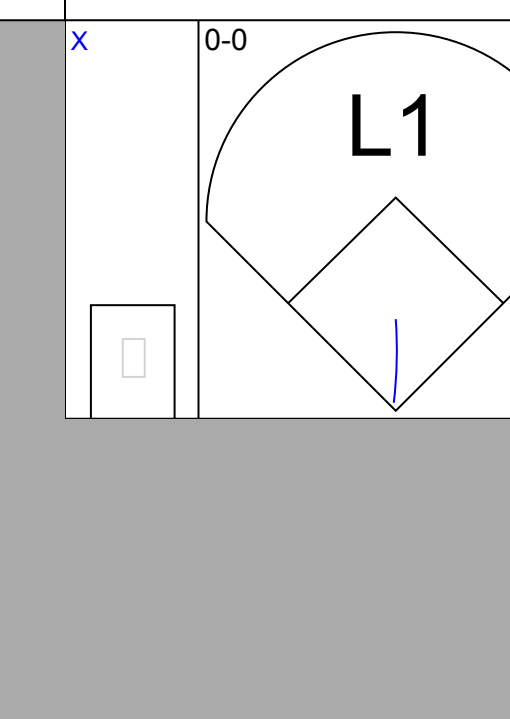
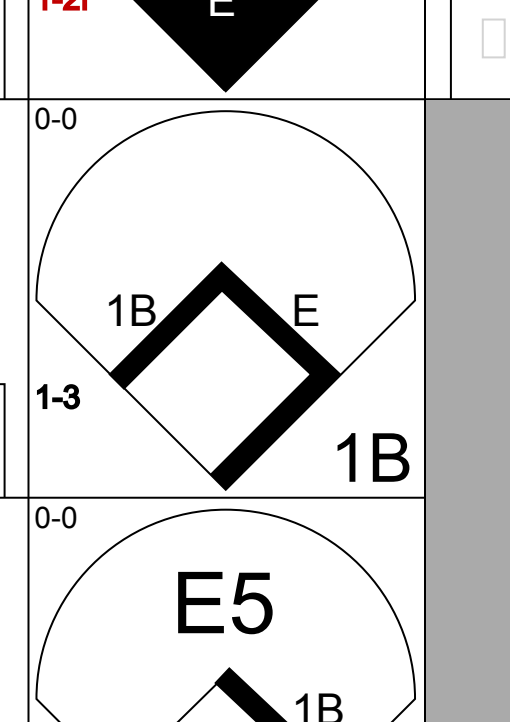
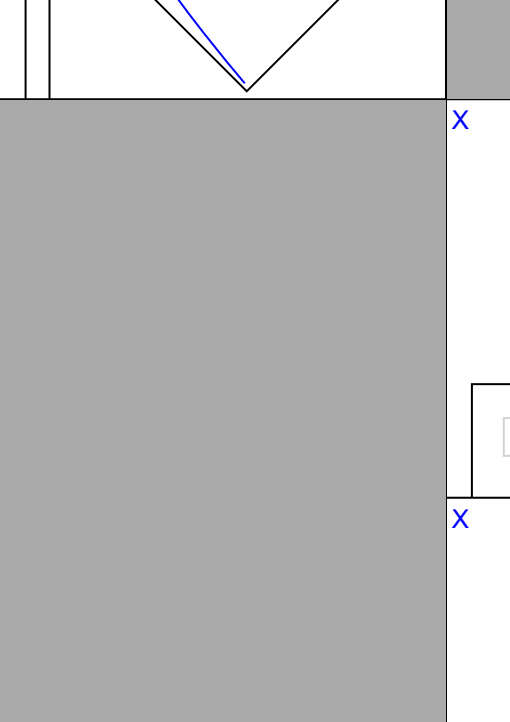
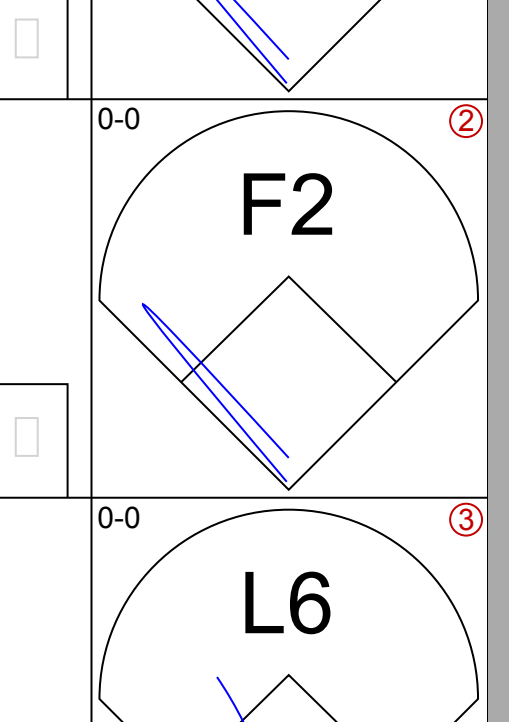
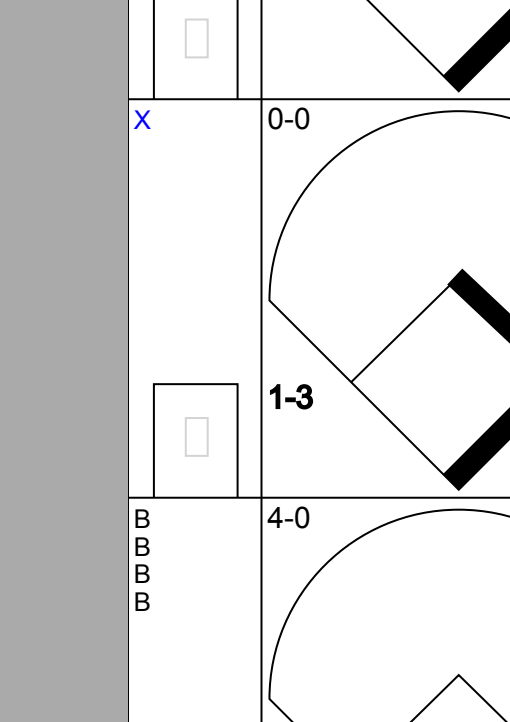
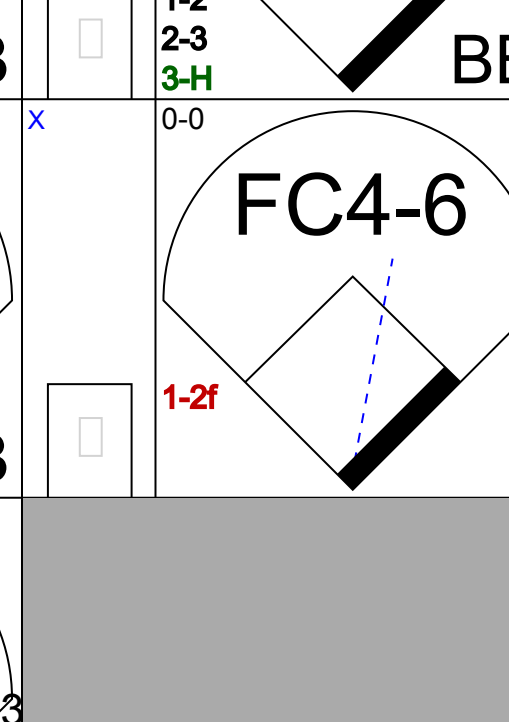
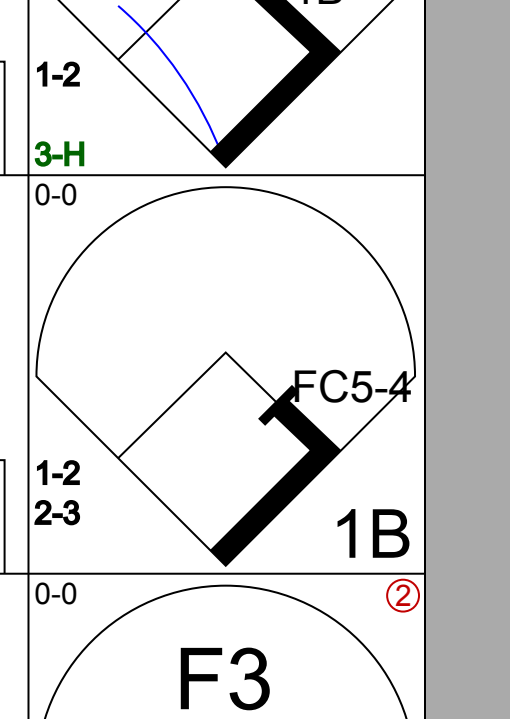
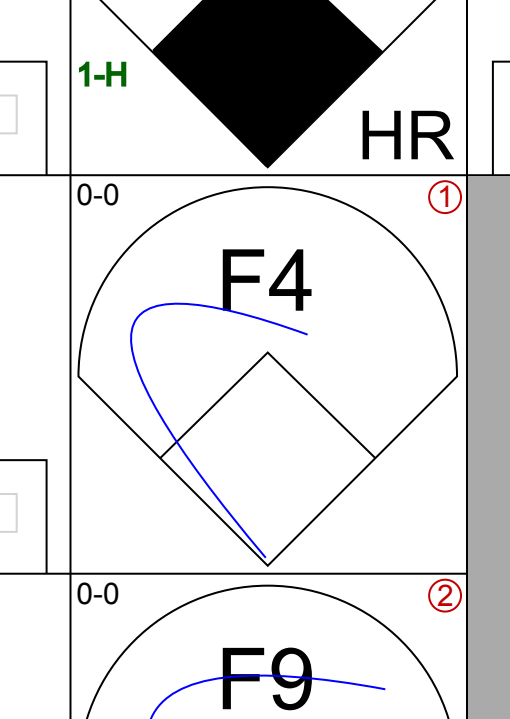
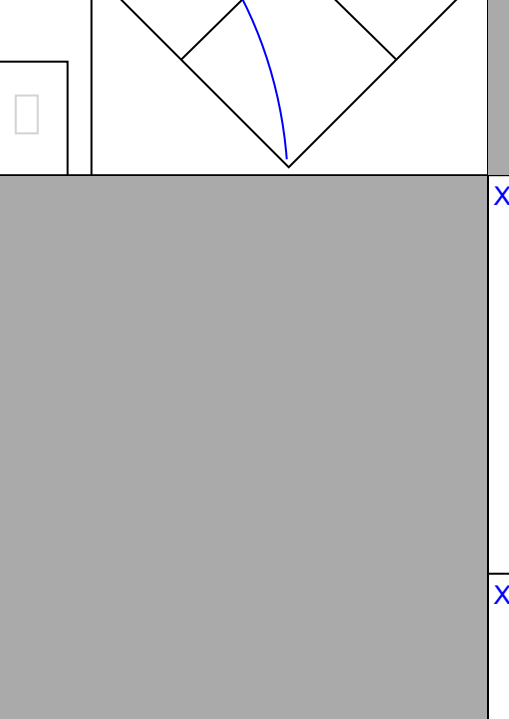
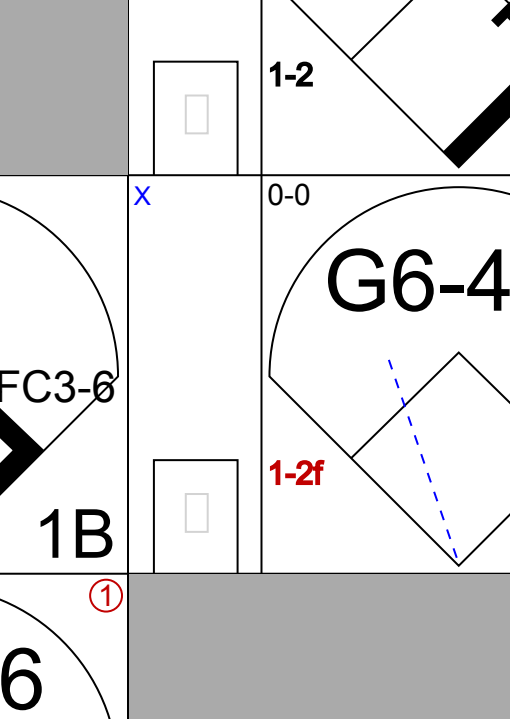
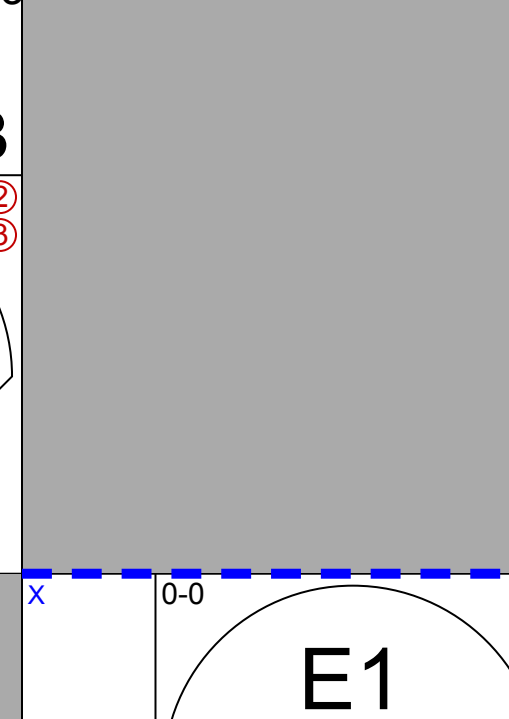
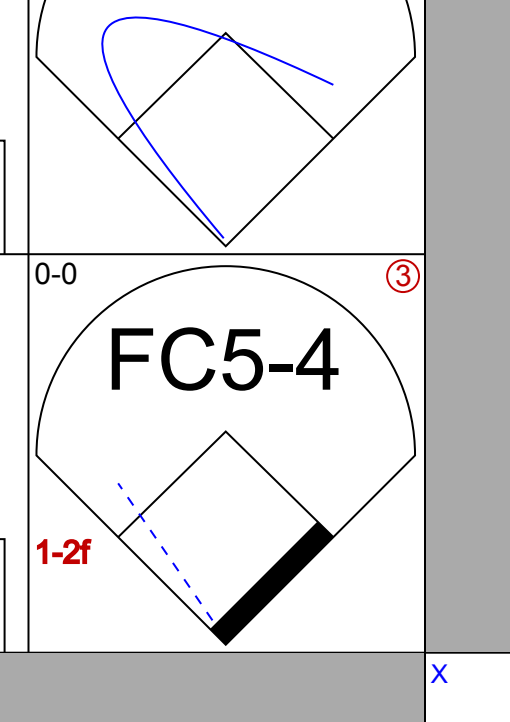
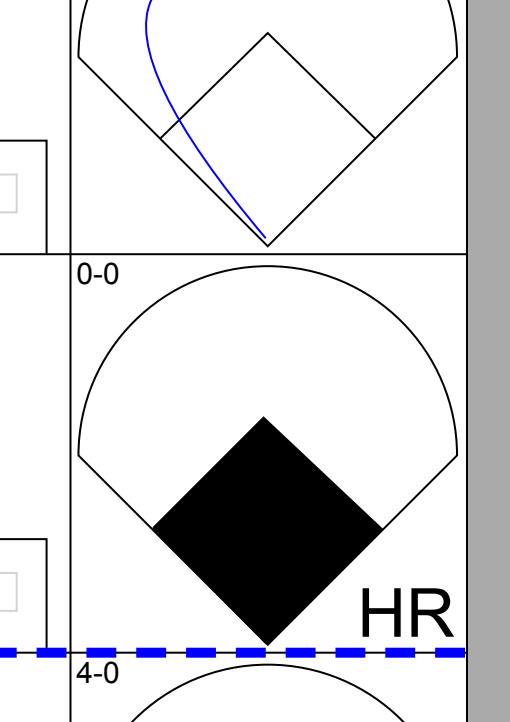


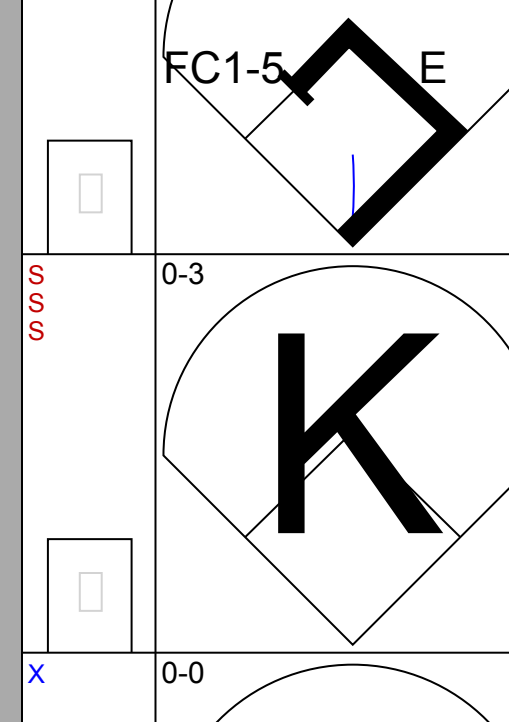
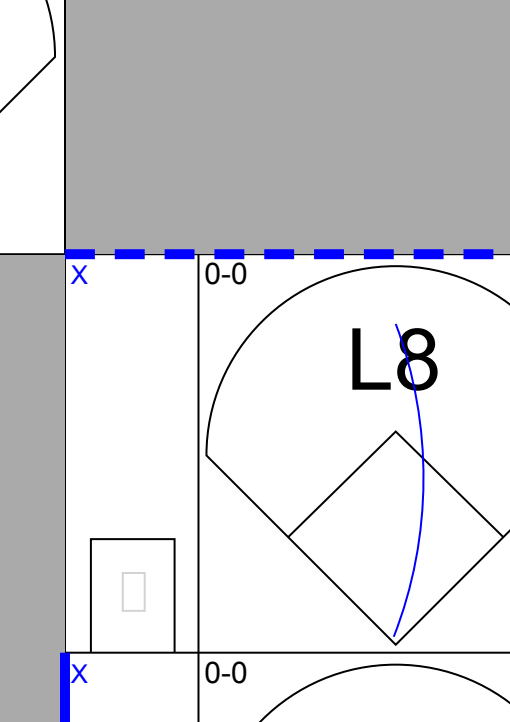
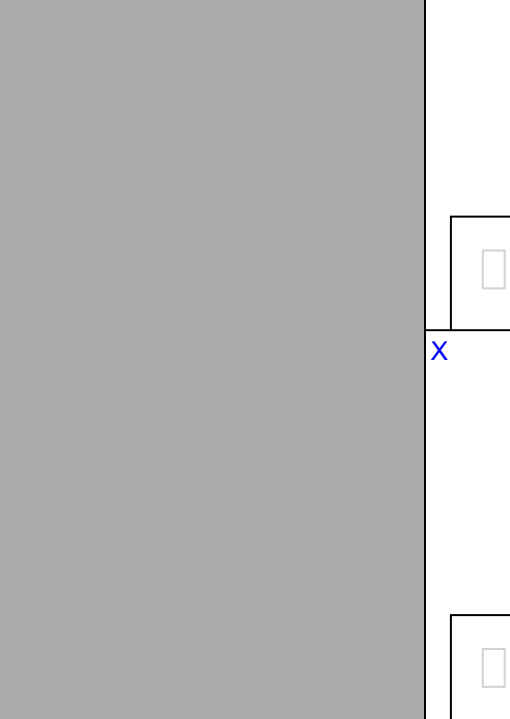
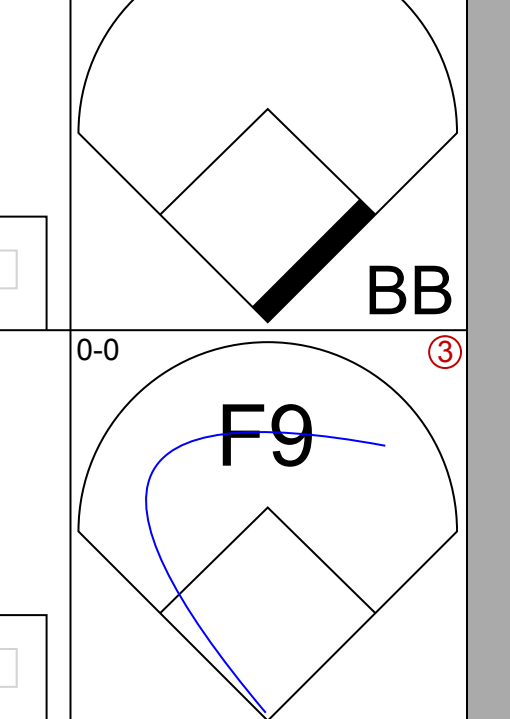
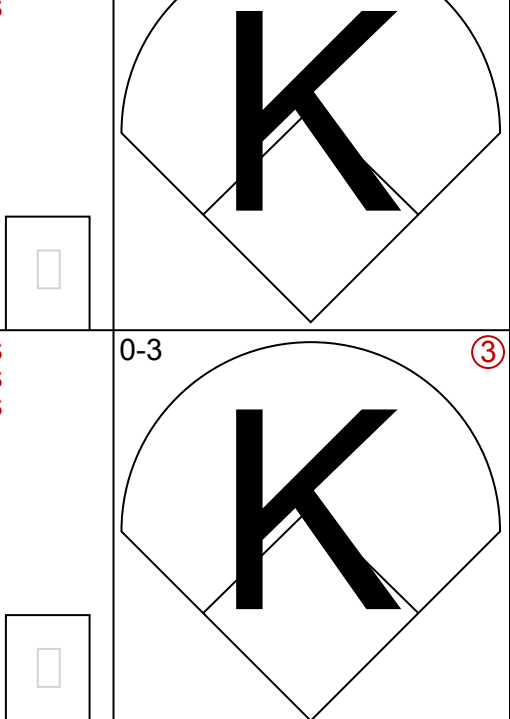
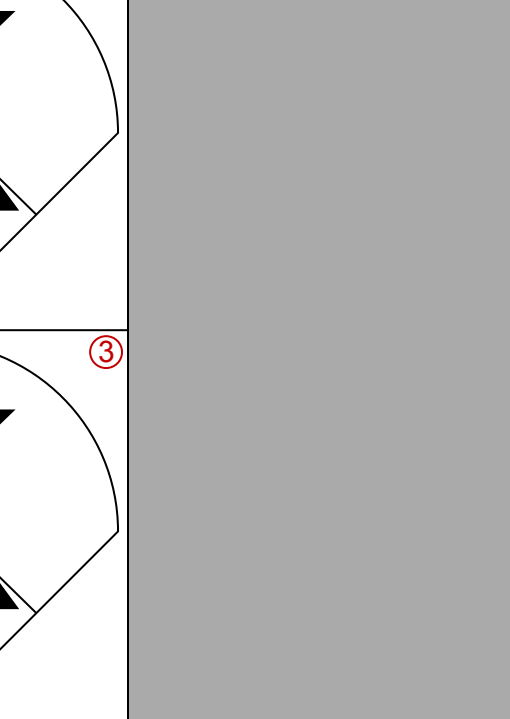
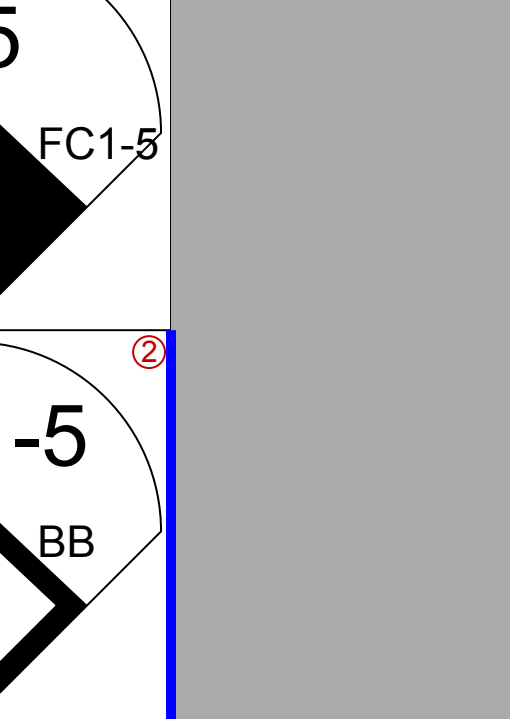
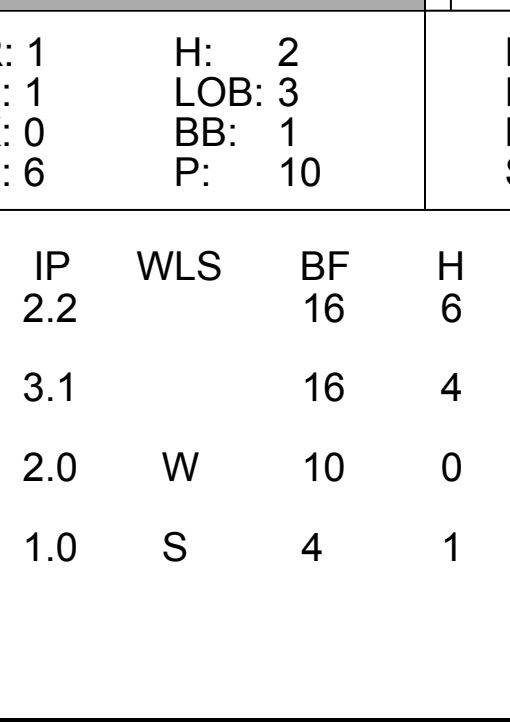
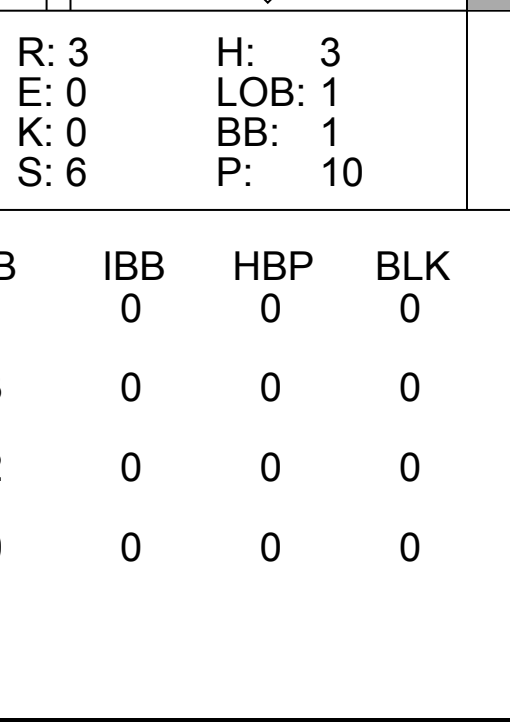
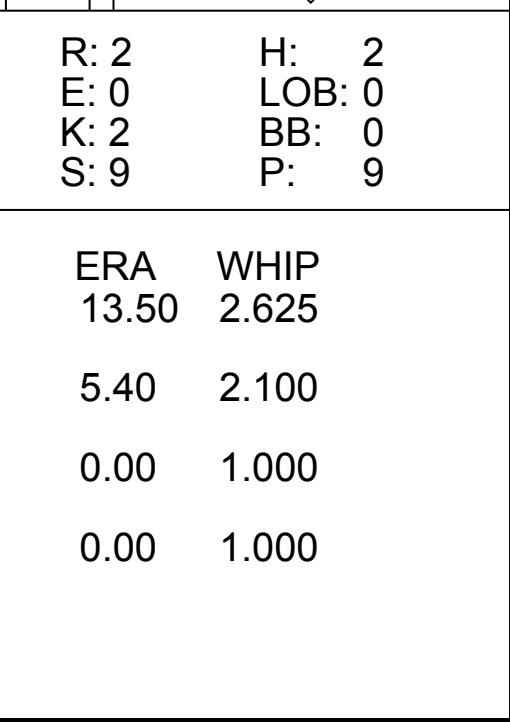
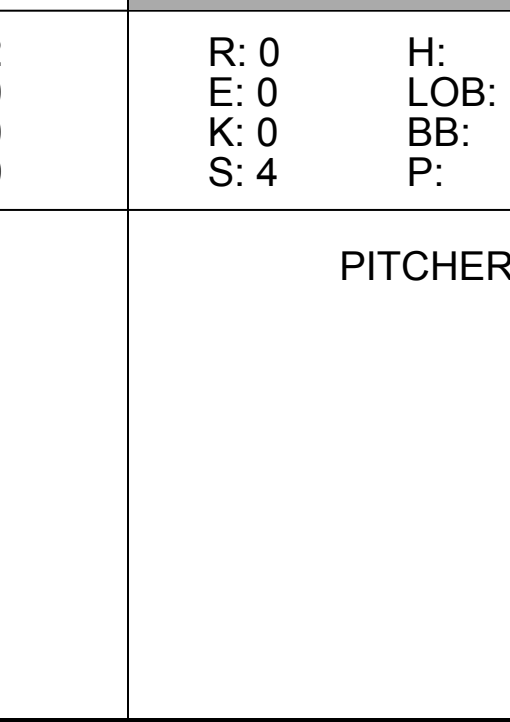
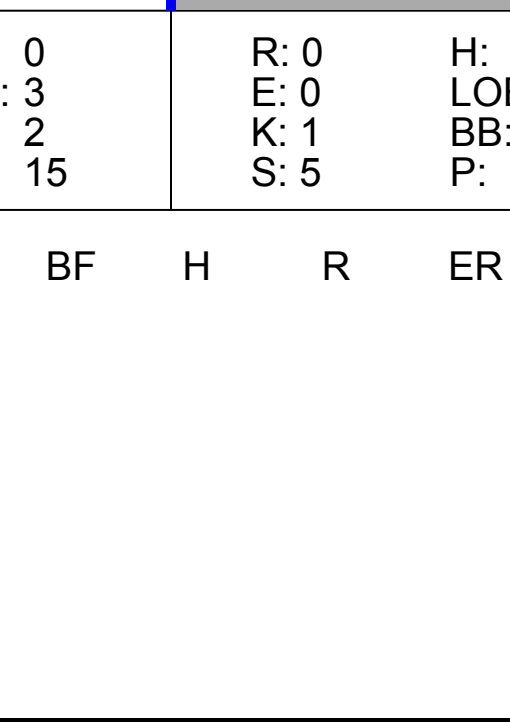
AB	39
R	11
H	11
RBI	10
BB	5
SO	7
LOB	11



Batter	1	2	3	4	5	6	7	8	9	AB	R	H	RBI	BB	SO	LOB	BOTTOM					
Jim Landis, R OBP: 0.367, SLG: 0.423 (1, 8)										5	1	1	0	0	1	1	Boston Red Sox @ Cleveland Indians Cleveland Municipal Stadium, Cleveland, OH Tue Jun 14 1966, 7:05 PM EDT Att: 12,610 - Unknown					
Max Alvis, R OBP: 0.340, SLG: 0.348 (1, 5)										4	2	2	0	0	1	0						
Chico Salmon, R OBP: 0.320, SLG: 0.392 (1, 6)										3	2	1	2	1	0	0						
Rocky Colavito, R OBP: 0.332, SLG: 0.357 (1, 9)										4	1	1	4	0	0	0						
Fred Whitfield, L OBP: 0.284, SLG: 0.420 (1, 3)										4	1	3	1	0	0	0						
Chuck Hinton, R OBP: 0.290, SLG: 0.229 Leon Wagner, L OBP: 0.300, SLG: 0.394 Tom Kelley, R OBP: 0.333, SLG: 0.091 Bob Allen, L (9, 1)										3	0	0	0	0	3	2						
Dick Howser, R OBP: 0.326, SLG: 0.333 (1, 4)										3	0	1	0	1	0	1						
Joe Azcue, R OBP: 0.349, SLG: 0.367 (1, 2)										4	0	0	0	0	1	2						
Luis Tiant, R OBP: 0.133, SLG: 0.071 Tony Martinez, R OBP: 0.333, SLG: 0.294 Steve Hargan, R (4, 1) Vic Davallillo, L OBP: 0.285, SLG: 0.307 (9, 8)	(1, 1) (3, PH) (4, 1) (8, PH)	7.1 0.2 1.0	29 4 4	8 1 0	5 2 0	8 2 0	8 1 1	8 0 0	8 0 0	8 1 14	0 0 0	0 0 0	0 0 0	0 0 0	0 0 0	0 0 1						
Inning Stats	R: 0 E: 0 K: 2 S: 7	H: 0 LOB: 0 BB: 0 P: 7	R: 1 E: 0 K: 1 S: 6	H: 1 LOB: 0 BB: 0 P: 6	R: 0 E: 0 K: 1 S: 5	H: 0 LOB: 0 BB: 0 P: 5	R: 2 E: 0 K: 1 S: 8	H: 4 LOB: 2 BB: 0 P: 8	R: 0 E: 0 K: 1 S: 5	H: 0 LOB: 0 BB: 0 P: 5	R: 0 E: 0 K: 0 S: 3	H: 0 LOB: 0 BB: 0 P: 3	R: 0 E: 0 K: 1 S: 6	H: 1 LOB: 1 BB: 0 P: 6	R: 4 E: 0 K: 2 S: 10	H: 3 LOB: 0 BB: 1 P: 14		R: 0 E: 0 K: 1 S: 5	H: 0 LOB: 1 BB: 1 P: 9	1B: 3 2B: 3 3B: 0 HR: 3	SF: 0 SAC: 0 DP: 0 HBP: 0	WP: 0 PB: 0 SB: 0 CS: 0
PITCHER	IP WLS BF H R ER SO BB IBB HBP BLK WP HR S P ERA WHIP																					
Dick Stigman, L ERA: 4.31 Don McMahon, R ERA: 2.59 John Wyatt, R ERA: 5.11	(1, 1) (8, 1) (9, 1)	7.1 0.2 1.0	29 4 4	8 1 0	5 2 0	8 1 1	8 1 9	8 0 9	5 9 9	6.14 27.00 0.00	1.091 3.000 1.000											



Batter	1	2	3	4	5	6	7	8	9	AB	R	H	RBI	BB	SO	LOB	TOP			
Dick McAuliffe, L OBP: 0.392, SLG: 0.494										4	2	1	1	1	1	0	Detroit Tigers @ Boston Red Sox Fenway Park, Boston, MA Wed Jun 15 1966, 7:05 PM EDT Att: 8,385 - Unknown			
Jake Wood, R OBP: 0.381, SLG: 0.456										4	2	1	0	1	0	1				
Dick Tracewski, R OBP: 0.235, SLG: 0.133										0	0	0	0	0	0	0				
Norm Cash, L OBP: 0.312, SLG: 0.472										5	2	2	2	0	0	0				
Al Kaline, R OBP: 0.390, SLG: 0.494										4	3	3	3	1	1	0				
Jim Northrup, L OBP: 0.333, SLG: 0.432										5	1	1	2	0	2	2				
Willie Horton, R OBP: 0.297, SLG: 0.366										5	1	2	2	0	0	1				
Bill Freehan, R OBP: 0.310, SLG: 0.413										3	0	1	1	1	1	0				
Ray Oyler, R OBP: 0.403, SLG: 0.407										4	0	0	0	0	1	4				
Joe Sparma, R OBP: 0.278, SLG: 0.333										1	0	0	0	0	0	0				
Inning Stats	R: 4 E: 0 K: 1 S: 10	H: 5 LOB: 1 BB: 0 P: 10	R: 0 E: 1 K: 0 S: 3	H: 0 LOB: 0 BB: 0 P: 3	R: 0 E: 0 K: 2 S: 7	H: 0 LOB: 0 BB: 0 P: 7	R: 0 E: 0 K: 0 S: 3	H: 0 LOB: 0 BB: 0 P: 3	R: 0 E: 0 K: 2 S: 8	H: 1 LOB: 3 BB: 2 P: 16	R: 1 E: 0 K: 1 S: 6	H: 1 LOB: 0 BB: 0 P: 6	R: 2 E: 0 K: 1 S: 7	H: 2 LOB: 0 BB: 2 P: 7	R: 4 E: 0 K: 0 S: 5	H: 2 LOB: 0 BB: 2 P: 13	1B: 4 2B: 4 3B: 0 HR: 3	SF: 0 SAC: 0 DP: 1 HBP: 0	WP: 0 PB: 0 SB: 0 CS: 0	PA: 42
PITCHER	IP WLS BF H R ER SO BB IBB HBP BLK WP HR S P ERA WHIP																			
Jim Lonborg, R ERA: 4.29	(1, 1) 0.2 7 5 4 4 1 0 0 0 0 0 0 0 9 9 54.00 7.500																			
Lee Stange, R ERA: 5.53	(1, 1) 6.2 26 4 3 3 5 2 0 0 0 0 0 2 34 42 4.05 0.900																			
Don McMahon, R ERA: 3.91	(8, 1) 1.0 L 7 2 4 4 1 2 0 0 0 0 0 1 7 15 36.00 4.000																			
John Wyatt, R ERA: 4.97	(9, 1) 0.2 2 0 0 0 0 0 0 0 0 0 0 0 2 2 0.00 0.000																			

Batter	1	2	3	4	5	6	7	8	9	AB	R	H	RBI	BB	SO	LOB	BOTTOM					
Lenny Green, L OBP: 0.323, SLG: 0.282										3	0	1	0	3	0	1	Detroit Tigers @ Boston Red Sox Fenway Park, Boston, MA Wed Jun 15 1966, 7:05 PM EDT Att: 8,385 - Unknown					
Joe Foy, R OBP: 0.330, SLG: 0.344										4	1	1	1	1	0	3						
Carl Yastrzemski, L OBP: 0.355, SLG: 0.448										5	1	3	0	0	0	4						
Tony Conigliaro, R OBP: 0.300, SLG: 0.442										4	1	1	2	1	0	2						
George Scott, R OBP: 0.344, SLG: 0.561										5	0	2	0	0	1	3						
Dalton Jones, L OBP: 0.289, SLG: 0.355										5	1	0	0	0	0	4						
George Smith, R OBP: 0.297, SLG: 0.442										5	2	2	3	0	1	4						
Mike Ryan, R OBP: 0.212, SLG: 0.225										3	1	0	0	1	1	1						
George Thomas, R OBP: 0.305, SLG: 0.271										1	0	1	0	0	0	0						
Jim Lonborg, R ERA: 4.29	(1, 1) 0.2 2 0 0 0 0 0 0 0 0 0 0 0 2 2 0.00 0.000																					
Lee Stange, R OBP: 0.311, SLG: 0.111	(1, 1) 6.2 26 4 3 3 5 2 0 0 0 0 0 2 34 42 4.05 0.900																					
Don McMahon, R ERA: 3.91	(8, 1) 1.0 L 7 2 4 4 1 2 0 0 0 0 0 1 7 15 36.00 4.000																					
John Wyatt, R ERA: 4.97	(9, 1) 0.2 2 0 0 0 0 0 0 0 0 0 0 0 2 2 0.00 0.000																					
Rico Petrocelli, R OBP: 0.286, SLG: 0.408	(9, PH) 1.0 S 4 1 0 0 1 0 0 0 0 0 0 0 6 6 0.00 1.000																					
Inning Stats	R: 1 E: 1 K: 0 S: 6	H: 2 LOB: 3 BB: 1 P: 10	R: 0 E: 0 K: 0 S: 4	H: 1 LOB: 1 BB: 0 P: 4	R: 3 E: 0 K: 0 S: 6	H: 3 LOB: 1 BB: 1 P: 10	R: 0 E: 0 K: 0 S: 3	H: 0 LOB: 1 BB: 1 P: 7	R: 2 E: 0 K: 2 S: 9	H: 2 LOB: 2 BB: 0 P: 9	R: 0 E: 0 K: 0 S: 4	H: 2 LOB: 2 BB: 1 P: 8	R: 1 E: 2 K: 1 S: 7	H: 0 LOB: 3 BB: 2 P: 15	R: 0 E: 0 K: 1 S: 5	H: 0 LOB: 0 BB: 0 P: 5	R: 0 E: 0 K: 1 S: 6	H: 1 LOB: 1 BB: 0 P: 6	1B: 8 2B: 0 3B: 0 HR: 3	SF: 0 SAC: 0 DP: 1 HBP: 0	WP: 0 PB: 0 SB: 0 CS: 0	PA: 46
PITCHER	IP WLS BF H R ER SO BB IBB HBP BLK WP HR S P ERA WHIP																					
Joe Sparma, R ERA: 5.26	(1, 1) 2.2 16 4 4 4 0 1 0 0 0 0 0 2 15 19 13.50 2.625																					
Orlando Pena, R ERA: 2.45	(3, 1) 3.1 16 4 2 2 2 3 0 0 0 0 0 1 17 29 5.40 2.100																					
Fred Gladding, R ERA: 4.5	(7, 1) 2.0 W 10 0 1 0 2 2 0 0 0 0 0 0 12 20 0.00 1.000																					
Larry Sherry, R ERA: 3.48	(9, 1) 1.0 S 4 1 0 0 1 0 0 0 0 0 0 0 6 6 0.00 1.000																					

AB	37
R	11
H	11
RBI	11
BB	4
SO	7
LOB	8



Batter	1	2	3	4	5	6	7	8	9	AB	R	H	RBI	BB	SO	LOB	TOP					
Dick McAuliffe, L (1.5)	0-0 HR	0-0 1-H 3B	0-0 4-3		4-0 1B SF8 BB	0-0 3-1		0-0 G3		5	2	2	3	1	0	3						
Dick Tracewski, R (1.4)	0-0 4-3	0-0 F9	0-0 K		0-0 1B BB		0-0 F6	0-0 K		6	1	1	1	0	2	4						
Norm Cash, L (1.3)	0-0 F5		0-0 1B 1B	0-3 K	0-0 F7		0-0 F2		0-3 K	6	1	1	0	0	2	2						
Al Kaline, R (1.8) Gates Brown, L (7, PR) (7.7)	0-0 2B		0-0 1B BB	0-0 2B HR 1B	0-0 SF8		0-0 3B 2B		0-0 HR	4	3	4	1	0	0	0						
Jim Northrup, L (1.9) (7.8)	0-0 2B		0-0 FC 1B BB	0-0 HR 2B	0-0 1B 1B		0-0 3B		0-0 4-3	5	1	4	2	1	0	0						
Willie Horton, R (1.7) (7.9)	0-3 K		0-0 FC5-2 BB 1B	0-0 HR	0-0 1B		0-0 F3		0-0 6-3	6	2	3	6	0	1	3						
Bill Freehan, R (1.2)		0-0 5-3	0-0 FC BB FC5-2 4-3	0-0 6-3	0-0 F2			0-0 HR		5	2	1	1	0	0	4						
Ray Oyler, R (1.6)	0-0 3B 1B	0-0 FC5-2 4-3 BB	0-0 5-3		0-0 F5			0-3 K		5	1	1	0	0	1	3						
Denny McLain, R (1.1)	0-3 K	0-0 K	0-0 4-3 BB		0-0 1B 1B		0-0 1-3	0-0 G3 2B		4	1	2	1	1	1	1						
Inning Stats	R: 2 E: 0 K: 1 S: 8	H: 3 LOB: 1 BB: 0 P: 8	R: 1 E: 0 K: 1 S: 7	H: 2 LOB: 1 BB: 0 P: 7	R: 4 E: 0 K: 1 S: 9	H: 3 LOB: 2 BB: 2 P: 17	R: 3 E: 0 K: 1 S: 8	H: 3 LOB: 0 BB: 0 P: 8	R: 3 E: 0 K: 0 S: 7	H: 4 LOB: 2 BB: 1 P: 11	R: 0 E: 0 K: 0 S: 3	H: 0 LOB: 0 BB: 0 P: 3	R: 1 E: 0 K: 0 S: 5	H: 2 LOB: 2 BB: 0 P: 5	R: 1 E: 0 K: 2 S: 9	H: 2 LOB: 1 BB: 0 P: 9	R: 1 E: 0 K: 1 S: 6	H: 1 LOB: 0 BB: 0 P: 6	1B: 9 2B: 5 3B: 2 HR: 4	SF: 1 SAC: 0 DP: 0 HBP: 0	WP: 0 PB: 0 SB: 0 CS: 0	PA: 51
PITCHER	IP WLS BF H R ER SO BB IBB HBP BLK WP HR S P ERA WHIP																					
Rollie Sheldon, R (1.1) ERA: 3.68	2.0 L 13 7 5 5 2 0 0 0 0 0 1 17 17 22.50 3.500																					
Jerry Stephenson, R (3.1) ERA: 5.83	3.0 21 8 8 6 2 3 0 0 0 0 0 1 22 34 18.00 3.667																					
Darrell Brandon, R (6.1) ERA: 4.5	2.0 8 2 1 1 0 0 0 0 0 0 0 8 8 4.50 1.000																					
Dan Osinski, R (8.1) ERA: 7.0	2.0 9 3 2 2 3 0 0 0 0 0 0 2 15 15 9.00 1.500																					

Detroit Tigers @ Boston Red Sox
Fenway Park, Boston, MA
Thu Jun 16 1966, 3:33 AM EDT
Att: 4,050 - Unknown

AB 47
R 16
H 20
RBI 16
BB 3
SO 7
LOB 20



Batter	1	2	3	4	5	6	7	8	9	AB	R	H	RBI	BB	SO	LOB	BOTTOM					
Rico Petrocelli, R (1.6) Darrell Brandon, R (6.1)	0-0 F6		0-0 HR		0-0 F6		0-0 F3		0-0 F8	3	1	1	1	0	0	0						
Jose Tartabull, L (7, PH) (7.9) Dan Osinski, R (8.1)										0	0	0	0	0	0	0						
George Thomas, R (9, PH) (9.9) Lenny Green, L (1.8)	0-0 L8		0-0 1B			0-0 F6	0-0 F9		0-0 1B	5	0	2	0	0	0	1						
Carl Yastrzemski, L (1.7)	0-3 K		0-0 4-3			0-0 E3 2B 1B	0-0 6-3		0-0 6-3	5	1	0	0	0	1	3						
Tony Conigliaro, R (1.9)		0-0 WP 1B		0-0 G1-4-3 1B		0-0 1B 2B		0-0 HR BB		3	1	3	0	1	0	0						
George Scott, R (1.3)		0-0 G5-4-3 BB		0-0 G1-4-3 1-2		0-0 1B BB		0-0 HR		2	1	1	2	2	0	1						
Joe Foy, R (1.5)		0-3 K		0-0 BB		0-0 1B		0-0 F3		3	0	1	1	1	1	2						
George Smith, R (1.4) (6.6)		0-0 G5-4-3 1-2		0-0 K		0-0 F4		0-0 F5		4	0	0	0	0	1	6						
Mike Ryan, R (1.2)			0-0 1-3		0-0 K		0-0 L8		0-0 F6	4	0	0	0	0	1	3						
Rollie Sheldon, R (1.1) ERA: 0.087 Jerry Stephenson, L (3.1) ERA: 0.118 Dalton Jones, L (5, PH) (6.4) ERA: 0.270, SLG: 0.363		0-0 L8		0-0 K		0-0 K		0-0 2B		0	0	0	0	0	0	0						
									0-0 F2	1	0	0	0	0	0	0						
										3	0	1	0	0	1	0						
Inning Stats	R: 0 E: 0 K: 1 S: 5	H: 0 LOB: 0 BB: 0 P: 5	R: 0 E: 0 K: 1 S: 5	H: 1 LOB: 1 BB: 1 P: 9	R: 1 E: 0 K: 0 S: 5	H: 2 LOB: 1 BB: 0 P: 5	R: 0 E: 0 K: 1 S: 5	H: 1 LOB: 1 BB: 1 P: 9	R: 0 E: 0 K: 2 S: 7	H: 0 LOB: 0 BB: 0 P: 7	R: 1 E: 1 K: 0 S: 6	H: 2 LOB: 3 BB: 1 P: 10	R: 0 E: 0 K: 0 S: 4	H: 1 LOB: 1 BB: 0 P: 4	R: 2 E: 0 K: 0 S: 4	H: 1 LOB: 1 BB: 1 P: 8	R: 0 E: 0 K: 0 S: 4	H: 1 LOB: 0 BB: 0 P: 4	1B: 5 2B: 2 3B: 0 HR: 2	SF: 0 SAC: 0 DP: 2 HBP: 0	WP: 1 PB: 0 SB: 0 CS: 0	PA: 39
PITCHER	IP WLS BF H R ER SO BB IBB HBP BLK WP HR S P ERA WHIP																					
Denny McLain, R (1.1) ERA: 3.19	9.0 W 39 9 4 3 5 4 0 0 0 0 1 2 45 61 3.00 1.444																					

Detroit Tigers @ Boston Red Sox
Fenway Park, Boston, MA
Thu Jun 16 1966, 3:33 AM EDT
Att: 4,050 - Unknown

AB 35
R 4
H 9
RBI 4
BB 4
SO 5
LOB 17



Batter	1	2	3	4	5	6	7	8	9	AB	R	H	RBI	BB	SO	LOB	TOP							
Luis Aparicio, R (1, 6) Woodie Held, R (6, 6) OBP: 0.275, SLG: 0.336 OBP: 0.375, SLG: 0.394	0-3 K	4-0 1B 2B BB		0-0 G3	0-0 WP 1B	0-0 3H 1B		0-0 F7		4	1	2	1	1	1	0								
Russ Snyder, L (1, 8) OBP: 0.418, SLG: 0.457	0-0 HR	1-3 2B 1B		0-0 HR	1-2 BB			4-0 BB		4	3	3	0	2	1	1								
Frank Robinson, R (1, 9) Sam Bowers, R (6, 9) OBP: 0.309, SLG: 0.364	0-0 HR	0-0 2B		4-0 HR BB				0-3 K	0-3 K	3	2	2	4	1	1	2								
Brooks Robinson, R (1, 5) OBP: 0.338, SLG: 0.498	0-0 HR	0-0 F8		0-0 HR				0-0 F9	0-0 F9	6	2	2	3	0	0	1								
Boog Powell, L (1, 3) OBP: 0.403, SLG: 0.536	0-0 HR	0-3 K		0-0 2B				0-0 WP HR 1B	0-0 BB	5	3	4	2	1	1	1								
Curt Blefary, L (1, 7) OBP: 0.344, SLG: 0.464	0-3 K			0-0 G3	4-0 FC6-4 BB			4-0 HR BB	0-0 F8	4	2	1	2	2	1	1								
Davey Johnson, R (1, 4) OBP: 0.310, SLG: 0.390	4-0 FC5-4 BB			0-0 6-3	0-0 FC6-4 1-2			0-0 HR	0-0 E9 1B	5	2	2	3	1	0	2								
Andy Etchebarren, R (1, 2) OBP: 0.297, SLG: 0.411	0-0 FC5-4 1-2			0-0 6-3				0-0 HR 1B	0-0 SH1-3 1B	6	1	2	1	0	0	1								
Jim Palmer, R (1, 1) Gene Brabender, R (9, 1) OBP: 0.200, SLG: 0.250		0-0 F2		0-0 6-3				0-0 K	0-0 K	4	0	0	0	0	2	1								
										0	0	0	0	0	0	0								
Inning Stats	R: 4 E: 0 K: 2 S: 11	H: 4 LOB: 1 BB: 1 P: 15	R: 2 E: 0 K: 1 S: 7	H: 2 LOB: 1 BB: 1 P: 11	R: 0 E: 0 K: 0 S: 3	H: 0 LOB: 0 BB: 0 P: 3	R: 3 E: 0 K: 0 S: 6	H: 3 LOB: 2 BB: 2 P: 14	R: 0 E: 0 K: 2 S: 8	H: 1 LOB: 2 BB: 1 P: 12	R: 4 E: 0 K: 2 S: 11	H: 4 LOB: 1 BB: 1 P: 15	R: 0 E: 0 K: 1 S: 6	H: 1 LOB: 1 BB: 0 P: 6	R: 1 E: 1 K: 1 S: 7	H: 2 LOB: 2 BB: 1 P: 11	R: 2 E: 0 K: 0 S: 4	H: 1 LOB: 0 BB: 1 P: 8	1B: 9 2B: 3 3B: 1 HR: 5	SF: 0 SAC: 1 DP: 0 HBP: 0	WP: 2 PB: 0 SB: 0 CS: 0	PA: 53		
PITCHER	IP WLS BF H R ER SO BB IBB HBP BLK WP HR S P ERA WHIP	0.1 L 5 4 4 4 1 0 0 0 0 0 2 7 7 108.00 12.000	4.2 25 6 5 5 4 5 0 0 0 1 1 28 48 9.64 2.357	2.0 12 5 4 4 3 1 0 0 0 1 1 17 21 18.00 3.000	2.0 11 3 3 3 1 2 0 0 0 0 1 11 19 13.50 2.500																			

Baltimore Orioles @ Boston Red Sox
Fenway Park, Boston, MA
Sat Jun 18 1966, 3:33 AM EDT
Att: 7,957 - Unknown

AB	44
R	16
H	18
RBI	16
BB	8
SO	9
LOB	13



Batter	1	2	3	4	5	6	7	8	9	AB	R	H	RBI	BB	SO	LOB	BOTTOM			
Rico Petrocelli, R (1, 6) OBP: 0.279, SLG: 0.408	0-0 F9			0-3 K				0-3 K	0-3 K	5	0	1	0	0	3	2				
Joe Foy, R (1, 5) OBP: 0.325, SLG: 0.333	0-0 P4			0-0 L7				0-3 K	0-3 F8	5	0	0	0	0	2	4				
Carl Yastrzemski, L (1, 7) OBP: 0.352, SLG: 0.447	4-0 BB			0-0 3-1				0-0 6-3	0-0 6-3	4	0	0	0	1	0	2				
Tony Conigliaro, R (1, 9) OBP: 0.310, SLG: 0.444	0-0 F7			0-0 5-3				0-0 1B 1B	0-0 P6	4	1	1	0	0	0	1				
George Scott, R (1, 3) OBP: 0.347, SLG: 0.563				0-0 F8	0-0 F3			0-0 1B 1B	0-0 F9	4	1	1	0	0	0	0				
Don Demeter, R (1, 8) Dan Osinski, R (8, 1) OBP: 0.246, SLG: 0.443				0-0 F8				0-0 1B 1B		3	2	2	1	0	0	0				
Dalton Jones, L (9, PH) OBP: 0.273, SLG: 0.381		2B 4-3 1B						1-3 2H 1B 1B		1	1	1	0	0	0	0				
George Smith, R (1, 4) OBP: 0.294, SLG: 0.430		0-0 4-3 2B						0-0 F9	0-0 1B 1B	3	1	2	1	1	0	0				
Bob Tillman, R (1, 2) OBP: 0.280, SLG: 0.293		0-0 4-3						0-0 P4	0-0 SF8	3	0	1	3	0	0	1				
Bob Sadowski, R (1, 1) Darrell Brandon, R (1, 1) Lenny Green, L (5, PH) Dick Stigman, R (8, 1) Jose Tartabull, L (7, PH) OBP: 0.296, SLG: 0.296		0-0 P4						0-0 F9	0-0 P4	0	0	0	0	0	0	0				
										1	0	0	0	0	0	1				
										1	0	0	0	0	0	0				
										0	0	0	0	0	0	0				
										2	0	1	0	0	0	2				
Inning Stats	R: 0 E: 0 K: 0 S: 3	H: 0 LOB: 1 BB: 1 P: 7	R: 1 E: 0 K: 0 S: 5	H: 2 LOB: 1 BB: 0 P: 5	R: 0 E: 0 K: 1 S: 5	H: 0 LOB: 0 BB: 0 P: 5	R: 0 E: 0 K: 0 S: 3	H: 0 LOB: 0 BB: 0 P: 3	R: 0 E: 0 K: 2 S: 7	H: 0 LOB: 0 BB: 0 P: 7	R: 3 E: 0 K: 1 S: 10	H: 5 LOB: 2 BB: 0 P: 10	R: 0 E: 0 K: 0 S: 3	H: 0 LOB: 0 BB: 0 P: 3	R: 2 E: 0 K: 1 S: 8	H: 3 LOB: 2 BB: 1 P: 12	1B: 8 2B: 1 3B: 1 HR: 0	SF: 1 SAC: 0 DP: 0 HBP: 0	WP: 1 PB: 0 SB: 0 CS: 0	PA: 39
PITCHER	IP WLS BF H R ER SO BB IBB HBP BLK WP HR S P ERA WHIP	8.1 W 36 9 6 6 4 2 0 0 0 0 1 0 5 5 6.48 1.320	0.2 S 3 1 0 0 1 0 0 0 0 0 1 0 5 5 0.00 1.500																	

Baltimore Orioles @ Boston Red Sox
Fenway Park, Boston, MA
Sat Jun 18 1966, 3:33 AM EDT
Att: 7,957 - Unknown

AB	36
R	6
H	10
RBI	5
BB	2
SO	5
LOB	13



Batter	1	2	3	4	5	6	7	8	9	AB	R	H	RBI	BB	SO	LOB	TOP					
Vic Davallio, L (1.8) OBP: 0.288, SLG: 0.310	4-3		F8		K		F4		F5	5	0	0	0	0	1	1	Cleveland Indians @ Boston Red Sox Fenway Park, Boston, MA Tue Jun 21 1966, 7:05 PM EDT Att: 10,115 - Unknown					
Chico Salmon, R (1.6) OBP: 0.323, SLG: 0.422	F5		K2-3		BB				K	3	0	0	0	1	2	0						
Leon Wagner, L (1.7) OBP: 0.309, SLG: 0.405	F7		4-3		F9				2B	3	0	0	0	1	0	1						
Jim Landis, R (9.9) OBP: 0.352, SLG: 0.391									BB	0	0	0	0	0	0	0						
Rocky Colavito, R (1.9) OBP: 0.341, SLG: 0.381									BB	4	1	3	0	0	0	0						
Chuck Hinton, R (9.7) OBP: 0.293, SLG: 0.243									BB	0	0	0	0	0	0	0						
Fred Whitfield, L (1.3) OBP: 0.278, SLG: 0.421									2B	3	1	1	0	1	0	1						
Max Alvis, R (1.5) OBP: 0.331, SLG: 0.335									IBB	4	0	2	1	0	0	3						
Joe Azcue, R (1.2) OBP: 0.345, SLG: 0.353									BB	4	0	0	1	0	0	6						
Pedro Gonzalez, R (1.4) OBP: 0.264, SLG: 0.310									BB	4	0	0	0	0	1	4						
Gary Bell, R (1.1) OBP: 0.265, SLG: 0.233									BB	4	0	1	0	0	0	2						
Inning Stats	R: 0 E: 0 K: 0 S: 3	H: 0 LOB: 0 BB: 0 P: 3	R: 1 E: 0 K: 1 S: 8	H: 3 LOB: 2 BB: 0 P: 8	R: 0 E: 0 K: 1 S: 5	H: 0 LOB: 0 BB: 0 P: 5	R: 1 E: 2 K: 0 S: 5	H: 2 LOB: 1 BB: 0 P: 5	R: 0 E: 0 K: 1 S: 5	H: 0 LOB: 1 BB: 1 P: 9	R: 0 E: 0 K: 0 S: 3	H: 0 LOB: 0 BB: 0 P: 3	R: 0 E: 0 K: 0 S: 4	H: 1 LOB: 1 BB: 0 P: 4	R: 0 E: 0 K: 1 S: 6	H: 1 LOB: 3 BB: 2 P: 14	R: 0 E: 0 K: 0 S: 3	H: 0 LOB: 0 BB: 0 P: 3	1B: 5 2B: 1 3B: 1 HR: 0	SF: 0 SAC: 0 DP: 0 HBP: 0	WP: 0 PB: 0 SB: 0 CS: 1	PA: 37
PITCHER Rollie Sheldon, R (1.1) ERA: 3.38	IP: 9.0 WLS: L BF: 37	H: 7 R: 2 ER: 1 SO: 4	BB: 2 IBB: 1 HBP: 0 BLK: 0	WP: 0 HR: 0 S: 42 P: 54	ERA: 1.00 WHIP: 1.000	PITCHER	IP: 9.0 WLS: W BF: 33	H: 6 R: 1 ER: 0 SO: 3	BB: 1 IBB: 0 HBP: 0 BLK: 0	WP: 0 HR: 0 S: 38 P: 42	ERA: 0.00 WHIP: 0.778											

AB 34
R 2
H 7
RBI 2
BB 3
SO 4
LOB 18



Batter	1	2	3	4	5	6	7	8	9	AB	R	H	RBI	BB	SO	LOB	BOTTOM					
Rico Petrocelli, R (1.6) OBP: 0.285, SLG: 0.413	4-3					FC6-4			FC4-6	4	1	1	0	0	0	1	Cleveland Indians @ Boston Red Sox Fenway Park, Boston, MA Tue Jun 21 1966, 7:05 PM EDT Att: 10,115 - Unknown					
Jose Tartabull, L (1.8) OBP: 0.289, SLG: 0.290	F9				CS				E3	4	0	1	0	0	0	1						
Carl Yastrzemski, L (1.7) OBP: 0.340, SLG: 0.430	L4				1B				FC4-6	4	0	0	0	0	0	3						
Tony Conigliaro, R (1.9) OBP: 0.307, SLG: 0.435									BB	4	0	2	1	0	1	0						
George Scott, R (1.3) OBP: 0.351, SLG: 0.570	F3				G5-4-3				BB	3	0	0	0	1	0	1						
Joe Foy, R (1.5) OBP: 0.325, SLG: 0.343	F9				K				BB	4	0	1	0	0	1	3						
George Smith, R (1.4) OBP: 0.287, SLG: 0.413					F5				FC4-6	3	0	0	0	0	0	1						
Mike Ryan, R (1.2) OBP: 0.220, SLG: 0.216					K				FC5-4	2	0	0	0	0	1	0						
Don Demeter, R (9, PH) OBP: 0.243, SLG: 0.435					K				FC5-4	1	0	0	0	0	0	1						
Bob Tillman, R (9.2) OBP: 0.282, SLG: 0.287					K				FC5-4	0	0	0	0	0	0	0						
Rollie Sheldon, R (1.1) OBP: 0.120, SLG: 0.120					F3				4-3	2	0	1	0	0	0	0						
Dalton Jones, L (9, PH) OBP: 0.277, SLG: 0.378					F3				4-3	1	0	0	0	0	0	0						
Inning Stats	R: 0 E: 0 K: 0 S: 3	H: 0 LOB: 0 BB: 0 P: 3	R: 0 E: 0 K: 1 S: 5	H: 0 LOB: 0 BB: 0 P: 5	R: 0 E: 0 K: 1 S: 3	H: 1 LOB: 0 BB: 0 P: 3	R: 0 E: 0 K: 0 S: 5	H: 1 LOB: 0 BB: 0 P: 5	R: 0 E: 0 K: 0 S: 4	H: 1 LOB: 1 BB: 0 P: 4	R: 0 E: 0 K: 0 S: 3	H: 0 LOB: 0 BB: 0 P: 3	R: 0 E: 0 K: 0 S: 4	H: 1 LOB: 1 BB: 0 P: 4	R: 1 E: 1 K: 0 S: 6	H: 2 LOB: 3 BB: 1 P: 10	R: 0 E: 0 K: 0 S: 3	H: 0 LOB: 0 BB: 0 P: 3	1B: 6 2B: 0 3B: 0 HR: 0	SF: 0 SAC: 0 DP: 1 HBP: 0	WP: 0 PB: 0 SB: 0 CS: 1	PA: 33
PITCHER Gary Bell, R (1.1) ERA: 2.44	IP: 9.0 WLS: W BF: 33	H: 6 R: 1 ER: 0 SO: 3	BB: 1 IBB: 0 HBP: 0 BLK: 0	WP: 0 HR: 0 S: 38 P: 42	ERA: 0.00 WHIP: 0.778	PITCHER	IP: 9.0 WLS: W BF: 33	H: 6 R: 1 ER: 0 SO: 3	BB: 1 IBB: 0 HBP: 0 BLK: 0	WP: 0 HR: 0 S: 38 P: 42	ERA: 0.00 WHIP: 0.778											

AB 32
R 1
H 6
RBI 1
BB 1
SO 3
LOB 11



Batter	1	2	3	4	5	6	7	8	9	AB	R	H	RBI	BB	SO	LOB	TOP										
Vic Davallo, L OBP: 0.286, SLG: 0.307 (1, 8)	F3		F7		E3		1-3		K	5	0	1	1	0	1	3	Cleveland Indians @ Boston Red Sox Fenway Park, Boston, MA Wed Jun 22 1966, 3:33 AM EDT Unknown										
Chico Salmon, R OBP: 0.321, SLG: 0.413 (1, 6)	F3			1B	F1			5-3		3	0	0	0	1	0	1											
Leon Wagner, L OBP: 0.308, SLG: 0.401 Jim Landis, R OBP: 0.352, SLG: 0.391 (1, 7) (8, 7)	1-3			1B			K		3-1	4	0	1	0	0	1	0											
Rocky Colavito, R OBP: 0.343, SLG: 0.413 (1, 9)		HR		F4			HR		E6	4	2	2	2	0	0	2											
Fred Whitfield, L OBP: 0.273, SLG: 0.414 (1, 3)	4-3			F9			F8		3-1	4	0	0	0	0	0	3											
Max Alvis, R OBP: 0.326, SLG: 0.329 (1, 5)	5-3			F8			4-3		L6	4	0	0	0	0	0	2											
Joe Azcue, R OBP: 0.351, SLG: 0.358 (1, 2)	4-3				4-3		1B		1B	4	0	2	0	0	0	0											
Larry Brown, R OBP: 0.308, SLG: 0.298 Tony Cury, L OBP: 0.333, SLG: 0.333 Pedro Gonzalez, R OBP: 0.284, SLG: 0.310 (1, 4) (9, PH) (9, 4)			5-3		WP		K		K	2	1	0	0	1	1	1											
Steve Hargan, R OBP: 0.250, SLG: 0.143 Dick Radatz, R OBP: 0.284, SLG: 0.310 (1, 1) (7, 1) (9, 1)	5-3				K		K			3	0	0	0	0	2	2											
Inning Stats	R: 0 E: 0 K: 0 S: 3	H: 0 LOB: 0 BB: 0 P: 3	R: 1 E: 0 K: 0 S: 4	H: 1 LOB: 0 BB: 0 P: 4	R: 0 E: 0 K: 0 S: 3	H: 0 LOB: 2 BB: 1 P: 3	R: 0 E: 0 K: 0 S: 4	H: 1 LOB: 2 BB: 1 P: 8	R: 1 E: 0 K: 1 S: 6	H: 1 LOB: 1 BB: 1 P: 10	R: 1 E: 0 K: 0 S: 6	H: 1 LOB: 1 BB: 0 P: 6	R: 0 E: 0 K: 0 S: 8	H: 1 LOB: 1 BB: 0 P: 8	R: 0 E: 1 K: 0 S: 4	H: 0 LOB: 1 BB: 0 P: 4		R: 0 E: 0 K: 2 S: 9	H: 2 LOB: 2 BB: 0 P: 9	1B: 5 2B: 0 3B: 0 HR: 2	SF: 0 SAC: 0 DP: 0 HBP: 0	WP: 1 PB: 0 SB: 0 CS: 0	PA: 37				
PITCHER	IP	WLS	BF	H	R	ER	SO	BB	IBB	HBP	BLK	WP	HR	S	P	ERA	WHIP										
Jim Lonborg, R ERA: 4.4 (1, 1)	8.0	L	32	5	3	3	4	2	0	0	0	1	2	38	46	3.38	0.875										
Don McMahon, R ERA: 3.62 (9, 1)	1.0		5	2	0	0	2	0	0	0	0	0	0	9	9	0.00	2.000										

Batter	1	2	3	4	5	6	7	8	9	AB	R	H	RBI	BB	SO	LOB	BOTTOM										
Rico Petrocelli, R OBP: 0.289, SLG: 0.412 (1, 6)	BB		1B			6-3		FC1-6		3	0	1	0	1	0	1	Cleveland Indians @ Boston Red Sox Fenway Park, Boston, MA Wed Jun 22 1966, 3:33 AM EDT Unknown										
Joe Foy, R OBP: 0.324, SLG: 0.341 (1, 5)	K		1B			1-3		FC5-4		4	0	1	0	0	1	2											
Carl Yastrzemski, L OBP: 0.336, SLG: 0.423 (1, 7)	K		K			4-3		F7		4	0	0	0	0	2	4											
Tony Conigliaro, R OBP: 0.306, SLG: 0.444 (1, 9)	F4				F7		HR		L6	4	1	1	1	0	0	1											
George Scott, R OBP: 0.349, SLG: 0.565 (1, 3)		K			F8		5-3			4	0	1	0	0	1	0											
Don Demeter, R OBP: 0.252, SLG: 0.464 (1, 8)					K		HR		1B	4	1	2	1	0	2	1											
George Smith, R OBP: 0.286, SLG: 0.409 (1, 4)	G6-4-3					F9		G5-4-3		4	0	1	0	0	0	2											
Mike Ryan, R OBP: 0.217, SLG: 0.213 Dalton Jones, L OBP: 0.277, SLG: 0.378 Bob Tillman, R OBP: 0.279, SLG: 0.284 (1, 2) (7, PH) (7, PH) (8, 2)			4-3			4-3		G5-4-3		2	0	0	0	0	0	0											
Jim Lonborg, R OBP: 0.273, SLG: 0.179 Eddie Kasko, R OBP: 0.289, SLG: 0.290 Don McMahon, R OBP: 0.284, SLG: 0.284 (1, 1) (8, PH) (6, PR) (9, 1)	F3					K		FC1-6		2	0	0	0	0	1	0											
Inning Stats	R: 0 E: 0 K: 2 S: 7	H: 0 LOB: 1 BB: 1 P: 11	R: 0 E: 0 K: 1 S: 5	H: 1 LOB: 0 BB: 0 P: 5	R: 0 E: 0 K: 1 S: 7	H: 2 LOB: 0 BB: 0 P: 7	R: 0 E: 0 K: 1 S: 5	H: 0 LOB: 0 BB: 0 P: 5	R: 0 E: 0 K: 0 S: 3	H: 0 LOB: 0 BB: 0 P: 3	R: 2 E: 0 K: 0 S: 5	H: 3 LOB: 0 BB: 0 P: 5	R: 0 E: 0 K: 0 S: 3	H: 0 LOB: 1 BB: 1 P: 7	R: 0 E: 0 K: 1 S: 6	H: 1 LOB: 1 BB: 0 P: 6		1B: 5 2B: 0 3B: 0 HR: 2	SF: 0 SAC: 0 DP: 2 HBP: 0	WP: 0 PB: 0 SB: 0 CS: 0	PA: 34						
PITCHER	IP	WLS	BF	H	R	ER	SO	BB	IBB	HBP	BLK	WP	HR	S	P	ERA	WHIP										
Steve Hargan, R ERA: 2.61 (1, 1)	6.1	W	25	6	2	2	6	1	0	0	0	0	2	36	40	2.84	1.105										
Bob Allen, L ERA: 3.54 (7, 1)	2.0		7	1	0	0	0	1	0	0	0	0	0	6	10	0.00	1.000										
Dick Radatz, R ERA: 5.34 (9, 1)	0.2	S	2	0	0	0	1	0	0	0	0	0	0	4	4	0.00	0.000										

Batter	1	2	3	4	5	6	7	8	9	AB	R	H	RBI	BB	SO	LOB	TOP							
Vic Davallillo, L OBP: 0.285, SLG: 0.306 Chuck Hinton, R OBP: 0.281, SLG: 0.241	5-3		2B SF3 1B		K		F8		K	4	1	1	0	0	1	1	Cleveland Indians @ Boston Red Sox Fenway Park, Boston, MA Wed Jun 22 1966, 7:05 PM EDT Att: 10,936 - Unknown							
Chico Salmon, R OBP: 0.329, SLG: 0.422	5-3		1-3 2-H 2B		F3		E9 1B		S BB	4	1	2	1	1	0	0								
Leon Wagner, L OBP: 0.315, SLG: 0.403	FC5-4 1B		IBB		L5		2-H 1B		6-3	4	0	2	1	1	0	1								
Rocky Colavito, R OBP: 0.342, SLG: 0.426	FC5-4		SF3			HR	K			3	1	1	2	0	1	2								
Fred Whitfield, L OBP: 0.268, SLG: 0.406		F9	L3			6-3		K		4	0	0	0	0	1	2								
Max Alvis, R OBP: 0.328, SLG: 0.329		G4-6-3 BB			5-3		F5		1B	3	0	1	0	1	0	0								
Buddy Booker, L OBP: 0.222, SLG: 0.556 Tom Kelley, R OBP: 0.091, SLG: 0.091		G4-6-3			F6		4-3		F7	4	0	0	0	0	0	2								
Larry Brown, R OBP: 0.304, SLG: 0.294					E5 FC5-4		1-3		K	4	1	1	0	0	1	1								
Sonny Siebert, R OBP: 0.205, SLG: 0.211 Joe Azcue, R OBP: 0.348, SLG: 0.355			F8		FC5-4				4-3	3	1	1	0	0	0	2								
										1	0	0	0	0	0	0								
Inning Stats	R: 0 E: 0 K: 0 S: 4	H: 1 LOB: 1 BB: 0 P: 4	R: 0 E: 0 K: 0 S: 2	H: 0 LOB: 0 BB: 1 P: 6	R: 2 E: 0 K: 0 S: 6	H: 3 LOB: 2 BB: 1 P: 10	R: 0 E: 1 K: 0 S: 4	H: 0 LOB: 0 BB: 0 P: 4	R: 0 E: 0 K: 1 S: 5	H: 0 LOB: 0 BB: 0 P: 5	R: 1 E: 0 K: 0 S: 4	H: 1 LOB: 0 BB: 0 P: 4	R: 2 E: 1 K: 1 S: 8	H: 3 LOB: 1 BB: 0 P: 8	R: 0 E: 0 K: 2 S: 8	H: 1 LOB: 1 BB: 0 P: 8	R: 0 E: 0 K: 1 S: 5	H: 0 LOB: 1 BB: 1 P: 9	1B: 7 2B: 1 3B: 0 HR: 1	SF: 1 SAC: 0 DP: 1 HBP: 0	WP: 0 PB: 0 SB: 1 CS: 0	PA: 39		
PITCHER	IP WLS BF H R ER SO BB IBB HBP BLK WP HR S P ERA WHIP	6.2 29 7 5 3 1 1 1 0 0 0 0 1 29 37 4.05 1.200	7.1 2 1 0 0 1 0 0 0 0 0 0 0 4 4 0.00 3.000	8.1 4 1 0 0 2 0 0 0 0 0 0 0 8 8 0.00 1.000	9.1 W 4 0 0 0 1 1 0 0 0 0 0 5 9 0.00 1.000																			

AB 35
R 5
H 9
RBI 4
BB 3
SO 5
LOB 11



Batter	1	2	3	4	5	6	7	8	9	AB	R	H	RBI	BB	SO	LOB	BOTTOM						
Lenny Green, L OBP: 0.330, SLG: 0.298 Don McMahon, R OBP: 0.296, SLG: 0.474	G6-4-3		G6-4-3			E 1-3 2B		E3 SH5-4 1B		2	1	1	0	1	0	1	Cleveland Indians @ Boston Red Sox Fenway Park, Boston, MA Wed Jun 22 1966, 7:05 PM EDT Att: 10,936 - Unknown						
Jose Tartabull, L OBP: 0.283, SLG: 0.284 Dick Stigman, R OBP: 0.125, SLG: 0.125	F7				F4	E4 1-3 SF8		SH5-4		3	1	0	0	0	0	2							
Tony Conigliaro, R OBP: 0.309, SLG: 0.457	G5-4-3				HR	1-3		FC6-4 1B		4	1	2	3	0	0	2							
George Scott, R OBP: 0.358, SLG: 0.578						2-3 3-H 4-H		FC6-4 1B		3	1	3	0	1	0	0							
Rico Petrocelli, R OBP: 0.284, SLG: 0.407						S BB		FC6-4 1B		3	0	0	1	0	1	4							
Joe Foy, R OBP: 0.323, SLG: 0.340						1-2 2-3 3-H		F7		4	0	1	1	0	2	4							
George Smith, R OBP: 0.279, SLG: 0.399										4	0	0	0	0	0	1							
Bob Tillman, R OBP: 0.283, SLG: 0.289 Dalton Jones, L OBP: 0.275, SLG: 0.375 Mike Ryan, R OBP: 0.216, SLG: 0.211						F8		4-3		2	0	1	0	0	0	0							
Bob Sadowski, R John Wyatt, R Carl Yastrzemski, L OBP: 0.337, SLG: 0.421						F7		4-3		1	0	0	0	0	0	0							
						F6		4-3		1	0	0	0	0	0	0							
										2	0	0	0	0	0	1							
										0	0	0	0	0	0	0							
										1	1	0	0	1	0	0							
Inning Stats	R: 0 E: 0 K: 0 S: 2	H: 0 LOB: 0 BB: 1 P: 6	R: 1 E: 0 K: 0 S: 4	H: 2 LOB: 0 BB: 0 P: 4	R: 0 E: 0 K: 0 S: 3	H: 1 LOB: 0 BB: 0 P: 3	R: 1 E: 0 K: 2 S: 9	H: 2 LOB: 1 BB: 0 P: 9	R: 0 E: 0 K: 0 S: 3	H: 0 LOB: 0 BB: 0 P: 3	R: 2 E: 1 K: 1 S: 7	H: 1 LOB: 1 BB: 1 P: 11	R: 0 E: 0 K: 0 S: 3	H: 0 LOB: 0 BB: 0 P: 3	R: 1 E: 1 K: 0 S: 6	H: 2 LOB: 2 BB: 0 P: 6	R: 0 E: 0 K: 0 S: 3	H: 1 LOB: 1 BB: 1 P: 7	1B: 5 2B: 3 3B: 1 HR: 1	SF: 1 SAC: 1 DP: 3 HBP: 0	WP: 0 PB: 0 SB: 1 CS: 0	PA: 37	
PITCHER	IP WLS BF H R ER SO BB IBB HBP BLK WP HR S P ERA WHIP	7.1 31 8 5 2 3 2 0 0 0 0 0 1 35 43 2.46 1.364	1.1 L 6 1 1 1 0 1 0 0 0 0 0 5 9 6.75 1.500																				

AB 32
R 6
H 9
RBI 6
BB 3
SO 3
LOB 15



Batter	1	2	3	4	5	6	7	8	9	AB	R	H	RBI	BB	SO	LOB	TOP																			
Vic Davallio, L OBP: 0.292, SLG: 0.318 (1, 8)	F3		1B SF9		1B 1-3		F2	2B 1-H 2-H		5	2	3	1	0	0	0																				
Leon Wagner, L OBP: 0.314, SLG: 0.400 Dick Radatz, R (7, 1)	F6		1B HR		1-3		F2		F2	4	1	1	0	0	0	1																				
Chico Salmon, R OBP: 0.343, SLG: 0.456 (1, 6)	1B		SF9		WP		HR		1B	4	1	4	3	0	0	0																				
Rocky Colavito, R OBP: 0.343, SLG: 0.438 (1, 9)	F6		HR		F8		BB		L7	4	1	1	2	1	0	3																				
Fred Whitfield, L OBP: 0.271, SLG: 0.424 (1, 3)		HR	F5				F8		F7	5	1	2	1	0	0	2																				
Max Alvis, R OBP: 0.327, SLG: 0.328 (1, 5)	F5			G6-4-3 1B		5-3		F8		4	0	1	0	0	0	1																				
Joe Azcue, R OBP: 0.336, SLG: 0.342 (1, 2)	F9			G6-4-3 1-2		FC6-5-4 FC5-4		F3		4	0	0	0	0	0	2																				
Larry Brown, R OBP: 0.300, SLG: 0.291 (1, 4)	6-3			F6		FC5-4		BB 2B 1B		4	1	1	0	0	0	1																				
Luis Tiant, R OBP: 0.118, SLG: 0.063 Gary Bell, R OBP: 0.285, SLG: 0.233 Jim Landis, R OBP: 0.364, SLG: 0.430 (7, 7)	F9				6-3		HR	BB 1-2 2B BB		2	0	0	0	0	0	0																				
Inning Stats	R: 0 E: 0 K: 0 S: 4	H: 1 LOB: 1 BB: 0 P: 4	R: 1 E: 0 K: 0 S: 4	H: 1 LOB: 0 BB: 0 P: 4	R: 3 E: 0 K: 0 S: 6	H: 3 LOB: 0 BB: 0 P: 6	R: 0 E: 0 K: 0 S: 3	H: 1 LOB: 0 BB: 0 P: 3	R: 1 E: 0 K: 0 S: 5	H: 2 LOB: 1 BB: 0 P: 5	R: 0 E: 0 K: 0 S: 4	H: 1 LOB: 1 BB: 0 P: 4	R: 2 E: 0 K: 0 S: 5	H: 2 LOB: 1 BB: 1 P: 9	R: 1 E: 0 K: 0 S: 4	H: 2 LOB: 2 BB: 1 P: 8	R: 0 E: 0 K: 0 S: 4	H: 1 LOB: 1 BB: 0 P: 4	1B: 8 2B: 2 3B: 0 HR: 4	SF: 1 SAC: 0 DP: 1 HBP: 0	WP: 1 PB: 0 SB: 0 CS: 0	PA: 41														
PITCHER	IP	WLS	BF	H	R	ER	SO	BB	IBB	HBP	BLK	WP	HR	S	P	ERA	WHIP	PITCHER	IP	WLS	BF	H	R	ER	SO	BB	IBB	HBP	BLK	WP	HR	S	P	ERA	WHIP	
Lee Stange, R ERA: 5.85 (1, 1)	4.2	L	21	8	5	5	0	0	0	0	0	0	2	21	21	9.64	1.714	Dave Morehead, R ERA: 3.0 (9, 1)	1.0		4	1	0	0	0	0	0	0	0	0	4	4	0.00	1.000		
Don McMahon, R ERA: 3.45 (5, 1)	0.1		1	0	0	0	0	0	0	0	0	1	0	1	1	0.00	0.000																			
Darrell Brandon, R ERA: 5.2 (6, 1)	1.0		4	1	0	0	0	0	0	0	0	0	0	4	4	0.00	1.000																			
Dick Stigman, L ERA: 4.94 (7, 1)	1.0		6	2	2	2	0	1	0	0	0	0	2	5	9	18.00	3.000																			
Dan Osinski, R ERA: 7.71 (8, 1)	1.0		5	2	1	1	0	1	0	0	0	0	0	4	8	9.00	3.000																			

Cleveland Indians @ Boston Red Sox
Fenway Park, Boston, MA
Thu Jun 23 1966, 3:33 AM EDT
Att: 5,705 - Unknown

AB 38
R 8
H 14
RBI 8
BB 2
SO 0
LOB 10



Batter	1	2	3	4	5	6	7	8	9	AB	R	H	RBI	BB	SO	LOB	BOTTOM																			
Rico Petrocelli, R OBP: 0.282, SLG: 0.400 (1, 6)	K		K			F8 FC6-4 BB			F5	4	0	0	0	1	2	2																				
Joe Foy, R OBP: 0.324, SLG: 0.346 (1, 5)	K		F4		FC6-4 1-2				3B 1B	5	1	2	0	0	1	2																				
Carl Yastrzemski, L OBP: 0.334, SLG: 0.415 (1, 7)	1-3		K			2B 1B BB			F7	4	1	0	0	1	1	2																				
Tony Conigliaro, R OBP: 0.314, SLG: 0.470 (1, 9)		5-3			5-3	1B 2B BB			1B 3B	4	2	2	1	1	0	0																				
George Scott, R OBP: 0.363, SLG: 0.577 (1, 3)		BB 1B BB			5-3	6-3 1B PB			FC6-4 1B	4	2	2	3	1	0	2																				
Don Demeter, R OBP: 0.246, SLG: 0.454 (1, 8)	F9				F7	2-H 3-H 1-2			FC6-4 1-2	5	0	0	0	0	0	5																				
George Smith, R OBP: 0.284, SLG: 0.398 (1, 4)		1B BB			K	6-3 2-3			G5-6-3 1B	3	0	1	0	1	1	1																				
Mike Ryan, R OBP: 0.224, SLG: 0.221 Jose Tartabull, L OBP: 0.291, SLG: 0.282 Bob Tillman, R OBP: 0.283, SLG: 0.289 (1, 2)		1-2 2-H			K	BB 1B			G5-6-3 1-2	3	0	2	2	0	1	0																				
Lee Stange, R Don McMahon, R Earle Kean, L Darrell Brandon, R Dick Stigman, L Dan Osinski, R Lenny Green, L Dave Morehead, R (1, 1)		4-3			E6 BB	4-0 BB			F5	1	0	0	0	0	0	0																				
Inning Stats	R: 0 E: 0 K: 2 S: 7	H: 0 LOB: 0 BB: 0 P: 7	R: 1 E: 0 K: 0 S: 4	H: 1 LOB: 2 BB: 2 P: 12	R: 0 E: 0 K: 2 S: 7	H: 0 LOB: 0 BB: 0 P: 7	R: 0 E: 0 K: 0 S: 3	H: 0 LOB: 0 BB: 0 P: 3	R: 0 E: 0 K: 2 S: 8	H: 0 LOB: 2 BB: 1 P: 12	R: 3 E: 0 K: 0 S: 6	H: 3 LOB: 2 BB: 2 P: 14	R: 0 E: 0 K: 0 S: 4	H: 1 LOB: 2 BB: 1 P: 8	R: 0 E: 0 K: 0 S: 3	H: 1 LOB: 0 BB: 0 P: 3	R: 2 E: 0 K: 0 S: 6	H: 3 LOB: 1 BB: 0 P: 6	1B: 6 2B: 2 3B: 1 HR: 0	SF: 0 SAC: 0 DP: 1 HBP: 0	WP: 0 PB: 1 SB: 0 CS: 0	PA: 42														
PITCHER	IP	WLS	BF	H	R	ER	SO	BB	IBB	HBP	BLK	WP	HR	S	P	ERA	WHIP	PITCHER	IP	WLS	BF	H	R	ER	SO	BB	IBB	HBP	BLK	WP	HR	S	P	ERA	WHIP	
Luis Tiant, R ERA: 2.84 (1, 1)	5.2	W	27	4	4	3	6	5	0	0	0	0	0	1	1	0.00	0.000																			
Gary Bell, R ERA: 2.43 (6, 1)	0.1		1	0	0	0	0	0	0	0	0	0	0	1	1	0.00	0.000																			
Dick Radatz, R ERA: 5.4 (7, 1)	3.0	S	14	5	2	2	0	1	0	0	0	0	0	13	17	6.00	2.000																			

Cleveland Indians @ Boston Red Sox
Fenway Park, Boston, MA
Thu Jun 23 1966, 3:33 AM EDT
Att: 5,705 - Unknown

AB 36
R 6
H 9
RBI 6
BB 6
SO 6
LOB 17



Batter	1	2	3	4	5	6	7	8	9	AB	R	H	RBI	BB	SO	LOB	TOP					
Don Blasingame, L (1,4) OBP: 0.312, SLG: 0.313	F5		4-3			4-3		G5-6-3 1B		4	0	1	0	0	0	1						
Ken Harrelson, R (1,3) OBP: 0.310, SLG: 0.313	6-3			K		1B		G5-6-3 1B		4	0	1	0	0	0	1						
Don Lock, R (1,8) OBP: 0.346, SLG: 0.430	F2			F5		K			F7	4	0	0	0	0	1	1						
Frank Howard, R (1,7) OBP: 0.345, SLG: 0.460		K							F5	4	0	2	0	0	1	0						
Ken McMullen, R (1,5) OBP: 0.282, SLG: 0.332	G3			F4		5-3			F7	4	0	0	0	0	0	3						
Paul Casanova, R (1,2) OBP: 0.242, SLG: 0.387	K					F9			F3	3	0	0	0	0	1	0						
Willie Kirkland, L (1,9) OBP: 0.277, SLG: 0.241			K			HR			K	3	1	1	1	0	2	0						
Ed Brinkman, R (1,6) OBP: 0.251, SLG: 0.304						F8			4-3	3	0	1	0	0	0	0						
Pete Richert, L (1,1) OBP: 0.106, SLG: 0.106									4-3	1	0	0	0	0	0	0						
Bob Saverine, S (8, PH) OBP: 0.252, SLG: 0.291			SH1-3							1	0	0	0	0	1	0						
Mike McCormick, L (8, 1) OBP: 0.286, SLG: 0.320									K	0	0	0	0	0	0	0						
Inning Stats	R: 0 E: 0 K: 0 S: 3	H: 0 LOB: 0 BB: 0 P: 3	R: 0 E: 0 K: 2 S: 7	H: 0 LOB: 0 BB: 0 P: 7	R: 0 E: 0 K: 1 S: 6	H: 1 LOB: 1 BB: 0 P: 6	R: 0 E: 0 K: 1 S: 6	H: 1 LOB: 1 BB: 0 P: 6	R: 1 E: 0 K: 0 S: 4	H: 1 LOB: 0 BB: 0 P: 4	R: 0 E: 0 K: 1 S: 7	H: 2 LOB: 2 BB: 0 P: 7	R: 0 E: 0 K: 1 S: 5	H: 0 LOB: 0 BB: 0 P: 5	R: 0 E: 0 K: 1 S: 5	H: 1 LOB: 0 BB: 0 P: 5	R: 0 E: 0 K: 0 S: 3	H: 0 LOB: 0 BB: 0 P: 3	1B: 5 2B: 0 3B: 0 HR: 1	SF: 0 SAC: 1 DP: 1 HBP: 0	WP: 0 PB: 0 SB: 0 CS: 0	PA: 32
PITCHER Jose Santiago, R (1,1) ERA: 3.44	IP: 9.0 WLS: W BF: 32 H: 6 R: 1 ER: 1 SO: 7 BB: 0 IBB: 0 HBP: 0 BLK: 0 WP: 0 HR: 1 S: 46 P: 46 ERA: 1.00 WHIP: 0.667															PITCHER	IP: 9.0 WLS: W BF: 32 H: 6 R: 1 ER: 1 SO: 7 BB: 0 IBB: 0 HBP: 0 BLK: 0 WP: 0 HR: 1 S: 46 P: 46 ERA: 1.00 WHIP: 0.667					

Washington Senators @ Boston Red Sox
Fenway Park, Boston, MA
Fri Jun 24 1966, 7:05 PM EDT
Att: 14,413 - Unknown

AB	31
R	1
H	6
RBI	1
BB	0
SO	7
LOB	6



Batter	1	2	3	4	5	6	7	8	9	AB	R	H	RBI	BB	SO	LOB	BOTTOM			
Rico Petrocelli, R (1,6) OBP: 0.286, SLG: 0.399	G4-6-3 HBP			K						3	1	1	0	0	2	1				
Dalton Jones, L (8,4) OBP: 0.280, SLG: 0.375										0	0	0	0	0	0	0				
Joe Foy, R (1,5) OBP: 0.323, SLG: 0.357	F8		F8			5-3				4	1	1	1	0	0	2				
Carl Yastrzemski, L (1,7) OBP: 0.333, SLG: 0.420	G4-6-3 1-2					F8				4	1	1	1	0	0	1				
Tony Conigliaro, R (1,9) OBP: 0.313, SLG: 0.478						F6				4	1	1	1	0	1	1				
George Scott, R (1,3) OBP: 0.361, SLG: 0.576										4	0	1	1	0	2	0				
Don Demeter, R (1,8) OBP: 0.254, SLG: 0.463										4	1	2	0	0	1	1				
George Smith, R (1,4) OBP: 0.289, SLG: 0.397										3	0	1	0	1	0	1				
Mike Ryan, R (1,2) OBP: 0.238, SLG: 0.231										2	0	1	1	2	0	2				
Jose Santiago, R (1,1) OBP: 0.143, SLG: 0.111										3	0	0	0	0	2	4				
Inning Stats	R: 0 E: 0 K: 0 S: 2	H: 3 LOB: 1 BB: 0 P: 8	R: 2 E: 0 K: 1 S: 8	H: 3 LOB: 1 BB: 0 P: 8	R: 0 E: 0 K: 1 S: 5	H: 0 LOB: 1 BB: 1 P: 9	R: 0 E: 0 K: 0 S: 3	H: 0 LOB: 0 BB: 0 P: 3	R: 0 E: 0 K: 3 S: 9	H: 0 LOB: 2 BB: 2 P: 17	R: 1 E: 0 K: 1 S: 6	H: 1 LOB: 0 BB: 0 P: 6	R: 0 E: 0 K: 1 S: 6	H: 2 LOB: 1 BB: 0 P: 6	R: 0 E: 0 K: 1 S: 6	H: 2 LOB: 1 BB: 0 P: 6	1B: 3 2B: 3 3B: 1 HR: 2	SF: 0 SAC: 0 DP: 2 HBP: 1	WP: 0 PB: 0 SB: 0 CS: 0	PA: 35
PITCHER Pete Richert, L (1,1) ERA: 2.77	IP: 7.0 WLS: L BF: 31 H: 7 R: 5 ER: 5 SO: 7 BB: 3 IBB: 1 HBP: 0 BLK: 0 WP: 0 HR: 2 S: 41 P: 54 ERA: 6.43 WHIP: 1.429															PITCHER Mike McCormick, L (8,1) ERA: 4.03	IP: 1.0 WLS: L BF: 4 H: 2 R: 0 ER: 0 SO: 1 BB: 0 IBB: 0 HBP: 0 BLK: 0 WP: 0 HR: 0 S: 6 P: 6 ERA: 0.00 WHIP: 2.000			

Washington Senators @ Boston Red Sox
Fenway Park, Boston, MA
Fri Jun 24 1966, 7:05 PM EDT
Att: 14,413 - Unknown

AB	31
R	5
H	9
RBI	5
BB	3
SO	8
LOB	13



Batter	1	2	3	4	5	6	7	8	9	AB	R	H	RBI	BB	SO	LOB	TOP			
Don Blasingame, L (1,4) OBP: 0.315, SLG: 0.311	G3			G6-4-3 1B		F9		F8		4	0	1	0	1	0	2				
Ken Harrelson, R (1,3) OBP: 0.308, SLG: 0.311	1B		F5	G6-4-3 1-2 2-3		F7			6-3	5	0	1	0	0	0	5				
Don Lock, R (1,8) OBP: 0.353, SLG: 0.454	K		F8						1B 2B	5	2	3	1	0	1	2				
Frank Howard, R (1,7) Fred Valentine, S (9, PR) OBP: 0.342, SLG: 0.455 OBP: 0.339, SLG: 0.425	1-3		F4						1B 2B	5	0	1	0	0	1	3				
Ken McMullen, R (1,5) OBP: 0.292, SLG: 0.343									1B	4	1	3	1	1	1	0				
Willie Kirkland, L (1,9) OBP: 0.286, SLG: 0.258			F6						2B	4	1	1	0	1	1	3				
Paul Casanova, R (1,2) OBP: 0.248, SLG: 0.391									IBB	4	0	1	0	1	1	5				
Ed Brinkman, R (1,6) OBP: 0.254, SLG: 0.305			K							3	0	1	1	1	1	5				
Dick Bosman, R (1,1) Dick Nietz, L (5, PH) Bob Humphreys, R (5, PH) Jim King, L (5, PH) Bob Savarin, S (5, PH) Ron Kline, R (5, PH) OBP: 0.286, SLG: 0.286 OBP: 0.285, SLG: 0.289 OBP: 0.275, SLG: 0.250 OBP: 0.255, SLG: 0.307 OBP: 0.242, SLG: 0.291 OBP: 0.400, SLG: 0.270	F3									2	0	1	1	0	0	2				
Inning Stats	R: 0 E: 0 K: 1 S: 6	H: 1 LOB: 1 BB: 0 P: 6	R: 0 E: 0 K: 1 S: 7	H: 2 LOB: 2 BB: 0 P: 7	R: 0 E: 0 K: 0 S: 4	H: 1 LOB: 1 BB: 0 P: 4	R: 2 E: 0 K: 0 S: 5	H: 3 LOB: 2 BB: 2 P: 13	R: 0 E: 0 K: 1 S: 6	H: 0 LOB: 1 BB: 1 P: 7	R: 1 E: 0 K: 2 S: 8	H: 1 LOB: 0 BB: 0 P: 8	R: 0 E: 0 K: 0 S: 3	H: 1 LOB: 1 BB: 1 P: 7	R: 1 E: 0 K: 1 S: 8	H: 3 LOB: 3 BB: 1 P: 12	1B: 9 2B: 3 3B: 0 HR: 1	SF: 1 SAC: 0 DP: 1 HBP: 0	WP: 0 PB: 1 SB: 0 CS: 1	PA: 44
PITCHER	IP WLS BF H R ER SO BB IBB HBP BLK WP HR S P ERA WHIP																			
Rollie Sheldon, R (1,1) ERA: 3.46	3.1	18	7	2	2	2	2	1	0	0	0	0	0	0	0	21	25	5.40	2.400	
Darrell Brandon, R (4,1) ERA: 4.88	3.2	15	2	1	1	3	3	0	0	0	0	1	18	30	2.46	1.364				
John Wyatt, R (8,1) ERA: 4.26	2.0	L	11	4	1	1	1	1	1	0	0	0	0	11	19	4.50	2.500			

Washington Senators @ Boston Red Sox
Fenway Park, Boston, MA
Sat Jun 25 1966, 3:33 AM EDT
Att: 2,204 - Unknown

AB 37
R 4
H 13
RBI 4
BB 6
SO 6
LOB 28



Batter	1	2	3	4	5	6	7	8	9	AB	R	H	RBI	BB	SO	LOB	BOTTOM					
Rico Petrocelli, R (1,6) OBP: 0.289, SLG: 0.426	F3							F3		4	2	2	2	0	0	0						
Joe Foy, R (1,5) OBP: 0.326, SLG: 0.357	FC4-6 BB		5-3					1B		3	0	1	0	1	1	0						
Carl Yastrzemski, L (1,7) OBP: 0.332, SLG: 0.418	FC4-6 1-2							1B		4	0	1	0	0	0	1						
Tony Conigliaro, R (1,9) OBP: 0.313, SLG: 0.477										3	1	1	0	0	2	1						
Jose Tartabull, L (7,8) OBP: 0.279, SLG: 0.280	K							G3		1	0	0	0	0	0	1						
George Scott, R (1,3) OBP: 0.356, SLG: 0.567										4	0	0	0	0	3	1						
Don Demeter, R (1,8) OBP: 0.254, SLG: 0.457										4	0	1	0	0	1	0						
George Smith, R (1,4) OBP: 0.288, SLG: 0.393										4	0	1	1	0	1	0						
Mike Ryan, R (1,2) OBP: 0.233, SLG: 0.227										3	0	0	0	0	0	2						
Rollie Sheldon, R (1,1) OBP: 0.115, SLG: 0.115										1	0	0	0	0	0	0						
Darrell Brandon, R (4,1)										1	0	0	0	0	1	0						
Lenny Green, L (7, PH) OBP: 0.324, SLG: 0.292										1	0	0	0	0	0	0						
John Wyatt, R (8,1)										0	0	0	0	0	0	0						
Inning Stats	R: 0 E: 0 K: 1 S: 5	H: 0 LOB: 1 BB: 1 P: 9	R: 0 E: 0 K: 1 S: 5	H: 0 LOB: 0 BB: 0 P: 5	R: 1 E: 0 K: 0 S: 4	H: 1 LOB: 0 BB: 0 P: 4	R: 1 E: 0 K: 1 S: 8	H: 3 LOB: 2 BB: 0 P: 8	R: 1 E: 0 K: 2 S: 8	H: 1 LOB: 0 BB: 0 P: 8	R: 0 E: 0 K: 2 S: 7	H: 0 LOB: 0 BB: 0 P: 7	R: 0 E: 0 K: 1 S: 5	H: 0 LOB: 1 BB: 0 P: 5	R: 0 E: 0 K: 0 S: 4	H: 2 LOB: 0 BB: 0 P: 4	R: 0 E: 0 K: 1 S: 5	H: 0 LOB: 0 BB: 0 P: 5	1B: 5 2B: 0 3B: 0 HR: 2	SF: 0 SAC: 0 DP: 0 HBP: 0	WP: 0 PB: 0 SB: 0 CS: 0	PA: 34
PITCHER	IP WLS BF H R ER SO BB IBB HBP BLK WP HR S P ERA WHIP																					
Dick Bosman, R (1,1) ERA: 8.84	5.0	21	5	3	3	5	5	1	0	0	0	0	0	0	0	34	5.40	1.200				
Bob Humphreys, R (6,1) ERA: 3.13	2.0	6	0	0	0	3	0	0	0	0	0	12	12	0.00	0.000							
Ron Kline, R (8,1) ERA: 3.27	2.0	W	7	2	0	0	1	0	0	0	0	9	9	0.00	1.000							

Washington Senators @ Boston Red Sox
Fenway Park, Boston, MA
Sat Jun 25 1966, 3:33 AM EDT
Att: 2,204 - Unknown

AB 33
R 3
H 7
RBI 3
BB 1
SO 9
LOB 6



Batter	1	2	3	4	5	6	7	8	9	AB	R	H	RBI	BB	SO	LOB	TOP								
Don Blasingame, L (1,4) OBP: 0.305, SLG: 0.299	F7		K		4-3		4-3		G3	5	0	0	0	0	1	3									
Ken Harrelson, R (1,3) OBP: 0.310, SLG: 0.313	6-3				G6-4-3 1B			F7	5-3	5	0	2	1	0	0	1									
Don Lock, R (1,8) OBP: 0.351, SLG: 0.446	L8				G6-4-3 1-2			HR		3	1	0	0	1	1	1									
Frank Howard, R (1,7) OBP: 0.341, SLG: 0.451		6-3					4-3		E6	4	1	1	0	0	0	1									
Ken McMullen, R (1,5) OBP: 0.288, SLG: 0.337		K			5-3		E6		F4	4	0	0	0	0	1	3									
Willie Kirkland, L (1,9) OBP: 0.297, SLG: 0.333	G3						K		HR	4	2	2	3	0	1	1									
Paul Casanova, R (1,2) OBP: 0.248, SLG: 0.409					F8			L6	K	4	1	1	2	0	1	0									
Ed Brinkman, R (1,6) OBP: 0.258, SLG: 0.316					SF9 3B		5-3		F3	4	2	2	0	0	0	0									
Phil Ortega, R (1,1) OBP: 0.152, SLG: 0.069					SF9		F7		G3	0	0	0	1	0	0	0									
Dick Nieto, L (5, PH) OBP: 0.282, SLG: 0.286										1	0	0	0	0	0	1									
Diego Segui, R (5, 1) OBP: 0.320, SLG: 0.443										0	0	0	0	0	0	0									
Bob Humphreys, R (5, 1) OBP: 0.192, SLG: 0.530										0	0	0	0	0	0	0									
Dick Lines, R (5, 1) OBP: 0.335, SLG: 0.408										1	0	1	0	0	0	0									
Jim King, L (5, PH)										0	0	1	0	0	0	0									
Inning Stats	R: 0 E: 0 K: 0 S: 3	H: 0 LOB: 0 BB: 0 P: 3	R: 0 E: 0 K: 1 S: 5	H: 0 LOB: 0 BB: 0 P: 5	R: 1 E: 0 K: 1 S: 6	H: 1 LOB: 0 BB: 0 P: 6	R: 0 E: 0 K: 0 S: 4	H: 2 LOB: 1 BB: 0 P: 4	R: 3 E: 0 K: 2 S: 6	H: 4 LOB: 2 BB: 0 P: 6	R: 0 E: 1 K: 2 S: 8	H: 0 LOB: 1 BB: 0 P: 8	R: 0 E: 0 K: 0 S: 3	H: 0 LOB: 1 BB: 1 P: 7	R: 3 E: 1 K: 1 S: 7	H: 1 LOB: 0 BB: 1 P: 11	R: 0 E: 0 K: 0 S: 4	H: 1 LOB: 1 BB: 0 P: 4	1B: 4 2B: 2 3B: 1 HR: 2	SF: 1 SAC: 0 DP: 1 HBP: 0	WP: 0 PB: 0 SB: 0 CS: 0	PA: 38			
PITCHER	IP	WLS	BF	H	R	ER	SO	BB	IBB	HBP	BLK	WP	HR	S	P	ERA	WHIP								
Jim Lonborg, R (1,1) ERA: 4.58	5.0	W	20	7	4	4	2	0	0	0	0	0	1	24	24	7.20	1.400								
Darrell Brandon, R (6,1) ERA: 4.33	4.0	S	18	2	3	0	3	2	0	0	0	0	1	22	30	0.00	1.000								

Washington Senators @ Boston Red Sox
Fenway Park, Boston, MA
Sun Jun 26 1966, 3:33 AM EDT
Unknown

AB 35
R 7
H 9
RBI 7
BB 2
SO 5
LOB 11



Batter	1	2	3	4	5	6	7	8	9	AB	R	H	RBI	BB	SO	LOB	BOTTOM								
Rico Petrocelli, R (1,6) OBP: 0.295, SLG: 0.437	WP HR 1B BB		4-3					L3-1		3	2	1	1	1	0	1									
Jose Tartabull, L (1,8) OBP: 0.283, SLG: 0.291	F8		F3				L1-3			5	1	2	1	0	0	2									
Carl Yastrzemski, L (1,7) OBP: 0.333, SLG: 0.421	WP HR 1B		F5				F7			5	2	2	1	0	1	1									
George Scott, R (1,3) OBP: 0.350, SLG: 0.556	F8		K				E3			5	0	0	0	0	2	4									
Don Demeter, R (1,9) OBP: 0.269, SLG: 0.485								F8		3	3	2	2	1	0	0									
George Thomas, R (7,9) OBP: 0.312, SLG: 0.270	HR BB						BB FC1-5 2B 1B			0	0	0	0	0	0	0									
Joe Foy, R (1,5) OBP: 0.325, SLG: 0.368					L7		FC1-5 2B BB			4	2	1	4	0	0	2									
George Smith, R (1,4) OBP: 0.287, SLG: 0.387	F9				F8		2B BB			3	1	0	0	1	0	0									
Mike Ryan, R (1,2) OBP: 0.240, SLG: 0.235					F7		1-2 2-3 2B BB			3	1	1	3	1	1	0									
Jim Lonborg, R (1,1) ERA: 3.36										2	0	0	0	0	1	1									
Diego Segui, R (5,1) ERA: 4.64										1	0	1	1	0	0	0									
Bob Humphreys, R (5,1) ERA: 3.66										1	1	1	0	0	0	0									
Dick Lines, L (5,1) ERA: 3.06										1	1	1	0	0	0	0									
Inning Stats	R: 4 E: 0 K: 0 S: 5	H: 2 LOB: 0 BB: 2 P: 13	R: 0 E: 0 K: 1 S: 5	H: 0 LOB: 0 BB: 0 P: 5	R: 0 E: 0 K: 1 S: 5	H: 0 LOB: 0 BB: 0 P: 5	R: 1 E: 0 K: 0 S: 4	H: 1 LOB: 1 BB: 1 P: 8	R: 7 E: 1 K: 0 S: 9	H: 6 LOB: 1 BB: 1 P: 14	R: 0 E: 0 K: 1 S: 5	H: 0 LOB: 0 BB: 0 P: 5	R: 0 E: 0 K: 1 S: 5	H: 0 LOB: 0 BB: 0 P: 5	R: 1 E: 0 K: 1 S: 7	H: 2 LOB: 1 BB: 0 P: 7	1B: 4 2B: 4 3B: 0 HR: 3	SF: 0 SAC: 0 DP: 0 HBP: 1	WP: 1 PB: 0 SB: 0 CS: 0	PA: 40					
PITCHER	IP	WLS	BF	H	R	ER	SO	BB	IBB	HBP	BLK	WP	HR	S	P	ERA	WHIP								
Phil Ortega, R (1,1) ERA: 3.36	4.0	L	18	3	5	5	2	3	0	0	0	0	1	4	4	11.25	1.500								
Diego Segui, R (5,1) ERA: 4.64	0.0		4	3	4	4	0	0	0	0	0	0	1	4	4	∞	∞								
Bob Humphreys, R (5,1) ERA: 3.66	0.2		6	3	3	2	0	1	0	1	0	0	0	4	9	27.00	6.000								
Dick Lines, L (5,1) ERA: 3.06	3.1		12	2	1	1	3	0	0	0	0	0	0	18	18	2.70	0.600								


Washington Senators @ Boston Red Sox
Fenway Park, Boston, MA
Sun Jun 26 1966, 3:33 AM EDT
Unknown

AB 35
R 13
H 11
RBI 13
BB 4
SO 5
LOB 11




Batter	1	2	3	4	5	6	7	8	9	AB	R	H	RBI	BB	SO	LOB	TOP					
Tom Tresh, S OBP: 0.350, SLG: 0.342 (1, 5)	B3-1		L5-3 BB		1-2 1B			4-3		3	0	1	0	1	0	0	New York Yankees @ Boston Red Sox Fenway Park, Boston, MA Tue Jun 28 1966, 7:05 PM EDT Att: 14,922 - Unknown					
Bobby Richardson, R OBP: 0.304, SLG: 0.332 (1, 4)	HR BB		L5-3		L7			F7		3	1	0	0	1	0	3						
Mickey Mantle, S OBP: 0.360, SLG: 0.464 (1, 7)	1-H HR			1B BB	K			HR		3	2	2	3	1	1	2						
Joe Pepitone, L OBP: 0.266, SLG: 0.424 (1, 3)	G3			F8 BB				K		4	0	0	0	0	1	1						
Elston Howard, R OBP: 0.313, SLG: 0.389 (1, 2)	6-3			K				K		4	0	0	0	0	3	1						
Roger Maris, L OBP: 0.294, SLG: 0.359 (1, 9)		F7			1-3 1B			F9		4	0	1	0	0	0	0						
Roy White, S OBP: 0.313, SLG: 0.380 (1, 8)		F5		F4				F2		4	0	1	0	0	0	2						
Dick Schofield, S OBP: 0.212, SLG: 0.103 (1, 6)		K			FC1-6 1B			6-3		4	0	1	0	0	1	1						
Al Downing, R OBP: 0.184, SLG: 0.233 (7, PH)			1-3		FC1-6 1B			F9		2	0	0	0	0	0	1						
Billy Bryan, L OBP: 0.184, SLG: 0.175 (7, 1)					1-2					1	0	0	0	0	0	0						
Pedro Ramos, S OBP: 0.167, SLG: 0.167 (7, 1)										0	0	0	0	0	0	0						
Inning Stats	R: 2 E: 0 K: 0 S: 4	H: 1 LOB: 0 BB: 1 P: 8	R: 0 E: 0 K: 1 S: 5	H: 0 LOB: 0 BB: 0 P: 5	R: 0 E: 0 K: 0 S: 2	H: 0 LOB: 0 BB: 1 P: 6	R: 0 E: 0 K: 1 S: 6	H: 1 LOB: 2 BB: 1 P: 10	R: 0 E: 0 K: 1 S: 7	H: 0 LOB: 0 BB: 0 P: 7	R: 0 E: 0 K: 1 S: 5	H: 0 LOB: 0 BB: 0 P: 5	R: 0 E: 0 K: 0 S: 3	H: 0 LOB: 0 BB: 0 P: 3	R: 1 E: 0 K: 1 S: 6	H: 1 LOB: 0 BB: 0 P: 6	R: 0 E: 0 K: 1 S: 6	H: 1 LOB: 1 BB: 0 P: 6	1B: 3 2B: 2 3B: 0 HR: 2	SF: 0 SAC: 0 DP: 1 HBP: 0	WP: 0 PB: 0 CS: 0	PA: 35
PITCHER Jose Santiago, R ERA: 3.4 (1, 1)	IP: 9.0 WLS: W BF: 35 H: 6 R: 3 ER: 3 SO: 6 BB: 3 IBB: 0 HBP: 0 BLK: 0 WP: 0 HR: 2 S: 44 P: 56 ERA: 3.00 WHIP: 1.000																	PITCHER IP: 9.0 WLS: W BF: 35 H: 6 R: 3 ER: 3 SO: 6 BB: 3 IBB: 0 HBP: 0 BLK: 0 WP: 0 HR: 2 S: 44 P: 56 ERA: 3.00 WHIP: 1.000				

AB	32
R	3
H	6
RBI	3
BB	3
SO	6
LOB	11



Batter	1	2	3	4	5	6	7	8	9	AB	R	H	RBI	BB	SO	LOB	BOTTOM					
Rico Petrocelli, R OBP: 0.300, SLG: 0.435 (1, 6)	K		FC5-4 1B		F4			F4		4	0	1	0	0	1	2	New York Yankees @ Boston Red Sox Fenway Park, Boston, MA Tue Jun 28 1966, 7:05 PM EDT Att: 14,922 - Unknown					
Joe Foy, R OBP: 0.326, SLG: 0.363 (1, 5)	4-3 E 1B		K		L9			6-3		4	0	1	0	0	1	3						
Carl Yastrzemski, L OBP: 0.334, SLG: 0.418 (1, 7)	4-3 1-3		FC5-4 1-2		FC4-6 1-2			E3 WP 1B		4	1	0	0	0	0	3						
George Scott, R OBP: 0.341, SLG: 0.540 (1, 3)	K			6-3				6-3 1B		4	0	0	0	0	2	2						
Don Demeter, R OBP: 0.264, SLG: 0.471 (1, 8)		F3		E5 E				K 2-3		4	1	1	1	0	1	0						
George Thomas, R OBP: 0.310, SLG: 0.329 (1, 9)		F4		E6 SF8 2B				G6-4-3 1-2 3-H 1B		4	2	2	2	0	1	2						
George Smith, R OBP: 0.286, SLG: 0.388 (1, 4)		F8		SF8 2B				K 1-2		3	0	0	1	0	0	2						
Mike Ryan, R OBP: 0.247, SLG: 0.263 (1, 2)				3-H 6-3 HR				F3 1-2		3	1	2	1	0	0	0						
Jose Santiago, R OBP: 0.161, SLG: 0.133 (1, 1)			K		FC4-6 1B			FC3-6 1B		3	0	1	0	0	1	1						
Inning Stats	R: 0 E: 1 K: 2 S: 8	H: 1 LOB: 1 BB: 0 P: 8	R: 0 E: 0 K: 0 S: 3	H: 0 LOB: 0 BB: 0 P: 3	R: 1 E: 0 K: 2 S: 9	H: 2 LOB: 1 BB: 0 P: 9	R: 2 E: 2 K: 0 S: 5	H: 1 LOB: 0 BB: 0 P: 5	R: 0 E: 0 K: 0 S: 4	H: 1 LOB: 1 BB: 0 P: 4	R: 1 E: 0 K: 1 S: 6	H: 1 LOB: 0 BB: 0 P: 6	R: 0 E: 0 K: 0 S: 4	H: 1 LOB: 1 BB: 0 P: 4	R: 1 E: 1 K: 2 S: 9	H: 1 LOB: 1 BB: 0 P: 9	R: 1 E: 1 K: 2 S: 9	H: 1 LOB: 1 BB: 0 P: 9	1B: 5 2B: 1 3B: 0 HR: 2	SF: 1 SAC: 0 DP: 1 HBP: 0	WP: 1 PB: 0 CS: 0	PA: 34
PITCHER Al Downing, L ERA: 3.32 Pedro Ramos, R ERA: 3.75 (1, 1)	IP: 6.0 WLS: L BF: 25 H: 6 R: 4 ER: 2 SO: 5 BB: 0 IBB: 0 HBP: 0 BLK: 0 WP: 0 HR: 2 S: 35 P: 35 ERA: 3.00 WHIP: 1.000																	PITCHER IP: 2.0 WLS: L BF: 9 H: 2 R: 1 ER: 0 SO: 2 BB: 0 IBB: 0 HBP: 0 BLK: 0 WP: 1 HR: 0 S: 13 P: 13 ERA: 0.00 WHIP: 1.000				

AB	33
R	5
H	8
RBI	5
BB	0
SO	7
LOB	15



Batter	1	2	3	4	5	6	7	8	9	AB	R	H	RBI	BB	SO	LOB	TOP					
Tom Tresh, S OBP: 0.347, SLG: 0.339 (1, 5)										5	1	1	0	0	2	1	New York Yankees @ Boston Red Sox Fenway Park, Boston, MA Wed Jun 29 1966, 7:05 PM EDT Att: 14,614 - Unknown - 86 F					
Bobby Richardson, R OBP: 0.316, SLG: 0.368 (1, 4)										5	2	5	1	0	0	0						
Mickey Mantle, S OBP: 0.367, SLG: 0.500 Lou Clinton, R OBP: 0.303, SLG: 0.351 (1, 7) (6, 9)										4	2	3	4	0	1	1						
Joe Pepitone, L OBP: 0.266, SLG: 0.432 (1, 3) (6, 8)										4	1	1	1	0	1	2						
Roger Maris, L OBP: 0.295, SLG: 0.358 Ray Barker, L OBP: 0.265, SLG: 0.467 (1, 9) (6, 3)										3	0	1	0	0	1	0						
Elston Howard, R OBP: 0.311, SLG: 0.391 (1, 2)										4	0	1	0	0	0	1						
Roy White, S OBP: 0.308, SLG: 0.373 (1, 8) (6, 7)										4	0	0	0	0	0	2						
Dick Schofield, S OBP: 0.189, SLG: 0.091 (1, 6)										4	0	0	0	0	0	2						
Mel Stottlemyre, R OBP: 0.167, SLG: 0.150 Hal Reniff, R OBP: 0.300, SLG: 0.300 (1, 1) (7, 1)										3	0	1	0	0	1	0						
Inning Stats	R: 3 E: 0 K: 0 S: 6	H: 3 LOB: 0 BB: 0 P: 6	R: 0 E: 0 K: 0 S: 4	H: 1 LOB: 1 BB: 0 P: 4	R: 3 E: 0 K: 0 S: 7	H: 4 LOB: 1 BB: 0 P: 7	R: 0 E: 0 K: 2 S: 9	H: 2 LOB: 2 BB: 0 P: 9	R: 0 E: 0 K: 1 S: 6	H: 1 LOB: 1 BB: 0 P: 6	R: 0 E: 0 K: 0 S: 3	H: 0 LOB: 0 BB: 0 P: 3	R: 0 E: 0 K: 1 S: 5	H: 0 LOB: 0 BB: 0 P: 5	R: 0 E: 0 K: 1 S: 5	H: 1 LOB: 0 BB: 0 P: 5		1B: 7 2B: 2 3B: 0 HR: 4	SF: 0 SAC: 0 DP: 1 HBP: 0	WP: 0 PB: 0 SB: 0 CS: 0	PA: 39	
PITCHER	IP WLS BF H R ER SO BB IBB HBP BLK WP HR S P ERA WHIP	IP WLS BF H R ER SO BB IBB HBP BLK WP HR S P ERA WHIP																				
Rollie Sheldon, R ERA: 3.9 (1, 1)	2.0 L 12 6 5 5 0 0 0 0 0 0 0 3 12 12 22.50 3.000																					
Lee Stange, R ERA: 5.75 (3, 1)	1.0 5 2 1 1 0 0 0 0 0 0 0 1 5 5 9.00 2.000																					
Dick Stigman, L ERA: 4.7 (4, 1)	2.0 9 3 0 0 3 0 0 0 0 0 0 0 15 15 0.00 1.500																					
Don McMahon, R ERA: 3.03 (6, 1)	1.0 4 1 0 0 2 0 0 0 0 0 0 0 8 8 0.00 1.000																					
John Wyatt, R ERA: 3.89 (7, 1)	2.0 6 0 0 0 1 0 0 0 0 0 0 0 8 8 0.00 0.000																					
Dan Osinski, R ERA: 7.04 (9, 1)	1.0 3 1 0 0 1 0 0 0 0 0 0 0 3 3 7.04 1.000																					
Batter	1	2	3	4	5	6	7	8	9	AB	R	H	RBI	BB	SO	LOB	BOTTOM					
Rico Petrocelli, R OBP: 0.305, SLG: 0.438 (1, 6)										3	1	1	1	2	1	1	New York Yankees @ Boston Red Sox Fenway Park, Boston, MA Wed Jun 29 1966, 7:05 PM EDT Att: 14,614 - Unknown - 86 F					
Joe Foy, R OBP: 0.324, SLG: 0.360 (1, 5)										5	1	1	0	0	2	3						
Carl Yastrzemski, L OBP: 0.335, SLG: 0.419 (1, 7)										4	0	1	1	1	1	4						
George Scott, R OBP: 0.339, SLG: 0.538 (1, 3)										5	0	1	2	0	2	2						
Don Demeter, R OBP: 0.269, SLG: 0.468 (1, 8)										5	0	2	0	0	1	2						
George Thomas, R OBP: 0.303, SLG: 0.333 (1, 9)										5	0	1	0	0	1	5						
George Smith, R OBP: 0.293, SLG: 0.396 (1, 4)										4	2	2	0	1	1	1						
Mike Ryan, R OBP: 0.247, SLG: 0.258 (1, 2)										3	0	0	0	1	0	3						
Rollie Sheldon, R Lee Stange, R Dick Stigman, L Don McMahon, R John Wyatt, R Dan Osinski, R (1, 1) (3, 1) (4, 1) (6, 1) (7, 1) (9, 1)										0	0	0	0	0	0	0						
Inning Stats	R: 0 E: 0 K: 2 S: 7	H: 0 LOB: 1 BB: 1 P: 11	R: 0 E: 0 K: 0 S: 4	H: 1 LOB: 1 BB: 0 P: 4	R: 0 E: 0 K: 1 S: 5	H: 0 LOB: 0 BB: 0 P: 5	R: 0 E: 0 K: 2 S: 8	H: 1 LOB: 1 BB: 0 P: 8	R: 4 E: 1 K: 2 S: 11	H: 3 LOB: 2 BB: 2 P: 19	R: 0 E: 0 K: 0 S: 7	H: 0 LOB: 1 BB: 1 P: 11	R: 0 E: 0 K: 0 S: 5	H: 2 LOB: 2 BB: 0 P: 5	R: 1 E: 0 K: 0 S: 5	H: 3 LOB: 2 BB: 1 P: 9		R: 0 E: 0 K: 0 S: 4	H: 1 LOB: 1 BB: 0 P: 4	1B: 5 2B: 6 3B: 0 HR: 0	SF: 0 SAC: 0 DP: 1 HBP: 0	WP: 1 PB: 0 SB: 0 CS: 0
PITCHER	IP WLS BF H R ER SO BB IBB HBP BLK WP HR S P ERA WHIP	IP WLS BF H R ER SO BB IBB HBP BLK WP HR S P ERA WHIP																				
Mel Stottlemyre, R ERA: 2.71 (1, 1)	6.2 W 32 7 4 3 9 4 0 0 0 0 1 0 10 14 4.05 1.650																					
Hal Reniff, R ERA: 1.51 (7, 1)	2.1 S 11 4 1 1 0 1 0 0 0 0 1 0 10 14 3.86 2.143																					

Batter	1	2	3	4	5	6	7	8	9	AB	R	H	RBI	BB	SO	LOB	TOP																				
Tom Tresh, S OBP: 0.345, SLG: 0.333 (1, 5)	G3		K		F7				4-3	4	0	0	0	1	1	1	New York Yankees @ Boston Red Sox Fenway Park, Boston, MA Thu Jun 30 1966, 7:05 PM EDT Att: 12,727 - Unknown																				
Bobby Richardson, R OBP: 0.314, SLG: 0.355 (1, 4)	6-3		1-3		F8					5	0	1	0	0	0	2																					
Mickey Mantle, S OBP: 0.372, SLG: 0.495 Roy White, S OBP: 0.308, SLG: 0.373 (9, PR)	F7		F9							2	0	0	0	3	0	0																					
Joe Pepitone, L OBP: 0.269, SLG: 0.441 (1, 8)		2B 4-3 HBP			F7					4	2	1	1	0	0	6																					
Billy Bryan, L OBP: 0.198, SLG: 0.214 Ray Barker, L OBP: 0.265, SLG: 0.467 (8, 3)					F9					4	0	2	0	0	1	0																					
Lou Clinton, R OBP: 0.286, SLG: 0.328 (1, 9)										0	0	0	0	0	0	0																					
Jake Gibbs, L OBP: 0.397, SLG: 0.463 (1, 2)										4	0	0	1	0	0	2																					
Dick Schofield, S OBP: 0.195, SLG: 0.083 (1, 6)										4	0	3	0	0	0	1																					
Jim Bouton, R OBP: 0.143, SLG: 0.143 Dooley Womack, L OBP: 1.000, SLG: 1.000 Horace Clarke, S OBP: 0.250, SLG: 0.227 Hal Reniff, R OBP: 0.300, SLG: 0.300 Elston Howard, R OBP: 0.310, SLG: 0.389 (9, PH)										3	0	0	0	1	1	3																					
										2	0	1	0	0	0	2																					
										0	0	0	0	0	0	0																					
										1	0	0	0	0	0	0																					
										1	0	0	0	0	0	0																					
Inning Stats	R: 0 E: 0 K: 0 S: 3	H: 0 LOB: 0 BB: 0 P: 3	R: 1 E: 0 K: 0 S: 4	H: 1 LOB: 2 BB: 1 P: 9	R: 0 E: 0 K: 1 S: 5	H: 0 LOB: 0 BB: 0 P: 5	R: 1 E: 0 K: 1 S: 7	H: 2 LOB: 1 BB: 0 P: 7	R: 0 E: 0 K: 0 S: 4	H: 1 LOB: 2 BB: 1 P: 8	R: 0 E: 0 K: 0 S: 4	H: 2 LOB: 1 BB: 0 P: 4	R: 0 E: 0 K: 0 S: 3	H: 0 LOB: 2 BB: 2 P: 11	R: 0 E: 0 K: 1 S: 6	H: 1 LOB: 1 BB: 0 P: 6	R: 0 E: 0 K: 0 S: 4	H: 1 LOB: 2 BB: 1 P: 8	1B: 4 2B: 3 3B: 0 HR: 1	SF: 0 SAC: 0 DP: 0 HBP: 1	WP: 1 PB: 0 SB: 1 CS: 0	PA: 40															
PITCHER	IP	WLS	BF	H	R	ER	SO	BB	IBB	HBP	BLK	WP	HR	S	P	ERA	WHIP	PITCHER	IP	WLS	BF	H	R	ER	SO	BB	IBB	HBP	BLK	WP	HR	S	P	ERA	WHIP		
Jim Lonborg, R ERA: 4.46 Don McMahon, R ERA: 2.78	(1, 1)	6.0	26	6	2	2	2	2	0	1	0	1	1	27	36	3.00	1.333																				
	(7, 1)	3.0	W	14	2	0	0	1	3	0	0	0	0	0	13	25	0.00	1.667																			

AB	34
R	2
H	8
RBI	2
BB	5
SO	3
LOB	17



Batter	1	2	3	4	5	6	7	8	9	AB	R	H	RBI	BB	SO	LOB	BOTTOM																				
Rico Petrocelli, R OBP: 0.308, SLG: 0.436 (1, 6)	L7		SH1-3							3	1	1	0	1	1	0	New York Yankees @ Boston Red Sox Fenway Park, Boston, MA Thu Jun 30 1966, 7:05 PM EDT Att: 12,727 - Unknown																				
Joe Foy, R OBP: 0.325, SLG: 0.361 (1, 5)			6-3							5	1	2	0	0	0	6																					
Carl Yastrzemski, L OBP: 0.339, SLG: 0.427 (1, 7)										4	1	2	1	1	0	2																					
George Scott, R OBP: 0.338, SLG: 0.534 (1, 3)										4	0	1	1	0	1	4																					
Don Demeter, R OBP: 0.275, SLG: 0.469 (1, 8)										4	0	2	1	0	1	2																					
George Thomas, R OBP: 0.312, SLG: 0.325 (1, 9)										2	0	0	0	1	1	3																					
George Smith, R OBP: 0.292, SLG: 0.393 (1, 4)										4	0	1	0	0	2	4																					
Mike Ryan, R OBP: 0.247, SLG: 0.258 (1, 2)										4	0	1	0	0	0	4																					
Jim Lonborg, R OBP: 0.074, SLG: 0.077 Dalton Jones, L OBP: 0.279, SLG: 0.371 Don McMahon, R (7, 1)										2	0	1	0	0	0	0																					
										1	0	0	0	0	0	2																					
										1	0	0	0	0	1	0																					
Inning Stats	R: 0 E: 0 K: 1 S: 6	H: 1 LOB: 1 BB: 0 P: 6	R: 0 E: 0 K: 2 S: 7	H: 0 LOB: 1 BB: 1 P: 11	R: 0 E: 0 K: 0 S: 4	H: 1 LOB: 2 BB: 1 P: 8	R: 0 E: 1 K: 0 S: 4	H: 2 LOB: 1 BB: 0 P: 4	R: 2 E: 1 K: 0 S: 6	H: 3 LOB: 1 BB: 0 P: 6	R: 0 E: 0 K: 0 S: 4	H: 1 LOB: 3 BB: 1 P: 9	R: 1 E: 1 K: 2 S: 10	H: 2 LOB: 2 BB: 0 P: 10	R: 0 E: 0 K: 2 S: 8	H: 1 LOB: 1 BB: 0 P: 8		R: 0 E: 0 K: 2 S: 8	H: 1 LOB: 1 BB: 0 P: 8	1B: 8 2B: 4 3B: 0 HR: 0	SF: 0 SAC: 1 DP: 2 HBP: 1	WP: 0 PB: 0 SB: 0 CS: 0	PA: 39														
PITCHER	IP	WLS	BF	H	R	ER	SO	BB	IBB	HBP	BLK	WP	HR	S	P	ERA	WHIP	PITCHER	IP	WLS	BF	H	R	ER	SO	BB	IBB	HBP	BLK	WP	HR	S	P	ERA	WHIP		
Jim Bouton, R ERA: 3.29 Dooley Womack, R ERA: 4.15 Hal Reniff, R ERA: 1.65	(1, 1)	4.1	22	7	2	1	3	2	0	0	0	0	0	26	34	2.08	2.077																				
	(5, 1)	1.2	7	1	0	0	0	0	1	1	0	0	0	5	10	0.00	0.600																				
	(7, 1)	2.0	L	10	3	1	1	4	0	0	0	0	0	18	18	4.50	1.500																				



Batter	1	2	3	4	5	6	7	8	9	10	11	12	13	AB	R	H	RBI	BB	SO	LOB	TOP						
Rico Petrocelli, R OBP: 0.302, SLG: 0.428 (1, 6)	L5		5-3		F6			F2			K			5	0	0	0	0	1	3							
Joe Foy, R OBP: 0.319, SLG: 0.353 (1, 5)	6-3			E6	G5-4-3	5-3		F8			K			5	0	0	0	0	1	1							
Carl Yastrzemski, L OBP: 0.334, SLG: 0.419 (1, 7)	F6			K		G3			1-3		4-3			5	0	0	0	0	1	1							
George Scott, R OBP: 0.332, SLG: 0.524 (1, 3)		K		G5-4-3	1-2	5-3			F8				5-3	5	0	0	0	0	1	1							
Don Demeter, R OBP: 0.279, SLG: 0.467 (1, 8)		1B						K		1-3			5-3	5	0	2	0	0	1	0							
George Thomas, R OBP: 0.306, SLG: 0.309 (1, 9)		F7			E			F8		F8	FC5-4	1B		4	1	0	0	1	0	2							
George Smith, R OBP: 0.286, SLG: 0.383 (1, 4)		F7			E6			F8					F9	5	0	0	0	0	0	2							
Mike Ryan, R OBP: 0.251, SLG: 0.262 (1, 2)				3-1						5-3			F6	5	0	2	1	0	0	0							
Darrell Brandon, R OBP: 0.143, SLG: 0.286 (8, 1)				K		5-3		SH1-4					F6	2	0	0	0	0	1	2							
John Wyatt, R (13, PH)								SH1-4					F6	1	0	0	0	0	0	0							
Lee Stange, R OBP: 0.053, SLG: 0.053 (13, 1)													F6	0	0	0	0	0	0	0							
Inning Stats	R: 0 E: 0 K: 0 S: 3	H: 0 LOB: 0 BB: 0 P: 3	R: 0 E: 0 K: 1 S: 6	H: 1 LOB: 1 BB: 0 P: 6	R: 0 E: 0 K: 1 S: 5	H: 0 LOB: 0 BB: 0 P: 5	R: 0 E: 1 K: 1 S: 5	H: 0 LOB: 0 BB: 0 P: 5	R: 1 E: 1 K: 1 S: 7	H: 1 LOB: 2 BB: 1 P: 11	R: 0 E: 0 K: 0 S: 3	H: 0 LOB: 0 BB: 0 P: 3	R: 0 E: 0 K: 0 S: 3	H: 1 LOB: 1 BB: 0 P: 4	R: 0 E: 0 K: 0 S: 4	H: 1 LOB: 1 BB: 0 P: 4	R: 0 E: 0 K: 2 S: 7	H: 0 LOB: 0 BB: 0 P: 7	R: 0 E: 0 K: 0 S: 3	H: 0 LOB: 0 BB: 0 P: 3	R: 0 E: 0 K: 0 S: 3	H: 0 LOB: 0 BB: 0 P: 3	1B: 4 2B: 0 3B: 0 HR: 0	SF: 0 SAC: 1 DP: 1 HBP: 0	W/P: 0 PB: 0 SB: 0 CS: 0	PA: 45	
PITCHER	IP	WLS	BF	H	R	ER	SO	BB	IBB	HBP	BLK	WP	HR	S	P	ERA	WHIP										
John Buzhardt, R ERA: 3.14 (1, 1)	8.0		29	3	1	0	4	1	0	0	0	0	0	36	40	0.00	0.500										
Bob Locker, R ERA: 1.51 (9, 1)	5.0	W	16	1	0	0	2	0	0	0	0	0	0	20	20	0.00	0.200										

Boston Red Sox @ Chicago White Sox
Comiskey Park, Chicago, IL
Fri Jul 01 1966, 8:05 PM EDT
Att: 18,788 - Unknown

AB 43
R 1
H 4
RBI 1
BB 1
SO 6
LOB 12

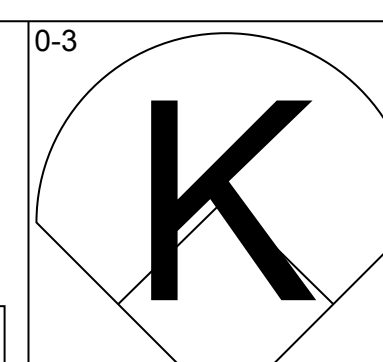
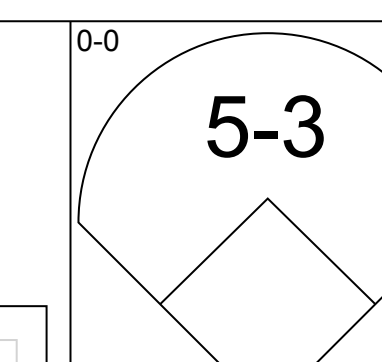
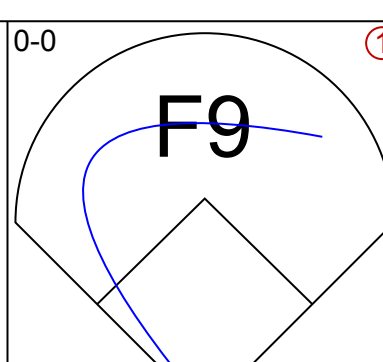
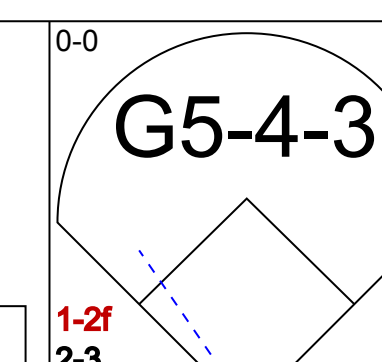
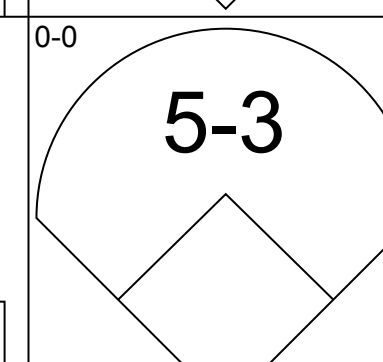
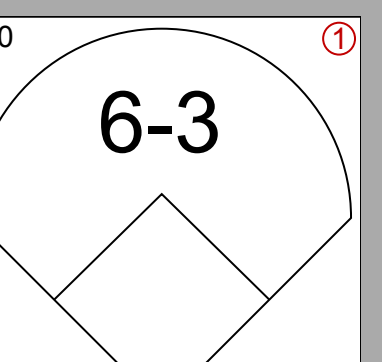
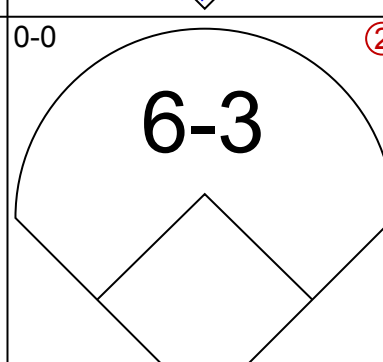
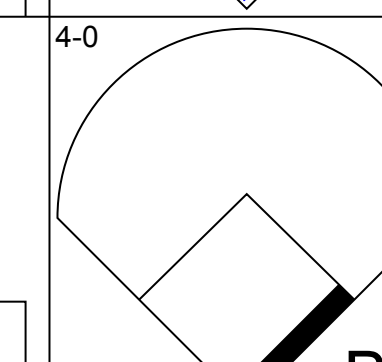
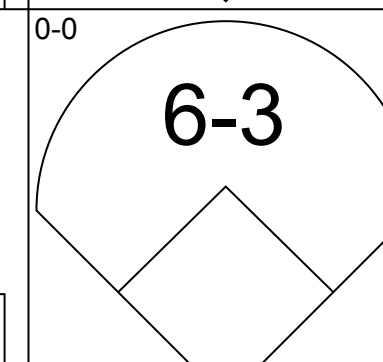
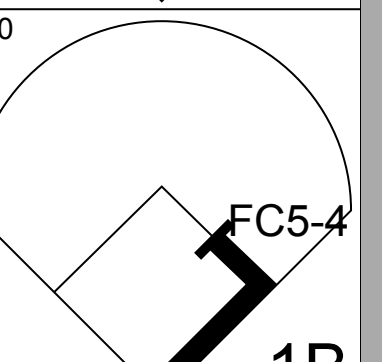
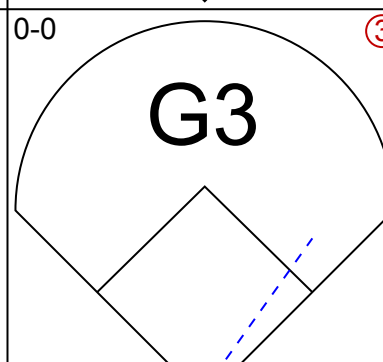
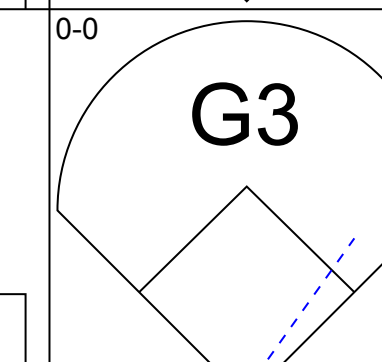
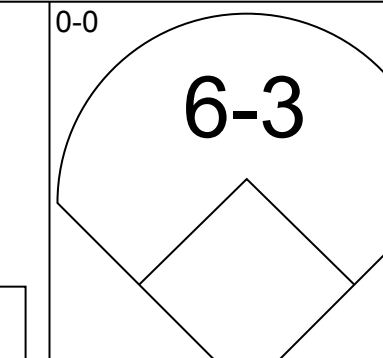

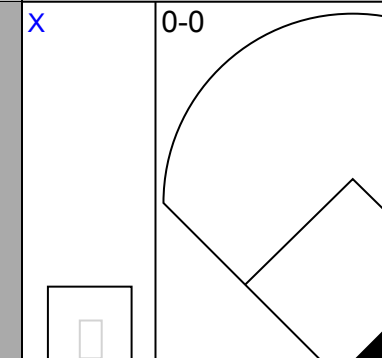
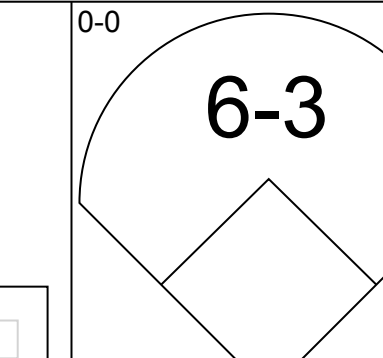
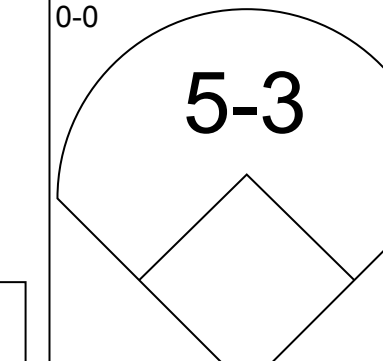
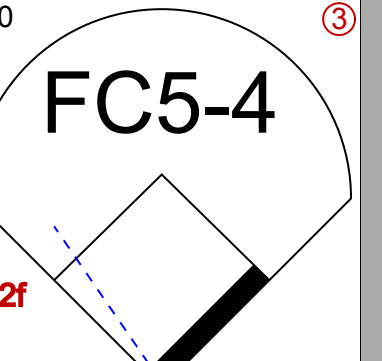
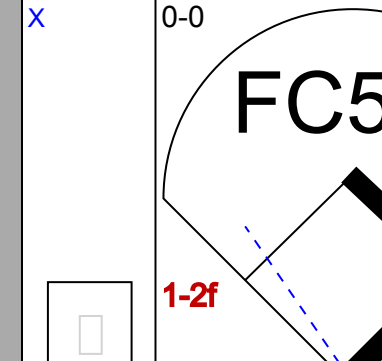
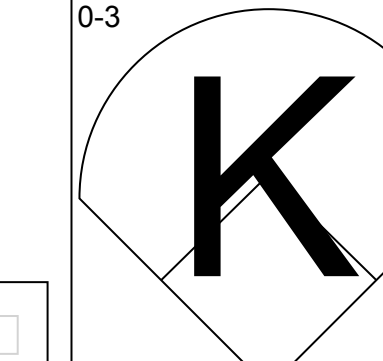
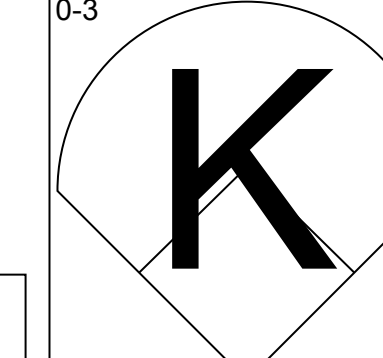
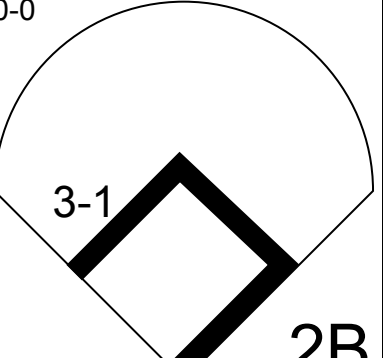
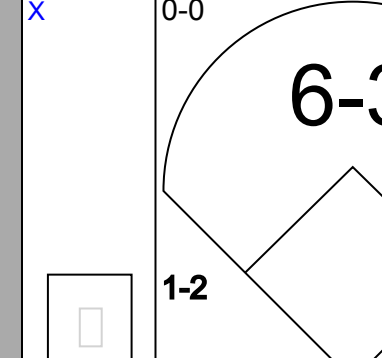
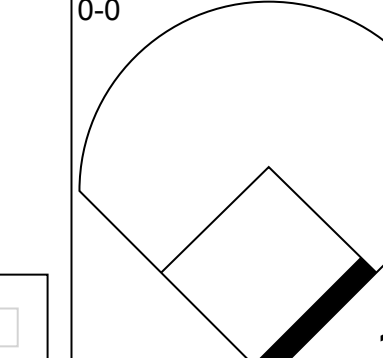
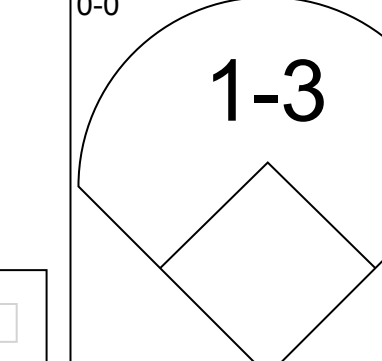
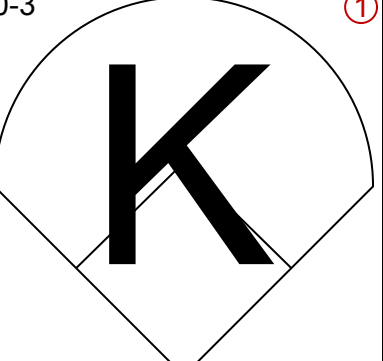
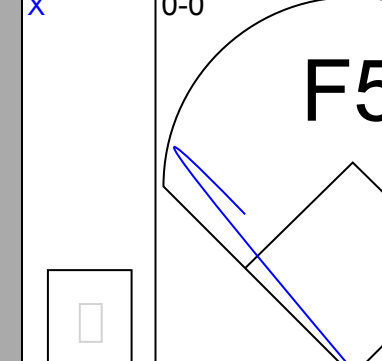
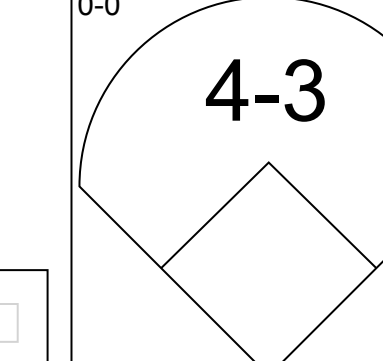
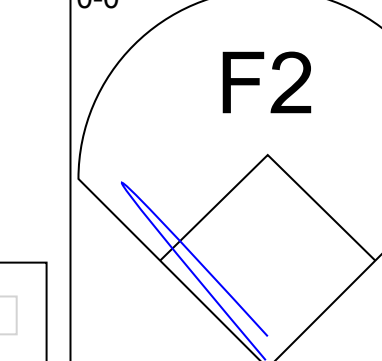
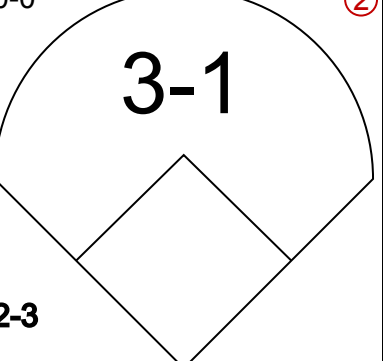
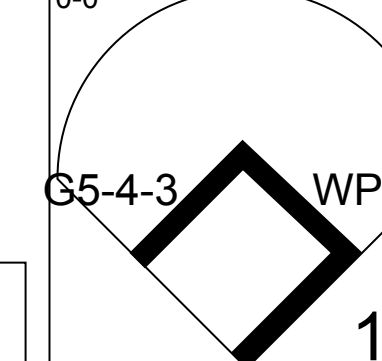
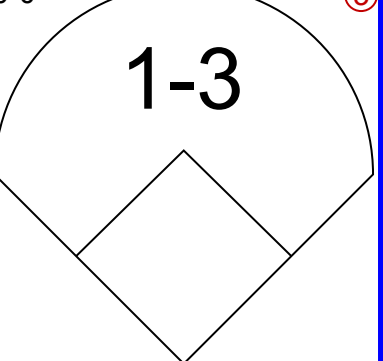

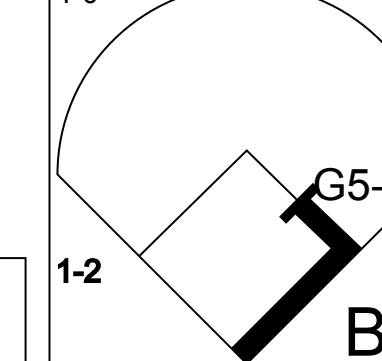


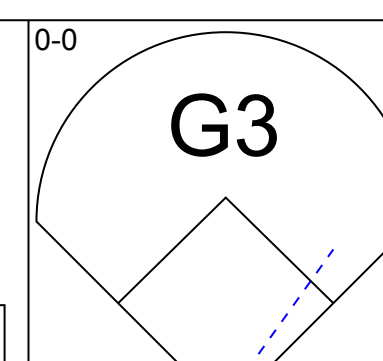
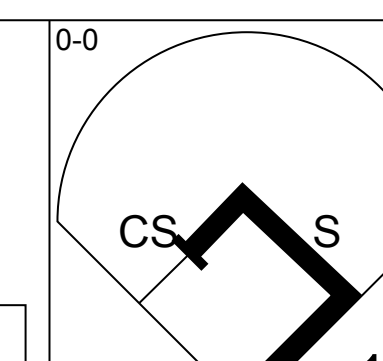
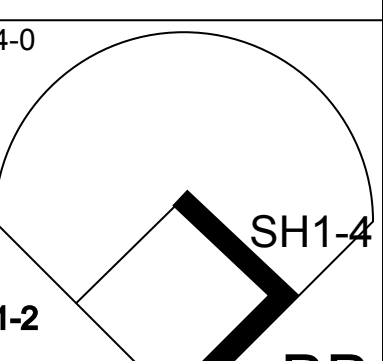
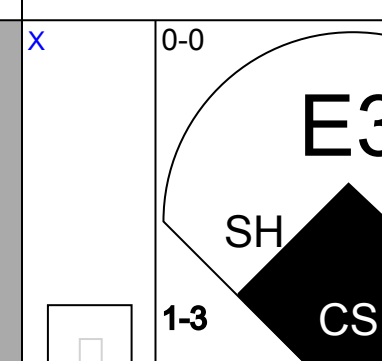
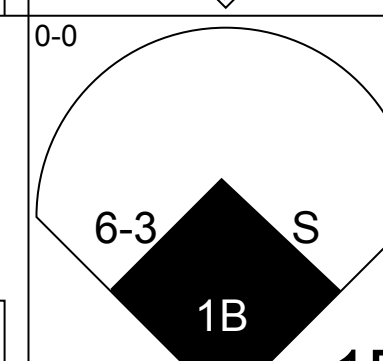
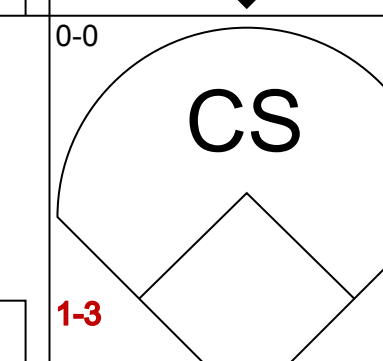
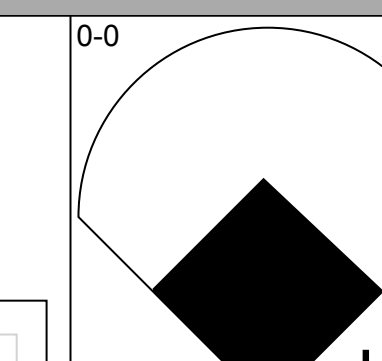
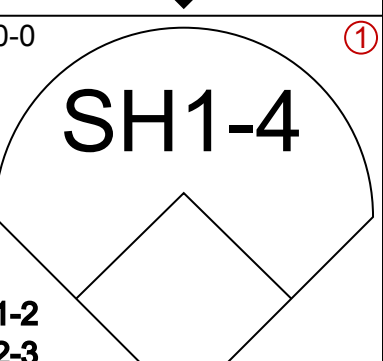
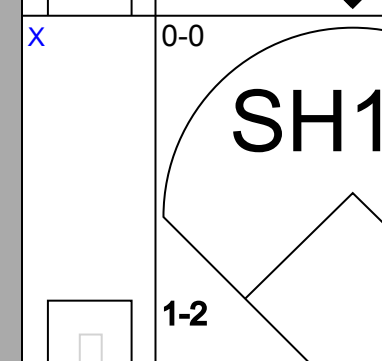
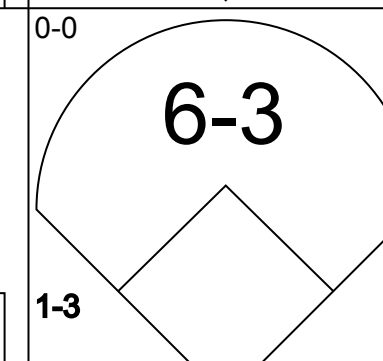
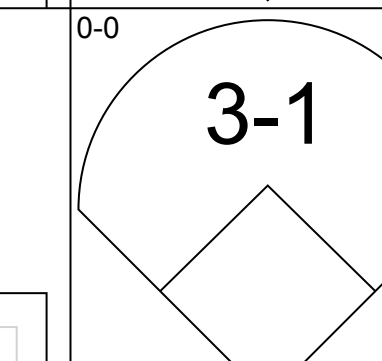
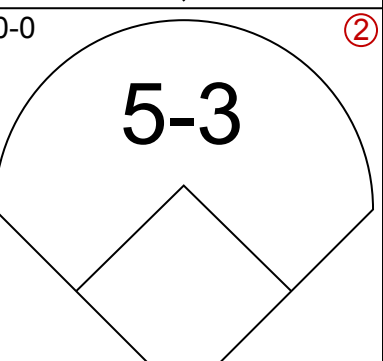
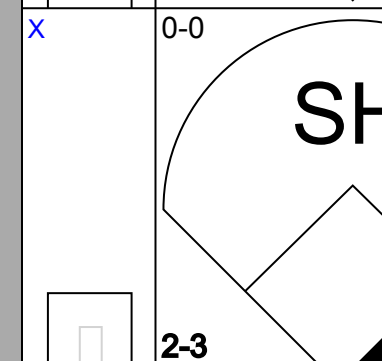
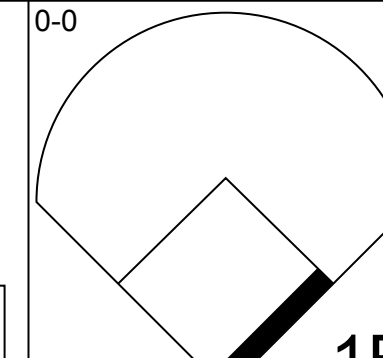
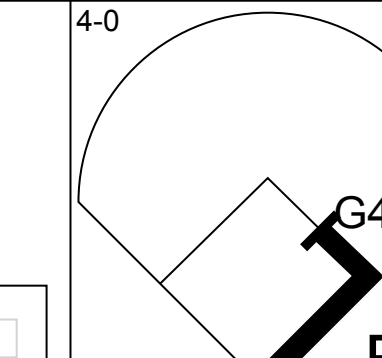
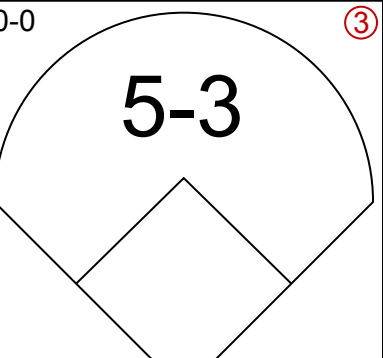
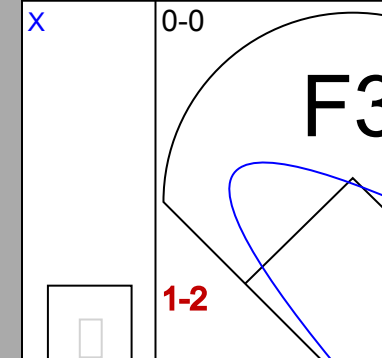
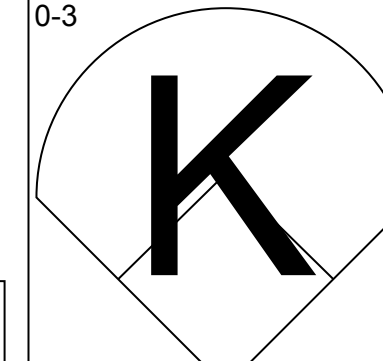
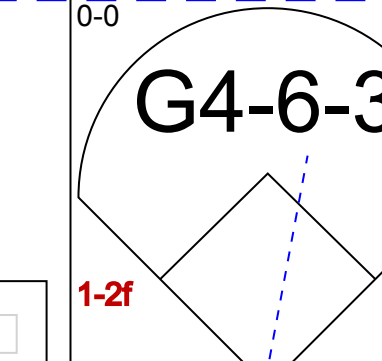
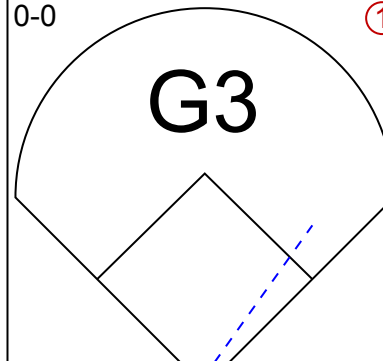
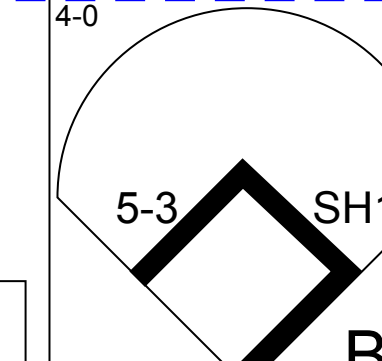
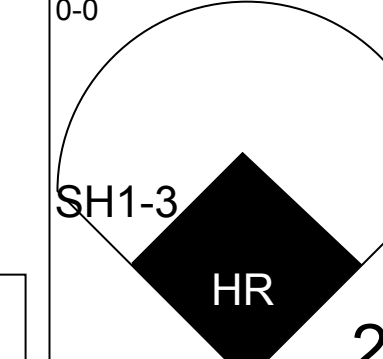
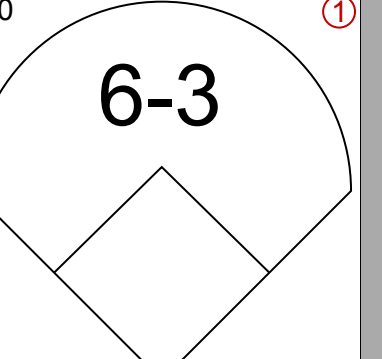
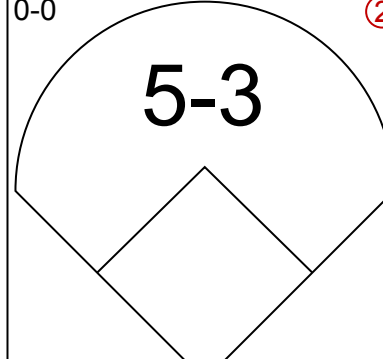
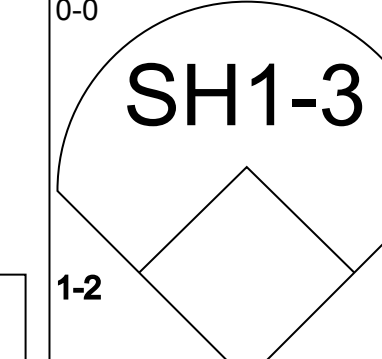
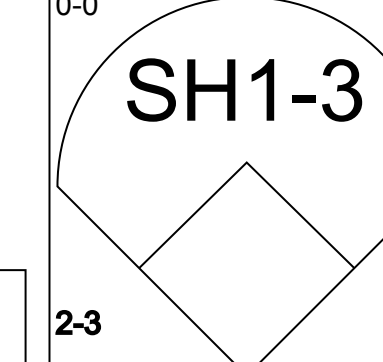

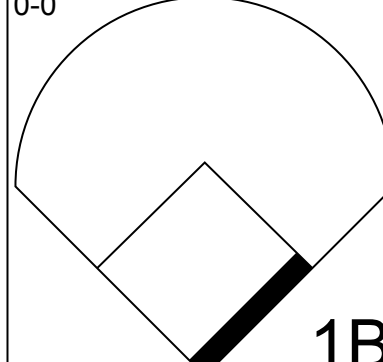
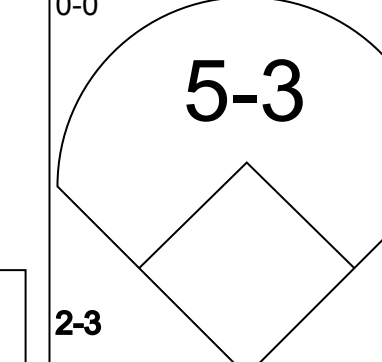
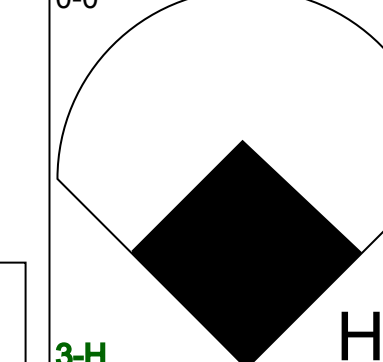
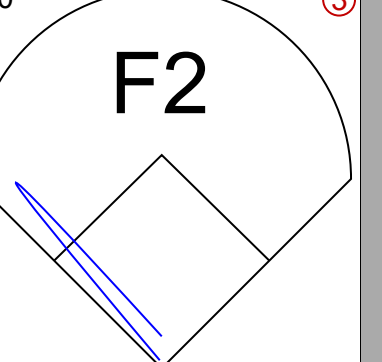
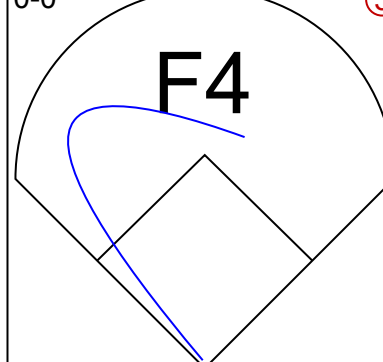
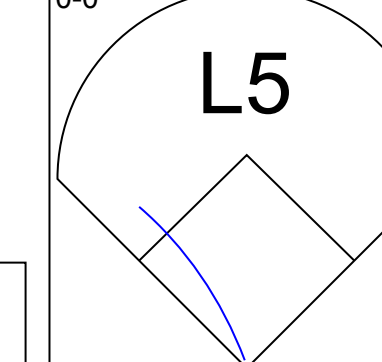
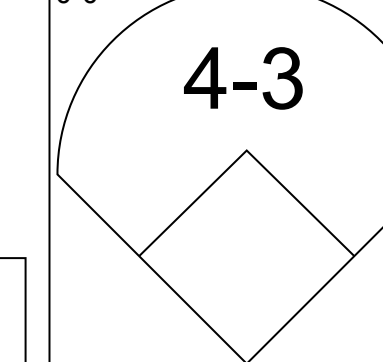
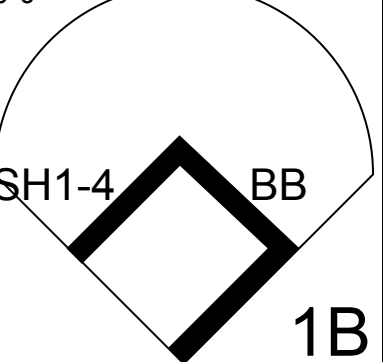
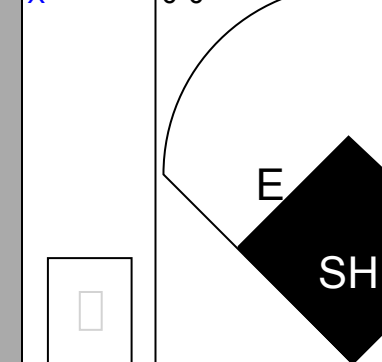
Batter	1	2	3	4	5	6	7	8	9	10	11	12	13	AB	R	H	RBI	BB	SO	LOB	BOTTOM						
Don Buford, S OBP: 0.312, SLG: 0.331 (13, 4)	4-3		F8			6-3		F7			F5		SH3-4	5	0	0	0	0	0	1							
Ken Berry, R OBP: 0.294, SLG: 0.399 (1, 7)				F7		BB		K			F7		4-3	6	0	2	0	0	1	4							
Tommie Agee, R OBP: 0.323, SLG: 0.403 (1, 8)	G5-4-3			K		F7		CS			F6		PB	6	0	1	1	0	1	3							
Bill Skowron, R OBP: 0.300, SLG: 0.370 (1, 3)														3	0	1	0	1	1	0							
Joe Horlen, R OBP: 0.077, SLG: 0.040 (12, PR)		K		1B						6-3				0	0	0	0	0	0	0							
Gene Freese, R OBP: 0.264, SLG: 0.330 (13, 5)				1B		1-2		CS						0	0	0	0	0	0	0							
Tom McCraw, L OBP: 0.313, SLG: 0.358 (13, 3)										4-3			SH1-4	3	0	1	0	1	0	2							
Jerry McNertney, R OBP: 0.300, SLG: 0.243 (7, PH)														2	0	0	0	0	1	3							
Wayne Causey, L OBP: 0.297, SLG: 0.214 (8, 2)														1	0	0	0	0	1	0							
J.C. Martin, L OBP: 0.355, SLG: 0.420 (8, 2)														1	0	0	0	1	1	0							
Jerry Adair, R OBP: 0.308, SLG: 0.325 (13, 6)														4	0	0	0	1	0	3							
Lee Elia, R OBP: 0.262, SLG: 0.331 (1, 6)														4	0	0	0	0	1	1							
Floyd Robinson, L OBP: 0.357, SLG: 0.360 (12, PH)														1	0	0	0	0	0	2							
John Buzhardt, R ERA: 3.78, SLG: 0.074 (8, PR)														2	0	0	0	0	1	0							
Sheldon Byrd, L ERA: 3.02, SLG: 0.251 (8, PR)														0	0	0	0	0	0	0							
Al Wells, S ERA: 2.28, SLG: 0.147 (8, 1)														1	0	0	0	0	0	0							
Bob Locker, S ERA: 1.51, SLG: 0.125 (13, PR)														1	0	1	0	0	0	0							
John Buzhardt, R ERA: 3.78, SLG: 0.074 (8, PR)														0	1	0	0	0	0	0							
Gene Freese, R OBP: 0.264, SLG: 0.330 (13, 5)														0	1	0	0	0	0	0							
Inning Stats	R: 0 E: 0 K: 0 S: 3	H: 1 LOB: 0 BB: 0 P: 3	R: 0 E: 0 K: 1 S: 5	H: 0 LOB: 1 BB: 1 P: 9	R: 0 E: 0 K: 1 S: 5	H: 2 LOB: 2 BB: 0 P: 9	R: 0 E: 0 K: 2 S: 9	H: 0 LOB: 0 BB: 0 P: 9	R: 0 E: 0 K: 1 S: 5	H: 0 LOB: 0 BB: 0 P: 5	R: 1 E: 0 K: 1 S: 5	H: 1 LOB: 1 BB: 1 P: 9	R: 0 E: 0 K: 1 S: 5	H: 0 LOB: 0 BB: 0 P: 5	R: 0 E: 0 K: 0 S: 3	H: 0 LOB: 0 BB: 0 P: 3	R: 0 E: 0 K: 0 S: 3	H: 0 LOB: 0 BB: 1 P: 8	R: 0 E: 0 K: 0 S: 3	H: 1 LOB: 1 BB: 0 P: 3	R: 1 E: 0 K: 0 S: 3	H: 1 LOB: 1 BB: 0 P: 3	1B: 6 2B: 0 3B: 0 HR: 0	SF: 0 SAC: 2 DP: 2 HBP: 1	W/P: 0 PB: 1 SB: 2 CS: 1	PA: 49	
PITCHER	IP	WLS	BF	H	R	ER	SO	BB	IBB	HBP	BLK	WP	HR	S	P	ERA	WHIP										
Darrell Brandon, R ERA: 3.77 (8, 1)	7.2		30	5	1	1	6	4	0	0	0	0	0	38	54	1.17	1.174										
John Wyatt, R ERA: 3.46 (13, 1)	4.1		14	0	0	0	2	0	1	1	0	0	0	16	21	0.00	0.000										
Lee Stange, R ERA: 5.87 (13, 1)	0.2	L	4	1	1	0	0	0	0	0	0	0	0	3	3	0.00	1.500										

Boston Red Sox @ Chicago White Sox
Comiskey Park, Chicago, IL
Fri Jul 01 1966, 8:05 PM EDT
Att: 18,788 - Unknown

AB 40
R 2
H 6
RBI 1
BB 5
SO 8
LOB 19




Batter	1	2	3	4	5	6	7	8	9	AB	R	H	RBI	BB	SO	LOB	TOP						
Rico Petrocelli, R OBP: 0.298, SLG: 0.422										4	0	0	0	0	1	3	<p>Boston Red Sox @ Chicago White Sox Comiskey Park, Chicago, IL</p> <p>Sat Jul 02 1966, 4:33 AM EDT Att: 13,805 - Unknown</p> <p>livebaseballscores.com</p>						
Joe Foy, R OBP: 0.318, SLG: 0.349										3	0	0	0	1	0	0							
Carl Yastrzemski, L OBP: 0.333, SLG: 0.417										4	0	1	0	0	0	2							
Don Demeter, R OBP: 0.278, SLG: 0.461										4	0	1	0	0	1	1							
George Scott, R OBP: 0.328, SLG: 0.517										4	0	0	0	0	1	2							
George Thomas, R OBP: 0.314, SLG: 0.329										4	0	2	0	0	1	1							
George Smith, R OBP: 0.281, SLG: 0.376										4	0	0	0	0	1	3							
Mike Ryan, R OBP: 0.253, SLG: 0.263										3	0	1	0	0	0	1							
Jose Santiago, R OBP: 0.188, SLG: 0.161										1	0	1	0	0	0	0							
Dan Osinski, R OBP: 0.302, SLG: 0.303										0	0	0	0	0	0	0							
Lenny Green, L OBP: 0.302, SLG: 0.303										0	0	0	0	0	0	1							
Bob Sadowski, R OBP: 0.282, SLG: 0.282										0	0	0	0	0	0	0							
Dalton Jones, L OBP: 0.282, SLG: 0.282										0	0	0	0	0	0	0							
Dave Morehead, R OBP: 0.167, SLG: 0.167										0	0	0	0	0	0	0							
Inning Stats	R: 0 E: 0 K: 1 S: 5	H: 0 LOB: 0 BB: 0 P: 5	R: 0 E: 0 K: 1 S: 5	H: 0 LOB: 0 BB: 0 P: 5	R: 0 E: 0 K: 0 S: 4	H: 1 LOB: 1 BB: 0 P: 4	R: 0 E: 0 K: 1 S: 6	H: 1 LOB: 1 BB: 0 P: 6	R: 0 E: 0 K: 0 S: 3	H: 0 LOB: 0 BB: 0 P: 3	R: 0 E: 0 K: 0 S: 4	H: 1 LOB: 1 BB: 0 P: 4	R: 0 E: 0 K: 0 S: 3	H: 1 LOB: 2 BB: 2 P: 11	R: 0 E: 0 K: 1 S: 6	H: 1 LOB: 1 BB: 0 P: 6	1B: 5 2B: 1 3B: 0 HR: 0	SF: 0 SAC: 0 DP: 1 HBP: 0	WP: 1 PA: 34				
PITCHER	IP WLS BF H R ER SO BB IBB HBP BLK WP HR S P ERA WHIP																						
Joe Horlen, R ERA: 2.07	9.0 W 34	6 0 0 5	2 0 0 0	0 0 0 0	1 0 42	50	0.00	0.889															

Batter	1	2	3	4	5	6	7	8	9	AB	R	H	RBI	BB	SO	LOB	BOTTOM						
Don Buford, S OBP: 0.317, SLG: 0.335										3	1	2	0	1	0	0	<p>Boston Red Sox @ Chicago White Sox Comiskey Park, Chicago, IL</p> <p>Sat Jul 02 1966, 4:33 AM EDT Att: 13,805 - Unknown</p> <p>livebaseballscores.com</p>						
Tommie Agee, R OBP: 0.327, SLG: 0.418										2	2	2	1	0	0	0							
Tom McCraw, L OBP: 0.309, SLG: 0.352										3	0	0	1	0	0	3							
Floyd Robinson, L OBP: 0.349, SLG: 0.368										3	0	1	1	1	0	3							
J.C. Martin, L OBP: 0.351, SLG: 0.408										3	0	0	0	1	1	2							
Jerry Adair, R OBP: 0.309, SLG: 0.333										3	1	1	0	0	0	0							
Ken Berry, R OBP: 0.296, SLG: 0.397										3	0	1	0	0	1	1							
Lee Elia, R OBP: 0.261, SLG: 0.352										4	1	1	2	0	0	2							
Joe Horlen, R OBP: 0.138, SLG: 0.107										3	1	2	0	0	0	0							
Inning Stats	R: 1 E: 0 K: 1 S: 7	H: 2 LOB: 1 BB: 0 P: 7	R: 2 E: 0 K: 0 S: 5	H: 3 LOB: 0 BB: 0 P: 5	R: 1 E: 0 K: 0 S: 3	H: 1 LOB: 0 BB: 1 P: 7	R: 0 E: 0 K: 1 S: 5	H: 0 LOB: 0 BB: 0 P: 5	R: 0 E: 0 K: 0 S: 4	H: 1 LOB: 2 BB: 0 P: 4	R: 2 E: 2 K: 0 S: 5	H: 2 LOB: 0 BB: 0 P: 5	R: 0 E: 0 K: 0 S: 3	H: 0 LOB: 1 BB: 1 P: 7	R: 0 E: 0 K: 0 S: 3	H: 0 LOB: 1 BB: 1 P: 7	1B: 7 2B: 1 3B: 0 HR: 2	SF: 0 SAC: 5 DP: 1 HBP: 0	WP: 0 PA: 36				
PITCHER	IP WLS BF H R ER SO BB IBB HBP BLK WP HR S P ERA WHIP																						
Jose Santiago, R ERA: 3.7	2.1 L 13	4 0 0 1	0 0 0 0	0 0 0 0	0 0 6	6	0.00	0.000															
Dan Osinski, R ERA: 6.57	3.0	14 4	2 1 0 1	0 0 0 0	0 0 13	17	3.00	1.667															
Bob Sadowski, R ERA: 5.57	3.0	14 4	2 1 0 1	0 0 0 0	0 0 13	17	3.00	1.667															
Dave Morehead, R ERA: 4.35	1.0	4 0	0 0 0 0	1 0 0 0	0 0 3	7	0.00	1.000															


Batter	1	2	3	4	5	6	7	8	9	AB	R	H	RBI	BB	SO	LOB	TOP										
Rico Petrocelli, R OBP: 0.297, SLG: 0.418 (1, 6)	F7		F7		K		1B 1B		F8	5	1	1	0	0	1	1	Boston Red Sox @ Chicago White Sox Comiskey Park, Chicago, IL Sun Jul 03 1966, 4:33 AM EDT Unknown livebaseballscorecards.com										
Jose Tartabull, L OBP: 0.282, SLG: 0.296 (1, 8)	2B		4-3		F6		1B E 1B		FC6-4	5	1	2	1	0	0	1											
Carl Yastrzemski, L OBP: 0.340, SLG: 0.425 (1, 7)	BB		BB 1B		G5-3 2B		E WP 1B		F7	4	1	3	1	1	0	1											
George Scott, R OBP: 0.330, SLG: 0.515 (1, 3)	K		BB 1B		HBP		SF8			1	0	0	1	1	1	2											
George Thomas, R OBP: 0.302, SLG: 0.315 (1, 9)	F8		BB 1B		K		1-3			4	0	0	0	0	1	6											
Joe Foy, R OBP: 0.314, SLG: 0.344 (1, 5)		F7		K		G5-3		5-3		4	0	0	0	0	1	2											
George Smith, R OBP: 0.284, SLG: 0.375 (1, 4)	BB		F3		F3		E 3-1 1B		K	3	1	1	0	1	1	0											
Mike Ryan, R OBP: 0.247, SLG: 0.257 (1, 2)	K		F8		F8		E5 1B 3-1 1B		K	4	1	0	0	0	2	2											
Rollie Sheldon, R OBP: 0.107, SLG: 0.107 (7, PH)	K				6-3		3-1			2	0	0	0	0	1	1											
Don McMahon, R (7, 1)							1-2 3-H BB		FC6-4 BB	1	0	0	1	0	0	1											
Inning Stats	R: 0 E: 0 K: 1 S: 6	H: 1 LOB: 2 BB: 1 P: 10	R: 0 E: 0 K: 2 S: 7	H: 0 LOB: 1 BB: 1 P: 11	R: 0 E: 0 K: 0 S: 4	H: 1 LOB: 2 BB: 1 P: 8	R: 0 E: 0 K: 1 S: 5	H: 0 LOB: 0 BB: 0 P: 5	R: 0 E: 0 K: 1 S: 5	H: 1 LOB: 1 BB: 0 P: 6	R: 5 E: 2 K: 0 S: 8	H: 4 LOB: 0 BB: 0 P: 8	R: 0 E: 0 K: 2 S: 7	H: 0 LOB: 0 BB: 0 P: 7	R: 0 E: 0 K: 0 S: 3	H: 0 LOB: 1 BB: 1 P: 7	1B: 5 2B: 2 3B: 0 HR: 0	SF: 1 SAC: 0 DP: 1 HBP: 1	WP: 1 PA: 39 PB: 0 SB: 0 CS: 0								
PITCHER	IP	WLS	BF	H	R	ER	SO	BB	IBB	HBP	BLK	WP	HR	S	P	ERA	WHIP										
Jack Lamabe, R ERA: 2.83 (1, 1)	5.0		20	2	0	0	5	3	0	0	0	0	0	27	39	0.00	1.000										
Bob Locker, R ERA: 1.77 (6, 1)	1.1	L	9	4	4	2	1	0	0	1	0	0	0	10	11	13.50	3.000										
Hoyt Wilhelm, R ERA: 3.38 (7, 1)	0.2		3	1	1	0	0	0	0	0	0	1	0	3	3	0.00	1.500										
Dennis Higgins, R ERA: 2.82 (8, 1)	2.0		7	0	0	0	2	1	0	0	0	0	0	10	14	0.00	0.500										

AB 33
R 5
H 7
RBI 4
BB 4
SO 8
LOB 17



Batter	1	2	3	4	5	6	7	8	9	AB	R	H	RBI	BB	SO	LOB	BOTTOM										
Don Buford, S OBP: 0.316, SLG: 0.333 (1, 5)	F8			K		SH3-4			K	4	0	1	0	0	2	1	Boston Red Sox @ Chicago White Sox Comiskey Park, Chicago, IL Sun Jul 03 1966, 4:33 AM EDT Unknown livebaseballscorecards.com										
Tommie Agee, R OBP: 0.326, SLG: 0.426 (1, 8)	4-3			K		HR				4	1	1	2	0	1	2											
Tom McCraw, L OBP: 0.308, SLG: 0.355 (1, 3)	3-1			2B		6-3			E5	4	0	1	0	0	0	0											
Floyd Robinson, L OBP: 0.347, SLG: 0.363 (1, 9)	G3			F4		BB BB			3-1	3	0	0	0	1	0	2											
J.C. Martin, L OBP: 0.347, SLG: 0.396 (1, 2)	F8			F8		BB			3-1	3	0	0	0	1	0	1											
Jerry Adair, R OBP: 0.300, SLG: 0.323 (8, 6)	K			5-3		4-3			5-3	4	0	0	0	0	1	3											
Ken Berry, R OBP: 0.301, SLG: 0.490 (1, 7)				G6-4-3 1B		1B			K	4	0	2	0	0	2	0											
Lee Elia, R OBP: 0.257, SLG: 0.346 (7, PH)				G6-4-3		F5			F7	2	0	0	0	0	0	2											
Wayne Causey, L OBP: 0.300, SLG: 0.219 (8, 4)				1-2					1B	2	0	1	0	0	0	0											
Jack Lamabe, R ERA: 2.83 (1, 1)				1-3		SH3-4 HR 1B			1B HBP	1	0	0	0	0	0	0											
Bob Locker, S ERA: 1.77 (6, 1)										1	1	1	0	0	0	0											
Hoyt Wilhelm, R ERA: 3.38 (7, 1)										0	0	0	0	0	0	0											
Gene Fresse, R ERA: 3.38 (7, PH)										0	0	0	0	0	0	0											
Joe Horlen, R ERA: 3.38 (7, PH)										0	0	0	0	0	0	0											
Dennis Higgins, R ERA: 2.82 (8, 1)										0	0	0	0	0	0	0											
Smoky Burgess, R ERA: 2.82 (8, PH)										1	0	0	0	0	1	1											
Inning Stats	R: 0 E: 0 K: 0 S: 3	H: 0 LOB: 0 BB: 0 P: 3	R: 0 E: 0 K: 1 S: 5	H: 0 LOB: 0 BB: 0 P: 5	R: 0 E: 0 K: 2 S: 8	H: 1 LOB: 1 BB: 0 P: 8	R: 0 E: 0 K: 2 S: 8	H: 1 LOB: 1 BB: 0 P: 8	R: 0 E: 0 K: 0 S: 4	H: 0 LOB: 0 BB: 0 P: 4	R: 2 E: 0 K: 1 S: 6	H: 2 LOB: 2 BB: 2 P: 13	R: 0 E: 0 K: 1 S: 6	H: 1 LOB: 2 BB: 0 P: 7	R: 0 E: 1 K: 0 S: 4	H: 0 LOB: 1 BB: 0 P: 4	R: 0 E: 0 K: 3 S: 10	H: 1 LOB: 1 BB: 0 P: 10	1B: 5 2B: 1 3B: 0 HR: 1	SF: 0 SAC: 1 DP: 1 HBP: 1	WP: 0 PA: 37 PB: 0 SB: 0 CS: 0						
PITCHER	IP	WLS	BF	H	R	ER	SO	BB	IBB	HBP	BLK	WP	HR	S	P	ERA	WHIP										
Rollie Sheldon, R ERA: 3.84 (1, 1)	6.0		24	5	2	2	3	2	0	0	0	0	0	28	36	3.00	1.167										
Don McMahon, R ERA: 2.96 (7, 1)	3.0	S	13	2	0	0	4	0	0	1	0	0	0	20	21	0.00	0.667										

AB 33
R 2
H 7
RBI 2
BB 2
SO 7
LOB 12



Batter	1	2	3	4	5	6	7	8	9	AB	R	H	RBI	BB	SO	LOB	TOP		
Rico Petrocelli, R OBP: 0.292, SLG: 0.410										5	0	0	0	0	1	5			
Joe Foy, R OBP: 0.312, SLG: 0.345										5	0	1	0	0	0	1			
Carl Yastrzemski, L OBP: 0.342, SLG: 0.426										4	0	2	0	0	0	1			
Don Demeter, R OBP: 0.278, SLG: 0.456										4	0	1	0	0	0	1			
George Scott, R OBP: 0.329, SLG: 0.512										4	1	1	0	0	0	3			
George Thomas, R OBP: 0.309, SLG: 0.315										3	1	1	0	1	0	1			
George Smith, R OBP: 0.284, SLG: 0.370										3	0	0	0	0	0	4			
Bob Tillman, R OBP: 0.292, SLG: 0.298										3	0	1	1	0	0	0			
Lenny Green, L OBP: 0.322, SLG: 0.300										1	0	0	0	0	0	0			
Dick Stigman, R OBP: 0.118, SLG: 0.118										1	0	0	1	0	0	2			
Jose Santiago, R OBP: 0.187, SLG: 0.187										0	0	0	0	0	0	0			
Eddie Kasko, R OBP: 0.207, SLG: 0.194										0	0	0	0	0	0	0			
Dan Osinski, R OBP: 0.227, SLG: 0.227										0	0	0	0	0	0	0			
Tony Conigliaro, R OBP: 0.316, SLG: 0.473										0	0	0	0	0	0	0			
Jose Tartabull, L OBP: 0.295, SLG: 0.295										0	0	0	0	0	0	0			
John Wyatt, R OBP: 0.295, SLG: 0.370										1	0	1	0	0	0	0			
Inning Stats	R: 0 E: 0 K: 0 S: 3	H: 0 LOB: 0 BB: 0 P: 3	R: 2 E: 0 K: 0 S: 6	H: 3 LOB: 2 BB: 0 P: 7	R: 0 E: 0 K: 0 S: 4	H: 1 LOB: 1 BB: 0 P: 4	R: 0 E: 0 K: 0 S: 3	H: 0 LOB: 0 BB: 0 P: 3	R: 0 E: 1 K: 0 S: 4	H: 0 LOB: 1 BB: 0 P: 4	R: 0 E: 0 K: 0 S: 3	H: 1 LOB: 1 BB: 0 P: 3	R: 0 E: 0 K: 0 S: 5	H: 2 LOB: 3 BB: 1 P: 9	R: 0 E: 0 K: 1 S: 6	H: 1 LOB: 0 BB: 0 P: 6	1B: 8 2B: 1 3B: 0 HR: 0	SF: 0 SAC: 0 DP: 1 HBP: 1	WP: 0 PA: 38 PB: 0 SB: 0 CS: 0
PITCHER	IP WLS BF H R ER SO BB IBB HBP BLK WP HR S P ERA WHIP																		
Tommy John, L ERA: 2.5	(1, 1)	7.1 W 31 8 2 2 0 1 0 0 1 0 0 29 34 2.46 1.227																	
Bob Locker, R ERA: 1.72	(8, 1)	1.2 S 7 1 0 0 1 0 1 0 0 0 0 8 12 0.00 0.600																	

Boston Red Sox @ Chicago White Sox
Comiskey Park, Chicago, IL
Sun Jul 03 1966, 4:38 AM EDT
Att: 15,320 - Unknown

AB 35
R 2
H 9
RBI 2
BB 2
SO 1
LOB 18



Batter	1	2	3	4	5	6	7	8	9	AB	R	H	RBI	BB	SO	LOB	BOTTOM		
Ken Berry, R OBP: 0.300, SLG: 0.392										3	0	0	0	1	0	0			
Don Buford, S OBP: 0.316, SLG: 0.332										4	0	1	0	0	1	1			
Tommie Agee, R OBP: 0.322, SLG: 0.420										4	0	0	0	0	1	2			
John Romano, R OBP: 0.373, SLG: 0.404										3	1	0	0	1	2	2			
Jerry McNertney, R OBP: 0.300, SLG: 0.243										0	0	0	0	0	0	0			
Gene Freese, R OBP: 0.292, SLG: 0.340										3	2	1	0	0	0	1			
Jerry Adair, R OBP: 0.303, SLG: 0.321										1	0	0	0	1	0	0			
Tom McCraw, L OBP: 0.303, SLG: 0.349										3	0	0	1	0	1	3			
Lee Elia, R OBP: 0.259, SLG: 0.349										2	0	1	2	0	0	0			
Tommy John, R OBP: 0.156, SLG: 0.281										3	0	0	0	0	1	2			
Bob Locker, S OBP: 0.364, SLG: 0.222										0	0	0	0	0	0	0			
Inning Stats	R: 0 E: 0 K: 1 S: 5	H: 0 LOB: 1 BB: 1 P: 9	R: 1 E: 0 K: 0 S: 4	H: 1 LOB: 1 BB: 1 P: 8	R: 0 E: 0 K: 0 S: 3	H: 0 LOB: 0 BB: 0 P: 3	R: 2 E: 1 K: 0 S: 5	H: 1 LOB: 1 BB: 1 P: 9	R: 0 E: 0 K: 2 S: 7	H: 0 LOB: 0 BB: 0 P: 7	R: 0 E: 0 K: 0 S: 3	H: 0 LOB: 0 BB: 0 P: 3	R: 0 E: 0 K: 2 S: 7	H: 0 LOB: 0 BB: 0 P: 7	R: 0 E: 0 K: 1 S: 6	H: 1 LOB: 1 BB: 0 P: 6	1B: 2 2B: 1 3B: 0 HR: 0	SF: 1 SAC: 1 DP: 0 HBP: 0	WP: 0 PA: 31 PB: 0 SB: 4 CS: 0
PITCHER	IP WLS BF H R ER SO BB IBB HBP BLK WP HR S P ERA WHIP																		
Dick Stigman, L ERA: 4.62	(1, 1)	3.0 L 12 1 1 1 1 1 0 0 0 0 0 5 9 3.00 2.000																	
Jose Santiago, R ERA: 3.66	(4, 1)	1.0 L 6 1 2 0 0 1 0 0 0 0 0 5 9 0.00 2.000																	
Dan Osinski, R ERA: 6.08	(5, 1)	2.0 6 0 0 0 2 0 0 0 0 0 0 10 10 0.00 0.000																	
John Wyatt, R ERA: 3.29	(7, 1)	2.0 7 1 0 0 3 0 0 0 0 0 0 13 13 0.00 0.500																	

Boston Red Sox @ Chicago White Sox
Comiskey Park, Chicago, IL
Sun Jul 03 1966, 4:38 AM EDT
Att: 15,320 - Unknown

AB 26
R 3
H 3
RBI 3
BB 3
SO 6
LOB 11

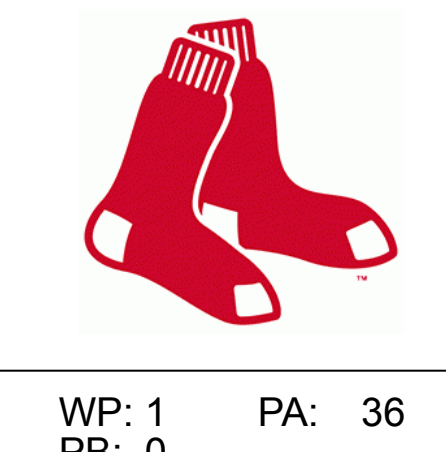


Batter	1	2	3	4	5	6	7	8	9	AB	R	H	RBI	BB	SO	LOB	TOP			
Don Blasingame, L (1, 4) OBP: 0.304, SLG: 0.305	K	3B		F7		K		K		5	1	1	2	0	3	1	Washington Senators @ Boston Red Sox Fenway Park, Boston, MA Mon Jul 04 1966, 3:33 AM EDT Unknown			
Jim King, L (1, 9) OBP: 0.351, SLG: 0.426	G3			FC6-5		3-1			SH1-4	5	0	3	2	0	0	0				
Ken Harrelson, R (1, 3) OBP: 0.322, SLG: 0.345	K	5-3		FC6-5					SH1-4	3	0	1	0	1	1	1				
Frank Howard, R (1, 7) OBP: 0.344, SLG: 0.453										2	1	0	0	0	1	3				
Willie Kirkland, L (4, PR) OBP: 0.275, SLG: 0.293				FC6-5					G5-4-3	1	0	0	0	1	1	1				
Don Lock, R (1, 8) OBP: 0.379, SLG: 0.500	K		K	L5					G5-4-3	5	0	0	0	0	2	6				
Ken McMullen, R (1, 5) OBP: 0.285, SLG: 0.342		HR								3	1	1	2	1	1	1				
Paul Casanova, R (1, 2) OBP: 0.259, SLG: 0.414	E6		FC6-4							4	1	1	0	0	0	1				
Ed Brinkman, R (1, 6) OBP: 0.266, SLG: 0.335	SH									3	1	2	0	0	0	0				
Dick Bosman, R (1, 1) OBP: 0.222, SLG: 0.222	SH		FC6-4							2	1	0	0	0	0	2				
Dick Phillips, L (8, PH)										1	0	0	0	0	0	1				
Casey Cox, R (8, 1)										0	0	0	0	0	0	0				
Ron Kline, R (9, 1) OBP: 0.400, SLG: 0.250	3B									0	0	0	0	0	0	0				
Inning Stats	R: 0 E: 0 K: 2 S: 7	H: 0 LOB: 0 BB: 0 P: 7	R: 5 E: 1 K: 2 S: 13	H: 4 LOB: 1 BB: 0 P: 14	R: 0 E: 0 K: 1 S: 6	H: 1 LOB: 2 BB: 1 P: 10	R: 0 E: 0 K: 0 S: 4	H: 1 LOB: 0 BB: 0 P: 8	R: 0 E: 0 K: 1 S: 5	H: 0 LOB: 0 BB: 0 P: 5	R: 0 E: 0 K: 2 S: 8	H: 1 LOB: 1 BB: 0 P: 8	R: 0 E: 0 K: 1 S: 6	H: 1 LOB: 1 BB: 1 P: 6	R: 0 E: 0 K: 0 S: 3	H: 1 LOB: 1 BB: 1 P: 7	1B: 7 2B: 0 3B: 1 HR: 1	SF: 0 SAC: 3 DP: 1 HBP: 1	WP: 0 PB: 0 SB: 1 CS: 0	PA: 41
PITCHER	IP	WLS	BF	H	R	ER	SO	BB	IBB	HBP	BLK	WP	HR	S	P	ERA	WHIP			
Jim Lonborg, R (1, 1) ERA: 4.93	1.1	L	11	4	6	5	3	0	0	1	0	0	1	16	17	33.75	3.000			
Dan Osinski, R (2, 1) ERA: 4.95	6.2		26	4	0	0	6	2	0	0	0	0	0	36	44	0.00	0.900			
Bob Sadowski, R (9, 1) ERA: 5.4	1.0		4	1	0	0	0	1	0	0	0	0	0	3	7	0.00	2.000			

Batter	1	2	3	4	5	6	7	8	9	AB	R	H	RBI	BB	SO	LOB	BOTTOM			
Rico Petrocelli, R (1, 6) OBP: 0.288, SLG: 0.404	4-3		F7			F8		K		4	0	0	0	0	1	2	Washington Senators @ Boston Red Sox Fenway Park, Boston, MA Mon Jul 04 1966, 3:33 AM EDT Unknown			
Eddie Kasko, R (1, 5) OBP: 0.293, SLG: 0.200	K		5-3			G4-6-3		6-3		4	0	1	0	0	1	2				
Carl Yastrzemski, L (1, 7) OBP: 0.341, SLG: 0.422	L3		G3			G4-6-3			FC5-4	3	0	0	0	1	0	3				
Don Demeter, R (1, 8) OBP: 0.271, SLG: 0.444		6-3				6-3			FC5-4	4	1	0	0	0	0	1				
George Scott, R (1, 3) OBP: 0.334, SLG: 0.522						K			2B	4	2	3	0	0	1	0				
George Thomas, R (1, 9) OBP: 0.316, SLG: 0.333						F9			2B	4	1	2	2	0	0	1				
George Smith, R (1, 4) OBP: 0.249, SLG: 0.364									2B	3	0	0	0	0	0	2				
Dalton Jones, L (9, PH) OBP: 0.289, SLG: 0.382						F9			F9	1	0	1	2	0	0	0				
Mike Ryan, R (1, 2) OBP: 0.249, SLG: 0.258									F9	3	0	1	0	0	1	1				
Tony Congiario, R (9, PH) OBP: 0.315, SLG: 0.477									F9	1	0	0	0	0	0	1				
Jim Lonborg, R (1, 1) OBP: 0.074, SLG: 0.077										0	0	0	0	0	0	0				
Dan Osinski, R (2, 1) OBP: 0.500, SLG: 0.500										2	0	1	0	0	1	0				
Jose Tartabull, L (9, PH) OBP: 0.281, SLG: 0.294										1	0	0	0	0	0	0				
Bob Sadowski, R (9, 1)										0	0	0	0	0	0	0				
Lenny Green, L (9, PH) OBP: 0.319, SLG: 0.297										1	0	0	0	0	1	1				
Inning Stats	R: 0 E: 0 K: 1 S: 5	H: 0 LOB: 0 BB: 0 P: 5	R: 0 E: 0 K: 0 S: 4	H: 1 LOB: 1 BB: 0 P: 4	R: 0 E: 0 K: 0 S: 5	H: 2 LOB: 2 BB: 0 P: 5	R: 0 E: 0 K: 1 S: 5	H: 0 LOB: 0 BB: 0 P: 5	R: 0 E: 0 K: 1 S: 3	H: 1 LOB: 1 BB: 0 P: 3	R: 1 E: 0 K: 1 S: 7	H: 2 LOB: 1 BB: 0 P: 7	R: 0 E: 0 K: 1 S: 5	H: 0 LOB: 0 BB: 0 P: 5	R: 3 E: 0 K: 1 S: 8	H: 3 LOB: 1 BB: 1 P: 12	1B: 5 2B: 4 3B: 0 HR: 0	SF: 0 SAC: 0 DP: 1 HBP: 0	WP: 1 PB: 0 SB: 0 CS: 0	PA: 36
PITCHER	IP	WLS	BF	H	R	ER	SO	BB	IBB	HBP	BLK	WP	HR	S	P	ERA	WHIP			
Dick Bosman, R (1, 1) ERA: 6.35	1.1		8	3	3	3	1	1	0	0	0	0	0	9	13	20.25	3.000			
Casey Cox, R (8, 1) ERA: 3.29	1.1	S	2	0	0	0	1	0	0	0	0	0	0	4	4	0.00	0.000			
Ron Kline, R (9, 1) ERA: 3.35	0.2		2	0	0	0	1	0	0	0	0	0	0	4	4	0.00	0.000			

AB	34
R	6
H	9
RBI	6
BB	3
SO	9
LOB	17


AB	35
R	4
H	9
RBI	4
BB	1
SO	6
LOB	14



Batter	1	2	3	4	5	6	7	8	9	AB R H RBI BB SO LOB	TOP											
Rico Petrocelli, R OBP: 0.290, SLG: 0.417 (1, 6)	0-3 K	0-0 2B		0-3 K			0-0 HR		0-0 G5-4-3 1B	5 1 3 3 0 2 2	Boston Red Sox @ New York Yankees Yankee Stadium, Bronx, NY Tue Jul 05 1966, 3:33 AM EDT Att: 12,629 - Overcast - 84 F											
Eddie Kasko, R OBP: 0.261, SLG: 0.175 (1, 5)	0-0 L7	0-3 K		0-3 K			0-0 F9		0-0 G5-4-3	5 0 0 0 0 2 4												
Carl Yastrzemski, L OBP: 0.342, SLG: 0.419 (1, 7)	0-0 F8			0-0 1B WP	3-1		0-3 K			4 1 1 0 0 1 0												
Don Demeter, R OBP: 0.271, SLG: 0.440 (1, 8)		0-0 F4	0-0 F6		0-0 1B		0-3 K			4 0 1 0 0 1 1												
George Scott, R OBP: 0.338, SLG: 0.526 (1, 3)		0-0 HR	0-0 1-3 1B		0-3 K			0-0 F8		4 1 2 0 0 1 1												
George Thomas, R OBP: 0.311, SLG: 0.320 (1, 9)		4-0 HR BB	0-3 K		5-3			0-3 K		3 1 0 0 1 2 1												
George Smith, R OBP: 0.284, SLG: 0.381 (1, 4)		0-0 HR		0-0 1B		0-0 F4		0-3 K		4 1 2 3 0 1 0												
Mike Ryan, R OBP: 0.254, SLG: 0.264 (1, 2)		0-0 SH2-4 2B 1B		0-0 1B		0-0 F8			0-0 5-3	4 1 2 0 0 0 0												
Darrell Brandon, R OBP: 0.300, SLG: 0.600 (1, 1)		0-0 SH2-4		0-0 1B		0-3 K			0-0 1B 3B	3 1 2 0 0 1 0												
Inning Stats	R: 0 E: 0 K: 1 S: 5	H: 0 LOB: 0 BB: 0 P: 5	R: 4 E: 0 K: 1 S: 9	H: 4 LOB: 1 BB: 1 P: 13	R: 1 E: 0 K: 1 S: 6	H: 2 LOB: 0 BB: 0 P: 6	R: 0 E: 0 K: 2 S: 9	H: 3 LOB: 2 BB: 0 P: 9	R: 0 E: 0 K: 1 S: 6	H: 1 LOB: 1 BB: 0 P: 6	R: 0 E: 0 K: 1 S: 5	H: 0 LOB: 0 BB: 0 P: 5	R: 1 E: 0 K: 2 S: 8	H: 1 LOB: 0 BB: 0 P: 8	R: 0 E: 0 K: 2 S: 7	H: 0 LOB: 0 BB: 0 P: 7	R: 1 E: 0 K: 0 S: 4	H: 2 LOB: 0 BB: 0 P: 4	1B: 8 2B: 1 3B: 2 HR: 2	SF: 0 SAC: 1 DP: 1 HBP: 0	WP: 1 PB: 0 CS: 0	PA: 38
PITCHER	IP WLS BF H R ER SO BB IBB HBP BLK WP HR S P ERA WHIP																					
Fred Talbot, R ERA: 5.14 (1, 1)	3.1 L 18 9 5 5 3 1 0 0 0 0 1 1 23 27 13.50 3.000																					
Doolley Womack, R ERA: 3.55 (4, 1)	1.2 6 1 0 0 3 0 0 0 0 0 0 0 12 12 0.00 0.600																					
Pedro Ramos, R ERA: 3.4 (6, 1)	3.0 10 1 1 1 5 0 0 0 0 0 0 1 20 20 3.00 0.333																					
Steve Hamilton, L ERA: 2.34 (9, 1)	1.0 4 2 1 1 0 0 0 0 0 0 0 0 4 4 9.00 2.000																					

Batter	1	2	3	4	5	6	7	8	9	AB R H RBI BB SO LOB	BOTTOM											
Horace Clarke, S OBP: 0.207, SLG: 0.192 (1, 6)	0-0 4-3		0-0 SF8			0-0 6-3		0-0 G3		3 0 0 1 0 0 2	Boston Red Sox @ New York Yankees Yankee Stadium, Bronx, NY Tue Jul 05 1966, 3:33 AM EDT Att: 12,629 - Overcast - 84 F											
Bobby Richardson, R OBP: 0.301, SLG: 0.353 (1, 4)	0-0 F8		0-0 5-3			0-0 F4		0-0 1-3		4 0 0 0 0 0 2												
Mickey Mantle, S OBP: 0.380, SLG: 0.537 (1, 8)	4-0 BB			0-0 3-1		0-3 K		0-3 K		3 0 0 0 1 2 0												
Joe Pepitone, L OBP: 0.269, SLG: 0.444 (1, 3)	0-0 4-3			0-0 L4-3 1B		0-0 4-3		0-0 1B		4 0 2 0 0 0 1												
Tom Tresh, S OBP: 0.335, SLG: 0.341 (1, 7)		0-0 G3		0-0 L4-3		0-3 K		0-0 L7		4 0 0 0 0 1 2												
Roger Maris, L OBP: 0.301, SLG: 0.365 (1, 9)		0-0 G3-6-3 1B			0-0 SH5-3 1B		0-0 6-3		0-0 1-3	2 0 2 0 0 0 0												
Hector Lopez, R OBP: 0.328, SLG: 0.450 (5, FR) (6, 9)										2 0 0 0 0 0 1												
Jake Gibbs, L OBP: 0.400, SLG: 0.459 (1, 2)	0-0 G3-6-3				0-0 L8			0-0 G3 E 1B		3 0 1 0 0 0 2												
Clete Boyer, R OBP: 0.267, SLG: 0.363 (1, 5)			0-0 E7 SF8 2B		0-0 SH5-3			0-0 E4 G3		2 1 1 0 0 0 1												
Fred Talbot, R OBP: 0.218, SLG: 0.220 (1, 1)			0-0 1-4-3		0-0 G3			0-0 L9		1 0 0 0 0 0 0												
Doolley Womack, L OBP: 1.000, SLG: 1.000 (4, 1)										0 0 0 0 0 0 0												
Billy Evans, L OBP: 0.194, SLG: 0.143 (5, PH)										1 0 0 0 0 0 0												
Pedro Ramos, S OBP: 0.299, SLG: 0.143 (6, 1)										0 0 0 0 0 0 0												
Ray Barker, L OBP: 0.244, SLG: 0.290 (8, PH)										1 0 0 0 0 0 0												
Steve Hamilton, L OBP: 0.300, SLG: 0.600 (9, 1)										0 0 0 0 0 0 0												
Inning Stats	R: 0 E: 0 K: 0 S: 3	H: 0 LOB: 1 BB: 1 P: 7	R: 0 E: 0 K: 0 S: 3	H: 1 LOB: 0 BB: 0 P: 3	R: 1 E: 1 K: 0 S: 4	H: 1 LOB: 0 BB: 0 P: 4	R: 0 E: 0 K: 0 S: 3	H: 1 LOB: 0 BB: 0 P: 3	R: 0 E: 0 K: 1 S: 5	H: 0 LOB: 0 BB: 0 P: 5	R: 0 E: 0 K: 1 S: 5	H: 0 LOB: 0 BB: 0 P: 5	R: 0 E: 1 K: 0 S: 5	H: 1 LOB: 2 BB: 0 P: 5	R: 0 E: 1 K: 0 S: 5	H: 1 LOB: 2 BB: 0 P: 5	R: 0 E: 0 K: 1 S: 6	H: 1 LOB: 1 BB: 0 P: 6	1B: 5 2B: 2 3B: 0 HR: 0	SF: 1 SAC: 1 DP: 2 HBP: 0	WP: 0 PB: 0 CS: 0	PA: 33
PITCHER	IP WLS BF H R ER SO BB IBB HBP BLK WP HR S P ERA WHIP																					
Darrell Brandon, R ERA: 3.29 (1, 1)	9.0 W 33 6 1 1 3 1 0 0 0 0 0 0 38 42 1.00 0.778																					

AB	36
R	7
H	13
RBI	6
BB	1
SO	11
LOB	9



AB	30
R	1
H	6
RBI	1
BB	1
SO	3
LOB	16



Batter	1	2	3	4	5	6	7	8	9	AB	R	H	RBI	BB	SO	LOB	TOP			
Rico Petrocelli, R OBP: 0.284, SLG: 0.410 (1, 6)	F9		F5		F8	F8		2H 2B		5	0	1	1	0	0	4	Boston Red Sox @ New York Yankees Yankee Stadium, Bronx, NY Wed Jul 06 1966, 3:38 AM EDT Att: 20,476 - Overcast - 87 F			
Jose Tartabull, L OBP: 0.291, SLG: 0.304 (1, 8)	K		FC6-4 IHR				1B	F2		5	2	2	0	0	1	2				
Carl Yastrzemski, L OBP: 0.347, SLG: 0.426 (1, 7)					4-3		F8 1B	3-1		4	1	2	3	1	0	1				
George Scott, R OBP: 0.335, SLG: 0.514 (1, 3)	K		1B BB			E6 1B SF8	F9		4	1	0	0	1	2	2					
George Thomas, R OBP: 0.313, SLG: 0.321 (1, 9)		F7		1-3 1B		E FC3-2 1B		F5		5	0	3	0	0	0	0				
George Smith, R OBP: 0.282, SLG: 0.369 (1, 4)	K		F8			FC3-2 IBB	F8	4-3		4	0	0	0	1	1	4				
Joe Foy, R OBP: 0.315, SLG: 0.343 (1, 5)					4-0 BB	SF8	5-3			2	0	1	1	1	0	2				
Bob Tillman, R OBP: 0.280, SLG: 0.284 (1, 2)					G4-3 BB			F9		2	0	0	0	0	0	2				
Mike Ryan, R OBP: 0.291, SLG: 0.267 (5, 2)	F2		G4-3			FC3-2 BB				1	0	0	0	1	0	0				
Dave Morehead, R OBP: 0.290, SLG: 0.350 (5, 1)						FC3-2				2	0	1	0	0	0	0				
Dan Oats, R OBP: 0.290, SLG: 0.350 (5, 1)										0	0	0	0	0	0	0				
Dalton J. Lewis, R OBP: 0.290, SLG: 0.350 (5, 1)										0	0	0	0	0	0	0				
Don McMahon, R OBP: 0.290, SLG: 0.350 (5, 1)										0	0	0	0	0	0	0				
Tony Conigliaro, R OBP: 0.290, SLG: 0.350 (5, 1)										0	0	0	0	0	0	0				
Darrell Brandon, R OBP: 0.290, SLG: 0.350 (5, 1)										0	0	0	0	0	0	0				
John Wyatt, R OBP: 0.290, SLG: 0.350 (5, 1)										0	0	0	0	0	0	0				
Inning Stats	R: 0 E: 0 K: 2 S: 7	H: 0 LOB: 1 BB: 1 P: 11	R: 0 E: 0 K: 1 S: 6	H: 1 LOB: 1 BB: 0 P: 6	R: 2 E: 0 K: 0 S: 6	H: 3 LOB: 2 BB: 1 P: 10	R: 0 E: 0 K: 0 S: 2	H: 0 LOB: 0 BB: 1 P: 6	R: 0 E: 0 K: 0 S: 3	H: 1 LOB: 0 BB: 0 P: 3	R: 1 E: 0 K: 0 S: 6	H: 3 LOB: 2 BB: 0 P: 6	R: 1 E: 0 K: 0 S: 5	H: 2 LOB: 1 BB: 0 P: 5	R: 0 E: 0 K: 1 S: 5	H: 0 LOB: 0 BB: 0 P: 5	1B: 8 2B: 2 3B: 0 HR: 1	SF: 1 SAC: 0 DP: 1 HBP: 0	WP: 0 PB: 0 SB: 1 CS: 0	PA: 42
PITCHER	IP WLS BF H R ER SO BB IBB HBP BLK WP HR S P ERA WHIP	6.0 L 28 6 3 2 3 4 1 0 0 0 0 29 49 3.00 1.667	2.0 L 11 5 2 2 0 0 0 0 0 0 0 11 11 9.00 2.500	1.0 3 0 0 0 1 0 0 0 0 0 0 5 5 0.00 0.000	PITCHER															
Jim Bouton, R ERA: 3.26 (1, 1)																				
Hal Reniff, R ERA: 2.39 (7, 1)																				
Dooley Womack, R ERA: 3.42 (9, 1)																				


AB 36
R 5
H 11
RBI 5
BB 5
SO 4
LOB 20




Batter	1	2	3	4	5	6	7	8	9	AB	R	H	RBI	BB	SO	LOB	BOTTOM					
Tom Tresh, S OBP: 0.335, SLG: 0.338 (1, 7)	G3		K		G3-6-3			G4-3 1B		4	0	1	0	0	1	3	Boston Red Sox @ New York Yankees Yankee Stadium, Bronx, NY Wed Jul 06 1966, 3:38 AM EDT Att: 20,476 - Overcast - 87 F					
Bobby Richardson, R OBP: 0.299, SLG: 0.360 (1, 4)	F9					5-3		G4-3		4	1	1	0	0	0	1						
Jake Gibbs, L OBP: 0.387, SLG: 0.485 (1, 2)	L6					3-1		K		4	1	1	2	0	1	1						
Joe Pepitone, L OBP: 0.269, SLG: 0.459 (1, 8)		F6			F9			4-3		4	1	1	1	0	0	0						
Clete Boyer, R OBP: 0.267, SLG: 0.357 (1, 5)		F4			K			FC4-6 BB		3	0	0	0	1	1	0						
Ray Barker, L OBP: 0.220, SLG: 0.348 (1, 3)		F9			L7			FC4-6		4	0	0	0	0	1	1						
Lou Clinton, R OBP: 0.288, SLG: 0.352 (1, 9)					F3			L7		3	0	1	0	0	0	0						
Mickey Mantle, S OBP: 0.373, SLG: 0.525 (9, PH)						1B 2B		F5		1	0	0	0	0	0	1						
Dick Schofield, S OBP: 0.209, SLG: 0.150 (1, 6)					F8			L9		3	0	1	0	0	0	0						
Jim Bouton, R OBP: 0.188, SLG: 0.133 (1, 1)										1	0	0	0	1	0	2						
Hal Reniff, R OBP: 0.300, SLG: 0.300 (7, 1)										0	0	0	0	0	0	0						
Roger Maris, L OBP: 0.307, SLG: 0.365 (6, PH)										0	0	0	0	1	0	0						
Roy White, S OBP: 0.313, SLG: 0.364 (8, PR)										0	1	0	0	0	0	0						
Dooley Womack, L OBP: 1.000, SLG: 1.000 (9, 1)								1B G4-3 BB		0	0	0	0	0	0	0						
Inning Stats	R: 0 E: 0 K: 0 S: 3	H: 0 LOB: 0 BB: 0 P: 3	R: 0 E: 0 K: 0 S: 3	H: 0 LOB: 0 BB: 0 P: 3	R: 0 E: 0 K: 1 S: 5	H: 0 LOB: 1 BB: 1 P: 9	R: 2 E: 0 K: 1 S: 7	H: 2 LOB: 0 BB: 0 P: 7	R: 0 E: 0 K: 0 S: 4	H: 2 LOB: 1 BB: 0 P: 4	R: 1 E: 0 K: 0 S: 4	H: 1 LOB: 0 BB: 0 P: 4	R: 0 E: 0 K: 1 S: 5	H: 0 LOB: 0 BB: 0 P: 5	R: 1 E: 0 K: 1 S: 5	H: 1 LOB: 1 BB: 1 P: 9	R: 0 E: 0 K: 0 S: 3	H: 0 LOB: 1 BB: 1 P: 7	1B: 2 2B: 2 3B: 0 HR: 2	SF: 0 SAC: 0 DP: 2 HBP: 0	WP: 0 PB: 0 SB: 0 CS: 0	PA: 34
PITCHER	IP WLS BF H R ER SO BB IBB HBP BLK WP HR S P ERA WHIP	4.0 4 15 2 2 2 2 1 0 0 0 0 4 4 0.00 2.000	1.0 W 7 1 1 1 1 0 0 0 0 0 1 9 9 4.50 0.500	2.0 S 8 1 1 1 1 2 0 0 0 0 0 8 16 4.50 1.500	PITCHER																	
Dave Morehead, R ERA: 4.38 (5, 1)																						
Dan Oskins, R ERA: 4.72 (6, 1)																						
Don McMahon, R ERA: 2.55 (8, 1)																						
John Wyatt, R ERA: 3.27 (8, 1)																						

AB 31
R 4
H 6
RBI 3
BB 3
SO 4
LOB 9





Batter	1	2	3	4	5	6	7	8	9	AB	R	H	RBI	BB	SO	LOB	TOP			
Rico Petrocelli, R OBP: 0.286, SLG: 0.408 (1, 6)	6-3		L5-3 BB		FC4-6 1B		5-3		F5 1-2 2-3	4	0	1	0	1	0	2	Boston Red Sox @ New York Yankees Yankee Stadium, Bronx, NY Thu Jul 07 1966, 7:05 PM EDT Att: 12,711 - Unknown - 86 F AB 36 R 2 H 12 RBI 2 BB 4 SO 7 LOB 22 			
Eddie Kasko, R OBP: 0.320, SLG: 0.320 (1, 5)	1B		L5-3		FC4-6 1B		FC6-4 1B		K	5	0	2	0	0	1	4				
Carl Yastrzemski, L OBP: 0.349, SLG: 0.424 (1, 7)	1B		4-3		K		F7		1B IBB	4	0	1	0	1	1	2				
Don Demeter, R OBP: 0.263, SLG: 0.427 Tony Congiario, R OBP: 0.325, SLG: 0.487 Jose Tartabull, L OBP: 0.291, SLG: 0.304 (1, 8)	K			1B FC6-4 BB	1B		FC6-4		1B	1	0	0	0	0	1	2				
George Scott, R OBP: 0.340, SLG: 0.516 (1, 3)	1-2 BB			FC6-4 1B	K				G4-6-3 1B	3	0	2	0	1	1	2				
George Thomas, R OBP: 0.304, SLG: 0.310 (1, 9)	FC5-2			FC6-4 1B			4-3		G4-6-3	4	0	0	1	0	0	5				
George Smith, R OBP: 0.277, SLG: 0.362 (1, 4)	1-2	L3		L9			4-3		K	4	0	0	0	0	1	1				
Mike Ryan, R OBP: 0.271, SLG: 0.277 (1, 2)	F7			1B			1B		WP 1B 1B	4	1	3	0	0	0	0				
Rollie Sheldon, R OBP: 0.125, SLG: 0.125 Don McMahon, R (9, 1)	5-3			K			K		WP 1B 1B	4	0	1	0	0	2	3				
Inning Stats	R: 0 E: 0 K: 1 S: 7	H: 2 LOB: 3 BB: 1 P: 11	R: 0 E: 0 K: 0 S: 3	H: 0 LOB: 0 BB: 0 P: 3	R: 0 E: 0 K: 0 S: 2	H: 0 LOB: 0 BB: 1 P: 6	R: 1 E: 0 K: 1 S: 7	H: 2 LOB: 2 BB: 1 P: 11	R: 0 E: 0 K: 2 S: 9	H: 1 LOB: 1 BB: 0 P: 6	R: 0 E: 0 K: 0 S: 4	H: 1 LOB: 1 BB: 0 P: 4	R: 0 E: 0 K: 1 S: 5	H: 1 LOB: 0 BB: 0 P: 5	R: 1 E: 0 K: 1 S: 7	H: 3 LOB: 2 BB: 1 P: 11		1B: 12 2B: 1 3B: 0 HR: 0	SF: 0 SAC: 0 DP: 2 HBP: 0	WP: 1 PB: 0 SB: 0 CS: 0
PITCHER	IP WLS BF H R ER SO BB IBB HBP BLK WP HR S P ERA WHIP	7.0 W 9 4 1 1 2 0 1 0 0 0 0 0 38 50 1.29 1.571	2.0 W 9 4 1 1 2 0 1 0 0 1 0 12 16 4.50 2.000	PITCHER																

Batter	1	2	3	4	5	6	7	8	9	AB	R	H	RBI	BB	SO	LOB	BOTTOM					
Tom Tresh, S OBP: 0.339, SLG: 0.348 (1, 7)	L6		2B		SH1-3 1B		S 1B		SF7	4	0	3	1	0	0	0	Boston Red Sox @ New York Yankees Yankee Stadium, Bronx, NY Thu Jul 07 1966, 7:05 PM EDT Att: 12,711 - Unknown - 86 F AB 33 R 5 H 9 RBI 5 BB 4 SO 4 LOB 14 					
Bobby Richardson, R OBP: 0.362, SLG: 0.361 (1, 4)	5-3		1B		SH1-3		L7		HR 1B	4	1	2	0	0	0	1						
Mickey Mantle, S OBP: 0.373, SLG: 0.533 (1, 8)	BB		F3		F7		F8		HR	4	1	1	3	1	0	4						
Joe Pepitone, L OBP: 0.265, SLG: 0.453 (1, 3)	G3		K		G3		K		HR	4	0	0	0	0	2	3						
Elston Howard, R OBP: 0.316, SLG: 0.407 (1, 2)		4-3 2B		F7		1B		L7		4	0	2	0	0	0	0						
Hector Lopez, R OBP: 0.307, SLG: 0.412 (1, 9)	4-3		F7		F8		F8		K	4	0	0	0	0	1	2						
Clete Boyer, R OBP: 0.267, SLG: 0.352 (1, 5)	F2		6-3		K		K		BB 1B BB	3	1	0	0	1	1	2						
Dick Schofield, S OBP: 0.225, SLG: 0.145 Horace Clarke, S OBP: 0.207, SLG: 0.192 (9, PR)	L9			1B BB			L4		1B SF7 BB	2	0	0	0	2	0	1						
Al Downing, R OBP: 0.184, SLG: 0.229 Roger Maris, L OBP: 0.306, SLG: 0.363 Dooley Womack, L OBP: 1.000, SLG: 1.000 Jake Gibbs, L OBP: 0.395, SLG: 0.493 (1, 1)	F8		F8		F1		F8		1B HR 1B	2	0	0	0	0	0	1						
Inning Stats	R: 0 E: 0 K: 0 S: 3	H: 0 LOB: 1 BB: 1 P: 7	R: 0 E: 0 K: 0 S: 4	H: 1 LOB: 1 BB: 0 P: 4	R: 0 E: 0 K: 1 S: 7	H: 2 LOB: 2 BB: 0 P: 7	R: 0 E: 0 K: 0 S: 3	H: 0 LOB: 0 BB: 0 P: 3	R: 0 E: 0 K: 0 S: 4	H: 1 LOB: 1 BB: 0 P: 8	R: 0 E: 0 K: 1 S: 6	H: 1 LOB: 1 BB: 0 P: 6	R: 0 E: 0 K: 0 S: 4	H: 1 LOB: 0 BB: 0 P: 4	R: 0 E: 0 K: 1 S: 5	H: 0 LOB: 0 BB: 0 P: 5		R: 5 E: 0 K: 1 S: 7	H: 3 LOB: 1 BB: 2 P: 15	1B: 6 2B: 2 3B: 0 HR: 1	SF: 1 SAC: 1 DP: 0 HBP: 0	WP: 0 PB: 0 SB: 1 CS: 0
PITCHER	IP WLS BF H R ER SO BB IBB HBP BLK WP HR S P ERA WHIP	8.1 L 4 3 3 3 0 0 0 0 0 0 1 4 4 81.00 9.000	PITCHER																			

Batter	1	2	3	4	5	6	7	8	9	AB	R	H	RBI	BB	SO	LOB	TOP					
Ken Berry, R OBP: 0.293, SLG: 0.390 (1, 7)	0-0 6-3		0-3 K			0-0 6-3		0-0 FC5-4 1B		4	0	1	0	0	1	0	Chicago White Sox @ Boston Red Sox Fenway Park, Boston, MA Fri Jul 08 1966, 3:33 AM EDT Unknown					
Don Buford, S OBP: 0.321, SLG: 0.355 (1, 5)	0-0 1B		0-3 K			0-0 5-3 1B		0-3 K		4	1	2	0	0	2	1						
Tommie Agee, R OBP: 0.326, SLG: 0.413 (1, 8)	0-0 2-3 1B			0-0 F3		0-0 5-3		0-0 FC5-4		4	0	1	0	0	0	2						
John Romano, R OBP: 0.376, SLG: 0.413 (1, 2)	0-3 K			0-0 4-3		0-0 1B		0-3 K		4	0	1	1	0	2	2						
Floyd Robinson, L OBP: 0.344, SLG: 0.365 (1, 9)	0-3 K			0-0 3-1		0-3 K		0-0 3-1		4	0	0	0	0	2	3						
Bill Skowron, R OBP: 0.302, SLG: 0.361 (1, 3)		0-0 4-3			0-0 E6 FC5-4 1B		0-0 6-3		0-0 F8	4	0	0	0	0	0	0						
Lee Elia, R OBP: 0.270, SLG: 0.342 (1, 6)		0-0 6-3			0-0 1-2 1B		0-0 F8			3	0	1	0	0	0	0						
Jerry Adair, R OBP: 0.281, SLG: 0.291 (1, 4)		0-3 K			0-0 FC5-4 1-2 2-3		0-0 6-3			3	0	0	0	0	1	2						
Jack Lamabe, R OBP: 0.279, SLG: 0.324 (5, PH)			0-3 K		0-0 FC5-4 1-2			0-0 4-3		1	0	0	0	0	1	0						
Gene Freese, R OBP: 0.222, SLG: 0.125 (5, 1)					0-0 FC5-4 1-2					1	0	0	0	0	0	1						
Dennis Higgins, R OBP: 0.351, SLG: 0.290 (8, PH)					0-0 FC5-4 1-2					0	0	0	0	0	0	0						
Smoky Burgess, L OBP: 0.351, SLG: 0.290 (8, PH)										0	0	0	0	0	0	0						
Hoyt Wilhelm, R OBP: 0.281, SLG: 0.291 (8, 1)										0	0	0	0	0	0	0						
Inning Stats	R: 0 E: 0 K: 2 S: 9	H: 2 LOB: 2 BB: 0 P: 9	R: 0 E: 0 K: 1 S: 5	H: 0 LOB: 0 BB: 0 P: 5	R: 0 E: 0 K: 3 S: 9	H: 0 LOB: 0 BB: 0 P: 9	R: 0 E: 0 K: 0 S: 3	H: 0 LOB: 0 BB: 0 P: 3	R: 0 E: 0 K: 0 S: 4	H: 1 LOB: 1 BB: 0 P: 4	R: 1 E: 0 K: 1 S: 7	H: 2 LOB: 1 BB: 0 P: 7	R: 0 E: 0 K: 0 S: 3	H: 0 LOB: 0 BB: 0 P: 3	R: 0 E: 0 K: 1 S: 6	H: 1 LOB: 1 BB: 0 P: 6	R: 0 E: 0 K: 1 S: 5	H: 0 LOB: 0 BB: 0 P: 5	1B: 5 2B: 2 3B: 0 HR: 0	SF: 0 SAC: 0 DP: 1 HBP: 0	WP: 0 PB: 0 SB: 1 CS: 0	PA: 33
PITCHER Jim Lonborg, R ERA: 4.55 (1, 1)	IP: 9.0 WLS: W BF: 33 H: 6 R: 1 ER: 1 SO: 9 BB: 0 IBB: 0 HBP: 0 BLK: 0 WP: 0 HR: 0 S: 51 P: 51 ERA: 1.00 WHIP: 0.667															PITCHER						

Batter	1	2	3	4	5	6	7	8	9	AB	R	H	RBI	BB	SO	LOB	BOTTOM			
Rico Petrocelli, R OBP: 0.283, SLG: 0.403 (1, 6)	0-0 F9		0-0 G6-4-3 1-2	0-0 FC6-4 1-2			0-3 K			4	0	0	0	0	1	2	Chicago White Sox @ Boston Red Sox Fenway Park, Boston, MA Fri Jul 08 1966, 3:33 AM EDT Unknown			
Jose Tartabull, L OBP: 0.295, SLG: 0.320 (1, 8)	0-0 1B		0-0 S 1B		0-0 F5		0-0 F8			4	2	2	0	0	0	0				
Carl Yastrzemski, L OBP: 0.349, SLG: 0.423 (1, 7)	0-0 1B		4-0 1B	0-0 BB	0-0 F8		0-0 G3			3	0	1	1	1	0	0				
Tony Conigliaro, R OBP: 0.324, SLG: 0.483 (1, 9)	0-3 K		0-0 1B	0-3 1B	0-3 K		0-0 F8			4	0	1	1	0	2	1				
George Scott, R OBP: 0.342, SLG: 0.516 (1, 3)	0-0 F7		0-3 K		0-0 BB 1B		0-0 1B		0-0 1B	4	0	2	0	0	1	3				
Joe Foy, R OBP: 0.321, SLG: 0.358 (1, 5)		0-0 FC6-4 1B		0-0 HR	0-0 BB 1B		0-0 5-3			3	1	2	1	1	0	1				
George Smith, R OBP: 0.278, SLG: 0.359 (1, 4)		0-0 FC6-4 1-2	0-0 G4-6-3	4-0 BB	0-0 BB	0-3 K				2	0	0	0	1	1	2				
Mike Ryan, R OBP: 0.267, SLG: 0.273 (1, 2)		0-0 G4-6-3 1-2		0-0 F2		0-0 6-3				3	0	0	0	0	0	3				
Jim Lonborg, R OBP: 0.100, SLG: 0.103 (1, 1)			0-0 1B	0-0 F1			0-3 K			3	0	1	0	0	1	1				
Inning Stats	R: 1 E: 0 K: 1 S: 7	H: 2 LOB: 1 BB: 0 P: 7	R: 0 E: 0 K: 0 S: 3	H: 1 LOB: 0 BB: 0 P: 3	R: 1 E: 0 K: 1 S: 7	H: 3 LOB: 2 BB: 1 P: 11	R: 1 E: 0 K: 0 S: 4	H: 1 LOB: 1 BB: 1 P: 8	R: 0 E: 0 K: 1 S: 5	H: 0 LOB: 0 BB: 0 P: 5	R: 0 E: 0 K: 1 S: 5	H: 1 LOB: 1 BB: 1 P: 9	R: 0 E: 0 K: 2 S: 7	H: 0 LOB: 0 BB: 0 P: 7	R: 0 E: 0 K: 0 S: 4	H: 1 LOB: 1 BB: 0 P: 4		1B: 7 2B: 0 3B: 1 HR: 1	SF: 0 SAC: 0 DP: 2 HBP: 0	WP: 0 PB: 0 SB: 1 CS: 0
PITCHER Jack Lamabe, R ERA: 3.08 (1, 1)	IP: 4.0 WLS: L BF: 19 H: 7 R: 3 ER: 3 SO: 2 BB: 2 IBB: 0 HBP: 0 BLK: 0 WP: 0 HR: 1 S: 21 P: 29 ERA: 6.75 WHIP: 2.250															PITCHER				
Dennis Higgins, R ERA: 2.66 (5, 1)	3.0	10	1	0	0	4	1	0	0	0	0	0	17	21	0.00	0.667				
Hoyt Wilhelm, R ERA: 3.0 (8, 1)	1.0	4	1	0	0	0	0	0	0	0	0	0	4	4	0.00	1.000				

Batter	1	2	3	4	5	6	7	8	9	AB	R	H	RBI	BB	SO	LOB	TOP						
Al Weis, S OBP: 0.222, SLG: 0.143 John Romano, R OBP: 0.374, SLG: 0.411 Bob Locker, S OBP: 0.364, SLG: 0.222 Dennis Higgins, R OBP: 0.222, SLG: 0.125	0-3 K		0-3 K		0-0 5-3			0-0 5-3		3	0	0	0	0	2	0	Chicago White Sox @ Boston Red Sox Fenway Park, Boston, MA Fri Jul 08 1966, 7:05 PM EDT Att: 15,747 - Unknown AB 32 R 1 H 5 RBI 1 BB 1 SO 7 LOB 10 						
Don Buford, S OBP: 0.317, SLG: 0.351	0-0 G3		0-0 4-3			0-0 F8		0-0 F7		4	0	0	0	0	0	0							
Tommie Agee, R OBP: 0.322, SLG: 0.408	0-0 6-3			0-3 K		0-0 6-3		0-0 6-3		4	0	0	0	0	1	0							
Bill Skowron, R OBP: 0.297, SLG: 0.355 Tom McCraw, L OBP: 0.296, SLG: 0.345		0-0 6-3		0-3 K		0-0 6-3			0-0 1B	3	0	0	0	0	1	0							
Floyd Robinson, L OBP: 0.343, SLG: 0.363		0-0 G3			0-0 1B			0-0 F7		4	0	1	0	0	0	1							
Jerry McNettney, R OBP: 0.310, SLG: 0.256 Smoky Burgess, L OBP: 0.342, SLG: 0.281		0-0 1B		0-0 F9			0-0 SH1-3		0-0 F7	2	0	1	0	0	0	1							
Ken Berry, R OBP: 0.303, SLG: 0.411					0-0 HR		4-0 1B		0-0 G3	3	1	2	1	1	0	1							
Lee Elia, R OBP: 0.265, SLG: 0.336			0-3 K		0-3 K		0-3 K			3	0	0	0	0	3	4							
Bruce Howard, S Jerry Adair, R OBP: 0.281, SLG: 0.291				0-0 4-3		0-0 4-3		0-0 F8		3	0	0	0	0	0	2							
Inning Stats	R: 0 E: 0 K: 1 S: 5	H: 0 LOB: 0 BB: 0 P: 5	R: 0 E: 0 K: 1 S: 7	H: 2 LOB: 2 BB: 0 P: 7	R: 0 E: 0 K: 1 S: 5	H: 0 LOB: 0 BB: 0 P: 5	R: 0 E: 0 K: 2 S: 8	H: 1 LOB: 1 BB: 0 P: 8	R: 1 E: 0 K: 1 S: 6	H: 1 LOB: 0 BB: 0 P: 6	R: 0 E: 0 K: 0 S: 3	H: 0 LOB: 0 BB: 0 P: 3	R: 0 E: 1 K: 1 S: 6	H: 0 LOB: 2 BB: 1 P: 10	R: 0 E: 0 K: 0 S: 3	H: 0 LOB: 0 BB: 0 P: 3		R: 0 E: 0 K: 0 S: 4	H: 1 LOB: 1 BB: 0 P: 4	1B: 4 2B: 0 3B: 0 HR: 1	SF: 0 SAC: 1 DP: 0 HBP: 0	WP: 0 PB: 0 SB: 0 CS: 0	PA: 34
PITCHER Lee Stange, R ERA: 4.22	IP: 9.0 WLS: W BF: 34 H: 5 R: 1 ER: 1 SO: 7 BB: 0 IBB: 1 HBP: 0 BLK: 0 WP: 0 HR: 1 S: 47 P: 51 ERA: 1.00 WHIP: 0.556															PITCHER		IP: WLS: BF: H: R: ER: SO: BB: IBB: HBP: BLK: WP: HR: S: P: ERA: WHIP:					

Batter	1	2	3	4	5	6	7	8	9	AB	R	H	RBI	BB	SO	LOB	BOTTOM		
Jose Tartabull, L OBP: 0.289, SLG: 0.313	0-0 F7		0-0 B1-3			0-0 1-3		0-0 FC1-6		4	1	0	0	0	0	1	Chicago White Sox @ Boston Red Sox Fenway Park, Boston, MA Fri Jul 08 1966, 7:05 PM EDT Att: 15,747 - Unknown AB 28 R 5 H 4 RBI 5 BB 5 SO 7 LOB 11 		
Eddie Kasko, R OBP: 0.288, SLG: 0.302 Dalton Jones, L OBP: 0.297, SLG: 0.404 Rico Petrocelli, R OBP: 0.283, SLG: 0.403	0-0 E3		0-0 6-3			0-0 E5		4-0 1B		3	0	0	0	0	0	0			
Carl Yastrzemski, L OBP: 0.346, SLG: 0.421	0-3 K			0-3 K		0-0 L6		0-0 3B		4	1	1	1	0	2	2			
Tony Conigliaro, R OBP: 0.327, SLG: 0.494	0-0 F8				0-0 6-3			0-0 3B		4	2	2	2	0	0	1			
George Scott, R OBP: 0.341, SLG: 0.512		0-0 F9			0-0 6-3			0-0 1B		4	0	1	1	0	0	1			
Joe Foy, R OBP: 0.323, SLG: 0.357		4-0 BB			4-0 BB		0-0 SF9	0-0 F3		1	0	0	1	2	0	1			
George Smith, R OBP: 0.277, SLG: 0.355		0-3 K			0-0 G5-3		0-0 E	0-0 F8		3	0	0	0	1	1	3			
Mike Ryan, R OBP: 0.263, SLG: 0.269		0-0 F7			0-3 K		0-3 K			3	0	0	0	0	2	2			
Lee Stange, R OBP: 0.316, SLG: 0.063			0-3 K			0-3 K		4-0 FC1-6		2	0	0	0	1	2	0			
Inning Stats	R: 0 E: 1 K: 1 S: 6	H: 0 LOB: 1 BB: 0 P: 6	R: 0 E: 0 K: 1 S: 5	H: 0 LOB: 1 BB: 1 P: 9	R: 0 E: 0 K: 1 S: 5	H: 0 LOB: 0 BB: 0 P: 5	R: 0 E: 0 K: 1 S: 5	H: 0 LOB: 0 BB: 0 P: 5	R: 0 E: 1 K: 1 S: 6	H: 0 LOB: 1 BB: 0 P: 6	R: 1 E: 0 K: 1 S: 6	H: 1 LOB: 1 BB: 1 P: 10	R: 4 E: 0 K: 0 S: 6	H: 3 LOB: 1 BB: 2 P: 14	1B: 2 2B: 1 3B: 1 HR: 0	SF: 1 SAC: 0 DP: 1 HBP: 0		WP: 0 PB: 0 SB: 0 CS: 0	PA: 34
PITCHER Bruce Howard, R ERA: 2.84 Bob Locker, R ERA: 2.25 Dennis Higgins, R ERA: 2.63	IP: 7.0 WLS: L BF: 6 H: 3 R: 4 ER: 4 SO: 0 BB: 2 IBB: 0 HBP: 0 BLK: 0 WP: 0 HR: 0 S: 4 P: 12 ERA: 108.00 WHIP: 15.000															PITCHER		IP: WLS: BF: H: R: ER: SO: BB: IBB: HBP: BLK: WP: HR: S: P: ERA: WHIP:	

Batter	1	2	3	4	5	6	7	8	9	AB	R	H	RBI	BB	SO	LOB	TOP					
Ken Berry, R OBP: 0.302, SLG: 0.408 (1, 7)	0-3 K		0-0 1-3 S 1B		0-3 K		0-0 4-3			4	0	1	1	0	2	0	Chicago White Sox @ Boston Red Sox Fenway Park, Boston, MA Sat Jul 09 1966, 3:33 AM EDT Att: 7,134 - Unknown					
Don Buford, S OBP: 0.314, SLG: 0.347 (1, 5)	0-0 4-3		0-0 1-3		0-0 E4 BLK		0-3 3-H K			4	0	0	0	0	1	1						
Tommie Agee, R OBP: 0.318, SLG: 0.402 (1, 8)	0-0 6-3		0-0 1-3		0-0 6-3			0-0 F6		4	0	0	0	0	2							
Floyd Robinson, L OBP: 0.338, SLG: 0.357 (1, 9)		0-0 4-3		0-0 F7		0-0 5-3		0-0 4-3		4	0	0	0	0	0							
John Romano, R OBP: 0.382, SLG: 0.412 (1, 2)		0-0 FC3-6 1B		1-0 2B HBP		4-0 FC4 BB		0-0 6-3		2	1	1	0	1	0	0						
Tom McCraw, L OBP: 0.293, SLG: 0.338 (1, 3)		0-0 FC3-6 WP S 1-2		0-0 F5		0-3 K			0-3 K	4	0	0	0	0	2	3						
Jerry Adair, R OBP: 0.293, SLG: 0.305 (7, 6)		4-0 WP BB 1-2		0-0 1-H 2B		0-0 FC4 1-2			0-0 G6-3 1B	3	0	2	1	1	0	1						
Lee Elia, R OBP: 0.262, SLG: 0.331 (7, 6)	0-3 K		0-3 K				0-0 4-3		0-0 G6-3 1B	2	0	0	0	0	2	3						
Smoky Burgess, L OBP: 0.333, SLG: 0.273 (7, 4)										1	0	0	0	0	0	0						
Wayne Causey, L OBP: 0.299, SLG: 0.214 (9, PH)										0	0	0	0	0	0	0						
Bill Skowron, R OBP: 0.296, SLG: 0.353 (9, PH)										1	0	0	0	0	0	1						
Gary Peters, L OBP: 0.286, SLG: 0.429 (1, 1)			0-3 K		0-0 F8		0-0 4-3 3B			3	1	1	0	0	1	0						
Inning Stats	R: 0 E: 0 K: 1 S: 5	H: 0 LOB: 0 BB: 0 P: 5	R: 0 E: 0 K: 1 S: 6	H: 1 LOB: 2 BB: 1 P: 10	R: 0 E: 0 K: 1 S: 6	H: 1 LOB: 1 BB: 0 P: 6	R: 1 E: 0 K: 1 S: 6	H: 1 LOB: 1 BB: 0 P: 7	R: 0 E: 0 K: 1 S: 6	H: 0 LOB: 1 BB: 1 P: 6	R: 0 E: 0 K: 1 S: 5	H: 0 LOB: 0 BB: 0 P: 9	R: 1 E: 0 K: 1 S: 6	H: 1 LOB: 0 BB: 0 P: 6	R: 0 E: 0 K: 0 S: 3	H: 0 LOB: 0 BB: 0 P: 3	R: 0 E: 0 K: 1 S: 5	H: 1 LOB: 0 BB: 0 P: 5	1B: 3 2B: 1 3B: 1 HR: 0	SF: 0 SAC: 0 DP: 1 HBP: 1	WP: 1 PB: 0 SB: 2 CS: 0	PA: 35
PITCHER Darrell Brandon, R ERA: 3.1 (1, 1)	IP: 9.0 WLS: W BF: 35 H: 5 R: 2 ER: 2 SO: 8 BB: 2 IBB: 0 HBP: 1 BLK: 1 WP: 1 HR: 0 S: 48 P: 57 ERA: 2.00 WHIP: 0.778															PITCHER	IP: 9.0 WLS: W BF: 35 H: 5 R: 2 ER: 2 SO: 8 BB: 2 IBB: 0 HBP: 1 BLK: 1 WP: 1 HR: 0 S: 48 P: 57 ERA: 2.00 WHIP: 0.778					

Batter	1	2	3	4	5	6	7	8	9	AB	R	H	RBI	BB	SO	LOB	BOTTOM			
Rico Petrocelli, R OBP: 0.282, SLG: 0.399 (1, 6)	1-0 FC4-6 HBP		0-0 F9		0-0 F9		0-0 6-3			3	0	0	0	0	0	0	Chicago White Sox @ Boston Red Sox Fenway Park, Boston, MA Sat Jul 09 1966, 3:33 AM EDT Att: 7,134 - Unknown			
Joe Foy, R OBP: 0.325, SLG: 0.363 (1, 5)	0-3 K		0-0 1B 2B		0-3 K		0-0 1B SF9 1B			4	2	2	0	0	2	1				
Carl Yastrzemski, L OBP: 0.350, SLG: 0.422 (1, 7)	0-0 FC4-6 1B WP 1-2		0-0 1B 2-H 1B		0-0 F6		0-0 1B S 1B			4	1	2	1	0	0	1				
Tony Conigliaro, R OBP: 0.329, SLG: 0.496 (1, 9)	0-0 WP 1B 1-3		0-0 FC5-4 1B		0-0 F3		0-0 SF9			3	0	2	1	0	0	0				
George Scott, R OBP: 0.342, SLG: 0.514 (1, 3)	0-3 K		0-0 FC5-4 1-2		0-0 E 2B		4-0 BB			3	1	1	0	1	1	3				
Don Demeter, R OBP: 0.280, SLG: 0.422 (1, 8)		0-0 1-3	0-3 K			0-3 K		0-0 F2		2	0	0	0	0	1	2				
George Thomas, R OBP: 0.299, SLG: 0.305 (5, 8)										2	0	0	0	0	1	3				
George Smith, R OBP: 0.277, SLG: 0.350 (1, 4)		4-0 BB		0-3 K		0-0 E6 2-H		0-0 F8		3	0	0	0	1	1	0				
Mike Ryan, R OBP: 0.263, SLG: 0.265 (1, 2)		0-0 F8		0-0 F8		4-0 IBB		0-0 5-3		3	0	0	0	1	0	1				
Darrell Brandon, R OBP: 0.214, SLG: 0.429 (1, 1)		0-3 K		0-3 K		0-3 K		0-3 K		4	0	0	0	0	4	3				
Inning Stats	R: 1 E: 0 K: 2 S: 8	H: 1 LOB: 1 BB: 0 P: 9	R: 0 E: 0 K: 1 S: 5	H: 0 LOB: 1 BB: 1 P: 9	R: 1 E: 0 K: 1 S: 8	H: 3 LOB: 2 BB: 0 P: 8	R: 0 E: 0 K: 2 S: 7	H: 0 LOB: 0 BB: 0 P: 7	R: 0 E: 0 K: 1 S: 5	H: 0 LOB: 0 BB: 0 P: 5	R: 1 E: 1 K: 2 S: 9	H: 1 LOB: 2 BB: 1 P: 13	R: 1 E: 0 K: 0 S: 5	H: 2 LOB: 2 BB: 1 P: 9	R: 0 E: 0 K: 1 S: 5	H: 0 LOB: 0 BB: 0 P: 5	1B: 5 2B: 2 3B: 0 HR: 0	SF: 1 SAC: 0 DP: 0 HBP: 1	WP: 2 PB: 0 SB: 1 CS: 0	PA: 36
PITCHER Gary Peters, L ERA: 2.61 (1, 1)	IP: 8.0 WLS: L BF: 36 H: 7 R: 4 ER: 3 SO: 10 BB: 2 IBB: 1 HBP: 1 BLK: 0 WP: 1 HR: 0 S: 52 P: 65 ERA: 3.38 WHIP: 1.125															PITCHER	IP: 8.0 WLS: L BF: 36 H: 7 R: 4 ER: 3 SO: 10 BB: 2 IBB: 1 HBP: 1 BLK: 0 WP: 1 HR: 0 S: 52 P: 65 ERA: 3.38 WHIP: 1.125			

Batter	1	2	3	4	5	6	7	8	9	AB	R	H	RBI	BB	SO	LOB	TOP																			
Ken Berry, R OBP: 0.299, SLG: 0.402 (1, 7)	0-0 1-3-1		0-0 FC6-2 S BB		0-0 1B		0-0 F7		0-0 G4-6-3	5	0	1	0	0	0	4	Chicago White Sox @ Boston Red Sox Fenway Park, Boston, MA Sun Jul 10 1966, 3:33 AM EDT Unknown																			
Don Buford, S OBP: 0.316, SLG: 0.350 (1, 5)	0-0 K2-5-2 2B		4-0 1-2 S BB		0-0 4-3		0-0 F8			3	0	1	0	1	0	2																				
Tommie Agee, R OBP: 0.320, SLG: 0.407 (1, 8)	0-3 K2-5-2 2B		0-0 6-3			0-0 G3 SF7 2B		0-0 HR 1B		4	2	2	0	0	1	3																				
Floyd Robinson, L OBP: 0.337, SLG: 0.355 (1, 9)		0-0 F6		0-0 G3 S 1B		0-0 G3		0-0 F9		4	0	1	0	0	0	2																				
J.C. Martin, L OBP: 0.344, SLG: 0.415 (1, 2)		0-0 F7		0-3 K 1-2		0-0 SF7		0-0 HR		3	1	1	3	0	1	1																				
Jerry Adair, R OBP: 0.292, SLG: 0.299 (1, 6)		0-0 5-3		4-0 G3 BB		0-0 F9		0-0 F8		3	0	0	0	1	0	0																				
Tom McCraw, L OBP: 0.292, SLG: 0.341 (1, 3)			0-0 3B 2B	0-0 G3 1-2 2-3			0-0 4-3	0-0 F7		4	1	1	0	0	0	2																				
Wayne Causey, L OBP: 0.307, SLG: 0.235 (7, PR)			0-0 6-3			4-0 WP BB		0-0 F8		2	0	1	1	1	0	2																				
Al Weis, S OBP: 0.222, SLG: 0.143 (7, 4)			0-0 FC6-2 3B	0-0 6-3				0-0 F8		0	0	0	0	0	0	0																				
Gene Freese, R OBP: 0.277, SLG: 0.320 (9, PH)			0-0 1-3		0-0 4-3		4-0 BB	0-0 G4-6-3 1B		1	0	0	0	0	0	0																				
Joe Horlen, R OBP: 0.131, SLG: 0.094 (7, PH)										2	0	0	0	0	0	1																				
John Koshan, R OBP: 0.285, SLG: 0.412 (7, PR)										0	0	0	0	1	0	0																				
Lee Eick, R OBP: 0.220, SLG: 0.331 (7, 1)										0	0	0	0	0	0	0																				
Dennis Higgins, R OBP: 0.292, SLG: 0.125 (7, 1)										0	0	0	0	0	0	0																				
Hoyt Wilhelm, R OBP: 0.268, SLG: 0.298 (9, PH)										1	0	1	0	0	0	0																				
Smoky Burgess, L OBP: 0.286, SLG: 0.429 (9, PR)										0	0	0	0	0	0	0																				
Gary Peters, R OBP: 0.286, SLG: 0.429 (9, PR)										0	0	0	0	0	0	0																				
Inning Stats	R: 0 E: 0 K: 1 S: 5	H: 1 LOB: 1 BB: 0 P: 5	R: 0 E: 0 K: 0 S: 3	H: 0 LOB: 0 BB: 0 P: 3	R: 1 E: 0 K: 0 S: 5	H: 2 LOB: 2 BB: 1 P: 9	R: 0 E: 0 K: 1 S: 6	H: 1 LOB: 2 BB: 1 P: 10	R: 0 E: 0 K: 0 S: 3	H: 1 LOB: 0 BB: 0 P: 4	R: 1 E: 0 K: 0 S: 4	H: 1 LOB: 0 BB: 0 P: 4	R: 0 E: 0 K: 0 S: 3	H: 0 LOB: 2 BB: 2 P: 11	R: 2 E: 0 K: 0 S: 5	H: 2 LOB: 0 BB: 0 P: 5	R: 0 E: 0 K: 0 S: 3	H: 1 LOB: 1 BB: 0 P: 3	1B: 4 2B: 4 3B: 1 HR: 1	SF: 1 SAC: 0 DP: 2 HBP: 0	WP: 1 PA: 37 PB: 0 SB: 3 CS: 0															
PITCHER	IP	WLS	BF	H	R	ER	SO	BB	IBB	HBP	BLK	WP	HR	S	P	ERA	WHIP	PITCHER		IP	WLS	BF	H	R	ER	SO	BB	IBB	HBP	BLK	WP	HR	S	P	ERA	WHIP
Jose Santiago, R ERA: 3.65 (1, 1)	6.1	W	27	6	2	2	2	4	0	0	0	1	0	27	43	2.84	1.579																			
Don McMahon, R ERA: 3.38 (7, 1)	2.2	S	10	3	2	2	0	0	0	0	0	0	1	10	10	6.75	1.125																			

AB	32
R	4
H	9
RBI	4
BB	4
SO	2
LOB	17



Batter	1	2	3	4	5	6	7	8	9	AB	R	H	RBI	BB	SO	LOB	BOTTOM																			
Rico Petrocelli, R OBP: 0.287, SLG: 0.410 (1, 6)	0-3 K		4-0 BB		0-0 SH1-4 1B		0-0 HR	0-0 F4		4	1	2	1	1	1	0	Chicago White Sox @ Boston Red Sox Fenway Park, Boston, MA Sun Jul 10 1966, 3:33 AM EDT Unknown																			
Jose Tartabull, L OBP: 0.289, SLG: 0.324 (1, 8)	0-3 K		0-0 F6		0-0 SH1-4		0-0 6-3 3B			3	1	1	0	0	1	1																				
Carl Yastrzemski, L OBP: 0.394, SLG: 0.431 (1, 7)	0-0 HR		0-0 4-3		4-0 IBB		4-0 6-3 HR IBB			2	2	1	1	2	0	1																				
Tony Conigliaro, R OBP: 0.331, SLG: 0.502 (1, 9)	0-0 FC5-4 1B			0-0 E WP 2B	0-0 SF9		0-0 6-3			3	1	2	2	0	0	1																				
George Scott, R OBP: 0.341, SLG: 0.509 (1, 3)	0-0 FC5-4			0-3 K	0-0 F3		1-2 3-H 4-0 HR IBB			3	1	0	0	1	1	4																				
Joe Foy, R OBP: 0.327, SLG: 0.375 (1, 5)		0-0 G5-4-3 1B		0-0 E6 WP 2-3		0-0 6-3	0-0 1-H 2-H HR			4	1	2	3	0	0	1																				
George Smith, R OBP: 0.273, SLG: 0.344 (1, 4)		0-0 G5-4-3		0-0 3-4		0-0 F6	0-3 K			4	0	0	0	0	1	2																				
Mike Ryan, R OBP: 0.258, SLG: 0.260 (1, 2)		0-0 6-3		0-3 K		0-0 5-3		0-0 6-3		4	0	0	0	0	1	1																				
Jose Santiago, R OBP: 0.194, SLG: 0.171 (1, 1)			0-0 4-3				0-3 K		0-0 6-3	2	1	1	0	0	0	0																				
Don McMahon, R ERA: 3.38 (7, 1)					0-0 SH1-4 1B SF9 1B			0-0 6-3		2	0	0	0	0	1	0																				
Inning Stats	R: 1 E: 0 K: 2 S: 9	H: 2 LOB: 1 BB: 0 P: 9	R: 0 E: 0 K: 0 S: 3	H: 1 LOB: 0 BB: 0 P: 3	R: 0 E: 0 K: 0 S: 3	H: 0 LOB: 1 BB: 1 P: 7	R: 1 E: 1 K: 2 S: 9	H: 1 LOB: 1 BB: 0 P: 9	R: 1 E: 0 K: 0 S: 5	H: 2 LOB: 2 BB: 1 P: 9	R: 0 E: 0 K: 0 S: 3	H: 0 LOB: 0 BB: 0 P: 3	R: 5 E: 0 K: 2 S: 10	H: 3 LOB: 0 BB: 2 P: 18	R: 0 E: 0 K: 0 S: 3	H: 0 LOB: 0 BB: 0 P: 3	1B: 4 2B: 1 3B: 1 HR: 3	SF: 1 SAC: 1 DP: 1 HBP: 0	WP: 1 PA: 37 PB: 0 SB: 0 CS: 0																	
PITCHER	IP	WLS	BF	H	R	ER	SO	BB	IBB	HBP	BLK	WP	HR	S	P	ERA	WHIP	PITCHER		IP	WLS	BF	H	R	ER	SO	BB	IBB	HBP	BLK	WP	HR	S	P	ERA	WHIP
Joe Horlen, R ERA: 2.23 (1, 1)	6.0	L	26	6	3	3	4	1	1	0	0	1	1	32	40	4.50	1.167																			
Dennis Higgins, R ERA: 3.51 (7, 1)	0.2		7	3	5	5	1	0	2	0	0	0	2	7	15	67.50	4.500																			
Hoyt Wilhelm, R ERA: 2.7 (7, 1)	1.1		4	0	0	0	1	0	0	0	0	0	0	6	6	0.00	0.000																			

AB	31
R	8
H	9
RBI	7
BB	4
SO	6
LOB	11



Batter	1	2	3	4	5	6	7	8	9	10	AB	R	H	RBI	BB	SO	LOB	TOP				
Wayne Causey, L OBP: 0.324, SLG: 0.282 Al Weis, S OBP: 0.220, SLG: 0.141	6-3		1B HR	1B 2B		FC3-6 1B		6-3 2B	F3		5	1	4	0	0	0	0	1 1 0 0 0 0 3				
Don Buford, S OBP: 0.316, SLG: 0.349	K		HR WP 1B	S 1B		FC3-6 1-2f S		6-3		6-3	6	1	2	0	0	1	2	6 1 2 0 0 1 2				
Tommie Agee, R OBP: 0.321, SLG: 0.417	2B		HR	K		6-3		6-3		F8	6	1	2	4	0	1	4	6 1 2 4 0 1 4				
John Romano, R OBP: 0.365, SLG: 0.427 Jerry McNetney, R OBP: 0.326, SLG: 0.256	K		F8		HR			K			4	1	1	1	1	2	2	4 1 1 1 1 1 2 2 0 0 0 0 0 1 0 0				
Floyd Robinson, L OBP: 0.337, SLG: 0.352		4-3	4-3		2B 1B	G3				F6	5	0	1	0	1	0	3	5 0 1 0 1 0 3				
Tom McCraw, L OBP: 0.288, SLG: 0.352		WP 1B	S 1B		2B			4-3		FC1-6 1B 1B	5	1	3	0	0	0	1	5 1 3 0 0 0 1				
Jerry Adair, R OBP: 0.306, SLG: 0.321			WP 1B	K		2B		1B			5	0	4	1	0	1	1	5 0 4 1 0 1 1				
Ken Berry, R OBP: 0.294, SLG: 0.394 Smoky Burgess, L OBP: 0.368, SLG: 0.314 Joe Horlen, R OBP: 0.121, SLG: 0.094 Jack Lamabe, R OBP: 0.150, SLG: 0.111	K		K	F5	F9			F8			4	0	0	0	0	1	4	4 0 0 0 0 1 4 1 0 1 0				
Juan Pizarro, L OBP: 0.150, SLG: 0.111 John Buzhardt, R OBP: 0.181, SLG: 0.163 Hoyt Wilhelm, R OBP: 0.140, SLG: 0.151 Bill Skowron, R OBP: 0.133, SLG: 0.200 Bob Locker, R OBP: 0.174, SLG: 0.317	K		K	6-3	F9			K		K	1	0	0	0	1	1	1	1 0 0 0 0 1 2 1 0 0 0 0 0 0 0 1 0 0 0 0 0 1 1 1 0 0 0 0 1 1 1 1 0 0 0 0 1 1 3				
Inning Stats	R: 0 E: 0 K: 2 S: 8	H: 1 LOB: 1 BB: 0 P: 8	R: 0 E: 0 K: 2 S: 9	H: 2 LOB: 2 BB: 0 P: 9	R: 3 E: 0 K: 1 S: 9	H: 4 LOB: 1 BB: 0 P: 9	R: 0 E: 0 K: 1 S: 7	H: 1 LOB: 2 BB: 0 P: 7	R: 2 E: 0 K: 0 S: 6	H: 4 LOB: 1 BB: 0 P: 6	R: 0 E: 0 K: 1 S: 4	H: 1 LOB: 1 BB: 0 P: 8	R: 0 E: 0 K: 1 S: 6	H: 1 LOB: 1 BB: 0 P: 6	R: 0 E: 0 K: 1 S: 7	H: 2 LOB: 3 BB: 1 P: 11	R: 0 E: 0 K: 0 S: 3	H: 0 LOB: 1 BB: 1 P: 7	1B: 10 2B: 6 3B: 0 HR: 2	SF: 0 SAC: 0 DP: 0 HBP: 0	WP: 2 PB: 0 SB: 3 CS: 0	PA: 50
PITCHER	IP	WLS	BF	H	R	ER	SO	BB	IBB	HBP	BLK	WP	HR	S	P	ERA	WHIP					
Dave Morehead, R ERA: 5.06	2.0		12	6	3	3	4	0	0	0	0	0	1	20	20	13.50	3.000					
Rollie Sheldon, R ERA: 3.79	2.1		13	7	2	2	2	0	0	0	0	0	1	17	17	7.71	3.000					
Dan Osinski, R ERA: 4.63	0.2		2	0	0	0	0	0	0	0	0	0	0	2	2	0.00	0.000					
John Wyatt, R ERA: 3.19	4.0		19	5	1	1	3	2	0	0	0	0	0	23	31	2.25	1.750					
Don McMahon, R ERA: 3.3	1.0	W	4	0	0	0	0	1	0	0	0	0	0	3	7	0.00	1.000					

Chicago White Sox @ Boston Red Sox
Fenway Park, Boston, MA
Sun Jul 10 1966, 3:38 AM EDT
Att: 16,709 - Unknown

AB 47
R 6
H 18
RBI 6
BB 3
SO 9
LOB 27



Batter	1	2	3	4	5	6	7	8	9	10	AB	R	H	RBI	BB	SO	LOB	BOTTOM						
Jose Tartabull, L OBP: 0.284, SLG: 0.317 George Thomas, R OBP: 0.304, SLG: 0.311	4-3		F4		F8			4-3			4	0	0	0	0	0	1	4 0 0 0 0 0 1 1 0 1 0 0 0 0 0						
Eddie Kasko, R OBP: 0.308, SLG: 0.339 Rico Petrocelli, R OBP: 0.288, SLG: 0.413	HR 2B		BB 1B 1B		FC4-6 1-2f			1B 2B		K	3	1	2	0	0	0	1	3 1 2 0 0 0 1 2 1 1 0 0 1 2						
Carl Yastrzemski, L OBP: 0.357, SLG: 0.435	K		1B 1B BB		F9			E 1B			4	2	2	1	1	1	2	4 2 2 1 1 1 2						
Tony Conigliaro, R OBP: 0.359, SLG: 0.514	HR		E 1B			6-3					3	3	2	2	2	0	0	3 3 2 2 2 0 0						
George Scott, R OBP: 0.340, SLG: 0.506	5-3		E5 1B			6-3		K			4	0	1	1	0	1	2	4 0 1 1 0 1 2						
Joe Foy, R OBP: 0.328, SLG: 0.384		HR			F8	4-3		L6			4	2	1	1	1	0	2	4 2 1 1 1 0 2						
George Smith, R OBP: 0.275, SLG: 0.358	5-3				6-3			1B 1B			5	1	2	4	0	0	0	5 1 2 4 0 0 0						
Mike Ryan, R OBP: 0.253, SLG: 0.255	6-3				K			1-3		F3	4	0	0	0	0	1	1	4 0 0 0 0 1 1						
Dave Morehead, R ERA: 5.06 Rollie Sheldon, R ERA: 3.79 Dan Osinski, R ERA: 4.63 Lenny Green, L OBP: 0.135, SLG: 0.200 John Wyatt, R ERA: 3.19 Dalton Jones, L OBP: 0.140, SLG: 0.151 Don McMahon, R ERA: 3.3	F9				FC4-6 1B			K		F7	1	0	0	0	0	0	0	1 0 1 0 1 0 0 0 0 0 1 0 0 0 0 0 1 0 1 0 0 0 0 0 1 0 1 0 0 0 0 0 1 1 0 0 0 0 0 0 0 0						
Inning Stats	R: 2 E: 0 K: 1 S: 7	H: 2 LOB: 0 BB: 0 P: 7	R: 1 E: 0 K: 0 S: 4	H: 1 LOB: 0 BB: 0 P: 4	R: 2 E: 1 K: 0 S: 4	H: 3 LOB: 1 BB: 1 P: 8	R: 0 E: 0 K: 1 S: 5	H: 0 LOB: 0 BB: 0 P: 5	R: 0 E: 0 K: 0 S: 4	H: 1 LOB: 1 BB: 0 P: 4	R: 0 E: 0 K: 0 S: 3	H: 0 LOB: 0 BB: 0 P: 3	R: 0 E: 0 K: 1 S: 5	H: 0 LOB: 0 BB: 0 P: 5	R: 1 E: 1 K: 1 S: 7	H: 2 LOB: 2 BB: 1 P: 11	R: 0 E: 0 K: 1 S: 7	H: 2 LOB: 2 BB: 0 P: 7	R: 4 E: 0 K: 0 S: 3	H: 2 LOB: 0 BB: 2 P: 11	1B: 7 2B: 3 3B: 0 HR: 3	SF: 0 SAC: 1 DP: 0 HBP: 0	WP: 0 PB: 0 SB: 0 CS: 0	PA: 43
PITCHER	IP	WLS	BF	H	R	ER	SO	BB	IBB	HBP	BLK	WP	HR	S	P	ERA	WHIP							
John Buzhardt, R ERA: 3.53	2.1		12	4	5	4	1	1	0	0	0	0	0	13	17	15.43	2.143							
Hoyt Wilhelm, R ERA: 2.4	1.2		5	2	0	0	1	0	0	0	0	0	0	7	7	0.00	1.200							
Bob Locker, R ERA: 2.25	4.0		16	3	1	1	2	0	1	0	0	0	0	19	23	2.25	0.750							
Jack Lamabe, R ERA: 3.06	0.1		2	1	0	0	0	0	0	0	0	0	0	2	2	0.00	3.000							
Juan Pizarro, L ERA: 3.09	1.0	L	8	3	4	4	1	0	2	0	0	0	1	8	16	36.00	3.000							

Chicago White Sox @ Boston Red Sox
Fenway Park, Boston, MA
Sun Jul 10 1966, 3:38 AM EDT
Att: 16,709 - Unknown


AB 38
R 10
H 13
RBI 9
BB 4
SO 5
LOB 12



Batter	1	2	3	4	5	6	7	8	9	10	AB	R	H	RBI	BB	SO	LOB	TOP			
Rico Petrocelli, R (1.6) OBP: 0.284, SLG: 0.407	K		K			6-3		F4		K	5	0	0	0	0	3	1				
Joe Foy, R (1.5) OBP: 0.327, SLG: 0.382	6-3			F8		1-3		E 2-H 1B			4	0	1	1	0	0	0				
Carl Yastrzemski, L (1.7) OBP: 0.354, SLG: 0.430	L6			K		F6		F5			4	0	0	0	0	1	1				
Tony Conigliaro, R (1.9) OBP: 0.338, SLG: 0.511				K					F6		4	0	1	0	0	1	0				
George Scott, R (1.3) OBP: 0.339, SLG: 0.501									F8		3	0	0	0	1	1	1				
Don Demeter, R (1.8) OBP: 0.284, SLG: 0.421									K		4	1	2	0	0	2	2				
George Smith, R (1.4) OBP: 0.271, SLG: 0.352									F8		4	0	0	0	0	0	4				
Mike Ryan, R (1.2) OBP: 0.258, SLG: 0.264											4	1	2	1	0	0	0				
Dennis Bennett, L (8.1) Don McMahon, R (8.1) Eddie Kasko, R (8.1) John Wyatt, R (8.1) Jim Lonborg, R (8.1) Dick Stigman, L (8.1) Dan Gassner, L (8.1) Dan Gassner, L (8.1)											2	0	0	0	0	2	1				
Inning Stats	R: 0 E: 0 K: 1 S: 5	H: 0 LOB: 0 BB: 0 P: 5	R: 0 E: 0 K: 1 S: 5	H: 0 LOB: 1 BB: 1 P: 9	R: 0 E: 0 K: 2 S: 7	H: 0 LOB: 0 BB: 0 P: 7	R: 1 E: 0 K: 2 S: 9	H: 2 LOB: 1 BB: 0 P: 9	R: 0 E: 0 K: 0 S: 3	H: 0 LOB: 0 BB: 0 P: 3	R: 0 E: 0 K: 1 S: 6	H: 1 LOB: 1 BB: 0 P: 6	R: 1 E: 1 K: 0 S: 5	H: 2 LOB: 1 BB: 0 P: 5	R: 0 E: 0 K: 0 S: 4	H: 1 LOB: 1 BB: 0 P: 4	R: 0 E: 0 K: 1 S: 5	H: 0 LOB: 0 BB: 0 P: 5	1B: 5 2B: 1 3B: 0 HR: 0	SF: 0 SAC: 1 DP: 0 HBP: 0	WP: 0 PA: 37 PB: 0 SB: 0 CS: 0
PITCHER	IP 8.0	WLS 30	BF 5	H 2	R 2	ER 2	SO 9	BB 1	IBB 0	HBP 0	BLK 0	WP 0	HR 0	S 47	P 51	ERA 2.25	WHIP 0.750				
Marcelino Lopez, L (1.1) ERA: 3.45																					
Minnie Rojas, R (9.1) ERA: 1.18																					

Boston Red Sox @ California Angels
 Anaheim Stadium, Anaheim, CA
 Thu Jul 14 1966, 10:05 PM EDT
 Att: 16,931 - Unknown

AB 35
 R 2
 H 6
 RBI 2
 BB 1
 SO 10
 LOB 10



Batter	1	2	3	4	5	6	7	8	9	10	AB	R	H	RBI	BB	SO	LOB	BOTTOM					
Jose Cardenal, R (1.8) OBP: 0.329, SLG: 0.412	K		F4			5-3		F8		1B BB IBB	4	0	0	0	1	1	2						
Bobby Knoop, R (1.4) OBP: 0.262, SLG: 0.389	6-3			K				F8		1B BB	4	0	1	0	1	1	0						
Jim Fregosi, R (1.6) OBP: 0.313, SLG: 0.373	F9			F8				F9		F6	4	0	0	0	0	3							
Rick Reichardt, R (1.7) OBP: 0.367, SLG: 0.491				6-3-4				F8		1B	4	0	1	1	1	1	0						
Joe Adcock, R (1.3) OBP: 0.351, SLG: 0.559											2	0	1	0	1	0	0						
Jackie Hernandez, R (8. PR) OBP: 0.143, SLG: 0.083											0	1	0	0	0	0	0						
Willie Smith, L (9. PH) OBP: 0.244, SLG: 0.267											1	0	0	0	0	0	2						
Jackie Warner, R (1.9) OBP: 0.292, SLG: 0.482											2	0	0	0	0	1	1						
Ed Kirkpatrick, L (8. PH) OBP: 0.319, SLG: 0.371											1	1	1	1	0	0	0						
Jim Piersall, R (9. PH) OBP: 0.275, SLG: 0.250											1	0	0	0	0	3							
Tom Satriano, L (10. 5) OBP: 0.342, SLG: 0.267											0	0	0	0	0	0							
Paul Schaaf, R (1.5) OBP: 0.357, SLG: 0.330											2	0	0	0	0	1	1						
Norm Siebern, L (8. PH) OBP: 0.403, SLG: 0.396											2	0	0	0	0	5							
Buck Rodgers, S (1.2) OBP: 0.283, SLG: 0.308											3	1	2	1	0	0	0						
Marcelino Lopez, R (1.1) OBP: 0.278, SLG: 0.273											2	0	0	0	0	0	1						
Frank Malzone, R (8. PH) OBP: 0.315, SLG: 0.378											1	0	1	0	0	0	0						
Clyde Wright, R (8. PR) OBP: 0.231, SLG: 0.231											0	0	0	0	0	0	0						
Minnie Rojas, R (9.1) OBP: 0.091, SLG: 0.182											0	0	0	0	0	0	0						
Inning Stats	R: 0 E: 0 K: 1 S: 5	H: 0 LOB: 0 BB: 0 P: 5	R: 0 E: 0 K: 1 S: 5	H: 0 LOB: 0 BB: 0 P: 5	R: 0 E: 0 K: 0 S: 4	H: 1 LOB: 1 BB: 1 P: 4	R: 0 E: 0 K: 1 S: 5	H: 0 LOB: 0 BB: 0 P: 5	R: 0 E: 0 K: 2 S: 6	H: 0 LOB: 1 BB: 1 P: 10	R: 0 E: 0 K: 0 S: 3	H: 0 LOB: 0 BB: 0 P: 3	R: 0 E: 0 K: 0 S: 3	H: 0 LOB: 0 BB: 0 P: 3	R: 2 E: 1 K: 0 S: 6	H: 3 LOB: 1 BB: 0 P: 6	R: 0 E: 1 K: 0 S: 5	H: 1 LOB: 3 BB: 1 P: 9	R: 1 E: 0 K: 0 S: 4	H: 2 LOB: 3 BB: 2 P: 12	1B: 6 2B: 2 3B: 0 HR: 0	SF: 1 SAC: 2 DP: 1 HBP: 0	WP: 0 PA: 40 PB: 0 SB: 0 CS: 1
PITCHER	IP 5.0	WLS 16	BF 1	H 0	R 0	ER 0	SO 5	BB 1	IBB 0	HBP 0	BLK 0	WP 0	HR 0	S 25	P 29	ERA 0.00	WHIP 0.400						
Dennis Bennett, L (1.1) ERA: 3.17																							
Don McMahon, R (8.1) ERA: 3.28																							
John Wyatt, R (8.1) ERA: 3.28																							
Jim Lonborg, R (9.1) ERA: 4.55																							
Dick Stigman, L (9.1) ERA: 4.57																							
PITCHER	IP 0.2	WLS L	BF 6	H 2	R 1	ER 1	SO 0	BB 1	IBB 1	HBP 0	BLK 0	WP 0	HR 0	S 4	P 12	ERA 13.50	WHIP 4.500						
Dan Osinski, R (10.1) ERA: 4.79																							

Boston Red Sox @ California Angels
 Anaheim Stadium, Anaheim, CA
 Thu Jul 14 1966, 10:05 PM EDT
 Att: 16,931 - Unknown

AB 33
 R 3
 H 7
 RBI 3
 BB 4
 SO 5
 LOB 18



Batter	1	2	3	4	5	6	7	8	9	AB	R	H	RBI	BB	SO	LOB	TOP											
Rico Petrocelli, R OBP: 0.286, SLG: 0.416	F8		F4		5-3		HR		FC6-4 1B	5	1	2	1	0	0	0	Boston Red Sox @ California Angels Anaheim Stadium, Anaheim, CA Fri Jul 15 1966, 10:05 PM EDT Att: 21,071 - Unknown											
Joe Foy, R OBP: 0.331, SLG: 0.392	BB		F8			HR	BB		FC6-4 1-2	3	1	1	1	2	0	1												
Carl Yastrzemski, L OBP: 0.353, SLG: 0.427	F8		CS BB		1-3		F9			3	0	0	0	1	0	2												
Tony Conigliaro, R OBP: 0.336, SLG: 0.505	F4		CS 1-2	6-3		WP BB BB			6-3	3	0	0	0	1	0	1												
George Scott, R OBP: 0.339, SLG: 0.504		K		6-3		K			3B	4	0	1	0	0	2	1												
George Thomas, R OBP: 0.312, SLG: 0.308		K				WP BB			K	1	0	0	0	2	1	0												
Dalton Jones, L OBP: 0.294, SLG: 0.399				BB		1-2			K	1	0	0	0	0	1	1												
George Smith, R OBP: 0.349										2	0	0	0	1	0	3												
Jose Tartabull, L OBP: 0.282, SLG: 0.315										1	0	0	0	0	0	1												
Mike Ryan, R OBP: 0.259, SLG: 0.265										3	0	1	0	0	0	0												
Don Demeter, R OBP: 0.262, SLG: 0.419										1	0	0	0	0	0	0												
Darrell Brandon, R OBP: 0.188, SLG: 0.375										2	0	0	0	0	2	2												
Eddie Kasko, R OBP: 0.302, SLG: 0.333										1	0	0	0	0	0	0												
Jim Lonborg, R OBP: 0.100, SLG: 0.103										0	0	0	0	0	0	0												
Lenny Green, L OBP: 0.322, SLG: 0.301										1	0	0	0	0	1	0												
Inning Stats	R: 0 E: 0 K: 0 S: 3	H: 0 LOB: 1 BB: 1 P: 7	R: 0 E: 0 K: 3 S: 10	H: 1 LOB: 2 BB: 1 P: 14	R: 0 E: 0 K: 0 S: 2	H: 0 LOB: 1 BB: 1 P: 6	R: 0 E: 0 K: 0 S: 3	H: 0 LOB: 1 BB: 1 P: 7	R: 0 E: 0 K: 1 S: 5	H: 0 LOB: 0 BB: 0 P: 5	R: 1 E: 0 K: 1 S: 6	H: 1 LOB: 2 BB: 2 P: 14	R: 1 E: 0 K: 0 S: 4	H: 1 LOB: 1 BB: 1 P: 8	R: 0 E: 0 K: 1 S: 6	H: 1 LOB: 1 BB: 0 P: 6		R: 0 E: 0 K: 1 S: 6	H: 1 LOB: 1 BB: 0 P: 6	1B: 2 2B: 0 3B: 1 HR: 2	SF: 0 SAC: 0 DP: 0 HBP: 0	WP: 1 PB: 0 SB: 0 CS: 1	PA: 39					
PITCHER	IP	WLS	BF	H	R	ER	SO	BB	IBB	HBP	BLK	WP	HR	S	P	ERA	WHIP											
George Brunet, L ERA: 2.45	(1, 1)	7.0	W	30	3	2	2	5	7	0	0	0	1	2	33	61	2.57	1.429										
Minnie Rojas, R ERA: 1.13	(8, 1)	2.0	S	8	2	0	0	2	0	0	0	0	0	0	12	12	0.00	1.000										

Batter	1	2	3	4	5	6	7	8	9	AB	R	H	RBI	BB	SO	LOB	BOTTOM											
Jose Cardenal, R OBP: 0.331, SLG: 0.411	6-3		FC5 S BB						SH1-4 2B 1B	3	1	1	0	1	1	0	Boston Red Sox @ California Angels Anaheim Stadium, Anaheim, CA Fri Jul 15 1966, 10:05 PM EDT Att: 21,071 - Unknown											
Ed Kirkpatrick, L OBP: 0.329, SLG: 0.374	BB		E 1-2 BB				CS 1B		SH1-4	1	1	1	0	2	0	0												
Jim Fregosi, R OBP: 0.313, SLG: 0.375	6-3		FC5 1B SF8						CS 2B	4	1	1	1	0	1	4												
Norm Siebern, L OBP: 0.404, SLG: 0.395	F8									3	0	1	1	1	0	1												
Marcelino Lopez, R OBP: 0.276, SLG: 0.273										0	0	0	0	0	0	0												
Tom Satriano, L OBP: 0.342, SLG: 0.267										0	0	0	0	0	0	0												
Rick Reichardt, R OBP: 0.365, SLG: 0.489			1-3 3-H 1B						FC6-4 IBB	3	1	1	1	0	0	2												
Frank Malzone, R OBP: 0.315, SLG: 0.376			G6-4-3 1B 1B							3	0	1	0	0	0	1												
Paul Schaal, R OBP: 0.357, SLG: 0.330			3-H 1B							0	0	0	0	0	0	0												
Bobby Knoop, R OBP: 0.260, SLG: 0.386			G6-4-3 1-2 2-3							3	0	0	0	0	2	2												
Buck Rodgers, S OBP: 0.254, SLG: 0.308										3	0	1	1	0	0	0												
George Brunet, R OBP: 0.205, SLG: 0.289			3-H 1B							2	0	0	0	0	1	1												
Albie Pearson, L										1	0	0	0	0	0	0												
Minnie Rojas, R OBP: 0.091, SLG: 0.182										0	0	0	0	0	0	0												
Inning Stats	R: 0 E: 0 K: 0 S: 3	H: 0 LOB: 1 BB: 1 P: 7	R: 1 E: 0 K: 1 S: 7	H: 3 LOB: 1 BB: 0 P: 7	R: 2 E: 1 K: 0 S: 4	H: 1 LOB: 1 BB: 2 P: 12	R: 0 E: 0 K: 1 S: 5	H: 0 LOB: 0 BB: 0 P: 5	R: 0 E: 0 K: 2 S: 7	H: 1 LOB: 0 BB: 0 P: 7	R: 0 E: 0 K: 0 S: 3	H: 0 LOB: 0 BB: 0 P: 3	R: 0 E: 0 K: 1 S: 5	H: 0 LOB: 0 BB: 0 P: 5	R: 1 E: 0 K: 0 S: 4	H: 2 LOB: 1 BB: 1 P: 8		R: 1 E: 0 K: 0 S: 4	H: 2 LOB: 1 BB: 1 P: 8	1B: 6 2B: 1 3B: 0 HR: 0	SF: 1 SAC: 1 DP: 1 HBP: 0	WP: 0 PB: 0 SB: 1 CS: 2	PA: 32					
PITCHER	IP	WLS	BF	H	R	ER	SO	BB	IBB	HBP	BLK	WP	HR	S	P	ERA		WHIP										
Darrell Brandon, R ERA: 3.09	(1, 1)	6.0	L	24	5	3	2	4	3	0	0	0	0	0	29	41	3.00	1.333										
Jim Lonborg, R ERA: 4.55	(7, 1)	2.0		8	2	1	1	1	0	1	0	0	0	9	13	4.50	1.000											

AB	31
R	2
H	5
RBI	2
BB	7
SO	7
LOB	12



Batter	1	2	3	4	5	6	7	8	9	AB	R	H	RBI	BB	SO	LOB	TOP					
Rico Petrocelli, R OBP: 0.285, SLG: 0.414 Eddie Kasko, R OBP: 0.297, SLG: 0.328	0-0 E 2B 1B	0-0 4-3		0-0 F9			0-0 F9		0-0 4-3	4	1	1	0	0	0	0						
Jose Tartabull, L OBP: 0.286, SLG: 0.319	0-0 F9	0-0 6-3			0-0 S 1B 1B		0-0 BB 1B			4	1	2	0	0	0	1						
Carl Yastrzemski, L OBP: 0.351, SLG: 0.423	0-0 E6 2B	0-0 4-1			0-3 K		4-0 G5-4-3 BB			3	1	0	0	1	1	2						
Tony Conigliaro, R OBP: 0.332, SLG: 0.498	0-3 K		0-3 K		0-0 5-3		0-0 G5-4-3 1-2			4	0	0	0	0	2	5						
George Scott, R OBP: 0.338, SLG: 0.501	0-0 E6 2B		0-0 F8		0-0 S 1B		0-3 K		0-3 K	4	1	1	1	0	1	2						
Joe Foy, R OBP: 0.333, SLG: 0.408	0-0 3B 2B		0-0 HR		0-0 4-3		0-0 F8			4	2	2	4	0	0	1						
George Smith, R OBP: 0.271, SLG: 0.345	0-0 3B BB		0-3 K		0-0 F9		0-3 K			3	1	0	0	1	2	0						
Mike Ryan, R OBP: 0.256, SLG: 0.274	0-0 3B		0-3 K		0-0 4-3			0-0 6-3	4	0	1	2	0	1	0							
Jose Santiago, R OBP: 0.175, SLG: 0.154	0-0 1-3		0-0 6-3		0-0 6-3			0-3 K	4	0	0	0	0	1	1							
Inning Stats	R: 5 E: 2 K: 1 S: 10	H: 3 LOB: 1 BB: 1 P: 14	R: 0 E: 0 K: 0 S: 3	H: 0 LOB: 0 BB: 0 P: 3	R: 1 E: 0 K: 2 S: 8	H: 1 LOB: 0 BB: 0 P: 8	R: 0 E: 0 K: 1 S: 5	H: 0 LOB: 0 BB: 0 P: 5	R: 1 E: 0 K: 1 S: 7	H: 2 LOB: 1 BB: 0 P: 7	R: 0 E: 0 K: 0 S: 3	H: 0 LOB: 0 BB: 0 P: 3	R: 0 E: 0 K: 0 S: 7	H: 1 LOB: 1 BB: 1 P: 7	R: 0 E: 0 K: 2 S: 7	H: 0 LOB: 0 BB: 0 P: 7	R: 0 E: 0 K: 1 S: 5	H: 0 LOB: 0 BB: 0 P: 5	1B: 4 2B: 1 3B: 1 HR: 1	SF: 0 SAC: 0 DP: 1 HBP: 0	WP: 0 PB: 0 SB: 2 CS: 0	PA: 37
PITCHER	IP WLS BF H R ER SO BB IBB HBP BLK WP HR S P ERA WHIP	IP WLS BF H R ER SO BB IBB HBP BLK WP HR S P ERA WHIP																				
Dean Chance, R ERA: 3.68	(1, 1) 5.0 L 24 6 7 2 5 1 0 0 0 0 1 33 37 3.60 1.400	(6, 1) 3.0 10 1 0 0 2 1 0 0 0 0 0 13 17 0.00 0.667	(9, 1) 1.0 3 0 0 0 1 0 0 0 0 0 0 5 5 0.00 0.000																			

Boston Red Sox @ California Angels
Anaheim Stadium, Anaheim, CA
Sat Jul 16 1966, 6:33 AM EDT
Att: 13,699 - Unknown

AB 35
R 7
H 7
RBI 7
BB 2
SO 8
LOB 12



Batter	1	2	3	4	5	6	7	8	9	AB	R	H	RBI	BB	SO	LOB	BOTTOM					
Jose Cardenal, R OBP: 0.329, SLG: 0.408 Jackie Hernandez, R OBP: 0.125, SLG: 0.071	0-3 K		0-0 FC5-4 1-2			0-0 6-3		0-0 4-3		2	0	0	0	0	1	1						
Ed Kirkpatrick, L OBP: 0.323, SLG: 0.366	0-0 F3		0-0 F8			0-3 K		0-3 K	4	0	0	0	0	2	1							
Jim Fregosi, R OBP: 0.309, SLG: 0.370	0-0 5-3			0-0 6-3		0-0 F8		0-0 5-3	4	0	0	0	0	0	0							
Norm Siebern, L OBP: 0.402, SLG: 0.407		0-0 4-3		0-3 K		0-3 K		0-0 HR	4	1	1	1	0	2	0							
Rick Reichardt, R OBP: 0.367, SLG: 0.488		0-0 6-3		0-3 K		0-0 1B		4-0 BB	3	0	1	0	1	1	0							
Tom Satriano, L OBP: 0.339, SLG: 0.260		4-0 BB			0-0 F8		0-3 K	0-0 4-3	3	0	0	0	1	1	2							
Buck Rodgers, S OBP: 0.252, SLG: 0.306 Paul Schaal, R OBP: 0.356, SLG: 0.329		0-0 1-3			0-0 1-3		0-3 K			2	0	0	0	0	1							
Bobby Knoop, R OBP: 0.264, SLG: 0.386 Howie Reed, R OBP: 0.242, SLG: 0.265 Willie Smith, L OBP: 0.242, SLG: 0.265 Bob Lee, R			4-0 FC5-4 BB		4-0 BB		0-0 G3			0	0	0	0	2	0							
Dean Chance, R OBP: 0.044, SLG: 0.023 Albie Pearson, L			0-3 K		0-3 K		0-0 6-3			1	0	0	0	1	1							
2	0	0	0	0	0	0	0	0	0	0	0	0	0	0	0							
Inning Stats	R: 0 E: 0 K: 1 S: 5	H: 0 LOB: 0 BB: 0 P: 5	R: 0 E: 0 K: 0 S: 3	H: 0 LOB: 1 BB: 1 P: 7	R: 0 E: 0 K: 1 S: 5	H: 0 LOB: 1 BB: 1 P: 9	R: 0 E: 0 K: 2 S: 7	H: 0 LOB: 0 BB: 0 P: 7	R: 0 E: 0 K: 1 S: 5	H: 0 LOB: 1 BB: 1 P: 9	R: 0 E: 0 K: 1 S: 5	H: 0 LOB: 0 BB: 0 P: 5	R: 0 E: 0 K: 3 S: 10	H: 1 LOB: 0 BB: 0 P: 10	R: 0 E: 0 K: 0 S: 3	H: 0 LOB: 0 BB: 0 P: 3	R: 1 E: 0 K: 1 S: 6	H: 1 LOB: 1 BB: 1 P: 10	1B: 1 2B: 0 3B: 0 HR: 1	SF: 0 SAC: 0 DP: 0 HBP: 0	WP: 0 PB: 0 SB: 0 CS: 0	PA: 33
PITCHER	IP WLS BF H R ER SO BB IBB HBP BLK WP HR S P ERA WHIP	IP WLS BF H R ER SO BB IBB HBP BLK WP HR S P ERA WHIP																				
Jose Santiago, R ERA: 3.44	(1, 1) 9.0 W 33 2 1 1 1 10 4 0 0 0 0 1 49 65 1.00 0.667																					

Boston Red Sox @ California Angels
Anaheim Stadium, Anaheim, CA
Sat Jul 16 1966, 6:33 AM EDT
Att: 13,699 - Unknown

AB 29
R 1
H 2
RBI 1
BB 4
SO 10
LOB 8



Batter	1	2	3	4	5	6	7	8	9	10	AB	R	H	RBI	BB	SO	LOB	TOP			
Rico Petrocelli, R OBP: 0.290, SLG: 0.426 (1, 6)	F7		FC4-6 1B		HR		L7			8-5 4-3 1B	5	1	3	1	0	0	0				
Jose Tartabull, L OBP: 0.284, SLG: 0.316 (1, 8)	FC6-4 1B		F6		L6		K			4-3	5	0	1	0	0	1	2				
Carl Yastrzemski, L OBP: 0.347, SLG: 0.417 (1, 7)	F8		FC4-6 BB 1B 1-2f		F6		4-3			8-5	5	0	0	0	0	0	3				
Tony Conigliaro, R OBP: 0.351, SLG: 0.495 (1, 9)	FC6-4		BB 1B 1-2f		L6			K			4	0	1	0	0	1	1				
George Scott, R OBP: 0.337, SLG: 0.497 (1, 3)		5-3			BB 1-2 2-3		K		6-3		3	0	0	0	1	1	0				
Joe Foy, R OBP: 0.329, SLG: 0.402 (1, 5)	F8		K				F6		6-3		4	0	0	0	0	1	3				
George Smith, R OBP: 0.275, SLG: 0.353 Dalton Jones, L OBP: 0.294, SLG: 0.399 (9, 4)		BB BB BB BB BB BB			F4		1B 3B			L6	3	1	1	0	1	0	0				
Mike Ryan, R OBP: 0.263, SLG: 0.275 (1, 2)		BB BB BB BB BB BB			F7		FC6-4 1B 3-H			L8	3	0	1	1	1	0	0				
Rollie Sheldon, R OBP: 0.114, SLG: 0.114 Dick Stigman, R OBP: 0.118, SLG: 0.118 Don McMahon, R (8, 1)		BB BB BB BB BB BB			3-1		FC6-4 1-2f			K	3	0	0	0	0	1	3				
Inning Stats	R: 0 E: 0 K: 0 S: 4	H: 1 LOB: 1 BB: 0 P: 4	R: 0 E: 0 K: 1 S: 5	H: 0 LOB: 2 BB: 2 P: 13	R: 0 E: 0 K: 1 S: 7	H: 2 LOB: 3 BB: 1 P: 11	R: 0 E: 0 K: 0 S: 3	H: 0 LOB: 0 BB: 0 P: 3	R: 1 E: 0 K: 1 S: 4	H: 1 LOB: 0 BB: 0 P: 4	R: 1 E: 0 K: 1 S: 7	H: 2 LOB: 1 BB: 0 P: 7	R: 0 E: 0 K: 1 S: 5	H: 0 LOB: 0 BB: 0 P: 5	R: 0 E: 0 K: 1 S: 5	H: 0 LOB: 0 BB: 0 P: 5	R: 0 E: 0 K: 1 S: 3	H: 1 LOB: 0 BB: 0 P: 3	1B: 5 2B: 1 3B: 1 HR: 1	SF: 0 SAC: 0 DP: 1 HBP: 0	WP: 0 PA: 39 PB: 0 SB: 1 CS: 0
PITCHER	IP WLS BF H R ER SO	IP WLS BF H R ER SO	IP WLS BF H R ER SO	IP WLS BF H R ER SO	IP WLS BF H R ER SO	IP WLS BF H R ER SO	IP WLS BF H R ER SO	IP WLS BF H R ER SO	IP WLS BF H R ER SO	IP WLS BF H R ER SO	IP WLS BF H R ER SO	IP WLS BF H R ER SO	IP WLS BF H R ER SO	IP WLS BF H R ER SO	IP WLS BF H R ER SO	IP WLS BF H R ER SO	IP WLS BF H R ER SO	IP WLS BF H R ER SO	ERA WHIP	ERA WHIP	ERA WHIP
Jim Nash, R ERA: 2.59 Ken Sanders, R ERA: 3.89 (1, 1) (10, 1)	9.0 W 36 6 2 2 6	1.0 W 3 1 0 0 0	0.0 L 3 0 0 0 0	0.0 L 3 0 0 0 0	0.0 L 3 0 0 0 0	0.0 L 3 0 0 0 0	0.0 L 3 0 0 0 0	0.0 L 3 0 0 0 0	0.0 L 3 0 0 0 0	0.0 L 3 0 0 0 0	0.0 L 3 0 0 0 0	0.0 L 3 0 0 0 0	0.0 L 3 0 0 0 0	0.0 L 3 0 0 0 0	0.0 L 3 0 0 0 0	0.0 L 3 0 0 0 0	0.0 L 3 0 0 0 0	0.0 L 3 0 0 0 0	0.00 1.000	0.00 1.000	0.00 1.000

Boston Red Sox @ Kansas City Athletics
Municipal Stadium, Kansas City, MO
Sun Jul 17 1966, 4:33 AM EDT
Unknown

AB 36
R 2
H 7
RBI 2
BB 3
SO 6
LOB 12



Batter	1	2	3	4	5	6	7	8	9	10	AB	R	H	RBI	BB	SO	LOB	BOTTOM					
Ossie Chavarria, R OBP: 0.272, SLG: 0.250 (1, 6)	G5-3 1B BB		6-3		K			G3		L8	4	0	0	0	1	1	0						
Jim Gosger, L OBP: 0.322, SLG: 0.340 Bert Campaneris, R OBP: 0.304, SLG: 0.392 Joe Nosssek, R OBP: 0.289, SLG: 0.363 (8, PR) (8, PR) (9, 5)							F9	S 1B		L7	4	0	3	0	0	0	0						
Mike Hershberger, R OBP: 0.327, SLG: 0.386 (1, 9)	L9		K				5-3	S 1B IBB			4	1	1	0	1	1	3						
Roger Repoz, L OBP: 0.341, SLG: 0.403 (1, 3) (9, 8)	G5-3 2-3f		K				3-1	F9 1-2		PB 3B IBB	4	0	0	0	1	1	5						
Ed Charles, R OBP: 0.114, SLG: 0.437 Tim Talton, L OBP: 0.375, SLG: 0.750 (8, PH) (9, 3) (10, 2)					L7		5-3	F9		PB	3	0	1	0	0	0	0						
Larry Stahl, L OBP: 0.284, SLG: 0.394 (1, 7)					4-3			WP 3B		CS BB 3-H	3	2	2	0	1	0	0						
Dick Green, R OBP: 0.285, SLG: 0.336 Ernie Fazio, R OBP: 0.300, SLG: 0.321 (1, 4) (7, PR) (8, 4)			L9		K			6-3 1B 3-H		K	3	0	1	0	0	1	1						
Phil Roof, R OBP: 0.293, SLG: 0.384 Lew Krausse, R OBP: 0.174, SLG: 0.050 Ken Sanders, R OBP: 0.364, SLG: 0.222 (1, 2) (9, PR) (10, 1)					5-3			6-3			4	0	2	1	0	0	1						
Jim Nash, R OBP: 0.111, SLG: 0.222 Danny Cater, R OBP: 0.293, SLG: 0.353 (1, 1) (9, PH) (10, 3)			K				1-3			F8	3	0	0	0	0	2	3						
Inning Stats	R: 0 E: 0 K: 0 S: 3	H: 3 LOB: 1 BB: 0 P: 7	R: 1 E: 0 K: 1 S: 7	H: 3 LOB: 1 BB: 0 P: 7	R: 0 E: 0 K: 2 S: 8	H: 1 LOB: 1 BB: 0 P: 8	R: 0 E: 0 K: 1 S: 5	H: 0 LOB: 0 BB: 0 P: 5	R: 0 E: 0 K: 2 S: 7	H: 0 LOB: 0 BB: 0 P: 7	R: 0 E: 0 K: 1 S: 3	H: 0 LOB: 2 BB: 0 P: 3	R: 1 E: 0 K: 0 S: 5	H: 2 LOB: 2 BB: 0 P: 5	R: 0 E: 0 K: 0 S: 4	H: 1 LOB: 3 BB: 1 P: 8	R: 0 E: 0 K: 1 S: 5	H: 1 LOB: 1 BB: 1 P: 9	R: 1 E: 0 K: 0 S: 3	H: 1 LOB: 1 BB: 1 P: 7	1B: 7 2B: 1 3B: 2 HR: 0	SF: 0 SAC: 0 DP: 1 HBP: 0	WP: 1 PA: 41 PB: 1 SB: 3 CS: 1
PITCHER	IP WLS BF H R ER SO	IP WLS BF H R ER SO	IP WLS BF H R ER SO	IP WLS BF H R ER SO	IP WLS BF H R ER SO	IP WLS BF H R ER SO	IP WLS BF H R ER SO	IP WLS BF H R ER SO	IP WLS BF H R ER SO	IP WLS BF H R ER SO	IP WLS BF H R ER SO	IP WLS BF H R ER SO	IP WLS BF H R ER SO	IP WLS BF H R ER SO	IP WLS BF H R ER SO	IP WLS BF H R ER SO	IP WLS BF H R ER SO	IP WLS BF H R ER SO	IP WLS BF H R ER SO	ERA WHIP	ERA WHIP	ERA WHIP	
Rollie Sheldon, R ERA: 3.7 Dick Stigman, L ERA: 4.56 Don McMahon, R ERA: 3.04 (1, 1) (8, 1) (8, 1)	7.1 L 29 8 2 2 6	0.1 L 2 0 0 0 0	2.0 L 10 2 1 0 1	2.0 L 10 2 1 0 1	1.0 L 3 0 0 0 0	1.0 L 3 0 0 0 0	1.0 L 3 0 0 0 0	1.0 L 3 0 0 0 0	1.0 L 3 0 0 0 0	1.0 L 3 0 0 0 0	1.0 L 3 0 0 0 0	1.0 L 3 0 0 0 0	1.0 L 3 0 0 0 0	1.0 L 3 0 0 0 0	1.0 L 3 0 0 0 0	1.0 L 3 0 0 0 0	1.0 L 3 0 0 0 0	1.0 L 3 0 0 0 0	1.0 L 3 0 0 0 0	0.00 1.227	0.00 1.227	0.00 1.500	

Boston Red Sox @ Kansas City Athletics
Municipal Stadium, Kansas City, MO
Sun Jul 17 1966, 4:33 AM EDT
Unknown

AB 37
R 3
H 10
RBI 1
BB 4
SO 7
LOB 19



Batter	1	2	3	4	5	6	7	8	9	10	AB	R	H	RBI	BB	SO	LOB	TOP							
Rico Petrocelli, R OBP: 0.288, SLG: 0.425	K			F9		1-3		1B 2B		K	5	1	1	1	0	2	0	Boston Red Sox @ Kansas City Athletics Municipal Stadium, Kansas City, MO Sun Jul 17 1966, 4:38 AM EDT Att: 17,241 - Unknown livebaseballscorecards.com							
Jose Tartabull, L OBP: 0.284, SLG: 0.315	F5			F9		F8		CS 1B			4	0	1	1	0	0	0								
Carl Yastrzemski, L OBP: 0.346, SLG: 0.415	F5			4-3		4-3		CS 1B		SH1 1B	4	0	1	0	0	0	0								
Tony Conigliaro, R OBP: 0.334, SLG: 0.495	K					1B 1B		1B BB		SH1 1-2	2	0	1	0	1	1	0								
Dalton Jones, L OBP: 0.305, SLG: 0.404	G3					1B		G6-4-3 1B		G6-3 BB	3	0	2	0	1	0	0								
George Scott, R OBP: 0.333, SLG: 0.492	F7					K		G6-4-3 1-2		G6-3 1-2	4	0	0	0	0	1	6								
Joe Foy, R OBP: 0.331, SLG: 0.413				K		K					4	2	2	1	0	2	2								
Bob Tillman, R OBP: 0.275, SLG: 0.279				5-3				F8		HR	2	0	0	0	0	0	2								
Lenny Green, L OBP: 0.319, SLG: 0.298						F8				K	1	0	0	0	0	0	1								
Mike Ryan, R OBP: 0.261, SLG: 0.274										K	1	0	0	0	0	1	0								
Lee Stange, R OBP: 0.111, SLG: 0.059								K		K	1	0	0	0	0	1	0								
Eddie Kasko, R OBP: 0.292, SLG: 0.322										K	0	0	0	0	0	0	0								
Jim Lonborg, R OBP: 0.100, SLG: 0.103										K	0	0	0	0	0	0	0								
Don Demeter, R OBP: 0.251, SLG: 0.417										K	1	0	0	0	0	1	1								
John Wyatt, R OBP: 0.261, SLG: 0.274										K	1	0	0	0	0	1	0								
Inning Stats	R: 0 E: 0 K: 1 S: 5	H: 0 LOB: 0 BB: 0 P: 5	R: 0 E: 0 K: 1 S: 5	H: 0 LOB: 0 BB: 0 P: 5	R: 0 E: 0 K: 2 S: 7	H: 0 LOB: 0 BB: 0 P: 7	R: 0 E: 0 K: 2 S: 9	H: 2 LOB: 2 BB: 0 P: 9	R: 0 E: 0 K: 1 S: 5	H: 0 LOB: 0 BB: 0 P: 5	R: 0 E: 0 K: 0 S: 3	H: 1 LOB: 1 BB: 1 P: 7	R: 2 E: 0 K: 1 S: 7	H: 3 LOB: 0 BB: 0 P: 7	R: 0 E: 0 K: 0 S: 3	H: 1 LOB: 1 BB: 1 P: 7	R: 1 E: 0 K: 3 S: 10	H: 1 LOB: 0 BB: 0 P: 10	1B: 6 2B: 1 3B: 0 HR: 1	SF: 0 SAC: 1 DP: 2 HBP: 0	WP: 0 PB: 0 SB: 0 CS: 1	PA: 38			
PITCHER	IP 8.0	WLS 29	BF 6	H 2	R 2	ER 2	SO 8	BB 1	IBB 0	HBP 0	BLK 0	WP 0	HR 0	S 44	P 48	ERA 2.25	WHIP 0.875								
PITCHER	IP 9.1	WLS L 8	BF 8	H 2	R 1	ER 1	SO 3	BB 1	IBB 0	HBP 0	BLK 0	WP 0	HR 1	S 13	P 17	ERA 4.50	WHIP 1.500								

Batter	1	2	3	4	5	6	7	8	9	10	AB	R	H	RBI	BB	SO	LOB	BOTTOM						
Ossie Chavarria, R OBP: 0.267, SLG: 0.247	S E 1B	K			6-3			K		F8	5	1	1	0	0	2	3	Boston Red Sox @ Kansas City Athletics Municipal Stadium, Kansas City, MO Sun Jul 17 1966, 4:38 AM EDT Att: 17,241 - Unknown livebaseballscorecards.com						
Jim Gosger, L OBP: 0.317, SLG: 0.335	K			K		F9		K			4	0	0	0	0	3	1							
Mike Hershberger, R OBP: 0.326, SLG: 0.364	E8 2H 1B			F9		6-3		K			4	0	1	1	0	1	0							
Roger Repoz, L OBP: 0.344, SLG: 0.401	K			CS BB		L6				G6-3 1B	3	0	1	0	1	1	1							
Danny Cater, R OBP: 0.292, SLG: 0.351	K			CS		F4		G6-3 1-2			4	0	1	0	0	1	2							
Larry Stahl, L OBP: 0.284, SLG: 0.391		SH1-4 S 1B		FC4-6 1B S		G1				6-3	4	1	1	0	0	0	1							
Dick Green, R OBP: 0.282, SLG: 0.332											3	0	0	0	0	0	2							
Ernie Fazio, R OBP: 0.300, SLG: 0.321		F9				L7		F8		6-3	0	0	0	0	0	0	0							
Ed Charles, R OBP: 0.312, SLG: 0.434		1-2									1	0	0	0	0	0	0							
Phil Roof, R OBP: 0.297, SLG: 0.383		SH1-4 BB				6-3				K	3	0	1	0	1	1	0							
Bill Stafford, R OBP: 0.222, SLG: 0.222											2	0	0	0	0	1	1							
Ken Sanders, R OBP: 0.364, SLG: 0.444		SH1-4									0	0	0	0	0	0	0							
Tim Talton, L OBP: 0.444, SLG: 0.778											1	0	1	0	0	0	0							
Bert Campaneris, R OBP: 0.304, SLG: 0.392										1B	0	0	0	0	0	0	0							
Inning Stats	R: 1 E: 1 K: 3 S: 11	H: 2 LOB: 1 BB: 0 P: 11	R: 0 E: 0 K: 1 S: 6	H: 1 LOB: 2 BB: 1 P: 10	R: 0 E: 0 K: 1 S: 4	H: 0 LOB: 0 BB: 1 P: 8	R: 1 E: 0 K: 1 S: 7	H: 2 LOB: 1 BB: 0 P: 7	R: 0 E: 0 K: 0 S: 3	H: 0 LOB: 0 BB: 0 P: 3	R: 0 E: 0 K: 0 S: 3	H: 0 LOB: 0 BB: 0 P: 3	R: 0 E: 0 K: 3 S: 9	H: 0 LOB: 0 BB: 0 P: 9	R: 0 E: 0 K: 0 S: 3	H: 1 LOB: 0 BB: 0 P: 3	R: 0 E: 0 K: 1 S: 6	H: 1 LOB: 1 BB: 0 P: 6	1B: 7 2B: 0 3B: 0 HR: 0	SF: 0 SAC: 1 DP: 1 HBP: 0	WP: 0 PB: 0 SB: 4 CS: 1	PA: 38		
PITCHER	IP 5.0	WLS 21	BF 5	H 2	R 2	ER 2	SO 6	BB 2	IBB 0	HBP 0	BLK 0	WP 0	HR 0	S 31	P 39	ERA 3.60	WHIP 1.400							
PITCHER	IP 6.1	WLS 6	BF 0	H 0	R 0	ER 0	SO 6	BB 0	IBB 0	HBP 0	BLK 0	WP 0	HR 0	S 6	P 6	ERA 0.00	WHIP 0.000							
PITCHER	IP 8.1	WLS W 10	BF 2	H 0	R 0	ER 0	SO 4	BB 0	IBB 0	HBP 0	BLK 0	WP 0	HR 0	S 18	P 18	ERA 0.00	WHIP 0.667							


Batter	1	2	3	4	5	6	7	8	9	AB	R	H	RBI	BB	SO	LOB	TOP			
Jose Cardenal, R OBP: 0.321, SLG: 0.405 (1, 8)	F9		F8			4-3		FC6-4		4	0	0	0	0	0	1	California Angels @ Boston Red Sox Fenway Park, Boston, MA Wed Jul 20 1966, 7:05 PM EDT Unknown			
Willie Smith, L OBP: 0.236, SLG: 0.256 Bob Lee, R (8, 1)	F8		F6			F2		F8		4	0	0	0	0	0	1				
Jim Fregosi, R OBP: 0.312, SLG: 0.371 (1, 6)	WP BB			5-3		F7			4-0 BB	2	0	0	0	2	0	0				
Rick Reichardt, R OBP: 0.364, SLG: 0.483 (1, 7)	K			5-3				6-3		4	0	0	0	0	1	2				
Norm Siebern, L OBP: 0.394, SLG: 0.410 (1, 3)		F8		FC6-4 BB				3-1		3	1	1	0	1	0	0				
Frank Malzone, R OBP: 0.317, SLG: 0.375 (1, 5)				FC6-4		6-3				3	0	1	1	0	0	1				
Buck Rodgers, S OBP: 0.250, SLG: 0.302 (1, 2)		1B				6-3				3	0	0	0	0	1	1				
Bobby Knoop, R OBP: 0.260, SLG: 0.378 (1, 4)		K						E6 FC6-4		3	0	0	0	0	1	1				
George Brunet, R OBP: 0.200, SLG: 0.282 Jackie Warner, R (5, PH) OBP: 0.292, SLG: 0.465 Lew Burdette, R (5, 1) Ed Kirkpatrick, L (8, PH) OBP: 0.313, SLG: 0.352 (8, 9)			5-3			K		K		1	0	0	0	0	0	0				
Inning Stats	R: 0 E: 0 K: 1 S: 5	H: 0 LOB: 1 BB: 1 P: 9	R: 0 E: 0 K: 1 S: 6	H: 1 LOB: 1 BB: 0 P: 6	R: 0 E: 0 K: 0 S: 3	H: 0 LOB: 0 BB: 0 P: 3	R: 0 E: 0 K: 0 S: 3	H: 0 LOB: 1 BB: 1 P: 7	R: 0 E: 0 K: 2 S: 7	H: 0 LOB: 0 BB: 0 P: 7	R: 1 E: 0 K: 0 S: 4	H: 1 LOB: 0 BB: 0 P: 4	R: 0 E: 1 K: 1 S: 6	H: 0 LOB: 1 BB: 0 P: 6	R: 0 E: 0 K: 0 S: 2	H: 0 LOB: 0 BB: 1 P: 6		1B: 1 2B: 0 3B: 1 HR: 0	SF: 0 SAC: 0 DP: 1 HBP: 0	WP: 1 PB: 0 SB: 0 CS: 0
PITCHER Darrell Brandon, R ERA: 2.84 (1, 1)	IP: 9.0 WLS: W BF: 32 H: 2 R: 1 ER: 1 SO: 5 BB: 3 IBB: 0 HBP: 0 BLK: 0 WP: 1 HR: 0 S: 39 P: 51 ERA: 1.00 WHIP: 0.556																			

Batter	1	2	3	4	5	6	7	8	9	AB	R	H	RBI	BB	SO	LOB	BOTTOM			
Rico Petrocelli, R OBP: 0.293, SLG: 0.424 (1, 6)	2B G5-4-3 BB		G1-4-3 BB	FC5-4		F3		1B 4-3 1B		3	2	1	1	2	0	4	California Angels @ Boston Red Sox Fenway Park, Boston, MA Wed Jul 20 1966, 7:05 PM EDT Unknown			
Joe Foy, R OBP: 0.332, SLG: 0.416 (1, 5)	G5-4-3 1B 2B		G1-4-3		6-3	F8		4-3 1B		5	1	2	0	0	0	2				
Carl Yastrzemski, L OBP: 0.347, SLG: 0.412 (1, 7)	G5-4-3 BB		F5		1B BB	FC6-4		4-3		3	1	0	1	2	0	2				
Tony Conigliaro, R OBP: 0.332, SLG: 0.490 (1, 9)	G5-4-3			F6	1B 1B		5-3	6-3		5	0	1	0	0	0	3				
Don Demeter, R OBP: 0.271, SLG: 0.429 (1, 8)	1B		F7		1B 1B		2B			4	0	3	2	0	0	0				
George Scott, R OBP: 0.335, SLG: 0.490 (1, 3)	K			2B 1B	1B 1B	FC6 IBB	F7			3	1	1	0	1	1	2				
Mike Ryan, R OBP: 0.261, SLG: 0.278 (1, 2)		6-3		1B 2B	F3		6-3			4	0	1	1	0	0	4				
George Smith, R OBP: 0.278, SLG: 0.350 (1, 4)		6-3		1B IBB	FC6			SH1-4 1B BB		2	1	0	0	2	0	3				
Darrell Brandon, R OBP: 0.263, SLG: 0.389 (1, 1)		K		FC5-4 1B		FC6-4 HBP		SH1-4		2	0	1	0	0	1	0				
Inning Stats	R: 2 E: 0 K: 1 S: 6	H: 2 LOB: 1 BB: 2 P: 14	R: 0 E: 0 K: 1 S: 5	H: 0 LOB: 0 BB: 0 P: 5	R: 0 E: 0 K: 0 S: 2	H: 0 LOB: 0 BB: 1 P: 6	R: 1 E: 0 K: 0 S: 6	H: 3 LOB: 3 BB: 1 P: 10	R: 1 E: 0 K: 0 S: 5	H: 2 LOB: 3 BB: 2 P: 13	R: 0 E: 0 K: 0 S: 3	H: 0 LOB: 1 BB: 0 P: 4	R: 0 E: 0 K: 0 S: 4	H: 1 LOB: 1 BB: 0 P: 4	R: 2 E: 0 K: 0 S: 5	H: 2 LOB: 1 BB: 1 P: 9		1B: 7 2B: 3 3B: 0 HR: 0	SF: 0 SAC: 1 DP: 2 HBP: 1	WP: 0 PB: 0 SB: 0 CS: 0
PITCHER George Brunet, L ERA: 2.59 Lew Burdette, R ERA: 3.08 Bob Lee, R ERA: 2.74	IP: 4.0 WLS: L BF: 19 H: 3 R: 3 ER: 3 SO: 2 BB: 3 IBB: 1 HBP: 0 BLK: 0 WP: 0 HR: 0 S: 19 P: 35 ERA: 6.75 WHIP: 2.000																			

Batter	1	2	3	4	5	6	7	8	9	10	AB	R	H	RBI	BB	SO	LOB			
Paul Schaal, R OBP: 0.356, SLG: 0.326 Willie Smith, L OBP: 0.236, SLG: 0.256 Frank Malzone, R OBP: 0.311, SLG: 0.367	F3		K			K		G6-4-3		G3	3	0	0	0	2	0				
Jim Fregosi, R OBP: 0.309, SLG: 0.366	6-3		F2			K				6-3	4	0	0	0	1	0				
Jose Cardenal, R OBP: 0.320, SLG: 0.401	BB			5-3		F4				F8	3	0	0	0	1	0				
Rick Reichardt, R OBP: 0.360, SLG: 0.476	F7			5-3			1-3			F3	4	0	0	0	0	1				
Jackie Warner, R OBP: 0.273, SLG: 0.449		F8		5-3			F9			6-3	4	0	0	0	0	0				
Nom Siebern, L OBP: 0.392, SLG: 0.407 Marcelino Lopez, R OBP: 0.297, SLG: 0.294 Jack Sanford, R OBP: 0.190, SLG: 0.263		4-3			L3		3-1			1B 1B	4	0	1	0	0	0				
Bobby Knoop, R OBP: 0.265, SLG: 0.379		BB			F8			1B BB		1B 1B	2	0	1	0	2	0				
Tom Satriono, L OBP: 0.344, SLG: 0.272		F2						BB 1B		F9	4	0	2	0	0	3				
Dean Chance, R OBP: 0.042, SLG: 0.021 Minnie Rojas, R OBP: 0.091, SLG: 0.182 Buck Rodgers, S OBP: 0.253, SLG: 0.304			K		4-3			K 1B		1B 1-3 2-4	3	0	0	0	2	3				
Inning Stats	R: 0 E: 0 K: 0 S: 3	H: 0 LOB: 1 BB: 1 P: 7	R: 0 E: 0 K: 0 S: 3	H: 0 LOB: 1 BB: 1 P: 7	R: 0 E: 0 K: 2 S: 7	H: 0 LOB: 0 BB: 0 P: 7	R: 0 E: 0 K: 2 S: 7	H: 0 LOB: 0 BB: 0 P: 7	R: 0 E: 0 K: 0 S: 3	H: 0 LOB: 0 BB: 0 P: 3	R: 0 E: 0 K: 1 S: 5	H: 1 LOB: 1 BB: 1 P: 9	R: 0 E: 0 K: 0 S: 3	H: 0 LOB: 0 BB: 0 P: 3	R: 1 E: 0 K: 0 S: 6	H: 3 LOB: 2 BB: 0 P: 6	1B: 5 2B: 0 3B: 0 HR: 0	SF: 0 SAC: 0 DP: 1 HBP: 0		
PITCHER	IP 5.0	WLS 18	BF 18	H 1	R 0	ER 0	SO 2	BB 2	IBB 0	HBP 0	BLK 0	WP 0	HR 0	S 20	P 28	ERA 0.00	WHIP 0.600			
Dennis Bennett, L ERA: 2.91 Don McMahon, R ERA: 4.5 Dick Stigman, L ERA: 3.15 John Wyatt, R ERA: 3.15	(1, 1)	(6, 1)	(8, 1)	(9, 1)	(1, 1)	(6, 1)	(8, 1)	(9, 1)	(1, 1)	(6, 1)	(8, 1)	(9, 1)	(1, 1)	(6, 1)	(8, 1)	(9, 1)	(1, 1)	(6, 1)	(8, 1)	(9, 1)

California Angels @ Boston Red Sox
Fenway Park, Boston, MA
Wed Jul 20 1966, 7:05 PM EDT
Att: 27,391 - Unknown

AB	34
R	1
H	5
RBI	1
BB	3
SO	5
LOB	11




WP: 0	PA: 37
PB: 0	
SB: 0	
CS: 0	

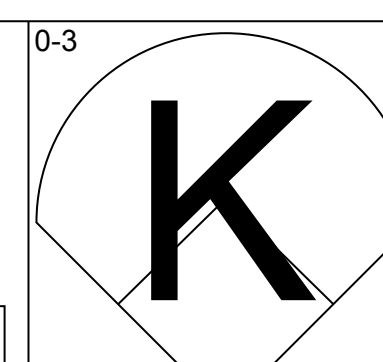
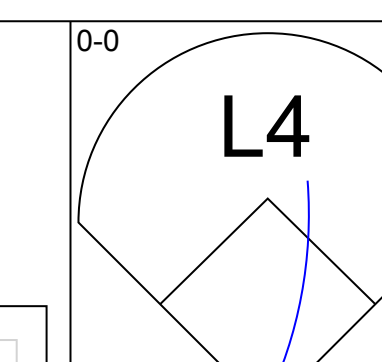
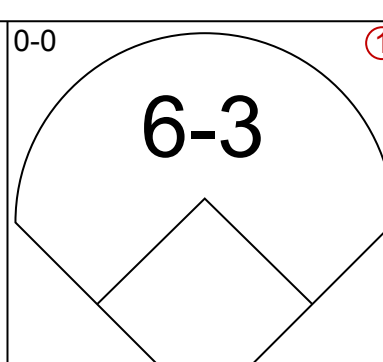
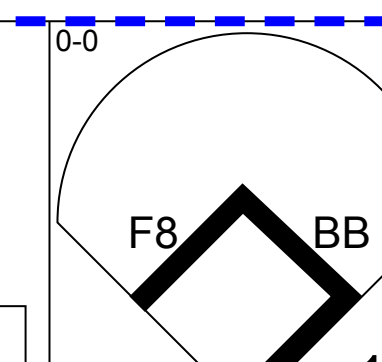
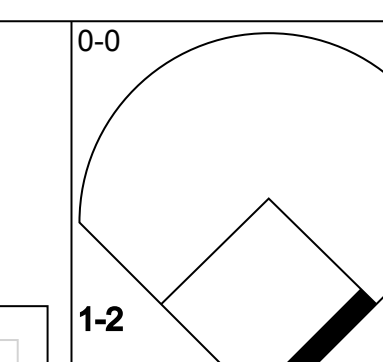
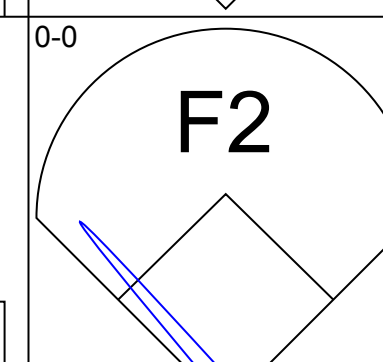
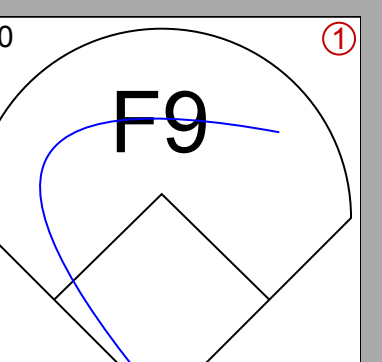
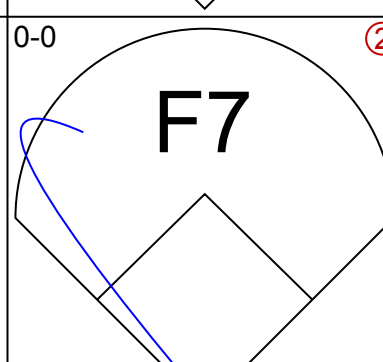
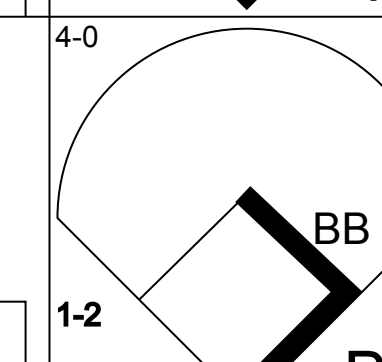
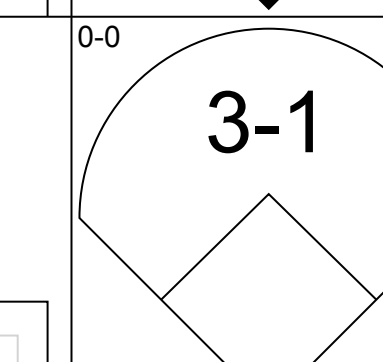
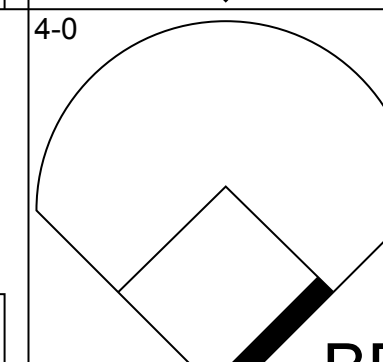
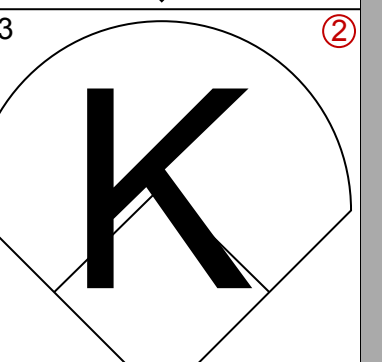
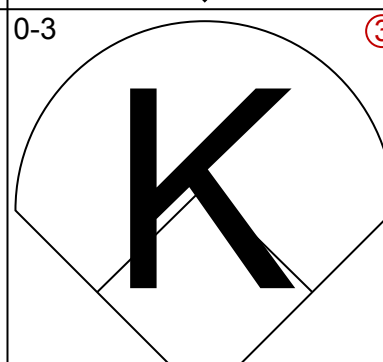
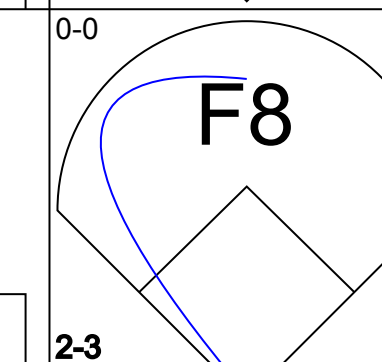
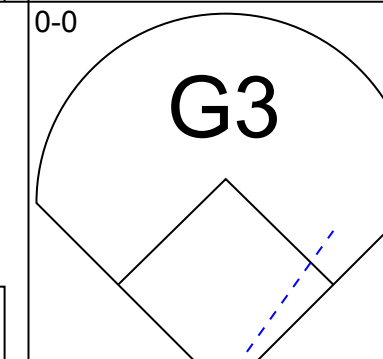
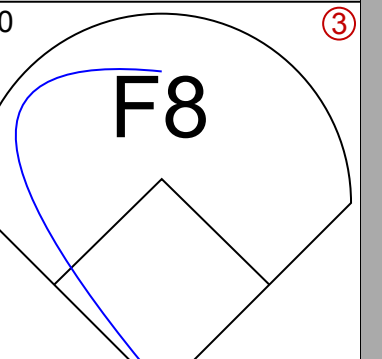
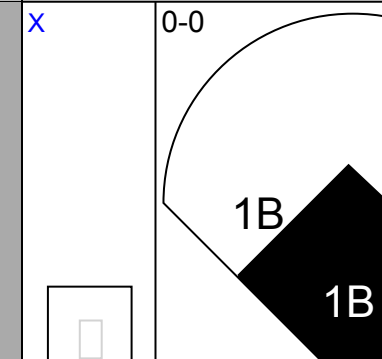
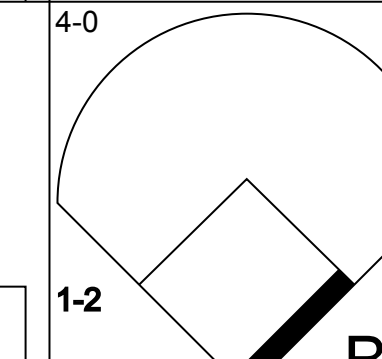
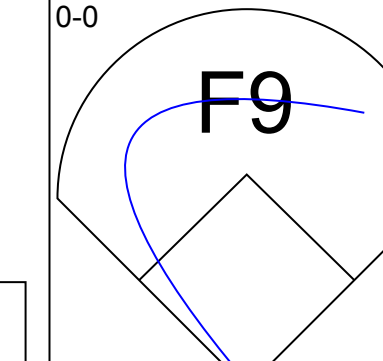
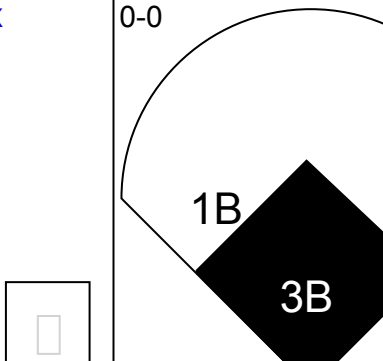
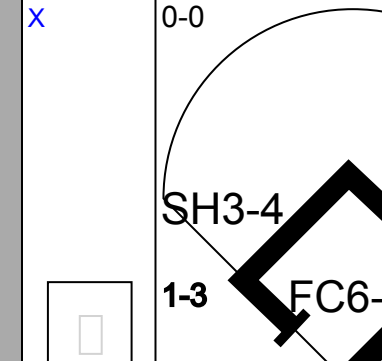
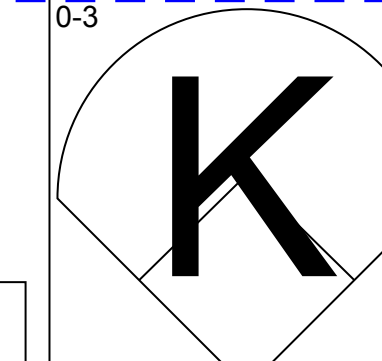
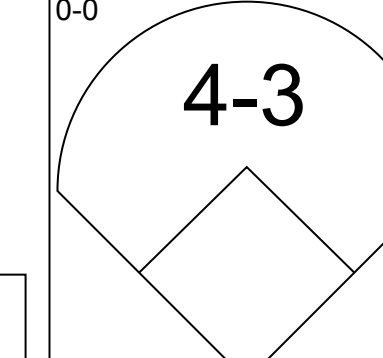
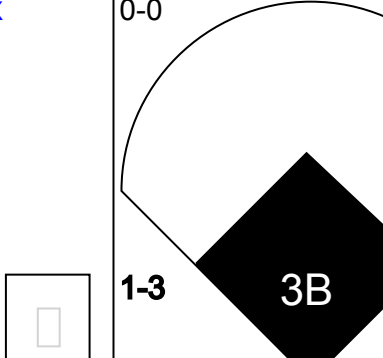
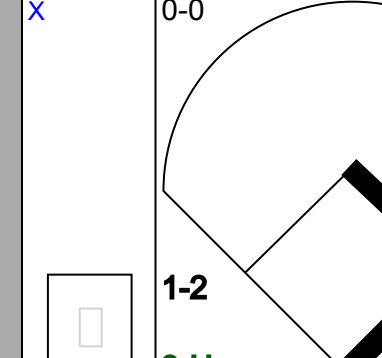
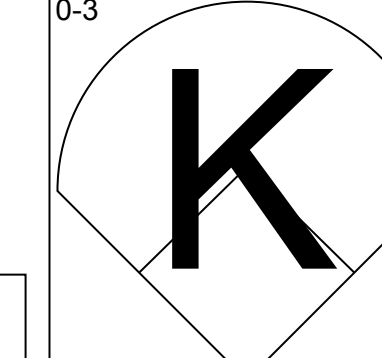
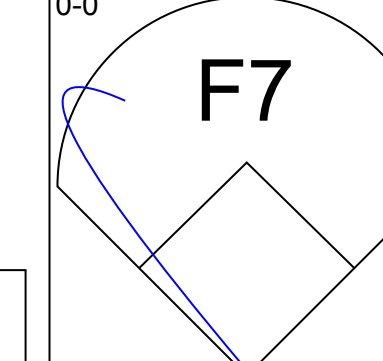
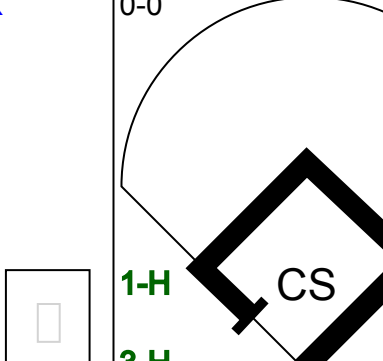
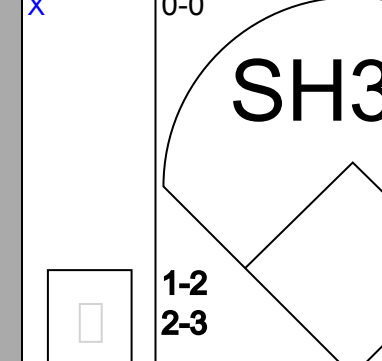
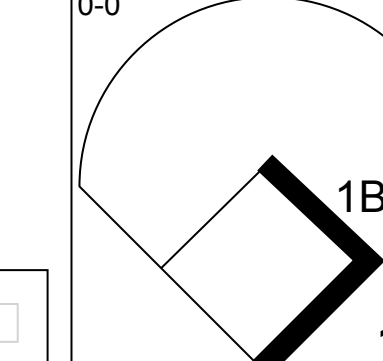
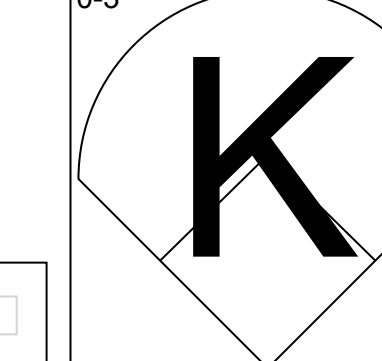
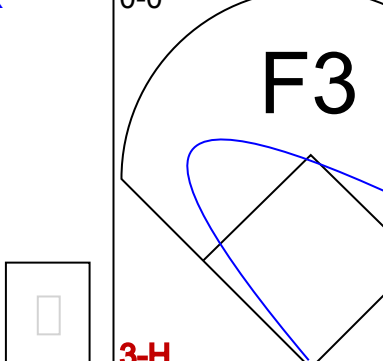
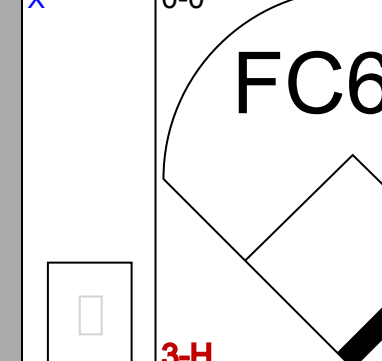
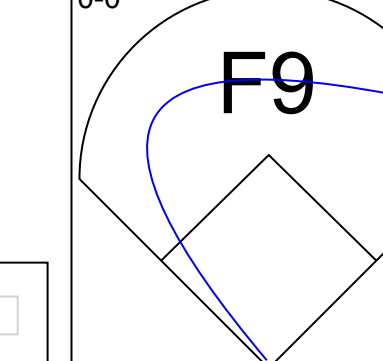
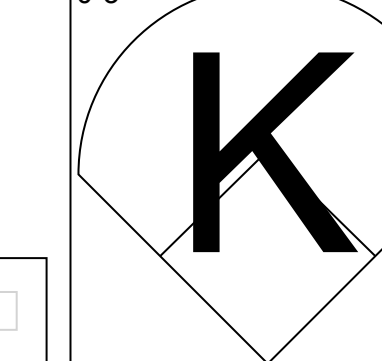
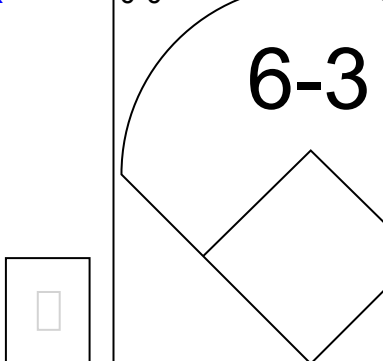
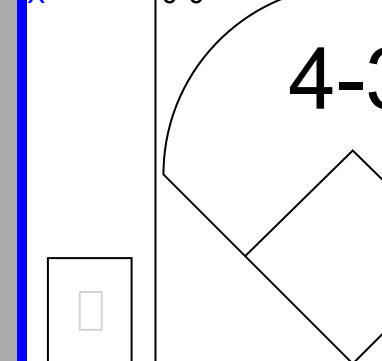
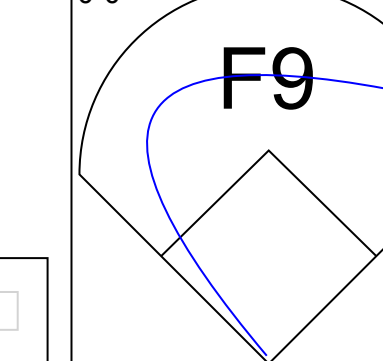
Batter	1	2	3	4	5	6	7	8	9	10	AB	R	H	RBI	BB	SO	LOB				
Rico Petrocelli, R OBP: 0.292, SLG: 0.421	F7			K		F9			FC1-5 BB		3	0	0	1	1	0					
Jose Tartabull, L OBP: 0.283, SLG: 0.310	5-3			F7		F5			F9 FC1-5 BB		3	0	0	1	0	0					
Carl Yastrzemski, L OBP: 0.348, SLG: 0.410	6-3			BB		CS BB			FC1-5 1-2 2-3f		2	0	0	0	2	0					
Tony Conigliaro, R OBP: 0.351, SLG: 0.487		FC6-4 1B		L5		CS 1-2	F9		F9 2-3		4	0	1	0	0	3					
Joe Foy, R OBP: 0.334, SLG: 0.414		FC6-4 G1-4-3 1-2f		5-3 BB		5-3 BB	G1-3 BB		F8		2	0	0	0	2	3					
George Scott, R OBP: 0.332, SLG: 0.485		G1-4-3 1-2f		5-3 1-2		G1-3 1-2f	G1-3			6-3	4	0	0	0	0	3					
Mike Ryan, R OBP: 0.261, SLG: 0.281			L1		K			F2			4	0	1	0	0	1					
George Smith, R OBP: 0.282, SLG: 0.349 Eddie Kasko, R OBP: 0.288, SLG: 0.317			F3					G4-6-3 BB		K 2B	1	0	0	0	2	0					
Dennis Bennett, L Don Demeter, R Don McMahon, R Dick Stigman, R Dalton Jones John Wyatt, R Lenny Green, L	(1, 1) (5, PH) (6, 1) (8, PH) (8, PH) (9, 1) (10, PH)	(1, 1) (5, PH) (6, 1) (8, PH) (8, PH) (9, 1) (10, PH)	(1, 1) (5, PH) (6, 1) (8, PH) (8, PH) (9, 1) (10, PH)	(1, 1) (5, PH) (6, 1) (8, PH) (8, PH) (9, 1) (10, PH)	(1, 1) (5, PH) (6, 1) (8, PH) (8, PH) (9, 1) (10, PH)	(1, 1) (5, PH) (6, 1) (8, PH) (8, PH) (9, 1) (10, PH)	(1, 1) (5, PH) (6, 1) (8, PH) (8, PH) (9, 1) (10, PH)	(1, 1) (5, PH) (6, 1) (8, PH) (8, PH) (9, 1) (10, PH)	(1, 1) (5, PH) (6, 1) (8, PH) (8, PH) (9, 1) (10, PH)	(1, 1) (5, PH) (6, 1) (8, PH) (8, PH) (9, 1) (10, PH)	(1, 1) (5, PH) (6, 1) (8, PH) (8, PH) (9, 1) (10, PH)	(1, 1) (5, PH) (6, 1) (8, PH) (8, PH) (9, 1) (10, PH)	(1, 1) (5, PH) (6, 1) (8, PH) (8, PH) (9, 1) (10, PH)	(1, 1) (5, PH) (6, 1) (8, PH) (8, PH) (9, 1) (10, PH)	(1, 1) (5, PH) (6, 1) (8, PH) (8, PH) (9, 1) (10, PH)	(1, 1) (5, PH) (6, 1) (8, PH) (8, PH) (9, 1) (10, PH)	(1, 1) (5, PH) (6, 1) (8, PH) (8, PH) (9, 1) (10, PH)	(1, 1) (5, PH) (6, 1) (8, PH) (8, PH) (9, 1) (10, PH)			
Inning Stats	R: 0 E: 0 K: 0 S: 3	H: 0 LOB: 0 BB: 0 P: 3	R: 0 E: 0 K: 0 S: 3	H: 1 LOB: 0 BB: 0 P: 3	R: 0 E: 0 K: 1 S: 5	H: 0 LOB: 0 BB: 0 P: 5	R: 0 E: 0 K: 1 S: 5	H: 0 LOB: 1 BB: 1 P: 9	R: 0 E: 0 K: 1 S: 5	H: 0 LOB: 2 BB: 2 P: 13	R: 0 E: 0 K: 1 S: 5	H: 0 LOB: 0 BB: 1 P: 6	R: 0 E: 0 K: 0 S: 2	H: 0 LOB: 0 BB: 1 P: 6	R: 0 E: 0 K: 0 S: 2	H: 0 LOB: 2 BB: 2 P: 11	R: 0 E: 0 K: 2 S: 8	H: 1 LOB: 1 BB: 0 P: 8	1B: 1 2B: 1 3B: 0 HR: 0	SF: 0 SAC: 3 DP: 3 HBP: 0	
PITCHER	IP 8.0	WLS 29	BF 29	H 1	R 0	ER 0	SO 3	BB 7	IBB 1	HBP 0	BLK 0	WP 0	HR 0	S 27	P 59	ERA 0.00	WHIP 1.000				
Dean Chance, R ERA: 3.49 Minnie Rojas, R ERA: 1.11 Jack Sanford, R ERA: 3.39	(1, 1)	(9, 1)	(10, 1)	(1, 1)	(9, 1)	(10, 1)	(1, 1)	(9, 1)	(10, 1)	(1, 1)	(9, 1)	(10, 1)	(1, 1)	(9, 1)	(10, 1)	(1, 1)	(9, 1)	(10, 1)	(1, 1)	(9, 1)	(10, 1)

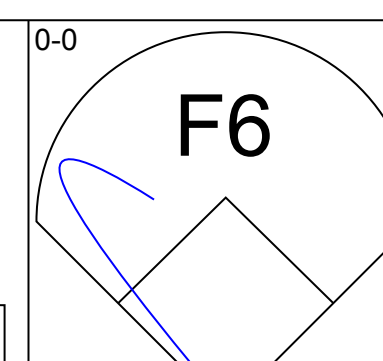
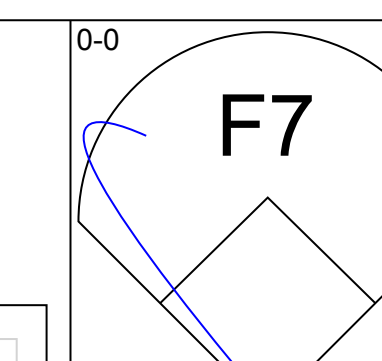
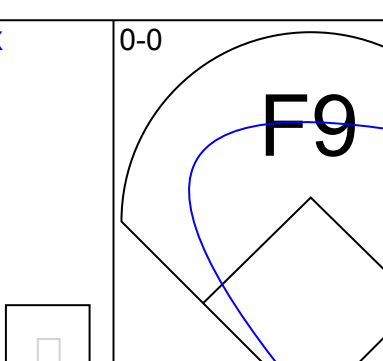
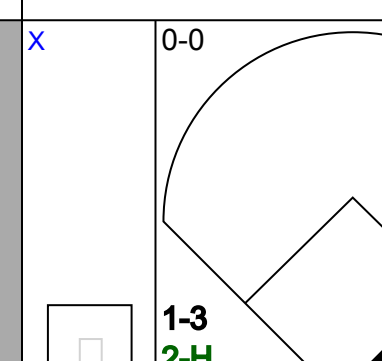
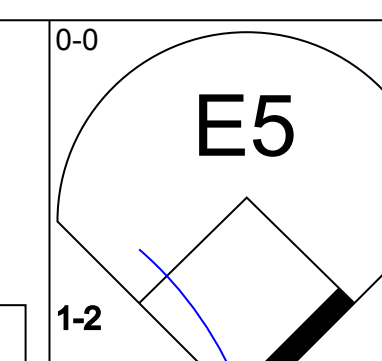
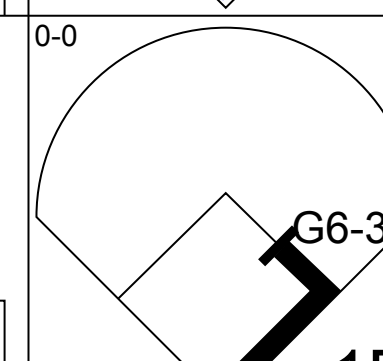
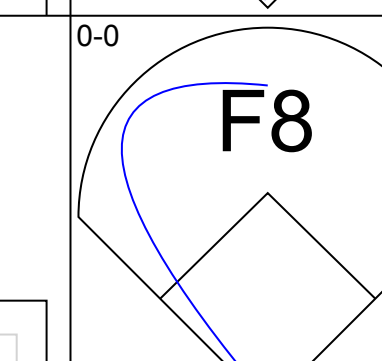
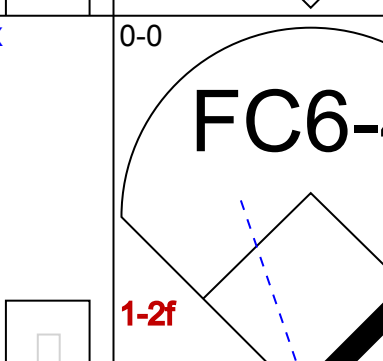
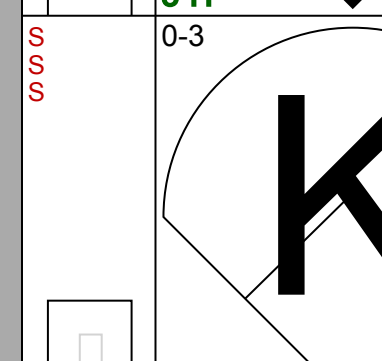
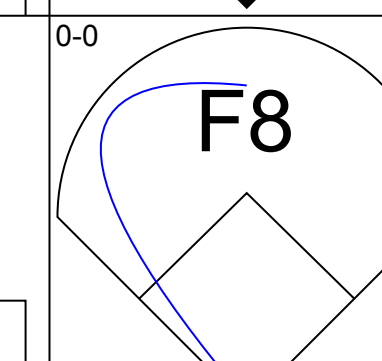
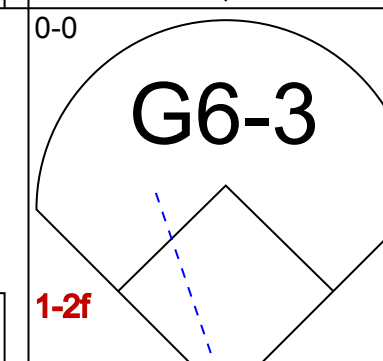
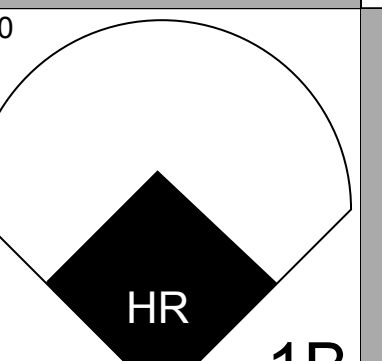
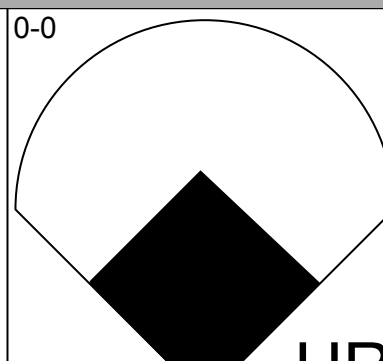

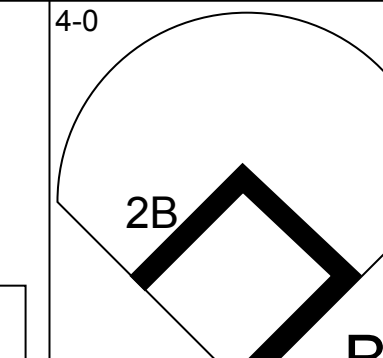
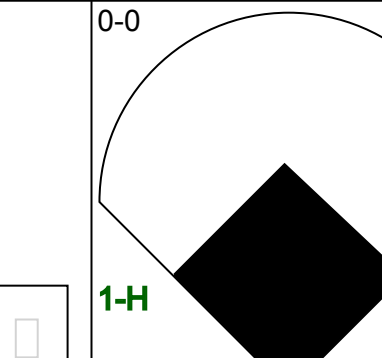
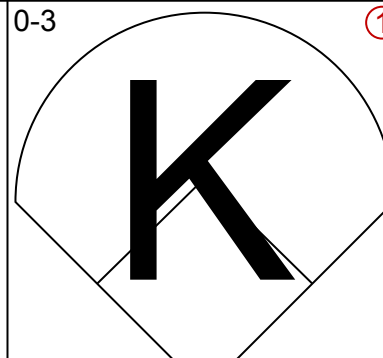
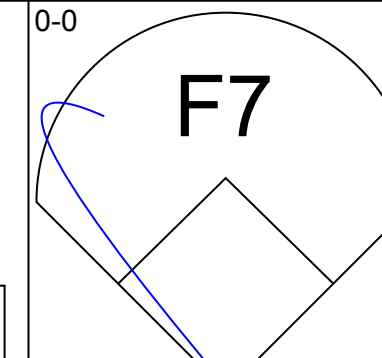
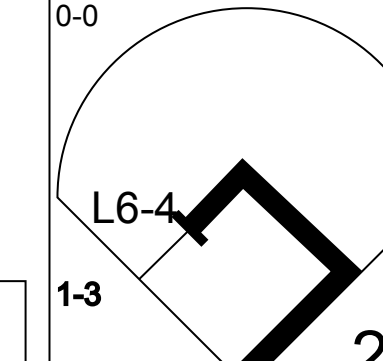
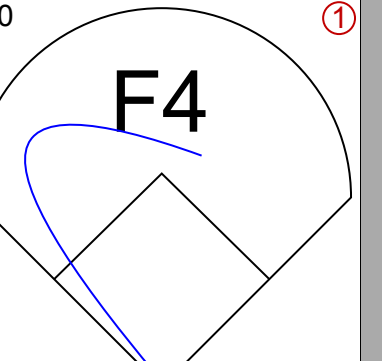
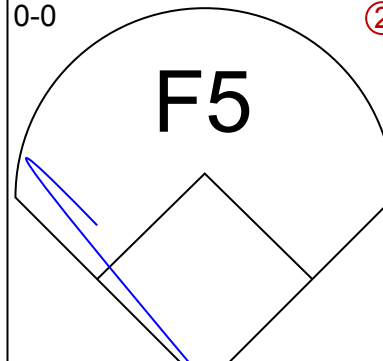
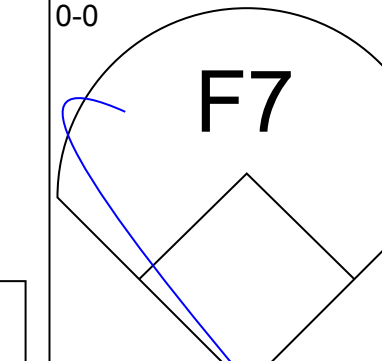
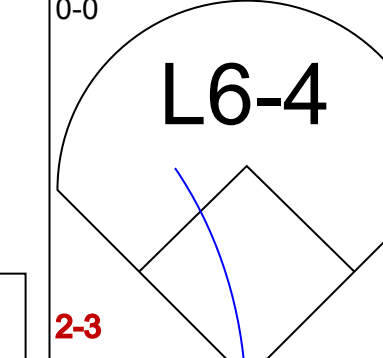
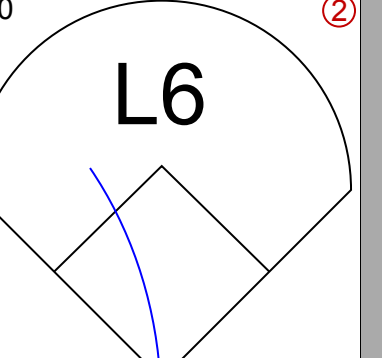
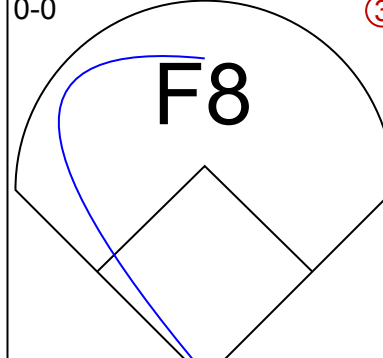
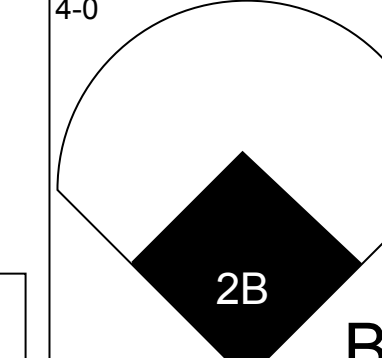
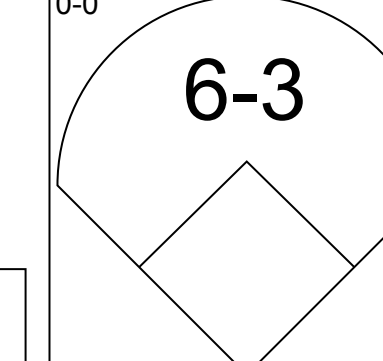
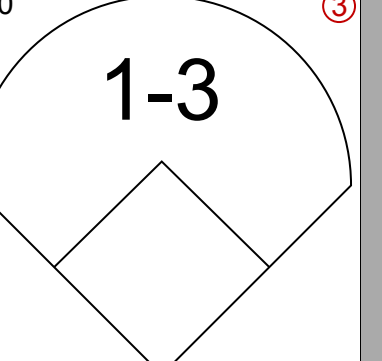
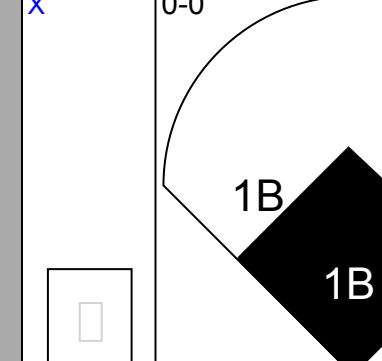
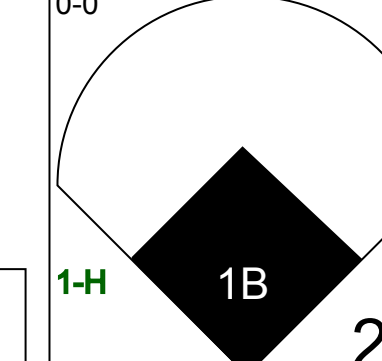
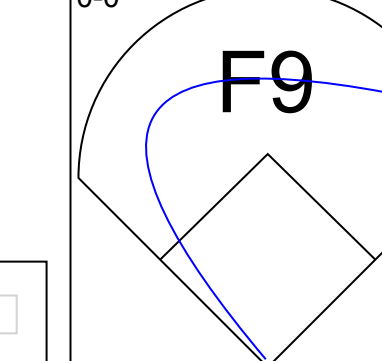
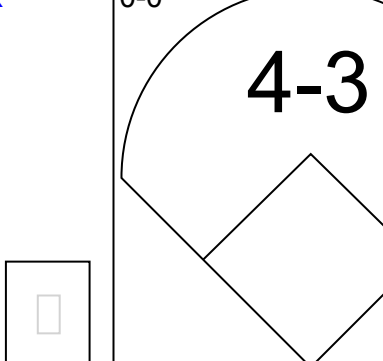
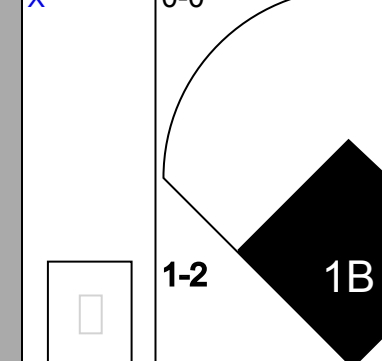
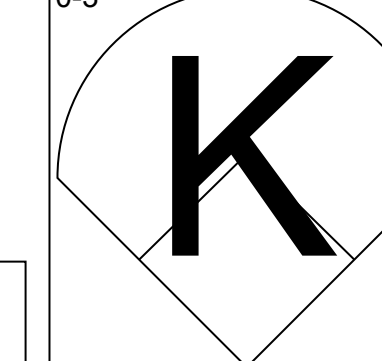
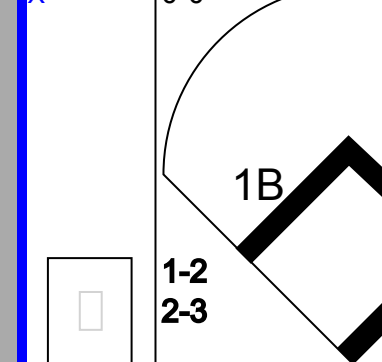
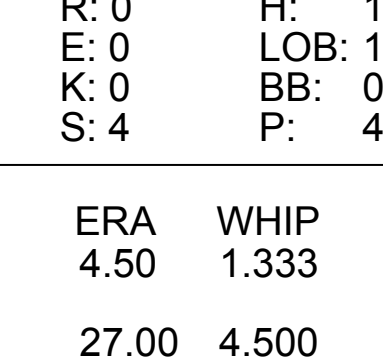
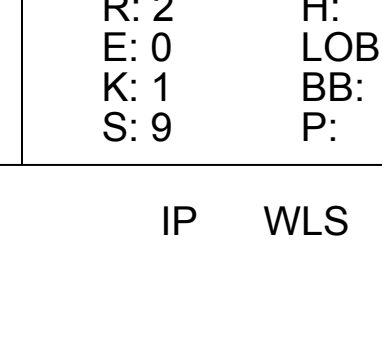
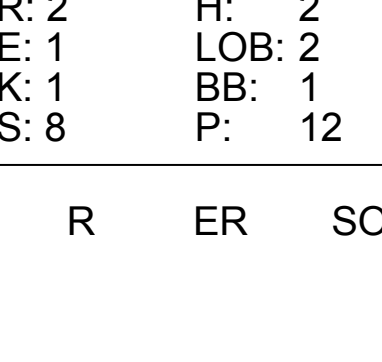
California Angels @ Boston Red Sox
Fenway Park, Boston, MA
Wed Jul 20 1966, 7:05 PM EDT
Att: 27,391 - Unknown

AB	28
R	0
H	2
RBI	0
BB	8
SO	5
LOB	17



WP: 0	PA: 37
PB: 0	
SB: 0	
CS: 1	

Batter	1	2	3	4	5	6	7	8	9	AB	R	H	RBI	BB	SO	LOB	TOP					
Jose Cardenal, R OBP: 0.322, SLG: 0.401 (1, 8)										5	0	2	0	0	1	0	California Angels @ Boston Red Sox Fenway Park, Boston, MA Thu Jul 21 1966, 3:33 AM EDT Att: 8,176 - Unknown					
Ed Kirkpatrick, L OBP: 0.310, SLG: 0.345 (1, 9)										4	0	0	0	1	0	2						
Jim Fregosi, R OBP: 0.308, SLG: 0.363 (1, 6)										3	0	0	0	1	2	2						
Norm Sieben, L OBP: 0.394, SLG: 0.406 Jackie Hernandez, R OBP: 0.111, SLG: 0.063 (1, 3) (8, PR) (8, 5)										3	1	1	0	1	0	1						
Rick Reichardt, R OBP: 0.361, SLG: 0.476 (1, 7)										4	1	2	0	0	1	3						
Buck Rodgers, S OBP: 0.256, SLG: 0.307 (1, 2)										4	1	2	1	0	1	3						
Tom Satriano, L OBP: 0.351, SLG: 0.299 (8, 3)										3	0	2	2	0	0	0						
Bobby Knoop, R OBP: 0.262, SLG: 0.374 (1, 4)										4	0	0	0	0	1	4						
Fred Newman, R OBP: 0.308, SLG: 0.250 Frank Malzone, R OBP: 0.308, SLG: 0.364 Minnie Rojas, R OBP: 0.091, SLG: 0.182 Howie Reed, R (8, 1)										2	0	0	0	0	1	0						
Willie Smith, L OBP: 0.234, SLG: 0.254 (8, PH)										1	0	0	0	0	0	2						
Inning Stats	R: 0 E: 0 K: 1 S: 5	H: 0 LOB: 1 BB: 1 P: 9	R: 0 E: 0 K: 0 S: 3	H: 0 LOB: 0 BB: 0 P: 3	R: 0 E: 0 K: 2 S: 7	H: 0 LOB: 0 BB: 0 P: 7	R: 0 E: 0 K: 1 S: 5	H: 0 LOB: 0 BB: 0 P: 5	R: 2 E: 0 K: 0 S: 5	H: 3 LOB: 0 BB: 0 P: 5	R: 0 E: 0 K: 1 S: 5	H: 0 LOB: 0 BB: 0 P: 5	R: 1 E: 0 K: 0 S: 6	H: 3 LOB: 2 BB: 0 P: 6	R: 0 E: 0 K: 2 S: 8	H: 1 LOB: 2 BB: 0 P: 16	R: 0 E: 0 K: 0 S: 5	H: 2 LOB: 2 BB: 0 P: 5	1B: 8 2B: 0 3B: 1 HR: 0	SF: 0 SAC: 1 DP: 0 HBP: 0	WP: 0 PB: 0 SB: 0 CS: 1	PA: 38
PITCHER	IP WLS BF H R ER SO BB IBB HBP BLK WP HR S P ERA WHIP																					
Jose Santiago, R ERA: 3.5 (1, 1)	6.0 W 3 0 0 0 0 0 0 0 0 0 0 0 0 33 37 4.50 1.167																					
Don McMahon, R ERA: 2.95 (7, 1)	1.0 W 3 0 0 0 0 0 0 0 0 0 0 0 0 3 3 0.00 0.000																					
Jim Lonborg, R ERA: 4.44 (8, 1)	0.1 4 1 0 0 0 0 2 0 0 0 0 0 0 0 2 10 0.00 9.000																					
Dan Osinski, R ERA: 4.88 (8, 1)	1.2 S 7 2 0 0 0 2 0 0 0 0 0 0 0 11 11 0.00 1.200																					

Batter	1	2	3	4	5	6	7	8	9	AB	R	H	RBI	BB	SO	LOB	BOTTOM					
Rico Petrocelli, R OBP: 0.291, SLG: 0.418 (1, 6)										5	0	1	2	0	0	3	California Angels @ Boston Red Sox Fenway Park, Boston, MA Thu Jul 21 1966, 3:33 AM EDT Att: 8,176 - Unknown					
Joe Foy, R OBP: 0.332, SLG: 0.410 (1, 5)										5	0	1	0	0	1	6						
Carl Yastrzemski, L OBP: 0.350, SLG: 0.419 (1, 7)										4	2	2	1	0	0	3						
Tony Conigliaro, R OBP: 0.333, SLG: 0.495 (1, 9)										3	1	1	2	1	1	2						
Don Demeter, R OBP: 0.269, SLG: 0.429 (1, 8)										4	0	1	0	0	0	0						
George Scott, R OBP: 0.331, SLG: 0.481 (1, 3)										3	1	0	0	1	0	2						
Mike Ryan, R OBP: 0.262, SLG: 0.282 Jose Tartabull, L OBP: 0.283, SLG: 0.310 Bob Tillman, R OBP: 0.281, SLG: 0.295 (1, 2) (7, PR) (8, 2)										3	0	1	0	0	0	1						
George Smith, R OBP: 0.281, SLG: 0.347 (1, 4)										4	1	1	0	0	1	1						
Jose Santiago, R OBP: 0.214, SLG: 0.195 Don McMahon, R (7, 1)										2	0	2	0	0	0	0						
Lenny Green, L OBP: 0.322, SLG: 0.302 Jim Lonborg, R OBP: 0.100, SLG: 0.103 Dan Osinski, R OBP: 0.267, SLG: 0.667 (8, 1)										1	0	1	0	0	0	0						
Inning Stats	R: 0 E: 0 K: 0 S: 3	H: 1 LOB: 0 BB: 0 P: 3	R: 0 E: 0 K: 0 S: 3	H: 1 LOB: 1 BB: 1 P: 7	R: 0 E: 0 K: 0 S: 4	H: 1 LOB: 1 BB: 0 P: 4	R: 2 E: 0 K: 0 S: 5	H: 2 LOB: 0 BB: 0 P: 5	R: 0 E: 0 K: 0 S: 4	H: 1 LOB: 1 BB: 0 P: 4	R: 1 E: 0 K: 1 S: 6	H: 1 LOB: 0 BB: 0 P: 6	R: 2 E: 0 K: 1 S: 9	H: 4 LOB: 2 BB: 0 P: 9	R: 2 E: 1 K: 1 S: 8	H: 2 LOB: 2 BB: 1 P: 12	R: 2 E: 0 K: 0 S: 5	H: 2 LOB: 2 BB: 1 P: 5	1B: 9 2B: 3 3B: 0 HR: 2	SF: 0 SAC: 0 DP: 2 HBP: 0	WP: 0 PB: 0 SB: 0 CS: 0	PA: 38
PITCHER	IP WLS BF H R ER SO BB IBB HBP BLK WP HR S P ERA WHIP																					
Fred Newman, R ERA: 6.13 (1, 1)	6.0 L 10 5 4 4 1 1 0 0 0 0 0 0 0 11 15 27.00 4.500																					
Minnie Rojas, R ERA: 1.5 (7, 1)	1.1 L 10 5 4 4 1 1 0 0 0 0 0 0 0 11 15 27.00 4.500																					
Howie Reed, R ERA: 2.57 (8, 1)	0.2 4 1 0 0 0 1 0 0 0 0 0 0 0 6 6 0.00 1.500																					



Batter	1	2	3	4	5	6	7	8	9	AB	R	H	RBI	BB	SO	LOB	TOP			
Zoilo Versalles, R OBP: 0.299, SLG: 0.366 (1, 6)										5	0	1	0	0	0	3				
Ted Uhlhaender, L OBP: 0.235, SLG: 0.279 (1, 8)										5	1	0	0	0	1	1				
Tony Oliva, L OBP: 0.376, SLG: 0.570 (1, 9)										4	1	2	1	1	0	0				
Harmon Killebrew, R OBP: 0.390, SLG: 0.504 (1, 5)										4	0	2	1	1	0	2				
Jimmie Hall, L OBP: 0.292, SLG: 0.395 (1, 7)										5	0	2	0	0	1	3				
Don Mincher, L OBP: 0.314, SLG: 0.408 (1, 3)										2	0	1	0	2	1	2				
Earl Batley, R OBP: 0.329, SLG: 0.320 (1, 2)										3	1	0	0	1	0	6				
Cesar Tovar, R OBP: 0.324, SLG: 0.368 (1, 4)										4	1	1	2	0	0	2				
Jim Perry, S OBP: 0.258, SLG: 0.296 (1, 1)										2	0	0	0	1	0	2				
Al Worthington, R OBP: 0.167, SLG: 0.333 (7, 1)										1	0	0	0	0	0	0				
Inning Stats	R: 1 E: 0 K: 1 S: 7	H: 2 LOB: 1 BB: 0 P: 7	R: 0 E: 0 K: 0 S: 4	H: 1 LOB: 2 BB: 1 P: 8	R: 0 E: 0 K: 0 S: 3	H: 0 LOB: 1 BB: 1 P: 7	R: 2 E: 0 K: 0 S: 4	H: 1 LOB: 0 BB: 1 P: 8	R: 0 E: 0 K: 0 S: 5	H: 2 LOB: 3 BB: 1 P: 9	R: 0 E: 0 K: 1 S: 8	H: 3 LOB: 2 BB: 0 P: 8	R: 0 E: 0 K: 1 S: 3	H: 0 LOB: 0 BB: 1 P: 9	R: 0 E: 0 K: 1 S: 5	H: 0 LOB: 1 BB: 1 P: 9	1B: 3 2B: 5 3B: 0 HR: 1	SF: 0 SAC: 0 DP: 0 HBP: 0	WP: 0 PB: 0 SB: 0 CS: 1	PA: 42
PITCHER	IP WLS BF H R ER SO BB IBB HBP BLK WP HR S P ERA WHIP																			
Darrell Brandon, R ERA: 3.06 (1, 1)	6.1 L 31 8 4 4 1 5 0 0 0 0 0 1 28 48 5.68 2.053																			
Dick Stigman, L ERA: 4.51 (7, 1)	0.1 2 1 0 0 1 0 0 0 0 0 0 0 4 4 0.00 3.000																			
Lee Stange, R ERA: 4.36 (7, 1)	0.1 1 0 0 0 0 0 0 0 0 0 0 0 1 1 0.00 0.000																			
Dan Osinski, R ERA: 4.24 (8, 1)	2.0 7 0 0 0 1 1 0 0 0 0 0 0 8 12 0.00 0.500																			

Minnesota Twins @ Boston Red Sox
Fenway Park, Boston, MA
Sun Jul 24 1966, 3:33 AM EDT
Att: 16,421 - Unknown

AB 35
R 4
H 9
RBI 4
BB 6
SO 3
LOB 21



Batter	1	2	3	4	5	6	7	8	9	AB	R	H	RBI	BB	SO	LOB	BOTTOM					
Rico Petrocelli, R OBP: 0.287, SLG: 0.404 (1, 6)										4	0	1	1	1	2	2						
Joe Foy, R OBP: 0.339, SLG: 0.415 (1, 5)										3	0	1	0	1	0	1						
Carl Yastrzemski, L OBP: 0.352, SLG: 0.421 (1, 7)										4	0	1	0	0	0	2						
Tony Conigliaro, R OBP: 0.327, SLG: 0.494 (1, 9)										4	0	0	0	0	0	3						
Don Demeter, R OBP: 0.285, SLG: 0.450 (1, 8)										4	1	2	1	0	1	0						
George Scott, R OBP: 0.330, SLG: 0.471 (1, 3)										4	0	1	0	0	1	1						
Mike Ryan, R OBP: 0.262, SLG: 0.287 (1, 2)										4	0	0	0	0	0	2						
George Smith, R OBP: 0.278, SLG: 0.341 (1, 4)										3	1	1	0	0	0	0						
Jose Tartabull, L OBP: 0.280, SLG: 0.307 (9, PH)										1	0	0	0	0	0	0						
Darrell Brandon, R OBP: 0.256, SLG: 0.368 (7, 1)										1	0	0	0	0	0	0						
Dick Stigman, R OBP: 0.118, SLG: 0.118 (7, 1)										0	0	0	0	0	0	0						
Lee Stange, R OBP: 0.105, SLG: 0.053 (7, PH)										0	0	0	0	0	0	0						
Lenny Green, L OBP: 0.333, SLG: 0.334 (7, PH)										0	1	1	0	0	0	0						
Dan Osinski, R OBP: 0.167, SLG: 0.333 (8, 1)										0	0	0	0	0	0	0						
Dalton Jones, L OBP: 0.310, SLG: 0.403 (9, PH)										1	0	1	0	0	0	0						
Inning Stats	R: 0 E: 0 K: 1 S: 5	H: 0 LOB: 0 BB: 0 P: 5	R: 0 E: 0 K: 0 S: 4	H: 1 LOB: 1 BB: 0 P: 4	R: 0 E: 0 K: 0 S: 3	H: 0 LOB: 1 BB: 1 P: 7	R: 1 E: 0 K: 0 S: 4	H: 1 LOB: 0 BB: 0 P: 4	R: 1 E: 0 K: 0 S: 6	H: 3 LOB: 3 BB: 1 P: 10	R: 0 E: 0 K: 1 S: 5	H: 1 LOB: 0 BB: 0 P: 5	R: 0 E: 0 K: 1 S: 7	H: 2 LOB: 2 BB: 0 P: 7	R: 0 E: 0 K: 1 S: 5	H: 0 LOB: 0 BB: 0 P: 5	R: 0 E: 0 K: 0 S: 4	H: 1 LOB: 1 BB: 0 P: 4	1B: 7 2B: 1 3B: 0 HR: 1	SF: 0 SAC: 1 DP: 1 HBP: 0	WP: 0 PB: 0 SB: 0 CS: 0	PA: 37
PITCHER	IP WLS BF H R ER SO BB IBB HBP BLK WP HR S P ERA WHIP																					
Jim Perry, R ERA: 2.94 (1, 1)	6.1 W 27 2 2 2 2 2 0 0 0 0 0 1 29 37 2.84 1.421																					
Al Worthington, R ERA: 2.05 (7, 1)	2.2 S 10 2 0 0 2 0 0 0 0 0 0 0 14 14 0.00 0.750																					

Minnesota Twins @ Boston Red Sox
Fenway Park, Boston, MA
Sun Jul 24 1966, 3:33 AM EDT
Att: 16,421 - Unknown

AB 34
R 2
H 9
RBI 2
BB 2
SO 4
LOB 11



Batter	1	2	3	4	5	6	7	8	9	AB	R	H	RBI	BB	SO	LOB	TOP					
Bert Campaneris, R OBP: 0.309, SLG: 0.398 (1, 6)										5	2	3	0	0	0	2						
Ossie Chavarria, R OBP: 0.294, SLG: 0.269 (1, 3)										5	0	2	1	0	1	3						
Mike Hershberger, R OBP: 0.319, SLG: 0.352 (1, 9)										4	0	0	0	1	1	4						
Danny Cater, R OBP: 0.288, SLG: 0.378 (1, 7)										5	1	3	1	0	0	1						
Ed Charles, R OBP: 0.311, SLG: 0.426 (1, 5)										4	0	0	0	1	0	4						
Dick Green, R OBP: 0.295, SLG: 0.354 (1, 4)										4	0	1	0	0	1	1						
Joe Nossek, R OBP: 0.271, SLG: 0.338 (9, PH)										3	0	0	0	0	0	2	AB 39					
Tim Talton, L OBP: 0.412, SLG: 0.647 (9, PH)										1	1	1	0	0	0	0	R 5					
Phil Roof, R OBP: 0.289, SLG: 0.373 (9, PH)										3	0	0	0	0	1	3	H 13					
Roger Repoz, L OBP: 0.341, SLG: 0.412 (9, PH)										1	0	0	0	0	1	1	RBI 3					
Lew Krausse, R OBP: 0.192, SLG: 0.087 (3, 1)										1	0	1	0	0	0	0	BB 2					
Ralph Terry, R OBP: 0.287, SLG: 0.286 (5, PH)										0	0	0	0	0	0	0	SO 6					
Jim Cofer, R OBP: 0.331, SLG: 0.341 (5, 1)										0	0	0	0	0	0	0	LOB 21					
Bill Stafford, R OBP: 0.317, SLG: 0.341 (5, 1)										0	0	0	0	0	0	0						
Ernie Fazio, R OBP: 0.273, SLG: 0.290 (7, PH)										0	0	0	0	0	0	0						
Ken Sanders, R OBP: 0.364, SLG: 0.222 (8, 1)										0	0	0	0	0	0	0						
Joe Grzenda, R OBP: 0.344, SLG: 0.222 (8, 1)										0	0	0	0	0	0	0						
Larry Stahl, L OBP: 0.288, SLG: 0.390 (9, PH)										1	1	1	1	0	0	0						
Inning Stats	R: 2 E: 0 K: 0 S: 5	H: 3 LOB: 1 BB: 1 P: 9	R: 0 E: 0 K: 1 S: 6	H: 1 LOB: 1 BB: 0 P: 6	R: 0 E: 0 K: 1 S: 6	H: 1 LOB: 1 BB: 0 P: 6	R: 0 E: 0 K: 1 S: 5	H: 0 LOB: 0 BB: 0 P: 5	R: 0 E: 0 K: 1 S: 6	H: 1 LOB: 0 BB: 0 P: 6	R: 0 E: 1 K: 0 S: 5	H: 2 LOB: 2 BB: 0 P: 5	R: 0 E: 0 K: 1 S: 6	H: 1 LOB: 1 BB: 0 P: 6	R: 0 E: 0 K: 0 S: 3	H: 0 LOB: 0 BB: 0 P: 3	R: 3 E: 1 K: 1 S: 9	H: 4 LOB: 2 BB: 1 P: 13	1B: 9 2B: 3 3B: 0 HR: 1	SF: 0 SAC: 0 DP: 2 HBP: 0	WP: 0 PB: 0 SB: 0 CS: 0	PA: 41
PITCHER	IP	WLS	BF	H	R	ER	SO	BB	IBB	HBP	BLK	WP	HR	S	P	ERA	WHIP					
Dennis Bennett, L ERA: 1.45 (1, 1)	7.0	W	30	9	2	2	5	1	0	0	0	0	1	39	43	2.57	1.429					
John Wyatt, R ERA: 3.41 (8, 1)	1.2		10	4	3	3	1	1	0	0	0	0	0	11	15	16.20	3.000					
Don McMahon, R ERA: 2.83 (9, 1)	0.1	S	1	0	0	0	0	0	0	0	0	0	0	1	1	0.00	0.000					

Kansas City Athletics @ Boston Red Sox
Fenway Park, Boston, MA
Tue Jul 26 1966, 7:05 PM EDT
Att: 10,958 - Unknown

AB 39
R 5
H 13
RBI 3
BB 2
SO 6
LOB 21



Batter	1	2	3	4	5	6	7	8	9	AB	R	H	RBI	BB	SO	LOB	BOTTOM				
Rico Petrocelli, R OBP: 0.283, SLG: 0.400 (1, 6)										4	0	0	1	0	1	2					
Joe Foy, R OBP: 0.345, SLG: 0.436 (1, 5)										3	3	2	2	2	0	0					
Carl Yastrzemski, L OBP: 0.353, SLG: 0.419 (1, 7)										4	1	1	0	1	1	0					
Tony Conigliaro, R OBP: 0.331, SLG: 0.497 (1, 9)										4	2	2	1	0	2	3					
Don Demeter, R OBP: 0.288, SLG: 0.459 (1, 8)										5	0	2	1	0	1	3					
George Scott, R OBP: 0.333, SLG: 0.471 (1, 3)										4	0	2	0	1	1	2					
Mike Ryan, R OBP: 0.265, SLG: 0.289 (1, 2)										5	0	2	2	0	0	3					
George Smith, R OBP: 0.286, SLG: 0.354 (1, 4)										4	2	3	0	1	0	1					
Dennis Bennett, L (1, 1)										2	0	0	0	0	2	4	AB 37				
Lenny Green, L OBP: 0.339, SLG: 0.330 (7, PH)										1	0	1	1	0	0	0	R 8				
John Wyatt, R (8, 1)										1	0	0	0	0	1	2	H 15				
Don McMahon, R (9, 1)										0	0	0	0	0	0	0	RBI 8				
Inning Stats	R: 3 E: 0 K: 1 S: 8	H: 3 LOB: 3 BB: 3 P: 20	R: 2 E: 0 K: 1 S: 7	H: 2 LOB: 1 BB: 0 P: 8	R: 0 E: 0 K: 1 S: 6	H: 1 LOB: 1 BB: 0 P: 6	R: 1 E: 0 K: 1 S: 8	H: 3 LOB: 2 BB: 0 P: 8	R: 1 E: 0 K: 0 S: 4	H: 1 LOB: 0 BB: 0 P: 4	R: 0 E: 0 K: 2 S: 8	H: 1 LOB: 1 BB: 0 P: 8	R: 1 E: 0 K: 2 S: 9	H: 2 LOB: 3 BB: 2 P: 17	R: 0 E: 0 K: 1 S: 7	H: 2 LOB: 2 BB: 0 P: 7	1B: 8 2B: 5 3B: 0 HR: 2	SF: 1 SAC: 1 DP: 0 HBP: 1	WP: 1 PB: 0 SB: 0 CS: 0	PA: 45	
PITCHER	IP	WLS	BF	H	R	ER	SO	BB	IBB	HBP	BLK	WP	HR	S	P	ERA	WHIP				
Lew Krausse, R ERA: 3.02 (1, 1)	2.0	L	15	5	5	5	2	1	2	1	0	0	1	15	28	22.50	3.000				
Ralph Terry, R ERA: 3.66 (3, 1)	2.0		10	4	1	1	2	0	0	0	0	0	1	14	14	4.50	2.000				
Bill Stafford, R ERA: 4.99 (5, 1)	2.0		8	2	1	1	2	0	0	0	0	0	0	12	12	4.50	1.000				
Ken Sanders, R ERA: 3.84 (7, 1)	1.0		7	2	1	1	2	2	0	0	0	1	0	9	17	9.00	4.000				
Joe Grzenda, L ERA: (8, 1)	1.0		5	2	0	0	1	0	0	0	0	0	0	7	7	0.00	2.000				

Kansas City Athletics @ Boston Red Sox
Fenway Park, Boston, MA
Tue Jul 26 1966, 7:05 PM EDT
Att: 10,958 - Unknown


AB 37
R 8
H 15
RBI 8
BB 5
SO 9
LOB 20



Batter	1	2	3	4	5	6	7	8	9	AB	R	H	RBI	BB	SO	LOB	TOP			
Rico Petrocelli, R OBP: 0.286, SLG: 0.404										3	0	1	1	0	1	0	Boston Red Sox @ Washington Senators D.C. Stadium, Washington, DC Fri Jul 29 1966, 7:05 PM EDT Unknown			
Joe Foy, R OBP: 0.345, SLG: 0.436										4	1	1	0	0	0	1				
Don Demeter, R OBP: 0.282, SLG: 0.447										4	0	0	0	0	1	2				
Tony Conigliaro, R OBP: 0.332, SLG: 0.511										4	1	1	1	0	1	2				
George Scott, R OBP: 0.334, SLG: 0.475										4	1	2	1	0	2	0				
George Thomas, R OBP: 0.315, SLG: 0.336										4	0	1	1	0	1	0				
Mike Ryan, R OBP: 0.259, SLG: 0.281 Carl Yastrzemski, L OBP: 0.352, SLG: 0.416										3	0	0	0	0	0	2				
George Smith, R OBP: 0.279, SLG: 0.344										4	0	0	0	0	0	1				
Darrell Brandon, R OBP: 0.238, SLG: 0.350 Dan Osinski, R OBP: 0.667, SLG: 0.667 Jim Lonborg, R OBP: 0.121, SLG: 0.188										1	0	0	0	0	1	0				
Inning Stats	R: 0 E: 0 K: 0 S: 4	H: 1 LOB: 1 BB: 0 P: 4	R: 0 E: 0 K: 2 S: 7	H: 0 LOB: 0 BB: 0 P: 7	R: 0 E: 0 K: 2 S: 7	H: 0 LOB: 0 BB: 0 P: 7	R: 0 E: 0 K: 0 S: 3	H: 0 LOB: 0 BB: 0 P: 3	R: 0 E: 0 K: 1 S: 5	H: 0 LOB: 0 BB: 0 P: 5	R: 1 E: 0 K: 2 S: 10	H: 3 LOB: 2 BB: 0 P: 10	R: 1 E: 0 K: 0 S: 4	H: 1 LOB: 1 BB: 0 P: 4	R: 2 E: 0 K: 0 S: 5	H: 2 LOB: 1 BB: 1 P: 9		1B: 4 2B: 0 3B: 1 HR: 2	SF: 1 SAC: 0 DP: 0 HBP: 0	WP: 0 PB: 0 SB: 0 CS: 0
PITCHER Pete Richert, L ERA: 3.18	IP: 9.0 WLS: W BF: 35 H: 7 R: 4 ER: 4 SO: 8 BB: 1 IBB: 0 HBP: 0 BLK: 0 WP: 0 HR: 2 S: 50 P: 54 ERA: 4.00 WHIP: 0.889															PITCHER				

Batter	1	2	3	4	5	6	7	8	9	AB	R	H	RBI	BB	SO	LOB	BOTTOM			
Ed Brinkman, R OBP: 0.286, SLG: 0.371										5	1	0	1	0	0	4	Boston Red Sox @ Washington Senators D.C. Stadium, Washington, DC Fri Jul 29 1966, 7:05 PM EDT Unknown			
Bob Saverine, S OBP: 0.303, SLG: 0.369										5	2	2	0	0	0	0				
Ken McMullen, R OBP: 0.300, SLG: 0.372										5	0	1	0	0	1	4				
Fred Valentine, S OBP: 0.347, SLG: 0.471										5	3	4	3	0	0	1				
Frank Howard, R OBP: 0.353, SLG: 0.444 Willie Kirkland, L OBP: 0.272, SLG: 0.337										3	1	3	4	0	0	0				
Don Lock, R OBP: 0.398, SLG: 0.455 Don Blasingame, L OBP: 0.280, SLG: 0.275										3	1	1	0	1	1	1				
Ken Harrelson, R OBP: 0.307, SLG: 0.345										3	2	2	0	1	0	1				
Paul Casanova, R OBP: 0.253, SLG: 0.376										4	1	1	2	0	1	2				
Pete Richert, L OBP: 0.097, SLG: 0.097										4	1	1	2	0	1	3				
Inning Stats	R: 0 E: 0 K: 1 S: 5	H: 0 LOB: 0 BB: 0 P: 5	R: 2 E: 0 K: 0 S: 4	H: 2 LOB: 1 BB: 1 P: 8	R: 0 E: 0 K: 0 S: 3	H: 0 LOB: 0 BB: 0 P: 3	R: 1 E: 0 K: 0 S: 4	H: 2 LOB: 0 BB: 0 P: 4	R: 9 E: 4 K: 0 S: 12	H: 7 LOB: 1 BB: 1 P: 16	R: 1 E: 0 K: 1 S: 7	H: 2 LOB: 1 BB: 0 P: 7	R: 0 E: 0 K: 2 S: 8	H: 1 LOB: 1 BB: 0 P: 8	R: 0 E: 0 K: 1 S: 6	H: 1 LOB: 1 BB: 0 P: 6		1B: 9 2B: 5 3B: 0 HR: 1	SF: 0 SAC: 0 DP: 2 HBP: 0	WP: 0 PB: 0 SB: 0 CS: 0
PITCHER Darrell Brandon, R ERA: 3.34 Dan Osinski, R ERA: 4.22 Jim Lonborg, R ERA: 4.77	IP: 4.0 WLS: L BF: 19 H: 6 R: 7 ER: 4 SO: 1 BB: 1 IBB: 0 HBP: 0 BLK: 0 WP: 0 HR: 1 S: 20 P: 24 ERA: 9.00 WHIP: 1.750															PITCHER				

AB	33
R	4
H	7
RBI	4
BB	1
SO	8
LOB	8



Batter	1	2	3	4	5	6	7	8	9	AB	R	H	RBI	BB	SO	LOB	TOP										
Rico Petrocelli, R OBP: 0.284, SLG: 0.397 (1, 6)	0-0 4-3	0-3 K			0-0 F3		0-0 1-3		0-0 FC6-4 1B	5	0	1	0	0	1	0	Boston Red Sox @ Washington Senators D.C. Stadium, Washington, DC Sat Jul 30 1966, 3:33 AM EDT Att: 2,082 - Unknown livebaseballscorecards.com										
Joe Foy, R OBP: 0.344, SLG: 0.434 (1, 5)	0-0 F8		0-0 F9		0-0 1B		0-0 5-3		0-0 FC6-4 1-2	5	0	1	0	0	0	1											
Don Demeter, R OBP: 0.284, SLG: 0.455 Jose Tartabull, L OBP: 0.278, SLG: 0.313 (1, 8) (8, 8)	0-0 6-3		0-0 F8		0-0 HR 3B		0-0 L4			4	1	1	0	0	0	0											
Tony Conigliaro, R OBP: 0.332, SLG: 0.504 (1, 9)		0-0 F7	0-3 K		4-0 HR BB			0-0 5-3		3	1	0	0	1	1	0											
George Scott, R OBP: 0.335, SLG: 0.480 (1, 3)		0-0 3B 1B		0-0 5-3	0-0 HR BB			0-0 L4		4	2	3	0	0	0	0											
Carl Yastrzemski, L OBP: 0.358, SLG: 0.420 (1, 7)		0-0 1B 3B		4-0 2B BB	0-0 1-3			1-0 FC5-4 HBP		2	2	1	1	1	0	0											
Mike Ryan, R OBP: 0.259, SLG: 0.281 (1, 2)		0-0 HR 1B		0-0 F8 BB	0-0 F4			0-0 FC5-4 1-2		4	1	1	1	0	0	2											
George Smith, R OBP: 0.288, SLG: 0.369 (1, 4)		0-0 HR		0-0 2B	0-0 4-3			0-0 4-3		4	1	2	3	0	0	0											
Jose Santiago, R OBP: 0.196, SLG: 0.178 (1, 1)		0-0 F9		0-0 F8	0-0 F8			0-0 1-3		4	0	0	0	0	0	1											
Inning Stats	R: 0 E: 0 K: 0 S: 3	H: 0 LOB: 0 BB: 0 P: 3	R: 4 E: 0 K: 1 S: 9	H: 4 LOB: 0 BB: 0 P: 9	R: 0 E: 0 K: 1 S: 5	H: 0 LOB: 0 BB: 0 P: 5	R: 1 E: 0 K: 0 S: 4	H: 1 LOB: 1 BB: 1 P: 8	R: 3 E: 0 K: 0 S: 5	H: 3 LOB: 0 BB: 1 P: 9	R: 0 E: 0 K: 0 S: 3	H: 0 LOB: 0 BB: 0 P: 3	R: 0 E: 0 K: 0 S: 3	H: 0 LOB: 0 BB: 0 P: 3	R: 0 E: 0 K: 0 S: 3	H: 0 LOB: 1 BB: 0 P: 4	R: 0 E: 0 K: 0 S: 4	H: 1 LOB: 1 BB: 0 P: 4	1B: 4 2B: 1 3B: 2 HR: 2	SF: 0 SAC: 0 DP: 0 HBP: 1	WP: 0 PB: 0 SB: 0 CS: 0	PA: 38					
PITCHER	IP	WLS	BF	H	R	ER	SO	BB	IBB	HBP	BLK	WP	HR	S	P	ERA	WHIP										
Mike McCormick, L ERA: 3.8 (1, 1)	5.0	L	24	8	8	8	2	2	0	0	0	0	2	26	34	14.40	2.000										
Frank Kreuzer, L ERA: (6, 1)	2.0		6	0	0	0	0	0	0	0	0	0	0	6	6	0.00	0.000										
Casey Cox, R ERA: 3.24 (8, 1)	2.0		8	1	0	0	0	0	0	1	0	0	0	7	8	0.00	0.500										

Batter	1	2	3	4	5	6	7	8	9	AB	R	H	RBI	BB	SO	LOB	BOTTOM										
Ed Brinkman, R OBP: 0.285, SLG: 0.366 (1, 6)	0-3 K		0-3 K		0-0 F8			0-0 1B	0-0 5-3	5	0	1	1	0	2	3	Boston Red Sox @ Washington Senators D.C. Stadium, Washington, DC Sat Jul 30 1966, 3:33 AM EDT Att: 2,082 - Unknown livebaseballscorecards.com										
Bob Saverine, S OBP: 0.307, SLG: 0.364 (1, 4)	0-0 6-3		0-0 4-3		4-0 BB			0-0 F9	0-0 F7	4	0	0	0	1	0	3											
Ken McMullen, R OBP: 0.304, SLG: 0.372 (1, 5)	0-0 6-3			0-0 1B	0-0 5-3			0-0 F8		4	0	1	0	0	0	3											
Fred Valentine, S OBP: 0.352, SLG: 0.471 Willie Kirkland, L OBP: 0.291, SLG: 0.321 (1, 9) (2, PR) (3, 9)		1-0 FC6-4 HBP		0-3 K	0-0 F7			0-0 4-3		0	0	0	0	0	0	0											
Frank Howard, R OBP: 0.348, SLG: 0.437 (1, 7)		0-0 FC6-4 1-2		0-0 F4	0-0 6-3			0-0 6-3		4	1	1	0	0	0	2											
Don Lock, R OBP: 0.358, SLG: 0.451 (1, 8)		0-0 E6 1-2		4-0 BB	0-3 K			0-0 K	0-3 K	3	0	0	0	1	2	2											
Ken Harrelson, R OBP: 0.306, SLG: 0.346 (1, 3)		0-0 F9		0-0 5-3				0-0 K	0-0 1B E 5-3	4	1	1	0	0	1	4											
Paul Casanova, R OBP: 0.262, SLG: 0.394 (1, 2)		0-0 FC6-4 1-2			0-0 2B			0-0 K	0-0 E4 1B	4	0	1	0	0	1	4											
Mike McCormick, L OBP: 0.271, SLG: 0.356 Dick Nieto, L OBP: 0.279, SLG: 0.288 Frank Kreuzer, L Jim King, L Casey Cox, R Dick Phillips, L (1, 1) (5, PH) (6, 1) (7, PH) (8, 1) (9, PH)			0-0 F8		0-3 K			0-0 F7	0-0 K	1	0	0	0	0	0	0											
Inning Stats	R: 0 E: 0 K: 1 S: 5	H: 0 LOB: 0 BB: 0 P: 5	R: 0 E: 1 K: 0 S: 4	H: 0 LOB: 2 BB: 0 P: 5	R: 0 E: 0 K: 1 S: 6	H: 0 LOB: 0 BB: 0 P: 5	R: 0 E: 0 K: 1 S: 6	H: 1 LOB: 2 BB: 1 P: 10	R: 0 E: 0 K: 1 S: 5	H: 0 LOB: 0 BB: 0 P: 5	R: 0 E: 0 K: 2 S: 7	H: 0 LOB: 0 BB: 0 P: 7	R: 0 E: 0 K: 0 S: 4	H: 1 LOB: 1 BB: 0 P: 4	R: 2 E: 1 K: 1 S: 9	H: 3 LOB: 2 BB: 0 P: 9	1B: 5 2B: 1 3B: 0 HR: 0	SF: 0 SAC: 0 DP: 0 HBP: 1	WP: 0 PB: 0 SB: 1 CS: 0	PA: 38							
PITCHER	IP	WLS	BF	H	R	ER	SO	BB	IBB	HBP	BLK	WP	HR	S	P	ERA	WHIP										
Jose Santiago, R ERA: 3.59 (1, 1)	9.0	W	38	6	2	1	8	2	0	1	0	0	0	51	60	1.00	0.889										

Batter	1	2	3	4	5	6	7	8	9	AB	R	H	RBI	BB	SO	LOB	TOP																	
Jose Tartabull, L (1.8) OBP: 0.281, SLG: 0.308										3	0	0	0	2	1	0																		
Joe Foy, R (1.5) OBP: 0.346, SLG: 0.433										3	1	1	0	1	0	3																		
Carl Yastrzemski, L (1.7) OBP: 0.359, SLG: 0.421										4	2	2	0	0	1	3																		
Tony Conigliaro, R (1.9) OBP: 0.336, SLG: 0.516										4	2	3	3	0	0	0																		
George Scott, R (1.3) OBP: 0.336, SLG: 0.479										3	0	1	0	1	0	1																		
Rico Petrocelli, R (1.6) OBP: 0.287, SLG: 0.399										3	0	2	2	1	0	0																		
Mike Ryan, R (1.2) OBP: 0.255, SLG: 0.277										4	0	0	0	0	0	4																		
George Smith, R (1.4) OBP: 0.287, SLG: 0.365										3	0	0	0	0	1	0																		
Dennis Bennett, L (1.1) Don McMahon, R (6.1)										1	0	0	0	0	1	0																		
Inning Stats	R: 2 E: 0 K: 0 S: 6	H: 4 LOB: 2 BB: 1 P: 10	R: 0 E: 0 K: 0 S: 3	H: 1 LOB: 1 BB: 1 P: 7	R: 0 E: 0 K: 3 S: 9	H: 0 LOB: 0 BB: 0 P: 9	R: 0 E: 0 K: 0 S: 5	H: 1 LOB: 0 BB: 0 P: 5	R: 0 E: 0 K: 0 S: 3	H: 0 LOB: 0 BB: 0 P: 3	R: 0 E: 0 K: 0 S: 3	H: 0 LOB: 0 BB: 0 P: 3	R: 3 E: 0 K: 0 S: 4	H: 3 LOB: 0 BB: 2 P: 12	R: 0 E: 0 K: 1 S: 5	H: 0 LOB: 0 BB: 0 P: 5	1B: 8 2B: 2 3B: 0 HR: 1	SF: 0 SAC: 1 DP: 4 HBP: 1	WP: 0 PB: 0 SB: 1 CS: 1	PA: 37														
PITCHER	IP WLS BF H R ER SO BB IBB HBP BLK WP HR S P ERA WHIP																																	
Jim Hannan, R (1.1) ERA: 4.23	2.2	15	5	2	2	0	3	0	1	0	0	0	0	1	11	24	6.75	3.000																
Bob Humphreys, R (3.1) ERA: 3.42	3.1	10	1	0	0	4	0	0	0	0	0	0	0	0	18	18	0.00	0.300																
Dick Lines, L (7.1) ERA: 2.54	1.0	L	5	1	2	2	0	1	0	0	0	0	0	0	4	8	18.00	2.000																
Ron Kline, R (8.1) ERA: 3.0	2.0	7	2	1	1	1	0	1	0	0	0	0	0	0	8	12	4.50	1.000																

Boston Red Sox @ Washington Senators
D.C. Stadium, Washington, DC
Sun Jul 31 1966, 3:33 AM EDT
Att: 6,793 - Unknown

AB	30
R	5
H	9
RBI	5
BB	5
SO	5
LOB	11



Batter	1	2	3	4	5	6	7	8	9	AB	R	H	RBI	BB	SO	LOB	BOTTOM																	
Ed Brinkman, R (1.6) OBP: 0.284, SLG: 0.367										5	0	1	0	0	1	1																		
Bob Saverine, S (1.4) OBP: 0.305, SLG: 0.361										5	0	1	0	0	0	2																		
Ken McMullen, R (1.5) OBP: 0.300, SLG: 0.366										5	0	0	0	0	3	1																		
Fred Valentine, S (1.9) OBP: 0.357, SLG: 0.477										4	1	3	0	0	0	0																		
Frank Howard, R (1.7) OBP: 0.350, SLG: 0.446										4	1	2	2	0	1	2																		
Don Lock, R (1.8) OBP: 0.360, SLG: 0.448										2	0	0	0	2	1	2																		
Ken Harrelson, R (1.3) OBP: 0.309, SLG: 0.346										3	0	1	0	1	0	2																		
Paul Casanova, R (1.2) OBP: 0.258, SLG: 0.388										4	0	0	0	0	0	6																		
Jim Hannan, R (1.1) Bob Humphreys, R (3.1) Dick Lines, L (7.1) Ron Kline, R (8.1) Jim King, L (9. PH)										0	0	0	0	0	0	0																		
Inning Stats	R: 0 E: 0 K: 0 S: 3	H: 1 LOB: 2 BB: 1 P: 8	R: 0 E: 0 K: 0 S: 3	H: 1 LOB: 0 BB: 0 P: 3	R: 0 E: 0 K: 1 S: 6	H: 1 LOB: 1 BB: 0 P: 6	R: 0 E: 0 K: 0 S: 4	H: 3 LOB: 2 BB: 1 P: 8	R: 2 E: 0 K: 2 S: 7	H: 3 LOB: 0 BB: 1 P: 10	R: 0 E: 0 K: 2 S: 8	H: 0 LOB: 0 BB: 0 P: 7	R: 0 E: 0 K: 2 S: 8	H: 1 LOB: 2 BB: 1 P: 12	R: 0 E: 0 K: 2 S: 8	H: 1 LOB: 1 BB: 0 P: 8	1B: 6 2B: 2 3B: 0 HR: 1	SF: 0 SAC: 0 DP: 1 HBP: 0	WP: 0 PB: 1 SB: 0 CS: 0	PA: 39														
PITCHER	IP WLS BF H R ER SO BB IBB HBP BLK WP HR S P ERA WHIP																																	
Dennis Bennett, L (1.1) ERA: 1.88	5.1	25	7	2	2	1	3	0	0	0	0	0	0	1	24	36	3.38	1.875																
Don McMahon, R (6.1) ERA: 2.46	3.2	W	14	2	0	0	6	1	0	0	0	0	0	0	25	29	0.00	0.818																

Boston Red Sox @ Washington Senators
D.C. Stadium, Washington, DC
Sun Jul 31 1966, 3:33 AM EDT
Att: 6,793 - Unknown


AB	35
R	2
H	9
RBI	2
BB	4
SO	7
LOB	18



Batter	1	2	3	4	5	6	7	8	9	AB	R	H	RBI	BB	SO	LOB	TOP			
Rico Petrocelli, R OBP: 0.289, SLG: 0.400	0-0 FC3-6 1B		0-0 5-3			0-0 HR 1B		0-0 5-3		4	1	2	0	0	0	0				
Joe Foy, R OBP: 0.342, SLG: 0.428	0-0 F9		0-0 F4			0-0 F4		0-3 K		4	0	0	0	0	1	2				
Carl Yastrzemski, L OBP: 0.356, SLG: 0.417	0-0 FC3-6 1B 1-2			0-0 F7		0-0 L8		0-0 4-3		4	0	0	0	0	0	2				
Tony Conigliaro, R OBP: 0.338, SLG: 0.524	0-0 FC6-4 1B 1-3			0-0 F7		0-0 HR 1-H			0-3 K	4	1	2	2	0	1	0				
George Scott, R OBP: 0.333, SLG: 0.474	0-0 FC6-4 1-2			0-3 K		0-0 E1			0-0 F7	4	0	0	0	0	1	2				
Don Demeter, R OBP: 0.275, SLG: 0.446		0-3 K			0-0 F6		0-0 5-3		0-0 F4	4	0	0	0	0	1	1				
Mike Ryan, R OBP: 0.256, SLG: 0.278		0-0 6-3			0-0 FC5-4 1B				0-0 F9	3	0	1	0	0	0	0				
George Smith, R OBP: 0.288, SLG: 0.365		0-0 6-3			0-0 FC5-4 1-2				0-0 G1-6-3 1B 1-2	3	0	1	0	0	0	1				
Lee Stange, R OBP: 0.087, SLG: 0.045			0-3 K		0-3 K					2	0	0	0	0	2	1				
Dalton Jones, L OBP: 0.310, SLG: 0.408										1	0	0	0	0	0	1				
John Wyatt, R (7, 1)										0	0	0	0	0	0	0				
Inning Stats	R: 0 E: 0 K: 0 S: 5	H: 2 LOB: 2 BB: 0 P: 5	R: 0 E: 0 K: 1 S: 5	H: 0 LOB: 0 BB: 0 P: 5	R: 0 E: 0 K: 1 S: 5	H: 0 LOB: 0 BB: 0 P: 5	R: 0 E: 0 K: 1 S: 6	H: 1 LOB: 1 BB: 0 P: 6	R: 2 E: 1 K: 0 S: 6	H: 2 LOB: 1 BB: 0 P: 6	R: 0 E: 0 K: 1 S: 3	H: 1 LOB: 0 BB: 0 P: 3	R: 0 E: 0 K: 1 S: 5	H: 0 LOB: 0 BB: 0 P: 5	R: 0 E: 0 K: 1 S: 5	H: 0 LOB: 0 BB: 0 P: 5	1B: 5 2B: 0 3B: 0 HR: 1	SF: 0 SAC: 0 DP: 1 HBP: 0	WP: 0 PB: 0 SB: 0 CS: 0	PA: 33
PITCHER Mudcat Grant, R ERA: 3.3	IP: 9.0 WLS: W BF: 33 H: 6 R: 2 ER: 2 SO: 6 BB: 0 IBB: 0 HBP: 0 BLK: 0 WP: 0 HR: 1 S: 45 P: 45 ERA: 2.00 WHIP: 0.667															PITCHER				

Boston Red Sox @ Minnesota Twins
 Metropolitan Stadium, Bloomington, MI
 Mon Aug 01 1966, 8:05 PM EDT
 Att: 11,100 - Unknown - 81 F


AB	33
R	2
H	6
RBI	2
BB	0
SO	6
LOB	10



Batter	1	2	3	4	5	6	7	8	9	AB	R	H	RBI	BB	SO	LOB	BOTTOM			
Zoilo Versalles, R OBP: 0.300, SLG: 0.369	0-0 6-3		0-0 HR 1B			0-0 HR 2-3		0-0 6-3		4	2	1	0	0	0	1				
Jimmie Hall, L OBP: 0.295, SLG: 0.419	0-0 E4		0-0 HR 1-H			0-0 HR 1-H		0-0 G3		4	2	2	4	0	0	0				
Tony Oliva, L OBP: 0.375, SLG: 0.566	4-0 BB		0-0 F4		0-3 K			0-0 4-3		3	0	0	0	1	1	0				
Harmon Killebrew, R OBP: 0.384, SLG: 0.497	0-3 K		0-0 5-3			0-0 HR 2B		0-0 1-3		4	1	1	0	0	1	2				
Don Mincher, L OBP: 0.301, SLG: 0.387	0-3 K			0-0 3-1		0-0 G3		0-0 G3		4	0	0	0	0	1	3				
Earl Battey, R OBP: 0.333, SLG: 0.346		0-0 F6		0-0 F4		0-0 HR 2-H				3	1	1	2	0	0	0				
Cesar Tovar, R OBP: 0.330, SLG: 0.364		4-0 BB		0-0 F9		0-0 6-3				2	0	0	0	1	0	0				
Ted Uhlhaender, L OBP: 0.223, SLG: 0.262		0-0 G6-4-3 BB		0-0 G6-4-3 1-2		0-0 E4 E8 SH1-4		0-0 F8		3	0	0	0	0	0	1				
Mudcat Grant, R OBP: 0.184, SLG: 0.217			0-3 K		0-0 SH1-4 1-2			0-0 F9		2	0	0	0	0	1	0				
Inning Stats	R: 0 E: 1 K: 2 S: 8	H: 0 LOB: 2 BB: 1 P: 12	R: 0 E: 0 K: 0 S: 2	H: 0 LOB: 0 BB: 1 P: 6	R: 2 E: 0 K: 1 S: 7	H: 2 LOB: 0 BB: 0 P: 7	R: 0 E: 0 K: 0 S: 3	H: 0 LOB: 0 BB: 0 P: 3	R: 2 E: 2 K: 1 S: 7	H: 1 LOB: 0 BB: 0 P: 7	R: 2 E: 0 K: 0 S: 5	H: 2 LOB: 0 BB: 0 P: 5	R: 0 E: 0 K: 0 S: 3	H: 0 LOB: 0 BB: 0 P: 3	R: 0 E: 0 K: 0 S: 3	H: 0 LOB: 0 BB: 0 P: 3	1B: 1 2B: 1 3B: 0 HR: 3	SF: 0 SAC: 1 DP: 1 HBP: 0	WP: 0 PB: 0 SB: 0 CS: 0	PA: 32
PITCHER Lee Stange, R ERA: 4.5	IP: 6.0 WLS: L BF: 26 H: 5 R: 6 ER: 4 SO: 4 BB: 2 IBB: 0 HBP: 0 BLK: 0 WP: 0 HR: 3 S: 32 P: 40 ERA: 6.00 WHIP: 1.167															PITCHER				
John Wyatt, R ERA: 3.11	IP: 2.0 WLS: L BF: 6 H: 0 R: 0 ER: 0 SO: 0 BB: 0 IBB: 0 HBP: 0 BLK: 0 WP: 0 HR: 0 S: 6 P: 6 ERA: 0.00 WHIP: 0.000															PITCHER				

Boston Red Sox @ Minnesota Twins
 Metropolitan Stadium, Bloomington, MI
 Mon Aug 01 1966, 8:05 PM EDT
 Att: 11,100 - Unknown - 81 F

AB	29
R	6
H	5
RBI	6
BB	2
SO	4
LOB	7



Batter	1	2	3	4	5	6	7	8	9	AB	R	H	RBI	BB	SO	LOB	TOP								
Rico Petrocelli, R OBP: 0.288, SLG: 0.406 (1, 6)	F7	K			F8			HR		4	1	1	1	0	1	1	Boston Red Sox @ Minnesota Twins Metropolitan Stadium, Bloomington, MI Tue Aug 02 1966, 8:05 PM EDT Att: 12,941 - Unknown								
Joe Foy, R OBP: 0.339, SLG: 0.423 (1, 5)	F8		F7		F5			L6		4	0	0	0	0	0	0									
Carl Yastrzemski, L OBP: 0.355, SLG: 0.415 (1, 7)			5-3			L4		4-3		4	0	1	0	0	0	0									
Tony Conigliaro, R OBP: 0.334, SLG: 0.518 (1, 9)	F9		F3			6-3			F8	4	0	0	0	0	0	1									
George Scott, R OBP: 0.333, SLG: 0.472 (1, 3)		HR			F8	K			K	4	1	1	0	0	2	0									
Don Demeter, R OBP: 0.283, SLG: 0.461 (1, 8)		HR			F9				BB	4	1	2	2	0	1	0									
Mike Ryan, R OBP: 0.283, SLG: 0.282 (1, 2)							4-3		BB	3	0	2	0	1	0	0									
George Smith, R OBP: 0.285, SLG: 0.362 (9, PH)									BB	3	0	2	0	0	1	2									
Dalton Jones, L OBP: 0.308, SLG: 0.405 (9, 4)	F9		K				F8		4-3	1	0	0	0	0	0	2									
Darrell Brandon, R OBP: 0.227, SLG: 0.333 (1, 1)		K								1	0	0	0	0	1	1									
Jim Lonborg, R OBP: 0.116, SLG: 0.182 (8, PH)								F7		1	0	0	0	0	1	0									
Lenny Green, L OBP: 0.339, SLG: 0.324 (8, 1)										1	0	0	0	0	0	0									
Don McMahon, R (8, 1)										0	0	0	0	0	0	0									
Inning Stats	R: 0 E: 0 K: 0 S: 4	H: 1 LOB: 1 BB: 0 P: 4	R: 2 E: 0 K: 2 S: 10	H: 3 LOB: 1 BB: 0 P: 10	R: 0 E: 0 K: 0 S: 3	H: 0 LOB: 0 BB: 0 P: 3	R: 0 E: 0 K: 1 S: 6	H: 1 LOB: 1 BB: 0 P: 6	R: 0 E: 0 K: 1 S: 5	H: 0 LOB: 0 BB: 0 P: 5	R: 0 E: 0 K: 1 S: 5	H: 0 LOB: 0 BB: 0 P: 5	R: 0 E: 0 K: 1 S: 5	H: 0 LOB: 0 BB: 0 P: 5	R: 1 E: 0 K: 0 S: 4	H: 1 LOB: 0 BB: 0 P: 4	R: 0 E: 0 K: 1 S: 6	H: 1 LOB: 2 BB: 1 P: 10	1B: 5 2B: 0 3B: 0 HR: 2	SF: 0 SAC: 0 DP: 0 HBP: 0	WP: 0 PB: 0 SB: 0 CS: 0	PA: 35			
PITCHER	IP	WLS	BF	H	R	ER	SO	BB	IBB	HBP	BLK	WP	HR	S	P	ERA	WHIP								
Jim Perry, R ERA: 2.9 (1, 1)	8.2		34	7	3	3	7	1	0	0	0	0	2	47	51	3.12	0.923								
Al Worthington, R ERA: 2.2 (9, 1)	0.1	W	1	0	0	0	0	0	0	0	0	0	0	1	1	0.00	0.000								

AB	34
R	3
H	7
RBI	3
BB	1
SO	7
LOB	7



Batter	1	2	3	4	5	6	7	8	9	AB	R	H	RBI	BB	SO	LOB	BOTTOM								
Zoilo Versalles, R OBP: 0.299, SLG: 0.365 (1, 6)	K		1B		F7		K		K	4	1	0	0	1	3	3	Boston Red Sox @ Minnesota Twins Metropolitan Stadium, Bloomington, MI Tue Aug 02 1966, 8:05 PM EDT Att: 12,941 - Unknown								
Jimmie Hall, L OBP: 0.297, SLG: 0.432 (1, 7)	L9		BB		6-3			6-3		5	2	2	4	0	0	0									
Tony Oliva, L OBP: 0.376, SLG: 0.565 (1, 9)	4-3		1B		K				HR	4	0	2	2	0	1	0									
Harmon Killebrew, R OBP: 0.385, SLG: 0.496 (1, 5)			G6-4-3			6-3			BB	3	0	1	0	1	0	1									
Don Mincher, L OBP: 0.303, SLG: 0.390 (1, 3)		FC4-6	BB			5-3		K		3	0	1	0	1	1	2									
Earl Battey, R OBP: 0.336, SLG: 0.343 (1, 2)		BB							SH	2	0	0	0	2	0	2									
Bob Allison, R OBP: 0.344, SLG: 0.380 (9, FR)			6-3						HR	0	1	0	0	0	0	0									
Cesar Tovar, R OBP: 0.326, SLG: 0.360 (1, 4)	F7				1-3			SH		3	1	0	0	0	0	3									
Ted Uhlhaender, L OBP: 0.223, SLG: 0.257 (1, 8)	1-3				K			HR		3	1	0	0	1	1	2									
Jim Perry, S OBP: 0.265, SLG: 0.276 (1, 1)			1B						IBB	2	1	0	0	1	1	0									
Al Worthington, R ERA: 4.98 (9, 1)			BB		6-3				F7	0	0	0	0	0	0	0									
Russ Nixon, L OBP: 0.351, SLG: 0.280 (9, PH)			BB							1	0	0	0	0	0	3									
Inning Stats	R: 0 E: 0 K: 1 S: 5	H: 0 LOB: 0 BB: 0 P: 5	R: 0 E: 0 K: 0 S: 4	H: 1 LOB: 2 BB: 1 P: 8	R: 3 E: 0 K: 0 S: 5	H: 3 LOB: 1 BB: 2 P: 13	R: 0 E: 0 K: 1 S: 5	H: 0 LOB: 0 BB: 0 P: 5	R: 0 E: 0 K: 1 S: 3	H: 0 LOB: 0 BB: 1 P: 7	R: 0 E: 0 K: 2 S: 7	H: 0 LOB: 0 BB: 0 P: 7	R: 0 E: 0 K: 1 S: 5	H: 1 LOB: 1 BB: 1 P: 9	R: 4 E: 1 K: 1 S: 6	H: 1 LOB: 1 BB: 2 P: 14	1B: 4 2B: 1 3B: 0 HR: 1	SF: 0 SAC: 1 DP: 1 HBP: 0	WP: 0 PB: 0 SB: 0 CS: 1	PA: 38					
PITCHER	IP	WLS	BF	H	R	ER	SO	BB	IBB	HBP	BLK	WP	HR	S	P	ERA	WHIP								
Darrell Brandon, R ERA: 3.54 (1, 1)	2.2		14	4	3	3	1	3	0	0	0	0	0	13	25	10.12	2.625								
Jim Lonborg, R ERA: 4.98 (3, 1)	4.1		14	0	0	0	4	1	0	0	0	0	0	21	25	0.00	0.231								
Don McMahon, R ERA: 2.42 (8, 1)	1.2	L	10	2	4	0	2	2	1	0	0	0	1	11	23	0.00	2.400								



Batter	1	2	3	4	5	6	7	8	9	AB	R	H	RBI	BB	SO	LOB	TOP	
Rico Petrocelli, R OBP: 0.285, SLG: 0.400	F8		F4			FC5-4 1B			K	4	0	1	0	0	1	0		
Joe Foy, R OBP: 0.333, SLG: 0.414	6-3		5-3			L7			L7	4	0	0	0	0	0	1		
Don Demeter, R OBP: 0.283, SLG: 0.468	L7			5-3		FC5-4 1-2			1B 1B 1B	4	0	1	0	0	0	1		
Tony Conigliaro, R OBP: 0.333, SLG: 0.511		2-3 HBP FC6-5 BB		6-3					K	3	1	1	0	1	1	0		
George Scott, R OBP: 0.331, SLG: 0.466		FC6-5 1-2 HBP		6-3					K	3	0	1	0	0	1	0		
Carl Yastrzemski, L OBP: 0.353, SLG: 0.418		2-3			1-3				4-3	4	0	0	0	0	1	5		
Mike Ryan, R OBP: 0.256, SLG: 0.276		FC6-5 FC6-4			K				F8	3	0	0	1	0	1	1		
George Smith, R OBP: 0.283, SLG: 0.358		FC6-4			F3				4-3	3	0	0	0	0	0	1		
Jose Santiago, R OBP: 0.184, SLG: 0.167					F9				F3	3	0	0	0	0	0	0		
Inning Stats	R: 0 E: 0 K: 0 S: 3	H: 0 LOB: 0 BB: 0 P: 3	R: 1 E: 0 K: 0 S: 3	H: 0 LOB: 1 BB: 1 P: 8	R: 0 E: 0 K: 0 S: 3	H: 0 LOB: 0 BB: 0 P: 3	R: 0 E: 0 K: 1 S: 5	H: 0 LOB: 0 BB: 0 P: 5	R: 0 E: 0 K: 2 S: 7	H: 0 LOB: 0 BB: 0 P: 7	R: 0 E: 0 K: 0 S: 3	H: 0 LOB: 0 BB: 0 P: 3	R: 0 E: 0 K: 2 S: 10	H: 3 LOB: 3 BB: 0 P: 10	1B: 4 2B: 0 3B: 0 HR: 0	SF: 0 SAC: 0 DP: 0 HBP: 1	WP: 0 PB: 0 SB: 0 CS: 0	PA: 33
PITCHER Jim Kaat, L ERA: 2.92	IP: 9.0 WLS: W BF: 33 H: 4 R: 1 ER: 1 SO: 5 BB: 1 IBB: 0 HBP: 1 BLK: 0 WP: 0 HR: 0 S: 41 P: 46 ERA: 1.00 WHIP: 0.556															PITCHER		

Boston Red Sox @ Minnesota Twins
Metropolitan Stadium, Bloomington, MI
Thu Aug 04 1966, 4:33 AM EDT
Att: 18,229 - Unknown

AB 31
R 1
H 4
RBI 1
BB 1
SO 5
LOB 9



Batter	1	2	3	4	5	6	7	8	9	AB	R	H	RBI	BB	SO	LOB	BOTTOM	
Zoilo Versalles, R OBP: 0.302, SLG: 0.373	G1-6-3 BB		5-3		5-3				F6	3	0	0	0	1	0	2		
Jimmie Hall, L OBP: 0.310, SLG: 0.461	G1-6-3 1-2			G4-6-3 1B		G6-4-3 BB			HR	3	1	2	1	1	0	1		
Tony Oliva, L OBP: 0.374, SLG: 0.558	BB 1B			G4-6-3 1-2		F8			L4	4	0	1	0	0	0	2		
Harmon Killebrew, R OBP: 0.389, SLG: 0.496	4-0 1-2 BB			BB		G6-4-3 1-2			1B	2	0	1	0	2	0	1		
Don Mincher, L OBP: 0.302, SLG: 0.384	4-0 1-2 2-3 BB			4-3		F8			F9	3	0	0	0	1	0	2		
Earl Battey, R OBP: 0.337, SLG: 0.350	K				4-0 1B E BB				F7	3	1	0	0	1	1	4		
Cesar Tovar, R OBP: 0.325, SLG: 0.355					E5 1-H 1B				K	3	0	1	0	0	1	0		
Ted Uhlhaender, L OBP: 0.226, SLG: 0.266					F6				3-1	3	0	0	0	0	0	1		
Jim Kaat, L OBP: 0.224, SLG: 0.288					K				K	3	0	1	0	0	2	1		
Inning Stats	R: 0 E: 0 K: 1 S: 5	H: 1 LOB: 3 BB: 3 P: 17	R: 0 E: 0 K: 0 S: 4	H: 1 LOB: 0 BB: 0 P: 4	R: 0 E: 0 K: 0 S: 3	H: 1 LOB: 1 BB: 1 P: 7	R: 1 E: 1 K: 1 S: 6	H: 1 LOB: 1 BB: 1 P: 10	R: 0 E: 0 K: 0 S: 2	H: 0 LOB: 0 BB: 1 P: 6	R: 0 E: 0 K: 1 S: 5	H: 0 LOB: 0 BB: 0 P: 5	R: 0 E: 0 K: 0 S: 5	H: 2 LOB: 1 BB: 0 P: 5	1B: 4 2B: 1 3B: 0 HR: 1	SF: 0 SAC: 0 DP: 3 HBP: 0	WP: 0 PB: 0 SB: 0 CS: 0	PA: 33
PITCHER Jose Santiago, R ERA: 3.45	IP: 8.0 WLS: L BF: 33 H: 6 R: 2 ER: 1 SO: 4 BB: 6 IBB: 0 HBP: 0 BLK: 0 WP: 0 HR: 1 S: 35 P: 59 ERA: 1.12 WHIP: 1.500															PITCHER		

Boston Red Sox @ Minnesota Twins
Metropolitan Stadium, Bloomington, MI
Thu Aug 04 1966, 4:33 AM EDT
Att: 18,229 - Unknown

AB 27
R 2
H 6
RBI 1
BB 6
SO 4
LOB 14



Batter	1	2	3	4	5	6	7	8	9	AB	R	H	RBI	BB	SO	LOB	TOP										
Rico Petrocelli, R (1.6)										4	0	1	0	0	1	0	Boston Red Sox @ Detroit Tigers Tiger Stadium, Detroit, MI Fri Aug 05 1966, 7:05 PM EDT Att: 12,386 - Unknown										
Joe Foy, R (1.5)										4	0	1	0	0	0	1											
Carl Yastrzemski, L (1.7)										4	0	2	0	0	0	1											
Tony Conigliaro, R (1.9)										4	0	0	0	0	2	3											
George Scott, R (1.3)										3	0	0	0	0	1	1											
Don Demeter, R (1.8)										3	0	1	0	0	1	0											
Mike Ryan, R (1.2)										2	0	0	0	1	1	0											
George Smith, R (1.4)										2	0	0	0	0	2	2											
Lenny Green, L (8, PH)										1	0	0	0	0	0	0											
John Wyatt, R (8, 1)										0	0	0	0	0	0	0											
Dennis Bennett, L (1, 1)										2	0	0	0	0	0	0											
Don McMahon, R (7, 1)										0	0	0	0	0	0	0											
Dalton Jones, L (8, PH)										1	0	0	0	0	1	0											
Inning Stats	R: 0 E: 0 K: 0 S: 3	H: 1 LOB: 0 BB: 0 P: 3	R: 0 E: 0 K: 2 S: 8	H: 1 LOB: 2 BB: 1 P: 12	R: 0 E: 0 K: 0 S: 3	H: 0 LOB: 0 BB: 0 P: 3	R: 0 E: 0 K: 0 S: 3	H: 1 LOB: 0 BB: 0 P: 3	R: 0 E: 0 K: 2 S: 7	H: 2 LOB: 2 BB: 0 P: 7	R: 0 E: 0 K: 2 S: 7	H: 0 LOB: 0 BB: 0 P: 7	R: 0 E: 0 K: 2 S: 7	H: 0 LOB: 0 BB: 0 P: 7	R: 0 E: 0 K: 0 S: 3	H: 0 LOB: 0 BB: 0 P: 3	1B: 4 2B: 1 3B: 0 HR: 0	SF: 0 SAC: 0 DP: 1 HBP: 0	WP: 1 PB: 0 SB: 0 CS: 0	PA: 32							
PITCHER	IP	WLS	BF	H	R	ER	SO	BB	IBB	HBP	BLK	WP	HR	S	P	ERA	WHIP										
Earl Wilson, R (1, 1)	0.0	W	0	0	0	0	0	0	0	0	0	0	0	0	0	∞	∞										

Batter	1	2	3	4	5	6	7	8	9	AB	R	H	RBI	BB	SO	LOB	BOTTOM										
Don Wert, R (1.5)										4	0	1	1	0	0	1	Boston Red Sox @ Detroit Tigers Tiger Stadium, Detroit, MI Fri Aug 05 1966, 7:05 PM EDT Att: 12,386 - Unknown										
Dick Tracewski, R (1.4)										2	0	1	1	1	0	0											
Willie Horton, R (1.7)										4	0	1	0	0	1	3											
Al Kaline, R (1.9)										3	0	0	0	1	2	1											
Orlando McFarlane, R (1.2)										4	0	0	0	0	1	4											
Bill Freehan, R (1.3)										2	1	1	0	1	0	0											
Mickey Stanley, R (1.8)										2	1	1	0	1	0	1											
Dick McAuliffe, L (1.6)										2	0	0	0	1	2	1											
Earl Wilson, R (1, 1)										3	0	0	0	0	1	4											
Inning Stats	R: 0 E: 0 K: 0 S: 4	H: 2 LOB: 2 BB: 1 P: 8	R: 0 E: 0 K: 1 S: 4	H: 0 LOB: 0 BB: 1 P: 8	R: 0 E: 0 K: 1 S: 5	H: 0 LOB: 0 BB: 0 P: 5	R: 0 E: 0 K: 0 S: 3	H: 0 LOB: 0 BB: 0 P: 3	R: 2 E: 0 K: 0 S: 5	H: 2 LOB: 2 BB: 2 P: 13	R: 0 E: 0 K: 1 S: 5	H: 0 LOB: 0 BB: 0 P: 5	R: 0 E: 0 K: 1 S: 6	H: 1 LOB: 1 BB: 0 P: 6	R: 0 E: 0 K: 3 S: 9	H: 0 LOB: 1 BB: 1 P: 13		1B: 2 2B: 2 3B: 1 HR: 0	SF: 1 SAC: 0 DP: 2 HBP: 0	WP: 0 PB: 0 SB: 1 CS: 0	PA: 32						
PITCHER	IP	WLS	BF	H	R	ER	SO	BB	IBB	HBP	BLK	WP	HR	S	P	ERA	WHIP										
Dennis Bennett, L (1, 1)	6.1	L	26	5	2	2	4	3	1	0	0	0	0	2	2	2.84	1.263										
Don McMahon, R (7, 1)	0.2		2	0	0	0	0	0	0	0	0	0	0	2	2	0.00	0.000										
John Wyatt, R (8, 1)	1.0		4	0	0	0	3	1	0	0	0	0	0	9	13	0.00	1.000										

AB	30
R	0
H	5
RBI	0
BB	1
SO	9
LOB	8



AB	26
R	2
H	5
RBI	2
BB	5
SO	7
LOB	15



Batter	1	2	3	4	5	6	7	8	9	AB	R	H	RBI	BB	SO	LOB	TOP				
Jose Tartabull, L (1, 8) OBP: 0.297, SLG: 0.342										5	0	2	0	0	0	3					
Joe Foy, R (1, 5) OBP: 0.334, SLG: 0.412										4	0	2	0	0	1	1					
Carl Yastrzemski, L (1, 7) OBP: 0.355, SLG: 0.414										3	0	0	0	1	0	3					
Tony Conigliaro, R (1, 9) OBP: 0.329, SLG: 0.501										4	1	2	0	0	0	0					
Don Demeter, R (1, 3) John Wyatt, R (6, 1)										3	1	1	1	0	0	2					
Dalton Jones, L (8, PH) OBP: 0.299, SLG: 0.392										0	0	0	0	0	0	0					
Rico Petrocelli, R (1, 6) OBP: 0.284, SLG: 0.395										4	0	1	0	0	0	1					
Eddie Kasko, R (1, 4) Dennis Bennett, L (8, 1)										4	0	1	1	0	0	1					
Mike Ryan, R (1, 2) OBP: 0.256, SLG: 0.271										4	0	0	0	0	1	1					
Jim Lonborg, R (1, 1) Rollie Sheldon, R (1, 1) George Smith, R (5, PH) Dan Osinski, R (5, 1) George Scott, R (5, PH)										0	0	0	0	0	0	0					
Inning Stats	R: 0 E: 0 K: 0 S: 4	H: 2 LOB: 2 BB: 1 P: 8	R: 0 E: 0 K: 1 S: 5	H: 0 LOB: 0 BB: 0 P: 5	R: 0 E: 0 K: 0 S: 4	H: 1 LOB: 1 BB: 0 P: 4	R: 0 E: 0 K: 0 S: 4	H: 1 LOB: 1 BB: 0 P: 4	R: 0 E: 0 K: 1 S: 7	H: 2 LOB: 2 BB: 0 P: 7	R: 2 E: 1 K: 0 S: 7	H: 3 LOB: 2 BB: 0 P: 7	R: 0 E: 0 K: 1 S: 5	H: 0 LOB: 0 BB: 0 P: 5	R: 0 E: 0 K: 1 S: 5	H: 0 LOB: 0 BB: 0 P: 5	R: 0 E: 0 K: 3 S: 3	H: 1 LOB: 0 BB: 0 P: 3	1B: 9 2B: 1 3B: 0 HR: 0	SF: 0 SAC: 0 DP: 2 HBP: 0	WP: 0 PA: 37
PITCHER	IP WLS BF H R ER SO BB IBB HBP BLK WP HR S P ERA WHIP																				
Bill Monbouquette, R (1, 1) ERA: 4.91	5.1 W 25 9 2 2 2 1 0 0 0 0 0 0 28 32 3.38 1.875																				
Orlando Pena, R (6, 1) ERA: 3.15	3.2 S 12 1 0 0 2 0 0 0 0 0 0 0 16 16 0.00 0.273																				

Boston Red Sox @ Detroit Tigers
Tiger Stadium, Detroit, MI
Sun Aug 07 1966, 4:33 AM EDT
Unknown

AB 36
R 2
H 10
RBI 2
BB 1
SO 4
LOB 14

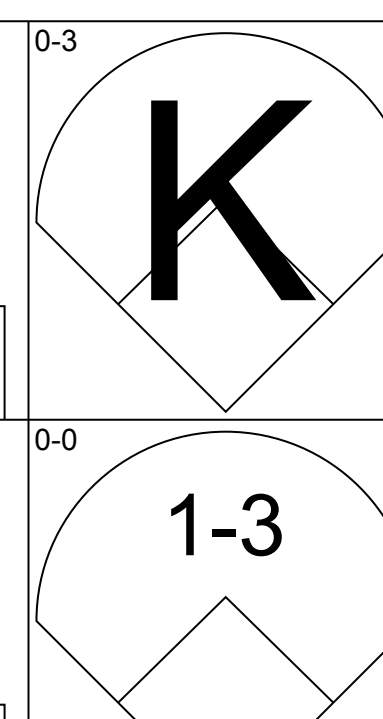
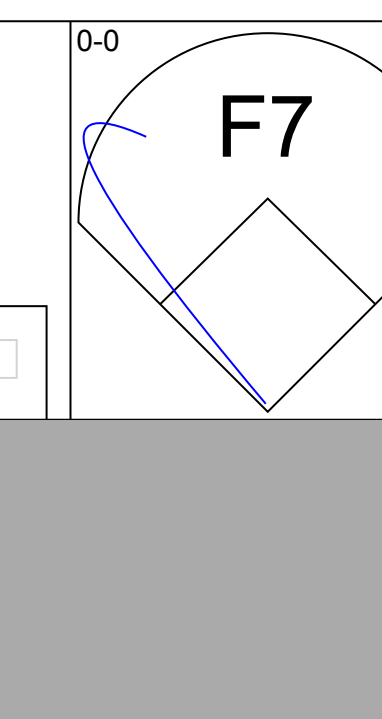
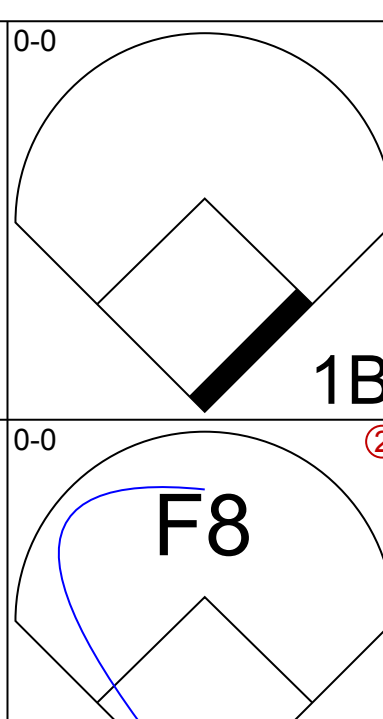
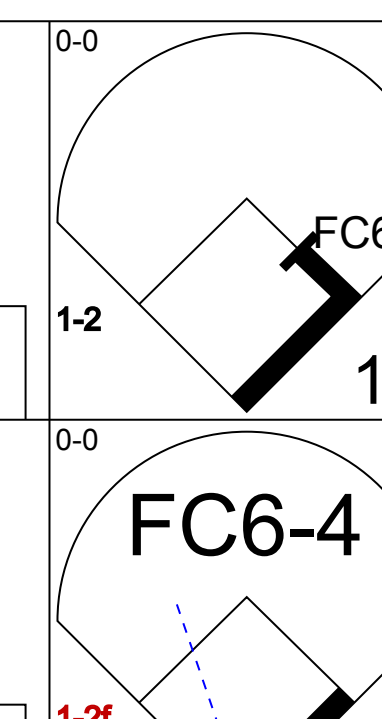
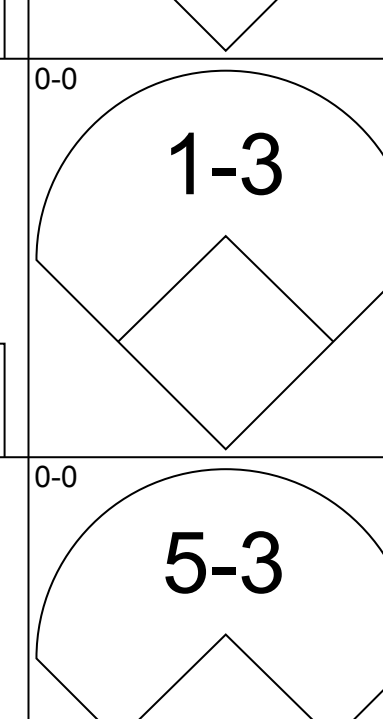
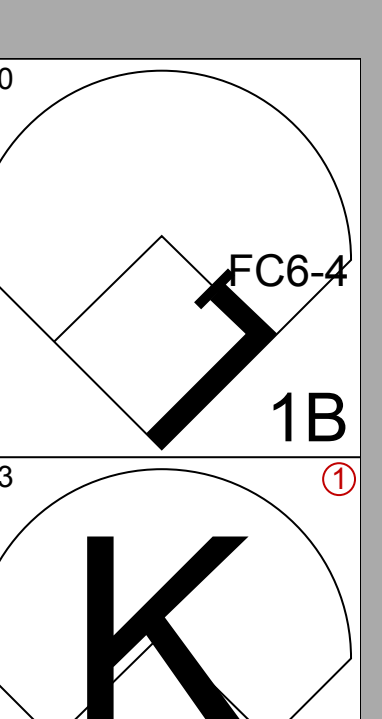
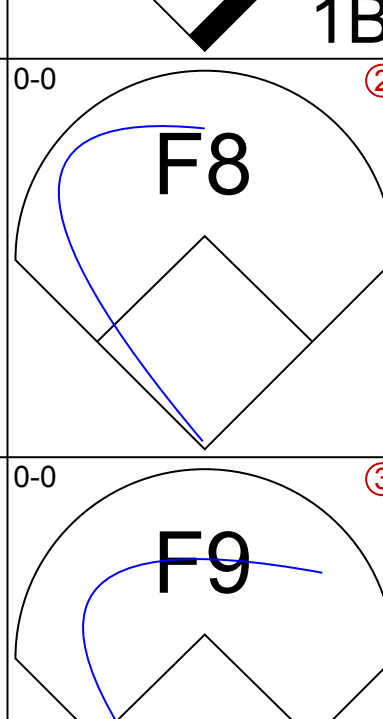
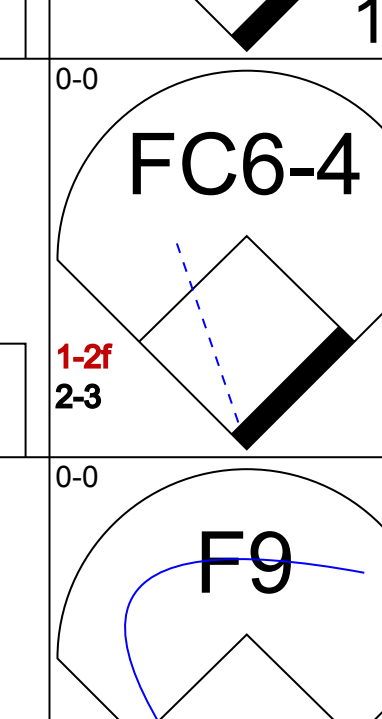
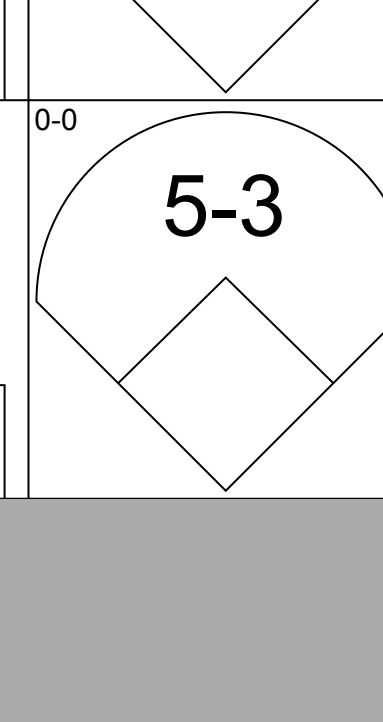
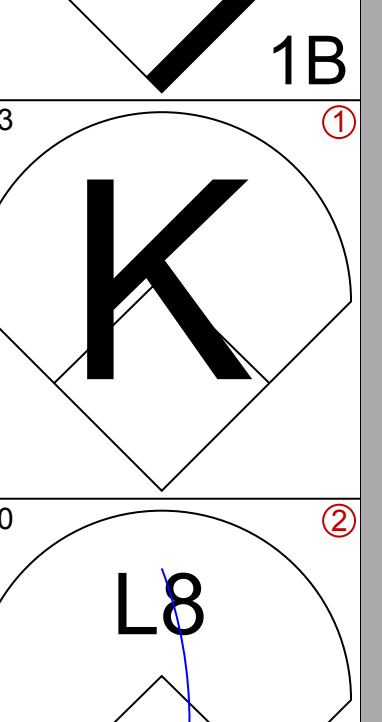
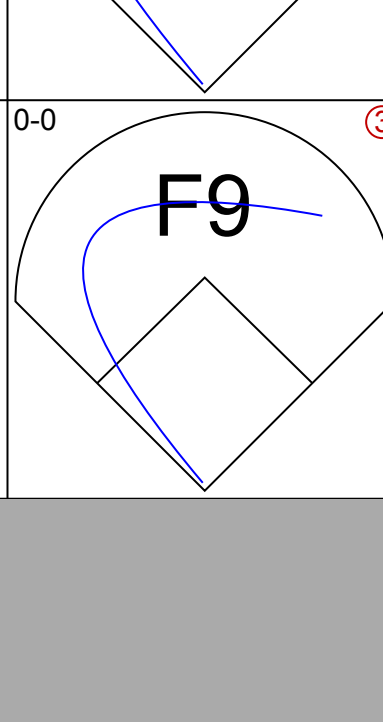
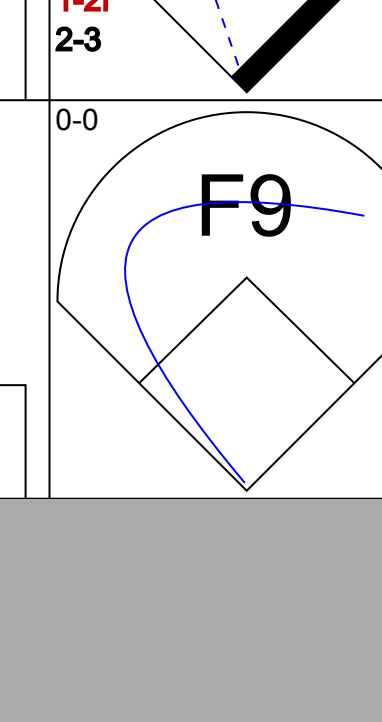
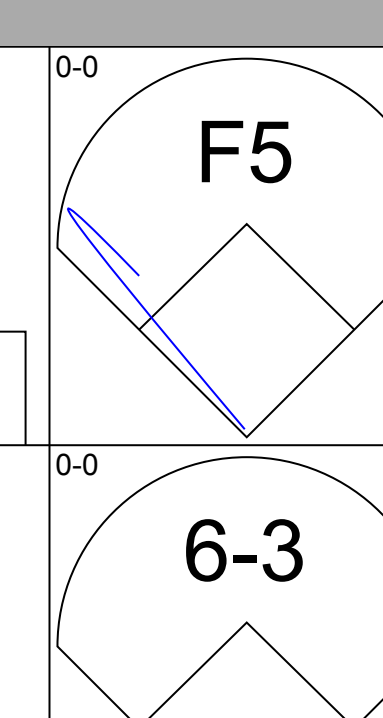
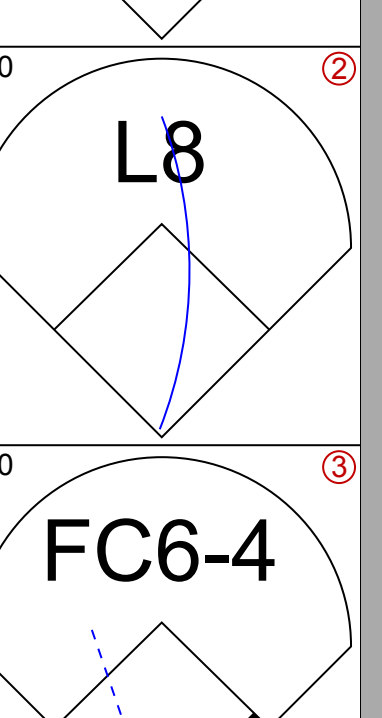
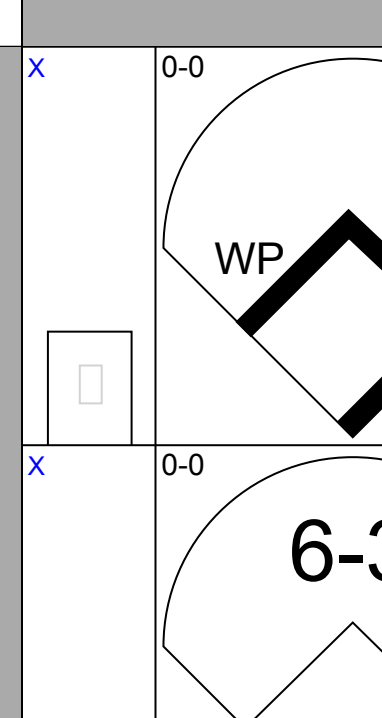
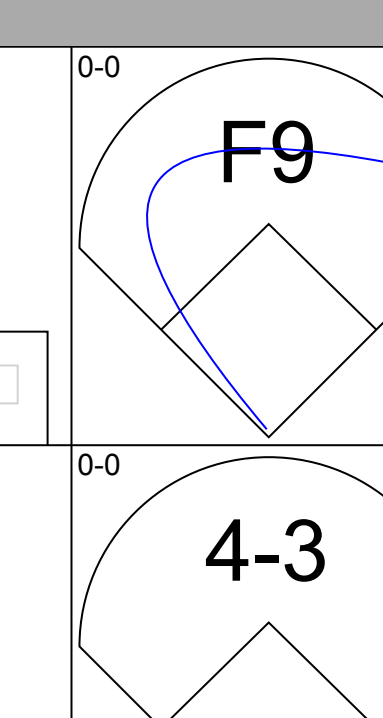
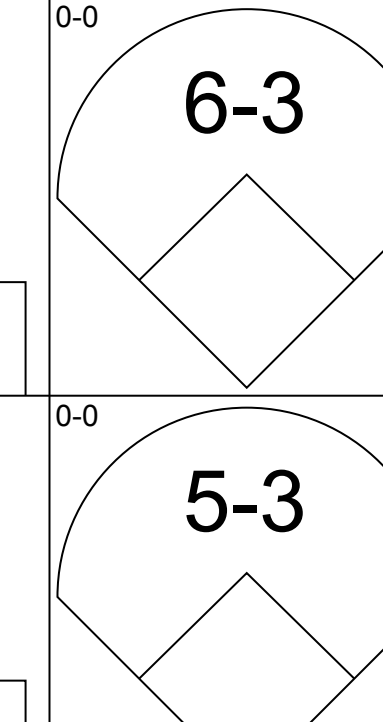
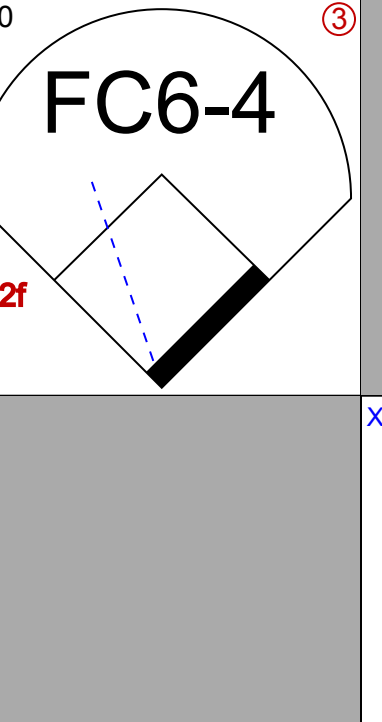
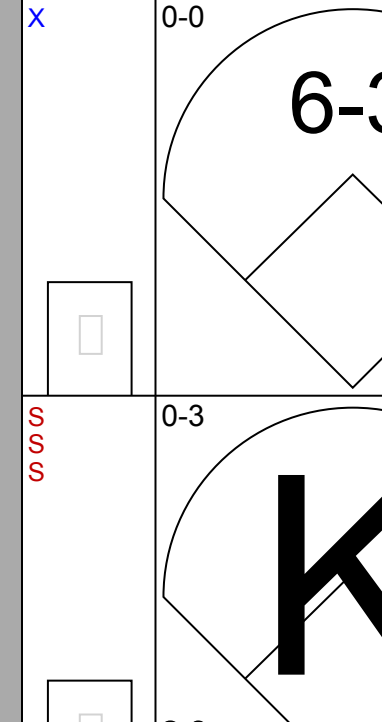
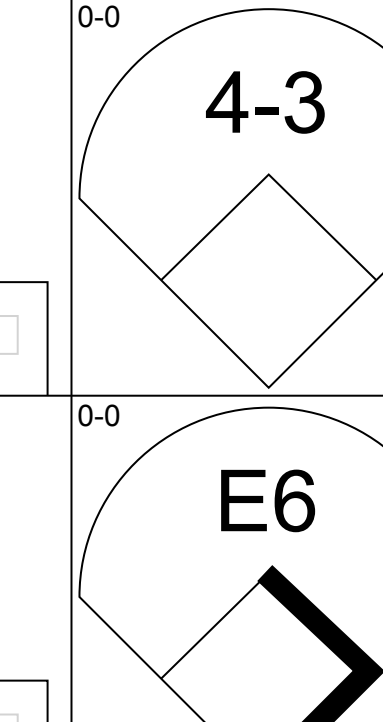

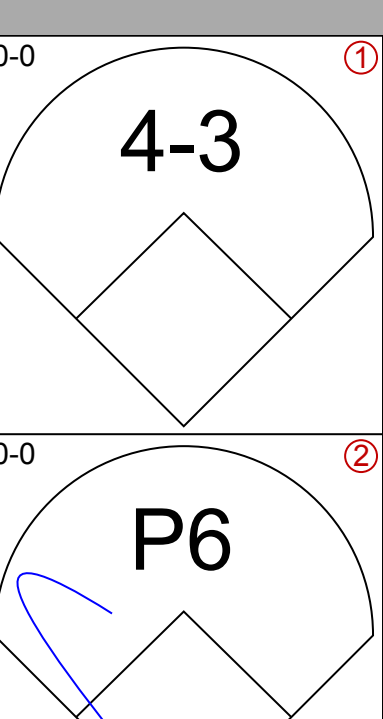
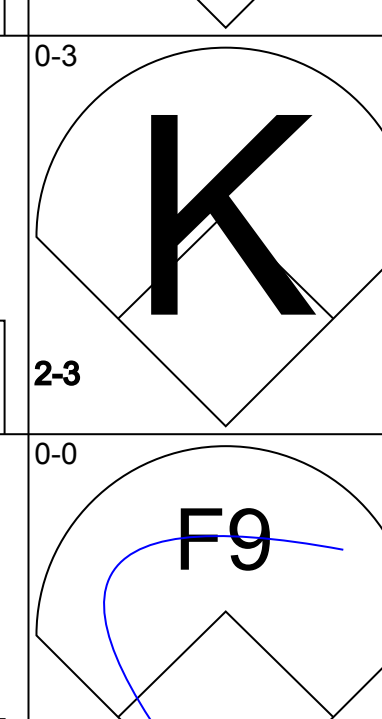
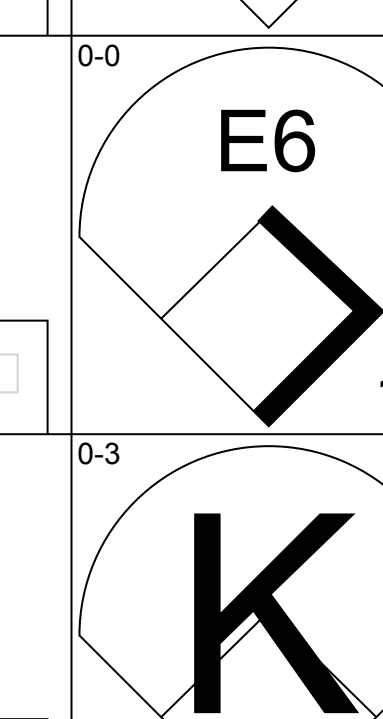
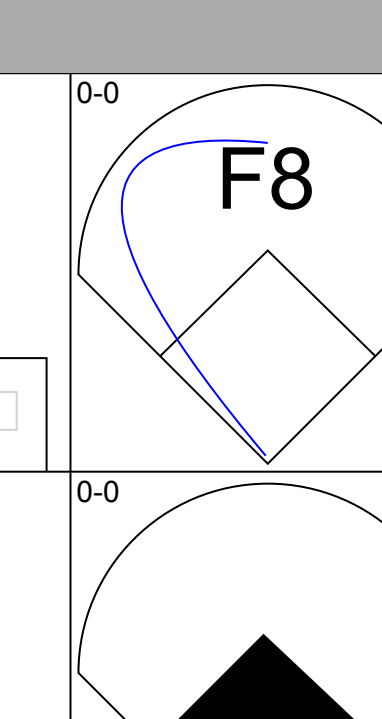
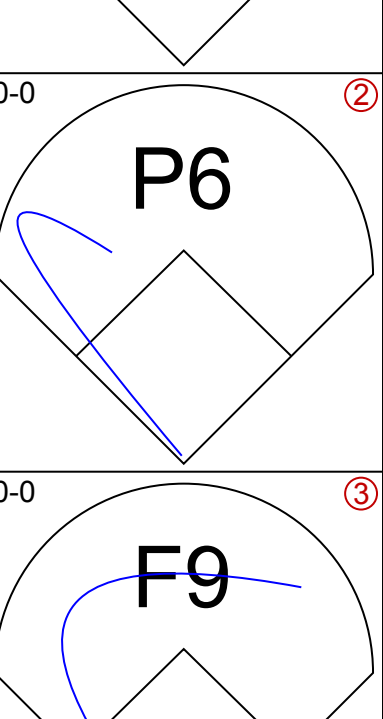
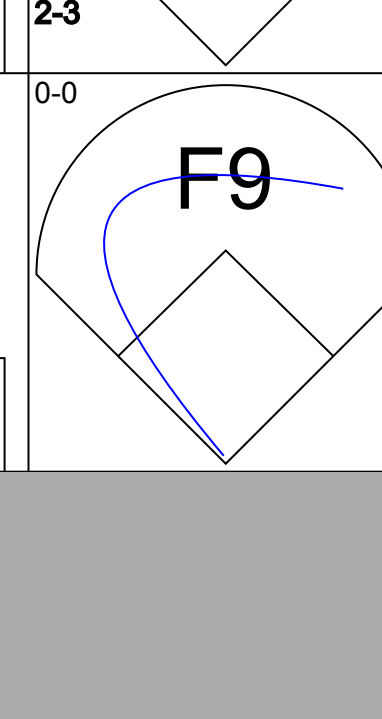
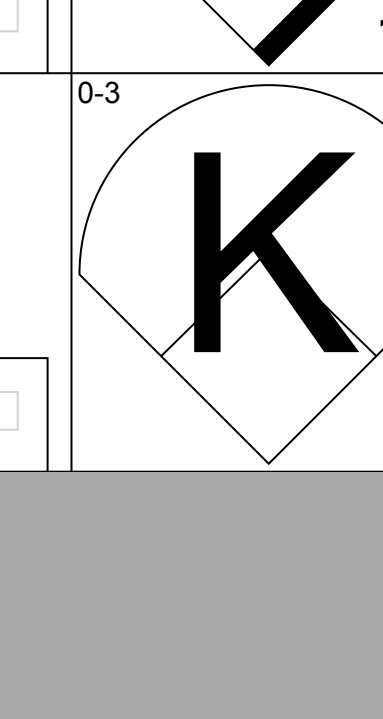
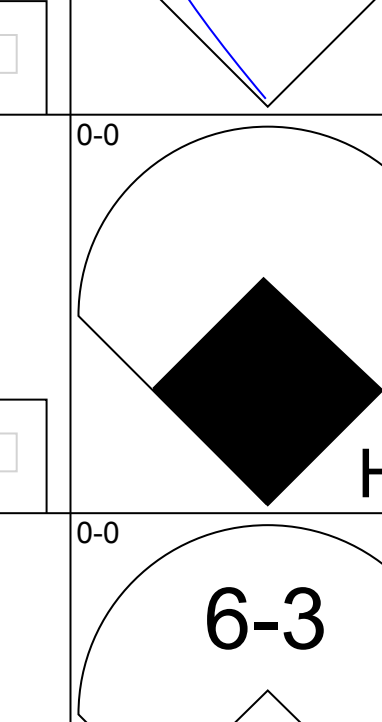
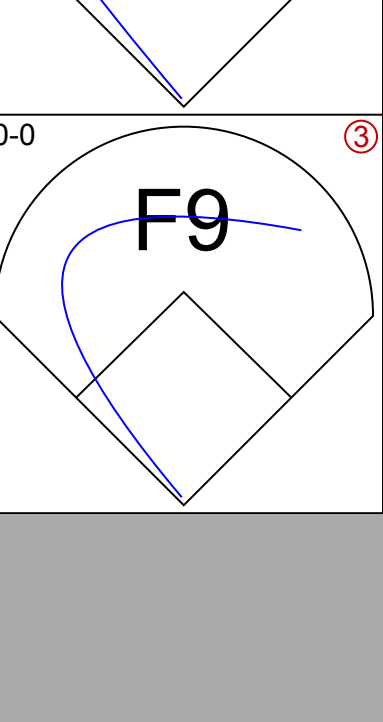
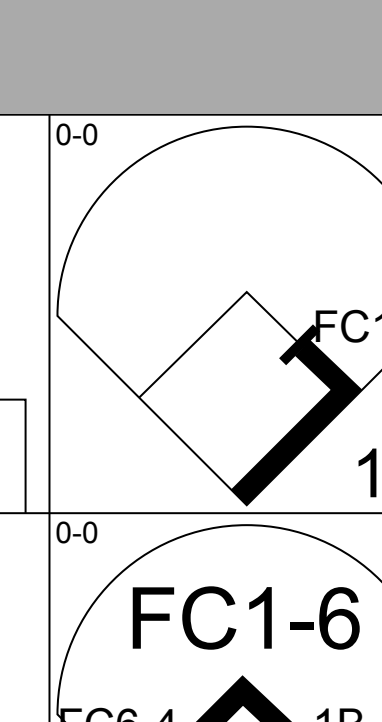
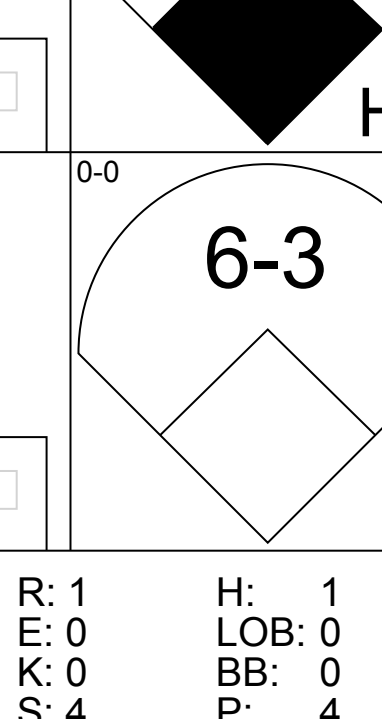
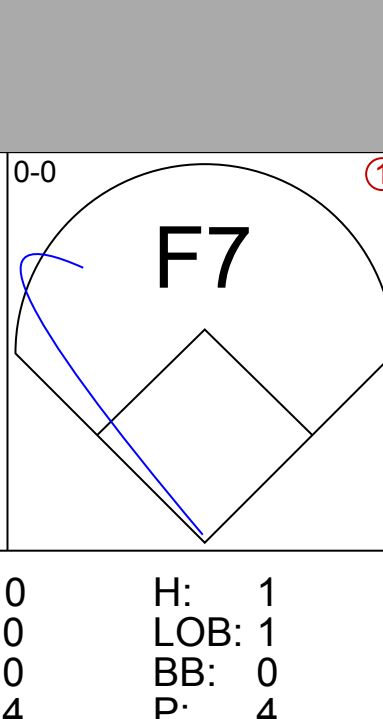
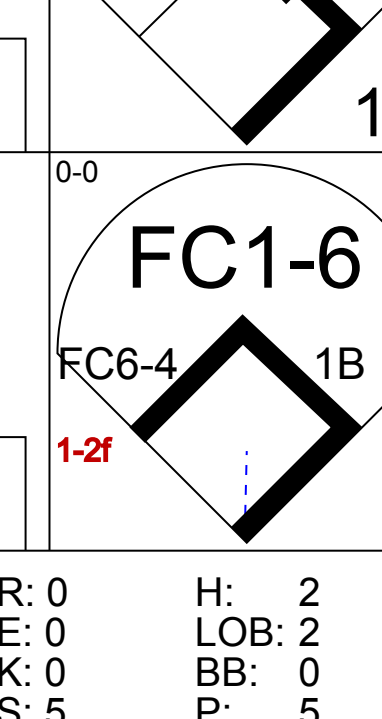


Batter	1	2	3	4	5	6	7	8	9	AB	R	H	RBI	BB	SO	LOB	BOTTOM				
Don Wert, R (1, 5) OBP: 0.336, SLG: 0.323										5	1	2	2	0	0	0					
Dick Tracewski, R (1, 4) OBP: 0.281, SLG: 0.203										4	1	1	0	1	1	1					
Norm Cash, L (1, 3) OBP: 0.326, SLG: 0.431										3	1	1	1	1	1	2					
Al Kaline, R (1, 8) Mickey Stanley, R (6, 8) OBP: 0.394, SLG: 0.581										3	2	1	1	0	0	0					
Willie Horton, R (1, 7) OBP: 0.350, SLG: 0.511										4	2	3	3	0	0	0					
Jim Northrup, L (1, 9) OBP: 0.306, SLG: 0.443										4	0	1	1	0	0	1					
Orlando McFarlane, R (1, 2) OBP: 0.286, SLG: 0.436										3	1	1	1	1	0	2					
Ray Oyler, R (1, 6) OBP: 0.275, SLG: 0.263										3	1	0	0	0	2	2					
Bill Monbouquette, R (1, 1) Orlando Pena, R (6, 1) OBP: 0.160, SLG: 0.125										2	0	0	0	0	0	0					
Inning Stats	R: 4 E: 1 K: 0 S: 7	H: 4 LOB: 1 BB: 1 P: 11	R: 0 E: 0 K: 1 S: 6	H: 1 LOB: 1 BB: 0 P: 6	R: 4 E: 0 K: 0 S: 7	H: 3 LOB: 1 BB: 0 P: 8	R: 1 E: 0 K: 0 S: 5	H: 2 LOB: 1 BB: 0 P: 5	R: 0 E: 0 K: 1 S: 5	H: 0 LOB: 0 BB: 0 P: 5	R: 0 E: 0 K: 0 S: 2	H: 0 LOB: 1 BB: 1 P: 6	R: 0 E: 0 K: 1 S: 5	H: 0 LOB: 1 BB: 1 P: 9	R: 0 E: 0 K: 1 S: 5	H: 0 LOB: 0 BB: 0 P: 5	R: 0 E: 0 K: 1 S: 5	H: 0 LOB: 0 BB: 0 P: 5	1B: 2 2B: 2 3B: 2 HR: 4	SF: 0 SAC: 1 DP: 1 HBP: 1	WP: 1 PA: 38
PITCHER	IP WLS BF H R ER SO BB IBB HBP BLK WP HR S P ERA WHIP																				
Jim Lonborg, R (1, 1) ERA: 4.88	0.1 L 6 4 4 4 0 1 0 0 1 0 1 3 20 21 7.36 1.636																				
Rollie Sheldon, R (1, 1) ERA: 4.08	3.2 19 6 5 3 1 0 0 0 0 0 0 0 5 5 0.00 0.000																				
Dan Osinski, R (5, 1) ERA: 3.94	1.0 3 0 0 0 1 0 0 0 0 0 0 0 5 5 0.00 0.000																				
John Wyatt, R (6, 1) ERA: 2.97	2.0 7 0 0 0 1 2 0 0 0 0 0 0 7 15 0.00 1.000																				
Dennis Bennett, L (8, 1) ERA: 2.01	1.0 3 0 0 0 1 0 0 0 0 0 0 0 5 5 0.00 0.000																				

Boston Red Sox @ Detroit Tigers
Tiger Stadium, Detroit, MI
Sun Aug 07 1966, 4:33 AM EDT
Unknown

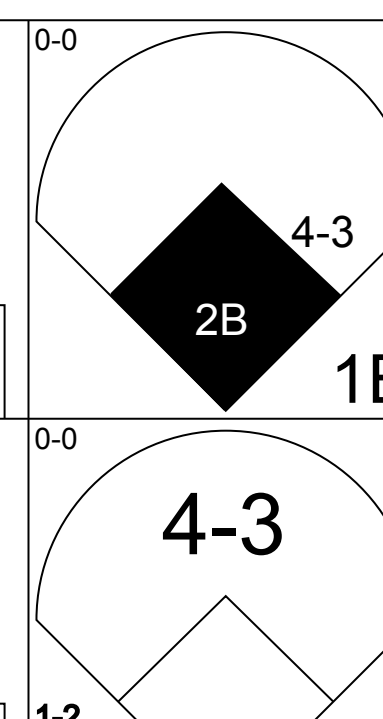
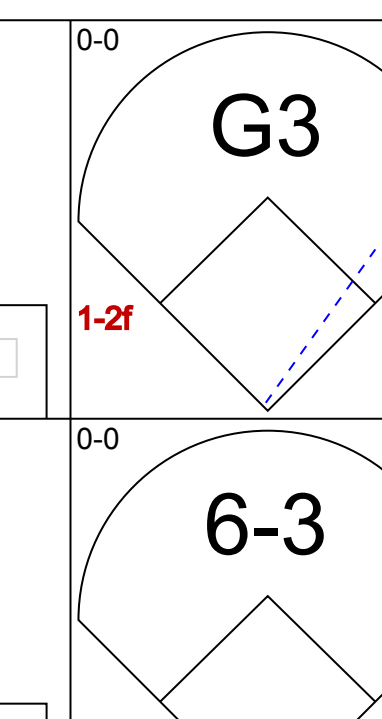
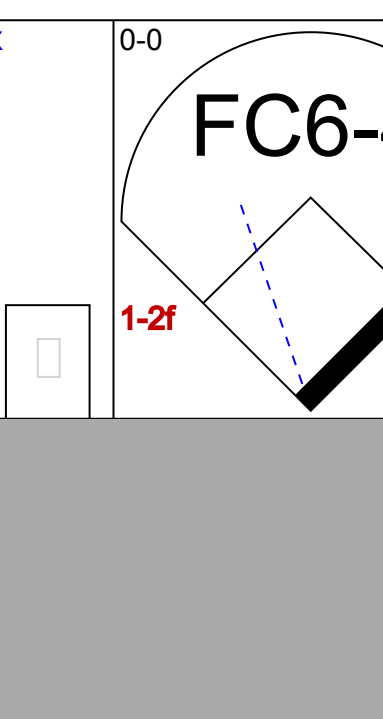
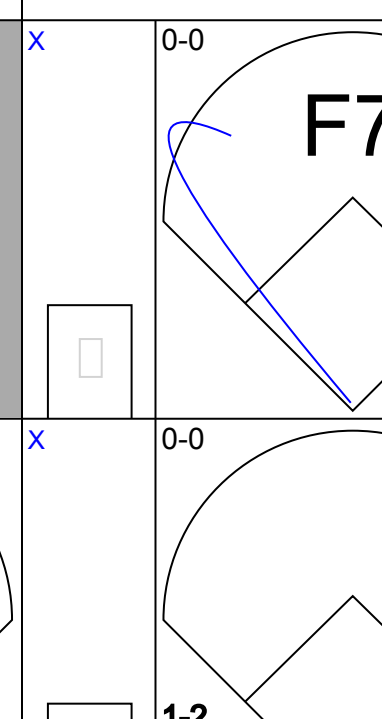
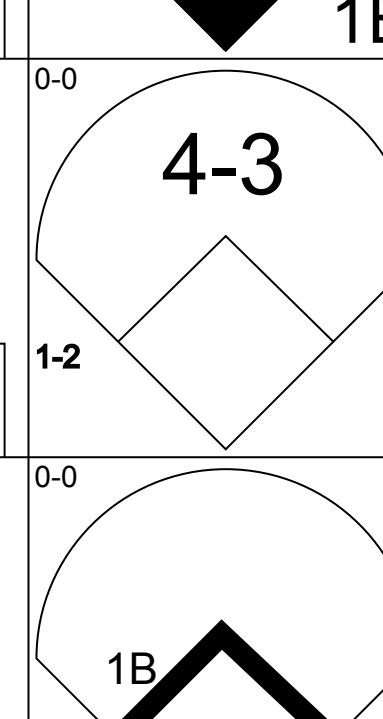
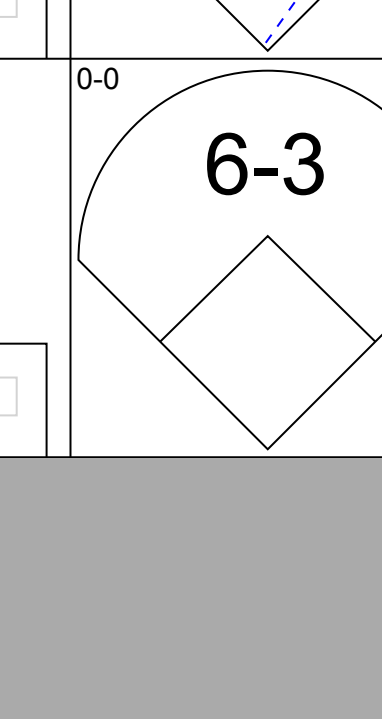
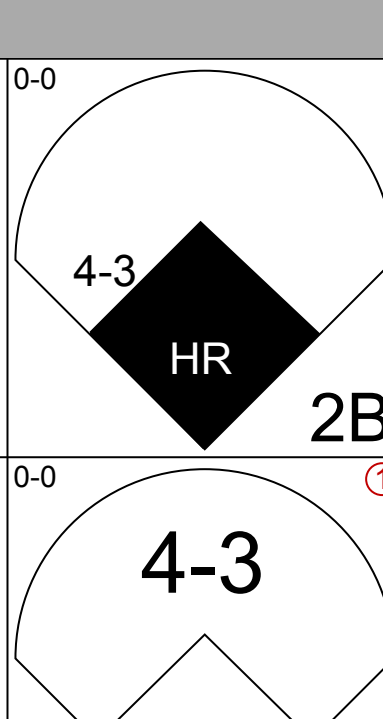
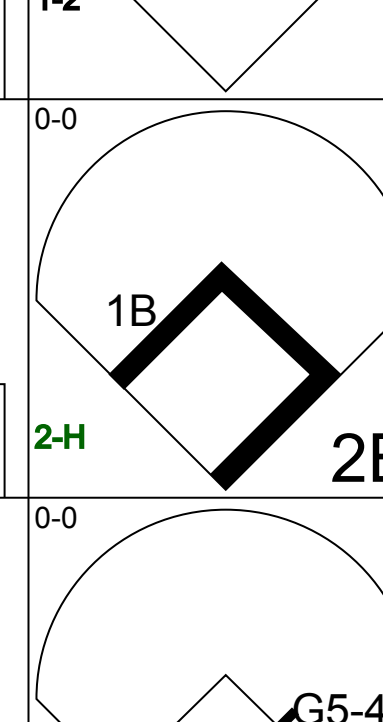
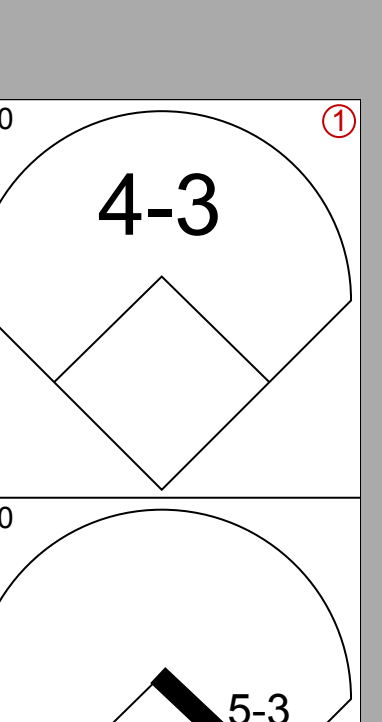
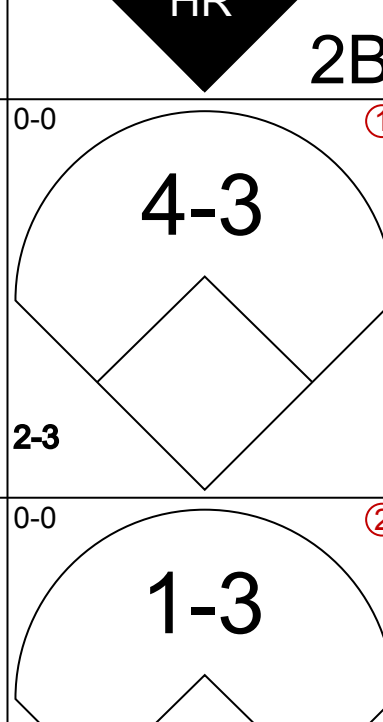
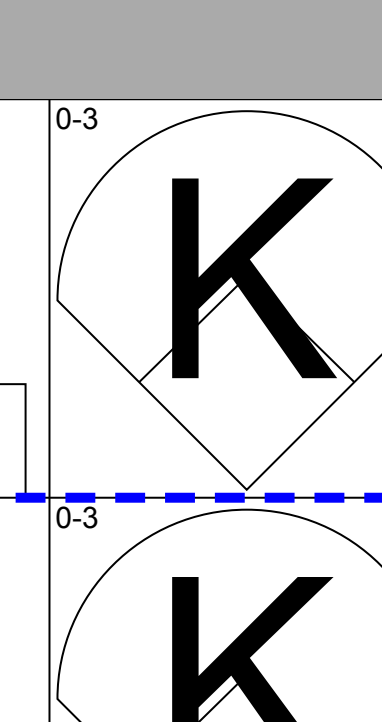
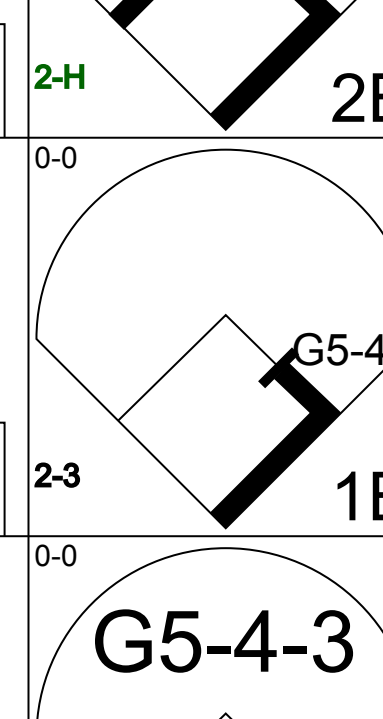
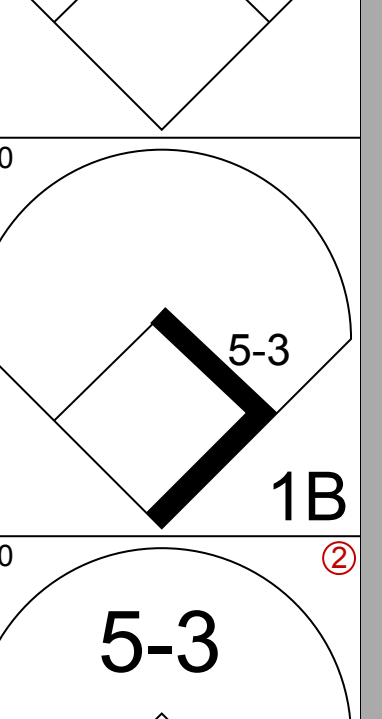
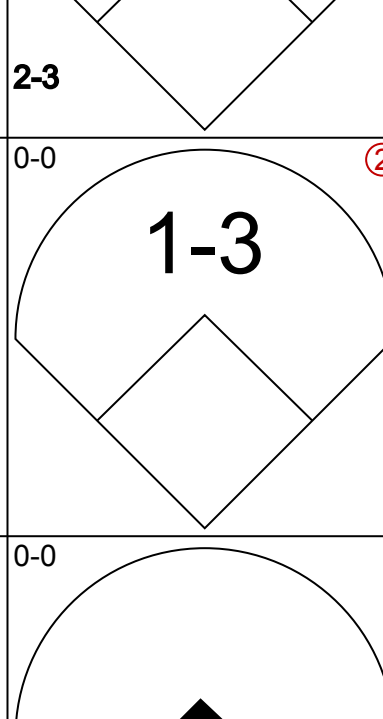
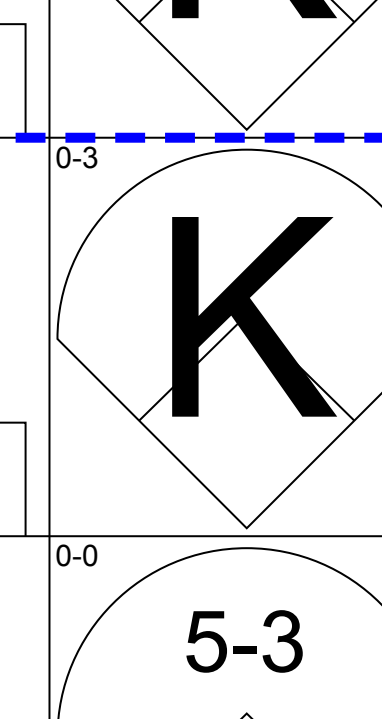
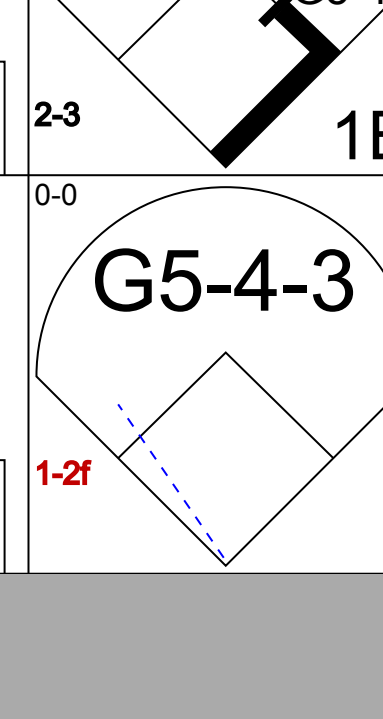
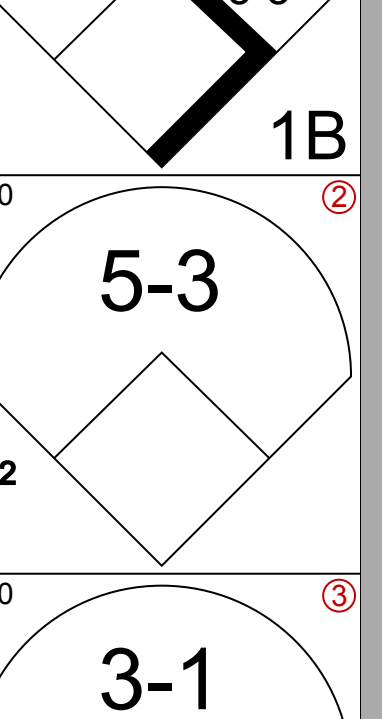
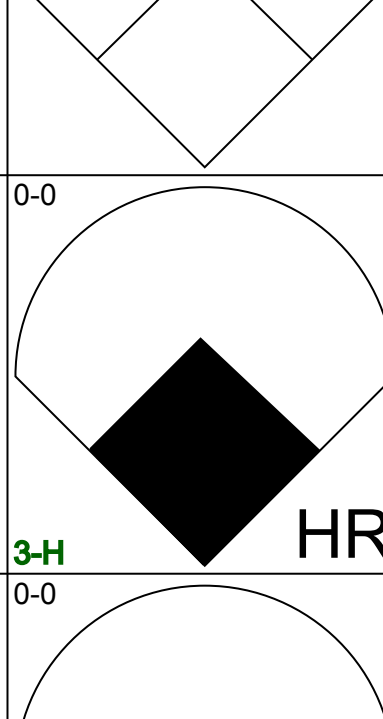
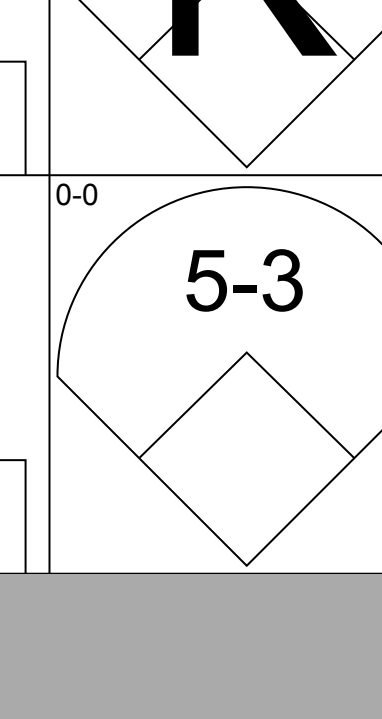
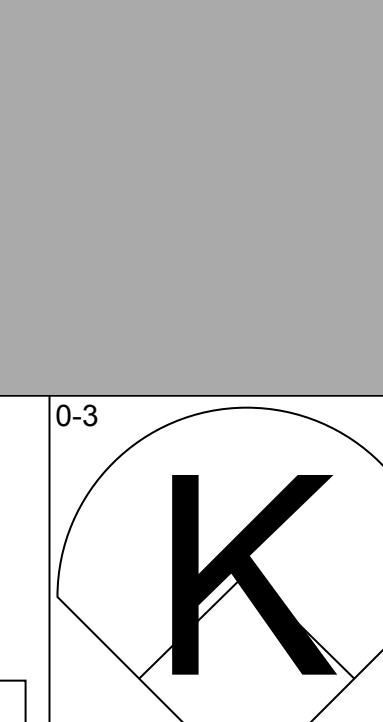
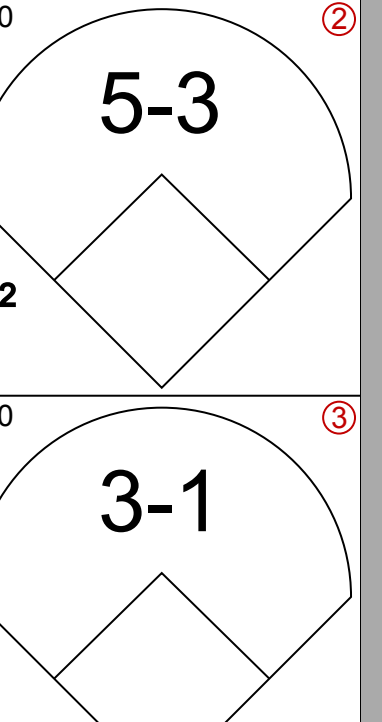
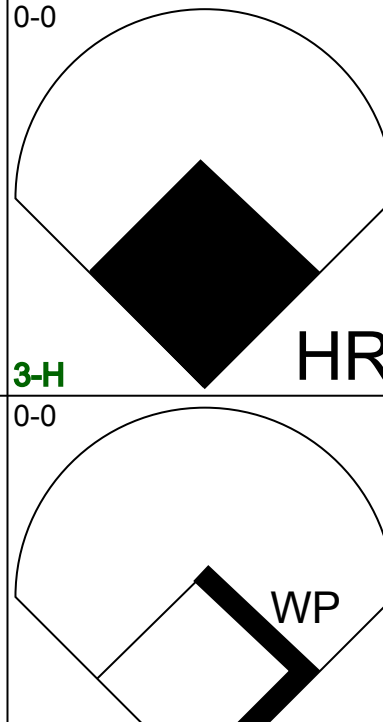
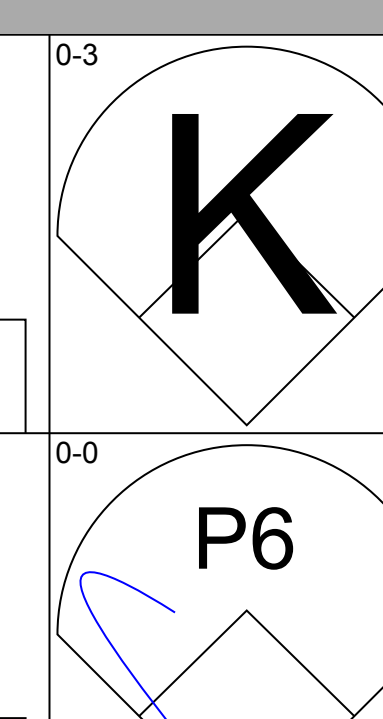
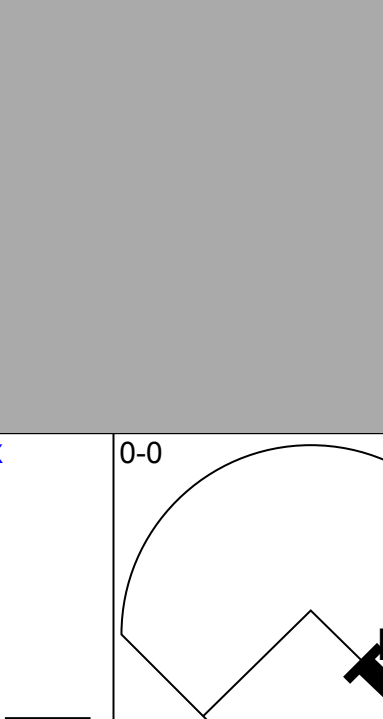
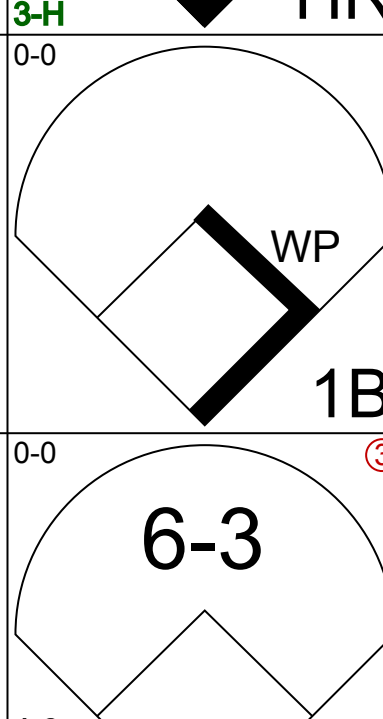
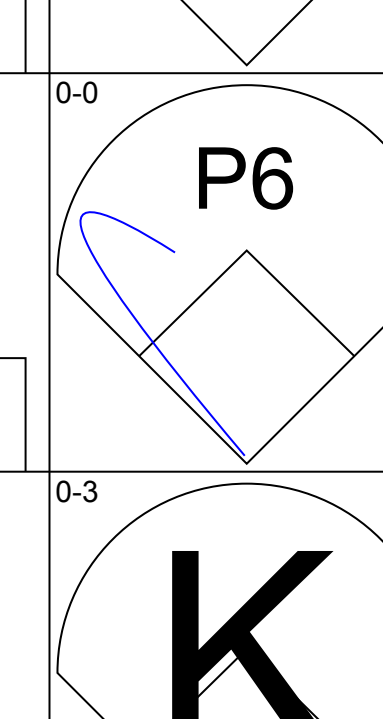
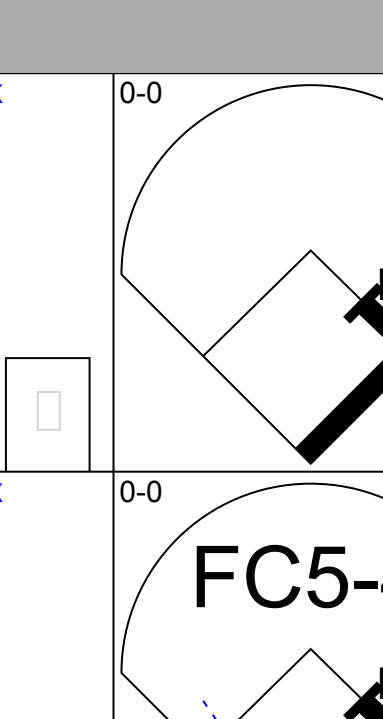
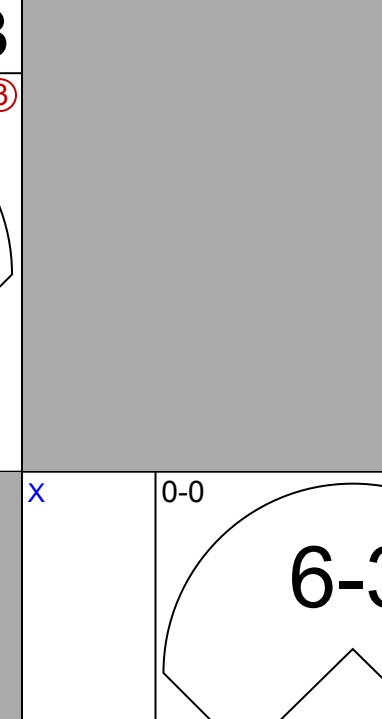

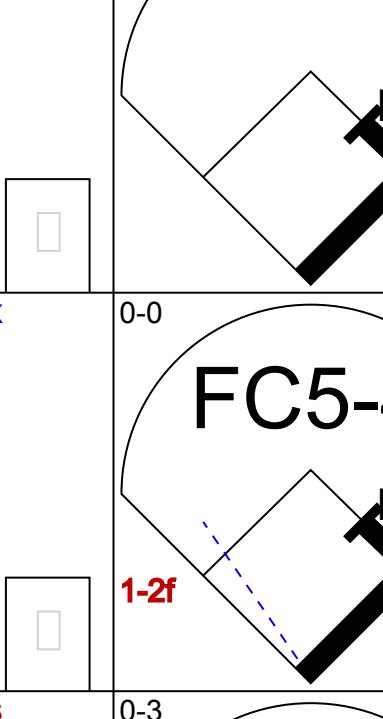
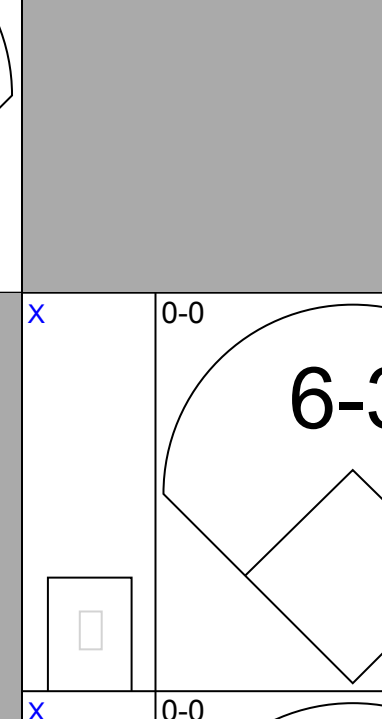
AB 33
R 9
H 10
RBI 9
BB 3
SO 4
LOB 9



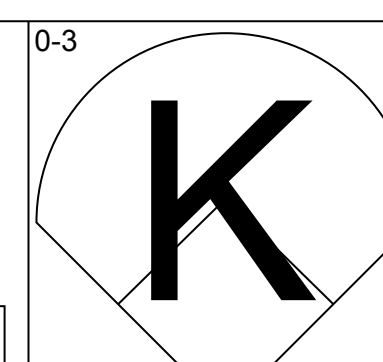
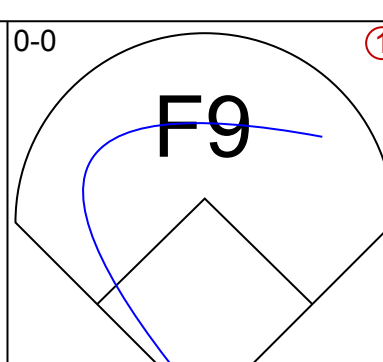
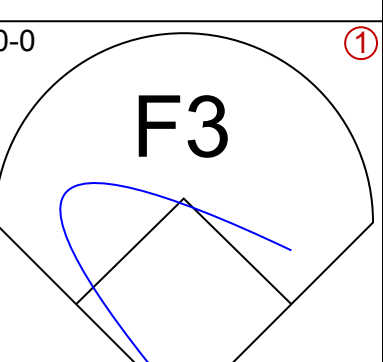
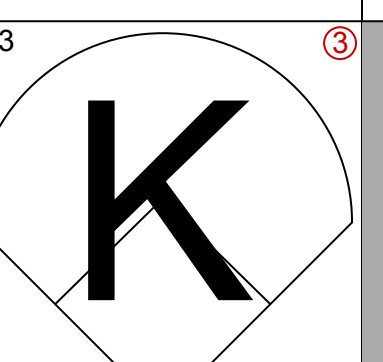
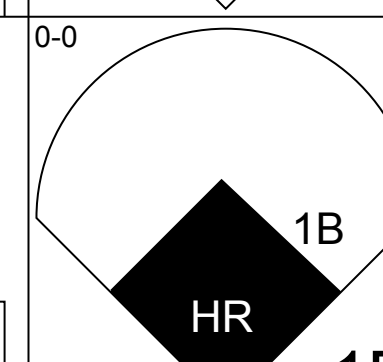
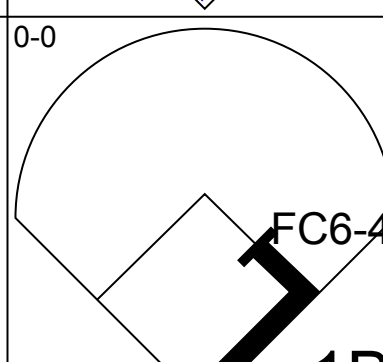
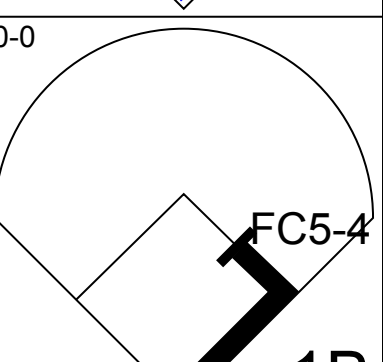

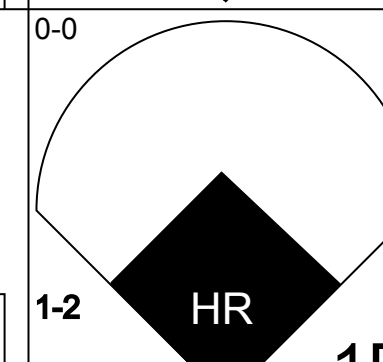
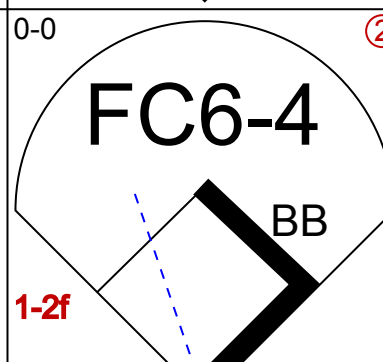
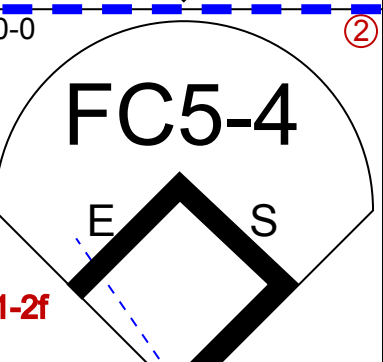

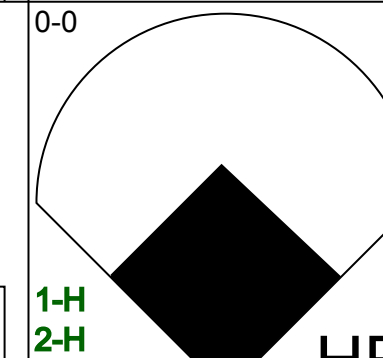
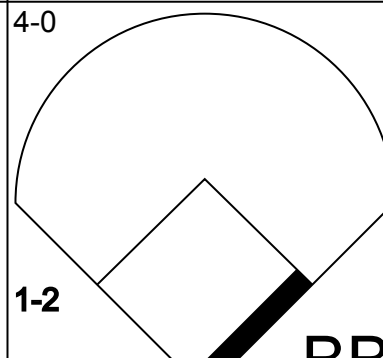
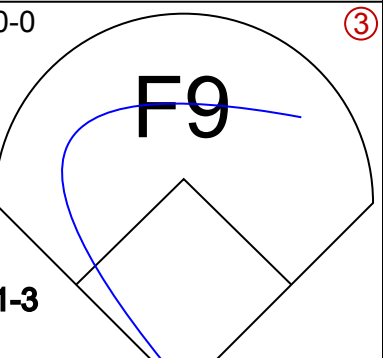

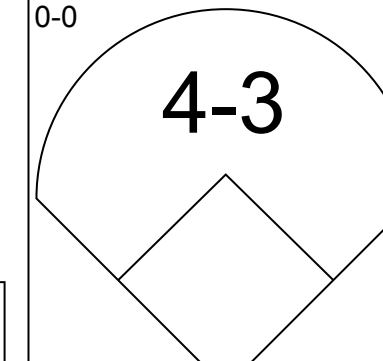
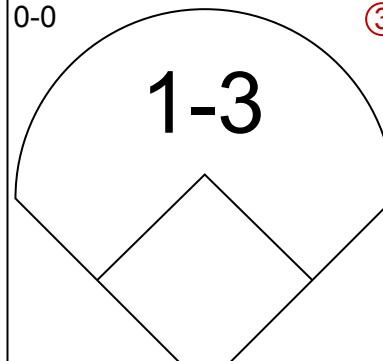


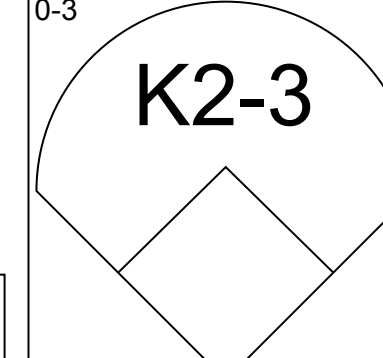
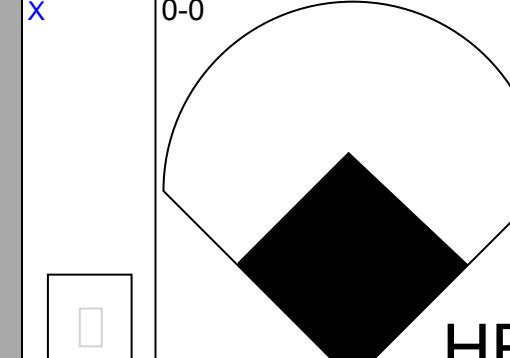


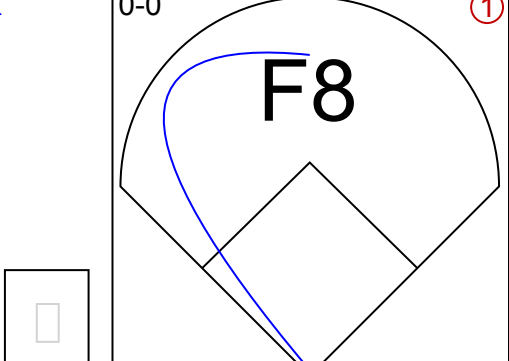
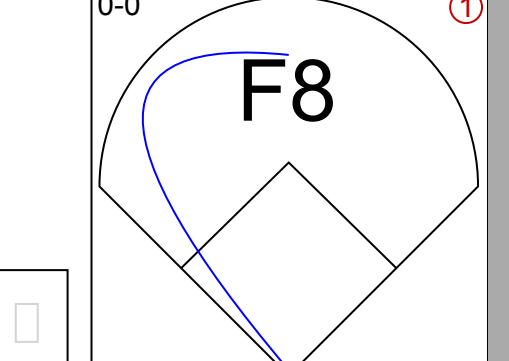


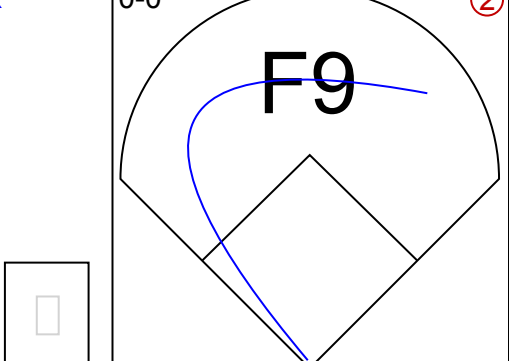
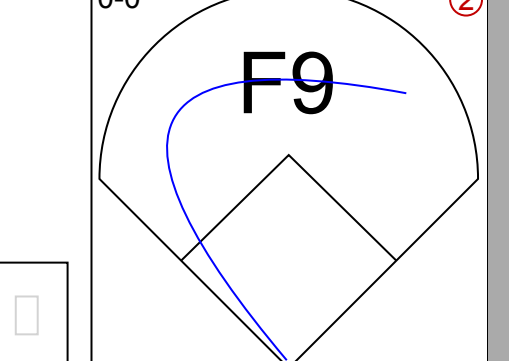

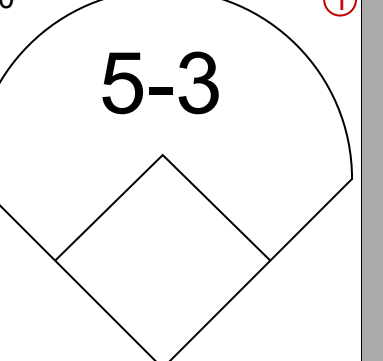
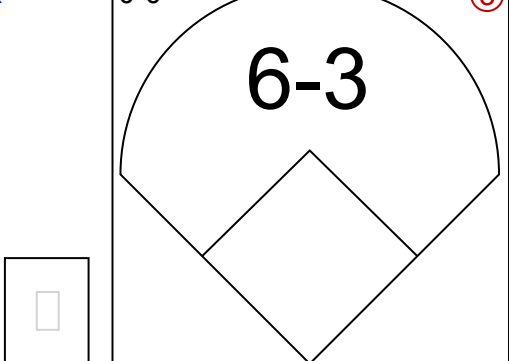
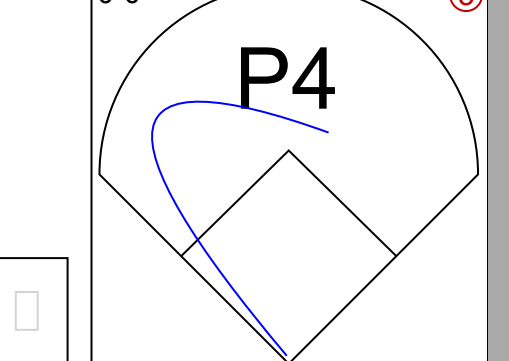


Batter	1	2	3	4	5	6	7	8	9	AB	R	H	RBI	BB	SO	LOB	TOP			
Larry Brown, R OBP: 0.346, SLG: 0.361 (1, 6)										4	0	2	0	0	1	0	Cleveland Indians @ Boston Red Sox Fenway Park, Boston, MA Mon Aug 08 1966, 7:05 PM EDT Att: 10,003 - Unknown			
Leon Wagner, L OBP: 0.345, SLG: 0.477 (1, 7)										4	0	1	0	0	0	3				
Chuck Hinton, R OBP: 0.338, SLG: 0.444 Dick Radatz, R OBP: 0.111, SLG: 0.111 (8, 1)										4	0	0	0	0	1	4				
Fred Whitfield, L OBP: 0.282, SLG: 0.455 (1, 3)											4	0	1	0	0	1				
Rocky Colavito, R OBP: 0.341, SLG: 0.464 (1, 9)										4	0	0	0	0	2					
Max Alvis, R OBP: 0.306, SLG: 0.354 (1, 5)											4	0	1	0	0	1				
Chico Salmon, R OBP: 0.304, SLG: 0.365 Jim Gentile, L OBP: 0.338, SLG: 0.409 Dick Howser, R OBP: 0.321, SLG: 0.383 Pedro Gonzalez, R OBP: 0.270, SLG: 0.288 (9, PH)											2	0	0	0	0	0				
Joe Azcue, R OBP: 0.332, SLG: 0.423 (1, 2)										3	1	2	1	0	0	0				
Gary Bell, R OBP: 0.190, SLG: 0.169 Vic Davallillo, L OBP: 0.301, SLG: 0.307 (8, PH)										2	0	0	0	0	0	0				
Inning Stats	R: 0 E: 0 K: 1 S: 5	H: 0 LOB: 0 BB: 0 P: 5	R: 0 E: 0 K: 0 S: 3	H: 0 LOB: 0 BB: 0 P: 3	R: 1 E: 0 K: 0 S: 4	H: 1 LOB: 0 BB: 0 P: 4	R: 0 E: 0 K: 1 S: 6	H: 1 LOB: 1 BB: 0 P: 6	R: 0 E: 0 K: 0 S: 3	H: 0 LOB: 0 BB: 0 P: 3	R: 0 E: 0 K: 1 S: 6	H: 1 LOB: 1 BB: 0 P: 6	R: 0 E: 0 K: 1 S: 6	H: 2 LOB: 2 BB: 0 P: 5	R: 0 E: 1 K: 1 S: 6	H: 1 LOB: 1 BB: 0 P: 6		1B: 5 2B: 1 3B: 0 HR: 1	SF: 0 SAC: 0 DP: 0 HBP: 0	WP: 1 PB: 0 SB: 0 CS: 0
PITCHER Jose Santiago, R ERA: 3.3 (1, 1)	IP: 9.0 WLS: W BF: 34 H: 7 R: 1 ER: 1 SO: 4 BB: 0 IBB: 0 HBP: 0 BLK: 0 WP: 1 HR: 1 S: 42 P: 42 ERA: 1.00 WHIP: 0.778															PITCHER IP: 9.0 WLS: W BF: 34 H: 7 R: 1 ER: 1 SO: 4 BB: 0 IBB: 0 HBP: 0 BLK: 0 WP: 1 HR: 1 S: 42 P: 42 ERA: 1.00 WHIP: 0.778				

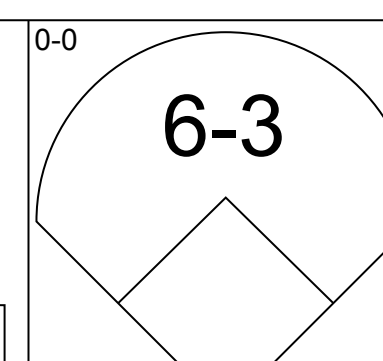
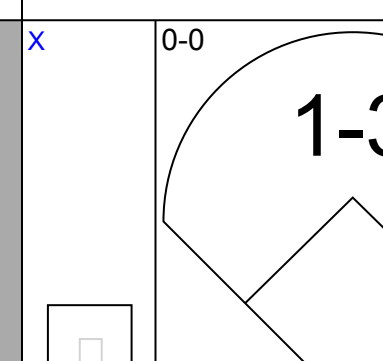


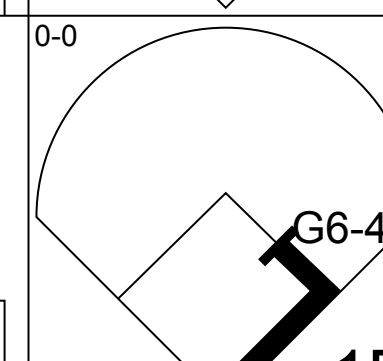
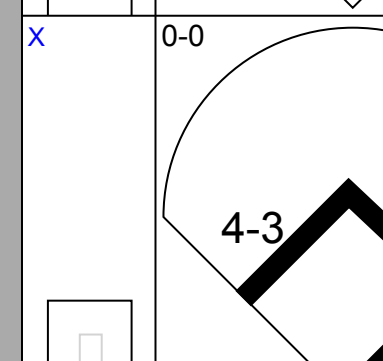

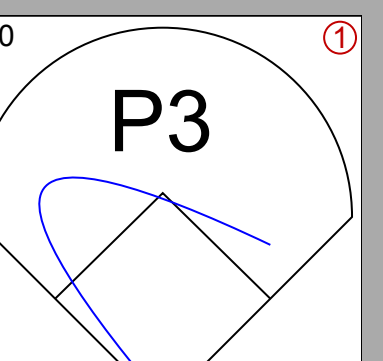
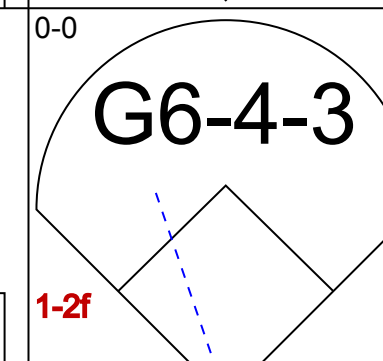
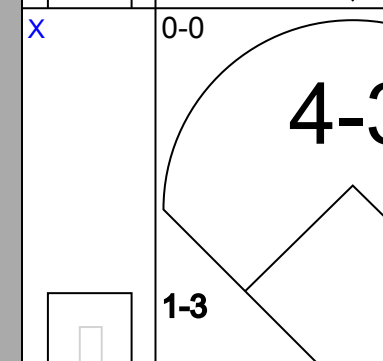

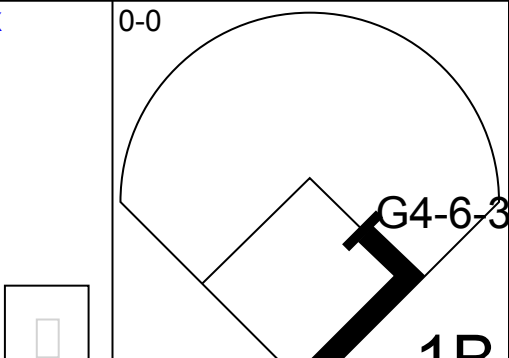
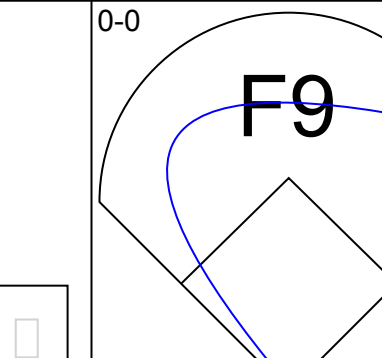

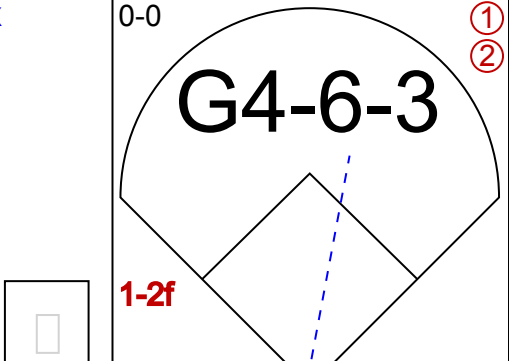

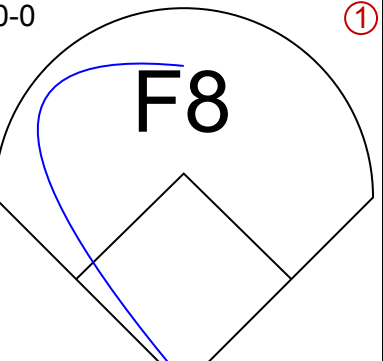
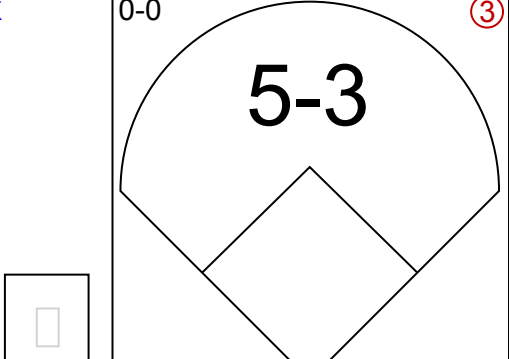

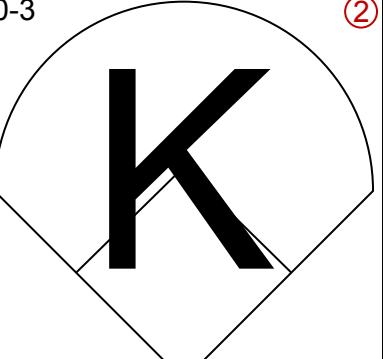
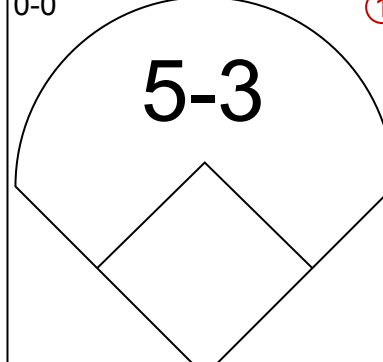
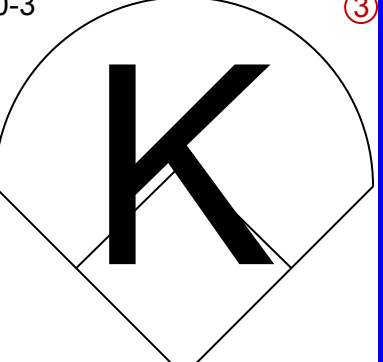
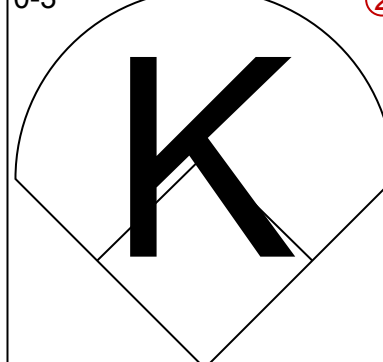


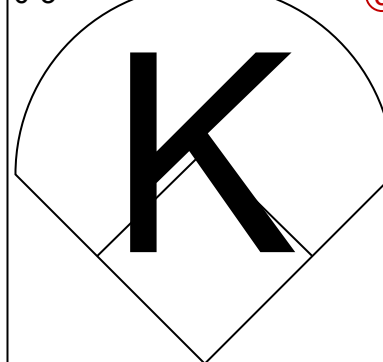


AB	34
R	1
H	7
RBI	1
BB	0
SO	4
LOB	14



Batter	1	2	3	4	5	6	7	8	9	AB	R	H	RBI	BB	SO	LOB	BOTTOM			
Jose Tartabull, L OBP: 0.294, SLG: 0.338 (1, 8)										4	1	1	0	0	0	3	Cleveland Indians @ Boston Red Sox Fenway Park, Boston, MA Mon Aug 08 1966, 7:05 PM EDT Att: 10,003 - Unknown			
Joe Foy, R OBP: 0.336, SLG: 0.428 (1, 5)										4	1	2	0	0	1					
Carl Yastrzemski, L OBP: 0.355, SLG: 0.423 (1, 7)										5	0	1	1	0	1	3				
Tony Conigliaro, R OBP: 0.329, SLG: 0.496 (1, 9)										4	0	2	0	0	1	1				
George Scott, R OBP: 0.325, SLG: 0.462 (1, 3)										4	1	1	2	0	0	3				
Rico Petrocelli, R OBP: 0.285, SLG: 0.392 (1, 6)										3	0	1	0	0	1	1				
Eddie Kasko, R OBP: 0.310, SLG: 0.363 (1, 4)										3	0	1	0	0	0	1				
Mike Ryan, R OBP: 0.255, SLG: 0.267 (1, 2)										3	0	0	0	0	1	1				
Jose Santiago, R OBP: 0.192, SLG: 0.176 (1, 1)										3	0	1	0	0	1	1				
Inning Stats	R: 1 E: 0 K: 0 S: 5	H: 3 LOB: 1 BB: 0 P: 5	R: 0 E: 0 K: 2 S: 7	H: 0 LOB: 0 BB: 0 P: 7	R: 0 E: 1 K: 0 S: 3	H: 0 LOB: 0 BB: 0 P: 3	R: 0 E: 0 K: 0 S: 4	H: 1 LOB: 1 BB: 0 P: 4	R: 0 E: 0 K: 1 S: 6	H: 1 LOB: 1 BB: 0 P: 6	R: 2 E: 0 K: 0 S: 6	H: 3 LOB: 1 BB: 0 P: 6	R: 0 E: 0 K: 0 S: 4	H: 2 LOB: 1 BB: 0 P: 4	R: 0 E: 0 K: 2 S: 7	H: 0 LOB: 0 BB: 0 P: 7		1B: 7 2B: 2 3B: 0 HR: 1	SF: 0 SAC: 0 DP: 2 HBP: 0	WP: 1 PB: 0 SB: 0 CS: 0
PITCHER Gary Bell, R ERA: 3.0 Dick Radatz, R ERA: 5.15 (8, 1)	IP: 7.0 WLS: L BF: 30 H: 10 R: 3 ER: 3 SO: 3 BB: 0 IBB: 0 HBP: 0 BLK: 0 WP: 0 HR: 1 S: 35 P: 35 ERA: 3.86 WHIP: 1.429															PITCHER IP: 1.0 WLS: 3 BF: 3 H: 0 R: 0 ER: 0 SO: 2 BB: 0 IBB: 0 HBP: 0 BLK: 0 WP: 0 HR: 0 S: 7 P: 7 ERA: 0.00 WHIP: 0.000				



Batter	1	2	3	4	5	6	7	8	9	AB	R	H	RBI	BB	SO	LOB	TOP			
Larry Brown, R OBP: 0.339, SLG: 0.353 (1, 6)										4	0	0	0	0	2	0	Cleveland Indians @ Boston Red Sox Fenway Park, Boston, MA Tue Aug 09 1966, 7:05 PM EDT Att: 11,174 - Unknown			
Leon Wagner, L OBP: 0.345, SLG: 0.480 Vic Davalillo, L OBP: 0.301, SLG: 0.307 (1, 7) (9, 8)										4	1	3	0	0	0	0				
Chuck Hinton, R OBP: 0.337, SLG: 0.441 (1, 8) (9, 7)										4	1	1	0	0	1	2				
Fred Whitfield, L OBP: 0.284, SLG: 0.462 (1, 3)										3	1	1	3	1	0	1				
Rocky Colavito, R OBP: 0.340, SLG: 0.462 Jim Landis, R OBP: 0.338, SLG: 0.362 (1, 9) (9, PR) (9, 9)										4	0	1	0	0	1	2				
Max Alvis, R OBP: 0.306, SLG: 0.360 (1, 5)										4	1	1	1	0	1	1				
Chico Salmon, R OBP: 0.301, SLG: 0.361 (1, 4)										4	0	0	0	0	0	1				
Joe Azcue, R OBP: 0.330, SLG: 0.416 (1, 2)										3	0	0	0	1	0	0				
Steve Hargan, R OBP: 0.188, SLG: 0.161 (1, 1)										4	0	1	1	0	1	0				
Inning Stats	R: 3 E: 0 K: 2 S: 10	H: 3 LOB: 0 BB: 0 P: 10	R: 0 E: 0 K: 0 S: 3	H: 0 LOB: 0 BB: 0 P: 3	R: 0 E: 0 K: 0 S: 4	H: 1 LOB: 2 BB: 1 P: 8	R: 1 E: 0 K: 0 S: 4	H: 1 LOB: 0 BB: 0 P: 4	R: 0 E: 0 K: 1 S: 5	H: 0 LOB: 0 BB: 0 P: 5	R: 0 E: 0 K: 2 S: 7	H: 0 LOB: 0 BB: 0 P: 7	R: 0 E: 0 K: 1 S: 5	H: 0 LOB: 0 BB: 0 P: 5	R: 1 E: 0 K: 0 S: 4	H: 2 LOB: 2 BB: 1 P: 8	1B: 6 2B: 0 3B: 0 HR: 2	SF: 0 SAC: 0 DP: 0 HBP: 0	WP: 0 PB: 0 SB: 1 CS: 0	PA: 36
PITCHER	IP WLS BF H R ER SO BB IBB HBP BLK WP HR S P ERA WHIP																			
Dennis Bennett, L ERA: 2.78 (1, 1)	4.1 L 20 6 4 4 2 1 0 0 0 0 2 23 27 8.31 1.615																			
Dan Osinski, R ERA: 3.67 (5, 1)	1.2 5 0 0 0 1 0 0 0 0 0 0 7 7 0.00 0.000																			
Rollie Sheldon, R ERA: 4.05 (7, 1)	3.0 11 2 1 1 3 0 1 0 0 0 0 16 20 3.00 0.667																			

Batter	1	2	3	4	5	6	7	8	9	AB	R	H	RBI	BB	SO	LOB	BOTTOM			
Eddie Kasko, R OBP: 0.297, SLG: 0.345 (1, 4) (6, 6)										4	0	0	0	0	1	0	Cleveland Indians @ Boston Red Sox Fenway Park, Boston, MA Tue Aug 09 1966, 7:05 PM EDT Att: 11,174 - Unknown			
Joe Foy, R OBP: 0.338, SLG: 0.429 (1, 5)										4	0	2	0	0	0	0				
Carl Yastrzemski, L OBP: 0.353, SLG: 0.420 (1, 7)										3	0	0	0	0	0	2				
Tony Conigliaro, R OBP: 0.329, SLG: 0.495 (1, 9)										3	0	1	0	0	1	1				
Don Demeter, R OBP: 0.281, SLG: 0.476 (1, 8)										3	0	0	0	0	0	1				
George Scott, R OBP: 0.323, SLG: 0.458 (1, 3)										3	0	0	0	0	1	0				
Rico Petrocelli, R OBP: 0.267, SLG: 0.390 Dalton Jones, L OBP: 0.303, SLG: 0.396 (1, 6) (6, 4)										2	0	0	0	0	1	0				
Mike Ryan, R OBP: 0.252, SLG: 0.264 (1, 2)										3	0	0	0	0	1	1				
Dennis Bennett, L (1, 1) Dan Osinski, R OBP: 0.667, SLG: 0.667 (5, 1) Jose Tartabull, L OBP: 0.293, SLG: 0.336 (6, PH) Rollie Sheldon, R OBP: 0.100, SLG: 0.100 (7, 1) Lenny Green, L OBP: 0.344, SLG: 0.330 (9, PH)										1	0	0	0	0	1	0				
Inning Stats	R: 0 E: 0 K: 0 S: 3	H: 1 LOB: 0 BB: 0 P: 3	R: 0 E: 0 K: 0 S: 3	H: 1 LOB: 0 BB: 0 P: 3	R: 0 E: 0 K: 2 S: 7	H: 0 LOB: 0 BB: 0 P: 7	R: 0 E: 0 K: 0 S: 4	H: 1 LOB: 1 BB: 0 P: 4	R: 0 E: 0 K: 2 S: 7	H: 0 LOB: 0 BB: 0 P: 7	R: 0 E: 0 K: 1 S: 5	H: 0 LOB: 0 BB: 0 P: 5	R: 0 E: 0 K: 0 S: 4	H: 1 LOB: 1 BB: 0 P: 4	R: 0 E: 0 K: 1 S: 5	H: 0 LOB: 0 BB: 0 P: 5	1B: 4 2B: 0 3B: 0 HR: 0	SF: 0 SAC: 0 DP: 2 HBP: 0	WP: 1 PB: 0 SB: 0 CS: 0	PA: 29
PITCHER	IP WLS BF H R ER SO BB IBB HBP BLK WP HR S P ERA WHIP																			
Steve Hargan, R ERA: 2.8 (1, 1)	9.0 W 29 4 0 0 6 0 0 0 0 1 0 41 41 0.00 0.444																			

Batter	1	2	3	4	5	6	7	8	9	AB	R	H	RBI	BB	SO	LOB	TOP					
Larry Brown, R (1,6) OBP: 0.340, SLG: 0.360	G3-6 1B		1-3		FC5-4				P4	5	0	2	0	0	0	1	Cleveland Indians @ Boston Red Sox Fenway Park, Boston, MA Wed Aug 10 1966, 3:33 AM EDT Att: 6,125 - Unknown					
Leon Wagner, L (1,7) OBP: 0.350, SLG: 0.477	G3-6 1-2		3-1						1-3	4	0	1	0	1	0	1						
Chuck Hinton, R (1,8) OBP: 0.332, SLG: 0.434										4	0	0	0	0	3	4						
Luis Tiant, R (7,1) OBP: 0.083, SLG: 0.043	K				K				F9	0	0	0	0	0	0	0						
Fred Whitfield, L (1,3) OBP: 0.284, SLG: 0.460										4	0	1	0	0	1	1						
Rocky Colavito, R (1,9) OBP: 0.346, SLG: 0.465										2	0	2	0	2	0	0						
Max Alvis, R (1,5) OBP: 0.307, SLG: 0.361										4	0	2	0	0	0	4						
Chico Salmon, R (1,4) OBP: 0.297, SLG: 0.356										4	0	0	0	0	0	4						
Del Crandall, R (1,2) OBP: 0.350, SLG: 0.420 (7, PH)										2	0	1	0	0	0	2						
Vic Davallio, L (7, PH) OBP: 0.299, SLG: 0.304 (7, 8)	5-3									2	0	0	0	0	0	2						
Sam McDowell, L (1,1) OBP: 0.206, SLG: 0.212 (7, PH)										2	0	0	0	0	1	1						
Jim Gentile, L (7, PH) OBP: 0.337, SLG: 0.406 (7, 2)										1	0	0	0	0	1	1						
Joe Azcue, R (7, 2) OBP: 0.329, SLG: 0.414										1	0	0	0	0	0	0						
Inning Stats	R: 0 E: 0 K: 1 S: 5	H: 1 LOB: 0 BB: 0 P: 5	R: 0 E: 0 K: 0 S: 5	H: 2 LOB: 2 BB: 0 P: 5	R: 0 E: 0 K: 1 S: 5	H: 0 LOB: 0 BB: 0 P: 5	R: 0 E: 0 K: 1 S: 5	H: 1 LOB: 1 BB: 1 P: 9	R: 0 E: 0 K: 0 S: 4	H: 1 LOB: 1 BB: 0 P: 4	R: 0 E: 0 K: 2 S: 9	H: 2 LOB: 2 BB: 0 P: 9	R: 0 E: 0 K: 1 S: 7	H: 1 LOB: 3 BB: 1 P: 11	R: 0 E: 0 K: 0 S: 4	H: 1 LOB: 2 BB: 1 P: 8	R: 0 E: 0 K: 0 S: 3	H: 0 LOB: 0 BB: 0 P: 3	1B: 8 2B: 1 3B: 0 HR: 0	SF: 0 SAC: 0 DP: 2 HBP: 0	WP: 0 PB: 0 SB: 0 CS: 0	PA: 38
PITCHER Lee Stange, R (1,1) ERA: 3.87	IP: 9.0 W: 0 L: 1 BF: 38	H: 9 R: 0 ER: 0 SO: 6	BB: 2 IBB: 1 HBP: 0 BLK: 0	WP: 0 HR: 0 S: 47 P: 59	ERA: 0.00 WHIP: 1.222	PITCHER										IP: 0 W: 0 L: 0 BF: 0	H: 0 R: 0 ER: 0 SO: 0	BB: 0 IBB: 0 HBP: 0 BLK: 0	WP: 0 HR: 0 S: 0 P: 0	ERA: 0.00 WHIP: 0.000		

Batter	1	2	3	4	5	6	7	8	9	AB	R	H	RBI	BB	SO	LOB	BOTTOM					
Eddie Kasko, R (1,6) OBP: 0.295, SLG: 0.333	P3		K							3	1	0	0	1	1	4	Cleveland Indians @ Boston Red Sox Fenway Park, Boston, MA Wed Aug 10 1966, 3:33 AM EDT Att: 6,125 - Unknown					
Joe Foy, R (1,5) OBP: 0.339, SLG: 0.426	4-3									2	0	0	0	2	0	0						
Don Demeter, R (1,8) OBP: 0.277, SLG: 0.469	5-3									4	0	0	0	0	1	5						
Tony Conigliaro, R (1,9) OBP: 0.331, SLG: 0.497										4	0	2	1	0	1	0						
George Scott, R (1,3) OBP: 0.322, SLG: 0.463										4	1	1	1	0	1	3						
George Thomas, R (1,7) OBP: 0.319, SLG: 0.336 (8, PH)										3	0	0	0	0	2	1						
Carl Yastrzemski, L (9, PH) OBP: 0.353, SLG: 0.419 (9, 7)	K									1	0	0	0	0	1	0						
Mike Ryan, R (1,2) OBP: 0.262, SLG: 0.269										2	0	2	0	2	0	0						
George Smith, R (1,4) OBP: 0.277, SLG: 0.350										4	0	0	0	0	3	5						
Lee Stange, R (1,1) OBP: 0.138, SLG: 0.074										3	0	1	0	1	2	1						
Inning Stats	R: 0 E: 0 K: 0 S: 3	H: 0 LOB: 0 BB: 0 P: 3	R: 0 E: 0 K: 1 S: 5	H: 0 LOB: 0 BB: 0 P: 5	R: 0 E: 0 K: 2 S: 8	H: 1 LOB: 2 BB: 2 P: 16	R: 0 E: 0 K: 2 S: 8	H: 1 LOB: 2 BB: 1 P: 12	R: 1 E: 0 K: 2 S: 8	H: 1 LOB: 2 BB: 2 P: 16	R: 0 E: 0 K: 2 S: 8	H: 1 LOB: 2 BB: 1 P: 12	R: 0 E: 0 K: 1 S: 5	H: 0 LOB: 0 BB: 0 P: 5	R: 1 E: 0 K: 2 S: 9	H: 2 LOB: 1 BB: 0 P: 9	R: 0 E: 0 K: 0 S: 0	H: 0 LOB: 0 BB: 0 P: 0	1B: 4 2B: 1 3B: 0 HR: 1	SF: 0 SAC: 0 DP: 0 HBP: 0	WP: 0 PB: 0 SB: 0 CS: 0	PA: 36
PITCHER Sam McDowell, L (1,1) ERA: 2.98	IP: 6.0 W: 0 L: 1 BF: 28	H: 4 R: 1 ER: 1 SO: 9	BB: 6 IBB: 0 HBP: 0 BLK: 0	WP: 0 HR: 0 S: 40 P: 64	ERA: 1.50 WHIP: 1.667	PITCHER										IP: 0 W: 0 L: 0 BF: 0	H: 0 R: 0 ER: 0 SO: 0	BB: 0 IBB: 0 HBP: 0 BLK: 0	WP: 0 HR: 0 S: 0 P: 0	ERA: 0.00 WHIP: 0.000		
Luis Tiant, R (7,1) ERA: 3.24	IP: 2.0 W: 0 L: 0 BF: 8	H: 2 R: 1 ER: 1 SO: 3	BB: 0 IBB: 0 HBP: 0 BLK: 0	WP: 0 HR: 1 S: 14 P: 14	ERA: 4.50 WHIP: 1.000	PITCHER										IP: 0 W: 0 L: 0 BF: 0	H: 0 R: 0 ER: 0 SO: 0	BB: 0 IBB: 0 HBP: 0 BLK: 0	WP: 0 HR: 0 S: 0 P: 0	ERA: 0.00 WHIP: 0.000		

Batter	1	2	3	4	5	6	7	8	9	AB	R	H	RBI	BB	SO	LOB	TOP					
Dick McAuliffe, L (1.6)	P4		G3-6-3			1B S BB		G6-4-3 1B		4	0	1	0	1	1	3	Detroit Tigers @ Boston Red Sox Fenway Park, Boston, MA Fri Aug 12 1966, 7:05 PM EDT Att: 14,663 - Unknown					
Jerry Lumpe, L (1.4)	4-3		2B			K		F8		5	0	1	1	0	1	3						
Norm Cash, L (1.3)	F7		K			1B		G6-4-3		4	1	1	0	1	1	2						
Al Kaline, R (1.8)				L4	L5-3			L3		3	1	0	0	2	0	2						
Willie Horton, R (1.7)						2B 1B		K		5	1	2	0	0	3	3						
Jim Northrup, L (1.9)						1B 2B		1B		5	3	3	1	0	0	2						
Don Wert, R (1.5)						1B 1B		1B		4	2	4	2	1	0	0						
Orlando McFarlane, R (1.2)						1B		1B		5	1	2	1	0	3	4						
Bill Monbouquette, R (1.1)						1B		F8		1	0	0	1	1	0	0						
Bill Monbouquette, R (1.1)						1-2 3-H				1	0	0	0	0	0	0						
Inning Stats	R: 0 E: 0 K: 0 S: 3	H: 0 LOB: 0 BB: 0 P: 3	R: 0 E: 0 K: 1 S: 4	H: 0 LOB: 0 BB: 1 P: 8	R: 2 E: 0 K: 1 S: 8	H: 4 LOB: 1 BB: 0 P: 8	R: 1 E: 0 K: 1 S: 7	H: 2 LOB: 1 BB: 0 P: 7	R: 0 E: 0 K: 1 S: 6	H: 1 LOB: 2 BB: 1 P: 10	R: 3 E: 0 K: 2 S: 11	H: 4 LOB: 1 BB: 0 P: 11	R: 2 E: 0 K: 2 S: 8	H: 1 LOB: 2 BB: 3 P: 20	R: 0 E: 0 K: 0 S: 3	H: 1 LOB: 0 BB: 0 P: 3	R: 1 E: 0 K: 1 S: 8	H: 3 LOB: 2 BB: 0 P: 8	1B: 11 2B: 5 3B: 0 HR: 0	SF: 0 SAC: 0 DP: 2 HBP: 0	WP: 2 PB: 0 SB: 1 CS: 1	PA: 46
PITCHER	IP WLS BF H R ER SO BB IBB HBP BLK WP HR S P ERA WHIP																					
Darrell Brandon, R (1.1)	5.0 W 24 9 5 5 4 2 0 0 0 1 0 0 30 38 9.00 2.200																					
John Wyatt, R (6.1)	1.1 9 3 3 3 3 2 0 0 0 1 0 13 21 20.25 3.750																					
Don McMahon, R (7.1)	2.2 S 12 4 1 1 2 1 0 0 0 1 0 15 19 3.38 1.875																					

Batter	1	2	3	4	5	6	7	8	9	AB	R	H	RBI	BB	SO	LOB	BOTTOM			
Dalton Jones, L (1.4)			E3 1B			E3 1B		FC6-5 WP 1B		4	3	1	0	2	0	0	Detroit Tigers @ Boston Red Sox Fenway Park, Boston, MA Fri Aug 12 1966, 7:05 PM EDT Att: 14,663 - Unknown			
Joe Foy, R (1.5)	1B SF9 BB		4-3			G3 1B BB		FC6-5 1B		3	2	0	0	3	1	4				
Carl Yastrzemski, L (1.7)	SF9 1B		1B 1B			BLK SF9 2B		F8		6	3	4	2	0	1	4				
Tony Conigliaro, R (1.9)	SF9		1B SF8 1B			K		G3		4	1	1	1	0	1	5				
George Scott, R (1.3)	K		SF8 1B			SF9		SF8 1B		3	1	2	3	1	1	1				
Don Demeter, R (1.8)			P3 SF8			2B 1B		WP 1B		4	1	2	2	0	1	2				
George Smith, R (1.6)			P3 F2			1B 2B		SF8		4	1	2	2	0	0	1				
Bob Tillman, R (1.2)			HR			4-3		WP 1B		4	1	3	2	1	0	0				
Darrell Brandon, R (1.1)						6-3		1B		3	0	0	0	0	1	2				
John Wyatt, R (6.1)						1-3		K		1	0	0	0	0	1	2				
Don McMahon, R (7.1)										1	0	0	0	0	0	2				
Inning Stats	R: 1 E: 0 K: 1 S: 6	H: 1 LOB: 1 BB: 1 P: 10	R: 1 E: 0 K: 1 S: 6	H: 1 LOB: 0 BB: 0 P: 6	R: 3 E: 1 K: 0 S: 7	H: 3 LOB: 1 BB: 0 P: 7	R: 0 E: 0 K: 1 S: 6	H: 1 LOB: 1 BB: 0 P: 6	R: 2 E: 0 K: 1 S: 8	H: 3 LOB: 2 BB: 1 P: 12	R: 4 E: 1 K: 1 S: 9	H: 3 LOB: 2 BB: 2 P: 17	R: 1 E: 0 K: 2 S: 8	H: 1 LOB: 2 BB: 2 P: 16	R: 1 E: 0 K: 0 S: 5	H: 2 LOB: 2 BB: 1 P: 9	1B: 12 2B: 2 3B: 0 HR: 1	SF: 4 SAC: 0 DP: 0 HBP: 0	WP: 3 PB: 0 SB: 0 CS: 0	PA: 48
PITCHER	IP WLS BF H R ER SO BB IBB HBP BLK WP HR S P ERA WHIP																			
Bill Monbouquette, R (1.1)	4.0 L 20 6 5 3 3 1 0 0 0 0 0 0 8 12 6.75 1.750																			
Fred Gladding, R (5.1)	1.0 7 3 2 2 1 0 1 0 0 1 0 0 8 12 18.00 3.000																			
Dave Wickersham, R (6.1)	0.1 6 2 4 1 0 1 1 0 0 0 1 0 4 12 27.00 9.000																			
Orlando Pena, R (6.1)	0.2 3 1 0 0 1 0 0 0 0 1 0 0 5 5 0.00 1.500																			
Mickey Lolich, L (7.1)	2.0 12 3 2 2 2 3 0 0 0 0 1 0 13 25 9.00 3.000																			

Batter	1	2	3	4	5	6	7	8	9	AB	R	H	RBI	BB	SO	LOB	TOP										
Dick McAuliffe, L (1,6)	F6		F8	F8		F8	K			6	1	2	0	0	1	1											
Jerry Lumpe, L (1,4)	K		1B	1B		F9	K		2B	5	1	1	2	0	3	1											
Dick Tracewski, R (7,4)	K		1B	2B	1B		K		4-3	1	0	0	1	0	0	1											
Norm Cash, L (1,3)	FC6-4		2B	2B	1B		2B	1B	2B	3	2	3	0	3	0	0											
Al Kaline, R (1,8)	FC6-4		1-3	2B			2B	2B	4-3	4	1	2	1	0	0	3											
Mickey Stanley, R (7,8)	FC6-4		1-3	2B			2B	2B	F5	2	0	1	1	0	0	2											
Willie Horton, R (1,7)		F3	5-3			F4	2B	HR	F8	5	1	0	0	1	0	5											
Jim Northrup, L (1,9)		HR	IBB			F4	K		4-3	4	1	1	1	1	1	4											
Don Wert, R (1,5)		6-3	F3			FC5-4	HR	2B	5-3	5	1	2	2	0	0	4											
Orlando McFarlane, R (1,2)		F5	5-3			FC5-4	HR	2B	1B	4	2	1	0	1	0	4											
Earl Wilson, R (1,1)						1-3	HR	IBB	1B	0	3	0	0	0	0	0											
Inning Stats	R: 0 E: 0 K: 1 S: 5	H: 0 LOB: 1 BB: 1 P: 9	R: 1 E: 0 K: 0 S: 4	H: 1 LOB: 0 BB: 0 P: 4	R: 3 E: 0 K: 0 S: 7	H: 4 LOB: 3 BB: 2 P: 15	R: 0 E: 0 K: 1 S: 6	H: 1 LOB: 2 BB: 1 P: 10	R: 0 E: 0 K: 0 S: 4	H: 0 LOB: 0 BB: 0 P: 3	R: 6 E: 0 K: 3 S: 13	H: 4 LOB: 0 BB: 2 P: 21	R: 1 E: 0 K: 0 S: 5	H: 2 LOB: 1 BB: 0 P: 5	R: 2 E: 0 K: 0 S: 6	H: 3 LOB: 2 BB: 1 P: 10	1B: 7 2B: 7 3B: 0 HR: 2	SF: 0 SAC: 0 DP: 0 HBP: 0	WP: 0 PB: 0 SB: 0 CS: 0	PA: 50							
PITCHER	IP	WLS	BF	H	R	ER	SO	BB	IBB	HBP	BLK	WP	HR	S	P	ERA	WHIP										
Jose Santiago, R (1,1)	2.0	L	13	5	4	4	1	2	0	0	0	0	1	13	21	18.00	3.500										
Rollie Sheldon, R (3,1)	3.0		13	2	0	0	1	1	1	0	0	0	0	13	21	0.00	1.000										
Dick Stigman, L (6,1)	1.1		8	3	4	4	1	0	1	0	0	0	0	9	13	27.00	2.250										
Dan Osinski, R (7,1)	1.2		9	3	3	3	2	0	1	0	0	0	1	12	16	16.20	1.800										
John Wyatt, R (9,1)	1.0		7	3	2	2	0	1	0	0	0	0	0	6	10	18.00	4.000										

Detroit Tigers @ Boston Red Sox
Fenway Park, Boston, MA
Sat Aug 13 1966, 3:33 AM EDT
Att: 10,003 - Unknown

AB 39
R 13
H 13
RBI 8
BB 6
SO 5
LOB 25



Batter	1	2	3	4	5	6	7	8	9	AB	R	H	RBI	BB	SO	LOB	BOTTOM										
Rico Petrocelli, R (1,6)	L8		FC6-4			L8		G4-6-3		2	0	1	0	0	0	0											
Dalton Jones, L (4,4)			1B					1-2t		2	0	0	0	0	0	1											
Joe Foy, R (1,5)			FC6-4			1B	SH1	BB	5-3	2	1	0	0	2	0	1											
Carl Yastrzemski, L (1,7)	K					SH1	1B		G5-4-3	3	0	1	0	1	1	1											
Tony Conigliaro, R (1,9)	L8					SH1			K	3	0	1	1	0	1	2											
George Scott, R (1,3)		5-3				6-3			G5-4-3	4	0	0	0	0	0	3											
Don Demeter, R (1,8)		F9				K				2	0	0	0	1	1	0											
Bob Tillman, R (1,2)		6-3				F8				3	0	0	0	0	0	1											
George Smith, R (1,4)			K			F8				3	0	1	0	0	1	0											
Jose Santiago, R (1,1)			5-3						E1	0	0	0	0	0	0	0											
Rollie Sheldon, R (3,1)										1	0	0	0	0	0	0											
Eddie Kasko, R (5,PH)										1	0	0	0	0	0	1											
Dick Stigman, L (6,1)										0	0	0	0	0	0	0											
Dan Osinski, R (7,1)										0	0	0	0	0	0	0											
Lenny Green, L (8,PH)										1	0	0	0	0	0	0											
John Wyatt, R (9,1)										0	0	0	0	0	0	0											
Inning Stats	R: 0 E: 0 K: 1 S: 5	H: 0 LOB: 1 BB: 1 P: 9	R: 0 E: 0 K: 0 S: 3	H: 0 LOB: 0 BB: 0 P: 3	R: 0 E: 0 K: 1 S: 6	H: 1 LOB: 1 BB: 0 P: 6	R: 0 E: 0 K: 0 S: 3	H: 1 LOB: 0 BB: 0 P: 3	R: 0 E: 0 K: 0 S: 4	H: 1 LOB: 1 BB: 1 P: 7	R: 1 E: 0 K: 0 S: 5	H: 1 LOB: 0 BB: 1 P: 8	R: 0 E: 1 K: 0 S: 3	H: 0 LOB: 0 BB: 0 P: 3	R: 0 E: 0 K: 1 S: 4	H: 0 LOB: 0 BB: 1 P: 8	1B: 4 2B: 0 3B: 0 HR: 0	SF: 0 SAC: 1 DP: 4 HBP: 0	WP: 0 PB: 0 SB: 0 CS: 0	PA: 32							
PITCHER	IP	WLS	BF	H	R	ER	SO	BB	IBB	HBP	BLK	WP	HR	S	P	ERA	WHIP										
Earl Wilson, R (1,1)	9.0	W	32	4	1	1	4	4	0	0	0	0	0	36	52	1.00	0.889										

Detroit Tigers @ Boston Red Sox
Fenway Park, Boston, MA
Sat Aug 13 1966, 3:33 AM EDT
Att: 10,003 - Unknown

AB 27
R 1
H 4
RBI 1
BB 4
SO 4
LOB 10




Batter	1	2	3	4	5	6	7	8	9	AB	R	H	RBI	BB	SO	LOB	TOP										
Don Wert, R OBP: 0.349, SLG: 0.358 (1, 5)	F4		FC6-4 1B		HR BB		BB		FC3-6 1B	3	1	2	0	2	0	0	Detroit Tigers @ Boston Red Sox Fenway Park, Boston, MA Sun Aug 14 1966, 3:33 AM EDT Unknown										
Dick Tracewski, R OBP: 0.243, SLG: 0.183 Jerry Lumpe, L OBP: 0.285, SLG: 0.308 (7, PH) (7, 4)	6-3		FC6-4 1B CS		F5		K		FC3-6 BB	3	0	0	1	0	0	2											
Norm Cash, L OBP: 0.337, SLG: 0.439 (1, 3)	HBP		1-3 1B		HR		L9		4-0 1-2 BB	3	1	2	2	1	0	2											
Al Kaline, R OBP: 0.393, SLG: 0.566 (1, 9)	K		K		L9				L5-3 F2	5	0	0	0	0	2	5											
Willie Horton, R OBP: 0.348, SLG: 0.512 (1, 7)					F9		K		F4	4	0	1	0	0	1	0											
Mickey Stanley, R OBP: 0.313, SLG: 0.338 (1, 8)					F7		F3		6-3	4	0	0	0	0	0	1											
Orlando McFarlane, R OBP: 0.299, SLG: 0.445 (1, 2)					BB		5-3		F9	3	0	0	0	1	1	1											
Ray Oyler, R OBP: 0.261, SLG: 0.249 Dick McAuliffe, L OBP: 0.353, SLG: 0.514 (7, PH) (7, 6)					K		BB		2B 1B	2	0	0	0	0	2	2											
Denny McLain, R OBP: 0.268, SLG: 0.242 Hank Aguirre, R (3, 1)					F9		K		1B FC3-6 2B	1	1	1	0	0	0	0											
Jim Northrup, L OBP: 0.317, SLG: 0.465 Fred Gladding, L (7, 1)			S FC6-4 1B		F9					1	0	0	0	0	0	0											
Jake Wood, R OBP: 0.346, SLG: 0.398 (9, PH)										1	1	1	1	0	0	0											
Inning Stats	R: 0 E: 0 K: 1 S: 5	H: 0 LOB: 1 BB: 0 P: 6	R: 0 E: 0 K: 2 S: 8	H: 1 LOB: 1 BB: 0 P: 8	R: 1 E: 0 K: 1 S: 7	H: 3 LOB: 2 BB: 0 P: 7	R: 0 E: 0 K: 1 S: 5	H: 0 LOB: 1 BB: 1 P: 9	R: 2 E: 0 K: 0 S: 4	H: 1 LOB: 0 BB: 1 P: 8	R: 0 E: 0 K: 2 S: 5	H: 0 LOB: 0 BB: 2 P: 15	R: 0 E: 0 K: 0 S: 3	H: 0 LOB: 0 BB: 0 P: 3	R: 2 E: 0 K: 0 S: 6	H: 3 LOB: 2 BB: 1 P: 10	1B: 5 2B: 3 3B: 0 HR: 1	SF: 0 SAC: 0 DP: 1 HBP: 1	WP: 0 PB: 0 SB: 1 CS: 1	PA: 40							
PITCHER	IP	WLS	BF	H	R	ER	SO	BB	IBB	HBP	BLK	WP	HR	S	P	ERA	WHIP										
Dennis Bennett, L ERA: 3.02	6.0	W	25	5	3	3	6	2	0	1	0	0	1	34	43	4.50	1.167										
Don McMahon, R ERA: 2.93	2.2		14	3	2	2	2	3	0	0	0	0	0	15	27	6.75	2.250										
Jose Santiago, R ERA: 3.49	0.1	S	1	0	0	0	0	0	0	0	0	0	0	1	1	0.00	0.000										

Batter	1	2	3	4	5	6	7	8	9	AB	R	H	RBI	BB	SO	LOB	BOTTOM										
Eddie Kasko, R OBP: 0.311, SLG: 0.333 (1, 6)	G4-6-3 BB	G4-3		1B		L9		4-3		4	0	1	0	1	0	4	Detroit Tigers @ Boston Red Sox Fenway Park, Boston, MA Sun Aug 14 1966, 3:33 AM EDT Unknown										
Joe Foy, R OBP: 0.347, SLG: 0.422 (1, 5)	L9		HR BB	L9		4-3				3	1	0	0	1	0	2											
Carl Yastrzemski, L OBP: 0.397, SLG: 0.431 (1, 7)	G4-6-3		1-H HR	L9		4-3				4	1	1	2	0	0	2											
Tony Conigliaro, R OBP: 0.336, SLG: 0.509 (1, 9)		1B 2B	F7	K		4-3				4	1	1	0	0	1	1											
George Scott, R OBP: 0.327, SLG: 0.464 (1, 3)		1B BB	5-3		K2-3		6-3 SH1-3 S	BB		2	2	0	0	2	1	0											
Don Demeter, R OBP: 0.297, SLG: 0.481 (1, 8)		1B	HR		F3		SH1-3			3	1	2	1	0	0	0											
Bob Tillman, R OBP: 0.305, SLG: 0.338 (1, 2)		BB	1B	2B		6-3		6-3		4	1	2	2	0	0	1											
George Smith, R OBP: 0.284, SLG: 0.355 Dalton Jones, L OBP: 0.305, SLG: 0.388 (9, 4)		1-3 2-H 3-H	1B	2B		K		S 2B BB		2	1	1	1	2	1	0											
Dennis Bennett, L (1, 1)						L9				2	0	0	0	0	0	4											
Jose Tartabull, L OBP: 0.289, SLG: 0.332 Don McMahon, R OBP: 0.143, SLG: 0.154 Jose Santiago, R OBP: 0.192, SLG: 0.176 (6, PH) (7, 1) (9, 1)	F7		F2					1-H 3-H	2B	1	0	0	0	0	0	0											
Inning Stats	R: 0 E: 0 K: 0 S: 2	H: 0 LOB: 0 BB: 1 P: 6	R: 2 E: 0 K: 0 S: 5	H: 3 LOB: 2 BB: 2 P: 13	R: 4 E: 0 K: 0 S: 7	H: 4 LOB: 1 BB: 1 P: 11	R: 0 E: 0 K: 1 S: 6	H: 1 LOB: 1 BB: 0 P: 6	R: 0 E: 0 K: 1 S: 5	H: 0 LOB: 0 BB: 0 P: 5	R: 0 E: 0 K: 1 S: 3	H: 0 LOB: 0 BB: 0 P: 3	R: 2 E: 0 K: 0 S: 4	H: 1 LOB: 1 BB: 2 P: 12	1B: 4 2B: 3 3B: 0 HR: 2	SF: 0 SAC: 1 DP: 2 HBP: 0	WP: 0 PB: 0 SB: 2 CS: 0	PA: 37									
PITCHER	IP	WLS	BF	H	R	ER	SO	BB	IBB	HBP	BLK	WP	HR	S	P	ERA	WHIP										
Denny McLain, R ERA: 3.79	2.2	L	15	5	5	5	0	4	0	0	0	0	2	11	27	16.88	3.375										
Hank Aguirre, L ERA: 3.63	3.1		13	3	1	1	3	0	0	0	0	0	0	19	19	2.70	0.900										
Fred Gladding, R ERA: 3.92	2.0		9	1	2	2	0	2	0	0	0	0	0	7	15	9.00	1.500										

Batter	1	2	3	4	5	6	7	8	9	AB	R	H	RBI	BB	SO	LOB	TOP					
Dick McAuliffe, L (1, 6)										5	1	1	0	0	1	3						
Jerry Lumpe, L (1, 4)										4	0	2	1	0	0	1						
Norm Cash, L (1, 3)										3	1	0	0	0	0	2						
Willie Horton, R (1, 7)										4	0	1	0	0	0	2						
Jim Northrup, L (1, 9)										4	0	1	2	0	0	2						
Don Wert, R (1, 5)										3	0	0	0	1	1	2						
Mickey Stanley, R (1, 8)										4	0	1	0	0	1	3						
Orlando McFarlane, R (1, 2)										3	1	1	0	0	0	1						
Al Kalkine, R (9, PH)										1	0	0	0	0	1	0						
Joe Sparma, R (1, 1)										1	0	0	0	0	0	0						
Jake Wood, R (6, PH)										0	0	0	0	1	0	0						
Orlando Pena, R (6, 1)										0	0	0	0	0	0	0						
Larry Sherry, R (7, 1)										0	0	0	0	0	0	0						
Gates Brown, L (9, PH)										1	0	0	0	0	1	0						
Inning Stats	R: 2 E: 2 K: 1 S: 9	H: 2 LOB: 2 BB: 0 P: 9	R: 1 E: 0 K: 0 S: 5	H: 2 LOB: 1 BB: 0 P: 5	R: 0 E: 0 K: 1 S: 5	H: 0 LOB: 0 BB: 1 P: 9	R: 0 E: 0 K: 1 S: 5	H: 0 LOB: 0 BB: 0 P: 5	R: 0 E: 0 K: 0 S: 4	H: 2 LOB: 1 BB: 0 P: 4	R: 0 E: 1 K: 0 S: 4	H: 1 LOB: 2 BB: 1 P: 8	R: 0 E: 0 K: 0 S: 3	H: 0 LOB: 0 BB: 0 P: 3	R: 0 E: 0 K: 0 S: 3	H: 0 LOB: 0 BB: 0 P: 3	R: 0 E: 0 K: 2 S: 7	H: 0 LOB: 0 BB: 0 P: 7	1B: 7 2B: 0 3B: 0 HR: 0	SF: 0 SAC: 1 DP: 1 HBP: 0	WP: 0 PB: 0 SB: 0 CS: 0	PA: 37
PITCHER	IP WLS BF H R ER SO BB IBB HBP BLK WP HR S P ERA WHIP	9.0 W 37 7 3 1 5 2 0 0 0 0 0 45 53 1.00 1.000																				

Detroit Tigers @ Boston Red Sox
 Fenway Park, Boston, MA
 Sun Aug 14 1966, 3:38 AM EDT
 Att: 20,112 - Unknown


AB 33
 R 3
 H 7
 RBI 3
 BB 2
 SO 5
 LOB 16



Batter	1	2	3	4	5	6	7	8	9	AB	R	H	RBI	BB	SO	LOB	BOTTOM			
Jose Tartabull, L (1, 8)										4	1	2	0	0	0	0				
Eddie Kasko, R (1, 6)										4	0	0	0	0	2	4				
Carl Yastrzemski, L (1, 7)										2	1	1	1	2	0	1				
Tony Conigliaro, R (1, 9)										4	2	2	3	0	0	2				
George Scott, R (1, 3)										4	2	2	3	0	0	2				
George Scott, R (1, 3)										4	0	1	0	0	0	0				
Joe Foy, R (1, 5)										4	0	1	0	0	0	0				
Joe Foy, R (1, 5)										2	0	1	1	2	0	0				
Mike Ryan, R (1, 2)										4	0	0	0	0	1	3				
George Smith, R (1, 4)										4	0	0	0	0	1	2				
Lee Stange, R (1, 1)										4	1	1	0	0	1	2				
Inning Stats	R: 3 E: 1 K: 0 S: 5	H: 1 LOB: 0 BB: 1 P: 9	R: 0 E: 0 K: 1 S: 5	H: 0 LOB: 0 BB: 0 P: 5	R: 0 E: 0 K: 0 S: 2	H: 0 LOB: 0 BB: 1 P: 6	R: 0 E: 0 K: 0 S: 5	H: 3 LOB: 1 BB: 0 P: 5	R: 0 E: 0 K: 1 S: 6	H: 1 LOB: 1 BB: 0 P: 6	R: 0 E: 0 K: 1 S: 5	H: 0 LOB: 1 BB: 1 P: 9	R: 1 E: 0 K: 2 S: 10	H: 3 LOB: 2 BB: 0 P: 10	R: 0 E: 1 K: 0 S: 4	H: 0 LOB: 2 BB: 1 P: 8	1B: 6 2B: 1 3B: 0 HR: 1	SF: 0 SAC: 0 DP: 0 HBP: 0	WP: 0 PB: 0 SB: 1 CS: 1	PA: 37
PITCHER	IP WLS BF H R ER SO BB IBB HBP BLK WP HR S P ERA WHIP	5.0 L 21 5 4 3 2 2 0 0 0 0 0 1 23 31 5.40 1.400																		

Detroit Tigers @ Boston Red Sox
 Fenway Park, Boston, MA
 Sun Aug 14 1966, 3:38 AM EDT
 Att: 20,112 - Unknown

AB 32
 R 5
 H 8
 RBI 5
 BB 4
 SO 5
 LOB 14



Batter	1	2	3	4	5	6	7	8	9	10	11	AB	R	H	RBI	BB	SO	LOB	TOP			
Luis Aparicio, R OBP: 0.298, SLG: 0.375 (1, 6)	4-3 ①		F8 ②		6-3 ③			K ①		1B ⑤		5	0	1	0	0	1	0				
Russ Snyder, L OBP: 0.378, SLG: 0.418 (1, 8)	K ②		5-3 ③			1B ①		1B ②		4-3 ⑤		5	0	2	0	0	1	1				
Frank Robinson, R OBP: 0.406, SLG: 0.627 (1, 9)	FC4 1B ③			F7 ①		F5 ①		L3 ②			HR BB ④	4	1	1	0	1	0	2				
Brooks Robinson, R OBP: 0.353, SLG: 0.485 (1, 5)	FC4 1-2 ③			5-3 ②		K ②				5-3 ①		5	0	0	0	0	1	3				
Boog Powell, L OBP: 0.378, SLG: 0.566 (1, 3)		K ①			HR ④		1B ③			HR ④		5	3	4	4	0	1	0				
Curt Blefary, L OBP: 0.300, SLG: 0.470 Paul Blair, R OBP: 0.271, SLG: 0.370 (1, 7)						4-3 ③				F7 ②		4	0	1	0	1	0	2				
Bob Johnson, R OBP: 0.306, SLG: 0.276 (1, 4)			F3 ②		P3 ①					5-3 ③		5	0	0	0	0	0	2				
Vic Roznovsky, L OBP: 0.329, SLG: 0.306 (1, 2)			4-1 ③			6-3 ①				F5 ①		4	0	0	0	0	0	1				
Dave McNally, R OBP: 0.240, SLG: 0.286 Woodie France, L OBP: 0.210, SLG: 0.300 Sam Rice, R OBP: 0.277, SLG: 0.377 Sam Rice, R OBP: 0.288, SLG: 0.381 Eddie Fisher, R OBP: 0.275, SLG: 0.320 (1, 1)			K ①			K ②				F5 ②		2	0	0	0	0	2	0				
Inning Stats	R: 0 E: 0 K: 1 S: 6	H: 1 LOB: 1 BB: 0 P: 6	R: 0 E: 0 K: 1 S: 6	H: 1 LOB: 1 BB: 0 P: 6	R: 0 E: 0 K: 1 S: 5	H: 0 LOB: 0 BB: 0 P: 5	R: 1 E: 0 K: 0 S: 4	H: 1 LOB: 1 BB: 1 P: 8	R: 0 E: 0 K: 1 S: 7	H: 0 LOB: 0 BB: 0 P: 5	R: 0 E: 0 K: 1 S: 5	H: 1 LOB: 0 BB: 0 P: 5	R: 1 E: 0 K: 0 S: 4	H: 1 LOB: 0 BB: 0 P: 4	R: 0 E: 0 K: 0 S: 4	H: 1 LOB: 1 BB: 0 P: 4	R: 2 E: 0 K: 0 S: 4	H: 1 LOB: 0 BB: 1 P: 8	1B: 6 2B: 1 3B: 0 HR: 3	SF: 0 SAC: 0 DP: 1 HBP: 0	WP: 0 PB: 0 SB: 1 CS: 0	PA: 43
PITCHER	IP 10.0	WLS 10	BF 38	H 8	R 2	ER 2	SO 7	BB 1	IBB 0	HBP 0	BLK 0	WP 0	HR 2	S 51	P 55	ERA 1.80	WHIP 0.900					
Jim Lonborg, R ERA: 4.53 John Wyatt, R ERA: 3.63 (1, 1)	1.0	L	5	1	2	2	0	1	0	0	0	0	0	1	4	8	18.00	2.000				

Baltimore Orioles @ Boston Red Sox
Fenway Park, Boston, MA
Mon Aug 15 1966, 7:05 PM EDT
Att: 10,018 - Unknown

AB 41
R 4
H 9
RBI 4
BB 2
SO 7
LOB 11



Batter	1	2	3	4	5	6	7	8	9	10	11	AB	R	H	RBI	BB	SO	LOB	BOTTOM			
Eddie Kasko, R OBP: 0.287, SLG: 0.305 (1, 6)	K ①		F7 ②		K ③			L7 ①		G4-6-3 1-2 ⑤		5	0	0	0	0	2	1				
Joe Foy, R OBP: 0.353, SLG: 0.427 (1, 5)	6-3 ②		BB 1B ③			1B ①		P3 ②			1B 1B 1B ④	5	0	3	0	0	0	0				
Don Demeter, R OBP: 0.296, SLG: 0.489 (1, 8)	BB 1B ③		BB 1-2 ③			HR 2B ④		P4 ③			1B 1-2 1B ④	4	1	3	0	1	0	0				
Tony Conigliaro, R OBP: 0.338, SLG: 0.521 (1, 9)	BB 1-2 ③		P4 ③			HR ④		F9 ①			K ①	4	1	1	2	1	1	4				
George Scott, R OBP: 0.329, SLG: 0.463 (1, 3)	F3 ③			G4-6-3 BB ④		6-3 ②				1B ②		4	0	2	0	1	0	2				
George Thomas, R OBP: 0.310, SLG: 0.328 Carl Yastrzemski, L OBP: 0.359, SLG: 0.430 (1, 7)		F2 ③		G4-6-3 1-2 ④		K ③				K ②		3	0	0	0	0	1	1				
Bob Tillman, R OBP: 0.295, SLG: 0.326 (1, 2)		6-3 ②		G3 ③						F7 ③		5	0	0	0	0	0	4				
George Smith, R OBP: 0.278, SLG: 0.347 Dalton Jones, L OBP: 0.310, SLG: 0.392 (1, 4)		6-3 ③				1-3 ①					G4-6-3 1B ④	3	0	0	0	0	1	0				
Jim Lonborg, R OBP: 0.125, SLG: 0.179 Lenny Green, L OBP: 0.338, SLG: 0.325 John Wyatt, R (1, 1)			K ①			K ②					L8 ③	3	0	0	0	0	3	0				
Inning Stats	R: 0 E: 0 K: 1 S: 6	H: 1 LOB: 2 BB: 1 P: 10	R: 0 E: 0 K: 0 S: 3	H: 0 LOB: 0 BB: 0 P: 3	R: 0 E: 0 K: 1 S: 6	H: 1 LOB: 2 BB: 1 P: 10	R: 0 E: 0 K: 0 S: 2	H: 0 LOB: 0 BB: 1 P: 6	R: 0 E: 0 K: 2 S: 7	H: 3 LOB: 0 BB: 0 P: 7	R: 0 E: 0 K: 1 S: 7	H: 0 LOB: 0 BB: 0 P: 7	R: 0 E: 0 K: 0 S: 3	H: 1 LOB: 1 BB: 0 P: 6	R: 0 E: 0 K: 0 S: 3	H: 1 LOB: 0 BB: 0 P: 3	R: 0 E: 0 K: 2 S: 10	H: 3 LOB: 3 BB: 0 P: 10	1B: 8 2B: 1 3B: 0 HR: 1	SF: 0 SAC: 0 DP: 2 HBP: 0	WP: 0 PB: 0 SB: 0 CS: 0	PA: 43
PITCHER	IP 6.0	WLS 3	BF 24	H 5	R 2	ER 2	SO 3	BB 3	IBB 0	HBP 0	BLK 0	WP 0	HR 1	S 31	P 43	ERA 3.00	WHIP 1.333					
Dave McNally, L ERA: 2.8 Stu Miller, R ERA: 1.84 Eddie Fisher, R ERA: 2.1 Dick Hall, R ERA: 2.87 (1, 1)	3.0	W	5	3	0	0	0	0	0	0	0	0	0	5	5	0.00	3.000					
Dick Hall, R ERA: 2.87 (1, 1)	1.0	S	4	1	0	0	2	0	0	0	0	0	0	8	8	0.00	1.000					

Baltimore Orioles @ Boston Red Sox
Fenway Park, Boston, MA
Mon Aug 15 1966, 7:05 PM EDT
Att: 10,018 - Unknown

AB 40
R 2
H 10
RBI 2
BB 3
SO 10
LOB 17



Batter	1	2	3	4	5	6	7	8	9	AB	R	H	RBI	BB	SO	LOB	TOP		
Luis Aparicio, R OBP: 0.295, SLG: 0.371 (1, 6)	F7		P4			1-3		G6-4-3	F7	5	0	0	0	0	0	3			
Russ Snyder, L OBP: 0.377, SLG: 0.415 (1, 8)	E3			3-1		F8			FC6-4 1B HR	4	1	1	0	0	0	0			
Frank Robinson, R OBP: 0.406, SLG: 0.633 (1, 9)	K				HR	F7			FC6-4 1B	4	1	2	1	0	1	1			
Brooks Robinson, R OBP: 0.351, SLG: 0.481 (1, 5)	P4			5-3					FC6-4 HR	4	1	0	0	0	0	3			
Boog Powell, L OBP: 0.377, SLG: 0.570 (1, 3)	G3					1-3				4	1	1	3	0	1	0			
Curt Blefary, L OBP: 0.381, SLG: 0.469 (1, 7)	F5					FC4-6 1B			HR	3	1	1	0	1	0	0			
Bob Johnson, R OBP: 0.303, SLG: 0.313 (1, 4)	F2					FC4-6 1-4-3			HR	4	1	1	2	0	0	2			
Vic Roznovsky, L OBP: 0.338, SLG: 0.318 Andy Etchebarren, R OBP: 0.313, SLG: 0.410 (9, PH) (9, 2)	4-3			1-4-3					SH1-4	4	0	2	0	0	0	1			
Moe Drabowsky, R Wally Bunker, R Woogie Hest, R Gene Brabender, R Paul Blair, R John Miller, R (1, 1) (3, 1) (5, PH) (5, 1) (8, PH) (8, 1)	K			K		K		K	SH1-4	1	0	0	0	0	1	0			
Inning Stats	R: 0 E: 1 K: 1 S: 6	H: 0 LOB: 1 BB: 0 P: 6	R: 0 E: 0 K: 0 S: 3	H: 0 LOB: 0 BB: 0 P: 3	R: 0 E: 0 K: 1 S: 5	H: 0 LOB: 0 BB: 0 P: 5	R: 1 E: 0 K: 1 S: 6	H: 1 LOB: 0 BB: 0 P: 6	R: 0 E: 0 K: 0 S: 3	H: 0 LOB: 1 BB: 1 P: 7	R: 0 E: 0 K: 1 S: 5	H: 1 LOB: 0 BB: 0 P: 5	R: 5 E: 1 K: 0 S: 9	H: 5 LOB: 2 BB: 0 P: 9	1B: 5 2B: 0 3B: 0 HR: 3	SF: 0 SAC: 1 DP: 1 HBP: 0	WP: 0 PA: 37 PB: 0 SB: 0 CS: 0		
PITCHER	IP WLS BF H R ER SO BB IBB HBP BLK WP HR S P ERA WHIP																		
Darrell Brandon, R ERA: 3.98 Dan Osinski, R ERA: 4.03	(1, 1) (9, 1)	8.1 0.2	L 3	34 1	7 0	6 0	5 0	5 0	1 0	0 0	0 0	0 0	0 0	0 0	0 3	43 3	47 3	5.40 0.00	0.960 1.500

Baltimore Orioles @ Boston Red Sox
Fenway Park, Boston, MA
Tue Aug 16 1966, 7:05 PM EDT
Att: 17,131 - Unknown

AB 35
R 6
H 8
RBI 6
BB 1
SO 5
LOB 12



Batter	1	2	3	4	5	6	7	8	9	AB	R	H	RBI	BB	SO	LOB	BOTTOM				
Eddie Kasko, R OBP: 0.292, SLG: 0.318 (1, 6)	P6		BB 1B	1-3 2B		L5-3			G5-4-3	5	1	2	1	0	0	2					
Joe Foy, R OBP: 0.352, SLG: 0.424 (1, 5)	K		3-H 1B BB	1-2 1B BB						3	1	0	0	1	3	2					
Carl Yastrzemski, L OBP: 0.360, SLG: 0.429 (1, 7)	4-3		BB 1B BB	1-2 2-3 BB		6-3 SH2-3 1B				3	0	1	0	1	1	0					
Tony Conigliaro, R OBP: 0.338, SLG: 0.519 (1, 9)	F8		1-2 2-H 3-H 1B	BB 1B		SH2-3			4-3	3	0	1	2	0	0	0					
George Scott, R OBP: 0.328, SLG: 0.460 (1, 3)	K		1-2 2-3 BB	G6-4-3 BB		6-3			L9	3	0	0	0	1	1	1					
Don Demeter, R OBP: 0.295, SLG: 0.483 (1, 8)	HBP		1-2 2-3 G6-4-3			K			F8	3	0	0	0	0	1	4					
Mike Ryan, R OBP: 0.260, SLG: 0.272 (1, 2)	K								1-3	4	1	1	0	0	2	1					
George Smith, R OBP: 0.279, SLG: 0.350 Dalton Jones, L OBP: 0.314, SLG: 0.395 (9, PH)			SH5-3 1B 2B			E SF9 2B				3	1	1	0	0	1	1					
Darrell Brandon, R OBP: 0.200, SLG: 0.259 Dan Osinski, R OBP: 0.667, SLG: 0.667 Lenny Green, L OBP: 0.336, SLG: 0.322 (9, PH)			SH5-3 1B 2B	2B HBP		E4 L5-3 1B				1	0	1	0	0	0	0					
Inning Stats	R: 0 E: 0 K: 1 S: 5	H: 0 LOB: 0 BB: 0 P: 5	R: 0 E: 0 K: 2 S: 7	H: 0 LOB: 1 BB: 0 P: 8	R: 3 E: 0 K: 0 S: 5	H: 3 LOB: 2 BB: 3 P: 17	R: 0 E: 0 K: 3 S: 10	H: 1 LOB: 2 BB: 0 P: 11	R: 0 E: 0 K: 1 S: 6	H: 1 LOB: 1 BB: 0 P: 6	R: 1 E: 1 K: 0 S: 4	H: 1 LOB: 0 BB: 0 P: 4	R: 0 E: 0 K: 2 S: 7	H: 0 LOB: 0 BB: 0 P: 7	R: 0 E: 0 K: 0 S: 3	H: 0 LOB: 0 BB: 0 P: 3	R: 0 E: 0 K: 1 S: 5	H: 1 LOB: 0 BB: 0 P: 5	1B: 4 2B: 4 3B: 0 HR: 0	SF: 1 SAC: 2 DP: 3 HBP: 2	WP: 0 PA: 37 PB: 0 SB: 0 CS: 0
PITCHER	IP WLS BF H R ER SO BB IBB HBP BLK WP HR S P ERA WHIP																				
Moe Drabowsky, R Wally Bunker, R Gene Brabender, R John Miller, R (1, 1) (3, 1) (5, 1) (8, 1)	(1, 1) (3, 1) (5, 1) (8, 1)	2.1 1.2 3.0 2.0	WLS 6 11 W	BF 14 6 11 6	H 3 2 1	R 3 1 1 0	ER 3 0 1 0	SO 3 3 3 1	BB 3 0 0 0	IBB 0 0 0 0	HBP 1 0 0 0	BLK 0 0 0 0	WP 0 0 0 0	HR 0 0 0 0	S 16 11 17 8	P 29 12 17 8	ERA 11.57 0.00 3.00 0.00	WHIP 2.571 0.600 0.667 0.500			

Baltimore Orioles @ Boston Red Sox
Fenway Park, Boston, MA
Tue Aug 16 1966, 7:05 PM EDT
Att: 17,131 - Unknown


AB 29
R 4
H 7
RBI 4
BB 3
SO 10
LOB 12



Batter	1	2	3	4	5	6	7	8	9	AB	R	H	RBI	BB	SO	LOB	TOP					
Luis Aparicio, R OBP: 0.301, SLG: 0.379	FC6-4 1B		1B	1B	2B	1B			F8	6	1	5	0	0	0	0						
Russ Snyder, L OBP: 0.376, SLG: 0.417	FC6-4 PB 1B		FC5-4 1B	F5		1B			1B	6	2	3	0	0	0	6						
Frank Robinson, R OBP: 0.408, SLG: 0.633	1B		FC5-4 1B		G3	P6			BB 1B	5	1	3	2	0	0	2						
Brooks Robinson, R OBP: 0.351, SLG: 0.482	F9		FC5-4 G4-6-3		FC4-6 2B				1B BB	5	1	2	0	0	0	3						
Boog Powell, L OBP: 0.380, SLG: 0.568	1B		G4-6-3		FC4-6 BB				SH1-3 1B	3	1	1	1	2	1	2						
Curt Blefary, L OBP: 0.380, SLG: 0.466	K				FC4-6				SH1-3 1B	4	1	1	0	0	2	4						
Paul Blair, R OBP: 0.273, SLG: 0.371	K			1-3 1B	FC4-6				SH1-3 1B	1	1	1	1	0	0	0						
Bob Johnson, R OBP: 0.290, SLG: 0.298				1-3	F5				SH1-3	4	0	0	1	0	1	3	AB 43 R 8 H 18 RBI 8 BB 3 SO 7 LOB 21					
Vic Roznovsky, L OBP: 0.342, SLG: 0.314	F5			2B 1B		4-3			1B 1B IBB	4	0	1	1	1	1	0						
Jim Palmer, R OBP: 0.131, SLG: 0.155	K			K		E6 1B			1B	4	0	0	0	0	2	1						
Stu Miller, R OBP: 0.143, SLG: 0.143									1B	1	0	1	2	0	0	0						
Inning Stats	R: 1 E: 0 K: 1 S: 8	H: 3 LOB: 2 BB: 0 P: 8	R: 0 E: 0 K: 2 S: 7	H: 0 LOB: 0 BB: 7 P: 7	R: 1 E: 0 K: 0 S: 5	H: 3 LOB: 1 BB: 0 P: 5	R: 1 E: 0 K: 1 S: 8	H: 3 LOB: 2 BB: 0 P: 8	R: 0 E: 0 K: 0 S: 4	H: 1 LOB: 2 BB: 1 P: 8	R: 0 E: 1 K: 0 S: 5	H: 2 LOB: 2 BB: 0 P: 5	R: 0 E: 0 K: 2 S: 7	H: 0 LOB: 0 BB: 0 P: 7	R: 0 E: 0 K: 1 S: 5	H: 0 LOB: 0 BB: 0 P: 5	R: 5 E: 0 K: 0 S: 9	H: 6 LOB: 3 BB: 2 P: 17	1B: 16 2B: 2 3B: 0 HR: 0	SF: 0 SAC: 1 DP: 1 HBP: 0	WP: 0 PB: 2 SB: 0 CS: 0	PA: 47
PITCHER	IP WLS BF H R ER SO BB IBB HBP BLK WP HR S P ERA WHIP	IP WLS BF H R ER SO BB IBB HBP BLK WP HR S P ERA WHIP	IP WLS BF H R ER SO BB IBB HBP BLK WP HR S P ERA WHIP	IP WLS BF H R ER SO BB IBB HBP BLK WP HR S P ERA WHIP	IP WLS BF H R ER SO BB IBB HBP BLK WP HR S P ERA WHIP	IP WLS BF H R ER SO BB IBB HBP BLK WP HR S P ERA WHIP	IP WLS BF H R ER SO BB IBB HBP BLK WP HR S P ERA WHIP	IP WLS BF H R ER SO BB IBB HBP BLK WP HR S P ERA WHIP	IP WLS BF H R ER SO BB IBB HBP BLK WP HR S P ERA WHIP	IP WLS BF H R ER SO BB IBB HBP BLK WP HR S P ERA WHIP	IP WLS BF H R ER SO BB IBB HBP BLK WP HR S P ERA WHIP	IP WLS BF H R ER SO BB IBB HBP BLK WP HR S P ERA WHIP	IP WLS BF H R ER SO BB IBB HBP BLK WP HR S P ERA WHIP	IP WLS BF H R ER SO BB IBB HBP BLK WP HR S P ERA WHIP	IP WLS BF H R ER SO BB IBB HBP BLK WP HR S P ERA WHIP	IP WLS BF H R ER SO BB IBB HBP BLK WP HR S P ERA WHIP	IP WLS BF H R ER SO BB IBB HBP BLK WP HR S P ERA WHIP	IP WLS BF H R ER SO BB IBB HBP BLK WP HR S P ERA WHIP				

Baltimore Orioles @ Boston Red Sox
Fenway Park, Boston, MA
Wed Aug 17 1966, 3:33 AM EDT
Att: 15,328 - Unknown


AB 43
R 8
H 18
RBI 8
BB 3
SO 7
LOB 21



Batter	1	2	3	4	5	6	7	8	9	AB	R	H	RBI	BB	SO	LOB	BOTTOM					
Jose Tartabull, L OBP: 0.287, SLG: 0.329	4-3		F7		P4		4-3		F8	4	0	0	0	0	0	1						
John Wyatt, R										0	0	0	0	0	0	0						
Dennis Bennett, L										0	0	0	0	0	0	0						
Dan Osinski, R OBP: 0.667, SLG: 0.667										0	0	0	0	0	0	0						
George Thomas, R OBP: 0.309, SLG: 0.326										1	0	0	0	0	0	0						
Joe Foy, R OBP: 0.352, SLG: 0.421	G4-6-3 BB			6-3		K			F9	3	0	0	0	2	1	0						
Carl Yastrzemski, L OBP: 0.359, SLG: 0.427	G4-6-3			2B 1B		4-3			FC3-4 FC5-4	4	1	1	0	0	0	2						
Tony Conigliaro, R OBP: 0.340, SLG: 0.520		L7		1B 2B		BB BB			FC5-4 1B	3	1	1	0	1	0	1						
George Scott, R OBP: 0.330, SLG: 0.459		P4		K		BB BB			1B	3	0	1	0	1	1	2						
Dalton Jones, L OBP: 0.318, SLG: 0.398				1B		1-3			4-3	4	0	2	2	0	0	4						
Mike Ryan, R OBP: 0.263, SLG: 0.278		K		P3					HR 1B	4	1	2	0	0	1	2	AB 34 R 4 H 8 RBI 4 BB 4 SO 4 LOB 15					
George Smith, R OBP: 0.277, SLG: 0.347			F8		5-3				P4	3	0	0	0	0	1	1						
Eddie Kasko, R OBP: 0.289, SLG: 0.315										1	0	0	0	0	0	1						
Jose Santiago, R OBP: 0.188, SLG: 0.173			F8		4-3					1	0	0	0	0	0	0						
Rollie Sheldon, R OBP: 0.088, SLG: 0.090										0	0	0	0	0	0	0						
Lenny Green, L OBP: 0.333, SLG: 0.319										0	0	0	0	0	0	0						
Don McMahon, R OBP: 0.143, SLG: 0.154										0	0	0	0	0	0	0						
Don Demeter, R OBP: 0.207, SLG: 0.495									HR	2	1	1	2	0	0	1						
Inning Stats	R: 0 E: 0 K: 0 S: 2	H: 0 LOB: 1 BB: 1 P: 6	R: 0 E: 0 K: 1 S: 6	H: 1 LOB: 0 BB: 0 P: 6	R: 0 E: 0 K: 0 S: 3	H: 0 LOB: 0 BB: 0 P: 3	R: 2 E: 0 K: 1 S: 8	H: 3 LOB: 1 BB: 0 P: 8	R: 0 E: 0 K: 0 S: 3	H: 0 LOB: 0 BB: 0 P: 3	R: 0 E: 0 K: 1 S: 5	H: 0 LOB: 2 BB: 2 P: 13	R: 0 E: 0 K: 1 S: 6	H: 1 LOB: 1 BB: 0 P: 6	R: 0 E: 0 K: 0 S: 4	H: 1 LOB: 2 BB: 1 P: 8	R: 2 E: 0 K: 0 S: 5	H: 2 LOB: 0 BB: 0 P: 5	1B: 5 2B: 2 3B: 0 HR: 1	SF: 0 SAC: 0 DP: 1 HBP: 0	WP: 0 PB: 0 SB: 0 CS: 0	PA: 38
PITCHER	IP WLS BF H R ER SO BB IBB HBP BLK WP HR S P ERA WHIP	IP WLS BF H R ER SO BB IBB HBP BLK WP HR S P ERA WHIP	IP WLS BF H R ER SO BB IBB HBP BLK WP HR S P ERA WHIP	IP WLS BF H R ER SO BB IBB HBP BLK WP HR S P ERA WHIP	IP WLS BF H R ER SO BB IBB HBP BLK WP HR S P ERA WHIP	IP WLS BF H R ER SO BB IBB HBP BLK WP HR S P ERA WHIP	IP WLS BF H R ER SO BB IBB HBP BLK WP HR S P ERA WHIP	IP WLS BF H R ER SO BB IBB HBP BLK WP HR S P ERA WHIP	IP WLS BF H R ER SO BB IBB HBP BLK WP HR S P ERA WHIP	IP WLS BF H R ER SO BB IBB HBP BLK WP HR S P ERA WHIP	IP WLS BF H R ER SO BB IBB HBP BLK WP HR S P ERA WHIP	IP WLS BF H R ER SO BB IBB HBP BLK WP HR S P ERA WHIP	IP WLS BF H R ER SO BB IBB HBP BLK WP HR S P ERA WHIP	IP WLS BF H R ER SO BB IBB HBP BLK WP HR S P ERA WHIP	IP WLS BF H R ER SO BB IBB HBP BLK WP HR S P ERA WHIP	IP WLS BF H R ER SO BB IBB HBP BLK WP HR S P ERA WHIP	IP WLS BF H R ER SO BB IBB HBP BLK WP HR S P ERA WHIP	IP WLS BF H R ER SO BB IBB HBP BLK WP HR S P ERA WHIP				

Baltimore Orioles @ Boston Red Sox
Fenway Park, Boston, MA
Wed Aug 17 1966, 3:33 AM EDT
Att: 15,328 - Unknown

AB 34
R 4
H 8
RBI 4
BB 4
SO 4
LOB 15



Batter	1	2	3	4	5	6	7	8	9	10	AB	R	H	RBI	BB	SO	LOB	TOP										
Zoilo Versalles, R OBP: 0.306, SLG: 0.365 (1, 6)	K			6-3		1B	1B		K		5	1	2	0	0	2	1	Minnesota Twins @ Boston Red Sox Fenway Park, Boston, MA Sat Aug 20 1966, 7:05 PM EDT Att. 11,716 - Unknown										
Cesar Tovar, R OBP: 0.328, SLG: 0.356 (1, 4)	K			6-3		F2	FC4-6		F4		5	0	1	1	0	1	2											
Tony Oliva, L OBP: 0.370, SLG: 0.546 (1, 9)	1-3			4-3		1B	FC4-6				5	1	2	1	0	0	2											
Harmon Killebrew, R OBP: 0.396, SLG: 0.528 (1, 3)		F7				1B	1B			HR	5	1	4	2	0	0	0											
Rich Rollins, R OBP: 0.295, SLG: 0.376 (1, 5)		F8				1B	F3		SH5-3	HR	3	0	1	0	1	0	2											
Earl Battey, R OBP: 0.329, SLG: 0.332 (1, 2)				4-3		1B	F8			CS	4	0	1	0	1	1	3											
Andy Kosco, R OBP: 0.260, SLG: 0.306 (1, 7)				5-3		K			G6-4-3	IBB	5	0	1	0	0	2	5											
Ted Uhlaender, L OBP: 0.250, SLG: 0.266 (1, 8)				G3		F6			SH5-4		4	1	2	0	0	0	3											
Jim Perry, S OBP: 0.277, SLG: 0.357 Al Worthington, R OBP: 0.250, SLG: 0.500 (9, 1)				K		K			SH5-4		3	0	0	0	0	3	4											
											0	0	0	0	0	0	0											
Inning Stats	R: 0 E: 0 K: 2 S: 7	H: 0 LOB: 0 BB: 0 P: 7	R: 0 E: 0 K: 0 S: 3	H: 0 LOB: 0 BB: 0 P: 3	R: 0 E: 0 K: 1 S: 5	H: 0 LOB: 0 BB: 0 P: 5	R: 0 E: 0 K: 0 S: 3	H: 0 LOB: 0 BB: 0 P: 3	R: 0 E: 0 K: 2 S: 10	H: 3 LOB: 3 BB: 0 P: 10	R: 1 E: 0 K: 0 S: 6	H: 3 LOB: 2 BB: 0 P: 6	R: 1 E: 0 K: 1 S: 8	H: 4 LOB: 2 BB: 0 P: 8	R: 0 E: 0 K: 0 S: 3	H: 1 LOB: 1 BB: 1 P: 7	R: 0 E: 0 K: 1 S: 6	H: 1 LOB: 1 BB: 0 P: 6	R: 2 E: 0 K: 2 S: 8	H: 2 LOB: 0 BB: 1 P: 12	1B: 12 2B: 1 3B: 0 HR: 2	SF: 0 SAC: 2 DP: 2 HBP: 0	WP: 0 PA: 43 PB: 0 SB: 0 CS: 1					
PITCHER	IP 6.2	WLS 2	BF 28	H 9	R 2	ER 2	SO 6	BB 0	IBB 0	HBP 0	BLK 0	WP 0	HR 0	S 40	P 40	ERA 2.70	WHIP 1.350											
Dennis Bennett, L ERA: 3.35 (1, 1)	0.1	2	1	0	0	0	0	0	0	0	0	0	0	2	2	0.00	3.000											
John Wyatt, R ERA: 3.91 (7, 1)	2.0	8	2	0	0	1	0	1	0	0	0	0	0	9	13	0.00	1.000											
Don McMahon, R ERA: 2.74 (8, 1)	1.0	L	5	2	2	2	2	1	0	0	0	0	0	2	8	12	18.00	3.000										
Rollie Sheldon, R ERA: 4.02 (10, 1)																												

AB	39
R	4
H	14
RBI	4
BB	2
SO	9
LOB	22



Batter	1	2	3	4	5	6	7	8	9	10	AB	R	H	RBI	BB	SO	LOB	BOTTOM									
Jose Tartabull, L OBP: 0.286, SLG: 0.327 (1, 8)	6-3			G3			F8		4-3		5	0	1	0	0	0	1	Minnesota Twins @ Boston Red Sox Fenway Park, Boston, MA Sat Aug 20 1966, 7:05 PM EDT Att. 11,716 - Unknown									
Joe Foy, R OBP: 0.352, SLG: 0.416 (1, 5)	F7			K		1B	BB		9-3		4	0	0	0	1	1	1										
Carl Yastrzemski, L OBP: 0.360, SLG: 0.429 (1, 7)	1B			PO		BB					4	0	3	1	1	0	0										
Tony Conigliaro, R OBP: 0.342, SLG: 0.520 (1, 9)	2B			PO		BB					5	0	2	0	0	0	3										
George Scott, R OBP: 0.326, SLG: 0.452 (1, 3)		F4				1B			K		5	0	1	0	0	1	2										
Dalton Jones, L OBP: 0.316, SLG: 0.391 (1, 4)				1B		BB			F7		3	0	0	0	1	0	2										
Eddie Kasko, R OBP: 0.287, SLG: 0.305 (1, 6)		F8				F8			F7		3	0	0	0	1	0	2										
Mike Ryan, R OBP: 0.262, SLG: 0.276 Bob Tillman, R OBP: 0.299, SLG: 0.353 (9, 2)											3	0	1	0	0	0	1										
											1	1	1	1	0	0	0										
Dennis Bennett, L OBP: 0.277, SLG: 0.077 (1, 1)											2	1	1	0	0	0	1		2								
John Wyatt, R ERA: 3.91 (7, 1)											0	0	0	0	0	0	0	0									
Lenny Green, L OBP: 0.311, SLG: 0.317 (7, 9)											1	0	0	0	0	0	0	0									
Don McMahon, R OBP: 0.143, SLG: 0.154 (8, 1)											0	0	0	0	0	0	0	0									
Don Demeter, R OBP: 0.292, SLG: 0.486 (9, 9)											1	0	0	0	0	0	0	0									
Rollie Sheldon, R ERA: 4.02 (10, 1)											0	0	0	0	0	0	0	0									
Inning Stats	R: 0 E: 0 K: 0 S: 4	H: 2 LOB: 2 BB: 0 P: 4	R: 0 E: 0 K: 1 S: 6	H: 1 LOB: 2 BB: 1 P: 10	R: 0 E: 0 K: 1 S: 4	H: 0 LOB: 0 BB: 1 P: 8	R: 0 E: 0 K: 0 S: 4	H: 1 LOB: 1 BB: 0 P: 4	R: 1 E: 0 K: 0 S: 5	H: 2 LOB: 2 BB: 1 P: 9	R: 0 E: 0 K: 1 S: 5	H: 0 LOB: 1 BB: 1 P: 9	R: 0 E: 0 K: 0 S: 3	H: 1 LOB: 0 BB: 0 P: 3	R: 0 E: 0 K: 0 S: 4	H: 1 LOB: 1 BB: 0 P: 4	R: 1 E: 0 K: 0 S: 4	H: 1 LOB: 0 BB: 0 P: 4	R: 0 E: 0 K: 0 S: 4	H: 1 LOB: 1 BB: 0 P: 4	1B: 8 2B: 2 3B: 0 HR: 1	SF: 0 SAC: 0 DP: 1 HBP: 0	WP: 1 PA: 42 PB: 0 SB: 1 CS: 0				
PITCHER	IP 8.1	WLS 3	BF 35	H 9	R 2	ER 2	SO 3	BB 4	IBB 0	HBP 0	BLK 0	WP 1	HR 1	S 37	P 53	ERA 2.16	WHIP 1.560										
Jim Perry, R ERA: 2.62 (1, 1)	1.2	W	6	1	0	0	0	0	0	0	0	0	0	6	6	0.00	0.600										
Al Worthington, R ERA: 2.0 (9, 1)																											

AB	37
R	2
H	10
RBI	2
BB	4
SO	3
LOB	14



Batter	1	2	3	4	5	6	7	8	9	AB	R	H	RBI	BB	SO	LOB	TOP			
Zoilo Versalles, R OBP: 0.303, SLG: 0.362										4	0	0	0	0	1	0	Minnesota Twins @ Boston Red Sox Fenway Park, Boston, MA Sun Aug 21 1966, 3:33 AM EDT Att: 11,928 - Unknown			
Cesar Tovar, R OBP: 0.330, SLG: 0.354										2	1	0	0	2	1	0				
Tony Oliva, L OBP: 0.369, SLG: 0.544										4	1	1	0	0	3	1				
Harmon Killebrew, R OBP: 0.401, SLG: 0.531										3	1	2	2	1	0	0				
Don Mincher, L OBP: 0.321, SLG: 0.400										4	1	1	1	0	0	3				
Earl Battey, R OBP: 0.331, SLG: 0.332										3	0	1	0	1	0	0				
Andy Kosco, R OBP: 0.253, SLG: 0.298										4	0	0	0	0	3	3				
Ted Uhlaender, L OBP: 0.250, SLG: 0.266										4	0	1	1	0	0	0				
Dave Boswell, R OBP: 0.159, SLG: 0.161										2	0	0	0	0	0	2				
Dwight Siebler, R (7, PH)										0	0	0	0	0	0	0				
Jimmie Hall, L OBP: 0.260, SLG: 0.435										1	0	0	0	0	1	0				
Pete Cimino, R (7, 1)										0	0	0	0	0	0	0				
Johnny Klippstein, R (7, 1)										0	0	0	0	0	0	0				
Inning Stats	R: 0 E: 0 K: 2 S: 7	H: 0 LOB: 0 BB: 0 P: 7	R: 0 E: 0 K: 1 S: 5	H: 0 LOB: 1 BB: 1 P: 9	R: 0 E: 0 K: 0 S: 3	H: 0 LOB: 0 BB: 0 P: 3	R: 4 E: 0 K: 0 S: 7	H: 5 LOB: 1 BB: 1 P: 11	R: 0 E: 0 K: 1 S: 5	H: 0 LOB: 2 BB: 2 P: 13	R: 0 E: 0 K: 2 S: 7	H: 0 LOB: 0 BB: 0 P: 7	R: 0 E: 0 K: 1 S: 5	H: 1 LOB: 0 BB: 0 P: 5	R: 0 E: 0 K: 1 S: 5	H: 0 LOB: 0 BB: 0 P: 5	1B: 5 2B: 1 3B: 0 HR: 0	SF: 0 SAC: 0 DP: 2 HBP: 0	WP: 0 PB: 0 SB: 1 CS: 0	PA: 35
PITCHER	IP WLS BF H R ER SO BB IBB HBP BLK WP HR S P ERA WHIP																			
Jim Lonborg, R ERA: 4.7	(1, 1) 3.0 15 4 4 4 3 2 0 0 0 0 0 0 0 8 16 12.00 2.000																			
Hank Fischer, R ERA: 5.09	(4, 1) 2.0 8 1 0 0 1 2 0 0 0 0 0 0 0 8 16 0.00 1.500																			
Bill Short, L ERA: 2.79	(6, 1) 1.0 3 0 0 0 1 0 0 0 0 0 0 0 5 5 0.00 0.000																			
John Wyatt, R ERA: 3.76	(7, 1) 3.0 W 9 1 0 0 4 0 0 0 0 0 0 0 17 17 0.00 0.333																			

AB	31
R	4
H	6
RBI	4
BB	4
SO	9
LOB	9



Batter	1	2	3	4	5	6	7	8	9	AB	R	H	RBI	BB	SO	LOB	BOTTOM			
Dalton Jones, L OBP: 0.308, SLG: 0.380										5	0	0	0	0	0	3	Minnesota Twins @ Boston Red Sox Fenway Park, Boston, MA Sun Aug 21 1966, 3:33 AM EDT Att: 11,928 - Unknown			
Joe Foy, R OBP: 0.356, SLG: 0.420										4	0	3	1	1	0	0				
Carl Yastrzemski, L OBP: 0.364, SLG: 0.432										5	1	4	0	0	0	0				
Tony Conigliaro, R OBP: 0.339, SLG: 0.515										4	2	0	0	0	1	5				
Don Demeter, R OBP: 0.295, SLG: 0.489										4	1	2	0	0	0	2				
George Scott, R OBP: 0.329, SLG: 0.454										3	1	2	1	1	0	1				
Bob Tillman, R OBP: 0.298, SLG: 0.353										3	0	1	2	0	0	2				
George Smith, R OBP: 0.279, SLG: 0.347										3	1	1	0	0	0	3				
Jim Lonborg, R ERA: 4.7	(1, 1) 3.0 15 4 4 4 3 2 0 0 0 0 0 0 8 16 12.00 2.000																			
Hank Fischer, R ERA: 5.09	(4, 1) 2.0 8 1 0 0 1 2 0 0 0 0 0 0 8 16 0.00 1.500																			
Eddie Kosco, R ERA: 2.85	(6, 1) 1.0 3 0 0 0 1 0 0 0 0 0 0 0 5 5 0.00 0.000																			
Bill Short, L ERA: 2.79	(6, 1) 1.0 3 0 0 0 1 0 0 0 0 0 0 0 5 5 0.00 0.000																			
Lenny Green, L OBP: 0.298, SLG: 0.353	(6, 1) 1.0 3 0 0 0 1 0 0 0 0 0 0 0 5 5 0.00 0.000																			
John Wyatt, R ERA: 3.76	(7, 1) 3.0 W 9 1 0 0 4 0 0 0 0 0 0 0 17 17 0.00 0.333																			
Inning Stats	R: 0 E: 0 K: 0 S: 3	H: 1 LOB: 0 BB: 0 P: 3	R: 0 E: 0 K: 0 S: 4	H: 1 LOB: 1 BB: 0 P: 4	R: 1 E: 0 K: 1 S: 8	H: 3 LOB: 2 BB: 0 P: 8	R: 0 E: 0 K: 0 S: 4	H: 1 LOB: 1 BB: 0 P: 4	R: 0 E: 0 K: 0 S: 3	H: 0 LOB: 0 BB: 0 P: 3	R: 3 E: 0 K: 0 S: 6	H: 3 LOB: 2 BB: 1 P: 11	R: 2 E: 0 K: 0 S: 6	H: 3 LOB: 2 BB: 1 P: 10	R: 0 E: 0 K: 1 S: 6	H: 2 LOB: 2 BB: 0 P: 6	1B: 13 2B: 1 3B: 0 HR: 0	SF: 1 SAC: 1 DP: 0 HBP: 1	WP: 0 PB: 0 SB: 0 CS: 0	PA: 39
PITCHER	IP WLS BF H R ER SO BB IBB HBP BLK WP HR S P ERA WHIP																			
Dave Boswell, R ERA: 3.2	(1, 1) 5.1 24 8 4 4 1 1 0 0 0 0 0 0 25 29 6.75 1.688																			
Dwight Siebler, R ERA: 2.85	(6, 1) 0.2 4 1 0 0 0 0 0 0 1 0 0 0 3 4 0.00 1.500																			
Pete Cimino, R ERA: 2.96	(7, 1) 0.2 L 6 3 2 2 0 1 0 0 0 0 0 0 5 9 27.00 6.000																			
Johnny Klippstein, R ERA: 3.16	(7, 1) 1.1 5 2 0 0 1 0 0 0 0 0 0 0 7 7 0.00 1.500																			

AB	34
R	6
H	14
RBI	6
BB	2
SO	2
LOB	16



Batter	1	2	3	4	5	6	7	8	9	AB	R	H	RBI	BB	SO	LOB	TOP								
Bert Campaneris, R OBP: 0.308, SLG: 0.398 (1, 6)										4	0	1	0	1	0	0	Kansas City Athletics @ Boston Red Sox Fenway Park, Boston, MA Wed Aug 24 1966, 7:05 PM EDT Unknown								
Jim Gosger, L OBP: 0.322, SLG: 0.352 (1, 7)										3	1	0	0	1	1	2									
Mike Hershberger, R OBP: 0.315, SLG: 0.363 (1, 9)										3	1	1	1	1	0	1									
Danny Cater, R OBP: 0.294, SLG: 0.360 (1, 3)										2	1	0	0	2	1	0									
Roger Repoz, L OBP: 0.318, SLG: 0.385 (1, 8)										4	1	2	2	0	1	3									
Ed Charles, R OBP: 0.322, SLG: 0.427 (1, 5)										4	0	0	0	0	2	2									
Dick Green, R OBP: 0.311, SLG: 0.372 (1, 4)										3	0	0	0	0	1	1									
Phil Roof, R OBP: 0.291, SLG: 0.332 (1, 2)										4	0	1	0	0	1	2									
Jim Nash, R OBP: 0.091, SLG: 0.121 (1, 1)										3	0	0	0	0	1	1									
Jack Aker, R OBP: 0.077, SLG: 0.154 (7, 1)										1	0	0	0	0	1	0									
Inning Stats	R: 0 H: 1 E: 0 K: 2 S: 7	H: 1 LOB: 2 BB: 2 P: 15	R: 0 H: 1 E: 0 K: 0 S: 4	H: 1 LOB: 1 BB: 0 P: 4	R: 0 H: 0 E: 0 K: 1 S: 3	H: 0 LOB: 0 BB: 0 P: 3	R: 0 H: 0 E: 0 K: 1 S: 5	H: 0 LOB: 1 BB: 1 P: 9	R: 0 H: 0 E: 0 K: 1 S: 5	H: 0 LOB: 0 BB: 0 P: 5	R: 4 H: 2 E: 1 K: 1 S: 8	H: 2 LOB: 0 BB: 1 P: 12	R: 0 H: 0 E: 0 K: 0 S: 3	H: 0 LOB: 1 BB: 0 P: 4	R: 0 H: 1 E: 0 K: 3 S: 10	H: 1 LOB: 2 BB: 0 P: 11	R: 0 H: 0 E: 0 K: 1 S: 4	H: 0 LOB: 0 BB: 1 P: 8	1B: 1 2B: 4 3B: 0 HR: 1	SF: 0 SAC: 0 DP: 1 HBP: 2	WP: 1 PB: 0 SB: 1 CS: 2	PA: 38			
PITCHER	IP	WLS	BF	H	R	ER	SO	BB	IBB	HBP	BLK	WP	HR	S	P	ERA	WHIP								
Darrell Brandon, R ERA: 3.97 (1, 1)	7.0	L	30	4	4	3	5	4	0	1	0	0	1	35	52	3.86	1.143								
John Wyatt, R ERA: 3.67 (8, 1)	2.0		8	1	0	0	4	1	0	1	0	1	0	14	19	0.00	1.000								

AB	31
R	4
H	5
RBI	3
BB	5
SO	9
LOB	12



Batter	1	2	3	4	5	6	7	8	9	AB	R	H	RBI	BB	SO	LOB	BOTTOM								
Dalton Jones, L OBP: 0.307, SLG: 0.383 (1, 4)										4	1	1	0	0	1	1	Kansas City Athletics @ Boston Red Sox Fenway Park, Boston, MA Wed Aug 24 1966, 7:05 PM EDT Unknown								
Joe Foy, R OBP: 0.358, SLG: 0.423 (1, 5)										4	1	2	1	0	1	0									
Carl Yastrzemski, L OBP: 0.362, SLG: 0.429 (1, 7)										4	0	0	0	0	0	2									
Tony Conigliaro, R OBP: 0.338, SLG: 0.515 (1, 9)										4	0	1	1	0	2	1									
Don Demeter, R OBP: 0.294, SLG: 0.490 (1, 8)										4	0	1	0	0	1	2									
George Scott, R OBP: 0.328, SLG: 0.451 (1, 3)										3	0	0	0	1	0	1									
Eddie Kasko, R OBP: 0.291, SLG: 0.309 (1, 6)										4	0	2	0	0	0	2									
Mike Ryan, R OBP: 0.259, SLG: 0.273 (1, 2)										3	0	0	0	0	1	2									
Darrell Brandon, R OBP: 0.188, SLG: 0.241 (1, 1)										2	0	0	0	0	0	1									
Lenny Green, L OBP: 0.341, SLG: 0.328 (7, PH)										1	0	1	0	0	0	0									
John Wyatt, R ERA: 1.62 (8, 1)										0	0	0	0	0	0	0									
Inning Stats	R: 0 H: 0 E: 0 K: 2 S: 7	H: 1 LOB: 1 BB: 1 P: 9	R: 0 H: 0 E: 0 K: 1 S: 5	H: 0 LOB: 0 BB: 0 P: 5	R: 0 H: 1 E: 0 K: 0 S: 4	H: 1 LOB: 1 BB: 0 P: 4	R: 0 H: 1 E: 0 K: 0 S: 4	H: 1 LOB: 1 BB: 0 P: 4	R: 2 H: 3 E: 0 K: 1 S: 8	H: 3 LOB: 1 BB: 0 P: 8	R: 0 H: 2 E: 0 K: 0 S: 4	H: 2 LOB: 1 BB: 0 P: 4	R: 0 H: 0 E: 0 K: 1 S: 5	H: 0 LOB: 0 BB: 0 P: 5	R: 0 H: 0 E: 0 K: 0 S: 3	H: 0 LOB: 0 BB: 0 P: 3	1B: 4 2B: 4 3B: 0 HR: 0	SF: 0 SAC: 0 DP: 2 HBP: 0	WP: 0 PB: 0 SB: 0 CS: 0	PA: 34					
PITCHER	IP	WLS	BF	H	R	ER	SO	BB	IBB	HBP	BLK	WP	HR	S	P	ERA	WHIP								
Jim Nash, R ERA: 2.88 (1, 1)	6.0	W	24	6	2	2	5	1	0	0	0	0	0	33	37	3.00	1.167								
Jack Aker, R ERA: 1.62 (7, 1)	3.0	S	10	2	0	0	1	0	0	0	0	0	0	12	12	0.00	0.667								



Batter	1	2	3	4	5	6	7	8	9	AB	R	H	RBI	BB	SO	LOB	TOP										
Bert Campaneris, R OBP: 0.309, SLG: 0.398 (1, 6)										5	2	2	0	0	1	2											
Jim Gosger, L OBP: 0.320, SLG: 0.359 (1, 7)										5	2	1	2	0	0	3											
Mike Hershberger, R OBP: 0.319, SLG: 0.366 (1, 9)										5	1	3	3	0	0	0											
Danny Cater, R OBP: 0.293, SLG: 0.358 (1, 3)										5	1	1	0	0	0	2											
Roger Repoz, L OBP: 0.314, SLG: 0.381 (1, 8)										3	0	0	1	0	1	1											
Ed Charles, R OBP: 0.327, SLG: 0.442 (1, 5)										4	1	3	2	0	0	0											
Dick Green, R OBP: 0.310, SLG: 0.371 Ossie Chavarria, R OBP: 0.290, SLG: 0.279 (3, 4)										2	0	0	0	0	2	0											
Phil Roof, R OBP: 0.290, SLG: 0.329 (1, 2)										3	1	0	0	1	2	1											
Lew Krausse, R OBP: 0.238, SLG: 0.205 (1, 1)										3	0	1	0	0	1	1											
Inning Stats	R: 1 E: 0 K: 1 S: 7	H: 2 LOB: 1 BB: 0 P: 7	R: 0 E: 0 K: 2 S: 7	H: 0 LOB: 0 BB: 0 P: 7	R: 5 E: 1 K: 1 S: 10	H: 4 LOB: 0 BB: 0 P: 10	R: 2 E: 0 K: 1 S: 6	H: 1 LOB: 1 BB: 1 P: 10	R: 0 E: 0 K: 0 S: 4	H: 1 LOB: 1 BB: 0 P: 4	R: 0 E: 0 K: 0 S: 3	H: 0 LOB: 0 BB: 0 P: 3	R: 0 E: 0 K: 2 S: 8	H: 1 LOB: 1 BB: 0 P: 8	R: 0 E: 0 K: 0 S: 4	H: 1 LOB: 1 BB: 0 P: 4	1B: 9 2B: 0 3B: 0 HR: 2	SF: 1 SAC: 1 DP: 0 HBP: 0	WP: 0 PB: 0 SB: 3 CS: 0	PA: 40							
PITCHER	IP	WLS	BF	H	R	ER	SO	BB	IBB	HBP	BLK	WP	HR	S	P	ERA	WHIP										
Jose Santiago, R ERA: 3.58 (1, 1)	2.2	L	15	6	6	2	3	0	0	0	0	0	1	21	21	6.75	2.250										
Dan Osinski, R ERA: 3.95 (3, 1)	0.1		1	0	0	0	1	0	0	0	0	0	0	3	3	0.00	0.000										
Rollie Sheldon, R ERA: 4.09 (4, 1)	2.0		9	2	2	2	1	1	0	0	0	0	1	10	14	9.00	1.500										
Bill Short, L ERA: 2.86 (6, 1)	2.0		7	1	0	0	0	0	0	0	0	0	0	7	7	0.00	0.500										
Jim Lomborg, R ERA: 4.63 (8, 1)	2.0		8	2	0	0	2	0	0	0	0	0	0	12	12	0.00	1.000										

Kansas City Athletics @ Boston Red Sox
Fenway Park, Boston, MA
Wed Aug 24 1966, 7:05 PM EDT
Att: 18,666 - Unknown

AB 37
R 8
H 11
RBI 8
BB 1
SO 7
LOB 12



Batter	1	2	3	4	5	6	7	8	9	AB	R	H	RBI	BB	SO	LOB	BOTTOM										
Jose Tartabull, L OBP: 0.321, SLG: 0.322 (1, 8)										4	0	0	0	0	1	4											
Joe Foy, R OBP: 0.357, SLG: 0.421 (1, 5)										4	0	1	2	0	0	0											
Carl Yastrzemski, L OBP: 0.359, SLG: 0.425 (1, 7)										4	0	0	0	0	2	2											
Tony Conigliaro, R OBP: 0.337, SLG: 0.515 (1, 9)										4	0	1	0	0	0	0											
George Scott, R OBP: 0.328, SLG: 0.448 (1, 3)										3	0	0	0	1	0	1											
Dalton Jones, L OBP: 0.306, SLG: 0.380 (1, 4)										4	1	1	0	0	0	1											
Eddie Kasko, R OBP: 0.290, SLG: 0.302 (1, 6)										3	1	0	0	1	0	0											
Bob Tillman, R OBP: 0.305, SLG: 0.376 (1, 2)										2	1	1	1	1	0	0											
Jose Santiago, R OBP: 0.185, SLG: 0.173 (3, 1)										0	0	0	0	0	0	0											
Dan Osinski, R OBP: 0.267, SLG: 0.267 (3, PH)										1	0	0	0	0	1	0											
George Scott, R OBP: 0.328, SLG: 0.448 (4, 1)										0	0	0	0	0	0	0											
Rollie Sheldon, R OBP: 0.357, SLG: 0.395 (4, PH)										1	0	0	0	0	0	0											
Don Diemeter, R OBP: 0.222, SLG: 0.488 (5, PH)										1	0	0	0	0	0	3											
Bill Short, L OBP: 0.290, SLG: 0.291 (6, 1)										0	0	0	0	0	0	0											
Mike Ryan, R OBP: 0.231, SLG: 0.276 (7, PH)										1	0	1	0	0	0	0											
Jim Lomborg, R OBP: 0.125, SLG: 0.179 (8, 1)										0	0	0	0	0	0	0											
Inning Stats	R: 0 E: 0 K: 1 S: 5	H: 0 LOB: 0 BB: 0 P: 5	R: 0 E: 0 K: 0 S: 2	H: 0 LOB: 0 BB: 1 P: 6	R: 1 E: 0 K: 1 S: 6	H: 1 LOB: 0 BB: 0 P: 6	R: 0 E: 0 K: 0 S: 4	H: 1 LOB: 1 BB: 0 P: 4	R: 2 E: 0 K: 0 S: 5	H: 2 LOB: 2 BB: 2 P: 13	R: 0 E: 0 K: 0 S: 3	H: 0 LOB: 0 BB: 0 P: 3	R: 0 E: 0 K: 1 S: 6	H: 1 LOB: 1 BB: 0 P: 6	R: 0 E: 0 K: 1 S: 5	H: 0 LOB: 0 BB: 0 P: 5	R: 0 E: 0 K: 0 S: 3	H: 0 LOB: 0 BB: 0 P: 3	1B: 3 2B: 1 3B: 0 HR: 1	SF: 0 SAC: 0 DP: 1 HBP: 0	WP: 0 PB: 0 SB: 0 CS: 0	PA: 34					
PITCHER	IP	WLS	BF	H	R	ER	SO	BB	IBB	HBP	BLK	WP	HR	S	P	ERA	WHIP										
Lew Krausse, R ERA: 3.2 (1, 1)	9.0	W	34	5	3	3	4	3	0	0	0	0	1	39	51	3.00	0.889										

Kansas City Athletics @ Boston Red Sox
Fenway Park, Boston, MA
Wed Aug 24 1966, 7:05 PM EDT
Att: 18,666 - Unknown

AB 31
R 3
H 5
RBI 3
BB 3
SO 4
LOB 11



Batter	1	2	3	4	5	6	7	8	9	AB	R	H	RBI	BB	SO	LOB	TOP				
Bert Campaneris, R (1, 6) OBP: 0.305, SLG: 0.392 Lew Krausse, R (9, PH) OBP: 0.233, SLG: 0.200	0-0 4-3		0-0 G3 1B		0-0		0-0 FC		0-0	4	0	1	0	0	0	3	Kansas City Athletics @ Boston Red Sox Fenway Park, Boston, MA Thu Aug 25 1966, 3:38 AM EDT Att: 8,321 - Unknown livebaseballscorecards.com				
Jim Gosger, L (1, 7) OBP: 0.318, SLG: 0.354	0-0 1-3		0-0 G3 1-2			4-0 FC1-6 BB	0-0 G3			3	0	0	0	1	0	3					
Mike Hershberger, R (1, 9) OBP: 0.319, SLG: 0.365	0-0 1B 1B		0-0 6-3			0-0 F9		0-0 F7		4	0	1	0	0	0	2					
Danny Cater, R (1, 3) OBP: 0.296, SLG: 0.362 (4, 5)	0-0 1-2 1B			0-0 L7		0-0 FC1-6 BB 1-2		0-0 F8		4	0	1	0	0	0	1					
Roger Repoz, L (1, 8) OBP: 0.318, SLG: 0.378	0-0 F6			0-3 K		4-0 BB 1-2		0-0 1B		3	0	1	0	1	1	2					
Ed Charles, R (1, 5) OBP: 0.329, SLG: 0.453 Tim Talton, L (4, 3) OBP: 0.385, SLG: 0.654		0-0 F9		0-0 1-3		0-0 4-3		0-3 K		2	0	0	0	0	0	0					
Ossie Chavarria, R (1, 4) OBP: 0.299, SLG: 0.289		0-0 G6-4-3 1B			0-0 F8		0-0 FC E 1B		0-0 F8	4	0	2	0	0	0	0					
Phil Roof, R (1, 2) OBP: 0.295, SLG: 0.344		0-0 G6-4-3 1-2			0-0 4-3 2B		0-0 E5 FC 1-2		0-0 HR	4	1	2	1	0	0	2					
Paul Lindblad, L (1, 1) OBP: 0.179, SLG: 0.222 Larry Siehl, L (5, PH) OBP: 0.262, SLG: 0.379 Vern Handrahan, L (5, 1) OBP: 0.295, SLG: 0.261 Don Blasingame, L (7, PH) OBP: 0.295, SLG: 0.261 Wes Stock, R (7, 1) OBP: 0.295, SLG: 0.261 Joe Nossek, R (9, PH) OBP: 0.295, SLG: 0.261			0-3 K		0-0 4-3 2-3		0-3 K		0-0 5-3	1	0	0	0	0	1	0					
Inning Stats	R: 0 E: 0 K: 0 S: 5	H: 2 LOB: 2 BB: 0 P: 5	R: 0 E: 0 K: 0 S: 3	H: 1 LOB: 0 BB: 0 P: 3	R: 0 E: 0 K: 1 S: 6	H: 1 LOB: 1 BB: 0 P: 6	R: 0 E: 0 K: 1 S: 5	H: 0 LOB: 0 BB: 0 P: 5	R: 0 E: 0 K: 0 S: 4	H: 1 LOB: 1 BB: 0 P: 4	R: 0 E: 0 K: 0 S: 3	H: 0 LOB: 2 BB: 2 P: 11	R: 0 E: 1 K: 1 S: 7	H: 1 LOB: 2 BB: 0 P: 7	R: 0 E: 0 K: 1 S: 6	H: 1 LOB: 1 BB: 0 P: 6		R: 1 E: 0 K: 0 S: 4	H: 1 LOB: 0 BB: 0 P: 4	1B: 6 2B: 1 3B: 0 HR: 1	SF: 0 SAC: 0 DP: 1 HBP: 0
PITCHER Hank Fischer, R (1, 1) ERA: 4.72	IP: 9.0 WLS: W BF: 37 H: 8 R: 1 ER: 1 SO: 4 BB: 2 IBB: 0 HBP: 0 BLK: 0 WP: 0 HR: 1 S: 43 P: 51 ERA: 1.00 WHIP: 1.111															PITCHER Hank Fischer, R (1, 1) ERA: 4.72	IP: 9.0 WLS: W BF: 37 H: 8 R: 1 ER: 1 SO: 4 BB: 2 IBB: 0 HBP: 0 BLK: 0 WP: 0 HR: 1 S: 43 P: 51 ERA: 1.00 WHIP: 1.111				

Batter	1	2	3	4	5	6	7	8	9	AB	R	H	RBI	BB	SO	LOB	BOTTOM		
Eddie Kasko, R (1, 6) OBP: 0.292, SLG: 0.298	0-0 F7		0-0 6-3	0-0 F9			0-3 K			4	0	0	0	0	1	1	Kansas City Athletics @ Boston Red Sox Fenway Park, Boston, MA Thu Aug 25 1966, 3:38 AM EDT Att: 8,321 - Unknown livebaseballscorecards.com		
Joe Foy, R (1, 5) OBP: 0.359, SLG: 0.426	4-0 HR BB		0-0 L8	0-0 1-3			4-0 BB			2	1	0	0	2	0	1			
Don Demeter, R (1, 8) OBP: 0.295, SLG: 0.488	0-3 K		0-0 BB 1B 1B			0-0 1B 1B	0-0 F7			4	1	2	0	0	1	2			
Tony Conigliaro, R (1, 9) OBP: 0.343, SLG: 0.520	0-0 1-2 HR		0-0 BB 1B 1B			0-0 L7	0-0 F9			4	2	2	2	0	0	2			
George Scott, R (1, 3) OBP: 0.332, SLG: 0.453	0-0 F7		4-0 1B BB			0-0 G5-4-3 1B		0-0 L8		3	0	1	0	1	0	0			
George Thomas, R (1, 7) OBP: 0.303, SLG: 0.319		0-0 F9	0-0 1-2 2-3 1B			0-0 G5-4-3 1-2 1B		0-0 5-3		4	0	1	2	0	0	2			
Mike Ryan, R (1, 2) OBP: 0.261, SLG: 0.273		0-0 L7	0-0 L8			0-0 L6		4-0 BB		3	0	0	0	1	0	2			
George Smith, R (1, 4) OBP: 0.285, SLG: 0.346		4-0 BB		0-0 L8		0-3 K		4-0 1-2 IBB		2	0	0	0	2	1	0			
Hank Fischer, R (1, 1) OBP: 0.071, SLG: 0.071		0-0 L9		0-0 1B		0-0 6-3		0-3 K		4	0	1	0	0	1	3			
Inning Stats	R: 2 E: 0 K: 1 S: 6	H: 1 LOB: 1 BB: 1 P: 10	R: 0 E: 0 K: 0 S: 3	H: 0 LOB: 1 BB: 1 P: 7	R: 2 E: 0 K: 0 S: 6	H: 3 LOB: 2 BB: 1 P: 10	R: 0 E: 0 K: 0 S: 4	H: 1 LOB: 1 BB: 0 P: 4	R: 0 E: 0 K: 0 S: 4	H: 2 LOB: 1 BB: 0 P: 4	R: 0 E: 0 K: 1 S: 5	H: 0 LOB: 0 BB: 0 P: 5	R: 0 E: 0 K: 1 S: 5	H: 0 LOB: 1 BB: 1 P: 9	R: 0 E: 0 K: 1 S: 5	H: 0 LOB: 2 BB: 2 P: 13		1B: 6 2B: 0 3B: 0 HR: 1	SF: 0 SAC: 0 DP: 1 HBP: 0
PITCHER Paul Lindblad, L (1, 1) ERA: 4.69 Vern Handrahan, R (5, 1) ERA: 4.7 Wes Stock, R (7, 1) ERA: 3.56	IP: 4.0 WLS: L BF: 20 H: 5 R: 4 ER: 4 SO: 4 BB: 3 IBB: 0 HBP: 0 BLK: 0 WP: 0 HR: 1 S: 19 P: 31 ERA: 9.00 WHIP: 2.000															PITCHER Paul Lindblad, L (1, 1) ERA: 4.69 Vern Handrahan, R (5, 1) ERA: 4.7 Wes Stock, R (7, 1) ERA: 3.56	IP: 4.0 WLS: L BF: 20 H: 5 R: 4 ER: 4 SO: 4 BB: 3 IBB: 0 HBP: 0 BLK: 0 WP: 0 HR: 1 S: 19 P: 31 ERA: 9.00 WHIP: 2.000		

Batter	1	2	3	4	5	6	7	8	9	10	11	12	AB	R	H	RBI	BB	SO	LOB	TOP
Jose Tartabull, L OBP: 0.285, SLG: 0.327 (1, 8)	F7		F9			4-1		G3			F7			5	0	0	0	0	0	2
Joe Foy, R OBP: 0.358, SLG: 0.422 (10, 6)	K			F7			P3		2B BB		K			4	1	0	0	1	2	0
Carl Yastrzemski, L OBP: 0.354, SLG: 0.421 (1, 7)	P6			F8			F8		L5-6 1H 2B		4-3			5	0	1	1	0	0	0
Tony Conigliaro, R OBP: 0.340, SLG: 0.515 (1, 9)		5-3		P4			6-3		L5-6 2-3			G3		5	0	0	0	0	0	1
George Scott, R OBP: 0.332, SLG: 0.451 (1, 3)		P4				K			BB 1B		F8	G4-6-3 BB		4	1	1	0	1	1	0
Dalton Jones, L OBP: 0.386, SLG: 0.387 (1, 4)					F9			B3				G4-6-3 1-2		5	0	2	0	0	0	2
Bob Tillman, R OBP: 0.307, SLG: 0.385 (1, 2)		K			F7			1B 1-2 BB			L7			3	0	0	0	1	1	2
George Smith, R OBP: 0.285, SLG: 0.346 (1, 6)			K				F9				4-3			3	0	1	1	0	1	0
Lenny Green, L OBP: 0.336, SLG: 0.323 (10, PH)			K					1-2 2-H 1B						1	0	0	0	0	0	1
George Thomas, R OBP: 0.303, SLG: 0.319 (10, 5)			K											0	0	0	0	0	0	0
Lee Stange, R OBP: 0.283, SLG: 0.283 (9, 1)			K											3	0	0	0	0	3	2
Don McMahon, R OBP: 0.143, SLG: 0.154 (9, 1)														0	0	0	0	0	0	0
Bill Short, L OBP: 0.150, SLG: 0.091 (9, 1)														0	0	0	0	0	0	0
John Wyatt, R OBP: 0.150, SLG: 0.091 (9, 1)														0	0	0	0	0	0	0
Don Demeter, R OBP: 0.149, SLG: 0.088 (10, PH)														1	0	0	0	0	0	1
Dick Stigman, L OBP: 0.287, SLG: 0.287 (10, 1)														0	0	0	0	0	0	0
Joe Santiago, R OBP: 0.189, SLG: 0.173 (10, 1)														0	0	0	0	0	0	0
Inning Stats	R: 0 E: 0 K: 1 S: 5	H: 0 LOB: 0 BB: 0 P: 5	R: 0 E: 0 K: 1 S: 6	H: 1 LOB: 1 BB: 0 P: 6	R: 0 E: 0 K: 2 S: 7	H: 0 LOB: 0 BB: 0 P: 7	R: 0 E: 0 K: 0 S: 3	H: 0 LOB: 0 BB: 0 P: 3	R: 0 E: 0 K: 1 S: 5	H: 0 LOB: 0 BB: 0 P: 5	R: 0 E: 0 K: 0 S: 3	H: 1 LOB: 1 BB: 0 P: 4	R: 0 E: 0 K: 0 S: 2	H: 0 LOB: 0 BB: 1 P: 6	1B: 3 2B: 2 3B: 1 HR: 0	SF: 0 SAC: 0 DP: 2 HBP: 0	WP: 0 PB: 0 SB: 1 CS: 0	PA: 42		
PITCHER	IP WLS BF H R ER SO BB IBB HBP BLK WP HR S P ERA WHIP	IP WLS BF H R ER SO BB IBB HBP BLK WP HR S P ERA WHIP	IP WLS BF H R ER SO BB IBB HBP BLK WP HR S P ERA WHIP	IP WLS BF H R ER SO BB IBB HBP BLK WP HR S P ERA WHIP	IP WLS BF H R ER SO BB IBB HBP BLK WP HR S P ERA WHIP	IP WLS BF H R ER SO BB IBB HBP BLK WP HR S P ERA WHIP	IP WLS BF H R ER SO BB IBB HBP BLK WP HR S P ERA WHIP	IP WLS BF H R ER SO BB IBB HBP BLK WP HR S P ERA WHIP	IP WLS BF H R ER SO BB IBB HBP BLK WP HR S P ERA WHIP	IP WLS BF H R ER SO BB IBB HBP BLK WP HR S P ERA WHIP	IP WLS BF H R ER SO BB IBB HBP BLK WP HR S P ERA WHIP	IP WLS BF H R ER SO BB IBB HBP BLK WP HR S P ERA WHIP	IP WLS BF H R ER SO BB IBB HBP BLK WP HR S P ERA WHIP							
John Miller, R ERA: 4.54 (1, 1)	29	3	2	2	7	2	0	0	0	0	0	0	0	2.25	0.625					
Eddie Fisher, R ERA: 2.32 (9, 1)	1.0	3	1	0	0	0	0	0	0	0	3	3	0.00	1.000						
Wally Bunker, R ERA: 4.49 (10, 1)	2.0	7	1	0	0	1	0	0	0	0	9	9	0.00	0.500						
Moe Drabowsky, R ERA: 2.9 (12, 1)	1.0	W	3	0	0	0	1	0	0	0	2	6	0.00	1.000						

Boston Red Sox @ Baltimore Orioles
Memorial Stadium, Baltimore, MD
Fri-Aug 26 1966, 7:05 PM EDT
Alt. 13,657 - Unknown

AB 39
R 2
H 5
RBI 2
BB 3
SO 8
LOB 11



Batter	1	2	3	4	5	6	7	8	9	10	11	12	AB	R	H	RBI	BB	SO	LOB	BOTTOM
Luis Aparicio, R OBP: 0.304, SLG: 0.377 (1, 6)	6-3		FC6-4 SH1-3 1B		5-3		SH1-4 1-2		6-3	F7		1B BB 1-2 2-3		5	0	1	0	1	0	2
Russ Snyder, L OBP: 0.387, SLG: 0.424 (1, 7)	1-3		SH1-3		F8		4-3		HBP FC3-2 BB	G3		1B 1-2 2-3 SH		5	0	1	1	1	0	3
Frank Robinson, R OBP: 0.408, SLG: 0.634 (1, 9)	1B		FC6-4 HBP				BB		FC3-2 1-2 HBP IBB		6-3			2	0	1	0	3	0	0
Brooks Robinson, R OBP: 0.339, SLG: 0.464 (1, 5)	F7		FC6-4 1-2 2-3		P6		P5		FC3-2 1-2 2-3 HBP			2B		5	0	1	0	0	0	6
Curt Blefary, L OBP: 0.373, SLG: 0.464 (1, 3)		K			P5		G3		FC3-2 1-2 2-3 HBP					5	0	0	0	0	1	5
Wally Bunker, R OBP: 0.171, SLG: 0.158 (10, 1)							G3							0	0	0	0	0	0	0
Sam Bowers, R OBP: 0.280, SLG: 0.365 (11, PH)												G6-4-3 IBB		0	0	0	0	1	0	0
Moe Drabowsky, R OBP: 0.375, SLG: 0.357 (12, 1)														0	0	0	0	0	0	0
Bob Johnson, R OBP: 0.280, SLG: 0.278 (1, 4)		1B 1B			6-3		E6		P3	P4		G6-4-3 1-2		6	0	1	0	0	0	5
Paul Blair, R OBP: 0.287, SLG: 0.382 (1, 8)							F8		F8		SH5-4 BB			5	1	3	0	1	0	1
Larry Haney, R OBP: 0.178, SLG: 0.250 (1, 2)		1B					4-3 1B													
Vic Roznovsky, L OBP: 0.337, SLG: 0.351 (9, PH)		P6			4-3		P6					SH1-3		3	0	0	0	0	0	4
John Miller, R OBP: 0.111, SLG: 0.111 (9, 1)														1	1	1	1	0	0	0
Boog Powell, L OBP: 0.380, SLG: 0.574 (10, 3)		1-3			6-3		4-3 SH1-4 1B		HR			1B BB		3	0	1	0	0	0	3
Inning Stats	R: 0 E: 0 K: 0 S: 4	H: 1 LOB: 1 BB: 0 P: 4	R: 0 E: 0 K: 1 S: 7	H: 2 LOB: 2 BB: 0 P: 7	R: 0 E: 0 K: 0 S: 4	H: 1 LOB: 1 BB: 0 P: 4	R: 0 E: 0 K: 0 S: 3	H: 0 LOB: 0 BB: 0 P: 7	R: 0 E: 1 K: 0 S: 4	H: 0 LOB: 1 BB: 0 P: 4	R: 0 E: 0 K: 0 S: 3	H: 1 LOB: 2 BB: 2 P: 8	R: 0 E: 0 K: 0 S: 3	H: 0 LOB: 2 BB: 2 P: 11	1B: 8 2B: 1 3B: 0 HR: 2	SF: 0 SAC: 4 DP: 1 HBP: 2	WP: 1 PB: 0 SB: 0 CS: 0	PA: 56		
PITCHER	IP WLS BF H R ER SO BB IBB HBP BLK WP HR S P ERA WHIP	IP WLS BF H R ER SO BB IBB HBP BLK WP HR S P ERA WHIP	IP WLS BF H R ER SO BB IBB HBP BLK WP HR S P ERA WHIP	IP WLS BF H R ER SO BB IBB HBP BLK WP HR S P ERA WHIP	IP WLS BF H R ER SO BB IBB HBP BLK WP HR S P ERA WHIP	IP WLS BF H R ER SO BB IBB HBP BLK WP HR S P ERA WHIP	IP WLS BF H R ER SO BB IBB HBP BLK WP HR S P ERA WHIP	IP WLS BF H R ER SO BB IBB HBP BLK WP HR S P ERA WHIP	IP WLS BF H R ER SO BB IBB HBP BLK WP HR S P ERA WHIP	IP WLS BF H R ER SO BB IBB HBP BLK WP HR S P ERA WHIP	IP WLS BF H R ER SO BB IBB HBP BLK WP HR S P ERA WHIP	IP WLS BF H R ER SO BB IBB HBP BLK WP HR S P ERA WHIP	IP WLS BF H R ER SO BB IBB HBP BLK WP HR S P ERA WHIP							
Lee Stange, R ERA: 3.98 (1, 1)	8.0	36	8	2	2	1	2	0	2	35	44	2.25	1.250							
Don McMahon, R ERA: 2.92 (9, 1)	0.1	4	0	0	0	0	1	1	1	1	10	0.00	3.000							
Bill Short, L ERA: 2.63 (9, 1)	0.1	1	0	0	0	0	0	0	0	1	1	0.00	0.000							
John Wyatt, R ERA: 3.67 (9, 1)	0.1	1	0	0	0	0	0	0	0	1	1	0.00	0.000							
Dick Stigman, L ERA: 5.38 (10, 1)	0.1	3	0	0	0	0	1	1	0	9	0.00	3.000								
PITCHER	IP WLS BF H R ER SO BB IBB HBP BLK WP HR S P ERA WHIP	IP WLS BF H R ER SO BB IBB HBP BLK WP HR S P ERA WHIP	IP WLS BF H R ER SO BB IBB HBP BLK WP HR S P ERA WHIP	IP WLS BF H R ER SO BB IBB HBP BLK WP HR S P ERA WHIP	IP WLS BF H R ER SO BB IBB HBP BLK WP HR S P ERA WHIP	IP WLS BF H R ER SO BB IBB HBP BLK WP HR S P ERA WHIP	IP WLS BF H R ER SO BB IBB HBP BLK WP HR S P ERA WHIP	IP WLS BF H R ER SO BB IBB HBP BLK WP HR S P ERA WHIP	IP WLS BF H R ER SO BB IBB HBP BLK WP HR S P ERA WHIP	IP WLS BF H R ER SO BB IBB HBP BLK WP HR S P ERA WHIP	IP WLS BF H R ER SO BB IBB HBP BLK WP HR S P ERA WHIP	IP WLS BF H R ER SO BB IBB HBP BLK WP HR S P ERA WHIP	IP WLS BF H R ER SO BB IBB HBP BLK WP HR S P ERA WHIP							
Dan Osinski, R ERA: 3.58 (10, 1)	2.0	L	10	2	1	1	0	1	2	0	0	0	0	4.50	1.500					
Jose Santiago, R ERA: 3.58 (12, 1)	0.0	1	1	0	0	0	0	0	0	0	1	1	∞	∞						

Boston Red Sox @ Baltimore Orioles
Memorial Stadium, Baltimore, MD
Fri-Aug 26 1966, 7:05 PM EDT
Alt. 13,657 - Unknown

AB 41
R 3
H 11
RBI 3
BB 9
SO 1
LOB 29




Batter	1	2	3	4	5	6	7	8	9	AB	R	H	RBI	BB	SO	LOB	TOP										
Eddie Kasko, R (1, 6) OBP: 0.297, SLG: 0.293	4-0 BB G6-4-3			0-0 P6	4-0 1B BB		0-0 B2-3			2	0	0	0	2	0	0	Boston Red Sox @ Baltimore Orioles Memorial Stadium, Baltimore, MD Sat Aug 27 1966, 7:05 PM EDT Att: 23,790 - Unknown										
Joe Foy, R (1, 5) OBP: 0.359, SLG: 0.425	0-0 G6-4-3			0-0 1B 2B	0-0 1B		0-0 F8			4	1	2	2	0	0	1											
Don Demeter, R (1, 8) OBP: 0.293, SLG: 0.483	0-0 5-3			0-0 1B	5-3			0-3 K		4	0	1	1	0	1	2											
Tony Conigliaro, R (1, 9) OBP: 0.339, SLG: 0.511				0-0 P6			0-0 5-3		0-0 P6	3	0	0	0	1	0	1											
George Scott, R (1, 3) OBP: 0.332, SLG: 0.449	0-0 L7			0-0 5-3			0-0 WP 1B		0-3 K	4	0	1	0	0	1	2											
George Thomas, R (1, 7) OBP: 0.302, SLG: 0.313	0-0 G6-3				0-3 K		4-0 1-2 BB		0-3 K	3	0	0	0	1	2	1											
Bob Tillman, R (1, 2) OBP: 0.305, SLG: 0.362				0-0 5-3	6-3		0-0 L8		0-0 G4-6-3 1B	4	0	1	0	0	0	2											
George Smith, R (1, 4) OBP: 0.285, SLG: 0.343				0-0 6-3	0-0 PB WP 1B BB		0-0 G3		0-0 G4-6-3 1-2	3	1	0	0	1	0	3											
Jim Lonborg, R (1, 1) OBP: 0.140, SLG: 0.171				0-3 K	4-0 1-2 PB 1B BB		0-3 K			2	1	0	0	1	2	0											
Bill Short, L (8, 1) OBP: 0.091, SLG: 0.091										0	0	0	0	0	0	0											
Don McMahon, R (9, 1) OBP: 0.143, SLG: 0.154										0	0	0	0	0	0	0											
Inning Stats	R: 0 E: 0 K: 0 S: 2	H: 0 LOB: 0 BB: 1 P: 6	R: 0 E: 0 K: 0 S: 2	H: 0 LOB: 0 BB: 1 P: 6	R: 0 E: 0 K: 1 S: 5	H: 0 LOB: 0 BB: 0 P: 5	R: 1 E: 0 K: 0 S: 5	H: 2 LOB: 1 BB: 0 P: 5	R: 2 E: 0 K: 1 S: 6	H: 1 LOB: 2 BB: 1 P: 18	R: 0 E: 0 K: 0 S: 4	H: 1 LOB: 0 BB: 1 P: 8	R: 0 E: 0 K: 1 S: 5	H: 0 LOB: 0 BB: 0 P: 5	R: 0 E: 0 K: 2 S: 7	H: 0 LOB: 0 BB: 0 P: 7	R: 0 E: 0 K: 1 S: 5	H: 1 LOB: 0 BB: 0 P: 5	1B: 4 2B: 1 3B: 0 HR: 0	SF: 0 SAC: 0 DP: 3 HBP: 0	WP: 2 PB: 1 SB: 0 CS: 0	PA: 35					
PITCHER	IP	WLS	BF	H	R	ER	SO	BB	IBB	HBP	BLK	WP	HR	S	P	ERA	WHIP										
Frank Bertaina, L (1, 1) ERA: 3.27	4.2	L	19	2	3	3	2	5	0	0	0	1	0	18	38	5.79	1.500										
Gene Brabender, R (5, 1) ERA: 3.84	2.1		10	2	0	0	1	1	0	0	0	1	0	11	15	0.00	1.286										
Dick Hall, R (8, 1) ERA: 3.3	1.0		3	0	0	0	2	0	0	0	0	0	0	7	7	0.00	0.000										
Moe Drabowsky, R (9, 1) ERA: 2.86	1.0		3	1	0	0	1	0	0	0	0	0	0	5	5	0.00	1.000										

Batter	1	2	3	4	5	6	7	8	9	AB	R	H	RBI	BB	SO	LOB	BOTTOM										
Luis Aparicio, R (1, 6) OBP: 0.305, SLG: 0.376	0-0 F9		0-0 P4		0-0 L9			4-0 BB BB	0-0 1-3 2-H 1B	4	0	1	1	1	0	2	Boston Red Sox @ Baltimore Orioles Memorial Stadium, Baltimore, MD Sat Aug 27 1966, 7:05 PM EDT Att: 23,790 - Unknown										
Russ Snyder, L (1, 8) OBP: 0.394, SLG: 0.420	4-0 FC6-4 BB		0-0 G3		0-0 P5			0-0 F7	0-0 SF8	3	0	0	1	1	0	3											
Frank Robinson, R (1, 9) OBP: 0.404, SLG: 0.627	0-0 FC6-4 1-2		0-0 P6				0-0 5-3	0-3 K	0-3 K	5	0	0	0	0	2	4											
Brooks Robinson, R (1, 5) OBP: 0.338, SLG: 0.461	0-3 K			0-0 F2			0-0 4-3	4-0 1-2 BB		3	0	0	0	1	1	1											
Boog Powell, L (1, 3) OBP: 0.379, SLG: 0.572				0-3 K			0-3 K	4-0 1-2 2-3 BB		3	0	1	0	0	2	0											
Dick Hall, R (8, 1) OBP: 0.273, SLG: 0.200										0	0	0	0	0	0	0											
Vic Roznovsky, L (8, PH) OBP: 0.337, SLG: 0.351										0	0	0	0	0	0	0											
Sam Bowens, R (8, PH) OBP: 0.284, SLG: 0.365										0	0	0	0	1	0	0											
Moe Drabowsky, R (9, 1) OBP: 0.375, SLG: 0.357										0	0	0	0	0	0	0											
Curt Blefary, L (1, 7) OBP: 0.375, SLG: 0.463				4-0 PB 1B			0-0 G3	0-0 1-3		3	0	1	0	1	0	3											
Bob Johnson, R (1, 4) OBP: 0.270, SLG: 0.268				0-3 K			0-3 K			4	0	0	0	0	2	2											
Larry Haney, R (1, 2) OBP: 0.224, SLG: 0.277										3	1	2	0	1	0	1											
Frank Bertaina, L (1, 1) OBP: 0.188, SLG: 0.133										1	0	1	0	0	0	0											
Gene Brabender, R (5, 1) OBP: 0.077, SLG: 0.077										1	0	0	0	0	0	1											
Paul Blair, R (7, PH) OBP: 0.289, SLG: 0.383										2	1	1	0	0	0	1											
Inning Stats	R: 0 E: 0 K: 1 S: 5	H: 0 LOB: 1 BB: 1 P: 9	R: 0 E: 0 K: 1 S: 6	H: 2 LOB: 0 BB: 0 P: 6	R: 0 E: 0 K: 0 S: 4	H: 1 LOB: 1 BB: 0 P: 4	R: 0 E: 0 K: 1 S: 5	H: 0 LOB: 1 BB: 1 P: 9	R: 0 E: 0 K: 0 S: 4	H: 1 LOB: 1 BB: 0 P: 4	R: 0 E: 0 K: 1 S: 5	H: 0 LOB: 0 BB: 0 P: 5	R: 0 E: 0 K: 1 S: 6	H: 1 LOB: 0 BB: 0 P: 6	R: 0 E: 0 K: 1 S: 5	H: 0 LOB: 3 BB: 3 P: 17	R: 2 E: 0 K: 1 S: 7	H: 2 LOB: 1 BB: 1 P: 11	1B: 7 2B: 0 3B: 0 HR: 0	SF: 1 SAC: 0 DP: 0 HBP: 0	WP: 0 PB: 1 SB: 0 CS: 1	PA: 39					
PITCHER	IP	WLS	BF	H	R	ER	SO	BB	IBB	HBP	BLK	WP	HR	S	P	ERA	WHIP										
Jim Lonborg, R (1, 1) ERA: 4.38	7.2	W	31	5	0	0	6	4	0	0	0	0	0	39	55	0.00	1.174										
Bill Short, L (8, 1) ERA: 3.02	0.2		5	1	2	2	0	2	0	0	0	0	0	3	11	27.00	4.500										
Don McMahon, R (9, 1) ERA: 2.9	0.2	S	3	1	0	0	1	0	0	0	0	0	0	5	5	0.00	1.500										




Batter	1	2	3	4	5	6	7	8	9	AB	R	H	RBI	BB	SO	LOB	TOP																		
Jose Tartabull, L (1, 8) OBP: 0.288, SLG: 0.331										3	2	1	0	1	1	2	Boston Red Sox @ Baltimore Orioles Memorial Stadium, Baltimore, MD Sun Aug 28 1966, 3:33 AM EDT Att: 12,220 - Unknown livebaseballscores.com																		
Joe Foy, R (1, 5) OBP: 0.360, SLG: 0.424										3	0	1	1	1	1	1																			
Carl Yastrzemski, L (1, 7) OBP: 0.356, SLG: 0.420										3	0	1	1	1	0	2																			
Tony Conigliaro, R (1, 9) OBP: 0.341, SLG: 0.511										4	0	2	0	0	0	2																			
George Scott, R (1, 3) OBP: 0.329, SLG: 0.446										4	0	0	0	0	1	3																			
Dalton Jones, L (1, 4) OBP: 0.305, SLG: 0.381										3	0	0	0	1	0	1																			
Bob Tillman, R (1, 2) OBP: 0.304, SLG: 0.359										4	0	1	0	0	2	1																			
George Smith, R (1, 6) OBP: 0.285, SLG: 0.344										4	1	1	0	0	1	1																			
Darrell Brandon, R (1, 1) OBP: 0.194, SLG: 0.242										4	0	1	0	0	2	1																			
John Wyatt, R (9, 1)										0	0	0	0	0	0	0																			
Inning Stats	R: 1 E: 0 K: 0 S: 4	H: 2 LOB: 1 BB: 1 P: 8	R: 0 E: 0 K: 1 S: 6	H: 1 LOB: 1 BB: 0 P: 6	R: 0 E: 0 K: 2 S: 7	H: 0 LOB: 0 BB: 0 P: 7	R: 0 E: 0 K: 1 S: 5	H: 1 LOB: 1 BB: 1 P: 9	R: 1 E: 0 K: 1 S: 6	H: 1 LOB: 2 BB: 2 P: 14	R: 0 E: 0 K: 1 S: 5	H: 0 LOB: 0 BB: 0 P: 5	R: 1 E: 0 K: 0 S: 5	H: 3 LOB: 1 BB: 0 P: 5	R: 0 E: 0 K: 1 S: 5	H: 0 LOB: 0 BB: 0 P: 5	R: 0 E: 0 K: 1 S: 5	H: 0 LOB: 0 BB: 0 P: 5	1B: 6 2B: 4 3B: 0 HR: 0	SF: 0 SAC: 0 DP: 3 HBP: 0	WP: 0 PB: 1 SB: 1 CS: 1	PA: 37													
PITCHER	IP WLS BF H R ER SO BB IBB HBP BLK WP HR S P ERA WHIP																																		
Jim Palmer, R (1, 1) ERA: 3.27	4.2	21	5	2	2	5	4	0	0	0	0	0	0	0	0	27	43	3.86	1.929																
Eddie Fisher, R (5, 1) ERA: 2.3	4.1	L 15	3	1	1	3	0	0	0	0	0	0	0	0	0	21	21	2.08	0.692																

AB 32
R 3
H 8
RBI 2
BB 4
SO 8
LOB 14



Batter	1	2	3	4	5	6	7	8	9	AB	R	H	RBI	BB	SO	LOB	BOTTOM																		
Luis Aparicio, R (1, 6) OBP: 0.304, SLG: 0.375										4	1	1	0	0	0	1	Boston Red Sox @ Baltimore Orioles Memorial Stadium, Baltimore, MD Sun Aug 28 1966, 3:33 AM EDT Att: 12,220 - Unknown livebaseballscores.com																		
Russ Snyder, L (1, 7) OBP: 0.384, SLG: 0.420										5	0	2	0	0	0	5																			
Frank Robinson, R (1, 9) OBP: 0.404, SLG: 0.623										3	0	0	0	2	1	2																			
Brooks Robinson, R (1, 5) OBP: 0.340, SLG: 0.462										5	0	3	1	0	0	3																			
Curt Blefary, L (1, 3) OBP: 0.373, SLG: 0.458										3	0	0	0	1	1	3																			
Vic Roznovsky, L (1, 2) OBP: 0.322, SLG: 0.333										4	0	0	0	0	1	4																			
Paul Blair, R (1, 8) OBP: 0.284, SLG: 0.377										4	0	0	0	0	2	0																			
Woodie Held, R (1, 4) OBP: 0.308, SLG: 0.333										4	1	2	0	0	1	0																			
Jim Palmer, R (1, 1) OBP: 0.138, SLG: 0.161										2	0	1	1	0	0	1																			
Eddie Fisher, R (5, 1) OBP: 0.268, SLG: 0.265										1	0	0	0	0	1	0																			
John Wyatt, R (9, 1)										1	0	0	0	0	0	0																			
Inning Stats	R: 0 E: 0 K: 0 S: 4	H: 1 LOB: 0 BB: 0 P: 4	R: 0 E: 0 K: 2 S: 7	H: 0 LOB: 0 BB: 0 P: 7	R: 2 E: 0 K: 0 S: 6	H: 3 LOB: 3 BB: 2 P: 14	R: 0 E: 0 K: 0 S: 5	H: 2 LOB: 2 BB: 0 P: 5	R: 0 E: 0 K: 1 S: 6	H: 1 LOB: 1 BB: 0 P: 6	R: 0 E: 0 K: 1 S: 5	H: 0 LOB: 0 BB: 0 P: 5	R: 0 E: 0 K: 1 S: 7	H: 2 LOB: 2 BB: 0 P: 7	R: 0 E: 0 K: 2 S: 7	H: 0 LOB: 0 BB: 0 P: 7	R: 0 E: 1 K: 0 S: 4	H: 0 LOB: 2 BB: 1 P: 8	1B: 8 2B: 1 3B: 1 HR: 0	SF: 0 SAC: 1 DP: 1 HBP: 0	WP: 1 PB: 0 SB: 0 CS: 0	PA: 40													
PITCHER	IP WLS BF H R ER SO BB IBB HBP BLK WP HR S P ERA WHIP																																		
Darrell Brandon, R (1, 1) ERA: 3.84	8.2	39	9	2	2	7	3	0	0	0	0	0	0	0	0	50	62	2.08	1.385																
John Wyatt, R (9, 1) ERA: 3.66	0.1	S 1	0	0	0	0	0	0	0	0	0	0	0	0	0	1	1	0.00	0.000																


AB 36
R 2
H 9
RBI 2
BB 3
SO 7
LOB 19



Batter	1	2	3	4	5	6	7	8	9	AB	R	H	RBI	BB	SO	LOB	TOP								
Dalton Jones, L OBP: 0.302, SLG: 0.376 (1, 4)	F9		1B			3-1	PO	4-3	F8	5	0	1	0	0	0	2									
Joe Foy, R OBP: 0.361, SLG: 0.422 (1, 5) (9, 6)	6-3		5-3			BB		BB		2	0	0	0	2	0	1									
Don Demeter, R OBP: 0.293, SLG: 0.482 (1, 8)	F7			1B		SF7		F5		3	0	1	1	0	0	1									
Tony Conigliaro, R OBP: 0.338, SLG: 0.507 (1, 9)		L6		4-6		F8		F5		4	0	0	0	0	0	3									
George Scott, R OBP: 0.332, SLG: 0.453 (1, 3)		SH4-3 BB		F7			HR		SH2 1B 1B	3	2	2	1	1	0	0									
George Thomas, R OBP: 0.308, SLG: 0.315 (1, 7) (9, 5)		SH4-3			BB	F7			SH2 1B 1B	2	1	1	0	1	0	0									
Bob Tillman, R OBP: 0.299, SLG: 0.352 (1, 2) Lenny Green, L OBP: 0.336, SLG: 0.323 (9, PH) Mike Ryan, R OBP: 0.261, SLG: 0.273 (9, 2)		5-3		F7		L6		SH2	3	0	0	0	0	0	0	2	AB 29								
George Smith, R OBP: 0.285, SLG: 0.344 (1, 6) Carl Yastrzemski, L OBP: 0.357, SLG: 0.420 (9, PH) (9, 7)		6-3		5-3		PO 1B		1B IBB	0	0	0	0	0	0	0	0	R 4								
Jose Santiago, R OBP: 0.214, SLG: 0.218 (1, 1) Jose Tartabull, L OBP: 0.290, SLG: 0.333 (9, PH) Don McMahon, R OBP: 0.143, SLG: 0.154 (9, 1)		5-3		3-1 SF7 2B		1-2 1B		1-3 2-H 3-H 1B	0	0	0	0	0	0	0	0	H 9								
Inning Stats	R: 0 E: 0 K: 0 S: 3	H: 0 LOB: 0 BB: 0 P: 3	R: 0 E: 0 K: 0 S: 3	H: 0 LOB: 1 BB: 1 P: 7	R: 0 E: 0 K: 0 S: 4	H: 1 LOB: 1 BB: 0 P: 4	R: 0 E: 0 K: 0 S: 3	H: 1 LOB: 0 BB: 0 P: 3	R: 0 E: 0 K: 2 S: 2	H: 0 LOB: 0 BB: 1 P: 6	R: 1 E: 0 K: 0 S: 4	H: 1 LOB: 1 BB: 1 P: 8	R: 1 E: 0 K: 0 S: 5	H: 3 LOB: 1 BB: 0 P: 5	R: 0 E: 0 K: 0 S: 3	H: 0 LOB: 1 BB: 1 P: 7	R: 2 E: 0 K: 0 S: 5	H: 3 LOB: 1 BB: 1 P: 9	1B: 7 2B: 3 3B: 0 HR: 1	SF: 1 SAC: 2 DP: 2 HBP: 0	WP: 0 PB: 0 SB: 0 CS: 0	PA: 38			
PITCHER	IP	WLS	BF	H	R	ER	SO	BB	IBB	HBP	BLK	WP	HR	S	P	ERA	WHIP	PITCHER							
George Brunet, L ERA: 3.09 (1, 1)	8.0	L	33	8	4	4	0	4	0	0	0	0	1	29	45	4.50	1.500								
Jack Sanford, R ERA: 3.58 (9, 1)	1.0		4	1	0	0	0	0	1	0	0	0	0	3	7	0.00	1.000								

Boston Red Sox @ California Angels
Anaheim Stadium, Anaheim, CA
Mon Aug 29 1966, 10:05 PM EDT
Att: 10,353 - Unknown


AB 29
R 4
H 9
RBI 4
BB 5
SO 0
LOB 10



Batter	1	2	3	4	5	6	7	8	9	AB	R	H	RBI	BB	SO	LOB	BOTTOM								
Jose Cardenal, R OBP: 0.315, SLG: 0.383 (1, 8)	6-3			1B		FC4-6 BB		E6		3	1	1	0	1	0	0									
Jay Johnstone, L OBP: 0.310, SLG: 0.444 (1, 7)	K			S		FC4-6 1B E		FC5-6		4	1	1	1	0	1	2									
Jim Fregosi, R OBP: 0.303, SLG: 0.378 (1, 6)	6-3			F7		E6		6-3		4	0	1	0	0	0	2									
Norm Siebern, L OBP: 0.370, SLG: 0.359 (1, 3) Tom Satriano, L OBP: 0.324, SLG: 0.295 (7, 3)		F6		F7		G3		K		3	0	0	0	0	0	2									
Buck Rodgers, S OBP: 0.280, SLG: 0.349 (1, 2)		F7		F7				K		1	0	0	0	0	1	1									
Bobby Knoop, R OBP: 0.269, SLG: 0.379 (1, 4)		F9				G3		SH3-4 1B		4	0	1	0	0	0	1									
Ed Kirkpatrick, L OBP: 0.308, SLG: 0.334 (1, 9) Joe Adcock, R OBP: 0.370, SLG: 0.600 (9, PH) Jackie Hernandez, R OBP: 0.087, SLG: 0.048 (9, PR)				1-3		HR		SH3-4		3	1	1	1	0	1	0	AB 32								
Paul Schaal, R OBP: 0.371, SLG: 0.347 (1, 5)		F9		F9		K		BB		0	0	0	0	1	0	0	R 3								
George Brunet, R OBP: 0.131, SLG: 0.183 (1, 1) Jack Sanford, R OBP: 0.217, SLG: 0.250 (9, 1) Willie Smith, L OBP: 0.247, SLG: 0.238 (9, PH)		F3		F8		K		K		0	0	0	0	0	0	0	H 5								
Inning Stats	R: 0 E: 0 K: 1 S: 5	H: 0 LOB: 0 BB: 0 P: 5	R: 0 E: 0 K: 0 S: 3	H: 0 LOB: 0 BB: 0 P: 3	R: 0 E: 0 K: 0 S: 3	H: 0 LOB: 0 BB: 0 P: 3	R: 1 E: 0 K: 0 S: 5	H: 2 LOB: 1 BB: 0 P: 5	R: 0 E: 0 K: 2 S: 7	H: 0 LOB: 0 BB: 0 P: 7	R: 1 E: 1 K: 1 S: 6	H: 1 LOB: 1 BB: 1 P: 10	R: 1 E: 0 K: 2 S: 8	H: 1 LOB: 1 BB: 1 P: 12	R: 0 E: 2 K: 1 S: 6	H: 0 LOB: 1 BB: 0 P: 6	R: 0 E: 0 K: 1 S: 6	H: 1 LOB: 2 BB: 1 P: 10	1B: 3 2B: 0 3B: 1 HR: 1	SF: 0 SAC: 1 DP: 0 HBP: 0	WP: 0 PB: 0 SB: 1 CS: 0	PA: 36			
PITCHER	IP	WLS	BF	H	R	ER	SO	BB	IBB	HBP	BLK	WP	HR	S	P	ERA	WHIP	PITCHER							
Jose Santiago, R ERA: 3.52 (1, 1)	8.0	W	31	4	3	2	7	2	0	0	0	0	1	43	51	2.25	0.750								
Don McMahon, R ERA: 2.86 (9, 1)	1.0	S	5	1	0	0	1	1	0	0	0	0	0	6	10	0.00	2.000								

Boston Red Sox @ California Angels
Anaheim Stadium, Anaheim, CA
Mon Aug 29 1966, 10:05 PM EDT
Att: 10,353 - Unknown

AB 32
R 3
H 5
RBI 2
BB 3
SO 8
LOB 13



Batter	1	2	3	4	5	6	7	8	9	AB	R	H	RBI	BB	SO	LOB	TOP				
Dalton Jones, L (1.4) OBP: 0.304, SLG: 0.377	F3		4-3	G1		FC6-4 1B		SH1-3 1B		5	0	2	0	0	0	2	Boston Red Sox @ California Angels Anaheim Stadium, Anaheim, CA Tue Aug 30 1966, 10:05 PM EDT Att: 9,688 - Unknown				
Joe Foy, R (1.5) OBP: 0.362, SLG: 0.426	1B	3B	1B FC5-4 BB		F4	FC6-4 HR		SH1-3		3	3	1	1	1	0	1					
Carl Yastrzemski, L (1.7) OBP: 0.360, SLG: 0.429	1B		1B FC5-4		4-3	HR		4-3 IBB		4	1	3	3	1	0	0					
Tony Conigliaro, R (1.9) OBP: 0.340, SLG: 0.508	1B		FC5-4		FC4	1B		L4-3		5	0	3	1	0	0	3					
George Scott, R (1.3) OBP: 0.329, SLG: 0.449	F4		K		FC4	F4		F4		5	0	0	0	0	1	5					
Don Demeter, R (1.8) OBP: 0.291, SLG: 0.477	FC6-4			F9		2B 1B		6-3		5	1	1	0	0	0	2					
Bob Tillman, R (1.2) OBP: 0.302, SLG: 0.350		5-3		1B BB		F3	FC5-4 1B		K2-3	4	0	1	0	1	1	1					
George Smith, R (1.6) OBP: 0.287, SLG: 0.349		K		1B		1B 2B	FC5-4			4	1	2	1	0	1	1					
Dennis Bennett, L (1.1) OBP: 0.167, SLG: 0.294	1-3			F4		1B FC6-4 1B	FC5-4			2	0	0	0	0	0	2					
Rollie Sheldon, R (4.1) OBP: 0.090, SLG: 0.098										0	0	0	0	0	0	0					
Lenny Green, L (6, PH) OBP: 0.340, SLG: 0.328										1	1	1	1	0	0	0					
Dan Osinski, R (6.1) OBP: 0.500, SLG: 0.500										1	0	0	0	0	0	1					
John Wyatt, R (8.1) OBP: 0.500, SLG: 0.500										0	0	0	0	0	0	0					
Inning Stats	R: 1 E: 0 K: 0 S: 6	H: 3 LOB: 2 BB: 0 P: 6	R: 0 E: 0 K: 1 S: 5	H: 0 LOB: 0 BB: 0 P: 5	R: 1 E: 0 K: 1 S: 6	H: 1 LOB: 1 BB: 1 P: 10	R: 0 E: 0 K: 0 S: 4	H: 1 LOB: 2 BB: 1 P: 8	R: 0 E: 0 K: 0 S: 4	H: 1 LOB: 1 BB: 0 P: 4	R: 5 E: 0 K: 0 S: 9	H: 6 LOB: 1 BB: 0 P: 9	R: 0 E: 0 K: 0 S: 4	H: 1 LOB: 1 BB: 0 P: 4	R: 0 E: 0 K: 0 S: 3	H: 1 LOB: 1 BB: 0 P: 7	R: 0 E: 0 K: 1 S: 5	H: 0 LOB: 0 BB: 0 P: 5	1B: 11 2B: 2 3B: 1 HR: 1	SF: 0 SAC: 1 DP: 1 HBP: 0	WP: 0 PA: 43 PB: 0 SB: 0 CS: 0
PITCHER	IP WLS BF H R ER SO BB IBB HBP BLK WP HR S P ERA WHIP																				
Jim Coates, R (1.1) ERA: 3.86	5.1	27	9	5	5	2	2	0	0	0	0	0	0	0	1	1	8.44	2.062			
Lew Burdette, R (6.1) ERA: 3.45	0.0	1	1	0	0	0	0	0	0	0	0	0	0	0	1	1	∞	∞			
Minnie Rojas, R (6.1) ERA: 2.35	2.2	L	12	4	2	2	0	0	1	0	0	0	1	11	15	6.75	1.500				
Bob Lee, R (9.1) ERA: 2.86	1.0	3	0	0	0	1	0	0	0	0	0	0	0	5	5	0.00	0.000				

AB 39
R 7
H 14
RBI 7
BB 3
SO 3
LOB 18



Batter	1	2	3	4	5	6	7	8	9	AB	R	H	RBI	BB	SO	LOB	BOTTOM				
Jose Cardenal, R (1.8) OBP: 0.316, SLG: 0.390	1B		F7	IHR	F8			K		5	1	2	2	0	1	4	Boston Red Sox @ California Angels Anaheim Stadium, Anaheim, CA Tue Aug 30 1966, 10:05 PM EDT Att: 9,688 - Unknown				
Jay Johnstone, L (1.7) OBP: 0.306, SLG: 0.434	K		BB 1B	4-3		K		L6		5	1	1	0	0	2	3					
Jim Fregosi, R (1.6) OBP: 0.303, SLG: 0.376	F4		BB 1B BB	BB		6-3		F4		3	1	0	0	2	0	1					
Joe Adcock, R (1.3) OBP: 0.366, SLG: 0.590	1B		F9	K		F8		6-3		5	0	1	0	0	1	3					
Buck Rodgers, S (1.2) OBP: 0.281, SLG: 0.349	K		E9	1B	6-3		4-3	BB 1B		5	0	2	1	0	1	2					
Bobby Knoop, R (1.4) OBP: 0.270, SLG: 0.378	F4	F8		1B 1B		F7		BB		4	1	1	0	1	0	1					
Paul Schaal, R (1.5) OBP: 0.372, SLG: 0.358	F2		HR	1B	1B	F7		K		5	1	2	1	0	1	2					
Jim Piersall, R (1.9) OBP: 0.261, SLG: 0.240				F9		1B 1B		WP SH1 BB		3	0	2	1	0	0	0					
Norm Siebern, L (8, PH) OBP: 0.372, SLG: 0.359										0	0	0	0	1	0	0					
Jackie Hernandez, R (8, PH) OBP: 0.087, SLG: 0.045										0	0	0	0	0	0	0					
Bob Lee, R (9.1) OBP: 0.308, SLG: 0.334	1B			IHR	1B			SH1		3	1	1	0	0	2	3					
Jim Coates, R (1.1) ERA: 3.59	3.1	18	7	4	3	3	1	0	0	0	0	0	0	0	0	0	8.10	2.400			
Rollie Sheldon, R (4.1) ERA: 4.17	1.2	10	4	2	2	2	1	0	0	0	0	13	17	10.80	3.000						
Dan Osinski, R (6.1) ERA: 3.81	2.1	W	8	0	0	0	1	0	0	0	0	9	13	0.00	0.429						
John Wyatt, R (8.1) ERA: 3.59	1.2	S	7	1	0	0	2	1	0	0	0	10	14	0.00	1.200						
Inning Stats	R: 0 E: 0 K: 2 S: 9	H: 2 LOB: 2 BB: 0 P: 9	R: 0 E: 0 K: 1 S: 6	H: 1 LOB: 1 BB: 0 P: 6	R: 2 E: 1 K: 0 S: 5	H: 2 LOB: 1 BB: 1 P: 9	R: 3 E: 0 K: 1 S: 8	H: 3 LOB: 1 BB: 1 P: 12	R: 1 E: 0 K: 1 S: 8	H: 3 LOB: 2 BB: 0 P: 8	R: 0 E: 0 K: 1 S: 5	H: 0 LOB: 0 BB: 0 P: 5	R: 0 E: 0 K: 0 S: 3	H: 0 LOB: 2 BB: 0 P: 3	R: 0 E: 0 K: 1 S: 5	H: 0 LOB: 2 BB: 1 P: 9	R: 0 E: 0 K: 1 S: 6	H: 1 LOB: 2 BB: 1 P: 10	1B: 10 2B: 0 3B: 0 HR: 2	SF: 0 SAC: 1 DP: 0 HBP: 0	WP: 1 PA: 43 PB: 0 SB: 0 CS: 0
PITCHER	IP WLS BF H R ER SO BB IBB HBP BLK WP HR S P ERA WHIP																				

AB 38
R 6
H 12
RBI 5
BB 4
SO 8
LOB 19



Batter	1	2	3	4	5	6	7	8	9	AB	R	H	RBI	BB	SO	LOB	TOP			
Joe Foy, R OBP: 0.359, SLG: 0.422 (1, 6)	6-3		F8		6-3			3-1		4	0	0	0	0	0	0				
George Thomas, R OBP: 0.313, SLG: 0.320 (1, 5)	6-3			E8 SH3 HR 1B	F4			1B		4	1	2	0	0	0	0				
Don Demeter, R OBP: 0.292, SLG: 0.476 (1, 8)	F8			SH3		5-3		1B		3	0	1	0	0	0	0				
Tony Conigliaro, R OBP: 0.340, SLG: 0.512 (1, 9)		6-3		HR	F7			K		4	1	1	2	0	1	2				
George Scott, R OBP: 0.330, SLG: 0.449 (1, 3)				BB 1B		K		K		4	0	2	0	0	2	2				
Carl Yastrzemski, L OBP: 0.356, SLG: 0.425 (1, 7)		F4		F7				F8		4	0	0	0	0	0	2				
Bob Tillman, R OBP: 0.301, SLG: 0.343 (1, 2)		F8		BB 1-2		F4				3	0	0	0	1	1					
George Smith, R OBP: 0.287, SLG: 0.350 (1, 4)			K	G3						4	0	1	0	0	1	2				
Lee Stange, R OBP: 0.128, SLG: 0.081 (1, 1)										1	0	0	0	0	0	0				
Bill Short, L OBP: 0.063, SLG: 0.083 (4, 1)			4-3							1	0	0	0	0	0	0				
Jose Tartabull, L OBP: 0.289, SLG: 0.332 (7, PH)										1	0	0	0	0	0	1				
Dick Stigman, R OBP: 0.118, SLG: 0.118 (7, 1)										0	0	0	0	0	0	0				
Inning Stats	R: 0 E: 0 K: 0 S: 3	H: 0 LOB: 0 BB: 0 P: 3	R: 0 E: 0 K: 0 S: 4	H: 1 LOB: 1 BB: 0 P: 4	R: 0 E: 0 K: 1 S: 5	H: 0 LOB: 0 BB: 0 P: 5	R: 2 E: 1 K: 0 S: 6	H: 3 LOB: 2 BB: 1 P: 10	R: 0 E: 0 K: 0 S: 3	H: 0 LOB: 0 BB: 0 P: 3	R: 0 E: 0 K: 0 S: 4	H: 1 LOB: 1 BB: 0 P: 4	R: 0 E: 0 K: 2 S: 9	H: 2 LOB: 2 BB: 0 P: 9	R: 0 E: 0 K: 1 S: 5	H: 0 LOB: 0 BB: 0 P: 5	1B: 5 2B: 1 3B: 0 HR: 1	SF: 0 SAC: 1 DP: 0 HBP: 0	WP: 0 PB: 0 SB: 0 CS: 0	PA: 35
PITCHER Jim Kaat, L ERA: 2.75 (1, 1)	IP: 9.0 WLS: W BF: 35 H: 7 R: 2 ER: 2 SO: 5 BB: 1 IBB: 0 HBP: 0 BLK: 0 WP: 0 HR: 1 S: 44 P: 48 ERA: 2.00 WHIP: 0.889																			

Boston Red Sox @ Minnesota Twins
 Metropolitan Stadium, Bloomington, MI
 Wed Aug 31 1966, 8:05 PM EDT
 Att: 13,431 - Unknown - 79 F

AB	33
R	2
H	7
RBI	2
BB	1
SO	5
LOB	10



Batter	1	2	3	4	5	6	7	8	9	AB	R	H	RBI	BB	SO	LOB	BOTTOM			
Cesar Tovar, R OBP: 0.341, SLG: 0.358 (1, 6)	K		K	FC6-4 1B				1B 2B		4	1	2	2	1	2	1				
Jimmie Hall, L OBP: 0.294, SLG: 0.421 (1, 7)	F7		4-3	FC6-4 1B		L8		2B 1B		5	1	1	0	0	0	4				
Tony Oliva, L OBP: 0.358, SLG: 0.519 (1, 9)	F4			S 1B		G6-4-3 BB		F2		3	1	1	1	2	0	2				
Harmon Killebrew, R OBP: 0.395, SLG: 0.521 (1, 5)		HR 1B				G6-4-3		F8		5	1	2	2	0	1	3				
Rich Rollins, R OBP: 0.293, SLG: 0.385 (9, 5)			K					2B		0	0	0	0	0	0	0				
Don Mincher, L OBP: 0.333, SLG: 0.413 (1, 3)		F4				L8		4-3		5	2	2	1	0	0	2				
Ted Uhlhaender, L OBP: 0.296, SLG: 0.270 (1, 8)		L8		4-3 SF7 2B		E2 FC4-6		2B		4	1	2	2	0	0	1				
Bernie Allen, L OBP: 0.301, SLG: 0.360 (1, 4)				4-3		L7		F5		4	1	1	2	0	0	3				
Russ Nixon, L OBP: 0.333, SLG: 0.292 (1, 2)			G3			FC4-6 1B		4-3		3	1	0	1	0	0	2				
Jim Kaat, L OBP: 0.255, SLG: 0.312 (1, 1)				4-3 1B				K		4	2	3	0	0	1	0				
Inning Stats	R: 0 E: 0 K: 1 S: 5	H: 2 LOB: 0 BB: 0 P: 5	R: 2 E: 0 K: 0 S: 5	H: 2 LOB: 0 BB: 0 P: 5	R: 1 E: 0 K: 2 S: 9	H: 2 LOB: 1 BB: 0 P: 9	R: 2 E: 0 K: 0 S: 7	H: 4 LOB: 2 BB: 0 P: 7	R: 0 E: 0 K: 0 S: 2	H: 0 LOB: 0 BB: 1 P: 6	R: 2 E: 1 K: 0 S: 6	H: 2 LOB: 1 BB: 0 P: 6	R: 2 E: 0 K: 0 S: 5	H: 2 LOB: 1 BB: 1 P: 9	R: 2 E: 0 K: 1 S: 7	H: 2 LOB: 1 BB: 1 P: 11	1B: 7 2B: 5 3B: 1 HR: 1	SF: 1 SAC: 0 DP: 1 HBP: 0	WP: 0 PB: 0 SB: 1 CS: 0	PA: 41
PITCHER Lee Stange, R ERA: 3.71 (1, 1)	IP: 3.2 WLS: L BF: 19 H: 8 R: 5 ER: 5 SO: 3 BB: 0 IBB: 0 HBP: 0 BLK: 0 WP: 0 HR: 1 S: 25 P: 25 ERA: 12.27 WHIP: 2.182																			
Bill Short, L ERA: 2.86 (4, 1)	2.1	10	2	2	0	0	1	0	0	0	0	9	13	0.00	1.286					
Dick Stigman, L ERA: 5.72 (7, 1)	2.0	12	4	4	4	1	2	0	0	0	0	12	20	18.00	3.000					

Boston Red Sox @ Minnesota Twins
 Metropolitan Stadium, Bloomington, MI
 Wed Aug 31 1966, 8:05 PM EDT
 Att: 13,431 - Unknown - 79 F

AB	37
R	11
H	14
RBI	11
BB	3
SO	4
LOB	18



Batter	1	2	3	4	5	6	7	8	9	AB	R	H	RBI	BB	SO	LOB	TOP					
Dalton Jones, L (1,4) OBP: 0.303, SLG: 0.379	4-3		L3-6		F4			2B		4	0	1	0	0	0	3	Boston Red Sox @ Kansas City Athletics Municipal Stadium, Kansas City, MO Fri Sep 02 1966, 8:05 PM EDT Att: 6,243 - Unknown livebaseballscorecards.com					
Joe Foy, R (1,5) OBP: 0.359, SLG: 0.420	F3		2-3			6-3		K		3	0	0	0	1	1							
Carl Yastrzemski, L (1,7) OBP: 0.397, SLG: 0.424			BB			4-3		F8		4	0	1	0	0	0	3						
Tony Conigliaro, R (1,9) OBP: 0.337, SLG: 0.507	L7				F2			F9		4	0	0	0	0	2							
George Scott, R (1,3) OBP: 0.328, SLG: 0.446		6-3			K				6-3	4	0	0	0	0	2	0						
Don Demeter, R (1,8) OBP: 0.291, SLG: 0.473		F6			F8					4	1	1	0	0	0	0						
Rico Petrocelli, R (1,6) OBP: 0.285, SLG: 0.387		6-3				F5				4	0	1	0	0	0	1						
Mike Ryan, R (1,2) OBP: 0.263, SLG: 0.277						F3				2	0	1	0	0	0	0						
Lenny Green, L (7, PH) OBP: 0.338, SLG: 0.325			L3-6							1	0	0	1	0	0	1						
Dan Osinski, R (7, PH) OBP: 0.500, SLG: 0.500			2B							0	0	0	0	0	0	0						
Jose Tartabull, L (9, PH) OBP: 0.288, SLG: 0.331										1	0	0	0	0	0	1						
Hank Fischer, R (1,1) OBP: 0.133, SLG: 0.103										1	0	1	0	1	0	0						
Bill Short, L (6,1) OBP: 0.093, SLG: 0.083										0	0	0	0	0	0	0						
Bob Tillman, R (7, PH) OBP: 0.299, SLG: 0.341			WP							1	0	0	0	0	0	1						
Inning Stats	R: 0 E: 0 K: 0 S: 4	H: 1 LOB: 1 BB: 0 P: 4	R: 0 E: 0 K: 0 S: 3	H: 0 LOB: 0 BB: 0 P: 3	R: 0 E: 0 K: 0 S: 3	H: 1 LOB: 2 BB: 2 P: 11	R: 0 E: 0 K: 1 S: 5	H: 0 LOB: 0 BB: 0 P: 5	R: 0 E: 1 K: 0 S: 4	H: 1 LOB: 1 BB: 0 P: 4	R: 0 E: 0 K: 0 S: 3	H: 0 LOB: 0 BB: 0 P: 3	R: 1 E: 1 K: 1 S: 7	H: 1 LOB: 1 BB: 0 P: 7	R: 0 E: 0 K: 1 S: 6	H: 1 LOB: 1 BB: 0 P: 6	R: 0 E: 0 K: 0 S: 4	H: 1 LOB: 1 BB: 0 P: 4	1B: 4 2B: 3 3B: 0 HR: 0	SF: 0 SAC: 0 DP: 1 HBP: 0	WP: 1 PB: 0 SB: 0 CS: 0	PA: 35
PITCHER Lew Krausse, R (1,1) ERA: 3.14	IP: 9.0 WLS: W BF: 35 H: 6 R: 1 ER: 0 SO: 3 BB: 2 IBB: 0 HBP: 0 BLK: 0 WP: 1 HR: 0 S: 39 P: 47 ERA: 0.00 WHIP: 0.889															PITCHER	IP: 9.0 WLS: W BF: 35 H: 6 R: 1 ER: 0 SO: 3 BB: 2 IBB: 0 HBP: 0 BLK: 0 WP: 1 HR: 0 S: 39 P: 47 ERA: 0.00 WHIP: 0.889					



Batter	1	2	3	4	5	6	7	8	9	AB	R	H	RBI	BB	SO	LOB	BOTTOM												
Bert Campaneris, R (1,6) OBP: 0.301, SLG: 0.382	6-3		FC5-4		G5-4-3			L7		4	0	0	1	0	0	3	Boston Red Sox @ Kansas City Athletics Municipal Stadium, Kansas City, MO Fri Sep 02 1966, 8:05 PM EDT Att: 6,243 - Unknown livebaseballscorecards.com												
Jim Gosger, L (1,7) OBP: 0.323, SLG: 0.356	F6		1-2							4	1	1	0	0	2	1													
Ed Charles, R (1,5) OBP: 0.332, SLG: 0.450	F8		3-H							3	1	0	0	1	0	1													
Larry Stahl, L (1,9) OBP: 0.289, SLG: 0.374		L5								4	1	2	1	0	0	0													
Danny Cater, R (1,3) OBP: 0.300, SLG: 0.361			G3-6							2	0	2	1	1	0	0													
Roger Repoz, L (1,8) OBP: 0.322, SLG: 0.373			1B							2	0	0	0	0	1	2													
Joe Nosske, R (6, PH) OBP: 0.276, SLG: 0.342			G3-6							2	0	2	0	0	0	0													
John Donaldson, L (1,4) OBP: 0.235, SLG: 0.188										2	1	2	0	0	0	0													
Ossie Chavarria, R (6, PH) OBP: 0.293, SLG: 0.313			E							1	0	0	0	0	1	2													
Phil Roof, R (1,2) OBP: 0.286, SLG: 0.343			FC5-4							3	1	1	1	0	1	2													
Lew Krausse, R (1,1) OBP: 0.224, SLG: 0.178										2	0	0	0	0	1	2													
Inning Stats	R: 0 E: 0 K: 0 S: 3	H: 0 LOB: 0 BB: 0 P: 3	R: 0 E: 0 K: 0 S: 3	H: 1 LOB: 0 BB: 0 P: 3	R: 1 E: 1 K: 2 S: 9	H: 1 LOB: 1 BB: 0 P: 9	R: 0 E: 0 K: 1 S: 5	H: 0 LOB: 1 BB: 1 P: 9	R: 0 E: 0 K: 1 S: 5	H: 1 LOB: 1 BB: 0 P: 6	R: 2 E: 1 K: 1 S: 8	H: 4 LOB: 1 BB: 0 P: 8	R: 1 E: 0 K: 1 S: 6	H: 1 LOB: 0 BB: 0 P: 6	R: 1 E: 0 K: 0 S: 3	H: 2 LOB: 1 BB: 1 P: 7		R: 1 E: 0 K: 0 S: 3	H: 1 LOB: 1 BB: 1 P: 7	1B: 9 2B: 1 3B: 0 HR: 1	SF: 1 SAC: 0 DP: 3 HBP: 1	WP: 0 PB: 0 SB: 1 CS: 1	PA: 34						
PITCHER Hank Fischer, R (1,1) ERA: 4.56	IP: 5.1 WLS: L BF: 23 H: 6 R: 3 ER: 1 SO: 4 BB: 1 IBB: 0 HBP: 0 BLK: 0 WP: 0 HR: 0 S: 29 P: 34 ERA: 1.69 WHIP: 1.312															PITCHER		IP: 5.1 WLS: L BF: 23 H: 6 R: 3 ER: 1 SO: 4 BB: 1 IBB: 0 HBP: 0 BLK: 0 WP: 0 HR: 0 S: 29 P: 34 ERA: 1.69 WHIP: 1.312											
Bill Short, L (6,1) ERA: 2.82	0.2	2	1	0	0	1	0	0	0	0	0	4	4	0.00	1.500														
Dan Osinski, R (7,1) ERA: 3.99	2.0	8	3	2	2	1	1	0	0	0	1	9	13	9.00	2.000														




Batter	1	2	3	4	5	6	7	8	9	AB	R	H	RBI	BB	SO	LOB	TOP					
Rico Petrocelli, R OBP: 0.288, SLG: 0.388 (1, 6)										4	1	2	1	1	0	0	Boston Red Sox @ Kansas City Athletics Municipal Stadium, Kansas City, MO Sat Sep 03 1966, 4:33 AM EDT Att: 9,110 - Unknown livebaseballscorecards.com					
Joe Foy, R OBP: 0.362, SLG: 0.423 (1, 5)										4	1	3	0	0	0	0						
Carl Yastrzemski, L OBP: 0.359, SLG: 0.425 (1, 7)										4	2	2	0	1	0	4						
Tony Conigliaro, R OBP: 0.342, SLG: 0.515 (1, 9)										3	1	2	2	2	0	2						
George Scott, R OBP: 0.330, SLG: 0.447 (1, 3)										5	0	3	4	0	0	1						
Don Demeter, R OBP: 0.287, SLG: 0.465 (1, 8)										5	0	0	0	0	1	4						
Mike Ryan, R OBP: 0.262, SLG: 0.276 (1, 2)										5	0	1	0	0	2	4						
George Smith, R OBP: 0.286, SLG: 0.352 (1, 4)										4	1	1	0	0	0	1						
Jim Lonborg, R OBP: 0.130, SLG: 0.159 (1, 1)										3	1	0	0	0	3	0						
Inning Stats	R: 2 E: 0 K: 1 S: 8	H: 4 LOB: 2 BB: 1 P: 12	R: 3 E: 0 K: 0 S: 6	H: 3 LOB: 3 BB: 1 P: 10	R: 0 E: 0 K: 1 S: 5	H: 0 LOB: 0 BB: 0 P: 5	R: 0 E: 0 K: 1 S: 5	H: 0 LOB: 0 BB: 0 P: 5	R: 2 E: 0 K: 0 S: 6	H: 3 LOB: 1 BB: 0 P: 6	R: 0 E: 0 K: 1 S: 5	H: 1 LOB: 2 BB: 1 P: 10	R: 0 E: 0 K: 1 S: 5	H: 1 LOB: 0 BB: 0 P: 5	R: 0 E: 0 K: 1 S: 6	H: 1 LOB: 2 BB: 1 P: 10		R: 0 E: 0 K: 0 S: 4	H: 1 LOB: 1 BB: 0 P: 4	1B: 12 2B: 1 3B: 0 HR: 1	SF: 0 SAC: 2 DP: 1 HBP: 0	WP: 0 PB: 0 SB: 0 CS: 0
PITCHER	IP WLS BF H R ER SO BB IBB HBP BLK WP HR S P ERA WHIP	IP WLS BF H R ER SO BB IBB HBP BLK WP HR S P ERA WHIP																				
Catfish Hunter, R ERA: 4.04 (1, 1)	1.0	L	10	6	5	5	1	0	1	0	0	0	0	0	0	11	15	45.00	6.000			
Wes Stock, R ERA: 2.97 (2, 1)	2.0		7	1	0	0	1	1	0	0	0	0	0	0	8	12	0.00	1.000				
Vern Handrahan, R ERA: 4.76 (4, 1)	3.0		14	4	2	2	2	1	0	0	0	0	1	17	21	6.00	1.667					
Ken Sanders, R ERA: 3.82 (7, 1)	2.0		8	2	0	0	2	1	0	0	0	0	0	11	15	0.00	1.500					
Bill Edgerton, L ERA: (9, 1)	1.0		4	1	0	0	0	0	0	0	0	0	0	4	4	0.00	1.000					
Batter	1	2	3	4	5	6	7	8	9	AB	R	H	RBI	BB	SO	LOB	BOTTOM					
Bert Campaneris, R OBP: 0.303, SLG: 0.387 (1, 6)										4	0	2	0	0	0	0	Boston Red Sox @ Kansas City Athletics Municipal Stadium, Kansas City, MO Sat Sep 03 1966, 4:33 AM EDT Att: 9,110 - Unknown livebaseballscorecards.com					
John Donaldson, L OBP: 0.190, SLG: 0.150 (1, 4)										4	0	0	0	0	0	3						
Ed Charles, R OBP: 0.330, SLG: 0.446 (1, 7)										3	0	0	0	0	2	1						
Ken Sanders, R OBP: 0.250, SLG: 0.143 (7, 1)										0	0	0	0	0	0	0						
Bill Edgerton, L OBP: 0.357, SLG: 0.607 (9, PH)										0	0	0	0	0	0	0						
Tim Talton, L OBP: 0.357, SLG: 0.607 (9, PH)										1	0	0	0	0	0	1						
Larry Stahl, L OBP: 0.285, SLG: 0.368 (1, 9)										4	0	0	0	0	1	1						
Danny Cater, R OBP: 0.300, SLG: 0.359 (7, 7)										2	0	0	0	1	0	0						
Rick Monday, L (1, 8)										3	0	0	0	0	2	1						
Sal Bando, R (1, 5)										3	0	0	0	0	0	1						
Phil Roof, R OBP: 0.284, SLG: 0.341 (1, 2)										2	0	0	0	0	0	0						
Rene Lachemann, R (6, 2)										1	0	0	0	0	0	0						
Catfish Hunter, R OBP: 0.169, SLG: 0.218 (2, 1)										0	0	0	0	0	0	0						
Wes Stock, R (3, PH)										0	0	0	0	0	0	0						
Roger Repoz, L OBP: 0.363, SLG: 0.379 (4, 1)										1	0	0	0	0	0	0						
Vern Handrahan, L (5, PH)										0	0	0	0	0	0	0						
Randy Schwartz, L (7, 3)										2	0	0	0	0	0	0						
Inning Stats	R: 0 E: 0 K: 1 S: 5	H: 0 LOB: 0 BB: 0 P: 5	R: 0 E: 0 K: 1 S: 5	H: 0 LOB: 1 BB: 1 P: 9	R: 0 E: 0 K: 0 S: 4	H: 1 LOB: 1 BB: 0 P: 4	R: 0 E: 0 K: 0 S: 3	H: 0 LOB: 0 BB: 0 P: 3	R: 0 E: 0 K: 1 S: 5	H: 0 LOB: 0 BB: 0 P: 5	R: 0 E: 0 K: 1 S: 6	H: 1 LOB: 1 BB: 0 P: 6	R: 0 E: 0 K: 1 S: 5	H: 0 LOB: 0 BB: 0 P: 5	R: 0 E: 0 K: 0 S: 3	H: 0 LOB: 0 BB: 0 P: 3	R: 0 E: 1 K: 0 S: 4	H: 0 LOB: 1 BB: 0 P: 4	1B: 1 2B: 0 3B: 1 HR: 0	SF: 0 SAC: 0 DP: 0 HBP: 0	WP: 0 PB: 0 SB: 1 CS: 0	PA: 31
PITCHER	IP WLS BF H R ER SO BB IBB HBP BLK WP HR S P ERA WHIP	IP WLS BF H R ER SO BB IBB HBP BLK WP HR S P ERA WHIP																				
Jim Lonborg, R ERA: 4.12 (1, 1)	9.0	W	31	2	0	0	5	1	0	0	0	0	0	0	40	44	0.00	0.333				

Batter	1	2	3	4	5	6	7	8	9	AB	R	H	RBI	BB	SO	LOB	TOP										
Jose Tartabull, L (1, 8) OBP: 0.291, SLG: 0.333										4	1	2	0	0	0	2											
Joe Foy, R (1, 5) OBP: 0.364, SLG: 0.425										4	1	2	1	1	0	2											
Carl Yastrzemski, L (1, 7) OBP: 0.359, SLG: 0.424										5	1	1	1	0	0	2											
Tony Conigliaro, R (1, 9) OBP: 0.344, SLG: 0.516										5	0	3	0	0	0	2											
George Scott, R (1, 3) OBP: 0.329, SLG: 0.444										3	0	0	1	1	1	2											
Dalton Jones, L (1, 4) OBP: 0.307, SLG: 0.379										3	0	1	0	1	2	4											
George Smith, R (7, 4) OBP: 0.286, SLG: 0.352										0	0	0	0	0	0	0											
Rico Petrocelli, R (1, 6) OBP: 0.287, SLG: 0.385										3	0	0	0	1	0	5											
Mike Ryan, R (1, 2) OBP: 0.259, SLG: 0.273										4	0	0	0	0	0	1											
Darrell Brandon, R (1, 1) OBP: 0.205, SLG: 0.278										3	0	1	0	0	1	0											
Inning Stats	R: 2 E: 0 K: 0 S: 6	H: 3 LOB: 1 BB: 0 P: 6	R: 0 E: 0 K: 0 S: 4	H: 1 LOB: 1 BB: 0 P: 4	R: 1 E: 1 K: 0 S: 5	H: 2 LOB: 2 BB: 1 P: 9	R: 0 E: 1 K: 0 S: 4	H: 0 LOB: 1 BB: 0 P: 4	R: 0 E: 0 K: 1 S: 6	H: 1 LOB: 1 BB: 0 P: 6	R: 0 E: 0 K: 0 S: 3	H: 0 LOB: 1 BB: 1 P: 7	R: 0 E: 0 K: 1 S: 6	H: 1 LOB: 3 BB: 2 P: 14	R: 0 E: 0 K: 1 S: 6	H: 1 LOB: 1 BB: 0 P: 6	R: 0 E: 0 K: 1 S: 5	H: 1 LOB: 0 BB: 0 P: 5	1B: 7 2B: 4 3B: 0 HR: 0	SF: 1 SAC: 2 DP: 1 HBP: 0	WP: 1 PB: 2 SB: 0 CS: 0	PA: 41					
PITCHER	IP	WLS	BF	H	R	ER	SO	BB	IBB	HBP	BLK	WP	HR	S	P	ERA	WHIP										
Blue Moon Odom, R (1, 1) ERA: 3.53	6.1	L	32	8	3	2	1	3	1	0	0	1	0	30	46	2.84	1.737										
Vern Handrahan, R (7, 1) ERA: 4.53	0.2	2	0	0	0	1	0	0	0	0	0	0	0	4	4	0.00	0.000										
Wes Stock, R (8, 1) ERA: 2.89	1.0	4	1	0	0	1	0	0	0	0	0	0	0	6	6	0.00	1.000										
Ken Sanders, R (9, 1) ERA: 3.79	1.0	3	1	0	0	1	0	0	0	0	0	0	0	5	5	0.00	1.000										

Boston Red Sox @ Kansas City Athletics
Municipal Stadium, Kansas City, MO
Sun Sep 04 1966, 4:33 AM EDT
Unknown


AB	34
R	3
H	10
RBI	3
BB	4
SO	4
LOB	20



Batter	1	2	3	4	5	6	7	8	9	AB	R	H	RBI	BB	SO	LOB	BOTTOM											
Bert Campaneris, R (1, 6) OBP: 0.304, SLG: 0.387										3	0	1	0	1	0	1												
Mike Hershberger, R (1, 9) OBP: 0.318, SLG: 0.356										2	0	0	0	2	0	2												
Jim Gosger, L (1, 7) OBP: 0.322, SLG: 0.353										3	0	0	0	1	2	3												
Ed Charles, R (1, 5) OBP: 0.326, SLG: 0.440										4	0	0	0	0	0	3												
Danny Cater, R (1, 3) OBP: 0.299, SLG: 0.358										4	0	1	0	0	1	2												
Dick Green, R (1, 4) OBP: 0.307, SLG: 0.367										4	0	0	0	0	0	1												
Rick Monday, L (1, 8) OBP: 0.283, SLG: 0.339										3	0	0	0	0	0	1												
Phil Roof, R (1, 2) OBP: 0.283, SLG: 0.339										2	0	0	0	0	1	1												
John Donaldson, L (7, PH) OBP: 0.182, SLG: 0.143										1	0	0	0	0	0	0												
Rene Lachemann, R (8, 2) OBP: 0.323, SLG: 0.373										0	0	0	0	0	0	0												
Blue Moon Odom, R (1, 1) OBP: 0.200, SLG: 0.158										0	0	0	0	0	0	0												
Vern Handrahan, L (7, 1) OBP: 0.323, SLG: 0.373										0	0	0	0	0	0	0												
Wes Stock, R (8, 1) OBP: 0.323, SLG: 0.373										0	0	0	0	0	0	0												
Roger Repoz, L (8, PH) OBP: 0.250, SLG: 0.143										0	0	0	0	0	0	0												
Inning Stats	R: 0 E: 0 K: 0 S: 2	H: 0 LOB: 1 BB: 2 P: 10	R: 0 E: 0 K: 1 S: 6	H: 1 LOB: 1 BB: 0 P: 6	R: 0 E: 0 K: 1 S: 6	H: 1 LOB: 1 BB: 0 P: 6	R: 0 E: 0 K: 0 S: 3	H: 0 LOB: 0 BB: 0 P: 3	R: 0 E: 0 K: 1 S: 6	H: 1 LOB: 1 BB: 0 P: 6	R: 0 E: 0 K: 0 S: 3	H: 0 LOB: 0 BB: 0 P: 3	R: 0 E: 0 K: 1 S: 6	H: 1 LOB: 1 BB: 0 P: 6	R: 0 E: 0 K: 0 S: 3	H: 0 LOB: 0 BB: 0 P: 3	R: 0 E: 0 K: 1 S: 5	H: 0 LOB: 2 BB: 2 P: 13	R: 0 E: 0 K: 0 S: 3	H: 0 LOB: 0 BB: 0 P: 3	R: 0 E: 0 K: 1 S: 6	H: 1 LOB: 1 BB: 0 P: 6	R: 0 E: 0 K: 0 S: 3	H: 0 LOB: 0 BB: 0 P: 3	1B: 3 2B: 0 3B: 0 HR: 0	SF: 0 SAC: 0 DP: 0 HBP: 0	WP: 0 PB: 0 SB: 1 CS: 0	PA: 33
PITCHER	IP	WLS	BF	H	R	ER	SO	BB	IBB	HBP	BLK	WP	HR	S	P	ERA	WHIP											
Darrell Brandon, R (1, 1) ERA: 3.58	9.0	W	33	3	0	0	4	4	0	0	0	0	0	37	53	0.00	0.778											

Boston Red Sox @ Kansas City Athletics
Municipal Stadium, Kansas City, MO
Sun Sep 04 1966, 4:33 AM EDT
Unknown

AB	29
R	0
H	3
RBI	0
BB	4
SO	4
LOB	14




Batter	1	2	3	4	5	6	7	8	9	AB	R	H	RBI	BB	SO	LOB	TOP					
Rico Petrocelli, R OBP: 0.287, SLG: 0.384 (1, 6)										4	0	1	0	0	1	3	Boston Red Sox @ Kansas City Athletics Municipal Stadium, Kansas City, MO Sun Sep 04 1966, 4:38 AM EDT Att: 13,738 - Unknown					
Joe Foy, R OBP: 0.365, SLG: 0.423 (1, 5)										2	0	0	0	2	0	0						
Don Demeter, R OBP: 0.289, SLG: 0.467 (1, 8)										3	0	1	0	1	0	1						
Tony Conigliaro, R OBP: 0.343, SLG: 0.512 (1, 9)										3	0	0	0	1	0	4						
George Scott, R OBP: 0.331, SLG: 0.443 (1, 3)										2	1	0	0	2	1	1						
George Thomas, R OBP: 0.317, SLG: 0.321 (1, 7)										3	1	1	0	1	1	2						
Bob Tillman, R OBP: 0.287, SLG: 0.337 (9, PH)										2	0	0	1	1	1	3						
George Smith, R OBP: 0.287, SLG: 0.350 (9, PH)										2	0	0	0	1	1	3						
Jose Santiago, R OBP: 0.226, SLG: 0.218 (4, 1)										0	0	0	0	1	0	0						
Bill Short, L OBP: 0.285, SLG: 0.083 (5, PH)										0	0	0	0	0	0	0						
Inning Stats	R: 0 E: 0 K: 0 S: 2	H: 1 LOB: 1 BB: 2 P: 10	R: 0 E: 0 K: 2 S: 7	H: 0 LOB: 1 BB: 1 P: 11	R: 0 E: 0 K: 0 S: 2	H: 0 LOB: 1 BB: 2 P: 10	R: 0 E: 0 K: 1 S: 4	H: 0 LOB: 0 BB: 2 P: 12	R: 0 E: 0 K: 1 S: 4	H: 0 LOB: 0 BB: 1 P: 8	R: 0 E: 0 K: 0 S: 3	H: 0 LOB: 0 BB: 0 P: 3	R: 2 E: 1 K: 1 S: 7	H: 1 LOB: 1 BB: 1 P: 11	R: 0 E: 0 K: 1 S: 6	H: 1 LOB: 2 BB: 0 P: 10	R: 0 E: 0 K: 0 S: 3	H: 0 LOB: 0 BB: 3 P: 3	1B: 2 2B: 2 3B: 1 HR: 0	SF: 0 SAC: 0 DP: 3 HBP: 0	WP: 0 PB: 0 SB: 0 CS: 0	PA: 36
PITCHER	IP WLS BF H R ER SO BB IBB HBP BLK WP HR S P ERA WHIP	7.0 W 28 2 2 1 5 9 0 0 0 0 0 0 29 65 1.29 1.571	1.0 5 1 0 0 1 1 0 0 0 0 0 0 6 10 0.00 2.000	1.0 S 3 0 0 0 0 0 0 0 0 0 0 0 3 3 0.00 0.000																		

AB	26
R	2
H	3
RBI	2
BB	10
SO	6
LOB	19



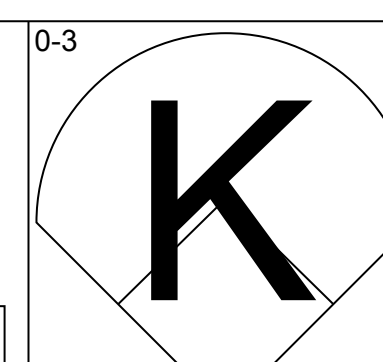
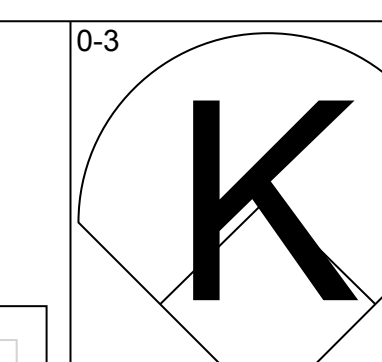
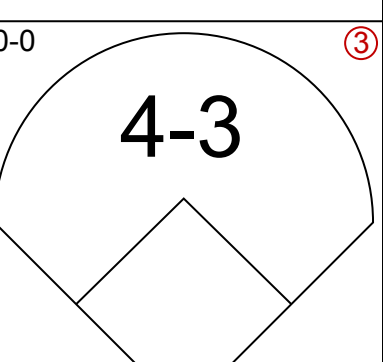
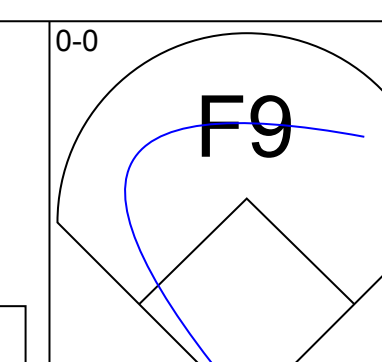

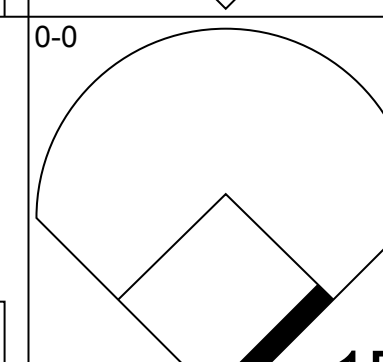
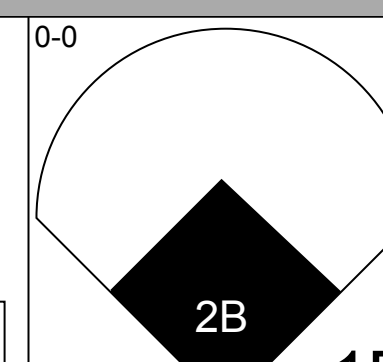
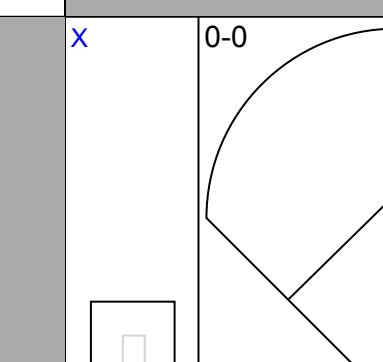
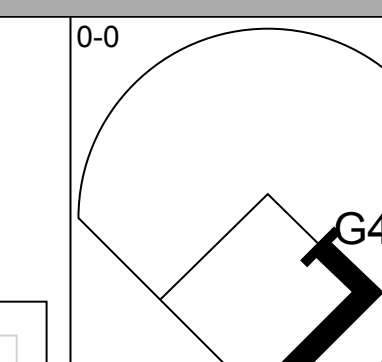
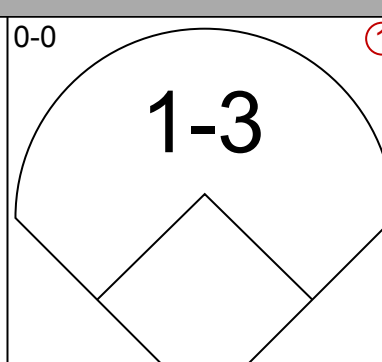
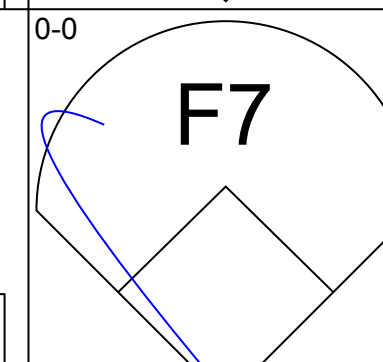
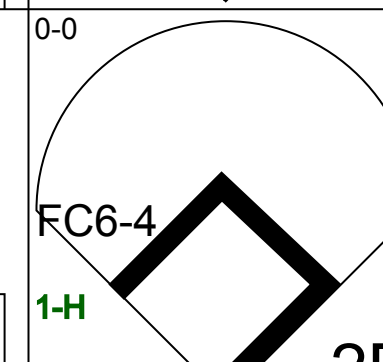
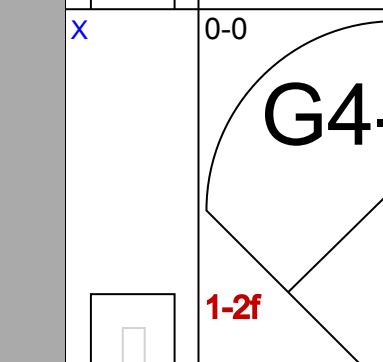
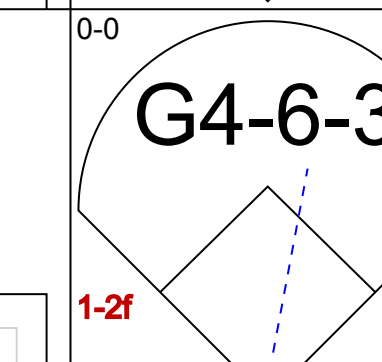
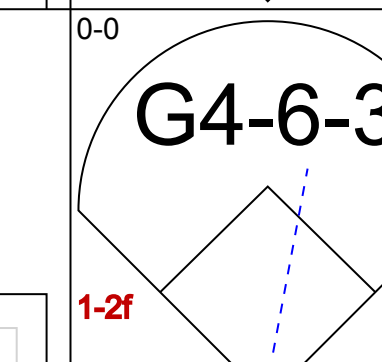
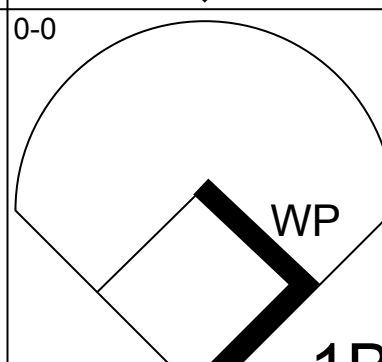
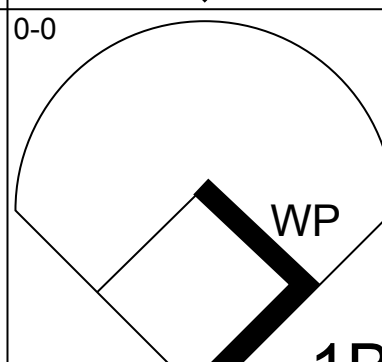
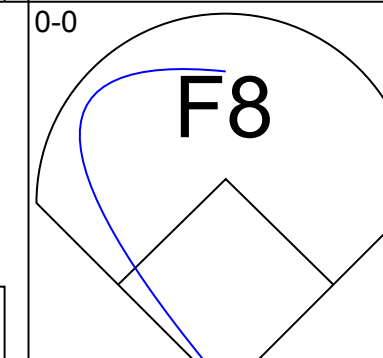
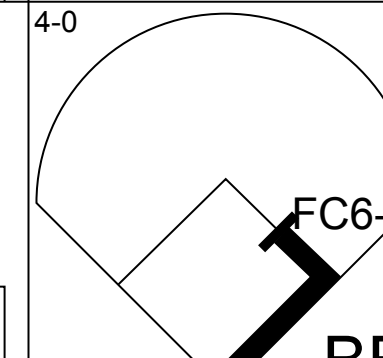
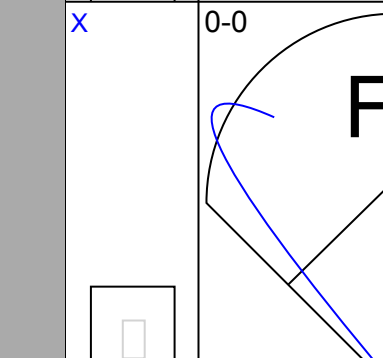
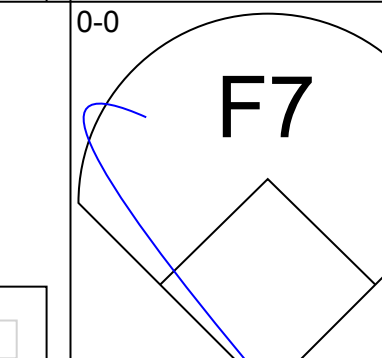
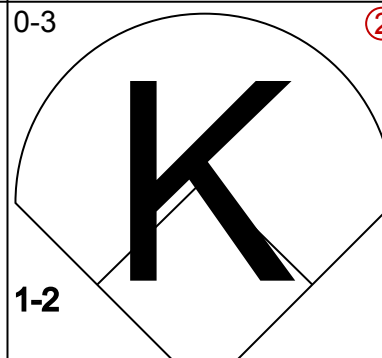
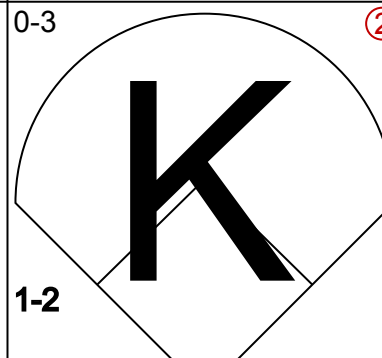
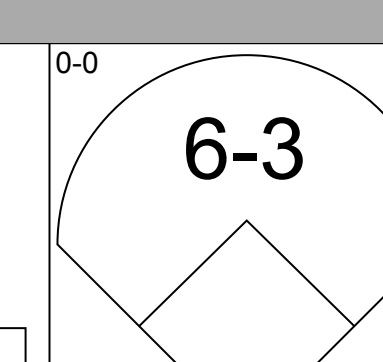
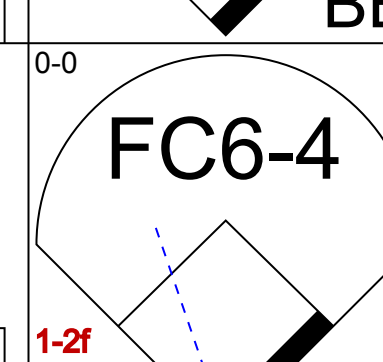
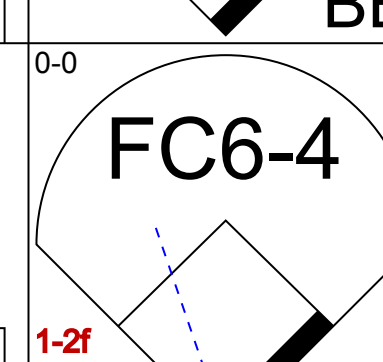
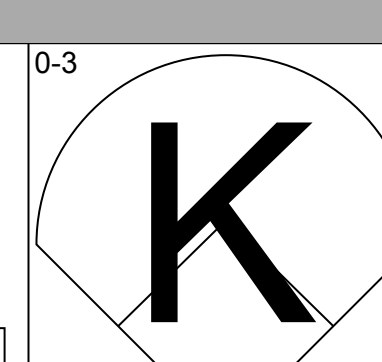
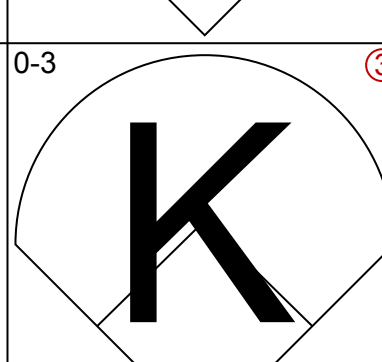
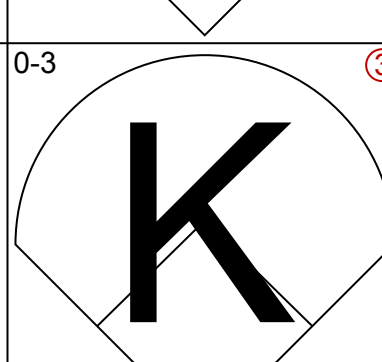
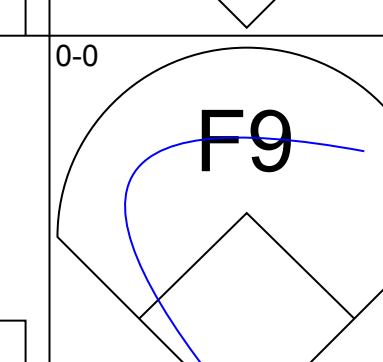
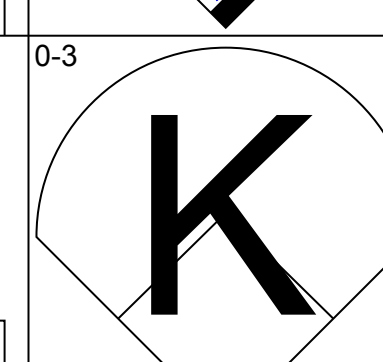
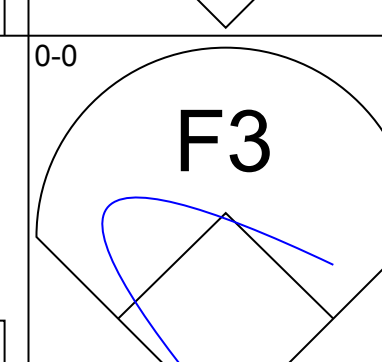
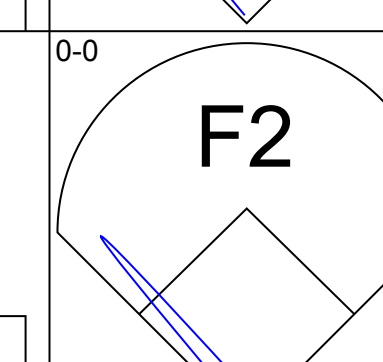
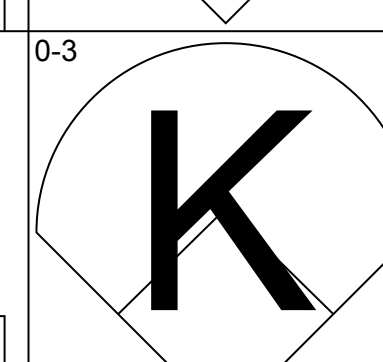
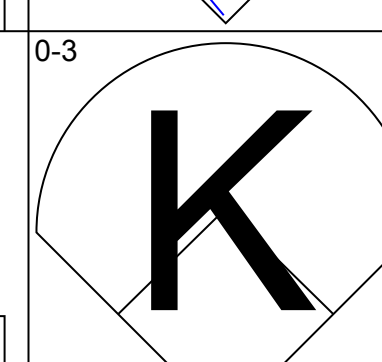
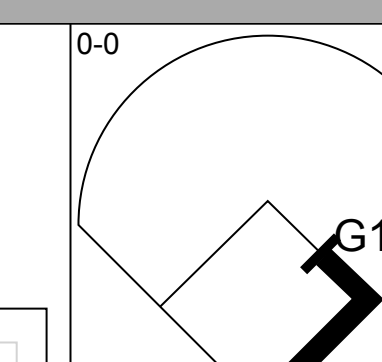
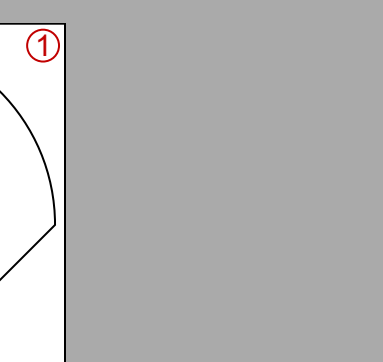
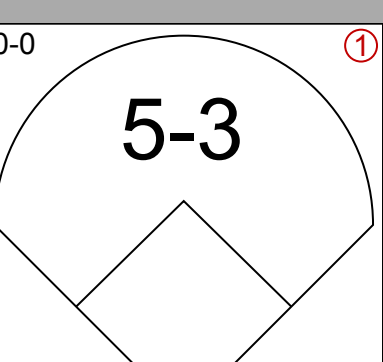
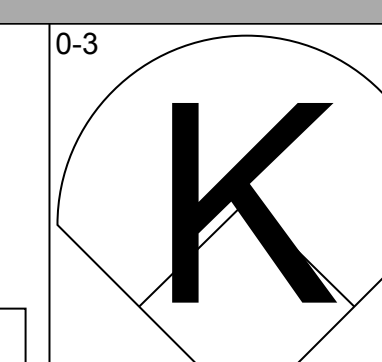
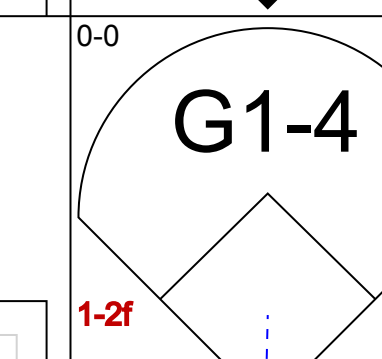
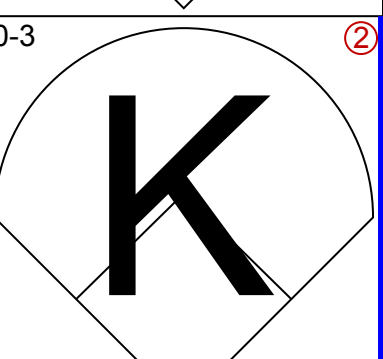
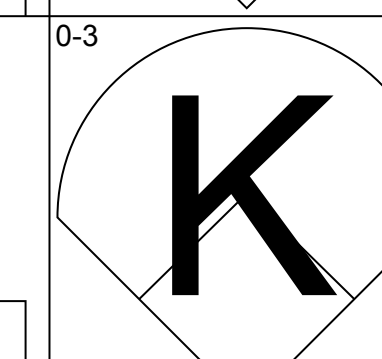
Batter	1	2	3	4	5	6	7	8	9	AB	R	H	RBI	BB	SO	LOB	BOTTOM						
Bert Campaneris, R OBP: 0.303, SLG: 0.385 (1, 6)																	5	0	1	0	0	1	3
Larry Stahl, L OBP: 0.283, SLG: 0.365 (1, 7)																	5	0	1	1	0	0	1
Mike Hershberger, R OBP: 0.315, SLG: 0.353 (1, 9)																	4	0	0	0	0	1	3
Tim Talton, L OBP: 0.387, SLG: 0.600 (5, PR)																	2	1	1	0	0	0	1
Rick Monday, L (6, 8)																	1	1	0	0	0	0	0
Ed Charles, R OBP: 0.328, SLG: 0.441 (1, 5)																	4	2	2	1	0	0	0
Roger Repoz, L OBP: 0.326, SLG: 0.374 (6, 3)																	2	0	1	0	1	1	2
Dick Green, R OBP: 0.309, SLG: 0.368 (1, 4)																	4	2	2	2	0	1	2
Phil Roof, R OBP: 0.285, SLG: 0.339 (1, 2)																	3	1	1	1	1	0	3
Gil Blanco, L OBP: 0.167, SLG: 0.167 (8, 1)																	3	0	2	2	0	0	2
Wes Stock, R (8, 1)																	0	0	0	0	0	0	0
Sal Bando, R (8, PH)																	1	0	0	0	0	1	0
Jack Aker, R OBP: 0.071, SLG: 0.143 (9, 1)																	0	0	0	0	0	0	0
Inning Stats	R: 0 E: 0 K: 1 S: 6	H: 1 LOB: 0 BB: 0 P: 6	R: 0 E: 0 K: 1 S: 6	H: 1 LOB: 1 BB: 1 P: 10	R: 0 E: 0 K: 0 S: 3	H: 0 LOB: 0 BB: 0 P: 3	R: 4 E: 0 K: 1 S: 11	H: 6 LOB: 2 BB: 0 P: 11	R: 3 E: 0 K: 0 S: 5	H: 3 LOB: 1 BB: 1 P: 10	R: 0 E: 0 K: 0 S: 3	H: 0 LOB: 0 BB: 0 P: 3	R: 0 E: 1 K: 0 S: 4	H: 0 LOB: 1 BB: 0 P: 4	R: 0 E: 0 K: 2 S: 7	H: 0 LOB: 0 BB: 0 P: 7	R: 0 E: 0 K: 0 S: 3	H: 0 LOB: 0 BB: 0 P: 3	1B: 11 2B: 0 3B: 0 HR: 0	SF: 0 SAC: 1 DP: 0 HBP: 1	WP: 0 PB: 0 SB: 2 CS: 1	PA: 38	
PITCHER	IP WLS BF H R ER SO BB IBB HBP BLK WP HR S P ERA WHIP	3.1 L 17 4 2 0 0 0 1 0 0 0 0 0 4 4 0.00 3.000	2.0 10 3 3 3 0 1 0 1 0 0 0 0 8 13 13.50 2.000	2.0 7 0 0 0 2 0 0 0 0 0 0 0 11 11 0.00 0.000																			

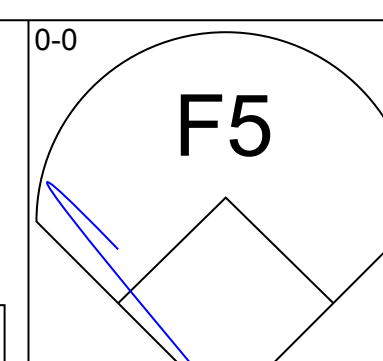
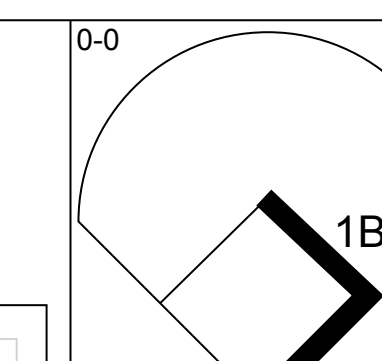
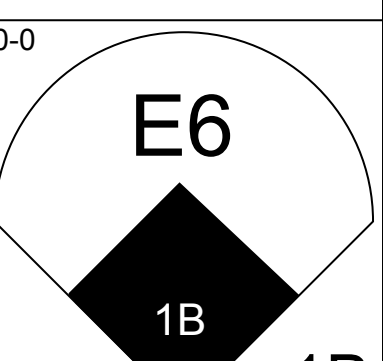
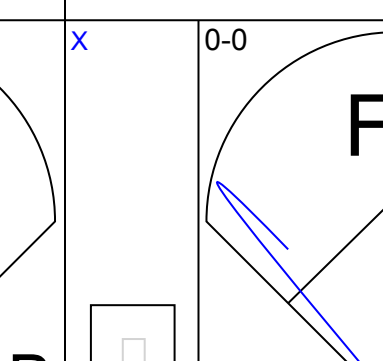
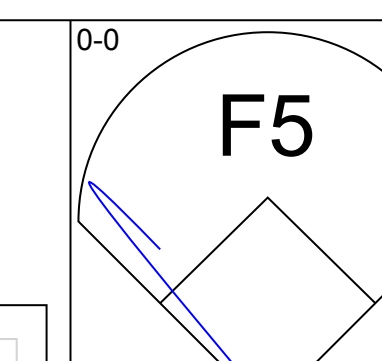

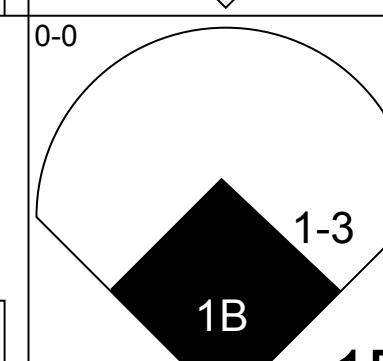
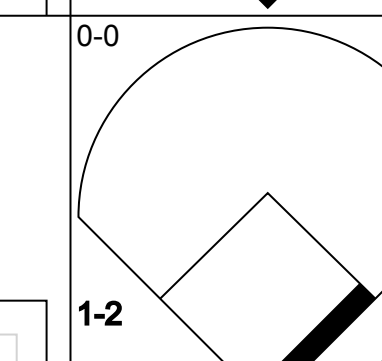
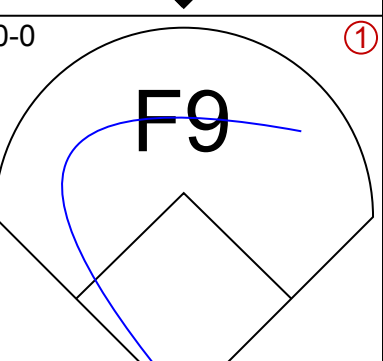
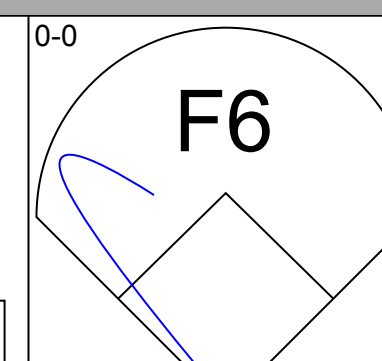
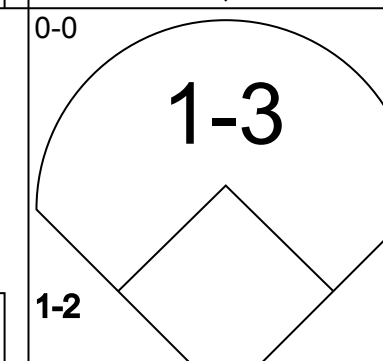
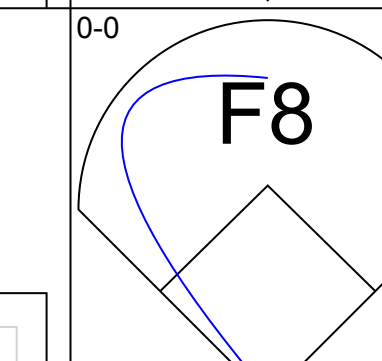
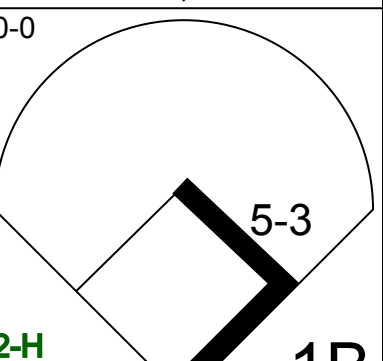

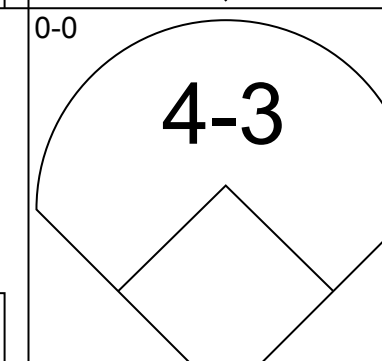
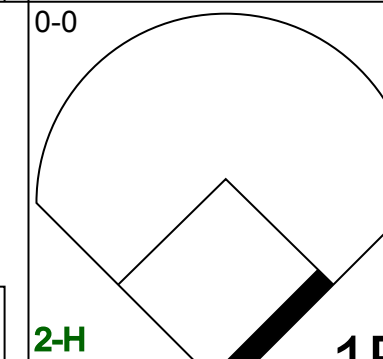
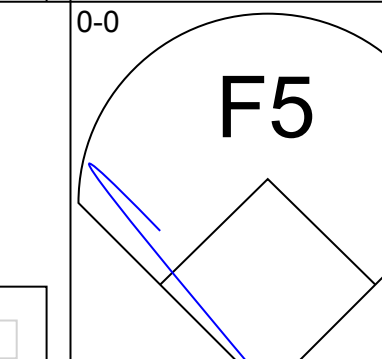
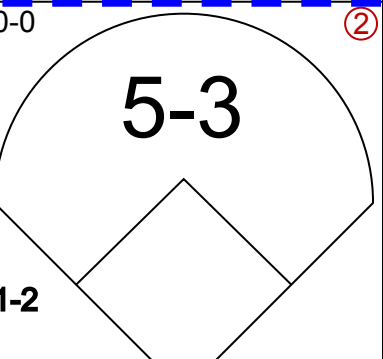
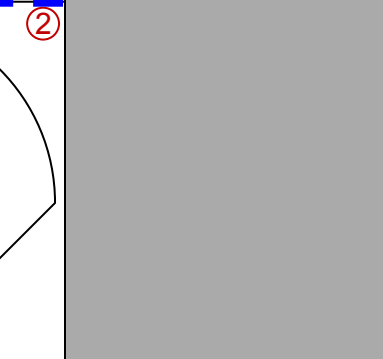
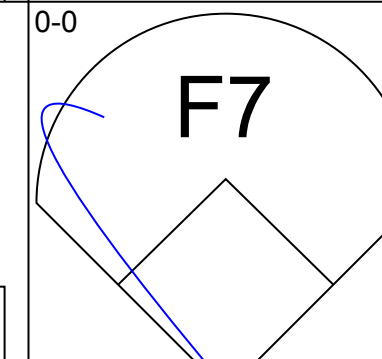
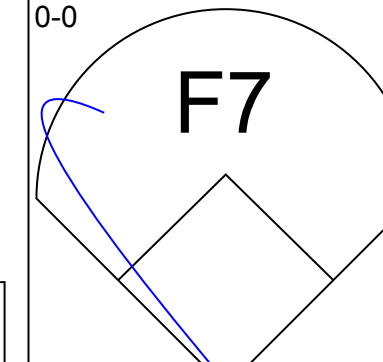
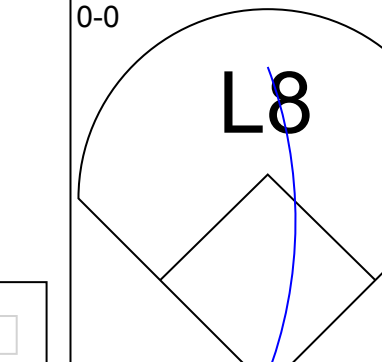
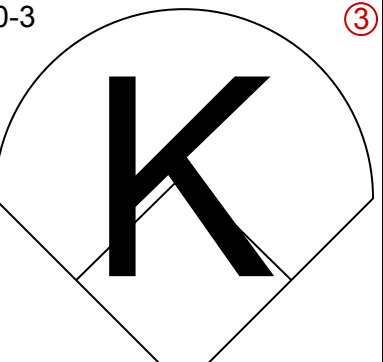




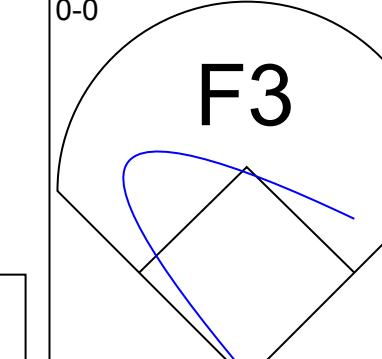
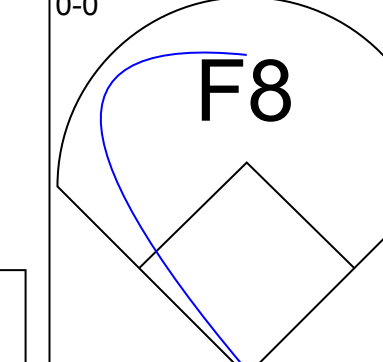
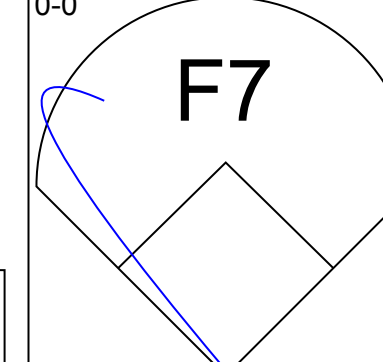
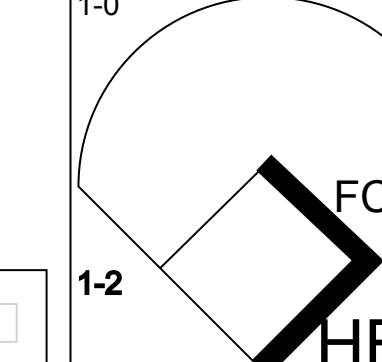
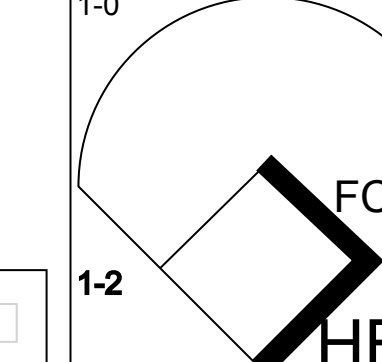
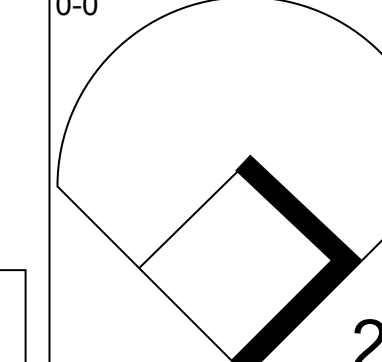
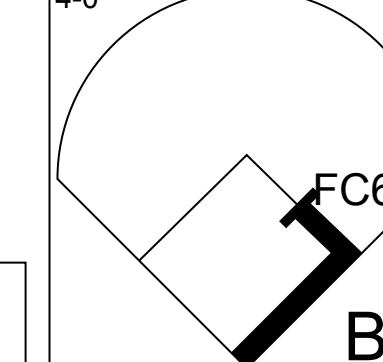
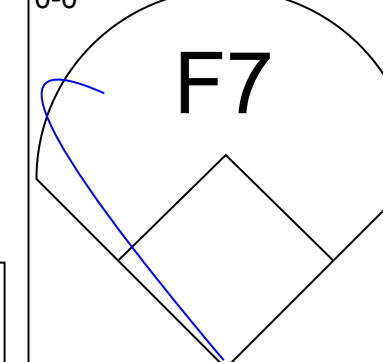
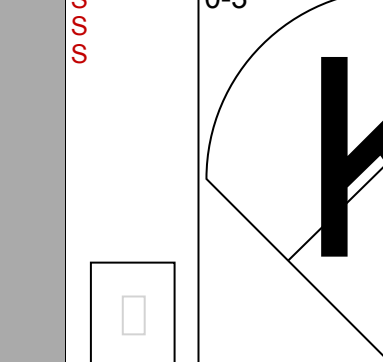
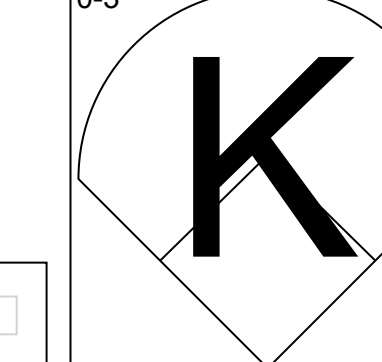
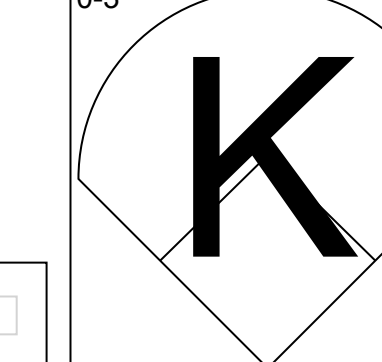
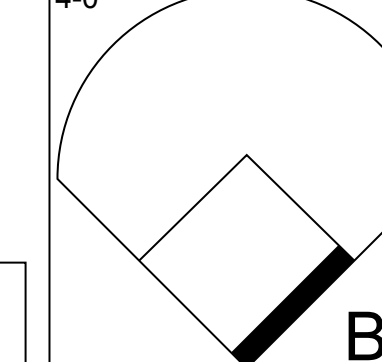
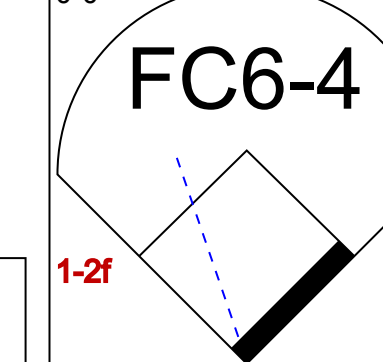
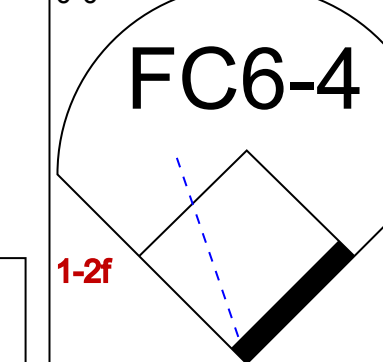
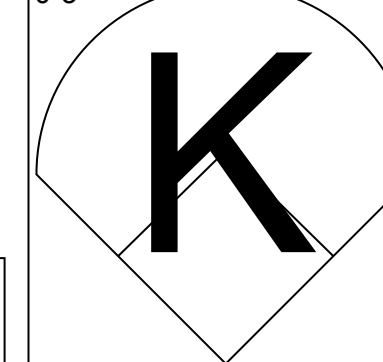
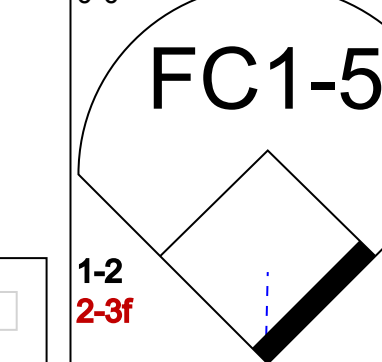
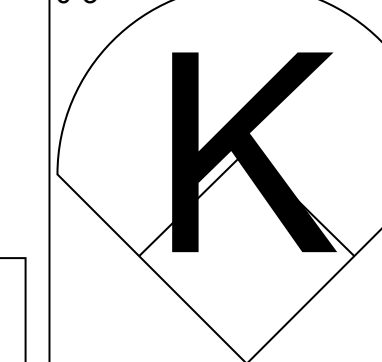
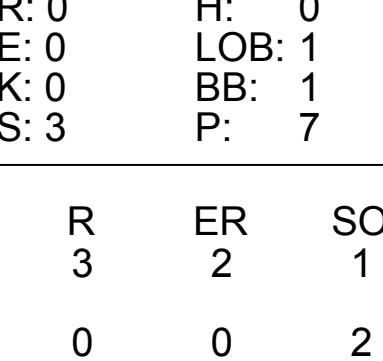
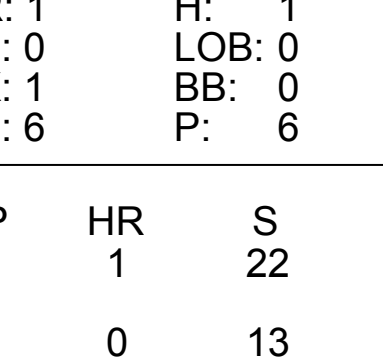
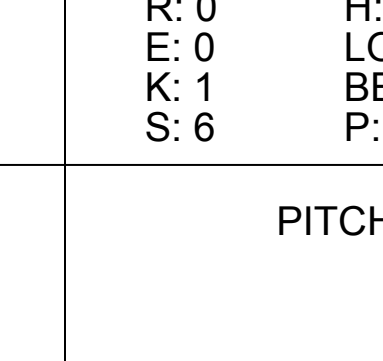
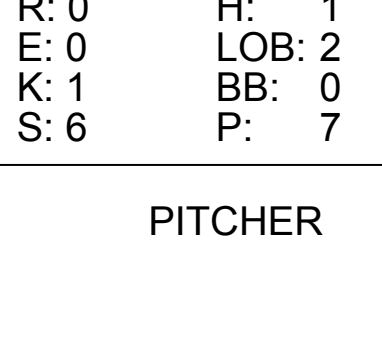
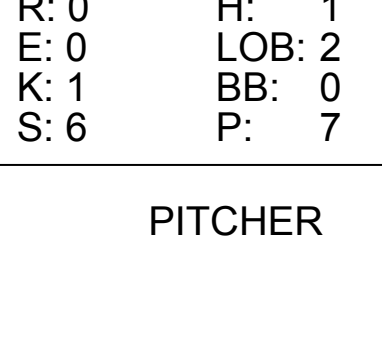
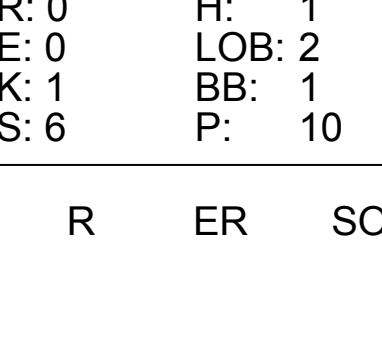
AB	34
R	7
H	11
RBI	7
BB	2
SO	5
LOB	17



Batter	1	2	3	4	5	6	7	8	9	AB	R	H	RBI	BB	SO	LOB	TOP			
Rico Petrocelli, R OBP: 0.288, SLG: 0.383 (1, 6)	4-3		6-3				6-3		6-3	4	0	1	0	1	0	0	Boston Red Sox @ Cleveland Indians Cleveland Municipal Stadium, Cleveland, OH Mon Sep 05 1966, 3:33 AM EDT Unknown livebaseballscorecards.com			
Joe Foy, R OBP: 0.365, SLG: 0.422 (1, 5)	1B 2B BB		1B HR				6-3		L9	4	2	1	0	1	0	3				
Carl Yastrzemski, L OBP: 0.356, SLG: 0.422 (1, 7)	2B 1-2 1B		F7				F5		F7	5	0	1	0	0	0	1				
Tony Conigliaro, R OBP: 0.344, SLG: 0.521 (1, 9)	1-3 2H 2B		HR				F9		5-3	4	1	2	3	0	0	0				
George Scott, R OBP: 0.333, SLG: 0.449 (1, 3)	G6-4-3 BB		HR				6-3		1B BB	2	2	1	1	2	0	0				
Don Demeter, R OBP: 0.286, SLG: 0.461 (1, 8)	G6-4-3 1-2		F8				K		K	4	0	0	0	0	2	4				
Dalton Jones, L OBP: 0.305, SLG: 0.374 George Smith, R OBP: 0.287, SLG: 0.350 (1, 4) (8, 4)			F5				K		1B 1B	4	0	1	0	0	2	0				
Mike Ryan, R OBP: 0.262, SLG: 0.276 (1, 2)			F8				F8		1B 1B	4	0	2	1	0	0	0				
Lee Stange, R OBP: 0.140, SLG: 0.098 (1, 1)			6-3				3-1		K	4	0	1	0	0	1	3				
Inning Stats	R: 1 E: 0 K: 0 S: 4	H: 2 LOB: 2 BB: 2 P: 12	R: 0 E: 0 K: 0 S: 3	H: 0 LOB: 0 BB: 0 P: 3	R: 3 E: 0 K: 0 S: 6	H: 3 LOB: 0 BB: 0 P: 6	R: 0 E: 0 K: 1 S: 7	H: 2 LOB: 0 BB: 0 P: 7	R: 0 E: 0 K: 2 S: 8	H: 1 LOB: 1 BB: 0 P: 8	R: 0 E: 0 K: 0 S: 2	H: 0 LOB: 0 BB: 1 P: 6	R: 1 E: 0 K: 2 S: 9	H: 2 LOB: 2 BB: 1 P: 13	R: 0 E: 0 K: 0 S: 3	H: 0 LOB: 0 BB: 0 P: 3		1B: 7 2B: 1 3B: 0 HR: 2	SF: 0 SAC: 0 DP: 1 HBP: 0	WP: 0 PB: 0 SB: 0 CS: 0
PITCHER	IP WLS BF H R ER SO BB IBB HBP BLK WP HR S P ERA WHIP	3.0 L 15 5 4 4 0 2 0 0 0 0 2 13 21 12.00 2.333	3.0 L 12 3 0 0 3 0 0 0 0 0 0 0 18 18 0.00 1.000	2.0 L 9 2 1 1 2 2 0 0 0 0 0 0 11 19 4.50 2.000	1.0 L 3 0 0 0 0 0 0 0 0 0 0 0 3 3 0.00 0.000	PITCHER										IP WLS BF H R ER SO BB IBB HBP BLK WP HR S P ERA WHIP				

Batter	1	2	3	4	5	6	7	8	9	AB	R	H	RBI	BB	SO	LOB	BOTTOM					
Chico Salmon, R OBP: 0.286, SLG: 0.339 (1, 4)	K			FC4-6 1B		G5-4-3			5-3	4	0	1	0	0	1	1	Boston Red Sox @ Cleveland Indians Cleveland Municipal Stadium, Cleveland, OH Mon Sep 05 1966, 3:33 AM EDT Unknown livebaseballscorecards.com					
Vic Davallillo, L OBP: 0.296, SLG: 0.309 (1, 8)	4-3		FC4-6 1-2				6-3		F9	4	0	0	0	0	0	1						
Leon Wagner, L OBP: 0.345, SLG: 0.467 (1, 7)	F7		F9				1B FC1-6 1B		F8	4	1	1	0	0	0	1						
Fred Whitfield, L OBP: 0.291, SLG: 0.449 (1, 3)	4-3		F7				FC1-6 1B			3	0	1	0	0	0	1						
Duke Sims, L OBP: 0.358, SLG: 0.505 (1, 2)	L8			G6-4-3 1B			FC1-6 1-2 3H			3	0	1	1	0	0	1						
Rocky Colavito, R OBP: 0.335, SLG: 0.440 (1, 9)	4-3		G6-4-3				6-3			3	0	0	0	0	0	2						
Max Alvis, R OBP: 0.299, SLG: 0.374 (1, 5)			L6						F7	3	0	0	0	0	0	0						
Larry Brown, R OBP: 0.323, SLG: 0.316 (1, 6)			1-3			G5-4-3 BB			6-3	2	0	0	0	1	0	0						
Steve Hargan, R OBP: 0.189, SLG: 0.119 Jim Landis, R OBP: 0.325, SLG: 0.342 Tom Kelley, L OBP: 0.141, SLG: 0.143 Jose Vidal, R OBP: 0.077, SLG: 0.060 Luis Tiant, R OBP: 0.325, SLG: 0.399 Jim Gentile, L OBP: 0.325, SLG: 0.399 Bob Hefner, R OBP: 0.325, SLG: 0.399 (1, 1) (3, PH) (4, 1) (6, PH) (7, 1) (8, PH) (9, 1)	6-3						F9		3-1	0	0	0	0	0	0	0						
Inning Stats	R: 0 E: 0 K: 1 S: 5	H: 0 LOB: 0 BB: 0 P: 5	R: 0 E: 0 K: 0 S: 3	H: 0 LOB: 0 BB: 0 P: 3	R: 0 E: 0 K: 0 S: 3	H: 0 LOB: 0 BB: 0 P: 3	R: 0 E: 0 K: 0 S: 4	H: 1 LOB: 1 BB: 0 P: 4	R: 0 E: 0 K: 0 S: 3	H: 1 LOB: 0 BB: 0 P: 3	R: 0 E: 0 K: 0 S: 2	H: 0 LOB: 0 BB: 1 P: 6	R: 1 E: 0 K: 0 S: 5	H: 2 LOB: 1 BB: 0 P: 5	R: 0 E: 0 K: 0 S: 3	H: 0 LOB: 0 BB: 0 P: 3		R: 0 E: 0 K: 0 S: 3	H: 0 LOB: 0 BB: 0 P: 3	1B: 4 2B: 0 3B: 0 HR: 0	SF: 0 SAC: 0 DP: 2 HBP: 0	WP: 0 PB: 0 SB: 0 CS: 0
PITCHER	IP WLS BF H R ER SO BB IBB HBP BLK WP HR S P ERA WHIP	9.0 W 30 4 1 1 1 1 0 0 0 0 0 31 35 1.00 0.556	PITCHER										IP WLS BF H R ER SO BB IBB HBP BLK WP HR S P ERA WHIP									

Batter	1	2	3	4	5	6	7	8	9	AB	R	H	RBI	BB	SO	LOB	TOP					
Jose Tartabull, L (1, 8) OBP: 0.286, SLG: 0.327										4	0	0	0	0	2	0	<p>Boston Red Sox @ Cleveland Indians Cleveland Municipal Stadium, Cleveland, OH</p> <p>Mon Sep 05 1966, 3:38 AM EDT Att: 7,731 - Unknown</p> <p>livebaseballscores.com</p> <p>AB 31 R 1 H 6 RBI 1 BB 1 SO 11 LOB 12</p> 					
Joe Foy, R (1, 5) OBP: 0.368, SLG: 0.425										4	1	3	0	0	0	0						
Carl Yastrzemski, L (1, 7) OBP: 0.397, SLG: 0.424										4	0	2	1	0	0	2						
Tony Conigliaro, R (1, 9) OBP: 0.344, SLG: 0.517										3	0	0	0	1	1	2						
George Scott, R (1, 3) OBP: 0.331, SLG: 0.445										4	0	0	0	0	2	3						
Dalton Jones, L (1, 4) OBP: 0.301, SLG: 0.369										3	0	0	0	0	1	2						
Rico Petrocelli, R (1, 6) OBP: 0.287, SLG: 0.380										3	0	0	0	0	2	2						
Bob Tillman, R (1, 2) OBP: 0.300, SLG: 0.337										3	0	1	0	0	1	0						
Dennis Bennett, L (1, 1) OBP: 0.150, SLG: 0.263										2	0	0	0	0	1	1						
Dan Osinski, R (5, 1) OBP: 0.500, SLG: 0.500										0	0	0	0	0	0	0						
Lenny Green, L (6, PH) OBP: 0.333, SLG: 0.320										1	0	0	0	0	1	0						
Don McMahon, R (8, 1) OBP: 0.143, SLG: 0.154										0	0	0	0	0	0	0						
Inning Stats	R: 0 E: 0 K: 1 S: 6	H: 1 LOB: 1 BB: 0 P: 6	R: 0 E: 0 K: 0 S: 3	H: 0 LOB: 0 BB: 0 P: 3	R: 0 E: 0 K: 1 S: 5	H: 1 LOB: 0 BB: 0 P: 5	R: 1 E: 0 K: 2 S: 9	H: 2 LOB: 2 BB: 1 P: 13	R: 0 E: 0 K: 1 S: 5	H: 0 LOB: 0 BB: 0 P: 5	R: 0 E: 0 K: 2 S: 3	H: 1 LOB: 0 BB: 0 P: 3	R: 0 E: 0 K: 2 S: 7	H: 0 LOB: 0 BB: 0 P: 7	R: 0 E: 0 K: 2 S: 7	H: 0 LOB: 0 BB: 0 P: 7	R: 0 E: 0 K: 2 S: 8	H: 1 LOB: 1 BB: 0 P: 8	1B: 5 2B: 1 3B: 0 HR: 0	SF: 0 SAC: 0 DP: 2 HBP: 0	WP: 1 PB: 0 SB: 0 CS: 0	PA: 32
PITCHER Sonny Siebert, R (1, 1) ERA: 2.9	IP: 9.0 WLS: W BF: 32	H: 6 R: 1 ER: 1 SO: 11	BB: 1 IBB: 0 HBP: 0 BLK: 0	WP: 1 HR: 0 S: 53 P: 57	ERA: 1.00 WHIP: 0.778	PITCHER										IP: WLS: BF: H: R: ER: SO: BB: IBB: HBP: BLK: WP: HR: S: P: ERA: WHIP						

Batter	1	2	3	4	5	6	7	8	9	AB	R	H	RBI	BB	SO	LOB	BOTTOM	
Dick Howser, R (1, 4) OBP: 0.303, SLG: 0.356										4	1	2	0	0	0	2	<p>Boston Red Sox @ Cleveland Indians Cleveland Municipal Stadium, Cleveland, OH</p> <p>Mon Sep 05 1966, 3:38 AM EDT Att: 7,731 - Unknown</p> <p>livebaseballscores.com</p> <p>AB 33 R 3 H 9 RBI 3 BB 2 SO 4 LOB 20</p> 	
Chuck Hinton, R (1, 8) OBP: 0.326, SLG: 0.406										4	1	2	0	0	0	1		
Leon Wagner, L (1, 7) OBP: 0.344, SLG: 0.465										4	0	1	1	0	0	3		
Vic Davallillo, L (6, 8) OBP: 0.296, SLG: 0.309										0	0	0	0	0	0	0		
Max Alvis, R (1, 5) OBP: 0.299, SLG: 0.373										4	0	1	1	0	0	3		
Rocky Colavito, R (1, 9) OBP: 0.333, SLG: 0.436										4	0	0	0	0	1	4		
Chico Salmon, R (1, 3) OBP: 0.288, SLG: 0.349										4	1	2	1	0	0	0		
Joe Azcue, R (1, 2) OBP: 0.312, SLG: 0.373										3	0	1	0	0	0	0		
Larry Brown, R (1, 6) OBP: 0.326, SLG: 0.314										2	0	0	0	2	1	2		
Sonny Siebert, R (1, 1) OBP: 0.145, SLG: 0.160										4	0	0	0	0	2	5		
Inning Stats	R: 1 E: 0 K: 0 S: 5	H: 2 LOB: 1 BB: 0 P: 5	R: 0 E: 0 K: 0 S: 3	H: 0 LOB: 1 BB: 1 P: 7	R: 0 E: 0 K: 0 S: 5	H: 2 LOB: 2 BB: 0 P: 5	R: 1 E: 0 K: 1 S: 6	H: 1 LOB: 0 BB: 0 P: 6	R: 1 E: 1 K: 1 S: 7	H: 2 LOB: 1 BB: 0 P: 7	R: 0 E: 0 K: 1 S: 3	H: 0 LOB: 0 BB: 0 P: 3	R: 0 E: 0 K: 1 S: 6	H: 1 LOB: 2 BB: 1 P: 10	1B: 7 2B: 1 3B: 0 HR: 1	SF: 0 SAC: 0 DP: 0 HBP: 1	WP: 0 PB: 0 SB: 0 CS: 0	PA: 36
PITCHER Dennis Bennett, L (1, 1) ERA: 3.63	IP: 4.1 WLS: L BF: 21	H: 7 R: 3 ER: 2 SO: 2	BB: 1 IBB: 0 HBP: 0 BLK: 0	WP: 0 HR: 1 S: 22 P: 26	ERA: 4.15 WHIP: 1.846	PITCHER										IP: WLS: BF: H: R: ER: SO: BB: IBB: HBP: BLK: WP: HR: S: P: ERA: WHIP		
Dan Osinski, R (5, 1) ERA: 3.92	2.2	10	1	0	0	2	0	0	1	0	0	0	13	14	0.00	0.375		
Don McMahon, R (8, 1) ERA: 2.82	1.0	5	1	0	0	1	1	0	0	0	0	0	6	10	0.00	2.000		

Batter	1	2	3	4	5	6	7	8	9	AB	R	H	RBI	BB	SO	LOB	TOP					
Jose Tartabull, L (1.8) OBP: 0.286, SLG: 0.324	F7		FC4-6			BB			F2	3	0	0	0	1	0	1	Boston Red Sox @ Cleveland Indians Cleveland Municipal Stadium, Cleveland, OH Tue Sep 06 1966, 7:05 PM EDT Att: 3,866 - Unknown					
Joe Foy, R (1.5) OBP: 0.267, SLG: 0.423	6-3			FC5-4		1-5-3			F9	4	0	1	0	0	0	1						
Carl Yastrzemski, L (1.7) OBP: 0.355, SLG: 0.421	K			FC5-4		1-3			3-1	4	0	0	0	0	1	2						
Tony Conigliaro, R (1.9) OBP: 0.342, SLG: 0.514		K		FC5-4		1-3				3	1	0	0	0	1	1						
George Scott, R (1.3) OBP: 0.331, SLG: 0.450		K		HR		F9				3	1	1	2	0	1	0						
Dalton Jones, L (1.4) OBP: 0.297, SLG: 0.364		K		HR		4-3				3	0	0	0	0	1	0						
Rico Petrocelli, R (1.6) OBP: 0.285, SLG: 0.378			F8			F3			5-3	3	0	0	0	0	0	0						
Mike Ryan, R (1.2) OBP: 0.263, SLG: 0.277						K			K	2	0	1	0	0	1	0						
Bob Tillman, R (5.2) OBP: 0.236, SLG: 0.335			FC4-6			K			K	1	0	0	0	0	1	0						
Hank Fischer, R (1.1) OBP: 0.129, SLG: 0.100			F3			K			F8	1	0	0	0	0	0	1						
Dan Osinski, R (4.1) OBP: 0.207, SLG: 0.500										0	0	0	0	0	0	0						
George Scott, R (5. Ph) OBP: 0.266, SLG: 0.349										0	0	0	0	0	1	0						
Dick Stigman, R (5.1) OBP: 0.226, SLG: 0.118										0	0	0	0	0	0	0						
Eddie Kasko, R (8. Ph) OBP: 0.292, SLG: 0.285										0	0	0	0	0	0	0						
Rollie Sheldon, R (8.1) OBP: 0.098, SLG: 0.098										0	0	0	0	0	0	0						
Inning Stats	R: 0 E: 0 K: 1 S: 5	H: 0 LOB: 0 BB: 0 P: 5	R: 0 E: 0 K: 3 S: 9	H: 0 LOB: 0 BB: 0 P: 9	R: 0 E: 0 K: 0 S: 4	H: 1 LOB: 1 BB: 0 P: 4	R: 2 E: 0 K: 0 S: 5	H: 2 LOB: 0 BB: 0 P: 5	R: 0 E: 0 K: 2 S: 7	H: 0 LOB: 0 BB: 1 P: 7	R: 0 E: 0 K: 0 S: 2	H: 0 LOB: 1 BB: 1 P: 6	R: 0 E: 0 K: 0 S: 3	H: 0 LOB: 0 BB: 0 P: 3	R: 0 E: 0 K: 1 S: 5	H: 0 LOB: 0 BB: 0 P: 5	R: 0 E: 0 K: 0 S: 3	H: 0 LOB: 0 BB: 0 P: 3	1B: 2 2B: 0 3B: 0 HR: 1	SF: 0 SAC: 0 DP: 0 HBP: 0	WP: 0 PB: 0 SB: 0 CS: 0	PA: 30
PITCHER Gary Bell, R (1.1) ERA: 3.09	IP: 9.0 WLS: W BF: 30 H: 3 R: 2 ER: 2 SO: 7 BB: 1 IBB: 0 HBP: 0 BLK: 0 WP: 0 HR: 1 S: 43 P: 47 ERA: 2.00 WHIP: 0.444															PITCHER	IP: 9.0 WLS: W BF: 30 H: 3 R: 2 ER: 2 SO: 7 BB: 1 IBB: 0 HBP: 0 BLK: 0 WP: 0 HR: 1 S: 43 P: 47 ERA: 2.00 WHIP: 0.444					

AB	29
R	2
H	3
RBI	2
BB	1
SO	7
LOB	6



Batter	1	2	3	4	5	6	7	8	9	AB	R	H	RBI	BB	SO	LOB	BOTTOM			
Chico Salmon, R (1.4) OBP: 0.289, SLG: 0.349	5-3		FC6-4			F4			F3	5	0	2	2	0	0	1	Boston Red Sox @ Cleveland Indians Cleveland Municipal Stadium, Cleveland, OH Tue Sep 06 1966, 7:05 PM EDT Att: 3,866 - Unknown			
Vic Davallito, L (1.8) OBP: 0.294, SLG: 0.307	CS		FC6-4			F8			F5	5	0	1	0	0	1	4				
Leon Wagner, L (1.7) OBP: 0.343, SLG: 0.462	K		WP							3	0	0	0	1	2	2				
Chuck Hinton, R (8.7) OBP: 0.326, SLG: 0.406	K		K			G4-6-3			1-3	0	0	0	0	0	0	0				
Fred Whitfield, L (1.3) OBP: 0.291, SLG: 0.446		F5		F3		G4-6-3			WP	3	0	0	0	1	0	1				
Rocky Colavito, R (1.9) OBP: 0.334, SLG: 0.445		K		1B		2B			F7	4	2	2	1	0	1	1				
Joe Azcue, R (1.2) OBP: 0.318, SLG: 0.374		F9		2B		1B			WP	2	1	1	0	2	0	0				
Max Alvis, R (1.5) OBP: 0.302, SLG: 0.383				HR		1B			FC4-6	3	1	2	2	1	1	1				
Larry Brown, R (1.6) OBP: 0.328, SLG: 0.311			SH1-4			F7			FC4-6	2	2	0	0	2	0	3				
Gary Bell, R (1.1) OBP: 0.197, SLG: 0.169			SH1-4			BB			5-3	2	0	1	1	1	0	0				
Inning Stats	R: 0 E: 0 K: 1 S: 5	H: 1 LOB: 0 BB: 0 P: 5	R: 0 E: 0 K: 1 S: 5	H: 0 LOB: 0 BB: 0 P: 5	R: 2 E: 0 K: 1 S: 7	H: 2 LOB: 1 BB: 1 P: 11	R: 3 E: 0 K: 1 S: 9	H: 5 LOB: 2 BB: 1 P: 13	R: 1 E: 0 K: 1 S: 5	H: 1 LOB: 1 BB: 2 P: 13	R: 0 E: 0 K: 0 S: 3	H: 0 LOB: 1 BB: 1 P: 7	R: 0 E: 0 K: 0 S: 3	H: 0 LOB: 3 BB: 3 P: 15	R: 0 E: 0 K: 0 S: 3	H: 0 LOB: 0 BB: 0 P: 3	1B: 5 2B: 2 3B: 0 HR: 2	SF: 0 SAC: 1 DP: 1 HBP: 0	WP: 2 PB: 0 SB: 0 CS: 1	PA: 38
PITCHER Hank Fischer, R (1.1) ERA: 4.82	IP: 3.2 WLS: L BF: 18 H: 7 R: 5 ER: 5 SO: 3 BB: 1 IBB: 0 HBP: 0 BLK: 0 WP: 0 HR: 1 S: 22 P: 30 ERA: 12.27 WHIP: 2.182															PITCHER	IP: 3.2 WLS: L BF: 18 H: 7 R: 5 ER: 5 SO: 3 BB: 1 IBB: 0 HBP: 0 BLK: 0 WP: 0 HR: 1 S: 22 P: 30 ERA: 12.27 WHIP: 2.182			
Dan Osinski, R (4.1) ERA: 3.79	0.1	2	1	0	0	1	0	0	0	0	0	4	4	0.00	3.000					
Dick Stigman, L (5.1) ERA: 5.47	3.0	15	1	1	1	1	5	1	0	0	1	1	11	35	3.00	2.000				
Rollie Sheldon, R (8.1) ERA: 4.27	1.0	3	0	0	0	0	0	0	0	0	0	3	3	0.00	0.000					

AB	29
R	6
H	9
RBI	6
BB	8
SO	5
LOB	13



Batter	1	2	3	4	5	6	7	8	9	AB	R	H	RBI	BB	SO	LOB	TOP								
Jose Tartabull, L (1, 8) OBP: 0.291, SLG: 0.326	4-0 2B BB		0-0 1B	0-0 3-1		0-0 BB 1B	0-0 4-3			4	2	2	1	1	0	3									
Joe Foy, R (1, 5) OBP: 0.365, SLG: 0.422	0-0 F3		0-0 1B		0-0 6-3	0-0 SF8		0-0 4-3		4	0	1	1	0	0	1									
Carl Yastrzemski, L (1, 7) OBP: 0.353, SLG: 0.418	0-0 4-3		0-3 K		4-0 1B BB	3-H 0-0 F5		0-0 F8		4	0	0	0	1	1	4									
Tony Conigliaro, R (1, 9) OBP: 0.342, SLG: 0.514	0-0 2H 2B		0-0 E6 FC6-4		0-0 F6	4-0 1B BB		0-0 F5		4	0	1	1	1	0	2									
George Scott, R (1, 3) OBP: 0.332, SLG: 0.450	0-0 4-3		0-0 FC6-4		0-0 1B	0-0 FC5-4 1B		0-0 F9		5	0	2	2	0	0	3									
Rico Petrocelli, R (1, 6) OBP: 0.286, SLG: 0.378		0-0 PB 1B		0-0 E 1B		0-3 K FC5-4 1B		0-0 5-3		5	0	2	0	0	1	4									
Bob Tillman, R (1, 2) OBP: 0.299, SLG: 0.331		0-0 5-3		0-3 K		4-0 1B BB		0-0 1B		2	0	0	0	1	1	2	AB 37								
Jose Santiago, R (6, PR) OBP: 0.228, SLG: 0.218		1-2						0-0 1B		0	1	0	0	0	0	0	R 5								
Mike Ryan, R (6, 2) OBP: 0.267, SLG: 0.279								0-0 SH1-4 BB		1	0	1	0	1	0	0	H 11								
George Smith, R (1, 4) OBP: 0.287, SLG: 0.350		0-0 F8		0-0 E5		0-0 1B SH SF8 1B		0-0 F6		5	1	2	0	0	0	3	RBI 5								
Jim Lonborg, R (1, 1) OBP: 0.122, SLG: 0.149		0-0 1-3		0-3 K		0-0 SH BB 1B		0-0 SH1-4		3	1	0	0	0	2	5	BB 5								
John Wyatt, R (9, 1)									0-3 K	0	0	0	0	0	0	0	SO 5								
Inning Stats	R: 1 E: 0 K: 0 S: 4	H: 1 LOB: 1 BB: 1 P: 8	R: 0 E: 0 K: 0 S: 4	H: 1 LOB: 1 BB: 0 P: 4	R: 0 E: 1 K: 1 S: 7	H: 2 LOB: 2 BB: 0 P: 7	R: 0 E: 1 K: 2 S: 9	H: 1 LOB: 2 BB: 0 P: 9	R: 0 E: 0 K: 1 S: 6	H: 1 LOB: 2 BB: 1 P: 10	R: 4 E: 0 K: 0 S: 7	H: 3 LOB: 2 BB: 2 P: 15	R: 0 E: 0 K: 0 S: 3	H: 0 LOB: 1 BB: 1 P: 7	R: 0 E: 0 K: 0 S: 3	H: 0 LOB: 0 BB: 0 P: 3	R: 0 E: 0 K: 1 S: 7	H: 2 LOB: 2 BB: 0 P: 7	1B: 10 2B: 1 3B: 0 HR: 0	SF: 1 SAC: 2 DP: 0 HBP: 0	WP: 0 PB: 1 SB: 0 CS: 0	PA: 45			
PITCHER	IP	WLS	BF	H	R	ER	SO	BB	IBB	HBP	BLK	WP	HR	S	P	ERA	WHIP	PITCHER							
George Culver, R (1, 1) ERA: 9.0	5.0	L	28	8	5	5	4	3	0	0	0	0	0	33	45	9.00	2.200								
Tom Kelley, R (6, 1) ERA: 4.37	1.0		5	1	0	0	0	1	0	0	0	0	0	4	8	0.00	2.000								
Bob Heffner, R (7, 1) ERA: 2.25	3.0		12	2	0	0	1	1	0	0	0	0	0	13	17	0.00	1.000								

Boston Red Sox @ Cleveland Indians
Cleveland Municipal Stadium, Cleveland, OH
Wed Sep 07 1966, 7:05 PM EDT
Att: 4,307 - Unknown

AB 37
R 5
H 11
RBI 5
BB 5
SO 5
LOB 27

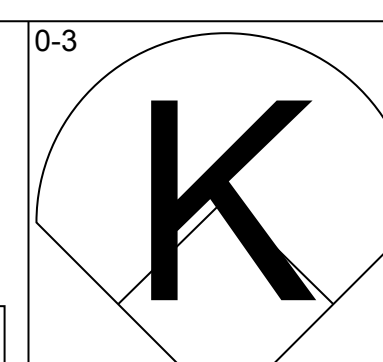
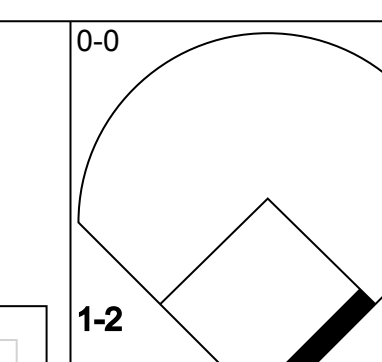
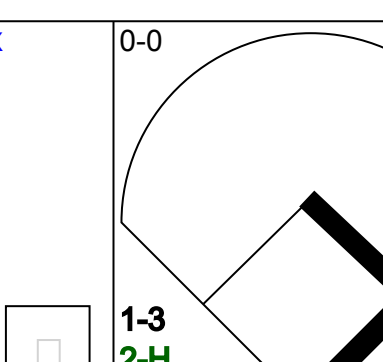
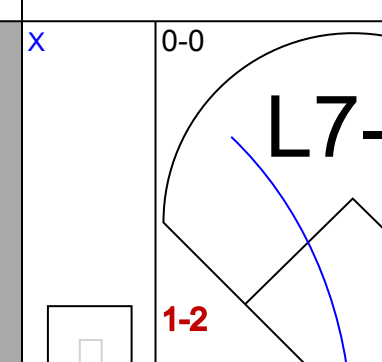
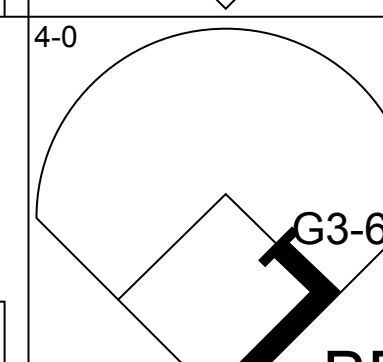
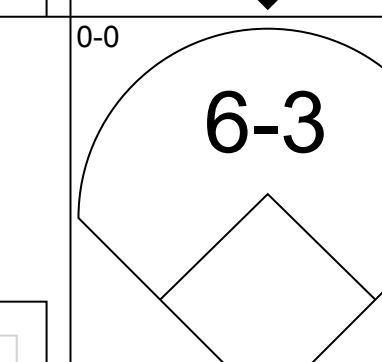
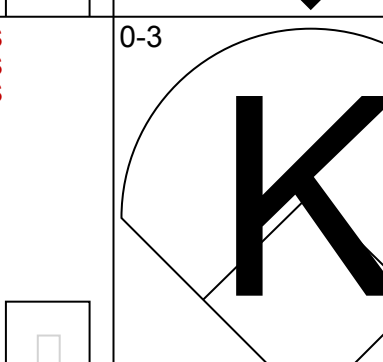
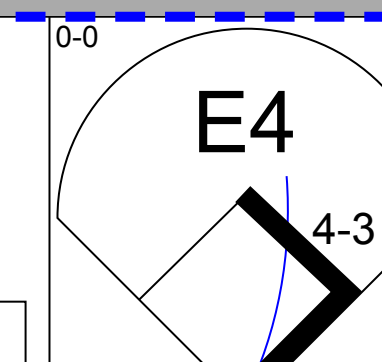
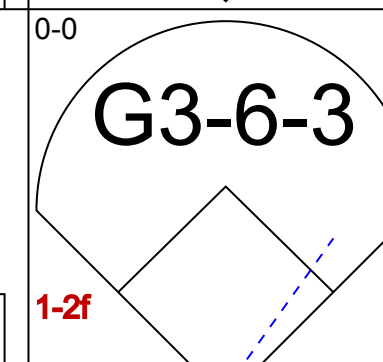
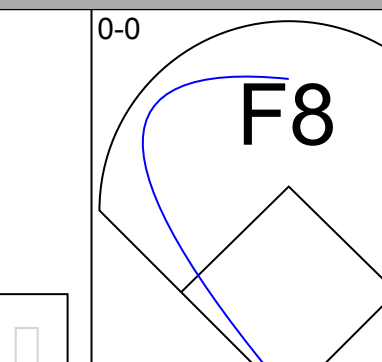
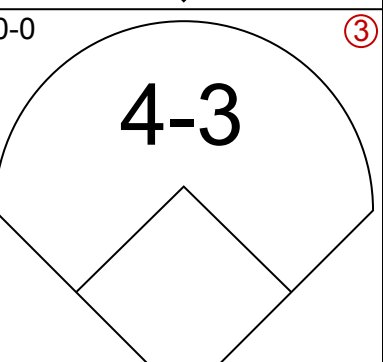
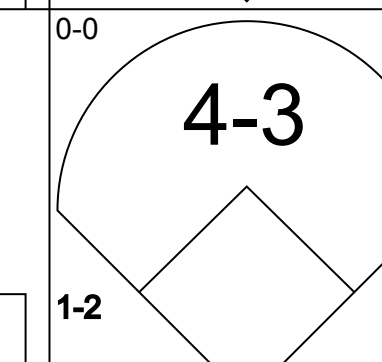
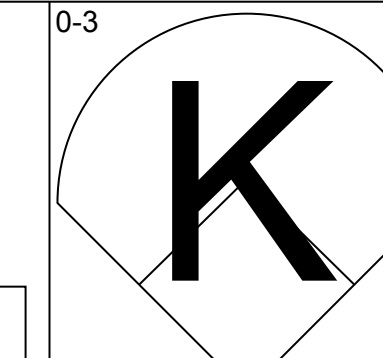
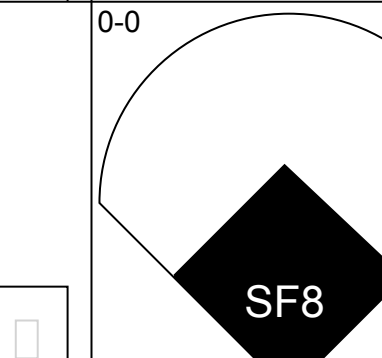
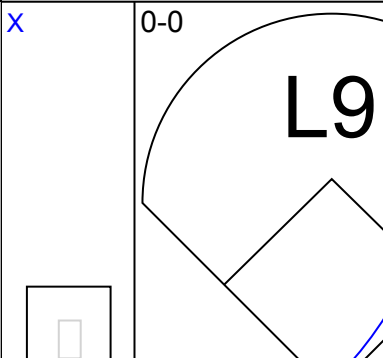
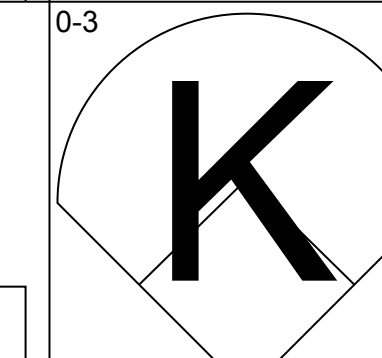
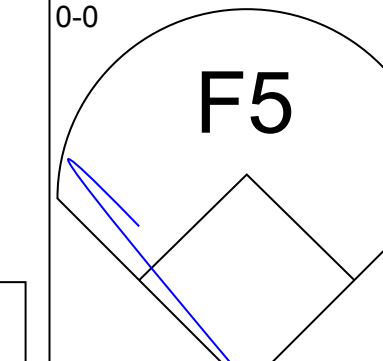
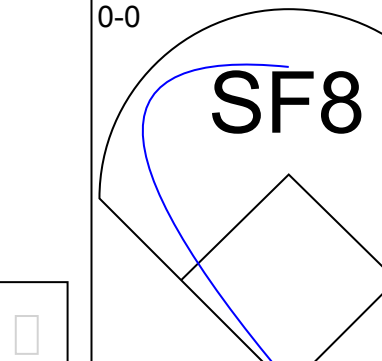
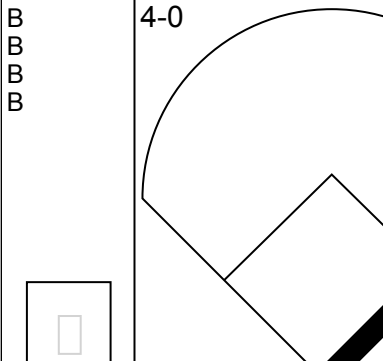
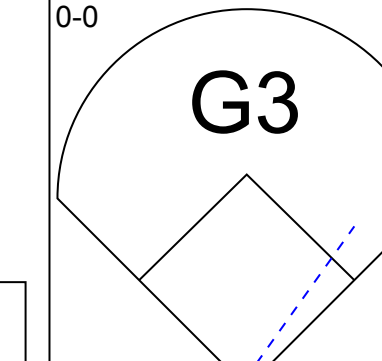
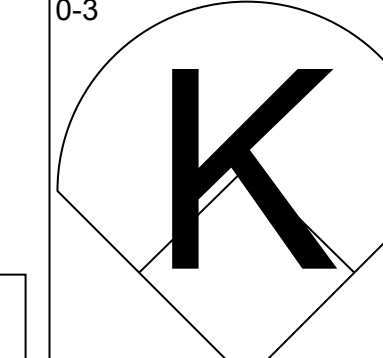
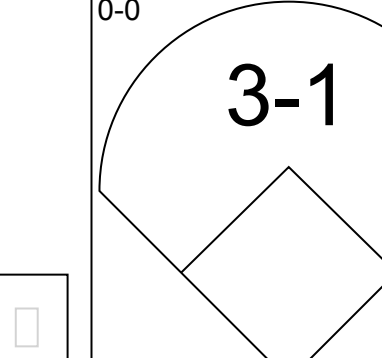
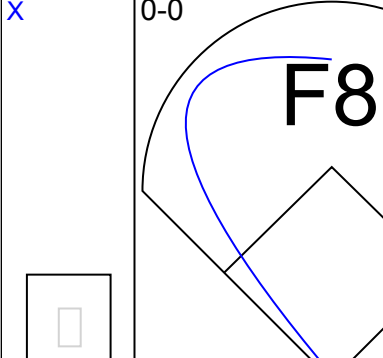
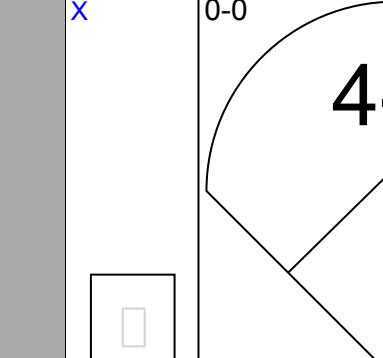
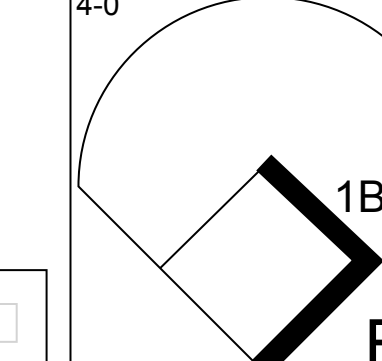
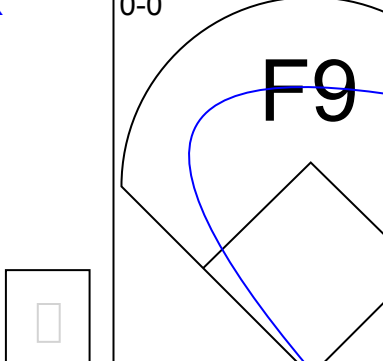
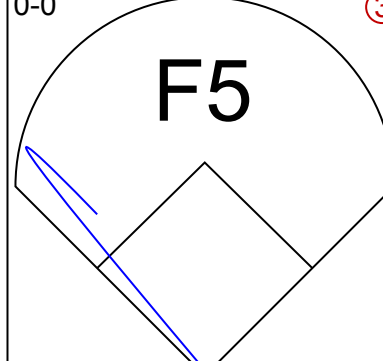
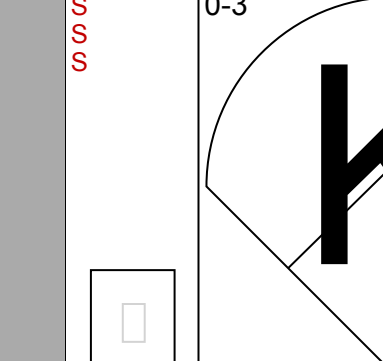
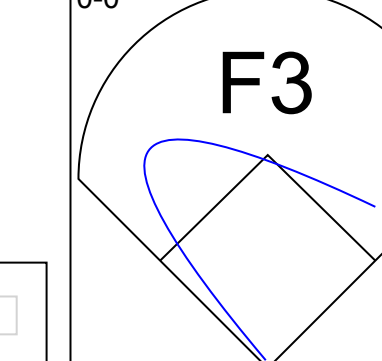
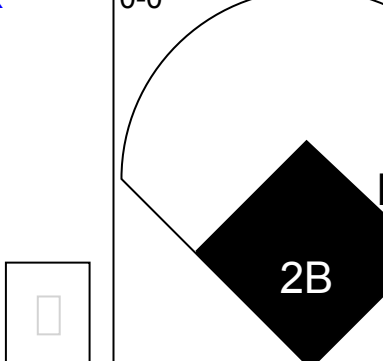

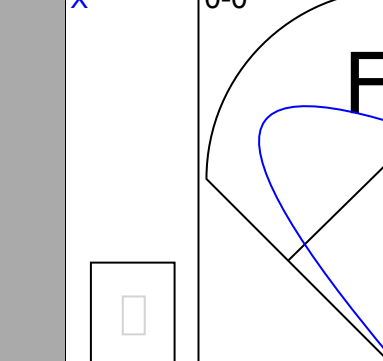
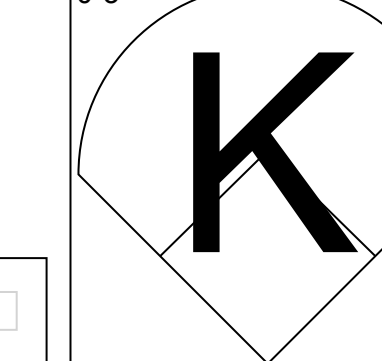
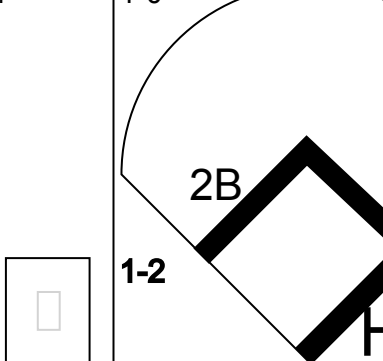
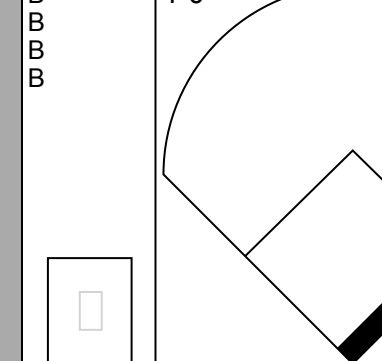


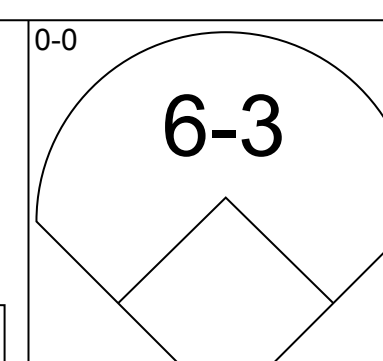
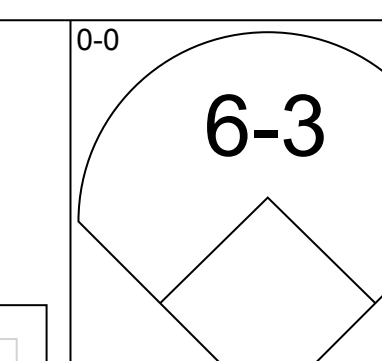
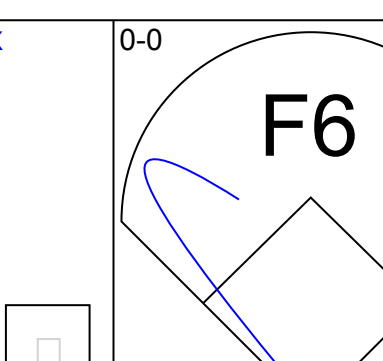
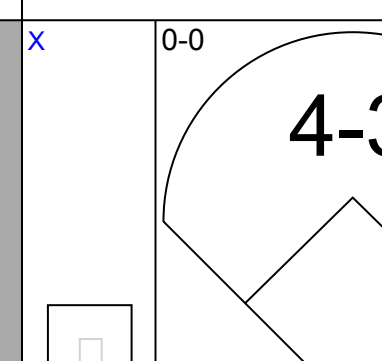
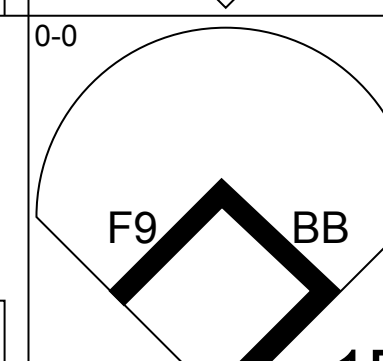
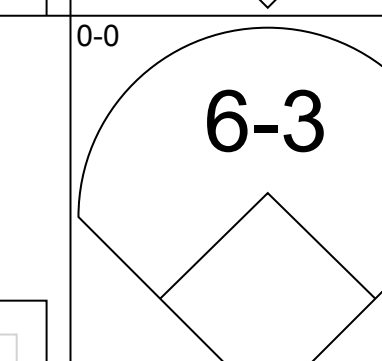
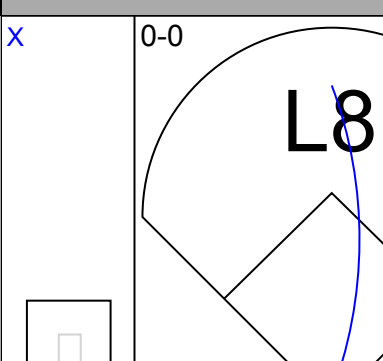
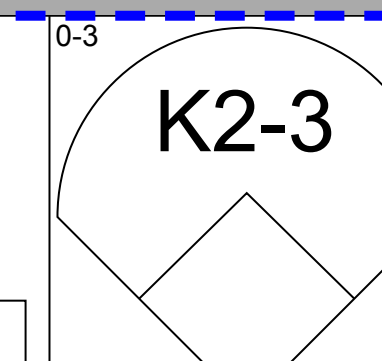
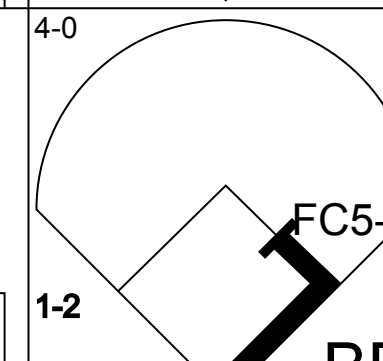
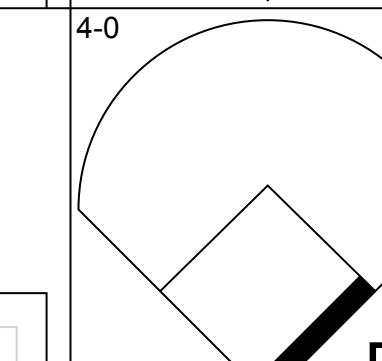

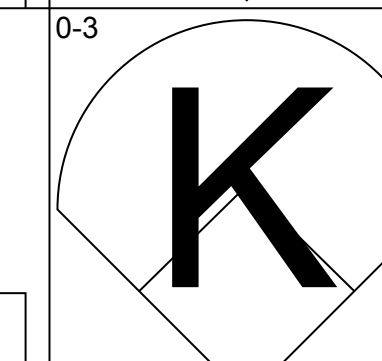
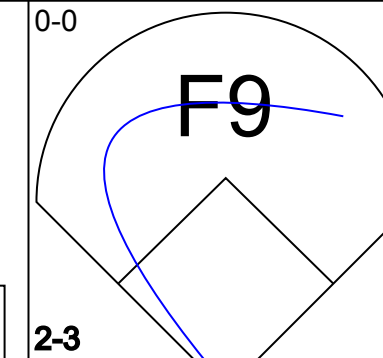
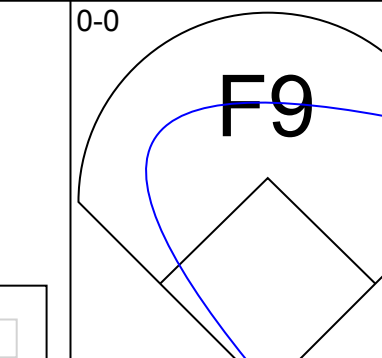
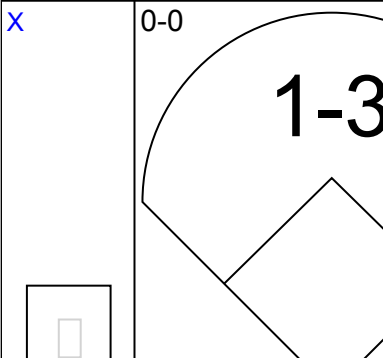
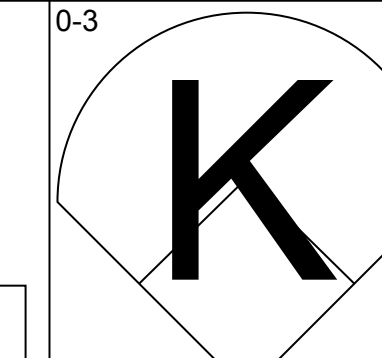
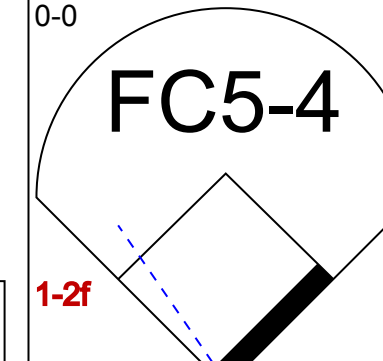
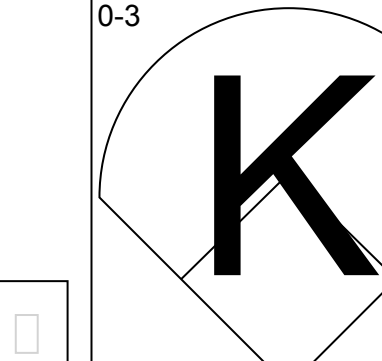

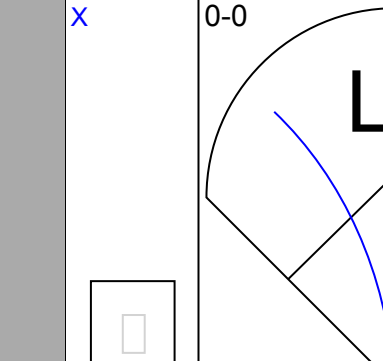
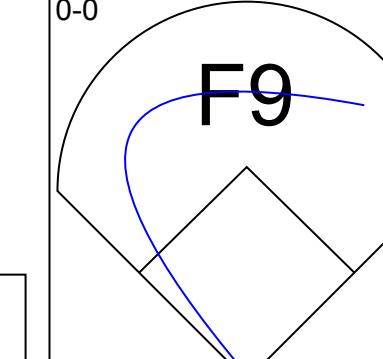
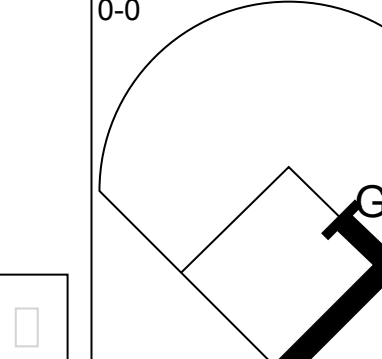


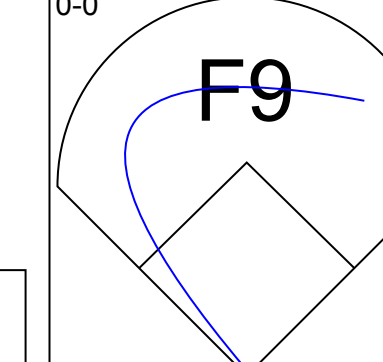
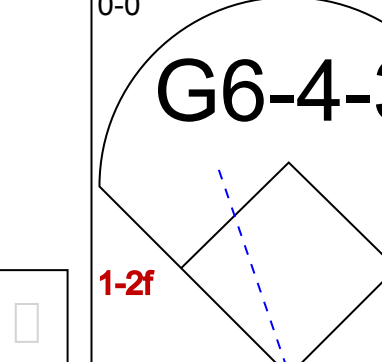

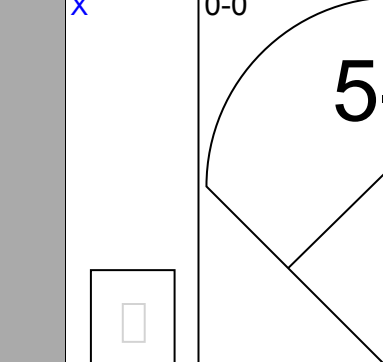
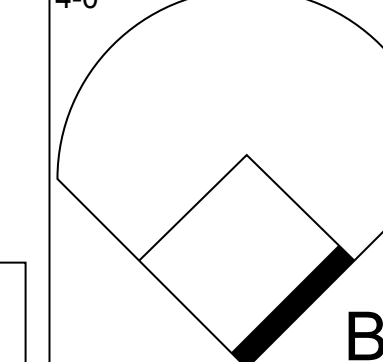
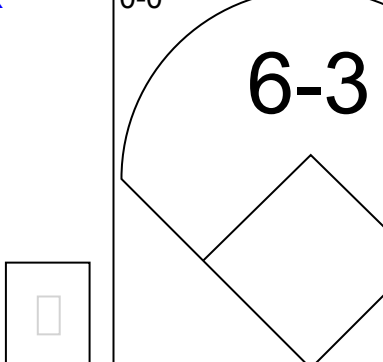
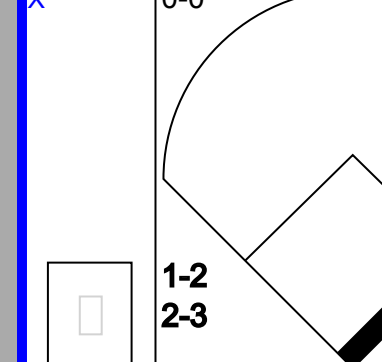
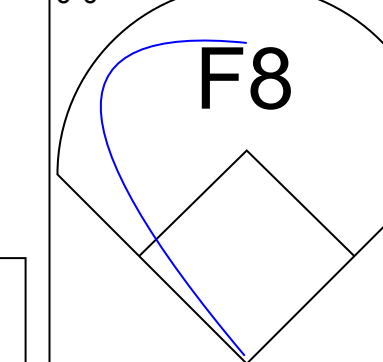
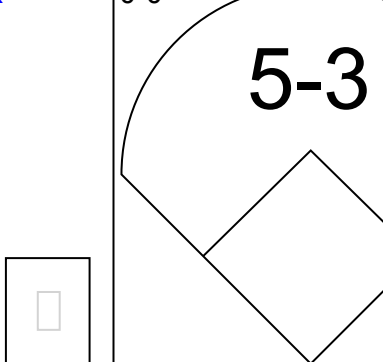
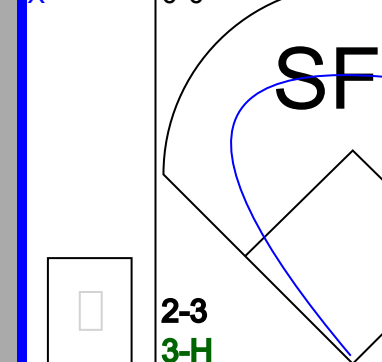
Batter	1	2	3	4	5	6	7	8	9	AB	R	H	RBI	BB	SO	LOB	BOTTOM								
Chico Salmon, R (1, 4) OBP: 0.296, SLG: 0.360	0-0 1B FC4-6 2B		0-0 1B		0-0 F8		0-0 FC4-6 1B		0-0 WP 1B 2B	5	2	4	0	0	0	0									
Vic Davallilo, L (1, 8) OBP: 0.296, SLG: 0.312	0-0 FC4-6 1B		0-0 L7		0-0 1B 2B		0-0 FC4-6 1B SF8		0-3 K	5	1	2	0	0	1	4									
Leon Wagner, L (1, 7) OBP: 0.348, SLG: 0.466	0-0 FC4-6 2B		0-0 G3-6-3 1B		0-0 1B 2B		0-0 1B		0-0 1-3 1B	5	0	4	2	0	0	1									
Fred Whitfield, L (1, 3) OBP: 0.290, SLG: 0.447	0-0 1-3 2B		0-0 G3-6-3 1B		0-3 K		0-0 SF8		0-0 1-3	4	0	1	1	0	1	4									
Rocky Colavito, R (1, 9) OBP: 0.333, SLG: 0.441	0-0 F4		4-0 BB		0-0 L7		0-0 F9		0-0 F6	4	0	0	0	1	0	6									
Joe Azcue, R (1, 2) OBP: 0.314, SLG: 0.369	0-3 K		0-0 F4		0-0 F2				0-0 F7	3	0	0	0	0	1	3									
Duke Sims, L (8, 2) OBP: 0.355, SLG: 0.500										1	0	0	0	0	0	0									
Max Alvis, R (1, 5) OBP: 0.302, SLG: 0.382		0-0 6-3		0-0 5-3		0-0 1B 1B		0-0 F7		4	0	1	0	0	0	0									
Larry Brown, R (1, 6) OBP: 0.330, SLG: 0.314		0-0 1B 1B		0-0 F7		0-0 G4-6-3 1B		0-0 F7		4	0	2	0	0	0	0									
George Culver, R (1, 1) ERA: 4.08		0-3 K		0-3 K		0-0 G4-6-3 1B			0-0 HR	2	0	0	0	0	2	1	AB 39								
Bill Davis, L (6, PH) OBP: 0.214, SLG: 0.091										0	0	0	0	0	0	2	R 4								
Bob Heffner, R (7, 1) ERA: 3.65										1	1	1	0	0	0	0	H 15								
Jim Gentile, L (9, PH) OBP: 0.329, SLG: 0.418										0	0	0	0	0	0	0	RBI 4								
Inning Stats	R: 1 E: 0 K: 1 S: 8	H: 3 LOB: 2 BB: 0 P: 8	R: 0 E: 0 K: 1 S: 7	H: 2 LOB: 2 BB: 0 P: 7	R: 0 E: 0 K: 1 S: 5	H: 0 LOB: 0 BB: 0 P: 5	R: 0 E: 0 K: 1 S: 7	H: 2 LOB: 1 BB: 0 P: 7	R: 0 E: 0 K: 0 S: 4	H: 2 LOB: 1 BB: 0 P: 4	R: 1 E: 0 K: 0 S: 5	H: 2 LOB: 1 BB: 0 P: 5	R: 0 E: 0 K: 0 S: 3	H: 0 LOB: 0 BB: 0 P: 3	R: 0 E: 0 K: 1 S: 8	H: 3 LOB: 1 BB: 0 P: 8	1B: 10 2B: 4 3B: 0 HR: 1	SF: 1 SAC: 0 DP: 2 HBP: 0	WP: 1 PB: 0 SB: 0 CS: 0	PA: 41					
PITCHER	IP	WLS	BF	H	R	ER	SO	BB	IBB	HBP	BLK	WP	HR	S	P	ERA	WHIP	PITCHER							
Jim Lonborg, R (1, 1) ERA: 4.08	8.0	W	36	13	3	3	4	1	0	0	0	1	0	43	47	3.38	1.750								
John Wyatt, R (9, 1) ERA: 3.65	1.0	S	5	2	1	1	1	0	0	0	0	1	0	7	7	9.00	2.000								

Boston Red Sox @ Cleveland Indians
Cleveland Municipal Stadium, Cleveland, OH
Wed Sep 07 1966, 7:05 PM EDT
Att: 4,307 - Unknown

AB 39
R 4
H 15
RBI 4
BB 1
SO 5
LOB 21



Batter	1	2	3	4	5	6	7	8	9	AB	R	H	RBI	BB	SO	LOB	TOP					
Horace Clarke, S OBP: 0.320, SLG: 0.379										4	0	2	1	0	1	1	New York Yankees @ Boston Red Sox Fenway Park, Boston, MA Fri Sep 09 1966, 7:05 PM EDT Att: 17,398 - Unknown					
Bobby Murcer, L OBP: 0.111, SLG: 0.059 Stan Bahnsen, R (8, 1)										3	0	0	0	1	1	4						
Tom Tresh, S OBP: 0.343, SLG: 0.427										4	0	0	0	0	0	4						
Joe Pepitone, L OBP: 0.293, SLG: 0.480										4	1	1	0	0	2	1						
Roger Maris, L OBP: 0.305, SLG: 0.361										2	0	0	1	1	0	1						
Steve Whitaker, L OBP: 0.333, SLG: 0.591										4	0	0	0	0	1	1						
Billy Bryan, L OBP: 0.216, SLG: 0.264										3	0	0	0	1	1	1						
Mike Ferraro, R OBP: 0.125, SLG: 0.125										4	1	1	0	0	0	1						
Fred Talbot, R OBP: 0.242, SLG: 0.182 Ruben Amaro, R OBP: 0.071, SLG: 0.071										1	0	0	0	1	1	1						
										0	0	0	0	0	0	0						
Inning Stats	R: 0 E: 0 K: 1 S: 4	H: 0 LOB: 0 BB: 1 P: 8	R: 0 E: 0 K: 2 S: 7	H: 0 LOB: 0 BB: 0 P: 7	R: 0 E: 0 K: 1 S: 6	H: 1 LOB: 2 BB: 1 P: 10	R: 1 E: 0 K: 0 S: 4	H: 1 LOB: 0 BB: 0 P: 4	R: 1 E: 0 K: 1 S: 7	H: 2 LOB: 2 BB: 0 P: 8	R: 0 E: 0 K: 0 S: 3	H: 0 LOB: 1 BB: 1 P: 7	R: 0 E: 0 K: 0 S: 2	H: 0 LOB: 0 BB: 1 P: 6	R: 0 E: 1 K: 1 S: 6	H: 0 LOB: 1 BB: 0 P: 6	R: 0 E: 0 K: 1 S: 5	H: 0 LOB: 0 BB: 0 P: 5	1B: 2 2B: 2 3B: 1 HR: 0	SF: 1 SAC: 0 DP: 2 HBP: 1	WP: 0 PB: 0 SB: 0 CS: 0	PA: 35
PITCHER	IP	WLS	BF	H	R	ER	SO	BB	IBB	HBP	BLK	WP	HR	S	P	ERA	WHIP					
Darrell Brandon, R ERA: 3.53	(1, 1)	7.0	L	28	4	2	2	5	4	0	1	0	0	0	33	50	2.57	1.143				
Don McMahon, R ERA: 2.76	(8, 1)	2.0		7	0	0	0	2	0	0	0	0	0	11	11	0.00	0.000					

Batter	1	2	3	4	5	6	7	8	9	AB	R	H	RBI	BB	SO	LOB	BOTTOM				
Jose Tartabull, L OBP: 0.287, SLG: 0.322										4	0	0	0	0	0	2	New York Yankees @ Boston Red Sox Fenway Park, Boston, MA Fri Sep 09 1966, 7:05 PM EDT Att: 17,398 - Unknown				
Joe Foy, R OBP: 0.365, SLG: 0.421										4	0	1	0	0	1	0					
Carl Yastrzemski, L OBP: 0.394, SLG: 0.416										2	0	0	0	2	1	0					
Tony Conigliaro, R OBP: 0.340, SLG: 0.510										4	0	0	0	0	1	3					
George Scott, R OBP: 0.331, SLG: 0.448										4	1	1	0	0	1	2					
Rico Petrocelli, R OBP: 0.286, SLG: 0.377										4	0	1	0	0	2	1					
Mike Ryan, R OBP: 0.267, SLG: 0.279										4	0	1	0	0	0	1					
George Smith, R OBP: 0.288, SLG: 0.349 Dalton Jones, L OBP: 0.300, SLG: 0.367										1	0	0	0	1	0	0					
Darrell Brandon, R OBP: 0.195, SLG: 0.263 Lenny Green, L OBP: 0.320, SLG: 0.320 Don McMahon, R OBP: 0.143, SLG: 0.154										2	0	0	0	0	0	1					
										0	0	0	1	0	0	0					
										0	0	0	0	0	0	0					
Inning Stats	R: 0 E: 0 K: 0 S: 4	H: 1 LOB: 2 BB: 1 P: 8	R: 0 E: 0 K: 0 S: 3	H: 0 LOB: 1 BB: 1 P: 7	R: 0 E: 0 K: 1 S: 5	H: 1 LOB: 0 BB: 0 P: 5	R: 0 E: 0 K: 0 S: 3	H: 0 LOB: 0 BB: 0 P: 3	R: 0 E: 0 K: 1 S: 8	H: 3 LOB: 2 BB: 0 P: 8	R: 0 E: 0 K: 3 S: 9	H: 0 LOB: 0 BB: 0 P: 9	R: 0 E: 0 K: 1 S: 5	H: 0 LOB: 0 BB: 0 P: 5	1B: 5 2B: 0 3B: 0 HR: 0	SF: 1 SAC: 0 DP: 1 HBP: 0	WP: 0 PB: 0 SB: 0 CS: 0	PA: 34			
PITCHER	IP	WLS	BF	H	R	ER	SO	BB	IBB	HBP	BLK	WP	HR	S	P	ERA	WHIP				
Fred Talbot, R ERA: 4.42	(1, 1)	7.0		28	5	1	1	2	3	0	0	0	0	29	41	1.29	1.143				
Stan Bahnsen, R ERA:	(8, 1)	2.0	S	6	0	0	0	4	0	0	0	0	0	14	14	0.00	0.000				

Batter	1	2	3	4	5	6	7	8	9	AB	R	H	RBI	BB	SO	LOB	TOP								
Mike Hegan, L (1,3)	L7		L7				F8		G3	4	0	0	0	1	0	0	New York Yankees @ Boston Red Sox Fenway Park, Boston, MA Sat Sep 10 1966, 7:05 PM EDT Att: 21,018 - Unknown - 75 F								
Horace Clarke, S (1,4) OBP: 0.318, SLG: 0.374	4-3		1-3				F3		F8	4	0	0	1	1	0	0									
Bobby Murcer, L (1,6) Mel Stottlemyre, R (8,1) OBP: 0.091, SLG: 0.048 OBP: 0.183, SLG: 0.221	4-3			K	4-3				F6	4	0	0	0	0	1	3									
Joe Pepitone, L (1,8) OBP: 0.293, SLG: 0.478		K								4	0	1	0	0	1	0									
Roger Maris, L (1,9) OBP: 0.307, SLG: 0.369										3	3	1	1	0	0	1									
Steve Whitaker, L (1,7) OBP: 0.342, SLG: 0.643										4	1	2	2	0	1	1									
Elston Howard, R (1,2) OBP: 0.322, SLG: 0.360										4	1	3	1	0	1	1									
Mike Ferraro, R (1,5) OBP: 0.167, SLG: 0.091										3	0	0	0	1	0	3									
Al Downing, R (1,1) Ruben Amaro, R (8,6) OBP: 0.143, SLG: 0.134 OBP: 0.067, SLG: 0.067				K						3	0	0	0	0	3	2									
										1	0	0	0	0	0	0									
Inning Stats	R: 0 E: 0 K: 0 S: 3	H: 0 LOB: 0 BB: 0 P: 3	R: 1 E: 0 K: 2 S: 9	H: 2 LOB: 1 BB: 0 P: 9	R: 0 E: 0 K: 1 S: 5	H: 0 LOB: 0 BB: 0 P: 5	R: 0 E: 0 K: 1 S: 5	H: 0 LOB: 0 BB: 0 P: 5	R: 1 E: 0 K: 2 S: 8	H: 1 LOB: 3 BB: 3 P: 20	R: 1 E: 0 K: 0 S: 4	H: 1 LOB: 1 BB: 0 P: 5	R: 0 E: 0 K: 1 S: 5	H: 0 LOB: 0 BB: 0 P: 5	R: 2 E: 1 K: 0 S: 6	H: 3 LOB: 1 BB: 0 P: 6	R: 0 E: 0 K: 0 S: 3	H: 0 LOB: 0 BB: 0 P: 3	1B: 4 2B: 1 3B: 0 HR: 2	SF: 0 SAC: 0 DP: 0 HBP: 1	WP: 1 PB: 0 SB: 0 CS: 0	PA: 38			
PITCHER	IP	WLS	BF	H	R	ER	SO	BB	IBB	HBP	BLK	WP	HR	S	P	ERA	WHIP								
Jose Santiago, R (1,1) ERA: 3.66	5.0	L	21	3	2	2	6	3	0	0	0	1	1	30	42	3.60	1.200								
Dick Stigman, L (8,1) ERA: 5.44	2.0		8	1	1	1	1	0	0	1	0	0	0	9	10	4.50	0.500								
Bill Short, L (8,1) ERA: 3.13	0.2		5	3	2	2	0	0	0	0	0	0	1	5	5	27.00	4.500								
Rollie Sheldon, R (8,1) ERA: 4.23	1.1		4	0	0	0	0	0	0	0	0	0	0	4	4	0.00	0.000								

AB 34
R 5
H 7
RBI 5
BB 3
SO 7
LOB 11



Batter	1	2	3	4	5	6	7	8	9	AB	R	H	RBI	BB	SO	LOB	BOTTOM								
George Thomas, R (1,8) OBP: 0.326, SLG: 0.323	F9									2	1	1	0	2	0	0	New York Yankees @ Boston Red Sox Fenway Park, Boston, MA Sat Sep 10 1966, 7:05 PM EDT Att: 21,018 - Unknown - 75 F								
Joe Foy, R (1,5) OBP: 0.364, SLG: 0.418	K		F3							3	0	0	0	1	1	2									
Tony Conigliaro, R (1,9) OBP: 0.341, SLG: 0.508										2	0	0	0	2	0	2									
George Scott, R (1,3) OBP: 0.329, SLG: 0.445	K									4	0	0	1	0	2	3									
Rico Petrocelli, R (1,6) OBP: 0.287, SLG: 0.378										4	0	2	0	0	1	1									
Carl Yastrzemski, L (1,7) OBP: 0.354, SLG: 0.415										4	0	1	0	0	1	2									
Mike Ryan, R (1,2) OBP: 0.266, SLG: 0.281										4	0	1	0	0	1	2									
George Smith, R (1,4) Dalton Jones, L (9,PH) OBP: 0.289, SLG: 0.349 OBP: 0.303, SLG: 0.370										3	0	1	0	0	1	1									
Jose Santiago, R (1,1) Eddie Kasko, R (5,PH) Dick Stigman, L (8,1) Bob Fillion, R (7,PH) Bill Short, L (8,1) Rollie Sheldon, R (8,1) Lenny Green, L (9,PH) OBP: 0.247, SLG: 0.214 OBP: 0.291, SLG: 0.287 OBP: 0.118, SLG: 0.330 OBP: 0.091, SLG: 0.083 OBP: 0.068, SLG: 0.208 OBP: 0.326, SLG: 0.318										1	0	0	0	0	0	0									
										1	0	0	0	0	1	1									
										0	0	0	0	0	0	0									
										0	0	0	0	0	0	0									
										0	0	0	0	0	0	0									
										0	0	0	0	0	0	0									
										0	0	0	0	0	0	0									
										0	0	0	0	0	0	0									
Inning Stats	R: 0 E: 0 K: 2 S: 7	H: 0 LOB: 1 BB: 1 P: 11	R: 0 E: 0 K: 1 S: 5	H: 0 LOB: 0 BB: 0 P: 5	R: 0 E: 0 K: 2 S: 6	H: 0 LOB: 0 BB: 1 P: 10	R: 0 E: 0 K: 2 S: 8	H: 1 LOB: 1 BB: 0 P: 8	R: 0 E: 0 K: 0 S: 3	H: 1 LOB: 0 BB: 0 P: 3	R: 0 E: 0 K: 0 S: 6	H: 3 LOB: 3 BB: 0 P: 6	R: 1 E: 0 K: 0 S: 4	H: 1 LOB: 2 BB: 2 P: 12	R: 0 E: 0 K: 1 S: 5	H: 1 LOB: 0 BB: 0 P: 5	1B: 6 2B: 1 3B: 0 HR: 0	SF: 0 SAC: 0 DP: 2 HBP: 0	WP: 0 PB: 0 SB: 0 CS: 1	PA: 36					
PITCHER	IP	WLS	BF	H	R	ER	SO	BB	IBB	HBP	BLK	WP	HR	S	P	ERA	WHIP								
Al Downing, L (1,1) ERA: 3.61	7.0		27	5	0	0	7	3	0	0	0	0	0	9	17	4.50	2.000								
Mel Stottlemyre, R (8,1) ERA: 3.72	2.0	S	9	2	1	1	1	2	0	0	0	0	0	9	17	4.50	2.000								


AB 31
R 1
H 7
RBI 1
BB 5
SO 8
LOB 18



Batter	1	2	3	4	5	6	7	8	9	AB	R	H	RBI	BB	SO	LOB	TOP					
Ed Stroud, L OBP: 0.286, SLG: 0.429 (1, 9)	F7		F7		6-3			G3		4	0	0	0	0	0	0						
Don Buford, S OBP: 0.332, SLG: 0.357 (1, 4)	L8		HBP			F8		K		3	0	0	0	0	1	0						
Tommie Agee, R OBP: 0.325, SLG: 0.437 (1, 8)	2B		K			2B		1B		4	0	3	0	0	1	1						
Pete Ward, L OBP: 0.288, SLG: 0.295 (1, 3)	3-1		F7			4-3		F8		4	0	0	0	0	0	4						
Dick Kenworthy, R OBP: 0.250, SLG: 0.250 (1, 5)			F9			4-3				4	1	2	0	0	0	1						
Tom McCraw, L OBP: 0.283, SLG: 0.327 (9, PR)	2B SF8 1B							BB 1B		0	0	0	0	0	0	0						
John Romano, R OBP: 0.350, SLG: 0.415 (1, 2)	F7		F9					5-3		3	0	0	0	1	0	1						
Buddy Bradford, R OBP: 0.400, SLG: 0.250 (9, PR)								BB		0	0	0	0	0	0	0						
Ken Berry, R OBP: 0.308, SLG: 0.379 (1, 7)	2B		K					6-3		4	0	1	0	0	2	3						
Jerry Adair, R OBP: 0.288, SLG: 0.328 (1, 6)	SF8		F9					K		3	0	0	1	0	2	3						
Tommy John, R OBP: 0.182, SLG: 0.254 (1, 1)	4-3							F7		2	0	0	0	0	0	1						
Dennis Higgins, R OBP: 0.235, SLG: 0.188 (6, 1)										0	0	0	0	0	0	0						
Deacon Jones, L OBP: 0.500, SLG: 0.500 (6, PH)										1	0	0	0	0	0	0						
John Buzhardt, R OBP: 0.159, SLG: 0.119 (8, 1)										0	0	0	0	0	0	0						
Inning Stats	R: 0 E: 0 K: 0 S: 4	H: 1 LOB: 1 BB: 0 P: 4	R: 1 E: 0 K: 0 S: 5	H: 2 LOB: 1 BB: 0 P: 5	R: 0 E: 0 K: 1 S: 5	H: 0 LOB: 0 BB: 0 P: 6	R: 0 E: 0 K: 1 S: 5	H: 0 LOB: 0 BB: 0 P: 5	R: 0 E: 0 K: 0 S: 3	H: 0 LOB: 0 BB: 0 P: 3	R: 0 E: 0 K: 0 S: 4	H: 1 LOB: 1 BB: 0 P: 4	R: 0 E: 0 K: 1 S: 5	H: 0 LOB: 0 BB: 0 P: 5	R: 0 E: 0 K: 1 S: 5	H: 0 LOB: 0 BB: 0 P: 5	R: 0 E: 0 K: 2 S: 9	H: 2 LOB: 3 BB: 1 P: 13	1B: 3 2B: 3 3B: 0 HR: 0	SF: 1 SAC: 0 DP: 0 HBP: 1	WP: 0 PB: 0 SB: 1 CS: 0	PA: 35
PITCHER Jim Lonborg, R ERA: 3.92 (1, 1)	IP: 9.0 WLS: W BF: 35 H: 6 R: 1 ER: 1 SO: 6 BB: 1 IBB: 0 HBP: 1 BLK: 0 WP: 0 HR: 0 S: 45 P: 50 ERA: 1.00 WHIP: 0.778															PITCHER	IP: 9.0 WLS: W BF: 35 H: 6 R: 1 ER: 1 SO: 6 BB: 1 IBB: 0 HBP: 1 BLK: 0 WP: 0 HR: 0 S: 45 P: 50 ERA: 1.00 WHIP: 0.778					

Chicago White Sox @ Boston Red Sox
Fenway Park, Boston, MA
Tue Sep 13 1966, 7:05 PM EDT
Att: 5,020 - Unknown


AB 32
R 1
H 6
RBI 1
BB 1
SO 6
LOB 14



Batter	1	2	3	4	5	6	7	8	9	AB	R	H	RBI	BB	SO	LOB	BOTTOM			
George Thomas, R OBP: 0.326, SLG: 0.323 (1, 8)	E5		6-3		1B	WP 1B		K		5	2	2	2	0	1	1				
Joe Foy, R OBP: 0.368, SLG: 0.419 (1, 5)	1-3		1B WP BB		1B FC3-6	WP 1B		BB 1B		4	3	3	1	1	0	1				
Carl Yastrzemski, L OBP: 0.359, SLG: 0.420 (1, 7)	K		1B WP		1B FC3-6	F8		BB 1B		4	1	1	1	1	1	4				
Jose Tartabull, L OBP: 0.292, SLG: 0.327 (9, 8)	K		1B WP		1B FC3-6	F8		BB 1B		0	0	0	0	0	0	0				
Tony Conigliaro, R OBP: 0.337, SLG: 0.499 (1, 9)	6-3		K		F9	1B		F7		4	0	0	0	0	1	5				
George Scott, R OBP: 0.327, SLG: 0.442 (1, 3)	K		K		K	1B		BB 2B		5	1	2	4	0	3	2				
Rico Petrocelli, R OBP: 0.291, SLG: 0.389 (1, 6)	FC5-4 1B		F8		1B	1B		3B 2B		5	1	3	1	0	0	2				
Mike Ryan, R OBP: 0.288, SLG: 0.283 (1, 2)	FC5-4 1B		1B		1B	E6 1B		K		5	1	2	0	0	1	2				
George Smith, R OBP: 0.288, SLG: 0.347 (1, 4)	FC5-4		K		K	1B 1B		F4		5	1	1	0	0	1	4				
Jim Lonborg, R OBP: 0.132, SLG: 0.176 (1, 1)	K		1-3		1-3	K		PB 2B		4	0	1	0	0	2	6				
Inning Stats	R: 0 E: 1 K: 1 S: 6	H: 0 LOB: 1 BB: 0 P: 6	R: 0 E: 0 K: 2 S: 9	H: 2 LOB: 2 BB: 0 P: 9	R: 1 E: 0 K: 2 S: 8	H: 1 LOB: 1 BB: 1 P: 12	R: 0 E: 0 K: 1 S: 6	H: 1 LOB: 1 BB: 0 P: 6	R: 1 E: 0 K: 1 S: 7	H: 2 LOB: 1 BB: 0 P: 7	R: 5 E: 1 K: 1 S: 11	H: 5 LOB: 2 BB: 0 P: 12	R: 0 E: 0 K: 1 S: 6	H: 1 LOB: 1 BB: 0 P: 6	R: 3 E: 0 K: 1 S: 8	H: 3 LOB: 1 BB: 1 P: 12	1B: 12 2B: 2 3B: 1 HR: 0	SF: 0 SAC: 0 DP: 0 HBP: 1	WP: 2 PB: 1 SB: 0 CS: 0	PA: 44
PITCHER Tommy John, L ERA: 2.59 (1, 1)	IP: 5.1 WLS: L BF: 28 H: 9 R: 6 ER: 4 SO: 8 BB: 1 IBB: 0 HBP: 0 BLK: 0 WP: 1 HR: 0 S: 43 P: 47 ERA: 6.75 WHIP: 1.875															PITCHER	IP: 5.1 WLS: L BF: 28 H: 9 R: 6 ER: 4 SO: 8 BB: 1 IBB: 0 HBP: 0 BLK: 0 WP: 1 HR: 0 S: 43 P: 47 ERA: 6.75 WHIP: 1.875			
Dennis Higgins, R ERA: 2.7 (6, 1)	1.2 9 3 1 0 1 0 0 1 0 1 0 10 11 0.00 1.800																1.0 7 3 3 3 1 1 0 0 0 0 0 8 12 27.00 4.000			


Chicago White Sox @ Boston Red Sox
Fenway Park, Boston, MA
Tue Sep 13 1966, 7:05 PM EDT
Att: 5,020 - Unknown


AB 41
R 10
H 15
RBI 9
BB 2
SO 10
LOB 27



Batter	1	2	3	4	5	6	7	8	9	AB	R	H	RBI	BB	SO	LOB	TOP				
Ed Stroud, L OBP: 0.364, SLG: 0.500 (1, 9)	4-0 S BB		0-0 1B 2B		0-3 K		0-0 6-3			3	0	1	0	1	1	0	Chicago White Sox @ Boston Red Sox Fenway Park, Boston, MA Wed Sep 14 1966, 3:33 AM EDT Att: 1,003 - Unknown				
Wayne Causey, L OBP: 0.321, SLG: 0.286 (1, 4)	0-0 5-3		0-0		0-0 6-3		0-0 6-3			4	0	2	0	0	0	1					
Al Weis, S OBP: 0.218, SLG: 0.166 (7, FR)	1-3		2-3 1B				1B			0	0	0	0	0	0	0					
Tommie Agee, R OBP: 0.323, SLG: 0.434 (1, 8)	0-3 K		0-3 K		0-0 4-3		F6			4	0	0	0	0	2	4					
Bill Skowron, R OBP: 0.313, SLG: 0.367 (1, 3)	0-3 K		0-0 1-3		0-0 5-3 1B		F9			4	1	1	0	0	1	3					
Dick Kenworthy, R OBP: 0.167, SLG: 0.167 (1, 5)		0-0 5-3		0-0 6-3		0-0 5-3		0-0 F3		4	0	0	0	0	0	1					
Ken Berry, R OBP: 0.310, SLG: 0.383 (1, 7)	0-0 5-3		0-0 1B 2B		0-0 1B 2B		0-0 G5-3 1B		0-0 4-3	4	0	2	1	0	0	0					
Duane Josephson, R OBP: 0.429, SLG: 0.333 (1, 2)	4-0 BB		0-0 2-3 1B		0-0 1B		1-2 1B		0-0 5-3	3	0	2	0	1	0	0					
Jerry Adair, R OBP: 0.285, SLG: 0.325 (1, 6)	0-3 K		0-3 K		0-0 G5-3		2-3		0-0 5-3	4	0	0	0	0	2	5					
Bruce Howard, S OBP: 0.174, SLG: 0.051 (1, 1)			0-3 K		0-3 K		0-0 F8		0-0 F9	2	0	0	0	0	2	2					
Don Buford, S OBP: 0.331, SLG: 0.356 (7, PH)										1	0	0	0	0	0	0					
Hoyt Wilhelm, R OBP: 0.392, SLG: 0.365 (9, PH)										0	0	0	0	0	0	0					
Smoky Burgess, L OBP: 0.392, SLG: 0.365 (9, PH)										1	0	0	0	0	0	0					
Inning Stats	R: 0 E: 0 K: 2 S: 7	H: 0 LOB: 1 BB: 1 P: 11	R: 0 E: 0 K: 1 S: 5	H: 0 LOB: 1 BB: 1 P: 9	R: 0 E: 0 K: 2 S: 9	H: 2 LOB: 2 BB: 0 P: 9	R: 0 E: 0 K: 2 S: 9	H: 2 LOB: 2 BB: 0 P: 9	R: 0 E: 0 K: 1 S: 5	H: 3 LOB: 1 BB: 0 P: 5	R: 0 E: 0 K: 0 S: 4	H: 1 LOB: 1 BB: 0 P: 4	R: 0 E: 0 K: 0 S: 3	H: 0 LOB: 0 BB: 0 P: 3	R: 0 E: 0 K: 0 S: 3	H: 0 LOB: 0 BB: 0 P: 3	1B: 6 2B: 2 3B: 0 HR: 0	SF: 0 SAC: 0 DP: 1 HBP: 0	WP: 0 PB: 0 SB: 2 CS: 0	PA: 36	
PITCHER	IP	WLS	BF	H	R	ER	SO	BB	IBB	HBP	BLK	WP	HR	S	P	ERA	WHIP				
Hank Fischer, R ERA: 4.61 (1, 1)	7.0	W	30	8	1	1	8	2	0	0	0	0	0	44	52	1.29	1.429				
Don McMahon, R ERA: 2.66 (8, 1)	2.0	S	6	0	0	0	0	0	0	0	0	0	0	6	6	0.00	0.000				


Batter	1	2	3	4	5	6	7	8	9	AB	R	H	RBI	BB	SO	LOB	BOTTOM				
Jose Tartabull, L OBP: 0.292, SLG: 0.326 (1, 8)	0-0 4-3			0-0 S HR 1B	0-0 4-3			0-0 F8		4	1	1	0	0	0	0	Chicago White Sox @ Boston Red Sox Fenway Park, Boston, MA Wed Sep 14 1966, 3:33 AM EDT Att: 1,003 - Unknown				
Joe Foy, R OBP: 0.368, SLG: 0.424 (1, 5)	0-0 F9			0-0 1H HR	0-0 6-3			0-0 F4		4	1	1	2	0	0	0					
Carl Yastrzemski, L OBP: 0.360, SLG: 0.419 (1, 7)	0-0 F9			0-0 1-3 1B 1B		4-0 BB		0-3 K		3	0	1	0	1	1	0					
Tony Conigliaro, R OBP: 0.337, SLG: 0.498 (1, 9)		0-0 F9		0-0 1-2 1B		0-0 F7				3	0	1	0	0	0	1					
George Scott, R OBP: 0.325, SLG: 0.440 (1, 3)		0-0 F9		0-0 1-3 1B		0-0 F8				3	0	0	0	0	0	3					
Rico Petrocelli, R OBP: 0.292, SLG: 0.387 (1, 6)		0-0 6-3		4-0 BB		0-0 1-3				2	0	0	0	1	0	1					
Mike Ryan, R OBP: 0.266, SLG: 0.281 (1, 2)			0-3 K	0-0 F6				0-3 K		3	0	0	0	0	2	3					
George Smith, R OBP: 0.286, SLG: 0.344 (1, 4)			0-3 K	0-3 K				0-0 1-3		3	0	0	0	0	2	3					
Hank Fischer, R OBP: 0.121, SLG: 0.094 (1, 1)			0-3 K		0-3 K			0-0 F2		2	0	0	0	0	2	0					
Lenny Green, L OBP: 0.327, SLG: 0.315 (7, PH)										1	0	0	0	0	0	0					
Don McMahon, R OBP: 0.143, SLG: 0.154 (8, 1)										0	0	0	0	0	0	0					
Inning Stats	R: 0 E: 0 K: 0 S: 3	H: 0 LOB: 0 BB: 0 P: 3	R: 0 E: 0 K: 0 S: 3	H: 0 LOB: 0 BB: 0 P: 3	R: 0 E: 0 K: 3 S: 9	H: 0 LOB: 0 BB: 0 P: 9	R: 2 E: 0 K: 1 S: 9	H: 4 LOB: 3 BB: 1 P: 13	R: 0 E: 0 K: 1 S: 5	H: 0 LOB: 1 BB: 1 P: 7	R: 0 E: 0 K: 1 S: 5	H: 0 LOB: 0 BB: 0 P: 5	R: 0 E: 0 K: 1 S: 5	H: 0 LOB: 0 BB: 0 P: 5	R: 0 E: 0 K: 1 S: 5	H: 0 LOB: 0 BB: 0 P: 5	1B: 3 2B: 0 3B: 0 HR: 1	SF: 0 SAC: 0 DP: 0 HBP: 0	WP: 0 PB: 0 SB: 1 CS: 0	PA: 30	
PITCHER	IP	WLS	BF	H	R	ER	SO	BB	IBB	HBP	BLK	WP	HR	S	P	ERA	WHIP				
Bruce Howard, R ERA: 2.22 (1, 1)	6.0	L	24	4	2	2	5	2	0	0	0	0	0	32	40	3.00	1.000				
Hoyt Wilhelm, R ERA: 1.49 (7, 1)	2.0		6	0	0	0	2	0	0	0	0	0	0	10	10	0.00	0.000				

Batter	1	2	3	4	5	6	7	8	9	AB	R	H	RBI	BB	SO	LOB	TOP								
Ed Stroud, L OBP: 0.313, SLG: 0.400 (1.9)	5-3		L5-3 1B		FC		FC2-6		1-3	5	0	1	0	0	0	4	Chicago White Sox @ Boston Red Sox Fenway Park, Boston, MA Thu Sep 15 1966, 3:33 AM EDT Att: 1,010 - Unknown AB 36 R 4 H 10 RBI 4 BB 3 SO 5 LOB 24 								
Don Buford, S OBP: 0.332, SLG: 0.357 (1.5)	FC1-5 BB		F8		G3			E4 HR	2B	4	1	1	1	1	0	3									
Tommie Agee, R OBP: 0.322, SLG: 0.437 (1.8)	FC1-5		L5-3				K	HR	F2	5	1	1	2	0	1	4									
Pete Ward, L OBP: 0.292, SLG: 0.299 (1.3)	4-3			F5			E4 1B		1B	4	0	2	0	0	0	1									
Tom McCraw, L OBP: 0.293, SLG: 0.327 (8.3)									1B	0	0	0	0	0	0	0									
Duane Josephson, R OBP: 0.455, SLG: 0.500 (1.2)		2B		F4			F7		1B	4	1	2	0	0	0	1									
Al Weis, S OBP: 0.218, SLG: 0.166 (8.4)									L3 1B	0	0	0	0	0	0	0									
Ken Berry, R OBP: 0.307, SLG: 0.379 (1.7)		K		5-3			4-3		L3	4	0	0	0	0	1	4									
Wayne Causey, L OBP: 0.283, SLG: 0.283 (1.4)									F7	3	0	0	0	1	2	3									
Hoyt Wilhelm, R OBP: 0.289, SLG: 0.334 (8.1)					2B FC BB					0	0	0	0	0	0	0									
Jerry Adair, R OBP: 0.289, SLG: 0.334 (1.6)		2B					FC2-6 1B		F9	4	0	3	1	0	0	0									
Jack Lamabe, R OBP: 0.057, SLG: 0.029 (2.1)										1	0	0	0	0	0	1									
Dennis Higgins, R OBP: 0.222, SLG: 0.176 (7.9)										1	0	0	0	0	1	2									
Mary Sweeney, R OBP: 0.222, SLG: 0.250 (7.1)										0	0	0	0	0	0	1									
Greg Bollo, R OBP: 0.310, SLG: 0.372 (9.2)										0	0	0	0	0	0	0									
J.C. Martin, L OBP: 0.148, SLG: 0.245 (9.9)										0	0	0	0	0	0	0									
Smoky Burgess, L OBP: 0.440, SLG: 0.250 (9.9)									2B BB	0	1	0	0	0	0	0									
Buddy Bradford, R OBP: 0.440, SLG: 0.250 (9.9)										0	1	0	0	0	0	0									
Inning Stats	R: 0 E: 0 K: 0 S: 3	H: 0 LOB: 1 BB: 1 P: 7	R: 1 E: 0 K: 2 S: 9	H: 2 LOB: 1 BB: 0 P: 9	R: 0 E: 0 K: 0 S: 3	H: 1 LOB: 0 BB: 0 P: 3	R: 0 E: 0 K: 0 S: 3	H: 0 LOB: 0 BB: 0 P: 3	R: 0 E: 0 K: 1 S: 6	H: 1 LOB: 2 BB: 1 P: 10	R: 0 E: 1 K: 1 S: 6	H: 1 LOB: 1 BB: 0 P: 6	R: 0 E: 0 K: 1 S: 6	H: 1 LOB: 1 BB: 0 P: 6	R: 2 E: 1 K: 0 S: 6	H: 3 LOB: 2 BB: 0 P: 6	R: 1 E: 0 K: 0 S: 4	H: 1 LOB: 2 BB: 1 P: 8	1B: 5 2B: 6 3B: 0 HR: 1	SF: 0 SAC: 0 DP: 2 HBP: 0	WP: 0 PB: 0 SB: 1 CS: 0	PA: 39			
PITCHER	IP	WLS	BF	H	R	ER	SO	BB	IBB	HBP	BLK	WP	HR	S	P	ERA	WHIP								
Darrell Brandon, R ERA: 3.51 (1.1)	8.1	W	36	9	4	3	5	3	0	0	0	0	1	43	55	3.24	1.440								
John Wyatt, R ERA: 3.7 (9.1)	0.2	S	3	1	0	0	0	0	0	0	0	0	0	3	3	0.00	1.500								

Batter	1	2	3	4	5	6	7	8	9	AB	R	H	RBI	BB	SO	LOB	BOTTOM								
Jose Tartabull, L OBP: 0.293, SLG: 0.327 (1.8)	F9	1B		F8	FC4-6					5	0	2	2	0	0	2	Chicago White Sox @ Boston Red Sox Fenway Park, Boston, MA Thu Sep 15 1966, 3:33 AM EDT Att: 1,010 - Unknown AB 35 R 5 H 13 RBI 5 BB 4 SO 10 LOB 22 								
Joe Foy, R OBP: 0.369, SLG: 0.425 (1.5)	4-3	SF7		FC6-4 BB		CS 1B	K			3	0	2	1	1	1	2									
Carl Yastrzemski, L OBP: 0.362, SLG: 0.420 (1.7)	4-3			FC6-4 BB				4-3		4	0	2	1	1	0	1									
Tony Conigliaro, R OBP: 0.334, SLG: 0.493 (1.9)	6-3	K		FC6-4			K	6-3		5	0	0	0	0	2	7									
George Scott, R OBP: 0.326, SLG: 0.439 (1.3)		1B		K			K	K		4	1	1	0	0	3	3									
Dalton Jones, L OBP: 0.300, SLG: 0.366 (1.4)		K		FC1-6 1B				4-3		4	0	0	0	0	2	2									
Rico Petrocelli, R OBP: 0.295, SLG: 0.390 (1.6)		1B					F9	1B		4	2	3	0	0	0	0									
Mike Ryan, R OBP: 0.269, SLG: 0.281 (1.2)		1B						F7		3	1	1	0	1	1	3									
Darrell Brandon, R OBP: 0.244, SLG: 0.293 (1.1)		1B								3	1	2	1	1	1	2									
John Wyatt, R ERA: 3.7 (9.1)		1B								0	0	0	0	0	0	0									
Inning Stats	R: 0 E: 0 K: 0 S: 4	H: 1 LOB: 1 BB: 0 P: 4	R: 4 E: 0 K: 2 S: 12	H: 5 LOB: 2 BB: 1 P: 16	R: 0 E: 0 K: 2 S: 8	H: 1 LOB: 2 BB: 0 P: 9	R: 0 E: 0 K: 1 S: 5	H: 0 LOB: 2 BB: 2 P: 13	R: 0 E: 0 K: 1 S: 6	H: 1 LOB: 2 BB: 1 P: 10	R: 0 E: 0 K: 2 S: 8	H: 2 LOB: 1 BB: 0 P: 8	R: 1 E: 0 K: 1 S: 8	H: 3 LOB: 0 BB: 0 P: 8	R: 0 E: 0 K: 1 S: 5	H: 0 LOB: 0 BB: 0 P: 5		1B: 13 2B: 1 3B: 0 HR: 0	SF: 1 SAC: 0 DP: 1 HBP: 1	WP: 0 PB: 0 SB: 0 CS: 1	PA: 41				
PITCHER	IP	WLS	BF	H	R	ER	SO	BB	IBB	HBP	BLK	WP	HR	S	P	ERA		WHIP							
Jack Lamabe, R ERA: 3.8 (1.1)	1.2	L	12	6	4	4	4	1	0	0	0	0	0	30	43	0.00	1.615								
Dennis Higgins, R ERA: 2.5 (2.1)	4.1		20	4	0	0	7	3	0	1	0	0	0	8	8	9.00	3.000								
Greg Bollo, R ERA: 9.0 (7.1)	1.0		6	3	1	1	1	0	0	0	0	0	0	8	8	9.00	3.000								
Hoyt Wilhelm, R ERA: 1.47 (8.1)	1.0		3	0	0	0	1	0	0	0	0	0	0	5	5	0.00	0.000								

Batter	1	2	3	4	5	6	7	8	9	AB	R	H	RBI	BB	SO	LOB	TOP				
Paul Schaaf, R (1.5) OBP: 0.372, SLG: 0.374										5	0	2	1	0	1	1	California Angels @ Boston Red Sox Fenway Park, Boston, MA Fri Sep 16 1966, 7:05 PM EDT Att: 5,669 - Unknown				
Jay Johnstone, L (1.7) OBP: 0.294, SLG: 0.381										5	0	3	0	0	1	2					
Jim Fregosi, R (1.6) OBP: 0.310, SLG: 0.381										4	0	0	0	1	1	4					
Norm Siebern, L (1.3) OBP: 0.368, SLG: 0.350										4	0	0	0	0	2	3					
Tom Satriano, L (8.3) OBP: 0.327, SLG: 0.294										0	0	0	0	1	0	0					
Jose Cardenal, R (1.8) OBP: 0.318, SLG: 0.394										5	1	3	0	0	0	2					
Buck Rodgers, S (1.2) OBP: 0.278, SLG: 0.340										4	1	1	0	1	2	4					
Bubba Morton, R (1.9) OBP: 0.495, SLG: 0.545										4	2	1	0	0	0	2					
Bobby Knoop, R (1.4) OBP: 0.274, SLG: 0.386										4	0	2	2	0	1	2					
Fred Newman, R (11.1) OBP: 0.226, SLG: 0.300										1	0	0	0	0	0	0					
Willie Smith, L (7. PH) OBP: 0.236, SLG: 0.236										1	0	0	0	0	0	2					
Jack Sanford, R (7.1) OBP: 0.226, SLG: 0.236										1	0	0	0	0	0	1					
Clyde Wright, L (8.1) OBP: 0.111, SLG: 0.111										1	0	0	0	0	0	0					
Minnie Rojas, R (8.1) OBP: 0.143, SLG: 0.143										0	0	0	0	0	0	0					
Lew Burdette, R (9.1) OBP: 0.143, SLG: 0.143										0	0	0	0	0	0	0					
Inning Stats	R: 0 E: 0 K: 2 S: 8	H: 1 LOB: 1 BB: 0 P: 8	R: 0 E: 0 K: 0 S: 3	H: 0 LOB: 0 BB: 0 P: 3	R: 0 E: 0 K: 1 S: 6	H: 1 LOB: 1 BB: 0 P: 6	R: 0 E: 0 K: 1 S: 6	H: 1 LOB: 1 BB: 0 P: 6	R: 0 E: 0 K: 0 S: 3	H: 0 LOB: 0 BB: 0 P: 3	R: 0 E: 0 K: 1 S: 6	H: 2 LOB: 2 BB: 1 P: 10	R: 2 E: 1 K: 1 S: 9	H: 4 LOB: 2 BB: 0 P: 9	R: 2 E: 0 K: 1 S: 7	H: 2 LOB: 1 BB: 1 P: 11	R: 0 E: 0 K: 1 S: 7	H: 2 LOB: 3 BB: 1 P: 11	1B: 9 2B: 2 3B: 1 HR: 0	SF: 0 SAC: 1 DP: 0 HBP: 0	WP: 0 PA: 42 PB: 0 SB: 1 CS: 0
PITCHER	IP WLS BF H R ER SO BB IBB HBP BLK WP HR S P ERA WHIP	8.0 36 10 4 4 7 1 1 0 0 0 0 48 56 4.50 1.375	1.0 W 6 2 0 0 1 1 0 0 0 0 0 7 11 0.00 3.000																		
Lee Stange, R (1.1) ERA: 3.56																					
Don McMahon, R (9.1) ERA: 2.63																					

AB	38
R	4
H	12
RBI	3
BB	3
SO	8
LOB	23





Batter	1	2	3	4	5	6	7	8	9	AB	R	H	RBI	BB	SO	LOB	BOTTOM				
Jose Tartabull, L (1.8) OBP: 0.295, SLG: 0.331										5	1	2	0	0	0	0	California Angels @ Boston Red Sox Fenway Park, Boston, MA Fri Sep 16 1966, 7:05 PM EDT Att: 5,669 - Unknown				
Joe Foy, R (1.5) OBP: 0.370, SLG: 0.424										4	0	1	0	1	1	2					
Carl Yastrzemski, L (1.7) OBP: 0.364, SLG: 0.430										5	2	3	3	0	0	3					
Tony Conigliaro, R (1.9) OBP: 0.337, SLG: 0.497										4	1	3	1	0	0	0					
George Scott, R (1.3) OBP: 0.327, SLG: 0.443										4	0	2	1	0	0	2					
Dalton Jones, L (1.4) OBP: 0.300, SLG: 0.366										3	0	1	0	0	0	2					
George Thomas, R (8. PH) OBP: 0.325, SLG: 0.321										1	0	0	0	0	0	1					
Don McMahon, R (9.1) OBP: 0.143, SLG: 0.154										0	0	0	0	0	0	0					
Rico Petrocelli, R (1.6) OBP: 0.295, SLG: 0.389										4	0	1	0	0	0	2					
Mike Ryan, R (1.2) OBP: 0.266, SLG: 0.279										3	0	0	0	0	0	2					
Lenny Green, L (9. PH) OBP: 0.331, SLG: 0.315										0	1	0	0	1	0	0					
Lee Stange, R (1.1) OBP: 0.125, SLG: 0.087										3	0	0	0	0	1	0					
George Smith, R (9.4) OBP: 0.285, SLG: 0.343										1	0	0	0	0	1	1					
Inning Stats	R: 2 E: 0 K: 1 S: 8	H: 3 LOB: 1 BB: 0 P: 8	R: 0 E: 0 K: 1 S: 5	H: 0 LOB: 0 BB: 0 P: 5	R: 0 E: 0 K: 0 S: 3	H: 1 LOB: 0 BB: 0 P: 3	R: 0 E: 0 K: 0 S: 4	H: 1 LOB: 1 BB: 0 P: 4	R: 0 E: 0 K: 0 S: 4	H: 1 LOB: 2 BB: 1 P: 8	R: 0 E: 0 K: 0 S: 5	H: 3 LOB: 2 BB: 0 P: 5	R: 0 E: 0 K: 0 S: 3	H: 0 LOB: 0 BB: 0 P: 3	R: 1 E: 0 K: 0 S: 5	H: 2 LOB: 1 BB: 0 P: 5	R: 2 E: 0 K: 1 S: 6	H: 2 LOB: 1 BB: 1 P: 10	1B: 6 2B: 6 3B: 0 HR: 1	SF: 0 SAC: 0 DP: 2 HBP: 0	WP: 0 PA: 39 PB: 0 SB: 0 CS: 0
PITCHER	IP WLS BF H R ER SO BB IBB HBP BLK WP HR S P ERA WHIP	6.0 26 9 2 2 2 1 0 0 0 0 1 6 6 3.00 1.667	1.1 6 2 1 1 0 0 0 0 0 0 1 6 6 6.75 1.500																		
Fred Newman, R (1.1) ERA: 4.78																					
Jack Sanford, R (7.1) ERA: 3.98																					
Clyde Wright, L (8.1) ERA: 3.57																					
Minnie Rojas, R (8.1) ERA: 2.97																					
Lew Burdette, R (9.1) ERA: 3.23																					



Batter	1	2	3	4	5	6	7	8	9	AB	R	H	RBI	BB	SO	LOB	TOP			
Paul Schaaf, R (1.5) OBP: 0.368, SLG: 0.370	5-3		5-3		G5-4-3			K		4	0	0	0	0	1	2	California Angels @ Boston Red Sox Fenway Park, Boston, MA Sat Sep 17 1966, 3:33 AM EDT Att: 4,472 - Unknown			
Jay Johnstone, L (1.7) OBP: 0.293, SLG: 0.379	FC4-6 1B		4-3				1-3	F8		4	0	1	0	0	0	1				
Jim Fregosi, R (1.6) OBP: 0.310, SLG: 0.380	FC4-6				S 1B		6-3	K		4	0	1	0	0	1	1				
Jose Cardenal, R (1.8) OBP: 0.317, SLG: 0.393	F2				S 1B		K	F6		4	0	1	0	0	1	1				
Bubba Morton, R (1.9) OBP: 0.333, SLG: 0.400		5-3			F4			F8		4	0	0	0	0	2					
Buck Rodgers, S (1.2) OBP: 0.279, SLG: 0.347	L5				1-2 2-3			HR		3	1	1	1	0	1	2				
Bobby Knoop, R (1.4) OBP: 0.272, SLG: 0.384	K				F9			5-3		3	0	0	0	0	1	2				
Tom Satriano, L (1.3) OBP: 0.327, SLG: 0.291					SH3-4 BB			F4		2	0	0	0	1	1	0				
George Brunet, R (1.1) OBP: 0.136, SLG: 0.172 Jim Coates, R (3.1) OBP: 0.091, SLG: 0.091 Jim Pate, R (5.1) OBP: 0.228, SLG: 0.258 Bill Kelso, R (5.1) OBP: 0.245, SLG: 0.340 Norm Siebern, L (8.1) OBP: 0.307, SLG: 0.340 Minnie Rojas, R (8.1) OBP: 0.153, SLG: 0.143					SH3-4 1B			K		0	0	0	0	0	0	0				
Inning Stats	R: 0 E: 0 K: 0 S: 4	H: 1 LOB: 1 BB: 0 P: 4	R: 0 E: 0 K: 1 S: 5	H: 0 LOB: 0 BB: 0 P: 5	R: 0 E: 0 K: 0 S: 3	H: 0 LOB: 1 BB: 1 P: 7	R: 0 E: 0 K: 1 S: 7	H: 2 LOB: 2 BB: 0 P: 7	R: 0 E: 0 K: 1 S: 5	H: 1 LOB: 0 BB: 0 P: 5	R: 0 E: 0 K: 1 S: 4	H: 1 LOB: 0 BB: 0 P: 4	R: 0 E: 0 K: 2 S: 7	H: 0 LOB: 0 BB: 0 P: 7	R: 0 E: 0 K: 1 S: 5	H: 0 LOB: 0 BB: 0 P: 5	1B: 4 2B: 0 3B: 0 HR: 1	SF: 0 SAC: 1 DP: 1 HBP: 0	WP: 0 PB: 0 SB: 2 CS: 0	PA: 32
PITCHER	IP WLS BF H R ER SO BB IBB HBP BLK WP HR S P ERA WHIP																			
Dennis Bennett, L (1.1) ERA: 3.39	7.0 W 26 5 1 1 4 1 0 0 0 0 1 33 37 1.29 0.857																			
John Wyatt, R (8.1) ERA: 3.62	2.0 S 6 0 0 0 3 0 0 0 0 0 0 0 12 12 0.00 0.000																			

Batter	1	2	3	4	5	6	7	8	9	AB	R	H	RBI	BB	SO	LOB	BOTTOM			
George Thomas, R (1.8) OBP: 0.323, SLG: 0.337	6-3		HR	K		F3				4	1	1	1	0	1	2	California Angels @ Boston Red Sox Fenway Park, Boston, MA Sat Sep 17 1966, 3:33 AM EDT Att: 4,472 - Unknown			
Joe Foy, R (1.5) OBP: 0.369, SLG: 0.421	F8		L6		1B BB		K			3	0	0	0	1	1	0				
Carl Yastrzemski, L (1.7) OBP: 0.366, SLG: 0.437	BB		HR		1-3 1B		F7			3	1	2	1	1	0	0				
Tony Conigliaro, R (1.9) OBP: 0.336, SLG: 0.495	F7		F7		K		1B			4	0	1	0	0	1	3				
George Scott, R (1.3) OBP: 0.327, SLG: 0.440		F9	BB		K		5-3			3	0	0	0	1	1	3				
Rico Petrocelli, R (1.6) OBP: 0.296, SLG: 0.394		1B 2B	F9		F9			2B		4	1	2	0	0	0	3				
Bob Tillman, R (1.2) OBP: 0.299, SLG: 0.326		2H 1B			K		BB	F3		3	0	1	1	1	1	1				
George Smith, R (1.4) OBP: 0.283, SLG: 0.340		K			K		K	F6		4	0	0	0	0	3	3				
Dennis Bennett, L (1.1) OBP: 0.174, SLG: 0.318 John Wyatt, R (8.1) ERA: 2.94		K			2B		K	K		3	0	1	0	0	2	2				
Inning Stats	R: 0 E: 0 K: 0 S: 3	H: 0 LOB: 1 BB: 1 P: 7	R: 1 E: 0 K: 2 S: 9	H: 2 LOB: 1 BB: 0 P: 9	R: 2 E: 0 K: 0 S: 5	H: 2 LOB: 1 BB: 1 P: 9	R: 0 E: 0 K: 3 S: 10	H: 1 LOB: 0 BB: 0 P: 10	R: 0 E: 0 K: 2 S: 8	H: 1 LOB: 2 BB: 1 P: 12	R: 0 E: 0 K: 2 S: 7	H: 0 LOB: 1 BB: 1 P: 11	R: 0 E: 0 K: 1 S: 6	H: 1 LOB: 1 BB: 0 P: 6	R: 0 E: 0 K: 1 S: 6	H: 1 LOB: 1 BB: 0 P: 6	1B: 3 2B: 3 3B: 0 HR: 2	SF: 0 SAC: 0 DP: 0 HBP: 0	WP: 0 PB: 0 SB: 0 CS: 0	PA: 36
PITCHER	IP WLS BF H R ER SO BB IBB HBP BLK WP HR S P ERA WHIP																			
George Brunet, L (1.1) ERA: 3.4	2.2 L 14 4 3 3 2 2 0 0 0 0 0 0 11 11 0.00 0.750																			
Jim Coates, R (3.1) ERA: 3.3	1.1 5 1 0 0 3 0 0 0 0 0 0 0 11 11 0.00 1.333																			
Bill Kelso, R (5.1) ERA: 2.45	3.0 13 2 0 0 5 2 0 0 0 0 0 0 21 29 0.00 1.000																			
Minnie Rojas, R (8.1) ERA: 2.94	1.0 4 1 0 0 1 0 0 0 0 0 0 0 6 6 0.00 1.000																			

Batter	1	2	3	4	5	6	7	8	9	AB	R	H	RBI	BB	SO	LOB	TOP					
Reggie Smith, S (1, 8) OBP: 0.231, SLG: 0.308	0-0 4-3 1B		0-0 2B			0-3 K		0-0 1B		4	0	3	0	0	1	0	<p>Boston Red Sox @ New York Yankees Yankee Stadium, Bronx, NY Sat Sep 24 1966, 7:05 PM EDT Att. 5,897 - Unknown - 62 F</p> <p>livebaseballscores.com</p> <p>AB 33 R 0 H 6 RBI 0 BB 0 SO 7 LOB 9</p> 					
Joe Foy, R (1, 5) OBP: 0.365, SLG: 0.415	0-0 4-3 1-2		0-0 F8			0-0 6-3		0-0 1-3		4	0	0	0	0	0	3						
Carl Yastrzemski, L (1, 7) OBP: 0.369, SLG: 0.436	0-3 K			0-0 F8		0-0 2B			0-0 4-3	4	0	1	0	0	1	1						
Tony Conigliaro, R (1, 9) OBP: 0.331, SLG: 0.492	0-3 K			0-0 F7		0-0 L5			0-0 F3	4	0	0	0	0	1	2						
George Scott, R (1, 3) OBP: 0.327, SLG: 0.436		0-3 K		0-3 K			0-0 5-3		0-0 1B	4	0	1	0	0	2	0						
Rico Petrocelli, R (1, 6) OBP: 0.297, SLG: 0.390		0-0 F8			0-0 L4		0-0 F4		0-0 F3	4	0	0	0	0	0	1						
Mike Andrews, R (1, 4) OBP: 0.091, SLG: 0.091		0-0 F7			0-0 5-3 1B		0-0 6-3			3	0	1	0	0	0	0						
Mike Ryan, R (1, 2) OBP: 0.271, SLG: 0.287			0-3 K		0-0 5-3			0-3 K		2	0	0	0	0	1	1						
Bob Tillman, R (6, 2) OBP: 0.301, SLG: 0.321					1-2 5-3					1	0	0	0	0	1	0						
Jim Lonborg, R (1, 1) OBP: 0.127, SLG: 0.170			0-0 L7			0-0 F9		0-0 L5		2	0	0	0	0	0	1						
Don Demeter, R (8, PH) OBP: 0.295, SLG: 0.460										1	0	0	0	0	0	0						
Don McMahon, R (8, 1) OBP: 0.143, SLG: 0.154										0	0	0	0	0	0	0						
Inning Stats	R: 0 E: 0 K: 2 S: 8	H: 1 LOB: 1 BB: 0 P: 8	R: 0 E: 0 K: 1 S: 5	H: 0 LOB: 0 BB: 0 P: 5	R: 0 E: 0 K: 1 S: 6	H: 1 LOB: 1 BB: 0 P: 6	R: 0 E: 0 K: 0 S: 5	H: 0 LOB: 0 BB: 0 P: 5	R: 0 E: 0 K: 1 S: 4	H: 1 LOB: 1 BB: 0 P: 4	R: 0 E: 0 K: 0 S: 6	H: 1 LOB: 1 BB: 0 P: 6	R: 0 E: 0 K: 1 S: 3	H: 0 LOB: 0 BB: 0 P: 3	R: 0 E: 0 K: 1 S: 6	H: 1 LOB: 1 BB: 0 P: 6		R: 0 E: 0 K: 0 S: 4	H: 1 LOB: 1 BB: 0 P: 4	1B: 4 2B: 2 3B: 0 HR: 0	SF: 0 SAC: 0 DP: 0 HBP: 0	WP: 0 PB: 0 SB: 0 CS: 0
PITCHER Fritz Peterson, L (1, 1) ERA: 3.33	IP: 9.0 WLS: W BF: 33 H: 6 R: 0 ER: 0 SO: 7 BB: 0 IBB: 0 HBP: 0 BLK: 0 WP: 0 HR: 0 S: 47 P: 47 ERA: 0.00 WHIP: 0.667															PITCHER Fritz Peterson, L (1, 1) ERA: 3.33	IP: 9.0 WLS: W BF: 33 H: 6 R: 0 ER: 0 SO: 7 BB: 0 IBB: 0 HBP: 0 BLK: 0 WP: 0 HR: 0 S: 47 P: 47 ERA: 0.00 WHIP: 0.667					

Batter	1	2	3	4	5	6	7	8	9	AB	R	H	RBI	BB	SO	LOB	BOTTOM				
Mike Hegan, L (1, 3) OBP: 0.207, SLG: 0.115	0-0 E3 FC6-4		0-3 K			0-0 1B 4-1 1B		0-0 SH1-3		3	1	1	0	0	1	1	<p>Boston Red Sox @ New York Yankees Yankee Stadium, Bronx, NY Sat Sep 24 1966, 7:05 PM EDT Att. 5,897 - Unknown - 62 F</p> <p>livebaseballscores.com</p> <p>AB 26 R 1 H 4 RBI 1 BB 2 SO 6 LOB 9</p> 				
Horace Clarke, S (1, 4) OBP: 0.321, SLG: 0.376	0-0 FC6-4 1-2			0-0 G3		0-0 WP 4-1 1B		0-3 K		4	0	1	0	0	1	2					
Bobby Murcer, L (1, 6) OBP: 0.161, SLG: 0.185	0-0 FC4-6 1-2			0-0 F3		0-0 4-1		0-0 F4		4	0	0	1	0	0	3					
Joe Pepitone, L (1, 8) OBP: 0.290, SLG: 0.468	0-0 CS 1-2	0-0 3-1		0-0 1B		0-0 2-3 BB		0-0 4-3		2	0	1	0	1	0	0					
Roger Maris, L (1, 9) OBP: 0.305, SLG: 0.372		0-0 4-3		0-0 F4		0-0 4-3				3	0	0	0	0	0	3					
Lou Clinton, R (7, 9) OBP: 0.295, SLG: 0.413										0	0	0	0	0	0	0					
Steve Whitaker, L (1, 7) OBP: 0.283, SLG: 0.474		0-3 K			0-3 K		0-0 F8			3	0	0	0	0	2	0					
Billy Bryan, L (1, 2) OBP: 0.223, SLG: 0.281			0-0 3-1		0-0 4-3		0-3 K			3	0	0	0	0	1	0					
Clete Boyer, R (1, 5) OBP: 0.303, SLG: 0.384			4-0 SH3-4 BB		0-0 F8		0-0 F7			2	0	0	0	1	0	0					
Fritz Peterson, S (1, 1) OBP: 0.227, SLG: 0.266			0-0 SH3-4 1-2			0-3 K		0-0 SH1-3 2B		2	0	1	0	0	1	0					
Inning Stats	R: 0 E: 1 K: 0 S: 3	H: 0 LOB: 0 BB: 0 P: 3	R: 0 E: 0 K: 1 S: 5	H: 0 LOB: 0 BB: 0 P: 5	R: 0 E: 0 K: 1 S: 5	H: 0 LOB: 1 BB: 1 P: 9	R: 0 E: 0 K: 0 S: 4	H: 1 LOB: 1 BB: 0 P: 4	R: 0 E: 0 K: 1 S: 5	H: 0 LOB: 0 BB: 0 P: 5	R: 1 E: 0 K: 1 S: 7	H: 2 LOB: 2 BB: 1 P: 11	R: 0 E: 0 K: 1 S: 5	H: 0 LOB: 0 BB: 0 P: 5	R: 0 E: 0 K: 1 S: 6	H: 1 LOB: 1 BB: 0 P: 6		1B: 3 2B: 1 3B: 0 HR: 0	SF: 0 SAC: 2 DP: 0 HBP: 0	WP: 1 PB: 0 SB: 0 CS: 1	PA: 31
PITCHER Jim Lonborg, R (1, 1) ERA: 3.93	IP: 7.0 WLS: L BF: 26 H: 3 R: 1 ER: 1 SO: 5 BB: 2 IBB: 0 HBP: 0 BLK: 0 WP: 0 HR: 0 S: 34 P: 42 ERA: 1.29 WHIP: 0.714															PITCHER Don McMahon, R (8, 1) ERA: 2.55		IP: 1.0 WLS: L BF: 4 H: 1 R: 0 ER: 0 SO: 1 BB: 0 IBB: 0 HBP: 0 BLK: 0 WP: 0 HR: 0 S: 6 P: 6 ERA: 0.00 WHIP: 1.000			

Batter	1	2	3	4	5	6	7	8	9	AB	R	H	RBI	BB	SO	LOB	TOP										
Reggie Smith, S OBP: 0.235, SLG: 0.294 (1, 8)										4	1	1	0	0	0	1	Boston Red Sox @ New York Yankees Yankee Stadium, Bronx, NY Sun Sep 25 1966, 3:33 AM EDT Att: 16,467 - Unknown										
Joe Foy, R OBP: 0.366, SLG: 0.418 (1, 5)										5	0	3	1	0	0	1											
Carl Yastrzemski, L OBP: 0.387, SLG: 0.435 (1, 7)										4	0	1	0	0	0	4											
Tony Conigliaro, R OBP: 0.331, SLG: 0.490 (1, 9)										4	0	1	0	0	1	4											
George Scott, R OBP: 0.328, SLG: 0.438 (1, 3)										4	0	2	0	0	1	2											
Rico Petrocelli, R OBP: 0.295, SLG: 0.387 (1, 6)										4	0	0	0	0	0	5											
Mike Andrews, R OBP: 0.071, SLG: 0.071 (1, 4)										3	0	0	0	0	0	4											
Bob Tillman, R OBP: 0.305, SLG: 0.325 (1, 2)										4	0	2	0	0	1	3											
Hank Fischer, R OBP: 0.118, SLG: 0.091 (5, PH)										1	0	0	0	0	1	0											
Lenny Green, L OBP: 0.327, SLG: 0.311 (5, PH)										1	0	0	0	0	0	1											
Rolie Sheldon, R OBP: 0.286, SLG: 0.098 (7, PH)										0	0	0	0	0	0	0											
Jose Tartabull, R OBP: 0.242, SLG: 0.332 (7, PH)										1	0	1	0	0	0	0											
John Wyatt, R OBP: 0.298, SLG: 0.303 (8, PH)										0	0	0	0	0	0	1											
Inning Stats	R: 0 E: 0 K: 0 S: 4	H: 1 LOB: 1 BB: 0 P: 4	R: 0 E: 0 K: 1 S: 6	H: 1 LOB: 1 BB: 0 P: 6	R: 0 E: 0 K: 1 S: 5	H: 0 LOB: 0 BB: 0 P: 5	R: 0 E: 1 K: 1 S: 7	H: 1 LOB: 2 BB: 0 P: 7	R: 0 E: 0 K: 0 S: 3	H: 2 LOB: 2 BB: 0 P: 5	R: 0 E: 0 K: 0 S: 3	H: 1 LOB: 0 BB: 0 P: 3	R: 0 E: 0 K: 0 S: 4	H: 1 LOB: 1 BB: 0 P: 4	1B: 9 2B: 2 3B: 0 HR: 0	SF: 0 SAC: 2 DP: 1 HBP: 0	WP: 0 PB: 0 SB: 0 CS: 0	PA: 38									
PITCHER	IP	WLS	BF	H	R	ER	SO	BB	IBB	HBP	BLK	WP	HR	S	P	ERA	WHIP										
Jim Bouton, R ERA: 2.72 (1, 1)	6.1	W	29	9	1	0	4	0	0	0	0	0	0	37	37	0.00	1.421										
Steve Hamilton, L ERA: 3.01 (7, 1)	0.1		1	0	0	0	0	0	0	0	0	0	0	1	1	0.00	0.000										
Hal Reniff, R ERA: 3.14 (7, 1)	2.1	S	8	2	0	0	0	0	0	0	0	0	0	8	8	0.00	0.857										

AB 36
R 1
H 11
RBI 1
BB 0
SO 4
LOB 26



Batter	1	2	3	4	5	6	7	8	9	AB	R	H	RBI	BB	SO	LOB	BOTTOM										
Mike Hegan, L OBP: 0.212, SLG: 0.103 (1, 3)										3	1	0	0	1	3	1	Boston Red Sox @ New York Yankees Yankee Stadium, Bronx, NY Sun Sep 25 1966, 3:33 AM EDT Att: 16,467 - Unknown										
Bobby Richardson, R OBP: 0.280, SLG: 0.330 (1, 4)										4	0	1	0	0	0	2											
Bobby Murcer, L OBP: 0.200, SLG: 0.211 (1, 6)										3	0	2	0	1	0	0											
Joe Pepitone, L OBP: 0.291, SLG: 0.468 (1, 8)										2	0	1	1	1	0	2											
Tom Tresh, S OBP: 0.342, SLG: 0.424 (1, 7)										4	0	1	0	0	2	5											
Steve Whitaker, L OBP: 0.291, SLG: 0.505 (1, 9)										4	1	2	1	0	0	4											
Billy Bryan, L OBP: 0.224, SLG: 0.303 (1, 2)										4	1	1	1	0	1	3											
Clete Boyer, R OBP: 0.303, SLG: 0.384 (8, PH)										3	0	1	0	0	0	0											
Roy White, S OBP: 0.307, SLG: 0.344 (9, 5)										1	0	0	0	0	0	1											
Mike Ferraro, R OBP: 0.211, SLG: 0.118 (9, 5)										0	0	0	0	0	0	0											
Jim Bouton, R OBP: 0.128, SLG: 0.105 (7, 1)										3	0	0	0	0	2	1											
Steve Hamilton, L OBP: 0.053, SLG: 0.053 (7, 1)										0	0	0	0	0	0	0											
Hal Reniff, R OBP: 0.286, SLG: 0.286 (7, 1)										1	0	0	0	0	1	1											
Inning Stats	R: 0 E: 0 K: 2 S: 8	H: 1 LOB: 2 BB: 1 P: 12	R: 2 E: 0 K: 1 S: 8	H: 3 LOB: 1 BB: 0 P: 8	R: 0 E: 0 K: 1 S: 6	H: 1 LOB: 2 BB: 1 P: 10	R: 0 E: 0 K: 2 S: 7	H: 0 LOB: 0 BB: 0 P: 7	R: 0 E: 0 K: 0 S: 5	H: 2 LOB: 2 BB: 0 P: 5	R: 0 E: 0 K: 1 S: 5	H: 0 LOB: 0 BB: 0 P: 5	R: 1 E: 0 K: 1 S: 6	H: 1 LOB: 1 BB: 1 P: 10	R: 0 E: 0 K: 1 S: 6	H: 1 LOB: 1 BB: 0 P: 6	1B: 7 2B: 0 3B: 0 HR: 2	SF: 1 SAC: 0 DP: 0 HBP: 0	WP: 0 PB: 0 SB: 0 CS: 0	PA: 36							
PITCHER	IP	WLS	BF	H	R	ER	SO	BB	IBB	HBP	BLK	WP	HR	S	P	ERA	WHIP										
Hank Fischer, R ERA: 4.6 (1, 1)	4.0	L	19	5	2	2	6	2	0	0	0	0	0	29	37	4.50	1.750										
Rolie Sheldon, R ERA: 4.12 (5, 1)	2.0		8	2	0	0	1	0	0	0	0	0	0	10	10	0.00	1.000										
John Wyatt, R ERA: 3.69 (7, 1)	2.0		9	2	1	1	2	1	0	0	0	0	0	12	16	4.50	1.500										

AB 32
R 3
H 9
RBI 3
BB 3
SO 9
LOB 20



Batter	1	2	3	4	5	6	7	8	9	AB	R	H	RBI	BB	SO	LOB	TOP			
Jose Tartabull, L (1, 8) OBP: 0.297, SLG: 0.332	F1		F9		L4			K		4	0	0	0	0	1	1	Boston Red Sox @ Washington Senators D.C. Stadium, Washington, DC Mon Sep 26 1966, 3:38 AM EDT Att: 485 - Unknown livebaseballscorecards.com			
Joe Foy, R (1, 5) OBP: 0.366, SLG: 0.416	6-3		K			6-3		6-3		4	0	0	0	0	1	0				
Carl Yastrzemski, L (1, 7) OBP: 0.365, SLG: 0.431	E9		4-3			E4		F7		4	0	1	0	0	0	0				
Tony Conigliaro, R (1, 9) OBP: 0.331, SLG: 0.488	5-3				F9		F7			4	1	1	0	0	0	2				
George Scott, R (1, 3) OBP: 0.326, SLG: 0.437		K			F3		K			4	0	1	0	0	2	1				
Dalton Jones, L (1, 4) OBP: 0.304, SLG: 0.367		F8			3-1					4	1	1	0	0	0	2				
Rico Petrocelli, R (1, 6) OBP: 0.297, SLG: 0.386						F7		SH3-4		3	0	1	1	0	0	1				
Bob Tillman, R (1, 2) OBP: 0.303, SLG: 0.318						6-3				3	0	1	1	1	0	1				
Dennis Bennett, L (1, 1) OBP: 0.200, SLG: 0.304										1	0	0	0	1	0	2				
Lenny Green, L (7, PH) OBP: 0.325, SLG: 0.308										1	0	0	0	0	0	1				
Don McMahon, R (7, 1) OBP: 0.143, SLG: 0.154										0	0	0	0	0	0	0				
Inning Stats	R: 0 E: 1 K: 0 S: 4	H: 1 LOB: 1 BB: 0 P: 4	R: 0 E: 0 K: 1 S: 6	H: 1 LOB: 2 BB: 1 P: 10	R: 0 E: 0 K: 1 S: 5	H: 0 LOB: 0 BB: 0 P: 5	R: 0 E: 0 K: 0 S: 3	H: 0 LOB: 0 BB: 0 P: 3	R: 0 E: 0 K: 0 S: 3	H: 0 LOB: 1 BB: 1 P: 7	R: 1 E: 0 K: 0 S: 4	H: 2 LOB: 0 BB: 0 P: 4	R: 0 E: 0 K: 1 S: 5	H: 0 LOB: 0 BB: 0 P: 5	R: 1 E: 0 K: 0 S: 5	H: 2 LOB: 1 BB: 0 P: 5	1B: 5 2B: 1 3B: 0 HR: 0	SF: 0 SAC: 1 DP: 1 HBP: 0	WP: 0 PB: 0 SB: 0 CS: 0	PA: 35
PITCHER Joe Coleman, R (1, 1) ERA: 2.0	IP: 9.0 WLS: W BF: 35 H: 6 R: 2 ER: 2 SO: 4 BB: 2 IBB: 0 HBP: 0 BLK: 0 WP: 0 HR: 0 S: 41 P: 49 ERA: 2.00 WHIP: 0.889															PITCHER				

Batter	1	2	3	4	5	6	7	8	9	AB	R	H	RBI	BB	SO	LOB	BOTTOM			
Ed Brinkman, R (1, 6) OBP: 0.263, SLG: 0.326	SH3		F8			F6		F8		4	0	1	0	0	0	0	Boston Red Sox @ Washington Senators D.C. Stadium, Washington, DC Mon Sep 26 1966, 3:38 AM EDT Att: 485 - Unknown livebaseballscorecards.com			
Ken Hamlin, R (1, 4) OBP: 0.267, SLG: 0.291	SH3		6-3			5-3		F8		3	0	0	0	0	0	0				
Hank Allen, R (1, 9) OBP: 0.441, SLG: 0.484	F6				F7		K			4	0	1	0	0	1	1				
Frank Howard, R (1, 7) OBP: 0.347, SLG: 0.442	F9				5-3					3	0	1	0	0	0	1				
Willie Kirkland, L (7, PR) OBP: 0.291, SLG: 0.325							SH2-4			1	1	0	0	0	0	1				
Ken Harrelson, R (1, 3) OBP: 0.317, SLG: 0.348		F8			F8		SH2-4			2	0	0	0	0	0	0				
Don Lock, R (1, 8) OBP: 0.333, SLG: 0.396		F7					HR			3	1	2	2	0	0	0				
Ken McMullen, R (1, 5) OBP: 0.289, SLG: 0.359							HR			3	1	2	1	0	1	1				
Doug Camilli, R (1, 2) OBP: 0.234, SLG: 0.299		F3								3	0	0	0	0	0	3				
Joe Coleman, R (1, 1)										3	0	0	0	0	2	3				
Inning Stats	R: 0 E: 0 K: 0 S: 4	H: 1 LOB: 1 BB: 0 P: 4	R: 1 E: 0 K: 0 S: 4	H: 1 LOB: 0 BB: 0 P: 4	R: 0 E: 0 K: 1 S: 5	H: 0 LOB: 0 BB: 0 P: 5	R: 0 E: 0 K: 0 S: 3	H: 0 LOB: 0 BB: 0 P: 3	R: 0 E: 0 K: 1 S: 6	H: 1 LOB: 1 BB: 0 P: 6	R: 2 E: 0 K: 1 S: 8	H: 3 LOB: 2 BB: 0 P: 8	R: 0 E: 0 K: 0 S: 4	H: 1 LOB: 1 BB: 0 P: 4	R: 0 E: 0 K: 0 S: 4	H: 0 LOB: 0 BB: 0 P: 4	1B: 4 2B: 1 3B: 0 HR: 2	SF: 0 SAC: 2 DP: 0 HBP: 0	WP: 0 PB: 0 SB: 1 CS: 0	PA: 31
PITCHER Dennis Bennett, L (1, 1) ERA: 3.24	IP: 6.0 WLS: L BF: 21 H: 3 R: 1 ER: 1 SO: 3 BB: 0 IBB: 0 HBP: 0 BLK: 0 WP: 0 HR: 1 S: 27 P: 27 ERA: 1.50 WHIP: 0.500															PITCHER Don McMahon, R (7, 1) ERA: 2.69				

Batter	1	2	3	4	5	6	7	8	9	AB	R	H	RBI	BB	SO	LOB	TOP																	
Reggie Smith, S OBP: 0.190, SLG: 0.238 (1, 8)	0-0 4-3		0-0 6-3		0-0 F7			0-0 F6		4	0	0	0	0	0	0	Boston Red Sox @ Chicago White Sox Comiskey Park, Chicago, IL Tue Sep 27 1966, 8:05 PM EDT Unknown																	
Joe Foy, R OBP: 0.365, SLG: 0.415 (1, 5)	0-0 F6		0-0 6-3		0-0 5-3			0-0 WP 1B		4	0	1	0	0	0	0																		
Carl Yastrzemski, L OBP: 0.369, SLG: 0.431 (1, 7)	0-0 F8			4-0 WP BB BB		0-0 G6-4-3 1B		4-0 1-2 IBB		2	0	1	0	2	0	0																		
Tony Conigliaro, R OBP: 0.330, SLG: 0.486 (1, 9)		0-3 K		4-0 FC5 WP BB 1-2		0-3 K		0-0 6-3		3	0	0	0	1	2	3																		
George Scott, R OBP: 0.324, SLG: 0.434 (1, 3)		0-0 F9		0-0 5-3		0-0 G6-4-3 1-2 2-3		0-3 K		4	0	0	0	0	1	3																		
Dalton Jones, L OBP: 0.303, SLG: 0.365 (1, 4)		0-0 1B		0-0 F8			0-0 G3		0-0 G3	4	0	1	0	0	0	2																		
Rico Petrocelli, R OBP: 0.298, SLG: 0.386 (1, 6)		0-0 1B		4-0 1B			0-0 1-3		0-0 4-3	3	0	1	0	1	0	0																		
Bob Tillman, R OBP: 0.299, SLG: 0.313 (1, 2)		0-3 K		0-0 FC5			0-0 F3			3	0	0	0	0	1	5																		
Lee Stange, R OBP: 0.311, SLG: 0.077 (1, 1)			0-3 K		0-0 6-3			0-0 6-3		3	0	0	0	0	1	0																		
Inning Stats	R: 0 E: 0 K: 0 S: 3	H: 0 LOB: 0 BB: 0 P: 3	R: 0 E: 0 K: 2 S: 9	H: 2 LOB: 2 BB: 0 P: 9	R: 0 E: 0 K: 1 S: 5	H: 0 LOB: 0 BB: 0 P: 5	R: 0 E: 0 K: 0 S: 3	H: 0 LOB: 3 BB: 0 P: 15	R: 0 E: 0 K: 0 S: 5	H: 1 LOB: 0 BB: 0 P: 5	R: 0 E: 0 K: 0 S: 3	H: 0 LOB: 0 BB: 0 P: 3	R: 0 E: 0 K: 1 S: 4	H: 1 LOB: 2 BB: 1 P: 8	R: 0 E: 0 K: 1 S: 5	H: 0 LOB: 0 BB: 0 P: 5	1B: 4 2B: 0 3B: 0 HR: 0	SF: 0 SAC: 0 DP: 1 HBP: 0	WP: 2 PB: 1 SB: 0 CS: 0	PA: 34														
PITCHER	IP WLS BF H R ER SO BB IBB HBP BLK WP HR S P ERA WHIP	IP WLS BF H R ER SO BB IBB HBP BLK WP HR S P ERA WHIP																																
Joe Horlen, R ERA: 2.35 (1, 1)	8.0	31	4	0	0	4	2	2	0	0	0	2	0	35	51	0.00	0.750																	
Hoyt Wilhelm, R ERA: 1.47 (9, 1)	1.0	W	3	0	0	0	1	0	0	0	0	0	0	5	5	0.00	0.000																	

AB	30
R	0
H	4
RBI	0
BB	4
SO	5
LOB	13



Batter	1	2	3	4	5	6	7	8	9	AB	R	H	RBI	BB	SO	LOB	BOTTOM																	
Ed Stroud, L OBP: 0.233, SLG: 0.276 (1, 9)	0-0 F7		0-0 F6			0-0 1-3		0-3 K		4	0	0	0	0	1	2	Boston Red Sox @ Chicago White Sox Comiskey Park, Chicago, IL Tue Sep 27 1966, 8:05 PM EDT Unknown																	
Mary Staehle, L OBP: 0.286, SLG: 0.167 (1, 4)	4-0 BB BB		0-0 F8			0-3 K		0-0 F3		2	0	0	0	1	1	0																		
Pete Ward, L OBP: 0.291, SLG: 0.292 (8, PH)										1	0	0	0	0	0	2																		
Hoyt Wilhelm, R OBP: 0.125, SLG: 0.250 (9, 1)										0	0	0	0	0	0	0																		
Don Buford, S OBP: 0.325, SLG: 0.354 (1, 5)	0-0 F7			0-0 B3		0-0 F8		0-0 F1		4	0	0	0	0	0	1																		
Tommie Agee, R OBP: 0.327, SLG: 0.446 (1, 8)	0-0 2-3			0-0 6-3		0-0 5-3		0-0 S 1B		4	1	1	0	0	0	1																		
Tom McCraw, L OBP: 0.285, SLG: 0.332 (1, 3)		0-0 6-3		0-0 G3		0-0 CS 1B		0-0 F6		4	0	1	0	0	0	1																		
J.C. Martin, L OBP: 0.316, SLG: 0.363 (1, 2)		0-0 5-3 1B			0-0 B1-3		0-0 F5		4-0 1B	3	0	1	0	1	0	1																		
Ken Berry, R OBP: 0.312, SLG: 0.383 (1, 7)		0-0 5-3		0-0 1B				4-0 SH3-4 BB		3	0	2	1	1	0	1																		
Jerry Adair, R OBP: 0.285, SLG: 0.336 (1, 6)		0-0 4-3			0-0 F4			0-0 SH3-4		2	0	0	0	0	0	2																		
Joe Horlen, R OBP: 0.102, SLG: 0.071 (1, 1)			0-0 1-3					4-0 IBB		2	0	0	0	0	0	1																		
Smoky Burgess, L OBP: 0.410, SLG: 0.385 (8, PH)										0	0	0	0	1	0	0																		
Buddy Bradford, R OBP: 0.200, SLG: 0.111 (6, PR)										0	0	0	0	0	0	0																		
Al Weis, S OBP: 0.228, SLG: 0.179 (9, 4)										0	0	0	0	0	0	0																		
Inning Stats	R: 0 E: 0 K: 0 S: 3	H: 0 LOB: 1 BB: 1 P: 7	R: 0 E: 0 K: 0 S: 4	H: 1 LOB: 1 BB: 0 P: 4	R: 0 E: 0 K: 0 S: 3	H: 0 LOB: 0 BB: 0 P: 3	R: 0 E: 0 K: 0 S: 3	H: 0 LOB: 0 BB: 0 P: 3	R: 0 E: 0 K: 1 S: 5	H: 1 LOB: 1 BB: 0 P: 4	R: 0 E: 0 K: 1 S: 5	H: 0 LOB: 0 BB: 0 P: 5	R: 0 E: 0 K: 0 S: 3	H: 1 LOB: 0 BB: 0 P: 3	R: 0 E: 0 K: 1 S: 5	H: 0 LOB: 2 BB: 2 P: 13	R: 1 E: 0 K: 0 S: 4	H: 2 LOB: 2 BB: 1 P: 8	1B: 5 2B: 0 3B: 0 HR: 0	SF: 0 SAC: 1 DP: 0 HBP: 0	WP: 0 PB: 0 SB: 2 CS: 1	PA: 34												
PITCHER	IP WLS BF H R ER SO BB IBB HBP BLK WP HR S P ERA WHIP	IP WLS BF H R ER SO BB IBB HBP BLK WP HR S P ERA WHIP																																
Lee Stange, R ERA: 3.3 (1, 1)	8.2	L	34	5	1	1	2	2	2	0	0	0	0	34	50	1.04	0.808																	



Batter	1	2	3	4	5	6	7	8	9	AB	R	H	RBI	BB	SO	LOB	TOP				
Reggie Smith, S OBP: 0.154, SLG: 0.192	6-3		5-3		F5		K		F8	5	0	0	0	0	1	2					
Joe Foy, R OBP: 0.364, SLG: 0.413	1B		6-3		F9		6-3			4	0	1	0	0	0	1					
George Thomas, R OBP: 0.332, SLG: 0.347 Carl Yastrzemski, L OBP: 0.368, SLG: 0.431	1B		5-3						1-3	4	1	3	0	0	0	0					
Tony Conigliaro, R OBP: 0.330, SLG: 0.487	G6-4-3				F8				F8	4	1	1	1	0	0	3					
George Scott, R OBP: 0.324, SLG: 0.433					F9				1-3	4	0	1	1	0	0	1					
Rico Petrocelli, R OBP: 0.296, SLG: 0.383					F8				F7	4	0	0	0	0	0	3					
Mike Andrews, R OBP: 0.167, SLG: 0.167					FC6-4		K			4	0	2	0	0	1	2					
Bob Tillman, R OBP: 0.303, SLG: 0.314							1-3		F6	3	0	1	0	1	0	2					
Dan Osinski, R OBP: 0.333, SLG: 0.333 John Wyatt, R OBP: 0.405, SLG: 0.379 Don Demeter, R OBP: 0.284, SLG: 0.458 Jim Lonborg, R OBP: 0.125, SLG: 0.167	F8				F3		5-3		FC6-4	2	0	0	0	0	0	3					
Inning Stats	R: 0 E: 0 K: 0 S: 4	H: 2 LOB: 1 BB: 0 P: 4	R: 0 E: 0 K: 0 S: 4	H: 1 LOB: 2 BB: 1 P: 8	R: 0 E: 0 K: 0 S: 3	H: 0 LOB: 0 BB: 0 P: 3	R: 0 E: 0 K: 0 S: 4	H: 1 LOB: 1 BB: 0 P: 4	R: 0 E: 0 K: 0 S: 5	H: 0 LOB: 0 BB: 0 P: 5	R: 0 E: 0 K: 0 S: 4	H: 1 LOB: 1 BB: 0 P: 4	R: 0 E: 0 K: 0 S: 4	H: 1 LOB: 1 BB: 0 P: 4	R: 0 E: 0 K: 0 S: 4	H: 1 LOB: 1 BB: 0 P: 4	1B: 8 2B: 0 3B: 1 HR: 0	SF: 0 SAC: 0 DP: 1 HBP: 0	WP: 0 PB: 0 SB: 0 CS: 0	PA: 37	
PITCHER	IP	WLS	BF	H	R	ER	SO	BB	IBB	HBP	BLK	WP	HR	S	P	ERA	WHIP				
Tommy John, L ERA: 2.65	7.0	L	29	7	2	2	2	1	0	0	0	0	0	32	36	2.57	1.143				
John Buzhardt, R ERA: 3.91	2.0		8	2	0	0	0	0	0	0	0	0	0	8	8	0.00	1.000				

Boston Red Sox @ Chicago White Sox
Comiskey Park, Chicago, IL
Tue Sep 27 1966, 8:05 PM EDT
Att: 7,666 - Unknown

AB 36
R 2
H 9
RBI 2
BB 1
SO 2
LOB 18



Batter	1	2	3	4	5	6	7	8	9	AB	R	H	RBI	BB	SO	LOB	BOTTOM				
Ed Stroud, L OBP: 0.206, SLG: 0.242	G3			K	F7		K			4	0	0	0	0	2	2					
Mary Staehle, L OBP: 0.364, SLG: 0.222 Al Weis, S OBP: 0.228, SLG: 0.179	FC4-6			BB	FC6				E6	3	0	1	0	1	0	2					
Don Buford, S OBP: 0.326, SLG: 0.353	FC4-6			BB	FC1-2				F7	2	0	0	0	2	0	2					
Tommie Agee, R OBP: 0.326, SLG: 0.444	CS	6-3		BB	FC1-2		G5-4-3		FC1-6	3	0	0	0	1	0	2					
Tom McCraw, L OBP: 0.287, SLG: 0.332				BB	FC1-2					3	1	1	0	1	0	3					
Ken Berry, R OBP: 0.311, SLG: 0.382				BB	F8				G3	4	0	1	0	0	0	5					
Duane Josephson, R OBP: 0.323, SLG: 0.333 Pete Ward, L OBP: 0.290, SLG: 0.291					5-3				6-3	3	0	0	0	0	0	1					
Jerry Adair, R OBP: 0.285, SLG: 0.335					G3				F9	4	0	1	0	0	0	0					
Tommy John, R OBP: 0.181, SLG: 0.246 Smoky Burgess, L OBP: 0.405, SLG: 0.379 John Buzhardt, R OBP: 0.156, SLG: 0.116 Bill Skowron, R OBP: 0.309, SLG: 0.360					6-3				K	2	0	1	0	0	0	0					
Inning Stats	R: 0 E: 0 K: 0 S: 3	H: 1 LOB: 0 BB: 0 P: 3	R: 0 E: 0 K: 0 S: 3	H: 0 LOB: 0 BB: 0 P: 3	R: 0 E: 0 K: 1 S: 5	H: 0 LOB: 3 BB: 3 P: 17	R: 0 E: 0 K: 0 S: 5	H: 2 LOB: 1 BB: 1 P: 8	R: 0 E: 0 K: 1 S: 5	H: 0 LOB: 0 BB: 0 P: 5	R: 0 E: 0 K: 0 S: 4	H: 0 LOB: 2 BB: 1 P: 8	R: 0 E: 0 K: 1 S: 5	H: 0 LOB: 0 BB: 0 P: 5	R: 0 E: 0 K: 1 S: 5	H: 0 LOB: 0 BB: 0 P: 5	1B: 5 2B: 0 3B: 0 HR: 0	SF: 0 SAC: 0 DP: 1 HBP: 0	WP: 1 PB: 0 SB: 3 CS: 1	PA: 37	
PITCHER	IP	WLS	BF	H	R	ER	SO	BB	IBB	HBP	BLK	WP	HR	S	P	ERA	WHIP				
Dan Osinski, R ERA: 3.61	5.2	W	24	5	1	1	1	4	0	0	0	0	0	22	38	1.59	1.588				
John Wyatt, R ERA: 3.62	0.1		1	0	0	0	0	0	0	0	0	1	0	1	1	0.00	0.000				
Jim Lonborg, R ERA: 3.86	3.0	S	11	0	0	0	2	1	0	0	0	0	0	14	18	0.00	0.333				

Boston Red Sox @ Chicago White Sox
Comiskey Park, Chicago, IL
Tue Sep 27 1966, 8:05 PM EDT
Att: 7,666 - Unknown

AB 31
R 1
H 5
RBI 0
BB 5
SO 3
LOB 17

