


Boston Red Sox - 1967

Batter	1	2	3	4	5	6	7	8	9	AB	R	H	RBI	BB	SO	LOB	TOP										
Walt Williams, R (1,7)	5-3		G6-4-3			5-3	F9			4	0	0	0	0	0	2	Chicago White Sox @ Boston Red Sox Fenway Park, Boston, MA Wed Apr 12 1967, 3:33 AM EST Att: 8,324 - Unknown										
Don Buford, S (1,5)	4-3		4-3			F9		G3		4	0	0	0	0	0	0											
Tommie Agee, R (1,8) OBP: 0.500, SLG: 0.333	K					5-3		S BB		3	1	1	0	1	1	0											
Pete Ward, L (1,3) OBP: 0.750, SLG: 1.000 Tom McCraw, L (8, PR) (8, 3)		3-1					1B WP	S BB		2	1	1	0	2	0	0											
Ken Berry, R (1,9) OBP: 0.250, SLG: 0.250	K		G4-3				2B	S BB		4	1	1	0	0	2	4											
Jerry McNettney, R (1,2) OBP: 0.500, SLG: 0.500 Bill Skowron, R (7, PH) J.C. Martin, L (7, 2)			1-3				1B	K		2	0	1	0	0	0	0											
Ron Hansen, R (1,6)						6-3		E9		3	1	0	0	1	0	0											
Jerry Adair, R (1,4) OBP: 0.500, SLG: 0.500		4-3						3-1		4	0	2	1	0	0	2											
John Buzhardt, R (11, 1) Wayne Colquhoun, L (5, PH) Jack Lamabe, R (5, 1) Smoky Burgess, L (7, PH) Bob Locker, S (7, 1) Ed Stroud, L (5, PH)						K		F9		1	0	1	0	0	0	0											
Inning Stats	R: 0 E: 0 K: 1 S: 5	H: 0 LOB: 0 BB: 0 P: 5	R: 0 E: 0 K: 1 S: 6	H: 1 LOB: 2 BB: 1 P: 10	R: 0 E: 0 K: 0 S: 3	H: 1 LOB: 0 BB: 0 P: 3	R: 1 E: 0 K: 0 S: 3	H: 1 LOB: 1 BB: 1 P: 7	R: 0 E: 0 K: 1 S: 5	H: 1 LOB: 1 BB: 0 P: 5	R: 0 E: 0 K: 0 S: 3	H: 0 LOB: 0 BB: 0 P: 3	R: 3 E: 1 K: 1 S: 9	H: 3 LOB: 1 BB: 0 P: 9	R: 0 E: 0 K: 1 S: 7	H: 0 LOB: 3 BB: 2 P: 15		R: 0 E: 0 K: 1 S: 5	H: 0 LOB: 0 BB: 0 P: 5	1B: 6 2B: 2 3B: 0 HR: 0	SF: 0 SAC: 0 DP: 3 HBP: 0	WP: 2 PB: 0 SB: 2 CS: 1	PA: 36				
PITCHER	IP	WLS	BF	H	R	ER	SO	BB	IBB	HBP	BLK	WP	HR	S	P	ERA	WHIP										
Jim Lonborg, R (1, 1) ERA: 4.26	6.1	W	26	7	4	3	4	2	0	0	0	2	0	32	40	4.26	1.421										
John Wyatt, R (7, 1) ERA:	1.2		7	0	0	0	2	2	0	0	0	0	0	9	17	0.00	1.200										
Don McMahon, R (9, 1) ERA:	1.0	S	3	0	0	0	1	0	0	0	0	0	0	5	5	0.00	0.000										

Batter	1	2	3	4	5	6	7	8	9	AB	R	H	RBI	BB	SO	LOB	BOTTOM										
Jose Tartabull, L (1,8) OBP: 0.500, SLG: 0.333	F8	F7		SH1-3						3	1	1	0	1	0	2	Chicago White Sox @ Boston Red Sox Fenway Park, Boston, MA Wed Apr 12 1967, 3:33 AM EST Att: 8,324 - Unknown										
Joe Foy, R (1,5)	HBP S	4-3		F7		6-3		K		4	0	0	0	1	1	6											
Carl Yastrzemski, L (1,7)	HBP			F7		F5		E6		4	0	0	0	1	0	3											
Tony Conigliaro, R (1,9)	F5			5-3		F2		K		5	0	0	0	0	1	5											
George Scott, R (1,3) OBP: 0.750, SLG: 0.500								K		2	1	1	0	1	1	0											
Reggie Smith, S (1,4) OBP: 0.500, SLG: 0.667	1					F7		3-1		3	2	1	0	1	0	1											
Rico Petrocelli, R (1,6) OBP: 1.000, SLG: 2.000										3	1	3	4	1	0	0											
Mike Ryan, R (1,2) OBP: 0.250, SLG: 0.250										4	0	1	0	0	0	3											
Jim Lonborg, R (1, 1) John Wyatt, R (7, 1) Mike Andrews, R (8, PR) Don McMahon, R (9, 1)										2	0	0	0	1	1	2											
Inning Stats	R: 0 E: 0 K: 0 S: 2	H: 0 LOB: 3 BB: 2 P: 11	R: 1 E: 0 K: 0 S: 6	H: 3 LOB: 2 BB: 0 P: 6	R: 3 E: 0 K: 0 S: 4	H: 1 LOB: 0 BB: 2 P: 12	R: 0 E: 0 K: 0 S: 3	H: 0 LOB: 1 BB: 1 P: 7	R: 0 E: 0 K: 0 S: 4	H: 1 LOB: 2 BB: 1 P: 8	R: 1 E: 1 K: 2 S: 9	H: 1 LOB: 1 BB: 0 P: 9	R: 0 E: 0 K: 1 S: 6	H: 1 LOB: 1 BB: 0 P: 6	R: 0 E: 0 K: 1 S: 5	H: 0 LOB: 2 BB: 1 P: 10		1B: 5 2B: 1 3B: 0 HR: 1	SF: 0 SAC: 1 DP: 0 HBP: 2	WP: 1 PB: 0 SB: 3 CS: 0	PA: 40						
PITCHER	IP	WLS	BF	H	R	ER	SO	BB	IBB	HBP	BLK	WP	HR	S	P	ERA	WHIP										
John Buzhardt, R (1, 1) ERA: 9.0	4.0	L	22	4	4	4	0	5	0	1	0	0	1	15	36	9.00	2.250										
Jack Lamabe, R (5, 1) ERA:	2.0		10	2	1	0	2	0	1	0	0	1	0	13	17	0.00	1.000										
Bob Locker, R (7, 1) ERA:	2.0		9	1	0	0	2	1	0	1	0	0	0	11	16	0.00	1.000										

Batter	1	2	3	4	5	6	7	8	9	AB	R	H	RBI	BB	SO	LOB	TOP		
Ken Berry, R OBP: 0.300, SLG: 0.125	F4			F8				F3	F9	4	0	0	0	2	0	5	Chicago White Sox @ Boston Red Sox Fenway Park, Boston, MA Thu Apr 13 1967, 3:33 AM EST Att: 3,607 - Unknown		
Don Buford, S OBP: 0.300, SLG: 0.222	5-3					G5-3				5	1	2	2	1	0	5			
Tommie Agee, R OBP: 0.333, SLG: 0.143																			
Pete Ward, L OBP: 0.556, SLG: 1.000																			
Tom McCraw, L OBP: 0.400, SLG: 0.400																			
Duane Josephson, R OBP: 0.250, SLG: 0.250																			
Bill Skowron, R OBP: 0.250, SLG: 0.250																			
Al Weis, S OBP: 0.250, SLG: 0.250																			
J.C. Martin, L OBP: 0.250, SLG: 0.250																			
Ron Hansen, R OBP: 0.222, SLG: 0.250																			
Jerry Adair, R OBP: 0.556, SLG: 0.556																			
Bruce Howard, S OBP: 0.333, SLG: 0.333																			
Dennis Higgins, R OBP: 0.250, SLG: 0.250																			
Smoky Burgess, L OBP: 0.250, SLG: 0.250																			
Ed Stroud, L OBP: 0.250, SLG: 0.250																			
Jack Lamabe, R OBP: 0.250, SLG: 0.250																			
Wayne Causey, L OBP: 0.250, SLG: 0.250																			
Bob Locker, S OBP: 0.250, SLG: 0.250																			
Inning Stats	R: 0 E: 0 K: 0 S: 3	H: 0 LOB: 2 BB: 2 P: 11	R: 1 E: 0 K: 1 S: 7	H: 2 LOB: 3 BB: 2 P: 15	R: 0 E: 1 K: 0 S: 4	H: 0 LOB: 1 BB: 0 P: 4	R: 1 E: 0 K: 0 S: 5	H: 2 LOB: 1 BB: 0 P: 5	R: 1 E: 0 K: 0 S: 4	H: 1 LOB: 0 BB: 0 P: 4	R: 0 E: 0 K: 0 S: 3	H: 1 LOB: 1 BB: 1 P: 7	R: 0 E: 0 K: 0 S: 6	H: 1 LOB: 2 BB: 0 P: 6	R: 5 E: 3 K: 1 S: 12	H: 5 LOB: 3 BB: 0 P: 12	1B: 10 2B: 2 3B: 0 HR: 1	SF: 0 SAC: 0 DP: 1 HBP: 0	WP: 1 PA: 47
PITCHER	IP WLS BF H R ER SO BB IBB HBP BLK WP HR S P ERA WHIP																		
Darrell Brandon, R ERA: 5.4	(1, 1) 5.0 L 25 5 3 3 1 4 0 0 0 1 1 23 39 5.40 1.800																		
Hank Fischer, R ERA:	(6, 1) 4.0 L 22 8 5 0 2 1 0 0 0 0 0 0 25 29 0.00 2.250																		

Batter	1	2	3	4	5	6	7	8	9	AB	R	H	RBI	BB	SO	LOB	BOTTOM		
Jose Tartabull, L OBP: 0.556, SLG: 0.333	G6-3 1B BB									3	1	1	0	2	0	2	Chicago White Sox @ Boston Red Sox Fenway Park, Boston, MA Thu Apr 13 1967, 3:33 AM EST Att: 3,607 - Unknown		
Joe Foy, R										3	0	0	0	2	1	3			
Carl Yastrzemski, L OBP: 0.250, SLG: 0.111										5	1	1	0	0	0	4			
Tony Conigliaro, R OBP: 0.100, SLG: 0.100										5	0	1	1	0	0	3			
George Scott, R OBP: 0.556, SLG: 0.333										4	1	1	0	1	2	1			
Reggie Smith, S OBP: 0.250, SLG: 0.286										4	1	0	0	0	2	5			
Mike Andrews, R										0	0	0	0	0	0	0			
Rico Petrocelli, R OBP: 0.875, SLG: 1.500										3	1	2	1	1	0	0			
Mike Ryan, R OBP: 0.250, SLG: 0.250										4	0	1	1	0	0	2			
Darrell Brandon, R										1	0	0	0	0	1	0			
Tony Horton, R										1	0	0	0	0	0	0			
Hank Fischer, R OBP: 1.000, SLG: 1.000										1	0	1	1	0	0	0			
Inning Stats	R: 1 E: 0 K: 1 S: 6	H: 2 LOB: 2 BB: 2 P: 14	R: 0 E: 0 K: 1 S: 5	H: 0 LOB: 0 BB: 0 P: 5	R: 0 E: 0 K: 1 S: 5	H: 0 LOB: 1 BB: 1 P: 9	R: 0 E: 0 K: 1 S: 5	H: 0 LOB: 1 BB: 1 P: 9	R: 0 E: 0 K: 0 S: 3	H: 0 LOB: 0 BB: 0 P: 3	R: 3 E: 2 K: 0 S: 8	H: 3 LOB: 2 BB: 0 P: 8	R: 0 E: 0 K: 1 S: 5	H: 0 LOB: 2 BB: 2 P: 13	R: 1 E: 0 K: 0 S: 5	H: 3 LOB: 1 BB: 0 P: 5		1B: 7 2B: 1 3B: 0 HR: 0	SF: 0 SAC: 1 DP: 2 HBP: 0
PITCHER	IP WLS BF H R ER SO BB IBB HBP BLK WP HR S P ERA WHIP																		
Bruce Howard, R ERA: 1.69	(1, 1) 5.1 8 1 0 0 1 2 0 0 0 0 0 8 16 0.00 1.800																		
Dennis Higgins, R	(6, 1) 1.2 8 1 0 0 1 2 0 0 0 0 0 8 16 0.00 1.800																		
Jack Lamabe, R ERA: 3.0	(8, 1) 1.0 W 5 3 1 1 0 0 0 0 0 0 0 5 5 9.00 3.000																		
Bob Locker, R ERA:	(9, 1) 1.0 S 3 0 0 0 1 0 0 0 0 0 0 5 5 0.00 0.000																		

Batter	1	2	3	4	5	6	7	8	9	AB	R	H	RBI	BB	SO	LOB	TOP			
Jose Tartabull, L (1, 8) OBP: 0.462, SLG: 0.300	0-0 1-3		0-0 F6		0-0 4-3			0-0 CS 1B		4	0	1	0	0	0	1				
Joe Foy, R (1, 5) OBP: 0.278, SLG: 0.286	0-0 F8		0-3 K			0-0 F7		0-3 K		4	0	0	0	0	2	1				
Carl Yastrzemski, L (1, 7) OBP: 0.333, SLG: 0.250	4-0 S BB			0-0 4-1		0-0 1B 1B		0-0 6-3		3	0	1	0	1	0	0				
Tony Conigliaro, R (1, 9) OBP: 0.222, SLG: 0.125	4-0 FC6-4 BB			4-0 FC6-4 BB		0-3 K			0-0 F7	2	0	0	0	2	1	1				
George Scott, R (1, 3) OBP: 0.353, SLG: 0.214	0-0 FC6-4			0-0 FC6-4		0-0 1B			0-3 K	4	0	1	0	0	1	3				
Reggie Smith, S (1, 4) OBP: 0.294, SLG: 0.467		0-0 G6-4-3 1B		0-0 F7		0-3 K			4-0 BB	3	0	1	0	1	1	3				
Rico Petrocelli, R (1, 6) OBP: 0.625, SLG: 0.833		0-0 G6-4-3			4-0 1-3 BB				0-3 K	3	0	0	0	1	1	2				
Bob Tillman, R (1, 2)		0-0 5-3			0-0 1-3				0-0 F4	0	0	0	0	0	0	0				
Dennis Bennett, L (1, 1)			0-0 1-3		0-3 K				0-3 K	3	0	0	0	0	2	1				
Inning Stats	R: 0 E: 0 K: 0 S: 3	H: 0 LOB: 2 BB: 2 P: 11	R: 0 E: 0 K: 0 S: 3	H: 1 LOB: 0 BB: 0 P: 3	R: 0 E: 0 K: 1 S: 5	H: 0 LOB: 0 BB: 0 P: 5	R: 0 E: 0 K: 0 S: 3	H: 0 LOB: 1 BB: 1 P: 7	R: 0 E: 0 K: 1 S: 5	H: 2 LOB: 2 BB: 0 P: 9	R: 0 E: 0 K: 2 S: 9	H: 0 LOB: 0 BB: 0 P: 5	R: 0 E: 0 K: 1 S: 5	H: 1 LOB: 0 BB: 0 P: 5	R: 0 E: 0 K: 2 S: 7	H: 0 LOB: 1 BB: 1 P: 11	1B: 4 2B: 1 3B: 0 HR: 0	SF: 0 SAC: 0 DP: 2 HBP: 0	WP: 0 PB: 0 CS: 1	PA: 34
PITCHER Mel Stottlemyre, R (1, 1) ERA: 0.00	IP: 9.0 WLS: W BF: 34 H: 4 R: 0 ER: 0 SO: 8 BB: 5 IBB: 0 HBP: 0 BLK: 0 WP: 0 HR: 0 S: 45 P: 65 ERA: 0.00 WHIP: 1.000															PITCHER				

Boston Red Sox @ New York Yankees
Yankee Stadium, Bronx, NY
Sat Apr 15 1967, 3:33 AM EST
Att: 12,035 - Unknown

AB 26
R 0
H 4
RBI 0
BB 5
SO 8
LOB 12



Batter	1	2	3	4	5	6	7	8	9	AB	R	H	RBI	BB	SO	LOB	BOTTOM			
Horace Clarke, S (1, 4) OBP: 0.471, SLG: 0.400	4-0 BB BB		0-0 5-3		0-0 1B					3	0	2	1	1	0	0				
Bill Robinson, R (1, 9) OBP: 0.429, SLG: 0.500	4-0 G4-6-3 BB			0-0 F8	0-0 F9		0-0 F7			3	0	0	0	1	0	3				
Tom Tresh, S (1, 7) OBP: 0.284, SLG: 0.375	0-0 F3			0-0 WP 1B		0-0 6-3 SH3 1B		0-0 F7		4	0	2	0	0	0	4				
Joe Pepitone, L (1, 8) OBP: 0.188, SLG: 0.267	0-0 G4-6-3			0-0 4-3		0-0 SH3		0-0 F7		3	0	0	0	0	0	3				
Elston Howard, R (1, 2) OBP: 0.308, SLG: 0.500		0-0 F9		1-0 FC5-4 HBP		0-0 6-3		0-3 K		3	0	0	0	0	1	1				
Charley Smith, R (1, 5) OBP: 0.118, SLG: 0.063		0-0 6-3		0-0 FC5-4		4-0 IBB		0-3 K		3	0	0	0	1	1	2				
Ray Barker, L (1, 3) OBP: 0.231, SLG: 0.091		0-0 G3			4-0 1-3 1B BB		0-0 4-3			2	1	0	0	1	0	2				
John Kennedy, R (1, 6) OBP: 0.308, SLG: 0.417			0-3 K		0-0 1-3			0-0 6-3		3	0	0	0	0	1	1				
Mel Stottlemyre, R (1, 1) OBP: 0.286, SLG: 0.286			0-0 F9		0-3 K			0-0 1B 1B		3	0	1	0	0	1	1				
Inning Stats	R: 0 E: 0 K: 0 S: 2	H: 0 LOB: 1 BB: 2 P: 10	R: 0 E: 0 K: 0 S: 3	H: 0 LOB: 0 BB: 0 P: 3	R: 0 E: 0 K: 1 S: 5	H: 0 LOB: 0 BB: 0 P: 5	R: 0 E: 0 K: 0 S: 4	H: 1 LOB: 2 BB: 0 P: 5	R: 1 E: 0 K: 1 S: 6	H: 1 LOB: 1 BB: 1 P: 10	R: 0 E: 0 K: 0 S: 4	H: 2 LOB: 2 BB: 0 P: 5	R: 0 E: 0 K: 2 S: 7	H: 0 LOB: 0 BB: 0 P: 7	R: 0 E: 0 K: 2 S: 7	H: 0 LOB: 0 BB: 0 P: 7	1B: 5 2B: 0 3B: 0 HR: 0	SF: 0 SAC: 1 DP: 1 HBP: 1	WP: 1 PB: 0 CS: 0	PA: 33
PITCHER Dennis Bennett, L (1, 1) ERA: 1.13	IP: 8.0 WLS: L BF: 33 H: 5 R: 1 ER: 1 SO: 4 BB: 3 IBB: 1 HBP: 1 BLK: 0 WP: 1 HR: 0 S: 36 P: 53 ERA: 1.12 WHIP: 1.000															PITCHER				

Boston Red Sox @ New York Yankees
Yankee Stadium, Bronx, NY
Sat Apr 15 1967, 3:33 AM EST
Att: 12,035 - Unknown

AB 27
R 1
H 5
RBI 1
BB 4
SO 4
LOB 17



TOP																		AB	R	H	RBI	BB	SO	LOB	TOP													
Joe Tartabull, L OBP: 0.318, SLG: 0.167	1-3		3-1		F6	F7-2		E3	K			F4		F6				8	1	0	0	1	1	7														
Joe Foy, R OBP: 0.259, SLG: 0.227	3B	1B	F8		F8	5-3		F8		F9	K		FC2-6	BB	F8			8	1	1	0	1	1	3														
Carl Yastrzemski, L OBP: 0.441, SLG: 0.583	1H	SF7	3B	1B	3B	5-3	4-3	2B	1B	1B	1B	SH1-4	BB	FC2-6	1B	WP	2B	8	2	5	1	1	0	1														
Tony Conigliaro, R OBP: 0.296, SLG: 0.394	SF7		1B	3B	1B	6-3	1B	2B	1B	F5	SH1-4	BB	SH1-4	BB	K	K	2B	7	1	5	3	0	1	2														
George Scott, R OBP: 0.359, SLG: 0.182	3H	4-0	1-3	1B	1B	6-3	F8	1B	2B	L5	1B	1B	K	K	K	K	2B	8	0	1	0	1	3	8														
Reggie Smith, S OBP: 0.231, SLG: 0.304	F8		F9		F9	1B	2B	BB	BB	E6	F9	3-1	F9	4-3	4-3	6-3		8	1	0	0	1	0	6														
Rico Petrocelli, R OBP: 0.500, SLG: 0.700	CS	BB	1B	1B	2B	F7-2	1B	2B	1B	F7	SH3-4	1B	SH3-4	1B	L6	4-3	E	1B	8	0	4	1	1	1														
Russ Gibson, R OBP: 0.417, SLG: 0.500	1-2	K	F8	K	F8	F3	SH3-4	1B	1B	F3	SH3-4	1B	G3	1B	F7	E6	1B	8	0	3	1	0	1	4														
Jim Lonborg, R ERA: 4.70	5-3		K	K	5-3	IBB	F2	F9	F2	F9	F2	G3	G3	1B	K	K	F6	1B	1B	1B	1B	1B	1B	1B														
Inning Stats	R: 2 E: 0 K: 1 S: 5	H: 2 LOB: 1 P: 9	R: 0 E: 0 K: 1 S: 4	H: 0 LOB: 0 BB: 1 P: 8	R: 1 E: 0 K: 1 S: 5	H: 2 LOB: 1 BB: 0 P: 5	R: 0 E: 0 K: 1 S: 4	H: 1 LOB: 1 BB: 0 P: 6	R: 0 E: 0 K: 1 S: 3	H: 0 LOB: 0 BB: 0 P: 3	R: 2 E: 0 K: 0 S: 5	H: 3 LOB: 2 BB: 2 P: 13	R: 0 E: 0 K: 0 S: 4	H: 1 LOB: 1 BB: 0 P: 4	R: 0 E: 0 K: 0 S: 5	H: 0 LOB: 0 BB: 0 P: 6	R: 1 E: 1 K: 1 S: 6	H: 2 LOB: 2 BB: 0 P: 6	R: 0 E: 0 K: 0 S: 6	H: 1 LOB: 1 BB: 0 P: 6	R: 0 E: 0 K: 0 S: 5	H: 2 LOB: 2 BB: 0 P: 5	R: 0 E: 0 K: 1 S: 5	H: 1 LOB: 1 BB: 1 P: 9	R: 0 E: 0 K: 1 S: 5	H: 1 LOB: 1 BB: 1 P: 7	R: 0 E: 0 K: 2 S: 8	H: 1 LOB: 2 BB: 0 P: 8	R: 0 E: 0 K: 1 S: 6	H: 1 LOB: 1 BB: 0 P: 6	R: 0 E: 0 K: 1 S: 6	H: 1 LOB: 1 BB: 0 P: 6	R: 0 E: 0 K: 1 S: 6	H: 1 LOB: 1 BB: 0 P: 6	1B: 14 2B: 5 3B: 0 HR: 0	SF: 1 SAC: 2 DF: 1 HBP: 0	WP: 1 PB: 0 CS: 1	PA: 81
PITCHER	IP	WLS	BF	H	R	ER	SO	BB	IBB	HBP	BLK	WP	HR	S	P	ERA	WHIP	PITCHER	IP	WLS	BF	H	R	ER	SO	BB	IBB	HBP	BLK	WP	HR	S	P	ERA	WHIP			
Fred Talbot, R ERA: 8.44	5.1	5.1	25	7	5	5	2	3	0	0	0	0	0	26	38	8.44	1.875	Hank Fischer, R ERA: 0.00	2.0	2.0	10	1	0	0	0	0	0	0	0	0	0	11	11	0.00	0.500			
Dwley Womack, R ERA: 1.500	0.2	3	1	0	0	0	0	0	0	0	0	0	0	2	6	0.00	1.500	Lee Stange, R ERA: 13.5	0.2	L	4	1	1	1	0	1	0	0	0	0	0	3	7	13.50	3.000			
Hal Renitt, R ERA: 1.200	2.0	23	6	1	0	1	0	0	0	0	0	0	0	25	25	0.00	1.200	Dan Osniski, R ERA: 1.000	6.0	24	4	0	0	3	2	0	0	0	0	0	28	36	0.00	1.000				
Thad Tillotson, R ERA: 1.500	5.0	9	1	0	2	2	0	0	0	0	0	0	0	11	19	0.00	1.500	Dan Osniski, R ERA: 1.000	6.0	24	4	0	0	3	2	0	0	0	0	28	36	0.00	1.000					
Al Downing, L ERA: 1.200	5.0	W	21	5	0	0	5	1	0	0	0	1	0	30	34	0.00	1.200	Dan Osniski, R ERA: 1.000	6.0	24	4	0	0	3	2	0	0	0	0	28	36	0.00	1.000					
Batter	1	2	3	4	5	6	7	8	9	10	11	12	13	14	15	16	17	18	AB	R	H	RBI	BB	SO	LOB	BOTTOM												
Tom Tresh, S OBP: 0.346, SLG: 0.348	6-3	WP	BB	K	K	FC3-6	1B	4-3		F3		F6		F9				F9	7	1	2	1	2	1	4													
Jake Gibbs, L OBP: 0.500, SLG: 0.455	K	K	1B	G4-3	1B	FC3-6	1B	1-3		1-3		F8		F4		1B	1B	BB	7	2	2	1	2	1	7													
Mickey Mantle, S OBP: 0.429, SLG: 0.200	6-3		G3	1B	1B	FC3-6	1B	K	K	F7	BB	BB	K		K		F7	F9	3	1	0	0	1	0	3													
Ray Barker, L OBP: 0.187, SLG: 0.063	6-3		G3	1B	BB	FC3-6	1B	K	K	F7	BB	BB	K		K		F7	F9	5	0	0	0	0	2	2													
Joe Pepitone, L OBP: 0.300, SLG: 0.333	F6		G3	1B	BB	FC3-6	1B	K	K	F7	BB	BB	K		K		F7	F9	9	0	4	3	0	0	3													
Steve Whitaker, L OBP: 0.231, SLG: 0.250	4-3		G3	1B	1B	FC3-6	1B	K	K	F6	BB	BB	K		K		F5	F5	8	0	1	0	0	1	4													
Charley Smith, R OBP: 0.200, SLG: 0.130	1B		G3	1B	1B	FC3-6	1B	K	K	F6	BB	BB	K		K		F5	F5	7	1	2	1	1	2	3													
Horace Clarke, S OBP: 0.400, SLG: 0.318	F8		4-3	K	K	FC3-6	1B	4-3	K	K	F6	BB	K		K		F5	F5	7	1	1	0	1	1	3													
John Kennedy, R OBP: 0.288, SLG: 0.385	K		4-3	K	K	FC3-6	1B	4-3	K	K	F6	BB	K		K		F5	F5	7	1	1	0	1	1	3													
Billy Bryan, L ERA: 4.70	K		4-3	K	K	FC3-6	1B	4-3	K	K	F6	BB	K		K		F5	F5	7	1	1	0	1	1	3													
Ruben Amaro, R OBP: 0.400, SLG: 0.400	K		4-3	K	K	FC3-6	1B	4-3	K	K	F6	BB	K		K		F5	F5	7	1	1	0	1	1	3													
Fred Talbot, R ERA: 8.44	5.0	5.0	23	7	3	3	4	5	4	0	0	0	0	16	54.00	12.000	Dan Osniski, R ERA: 1.000	6.0	24	4	0	0	3	2	0	0	0	0	28	36	0.00	1.000						
Dwley Womack, R ERA: 1.500	0.1	5	1	3	2	1	3	0	0	0	0	0	0	4	16	54.00	12.000	Dan Osniski, R ERA: 1.000	6.0	24	4	0	0	3	2	0	0	0	28	36	0.00	1.000						
Bill Landis, L ERA: 54.0	0.1	5	1	3	2	1	3	0	0	0	0	0	0	4	16	54.00	12.000	Dan Osniski, R ERA: 1.000	6.0	24	4	0	0	3	2	0	0	0	28	36	0.00	1.000						
Dan McMahon, R ERA: 1.200	1.2	6	2	0	0	0	0	0	0	0	0	0	0	6	6	0.00	1.200	Dan Osniski, R ERA: 1.000	6.0	24	4	0	0	3	2	0	0	0	28	36	0.00	1.000						
John Wyatt, R ERA: 1.500	2.0	7	1	0	0	3	0	0	0	0	0	0	0	13	13	0.00	0.500	Dan Osniski, R ERA: 1.000	6.0	24	4	0	0	3	2	0	0	0	28	36	0.00	1.000						
Dick Howser, R ERA: 1.200	6.0	24	4	0	0	3	2	0	0	0	0	0	0	13	13	0.00	0.500	Dan Osniski, R ERA: 1.000	6.0	24	4	0	0	3	2	0	0	0	28	36	0.00	1.000						
Inning Stats	R: 0 E: 0 K: 1 S: 5	H: 0 LOB: 1 P: 9	R: 0 E: 0 K: 1 S: 4	H: 1																																		

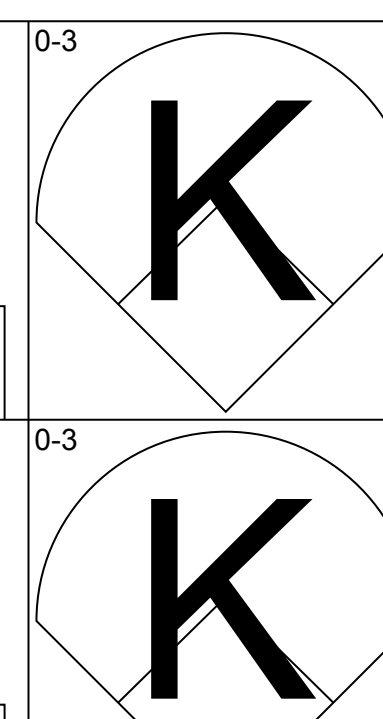
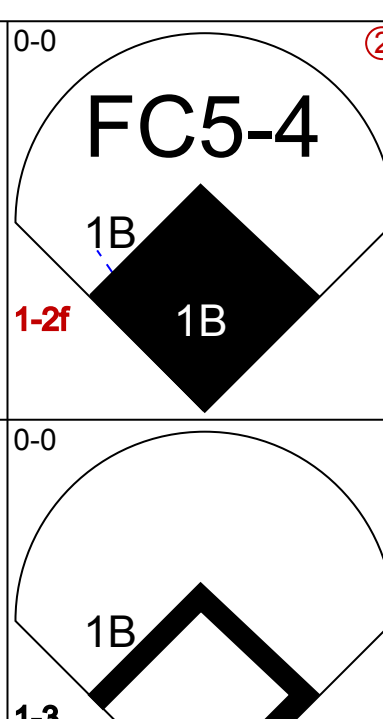
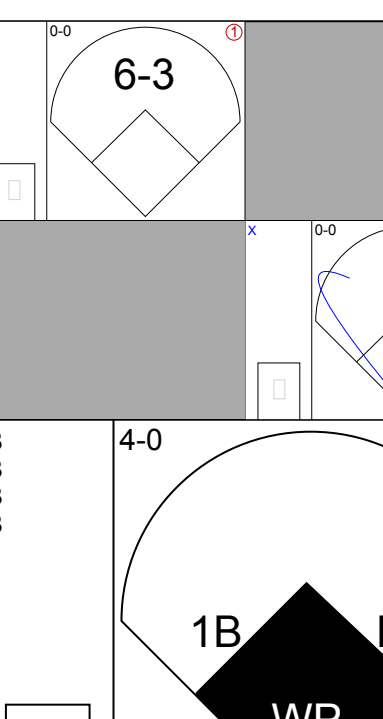
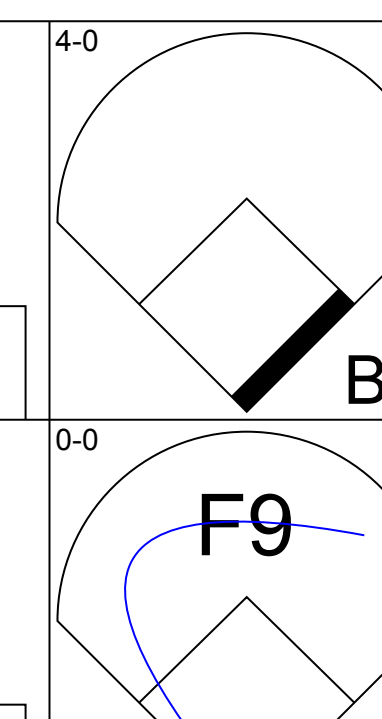
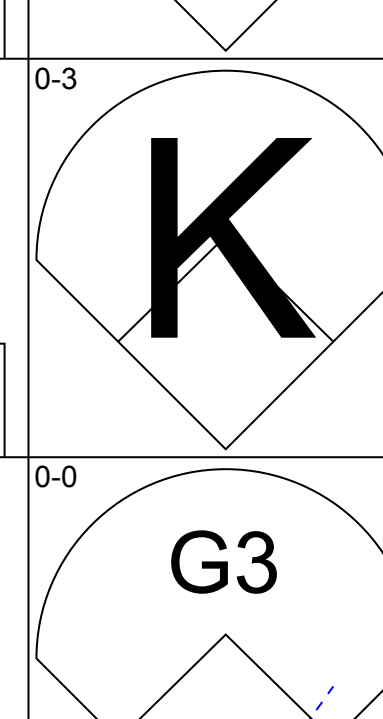
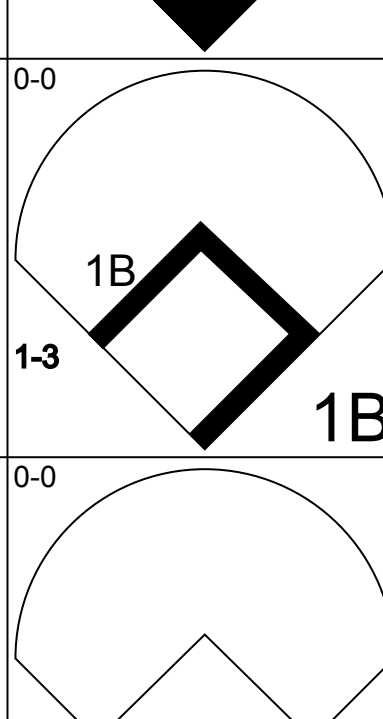
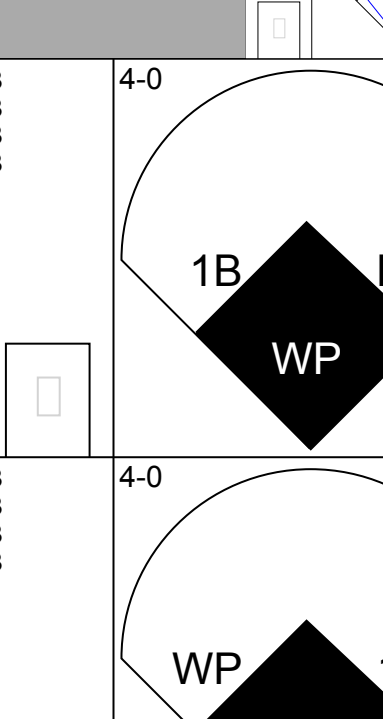
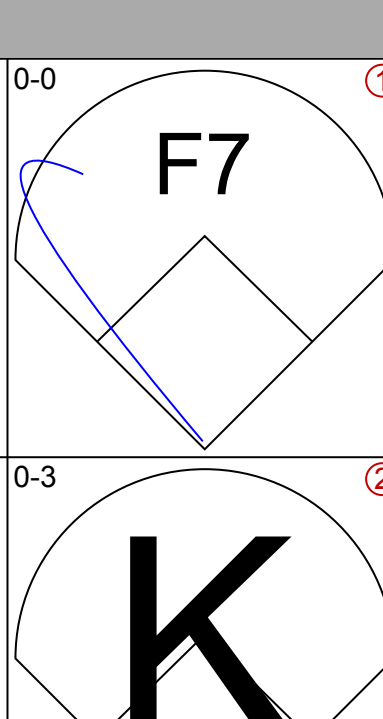
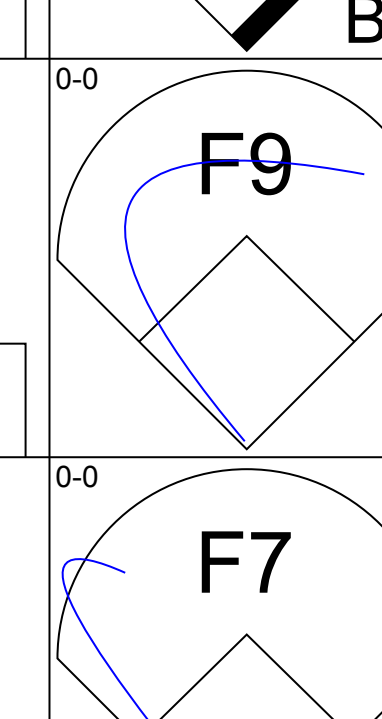
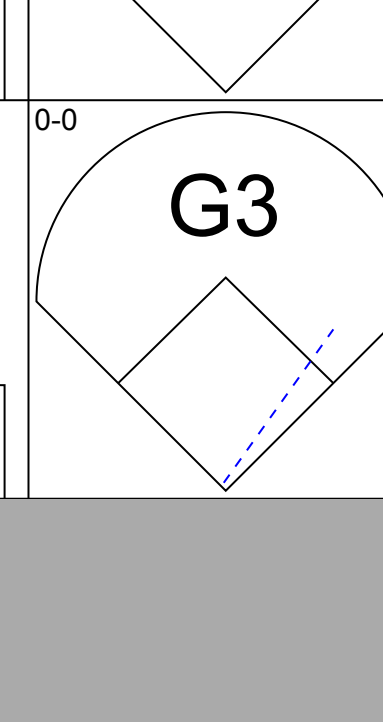
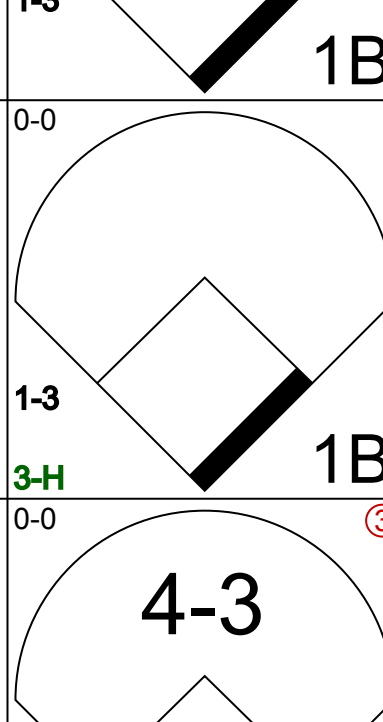
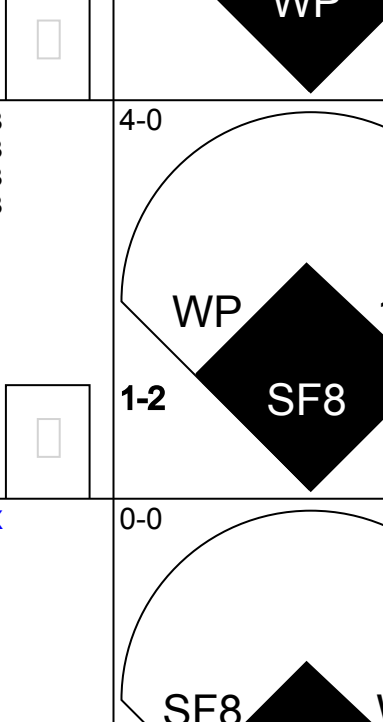
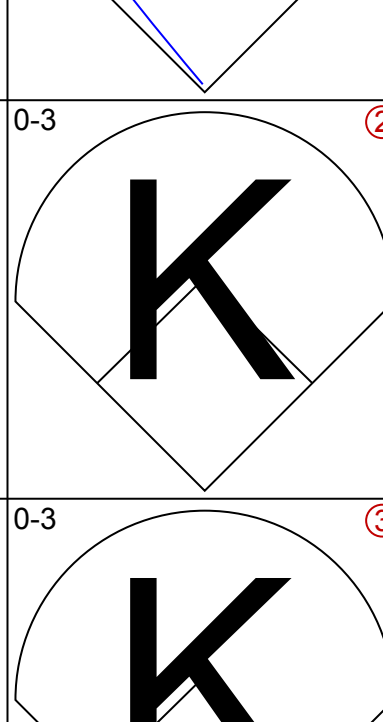
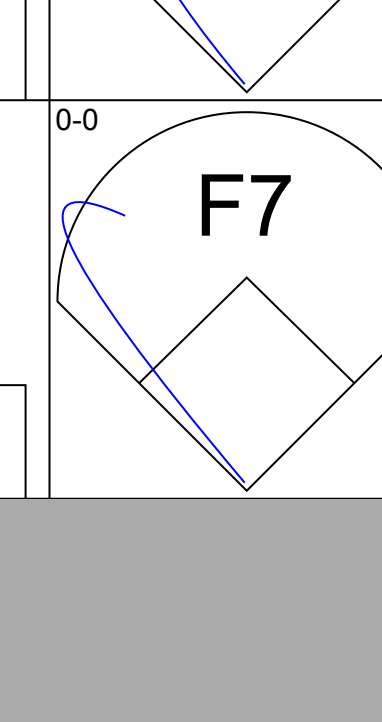
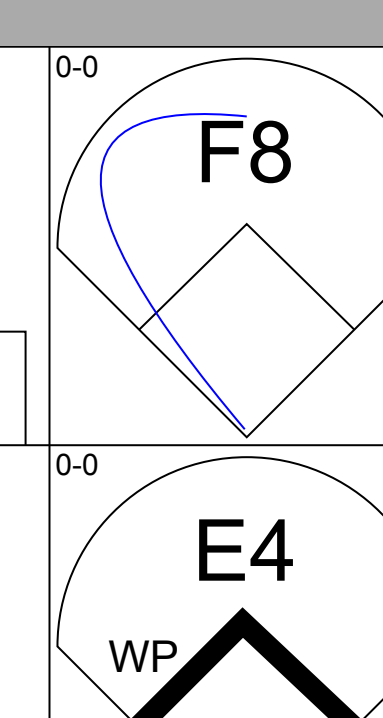
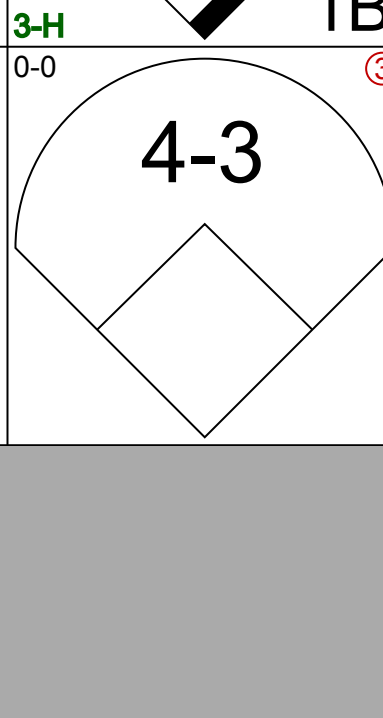
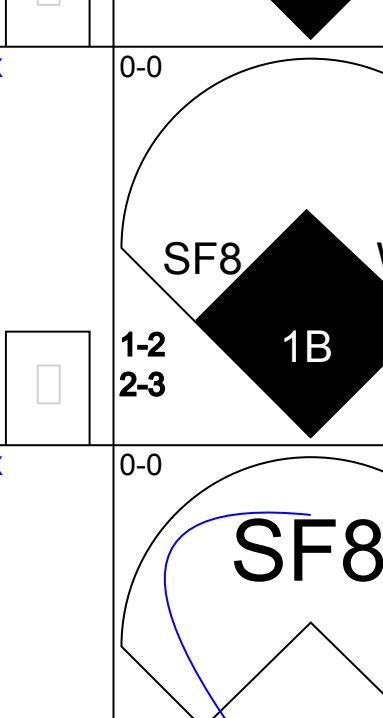

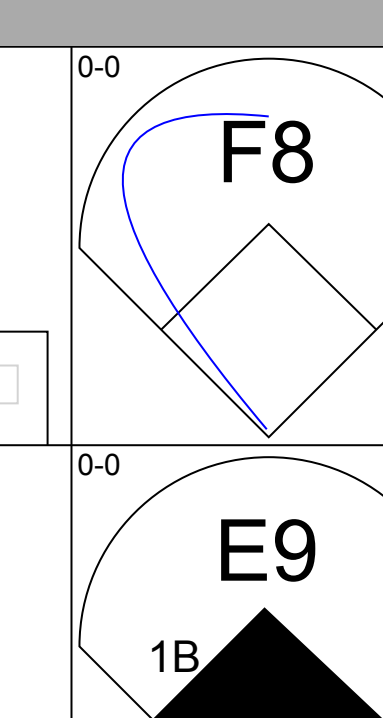
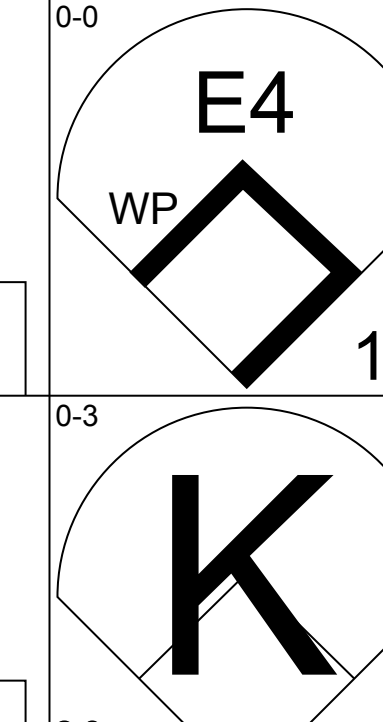
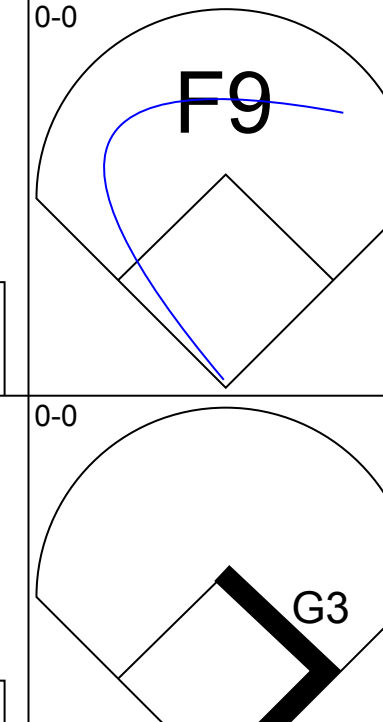
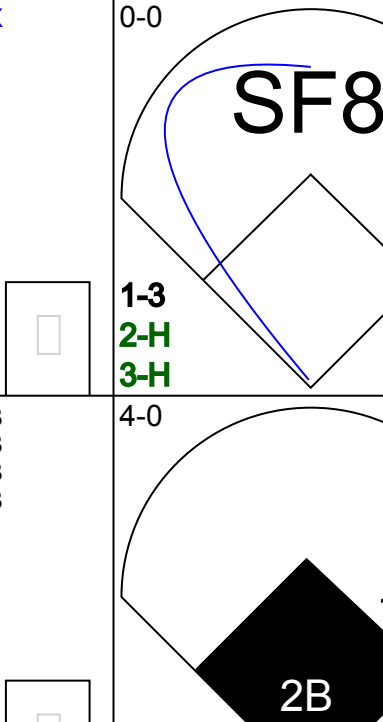
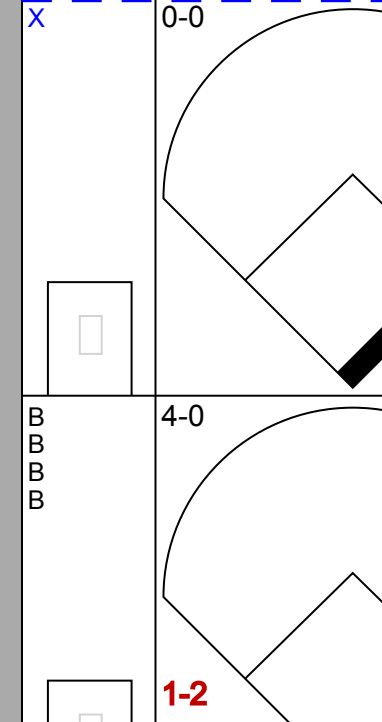
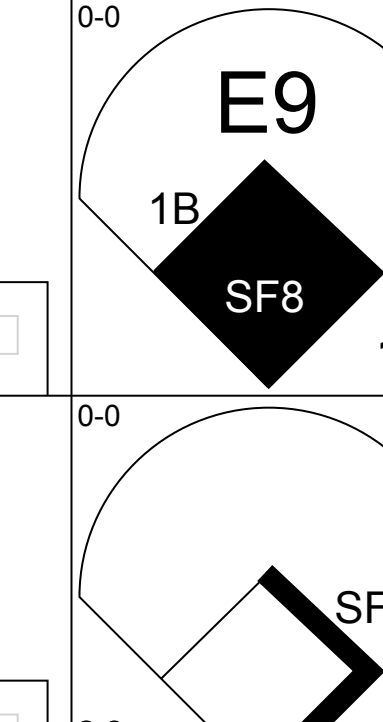

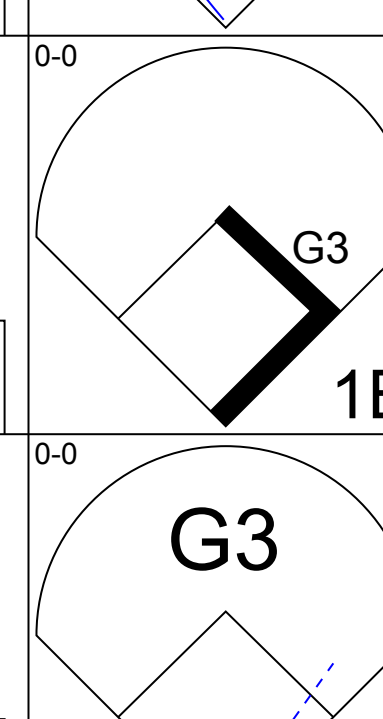
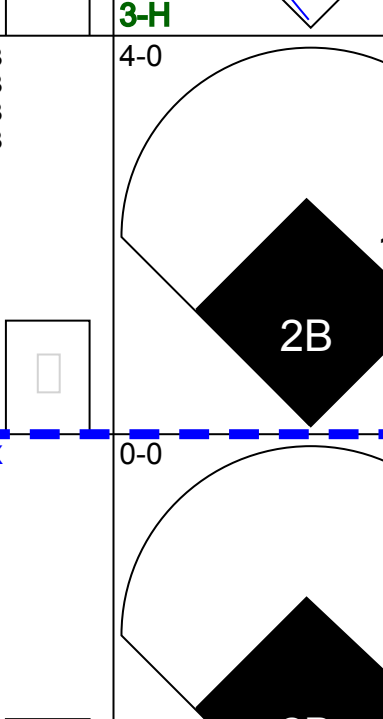
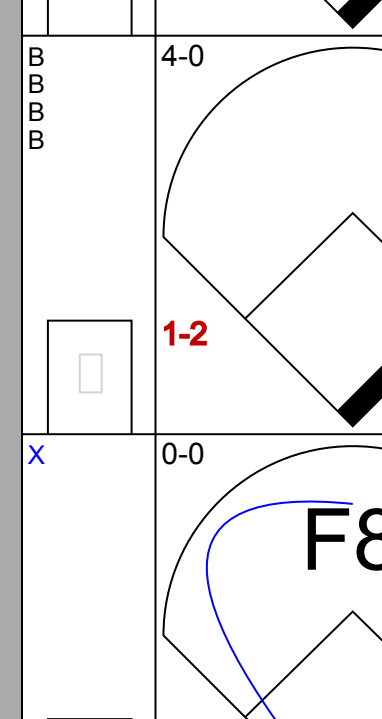
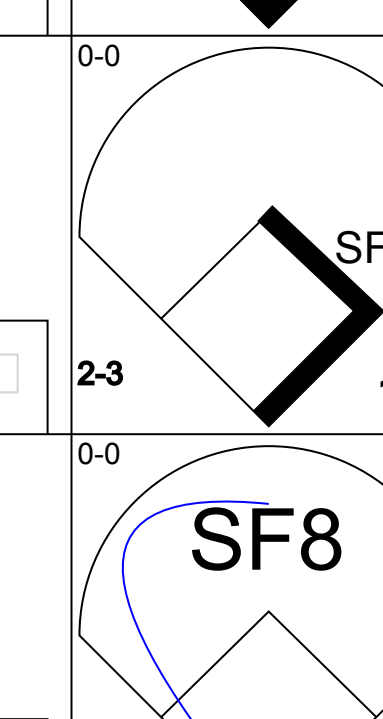
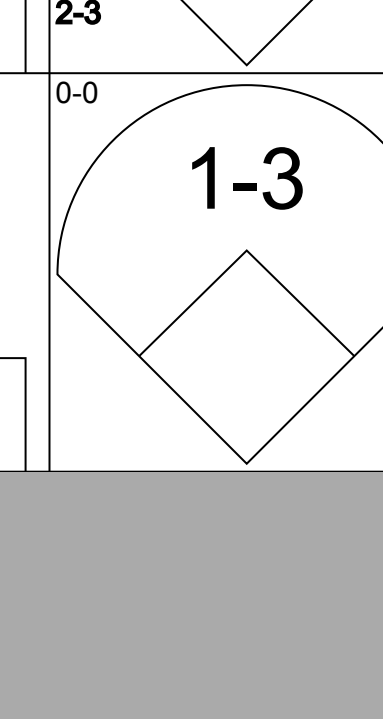
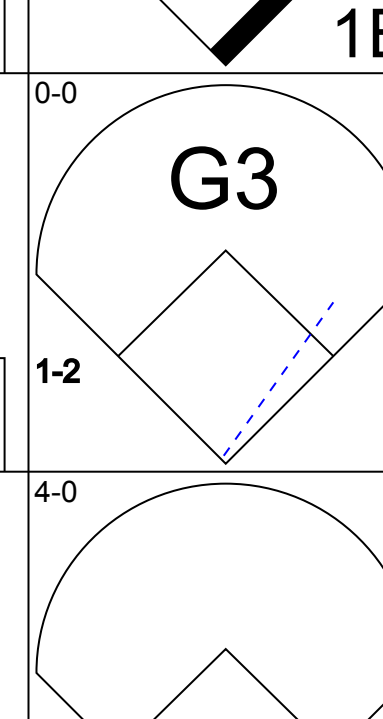
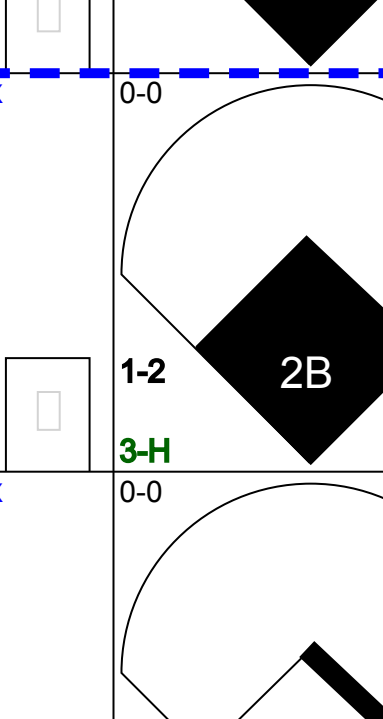
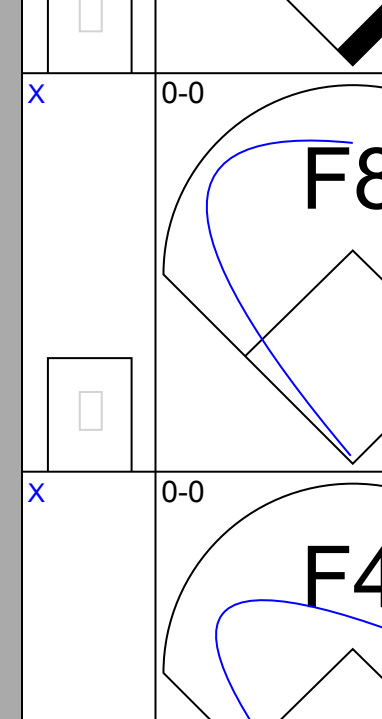
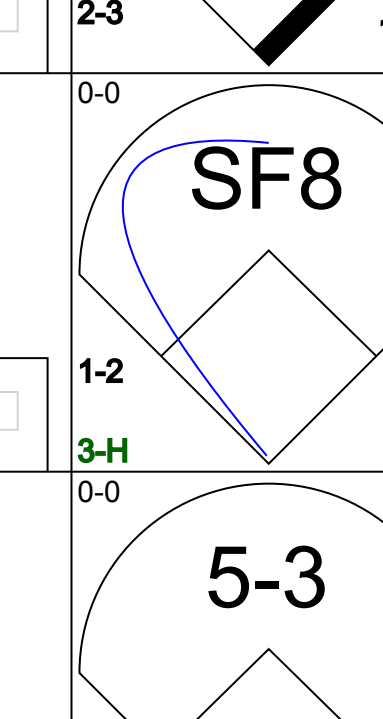
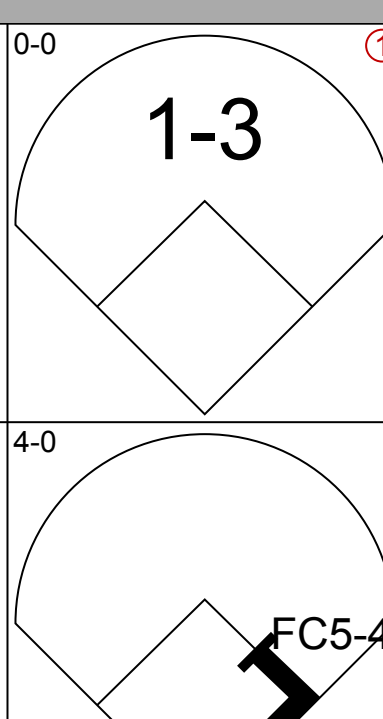
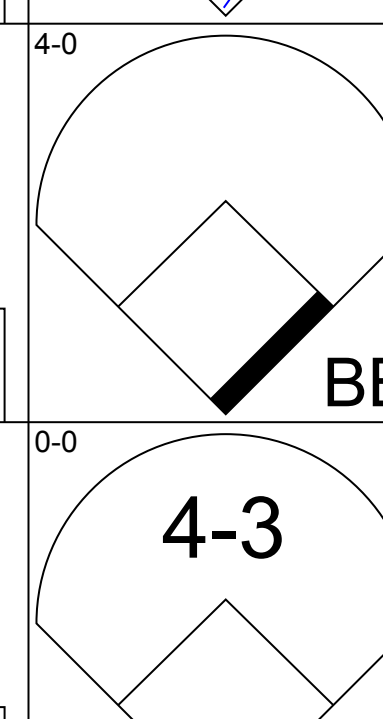

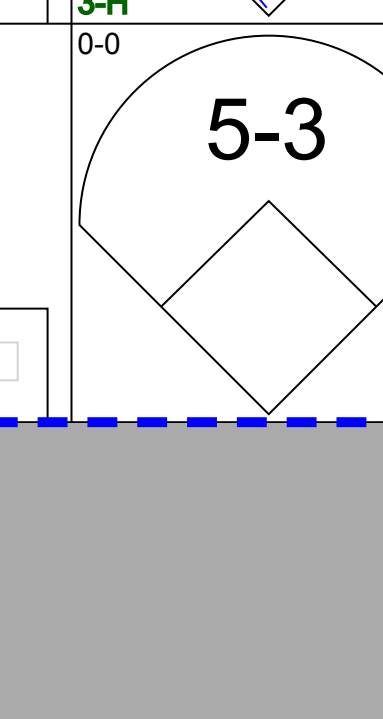
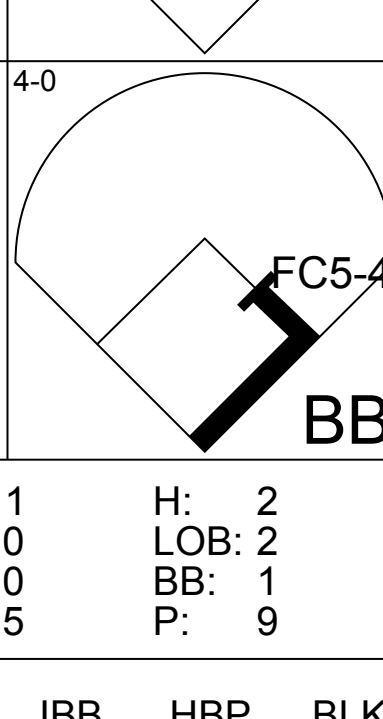
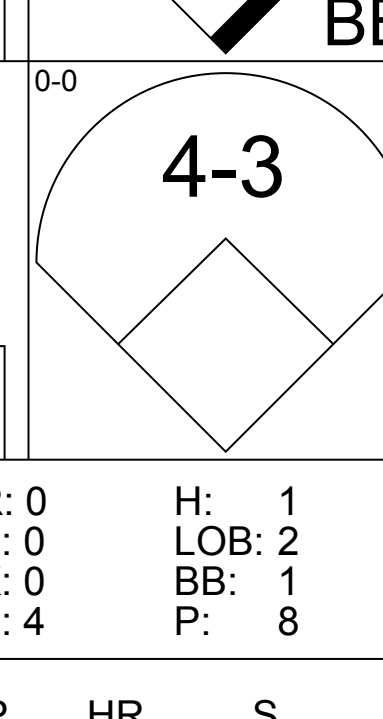
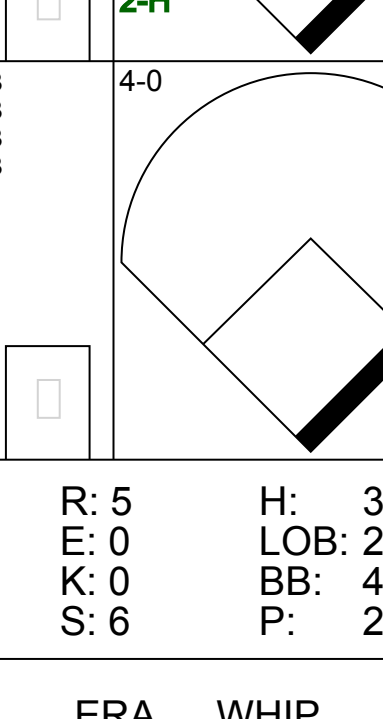
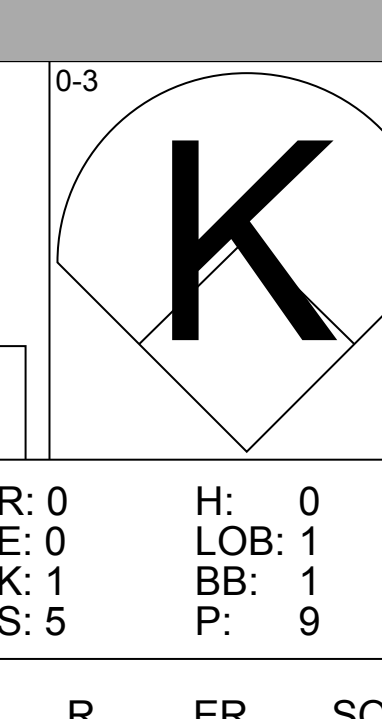
Batter	1	2	3	4	5	6	7	8	9	AB	R	H	RBI	BB	SO	LOB	TOP					
Jose Tartabull, L (1, 8) OBP: 0.269, SLG: 0.136	F8		G4-3			1-3		F8		4	0	0	0	0	0	2	Boston Red Sox @ Chicago White Sox Comiskey Park, Chicago, IL Tue Apr 18 1967, 4:33 AM EST Att: 1,313 - Unknown					
Joe Foy, R (1, 5) OBP: 0.290, SLG: 0.208 John Wyatt, R (8, 1)	FC5-4 BB			WP 1B BB		K		5-3		2	0	0	0	2	1	1						
Carl Yastrzemski, L (1, 7) OBP: 0.419, SLG: 0.536	F5			WP 1-2 1B		F4		4-3		4	0	1	0	0	0	1						
Tony Conigliaro, R (1, 9) OBP: 0.367, SLG: 0.385	FC5-4			1-2 2-3		F4		1B 1B		3	1	1	0	1	0	3						
Reggie Smith, S (1, 4) OBP: 0.233, SLG: 0.296		F5		K		G3		1B 1B		4	1	1	0	0	1	3						
Tony Horton, R (1, 3) OBP: 0.167, SLG: 0.167		5-3		6-3		F9		1B		4	0	1	1	0	0	3						
Rico Petrocelli, R (1, 6) OBP: 0.517, SLG: 0.583		5-3				F7		5-3		4	0	0	1	0	0	2						
Mike Ryan, R (1, 2) OBP: 0.200, SLG: 0.200 Dalton Jones, L (8, PH) OBP: 0.667, SLG: 1.000			F9		6-3			F5		2	0	0	0	0	0	0						
Darrell Brandon, R (1, 1) OBP: 0.333, SLG: 0.333 George Thomas, R (8, PH) Bob Tillman, R (8, 2)				G4-3 1B		F2		2B		2	0	1	0	0	0	1						
								K		0	0	0	0	0	0	0						
Inning Stats	R: 0 E: 0 K: 0 S: 3	H: 0 LOB: 1 BB: 1 P: 7	R: 0 E: 0 K: 0 S: 3	H: 0 LOB: 0 BB: 0 P: 3	R: 0 E: 0 K: 0 S: 3	H: 1 LOB: 0 BB: 0 P: 3	R: 0 E: 0 K: 1 S: 6	H: 1 LOB: 2 BB: 1 P: 10	R: 0 E: 0 K: 0 S: 3	H: 0 LOB: 0 BB: 0 P: 3	R: 0 E: 0 K: 1 S: 5	H: 0 LOB: 1 BB: 1 P: 5	R: 0 E: 0 K: 0 S: 3	H: 0 LOB: 1 BB: 1 P: 7	R: 0 E: 0 K: 1 S: 6	H: 1 LOB: 1 BB: 0 P: 6	R: 2 E: 0 K: 0 S: 6	H: 3 LOB: 1 BB: 0 P: 6	1B: 5 2B: 1 3B: 0 HR: 0	SF: 0 SAC: 0 DP: 1 HBP: 0	WP: 1 PB: 0 SB: 0 CS: 0	PA: 35
PITCHER Bruce Howard, R (1, 1) ERA: 1.88	IP: 9.0 WLS: W BF: 35 H: 6 R: 2 ER: 2 SO: 3 BB: 3 IBB: 0 HBP: 0 BLK: 0 WP: 1 HR: 0 S: 38 P: 50 ERA: 2.00 WHIP: 1.000											PITCHER	IP: 9.0 WLS: W BF: 35 H: 6 R: 2 ER: 2 SO: 3 BB: 3 IBB: 0 HBP: 0 BLK: 0 WP: 1 HR: 0 S: 38 P: 50 ERA: 2.00 WHIP: 1.000									

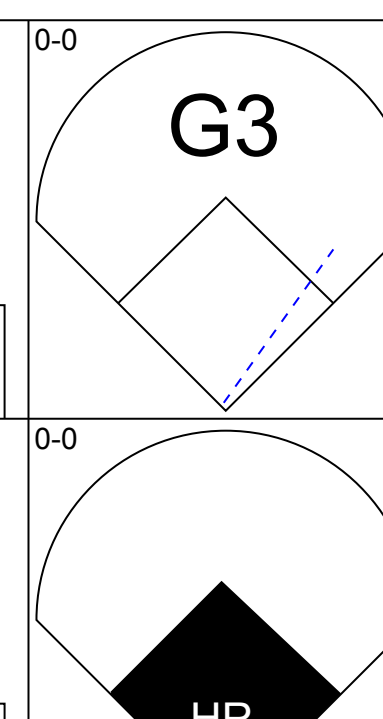
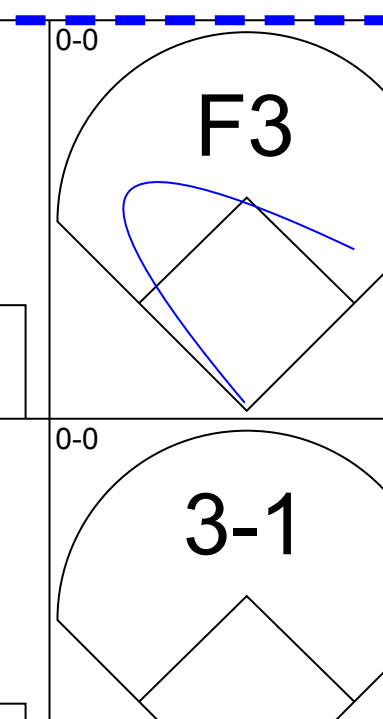
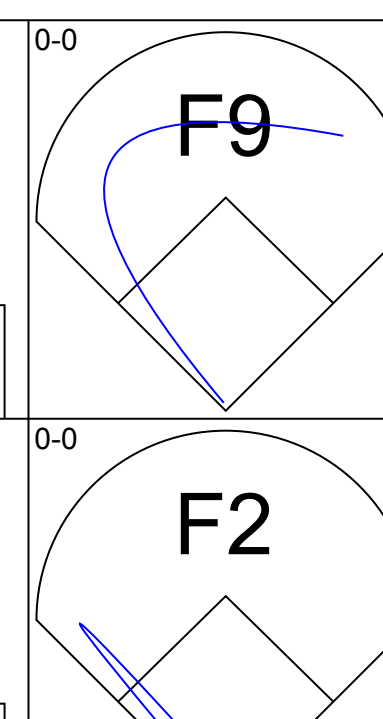
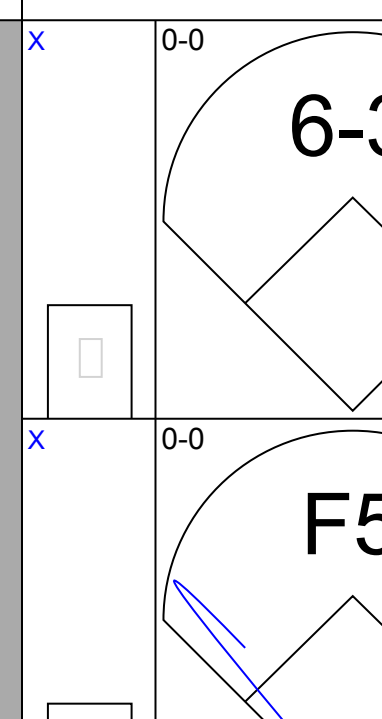
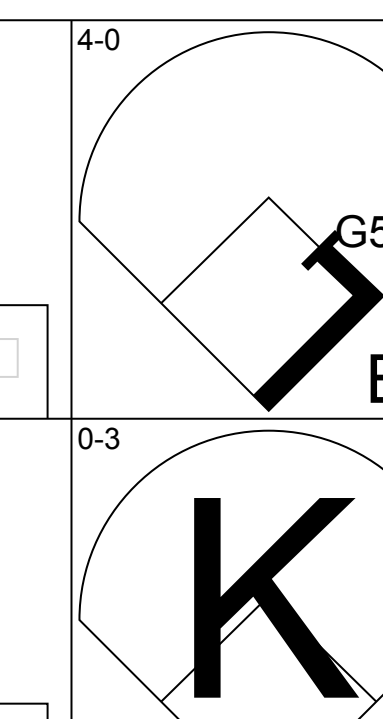
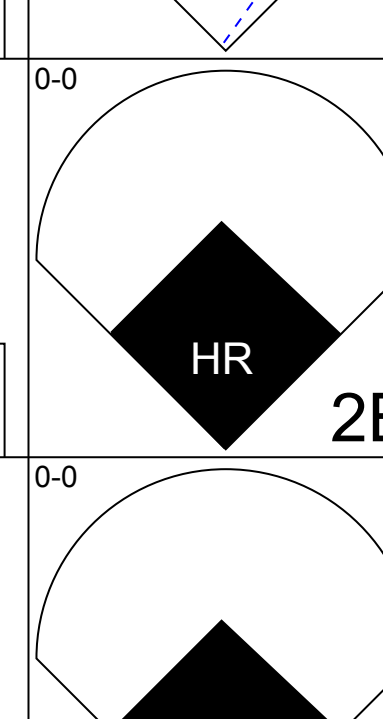
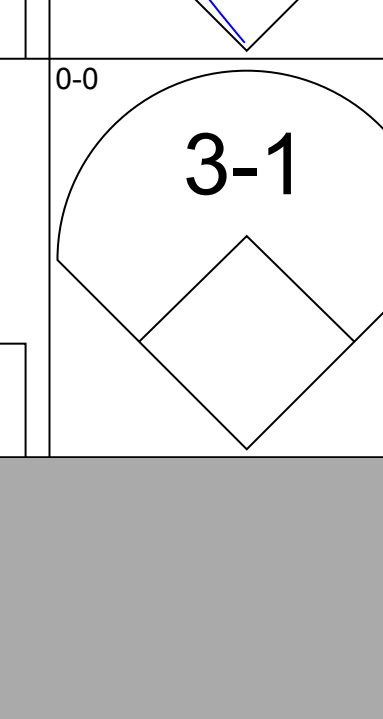
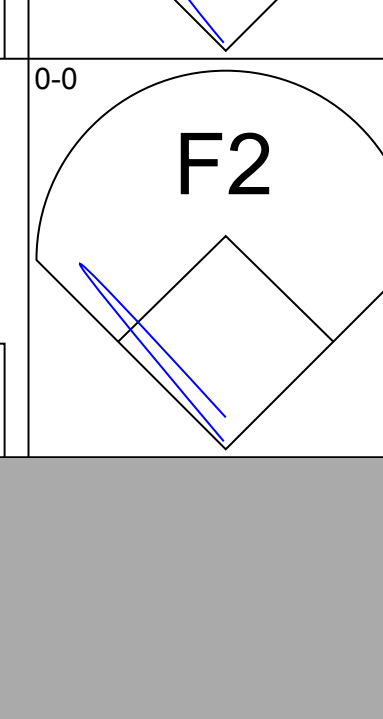
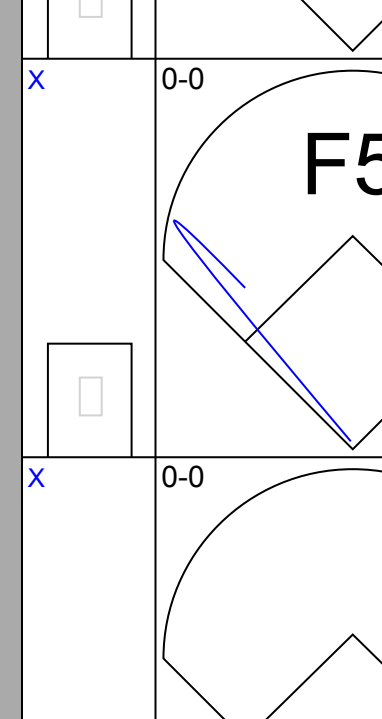
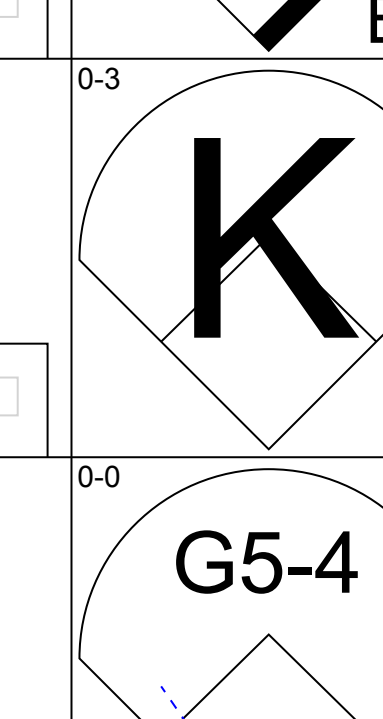
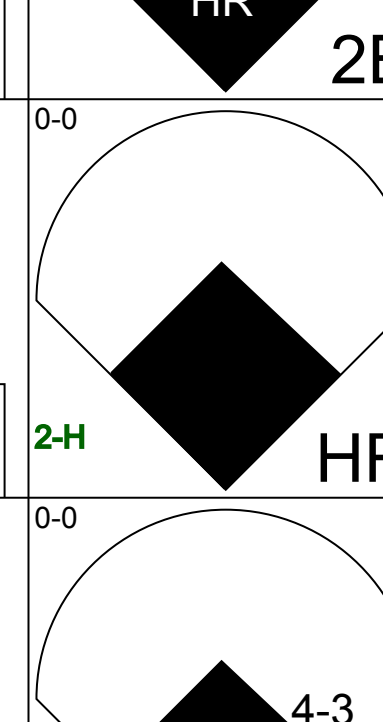
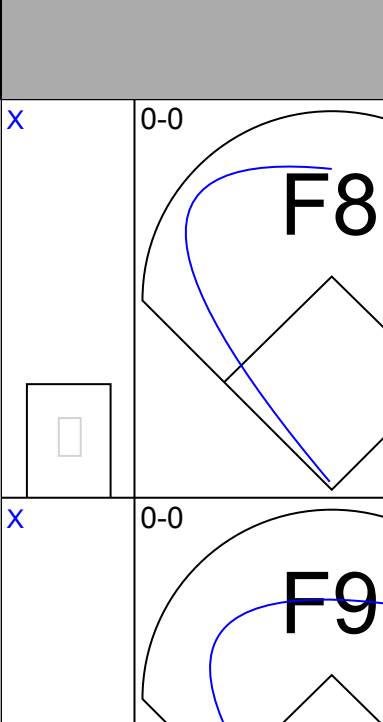
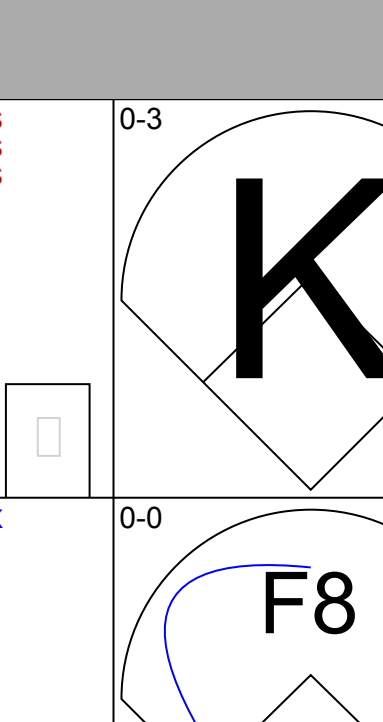
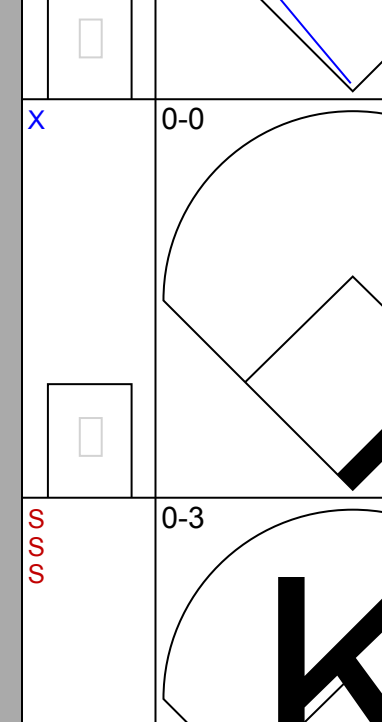
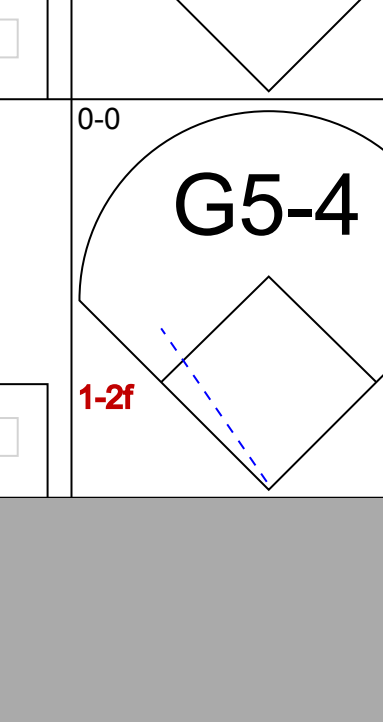
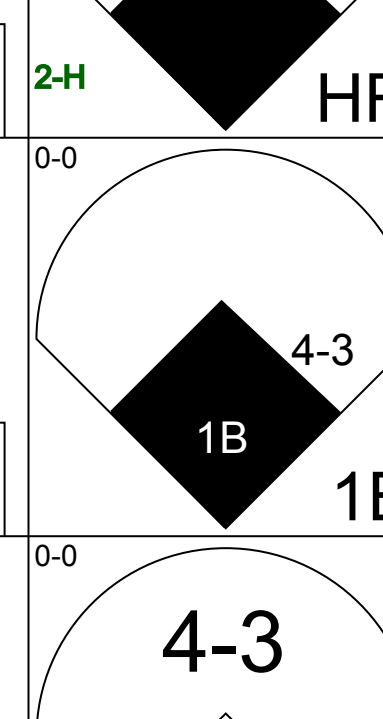
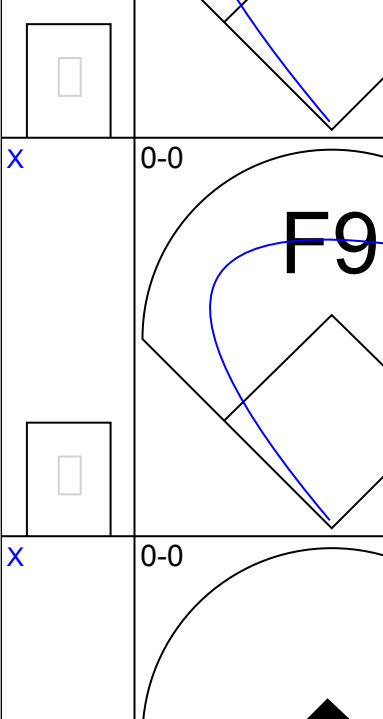
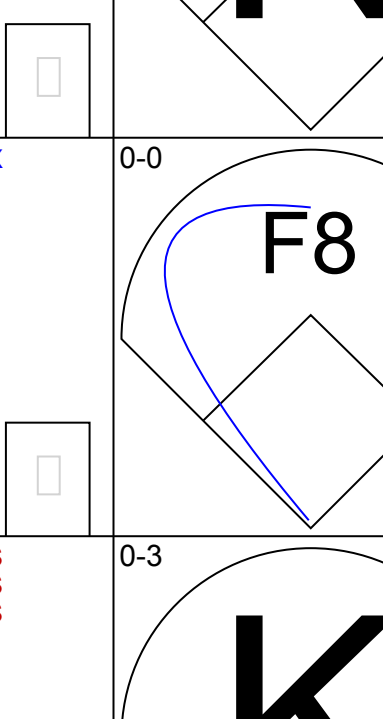
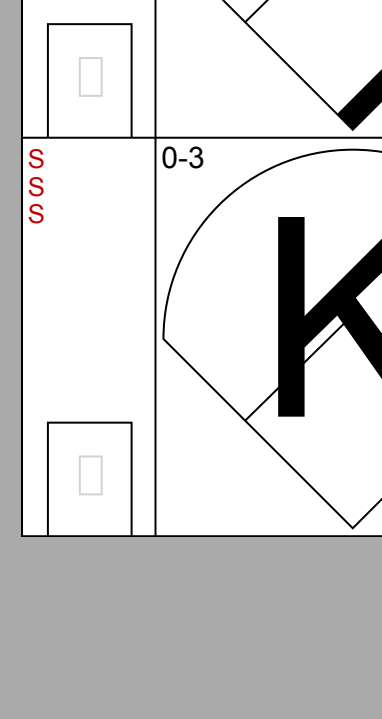
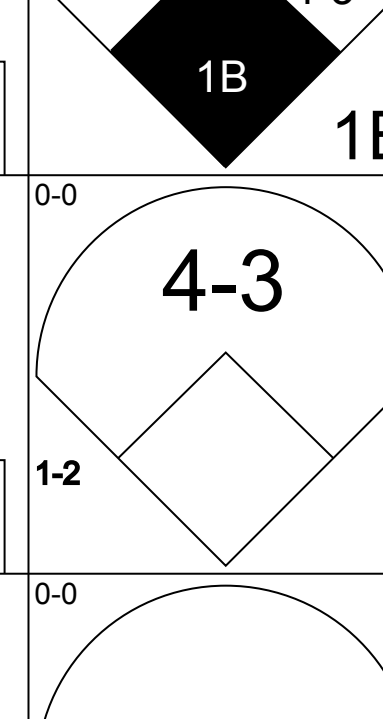
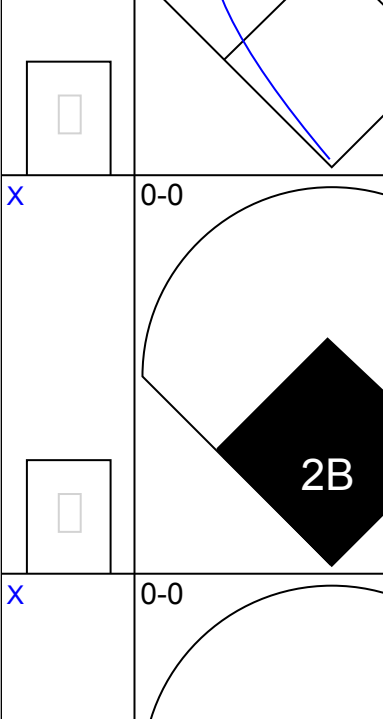
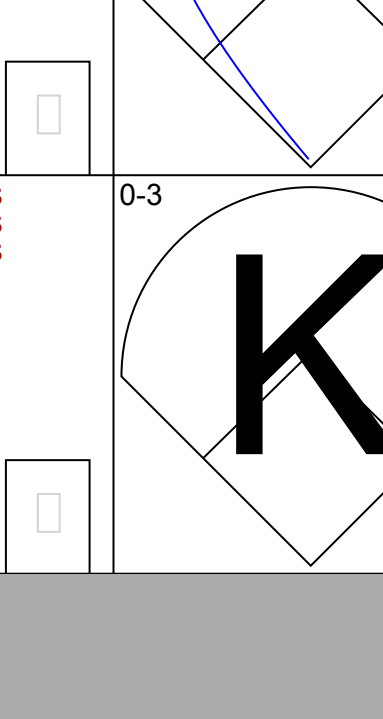
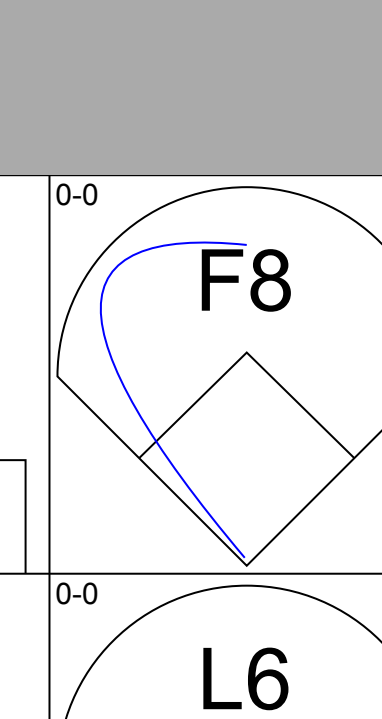
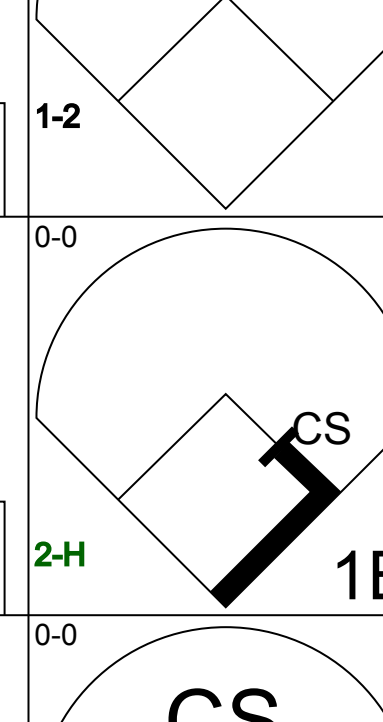
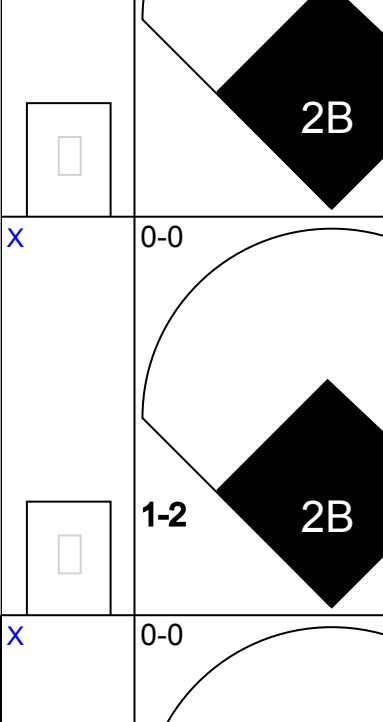
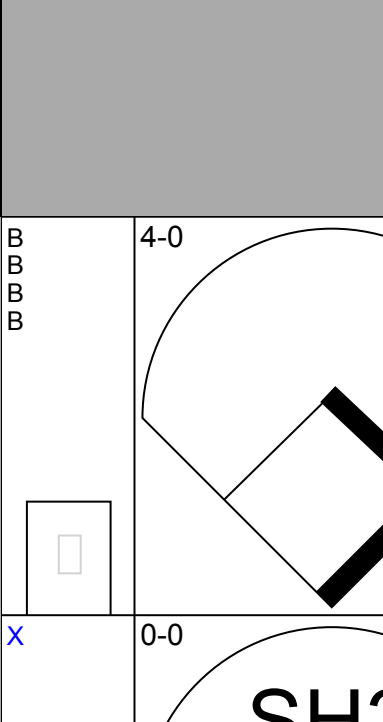
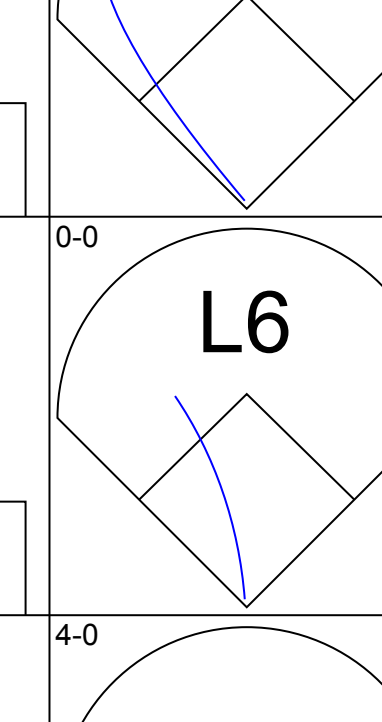
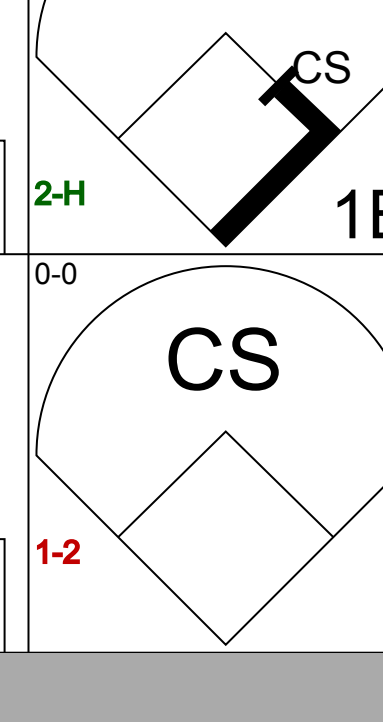
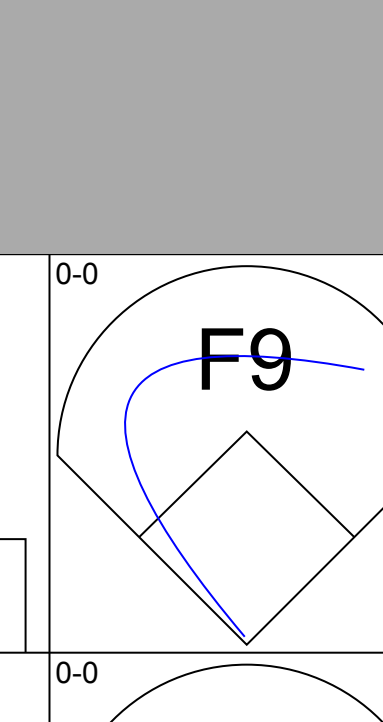
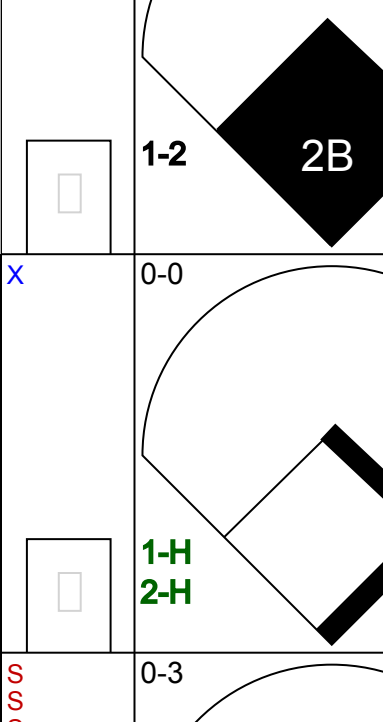
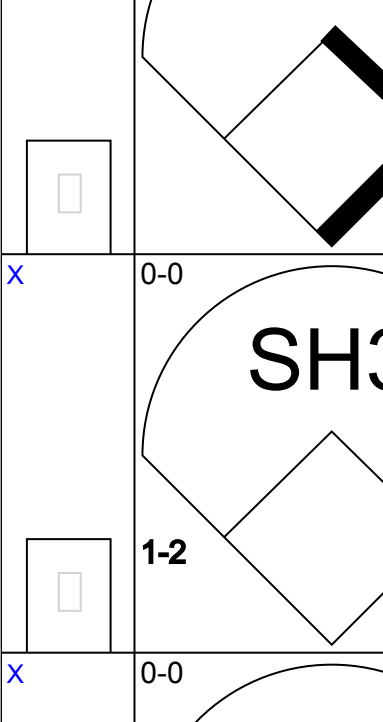
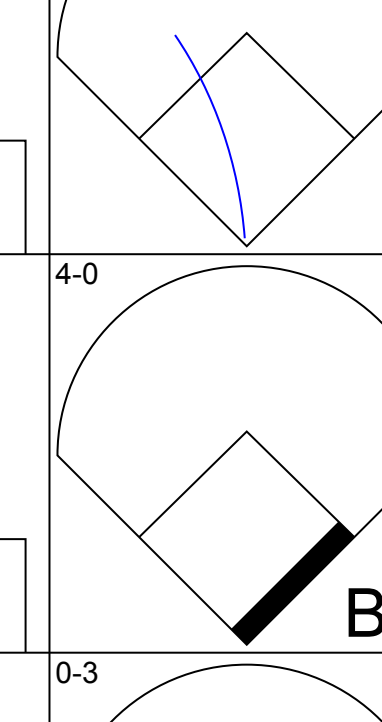
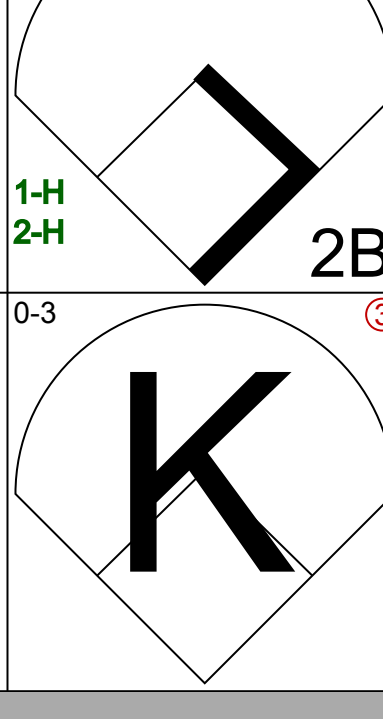
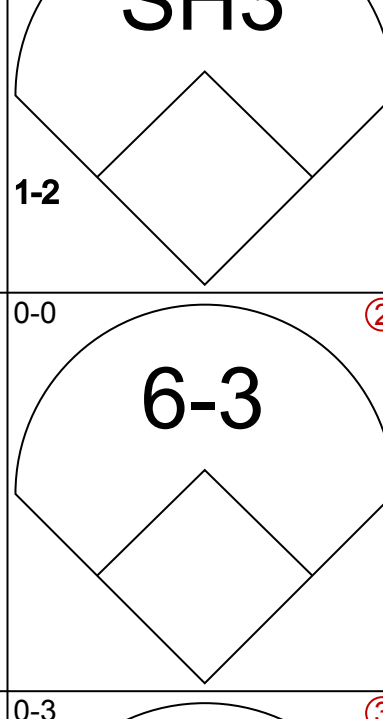
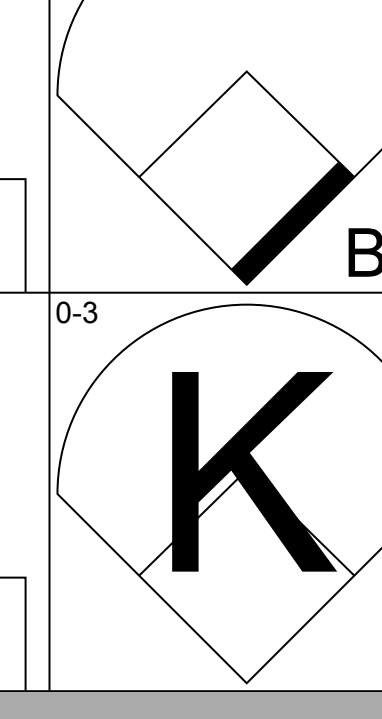
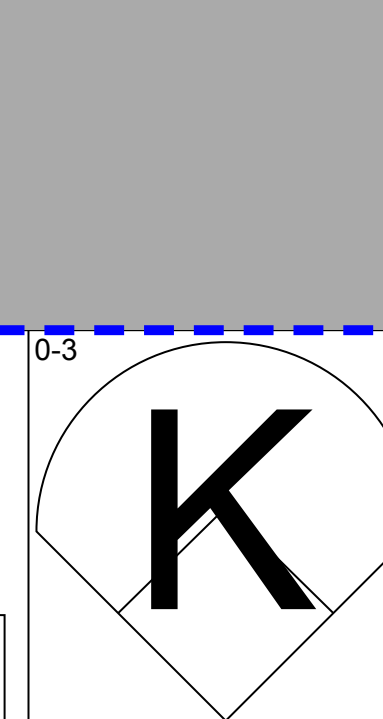
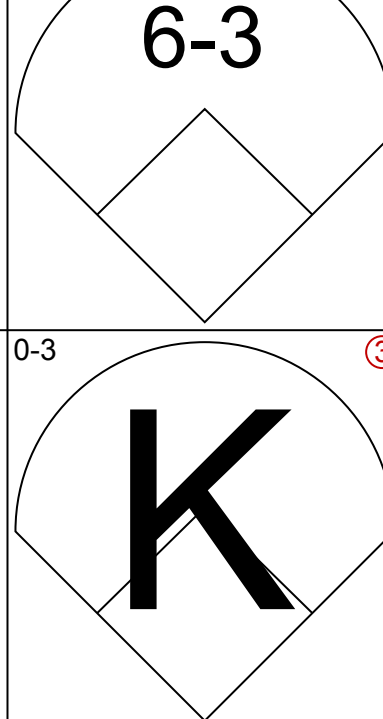
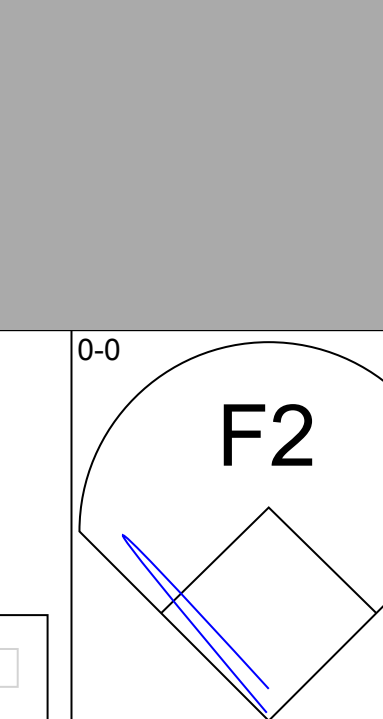
Batter	1	2	3	4	5	6	7	8	9	AB	R	H	RBI	BB	SO	LOB	BOTTOM			
Don Buford, S (1, 5) OBP: 0.200, SLG: 0.143	F3					BB 1B SF9 BB		F5		3	1	1	0	1	0	1	Boston Red Sox @ Chicago White Sox Comiskey Park, Chicago, IL Tue Apr 18 1967, 4:33 AM EST Att: 1,313 - Unknown			
Ken Berry, R (1, 9) OBP: 0.467, SLG: 0.375	1B WP BB		F5			1B 1B E 1B		2B 1B		3	2	2	0	1	0	1				
Tom McCraw, L (1, 3) OBP: 0.500, SLG: 0.429						1B E BB		F9		3	1	2	0	1	0	2				
Tommie Agee, R (1, 8) OBP: 0.379, SLG: 0.440	FC5-2 2H 3H			FC6-4 S		F3		2B		4	0	1	1	0	0	5				
Pete Ward, L (1, 7) OBP: 0.393, SLG: 0.591 Ed Stroud, L (9, 7)	F8			G5-4-3 1BB		SF9		K		2	0	0	1	1	1	1				
Jerry Adair, R (1, 4) OBP: 0.357, SLG: 0.400		F4		G5-4-3 1-2		E 1B		K		4	0	1	0	0	1	2				
Duane Josephson, R (1, 2) OBP: 0.111, SLG: 0.059		5-3				F3		F9		4	0	0	0	0	0	1				
Ron Hansen, R (1, 6) OBP: 0.200, SLG: 0.095		6-3				6-3		6-3		3	0	0	0	0	0	2				
Bruce Howard, S (1, 1) OBP: 0.333, SLG: 0.500			3-1			K		2B 2B		3	1	1	0	0	1	0				
Inning Stats	R: 1 E: 0 K: 0 S: 4	H: 1 LOB: 1 BB: 1 P: 8	R: 0 E: 0 K: 0 S: 3	H: 0 LOB: 0 BB: 0 P: 3	R: 0 E: 0 K: 0 S: 3	H: 1 LOB: 0 BB: 0 P: 3	R: 0 E: 0 K: 0 S: 3	H: 1 LOB: 1 BB: 1 P: 7	R: 0 E: 0 K: 1 S: 5	H: 0 LOB: 0 BB: 0 P: 5	R: 3 E: 1 K: 0 S: 6	H: 2 LOB: 2 BB: 2 P: 14	R: 1 E: 0 K: 0 S: 5	H: 3 LOB: 3 BB: 0 P: 5	R: 0 E: 0 K: 2 S: 7	H: 0 LOB: 0 BB: 0 P: 7		1B: 6 2B: 2 3B: 0 HR: 0	SF: 1 SAC: 0 DP: 1 HBP: 0	WP: 1 PB: 0 SB: 1 CS: 1
PITCHER Darrell Brandon, R (1, 1) ERA: 4.5 John Wyatt, R (8, 1) ERA:	IP: 7.0 WLS: L BF: 31 H: 8 R: 5 ER: 3 SO: 1 BB: 3 IBB: 1 HBP: 0 BLK: 0 WP: 1 HR: 0 S: 29 P: 45 ERA: 3.86 WHIP: 1.571											PITCHER	IP: 1.0 WLS: L BF: 3 H: 0 R: 0 ER: 0 SO: 2 BB: 0 IBB: 0 HBP: 0 BLK: 0 WP: 0 HR: 0 S: 7 P: 7 ERA: 0.00 WHIP: 0.000							

Batter	1	2	3	4	5	6	7	8	9	AB	R	H	RBI	BB	SO	LOB	TOP
Tom Tresh, S (1, 7) OBP: 0.314, SLG: 0.290	5-3		1-3			FC6-4 1B		K		4	0	1	0	0	1	0	New York Yankees @ Boston Red Sox Fenway Park, Boston, MA Fri Apr 21 1967, 6:05 PM EST Att: 25,603 - Unknown
Bill Robinson, R (1, 9) OBP: 0.348, SLG: 0.333	K			5-3		K		K		4	1	1	0	0	2	1	
Mickey Mantle, S (1, 3) OBP: 0.250, SLG: 0.143				F9		F9		6-3		4	0	1	0	0	0	2	
Elston Howard, R (1, 2) OBP: 0.348, SLG: 0.400	F9			K		FC6-4 1-2				4	0	1	1	0	1	2	
Charley Smith, R (1, 5) OBP: 0.212, SLG: 0.167		F8			F5		5-3	F7		4	0	0	0	0	0	1	
Joe Pepitone, L (1, 8) OBP: 0.303, SLG: 0.344		F5			K				F9	4	0	1	0	0	1	0	
Horace Clarke, S (1, 4) Dick Howser, R (4, 4) OBP: 0.800, SLG: 0.667		6-3				1B BB				1	0	0	0	0	0	0	
John Kennedy, R (1, 6) OBP: 0.318, SLG: 0.333			F8			FC1-4 1-2 1B		K	F4	4	0	1	0	0	1	3	
Mel Stottlemyre, R (1, 1) Lou Clinton, R (7, PH) Steve Hamilton, L (7, 1) Dooley Womack, L (7, 1) Steve Whitaker, L (9, PH) OBP: 0.214, SLG: 0.231			4-3			FC1-4 1-2		K	G3	2	0	0	0	0	0	2	
Inning Stats	R: 0 E: 0 K: 1 S: 6	H: 1 LOB: 1 BB: 0 P: 6	R: 0 E: 0 K: 0 S: 3	H: 0 LOB: 0 BB: 0 P: 3	R: 0 E: 0 K: 0 S: 3	H: 0 LOB: 0 BB: 0 P: 3	R: 0 E: 0 K: 1 S: 5	H: 1 LOB: 2 BB: 0 P: 5	R: 0 E: 0 K: 2 S: 9	H: 2 LOB: 2 BB: 0 P: 9	R: 1 E: 0 K: 1 S: 7	H: 2 LOB: 1 BB: 0 P: 7	R: 0 E: 0 K: 0 S: 4	H: 1 LOB: 1 BB: 0 P: 4	1B: 8 2B: 0 3B: 0 HR: 0	SF: 0 SAC: 0 DP: 0 HBP: 0	
PITCHER Billy Rohr, L (1, 1) ERA: 0.5	IP: 9.0 WLS: W BF: 36 H: 8 R: 1 ER: 1 SO: 7 BB: 1 IBB: 0 HBP: 0 BLK: 0 WP: 0 HR: 0 S: 49 P: 53 ERA: 1.00 WHIP: 1.000																

Batter	1	2	3	4	5	6	7	8	9	AB	R	H	RBI	BB	SO	LOB	BOTTOM		
Reggie Smith, S (1, 8) OBP: 0.229, SLG: 0.313	4-3	4-3			K		HR 2B	4-1		5	1	1	0	0	1	3	New York Yankees @ Boston Red Sox Fenway Park, Boston, MA Fri Apr 21 1967, 6:05 PM EST Att: 25,603 - Unknown		
Dalton Jones, L (1, 5) OBP: 0.500, SLG: 1.000	F9		K		2B 1B		HR	1-3		5	2	2	2	0	1	1			
Carl Yastrzemski, L (1, 7) OBP: 0.429, SLG: 0.548	1B BB		5-3		2B 1H		F3			3	1	1	1	1	0	0			
Tony Conigliaro, R (1, 9) George Thomas, R (3, PR) OBP: 0.125, SLG: 0.250			E7		2B 2B		1-3			2	0	1	0	0	0	0			
Tony Horton, R (1, 3) OBP: 0.300, SLG: 0.400	1B				2B 2B					2	1	1	1	0	0	0			
Tony Horton, R (1, 3) OBP: 0.300, SLG: 0.400	F6		4-3		2B		2B 1B			4	1	2	1	0	0	3			
Rico Petrocelli, R (1, 6) OBP: 0.515, SLG: 0.607		F8		G5-4-3 1B	F7		2B			4	0	2	1	0	0	1			
Russ Gibson, R (1, 2) OBP: 0.313, SLG: 0.375		4-3		G5-4-3 1-2		K	1-3			4	0	0	0	0	1	2			
Mike Andrews, R (1, 4) OBP: 0.500, SLG: 0.500					F7			4-1 SH2-4 1B		4	0	2	0	0	1	0			
Billy Rohr, L (1, 1) ERA: 0.5					1-3		6-3	SH2-4		2	0	0	0	1	0	0			
Inning Stats	R: 0 E: 0 K: 0 S: 4	H: 1 LOB: 2 BB: 1 P: 8	R: 0 E: 0 K: 0 S: 4	H: 1 LOB: 1 BB: 1 P: 8	R: 0 E: 1 K: 1 S: 6	H: 0 LOB: 1 BB: 0 P: 6	R: 0 E: 0 K: 0 S: 3	H: 1 LOB: 0 BB: 0 P: 3	R: 3 E: 0 K: 1 S: 9	H: 4 LOB: 1 BB: 0 P: 9	R: 0 E: 0 K: 2 S: 7	H: 0 LOB: 0 BB: 0 P: 7	R: 3 E: 0 K: 0 S: 7	H: 4 LOB: 1 BB: 0 P: 7	R: 0 E: 0 K: 0 S: 4	H: 1 LOB: 1 BB: 0 P: 4	1B: 6 2B: 5 3B: 0 HR: 1	SF: 0 SAC: 1 DP: 1 HBP: 0	WP: 0 PA: 38 CS: 0
PITCHER Mel Stottlemyre, R (1, 1) ERA: 1.13 Steve Hamilton, L (7, 1) Dooley Womack, R (7, 1)	IP: 6.0 WLS: L BF: 27 H: 7 R: 3 ER: 3 SO: 4 BB: 2 IBB: 0 HBP: 0 BLK: 0 WP: 0 HR: 0 S: 33 P: 41 ERA: 4.50 WHIP: 1.500																		

Batter	1	2	3	4	5	6	7	8	9	AB	R	H	RBI	BB	SO	LOB	TOP																		
Dick Houser, R OBP: 0.700, SLG: 0.625 (1, 4)										5	1	3	1	0	0	1	New York Yankees @ Boston Red Sox Fenway Park, Boston, MA Sat Apr 22 1967, 3:33 AM EST Att: 8,189 - Unknown																		
Tom Tresh, S OBP: 0.350, SLG: 0.273 (1, 7)										2	2	0	0	3	0	1																			
Mickey Mantle, S OBP: 0.429, SLG: 0.200 (1, 3)										1	0	1	0	3	0	0																			
Joe Pepitone, L OBP: 0.316, SLG: 0.351 (1, 8)										5	0	2	1	0	0	6																			
Steve Whitaker, L OBP: 0.158, SLG: 0.176 (1, 9)										4	0	0	1	0	3	6																			
Charley Smith, R OBP: 0.211, SLG: 0.147 (1, 5)										4	0	0	1	1	2	5																			
Jake Gibbs, L OBP: 0.474, SLG: 0.400 (1, 2)										4	1	1	0	1	0	4																			
John Kennedy, R OBP: 0.292, SLG: 0.300 (8, PH)										2	0	0	0	0	1	1																			
Bill Robinson, R OBP: 0.333, SLG: 0.316 (8, 6)										1	0	0	0	0	0	0																			
Ruben Amaro, R OBP: 0.400, SLG: 0.400 (8, 6)										0	0	0	0	0	0	0																			
Fred Talbot, R Hal Reniff, R Ray Barker, L Dooley Womack, L Elston Howard, R Thad Tillotson, R										2	0	0	0	0	0	1																			
										0	0	0	0	0	0	0																			
Inning Stats	R: 2 E: 0 K: 1 S: 7	H: 2 LOB: 2 BB: 1 P: 12	R: 0 E: 0 K: 0 S: 3	H: 0 LOB: 0 BB: 0 P: 3	R: 0 E: 0 K: 2 S: 8	H: 1 LOB: 2 BB: 1 P: 12	R: 0 E: 0 K: 1 S: 6	H: 1 LOB: 1 BB: 0 P: 6	R: 1 E: 0 K: 1 S: 6	H: 1 LOB: 1 BB: 1 P: 10	R: 0 E: 0 K: 1 S: 5	H: 0 LOB: 2 BB: 2 P: 13	R: 0 E: 0 K: 0 S: 4	H: 1 LOB: 3 BB: 2 P: 12	R: 0 E: 0 K: 0 S: 3	H: 0 LOB: 0 BB: 0 P: 3	1B: 7 2B: 0 3B: 0 HR: 0	SF: 1 SAC: 1 DP: 0 HBP: 1	WP: 1 PB: 0 SB: 0 CS: 0	PA: 43															
PITCHER	IP WLS BF H R ER SO BB IBB HBP BLK WP HR S P ERA WHIP	IP WLS BF H R ER SO BB IBB HBP BLK WP HR S P ERA WHIP																																	
Jim Lonborg, R ERA: 5.4 (1, 1)	5.1	26	5	4	4	5	4	0	1	0	0	0	0	0	31	48	6.75	1.688																	
Jose Santiago, R ERA: (6, 1)	0.2	W	3	1	0	0	0	0	0	0	0	0	0	0	3	3	0.00	1.500																	
Don McMahon, R ERA: (7, 1)	3.0	S	14	1	0	0	1	4	0	0	0	1	0	12	28	0.00	1.667																		
Batter	1	2	3	4	5	6	7	8	9	AB	R	H	RBI	BB	SO	LOB	BOTTOM																		
Reggie Smith, S OBP: 0.225, SLG: 0.324 (1, 8)										5	1	1	0	0	1	3	New York Yankees @ Boston Red Sox Fenway Park, Boston, MA Sat Apr 22 1967, 3:33 AM EST Att: 8,189 - Unknown																		
Dalton Jones, L OBP: 0.500, SLG: 0.800 (1, 5)										3	1	1	0	1	0	0																			
Carl Yastrzemski, L OBP: 0.474, SLG: 0.676 (1, 7)										3	1	3	3	0	0	0																			
Tony Horton, R OBP: 0.214, SLG: 0.286 (1, 3)										4	0	0	0	0	2	3																			
Rico Petrocelli, R OBP: 0.486, SLG: 0.563 (1, 6)										4	0	1	0	0	1	2																			
George Thomas, R OBP: 0.167, SLG: 0.182 (1, 9)										3	1	0	0	0	0	2																			
Russ Gibson, R OBP: 0.400, SLG: 0.421 (1, 2)										3	0	2	0	1	0	2																			
Mike Andrews, R OBP: 0.500, SLG: 0.500 (1, 4)										4	1	2	0	0	0	2																			
Jim Lonborg, R Jose Santiago, R George Scott, R Don McMahon, R										2	0	0	0	0	2	1																			
										0	0	0	0	0	0	0																			
Inning Stats	R: 1 E: 0 K: 0 S: 4	H: 1 LOB: 0 BB: 0 P: 4	R: 0 E: 0 K: 0 S: 4	H: 1 LOB: 0 BB: 0 P: 4	R: 0 E: 0 K: 1 S: 5	H: 0 LOB: 0 BB: 0 P: 5	R: 0 E: 0 K: 0 S: 5	H: 2 LOB: 2 BB: 0 P: 5	R: 3 E: 0 K: 3 S: 12	H: 3 LOB: 1 BB: 1 P: 16	R: 1 E: 1 K: 0 S: 4	H: 1 LOB: 1 BB: 0 P: 5	R: 0 E: 0 K: 1 S: 6	H: 1 LOB: 1 BB: 0 P: 6	R: 0 E: 0 K: 2 S: 8	H: 1 LOB: 2 BB: 1 P: 12	1B: 8 2B: 1 3B: 0 HR: 1	SF: 1 SAC: 1 DP: 0 HBP: 1	WP: 0 PB: 0 SB: 1 CS: 0	PA: 37															
PITCHER	IP WLS BF H R ER SO BB IBB HBP BLK WP HR S P ERA WHIP	IP WLS BF H R ER SO BB IBB HBP BLK WP HR S P ERA WHIP																																	
Fred Talbot, R ERA: 7.45 (5, 1)	0.2	3	1	0	0	2	0	0	0	0	0	7	7	0.00	1.500																				
Dooley Womack, R ERA: (6, 1)	2.0	L	9	2	1	0	1	0	0	1	0	0	10	11	0.00	1.000																			
Thad Tillotson, R ERA: (8, 1)	1.0	5	1	0	0	2	1	0	0	0	0	8	12	0.00	2.000																				

Batter	1	2	3	4	5	6	7	8	9	AB	R	H	RBI	BB	SO	LOB	TOP			
Dick Howser, R OBP: 0.533, SLG: 0.417 (1, 4)										4	1	0	0	1	1	3	New York Yankees @ Boston Red Sox Fenway Park, Boston, MA Sun Apr 23 1967, 3:33 AM EST Att: 18,041 - Unknown			
Tom Tresh, S OBP: 0.356, SLG: 0.270 Bill Robinson, R OBP: 0.333, SLG: 0.316 (1, 7) (8, 7)										4	1	1	0	1	1	1				
Mickey Mantle, S OBP: 0.423, SLG: 0.211 (1, 3)										4	1	1	1	1	1	1				
Joe Pepitone, L OBP: 0.302, SLG: 0.333 (1, 8)										5	1	1	0	0	1	2				
Steve Whitaker, L OBP: 0.250, SLG: 0.286 (1, 9)										4	1	3	1	0	0	0				
Charley Smith, R OBP: 0.279, SLG: 0.189 (1, 5)										3	1	2	0	2	1	1				
Jake Gibbs, L OBP: 0.417, SLG: 0.368 (1, 2)										4	1	1	2	0	0	3				
John Kennedy, R OBP: 0.308, SLG: 0.286 Elston Howard, R OBP: 0.390, SLG: 0.455 Ruben Amaro, R OBP: 0.286, SLG: 0.286 (1, 6) (5, PH) (5, FR) (5, 6)										1	0	0	0	1	0	0				
Jim Bouton, R Fritz Peterson, S Ray Barker, L Al Downing, R OBP: 0.150, SLG: 0.056 OBP: 0.500, SLG: 0.333 (1, 1) (2, 1) (4, PH) (4, 1)										0	0	0	0	0	0	0				
Inning Stats	R: 0 E: 0 K: 2 S: 7	H: 0 LOB: 0 BB: 0 P: 7	R: 0 E: 1 K: 1 S: 6	H: 1 LOB: 1 BB: 0 P: 6	R: 1 E: 0 K: 0 S: 5	H: 2 LOB: 2 BB: 1 P: 9	R: 0 E: 0 K: 0 S: 4	H: 1 LOB: 2 BB: 1 P: 8	R: 5 E: 0 K: 0 S: 6	H: 3 LOB: 2 BB: 4 P: 22	R: 0 E: 0 K: 0 S: 3	H: 1 LOB: 1 BB: 1 P: 7	R: 0 E: 0 K: 1 S: 5	H: 0 LOB: 1 BB: 1 P: 9	R: 1 E: 1 K: 0 S: 5	H: 2 LOB: 1 BB: 0 P: 5		1B: 9 2B: 1 3B: 0 HR: 0	SF: 2 SAC: 0 DP: 0 HBP: 0	WP: 2 PB: 0 SB: 0 CS: 1
PITCHER	IP	WLS	BF	H	R	ER	SO	BB	IBB	HBP	BLK	WP	HR	S	P	ERA	WHIP			
Darrell Brandon, R ERA: 5.94 Jose Santiago, R ERA: 4.5 Galen Cisco, R ERA:	(1, 1) (5, 1) (7, 1)	4.2 1.1 3.0	24 L 7 13	5 2 3	5 1 1	5 1 0	3 2 1	5 1 2	0 0 0	0 0 0	0 0 0	2 0 0	0 0 0	25 10 13	45 14 21	9.64 6.75 0.00	2.143 2.250 1.667			

Batter	1	2	3	4	5	6	7	8	9	AB	R	H	RBI	BB	SO	LOB	BOTTOM			
Reggie Smith, S OBP: 0.222, SLG: 0.293 (1, 8)										4	0	0	0	1	0	2	New York Yankees @ Boston Red Sox Fenway Park, Boston, MA Sun Apr 23 1967, 3:33 AM EST Att: 18,041 - Unknown			
Dalton Jones, L OBP: 0.412, SLG: 0.667 (1, 5)										5	1	1	0	0	1	3				
Carl Yastrzemski, L OBP: 0.460, SLG: 0.570 Don Demeter, R OBP: 0.300, SLG: 0.500 Jose Tartabull, L OBP: 0.208, SLG: 0.130 Bob Tillman, R (1, 7) (5, PH) (6, 7) (7, PH) (8, 7) (9, PH)										2	1	1	2	0	0	0				
Tony Horton, R OBP: 0.222, SLG: 0.278 (1, 3)										4	1	1	0	0	1	1				
Rico Petrocelli, R OBP: 0.463, SLG: 0.528 (1, 6)										4	1	1	0	0	1	1				
George Thomas, R OBP: 0.313, SLG: 0.286 (1, 9)										3	1	2	1	1	0	0				
Russ Gibson, R OBP: 0.435, SLG: 0.476 (1, 2)										2	0	1	2	1	0	0				
Mike Andrews, R OBP: 0.417, SLG: 0.500 (1, 4)										4	0	1	0	0	2	3				
Darrell Brandon, R OBP: 0.400, SLG: 0.250 Jose Santiago, R George Scott, R OBP: 0.286, SLG: 0.174 Galen Cisco, R Joe Foy, R OBP: 0.281, SLG: 0.200 (1, 1) (5, 1) (6, PH) (7, 1) (9, PH)										1	0	0	0	1	1	0				
Inning Stats	R: 3 E: 0 K: 0 S: 6	H: 4 LOB: 0 BB: 0 P: 6	R: 0 E: 0 K: 0 S: 4	H: 1 LOB: 2 BB: 1 P: 8	R: 2 E: 0 K: 1 S: 8	H: 3 LOB: 1 BB: 0 P: 8	R: 0 E: 0 K: 1 S: 5	H: 0 LOB: 0 BB: 0 P: 5	R: 0 E: 0 K: 2 S: 7	H: 0 LOB: 0 BB: 0 P: 7	R: 0 E: 0 K: 1 S: 5	H: 1 LOB: 1 BB: 0 P: 6	R: 0 E: 0 K: 1 S: 5	H: 0 LOB: 1 BB: 1 P: 9	R: 0 E: 0 K: 1 S: 5	H: 0 LOB: 1 BB: 1 P: 9		1B: 5 2B: 3 3B: 0 HR: 1	SF: 0 SAC: 1 DP: 0 HBP: 0	WP: 0 PB: 0 SB: 0 CS: 1
PITCHER	IP	WLS	BF	H	R	ER	SO	BB	IBB	HBP	BLK	WP	HR	S	P	ERA	WHIP			
Jim Bouton, R ERA: 6.75 Fritz Peterson, L ERA: 9.0 Al Downing, L ERA:	(1, 1) (2, 1) (4, 1)	1.1 1.2 6.0	9 8 W 22	5 3 1	3 2 0	3 2 0	3 1 7	0 0 3	0 0 0	0 0 0	0 0 0	0 0 0	0 0 0	10 10 33	10 10 45	10.80 1.800 0.667				

Batter	1	2	3	4	5	6	7	8	9	AB	R	H	RBI	BB	SO	LOB	TOP								
Reggie Smith, S OBP: 0.220, SLG: 0.304 (1, 8)	F9		G3-6			K		F7		5	0	1	1	0	1	3	Boston Red Sox @ Washington Senators D.C. Stadium, Washington, DC Mon Apr 24 1967, 6:05 PM EST Att: 2,235 - Unknown livebaseballscorecards.com								
Dalton Jones, L John Wyatt, R (1, 5) (7, 1)	E			HR			K	K	K	4	1	3	0	0	1	2									
Carl Yastrzemski, L OBP: 0.435, SLG: 0.667 (1, 7)	E4			F8		F8		BB WP	4-3	5	1	1	0	0	0	3									
Tony Horton, R Joe Foy, R OBP: 0.174, SLG: 0.217 OBP: 0.291, SLG: 0.200 (1, 3) (9, 5)	G1-4-3			F9		FC6-4		K	K	5	0	0	0	0	2	5									
Rico Petrocelli, R OBP: 0.489, SLG: 0.615 (1, 6)		5-3		HR				BB		3	3	2	2	1	0	0									
George Thomas, R Jose Tartabull, L OBP: 0.283, SLG: 0.235 OBP: 0.296, SLG: 0.136 (1, 9) (8, PH) (8, 9)	K			F7		1-3		E		3	0	0	0	0	1	1									
Russ Gibson, R OBP: 0.370, SLG: 0.400 (1, 2)						F8		K		4	0	0	0	0	2	4									
Mike Andrews, R OBP: 0.438, SLG: 0.500 (1, 4)						F8		E3		4	1	2	1	0	0	0									
Dennis Bennett, L George Scott, R OBP: 0.300, SLG: 0.167 (1, 1) (7, PH) (9, 3)			K			K		K		2	0	0	0	0	2	1									
Inning Stats	R: 0 E: 1 K: 0 S: 4	H: 1 LOB: 1 BB: 0 P: 4	R: 0 E: 0 K: 1 S: 5	H: 0 LOB: 0 BB: 0 P: 5	R: 0 E: 0 K: 1 S: 5	H: 1 LOB: 0 BB: 0 P: 5	R: 2 E: 0 K: 0 S: 5	H: 2 LOB: 0 BB: 0 P: 5	R: 0 E: 0 K: 2 S: 7	H: 0 LOB: 0 BB: 0 P: 7	R: 0 E: 0 K: 1 S: 6	H: 1 LOB: 1 BB: 0 P: 6	R: 2 E: 0 K: 1 S: 8	H: 3 LOB: 2 BB: 1 P: 12	R: 3 E: 1 K: 3 S: 12	H: 1 LOB: 2 BB: 2 P: 20		R: 0 E: 0 K: 2 S: 7	H: 0 LOB: 0 BB: 0 P: 7	1B: 7 2B: 1 3B: 0 HR: 1	SF: 0 SAC: 0 DP: 2 HBP: 0	WP: 2 PB: 1 SB: 0 CS: 0	PA: 40		
PITCHER	IP	WLS	BF	H	R	ER	SO	BB	IBB	HBP	BLK	WP	HR	S	P	ERA	WHIP								
Camilo Pascual, R ERA: 4.15 (1, 1)	6.2		27	7	4	4	5	1	0	0	0	1	1	36	4	5.40	1.200								
Darold Knowles, L ERA: 1.35 (7, 1)	0.1		2	1	0	0	1	0	0	0	0	0	0	4	4	0.00	3.000								
Dick Lines, L ERA: (8, 1)	0.0	L	1	1	0	0	0	0	0	0	0	0	0	1	1	∞	∞								
Dave Baldwin, R ERA: (8, 1)	0.2		6	0	2	0	3	2	0	0	0	1	0	10	18	0.00	3.000								
Casey Cox, R ERA: 2.45 (8, 1)	1.1		4	0	0	0	2	0	0	0	0	0	0	8	8	0.00	0.000								



Batter	1	2	3	4	5	6	7	8	9	AB	R	H	RBI	BB	SO	LOB	BOTTOM								
Ed Brinkman, R Fred Valentine, S OBP: 0.255, SLG: 0.295 OBP: 0.364, SLG: 0.286 (1, 6) (9, PH)	F2		K			1B				4	1	1	0	0	1	0	Boston Red Sox @ Washington Senators D.C. Stadium, Washington, DC Mon Apr 24 1967, 6:05 PM EST Att: 2,235 - Unknown livebaseballscorecards.com								
Tim Cullen, R Bernie Allen, L OBP: 0.500, SLG: 0.500 OBP: 0.205, SLG: 0.238 (1, 4) (8, PH) (9, 4)	6-3					HR			G3	3	1	2	1	0	0	0									
Hank Allen, R OBP: 0.375, SLG: 0.714 (1, 8)										3	1	1	0	1	0	2									
Frank Howard, R Dick Nen, L OBP: 0.306, SLG: 0.484 OBP: 0.091, SLG: 0.091 (1, 7) (9, 3)	F7			E6		HR		F8		4	1	1	3	0	0	2									
Cap Peterson, R OBP: 0.357, SLG: 0.316 (1, 9) (9, 7)	F2			G5-4-3		6-3				4	0	1	0	0	0	1									
Ken Harrelson, R Jim King, L OBP: 0.292, SLG: 0.190 OBP: 0.333, SLG: 0.286 (1, 3) (8, PH) (9, 9)						5-3		F2		2	0	0	0	1	1	0									
Ken McMullen, R OBP: 0.195, SLG: 0.350 (1, 5)										4	0	0	0	0	0	1									
Paul Casanova, R OBP: 0.406, SLG: 0.414 (1, 2)										4	0	1	0	0	0	2									
Camilo Pascual, R Darold Knowles, L Bob Chance, L Dick Lines, R Dave Baldwin, R Casey Cox, R Bob Saverine, S OBP: 0.333, SLG: 0.333 (1, 1) (7, PH) (8, PH) (8, 1) (8, 1) (8, PH) (9, PH)										2	0	0	0	0	0	0									
Inning Stats	R: 0 E: 0 K: 0 S: 3	H: 0 LOB: 1 BB: 1 P: 7	R: 0 E: 0 K: 0 S: 3	H: 0 LOB: 1 BB: 1 P: 7	R: 0 E: 0 K: 1 S: 6	H: 1 LOB: 1 BB: 0 P: 6	R: 0 E: 1 K: 1 S: 5	H: 0 LOB: 0 BB: 0 P: 5	R: 0 E: 0 K: 0 S: 7	H: 0 LOB: 0 BB: 0 P: 7	R: 0 E: 0 K: 1 S: 5	H: 0 LOB: 0 BB: 0 P: 5	R: 0 E: 0 K: 0 S: 4	H: 1 LOB: 2 BB: 1 P: 8	R: 0 E: 0 K: 0 S: 5	H: 2 LOB: 2 BB: 0 P: 5		1B: 5 2B: 2 3B: 0 HR: 1	SF: 0 SAC: 0 DP: 2 HBP: 0	WP: 0 PB: 0 SB: 0 CS: 0	PA: 38				
PITCHER	IP	WLS	BF	H	R	ER	SO	BB	IBB	HBP	BLK	WP	HR	S	P	ERA	WHIP								
Dennis Bennett, L John Wyatt, R ERA: 3.21 (1, 1) (7, 1)	6.0		25	5	4	4	2	2	0	0	0	0	0	14	18	6.00	1.167								



Batter	1	2	3	4	5	6	7	8	9	AB	R	H	RBI	BB	SO	LOB	TOP			
Bert Campaneris, R (1, 6) OBP: 0.373, SLG: 0.365										4	0	0	0	0	4	1	Kansas City Athletics @ Boston Red Sox Fenway Park, Boston, MA Fri Apr 28 1967, 6:05 PM EST Att: 9,026 - Unknown			
Mike Hershberger, R (1, 9) OBP: 0.415, SLG: 0.432										4	0	2	0	0	0	0				
Rick Monday, L (1, 8) OBP: 0.222, SLG: 0.308										4	0	1	0	0	1	2				
Danny Cater, R (1, 3) OBP: 0.339, SLG: 0.423										4	0	1	0	0	1	4				
Roger Repoz, L (1, 7) OBP: 0.395, SLG: 0.618										4	0	1	0	0	1	1				
Ed Charles, R (1, 5) OBP: 0.352, SLG: 0.222										4	0	0	0	0	2	3				
Dick Green, R (1, 4) OBP: 0.238, SLG: 0.263										2	0	0	0	0	2	2				
Jim Gosger, L (7, PH) OBP: 0.344, SLG: 0.261										1	0	0	0	0	0	0				
Chuck Dobson, R (7, 1)										0	0	0	0	0	0	0				
Phil Roof, R (1, 2) OBP: 0.417, SLG: 0.600										2	0	0	0	0	1	2				
Tim Talton, L (7, PH) OBP: 0.111, SLG: 0.125										1	0	0	0	0	0	0				
Caffish Hunter, R (1, 1) OBP: 0.222, SLG: 0.222										2	0	1	0	0	1	0				
Ted Kubiak, S (7, PH) (7, 4)										1	0	0	0	0	0	0				
Inning Stats	R: 0 E: 0 K: 1 S: 6	H: 2 LOB: 1 BB: 0 P: 6	R: 0 E: 1 K: 1 S: 6	H: 0 LOB: 1 BB: 0 P: 6	R: 0 E: 0 K: 2 S: 9	H: 2 LOB: 2 BB: 0 P: 9	R: 0 E: 0 K: 3 S: 10	H: 1 LOB: 1 BB: 0 P: 10	R: 0 E: 0 K: 2 S: 7	H: 0 LOB: 0 BB: 0 P: 7	R: 0 E: 0 K: 3 S: 10	H: 1 LOB: 1 BB: 0 P: 10	R: 0 E: 0 K: 0 S: 3	H: 0 LOB: 0 BB: 0 P: 3	R: 0 E: 0 K: 0 S: 3	H: 0 LOB: 0 BB: 0 P: 3	1B: 6 2B: 0 3B: 0 HR: 0	SF: 0 SAC: 0 DP: 0 HBP: 0	WP: 1 PB: 0 SB: 2 CS: 2	PA: 33
PITCHER Jim Lonborg, R (1, 1) ERA: 3.51	IP: 9.0 WLS: W BF: 33 H: 6 R: 0 ER: 0 SO: 13 BB: 0 IBB: 0 HBP: 0 BLK: 0 WP: 1 HR: 0 S: 59 P: 59 ERA: 0.00 WHIP: 0.667															PITCHER IP: WLS: BF: H: R: ER: SO: BB: IBB: HBP: BLK: WP: HR: S: P: ERA: WHIP:				

Batter	1	2	3	4	5	6	7	8	9	AB	R	H	RBI	BB	SO	LOB	BOTTOM				
Reggie Smith, S (1, 8) OBP: 0.254, SLG: 0.358										3	1	1	1	1	0	0	Kansas City Athletics @ Boston Red Sox Fenway Park, Boston, MA Fri Apr 28 1967, 6:05 PM EST Att: 9,026 - Unknown				
Joe Foy, R (1, 5) OBP: 0.283, SLG: 0.167										3	0	0	0	1	1	1					
Carl Yastrzemski, L (1, 7) OBP: 0.382, SLG: 0.588										4	0	0	0	0	1	2					
Tony Conigliaro, R (1, 9) OBP: 0.390, SLG: 0.486										4	0	1	0	0	2	1					
Rico Petrocelli, R (1, 6) OBP: 0.444, SLG: 0.553										4	0	0	0	0	4	1					
George Scott, R (1, 3) OBP: 0.342, SLG: 0.226										3	1	1	0	1	1	0					
Russ Gibson, R (1, 2) OBP: 0.353, SLG: 0.367										2	0	0	0	1	1	3					
Mike Andrews, R (1, 4) OBP: 0.478, SLG: 0.667										2	1	1	1	1	0	1					
Jim Lonborg, R (1, 1) OBP: 0.222, SLG: 0.125										2	0	1	0	0	1	0					
Inning Stats	R: 0 E: 0 K: 2 S: 7	H: 0 LOB: 1 BB: 1 P: 11	R: 0 E: 0 K: 2 S: 7	H: 0 LOB: 1 BB: 1 P: 11	R: 0 E: 0 K: 1 S: 5	H: 0 LOB: 0 BB: 0 P: 5	R: 0 E: 0 K: 2 S: 7	H: 0 LOB: 0 BB: 0 P: 7	R: 2 E: 0 K: 2 S: 10	H: 4 LOB: 1 BB: 0 P: 10	R: 0 E: 0 K: 1 S: 6	H: 1 LOB: 2 BB: 1 P: 10	R: 1 E: 1 K: 0 S: 3	H: 0 LOB: 1 BB: 2 P: 11	R: 0 E: 0 K: 1 S: 5	H: 0 LOB: 0 BB: 0 P: 5		1B: 4 2B: 1 3B: 0 HR: 0	SF: 0 SAC: 1 DP: 0 HBP: 0	WP: 2 PB: 0 SB: 3 CS: 1	PA: 33
PITCHER Caffish Hunter, R (1, 1) ERA: 2.28	IP: 6.0 WLS: L BF: 25 H: 5 R: 2 ER: 2 SO: 10 BB: 2 IBB: 1 HBP: 0 BLK: 0 WP: 1 HR: 0 S: 42 P: 54 ERA: 3.00 WHIP: 1.167															PITCHER IP: WLS: BF: H: R: ER: SO: BB: IBB: HBP: BLK: WP: HR: S: P: ERA: WHIP:					
Chuck Dobson, R (7, 1) ERA: 7.71	2.0 8 0 1 0 1 2 0 0 0 0 1 0 8 16 0.00 1.000																				

Batter	1	2	3	4	5	6	7	8	9	10	11	12	13	14	15	AB	R	H	RBI	BB	SO	LOB	TOP												
Bert Campaneris, R OBP: 0.403, SLG: 0.397 (1.6)																6	2	3	0	1	1	1													
Rick Monday, L OBP: 0.257, SLG: 0.375 (1.8)																6	1	1	1	2	0	3													
Mike Hershberger, R OBP: 0.400, SLG: 0.431 (1.9)																7	2	2	2	0	0	2													
Danny Cater, R OBP: 0.375, SLG: 0.492 (1.3)																7	2	4	2	1	1	1													
Ed Charles, R OBP: 0.356, SLG: 0.208 Ossie Chavarna, R OBP: 0.273, SLG: 0.111 (10.5)																3	1	0	0	1	1	0													
Dick Green, R OBP: 0.286, SLG: 0.364 (1.4)																6	2	3	4	1	0	2													
Joe Nossek, R OBP: 0.375, SLG: 0.375 Roger Repoz, L OBP: 0.372, SLG: 0.553 (5.7)																2	0	2	0	0	0	0													
Phil Roof, R OBP: 0.333, SLG: 0.482 Jim Gosger, L OBP: 0.264, SLG: 0.333 Jack Aker, R OBP: 0.250, SLG: 0.250 (7.1)																3	0	0	0	0	0	4													
Blue Moon Olson, R OBP: 0.300, SLG: 0.400 Paul Lindblad, L OBP: 0.270, SLG: 0.300 Ray Webster, L OBP: 0.287 Bob Dufiba, R OBP: 0.250, SLG: 0.250 Alan Lewis, S Lew Krausse, R Tim Tilton, L OBP: 0.289 (7.3)																1	0	0	0	0	1	0													
Inning Stats	R: 0 E: 0 K: 0 S: 3	H: 0 LOB: 1 BB: 1 P: 7	R: 0 E: 0 K: 0 S: 4	H: 1 LOB: 1 BB: 0 P: 4	R: 5 E: 0 K: 1 S: 9	H: 4 LOB: 1 BB: 1 P: 14	R: 0 E: 0 K: 1 S: 5	H: 0 LOB: 1 BB: 1 P: 9	R: 0 E: 0 K: 0 S: 4	H: 1 LOB: 2 BB: 0 P: 5	R: 3 E: 0 K: 1 S: 8	H: 3 LOB: 0 BB: 0 P: 8	R: 1 E: 0 K: 0 S: 5	H: 2 LOB: 1 BB: 0 P: 5	R: 0 E: 0 K: 1 S: 5	H: 0 LOB: 0 BB: 0 P: 5	R: 0 E: 0 K: 1 S: 4	H: 0 LOB: 1 BB: 1 P: 8	R: 0 E: 0 K: 1 S: 5	H: 1 LOB: 0 BB: 2 P: 5	R: 0 E: 0 K: 0 S: 3	H: 1 LOB: 2 BB: 2 P: 11	R: 0 E: 0 K: 0 S: 4	H: 1 LOB: 1 BB: 0 P: 4	R: 0 E: 0 K: 0 S: 6	H: 1 LOB: 0 BB: 0 P: 6	R: 1 E: 0 K: 0 S: 4	H: 1 LOB: 0 BB: 0 P: 4	1B: 10 2B: 3 3B: 0 HR: 3	SF: 0 SAC: 2 DP: 0 HBP: 2	WP: 0 PB: 0 CS: 1	PA: 68			
PITCHER	IP ERA WLS BF H R ER SO BB IBB HBP BLK WP HR S P ERA WHIP	3.0 2.57 17	3.1 11.25 18 6 4 4 2 1 0 1 0 0 0 1 20 25 10.80 2.100	5.2 7.1 21 2 0 4 5 0 0 0 0 0 0 23 43 0.00 1.235	3.0 1.04 12 3 1 1 1 0 0 0 0 0 0 1 14 14 3.00 1.000																														

Kansas City Athletics @ Boston Red Sox
Fenway Park, Boston, MA
Sat Apr 29 1967, 3:33 AM EST
Att: 9,724 - Unknown

AB 55
R 10
H 16
RBI 10
BB 8
SO 8
LOB 23



Batter	1	2	3	4	5	6	7	8	9	10	11	12	13	14	15	AB	R	H	RBI	BB	SO	LOB	BOTTOM										
Reggie Smith, S OBP: 0.288, SLG: 0.379 (1.8)																5	0	2	2	2	1	0											
Joe Foy, R OBP: 0.267, SLG: 0.216 (1.6)																7	1	2	0	0	1	4											
Carl Yastrzemski, L OBP: 0.371, SLG: 0.544 (1.7)																6	1	1	0	1	0	3											
Tony Conigliaro, R OBP: 0.366, SLG: 0.523 (1.9)																7	3	3	1	0	2	2											
Rico Petrocelli, R OBP: 0.450, SLG: 0.529 (1.8)																4	1	1	0	2	0	0											
George Scott, R OBP: 0.378, SLG: 0.270 (1.3)																6	3	3	2	1	1	0											
Russ Gibson, R OBP: 0.350, SLG: 0.389 Dalton Jones, L OBP: 0.480, SLG: 0.619 (15.7)																6	1	2	2	0	2	2											
Mike Andrews, R OBP: 0.429, SLG: 0.560 Jose Tartabull, L OBP: 0.321, SLG: 0.174 (1.4)																4	1	0	1	1	1	0											
Billy Rohr, L Tony Horton, R OBP: 0.187, SLG: 0.217 Lee Stange, R John Wyatt, R Don McMahon, R (13.1)																1	0	0	0	0	0	0											
Inning Stats	R: 2 E: 0 K: 0 S: 5	H: 2 LOB: 2 BB: 2 P: 13	R: 0 E: 0 K: 0 S: 3	H: 0 LOB: 0 BB: 0 P: 3	R: 6 E: 0 K: 1 S: 9	H: 4 LOB: 1 BB: 3 P: 21	R: 0 E: 0 K: 0 S: 3	H: 0 LOB: 0 BB: 0 P: 3	R: 1 E: 0 K: 1 S: 6	H: 2 LOB: 0 BB: 0 P: 6	R: 0 E: 0 K: 2 S: 5	H: 0 LOB: 0 BB: 1 P: 5	R: 0 E: 0 K: 2 S: 7	H: 0 LOB: 0 BB: 0 P: 7	R: 0 E: 0 K: 1 S: 5	H: 2 LOB: 2 BB: 1 P: 12	R: 0 E: 0 K: 1 S: 5	H: 1 LOB: 1 BB: 0 P: 4	R: 0 E: 0 K: 1 S: 5	H: 0 LOB: 0 BB: 0 P: 5	R: 0 E: 0 K: 0 S: 3	H: 1 LOB: 0 BB: 0 P: 3	R: 0 E: 0 K: 0 S: 3	H: 1 LOB: 0 BB: 0 P: 8	R: 2 E: 0 K: 0 S: 4	H: 3 LOB: 2 BB: 1 P: 8	1B: 10 2B: 5 3B: 0 HR: 0	SF: 1 SAC: 2 DP: 0 HBP: 0	WP: 0 PB: 0 CS: 0	PA: 63			
PITCHER	IP ERA WLS BF H R ER SO BB IBB HBP BLK WP HR S P ERA WHIP	2.1 9.24 16	0.2 3.0 4 1 1 1 1 0 0 0 0 0 0 5 9 13.50 3.000	2.0 4.1 7 2 1 1 1 0 0 0 0 0 0 9 9 4.50 1.000	1.0 7.6 3 0 0 0 0 1 0 0 0 0 0 2 6 0.00 1.000	8.1 3.38 32 7 2 2 8 1 1 0 0 0 0 46 54 2.16 0.960																											

Kansas City Athletics @ Boston Red Sox
Fenway Park, Boston, MA
Sat Apr 29 1967, 3:33 AM EST
Att: 9,724 - Unknown


AB 51
R 11
H 15
RBI 11
BB 8
SO 10
LOB 12



Batter	1	2	3	4	5	6	7	8	9	AB	R	H	RBI	BB	SO	LOB	TOP				
Reggie Smith, S OBP: 0.333, SLG: 0.391 (1, 8)	G3		G5-4-3 BB	SH5-3 HBP		1B			F7-5 1B BB	2	0	1	0	2	0	0					
Mike Andrews, R OBP: 0.371, SLG: 0.469 (1, 4)	F7		G5-4-3	SH5-3		5-3			1B	4	0	1	0	0	0	2					
Carl Yastrzemski, L OBP: 0.339, SLG: 0.477 (1, 7)	4-3			F8				F8	F7-5	4	0	0	0	1	0	3					
Tony Conigliaro, R OBP: 0.351, SLG: 0.453 (1, 9)		5-3	F9		F8 1B				5-3	5	0	1	0	0	1	2					
Dalton Jones, L OBP: 0.517, SLG: 0.640 (1, 5)		BB 1B		4-3	1-2 CS 1B					4	0	3	0	0	0	0					
George Scott, R OBP: 0.358, SLG: 0.318 (1, 3)	F9			HR	F8 2-3			5-3		4	1	1	1	0	0	4					
Rico Petrocelli, R OBP: 0.456, SLG: 0.517 (1, 6)				HR BB 1B	HR BB 1B				L5-3 1B	4	1	3	0	0	1	2					
Russ Gibson, R OBP: 0.354, SLG: 0.357 (1, 2)				HR BB		1-3		F4		2	1	0	0	2	0	1					
Dennis Bennett, L OBP: 0.111, SLG: 0.444 (1, 1)	F8			HR		4-3		L5-3		4	1	1	3	0	0	4					
Inning Stats	R: 0 E: 0 K: 0 S: 3	H: 0 LOB: 0 BB: 0 P: 3	R: 0 E: 0 K: 0 S: 5	H: 2 LOB: 3 BB: 1 P: 9	R: 0 E: 0 K: 0 S: 2	H: 0 LOB: 1 BB: 2 P: 10	R: 4 E: 0 K: 0 S: 6	H: 3 LOB: 1 BB: 1 P: 11	R: 0 E: 0 K: 1 S: 4	H: 1 LOB: 1 BB: 0 P: 4	R: 0 E: 0 K: 1 S: 6	H: 1 LOB: 1 BB: 0 P: 6	R: 0 E: 0 K: 0 S: 3	H: 1 LOB: 0 BB: 0 P: 3	R: 0 E: 0 K: 0 S: 3	H: 1 LOB: 1 BB: 1 P: 7	1B: 9 2B: 2 3B: 0 HR: 2	SF: 0 SAC: 1 DP: 3 HBP: 1	WP: 0 PB: 0 SB: 0 CS: 1	PA: 40	
PITCHER	IP	WLS	BF	H	R	ER	SO	BB	IBB	HBP	BLK	WP	HR	S	P	ERA	WHIP				
Jorge Rubio, R ERA: 3.6 (1, 1)	3.1	L	19	5	4	4	0	4	0	1	0	0	2	14	31	10.80	2.700				
Lew Burdette, R ERA: 1.17 (4, 1)	1.2		6	2	0	0	1	0	0	0	0	0	0	8	8	0.00	1.200				
Minnie Rojas, R ERA: 1.26 (6, 1)	2.0		8	2	0	0	1	0	0	0	0	0	0	10	10	0.00	1.000				
Pete Cimino, R ERA: 4.05 (8, 1)	2.0		7	2	0	0	0	1	0	0	0	0	0	6	10	0.00	1.500				

Boston Red Sox @ California Angels
Anaheim Stadium, Anaheim, CA
Mon May 01 1967, 10:05 PM EDT
Att: 8,956 - Unknown


AB 33
R 4
H 11
RBI 4
BB 5
SO 2
LOB 18



Batter	1	2	3	4	5	6	7	8	9	AB	R	H	RBI	BB	SO	LOB	BOTTOM				
Jim Fregosi, R OBP: 0.313, SLG: 0.354 (1, 6)			F7		F3			4-3		4	0	1	0	0	0	0					
Jay Johnstone, L OBP: 0.286, SLG: 0.377 (1, 8)	1B				1-3			F9		4	0	1	0	0	0	1					
Jose Cardenal, R OBP: 0.245, SLG: 0.250 (1, 9)	F8					5-3				4	0	2	0	0	0	1					
Rick Reichardt, R OBP: 0.384, SLG: 0.492 (1, 7)	K		F9					F7		4	0	1	0	0	1	4					
Bobby Knoop, R OBP: 0.233, SLG: 0.268 (1, 4)		F8	L6			5-3		L5		4	0	0	0	0	0	3					
Don Mincher, L OBP: 0.382, SLG: 0.569 (1, 3)		F9			F6			F6		4	0	0	0	0	0	1					
Buck Rodgers, S OBP: 0.326, SLG: 0.243 (1, 2)		WP BB			6-3					2	0	1	0	2	0	0					
Paul Schaal, R OBP: 0.263, SLG: 0.242 (1, 5)		WP BB			F4			L5		3	0	0	0	1	0	2					
Jorge Rubio, R BP: 0.260, SLG: 0.333 (4, 1)										1	0	0	0	0	0	2					
Lew Burdette, R OBP: 0.291, SLG: 0.167 (5, PH)										0	0	0	0	0	0	0					
Bubba Morton, R OBP: 0.291, SLG: 0.167 (6, 1)										0	0	0	0	0	0	0					
Minnie Rojas, R (7, PH)										1	0	0	0	0	0	1					
Jim Piersall, R (8, 1)										0	0	0	0	0	0	0					
Pete Cimino, R (8, 1)										0	0	0	0	0	0	0					
Inning Stats	R: 0 E: 0 K: 1 S: 6	H: 1 LOB: 1 BB: 0 P: 6	R: 0 E: 0 K: 0 S: 3	H: 0 LOB: 2 BB: 2 P: 11	R: 0 E: 0 K: 0 S: 5	H: 2 LOB: 2 BB: 0 P: 5	R: 0 E: 0 K: 0 S: 3	H: 0 LOB: 0 BB: 0 P: 3	R: 0 E: 0 K: 0 S: 4	H: 1 LOB: 1 BB: 0 P: 4	R: 0 E: 0 K: 1 S: 4	H: 0 LOB: 1 BB: 1 P: 8	R: 0 E: 0 K: 0 S: 4	H: 1 LOB: 1 BB: 0 P: 4	R: 0 E: 0 K: 0 S: 4	H: 1 LOB: 1 BB: 0 P: 4	1B: 5 2B: 2 3B: 0 HR: 0	SF: 0 SAC: 0 DP: 1 HBP: 0	WP: 1 PB: 0 SB: 0 CS: 1	PA: 35	
PITCHER	IP	WLS	BF	H	R	ER	SO	BB	IBB	HBP	BLK	WP	HR	S	P	ERA	WHIP				
Dennis Bennett, L ERA: 1.96 (1, 1)	9.0	W	35	6	0	0	2	3	0	0	0	1	0	36	48	0.00	1.000				

Boston Red Sox @ California Angels
Anaheim Stadium, Anaheim, CA
Mon May 01 1967, 10:05 PM EDT
Att: 8,956 - Unknown


AB 32
R 0
H 6
RBI 0
BB 3
SO 2
LOB 15



Batter	1	2	3	4	5	6	7	8	9	AB	R	H	RBI	BB	SO	LOB	TOP		
Reggie Smith, S (1, 8) OBP: 0.316, SLG: 0.368	0-3 K			0-3 K			0-3 K	0-3 K		4	0	0	0	0	4	1			
Mike Andrews, R (1, 4) OBP: 0.388, SLG: 0.441	0-0 6-3			0-0 1-3			4-0 2B SF9 BB		0-3 K	2	1	0	0	1	0	0			
Jose Tartabull, L (9, PH) OBP: 0.333, SLG: 0.200										1	0	0	0	0	1	0			
Carl Yastrzemski, L (1, 7) OBP: 0.333, SLG: 0.478	0-0 6-3			0-0 3-1			0-0 SF9 1-3 2B		0-0 F7	4	0	1	0	0	0	0			
Tony Conigliaro, R (1, 9) OBP: 0.344, SLG: 0.446		0-0 F5			0-0 F2		0-0 SF9		0-0	3	0	1	1	0	0	0			
Dalton Jones, L (1, 5) OBP: 0.455, SLG: 0.552	0-3 K			0-3 F7			0-0 F7		0-0 1B	4	0	0	0	0	1	2			
George Scott, R (1, 3) OBP: 0.357, SLG: 0.383	0-3 K			0-3 K					0-0 HR	3	1	1	1	0	2	0			
Rico Petrocelli, R (1, 6) OBP: 0.437, SLG: 0.492			0-3 K		0-0 F8				0-0 3-1	3	0	0	0	0	1	0			
Russ Gibson, R (1, 2) OBP: 0.333, SLG: 0.333			0-3 K		0-0 4-3				0-0 E6	3	0	0	0	0	1	0			
Hank Fischer, R (1, 1) OBP: 0.167, SLG: 0.167			0-0 F8		0-0 6-3				0-3 K	1	0	0	0	0	0	0			
Tony Horton, R (6, PH) OBP: 0.160, SLG: 0.208										1	0	0	0	0	0	0			
Jose Santiago, R (6, 1)										0	0	0	0	0	0	0			
Joe Foy, R (8, PH)										1	0	0	0	0	1	1			
John Wyatt, R (8, 1)										0	0	0	0	0	0	0			
Inning Stats	R: 0 E: 0 K: 1 S: 5	H: 0 LOB: 0 BB: 0 P: 5	R: 0 E: 0 K: 2 S: 7	H: 0 LOB: 0 BB: 0 P: 7	R: 0 E: 0 K: 2 S: 7	H: 0 LOB: 0 BB: 0 P: 7	R: 0 E: 0 K: 1 S: 5	H: 0 LOB: 0 BB: 0 P: 5	R: 0 E: 0 K: 0 S: 3	H: 0 LOB: 0 BB: 0 P: 3	R: 1 E: 0 K: 1 S: 6	H: 1 LOB: 1 BB: 1 P: 10	R: 1 E: 1 K: 2 S: 9	H: 1 LOB: 1 BB: 0 P: 9	R: 0 E: 0 K: 1 S: 6	H: 1 LOB: 1 BB: 0 P: 6	1B: 1 2B: 1 3B: 0 HR: 1	SF: 1 SAC: 0 DP: 0 HBP: 0	WP: 0 PA: 32 PB: 0 SB: 0 CS: 0
PITCHER Jim McGlothlin, R (1, 1) ERA: 2.73	IP: 9.0 WLS: W BF: 32 H: 3 R: 2 ER: 2 SO: 11 BB: 1 IBB: 0 HBP: 0 BLK: 0 WP: 0 HR: 1 S: 53 P: 57 ERA: 2.00 WHIP: 0.444															PITCHER			

Boston Red Sox @ California Angels
Anaheim Stadium, Anaheim, CA
Tue May 02 1967, 10:05 PM EDT
Att: 8,167 - Unknown


AB 30
R 2
H 3
RBI 2
BB 1
SO 11
LOB 4



Batter	1	2	3	4	5	6	7	8	9	AB	R	H	RBI	BB	SO	LOB	BOTTOM		
Paul Schaal, R (1, 5) OBP: 0.250, SLG: 0.229	0-0 1-3		0-0 G6-4-3		0-0 4-3			0-0 F6		4	0	0	0	0	0	1			
Jim Fregosi, R (1, 6) OBP: 0.310, SLG: 0.386	0-0 F7			0-0 HR		0-0 3-1		0-0 F4		4	1	1	1	0	0	0			
Jay Johnstone, L (1, 8) OBP: 0.270, SLG: 0.356	0-0 G3			0-0 F6		0-0 L3		0-0 F7		4	0	0	0	0	0	0			
Rick Reichardt, R (1, 7) OBP: 0.395, SLG: 0.492		0-0 5-3		4-0 2B BB		0-0 1B 1B				2	1	1	0	1	0	0			
Jimmie Hall, L (1, 9) OBP: 0.368, SLG: 0.576		0-0 F7		0-0 F9 1-H 2B		0-0 1-3 1B				3	0	2	1	0	0	0			
Don Mincher, L (1, 3) OBP: 0.367, SLG: 0.544		0-3 K		0-0 F9		0-3 K				3	0	0	0	0	2	3			
Buck Rodgers, S (1, 2) OBP: 0.304, SLG: 0.225			0-0 F8		0-0 3-1		0-0 G3			3	0	0	0	0	0	1			
Bobby Knoop, R (1, 4) OBP: 0.237, SLG: 0.297			0-0 1B 3B		0-0 6-3		0-3 K			3	1	1	0	0	1	0			
Jim McGlothlin, R (1, 1) OBP: 0.167, SLG: 0.167			0-0 G6-4-3 1B		0-3 K		0-0 6-3			3	0	1	1	0	1	0			
Inning Stats	R: 0 E: 0 K: 0 S: 3	H: 0 LOB: 0 BB: 0 P: 3	R: 0 E: 0 K: 1 S: 5	H: 0 LOB: 0 BB: 0 P: 5	R: 1 E: 0 K: 0 S: 4	H: 2 LOB: 0 BB: 0 P: 4	R: 0 E: 0 K: 0 S: 5	H: 2 LOB: 0 BB: 0 P: 5	R: 0 E: 0 K: 1 S: 7	H: 2 LOB: 2 BB: 0 P: 7	R: 0 E: 0 K: 1 S: 5	H: 0 LOB: 0 BB: 0 P: 5	R: 0 E: 0 K: 0 S: 3	H: 0 LOB: 0 BB: 0 P: 3	R: 0 E: 0 K: 0 S: 3	H: 0 LOB: 0 BB: 0 P: 3	1B: 3 2B: 1 3B: 1 HR: 1	SF: 0 SAC: 0 DP: 1 HBP: 0	WP: 0 PA: 30 PB: 0 SB: 0 CS: 0
PITCHER Hank Fischer, R (1, 1) ERA: 2.7	IP: 5.0 WLS: L BF: 19 H: 4 R: 3 ER: 3 SO: 2 BB: 1 IBB: 0 HBP: 0 BLK: 0 WP: 0 HR: 1 S: 22 P: 26 ERA: 5.40 WHIP: 1.000															PITCHER			
PITCHER Jose Santiago, R (6, 1) ERA: 2.25	IP: 2.0 WLS: L BF: 8 H: 2 R: 0 ER: 0 SO: 2 BB: 0 IBB: 0 HBP: 0 BLK: 0 WP: 0 HR: 0 S: 12 P: 12 ERA: 0.00 WHIP: 1.000															PITCHER			
PITCHER John Wyatt, R (8, 1) ERA:	IP: 1.0 WLS: L BF: 3 H: 0 R: 0 ER: 0 SO: 0 BB: 0 IBB: 0 HBP: 0 BLK: 0 WP: 0 HR: 0 S: 3 P: 3 ERA: 0.00 WHIP: 0.000															PITCHER			

Boston Red Sox @ California Angels
Anaheim Stadium, Anaheim, CA
Tue May 02 1967, 10:05 PM EDT
Att: 8,167 - Unknown

AB 29
R 3
H 6
RBI 3
BB 1
SO 4
LOB 5



Batter	1	2	3	4	5	6	7	8	9	AB	R	H	RBI	BB	SO	LOB	TOP				
Reggie Smith, S OBP: 0.301, SLG: 0.347 (1, 8)	0-0 5-3		0-0 F6			0-3 K	0-0 F6			4	0	0	0	0	1	3					
Joe Foy, R OBP: 0.259, SLG: 0.200 (1, 5)	0-0 1B			0-0 F7		0-0 F2		0-0 6-3		4	0	1	0	0	0	0					
Carl Yastrzemski, L OBP: 0.342, SLG: 0.472 (1, 7)	0-0 F8			4-0 PB BB		0-0 1B		0-0 G3		3	0	1	0	1	0	1					
Tony Conigliaro, R OBP: 0.323, SLG: 0.417 (1, 9)	0-0 F8			0-3 K	1-2	0-0 F3		0-0 6-3		4	0	0	0	0	1	3					
George Scott, R OBP: 0.367, SLG: 0.380 (1, 3)		4-0 E7 BB		0-0 F9			0-0 1B		0-3 K	3	0	1	0	1	1	1					
Rico Petrocelli, R OBP: 0.427, SLG: 0.477 (1, 6)	0-0 E7 CS				0-0 F4		0-0 G3 1B		0-0 F2	4	0	1	0	0	0	1					
Russ Gibson, R OBP: 0.327, SLG: 0.313 (1, 2)	0-0 F8				0-0 6-3		0-0 G3 1B		4-0 BB	3	0	0	0	1	0	3					
Mike Andrews, R OBP: 0.381, SLG: 0.514 (1, 4)			0-0 5-3		0-0 HR		4-0 IBB		0-3 K2-3	3	1	1	1	1	1	1					
Jim Lonborg, R OBP: 0.167, SLG: 0.091 (1, 1)			0-3 K		0-3 K		0-0 F3			3	0	0	0	0	2	3					
Inning Stats	R: 0 E: 0 K: 0 S: 4	H: 1 LOB: 1 BB: 0 P: 4	R: 0 E: 1 K: 0 S: 2	H: 0 LOB: 0 BB: 1 P: 6	R: 0 E: 0 K: 1 S: 5	H: 0 LOB: 0 BB: 1 P: 5	R: 0 E: 0 K: 1 S: 5	H: 0 LOB: 1 BB: 1 P: 9	R: 1 E: 0 K: 1 S: 6	H: 1 LOB: 0 BB: 0 P: 6	R: 0 E: 0 K: 0 S: 5	H: 2 LOB: 3 BB: 1 P: 9	R: 0 E: 0 K: 0 S: 3	H: 0 LOB: 0 BB: 0 P: 3	R: 0 E: 0 K: 2 S: 7	H: 0 LOB: 1 BB: 1 P: 11	1B: 4 2B: 0 3B: 0 HR: 1	SF: 0 SAC: 0 DP: 0 HBP: 0	WP: 0 PB: 1 SB: 0 CS: 1	PA: 35	
PITCHER	IP WLS BF H R ER SO BB IBB HBP BLK WP HR S P ERA WHIP	IP WLS BF H R ER SO BB IBB HBP BLK WP HR S P ERA WHIP	IP WLS BF H R ER SO BB IBB HBP BLK WP HR S P ERA WHIP	IP WLS BF H R ER SO BB IBB HBP BLK WP HR S P ERA WHIP	IP WLS BF H R ER SO BB IBB HBP BLK WP HR S P ERA WHIP	IP WLS BF H R ER SO BB IBB HBP BLK WP HR S P ERA WHIP	IP WLS BF H R ER SO BB IBB HBP BLK WP HR S P ERA WHIP	IP WLS BF H R ER SO BB IBB HBP BLK WP HR S P ERA WHIP	IP WLS BF H R ER SO BB IBB HBP BLK WP HR S P ERA WHIP	IP WLS BF H R ER SO BB IBB HBP BLK WP HR S P ERA WHIP	IP WLS BF H R ER SO BB IBB HBP BLK WP HR S P ERA WHIP	IP WLS BF H R ER SO BB IBB HBP BLK WP HR S P ERA WHIP	IP WLS BF H R ER SO BB IBB HBP BLK WP HR S P ERA WHIP	IP WLS BF H R ER SO BB IBB HBP BLK WP HR S P ERA WHIP	IP WLS BF H R ER SO BB IBB HBP BLK WP HR S P ERA WHIP	IP WLS BF H R ER SO BB IBB HBP BLK WP HR S P ERA WHIP	IP WLS BF H R ER SO BB IBB HBP BLK WP HR S P ERA WHIP	IP WLS BF H R ER SO BB IBB HBP BLK WP HR S P ERA WHIP	IP WLS BF H R ER SO BB IBB HBP BLK WP HR S P ERA WHIP	IP WLS BF H R ER SO BB IBB HBP BLK WP HR S P ERA WHIP	IP WLS BF H R ER SO BB IBB HBP BLK WP HR S P ERA WHIP

Boston Red Sox @ California Angels
Anaheim Stadium, Anaheim, CA
Wed May 03 1967, 10:05 PM EDT
Att: 8,880 - Unknown

AB	31
R	1
H	5
RBI	1
BB	4
SO	6
LOB	16



Batter	1	2	3	4	5	6	7	8	9	AB	R	H	RBI	BB	SO	LOB	BOTTOM				
Paul Schaaf, R OBP: 0.241, SLG: 0.219 (1, 5)	0-0 F9			0-0 F9		0-0 F9			0-0 6-3	3	0	0	0	0	0	0					
Jose Cardenal, R OBP: 0.240, SLG: 0.244 (9, FH)										1	0	0	0	0	0	0					
Jim Fregosi, R OBP: 0.319, SLG: 0.391 (1, 6)	0-3 K			0-3 K		0-0 SH5-3 1B			0-0 1B 1B	4	1	2	0	0	2	0					
Jay Johnstone, L OBP: 0.273, SLG: 0.355 (1, 8)	0-3 K			0-0 6-3		0-0 SH5-3 1B			0-0 1B WP 1B	3	1	1	0	0	1	0					
Rick Reichardt, R OBP: 0.388, SLG: 0.478 (1, 7)		0-0 6-3			0-0 6-3		0-0 F4		0-0 WP IBB 1B	4	0	1	1	0	0	1					
Jimmie Hall, L OBP: 0.357, SLG: 0.528 (1, 9)		0-0 F8			0-0 4-3		0-0 F2		4-0 WP IBB	3	0	0	0	1	0	1					
Don Mincher, L OBP: 0.378, SLG: 0.536 (8, FR)		0-3 K			4-0 BB			4-0 FC7-4 BB	0-0 F7	1	0	0	0	2	1	0					
Don Wallace, L (9, 4)									0-0 F7	1	0	0	0	0	0	3					
Buck Rodgers, S OBP: 0.286, SLG: 0.209 (1, 2)			0-0 F8		0-0 F7			0-0 F7	0-0 WP	4	0	0	0	0	0	4					
Bobby Knoop, R OBP: 0.231, SLG: 0.289 (1, 4)			0-3 K			0-0 5-3			0-0 FC7-4	2	0	0	0	0	1	0					
Len Gabrielson, L OBP: 0.273, SLG: 0.111 (8, PH)								1-2 2-3 3-H		1	0	0	0	0	0	1					
Bill Kelso, R (9, 1)									0-0 G3	0	0	0	0	0	0	0					
Nick Willhite, L (1, 1)			0-3 K			0-0 G3			0-0 G3	2	0	0	0	0	1	0					
Minnie Rojas, R (7, 1)										0	0	0	0	0	0	0					
Tom Satriano, L OBP: 0.464, SLG: 0.455 (8, PH)										1	0	0	0	0	0	1					
Inning Stats	R: 0 E: 0 K: 2 S: 7	H: 0 LOB: 0 BB: 0 P: 7	R: 0 E: 0 K: 1 S: 5	H: 0 LOB: 0 BB: 0 P: 5	R: 0 E: 0 K: 2 S: 7	H: 0 LOB: 0 BB: 0 P: 7	R: 0 E: 0 K: 1 S: 5	H: 0 LOB: 0 BB: 0 P: 5	R: 0 E: 0 K: 0 S: 3	H: 0 LOB: 0 BB: 0 P: 3	R: 0 E: 0 K: 0 S: 4	H: 1 LOB: 1 BB: 0 P: 4	R: 0 E: 0 K: 0 S: 3	H: 0 LOB: 1 BB: 1 P: 7	R: 2 E: 0 K: 0 S: 5	H: 3 LOB: 2 BB: 1 P: 9	1B: 4 2B: 0 3B: 0 HR: 0	SF: 0 SAC: 1 DP: 0 HBP: 0	WP: 1 PB: 0 SB: 0 CS: 0	PA: 34	
PITCHER	IP WLS BF H R ER SO BB IBB HBP BLK WP HR S P ERA WHIP	IP WLS BF H R ER SO BB IBB HBP BLK WP HR S P ERA WHIP	IP WLS BF H R ER SO BB IBB HBP BLK WP HR S P ERA WHIP	IP WLS BF H R ER SO BB IBB HBP BLK WP HR S P ERA WHIP	IP WLS BF H R ER SO BB IBB HBP BLK WP HR S P ERA WHIP	IP WLS BF H R ER SO BB IBB HBP BLK WP HR S P ERA WHIP	IP WLS BF H R ER SO BB IBB HBP BLK WP HR S P ERA WHIP	IP WLS BF H R ER SO BB IBB HBP BLK WP HR S P ERA WHIP	IP WLS BF H R ER SO BB IBB HBP BLK WP HR S P ERA WHIP	IP WLS BF H R ER SO BB IBB HBP BLK WP HR S P ERA WHIP	IP WLS BF H R ER SO BB IBB HBP BLK WP HR S P ERA WHIP	IP WLS BF H R ER SO BB IBB HBP BLK WP HR S P ERA WHIP	IP WLS BF H R ER SO BB IBB HBP BLK WP HR S P ERA WHIP	IP WLS BF H R ER SO BB IBB HBP BLK WP HR S P ERA WHIP	IP WLS BF H R ER SO BB IBB HBP BLK WP HR S P ERA WHIP	IP WLS BF H R ER SO BB IBB HBP BLK WP HR S P ERA WHIP	IP WLS BF H R ER SO BB IBB HBP BLK WP HR S P ERA WHIP	IP WLS BF H R ER SO BB IBB HBP BLK WP HR S P ERA WHIP	IP WLS BF H R ER SO BB IBB HBP BLK WP HR S P ERA WHIP	IP WLS BF H R ER SO BB IBB HBP BLK WP HR S P ERA WHIP	IP WLS BF H R ER SO BB IBB HBP BLK WP HR S P ERA WHIP

Boston Red Sox @ California Angels
Anaheim Stadium, Anaheim, CA
Wed May 03 1967, 10:05 PM EDT
Att: 8,880 - Unknown

AB	30
R	2
H	4
RBI	1
BB	3
SO	6
LOB	11



Batter	1	2	3	4	5	6	7	8	9	AB	R	H	RBI	BB	SO	LOB	TOP			
Reggie Smith, S OBP: 0.307, SLG: 0.342 (1, 8)	4-0 SH BB		0-3 K		0-0 4-3			0-3 K	0-0 1-3 2-H 1B	4	0	1	1	1	2	1				
Mike Andrews, R OBP: 0.370, SLG: 0.488 (1, 4)	0-0 SH		0-3 K			0-0 F9		0-0 1B	0-3 K	4	0	1	0	0	2	2				
Carl Yastrzemski, L OBP: 0.337, SLG: 0.453 (1, 7)	0-3 K		0-0 E5			4-0 1B BB		0-0 F7		3	0	0	0	1	1	4				
George Scott, R OBP: 0.359, SLG: 0.370 (1, 3)	0-0 F3		0-0 F4			0-0 1B BB		0-3 K		4	0	1	0	0	1	5				
Dalton Jones, L OBP: 0.432, SLG: 0.515 (1, 5)	0-0 F9			0-0 F4		0-0 G4-6-3 1B			0-0 1B 1B	4	1	1	0	0	0	4				
Tony Conigliaro, R OBP: 0.328, SLG: 0.419 (1, 9)		0-0 CS 1B		0-0 5-3			0-0 4-3		0-0 1B 1B	2	0	1	0	0	0	0				
Jose Tartabull, L OBP: 0.344, SLG: 0.222 (6, 9)									1-2 1B	2	1	1	0	0	0	0				
Rico Petrocelli, R OBP: 0.405, SLG: 0.449 (1, 6)	0-3 K		0-0 F8				0-0 5-3		0-0 F4	4	0	0	0	0	1	3	AB 35			
Bob Tillman, R OBP: 0.111, SLG: 0.111 (1, 2)	0-0 PB 1B				0-0 F9		0-0 6-3		0-3 K	4	0	1	0	0	1	2	R 2			
Billy Rohr, L Lee Stange, R Tony Horton, R Galen Cisco, R Don Demeter, R Don McMahon, R George Thomas, R (1, 1) (3, 1) (5, PH) (5, 1) (8, PH) (8, 1) (9, PH)	0-3 K				0-0 F9			0-0 E6 1B	0-0 1B 1B	1	0	0	0	0	1	1	H 8			
Inning Stats	R: 0 E: 1 K: 1 S: 6	H: 0 LOB: 2 BB: 1 P: 10	R: 0 E: 0 K: 2 S: 8	H: 2 LOB: 1 BB: 0 P: 8	R: 0 E: 1 K: 2 S: 8	H: 0 LOB: 1 BB: 0 P: 8	R: 0 E: 0 K: 0 S: 3	H: 0 LOB: 0 BB: 0 P: 3	R: 0 E: 0 K: 0 S: 3	H: 1 LOB: 1 BB: 1 P: 7	R: 0 E: 0 K: 0 S: 3	H: 0 LOB: 0 BB: 0 P: 3	R: 0 E: 1 K: 2 S: 9	H: 1 LOB: 2 BB: 0 P: 9	R: 2 E: 0 K: 2 S: 11	H: 4 LOB: 2 BB: 0 P: 11	1B: 8 2B: 1 3B: 0 HR: 0	SF: 0 SAC: 1 DP: 2 HBP: 0	WP: 0 PB: 1 SB: 0 CS: 1	PA: 38
PITCHER	IP WLS BF H R ER SO BB IBB HBP BLK WP HR S P ERA WHIP	IP WLS BF H R ER SO BB IBB HBP BLK WP HR S P ERA WHIP																		
Mudcat Grant, R ERA: 4.56 (1, 1)	8.2 W 37 8 2 2 8	0.1 S 1 0 0 0 1																		
Al Worthington, R ERA: 1.88 (9, 1)	0.1 S 1 0 0 0 1																			

Boston Red Sox @ Minnesota Twins
Metropolitan Stadium, Bloomington, MI
Fri May 05 1967, 8:05 PM EDT
Att: 9,893 - Unknown

livebaseballscorecards.com
AB 35
R 2
H 8
RBI 2
BB 2
SO 9
LOB 22



Batter	1	2	3	4	5	6	7	8	9	AB	R	H	RBI	BB	SO	LOB	BOTTOM			
Cesar Tovar, R OBP: 0.313, SLG: 0.329 (1, 8)	0-0 5-3	0-0 F4		0-0 E S 1B		0-0 1-3				4	1	1	0	0	0	0				
Rod Carew, L OBP: 0.317, SLG: 0.345 (1, 4)	4-0 E 1B BB	0-0 3B 1B		0-3 K			0-0 1-3			3	1	1	0	1	1	1				
Zolio Versalles, R OBP: 0.375, SLG: 0.500 (1, 6)	0-0 E8 1-3 1B	0-0 1-H 3B		0-0 3-H 1B			0-0 1B			4	0	4	2	0	0	0				
Harmon Killebrew, R OBP: 0.400, SLG: 0.397 (1, 3)	0-0 F8	0-0 F8		0-3 K			0-3 K			4	0	0	0	0	2	5				
Bob Allison, R OBP: 0.342, SLG: 0.443 (1, 7)	0-0 1-3		4-0 4-3 BB		0-3 K		0-0 F7			3	0	0	0	1	1	3				
Andy Kosco, R OBP: 0.227, SLG: 0.200 (1, 9)		0-0 1B 2B	0-0 4-3		0-0 5-3			0-3 K		4	1	1	0	0	1	1				
Earl Batley, R OBP: 0.313, SLG: 0.250 (1, 2)		0-0 2-H 1B	0-3 K		0-0 F7			0-0 F4		4	1	1	1	0	1	1	AB 33			
Ron Clark, R OBP: 0.167, SLG: 0.412 (1, 5)		0-0 1-H HR	0-0 F3		0-0 E2 G2-6-3			0-0 6-3		4	1	1	2	0	0	1	R 5			
Mudcat Grant, R OBP: 0.111, SLG: 0.111 (1, 1)		0-0 4-3		0-0 6-3		0-0 G2-6-3				3	0	0	0	0	0	1	H 9			
Al Worthington, R (9, 1)										0	0	0	0	0	0	0	RBI 5			
Inning Stats	R: 0 E: 1 K: 0 S: 4	H: 1 LOB: 2 BB: 1 P: 8	R: 4 E: 0 K: 0 S: 8	H: 5 LOB: 1 BB: 0 P: 8	R: 0 E: 0 K: 1 S: 5	H: 0 LOB: 1 BB: 1 P: 9	R: 1 E: 0 K: 2 S: 9	H: 2 LOB: 1 BB: 0 P: 9	R: 0 E: 0 K: 1 S: 5	H: 0 LOB: 0 BB: 0 P: 5	R: 0 E: 1 K: 0 S: 3	H: 0 LOB: 0 BB: 0 P: 3	R: 0 E: 0 K: 1 S: 6	H: 1 LOB: 1 BB: 0 P: 6	R: 0 E: 0 K: 1 S: 5	H: 0 LOB: 0 BB: 0 P: 5	1B: 6 2B: 1 3B: 1 HR: 1	SF: 0 SAC: 0 DP: 1 HBP: 0	WP: 0 PB: 0 SB: 1 CS: 0	PA: 35
PITCHER	IP WLS BF H R ER SO BB IBB HBP BLK WP HR S P ERA WHIP	IP WLS BF H R ER SO BB IBB HBP BLK WP HR S P ERA WHIP																		
Billy Rohr, L ERA: 3.91 (1, 1)	2.0 L 14 6 4 4 0																			
Lee Stange, R ERA: 9.0 (3, 1)	2.0 8 2 1 1 3																			
Galen Cisco, R ERA: (5, 1)	3.0 10 1 0 0 2																			
Don McMahon, R ERA: 0.93 (8, 1)	1.0 3 0 0 0 1																			

Boston Red Sox @ Minnesota Twins
Metropolitan Stadium, Bloomington, MI
Fri May 05 1967, 8:05 PM EDT
Att: 9,893 - Unknown

livebaseballscorecards.com
AB 33
R 5
H 9
RBI 5
BB 2
SO 6
LOB 13



Batter	1	2	3	4	5	6	7	8	9	AB	R	H	RBI	BB	SO	LOB	TOP
Jose Tartabull, L (1,9) OBP: 0.361, SLG: 0.258	F7		5-3			6-3			1B	4	1	2	0	0	0	0	
Mike Andrews, R (1,4) OBP: 0.347, SLG: 0.455 Don Demeter, R (9,PH) OBP: 0.500, SLG: 0.500	K		4-3			6-3			1B	3	0	0	0	0	1	1	
Carl Yastrzemski, L (1,7) OBP: 0.333, SLG: 0.443	1B			5-3					F7	4	0	1	0	0	1	3	
George Scott, R (1,3) OBP: 0.368, SLG: 0.368	1B			4-3					1B	3	0	1	1	1	0	0	
Dalton Jones, L (1,5) OBP: 0.390, SLG: 0.472	K			4-3					SF7	3	0	0	1	0	1	2	
Rico Petrocelli, R (1,6) OBP: 0.386, SLG: 0.425		6-3							F7	4	0	0	0	0	1	1	
Reggie Smith, S (1,8) OBP: 0.297, SLG: 0.329		4-3				K			K	3	0	0	0	0	2	0	
Bob Tillman, R (1,2) OBP: 0.091, SLG: 0.091 Joe Foy, R (8,PH) OBP: 0.255, SLG: 0.196 Mike Ryan, R (8,2) OBP: 0.200, SLG: 0.200	F8					6-3			4-3	2	0	0	0	0	0	0	
Darrell Brandon, R (1,1) OBP: 0.333, SLG: 0.250 George Thomas, R (8,PH) OBP: 0.286, SLG: 0.263 Bill Landis, L (8,1)	F7					K			F8	2	0	0	0	0	1	0	
Inning Stats	R: 0 E: 0 K: 2 S: 8	H: 1 LOB: 2 BB: 1 P: 12	R: 0 E: 0 K: 0 S: 3	H: 0 LOB: 0 BB: 0 P: 3	R: 0 E: 0 K: 0 S: 3	H: 0 LOB: 0 BB: 0 P: 3	R: 0 E: 0 K: 1 S: 5	H: 1 LOB: 1 BB: 0 P: 8	R: 0 E: 0 K: 1 S: 5	H: 0 LOB: 0 BB: 0 P: 5	R: 0 E: 0 K: 1 S: 5	H: 0 LOB: 0 BB: 0 P: 5	R: 2 E: 0 K: 0 S: 6	H: 3 LOB: 1 BB: 0 P: 6	1B: 5 2B: 0 3B: 0 HR: 0	SF: 1 SAC: 0 DP: 0 HBP: 0	WP: 0 PA: 33 PB: 0 SB: 1 CS: 0
PITCHER Dean Chance, R (1,1) ERA: 3.09	IP: 9.0 WLS: W BF: 33 H: 5 R: 2 ER: 2 SO: 7 BB: 1 IBB: 0 HBP: 0 BLK: 0 WP: 0 HR: 0 S: 46 P: 50 ERA: 2.00 WHIP: 0.667											PITCHER	IP: 9.0 WLS: W BF: 33 H: 5 R: 2 ER: 2 SO: 7 BB: 1 IBB: 0 HBP: 0 BLK: 0 WP: 0 HR: 0 S: 46 P: 50 ERA: 2.00 WHIP: 0.667				

Boston Red Sox @ Minnesota Twins
Metropolitan Stadium, Bloomington, MI
Sat May 06 1967, 4:33 AM EDT
Att: 11,595 - Unknown

AB 31
R 2
H 5
RBI 2
BB 1
SO 7
LOB 7



Batter	1	2	3	4	5	6	7	8	9	AB	R	H	RBI	BB	SO	LOB	BOTTOM
Cesar Tovar, R (1,8) OBP: 0.333, SLG: 0.333	1B								E5	2	2	1	0	2	0	0	
Rod Carew, L (1,4) OBP: 0.328, SLG: 0.356	1B					FC4-6			1B	4	0	2	0	0	0	2	
Zolo Versalles, R (1,6) OBP: 0.395, SLG: 0.507	1B					K			1B	3	1	2	2	1	1	1	
Harmon Killebrew, R (1,3) OBP: 0.380, SLG: 0.371	K					G5-4-3			F7	4	0	0	0	0	1	3	
Bob Allison, R (1,7) OBP: 0.325, SLG: 0.415	K					4-3			F7	4	0	0	0	0	1	1	
Andy Kosco, R (1,9) OBP: 0.192, SLG: 0.167 Ted Uhlhaender, L (9,8) OBP: 0.273, SLG: 0.545	E5					F4			F8	4	0	0	0	0	0	1	
Ron Clark, R (1,5) OBP: 0.190, SLG: 0.550	F8					4-3			HR	3	1	1	1	0	0	2	
Earl Batley, R (1,2) OBP: 0.286, SLG: 0.226	K					5-3			F8	3	0	0	0	0	1	0	
Dean Chance, R (1,1)	G1					K			5-3	3	0	0	0	0	1	0	
Inning Stats	R: 2 E: 1 K: 2 S: 10	H: 2 LOB: 2 BB: 1 P: 14	R: 0 E: 0 K: 1 S: 6	H: 1 LOB: 1 BB: 0 P: 6	R: 0 E: 0 K: 0 S: 2	H: 0 LOB: 0 BB: 1 P: 6	R: 0 E: 0 K: 0 S: 3	H: 0 LOB: 0 BB: 0 P: 3	R: 0 E: 0 K: 0 S: 3	H: 0 LOB: 0 BB: 0 P: 3	R: 2 E: 1 K: 0 S: 6	H: 3 LOB: 2 BB: 0 P: 6	R: 0 E: 0 K: 0 S: 3	H: 0 LOB: 0 BB: 0 P: 3	1B: 5 2B: 1 3B: 0 HR: 1	SF: 0 SAC: 0 DP: 2 HBP: 0	WP: 0 PA: 33 PB: 1 SB: 0 CS: 2
PITCHER Darrell Brandon, R (1,1) ERA: 3.98 Bill Landis, L (8,1) ERA: 13.5	IP: 7.0 WLS: L BF: 30 H: 4 R: 4 ER: 2 SO: 5 BB: 3 IBB: 0 HBP: 0 BLK: 0 WP: 0 HR: 1 S: 37 P: 49 ERA: 2.57 WHIP: 1.286											PITCHER	IP: 7.0 WLS: L BF: 30 H: 4 R: 4 ER: 2 SO: 5 BB: 3 IBB: 0 HBP: 0 BLK: 0 WP: 0 HR: 1 S: 37 P: 49 ERA: 2.57 WHIP: 1.286				

Boston Red Sox @ Minnesota Twins
Metropolitan Stadium, Bloomington, MI
Sat May 06 1967, 4:33 AM EDT
Att: 11,595 - Unknown

AB 30
R 4
H 6
RBI 3
BB 3
SO 5
LOB 10



Batter	1	2	3	4	5	6	7	8	9	AB	R	H	RBI	BB	SO	LOB	TOP	
Jose Tartabull, L (1, 8) OBP: 0.364, SLG: 0.282	L6		F9			5-3		F8		4	0	0	0	0	0	0		
Mike Andrews, R (1, 4) OBP: 0.351, SLG: 0.462	E3 1B		F8			4-3		6-3		4	0	0	0	0	0	0		
Carl Yastrzemski, L (1, 7) OBP: 0.341, SLG: 0.446	F9			G5-4-3 1B			1B HR		4-3	4	1	2	0	0	0	1		
George Scott, R (1, 3) OBP: 0.390, SLG: 0.400				G5-4-3 1-2 1B			1B HR		F7	4	1	2	0	0	0	1		
Tony Conigliaro, R (1, 9) OBP: 0.338, SLG: 0.470	F3			K			1B HR			4	1	2	3	0	1	2		
Dalton Jones, L (1, 5) OBP: 0.356, SLG: 0.425		G3			F6		F9		4-3	4	0	0	0	0	0	1		
Rico Petrocelli, R (1, 6) OBP: 0.363, SLG: 0.395		K			F2		K			3	0	0	0	0	2	0		
Bob Tillman, R (1, 2) OBP: 0.167, SLG: 0.118		F7			5-3		6-3			3	0	0	0	0	0	0		
Jim Lonborg, R (1, 1) OBP: 0.154, SLG: 0.083			F3			K		K		1	0	0	0	0	0	0		
Bill Landis, L (5, 1)										0	0	0	0	0	0	0		
Galen Cisco, R (5, 1)										1	0	0	0	1	0	1		
Reggie Smith, S (8, PH)										1	0	0	0	1	1	0		
Don McMahon, R (8, 1)										0	0	0	0	0	0	0		
Inning Stats	R: 0 E: 1 K: 0 S: 5	H: 1 LOB: 2 BB: 0 P: 5	R: 0 E: 0 K: 1 S: 5	H: 0 LOB: 0 BB: 0 P: 5	R: 0 E: 0 K: 1 S: 3	H: 1 LOB: 0 BB: 0 P: 5	R: 0 E: 0 K: 1 S: 5	H: 0 LOB: 0 BB: 0 P: 3	R: 0 E: 0 K: 1 S: 5	H: 0 LOB: 0 BB: 0 P: 5	R: 3 E: 0 K: 1 S: 8	H: 3 LOB: 0 BB: 0 P: 8	R: 0 E: 0 K: 1 S: 5	H: 1 LOB: 1 BB: 0 P: 4	1B: 5 2B: 0 3B: 0 HR: 1	SF: 0 SAC: 0 DP: 1 HBP: 0	WP: 0 PB: 0 SB: 0 CS: 0	PA: 33
PITCHER	IP WLS BF H R ER SO BB IBB HBP BLK WP HR S P ERA WHIP																	
Lew Krausse, R (1, 1) ERA: 3.18	8.0 W 29 5 3 3 5 0 0 0 0 0 1 39 39 3.38 0.625																	
Jack Aker, R (9, 1) ERA: 2.79	1.0 S 4 1 0 0 0 0 0 0 0 0 0 0 4 4 0.00 1.000																	

Boston Red Sox @ Kansas City Athletics
Municipal Stadium, Kansas City, MO
Tue May 09 1967, 8:05 PM EDT
Unknown

AB 33
R 3
H 6
RBI 3
BB 0
SO 5
LOB 5



Batter	1	2	3	4	5	6	7	8	9	AB	R	H	RBI	BB	SO	LOB	BOTTOM			
Bert Campaneris, R (1, 6) OBP: 0.361, SLG: 0.353	E S 1B		3B 2B		S SH1-3 1B	F9		4-0 BB		4	1	3	1	1	0	1				
Rick Monday, L (1, 8) OBP: 0.297, SLG: 0.373	K 1-3		SH1-3 3B		SH1-3 1-2		G3-6-3 1B	K 3-4		4	1	2	1	0	2	4				
Roger Repoz, L (1, 7) OBP: 0.592, SLG: 0.556	K		SH1-3				G3-6-3			1	0	0	1	0	1	1				
Mike Hershberger, R (5, PH) OBP: 0.363, SLG: 0.391	K		SH1-3		S BB		1-2 3-4			1	0	0	0	1	0	1				
Danny Cater, R (1, 5) OBP: 0.326, SLG: 0.471	6-3		5-3		K 1-2 2-3		F6			4	0	0	0	0	1	3				
Ray Webster, L (1, 3) OBP: 0.318, SLG: 0.545		WP SF9 2B			F8			E4 F9 BB 1B		2	1	1	0	0	0	0				
Ed Charles, R (5, PH) OBP: 0.377, SLG: 0.263										1	0	1	0	1	0	0				
Allan Lewis, S (8, PR)										0	1	0	0	0	0	0				
Ossie Chavarria, R (9, 5) OBP: 0.357, SLG: 0.100										0	0	0	0	0	0	0				
Tim Talton, L (1, 2) OBP: 0.200, SLG: 0.154		F7			2B 1B		F4			2	0	1	0	0	0	1				
Joe Nosssek, R (5, PH) OBP: 0.235, SLG: 0.235										1	0	0	0	0	0	3				
Phil Roof, R (6, 2) OBP: 0.242, SLG: 0.241		2-3								1	0	0	0	0	1	1				
Jim Gosger, L (1, 9) OBP: 0.333, SLG: 0.333		SF9				6-3		F9		3	0	1	1	0	0	1				
Dick Green, R (1, 4) OBP: 0.240, SLG: 0.279		3-H K			2B		E6 FC9-6	BB S BB		3	0	0	0	1	1	2				
Lew Krausse, R (1, 1)					F6					3	0	0	0	0	1	3				
Ted Kubiak, S (8, PH)										0	0	0	0	1	0	0				
Jack Aker, R (9, 1) OBP: 0.200, SLG: 0.200						1-2		BB BB		0	0	0	0	0	0	0				
Inning Stats	R: 0 E: 0 K: 2 S: 8	H: 1 LOB: 1 BB: 0 P: 8	R: 1 E: 0 K: 1 S: 6	H: 1 LOB: 0 BB: 0 P: 6	R: 2 E: 0 K: 0 S: 5	H: 2 LOB: 0 BB: 0 P: 5	R: 0 E: 0 K: 1 S: 7	H: 2 LOB: 2 BB: 0 P: 7	R: 0 E: 0 K: 1 S: 6	H: 1 LOB: 3 BB: 2 P: 14	R: 0 E: 1 K: 0 S: 3	H: 0 LOB: 1 BB: 0 P: 4	R: 0 E: 0 K: 0 S: 3	H: 1 LOB: 0 BB: 0 P: 3	R: 1 E: 1 K: 2 S: 8	H: 1 LOB: 3 BB: 3 P: 20	1B: 5 2B: 3 3B: 1 HR: 0	SF: 1 SAC: 2 DP: 1 HBP: 0	WP: 1 PB: 0 SB: 4 CS: 0	PA: 38
PITCHER	IP WLS BF H R ER SO BB IBB HBP BLK WP HR S P ERA WHIP																			
Jim Lonborg, R (1, 1) ERA: 3.52	4.0 18 6 3 3 4 0 0 0 0 0 1 0 26 26 6.75 1.500																			
Bill Landis, L (5, 1) ERA: 9.0	0.2 5 1 0 0 1 1 1 0 0 0 0 0 5 13 0.00 3.000																			
Galen Cisco, R (5, 1)	2.1 8 1 0 0 0 0 0 0 0 0 0 0 8 8 0.00 0.429																			
Don McMahon, R (8, 1) ERA: 1.69	1.0 L 7 1 1 1 2 3 0 0 0 0 0 0 8 20 9.00 4.000																			

Boston Red Sox @ Kansas City Athletics
Municipal Stadium, Kansas City, MO
Tue May 09 1967, 8:05 PM EDT
Unknown

AB 30
R 4
H 9
RBI 4
BB 5
SO 7
LOB 21




Batter	1	2	3	4	5	6	7	8	9	AB	R	H	RBI	BB	SO	LOB	TOP								
Jose Tartabull, L (1, 8) OBP: 0.408, SLG: 0.293	4-0 F8-6-4 BB		0-3 K					4-0 BB BB	4-0 BB BB	2	1	1	0	3	1	0	Boston Red Sox @ Kansas City Athletics Municipal Stadium, Kansas City, MO Tue May 09 1967, 8:05 PM EDT Att: 7,708 - Unknown								
Joe Foy, R (1, 5) OBP: 0.282, SLG: 0.170	0-0 F8-6-4		0-0 F8				0-0 F9 1-2	4-0 BB BB	4-0 BB BB	3	1	0	1	2	0	2									
Carl Yastrzemski, L (1, 7) OBP: 0.344, SLG: 0.448	4-0 BB			0-0 F8			0-0 F8	0-0 F6	0-0 BB BB	4	0	1	3	1	0	3									
George Scott, R (1, 3) OBP: 0.378, SLG: 0.386	0-3 K			0-3 K			0-0 FC6-4 1B	0-0 F7	0-3 K	5	0	1	0	0	3	4									
Tony Conigliaro, R (1, 9) OBP: 0.333, SLG: 0.449		0-0 F9		0-0 1-3			0-3 K		4-0 SH3 1B BB	3	1	0	0	1	1	1									
Rico Petrocelli, R (1, 6) OBP: 0.368, SLG: 0.400		0-0 1B			0-0 F8		0-0 FC6-4 BB 1-2	0-0 1B SH3 BB	0-0 1B SH3 BB	4	1	2	0	0	0	1									
Mike Andrews, R (1, 4) OBP: 0.350, SLG: 0.444		0-0 F3			0-0 5-3		4-0 BB 1-2	0-0 SH3	0-0 1-2 2-3	2	0	0	0	1	0	1									
Mike Ryan, R (1, 2) OBP: 0.167, SLG: 0.167		0-0 5-3			0-0 F8		0-0 1-3	0-0 BB 2-3 3-H	0-0 BB 2B 1-3	2	0	0	0	0	0	1									
Dalton Jones, L (7, PH) OBP: 0.348, SLG: 0.415										1	0	0	0	0	0	2									
Bob Tillman, R (7, 2) OBP: 0.211, SLG: 0.167										1	1	1	1	0	0	0									
Jose Santiago, R (1, 1) OBP: 0.286, SLG: 0.326			0-3 K				0-3 K		0-0 1-3	2	0	0	0	0	2	0									
Reggie Smith, S (8, PH) OBP: 0.286, SLG: 0.326										1	0	0	0	0	1	0									
John Wyatt, R (8, 1) OBP: 0.400, SLG: 0.500										0	0	0	0	0	0	0									
Don Demeter, R (8, PH) OBP: 0.400, SLG: 0.500										1	0	0	0	0	2	0									
Dan Osinski, R (9, 1) OBP: 0.250, SLG: 0.250										0	0	0	0	0	0	0									
Inning Stats	R: 0 E: 0 K: 1 S: 4	H: 0 LOB: 1 BB: 2 P: 12	R: 0 E: 0 K: 0 S: 4	H: 1 LOB: 1 BB: 0 P: 4	R: 0 E: 0 K: 2 S: 7	H: 0 LOB: 0 BB: 0 P: 7	R: 0 E: 0 K: 1 S: 5	H: 0 LOB: 0 BB: 0 P: 5	R: 0 E: 0 K: 0 S: 3	H: 0 LOB: 0 BB: 0 P: 3	R: 0 E: 0 K: 1 S: 6	H: 1 LOB: 1 BB: 0 P: 6	R: 0 E: 0 K: 1 S: 6	H: 1 LOB: 2 BB: 1 P: 10	R: 0 E: 0 K: 1 S: 5	H: 0 LOB: 2 BB: 2 P: 13	R: 5 E: 0 K: 1 S: 8	H: 3 LOB: 1 BB: 3 P: 20	1B: 5 2B: 2 3B: 0 HR: 0	SF: 0 SAC: 1 DP: 1 HBP: 0	WP: 0 PB: 0 SB: 1 CS: 1	PA: 40			
PITCHER	IP	WLS	BF	H	R	ER	SO	BB	IBB	HBP	BLK	WP	HR	S	P	ERA	WHIP								
Chuck Dobson, R (1, 1) ERA: 5.01	7.1		29	3	0	0	7	5	0	0	0	0	0	38	58	0.00	1.091								
Paul Lindblad, L (8, 1) ERA: 3.95	0.1	1	0	0	0	0	0	0	0	0	0	0	0	1	1	0.00	0.000								
Jack Aker, R (8, 1) ERA: 4.87	1.0	L	8	2	5	5	0	3	0	0	0	0	0	5	17	45.00	5.000								
Bob Duliba, R (9, 1) ERA: 6.52	0.1		2	1	0	0	1	0	0	0	0	0	0	4	4	0.00	3.000								

AB 31
R 5
H 6
RBI 5
BB 8
SO 8
LOB 17



Batter	1	2	3	4	5	6	7	8	9	AB	R	H	RBI	BB	SO	LOB	BOTTOM								
Bert Campaneris, R (1, 6) OBP: 0.360, SLG: 0.352	0-0 K BB 1B		0-0 SH1-4 1-2		0-0 F4		0-0 F9			3	0	1	0	0	0	1	Boston Red Sox @ Kansas City Athletics Municipal Stadium, Kansas City, MO Tue May 09 1967, 8:05 PM EDT Att: 7,708 - Unknown								
Rick Monday, L (1, 8) OBP: 0.294, SLG: 0.355	4-0 1-2 BB		0-3 K			0-0 1-3		0-3 K		3	0	0	0	1	2	1									
Roger Repoz, L (1, 7) OBP: 0.364, SLG: 0.510	0-3 K 2-3		0-3 K			0-0 6-3		0-3 K		4	0	0	0	0	3	3									
Danny Cater, R (1, 5) OBP: 0.323, SLG: 0.462	0-0 F8			0-0 6-3		0-0 1B		0-0 5-3		4	0	1	0	0	0	1									
Ray Webster, L (1, 3) OBP: 0.269, SLG: 0.462		0-0 F5		0-0 6-3		0-0 F5		0-3 K		4	0	0	0	0	1	1									
Dick Green, R (1, 4) OBP: 0.241, SLG: 0.278		0-3 K		0-0 K S 1B		0-0 F6		0-0 6-3		4	0	1	0	0	1	0									
Jim Gosger, L (1, 9) OBP: 0.346, SLG: 0.425		0-0 HR		0-3 K 1-2		0-0 2B 1B		0-0 F9		4	2	2	1	0	1	1									
Phil Roof, R (1, 2) OBP: 0.250, SLG: 0.281		0-3 K			0-3 K		0-0 SH2-3 1-H 2B			3	0	1	1	0	2	0									
Chuck Dobson, R (1, 1) OBP: 0.143, SLG: 0.143			0-0 SH1-4		0-0 F7		0-0 SH2-3 2B			2	0	1	0	0	0	0									
Paul Lindblad, L (8, 1) OBP: 0.500, SLG: 0.500										0	0	0	0	0	0	0									
Jack Aker, R (8, 1) OBP: 0.200, SLG: 0.200										0	0	0	0	0	0	0									
Bob Duliba, R (9, 1) OBP: 0.200, SLG: 0.200										0	0	0	0	0	0	0									
Inning Stats	R: 0 E: 0 K: 1 S: 5	H: 1 LOB: 1 BB: 1 P: 9	R: 1 E: 0 K: 2 S: 8	H: 1 LOB: 0 BB: 0 P: 8	R: 0 E: 0 K: 2 S: 8	H: 1 LOB: 1 BB: 0 P: 8	R: 0 E: 0 K: 1 S: 6	H: 1 LOB: 1 BB: 0 P: 6	R: 0 E: 0 K: 0 S: 5	H: 0 LOB: 0 BB: 0 P: 5	R: 0 E: 0 K: 0 S: 4	H: 1 LOB: 1 BB: 0 P: 4	R: 1 E: 0 K: 0 S: 5	H: 2 LOB: 1 BB: 0 P: 5	R: 0 E: 0 K: 2 S: 7	H: 0 LOB: 0 BB: 0 P: 7		R: 0 E: 0 K: 1 S: 5	H: 0 LOB: 0 BB: 0 P: 5	1B: 5 2B: 1 3B: 0 HR: 1	SF: 0 SAC: 2 DP: 0 HBP: 0	WP: 0 PB: 0 SB: 1 CS: 0	PA: 34		
PITCHER	IP	WLS	BF	H	R	ER	SO	BB	IBB	HBP	BLK	WP	HR	S	P	ERA	WHIP								
Jose Santiago, R (1, 1) ERA: 2.45	7.0		28	7	2	2	7	1	0	0	0	0	0	41	45	2.57	1.143								
John Wyatt, R (8, 1) ERA: 0.69	1.0	W	3	0	0	0	2	0	0	0	0	0	0	7	7	0.00	0.000								
Dan Osinski, R (9, 1) ERA: 0.69	1.0	S	3	0	0	0	1	0	0	0	0	0	0	5	5	0.00	0.000								


AB 31
R 2
H 7
RBI 2
BB 1
SO 10
LOB 8



Batter	1	2	3	4	5	6	7	8	9	AB	R	H	RBI	BB	SO	LOB	TOP															
Jose Tartabull, L (1, 8) OBP: 0.415, SLG: 0.311 Reggie Smith, S (9, PH) OBP: 0.283, SLG: 0.322										4	1	2	0	0	0	2																
Joe Foy, R (1, 5) OBP: 0.257, SLG: 0.172										5	1	1	0	0	1	1																
Carl Yastrzemski, L (1, 7) OBP: 0.360, SLG: 0.478										3	1	2	1	1	1	0																
George Scott, R (1, 3) OBP: 0.372, SLG: 0.378										4	0	1	2	0	1	1																
Tony Conigliaro, R (1, 9) OBP: 0.329, SLG: 0.431										3	0	0	0	1	0	1																
Rico Petrocelli, R (1, 6) OBP: 0.384, SLG: 0.386										3	0	0	0	1	0	2																
Mike Andrews, R (1, 4) OBP: 0.344, SLG: 0.421										3	1	0	0	1	0	1																
Bob Tillman, R (1, 2) OBP: 0.304, SLG: 0.238										3	0	2	0	1	0	1																
Billy Rohr, L (1, 1) Hank Fischer, R (3, 1) Tony Horton, R (4, PH) Lee Stange, R (4, 1) Don McMahon, R (7, 1) Bill Landis, L (8, 1) Don Demeter, R (9, PH) OBP: 0.364, SLG: 0.455										0	0	0	0	0	0	0																
Inning Stats	R: 3 E: 0 K: 0 S: 6	H: 4 LOB: 0 BB: 0 P: 6	R: 0 E: 0 K: 0 S: 4	H: 2 LOB: 2 BB: 0 P: 4	R: 0 E: 0 K: 1 S: 5	H: 0 LOB: 0 BB: 0 P: 5	R: 1 E: 1 K: 0 S: 5	H: 2 LOB: 2 BB: 1 P: 9	R: 0 E: 0 K: 0 S: 3	H: 0 LOB: 0 BB: 0 P: 3	R: 0 E: 0 K: 0 S: 2	H: 0 LOB: 0 BB: 1 P: 6	R: 0 E: 0 K: 0 S: 3	H: 0 LOB: 1 BB: 1 P: 7	R: 0 E: 0 K: 2 S: 7	H: 0 LOB: 1 BB: 1 P: 11	1B: 7 2B: 3 3B: 0 HR: 0	SF: 0 SAC: 1 DP: 2 HBP: 0	WP: 1 PB: 0 SB: 0 CS: 0	PA: 39												
PITCHER	IP WLS BF H R ER SO BB IBB HBP BLK WP HR S P ERA WHIP																															
Blue Moon Odom, R (1, 1) ERA: 7.17 Paul Lindblad, L (7, 1) ERA: 3.07	6.0	27	9	4	4	2	2	0	0	0	1	0	29	37	6.00	1.833																

Boston Red Sox @ Kansas City Athletics
 Municipal Stadium, Kansas City, MO
 Wed May 10 1967, 8:05 PM EDT
 Att: 4,996 - Unknown


AB 32
 R 4
 H 9
 RBI 4
 BB 5
 SO 4
 LOB 11



Batter	1	2	3	4	5	6	7	8	9	AB	R	H	RBI	BB	SO	LOB	BOTTOM															
Bert Campaneris, R (1, 6) OBP: 0.352, SLG: 0.355										5	1	1	1	0	0	2																
Rick Monday, L (1, 8) OBP: 0.315, SLG: 0.418										5	2	3	3	0	1	1																
Mike Hershberger, R (1, 9) OBP: 0.222, SLG: 0.354 Allan Lewis, S (8, PH) Roger Repoz, L (9, 9) OBP: 0.354, SLG: 0.510										4	0	1	0	1	2	1																
Danny Cater, R (1, 3) OBP: 0.327, SLG: 0.453										4	1	1	1	1	0	2																
Ed Charles, R (1, 5) OBP: 0.378, SLG: 0.262										4	0	1	0	1	0	2																
Dick Green, R (1, 4) OBP: 0.282, SLG: 0.280										3	0	1	2	2	0	2																
Joe Nossek, R (1, 7) OBP: 0.222, SLG: 0.222 Jim Gosger, L (3, PH) OBP: 0.357, SLG: 0.419										1	0	0	0	0	0	1																
Phil Roof, R (1, 2) OBP: 0.263, SLG: 0.273 Tim Talton, L (7, PH) OBP: 0.185, SLG: 0.143										1	1	0	0	1	1	0																
Blue Moon Odom, R (1, 1) OBP: 0.667, SLG: 0.667 Ray Webster, L (6, PH) OBP: 0.259, SLG: 0.444 Paul Lindblad, L (7, 1) OBP: 0.333, SLG: 0.333										1	0	0	0	0	0	0																
Inning Stats	R: 0 E: 0 K: 0 S: 3	H: 0 LOB: 0 BB: 0 P: 3	R: 0 E: 1 K: 0 S: 4	H: 0 LOB: 1 BB: 0 P: 4	R: 3 E: 0 K: 1 S: 9	H: 4 LOB: 3 BB: 2 P: 17	R: 0 E: 0 K: 2 S: 8	H: 1 LOB: 1 BB: 0 P: 8	R: 0 E: 0 K: 0 S: 4	H: 1 LOB: 1 BB: 0 P: 4	R: 2 E: 0 K: 0 S: 6	H: 3 LOB: 2 BB: 1 P: 10	R: 2 E: 0 K: 0 S: 4	H: 1 LOB: 3 BB: 4 P: 20	1B: 9 2B: 1 3B: 0 HR: 1	SF: 0 SAC: 1 DP: 0 HBP: 0	WP: 1 PB: 0 SB: 2 CS: 0	PA: 43														
PITCHER	IP WLS BF H R ER SO BB IBB HBP BLK WP HR S P ERA WHIP																															
Billy Rohr, L (1, 1) ERA: 4.56 Hank Fischer, R (3, 1) ERA: 2.69 Lee Stange, R (4, 1) ERA: 6.52 Don McMahon, R (7, 1) ERA: 3.09 Bill Landis, L (8, 1) ERA: 7.71	2.2	14	4	3	3	1	1	0	0	0	0	0	1	5	0.00	3.000																
Blue Moon Odom, R (7, 1) ERA: 3.07	3.0	11	0	0	0	2	3	0	0	0	0	0	12	24	0.00	1.000																

Boston Red Sox @ Kansas City Athletics
 Municipal Stadium, Kansas City, MO
 Wed May 10 1967, 8:05 PM EDT
 Att: 4,996 - Unknown

AB 35
 R 7
 H 11
 RBI 7
 BB 7
 SO 4
 LOB 20



Batter	1	2	3	4	5	6	7	8	9	AB	R	H	RBI	BB	SO	LOB	TOP																					
Dick McAuliffe, L (1,4) OBP: 0.385, SLG: 0.431	G3		WP BB E BB 1-2		F9		1-3			3	1	0	0	1	0	1																						
Don Wert, R (1,5) OBP: 0.286, SLG: 0.229	F8		E WP BB 1-2 2-3		F2			L6		3	0	0	0	1	0	0																						
Al Kaline, R (1,9) OBP: 0.490, SLG: 0.667	1B		L6 G1-6-3 1-3 2-H 3-H		L6			E S SF9 BB		3	1	1	1	1	0	1																						
Willie Horton, R (1,7) OBP: 0.261, SLG: 0.350 Mickey Stanley, R (8,8) OBP: 0.316, SLG: 0.167	K		G1-6-3 1-2		K			SF9 1-H		3	0	0	1	0	2	3																						
Jim Northrup, L (1,8) OBP: 0.337, SLG: 0.389		4-3			F9			6-3		4	0	0	0	0	1	0																						
Norm Cash, L (1,3) OBP: 0.446, SLG: 0.388	F7				HR			E4 2B 1B		4	2	2	1	0	0	0																						
Bill Freehan, R (1,2) OBP: 0.462, SLG: 0.571	K				1-3			L6		4	0	1	1	0	1	0																						
Ray Oyler, R (1,6) OBP: 0.300, SLG: 0.230					F8			SH5-3 2-H		3	0	0	0	0	0	0																						
Earl Wilson, R (1,1) OBP: 0.286, SLG: 0.263 Fred Gladding, L (9,1)					6-3			SH5-3 2-3		2	1	0	0	1	1	1																						
			BB WP BB		6-3			K		0	0	0	0	0	0	0																						
Inning Stats	R: 0 E: 0 K: 1 S: 6	H: 1 LOB: 1 BB: 0 P: 6	R: 0 E: 0 K: 1 S: 5	H: 0 LOB: 0 BB: 0 P: 5	R: 2 E: 1 K: 0 S: 3	H: 0 LOB: 1 BB: 3 P: 15	R: 1 E: 0 K: 0 S: 4	H: 1 LOB: 0 BB: 0 P: 4	R: 0 E: 0 K: 2 S: 7	H: 0 LOB: 0 BB: 0 P: 7	R: 1 E: 1 K: 1 S: 7	H: 2 LOB: 1 BB: 0 P: 7	R: 1 E: 0 K: 0 S: 3	H: 0 LOB: 0 BB: 1 P: 7	R: 0 E: 0 K: 0 S: 3	H: 0 LOB: 0 BB: 0 P: 3	1B: 2 2B: 1 3B: 0 HR: 1	SF: 1 SAC: 1 DP: 1 HBP: 0	WP: 1 PB: 0 SB: 1 CS: 0	PA: 35																		
PITCHER	IP	WLS	BF	H	R	ER	SO	BB	IBB	HBP	BLK	WP	HR	S	P	ERA	WHIP	PITCHER				IP	WLS	BF	H	R	ER	SO	BB	IBB	HBP	BLK	WP	HR	S	P	ERA	WHIP
Darrell Brandon, R (1,1) ERA: 3.96	7.0	L	28	4	4	3	5	3	0	0	0	1	1	35	47	3.86	1.000																					
John Wyatt, R (8,1) ERA:	2.0		7	0	1	0	0	1	0	0	0	0	0	6	10	0.00	0.500																					

Detroit Tigers @ Boston Red Sox
Fenway Park, Boston, MA
Fri May 12 1967, 7:05 PM EDT
Att: 15,564 - Unknown

AB 29
R 5
H 4
RBI 4
BB 4
SO 5
LOB 6



Batter	1	2	3	4	5	6	7	8	9	AB	R	H	RBI	BB	SO	LOB	BOTTOM																					
Jose Tartabull, L (1,8) OBP: 0.379, SLG: 0.280	5-3		F8		FC1-6 1B 1-2			1-3	L6	5	1	0	0	0	0	3																						
Joe Foy, R (1,5) OBP: 0.253, SLG: 0.175	5-3				F7 1-H			L4	6-3	5	0	1	1	0	0	2																						
Carl Yastrzemski, L (1,7) OBP: 0.365, SLG: 0.473					1B FC6-4			E4		3	1	1	0	1	0	1																						
George Scott, R (1,3) OBP: 0.367, SLG: 0.372	1-3				FC6-4 1B			1-3		4	0	1	0	0	0	2																						
Tony Conigliaro, R (1,9) OBP: 0.337, SLG: 0.434					FC6-4 BB 1-2 3-H			6-3		4	1	2	1	0	0	1																						
Rico Petrocelli, R (1,6) OBP: 0.366, SLG: 0.378					G6-4-3 1B			6-3		4	1	2	1	0	0	1																						
Mike Andrews, R (1,4) OBP: 0.328, SLG: 0.400 Dalton Jones, L (9, PH) OBP: 0.362, SLG: 0.415	K				G6-4-3 1-2			1-4-3		2	1	0	0	2	0	1																						
Bob Tillman, R (1,2) OBP: 0.269, SLG: 0.208 Tony Horton, R (9, PH) OBP: 0.207, SLG: 0.286					FC6 1-2			F8		3	0	0	0	0	1	2																						
Bob Tillman, R (1,2) OBP: 0.269, SLG: 0.208 Tony Horton, R (9, PH) OBP: 0.207, SLG: 0.286					L9			K		3	0	0	0	0	2	0																						
Darrell Brandon, R (1,1) OBP: 0.273, SLG: 0.200 Reggie Smith, S (7, PH) OBP: 0.280, SLG: 0.318 John Wyatt, R (8,1) Don Demeter, R (9, PH) OBP: 0.417, SLG: 0.500					K			K		1	0	0	1	0	0	2																						
					K			K		0	0	0	0	0	0	0																						
					E5 FC1-6			K		1	0	1	1	0	0	0																						
								K		1	0	1	1	0	0	0																						
Inning Stats	R: 0 E: 0 K: 0 S: 3	H: 0 LOB: 1 BB: 1 P: 7	R: 0 E: 0 K: 1 S: 5	H: 1 LOB: 0 BB: 0 P: 5	R: 0 E: 0 K: 1 S: 5	H: 0 LOB: 0 BB: 0 P: 5	R: 1 E: 0 K: 0 S: 5	H: 2 LOB: 2 BB: 1 P: 9	R: 1 E: 1 K: 1 S: 7	H: 1 LOB: 1 BB: 0 P: 7	R: 0 E: 0 K: 2 S: 7	H: 0 LOB: 0 BB: 0 P: 7	R: 0 E: 1 K: 0 S: 4	H: 0 LOB: 1 BB: 0 P: 4	R: 2 E: 0 K: 0 S: 5	H: 2 LOB: 2 BB: 2 P: 13	1B: 6 2B: 0 3B: 0 HR: 0	SF: 0 SAC: 0 DP: 1 HBP: 0	WP: 0 PB: 0 SB: 0 CS: 0	PA: 38																		
PITCHER	IP	WLS	BF	H	R	ER	SO	BB	IBB	HBP	BLK	WP	HR	S	P	ERA	WHIP	PITCHER				IP	WLS	BF	H	R	ER	SO	BB	IBB	HBP	BLK	WP	HR	S	P	ERA	WHIP
Earl Wilson, R (1,1) ERA: 2.45	8.0	W	33	5	4	3	5	3	0	0	0	0	0	40	52	3.38	1.000																					
Fred Gladding, R (9,1) ERA:	1.0	S	5	1	0	0	0	1	0	0	0	0	0	4	8	0.00	2.000																					

Detroit Tigers @ Boston Red Sox
Fenway Park, Boston, MA
Fri May 12 1967, 7:05 PM EDT
Att: 15,564 - Unknown

AB 34
R 4
H 6
RBI 4
BB 4
SO 5
LOB 14



Batter	1	2	3	4	5	6	7	8	9	AB	R	H	RBI	BB	SO	LOB	TOP					
Dick McAuliffe, L (1,4) OBP: 0.392, SLG: 0.469										5	2	2	2	0	1	3						
Don Wert, R (1,5) OBP: 0.284, SLG: 0.255										5	1	2	1	0	2	1						
Al Kaline, R (1,9) OBP: 0.460, SLG: 0.628										4	0	1	1	0	1	0						
Willie Horton, R (1,7) OBP: 0.364, SLG: 0.448										5	0	2	0	0	1	1						
Jim Northrup, L (1,8) OBP: 0.352, SLG: 0.414										4	0	0	0	1	1	3						
Norm Cash, L (1,3) OBP: 0.436, SLG: 0.387										3	1	1	0	1	2	2						
Bill Freehan, R (1,2) OBP: 0.451, SLG: 0.571										4	0	0	0	0	1	3						
Ray Oyler, R (1,6) OBP: 0.316, SLG: 0.284										3	1	3	1	0	0	0						
Dick Tracewski, R (7,6) OBP: 0.226, SLG: 0.429										1	0	0	0	0	1	1						
Denny McLain, R (1,1) George Korince, R (5,1) Gates Brown, L (6,PH) Larry Sherry, R (6,1) Jerry Lumpe, L (8,PH) Johnny Podres, L (8,1)										1	0	0	0	0	0	1						
Inning Stats	R: 1 E: 0 K: 1 S: 6	H: 1 LOB: 0 BB: 0 P: 6	R: 0 E: 0 K: 1 S: 5	H: 0 LOB: 0 BB: 0 P: 5	R: 0 E: 0 K: 1 S: 6	H: 1 LOB: 1 BB: 0 P: 6	R: 0 E: 0 K: 1 S: 6	H: 1 LOB: 2 BB: 1 P: 10	R: 2 E: 0 K: 0 S: 9	H: 4 LOB: 2 BB: 0 P: 9	R: 1 E: 0 K: 0 S: 5	H: 2 LOB: 1 BB: 0 P: 5	R: 0 E: 0 K: 2 S: 8	H: 1 LOB: 2 BB: 1 P: 12	R: 0 E: 1 K: 1 S: 6	H: 0 LOB: 1 BB: 0 P: 6	R: 1 E: 0 K: 2 S: 8	H: 1 LOB: 0 BB: 0 P: 8	1B: 6 2B: 3 3B: 0 HR: 2	SF: 1 SAC: 1 DP: 0 HBP: 0	WP: 0 PB: 0 SB: 0 CS: 0	PA: 41
PITCHER	IP WLS BF H R ER SO BB IBB HBP BLK WP HR S P ERA WHIP																					
Jim Lonborg, R (1,1) ERA: 3.86	6.0 W 28 9 4 4 5 1 0 0 0 0 1 37 41 6.00 1.667																					
Hank Fischer, R (7,1) ERA: 2.7	3.0 S 13 2 1 1 5 1 0 0 0 0 0 1 22 26 3.00 1.000																					

Detroit Tigers @ Boston Red Sox
Fenway Park, Boston, MA
Sun May 14 1967, 3:33 AM EDT
Unknown

AB	37
R	5
H	11
RBI	5
BB	2
SO	10
LOB	17



Batter	1	2	3	4	5	6	7	8	9	AB	R	H	RBI	BB	SO	LOB	BOTTOM					
Jose Tartabull, L (1,8) OBP: 0.343, SLG: 0.259										4	0	0	0	0	1	3						
Joe Foy, R (1,5) OBP: 0.274, SLG: 0.239										3	1	0	0	1	2	0						
Carl Yastrzemski, L (1,7) OBP: 0.372, SLG: 0.485										3	2	1	1	1	1	0						
George Scott, R (1,3) OBP: 0.354, SLG: 0.391										4	0	2	3	0	1	0						
Tony Conigliaro, R (1,9) OBP: 0.359, SLG: 0.458										3	1	1	0	1	0	2						
Rico Petrocelli, R (1,6) OBP: 0.402, SLG: 0.485										3	3	2	3	0	0	1						
Mike Andrews, R (1,4) OBP: 0.324, SLG: 0.369										1	0	0	0	2	0	1						
Mike Ryan, R (1,2) OBP: 0.400, SLG: 0.444										4	1	3	1	0	0	1						
Jim Lonborg, R (1,1) OBP: 0.133, SLG: 0.071										2	0	0	0	0	1	2						
Dalton Jones, L (6,PH) Hank Fischer, R (7,1) OBP: 0.143, SLG: 0.143										1	0	0	0	0	0	1						
Inning Stats	R: 1 E: 0 K: 1 S: 6	H: 1 LOB: 0 BB: 0 P: 6	R: 2 E: 0 K: 1 S: 6	H: 2 LOB: 2 BB: 2 P: 14	R: 0 E: 0 K: 2 S: 7	H: 0 LOB: 0 BB: 0 P: 7	R: 0 E: 0 K: 0 S: 3	H: 1 LOB: 0 BB: 0 P: 3	R: 3 E: 0 K: 0 S: 5	H: 2 LOB: 1 BB: 2 P: 13	R: 1 E: 1 K: 1 S: 6	H: 1 LOB: 1 BB: 0 P: 7	R: 0 E: 0 K: 1 S: 6	H: 1 LOB: 1 BB: 0 P: 6	R: 1 E: 0 K: 1 S: 5	H: 1 LOB: 0 BB: 1 P: 9	R: 1 E: 0 K: 1 S: 5	H: 1 LOB: 0 BB: 1 P: 9	1B: 2 2B: 3 3B: 1 HR: 3	SF: 0 SAC: 1 DP: 1 HBP: 1	WP: 2 PB: 0 SB: 0 CS: 1	PA: 37
PITCHER	IP WLS BF H R ER SO BB IBB HBP BLK WP HR S P ERA WHIP																					
Denny McLain, R (1,1) ERA: 5.77	4.2 L 22 6 6 6 4 4 0 0 0 0 0 0 26 42 11.57 2.143																					
George Korince, R (5,1) ERA	0.1 1 0 0 0 0 0 0 0 0 0 0 1 1 0.00 0.000																					
Larry Sherry, R (6,1) ERA: 5.19	2.0 9 2 1 1 2 0 0 1 0 0 0 12 13 4.50 1.000																					
Johnny Podres, L (8,1) ERA: 4.5	1.0 4 1 1 1 1 1 0 0 0 0 1 1 5 9 9.00 2.000																					

Detroit Tigers @ Boston Red Sox
Fenway Park, Boston, MA
Sun May 14 1967, 3:33 AM EDT
Unknown

AB	29
R	8
H	9
RBI	8
BB	5
SO	7
LOB	12



Batter	1	2	3	4	5	6	7	8	9	AB	R	H	RBI	BB	SO	LOB	TOP										
Max Alvis, R OBP: 0.284, SLG: 0.380 (1, 5)	F5		WP 2B		K			K		4	0	1	0	0	2	3	Cleveland Indians @ Boston Red Sox Fenway Park, Boston, MA Fri May 19 1967, 7:05 PM EDT Att: 15,354 - Unknown										
Chuck Hinton, R OBP: 0.328, SLG: 0.367 (1, 8) (8, 7) (9, 9)	HR BB		F9				K	K		3	1	0	0	1	2	3											
Leon Wagner, L OBP: 0.299, SLG: 0.433 Vic Davalillo, L OBP: 0.261, SLG: 0.292 (1, 7) (8, 8)	HR		F2				3-1	K		4	1	1	2	0	1	3											
Rocky Colavito, R OBP: 0.404, SLG: 0.409 (1, 9) (9, 7)	F5				K			K		4	0	0	0	0	3	0											
Fred Whitfield, L OBP: 0.344, SLG: 0.444 Chico Salmon, R OBP: 0.276, SLG: 0.259 (1, 3) (9, PR) (9, 3)	K				K2-4-2 1B			F6		4	0	2	0	0	1	0											
Joe Azcue, R OBP: 0.395, SLG: 0.455 (1, 2)			F9		K2-4-2 1-2			6-3		4	0	0	0	0	1	2											
Pedro Gonzalez, R OBP: 0.306, SLG: 0.324 (1, 4)			F2					F3		4	0	0	0	0	1	2											
Larry Brown, R OBP: 0.327, SLG: 0.329 (1, 6)			6-3					E6 SH2-4		2	0	0	0	1	0	0											
Gary Bell, R Orlando Pena, R (1, 1) (9, 1)					K			SH2-4		1	0	0	0	0	1	0											
								SH		0	0	0	0	0	0	0	C										
Inning Stats	R: 2 E: 0 K: 1 S: 6	H: 1 LOB: 0 BB: 1 P: 10	R: 0 E: 0 K: 0 S: 3	H: 0 LOB: 0 BB: 0 P: 3	R: 0 E: 0 K: 1 S: 6	H: 1 LOB: 1 BB: 0 P: 6	R: 0 E: 0 K: 2 S: 7	H: 1 LOB: 1 BB: 0 P: 7	R: 0 E: 1 K: 1 S: 6	H: 0 LOB: 1 BB: 0 P: 6	R: 0 E: 0 K: 2 S: 7	H: 0 LOB: 0 BB: 0 P: 7	R: 0 E: 0 K: 0 S: 3	H: 0 LOB: 2 BB: 1 P: 14	R: 0 E: 0 K: 2 S: 8	H: 1 LOB: 2 BB: 0 P: 8		1B: 2 2B: 2 3B: 0 HR: 1	SF: 0 SAC: 2 DP: 1 HBP: 0	WP: 1 PB: 0 SB: 1 CS: 0	PA: 34						
PITCHER Jim Lonborg, R ERA: 3.54 (1, 1)	IP 9.0	WLS W	BF 34	H 4	R 2	ER 2	SO 12	BB 2	IBB 0	HBP 0	BLK 0	WP 1	HR 1	S 56	P 64	ERA 2.00	WHIP 0.667										

Batter	1	2	3	4	5	6	7	8	9	AB	R	H	RBI	BB	SO	LOB	BOTTOM										
Reggie Smith, S OBP: 0.279, SLG: 0.333 (1, 8)	F6		F8		F8		K		HR 1B 3B	5	1	1	1	0	1	2	Cleveland Indians @ Boston Red Sox Fenway Park, Boston, MA Fri May 19 1967, 7:05 PM EDT Att: 15,354 - Unknown										
Mike Andrews, R OBP: 0.337, SLG: 0.350 Tony Horton, R OBP: 0.226, SLG: 0.300 (1, 4) (9, PH)	K		F7		F7		BB		HR 1B	3	0	0	0	1	1	1											
Carl Yastrzemski, L OBP: 0.389, SLG: 0.591 (1, 7)	2B		FC6-4 1B				4-3			4	0	2	0	0	1	2											
George Scott, R OBP: 0.385, SLG: 0.456 (1, 3)	BB		FC6-4 1-2				F8		SH1-3 1B	3	0	1	0	1	0	1											
Don Demeter, R OBP: 0.440, SLG: 0.708 (1, 9)	K				5-3			SH1-3		3	0	1	0	0	1	2											
Rico Petrocelli, R OBP: 0.396, SLG: 0.473 (1, 6)			K		5-3		F9		F6	4	0	0	0	0	1	2											
Joe Foy, R OBP: 0.277, SLG: 0.314 (1, 5)			F6		K			6-3		4	1	1	1	0	1	1											
Mike Ryan, R OBP: 0.417, SLG: 0.455 Jose Tartabull, L OBP: 0.342, SLG: 0.266 (1, 2) (9, PH)			1B				F3		SH1-4 3B 1B	3	0	2	0	0	0	0											
Jim Lonborg, R OBP: 0.167, SLG: 0.118 Dalton Jones, L OBP: 0.365, SLG: 0.400 (1, 1) (9, PH)			K		FC1-5 2B			BB 1B	SH1-4	3	0	1	0	0	1	2											
										0	0	0	0	0	0	0	Red Sox										
Inning Stats	R: 0 E: 0 K: 2 S: 8	H: 1 LOB: 2 BB: 1 P: 12	R: 0 E: 0 K: 2 S: 8	H: 1 LOB: 1 BB: 0 P: 8	R: 0 E: 0 K: 0 S: 4	H: 1 LOB: 1 BB: 0 P: 4	R: 0 E: 0 K: 1 S: 5	H: 0 LOB: 0 BB: 0 P: 5	R: 0 E: 0 K: 0 S: 4	H: 1 LOB: 1 BB: 0 P: 4	R: 1 E: 0 K: 1 S: 7	H: 2 LOB: 2 BB: 1 P: 11	R: 0 E: 0 K: 0 S: 4	H: 1 LOB: 1 BB: 0 P: 4	R: 2 E: 0 K: 0 S: 4	H: 3 LOB: 1 BB: 0 P: 4		1B: 6 2B: 3 3B: 1 HR: 1	SF: 0 SAC: 2 DP: 0 HBP: 0	WP: 0 PB: 0 SB: 0 CS: 0	PA: 38						
PITCHER Gary Bell, R ERA: 3.32 Orlando Pena, R ERA: 4.5 (1, 1) (9, 1)	IP 8.1	WLS L	BF 37	H 10	R 3	ER 3	SO 7	BB 2	IBB 0	HBP 0	BLK 0	WP 0	HR 1	S 49	P 57	ERA 3.24	WHIP 1.440										

Batter	1	2	3	4	5	6	7	8	9	AB	R	H	RBI	BB	SO	LOB	TOP							
Max Alvis, R OBP: 0.280, SLG: 0.357 (1, 5)	F2		F2		G5-6-3			SH3-4 HBP		3	0	0	0	0	0	2								
Pedro Gonzalez, R OBP: 0.276, SLG: 0.293 (1, 3)	K			F4		E6		SH3-4		3	0	0	0	0	1	0								
Chuck Hinton, R OBP: 0.336, SLG: 0.388 (1, 8) (8, 9)	6-3			FC6-4 1B		F9		3-1 IBB		3	0	1	0	1	0	1								
Rocky Colavito, R OBP: 0.213, SLG: 0.360 (8, PH)			F3		F8			3-1		2	0	0	0	1	0	1								
Leon Wagner, L OBP: 0.292, SLG: 0.446 (8, PH)										1	0	0	1	0	0	2								
Vic Davallilo, L OBP: 0.266, SLG: 0.308 (8, 8)										0	0	0	0	0	0	0								
Joe Azcue, R OBP: 0.340, SLG: 0.475 (1, 2)	6-3		FC6-4		L3			F9		4	0	0	0	0	0	5								
Chico Salmon, R OBP: 0.273, SLG: 0.290 (1, 7)	1-3									4	1	1	0	0	1	0								
Gus Gil, R OBP: 0.213, SLG: 0.203 (8, PH)			F6		SH					2	1	0	0	0	0	0								
Lee Mays, L OBP: 0.300, SLG: 0.481 (8, PH)					E			1-3		1	0	0	0	0	0	0								
Larry Brown, R OBP: 0.314, SLG: 0.337 (8, PH)			F8		F3			F4		3	0	0	0	0	0	1								
Fred Whitfield, L OBP: 0.347, SLG: 0.447 (8, PH)								F7		1	0	0	0	0	0	0								
Sonny Siebert, R OBP: 0.333, SLG: 0.800 (1, 1)					E2					3	1	2	0	0	0	0								
					G5-6-3			SH3-4 3-1																
Inning Stats	R: 0 E: 0 K: 1 S: 5	H: 0 LOB: 0 BB: 0 P: 5	R: 0 E: 0 K: 0 S: 3	H: 0 LOB: 0 BB: 0 P: 3	R: 0 E: 0 K: 0 S: 4	H: 1 LOB: 1 BB: 0 P: 4	R: 0 E: 0 K: 0 S: 4	H: 1 LOB: 1 BB: 0 P: 4	R: 2 E: 2 K: 0 S: 5	H: 1 LOB: 0 BB: 0 P: 5	R: 0 E: 1 K: 0 S: 3	H: 0 LOB: 0 BB: 1 P: 7	R: 0 E: 0 K: 0 S: 3	H: 0 LOB: 0 BB: 0 P: 3	R: 1 E: 0 K: 0 S: 4	H: 1 LOB: 2 BB: 1 P: 9	R: 0 E: 0 K: 1 S: 5	H: 0 LOB: 0 BB: 0 P: 5	1B: 1 2B: 3 3B: 1 HR: 0	SF: 0 SAC: 2 DP: 2 HBP: 1	WP: 0 PB: 0 SB: 0 CS: 0	PA: 35		
PITCHER	IP	WLS	BF	H	R	ER	SO	BB	IBB	HBP	BLK	WP	HR	S	P	ERA	WHIP							
Billy Rohr, L ERA: 3.78 (1, 1)	7.1		30	4	3	1	1	1	1	1	0	0	0	29	38	1.23	0.682							
John Wyatt, R ERA: 3.8 (8, 1)	0.2	W	2	0	0	0	0	0	0	0	0	0	0	2	2	0.00	0.000							
Lee Stange, R ERA: 4.97 (8, 1)	1.0	S	3	0	0	0	1	0	0	0	0	0	0	5	5	0.00	0.000							

Cleveland Indians @ Boston Red Sox
Fenway Park, Boston, MA
Sun May 21 1967, 3:33 AM EDT
Unknown

AB 30
R 3
H 4
RBI 1
BB 2
SO 2
LOB 12



Batter	1	2	3	4	5	6	7	8	9	AB	R	H	RBI	BB	SO	LOB	BOTTOM							
Jose Tartabull, L OBP: 0.333, SLG: 0.254 (1, 9)	4-3		6-3		F7			FC1-6 1B		4	0	1	0	0	0	1								
Reggie Smith, S OBP: 0.292, SLG: 0.330 (1, 8)	K							FC1-6 3B		4	1	1	0	0	2	2								
Carl Yastrzemski, L OBP: 0.379, SLG: 0.577 (1, 7)	F7		F7					HR 3B		4	1	1	2	0	0	1								
George Scott, R OBP: 0.381, SLG: 0.464 (1, 3)					F8			HR		4	1	1	2	0	1	0								
Rico Petrocelli, R OBP: 0.380, SLG: 0.446 (1, 6)					F2			HR		4	0	0	0	0	0	0								
Joe Foy, R OBP: 0.284, SLG: 0.304 (9, 1)					5-3			F8		3	0	0	0	1	0	1								
Lee Stange, R (9, 1)								5-3		0	0	0	0	0	0	0								
Mike Andrews, R OBP: 0.354, SLG: 0.372 (1, 4)										3	0	2	0	0	0	1								
Mike Ryan, R OBP: 0.386, SLG: 0.385 (1, 2)										3	0	0	0	0	0	4								
Billy Rohr, L (1, 1)										2	0	0	0	0	2	1								
John Wyatt, R (8, 1)										0	0	0	0	0	0	0								
Dalton Jones, L OBP: 0.382, SLG: 0.438 (8, 5)								FC1-6 1B 3B		1	1	1	0	0	0	0								
Inning Stats	R: 0 E: 0 K: 1 S: 5	H: 0 LOB: 0 BB: 0 P: 5	R: 0 E: 1 K: 1 S: 7	H: 1 LOB: 2 BB: 0 P: 7	R: 0 E: 0 K: 1 S: 6	H: 1 LOB: 1 BB: 0 P: 6	R: 0 E: 0 K: 0 S: 3	H: 0 LOB: 0 BB: 0 P: 3	R: 0 E: 0 K: 0 S: 6	H: 1 LOB: 1 BB: 0 P: 6	R: 0 E: 0 K: 1 S: 5	H: 0 LOB: 0 BB: 0 P: 5	R: 0 E: 0 K: 0 S: 3	H: 0 LOB: 1 BB: 1 P: 7	R: 4 E: 0 K: 0 S: 7	H: 4 LOB: 0 BB: 0 P: 7	R: 0 E: 0 K: 1 S: 5	H: 0 LOB: 0 BB: 0 P: 5	1B: 4 2B: 1 3B: 1 HR: 1	SF: 0 SAC: 0 DP: 0 HBP: 0	WP: 0 PB: 0 SB: 0 CS: 0	PA: 33		
PITCHER	IP	WLS	BF	H	R	ER	SO	BB	IBB	HBP	BLK	WP	HR	S	P	ERA	WHIP							
Sonny Siebert, R ERA: 2.34 (1, 1)	8.0	L	33	7	4	4	5	1	0	0	0	0	1	42	46	4.50	1.000							


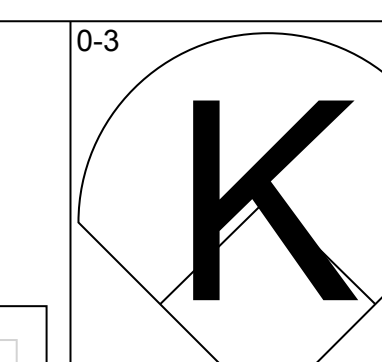
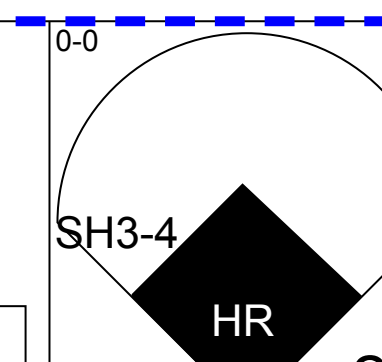
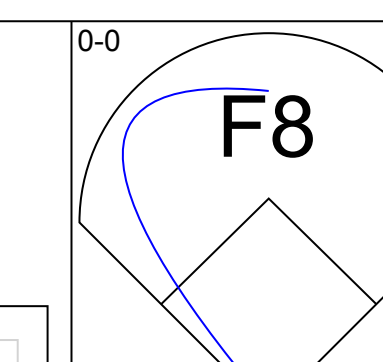
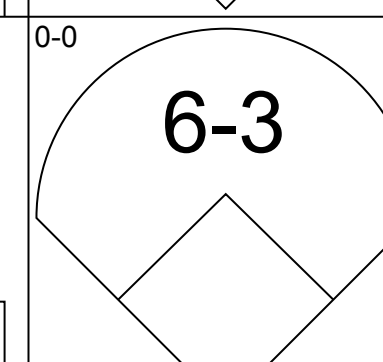
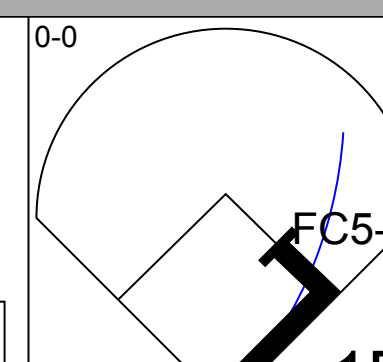
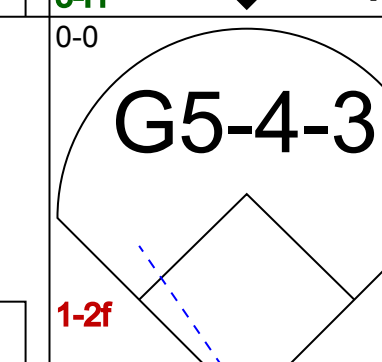
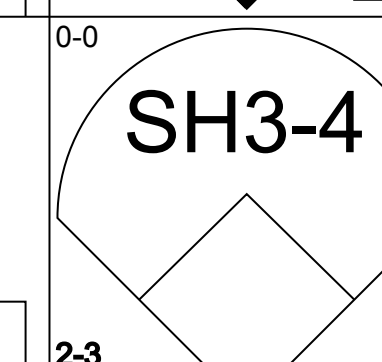
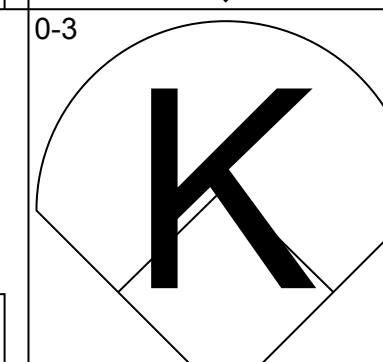
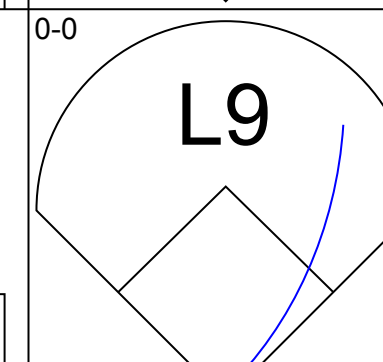
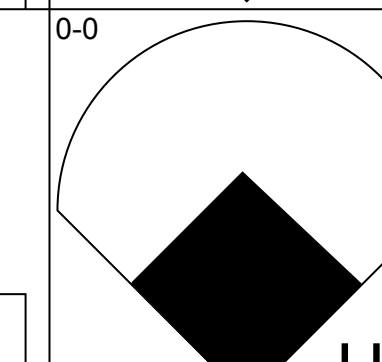
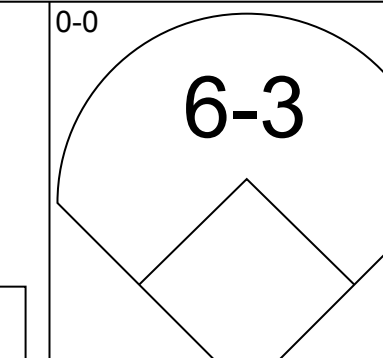
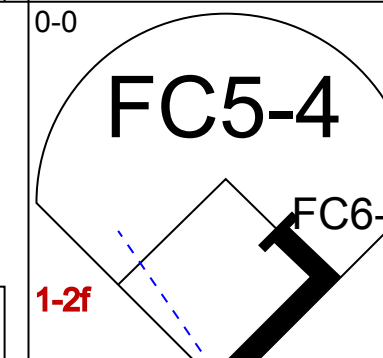
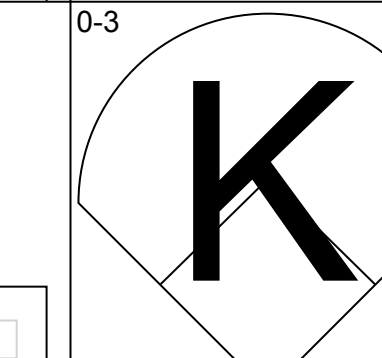
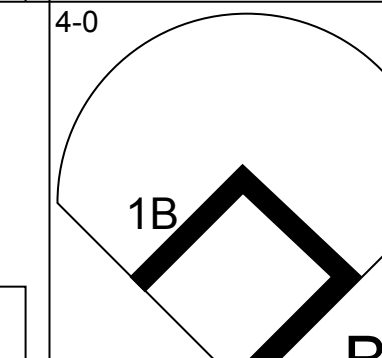
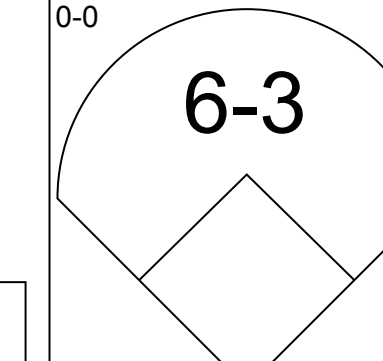
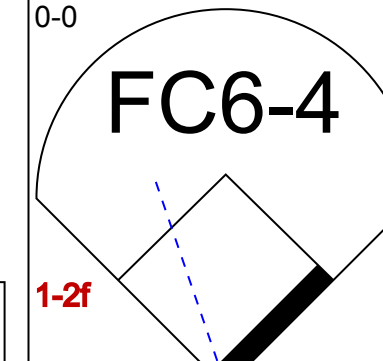
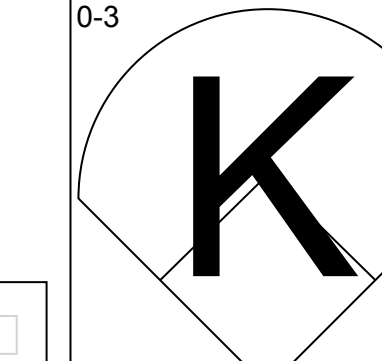
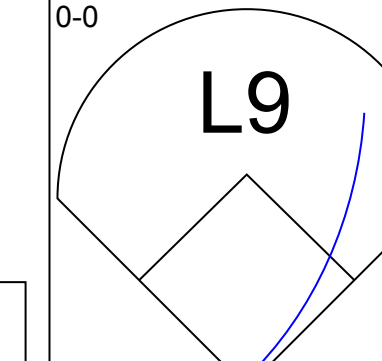
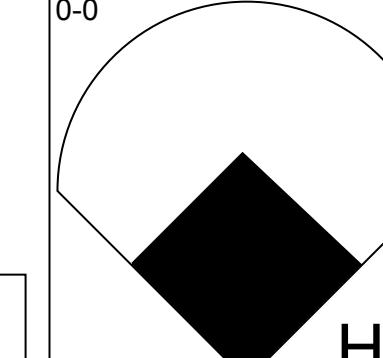
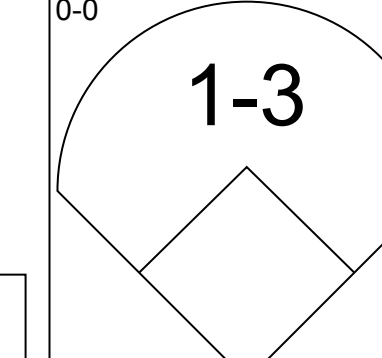
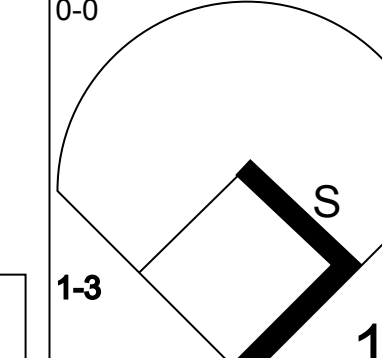

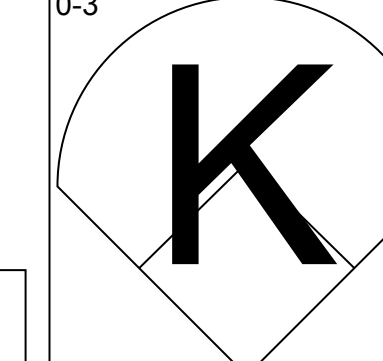
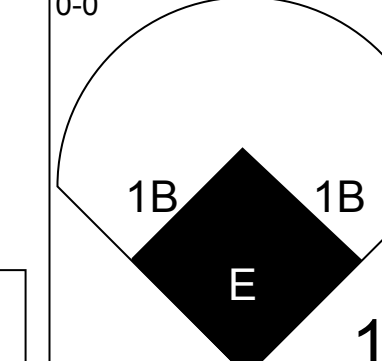
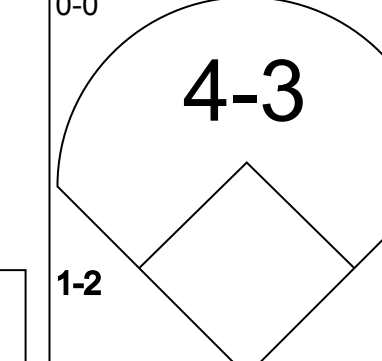

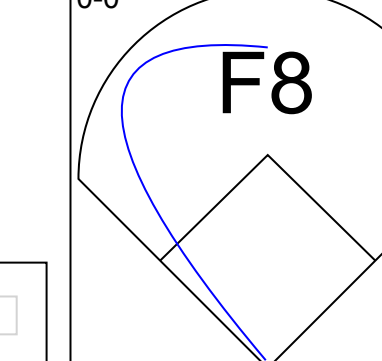
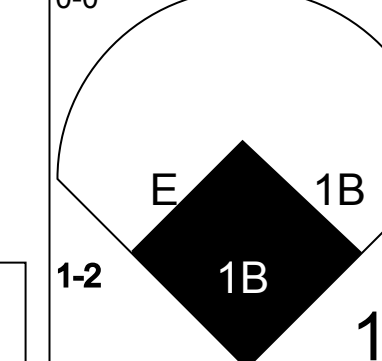

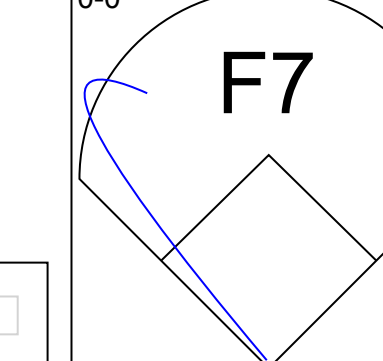
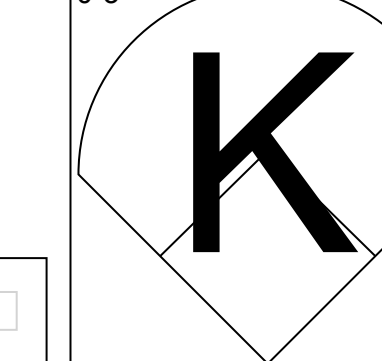
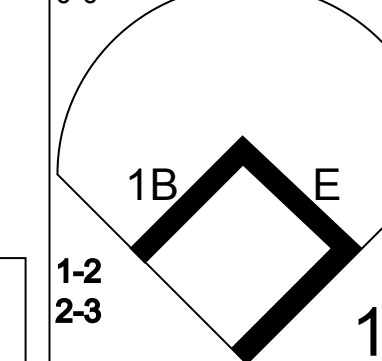

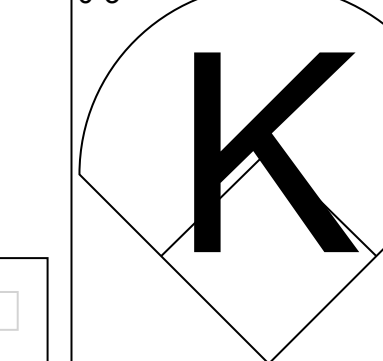
Cleveland Indians @ Boston Red Sox
Fenway Park, Boston, MA
Sun May 21 1967, 3:33 AM EDT
Unknown


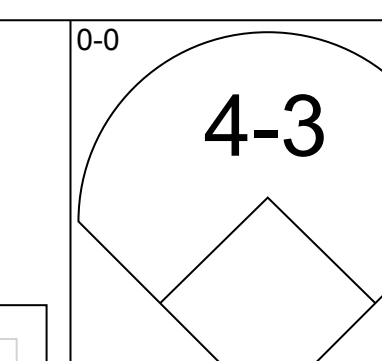
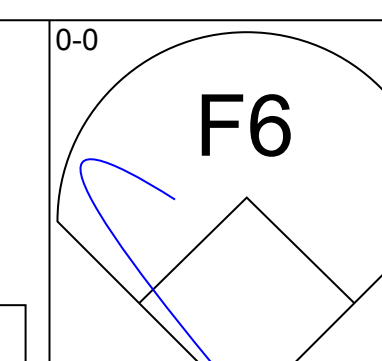
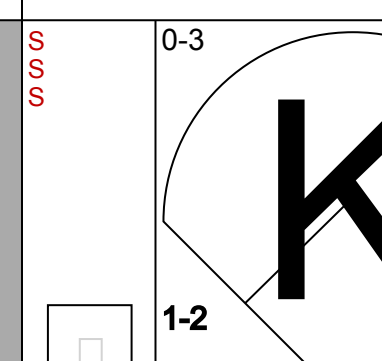
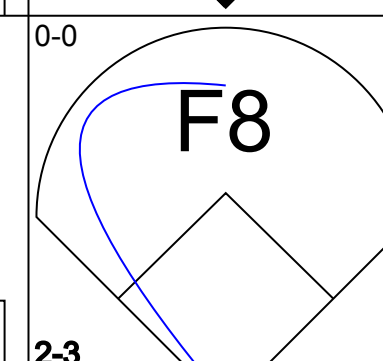
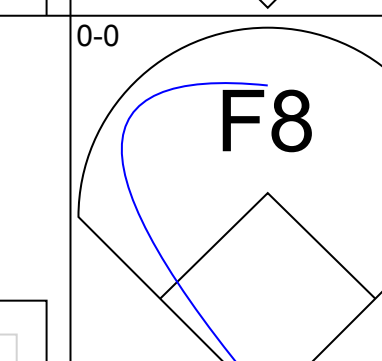
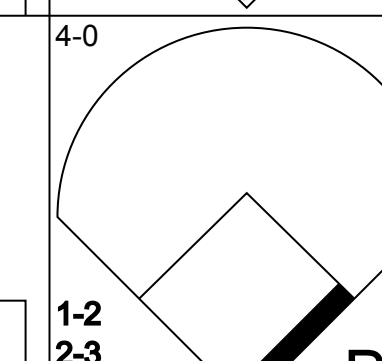
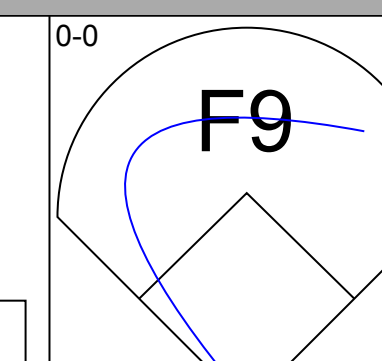
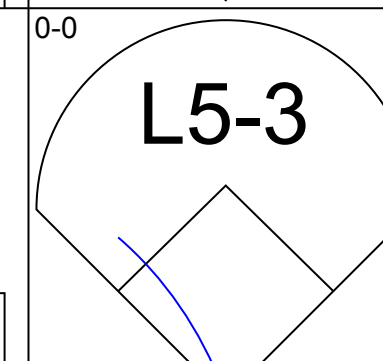
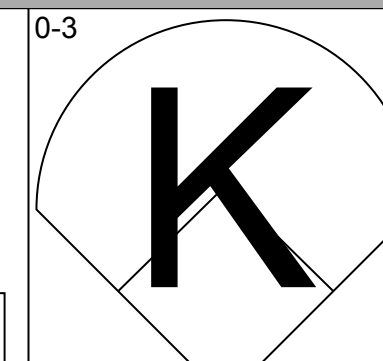
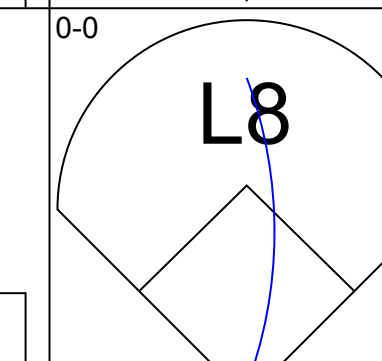
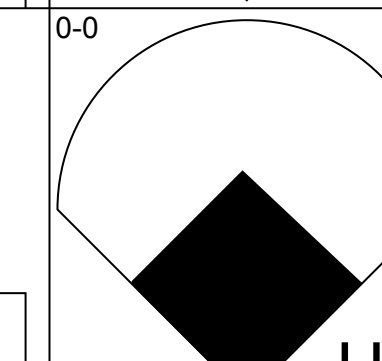
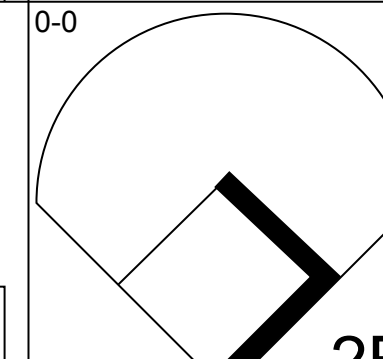
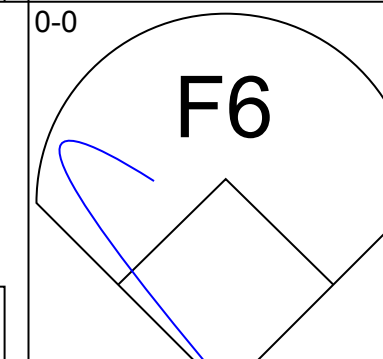
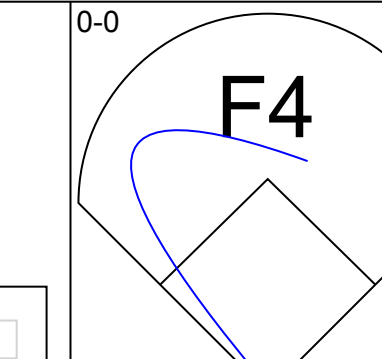
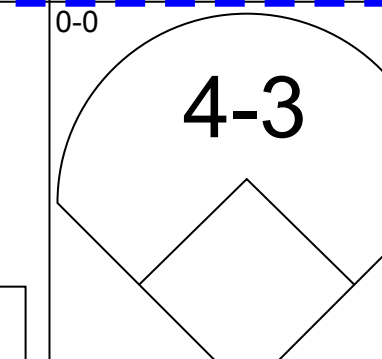
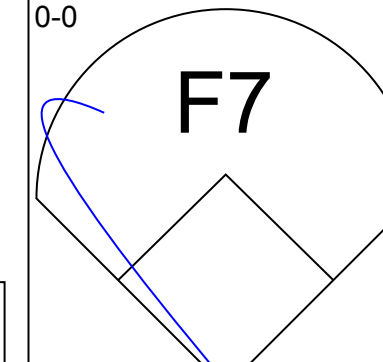
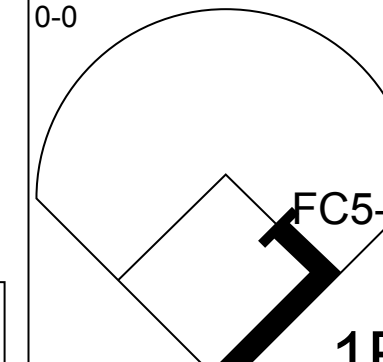
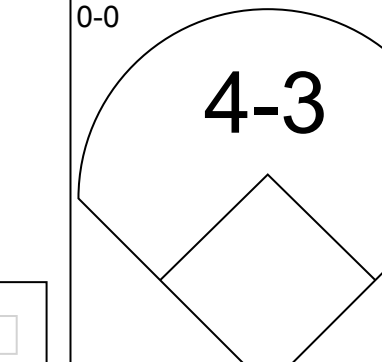
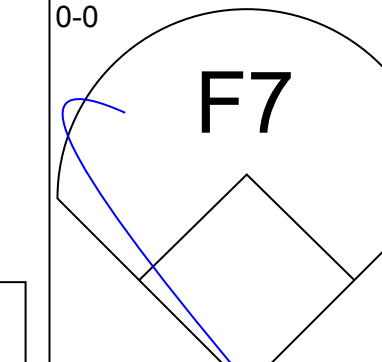
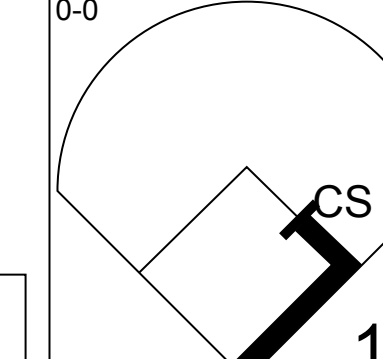
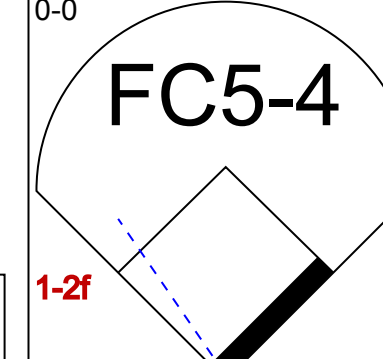
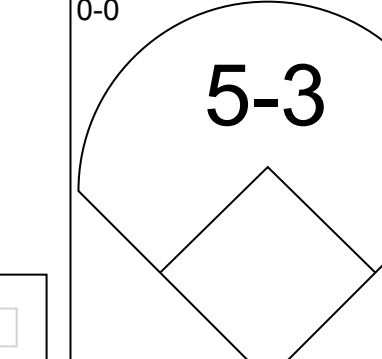
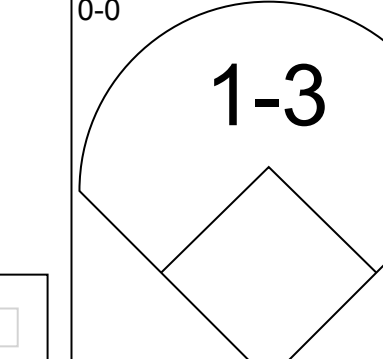
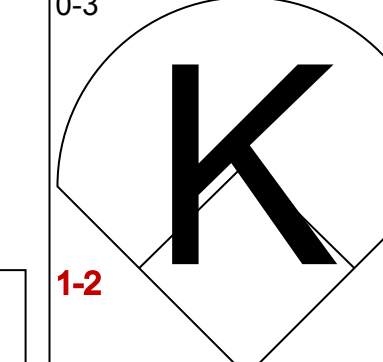
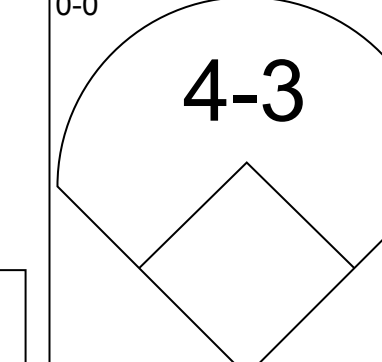
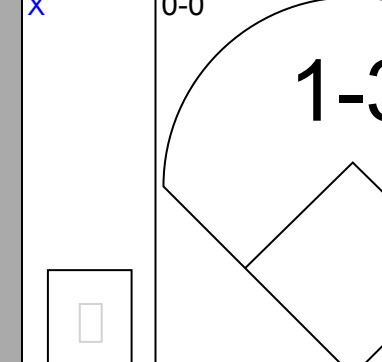
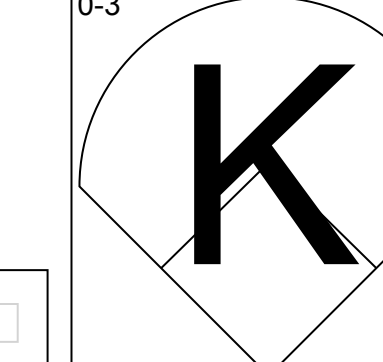
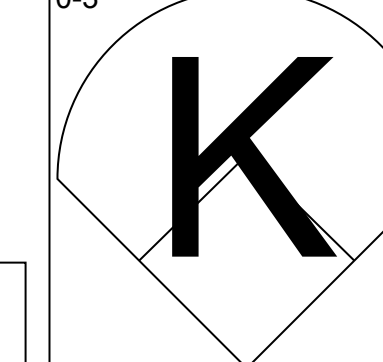
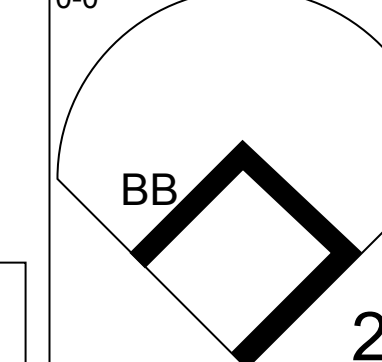
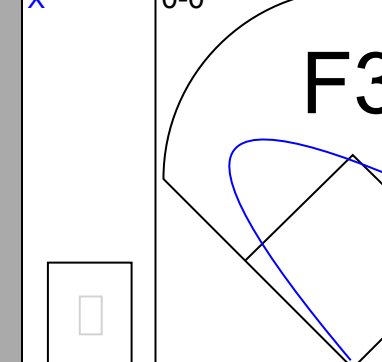
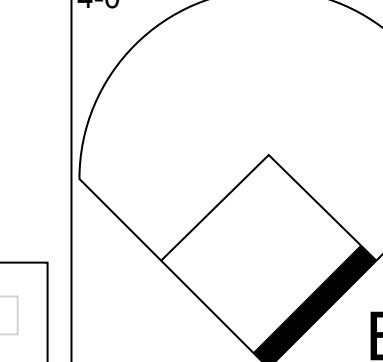
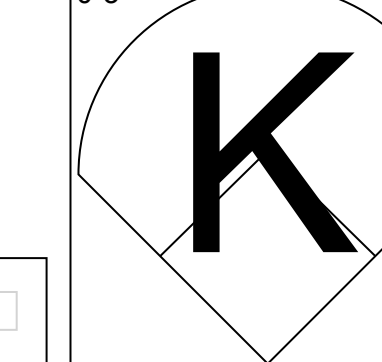
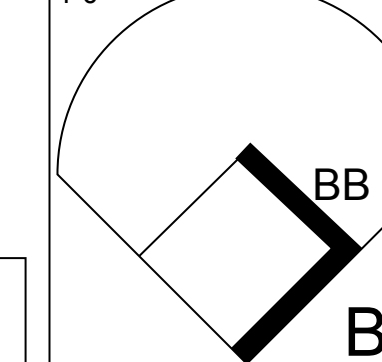
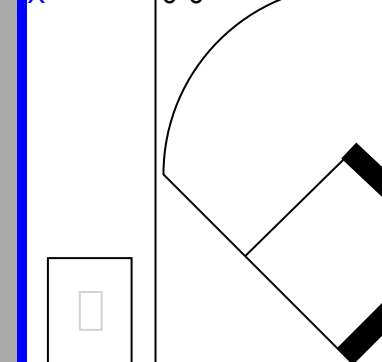
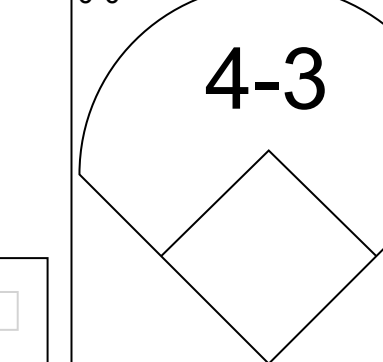
AB 32
R 4
H 7
RBI 4
BB 1
SO 5
LOB 11





Batter	1	2	3	4	5	6	7	8	9	AB	R	H	RBI	BB	SO	LOB	TOP				
Lee Maye, L (1.9) OBP: 0.294, SLG: 0.484	F9		1B 2B		K			3-1		4	0	1	0	0	1	1	Cleveland Indians @ Boston Red Sox Fenway Park, Boston, MA Sun May 21 1967, 3:38 AM EDT Att: 24,976 - Unknown				
Max Alvis, R (1.5) Vic Davallio, L (8. PH) Chico Salmon, R (8.5) OBP: 0.273, SLG: 0.347 OBP: 0.263, SLG: 0.304 OBP: 0.273, SLG: 0.290	F7		5-3			F3		F8		3	0	0	0	0	1	0					
Chuck Hinton, R (1.8) OBP: 0.341, SLG: 0.392	F2		2-H 1B			F9				4	0	2	0	0	0	0					
Leon Wagner, L (1.7) OBP: 0.289, SLG: 0.435		F4		G6-4-3 1B		K		K		4	0	1	0	0	2	1					
Fred Whitfield, L (1.3) OBP: 0.333, SLG: 0.427		F3		G6-4-3 1-2			1-3			4	0	0	0	0	2						
Duke Sims, L (1.2) OBP: 0.276, SLG: 0.306		F6		F6			FC4-6 1B			3	0	1	0	0	0	0					
Pedro Gonzalez, R (1.4) George Culver, R (7.1) John O'Donoghue, R (7.1) Rocky Colavito, R (9. PH) OBP: 0.283, SLG: 0.295 OBP: 1.000, SLG: 1.000 OBP: 0.367, SLG: 0.353			F8			FC4-6 1B		FC4-6 1-2		3	0	1	0	0	0	1					
Larry Brown, R (1.6) OBP: 0.315, SLG: 0.337				HR 1B		FC4-6 SH1-4 1-2		K		3	1	1	0	0	1	2					
Sam McDowell, L (1.1) Gus Gil, R (7.4) OBP: 0.267, SLG: 0.467 OBP: 0.211, SLG: 0.200				1-H HR		SH1-4 1-2			5-3	1	1	1	2	0	0	0					
										1	0	0	0	0	0	0					
Inning Stats	R: 0 E: 0 K: 0 S: 3	H: 0 LOB: 0 BB: 0 P: 3	R: 0 E: 0 K: 0 S: 3	H: 0 LOB: 0 BB: 0 P: 3	R: 2 E: 0 K: 0 S: 6	H: 4 LOB: 2 BB: 0 P: 6	R: 0 E: 0 K: 0 S: 3	H: 1 LOB: 0 BB: 0 P: 3	R: 0 E: 0 K: 1 S: 5	H: 1 LOB: 0 BB: 0 P: 5	R: 0 E: 0 K: 1 S: 6	H: 1 LOB: 1 BB: 0 P: 6	R: 0 E: 0 K: 0 S: 3	H: 0 LOB: 0 BB: 0 P: 3	R: 0 E: 0 K: 1 S: 6	H: 1 LOB: 2 BB: 0 P: 7		1B: 6 2B: 1 3B: 0 HR: 1	SF: 0 SAC: 1 DP: 1 HBP: 1	WP: 0 PB: 0 SB: 0 CS: 0	PA: 34
PITCHER Darrell Brandon, R (1.1) ERA: 3.86	IP: 9.0 WLS: W BF: 34 H: 8 R: 2 ER: 2 SO: 4 BB: 0 IBB: 0 HBP: 1 BLK: 0 WP: 0 HR: 1 S: 41 P: 42 ERA: 2.00 WHIP: 0.889															PITCHER					

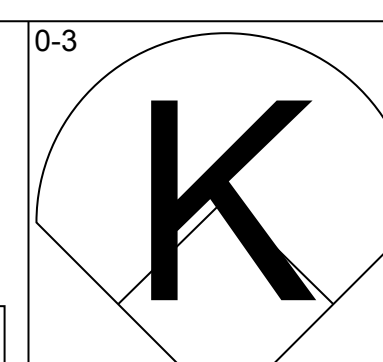
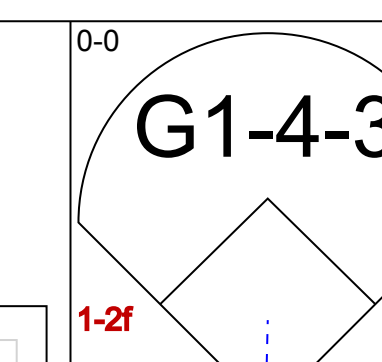
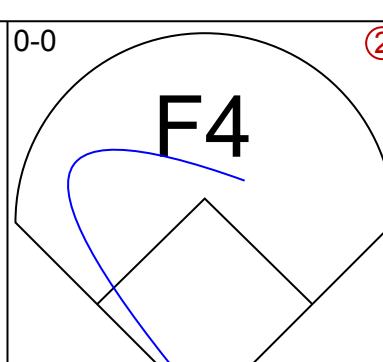
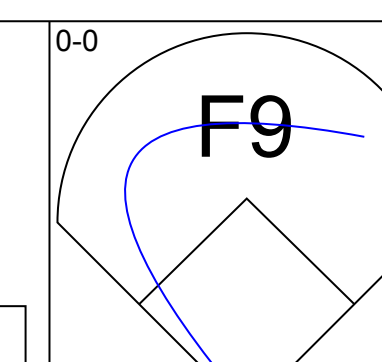
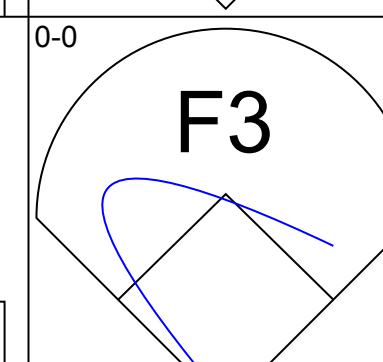
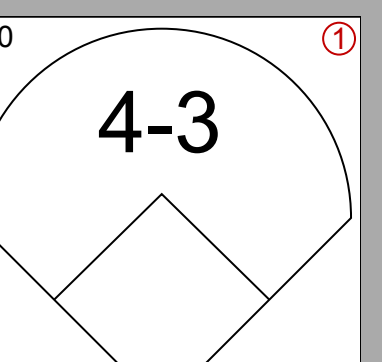
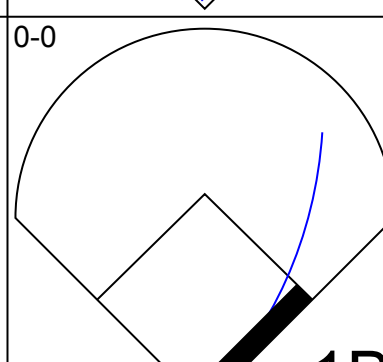
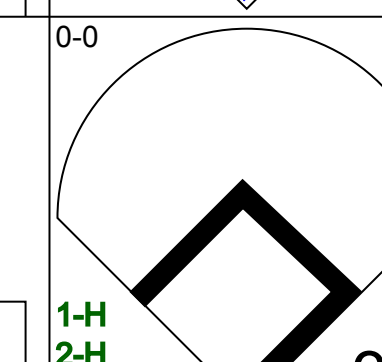
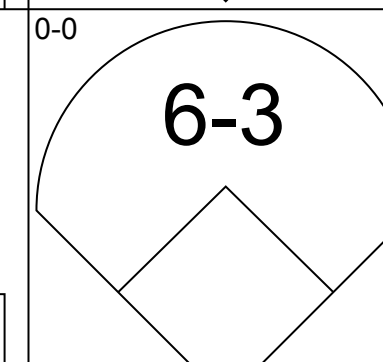
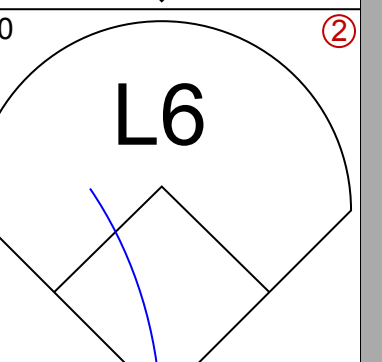
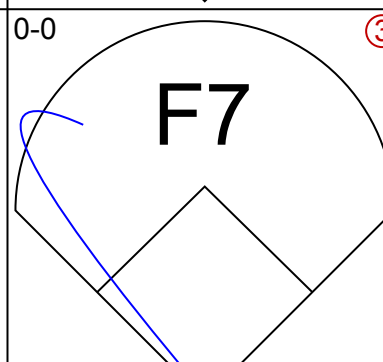
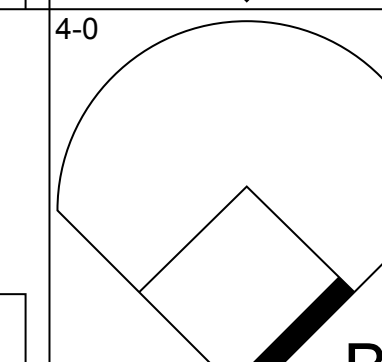
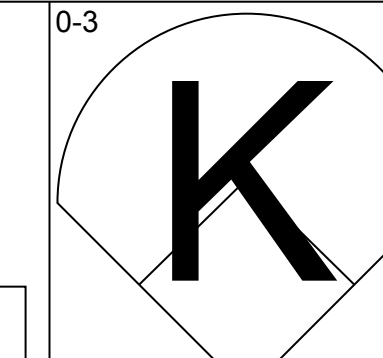

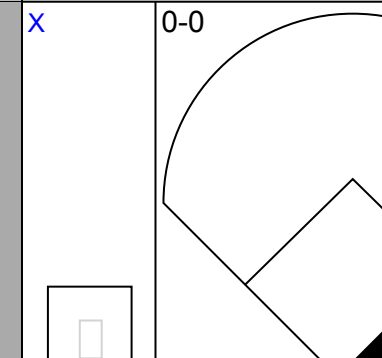
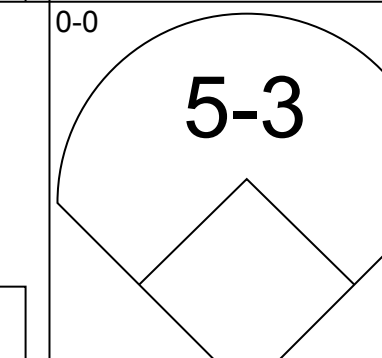
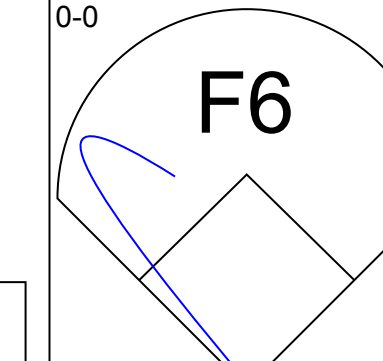
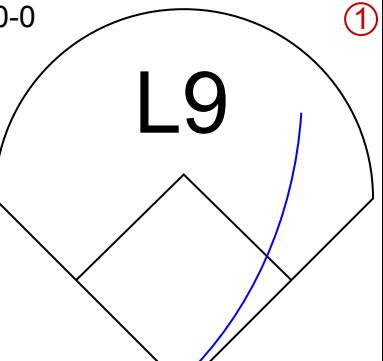
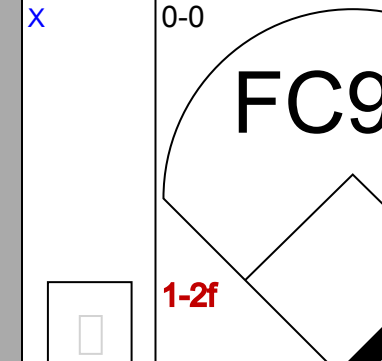
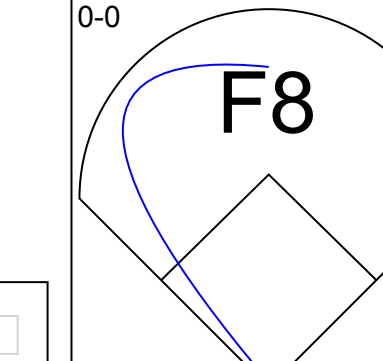
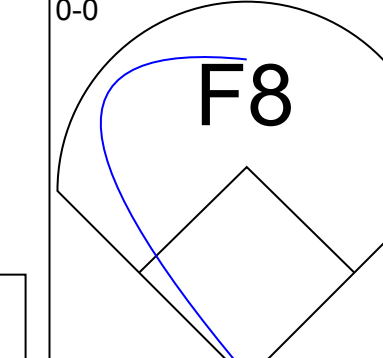
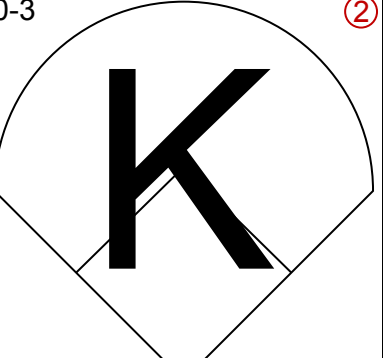
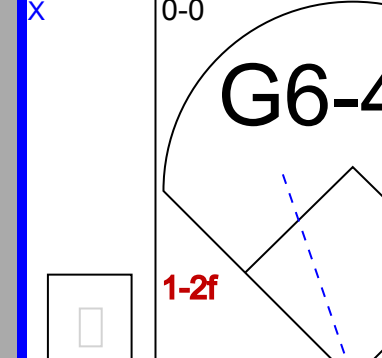
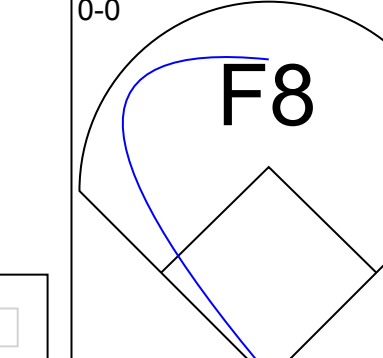
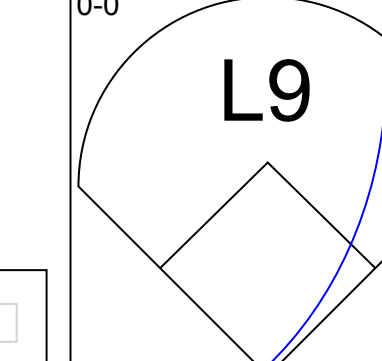
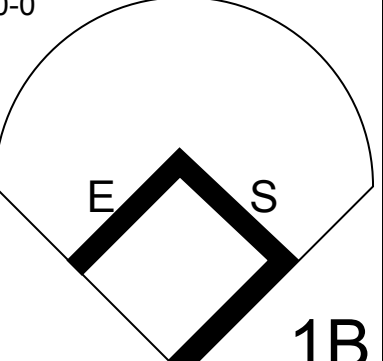
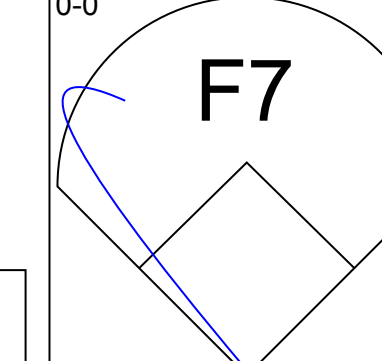
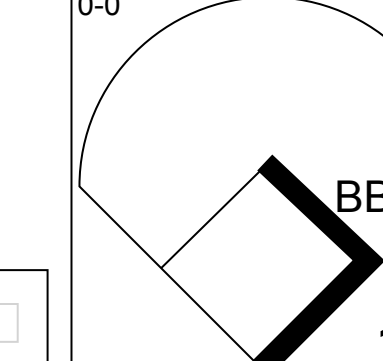
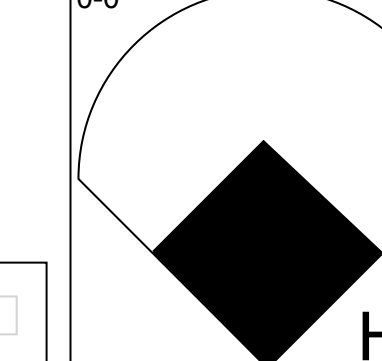
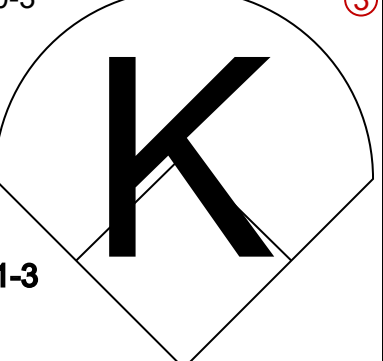
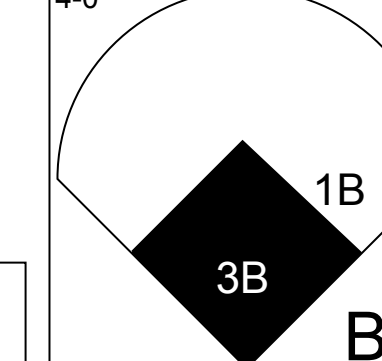
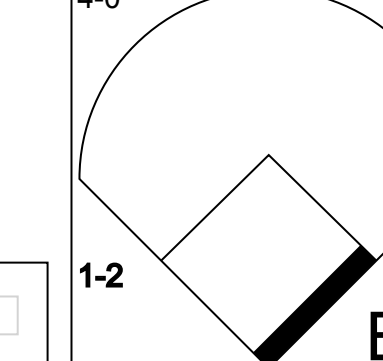
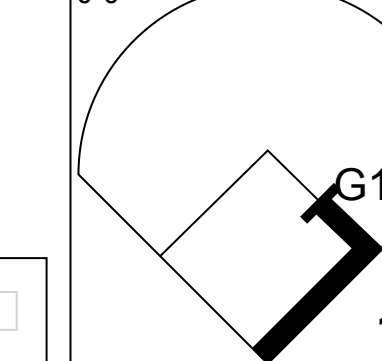
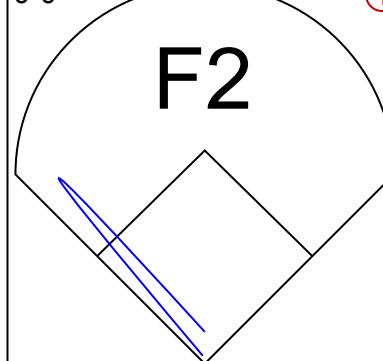
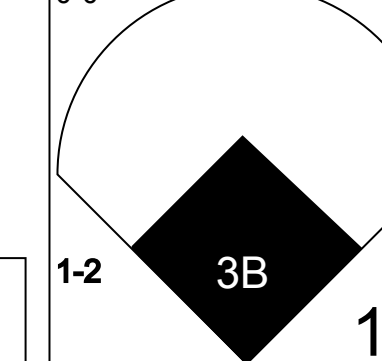
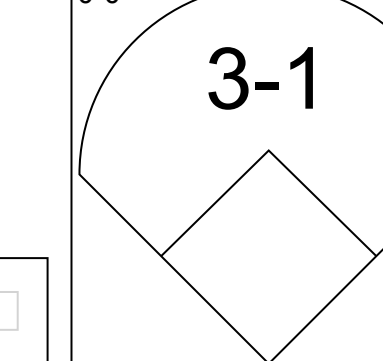
Batter	1	2	3	4	5	6	7	8	9	AB	R	H	RBI	BB	SO	LOB	BOTTOM	
Jose Tartabull, L (1.9) OBP: 0.341, SLG: 0.257	F8		CS 1B		K		WP 1B BB			3	1	1	0	1	1	1	Cleveland Indians @ Boston Red Sox Fenway Park, Boston, MA Sun May 21 1967, 3:38 AM EDT Att: 24,976 - Unknown	
Reggie Smith, S (1.8) OBP: 0.282, SLG: 0.318	K		1-2 K		5-3		K			4	0	0	0	0	3	4		
Carl Yastrzemski, L (1.7) OBP: 0.389, SLG: 0.579	F8			1B CS 1B		2B BB				3	2	2	2	1	0	0		
George Scott, R (1.3) OBP: 0.377, SLG: 0.456		K		1-3 CS 1B		F4 F8		F8		4	0	1	0	0	1	2		
Rico Petrocelli, R (1.6) OBP: 0.383, SLG: 0.464		2B 2B		1-2 3-H 3-H 1B BB		1-H 2B		K		4	1	2	1	0	2	1		
Joe Foy, R (1.5) OBP: 0.301, SLG: 0.319		2-H 2B		4-0 S 1B BB		F3		BB BB		2	1	1	1	2	0	1		
Mike Andrews, R (1.4) OBP: 0.350, SLG: 0.367	F6		1-H CS 1B			F2		BB BB		4	0	1	1	0	0	3		
Russ Gibson, R (1.2) OBP: 0.322, SLG: 0.308		K		1-2 CS		WP SH1-3 1B		4-3 1-3		4	0	1	0	0	1	2		
Darrell Brandon, R (1.1) OBP: 0.286, SLG: 0.308			K		SH1-3 1-2		WP 1B 2B			2	1	1	0	0	1	0		
										1B: 6 2B: 5 3B: 0 HR: 0	SF: 0 SAC: 1 DP: 1 HBP: 0	WP: 2 PB: 0 SB: 1 CS: 4	PA: 36					
Inning Stats	R: 0 E: 0 K: 1 S: 5	H: 0 LOB: 0 BB: 0 P: 5	R: 1 E: 0 K: 2 S: 9	H: 2 LOB: 1 BB: 0 P: 9	R: 0 E: 0 K: 2 S: 7	H: 1 LOB: 1 BB: 0 P: 7	R: 2 E: 0 K: 1 S: 6	H: 3 LOB: 0 BB: 1 P: 10	R: 0 E: 0 K: 1 S: 6	H: 1 LOB: 1 BB: 0 P: 6	R: 1 E: 0 K: 0 S: 4	H: 1 LOB: 1 BB: 1 P: 8	R: 2 E: 0 K: 1 S: 7	H: 2 LOB: 1 BB: 1 P: 11	R: 0 E: 0 K: 1 S: 5	H: 0 LOB: 1 BB: 1 P: 9		
PITCHER Sam McDowell, L (1.1) ERA: 4.56 George Culver, R (7.1) ERA: 5.4 John O'Donoghue, L (7.1) ERA: 1.08	IP: 6.0 WLS: L BF: 25 H: 8 R: 4 ER: 4 SO: 7 BB: 2 IBB: 0 HBP: 0 BLK: 0 WP: 0 HR: 0 S: 37 P: 45 ERA: 6.00 WHIP: 1.667															PITCHER		

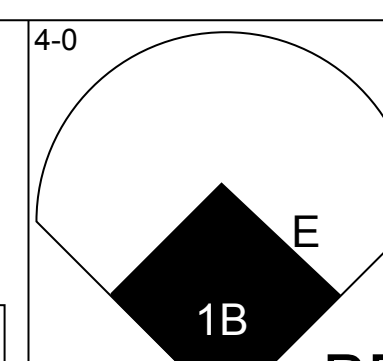
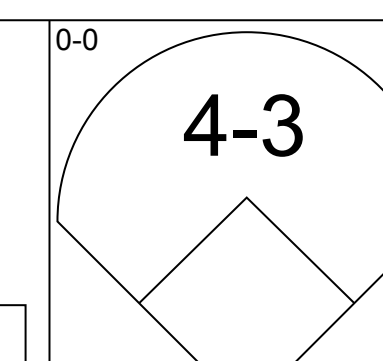
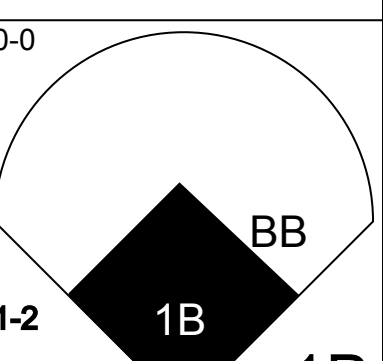
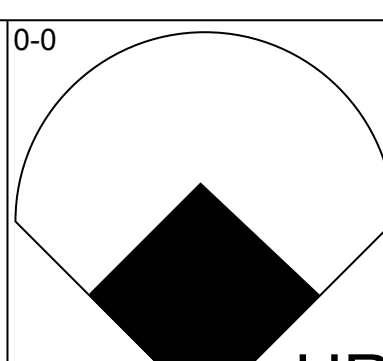
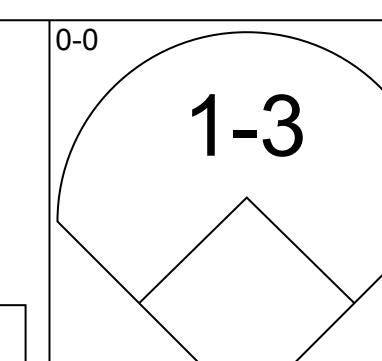
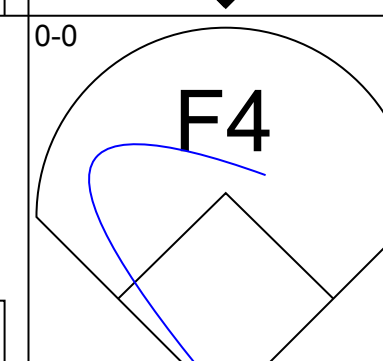
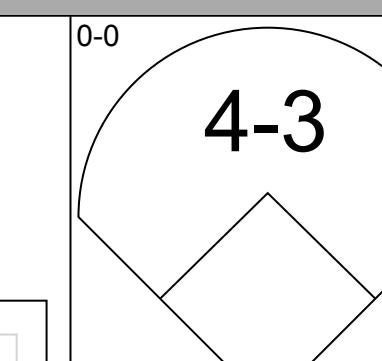
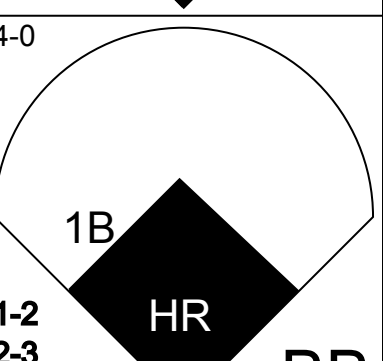
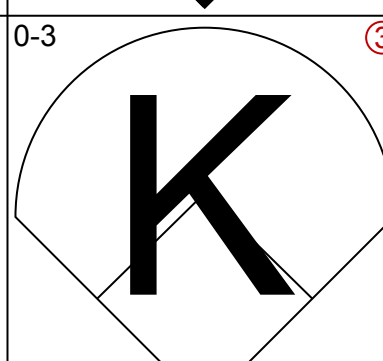
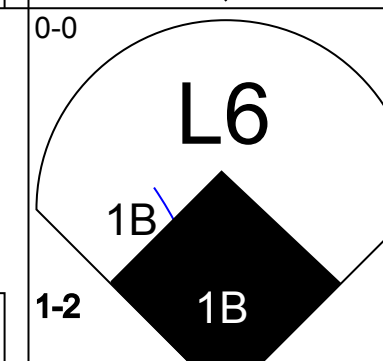
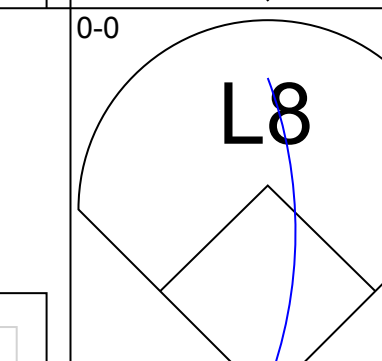
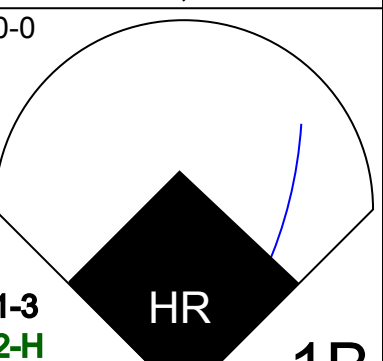


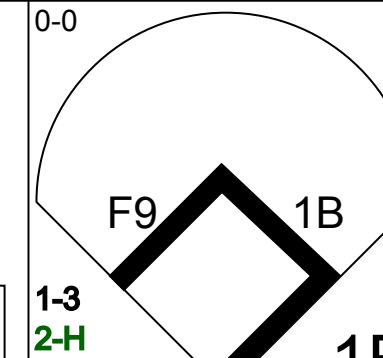
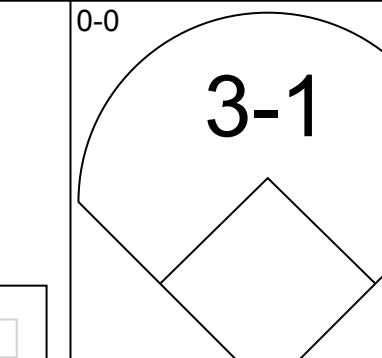
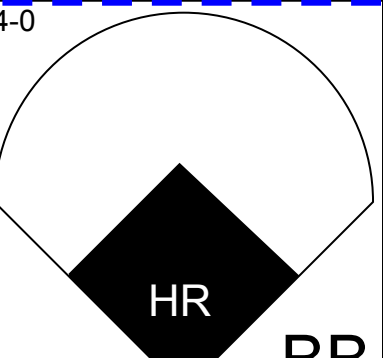


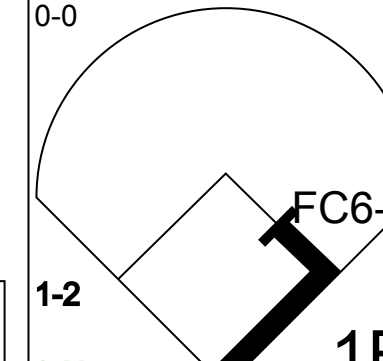
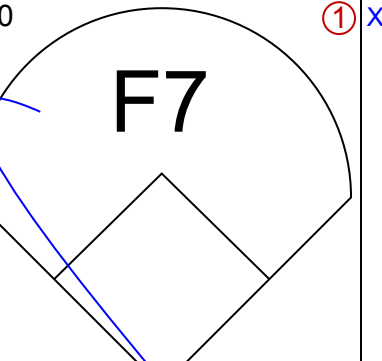
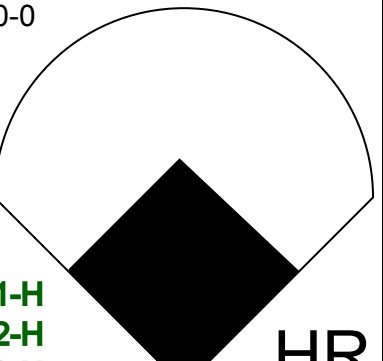
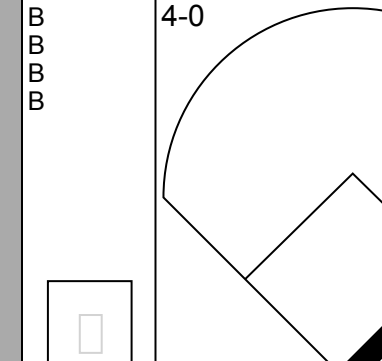
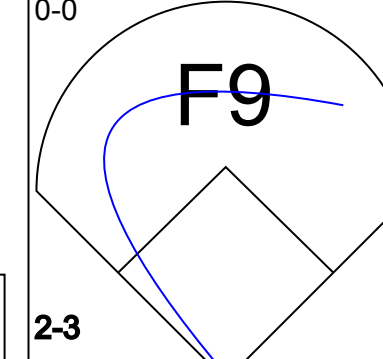
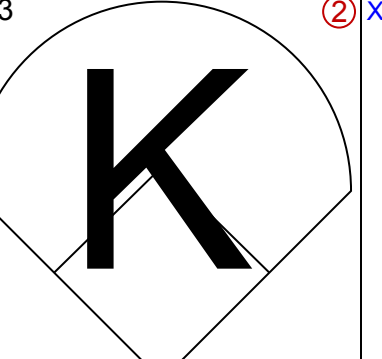
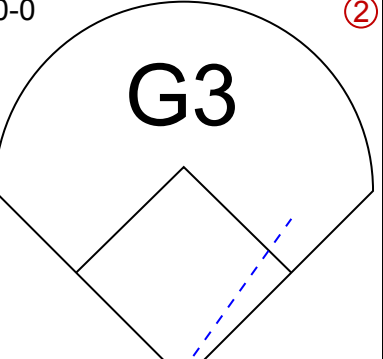
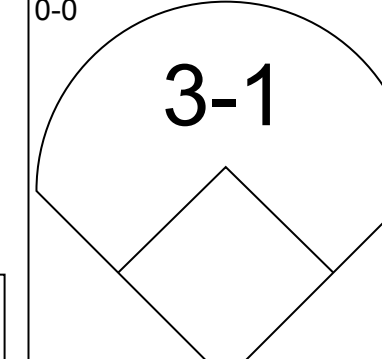
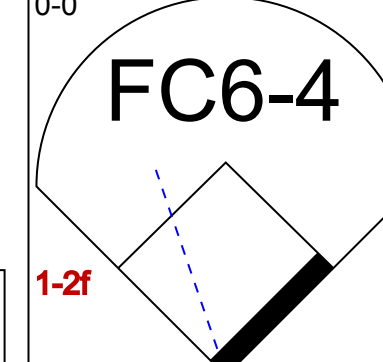
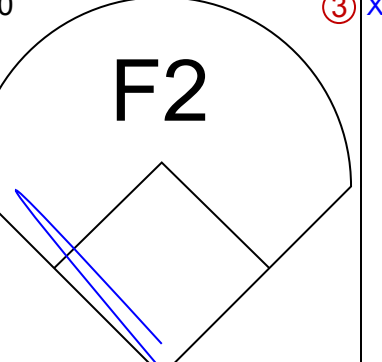
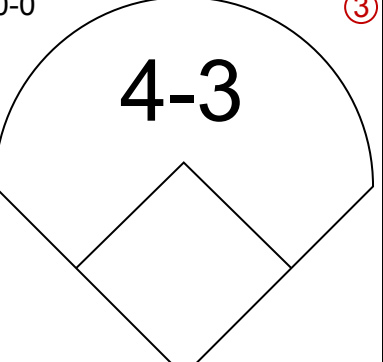
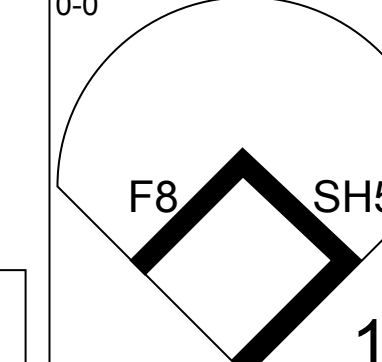

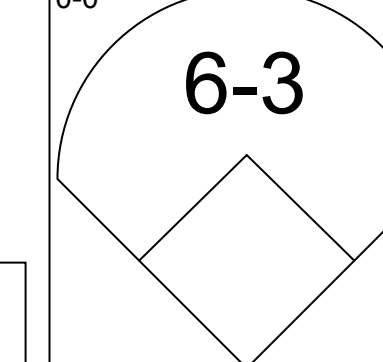
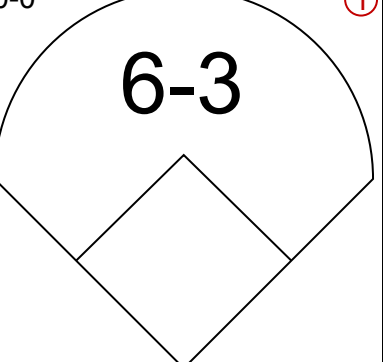
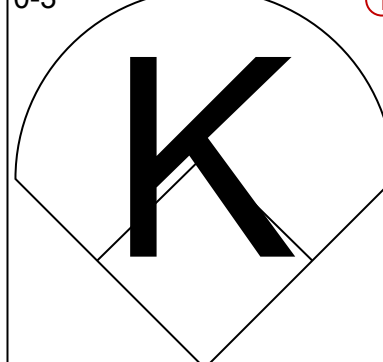
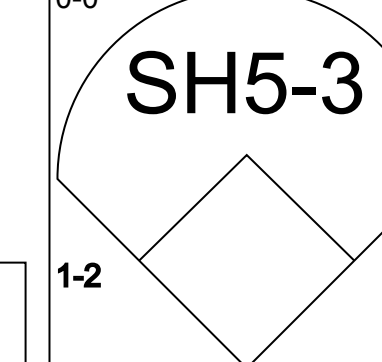
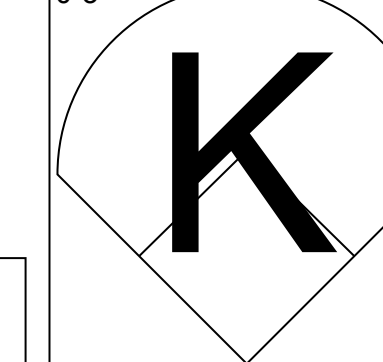
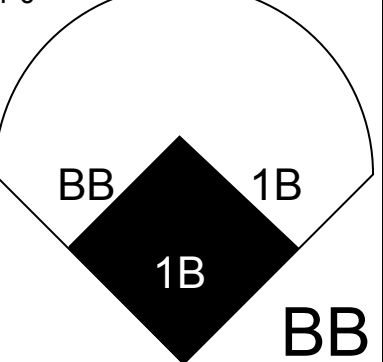
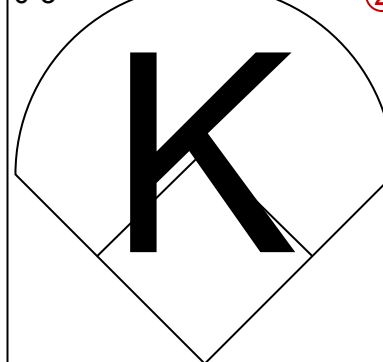
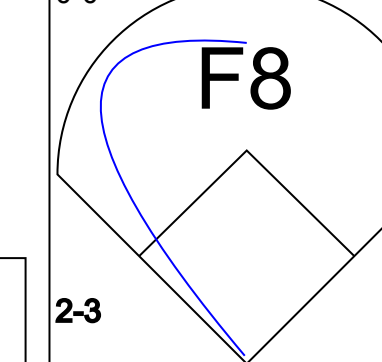
Batter	1	2	3	4	5	6	7	8	9	AB	R	H	RBI	BB	SO	LOB	TOP																						
Reggie Smith, S OBP: 0.287, SLG: 0.330 (1, 8)										5	1	2	1	0	2	0	Boston Red Sox @ Detroit Tigers Tiger Stadium, Detroit, MI Tue May 23 1967, 7:05 PM EDT Att: 7,570 - Unknown																						
Mike Andrews, R OBP: 0.349, SLG: 0.366 (1, 4)										3	0	1	0	0	0	2																							
Carl Yastrzemski, L OBP: 0.385, SLG: 0.592 (1, 7)										4	1	1	2	0	1	1																							
George Scott, R OBP: 0.373, SLG: 0.444 (1, 3)										3	0	0	0	1	1	1																							
Don Demeter, R OBP: 0.395, SLG: 0.567 (1, 9)										4	0	0	0	0	1	2																							
Rico Petrocelli, R OBP: 0.393, SLG: 0.496 (1, 6)										4	1	3	1	0	0	0																							
Joe Foy, R OBP: 0.299, SLG: 0.316 (1, 5)										4	1	1	0	0	1	3																							
Mike Ryan, R OBP: 0.396, SLG: 0.395 (1, 2)										4	1	2	0	0	0	0																							
Dennis Bennett, L OBP: 0.125, SLG: 0.313 John Wyatt, R (8, 1)										3	0	1	0	0	1	2																							
Inning Stats	R: 0 E: 0 K: 2 S: 7	H: 0 LOB: 0 BB: 0 P: 7	R: 1 E: 0 K: 1 S: 6	H: 1 LOB: 0 BB: 0 P: 6	R: 0 E: 0 K: 2 S: 7	H: 0 LOB: 0 BB: 0 P: 7	R: 0 E: 0 K: 0 S: 4	H: 1 LOB: 1 BB: 0 P: 4	R: 2 E: 1 K: 0 S: 6	H: 4 LOB: 1 BB: 0 P: 6	R: 0 E: 0 K: 2 S: 7	H: 0 LOB: 0 BB: 0 P: 7	R: 0 E: 0 K: 0 S: 4	H: 2 LOB: 1 BB: 0 P: 4	R: 2 E: 0 K: 0 S: 6	H: 3 LOB: 2 BB: 1 P: 10	R: 0 E: 0 K: 1 S: 5	H: 0 LOB: 0 BB: 0 P: 5	1B: 8 2B: 1 3B: 0 HR: 2	SF: 0 SAC: 1 DP: 2 HBP: 0	WP: 0 PA: 37 PB: 0 SB: 1 CS: 0																		
PITCHER	IP	WLS	BF	H	R	ER	SO	BB	IBB	HBP	BLK	WP	HR	S	P	ERA	WHIP	PITCHER				IP	WLS	BF	H	R	ER	SO	BB	IBB	HBP	BLK	WP	HR	S	P	ERA	WHIP	
Mickey Lolich, L ERA: 3.55 George Konince, R ERA: 4.61	(1, 1)	7.0	L	27	8	3	2	7	0	0	0	0	0	1	41	41	2.57	1.143					(8, 1)	2.0	10	3	2	2	1	1	0	0	0	0	1	11	15	9.00	2.000

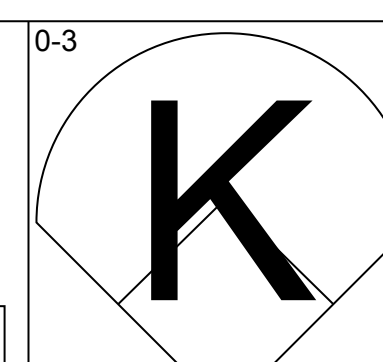
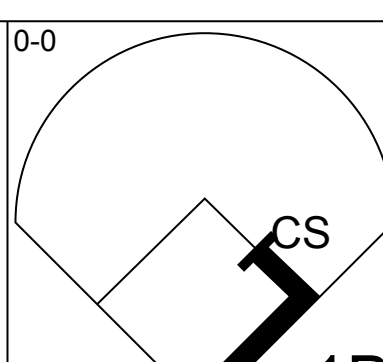
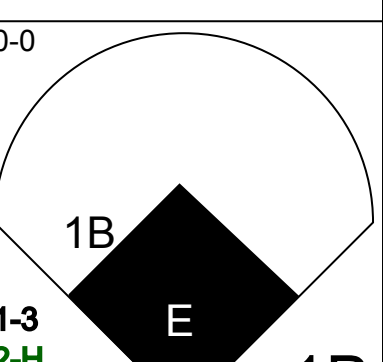
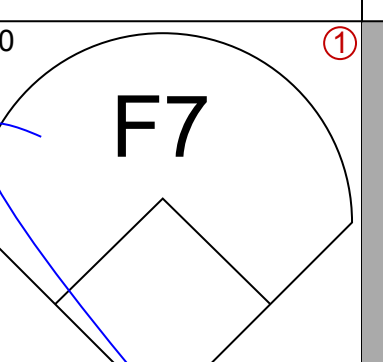
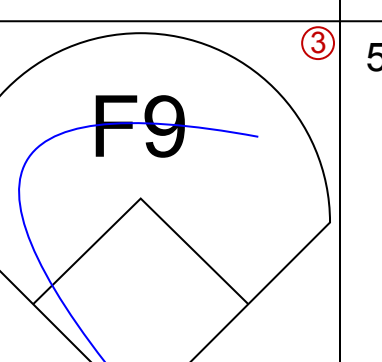
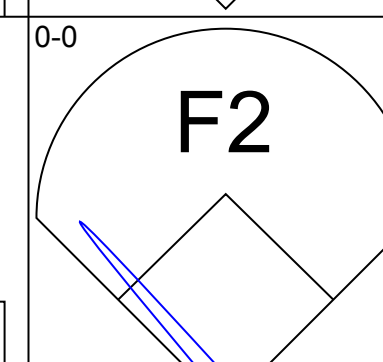
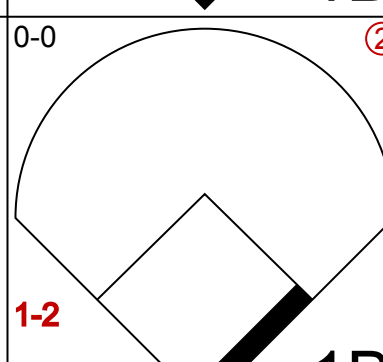
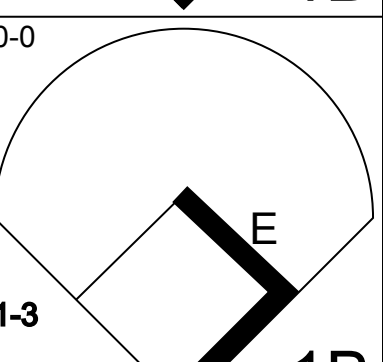
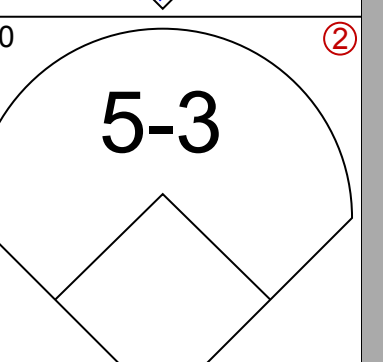
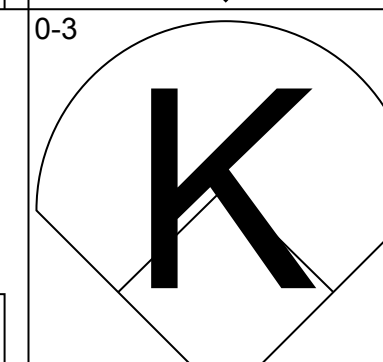
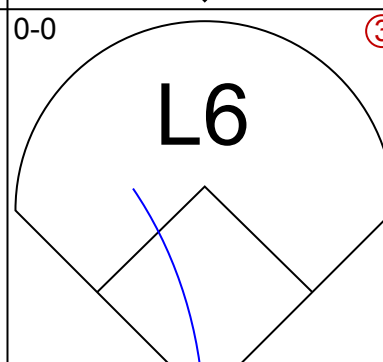
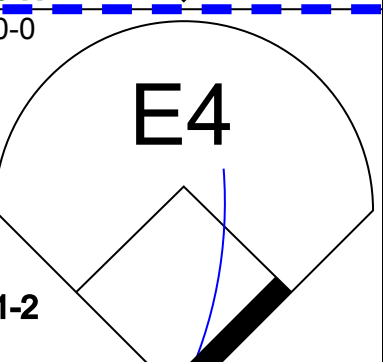
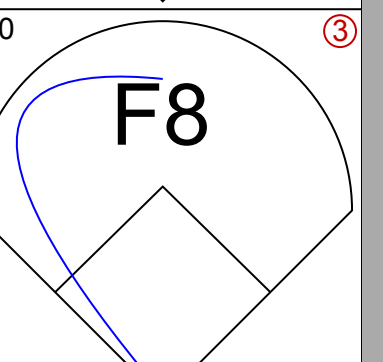
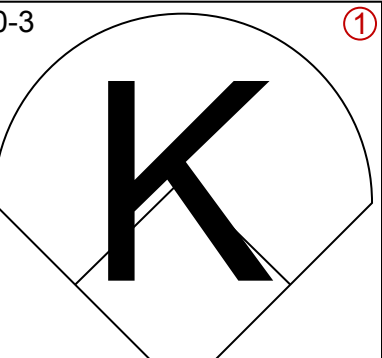
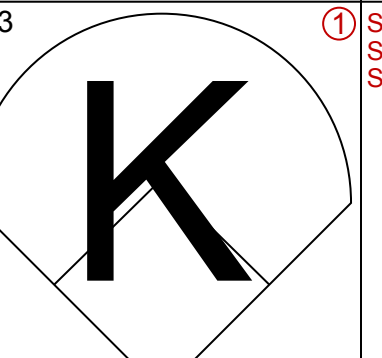
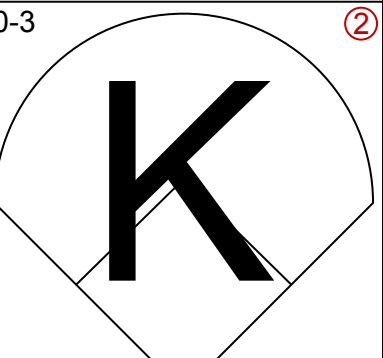
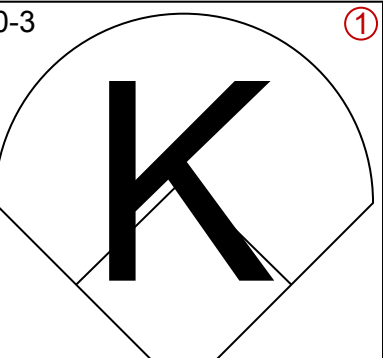
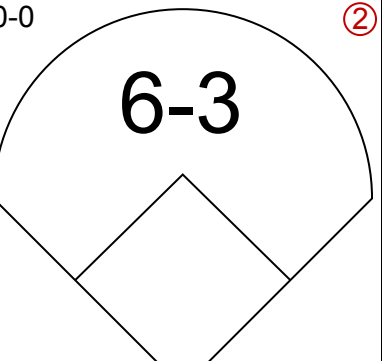
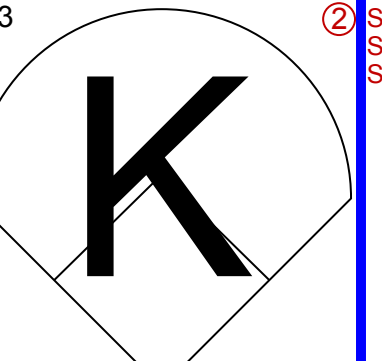
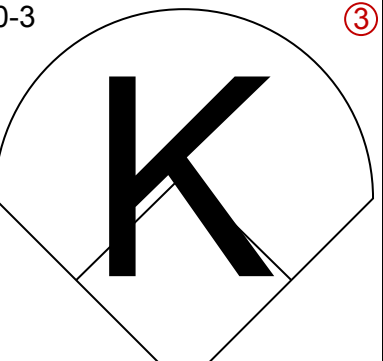
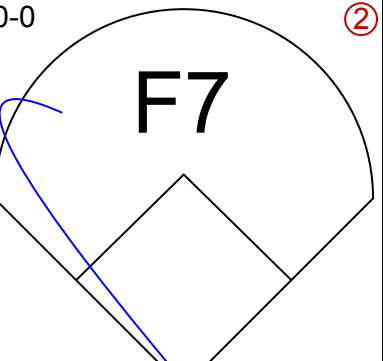
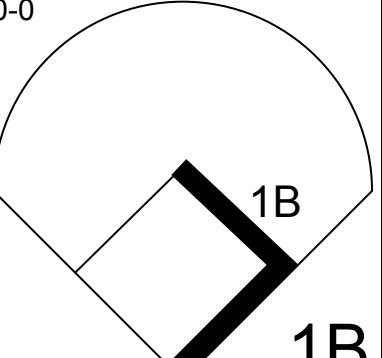
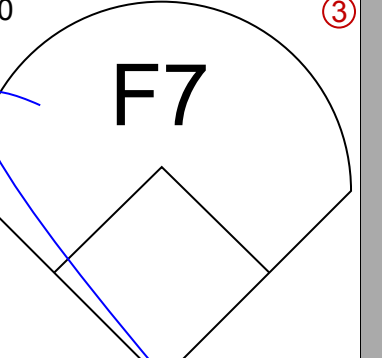
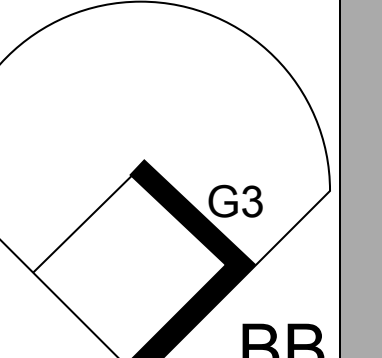
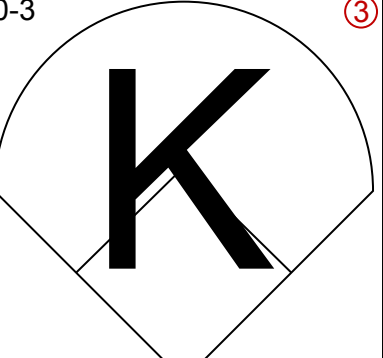
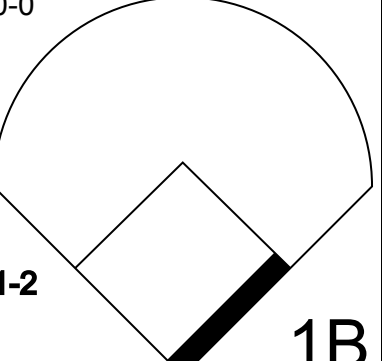
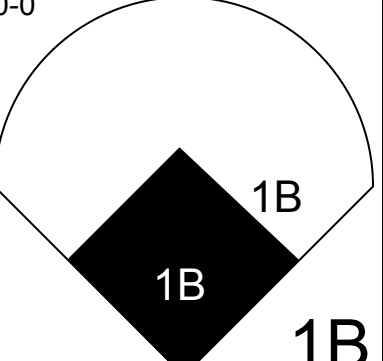
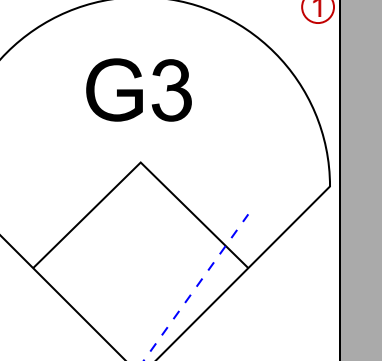
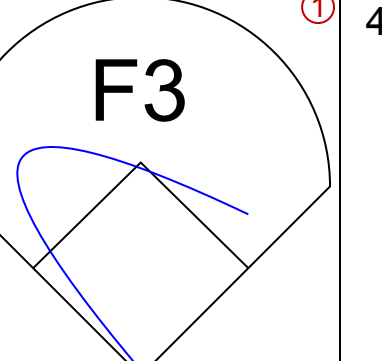
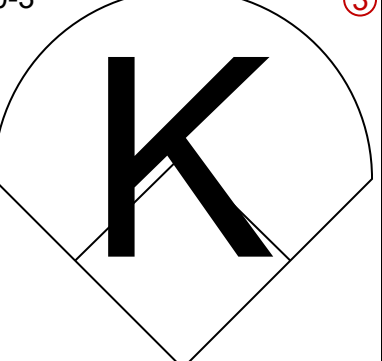
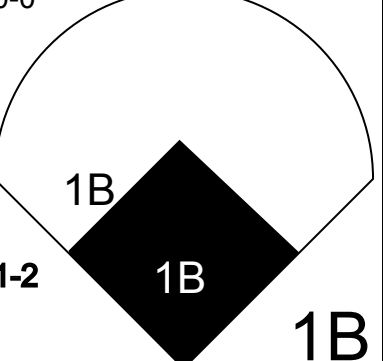
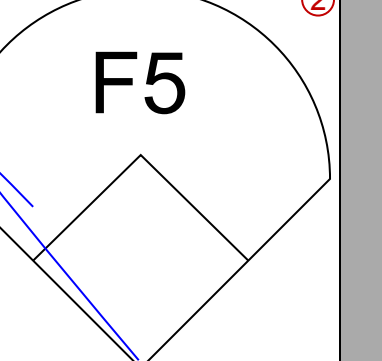
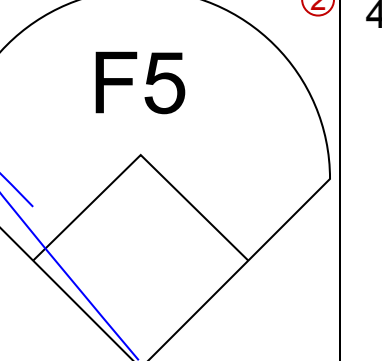

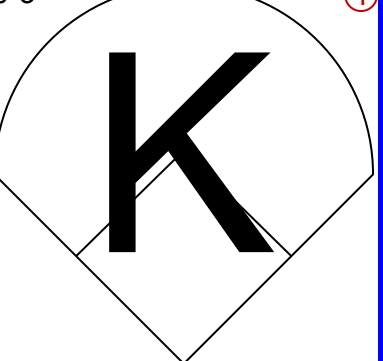
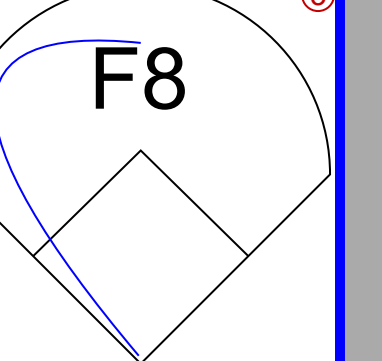
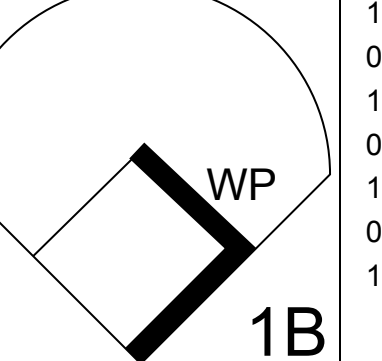
Batter	1	2	3	4	5	6	7	8	9	AB	R	H	RBI	BB	SO	LOB	BOTTOM																					
Don Wert, R OBP: 0.278, SLG: 0.261 (1, 5)										4	1	1	0	0	1	3	Boston Red Sox @ Detroit Tigers Tiger Stadium, Detroit, MI Tue May 23 1967, 7:05 PM EDT Att: 7,570 - Unknown																					
Dick McAuliffe, L OBP: 0.406, SLG: 0.514 (1, 4)										3	0	0	0	1	0	1																						
Al Kaline, R OBP: 0.438, SLG: 0.659 (1, 9)										4	1	1	2	0	1	3																						
Willie Horton, R OBP: 0.418, SLG: 0.789 (1, 7)										4	0	1	0	0	0	0																						
Jim Northrup, L OBP: 0.338, SLG: 0.427 (1, 8)										4	0	1	0	0	0	1																						
Bill Freehan, R OBP: 0.444, SLG: 0.594 (1, 2)										4	0	1	0	0	0	1																						
Norm Cash, L OBP: 0.417, SLG: 0.394 (1, 3)										4	0	0	0	0	2	1																						
Ray Oyler, R OBP: 0.317, SLG: 0.279 Jerry Lumpe, L OBP: 0.313, SLG: 0.154 (9, PH)										3	0	1	0	0	1	0																						
Mickey Lolich, S OBP: 0.273, SLG: 0.158 Earl Wilson, R OBP: 0.321, SLG: 0.423 George Konince, R Gates Brown, L OBP: 0.290, SLG: 0.361 (9, PH)	(1, 1)									1	0	0	0	1	1	0																						
Inning Stats	R: 1 E: 0 K: 0 S: 5	H: 2 LOB: 1 BB: 0 P: 5	R: 0 E: 0 K: 2 S: 7	H: 1 LOB: 0 BB: 0 P: 7	R: 0 E: 0 K: 1 S: 5	H: 0 LOB: 0 BB: 0 P: 5	R: 0 E: 0 K: 1 S: 6	H: 1 LOB: 1 BB: 0 P: 6	R: 0 E: 0 K: 0 S: 4	H: 1 LOB: 3 BB: 2 P: 12	R: 0 E: 0 K: 0 S: 3	H: 0 LOB: 0 BB: 0 P: 3	R: 0 E: 0 K: 1 S: 6	H: 1 LOB: 1 BB: 0 P: 6	R: 0 E: 0 K: 0 S: 4	H: 1 LOB: 0 BB: 0 P: 4	R: 0 E: 0 K: 1 S: 5	H: 0 LOB: 1 BB: 1 P: 9	1B: 3 2B: 4 3B: 0 HR: 1	SF: 0 SAC: 0 DP: 1 HBP: 0	WP: 1 PA: 36 PB: 0 SB: 0 CS: 1																	
PITCHER	IP	WLS	BF	H	R	ER	SO	BB	IBB	HBP	BLK	WP	HR	S	P	ERA	WHIP	PITCHER				IP	WLS	BF	H	R	ER	SO	BB	IBB	HBP	BLK	WP	HR	S	P	ERA	WHIP
Dennis Bennett, L ERA: 3.59 John Wyatt, R ERA: 3.55	(1, 1)	7.1	W	30	7	2	2	5	2	0	0	0	0	1	38	46	2.46	1.227					(8, 1)	1.2	6	0	0	0	1	1	0	0	0	0	7	11	0.00	0.600

Batter	1	2	3	4	5	6	7	8	9	AB	R	H	RBI	BB	SO	LOB	TOP
Jose Tartabull, L (1, 9) OBP: 0.348, SLG: 0.269	0-3 K		0-0 1-3 1B			0-3 K2-3		0-0 4-3 1B		4	0	2	0	0	2	0	Boston Red Sox @ Detroit Tigers Tiger Stadium, Detroit, MI Wed May 24 1967, 7:05 PM EDT Att: 9,890 - Unknown
Reggie Smith, S (1, 8) OBP: 0.278, SLG: 0.319	0-0 E1 F8 S		0-0 1-3			0-0 L9		0-0 4-3		4	0	0	0	0	0	3	
Carl Yastrzemski, L (1, 7) OBP: 0.389, SLG: 0.583	0-0 F8		0-0 F8			4-0 CS BB		4-0 IBB		2	0	0	0	2	0	2	
George Scott, R (1, 3) OBP: 0.362, SLG: 0.430	0-3 K			0-0 6-3		0-0 CS	0-0 6-3	0-0 F8		4	0	0	0	0	1	4	
Dalton Jones, L (1, 5) OBP: 0.390, SLG: 0.500		0-0 HR		0-0 4-3			0-0 FC6-4 1B		0-0 4-3	4	1	2	1	0	0	0	
Rico Petrocelli, R (1, 6) OBP: 0.389, SLG: 0.489		0-0 F7		0-0 F7			0-0 F7		0-0 1B	4	0	1	0	0	0	1	
Mike Andrews, R (1, 4) OBP: 0.345, SLG: 0.361		0-0 5-3			0-3 K		0-0 FC6-4 1-2		0-0 1B	4	0	1	0	0	1	1	
Mike Ryan, R (1, 2) OBP: 0.385, SLG: 0.383		0-3 K			0-0 5-3			0-0 4-3 1B	0-0 L9	4	0	1	0	0	1	2	
Jim Lonborg, R (1, 1) OBP: 0.138, SLG: 0.095			0-3 K			0-0 F4		0-3 K	0-3 K	4	0	0	0	0	3	3	
Inning Stats	R: 0 E: 1 K: 2 S: 8	H: 0 LOB: 1 BB: 0 P: 8	R: 1 E: 0 K: 1 S: 6	H: 1 LOB: 0 BB: 0 P: 6	R: 0 E: 0 K: 1 S: 3	H: 1 LOB: 0 BB: 0 P: 3	R: 0 E: 0 K: 1 S: 5	H: 0 LOB: 0 BB: 0 P: 5	R: 0 E: 0 K: 1 S: 4	H: 1 LOB: 1 BB: 0 P: 4	R: 0 E: 0 K: 1 S: 7	H: 2 LOB: 3 BB: 1 P: 11	R: 0 E: 0 K: 1 S: 7	H: 2 LOB: 2 BB: 0 P: 7	1B: 6 2B: 0 3B: 0 HR: 1	SF: 0 SAC: 0 DP: 0 HBP: 0	WP: 0 PA: 37 PB: 0 SB: 1 CS: 1
PITCHER	IP WLS BF H R ER SO BB IBB HBP BLK WP HR S P ERA WHIP																
Denny McLain, R (1, 1) ERA: 4.42	7.0 L 25 3 1 1 6 1 0 0 0 0 1 36 40 1.29 0.571																
Dave Wickersham, R (8, 1) ERA: 1.98	2.0 11 4 0 0 2 0 1 0 0 0 0 14 18 0.00 2.000																

Batter	1	2	3	4	5	6	7	8	9	AB	R	H	RBI	BB	SO	LOB	BOTTOM				
Dick McAuliffe, L (1, 4) OBP: 0.394, SLG: 0.496	0-0 6-3		0-3 K		0-0 1-3			0-0 FC3-2		4	0	0	0	0	1	4	Boston Red Sox @ Detroit Tigers Tiger Stadium, Detroit, MI Wed May 24 1967, 7:05 PM EDT Att: 9,890 - Unknown				
Don Wert, R (1, 5) OBP: 0.271, SLG: 0.254	0-3 K		0-3 K			0-0 F7	0-0 F2			4	0	0	0	0	2	3					
Al Kaline, R (1, 9) OBP: 0.453, SLG: 0.669	4-0 BB			4-0 5-3 WP BB		1-0 F9 HBP		0-0 4-3 2B		1	0	1	0	2	0	0					
Willie Horton, R (1, 7) OBP: 0.394, SLG: 0.738	0-0 6-3			0-3 K		0-0 F9		0-0 4-3		4	0	0	0	0	1	4					
Jim Northrup, L (1, 8) OBP: 0.336, SLG: 0.422		0-0 1B 1B		0-0 5-3		0-0 1-4-3		0-3 K		4	0	1	0	0	1	3					
Norm Cash, L (1, 3) OBP: 0.418, SLG: 0.393		0-0 G5-4-3 1B		0-3 K		4-0 BB FC3-2 HBP BB		0-3 K		3	0	1	0	1	2	2					
Bill Freehan, R (1, 2) OBP: 0.438, SLG: 0.577		0-3 K			0-0 L6		1-0 FC3-2 HBP		0-0 5-3	3	0	0	0	0	1	2					
Ray Oyler, R (1, 6) OBP: 0.317, SLG: 0.281		0-0 G5-4-3			0-0 1B		0-3 K		0-0 6-3	2	0	1	0	0	0	2					
Jerry Lumpe, L (7, PH) OBP: 0.234, SLG: 0.143		1-2			0-0 1B		1-2 2-3		0-0 K	2	0	0	0	0	1	2					
Denny McLain, R (1, 1) Gates Brown, L (7, PH) Dave Wickersham, R (8, 1) Jake Wood, R (8, PH)			0-0 5-3		0-3 K		4-0 FC3-2 BB		0-3 K	2	0	0	0	0	1	1					
Inning Stats	R: 0 E: 0 K: 1 S: 5	H: 0 LOB: 1 BB: 1 P: 9	R: 0 E: 0 K: 1 S: 6	H: 2 LOB: 0 BB: 0 P: 6	R: 0 E: 0 K: 2 S: 7	H: 0 LOB: 0 BB: 0 P: 7	R: 0 E: 0 K: 2 S: 7	H: 0 LOB: 1 BB: 1 P: 11	R: 0 E: 0 K: 1 S: 6	H: 1 LOB: 1 BB: 0 P: 6	R: 0 E: 0 K: 0 S: 3	H: 0 LOB: 1 BB: 0 P: 4	R: 0 E: 0 K: 1 S: 5	H: 0 LOB: 2 BB: 2 P: 14	R: 0 E: 0 K: 2 S: 8	H: 1 LOB: 0 BB: 0 P: 8	R: 0 E: 0 K: 1 S: 5	H: 0 LOB: 0 BB: 0 P: 5	1B: 3 2B: 1 3B: 0 HR: 0	SF: 0 SAC: 0 DP: 1 HBP: 2	WP: 1 PA: 36 PB: 0 SB: 0 CS: 0
PITCHER	IP WLS BF H R ER SO BB IBB HBP BLK WP HR S P ERA WHIP																				
Jim Lonborg, R (1, 1) ERA: 3.03	9.0 W 36 4 0 0 11 4 0 2 0 1 0 52 70 0.00 0.889																				

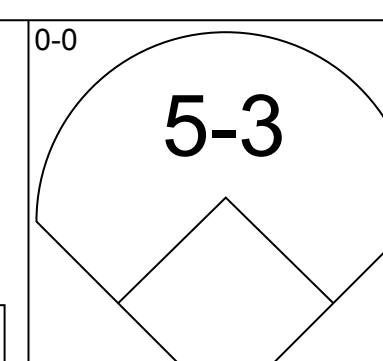
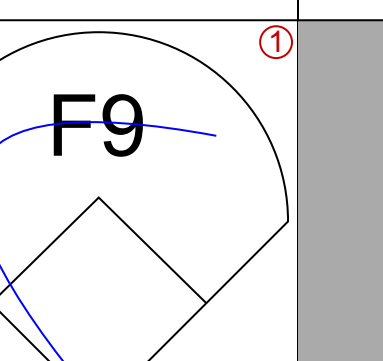
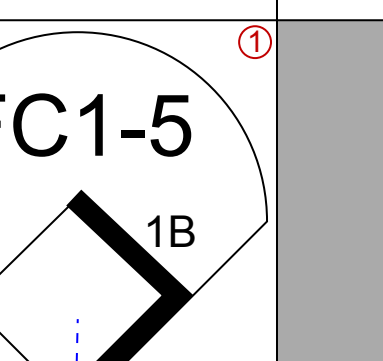
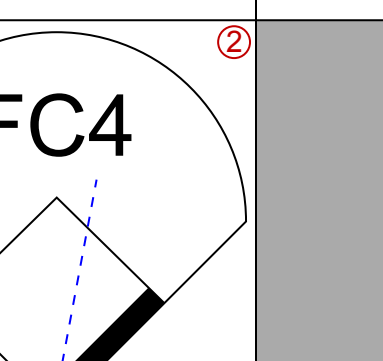
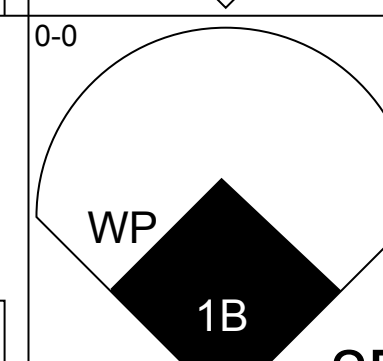
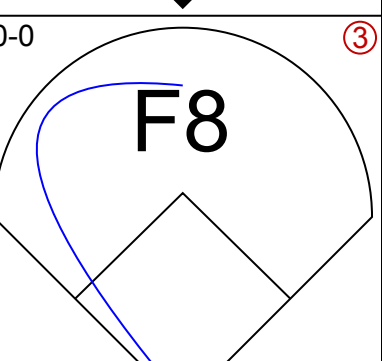
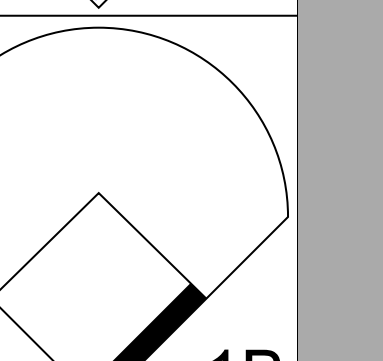
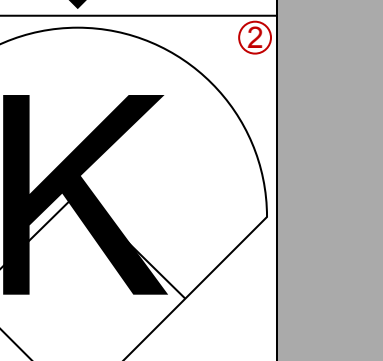
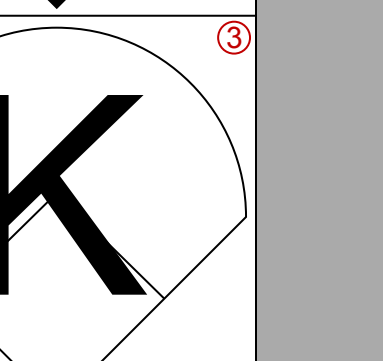
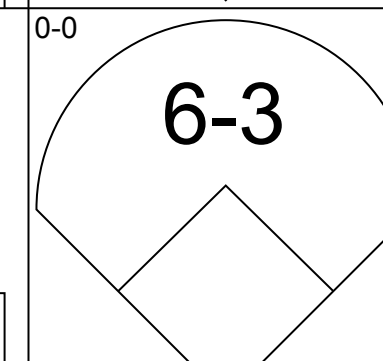
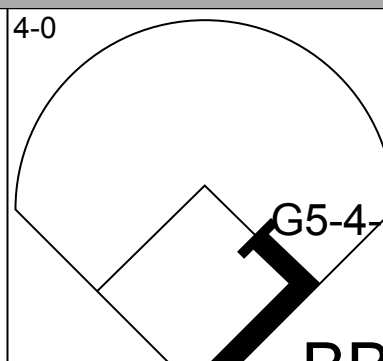
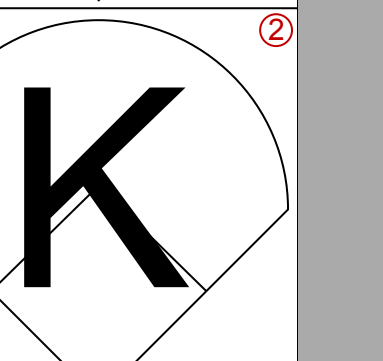
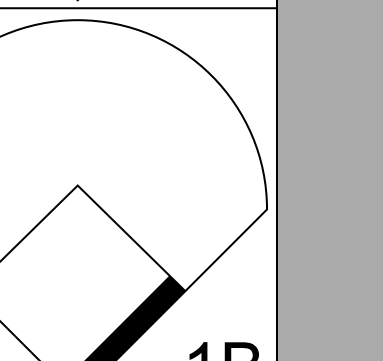
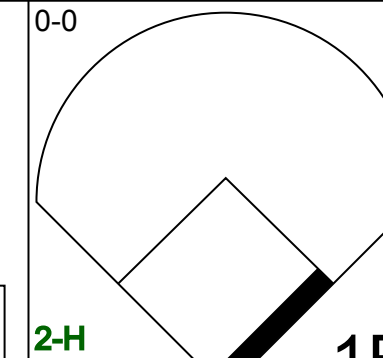
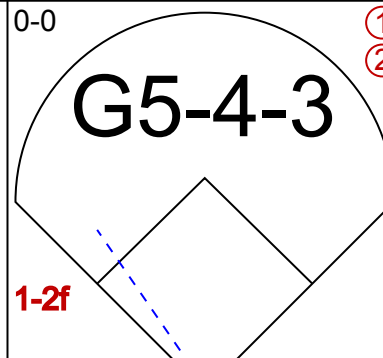
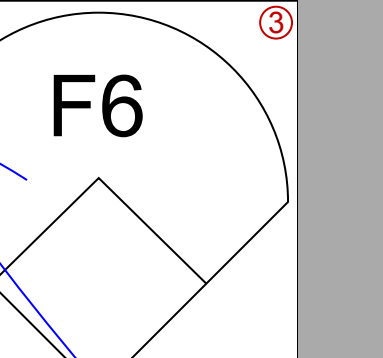
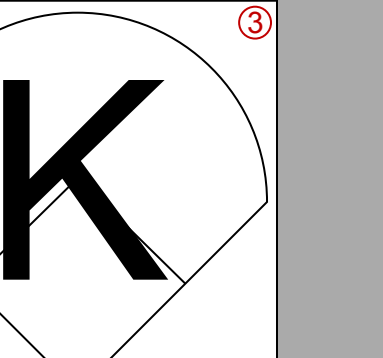

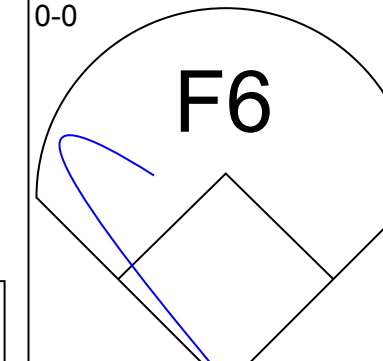
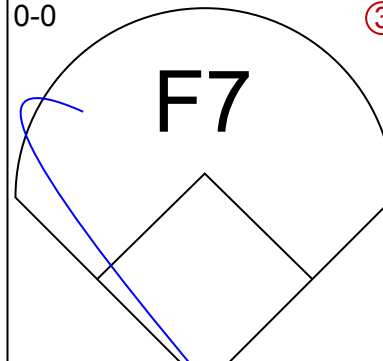
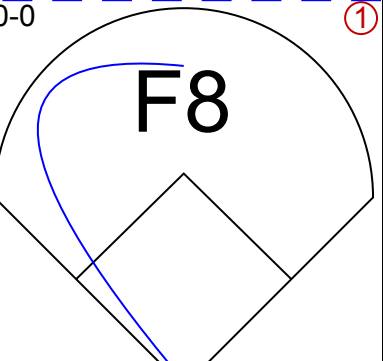
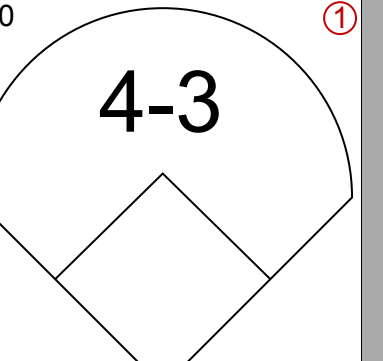
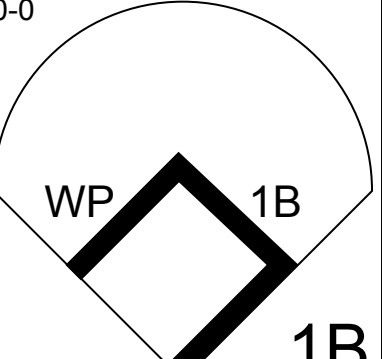
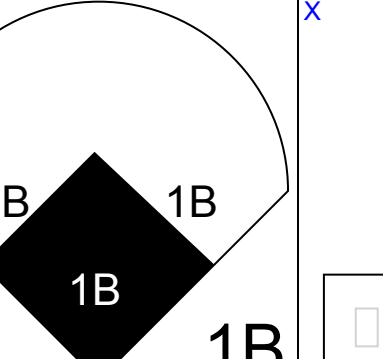
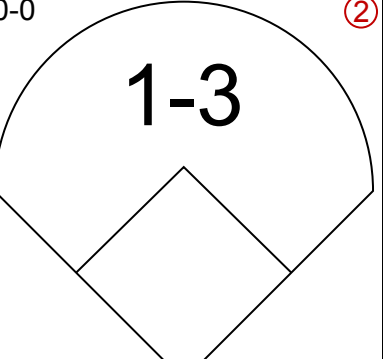
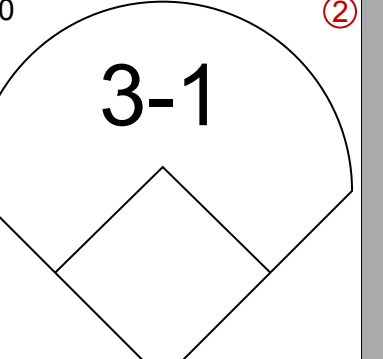

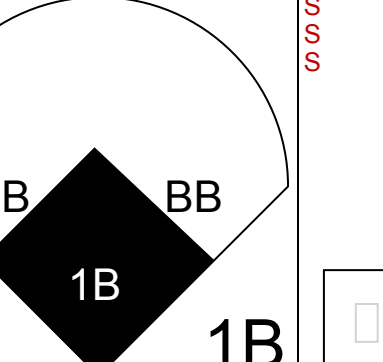
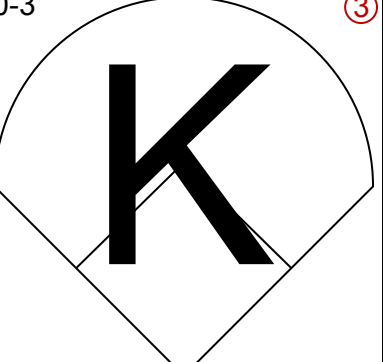
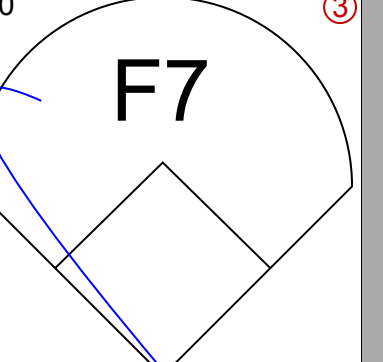

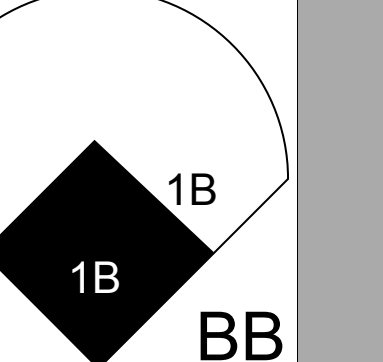


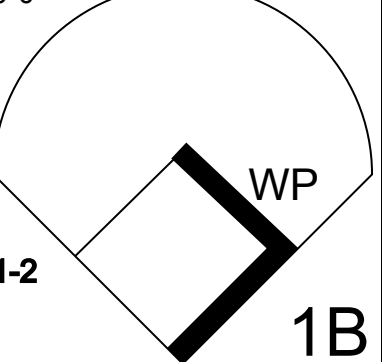
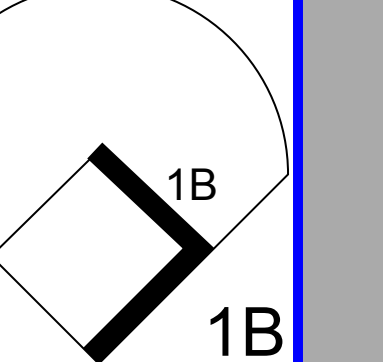


Batter	1	2	3	4	5	6	7	8	9	AB	R	H	RBI	BB	SO	LOB	TOP						
Jose Tartabull, L OBP: 0.333, SLG: 0.256 (1, 9)										4	0	0	0	0	1	3	Boston Red Sox @ Detroit Tigers Tiger Stadium, Detroit, MI Thu May 25 1967, 7:05 PM EDT Att: 8,782 - Unknown						
Reggie Smith, S OBP: 0.285, SLG: 0.341 (1, 8)										4	0	2	2	0	0	0							
Carl Yastrzemski, L OBP: 0.385, SLG: 0.570 (1, 7)										3	0	0	0	1	0	1							
George Scott, R OBP: 0.359, SLG: 0.424 (1, 3)										4	0	1	0	0	2	2							
Dalton Jones, L OBP: 0.365, SLG: 0.464 (1, 5) (6, 4)										4	0	0	0	0	0	1							
Rico Petrocelli, R OBP: 0.384, SLG: 0.481 (1, 6) Dan Osinski, R OBP: 0.250, SLG: 0.250 Russ Gibson, R OBP: 0.317, SLG: 0.302 Galen Cisco, R (7, 1) Tony Horton, R OBP: 0.242, SLG: 0.313 (6, PH)										2	0	0	0	0	1	0							
Mike Andrews, R OBP: 0.351, SLG: 0.366 (1, 4) (6, 6)										4	0	2	0	0	0	0							
Mike Ryan, R OBP: 0.411, SLG: 0.449 (1, 2)										2	2	1	1	2	1	1							
Jose Santiago, R OBP: 0.375, SLG: 1.000 Lee Stange, R (5, 1) Joe Foy, R OBP: 0.300, SLG: 0.317 (6, PH) (6, 5)										1	0	1	0	0	0	0							
Inning Stats	R: 0 E: 0 K: 1 S: 5	H: 0 LOB: 0 BB: 0 P: 5	R: 0 E: 0 K: 1 S: 5	H: 0 LOB: 0 BB: 0 P: 5	R: 1 E: 0 K: 0 S: 4	H: 2 LOB: 0 BB: 0 P: 4	R: 0 E: 0 K: 1 S: 5	H: 0 LOB: 0 BB: 0 P: 5	R: 0 E: 0 K: 2 S: 8	H: 1 LOB: 1 BB: 0 P: 8	R: 0 E: 0 K: 0 S: 4	H: 1 LOB: 0 BB: 0 P: 4	R: 0 E: 0 K: 0 S: 3	H: 1 LOB: 0 BB: 0 P: 3	R: 2 E: 0 K: 0 S: 5	H: 2 LOB: 2 BB: 2 P: 13		R: 0 E: 0 K: 0 S: 4	H: 1 LOB: 2 BB: 1 P: 8	1B: 6 2B: 0 3B: 1 HR: 1	SF: 0 SAC: 0 DP: 2 HBP: 0	WP: 0 PB: 0 SB: 1 CS: 0	PA: 36
PITCHER Earl Wilson, R ERA: 3.46 (1, 1)	IP: 9.0 WLS: W BF: 36 H: 8 R: 3 ER: 3 SO: 5 BB: 3 IBB: 0 HBP: 0 BLK: 0 WP: 0 HR: 1 S: 43 P: 55 ERA: 3.00 WHIP: 1.222											PITCHER	IP: 9.0 WLS: W BF: 36 H: 8 R: 3 ER: 3 SO: 5 BB: 3 IBB: 0 HBP: 0 BLK: 0 WP: 0 HR: 1 S: 43 P: 55 ERA: 3.00 WHIP: 1.222										

Batter	1	2	3	4	5	6	7	8	9	AB	R	H	RBI	BB	SO	LOB	BOTTOM						
Dick McAuliffe, L OBP: 0.401, SLG: 0.521 (1, 4)										4	3	2	1	1	0	1	Boston Red Sox @ Detroit Tigers Tiger Stadium, Detroit, MI Thu May 25 1967, 7:05 PM EDT Att: 8,782 - Unknown						
Don Wert, R OBP: 0.270, SLG: 0.248 (1, 5)										3	1	0	0	1	1								
Al Kaline, R OBP: 0.447, SLG: 0.656 Mickey Stanley, R OBP: 0.276, SLG: 0.160 (1, 9) (6, 8)										4	2	1	2	0	0	1							
Willie Horton, R OBP: 0.400, SLG: 0.719 (1, 7)										3	1	1	1	1	0	0							
Jim Northrup, L OBP: 0.347, SLG: 0.449 (1, 8) (8, 9)										3	1	2	5	1	0	0							
Norm Cash, L OBP: 0.407, SLG: 0.378 (1, 3)										4	0	0	0	0	1	3							
Bill Freehan, R OBP: 0.433, SLG: 0.565 (1, 2)										4	0	1	0	0	2								
Ray Oyler, R OBP: 0.308, SLG: 0.272 (1, 6)										3	0	0	0	0	1	0							
Earl Wilson, R OBP: 0.313, SLG: 0.379 (1, 1)										3	1	0	0	1	2	1							
Inning Stats	R: 2 E: 1 K: 0 S: 6	H: 2 LOB: 2 BB: 1 P: 10	R: 0 E: 0 K: 1 S: 5	H: 0 LOB: 0 BB: 0 P: 5	R: 0 E: 0 K: 1 S: 3	H: 0 LOB: 0 BB: 0 P: 3	R: 0 E: 0 K: 1 S: 5	H: 0 LOB: 0 BB: 0 P: 5	R: 6 E: 0 K: 0 S: 6	H: 3 LOB: 0 BB: 3 P: 18	R: 1 E: 0 K: 3 S: 10	H: 1 LOB: 0 BB: 0 P: 10	R: 0 E: 0 K: 0 S: 3	H: 0 LOB: 1 BB: 1 P: 7	R: 0 E: 0 K: 0 S: 4	H: 1 LOB: 1 BB: 0 P: 4		1B: 5 2B: 0 3B: 0 HR: 2	SF: 0 SAC: 1 DP: 0 HBP: 0	WP: 0 PB: 0 SB: 0 CS: 0	PA: 37		
PITCHER Jose Santiago, R ERA: 5.6 (1, 1) Lee Stange, R ERA: 6.08 (5, 1) Dan Osinski, R ERA: 1.69 (6, 1) Galen Cisco, R ERA: 3.21 (7, 1)	IP: 0.2 WLS: L BF: 4 H: 1 R: 2 ER: 2 SO: 0 BB: 1 IBB: 0 HBP: 0 BLK: 0 WP: 0 HR: 1 S: 3 P: 7 ERA: 27.00 WHIP: 3.000											PITCHER	IP: 0.2 WLS: L BF: 4 H: 1 R: 2 ER: 2 SO: 0 BB: 1 IBB: 0 HBP: 0 BLK: 0 WP: 0 HR: 1 S: 3 P: 7 ERA: 27.00 WHIP: 3.000										

Batter	1	2	3	4	5	6	7	8	9	AB	R	H	RBI	BB	SO	LOB	TOP			
Reggie Smith, S OBP: 0.289, SLG: 0.344 (1, 8)			 1B		 E					5	1	2	1	0	1	1	Boston Red Sox @ Baltimore Orioles Memorial Stadium, Baltimore, MD Fri May 26 1967, 7:05 PM EDT Att: 13,786 - Unknown			
Mike Andrews, R OBP: 0.356, SLG: 0.371 (1, 4)					 E					4	0	2	1	0	0	0				
Carl Yastrzemski, L OBP: 0.375, SLG: 0.554 (1, 7)					 1-2					4	0	0	1	0	1	2				
George Scott, R OBP: 0.349, SLG: 0.411 (1, 3)										4	0	0	0	0	4	2				
Don Demeter, R OBP: 0.333, SLG: 0.531 Jose Tartabull, L OBP: 0.326, SLG: 0.250 (5, PH) (5, 9)										2	0	0	0	0	1	0				
Rico Petrocelli, R OBP: 0.387, SLG: 0.478 (1, 6)						 BB				3	0	1	0	1	1	0				
Joe Foy, R OBP: 0.306, SLG: 0.324 (1, 5)						 1B				4	1	2	0	0	0	1				
Mike Ryan, R OBP: 0.400, SLG: 0.434 (1, 2)					 1B					4	1	1	0	0	1	3				
Billy Rohr, L Lee Stange, R Bob Tillman, R Don McMahon, R Dalton Jones, L Dan Osinski, R Tony Horton, R (1, 1) (4, 1) (5, PH) (5, 1) (6, PH) (6, 1) (9, PH)								 1B		1	0	0	0	0	1	0				
Inning Stats	R: 0 E: 0 K: 2 S: 7	H: 0 LOB: 0 BB: 0 P: 7	R: 0 E: 0 K: 2 S: 9	H: 2 LOB: 2 BB: 0 P: 9	R: 0 E: 0 K: 1 S: 6	H: 2 LOB: 1 BB: 0 P: 6	R: 0 E: 0 K: 2 S: 7	H: 0 LOB: 0 BB: 0 P: 7	R: 3 E: 1 K: 3 S: 14	H: 4 LOB: 2 BB: 0 P: 14	R: 0 E: 0 K: 0 S: 3	H: 0 LOB: 0 BB: 1 P: 7	R: 0 E: 0 K: 2 S: 7	H: 0 LOB: 0 BB: 0 P: 3	R: 0 E: 0 K: 2 S: 4	H: 1 LOB: 1 BB: 0 P: 4		1B: 9 2B: 0 3B: 0 HR: 0	SF: 0 SAC: 0 DP: 0 HBP: 0	WP: 1 PB: 0 SB: 0 CS: 1
PITCHER	IP	WLS	BF	H	R	ER	SO	BB	IBB	HBP	BLK	WP	HR	S	P	ERA	WHIP			
Dave McNally, L ERA: 6.07 Moe Drabowsky, R ERA: 0.76 (1, 1) (5, 1)	4.1		20	8	3	3	8	0	0	0	0	0	0	36	36	6.23	1.846			
	4.2	W	17	1	0	0	4	1	0	0	0	1	0	24	28	0.00	0.429			

AB	36
R	3
H	9
RBI	3
BB	1
SO	12
LOB	14



Batter	1	2	3	4	5	6	7	8	9	AB	R	H	RBI	BB	SO	LOB	BOTTOM			
Luis Aparicio, R OBP: 0.273, SLG: 0.311 (1, 6)						 1B				4	0	0	0	1	0	6	Boston Red Sox @ Baltimore Orioles Memorial Stadium, Baltimore, MD Fri May 26 1967, 7:05 PM EDT Att: 13,786 - Unknown			
Davey Johnson, R OBP: 0.317, SLG: 0.396 (1, 4)	 1B			 1-2 2-H 3-H						5	1	2	2	0	2	6				
Paul Blair, R Russ Snyder, L OBP: 0.278, SLG: 0.357 OBP: 0.394, SLG: 0.538 (6, PH) (7, 8)			 BB			 1-2 2-3				2	0	0	0	1	1	3				
Frank Robinson, R OBP: 0.424, SLG: 0.654 (1, 9)	 2-H		 1-2							4	0	1	1	0	1	6				
Brooks Robinson, R OBP: 0.327, SLG: 0.398 (1, 5)										4	0	0	0	0	0	1				
Boog Powell, L OBP: 0.364, SLG: 0.426 (1, 3)		 1B		 1B						4	1	2	0	0	0	0				
Sam Bowens, R OBP: 0.267, SLG: 0.429 (1, 7)				 1-2						4	1	1	0	0	2	1				
Larry Haney, R OBP: 0.378, SLG: 0.471 (1, 2)				 1-2 2-3	 FC1-5 SH		 1B			3	1	1	0	1	0	1				
Dave McNally, R Moe Drabowsky, R OBP: 0.188, SLG: 0.250 OBP: 0.667, SLG: 0.600 (1, 1) (5, 1)		 1B		 1-2 2-3 3-H	 1B FC1-5		 1-2			2	0	2	1	0	0	0				
Inning Stats	R: 1 E: 0 K: 0 S: 5	H: 2 LOB: 1 BB: 0 P: 5	R: 0 E: 0 K: 1 S: 7	H: 2 LOB: 3 BB: 1 P: 11	R: 0 E: 0 K: 0 S: 2	H: 0 LOB: 0 BB: 1 P: 6	R: 3 E: 0 K: 1 S: 9	H: 4 LOB: 2 BB: 1 P: 13	R: 0 E: 1 K: 2 S: 10	H: 1 LOB: 3 BB: 0 P: 10	R: 0 E: 0 K: 0 S: 3	H: 0 LOB: 0 BB: 0 P: 3	R: 0 E: 0 K: 1 S: 6	H: 1 LOB: 1 BB: 0 P: 6	1B: 9 2B: 1 3B: 0 HR: 0	SF: 0 SAC: 1 DP: 1 HBP: 0		WP: 2 PB: 0 SB: 0 CS: 0	PA: 38	
PITCHER	IP	WLS	BF	H	R	ER	SO	BB	IBB	HBP	BLK	WP	HR	S	P	ERA	WHIP			
Billy Rohr, L Lee Stange, R Don McMahon, R Dan Osinski, R (1, 1) (4, 1) (5, 1) (6, 1)	3.0	L	17	6	4	4	1	3	0	0	0	0	0	7	7	0.00	2.000			
	1.0		5	2	0	0	1	0	0	0	0	0	0	5	5	0.00	0.000			
	3.0		13	2	0	0	3	0	0	0	0	0	0	19	19	0.00	0.667			



Batter	1	2	3	4	5	6	7	8	9	AB	R	H	RBI	BB	SO	LOB	TOP		
Jose Tartabull, L OBP: 0.320, SLG: 0.247 (1, 9)	F2		FC6-4 1B		K2-3			4-3	G6-3	5	0	1	0	0	1	2			
Reggie Smith, S OBP: 0.295, SLG: 0.344 (1, 8)	F8		F8			G5-4-3 1B BB		1B FC3-2 1B		3	0	1	0	1	0	1			
Carl Yastrzemski, L OBP: 0.380, SLG: 0.553 Don Demeter, R OBP: 0.353, SLG: 0.531 (1, 7) (6, 7)	1B BB		FC6-4 FC5-4 1-2			G5-4-3 1-2 1B		FC3-2 1B BB		2	0	1	0	1	0	1			
Tony Horton, R OBP: 0.289, SLG: 0.351 (1, 3)	1-2 1B		FC5-4			G5-4-3 1-2 2-3		FC3-2 1B		4	0	2	0	0	0	3			
Dalton Jones, L OBP: 0.338, SLG: 0.426 (1, 5) (6, 4)	K				F7	4-3		FC3-2		4	0	0	0	0	1	6			
Rico Petrocelli, R OBP: 0.389, SLG: 0.479 Joe Foy, R OBP: 0.302, SLG: 0.318 (1, 6) (6, 5)		G6-4-3 1B			F9			4-3		2	0	1	0	0	0	0			
Mike Andrews, R OBP: 0.361, SLG: 0.385 (1, 4) (6, 6)		1-2 G6-4-3 1B			F8			5-3		4	0	2	0	0	0	0			
Mike Ryan, R OBP: 0.397, SLG: 0.429 Galen Cisco, R (7, 1) George Scott, R OBP: 0.354, SLG: 0.415 (9, PH)		G6-4-3			F9			1B		3	0	1	0	0	0	2			
Darrell Brandon, R OBP: 0.250, SLG: 0.267 Hank Fischer, R OBP: 0.143, SLG: 0.143 Bill Landis, L OBP: 0.241, SLG: 0.185 (1, 1) (5, 1) (5, 1) (7, PH) (7, 2)		1-2 2-3			F2			1B		1	0	0	0	0	0	0			
Inning Stats	R: 0 E: 0 K: 1 S: 6	H: 1 LOB: 2 BB: 1 P: 10	R: 0 E: 0 K: 0 S: 6	H: 2 LOB: 1 BB: 0 P: 6	R: 0 E: 0 K: 0 S: 4	H: 1 LOB: 1 BB: 0 P: 4	R: 0 E: 0 K: 0 S: 3	H: 0 LOB: 0 BB: 0 P: 3	R: 0 E: 0 K: 1 S: 5	H: 1 LOB: 1 BB: 0 P: 5	R: 0 E: 0 K: 0 S: 3	H: 1 LOB: 1 BB: 0 P: 7	R: 0 E: 0 K: 1 S: 6	H: 2 LOB: 3 BB: 1 P: 9	R: 0 E: 0 K: 1 S: 6	H: 2 LOB: 0 BB: 0 P: 6	1B: 9 2B: 1 3B: 0 HR: 0	SF: 0 SAC: 0 DP: 3 HBP: 0	WP: 0 PA: 37 PB: 0 SB: 0 CS: 0
PITCHER Tom Phoebus, R ERA: 3.35 (1, 1)	IP: 9.0 WLS: W BF: 37 H: 10 R: 0 ER: 0 SO: 5 BB: 3 IBB: 0 HBP: 0 BLK: 0 WP: 0 HR: 0 S: 44 P: 56 ERA: 0.00 WHIP: 1.444															PITCHER			

Boston Red Sox @ Baltimore Orioles
Memorial Stadium, Baltimore, MD
Sat May 27 1967, 7:05 PM EDT
Att: 26,488 - Unknown

AB 34
R 0
H 10
RBI 0
BB 3
SO 5
LOB 22



Batter	1	2	3	4	5	6	7	8	9	AB	R	H	RBI	BB	SO	LOB	BOTTOM		
Luis Aparicio, R OBP: 0.279, SLG: 0.324 Mark Belanger, R OBP: 0.235, SLG: 0.471 (1, 6) (6, 6)	G3 E 1B	L6			E5 1B			K		4	2	2	2	0	0	0			
Russ Snyder, L OBP: 0.380, SLG: 0.509 (1, 8) (8, 9)	G3				E1 1B			FC4-6 FC5-4		5	1	1	0	0	1	3			
Brooks Robinson, R OBP: 0.351, SLG: 0.491 Woodie Held, R OBP: 0.302, SLG: 0.333 (1, 5) (8, 5)	HR 1B				HR 1B		F9	FC5-4		4	2	2	2	0	1	0			
Frank Robinson, R OBP: 0.426, SLG: 0.695 Paul Blair, R OBP: 0.276, SLG: 0.357 (1, 9) (8, 8)	HR				HR			K		4	2	2	4	0	2	0			
Boog Powell, L OBP: 0.361, SLG: 0.415 (1, 3)	K				HR			K		0	0	0	0	0	0	0			
Curt Blefary, L OBP: 0.354, SLG: 0.405 (1, 7)	1B				HR			F8		3	0	0	0	1	1	0			
Davey Johnson, R OBP: 0.333, SLG: 0.404 (1, 4)	5-3				HR			F8		4	1	1	0	0	0	1			
Larry Haney, R OBP: 0.390, SLG: 0.459 (1, 2)		F6			HR			F8-3		3	1	1	1	1	0	1			
Tom Phoebus, R (1, 1)		F9			HR			FC4-6 BB		2	0	0	0	1	0	2			
Inning Stats	R: 3 E: 1 K: 1 S: 9	H: 4 LOB: 1 BB: 0 P: 9	R: 0 E: 0 K: 0 S: 3	H: 0 LOB: 0 BB: 0 P: 3	R: 0 E: 0 K: 3 S: 9	H: 0 LOB: 0 BB: 0 P: 9	R: 0 E: 0 K: 0 S: 3	H: 0 LOB: 2 BB: 2 P: 11	R: 7 E: 3 K: 0 S: 10	H: 6 LOB: 1 BB: 1 P: 14	R: 0 E: 0 K: 1 S: 5	H: 0 LOB: 0 BB: 0 P: 5	R: 0 E: 0 K: 0 S: 3	H: 1 LOB: 0 BB: 0 P: 3	R: 0 E: 0 K: 1 S: 5	H: 0 LOB: 1 BB: 1 P: 9	1B: 8 2B: 2 3B: 0 HR: 2	SF: 0 SAC: 1 DP: 1 HBP: 0	WP: 0 PA: 39 PB: 0 SB: 1 CS: 0
PITCHER Darrell Brandon, R ERA: 4.53 Hank Fischer, R ERA: 2.69 Bill Landis, L ERA: 10.8 Galen Cisco, R ERA: 2.81 (1, 1) (5, 1) (5, 1) (7, 1)	IP: 4.0 WLS: L BF: 22 H: 7 R: 7 ER: 6 SO: 4 BB: 2 IBB: 0 HBP: 0 BLK: 0 WP: 0 HR: 2 S: 28 P: 36 ERA: 13.50 WHIP: 2.250															PITCHER			

Boston Red Sox @ Baltimore Orioles
Memorial Stadium, Baltimore, MD
Sat May 27 1967, 7:05 PM EDT
Att: 26,488 - Unknown

AB 34
R 10
H 11
RBI 9
BB 4
SO 6
LOB 10



Batter	1	2	3	4	5	6	7	8	9	AB	R	H	RBI	BB	SO	LOB	TOP		
Paul Schaal, R (1, 5) OBP: 0.253, SLG: 0.232 Jay Johnstone, L (9, PH) OBP: 0.230, SLG: 0.265	F3		F8		E5		F7		K	4	0	0	0	0	0	0			
Jose Cardenal, R (1, 8) OBP: 0.244, SLG: 0.264	K		F2		K		F2		K	5	0	0	0	0	3	2			
Jim Fregosi, R (1, 6) OBP: 0.335, SLG: 0.440	F8		HR		K		F8		F8	5	1	1	0	0	1	2			
Don Mincher, L (1, 3) OBP: 0.427, SLG: 0.636 Don Wallace, L (8, PR) Tom Satriano, L (8, 3) OBP: 0.371, SLG: 0.361		F3	HR							3	1	2	2	1	0	0			
Rick Reichardt, R (1, 7) OBP: 0.351, SLG: 0.389		HR	6-3							4	1	1	0	0	1	3			
Jimmie Hall, L (1, 9) OBP: 0.313, SLG: 0.437		HR								3	1	2	2	1	1	0			
Buck Rodgers, S (1, 2) OBP: 0.280, SLG: 0.213		1-3								4	0	1	0	0	0	3			
Bobby Knoop, R (1, 4) OBP: 0.268, SLG: 0.299										4	0	1	0	0	1	4			
Jack Sanford, R (1, 1) OBP: 0.286, SLG: 0.385 Pete Cimino, R (6, 1) Bill Kelso, R (6, 1) Bill Skowron, R (9, PH) OBP: 0.167, SLG: 0.267		G3								3	0	0	0	0	2	3			
Inning Stats	R: 0 E: 0 K: 1 S: 5	H: 0 LOB: 0 BB: 0 P: 5	R: 2 E: 0 K: 0 S: 6	H: 3 LOB: 1 BB: 0 P: 6	R: 2 E: 0 K: 0 S: 5	H: 2 LOB: 0 BB: 0 P: 5	R: 0 E: 0 K: 1 S: 6	H: 1 LOB: 1 BB: 0 P: 6	R: 0 E: 1 K: 3 S: 10	H: 0 LOB: 2 BB: 1 P: 10	R: 0 E: 0 K: 0 S: 3	H: 0 LOB: 0 BB: 0 P: 3	R: 0 E: 1 K: 0 S: 4	H: 1 LOB: 2 BB: 1 P: 8	R: 0 E: 0 K: 2 S: 8	H: 1 LOB: 1 BB: 0 P: 8	1B: 4 2B: 3 3B: 0 HR: 2	SF: 0 SAC: 0 DP: 0 HBP: 0	WP: 0 PA: 39 PB: 0 SB: 1 CS: 0
PITCHER	IP	WLS	BF	H	R	ER	SO	BB	IBB	HBP	BLK	WP	HR	S	P	ERA	WHIP		
Jose Santiago, R (1, 1) ERA: 6.23	3.0		14	5	4	4	1	0	0	0	0	0	2	16	30	12.00	1.667		
Lee Stange, R (4, 1) ERA: 4.57	3.0		13	2	0	0	7	0	1	0	0	0	0	26	30	0.00	0.667		
Dan Osinski, R (7, 1) ERA: 1.29	2.0	W	8	1	0	0	0	0	1	0	0	0	0	7	11	0.00	0.500		
John Wyatt, R (9, 1) ERA: 3.25	1.0	S	4	1	0	0	2	0	0	0	0	0	0	8	8	0.00	1.000		

California Angels @ Boston Red Sox
Fenway Park, Boston, MA
Tue May 30 1967, 3:33 AM EDT
Unknown

AB	37
R	4
H	9
RBI	4
BB	2
SO	10
LOB	18



Batter	1	2	3	4	5	6	7	8	9	AB	R	H	RBI	BB	SO	LOB	BOTTOM		
Jose Tartabull, L (1, 9) OBP: 0.324, SLG: 0.255	1B		F3			2B	FC1-6		K	5	1	2	0	0	1	3			
Mike Andrews, R (1, 4) OBP: 0.377, SLG: 0.419	K				3-1	BB	L3			4	1	2	1	0	1	2			
Carl Yastrzemski, L (1, 7) OBP: 0.384, SLG: 0.541					3-1					2	1	1	0	2	0	1			
George Scott, R (1, 3) OBP: 0.342, SLG: 0.394					1-3					3	0	0	1	1	1	5			
Reggie Smith, S (1, 8) OBP: 0.303, SLG: 0.360					5-3					3	1	0	1	1	1	2			
Rico Petrocelli, R (1, 6) OBP: 0.388, SLG: 0.497						F7				3	0	0	0	1	2	2			
Joe Foy, R (1, 5) OBP: 0.275, SLG: 0.325 Dan Osinski, R (7, 1) OBP: 0.250, SLG: 0.250 Dalton Jones, L (8, PH) OBP: 0.333, SLG: 0.419							F9		F2	3	0	0	0	0	1	2			
Mike Ryan, R (1, 2) OBP: 0.386, SLG: 0.393 Tony Horton, R (8, PH) OBP: 0.208, SLG: 0.385 Russ Gibson, R (9, 2) OBP: 0.317, SLG: 0.302										3	0	0	0	0	2	2			
Jose Santiago, R (1, 1) OBP: 0.275, SLG: 1.000 George Thomas, R (3, PH) OBP: 0.287, SLG: 0.238 Lee Stange, R (4, 1) Don Demeter, R (6, PH) OBP: 0.341, SLG: 0.474 John Wyatt, R (9, 1)										0	0	0	0	0	0	0			
Inning Stats	R: 0 E: 0 K: 1 S: 6	H: 2 LOB: 1 BB: 0 P: 6	R: 0 E: 0 K: 3 S: 9	H: 0 LOB: 0 BB: 0 P: 9	R: 0 E: 0 K: 0 S: 3	H: 0 LOB: 0 BB: 0 P: 3	R: 0 E: 0 K: 0 S: 4	H: 1 LOB: 1 BB: 0 P: 4	R: 0 E: 0 K: 1 S: 5	H: 0 LOB: 0 BB: 0 P: 5	R: 4 E: 1 K: 2 S: 11	H: 3 LOB: 2 BB: 2 P: 19	R: 0 E: 0 K: 1 S: 5	H: 0 LOB: 2 BB: 2 P: 13	R: 1 E: 0 K: 3 S: 10	H: 1 LOB: 2 BB: 2 P: 18	1B: 4 2B: 3 3B: 0 HR: 0	SF: 0 SAC: 0 DP: 1 HBP: 0	WP: 0 PA: 37 PB: 0 SB: 2 CS: 0
PITCHER	IP	WLS	BF	H	R	ER	SO	BB	IBB	HBP	BLK	WP	HR	S	P	ERA	WHIP		
Jack Sanford, R (1, 1) ERA: 3.26	5.0		20	6	3	3	5	0	0	0	0	0	0	30	30	5.40	1.200		
Pete Cimino, R (6, 1) ERA: 2.81	0.0		2	0	0	0	0	2	0	0	0	0	0	0	8	∞	∞		
Bill Kelso, R (6, 1) ERA: 2.08	3.0	L	15	1	2	1	6	3	1	0	0	0	0	23	39	3.00	1.333		

California Angels @ Boston Red Sox
Fenway Park, Boston, MA
Tue May 30 1967, 3:33 AM EDT
Unknown

AB	31
R	5
H	7
RBI	4
BB	6
SO	11
LOB	23



Batter	1	2	3	4	5	6	7	8	9	AB	R	H	RBI	BB	SO	LOB	TOP					
Jose Cardenal, R OBP: 0.236, SLG: 0.254	F8		F8			L5		FC5-4		4	0	0	0	0	0	2						
Jimmie Hall, L OBP: 0.303, SLG: 0.421	F2			K		K			G3	4	0	0	0	0	2	0						
Jim Fregosi, R OBP: 0.333, SLG: 0.436	F3			F8			F9 1B		K	4	0	1	0	0	1	0						
Bill Skowron, R OBP: 0.176, SLG: 0.265		6-3		F5			1B		6-3	4	0	1	0	0	0	0						
Rick Reichardt, R OBP: 0.345, SLG: 0.382		4-3			6-3		F9			3	0	0	0	0	0	2						
Orlando McFarlane, R OBP: 0.261, SLG: 0.238			K		6-3		G3-6-3			3	0	0	0	0	1	2						
Bobby Knoop, R OBP: 0.275, SLG: 0.327				G1-5-3 1B		HR		6-3		3	1	2	1	0	0	0						
Paul Schaal, R OBP: 0.257, SLG: 0.236				G1-5-3 1B		F7		5-3		2	0	1	0	0	0	0						
Pete Cimino, R (8, 1)				1-2						0	0	0	0	0	0	0						
George Brunet, R (1, 1)				G1-5-3						1	0	0	0	0	0	2						
Jim Coates, R OBP: 0.333, SLG: 0.667						K				0	0	0	0	0	0	0						
Johnny Werhas, R OBP: 0.212, SLG: 0.071										1	0	0	0	1	1	0						
Buck Rodgers, S OBP: 0.268, SLG: 0.211				1-2 2-3				FC5-4 BB		1	0	0	0	0	0	0						
Inning Stats	R: 0 E: 0 K: 0 S: 3	H: 0 LOB: 0 BB: 0 P: 3	R: 0 E: 0 K: 1 S: 5	H: 0 LOB: 0 BB: 0 P: 5	R: 0 E: 0 K: 0 S: 4	H: 2 LOB: 1 BB: 0 P: 4	R: 0 E: 0 K: 1 S: 5	H: 0 LOB: 0 BB: 0 P: 5	R: 1 E: 0 K: 0 S: 4	H: 1 LOB: 0 BB: 0 P: 4	R: 0 E: 0 K: 2 S: 7	H: 0 LOB: 0 BB: 0 P: 7	R: 0 E: 0 K: 0 S: 4	H: 2 LOB: 1 BB: 0 P: 4	R: 0 E: 0 K: 0 S: 3	H: 0 LOB: 1 BB: 1 P: 7	R: 0 E: 0 K: 1 S: 5	H: 0 LOB: 0 BB: 0 P: 5	1B: 4 2B: 0 3B: 0 HR: 1	SF: 0 SAC: 0 DP: 2 HBP: 0	WP: 0 PB: 0 SB: 0 CS: 0	PA: 31
PITCHER Dennis Bennett, L ERA: 3.14	IP: 9.0 WLS: W BF: 31 H: 5 R: 1 ER: 1 SO: 5 BB: 1 IBB: 0 HBP: 0 BLK: 0 WP: 0 HR: 1 S: 40 P: 44 ERA: 1.00 WHIP: 0.667															PITCHER						

California Angels @ Boston Red Sox
Fenway Park, Boston, MA
Tue May 30 1967, 3:38 AM EDT
Att: 32,012 - Unknown

AB	30
R	1
H	5
RBI	1
BB	1
SO	5
LOB	8



Batter	1	2	3	4	5	6	7	8	9	AB	R	H	RBI	BB	SO	LOB	BOTTOM					
Reggie Smith, S OBP: 0.296, SLG: 0.350	6-3	5-3		6-3		F9				4	0	0	0	0	0	2						
Mike Andrews, R OBP: 0.373, SLG: 0.408	F9		F8		1B BB	K				3	1	0	0	1	1	0						
Carl Yastrzemski, L OBP: 0.386, SLG: 0.540	PB 1B		F8		1B BB	F9				4	1	2	0	0	0	0						
George Scott, R OBP: 0.346, SLG: 0.393	4-0 BB		6-3		1B BB	6-3				3	1	1	1	1	0	0						
Don Demeter, R OBP: 0.333, SLG: 0.476	F3			1B 2B	F4	5-3				4	1	1	0	0	0	4						
Rico Petrocelli, R OBP: 0.396, SLG: 0.503		WP 1B		1B E	1B	K				4	2	3	2	0	1	0						
Joe Foy, R OBP: 0.307, SLG: 0.331		K		2H 1B	E2 1B	K				4	0	2	0	0	2	1						
Russ Gibson, R OBP: 0.328, SLG: 0.304		SH5-3 1B		F9 1B	G6-4-3 IBB	K				3	0	1	1	1	1	1						
Dennis Bennett, L OBP: 0.105, SLG: 0.263		SH5-3		K	G6-4-3	6-3				3	0	0	0	0	1	4						
Inning Stats	R: 0 E: 0 K: 0 S: 4	H: 1 LOB: 2 BB: 1 P: 8	R: 1 E: 0 K: 1 S: 7	H: 2 LOB: 1 BB: 0 P: 7	R: 0 E: 0 K: 0 S: 3	H: 0 LOB: 0 BB: 0 P: 3	R: 2 E: 1 K: 1 S: 8	H: 3 LOB: 1 BB: 0 P: 8	R: 3 E: 1 K: 0 S: 6	H: 4 LOB: 2 BB: 2 P: 14	R: 0 E: 0 K: 1 S: 5	H: 0 LOB: 0 BB: 0 P: 5	R: 0 E: 0 K: 1 S: 5	H: 0 LOB: 0 BB: 0 P: 5	R: 0 E: 0 K: 2 S: 7	H: 0 LOB: 0 BB: 0 P: 7	R: 0 E: 0 K: 0 S: 3	H: 0 LOB: 0 BB: 0 P: 5	1B: 9 2B: 1 3B: 0 HR: 0	SF: 0 SAC: 1 DP: 1 HBP: 0	WP: 1 PB: 1 SB: 0 CS: 0	PA: 36
PITCHER George Brunet, L ERA: 3.8	IP: 4.0 WLS: L BF: 21 H: 7 R: 5 ER: 4 SO: 2 BB: 2 IBB: 0 HBP: 0 BLK: 0 WP: 0 HR: 0 S: 23 P: 31 ERA: 9.00 WHIP: 2.250															PITCHER						
Jim Coates, R ERA: 4.09	IP: 3.0 WLS: L BF: 12 H: 3 R: 1 ER: 1 SO: 2 BB: 0 IBB: 0 HBP: 0 BLK: 0 WP: 0 HR: 0 S: 15 P: 19 ERA: 3.00 WHIP: 1.000															PITCHER						
Pete Cimino, R ERA: 2.73	IP: 1.0 WLS: L BF: 3 H: 0 R: 0 ER: 0 SO: 2 BB: 0 IBB: 0 HBP: 0 BLK: 0 WP: 0 HR: 0 S: 7 P: 7 ERA: 0.00 WHIP: 0.000															PITCHER						

California Angels @ Boston Red Sox
Fenway Park, Boston, MA
Tue May 30 1967, 3:38 AM EDT
Att: 32,012 - Unknown

AB	32
R	6
H	10
RBI	4
BB	3
SO	6
LOB	12



Batter	1	2	3	4	5	6	7	8	9	AB	R	H	RBI	BB	SO	LOB	TOP			
Cesar Tovar, R OBP: 0.360, SLG: 0.444 (1, 8)	L5		CS HBP			6-3		E6 PO BB		3	0	0	0	0	0	2	Minnesota Twins @ Boston Red Sox Fenway Park, Boston, MA Wed May 31 1967, 7:05 PM EDT Att: 12,335 - Unknown			
Rod Carew, L OBP: 0.366, SLG: 0.425 (1, 4)	K		CS	F3		F6		K		4	0	0	0	0	2	3				
Zolio Versalles, R OBP: 0.309, SLG: 0.364 (1, 6)	K			K						2	0	0	1	2	2	0				
Harmon Killebrew, R OBP: 0.384, SLG: 0.534 (1, 3)		FC4-6 BB		1B		1-3		F7		3	0	1	0	1	0	3				
Rich Reese, L OBP: 0.306, SLG: 0.438 (1, 7)		FC4-6 1-2		1B			K	PO	F9	4	0	1	0	0	1	1				
Bob Allison, R OBP: 0.362, SLG: 0.432 (1, 9)	K			F5			K			4	0	1	0	0	2	3				
Rich Rollins, R OBP: 0.317, SLG: 0.277 (1, 5)	K				F7		F7		L6-3 1B	4	0	0	0	0	1	2				
Earl Batley, R OBP: 0.278, SLG: 0.191 (1, 2)			1-6-3							2	0	0	0	0	1	0				
Russ Nixon, L OBP: 0.229, SLG: 0.235 (5, 2)					K			E BB 1B		1	1	1	0	0	0	0				
Jim Perry, S OBP: 0.286, SLG: 0.462 (8, 1)			G3		F4			BB E 1B		0	0	0	0	0	0	0				
Inning Stats	R: 0 E: 0 K: 2 S: 7	H: 0 LOB: 0 BB: 7	R: 0 E: 0 K: 2 S: 7	H: 0 LOB: 1 BB: 11	R: 0 E: 0 K: 0 S: 2	H: 0 LOB: 0 BB: 0 P: 3	R: 0 E: 0 K: 1 S: 7	H: 2 LOB: 2 BB: 0 P: 7	R: 0 E: 0 K: 0 S: 3	H: 0 LOB: 1 BB: 1 P: 7	R: 0 E: 0 K: 2 S: 7	H: 0 LOB: 0 BB: 7	R: 2 E: 2 K: 1 S: 7	H: 2 LOB: 1 BB: 1 P: 11	R: 0 E: 0 K: 0 S: 3	H: 1 LOB: 0 BB: 0 P: 3	1B: 5 2B: 1 3B: 0 HR: 0	SF: 0 SAC: 0 DP: 1 HBP: 1	WP: 0 PB: 0 SB: 0 CS: 1	PA: 36
PITCHER	IP	WLS	BF	H	R	ER	SO	BB	IBB	HBP	BLK	WP	HR	S	P	ERA	WHIP			
Darrell Brandon, R ERA: 4.02 (1, 1)	7.1	W	30	4	2	0	9	3	0	1	0	0	0	44	57	0.00	0.955			
John Wyatt, R ERA: 3.07 (8, 1)	1.2	S	4	1	0	0	0	0	0	0	0	0	0	4	4	0.00	0.600			

Batter	1	2	3	4	5	6	7	8	9	AB	R	H	RBI	BB	SO	LOB	BOTTOM			
Jose Tartabull, L OBP: 0.321, SLG: 0.247 (1, 9)	F8		BB		F5		F8			3	0	0	0	1	0	0	Minnesota Twins @ Boston Red Sox Fenway Park, Boston, MA Wed May 31 1967, 7:05 PM EDT Att: 12,335 - Unknown			
Mike Andrews, R OBP: 0.382, SLG: 0.395 (1, 4)	6-3		K		F7		6-3			4	0	0	0	0	1	2				
Carl Yastrzemski, L OBP: 0.394, SLG: 0.594 (1, 7)	4-3			HR		HR	1B			4	2	3	2	0	0	0				
George Scott, R OBP: 0.350, SLG: 0.396 (1, 3)		6-3		6-3		SH3-4 SH1-4 BB 1B	1B			4	1	2	0	0	0	0				
Reggie Smith, S OBP: 0.294, SLG: 0.342 (1, 8)	K			4-3		SH1-4 SH3-4 BB	G3			3	0	0	0	1	1	2				
Rico Petrocelli, R OBP: 0.395, SLG: 0.500 (1, 6)	5-3			BB 1B		SH3-4		F6		3	0	1	0	0	0	0				
Joe Foy, R OBP: 0.312, SLG: 0.325 (1, 5)			6-3	BB	6-3	SH1-4 IBB		K		2	0	0	0	2	1	0				
Mike Ryan, R OBP: 0.370, SLG: 0.375 (1, 2)			K	K		SH1-4		K		3	0	0	1	0	3	2				
Darrell Brandon, R OBP: 0.263, SLG: 0.333 (1, 1)				2B						3	0	1	0	0	1	2				
John Wyatt, R ERA: 3.07 (8, 1)					K		F8			0	0	0	0	0	0	0				
Inning Stats	R: 0 E: 0 K: 0 S: 3	H: 0 LOB: 0 BB: 0 P: 3	R: 0 E: 0 K: 1 S: 5	H: 0 LOB: 0 BB: 0 P: 5	R: 0 E: 0 K: 2 S: 8	H: 1 LOB: 2 BB: 1 P: 12	R: 1 E: 0 K: 1 S: 7	H: 2 LOB: 2 BB: 1 P: 11	R: 0 E: 0 K: 1 S: 5	H: 0 LOB: 0 BB: 0 P: 5	R: 2 E: 0 K: 0 S: 5	H: 2 LOB: 2 BB: 2 P: 13	R: 0 E: 0 K: 0 S: 5	H: 2 LOB: 2 BB: 0 P: 5	R: 0 E: 0 K: 2 S: 7	H: 0 LOB: 0 BB: 0 P: 7	1B: 4 2B: 1 3B: 0 HR: 2	SF: 0 SAC: 2 DP: 0 HBP: 0	WP: 0 PB: 0 SB: 0 CS: 0	PA: 35
PITCHER	IP	WLS	BF	H	R	ER	SO	BB	IBB	HBP	BLK	WP	HR	S	P	ERA	WHIP			
Jim Perry, R ERA: 3.96 (7, 1)	0.1	L	1	0	0	0	0	0	0	0	0	0	0	1	1	0.00	0.000			
Ron Kline, R ERA: 2.75 (8, 1)	1.0		3	0	0	0	2	0	0	0	0	0	0	7	7	0.00	0.000			

Batter	1	2	3	4	5	6	7	8	9	AB	R	H	RBI	BB	SO	LOB	TOP									
Cesar Tovar, R OBP: 0.368, SLG: 0.451 (1, 8)	0-0 6-3		0-0 FC6 1B		0-0 1-3 2-H 1B			0-0 1B 1B		4	0	3	1	0	0	0	Minnesota Twins @ Boston Red Sox Fenway Park, Boston, MA Thu Jun 01 1967, 3:33 AM EDT Att: 12,233 - Unknown									
Rod Carew, L OBP: 0.363, SLG: 0.420 (1, 4)	0-3 K		0-0 FC6 1-2		0-0 4-3			0-0 1-3 1B		4	0	1	0	0	1	2										
Zolio Versalles, R OBP: 0.302, SLG: 0.355 (1, 6)	0-0 F4			0-0 5-3		0-0 F8		0-0 F9		4	0	0	0	0	0	2										
Harmon Killebrew, R OBP: 0.381, SLG: 0.523 (1, 3)		4-0 G4-6-3 BB		0-0 F8		0-0 K		0-0 F7		3	0	0	0	1	1	2										
Bob Allison, R OBP: 0.365, SLG: 0.453 (1, 9)		0-0 G4-6-3 1-2		0-0 HR		0-3 K			4-0 FC5-4 1B SF8 BB	3	2	1	1	1	1	1										
Rich Reese, L OBP: 0.300, SLG: 0.417 Ted Uhlaender, L OBP: 0.250, SLG: 0.410 (9, PR)	0-0 G3		0-0 F7			0-0 F7			0-0 FC5-4 1-2 1B	4	0	1	0	0	0	0										
Rich Rollins, R OBP: 0.306, SLG: 0.265 (1, 5)			0-3 K		0-0 5-3		0-3 K		0-0 FC5-4 1-2 2-3	4	0	0	0	0	2	2										
Russ Nixon, L OBP: 0.256, SLG: 0.333 (1, 2)			0-0 HR		4-0 BB 1B BB		0-0 4-1		0-0 SF8	2	2	1	2	1	0	0										
Dean Chance, R (1, 1)			0-3 K		4-0 1B 1-2 BB			0-3 K	0-3 K	3	0	0	0	1	3	1										
Inning Stats	R: 0 E: 0 K: 1 S: 5	H: 0 LOB: 0 BB: 0 P: 5	R: 0 E: 0 K: 0 S: 2	H: 0 LOB: 0 BB: 1 P: 6	R: 1 E: 0 K: 2 S: 9	H: 2 LOB: 1 BB: 0 P: 9	R: 1 E: 0 K: 0 S: 4	H: 1 LOB: 0 BB: 0 P: 4	R: 1 E: 0 K: 0 S: 3	H: 1 LOB: 1 BB: 2 P: 11	R: 0 E: 0 K: 1 S: 5	H: 0 LOB: 0 BB: 0 P: 5	R: 0 E: 0 K: 1 S: 7	H: 2 LOB: 2 BB: 0 P: 7	R: 1 E: 0 K: 1 S: 6	H: 1 LOB: 1 BB: 1 P: 10	1B: 5 2B: 0 3B: 0 HR: 2	SF: 1 SAC: 0 DP: 1 HBP: 0	WP: 0 PB: 0 SB: 0 CS: 0	PA: 36						
PITCHER	IP	WLS	BF	H	R	ER	SO	BB	IBB	HBP	BLK	WP	HR	S	P	ERA	WHIP									
Billy Rohr, L ERA: 4.57	(1, 1)	5.0	L	20	4	3	3	3	3	0	0	0	0	2	23	35	5.40	1.400								
Jose Santiago, R ERA: 5.85	(6, 1)	2.0		6	0	0	0	3	0	0	0	0	0	0	12	12	0.00	0.000								
Galen Cisco, R ERA: 3.0	(8, 1)	2.0		10	3	1	1	2	1	0	0	0	0	0	13	17	4.50	2.000								

AB	31
R	4
H	7
RBI	4
BB	4
SO	8
LOB	10



Batter	1	2	3	4	5	6	7	8	9	AB	R	H	RBI	BB	SO	LOB	BOTTOM									
Jose Tartabull, L OBP: 0.319, SLG: 0.248 (1, 9)	0-3 K		0-0 1B 1B			0-0 F9		0-0 4-3		4	0	1	0	0	1	0	Minnesota Twins @ Boston Red Sox Fenway Park, Boston, MA Thu Jun 01 1967, 3:33 AM EDT Att: 12,233 - Unknown									
Mike Andrews, R OBP: 0.366, SLG: 0.398 (1, 4)	0-3 K		0-0 1-2 1B			0-0 E6 4-3 1B		0-0 F7		4	0	2	0	0	1	0										
Carl Yastrzemski, L OBP: 0.391, SLG: 0.576 (1, 7)	0-0 G3		0-0 F7			0-0 4-3		0-0 1B		4	0	1	0	0	0	3										
George Scott, R OBP: 0.341, SLG: 0.385 (1, 3)		0-0 4-3		0-0 F9		0-3 K		0-3 K		4	0	0	0	0	2	2										
Reggie Smith, S OBP: 0.293, SLG: 0.336 (1, 8)		4-0 S BB		0-0 4-3		0-3 K		0-0 4-3		3	0	0	0	1	1	0										
Rico Petrocelli, R OBP: 0.392, SLG: 0.500 (1, 6)		0-3 K 1-2		0-0 2-3		0-0 2B		0-3 K		4	0	1	0	0	2	1										
Joe Foy, R OBP: 0.310, SLG: 0.317 (1, 5)		0-0 6-3			0-0 F8		4-0 BB		0-3 K	3	0	0	0	1	1	1										
Russ Gibson, R OBP: 0.318, SLG: 0.293 Dalton Jones, L OBP: 0.329, SLG: 0.413 Bob Tillman, R OBP: 0.241, SLG: 0.185 (8, 2)			0-3 K		0-0 F8		0-3 K			2	0	0	0	0	1	0										
Billy Rohr, L George Thomas, R OBP: 0.250, SLG: 0.227 Jose Santiago, R OBP: 0.375, SLG: 1.000 Tony Horton, R OBP: 0.300, SLG: 0.385 Galen Cisco, R (8, 1)			0-0 G3		0-0 F4		0-0 F4			1	0	0	0	0	0	0										
Inning Stats	R: 0 E: 0 K: 2 S: 7	H: 0 LOB: 0 BB: 0 P: 7	R: 0 E: 0 K: 1 S: 5	H: 0 LOB: 1 BB: 1 P: 9	R: 0 E: 0 K: 1 S: 7	H: 2 LOB: 0 BB: 0 P: 7	R: 0 E: 0 K: 0 S: 3	H: 0 LOB: 0 BB: 0 P: 3	R: 0 E: 1 K: 1 S: 6	H: 1 LOB: 1 BB: 0 P: 6	R: 0 E: 0 K: 2 S: 8	H: 1 LOB: 2 BB: 1 P: 12	R: 0 E: 0 K: 1 S: 6	H: 1 LOB: 1 BB: 0 P: 6	R: 0 E: 0 K: 2 S: 7	H: 0 LOB: 0 BB: 0 P: 7	1B: 4 2B: 1 3B: 0 HR: 0	SF: 0 SAC: 0 DP: 0 HBP: 0	WP: 0 PB: 0 SB: 1 CS: 0	PA: 34						
PITCHER	IP	WLS	BF	H	R	ER	SO	BB	IBB	HBP	BLK	WP	HR	S	P	ERA	WHIP									
Dean Chance, R ERA: 2.4	(1, 1)	9.0	W	34	5	0	0	10	2	0	0	0	0	0	52	60	0.00	0.778								



Batter	1	2	3	4	5	6	7	8	9	AB	R	H	RBI	BB	SO	LOB	TOP																			
Jose Tartabull, L (1, 9) OBP: 0.316, SLG: 0.248 Don Demeter, R (9, 9) OBP: 0.333, SLG: 0.476	0-0 CS 1B		0-0 F4			0-0 F5		0-0 F9		4	0	1	0	0	0	0																				
Mike Andrews, R (1, 4) OBP: 0.383, SLG: 0.394	0-3 K		0-0 F8			0-0 HR 1B		0-0 F8		4	1	1	0	0	0	1																				
Carl Yastrzemski, L (1, 7) OBP: 0.399, SLG: 0.594	4-0 BB BB			4-0 G4-6-3 BB		0-0 HR 1B		0-0 F7		2	1	1	2	2	0	0																				
George Scott, R (1, 3) OBP: 0.345, SLG: 0.384	4-0 BB			0-0 F6		0-0 5-3		0-0 CS 1B		3	0	1	0	1	0	1																				
Reggie Smith, S (1, 8) OBP: 0.288, SLG: 0.329	0-3 K			0-0 G4-6-3				0-0 CS		3	0	0	0	0	1	3																				
Rico Petrocelli, R (1, 6) OBP: 0.391, SLG: 0.497		0-3 K				0-0 CS 1B		0-0 F3		3	0	1	0	0	1	0																				
Joe Foy, R (1, 5) OBP: 0.304, SLG: 0.310			0-0 F7			0-3 K		0-0 F9		3	0	0	0	0	1	1																				
Mike Ryan, R (1, 2) OBP: 0.355, SLG: 0.358			0-0 F8			0-0 F8		0-0 5-3		3	0	0	0	0	0	0																				
Jim Lonborg, R (1, 1) OBP: 0.103, SLG: 0.071			0-3 K			0-3 K		0-3 K		3	0	0	0	0	3	0																				
Inning Stats	R: 0 E: 0 K: 2 S: 7	H: 1 LOB: 2 BB: 2 P: 15	R: 0 E: 0 K: 1 S: 5	H: 0 LOB: 0 BB: 0 P: 5	R: 0 E: 0 K: 1 S: 5	H: 0 LOB: 0 BB: 1 P: 6	R: 0 E: 0 K: 1 S: 5	H: 1 LOB: 0 BB: 0 P: 5	R: 2 E: 0 K: 1 S: 7	H: 2 LOB: 0 BB: 0 P: 7	R: 0 E: 0 K: 0 S: 3	H: 0 LOB: 0 BB: 0 P: 3	R: 0 E: 0 K: 1 S: 5	H: 0 LOB: 0 BB: 0 P: 5	R: 0 E: 0 K: 0 S: 3	H: 1 LOB: 0 BB: 0 P: 3	1B: 4 2B: 0 3B: 0 HR: 1	SF: 0 SAC: 0 DP: 1 HBP: 0	WP: 0 PA: 32 PB: 0 SB: 0 CS: 3																	
PITCHER	IP	WLS	BF	H	R	ER	SO	BB	IBB	HBP	BLK	WP	HR	S	P	ERA	WHIP	PITCHER		IP	WLS	BF	H	R	ER	SO	BB	IBB	HBP	BLK	WP	HR	S	P	ERA	WHIP
Sonny Siebert, R (1, 1) ERA: 2.35	8.0	L	28	4	2	2	7	3	0	0	0	0	1	39	51	2.25	0.875																			
Steve Bailey, R (9, 1) ERA: 1.61	1.0		3	1	0	0	0	0	0	0	0	0	0	3	3	0.00	1.000																			

Boston Red Sox @ Cleveland Indians
Cleveland Municipal Stadium, Cleveland, OH
Fri Jun 02 1967, 7:05 PM EDT
Att: 8,809 - Unknown

AB 28
R 2
H 5
RBI 2
BB 3
SO 7
LOB 6



Batter	1	2	3	4	5	6	7	8	9	AB	R	H	RBI	BB	SO	LOB	BOTTOM																			
Vic Davallo, L (1, 8) OBP: 0.278, SLG: 0.313 Steve Bailey, R (9, 1) OBP: 0.304, SLG: 0.310	1-0 G4-6-3 HBP			0-0 4-3		0-0 F7		0-3 K		3	0	0	0	0	1	2																				
Lee Maye, L (1, 9) OBP: 0.305, SLG: 0.453	0-0 G4-6-3			4-0 BB				0-0 K		3	0	1	0	1	1	1																				
Leon Wagner, L (1, 7) OBP: 0.261, SLG: 0.432	0-0 G3			0-0 F8				0-3 K		4	0	0	0	0	1	2																				
Fred Whitfield, L (1, 3) OBP: 0.279, SLG: 0.364		0-0 F2		0-0 F5				0-3 K		4	0	0	0	0	2	2																				
Max Alvis, R (1, 5) OBP: 0.299, SLG: 0.393		0-0 5-3						0-0 5-3		4	0	0	0	0	0	1																				
Duke Sims, L (1, 2) OBP: 0.290, SLG: 0.309		0-0 4-3						0-0 F7		3	1	1	0	0	0	1																				
Pedro Gonzalez, R (1, 4) OBP: 0.278, SLG: 0.314 Rocky Colavito, R (8, PH) OBP: 0.370, SLG: 0.410 Jose Vidal, R (8, PR) OBP: 0.267, SLG: 0.154 Gus Gil, R (9, 4) OBP: 0.211, SLG: 0.200			0-3 K					4-0 FC5-4 BB		2	0	0	0	0	2	0																				
Larry Brown, R (1, 6) OBP: 0.342, SLG: 0.411				0-0 F7				0-0 FC5-4 1B		3	0	0	0	0	2																					
Sonny Siebert, R (1, 1) OBP: 0.278, SLG: 0.667 Chuck Hinton, R (8, PH) OBP: 0.337, SLG: 0.372			0-0 4-3					0-0 FC5-4 1B		2	0	0	0	0	0	0																				
Inning Stats	R: 0 E: 0 K: 0 S: 2	H: 0 LOB: 0 BB: 0 P: 3	R: 0 E: 0 K: 1 S: 5	H: 0 LOB: 0 BB: 0 P: 5	R: 0 E: 0 K: 0 S: 3	H: 0 LOB: 1 BB: 1 P: 7	R: 0 E: 0 K: 1 S: 5	H: 0 LOB: 0 BB: 0 P: 5	R: 0 E: 0 K: 3 S: 9	H: 0 LOB: 0 BB: 0 P: 9	R: 1 E: 0 K: 1 S: 7	H: 2 LOB: 2 BB: 1 P: 11	R: 0 E: 0 K: 1 S: 6	H: 1 LOB: 1 BB: 0 P: 6	R: 0 E: 0 K: 0 S: 6	H: 1 LOB: 0 BB: 0 P: 6	1B: 1 2B: 2 3B: 0 HR: 0	SF: 0 SAC: 0 DP: 1 HBP: 1	WP: 0 PA: 32 PB: 0 SB: 0 CS: 1																	
PITCHER	IP	WLS	BF	H	R	ER	SO	BB	IBB	HBP	BLK	WP	HR	S	P	ERA	WHIP	PITCHER		IP	WLS	BF	H	R	ER	SO	BB	IBB	HBP	BLK	WP	HR	S	P	ERA	WHIP
Jim Lonborg, R (1, 1) ERA: 2.85	9.0	W	32	3	1	1	7	2	0	1	0	0	0	43	52	1.00	0.556																			

Boston Red Sox @ Cleveland Indians
Cleveland Municipal Stadium, Cleveland, OH
Fri Jun 02 1967, 7:05 PM EDT
Att: 8,809 - Unknown

AB 29
R 1
H 3
RBI 1
BB 2
SO 7
LOB 11



Batter	1	2	3	4	5	6	7	8	9	AB	R	H	RBI	BB	SO	LOB	TOP			
Reggie Smith, S (1, 8) OBP: 0.285, SLG: 0.319	F6		K		G4-6-3			4-3		4	0	0	0	0	1	3	Boston Red Sox @ Cleveland Indians Cleveland Municipal Stadium, Cleveland, OH Sun Jun 04 1967, 3:33 AM EDT Att: 27,395 - Unknown livebaseballscorecards.com			
Mike Andrews, R (1, 4) OBP: 0.355, SLG: 0.379	5-3			F8		5-3		6-3		4	0	0	0	0	0	0				
Carl Yastrzemski, L (1, 7) OBP: 0.493, SLG: 0.599							4-3		F8	4	0	2	0	0	0	0				
Tony Conigliaro, R (1, 9) OBP: 0.330, SLG: 0.404			K	G1			F9		4-3	4	0	0	0	0	1	2				
George Scott, R (1, 3) OBP: 0.352, SLG: 0.409								K		4	0	2	0	0	1	1				
Rico Petrocelli, R (1, 6) OBP: 0.390, SLG: 0.485		K				SH			K	2	0	0	0	2	2	2				
Joe Foy, R (1, 5) OBP: 0.303, SLG: 0.316		FC1-6					F5			3	0	1	0	0	0	2				
Mike Ryan, R (1, 2) OBP: 0.341, SLG: 0.342				F2						2	0	0	0	0	0	2				
Dalton Jones, L (7, PH) OBP: 0.324, SLG: 0.406	2-4				F3			4-3		1	0	0	0	0	0	1				
Bob Tillman, R (7, 2) OBP: 0.241, SLG: 0.185										0	0	0	0	0	0	0				
Lee Stange, R (1, 1) OBP: 0.314, SLG: 0.245				K			SH		F3	1	0	0	0	0	1	0				
Jose Tartabull, L (8, PH) OBP: 0.314, SLG: 0.245										1	0	0	0	0	0	0				
John Wyatt, R (8, 1)										0	0	0	0	0	0	0				
Inning Stats	R: 0 E: 0 K: 1 S: 6	H: 1 LOB: 1 BB: 0 P: 6	R: 0 E: 0 K: 1 S: 5	H: 1 LOB: 1 BB: 0 P: 5	R: 0 E: 0 K: 2 S: 7	H: 0 LOB: 0 BB: 0 P: 7	R: 0 E: 0 K: 0 S: 4	H: 1 LOB: 1 BB: 0 P: 4	R: 0 E: 0 K: 0 S: 4	H: 0 LOB: 0 BB: 0 P: 3	R: 0 E: 0 K: 1 S: 5	H: 0 LOB: 1 BB: 1 P: 9	R: 0 E: 0 K: 0 S: 3	H: 0 LOB: 0 BB: 0 P: 3	R: 0 E: 0 K: 1 S: 6	H: 1 LOB: 1 BB: 0 P: 6	1B: 4 2B: 1 3B: 0 HR: 0	SF: 0 SAC: 1 DP: 1 HBP: 0	WP: 0 PB: 0 SB: 0 CS: 0	PA: 33
PITCHER Steve Hargan, R (1, 1) ERA: 1.73	IP: 9.0 WLS: W BF: 34 H: 5 R: 0 ER: 0 SO: 6 BB: 2 IBB: 0 HBP: 0 BLK: 0 WP: 0 HR: 0 S: 43 P: 51 ERA: 0.00 WHIP: 0.778															PITCHER				

AB 30
R 0
H 5
RBI 0
BB 2
SO 6
LOB 13



Batter	1	2	3	4	5	6	7	8	9	AB	R	H	RBI	BB	SO	LOB	BOTTOM			
Max Alvis, R (1, 5) OBP: 0.301, SLG: 0.382			6-3		6-3		5-3-5			4	0	1	0	0	0	3	Boston Red Sox @ Cleveland Indians Cleveland Municipal Stadium, Cleveland, OH Sun Jun 04 1967, 3:33 AM EDT Att: 27,395 - Unknown livebaseballscorecards.com			
Chuck Hinton, R (1, 8) OBP: 0.338, SLG: 0.368	1-3		F9					FC3-6		3	0	1	1	1	0	1				
Leon Wagner, L (1, 7) OBP: 0.252, SLG: 0.437									BB	4	1	1	1	0	0	3				
Vic Davallillo, L (6, PR) OBP: 0.272, SLG: 0.313	F5				6-3			FC3-6		0	1	0	0	0	0	0				
Rocky Colavito, R (1, 9) OBP: 0.360, SLG: 0.400				HR				1-3		4	0	0	0	0	0	2				
Fred Whitfield, L (1, 3) OBP: 0.278, SLG: 0.361			G3		L3		F8			4	0	1	1	0	0	0				
Chico Salmon, R (8, PR) OBP: 0.306, SLG: 0.281								S		0	0	0	0	0	0	0				
Duke Sims, L (1, 2) OBP: 0.299, SLG: 0.310		4-3					F4			3	0	1	0	1	0	0				
Pedro Gonzalez, R (1, 4) OBP: 0.289, SLG: 0.333			E5		6-3			FC5-4		4	0	1	0	0	0	3				
Larry Brown, R (1, 6) OBP: 0.346, SLG: 0.407								FC5-4		2	1	1	0	1	0	1				
Steve Hargan, R (1, 1) OBP: 0.259, SLG: 0.200			K		SH1-4					2	0	1	0	0	1	0				
Inning Stats	R: 0 E: 0 K: 0 S: 4	H: 1 LOB: 1 BB: 0 P: 4	R: 0 E: 1 K: 0 S: 4	H: 1 LOB: 1 BB: 0 P: 4	R: 0 E: 0 K: 1 S: 5	H: 0 LOB: 0 BB: 0 P: 5	R: 1 E: 0 K: 0 S: 5	H: 2 LOB: 1 BB: 0 P: 5	R: 1 E: 0 K: 0 S: 4	H: 1 LOB: 1 BB: 1 P: 8	R: 0 E: 0 K: 0 S: 3	H: 0 LOB: 0 BB: 0 P: 3	R: 0 E: 0 K: 0 S: 4	H: 2 LOB: 1 BB: 0 P: 4	R: 0 E: 0 K: 0 S: 4	H: 1 LOB: 2 BB: 2 P: 12	1B: 7 2B: 1 3B: 0 HR: 1	SF: 0 SAC: 1 DP: 1 HBP: 0	WP: 0 PB: 0 SB: 1 CS: 0	PA: 34
PITCHER Lee Stange, R (1, 1) ERA: 4.07	IP: 7.0 WLS: L BF: 28 H: 7 R: 2 ER: 2 SO: 2 BB: 1 IBB: 0 HBP: 0 BLK: 0 WP: 0 HR: 1 S: 29 P: 33 ERA: 2.57 WHIP: 1.143															PITCHER				
John Wyatt, R (8, 1) ERA: 3.26	IP: 1.0 WLS: L BF: 6 H: 1 R: 1 ER: 1 SO: 0 BB: 1 IBB: 0 HBP: 0 BLK: 0 WP: 0 HR: 0 S: 4 P: 12 ERA: 9.00 WHIP: 2.000															PITCHER				

AB 30
R 3
H 8
RBI 3
BB 3
SO 1
LOB 13



Batter	1	2	3	4	5	6	7	8	9	AB	R	H	RBI	BB	SO	LOB	TOP										
Reggie Smith, S OBP: 0.288, SLG: 0.317 (1, 8)	4-0 BB G4-6-3		0-0 F4	0-0 1-3			0-0 F9		0-0 1B	4	0	1	0	1	0	2	Boston Red Sox @ Chicago White Sox Comiskey Park, Chicago, IL Tue Jun 06 1967, 8:05 PM EDT Att: 10,463 - Unknown										
Mike Andrews, R OBP: 0.383, SLG: 0.382 (1, 4)	0-3 K		4-0 1B FC5-4 BB		0-0 1-4-3		0-0 PB BB 1B		0-0 1B G6-3	4	1	2	0	1	1	1											
Carl Yastrzemski, L OBP: 0.493, SLG: 0.591 (1, 7)	0-0 G4-6-3 1-2		0-0 FC5-4 1B		0-0 F7		4-0 PB BB 1B		0-0 G6-3 1-2 2-3	4	0	1	0	1	0	4											
Tony Conigliaro, R OBP: 0.327, SLG: 0.398 (1, 9)		0-0 E 6-3 1B	0-0 FC5-4 1-2 3-H		0-0 5-3		0-3 K2-3 1-2 2-3			4	1	1	1	0	1	3											
George Scott, R OBP: 0.350, SLG: 0.405 (1, 3)		0-0 L5					0-0 4-3 WP 1B		0-3 K	4	0	1	0	0	1	2											
Rico Petrocelli, R OBP: 0.382, SLG: 0.473 (1, 6)		0-0 E6 6-3 1B			0-0 F4		0-0 4-3		0-0 F8	4	1	0	0	0	0	2											
Jerry Adair, R OBP: 0.241, SLG: 0.245 (1, 5)		0-0 6-3 1-2 3-H			0-0 1B 1B		0-3 K		0-0 F9	4	0	1	1	0	1	2											
Mike Ryan, R OBP: 0.353, SLG: 0.355 (1, 2)		0-0					0-3 K		0-0 1B 1B	3	0	2	1	0	1	1											
Jose Tartabull, L OBP: 0.319, SLG: 0.252 (9, PH)		0-0 2-H 1B			0-0 1-2 1B		0-0 K		0-0 1B 1B	1	0	1	0	0	0	0											
Darrell Brandon, R OBP: 0.227, SLG: 0.286 (1, 1)		0-0 1-3			0-3 K		0-0 F7		0-0 F9	3	0	0	0	0	1	3											
Jose Santiago, R OBP: 0.375, SLG: 1.000 (7, 1)		0-0								0	0	0	0	0	0	0											
Dalton Jones, L OBP: 0.319, SLG: 0.400 (9, PH)		0-0								1	0	0	0	0	0	1											
Inning Stats	R: 0 E: 0 K: 1 S: 4	H: 0 LOB: 0 BB: 1 P: 8	R: 2 E: 1 K: 0 S: 6	H: 2 LOB: 1 BB: 0 P: 6	R: 1 E: 0 K: 0 S: 4	H: 1 LOB: 1 BB: 1 P: 8	R: 0 E: 0 K: 1 S: 7	H: 2 LOB: 2 BB: 0 P: 7	R: 0 E: 0 K: 2 S: 8	H: 1 LOB: 1 BB: 0 P: 8	R: 0 E: 0 K: 1 S: 6	H: 1 LOB: 2 BB: 1 P: 10	R: 0 E: 0 K: 1 S: 5	H: 0 LOB: 0 BB: 0 P: 5	R: 0 E: 0 K: 0 S: 5	H: 3 LOB: 2 BB: 0 P: 5	1B: 10 2B: 0 3B: 0 HR: 0	SF: 0 SAC: 0 DP: 2 HBP: 0	WP: 1 PB: 1 SB: 0 CS: 0	PA: 39							
PITCHER	IP	WLS	BF	H	R	ER	SO	BB	IBB	HBP	BLK	WP	HR	S	P	ERA	WHIP										
Jim O'Toole, L ERA: 1.85 (1, 1)	3.0		14	3	3	1	1	2	0	0	0	0	0	14	22	3.00	1.667										
John Buzhardt, R ERA: 5.03 (4, 1)	1.0		5	2	0	0	1	0	0	0	0	0	0	7	7	0.00	2.000										
Don McMahon, R ERA: 3.13 (5, 1)	2.2		11	2	0	0	2	1	0	0	0	1	0	14	18	0.00	1.125										
Hoyt Wilhelm, R ERA: 1.33 (7, 1)	1.2	W	8	3	0	0	2	0	0	0	0	0	0	12	12	0.00	1.800										
Wilbur Wood, L ERA: 1.84 (9, 1)	0.2	S	1	0	0	0	0	0	0	0	0	0	0	1	1	0.00	0.000										


Batter	1	2	3	4	5	6	7	8	9	AB	R	H	RBI	BB	SO	LOB	BOTTOM										
Ed Stroud, L OBP: 0.154, SLG: 0.308 (1, 9)	0-3 K2-3		0-0 4-3 G3 1B	0-0 F5			0-0 FC6-4 1B			4	1	1	1	0	1	4	Boston Red Sox @ Chicago White Sox Comiskey Park, Chicago, IL Tue Jun 06 1967, 8:05 PM EDT Att: 10,463 - Unknown										
Don Buford, S OBP: 0.307, SLG: 0.284 (1, 4)	0-0 F6		0-0 G3		0-0 CS 1B		0-3 K			4	0	1	0	0	1	4											
Ken Berry, R OBP: 0.358, SLG: 0.376 (1, 7)	0-0 1B		0-0 4-3 2-3 3-H		0-0 F8 1-2		4-0 1B BB			3	0	1	1	1	0	2											
Tommy Agee, R OBP: 0.351, SLG: 0.462 (1, 8)	0-3 K		0-3 K		0-3 K		0-0 FC5-4 1B			4	0	1	2	0	3	2											
Tom McCraw, L OBP: 0.303, SLG: 0.411 (1, 3)		0-0 6-3			0-0 F7		0-0 5-3 FC5-4			4	0	0	0	0	0	2											
Pete Ward, L OBP: 0.360, SLG: 0.371 (1, 5)	0-3 K				4-0 1B BB		0-0 2-3		0-3 K	1	1	0	0	1	1	0											
Don McMahon, R (5, 1)		0-0 K								1	0	0	0	0	0	0											
Hoyt Wilhelm, R (7, 1)		0-0 K								1	0	0	0	0	1	0											
Wilbur Wood, R (9, 1)		0-0 K								0	0	0	0	0	0	0											
Ron Hansen, R OBP: 0.255, SLG: 0.248 (1, 6)	0-0 6-3				0-0 F7		0-0 F6		0-0 F9	4	0	0	0	0	0	1											
J.C. Martin, L OBP: 0.299, SLG: 0.263 (1, 2)							4-0 FC6-4 1B HBP BB		0-0 1-3	2	1	2	0	1	0	0											
Al Weis, S OBP: 0.391, SLG: 0.409 (7, PR)										1	1	0	0	0	0	0											
Jim O'Toole, S OBP: 0.111, SLG: 0.111 (3, PH)										0	0	0	0	0	0	0											
Walt Williams, R OBP: 0.208, SLG: 0.202 (4, 1)										1	1	0	0	0	0	0											
John Buzhardt, L OBP: 0.333, SLG: 0.333 (4, PH)										0	0	0	0	0	0	0											
Wayne Causey, R OBP: 0.353, SLG: 0.339 (9, 4)										1	0	1	1	0	0	0											
Jerry McNertney, R OBP: 0.235, SLG: 0.235 (8, 2)										0	0	0	0	0	0	0											
Inning Stats	R: 0 E: 0 K: 2 S: 8	H: 1 LOB: 1 BB: 0 P: 8	R: 0 E: 0 K: 1 S: 5	H: 0 LOB: 0 BB: 0 P: 5	R: 2 E: 0 K: 1 S: 8	H: 3 LOB: 1 BB: 0 P: 8	R: 1 E: 0 K: 0 S: 5	H: 2 LOB: 2 BB: 1 P: 9	R: 0 E: 0 K: 1 S: 5	H: 1 LOB: 0 BB: 0 P: 5	R: 0 E: 0 K: 0 S: 3	H: 0 LOB: 0 BB: 0 P: 3	R: 2 E: 0 K: 1 S: 6	H: 1 LOB: 2 BB: 2 P: 15	R: 0 E: 0 K: 1 S: 5	H: 0 LOB: 0 BB: 0 P: 5	1B: 8 2B: 0 3B: 0 HR: 0	SF: 0 SAC: 0 DP: 0 HBP: 1	WP: 0 PB: 0 SB: 1 CS: 1	PA: 35							
PITCHER	IP	WLS	BF	H	R	ER	SO	BB	IBB	HBP	BLK	WP	HR	S	P	ERA	WHIP										
Darrell Brandon, R ERA: 4.31 (1, 1)	6.0	L	27	7	5	5	5	2	0	1	0	0	0	34	43	7.50	1.500										
Jose Santiago, R ERA: 5.09 (7, 1)	2.0		8	1	0	0	2	1	0	0	0	0	0	11	15	0.00	1.000										


AB	36
R	3
H	10
RBI	3
BB	3
SO	6
LOB	21



AB	31
R	5
H	8
RBI	5
BB	3
SO	7
LOB	15



Batter	1	2	3	4	5	6	7	8	9	AB	R	H	RBI	BB	SO	LOB	TOP	
Reggie Smith, S OBP: 0.287, SLG: 0.311	4-0 S 2B BB		0-0 4-3		0-3 K			0-0 6-3		3	1	0	0	1	1	1	Boston Red Sox @ Chicago White Sox Comiskey Park, Chicago, IL Thu Jun 08 1967, 4:33 AM EDT Unknown livebaseballscorecards.com	
Mike Andrews, R OBP: 0.354, SLG: 0.372	0-0 F7		0-0 F8		0-3 K			0-3 K		4	0	0	0	0	2	1		
Carl Yastrzemski, L OBP: 0.465, SLG: 0.594	0-0 6-3 2H 2B		0-0 3-1		0-0 FC6-4 1B			0-0 4-3		4	0	2	1	0	0	0		
Tony Conigliaro, R OBP: 0.325, SLG: 0.393	0-0 6-3			0-3 K				0-0 FC6-4 1B		4	0	1	0	0	1	2		
George Scott, R OBP: 0.348, SLG: 0.398	4-0 BB			0-0 6-3				0-0 5-3		3	0	0	0	1	0	2		
Joe Foy, R OBP: 0.302, SLG: 0.336	0-0 F8			0-0 6-3				0-0 5-3		4	1	1	1	0	0	3		
Jerry Adair, R OBP: 0.241, SLG: 0.245		0-0 5-3			0-0 F8			0-0 6-3		4	0	1	0	0	0	1		
Mike Ryan, R OBP: 0.341, SLG: 0.342		0-0 F2			0-0 F7			0-0 G6-4-3		3	0	0	0	0	0	1		
Dennis Bennett, L OBP: 0.120, SLG: 0.250		0-0 4-3			0-0 1B			0-3 K		3	0	1	0	0	1	0	AB 32 R 2 H 6 RBI 2 BB 2 SO 5 LOB 11 	
Inning Stats	R: 1 E: 0 K: 0 S: 4	H: 1 LOB: 2 BB: 2 P: 12	R: 0 E: 0 K: 0 S: 3	H: 0 LOB: 0 BB: 0 P: 3	R: 0 E: 0 K: 1 S: 5	H: 0 LOB: 0 BB: 0 P: 5	R: 0 E: 0 K: 1 S: 6	H: 1 LOB: 1 BB: 0 P: 6	R: 0 E: 0 K: 1 S: 6	H: 2 LOB: 0 BB: 0 P: 6	R: 0 E: 0 K: 1 S: 5	H: 0 LOB: 0 BB: 0 P: 5	R: 0 E: 0 K: 0 S: 4	H: 1 LOB: 1 BB: 0 P: 4	1B: 4 2B: 1 3B: 0 HR: 1	SF: 0 SAC: 0 DP: 1 HBP: 0		WP: 0 PB: 0 SB: 1 CS: 0
PITCHER Joe Horlen, R ERA: 2.13	IP: 9.0 WLS: W BF: 34 H: 6 R: 2 ER: 2 SO: 5 BB: 2 IBB: 0 HBP: 0 BLK: 0 WP: 0 HR: 1 S: 42 P: 50 ERA: 2.00 WHIP: 0.889															PITCHER		

Batter	1	2	3	4	5	6	7	8	9	AB	R	H	RBI	BB	SO	LOB	BOTTOM			
Walt Williams, R OBP: 0.289, SLG: 0.286	0-0 1-3 2B 1B		0-0 F8		4-0 1B BB			0-0 F8		3	1	1	0	1	0	0	Boston Red Sox @ Chicago White Sox Comiskey Park, Chicago, IL Thu Jun 08 1967, 4:33 AM EDT Unknown livebaseballscorecards.com			
Don Buford, S OBP: 0.306, SLG: 0.285	0-0 1-3		0-0 5-3		0-0 SF8			0-0 HR		3	1	1	1	0	0	1				
Al Weis, S OBP: 0.391, SLG: 0.409	0-0 1-2				0-0 HR			0-0 1B		0	0	0	0	0	0	0				
Tommie Agee, R OBP: 0.359, SLG: 0.480	0-0 2H 2B		0-0 2B		0-0 1-3 1B			0-0 F8		4	0	3	1	0	0	1				
Ken Berry, R OBP: 0.356, SLG: 0.390	0-0 F9		0-0 1-3		0-0 F8			0-0 HR		4	1	1	2	0	0	4				
Dick Kenworthy, R OBP: 0.294, SLG: 0.563	0-0 F6			0-0 1-3				0-0 1-4-3		4	0	1	0	0	0	1				
Ron Hansen, R OBP: 0.256, SLG: 0.250		0-0 CS 1B		0-0 1-3				0-0 F7		3	0	1	0	0	0	0				
Tom McCraw, L OBP: 0.297, SLG: 0.401		0-3 K		0-0 F8				0-0 F8		4	0	0	0	0	1	2				
Jerry McNertney, R OBP: 0.333, SLG: 0.526		0-0 HR			0-0 SH5-4 SF8 2B			0-3 K		3	2	2	1	1	1	0				
Joe Horlen, R OBP: 0.192, SLG: 0.200		0-0 6-3			0-0 SH5-4			0-0 FC6-4		2	0	0	0	0	0	2	AB 30 R 5 H 10 RBI 5 BB 2 SO 2 LOB 11 			
Inning Stats	R: 1 E: 0 K: 0 S: 5	H: 2 LOB: 1 BB: 0 P: 5	R: 1 E: 0 K: 1 S: 6	H: 2 LOB: 0 BB: 0 P: 6	R: 0 E: 0 K: 0 S: 4	H: 1 LOB: 1 BB: 0 P: 4	R: 0 E: 0 K: 0 S: 3	H: 0 LOB: 0 BB: 0 P: 3	R: 1 E: 0 K: 0 S: 5	H: 2 LOB: 2 BB: 1 P: 9	R: 0 E: 0 K: 0 S: 4	H: 1 LOB: 2 BB: 1 P: 8	R: 2 E: 0 K: 0 S: 5	H: 2 LOB: 0 BB: 0 P: 5	R: 0 E: 0 K: 1 S: 5	H: 0 LOB: 0 BB: 0 P: 5		1B: 5 2B: 4 3B: 0 HR: 2	SF: 1 SAC: 2 DP: 1 HBP: 0	WP: 0 PB: 0 SB: 0 CS: 1
PITCHER Dennis Bennett, L ERA: 3.29	IP: 8.0 WLS: L BF: 35 H: 10 R: 5 ER: 5 SO: 2 BB: 1 IBB: 1 HBP: 0 BLK: 0 WP: 0 HR: 2 S: 37 P: 45 ERA: 5.62 WHIP: 1.375															PITCHER				

Batter	1	2	3	4	5	6	7	8	9	AB	R	H	RBI	BB	SO	LOB	TOP								
Bob Saverine, S (1.4) OBP: 0.323, SLG: 0.319	F8		K			F7			1B	5	0	2	1	0	1	0	Washington Senators @ Boston Red Sox Fenway Park, Boston, MA Fri Jun 09 1967, 7:05 PM EDT Att: 25,326 - Unknown								
Fred Valentine, S (1.8) OBP: 0.351, SLG: 0.371	F3		K				3-1		1B	5	0	1	1	0	1	1									
Frank Howard, R (1.7) OBP: 0.347, SLG: 0.486	HR		K				5-3		K	4	1	1	1	1	2	2									
Cap Peterson, R (1.9) OBP: 0.333, SLG: 0.361	BB			1B	1B	FC5-4			K	4	2	2	0	1	1	3									
Mike Epstein, L (1.3) OBP: 0.270, SLG: 0.250	F7			1B	G1				F7	5	1	1	0	0	1	5									
Paul Casanova, R (1.2) OBP: 0.285, SLG: 0.346		K		FC6					G3	4	1	1	1	0	1	2									
Ken McMullen, R (1.5) OBP: 0.232, SLG: 0.292		K		F5	1B				F9	4	0	0	0	0	1	4									
Ed Brinkman, R (1.6) OBP: 0.263, SLG: 0.270				SF8	1B		5-3		F7	4	1	2	2	0	0	0									
Barry Moore, L (1.1) OBP: 0.211, SLG: 0.250				SF8	1B				1B	1	0	0	1	0	1	1									
Bob Humphreys, R (5.1) OBP: 0.400, SLG: 0.250	K2-3			SF8					1B	1	0	0	0	0	0	0									
Jim King, L (9. PH) OBP: 0.339, SLG: 0.315				2-3	3-H				HBP	0	1	0	0	0	0	0									
Inning Stats	R: 1 E: 0 K: 0 S: 4	H: 1 LOB: 1 BB: 1 P: 8	R: 0 E: 0 K: 3 S: 10	H: 1 LOB: 1 BB: 0 P: 10	R: 0 E: 0 K: 3 S: 9	H: 0 LOB: 0 BB: 0 P: 9	R: 4 E: 0 K: 0 S: 8	H: 4 LOB: 1 BB: 0 P: 8	R: 1 E: 0 K: 0 S: 4	H: 1 LOB: 0 BB: 1 P: 8	R: 0 E: 0 K: 1 S: 6	H: 1 LOB: 1 BB: 0 P: 6	R: 0 E: 0 K: 0 S: 3	H: 0 LOB: 0 BB: 0 P: 3	R: 0 E: 0 K: 0 S: 3	H: 0 LOB: 0 BB: 0 P: 3	R: 1 E: 0 K: 2 S: 9	H: 2 LOB: 2 BB: 0 P: 10	1B: 8 2B: 1 3B: 0 HR: 1	SF: 1 SAC: 0 DP: 0 HBP: 1	WP: 0 PB: 0 SB: 0 CS: 0	PA: 41			
PITCHER	IP	WLS	BF	H	R	ER	SO	BB	IBB	HBP	BLK	WP	HR	S	P	ERA	WHIP								
Jim Lonborg, R (1.1) ERA: 3.32	5.0		25	7	6	6	6	2	0	0	0	0	1	35	43	10.80	1.800								
Jose Santiago, R (6.1) ERA: 4.51	3.0	W	13	3	1	1	1	0	0	1	0	0	0	14	15	3.00	1.000								
John Wyatt, R (9.1) ERA: 3.16	1.0	S	3	0	0	0	2	0	0	0	0	0	0	7	7	0.00	0.000								

Batter	1	2	3	4	5	6	7	8	9	AB	R	H	RBI	BB	SO	LOB	BOTTOM								
Reggie Smith, S (1.8) OBP: 0.284, SLG: 0.324	L5		E3			F7		K		5	2	1	1	0	1	1	Washington Senators @ Boston Red Sox Fenway Park, Boston, MA Fri Jun 09 1967, 7:05 PM EDT Att: 25,326 - Unknown								
Mike Andrews, R (1.4) OBP: 0.349, SLG: 0.366	L5		E2				6-3	F9		5	1	1	2	0	0	0									
Carl Yastrzemski, L (1.7) OBP: 0.421, SLG: 0.650			4-3							3	2	2	3	1	0	1									
George Scott, R (1.3) OBP: 0.347, SLG: 0.406	F8		6-3							4	0	2	0	0	0	2									
Tony Conigliaro, R (1.9) OBP: 0.317, SLG: 0.374		5-3		1-3	FC5		F7			4	0	0	0	0	0	2									
Rico Petrocelli, R (1.6) OBP: 0.390, SLG: 0.477		6-3		G5-4-3	1B	FC6-4				3	0	2	0	1	0	0									
Jerry Adair, R (1.5) OBP: 0.242, SLG: 0.246										3	0	0	0	0	0	3									
Jose Santiago, R (6.1) OBP: 0.333, SLG: 0.875		6-3		G5-4-3	FC6-4		F4			1	0	0	0	0	0	2									
John Wyatt, R (9.1)										0	0	0	0	0	0	0									
Mike Ryan, R (1.2) OBP: 0.326, SLG: 0.325			6-3			F7		F7		4	0	0	0	0	0	0									
Jim Lonborg, R (1.1) OBP: 0.133, SLG: 0.071										0	1	0	0	1	0	0									
Joe Foy, R (5. PH) OBP: 0.311, SLG: 0.393										3	2	2	2	0	0	0									
Inning Stats	R: 0 E: 0 K: 0 S: 3	H: 0 LOB: 1 BB: 1 P: 7	R: 0 E: 0 K: 0 S: 3	H: 0 LOB: 0 BB: 0 P: 3	R: 2 E: 2 K: 0 S: 5	H: 1 LOB: 1 BB: 1 P: 9	R: 0 E: 0 K: 0 S: 3	H: 1 LOB: 0 BB: 0 P: 3	R: 4 E: 1 K: 0 S: 9	H: 5 LOB: 2 BB: 0 P: 9	R: 0 E: 0 K: 0 S: 3	H: 0 LOB: 0 BB: 0 P: 3	R: 1 E: 0 K: 0 S: 5	H: 2 LOB: 2 BB: 1 P: 9	R: 1 E: 0 K: 1 S: 6	H: 1 LOB: 0 BB: 0 P: 6	R: 1 E: 0 K: 1 S: 6	H: 1 LOB: 0 BB: 0 P: 6	1B: 3 2B: 2 3B: 0 HR: 5	SF: 0 SAC: 0 DP: 1 HBP: 0	WP: 0 PB: 0 SB: 0 CS: 0	PA: 38			
PITCHER	IP	WLS	BF	H	R	ER	SO	BB	IBB	HBP	BLK	WP	HR	S	P	ERA	WHIP								
Barry Moore, L (1.1) ERA: 3.83	4.1		22	6	6	3	0	2	0	0	0	0	2	17	21	4.91	1.091								
Bob Humphreys, R (5.1) ERA: 4.87	3.2	L	16	4	2	2	1	0	1	0	0	0	2	17	21	4.91	1.091								

Batter	1	2	3	4	5	6	7	8	9	AB	R	H	RBI	BB	SO	LOB	TOP					
Tim Cullen, R (1,6) OBP: 0.321, SLG: 0.245 Bob Saverine, S (9, PH) OBP: 0.320, SLG: 0.315	F8		5-3		4-3	4-3			6-3	4	0	0	0	0	0	3						
Fred Valentine, S (1,8) OBP: 0.350, SLG: 0.367	K									2	1	0	0	2	1	0						
Frank Howard, R (1,7) OBP: 0.351, SLG: 0.530	5-3									4	1	1	2	0	1	2						
Cap Peterson, R (1,9) OBP: 0.327, SLG: 0.359										4	0	0	0	0	1	0						
Mike Epstein, L (1,3) OBP: 0.261, SLG: 0.205										3	0	0	0	0	1	0						
Paul Casanova, R (1,2) OBP: 0.295, SLG: 0.384										4	1	2	1	0	1	0						
Bernie Allen, L (1,4) OBP: 0.212, SLG: 0.207										4	0	1	0	0	1	2						
Ken McMullen, R (1,5) OBP: 0.249, SLG: 0.303										3	0	2	0	1	0	0						
Phil Ortega, R (1,1) Casey Cox, R (7,1) Darold Knowles, L (7,1) Dave Baldwin, R (7,1) Jim King, L (7,9) Bob Priddy, R (8,1) OBP: 0.401, SLG: 0.290										1	0	0	0	0	0	3						
Inning Stats	R: 0 E: 0 K: 1 S: 5	H: 0 LOB: 0 BB: 0 P: 5	R: 1 E: 0 K: 0 S: 4	H: 1 LOB: 0 BB: 0 P: 4	R: 0 E: 0 K: 1 S: 6	H: 1 LOB: 2 BB: 1 P: 10	R: 0 E: 0 K: 0 S: 4	H: 1 LOB: 3 BB: 1 P: 9	R: 2 E: 0 K: 1 S: 6	H: 1 LOB: 0 BB: 1 P: 10	R: 0 E: 0 K: 1 S: 5	H: 2 LOB: 2 BB: 0 P: 5	R: 0 E: 0 K: 1 S: 5	H: 0 LOB: 0 BB: 0 P: 5	R: 0 E: 0 K: 1 S: 7	H: 0 LOB: 0 BB: 0 P: 7	R: 0 E: 0 K: 1 S: 5	H: 0 LOB: 0 BB: 0 P: 5	1B: 4 2B: 0 3B: 0 HR: 2	SF: 0 SAC: 2 DP: 0 HBP: 1	WP: 0 PB: 0 SB: 0 CS: 0	PA: 37
PITCHER	IP	WLS	BF	H	R	ER	SO	BB	IBB	HBP	BLK	WP	HR	S	P	ERA	WHIP					
Darrell Brandon, R (1,1) ERA: 4.38	5.0		23	4	3	3	3	2	1	1	0	0	2	25	38	5.40	1.200					
Jose Santiago, R (6,1) ERA: 4.57	3.0	W	11	2	0	0	3	0	0	0	0	0	0	17	17	0.00	0.667					
John Wyatt, R (9,1) ERA: 3.06	1.0	S	3	0	0	0	1	0	0	0	0	0	0	5	5	0.00	0.000					

Washington Senators @ Boston Red Sox
Fenway Park, Boston, MA
Sun Jun 11 1967, 3:33 AM EDT
Unknown

AB 31
R 3
H 6
RBI 3
BB 3
SO 7
LOB 10



Batter	1	2	3	4	5	6	7	8	9	AB	R	H	RBI	BB	SO	LOB	BOTTOM					
Jose Tartabull, L (1,8) OBP: 0.310, SLG: 0.248	3-1		4-3							5	0	1	1	0	0	5						
Mike Andrews, R (1,4) OBP: 0.343, SLG: 0.358	K									3	1	1	0	0	1	0						
Carl Yastrzemski, L (1,7) OBP: 0.423, SLG: 0.644	F5									3	0	0	0	1	0	1						
George Scott, R (1,3) OBP: 0.358, SLG: 0.440										4	1	3	0	0	0	2						
Joe Foy, R (1,5) OBP: 0.314, SLG: 0.399										4	1	2	2	0	0	2						
Rico Petrocelli, R (1,6) OBP: 0.394, SLG: 0.492										3	0	1	0	1	0	1						
Tony Conigliaro, R (1,9) OBP: 0.313, SLG: 0.361										3	0	1	1	1	1	2						
Mike Ryan, R (1,2) OBP: 0.316, SLG: 0.314										3	0	0	0	0	1	2						
Darrell Brandon, R (1,1) OBP: 0.227, SLG: 0.286 Dalton Jones, L (5, PH) OBP: 0.316, SLG: 0.380 Jose Santiago, R (6,1) OBP: 0.400, SLG: 1.000 Reggie Smith, S (8, PH) OBP: 0.280, SLG: 0.318 John Wyatt, R (9,1) ERA: 4.55										0	0	0	0	0	0	0						
Inning Stats	R: 0 E: 0 K: 1 S: 5	H: 0 LOB: 0 BB: 0 P: 5	R: 0 E: 0 K: 0 S: 3	H: 1 LOB: 0 BB: 0 P: 3	R: 0 E: 0 K: 1 S: 5	H: 0 LOB: 1 BB: 1 P: 9	R: 0 E: 0 K: 0 S: 4	H: 1 LOB: 1 BB: 0 P: 4	R: 0 E: 0 K: 0 S: 4	H: 1 LOB: 1 BB: 1 P: 8	R: 2 E: 0 K: 1 S: 8	H: 3 LOB: 1 BB: 0 P: 8	R: 1 E: 0 K: 0 S: 5	H: 2 LOB: 2 BB: 1 P: 9	R: 1 E: 0 K: 0 S: 6	H: 3 LOB: 2 BB: 0 P: 6	R: 0 E: 0 K: 0 S: 6	H: 3 LOB: 2 BB: 0 P: 6	1B: 7 2B: 4 3B: 0 HR: 0	SF: 0 SAC: 3 DP: 1 HBP: 0	WP: 0 PB: 0 SB: 0 CS: 0	PA: 37
PITCHER	IP	WLS	BF	H	R	ER	SO	BB	IBB	HBP	BLK	WP	HR	S	P	ERA	WHIP					
Phil Ortega, R (1,1) ERA: 4.28	0.1		1	0	0	0	0	0	0	0	0	0	0	1	1	0.00	0.000					
Casey Cox, R (7,1) ERA: 1.08	0.0		1	0	0	0	0	1	0	0	0	0	0	0	4	∞	∞					
Darold Knowles, L (7,1) ERA: 2.76	0.0	L	4	3	1	1	0	0	0	0	0	0	0	4	4	27.00	9.000					
Dave Baldwin, R (7,1) ERA: 1.31	0.1		4	3	1	1	0	0	0	0	0	0	0	4	4	27.00	9.000					
Bob Priddy, R (8,1) ERA: 4.55	1.0		3	0	0	0	0	0	0	0	0	0	0	3	3	0.00	0.000					


Washington Senators @ Boston Red Sox
Fenway Park, Boston, MA
Sun Jun 11 1967, 3:33 AM EDT
Unknown

AB 31
R 4
H 11
RBI 4
BB 3
SO 3
LOB 17



Batter	1	2	3	4	5	6	7	8	9	AB	R	H	RBI	BB	SO	LOB	TOP																
Bob Saverine, S OBP: 0.333, SLG: 0.323 (1, 6)										4	2	2	1	1	0	0	Washington Senators @ Boston Red Sox Fenway Park, Boston, MA Sun Jun 11 1967, 3:38 AM EDT Att: 16,599 - Unknown																
Fred Valentine, S OBP: 0.351, SLG: 0.364 (1, 8)										4	1	1	0	1	0	3																	
Frank Howard, R OBP: 0.347, SLG: 0.527 Hank Allen, R OBP: 0.256, SLG: 0.308 (6, 7)										5	1	1	0	0	1	5																	
Cap Peterson, R OBP: 0.329, SLG: 0.356 (1, 9)										4	2	1	0	1	2	4																	
Dick Nen, L OBP: 0.294, SLG: 0.320 (1, 3)										4	0	2	3	0	1	0																	
Bernie Allen, L OBP: 0.223, SLG: 0.211 (1, 4)										3	0	1	1	1	0	0																	
Ken McMullen, R OBP: 0.253, SLG: 0.302 (1, 5)										4	0	1	2	1	1	2																	
Doug Camilli, R OBP: 0.225, SLG: 0.243 (1, 2)										2	1	0	1	2	0	2																	
Frank Bertaina, L OBP: 0.077, SLG: 0.077 Casey Cox, R (3, 1)										2	0	0	0	0	0	5																	
Mike Epstein, L OBP: 0.277, SLG: 0.225 Bob Humphreys, R OBP: 0.333, SLG: 0.200 Bob Priddy, R OBP: 0.400, SLG: 0.250 (9, 1)										0	0	0	0	0	0	0																	
Inning Stats	R: 3 E: 2 K: 0 S: 6	H: 1 LOB: 3 BB: 3 P: 18	R: 0 E: 0 K: 0 S: 3	H: 1 LOB: 0 BB: 0 P: 3	R: 1 E: 0 K: 0 S: 5	H: 2 LOB: 2 BB: 1 P: 9	R: 0 E: 0 K: 1 S: 5	H: 1 LOB: 1 BB: 1 P: 9	R: 0 E: 0 K: 0 S: 3	H: 0 LOB: 0 BB: 0 P: 3	R: 4 E: 1 K: 3 S: 13	H: 4 LOB: 2 BB: 2 P: 21	R: 0 E: 0 K: 0 S: 3	H: 0 LOB: 0 BB: 0 P: 3	R: 0 E: 0 K: 1 S: 5	H: 0 LOB: 0 BB: 0 P: 5	1B: 9 2B: 2 3B: 0 HR: 0	SF: 1 SAC: 1 DP: 3 HBP: 0	WP: 1 PB: 0 CS: 1	PA: 43													
PITCHER	IP WLS BF H R ER SO BB IBB HBP BLK WP HR S P ERA WHIP																																
Gary Waslewski, R ERA: 3.0 (1, 1)	3.0	19	4	4	1	0	4	1	0	0	0	1	0	14	34	3.00	2.667																
Dan Osinski, R ERA: 2.16 (4, 1)	2.0	L	9	3	3	3	1	0	0	0	0	0	0	10	14	13.50	2.000																
Jose Santiago, R ERA: 4.67 (6, 1)	1.0		6	2	1	1	3	1	0	0	0	0	0	11	15	9.00	3.000																
Darrell Brandon, R ERA: 4.22 (7, 1)	3.0		9	1	0	0	1	0	0	0	0	0	0	11	11	0.00	0.333																

Batter	1	2	3	4	5	6	7	8	9	AB	R	H	RBI	BB	SO	LOB	BOTTOM																
Reggie Smith, S OBP: 0.273, SLG: 0.310 (1, 8)										5	0	0	0	0	1	2	Washington Senators @ Boston Red Sox Fenway Park, Boston, MA Sun Jun 11 1967, 3:38 AM EDT Att: 16,599 - Unknown																
Jerry Adair, R OBP: 0.248, SLG: 0.246 (1, 4)										4	1	1	0	1	1	1																	
Joe Foy, R OBP: 0.328, SLG: 0.411 (1, 5)										5	3	4	0	0	0	0																	
George Scott, R OBP: 0.359, SLG: 0.455 (1, 3)										5	1	2	3	0	0	3																	
Rico Petrocelli, R OBP: 0.389, SLG: 0.484 (1, 6)										5	0	1	1	0	0	3																	
Tony Conigliaro, R OBP: 0.326, SLG: 0.397 (1, 9)										4	2	3	2	0	0	2																	
George Thomas, R OBP: 0.231, SLG: 0.238 Carl Yastrzemski, L OBP: 0.424, SLG: 0.647 (6, 7)										2	0	0	0	0	1	2																	
Russ Gibson, R OBP: 0.308, SLG: 0.286 (1, 2)										4	0	2	0	0	1	2																	
Gary Waslewski, R OBP: 0.206, SLG: 0.200 Dan Osinski, R OBP: 0.206, SLG: 0.200 Jose Santiago, R OBP: 0.327, SLG: 0.238 Darrell Brandon, R OBP: 0.327, SLG: 0.238 Dalton Jones, L OBP: 0.313, SLG: 0.375 (9, 1)										1	0	0	0	0	1	1																	
Inning Stats	R: 0 E: 0 K: 0 S: 4	H: 1 LOB: 2 BB: 1 P: 8	R: 1 E: 0 K: 3 S: 11	H: 2 LOB: 1 BB: 0 P: 11	R: 1 E: 0 K: 0 S: 6	H: 3 LOB: 2 BB: 0 P: 6	R: 0 E: 0 K: 1 S: 6	H: 1 LOB: 1 BB: 0 P: 6	R: 2 E: 0 K: 1 S: 8	H: 3 LOB: 1 BB: 0 P: 8	R: 0 E: 0 K: 1 S: 5	H: 0 LOB: 0 BB: 0 P: 5	R: 0 E: 0 K: 0 S: 3	H: 0 LOB: 0 BB: 0 P: 3	R: 0 E: 0 K: 0 S: 3	H: 1 LOB: 0 BB: 0 P: 3		R: 3 E: 0 K: 0 S: 6	H: 3 LOB: 0 BB: 0 P: 6	1B: 11 2B: 1 3B: 0 HR: 2	SF: 0 SAC: 0 DP: 1 HBP: 0	WP: 0 PB: 0 CS: 0	PA: 41										
PITCHER	IP WLS BF H R ER SO BB IBB HBP BLK WP HR S P ERA WHIP																																
Frank Bertaina, L ERA: 3.45 (3, 1)	2.1	W	11	4	2	2	2	0	0	0	1	0	0	15	15	7.71	1.714																
Casey Cox, R ERA: 2.53 (6, 1)	3.2		14	4	3	3	1	0	0	0	0	0	1	16	16	7.36	1.091																
Bob Humphreys, R ERA: 5.08 Bob Priddy, R ERA: 4.5 (9, 1)	0.1	S	1	0	0	0	0	0	0	0	0	0	0	1	1	0.00	0.000																



Batter	1	2	3	4	5	6	7	8	9	AB	R	H	RBI	BB	SO	LOB	TOP		
Horace Clarke, S (1,4) OBP: 0.317, SLG: 0.289	0-0 FC1-6 1B		0-0 1B		0-0 1B			0-0 G3		4	0	3	1	0	0	0	New York Yankees @ Boston Red Sox Fenway Park, Boston, MA Mon Jun 12 1967, 7:05 PM EDT Att: 18,939 - Unknown		
Ruben Amaro, R (1,6) OBP: 0.328, SLG: 0.333	0-0 FC1-6 G4-3		0-3 K		0-0 1B			0-0 1B		4	0	2	0	0	1	2			
Jake Gibbs, L (1,2) OBP: 0.288, SLG: 0.314	0-0 G4-3		0-0 4-3		0-0 F3			0-0 F9		4	0	0	0	0	0	5			
Joe Pepitone, L (1,8) OBP: 0.297, SLG: 0.358		0-0 4-3		0-0 4-3		0-0 F7		0-0 F7		4	0	0	0	0	0	1			
Steve Whitaker, L (1,9) OBP: 0.302, SLG: 0.404		4-0 FC4-6 BB		0-0 F7		0-3 K			0-3 K	3	0	0	0	1	2	0			
Tom Tresh, S (1,7) OBP: 0.274, SLG: 0.318		0-0 FC4-6 1B		0-0 F1		0-0 G3			0-0 F5	4	0	0	0	0	0	1			
Charley Smith, R (1,5) OBP: 0.277, SLG: 0.287		0-0 1B		0-3 K			0-0 F8		0-3 K	4	0	1	0	0	2	0			
Mike Hegan, L (1,3) OBP: 0.267, SLG: 0.231		0-0 4-3		0-0 1B 2B			0-0 F8			3	1	1	0	0	0	2			
Joe Verbanic, R (1,1) OBP: 0.333, SLG: 0.500			0-3 K		0-3 K		0-3 K			2	0	0	0	0	2	1			
Dick Howser, R (7, PH) OBP: 0.426, SLG: 0.329										1	0	0	0	0	1	0			
Hal Reniff, R (7, 1)										0	0	0	0	0	0	0			
Inning Stats	R: 0 E: 0 K: 0 S: 3	H: 1 LOB: 0 BB: 0 P: 3	R: 0 E: 0 K: 0 S: 4	H: 1 LOB: 1 BB: 1 P: 8	R: 0 E: 0 K: 2 S: 8	H: 0 LOB: 0 BB: 0 P: 3	R: 1 E: 0 K: 0 S: 10	H: 3 LOB: 2 BB: 0 P: 10	R: 0 E: 0 K: 1 S: 5	H: 0 LOB: 0 BB: 0 P: 5	R: 0 E: 0 K: 1 S: 5	H: 0 LOB: 0 BB: 0 P: 5	R: 0 E: 0 K: 0 S: 4	H: 1 LOB: 1 BB: 0 P: 4	R: 0 E: 0 K: 2 S: 7	H: 0 LOB: 0 BB: 0 P: 7	1B: 6 2B: 1 3B: 0 HR: 0	SF: 0 SAC: 0 DP: 1 HBP: 0	WP: 0 PA: 34 CS: 0
PITCHER Gary Bell, R (1,1) ERA: 3.32	IP: 9.0 WLS: W BF: 34 H: 7 R: 1 ER: 1 SO: 8 BB: 1 IBB: 0 HBP: 0 BLK: 0 WP: 0 HR: 0 S: 49 P: 53 ERA: 1.00 WHIP: 0.889																		

AB	33
R	1
H	7
RBI	1
BB	1
SO	8
LOB	12



Batter	1	2	3	4	5	6	7	8	9	AB	R	H	RBI	BB	SO	LOB	BOTTOM
Jose Tartabull, L (1,8) OBP: 0.313, SLG: 0.248	0-0 1-3	0-0 1B			0-0 F7			4-0 BB		3	0	1	0	1	0	0	New York Yankees @ Boston Red Sox Fenway Park, Boston, MA Mon Jun 12 1967, 7:05 PM EDT Att: 18,939 - Unknown
Mike Andrews, R (1,4) OBP: 0.341, SLG: 0.352	4-0 HBP 1B BB	0-0 F5			0-0 6-3			0-0 F8		3	1	0	0	1	0	2	
Carl Yastrzemski, L (1,7) OBP: 0.425, SLG: 0.642	1-0 1B 1-2 HBP		0-0 3-1		0-0 L5-3 1B			0-3 K		3	0	1	0	0	1	1	
George Scott, R (1,3) OBP: 0.363, SLG: 0.458	0-0 E S 1-3 2H 1B		0-0 G6-4-3 1B		0-0 L5-3 1-2			0-0 F7		3	0	2	1	0	0	1	
Joe Foy, R (1,5) OBP: 0.322, SLG: 0.404	0-0 6-3		0-0 G6-4-3		0-3 K					3	0	0	0	0	1	2	
Tony Conigliaro, R (1,9) OBP: 0.326, SLG: 0.395		0-0 F8		0-0 G6-4-3 1B		0-3 K				3	0	1	0	0	1	0	
Rico Petrocelli, R (1,6) OBP: 0.389, SLG: 0.478		4-0 HR BB		0-0 F7		0-0 5-3				2	1	0	0	1	0	1	
Russ Gibson, R (1,2) OBP: 0.309, SLG: 0.329		0-0 HR		0-0 G6-4-3		0-0 F7				3	1	1	2	0	0	1	
Gary Bell, R (1,1) OBP: 0.091, SLG: 0.091		0-3 K			0-0 F3			0-3 K		3	0	0	0	0	2	0	
Inning Stats	R: 1 E: 0 K: 0 S: 3	H: 1 LOB: 1 BB: 1 P: 8	R: 2 E: 0 K: 1 S: 7	H: 2 LOB: 1 BB: 1 P: 11	R: 0 E: 0 K: 0 S: 3	H: 1 LOB: 0 BB: 0 P: 3	R: 0 E: 0 K: 0 S: 3	H: 0 LOB: 0 BB: 0 P: 3	R: 0 E: 0 K: 1 S: 5	H: 1 LOB: 0 BB: 0 P: 5	R: 0 E: 0 K: 1 S: 5	H: 0 LOB: 0 BB: 0 P: 5	R: 0 E: 0 K: 2 S: 7	H: 0 LOB: 1 BB: 1 P: 11	1B: 5 2B: 1 3B: 0 HR: 1	SF: 0 SAC: 0 DP: 3 HBP: 1	WP: 0 PA: 30 CS: 0
PITCHER Joe Verbanic, R (1,1) ERA: 1.66	IP: 6.0 WLS: L BF: 23 H: 6 R: 3 ER: 3 SO: 2 BB: 2 IBB: 0 HBP: 1 BLK: 0 WP: 0 HR: 1 S: 24 P: 33 ERA: 4.50 WHIP: 1.333																
Hal Reniff, R (7, 1) ERA: 3.62	IP: 2.0 WLS: 7 BF: 7 H: 0 R: 0 ER: 0 SO: 3 BB: 1 IBB: 0 HBP: 0 BLK: 0 WP: 0 HR: 0 S: 12 P: 16 ERA: 0.00 WHIP: 0.500																

AB	26
R	3
H	6
RBI	3
BB	3
SO	5
LOB	8



Batter	1	2	3	4	5	6	7	8	9	AB	R	H	RBI	BB	SO	LOB	TOP																					
Horace Clarke, S (1,4) OBP: 0.319, SLG: 0.292	4-3		1B		1B	FC4-6		F7		5	1	2	0	0	0	2	New York Yankees @ Boston Red Sox Fenway Park, Boston, MA Tue Jun 13 1967, 3:33 AM EDT Att: 17,190 - Unknown																					
Ruben Amaro, R (1,6) OBP: 0.316, SLG: 0.320	K		F4		5-6-3	K		F4		5	0	0	0	0	2	4																						
Joe Pepitone, L (1,8) OBP: 0.304, SLG: 0.366	F9			1B	1B					4	3	2	0	0	0	0																						
Bill Robinson, R (9,8) OBP: 0.224, SLG: 0.190				1B	SF8			2B		0	0	0	0	0	0	0																						
Steve Whitaker, L (1,9) OBP: 0.310, SLG: 0.410		G6-4-3		1B	1B			F9		5	1	3	1	0	0	1																						
Elston Howard, R (1,2) OBP: 0.255, SLG: 0.252	G6-4-3			1B	1B			K		4	0	0	1	0	1	4																						
Tom Tresh, S (1,7) OBP: 0.288, SLG: 0.335				1B	1B					3	0	3	2	1	0	0																						
Charley Smith, R (1,5) OBP: 0.271, SLG: 0.281	K			SF8	1B			K		3	0	0	1	0	3	4																						
Mike Hegan, L (1,3) OBP: 0.263, SLG: 0.188			6-3		IBB			3-1		3	0	0	0	1	1	0																						
Fred Talbot, R (1,1) OBP: 0.368, SLG: 0.400			4-3		K					3	0	1	0	0	1	2																						
Dooley Womack, L (6,1) OBP: 0.200, SLG: 0.200				K		FC4-6		1B		1	0	1	0	0	0	0																						
Inning Stats	R: 0 E: 0 K: 1 S: 5	H: 0 LOB: 0 BB: 0 P: 5	R: 0 E: 0 K: 1 S: 6	H: 2 LOB: 1 BB: 0 P: 6	R: 0 E: 0 K: 0 S: 4	H: 1 LOB: 1 BB: 0 P: 4	R: 2 E: 0 K: 1 S: 7	H: 2 LOB: 2 BB: 1 P: 12	R: 2 E: 0 K: 1 S: 8	H: 3 LOB: 2 BB: 1 P: 12	R: 0 E: 0 K: 2 S: 8	H: 1 LOB: 1 BB: 0 P: 8	R: 1 E: 0 K: 2 S: 9	H: 2 LOB: 1 BB: 0 P: 9	R: 0 E: 0 K: 0 S: 4	H: 1 LOB: 0 BB: 0 P: 4	R: 0 E: 0 K: 0 S: 3	H: 0 LOB: 0 BB: 0 P: 3	1B: 10 2B: 2 3B: 0 HR: 0	SF: 2 SAC: 0 DP: 1 HBP: 1	WP: 1 PB: 0 CS: 0	PA: 41																
PITCHER	IP	WLS	BF	H	R	ER	SO	BB	IBB	HBP	BLK	WP	HR	S	P	ERA	WHIP	PITCHER				IP	WLS	BF	H	R	ER	SO	BB	IBB	HBP	BLK	WP	HR	S	P	ERA	WHIP
Jim Lonborg, R (1,1) ERA: 3.52	8.0	L	38	12	5	5	8	1	1	1	0	1	0	51	60	5.62	1.625																					
Jose Santiago, R (9,1) ERA: 4.57	1.0	S	3	0	0	0	0	0	0	0	0	0	0	3	3	0.00	0.000																					

AB	36
R	5
H	12
RBI	5
BB	2
SO	8
LOB	17



Batter	1	2	3	4	5	6	7	8	9	AB	R	H	RBI	BB	SO	LOB	BOTTOM																					
Jose Tartabull, L (1,8) OBP: 0.312, SLG: 0.248	4-3		SH1-3		G3			6-3		4	0	1	0	0	0	0	New York Yankees @ Boston Red Sox Fenway Park, Boston, MA Tue Jun 13 1967, 3:33 AM EDT Att: 17,190 - Unknown																					
Mike Andrews, R (1,4) OBP: 0.346, SLG: 0.350	L5		SH1-3			FC5-4		1B		1	1	0	0	2	0	0																						
Carl Yastrzemski, L (1,7) OBP: 0.427, SLG: 0.638	F6		4-3			FC5-4		1B		3	0	1	0	1	0	1																						
George Scott, R (1,3) OBP: 0.361, SLG: 0.454		6-3	5-3			FC5-4		1B		4	0	1	1	0	0	3																						
Joe Foy, R (1,5) OBP: 0.326, SLG: 0.421		HR			G6-4-3	G6-4-3		FC5-4		3	1	1	1	1	0	4																						
Tony Conigliaro, R (1,9) OBP: 0.331, SLG: 0.421		HR			G6-4-3			F8		4	1	2	1	0	0	1																						
Rico Petrocelli, R (1,6) OBP: 0.381, SLG: 0.468		5-3			5-3			K		4	0	0	0	0	2	0																						
Russ Gibson, R (1,2) OBP: 0.310, SLG: 0.329								K		3	0	1	0	0	2	0																						
Dalton Jones, L (9,PH) OBP: 0.309, SLG: 0.370								K		1	0	0	0	0	0	0																						
Jim Lonborg, R (1,1) OBP: 0.125, SLG: 0.067								4-3		2	0	0	0	0	2	1																						
Reggie Smith, S (8,PH) OBP: 0.272, SLG: 0.308										1	0	0	0	0	0	0																						
Jose Santiago, R (9,1) OBP: 0.400, SLG: 1.000										0	0	0	0	0	0	0																						
Inning Stats	R: 0 E: 0 K: 0 S: 3	H: 3 LOB: 0 BB: 0 P: 3	R: 2 E: 0 K: 1 S: 8	H: 3 LOB: 1 BB: 0 P: 8	R: 0 E: 0 K: 0 S: 4	H: 1 LOB: 1 BB: 0 P: 4	R: 0 E: 0 K: 0 S: 2	H: 0 LOB: 0 BB: 1 P: 6	R: 0 E: 0 K: 2 S: 7	H: 0 LOB: 0 BB: 0 P: 7	R: 0 E: 0 K: 0 S: 2	H: 0 LOB: 1 BB: 2 P: 10	R: 0 E: 0 K: 2 S: 7	H: 1 LOB: 0 BB: 0 P: 7	R: 1 E: 0 K: 0 S: 5	H: 2 LOB: 2 BB: 1 P: 9	R: 0 E: 0 K: 1 S: 5	H: 0 LOB: 0 BB: 0 P: 5	1B: 5 2B: 0 3B: 0 HR: 2	SF: 0 SAC: 1 DP: 2 HBP: 0	WP: 0 PB: 0 CS: 0	PA: 35																
PITCHER	IP	WLS	BF	H	R	ER	SO	BB	IBB	HBP	BLK	WP	HR	S	P	ERA	WHIP	PITCHER				IP	WLS	BF	H	R	ER	SO	BB	IBB	HBP	BLK	WP	HR	S	P	ERA	WHIP
Fred Talbot, R (1,1) ERA: 4.42	5.0	W	21	4	2	2	3	3	0	0	0	0	0	24	36	3.60	1.400																					
Dooley Womack, R (6,1) ERA: 2.45	4.0	S	14	3	1	1	3	1	0	0	0	0	0	19	23	2.25	1.000																					



Batter	1	2	3	4	5	6	7	8	9	AB	R	H	RBI	BB	SO	LOB	TOP			
Walt Williams, R OBP: 0.329, SLG: 0.423 (1,9) (8,7)										4	1	2	3	1	0	3				
Don Buford, S OBP: 0.316, SLG: 0.316 (1,4)										4	0	2	0	0	0	2				
Al Weis, S OBP: 0.313, SLG: 0.355 (6,4)			4-3							0	0	0	0	0	0	0				
Wayne Causey, L OBP: 0.354, SLG: 0.343 (8,PH) (8,4)										1	0	1	1	0	0	0				
Tommie Agee, R OBP: 0.339, SLG: 0.450 (1,8)										5	2	2	1	0	0	5				
Ken Berry, R OBP: 0.363, SLG: 0.385 (1,7) (8,9)										5	0	1	0	0	0	4				
Ron Hansen, R OBP: 0.266, SLG: 0.294 (1,6)										5	1	1	0	0	0	1				
Jerry McNertney, R OBP: 0.310, SLG: 0.487 (1,2)										3	0	0	0	0	0	1				
Smoky Burgess, L OBP: 0.222, SLG: 0.188 (7,PH) (7,2)										1	0	0	0	0	1	1				
J.C. Martin, L OBP: 0.305, SLG: 0.280 (7,2)										1	0	0	0	0	0	0				
Dick Kenworthy, R OBP: 0.273, SLG: 0.484 (1,5)										4	2	3	2	1	0	1				
Tom McCraw, L OBP: 0.303, SLG: 0.406 (1,3)										5	1	2	0	0	0	3				
Gary Peters, L OBP: 0.326, SLG: 0.537 (1,1)										3	1	1	0	0	1	2				
Don McMahon, R OBP: 0.250, SLG: 0.250 (6,1)										1	0	1	0	0	0	0				
Bob Locker, S (9,1)										0	0	0	0	0	0	0				
Wilbur Wood, R (9,1)										0	0	0	0	0	0	0				
Inning Stats	R: 0 E: 1 K: 0 S: 4	H: 2 LOB: 1 BB: 0 P: 4	R: 2 E: 1 K: 0 S: 6	H: 3 LOB: 1 BB: 0 P: 6	R: 1 E: 0 K: 0 S: 4	H: 1 LOB: 0 BB: 0 P: 4	R: 3 E: 0 K: 0 S: 7	H: 4 LOB: 1 BB: 0 P: 7	R: 0 E: 0 K: 1 S: 6	H: 0 LOB: 0 BB: 1 P: 10	R: 1 E: 1 K: 1 S: 7	H: 2 LOB: 1 BB: 0 P: 7	R: 1 E: 0 K: 0 S: 6	H: 3 LOB: 2 BB: 1 P: 6	R: 0 E: 0 K: 0 S: 3	H: 0 LOB: 1 BB: 1 P: 7	1B: 12 2B: 1 3B: 0 HR: 3	SF: 0 SAC: 0 DP: 1 HBP: 0	WP: 0 PB: 0 SB: 1 CS: 0	PA: 44
PITCHER	IP WLS BF H R ER SO BB IBB HBP BLK WP HR S P ERA WHIP																			
Dennis Bennett, L ERA: 3.89 (1,1)	3.2 L 19 9 6 6 0 0 0 0 0 0 0 3 19 19 14.73 2.455																			
Galen Cisco, R ERA: 2.79 (4,1)	1.1 5 1 0 0 0 0 0 0 0 0 0 5 5 0.00 0.750																			
Dan Osinski, R ERA: 2.0 (6,1)	2.0 10 3 1 0 2 1 0 0 0 0 0 0 13 17 0.00 2.000																			
John Wyatt, R ERA: 3.15 (8,1)	2.0 10 3 1 1 0 1 0 0 0 0 0 0 9 13 4.50 2.000																			

Chicago White Sox @ Boston Red Sox
Fenway Park, Boston, MA
Wed Jun 14 1967, 7:05 PM EDT
Unknown

AB 42
R 8
H 16
RBI 7
BB 2
SO 2
LOB 23



Batter	1	2	3	4	5	6	7	8	9	AB	R	H	RBI	BB	SO	LOB	BOTTOM					
Reggie Smith, S OBP: 0.270, SLG: 0.302 (1,8)										4	0	0	0	1	0	0						
Mike Andrews, R OBP: 0.348, SLG: 0.343 (1,4)										3	1	0	1	2	0	0						
Carl Yastrzemski, L OBP: 0.422, SLG: 0.625 (1,7)										4	0	0	1	1	0	1						
George Scott, R OBP: 0.362, SLG: 0.465 (1,3)										4	2	1	1	1	3	3						
Joe Foy, R OBP: 0.330, SLG: 0.429 (1,5)										4	1	2	0	0	1	2						
Tony Conigliaro, R OBP: 0.329, SLG: 0.423 (1,9)										4	0	1	2	0	1	2						
Rico Petrocelli, R OBP: 0.384, SLG: 0.482 (1,6)										3	1	1	2	0	1	1						
Russ Gibson, R OBP: 0.307, SLG: 0.325 (1,2)										4	1	1	0	0	1	2						
Dennis Bennett, L OBP: 0.115, SLG: 0.240 (4,1)										1	0	0	0	0	1	0						
Jerry Adair, R OBP: 0.246, SLG: 0.244 (5,PH)										0	0	0	0	0	0	0						
Dan Osinski, R OBP: 0.301, SLG: 0.300 (8,1)										1	0	0	0	0	0	0						
Jose Tartabull, L OBP: 0.301, SLG: 0.346 (7,PH)										1	0	0	0	0	1	0						
John Wyatt, R OBP: 0.322, SLG: 0.320 (8,1)										0	0	0	0	0	0	0						
George Thomas, R OBP: 0.222, SLG: 0.220 (9,PH)										1	1	0	0	0	0	1						
Inning Stats	R: 0 E: 0 K: 0 S: 3	H: 0 LOB: 0 BB: 0 P: 3	R: 3 E: 0 K: 2 S: 10	H: 3 LOB: 0 BB: 0 P: 10	R: 0 E: 0 K: 0 S: 3	H: 0 LOB: 0 BB: 0 P: 3	R: 0 E: 0 K: 1 S: 6	H: 1 LOB: 1 BB: 0 P: 6	R: 0 E: 0 K: 0 S: 3	H: 0 LOB: 0 BB: 0 P: 3	R: 2 E: 0 K: 0 S: 4	H: 1 LOB: 2 BB: 2 P: 13	R: 0 E: 0 K: 1 S: 5	H: 0 LOB: 0 BB: 0 P: 5	R: 0 E: 0 K: 2 S: 7	H: 0 LOB: 0 BB: 0 P: 7	R: 2 E: 1 K: 3 S: 11	H: 1 LOB: 3 BB: 3 P: 23	1B: 2 2B: 2 3B: 0 HR: 2	SF: 0 SAC: 0 DP: 0 HBP: 1	WP: 0 PB: 0 SB: 0 CS: 0	PA: 40
PITCHER	IP WLS BF H R ER SO BB IBB HBP BLK WP HR S P ERA WHIP																					
Gary Peters, L ERA: 2.27 (1,1)	5.2 W 24 5 5 5 3 2 0 0 1 0 0 0 2 28 36 7.94 1.235																					
Don McMahon, R ERA: 2.57 (6,1)	3.0 13 1 2 0 5 1 0 1 0 0 0 0 21 26 0.00 0.667																					
Bob Locker, R ERA: 1.72 (9,1)	0.0 S 1 0 0 0 0 1 0 0 0 0 0 0 4 ∞ ∞																					
Wilbur Wood, L ERA: 1.37 (9,1)	0.1 S 2 0 0 0 1 1 0 0 0 0 0 0 3 7 0.00 3.000																					

Chicago White Sox @ Boston Red Sox
Fenway Park, Boston, MA
Wed Jun 14 1967, 7:05 PM EDT
Unknown

AB 34
R 7
H 6
RBI 7
BB 5
SO 9
LOB 12



Batter	1	2	3	4	5	6	7	8	9	AB	R	H	RBI	BB	SO	LOB	TOP		
Walt Williams, R OBP: 0.326, SLG: 0.415 (1, 9)										4	0	1	0	0	1	1			
Don Buford, S OBP: 0.311, SLG: 0.310 (1, 4) (7, 5)										4	0	0	0	0	0	1			
Tommie Agee, R OBP: 0.338, SLG: 0.451 (1, 8)										4	0	1	0	0	0	1			
Ken Berry, R OBP: 0.366, SLG: 0.401 (1, 7)										4	1	2	0	0	1	1			
Tom McCraw, L OBP: 0.302, SLG: 0.400 (1, 3)										3	0	0	0	1	0	1			
Ron Hansen, R OBP: 0.286, SLG: 0.293 (1, 6)										4	0	1	0	0	0	3			
Dick Kenworthy, R OBP: 0.278, SLG: 0.471 Al Weis, S OBP: 0.313, SLG: 0.355 (7, PR) (7, 4)										3	0	1	1	0	2	1	AB 32		
Wayne Causey, L OBP: 0.350, SLG: 0.338 (9, PH)										1	0	0	0	0	0	2	R 1		
J.C. Martin, L OBP: 0.296, SLG: 0.271 (1, 2)										3	0	0	0	0	0	2	H 6		
Fred Klages, R Pete Ward, L Don McMahon, R Bob Locker, R Ed Stroud, L Wilbur Wood, R (1, 1) (6, PH) (6, 3) (7, 1) (8, PH) (8, 1)										1	0	0	0	0	1	0	RBI 1		
Inning Stats	R: 0 E: 0 K: 2 S: 8	H: 1 LOB: 1 BB: 0 P: 8	R: 0 E: 0 K: 1 S: 6	H: 1 LOB: 1 BB: 0 P: 6	R: 0 E: 0 K: 1 S: 5	H: 0 LOB: 0 BB: 0 P: 5	R: 0 E: 0 K: 0 S: 3	H: 0 LOB: 0 BB: 0 P: 3	R: 0 E: 0 K: 1 S: 5	H: 1 LOB: 1 BB: 0 P: 6	R: 1 E: 0 K: 0 S: 5	H: 2 LOB: 1 BB: 0 P: 5	R: 0 E: 0 K: 0 S: 2	H: 0 LOB: 0 BB: 1 P: 6	R: 0 E: 0 K: 0 S: 4	H: 1 LOB: 2 BB: 1 P: 8	1B: 3 2B: 2 3B: 1 HR: 0	SF: 0 SAC: 0 DP: 1 HBP: 0	WP: 0 PA: 34
PITCHER	IP WLS BF H R ER SO BB IBB HBP BLK WP HR S P ERA WHIP																		
Lee Stange, R ERA: 4.21	(1, 1)	7.0 W 26 5 1 1 6 0 0 0 0 0 0 0 38 38 1.29 0.714																	
Jose Santiago, R ERA: 4.37	(8, 1)	2.0 S 8 1 0 0 0 2 0 0 0 0 0 0 6 14 0.00 1.500																	

Chicago White Sox @ Boston Red Sox
Fenway Park, Boston, MA
Wed Jun 14 1967, 7:05 PM EDT
Att: 22,178 - Unknown

AB 32
R 1
H 6
RBI 1
BB 2
SO 6
LOB 13



Batter	1	2	3	4	5	6	7	8	9	AB	R	H	RBI	BB	SO	LOB	BOTTOM		
Jose Tartabull, L OBP: 0.319, SLG: 0.254 (1, 8) (8, 7)										4	0	2	1	1	0	3			
Jerry Adair, R OBP: 0.244, SLG: 0.244 (1, 4)										4	0	1	1	0	0	3			
Carl Yastrzemski, L OBP: 0.423, SLG: 0.637 Jose Santiago, R OBP: 0.400, SLG: 1.000 (1, 7) (8, 1)										4	1	2	1	0	0	3			
George Scott, R OBP: 0.369, SLG: 0.485 (1, 3)										4	1	3	1	0	0	1			
Joe Foy, R OBP: 0.328, SLG: 0.424 (1, 5)										4	0	1	0	0	0	3			
Tony Conigliaro, R OBP: 0.320, SLG: 0.411 (1, 9)										4	0	0	0	0	1	3			
Rico Petrocelli, R OBP: 0.381, SLG: 0.482 (1, 6)										4	1	1	0	0	1	0	AB 36		
Mike Ryan, R OBP: 0.323, SLG: 0.322 (1, 2)										4	1	2	0	0	0	0	R 6		
Lee Stange, R OBP: 0.125, SLG: 0.250 Reggie Smith, S OBP: 0.277, SLG: 0.319 (1, 1) (7, PH) (8, 8)										2	1	1	0	0	0	0	H 15		
Inning Stats	R: 0 E: 0 K: 0 S: 4	H: 1 LOB: 2 BB: 1 P: 8	R: 0 E: 0 K: 0 S: 3	H: 0 LOB: 0 BB: 0 P: 3	R: 0 E: 0 K: 0 S: 4	H: 2 LOB: 1 BB: 0 P: 4	R: 1 E: 0 K: 1 S: 6	H: 1 LOB: 0 BB: 0 P: 6	R: 1 E: 0 K: 0 S: 4	H: 2 LOB: 0 BB: 0 P: 4	R: 0 E: 0 K: 0 S: 4	H: 1 LOB: 1 BB: 0 P: 4	R: 4 E: 0 K: 0 S: 9	H: 6 LOB: 2 BB: 0 P: 9	R: 0 E: 0 K: 1 S: 7	H: 2 LOB: 2 BB: 0 P: 7	1B: 10 2B: 3 3B: 1 HR: 2	SF: 1 SAC: 0 DP: 1 HBP: 0	WP: 1 PA: 38
PITCHER	IP WLS BF H R ER SO BB IBB HBP BLK WP HR S P ERA WHIP																		
Fred Klages, R ERA: 3.6	(1, 1)	5.0 L 20 6 2 2 2 1 1 0 0 0 0 0 21 25 3.60 1.400																	
Don McMahon, R ERA: 3.1	(6, 1)	1.0 6 3 2 2 0 0 0 0 0 0 0 0 6 6 18.00 3.000																	
Bob Locker, R ERA: 2.15	(7, 1)	1.0 7 4 2 2 0 0 0 0 0 0 1 1 7 7 18.00 4.000																	
Wilbur Wood, L ERA: 1.31	(8, 1)	1.0 5 2 0 0 0 1 0 0 0 0 0 0 7 7 0.00 2.000																	

Chicago White Sox @ Boston Red Sox
Fenway Park, Boston, MA
Wed Jun 14 1967, 7:05 PM EDT
Att: 22,178 - Unknown

AB 36
R 6
H 15
RBI 6
BB 1
SO 2
LOB 16



Batter	1	2	3	4	5	6	7	8	9	10	11	AB	R	H	RBI	BB	SO	LOB	TOP			
Walt Williams, R OBP: 0.330, SLG: 0.425 (1, 9)												5	1	2	0	0	0	3				
Don Buford, S OBP: 0.304, SLG: 0.302 (1, 5)												5	0	0	0	0	0	2				
Tommie Agee, R OBP: 0.331, SLG: 0.441 (1, 8)												5	0	0	0	0	2	1				
Ken Berry, R OBP: 0.370, SLG: 0.403 (1, 7)												4	0	2	1	1	2	0				
Tom McCraw, L OBP: 0.296, SLG: 0.392 (1, 3)												4	0	0	0	0	1	2				
Ron Hansen, R OBP: 0.271, SLG: 0.293 Ed Stroud, L OBP: 0.345, SLG: 0.370 John Buzhardt, R OBP: 0.267, SLG: 0.267 (1, 6)												3	0	1	0	1	0	0				
Wayne Causey, L OBP: 0.349, SLG: 0.338 Al Weis, S OBP: 0.333, SLG: 0.375 (8, 4)												1	0	1	0	0	0	0				
Jerry McNertney, R OBP: 0.289, SLG: 0.452 Pete Ward, L OBP: 0.369, SLG: 0.377 J.C. Martin, L OBP: 0.296, SLG: 0.271 (1, 2)												2	0	0	0	0	0	1				
Bruce Howard, S OBP: 0.222, SLG: 0.278 Smoky Burgess, L OBP: 0.211, SLG: 0.176 Hoyt Wilhelm, R OBP: 0.270, SLG: 0.457 (1, 1)												2	0	1	0	0	1	1				
Inning Stats	R: 0 E: 0 K: 0 S: 3	H: 1 LOB: 0 BB: 0 P: 3	R: 0 E: 0 K: 1 S: 5	H: 0 LOB: 0 BB: 0 P: 5	R: 0 E: 0 K: 1 S: 4	H: 1 LOB: 1 BB: 0 P: 4	R: 0 E: 0 K: 0 S: 4	H: 0 LOB: 1 BB: 0 P: 4	R: 0 E: 0 K: 2 S: 7	H: 0 LOB: 0 BB: 0 P: 7	R: 0 E: 0 K: 0 S: 4	H: 1 LOB: 2 BB: 0 P: 4	R: 0 E: 0 K: 1 S: 5	H: 0 LOB: 1 BB: 1 P: 9	R: 0 E: 0 K: 2 S: 8	H: 2 LOB: 0 BB: 0 P: 8	R: 1 E: 0 K: 1 S: 6	H: 2 LOB: 0 BB: 0 P: 6	1B: 7 2B: 2 3B: 0 HR: 0	SF: 0 SAC: 1 DP: 1 HBP: 0	WP: 0 PB: 0 SB: 0 CS: 2	PA: 41
PITCHER	IP ERA WLS BF H R ER SO BB IBB HBP BLK WP HR S P ERA WHIP	IP ERA WLS BF H R ER SO BB IBB HBP BLK WP HR S P ERA WHIP																				
Gary Waslewski, R ERA: 0.75 John Wyatt, R ERA: 3.22 (1, 1)	2.0	W	6	2	1	1	3	0	0	0	0	0	0	0	12	12	4.50	1.000				

Chicago White Sox @ Boston Red Sox
Fenway Park, Boston, MA
Thu Jun 15 1967, 7:05 PM EDT
Att: 16,775 - Unknown

AB 37
R 1
H 8
RBI 1
BB 2
SO 8
LOB 16



Batter	1	2	3	4	5	6	7	8	9	10	11	AB	R	H	RBI	BB	SO	LOB	BOTTOM			
Reggie Smith, S OBP: 0.275, SLG: 0.316 (1, 8)												5	0	1	0	0	2	0				
Mike Andrews, R OBP: 0.344, SLG: 0.339 (1, 4)												5	0	1	0	0	1	1				
Carl Yastrzemski, L OBP: 0.419, SLG: 0.627 (1, 7)												5	0	1	0	0	0	2				
George Scott, R OBP: 0.370, SLG: 0.481 (1, 3)												4	0	1	0	1	2	1				
Joe Foy, R OBP: 0.325, SLG: 0.418 (1, 5)												5	1	1	0	0	2	4				
Tony Castiglano, R OBP: 0.329, SLG: 0.434 (1, 9)												4	1	2	2	1	1	0				
Rico Petrocelli, R OBP: 0.383, SLG: 0.483 (1, 6)												4	0	2	0	0	1	1				
Russ Gibson, R OBP: 0.304, SLG: 0.321 (1, 2)												4	0	1	0	0	1	3				
Gary Waslewski, R John Wyatt, R (1, 1)												3	0	0	0	0	1	3				
Inning Stats	R: 0 E: 0 K: 1 S: 7	H: 2 LOB: 2 BB: 0 P: 7	R: 0 E: 0 K: 1 S: 6	H: 1 LOB: 1 BB: 0 P: 6	R: 0 E: 0 K: 1 S: 6	H: 1 LOB: 2 BB: 1 P: 10	R: 0 E: 0 K: 0 S: 3	H: 1 LOB: 1 BB: 0 P: 7	R: 0 E: 0 K: 1 S: 5	H: 1 LOB: 0 BB: 0 P: 5	R: 0 E: 0 K: 1 S: 5	H: 0 LOB: 0 BB: 0 P: 5	R: 0 E: 0 K: 3 S: 10	H: 1 LOB: 1 BB: 0 P: 10	R: 0 E: 0 K: 2 S: 7	H: 0 LOB: 0 BB: 0 P: 7	R: 2 E: 0 K: 0 S: 4	H: 2 LOB: 0 BB: 0 P: 4	1B: 9 2B: 0 3B: 0 HR: 1	SF: 0 SAC: 0 DP: 1 HBP: 0	WP: 0 PB: 0 SB: 0 CS: 1	PA: 42
PITCHER	IP ERA WLS BF H R ER SO BB IBB HBP BLK WP HR S P ERA WHIP	IP ERA WLS BF H R ER SO BB IBB HBP BLK WP HR S P ERA WHIP																				
Bruce Howard, R ERA: 2.53 Hoyt Wilhelm, R ERA: 0.95 John Buzhardt, R ERA: 4.53 (8, 1)	2.0	L	7	2	2	2	2	0	0	0	0	0	0	1	11	11	10.80	1.200				

Chicago White Sox @ Boston Red Sox
Fenway Park, Boston, MA
Thu Jun 15 1967, 7:05 PM EDT
Att: 16,775 - Unknown

AB 40
R 2
H 10
RBI 2
BB 2
SO 12
LOB 15



Batter	1	2	3	4	5	6	7	8	9	AB	R	H	RBI	BB	SO	LOB	TOP										
Reggie Smith, S (1, 8) Jerry Adair, R (7, 6) OBP: 0.270, SLG: 0.310 OBP: 0.244, SLG: 0.244	G1		FC1-6		3-1		F8			4	0	0	0	0	0	5	Boston Red Sox @ Washington Senators D.C. Stadium, Washington, DC Fri Jun 16 1967, 7:05 PM EDT Unknown										
Mike Andrews, R (1, 4) Dalton Jones, L (7, PH) OBP: 0.344, SLG: 0.339 OBP: 0.305, SLG: 0.365	K		G6-4-3			1B FC5-2 1B	3-1			3	0	1	0	0	1	1											
Carl Yastrzemski, L (1, 7) OBP: 0.424, SLG: 0.629	F8			CS 1B		1-3 1B		CS 1B		4	0	3	0	0	0	0											
George Scott, R (1, 3) OBP: 0.363, SLG: 0.471		F9		F9		FC5-2		K		4	0	0	0	0	1	4											
Joe Foy, R (1, 5) OBP: 0.324, SLG: 0.420		1B 2B		F8		1-2 3-H	F8	F2		4	0	1	0	0	0	2											
Tony Conigliaro, R (1, 9) OBP: 0.333, SLG: 0.436		F8			BB 1B		F7			4	0	2	0	0	0	3											
Rico Petrocelli, R (1, 6) Jose Tartabull, L (7, PR) OBP: 0.397, SLG: 0.483 OBP: 0.317, SLG: 0.252				BB 1-2 BB			E4	F9		2	0	1	0	1	0	0											
Russ Gibson, R (1, 2) OBP: 0.292, SLG: 0.307		1-3		K			E3	F8		4	0	0	0	0	1	6											
Gary Bell, R (1, 1) Jose Santiago, R (8, 1) George Thomas, R (9, PH) OBP: 0.120, SLG: 0.120 OBP: 0.400, SLG: 1.000 OBP: 0.214, SLG: 0.192							F1	K		3	0	1	0	0	1	4											
			FC1-6 1B		K					0	0	0	0	0	0	0											
										1	0	0	0	0	1	1											
Inning Stats	R: 0 E: 0 K: 1 S: 5	H: 0 LOB: 0 BB: 0 P: 5	R: 0 E: 0 K: 0 S: 5	H: 2 LOB: 2 BB: 0 P: 5	R: 0 E: 0 K: 0 S: 3	H: 1 LOB: 0 BB: 0 P: 3	R: 0 E: 0 K: 0 S: 3	H: 1 LOB: 0 BB: 0 P: 3	R: 0 E: 0 K: 2 S: 8	H: 1 LOB: 2 BB: 1 P: 12	R: 0 E: 0 K: 0 S: 5	H: 0 LOB: 0 BB: 0 P: 5	R: 0 E: 0 K: 1 S: 5	H: 1 LOB: 1 BB: 0 P: 6	R: 0 E: 0 K: 1 S: 6	H: 1 LOB: 0 BB: 0 P: 5	R: 0 E: 0 K: 1 S: 6	H: 1 LOB: 1 BB: 0 P: 6	1B: 8 2B: 1 3B: 0 HR: 0	SF: 0 SAC: 0 DP: 1 HBP: 0	WP: 0 PB: 0 SB: 0 CS: 2	PA: 36					
PITCHER	IP	WLS	BF	H	R	ER	SO	BB	IBB	HBP	BLK	WP	HR	S	P	ERA	WHIP										
Bob Priddy, R (1, 1) ERA: 3.69	7.0	W	29	7	0	0	3	1	0	0	0	0	0	34	38	0.00	1.143										
Dave Baldwin, R (8, 1) ERA: 1.03	2.0	S	7	2	0	0	2	0	0	0	0	0	0	11	11	0.00	1.000										



Batter	1	2	3	4	5	6	7	8	9	AB	R	H	RBI	BB	SO	LOB	BOTTOM										
Bob Saverine, S (1, 4) OBP: 0.301, SLG: 0.308	4-3		F5			F7				4	0	1	0	0	0	1	Boston Red Sox @ Washington Senators D.C. Stadium, Washington, DC Fri Jun 16 1967, 7:05 PM EDT Unknown										
Fred Valentine, S (1, 8) OBP: 0.340, SLG: 0.354	F8			1-3 2B		4-3		2B K		4	0	1	0	0	1	1											
Mike Epstein, L (1, 3) OBP: 0.324, SLG: 0.311	K		F9					K		4	0	1	0	0	2	3											
Frank Howard, R (1, 7) Ed Stroud, L (7, 8) OBP: 0.333, SLG: 0.512 OBP: 0.333, SLG: 0.357		F7			6-3			F7		3	0	0	0	0	0	1											
Cap Peterson, R (1, 9) OBP: 0.333, SLG: 0.387		5-3				F8				1	0	0	0	0	0	1											
Paul Casanova, R (1, 2) OBP: 0.286, SLG: 0.366		5-3				4-3		SH3-4 1B		2	0	0	0	0	0	0											
Ken McMullen, R (1, 5) OBP: 0.264, SLG: 0.307								SH3-4		2	0	0	0	0	0	0											
Ed Brinkman, R (1, 6) OBP: 0.255, SLG: 0.257								1-2		3	1	1	0	0	0	1											
Ed Brinkman, R (1, 6) OBP: 0.255, SLG: 0.257										2	0	0	0	1	0	1											
Bob Priddy, R (1, 1) Dick Nen, L (7, PH) Dave Baldwin, R (8, 1) OBP: 0.333, SLG: 0.200 OBP: 0.293, SLG: 0.296										1	0	0	1	0	0	0											
										1	0	0	0	0	1	2											
										0	0	0	0	0	0	0											
Inning Stats	R: 0 E: 0 K: 1 S: 5	H: 0 LOB: 0 BB: 0 P: 5	R: 0 E: 0 K: 0 S: 3	H: 0 LOB: 0 BB: 0 P: 3	R: 1 E: 0 K: 0 S: 6	H: 2 LOB: 2 BB: 0 P: 6	R: 0 E: 0 K: 0 S: 3	H: 0 LOB: 0 BB: 0 P: 3	R: 0 E: 0 K: 0 S: 4	H: 1 LOB: 1 BB: 0 P: 4	R: 0 E: 0 K: 1 S: 6	H: 1 LOB: 2 BB: 1 P: 10	R: 0 E: 0 K: 2 S: 8	H: 1 LOB: 1 BB: 0 P: 8	R: 0 E: 0 K: 2 S: 8	H: 1 LOB: 0 BB: 0 P: 8	1B: 2 2B: 3 3B: 0 HR: 0	SF: 0 SAC: 2 DP: 0 HBP: 0	WP: 0 PB: 0 SB: 0 CS: 0	PA: 31							
PITCHER	IP	WLS	BF	H	R	ER	SO	BB	IBB	HBP	BLK	WP	HR	S	P	ERA	WHIP										
Gary Bell, R (1, 1) ERA: 3.15	7.0	L	28	5	1	1	2	0	0	0	0	0	0	31	35	1.29	0.714										
Jose Santiago, R (8, 1) ERA: 4.29	1.0		3	0	0	0	2	0	0	0	0	0	0	7	7	0.00	0.000										



Batter	1	2	3	4	5	6	7	8	9	AB	R	H	RBI	BB	SO	LOB	TOP										
Jose Tartabull, L (1, 8) OBP: 0.313, SLG: 0.250	F8		G3						F5	5	0	1	0	0	0	0											
Jerry Adair, R (1, 4) OBP: 0.244, SLG: 0.238	1B		F6							3	1	0	0	0	0	1											
Carl Yastrzemski, L (1, 7) Reggie Smith, S (8, 8) OBP: 0.270, SLG: 0.310	1B		K							3	1	1	0	1	2	0											
Tony Conigliaro, R (1, 9) OBP: 0.337, SLG: 0.454	SF6-2-3									3	0	2	2	0	0	0											
Joe Foy, R (1, 5) OBP: 0.327, SLG: 0.418										3	1	1	0	0	0	1											
George Scott, R (1, 3) OBP: 0.391, SLG: 0.467										4	0	1	0	0	1	4											
Rico Petrocelli, R (1, 6) OBP: 0.399, SLG: 0.485										3	0	1	1	1	0	2											
Mike Ryan, R (1, 2) OBP: 0.311, SLG: 0.309										4	0	0	0	0	1	4											
Darrell Brandon, R (1, 1) OBP: 0.192, SLG: 0.240										4	0	0	0	0	1	1											
Dennis Bennett, L (9, 1) OBP: 0.115, SLG: 0.240										0	0	0	0	0	0	0											
John Wyatt, R (9, 1)										0	0	0	0	0	0	0											
Jose Santiago, R (9, 1) OBP: 0.400, SLG: 1.000										0	0	0	0	0	0	0											
Inning Stats	R: 1 E: 0 K: 0 S: 3	H: 1 LOB: 0 BB: 0 P: 4	R: 1 E: 1 K: 0 S: 5	H: 2 LOB: 1 BB: 0 P: 5	R: 0 E: 0 K: 1 S: 5	H: 0 LOB: 0 BB: 0 P: 5	R: 0 E: 0 K: 0 S: 4	H: 1 LOB: 1 BB: 0 P: 4	R: 0 E: 0 K: 2 S: 8	H: 1 LOB: 0 BB: 1 P: 13	R: 0 E: 0 K: 0 S: 3	H: 0 LOB: 0 BB: 0 P: 3	R: 1 E: 0 K: 1 S: 6	H: 1 LOB: 1 BB: 1 P: 10	R: 0 E: 0 K: 1 S: 5	H: 0 LOB: 0 BB: 0 P: 5	1B: 5 2B: 2 3B: 1 HR: 0	SF: 1 SAC: 0 DP: 1 HBP: 2	WP: 1 PA: 37 PB: 0 CS: 0								
PITCHER	IP	WLS	BF	H	R	ER	SO	BB	IBB	HBP	BLK	WP	HR	S	P	ERA	WHIP										
Joe Coleman, R (1, 1) ERA: 5.0	8.0		34	7	3	3	4	1	1	2	0	1	0	38	48	3.38	1.000										
Casey Cox, R (9, 1) ERA: 2.16	1.0	W	3	0	0	0	1	0	0	0	0	0	0	5	5	0.00	0.000										

Boston Red Sox @ Washington Senators
D.C. Stadium, Washington, DC
Fri Jun 16 1967, 7:05 PM EDT
Att: 8,820 - Unknown

AB	32
R	3
H	7
RBI	3
BB	2
SO	5
LOB	13



Batter	1	2	3	4	5	6	7	8	9	AB	R	H	RBI	BB	SO	LOB	BOTTOM										
Bob Saverine, S (1, 4) OBP: 0.291, SLG: 0.298	K		F9						F9	4	0	0	0	0	1	2											
Ed Stroud, L (1, 8) OBP: 0.353, SLG: 0.387	F8									3	1	1	0	1	0	0											
Fred Valentine, S (1, 9) OBP: 0.338, SLG: 0.352	3-1									4	1	1	0	0	0	1											
Frank Howard, R (1, 7) OBP: 0.332, SLG: 0.507										4	0	1	1	0	1	1											
Hank Allen, R (9, PR) OBP: 0.274, SLG: 0.318										0	1	0	0	0	0	0											
Mike Epstein, L (1, 3) OBP: 0.307, SLG: 0.292	F8									4	0	0	0	0	1	3											
Ken McMullen, R (1, 5) OBP: 0.283, SLG: 0.306	F4									4	1	1	1	0	0	0											
Doug Camilli, R (1, 2) OBP: 0.196, SLG: 0.209										3	0	0	0	0	0	0											
Dick Nen, L (9, PH) OBP: 0.290, SLG: 0.296										0	0	0	0	0	1	0											
Ed Brinkman, R (1, 6) OBP: 0.259, SLG: 0.262										4	0	2	1	0	0	2											
Joe Coleman, R (1, 1) OBP: 0.150, SLG: 0.111										1	0	0	0	0	0	1											
Cap Peterson, R (9, PH) OBP: 0.332, SLG: 0.385										1	0	0	0	0	0	1											
Casey Cox, R (9, 1)										0	0	0	0	0	0	0											
Paul Casanova, R (9, PH) OBP: 0.284, SLG: 0.364										1	0	0	1	0	0	2											
Inning Stats	R: 0 E: 0 K: 1 S: 5	H: 0 LOB: 0 BB: 0 P: 5	R: 0 E: 0 K: 0 S: 3	H: 0 LOB: 0 BB: 0 P: 3	R: 0 E: 0 K: 0 S: 4	H: 1 LOB: 1 BB: 0 P: 4	R: 0 E: 0 K: 2 S: 7	H: 0 LOB: 1 BB: 1 P: 11	R: 0 E: 0 K: 0 S: 4	H: 0 LOB: 0 BB: 0 P: 4	R: 0 E: 0 K: 0 S: 3	H: 0 LOB: 0 BB: 0 P: 3	R: 0 E: 0 K: 0 S: 4	H: 1 LOB: 1 BB: 0 P: 4	R: 4 E: 1 K: 0 S: 7	H: 4 LOB: 3 BB: 1 P: 11	1B: 5 2B: 1 3B: 0 HR: 0	SF: 0 SAC: 1 DP: 0 HBP: 0	WP: 0 PA: 36 PB: 0 CS: 0								
PITCHER	IP	WLS	BF	H	R	ER	SO	BB	IBB	HBP	BLK	WP	HR	S	P	ERA	WHIP										
Darrell Brandon, R (1, 1) ERA: 4.14	8.0		31	5	3	3	3	1	0	0	0	0	0	36	40	3.38	0.750										
Dennis Bennett, L (9, 1) ERA: 3.88	0.1		1	0	0	0	0	0	0	0	0	0	0	1	1	0.00	0.000										
John Wyatt, R (9, 1) ERA: 3.22	0.0	L	2	1	0	0	0	1	0	0	0	0	0	1	5	∞	∞										
Jose Santiago, R (9, 1) ERA: 4.28	0.0		2	0	1	0	0	0	0	0	0	0	0	2	2	∞	∞										

Boston Red Sox @ Washington Senators
D.C. Stadium, Washington, DC
Fri Jun 16 1967, 7:05 PM EDT
Att: 8,820 - Unknown

AB	33
R	4
H	6
RBI	4
BB	2
SO	3
LOB	13



Batter	1	2	3	4	5	6	7	8	9	10	AB	R	H	RBI	BB	SO	LOB	TOP			
Reggie Smith, S OBP: 0.268, SLG: 0.303	(1, 8) 0-3 K		(1, 8) 0-0 F9			(1, 8) 0-0 F5		(1, 8) 0-0 F8			4	0	0	0	0	1	1				
Mike Andrews, R OBP: 0.343, SLG: 0.339	(1, 4) 0-0 F9		(1, 4) 0-0 F7			(1, 4) 0-0 F5			(1, 4) 0-0 HR	1B	4	1	1	0	0	0	0				
Carl Yastrzemski, L OBP: 0.422, SLG: 0.629	(1, 7) 4-0 BB		(1, 7) 0-0 F5			(1, 7) 4-3			(1, 7) 0-0 HR	1B	3	1	1	2	1	0	0				
Tony Conigliaro, R OBP: 0.339, SLG: 0.465	(1, 9) 0-0 F7			(1, 9) 0-3 K				(1, 9) 0-0 F8	(1, 9) 0-0 5-3		4	0	0	0	0	1	1				
Joe Foy, R OBP: 0.324, SLG: 0.417		(1, 5) 0-0 6-3		(1, 5) 0-3 K				(1, 5) 0-0 F2	(1, 5) 0-3 K		4	0	0	0	0	2	0				
Rico Petrocelli, R OBP: 0.398, SLG: 0.476	(1, 6) 0-0 1B		(1, 6) 0-0 F7					(1, 6) 0-0 6-3	(1, 6) 0-0 6-3		4	0	1	0	0	0	0				
George Scott, R OBP: 0.354, SLG: 0.457	(1, 3) 0-0 1B				(1, 3) 0-0 F3			(1, 3) 0-0 F8		(1, 3) 0-0 F8	4	0	1	0	0	0	0				
Russ Gibson, R OBP: 0.288, SLG: 0.295	(1, 2) 0-3 K		(1, 2) 0-3 K					(1, 2) 0-0 FC1-6	(1, 2) 0-0 1B	(1, 2) 0-0 1-3	4	0	1	0	0	2	2				
Lee Stange, R OBP: 0.091, SLG: 0.182	(1, 1) 0-0 F5							(1, 1) 0-0 FC1-6	(1, 1) 0-3 K	(1, 1) 0-3 K	3	0	0	0	0	0	3				
Jose Santiago, R OBP: 0.364, SLG: 0.900	(9, 1) 0-0 F5							(1-2) 0-0 FC1-6			1	0	0	0	0	1	0				
Dennis Bennett, L OBP: 0.115, SLG: 0.240	(10, 1) 0-0 F5										0	0	0	0	0	0	0				
Inning Stats	R: 0 E: 0 K: 1 S: 5	H: 0 LOB: 1 BB: 1 P: 9	R: 0 E: 0 K: 1 S: 7	H: 2 LOB: 2 BB: 0 P: 7	R: 0 E: 0 K: 2 S: 7	H: 0 LOB: 0 BB: 0 P: 7	R: 0 E: 0 K: 1 S: 5	H: 0 LOB: 0 BB: 0 P: 5	R: 0 E: 0 K: 0 S: 3	H: 0 LOB: 0 BB: 0 P: 3	R: 0 E: 0 K: 0 S: 3	H: 0 LOB: 0 BB: 0 P: 3	R: 0 E: 0 K: 0 S: 4	H: 1 LOB: 1 BB: 0 P: 4	R: 2 E: 0 K: 1 S: 7	H: 2 LOB: 0 BB: 0 P: 7	R: 0 E: 0 K: 1 S: 5	H: 0 LOB: 0 BB: 0 P: 5	1B: 4 2B: 0 3B: 0 HR: 1	SF: 0 SAC: 0 DP: 0 HBP: 0	WP: 0 PA: 36
PITCHER	IP 8.0	WLS 30	H 5	R 2	ER 2	SO 5	BB 1	IBB 0	HBP 0	BLK 0	WP 0	HR 1	S 39	P 43	ERA 2.25	WHIP 0.750					
Phil Ortega, R ERA: 3.84	(1, 1)																				
Dave Baldwin, R ERA: 0.99	(9, 1)	1.0	3	0	0	0	1	0	0	0	0	0	5	5	0.00	0.000					
Darold Knowles, L ERA: 2.38	(10, 1)	1.0	W	3	0	0	0	1	0	0	0	0	5	5	0.00	0.000					

Boston Red Sox @ Washington Senators
D.C. Stadium, Washington, DC
Sun Jun 18 1967, 3:33 AM EDT
Att: 28,776 - Unknown

AB 35
R 2
H 5
RBI 2
BB 1
SO 7
LOB 7



Batter	1	2	3	4	5	6	7	8	9	10	AB	R	H	RBI	BB	SO	LOB	BOTTOM			
Bob Saverine, S OBP: 0.301, SLG: 0.305	(1, 4) 0-0 G3		(1, 4) 0-0 G3			(1, 4) 0-0 FC5-3				(1, 4) 4-0 SH5-4	1B	4	2	2	0	1	0				
Ed Stroud, L OBP: 0.310, SLG: 0.333	(1, 8) 0-0 F9			(1, 8) 0-0 G3		(1, 8) 0-0 F4				(1, 8) 4-0 SH5-4	1B	4	1	1	1	0	0				
Frank Howard, R OBP: 0.339, SLG: 0.514	(1, 7) 0-0 FC6-4			(1, 7) 0-0 6-3		(1, 7) 4-0 1B				(1, 7) 4-0 1B	1B	3	0	2	1	1	0				
Fred Valentine, S OBP: 0.335, SLG: 0.344	(9, 7) 0-0 FC6-4			(9, 7) 0-0 6-3		(9, 7) 1-2 IBB				(9, 7) 2-H 2B	2B	0	0	0	0	1	0				
Cap Peterson, R OBP: 0.327, SLG: 0.388	(1, 9) 0-0 FC6-4			(1, 9) 0-0 F3		(1, 9) 0-0 FC5				(1, 9) 0-0 F3		5	0	0	0	0	1				
Mike Epstein, L OBP: 0.301, SLG: 0.301	(1, 3) 0-0 G3				(1, 3) 0-0 G3					(1, 3) 0-0 SH1-4	1B	4	0	1	0	0	0				
Hank Allen, R OBP: 0.278, SLG: 0.322	(10, PH) 0-0 G3				(10, PH) 0-0 G3			(10, PH) 0-0 F9		(10, PH) 0-0 SH1-4	1B	1	0	1	1	0	0				
Ken McMullen, R OBP: 0.268, SLG: 0.307	(1, 5) 0-0 L4				(1, 5) 0-0 6-3					(1, 5) 1-2 2B	2B	3	0	1	0	0	0				
Paul Casanova, R OBP: 0.288, SLG: 0.366	(1, 2) 0-0 6-3				(1, 2) 0-0 6-3					(1, 2) 4-0 SH1-4	1B	3	0	1	0	1	0				
Ed Brinkman, R OBP: 0.263, SLG: 0.261	(1, 6) 0-0 F8				(1, 6) 0-3 K					(1, 6) 0-0 6-3	1B	4	0	1	0	0	1				
Phil Ortega, R OBP: 0.120, SLG: 0.043	(1, 1) 0-0 F9					(1, 1) 0-3 K				(1, 1) 0-0 G3-2-3	1B	3	0	0	0	0	2				
Dave Baldwin, R ERA: 4.32	(9, 1) 0-0 F9									(9, 1) 0-0 G3-2-3	1B	0	0	0	0	0	0				
Dick Nen, L OBP: 0.284, SLG: 0.289	(10, 1) 0-0 F9									(10, 1) 0-0 G3-2-3	1B	1	0	0	0	0	3				
Darold Knowles, L ERA: 3.88	(10, 1) 0-0 F9									(10, 1) 0-0 G3-2-3	1B	0	0	0	0	0	0				
Inning Stats	R: 0 E: 0 K: 0 S: 4	H: 1 LOB: 1 BB: 0 P: 4	R: 0 E: 0 K: 0 S: 3	H: 0 LOB: 0 BB: 0 P: 3	R: 0 E: 0 K: 0 S: 3	H: 0 LOB: 0 BB: 0 P: 3	R: 0 E: 0 K: 0 S: 3	H: 0 LOB: 0 BB: 0 P: 3	R: 0 E: 0 K: 1 S: 6	H: 1 LOB: 2 BB: 1 P: 10	R: 0 E: 0 K: 0 S: 3	H: 1 LOB: 0 BB: 0 P: 3	R: 2 E: 0 K: 1 S: 8	H: 3 LOB: 1 BB: 0 P: 8	R: 0 E: 0 K: 0 S: 4	H: 2 LOB: 2 BB: 1 P: 8	R: 1 E: 0 K: 1 S: 5	H: 1 LOB: 2 BB: 2 P: 13	1B: 7 2B: 3 3B: 0 HR: 0	SF: 0 SAC: 2 DP: 2 HBP: 0	WP: 0 PA: 41
PITCHER	IP 8.0	WLS 31	H 7	R 2	ER 2	SO 3	BB 1	IBB 0	HBP 0	BLK 0	WP 0	HR 0	S 36	P 40	ERA 2.25	WHIP 0.875					
Lee Stange, R ERA: 3.88	(1, 1)																				
Jose Santiago, R ERA: 4.32	(9, 1)	1.2	L	9	2	1	1	1	2	0	0	0	0	8	20	5.40	1.800				
Dennis Bennett, L ERA: 3.88	(10, 1)	0.0		1	1	0	0	0	0	0	0	0	1	1	=	=					

Boston Red Sox @ Washington Senators
D.C. Stadium, Washington, DC
Sun Jun 18 1967, 3:33 AM EDT
Att: 28,776 - Unknown

AB 35
R 3
H 10
RBI 3
BB 4
SO 4
LOB 12



Batter	1	2	3	4	5	6	7	8	9	AB	R	H	RBI	BB	SO	LOB	TOP		
Lee Mays, L OBP: 0.303, SLG: 0.445 (1, 9)	F6			G3		F9		F5		5	0	1	1	0	0	1	Cleveland Indians @ Boston Red Sox Fenway Park, Boston, MA Fri Jun 23 1967, 7:05 PM EDT Att: 30,233 - Unknown		
Chuck Hinton, R OBP: 0.316, SLG: 0.358 (1, 8)	F8			BB		F9		SF9		2	0	0	1	1	0	0			
Leon Wagner, L OBP: 0.297, SLG: 0.454 John O'Donoghue, R OBP: 0.077, SLG: 0.308 (1, 7) (8, 1)	6-3			F5						4	0	2	0	0	0	1			
Fred Whitfield, L OBP: 0.284, SLG: 0.385 (1, 3)		4-3		F8						4	0	0	0	0	0	4			
Max Alvis, R OBP: 0.327, SLG: 0.421 (1, 5)		G3								4	0	1	0	0	1	1			
Joe Azzue, R OBP: 0.382, SLG: 0.482 (1, 2)		4-3		FC6-4						4	1	1	0	0	0	2			
Pedro Gonzalez, R OBP: 0.287, SLG: 0.270 George Culver, R OBP: 1.000, SLG: 1.000 Vic Davallillo, L OBP: 0.276, SLG: 0.311 (1, 4) (5, 1) (8, PH)			6-3							2	0	0	0	0	1	1			
Larry Brown, R OBP: 0.341, SLG: 0.385 (1, 6)			6-3							4	1	1	0	0	0	2			
Sonny Siebert, R OBP: 0.236, SLG: 0.625 Tony Horton, R OBP: 0.247, SLG: 0.282 Orlando Pena, R OBP: 0.186, SLG: 0.175 Gus Gil, R OBP: 0.292, SLG: 0.234 (1, 1) (3, PH) (5, 4) (8, PH) (8, 4)			4-3							0	0	0	0	0	0	0			
Inning Stats	R: 0 E: 0 K: 0 S: 3	H: 0 LOB: 0 BB: 0 P: 3	R: 0 E: 0 K: 0 S: 3	H: 0 LOB: 0 BB: 0 P: 3	R: 0 E: 0 K: 0 S: 3	H: 0 LOB: 1 BB: 1 P: 7	R: 0 E: 0 K: 1 S: 6	H: 1 LOB: 1 BB: 0 P: 6	R: 0 E: 0 K: 1 S: 5	H: 0 LOB: 0 BB: 0 P: 5	R: 0 E: 0 K: 0 S: 4	H: 1 LOB: 1 BB: 0 P: 4	R: 2 E: 0 K: 0 S: 7	H: 4 LOB: 2 BB: 0 P: 7	R: 2 E: 0 K: 1 S: 8	H: 3 LOB: 1 BB: 0 P: 8		1B: 7 2B: 2 3B: 0 HR: 0	SF: 1 SAC: 0 DP: 0 HBP: 0
PITCHER Lee Stange, R ERA: 3.88 (1, 1)	IP: 9.0 WLS: W BF: 37 H: 9 R: 4 ER: 4 SO: 3 BB: 1 IBB: 0 HBP: 0 BLK: 0 WP: 0 HR: 0 S: 42 P: 46 ERA: 4.00 WHIP: 1.111																		

Batter	1	2	3	4	5	6	7	8	9	AB	R	H	RBI	BB	SO	LOB	BOTTOM
Mike Andrews, R OBP: 0.344, SLG: 0.330 (1, 4)	F2		6-3		SH3	5-3		4-3		4	0	0	0	0	0	1	Cleveland Indians @ Boston Red Sox Fenway Park, Boston, MA Fri Jun 23 1967, 7:05 PM EDT Att: 30,233 - Unknown
Joe Foy, R OBP: 0.343, SLG: 0.458 (1, 5)	5-3		1B		1B		2B	FC6-4		5	3	4	1	0	0	0	
Carl Yastrzemski, L OBP: 0.435, SLG: 0.645 Jose Tartabull, L OBP: 0.309, SLG: 0.246 (1, 7) (8, 7)	F7		3B		2H	3B	1B	FC6-4		3	2	2	1	1	0	0	
Tony Conigliaro, R OBP: 0.358, SLG: 0.506 George Thomas, R OBP: 0.233, SLG: 0.214 (1, 9) (8, 9)		HR	F9		SH3	1B	2B	FC6-4		3	2	2	2	1	0	1	
Rico Petrocelli, R OBP: 0.375, SLG: 0.457 Jerry Adair, R OBP: 0.243, SLG: 0.236 (1, 6) (7, PR) (8, 6)	F5			F2	SH3		2B	FC6-4		2	0	0	2	0	0	0	
George Scott, R OBP: 0.353, SLG: 0.466 Dalton Jones, L OBP: 0.301, SLG: 0.360 (1, 3) (8, 3)				F9	1-6-3		1-2 2H 3H	HBP		4	0	1	0	0	1	4	
Bob Tillman, R OBP: 0.244, SLG: 0.231 (1, 2)		6-3			1B					4	0	1	0	0	1	4	
Reggie Smith, S OBP: 0.276, SLG: 0.315 (1, 8)			K		F9					4	0	2	2	0	1	2	
Lee Stange, R OBP: 0.143, SLG: 0.214 (1, 1)			F4		SH3	1B		K		3	1	1	0	0	1	3	
Inning Stats	R: 0 E: 0 K: 0 S: 3	H: 2 LOB: 1 BB: 0 P: 7	R: 1 E: 0 K: 0 S: 5	H: 2 LOB: 1 BB: 0 P: 5	R: 0 E: 0 K: 0 S: 4	H: 1 LOB: 1 BB: 0 P: 4	R: 3 E: 0 K: 0 S: 6	H: 3 LOB: 1 BB: 1 P: 10	R: 0 E: 0 K: 0 S: 4	H: 1 LOB: 0 BB: 0 P: 4	R: 3 E: 0 K: 3 S: 12	H: 3 LOB: 3 BB: 1 P: 17	R: 0 E: 0 K: 0 S: 4	H: 1 LOB: 1 BB: 0 P: 4	1B: 7 2B: 3 3B: 2 HR: 1	SF: 0 SAC: 3 DP: 0 HBP: 1	
PITCHER Sonny Siebert, R ERA: 2.67 Orlando Pena, R ERA: 3.51 George Culver, R ERA: 4.81 John O'Donoghue, L ERA: 2.35 (1, 1) (3, 1) (5, 1) (8, 1)	IP: 2.0 WLS: L BF: 8 H: 5 R: 4 ER: 4 SO: 0 BB: 0 IBB: 0 HBP: 0 BLK: 0 WP: 0 HR: 1 S: 10 P: 10 ERA: 4.50 WHIP: 1.000																

Batter	1	2	3	4	5	6	7	8	9	AB	R	H	RBI	BB	SO	LOB	TOP					
Lee Mays, L (1.9) OBP: 0.313, SLG: 0.466	4-3		FC4-6				4-3			4	1	1	0	0	0	2	Cleveland Indians @ Boston Red Sox Fenway Park, Boston, MA Sun Jun 25 1967, 3:33 AM EDT Att: 23,719 - Unknown					
Chuck Hinton, R (1.8) OBP: 0.314, SLG: 0.352	5-3			K		FC5-4 1B WP		K		4	1	1	2	0	0							
Leon Wagner, L (1.7) OBP: 0.300, SLG: 0.467	3-1			F8		F8				4	0	1	0	0	0	1						
Fred Whitfield, L (1.3) OBP: 0.282, SLG: 0.380		F8		K2-3		FC5-4 1B		K		4	0	1	0	0	2	1						
Don Demeter, R (1.5) OBP: 0.288, SLG: 0.471	F3					FC5-4 WP		F8		4	0	1	0	0	0	3						
Joe Azcue, R (1.2) OBP: 0.370, SLG: 0.466	K				F2	F2			F3	4	0	0	0	0	1	2						
Chico Salmon, R (1.4) OBP: 0.288, SLG: 0.293			F5		F5				G6-4-3 1B	4	0	2	0	0	0	1						
Larry Brown, R (1.6) OBP: 0.338, SLG: 0.385			6-3		K		5-3		G6-4-3 1B	4	0	0	0	0	1	3						
Luis Tiant, R (1.1) OBP: 0.300, SLG: 0.483										1	0	1	0	0	0	0						
Tony Horton, R (6, PH) OBP: 0.257, SLG: 0.292										0	1	0	0	0	0	0						
George Culver, R (6, PH) OBP: 1.000, SLG: 1.000										0	0	0	0	0	0	0						
Vic Davallo, L (7, PH) OBP: 0.274, SLG: 0.308										1	0	0	0	0	1	1						
Steve Bailey, R (7.1)										0	0	0	0	0	0	0						
Inning Stats	R: 0 E: 0 K: 0 S: 3	H: 0 LOB: 0 BB: 0 P: 3	R: 0 E: 0 K: 1 S: 5	H: 0 LOB: 0 BB: 0 P: 5	R: 0 E: 0 K: 2 S: 4	H: 1 LOB: 1 BB: 0 P: 4	R: 0 E: 0 K: 2 S: 7	H: 0 LOB: 0 BB: 0 P: 7	R: 0 E: 0 K: 1 S: 6	H: 1 LOB: 1 BB: 0 P: 6	R: 3 E: 0 K: 0 S: 7	H: 4 LOB: 1 BB: 0 P: 7	R: 0 E: 0 K: 1 S: 6	H: 1 LOB: 1 BB: 0 P: 6	R: 0 E: 0 K: 2 S: 8	H: 1 LOB: 1 BB: 0 P: 8	R: 0 E: 0 K: 0 S: 3	H: 1 LOB: 0 BB: 0 P: 3	1B: 7 2B: 2 3B: 0 HR: 0	SF: 0 SAC: 0 DP: 1 HBP: 0	WP: 1 PB: 0 SB: 0 CS: 0	PA: 35
PITCHER	IP WLS BF H R ER SO BB IBB HBP BLK WP HR S P ERA WHIP																					
Gary Bell, R (1.1) ERA: 3.06	5.1 W 22 6 3 3 4 0 0 0 0 0 0 30 30 5.06 1.125																					
Jose Santiago, R (6.1) ERA: 3.95	3.2 S 13 3 0 0 3 0 0 0 0 1 0 19 19 0.00 0.818																					

Batter	1	2	3	4	5	6	7	8	9	AB	R	H	RBI	BB	SO	LOB	BOTTOM			
Mike Andrews, R (1.4) OBP: 0.344, SLG: 0.332			4-3	L5				6-3		4	1	1	0	1	0	3	Cleveland Indians @ Boston Red Sox Fenway Park, Boston, MA Sun Jun 25 1967, 3:33 AM EDT Att: 23,719 - Unknown			
Joe Foy, R (1.5) OBP: 0.345, SLG: 0.474										4	3	3	2	0	0	1				
Carl Yastrzemski, L (1.7) OBP: 0.433, SLG: 0.647										3	1	1	2	1	1	1				
Russ Gibson, R (9.2) OBP: 0.288, SLG: 0.295										0	0	0	0	0	0	0				
Tony Conigliaro, R (1.9) OBP: 0.364, SLG: 0.500										2	0	0	1	1	1	1				
George Scott, R (1.3) OBP: 0.350, SLG: 0.458		6-3								2	0	0	1	1	0	1				
Jerry Adair, R (1.6) OBP: 0.238, SLG: 0.231										4	0	0	0	0	2	3				
Bob Tillman, R (1.2) OBP: 0.298, SLG: 0.341										3	1	3	1	1	0	0				
Jose Tartabull, L (6, PR) OBP: 0.307, SLG: 0.245										0	1	0	0	0	0	0				
Reggie Smith, S (1.8) OBP: 0.280, SLG: 0.320										4	0	2	1	0	0	1				
Gary Bell, R (1.1) OBP: 0.129, SLG: 0.161										2	1	1	0	0	0	1				
Jose Santiago, R (6.1) OBP: 0.308, SLG: 0.750										2	0	0	0	0	0	3				
Inning Stats	R: 0 E: 0 K: 0 S: 3	H: 0 LOB: 1 BB: 1 P: 7	R: 1 E: 0 K: 1 S: 6	H: 1 LOB: 0 BB: 0 P: 6	R: 3 E: 0 K: 2 S: 10	H: 3 LOB: 1 BB: 1 P: 14	R: 0 E: 0 K: 0 S: 4	H: 1 LOB: 1 BB: 0 P: 4	R: 1 E: 0 K: 1 S: 5	H: 1 LOB: 1 BB: 1 P: 9	R: 0 E: 0 K: 0 S: 4	H: 2 LOB: 1 BB: 0 P: 4	R: 2 E: 0 K: 0 S: 4	H: 2 LOB: 1 BB: 1 P: 9	R: 1 E: 0 K: 0 S: 3	H: 1 LOB: 1 BB: 1 P: 7	1B: 5 2B: 3 3B: 0 HR: 3	SF: 1 SAC: 0 DP: 2 HBP: 1	WP: 1 PB: 0 SB: 0 CS: 0	PA: 37
PITCHER	IP WLS BF H R ER SO BB IBB HBP BLK WP HR S P ERA WHIP																			
Luis Tiant, R (1.1) ERA: 2.93	5.0 L 23 6 5 5 4 3 0 0 0 0 0 3 28 40 9.00 1.800																			
George Culver, R (6.1) ERA: 4.62	1.0 4 2 0 0 0 0 0 0 0 0 0 4 4 0.00 2.000																			
Steve Bailey, R (7.1) ERA: 2.82	2.0 10 3 3 3 0 1 1 1 0 1 0 7 16 13.50 2.000																			

Batter	1	2	3	4	5	6	7	8	9	AB	R	H	RBI	BB	SO	LOB	TOP				
Mike Andrews, R (1,4) OBP: 0.351, SLG: 0.340	0-0 5-3 1B		0-0 G6-4-3 1B			0-0 FC1-6 1B		0-0 F4		4	1	3	0	0	0	1					
Joe Foy, R (1,5) OBP: 0.343, SLG: 0.467	0-0 5-3		0-0 G6-4-3 1-2f			0-0 FC1-6 1-2f		1-0 FC6-4 HBP		3	0	0	0	0	0	3					
Tony Conigliaro, R (1,9) OBP: 0.357, SLG: 0.489	0-0 5-3			0-3 K		0-0 5-3		0-0 FC6-4 1-2f		4	0	0	0	0	1	4					
George Scott, R (1,3) OBP: 0.352, SLG: 0.463	0-0 2H 1B			0-0 6-3					0-3 K	4	0	2	1	0	1	0					
George Thomas, R (1,7) OBP: 0.235, SLG: 0.219	0-3 K			0-0 F9					0-0 1B	4	0	1	0	0	2	2					
Jerry Adair, R (1,6) OBP: 0.238, SLG: 0.232		0-0 1-3			0-0 6-3				0-0 1B	4	0	1	0	0	1	1					
Bob Tillman, R (1,2) Dalton Jones, L (0, PH) OBP: 0.280, SLG: 0.319 OBP: 0.294, SLG: 0.351		0-0 F8			0-0 6-3				0-0 G4-6-3 1B	3	0	0	0	0	1	1					
Reggie Smith, S (1,8) OBP: 0.281, SLG: 0.320		0-0 F9			0-3 K				0-0 FC2-6 1B	3	0	1	0	0	1	0					
Jim Lonborg, R (1,1) Jose Tartabull, L (8, PR) John Wyatt, R (8,1) OBP: 0.140, SLG: 0.098 OBP: 0.307, SLG: 0.245			0-3 K			0-3 K			0-0 FC2-6 HBP	3	0	0	0	0	2	1					
Inning Stats	R: 1 E: 0 K: 1 S: 7	H: 2 LOB: 1 BB: 0 P: 7	R: 0 E: 0 K: 0 S: 3	H: 0 LOB: 0 BB: 0 P: 3	R: 0 E: 0 K: 1 S: 5	H: 1 LOB: 0 BB: 0 P: 5	R: 0 E: 0 K: 1 S: 5	H: 0 LOB: 0 BB: 0 P: 5	R: 0 E: 0 K: 1 S: 6	H: 1 LOB: 1 BB: 0 P: 6	R: 0 E: 0 K: 3 S: 10	H: 1 LOB: 1 BB: 0 P: 10	R: 0 E: 0 K: 0 S: 4	H: 1 LOB: 2 BB: 0 P: 5	R: 0 E: 0 K: 1 S: 6	H: 2 LOB: 1 BB: 0 P: 6	1B: 7 2B: 1 3B: 0 HR: 0	SF: 0 SAC: 0 DP: 2 HBP: 1	WP: 0 PB: 0 SB: 0 CS: 0	PA: 34	
PITCHER	IP	WLS	BF	H	R	ER	SO	BB	IBB	HBP	BLK	WP	HR	S	P	ERA	WHIP				
Jim Kaat, L (1,1) ERA: 4.64	7.2	W	29	6	1	1	8	0	0	1	0	0	0	44	45	1.17	0.783				
Al Worthington, R (8,1) ERA: 4.09	1.1	S	5	2	0	0	1	0	0	0	0	0	0	7	7	0.00	1.500				

Boston Red Sox @ Minnesota Twins
Metropolitan Stadium, Bloomington, MI
Mon Jun 26 1967, 8:05 PM EDT
Att: 13,701 - Unknown

AB 33
R 1
H 8
RBI 1
BB 0
SO 9
LOB 15



Batter	1	2	3	4	5	6	7	8	9	AB	R	H	RBI	BB	SO	LOB	BOTTOM				
Cesar Tovar, R (1,5) OBP: 0.345, SLG: 0.390	0-3 K		0-0 BB 1B	0-0 FC6-4 1-2f			4-0 1B FC5-2 BB			3	0	1	0	1	1	2					
Rod Carew, L (1,4) OBP: 0.361, SLG: 0.441	0-3 K		4-0 1-2 BB		0-0 F8		0-0 FC5-2 1B			3	0	1	0	1	1	0					
Harmon Killebrew, R (1,3) OBP: 0.421, SLG: 0.662	0-0 1B		0-3 K		0-0 F2		4-0 FC5-2 BB			3	0	1	0	1	1	2					
Tony Oliva, L (1,9) OBP: 0.292, SLG: 0.388	0-3 K			0-0 1B 2B	0-0 F9		0-0 FC5-2 FC6-4 1-2 2-3 3-H			4	1	1	0	0	1	4					
Bob Allison, R (1,7) Sandy Valdespino, L (7,7) OBP: 0.294, SLG: 0.437 OBP: 0.259, SLG: 0.303		0-3 K		0-3 K		0-0 E5	0-0 FC6-4 1-2f			3	0	0	0	0	2	1					
Zoilo Versalles, R (1,6) OBP: 0.283, SLG: 0.326		0-0 F3		0-0 2H 3B 1B		0-3 K		0-3 K		4	1	1	1	0	2	1					
Russ Nixon, L (1,2) Jerry Zimmerman, R (9,2) OBP: 0.344, SLG: 0.437 OBP: 0.256, SLG: 0.179		0-0 F8		0-3 K		0-0 F5		0-0 4-3		4	0	0	0	0	1	2					
Ted Uhlhaender, L (1,8) OBP: 0.234, SLG: 0.338			0-0 F3	0-0 1H 3B		0-0 F6		0-0 4-3		4	0	1	1	0	0	1					
Jim Kaat, L (1,1) Al Worthington, R (8,1) OBP: 0.282, SLG: 0.333			0-3 K	4-0 FC6-4 BB			0-3 K			2	0	0	0	1	2	0					
Inning Stats	R: 0 E: 0 K: 3 S: 10	H: 1 LOB: 1 BB: 0 P: 10	R: 0 E: 0 K: 1 S: 5	H: 0 LOB: 0 BB: 0 P: 5	R: 0 E: 0 K: 2 S: 8	H: 1 LOB: 2 BB: 1 P: 12	R: 2 E: 0 K: 2 S: 10	H: 3 LOB: 2 BB: 1 P: 14	R: 0 E: 0 K: 0 S: 3	H: 0 LOB: 0 BB: 0 P: 3	R: 0 E: 1 K: 1 S: 6	H: 0 LOB: 1 BB: 0 P: 6	R: 0 E: 0 K: 1 S: 6	H: 1 LOB: 3 BB: 2 P: 14	R: 0 E: 0 K: 1 S: 5	H: 0 LOB: 0 BB: 0 P: 5	1B: 4 2B: 1 3B: 1 HR: 0	SF: 0 SAC: 0 DP: 0 HBP: 0	WP: 0 PB: 0 SB: 0 CS: 0	PA: 35	
PITCHER	IP	WLS	BF	H	R	ER	SO	BB	IBB	HBP	BLK	WP	HR	S	P	ERA	WHIP				
Jim Lonborg, R (1,1) ERA: 3.0	7.0	L	32	6	2	2	10	4	0	0	0	0	0	48	64	2.57	1.429				
John Wyatt, R (8,1) ERA: 3.13	1.0		3	0	0	0	1	0	0	0	0	0	0	5	5	0.00	0.000				

Boston Red Sox @ Minnesota Twins
Metropolitan Stadium, Bloomington, MI
Mon Jun 26 1967, 8:05 PM EDT
Att: 13,701 - Unknown

AB 31
R 2
H 6
RBI 2
BB 4
SO 11
LOB 16



Batter	1	2	3	4	5	6	7	8	9	AB	R	H	RBI	BB	SO	LOB	TOP					
Mike Andrews, R (1,4) OBP: 0.349, SLG: 0.338										4	0	1	0	0	0	1						
Joe Foy, R (1,5) OBP: 0.341, SLG: 0.463										4	1	1	0	0	2	0						
Carl Yastrzemski, L (1,7) OBP: 0.432, SLG: 0.643										3	0	1	0	0	0	1						
Jose Tartabull, L (6,7) OBP: 0.305, SLG: 0.243										1	0	0	0	0	0	0						
Tony Conigliaro, R (1,9) OBP: 0.360, SLG: 0.505										4	1	2	2	0	0	1						
George Scott, R (1,3) OBP: 0.350, SLG: 0.459										4	0	1	0	0	1	1						
Jerry Adair, R (1,6) OBP: 0.236, SLG: 0.232										4	1	1	0	0	0	2						
Bob Tillman, R (1,2) OBP: 0.283, SLG: 0.320										3	0	1	0	0	1	0						
Reggie Smith, S (1,8) OBP: 0.281, SLG: 0.320										3	0	1	1	0	0	0						
Gary Waslewski, R (1,1) OBP: 0.167, SLG: 0.167										2	0	1	0	0	0	0						
Dalton Jones, L (7, PH) OBP: 0.291, SLG: 0.346										1	0	0	0	0	0	2						
John Wyatt, R (7,1)										0	0	0	0	0	0	0						
Inning Stats	R: 2 E: 0 K: 1 S: 7	H: 3 LOB: 0 BB: 0 P: 7	R: 0 E: 0 K: 1 S: 5	H: 0 LOB: 0 BB: 0 P: 5	R: 0 E: 0 K: 1 S: 5	H: 1 LOB: 0 BB: 0 P: 5	R: 0 E: 0 K: 0 S: 4	H: 2 LOB: 1 BB: 0 P: 4	R: 0 E: 0 K: 0 S: 3	H: 0 LOB: 0 BB: 0 P: 3	R: 0 E: 0 K: 0 S: 3	H: 0 LOB: 0 BB: 0 P: 3	R: 1 E: 0 K: 0 S: 6	H: 4 LOB: 2 BB: 0 P: 6	R: 0 E: 0 K: 1 S: 5	H: 0 LOB: 0 BB: 0 P: 5	R: 0 E: 0 K: 0 S: 3	H: 0 LOB: 0 BB: 0 P: 3	1B: 9 2B: 0 3B: 0 HR: 1	SF: 0 SAC: 0 DP: 3 HBP: 0	WP: 0 PB: 0 SB: 0 CS: 0	PA: 33
PITCHER	IP WLS BF H R ER SO BB IBB HBP BLK WP HR S P ERA WHIP																					
Dean Chance, R (1,1) ERA: 3.08	8.0 L 30 10 3 3 4 0 0 0 0 0 1 38 38 3.38 1.250																					
Ron Kline, R (9,1) ERA: 3.15	1.0 3 0 0 0 0 0 0 0 0 0 0 3 3 0.00 0.000																					

Boston Red Sox @ Minnesota Twins
Metropolitan Stadium, Bloomington, MI
Tue Jun 27 1967, 8:05 PM EDT
Att: 18,711 - Unknown

AB 33
R 3
H 10
RBI 3
BB 0
SO 4
LOB 8



Batter	1	2	3	4	5	6	7	8	9	AB	R	H	RBI	BB	SO	LOB	BOTTOM					
Cesar Tovar, R (1,5) OBP: 0.347, SLG: 0.389										3	1	1	0	1	0	0						
Rod Carew, L (1,4) OBP: 0.358, SLG: 0.436										3	0	0	0	1	2	1						
Harmon Killebrew, R (1,3) OBP: 0.415, SLG: 0.591										4	0	0	0	0	2	3						
Tony Oliva, L (1,9) OBP: 0.296, SLG: 0.406										4	1	2	2	0	1	0						
Bob Allison, R (1,7) OBP: 0.350, SLG: 0.442										4	0	3	0	0	1	0						
Zoilo Versalles, R (1,6) OBP: 0.279, SLG: 0.321										4	0	0	0	0	1	4						
Russ Nixon, L (1,2) OBP: 0.282, SLG: 0.333										3	0	0	0	0	0	1						
Ted Uhlhaender, L (1,8) OBP: 0.225, SLG: 0.325										3	0	0	0	0	0	1						
Dean Chance, R (1,1) Sandy Valdespino, L (8, PH) Ron Kline, R (9,1)										2	0	0	0	0	1	0						
Inning Stats	R: 0 E: 0 K: 2 S: 7	H: 0 LOB: 0 BB: 0 P: 7	R: 1 E: 0 K: 0 S: 4	H: 2 LOB: 0 BB: 0 P: 4	R: 0 E: 0 K: 1 S: 5	H: 0 LOB: 0 BB: 0 P: 5	R: 0 E: 0 K: 1 S: 5	H: 0 LOB: 0 BB: 0 P: 5	R: 0 E: 0 K: 0 S: 4	H: 1 LOB: 1 BB: 0 P: 4	R: 0 E: 0 K: 0 S: 2	H: 0 LOB: 1 BB: 2 P: 10	R: 0 E: 0 K: 1 S: 5	H: 0 LOB: 0 BB: 0 P: 5	R: 0 E: 0 K: 0 S: 3	H: 0 LOB: 0 BB: 0 P: 3	R: 1 E: 0 K: 3 S: 12	H: 3 LOB: 2 BB: 0 P: 12	1B: 5 2B: 0 3B: 0 HR: 1	SF: 0 SAC: 0 DP: 2 HBP: 0	WP: 1 PB: 0 SB: 1 CS: 0	PA: 33
PITCHER	IP WLS BF H R ER SO BB IBB HBP BLK WP HR S P ERA WHIP																					
Gary Waslewski, R (1,1) ERA: 1.0	6.0 W 21 3 1 1 4 2 0 0 0 0 1 27 35 1.50 0.833																					
John Wyatt, R (7,1) ERA: 3.12	3.0 S 12 3 1 1 4 0 0 0 0 0 1 0 20 20 3.00 1.000																					

Boston Red Sox @ Minnesota Twins
Metropolitan Stadium, Bloomington, MI
Tue Jun 27 1967, 8:05 PM EDT
Att: 18,711 - Unknown

AB 31
R 2
H 6
RBI 2
BB 2
SO 8
LOB 10



Batter	1	2	3	4	5	6	7	8	9	AB	R	H	RBI	BB	SO	LOB	TOP								
Mike Andrews, R (1, 4) OBP: 0.343, SLG: 0.332	0-3 K		0-3 K		0-3 K			0-0 5-3		4	0	0	0	0	3	0	Boston Red Sox @ Minnesota Twins Metropolitan Stadium, Bloomington, MI Wed Jun 28 1967, 8:05 PM EDT Att: 11,940 - Unknown livebaseballscorecards.com								
Joe Foy, R (1, 5) OBP: 0.336, SLG: 0.455	0-3 K		0-3 K			0-0 F2		0-0 F3		4	0	0	0	0	2	0									
Carl Yastrzemski, L (1, 7) OBP: 0.430, SLG: 0.637	0-0 S 1B			0-3 K		0-0 4-3		0-0 4-3		4	0	1	0	0	1	0									
Tony Conigliaro, R (1, 9) OBP: 0.357, SLG: 0.497	4-0 1-2 BB			0-3 K		0-0 F7		0-3 K		3	0	0	0	1	2	0									
George Scott, R (1, 3) OBP: 0.345, SLG: 0.452	0-3 K			0-0 1-3			0-0 5-3	0-0 F8		4	0	0	0	0	1	2									
Jerry Adair, R (1, 6) OBP: 0.247, SLG: 0.262		0-3 K			0-0 HR		0-0 1B			3	1	2	1	0	1	0									
Bob Tillman, R (1, 2) OBP: 0.268, SLG: 0.302		0-0 F4			0-3 K		0-0 F7			3	0	0	0	0	1	1									
Reggie Smith, S (1, 8) OBP: 0.282, SLG: 0.333		0-3 K			0-0 HR		0-0 F6			3	1	1	1	0	1	1									
Lee Stange, R (1, 1) OBP: 0.125, SLG: 0.188			0-3 K		0-0 3-1			0-0 G3		2	0	0	0	0	1	0									
Jose Tartabull, L (8, PH) OBP: 0.303, SLG: 0.241										1	0	0	0	0	0	0									
Darrell Brandon, R (8, 1) OBP: 0.185, SLG: 0.231										0	0	0	0	0	0	0									
Inning Stats	R: 0 E: 0 K: 3 S: 10	H: 1 LOB: 2 BB: 1 P: 14	R: 0 E: 0 K: 2 S: 7	H: 0 LOB: 0 BB: 0 P: 7	R: 0 E: 0 K: 3 S: 9	H: 0 LOB: 0 BB: 0 P: 9	R: 0 E: 0 K: 2 S: 7	H: 0 LOB: 0 BB: 0 P: 7	R: 2 E: 0 K: 2 S: 9	H: 2 LOB: 0 BB: 0 P: 9	R: 0 E: 0 K: 0 S: 3	H: 0 LOB: 0 BB: 0 P: 3	R: 0 E: 0 K: 0 S: 4	H: 1 LOB: 1 BB: 0 P: 4	R: 0 E: 0 K: 0 S: 3	H: 0 LOB: 0 BB: 0 P: 3	R: 0 E: 0 K: 1 S: 5	H: 0 LOB: 0 BB: 0 P: 5	1B: 2 2B: 0 3B: 0 HR: 2	SF: 0 SAC: 0 DP: 0 HBP: 0	WP: 0 PB: 0 SB: 1 CS: 0	PA: 32			
PITCHER	IP	WLS	BF	H	R	ER	SO	BB	IBB	HBP	BLK	WP	HR	S	P	ERA	WHIP								
Dave Boswell, R (1, 1) ERA: 3.8	9.0	W	32	4	2	2	13	1	0	0	0	0	2	57	61	2.00	0.556								

Batter	1	2	3	4	5	6	7	8	9	AB	R	H	RBI	BB	SO	LOB	BOTTOM								
Cesar Tovar, R (1, 5) OBP: 0.346, SLG: 0.388	0-0 6-3		0-0 4-3		0-0 F9		0-0 1B			4	0	1	1	0	0	0	Boston Red Sox @ Minnesota Twins Metropolitan Stadium, Bloomington, MI Wed Jun 28 1967, 8:05 PM EDT Att: 11,940 - Unknown livebaseballscorecards.com								
Rod Carew, L (1, 4) OBP: 0.361, SLG: 0.434	4-0 BB			0-0 L6-3 1B	0-3 K		0-0 G3			3	0	1	0	1	1	1									
Harmon Killebrew, R (1, 3) OBP: 0.499, SLG: 0.591	0-3 K			0-0 L6-3 1-2 1B		0-0 6-3		0-0 6-3		4	0	0	0	0	1	2									
Tony Oliva, L (1, 9) OBP: 0.295, SLG: 0.403	0-0 F2			0-0 S 1B		0-0 E3 FC4-6		0-3 K		4	1	1	0	0	1	1									
Bob Allison, R (1, 7) OBP: 0.349, SLG: 0.436		0-0 5-3		4-0 S 1B		0-0 F9		0-3 K		3	1	0	0	1	1	1									
Sandy Valdespino, L (9, 7) OBP: 0.252, SLG: 0.254				1-2 IBB		0-0 F9		0-3 K		0	0	0	0	0	0	0									
Zoilo Versalles, R (1, 6) OBP: 0.279, SLG: 0.318		0-0 6-3		4-0 1B BB		0-0 FC4-6				2	0	0	0	1	0	1									
Russ Nixon, L (1, 2) OBP: 0.284, SLG: 0.333		0-0 F8		1-3 2-H 3-H 1B		0-0 E3 FC6-4				3	0	1	2	0	0	0									
Ted Uhaender, L (1, 8) OBP: 0.217, SLG: 0.313			0-0 L6		0-0 4-3		0-0 FC6-4 SH3-4 1B			3	1	0	0	0	0	3									
Dave Boswell, R (1, 1) OBP: 0.250, SLG: 0.300			0-3 K		0-0 6-3		0-0 SH3-4			2	0	0	0	0	1	0									
Inning Stats	R: 0 E: 0 K: 1 S: 5	H: 0 LOB: 1 BB: 1 P: 9	R: 0 E: 0 K: 0 S: 3	H: 0 LOB: 0 BB: 0 P: 3	R: 0 E: 0 K: 1 S: 5	H: 0 LOB: 0 BB: 0 P: 5	R: 2 E: 0 K: 0 S: 5	H: 3 LOB: 2 BB: 2 P: 13	R: 0 E: 0 K: 1 S: 5	H: 0 LOB: 0 BB: 0 P: 5	R: 0 E: 1 K: 0 S: 4	H: 0 LOB: 1 BB: 0 P: 4	R: 1 E: 1 K: 0 S: 5	H: 1 LOB: 1 BB: 0 P: 5	R: 0 E: 0 K: 2 S: 7	H: 0 LOB: 0 BB: 0 P: 7	1B: 4 2B: 1 3B: 0 HR: 0	SF: 0 SAC: 1 DP: 1 HBP: 0	WP: 0 PB: 0 SB: 3 CS: 0	PA: 32					
PITCHER	IP	WLS	BF	H	R	ER	SO	BB	IBB	HBP	BLK	WP	HR	S	P	ERA	WHIP								
Lee Stange, R (1, 1) ERA: 3.73	7.0	L	29	4	3	2	3	2	1	0	0	0	0	7	7	0.00	0.000								
Darrell Brandon, R (8, 1) ERA: 4.22	1.0		3	0	0	0	2	0	0	0	0	0	0	7	7	0.00	0.000								

Batter	1	2	3	4	5	6	7	8	9	AB	R	H	RBI	BB	SO	LOB	TOP					
Mike Andrews, R (1.4) OBP: 0.342, SLG: 0.330										4	0	1	0	0	0	0						
Joe Foy, R (1.5) OBP: 0.335, SLG: 0.456										4	1	1	0	0	1	1						
Carl Yastrzemski, L (1.7) OBP: 0.427, SLG: 0.629										3	1	0	0	1	2	1						
Tony Conigliaro, R (1.9) OBP: 0.355, SLG: 0.508										4	2	1	3	0	0	1						
George Scott, R (1.3) OBP: 0.348, SLG: 0.462										3	1	1	1	1	0	0						
Jerry Adair, R (1.6) OBP: 0.247, SLG: 0.262										4	0	1	1	0	0	0						
Reggie Smith, S (1.8) OBP: 0.281, SLG: 0.329										3	0	0	0	1	1	0						
Mike Ryan, R (1.2) OBP: 0.299, SLG: 0.296										4	0	0	0	0	2	3						
Gary Bell, R (1.1) OBP: 0.118, SLG: 0.147										3	0	0	0	0	0	0						
John Wyatt, R (8.1)										1	0	0	0	0	0	3						
Inning Stats	R: 0 E: 0 K: 1 S: 6	H: 1 LOB: 1 BB: 0 P: 6	R: 0 E: 0 K: 1 S: 5	H: 0 LOB: 0 BB: 0 P: 5	R: 0 E: 0 K: 1 S: 5	H: 0 LOB: 0 BB: 0 P: 5	R: 0 E: 0 K: 2 S: 7	H: 0 LOB: 0 BB: 0 P: 7	R: 1 E: 0 K: 0 S: 4	H: 1 LOB: 0 BB: 0 P: 4	R: 3 E: 0 K: 0 S: 5	H: 2 LOB: 0 BB: 1 P: 9	R: 0 E: 0 K: 1 S: 5	H: 0 LOB: 0 BB: 0 P: 5	R: 0 E: 0 K: 0 S: 3	H: 0 LOB: 0 BB: 0 P: 3	R: 1 E: 1 K: 0 S: 5	H: 1 LOB: 3 BB: 2 P: 13	1B: 2 2B: 1 3B: 0 HR: 2	SF: 0 SAC: 0 DP: 0 HBP: 0	WP: 0 PB: 0 SB: 0 CS: 1	PA: 36
PITCHER	IP WLS BF H R ER SO BB IBB HBP BLK WP HR S P ERA WHIP																					
Jim Nash, R (1.1) ERA: 3.57	6.0 L 23 4 4 4 5 1 0 0 0 0 2 32 36 6.00 0.833																					
Jack Sanford, R (7.1) ERA: 4.96	2.0 6 0 0 0 1 0 0 0 0 0 0 8 8 0.00 0.000																					
Jack Aker, R (9.1) ERA: 2.96	1.0 7 1 1 0 0 1 1 0 0 0 0 5 13 0.00 2.000																					

Boston Red Sox @ Kansas City Athletics
Municipal Stadium, Kansas City, MO

AB 33
R 5
H 5
RBI 5
BB 3
SO 6
LOB 9



WP: 0 PA: 36
PB: 0
SB: 0
CS: 1

Fri Jun 30 1967, 8:05 PM EDT
Att: 8,629 - Unknown

livebaseballscores.com

Batter	1	2	3	4	5	6	7	8	9	AB	R	H	RBI	BB	SO	LOB	BOTTOM					
Bert Campaneris, R (1.6) OBP: 0.311, SLG: 0.339										4	0	0	0	0	1	1						
Mike Hershberger, R (1.9) OBP: 0.360, SLG: 0.371										4	1	1	0	0	0	1						
Ray Webster, L (1.3) OBP: 0.340, SLG: 0.406										4	1	2	0	0	0	0						
Rick Monday, L (1.8) OBP: 0.327, SLG: 0.448										4	0	2	2	0	0	1						
Jack Aker, R (9.1) OBP: 0.143, SLG: 0.143										0	0	0	0	0	0	0						
Danny Cater, R (1.5) OBP: 0.295, SLG: 0.337										4	0	0	0	0	1	1						
Reggie Jackson, L (1.7) OBP: 0.303, SLG: 0.341										3	0	0	0	1	2	0						
Dave Duncan, R (1.2) OBP: 0.233, SLG: 0.414										3	1	0	0	1	1	1						
John Donaldson, L (1.4) OBP: 0.313, SLG: 0.377										4	0	2	1	0	0	1						
Jim Nash, R (1.1) OBP: 0.158, SLG: 0.114										2	0	0	0	0	1	2						
Jack Sanford, R (7.1) OBP: 0.235, SLG: 0.313										0	0	0	0	0	0	0						
Jim Gosger, L (6. PH) OBP: 0.339, SLG: 0.358										2	0	0	0	0	0	1						
Inning Stats	R: 0 E: 0 K: 0 S: 3	H: 0 LOB: 0 BB: 0 P: 3	R: 0 E: 0 K: 0 S: 3	H: 1 LOB: 0 BB: 0 P: 3	R: 1 E: 0 K: 0 S: 4	H: 1 LOB: 1 BB: 1 P: 8	R: 0 E: 0 K: 0 S: 3	H: 0 LOB: 0 BB: 0 P: 3	R: 0 E: 0 K: 3 S: 10	H: 1 LOB: 1 BB: 0 P: 10	R: 0 E: 0 K: 0 S: 4	H: 1 LOB: 1 BB: 0 P: 4	R: 0 E: 0 K: 2 S: 10	H: 0 LOB: 1 BB: 1 P: 7	R: 2 E: 0 K: 2 S: 10	H: 3 LOB: 1 BB: 0 P: 10	R: 0 E: 1 K: 1 S: 6	H: 0 LOB: 1 BB: 0 P: 6	1B: 4 2B: 3 3B: 0 HR: 0	SF: 0 SAC: 0 DP: 0 HBP: 0	WP: 0 PB: 0 SB: 0 CS: 0	PA: 36
PITCHER	IP WLS BF H R ER SO BB IBB HBP BLK WP HR S P ERA WHIP																					
Gary Bell, R (1.1) ERA: 3.09	7.2 W 31 7 3 3 4 2 0 0 0 0 0 0 9 45 3.52 1.174																					
John Wyatt, R (8.1) ERA: 3.02	1.1 S 5 0 0 0 2 0 0 0 0 0 0 0 9 9 0.00 0.000																					

Boston Red Sox @ Kansas City Athletics
Municipal Stadium, Kansas City, MO

AB 34
R 3
H 7
RBI 3
BB 2
SO 6
LOB 9




WP: 0 PA: 36
PB: 0
SB: 0
CS: 0

Fri Jun 30 1967, 8:05 PM EDT
Att: 8,629 - Unknown

livebaseballscores.com

Batter	1	2	3	4	5	6	7	8	9	AB	R	H	RBI	BB	SO	LOB	TOP										
Mike Andrews, R OBP: 0.333, SLG: 0.321 (1, 4)	F4	F3			F9	L4-6		F7	F7	6	0	0	0	0	0	4	Boston Red Sox @ Kansas City Athletics Municipal Stadium, Kansas City, MO Sat Jul 01 1967, 4:33 AM EDT Att: 12,951 - Unknown livebaseballscorecards.com										
Joe Foy, R OBP: 0.332, SLG: 0.448 (1, 5)	S BB		F9		K		6-3	F7		4	0	0	0	1	1	0											
Carl Yastrzemski, L OBP: 0.431, SLG: 0.628 George Thomas, R OBP: 0.257, SLG: 0.219 (1, 7) (7, 7)			WP 1B		4-3		SH1-3 E BB	1B E HBP		2	2	1	0	2	0	0											
Tony Conigliaro, R OBP: 0.363, SLG: 0.528 Jose Santiago, R OBP: 0.306, SLG: 0.750 (1, 9) (8, 1)	K		S 1B				SH1-3 HR	E 1B		4	2	3	2	0	1	2											
George Scott, R OBP: 0.355, SLG: 0.469 (1, 3)	1-3		1B				SH2-4 BB 1B	E 1B	E2 2B	3	2	2	2	2	0	2											
Jerry Adair, R OBP: 0.253, SLG: 0.268 (1, 6)		1B FC5-4					SH2-4	E5 1B	F8	4	2	2	0	0	0	2											
Reggie Smith, S OBP: 0.287, SLG: 0.329 (1, 8)		FC5-4 1B			G3		BB 1B	1B	K	3	1	1	0	2	1	0											
Mike Ryan, R OBP: 0.304, SLG: 0.294 (1, 2)	FC5-4				K		L4-6 1B		F9	4	0	1	3	1	1	1											
Jim Lonborg, R OBP: 0.149, SLG: 0.111 Jose Tartabull, L OBP: 0.308, SLG: 0.246 (1, 1) (8, 9)	K				K			6-3		4	0	1	2	0	2	3											
Inning Stats	R: 0 E: 0 K: 1 S: 5	H: 0 LOB: 2 BB: 2 P: 13	R: 1 E: 0 K: 1 S: 7	H: 2 LOB: 1 BB: 0 P: 7	R: 1 E: 0 K: 0 S: 5	H: 4 LOB: 2 BB: 0 P: 5	R: 0 E: 0 K: 2 S: 7	H: 0 LOB: 0 BB: 0 P: 7	R: 0 E: 0 K: 1 S: 4	H: 2 LOB: 1 BB: 3 P: 16	R: 3 E: 0 K: 0 S: 5	H: 1 LOB: 2 BB: 3 P: 17	R: 2 E: 1 K: 0 S: 5	H: 2 LOB: 1 BB: 0 P: 6	R: 0 E: 0 K: 1 S: 6	H: 1 LOB: 1 BB: 0 P: 6		1B: 10 2B: 2 3B: 0 HR: 1	SF: 0 SAC: 2 DP: 1 HBP: 1	WP: 2 PB: 0 SB: 2 CS: 0	PA: 46						
PITCHER	IP	WLS	BF	H	R	ER	SO	BB	IBB	HBP	BLK	WP	HR	S	P	ERA	WHIP										
Chuck Dobson, R ERA: 3.72 (1, 1)	5.0	L	23	7	4	4	5	3	0	0	0	1	1	30	42	7.20	2.000										
Blue Moon Odom, R ERA: 5.15 (6, 1)	0.1		4	1	1	1	0	1	1	0	0	0	0	2	10	27.00	6.000										
Diego Segui, R ERA: 3.06 (6, 1)	1.2		9	1	3	0	0	1	2	0	0	0	0	6	18	0.00	1.200										
Tony Pierce, L ERA: 4.12 (8, 1)	2.0		10	3	2	2	1	0	0	1	0	0	0	11	12	9.00	1.500										

Batter	1	2	3	4	5	6	7	8	9	AB	R	H	RBI	BB	SO	LOB	BOTTOM										
Bert Campaneris, R OBP: 0.307, SLG: 0.334 (1, 6)	F7		K			5-3		F2		4	0	0	0	0	1	0	Boston Red Sox @ Kansas City Athletics Municipal Stadium, Kansas City, MO Sat Jul 01 1967, 4:33 AM EDT Att: 12,951 - Unknown livebaseballscorecards.com										
Mike Hershberger, R OBP: 0.362, SLG: 0.370 (1, 9)	4-3				6-3		2B BB	G3 1B		3	0	1	0	1	0	0											
John Donaldson, L OBP: 0.345, SLG: 0.420 (1, 4)					FC4-6 1B			G3 1B		4	0	4	0	0	0	0											
Rick Monday, L OBP: 0.322, SLG: 0.440 (1, 8)	1-4-3				FC4-6 HR		K	G3		4	1	0	0	0	1	6											
Ray Webster, L OBP: 0.339, SLG: 0.420 (1, 3)		4-3			HR		G3	G3		4	1	1	2	0	0	4											
Dave Duncan, R OBP: 0.219, SLG: 0.387 (1, 2)		K			F7					4	0	0	0	0	3	0											
Dick Green, R OBP: 0.285, SLG: 0.302 (1, 5)					5-3					4	0	1	0	0	0	0											
Reggie Jackson, L OBP: 0.291, SLG: 0.326 (1, 7)			4-3					F8		4	0	0	0	0	1	1											
Chuck Dobson, R OBP: 0.138, SLG: 0.138 Blue Moon Odom, R OBP: 0.286, SLG: 0.286 Diego Segui, R OBP: 0.286, SLG: 0.286 Ken Harrelson, R OBP: 0.261, SLG: 0.298 Tony Pierce, R OBP: 0.261, SLG: 0.298 (7, PH) (8, 1)			K					F4		2	0	0	0	0	1	0											
Inning Stats	R: 0 E: 0 K: 0 S: 4	H: 1 LOB: 1 BB: 0 P: 4	R: 0 E: 0 K: 1 S: 5	H: 0 LOB: 0 BB: 0 P: 5	R: 0 E: 0 K: 2 S: 7	H: 0 LOB: 0 BB: 0 P: 7	R: 2 E: 0 K: 0 S: 5	H: 2 LOB: 0 BB: 0 P: 5	R: 0 E: 0 K: 1 S: 3	H: 0 LOB: 0 BB: 0 P: 3	R: 0 E: 0 K: 1 S: 6	H: 1 LOB: 2 BB: 1 P: 10	R: 0 E: 0 K: 1 S: 6	H: 1 LOB: 1 BB: 0 P: 6	R: 0 E: 0 K: 0 S: 5	H: 2 LOB: 2 BB: 0 P: 5		R: 0 E: 0 K: 2 S: 7	H: 0 LOB: 0 BB: 0 P: 7	1B: 4 2B: 2 3B: 0 HR: 1	SF: 0 SAC: 0 DP: 0 HBP: 0	WP: 0 PB: 0 SB: 0 CS: 0	PA: 35				
PITCHER	IP	WLS	BF	H	R	ER	SO	BB	IBB	HBP	BLK	WP	HR	S	P	ERA	WHIP										
Jim Lonborg, R ERA: 2.98 (1, 1)	7.0	W	27	5	2	2	5	1	0	0	0	0	0	36	40	2.57	0.857										
Jose Santiago, R ERA: 3.61 (8, 1)	2.0	S	8	2	0	0	2	0	0	0	0	0	0	12	12	0.00	1.000										



Batter	1	2	3	4	5	6	7	8	9	AB	R	H	RBI	BB	SO	LOB	TOP																		
Mike Andrews, R OBP: 0.333, SLG: 0.329 (1, 4)	5-3		HR		BB		F2		5-3 1B BB	3	2	1	1	2	0	0																			
Joe Foy, R OBP: 0.336, SLG: 0.453 (1, 5)	1-3		FC6-4 WP SF9 BB		F9			HR BB	5-3	3	2	0	0	2	0	2																			
Carl Yastrzemski, L OBP: 0.425, SLG: 0.613 George Thomas, R OBP: 0.297, SLG: 0.219 (1, 7) (9, PR) (9, 7)	F8		FC6-4 BB		F8			F4	1B 1B	4	0	1	1	1	0	2																			
Tony Conigliaro, R OBP: 0.366, SLG: 0.535 Jose Tartabull, L OBP: 0.306, SLG: 0.246 (1, 9) (9, PR) (9, 9)		FC6-4 BB SF8 BB	FC6-4 CS		5-3			HR	FC6-4 1B	4	2	2	2	1	0	2																			
George Scott, R OBP: 0.358, SLG: 0.466 (1, 3)		E BB BB	SF9		6-3			1B 1B	FC6-4 1B	3	1	2	2	1	0	0																			
Jerry Adair, R OBP: 0.240, SLG: 0.253 Ken Poulsen, L (1, 6) (9, PR) (9, 6)	B3		CS	4-3		4-3		1B 1B	FC6-4 BB	5	0	0	0	0	1	5																			
Reggie Smith, S OBP: 0.297, SLG: 0.346 (1, 8)	E6			3-1			HR	1B 1B	BB	4	1	2	1	1	0	2																			
Mike Ryan, R OBP: 0.300, SLG: 0.294 (1, 2)	SF8			F5			K	1B	F2	4	0	1	2	0	1	3																			
Lee Stange, R OBP: 0.100, SLG: 0.150 (1, 1)	K					K		5-3		4	0	0	0	0	2	4																			
Inning Stats	R: 0 E: 0 K: 0 S: 3	H: 0 LOB: 0 BB: 0 P: 3	R: 1 E: 1 K: 1 S: 6	H: 0 LOB: 2 BB: 2 P: 14	R: 2 E: 0 K: 0 S: 3	H: 1 LOB: 0 BB: 2 P: 11	R: 0 E: 0 K: 0 S: 3	H: 0 LOB: 0 BB: 0 P: 3	R: 0 E: 0 K: 1 S: 5	H: 0 LOB: 1 BB: 1 P: 9	R: 1 E: 0 K: 1 S: 6	H: 1 LOB: 0 BB: 0 P: 6	R: 3 E: 0 K: 1 S: 9	H: 4 LOB: 2 BB: 2 P: 13	R: 2 E: 0 K: 0 S: 6	H: 3 LOB: 3 BB: 2 P: 14	1B: 6 2B: 0 3B: 0 HR: 3	SF: 2 SAC: 0 DP: 0 HBP: 0	WP: 1 PA: 45 PB: 0 SB: 1 CS: 1																
PITCHER	IP	WLS	BF	H	R	ER	SO	BB	IBB	HBP	BLK	WP	HR	S	P	ERA	WHIP	PITCHER	IP	WLS	BF	H	R	ER	SO	BB	IBB	HBP	BLK	WP	HR	S	P	ERA	WHIP
Jack Hamilton, R ERA: 3.16 (1, 1)	2.0	L	12	1	3	2	1	4	0	0	0	1	1	10	26	9.00	2.500																		
Pete Cimino, R ERA: 2.92 (3, 1)	4.0		12	0	0	0	1	1	0	0	0	0	0	13	17	0.00	0.250																		
Bill Kelso, R ERA: 3.06 (7, 1)	1.2		10	4	4	4	2	1	0	0	0	0	2	13	17	21.60	3.000																		
Lew Burdette, R ERA: 4.96 (8, 1)	0.1		2	1	0	0	0	0	0	0	0	0	0	2	2	0.00	3.000																		
Clyde Wright, L ERA: 3.38 (9, 1)	1.0		8	3	2	2	0	2	0	0	0	0	0	6	14	18.00	5.000																		

Boston Red Sox @ California Angels
Anaheim Stadium, Anaheim, CA
Mon Jul 03 1967, 10:05 PM EDT
Att: 17,005 - Unknown

AB 34
R 9
H 9
RBI 9
BB 8
SO 4
LOB 20





Batter	1	2	3	4	5	6	7	8	9	AB	R	H	RBI	BB	SO	LOB	BOTTOM																		
Jose Cardenal, R OBP: 0.265, SLG: 0.333 Bill Kelso, R (1, 8) (7, 1)	F9		FC6-4 CS			F8		F5		3	0	0	1	0	0	1																			
Lew Burdette, R (8, 1)										0	0	0	0	0	0	0																			
Tom Satriano, L OBP: 0.330, SLG: 0.333 Clyde Wright, R (8, PH) (9, 1)			1-2 3-H							1	0	0	0	0	0	2																			
Paul Schaaf, R OBP: 0.302, SLG: 0.299 (1, 5)	5-3		CS	K			FC5-4 1B		HR	4	1	2	1	0	1	0																			
Jim Fregosi, R OBP: 0.337, SLG: 0.407 Johnny Werhas, R OBP: 0.277, SLG: 0.300 (1, 6) (9, PR)	K			4-3			FC5-4 G1-6-3		1B	4	0	1	0	0	1	1																			
Don Mincher, L OBP: 0.395, SLG: 0.510 (1, 3)		4-3		F5			G1-6-3		F8	4	0	0	0	0	0	2																			
Jimmie Hall, L OBP: 0.309, SLG: 0.415 (1, 9)		1-3			3-1			F9	F8	4	0	0	0	0	0	1																			
Roger Repoz, L OBP: 0.315, SLG: 0.368 (1, 7)		F5			F4			4-3	G3	4	0	0	0	0	0	1																			
Buck Rodgers, S OBP: 0.292, SLG: 0.349 (1, 2)			1B 5-3 FC6-4 1B		F7			BB 1B		3	2	2	0	0	0	0																			
Bobby Knoop, R OBP: 0.296, SLG: 0.331 (1, 4)			5-3			F8		1B BB		2	0	0	0	1	0	1																			
Jack Hamilton, R OBP: 0.091, SLG: 0.364 Pete Cimino, R OBP: 0.250, SLG: 0.250 Jay Johnstone, L OBP: 0.213, SLG: 0.249 (1, 1) (3, 1) (6, PH) (7, 8)			FC6-4 1B			F9		1B		0	0	0	0	0	0	0																			
Inning Stats	R: 0 E: 0 K: 1 S: 5	H: 0 LOB: 0 BB: 0 P: 5	R: 0 E: 0 K: 0 S: 3	H: 0 LOB: 0 BB: 0 P: 3	R: 1 E: 0 K: 0 S: 4	H: 2 LOB: 0 BB: 0 P: 4	R: 0 E: 0 K: 1 S: 5	H: 0 LOB: 0 BB: 0 P: 5	R: 0 E: 0 K: 0 S: 3	H: 0 LOB: 0 BB: 0 P: 3	R: 0 E: 0 K: 0 S: 3	H: 1 LOB: 0 BB: 0 P: 3	R: 1 E: 0 K: 0 S: 5	H: 2 LOB: 2 BB: 1 P: 9	R: 0 E: 0 K: 0 S: 5	H: 1 LOB: 1 BB: 0 P: 5	1B: 6 2B: 0 3B: 0 HR: 1	SF: 0 SAC: 0 DP: 1 HBP: 0	WP: 0 PA: 34 PB: 0 SB: 0 CS: 1																
PITCHER	IP	WLS	BF	H	R	ER	SO	BB	IBB	HBP	BLK	WP	HR	S	P	ERA	WHIP	PITCHER	IP	WLS	BF	H	R	ER	SO	BB	IBB	HBP	BLK	WP	HR	S	P	ERA	WHIP
Lee Stange, R ERA: 3.83 (1, 1)	9.0	W	33	7	3	3	2	1	0	0	0	0	1	36	40	3.00	0.889																		

Boston Red Sox @ California Angels
Anaheim Stadium, Anaheim, CA
Mon Jul 03 1967, 10:05 PM EDT
Att: 17,005 - Unknown

AB 32
R 3
H 7
RBI 3
BB 1
SO 2
LOB 9



Batter	1	2	3	4	5	6	7	8	9	AB	R	H	RBI	BB	SO	LOB	TOP			
Mike Andrews, R OBP: 0.338, SLG: 0.336 (1, 4)	0-0 5-3		0-0 1B 2B		0-0 6-3		4-0 BB		0-0 1B	4	1	2	1	1	0	0	Boston Red Sox @ California Angels Anaheim Stadium, Anaheim, CA Tue Jul 04 1967, 6:33 AM EDT Att: 39,673 - Unknown AB 36 R 3 H 9 RBI 3 BB 2 SO 6 LOB 16 			
Joe Foy, R OBP: 0.337, SLG: 0.452 (1, 5)	0-0 F8		0-0 2H 1B		0-0 1B 1B		0-0 F5		0-3 3H 1B	5	0	2	1	0	1	3				
Carl Yastrzemski, L OBP: 0.423, SLG: 0.606 (1, 7)	4-0 BB		0-0 3-1		0-3 K		0-0 F7		0-0 L6	3	0	0	0	1	1	2				
Tony Conigliaro, R OBP: 0.364, SLG: 0.529 (1, 9)	0-0 F9		0-0 FC4 1B		0-0 F7		0-0 L6		0-0 5-3	4	0	1	0	0	0	2				
George Scott, R OBP: 0.358, SLG: 0.464 George Thomas, R OBP: 0.250, SLG: 0.212 (1, 3) (6, 3)		0-3 K2-3		0-0 F8		0-0 1-3 1B		0-0 5-3		3	0	1	0	0	1	1				
Jerry Adair, R OBP: 0.240, SLG: 0.253 (1, 6)	0-0 F9		0-0 F9		0-3 K		0-0 2B 4-3 1B		0-0 1B	4	1	1	0	0	1	3				
Reggie Smith, S OBP: 0.296, SLG: 0.348 (1, 8)	0-0 4-3		0-0 FC4 1-2		0-0 4-3		0-0 4-3		0-0 4-3 1-3 1B 2B	4	1	1	0	0	0	1				
Mike Ryan, R OBP: 0.295, SLG: 0.288 Jose Tartabull, L OBP: 0.312, SLG: 0.252 Sparky Lyle, L (7, PH) Ken Poulsen, L (9, PH)		0-0 6-3		0-0 6-3		0-0 K		0-0 FC1-6 1B		0-3 K	2	0	0	0	0	1		0		
Gary Bell, R OBP: 0.111, SLG: 0.139 Darrell Brandon, R OBP: 0.165, SLG: 0.231 Russ Gibson, R OBP: 0.283, SLG: 0.289 (1, 1) (5, 1) (7, PH) (7, 2)		0-0 F8		0-0 6-3		0-0 6-3		0-0 FC1-6 BB 1-2		0-0 4-3 2-3 3H	2	0	0	0	0	0		0		
Inning Stats	R: 0 E: 0 K: 0 S: 3	H: 0 LOB: 1 BB: 1 P: 7	R: 0 E: 0 K: 1 S: 5	H: 0 LOB: 0 BB: 0 P: 5	R: 1 E: 0 K: 0 S: 5	H: 2 LOB: 1 BB: 0 P: 5	R: 0 E: 0 K: 0 S: 4	H: 1 LOB: 1 BB: 0 P: 4	R: 0 E: 0 K: 2 S: 9	H: 2 LOB: 2 BB: 0 P: 9	R: 0 E: 0 K: 0 S: 4	H: 1 LOB: 2 BB: 1 P: 8	R: 0 E: 0 K: 0 S: 3	H: 0 LOB: 0 BB: 0 P: 3	R: 2 E: 0 K: 2 S: 10	H: 3 LOB: 1 BB: 0 P: 10		1B: 7 2B: 2 3B: 0 HR: 0	SF: 0 SAC: 0 DP: 0 HBP: 0	WP: 0 PB: 0 SB: 0 CS: 0
PITCHER	IP WLS BF H R ER SO BB IBB HBP BLK WP HR S P ERA WHIP	IP WLS BF H R ER SO BB IBB HBP BLK WP HR S P ERA WHIP																		
Rickey Clark, R ERA: 2.3 Minnie Rojas, R ERA: 1.65 (1, 1) (7, 1)	6.2 W 28 6 1 1 4 2 0 0 0 0 0 34 42 1.35 1.200	2.1 S 10 3 2 2 2 0 0 0 0 0 0 14 14 7.71 1.286																		

Batter	1	2	3	4	5	6	7	8	9	AB	R	H	RBI	BB	SO	LOB	BOTTOM			
Paul Schaat, R OBP: 0.307, SLG: 0.300 (1, 5)	0-3 K		0-3 K		4-0 BB		0-0 4-3 1B		4-0 WP BB	3	0	1	0	2	2	2	Boston Red Sox @ California Angels Anaheim Stadium, Anaheim, CA Tue Jul 04 1967, 6:33 AM EDT Att: 39,673 - Unknown AB 31 R 4 H 7 RBI 3 BB 7 SO 10 LOB 24 			
Jay Johnstone, L OBP: 0.207, SLG: 0.242 (1, 8)	0-0 F3		0-0 E1 WP		0-0 F7		0-0 4-3		0-0 F7	5	0	0	0	0	0	6				
Jim Fregosi, R OBP: 0.334, SLG: 0.401 (1, 6)	4-0 BB		0-0 6-3		0-0 F8		0-0 F8		0-3 K	4	0	0	0	1	1	4				
Don Mincher, L OBP: 0.393, SLG: 0.504 (1, 3)	0-0 F8		0-3 K		4-0 1B 1B BB		0-0 F8		0-0 F8	3	1	0	0	1	1	2				
Jimmie Hall, L OBP: 0.318, SLG: 0.419 (1, 9)		4-0 1B BB 1B BB		0-3 K		0-0 1B 1-3 1B		0-0 2-3 1B		3	1	2	0	1	1	0				
Rick Reichardt, R OBP: 0.311, SLG: 0.370 (1, 7)		4-0 1B BB		0-0 F8		0-0 1-3 3H 1B		0-3 K		3	1	1	1	1	1	1				
Buck Rodgers, S OBP: 0.291, SLG: 0.347 (1, 2)		0-0 E WP 1B		0-0 F4		0-0 K		0-0 2-3		4	1	1	0	0	1	3				
Tom Satriano, L OBP: 0.345, SLG: 0.343 Bobby Knoop, R OBP: 0.296, SLG: 0.331 (1, 4) (8, 4)		0-0 WP E 1B		0-0 SH1-3 1B		4-0 IBB		0-3 K		3	0	2	2	1	1	1				
Rickey Clark, R OBP: 0.043, SLG: 0.043 Minnie Rojas, R OBP: 0.167, SLG: 0.091 (1, 1) (7, 1)		0-3 K		0-0 SH1-3		0-3 K		0-0 3-1		2	0	0	0	0	2	5				
Inning Stats	R: 0 E: 0 K: 1 S: 5	H: 0 LOB: 1 BB: 1 P: 9	R: 3 E: 1 K: 2 S: 10	H: 2 LOB: 2 BB: 2 P: 18	R: 0 E: 0 K: 2 S: 7	H: 0 LOB: 0 BB: 0 P: 7	R: 0 E: 0 K: 0 S: 4	H: 1 LOB: 2 BB: 1 P: 8	R: 1 E: 0 K: 2 S: 9	H: 2 LOB: 3 BB: 2 P: 17	R: 0 E: 0 K: 0 S: 4	H: 1 LOB: 1 BB: 0 P: 4	R: 0 E: 0 K: 2 S: 8	H: 1 LOB: 1 BB: 0 P: 8	R: 0 E: 0 K: 1 S: 5	H: 0 LOB: 1 BB: 1 P: 9		1B: 7 2B: 0 3B: 0 HR: 0	SF: 0 SAC: 1 DP: 0 HBP: 0	WP: 2 PB: 0 SB: 0 CS: 0
PITCHER	IP WLS BF H R ER SO BB IBB HBP BLK WP HR S P ERA WHIP	IP WLS BF H R ER SO BB IBB HBP BLK WP HR S P ERA WHIP																		
Gary Bell, R ERA: 3.21 Darrell Brandon, R ERA: 4.15 Sparky Lyle, L ERA: (1, 1) (5, 1) (7, 1)	4.1 L 24 7 1 0 0 2 0 1 0 0 0 0 10 14 0.00 0.600	2.0 8 1 0 0 3 1 0 0 0 1 0 13 17 0.00 1.000																		

Batter	1	2	3	4	5	6	7	8	9	AB	R	H	RBI	BB	SO	LOB	TOP			
Mike Andrews, R (1.4) OBP: 0.337, SLG: 0.335	0-0 6-3		0-0 6-3			0-0 4-3 1B		0-0 F7 1-2		4	0	1	0	0	0	1				
Joe Foy, R (1.5) OBP: 0.339, SLG: 0.463	4-0 BB			0-0 HR		0-0 F7		0-3 K		3	1	1	1	1	1	3				
Carl Yastrzemski, L (1.7) OBP: 0.421, SLG: 0.599	0-3 K			4-0 BB		0-0 4-3		0-0 F8		3	0	0	0	0	1	2				
Tony Conigliaro, R (1.9) OBP: 0.358, SLG: 0.519	0-3 K			0-0 F7		0-3 K		0-3 K		4	0	0	0	0	3	3				
Jerry Adair, R (1.6) OBP: 0.240, SLG: 0.253 Bill Landis, L (9, PR)		0-0 L5		0-3 K				0-0 5-3		4	0	1	0	0	0	1				
Rico Petrocelli, R (9, 6) OBP: 0.375, SLG: 0.457								0-0 HR 1B		0	1	0	0	0	0	0				
George Thomas, R (1.3) OBP: 0.250, SLG: 0.297		0-0 F9		0-0 F8				0-0 6-3		4	1	1	2	0	0	1				
Reggie Smith, S (1.8) OBP: 0.296, SLG: 0.346		0-0 CS 1B				0-0 F8		0-0 F9		4	0	1	0	0	0	1				
Bob Tillman, R (1.2) OBP: 0.254, SLG: 0.286		0-0 CS 1-2	0-0 F2			0-0 F8		0-3 K		3	0	0	0	0	1	0				
Jim Lonborg, R (1, 1) OBP: 0.143, SLG: 0.106 George Scott, R (8, PH) Jose Tartabull, L (8, PR) Jose Santiago, R (8, 1) OBP: 0.308, SLG: 0.750				0-0 F8		0-3 K		4-0 WP BB		2	0	0	0	0	1	0				
Inning Stats	R: 0 E: 0 K: 2 S: 7	H: 0 LOB: 1 BB: 1 P: 11	R: 0 E: 0 K: 0 S: 3	H: 1 LOB: 0 BB: 0 P: 3	R: 0 E: 0 K: 0 S: 3	H: 0 LOB: 0 BB: 0 P: 3	R: 1 E: 0 K: 1 S: 6	H: 1 LOB: 1 BB: 1 P: 10	R: 0 E: 0 K: 1 S: 5	H: 0 LOB: 0 BB: 0 P: 5	R: 0 E: 0 K: 0 S: 3	H: 0 LOB: 0 BB: 0 P: 3	R: 0 E: 0 K: 2 S: 7	H: 0 LOB: 2 BB: 1 P: 11	R: 2 E: 0 K: 1 S: 7	H: 2 LOB: 1 BB: 0 P: 7	1B: 3 2B: 0 3B: 0 HR: 2	SF: 0 SAC: 0 DP: 0 HBP: 0	WP: 1 PB: 0 SB: 0 CS: 1	PA: 35
PITCHER George Brunet, L (1, 1) ERA: 3.91	IP: 9.0 WLS: W BF: 34 H: 5 R: 3 ER: 3 SO: 8 BB: 3 IBB: 0 HBP: 0 BLK: 0 WP: 1 HR: 2 S: 47 P: 59 ERA: 3.00 WHIP: 0.889															PITCHER				

Boston Red Sox @ California Angels
Anaheim Stadium, Anaheim, CA
Wed Jul 05 1967, 10:05 PM EDT
Att: 12,080 - Unknown

AB 31
R 3
H 5
RBI 3
BB 3
SO 8
LOB 12



Batter	1	2	3	4	5	6	7	8	9	AB	R	H	RBI	BB	SO	LOB	BOTTOM			
Paul Schaal, R (1.5) OBP: 0.306, SLG: 0.312	0-0 4-3		0-0 HR			0-0 F7		0-0 6-3		4	1	1	1	0	0	0				
Roger Repoz, L (1.8) OBP: 0.313, SLG: 0.394	0-0 HR		0-0 F5			0-3 K		0-0 6-3		4	1	1	1	0	1	0				
Jim Fregosi, R (1.6) OBP: 0.336, SLG: 0.401	4-0 HBP BB		0-0 5-3			0-0 6-3		0-0 HR 1B		3	1	1	0	1	0	0				
Don Mincher, L (1.3) OBP: 0.395, SLG: 0.514	1-0 FC6-4 HBP		0-0 3-1			0-0 F7		0-0 HR		3	1	1	2	0	0	0				
Jimmie Hall, L (1.9) OBP: 0.313, SLG: 0.413	0-0 F8			0-0 F5		0-0 4-3				3	0	0	0	0	0	2				
Rick Reichardt, R (1.7) OBP: 0.308, SLG: 0.365 Jose Cardenal, R (9, 7) OBP: 0.265, SLG: 0.333	0-0 FC6-4 1-2			0-0 F9				0-0 5-3		3	0	0	0	0	0	2				
Buck Rodgers, S (1.2) OBP: 0.292, SLG: 0.344		0-0 F8		0-0 E3		4-0 CS BB				2	0	0	0	1	0	0				
Tom Satriano, L (1.4) OBP: 0.336, SLG: 0.333 Bobby Knopp, R (8, 4) OBP: 0.296, SLG: 0.331		0-3 K		0-3 K				0-0 4-3		3	0	0	0	0	2	2				
George Brunet, R (1, 1) OBP: 0.075, SLG: 0.051		0-3 K				0-0 5-3		0-3 K		3	0	0	0	0	2	0				
Inning Stats	R: 1 E: 0 K: 0 S: 4	H: 1 LOB: 2 BB: 1 P: 9	R: 0 E: 0 K: 2 S: 7	H: 0 LOB: 0 BB: 0 P: 7	R: 1 E: 0 K: 0 S: 4	H: 1 LOB: 0 BB: 0 P: 4	R: 0 E: 1 K: 1 S: 6	H: 0 LOB: 1 BB: 0 P: 6	R: 0 E: 0 K: 1 S: 5	H: 0 LOB: 0 BB: 0 P: 5	R: 0 E: 0 K: 0 S: 3	H: 0 LOB: 0 BB: 1 P: 3	R: 0 E: 0 K: 1 S: 5	H: 0 LOB: 0 BB: 0 P: 5	R: 2 E: 0 K: 0 S: 2	H: 2 LOB: 0 BB: 0 P: 2	1B: 1 2B: 0 3B: 0 HR: 3	SF: 0 SAC: 0 DP: 0 HBP: 1	WP: 0 PB: 0 SB: 0 CS: 1	PA: 31
PITCHER Jim Lonborg, R (1, 1) ERA: 2.95 Jose Santiago, R (8, 1) ERA: 4.06	IP: 7.0 WLS: L BF: 26 H: 2 R: 2 ER: 2 SO: 2 BB: 2 IBB: 0 HBP: 1 BLK: 0 WP: 0 HR: 2 S: 31 P: 40 ERA: 2.57 WHIP: 0.571															PITCHER				

Boston Red Sox @ California Angels
Anaheim Stadium, Anaheim, CA
Wed Jul 05 1967, 10:05 PM EDT
Att: 12,080 - Unknown


AB 28
R 4
H 4
RBI 4
BB 2
SO 5
LOB 6



Batter	1	2	3	4	5	6	7	8	9	AB	R	H	RBI	BB	SO	LOB	TOP			
Mike Andrews, R (1.4) OBP: 0.330, SLG: 0.327	L3-6 BB 1B		F8		4-3			F6		4	0	1	0	0	0	1				
Joe Foy, R (1.5) OBP: 0.332, SLG: 0.448	4-0 1-2 BB		F8			F8		F9		3	0	0	0	1	0	1				
Carl Yastrzemski, L (1.7) OBP: 0.415, SLG: 0.591	L3-6 2-3			F8 2B		3-1			BB 1B	4	0	2	0	0	0	2				
Tony Conigliaro, R (1.9) OBP: 0.353, SLG: 0.518	F8			F8 2-3		F9		F8		4	0	0	0	0	0	3				
George Scott, R (1.3) OBP: 0.366, SLG: 0.463		1-3		K				6-3		3	0	0	0	1	1	1				
Rico Petrocelli, R (1.6) OBP: 0.374, SLG: 0.452	L6					F6		F4		3	0	0	0	1	0	2				
Reggie Smith, S (1.8) OBP: 0.297, SLG: 0.350	G3			F7				G3		4	0	1	0	0	0	4				
Mike Ryan, R (1.2) OBP: 0.290, SLG: 0.283										2	0	0	0	0	1	0				
Jose Tarabull, L (7. PH) OBP: 0.309, SLG: 0.248			5-3			K		4-3		1	0	0	0	0	0	1				
Russ Gibson, R (7.2) OBP: 0.280, SLG: 0.286										0	0	0	0	0	0	0				
Lee Stange, R (1.1) OBP: 0.136, SLG: 0.143										1	0	0	0	1	0	0				
Sparky Lyle, L (6.1)										0	0	0	0	0	0	0				
Ken Poulsen, L (8. PH)										1	0	0	0	0	0	0				
Darrell Brandon, R (8.1) OBP: 0.185, SLG: 0.231										0	0	0	0	0	0	0				
Inning Stats	R: 0 E: 0 K: 0 S: 3	H: 1 LOB: 1 BB: 1 P: 7	R: 0 E: 0 K: 0 S: 3	H: 0 LOB: 0 BB: 0 P: 3	R: 0 E: 0 K: 0 S: 3	H: 0 LOB: 1 BB: 1 P: 7	R: 0 E: 0 K: 1 S: 6	H: 1 LOB: 2 BB: 1 P: 10	R: 0 E: 0 K: 1 S: 5	H: 0 LOB: 0 BB: 0 P: 5	R: 0 E: 0 K: 0 S: 3	H: 0 LOB: 1 BB: 0 P: 4	R: 0 E: 0 K: 0 S: 3	H: 0 LOB: 2 BB: 1 P: 8	R: 0 E: 0 K: 0 S: 4	H: 1 LOB: 2 BB: 1 P: 8	1B: 2 2B: 3 3B: 0 HR: 0	SF: 0 SAC: 0 DP: 1 HBP: 0	WP: 0 PB: 0 SB: 0 CS: 0	PA: 34
PITCHER Denny McLain, R (1.1) ERA: 3.56	IP: 9.0 WLS: W BF: 34 H: 4 R: 0 ER: 0 SO: 2 BB: 4 IBB: 0 HBP: 0 BLK: 0 WP: 0 HR: 0 S: 34 P: 50 ERA: 0.00 WHIP: 0.889															PITCHER				

Boston Red Sox @ Detroit Tigers
Tiger Stadium, Detroit, MI
Sat Jul 08 1967, 4:33 AM EDT
Att: 19,481 - Unknown


AB 30
R 0
H 4
RBI 0
BB 4
SO 2
LOB 15



Batter	1	2	3	4	5	6	7	8	9	AB	R	H	RBI	BB	SO	LOB	BOTTOM			
Lenny Green, L (1.7) OBP: 0.458, SLG: 0.609	L4									4	1	3	1	0	0	0				
Jerry Lumpe, L (1.5) OBP: 0.276, SLG: 0.235	G3									4	0	0	0	0	1	4				
Dick Tracewski, R (9.5) OBP: 0.319, SLG: 0.326			K							0	0	0	0	0	0	0				
Dick McAuliffe, L (1.4) OBP: 0.371, SLG: 0.474	F9		F3							2	0	0	0	2	0	2				
Norm Cash, L (1.3) OBP: 0.389, SLG: 0.429		F8		4-3						4	0	1	1	0	1	2				
Jim Northrup, L (1.9) OBP: 0.325, SLG: 0.376		K		3-1						4	0	0	0	0	1	4				
Bill Freehan, R (1.2) OBP: 0.401, SLG: 0.480		5-3		5-3						3	0	0	0	0	0	0				
Mickey Stanley, R (1.8) OBP: 0.280, SLG: 0.327			F3							3	0	0	0	0	0	0				
Ray Oyler, R (1.6) OBP: 0.273, SLG: 0.260			E6 1B							3	1	0	0	0	1	0				
Denny McLain, R (1.1) OBP: 0.122, SLG: 0.085										3	0	1	0	0	0	0				
Inning Stats	R: 0 E: 0 K: 0 S: 3	H: 0 LOB: 0 BB: 0 P: 3	R: 0 E: 0 K: 1 S: 5	H: 0 LOB: 0 BB: 0 P: 5	R: 1 E: 1 K: 1 S: 8	H: 2 LOB: 2 BB: 0 P: 8	R: 0 E: 0 K: 0 S: 3	H: 0 LOB: 0 BB: 0 P: 3	R: 0 E: 0 K: 1 S: 6	H: 1 LOB: 2 BB: 1 P: 10	R: 0 E: 0 K: 1 S: 5	H: 0 LOB: 0 BB: 0 P: 5	R: 0 E: 0 K: 0 S: 3	H: 2 LOB: 2 BB: 1 P: 9	R: 1 E: 0 K: 0 S: 5	H: 2 LOB: 2 BB: 1 P: 9	1B: 5 2B: 0 3B: 0 HR: 0	SF: 0 SAC: 0 DP: 0 HBP: 0	WP: 0 PB: 0 SB: 0 CS: 0	PA: 32
PITCHER Lee Stange, R (1.1) ERA: 3.38	IP: 5.1 WLS: L BF: 21 H: 3 R: 1 ER: 0 SO: 2 BB: 3 IBB: 0 HBP: 0 BLK: 0 WP: 0 HR: 0 S: 24 P: 28 ERA: 0.00 WHIP: 0.750															PITCHER				
Sparky Lyle, L (6.1) ERA	1.2 5 0 0 0 2 0 0 0 0 0 0 9 9 0.00 0.000															PITCHER				
Darrell Brandon, R (8.1) ERA: 4.2	1.0 6 2 1 1 0 1 0 0 0 0 0 5 9 9.00 3.000															PITCHER				

Boston Red Sox @ Detroit Tigers
Tiger Stadium, Detroit, MI
Sat Jul 08 1967, 4:33 AM EDT
Att: 19,481 - Unknown

AB 30
R 2
H 5
RBI 2
BB 2
SO 4
LOB 12



Batter	1	2	3	4	5	6	7	8	9	AB	R	H	RBI	BB	SO	LOB	TOP		
Mike Andrews, R (1,4) OBP: 0.325, SLG: 0.321	F7		SH 1B SH1-4 E	K			6-3		6-3	4	1	0	0	0	1	1	Boston Red Sox @ Detroit Tigers Tiger Stadium, Detroit, MI Sun Jul 09 1967, 4:33 AM EDT Unknown		
Joe Foy, R (1,5) OBP: 0.329, SLG: 0.443	K		SH1-4		4-3		K		K	3	0	0	0	0	2	0			
Dan Osinski, R (7,1) OBP: 0.167, SLG: 0.167										0	0	0	0	0	0	0			
Bob Tillman, R (9,PH) OBP: 0.239, SLG: 0.267										1	0	0	0	0	1	0			
Carl Yastrzemski, L (1,7) OBP: 0.419, SLG: 0.593					F5					4	2	3	1	0	0	0			
Jose Tartabull, L (8,7) OBP: 0.308, SLG: 0.248	1B		E 1B					1B 1B		0	0	0	0	0	0	0			
Tony Conigliaro, R (1,9) OBP: 0.351, SLG: 0.514	F3		K					K		4	0	1	0	0	2	4			
George Scott, R (1,3) OBP: 0.363, SLG: 0.460		F3	E4		F3					2	0	0	0	0	0	0			
George Thomas, R (3,3) OBP: 0.256, SLG: 0.300			1-H 3-H					1B 1B		2	0	1	0	0	0	1			
Rico Petrocelli, R (1,6) OBP: 0.368, SLG: 0.444	F4		1-3			F8		F3		4	0	0	0	0	0	3			
Reggie Smith, S (1,8) OBP: 0.300, SLG: 0.350					3-1		F9			3	0	1	1	1	0	0			
Mike Ryan, R (1,2) OBP: 0.289, SLG: 0.282		5-3					K		1-3	4	0	1	0	0	1	3			
Gary Bell, R (1,1) OBP: 0.135, SLG: 0.162					F7					1	1	1	0	0	0	0			
Jose Santiago, R (3,1) OBP: 0.296, SLG: 0.692			SH1-4 1B				K		2-3	1	0	0	0	0	0	1			
Gary Waslewski, R (4,1) OBP: 0.111, SLG: 0.111										0	0	0	0	0	0	0			
Ken Poulsen, L (7,PH) OBP: 0.111, SLG: 0.111										2	0	0	0	0	1	0			
Inning Stats	R: 0 E: 0 K: 1 S: 6	H: 1 LOB: 1 BB: 0 P: 6	R: 0 E: 0 K: 0 S: 3	H: 0 LOB: 1 BB: 1 P: 7	R: 3 E: 2 K: 1 S: 9	H: 2 LOB: 1 BB: 0 P: 9	R: 0 E: 0 K: 1 S: 6	H: 1 LOB: 1 BB: 0 P: 6	R: 0 E: 0 K: 0 S: 4	H: 0 LOB: 0 BB: 0 P: 5	R: 0 E: 0 K: 2 S: 7	H: 0 LOB: 0 BB: 0 P: 7	R: 1 E: 0 K: 1 S: 8	H: 3 LOB: 2 BB: 0 P: 8	R: 0 E: 0 K: 1 S: 5	H: 0 LOB: 0 BB: 0 P: 5	1B: 8 2B: 0 3B: 0 HR: 0	SF: 0 SAC: 2 DP: 0 HBP: 0	WP: 0 PA: 38 PB: 1 SB: 0 CS: 0
PITCHER	IP WLS BF H R ER SO BB IBB HBP BLK WP HR S P ERA WHIP																		
Earl Wilson, R (1,1) ERA: 3.86	7.2 W 34 8 4 2 7 1 0 0 0 0 0 0 47 51 2.35 1.174																		
Mike Marshall, R (8,1) ERA: 1.03	1.1 S 4 0 0 0 1 0 0 0 0 0 0 0 6 6 0.00 0.000																		

Batter	1	2	3	4	5	6	7	8	9	AB	R	H	RBI	BB	SO	LOB	BOTTOM		
Lenny Green, L (1,7) OBP: 0.448, SLG: 0.607	4-3		BB WP 1-3 1B	1B 2B		F7		F8		5	2	2	0	0	0	0	Boston Red Sox @ Detroit Tigers Tiger Stadium, Detroit, MI Sun Jul 09 1967, 4:33 AM EDT Unknown		
Jerry Lumpe, L (1,5) OBP: 0.274, SLG: 0.236	4-3		1-3	1B 1B		4-3		F9		4	1	1	1	0	0	1			
Dick Tracewski, R (7,5) OBP: 0.313, SLG: 0.318			1-2	2-H 1B						1	0	0	0	0	0	0			
Dick McAuliffe, L (1,4) OBP: 0.377, SLG: 0.489			4-0 WP 1B BB	FC3-6 1B WP 1B		F9				4	3	3	1	1	0	0			
Norm Cash, L (1,3) OBP: 0.390, SLG: 0.426	F7		4-0 WP 1B BB	FC3-6 1B				F8		4	1	1	1	1	0	1			
Jim Northrup, L (1,9) OBP: 0.330, SLG: 0.383				1-2 2-3 3-H 1B BB						3	2	2	2	1	0	2			
Jim Landis, R (8,9) OBP: 0.348, SLG: 0.353			1-H 2-H 3-H 1B 1B	1-2 2-3 3-H WP 1B 2B						0	0	0	0	0	0				
Bill Freehan, R (1,2) OBP: 0.395, SLG: 0.477		K		1-2 2-H 3-H 1B				E5 1B		4	0	1	1	0	1	3			
Mickey Stanley, R (1,8) OBP: 0.280, SLG: 0.325		5-3								4	0	1	1	0	0	2			
Ray Oyler, R (1,6) OBP: 0.269, SLG: 0.256		5-3								4	0	0	0	0	0	3			
Earl Wilson, R (1,1) OBP: 0.214, SLG: 0.358										4	1	1	1	0	2	2			
Mike Marshall, R (8,1) OBP: 0.250, SLG: 0.250			4-3							0	0	0	0	0	0	0			
Inning Stats	R: 1 E: 0 K: 0 S: 4	H: 1 LOB: 0 BB: 0 P: 4	R: 0 E: 0 K: 1 S: 5	H: 0 LOB: 1 BB: 1 P: 9	R: 4 E: 0 K: 0 S: 6	H: 3 LOB: 1 BB: 2 P: 14	R: 4 E: 0 K: 0 S: 8	H: 5 LOB: 1 BB: 0 P: 8	R: 0 E: 0 K: 1 S: 5	H: 0 LOB: 0 BB: 0 P: 5	R: 0 E: 0 K: 0 S: 3	H: 0 LOB: 0 BB: 0 P: 3	R: 1 E: 1 K: 1 S: 8	H: 2 LOB: 2 BB: 0 P: 8	R: 0 E: 0 K: 0 S: 4	H: 1 LOB: 1 BB: 0 P: 4		1B: 8 2B: 2 3B: 0 HR: 2	SF: 0 SAC: 0 DP: 0 HBP: 0
PITCHER	IP WLS BF H R ER SO BB IBB HBP BLK WP HR S P ERA WHIP																		
Gary Bell, R (1,1) ERA: 3.53	2.2 L 14 3 5 5 1 0 0 0 0 0 0 1 13 25 16.88 2.250																		
Jose Santiago, R (3,1) ERA: 4.5	1.0 9 6 4 4 0 0 0 0 0 0 0 1 9 9 36.00 6.000																		
Gary Waslewski, R (4,1) ERA: 1.47	2.1 7 0 0 0 1 0 0 0 0 0 1 0 9 9 0.00 0.000																		
Dan Osinski, R (7,1) ERA: 1.89	2.0 10 3 1 1 1 0 0 0 0 0 0 0 12 12 4.50 1.500																		

Batter	1	2	3	4	5	6	7	8	9	AB	R	H	RBI	BB	SO	LOB	TOP				
Mike Andrews, R OBP: 0.327, SLG: 0.325 (1, 4)	0-0 2B	4-0 BB		0-0 1-3			0-0 6-3			3	0	1	0	1	0	0					
Joe Foy, R OBP: 0.328, SLG: 0.440 (1, 5)	0-3 K	0-0 5-3			0-0 1B		0-0 F9			4	0	1	0	0	1	2					
Carl Yastrzemski, L OBP: 0.420, SLG: 0.602 (1, 7)	0-0 F6			0-0 1B		0-0 F7		0-0 HR		4	1	2	1	0	0	2					
Tony Conigliaro, R OBP: 0.353, SLG: 0.509 (1, 9)	4-0 BB			4-0 1-2 BB		0-0 F9		0-0 F7		2	0	0	0	2	0	0					
George Scott, R OBP: 0.359, SLG: 0.453 (1, 3)	0-0 F8			0-3 K			0-0 F8		0-0 6-3	4	0	0	0	0	1	4					
Jerry Adair, R OBP: 0.250, SLG: 0.276 (1, 6)		0-0 HR		0-0 F8		4-0 1B BB		0-0 4-3		3	1	1	0	1	0	2					
Reggie Smith, S OBP: 0.302, SLG: 0.363 (1, 8)		0-0 HR		0-0 F7		0-0 1-2 1B		0-0 F9		4	1	2	2	0	0	2					
Russ Gibson, R OBP: 0.270, SLG: 0.275 (1, 2)		0-0 4-3		0-3 K		0-0 L4-3		0-0 F8		4	0	0	0	0	1	2					
Jim Lonborg, R OBP: 0.135, SLG: 0.100 John Wyatt, R (8, 1)	0-3 K			0-0 F9			0-0 4-3		0-0 F9	3	0	0	0	0	1	0					
Inning Stats	R: 0 E: 0 K: 1 S: 6	H: 1 LOB: 2 BB: 1 P: 10	R: 2 E: 0 K: 1 S: 7	H: 2 LOB: 1 BB: 1 P: 11	R: 0 E: 0 K: 1 S: 6	H: 1 LOB: 2 BB: 1 P: 10	R: 0 E: 0 K: 1 S: 5	H: 0 LOB: 0 BB: 0 P: 5	R: 0 E: 0 K: 0 S: 3	H: 1 LOB: 0 BB: 1 P: 7	R: 0 E: 0 K: 0 S: 3	H: 0 LOB: 0 BB: 0 P: 3	R: 1 E: 0 K: 0 S: 4	H: 1 LOB: 0 BB: 0 P: 4	R: 0 E: 0 K: 0 S: 3	H: 0 LOB: 0 BB: 0 P: 3	1B: 3 2B: 2 3B: 1 HR: 2	SF: 0 SAC: 0 DP: 1 HBP: 0	WP: 0 PB: 0 SB: 0 CS: 0	PA: 36	
PITCHER	IP	WLS	BF	H	R	ER	SO	BB	IBB	HBP	BLK	WP	HR	S	P	ERA	WHIP				
Dave Wickersham, R ERA: 2.65 (1, 1)	2.0	L	13	4	2	2	2	3	0	0	0	0	1	14	26	9.00	3.500				
Fred Gladding, R ERA: 1.59 (3, 1)	5.0		16	2	0	0	2	1	0	0	0	0	0	19	23	0.00	0.600				
Pat Dobson, R ERA: 3.86 (8, 1)	1.0		4	1	1	1	0	0	0	0	0	0	1	4	4	9.00	1.000				
Johnny Podres, L ERA: 3.07 (9, 1)	1.0		3	0	0	0	0	0	0	0	0	0	0	3	3	0.00	0.000				

Boston Red Sox @ Detroit Tigers
Tiger Stadium, Detroit, MI
Sun Jul 09 1967, 4:38 AM EDT
Att: 48,266 - Unknown

AB 32
R 3
H 7
RBI 3
BB 4
SO 4
LOB 14



Batter	1	2	3	4	5	6	7	8	9	AB	R	H	RBI	BB	SO	LOB	BOTTOM				
Lenny Green, L OBP: 0.424, SLG: 0.563 (1, 7)	0-0 6-3		0-0 4-3			0-0 6-3		0-0 1-2 1B		4	0	1	0	0	0	0					
Jerry Lumpe, L OBP: 0.285, SLG: 0.254 (1, 5) (9, 4)	0-0 1B		0-0 1B			0-0 3-1		0-0 F8		4	0	2	0	0	0	2					
Dick McAuliffe, L OBP: 0.373, SLG: 0.482 (1, 4) (9, 6)	0-0 F8		0-3 K			0-0 F7		0-0 F8		4	0	0	0	0	1	2					
Norm Cash, L OBP: 0.388, SLG: 0.424 (1, 3)	0-0 1-2 1B			0-3 K		0-0 G3		0-0 G3		4	0	1	0	0	1	0					
Jim Northrup, L OBP: 0.326, SLG: 0.378 (1, 9)	0-0 1-3			0-0 F8		0-0 1-3		0-0 F6		4	0	0	0	0	0	2					
Bill Heath, L OBP: 0.229, SLG: 0.129 (1, 2)		0-0 F8		0-0 6-3		0-0 3-1				3	0	0	0	0	0	0					
Mickey Stanley, R OBP: 0.275, SLG: 0.318 (1, 8)		0-0 F7			0-0 6-3			0-3 K		3	0	0	0	0	1	0					
Ray Oyler, R OBP: 0.266, SLG: 0.253 (8, PH) Don Wert, R OBP: 0.305, SLG: 0.310 (9, 5)		0-0 F8			0-0 F9			0-0 5-3		2	0	0	0	0	0	0					
Dave Wickersham, R (1, 1) Fred Gladding, L (3, 1) Pat Dobson, R (8, 1) Jim Landis, R OBP: 0.351, SLG: 0.353 (8, PH) Johnny Podres, L OBP: 0.083, SLG: 0.083 (9, 1)			0-3 K		0-0 6-3			4-0 1B BB		0	0	0	0	0	0	0					
Inning Stats	R: 0 E: 0 K: 0 S: 5	H: 2 LOB: 0 BB: 0 P: 5	R: 0 E: 0 K: 0 S: 3	H: 0 LOB: 0 BB: 0 P: 3	R: 0 E: 0 K: 2 S: 8	H: 1 LOB: 1 BB: 0 P: 8	R: 0 E: 0 K: 1 S: 5	H: 0 LOB: 0 BB: 0 P: 5	R: 0 E: 0 K: 0 S: 3	H: 0 LOB: 0 BB: 0 P: 3	R: 0 E: 0 K: 0 S: 3	H: 0 LOB: 0 BB: 0 P: 3	R: 0 E: 0 K: 1 S: 6	H: 1 LOB: 2 BB: 1 P: 10	R: 0 E: 0 K: 0 S: 3	H: 0 LOB: 0 BB: 0 P: 3	1B: 4 2B: 0 3B: 0 HR: 0	SF: 0 SAC: 0 DP: 0 HBP: 0	WP: 0 PB: 0 SB: 0 CS: 0	PA: 32	
PITCHER	IP	WLS	BF	H	R	ER	SO	BB	IBB	HBP	BLK	WP	HR	S	P	ERA	WHIP				
Jim Lonborg, R ERA: 2.8 (1, 1)	7.0	W	24	3	0	0	3	0	0	0	0	0	0	30	30	0.00	0.429				
John Wyatt, R ERA: 2.89 (8, 1)	2.0	S	8	1	0	0	1	1	0	0	0	0	0	9	13	0.00	1.000				

Boston Red Sox @ Detroit Tigers
Tiger Stadium, Detroit, MI
Sun Jul 09 1967, 4:38 AM EDT
Att: 48,266 - Unknown

AB 31
R 0
H 4
RBI 0
BB 1
SO 4
LOB 6



Batter	1	2	3	4	5	6	7	8	9	AB	R	H	RBI	BB	SO	LOB	TOP								
Luis Aparicio, R OBP: 0.283, SLG: 0.314 (1, 6)										4	1	1	0	1	0	3									
Paul Blair, R OBP: 0.353, SLG: 0.442 (1, 8)										4	0	1	0	0	0	1									
Curt Blefary, L OBP: 0.336, SLG: 0.427 (6, 1)										3	0	0	0	0	0	3									
Eddie Fisher, R OBP: 0.250, SLG: 0.250 (8, PH)										0	0	0	0	0	0	0									
Eddie Watt, R OBP: 0.214, SLG: 0.083 (8, 1)										2	1	1	1	2	0	0									
Brooks Robinson, R OBP: 0.336, SLG: 0.399 (1, 5)										4	0	0	0	0	1	5									
Boog Powell, L OBP: 0.316, SLG: 0.369 (1, 3)										3	0	1	0	1	0	0									
Curt Motton, R OBP: 0.407, SLG: 0.286 (1, 7)										4	0	0	0	0	1	2									
Davey Johnson, R OBP: 0.314, SLG: 0.365 (1, 4)										4	0	0	0	0	1	2									
Andy Etchebarren, R OBP: 0.335, SLG: 0.374 (1, 2)										4	0	0	0	0	1	2									
Tom Phoebus, R OBP: 0.227, SLG: 0.268 (6, PH)										1	0	0	0	0	0	0									
Sam Bowers, R OBP: 0.261, SLG: 0.279 (6, 9)										3	0	2	0	0	1	0									
Inning Stats	R: 0 E: 0 K: 0 S: 3	H: 1 LOB: 0 BB: 0 P: 3	R: 1 E: 0 K: 0 S: 4	H: 1 LOB: 0 BB: 0 P: 4	R: 0 E: 0 K: 1 S: 5	H: 0 LOB: 0 BB: 0 P: 3	R: 0 E: 0 K: 1 S: 5	H: 0 LOB: 0 BB: 0 P: 5	R: 0 E: 0 K: 0 S: 4	H: 1 LOB: 1 BB: 0 P: 4	R: 0 E: 0 K: 1 S: 7	H: 2 LOB: 3 BB: 1 P: 11	R: 0 E: 0 K: 0 S: 3	H: 0 LOB: 0 BB: 0 P: 3	R: 1 E: 0 K: 1 S: 6	H: 1 LOB: 2 BB: 2 P: 14	R: 0 E: 0 K: 2 S: 8	H: 1 LOB: 2 BB: 1 P: 12	1B: 6 2B: 0 3B: 0 HR: 1	SF: 0 SAC: 0 DP: 1 HBP: 0	WP: 0 PB: 0 SB: 0 CS: 0	PA: 37			
PITCHER	IP	WLS	BF	H	R	ER	SO	BB	IBB	HBP	BLK	WP	HR	S	P	ERA	WHIP								
Lee Stange, R ERA: 3.25 (1, 1)	5.2	W	22	5	1	1	1	1	0	0	0	0	1	23	27	1.59	1.059								
Sparky Lyle, L ERA: 1.35 (6, 1)	2.0		8	1	1	1	2	1	0	0	1	0	0	11	15	4.50	1.000								
John Wyatt, R ERA: 2.81 (8, 1)	1.1	S	7	1	0	0	2	2	0	0	0	0	0	9	17	0.00	2.250								

Baltimore Orioles @ Boston Red Sox
Fenway Park, Boston, MA
Thu Jul 13 1967, 3:33 AM EDT
Att: 19,171 - Unknown

AB 33
R 2
H 7
RBI 2
BB 4
SO 5
LOB 17



Batter	1	2	3	4	5	6	7	8	9	AB	R	H	RBI	BB	SO	LOB	BOTTOM								
Mike Andrews, R OBP: 0.330, SLG: 0.323 (1, 4)										2	1	0	0	2	0	1									
Joe Foy, R OBP: 0.330, SLG: 0.452 (1, 5)										4	1	2	1	0	0	1									
Carl Yastrzemski, L OBP: 0.419, SLG: 0.596 (1, 7)										3	1	0	0	1	1	3									
Tony Conigliaro, R OBP: 0.348, SLG: 0.500 (1, 9)										4	0	0	0	0	2	3									
George Scott, R OBP: 0.361, SLG: 0.450 (1, 3)										2	1	0	0	2	0	0									
Rico Petrocelli, R OBP: 0.397, SLG: 0.441 (1, 6)										4	0	1	2	0	1	2									
Reggie Smith, S OBP: 0.298, SLG: 0.358 (1, 8)										4	0	0	0	0	0	1									
Mike Ryan, R OBP: 0.282, SLG: 0.275 (1, 2)										3	0	0	0	0	0	0									
Lee Stange, R OBP: 0.125, SLG: 0.130 (6, 1)										2	0	0	0	0	0	0									
Sparky Lyle, L OBP: 1.000, SLG: 2.000 (6, 1)										1	0	1	0	0	0	0									
John Wyatt, R ERA: 1.87 (8, 1)										0	0	0	0	0	0	0									
Inning Stats	R: 3 E: 1 K: 1 S: 7	H: 1 LOB: 1 BB: 2 P: 15	R: 0 E: 0 K: 1 S: 6	H: 1 LOB: 2 BB: 1 P: 10	R: 0 E: 0 K: 0 S: 3	H: 0 LOB: 0 BB: 0 P: 3	R: 0 E: 0 K: 0 S: 3	H: 0 LOB: 0 BB: 0 P: 3	R: 1 E: 0 K: 1 S: 6	H: 1 LOB: 2 BB: 2 P: 14	R: 0 E: 0 K: 0 S: 4	H: 1 LOB: 1 BB: 0 P: 4	R: 0 E: 0 K: 0 S: 3	H: 0 LOB: 0 BB: 0 P: 3	R: 0 E: 0 K: 1 S: 5	H: 0 LOB: 0 BB: 0 P: 5	1B: 2 2B: 1 3B: 0 HR: 1	SF: 0 SAC: 0 DP: 0 HBP: 0	WP: 1 PB: 0 SB: 0 CS: 0	PA: 34					
PITCHER	IP	WLS	BF	H	R	ER	SO	BB	IBB	HBP	BLK	WP	HR	S	P	ERA	WHIP								
Tom Phoebus, R ERA: 3.09 (1, 1)	5.0	L	24	3	4	1	3	4	1	0	0	0	1	25	45	1.80	1.400								
Eddie Fisher, R ERA: 4.05 (6, 1)	2.0		7	1	0	0	0	0	0	0	0	0	0	7	7	0.00	0.500								
Eddie Watt, R ERA: 1.87 (8, 1)	1.0		3	0	0	0	1	0	0	0	0	0	0	5	5	0.00	0.000								

Baltimore Orioles @ Boston Red Sox
Fenway Park, Boston, MA
Thu Jul 13 1967, 3:33 AM EDT
Att: 19,171 - Unknown

AB 29
R 4
H 4
RBI 3
BB 5
SO 4
LOB 11



Batter	1	2	3	4	5	6	7	8	9	AB	R	H	RBI	BB	SO	LOB	TOP					
Luis Aparicio, R (1, 6) OBP: 0.285, SLG: 0.319										5	2	2	0	0	0	2	Baltimore Orioles @ Boston Red Sox Fenway Park, Boston, MA Thu Jul 13 1967, 7:05 PM EDT Att: 23,111 - Unknown					
Paul Blair, R (1, 8) OBP: 0.354, SLG: 0.456										5	2	2	1	0	0	3						
Curt Blefary, L (1, 9) OBP: 0.337, SLG: 0.430										5	1	2	1	0	1	2						
Brooks Robinson, R (1, 5) OBP: 0.337, SLG: 0.416										4	2	2	2	0	0	3						
Boog Powell, L (1, 3) OBP: 0.321, SLG: 0.370										2	1	1	2	2	0	2						
Curt Matton, R (1, 7) OBP: 0.406, SLG: 0.462										5	1	2	2	0	1	2						
Davey Johnson, R (1, 4) OBP: 0.316, SLG: 0.365										5	1	2	0	0	0	2						
Larry Haney, R (1, 2) OBP: 0.371, SLG: 0.431										5	0	3	2	0	0	1						
Dave McNally, R (1, 1) OBP: 0.161, SLG: 0.194										3	0	0	0	0	0	1						
Inning Stats	R: 2 E: 0 K: 1 S: 8	H: 3 LOB: 2 BB: 1 P: 12	R: 0 E: 0 K: 0 S: 4	H: 1 LOB: 1 BB: 0 P: 4	R: 1 E: 0 K: 0 S: 4	H: 1 LOB: 0 BB: 0 P: 4	R: 0 E: 0 K: 0 S: 4	H: 1 LOB: 1 BB: 0 P: 4	R: 4 E: 0 K: 0 S: 7	H: 4 LOB: 1 BB: 1 P: 11	R: 2 E: 0 K: 1 S: 8	H: 3 LOB: 0 BB: 0 P: 8	R: 0 E: 0 K: 0 S: 3	H: 0 LOB: 0 BB: 0 P: 3	R: 0 E: 1 K: 0 S: 5	H: 1 LOB: 2 BB: 0 P: 5		R: 1 E: 0 K: 0 S: 4	H: 2 LOB: 0 BB: 0 P: 4	1B: 7 2B: 5 3B: 1 HR: 3	SF: 2 SAC: 2 DP: 1 HBP: 0	WP: 0 PB: 0 SB: 0 CS: 0
PITCHER	IP WLS BF H R ER SO BB IBB HBP BLK WP HR S P ERA WHIP	IP WLS BF H R ER SO BB IBB HBP BLK WP HR S P ERA WHIP																				
Gary Bell, R (1, 1) ERA: 3.86	4.1 L 23 8 6 6 1 2 0 0 0 0 0 2 23 31 12.46 2.308																					
Jose Santiago, R (5, 1) ERA: 4.7	0.2 4 2 1 1 0 0 0 0 0 0 0 0 4 4 13.50 3.000																					
Dan Osinski, R (6, 1) ERA: 2.23	3.0 14 4 2 2 1 0 0 0 0 0 0 0 16 16 6.00 1.333																					
Galen Cisco, R (9, 1) ERA: 3.63	1.0 4 2 1 1 0 0 0 0 0 0 0 1 4 4 9.00 2.000																					
Batter	1	2	3	4	5	6	7	8	9	AB	R	H	RBI	BB	SO	LOB	BOTTOM					
Mike Andrews, R (1, 4) OBP: 0.329, SLG: 0.322										4	0	1	0	0	1	0	Baltimore Orioles @ Boston Red Sox Fenway Park, Boston, MA Thu Jul 13 1967, 7:05 PM EDT Att: 23,111 - Unknown					
Joe Foy, R (1, 5) OBP: 0.326, SLG: 0.446										4	0	0	0	0	0	1						
Carl Yastrzemski, L (1, 7) OBP: 0.416, SLG: 0.591										4	0	1	0	0	0	0						
Tony Conigliaro, R (1, 9) OBP: 0.350, SLG: 0.498										3	0	1	0	1	0	1						
George Scott, R (1, 3) OBP: 0.362, SLG: 0.451										4	0	2	0	0	0	1						
Rico Petrocelli, R (1, 6) OBP: 0.369, SLG: 0.440										3	0	1	0	1	1	3						
Reggie Smith, S (1, 8) OBP: 0.294, SLG: 0.353										4	0	0	0	0	0	6						
Mike Ryan, R (1, 2) OBP: 0.276, SLG: 0.268										3	0	0	0	0	0	4						
Gary Bell, R (1, 1) OBP: 0.132, SLG: 0.158										1	0	0	0	0	0	0						
Jose Santiago, R (5, 1) OBP: 0.267, SLG: 0.292										0	0	0	0	0	0	0						
George Thomas, R (5, 1) OBP: 0.295, SLG: 0.299										1	0	0	0	0	0	1						
Dan Osinski, R (6, 1) OBP: 0.326, SLG: 0.446										0	0	0	0	0	0	0						
Jerry Adair, R (8, 1) OBP: 0.340, SLG: 0.274										1	0	0	0	0	0	0						
Galen Cisco, R (9, 1) ERA: 3.63										0	0	0	0	0	0	0						
Inning Stats	R: 0 E: 0 K: 0 S: 3	H: 1 LOB: 0 BB: 0 P: 3	R: 0 E: 0 K: 1 S: 6	H: 1 LOB: 2 BB: 1 P: 10	R: 0 E: 0 K: 0 S: 3	H: 0 LOB: 0 BB: 0 P: 3	R: 0 E: 0 K: 0 S: 3	H: 0 LOB: 0 BB: 0 P: 3	R: 0 E: 0 K: 1 S: 6	H: 1 LOB: 1 BB: 0 P: 6	R: 0 E: 0 K: 0 S: 4	H: 1 LOB: 1 BB: 0 P: 4	R: 0 E: 0 K: 0 S: 3	H: 0 LOB: 0 BB: 0 P: 3	R: 0 E: 0 K: 0 S: 4	H: 1 LOB: 2 BB: 1 P: 8	1B: 6 2B: 0 3B: 0 HR: 0	SF: 0 SAC: 0 DP: 1 HBP: 0	WP: 0 PB: 0 SB: 2 CS: 0	PA: 34		
PITCHER	IP WLS BF H R ER SO BB IBB HBP BLK WP HR S P ERA WHIP	IP WLS BF H R ER SO BB IBB HBP BLK WP HR S P ERA WHIP																				
Dave McNally, L (1, 1) ERA: 4.53	9.0 W 34 6 0 0 2 2 0 0 0 0 0 0 36 44 0.00 0.889																					

AB	39
R	10
H	16
RBI	10
BB	2
SO	2
LOB	18



AB	32
R	0
H	6
RBI	0
BB	2
SO	2
LOB	17



Batter	1	2	3	4	5	6	7	8	9	AB	R	H	RBI	BB	SO	LOB	TOP
Luis Aparicio, R OBP: 0.287, SLG: 0.323	FC5-4 1B		6-3			F3	2B		F2	5	1	2	0	0	0	1	Baltimore Orioles @ Boston Red Sox Fenway Park, Boston, MA Fri Jul 14, 1967, 7:05 PM EDT Att: 27,787 - Unknown
Paul Blair, R OBP: 0.351, SLG: 0.453	F9				F3	1B	SF9		5-3	4	1	1	1	0	0	2	
Curt Blefary, L OBP: 0.339, SLG: 0.434	F8			4-3		1B				4	1	2	1	0	0	1	
Brooks Robinson, R OBP: 0.336, SLG: 0.420	FC5-4			5-3		E8	K			4	1	1	2	0	1	2	
Boog Powell, L OBP: 0.320, SLG: 0.368		F8			6-3	FC5	HBP		5-3	4	0	1	0	0	0	0	
Curt Motton, R OBP: 0.417, SLG: 0.429		6-3			K		HBP		G6-4-3	2	0	0	0	1	1	0	
Davey Johnson, R OBP: 0.315, SLG: 0.367		F7			2B	FC5			G6-4-3	4	0	1	0	0	0	3	
Larry Haney, R OBP: 0.361, SLG: 0.418			F6							2	0	0	0	0	0	1	
Stu Miller, R					F1				K	0	0	0	0	0	0	0	
Russ Snyder, L OBP: 0.305, SLG: 0.372							F3			1	0	0	0	0	0	0	
Sam Bowens, R OBP: 0.257, SLG: 0.274										1	0	0	0	0	1	0	
Mike Adamson, R OBP: 0.500, SLG: 1.500			L5			6-3				0	0	0	0	0	0	0	
Wally Bunker, R OBP: 0.067, SLG: 0.067										1	0	0	0	0	0	0	
Andy Etchebarren, R OBP: 0.339, SLG: 0.379						2B	SF9		1B	3	1	2	0	0	0	0	
Inning Stats	R: 0 E: 0 K: 0 S: 4	H: 1 LOB: 1 BB: 0 P: 4	R: 0 E: 0 K: 0 S: 3	H: 0 LOB: 0 BB: 0 P: 3	R: 0 E: 0 K: 0 S: 3	H: 0 LOB: 0 BB: 0 P: 3	R: 0 E: 0 K: 1 S: 6	H: 1 LOB: 1 BB: 0 P: 6	R: 0 E: 0 K: 0 S: 2	H: 0 LOB: 0 BB: 1 P: 6	R: 0 E: 0 K: 1 S: 6	H: 1 LOB: 1 BB: 0 P: 6	1B: 6 2B: 3 3B: 1 HR: 0	SF: 1 SAC: 0 DP: 1 HBP: 1	WP: 0 PB: 0 SB: 0 CS: 0	PA: 38	
PITCHER	IP WLS BF H R ER SO BB IBB HBP BLK WP HR S P ERA WHIP																
Jim Lonborg, R ERA: 2.99	(1, 1) 6.2 W 30 9 5 5 1 0 0 0 1 0 0 0 31 32 6.75 1.350																
John Wyatt, R ERA: 2.69	(7, 1) 2.1 S 8 1 0 0 2 1 0 0 0 0 0 0 11 15 0.00 0.857																

Batter	1	2	3	4	5	6	7	8	9	AB	R	H	RBI	BB	SO	LOB	BOTTOM
Mike Andrews, R OBP: 0.330, SLG: 0.321	HR BB	5-3		2B	F8		F7			4	2	1	0	1	0	1	Baltimore Orioles @ Boston Red Sox Fenway Park, Boston, MA Fri Jul 14, 1967, 7:05 PM EDT Att: 27,787 - Unknown
Joe Foy, R OBP: 0.325, SLG: 0.441	K	1B		F8		5-3				3	0	0	0	1	1	2	
Ken Poulsen, L OBP: 0.200, SLG: 0.400	1-2	CS					2B			1	0	1	0	0	0	0	
Carl Yastrzemski, L OBP: 0.420, SLG: 0.607	F9									4	2	3	2	0	0	1	
George Thomas, R OBP: 0.244, SLG: 0.286		1-3		WP			5-3			1	0	0	0	0	0	1	
Tony Conigliaro, R OBP: 0.356, SLG: 0.511		CS		6-3						2	2	1	2	2	0	2	
Jose Tartabull, L OBP: 0.306, SLG: 0.247	2H	HR		FC6-4		1B			K	1	0	0	0	0	1	0	
George Scott, R OBP: 0.363, SLG: 0.448	K			FC6-4		1B			F9	4	2	1	0	1	1	1	
Rico Petrocelli, R OBP: 0.372, SLG: 0.444		1B		F8		1B			5-3	2	1	1	2	1	0	1	
Jerry Adair, R OBP: 0.251, SLG: 0.277		SF7		1-2		1B				2	0	1	1	0	0	0	
Reggie Smith, S OBP: 0.300, SLG: 0.356		WP		4-3						3	1	2	1	1	0	1	
Mike Ryan, R OBP: 0.275, SLG: 0.264		SF7								2	0	0	1	1	0	2	
Jim Lonborg, R OBP: 0.145, SLG: 0.113				FC6						3	1	1	1	0	0	3	
John Wyatt, R ERA: 0.9		5-3		1-2					K	1	0	0	0	0	1	0	
Inning Stats	R: 2 E: 0 K: 2 S: 8	H: 1 LOB: 0 BB: 1 P: 12	R: 3 E: 0 K: 0 S: 5	H: 3 LOB: 1 BB: 2 P: 13	R: 0 E: 0 K: 0 S: 3	H: 0 LOB: 3 BB: 3 P: 15	R: 3 E: 0 K: 0 S: 6	H: 3 LOB: 1 BB: 1 P: 10	R: 0 E: 0 K: 1 S: 6	H: 1 LOB: 1 BB: 0 P: 6	R: 0 E: 0 K: 1 S: 5	H: 0 LOB: 0 BB: 0 P: 5	1B: 7 2B: 3 3B: 0 HR: 2	SF: 1 SAC: 0 DP: 1 HBP: 0	WP: 3 PB: 0 SB: 1 CS: 1	PA: 43	
PITCHER	IP WLS BF H R ER SO BB IBB HBP BLK WP HR S P ERA WHIP																
Mike Adamson, R ERA: 8.38	(1, 1) 1.2 L 12 4 5 5 2 3 0 0 0 0 2 0 9 25 11.57 2.571																
Wally Bunker, R ERA: 3.93	(2, 1) 2.1 13 3 3 3 0 3 1 0 0 0 0 1 9 25 11.57 2.571																
Stu Miller, R ERA: 3.17	(5, 1) 2.0 10 4 3 3 0 1 0 0 0 0 1 9 13 13.50 2.500																
Jim Hardin, R ERA: 0.9	(7, 1) 2.0 7 1 0 0 2 0 0 0 0 0 0 0 11 11 0.00 0.500																

Batter	1	2	3	4	5	6	7	8	9	AB	R	H	RBI	BB	SO	LOB	TOP										
Luis Aparicio, R OBP: 0.286, SLG: 0.320 (1, 6)	4-0 BB BB		0-3 K		0-0 FC6-4			0-0 1-3		3	0	0	0	1	1	1	Baltimore Orioles @ Boston Red Sox Fenway Park, Boston, MA Sat Jul 15 1967, 3:33 AM EDT Att: 16,025 - Unknown livebaseballscores.com										
Russ Snyder, L OBP: 0.309, SLG: 0.371 (1, 7)	4-0 BB BB			0-0 BB 1B		0-0 G3		0-0 G3		3	0	1	0	1	0	0											
Paul Blair, R OBP: 0.350, SLG: 0.454 (1, 8)	0-0 L5-4-3			0-0 F8		0-0 WP 2B			0-0 5-3	4	0	1	0	0	0	3											
Brooks Robinson, R OBP: 0.338, SLG: 0.424 (1, 5)		0-0 1B 2B		0-3 K		0-0 F8			0-0 WP 1B	4	1	2	0	0	1	2											
Boog Powell, L OBP: 0.322, SLG: 0.367 (1, 3)		0-0 G4-6-3 2H 1B		4-0 BB 1B		0-0 F7			0-3 K	3	0	1	1	1	1	2											
Curt Blefary, L OBP: 0.335, SLG: 0.428 (1, 9)		0-0 G4-6-3 1-2		0-3 K			0-0 F8		0-0 F7	4	0	0	0	0	1	4											
Davey Johnson, R OBP: 0.315, SLG: 0.365 (1, 4)		0-3 K		1-0 FC6-4 HBP			0-0 5-3			2	0	0	0	0	1	0											
Andy Etchebarren, R OBP: 0.335, SLG: 0.373 (1, 2)			0-0 5-3		0-0 FC6-4 FC6-4		0-3 K			3	0	0	0	0	1	1											
Pete Richert, L Eddie Watt, R Curt Motton, R Eddie Fisher, R Mickey McGuire, R Jim Hardin, R (1, 1) (1, 1) (5, Ph) (5, 1) (8, Ph) (8, 1)			0-3 K		0-0 F7			0-3 K		0	0	0	0	0	0	0											
Inning Stats	R: 0 E: 0 K: 0 S: 1	H: 0 LOB: 0 BB: 2 P: 9	R: 1 E: 0 K: 1 S: 6	H: 2 LOB: 0 BB: 0 P: 6	R: 0 E: 0 K: 2 S: 7	H: 0 LOB: 0 BB: 0 P: 7	R: 0 E: 0 K: 2 S: 8	H: 1 LOB: 2 BB: 1 P: 12	R: 0 E: 0 K: 0 S: 3	H: 0 LOB: 1 BB: 0 P: 4	R: 0 E: 0 K: 0 S: 4	H: 1 LOB: 1 BB: 0 P: 4	R: 0 E: 0 K: 1 S: 5	H: 0 LOB: 0 BB: 0 P: 5	R: 0 E: 0 K: 1 S: 5	H: 0 LOB: 0 BB: 0 P: 5		R: 0 E: 0 K: 1 S: 6	H: 1 LOB: 1 BB: 0 P: 6	1B: 3 2B: 2 3B: 1 HR: 0	SF: 0 SAC: 0 DP: 1 HBP: 1	WP: 2 PB: 0 SB: 0 CS: 0	PA: 33				
PITCHER	IP	WLS	BF	H	R	ER	SO	BB	IBB	HBP	BLK	WP	HR	S	P	ERA	WHIP										
Gary Waslewski, R ERA: 1.47 (1, 1)	0.0		2	0	0	0	0	2	0	0	0	0	0	0	8	∞	∞										
Jose Santiago, R ERA: 4.41 (1, 1)	6.0	W	21	4	1	1	5	1	0	1	0	1	0	29	34	1.50	0.833										
Gary Bell, R ERA: 3.76 (7, 1)	3.0	S	10	1	0	0	3	0	0	0	0	1	0	16	16	0.00	0.333										

Batter	1	2	3	4	5	6	7	8	9	AB	R	H	RBI	BB	SO	LOB	BOTTOM										
Mike Andrews, R OBP: 0.330, SLG: 0.318 (1, 4)	4-0 1B SF8 BB		0-3 K		0-0 5-3			0-0 6-3		2	1	0	0	1	1	0	Baltimore Orioles @ Boston Red Sox Fenway Park, Boston, MA Sat Jul 15 1967, 3:33 AM EDT Att: 16,025 - Unknown livebaseballscores.com										
Rico Petrocelli, R OBP: 0.371, SLG: 0.443 (5, 6)										1	0	0	0	0	0	0											
Joe Foy, R OBP: 0.330, SLG: 0.456 (1, 5)	0-0 1B 1-3 1B	0-0 1B 3B		0-0 4-3 2B			0-0 F9			4	2	3	0	0	0	0											
Carl Yastrzemski, L OBP: 0.419, SLG: 0.604 (1, 7)	0-0 SF8	0-0 HBP 1B		0-0 4-3			0-0 5-3			3	0	1	2	0	0	1											
Tony Conigliaro, R OBP: 0.362, SLG: 0.521 (1, 9)	0-0 1B 1B	1-0 HBP 1B		0-3 K			0-0 3B			3	1	2	0	0	1	1											
George Thomas, R OBP: 0.244, SLG: 0.286 (8, 9)	1-2 1B 1B	1-2 FC5-4 HBP								0	0	0	0	0	0	0											
George Scott, R OBP: 0.361, SLG: 0.445 (1, 3)	0-0 1B E 1B	0-0 FC5-4		0-3 K			0-0 5-3			4	1	1	1	0	1	3											
Jerry Adair, R OBP: 0.262, SLG: 0.287 (1, 6) (5, 4)	0-0 E3 1-3 1H 2H 1B		0-0 FC3-6 1B		0-3 K			0-0 1B 1B		4	0	3	1	0	1	0											
Reggie Smith, S OBP: 0.300, SLG: 0.354 (1, 8)	0-0 1-3		0-0 FC3-6		0-0 4-3			0-0 G1-6-3 1B		4	0	1	0	0	0	2											
Mike Ryan, R OBP: 0.268, SLG: 0.256 (1, 2)	0-3 K		0-0 F7		0-0 F9			0-0 F7		4	0	0	0	0	1	4											
Gary Waslewski, R OBP: 0.111, SLG: 0.111 (1, 1)		0-0 F7		0-0 F8			0-0 F8		0-0 G1-6-3	0	0	0	0	0	0	0											
Jose Santiago, R OBP: 0.235, SLG: 0.563 (7, 1)			0-0 F8					1-2 1B		3	0	0	0	0	0	1											
Gary Bell, R OBP: 0.128, SLG: 0.154 (7, 1)								1-2 1B		1	0	0	0	0	0	2											
Inning Stats	R: 4 E: 1 K: 1 S: 9	H: 4 LOB: 1 BB: 1 P: 13	R: 1 E: 0 K: 1 S: 7	H: 2 LOB: 0 BB: 0 P: 8	R: 0 E: 0 K: 0 S: 4	H: 1 LOB: 1 BB: 0 P: 4	R: 0 E: 0 K: 1 S: 6	H: 1 LOB: 0 BB: 0 P: 6	R: 0 E: 0 K: 2 S: 7	H: 0 LOB: 0 BB: 0 P: 7	R: 0 E: 0 K: 0 S: 3	H: 0 LOB: 0 BB: 0 P: 3	R: 0 E: 0 K: 0 S: 4	H: 1 LOB: 1 BB: 0 P: 4	R: 0 E: 0 K: 0 S: 4	H: 2 LOB: 1 BB: 0 P: 4	R: 0 E: 0 K: 0 S: 4	H: 0 LOB: 1 BB: 0 P: 4	1B: 8 2B: 1 3B: 2 HR: 0	SF: 1 SAC: 0 DP: 1 HBP: 1	WP: 0 PB: 0 SB: 0 CS: 0	PA: 36					
PITCHER	IP	WLS	BF	H	R	ER	SO	BB	IBB	HBP	BLK	WP	HR	S	P	ERA	WHIP										
Pete Richert, L ERA: 3.62 (1, 1)	0.1	L	5	3	4	3	0	1	0	0	0	0	0	22	23	2.46	1.364										
Eddie Watt, R ERA: 1.91 (5, 1)	3.0		17	5	1	1	3	0	0	0	0	0	0	14	14	0.00	0.333										
Eddie Fisher, R ERA: 3.81 (8, 1)	3.0		10	1	0	0	2	0	0	0	0	0	0	14	14	0.00	0.333										
Jim Hardin, R ERA: 0.82 (8, 1)	1.0		4	2	0	0	0	0	0	0	0	0	0	4	4	0.00	2.000										

Batter	1	2	3	4	5	6	7	8	9	AB	R	H	RBI	BB	SO	LOB	TOP																					
Lenny Green, L (1, 8) OBP: 0.292, SLG: 0.383	G3		F9		F7	F9			K	3	0	0	0	0	0	1	Detroit Tigers @ Boston Red Sox Fenway Park, Boston, MA Sun Jul 16 1967, 3:33 AM EDT Att: 28,237 - Unknown																					
Bill Freehan, R (6, PH) OBP: 0.396, SLG: 0.480										1	0	0	0	0	0	2																						
John Hiller, R (6, 1)										0	0	0	0	0	0	0																						
Dick Tracewski, R (9, PH) OBP: 0.302, SLG: 0.306										1	0	0	0	0	1	0																						
Jerry Lumpe, L (1, 4) OBP: 0.269, SLG: 0.280	4-3		K		F7			WP	6-3	5	0	1	0	0	1	1																						
Norm Cash, L (1, 3) OBP: 0.372, SLG: 0.420	F9				F8	G3		2-3	K	5	0	0	0	0	2	1																						
Willie Horton, R (1, 7) OBP: 0.338, SLG: 0.495		HR			5-3				5-3	4	1	1	1	0	1	1																						
Jim Northrup, L (1, 9) OBP: 0.330, SLG: 0.375	F9			E		1B			K	3	2	1	0	1	1	1																						
Don Wert, R (1, 5) OBP: 0.308, SLG: 0.315	5-3			E5	WP	1B			K	4	1	1	0	0	1	1																						
Jim Price, R (1, 2) OBP: 0.268, SLG: 0.341	L6			E1	WP	1B			F9	4	0	1	1	0	0	1																						
Ray Oyler, R (1, 6) OBP: 0.278, SLG: 0.272			F9	SH1-4		1B			6-3	3	0	2	1	1	0	0																						
Joe Sparna, R (1, 1) OBP: 0.047, SLG: 0.024										0	0	0	0	0	0	0																						
Jim Landis, R (4, PH) OBP: 0.340, SLG: 0.340			SH1-4		K					1	0	0	0	0	1	3																						
Pat Dobson, R (4, 1)										0	0	0	0	0	0	0																						
Mickey Stanley, R (6, PH) OBP: 0.259, SLG: 0.316									HR	2	1	1	1	0	0	2																						
Inning Stats	R: 0 E: 0 K: 0 S: 3	H: 0 LOB: 0 BB: 0 P: 3	R: 1 E: 0 K: 0 S: 4	H: 1 LOB: 0 BB: 0 P: 4	R: 0 E: 0 K: 1 S: 6	H: 1 LOB: 1 BB: 0 P: 6	R: 1 E: 2 K: 1 S: 7	H: 0 LOB: 2 BB: 2 P: 15	R: 0 E: 0 K: 0 S: 3	H: 0 LOB: 0 BB: 0 P: 3	R: 2 E: 0 K: 0 S: 7	H: 4 LOB: 2 BB: 0 P: 7	R: 0 E: 0 K: 3 S: 10	H: 1 LOB: 1 BB: 0 P: 10	R: 0 E: 0 K: 1 S: 5	H: 0 LOB: 0 BB: 0 P: 5	R: 1 E: 0 K: 2 S: 8	H: 1 LOB: 0 BB: 0 P: 8	1B: 5 2B: 1 3B: 0 HR: 2	SF: 0 SAC: 1 DP: 0 HBP: 0	WP: 2 PB: 0 SB: 0 CS: 0	PA: 39																
PITCHER	IP	WLS	BF	H	R	ER	SO	BB	IBB	HBP	BLK	WP	HR	S	P	ERA	WHIP	PITCHER				IP	WLS	BF	H	R	ER	SO	BB	IBB	HBP	BLK	WP	HR	S	P	ERA	WHIP
Darrell Brandon, R (1, 1) ERA: 4.24	5.1	W	26	6	4	3	2	2	0	0	0	1	1	28	36	5.06	1.500																					
Sparky Lyle, L (6, 1) ERA: 1.74	3.2	S	13	2	1	1	6	0	0	0	0	1	1	25	25	2.46	0.545																					

AB	36
R	5
H	8
RBI	4
BB	2
SO	8
LOB	14



Batter	1	2	3	4	5	6	7	8	9	AB	R	H	RBI	BB	SO	LOB	BOTTOM																					
Mike Andrews, R (1, 4) OBP: 0.329, SLG: 0.317	F7		E7	E6		K				4	1	1	2	0	1	1	Detroit Tigers @ Boston Red Sox Fenway Park, Boston, MA Sun Jul 16 1967, 3:33 AM EDT Att: 28,237 - Unknown																					
Dalton Jones, L (7, 4) OBP: 0.299, SLG: 0.346			SH1-4					FC6-4		0	0	0	0	1	0	0																						
Joe Foy, R (1, 5) OBP: 0.326, SLG: 0.450	5-3		SH1-4	6-3				FC6-4		4	0	0	0	0	0	5																						
Carl Yastrzemski, L (1, 7) OBP: 0.416, SLG: 0.611										3	1	1	2	0	0	2																						
George Thomas, R (8, 7) OBP: 0.244, SLG: 0.286	F8		4-3	SF8				HR		0	0	0	0	0	0	0																						
Tony Conigliaro, R (1, 9) OBP: 0.361, SLG: 0.529										4	1	1	3	0	1	1																						
Jose Tartabull, L (8, 9) OBP: 0.306, SLG: 0.247		K		F7				F4		0	0	0	0	0	0	0																						
George Scott, R (1, 3) OBP: 0.360, SLG: 0.441										3	0	0	0	0	1	0																						
Jerry Adair, R (1, 6) OBP: 0.256, SLG: 0.281										4	0	0	0	0	1	1																						
Reggie Smith, S (1, 8) OBP: 0.305, SLG: 0.360										4	2	3	0	0	0	0																						
Mike Ryan, R (1, 2) OBP: 0.281, SLG: 0.265										3	2	2	0	1	0	0																						
Darrell Brandon, R (1, 1) OBP: 0.214, SLG: 0.259										1	2	1	0	0	0	0																						
Sparky Lyle, L (6, 1) OBP: 0.333, SLG: 0.667										2	0	0	0	0	2	2																						
Inning Stats	R: 0 E: 0 K: 0 S: 3	H: 0 LOB: 0 BB: 0 P: 3	R: 0 E: 0 K: 2 S: 7	H: 0 LOB: 0 BB: 0 P: 7	R: 5 E: 1 K: 0 S: 8	H: 4 LOB: 1 BB: 0 P: 9	R: 3 E: 1 K: 0 S: 6	H: 2 LOB: 1 BB: 1 P: 10	R: 0 E: 0 K: 0 S: 3	H: 0 LOB: 0 BB: 0 P: 3	R: 0 E: 0 K: 2 S: 7	H: 0 LOB: 0 BB: 0 P: 7	R: 1 E: 0 K: 1 S: 6	H: 1 LOB: 0 BB: 0 P: 6	R: 0 E: 0 K: 1 S: 7	H: 2 LOB: 3 BB: 1 P: 11	1B: 7 2B: 0 3B: 0 HR: 2	SF: 1 SAC: 2 DP: 0 HBP: 1	WP: 1 PB: 0 SB: 0 CS: 0	PA: 38																		
PITCHER	IP	WLS	BF	H	R	ER	SO	BB	IBB	HBP	BLK	WP	HR	S	P	ERA	WHIP	PITCHER				IP	WLS	BF	H	R	ER	SO	BB	IBB	HBP	BLK	WP	HR	S	P	ERA	WHIP
Joe Sparna, R (1, 1) ERA: 4.08	3.0	L	15	4	5	5	2	0	0	0	0	0	0	9	13	4.50	1.333																					
Pat Dobson, R (4, 1) ERA: 3.32	2.0		10	2	3	1	0	1	0	0	0	0	0	9	13	4.50	1.500																					
John Hiller, L (6, 1) ERA: 1.42	3.0		13	3	1	1	4	1	0	0	0	1	1	20	24	3.00	1.333																					

AB	32
R	9
H	9
RBI	7
BB	2
SO	6
LOB	12



Batter	1	2	3	4	5	6	7	8	9	AB	R	H	RBI	BB	SO	LOB	TOP			
Don Wert, R OBP: 0.307, SLG: 0.314 (1, 5)										4	0	1	1	0	1	0	Detroit Tigers @ Boston Red Sox Fenway Park, Boston, MA Mon Jul 17 1967, 7:05 PM EDT Att: 28,991 - Unknown			
Jerry Lumpe, L OBP: 0.297, SLG: 0.278 (1, 4)										4	0	1	0	0	1	2				
Norm Cash, L OBP: 0.371, SLG: 0.421 (1, 3)										4	0	1	0	0	0	2				
Willie Horton, R OBP: 0.332, SLG: 0.485 (1, 7)										4	0	0	0	0	1	2				
Bill Freehan, R OBP: 0.395, SLG: 0.476 (1, 2)										4	0	1	0	0	0	2				
Jim Northrup, L OBP: 0.325, SLG: 0.374 (1, 9)										4	0	1	0	0	1	1				
Mickey Stanley, R OBP: 0.295, SLG: 0.310 (1, 8)										3	0	0	0	0	0	1				
Ray Oyler, R OBP: 0.278, SLG: 0.273 (1, 6)										3	1	1	0	0	0	0				
Denny McLain, R OBP: 0.132, SLG: 0.098 (1, 1)										2	0	1	0	0	0	0				
Bill Heath, L OBP: 0.220, SLG: 0.111 (7, PH)										1	0	0	0	0	0	0				
Fred Gladding, L (7, 1)										0	0	0	0	0	0	0				
Inning Stats	R: 0 E: 0 K: 1 S: 7	H: 2 LOB: 2 BB: 0 P: 7	R: 0 E: 0 K: 0 S: 3	H: 1 LOB: 0 BB: 0 P: 3	R: 0 E: 0 K: 1 S: 5	H: 0 LOB: 0 BB: 0 P: 5	R: 0 E: 0 K: 0 S: 4	H: 1 LOB: 1 BB: 0 P: 4	R: 1 E: 0 K: 0 S: 6	H: 3 LOB: 2 BB: 0 P: 6	R: 0 E: 0 K: 0 S: 3	H: 0 LOB: 0 BB: 0 P: 3	R: 0 E: 0 K: 0 S: 3	H: 0 LOB: 0 BB: 0 P: 3	R: 0 E: 0 K: 1 S: 5	H: 0 LOB: 0 BB: 0 P: 5	1B: 6 2B: 1 3B: 0 HR: 0	SF: 0 SAC: 0 DP: 1 HBP: 0	WP: 0 PB: 0 SB: 0 CS: 0	PA: 33
PITCHER Lee Stange, R ERA: 3.02 (1, 1)	IP: 9.0 WLS: W BF: 33 H: 7 R: 1 ER: 1 SO: 4 BB: 0 IBB: 0 HBP: 0 BLK: 0 WP: 0 HR: 0 S: 41 P: 41 ERA: 1.00 WHIP: 0.778															PITCHER				

Batter	1	2	3	4	5	6	7	8	9	AB	R	H	RBI	BB	SO	LOB	BOTTOM
Mike Andrews, R OBP: 0.331, SLG: 0.320 (1, 4)										4	2	2	0	0	0	0	Detroit Tigers @ Boston Red Sox Fenway Park, Boston, MA Mon Jul 17 1967, 7:05 PM EDT Att: 28,991 - Unknown
Joe Foy, R OBP: 0.331, SLG: 0.461 (1, 5)										4	3	3	1	0	0	0	
Carl Yastrzemski, L OBP: 0.417, SLG: 0.623 (1, 7)										4	2	2	3	0	0	1	
Tony Conigliaro, R OBP: 0.359, SLG: 0.525 (1, 9)										4	0	1	1	0	0	1	
George Scott, R OBP: 0.359, SLG: 0.438 (1, 3)										4	0	1	1	0	2	0	
Jerry Adair, R OBP: 0.251, SLG: 0.275 (1, 6)										4	0	0	0	0	1	1	
Reggie Smith, S OBP: 0.306, SLG: 0.360 (1, 8)										3	0	1	0	0	0	1	
Mike Ryan, R OBP: 0.275, SLG: 0.259 (1, 2)										3	0	0	0	0	1	1	
Lee Stange, R OBP: 0.311, SLG: 0.115 (1, 1)										3	0	0	0	0	1	0	
Inning Stats	R: 3 E: 0 K: 0 S: 7	H: 4 LOB: 1 BB: 0 P: 7	R: 0 E: 0 K: 0 S: 3	H: 0 LOB: 0 BB: 0 P: 3	R: 0 E: 0 K: 1 S: 6	H: 1 LOB: 1 BB: 0 P: 6	R: 0 E: 0 K: 0 S: 5	H: 0 LOB: 0 BB: 0 P: 5	R: 0 E: 0 K: 2 S: 7	H: 0 LOB: 0 BB: 0 P: 7	R: 2 E: 0 K: 1 S: 7	H: 2 LOB: 0 BB: 0 P: 7	1B: 6 2B: 3 3B: 0 HR: 1	SF: 0 SAC: 0 DP: 0 HBP: 0	WP: 0 PB: 0 SB: 1 CS: 1	PA: 34	
PITCHER Denny McLain, R ERA: 3.76 (1, 1)	IP: 6.0 WLS: L BF: 25 H: 8 R: 5 ER: 5 SO: 2 BB: 0 IBB: 0 HBP: 0 BLK: 0 WP: 0 HR: 0 S: 29 P: 29 ERA: 7.50 WHIP: 1.333															PITCHER	
Fred Gladding, R ERA: 1.91 (7, 1)	IP: 2.0 WLS: 8 BF: 2 H: 2 R: 2 ER: 2 SO: 3 BB: 0 IBB: 0 HBP: 0 BLK: 0 WP: 0 HR: 1 S: 14 P: 14 ERA: 9.00 WHIP: 1.000															PITCHER	



Batter	1	2	3	4	5	6	7	8	9	AB	R	H	RBI	BB	SO	LOB	TOP		
Mike Andrews, R (1,4) <small>OBP: 0.327, SLG: 0.315</small> Dalton Jones, L (6,4) <small>OBP: 0.295, SLG: 0.342</small>	5-3	5-3				K	K		F8	4	0	0	0	0	2	3			
Joe Foy, R (1,5) <small>OBP: 0.335, SLG: 0.462</small>	K								F3	4	0	2	1	1	1	0			
Carl Yastrzemski, L (1,7) <small>OBP: 0.413, SLG: 0.615</small> George Thomas, R (7,7) <small>OBP: 0.239, SLG: 0.279</small>	K	4-3				F8			F7	4	0	0	0	0	1	2			
Tony Conigliaro, R (1,9) <small>OBP: 0.360, SLG: 0.528</small> Jose Tartabull, L (3,9) <small>OBP: 0.309, SLG: 0.257</small>						2-3				2	1	1	0	0	1	0			
George Scott, R (1,3) <small>OBP: 0.360, SLG: 0.446</small>									F8	4	1	2	1	0	1	1			
Jerry Adair, R (1,6) <small>OBP: 0.251, SLG: 0.280</small>										4	2	1	1	0	0	1			
Reggie Smith, S (1,8) <small>OBP: 0.305, SLG: 0.358</small>										4	0	1	0	0	0	1			
Mike Ryan, R (1,2) <small>OBP: 0.281, SLG: 0.266</small>										4	1	2	2	0	1	0			
Jim Lonborg, R (1,1) <small>OBP: 0.153, SLG: 0.123</small>										4	1	1	1	0	2	2			
Inning Stats	R: 0 E: 0 K: 2 S: 7	H: 0 LOB: 0 BB: 0 P: 7	R: 5 E: 0 K: 0 S: 9	H: 6 LOB: 1 BB: 0 P: 9	R: 0 E: 0 K: 2 S: 7	H: 0 LOB: 0 BB: 0 P: 7	R: 0 E: 0 K: 2 S: 7	H: 0 LOB: 0 BB: 0 P: 7	R: 0 E: 0 K: 1 S: 5	H: 3 LOB: 1 BB: 0 P: 10	R: 0 E: 0 K: 0 S: 4	H: 1 LOB: 1 BB: 0 P: 4	R: 0 E: 0 K: 0 S: 3	H: 0 LOB: 0 BB: 0 P: 3	R: 0 E: 0 K: 1 S: 6	H: 1 LOB: 1 BB: 0 P: 6	1B: 6 2B: 5 3B: 0 HR: 0	SF: 0 SAC: 0 DP: 0 HBP: 0	WP: 0 PA: 39 PB: 0 SB: 1 CS: 0
PITCHER	IP	WLS	BF	H	R	ER	SO	BB	IBB	HBP	BLK	WP	HR	S	P	ERA	WHIP		
Dave McNally, L (1,1) <small>ERA: 4.85</small>	1.1	L	8	4	4	4	2	0	0	0	0	0	0	12	12	27.00	3.000		
Eddie Watt, R (2,1) <small>ERA: 2.05</small>	4.2		20	5	2	2	7	1	0	0	0	0	0	33	37	3.86	1.286		
Eddie Fisher, R (7,1) <small>ERA: 3.66</small>	2.0		7	1	0	0	0	0	0	0	0	0	0	7	7	0.00	0.500		
Wally Bunker, R (9,1) <small>ERA: 3.86</small>	1.0		4	1	0	0	1	0	0	0	0	0	0	6	6	0.00	1.000		

Boston Red Sox @ Baltimore Orioles
Memorial Stadium, Baltimore, MD
Tue Jul 18 1967, 7:05 PM EDT
Att: 14,409 - Unknown

AB 38
R 6
H 11
RBI 6
BB 1
SO 10
LOB 12



Batter	1	2	3	4	5	6	7	8	9	AB	R	H	RBI	BB	SO	LOB	BOTTOM				
Luis Aparicio, R (1,6) <small>OBP: 0.291, SLG: 0.327</small>	F4									4	0	1	0	0	0	0					
Russ Snyder, L (1,9) <small>OBP: 0.302, SLG: 0.355</small> Eddie Fisher, R (7,1) <small>OBP: 0.250, SLG: 0.250</small> Vic Roznovsky, L (6, PH) <small>OBP: 0.245, SLG: 0.255</small> Wally Bunker, R (9,1) <small>OBP: 0.067, SLG: 0.067</small>	K									3	0	0	0	0	2	1					
Paul Blair, R (1,8) <small>OBP: 0.343, SLG: 0.451</small>	K									4	0	0	0	0	2	1					
Brooks Robinson, R (1,5) <small>OBP: 0.339, SLG: 0.442</small>										4	0	1	0	0	1	0					
Boog Powell, L (1,3) <small>OBP: 0.320, SLG: 0.361</small>										3	0	0	0	1	0	1					
Curt Blefary, L (1,7) <small>OBP: 0.336, SLG: 0.425</small> <small>(7,9)</small>	K									4	0	0	0	0	2	2					
Davey Johnson, R (1,4) <small>OBP: 0.312, SLG: 0.356</small>										3	0	1	0	0	1	2					
Andy Etchebarran, R (1,2) <small>OBP: 0.321, SLG: 0.355</small>										3	1	1	0	0	1	1					
Dave McNally, R (1,1) <small>OBP: 0.161, SLG: 0.194</small> Eddie Watt, R (2,1) <small>OBP: 0.188, SLG: 0.071</small> Curt Motton, R (6, PH) <small>OBP: 0.400, SLG: 0.500</small> <small>(7,7)</small>										0	0	0	0	0	0	0					
Inning Stats	R: 0 E: 0 K: 2 S: 7	H: 0 LOB: 0 BB: 0 P: 7	R: 0 E: 0 K: 2 S: 7	H: 0 LOB: 1 BB: 1 P: 11	R: 0 E: 0 K: 1 S: 5	H: 0 LOB: 0 BB: 0 P: 5	R: 0 E: 0 K: 2 S: 7	H: 0 LOB: 0 BB: 0 P: 7	R: 0 E: 0 K: 2 S: 8	H: 1 LOB: 1 BB: 0 P: 8	R: 0 E: 0 K: 0 S: 4	H: 1 LOB: 1 BB: 0 P: 4	R: 0 E: 0 K: 1 S: 6	H: 1 LOB: 1 BB: 0 P: 6	R: 2 E: 0 K: 1 S: 7	H: 2 LOB: 0 BB: 0 P: 7	R: 0 E: 0 K: 0 S: 3	H: 0 LOB: 0 BB: 0 P: 3	1B: 2 2B: 2 3B: 0 HR: 1	SF: 0 SAC: 0 DP: 0 HBP: 0	WP: 0 PA: 33 PB: 0 SB: 0 CS: 0
PITCHER	IP	WLS	BF	H	R	ER	SO	BB	IBB	HBP	BLK	WP	HR	S	P	ERA	WHIP				
Jim Lonborg, R (1,1) <small>ERA: 2.93</small>	9.0	W	33	5	2	2	11	1	0	0	0	0	1	54	58	2.00	0.667				

Boston Red Sox @ Baltimore Orioles
Memorial Stadium, Baltimore, MD
Tue Jul 18 1967, 7:05 PM EDT
Att: 14,409 - Unknown

AB 32
R 2
H 5
RBI 2
BB 1
SO 11
LOB 8



Batter	1	2	3	4	5	6	7	8	9	AB	R	H	RBI	BB	SO	LOB	TOP					
Mike Andrews, R OBP: 0.328, SLG: 0.331	(1, 4) 0-3 K		X 0-0 6-3		X 0-0 HR		X 0-0 F3		X 0-0 2B	5	1	2	3	0	1	0	Boston Red Sox @ Baltimore Orioles Memorial Stadium, Baltimore, MD Wed Jul 19 1967, 7:05 PM EDT Att: 12,154 - Unknown livebaseballscorecards.com					
Joe Foy, R OBP: 0.339, SLG: 0.467	(1, 5) 0-0 1B			X 0-3 K	X 0-0 3B		X 0-0 CS		X 0-0 6-3	5	1	3	0	0	1	1						
Carl Yastrzemski, L OBP: 0.414, SLG: 0.612	(1, 7) 0-0 1B			X 0-3 K	X 4-0 3B		X 0-0 CS		X 0-3 K	3	1	1	0	1	2	0						
Tony Conigliaro, R OBP: 0.366, SLG: 0.552	(1, 9) 0-0 3-1			X 0-0 2B	X 0-0 3B				X 0-0 WP	4	1	3	2	0	0	1						
George Scott, R OBP: 0.356, SLG: 0.440	(1, 3) 0-0 F4		X 0-0 1-3	X 0-0 1-3	X 0-0 4-3				X 0-0 F9	4	0	0	0	0	0	2						
Jerry Adair, R OBP: 0.256, SLG: 0.284	(1, 6) 0-0 1-3				X 0-0 6-3	X 0-0 1B		X 0-0 1B	X 0-0 1B	4	0	2	0	0	0	0						
Reggie Smith, S OBP: 0.304, SLG: 0.357	(1, 8) 0-0 F8				X 0-0 SH3-4	X 0-3 K		X 0-0 F8		4	1	1	0	0	1	2						
Mike Ryan, R OBP: 0.280, SLG: 0.261	(1, 2) 0-0 F3		X 0-0 F3		X 4-0 SH3-4	X 0-0 L1-3		X 0-0 5-3		3	1	0	0	1	0	1						
Gary Bell, R OBP: 0.125, SLG: 0.150	(1, 1) 0-0 F9				X 0-0 SH3-4		X 0-0 F3		X 0-0 6-3	1	0	0	0	0	0	0						
Jose Santiago, R OBP: 0.211, SLG: 0.500	(5, 1) 0-0 F9				X 1-2 2-3					2	0	0	0	0	0	0						
Inning Stats	R: 0 E: 0 K: 1 S: 6	H: 2 LOB: 1 BB: 0 P: 6	R: 0 E: 0 K: 0 S: 3	H: 0 LOB: 0 BB: 0 P: 3	R: 0 E: 0 K: 0 S: 3	H: 0 LOB: 0 BB: 0 P: 3	R: 0 E: 0 K: 2 S: 8	H: 1 LOB: 1 BB: 0 P: 8	R: 5 E: 0 K: 0 S: 7	H: 4 LOB: 1 BB: 2 P: 15	R: 0 E: 0 K: 1 S: 5	H: 1 LOB: 0 BB: 0 P: 5	R: 0 E: 0 K: 0 S: 3	H: 1 LOB: 0 BB: 0 P: 3	R: 1 E: 0 K: 1 S: 7	H: 2 LOB: 1 BB: 0 P: 7	R: 0 E: 0 K: 0 S: 4	H: 1 LOB: 1 BB: 0 P: 4	1B: 6 2B: 4 3B: 2 HR: 1	SF: 0 SAC: 1 DP: 1 HBP: 0	WP: 1 PB: 0 SB: 0 CS: 1	PA: 39
PITCHER	IP WLS BF H R ER SO BB IBB HBP BLK WP HR S P ERA WHIP																					
Pete Richert, L ERA: 3.78	(1, 1) 4.2 L 22 7 5 5 3 2 0 0 0 0 0 1 26 34 9.64 1.929																					
Eddie Fisher, R ERA: 3.54	(5, 1) 4.1 16 5 1 1 2 0 0 0 0 0 1 0 20 20 2.08 1.154																					

Batter	1	2	3	4	5	6	7	8	9	AB	R	H	RBI	BB	SO	LOB	BOTTOM					
Luis Aparicio, R OBP: 0.293, SLG: 0.328	(1, 6) 0-0 F6		X 0-0 1B		X 0-0 1B		X 0-0 6-3		X 0-0 F9	5	0	2	1	0	0	1	Boston Red Sox @ Baltimore Orioles Memorial Stadium, Baltimore, MD Wed Jul 19 1967, 7:05 PM EDT Att: 12,154 - Unknown livebaseballscorecards.com					
Paul Blair, R OBP: 0.345, SLG: 0.452	(1, 8) 0-3 K		X 0-0 F8		X 0-0 1B				X 0-0 HR	4	1	2	0	0	1	2						
Curt Blefary, L OBP: 0.335, SLG: 0.432	(1, 9) 0-0 G3			X 0-0 HR	X 0-0 K		X 0-0 F4		X 0-0 F4	4	1	1	1	0	1	4						
Brooks Robinson, R OBP: 0.335, SLG: 0.437	(1, 5) 0-0 F7			X 0-0 F7	X 0-0 F8		X 0-0 F9		X 0-0 F9	4	0	0	0	0	0	4						
Boog Powell, L OBP: 0.319, SLG: 0.370	(1, 3) 0-0 F7			X 0-0 G3		X 0-0 F7		X 0-0 HR		4	1	1	2	0	0	0						
Curt Motton, R OBP: 0.364, SLG: 0.444	(1, 7) 0-0 F8			X 0-3 K		X 0-0 F9		X 0-3 K		4	0	0	0	0	2	0						
Davey Johnson, R OBP: 0.311, SLG: 0.353	(1, 4) 0-0 4-3		X 0-0 4-3		X 4-0 FC5-4	X 0-0 F3		X 0-3 K		3	0	0	0	1	1	0						
Larry Haney, R OBP: 0.360, SLG: 0.414	(1, 2) 0-0 1B		X 0-0 SH2-3		X 0-0 FC5-4		X 0-3 K		X 0-3 K	3	1	1	0	0	1	1						
Russ Snyder, L OBP: 0.301, SLG: 0.353	(9, PH) 0-0 1B		X 0-0 SH2-3		X 1-2 1B				X 0-0 K	1	0	0	0	0	1	0						
Pete Richert, L OBP: 0.077, SLG: 0.079	(1, 1) 0-0 SH2-3		X 0-0 SH2-3		X 4-0 1B	X 0-0 1B		X 0-0 K		0	0	0	0	0	0	0						
Eddie Fisher, R OBP: 0.333, SLG: 0.200	(5, 1) 0-0 SH2-3		X 0-0 SH2-3		X 0-0 1B	X 0-0 1B		X 0-0 K		1	0	0	0	1	1	0						
Vic Roznovsky, L OBP: 0.260, SLG: 0.271	(9, PH) 0-0 1-2		X 0-0 1-2		X 0-0 1B	X 0-0 BB		X 0-0 K		1	0	1	0	0	0	0						
Inning Stats	R: 0 E: 0 K: 1 S: 5	H: 0 LOB: 0 BB: 0 P: 5	R: 0 E: 0 K: 0 S: 3	H: 0 LOB: 0 BB: 0 P: 3	R: 0 E: 0 K: 0 S: 5	H: 2 LOB: 2 BB: 0 P: 5	R: 1 E: 0 K: 1 S: 6	H: 1 LOB: 0 BB: 0 P: 6	R: 1 E: 0 K: 1 S: 7	H: 2 LOB: 3 BB: 2 P: 15	R: 0 E: 0 K: 2 S: 3	H: 0 LOB: 0 BB: 0 P: 3	R: 0 E: 0 K: 1 S: 7	H: 2 LOB: 0 BB: 0 P: 7	R: 2 E: 0 K: 1 S: 7	H: 2 LOB: 0 BB: 0 P: 7	R: 0 E: 0 K: 2 S: 8	H: 1 LOB: 1 BB: 0 P: 8	1B: 6 2B: 0 3B: 0 HR: 2	SF: 0 SAC: 1 DP: 0 HBP: 0	WP: 0 PB: 0 SB: 0 CS: 0	PA: 37
PITCHER	IP WLS BF H R ER SO BB IBB HBP BLK WP HR S P ERA WHIP																					
Gary Bell, R ERA: 3.78	(1, 1) 4.1 20 5 2 2 2 2 0 0 0 0 0 1 22 30 4.15 1.615																					
Jose Santiago, R ERA: 4.37	(5, 1) 4.2 W 17 3 2 2 6 0 0 0 0 0 0 1 29 29 3.86 0.643																					

Batter	1	2	3	4	5	6	7	8	9	AB	R	H	RBI	BB	SO	LOB	TOP										
Mike Andrews, R (1.4) OBP: 0.331, SLG: 0.332 Dalton Jones, L (7.4) OBP: 0.295, SLG: 0.342	F3		HR	BB			SH1-3			2	1	1	0	1	0	0	Boston Red Sox @ Cleveland Indians Cleveland Municipal Stadium, Cleveland, OH Fri Jul 21 1967, 7:05 PM EDT Att: 10,893 - Unknown										
Joe Foy, R (1.5) OBP: 0.338, SLG: 0.475	4-3		HR				K			4	1	1	3	0	1	3											
Carl Yastrzemski, L (1.7) OBP: 0.499, SLG: 0.604 Jose Tartabull, L (7.7) OBP: 0.309, SLG: 0.257	K		4-3				G3			4	0	0	0	0	2	0											
Tony Conigliaro, R (1.9) OBP: 0.365, SLG: 0.553 George Thomas, R (5.9) OBP: 0.234, SLG: 0.273		1B	K				F7			3	1	1	0	0	1	0											
George Scott, R (1.3) OBP: 0.359, SLG: 0.445 Norm Siebern, L (8.3) OBP: 0.315, SLG: 0.203		2B					F5			3	1	2	1	0	0	0											
Jerry Adair, R (1.6) OBP: 0.251, SLG: 0.279	K						K			4	0	0	0	0	3	2											
Reggie Smith, S (1.8) OBP: 0.304, SLG: 0.355	F9						F7			4	0	1	1	0	0	0											
Mike Ryan, R (1.2) OBP: 0.288, SLG: 0.264 Russ Gibson, R (6.2) OBP: 0.286, SLG: 0.272			1B	SH2-4	BB		6-3			2	1	1	0	1	0	0											
Darrell Brandon, R (1.1) OBP: 0.226, SLG: 0.300			SH2-4				SH1-3	WP	2B	3	1	1	0	0	1	2											
Inning Stats	R: 0 E: 0 K: 1 S: 5	H: 0 LOB: 0 BB: 0 P: 5	R: 1 E: 0 K: 1 S: 6	H: 2 LOB: 0 BB: 0 P: 6	R: 3 E: 0 K: 1 S: 7	H: 2 LOB: 0 BB: 1 P: 11	R: 1 E: 0 K: 1 S: 8	H: 3 LOB: 3 BB: 1 P: 12	R: 0 E: 0 K: 1 S: 5	H: 0 LOB: 0 BB: 0 P: 5	R: 1 E: 0 K: 1 S: 6	H: 1 LOB: 0 BB: 0 P: 6	R: 0 E: 0 K: 1 S: 5	H: 0 LOB: 0 BB: 0 P: 5	R: 0 E: 0 K: 1 S: 5	H: 0 LOB: 0 BB: 0 P: 5		1B: 4 2B: 3 3B: 0 HR: 1	SF: 0 SAC: 2 DP: 0 HBP: 0	WP: 1 PB: 1 SB: 0 CS: 1	PA: 36						
PITCHER	IP	WLS	BF	H	R	ER	SO	BB	IBB	HBP	BLK	WP	HR	S	P	ERA	WHIP										
Luis Tiant, R (1.1) ERA: 2.96	3.0	L	13	4	4	4	3	1	0	0	0	0	1	18	22	12.00	1.667										
Steve Bailey, R (4.1) ERA: 3.23	2.0		10	3	1	1	2	1	0	0	0	0	0	13	17	4.50	2.000										
Ed Connolly, L (6.1) ERA: 6.1	3.0		10	1	1	1	3	0	0	0	0	1	0	16	16	3.00	0.333										
Orlando Pena, R (9.1) ERA: 3.61	1.0		3	0	0	0	1	0	0	0	0	0	0	5	5	0.00	0.000										

AB	32
R	6
H	8
RBI	5
BB	2
SO	9
LOB	7



Batter	1	2	3	4	5	6	7	8	9	AB	R	H	RBI	BB	SO	LOB	BOTTOM										
Lee Maye, L (1.8) OBP: 0.339, SLG: 0.494	L5						4-3			4	1	2	0	0	0	2	Boston Red Sox @ Cleveland Indians Cleveland Municipal Stadium, Cleveland, OH Fri Jul 21 1967, 7:05 PM EDT Att: 10,893 - Unknown										
Max Alvis, R (1.5) OBP: 0.316, SLG: 0.417	4-3		G6-4-3							4	0	1	0	0	0	2											
Leon Wagner, L (1.7) OBP: 0.312, SLG: 0.438	F8						F8			4	1	1	2	0	0	1											
Rocky Colavito, R (1.9) OBP: 0.335, SLG: 0.381							F7			3	0	0	0	1	0	1											
Fred Whitfield, L (1.3) OBP: 0.286, SLG: 0.361	F7						6-3			4	0	0	0	0	1	2											
Duke Sims, L (1.2) OBP: 0.318, SLG: 0.338							4-3			3	0	0	0	1	2	0											
Vern Fuller, R (1.4) OBP: 0.412, SLG: 0.647										4	0	3	0	0	1	0											
Larry Brown, R (1.6) OBP: 0.314, SLG: 0.338										4	0	1	0	0	1	3											
Luis Tiant, R (1.1) OBP: 0.302, SLG: 0.452 Don Zimmerman, R (3.1) OBP: 0.295, SLG: 0.367 Steve Bailey, R (4.1) OBP: 0.311, SLG: 0.337 Chuck Hinton, R (5.1) OBP: 0.295, SLG: 0.250 Ed Connolly, L (6.1) OBP: 0.277, SLG: 0.378 Tony Horton, R (8.1) OBP: 0.277, SLG: 0.378 Orlando Pena, R (9.1) OBP: 0.277, SLG: 0.378	F7									0	0	0	0	0	0	0											
Inning Stats	R: 0 E: 0 K: 0 S: 3	H: 0 LOB: 0 BB: 0 P: 3	R: 0 E: 0 K: 0 S: 3	H: 1 LOB: 2 BB: 2 P: 11	R: 0 E: 0 K: 0 S: 3	H: 1 LOB: 0 BB: 0 P: 3	R: 0 E: 0 K: 1 S: 5	H: 0 LOB: 0 BB: 0 P: 5	R: 0 E: 0 K: 1 S: 7	H: 2 LOB: 2 BB: 0 P: 7	R: 0 E: 0 K: 0 S: 4	H: 1 LOB: 1 BB: 0 P: 4	R: 0 E: 0 K: 3 S: 9	H: 0 LOB: 0 BB: 0 P: 9	R: 2 E: 0 K: 0 S: 5	H: 2 LOB: 0 BB: 0 P: 5		R: 0 E: 0 K: 1 S: 6	H: 1 LOB: 1 BB: 0 P: 6	1B: 5 2B: 1 3B: 1 HR: 1	SF: 0 SAC: 0 DP: 1 HBP: 0	WP: 0 PB: 0 SB: 0 CS: 1	PA: 35				
PITCHER	IP	WLS	BF	H	R	ER	SO	BB	IBB	HBP	BLK	WP	HR	S	P	ERA	WHIP										
Darrell Brandon, R (1.1) ERA: 4.06	9.0	W	35	8	2	2	6	2	0	0	0	0	1	45	53	2.00	1.111										



Batter	1	2	3	4	5	6	7	8	9	AB	R	H	RBI	BB	SO	LOB	TOP										
Mike Andrews, R OBP: 0.336, SLG: 0.348 (1, 4)										4	2	3	1	0	0	0	Boston Red Sox @ Cleveland Indians Cleveland Municipal Stadium, Cleveland, OH Sat Jul 22 1967, 3:33 AM EDT Att: 7,990 - Unknown livebaseballscorecards.com										
Joe Foy, R OBP: 0.340, SLG: 0.475 (1, 5)										4	0	2	1	0	0	0											
Carl Yastrzemski, L OBP: 0.410, SLG: 0.611 (1, 7)										3	1	1	1	1	0	3											
Tony Conigliaro, R OBP: 0.361, SLG: 0.547 George Thomas, R OBP: 0.229, SLG: 0.267 (1, 9) (6, 9)										3	1	0	0	0	1	4											
George Scott, R OBP: 0.361, SLG: 0.444 (1, 3)										3	0	1	1	1	1	1											
Jerry Adair, R OBP: 0.248, SLG: 0.275 (1, 6)										3	0	0	0	0	0	1											
Reggie Smith, S OBP: 0.300, SLG: 0.351 (1, 8)										4	0	0	0	0	0	1											
Mike Ryan, R OBP: 0.280, SLG: 0.257 (1, 2)										4	0	0	0	0	0	1											
Lee Stange, R OBP: 0.097, SLG: 0.100 (1, 1)										4	0	0	0	0	0	0											
Inning Stats	R: 2 E: 1 K: 0 S: 5	H: 2 LOB: 1 BB: 1 P: 9	R: 0 E: 0 K: 0 S: 3	H: 0 LOB: 0 BB: 0 P: 3	R: 1 E: 1 K: 1 S: 7	H: 2 LOB: 1 BB: 0 P: 7	R: 0 E: 0 K: 0 S: 3	H: 0 LOB: 0 BB: 0 P: 3	R: 0 E: 0 K: 0 S: 5	H: 2 LOB: 2 BB: 0 P: 5	R: 0 E: 0 K: 0 S: 3	H: 0 LOB: 0 BB: 0 P: 3	R: 0 E: 0 K: 2 S: 8	H: 1 LOB: 0 BB: 0 P: 8	R: 0 E: 0 K: 0 S: 3	H: 0 LOB: 0 BB: 0 P: 3	1B: 5 2B: 0 3B: 0 HR: 2	SF: 0 SAC: 1 DP: 0 HBP: 0	WP: 0 PB: 0 SB: 0 CS: 0	PA: 36							
PITCHER	IP	WLS	BF	H	R	ER	SO	BB	IBB	HBP	BLK	WP	HR	S	P	ERA	WHIP										
Steve Hargan, R ERA: 2.69 (1, 1)	6.0	L	26	6	3	2	1	2	0	0	0	0	1	26	34	3.00	1.333										
George Culver, R ERA: 3.23 (7, 1)	2.0		7	1	1	1	2	0	0	0	0	0	1	11	11	4.50	0.500										
Bob Allen, L ERA: 2.83 (9, 1)	1.0		3	0	0	0	0	0	0	0	0	0	0	3	3	0.00	0.000										



Batter	1	2	3	4	5	6	7	8	9	AB	R	H	RBI	BB	SO	LOB	BOTTOM										
Vic Davallillo, L OBP: 0.295, SLG: 0.338 (1, 8)										3	0	1	0	1	0	0	Boston Red Sox @ Cleveland Indians Cleveland Municipal Stadium, Cleveland, OH Sat Jul 22 1967, 3:33 AM EDT Att: 7,990 - Unknown livebaseballscorecards.com										
Larry Brown, R OBP: 0.311, SLG: 0.335 Tony Horton, R OBP: 0.275, SLG: 0.375 (1, 6) (9, PH)										3	0	0	0	0	0	3											
Lee Mays, L OBP: 0.332, SLG: 0.483 (1, 9)										4	0	0	0	0	1	1											
Leon Wagner, L OBP: 0.312, SLG: 0.437 (1, 7)										3	0	1	0	0	0	0											
Max Alvis, R OBP: 0.314, SLG: 0.413 (1, 5)										3	0	0	0	0	0	1											
Fred Whitfield, L OBP: 0.283, SLG: 0.356 (1, 3)										3	0	0	0	0	0	0											
Vern Fuller, R OBP: 0.350, SLG: 0.550 (1, 4)									3	0	0	0	0	0	1	0											
Duke Sims, L OBP: 0.313, SLG: 0.331 (1, 2)									3	0	0	0	0	0	0	0											
Steve Hargan, R OBP: 0.244, SLG: 0.262 Don Demeter, R OBP: 0.248, SLG: 0.364 George Culver, R OBP: 0.333, SLG: 0.333 Rocky Colavito, R OBP: 0.333, SLG: 0.379 Bob Allen, L (1, 1) (6, PH) (7, 1) (8, PH) (9, 1)										1	0	1	0	0	0	0											
Inning Stats	R: 0 E: 0 K: 0 S: 3	H: 0 LOB: 0 BB: 0 P: 3	R: 0 E: 0 K: 0 S: 3	H: 1 LOB: 0 BB: 0 P: 3	R: 0 E: 0 K: 0 S: 4	H: 1 LOB: 2 BB: 1 P: 8	R: 0 E: 0 K: 0 S: 3	H: 0 LOB: 0 BB: 0 P: 3	R: 0 E: 0 K: 1 S: 5	H: 0 LOB: 0 BB: 0 P: 5	R: 0 E: 0 K: 1 S: 6	H: 1 LOB: 1 BB: 0 P: 6	R: 0 E: 0 K: 0 S: 3	H: 0 LOB: 0 BB: 0 P: 3	R: 0 E: 0 K: 1 S: 5	H: 0 LOB: 0 BB: 0 P: 5	R: 0 E: 0 K: 1 S: 5	H: 0 LOB: 0 BB: 0 P: 5	1B: 3 2B: 0 3B: 0 HR: 0	SF: 0 SAC: 0 DP: 1 HBP: 0	WP: 0 PB: 0 SB: 0 CS: 0	PA: 30					
PITCHER	IP	WLS	BF	H	R	ER	SO	BB	IBB	HBP	BLK	WP	HR	S	P	ERA	WHIP										
Lee Stange, R ERA: 2.75 (1, 1)	9.0	W	30	3	0	0	4	1	0	0	0	0	0	37	41	0.00	0.444										



Batter	1	2	3	4	5	6	7	8	9	AB	R	H	RBI	BB	SO	LOB	TOP			
Mike Andrews, R (1, 4) OBP: 0.336, SLG: 0.346	3-1			F7			K		F4	2	1	0	0	1	0	0	Boston Red Sox @ Cleveland Indians Cleveland Municipal Stadium, Cleveland, OH Sun Jul 23 1967, 3:33 AM EDT Unknown			
Dalton Jones, L (7, PH) OBP: 0.289, SLG: 0.333		HR								2	0	0	0	0	1	0				
Joe Foy, R (1, 5) OBP: 0.341, SLG: 0.482	HR				6-3		F5		6-3	4	2	1	4	1	0	0				
Carl Yastrzemski, L (1, 7) OBP: 0.411, SLG: 0.618										3	1	1	1	1	1	1				
Jose Tartabull, L (7, 7) OBP: 0.313, SLG: 0.257	F8						1B			0	0	0	0	1	0	0				
Tony Conigliaro, R (1, 9) OBP: 0.367, SLG: 0.565										4	2	3	2	0	0	0				
George Thomas, R (7, PR) OBP: 0.224, SLG: 0.291				WP						1	0	0	0	0	1	1				
George Scott, R (1, 3) OBP: 0.360, SLG: 0.441				G4-6-3						2	0	0	0	1	2	0				
Norm Siebern, L (7, PH) OBP: 0.311, SLG: 0.200	K									1	0	0	0	0	0	2				
Jerry Adair, R (1, 6) OBP: 0.249, SLG: 0.280										3	1	1	0	0	0	1				
Rico Petrocelli, R (7, 6) OBP: 0.373, SLG: 0.449				G4-6-3						1	0	1	0	0	0	0				
Reggie Smith, S (1, 8) OBP: 0.305, SLG: 0.356										4	1	3	0	0	0	1				
Mike Ryan, R (1, 2) OBP: 0.277, SLG: 0.253										2	0	0	0	0	1	1				
Russ Gibson, R (7, 2) OBP: 0.265, SLG: 0.269										1	0	0	0	0	0	1				
Jim Lonborg, R (1, 1) OBP: 0.143, SLG: 0.115										4	0	0	0	0	3	4				
Inning Stats	R: 2 E: 0 K: 1 S: 6	H: 1 LOB: 0 BB: 1 P: 10	R: 4 E: 0 K: 1 S: 8	H: 3 LOB: 0 BB: 1 P: 12	R: 1 E: 0 K: 0 S: 3	H: 2 LOB: 0 BB: 1 P: 7	R: 0 E: 0 K: 2 S: 7	H: 0 LOB: 0 BB: 0 P: 7	R: 1 E: 0 K: 1 S: 6	H: 1 LOB: 1 BB: 0 P: 6	R: 0 E: 0 K: 1 S: 6	H: 1 LOB: 2 BB: 1 P: 10	R: 0 E: 0 K: 1 S: 6	H: 1 LOB: 1 BB: 1 P: 6	R: 0 E: 0 K: 1 S: 5	H: 0 LOB: 1 BB: 1 P: 9	1B: 4 2B: 3 3B: 0 HR: 3	SF: 0 SAC: 1 DP: 1 HBP: 0	WP: 1 PB: 0 SB: 0 CS: 1	PA: 41
PITCHER	IP WLS BF H R ER SO BB IBB HBP BLK WP HR S P ERA WHIP																			
John O'Donoghue, L (1, 1) ERA: 2.87	2.0 L 12 4 6 6 2 2 2 0 0 0 0 2 14 22 27.00 3.000																			
Steve Bailey, R (3, 1) ERA: 3.33	2.0 7 2 1 1 2 1 0 0 0 1 0 10 14 4.50 1.500																			
Orlando Pena, R (5, 1) ERA: 3.57	3.0 13 3 1 1 3 1 0 0 0 0 0 1 18 22 3.00 1.333																			
Bob Allen, L (8, 1) ERA: 2.88	2.0 8 1 0 0 2 1 0 0 0 0 0 0 11 15 0.00 1.000																			

Batter	1	2	3	4	5	6	7	8	9	AB	R	H	RBI	BB	SO	LOB	BOTTOM					
Lee Maye, L (1, 9) OBP: 0.323, SLG: 0.470	4-3								F8	5	0	0	0	0	0	2	Boston Red Sox @ Cleveland Indians Cleveland Municipal Stadium, Cleveland, OH Sun Jul 23 1967, 3:33 AM EDT Unknown					
Vic Davallillo, L (1, 8) OBP: 0.288, SLG: 0.329	6-3									4	0	0	0	0	1	0						
Rocky Colavito, R (1, 7) OBP: 0.332, SLG: 0.372										3	0	0	0	1	2	0						
Fred Whitfield, L (1, 3) OBP: 0.282, SLG: 0.351										3	1	0	0	1	1	1						
Max Alvis, R (1, 5) OBP: 0.313, SLG: 0.414										4	1	1	0	0	2	1						
Duke Sims, L (1, 2) OBP: 0.317, SLG: 0.360										4	2	2	2	0	1	1						
Vern Fuller, R (1, 4) OBP: 0.375, SLG: 0.708										4	1	2	2	0	2	1						
Larry Brown, R (1, 6) OBP: 0.310, SLG: 0.333										4	0	1	1	0	1	1						
John O'Donoghue, R (1, 1) OBP: 0.200, SLG: 0.261										0	0	0	0	0	0	0						
Don DiMaggio, R (2, PH) OBP: 0.246, SLG: 0.300										1	0	0	0	0	0	1						
Steve Bailey, R (3, 1) OBP: 0.310, SLG: 0.328										0	0	0	0	0	0	0						
Chuck Hinton, R (4, PH) OBP: 0.260, SLG: 0.300										1	0	1	0	0	0	0						
Orlando Pena, R (5, 1) OBP: 0.310, SLG: 0.300										1	0	1	0	0	0	0						
Tony Horton, R (7, PH) OBP: 0.260, SLG: 0.300										1	0	1	0	0	0	0						
Bob Allen, L (8, 1) OBP: 0.313, SLG: 0.437										0	0	0	0	0	0	0						
Leon Wagner, L (9, PH) OBP: 0.246, SLG: 0.300										1	0	0	0	0	0	0						
Inning Stats	R: 0 E: 0 K: 1 S: 5	H: 0 LOB: 0 BB: 0 P: 5	R: 2 E: 0 K: 3 S: 11	H: 2 LOB: 1 BB: 1 P: 15	R: 0 E: 0 K: 0 S: 3	H: 0 LOB: 1 BB: 1 P: 7	R: 1 E: 0 K: 2 S: 9	H: 2 LOB: 0 BB: 0 P: 9	R: 0 E: 0 K: 2 S: 7	H: 0 LOB: 0 BB: 0 P: 7	R: 0 E: 0 K: 2 S: 7	H: 0 LOB: 0 BB: 0 P: 7	R: 0 E: 0 K: 1 S: 6	H: 1 LOB: 1 BB: 0 P: 6	R: 0 E: 0 K: 0 S: 3	H: 0 LOB: 0 BB: 0 P: 3	R: 2 E: 0 K: 0 S: 5	H: 2 LOB: 1 BB: 0 P: 6	1B: 2 2B: 3 3B: 0 HR: 2	SF: 0 SAC: 0 DP: 0 HBP: 1	WP: 0 PB: 0 SB: 0 CS: 0	PA: 37
PITCHER	IP WLS BF H R ER SO BB IBB HBP BLK WP HR S P ERA WHIP																					
Jim Lonborg, R (1, 1) ERA: 3.04	9.0 W 37 7 5 5 11 2 0 1 0 0 2 56 65 5.00 1.000																					

Batter	1	2	3	4	5	6	7	8	9	AB	R	H	RBI	BB	SO	LOB	TOP										
Jose Cardenal, R OBP: 0.267, SLG: 0.333 (1, 8)										5	2	3	2	0	1	2											
Woodie Held, R OBP: 0.321, SLG: 0.424 (1, 5)										5	2	2	2	0	0	2											
Jim Fregosi, R OBP: 0.345, SLG: 0.402 (1, 6)										4	0	1	0	0	1	0											
Don Mincher, L OBP: 0.376, SLG: 0.495 (1, 3)										4	0	1	1	0	1	1											
Jimmie Hall, L OBP: 0.326, SLG: 0.437 Bubba Morton, R OBP: 0.392, SLG: 0.353 (8, PH) (8, 9)										3	0	1	0	0	0	0											
Rick Reichardt, R OBP: 0.299, SLG: 0.361 (1, 7)										4	0	1	0	0	0	3											
Buck Rodgers, S OBP: 0.285, SLG: 0.316 (1, 2)										4	0	1	0	0	0	1											
Bobby Knoop, R OBP: 0.314, SLG: 0.366 (1, 4)										4	2	1	1	0	0	1											
George Brunet, R OBP: 0.093, SLG: 0.075 Minnie Rojas, R OBP: 0.154, SLG: 0.083 Pete Cimino, R OBP: 0.300, SLG: 0.300 Bill Skowron, R OBP: 0.254, SLG: 0.254 (9, PH)										2	0	1	0	0	1	0											
Inning Stats	R: 1 E: 0 K: 1 S: 6	H: 1 LOB: 0 BB: 0 P: 6	R: 0 E: 0 K: 0 S: 3	H: 1 LOB: 0 BB: 0 P: 3	R: 0 E: 0 K: 1 S: 6	H: 1 LOB: 1 BB: 0 P: 6	R: 0 E: 0 K: 1 S: 6	H: 2 LOB: 1 BB: 0 P: 6	R: 3 E: 0 K: 0 S: 6	H: 3 LOB: 0 BB: 0 P: 6	R: 0 E: 0 K: 0 S: 3	H: 0 LOB: 0 BB: 0 P: 3	R: 0 E: 0 K: 0 S: 4	H: 1 LOB: 0 BB: 0 P: 4	R: 1 E: 0 K: 0 S: 5	H: 2 LOB: 1 BB: 0 P: 5	R: 1 E: 0 K: 1 S: 6	H: 1 LOB: 1 BB: 1 P: 10	1B: 8 2B: 2 3B: 0 HR: 3	SF: 0 SAC: 1 DP: 1 HBP: 0	WP: 1 PB: 0 SB: 1 CS: 1	PA: 38					
PITCHER	IP	WLS	BF	H	R	ER	SO	BB	IBB	HBP	BLK	WP	HR	S	P	ERA	WHIP										
Darrell Brandon, R ERA: 4.16 Bill Landis, L ERA: 4.85 Dan Osinski, R ERA: 2.43 Sparky Lyle, L ERA: 2.13 John Wyatt, R ERA: 2.55	6.0		24	8	4	4	3	0	0	0	0	1	2	30	30	6.00	1.333										
	1.0	W	4	1	0	0	0	0	0	0	0	0	0	4	4	0.00	1.000										
	0.0		2	1	1	0	0	0	0	0	0	0	0	2	2	∞	∞										
	1.1		6	1	1	1	0	1	0	0	0	0	1	5	9	6.75	1.500										
	0.2	S	2	0	0	0	1	0	0	0	0	0	0	4	4	0.00	0.000										

California Angels @ Boston Red Sox
Fenway Park, Boston, MA
Wed Jul 26 1967, 7:05 PM EDT
Att: 32,403 - Unknown

AB 36
R 6
H 12
RBI 6
BB 1
SO 4
LOB 11



Batter	1	2	3	4	5	6	7	8	9	AB	R	H	RBI	BB	SO	LOB	BOTTOM										
Mike Andrews, R OBP: 0.337, SLG: 0.345 (1, 4)										2	2	1	1	2	0	0											
Joe Foy, R OBP: 0.340, SLG: 0.473 (1, 5)										4	1	2	0	0	1	1											
Carl Yastrzemski, L OBP: 0.415, SLG: 0.617 (1, 7)										4	0	1	3	0	1	3											
Tony Conigliaro, R OBP: 0.364, SLG: 0.579 (1, 9)										3	2	2	2	0	0	0											
George Scott, R OBP: 0.364, SLG: 0.462 (1, 3)										4	2	2	2	0	1	1											
Rico Petrocelli, R OBP: 0.366, SLG: 0.442 (1, 6)										3	0	0	1	0	1	0											
Reggie Smith, S OBP: 0.315, SLG: 0.365 (1, 8)										4	1	2	0	0	0	0											
Bob Tillman, R OBP: 0.231, SLG: 0.258 Norm Siebern, L OBP: 0.303, SLG: 0.194 Mike Ryan, R OBP: 0.287, SLG: 0.266 (8, 2)										2	0	0	0	0	2	0											
										1	1	0	0	0	0	1											
										1	0	0	0	0	1	0											
										1	0	0	0	0	1	0											
Inning Stats	R: 0 E: 0 K: 1 S: 5	H: 0 LOB: 0 BB: 0 P: 5	R: 0 E: 0 K: 2 S: 7	H: 0 LOB: 0 BB: 0 P: 7	R: 0 E: 0 K: 2 S: 7	H: 0 LOB: 0 BB: 0 P: 7	R: 1 E: 0 K: 0 S: 4	H: 1 LOB: 1 BB: 1 P: 8	R: 0 E: 0 K: 1 S: 5	H: 0 LOB: 0 BB: 0 P: 5	R: 0 E: 0 K: 2 S: 7	H: 0 LOB: 1 BB: 1 P: 11	R: 6 E: 2 K: 0 S: 9	H: 6 LOB: 0 BB: 0 P: 9	R: 2 E: 0 K: 1 S: 8	H: 3 LOB: 1 BB: 0 P: 8	1B: 4 2B: 3 3B: 1 HR: 2	SF: 2 SAC: 0 DP: 0 HBP: 0	WP: 0 PB: 0 SB: 0 CS: 0	PA: 36							
PITCHER	IP	WLS	BF	H	R	ER	SO	BB	IBB	HBP	BLK	WP	HR	S	P	ERA	WHIP										
George Brunet, L ERA: 3.31 Minnie Rojas, R ERA: 1.59 Pete Cimino, R ERA: 2.52	6.0		23	3	3	3	8	2	0	0	0	0	0	37	45	4.50	0.833										
	1.0	L	9	6	6	2	0	0	0	0	0	0	2	9	9	18.00	6.000										
	1.0		4	1	0	0	1	0	0	0	0	0	0	6	6	0.00	1.000										

California Angels @ Boston Red Sox
Fenway Park, Boston, MA
Wed Jul 26 1967, 7:05 PM EDT
Att: 32,403 - Unknown

AB 32
R 9
H 10
RBI 9
BB 2
SO 9
LOB 10



Batter	1	2	3	4	5	6	7	8	9	10	AB	R	H	RBI	BB	SO	LOB	TOP	
Jose Cardenal, R (1, 7) OBP: 0.266, SLG: 0.329 (10, 8)	4-3		F8		1B 1B	F9			K		4	1	0	0	1	1	3	California Angels @ Boston Red Sox Fenway Park, Boston, MA Thu Jul 27 1967, 3:33 AM EDT Att: 34,193 - Unknown	
Woodie Held, R (1, 5) OBP: 0.316, SLG: 0.413 (10, 7)	K		K		1B HR		6-3		K		5	1	1	1	0	3	1		
Jim Fregosi, R (1, 6) OBP: 0.345, SLG: 0.401	4-3			4-3	1B HR			G4-6-3 BB		F3	4	1	1	1	1	0	0		
Don Mincher, L (1, 3) OBP: 0.376, SLG: 0.503		F6		F5	1B HR		G4-6-3 1-2			1B 1B	5	1	2	3	0	0	1		
Jimmie Hall, L (1, 9) OBP: 0.228, SLG: 0.442 Bill Skowron, R (10, PH) OBP: 0.250, SLG: 0.250 Paul Schaal, R (10, 5) OBP: 0.297, SLG: 0.306				E8	4-3				5-3	F7	4	0	2	0	0	0	0		
Roger Repoz, L (1, 8) OBP: 0.331, SLG: 0.404 Bubba Morton, R (10, PH) OBP: 0.398, SLG: 0.360 (10, 9)		1B			2B						4	0	1	0	0	0	2		
Buck Rodgers, S (1, 2) OBP: 0.284, SLG: 0.314		F6		3-1		F8				1B 1B	4	0	1	0	0	0	0		
		F7				F8				1B 1B	5	0	1	0	0	0	2		
Bobby Knoop, R (1, 4) OBP: 0.316, SLG: 0.365			K		1B BB					1B	3	1	1	0	1	1	1		
Jim McGlothlin, R (1, 1) OBP: 0.167, SLG: 0.125 Clyde Wright, R (9, 1) OBP: 0.354, SLG: 0.545 Bill Kelso, R (9, 1) Minnie Rojas, R (10, 1) OBP: 0.154, SLG: 0.083					1B	K	E5		F7		4	0	1	0	0	1	2		
											0	0	0	0	0	0	0		
											0	0	0	0	0	0	0		
											0	0	0	0	0	0	0		
Inning Stats	R: 0 E: 0 K: 1 S: 5	H: 0 LOB: 0 BB: 0 P: 5	R: 0 E: 0 K: 0 S: 4	H: 1 LOB: 1 BB: 0 P: 4	R: 0 E: 0 K: 2 S: 8	H: 1 LOB: 1 BB: 0 P: 8	R: 0 E: 1 K: 0 S: 4	H: 1 LOB: 1 BB: 0 P: 4	R: 0 E: 0 K: 1 S: 5	H: 0 LOB: 0 BB: 1 P: 6	R: 0 E: 0 K: 0 S: 4	H: 1 LOB: 1 BB: 0 P: 4	R: 0 E: 0 K: 2 S: 7	H: 0 LOB: 0 BB: 0 P: 7	R: 0 E: 0 K: 0 S: 5	H: 3 LOB: 2 BB: 0 P: 5	1B: 9 2B: 1 3B: 0 HR: 1	SF: 0 SAC: 0 DP: 1 HBP: 0	WP: 0 PA: 43
PITCHER	IP 6.0	WLS 28	BF 7	H 5	R 5	ER 5	SO 4	BB 2	IBB 0	HBP 0	BLK 0	WP 0	HR 1	S 34	P 42	ERA 7.50	WHIP 1.500		
Lee Stange, R (1, 1) ERA: 3.02																			
Jose Santiago, R (7, 1) ERA: 4.32	2.0	7	1	0	0	0	0	1	0	0	0	0	0	6	10	0.00	1.000		
Dan Osinski, R (9, 1) ERA: 2.37	1.0	3	0	0	0	2	0	0	0	0	0	0	0	7	7	0.00	0.000		
Sparky Lyle, L (10, 1) ERA: 1.98	1.0	W	5	3	0	0	0	0	0	0	0	0	0	5	5	0.00	3.000		

California Angels @ Boston Red Sox
Fenway Park, Boston, MA
Thu Jul 27 1967, 3:33 AM EDT
Att: 34,193 - Unknown

AB 40
R 5
H 11
RBI 5
BB 3
SO 6
LOB 13



Batter	1	2	3	4	5	6	7	8	9	10	AB	R	H	RBI	BB	SO	LOB	BOTTOM			
Mike Andrews, R (1, 4) OBP: 0.336, SLG: 0.344	F9		L6			F9			HR 1B		4	1	1	0	0	0	0	California Angels @ Boston Red Sox Fenway Park, Boston, MA Thu Jul 27 1967, 3:33 AM EDT Att: 34,193 - Unknown			
Joe Foy, R (1, 5) OBP: 0.339, SLG: 0.480	5-3		K			6-3			HR 1B		4	1	1	2	0	1	0				
Carl Yastrzemski, L (1, 7) OBP: 0.414, SLG: 0.621				F8				F8			4	1	1	1	0	0	0				
Tony Conigliaro, R (1, 9) OBP: 0.356, SLG: 0.589					L4-3 1B			E6		HR	4	1	2	1	0	0	0				
George Scott, R (1, 3) OBP: 0.363, SLG: 0.466					L4-3 1-2			K		1-3	4	1	1	1	0	1	2				
Rico Petrocelli, R (1, 6) OBP: 0.361, SLG: 0.435								6-3		K	4	0	0	0	0	1	1				
Reggie Smith, S (1, 8) OBP: 0.314, SLG: 0.370								6-3			4	1	1	0	0	0	0				
Mike Ryan, R (1, 2) OBP: 0.283, SLG: 0.263 Dalton Jones, L (8, PH) OBP: 0.250, SLG: 0.325 Russ Gibson, R (9, 2) OBP: 0.265, SLG: 0.262											4	1	1	0	0	0	0				
Lee Stange, R (1, 1) OBP: 0.194, SLG: 0.097 Jose Tartabull, L (8, PH) OBP: 0.250, SLG: 0.350 Norm Siebern, L (8, PH) OBP: 0.167, SLG: 0.167 Dan Osinski, R (9, 1) OBP: 0.354, SLG: 0.545 Sparky Lyle, L (10, 1) OBP: 0.154, SLG: 0.083 Jerry Mander, R (10, PH) OBP: 0.256, SLG: 0.279											1	0	0	0	0	0	0				
											1	0	0	0	0	1	0				
											0	0	0	0	0	0	0				
											0	0	0	0	0	0	0				
											0	0	0	0	0	0	0				
Inning Stats	R: 1 E: 0 K: 0 S: 4	H: 1 LOB: 0 BB: 0 P: 4	R: 1 E: 0 K: 0 S: 4	H: 1 LOB: 0 BB: 0 P: 4	R: 0 E: 0 K: 1 S: 5	H: 0 LOB: 0 BB: 0 P: 5	R: 0 E: 0 K: 0 S: 3	H: 1 LOB: 0 BB: 0 P: 3	R: 0 E: 0 K: 0 S: 3	H: 0 LOB: 0 BB: 0 P: 3	R: 0 E: 1 K: 1 S: 6	H: 0 LOB: 1 BB: 0 P: 6	R: 0 E: 0 K: 1 S: 5	H: 0 LOB: 0 BB: 0 P: 5	R: 3 E: 0 K: 1 S: 8	H: 3 LOB: 3 BB: 0 P: 8	R: 1 E: 1 K: 0 S: 3	H: 1 LOB: 1 BB: 0 P: 3	1B: 2 2B: 1 3B: 1 HR: 4	SF: 0 SAC: 0 DP: 1 HBP: 0	WP: 0 PA: 36
PITCHER	IP 8.0	WLS 29	BF 5	H 4	R 4	ER 4	SO 4	BB 0	IBB 0	HBP 0	BLK 0	WP 0	HR 3	S 37	P 37	ERA 4.50	WHIP 0.625				
Jim McGlothlin, R (1, 1) ERA: 1.92																					
Clyde Wright, L (9, 1) ERA: 4.03	0.1	0	0	0	0	0	0	0	0	0	1	0	0	0	0	0	0	0			
Bill Kelso, R (9, 1) ERA: 3.33	0.2	L	4	2	2	1	1	0	0	0	0	0	1	6	6	13.50	3.000				
Minnie Rojas, R (10, 1) ERA: 1.98	0.1	2	0	0	0	0	0	0	0	0	0	0	0	2	2	0.00	0.000				

California Angels @ Boston Red Sox
Fenway Park, Boston, MA
Thu Jul 27 1967, 3:33 AM EDT
Att: 34,193 - Unknown

AB 36
R 6
H 7
RBI 5
BB 0
SO 5
LOB 4



Batter	1	2	3	4	5	6	7	8	9	AB	R	H	RBI	BB	SO	LOB	TOP					
Zoilo Versalles, R OBP: 0.280, SLG: 0.301 (1, 6)	0-3 K		0-0 F7		0-3 K			0-0 F3		4	0	0	0	0	2	0	Minnesota Twins @ Boston Red Sox Fenway Park, Boston, MA Sat Jul 29 1967, 7:05 PM EDT Unknown					
Tony Oliva, L OBP: 0.313, SLG: 0.432 (1, 9)	0-0 2B		0-0 HR		0-0 F6			0-0 4-3		4	2	2	1	0	0	0						
Harmon Killebrew, R OBP: 0.412, SLG: 0.573 (1, 3)	0-0 2B		0-0 F5		0-0 F7			0-0 F2		4	0	1	1	0	0	0						
Bob Allison, R OBP: 0.353, SLG: 0.440 (1, 7)	0-0 6-3		0-3 K		0-0 5-3			0-3 K		4	0	0	0	0	2	1						
Cesar Tovar, R OBP: 0.342, SLG: 0.379 (1, 4)	0-0 6-3			0-0 1B FC3-2 1B		0-0 5-3		0-0 E 1B		4	0	2	0	0	0	1						
Rich Rollins, R OBP: 0.327, SLG: 0.349 (1, 5)		0-3 K		0-0 FC3-2 1B		0-0 6-3		0-3 K		4	1	1	0	0	2	1						
Ted Uhlaender, L OBP: 0.241, SLG: 0.361 (1, 8)			0-0 2B		0-3 K		0-0 FC7-2 3B		0-0 E5	4	0	2	0	0	1	3						
Jerry Zimmerman, R OBP: 0.240, SLG: 0.169 Rich Reese, L OBP: 0.250, SLG: 0.333 (9, PH)		0-3 K		0-0 FC3-2 1B		0-3 K		0-3 K		3	0	0	0	0	2	4						
Jim Kaat, L OBP: 0.328, SLG: 0.382 Al Worthington, R Jim Roland, R (8, 1)		0-0 3-1		0-0 1-3 2-H 1B		0-0 FC7-2				1	0	0	0	0	1	2						
				0-0 1-3 2-H 1B						3	0	1	1	0	0	2						
										0	0	0	0	0	0	0						
										0	0	0	0	0	0	0						
Inning Stats	R: 1 E: 0 K: 1 S: 7	H: 2 LOB: 1 BB: 0 P: 7	R: 0 E: 0 K: 2 S: 8	H: 1 LOB: 1 BB: 0 P: 8	R: 1 E: 0 K: 1 S: 6	H: 1 LOB: 0 BB: 0 P: 6	R: 1 E: 0 K: 1 S: 7	H: 3 LOB: 2 BB: 0 P: 7	R: 0 E: 0 K: 0 S: 5	H: 0 LOB: 0 BB: 0 P: 3	R: 0 E: 0 K: 1 S: 5	H: 1 LOB: 0 BB: 0 P: 5	R: 0 E: 0 K: 0 S: 3	H: 0 LOB: 2 BB: 0 P: 3	R: 0 E: 1 K: 3 S: 11	H: 1 LOB: 2 BB: 0 P: 11	1B: 4 2B: 4 3B: 1 HR: 1	SF: 0 SAC: 0 DP: 1 HBP: 0	WP: 0 PB: 0 SB: 1 CS: 0	PA: 35		
PITCHER	IP WLS BF H R ER SO BB IBB HBP BLK WP HR S P ERA WHIP	IP WLS BF H R ER SO BB IBB HBP BLK WP HR S P ERA WHIP	IP WLS BF H R ER SO BB IBB HBP BLK WP HR S P ERA WHIP	IP WLS BF H R ER SO BB IBB HBP BLK WP HR S P ERA WHIP	IP WLS BF H R ER SO BB IBB HBP BLK WP HR S P ERA WHIP	IP WLS BF H R ER SO BB IBB HBP BLK WP HR S P ERA WHIP	IP WLS BF H R ER SO BB IBB HBP BLK WP HR S P ERA WHIP	IP WLS BF H R ER SO BB IBB HBP BLK WP HR S P ERA WHIP	IP WLS BF H R ER SO BB IBB HBP BLK WP HR S P ERA WHIP	IP WLS BF H R ER SO BB IBB HBP BLK WP HR S P ERA WHIP	IP WLS BF H R ER SO BB IBB HBP BLK WP HR S P ERA WHIP	IP WLS BF H R ER SO BB IBB HBP BLK WP HR S P ERA WHIP	IP WLS BF H R ER SO BB IBB HBP BLK WP HR S P ERA WHIP	IP WLS BF H R ER SO BB IBB HBP BLK WP HR S P ERA WHIP	IP WLS BF H R ER SO BB IBB HBP BLK WP HR S P ERA WHIP	IP WLS BF H R ER SO BB IBB HBP BLK WP HR S P ERA WHIP	IP WLS BF H R ER SO BB IBB HBP BLK WP HR S P ERA WHIP	IP WLS BF H R ER SO BB IBB HBP BLK WP HR S P ERA WHIP	IP WLS BF H R ER SO BB IBB HBP BLK WP HR S P ERA WHIP	IP WLS BF H R ER SO BB IBB HBP BLK WP HR S P ERA WHIP	IP WLS BF H R ER SO BB IBB HBP BLK WP HR S P ERA WHIP	IP WLS BF H R ER SO BB IBB HBP BLK WP HR S P ERA WHIP

AB	35
R	3
H	9
RBI	3
BB	0
SO	10
LOB	14



Batter	1	2	3	4	5	6	7	8	9	AB	R	H	RBI	BB	SO	LOB	BOTTOM					
Mike Andrews, R OBP: 0.337, SLG: 0.343 John Wyatt, R (7, 1)	0-3 K				0-0 F9	0-3 K		0-0 2B 1B		3	0	0	0	1	2	3	Minnesota Twins @ Boston Red Sox Fenway Park, Boston, MA Sat Jul 29 1967, 7:05 PM EDT Unknown					
Dalton Jones, L OBP: 0.298, SLG: 0.333 Jose Santiago, R OBP: 0.211, SLG: 0.500 (9, 1)		1-2 2-3 BB			0-0 F7		0-3 K	0-0 1-2 3-H 2B 1B		5	0	1	2	0	2	3						
Joe Foy, R OBP: 0.333, SLG: 0.473 (1, 5)	0-0 F4		0-3 K		0-0 F7		0-3 K	0-0 1-1 2-H 2B		5	0	1	0	0	0	2						
Carl Yastrzemski, L OBP: 0.412, SLG: 0.614 (1, 7)			0-0 F7		0-0 F8		0-0 F8	0-0 4-1		5	0	1	0	0	0	2						
Tony Conigliaro, R OBP: 0.357, SLG: 0.572 (1, 9)	0-3 K		0-0 F4		0-0 F7		0-0 F8			4	0	0	0	0	1	1						
George Scott, R OBP: 0.363, SLG: 0.466 (1, 3)		0-0 L4		0-0 1B		0-0 E6 1B E		0-0 1B 1B 1B		4	2	2	0	0	0	0						
Rico Petrocelli, R OBP: 0.355, SLG: 0.437 (1, 6)		0-0 HR		0-0 F6		0-3 K		0-0 F5		4	1	1	1	0	1	3						
Reggie Smith, S OBP: 0.318, SLG: 0.371 (1, 8)		0-0 BB 1B 1B		0-0 5-3		4-0 E BB		0-3 K		3	0	1	0	1	1	1						
Mike Ryan, R OBP: 0.296, SLG: 0.308 George Thomas, R OBP: 0.280, SLG: 0.271 Bob Tillman, R OBP: 0.201, SLG: 0.250 Norm Siebern, L OBP: 0.203 Jose Tartabull, R OBP: 0.311, SLG: 0.252 Russ Gibson, R OBP: 0.288, SLG: 0.285 (8, 2)		0-0 BB 1B		0-3 K		0-0 E2 1B		0-0 1B 1B 1B		2	0	1	0	0	1	0						
Gary Bell, R OBP: 0.109, SLG: 0.130 Jerry Adair, R OBP: 0.262, SLG: 0.282 (6, PH) (7, 4)		0-3 K		0-0 1-3		4-0 BB		0-0 1-3 2B 1B		2	0	0	0	0	1	2						
										1	1	1	1	1	0	0						
Inning Stats	R: 0 E: 0 K: 2 S: 8	H: 1 LOB: 3 BB: 1 P: 14	R: 1 E: 0 K: 2 S: 10	H: 3 LOB: 3 BB: 1 P: 14	R: 0 E: 0 K: 0 S: 4	H: 1 LOB: 1 BB: 0 P: 4	R: 0 E: 0 K: 1 S: 5	H: 0 LOB: 0 BB: 0 P: 5	R: 0 E: 0 K: 0 S: 3	H: 0 LOB: 0 BB: 0 P: 3	R: 1 E: 2 K: 2 S: 9	H: 1 LOB: 3 BB: 2 P: 17	R: 0 E: 0 K: 1 S: 5	H: 0 LOB: 0 BB: 0 P: 5	R: 4 E: 0 K: 1 S: 10	H: 5 LOB: 2 BB: 0 P: 10	1B: 9 2B: 1 3B: 0 HR: 1	SF: 0 SAC: 0 DP: 0 HBP: 0	WP: 0 PB: 0 SB: 0 CS: 0	PA: 39		
PITCHER	IP WLS BF H R ER SO BB IBB HBP BLK WP HR S P ERA WHIP	IP WLS BF H R ER SO BB IBB HBP BLK WP HR S P ERA WHIP	IP WLS BF H R ER SO BB IBB HBP BLK WP HR S P ERA WHIP	IP WLS BF H R ER SO BB IBB HBP BLK WP HR S P ERA WHIP	IP WLS BF H R ER SO BB IBB HBP BLK WP HR S P ERA WHIP	IP WLS BF H R ER SO BB IBB HBP BLK WP HR S P ERA WHIP	IP WLS BF H R ER SO BB IBB HBP BLK WP HR S P ERA WHIP	IP WLS BF H R ER SO BB IBB HBP BLK WP HR S P ERA WHIP	IP WLS BF H R ER SO BB IBB HBP BLK WP HR S P ERA WHIP	IP WLS BF H R ER SO BB IBB HBP BLK WP HR S P ERA WHIP	IP WLS BF H R ER SO BB IBB HBP BLK WP HR S P ERA WHIP	IP WLS BF H R ER SO BB IBB HBP BLK WP HR S P ERA WHIP	IP WLS BF H R ER SO BB IBB HBP BLK WP HR S P ERA WHIP	IP WLS BF H R ER SO BB IBB HBP BLK WP HR S P ERA WHIP	IP WLS BF H R ER SO BB IBB HBP BLK WP HR S P ERA WHIP	IP WLS BF H R ER SO BB IBB HBP BLK WP HR S P ERA WHIP	IP WLS BF H R ER SO BB IBB HBP BLK WP HR S P ERA WHIP	IP WLS BF H R ER SO BB IBB HBP BLK WP HR S P ERA WHIP	IP WLS BF H R ER SO BB IBB HBP BLK WP HR S P ERA WHIP	IP WLS BF H R ER SO BB IBB HBP BLK WP HR S P ERA WHIP	IP WLS BF H R ER SO BB IBB HBP BLK WP HR S P ERA WHIP	IP WLS BF H R ER SO BB IBB HBP BLK WP HR S P ERA WHIP



Batter	1	2	3	4	5	6	7	8	9	AB	R	H	RBI	BB	SO	LOB	TOP					
Zoilo Versalles, R OBP: 0.273, SLG: 0.293 (1, 6)	F9		F9	5-3		K		L1-3		5	0	0	0	0	1	2						
Tony Oliva, L OBP: 0.313, SLG: 0.441 (1, 9)	L6		F6		1B BLK 1B		4-3		F9 2B	5	1	2	0	0	0	0						
Harmon Killebrew, R OBP: 0.416, SLG: 0.593 Ron Kline, R Al Worthington, R Jim Roland, R (1, 3) (9, 1) (9, 1) (9, 1)	K			HR	BLK 1B 1B			2B BB	F8	4	2	2	1	1	1	1						
Bob Allison, R Sandy Valdespino, L OBP: 0.353, SLG: 0.456 OBP: 0.228, SLG: 0.250 (1, 7) (7, 7)		K	K		F4		F9		F9	4	0	0	0	0	2	3						
Rod Carew, L OBP: 0.353, SLG: 0.427 (1, 4)		F8 1B 1B			HR	BLK 1B		2B 1B	G3	5	3	4	1	0	0	1						
Rich Rollins, R OBP: 0.336, SLG: 0.358 Cesar Tovar, R OBP: 0.346, SLG: 0.384 (1, 5) (6, 5)		1B 1B		F5	K			2B		3	0	1	0	0	1	2						
Ted Uhlhaender, L OBP: 0.246, SLG: 0.384 (1, 8)		F8			2B		F3		4-3	4	1	1	0	0	0	5						
Earl Batley, R OBP: 0.284, SLG: 0.240 Jerry Zimmerman, R OBP: 0.240, SLG: 0.169 (1, 2) (9, 2)		1B		K		4-3			FC1-6 1B	4	0	2	1	0	1	1						
Jim Merritt, L OBP: 0.184, SLG: 0.213 Rich Reese, L OBP: 0.250, SLG: 0.333 (1, 1) (9, 3)		K			2B	K			FC1-6 L1-3	4	0	1	1	0	2	3						
Inning Stats	R: 0 E: 0 K: 1 S: 5	H: 0 LOB: 0 BB: 0 P: 5	R: 1 E: 0 K: 2 S: 10	H: 3 LOB: 2 BB: 0 P: 10	R: 1 E: 0 K: 1 S: 6	H: 1 LOB: 0 BB: 0 P: 6	R: 2 E: 0 K: 1 S: 8	H: 3 LOB: 1 BB: 0 P: 8	R: 1 E: 0 K: 2 S: 7	H: 3 LOB: 2 BB: 0 P: 8	R: 0 E: 0 K: 2 S: 5	H: 0 LOB: 0 BB: 0 P: 7	R: 2 E: 0 K: 0 S: 5	H: 2 LOB: 1 BB: 1 P: 9	R: 0 E: 0 K: 0 S: 3	H: 1 LOB: 0 BB: 0 P: 3	R: 0 E: 0 K: 0 S: 4	H: 1 LOB: 1 BB: 0 P: 4	1B: 8 2B: 5 3B: 0 HR: 2	SF: 0 SAC: 0 DP: 1 HBP: 0	WP: 0 PB: 0 SB: 0 CS: 0	PA: 41
PITCHER	IP WLS BF H R ER SO BB IBB HBP BLK WP HR S P ERA WHIP	PITCHER																				
Darrell Brandon, R ERA: 4.34 (1, 1)	3.2 L 18 7 4 4 5 0 0 0 0 0 2 28 28 9.82 1.909																					
Sparky Lyle, L ERA: 2.25 (4, 1)	2.1 3 10 3 1 1 3 0 0 0 1 0 0 16 16 3.86 1.286																					
Jose Santiago, R ERA: 4.4 (7, 1)	2.0 9 3 2 2 0 1 0 0 0 0 0 0 8 12 9.00 2.000																					
Dan Osinski, R ERA: 2.49 (9, 1)	1.0 4 1 0 0 0 0 0 0 0 0 0 0 4 4 0.00 1.000																					

Minnesota Twins @ Boston Red Sox
Fenway Park, Boston, MA
Sun Jul 30 1967, 3:33 AM EDT
Att: 24,459 - Unknown

AB	40
R	7
H	14
RBI	6
BB	1
SO	8
LOB	19



Batter	1	2	3	4	5	6	7	8	9	AB	R	H	RBI	BB	SO	LOB	BOTTOM			
Mike Andrews, R OBP: 0.338, SLG: 0.344 (1, 4)	K			F7		FC5-4 1B		E6	1B	5	0	2	1	0	1	1				
Joe Foy, R OBP: 0.331, SLG: 0.466 (1, 5)	F9			F2		FC5-4 1B		F8	1B	5	0	1	1	0	0	3				
Carl Yastrzemski, L OBP: 0.406, SLG: 0.603 (1, 7)	F8			1B		4-3		F9	F3	5	0	1	0	0	0	5				
Tony Conigliaro, R OBP: 0.358, SLG: 0.569 (1, 9)		5-3		1B				F8	1B 2B	4	1	2	0	0	0	0				
George Scott, R OBP: 0.361, SLG: 0.470 (1, 3)		F4		F9				F9	F9	4	0	0	0	0	0	3				
Rico Petrocelli, R OBP: 0.345, SLG: 0.424 (1, 6)		F7			6-3		K		F8	4	0	0	0	0	1	1				
Reggie Smith, S OBP: 0.319, SLG: 0.374 (1, 8)			F7		5-3			2B E 2B	1B 2B	4	2	2	0	0	0	0				
Russ Gibson, R OBP: 0.266, SLG: 0.281 (1, 2)			F6		F8			2B	1B 2B	4	1	2	2	0	0	0				
Darrell Brandon, R Sparky Lyle, L Jose Santiago, R George Thomas, R Dan Osinski, R Dalton Jones, L OBP: 0.312, SLG: 0.281 OBP: 0.226, SLG: 0.350 OBP: 0.274, SLG: 0.250 OBP: 0.250, SLG: 0.286 OBP: 0.250, SLG: 0.375 OBP: 0.266, SLG: 0.356 (1, 1) (4, 1) (6, PH) (7, 1) (6, PH) (9, 1) (9, PH)			5-3			K		K	1B 1B	1	0	0	0	0	0	0				
Inning Stats	R: 0 E: 0 K: 1 S: 5	H: 0 LOB: 0 BB: 0 P: 5	R: 0 E: 0 K: 0 S: 3	H: 0 LOB: 0 BB: 0 P: 3	R: 0 E: 0 K: 0 S: 3	H: 0 LOB: 0 BB: 0 P: 3	R: 0 E: 0 K: 0 S: 5	H: 2 LOB: 2 BB: 0 P: 5	R: 0 E: 0 K: 1 S: 6	H: 1 LOB: 1 BB: 0 P: 6	R: 0 E: 0 K: 1 S: 5	H: 0 LOB: 0 BB: 0 P: 5	R: 1 E: 1 K: 1 S: 8	H: 2 LOB: 2 BB: 0 P: 8	R: 4 E: 0 K: 0 S: 9	H: 6 LOB: 2 BB: 0 P: 9	1B: 8 2B: 3 3B: 0 HR: 0	SF: 0 SAC: 0 DP: 0 HBP: 0	WP: 0 PB: 0 SB: 0 CS: 0	PA: 39
PITCHER	IP WLS BF H R ER SO BB IBB HBP BLK WP HR S P ERA WHIP	PITCHER																		
Jim Merritt, L ERA: 2.2 (1, 1)	8.0 W 30 5 1 1 4 0 0 0 0 0 0 7 7 54.00 7.500																			
Ron Kline, R ERA: 3.64 (9, 1)	0.2 7 5 4 4 0 0 0 0 0 0 0 0 1 1 ∞ ∞																			
Al Worthington, R ERA: 4.2 (9, 1)	0.0 S 1 0 0 0 0 0 0 0 0 0 0 1 1 0.00 0.000																			
Jim Roland, L ERA: 2.81 (9, 1)	0.1 S 1 0 0 0 0 0 0 0 0 0 0 1 1 0.00 0.000																			

Minnesota Twins @ Boston Red Sox
Fenway Park, Boston, MA
Sun Jul 30 1967, 3:33 AM EDT
Att: 24,459 - Unknown

AB	39
R	5
H	11
RBI	5
BB	0
SO	4
LOB	15



Batter	1	2	3	4	5	6	7	8	9	AB	R	H	RBI	BB	SO	LOB	TOP			
Zoilo Versalles, R OBP: 0.273, SLG: 0.292 (1, 6)	F5			F8			F9		F8	4	0	1	0	0	0	0	Minnesota Twins @ Boston Red Sox Fenway Park, Boston, MA Mon Jul 31 1967, 3:33 AM EDT Att: 22,605 - Unknown			
Tony Oliva, L OBP: 0.309, SLG: 0.435 (1, 9)	F3			4-3			4-3		F8	4	0	0	0	0	0	2				
Harmon Killebrew, R OBP: 0.415, SLG: 0.589 (1, 3)	K			F9					F9	4	0	1	0	0	1	2				
Bob Allison, R OBP: 0.350, SLG: 0.452 (1, 7)		F7			F7				F9	3	0	0	0	0	0	1				
Rod Carew, L OBP: 0.350, SLG: 0.423 (1, 4)		K			F7				4-3	3	0	0	0	0	1	0				
Cesar Tovar, R OBP: 0.344, SLG: 0.381 (1, 5)		4-3			F8				F8	3	0	0	0	0	0	0				
Ted Uhlaender, L OBP: 0.241, SLG: 0.377 (1, 8)			3-1			F8			G3	3	0	0	0	0	0	0				
Earl Batley, R OBP: 0.279, SLG: 0.235 (9, PH)				G3					F4	2	0	0	0	0	1	0				
Rich Rollins, R OBP: 0.335, SLG: 0.357 (9, PH)						K				1	0	0	0	0	0	0				
Dave Boswell, R OBP: 0.234, SLG: 0.250 (6, PH)										1	0	0	0	0	0	0				
Rich Reese, L OBP: 0.247, SLG: 0.328 (6, 1)										1	0	0	0	0	0	0				
Jim Ollom, R OBP: 0.200, SLG: 0.200 (9, PH)										0	0	0	0	0	0	0				
Sandy Valdespino, L OBP: 0.241, SLG: 0.264 (9, PH)										1	0	1	0	0	0	0				
Inning Stats	R: 0 E: 0 K: 1 S: 5	H: 0 LOB: 0 BB: 0 P: 5	R: 0 E: 0 K: 1 S: 5	H: 0 LOB: 0 BB: 0 P: 5	R: 0 E: 0 K: 0 S: 3	H: 0 LOB: 0 BB: 0 P: 3	R: 0 E: 0 K: 0 S: 3	H: 0 LOB: 0 BB: 0 P: 3	R: 0 E: 0 K: 1 S: 5	H: 0 LOB: 0 BB: 0 P: 5	R: 0 E: 0 K: 0 S: 4	H: 1 LOB: 1 BB: 0 P: 4	R: 0 E: 0 K: 0 S: 3	H: 0 LOB: 0 BB: 0 P: 3	R: 0 E: 0 K: 0 S: 5	H: 2 LOB: 2 BB: 0 P: 5	1B: 3 2B: 0 3B: 0 HR: 0	SF: 0 SAC: 0 DP: 0 HBP: 0	WP: 0 PB: 0 SB: 0 CS: 0	PA: 30
PITCHER Lee Stange, R ERA: 2.78 (1, 1)	IP: 9.0 WLS: W BF: 30 H: 3 R: 0 ER: 0 SO: 3 BB: 0 IBB: 0 HBP: 0 BLK: 0 WP: 0 HR: 0 S: 36 P: 36 ERA: 0.00 WHIP: 0.333															PITCHER				

AB	30
R	0
H	3
RBI	0
BB	0
SO	3
LOB	5



Batter	1	2	3	4	5	6	7	8	9	AB	R	H	RBI	BB	SO	LOB	BOTTOM			
Mike Andrews, R OBP: 0.334, SLG: 0.340 (1, 4)	F6		F8	K			F8			4	0	0	0	0	1	3	Minnesota Twins @ Boston Red Sox Fenway Park, Boston, MA Mon Jul 31 1967, 3:33 AM EDT Att: 22,605 - Unknown			
Joe Foy, R OBP: 0.332, SLG: 0.466 (1, 5)	K		HR		K			6-3	G3	4	1	2	0	0	2	0				
Carl Yastrzemski, L OBP: 0.410, SLG: 0.611 (1, 7)	FC6-4		HR					G3		2	1	1	3	1	0	1				
Tony Conigliaro, R OBP: 0.354, SLG: 0.561 (1, 9)	FC6-4		4-3				F7		6-3	4	0	0	0	0	0	3				
George Scott, R OBP: 0.359, SLG: 0.466 (1, 3)		6-3		BB		6-3			F9	3	1	0	0	1	0	1				
Rico Petrocelli, R OBP: 0.345, SLG: 0.421 (1, 6)		K		SF7		5-3				2	0	0	0	1	1	0				
Reggie Smith, S OBP: 0.317, SLG: 0.371 (1, 8)		G3				F6				3	0	0	0	0	1	2				
Mike Ryan, R OBP: 0.298, SLG: 0.272 (1, 2)			HR				F9			2	1	1	0	1	0	0				
Lee Stange, R OBP: 0.086, SLG: 0.091 (1, 1)			K		SF7		4-3			2	0	0	1	0	1	1				
Inning Stats	R: 0 E: 0 K: 1 S: 5	H: 0 LOB: 1 BB: 0 P: 6	R: 0 E: 0 K: 1 S: 5	H: 0 LOB: 0 BB: 0 P: 5	R: 3 E: 0 K: 1 S: 8	H: 3 LOB: 0 BB: 0 P: 8	R: 1 E: 0 K: 2 S: 7	H: 0 LOB: 2 BB: 3 P: 19	R: 0 E: 0 K: 0 S: 4	H: 0 LOB: 1 BB: 1 P: 8	R: 0 E: 0 K: 0 S: 3	H: 0 LOB: 0 BB: 0 P: 3	R: 0 E: 0 K: 0 S: 3	H: 0 LOB: 0 BB: 0 P: 3	R: 0 E: 0 K: 0 S: 4	H: 1 LOB: 1 BB: 0 P: 4		1B: 3 2B: 0 3B: 0 HR: 1	SF: 1 SAC: 0 DP: 0 HBP: 1	WP: 0 PB: 0 SB: 1 CS: 0
PITCHER Dave Boswell, R ERA: 3.46 Jim Ollom, L ERA: 5.00 (6, 1)	IP: 5.0 WLS: L BF: 22 H: 3 R: 4 ER: 4 SO: 6 BB: 4 IBB: 0 HBP: 1 BLK: 0 WP: 0 HR: 1 S: 29 P: 46 ERA: 7.20 WHIP: 1.400															PITCHER				



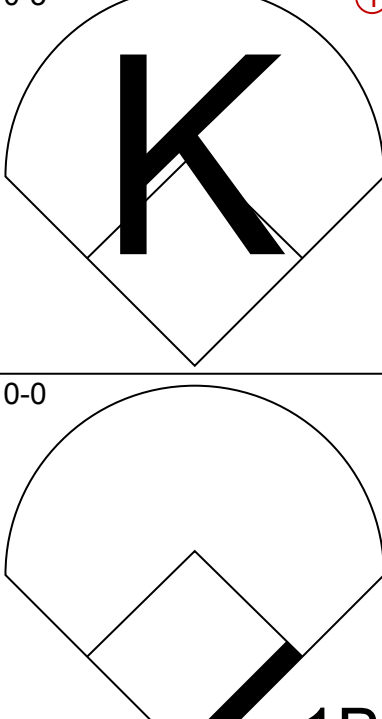
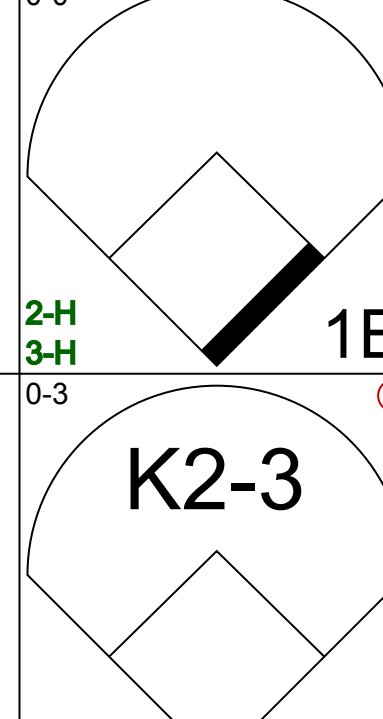
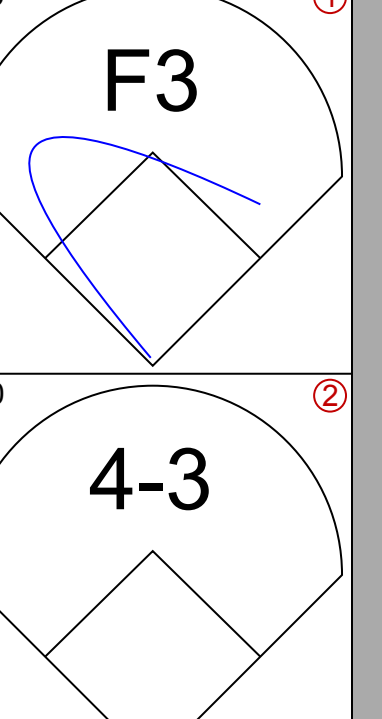
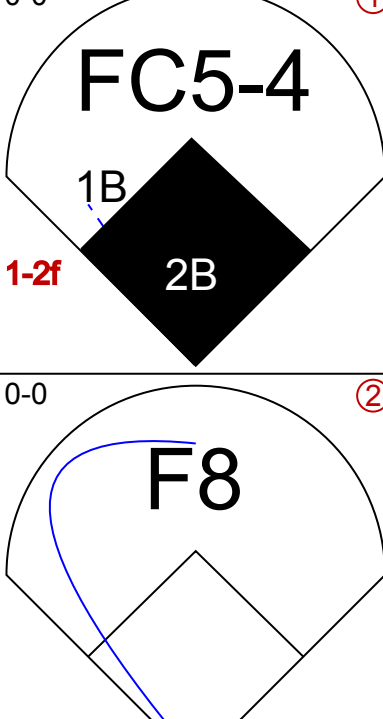
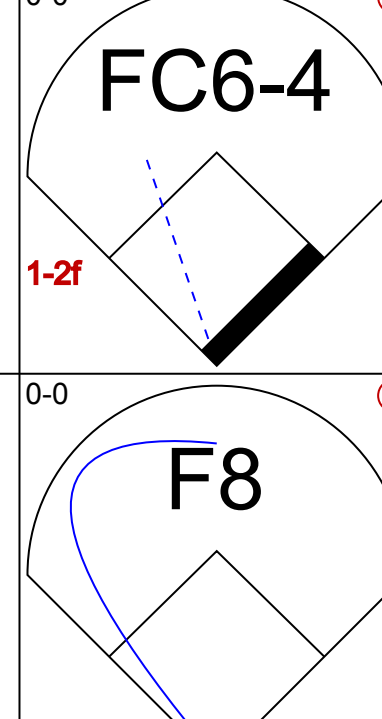
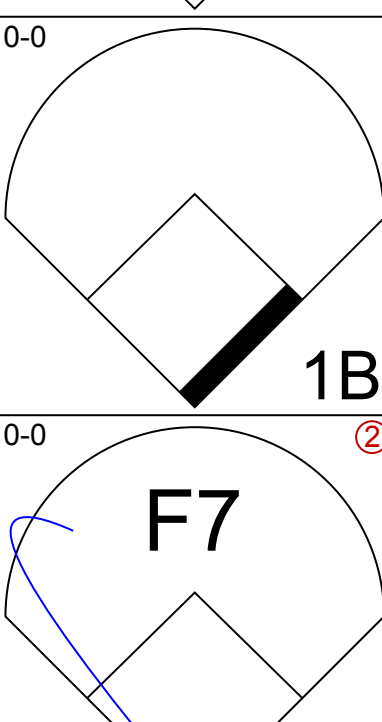
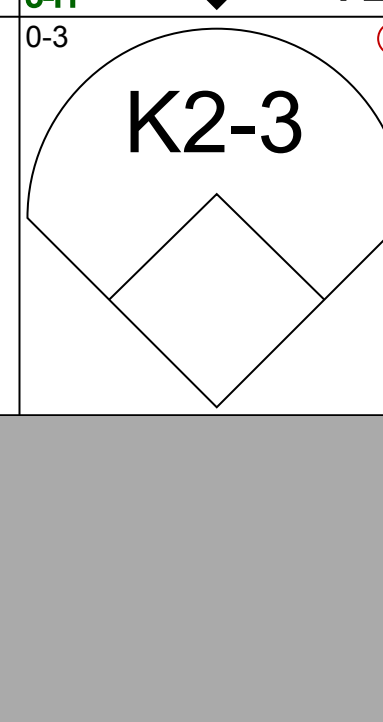
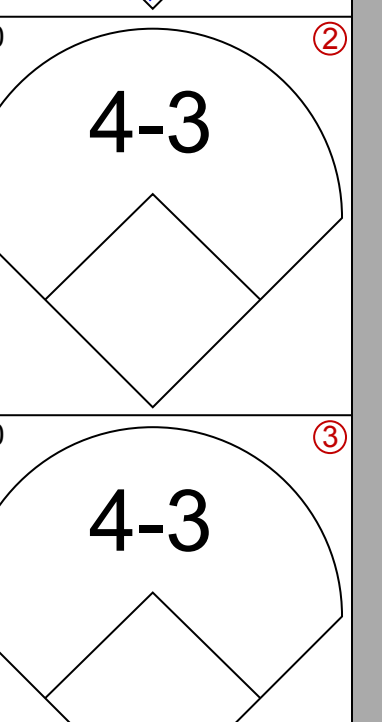
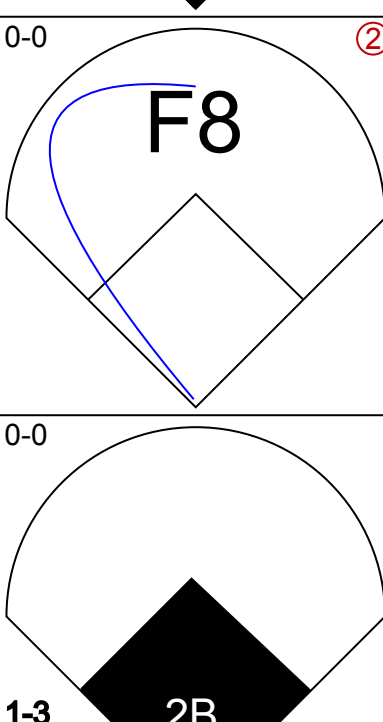
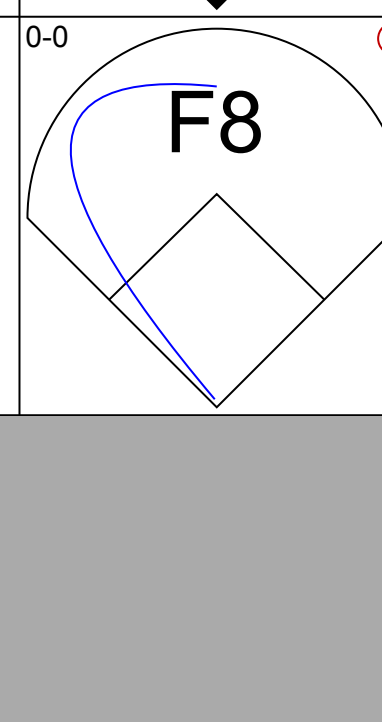
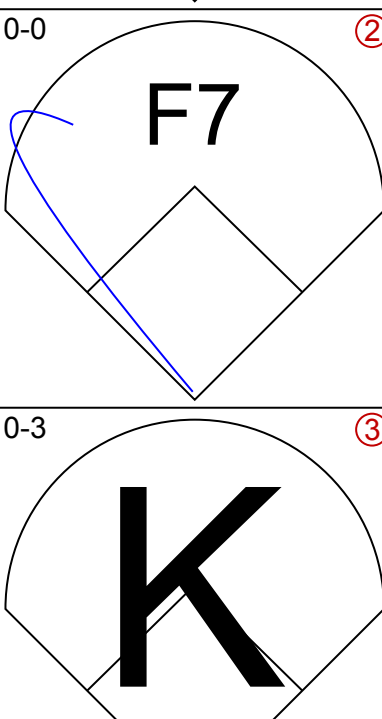
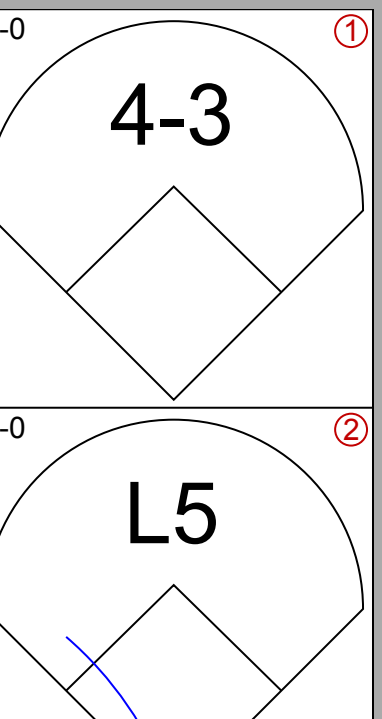
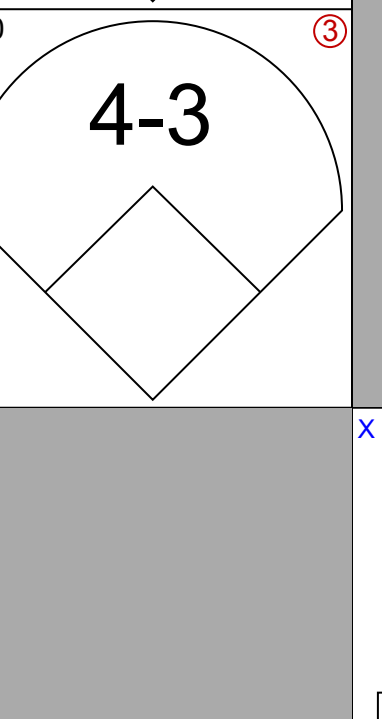
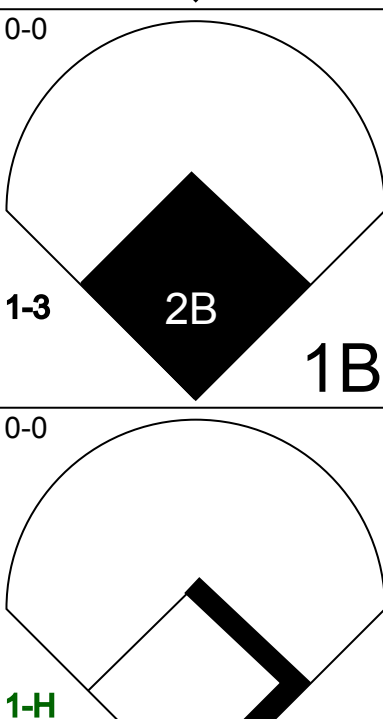

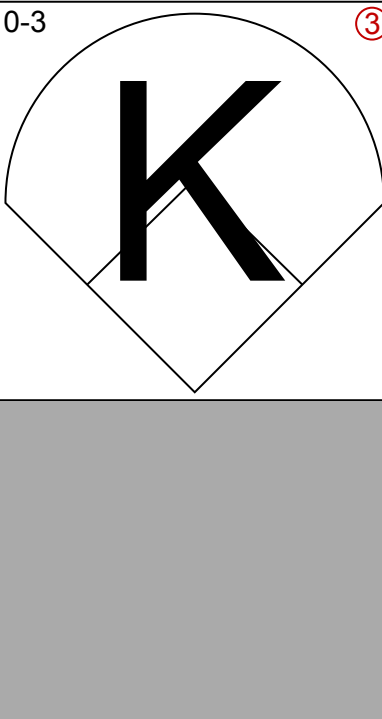
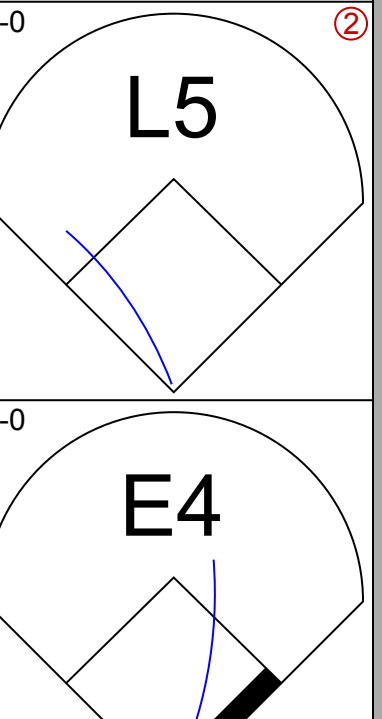
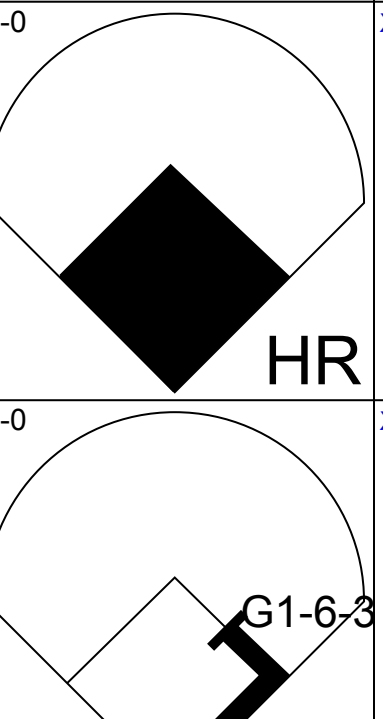
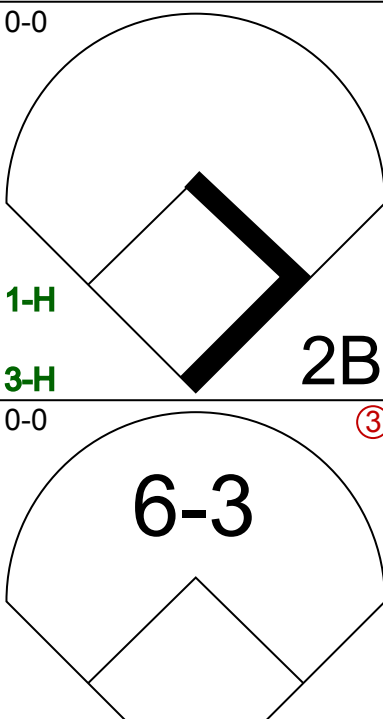
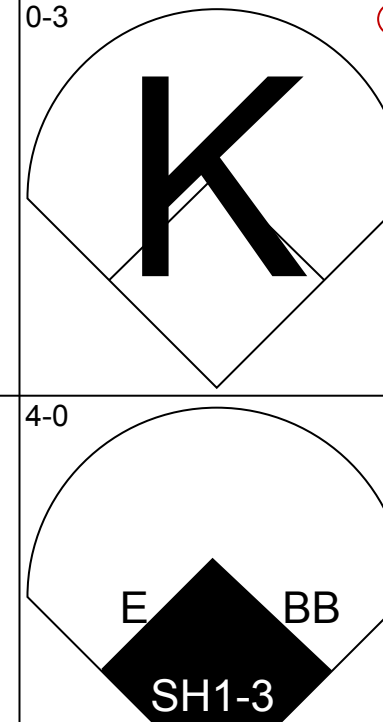
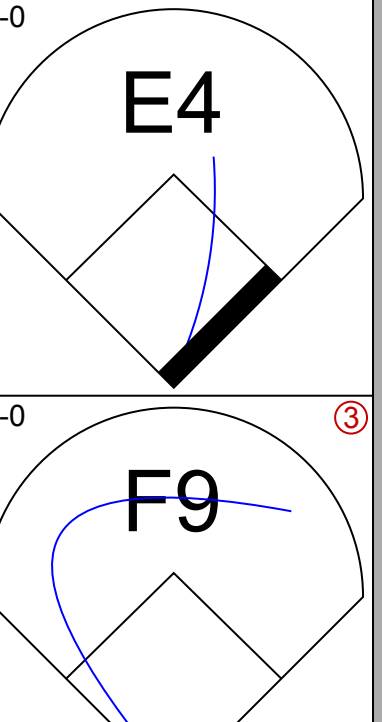
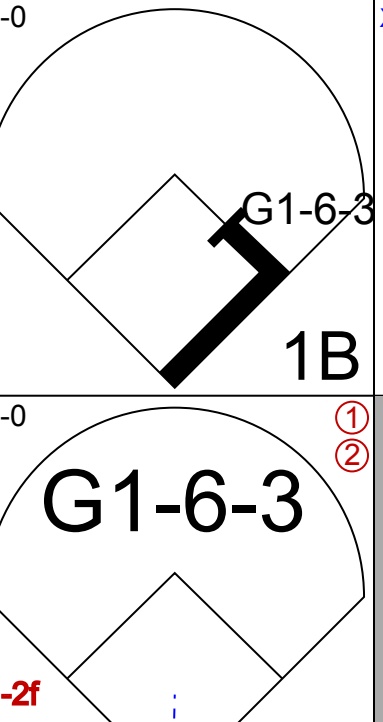
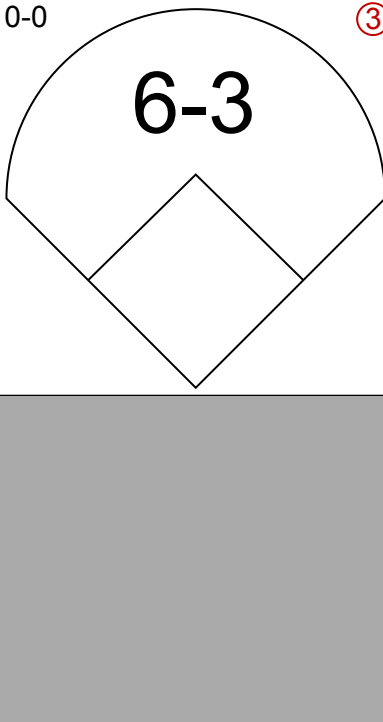
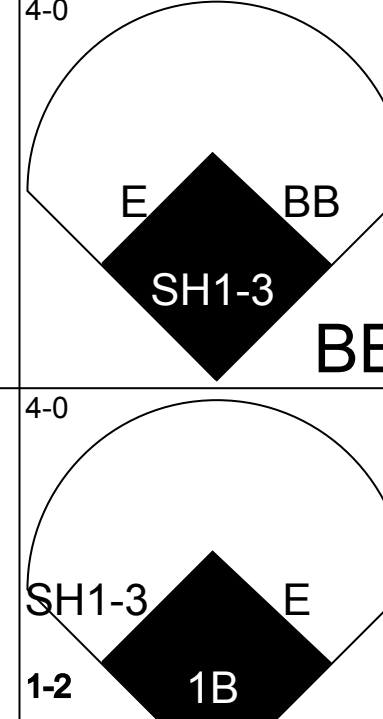
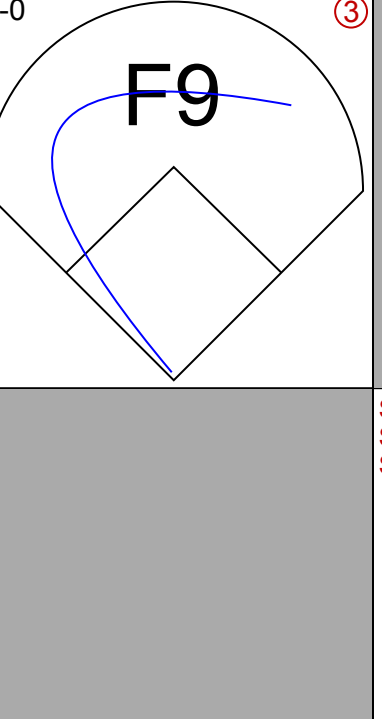
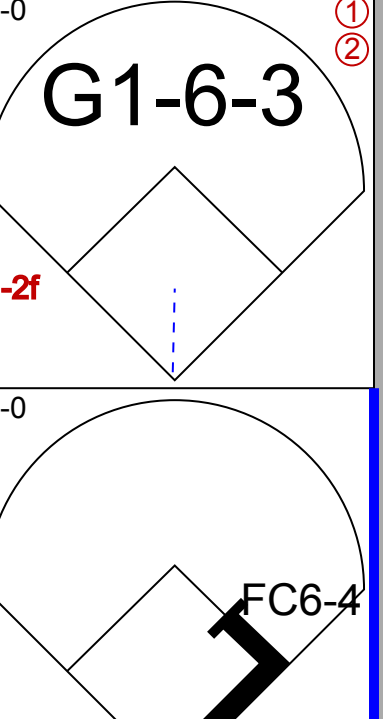
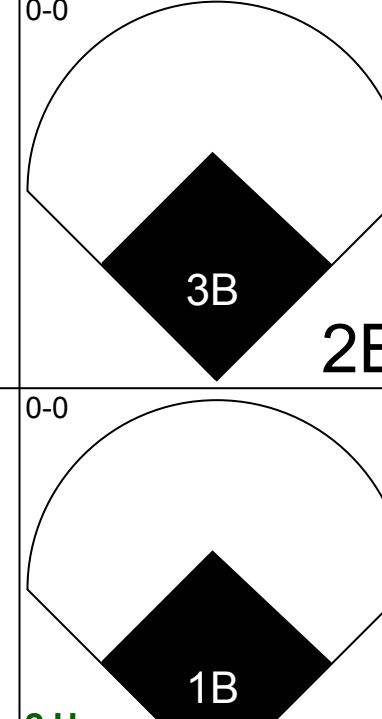
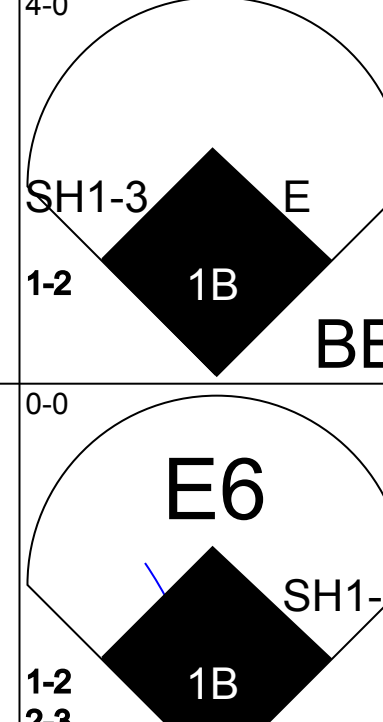
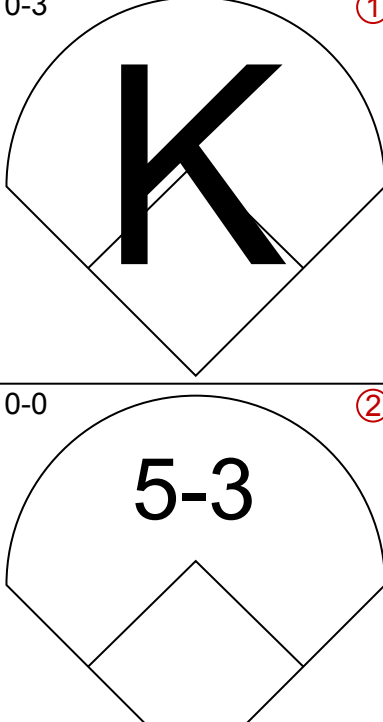
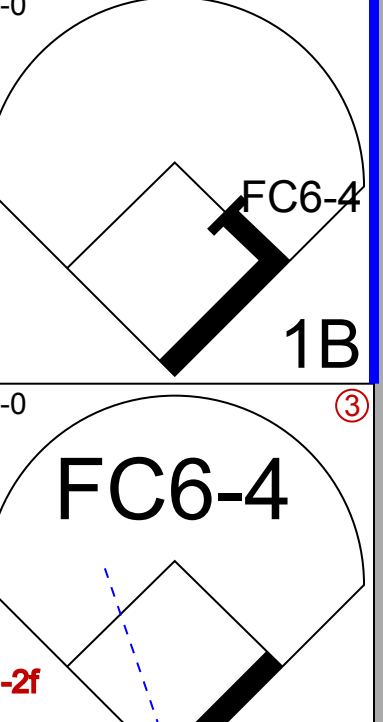

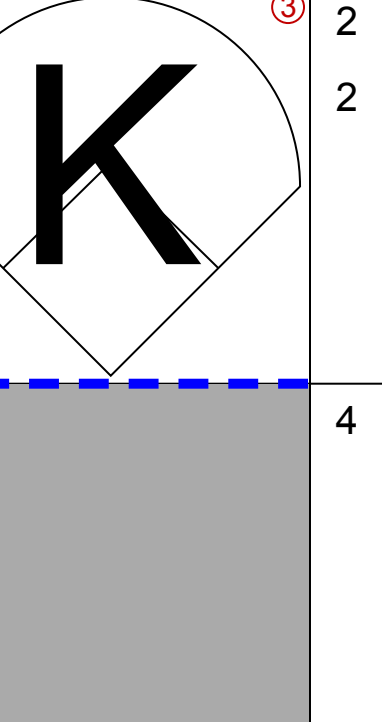
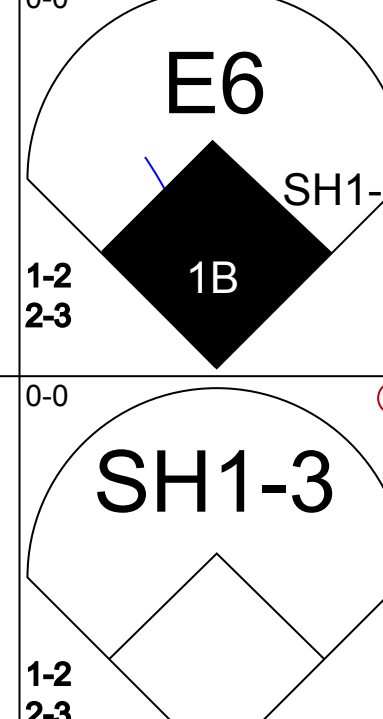
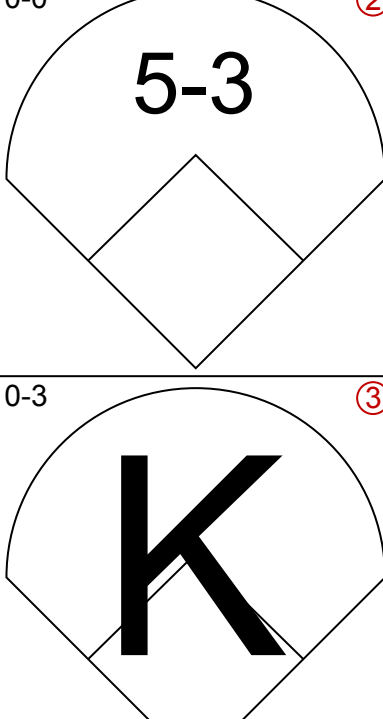
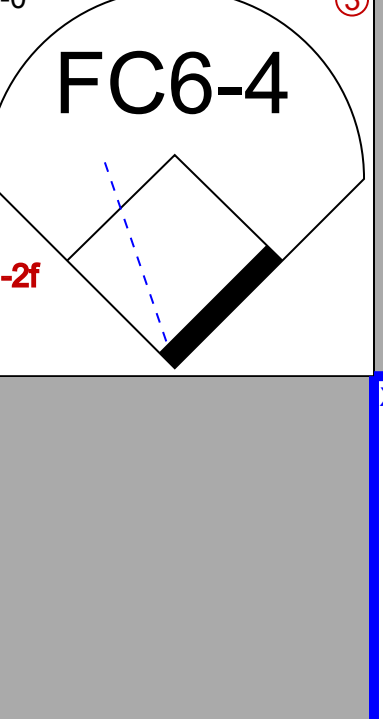
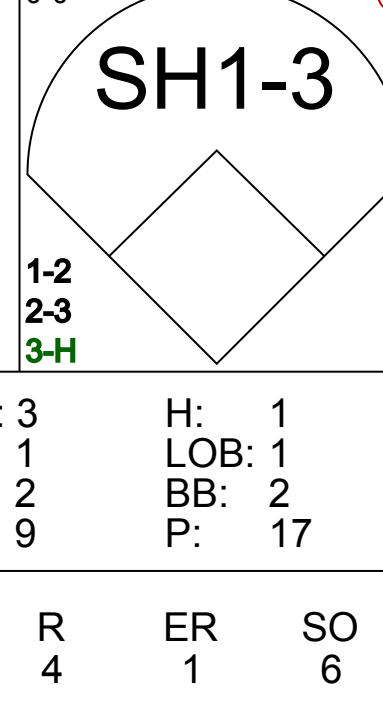
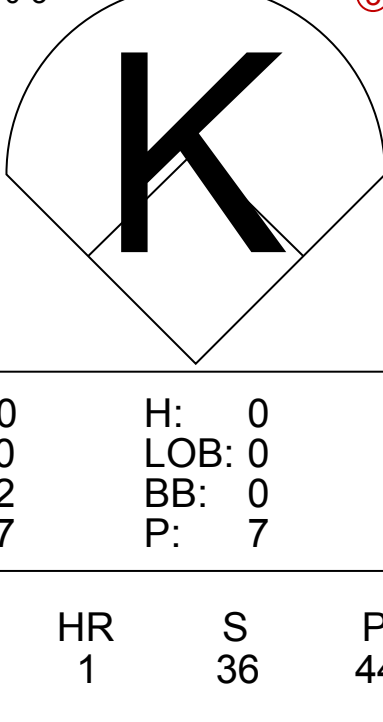
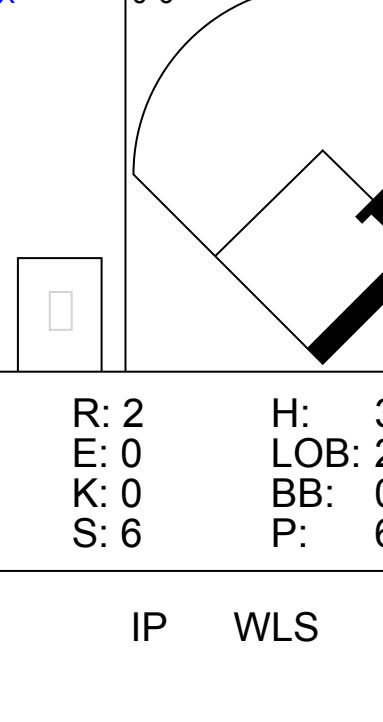
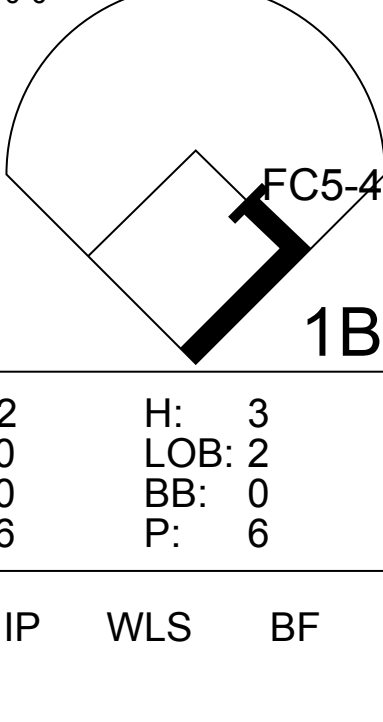
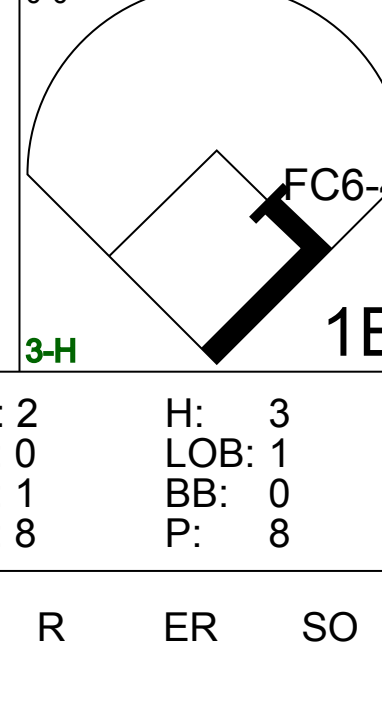
Batter	1	2	3	4	5	6	7	8	9	AB	R	H	RBI	BB	SO	LOB	TOP										
Bert Campaneris, R OBP: 0.312, SLG: 0.338 (1, 6)										4	1	2	3	0	1	2	Kansas City Athletics @ Boston Red Sox Fenway Park, Boston, MA Tue Aug 01 1967, 7:05 PM EDT Unknown livebaseballscorecards.com										
John Donaldson, L OBP: 0.353, SLG: 0.359 (1, 4)										4	0	2	1	0	0	2											
Ray Webster, L OBP: 0.339, SLG: 0.419 Joe Nosssek, R OBP: 0.221, SLG: 0.277 (8, 7)										4	0	0	0	0	0	2											
Ken Harrelson, R OBP: 0.325, SLG: 0.386 (1, 3)										2	0	0	0	2	0	1											
Rick Monday, L OBP: 0.324, SLG: 0.438 (1, 8)										4	0	0	0	0	0	3											
Danny Cater, R OBP: 0.305, SLG: 0.339 Dick Green, R OBP: 0.277, SLG: 0.296 (9, 5)										4	0	0	0	0	1	0											
Mike Hershberger, R OBP: 0.330, SLG: 0.336 (1, 9)										3	1	0	0	1	0	0											
Phil Roof, R OBP: 0.277, SLG: 0.335 (1, 2)										3	1	2	0	1	1	0											
Chuck Dobson, R OBP: 0.214, SLG: 0.214 (1, 1)										4	1	2	0	0	0	2											
Inning Stats	R: 0 E: 0 K: 0 S: 3	H: 1 LOB: 0 BB: 0 P: 3	R: 0 E: 0 K: 0 S: 2	H: 0 LOB: 0 BB: 1 P: 6	R: 4 E: 0 K: 0 S: 5	H: 3 LOB: 0 BB: 2 P: 13	R: 0 E: 0 K: 0 S: 3	H: 0 LOB: 0 BB: 0 P: 3	R: 0 E: 0 K: 1 S: 6	H: 1 LOB: 1 BB: 0 P: 6	R: 0 E: 0 K: 0 S: 3	H: 0 LOB: 1 BB: 1 P: 7	R: 0 E: 0 K: 1 S: 6	H: 1 LOB: 1 BB: 0 P: 6	R: 0 E: 0 K: 0 S: 4	H: 1 LOB: 1 BB: 0 P: 4		R: 0 E: 0 K: 1 S: 6	H: 1 LOB: 1 BB: 0 P: 6	1B: 7 2B: 1 3B: 1 HR: 0	SF: 0 SAC: 0 DP: 2 HBP: 0	WP: 0 PB: 0 SB: 0 CS: 1	PA: 36				
PITCHER	IP	WLS	BF	H	R	ER	SO	BB	IBB	HBP	BLK	WP	HR	S	P	ERA	WHIP										
Dave Morehead, R ERA: 18.0 (1, 1)	2.0	L	11	4	4	4	0	3	0	0	0	0	0	8	20	18.00	3.500										
Jose Santiago, R ERA: 4.19 (3, 1)	4.0		13	1	0	0	1	1	0	0	0	0	0	14	18	0.00	0.500										
Sparky Lyle, L ERA: 2.0 (7, 1)	2.0		8	2	0	0	1	0	0	0	0	0	0	10	10	0.00	1.000										
John Wyatt, R ERA: 2.41 (9, 1)	1.0		4	1	0	0	1	0	0	0	0	0	0	6	6	0.00	1.000										

Batter	1	2	3	4	5	6	7	8	9	AB	R	H	RBI	BB	SO	LOB	BOTTOM										
Mike Andrews, R OBP: 0.333, SLG: 0.336 (1, 4)										3	1	0	0	1	0	0	Kansas City Athletics @ Boston Red Sox Fenway Park, Boston, MA Tue Aug 01 1967, 7:05 PM EDT Unknown livebaseballscorecards.com										
Joe Foy, R OBP: 0.334, SLG: 0.467 (1, 5)										4	1	2	0	0	1	0											
Carl Yastrzemski, L OBP: 0.409, SLG: 0.615 (1, 7)										4	1	1	3	0	0	1											
Tony Conigliaro, R OBP: 0.353, SLG: 0.557 (1, 9)										4	0	1	0	0	0	0											
George Scott, R OBP: 0.358, SLG: 0.463 (1, 3)										4	0	1	0	0	0	1											
Rico Petrocelli, R OBP: 0.343, SLG: 0.418 Norm Siebern, L OBP: 0.304, SLG: 0.200 (8, PH)										2	0	0	0	0	1	1											
Reggie Smith, S OBP: 0.314, SLG: 0.368 (1, 8)										3	0	0	0	0	0	2											
Mike Ryan, R OBP: 0.295, SLG: 0.268 Dalton Jones, L OBP: 0.305, SLG: 0.352 Russ Gibson, R OBP: 0.266, SLG: 0.281 (7, PH)										2	0	0	0	0	0	0											
Dave Morehead, R OBP: 0.207, SLG: 0.474 Jose Santiago, R OBP: 0.312, SLG: 0.448 Sparky Lyle, L OBP: 0.295, SLG: 0.409 George Thomas, R OBP: 0.342, SLG: 0.230 John Wyatt, R (9, 1)										0	0	0	0	0	0	0											
Inning Stats	R: 0 E: 0 K: 0 S: 3	H: 1 LOB: 0 BB: 0 P: 3	R: 0 E: 0 K: 1 S: 5	H: 0 LOB: 0 BB: 0 P: 5	R: 0 E: 0 K: 1 S: 5	H: 0 LOB: 0 BB: 0 P: 5	R: 0 E: 0 K: 0 S: 4	H: 1 LOB: 1 BB: 0 P: 4	R: 3 E: 0 K: 0 S: 5	H: 2 LOB: 0 BB: 1 P: 9	R: 0 E: 0 K: 0 S: 4	H: 1 LOB: 1 BB: 0 P: 4	R: 0 E: 0 K: 1 S: 5	H: 0 LOB: 0 BB: 0 P: 5	R: 0 E: 1 K: 1 S: 6	H: 0 LOB: 1 BB: 0 P: 6		1B: 4 2B: 1 3B: 0 HR: 1	SF: 0 SAC: 1 DP: 1 HBP: 0	WP: 0 PB: 0 SB: 0 CS: 0	PA: 33						
PITCHER	IP	WLS	BF	H	R	ER	SO	BB	IBB	HBP	BLK	WP	HR	S	P	ERA	WHIP										
Chuck Dobson, R ERA: 3.92 (1, 1)	9.0	W	33	5	3	3	4	1	0	0	0	0	1	40	44	3.00	0.667										

Batter	1	2	3	4	5	6	7	8	9	AB	R	H	RBI	BB	SO	LOB	TOP											
Bert Campaneris, R OBP: 0.311, SLG: 0.337 (1, 6)	F7	F8				5-3		6-3		5	0	1	1	0	0	3	Kansas City Athletics @ Boston Red Sox Fenway Park, Boston, MA Tue Aug 01 1967, 7:05 PM EDT Att: 26,750 - Unknown											
John Donaldson, L OBP: 0.395, SLG: 0.364 Danny Cater, R OBP: 0.306, SLG: 0.339 Ossie Chavarria, R OBP: 0.212, SLG: 0.138 (6, PR)	1B		G5-4-3	F8		G6-4-3		K	3	0	2	0	0	0	3													
Ray Webster, L OBP: 0.436, SLG: 0.414 Mike Hershberger, R OBP: 0.334, SLG: 0.333 (6, PH)	K		F7		6-3	G6-4-3		G3	3	0	0	0	0	1	2													
Ken Harrelson, R OBP: 0.322, SLG: 0.378 (1, 3)	F9		G5-4-3		F4			K	4	0	0	0	1	1	2													
Rick Monday, L OBP: 0.329, SLG: 0.440 (1, 8)		BB		BB	1B			K	3	1	2	0	1	1	1													
Jim Gosger, L OBP: 0.335, SLG: 0.346 (1, 9)		BB		BB	1B			K	2	2	1	0	2	1	1													
Dick Green, R OBP: 0.277, SLG: 0.293 (5, 4)																												
Bill Stafford, R (7, 1)																												
Phil Roof, R OBP: 0.281, SLG: 0.338 (1, 2)	F5							6-3	4	0	2	1	0	0	3													
Jack Sanford, R OBP: 0.250, SLG: 0.278 Jack Aker, R OBP: 0.143, SLG: 0.143 Ted Kubiak, S OBP: 0.182, SLG: 0.150 (7, 5)	K							6-3	2	0	0	0	1	1	5													
Inning Stats	R: 0 E: 0 K: 1 S: 6	H: 1 LOB: 1 BB: 0 P: 6	R: 0 E: 0 K: 1 S: 6	H: 1 LOB: 3 BB: 2 P: 14	R: 0 E: 0 K: 0 S: 3	H: 1 LOB: 0 BB: 0 P: 3	R: 1 E: 0 K: 1 S: 6	H: 2 LOB: 3 BB: 3 P: 18	R: 2 E: 1 K: 0 S: 7	H: 3 LOB: 2 BB: 0 P: 7	R: 0 E: 0 K: 0 S: 2	H: 0 LOB: 1 BB: 0 P: 3	R: 0 E: 0 K: 2 S: 7	H: 0 LOB: 1 BB: 1 P: 11	R: 0 E: 0 K: 0 S: 3	H: 0 LOB: 0 BB: 0 P: 3	R: 0 E: 0 K: 2 S: 7	H: 0 LOB: 0 BB: 0 P: 7	1B: 8 2B: 0 3B: 0 HR: 0	SF: 0 SAC: 0 DP: 2 HBP: 1	WP: 0 PB: 0 SB: 1 CS: 0	PA: 40						
PITCHER	IP	WLS	BF	H	R	ER	SO	BB	IBB	HBP	BLK	WP	HR	S	P	ERA	WHIP											
Jim Lonborg, R ERA: 3.31 Sparky Lyle, L ERA: 1.66	(1, 1)	5.1	W	29	8	3	1	3	5	0	0	0	0	0	29	50	1.69	2.438										
PITCHER	IP	WLS	BF	H	R	ER	SO	BB	IBB	HBP	BLK	WP	HR	S	P	ERA	WHIP											
Jack Sanford, R ERA: 4.89 Jack Aker, R ERA: 3.78 Bill Stafford, R ERA:	(1, 1)	4.2	L	25	8	4	4	3	3	1	0	0	0	1	13	25	18.00	3.500										
Jack Sanford, R ERA: 4.89 Jack Aker, R ERA: 3.78 Bill Stafford, R ERA:	(5, 1)	2.0		14	6	4	4	1	1	2	0	0	0	1	13	25	18.00	3.500										
Jack Sanford, R ERA: 4.89 Jack Aker, R ERA: 3.78 Bill Stafford, R ERA:	(7, 1)	1.1		6	1	0	0	0	1	0	0	0	0	0	5	9	0.00	1.500										



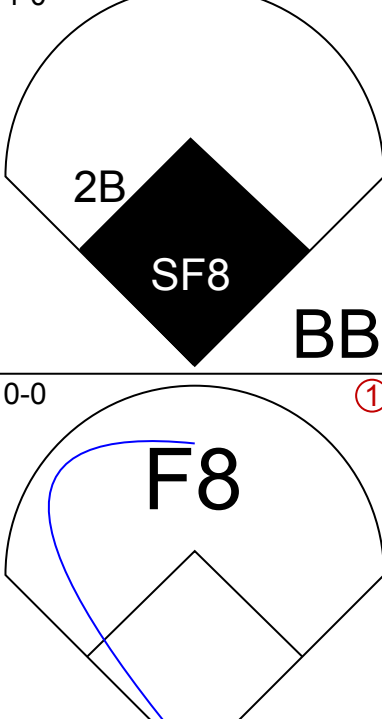
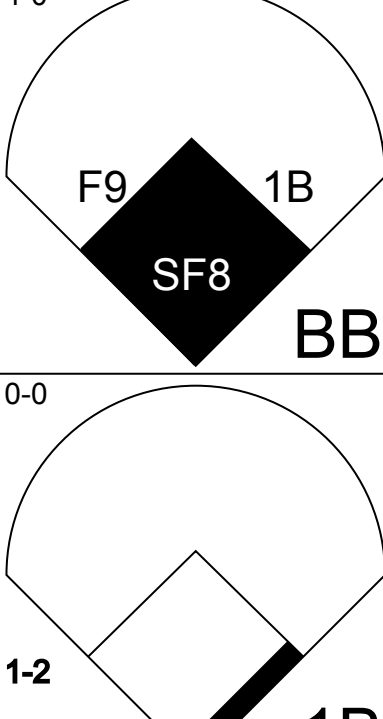
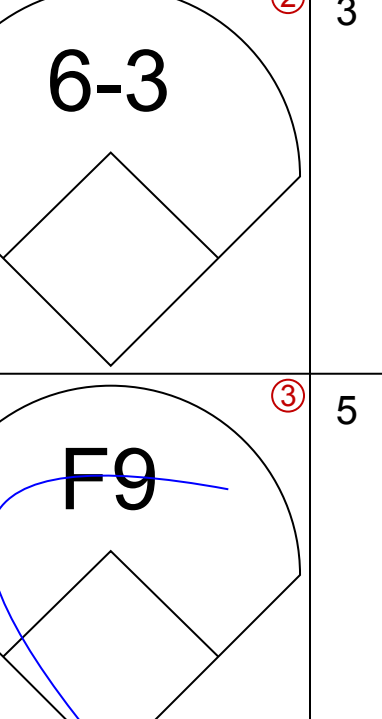
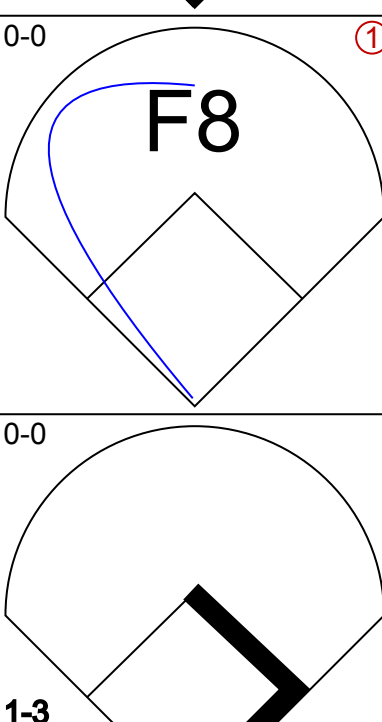
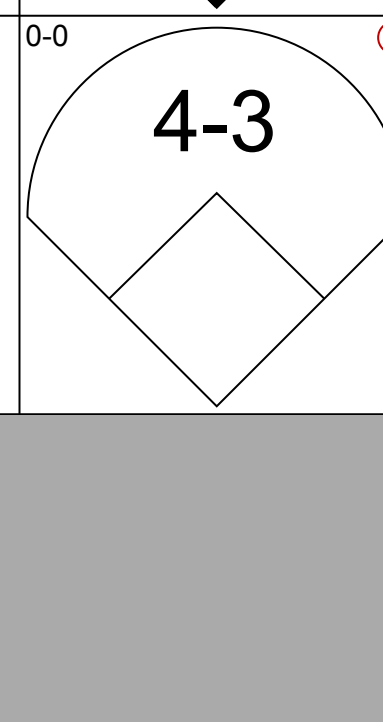
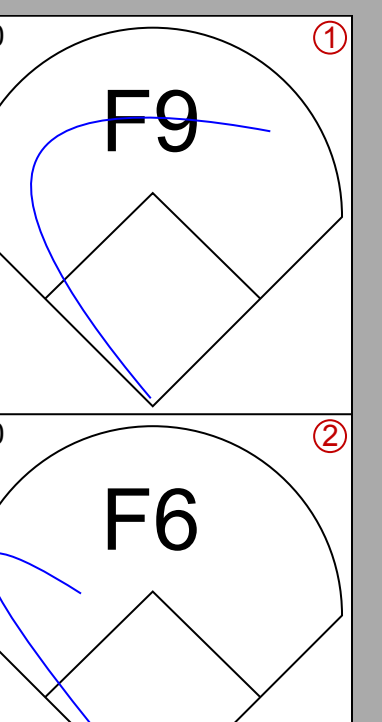

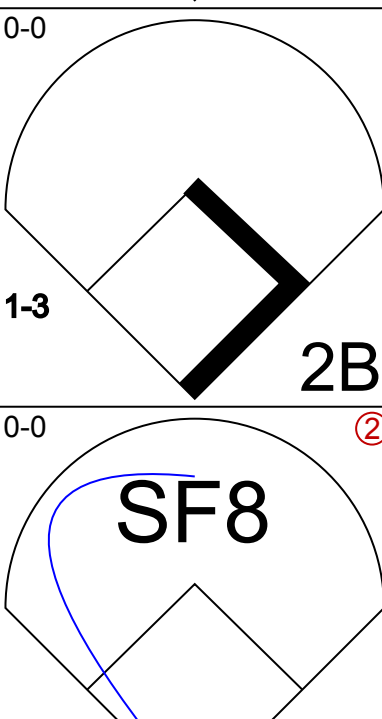
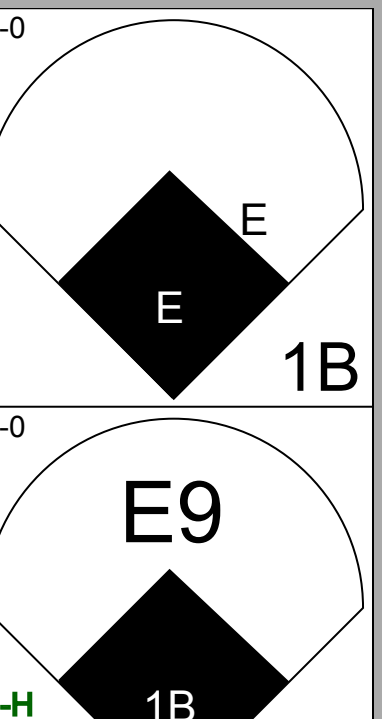
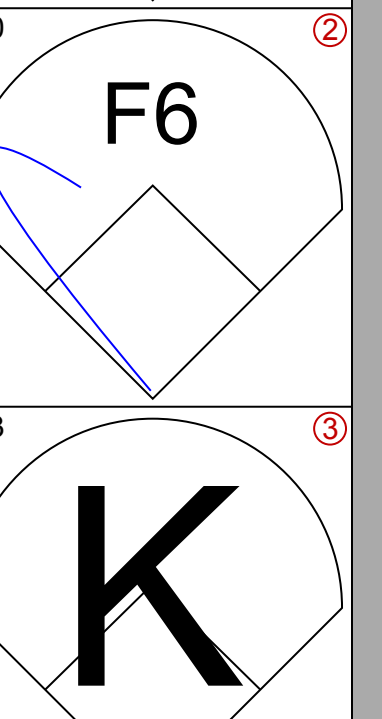
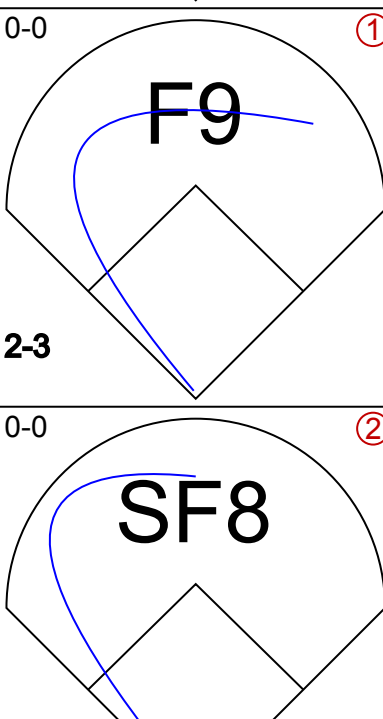
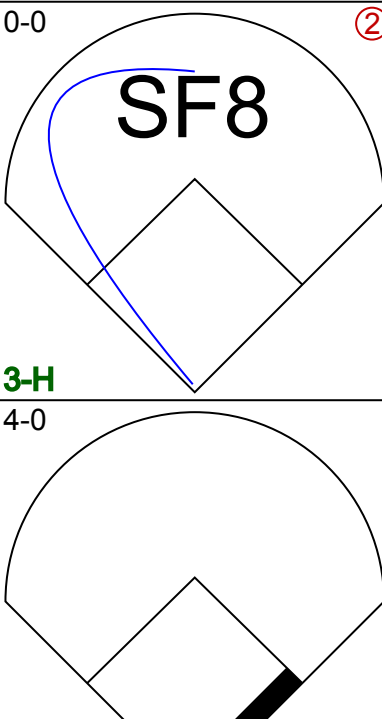
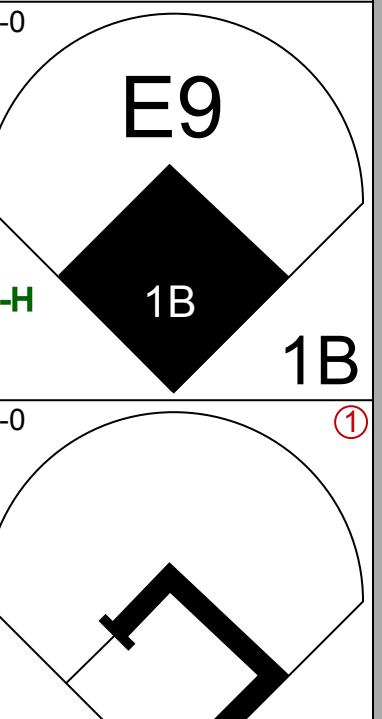
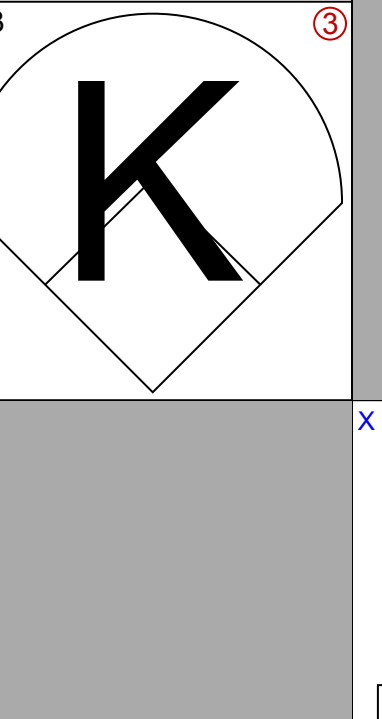
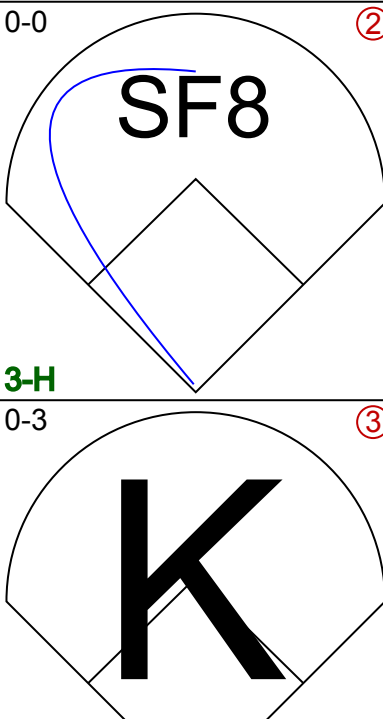
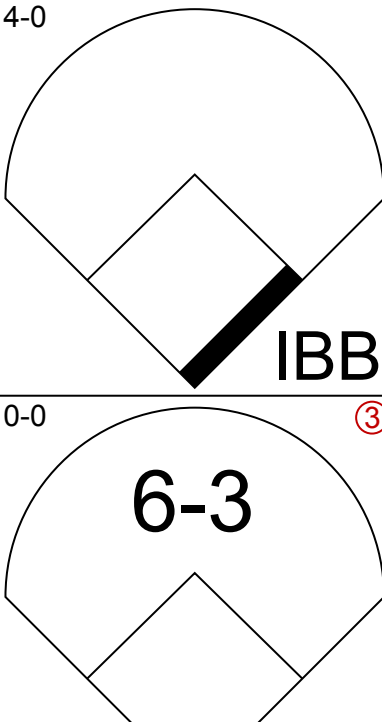
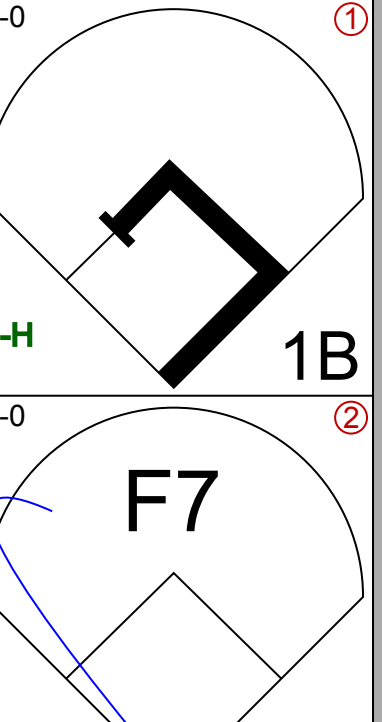
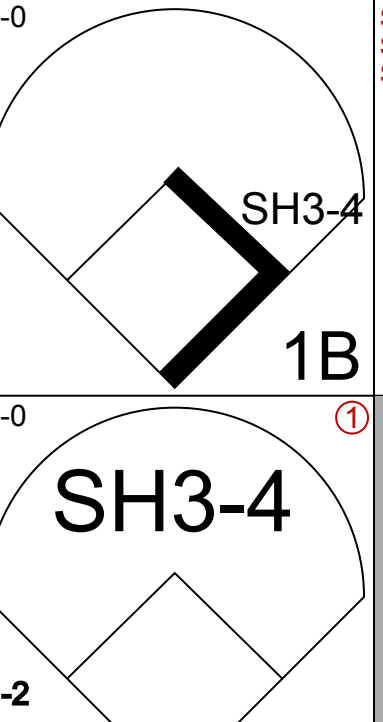
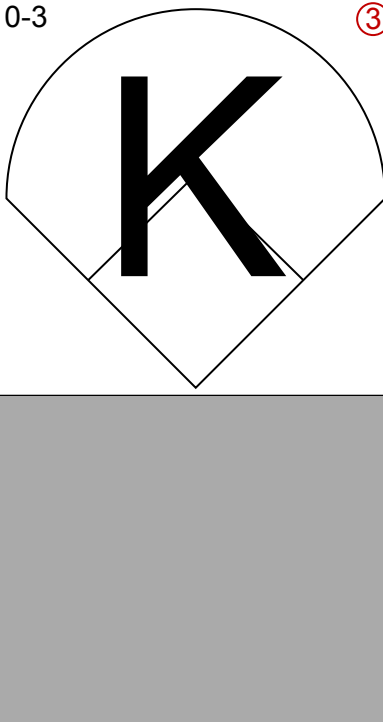
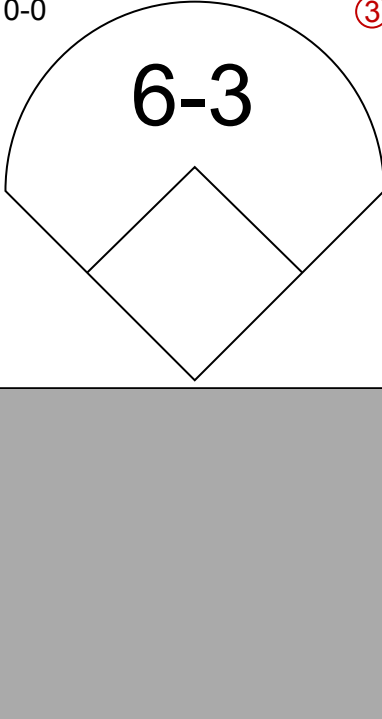
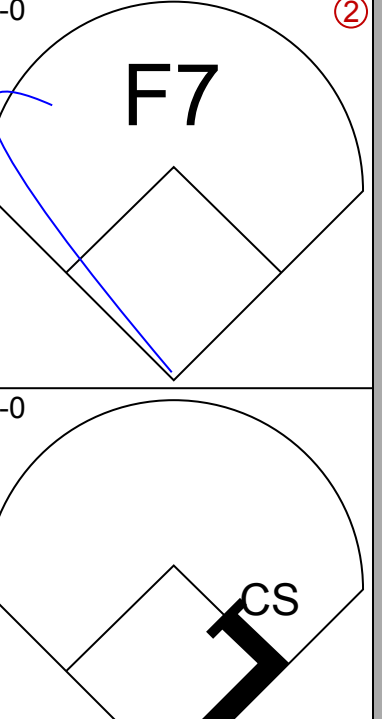
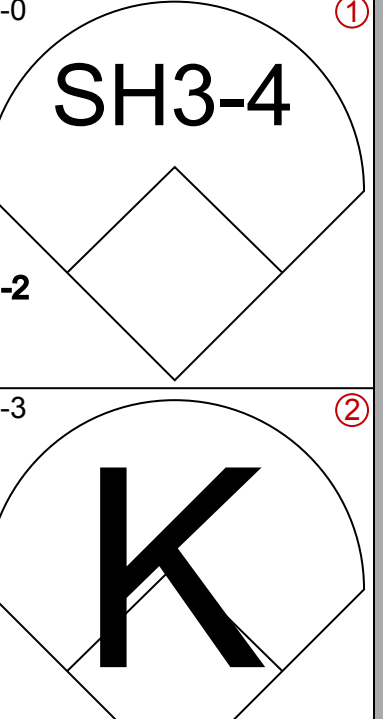
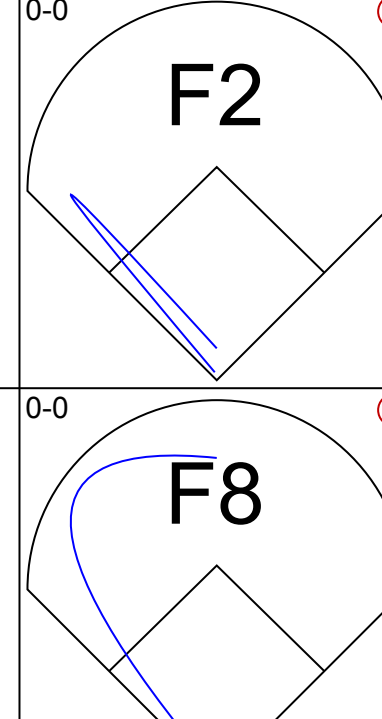
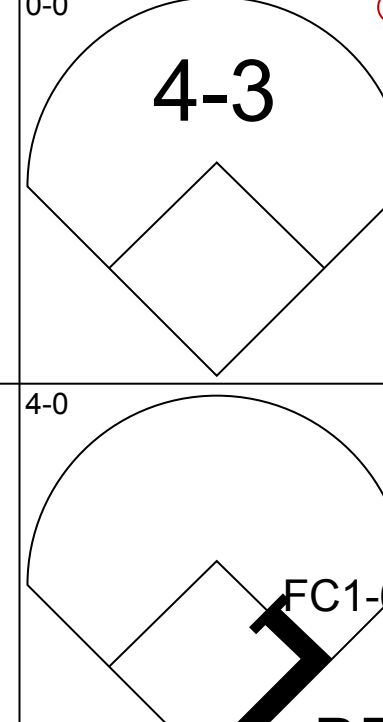
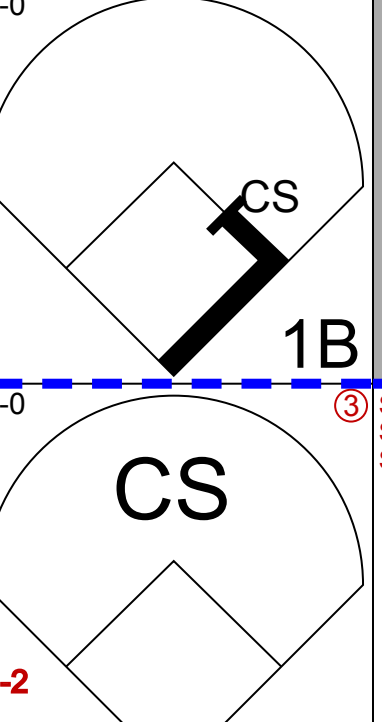
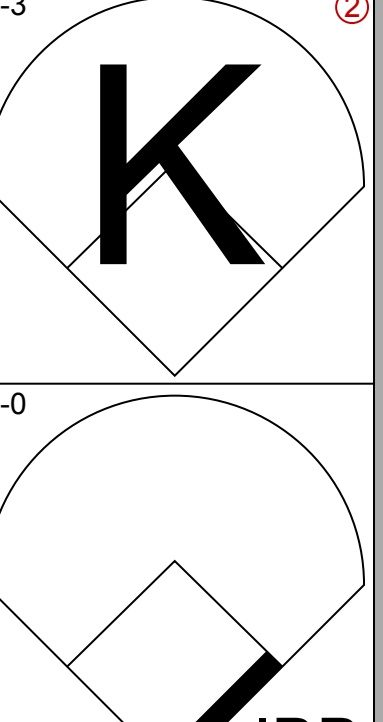
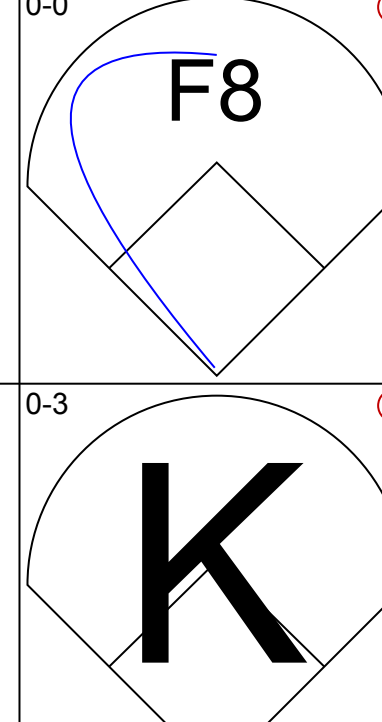
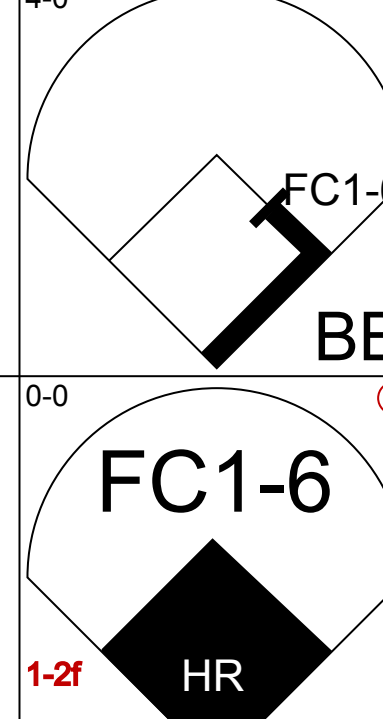
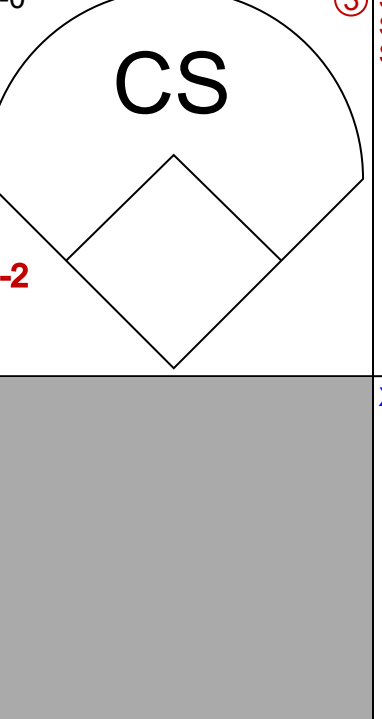
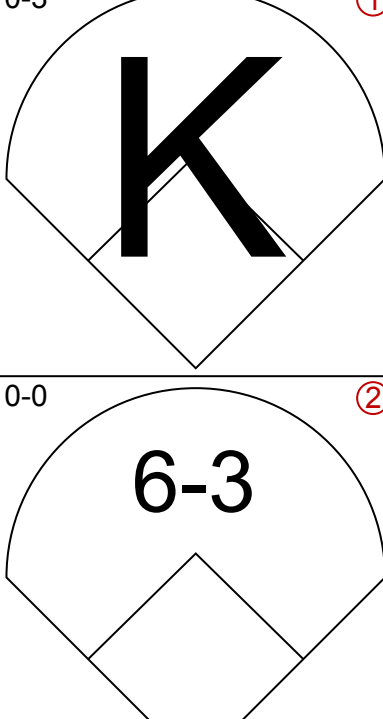
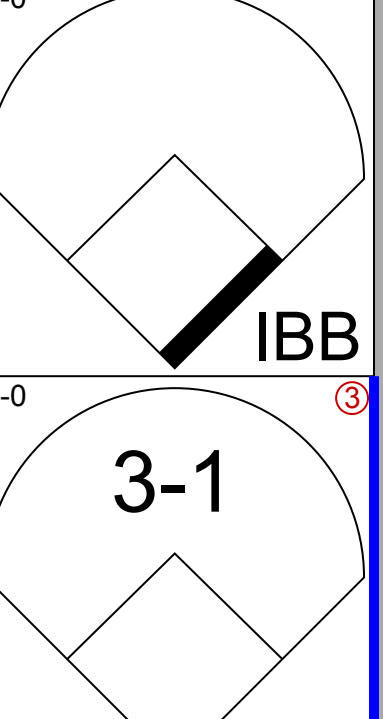

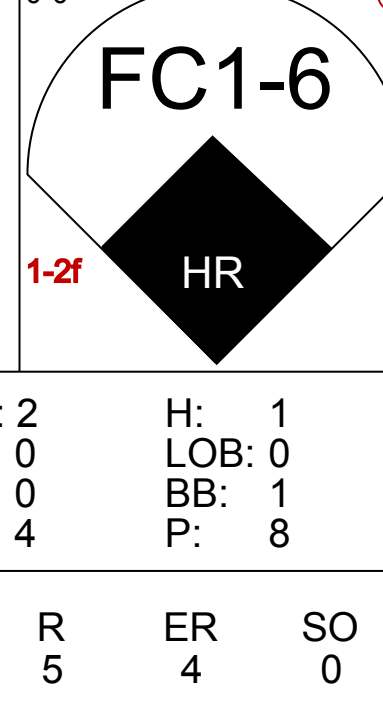
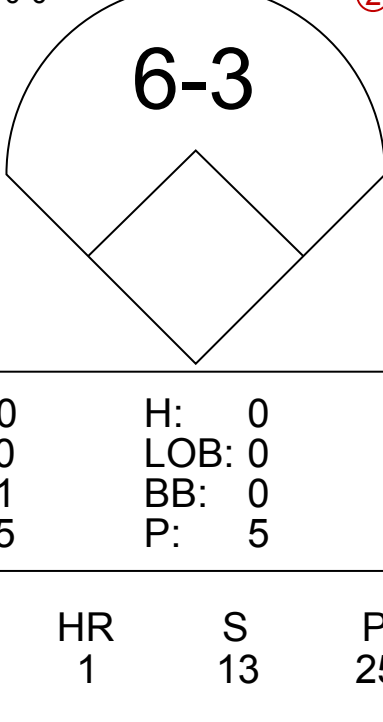
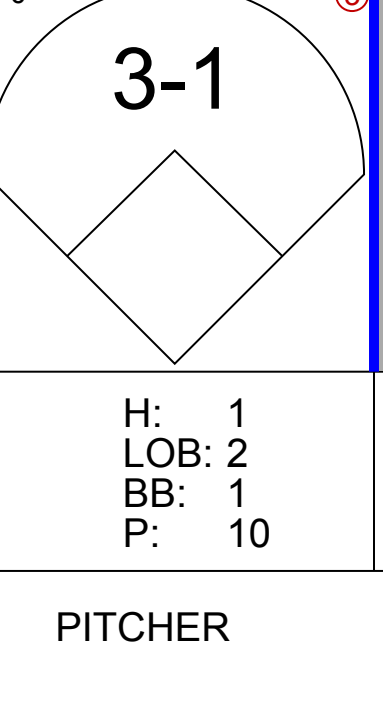

Batter	1	2	3	4	5	6	7	8	9	AB	R	H	RBI	BB	SO	LOB	BOTTOM											
Mike Andrews, R OBP: 0.340, SLG: 0.341 (1, 4)	CS		K			E5				4	1	3	0	1	1	0	Kansas City Athletics @ Boston Red Sox Fenway Park, Boston, MA Tue Aug 01 1967, 7:05 PM EDT Att: 26,750 - Unknown											
Joe Foy, R OBP: 0.338, SLG: 0.466 (1, 5)	6-3					G1-4-3				3	1	1	1	2	0	2												
Carl Yastrzemski, L OBP: 0.499, SLG: 0.658 George Thomas, R OBP: 0.245, SLG: 0.280 (8, 7)	1B		F5			F8		G3		4	0	0	0	1	0	5												
Tony Conigliaro, R OBP: 0.356, SLG: 0.558 Jose Tartabull, L OBP: 0.312, SLG: 0.248 (9, 9)	1B					E6		4-3		5	2	3	0	0	0	0												
George Scott, R OBP: 0.362, SLG: 0.465 (1, 3)	2-4-2					1B		SH3		3	1	2	0	1	0	0												
Jerry Adair, R OBP: 0.261, SLG: 0.281 Dalton Jones, L OBP: 0.313, SLG: 0.360 Bill Landis, L OBP: 0.344, SLG: 0.418 (6, 6)	FC6-4					1B		SH3		2	0	0	0	0	0	2												
Rico Petrocelli, R OBP: 0.344, SLG: 0.418 (6, 6)						2B		F8		1	0	1	2	0	0	0												
Reggie Smith, S OBP: 0.320, SLG: 0.373 (1, 8)	F6					1B		HR		3	1	2	1	2	0	1												
Mike Ryan, R OBP: 0.298, SLG: 0.286 (1, 2)	K					6-3		6-3		4	1	1	3	1	1	5												
Jim Lonborg, R OBP: 0.136, SLG: 0.109 Sparky Lyle, L OBP: 0.400, SLG: 0.600 (6, 1)			K					1B		3	0	0	0	0	2	3												
Inning Stats	R: 0 E: 0 K: 0 S: 3	H: 2 LOB: 2 BB: 1 P: 7	R: 0 E: 0 K: 1 S: 6	H: 1 LOB: 1 BB: 0 P: 6	R: 0 E: 0 K: 2 S: 7	H: 0 LOB: 1 BB: 1 P: 11	R: 0 E: 0 K: 0 S: 5	H: 2 LOB: 2 BB: 0 P: 5	R: 4 E: 2 K: 1 S: 9	H: 4 LOB: 3 BB: 3 P: 21	R: 0 E: 0 K: 0 S: 2	H: 0 LOB: 0 BB: 1 P: 6	R: 4 E: 0 K: 0 S: 8	H: 5 LOB: 2 BB: 1 P: 12	R: 0 E: 0 K: 0 S: 4	H: 1 LOB: 2 BB: 1 P: 8	R: 0 E: 0 K: 0 S: 4	H: 1 LOB: 2 BB: 1 P: 8	1B: 13 2B: 1 3B: 0 HR: 1	SF: 0 SAC: 1 DP: 1 HBP: 0	WP: 0 PB: 0 SB: 0 CS: 1	PA: 44						
PITCHER	IP	WLS	BF	H	R	ER	SO	BB	IBB	HBP	BLK	WP	HR	S	P	ERA	WHIP											
Jack Sanford, R ERA: 4.89 Jack Aker, R ERA: 3.78 Bill Stafford, R ERA:	(1, 1)	4.2	L	25	8	4	4	3	3	1	0	0	0	1	13	25	18.00	3.500										
Jack Sanford, R ERA: 4.89 Jack Aker, R ERA: 3.78 Bill Stafford, R ERA:	(5, 1)	2.0		14	6	4	4	1	1	2	0	0	0	1	13	25	18.00	3.500										
Jack Sanford, R ERA: 4.89 Jack Aker, R ERA: 3.78 Bill Stafford, R ERA:	(7, 1)	1.1		6	1	0	0	0	1	0	0	0	0	0	5	9	0.00	1.500										

Batter	1	2	3	4	5	6	7	8	9	AB	R	H	RBI	BB	SO	LOB	TOP					
Bert Campaneris, R OBP: 0.309, SLG: 0.335 (1, 6)													5	1	1	2	0	1	2			
Danny Cater, R OBP: 0.305, SLG: 0.337 (1, 5)													5	0	1	0	0	1	3			
Ray Webster, L OBP: 0.221, SLG: 0.409 Joe Nossak, R OBP: 0.221, SLG: 0.277 (9, 8)													5	1	1	0	0	0	1			
Ken Harrelson, R OBP: 0.324, SLG: 0.399 (1, 3)													5	1	2	3	0	1	1			
Jim Gosger, L OBP: 0.336, SLG: 0.347 (9, 7)													5	0	2	0	0	1	2			
Mike Hershberger, R OBP: 0.336, SLG: 0.337 (1, 9)													3	2	1	0	2	0	2			
Dick Green, R OBP: 0.294, SLG: 0.294 Ted Kubiak, S OBP: 0.196, SLG: 0.214 (6, 4)													2	1	1	0	1	1	0			
Phil Roof, R OBP: 0.276, SLG: 0.332 (1, 2)													4	1	0	0	0	1	4			
Jim Nash, R ERA: 3.43 Jack Aker, R ERA: 3.78 Bill Stafford, R ERA: 4.42 Diego Segui, R ERA: 2.52 Lew Krausse, R ERA: 4.42 (8, 1)													0	0	0	0	0	0	0			
Inning Stats	R: 0 E: 0 K: 2 S: 8	H: 1 LOB: 1 BB: 0 P: 8	R: 3 E: 1 K: 2 S: 9	H: 1 LOB: 1 BB: 2 P: 17	R: 0 E: 1 K: 0 S: 4	H: 0 LOB: 1 BB: 0 P: 4	R: 0 E: 0 K: 2 S: 7	H: 0 LOB: 0 BB: 0 P: 7	R: 0 E: 0 K: 0 S: 3	H: 0 LOB: 0 BB: 0 P: 3	R: 1 E: 0 K: 0 S: 5	H: 3 LOB: 1 BB: 0 P: 5	R: 2 E: 0 K: 0 S: 6	H: 3 LOB: 1 BB: 0 P: 6	R: 2 E: 0 K: 1 S: 8	H: 3 LOB: 1 BB: 0 P: 8	R: 0 E: 0 K: 1 S: 6	H: 1 LOB: 2 BB: 1 P: 10	1B: 8 2B: 2 3B: 1 HR: 1	SF: 0 SAC: 1 DP: 1 HBP: 0	WP: 0 PB: 0 SB: 0 CS: 0	PA: 43
PITCHER	IP WLS BF H R ER SO BB IBB HBP BLK WP HR S P ERA WHIP																					
Gary Bell, R ERA: 3.54 John Wyatt, R ERA: 3.0 Jose Santiago, R ERA: 4.09 (8, 1)	6.0 L 8 5 4 1 6 2 0 0 0 0 1 36 44 1.50 1.167																					

Kansas City Athletics @ Boston Red Sox
Fenway Park, Boston, MA
Wed Aug 02 1967, 7:05 PM EDT
Att: 24,581 - Unknown

AB 39
R 8
H 12
RBI 8
BB 3
SO 8
LOB 17



Batter	1	2	3	4	5	6	7	8	9	AB	R	H	RBI	BB	SO	LOB	BOTTOM			
Mike Andrews, R OBP: 0.343, SLG: 0.350 (1, 4)										3	3	1	2	2	0	0				
Joe Foy, R OBP: 0.336, SLG: 0.462 (1, 5)										5	0	1	0	0	0	1				
Carl Yastrzemski, L OBP: 0.497, SLG: 0.610 (1, 7)										4	1	2	0	0	0	2				
Tony Conigliaro, R OBP: 0.355, SLG: 0.557 (1, 9)										2	1	1	2	0	1	0				
George Scott, R OBP: 0.366, SLG: 0.467 (1, 3)										3	0	2	0	1	1	1				
Rico Petrocelli, R OBP: 0.341, SLG: 0.414 (1, 6)										3	0	0	0	0	0	2				
Reggie Smith, S OBP: 0.320, SLG: 0.372 (1, 8)										4	0	1	0	0	1	1				
Mike Ryan, R OBP: 0.302, SLG: 0.282 (1, 2)										2	0	0	0	2	2	0				
Gary Bell, R OBP: 0.104, SLG: 0.125 Dalton Jones, L OBP: 0.310, SLG: 0.356 John Wyatt, R ERA: 3.0 Jose Santiago, R OBP: 0.200, SLG: 0.474 Jose Tartabull, L OBP: 0.310, SLG: 0.247 (9, PH)										2	1	0	0	0	0	1				
Inning Stats	R: 1 E: 0 K: 0 S: 4	H: 1 LOB: 2 BB: 2 P: 12	R: 2 E: 0 K: 0 S: 4	H: 1 LOB: 0 BB: 1 P: 8	R: 2 E: 1 K: 0 S: 5	H: 4 LOB: 0 BB: 0 P: 5	R: 0 E: 0 K: 1 S: 5	H: 0 LOB: 0 BB: 0 P: 5	R: 0 E: 0 K: 1 S: 6	H: 1 LOB: 2 BB: 1 P: 10	R: 1 E: 0 K: 1 S: 6	H: 1 LOB: 1 BB: 1 P: 10	R: 0 E: 0 K: 1 S: 5	H: 0 LOB: 0 BB: 0 P: 5	R: 0 E: 0 K: 0 S: 3	H: 0 LOB: 0 BB: 0 P: 3	1B: 6 2B: 1 3B: 0 HR: 1	SF: 2 SAC: 1 DP: 0 HBP: 0	WP: 0 PB: 0 SB: 0 CS: 1	PA: 39
PITCHER	IP WLS BF H R ER SO BB IBB HBP BLK WP HR S P ERA WHIP																			
Jim Nash, R ERA: 3.43 Jack Aker, R ERA: 3.78 Bill Stafford, R ERA: 4.42 Diego Segui, R ERA: 2.52 Lew Krausse, R ERA: 4.42 (8, 1)	2.2 0 0 0 0 0 0 0 0 0 0 0 0 0 0 0 0 0.00 0.000																			

Kansas City Athletics @ Boston Red Sox
Fenway Park, Boston, MA
Wed Aug 02 1967, 7:05 PM EDT
Att: 24,581 - Unknown

AB 30
R 6
H 8
RBI 4
BB 5
SO 5
LOB 10



Batter	1	2	3	4	5	6	7	8	9	AB	R	H	RBI	BB	SO	LOB	TOP			
Bert Campaneris, R OBP: 0.311, SLG: 0.339 (1, 6)	F3	1B			F4			FC6-2 2B		4	0	2	0	0	0	0	Kansas City Athletics @ Boston Red Sox Fenway Park, Boston, MA Thu Aug 03 1967, 3:33 AM EDT Att: 18,920 - Unknown			
Ted Kubiak, S OBP: 0.200, SLG: 0.200 (1, 4)	1B E BB	K			5-3			5-3		3	1	0	0	1	1	2				
Danny Cater, R OBP: 0.307, SLG: 0.339 (1, 7)	E9 HR 1B				1-3			FC6-2 1B		4	1	2	0	0	0	1				
Ken Harrelson, R OBP: 0.332, SLG: 0.418 (1, 3)	HR				P4-3 BB			1B		3	1	2	2	1	1	1				
Mike Hershberger, R OBP: 0.340, SLG: 0.340 (1, 9)	BB				P4-3			1B		3	0	1	0	1	0	3				
Dick Green, R OBP: 0.281, SLG: 0.294 (1, 5)	F4				F3			2B		4	0	1	0	0	0	1				
Joe Nossek, R OBP: 0.217, SLG: 0.272 (1, 8)	K2-3				F8			F7		2	0	0	0	0	1	1				
John Donaldson, L OBP: 0.359, SLG: 0.366 (7, PH)					F7			G3		1	0	0	0	0	0	0				
Lew Krausse, R OBP: 0.154, SLG: 0.237 (7, 1)					F7			1-3		0	0	0	0	0	0	0				
Tony Pierce, R (8, 1)								1-3		0	0	0	0	0	0	0				
Ray Webster, L OBP: 0.331, SLG: 0.407 (9, PH)								2B		2	0	0	0	0	1	0				
Phil Roof, R OBP: 0.274, SLG: 0.329 (7, PH)										2	0	0	0	0	1	0				
Jim Gosger, L OBP: 0.337, SLG: 0.353 (7, 8)										2	0	1	0	0	0	0				
Catfish Hunter, R OBP: 0.175, SLG: 0.263 (1, 1)										2	0	0	0	0	1	0				
Jack Aker, R OBP: 0.143, SLG: 0.143 (6, 1)										0	0	0	0	0	0	0				
Paul Lindblad, L OBP: 0.194, SLG: 0.290 (6, 1)										0	0	0	0	0	0	0				
Tim Talton, L OBP: 0.316, SLG: 0.324 (7, PH)										2	0	0	0	0	0	1				
Inning Stats	R: 3 E: 1 K: 1 S: 7	H: 2 LOB: 1 BB: 2 P: 15	R: 0 E: 0 K: 3 S: 10	H: 1 LOB: 1 BB: 0 P: 10	R: 0 E: 0 K: 0 S: 2	H: 0 LOB: 0 BB: 1 P: 6	R: 0 E: 0 K: 0 S: 3	H: 0 LOB: 0 BB: 0 P: 3	R: 0 E: 0 K: 1 S: 6	H: 3 LOB: 2 BB: 0 P: 6	R: 0 E: 0 K: 0 S: 3	H: 0 LOB: 0 BB: 0 P: 3	R: 0 E: 0 K: 0 S: 5	H: 2 LOB: 2 BB: 0 P: 5	R: 0 E: 0 K: 0 S: 4	H: 1 LOB: 1 BB: 0 P: 4	1B: 5 2B: 5 3B: 0 HR: 1	SF: 0 SAC: 0 DP: 2 HBP: 0	WP: 0 PB: 0 SB: 1 CS: 1	PA: 36
PITCHER	IP WLS BF H R ER SO BB IBB HBP BLK WP HR S P ERA WHIP																			
Bill Landis, L ERA: 7.11 (1, 1)	2.0	11	3	3	3	4	2	0	0	0	0	0	0	0	1	17	25	13.50	2.500	
Dave Morehead, R ERA: 5.14 (3, 1)	5.0	17	4	0	0	1	1	0	0	0	0	0	0	0	0	18	22	0.00	1.000	
Sparky Lyle, L ERA: 1.64 (8, 1)	0.1	1	0	0	0	0	0	0	0	0	0	0	0	0	0	1	1	0.00	0.000	
John Wyatt, R ERA: 2.91 (8, 1)	1.2	7	2	0	0	0	0	0	0	0	0	0	0	0	7	7	0.00	1.200		

Batter	1	2	3	4	5	6	7	8	9	AB	R	H	RBI	BB	SO	LOB	BOTTOM			
Mike Andrews, R OBP: 0.346, SLG: 0.363 (1, 4)	1B	F5		K2-3		F9 1B		HR		5	1	3	3	0	1	3	Kansas City Athletics @ Boston Red Sox Fenway Park, Boston, MA Thu Aug 03 1967, 3:33 AM EDT Att: 18,920 - Unknown			
Joe Foy, R OBP: 0.339, SLG: 0.462 (1, 5)	BB			6-3		K		1B		4	0	2	0	1	1	0				
Carl Yastrzemski, L OBP: 0.496, SLG: 0.610 (1, 7)	F2			1B 2B		F9 1B		F1		5	1	2	0	0	0	4				
Tony Conigliaro, R OBP: 0.350, SLG: 0.548 (1, 9)	K			6-3		FC5-4 1B		F2		5	0	0	0	0	2	6				
George Scott, R OBP: 0.367, SLG: 0.467 (1, 3)		6-3		1B		FC5-4 1B		K		4	0	2	1	0	1	0				
Rico Petrocelli, R OBP: 0.340, SLG: 0.411 (1, 6)		BB 1B		F3		FC5-4		F4		4	1	1	0	0	0	3				
George Thomas, R OBP: 0.281, SLG: 0.302 (1, 8)		1B BB		6-3		SH5-4 1B		1B		3	1	2	0	1	0	0				
Mike Ryan, R OBP: 0.306, SLG: 0.287 (1, 2)		1B		SH3-4 1B		E1 1B		L6		4	1	2	1	0	0	2				
Bill Landis, L (1, 1)						SH5-4				0	0	0	0	0	0	0				
Dalton Jones, L OBP: 0.307, SLG: 0.352 (2, PH)		F5		SH3-4		SH5-4		K		1	0	0	0	0	0	2				
Dave Morehead, R (3, 1)										0	0	0	0	0	0	0				
Sparky Lyle, L OBP: 0.400, SLG: 0.600 (8, 1)										0	0	0	0	0	0	0				
John Wyatt, R (8, 1)										1	0	0	0	0	1	0				
Inning Stats	R: 0 E: 0 K: 1 S: 5	H: 1 LOB: 1 BB: 1 P: 9	R: 1 E: 0 K: 0 S: 5	H: 2 LOB: 2 BB: 1 P: 9	R: 1 E: 0 K: 0 S: 5	H: 2 LOB: 1 BB: 0 P: 5	R: 0 E: 0 K: 1 S: 6	H: 1 LOB: 1 BB: 0 P: 6	R: 0 E: 0 K: 1 S: 7	H: 2 LOB: 2 BB: 0 P: 7	R: 2 E: 1 K: 1 S: 9	H: 3 LOB: 2 BB: 0 P: 9	R: 0 E: 0 K: 1 S: 6	H: 1 LOB: 1 BB: 0 P: 6	R: 1 E: 0 K: 1 S: 7	H: 2 LOB: 1 BB: 0 P: 7	1B: 12 2B: 1 3B: 0 HR: 1	SF: 0 SAC: 2 DP: 0 HBP: 0	WP: 0 PB: 0 SB: 0 CS: 0	PA: 40
PITCHER	IP WLS BF H R ER SO BB IBB HBP BLK WP HR S P ERA WHIP																			
Catfish Hunter, R ERA: 3.01 (1, 1)	5.1	28	10	4	3	3	2	0	0	0	0	0	0	0	0	32	40	5.06	2.250	
Jack Aker, R ERA: 3.78 (6, 1)	0.0	1	1	0	0	0	0	0	0	0	0	0	0	0	1	1	∞	∞		
Paul Lindblad, L ERA: 3.53 (6, 1)	0.2	2	0	0	0	1	0	0	0	0	0	0	0	0	4	4	0.00	0.000		
Lew Krausse, R ERA: 4.44 (7, 1)	1.1	7	3	1	1	2	0	0	0	0	0	1	11	11	11	11	6.75	2.250		
Tony Pierce, L ERA: 3.47 (8, 1)	0.2	2	0	0	0	0	0	0	0	0	0	0	0	2	2	2	0.00	0.000		

Batter	1	2	3	4	5	6	7	8	9	AB	R	H	RBI	BB	SO	LOB	TOP					
Mike Andrews, R OBP: 0.343, SLG: 0.359	F3		5-3		6-3			F4		4	0	0	0	0	0	0						
Joe Foy, R OBP: 0.338, SLG: 0.460	K		E 1B		1-3			F5		4	0	1	0	0	1	0						
Carl Yastrzemski, L OBP: 0.497, SLG: 0.698	F8		E4					F9		4	0	2	0	0	0	0						
Tony Conigliaro, R OBP: 0.346, SLG: 0.541		F3	F7		G1-6-4-3			F9		4	0	0	0	0	0	3						
George Scott, R OBP: 0.366, SLG: 0.467		L1						F8		4	0	1	0	0	0	0						
Rico Petrocelli, R OBP: 0.340, SLG: 0.411		E 1B			5-3			F7		3	0	1	0	0	0	1						
George Thomas, R OBP: 0.287, SLG: 0.286		E5			K			K		3	0	0	0	0	2	2						
Mike Ryan, R OBP: 0.302, SLG: 0.282		K			6-3			5-3		3	0	0	0	0	1	3						
Darrell Brandon, R Dan O'Rourke, R Reggie Smith, S Gary Bell, R Jerry Adair, R Sparky Lyle, L		K			K			F7		1	0	0	0	0	0	1						
Inning Stats	R: 0 E: 0 K: 1 S: 5	H: 0 LOB: 0 BB: 0 P: 5	R: 0 E: 1 K: 1 S: 7	H: 1 LOB: 2 BB: 0 P: 7	R: 0 E: 1 K: 1 S: 7	H: 2 LOB: 2 BB: 0 P: 7	R: 0 E: 0 K: 1 S: 6	H: 1 LOB: 1 BB: 0 P: 6	R: 0 E: 0 K: 1 S: 5	H: 0 LOB: 0 BB: 0 P: 5	R: 0 E: 0 K: 1 S: 3	H: 1 LOB: 0 BB: 0 P: 3	R: 0 E: 0 K: 1 S: 5	H: 0 LOB: 0 BB: 0 P: 5	R: 0 E: 0 K: 0 S: 3	H: 0 LOB: 0 BB: 0 P: 3	R: 0 E: 0 K: 0 S: 3	H: 0 LOB: 0 BB: 0 P: 3	1B: 4 2B: 1 3B: 0 HR: 0	SF: 0 SAC: 0 DP: 1 HBP: 0	WP: 0 PB: 0 SB: 0 CS: 0	PA: 32
PITCHER Jim Merritt, L ERA: 2.06	IP: 9.0 WLS: W BF: 32 H: 5 R: 0 ER: 0 SO: 6 BB: 0 IBB: 0 HBP: 0 BLK: 0 WP: 0 HR: 0 S: 44 P: 44 ERA: 0.00 WHIP: 0.556																					

Boston Red Sox @ Minnesota Twins
Metropolitan Stadium, Bloomington, MI
Fri Aug 04 1967, 8:05 PM EDT
Att: 31,645 - Unknown

AB 32
R 0
H 5
RBI 0
BB 0
SO 6
LOB 9



Batter	1	2	3	4	5	6	7	8	9	AB	R	H	RBI	BB	SO	LOB	BOTTOM			
Rod Carew, L OBP: 0.348, SLG: 0.416	SH 2B	G4-3		BB		SH2-3		K		3	1	1	0	1	1	1				
Cesar Tovar, R OBP: 0.340, SLG: 0.376	SH 2B	6-3		BB		F7		F9		4	1	0	0	0	0	3				
Tony Oliva, L OBP: 0.313, SLG: 0.441	BB 2B		FC6-4 1B	K				1B		3	0	2	1	1	1	2				
Harmon Killebrew, R Rich Reese, L	BB		F7		E HBP	F9		1B		1	0	0	0	1	0	1				
Bob Allison, R Sandy Valdespino, L	K		FC6-4 1B		F3		E 2B	4-3		4	0	2	0	0	1	4				
Zoilo Versalles, R	K		FC6-4		E5		E4 G3			4	0	0	0	0	1	6				
Ted Uhlaender, L	BB		F8		K		G3			3	0	0	1	1	1	6				
Jerry Zimmerman, R	K			FC4-5 2B	K		F7			4	0	1	0	0	2	6				
Jim Merritt, L		G4-3 1B		FC4-5 2B		SH2-3 BB	K			3	0	1	0	1	1	2				
Inning Stats	R: 2 E: 1 K: 3 S: 12	H: 2 LOB: 3 BB: 2 P: 20	R: 0 E: 0 K: 0 S: 3	H: 1 LOB: 0 BB: 0 P: 3	R: 0 E: 0 K: 0 S: 5	H: 2 LOB: 2 BB: 0 P: 5	R: 0 E: 0 K: 1 S: 6	H: 1 LOB: 2 BB: 1 P: 10	R: 0 E: 0 K: 2 S: 8	H: 0 LOB: 2 BB: 0 P: 9	R: 0 E: 0 K: 0 S: 3	H: 0 LOB: 2 BB: 2 P: 11	R: 1 E: 1 K: 1 S: 7	H: 1 LOB: 1 BB: 0 P: 7	R: 0 E: 0 K: 1 S: 6	H: 1 LOB: 2 BB: 0 P: 7	1B: 5 2B: 3 3B: 0 HR: 0	SF: 0 SAC: 2 DP: 1 HBP: 2	WP: 0 PB: 0 SB: 0 CS: 0	PA: 41
PITCHER Darrell Brandon, R Dan Osninski, R Gary Bell, R Sparky Lyle, L	IP: 3.1 WLS: L BF: 19 H: 6 R: 2 ER: 1 SO: 3 BB: 3 IBB: 0 HBP: 0 BLK: 0 WP: 0 HR: 0 S: 22 P: 34 ERA: 2.70 WHIP: 2.700																			

Boston Red Sox @ Minnesota Twins
Metropolitan Stadium, Bloomington, MI
Fri Aug 04 1967, 8:05 PM EDT
Att: 31,645 - Unknown

AB 32
R 3
H 8
RBI 2
BB 5
SO 8
LOB 35



Batter	1	2	3	4	5	6	7	8	9	AB	R	H	RBI	BB	SO	LOB	TOP			
Mike Andrews, R OBP: 0.342, SLG: 0.357 (1, 4)										4	0	1	0	0	0	0				
Joe Foy, R OBP: 0.335, SLG: 0.455 (1, 5)										4	0	0	0	0	2	1				
Carl Yastrzemski, L OBP: 0.494, SLG: 0.602 (1, 7)										4	0	0	0	0	1	0				
Tony Conigliaro, R OBP: 0.348, SLG: 0.538 (1, 9)										2	0	0	0	1	0	0				
George Scott, R OBP: 0.365, SLG: 0.464 (1, 3)										3	0	0	0	1	0	1				
Rico Petrocelli, R OBP: 0.343, SLG: 0.424 (1, 6)										3	1	2	1	0	0	2				
Reggie Smith, S OBP: 0.319, SLG: 0.369 (1, 8)										2	0	0	0	1	0	1				
Elston Howard, R OBP: 0.243, SLG: 0.267 (1, 2)										3	0	0	0	0	1	3				
Lee Stange, R OBP: 0.081, SLG: 0.086 (8, PH) Norm Siebern, L OBP: 0.300, SLG: 0.197 John Wyatt, R (8, 1)										2	0	0	0	0	1	0				
										1	0	0	0	0	0	0				
										0	0	0	0	0	0	0				
Inning Stats	R: 0 E: 0 K: 1 S: 5	H: 0 LOB: 0 BB: 0 P: 5	R: 1 E: 0 K: 0 S: 4	H: 1 LOB: 0 BB: 0 P: 4	R: 0 E: 0 K: 2 S: 8	H: 1 LOB: 1 BB: 0 P: 8	R: 0 E: 0 K: 1 S: 5	H: 0 LOB: 3 BB: 3 P: 17	R: 0 E: 0 K: 0 S: 3	H: 0 LOB: 0 BB: 0 P: 3	R: 0 E: 0 K: 0 S: 4	H: 1 LOB: 0 BB: 0 P: 5	R: 0 E: 0 K: 0 S: 3	H: 0 LOB: 0 BB: 0 P: 3	R: 0 E: 0 K: 0 S: 3	H: 0 LOB: 0 BB: 0 P: 3	1B: 2 2B: 1 3B: 0 HR: 1	SF: 0 SAC: 0 DP: 1 HBP: 1	WP: 0 PB: 0 SB: 0 CS: 1	PA: 32
PITCHER Dave Boswell, R ERA: 3.31 (1, 1)	IP: 9.0 WLS: W BF: 32 H: 3 R: 1 ER: 1 SO: 5 BB: 3 IBB: 0 HBP: 1 BLK: 0 WP: 0 HR: 1 S: 38 P: 51 ERA: 1.00 WHIP: 0.667															PITCHER IP: WLS: BF: H: R: ER: SO: BB: IBB: HBP: BLK: WP: HR: S: P: ERA: WHIP:				

Boston Red Sox @ Minnesota Twins
Metropolitan Stadium, Bloomington, MI
Sat Aug 05 1967, 4:33 AM EDT
Att: 26,003 - Unknown

AB 28
R 1
H 3
RBI 1
BB 3
SO 5
LOB 8



Batter	1	2	3	4	5	6	7	8	9	AB	R	H	RBI	BB	SO	LOB	BOTTOM	
Zoilo Versalles, R OBP: 0.272, SLG: 0.296 (1, 6)										4	1	2	1	0	0	1		
Cesar Tovar, R OBP: 0.339, SLG: 0.374 (1, 4) (9, 5)										4	1	1	0	0	0	0		
Tony Oliva, L OBP: 0.318, SLG: 0.450 (1, 9)										4	0	3	1	0	0	0		
Harmon Killebrew, R OBP: 0.421, SLG: 0.583 Rich Reese, L OBP: 0.253, SLG: 0.333 (1, 3) (8, PR) (9, 3)										2	0	1	0	2	0	0		
Bob Allison, R OBP: 0.346, SLG: 0.445 Sandy Valdespino, L OBP: 0.230, SLG: 0.250 (1, 7) (9, 7)										4	0	0	0	0	2	5		
Rich Rollins, R OBP: 0.330, SLG: 0.351 Frank Quilici, R OBP: 0.313, SLG: 0.231 (1, 5) (9, 5) (9, 4)										3	0	0	0	0	1	4		
Ted Uhlaender, L OBP: 0.243, SLG: 0.361 (1, 8)										3	0	0	0	0	0	0		
Russ Nixon, L OBP: 0.313, SLG: 0.322 (1, 2)										3	0	0	0	0	1	0		
Dave Boswell, R OBP: 0.240, SLG: 0.277 (1, 1)										3	0	1	0	0	1	0		
Inning Stats	R: 1 E: 0 K: 1 S: 7	H: 3 LOB: 2 BB: 1 P: 11	R: 0 E: 0 K: 1 S: 5	H: 0 LOB: 0 BB: 0 P: 5	R: 1 E: 0 K: 0 S: 4	H: 1 LOB: 0 BB: 0 P: 4	R: 0 E: 0 K: 0 S: 3	H: 0 LOB: 0 BB: 0 P: 3	R: 0 E: 0 K: 1 S: 6	H: 1 LOB: 2 BB: 1 P: 10	R: 0 E: 0 K: 1 S: 6	H: 1 LOB: 1 BB: 0 P: 6	R: 0 E: 0 K: 1 S: 6	H: 2 LOB: 1 BB: 0 P: 6	1B: 3 2B: 4 3B: 0 HR: 1	SF: 0 SAC: 0 DP: 0 HBP: 0	WP: 0 PB: 0 SB: 0 CS: 0	PA: 32
PITCHER Lee Stange, R ERA: 2.77 John Wyatt, R ERA: 2.87 (1, 1) (8, 1)	IP: 7.0 WLS: L BF: 28 H: 6 R: 2 ER: 2 SO: 4 BB: 1 IBB: 1 HBP: 0 BLK: 0 WP: 0 HR: 1 S: 34 P: 42 ERA: 2.57 WHIP: 1.000															PITCHER IP: WLS: BF: H: R: ER: SO: BB: IBB: HBP: BLK: WP: HR: S: P: ERA: WHIP:		

Boston Red Sox @ Minnesota Twins
Metropolitan Stadium, Bloomington, MI
Sat Aug 05 1967, 4:33 AM EDT
Att: 26,003 - Unknown

AB 30
R 2
H 8
RBI 2
BB 2
SO 5
LOB 10



Batter	1	2	3	4	5	6	7	8	9	AB	R	H	RBI	BB	SO	LOB	TOP																
Mike Andrews, R OBP: 0.340, SLG: 0.355 (1, 4)	F9			1-3						2	0	0	0	0	0	0																	
Dalton Jones, L OBP: 0.301, SLG: 0.344 (1, 5)	4-3			3-1						2	0	0	0	0	0	0																	
Carl Yastrzemski, L OBP: 0.492, SLG: 0.599 (1, 7)	4-3			K						2	0	0	0	0	1	0																	
Tony Conigliaro, R OBP: 0.346, SLG: 0.535 (1, 9)					F8					2	0	0	0	0	0	0																	
Norm Siebern, L OBP: 0.293, SLG: 0.191 (1, 3)					K					2	0	0	0	0	2	0																	
Rico Petrocelli, R OBP: 0.340, SLG: 0.421 (1, 6)					K					2	0	0	0	0	1	0																	
Reggie Smith, S OBP: 0.318, SLG: 0.368 (1, 8)					F4					1	0	0	0	0	0	0																	
Elston Howard, R OBP: 0.242, SLG: 0.266 (1, 2)					F9					1	0	0	0	0	0	0																	
Jim Lonborg, R OBP: 0.134, SLG: 0.108 (1, 1)					F7					1	0	0	0	0	0	0																	
Inning Stats	R: 0 E: 0 K: 0 S: 3	H: 0 LOB: 0 BB: 0 P: 3	R: 0 E: 0 K: 2 S: 7	H: 0 LOB: 0 BB: 0 P: 7	R: 0 E: 0 K: 0 S: 3	H: 0 LOB: 0 BB: 0 P: 3	R: 0 E: 0 K: 1 S: 5	H: 0 LOB: 0 BB: 0 P: 5	R: 0 E: 0 K: 1 S: 5	H: 0 LOB: 0 BB: 0 P: 5							1B: 0 2B: 0 3B: 0 HR: 0	SF: 0 SAC: 0 DP: 0 HBP: 0	WP: 0 PB: 0 SB: 0 CS: 0	PA: 15													
PITCHER Dean Chance, R ERA: 2.55 (1, 1)	IP: 5.0 WLS: W BF: 15 H: 0 R: 0 ER: 0 SO: 4 BB: 0 IBB: 0 HBP: 0 BLK: 0 WP: 0 HR: 0 S: 23 P: 23 ERA: 0.00 WHIP: 0.000															PITCHER	IP	WLS	BF	H	R	ER	SO	BB	IBB	HBP	BLK	WP	HR	S	P	ERA	WHIP

Boston Red Sox @ Minnesota Twins
Metropolitan Stadium, Bloomington, MI
Sun Aug 06 1967, 4:33 AM EDT
Att: 26,003 - Unknown

AB 15
R 0
H 0
RBI 0
BB 0
SO 4
LOB 0



Batter	1	2	3	4	5	6	7	8	9	AB	R	H	RBI	BB	SO	LOB	BOTTOM																
Zoilo Versalles, R OBP: 0.271, SLG: 0.295 (1, 6)	5-3		K							2	0	0	0	0	1	0																	
Cesar Tovar, R OBP: 0.340, SLG: 0.374 (1, 4)	5-3			1B 2B BB						1	1	0	0	1	0	0																	
Tony Oliva, L OBP: 0.319, SLG: 0.454 (1, 9)				K						2	0	1	0	0	1	1																	
Harmon Killebrew, R OBP: 0.422, SLG: 0.583 (1, 3)	K			2B 1B						2	1	1	0	0	1	1																	
Bob Allison, R OBP: 0.346, SLG: 0.448 (1, 7)			K	1B 2B						2	0	1	1	0	1	0																	
Rich Rollins, R OBP: 0.331, SLG: 0.352 (1, 5)			K	1B						2	0	1	1	0	1	0																	
Ted Uhlaender, L OBP: 0.241, SLG: 0.357 (1, 8)			K	F4						2	0	0	0	0	1	2																	
Jerry Zimmerman, R OBP: 0.241, SLG: 0.177 (1, 2)				5-3	F9					2	0	0	0	0	0	2																	
Dean Chance, R OBP: 0.104, SLG: 0.032 (1, 1)				1-3				K		2	0	0	0	0	1	0																	
Inning Stats	R: 0 E: 0 K: 1 S: 6	H: 1 LOB: 1 BB: 0 P: 6	R: 0 E: 0 K: 3 S: 9	H: 0 LOB: 0 BB: 0 P: 9	R: 0 E: 0 K: 1 S: 5	H: 0 LOB: 0 BB: 0 P: 5	R: 2 E: 0 K: 1 S: 8	H: 3 LOB: 2 BB: 1 P: 12	R: 0 E: 0 K: 1 S: 3	H: 0 LOB: 0 BB: 0 P: 3							1B: 2 2B: 2 3B: 0 HR: 0	SF: 0 SAC: 0 DP: 0 HBP: 0	WP: 0 PB: 0 SB: 1 CS: 0	PA: 18													
PITCHER Jim Lonborg, R ERA: 3.33 (1, 1)	IP: 4.1 WLS: L BF: 18 H: 4 R: 2 ER: 2 SO: 7 BB: 1 IBB: 0 HBP: 0 BLK: 0 WP: 0 HR: 0 S: 31 P: 35 ERA: 4.15 WHIP: 1.154															PITCHER	IP	WLS	BF	H	R	ER	SO	BB	IBB	HBP	BLK	WP	HR	S	P	ERA	WHIP

Boston Red Sox @ Minnesota Twins
Metropolitan Stadium, Bloomington, MI
Sun Aug 06 1967, 4:33 AM EDT
Att: 26,003 - Unknown


AB 17
R 2
H 4
RBI 2
BB 1
SO 7
LOB 6



Batter	1	2	3	4	5	6	7	8	9	AB	R	H	RBI	BB	SO	LOB	TOP			
Mike Andrews, R (1.4) OBP: 0.338, SLG: 0.351	0-0 4-3		0-0 FC6 1B			0-0 FC4-6 1B		0-0 CS 1-2	0-0 F7	4	0	2	0	0	0	0				
Jerry Adair, R (1.5) OBP: 0.270, SLG: 0.289	0-0 F9		0-0 FC6 1-2			0-0 FC4-6 FC6 1-2			0-0 6-3	4	0	0	0	0	0	2				
Carl Yastrzemski, L (1.7) OBP: 0.400, SLG: 0.589	0-0 4-3			0-0 F7		0-0 FC6 1-2			0-0 F7	4	0	0	0	0	0	1				
Tony Conigliaro, R (1.9) OBP: 0.350, SLG: 0.539		0-0 F9		0-0 6-3			0-0 5-3			3	0	0	0	0	0	0				
Norm Siebern, L (1.3) OBP: 0.298, SLG: 0.192		0-3 K		0-0 4-3			0-0 F8			3	0	0	0	0	1	0				
Rico Petrocelli, R (1.6) OBP: 0.337, SLG: 0.423		0-0 1B			0-0 5-3		0-3 K			3	0	1	0	0	1	0				
Elston Howard, R (1.2) OBP: 0.239, SLG: 0.262		0-0 F4			0-0 4-3		0-3 K			3	0	0	0	0	1	1				
Reggie Smith, S (1.8) OBP: 0.316, SLG: 0.359			0-0 6-3		0-0 4-3		0-0 F8			3	0	0	0	0	0	0				
Lee Stange, R (1.1) OBP: 0.077, SLG: 0.081			0-3 K			0-0 1-3		4-0 CS BB		2	0	0	0	0	1	0				
George Scott, R (8, PH) OBP: 0.361, SLG: 0.455										0	0	0	0	0	1	0				
John Wyatt, R (8, 1)										0	0	0	0	0	0	0				
Inning Stats	R: 0 E: 0 K: 0 S: 3	H: 0 LOB: 0 BB: 0 P: 3	R: 0 E: 0 K: 1 S: 6	H: 1 LOB: 1 BB: 0 P: 6	R: 0 E: 0 K: 1 S: 6	H: 1 LOB: 1 BB: 0 P: 6	R: 0 E: 0 K: 0 S: 3	H: 0 LOB: 0 BB: 0 P: 3	R: 0 E: 0 K: 0 S: 4	H: 1 LOB: 1 BB: 0 P: 4	R: 0 E: 0 K: 1 S: 5	H: 0 LOB: 0 BB: 0 P: 5	R: 0 E: 0 K: 1 S: 4	H: 0 LOB: 0 BB: 1 P: 8	R: 0 E: 0 K: 0 S: 3	H: 0 LOB: 0 BB: 0 P: 3	1B: 3 2B: 0 3B: 0 HR: 0	SF: 0 SAC: 0 DP: 0 HBP: 0	WP: 0 PB: 0 SB: 0 CS: 1	PA: 31
PITCHER Jim McGlothlin, R (1.1) ERA: 2.16	IP: 9.0 WLS: W BF: 30 H: 3 R: 0 ER: 0 SO: 4 BB: 1 IBB: 0 HBP: 0 BLK: 0 WP: 0 HR: 0 S: 37 P: 41 ERA: 0.00 WHIP: 0.444															PITCHER				

Boston Red Sox @ California Angels
Anaheim Stadium, Anaheim, CA
Fri Aug 11 1967, 10:05 PM EDT
Att: 26,773 - Unknown


AB 29
R 0
H 3
RBI 0
BB 1
SO 4
LOB 4



Batter	1	2	3	4	5	6	7	8	9	AB	R	H	RBI	BB	SO	LOB	BOTTOM			
Jose Cardenal, R (1.7) OBP: 0.273, SLG: 0.340	0-0 S 1B		0-0 E1 G6-3		0-0 F3			0-0 F9		4	0	1	0	0	0	1				
Jim Fregosi, R (1.6) OBP: 0.346, SLG: 0.397	0-0 F9 1-2		0-0 G6-3 1-2		0-0 F8			0-0 F7		4	0	0	0	0	0	3				
Jimmie Hall, L (1.9) OBP: 0.331, SLG: 0.437	0-3 K 2-3			0-0 1B WP 1B		0-0 F7		0-0 4-3		4	1	1	0	0	1	2				
Don Mincher, L (1.3) OBP: 0.378, SLG: 0.494	0-0 F7			0-0 WP 1B 1-3		0-0 F5				3	0	1	0	0	0	1				
Roger Repoz, L (1.8) OBP: 0.326, SLG: 0.385		0-0 1-3 S 1B		0-3 K 1-2 3-H		0-0 4-3				3	0	1	0	0	1	1				
Woodie Held, R (1.5) OBP: 0.327, SLG: 0.387		0-3 K 1-2		0-0 F2		0-3 K				3	0	0	0	0	2	2				
Tom Satriano, L (1.2) OBP: 0.299, SLG: 0.301		0-0 1-3 2-3		4-0 BB BB		0-0 F6				2	0	0	0	1	0	1				
Bobby Knoop, R (1.4) OBP: 0.319, SLG: 0.377		0-0 6-3		0-0 F8		0-0 5-3				3	0	0	0	0	0	3				
Jim McGlothlin, R (1.1) OBP: 0.167, SLG: 0.130			0-3 K		0-0 F7			0-0 1B		3	0	1	0	0	1	0				
Inning Stats	R: 0 E: 0 K: 1 S: 6	H: 1 LOB: 1 BB: 0 P: 6	R: 0 E: 0 K: 1 S: 5	H: 0 LOB: 0 BB: 0 P: 5	R: 1 E: 0 K: 1 S: 7	H: 2 LOB: 2 BB: 1 P: 11	R: 0 E: 0 K: 0 S: 3	H: 0 LOB: 0 BB: 0 P: 3	R: 0 E: 0 K: 1 S: 5	H: 0 LOB: 0 BB: 0 P: 5	R: 0 E: 0 K: 0 S: 4	H: 1 LOB: 1 BB: 0 P: 4	R: 0 E: 0 K: 0 S: 3	H: 0 LOB: 0 BB: 0 P: 3	R: 0 E: 0 K: 0 S: 4	H: 1 LOB: 1 BB: 0 P: 4	1B: 5 2B: 0 3B: 0 HR: 0	SF: 0 SAC: 0 DP: 1 HBP: 0	WP: 1 PB: 0 SB: 3 CS: 0	PA: 30
PITCHER Lee Stange, R (1.1) ERA: 2.89	IP: 7.0 WLS: L BF: 26 H: 4 R: 1 ER: 1 SO: 5 BB: 1 IBB: 0 HBP: 0 BLK: 0 WP: 1 HR: 0 S: 35 P: 39 ERA: 1.29 WHIP: 0.714															PITCHER				
John Wyatt, R (8, 1) ERA: 2.77	IP: 1.0 WLS: L BF: 4 H: 1 R: 0 ER: 0 SO: 0 BB: 0 IBB: 0 HBP: 0 BLK: 0 WP: 0 HR: 0 S: 4 P: 4 ERA: 0.00 WHIP: 1.000															PITCHER				


Boston Red Sox @ California Angels
Anaheim Stadium, Anaheim, CA
Fri Aug 11 1967, 10:05 PM EDT
Att: 26,773 - Unknown

AB 29
R 1
H 5
RBI 0
BB 1
SO 5
LOB 14




Batter	1	2	3	4	5	6	7	8	9	AB	R	H	RBI	BB	SO	LOB	TOP						
Mike Andrews, R OBP: 0.337, SLG: 0.348 (1, 4)										3	0	0	0	1	1	1	Boston Red Sox @ California Angels Anaheim Stadium, Anaheim, CA Sat Aug 12 1967, 10:05 PM EDT Att: 32,821 - Unknown						
Joe Foy, R OBP: 0.332, SLG: 0.446 (1, 5)										4	0	2	1	0	1	1							
Carl Yastrzemski, L OBP: 0.399, SLG: 0.588 (1, 7)										4	0	1	0	0	0	1							
Tony Conigliaro, R OBP: 0.346, SLG: 0.533 (1, 9)										4	0	0	0	0	1	2							
Norm Siebern, L OBP: 0.306, SLG: 0.207 George Thomas, R OBP: 0.267, SLG: 0.286 (9, PR)										4	0	2	0	0	1	0							
Rico Petrocelli, R OBP: 0.339, SLG: 0.424 (1, 6)										4	0	2	0	0	0	2							
Elston Howard, R OBP: 0.259, SLG: 0.259 George Scott, R OBP: 0.360, SLG: 0.454 (9, PH)										2	0	0	0	0	1	2							
Reggie Smith, S OBP: 0.316, SLG: 0.358 (1, 8)										3	1	1	0	0	0	1							
Gary Bell, R OBP: 0.102, SLG: 0.122 Dalton Jones, L OBP: 0.287, SLG: 0.327 John Wyatt, R (7, 1)										1	0	0	0	0	0	0							
Inning Stats	R: 0 E: 0 K: 1 S: 5	H: 1 LOB: 0 BB: 0 P: 5	R: 0 E: 0 K: 2 S: 8	H: 1 LOB: 1 BB: 0 P: 8	R: 1 E: 0 K: 0 S: 6	H: 3 LOB: 2 BB: 0 P: 6	R: 0 E: 0 K: 0 S: 3	H: 1 LOB: 1 BB: 0 P: 3	R: 0 E: 0 K: 1 S: 5	H: 0 LOB: 1 BB: 1 P: 7	R: 0 E: 0 K: 0 S: 3	H: 1 LOB: 1 BB: 0 P: 4	R: 0 E: 0 K: 1 S: 5	H: 0 LOB: 0 BB: 0 P: 5	R: 0 E: 0 K: 0 S: 4	H: 1 LOB: 1 BB: 0 P: 4		R: 0 E: 0 K: 1 S: 5	H: 1 LOB: 1 BB: 0 P: 4	1B: 7 2B: 1 3B: 0 HR: 0	SF: 0 SAC: 2 DP: 1 HBP: 0	WP: 0 PB: 0 SB: 0 CS: 1	PA: 35
PITCHER	IP WLS BF H R ER SO BB IBB HBP BLK WP HR S P ERA WHIP																						
Jack Hamilton, R ERA: 2.77 Minnie Rojas, R ERA: 2.1	(1, 1) (7, 1)	6.0 S	23 11	6 2	1 0	1 0	4 1	1 0	0 0	0 0	0 0	0 0	0 0	30 13	34 13	1.50 0.00	1.167 0.667						

AB	31
R	1
H	8
RBI	1
BB	1
SO	5
LOB	12



Batter	1	2	3	4	5	6	7	8	9	AB	R	H	RBI	BB	SO	LOB	BOTTOM						
Jose Cardenal, R OBP: 0.271, SLG: 0.337 (1, 7)										3	0	0	0	0	1	0	Boston Red Sox @ California Angels Anaheim Stadium, Anaheim, CA Sat Aug 12 1967, 10:05 PM EDT Att: 32,821 - Unknown						
Jim Fregosi, R OBP: 0.348, SLG: 0.398 (1, 6)										4	0	2	1	0	0	0							
Jimmie Hall, L OBP: 0.327, SLG: 0.430 (1, 9)										4	0	0	0	0	0	3							
Don Mincher, L OBP: 0.380, SLG: 0.503 (1, 3)										2	1	1	1	1	0	1							
Roger Repoz, L OBP: 0.326, SLG: 0.384 (1, 8)										3	0	1	0	0	0	1							
Buck Rodgers, S OBP: 0.278, SLG: 0.304 (1, 2)										3	0	0	0	0	0	3							
Bobby Knoop, R OBP: 0.316, SLG: 0.374 (1, 4)										3	0	0	0	0	1	0							
Johnny Werhas, R OBP: 0.268, SLG: 0.317 (1, 5)										3	0	0	0	0	3	0							
Jack Hamilton, R OBP: 0.071, SLG: 0.179 Tom Satriano, L OBP: 0.303, SLG: 0.313 Rick Reichardt, R OBP: 0.302, SLG: 0.356 Minnie Rojas, R OBP: 0.143, SLG: 0.077 (7, 1)										1	0	0	0	0	1	0							
Inning Stats	R: 0 E: 0 K: 0 S: 3	H: 0 LOB: 0 BB: 0 P: 3	R: 1 E: 0 K: 0 S: 4	H: 1 LOB: 0 BB: 0 P: 4	R: 0 E: 0 K: 2 S: 7	H: 0 LOB: 0 BB: 0 P: 7	R: 0 E: 0 K: 0 S: 4	H: 1 LOB: 1 BB: 0 P: 4	R: 0 E: 0 K: 2 S: 7	H: 0 LOB: 0 BB: 0 P: 7	R: 0 E: 0 K: 0 S: 6	H: 3 LOB: 3 BB: 1 P: 10	R: 0 E: 0 K: 2 S: 7	H: 0 LOB: 0 BB: 0 P: 7	R: 0 E: 0 K: 1 S: 5	H: 0 LOB: 0 BB: 0 P: 5		1B: 3 2B: 1 3B: 0 HR: 1	SF: 0 SAC: 1 DP: 0 HBP: 0	WP: 0 PB: 0 SB: 0 CS: 0	PA: 30		
PITCHER	IP WLS BF H R ER SO BB IBB HBP BLK WP HR S P ERA WHIP																						
Gary Bell, R ERA: 3.54 John Wyatt, R ERA: 2.69	(1, 1) (7, 1)	6.0 L	24 6	5 0	2 0	2 0	4 3	0 0	0 0	0 0	0 0	0 0	0 0	12 12	12 12	0.00 0.000	0.833 0.000						

AB	28
R	2
H	5
RBI	2
BB	1
SO	7
LOB	8



Batter	1	2	3	4	5	6	7	8	9	AB	R	H	RBI	BB	SO	LOB	TOP					
Reggie Smith, S (1, 8) OBP: 0.318, SLG: 0.360										4	0	2	0	0	1	1	Boston Red Sox @ California Angels Anaheim Stadium, Anaheim, CA Sun Aug 13 1967, 6:33 AM EDT Att: 22,008 - Unknown					
Joe Foy, R (1, 5) OBP: 0.331, SLG: 0.442										3	0	0	0	1	0	2						
Carl Yastrzemski, L (1, 7) OBP: 0.490, SLG: 0.587										4	0	2	0	0	0	2						
Norm Siebern, L (1, 3) OBP: 0.307, SLG: 0.202 Mike Andrews, R (9, PH) OBP: 0.337, SLG: 0.347										2	0	0	0	1	0	2						
Tony Conigliaro, R (1, 9) OBP: 0.342, SLG: 0.526										4	0	0	0	0	0	2						
Jerry Adair, R (1, 4) OBP: 0.270, SLG: 0.289										4	1	1	0	0	0	2						
Rico Petrocelli, R (1, 6) OBP: 0.341, SLG: 0.433										3	1	1	2	1	1	1						
Mike Ryan, R (1, 2) OBP: 0.298, SLG: 0.275 George Scott, R (9, PH) OBP: 0.362, SLG: 0.455										2	0	0	0	1	0	1						
Jim Lonborg, R (1, 1) Eliot Hoenes, R (5, PH) OBP: 0.127, SLG: 0.100 Darrell Brandon, R (5, 1) OBP: 0.236, SLG: 0.298 Dalton Jones, L (8, PH) OBP: 0.266, SLG: 0.273 Bill Landis, L (8, 1) OBP: 0.262, SLG: 0.329 George Thomas, R (8, PH) OBP: 0.252, SLG: 0.281										1	0	0	0	0	0	1						
Inning Stats	R: 0 E: 0 K: 1 S: 6	H: 1 LOB: 1 BB: 0 P: 6	R: 0 E: 0 K: 0 S: 3	H: 0 LOB: 0 BB: 0 P: 3	R: 0 E: 0 K: 0 S: 3	H: 0 LOB: 1 BB: 1 P: 7	R: 0 E: 0 K: 0 S: 4	H: 1 LOB: 1 BB: 0 P: 4	R: 0 E: 0 K: 0 S: 2	H: 0 LOB: 0 BB: 1 P: 6	R: 0 E: 0 K: 0 S: 3	H: 1 LOB: 0 BB: 0 P: 3	R: 0 E: 0 K: 1 S: 5	H: 0 LOB: 1 BB: 1 P: 9	R: 0 E: 0 K: 1 S: 6	H: 1 LOB: 2 BB: 0 P: 10		R: 2 E: 0 K: 1 S: 8	H: 3 LOB: 1 BB: 0 P: 8	1B: 6 2B: 0 3B: 0 HR: 1	SF: 0 SAC: 0 DP: 2 HBP: 0	WP: 2 PB: 2 SB: 0 CS: 0
PITCHER	IP WLS BF H R ER SO BB IBB HBP BLK WP HR S P ERA WHIP	7.2 W 29 4 0 0 3 4 0 0 0 0 1 0 31 47 0.00 1.043	1.0 5 2 2 2 0 0 0 0 0 0 1 1 5 5 18.00 2.000	0.1 S 2 1 0 0 1 0 0 0 0 0 0 0 4 4 0.00 3.000																		

Boston Red Sox @ California Angels
 Anaheim Stadium, Anaheim, CA
 Sun Aug 13 1967, 6:33 AM EDT
 Att: 22,008 - Unknown

AB 32
 R 2
 H 7
 RBI 2
 BB 4
 SO 4
 LOB 15

Batter	1	2	3	4	5	6	7	8	9	AB	R	H	RBI	BB	SO	LOB	BOTTOM					
Jose Cardenal, R (1, 7) OBP: 0.274, SLG: 0.353										4	1	2	1	0	1	2	Boston Red Sox @ California Angels Anaheim Stadium, Anaheim, CA Sun Aug 13 1967, 6:33 AM EDT Att: 22,008 - Unknown					
Jim Fregosi, R (1, 6) OBP: 0.347, SLG: 0.395										3	0	0	0	1	0	1						
Jimmie Hall, L (1, 9) OBP: 0.322, SLG: 0.424										4	0	0	0	0	1	2						
Don Mincher, L (1, 3) OBP: 0.379, SLG: 0.500										4	0	1	0	0	1	1						
Roger Repoz, L (1, 8) OBP: 0.330, SLG: 0.405										4	2	2	1	0	1	1						
Buck Rodgers, S (1, 2) OBP: 0.275, SLG: 0.300										4	0	0	0	0	1	1						
Tom Satriano, L (1, 5) OBP: 0.304, SLG: 0.309										2	0	0	0	1	0	1						
Bobby Knoop, R (1, 4) OBP: 0.316, SLG: 0.376										3	0	1	0	0	0	1						
Rickey Clark, R (1, 1) OBP: 0.088, SLG: 0.061 Jim Weaver, L (8, 1) OBP: 0.275, SLG: 0.300 Bill Kelso, R (9, 1) OBP: 0.275, SLG: 0.300										3	0	1	0	0	1	1						
Inning Stats	R: 1 E: 0 K: 1 S: 6	H: 1 LOB: 0 BB: 0 P: 6	R: 1 E: 0 K: 2 S: 8	H: 1 LOB: 1 BB: 1 P: 12	R: 0 E: 0 K: 1 S: 5	H: 0 LOB: 1 BB: 1 P: 9	R: 1 E: 0 K: 0 S: 6	H: 3 LOB: 2 BB: 0 P: 6	R: 0 E: 0 K: 0 S: 4	H: 1 LOB: 1 BB: 0 P: 4	R: 0 E: 0 K: 0 S: 3	H: 0 LOB: 0 BB: 0 P: 3	R: 0 E: 0 K: 0 S: 4	H: 1 LOB: 1 BB: 0 P: 4	R: 0 E: 0 K: 2 S: 7	H: 0 LOB: 0 BB: 0 P: 7		R: 0 E: 0 K: 2 S: 8	H: 0 LOB: 0 BB: 0 P: 8	1B: 3 2B: 1 3B: 1 HR: 2	SF: 0 SAC: 0 DP: 0 HBP: 0	WP: 1 PB: 0 SB: 0 CS: 0
PITCHER	IP WLS BF H R ER SO BB IBB HBP BLK WP HR S P ERA WHIP	4.0 L 19 2 0 0 0 0 0 0 0 0 0 0 11 11 0.00 0.667	3.0 11 2 0 0 0 0 0 0 0 0 0 0 11 11 0.00 0.667	1.0 3 0 0 0 0 2 0 0 0 0 0 0 7 7 0.00 0.000																		


Boston Red Sox @ California Angels
 Anaheim Stadium, Anaheim, CA
 Sun Aug 13 1967, 6:33 AM EDT
 Att: 22,008 - Unknown

AB 31
 R 3
 H 7
 RBI 2
 BB 2
 SO 6
 LOB 11

Batter	1	2	3	4	5	6	7	8	9	AB	R	H	RBI	BB	SO	LOB	TOP			
Dick McAuliffe, L (1,4) OBP: 0.381, SLG: 0.454	HBP		F5					G3		2	0	0	0	1	0	0				
Don Wert, R (1,5) OBP: 0.311, SLG: 0.342	F7		K					F5		4	0	0	0	0	1	4				
Al Kaline, R (1,9) OBP: 0.403, SLG: 0.572	K			L5-3				L6-3		4	0	1	0	0	1	1				
Willie Horton, R (1,7) OBP: 0.341, SLG: 0.487	K			K				E6 4-3 1B		4	0	1	0	0	2	2				
Norm Cash, L (1,3) OBP: 0.369, SLG: 0.421		FC5-4 1B		K				4-3		4	0	1	0	0	1	1				
Jim Northrup, L (1,8) OBP: 0.334, SLG: 0.385	FC5-4 1-2				K			G3		4	0	0	0	0	1	2				
Jim Price, R (1,2) OBP: 0.333, SLG: 0.375	K				BB E 1B			FC3-6 1B		4	0	3	0	0	1	1				
Ray Oyler, R (1,6) OBP: 0.281, SLG: 0.277					E5 BB			FC3-6 S3-6-3		2	0	0	0	0	1	2				
Jerry Lumpe, L (7,PH) OBP: 0.236, SLG: 0.243	K				1-2			L4		2	0	0	0	0	0	2				
Joe Sparma, R (1,1) OBP: 0.036, SLG: 0.018					F8					1	0	0	0	0	0	0				
Jim Landis, R (5,PH) OBP: 0.335, SLG: 0.360					F8			G3-6-3		1	0	0	0	0	0	2				
Fred Gladding, L (5,1) OBP: 0.279, SLG: 0.347										0	0	0	0	0	0	0				
Lenny Green, L (7,PH) OBP: 0.279, SLG: 0.347										1	0	0	0	0	0	1				
Mike Marshall, R (7,1) OBP: 0.250, SLG: 0.250										0	0	0	0	0	0	0				
Inning Stats	R: 0 E: 0 K: 2 S: 7	H: 0 LOB: 1 BB: 0 P: 8	R: 0 E: 0 K: 2 S: 8	H: 1 LOB: 1 BB: 0 P: 8	R: 0 E: 0 K: 1 S: 5	H: 0 LOB: 0 BB: 0 P: 5	R: 0 E: 0 K: 2 S: 7	H: 0 LOB: 0 BB: 0 P: 7	R: 0 E: 1 K: 0 S: 4	H: 1 LOB: 1 BB: 0 P: 4	R: 0 E: 0 K: 0 S: 3	H: 1 LOB: 0 BB: 0 P: 3	R: 0 E: 0 K: 0 S: 4	H: 1 LOB: 1 BB: 0 P: 4	R: 0 E: 0 K: 0 S: 4	H: 1 LOB: 1 BB: 0 P: 4	1B: 5 2B: 0 3B: 1 HR: 0	SF: 0 SAC: 0 DP: 1 HBP: 1	WP: 0 PB: 0 SB: 0 CS: 0	PA: 35
PITCHER Dave Morehead, R (1,1) ERA: 3.54	IP: 9.0 WLS: W BF: 35 H: 6 R: 0 ER: 0 SO: 8 BB: 1 IBB: 0 HBP: 1 BLK: 0 WP: 0 HR: 0 S: 49 P: 54 ERA: 0.00 WHIP: 0.778																			

Detroit Tigers @ Boston Red Sox
Fenway Park, Boston, MA
Tue Aug 15 1967, 3:33 AM EDT
Att: 27,125 - Unknown


AB 33
R 0
H 6
RBI 0
BB 1
SO 8
LOB 18



Batter	1	2	3	4	5	6	7	8	9	AB	R	H	RBI	BB	SO	LOB	BOTTOM	
Reggie Smith, S (1,8) OBP: 0.317, SLG: 0.367	HR		L9		4-1			5-3		4	1	1	1	0	0	0		
Joe Foy, R (1,5) OBP: 0.330, SLG: 0.445	5-3		SF8 3B					5-3		4	1	1	0	0	0	0		
Carl Yastrzemski, L (1,7) OBP: 0.389, SLG: 0.593	K		SF8 3-H					HR		3	1	1	2	0	2	0		
George Scott, R (1,3) OBP: 0.361, SLG: 0.461	HR		L9					K		4	1	1	1	0	1	0		
Tony Conigliaro, R (1,9) OBP: 0.339, SLG: 0.522	K			F7				F1		3	0	0	0	0	1	0		
Rico Petrocelli, R (1,6) OBP: 0.341, SLG: 0.430		F7		6-3				1B HBP		2	0	0	0	0	0	0		
Jerry Adair, R (1,4) OBP: 0.267, SLG: 0.285	5-3			6-3				L9		3	0	0	0	0	0	1		
Elston Howard, R (1,2) OBP: 0.242, SLG: 0.260		FC5-4 BB			F4			1B		2	0	1	0	1	0	0		
Dave Morehead, R (1,1) ERA: 1.74	FC5-4 1-2				4-3			K		3	0	0	0	0	1	3		
Inning Stats	R: 2 E: 0 K: 2 S: 9	H: 2 LOB: 0 BB: 0 P: 9	R: 0 E: 0 K: 0 S: 3	H: 0 LOB: 1 BB: 1 P: 7	R: 1 E: 0 K: 0 S: 4	H: 1 LOB: 0 BB: 0 P: 4	R: 0 E: 0 K: 0 S: 3	H: 0 LOB: 0 BB: 0 P: 3	R: 0 E: 0 K: 1 S: 5	H: 0 LOB: 0 BB: 0 P: 5	R: 0 E: 0 K: 1 S: 6	H: 1 LOB: 2 BB: 0 P: 7	R: 1 E: 0 K: 1 S: 6	H: 1 LOB: 0 BB: 0 P: 6	1B: 1 2B: 0 3B: 1 HR: 3	SF: 1 SAC: 0 DP: 0 HBP: 1	WP: 0 PB: 0 SB: 0 CS: 0	PA: 31
PITCHER Joe Sparma, R (1,1) ERA: 3.8	IP: 4.0 WLS: L BF: 16 H: 3 R: 3 ER: 3 SO: 2 BB: 1 IBB: 0 HBP: 0 BLK: 0 WP: 0 HR: 2 S: 19 P: 23 ERA: 6.75 WHIP: 1.000																	
PITCHER Fred Gladding, R (5,1) ERA: 2.11	IP: 2.0 WLS: L BF: 6 H: 0 R: 0 ER: 0 SO: 1 BB: 0 IBB: 0 HBP: 0 BLK: 0 WP: 0 HR: 0 S: 8 P: 8 ERA: 0.00 WHIP: 0.000																	
PITCHER Mike Marshall, R (7,1) ERA: 1.74	IP: 2.0 WLS: L BF: 9 H: 2 R: 1 ER: 1 SO: 2 BB: 0 IBB: 0 HBP: 1 BLK: 0 WP: 0 HR: 1 S: 12 P: 13 ERA: 4.50 WHIP: 1.000																	

Detroit Tigers @ Boston Red Sox
Fenway Park, Boston, MA
Tue Aug 15 1967, 3:33 AM EDT
Att: 27,125 - Unknown


AB 28
R 4
H 5
RBI 4
BB 1
SO 5
LOB 4



Batter	1	2	3	4	5	6	7	8	9	AB	R	H	RBI	BB	SO	LOB	TOP															
Dick McAuliffe, L (1.4)	3-1	F3		F5		G3			F9	5	0	0	0	0	0	2																
Don Wert, R (1.5)	F2		2B FC8-2	E6 FC5			5-3		F7	5	0	2	0	0	0	0																
Al Kaline, R (1.9)	L8		WP E 1-3				F2		L7	4	1	1	0	1	0	0																
Willie Horton, R (1.7)		HR 1B	FC8-2	FC5				FC4-6 1B		4	1	2	0	0	0	4																
Norm Cash, L (1.3)		HR 1B	E WP IBB		K			FC4-6 1B		3	1	1	2	1	1	1																
Jim Northrup, L (1.8)	F6		E BB		1-3				F9	3	0	0	0	1	0	0																
Bill Freehan, R (1.2)	1B 1B		E5		F7					4	0	2	0	0	0	2																
Ray Oyler, R (1.6)			F6			K			F8	2	0	0	0	0	1	4																
Lenny Green, L (6, PH)	K									1	0	0	0	0	1	0																
Dick Tracewski, R (6, 6)										1	0	0	0	0	0	1																
Denny McLain, R (1.1)										1	0	1	0	0	0	0																
Dave Wickensham, R (3.1)										1	0	0	0	0	0	0																
Jim Landis, R (6, PH)										1	0	0	0	0	0	0																
Pat Dobson, R (6, 1)										0	0	0	0	0	0	0																
Mickey Stanley, R (8, PH)										1	0	0	0	0	0	1																
Mike Marshall, R (8, 1)										0	0	0	0	0	0	0																
Inning Stats	R: 0 E: 0 K: 0 S: 3	H: 0 LOB: 0 BB: 0 P: 3	R: 2 E: 0 K: 1 S: 9	H: 4 LOB: 2 BB: 0 P: 9	R: 1 E: 1 K: 0 S: 5	H: 2 LOB: 3 BB: 2 P: 13	R: 0 E: 1 K: 0 S: 4	H: 1 LOB: 2 BB: 1 P: 8	R: 0 E: 0 K: 1 S: 5	H: 0 LOB: 0 BB: 0 P: 5	R: 0 E: 0 K: 0 S: 4	H: 1 LOB: 1 BB: 0 P: 4	R: 0 E: 0 K: 0 S: 4	H: 1 LOB: 1 BB: 0 P: 4	R: 0 E: 0 K: 0 S: 3	H: 0 LOB: 0 BB: 0 P: 3	1B: 7 2B: 2 3B: 0 HR: 1	SF: 0 SAC: 0 DP: 1 HBP: 0	WP: 1 PB: 0 SB: 0 CS: 0	PA: 39												
PITCHER	IP WLS BF H R ER SO BB IBB HBP BLK WP HR S P ERA WHIP																															
Lee Stange, R (1.1)	2.0	12	6	3	2	1	0	0	0	0	1	14	14	9.00	3.000																	
Darrell Brandon, R (3.1)	7.0	27	3	0	0	2	2	1	0	0	1	0	28	40	0.00	0.714																

Detroit Tigers @ Boston Red Sox
Fenway Park, Boston, MA
Wed Aug 16 1967, 7:05 PM EDT
Att: 32,051 - Unknown


AB 36
R 3
H 9
RBI 2
BB 3
SO 3
LOB 15



Batter	1	2	3	4	5	6	7	8	9	AB	R	H	RBI	BB	SO	LOB	BOTTOM														
Jose Tartabull, L (1.9)	F8		1B HR	F5				F8		5	1	2	0	0	0	4															
Joe Foy, R (1.5)	F2		K		S 1B		K	E6		5	1	1	0	0	2	4															
Carl Yastrzemski, L (1.7)	HR BB		1-3 1B		F6		G4-6-3 BB	4-3		3	1	1	0	2	0	3															
George Scott, R (1.3)	HR		HR		1B BB		G4-6-3			3	2	2	4	1	0	1															
Reggie Smith, S (1.8)	HR		1-3				4-3			4	1	2	2	0	0	0															
Rico Petrocelli, R (1.6)	F3				5-3		F2		5-3	4	0	0	0	0	0	1															
Jerry Adair, R (1.4)		G3		FC5 BB 1B			CS BB	1B 1B		3	1	2	0	1	0	0															
Elston Howard, R (1.2)		3-1		FC5 BB			F5	F8 1B E 1B		1	0	0	0	0	0	0															
Mike Ryan, R (4.2)				1-2 BB			1-2			2	1	1	0	1	0	1															
Lee Stange, R (1.1)				FC5			1B 1B			1	0	0	0	0	1	0															
Darrell Brandon, R (3.1)		K		1-2 2-3				1-2 3-H		3	0	2	1	0	0	2															
Inning Stats	R: 3 E: 0 K: 0 S: 5	H: 2 LOB: 1 BB: 1 P: 9	R: 0 E: 0 K: 1 S: 5	H: 0 LOB: 0 BB: 0 P: 5	R: 2 E: 0 K: 1 S: 7	H: 3 LOB: 0 BB: 0 P: 7	R: 0 E: 0 K: 0 S: 4	H: 1 LOB: 2 BB: 1 P: 8	R: 1 E: 0 K: 0 S: 4	H: 2 LOB: 1 BB: 1 P: 8	R: 0 E: 0 K: 1 S: 6	H: 2 LOB: 2 BB: 1 P: 10	R: 0 E: 0 K: 0 S: 2	H: 0 LOB: 0 BB: 1 P: 6	R: 2 E: 1 K: 0 S: 7	H: 3 LOB: 2 BB: 0 P: 7	1B: 9 2B: 1 3B: 0 HR: 3	SF: 0 SAC: 0 DP: 1 HBP: 0	WP: 0 PB: 0 SB: 1 CS: 1	PA: 39											
PITCHER	IP WLS BF H R ER SO BB IBB HBP BLK WP HR S P ERA WHIP																														
Denny McLain, R (1.1)	2.2	13	5	5	2	0	0	0	0	0	0	9	17	3.86	2.143																
Dave Wickensham, R (3.1)	2.1	11	3	1	1	0	2	0	0	0	0	8	16	0.00	2.000																
Pat Dobson, R (6, 1)	2.0	8	2	0	0	1	2	0	0	0	0	7	7	9.00	3.000																
Mike Marshall, R (8, 1)	1.0	7	3	2	1	0	0	0	0	0	0	7	7	9.00	3.000																

Detroit Tigers @ Boston Red Sox
Fenway Park, Boston, MA
Wed Aug 16 1967, 7:05 PM EDT
Att: 32,051 - Unknown


AB 34
R 8
H 13
RBI 7
BB 5
SO 3
LOB 16



Batter	1	2	3	4	5	6	7	8	9	10	AB	R	H	RBI	BB	SO	LOB	TOP						
Dick McAuliffe, L (1, 4) OBP: 0.375, SLG: 0.443 (9, 6)	G3		K		G3		G3		6-3		4	0	0	0	1	1	2							
Don Wert, R (1, 5) OBP: 0.309, SLG: 0.339 Dick Tracewski, R (7, 5) OBP: 0.279, SLG: 0.281	6-3		F2		F7		G1-6-4-3		F8		4	0	0	0	0	0	1							
Al Kaline, R (1, 9) OBP: 0.403, SLG: 0.577	HR		K						L4		4	2	1	1	1	1	0							
Willie Horton, R (1, 7) OBP: 0.345, SLG: 0.509 Mickey Stanley, R (8, 8) OBP: 0.284, SLG: 0.337	HR				4-3				K		4	2	2	3	0	1	0							
Norm Cash, L (1, 3) OBP: 0.370, SLG: 0.432	BB		F8						F7		4	1	1	1	1	0	0							
Jim Northrup, L (1, 8) OBP: 0.337, SLG: 0.381 (8, 7)	4-3				1B				K		3	1	1	0	1	1	1							
Bill Freehan, R (1, 2) OBP: 0.390, SLG: 0.453			K						1B		4	0	2	0	1	2	1							
Ray Oyler, R (1, 6) OBP: 0.280, SLG: 0.276 Jerry Lumpe, L (9, PH) OBP: 0.262, SLG: 0.248 (9, 4)					F8						3	0	1	0	0	0	3							
Earl Wilson, R (1, 1) OBP: 0.259, SLG: 0.321 Fred Lasher, R (6, 1)											2	0	0	0	0	0	3							
Lenny Green, L (9, PH) OBP: 0.276, SLG: 0.343 Jim Landis, R (9, PH) OBP: 0.332, SLG: 0.356 Fred Gladding, L (9, 1)											1	0	0	0	0	0	2							
Inning Stats	R: 2 E: 0 K: 0 S: 4	H: 1 LOB: 1 BB: 2 P: 12	R: 0 E: 0 K: 1 S: 5	H: 1 LOB: 0 BB: 0 P: 5	R: 0 E: 0 K: 2 S: 7	H: 0 LOB: 0 BB: 0 P: 7	R: 1 E: 0 K: 0 S: 5	H: 2 LOB: 2 BB: 0 P: 6	R: 1 E: 0 K: 0 S: 4	H: 1 LOB: 1 BB: 0 P: 6	R: 0 E: 0 K: 1 S: 4	H: 0 LOB: 0 BB: 1 P: 8	R: 0 E: 0 K: 1 S: 5	H: 0 LOB: 0 BB: 0 P: 5	R: 0 E: 0 K: 1 S: 7	H: 2 LOB: 2 BB: 0 P: 7	R: 3 E: 1 K: 1 S: 8	H: 2 LOB: 2 BB: 2 P: 16	1B: 5 2B: 1 3B: 1 HR: 3	SF: 0 SAC: 0 DP: 2 HBP: 1	WP: 1 PB: 0 SB: 0 CS: 0	PA: 45		
PITCHER	IP WLS BF H R ER SO ERA WHIP	IP WLS BF H R ER SO ERA WHIP	IP WLS BF H R ER SO ERA WHIP	IP WLS BF H R ER SO ERA WHIP	IP WLS BF H R ER SO ERA WHIP	IP WLS BF H R ER SO ERA WHIP	IP WLS BF H R ER SO ERA WHIP	IP WLS BF H R ER SO ERA WHIP	IP WLS BF H R ER SO ERA WHIP	IP WLS BF H R ER SO ERA WHIP	IP WLS BF H R ER SO ERA WHIP	IP WLS BF H R ER SO ERA WHIP	IP WLS BF H R ER SO ERA WHIP	IP WLS BF H R ER SO ERA WHIP	IP WLS BF H R ER SO ERA WHIP	IP WLS BF H R ER SO ERA WHIP	IP WLS BF H R ER SO ERA WHIP	IP WLS BF H R ER SO ERA WHIP	IP WLS BF H R ER SO ERA WHIP	IP WLS BF H R ER SO ERA WHIP	IP WLS BF H R ER SO ERA WHIP	IP WLS BF H R ER SO ERA WHIP	IP WLS BF H R ER SO ERA WHIP	IP WLS BF H R ER SO ERA WHIP
Jim Lonborg, R ERA: 3.42	5.0	22	5	4	4	3	2	0	0	0	0	0	0	0	0	6	6	7.20	1.400					
Dan Osinski, R ERA: 2.26	1.0	4	1	0	0	1	0	0	0	0	0	0	0	0	0	6	6	0.00	1.000					
Jerry Stephenson, R ERA: 2.67	2.0	6	0	0	0	2	1	0	0	0	0	0	0	0	9	13	0.00	0.500						
John Wyatt, R ERA: 2.67	0.1	3	2	0	0	1	0	0	0	0	0	0	0	0	5	5	0.00	6.000						
Sparky Lyle, L ERA: 2.05	1.2	10	2	3	1	1	2	0	0	0	0	0	0	10	18	5.40	2.400							

Detroit Tigers @ Boston Red Sox
Fenway Park, Boston, MA
Thu Aug 17 1967, 3:33 AM EDT
Att: 28,653 - Unknown


AB 39
R 7
H 10
RBI 5
BB 5
SO 8
LOB 16



Batter	1	2	3	4	5	6	7	8	9	10	AB	R	H	RBI	BB	SO	LOB	BOTTOM						
Reggie Smith, S (1, 8) OBP: 0.318, SLG: 0.374	4-3		K				F7		F8		5	0	1	0	0	1	1							
Joe Foy, R (1, 5) OBP: 0.327, SLG: 0.440	WP		K				F7		K		4	0	0	0	1	2	2							
Carl Yastrzemski, L (1, 7) OBP: 0.400, SLG: 0.588	K						F8		F5		4	1	1	0	1	1	2							
George Scott, R (1, 3) OBP: 0.365, SLG: 0.477	L9		K								5	2	2	0	0	1	2							
Tony Conigliaro, R (1, 9) OBP: 0.338, SLG: 0.517											5	1	1	0	0	1	1							
Rico Petrocelli, R (1, 6) OBP: 0.335, SLG: 0.421											5	0	1	0	0	2	4							
Jerry Adair, R (1, 4) OBP: 0.281, SLG: 0.305											4	0	3	2	0	0	0							
Mike Ryan, R (8, PH) OBP: 0.206, SLG: 0.274 Norm Siebern, L (8, PH) OBP: 0.294, SLG: 0.290 Jerry Stephenson, L (7, 1) OBP: 0.280, SLG: 0.250 Jose Tartabull, L (8, PH) OBP: 0.280, SLG: 0.250 John Wyatt, R (9, 1) OBP: 0.280, SLG: 0.250 Sparky Lyle, L (9, 1) OBP: 0.280, SLG: 0.250											2	0	0	0	0	0	2							
Jim Lonborg, R (1, 1) OBP: 0.125, SLG: 0.100 Dalton Jones, L (5, PH) OBP: 0.262, SLG: 0.320 Dan Osinski, R (6, 1) OBP: 0.250, SLG: 0.375 George Thomas, R (7, 2) OBP: 0.270, SLG: 0.288											1	0	0	0	0	1	2							
Inning Stats	R: 0 E: 0 K: 1 S: 5	H: 0 LOB: 1 BB: 1 P: 9	R: 0 E: 0 K: 1 S: 7	H: 2 LOB: 2 BB: 0 P: 7	R: 0 E: 0 K: 3 S: 10	H: 1 LOB: 1 BB: 0 P: 10	R: 0 E: 0 K: 2 S: 7	H: 0 LOB: 0 BB: 0 P: 7	R: 0 E: 0 K: 0 S: 4	H: 1 LOB: 1 BB: 0 P: 4	R: 1 E: 0 K: 1 S: 8	H: 3 LOB: 2 BB: 0 P: 8	R: 0 E: 0 K: 0 S: 3	H: 0 LOB: 0 BB: 0 P: 3	R: 3 E: 1 K: 0 S: 5	H: 3 LOB: 0 BB: 1 P: 9	R: 0 E: 0 K: 1 S: 6	H: 1 LOB: 1 BB: 0 P: 6	R: 0 E: 0 K: 0 S: 3	H: 0 LOB: 0 BB: 0 P: 3	1B: 9 2B: 2 3B: 0 HR: 0	SF: 0 SAC: 0 DP: 0 HBP: 0	WP: 1 PB: 0 SB: 1 CS: 1	PA: 43
PITCHER	IP WLS BF H R ER SO ERA WHIP	IP WLS BF H R ER SO ERA WHIP	IP WLS BF H R ER SO ERA WHIP	IP WLS BF H R ER SO ERA WHIP	IP WLS BF H R ER SO ERA WHIP	IP WLS BF H R ER SO ERA WHIP	IP WLS BF H R ER SO ERA WHIP	IP WLS BF H R ER SO ERA WHIP	IP WLS BF H R ER SO ERA WHIP	IP WLS BF H R ER SO ERA WHIP	IP WLS BF H R ER SO ERA WHIP	IP WLS BF H R ER SO ERA WHIP	IP WLS BF H R ER SO ERA WHIP	IP WLS BF H R ER SO ERA WHIP	IP WLS BF H R ER SO ERA WHIP	IP WLS BF H R ER SO ERA WHIP	IP WLS BF H R ER SO ERA WHIP	IP WLS BF H R ER SO ERA WHIP	IP WLS BF H R ER SO ERA WHIP	IP WLS BF H R ER SO ERA WHIP	IP WLS BF H R ER SO ERA WHIP	IP WLS BF H R ER SO ERA WHIP	IP WLS BF H R ER SO ERA WHIP	IP WLS BF H R ER SO ERA WHIP
Earl Wilson, R ERA: 3.51	5.2	25	7	1	1	8	1	0	0	0	1	0	0	0	0	40	44	1.59	1.412					
Fred Lasher, R ERA: 4.15	2.1	10	3	3	2	0	1	0	0	0	9	0	0	9	13	7.71	1.714							
Fred Gladding, R ERA: 2.04	2.0	7	1	0	0	1	0	0	0	0	9	9	0.00	0.500										

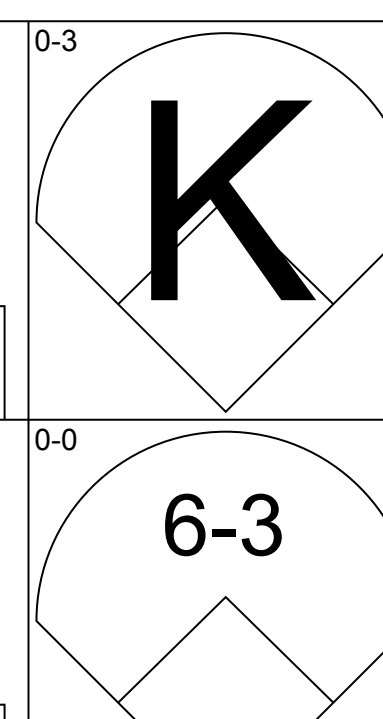
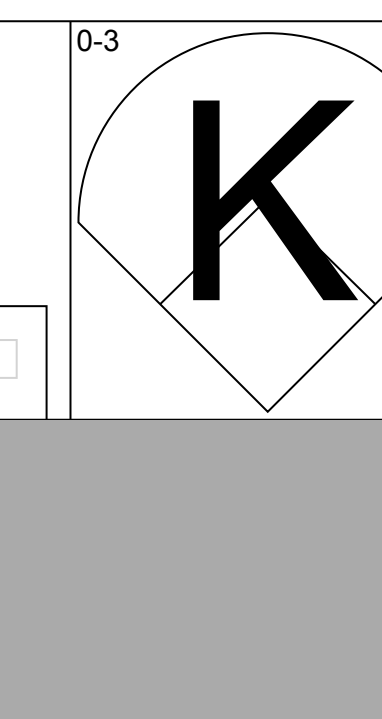
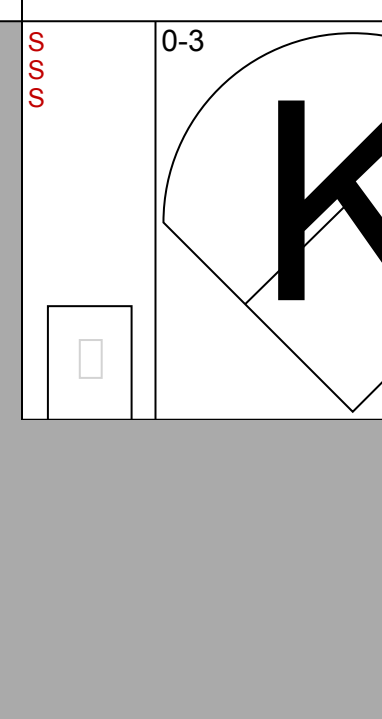
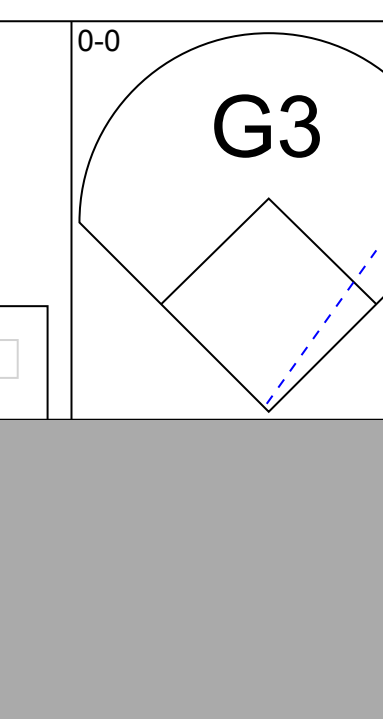
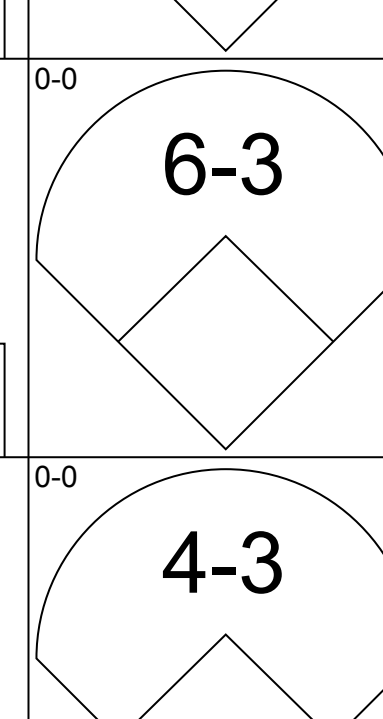
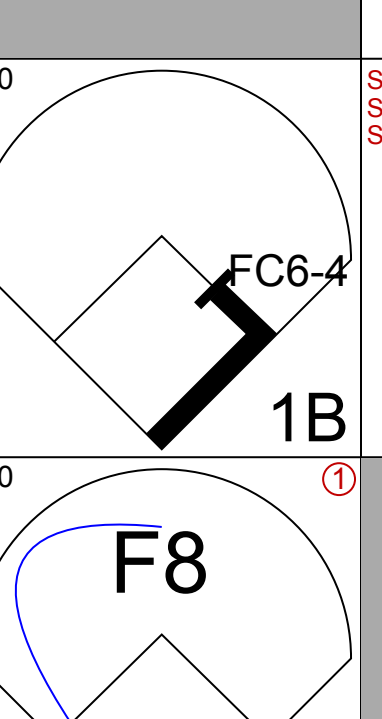
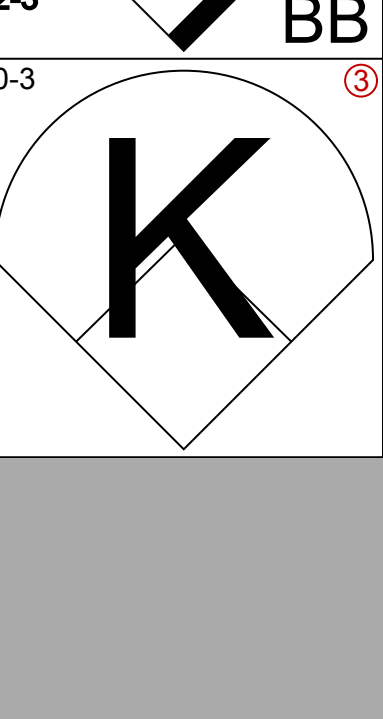
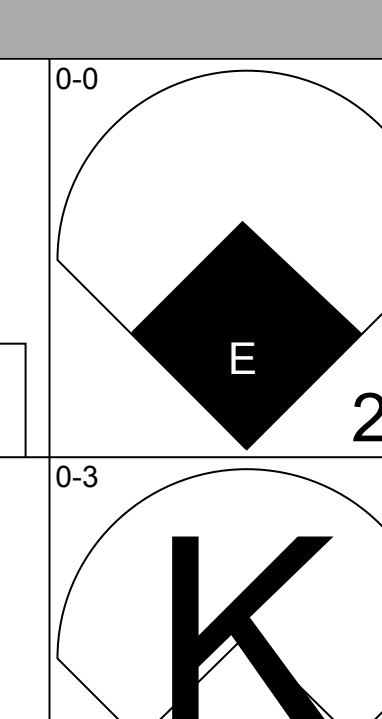
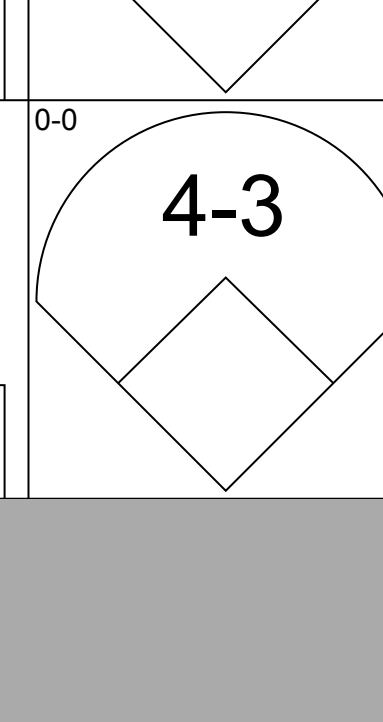
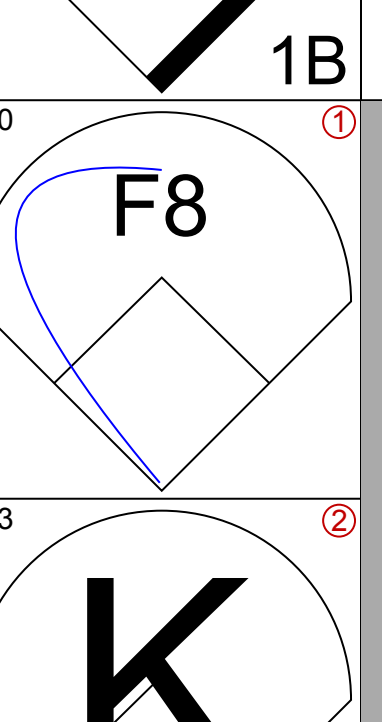
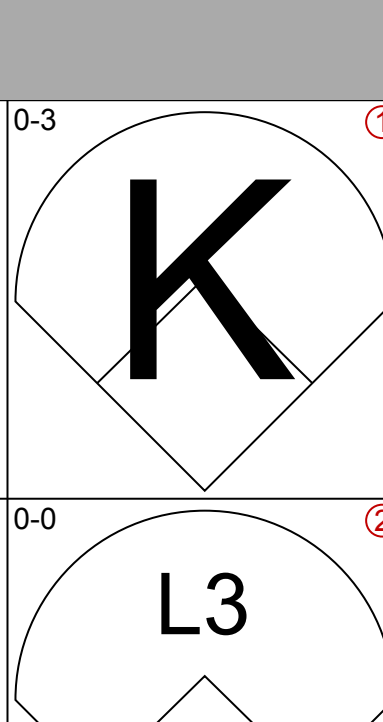
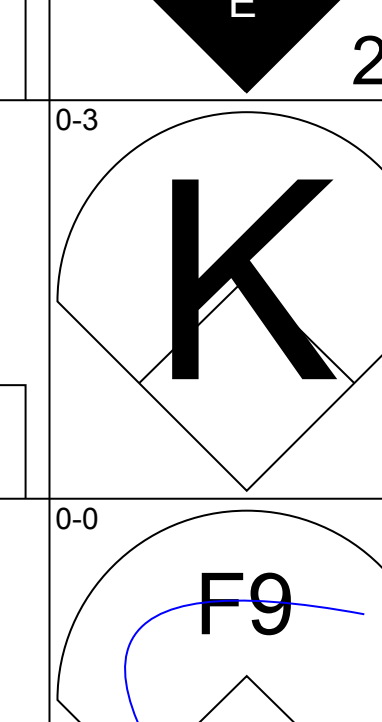
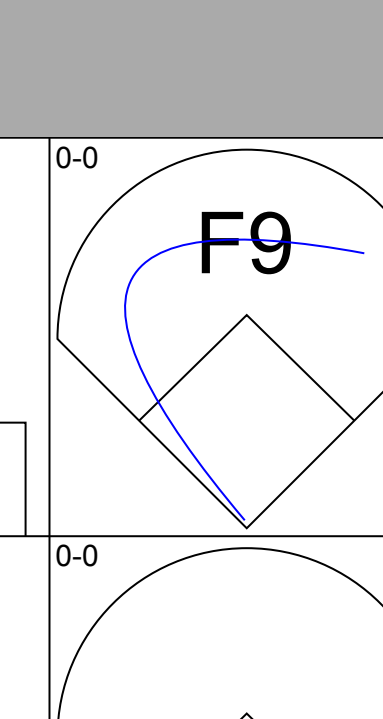
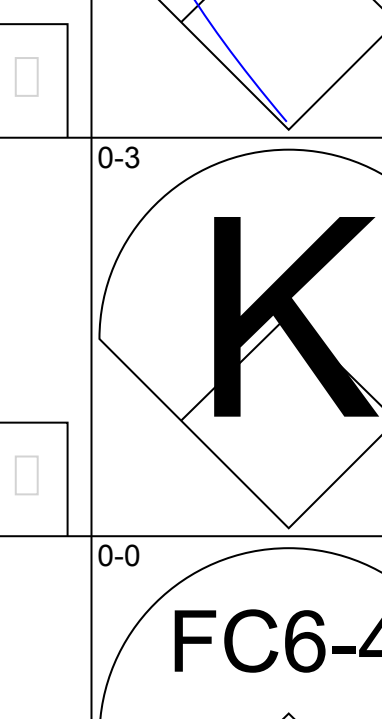
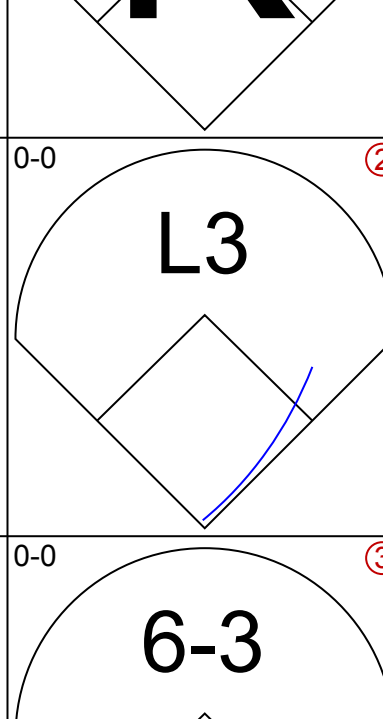
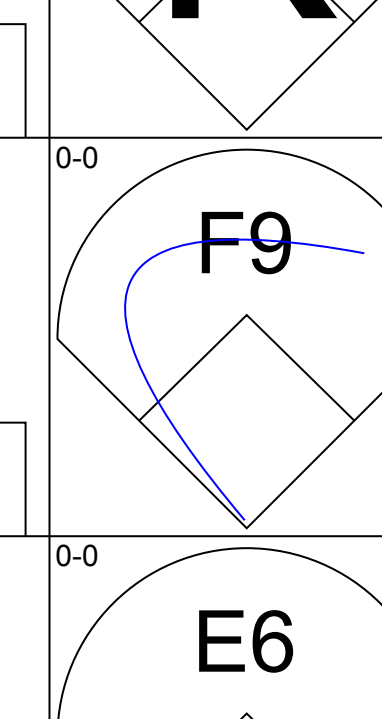
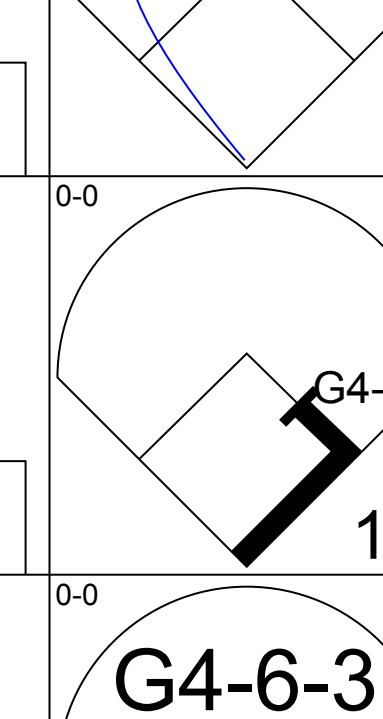
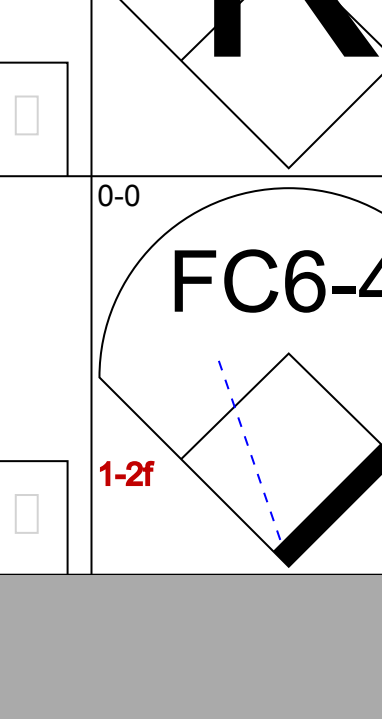
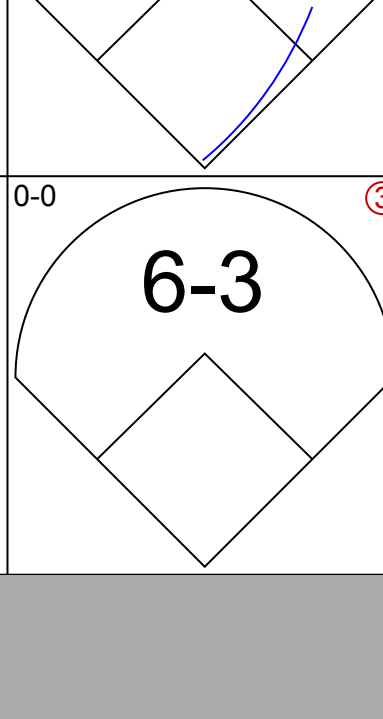
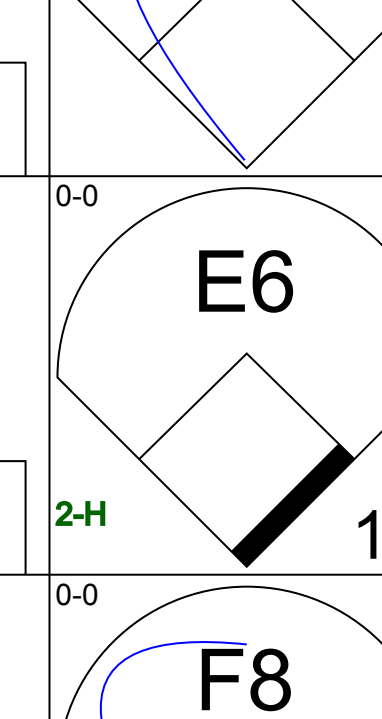
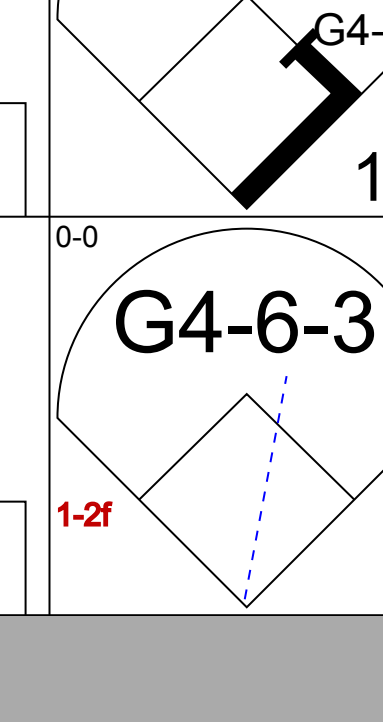
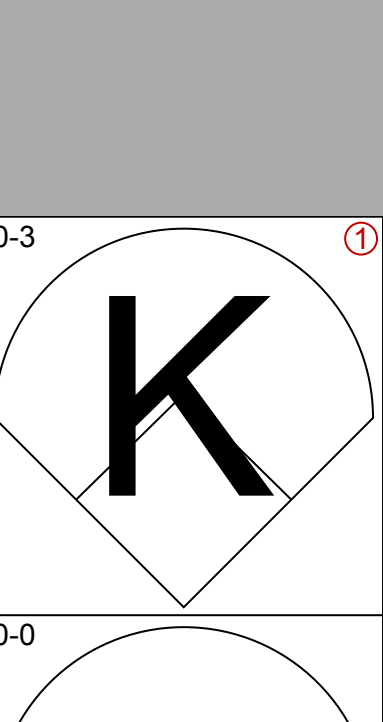
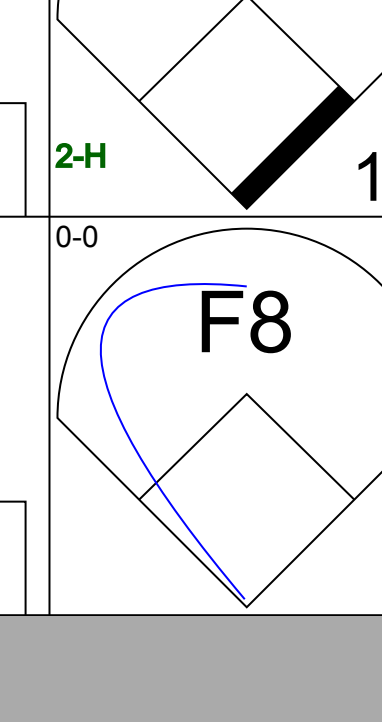
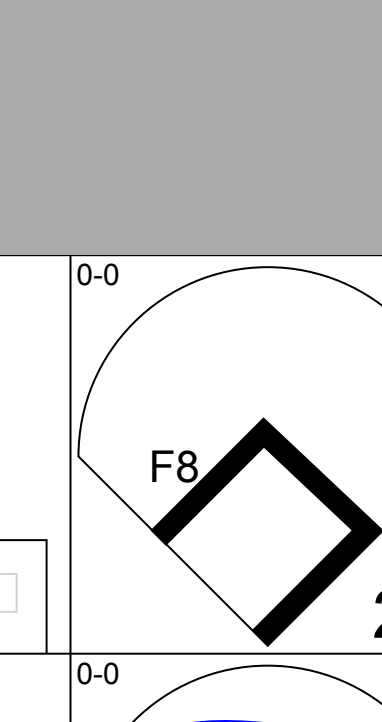
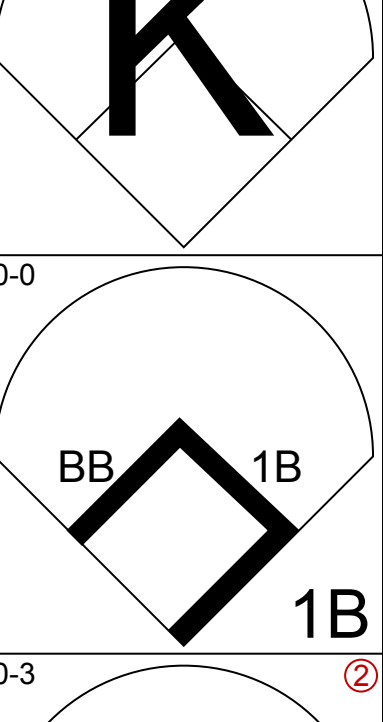
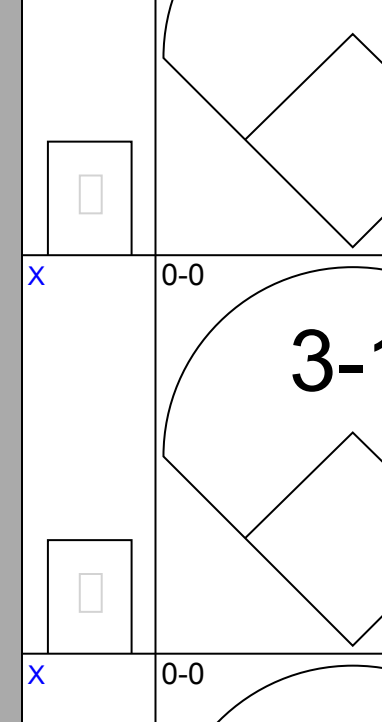
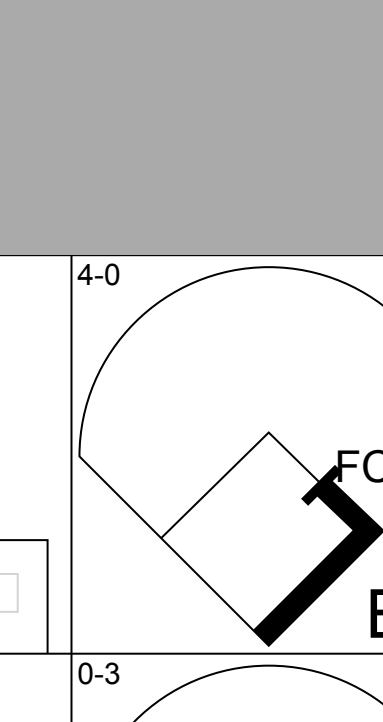
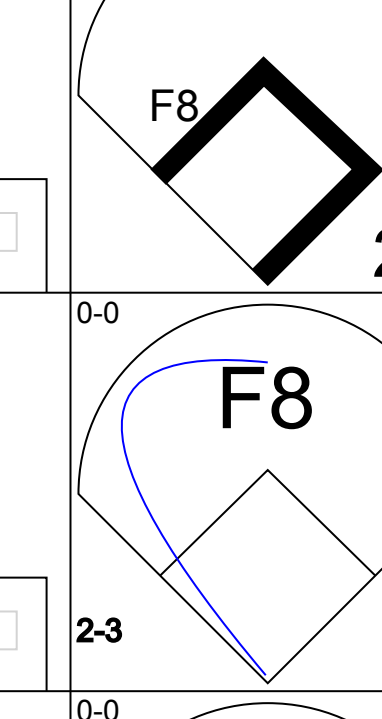
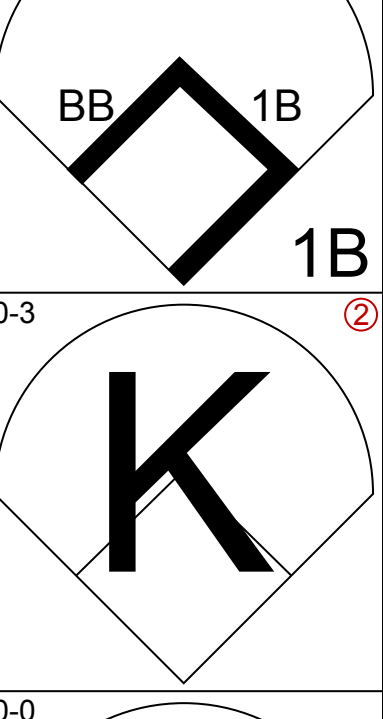
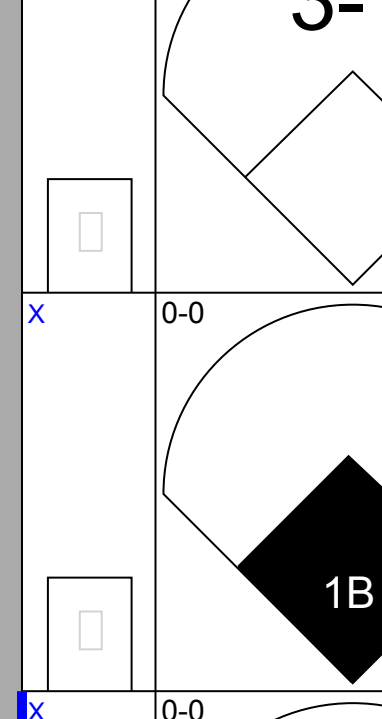
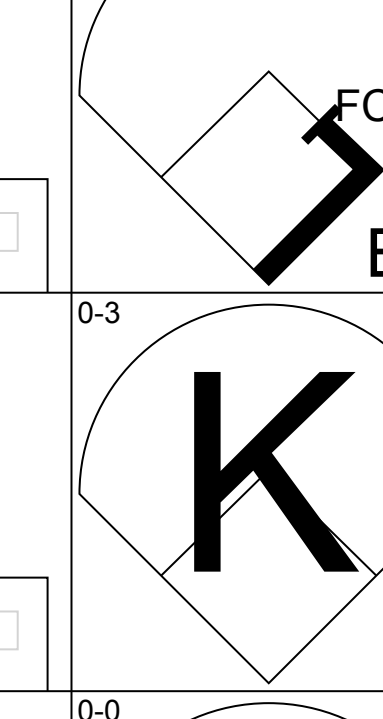
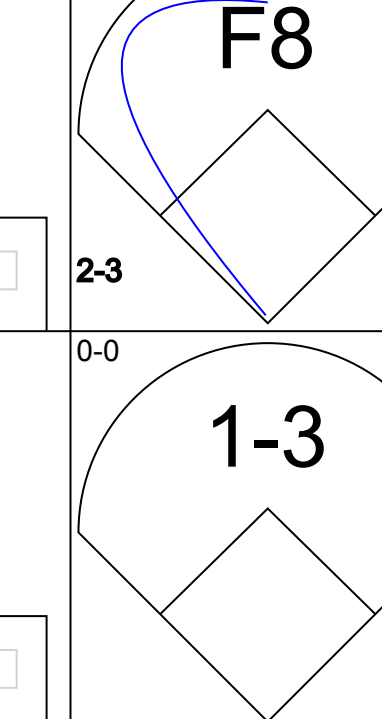
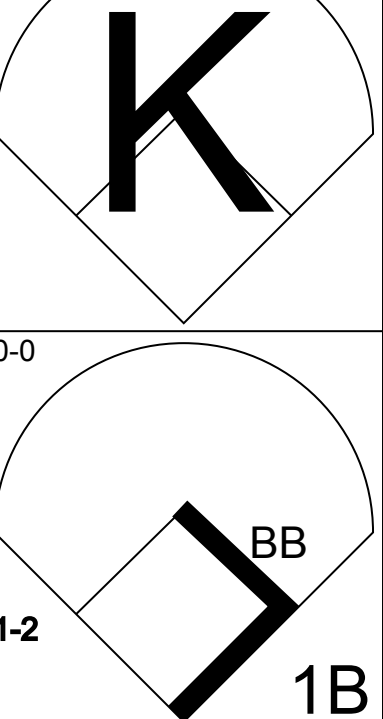
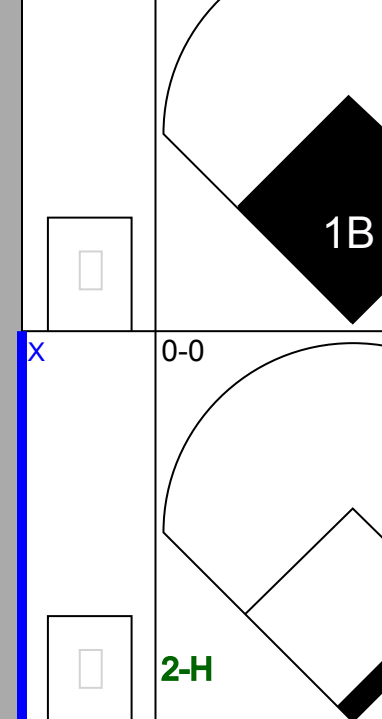
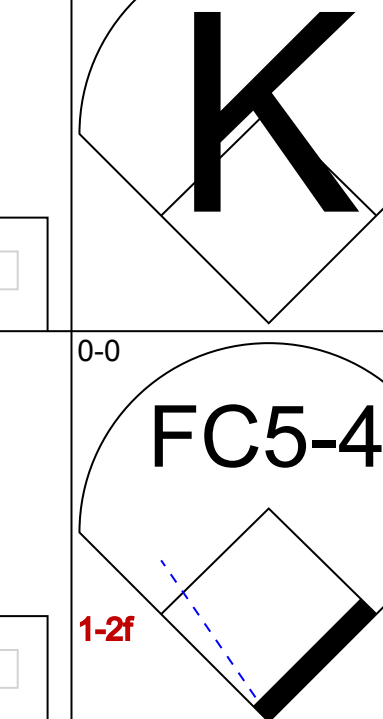
Detroit Tigers @ Boston Red Sox
Fenway Park, Boston, MA
Thu Aug 17 1967, 3:33 AM EDT
Att: 28,653 - Unknown

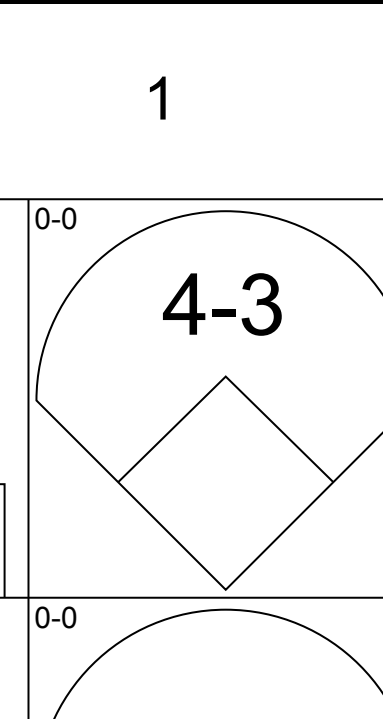
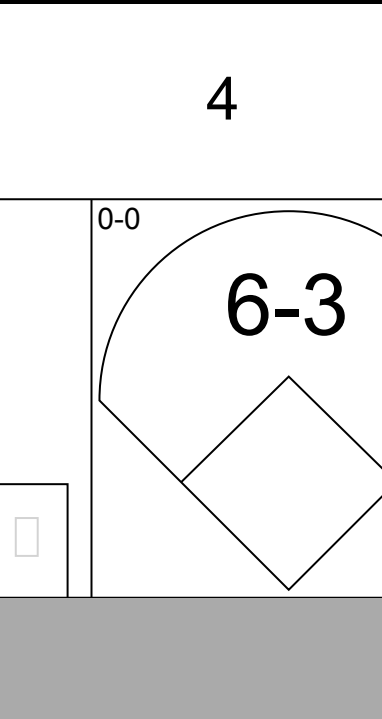
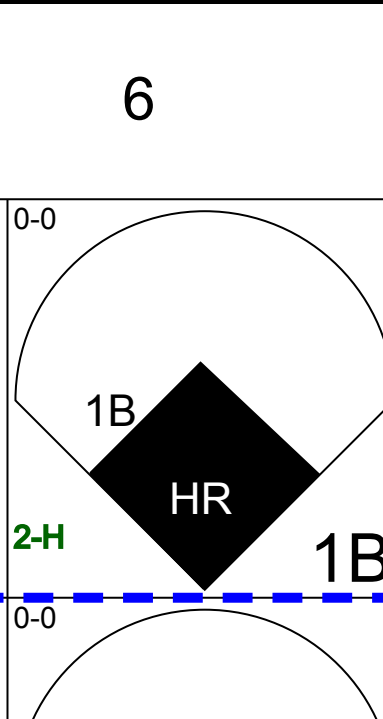
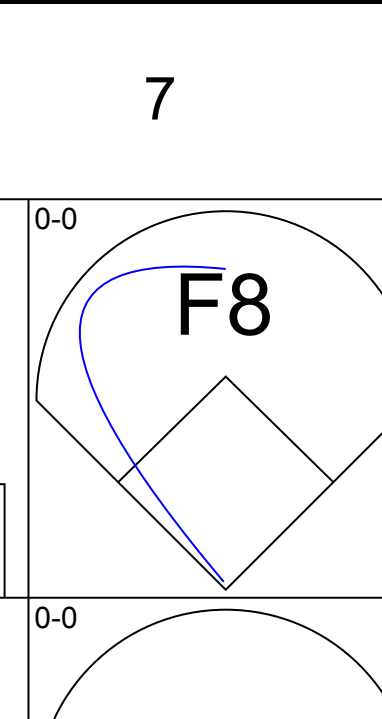
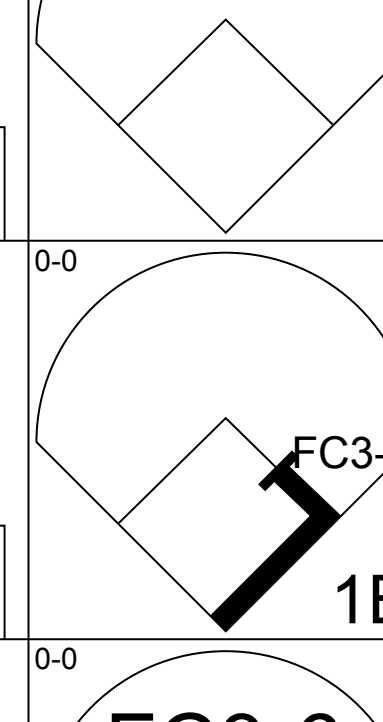
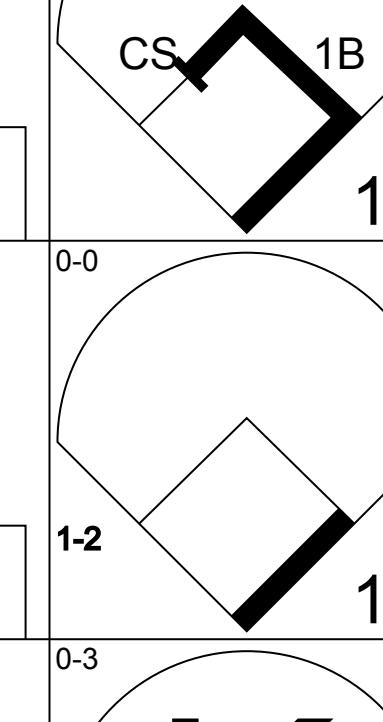
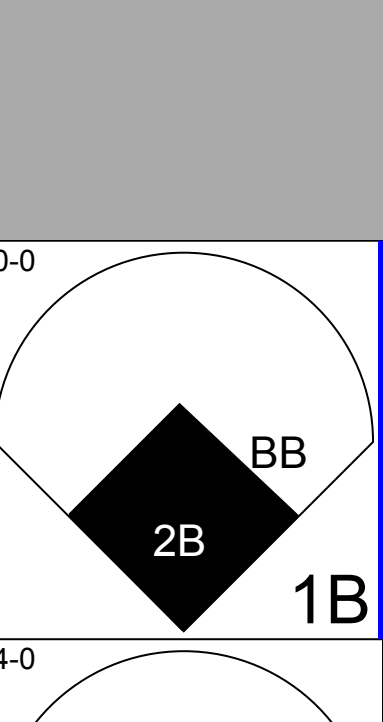
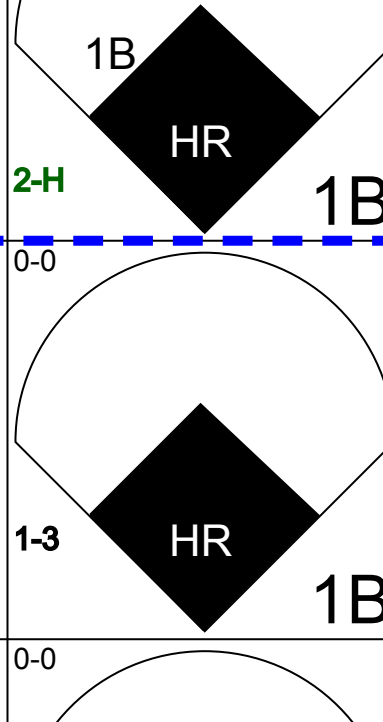
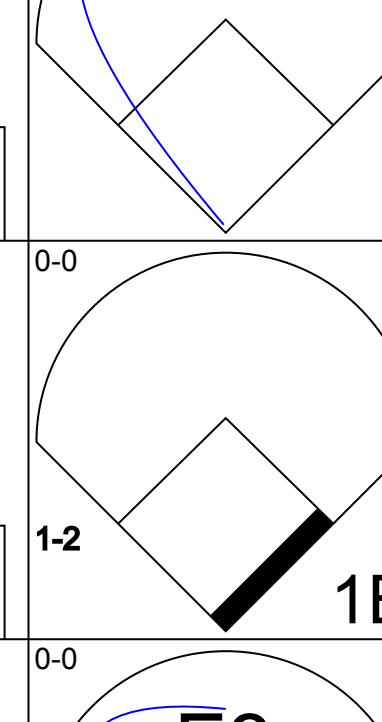

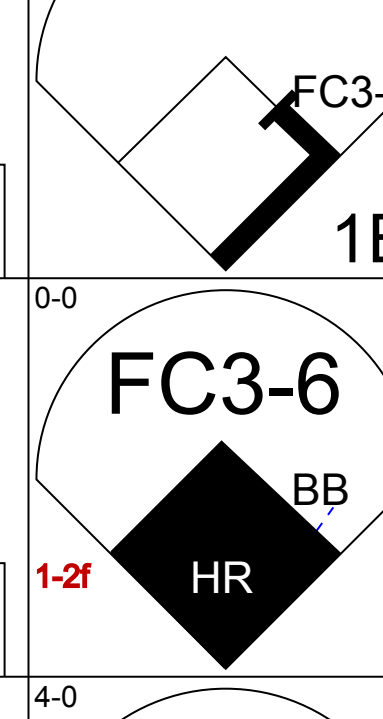
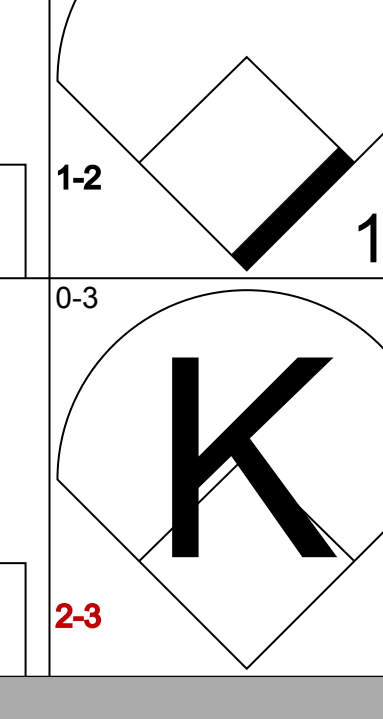

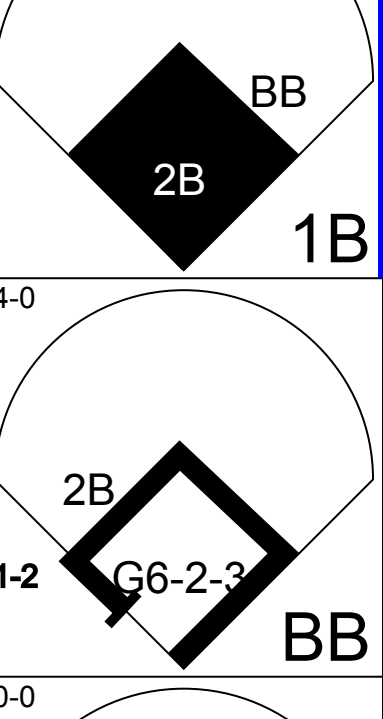
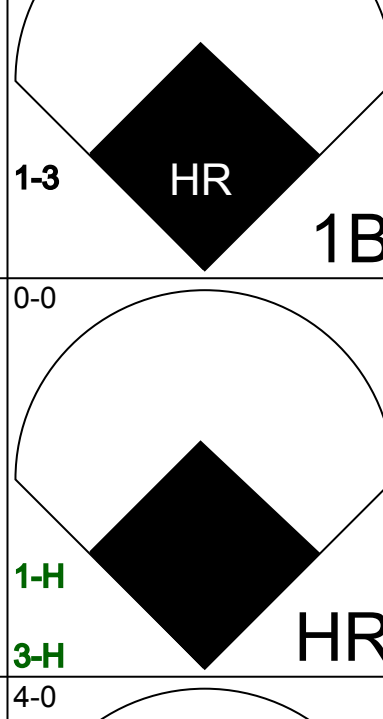
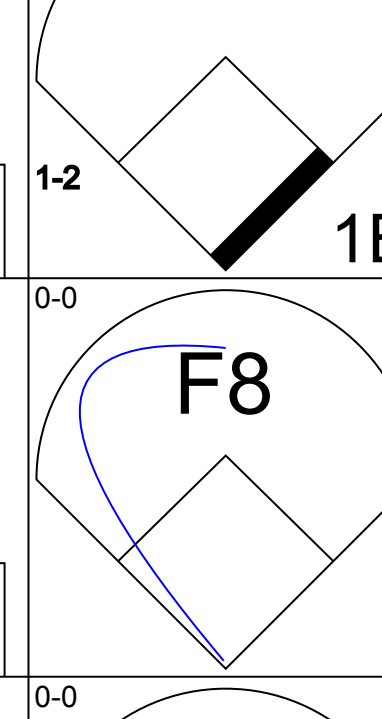

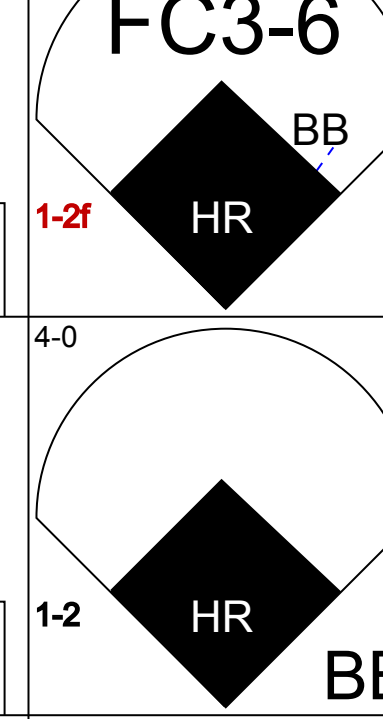
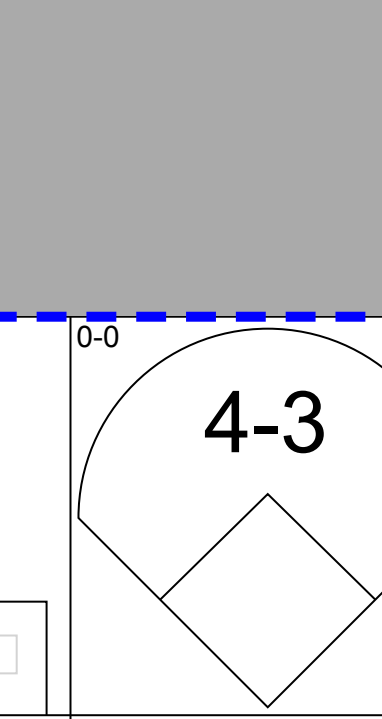
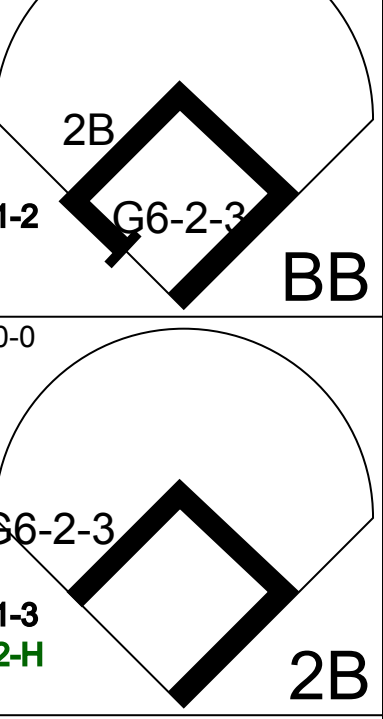
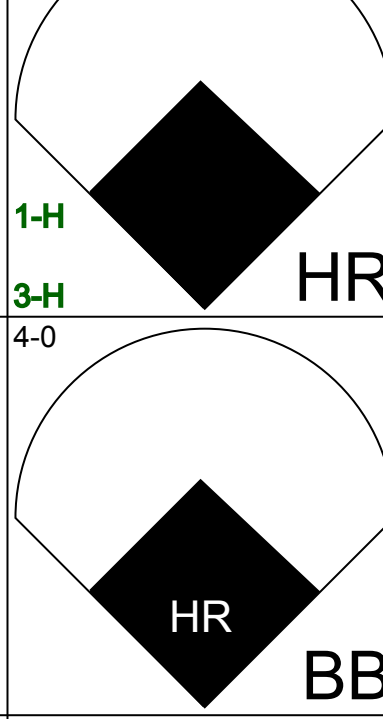
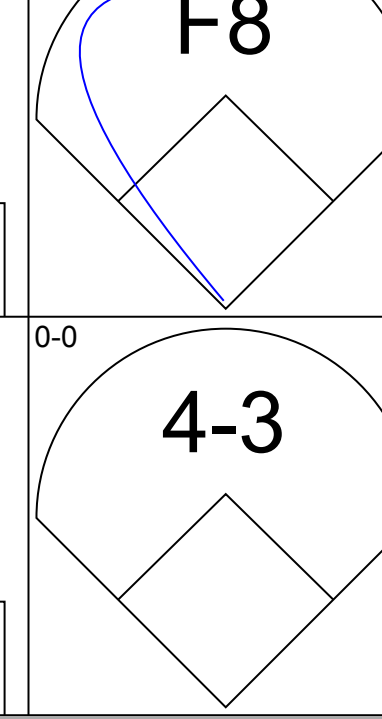
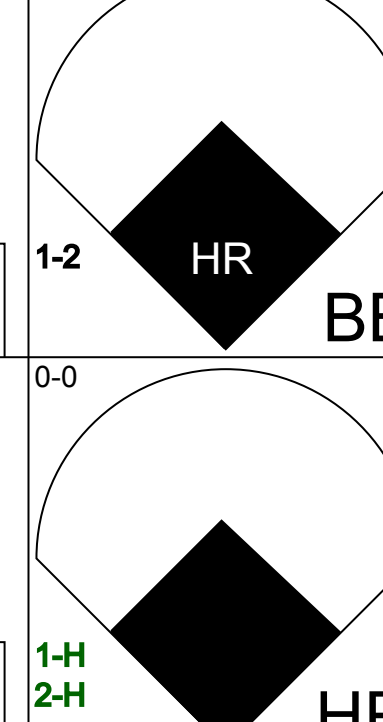
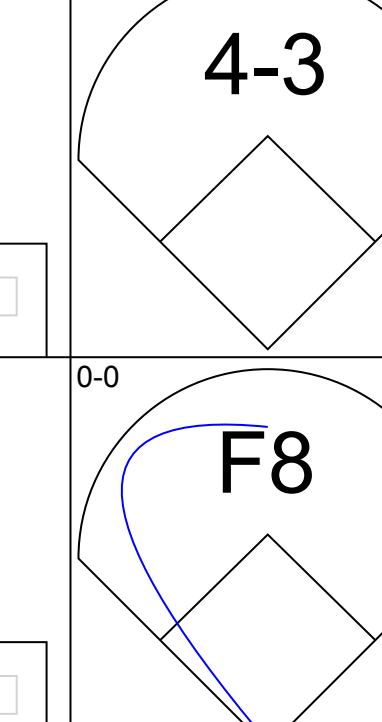
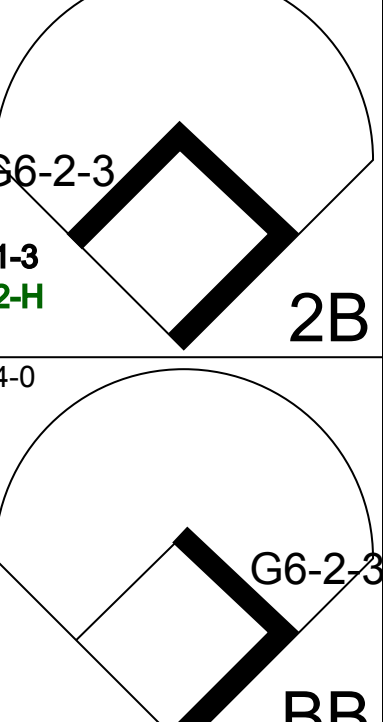
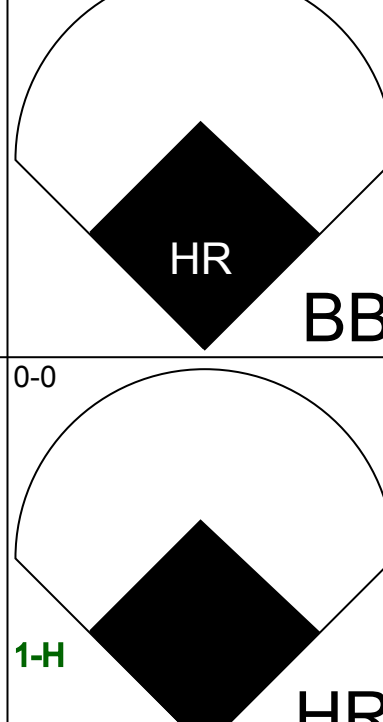
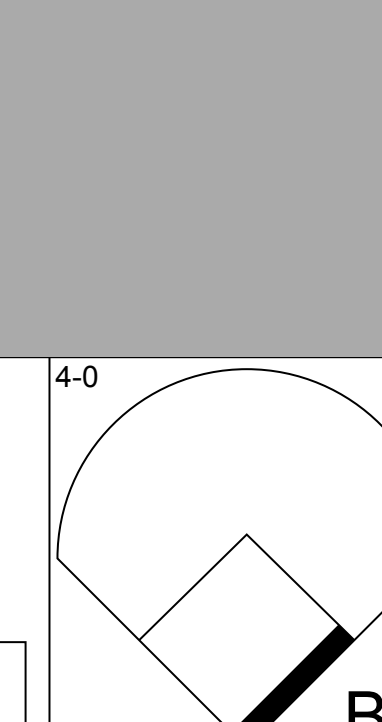
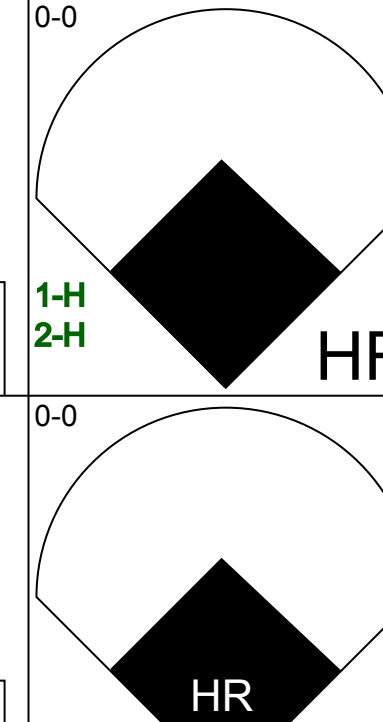
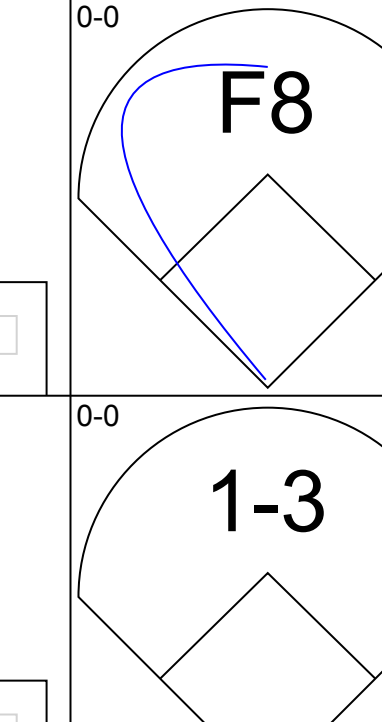
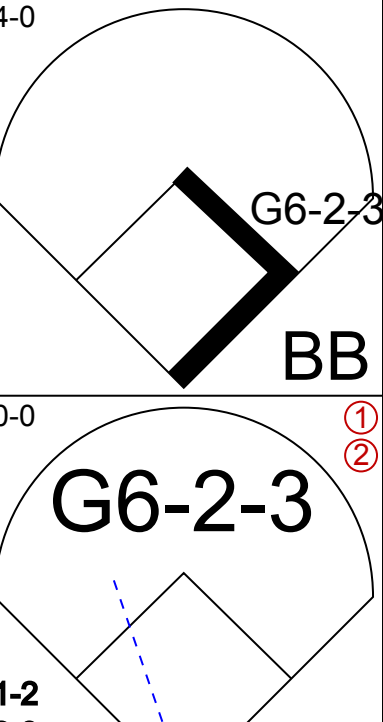
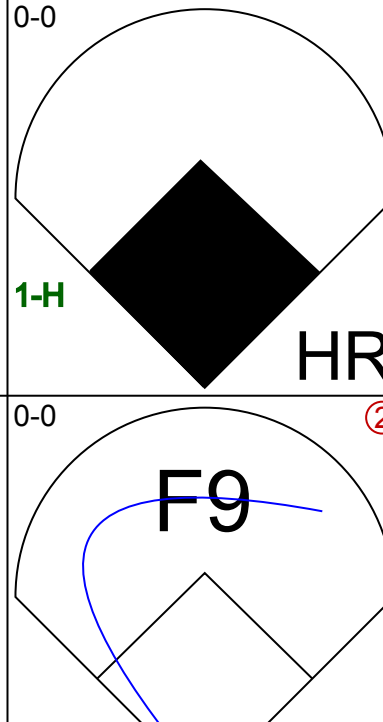
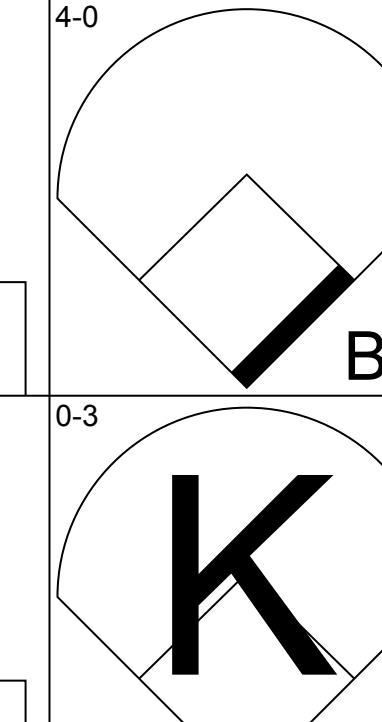
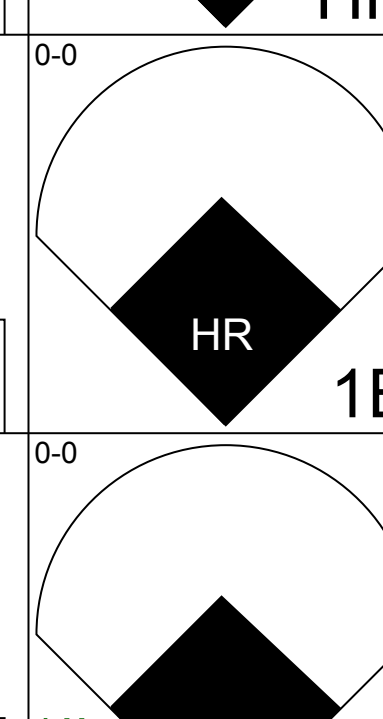
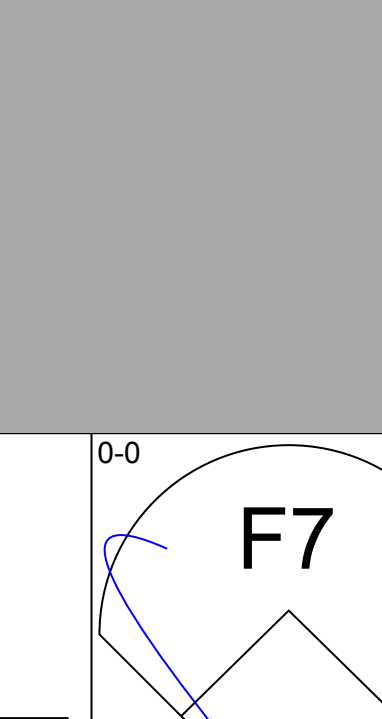
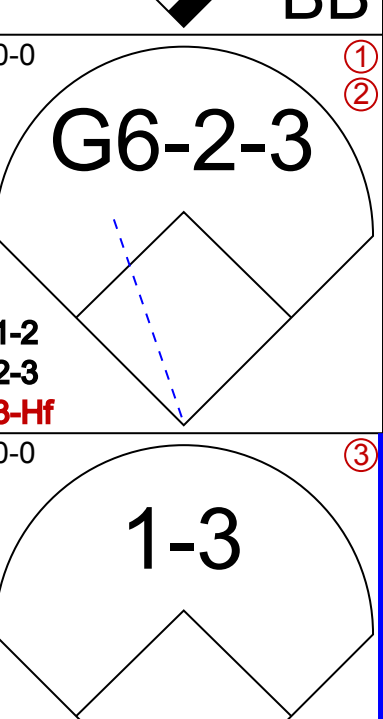
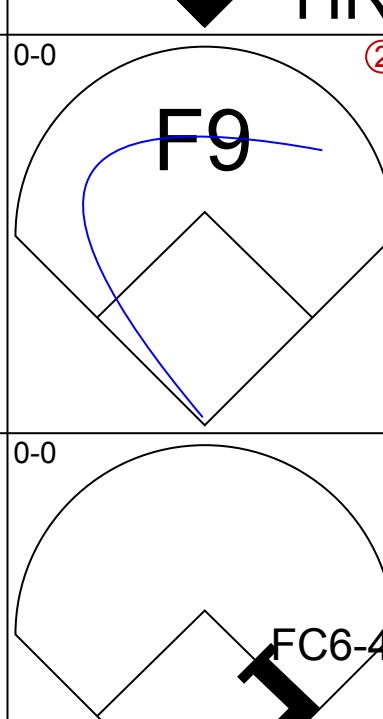
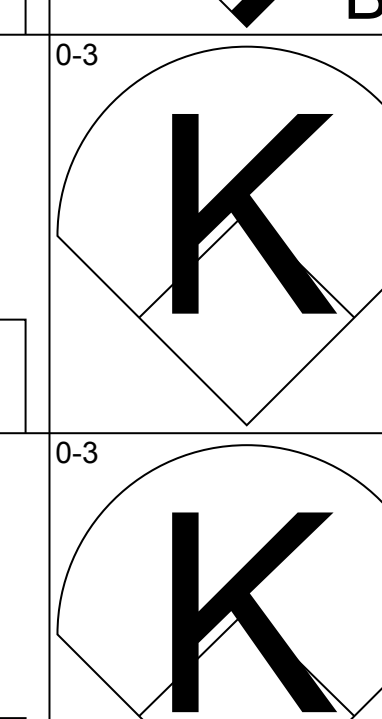
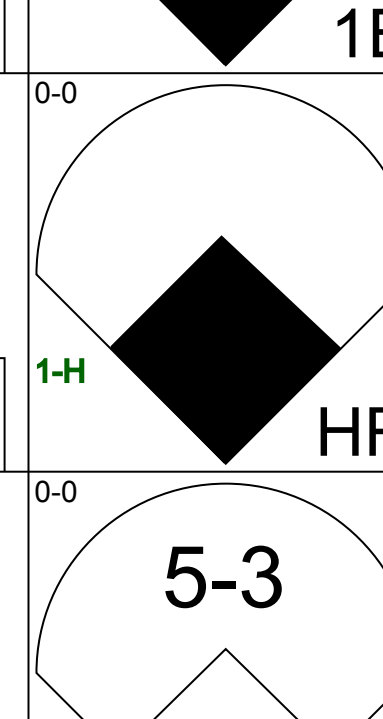
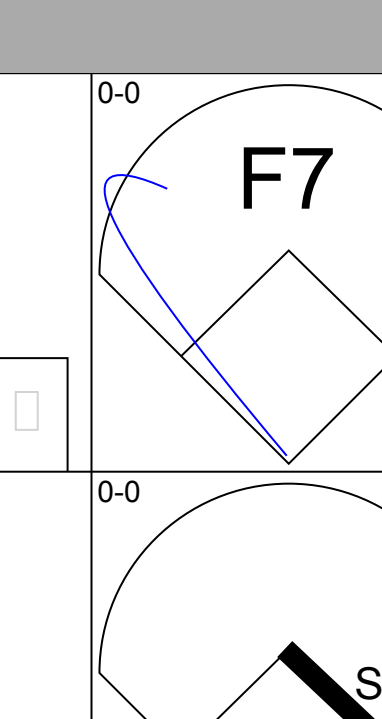
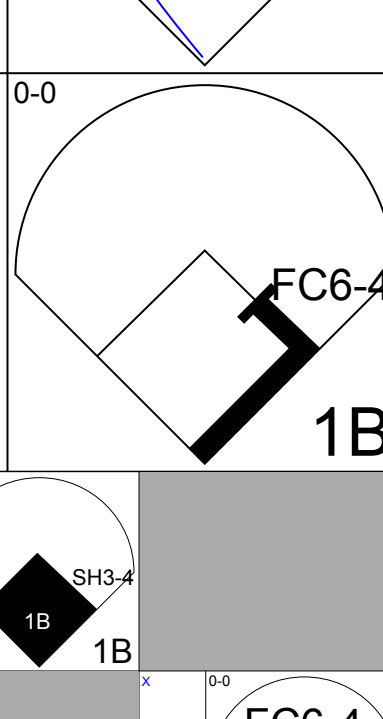
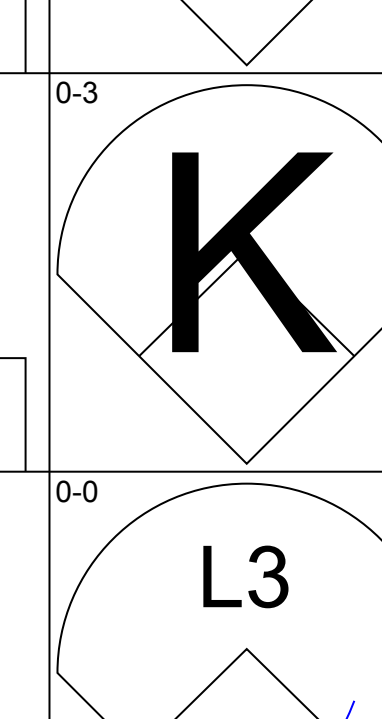
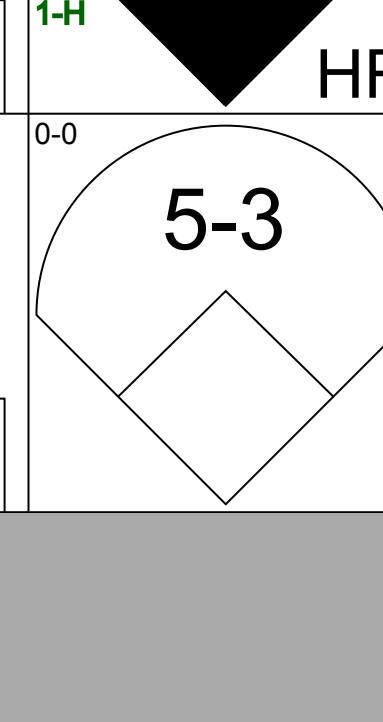
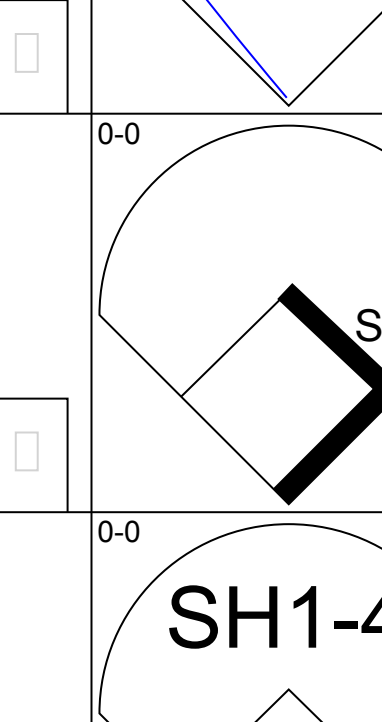
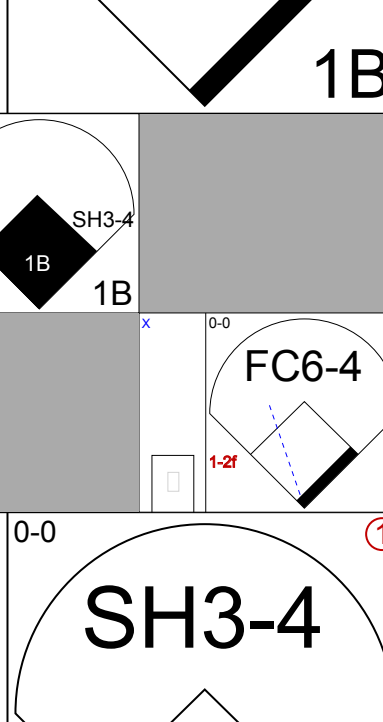
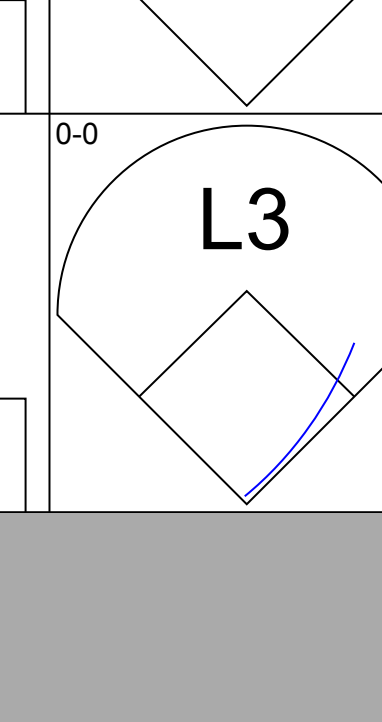
AB 40
R 4
H 11
RBI 3
BB 2
SO 9
LOB 18



Batter	1	2	3	4	5	6	7	8	9	AB	R	H	RBI	BB	SO	LOB	TOP
Jose Cardenal, R (1, 8) OBP: 0.267, SLG: 0.343	0-3 K			0-0 F2		0-3 K			0-0 6-3	4	0	0	0	0	2	0	California Angels @ Boston Red Sox Fenway Park, Boston, MA Fri Aug 18 1967, 7:05 PM EDT Att: 31,027 - Unknown
Jim Fregosi, R (1, 6) OBP: 0.345, SLG: 0.388	0-3 K			0-0 F9			0-0 4-3		0-0 4-3	4	0	0	0	0	1	0	
Jimmie Hall, L (1, 9) OBP: 0.319, SLG: 0.435	0-0 6-3			0-0 L4			0-0 HR		0-0 HR	4	2	2	2	0	0	0	
Don Mincher, L (1, 3) OBP: 0.375, SLG: 0.488		0-0 F8			0-0 G3		0-0 1B		0-0 L1	4	0	1	0	0	0	0	
Rick Reichardt, R (1, 7) OBP: 0.299, SLG: 0.352		0-0 F9			0-0 6-3		0-3 K			3	0	0	0	0	1	1	
Buck Rodgers, S (1, 2) OBP: 0.286, SLG: 0.302		0-0 F5			4-0 FC6-4 BB		0-0 F8			2	0	0	0	1	0	1	
Bobby Knoop, R (1, 4) OBP: 0.315, SLG: 0.374			0-0 F8		0-0 FC6-4			0-0 G4-6-3 1B		3	0	1	0	0	0	1	
Johnny Werhas, R (1, 5) OBP: 0.270, SLG: 0.308			0-0 F8			0-3 K		0-0 F3		2	0	0	0	0	1	0	
Roger Repoz, L (8, PH) OBP: 0.327, SLG: 0.409										1	0	0	0	0	0	1	
Woodie Held, R (8, 5) OBP: 0.321, SLG: 0.379										0	0	0	0	0	0	0	
Jack Hamilton, R (1, 1) OBP: 0.266, SLG: 0.172										1	0	0	0	0	0	0	
Tom Satriano, L (6, PH) OBP: 0.298, SLG: 0.304										0	0	0	0	0	0	0	
Bill Kelso, R (6, 1)										0	0	0	0	0	0	0	
Jim Coates, R (8, PH) OBP: 0.402, SLG: 0.697										1	0	0	0	0	0	1	
Bubba Morton, R (8, PH) OBP: 0.402, SLG: 0.382										0	0	0	0	0	0	0	
Pete Cimino, R (8, 1) OBP: 0.304, SLG: 0.304										0	0	0	0	0	0	0	
Inning Stats	R: 0 E: 0 K: 2 S: 7	H: 0 LOB: 0 BB: 0 P: 7	R: 0 E: 0 K: 0 S: 3	H: 0 LOB: 0 BB: 0 P: 3	R: 0 E: 0 K: 0 S: 3	H: 0 LOB: 0 BB: 0 P: 3	R: 0 E: 0 K: 0 S: 3	H: 0 LOB: 1 BB: 1 P: 7	R: 1 E: 0 K: 1 S: 7	H: 2 LOB: 1 BB: 0 P: 7	R: 0 E: 0 K: 0 S: 3	H: 1 LOB: 0 BB: 0 P: 3	R: 1 E: 0 K: 0 S: 4	H: 1 LOB: 0 BB: 0 P: 4	1B: 2 2B: 0 3B: 0 HR: 2	SF: 0 SAC: 0 DP: 1 HBP: 0	WP: 0 PA: 31 PB: 0 SB: 0 CS: 0
PITCHER Gary Bell, R (1, 1) ERA: 3.46	IP: 9.0 WLS: W BF: 31 H: 4 R: 2 ER: 2 SO: 5 BB: 1 IBB: 0 HBP: 0 BLK: 0 WP: 0 HR: 2 S: 40 P: 44 ERA: 2.00 WHIP: 0.556																

Batter	1	2	3	4	5	6	7	8	9	AB	R	H	RBI	BB	SO	LOB	BOTTOM
Mike Andrews, R (1, 4) OBP: 0.336, SLG: 0.344	4-0 BB		0-0 6-3		0-0 6-3	0-0 F7				3	0	0	0	1	0	3	California Angels @ Boston Red Sox Fenway Park, Boston, MA Fri Aug 18 1967, 7:05 PM EDT Att: 31,027 - Unknown
Jerry Adair, R (1, 5) OBP: 0.285, SLG: 0.306	0-0 4-3		4-0 BB		0-0 3-1		0-0 CS 1B			3	0	1	0	1	0	2	
Carl Yastrzemski, L (1, 7) OBP: 0.399, SLG: 0.563	0-3 K		0-0 G3		4-0 IBB		0-0 F5			3	0	0	0	1	1	3	
George Scott, R (1, 3) OBP: 0.364, SLG: 0.475	0-0 4-3			0-0 1B	0-0 F8		0-3 K			4	0	1	0	0	1	4	
Reggie Smith, S (1, 8) OBP: 0.315, SLG: 0.370		0-0 F7		0-0 F8		0-0 F7		0-3 K		4	0	0	0	0	1	0	
Tony Conigliaro, R (1, 9) OBP: 0.341, SLG: 0.519		0-0		1-0 HBP		4-0 FC5 BB		0-0 G3		1	0	1	0	0	0	0	
Jose Tartabull, L (4, FR) OBP: 0.318, SLG: 0.255						4-0 FC5 BB				1	1	0	0	1	0	0	
Rico Petrocelli, R (1, 6) OBP: 0.337, SLG: 0.426	0-3 K			0-0 E6 3B		4-0 FC5 1B BB		0-3 K		3	2	1	1	1	2	1	
Elston Howard, R (1, 2) OBP: 0.238, SLG: 0.256	0-0 4-3			0-0 6-3		0-0 FC5 1B				3	0	0	0	0	0	4	
Gary Bell, R (1, 1) OBP: 0.135, SLG: 0.173			0-0 F8		0-0 3-1 2B	0-0 1-2 2H 1B				3	0	2	1	0	0	0	
Inning Stats	R: 0 E: 0 K: 1 S: 5	H: 0 LOB: 1 BB: 1 P: 9	R: 0 E: 0 K: 1 S: 6	H: 1 LOB: 0 BB: 0 P: 6	R: 0 E: 0 K: 0 S: 3	H: 0 LOB: 1 BB: 1 P: 7	R: 2 E: 1 K: 0 S: 4	H: 2 LOB: 1 BB: 0 P: 5	R: 0 E: 0 K: 0 S: 4	H: 1 LOB: 2 BB: 2 P: 12	R: 0 E: 0 K: 1 S: 5	H: 1 LOB: 1 BB: 0 P: 5	R: 0 E: 0 K: 2 S: 7	H: 0 LOB: 0 BB: 0 P: 7	1B: 4 2B: 2 3B: 1 HR: 0	SF: 0 SAC: 0 DP: 1 HBP: 1	WP: 0 PA: 34 PB: 0 SB: 0 CS: 1
PITCHER Jack Hamilton, R (1, 1) ERA: 2.73	IP: 5.0 WLS: L BF: 22 H: 4 R: 2 ER: 1 SO: 2 BB: 2 IBB: 1 HBP: 0 BLK: 0 WP: 0 HR: 0 S: 22 P: 35 ERA: 1.80 WHIP: 1.200																
Bill Kelso, R (6, 1) ERA: 3.21	0.2	5	1	1	1	0	2	0	0	0	0	3	11	13.50	4.500		
Jim Coates, R (6, 1) ERA: 4.69	1.1	4	1	0	0	1	0	0	0	0	6	6	0.00	0.750			
Pete Cimino, R (8, 1) ERA: 2.7	1.0	3	0	0	0	2	0	0	0	0	7	7	0.00	0.000			

Batter	1	2	3	4	5	6	7	8	9	AB	R	H	RBI	BB	SO	LOB	TOP					
Roger Repoz, L OBP: 0.332, SLG: 0.426 Jim Weaver, L (7, 1)										3	0	0	0	1	3	2	California Angels @ Boston Red Sox Fenway Park, Boston, MA Sun Aug 20 1967, 3:33 AM EDT Unknown					
Jim Fregosi, R OBP: 0.345, SLG: 0.394 Jose Cardenal, R OBP: 0.267, SLG: 0.343 Buck Rodgers, S OBP: 0.284, SLG: 0.303 (8, PH) (8, 7)				 1B				 2B		3	0	1	0	0	1	3						
Jimmie Hall, L OBP: 0.323, SLG: 0.443 Pete Cimino, R OBP: 0.417, SLG: 0.417 Johnny Werhas, R OBP: 0.276, SLG: 0.313 (1, 9) (6, 1) (7, 5)										3	0	0	0	0	1	1						
Don Mincher, L OBP: 0.373, SLG: 0.482 Bill Skowron, R OBP: 0.294, SLG: 0.271 (1, 3) (7, 3)										3	0	0	0	0	1	1						
Rick Reichardt, R OBP: 0.305, SLG: 0.366 (1, 7) (8, 8)		 1B		 1-2				 1B		4	0	2	0	0	0	1						
Woodie Held, R OBP: 0.305, SLG: 0.358 (1, 5) (7, 6)		 1-2								4	0	0	0	0	1	2						
Tom Satriano, L OBP: 0.306, SLG: 0.315 (1, 2) (7, 4)			 2B		 1B				 BB	3	0	2	0	1	0	0						
Bobby Knoop, R OBP: 0.315, SLG: 0.373 Hawk Taylor, R OBP: 0.285, SLG: 0.302 (1, 4) (7, 2)			 2-3				 2B			3	1	1	0	0	1	2						
George Brunet, R OBP: 0.081, SLG: 0.066 Moose Stubing, L (3, PH) Bill Kelso, R OBP: 0.071, SLG: 0.071 Bubba Morton, R OBP: 0.409, SLG: 0.384 (1, 1) (3, PH) (3, 1) (6, 9)					 1B		 1B		 1-2	0	0	0	0	0	0	0						
Inning Stats	R: 0 E: 0 K: 1 S: 5	H: 0 LOB: 0 BB: 0 P: 5	R: 0 E: 0 K: 0 S: 3	H: 1 LOB: 0 BB: 0 P: 3	R: 0 E: 0 K: 1 S: 6	H: 1 LOB: 1 BB: 0 P: 6	R: 0 E: 0 K: 1 S: 6	H: 1 LOB: 1 BB: 0 P: 6	R: 0 E: 0 K: 3 S: 11	H: 2 LOB: 3 BB: 1 P: 15	R: 0 E: 0 K: 1 S: 5	H: 0 LOB: 0 BB: 0 P: 5	R: 1 E: 0 K: 1 S: 7	H: 2 LOB: 1 BB: 0 P: 7	R: 1 E: 1 K: 1 S: 7	H: 2 LOB: 1 BB: 0 P: 7		R: 0 E: 0 K: 1 S: 5	H: 0 LOB: 1 BB: 1 P: 9	1B: 6 2B: 3 3B: 0 HR: 0	SF: 0 SAC: 0 DP: 1 HBP: 0	WP: 0 PB: 0 SB: 0 CS: 0
PITCHER Lee Stange, R ERA: 2.67 (1, 1)	IP: 9.0 WLS: W BF: 37	H: 9 R: 2 ER: 1 SO: 10	BB: 2 IBB: 0 HBP: 0 BLK: 0	WP: 0 HR: 0 S: 55 P: 63	ERA: 1.00 WHIP: 1.222	PITCHER										IP: WLS: BF: H: R: ER: SO: BB: IBB: HBP: BLK: WP: HR: S: P: ERA: WHIP						

Batter	1	2	3	4	5	6	7	8	9	AB	R	H	RBI	BB	SO	LOB	BOTTOM			
Mike Andrews, R OBP: 0.340, SLG: 0.348 (1, 4) (6, 6)						 HR 1B				5	1	2	1	0	0	2	California Angels @ Boston Red Sox Fenway Park, Boston, MA Sun Aug 20 1967, 3:33 AM EDT Unknown			
Jerry Adair, R OBP: 0.291, SLG: 0.315 Joe Foy, R OBP: 0.330, SLG: 0.442 (1, 5) (6, 5)	 1B				 1B	 HR 1B				3	1	3	0	0	0	0				
Carl Yastrzemski, L OBP: 0.404, SLG: 0.600 Norm Siebern, L OBP: 0.308, SLG: 0.230 (1, 7) (7, 3)	 1B				 1B	 HR 1B				3	2	1	3	1	1	3				
George Scott, R OBP: 0.370, SLG: 0.486 Jose Tartabull, L OBP: 0.310, SLG: 0.247 (1, 3) (6, PR) (7, 7)	 BB				 2B	 BB				2	1	1	1	2	0	0				
Reggie Smith, S OBP: 0.321, SLG: 0.391 (1, 8)	 1H 2H				 BB	 1H				3	2	2	5	2	0	0				
Elston Howard, R OBP: 0.244, SLG: 0.264 (1, 2)	 1B				 1-2 2-3 3H					5	1	1	0	0	1	5				
Rico Petrocelli, R OBP: 0.335, SLG: 0.431 Dalton Jones, L OBP: 0.292, SLG: 0.330 (1, 6) (6, 4)	 1H					 1B				3	1	1	2	0	0	2				
George Thomas, R OBP: 0.279, SLG: 0.297 (1, 9)				 1B		 1B				5	1	2	0	0	0	2				
Lee Stange, R OBP: 0.095, SLG: 0.077 (1, 1)				 1-2		 1-2				1	0	0	0	1	1	0				
Inning Stats	R: 5 E: 0 K: 0 S: 7	H: 4 LOB: 0 BB: 1 P: 11	R: 0 E: 0 K: 2 S: 8	H: 2 LOB: 0 BB: 0 P: 8	R: 0 E: 0 K: 0 S: 4	H: 1 LOB: 1 BB: 0 P: 4	R: 1 E: 0 K: 0 S: 4	H: 2 LOB: 2 BB: 2 P: 12	R: 6 E: 0 K: 0 S: 9	H: 6 LOB: 1 BB: 1 P: 13	R: 0 E: 0 K: 2 S: 4	H: 1 LOB: 1 BB: 1 P: 8	R: 0 E: 0 K: 2 S: 7	H: 0 LOB: 1 BB: 1 P: 11	R: 0 E: 0 K: 2 S: 7	H: 0 LOB: 1 BB: 1 P: 11		1B: 11 2B: 2 3B: 0 HR: 4	SF: 0 SAC: 2 DP: 2 HBP: 0	WP: 0 PB: 0 SB: 0 CS: 1
PITCHER George Brunet, L ERA: 3.4 Bill Kelso, R ERA: 3.36 Pete Cimino, R ERA: 3.24 Jim Weaver, L ERA: 4.05 (1, 1) (3, 1) (6, 1) (7, 1)	IP: 2.0 WLS: L BF: 12	H: 6 R: 5 ER: 5 SO: 2	BB: 1 IBB: 0 HBP: 0 BLK: 0	WP: 0 HR: 2 S: 15 P: 19	ERA: 22.50 WHIP: 3.500	PITCHER										IP: WLS: BF: H: R: ER: SO: BB: IBB: HBP: BLK: WP: HR: S: P: ERA: WHIP				

Batter	1	2	3	4	5	6	7	8	9	AB	R	H	RBI	BB	SO	LOB	TOP	
Bob Saverine, S (1,4) OBP: 0.296, SLG: 0.309 Bernie Allen, L (7,4) OBP: 0.248, SLG: 0.262	0-0 5-3	0-0 1-3			0-0 4-3		0-0 4-3		0-0 F8	4	0	0	0	0	0	0		
Ken McMullen, R (1,5) OBP: 0.305, SLG: 0.401	4-0 1B BB SF8 BB		0-3 K			0-0 1B PB 1B		0-0 F8	4	2	1	0	1	1	0			
Frank Howard, R (1,7) OBP: 0.341, SLG: 0.530 Ed Stroud, L (6, PR) OBP: 0.298, SLG: 0.247 (8, 8)	4-0 BB 1B 1-2 BB		0-3 K			0-0 F7		0-0 HR 2B	3	0	1	0	1	1	1			
Fred Valentine, S (1,8) OBP: 0.335, SLG: 0.342 (8, 7)	0-0 FC5 BB 1-2 2-3 1B		0-0 F9			0-0 1B 1B 1-H		0-0 F9	4	1	2	1	0	0	1			
Cap Peterson, R (1,9) OBP: 0.308, SLG: 0.356	0-0 SF8			0-0 5-3		0-0 1B 1B 1-2		0-3 K	3	0	1	1	0	1	1			
Mike Epstein, L (1,3) OBP: 0.332, SLG: 0.382	4-0 1-2 2-3 BB		0-0 4-3			0-0 E 1B 1-3 2-H		0-0 HR	3	1	2	3	1	0	0			
Paul Casanova, R (1,2) OBP: 0.276, SLG: 0.350	0-0 FC5 2-3		0-0 5-3			0-0 E5 2-3		0-0 1B	4	0	1	0	0	0	4			
Tim Cullen, R (1,6) OBP: 0.318, SLG: 0.276		0-0 5-3			0-0 F6		0-0 F7		0-0 F3	4	0	0	0	0	4			
Camilo Pascual, R (1,1) OBP: 0.216, SLG: 0.149 Dave Baldwin, R (7,1)		0-0 4-3			0-0 4-3		0-0 F6		0-3 K	3	0	0	0	0	0			
Dick Nen, L (9, PH) OBP: 0.303, SLG: 0.356 Darold Knowles, L (9,1) OBP: 0.077, SLG: 0.077										0	0	0	0	0	0			
Inning Stats	R: 1 H: 1 E: 0 LOB: 3 K: 0 BB: 3 S: 4 P: 16	R: 0 H: 0 E: 0 LOB: 0 K: 0 BB: 0 S: 3 P: 3	R: 0 H: 0 E: 0 LOB: 0 K: 2 BB: 0 S: 7 P: 7	R: 0 H: 0 E: 0 LOB: 0 K: 0 BB: 0 S: 3 P: 3	R: 0 H: 0 E: 0 LOB: 0 K: 0 BB: 0 S: 3 P: 3	R: 2 H: 4 E: 1 LOB: 2 K: 0 BB: 0 S: 7 P: 7	R: 0 H: 0 E: 0 LOB: 0 K: 1 BB: 0 S: 3 P: 3	R: 2 H: 3 E: 0 LOB: 2 K: 1 BB: 0 S: 8 P: 8	R: 0 H: 0 E: 0 LOB: 0 K: 1 BB: 0 S: 5 P: 5	1B: 6 SF: 1 2B: 1 SAC: 0 3B: 0 DP: 0 HR: 1 HBP: 0	WP: 0 PA: 38 PB: 1 SB: 0 CS: 0							
PITCHER	IP WLS BF H R ER SO BB IBB HBP BLK WP HR S P ERA WHIP																	
Jim Lonborg, R (1,1) ERA: 3.48	7.0	30	6	4	4	2	3	0	0	0	0	0	0	0	31	43	5.14	1.286
John Wyatt, R (8,1) ERA: 2.65	2.0	W	8	2	1	1	2	0	0	0	0	0	0	1	12	12	4.50	1.000

Washington Senators @ Boston Red Sox
Fenway Park, Boston, MA
Mon Aug 21 1967, 7:05 PM EDT
Att: 26,018 - Unknown

AB	34
R	5
H	8
RBI	5
BB	3
SO	4
LOB	11




Batter	1	2	3	4	5	6	7	8	9	AB	R	H	RBI	BB	SO	LOB	BOTTOM	
Jose Tartabull, L (1,9) OBP: 0.302, SLG: 0.243	0-0 F2		0-0 F9		0-0 4-3 5-3 1B		0-0 SH FC5-6	0-0 F4		4	0	1	0	0	0	1		
Jerry Adair, R (1,5) OBP: 0.295, SLG: 0.331	0-0 F6		0-0 6-3		0-0 5-3		0-0 FC5-6 1B SF7		0-0 4-1 1B 2B	5	2	1	0	0	0	3		
Carl Yastrzemski, L (1,7) OBP: 0.409, SLG: 0.604	0-0 4-1		4-0 2B BB		0-0 4-3		0-0 3B 1B 1-3 3-H		0-0 4-1	4	1	1	1	1	0	2		
George Scott, R (1,3) OBP: 0.370, SLG: 0.485		4-0 1B 1B BB	0-0 2B		0-0 4-3		0-0 SF7		4-0 1B IBB IBB	2	1	1	1	2	0	1		
Reggie Smith, S (1,8) OBP: 0.325, SLG: 0.403		0-0 1B FC6 1B	4-0 IBB				0-3 K		4-0 1B	3	1	2	1	2	1	0		
Elston Howard, R (1,2) OBP: 0.242, SLG: 0.262		0-3 K	0-0 F8				0-0 5-3		0-0 K	5	0	1	1	0	2	6		
Rico Petrocelli, R (1,6) OBP: 0.335, SLG: 0.432		0-0 FC6 1B 1-3 3-H		0-0 5-3			0-0 2B		0-0 1-3	4	0	2	1	0	0			
Mike Andrews, R (1,4) OBP: 0.340, SLG: 0.346		0-0 FC6 1-2 3-H		0-0 F8			0-0 5-3		0-0 4-3	4	0	0	1	0	2			
Jim Lonborg, R (1,1) OBP: 0.133, SLG: 0.110 John Wyatt, R (8,1) ERA: 2.22		0-0 5-3		0-0 F3			0-0 FC5-6 SH 1B 1B		4-0 BB	3	1	1	0	0	0	1		
Inning Stats	R: 0 H: 0 E: 0 LOB: 0 K: 0 BB: 0 S: 3 P: 3	R: 2 H: 2 E: 0 LOB: 1 K: 1 BB: 1 S: 7 P: 11	R: 0 H: 1 E: 0 LOB: 2 K: 0 BB: 2 S: 4 P: 12	R: 0 H: 0 E: 0 LOB: 0 K: 0 BB: 0 S: 3 P: 3	R: 0 H: 1 E: 0 LOB: 1 K: 0 BB: 0 S: 4 P: 4	R: 0 H: 1 E: 0 LOB: 1 K: 1 BB: 0 S: 6 P: 6	R: 3 H: 3 E: 1 LOB: 1 K: 1 BB: 0 S: 9 P: 9	R: 0 H: 0 E: 0 LOB: 1 K: 0 BB: 1 S: 3 P: 7	R: 1 H: 2 E: 0 LOB: 2 K: 0 BB: 2 S: 3 P: 11	1B: 6 SF: 1 2B: 3 SAC: 1 3B: 1 DP: 0 HR: 0 HBP: 0	WP: 0 PA: 42 PB: 0 SB: 0 CS: 0							
PITCHER	IP WLS BF H R ER SO BB IBB HBP BLK WP HR S P ERA WHIP																	
Camilo Pascual, R (1,1) ERA: 3.37	6.1	30	7	5	3	2	2	1	0	0	0	0	0	0	31	43	4.26	1.421
Dave Baldwin, R (7,1) ERA: 1.07	1.2	7	1	0	0	1	1	0	0	0	0	0	0	8	12	0.00	1.200	
Darold Knowles, L (9,1) ERA: 2.22	0.1	L	5	2	1	1	0	0	2	0	0	0	0	3	11	27.00	6.000	

Washington Senators @ Boston Red Sox
Fenway Park, Boston, MA
Mon Aug 21 1967, 7:05 PM EDT
Att: 26,018 - Unknown

AB	34
R	6
H	10
RBI	6
BB	6
SO	3
LOB	16



Batter	1	2	3	4	5	6	7	8	9	AB	R	H	RBI	BB	SO	LOB	TOP										
Bob Saverine, S OBP: 0.300, SLG: 0.310 (1, 4)	4-0 BB F9		0-3 K			0-0 1B		0-0 F7		3	0	1	0	1	1	2	Washington Senators @ Boston Red Sox Fenway Park, Boston, MA Tue Aug 22 1967, 7:05 PM EDT Unknown										
Ken McMullen, R OBP: 0.305, SLG: 0.402 (1, 5)	0-0 F9 1-2		0-0 5-3			0-0 F8		0-0 2B 2-H		4	0	1	1	0	0	3											
Frank Howard, R OBP: 0.338, SLG: 0.525 Dick Lines, R OBP: 0.375, SLG: 0.167 (1, 7) (8, 1)	0-0 4-3			0-3 K		0-3 K		0-3 K		4	0	0	0	0	3	2											
Fred Valentine, S OBP: 0.337, SLG: 0.340 (1, 8)		4-0 FC4-8 BB		0-3 K			0-0 1-3		4-0 BB 4-2-3 BB	2	0	0	0	2	1	0											
Cap Peterson, R OBP: 0.307, SLG: 0.355 (1, 9)		0-0 FC4-6 G3 1-2		0-0 6-3			0-0 5-3		0-0 4-2-3 BB 1-2 1B	4	0	1	0	0	0	1											
Mike Epstein, L OBP: 0.339, SLG: 0.386 (1, 3)		0-0 G3 1-2			0-0 G6-4-3 1B		0-0 1B		4-0 4-2-3 BB 1-2 2-3	3	0	2	0	1	0	1											
Paul Casanova, R OBP: 0.273, SLG: 0.347 (1, 2)		0-0 4-3			0-0 G6-4-3 1-2		0-0 F4		0-0 4-2-3 1-2 2-3 3-H	4	0	0	0	0	0	6											
Tim Cullen, R OBP: 0.320, SLG: 0.279 (1, 6)			0-0 SH2-4 1B		0-0 F7		0-0 F7		0-0 G3 2B 1B	4	1	2	0	0	0	2											
Phil Ortega, R OBP: 0.138, SLG: 0.057 Dick Nen, L OBP: 0.301, SLG: 0.354 (1, 1) (8, PH) (8, 7)			0-0 SH2-4 1-2		0-3 K			0-0 G3 1-2		1	0	0	0	0	1	0											
Inning Stats	R: 0 E: 0 K: 0 S: 2	H: 0 LOB: 0 BB: 1 P: 6	R: 0 E: 0 K: 0 S: 3	H: 0 LOB: 1 BB: 1 P: 7	R: 0 E: 0 K: 1 S: 6	H: 1 LOB: 1 BB: 0 P: 6	R: 0 E: 0 K: 2 S: 7	H: 0 LOB: 0 BB: 0 P: 7	R: 0 E: 0 K: 0 S: 3	H: 1 LOB: 0 BB: 0 P: 3	R: 0 E: 0 K: 2 S: 8	H: 1 LOB: 1 BB: 0 P: 8	R: 0 E: 0 K: 0 S: 4	H: 1 LOB: 1 BB: 0 P: 4	R: 1 E: 0 K: 1 S: 7	H: 2 LOB: 1 BB: 0 P: 7		R: 0 E: 0 K: 0 S: 3	H: 1 LOB: 2 BB: 2 P: 11	1B: 6 2B: 2 3B: 0 HR: 0	SF: 0 SAC: 1 DP: 2 HBP: 0	WP: 0 PB: 0 SB: 0 CS: 0	PA: 35				
PITCHER	IP	WLS	BF	H	R	ER	SO	BB	IBB	HBP	BLK	WP	HR	S	P	ERA	WHIP										
Jerry Stephenson, R ERA: 0.67 John Wyatt, R ERA: 2.6	(1, 1) (8, 1)	7.2 S	29 6	6 1	1 0	1 0	5 1	2 2	0 0	0 0	0 0	0 0	0 0	37 6	45 14	1.17 0.00	1.043 2.250										

Batter	1	2	3	4	5	6	7	8	9	AB	R	H	RBI	BB	SO	LOB	BOTTOM										
Jose Tartabull, L OBP: 0.308, SLG: 0.250 Joe Foy, R OBP: 0.330, SLG: 0.445 (1, 9) (8, PH) (9, 5)	0-0 F6		0-0 1B			0-0 SH1 1B		0-0 F7		3	0	2	0	0	0	0	Washington Senators @ Boston Red Sox Fenway Park, Boston, MA Tue Aug 22 1967, 7:05 PM EDT Unknown										
Jerry Adair, R OBP: 0.292, SLG: 0.327 (1, 5) (9, 4)	0-0 6-3		0-0 F8			0-0 SH1 1-2		0-0 6-3		3	0	0	0	0	0	2											
Carl Yastrzemski, L OBP: 0.405, SLG: 0.598 (1, 7)	0-0 G3			0-0 4-3		0-0 4-3		0-3 K		4	0	0	0	0	1	1											
George Scott, R OBP: 0.370, SLG: 0.489 Norm Siebern, L OBP: 0.305, SLG: 0.227 (1, 3) (8, 3)		0-0 F8		0-0 7-5-6 3B		0-0 1-3		0-0 6-3		3	0	1	0	0	0	0											
Reggie Smith, S OBP: 0.325, SLG: 0.405 (1, 8)		0-3 K		0-0 7-5-6 3-H		0-0 3B 2B		0-0 5-3		3	1	1	0	0	1	1											
Elston Howard, R OBP: 0.238, SLG: 0.258 (1, 2)		0-3 K			0-0 6-3		0-0 5-3		0-0 6-3	3	0	0	0	0	1	1											
Rico Petrocelli, R OBP: 0.335, SLG: 0.430 (1, 6)			0-0 F8		0-0 F7		4-0 3B IBB			2	1	0	0	1	0	0											
Mike Andrews, R OBP: 0.338, SLG: 0.344 Dalton Jones, L OBP: 0.316, SLG: 0.377 George Thomas, R OBP: 0.279, SLG: 0.297 (1, 4) (7, PH) (8, 4) (9, 9)			0-0 F4		0-0 F8		0-0 3B			2	0	0	0	0	0	0											
Jerry Stephenson, L OBP: 0.333, SLG: 0.333 John Wyatt, R (1, 1) (8, 1)			0-0 1B		0-3 K		0-3 K			3	0	1	0	0	2	1											
Inning Stats	R: 0 E: 0 K: 0 S: 3	H: 0 LOB: 0 BB: 0 P: 3	R: 0 E: 0 K: 2 S: 7	H: 0 LOB: 0 BB: 0 P: 7	R: 0 E: 0 K: 0 S: 5	H: 2 LOB: 2 BB: 0 P: 5	R: 0 E: 0 K: 0 S: 3	H: 1 LOB: 0 BB: 0 P: 3	R: 0 E: 0 K: 1 S: 6	H: 1 LOB: 1 BB: 0 P: 6	R: 2 E: 0 K: 1 S: 7	H: 2 LOB: 1 BB: 1 P: 11	R: 0 E: 0 K: 1 S: 5	H: 0 LOB: 0 BB: 0 P: 5	1B: 3 2B: 2 3B: 2 HR: 0	SF: 0 SAC: 1 DP: 1 HBP: 0	WP: 0 PB: 0 SB: 0 CS: 0	PA: 30									
PITCHER	IP	WLS	BF	H	R	ER	SO	BB	IBB	HBP	BLK	WP	HR	S	P	ERA	WHIP										
Phil Ortega, R ERA: 3.04 Dick Lines, L ERA: 3.21	(1, 1) (8, 1)	7.0 L	27 3	7 0	2 0	2 0	4 1	3 0	0 0	0 0	0 0	0 0	0 0	5 5	38 5	0.00 0.000	0.857										



Batter	1	2	3	4	5	6	7	8	9	AB	R	H	RBI	BB	SO	LOB	TOP			
Bob Saverine, S (1.4) OBP: 0.299, SLG: 0.309										4	1	1	0	0	0	0				
Ed Stroud, L (1.8) OBP: 0.297, SLG: 0.253										4	1	1	0	0	0	0				
Ken McMullen, R (1.5) OBP: 0.305, SLG: 0.399										3	0	0	0	1	0	1				
Fred Valentine, S (1.9) OBP: 0.333, SLG: 0.336										4	0	0	0	0	1	3				
Mike Epstein, L (1.3) OBP: 0.337, SLG: 0.384										4	1	1	0	0	1	3				
Cap Peterson, R (1.7) OBP: 0.310, SLG: 0.361										3	0	2	3	0	1	0				
Tim Cullen, R (1.6) OBP: 0.318, SLG: 0.276										3	0	0	0	0	0	3				
Doug Camilli, R (1.2) OBP: 0.211, SLG: 0.224										3	0	0	0	0	1	1				
Barry Moore, L (1.1) OBP: 0.187, SLG: 0.182										1	0	0	0	0	1	0				
Bob Humphreys, R (3.1) OBP: 0.287, SLG: 0.083										1	0	0	0	0	0	0				
Casey Cox, R (6.1) OBP: 0.297, SLG: 0.083										0	0	0	0	0	0	0				
Dick Lines, L (7.1) ERA: 3.21										0	0	0	0	0	0	0				
Hank Allison, R (7.7) OBP: 0.291, SLG: 0.318										1	0	0	0	0	0	0				
Dave Baldwin, R (7.1) ERA: 1.82										0	0	0	0	0	0	0				
Inning Stats	R: 2 E: 0 K: 2 S: 10	H: 3 LOB: 2 BB: 1 P: 14	R: 0 E: 0 K: 1 S: 5	H: 0 LOB: 0 BB: 0 P: 5	R: 0 E: 0 K: 0 S: 3	H: 0 LOB: 0 BB: 0 P: 3	R: 0 E: 0 K: 1 S: 5	H: 0 LOB: 0 BB: 0 P: 5	R: 0 E: 0 K: 0 S: 3	H: 0 LOB: 0 BB: 0 P: 3	R: 1 E: 0 K: 0 S: 4	H: 2 LOB: 0 BB: 0 P: 4	R: 0 E: 0 K: 0 S: 3	H: 0 LOB: 0 BB: 0 P: 3	R: 0 E: 0 K: 0 S: 3	H: 0 LOB: 0 BB: 0 P: 3	1B: 3 2B: 2 3B: 0 HR: 0	SF: 0 SAC: 0 DP: 1 HBP: 0	WP: 0 PB: 0 SB: 0 CS: 1	PA: 32
PITCHER	IP WLS BF H R ER SO BB IBB HBP BLK WP HR S P ERA WHIP																			
Gary Bell, R (1.1) ERA: 3.47	7.0 W 26 5 3 3 5 1 0 0 0 0 0 0 35 39 3.86 0.857																			
Darrell Brandon, R (8.1) ERA: 4.18	2.0 S 6 0 0 0 0 0 0 0 0 0 0 0 6 6 0.00 0.000																			

Washington Senators @ Boston Red Sox
Fenway Park, Boston, MA
Tue Aug 22 1967, 7:05 PM EDT
Att: 30,994 - Unknown

AB 31
R 3
H 5
RBI 3
BB 1
SO 5
LOB 11

Batter	1	2	3	4	5	6	7	8	9	AB	R	H	RBI	BB	SO	LOB	BOTTOM			
George Thomas, R (1.9) OBP: 0.268, SLG: 0.284										3	0	0	0	0	1	1				
Joe Foy, R (1.5) OBP: 0.332, SLG: 0.448										4	1	2	0	0	1	0				
Carl Yastrzemski, L (1.7) OBP: 0.495, SLG: 0.600										4	1	2	0	0	0	4				
George Scott, R (1.3) OBP: 0.371, SLG: 0.488										3	0	1	2	1	0	1				
Reggie Smith, S (1.8) OBP: 0.325, SLG: 0.412										3	1	1	2	0	1	2				
Jerry Adair, R (1.4) OBP: 0.295, SLG: 0.333										4	1	2	0	0	0	1				
Rico Petrocelli, R (1.6) OBP: 0.334, SLG: 0.428										4	0	1	1	0	0	1				
Mike Ryan, R (1.2) OBP: 0.295, SLG: 0.266										4	0	0	0	0	0	2				
Gary Bell, R (1.1) OBP: 0.148, SLG: 0.185										2	0	1	0	0	1	1				
Jose Tartabull, L (7. PH) OBP: 0.311, SLG: 0.254										1	1	1	0	0	0	0				
Darrell Brandon, R (8.1) OBP: 0.237, SLG: 0.297										1	0	0	0	0	1	0				
Inning Stats	R: 0 E: 0 K: 2 S: 8	H: 1 LOB: 2 BB: 1 P: 12	R: 0 E: 0 K: 1 S: 6	H: 1 LOB: 1 BB: 0 P: 6	R: 0 E: 0 K: 1 S: 6	H: 1 LOB: 1 BB: 0 P: 6	R: 0 E: 0 K: 0 S: 3	H: 0 LOB: 0 BB: 0 P: 3	R: 0 E: 0 K: 0 S: 5	H: 2 LOB: 2 BB: 0 P: 5	R: 2 E: 0 K: 0 S: 5	H: 3 LOB: 0 BB: 0 P: 5	R: 3 E: 1 K: 0 S: 7	H: 3 LOB: 1 BB: 0 P: 7	R: 0 E: 0 K: 1 S: 5	H: 0 LOB: 0 BB: 0 P: 5	1B: 7 2B: 3 3B: 0 HR: 1	SF: 1 SAC: 1 DP: 1 HBP: 0	WP: 1 PB: 0 SB: 0 CS: 0	PA: 36
PITCHER	IP WLS BF H R ER SO BB IBB HBP BLK WP HR S P ERA WHIP																			
Barry Moore, L (1.1) ERA: 3.85	2.1 10 6 2 2 1 0 0 0 0 0 1 1 17 17 6.00 2.000																			
Bob Humphreys, R (3.1) ERA: 4.33	3.0 15 2 2 2 1 0 0 0 0 0 0 0 4 4 9.00 2.000																			
Casey Cox, R (6.1) ERA: 3.53	1.0 L 4 2 2 1 0 0 0 0 0 0 0 0 4 4 9.00 2.000																			
Dick Lines, L (7.1) ERA: 3.21	0.0 1 0 0 0 0 0 0 0 0 0 0 0 1 1 0.00 0.000																			
Dave Baldwin, R (7.1) ERA: 1.82	1.2 6 1 1 0 1 0 0 0 0 0 0 0 8 8 0.00 0.600																			

Washington Senators @ Boston Red Sox
Fenway Park, Boston, MA
Tue Aug 22 1967, 7:05 PM EDT
Att: 30,994 - Unknown

AB 33
R 5
H 11
RBI 5
BB 1
SO 5
LOB 13

Batter	1	2	3	4	5	6	7	8	9	AB	R	H	RBI	BB	SO	LOB	TOP					
Bob Saverine, S OBP: 0.293, SLG: 0.302 (1, 4)	E4		6-3		4-3			1-3		4	0	0	0	0	0	1	Washington Senators @ Boston Red Sox Fenway Park, Boston, MA Wed Aug 23 1967, 7:05 PM EDT Att: 33,680 - Unknown					
Dick Nen, L OBP: 0.301, SLG: 0.354 (9, 3)										0	0	0	0	0	0							
Ed Stroud, L OBP: 0.303, SLG: 0.277 (1, 8)	F8							K		3	1	2	2	0	0	1						
Frank Howard, R OBP: 0.337, SLG: 0.523 (8, PH)										1	0	0	0	0	1	0						
Ed Brinkman, R OBP: 0.235, SLG: 0.225 (8, 6)			1B		HR					0	0	0	0	0	0	0						
Ken McMullen, R OBP: 0.302, SLG: 0.395 (1, 5)	K		5-3		6-3			K		4	0	0	0	0	2	2						
Mike Epstein, L OBP: 0.333, SLG: 0.379 (1, 3)	K									3	0	0	0	0	3	1						
Hank Allen, R OBP: 0.274, SLG: 0.325 (9, PH)										1	1	1	0	0	0	0						
Cap Peterson, R OBP: 0.310, SLG: 0.357 (1, 7)					K					3	0	0	0	1	0	1						
Fred Valentine, S OBP: 0.333, SLG: 0.333 (1, 9)										3	0	0	0	0	2	1						
Paul Casanova, R OBP: 0.271, SLG: 0.345 (1, 2)										3	0	0	1	0	0	2						
Tim Cullen, R OBP: 0.318, SLG: 0.275 (1, 6)										2	1	0	0	1	0	1						
Bob Priddy, R OBP: 0.294, SLG: 0.143 (1, 1)										2	0	0	0	0	1	0						
Inning Stats	R: 0 E: 1 K: 2 S: 8	H: 0 LOB: 1 BB: 0 P: 8	R: 0 E: 0 K: 1 S: 5	H: 1 LOB: 1 BB: 1 P: 9	R: 0 E: 0 K: 1 S: 6	H: 1 LOB: 1 BB: 0 P: 6	R: 0 E: 1 K: 1 S: 6	H: 0 LOB: 1 BB: 0 P: 6	R: 2 E: 0 K: 0 S: 4	H: 1 LOB: 0 BB: 1 P: 8	R: 0 E: 0 K: 2 S: 7	H: 0 LOB: 0 BB: 0 P: 7	R: 0 E: 0 K: 0 S: 3	H: 0 LOB: 0 BB: 0 P: 3	R: 0 E: 0 K: 2 S: 7	H: 0 LOB: 0 BB: 0 P: 7	R: 1 E: 0 K: 0 S: 3	H: 1 LOB: 0 BB: 0 P: 4	1B: 1 2B: 1 3B: 0 HR: 1	SF: 1 SAC: 1 DP: 0 HBP: 1	WP: 0 PB: 0 SB: 1 CS: 0	PA: 35
PITCHER	IP: 7.0 WLS: L BF: 27	H: 2 R: 2 ER: 2 SO: 7	BB: 2 IBB: 0 HBP: 0 BLK: 0	WP: 0 HR: 1 S: 39 P: 47	ERA: 2.57 WHIP: 0.571	IP: 2.0 WLS: L BF: 7	H: 1 R: 1 ER: 1 SO: 2	BB: 0 IBB: 0 HBP: 1 BLK: 0	WP: 0 HR: 0 S: 10 P: 11	ERA: 4.50 WHIP: 0.500												

Batter	1	2	3	4	5	6	7	8	9	AB	R	H	RBI	BB	SO	LOB	BOTTOM					
Jose Tartabull, L OBP: 0.305, SLG: 0.249 (1, 9)	L3		F6		K			F7		4	0	0	0	0	1	1	Washington Senators @ Boston Red Sox Fenway Park, Boston, MA Wed Aug 23 1967, 7:05 PM EDT Att: 33,680 - Unknown					
Sparky Lyle, L OBP: 0.400, SLG: 0.600 (8, 1)										0	0	0	0	0	0	0						
Jerry Adair, R OBP: 0.297, SLG: 0.333 (1, 5)			F8		F9					3	0	1	0	1	0	0						
Carl Yastrzemski, L OBP: 0.404, SLG: 0.603 (1, 7)										4	1	1	1	0	0	2						
George Scott, R OBP: 0.368, SLG: 0.483 (1, 3)										4	0	0	0	0	3	2						
Reggie Smith, S OBP: 0.326, SLG: 0.413 (1, 8)										3	0	1	0	1	0	0						
Euston Howard, R OBP: 0.236, SLG: 0.254 (1, 2)										4	1	0	0	0	0	3						
Rico Petrocelli, R OBP: 0.336, SLG: 0.427 (1, 6)										3	0	1	0	1	1	1						
Mike Andrews, R OBP: 0.336, SLG: 0.342 (1, 4)										2	0	0	0	0	0	3						
Dalton Jones, L OBP: 0.311, SLG: 0.370 (7, PH)										2	0	0	0	0	0	1						
Jose Santiago, R OBP: 0.240, SLG: 0.435 (1, 1)										2	0	0	0	0	0	0						
Norm Siebern, L OBP: 0.311, SLG: 0.236 (7, PH)										1	0	1	1	0	0	0						
Jim Landis, R OBP: 0.330, SLG: 0.354 (7, PR)										1	0	0	0	0	1	0						
Inning Stats	R: 0 E: 0 K: 0 S: 3	H: 0 LOB: 1 BB: 1 P: 7	R: 0 E: 0 K: 0 S: 4	H: 1 LOB: 0 BB: 0 P: 4	R: 0 E: 0 K: 1 S: 3	H: 0 LOB: 0 BB: 0 P: 3	R: 1 E: 0 K: 1 S: 7	H: 2 LOB: 2 BB: 1 P: 11	R: 0 E: 0 K: 1 S: 5	H: 0 LOB: 0 BB: 0 P: 5	R: 0 E: 0 K: 1 S: 5	H: 0 LOB: 0 BB: 0 P: 5	R: 1 E: 1 K: 0 S: 5	H: 1 LOB: 1 BB: 0 P: 5	R: 0 E: 0 K: 1 S: 6	H: 1 LOB: 2 BB: 1 P: 10	R: 0 E: 0 K: 2 S: 7	H: 0 LOB: 0 BB: 0 P: 7	1B: 3 2B: 1 3B: 0 HR: 1	SF: 0 SAC: 0 DP: 0 HBP: 0	WP: 1 PB: 0 SB: 0 CS: 0	PA: 36
PITCHER	IP: 9.0 WLS: W BF: 36	H: 5 R: 2 ER: 1 SO: 6	BB: 2 IBB: 1 HBP: 0 BLK: 0	WP: 1 HR: 1 S: 45 P: 57	ERA: 1.00 WHIP: 0.778																	

Batter	1	2	3	4	5	6	7	8	9	AB	R	H	RBI	BB	SO	LOB	TOP								
Bob Saverine, S (1, 4) OBP: 0.297, SLG: 0.306 Fred Valentine, S (9, PH) OBP: 0.332, SLG: 0.332	0-0 G4-6-3 1B		0-3 K		0-0 F6			0-0 FC5-4 1B	0-0 G3	4	0	2	0	0	1	0									
Ed Stroud, L (1, 8) OBP: 0.300, SLG: 0.271	0-0 G4-6-3 1-2 1B		0-3 K			0-0 6-3		0-0 F8 1B	0-0 1B BB	4	0	0	0	1	1	2									
Frank Howard, R (1, 7) OBP: 0.338, SLG: 0.522 Bob Priddy, R (9, PR) OBP: 0.294, SLG: 0.143	0-0 PB 2B 1B		0-3 K			0-0 F4		0-3 K	0-0 1B 1-2 2-3	5	1	2	0	0	2	1									
Ken McMullen, R (1, 5) OBP: 0.301, SLG: 0.392	4-0 2B 1-2 BB				0-0 F4			0-0 FC5-4 1-2	0-0 F9	4	0	0	0	1	0	4									
Mike Epstein, L (1, 3) OBP: 0.336, SLG: 0.382	0-0 1-3 2-H 2B				1-0 FC5-4 HBP			0-0 4-3	0-0 6-3	3	0	1	1	0	0	0									
Hank Allen, R (1, 9) OBP: 0.276, SLG: 0.328	0-3 K				0-0 FC5-4 1-2			0-0 2B SF7 1B	0-0 1B 1B	4	2	2	0	0	1	3									
Paul Casanova, R (1, 2) OBP: 0.273, SLG: 0.348					0-0 4-3			0-0 1-3 2B	0-0 1B 1B	4	1	2	0	0	0	1									
Tim Cullen, R (1, 6) OBP: 0.317, SLG: 0.275	0-3 K				0-0 F8			0-0 SF7	0-0 1B G3 1B	3	1	1	2	0	1	0									
Dick Nold, R (1, 1) Casey Cox, R (5, 1) Cap Peterson, R (7, PH) OBP: 0.309, SLG: 0.356 Darold Knowles, L (7, 1) OBP: 0.077, SLG: 0.077 Dick Nen, L (9, PH) OBP: 0.305, SLG: 0.358	0-3 K				0-3 K			0-0 6-3	0-0 1B G3 1B	2	0	0	0	0	2	0									
Inning Stats	R: 1 E: 0 K: 1 S: 7	H: 3 LOB: 2 BB: 1 P: 11	R: 0 E: 0 K: 2 S: 7	H: 0 LOB: 0 BB: 0 P: 7	R: 0 E: 0 K: 3 S: 9	H: 0 LOB: 0 BB: 0 P: 9	R: 0 E: 0 K: 0 S: 3	H: 0 LOB: 1 BB: 0 P: 4	R: 0 E: 0 K: 1 S: 5	H: 0 LOB: 0 BB: 0 P: 5	R: 0 E: 0 K: 0 S: 3	H: 0 LOB: 0 BB: 0 P: 3	R: 1 E: 0 K: 0 S: 5	H: 2 LOB: 1 BB: 0 P: 5	R: 0 E: 0 K: 1 S: 6	H: 1 LOB: 1 BB: 0 P: 6	R: 3 E: 0 K: 0 S: 8	H: 5 LOB: 3 BB: 1 P: 12	1B: 9 2B: 2 3B: 0 HR: 0	SF: 1 SAC: 0 DP: 1 HBP: 1	WP: 0 PB: 1 SB: 0 CS: 0	PA: 40			
PITCHER	IP WLS BF H R ER SO BB IBB HBP BLK WP HR S P ERA WHIP	6.1 W 25 5 2 2 7 1 0 1 0 0 0 0 37 42 2.84 0.947	2.0 L 11 5 3 3 1 0 0 0 0 0 0 13 13 13.50 2.500	0.2 S 4 1 0 0 0 1 0 0 0 0 0 3 7 0.00 3.000																					

Washington Senators @ Boston Red Sox
Fenway Park, Boston, MA
Thu Aug 24 1967, 3:33 AM EDT
Att: 31,283 - Unknown

AB	36
R	5
H	11
RBI	5
BB	2
SO	8
LOB	13




Batter	1	2	3	4	5	6	7	8	9	AB	R	H	RBI	BB	SO	LOB	BOTTOM							
Jose Tartabull, L (1, 9) OBP: 0.304, SLG: 0.249 Jim Landis, R (7, 9) OBP: 0.333, SLG: 0.373	0-0 1-3 1B				0-0 6-3	0-0 4-3		0-0 HR		4	0	1	0	0	0	3								
Jerry Adair, R (1, 5) OBP: 0.296, SLG: 0.342	0-0 1-3 1-2 1B		0-0 6-3		0-0 HR		0-0 6-3	0-0 4-3		5	1	1	1	0	0	1								
Carl Yastrzemski, L (1, 7) OBP: 0.497, SLG: 0.692	0-3 K		4-0 BB		4-0 FC4-6 1B BB		4-0 FC6-4 BLK HR BB			1	1	0	0	3	1	1								
George Scott, R (1, 3) OBP: 0.369, SLG: 0.482	0-0 5-3		0-0 F8		0-0 FC4-6 1-2 1B		4-0 FC6-4 IBB			3	0	1	0	1	0	2								
Reggie Smith, S (1, 8) OBP: 0.325, SLG: 0.412		0-0 S E 1B	0-0 G3		0-0 FC4-6 1-2 2-3 2-3		0-0 FC6-4 HR			4	2	1	0	0	0	5								
Elston Howard, R (1, 2) OBP: 0.240, SLG: 0.274	0-3 K				0-0 1B FC6-4 2B		0-0 FC6-4 1-2 3-H HR			4	2	2	3	0	1	3								
Rico Petrocelli, R (1, 6) OBP: 0.338, SLG: 0.428	0-0 E5 1-H 1B				0-0 FC6-4 2-3 1B		0-0 F4 K2-3			4	0	2	1	0	1	0								
Mike Andrews, R (1, 4) OBP: 0.338, SLG: 0.346	0-0 F8				0-0 FC6-4 1-2 3-H CS 1B			0-0 F7 2B		4	0	2	1	0	0	2								
Dave Morehead, R (1, 1) Darrell Brandon, R (7, 1) John Wyatt, R (9, 1)	4-0 BB				0-3 K 1-2		0-3 K	0-0 F7 2-3		2	0	0	0	1	2	2								
Inning Stats	R: 0 E: 0 K: 1 S: 6	H: 1 LOB: 1 BB: 0 P: 6	R: 1 E: 1 K: 1 S: 7	H: 2 LOB: 2 BB: 1 P: 11	R: 0 E: 0 K: 0 S: 3	H: 0 LOB: 1 BB: 1 P: 7	R: 1 E: 0 K: 1 S: 6	H: 2 LOB: 0 BB: 0 P: 6	R: 1 E: 0 K: 0 S: 5	H: 2 LOB: 2 BB: 1 P: 9	R: 0 E: 0 K: 1 S: 6	H: 1 LOB: 1 BB: 0 P: 6	R: 3 E: 0 K: 1 S: 6	H: 1 LOB: 2 BB: 2 P: 14	R: 0 E: 0 K: 0 S: 4	H: 2 LOB: 0 BB: 0 P: 4	1B: 6 2B: 2 3B: 0 HR: 3	SF: 0 SAC: 0 DP: 0 HBP: 0	WP: 0 PB: 0 SB: 1 CS: 1	PA: 38				
PITCHER	IP WLS BF H R ER SO BB IBB HBP BLK WP HR S P ERA WHIP	4.1 L 21 6 3 3 3 3 0 0 0 0 0 9 9 0.00 1.200	1.2 7 2 0 0 1 0 0 0 0 0 0 0 9 9 0.00 1.200	2.0 10 3 4 4 1 1 1 0 1 0 2 10 18 18.00 2.000																				

Washington Senators @ Boston Red Sox
Fenway Park, Boston, MA
Thu Aug 24 1967, 3:33 AM EDT
Att: 31,283 - Unknown

AB	33
R	7
H	11
RBI	7
BB	5
SO	5
LOB	20



Batter	1	2	3	4	5	6	7	8	9	AB	R	H	RBI	BB	SO	LOB	TOP					
Jim Landis, R OBP: 0.330, SLG: 0.365 (1, 9)	F6	6-3		K		F8				4	0	0	0	1	1	1	Boston Red Sox @ Chicago White Sox Comiskey Park, Chicago, IL Fri Aug 25 1967, 8:05 PM EDT Unknown					
Jerry Adair, R OBP: 0.294, SLG: 0.339 (1, 5)	K	1B		4-3		F8	F4			5	1	1	0	0	1	3						
Carl Yastrzemski, L OBP: 0.471, SLG: 0.699 George Thomas, R OBP: 0.264, SLG: 0.279 (1, 7) (6, 7)	1B	1B				1B	1B		4-3	3	3	3	0	1	0	0						
George Scott, R OBP: 0.374, SLG: 0.486 (1, 3)	1B	1B				1B	3B		1B	1	0	0	0	0	0	0						
Reggie Smith, S OBP: 0.331, SLG: 0.415 (1, 8)	1B	CS				F3	1B		F8	5	2	4	2	0	0	0						
Elston Howard, R OBP: 0.243, SLG: 0.274 (1, 2)	1B			F3		1B	FC5		BB	4	1	3	2	1	0	1						
Rico Petrocelli, R OBP: 0.338, SLG: 0.427 (1, 6)	1B			L3		1B			F7	5	0	2	2	0	0	1						
Mike Andrews, R OBP: 0.339, SLG: 0.347 (1, 4)	K					F7			F9	5	0	2	0	0	1	4						
Jim Lonborg, R OBP: 0.125, SLG: 0.103 (1, 1)				K		K			F9	5	0	0	0	0	3	4						
Inning Stats	R: 3 E: 0 K: 2 S: 12	H: 5 LOB: 2 BB: 0 P: 12	R: 1 E: 0 K: 1 S: 7	H: 3 LOB: 1 BB: 0 P: 7	R: 0 E: 0 K: 0 S: 3	H: 1 LOB: 0 BB: 0 P: 3	R: 0 E: 0 K: 2 S: 8	H: 1 LOB: 1 BB: 0 P: 8	R: 2 E: 0 K: 1 S: 8	H: 3 LOB: 2 BB: 0 P: 9	R: 1 E: 0 K: 0 S: 5	H: 2 LOB: 2 BB: 1 P: 9	R: 0 E: 0 K: 0 S: 4	H: 1 LOB: 2 BB: 1 P: 8	R: 0 E: 0 K: 0 S: 3	H: 0 LOB: 1 BB: 1 P: 7	R: 0 E: 0 K: 0 S: 3	H: 0 LOB: 0 BB: 0 P: 3	1B: 15 2B: 1 3B: 1 HR: 0	SF: 0 SAC: 0 DP: 1 HBP: 1	WP: 0 PB: 0 SB: 1 CS: 1	PA: 46
PITCHER	IP WLS BF H R ER SO BB IBB HBP BLK WP HR S P ERA WHIP	IP WLS BF H R ER SO BB IBB HBP BLK WP HR S P ERA WHIP																				
Gary Peters, L ERA: 2.36 (1, 1)	1.2	L	13	8	4	4	3	0	0	0	0	0	0	0	0	0	19	19	21.60	4.800		
Don McMahon, R ERA: 2.01 (2, 1)	3.1		14	5	2	2	3	0	0	1	0	0	0	0	0	0	19	20	5.40	1.500		
Wilbur Wood, L ERA: 2.38 (6, 1)	2.0		11	3	1	1	0	2	0	0	0	0	0	0	0	0	9	17	4.50	2.500		
Steve Jones, L ERA: 3.77 (8, 1)	2.0		7	0	0	0	0	1	0	0	0	0	0	0	0	0	6	10	0.00	0.500		

Batter	1	2	3	4	5	6	7	8	9	AB	R	H	RBI	BB	SO	LOB	BOTTOM					
Tommy Agee, R OBP: 0.300, SLG: 0.368 (1, 8)	F7		K			5-3		K		4	0	0	0	0	2	0	Boston Red Sox @ Chicago White Sox Comiskey Park, Chicago, IL Fri Aug 25 1967, 8:05 PM EDT Unknown					
Don Buford, S OBP: 0.304, SLG: 0.284 (1, 5)	K			1-3		G3		1B		4	0	1	0	0	1	0						
Wayne Causey, L OBP: 0.311, SLG: 0.304 (1, 4)				4-3			S	1B		4	0	2	0	0	0	1						
Rocky Colavito, R OBP: 0.336, SLG: 0.371 (1, 7) (8, 9)	F7			F5		1-3				4	0	0	0	0	0	2						
Pete Ward, L OBP: 0.350, SLG: 0.417 (1, 3)						4-3		G3		4	1	1	1	0	0	0						
Ken Berry, R OBP: 0.313, SLG: 0.324 (1, 9) (8, 7)				K		K2-3		F7		4	0	0	0	0	2	0						
Duane Josephson, R OBP: 0.337, SLG: 0.358 Steve Jones, L OBP: 0.333, SLG: 0.667 Smoky Burgess, L OBP: 0.278, SLG: 0.273 (1, 2) (8, 1) (9, PH)								1B		3	0	2	0	0	0	0						
Ron Hansen, R OBP: 0.306, SLG: 0.313 (1, 6)				L6				1B		3	0	1	0	0	0	1						
Gary Peters, L OBP: 0.262, SLG: 0.358 Don McMahon, R OBP: 0.182, SLG: 0.182 Walt Williams, R OBP: 0.303, SLG: 0.373 Wilbur Wood, R OBP: 0.125, SLG: 0.133 J.C. Martin, L OBP: 0.247, SLG: 0.382 (1, 1) (2, 1) (5, PH) (6, 1) (8, 2)									F9	0	0	0	0	0	0	0						
Inning Stats	R: 0 E: 0 K: 1 S: 6	H: 1 LOB: 1 BB: 0 P: 6	R: 0 E: 0 K: 1 S: 5	H: 0 LOB: 0 BB: 0 P: 5	R: 0 E: 0 K: 2 S: 7	H: 0 LOB: 0 BB: 0 P: 7	R: 0 E: 0 K: 0 S: 3	H: 0 LOB: 0 BB: 0 P: 3	R: 0 E: 0 K: 1 S: 7	H: 2 LOB: 2 BB: 0 P: 7	R: 0 E: 0 K: 0 S: 4	H: 1 LOB: 1 BB: 0 P: 4	R: 0 E: 0 K: 0 S: 4	H: 1 LOB: 1 BB: 0 P: 4	R: 0 E: 0 K: 1 S: 6	H: 1 LOB: 1 BB: 0 P: 6	R: 1 E: 0 K: 0 S: 4	H: 1 LOB: 0 BB: 0 P: 4	1B: 6 2B: 0 3B: 0 HR: 1	SF: 0 SAC: 0 DP: 0 HBP: 0	WP: 0 PB: 0 SB: 1 CS: 0	PA: 34
PITCHER	IP WLS BF H R ER SO BB IBB HBP BLK WP HR S P ERA WHIP	IP WLS BF H R ER SO BB IBB HBP BLK WP HR S P ERA WHIP																				
Jim Lonborg, R ERA: 3.37 (1, 1)	9.0	W	34	7	1	1	6	0	0	0	0	0	0	0	0	0	46	46	1.00	0.778		



Batter	1	2	3	4	5	6	7	8	9	AB	R	H	RBI	BB	SO	LOB	TOP			
Jose Tartabull, L OBP: 0.298, SLG: 0.243 John Wyatt, R OBP: 0.231, SLG: 0.091	0-0 6-3		0-0 F7			0-0 4-3	0-0 G3		0-0 1B	4	0	0	0	0	0	3	Boston Red Sox @ Chicago White Sox Comiskey Park, Chicago, IL Fri Aug 25 1967, 8:05 PM EDT Att: 34,580 - Unknown			
Jerry Adair, R OBP: 0.296, SLG: 0.340	0-0 5-3		0-0 L4			0-0 1B		0-0 4-3 1B	5	1	2	0	0	0	2					
Carl Yastrzemski, L OBP: 0.499, SLG: 0.604	0-0 4-3			0-0 1-3		0-0 F8		0-0 4-3 1-2	4	0	0	0	0	0	2					
George Scott, R OBP: 0.373, SLG: 0.484		0-3 K FC6-4		0-0 4-3		0-0 1-2 1B		0-0 6-3	4	0	1	0	0	1	1					
Reggie Smith, S OBP: 0.330, SLG: 0.414		0-0 F4		0-0 4-3		0-3 K		0-0 1B 2H	4	0	1	1	0	1	3					
Rico Petrocelli, R OBP: 0.340, SLG: 0.427		0-3 K			0-0 5-3		0-0 1B SH1-3 FC1-5-2	4-0 1B	3	0	1	0	1	1	1					
Mike Andrews, R OBP: 0.336, SLG: 0.344		0-0 FC6-4 1-2			0-0 5-3		0-0 SH1-3 1-2	0-0 6-3	3	0	0	0	0	0	3					
Mike Ryan, R OBP: 0.301, SLG: 0.269 Dalton Jones, L OBP: 0.317, SLG: 0.376 Jim Landis, R OBP: 0.329, SLG: 0.364			4-0 SH1-4 BB		0-0 1B		0-0 FC1-5-2 1B 2-3	0-3 K	1	0	1	0	1	0	0					
Lee Stange, R OBP: 0.093, SLG: 0.075 Norm Siebern, L OBP: 0.308, SLG: 0.233 Elston Howard, R OBP: 0.242, SLG: 0.273			0-0 SH1-4 1-2		0-0 L4		0-0 FC1-5-2 1B 1-2 3H	0-3 K	1	0	0	0	0	0	1					
Inning Stats	R: 0 E: 0 K: 0 S: 3	H: 0 LOB: 0 BB: 0 P: 3	R: 0 E: 0 K: 2 S: 8	H: 0 LOB: 1 BB: 0 P: 8	R: 0 E: 0 K: 0 S: 3	H: 0 LOB: 0 BB: 0 P: 7	R: 0 E: 0 K: 0 S: 4	H: 1 LOB: 0 BB: 0 P: 4	R: 0 E: 0 K: 1 S: 7	H: 2 LOB: 2 BB: 0 P: 7	R: 0 E: 0 K: 0 S: 5	H: 2 LOB: 2 BB: 1 P: 9	R: 1 E: 0 K: 0 S: 5	H: 2 LOB: 2 BB: 1 P: 8	R: 0 E: 0 K: 2 S: 8	H: 1 LOB: 1 BB: 0 P: 8	1B: 8 2B: 0 3B: 0 HR: 0	SF: 0 SAC: 2 DP: 0 HBP: 0	WP: 1 PB: 0 SB: 0 CS: 0	PA: 38
PITCHER	IP WLS BF ERA	WLS BF ERA	H R ER SO	R ER SO	BB IBB HBP BLK	WP HR S P	ERA WHIP	PITCHER	IP WLS BF ERA	WLS BF ERA	H R ER SO	R ER SO	BB IBB HBP BLK	WP HR S P	ERA WHIP					
Cisco Carlos, R ERA: 2.11	(1, 1) 6.1 25 0.00	(7, 1) 2.2 13 3.38	4 0 0 3	0 0 1 2	1 0 0 0	1 0 30 34	0.00 0.789													
Bob Locker, R ERA: 2.11	(7, 1) 2.2 13 3.38	(7, 1) 2.2 13 3.38	4 1 1 2	0 1 0 0	0 0 0 0	0 0 16 20	3.38 1.500													

AB 34
R 1
H 8
RBI 1
BB 2
SO 5
LOB 18



Batter	1	2	3	4	5	6	7	8	9	AB	R	H	RBI	BB	SO	LOB	BOTTOM			
Ken Berry, R OBP: 0.316, SLG: 0.333	0-3 K		0-0 6-3		0-0 HR		4-0 BB		0-0 1-2 2H 1B	4	1	2	2	1	1	0	Boston Red Sox @ Chicago White Sox Comiskey Park, Chicago, IL Fri Aug 25 1967, 8:05 PM EDT Att: 34,580 - Unknown			
Don Buford, S OBP: 0.308, SLG: 0.289	0-0 S 1B		0-0 S 1B		0-0 G3-6-3 1B		0-0 F5			4	0	3	0	0	0	1				
Wayne Causey, L OBP: 0.307, SLG: 0.299	0-0 F9 1-2		0-0 4-3 1-2		0-0 G3-6-3 1-2			0-0 4-3	4	0	0	0	0	0	3					
Pete Ward, L OBP: 0.351, SLG: 0.417	0-0 G3			0-0 1B FC3-2-5 1B		0-0 F8		4-0 SH1-3 BB	3	0	1	0	1	0	1					
Ken Boyer, R OBP: 0.354, SLG: 0.393 Tom McCraw, L OBP: 0.281, SLG: 0.364		0-0 FC6-4 1B		0-0 F9 FC3-2-5 1B		0-0 4-3		0-0 SH1-3 1-2	3	0	2	0	0	0	0					
Rocky Colavito, R OBP: 0.336, SLG: 0.369 Tommy Agee, R OBP: 0.299, SLG: 0.367		0-0 F9		0-0 FC3-2-5		4-0 BB		0-3 K	2	0	0	0	1	0	3					
Ron Hansen, R OBP: 0.309, SLG: 0.313 Sandy Alomar Sr., S OBP: 0.097, SLG: 0.097		0-0 F7		0-0 F9		0-0 F7		0-0 SH1-4 1B	4	0	1	0	0	0	4					
Jerry McNertney, R OBP: 0.275, SLG: 0.350 J.C. Martin, L OBP: 0.346, SLG: 0.380		0-0 FC6-4 1-2		0-0 F8			0-0 4-3	0-0 SH1-4 1-2	2	0	0	0	0	0	3					
Cisco Carlos, R Bob Locker, S Smoky Burgess, L OBP: 0.291, SLG: 0.273 Gary Peters, L OBP: 0.262, SLG: 0.358			0-0 1-3		0-0 F3		0-0 5-3	4-0 1B	2	0	0	0	0	0	0					
Inning Stats	R: 0 E: 0 K: 1 S: 6	H: 1 LOB: 1 BB: 0 P: 6	R: 0 E: 0 K: 0 S: 4	H: 1 LOB: 1 BB: 0 P: 4	R: 0 E: 0 K: 0 S: 5	H: 2 LOB: 2 BB: 0 P: 5	R: 1 E: 0 K: 0 S: 4	H: 2 LOB: 0 BB: 0 P: 4	R: 0 E: 0 K: 0 S: 3	H: 0 LOB: 1 BB: 1 P: 7	R: 0 E: 0 K: 1 S: 5	H: 0 LOB: 1 BB: 1 P: 9	R: 1 E: 0 K: 0 S: 3	H: 2 LOB: 2 BB: 1 P: 7	R: 0 E: 0 K: 0 S: 3	H: 1 LOB: 1 BB: 1 P: 7	1B: 8 2B: 0 3B: 0 HR: 1	SF: 0 SAC: 2 DP: 1 HBP: 0	WP: 0 PB: 0 SB: 0 CS: 0	PA: 37
PITCHER	IP WLS BF ERA	WLS BF ERA	H R ER SO	R ER SO	BB IBB HBP BLK	WP HR S P	ERA WHIP	PITCHER	IP WLS BF ERA	WLS BF ERA	H R ER SO	R ER SO	BB IBB HBP BLK	WP HR S P	ERA WHIP					
Lee Stange, R ERA: 2.82	(1, 1) 6.0 25 1.50	(7, 1) 2.1 12 3.86	7 1 1 1	1 1 1 1	1 0 0 0	1 0 26 30	1.50 1.333													
John Wyatt, R ERA: 2.81	(7, 1) 2.1 12 3.86	(7, 1) 2.1 12 3.86	2 1 1 1	2 1 0 0	0 0 0 0	0 0 11 23	3.86 1.714													

AB 31
R 2
H 9
RBI 2
BB 4
SO 2
LOB 16



Batter	1	2	3	4	5	6	7	8	9	10	11	AB	R	H	RBI	BB	SO	LOB	TOP								
Mike Andrews, R OBP: 0.336, SLG: 0.341 (1, 4)	E7 F9		K		F6			5-3		F7		5	0	0	0	0	1	1									
Jerry Adair, R OBP: 0.298, SLG: 0.342 (1, 5)	F9		6-3			6-3		F5			FC1-6 1B	5	0	1	0	0	0	1									
Carl Yastrzemski, L OBP: 0.407, SLG: 0.607 (1, 7)	F5		3-1			L6			3-1		FC1-6 E 1-2f	5	0	0	0	0	0	2									
George Scott, R OBP: 0.380, SLG: 0.484 (1, 3)				6-3 BB							E5 1-2	2	0	1	0	3	0	1									
Reggie Smith, S OBP: 0.327, SLG: 0.407 (1, 8)	G3				F8		F8		F9		4-3-6-4 1-2f	5	0	0	0	0	0	7									
Rico Petrocelli, R OBP: 0.337, SLG: 0.419 (1, 6)			F9		6-3 1-2			F8		F9		4	0	0	0	0	0	2									
George Thomas, R OBP: 0.276, SLG: 0.292 Jim Landis, R OBP: 0.329, SLG: 0.364 (1, 9) (10, 9)					F7			1-3			FC1-5 SH1-4 1B	4	0	2	0	0	0	1									
Mike Ryan, R OBP: 0.296, SLG: 0.275 (1, 2)			F7				L6				SH1-4 1-2	3	0	0	0	0	1	1									
Jose Santiago, R OBP: 0.207, SLG: 0.370 Darrell Brandon, R OBP: 0.225, SLG: 0.282 (1, 1) (10, 1)			FC6-4 1-2f				K			5-3		4	0	0	0	0	1	2									
												0	0	0	0	0	0	0									
Inning Stats	R: 0 E: 1 K: 0 S: 4	H: 0 LOB: 2 BB: 1 P: 8	R: 0 E: 0 K: 0 S: 4	H: 1 LOB: 1 BB: 0 P: 4	R: 0 E: 0 K: 1 S: 5	H: 0 LOB: 0 BB: 0 P: 5	R: 0 E: 0 K: 0 S: 3	H: 0 LOB: 1 BB: 1 P: 7	R: 0 E: 0 K: 2 S: 7	H: 0 LOB: 0 BB: 0 P: 7	R: 0 E: 0 K: 0 S: 4	H: 1 LOB: 1 BB: 0 P: 4	R: 0 E: 0 K: 0 S: 3	H: 0 LOB: 0 BB: 0 P: 3	R: 0 E: 0 K: 0 S: 3	H: 0 LOB: 1 BB: 1 P: 7	R: 0 E: 0 K: 0 S: 4	H: 1 LOB: 1 BB: 0 P: 4	R: 0 E: 1 K: 0 S: 4	H: 1 LOB: 1 BB: 0 P: 4	1B: 4 2B: 1 3B: 0 HR: 0	SF: 0 SAC: 1 DP: 1 HBP: 0	WP: 0 PB: 0 SB: 0 CS: 0	PA: 41			
PITCHER Gary Peters, L ERA: 2.23 (1, 1)	IP 11.0	WLS W 41	BF 41	H 4	R 0	ER 0	SO 3	BB 3	IBB 0	HBP 0	BLK 0	WP 0	HR 0	S 44	P 56	ERA 0.00	WHIP 0.636										

Boston Red Sox @ Chicago White Sox
Comiskey Park, Chicago, IL
Sun Aug 27 1967, 4:38 AM EDT
Att: 22,352 - Unknown

livebaseballscores.com
AB 37
R 0
H 4
RBI 0
BB 3
SO 3
LOB 18



Batter	1	2	3	4	5	6	7	8	9	10	11	AB	R	H	RBI	BB	SO	LOB	BOTTOM								
Walt Williams, R OBP: 0.298, SLG: 0.364 Ken Boyer, R OBP: 0.346, SLG: 0.382 (1, 7) (11, PH)	F3		F7			6-3						4	0	0	0	0	0	0									
Don Buford, S OBP: 0.312, SLG: 0.291 (1, 5) (8, 4)					F3			F8				4	0	1	0	1	0	0									
Wayne Causey, L OBP: 0.313, SLG: 0.309 Tommie Agee, R OBP: 0.298, SLG: 0.366 (1, 4) (7, PR) (8, 8)									K2-6 1B			2	0	1	0	1	0	1									
Rocky Colavito, R OBP: 0.339, SLG: 0.365 (11, PH)	F5								K			1	0	0	0	0	1	0									
Pete Ward, L OBP: 0.353, SLG: 0.412 (1, 9) (8, 5)												3	0	0	0	1	3	3									
Ken Berry, R OBP: 0.310, SLG: 0.328 (1, 8) (8, 9)					6-3							4	0	0	0	0	0	3									
Tom McCraw, L OBP: 0.278, SLG: 0.360 (1, 3)												4	0	0	0	0	2	0									
Duane Josephson, R OBP: 0.321, SLG: 0.381 (1, 2)												3	0	0	0	1	0	0									
Ron Hansen, R OBP: 0.306, SLG: 0.311 (1, 6)												3	0	1	0	0	0	0									
Gary Peters, L ERA: 3.83 Smoky Burgess, L OBP: 0.293, SLG: 0.261 Joe Horlen, R OBP: 0.148, SLG: 0.153 (1, 1) (11, PH) (11, PR)												3	0	0	0	0	2	1									
												0	0	0	0	1	0	0									
												0	1	0	0	0	0	0									
Inning Stats	R: 0 E: 0 K: 1 S: 6	H: 1 LOB: 1 BB: 0 P: 6	R: 0 E: 0 K: 1 S: 5	H: 0 LOB: 0 BB: 0 P: 5	R: 0 E: 0 K: 1 S: 5	H: 0 LOB: 0 BB: 0 P: 5	R: 0 E: 0 K: 1 S: 5	H: 0 LOB: 1 BB: 1 P: 9	R: 0 E: 0 K: 0 S: 3	H: 0 LOB: 0 BB: 0 P: 3	R: 0 E: 0 K: 1 S: 5	H: 1 LOB: 1 BB: 0 P: 5	R: 0 E: 0 K: 0 S: 4	H: 0 LOB: 0 BB: 0 P: 5	R: 0 E: 0 K: 1 S: 4	H: 0 LOB: 0 BB: 1 P: 8	R: 1 E: 0 K: 0 S: 2	H: 0 LOB: 3 BB: 4 P: 18	1B: 3 2B: 2 3B: 0 HR: 0	SF: 0 SAC: 1 DP: 2 HBP: 0	WP: 1 PB: 0 SB: 0 CS: 0	PA: 39					
PITCHER Jose Santiago, R ERA: 3.83 (1, 1)	IP 9.2	WLS L	BF 32	H 3	R 0	ER 1	SO 7	BB 2	IBB 0	HBP 0	BLK 0	WP 0	HR 0	S 44	P 52	ERA 0.00	WHIP 0.517										
PITCHER Darrell Brandon, R ERA: 4.25 (10, 1)	IP 1.0	WLS L	BF 7	H 0	R 1	ER 1	SO 1	BB 3	IBB 1	HBP 0	BLK 0	WP 1	HR 0	S 5	P 21	ERA 9.00	WHIP 3.000										

Boston Red Sox @ Chicago White Sox
Comiskey Park, Chicago, IL
Sun Aug 27 1967, 4:38 AM EDT
Att: 22,352 - Unknown

livebaseballscores.com
AB 32
R 1
H 3
RBI 1
BB 6
SO 8
LOB 10



Batter	1	2	3	4	5	6	7	8	9	AB	R	H	RBI	BB	SO	LOB	TOP			
Jose Tartabull, L (1, 9) OBP: 0.290, SLG: 0.248										4	1	1	0	0	0	1	Boston Red Sox @ New York Yankees Yankee Stadium, Bronx, NY Mon Aug 28 1967, 7:05 PM EDT Att: 27,296 - Unknown			
Jerry Adair, R (1, 5) OBP: 0.301, SLG: 0.344										4	0	2	0	0	0	0				
Carl Yastrzemski, L (1, 7) OBP: 0.496, SLG: 0.605										2	0	0	1	1	0	1				
George Scott, R (1, 3) OBP: 0.379, SLG: 0.482										4	1	1	0	0	0	2				
Reggie Smith, S (1, 8) OBP: 0.326, SLG: 0.413										4	1	1	1	0	0	4				
Elston Howard, R (1, 2) OBP: 0.242, SLG: 0.272										4	0	1	1	0	0	2				
Rico Petrocelli, R (1, 6) OBP: 0.336, SLG: 0.418										4	0	1	0	0	0	1				
Mike Andrews, R (1, 4) OBP: 0.335, SLG: 0.338										3	0	0	0	1	1	3				
Dave Morehead, R (1, 1) Sparky Lyle, L (6, 1) OBP: 0.286, SLG: 0.429										1	0	0	0	0	0	0				
Inning Stats	R: 1 E: 0 K: 0 S: 6	H: 3 LOB: 2 BB: 0 P: 6	R: 0 E: 0 K: 0 S: 3	H: 0 LOB: 1 BB: 1 P: 7	R: 0 E: 0 K: 0 S: 4	H: 1 LOB: 0 BB: 0 P: 4	R: 0 E: 0 K: 0 S: 3	H: 0 LOB: 0 BB: 0 P: 3	R: 0 E: 0 K: 1 S: 7	H: 1 LOB: 2 BB: 1 P: 11	R: 0 E: 0 K: 1 S: 5	H: 0 LOB: 0 BB: 0 P: 5	R: 1 E: 0 K: 0 S: 4	H: 1 LOB: 0 BB: 0 P: 4	R: 0 E: 0 K: 0 S: 3	H: 1 LOB: 0 BB: 0 P: 3		1B: 6 2B: 0 3B: 0 HR: 1	SF: 1 SAC: 1 DP: 0 HBP: 0	WP: 0 PB: 0 SB: 0 CS: 1
PITCHER	IP WLS BF H R ER SO BB IBB HBP BLK WP HR S P ERA WHIP																PITCHER	IP WLS BF H R ER SO BB IBB HBP BLK WP HR S P ERA WHIP		
Fred Talbot, R (1, 1) ERA: 4.23	8.0 L 33 6 3 3 2 2 0 0 0 0 1 35 43 3.38 1.000																Joe Verbanic, R (9, 1) ERA: 2.69	1.0 3 1 0 0 0 0 0 0 0 0 0 0 3 3 0.00 1.000		

Batter	1	2	3	4	5	6	7	8	9	AB	R	H	RBI	BB	SO	LOB	BOTTOM					
Horace Clarke, S (1, 4) OBP: 0.314, SLG: 0.307										4	0	2	0	0	1	1	Boston Red Sox @ New York Yankees Yankee Stadium, Bronx, NY Mon Aug 28 1967, 7:05 PM EDT Att: 27,296 - Unknown					
Tom Tresh, S (1, 7) OBP: 0.295, SLG: 0.358										4	0	1	0	0	2	2						
Mickey Mantle, S (1, 3) OBP: 0.397, SLG: 0.447										1	0	0	0	1	0	0						
Mike Hegan, L (5, 3) OBP: 0.260, SLG: 0.181										0	0	0	0	1	0	0						
Roy White, S (9, PH) OBP: 0.294, SLG: 0.291										1	0	0	0	0	0	0						
Steve Whitaker, L (1, 9) OBP: 0.296, SLG: 0.391										4	0	1	0	0	2	4						
Charley Smith, R (1, 5) OBP: 0.304, SLG: 0.383										4	0	1	0	0	0	5						
Jake Gibbs, L (1, 2) OBP: 0.305, SLG: 0.304										4	0	0	0	0	0	2						
Bill Robinson, R (1, 8) OBP: 0.263, SLG: 0.293										2	0	0	0	1	0	0						
Ruben Amaro, R (1, 6) OBP: 0.311, SLG: 0.274										3	0	0	0	0	1	1						
Fred Talbot, R (1, 1) ERA: 4.28	5.1 W 21 4 0 0 4 4 0 0 0 0 0 25 41 0.00 1.500																Joe Verbanic, R (9, 1) ERA: 2.00	0.133, SLG: 0.200				
Inning Stats	R: 0 E: 0 K: 2 S: 7	H: 0 LOB: 0 BB: 0 P: 7	R: 0 E: 0 K: 0 S: 3	H: 1 LOB: 0 BB: 0 P: 3	R: 0 E: 0 K: 0 S: 3	H: 1 LOB: 2 BB: 2 P: 11	R: 0 E: 0 K: 0 S: 2	H: 0 LOB: 0 BB: 1 P: 6	R: 0 E: 0 K: 1 S: 5	H: 0 LOB: 0 BB: 0 P: 5	R: 0 E: 0 K: 2 S: 9	H: 2 LOB: 3 BB: 1 P: 13	R: 0 E: 0 K: 0 S: 3	H: 0 LOB: 0 BB: 0 P: 3	R: 0 E: 0 K: 1 S: 4	H: 0 LOB: 1 BB: 1 P: 8	R: 0 E: 0 K: 1 S: 6	H: 1 LOB: 1 BB: 0 P: 6	1B: 5 2B: 0 3B: 0 HR: 0	SF: 0 SAC: 0 DP: 3 HBP: 0	WP: 0 PB: 0 SB: 0 CS: 1	PA: 33
PITCHER	IP WLS BF H R ER SO BB IBB HBP BLK WP HR S P ERA WHIP																PITCHER	IP WLS BF H R ER SO BB IBB HBP BLK WP HR S P ERA WHIP				
Dave Morehead, R (1, 1) ERA: 4.28	5.1 W 21 4 0 0 4 4 0 0 0 0 0 25 41 0.00 1.500																Sparky Lyle, L (6, 1) ERA: 1.97	3.2 S 12 1 0 0 3 1 0 0 0 0 0 0 17 21 0.00 0.545				

Batter	1	2	3	4	5	6	7	8	9	AB	R	H	RBI	BB	SO	LOB	TOP				
Jose Tartabull, L (1,9) OBP: 0.286, SLG: 0.244										3	0	0	1	0	1	4					
Jerry Adair, R (1,5) OBP: 0.300, SLG: 0.343										4	0	1	0	0	1	0					
Carl Yastrzemski, L (1,7) OBP: 0.493, SLG: 0.600										4	0	0	0	0	2	1					
George Scott, R (1,3) OBP: 0.376, SLG: 0.478										4	0	0	0	0	0	1					
Reggie Smith, S (1,8) OBP: 0.329, SLG: 0.413										2	1	1	0	2	0	0					
Elston Howard, R (1,2) OBP: 0.236, SLG: 0.268										4	0	0	0	0	1	4					
Rico Petrocelli, R (1,6) OBP: 0.335, SLG: 0.414										3	0	0	0	1	1	2					
Mike Andrews, R (1,4) OBP: 0.336, SLG: 0.338										3	1	1	0	1	0	0					
Jim Lonborg, R (1,1) OBP: 0.134, SLG: 0.113										2	0	1	1	0	0	0					
Inning Stats	R: 0 E: 0 K: 3 S: 9	H: 0 LOB: 0 BB: 0 P: 9	R: 0 E: 0 K: 1 S: 5	H: 0 LOB: 1 BB: 1 P: 9	R: 1 E: 1 K: 0 S: 4	H: 0 LOB: 0 BB: 0 P: 4	R: 0 E: 0 K: 0 S: 3	H: 0 LOB: 0 BB: 0 P: 3	R: 0 E: 0 K: 0 S: 4	H: 1 LOB: 2 BB: 1 P: 8	R: 0 E: 0 K: 1 S: 5	H: 0 LOB: 0 BB: 0 P: 5	R: 1 E: 0 K: 0 S: 5	H: 2 LOB: 2 BB: 1 P: 9	R: 0 E: 0 K: 0 S: 4	H: 1 LOB: 2 BB: 1 P: 8	R: 0 E: 0 K: 1 S: 5	H: 0 LOB: 0 BB: 0 P: 5	1B: 4 2B: 0 3B: 0 HR: 0	SF: 0 SAC: 3 DP: 0 HBP: 0	WP: 1 PA: 36 CS: 0
PITCHER Mel Stottlemyre, R (1,1) ERA: 2.91	IP: 9.0 WLS: L BF: 36	H: 4 R: 2 ER: 1 SO: 6	BB: 2 IBB: 2 HBP: 0 BLK: 0	WP: 1 HR: 0 S: 44 P: 60	ERA: 1.00 WHIP: 0.667											PITCHER Mel Stottlemyre, R (1,1) ERA: 2.91	IP: 9.0 WLS: W BF: 29	H: 3 R: 1 ER: 1 SO: 11	BB: 0 IBB: 0 HBP: 1 BLK: 0	WP: 0 HR: 1 S: 50 P: 51	ERA: 1.00 WHIP: 0.333

Boston Red Sox @ New York Yankees
Yankee Stadium, Bronx, NY
Tue Aug 29 1967, 7:05 PM EDT
Unknown

AB 29
R 2
H 4
RBI 2
BB 4
SO 6
LOB 12



Batter	1	2	3	4	5	6	7	8	9	AB	R	H	RBI	BB	SO	LOB	BOTTOM				
Horace Clarke, S (1,4) OBP: 0.312, SLG: 0.304										4	0	0	0	0	3	0					
Jake Gibbs, L (1,2) OBP: 0.301, SLG: 0.300										4	0	0	0	0	0	0					
Tom Tresh, S (1,7) OBP: 0.295, SLG: 0.365										3	1	1	1	0	0	0					
Steve Whitaker, L (1,9) OBP: 0.296, SLG: 0.391										3	0	1	0	0	1	0					
Charley Smith, R (1,5) OBP: 0.301, SLG: 0.380										3	0	0	0	0	2	1					
Bill Robinson, R (1,8) OBP: 0.263, SLG: 0.294										3	0	1	0	0	1	0					
Mike Hegan, L (1,3) OBP: 0.263, SLG: 0.176										2	0	0	0	0	2	1					
Ruben Amaro, R (1,6) OBP: 0.309, SLG: 0.272										3	0	0	0	0	0	1					
Mel Stottlemyre, R (1,1) OBP: 0.132, SLG: 0.106										2	0	0	0	0	1	0					
Roy White, S (9, PH)										1	0	0	0	0	1	0					
Inning Stats	R: 0 E: 0 K: 0 S: 3	H: 0 LOB: 0 BB: 0 P: 3	R: 0 E: 0 K: 1 S: 6	H: 2 LOB: 1 BB: 0 P: 6	R: 0 E: 0 K: 2 S: 7	H: 0 LOB: 0 BB: 0 P: 7	R: 0 E: 0 K: 1 S: 5	H: 0 LOB: 0 BB: 0 P: 5	R: 0 E: 0 K: 1 S: 5	H: 0 LOB: 0 BB: 0 P: 5	R: 1 E: 0 K: 1 S: 6	H: 1 LOB: 0 BB: 0 P: 6	R: 0 E: 0 K: 1 S: 4	H: 0 LOB: 0 BB: 0 P: 5	R: 0 E: 0 K: 2 S: 7	H: 0 LOB: 0 BB: 0 P: 7	1B: 2 2B: 1 3B: 0 HR: 1	SF: 0 SAC: 0 DP: 2 HBP: 1	WP: 0 PA: 29 CS: 0		
PITCHER Jim Lonborg, R (1,1) ERA: 3.27	IP: 9.0 WLS: W BF: 29	H: 3 R: 1 ER: 1 SO: 11	BB: 0 IBB: 0 HBP: 1 BLK: 0	WP: 0 HR: 1 S: 50 P: 51	ERA: 1.00 WHIP: 0.333											PITCHER Mel Stottlemyre, R (1,1) ERA: 2.91	IP: 9.0 WLS: L BF: 36	H: 4 R: 2 ER: 1 SO: 6	BB: 2 IBB: 2 HBP: 0 BLK: 0	WP: 1 HR: 0 S: 44 P: 60	ERA: 1.00 WHIP: 0.667

Boston Red Sox @ New York Yankees
Yankee Stadium, Bronx, NY
Tue Aug 29 1967, 7:05 PM EDT
Unknown

AB 28
R 1
H 3
RBI 1
BB 0
SO 11
LOB 3



Batter	1	2	3	4	5	6	7	8	9	10	11	12	13	14	15	16	17	18	19	20	AB	R	H	RBI	BB	SO	LOB					
Joe Foy, R OBP: 0.330, SLG: 0.443																						9	0	2	0	0	0	3				
Jerry Adair, R OBP: 0.288, SLG: 0.344																						5	0	1	0	0	0	2				
Mike Andrews, R OBP: 0.335, SLG: 0.338																						3	0	0	0	1	0	0				
Carl Vaztzenski, L OBP: 0.425, SLG: 0.192																						6	0	0	0	3	1	2				
George Scott, R OBP: 0.276, SLG: 0.476																						8	0	3	0	0	1	4				
Reggie Smith, S OBP: 0.328, SLG: 0.412																						8	1	2	0	1	0	3				
Ken Harrison, R OBP: 0.331, SLG: 0.432																						4	1	1	1	1	0	1				
George Thomas, R OBP: 0.276, SLG: 0.285																						3	0	0	0	1	0	2				
Rico Petrocelli, R OBP: 0.337, SLG: 0.417																						7	1	2	0	2	2	4				
Mike Ryan, R OBP: 0.297, SLG: 0.272																						2	0	0	0	1	0	0				
Dalton Jones, L OBP: 0.14, SLG: 0.373																						1	0	0	0	0	2	3				
Elston Howard, R OBP: 0.241, SLG: 0.265																						3	0	0	0	2	1	3				
Inning Stats	R:0 E:0 K:1 S:6	H:1 LOB:1 BB:0 P:6	R:2 E:0 K:0 S:5	H:2 LOB:2 BB:0 P:5	R:0 E:0 K:0 S:3	H:1 LOB:0 BB:0 P:3	R:0 E:0 K:0 S:3	H:1 LOB:2 BB:1 P:8	R:0 E:0 K:0 S:3	H:0 LOB:0 BB:0 P:3	R:0 E:0 K:0 S:4	H:1 LOB:2 BB:1 P:9	R:1 E:0 K:0 S:5	H:2 LOB:2 BB:1 P:9	R:0 E:0 K:0 S:2	H:0 LOB:0 BB:1 P:6	R:0 E:0 K:1 S:6	H:0 LOB:0 BB:0 P:5	R:0 E:0 K:0 S:3	H:1 LOB:1 BB:1 P:7	R:0 E:0 K:1 S:5	H:0 LOB:0 BB:0 P:5	R:0 E:0 K:0 S:3	H:0 LOB:0 BB:0 P:3	R:0 E:0 K:0 S:3	H:0 LOB:0 BB:0 P:3	R:0 E:0 K:1 S:7	H:2 LOB:3 BB:1 P:11	1B:7 2B:5 3B:0 HR:1	SF:0 SAC:1 DP:4 HBP:0	WP:0 PB:0 SB:4 CS:0	PA:80
PITCHER	IP	WLS	BF	H	R	ER	SO	BB	IBB	HBP	BLK	WP	HR	S	P	ERA	WHIP															
Bill Monbouquette, R ERA: 1.92	7.0		27	6	1	1	0	0	0	0	0	0	0	1	30	0.4	2.25															
Doulay Womack, R ERA: 2.82	4.0		19	3	1	1	0	0	0	0	0	0	0	15	31	2.25	1.000															
Joe Ventresca, R ERA: 2.83	4.0		15	0	0	0	1	4	1	0	0	0	0	12	32	0.00	1.000															
Jim Houston, R ERA: 4.2	5.0	W	19	3	0	0	3	1	1	0	0	0	0	23	31	0.00	0.800															

Boston Red Sox @ New York Yankees
 Yankee Stadium, Bronx, NY
 Tue Aug 29 1967 7:05 PM EDT
 Att: 40,314 - Unknown

AB 67
 R 3
 H 12
 RBI 2
 BB 12
 SO 6
 LOB 29



Batter	1	2	3	4	5	6	7	8	9	10	11	12	13	14	15	16	17	18	19	20	AB	R	H	RBI	BB	SO	LOB					
Horace Clarke, S OBP: 0.315, SLG: 0.309																						9	0	4	1	1	0	2				
Mike Hogan, L OBP: 0.259, SLG: 0.163																						8	1	1	0	1	2	3				
Tom Trash, S OBP: 0.294, SLG: 0.362																						9	0	2	0	0	2	3				
Steve Whitaker, L OBP: 0.304, SLG: 0.409																						7	1	4	2	0	0	1				
Charley Smith, R OBP: 0.300, SLG: 0.374																						6	0	0	0	2	0	3				
Bill Robinson, R OBP: 0.271, SLG: 0.297																						7	1	3	0	2	0	6				
Bob Tillman, R OBP: 0.294, SLG: 0.339																						8	0	1	0	1	3	7				
Ruben Amaro, R OBP: 0.310, SLG: 0.273																						2	0	1	0	0	0	0				
Roy White, S OBP: 0.260, SLG: 0.289																						0	0	0	0	1	0	0	0			
John Kennedy, R OBP: 0.264, SLG: 0.255																						5	1	1	0	1	0	2				
Bill Monbouquette, R ERA: 1.92	7.0		27	6	1	1	0	0	0	0	0	0	0	15	31	2.25	1.000															
Doulay Womack, R ERA: 2.82	4.0		19	3	1	1	0	0	0	0	0	0	0	12	32	0.00	1.000															
Joe Ventresca, R ERA: 2.83	4.0		15	0	0	0	1	4	1	0	0	0	0	12	32	0.00	1.000															
Jim Houston, R ERA: 4.2	5.0	W	19	3	0	0	3	1	1	0	0	0	0	23	31	0.00	0.800															
Inning Stats	R:0 E:0 K:0 S:4	H:0 LOB:0 BB:0 P:3	R:0 E:0 K:0 S:3	H:1 LOB:0 BB:0 P:3	R:1 E:0 K:0 S:5	H:2 LOB:1 BB:0 P:8	R:0 E:0 K:0 S:4	H:2 LOB:1 BB:0 P:5	R:0 E:0 K:0 S:5	H:0 LOB:0 BB:0 P:3	R:0 E:0 K:0 S:4	H:0 LOB:1 BB:1 P:9	R:1 E:0 K:0 S:7	H:2 LOB:1 BB:0 P:7	R:0 E:0 K:0 S:6	H:1 LOB:2 BB:1 P:8	R:0 E:0 K:0 S:3	H:0 LOB:0 BB:0 P:5	R:0 E:0 K:1 S:6	H:1 LOB:2 BB:1 P:10	R:0 E:0 K:0 S:5	H:0 LOB:0 BB:0 P:5	R:0 E:0 K:0 S:3	H:0 LOB:0 BB:0 P:3	R:0 E:0 K:0 S:3	H:0 LOB:0 BB:0 P:3	R:0 E:0 K:1 S:5	H:2 LOB:2 BB:0 P:6	1B:13 2B:3 3B:1 HR:1	SF:1 SAC:4 DP:2 HBP:2	WP:0 PB:0 SB:1 CS:1	PA:83
PITCHER	IP	WLS	BF	H	R	ER	SO	BB	IBB	HBP	BLK	WP	HR	S	P	ERA	WHIP															
Lee Stange, R ERA: 2.83	2.1		9	0	0	0	1	1	0	0	0	0	0	10	14	0.00	0.375															
John Wyatt, R ERA: 2.5	1.0		4	0	0	0	1	1	0	0	0	0	0	5	9	0.00	1.000															
Dan Osnicki, R ERA: 2.4	2.0		10	3	1	1	2	1	0	0	0	0	1	13	17	4.50	2.000															
Sparky Lyle, L ERA: 2.12	13.1		55	11	2	0	0	1	0	2	0	0	0	11	19	0.00	0.857															
Bill Landsis, L ERA: 5.55	13.1		55	11	2	0	0	1	0	2	0	0	0	11	19	0.00	0.857															
Darrell Brandon, R ERA: 4.16	15.1		61	11	2	0	0	1	0	2	0	0	0	11	19	1.80	0.800															
Jose Santiago, R ERA: 3.83	20.1		88	15	1	1	0	0	0	0	0	0	0	1	1	-	-															

Boston Red Sox @ New York Yankees
 Yankee Stadium, Bronx, NY
 Tue Aug 29 1967 7:05 PM EDT
 Att: 40,314 - Unknown

AB 67
 R 4
 H 17
 RBI 4
 BB 8
 SO 10
 LOB 28



Batter	1	2	3	4	5	6	7	8	9	AB	R	H	RBI	BB	SO	LOB	TOP					
Tommie Agee, R OBP: 0.303, SLG: 0.379	F4		K		F3			HR		4	1	1	1	0	1	0	Chicago White Sox @ Boston Red Sox Fenway Park, Boston, MA Thu Aug 31 1967, 7:05 PM EDT Att: 35,138 - Unknown					
Don Buford, S OBP: 0.321, SLG: 0.323	6-3		5-3		FC6-4			F7		4	1	3	0	0	0							
Ken Boyer, R OBP: 0.342, SLG: 0.372	6-3		5-3		FC6-4			F3		4	0	0	1	0	0	2						
Tom McCraw, L OBP: 0.277, SLG: 0.358	6-3		2-3		1-2			F3		0	0	0	0	0	0	0						
Rocky Colavito, R OBP: 0.342, SLG: 0.360	1B		6-3					E5		3	1	1	0	1	0	1						
Walt Williams, R OBP: 0.295, SLG: 0.362	1B							HR		0	0	0	0	0	0	0						
Pete Ward, L OBP: 0.350, SLG: 0.414	K							HR		4	1	2	2	0	2	1						
Ken Berry, R OBP: 0.304, SLG: 0.320		6-3						HR		4	0	0	0	0	1	1						
Ron Hansen, R OBP: 0.301, SLG: 0.304	F4							HR		3	0	1	0	1	0	0						
Duane Josephson, R OBP: 0.301, SLG: 0.353										4	0	1	0	0	0	2						
Cisco Carlos, R OBP: 0.093, SLG: 0.083	K									3	0	0	0	0	2	1						
Hoyt Wilhelm, R OBP: 0.167, SLG: 0.167	K									0	0	0	0	0	0	0						
Don McMahon, R OBP: 0.167, SLG: 0.167	K									1	0	0	0	0	1	0						
Inning Stats	R: 1 E: 0 K: 1 S: 7	H: 2 LOB: 1 BB: 0 P: 7	R: 0 E: 0 K: 1 S: 6	H: 1 LOB: 1 BB: 0 P: 6	R: 0 E: 0 K: 1 S: 6	H: 1 LOB: 1 BB: 0 P: 6	R: 0 E: 0 K: 1 S: 5	H: 0 LOB: 0 BB: 1 P: 9	R: 0 E: 0 K: 0 S: 4	H: 1 LOB: 1 BB: 0 P: 4	R: 0 E: 0 K: 0 S: 2	H: 1 LOB: 0 BB: 1 P: 6	R: 0 E: 0 K: 1 S: 5	H: 1 LOB: 0 BB: 0 P: 5	R: 3 E: 1 K: 1 S: 8	H: 2 LOB: 2 BB: 0 P: 8	R: 0 E: 0 K: 1 S: 5	H: 0 LOB: 0 BB: 0 P: 5	1B: 5 2B: 1 3B: 1 HR: 2	SF: 0 SAC: 0 DP: 2 HBP: 0	WP: 0 PB: 0 SB: 0 CS: 0	PA: 36
PITCHER Gary Bell, R ERA: 3.3	IP: 9.0 WLS: L BF: 36	H: 9 R: 4 ER: 2 SO: 7	BB: 2 IBB: 0 HBP: 0 BLK: 0	WP: 0 HR: 2 S: 48 P: 56	ERA: 2.00 WHIP: 1.222	PITCHER										IP: 9.0 WLS: L BF: 36	H: 9 R: 4 ER: 2 SO: 7	BB: 2 IBB: 0 HBP: 0 BLK: 0	WP: 0 HR: 2 S: 48 P: 56	ERA: 2.00 WHIP: 1.222		

Batter	1	2	3	4	5	6	7	8	9	AB	R	H	RBI	BB	SO	LOB	BOTTOM					
Mike Andrews, R OBP: 0.334, SLG: 0.333	4-3				F4			FC6-4		3	0	0	0	1	0	0	Chicago White Sox @ Boston Red Sox Fenway Park, Boston, MA Thu Aug 31 1967, 7:05 PM EDT Att: 35,138 - Unknown					
Jerry Adair, R OBP: 0.299, SLG: 0.340	K				E			F5		3	0	0	0	0	1	1						
Carl Yastrzemski, L OBP: 0.401, SLG: 0.594	3-1				E1			F5		3	1	0	0	1	0	2						
George Scott, R OBP: 0.377, SLG: 0.473					F8			FC6-4		3	1	1	0	1	0	3						
Reggie Smith, S OBP: 0.328, SLG: 0.412	G3-6-3				K			SH1-4		3	0	0	0	0	2	3						
Ken Harrelson, R OBP: 0.322, SLG: 0.419	6-3				F9			6-3		3	0	0	1	0	0	1						
George Thomas, R OBP: 0.277, SLG: 0.282	6-3							4-3		0	0	0	0	0	0	0						
Jose Tartabull, L OBP: 0.293, SLG: 0.242								4-3		1	0	0	0	0	0	0						
Rico Petrocelli, R OBP: 0.335, SLG: 0.415					5-3			K		4	0	1	1	0	1	0						
Elston Howard, R OBP: 0.242, SLG: 0.263					K					2	0	0	0	1	1	0						
Gary Bell, R OBP: 0.131, SLG: 0.164					4-3					3	0	0	0	0	0	2						
Inning Stats	R: 0 E: 0 K: 1 S: 5	H: 0 LOB: 0 BB: 0 P: 5	R: 0 E: 0 K: 0 S: 2	H: 0 LOB: 0 BB: 1 P: 6	R: 0 E: 0 K: 1 S: 5	H: 0 LOB: 0 BB: 0 P: 5	R: 0 E: 1 K: 1 S: 6	H: 0 LOB: 2 BB: 0 P: 7	R: 0 E: 0 K: 0 S: 3	H: 0 LOB: 0 BB: 0 P: 3	R: 0 E: 0 K: 0 S: 3	H: 0 LOB: 0 BB: 0 P: 3	R: 2 E: 0 K: 0 S: 5	H: 2 LOB: 2 BB: 2 P: 13	R: 0 E: 0 K: 0 S: 3	H: 0 LOB: 1 BB: 1 P: 7	R: 0 E: 0 K: 2 S: 7	H: 0 LOB: 0 BB: 0 P: 7	1B: 1 2B: 1 3B: 0 HR: 0	SF: 0 SAC: 1 DP: 1 HBP: 1	WP: 0 PB: 0 SB: 0 CS: 0	PA: 34
PITCHER Cisco Carlos, R ERA: 1.42	IP: 6.1 WLS: 5 BF: 23	H: 1 R: 0 ER: 0 SO: 0	BB: 2 IBB: 0 HBP: 0 BLK: 0	WP: 0 HR: 0 S: 26 P: 35	ERA: 2.84 WHIP: 0.474	PITCHER										IP: 6.1 WLS: 5 BF: 23	H: 1 R: 0 ER: 0 SO: 0	BB: 2 IBB: 0 HBP: 0 BLK: 0	WP: 0 HR: 0 S: 26 P: 35	ERA: 2.84 WHIP: 0.474		
Hoyt Wilhelm, R ERA: 1.18	0.2	5	1	0	0	0	1	1	0	0	0	3	11	0.00	3.000							
Don McMahon, R ERA: 1.89	2.0	W	6	0	0	0	2	0	0	0	0	10	10	0.00	0.000							

Batter	1	2	3	4	5	6	7	8	9	AB	R	H	RBI	BB	SO	LOB	TOP									
Tommie Agee, R OBP: 0.304, SLG: 0.380 (1, 8)	0-0 1-3 F9 1B		0-0 F9			0-0 F8		0-0 1B 1B		4	0	2	0	0	0	0	Chicago White Sox @ Boston Red Sox Fenway Park, Boston, MA Fri Sep 01 1967, 7:05 PM EDT Att: 34,054 - Unknown livebaseballscorecards.com									
Don Buford, S OBP: 0.320, SLG: 0.322 (1, 4)	0-0 F9 1-2		0-0 G3			0-0 F4		0-0 1-2 1B G1-6-3		4	0	1	1	0	0	1										
Ken Boyer, R OBP: 0.334, SLG: 0.368 Steve Jones, L OBP: 0.333, SLG: 0.667 Walt Williams, R (8, FH) OBP: 0.294, SLG: 0.361 (8, 7)	0-0 1-3 2-3		0-0 G3			0-0 F9		0-0 1-2 1B G1-6-3		3	0	0	0	0	0	1										
Rocky Colavito, R OBP: 0.341, SLG: 0.357 (1, 7) (8, 9)	4-0 BB					0-0 F5				3	0	0	0	1	0	0										
Pete Ward, L OBP: 0.352, SLG: 0.415 (1, 5)	0-0 4-1					0-3 K		0-0 1B G4-6-3		4	0	2	0	0	1	2										
Ken Berry, R OBP: 0.302, SLG: 0.317 Hoyt Wilhelm, R OBP: 0.083, SLG: 0.083 Tom McCraw, L (8, FH) OBP: 0.276, SLG: 0.357 (8, 1) (8, 1)		0-0 L3				0-0 F9		0-0 1B G4-6-3		3	0	0	0	0	0	1										
Ron Hansen, R OBP: 0.305, SLG: 0.307 (1, 6)		0-0 1B FC5-4				0-0 F6		0-0 1B 2B		3	1	2	0	1	0	0										
Duane Josephson, R OBP: 0.304, SLG: 0.355 Cotton Nash, R (6, 3)		0-0 1B FC5-4				0-0 1B G6-3		0-0 1B F3		2	0	1	0	0	0	1										
Gary Peters, L OBP: 0.250, SLG: 0.341 Wilbur Wood, R OBP: 0.116, SLG: 0.125 Ed Herrmann, L OBP: 1.000, SLG: 2.000 (1, 1) (3, 1) (6, 2)		0-0 G3				0-0 G6-3		0-0 1B 1B 2B		1	0	0	0	0	0	1										
Inning Stats	R: 0 E: 0 K: 0 S: 4	H: 1 LOB: 2 BB: 1 P: 8	R: 0 E: 0 K: 0 S: 4	H: 1 LOB: 1 BB: 0 P: 4	R: 0 E: 0 K: 1 S: 3	H: 0 LOB: 0 BB: 0 P: 3	R: 0 E: 0 K: 0 S: 5	H: 1 LOB: 0 BB: 0 P: 5	R: 0 E: 0 K: 0 S: 3	H: 0 LOB: 0 BB: 0 P: 3	R: 0 E: 0 K: 0 S: 3	H: 1 LOB: 0 BB: 0 P: 3	R: 2 E: 0 K: 0 S: 6	H: 4 LOB: 1 BB: 0 P: 6	R: 0 E: 0 K: 1 S: 6	H: 1 LOB: 2 BB: 1 P: 10		1B: 8 2B: 1 3B: 0 HR: 0	SF: 0 SAC: 0 DP: 3 HBP: 0	WP: 0 PB: 0 SB: 0 CS: 0	PA: 35					
PITCHER Jose Santiago, R ERA: 3.7 (1, 1)	IP: 9.0 WLS: W BF: 35	H: 9 R: 2 ER: 2 SO: 2	BB: 2 IBB: 0 HBP: 0 BLK: 0	WP: 0 HR: 0 S: 37 P: 45	ERA: 2.00 WHIP: 1.222											ERA: 2.00 WHIP: 1.222										

Batter	1	2	3	4	5	6	7	8	9	AB	R	H	RBI	BB	SO	LOB	BOTTOM									
Mike Andrews, R OBP: 0.335, SLG: 0.333 (1, 4) (7, 6)	0-0 S 1B FC6					0-0 F8		0-0 6-3		5	2	2	0	0	1	0	Chicago White Sox @ Boston Red Sox Fenway Park, Boston, MA Fri Sep 01 1967, 7:05 PM EDT Att: 34,054 - Unknown livebaseballscorecards.com									
Jerry Adair, R OBP: 0.303, SLG: 0.348 Joe Foy, R OBP: 0.330, SLG: 0.439 (1, 5) (3, 5)	0-0 F8 1-2 3B					0-3 K		0-3 K FC5-4 BB		2	1	2	0	0	0	0										
Carl Yastrzemski, L OBP: 0.492, SLG: 0.595 George Thomas, R OBP: 0.271, SLG: 0.275 (1, 7) (6, FH) (7, 7)	0-3 K 1-2 2-3					0-0 FC6		0-3 K FC5-4		3	1	2	1	0	1	2										
George Scott, R OBP: 0.376, SLG: 0.470 Jose Tartabull, L OBP: 0.293, SLG: 0.242 (1, 3) (7, PR) (8, 9)	0-0 FC6 3B					0-0 FC6		0-0 1B WP		3	2	0	1	1	0	4										
Reggie Smith, S OBP: 0.328, SLG: 0.410 (1, 8)	0-0 F8 2-3					0-0 F4		0-0 5-3		4	0	1	2	0	0	3										
Ken Harrelson, R OBP: 0.328, SLG: 0.446 (1, 9) (8, 3)	0-0 1B 3B					0-0 HR		0-0 1B 2B		4	3	3	4	0	0	1										
Rico Petrocelli, R OBP: 0.337, SLG: 0.417 Dalton Jones, L OBP: 0.311, SLG: 0.369 (1, 6) (7, 4)	0-0 1B					0-0 K		0-3 K		3	0	2	1	0	1	0										
Elston Howard, R OBP: 0.242, SLG: 0.263 (1, 2)	0-0 K					0-0 K		0-0 1B		4	0	1	1	0	2	2										
Jose Santiago, R OBP: 0.182, SLG: 0.323 (1, 1)		0-3 K				0-3 K		0-3 K		4	0	0	0	0	4	1										
Inning Stats	R: 4 E: 0 K: 2 S: 12	H: 4 LOB: 1 BB: 0 P: 12	R: 3 E: 0 K: 1 S: 9	H: 4 LOB: 1 BB: 0 P: 9	R: 0 E: 0 K: 3 S: 9	H: 0 LOB: 0 BB: 0 P: 9	R: 0 E: 0 K: 1 S: 6	H: 1 LOB: 1 BB: 0 P: 6	R: 1 E: 0 K: 0 S: 4	H: 2 LOB: 0 BB: 0 P: 4	R: 0 E: 0 K: 2 S: 7	H: 0 LOB: 1 BB: 1 P: 11	R: 2 E: 1 K: 2 S: 9	H: 2 LOB: 1 BB: 1 P: 13	R: 0 E: 0 K: 2 S: 7	H: 0 LOB: 0 BB: 0 P: 7		1B: 9 2B: 2 3B: 1 HR: 1	SF: 0 SAC: 0 DP: 1 HBP: 0	WP: 1 PB: 0 SB: 2 CS: 0	PA: 39					
PITCHER Gary Peters, L ERA: 2.51 (1, 1)	IP: 2.0 WLS: L BF: 15	H: 8 R: 7 ER: 7 SO: 3	BB: 0 IBB: 0 HBP: 0 BLK: 0	WP: 0 HR: 0 S: 21 P: 21	ERA: 31.50 WHIP: 4.000											ERA: 31.50 WHIP: 4.000										
Wilbur Wood, L ERA: 2.38 (3, 1)	IP: 3.0 WLS: 11 BF: 11	H: 3 R: 1 ER: 1 SO: 4	BB: 0 IBB: 0 HBP: 0 BLK: 0	WP: 0 HR: 1 S: 19 P: 19	ERA: 3.00 WHIP: 1.000											ERA: 3.00 WHIP: 1.000										
Steve Jones, L ERA: 4.15 (6, 1)	IP: 2.0 WLS: 10 BF: 10	H: 2 R: 2 ER: 2 SO: 4	BB: 2 IBB: 0 HBP: 0 BLK: 0	WP: 0 HR: 0 S: 16 P: 24	ERA: 9.00 WHIP: 2.000											ERA: 9.00 WHIP: 2.000										
Hoyt Wilhelm, R ERA: 1.16 (8, 1)	IP: 1.0 WLS: 3 BF: 3	H: 0 R: 0 ER: 0 SO: 2	BB: 0 IBB: 0 HBP: 0 BLK: 0	WP: 0 HR: 0 S: 7 P: 7	ERA: 0.00 WHIP: 0.000											ERA: 0.00 WHIP: 0.000										

Batter	1	2	3	4	5	6	7	8	9	AB	R	H	RBI	BB	SO	LOB	TOP					
Walt Williams, R OBP: 0.300, SLG: 0.369	(1, 7) 0-3 K	0-0 WP 1B		0-0 1B		0-0 1-H 2B			0-0 F5	5	0	3	1	0	1	0						
Don Buford, S OBP: 0.317, SLG: 0.319	(1, 4) 0-0 F2	0-3 K		0-0 F4			0-0 3-1		0-3 K	5	0	0	0	0	0	2	3					
Tommie Agee, R OBP: 0.302, SLG: 0.381	(1, 8) 4-0 1B 2B BB	0-3 K		0-0 1-3 1B			0-0 1-3		0-0 1B	4	1	2	0	1	1	2						
Pete Ward, L OBP: 0.350, SLG: 0.412	(1, 5) 0-0 2B 1B			0-0 G3			0-3 K		0-3 K	5	1	1	0	0	2	1						
Wayne Causey, L OBP: 0.313, SLG: 0.307	(9, 4) 1-3 1B						0-3 K		0-3 K	0	0	0	0	0	0	0						
Rocky Colavito, R OBP: 0.343, SLG: 0.362	(1, 9) 0-0 1B 2B			0-0 4-3 1B			0-3 K		0-0 1-3	4	1	2	1	0	1	0						
Ken Berry, R OBP: 0.302, SLG: 0.317	(8, 9) 1-3 1B 2B			0-0 4-3 1B			0-0 4-3		0-0 F8	0	0	0	0	0	0	0						
Tom McCraw, L OBP: 0.276, SLG: 0.356	(1, 3) 0-0 1B			0-0 4-3			0-0 4-3		0-0 F8	4	0	1	2	0	0	1						
J.C. Martin, L OBP: 0.346, SLG: 0.380	(1, 2) 0-0 L3			0-0 FC5-4 IBB			0-0 F3		0-0 E9 2B	3	0	1	0	1	0	1						
Ron Hansen, R OBP: 0.308, SLG: 0.308		4-0 1B SH3-4 BB		0-0 FC5-4			0-0 2B 1B		0-0 IBB	2	1	1	0	2	0	2						
Joe Horlen, R OBP: 0.136, SLG: 0.141	(1, 1) 0-0 SH3-4			0-0 1-6-3			0-0 F3		0-0 1-3	3	0	0	0	0	0	3						
Inning Stats	R: 3 E: 0 K: 1 S: 8	H: 3 LOB: 1 BB: 1 P: 12	R: 0 E: 0 K: 2 S: 8	H: 1 LOB: 2 BB: 1 P: 12	R: 0 E: 0 K: 0 S: 4	H: 1 LOB: 2 BB: 1 P: 8	R: 0 E: 0 K: 0 S: 4	H: 2 LOB: 2 BB: 0 P: 4	R: 0 E: 0 K: 2 S: 7	H: 0 LOB: 0 BB: 0 P: 7	R: 1 E: 0 K: 0 S: 4	H: 2 LOB: 1 BB: 0 P: 4	R: 0 E: 0 K: 0 S: 3	H: 0 LOB: 0 BB: 0 P: 3	R: 0 E: 1 K: 0 S: 4	H: 1 LOB: 2 BB: 1 P: 8	R: 0 E: 0 K: 2 S: 8	H: 1 LOB: 1 BB: 0 P: 8	1B: 8 2B: 3 3B: 0 HR: 0	SF: 0 SAC: 1 DP: 0 HBP: 0	WP: 1 PB: 0 SB: 0 CS: 0	PA: 40
PITCHER	IP WLS BF H R ER SO BB IBB HBP BLK WP HR S P ERA WHIP																					
Jim Lonborg, R ERA: 3.33	(1, 1) 7.0 L 31 9 4 4 5 2 1 0 0 0 1 0 38 50 5.14 1.571																					
Dan Osinski, R ERA: 2.31	(8, 1) 2.0 9 2 0 0 2 0 1 0 0 0 0 0 12 16 0.00 1.000																					

Chicago White Sox @ Boston Red Sox
Fenway Park, Boston, MA
Sat Sep 02 1967, 3:33 AM EDT
Att: 28,222 - Unknown

AB 35
R 4
H 11
RBI 4
BB 4
SO 7
LOB 13



Batter	1	2	3	4	5	6	7	8	9	AB	R	H	RBI	BB	SO	LOB	BOTTOM					
Mike Andrews, R OBP: 0.336, SLG: 0.337	(1, 4) 0-0 F3			0-0 1B			0-0 L3			4	0	2	0	0	0	0						
Jerry Adair, R OBP: 0.305, SLG: 0.349	(1, 5) 0-0 E5 BB			0-0 1B			0-0 4-3		0-0 1B	4	0	2	0	0	0	1						
Carl Yastrzemski, L OBP: 0.401, SLG: 0.591	(1, 7) 4-0 1-2 G6-3 BB			0-0 G3			0-0 4-3		0-0 F8	3	0	0	0	1	0	4						
George Scott, R OBP: 0.374, SLG: 0.466	(1, 3) 0-0 G6-3			0-0 L4			0-0 4-3		0-0 F3	4	0	0	0	0	0	3						
Reggie Smith, S OBP: 0.327, SLG: 0.413	(1, 8) 0-0 F7			0-0 6-3 3B			0-0 F8		0-3 K	4	1	1	0	0	1	1						
Ken Harrelson, R OBP: 0.327, SLG: 0.447	(1, 9) 0-0 F8			0-0 6-3			0-0 2B		0-3 K	4	0	1	1	0	1	0						
Rico Petrocelli, R OBP: 0.336, SLG: 0.414	(1, 6) 0-0 F4			0-0 BB			0-3 K		0-0 F9	3	0	0	0	1	1	1						
Elston Howard, R OBP: 0.241, SLG: 0.261	(1, 2) 0-3 K			0-0 4-3			0-0 F7		0-0 5-3	2	0	0	0	0	1	1						
Jose Tartabull, L OBP: 0.292, SLG: 0.240	(7, PH) 0-0 2-3			0-0 L5			0-0 5-3			1	0	0	0	0	0	0						
Mike Ryan, R OBP: 0.294, SLG: 0.266	(8, 2) 0-0 2-3									1	0	0	0	0	0	0						
Jim Lonborg, R OBP: 0.137, SLG: 0.110	(1, 1) 0-0 2-3									2	0	0	0	0	0	0						
Joe Foy, R OBP: 0.330, SLG: 0.438	(7, PH) 0-0 2-3									1	0	0	0	0	0	0						
Dan Osinski, R OBP: 0.333, SLG: 0.444	(8, 1) 0-0 2-3									0	0	0	0	0	0	0						
Inning Stats	R: 0 E: 1 K: 0 S: 3	H: 0 LOB: 1 BB: 1 P: 7	R: 0 E: 0 K: 0 S: 3	H: 0 LOB: 0 BB: 0 P: 3	R: 0 E: 0 K: 1 S: 7	H: 2 LOB: 0 BB: 0 P: 7	R: 1 E: 0 K: 0 S: 4	H: 1 LOB: 1 BB: 1 P: 8	R: 0 E: 0 K: 0 S: 4	H: 1 LOB: 1 BB: 0 P: 4	R: 0 E: 0 K: 1 S: 6	H: 1 LOB: 1 BB: 0 P: 6	R: 0 E: 0 K: 0 S: 3	H: 0 LOB: 0 BB: 0 P: 3	R: 0 E: 0 K: 1 S: 6	H: 1 LOB: 1 BB: 0 P: 6	R: 0 E: 0 K: 1 S: 5	H: 0 LOB: 0 BB: 0 P: 5	1B: 3 2B: 2 3B: 1 HR: 0	SF: 0 SAC: 0 DP: 1 HBP: 0	WP: 0 PB: 0 SB: 0 CS: 0	PA: 35
PITCHER	IP WLS BF H R ER SO BB IBB HBP BLK WP HR S P ERA WHIP																					
Joe Horlen, R ERA: 2.4	(1, 1) 9.0 W 35 6 1 1 4 2 0 0 0 0 0 0 41 49 1.00 0.889																					

Chicago White Sox @ Boston Red Sox
Fenway Park, Boston, MA
Sat Sep 02 1967, 3:33 AM EDT
Att: 28,222 - Unknown

AB 33
R 1
H 6
RBI 1
BB 2
SO 4
LOB 11



Batter	1	2	3	4	5	6	7	8	9	AB	R	H	RBI	BB	SO	LOB	TOP										
Walt Williams, R OBP: 0.299, SLG: 0.365 Ken Berry, R OBP: 0.304, SLG: 0.324	F8		BB		F6		6-3		3B	3	0	0	0	1	0	1	Chicago White Sox @ Boston Red Sox Fenway Park, Boston, MA Sun Sep 03 1967, 3:33 AM EDT Att: 29,818 - Unknown										
Don Buford, S OBP: 0.316, SLG: 0.316	K		K		3-1		4-1		BB	4	0	0	0	1	2	2											
Tommie Agee, R OBP: 0.310, SLG: 0.386	1B		BB		1B				F9	5	0	3	0	0	0	2											
Pete Ward, L OBP: 0.351, SLG: 0.419 Wayne Causey, L OBP: 0.316, SLG: 0.307		L4	BB		2-6				4-3	3	1	1	1	1	0	0											
Rocky Colavito, R OBP: 0.345, SLG: 0.362		1B	BB		HR				4-3	0	0	0	0	0	0	0											
Tom McCraw, L OBP: 0.276, SLG: 0.354		1B	BB		F3				6-3	3	1	1	0	1	0	0											
J.C. Martin, L OBP: 0.344, SLG: 0.377		4-3			3-1				F6	4	1	1	1	0	0	1											
Ron Hansen, R OBP: 0.312, SLG: 0.311					F2				SH5-4	3	1	2	0	1	0	0											
Tommy John, R OBP: 0.149, SLG: 0.152	F4				K				SH5-4	3	0	0	0	0	2	4											
Inning Stats	R: 0 E: 0 K: 1 S: 5	H: 1 LOB: 1 BB: 0 P: 5	R: 1 E: 0 K: 0 S: 5	H: 2 LOB: 2 BB: 1 P: 9	R: 0 E: 0 K: 1 S: 5	H: 1 LOB: 3 BB: 3 P: 17	R: 0 E: 0 K: 1 S: 3	H: 0 LOB: 0 BB: 0 P: 5	R: 0 E: 0 K: 0 S: 4	H: 1 LOB: 1 BB: 0 P: 4	R: 0 E: 0 K: 0 S: 4	H: 1 LOB: 1 BB: 0 P: 4	R: 0 E: 0 K: 0 S: 3	H: 0 LOB: 0 BB: 0 P: 3	R: 0 E: 0 K: 1 S: 8	H: 3 LOB: 2 BB: 1 P: 12	1B: 7 2B: 1 3B: 1 HR: 1	SF: 0 SAC: 1 DP: 0 HBP: 0	WP: 0 PB: 0 SB: 0 CS: 0	PA: 39							
PITCHER	IP	WLS	BF	H	R	ER	SO	BB	IBB	HBP	BLK	WP	HR	S	P	ERA	WHIP										
Lee Stange, R ERA: 2.64	6.0	L	26	6	2	2	3	2	2	0	0	0	1	27	43	3.00	1.333										
Darrell Brandon, R ERA: 4.11	2.0		7	1	0	0	0	0	0	0	0	0	0	7	7	0.00	0.500										
Sparky Lyle, L ERA: 2.6	0.2		4	2	2	2	1	0	0	0	0	0	0	6	6	27.00	3.000										
John Wyatt, R ERA: 2.36	0.1		3	1	0	0	0	1	0	0	0	0	0	2	6	0.00	6.000										

Batter	1	2	3	4	5	6	7	8	9	AB	R	H	RBI	BB	SO	LOB	BOTTOM										
Mike Andrews, R OBP: 0.335, SLG: 0.336	1-3		F7			5-3			1B	4	0	1	0	0	0	0	Chicago White Sox @ Boston Red Sox Fenway Park, Boston, MA Sun Sep 03 1967, 3:33 AM EDT Att: 29,818 - Unknown										
Jerry Adair, R OBP: 0.301, SLG: 0.345 Sparky Lyle, L OBP: 0.286, SLG: 0.429 John Wyatt, R OBP: 0.214, SLG: 0.083	5-3				6-3				5-3	4	0	0	0	0	0	2											
Carl Yastrzemski, L OBP: 0.400, SLG: 0.588					3-1				G3	4	0	1	0	0	0	0											
Ken Harrelson, R OBP: 0.322, SLG: 0.440	FC6-4				E6				5-3	4	0	0	0	0	0	1											
Reggie Smith, S OBP: 0.326, SLG: 0.412		K			5-3				K	4	0	1	0	0	2	1											
George Scott, R OBP: 0.373, SLG: 0.465		F9							G6-4-3	3	0	1	0	0	1	1											
Rico Petrocelli, R OBP: 0.334, SLG: 0.411									F8	3	0	0	0	0	1	1											
Elston Howard, R OBP: 0.238, SLG: 0.258					6-3				5-3	3	0	0	0	0	0	0											
Lee Stange, R OBP: 0.085, SLG: 0.068 George Thomas, R OBP: 0.287, SLG: 0.272 Darrell Brandon, R OBP: 0.214, SLG: 0.268 Joe Foy, R OBP: 0.331, SLG: 0.439					4-3				6-3	1	0	0	0	0	0	0											
									1B	0	0	0	0	0	0	0											
									1B	1	0	1	0	0	0	0											
Inning Stats	R: 0 E: 0 K: 0 S: 4	H: 1 LOB: 1 BB: 0 P: 4	R: 0 E: 0 K: 1 S: 5	H: 0 LOB: 0 BB: 0 P: 5	R: 0 E: 0 K: 0 S: 3	H: 0 LOB: 0 BB: 0 P: 3	R: 0 E: 0 K: 0 S: 4	H: 0 LOB: 1 BB: 0 P: 4	R: 0 E: 0 K: 0 S: 3	H: 1 LOB: 0 BB: 0 P: 3	R: 0 E: 0 K: 0 S: 6	H: 1 LOB: 1 BB: 0 P: 6	R: 0 E: 0 K: 1 S: 7	H: 2 LOB: 2 BB: 0 P: 7	R: 0 E: 0 K: 1 S: 5	H: 0 LOB: 0 BB: 0 P: 5	1B: 5 2B: 0 3B: 0 HR: 0	SF: 0 SAC: 0 DP: 1 HBP: 0	WP: 0 PB: 0 SB: 0 CS: 0	PA: 32							
PITCHER	IP	WLS	BF	H	R	ER	SO	BB	IBB	HBP	BLK	WP	HR	S	P	ERA	WHIP										
Tommy John, L ERA: 2.19	9.0	W	32	5	0	0	4	0	0	0	0	0	0	40	40	0.00	0.556										


Batter	1	2	3	4	5	6	7	8	9	AB	R	H	RBI	BB	SO	LOB	TOP			
Joe Foy, R OBP: 0.328, SLG: 0.435 (1, 5)										4	0	0	0	0	2	0	Boston Red Sox @ Washington Senators D.C. Stadium, Washington, DC Mon Sep 04 1967, 3:33 AM EDT Unknown			
Jerry Adair, R OBP: 0.298, SLG: 0.341 (1, 4)										4	1	0	0	0	0	1				
Carl Yastrzemski, L OBP: 0.491, SLG: 0.594 (1, 7)										4	1	2	2	0	1	0				
Ken Harrelson, R OBP: 0.318, SLG: 0.434 (1, 9)										4	0	0	0	0	1	1				
Reggie Smith, S OBP: 0.326, SLG: 0.410 (1, 8)										4	0	1	0	0	1	1				
George Scott, R OBP: 0.373, SLG: 0.465 (1, 3)										3	0	1	0	0	2	1				
Rico Petrocelli, R OBP: 0.332, SLG: 0.408 (1, 6)										3	0	0	0	0	0	1				
Elston Howard, R OBP: 0.236, SLG: 0.255 (1, 2)										3	0	0	0	0	0	0				
Dave Morehead, R (1, 1)										2	0	0	0	0	0	0				
Dan Osinski, R OBP: 0.333, SLG: 0.444 (5, 1)										0	0	0	0	0	0	0				
George Thomas, R OBP: 0.264, SLG: 0.268 (6, PH)										1	0	0	0	0	0	0				
Darrell Brandon, R OBP: 0.214, SLG: 0.268 (8, 1)										0	0	0	0	0	0	0				
Inning Stats	R: 0 E: 0 K: 0 S: 3	H: 0 LOB: 0 BB: 0 P: 3	R: 0 E: 0 K: 0 S: 4	H: 2 LOB: 1 BB: 0 P: 4	R: 0 E: 1 K: 0 S: 4	H: 0 LOB: 1 BB: 0 P: 4	R: 0 E: 0 K: 2 S: 8	H: 1 LOB: 1 BB: 0 P: 8	R: 0 E: 0 K: 0 S: 3	H: 0 LOB: 0 BB: 0 P: 3	R: 2 E: 1 K: 1 S: 7	H: 1 LOB: 0 BB: 0 P: 7	R: 0 E: 0 K: 1 S: 5	H: 0 LOB: 0 BB: 0 P: 5	R: 0 E: 0 K: 2 S: 7	H: 0 LOB: 0 BB: 0 P: 7	1B: 3 2B: 0 3B: 0 HR: 1	SF: 0 SAC: 0 DP: 0 HBP: 0	WP: 0 PB: 0 SB: 1 CS: 1	PA: 32
PITCHER	IP WLS BF H R ER SO BB IBB HBP BLK WP HR S P ERA WHIP																			
Camilo Pascual, R ERA: 3.34 (1, 1)	7.0 W 26 4 2 1 4 0 0 0 0 0 1 34 34 1.29 0.571																			
Darold Knowles, L ERA: 2.45 (8, 1)	2.0 S 6 0 0 0 3 0 0 0 0 0 0 0 12 12 0.00 0.000																			

AB	32
R	2
H	4
RBI	2
BB	0
SO	7
LOB	5



Batter	1	2	3	4	5	6	7	8	9	AB	R	H	RBI	BB	SO	LOB	BOTTOM			
Ed Stroud, L OBP: 0.306, SLG: 0.290 (1, 8)										5	0	0	0	0	0	2	Boston Red Sox @ Washington Senators D.C. Stadium, Washington, DC Mon Sep 04 1967, 3:33 AM EDT Unknown			
Ken McMullen, R OBP: 0.301, SLG: 0.390 (1, 5)										3	1	1	0	1	0	0				
Frank Howard, R OBP: 0.341, SLG: 0.532 (1, 7)										4	2	3	3	0	1	0				
Darold Knowles, L OBP: 0.071, SLG: 0.071 (8, 1)										0	0	0	0	0	0	0				
Dick Nen, L OBP: 0.296, SLG: 0.356 (1, 3)										3	1	1	0	1	1	1				
Cap Peterson, R OBP: 0.298, SLG: 0.348 (1, 9)										4	0	2	1	0	1	3				
Paul Casanova, R OBP: 0.271, SLG: 0.342 (1, 2)										4	0	1	1	0	1	5				
Bob Saverine, S OBP: 0.296, SLG: 0.305 (1, 4)										3	0	0	0	0	1	3				
Ed Brinkman, R OBP: 0.255, SLG: 0.240 (7, 6)										1	0	1	0	0	0	0				
Tim Cullen, R OBP: 0.309, SLG: 0.268 (1, 6)										4	0	0	0	0	1	4				
Camilo Pascual, R OBP: 0.222, SLG: 0.180 (1, 1)										3	1	1	0	0	1	0				
Fred Valentine, S OBP: 0.326, SLG: 0.333 (8, 7)										1	0	0	0	0	0	1				
Inning Stats	R: 0 E: 0 K: 1 S: 5	H: 0 LOB: 0 BB: 0 P: 5	R: 1 E: 0 K: 2 S: 9	H: 2 LOB: 1 BB: 0 P: 9	R: 0 E: 0 K: 1 S: 5	H: 0 LOB: 0 BB: 0 P: 5	R: 1 E: 0 K: 2 S: 10	H: 3 LOB: 2 BB: 0 P: 10	R: 1 E: 0 K: 1 S: 7	H: 2 LOB: 3 BB: 2 P: 15	R: 0 E: 0 K: 0 S: 3	H: 0 LOB: 0 BB: 0 P: 3	R: 2 E: 1 K: 0 S: 6	H: 2 LOB: 1 BB: 0 P: 6	R: 0 E: 0 K: 0 S: 4	H: 1 LOB: 1 BB: 0 P: 4	1B: 6 2B: 2 3B: 1 HR: 1	SF: 0 SAC: 0 DP: 0 HBP: 0	WP: 0 PB: 0 SB: 0 CS: 0	PA: 37
PITCHER	IP WLS BF H R ER SO BB IBB HBP BLK WP HR S P ERA WHIP																			
Dave Morehead, R ERA: 4.5 (1, 1)	4.1 L 20 6 3 3 3 6 1 0 0 0 0 0 1 14 18 6.75 1.615																			
Dan Osinski, R (5, 1)	2.2 13 3 2 2 1 1 0 0 0 0 0 1 14 18 6.75 1.500																			
Darrell Brandon, R (8, 1)	1.0 4 1 0 0 0 0 0 0 0 0 0 0 4 4 0.00 1.000																			

AB	35
R	5
H	10
RBI	5
BB	2
SO	7
LOB	19



Batter	1	2	3	4	5	6	7	8	9	AB	R	H	RBI	BB	SO	LOB	TOP										
Jose Tartabull, L OBP: 0.284, SLG: 0.239 Ken Harrelson, R OBP: 0.315, SLG: 0.430										1	0	0	1	1	1	0											
Dalton Jones, L OBP: 0.310, SLG: 0.365 Sparky Lyle, L OBP: 0.286, SLG: 0.429 George Scott, R OBP: 0.374, SLG: 0.468										4	0	1	1	0	1	3											
Carl Yastrzemski, L OBP: 0.399, SLG: 0.590									5	0	1	0	0	0	2												
Reggie Smith, S OBP: 0.325, SLG: 0.407									4	0	0	0	1	0	3												
Norm Siebern, L OBP: 0.319, SLG: 0.263 John Wyatt, R OBP: 0.214, SLG: 0.083									4	1	1	0	1	0	3												
Rico Petrocelli, R OBP: 0.331, SLG: 0.406									4	2	1	1	0	0	1												
Mike Andrews, R OBP: 0.339, SLG: 0.337									2	1	1	0	2	0	0												
Mike Ryan, R OBP: 0.297, SLG: 0.263									2	1	0	0	2	0	2												
Jerry Stephenson, L OBP: 0.364, SLG: 0.364 Jerry Adair, R OBP: 0.259, SLG: 0.342									2	0	1	0	0	0	3												
Inning Stats	R: 0 E: 0 K: 1 S: 5	H: 0 LOB: 0 BB: 0 P: 5	R: 2 E: 0 K: 0 S: 6	H: 2 LOB: 2 BB: 2 P: 14	R: 0 E: 0 K: 0 S: 2	H: 0 LOB: 0 BB: 1 P: 6	R: 0 E: 0 K: 0 S: 4	H: 1 LOB: 2 BB: 1 P: 8	R: 0 E: 0 K: 1 S: 6	H: 1 LOB: 1 BB: 0 P: 6	R: 4 E: 1 K: 0 S: 7	H: 3 LOB: 1 BB: 1 P: 11	R: 0 E: 0 K: 0 S: 2	H: 0 LOB: 0 BB: 1 P: 6	R: 0 E: 0 K: 0 S: 4	H: 1 LOB: 1 BB: 0 P: 4	1B: 6 2B: 1 3B: 1 HR: 0	SF: 0 SAC: 0 DP: 3 HBP: 0	WP: 0 PB: 0 SB: 1 CS: 1	PA: 41							
PITCHER	IP	WLS	BF	H	R	ER	SO	BB	IBB	HBP	BLK	WP	HR	S	P	ERA	WHIP										
Dick Nold, R ERA: 3.63	3.2		18	3	2	2	1	4	0	0	0	0	0	16	32	4.91	1.909										
Dick Lines, L ERA: 3.59	1.1	L	9	3	4	3	1	1	0	0	0	0	0	10	14	20.25	3.000										
Casey Cox, R ERA: 2.98	2.0		7	1	0	0	0	1	0	0	0	0	0	6	10	0.00	1.000										
Bob Humphreys, R ERA: 4.2	2.0		7	1	0	0	0	1	0	0	0	0	0	6	10	0.00	1.000										

Boston Red Sox @ Washington Senators
D.C. Stadium, Washington, DC
Mon Sep 04 1967, 3:38 AM EDT
Att: 32,355 - Unknown

AB 34
R 6
H 8
RBI 5
BB 7
SO 2
LOB 22



Batter	1	2	3	4	5	6	7	8	9	AB	R	H	RBI	BB	SO	LOB	BOTTOM											
Ed Stroud, L OBP: 0.303, SLG: 0.286 Fred Valentine, S OBP: 0.325, SLG: 0.332 Bob Humphreys, R OBP: 0.250, SLG: 0.077 Mike Epstein, L OBP: 0.330, SLG: 0.372										3	0	0	1	0	1	1												
Ken McMullen, R OBP: 0.304, SLG: 0.399										4	2	3	1	0	1	0												
Frank Howard, R OBP: 0.340, SLG: 0.531										4	0	1	1	0	0	2												
Dick Nen, L OBP: 0.291, SLG: 0.349										4	0	0	0	0	2	1												
Cap Peterson, R OBP: 0.298, SLG: 0.350										4	0	1	0	0	0	1												
Bernie Allen, L OBP: 0.282, SLG: 0.266 Paul Casanova, R OBP: 0.272, SLG: 0.343										3	0	1	0	0	0	0												
Doug Camilli, R OBP: 0.308, SLG: 0.260 Tim Cullen, R OBP: 0.309, SLG: 0.268										4	1	1	1	0	0	3												
Ed Brinkman, R OBP: 0.255, SLG: 0.247										4	1	1	0	0	2	1												
Dick Nold, R OBP: 0.333, SLG: 0.111 Casey Cox, R OBP: 0.273, SLG: 0.316										0	0	0	0	1	0	0												
Inning Stats	R: 1 E: 0 K: 1 S: 7	H: 2 LOB: 1 BB: 0 P: 7	R: 2 E: 0 K: 0 S: 6	H: 3 LOB: 2 BB: 1 P: 10	R: 0 E: 0 K: 1 S: 5	H: 0 LOB: 0 BB: 0 P: 5	R: 0 E: 0 K: 1 S: 5	H: 0 LOB: 0 BB: 0 P: 5	R: 1 E: 0 K: 1 S: 6	H: 1 LOB: 0 BB: 0 P: 6	R: 0 E: 0 K: 1 S: 6	H: 1 LOB: 1 BB: 0 P: 6	R: 0 E: 0 K: 2 S: 7	H: 0 LOB: 0 BB: 0 P: 7	R: 0 E: 0 K: 0 S: 5	H: 2 LOB: 2 BB: 0 P: 5	R: 0 E: 0 K: 0 S: 3	H: 0 LOB: 0 BB: 0 P: 3	1B: 4 2B: 2 3B: 1 HR: 2	SF: 0 SAC: 0 DP: 0 HBP: 0	WP: 0 PB: 0 SB: 0 CS: 0	PA: 37						
PITCHER	IP	WLS	BF	H	R	ER	SO	BB	IBB	HBP	BLK	WP	HR	S	P	ERA	WHIP											
Jerry Stephenson, R ERA: 2.97	5.0	W	22	6	4	4	4	1	0	0	0	0	0	2	29	33	7.20	1.400										
Sparky Lyle, L ERA: 2.39	3.0		12	3	0	0	3	0	0	0	0	0	0	18	18	0.00	1.000											
John Wyatt, R ERA: 2.33	1.0	S	3	0	0	0	0	0	0	0	0	0	0	3	3	0.00	0.000											

Boston Red Sox @ Washington Senators
D.C. Stadium, Washington, DC
Mon Sep 04 1967, 3:38 AM EDT
Att: 32,355 - Unknown

AB 36
R 4
H 9
RBI 4
BB 1
SO 7
LOB 9



Batter	1	2	3	4	5	6	7	8	9	AB	R	H	RBI	BB	SO	LOB	TOP																			
Joe Foy, R OBP: 0.327, SLG: 0.431 (1, 5)	5-3	K		HR		F4		F8		4	1	0	0	1	1	2																				
Jerry Adair, R OBP: 0.301, SLG: 0.342 (1, 4)	1B			SF7		1-3		6-3		3	1	1	1	1	0	0																				
Carl Yastrzemski, L George Thomas, R OBP: 0.492, SLG: 0.603 (1, 7) OBP: 0.261, SLG: 0.265 (7, 7)	5-3		FC4-6	HR				K		4	2	3	4	0	0	1																				
George Scott, R OBP: 0.371, SLG: 0.463 (1, 3)	5-3		K	6-3				K		5	0	0	1	0	3	2																				
Reggie Smith, S OBP: 0.322, SLG: 0.403 (1, 8)	K			6-3	3-1			F9		5	0	0	0	0	1	1																				
Ken Harrelson, R OBP: 0.321, SLG: 0.438 (1, 9)		6-3		3B	2B	1B		1B		4	1	3	0	0	0	0																				
Rico Petrocelli, R OBP: 0.335, SLG: 0.413 (1, 6)	1B			E	3B	1B		1B		3	1	2	1	1	0	1																				
Elston Howard, R OBP: 0.233, SLG: 0.252 (1, 2)	F7			E6	1B	SF7		F4		4	1	0	1	0	0	4																				
Gary Bell, R OBP: 0.154, SLG: 0.185 (1, 1)	1B			HR	1B			F4		4	1	2	0	0	1	0																				
Inning Stats	R: 1 E: 0 K: 1 S: 6	H: 1 LOB: 1 BB: 1 P: 10	R: 0 E: 0 K: 1 S: 6	H: 1 LOB: 2 BB: 1 P: 10	R: 0 E: 0 K: 1 S: 5	H: 1 LOB: 0 BB: 0 P: 5	R: 6 E: 1 K: 0 S: 8	H: 4 LOB: 0 BB: 1 P: 12	R: 0 E: 0 K: 0 S: 4	H: 0 LOB: 0 BB: 0 P: 5	R: 1 E: 0 K: 1 S: 8	H: 3 LOB: 2 BB: 0 P: 8	R: 0 E: 0 K: 2 S: 7	H: 0 LOB: 0 BB: 0 P: 3	R: 0 E: 0 K: 1 S: 7	H: 0 LOB: 0 BB: 0 P: 7	1B: 7 2B: 1 3B: 1 HR: 2	SF: 1 SAC: 0 DP: 0 HBP: 0	WP: 0 PA: 41 PB: 0 SB: 0 CS: 1																	
PITCHER	IP	WLS	BF	H	R	ER	SO	BB	IBB	HBP	BLK	WP	HR	S	P	ERA	WHIP	PITCHER		IP	WLS	BF	H	R	ER	SO	BB	IBB	HBP	BLK	WP	HR	S	P	ERA	WHIP
Frank Bertina, L ERA: 3.51 (1, 1)	3.1	L	18	6	5	3	3	2	0	0	0	0	0	22	30	8.10	2.400																			
Bob Fiddy, R ERA: 3.35 (4, 1)	0.1		3	1	2	0	0	1	0	0	0	0	1	2	6	0.00	6.000																			
Casey Cox, R ERA: 2.87 (4, 1)	2.1		8	1	0	0	1	0	0	0	0	0	0	10	10	0.00	0.429																			
Joe Coleman, R ERA: 4.53 (7, 1)	2.0		9	3	1	1	1	0	0	0	0	0	1	11	11	4.50	1.500																			
Dave Baldwin, R ERA: 1.66 (9, 1)	1.0		3	0	0	0	2	0	0	0	0	0	0	7	7	0.00	0.000																			

Boston Red Sox @ Washington Senators
D.C. Stadium, Washington, DC
Tue Sep 05 1967, 7:05 PM EDT
Att: 9,093 - Unknown

AB 37
R 8
H 11
RBI 8
BB 3
SO 7
LOB 11




Batter	1	2	3	4	5	6	7	8	9	AB	R	H	RBI	BB	SO	LOB	BOTTOM																			
Ed Stroud, L OBP: 0.298, SLG: 0.280 (1, 8)	6-3					6-3		E6		4	0	0	0	0	0	1																				
Dave Baldwin, R OBP: 0.329, SLG: 0.371 (9, PH)	1-3							K		0	0	0	0	0	0	0																				
Ken McMullen, R OBP: 0.304, SLG: 0.397 (1, 5)	K			K				BB		3	0	0	0	1	3	0																				
Frank Howard, R OBP: 0.341, SLG: 0.531 (1, 7)	1B			F8				F7		4	0	2	0	0	0	3																				
Dick Nen, L OBP: 0.295, SLG: 0.349 (1, 3)	4-3			1-3				BB		3	0	1	0	1	0	1																				
Cap Peterson, R OBP: 0.295, SLG: 0.346 (1, 9)	F7							G6-4-3		4	0	0	0	0	1	3																				
Paul Casanova, R OBP: 0.274, SLG: 0.345 (1, 2)	1B							1B		4	1	2	0	0	0	2																				
Bernie Allen, L OBP: 0.252, SLG: 0.265 (1, 4)	F9							1B		4	1	1	0	0	0	0																				
Ed Brinkman, R OBP: 0.254, SLG: 0.247 (1, 6)			6-3			6-3		1B		4	0	1	1	0	0	0																				
Frank Bertina, L Bob Fiddy, R Casey Cox, R Bob Saverine, S Joe Coleman, R Fred Valentine, S OBP: 0.061, SLG: 0.061 (1, 1) OBP: 0.261, SLG: 0.150 (4, 1) OBP: 0.261, SLG: 0.150 (4, 1) OBP: 0.304, SLG: 0.304 (6, PH) OBP: 0.125, SLG: 0.083 (7, 1) OBP: 0.326, SLG: 0.333 (8, PH) OBP: 0.326, SLG: 0.333 (8, PH)	K					K		E4		1	0	0	0	0	1	0																				
Inning Stats	R: 0 E: 0 K: 1 S: 6	H: 1 LOB: 0 BB: 0 P: 6	R: 0 E: 0 K: 0 S: 3	H: 1 LOB: 0 BB: 0 P: 3	R: 0 E: 0 K: 1 S: 5	H: 0 LOB: 0 BB: 0 P: 5	R: 0 E: 0 K: 1 S: 5	H: 0 LOB: 0 BB: 0 P: 5	R: 0 E: 0 K: 0 S: 5	H: 0 LOB: 2 BB: 1 P: 9	R: 2 E: 0 K: 1 S: 9	H: 5 LOB: 2 BB: 0 P: 9	1B: 8 2B: 0 3B: 0 HR: 0	SF: 0 SAC: 0 DP: 1 HBP: 0	WP: 0 PA: 37 PB: 1 SB: 0 CS: 0																					
PITCHER	IP	WLS	BF	H	R	ER	SO	BB	IBB	HBP	BLK	WP	HR	S	P	ERA	WHIP	PITCHER		IP	WLS	BF	H	R	ER	SO	BB	IBB	HBP	BLK	WP	HR	S	P	ERA	WHIP
Gary Bell, R ERA: 3.24 (1, 1)	9.0	W	37	8	2	2	7	2	0	0	0	0	0	49	57	2.00	1.111																			

Boston Red Sox @ Washington Senators
D.C. Stadium, Washington, DC
Tue Sep 05 1967, 7:05 PM EDT
Att: 9,093 - Unknown

AB 35
R 2
H 8
RBI 2
BB 2
SO 7
LOB 12



Batter	1	2	3	4	5	6	7	8	9	AB	R	H	RBI	BB	SO	LOB	TOP				
Horace Clarke, S (1,4) OBP: 0.316, SLG: 0.308	0-0 1-6-3		4-0 FC6 BB			0-0 1-5-3		0-0 6-3	3 0 0 0 1 0 0								New York Yankees @ Boston Red Sox Fenway Park, Boston, MA Thu Sep 07 1967, 7:05 PM EDT Att: 28,738 - Unknown				
Jake Gibbs, L (1,2) OBP: 0.291, SLG: 0.289	0-0 BB 1B		0-0 FC6 CS 1-2			0-0 4-3		0-0 1B	4 0 2 0 0 0 1												
Tom Tresh, S (1,7) OBP: 0.295, SLG: 0.367	4-0 1-2 BB		0-0 CS 1-2	0-0 F7			0-0 HR	0-3 K	3 1 1 1 1 1 1												
Joe Pepitone, L (1,3) OBP: 0.303, SLG: 0.381	0-0 F7			0-0 3-1			0-3 K	0-0 G3	4 0 0 0 0 1 3												
Steve Whitaker, L (1,9) OBP: 0.295, SLG: 0.388	0-0 F8			0-0 F2			0-3 K		3 0 0 0 0 1 2												
Charley Smith, R (1,5) OBP: 0.286, SLG: 0.352		0-3 K			0-3 K		0-0 F7		3 0 0 0 0 2 0												
Bill Robinson, R (1,8) OBP: 0.264, SLG: 0.287		0-0 L3			0-0 F7			0-3 K	3 0 0 0 0 1 0												
Ruben Amaro, R (1,6) OBP: 0.305, SLG: 0.268		0-3 K			0-0 F8			0-0 F7	2 0 0 0 0 1 0												
Roy White, S (8, PH) OBP: 0.277, SLG: 0.289									1 0 0 0 0 0 0												
John Kennedy, R (8,6) OBP: 0.284, SLG: 0.252									0 0 0 0 0 0 0												
Mel Stottlemyre, R (1,1) OBP: 0.123, SLG: 0.099			0-3 K			0-3 K			2 0 0 0 0 2 0												
Mickey Mantle, S (8, PH) OBP: 0.396, SLG: 0.458									1 0 0 0 0 1 0												
Dooley Womack, L (8,1) OBP: 0.333, SLG: 0.333									0 0 0 0 0 0 0												
Inning Stats	R: 0 E: 0 K: 0 S: 4	H: 1 LOB: 2 BB: 1 P: 8	R: 0 E: 0 K: 2 S: 7	H: 0 LOB: 0 BB: 0 P: 7	R: 0 E: 0 K: 1 S: 4	H: 0 LOB: 0 BB: 1 P: 8	R: 0 E: 0 K: 0 S: 3	H: 0 LOB: 0 BB: 0 P: 3	R: 0 E: 0 K: 1 S: 5	H: 0 LOB: 0 BB: 0 P: 5	R: 1 E: 0 K: 2 S: 8	H: 1 LOB: 0 BB: 0 P: 8	R: 0 E: 0 K: 2 S: 7	H: 0 LOB: 0 BB: 0 P: 7	R: 0 E: 0 K: 1 S: 6	H: 1 LOB: 1 BB: 0 P: 6		1B: 2 2B: 0 3B: 0 HR: 1	SF: 0 SAC: 0 DP: 0 HBP: 0	WP: 0 PB: 0 CS: 1	PA: 32
PITCHER Jim Lonborg, R (1,1) ERA: 3.24	IP: 9.0 WLS: W BF: 31 H: 3 R: 1 ER: 1 SO: 10 BB: 2 IBB: 0 HBP: 0 BLK: 0 WP: 0 HR: 1 S: 49 P: 57 ERA: 1.00 WHIP: 0.556															PITCHER					

Batter	1	2	3	4	5	6	7	8	9	AB	R	H	RBI	BB	SO	LOB	BOTTOM	
Jerry Adair, R (1,4) OBP: 0.299, SLG: 0.340	0-0 6-3	0-0 F7			0-0 G6-3 1B		0-0 F8	0-0 4-1	5 0 1 0 0 0 4								New York Yankees @ Boston Red Sox Fenway Park, Boston, MA Thu Sep 07 1967, 7:05 PM EDT Att: 28,738 - Unknown	
Dalton Jones, L (1,5) OBP: 0.308, SLG: 0.361	0-0 FC6-4 BB 1B		0-3 K		0-3 K		0-3 K		4 0 1 0 0 3 2									
Carl Yastrzemski, L (1,7) OBP: 0.492, SLG: 0.600	4-0 FC6-4 1-2 BB		0-3 K		0-0 G6-3 1-2		4-0 IBB		2 0 0 0 2 1 1									
George Scott, R (1,3) OBP: 0.372, SLG: 0.463	0-0 FC6-4 FC4-6 1-2 2-3		0-0 1B		0-0 1B		0-0 4-3		4 0 2 0 0 0 4									
Reggie Smith, S (1,8) OBP: 0.319, SLG: 0.400	0-0 FC4-6 1-2		0-3 K		0-0 F9-6-3 1-2		0-0 F8		4 0 0 0 0 1 4									
Ken Harrelson, R (1,9) OBP: 0.320, SLG: 0.438		0-0 F4		0-0 6-3		0-0 2B 2B		0-0 E6 2B	4 1 1 0 0 0 0									
Jose Tartabull, L (8, FR) OBP: 0.284, SLG: 0.239									0 1 0 0 0 0 0									
George Thomas, R (9,9) OBP: 0.261, SLG: 0.265									0 0 0 0 0 0 0									
Rico Petrocelli, R (1,6) OBP: 0.340, SLG: 0.427		0-0 HR		0-0 FC6-4 1B		0-0 2B 2H		4-0 2B IBB	3 1 3 2 1 0 0									
Elston Howard, R (1,2) OBP: 0.230, SLG: 0.248		0-0 F4		0-0 F8		0-0 6-3		0-3 K	4 0 0 0 0 1 4									
Jim Lonborg, R (1,1) OBP: 0.148, SLG: 0.140		0-0 1B		0-0 FC6-4 1-2		0-3 K S		0-0 2B 1-3 2H	4 0 2 1 0 1 1									
Inning Stats	R: 0 E: 0 K: 0 S: 4	H: 1 LOB: 2 BB: 1 P: 8	R: 1 E: 0 K: 0 S: 5	H: 2 LOB: 1 BB: 0 P: 5	R: 0 E: 0 K: 3 S: 10	H: 1 LOB: 1 BB: 0 P: 10	R: 0 E: 0 K: 0 S: 4	H: 1 LOB: 1 BB: 0 P: 4	R: 0 E: 0 K: 1 S: 5	H: 3 LOB: 1 BB: 0 P: 5	R: 0 E: 0 K: 2 S: 8	H: 0 LOB: 2 BB: 1 P: 12	R: 1 E: 1 K: 1 S: 7	H: 1 LOB: 2 BB: 1 P: 11	1B: 6 2B: 4 3B: 0 HR: 1	SF: 0 SAC: 0 DP: 2 HBP: 0	WP: 1 PB: 0 SB: 1 CS: 0	PA: 37
PITCHER Mel Stottlemyre, R (1,1) ERA: 2.82	IP: 7.0 WLS: L BF: 31 H: 9 R: 2 ER: 2 SO: 6 BB: 1 IBB: 0 HBP: 0 BLK: 0 WP: 0 HR: 1 S: 41 P: 49 ERA: 2.57 WHIP: 1.429															PITCHER		
Dooley Womack, R (8,1) ERA: 2.76	IP: 1.0 WLS: L BF: 6 H: 1 R: 1 ER: 0 SO: 1 BB: 0 IBB: 1 HBP: 0 BLK: 0 WP: 0 HR: 0 S: 7 P: 11 ERA: 0.00 WHIP: 1.000															PITCHER		

Batter	1	2	3	4	5	6	7	8	9	AB	R	H	RBI	BB	SO	LOB	TOP				
Horace Clarke, S OBP: 0.315, SLG: 0.309										4	1	1	0	0	0	1					
Jake Gibbs, L OBP: 0.293, SLG: 0.292										4	1	2	0	0	1	2					
Tom Tresh, S OBP: 0.299, SLG: 0.375										4	1	3	2	0	0	1					
Joe Pepitone, L OBP: 0.301, SLG: 0.377										4	0	0	0	0	0	5					
Steve Whitaker, L OBP: 0.299, SLG: 0.390										3	1	2	0	1	0	0					
Charley Smith, R OBP: 0.284, SLG: 0.349										3	0	0	0	0	0	4					
Bill Robinson, R OBP: 0.264, SLG: 0.287										4	0	1	2	0	1	2					
Ruben Amaro, R OBP: 0.303, SLG: 0.266										4	0	0	0	0	2	2					
Bill Monbouquette, R OBP: 0.200, SLG: 0.167										3	1	2	0	0	0	0					
Joe Verbanic, R OBP: 0.111, SLG: 0.167										1	0	0	0	0	0	0					
Inning Stats	R: 0 E: 0 K: 1 S: 6	H: 1 LOB: 1 BB: 0 P: 6	R: 0 E: 0 K: 1 S: 5	H: 0 LOB: 0 BB: 0 P: 5	R: 0 E: 0 K: 0 S: 3	H: 0 LOB: 0 BB: 0 P: 3	R: 2 E: 0 K: 1 S: 8	H: 3 LOB: 2 BB: 1 P: 12	R: 1 E: 0 K: 0 S: 5	H: 2 LOB: 1 BB: 0 P: 5	R: 0 E: 0 K: 0 S: 3	H: 1 LOB: 0 BB: 0 P: 3	R: 2 E: 1 K: 1 S: 8	H: 3 LOB: 1 BB: 0 P: 8	R: 0 E: 0 K: 0 S: 3	H: 1 LOB: 0 BB: 0 P: 3	R: 0 E: 0 K: 0 S: 3	H: 0 LOB: 0 BB: 0 P: 3	1B: 8 2B: 5 3B: 0 HR: 0	SF: 0 SAC: 2 DP: 2 HBP: 0	WP: 0 PA: 37 CS: 0
PITCHER	IP WLS BF H R ER SO BB IBB HBP BLK WP HR S P ERA WHIP																				
Lee Stange, R ERA: 2.71	(1, 1) 6.0 L 25 7 3 3 3 0 1 0 0 0 0 0 30 34 4.50 1.167																				
Jose Santiago, R ERA: 3.74	(7, 1) 1.0 6 3 2 1 1 0 0 0 0 0 0 0 8 8 9.00 3.000																				
John Wyatt, R ERA: 2.28	(8, 1) 2.0 6 1 0 0 0 0 0 0 0 0 0 0 6 6 0.00 0.500																				

New York Yankees @ Boston Red Sox
Fenway Park, Boston, MA
Fri Sep 08 1967, 7:05 PM EDT
Att: 33,534 - Unknown

AB 34
R 5
H 11
RBI 4
BB 1
SO 4
LOB 17



Batter	1	2	3	4	5	6	7	8	9	AB	R	H	RBI	BB	SO	LOB	BOTTOM				
Mike Andrews, R OBP: 0.339, SLG: 0.336										4	0	1	0	0	1	1					
Jerry Adair, R OBP: 0.299, SLG: 0.340										3	0	1	0	0	0	1					
Carl Yastrzemski, L OBP: 0.491, SLG: 0.598										4	1	1	0	0	2	4					
George Scott, R OBP: 0.373, SLG: 0.468										4	1	2	1	0	0	3					
Reggie Smith, S OBP: 0.317, SLG: 0.396										4	0	0	0	0	1	2					
Ken Harrelson, R OBP: 0.319, SLG: 0.436										4	0	1	0	0	0	1					
Rico Petrocelli, R OBP: 0.340, SLG: 0.428										4	0	1	1	0	0	1					
Elston Howard, R OBP: 0.231, SLG: 0.247										2	0	0	0	1	1	1					
Dalton Jones, L OBP: 0.305, SLG: 0.358										1	0	0	0	0	0	0					
Lee Stange, R OBP: 0.102, SLG: 0.087										2	0	1	0	0	0	2					
Jose Santiago, R OBP: 0.182, SLG: 0.323										0	0	0	0	0	0	0					
Jose Tartabull, L OBP: 0.283, SLG: 0.238										1	0	0	0	0	0	0					
John Wyatt, R OBP: 0.214, SLG: 0.083										0	0	0	0	0	0	0					
Norm Siebern, L OBP: 0.316, SLG: 0.260										1	0	0	0	0	0	0					
Inning Stats	R: 1 E: 0 K: 0 S: 5	H: 2 LOB: 1 BB: 0 P: 5	R: 0 E: 0 K: 1 S: 5	H: 0 LOB: 0 BB: 0 P: 5	R: 0 E: 0 K: 2 S: 8	H: 1 LOB: 1 BB: 0 P: 8	R: 1 E: 0 K: 1 S: 7	H: 2 LOB: 2 BB: 1 P: 11	R: 0 E: 0 K: 0 S: 4	H: 1 LOB: 1 BB: 0 P: 4	R: 0 E: 0 K: 0 S: 4	H: 1 LOB: 1 BB: 0 P: 4	R: 0 E: 0 K: 1 S: 6	H: 1 LOB: 2 BB: 0 P: 7	R: 0 E: 0 K: 0 S: 3	H: 0 LOB: 0 BB: 0 P: 3	R: 0 E: 0 K: 0 S: 3	H: 0 LOB: 0 BB: 0 P: 3	1B: 6 2B: 1 3B: 1 HR: 0	SF: 0 SAC: 1 DP: 0 HBP: 1	WP: 1 PA: 37 CS: 0
PITCHER	IP WLS BF H R ER SO BB IBB HBP BLK WP HR S P ERA WHIP																				
Bill Monbouquette, R ERA: 2.28	(1, 1) 6.1 W 29 8 0 0 0 1 0 0 0 0 0 0 10 10 0.00 0.000																				
Joe Verbanic, R ERA: 2.42	(7, 1) 2.2 S 8 0 0 0 0 1 0 0 0 0 0 0 10 10 0.00 0.000																				

New York Yankees @ Boston Red Sox
Fenway Park, Boston, MA
Fri Sep 08 1967, 7:05 PM EDT
Att: 33,534 - Unknown

AB 34
R 2
H 8
RBI 2
BB 1
SO 5
LOB 16



Batter	1	2	3	4	5	6	7	8	9	AB	R	H	RBI	BB	SO	LOB	TOP			
Horace Clarke, S OBP: 0.314, SLG: 0.306 (1, 4)										3	1	0	0	1	0	0	New York Yankees @ Boston Red Sox Fenway Park, Boston, MA Sun Sep 10 1967, 3:33 AM EDT Att: 26,341 - Unknown			
Jake Gibbs, L OBP: 0.288, SLG: 0.294 (1, 2)										3	0	2	0	0	0	0				
Tom Tresh, S OBP: 0.302, SLG: 0.377 Ross Moschitto, R OBP: 0.250, SLG: 0.143 (6, 7)										2	0	1	0	1	0	2				
Joe Pepitone, L OBP: 0.300, SLG: 0.376 (1, 3)										3	0	0	1	1	0	4				
Steve Whitaker, L OBP: 0.293, SLG: 0.382 (1, 8)										4	0	0	0	0	3	7				
Roy White, S OBP: 0.285, SLG: 0.275 (1, 9)										4	0	0	0	0	0	2				
Charley Smith, R OBP: 0.279, SLG: 0.343 (1, 5)										4	0	0	0	0	2	2				
Ruben Amaro, R OBP: 0.301, SLG: 0.262 (1, 6)										3	0	0	0	1	0	0				
Al Downing, R OBP: 0.185, SLG: 0.194 Jerry Kenney, L OBP: 0.157, SLG: 0.203 Jim Bouton, R OBP: 0.199, SLG: 0.263 Billy Bryan, L OBP: 0.197, SLG: 0.263 Thad Tillotson, R OBP: 0.197, SLG: 0.263 Mickey Mantle, S OBP: 0.306, SLG: 0.408 (11, 1)										1	0	0	0	0	1	0				
Inning Stats	R: 1 E: 0 K: 1 S: 6	H: 1 LOB: 1 BB: 1 P: 10	R: 0 E: 0 K: 1 S: 5	H: 0 LOB: 0 BB: 0 P: 5	R: 0 E: 1 K: 2 S: 8	H: 1 LOB: 3 BB: 1 P: 13	R: 0 E: 0 K: 0 S: 3	H: 0 LOB: 0 BB: 0 P: 3	R: 0 E: 0 K: 1 S: 5	H: 0 LOB: 0 BB: 0 P: 5	R: 0 E: 0 K: 0 S: 3	H: 0 LOB: 0 BB: 0 P: 3	R: 0 E: 0 K: 0 S: 4	H: 2 LOB: 1 BB: 0 P: 4	R: 0 E: 0 K: 0 S: 3	H: 0 LOB: 1 BB: 1 P: 7		1B: 4 2B: 0 3B: 0 HR: 0	SF: 0 SAC: 0 DP: 1 HBP: 1	WP: 0 PB: 0 SB: 0 CS: 0
PITCHER Gary Bell, R ERA: 3.14 (1, 1)	IP: 9.0 WLS: W BF: 36 H: 4 R: 1 ER: 1 SO: 7 BB: 4 IBB: 0 HBP: 1 BLK: 0 WP: 0 HR: 0 S: 45 P: 62 ERA: 1.00 WHIP: 0.889															PITCHER				

Batter	1	2	3	4	5	6	7	8	9	AB	R	H	RBI	BB	SO	LOB	BOTTOM			
Mike Andrews, R OBP: 0.341, SLG: 0.347 Dalton Jones, L OBP: 0.311, SLG: 0.364 (1, 4)										4	1	2	1	0	1	1	New York Yankees @ Boston Red Sox Fenway Park, Boston, MA Sun Sep 10 1967, 3:33 AM EDT Att: 26,341 - Unknown			
Jerry Adair, R OBP: 0.302, SLG: 0.341 (1, 5)										4	1	0	0	1	3	4				
Carl Yastrzemski, L OBP: 0.404, SLG: 0.601 George Thomas, R OBP: 0.258, SLG: 0.262 (7, 7)										3	1	1	0	1	0	1				
George Scott, R OBP: 0.376, SLG: 0.474 Norm Siebern, L OBP: 0.313, SLG: 0.258 (8, 3)										4	0	2	2	0	1	1				
Ken Harrelson, R OBP: 0.318, SLG: 0.442 Jose Tartabull, L OBP: 0.281, SLG: 0.237 (7, 9)										3	1	2	2	0	0	1				
Rico Petrocelli, R OBP: 0.342, SLG: 0.438 (1, 6)										4	1	2	0	0	1	1				
Reggie Smith, S OBP: 0.320, SLG: 0.397 (1, 8)										3	2	1	0	1	0	1				
Mike Ryan, R OBP: 0.291, SLG: 0.267 (1, 2)										4	1	1	3	0	2	2				
Gary Bell, R OBP: 0.159, SLG: 0.188 (1, 1)										4	0	1	0	0	2	3				
Inning Stats	R: 2 E: 0 K: 1 S: 7	H: 2 LOB: 1 BB: 1 P: 11	R: 0 E: 0 K: 2 S: 7	H: 0 LOB: 0 BB: 0 P: 7	R: 0 E: 0 K: 1 S: 6	H: 1 LOB: 1 BB: 0 P: 6	R: 2 E: 0 K: 2 S: 10	H: 3 LOB: 1 BB: 0 P: 10	R: 0 E: 0 K: 1 S: 5	H: 0 LOB: 0 BB: 0 P: 5	R: 5 E: 0 K: 1 S: 10	H: 5 LOB: 3 BB: 2 P: 18	R: 0 E: 0 K: 1 S: 6	H: 1 LOB: 1 BB: 0 P: 6	R: 0 E: 0 K: 2 S: 8	H: 1 LOB: 1 BB: 0 P: 8		1B: 6 2B: 5 3B: 1 HR: 1	SF: 0 SAC: 0 DP: 0 HBP: 0	WP: 0 PB: 0 SB: 0 CS: 2
PITCHER Al Downing, L ERA: 2.64 Jim Bouton, R ERA: 5.24 Thad Tillotson, R ERA: 4.15 (1, 1)	IP: 4.0 WLS: L BF: 19 H: 6 R: 4 ER: 5 SO: 3 BB: 1 IBB: 0 HBP: 0 BLK: 0 WP: 0 HR: 1 S: 30 P: 34 ERA: 6.75 WHIP: 1.750															PITCHER				



Batter	1	2	3	4	5	6	7	8	9	AB	R	H	RBI	BB	SO	LOB	TOP					
Bert Campaneris, R (1, 6) OBP: 0.295, SLG: 0.335										4	1	3	1	0	1	0	Kansas City Athletics @ Boston Red Sox Fenway Park, Boston, MA Tue Sep 12 1967, 7:05 PM EDT Att: 27,976 - Unknown					
John Donaldson, L (1, 4) OBP: 0.353, SLG: 0.358										3	0	1	0	1	0	0						
Mike Hershberger, R (1, 9) OBP: 0.329, SLG: 0.331										4	0	0	0	0	1	4						
Ray Webster, L (1, 3) OBP: 0.329, SLG: 0.432										3	0	2	0	0	1	0						
Danny Cater, R (1, 7) OBP: 0.314, SLG: 0.339										4	0	1	0	0	0	2						
Jim Gosger, L (1, 8) OBP: 0.340, SLG: 0.342										3	0	1	0	1	2	0						
Sal Bando, R (1, 5) OBP: 0.290, SLG: 0.203										3	0	0	0	0	1	5						
Tim Talton, L (0, PH) OBP: 0.350, SLG: 0.377										1	0	0	0	0	1	0						
Phil Roof, R (1, 2) OBP: 0.278, SLG: 0.347										2	0	0	0	0	0	5						
Dick Green, R (7, PH) OBP: 0.265, SLG: 0.304										1	0	0	0	0	0	0						
Dave Duncan, R (7, 2) OBP: 0.219, SLG: 0.387										0	0	0	0	0	0	0						
Caffish Hunter, R (1, 1) OBP: 0.175, SLG: 0.288										3	0	0	0	0	1	0						
Jim Nash, R (8, 1) OBP: 0.147, SLG: 0.109										0	0	0	0	0	0	0						
Inning Stats	R: 0 E: 0 K: 1 S: 5	H: 0 LOB: 0 BB: 0 P: 5	R: 0 E: 0 K: 1 S: 6	H: 1 LOB: 2 BB: 0 P: 7	R: 0 E: 0 K: 2 S: 8	H: 2 LOB: 2 BB: 0 P: 8	R: 0 E: 0 K: 0 S: 4	H: 2 LOB: 2 BB: 1 P: 8	R: 0 E: 0 K: 1 S: 3	H: 1 LOB: 1 BB: 1 P: 7	R: 0 E: 0 K: 1 S: 5	H: 1 LOB: 0 BB: 0 P: 5	R: 0 E: 0 K: 0 S: 3	H: 0 LOB: 0 BB: 0 P: 3	R: 1 E: 0 K: 1 S: 6	H: 1 LOB: 0 BB: 0 P: 6	R: 0 E: 0 K: 2 S: 7	H: 0 LOB: 0 BB: 0 P: 7	1B: 6 2B: 2 3B: 0 HR: 1	SF: 0 SAC: 0 DP: 4 HBP: 1	WP: 0 PB: 0 SB: 1 CS: 1	PA: 34
PITCHER Jim Lonborg, R (1, 1) ERA: 3.16	IP: 9.0 WLS: W BF: 34 H: 8 R: 1 ER: 1 SO: 8 BB: 2 IBB: 0 HBP: 1 BLK: 0 WP: 0 HR: 1 S: 47 P: 56 ERA: 1.00 WHIP: 1.111															PITCHER						

Batter	1	2	3	4	5	6	7	8	9	AB	R	H	RBI	BB	SO	LOB	BOTTOM			
Mike Andrews, R (1, 4) OBP: 0.339, SLG: 0.345										3	0	0	1	0	1	0	Kansas City Athletics @ Boston Red Sox Fenway Park, Boston, MA Tue Sep 12 1967, 7:05 PM EDT Att: 27,976 - Unknown			
Jerry Adair, R (1, 5) OBP: 0.302, SLG: 0.340										4	0	1	0	0	3	1				
Carl Yastrzemski, L (1, 7) OBP: 0.493, SLG: 0.599										2	0	0	0	1	1	1				
George Scott, R (1, 3) OBP: 0.375, SLG: 0.473										3	0	1	0	0	2	1				
Ken Harrelson, R (1, 9) OBP: 0.315, SLG: 0.438										3	0	0	0	0	1	1				
Elston Howard, R (9, 2) OBP: 0.231, SLG: 0.247										0	0	0	0	0	0	0				
Rico Petrocelli, R (1, 6) OBP: 0.340, SLG: 0.435										3	0	0	0	0	2	0				
Reggie Smith, S (1, 8) OBP: 0.321, SLG: 0.403										2	1	1	1	1	1	0				
Mike Ryan, R (1, 2) OBP: 0.292, SLG: 0.268										3	0	1	0	0	1	1				
Jose Tartabull, L (0, PR) OBP: 0.291, SLG: 0.237										0	1	0	0	0	0	0				
Jim Lonborg, R (1, 1) OBP: 0.156, SLG: 0.170										2	1	1	1	0	1	0				
Inning Stats	R: 0 E: 0 K: 2 S: 7	H: 0 LOB: 0 BB: 0 P: 7	R: 0 E: 0 K: 2 S: 7	H: 0 LOB: 0 BB: 0 P: 7	R: 0 E: 0 K: 0 S: 2	H: 0 LOB: 1 BB: 1 P: 6	R: 0 E: 0 K: 2 S: 7	H: 0 LOB: 1 BB: 1 P: 11	R: 1 E: 0 K: 2 S: 8	H: 1 LOB: 0 BB: 0 P: 8	R: 0 E: 0 K: 2 S: 8	H: 1 LOB: 1 BB: 0 P: 8	R: 0 E: 0 K: 1 S: 5	H: 1 LOB: 0 BB: 0 P: 5	R: 2 E: 0 K: 2 S: 9	H: 2 LOB: 1 BB: 0 P: 9	1B: 3 2B: 0 3B: 1 HR: 1	SF: 1 SAC: 1 DP: 0 HBP: 0	WP: 0 PB: 0 SB: 0 CS: 1	PA: 29
PITCHER Caffish Hunter, R (1, 1) ERA: 3.06	IP: 7.1 WLS: L BF: 27 H: 5 R: 3 ER: 3 SO: 12 BB: 2 IBB: 0 HBP: 0 BLK: 0 WP: 0 HR: 1 S: 49 P: 57 ERA: 3.68 WHIP: 0.955															PITCHER				
Jim Nash, R (8, 1) ERA: 3.66	IP: 0.2 WLS: L BF: 2 H: 0 R: 0 ER: 0 SO: 1 BB: 0 IBB: 0 HBP: 0 BLK: 0 WP: 0 HR: 0 S: 4 P: 4 ERA: 0.00 WHIP: 0.000															PITCHER				

Batter	1	2	3	4	5	6	7	8	9	AB	R	H	RBI	BB	SO	LOB	TOP																									
Bert Campaneris, R OBP: 0.295, SLG: 0.334 (1, 6)	5-3			1B 4-2 1B	K			5-3		4	0	1	0	0	1	2	Kansas City Athletics @ Boston Red Sox Fenway Park, Boston, MA Wed Sep 13 1967, 3:33 AM EDT Att: 12,257 - Unknown																									
John Donaldson, L OBP: 0.355, SLG: 0.358 (1, 4)	F8			WP 4-2 1B		G3		BB		3	0	1	0	1	0	0																										
Mike Hershberger, R OBP: 0.323, SLG: 0.328 (1, 9)	6-3			4-2		F7		F7		4	0	0	0	0	0	3																										
Ray Webster, L OBP: 0.328, SLG: 0.429 (1, 3)				K		K		6-3		4	0	1	0	0	2	2																										
Jim Gosger, L OBP: 0.339, SLG: 0.347 (1, 8)				K		E3		F4		4	2	1	0	0	1	1																										
Danny Cater, R OBP: 0.315, SLG: 0.340 (1, 7)				K		E		6-3		4	0	2	1	0	1	0																										
Sal Bando, R OBP: 0.292, SLG: 0.207 (1, 5)				K		F4		SH1-4		3	0	1	0	0	1	2																										
Dave Duncan, R OBP: 0.221, SLG: 0.379 (1, 2)				K		E3		F4		4	0	1	0	0	2	2																										
Roberto Rodriguez, R (1, 1)				F4		6-3		K		1	0	0	0	0	0	0																										
Tim Talton, L OBP: 0.344, SLG: 0.370 (5, PH)										1	0	0	0	0	0	2																										
Bill Stafford, L (5, 1)										0	0	0	0	0	0	0																										
Diego Segui, R (6, 1)										0	0	0	0	0	0	0																										
Dick Green, R OBP: 0.305, SLG: 0.303 (7, PH)										1	0	0	0	0	1	1																										
Jack Aker, R OBP: 0.295, SLG: 0.125 (7, 1)										0	0	0	0	0	0	0																										
Lew Krausse, R OBP: 0.171, SLG: 0.250 (8, 1)										0	0	0	0	0	0	0																										
Joe Rudi, R OBP: 0.264, SLG: 0.287 (9, PH)										1	0	0	0	0	1	1																										
Inning Stats	R: 0 E: 0 K: 0 S: 3	H: 0 LOB: 0 BB: 0 P: 3	R: 0 E: 0 K: 3 S: 9	H: 0 LOB: 0 BB: 0 P: 9	R: 0 E: 0 K: 2 S: 7	H: 0 LOB: 0 BB: 0 P: 7	R: 0 E: 0 K: 1 S: 6	H: 2 LOB: 1 BB: 0 P: 6	R: 1 E: 2 K: 1 S: 8	H: 2 LOB: 2 BB: 0 P: 8	R: 0 E: 0 K: 0 S: 4	H: 1 LOB: 1 BB: 0 P: 4	R: 0 E: 0 K: 1 S: 6	H: 1 LOB: 1 BB: 0 P: 6	R: 0 E: 0 K: 0 S: 3	H: 0 LOB: 1 BB: 1 P: 7	R: 1 E: 0 K: 2 S: 9	H: 2 LOB: 1 BB: 0 P: 9	1B: 7 2B: 1 3B: 1 HR: 0	SF: 0 SAC: 1 DP: 1 HBP: 0	WP: 2 PB: 0 SB: 1 CS: 0	PA: 36																				
PITCHER	IP	WLS	BF	H	R	ER	SO	BB	IBB	HBP	BLK	WP	HR	S	P	ERA	WHIP	PITCHER								IP	WLS	BF	H	R	ER	SO	BB	IBB	HBP	BLK	WP	HR	S	P	ERA	WHIP
Lee Stange, R ERA: 2.6 (1, 1)	7.0		27	6	1	0	8	0	0	0	0	2	0	43	43	0.00	0.857																									
John Wyatt, R ERA: 2.33 (8, 1)	2.0	W	9	2	1	1	2	1	0	0	0	0	0	12	16	4.50	1.500																									

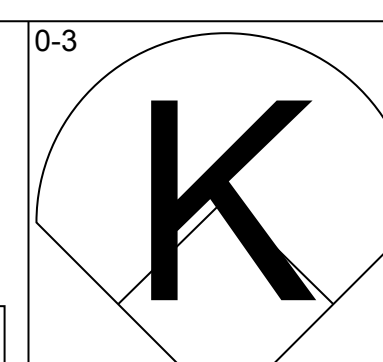
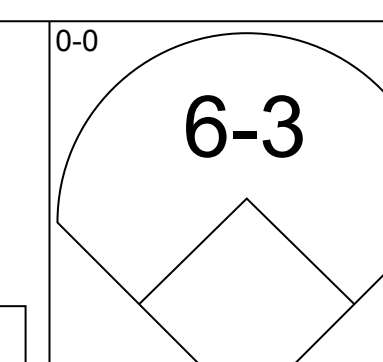
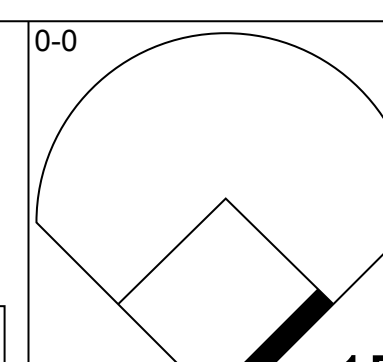
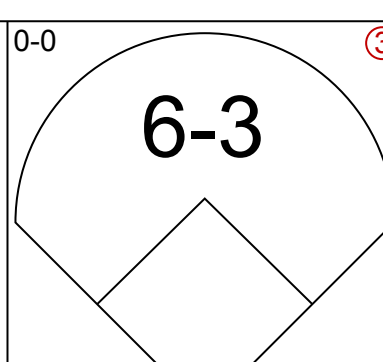
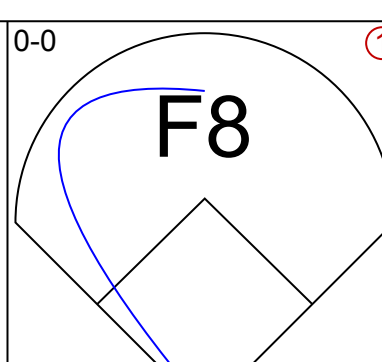
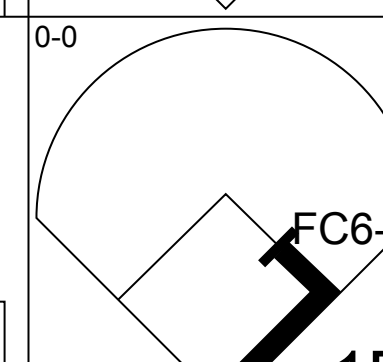
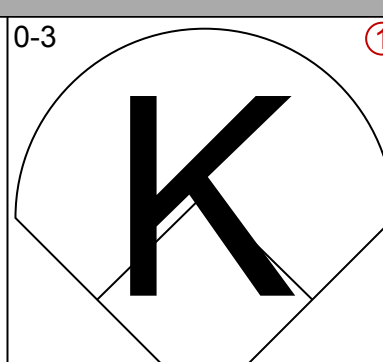
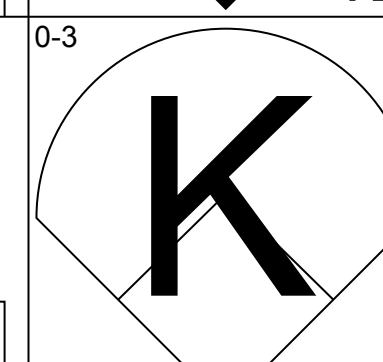
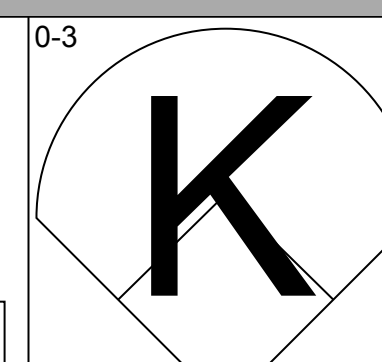
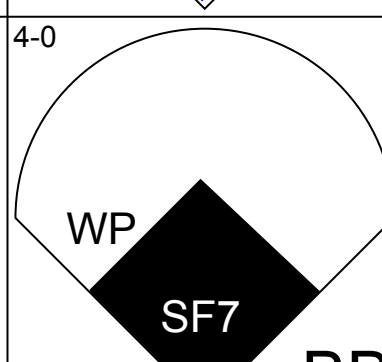
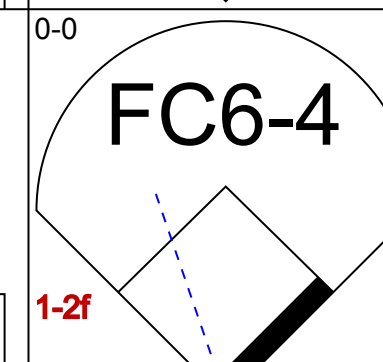
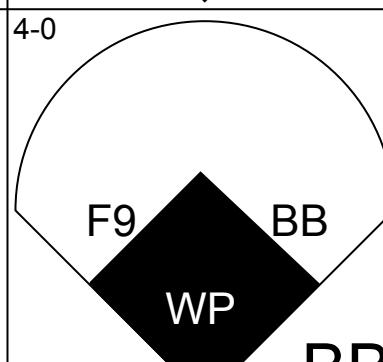
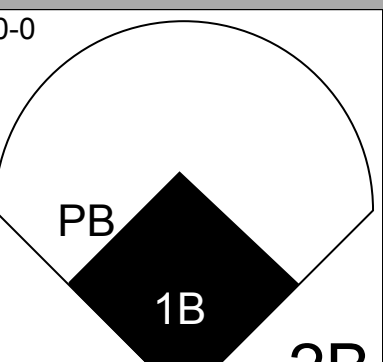
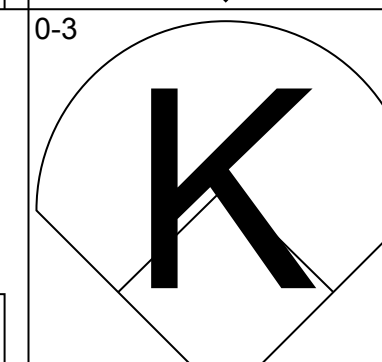
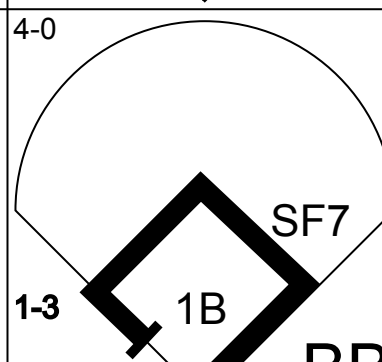
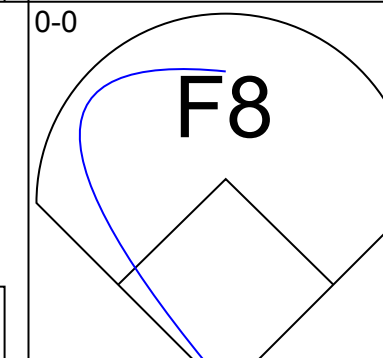
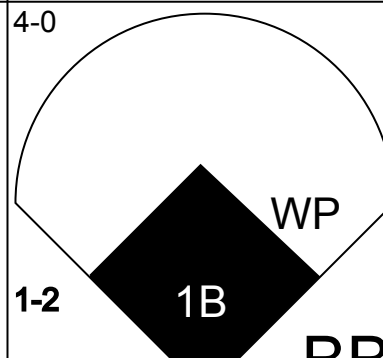
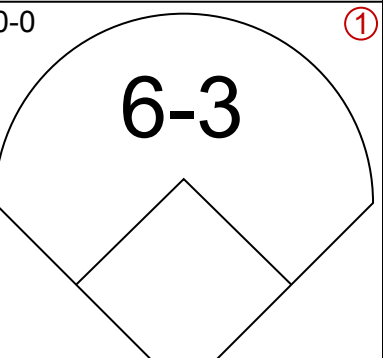
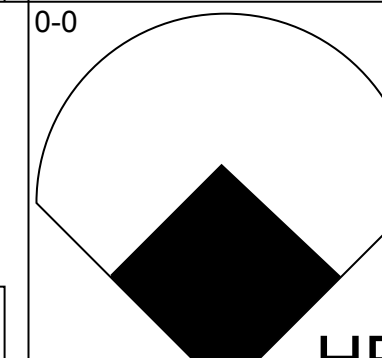
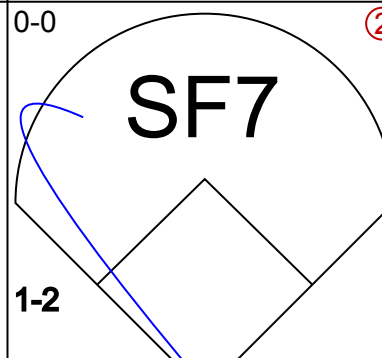
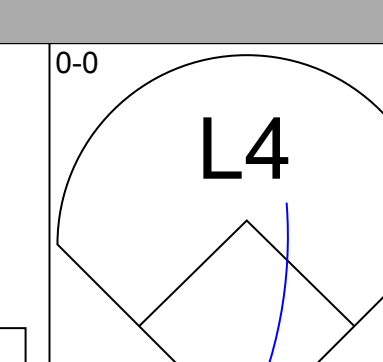
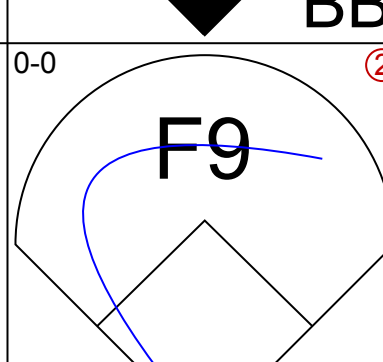
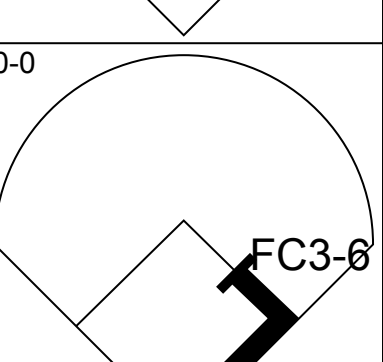
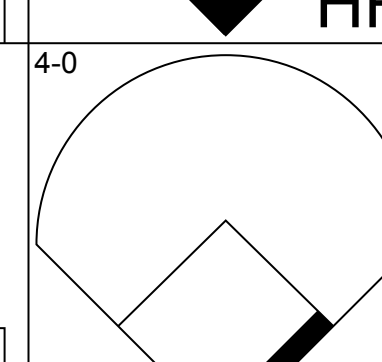
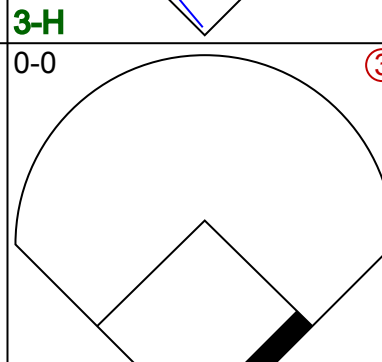
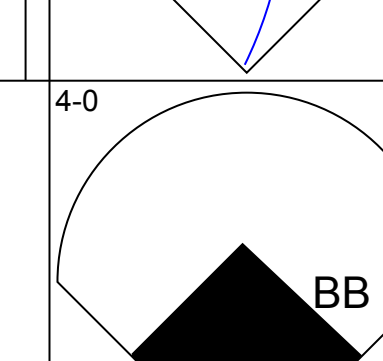
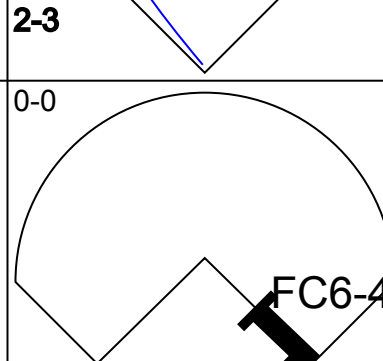
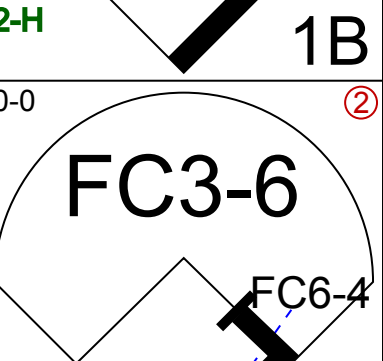
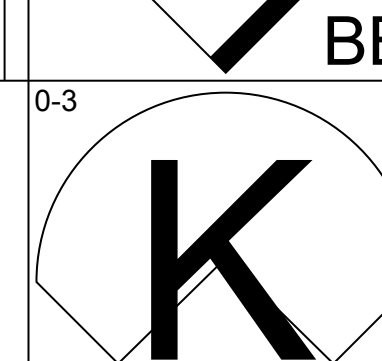
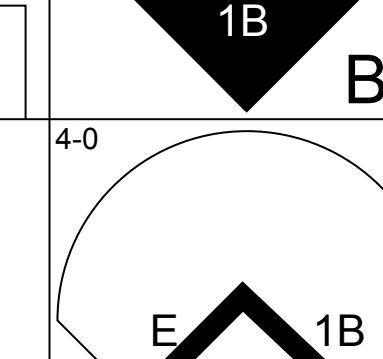
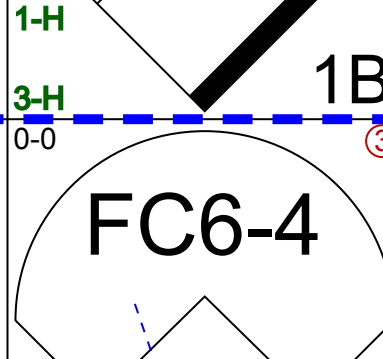
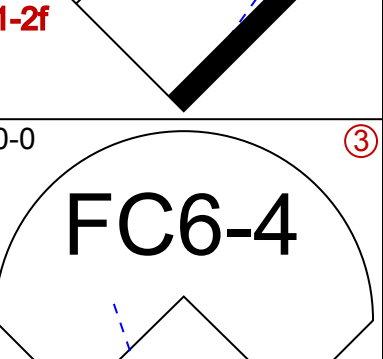
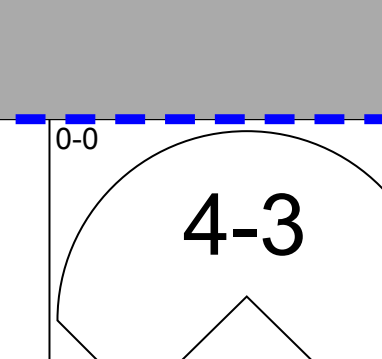
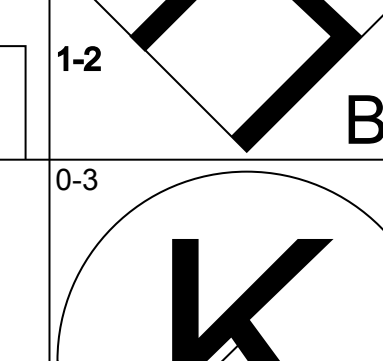
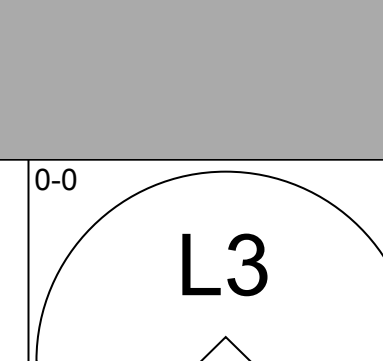
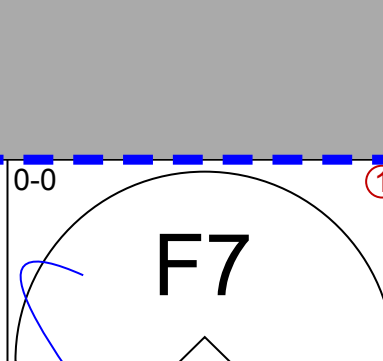
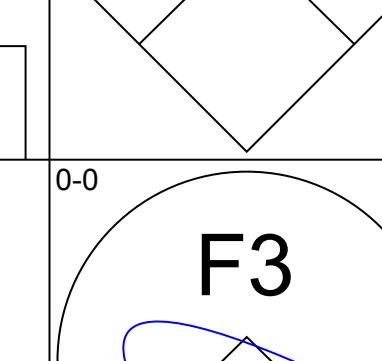
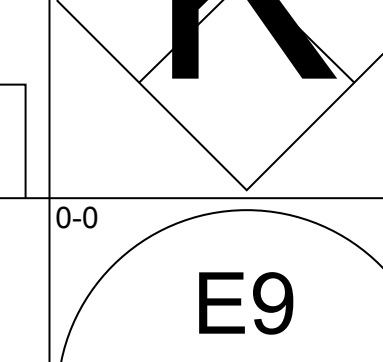
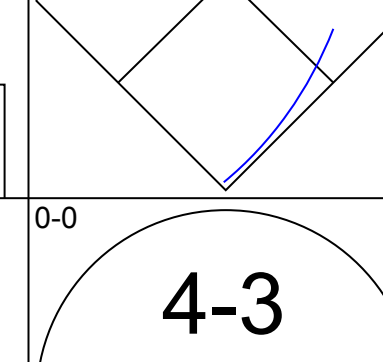
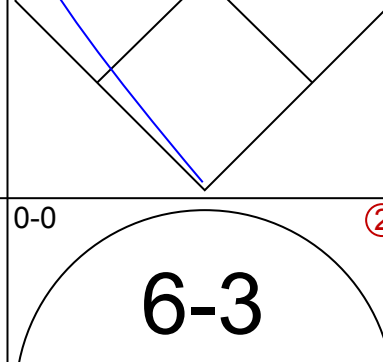
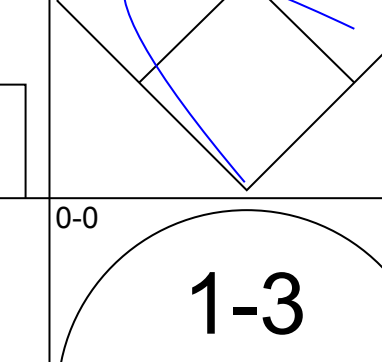
AB	34
R	2
H	8
RBI	1
BB	1
SO	10
LOB	16



Batter	1	2	3	4	5	6	7	8	9	AB	R	H	RBI	BB	SO	LOB	BOTTOM																											
Mike Andrews, R OBP: 0.340, SLG: 0.346 (1, 4)	FC9-4-6		FC6-4					6-3		4	0	2	0	0	0	1	Kansas City Athletics @ Boston Red Sox Fenway Park, Boston, MA Wed Sep 13 1967, 3:33 AM EDT Att: 12,257 - Unknown																											
Jerry Adair, R OBP: 0.304, SLG: 0.341 (1, 5)	1B		1-2							4	1	2	0	0	0	2																												
Joe Foy, R OBP: 0.327, SLG: 0.431 (8, FR)	F7									0	1	0	0	0	0	0																												
Carl Yastrzemski, L OBP: 0.492, SLG: 0.595 (1, 7)	FC9-4-6									3	0	0	0	1	0	3																												
George Scott, R OBP: 0.376, SLG: 0.473 (1, 3)										4	0	2	0	0	0	2																												
Ken Harrelson, R OBP: 0.318, SLG: 0.435 (1, 9)										2	1	0	0	2	0	2																												
George Thomas, R OBP: 0.258, SLG: 0.262 (9, 9)										0	0	0	0	0	0	0																												
Rico Petrocelli, R OBP: 0.342, SLG: 0.438 (1, 6)										4	1	2	3	0	2	2																												
Reggie Smith, S OBP: 0.321, SLG: 0.402 (1, 8)										4	0	1	1	0	1	5																												
Mike Ryan, R OBP: 0.287, SLG: 0.263 (1, 2)										4	0	0	0	0	2	2																												
Lee Stange, R OBP: 0.098, SLG: 0.083 (1, 1)										2	0	0	0	0	0	0																												
Jose Tartabull, L OBP: 0.280, SLG: 0.236 (7, PH)										1	0	0	0	0	0	0																												
John Wyatt, R OBP: 0.214, SLG: 0.083 (8, 1)										0	0	0	0	0	0	0																												
Inning Stats	R: 0 E: 0 K: 0 S: 3	H: 1 LOB: 0 BB: 0 P: 3	R: 0 E: 0 K: 1 S: 5	H: 0 LOB: 0 BB: 0 P: 5	R: 0 E: 1 K: 2 S: 8	H: 0 LOB: 1 BB: 0 P: 8	R: 1 E: 0 K: 0 S: 5	H: 3 LOB: 2 BB: 1 P: 9	R: 0 E: 0 K: 1 S: 6	H: 1 LOB: 1 BB: 0 P: 4	R: 0 E: 0 K: 1 S: 5	H: 0 LOB: 0 BB: 0 P: 5	R: 3 E: 0 K: 0 S: 6	H: 3 LOB: 2 BB: 1 P: 10	R: 0 E: 0 K: 0 S: 3	H: 3 LOB: 2 BB: 1 P: 10	1B: 8 2B: 3 3B: 0 HR: 0	SF: 0 SAC: 0 DP: 2 HBP: 0	WP: 0 PB: 1 SB: 2 CS: 0	PA: 35																								
PITCHER	IP	WLS	BF	H	R	ER	SO	BB	IBB	HBP	BLK	WP	HR	S	P	ERA	WHIP	PITCHER								IP	WLS	BF	H	R	ER	SO	BB	IBB	HBP	BLK	WP	HR	S	P	ERA	WHIP		
Roberto Rodriguez, R ERA: 3.25 (1, 1)	4.0		16	4	1	1	3	0	0	0	0	0	0	21	25	2.25	1.000																											
Bill Stafford, R ERA: 1.72 (5, 1)	1.0		6	2	0	0	0	1	0	0	0	0	0	5	9	0.00	3.000																											
Diego Segui, R ERA: 3.0 (6, 1)	1.0		3	0	0	0	1	0	0	0	0	0	0	5	5	0.00	0.000																											
Jack Aker, R ERA: 4.4 (7, 1)	1.2	L	9	3	3	3	1	0	1	0	0	0	0	10	14	16.20	1.800																											
Lew Krausse, R ERA: 4.2 (8, 1)	0.1		1	0	0	0	0	0	0	0	0	0	0	1	1	0.00	0.000																											


AB	32
R	4
H	9
RBI	4
BB	3
SO	5
LOB	19

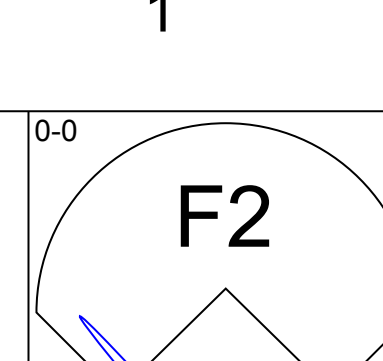
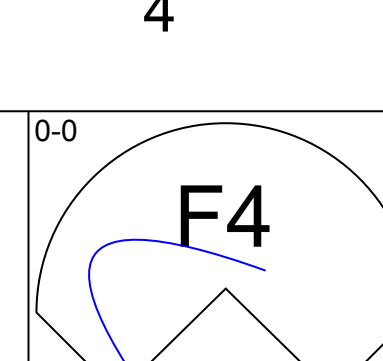
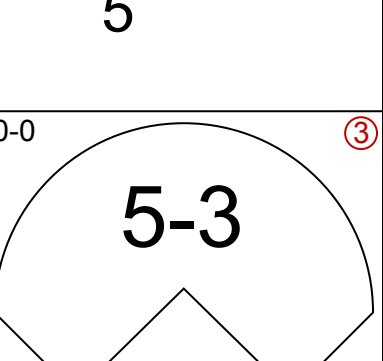
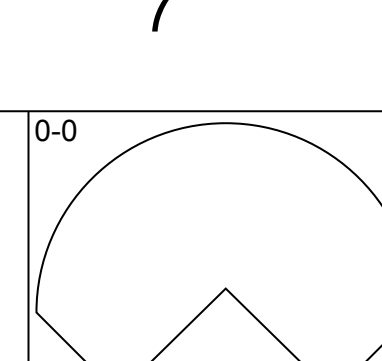
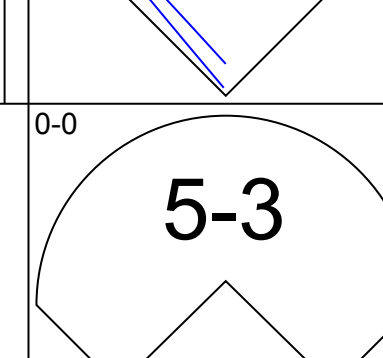
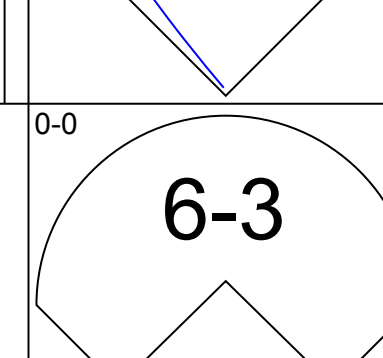
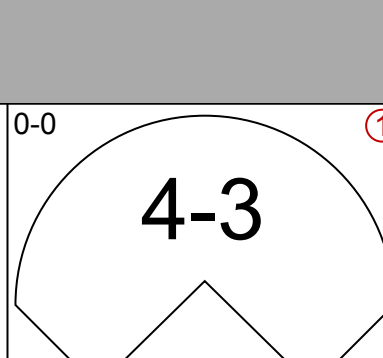
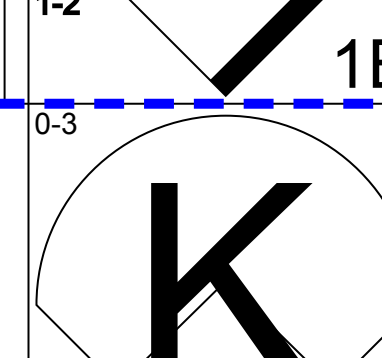
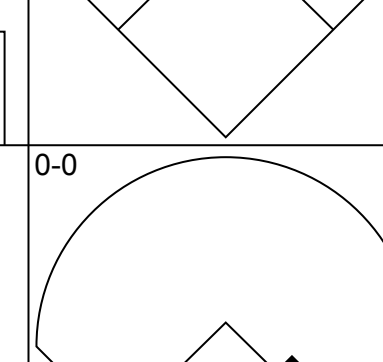
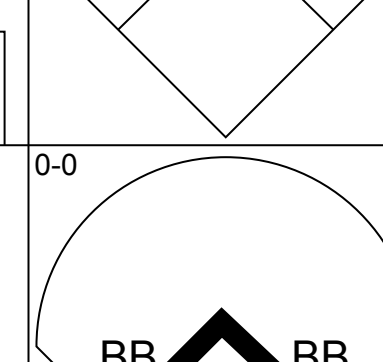
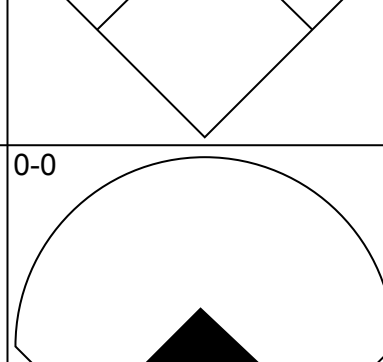
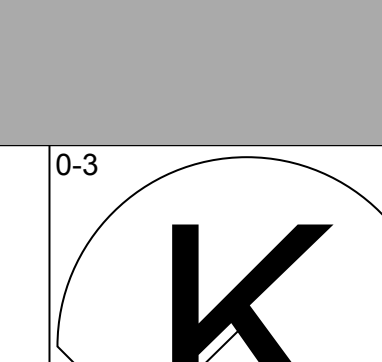
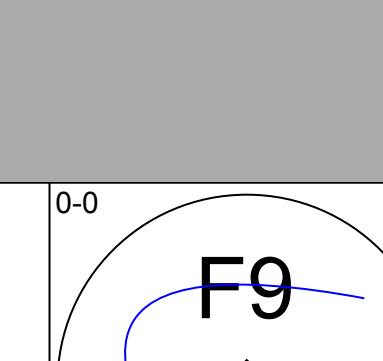
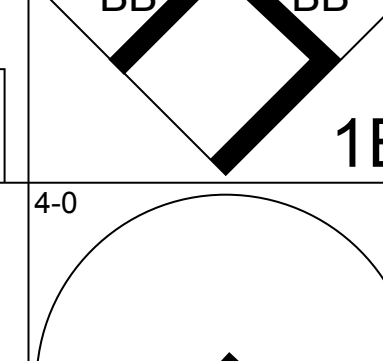
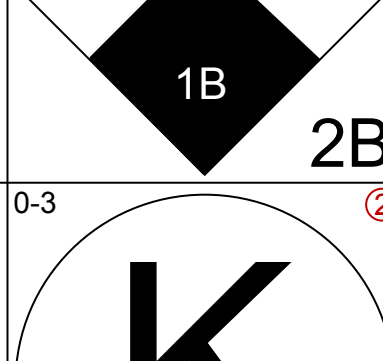
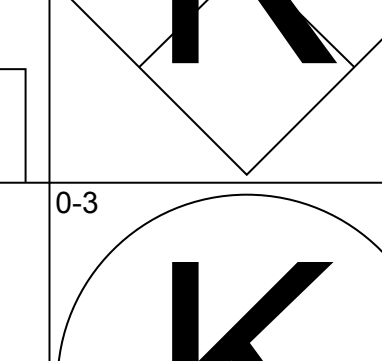
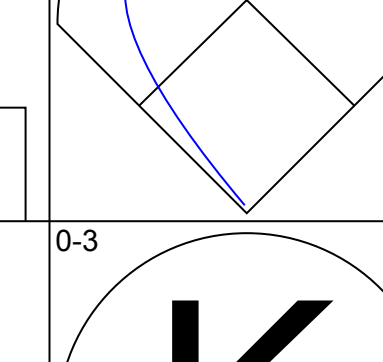
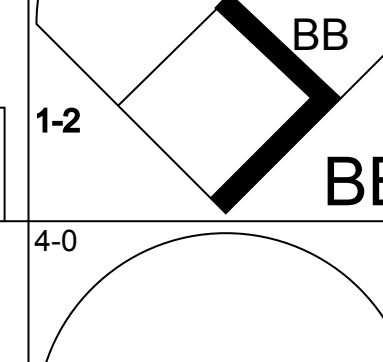
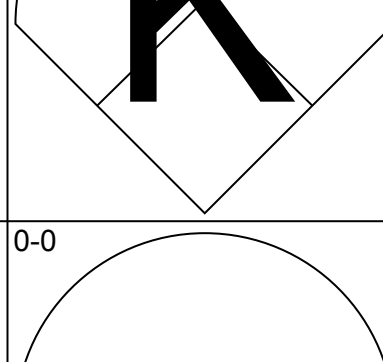
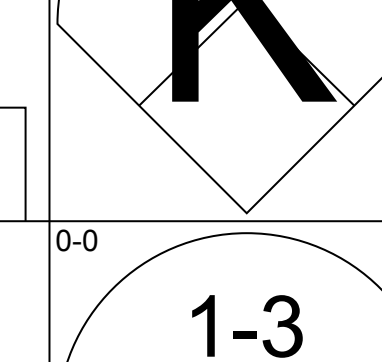
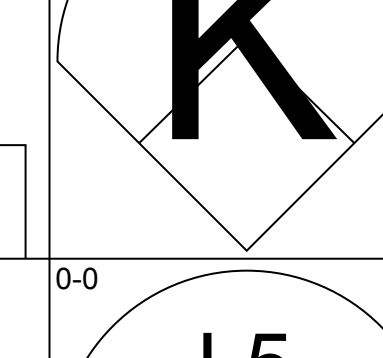
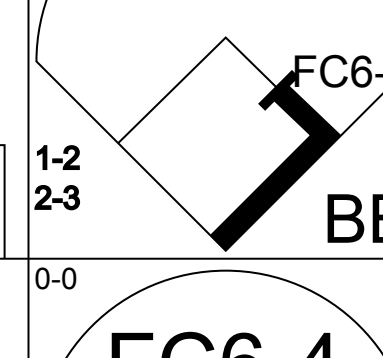
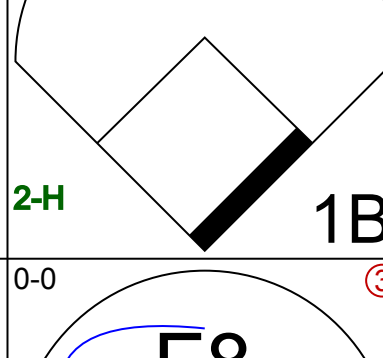
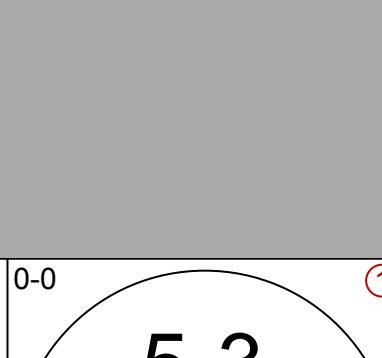
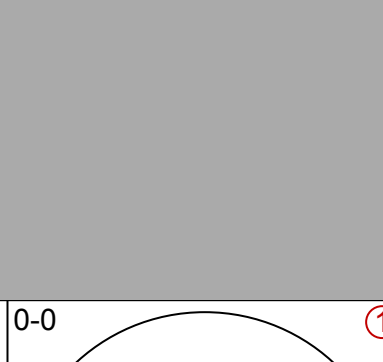
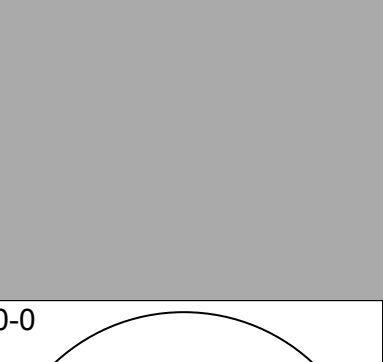
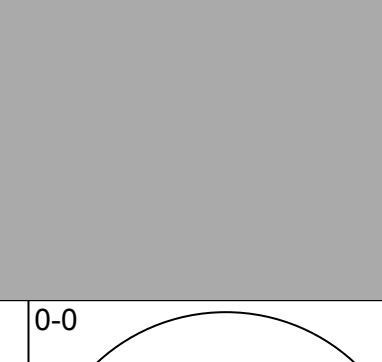
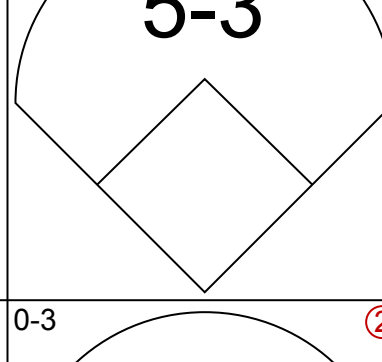
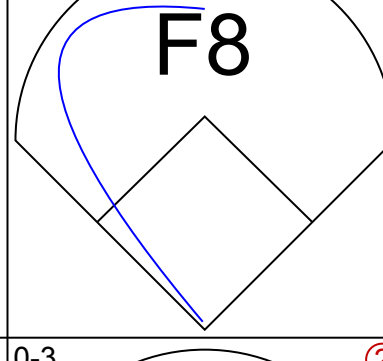
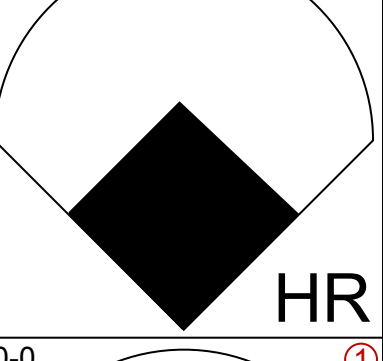
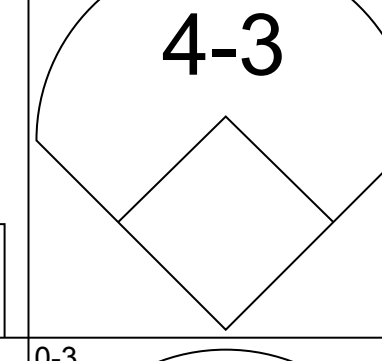
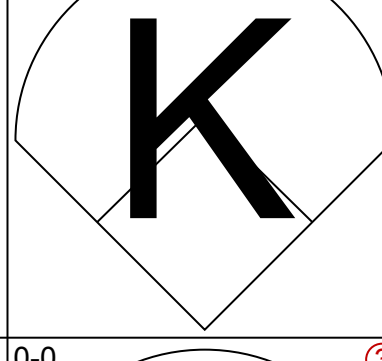
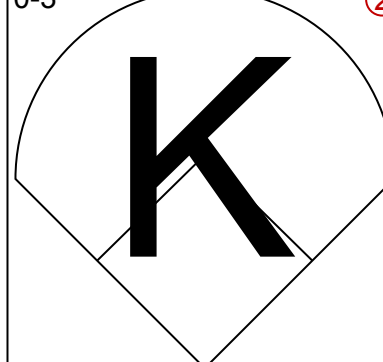
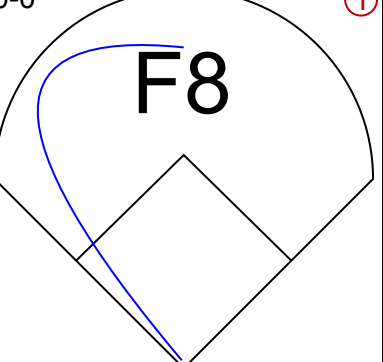
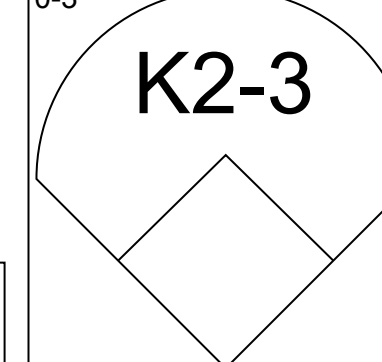


Batter	1	2	3	4	5	6	7	8	9	AB	R	H	RBI	BB	SO	LOB	TOP					
Luis Aparicio, R OBP: 0.272, SLG: 0.316 (1, 6)										5	0	1	0	0	1	2						
Curt Blefary, L OBP: 0.333, SLG: 0.412 (1, 7)										4	1	1	0	1	3	1						
Paul Blair, R OBP: 0.355, SLG: 0.453 (1, 8)										3	2	1	0	2	1	1						
Frank Robinson, R OBP: 0.409, SLG: 0.594 (1, 9)										3	2	1	2	1	0	2						
Brooks Robinson, R OBP: 0.327, SLG: 0.430 (1, 5)										4	0	2	1	1	0	2						
Boog Powell, L OBP: 0.325, SLG: 0.351 (1, 3)										3	1	1	1	1	1	2						
Davey Johnson, R OBP: 0.319, SLG: 0.382 (1, 4)										3	0	0	0	1	0	2						
Andy Etchebarren, R OBP: 0.303, SLG: 0.314 (1, 2)										4	0	0	0	0	1	2						
Tom Phoebus, R OBP: 0.187, SLG: 0.208 Moe Drabowsky, R OBP: 0.381, SLG: 0.350 (7, 1)										3	0	1	1	0	0	0						
										1	0	0	0	0	0	0						
Inning Stats	R: 0 E: 0 K: 1 S: 6	H: 1 LOB: 1 BB: 0 P: 6	R: 1 E: 1 K: 1 S: 6	H: 1 LOB: 2 BB: 2 P: 14	R: 2 E: 0 K: 1 S: 6	H: 1 LOB: 1 BB: 2 P: 14	R: 0 E: 0 K: 1 S: 6	H: 1 LOB: 1 BB: 0 P: 6	R: 1 E: 0 K: 0 S: 5	H: 2 LOB: 1 BB: 0 P: 5	R: 0 E: 0 K: 0 S: 3	H: 0 LOB: 0 BB: 0 P: 3	R: 1 E: 0 K: 3 S: 10	H: 1 LOB: 1 BB: 1 P: 14	R: 0 E: 0 K: 0 S: 3	H: 0 LOB: 0 BB: 0 P: 3	R: 1 E: 0 K: 0 S: 3	H: 1 LOB: 2 BB: 2 P: 11	1B: 6 2B: 1 3B: 0 HR: 1	SF: 1 SAC: 0 DP: 0 HBP: 0	WP: 3 PB: 1 SB: 0 CS: 0	PA: 41
PITCHER	IP	WLS	BF	H	R	ER	SO	BB	IBB	HBP	BLK	WP	HR	S	P	ERA	WHIP					
Dave Morehead, R ERA: 4.34 Jose Santiago, R ERA: 3.57 Darrell Brandon, R ERA: 4.09 Sparky Lyle, L ERA: 2.38	2.2	L	15	3	3	3	3	4	0	0	0	1	0	17	33	10.12	2.625					

Baltimore Orioles @ Boston Red Sox
Fenway Park, Boston, MA
Fri Sep 15 1967, 7:05 PM EDT
Att: 32,489 - Unknown


AB 33
R 6
H 8
RBI 5
BB 7
SO 7
LOB 14



Batter	1	2	3	4	5	6	7	8	9	AB	R	H	RBI	BB	SO	LOB	BOTTOM					
Mike Andrews, R OBP: 0.339, SLG: 0.346 Elston Howard, R OBP: 0.231, SLG: 0.247 (8, 2)										4	0	1	0	0	0	0						
Jerry Adair, R OBP: 0.301, SLG: 0.338 Sparky Lyle, L OBP: 0.250, SLG: 0.375 (8, 1)										4	0	0	0	0	1	2						
Carl Yastrzemski, L OBP: 0.405, SLG: 0.598 (1, 7)										4	1	3	0	0	1	0						
George Scott, R OBP: 0.375, SLG: 0.471 (1, 3)										3	0	0	0	1	2	1						
Ken Harrelson, R OBP: 0.320, SLG: 0.434 (1, 9)										3	0	1	1	1	1	0						
Rico Petrocelli, R OBP: 0.339, SLG: 0.434 (1, 6)										4	0	0	0	0	0	4						
Reggie Smith, S OBP: 0.320, SLG: 0.407 (1, 8)										4	1	1	1	0	1	0						
Mike Ryan, R OBP: 0.285, SLG: 0.261 Dalton Jones, L OBP: 0.306, SLG: 0.358 (7, PH) (8, 4)										2	0	0	0	0	1	0						
Dave Morehead, R OBP: 0.154, SLG: 0.083 Jose Santiago, R OBP: 0.176, SLG: 0.313 Jose Yarbrou, L OBP: 0.276, SLG: 0.226 Darrell Brandon, R OBP: 0.316, SLG: 0.358 Joe Foy, R OBP: 0.326, SLG: 0.431 (1, 1) (3, 1) (5, PH) (8, 1) (7, PH) (8, 5)										0	0	0	0	0	0	0						
Inning Stats	R: 0 E: 0 K: 0 S: 3	H: 1 LOB: 1 BB: 0 P: 3	R: 0 E: 0 K: 1 S: 5	H: 0 LOB: 0 BB: 0 P: 5	R: 0 E: 0 K: 2 S: 7	H: 0 LOB: 0 BB: 0 P: 7	R: 0 E: 0 K: 0 S: 4	H: 1 LOB: 3 BB: 2 P: 12	R: 1 E: 0 K: 0 S: 4	H: 1 LOB: 0 BB: 0 P: 4	R: 1 E: 0 K: 1 S: 7	H: 2 LOB: 1 BB: 0 P: 7	R: 0 E: 0 K: 2 S: 8	H: 1 LOB: 2 BB: 1 P: 12	R: 0 E: 0 K: 2 S: 7	H: 0 LOB: 0 BB: 0 P: 7	R: 0 E: 0 K: 1 S: 5	H: 0 LOB: 0 BB: 0 P: 5	1B: 4 2B: 1 3B: 0 HR: 1	SF: 0 SAC: 0 DP: 0 HBP: 0	WP: 0 PB: 0 SB: 0 CS: 0	PA: 35
PITCHER	IP	WLS	BF	H	R	ER	SO	BB	IBB	HBP	BLK	WP	HR	S	P	ERA	WHIP					
Tom Phoebus, R ERA: 3.2 Moe Drabowsky, R ERA: 1.65	6.2	W	28	6	2	2	5	3	0	0	0	0	0	15	47	2.70	1.350					

Baltimore Orioles @ Boston Red Sox
Fenway Park, Boston, MA
Fri Sep 15 1967, 7:05 PM EDT
Att: 32,489 - Unknown

AB 32
R 2
H 6
RBI 2
BB 3
SO 9
LOB 7



Batter	1	2	3	4	5	6	7	8	9	AB	R	H	RBI	BB	SO	LOB	TOP										
Luis Aparicio, R (1,6) OBP: 0.271, SLG: 0.316	0-3 K		0-0 1B 2B		0-0 6-3		0-0 F7			4	0	1	0	0	1	0											
Curt Blefary, L (1,7) OBP: 0.334, SLG: 0.411	4-0 HR BB		0-0 F4		0-0 1B		0-0 FC1-6 1B			3	1	2	0	1	0	1											
Paul Blair, R (1,8) OBP: 0.361, SLG: 0.468	0-0 1-H HR		0-0 2-3 1B		0-0 F9		0-0 FC1-6 1-2			4	1	2	2	0	0	2											
Frank Robinson, R (1,9) OBP: 0.407, SLG: 0.587	0-3 K		0-0 F4 1-2		0-0 5-3		0-0 F9 1-2			4	0	0	0	0	1	4											
Brooks Robinson, R (1,5) OBP: 0.324, SLG: 0.425	0-0 6-3		0-0 F3		0-0 F4		0-0 F9			4	0	0	0	0	0	3											
Boog Powell, L (1,3) OBP: 0.326, SLG: 0.366		0-0 G3		0-0 HR		0-0 G3		0-0 S 1B		4	1	2	1	0	0	0											
Russ Snyder, L (9,7) OBP: 0.316, SLG: 0.326										0	1	0	0	0	0	0											
Davey Johnson, R (1,4) OBP: 0.318, SLG: 0.378	0-3 K		0-0 L3		0-0 F3		0-0 F3 1-H			4	0	0	0	0	1	0											
Andy Etchebarren, R (1,2) OBP: 0.302, SLG: 0.325	0-0 HR		0-0 F3		0-3 K		0-3 K			4	1	1	1	0	2	1											
Gene Brabender, R (1,1) OBP: 0.143, SLG: 0.077	0-0 F7		0-3 K		0-0 4-3		0-3 K			3	0	0	0	0	1	0											
Stu Miller, R (8,1)										1	0	0	0	0	1	1											
Inning Stats	R: 2 E: 0 K: 2 S: 8	H: 1 LOB: 0 BB: 1 P: 12	R: 1 E: 0 K: 1 S: 6	H: 1 LOB: 0 BB: 0 P: 6	R: 0 E: 0 K: 0 S: 5	H: 2 LOB: 2 BB: 0 P: 5	R: 1 E: 0 K: 1 S: 6	H: 1 LOB: 0 BB: 0 P: 6	R: 0 E: 0 K: 0 S: 4	H: 0 LOB: 1 BB: 0 P: 4	R: 0 E: 0 K: 0 S: 5	H: 0 LOB: 0 BB: 0 P: 5	R: 0 E: 0 K: 1 S: 8	H: 1 LOB: 1 BB: 0 P: 4	R: 1 E: 0 K: 2 S: 6	H: 1 LOB: 1 BB: 0 P: 8	1B: 4 2B: 1 3B: 0 HR: 3	SF: 0 SAC: 0 DP: 0 HBP: 0	WP: 0 PB: 0 SB: 3 CS: 0	PA: 36							
PITCHER	IP	WLS	BF	H	R	ER	SO	BB	IBB	HBP	BLK	WP	HR	S	P	ERA	WHIP										
Gary Bell, R (1,1) ERA: 3.24	2.1	L	12	4	3	3	3	1	0	0	0	0	2	17	21	11.57	2.143										
Dan Osinski, R (3,1) ERA: 2.49	0.2		2	0	0	0	0	0	0	0	0	0	0	2	2	0.00	0.000										
Gary Waslewski, R (4,1) ERA: 3.5	2.0		8	2	1	1	1	0	0	0	0	0	1	10	10	4.50	1.000										
Jose Santiago, R (6,1) ERA: 3.81	2.0		6	0	0	0	1	0	0	0	0	0	0	8	8	0.00	0.000										
John Wyatt, R (8,1) ERA: 2.43	2.0		8	2	1	0	2	0	0	0	0	0	0	12	12	0.00	1.000										

Baltimore Orioles @ Boston Red Sox
Fenway Park, Boston, MA
Sun Sep 17 1967, 3:33 AM EDT
Att: 30,301 - Unknown

AB 35
R 5
H 8
RBI 4
BB 1
SO 7
LOB 12



Batter	1	2	3	4	5	6	7	8	9	AB	R	H	RBI	BB	SO	LOB	BOTTOM										
Mike Andrews, R (1,4) OBP: 0.341, SLG: 0.346	0-0 F6		0-0 E1 F8 2B 1B		0-3 K			4-0 FC3-6 E BB	0-0 FC5-4 1-2	4	1	1	0	1	1	2											
Jerry Adair, R (1,5) OBP: 0.298, SLG: 0.334	0-0 5-3		0-0 F8 1-2		0-0 6-3			0-0 E4 FC3-6 1-2		4	0	0	0	0	0	3											
Carl Yastrzemski, L (1,7) OBP: 0.493, SLG: 0.594	0-0 F4		0-0 2B 2-H 3-H		0-0 E3 G4-6-3			0-0 FC3-6 1-2 2-3		4	0	1	2	0	0	2											
George Scott, R (1,3) OBP: 0.372, SLG: 0.465		0-0 1B	0-0 1-3		0-0 G4-6-3 1-2			0-3 K		4	0	1	0	0	1	4											
Ken Harrelson, R (1,9) OBP: 0.313, SLG: 0.425		0-0 F3		0-0 4-3		0-3 K		0-3 K		4	0	0	0	0	2	3											
Rico Petrocelli, R (1,6) OBP: 0.336, SLG: 0.436		0-0 F9		0-0 5-3		0-0 6-3		0-0 F6		4	0	0	0	0	0	1											
Reggie Smith, S (1,8) OBP: 0.320, SLG: 0.403		0-0 4-3		4-0 BB		0-0 4-3		4-0 1B BB		2	0	0	0	2	0	1											
Elston Howard, R (1,2) OBP: 0.230, SLG: 0.245			0-3 K		0-0 G3		0-0 1B	0-3 K		4	0	1	0	0	2	2											
Gary Bell, R (1,1) ERA: 3.24			0-0 E 1B 2B		0-3 K		0-0 F7	0-0 FC5-4 1-3		0	0	0	0	0	0	0											
Dan Osinski, R (3,1) ERA: 2.49										0	0	0	0	0	0	0											
Gary Waslewski, R (4,1) ERA: 3.5										0	0	0	0	0	0	0											
Jose Santiago, R (6,1) ERA: 3.81										0	0	0	0	0	0	0											
John Wyatt, R (8,1) ERA: 2.43										0	0	0	0	0	0	0											
Inning Stats	R: 0 E: 0 K: 0 S: 3	H: 0 LOB: 0 BB: 0 P: 3	R: 0 E: 0 K: 0 S: 4	H: 1 LOB: 1 BB: 0 P: 4	R: 2 E: 1 K: 1 S: 8	H: 3 LOB: 1 BB: 0 P: 8	R: 0 E: 0 K: 0 S: 3	H: 0 LOB: 0 BB: 1 P: 7	R: 0 E: 0 K: 1 S: 5	H: 0 LOB: 0 BB: 0 P: 5	R: 0 E: 0 K: 0 S: 4	H: 1 LOB: 1 BB: 0 P: 4	R: 0 E: 1 K: 2 S: 8	H: 0 LOB: 2 BB: 1 P: 12	R: 1 E: 0 K: 1 S: 6	H: 1 LOB: 2 BB: 1 P: 10	1B: 5 2B: 1 3B: 0 HR: 0	SF: 0 SAC: 0 DP: 1 HBP: 0	WP: 0 PB: 0 SB: 0 CS: 0	PA: 37							
PITCHER	IP	WLS	BF	H	R	ER	SO	BB	IBB	HBP	BLK	WP	HR	S	P	ERA	WHIP										
Gene Brabender, R (1,1) ERA: 3.07	7.0	W	29	5	2	2	4	2	0	0	0	0	0	35	43	2.57	1.000										
Stu Miller, R (8,1) ERA: 2.58	2.0	S	8	1	0	0	3	1	0	0	0	0	0	13	17	0.00	1.000										

Baltimore Orioles @ Boston Red Sox
Fenway Park, Boston, MA
Sun Sep 17 1967, 3:33 AM EDT
Att: 30,301 - Unknown

AB 34
R 2
H 6
RBI 2
BB 3
SO 7
LOB 19



Batter	1	2	3	4	5	6	7	8	9	10	AB	R	H	RBI	BB	SO	LOB	TOP	
Jose Tartabull, L OBP: 0.279, SLG: 0.233 (1.9)	4-0 6-3 2B BB	0-0 F8		0-0 5-3			0-0 4-3	0-0 L9		0-0 F7	5	1	0	0	1	0	3		
Mike Andrews, R OBP: 0.341, SLG: 0.345 (1.4)	0-0 6-3		4-0 1B SF8 BB		0-0 5-3		0-0 BB 1B		0-3 K		4	1	1	0	1	1	1		
Carl Yastrzemski, L OBP: 0.406, SLG: 0.603 (1.7)	0-0 1B SF9 2B		0-0 CS 1B		4-0 BB		0-3 K		0-0 HR		4	2	3	2	1	1	1		
Reggie Smith, S OBP: 0.321, SLG: 0.402 (1.8)	0-0 SF9 1B		0-0 SF8		0-0 F6		4-0 1-2 BB		0-3 K		3	1	1	1	1	1	1		
George Scott, R OBP: 0.371, SLG: 0.463 (1.3)	0-0 SF9 1B		4-0 3H 1B BB		0-0 F7		0-3 K		0-0 6-3		3	0	0	1	1	1	3		
Dalton Jones, L OBP: 0.326, SLG: 0.400 (1.5)	0-0 3H 1B		0-0 1-2 1B			0-0 E6		0-0 1B		0-0 HR	5	1	4	2	0	0	0		
Rico Petrocelli, R OBP: 0.335, SLG: 0.434 (1.6)	0-3 K		0-0 F8			0-0 L9		0-0 1B		0-0 F8	5	0	1	0	0	1	4		
Russ Gibson, R OBP: 0.256, SLG: 0.269 (1.2)		0-0 F7		0-3 K		0-3 K		0-0 G4		0-0 L9	5	0	0	0	0	2	3		
Jerry Stephenson, L OBP: 0.286, SLG: 0.286 (8. PH)		0-3 K		0-0 1-3		0-3 K		4-0 BB		0-0 1B	3	0	0	0	0	2	1		
Norm Siebern, L OBP: 0.314, SLG: 0.253 (8.1)											0	0	0	0	1	0	0		
John Wyatt, R OBP: 0.214, SLG: 0.093 (8.1)											0	0	0	0	0	0	0		
Sparky Lyle, L OBP: 0.290, SLG: 0.375 (9.1)											0	0	0	0	0	0	0		
Jose Santiago, R OBP: 0.200, SLG: 0.333 (9.1)											1	0	1	0	0	0	0		
Inning Stats	R: 3 E: 0 K: 1 S: 8	H: 3 LOB: 1 BB: 1 P: 12	R: 0 E: 0 K: 1 S: 5	H: 0 LOB: 0 BB: 0 P: 5	R: 1 E: 0 K: 0 S: 4	H: 2 LOB: 2 BB: 2 P: 12	R: 0 E: 0 K: 1 S: 5	H: 0 LOB: 0 BB: 0 P: 5	R: 0 E: 0 K: 2 S: 8	H: 1 LOB: 2 BB: 1 P: 12	R: 0 E: 0 K: 0 S: 4	H: 2 LOB: 2 BB: 1 P: 8	R: 1 E: 0 K: 2 S: 8	H: 1 LOB: 0 BB: 0 P: 8	R: 1 E: 0 K: 0 S: 5	H: 2 LOB: 1 BB: 0 P: 5	1B: 8 2B: 1 3B: 0 HR: 2	SF: 2 SAC: 0 DP: 1 HBP: 0	WP: 0 PA: 46 PB: 0 SB: 1 CS: 1
PITCHER	IP WLS BF H R ER SO BB IBB HBP BLK WP HR S P ERA WHIP	Denny McLain, R ERA: 3.72	Fred Gladding, R ERA: 1.92	Hank Aguirre, L ERA: 2.04	Fred Lasher, R ERA: 2.28	Mike Marshall, R ERA: 1.94													

Boston Red Sox @ Detroit Tigers
Tiger Stadium, Detroit, MI
Mon Sep 18 1967, 7:05 PM EDT
Att: 42,674 - Unknown

AB	38
R	6
H	11
RBI	6
BB	6
SO	9
LOB	17



Batter	1	2	3	4	5	6	7	8	9	10	AB	R	H	RBI	BB	SO	LOB	BOTTOM			
Dick McAuliffe, L OBP: 0.361, SLG: 0.420 (8.4)	0-0 F9	4-0 1B BB		0-0 G3			0-0 F8		0-0 4-3 1B		4	0	1	0	1	0	0				
Jerry Lumpe, L OBP: 0.262, SLG: 0.301 (8.1)	0-0				0-0		0-0 F8		0-0 4-3		4	0	3	2	0	0	0				
Fred Lasher, R OBP: 0.167, SLG: 0.167 (9. PH)					FC6-4 1B				1-2 4-3		0	0	0	0	0	0	0				
Eddie Mathews, L OBP: 0.334, SLG: 0.390 (10.1)		1-3 2H 3H 1B			FC6-4 1B				1-2 4-3		1	0	0	0	0	0	1				
Al Kaline, R OBP: 0.407, SLG: 0.547 (1.9)	0-0 L7	0-0 L4-3			FC6-4 G5-4-3 1B			0-0 SH3 2B 1B	4-0 1BB		4	1	1	0	1	0	4				
Willie Horton, R OBP: 0.331, SLG: 0.474 (9.8)	0-0 F3			6-3 WP 1B	FC6-4 G5-4-3 1B			0-0 SH3	0-0 F7		3	0	1	0	0	0	2				
Mickey Stanley, R OBP: 0.280, SLG: 0.330 (9.7)					FC6-4 G5-4-3 1B			1-2 SH3	0-0 F7		1	0	0	0	0	0	2				
Jim Northrup, L OBP: 0.329, SLG: 0.376 (1.8)			0-0 F4		0-0 F8		0-0 4-3		0-0 G3		5	0	1	1	0	0	1				
Norm Cash, L OBP: 0.356, SLG: 0.430 (1.3)		0-0			1-2 F8			2H 2B	0-0 G3		4	2	2	2	1	0	1				
Bill Freehan, R OBP: 0.388, SLG: 0.455 (1.2)			0-0 HR		2-3 6-3			HR	0-0 1-3		5	1	1	0	0	1	3				
Don Wert, R OBP: 0.311, SLG: 0.334 (1.5)		4-0 SH1-4 1B 2B			0-0 F4		0-0 4-3		0-0 L5		3	1	0	0	1	1	2				
Denny McLain, R OBP: 0.338, SLG: 0.118 (3.1)		0-0 SH1-4 1B BB			0-0 F3		0-3 K		0-0 G3		0	0	0	0	0	0	0				
Fred Gladding, L ERA: 2.49 (7.1)											1	0	0	0	0	1	0				
Hank Aguirre, R ERA: 2.49 (7. PH)											0	0	0	0	0	0	0				
Gates Brown, R OBP: 0.290, SLG: 0.289 (8.5)											0	0	0	0	0	0	0				
Ray Oyler, R ERA: 2.96 (8. PH)											0	0	0	0	0	0	0				
Lenny Green, R ERA: 2.96 (10.8)											1	0	0	0	0	0	0				
Dick Yastrzemski, L OBP: 0.318, SLG: 0.373 (10.8)											0	0	0	0	0	0	0				
Inning Stats	R: 0 E: 0 K: 0 S: 4	H: 1 LOB: 1 BB: 0 P: 4	R: 3 E: 0 K: 0 S: 6	H: 3 LOB: 2 BB: 2 P: 14	R: 0 E: 0 K: 0 S: 4	H: 1 LOB: 1 BB: 0 P: 4	R: 0 E: 0 K: 1 S: 5	H: 0 LOB: 0 BB: 0 P: 5	R: 0 E: 0 K: 0 S: 3	H: 1 LOB: 0 BB: 0 P: 3	R: 1 E: 0 K: 1 S: 6	H: 0 LOB: 0 BB: 0 P: 3	R: 1 E: 0 K: 1 S: 7	H: 1 LOB: 2 BB: 1 P: 11	R: 0 E: 0 K: 0 S: 4	H: 1 LOB: 2 BB: 0 P: 8	R: 0 E: 0 K: 0 S: 3	H: 0 LOB: 0 BB: 0 P: 3	1B: 6 2B: 2 3B: 0 HR: 2	SF: 0 SAC: 2 DP: 1 HBP: 0	WP: 1 PA: 43 PB: 0 SB: 0 CS: 0
PITCHER	IP WLS BF H R ER SO BB IBB HBP BLK WP HR S P ERA WHIP	Jerry Stephenson, R ERA: 3.09	John Wyatt, R ERA: 2.49	Sparky Lyle, L ERA: 2.96	Jose Santiago, R ERA: 3.57																

Boston Red Sox @ Detroit Tigers
Tiger Stadium, Detroit, MI
Mon Sep 18 1967, 7:05 PM EDT
Att: 42,674 - Unknown

AB	37
R	5
H	10
RBI	5
BB	4
SO	3
LOB	16



Batter	1	2	3	4	5	6	7	8	9	AB	R	H	RBI	BB	SO	LOB	TOP					
Jose Tartabull, L (1,9) OBP: 0.276, SLG: 0.240	F3		F8		1-6-3		1B 3B		F8	5	1	1	1	0	0	0						
Mike Andrews, R (1,4) OBP: 0.348, SLG: 0.357 Joe Foy, R (7,5) OBP: 0.324, SLG: 0.424	2B		E 1B			SH1-4 BB 1B BB	1B		5-3	3	2	3	1	1	0	0						
Carl Yastrzemski, L (1,7) OBP: 0.409, SLG: 0.606	1-3		E9 1-H			SH1-4 1B BB	2B		6-3	4	1	1	0	1	0	1						
George Scott, R (1,3) OBP: 0.371, SLG: 0.460	BB		K			SH1-4 1-2 2-3	K			2	0	0	0	1	2	2						
Reggie Smith, S (1,8) OBP: 0.321, SLG: 0.398	F3				F9	1B WP IBB	G3			3	1	0	0	1	0	3						
Dalton Jones, L (1,5) OBP: 0.327, SLG: 0.393		4-3			F7	1-3 2-H 3-H 1B	F4			4	0	1	2	0	0	0						
Rico Petrocelli, R (1,6) OBP: 0.331, SLG: 0.432	F8		F4			1-2 3-H	6-3		P1-6 BB BB	3	0	0	0	1	0	1						
Russ Gibson, R (1,2) OBP: 0.277, SLG: 0.283	L4				F9		F8			3	0	0	0	1	0	1						
Gary Bell, R (1,1) OBP: 0.167, SLG: 0.208 Darrell Brandon, R (7,1) OBP: 0.209, SLG: 0.262 Bill Landis, L (8,1) John Wyatt, R (9,1) OBP: 0.214, SLG: 0.083			L6		6-3				P1-6 2-3	3	1	1	0	0	0	0						
Inning Stats	R: 0 E: 0 K: 0 S: 4	H: 1 LOB: 2 BB: 1 P: 8	R: 0 E: 0 K: 0 S: 3	H: 0 LOB: 0 BB: 0 P: 3	R: 1 E: 1 K: 1 S: 7	H: 1 LOB: 1 BB: 0 P: 7	R: 0 E: 0 K: 0 S: 3	H: 0 LOB: 0 BB: 0 P: 3	R: 0 E: 0 K: 0 S: 3	H: 0 LOB: 0 BB: 0 P: 3	R: 3 E: 0 K: 0 S: 4	H: 1 LOB: 1 BB: 3 P: 16	R: 2 E: 0 K: 1 S: 8	H: 4 LOB: 1 BB: 0 P: 8	R: 0 E: 0 K: 0 S: 2	H: 0 LOB: 1 BB: 2 P: 10	R: 0 E: 0 K: 0 S: 3	H: 0 LOB: 0 BB: 0 P: 3	1B: 3 2B: 4 3B: 1 HR: 0	SF: 0 SAC: 1 DP: 1 HBP: 0	WP: 1 PB: 0 SB: 0 CS: 0	PA: 39
PITCHER	IP	WLS	BF	H	R	ER	SO	BB	IBB	HBP	BLK	WP	HR	S	P	ERA	WHIP					
Steve Hargan, R (1,1) ERA: 2.62	6.0	L	26	3	4	3	1	3	1	0	0	1	0	24	40	4.50	1.000					
Orlando Pena, R (7,1) ERA: 3.54	1.0		6	4	2	2	1	0	0	0	0	0	0	8	8	18.00	4.000					
Tom Kelley, R (8,1) ERA:	1.0		4	0	0	0	0	2	0	0	0	0	0	2	10	0.00	2.000					
Steve Bailey, R (9,1) ERA: 3.79	1.0		3	0	0	0	0	0	0	0	0	0	0	3	3	0.00	0.000					

Boston Red Sox @ Cleveland Indians
Cleveland Municipal Stadium, Cleveland, OH
Thu Sep 21 1967, 7:05 PM EDT
Att: 4,492 - Unknown

AB 32
R 6
H 7
RBI 4
BB 6
SO 2
LOB 10



Batter	1	2	3	4	5	6	7	8	9	AB	R	H	RBI	BB	SO	LOB	BOTTOM					
Vic Davallo, L (1,8) OBP: 0.315, SLG: 0.392	K2-3			L6-3 1B		F8	E3 1B SF8	FC6-4 1-2		5	1	1	1	0	1	2						
Richie Scheinblum, S (1,9) OBP: 0.364, SLG: 0.395	L6-3 BB			L6-3 1-2		1B BB	1B		F8	3	1	1	0	2	0	1						
Chuck Hinton, R (1,7) OBP: 0.314, SLG: 0.363	L6-3 1-2			F8		1B 1B	SF8		K	4	0	1	1	0	1	1						
Tony Horton, R (1,3) OBP: 0.325, SLG: 0.423		5-3			6-3	1-3 2-H 1B	F8		4-3	5	0	1	1	0	0	1						
Max Alvis, R (1,5) OBP: 0.305, SLG: 0.414		K				3B 1-2 BB			K	3	0	1	0	1	2	0						
Joe Azcue, R (1,2) OBP: 0.311, SLG: 0.437		F7				BB	K		F8	3	0	0	0	1	1	3						
Vern Fuller, R (1,4) OBP: 0.302, SLG: 0.385 Jim King, L (7, PH) OBP: 0.275, SLG: 0.237 Gus Gil, R (8,4) OBP: 0.200, SLG: 0.158 Leon Wagner, L (8, PH) OBP: 0.318, SLG: 0.387 Pedro Gonzalez, R (9,4) OBP: 0.270, SLG: 0.271			K				F2		2B E 1B	2	0	0	0	0	0	0						
Larry Brown, R (1,6) OBP: 0.307, SLG: 0.310			K		1-3				K 1B 1B	4	0	1	0	0	2	3						
Steve Hargan, R (1,1) OBP: 0.211, SLG: 0.209 Willie Smith, L (6, PH) OBP: 0.298, SLG: 0.289 Orlando Pena, R (7,1) ERA: 4.09 Lee Maye, L (7, PH) OBP: 0.247, SLG: 0.449 Tom Kelley, R (8,1) Fred Whitfield, L (8, PH) OBP: 0.220, SLG: 0.308 Steve Bailey, R (9,1) ERA: 2.42			K				K		FC6-4 1-3 2-H 1B	1	0	0	0	0	1	0						
Inning Stats	R: 0 E: 0 K: 1 S: 4	H: 0 LOB: 1 BB: 1 P: 8	R: 0 E: 0 K: 1 S: 5	H: 0 LOB: 0 BB: 0 P: 5	R: 0 E: 0 K: 3 S: 9	H: 0 LOB: 0 BB: 0 P: 9	R: 0 E: 0 K: 0 S: 3	H: 1 LOB: 0 BB: 0 P: 3	R: 0 E: 0 K: 0 S: 4	H: 1 LOB: 2 BB: 1 P: 8	R: 1 E: 0 K: 2 S: 9	H: 2 LOB: 3 BB: 2 P: 17	R: 3 E: 1 K: 1 S: 9	H: 3 LOB: 1 BB: 0 P: 9	R: 0 E: 0 K: 1 S: 8	H: 3 LOB: 2 BB: 0 P: 8	R: 0 E: 0 K: 1 S: 5	H: 0 LOB: 0 BB: 0 P: 5	1B: 8 2B: 3 3B: 1 HR: 0	SF: 1 SAC: 0 DP: 2 HBP: 0	WP: 0 PB: 0 SB: 0 CS: 0	PA: 40
PITCHER	IP	WLS	BF	H	R	ER	SO	BB	IBB	HBP	BLK	WP	HR	S	P	ERA	WHIP					
Gary Bell, R (1,1) ERA: 3.26	6.1	W	29	7	4	3	8	4	0	0	0	0	0	41	57	4.26	1.737					
Darrell Brandon, R (7,1) ERA: 4.09	1.1		6	2	1	1	1	0	0	0	0	0	0	8	8	6.75	1.500					
Bill Landis, L (8,1) ERA: 5.4	0.1		2	1	0	0	0	0	0	0	0	0	0	2	2	0.00	3.000					
John Wyatt, R (9,1) ERA: 2.42	1.0	S	3	0	0	0	1	0	0	0	0	0	0	5	5	0.00	0.000					

Boston Red Sox @ Cleveland Indians
Cleveland Municipal Stadium, Cleveland, OH
Thu Sep 21 1967, 7:05 PM EDT
Att: 4,492 - Unknown

AB 35
R 5
H 10
RBI 4
BB 4
SO 10
LOB 13



Batter	1	2	3	4	5	6	7	8	9	AB	R	H	RBI	BB	SO	LOB	TOP					
Jose Tartabull, L OBP: 0.280, SLG: 0.241										3	0	1	0	1	1	0	Boston Red Sox @ Baltimore Orioles Memorial Stadium, Baltimore, MD Fri Sep 22 1967, 7:05 PM EDT Unknown					
Mike Andrews, R OBP: 0.347, SLG: 0.355										3	0	0	0	0	0	1						
Carl Yastrzemski, L OBP: 0.499, SLG: 0.605 George Thomas, R OBP: 0.261, SLG: 0.276										3	0	1	0	1	1	1						
George Scott, R OBP: 0.371, SLG: 0.458										4	0	1	0	0	1	5						
Reggie Smith, S OBP: 0.320, SLG: 0.397										4	0	1	0	0	0	5						
Dalton Jones, L OBP: 0.318, SLG: 0.381										4	0	0	0	0	0	1						
Rico Petrocelli, R OBP: 0.330, SLG: 0.430										4	0	1	0	0	0	0						
Russ Gibson, R OBP: 0.269, SLG: 0.275										4	0	0	0	0	2	2						
Jerry Stephenson, L OBP: 0.250, SLG: 0.250 Dan Osinski, R OBP: 0.333, SLG: 0.444 Joe Foy, R OBP: 0.333, SLG: 0.423 Billy Rohr, L OBP: 0.269, SLG: 0.262										2	0	0	0	0	1	0						
Inning Stats	R: 0 E: 0 K: 1 S: 5	H: 0 LOB: 0 BB: 0 P: 5	R: 0 E: 0 K: 2 S: 9	H: 2 LOB: 2 BB: 0 P: 9	R: 0 E: 0 K: 0 S: 3	H: 0 LOB: 0 BB: 2 P: 12	R: 0 E: 0 K: 1 S: 5	H: 0 LOB: 0 BB: 0 P: 5	R: 0 E: 0 K: 0 S: 3	H: 2 LOB: 2 BB: 0 P: 7	R: 0 E: 0 K: 0 S: 3	H: 0 LOB: 0 BB: 0 P: 3	R: 0 E: 0 K: 1 S: 5	H: 0 LOB: 0 BB: 0 P: 5	R: 0 E: 1 K: 1 S: 6	H: 1 LOB: 1 BB: 0 P: 6		R: 0 E: 0 K: 0 S: 3	H: 0 LOB: 0 BB: 0 P: 3	1B: 5 2B: 0 3B: 0 HR: 0	SF: 0 SAC: 0 DP: 1 HBP: 1	WP: 0 PB: 0 SB: 0 CS: 0
PITCHER Jim Hardin, R ERA: 2.11	IP: 9.0 WLS: W BF: 35 H: 5 R: 0 ER: 0 SO: 7 BB: 2 IBB: 0 HBP: 1 BLK: 0 WP: 0 HR: 0 S: 46 P: 55 ERA: 0.00 WHIP: 0.778																					

Batter	1	2	3	4	5	6	7	8	9	AB	R	H	RBI	BB	SO	LOB	BOTTOM			
Luis Aparicio, R OBP: 0.272, SLG: 0.317										5	1	2	1	0	0	0	Boston Red Sox @ Baltimore Orioles Memorial Stadium, Baltimore, MD Fri Sep 22 1967, 7:05 PM EDT Unknown			
Curt Blefary, L OBP: 0.336, SLG: 0.411										3	1	1	1	2	1	0				
Paul Blair, R OBP: 0.364, SLG: 0.463										4	2	1	1	1	0	4				
Frank Robinson, R OBP: 0.407, SLG: 0.580										3	2	1	1	1	0	3				
Brooks Robinson, R OBP: 0.328, SLG: 0.434										5	1	2	2	0	0	3				
Boog Powell, L OBP: 0.323, SLG: 0.360										3	0	0	0	1	1	3				
Davey Johnson, R OBP: 0.321, SLG: 0.378										2	1	1	2	2	0	0				
Larry Haney, R OBP: 0.298, SLG: 0.372										4	1	1	2	0	0	5				
Jim Hardin, R OBP: 0.158, SLG: 0.194										4	1	1	0	0	2	3				
Inning Stats	R: 2 E: 0 K: 0 S: 5	H: 2 LOB: 0 BB: 0 P: 5	R: 0 E: 0 K: 2 S: 7	H: 0 LOB: 1 BB: 1 P: 11	R: 0 E: 0 K: 0 S: 2	H: 0 LOB: 0 BB: 1 P: 6	R: 1 E: 1 K: 1 S: 7	H: 1 LOB: 2 BB: 1 P: 11	R: 3 E: 0 K: 1 S: 8	H: 3 LOB: 2 BB: 2 P: 16	R: 0 E: 0 K: 0 S: 3	H: 0 LOB: 0 BB: 0 P: 3	R: 1 E: 0 K: 0 S: 3	H: 1 LOB: 0 BB: 1 P: 7	R: 3 E: 1 K: 0 S: 7	H: 3 LOB: 2 BB: 1 P: 11		1B: 6 2B: 3 3B: 1 HR: 0	SF: 1 SAC: 0 DP: 2 HBP: 0	WP: 0 PB: 0 SB: 2 CS: 0
PITCHER Jerry Stephenson, R ERA: 3.88 Dan Osinski, R ERA: 2.43 Billy Rohr, L ERA: 5.1 Darrell Brandon, R ERA: 4.06	IP: 4.2 WLS: L BF: 24 H: 6 R: 6 ER: 5 SO: 4 BB: 3 IBB: 2 HBP: 0 BLK: 0 WP: 0 HR: 0 S: 27 P: 47 ERA: 9.64 WHIP: 1.714																			

Batter	1	2	3	4	5	6	7	8	9	AB	R	H	RBI	BB	SO	LOB	TOP											
Joe Foy, R OBP: 0.327, SLG: 0.428 (1, 5)	0-3 K		4-0 FC5-4 BB		0-0 E5 FC 1B	0-3 K		0-0 L6	4	1	1	0	1	2	2		Boston Red Sox @ Baltimore Orioles Memorial Stadium, Baltimore, MD Sat Sep 23 1967, 7:05 PM EDT Att: 10,251 - Unknown											
Mike Andrews, R OBP: 0.344, SLG: 0.351 (1, 4)	0-0 3-1		0-0 FC5-4 1-2		0-0 FC HR		0-3 K	0-0 F5	5	1	0	1	0	1	2													
Carl Yastrzemski, L OBP: 0.410, SLG: 0.608 (1, 7)	0-0 5-3			0-0 2B 6-3 1B	0-0 HR		4-0 BB		3	2	2	2	1	0	0													
George Scott, R OBP: 0.373, SLG: 0.461 (1, 3)		0-0 CS 1B		0-0 6-3 1-3 2B	0-0 F6		0-3 K	0-0 1-2	4	0	2	0	0	1	1													
Reggie Smith, S OBP: 0.319, SLG: 0.394 (1, 8)		0-0 F7 1-2		0-0 F3	0-3 K		0-0 G3		4	0	0	0	0	1	4													
Ken Harrelson, R OBP: 0.316, SLG: 0.422 Gary Waslewski, R OBP: 0.091, SLG: 0.091 Dalton Jones, L OBP: 0.316, SLG: 0.379 John Wyatt, R OBP: 0.214, SLG: 0.083 Bill Landis, L (8, PH) (6, 1) (8, 1)	4-0 CS BB		0-0 6-3		0-3 K		0-0 F8		1	0	0	1	1	0	1													
Rico Petrocelli, R OBP: 0.329, SLG: 0.425 (1, 6)	0-0 CS 1-2	0-0 5-3	0-0 F9	4-0 1B BB	0-0 F8		0-0 1-3		3	0	0	0	1	0	1													
Russ Gibson, R OBP: 0.268, SLG: 0.281 (1, 2)		0-0 WP 2B		0-0 1-6-3	0-3 K		0-0 1-3		4	0	1	0	0	1	1													
Lee Stange, R OBP: 0.094, SLG: 0.080 Jose Tartabull, L OBP: 0.285, SLG: 0.247 (1, 1) (4, 9)	0-0 6-3 2-3		0-0 E 1B		0-0 1B		0-0 1-2 1B	0-0 G3	1	0	0	0	0	0	1													
Inning Stats	R: 0 E: 0 K: 1 S: 5	H: 0 LOB: 0 BB: 0 P: 5	R: 0 E: 0 K: 0 S: 2	H: 1 LOB: 0 BB: 1 P: 6	R: 0 E: 0 K: 0 S: 4	H: 1 LOB: 2 BB: 1 P: 8	R: 1 E: 0 K: 0 S: 5	H: 2 LOB: 1 BB: 0 P: 5	R: 4 E: 1 K: 1 S: 9	H: 3 LOB: 0 BB: 0 P: 9	R: 0 E: 0 K: 3 S: 10	H: 1 LOB: 2 BB: 1 P: 14	R: 0 E: 0 K: 2 S: 7	H: 0 LOB: 1 BB: 1 P: 11	R: 0 E: 0 K: 0 S: 3	H: 0 LOB: 0 BB: 0 P: 3		R: 0 E: 0 K: 0 S: 3	H: 0 LOB: 0 BB: 0 P: 3	1B: 5 2B: 2 3B: 0 HR: 1	SF: 0 SAC: 0 DP: 0 HBP: 0	WP: 1 PB: 0 SB: 1 CS: 2	PA: 39					
PITCHER	IP	WLS	BF	H	R	ER	SO	BB	IBB	HBP	BLK	WP	HR	S	P	ERA		WHIP										
Gene Brabender, R ERA: 3.41 (1, 1)	5.0		23	7	5	5	2	2	0	0	0	1	1	25	33	9.00		1.800										
Moe Drabowsky, R ERA: 1.5 (6, 1)	2.0	9	1	0	0	5	2	0	0	0	0	0	0	17	25	0.00		1.500										
Stu Miller, R ERA: 2.55 (8, 1)	2.0	W	6	0	0	0	0	0	0	0	0	0	0	6	6	0.00	0.000											

Batter	1	2	3	4	5	6	7	8	9	AB	R	H	RBI	BB	SO	LOB	BOTTOM											
Luis Aparicio, R OBP: 0.271, SLG: 0.316 (1, 6)	0-0 F9		0-0 1-3		0-3 K		0-0 SF7		3	0	0	1	0	1	1		Boston Red Sox @ Baltimore Orioles Memorial Stadium, Baltimore, MD Sat Sep 23 1967, 7:05 PM EDT Att: 10,251 - Unknown											
Curt Blefary, L OBP: 0.339, SLG: 0.419 (1, 7)	0-0 HR		0-0 1B 2B		0-0 F6		0-0 G3		4	2	2	1	0	0	2													
Paul Blair, R OBP: 0.363, SLG: 0.459 (1, 8)	0-0 F8		0-0 2H HR 1B		0-0 F7		0-0 F9		4	1	1	1	0	0	1													
Frank Robinson, R OBP: 0.408, SLG: 0.585 (1, 9)	0-0 FC6-4 1B		0-0 1H HR		0-0 F8		0-0 HR 1B		4	2	3	2	0	0	0													
Brooks Robinson, R OBP: 0.325, SLG: 0.434 (1, 5)	0-0 FC6-4 1-2		0-0 6-3		0-0 1-6-3		0-0 1B HR		4	1	1	2	0	0	1													
Boog Powell, L OBP: 0.321, SLG: 0.356 (1, 3)	0-3 K		0-0 4-3		0-0 6-3		0-0 BB BB		3	0	0	0	1	1	0													
Davey Johnson, R OBP: 0.324, SLG: 0.377 (1, 4)	0-3 K		0-3 K		4-0 1B SF7 BB		4-0 1-2 BB		2	1	0	0	2	2	0													
Larry Haney, R OBP: 0.285, SLG: 0.355 (1, 2)	0-0 5-3		0-0 5-3		0-3 K		0-0 F7		4	0	0	0	0	1	3													
Gene Brabender, R OBP: 0.138, SLG: 0.074 Russ Snyder, L OBP: 0.316, SLG: 0.326 Moe Drabowsky, R OBP: 0.381, SLG: 0.350 Dave May, L OBP: 0.282, SLG: 0.297 Stu Miller, R (7, PH) (8, 1)	0-0 F6		0-0 1B		0-0 1B		0-3 K		1	0	0	0	0	0	0													
Inning Stats	R: 1 E: 0 K: 0 S: 5	H: 2 LOB: 1 BB: 0 P: 5	R: 0 E: 0 K: 2 S: 7	H: 0 LOB: 0 BB: 0 P: 7	R: 3 E: 0 K: 0 S: 6	H: 3 LOB: 0 BB: 0 P: 6	R: 0 E: 0 K: 1 S: 5	H: 0 LOB: 0 BB: 0 P: 5	R: 0 E: 0 K: 1 S: 6	H: 1 LOB: 1 BB: 0 P: 6	R: 0 E: 0 K: 0 S: 3	H: 0 LOB: 0 BB: 0 P: 3	R: 1 E: 0 K: 1 S: 6	H: 1 LOB: 1 BB: 1 P: 10	R: 2 E: 0 K: 1 S: 7	H: 2 LOB: 2 BB: 2 P: 15		1B: 5 2B: 1 3B: 0 HR: 3	SF: 1 SAC: 0 DP: 0 HBP: 0	WP: 0 PB: 0 SB: 0 CS: 0	PA: 36							
PITCHER	IP	WLS	BF	H	R	ER	SO	BB	IBB	HBP	BLK	WP	HR	S	P	ERA		WHIP										
Lee Stange, R ERA: 2.77 (1, 1)	3.0		14	5	4	4	2	0	0	0	0	0	0	18	18	12.00		1.667										
Gary Waslewski, R ERA: 3.38 (4, 1)	4.0	15	2	1	1	3	1	0	0	0	0	0	0	20	24	2.25		0.750										
John Wyatt, R ERA: 2.6 (8, 1)	0.1	L	5	2	2	2	0	2	0	0	0	0	1	3	11	54.00	12.000											
Bill Landis, L ERA: 5.26 (8, 1)	0.2		2	0	0	0	1	0	0	0	0	0	0	4	4	0.00	0.000											

AB	34
R	5
H	8
RBI	4
BB	4
SO	7
LOB	13



AB	32
R	7
H	9
RBI	7
BB	3
SO	6
LOB	10



Batter	1	2	3	4	5	6	7	8	9	AB	R	H	RBI	BB	SO	LOB	TOP					
Jose Tartabull, L (1.9) OBP: 0.290, SLG: 0.250										5	2	2	0	1	2	1	Boston Red Sox @ Baltimore Orioles Memorial Stadium, Baltimore, MD Sun Sep 24 1967, 3:33 AM EDT Att: 5,609 - Unknown					
Jerry Adair, R (1.4) OBP: 0.300, SLG: 0.338										6	2	4	1	0	0	1						
Carl Yastrzemski, L (1.7) OBP: 0.410, SLG: 0.605										4	1	1	1	0	2	2						
Darrell Brandon, R (7.1) OBP: 0.295, SLG: 0.256										1	0	0	0	0	1	2						
Dan Osinski, R (9.1) OBP: 0.333, SLG: 0.444										0	0	0	0	0	0	0						
Reggie Smith, S (1.8) OBP: 0.319, SLG: 0.395										5	2	1	0	1	0	4						
Dalton Jones, L (1.5) OBP: 0.329, SLG: 0.411										6	1	4	5	0	0	0						
George Scott, R (1.3) OBP: 0.378, SLG: 0.469										5	2	4	2	1	1	2						
Rico Petrocelli, R (1.6) OBP: 0.329, SLG: 0.423										5	0	1	0	1	1	7						
Elston Howard, R (1.2) OBP: 0.231, SLG: 0.242										4	0	1	1	2	0	1						
Jim Lonborg, R (1.1) OBP: 0.153, SLG: 0.158										3	1	0	0	1	3	4						
George Thomas, R (7.7) OBP: 0.258, SLG: 0.273										1	0	0	0	0	0	3						
Inning Stats	R: 2 E: 0 K: 0 S: 5	H: 2 LOB: 2 BB: 2 P: 13	R: 1 E: 0 K: 2 S: 8	H: 1 LOB: 1 BB: 1 P: 12	R: 1 E: 0 K: 1 S: 7	H: 2 LOB: 2 BB: 1 P: 11	R: 2 E: 0 K: 3 S: 11	H: 2 LOB: 2 BB: 1 P: 16	R: 1 E: 1 K: 1 S: 8	H: 3 LOB: 2 BB: 0 P: 8	R: 0 E: 0 K: 1 S: 6	H: 1 LOB: 2 BB: 1 P: 10	R: 0 E: 0 K: 1 S: 5	H: 0 LOB: 0 BB: 0 P: 5	R: 0 E: 0 K: 0 S: 5	H: 2 LOB: 2 BB: 1 P: 9	R: 4 E: 0 K: 1 S: 10	H: 5 LOB: 1 BB: 0 P: 10	1B: 13 2B: 3 3B: 1 HR: 1	SF: 0 SAC: 0 DP: 0 HBP: 1	WP: 1 PB: 0 SB: 2 CS: 0	PA: 53
PITCHER	IP WLS BF H R ER SO BB IBB HBP BLK WP HR S P ERA WHIP																	PITCHER	IP WLS BF H R ER SO BB IBB HBP BLK WP HR S P ERA WHIP			
Tom Phoebus, R (1.1) ERA: 3.33	3.0 L 18 5 4 4 3 4 0 0 0 0 0 20 36 12.00 3.000																					
Wally Bunker, R (4.1) ERA: 4.09	2.0 13 5 3 3 4 1 0 1 0 0 0 19 24 13.50 3.000																					
John Buzhardt, R (6.1) ERA: 4.04	2.0 8 1 0 0 2 1 0 0 0 1 0 11 15 0.00 1.000																					
Eddie Fisher, R (8.1) ERA: 3.61	1.0 6 2 0 0 0 1 0 0 0 0 0 5 9 0.00 3.000																					
Paul Gilliford, L (9.1) ERA: 12.0	1.0 8 5 4 4 1 0 0 0 0 0 1 10 10 36.00 5.000																					
Batter	1	2	3	4	5	6	7	8	9	AB	R	H	RBI	BB	SO	LOB	BOTTOM					
Luis Aparicio, R (1.6) OBP: 0.270, SLG: 0.313										5	0	0	0	1	0	3	Boston Red Sox @ Baltimore Orioles Memorial Stadium, Baltimore, MD Sun Sep 24 1967, 3:33 AM EDT Att: 5,609 - Unknown					
Curt Blefary, L (1.7) OBP: 0.335, SLG: 0.418										4	0	1	0	1	0	3						
Paul Blair, R (1.8) OBP: 0.360, SLG: 0.454										5	0	0	0	0	2	4						
Frank Robinson, R (1.9) OBP: 0.406, SLG: 0.581										5	1	1	0	0	2	4						
Brooks Robinson, R (1.5) OBP: 0.327, SLG: 0.435										4	1	2	0	1	0	0						
Boog Powell, L (1.3) OBP: 0.322, SLG: 0.355										4	2	1	1	1	1	2						
Davey Johnson, R (1.4) OBP: 0.328, SLG: 0.380										3	2	2	2	2	0	1						
Larry Haney, R (1.2) OBP: 0.288, SLG: 0.363										5	1	2	1	0	0	3						
Tom Phoebus, R (1.1) ERA: 3.33	3.0 W 18 5 4 4 3 4 0 0 0 0 0 20 36 12.00 3.000																					
Wally Bunker, R (4.1) ERA: 4.09	2.1 17 5 6 3 1 2 0 0 0 0 0 17 25 11.57 3.000																					
Darrell Brandon, R (7.1) ERA: 4.17	0.2 S 4 2 1 1 1 0 0 0 0 0 0 6 6 13.50 3.000																					
Dan Osinski, R (9.1) ERA: 2.54																						
Inning Stats	R: 0 E: 0 K: 0 S: 3	H: 0 LOB: 0 BB: 0 P: 3	R: 0 E: 0 K: 1 S: 6	H: 1 LOB: 2 BB: 1 P: 10	R: 0 E: 1 K: 2 S: 8	H: 0 LOB: 2 BB: 1 P: 12	R: 0 E: 0 K: 0 S: 4	H: 1 LOB: 1 BB: 0 P: 4	R: 0 E: 0 K: 1 S: 5	H: 0 LOB: 1 BB: 1 P: 9	R: 0 E: 2 K: 2 S: 7	H: 0 LOB: 2 BB: 1 P: 11	R: 1 E: 2 K: 0 S: 6	H: 1 LOB: 2 BB: 0 P: 6	R: 2 E: 1 K: 1 S: 7	H: 1 LOB: 2 BB: 2 P: 15	R: 4 E: 0 K: 1 S: 10	H: 5 LOB: 1 BB: 0 P: 10	1B: 7 2B: 2 3B: 0 HR: 0	SF: 0 SAC: 0 DP: 0 HBP: 0	WP: 0 PB: 0 SB: 0 CS: 0	PA: 46
PITCHER	IP WLS BF H R ER SO BB IBB HBP BLK WP HR S P ERA WHIP																	PITCHER	IP WLS BF H R ER SO BB IBB HBP BLK WP HR S P ERA WHIP			
Jim Lonborg, R (1.1) ERA: 3.13	6.0 W 25 2 0 0 6 4 0 0 0 0 0 33 49 0.00 1.000																					
Darrell Brandon, R (7.1) ERA: 4.17	2.1 17 5 6 3 1 2 0 0 0 0 0 17 25 11.57 3.000																					
Dan Osinski, R (9.1) ERA: 2.54	0.2 S 4 2 1 1 1 0 0 0 0 0 0 6 6 13.50 3.000																					

Batter	1	2	3	4	5	6	7	8	9	AB	R	H	RBI	BB	SO	LOB	TOP
Vic Davallo, L (1.8) OBP: 0.310, SLG: 0.384	0-0 4-3		0-0 F9		0-0 F8		0-0 6-3			4	0	0	0	0	0	1	Cleveland Indians @ Boston Red Sox Fenway Park, Boston, MA Tue Sep 26 1967, 3:33 AM EDT Att: 16,652 - Unknown
Chuck Hinton, R (1.7) OBP: 0.310, SLG: 0.363	0-3 K		0-0 F8			0-0 HR		0-0 F3		4	1	1	1	0	1	1	
Max Alvis, R (1.5) OBP: 0.303, SLG: 0.408	0-0 5-3		0-0 E8 1B			0-0 F7		0-3 K		4	0	1	0	0	1	0	
Tony Horton, R (1.3) OBP: 0.324, SLG: 0.426		0-0 1B	0-0 F7			0-0 1B		0-0 5-3		0	2	0	0	0	0	0	
Chico Salmon, R (1.6) OBP: 0.288, SLG: 0.333		0-0 3-1 1-H 6-3 2B		0-0 6-3		0-0 1-H HR		0-0 E6 4-3 4-3 PO		4	2	2	3	0	0	0	
Richie Scheinblum, S (1.9) OBP: 0.300, SLG: 0.333		0-0 3-1		0-3 K		0-0 G3		0-0 4-3		4	0	0	0	0	1	2	
Joe Azcue, R (1.2) OBP: 0.304, SLG: 0.426		0-0 6-3		0-0 F9		0-0 1-3		0-0 4-3		4	0	0	1	0	0	1	
Pedro Gonzalez, R (1.4) OBP: 0.274, SLG: 0.274		0-0 3-H		0-0 F3		0-0 F7		4-0 PO IBB		3	0	1	0	0	0	0	
Lee Mays, L (9, PH) OBP: 0.322, SLG: 0.446		0-0 CS 1B		0-0 K		0-0 F8		0-0 PO		0	0	0	0	1	0	0	
Gus Gil, R (9, 4) OBP: 0.198, SLG: 0.156		0-0 CS 1B		0-0 E 1B				3-H		3	1	1	0	0	1	0	
Luis Tiant, R (1.1) OBP: 0.270, SLG: 0.338										1B: 5	SF: 0	WP: 0	PA: 37	FB: 0	CS: 1		
Inning Stats	R: 0 E: 0 K: 1 S: 5	H: 0 LOB: 0 BB: 0 P: 5	R: 2 E: 0 K: 0 S: 5	H: 3 LOB: 0 BB: 0 P: 5	R: 1 E: 1 K: 0 S: 5	H: 2 LOB: 1 BB: 0 P: 5	R: 0 E: 0 K: 1 S: 5	H: 0 LOB: 0 BB: 0 P: 5	R: 0 E: 0 K: 0 S: 3	H: 0 LOB: 0 BB: 0 P: 3	R: 0 E: 0 K: 1 S: 5	H: 0 LOB: 0 BB: 0 P: 5	R: 0 E: 1 K: 0 S: 3	H: 0 LOB: 1 BB: 1 P: 7	1B: 5 2B: 1 3B: 0 HR: 2	SF: 0 SAC: 0 DP: 0 HBP: 0	WP: 0 PA: 37 FB: 0 CS: 1
PITCHER	IP WLS BF H R ER SO BB IBB HBP BLK WP HR S P ERA WHIP	IP WLS BF H R ER SO BB IBB HBP BLK WP HR S P ERA WHIP															
Gary Bell, R (1.1) ERA: 3.28	4.0 L	16 5 3 2 2	5 3 2 2	2 2	0 0 0 0	0 0 0 0	0 0 0 0	0 0 0 0	0 0 2 11	11 11	13.50 1.500						
Jose Santiago, R (5.1) ERA: 3.64	2.0	9 3 3 3	3 3 3 1	1 0 0 0	0 0 0 0	0 0 0 0	0 0 0 0	0 0 0 0	0 0 3 3	3 3	0.00 0.000						
Lee Stange, R (7.1) ERA: 2.76	1.0	3 0 0 0	0 0 0 0	0 0 0 0	0 0 0 0	0 0 0 0	0 0 0 0	0 0 0 0	0 0 8 12	12	0.00 0.000						
Gary Waslewski, R (8.1) ERA: 3.21	2.0	7 0 0 0	0 0 0 1	0 0 1 0	0 0 0 0	0 0 0 0	0 0 0 0	0 0 0 0	0 0 8 12	12	0.00 0.000						

Batter	1	2	3	4	5	6	7	8	9	AB	R	H	RBI	BB	SO	LOB	BOTTOM				
Jose Tartabull, L (1.9) OBP: 0.292, SLG: 0.250	4-0 E BB		0-0 F4		0-0 F9		0-0 1B HR 1B		0-0 F8		4	1	1	0	1	0	0				
Jerry Adair, R (1.4) OBP: 0.299, SLG: 0.336	0-3 K		0-3 K		0-3 K		0-0 1-2 HR 1B		0-0 F8		5	1	1	0	0	3	1				
Carl Yastrzemski, L (1.7) OBP: 0.412, SLG: 0.613	4-0 1-2 IBB		0-0 3-1		0-0 2B		0-0 1-H 2-H HR				3	1	2	3	1	0	0				
George Scott, R (1.3) OBP: 0.375, SLG: 0.466	0-3 K			0-0 6-3		0-0 F3		0-0 F5		4	0	0	0	0	1	3					
Reggie Smith, S (1.8) OBP: 0.317, SLG: 0.392	0-3 K			0-0 G3		0-0 1-3		0-0 F2		4	0	0	0	0	1	2					
Dalton Jones, L (1.5) OBP: 0.327, SLG: 0.407		0-0 F3		0-0 1B 1B		0-0 F8		0-0 4-3		4	0	1	0	0	0	0					
Rico Petrocelli, R (1.6) OBP: 0.330, SLG: 0.425		0-3 K		0-0 1-3 1B		0-0 2B		0-0 F3		4	0	2	0	0	1	0					
Elston Howard, R (1.2) OBP: 0.234, SLG: 0.246		0-0 2B		4-0 1-2 BB		0-0 1-3		0-0 F3		3	0	1	0	1	0	1					
Gary Bell, R (1.1) OBP: 0.184, SLG: 0.205		0-0 F5		0-3 K				0-3 K		1	0	0	0	0	0	1					
Norm Siebern, L (4, PH) OBP: 0.177, SLG: 0.230										1	0	0	0	0	0	1					
Joe Santiago, R (5.1) OBP: 0.227, SLG: 0.359										0	0	0	0	0	0	0					
Lee Stange, R (7.1) OBP: 0.194, SLG: 0.080										0	0	0	0	0	0	0					
Joe Foy, R (7, PH) OBP: 0.184, SLG: 0.427										1	0	0	0	0	0	0					
Gary Waslewski, R (8.1) OBP: 0.291, SLG: 0.291										0	0	0	0	0	0	0					
Mike Andrews, R (9, PH) OBP: 0.144, SLG: 0.350										1	0	0	0	0	0	1					
Inning Stats	R: 0 E: 1 K: 3 S: 9	H: 0 LOB: 2 BB: 2 P: 17	R: 0 E: 0 K: 1 S: 6	H: 1 LOB: 1 BB: 0 P: 6	R: 0 E: 0 K: 1 S: 5	H: 0 LOB: 0 BB: 0 P: 5	R: 0 E: 0 K: 1 S: 7	H: 2 LOB: 3 BB: 1 P: 11	R: 0 E: 0 K: 1 S: 6	H: 1 LOB: 1 BB: 0 P: 6	R: 0 E: 0 K: 0 S: 4	H: 1 LOB: 1 BB: 0 P: 4	R: 3 E: 0 K: 0 S: 6	H: 3 LOB: 0 BB: 0 P: 6	R: 0 E: 0 K: 0 S: 3	H: 0 LOB: 0 BB: 0 P: 3	R: 0 E: 0 K: 1 S: 5	H: 0 LOB: 0 BB: 0 P: 5	1B: 4 2B: 3 3B: 0 HR: 1	SF: 0 SAC: 0 DP: 0 HBP: 0	WP: 0 PA: 38 FB: 0 CS: 0
PITCHER	IP WLS BF H R ER SO BB IBB HBP BLK WP HR S P ERA WHIP	IP WLS BF H R ER SO BB IBB HBP BLK WP HR S P ERA WHIP																			
Luis Tiant, R (1.1) ERA: 2.74	9.0 W	38 8 3 3 8	8 3 3 8	2 1 0 0	2 1 0 0	0 1 51 63	3.00 1.111														

AB 30
R 6
H 6
RBI 5
BB 1
SO 4
LOB 5



AB 35
R 3
H 8
RBI 3
BB 3
SO 8
LOB 11



Batter	1	2	3	4	5	6	7	8	9	AB	R	H	RBI	BB	SO	LOB	TOP			
Zoilo Versalles, R OBP: 0.250, SLG: 0.284 (1, 6)										5	1	1	0	0	1	3	Minnesota Twins @ Boston Red Sox Fenway Park, Boston, MA Sat Sep 30 1967, 3:33 AM EDT Att: 32,909 - Unknown			
Cesar Tovar, R OBP: 0.326, SLG: 0.367 (1, 5)										5	1	1	0	0	0	1				
Harmon Killebrew, R OBP: 0.494, SLG: 0.556 (1, 3)										4	1	2	2	1	2	0				
Tony Oliva, L OBP: 0.344, SLG: 0.460 (1, 9)										5	0	1	1	0	1	1				
Bob Allison, R OBP: 0.357, SLG: 0.472 (1, 7)										2	1	1	0	2	1	1				
Rod Carew, L OBP: 0.344, SLG: 0.412 (1, 4)										4	0	0	0	0	1	5				
Ted Uhlhaender, L OBP: 0.285, SLG: 0.382 (1, 8)										4	0	2	0	0	0	4				
Jerry Zimmerman, R OBP: 0.245, SLG: 0.194 (6, PH)										2	0	0	0	0	1	1				
Rich Reese, L OBP: 0.294, SLG: 0.410 (6, 2)										1	0	1	1	0	0	0				
Russ Nixon, L OBP: 0.305, SLG: 0.302 (6, 2)										1	0	0	0	0	0	1				
Jim Kaat, L OBP: 0.228, SLG: 0.253 (3, 1)										1	0	0	0	0	0	0				
Jim Perry, S OBP: 0.190, SLG: 0.286 (5, PH)										1	0	0	0	0	0	1				
Frank Kostro, R OBP: 0.346, SLG: 0.533 (6, 1)										0	0	0	0	0	0	0				
Ron Kline, R OBP: 0.377, SLG: 0.176 (7, 1)										0	0	0	0	0	0	0				
Jim Merritt, L OBP: 0.292, SLG: 0.176 (5, PH)										1	0	0	0	0	0	0				
Rich Rollins, R OBP: 0.306, SLG: 0.343 (5, PH)										1	0	0	0	0	0	0				
Inning Stats	R: 1 E: 0 K: 0 S: 6	H: 3 LOB: 3 BB: 1 P: 10	R: 0 E: 0 K: 0 S: 3	H: 0 LOB: 0 BB: 0 P: 3	R: 0 E: 0 K: 2 S: 8	H: 1 LOB: 1 BB: 0 P: 8	R: 0 E: 0 K: 1 S: 6	H: 1 LOB: 1 BB: 0 P: 6	R: 0 E: 0 K: 2 S: 7	H: 0 LOB: 0 BB: 2 P: 7	R: 0 E: 0 K: 1 S: 5	H: 0 LOB: 0 BB: 0 P: 5	R: 0 E: 0 K: 0 S: 3	H: 0 LOB: 1 BB: 1 P: 7	R: 2 E: 0 K: 0 S: 5	H: 2 LOB: 0 BB: 0 P: 5	1B: 5 2B: 2 3B: 1 HR: 1	SF: 0 SAC: 0 DP: 0 HBP: 0	WP: 0 PB: 0 SB: 0 CS: 0	PA: 40
PITCHER	IP WLS BF H R ER SO BB IBB HBP BLK WP HR S P ERA WHIP																			
Jose Santiago, R ERA: 3.59 (1, 1)	7.0 W 32 7 2 2 7 4 0 0 0 0 0 0 42 58 2.57 1.571																			
Gary Bell, R ERA: 3.31 (8, 1)	2.0 S 8 2 2 2 0 0 0 0 0 0 1 8 8 9.00 1.000																			

AB	36
R	4
H	9
RBI	4
BB	4
SO	7
LOB	18



Batter	1	2	3	4	5	6	7	8	9	AB	R	H	RBI	BB	SO	LOB	BOTTOM			
Mike Andrews, R OBP: 0.346, SLG: 0.352 (1, 4)										3	1	2	0	1	1	2	Minnesota Twins @ Boston Red Sox Fenway Park, Boston, MA Sat Sep 30 1967, 3:33 AM EDT Att: 32,909 - Unknown			
Jerry Adair, R OBP: 0.300, SLG: 0.337 (1, 5)										4	1	1	1	0	0	3				
Carl Yastrzemski, L OBP: 0.415, SLG: 0.617 (1, 7)										4	1	3	4	0	1	1				
Ken Harrelson, R OBP: 0.313, SLG: 0.418 (1, 9)										3	0	0	0	0	2	3				
Elston Howard, R OBP: 0.231, SLG: 0.242 (6, 2)										1	0	0	0	0	0	0				
George Scott, R OBP: 0.375, SLG: 0.469 (1, 3)										4	1	2	1	0	0	0				
Rico Petrocelli, R OBP: 0.329, SLG: 0.420 (1, 6)										3	0	0	0	1	0	1				
Reggie Smith, S OBP: 0.318, SLG: 0.392 (1, 8)										4	1	1	0	0	1	2				
Russ Gibson, R OBP: 0.267, SLG: 0.279 (1, 2)										1	0	0	0	0	1	1				
Dalton Jones, L OBP: 0.329, SLG: 0.406 (5, PH)										1	1	1	0	0	0	0				
Jose Tartabull, L OBP: 0.285, SLG: 0.244 (6, 9)										2	0	0	0	0	1	1				
Jose Santiago, R OBP: 0.205, SLG: 0.333 (1, 1)										3	0	0	0	0	2	2				
Gary Bell, R OBP: 0.162, SLG: 0.203 (8, 1)										1	0	0	0	0	0	1				
Inning Stats	R: 0 E: 0 K: 1 S: 6	H: 2 LOB: 1 BB: 0 P: 6	R: 0 E: 0 K: 2 S: 8	H: 1 LOB: 0 BB: 0 P: 8	R: 0 E: 0 K: 2 S: 7	H: 0 LOB: 1 BB: 1 P: 11	R: 0 E: 0 K: 1 S: 5	H: 0 LOB: 0 BB: 0 P: 5	R: 2 E: 0 K: 2 S: 11	H: 4 LOB: 2 BB: 0 P: 11	R: 1 E: 0 K: 1 S: 6	H: 1 LOB: 0 BB: 0 P: 6	R: 3 E: 1 K: 0 S: 6	H: 2 LOB: 0 BB: 0 P: 6	R: 0 E: 0 K: 0 S: 3	H: 0 LOB: 1 BB: 1 P: 7	1B: 7 2B: 1 3B: 0 HR: 2	SF: 0 SAC: 0 DP: 1 HBP: 0	WP: 0 PB: 0 SB: 0 CS: 0	PA: 36
PITCHER	IP WLS BF H R ER SO BB IBB HBP BLK WP HR S P ERA WHIP																			
Jim Kaat, L ERA: 3.04 (1, 1)	2.1 9 3 4 2 2 4 1 0 0 0 0 0 20 24 6.75 1.875																			
Jim Perry, R ERA: 3.03 (3, 1)	2.2 13 4 2 2 4 1 0 0 0 0 0 1 9 9 20.25 1.500																			
Ron Kline, R ERA: 3.77 (6, 1)	1.1 L 7 2 3 3 1 0 0 0 0 0 1 9 9 20.25 1.500																			
Jim Merritt, L ERA: 2.53 (7, 1)	1.2 7 1 1 1 0 0 1 0 0 0 0 1 6 10 0.00 1.200																			

AB	34
R	6
H	10
RBI	6
BB	2
SO	9
LOB	17



Batter	1	2	3	4	5	6	7	8	9	AB	R	H	RBI	BB	SO	LOB	TOP					
Zoilo Versalles, R OBP: 0.249, SLG: 0.282 Rich Reese, L OBP: 0.300, SLG: 0.416	F7		F6		6-3			G4-3 1B		3	0	0	0	0	0	0						
Cesar Tovar, R OBP: 0.325, SLG: 0.365	6-3		1B E BB		5-3			G4-3 1-2f		3	1	0	0	1	0	1						
Harmon Killebrew, R OBP: 0.499, SLG: 0.556	2B E BB		E7 1B					1B 1B		2	2	2	0	2	0	0						
Tony Oliva, L OBP: 0.347, SLG: 0.463	E3 1-H 2B		1B				K	1B 1B		3	0	2	0	1	1	1						
Bob Allison, R OBP: 0.356, SLG: 0.470 Jackie Hernandez, R OBP: 0.143, SLG: 0.143	F7		K				K	1B 1B		4	0	1	1	0	2	4						
Ted Uhlhaender, L OBP: 0.285, SLG: 0.381		F7		F8			F9		G4-3 1B	4	0	1	0	0	0	1						
Rod Carew, L OBP: 0.341, SLG: 0.409		3-1		6-3					G4-3 1-2f	4	0	0	0	0	0	1						
Jerry Zimmerman, R OBP: 0.243, SLG: 0.192 Russ Nixon, L OBP: 0.304, SLG: 0.300		6-3		6-3					F6	2	0	0	0	0	0	0						
Rich Rollins, R OBP: 0.305, SLG: 0.342									F7	1	0	0	0	0	0	0						
Dean Chance, R OBP: 0.119, SLG: 0.033 Al Worthington, R			K						F9	2	0	0	0	0	2	0						
Frank Kostro, R OBP: 0.382, SLG: 0.323 Jim Roland, R										0	0	0	0	0	0	0						
Mudcat Grant, R OBP: 0.200, SLG: 0.179										0	0	0	0	0	0	0						
Inning Stats	R: 1 E: 1 K: 0 S: 4	H: 1 LOB: 1 BB: 1 P: 8	R: 0 E: 0 K: 0 S: 3	H: 0 LOB: 0 BB: 0 P: 3	R: 1 E: 1 K: 2 S: 8	H: 1 LOB: 2 BB: 2 P: 16	R: 0 E: 0 K: 0 S: 3	H: 0 LOB: 0 BB: 0 P: 3	R: 0 E: 0 K: 1 S: 5	H: 0 LOB: 0 BB: 0 P: 5	R: 0 E: 0 K: 2 S: 7	H: 0 LOB: 1 BB: 1 P: 11	R: 0 E: 0 K: 0 S: 3	H: 0 LOB: 0 BB: 0 P: 3	R: 1 E: 0 K: 0 S: 5	H: 4 LOB: 2 BB: 0 P: 5	R: 0 E: 0 K: 0 S: 3	H: 1 LOB: 0 BB: 0 P: 3	1B: 6 2B: 1 3B: 0 HR: 0	SF: 0 SAC: 0 DP: 2 HBP: 0	WP: 0 PB: 0 SB: 0 CS: 0	PA: 35
PITCHER Jim Lonborg, R ERA: 3.16	IP: 9.0 WLS: W BF: 35 H: 7 R: 3 ER: 1 SO: 5 BB: 3 IBB: 1 HBP: 0 BLK: 0 WP: 0 HR: 0 S: 41 P: 57 ERA: 1.00 WHIP: 1.11															PITCHER						

Minnesota Twins @ Boston Red Sox
Fenway Park, Boston, MA
Sun Oct 01 1967, 3:33 AM EDT
Att: 35,770 - Unknown

AB 31
R 3
H 7
RBI 1
BB 4
SO 5
LOB 8





Batter	1	2	3	4	5	6	7	8	9	AB	R	H	RBI	BB	SO	LOB	BOTTOM	
Jerry Adair, R OBP: 0.302, SLG: 0.338 Mike Andrews, R OBP: 0.346, SLG: 0.352	6-3		G6-4-3 1-2f			1B 1B	1B 1B			4	1	2	0	0	0	1		
Dalton Jones, L OBP: 0.333, SLG: 0.409	L4		4-3			1B FC6 1B	G3-2-3 1B			4	1	2	0	0	0	0		
Carl Yastrzemski, L OBP: 0.416, SLG: 0.622				L1-6 2B		1B FC6 1B	G3-2-3 1B			4	1	4	2	0	0	0		
Ken Harrelson, R OBP: 0.311, SLG: 0.414 Jose Tartabull, L OBP: 0.294, SLG: 0.243	4-3			F9		FC6 WP E	G3-2-3			3	0	0	1	0	0	3		
George Scott, R OBP: 0.373, SLG: 0.465		F3		L1-6 2-3		K	K			4	0	0	0	0	2	4		
Rico Petrocelli, R OBP: 0.330, SLG: 0.420					F8	4-3 E BB		5-3		3	0	1	0	1	0	0		
Reggie Smith, S OBP: 0.316, SLG: 0.389		K			F5	E3 4-3		L1		4	0	0	1	0	1	2		
Russ Gibson, R OBP: 0.263, SLG: 0.275 Norm Siebern, L OBP: 0.311, SLG: 0.245 Elston Howard, R OBP: 0.233, SLG: 0.244		F9			K	4-3		FC6-4 1B		2	0	0	0	0	1	1		
Jim Lonborg, R OBP: 0.167, SLG: 0.172			G6-4-3 1B			1B F4		FC6-4 1-2f		4	1	2	0	0	0	4		
Inning Stats	R: 0 E: 0 K: 0 S: 4	H: 1 LOB: 1 BB: 0 P: 4	R: 0 E: 0 K: 1 S: 6	H: 1 LOB: 0 BB: 0 P: 6	R: 0 E: 0 K: 0 S: 3	H: 1 LOB: 0 BB: 0 P: 3	R: 0 E: 0 K: 0 S: 3	H: 1 LOB: 0 BB: 0 P: 3	R: 5 E: 1 K: 1 S: 11	H: 4 LOB: 3 BB: 1 P: 15	R: 0 E: 0 K: 1 S: 7	H: 3 LOB: 2 BB: 0 P: 7	R: 0 E: 0 K: 0 S: 4	H: 1 LOB: 1 BB: 0 P: 4	1B: 11 2B: 2 3B: 0 HR: 0	SF: 0 SAC: 0 DP: 3 HBP: 0	WP: 2 PB: 0 SB: 0 CS: 0	PA: 36
PITCHER Dean Chance, R ERA: 2.73 Al Worthington, R ERA: 3.03 Jim Roland, L ERA: 3.03 Mudcat Grant, R ERA: 4.72	IP: 5.0 WLS: L BF: 22 H: 8 R: 5 ER: 5 SO: 2 BB: 0 IBB: 0 HBP: 0 BLK: 0 WP: 0 HR: 0 S: 26 P: 26 ERA: 9.00 WHIP: 1.600															PITCHER		

Minnesota Twins @ Boston Red Sox
Fenway Park, Boston, MA
Sun Oct 01 1967, 3:33 AM EDT
Att: 35,770 - Unknown

AB 35
R 5
H 12
RBI 4
BB 1
SO 4
LOB 20





Batter	1	2	3	4	5	6	7	8	9	AB	R	H	RBI	BB	SO	LOB	TOP			
Lou Brock, L OBP: 1.000, SLG: 1.000 (1, 7)	G5-3 S 1B		2B G3 1B	2H 1B			G3 S 4-3 1B		4-0 BLK BB	4	2	4	0	1	0	0	St. Louis Cardinals @ Boston Red Sox Fenway Park, Boston, MA Wed Oct 04 1967, 3:33 AM EDT Att: 34,796 - Unknown AB 34 R 2 H 10 RBI 2 BB 5 SO 6 LOB 23 			
Curt Flood, R OBP: 0.200, SLG: 0.400 (1, 8)	K 1-2		G3 1-3 2B		F7		G3 1-3		F9	5	0	1	0	0	1	4				
Roger Maris, L OBP: 0.400, SLG: 0.250 (1, 9)	BB		G3 2-3 3H		1B		4-3		F7 1-2 2-3	4	0	1	2	1	0	3				
Orlando Cepeda, R (1, 3)	G5-3 2-3H		F5		P3		K			4	0	0	0	0	1	4				
Tim McCarver, L (1, 2)		K 1B	BB		F2				F8	3	0	0	0	1	1	1				
Mike Shannon, R OBP: 0.500, SLG: 0.500 (1, 5)	1B 1B		P4			PB 1B			F7	4	0	2	0	0	0	2				
Julian Javier, R OBP: 0.500, SLG: 0.500 (1, 4)	BB 1B			4-3 1B 1B		K 1B			K	4	0	2	0	0	2	1				
Dal Maxvill, R (1, 6)	G5-4-3 BB			4-3 1-2		F2			BLK BB BB	2	0	0	0	2	0	2				
Bob Gibson, R (1, 1)	G5-4-3 1-2H			K		F7			F3	4	0	0	0	0	1	6				
Inning Stats	R: 0 E: 0 K: 1 S: 5	H: 1 LOB: 1 BB: 1 P: 9	R: 0 E: 0 K: 1 S: 6	H: 2 LOB: 2 BB: 1 P: 10	R: 1 E: 0 K: 0 S: 5	H: 2 LOB: 2 BB: 1 P: 9	R: 0 E: 0 K: 1 S: 6	H: 2 LOB: 1 BB: 0 P: 6	R: 0 E: 0 K: 1 S: 6	H: 1 LOB: 0 BB: 0 P: 6	R: 1 E: 0 K: 1 S: 6	H: 1 LOB: 0 BB: 0 P: 6	R: 0 E: 0 K: 1 S: 5	H: 0 LOB: 0 BB: 2 P: 5	R: 0 E: 0 K: 0 S: 3	H: 0 LOB: 2 BB: 2 P: 11	1B: 9 2B: 1 3B: 0 HR: 0	SF: 0 SAC: 0 DP: 2 HBP: 0	WP: 0 PB: 1 CS: 2 CS: 0	PA: 39
PITCHER	IP WLS BF H R ER SO BB IBB HBP BLK WP HR S P ERA WHIP	IP WLS BF H R ER SO BB IBB HBP BLK WP HR S P ERA WHIP																		
Jose Santiago, R ERA: 2.57 (1, 1)	7.0 L 31 10 2 2 5 3 0 0 0 0 0 0 38 50 2.57 1.857																			
John Wyatt, R ERA: (8, 1)	2.0 8 0 0 0 0 1 2 0 0 1 0 0 8 16 0.00 1.000																			

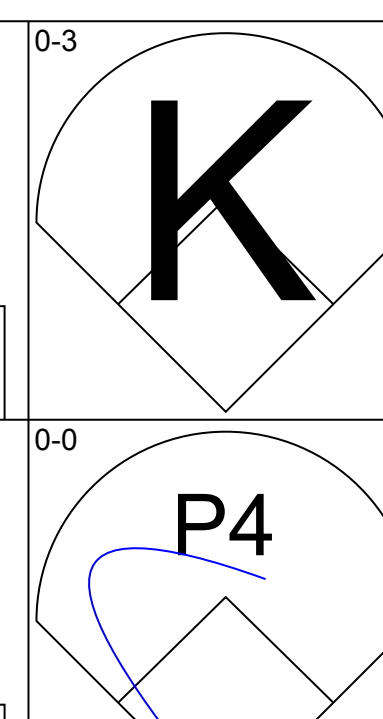
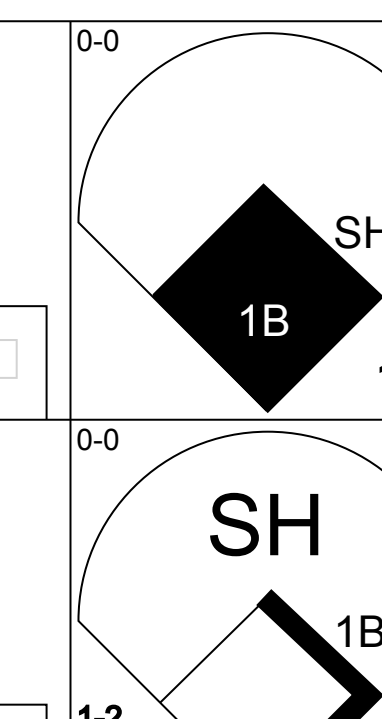
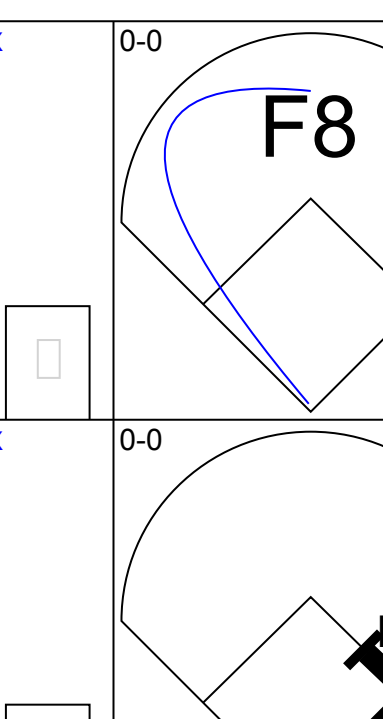
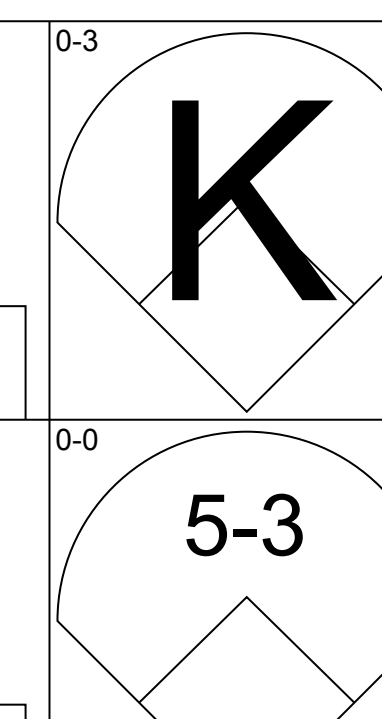

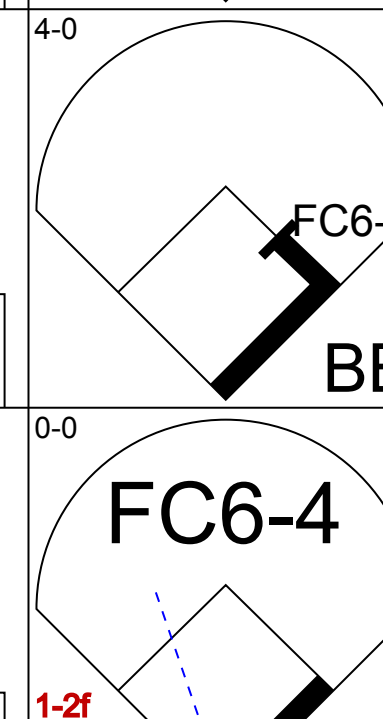
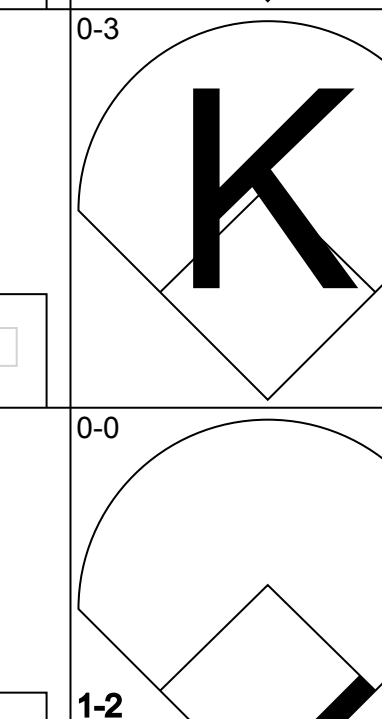
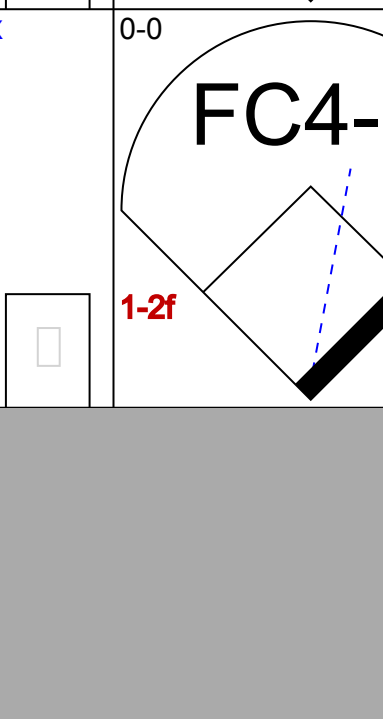
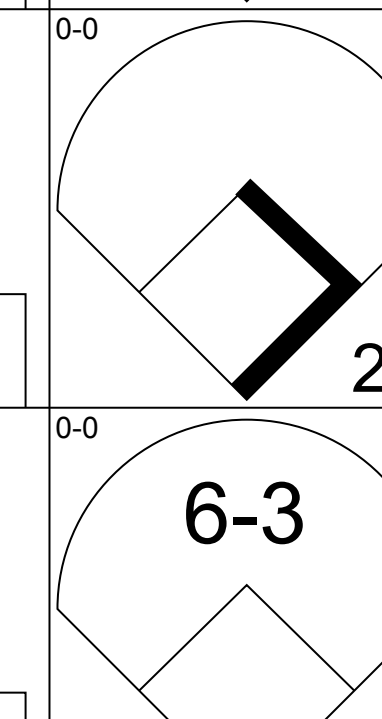

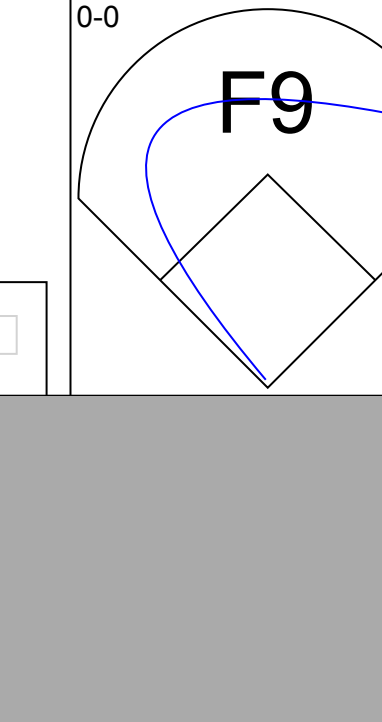






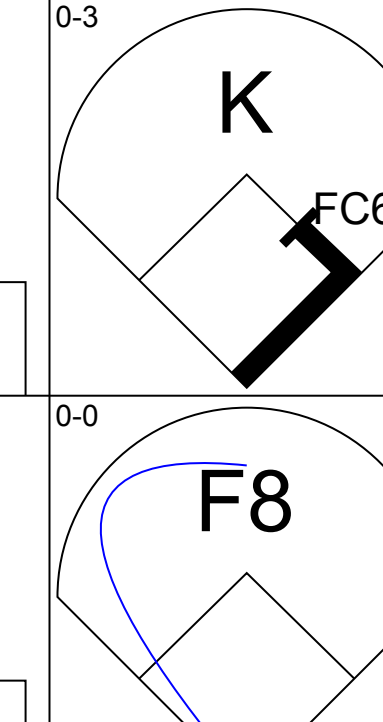
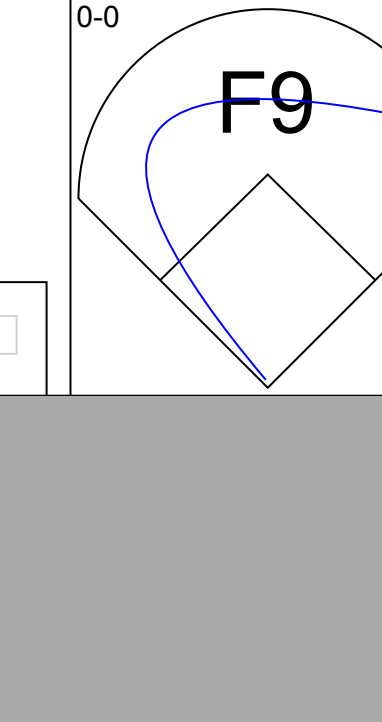

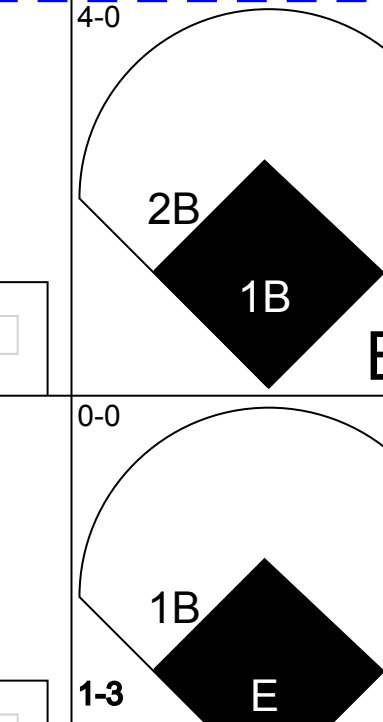

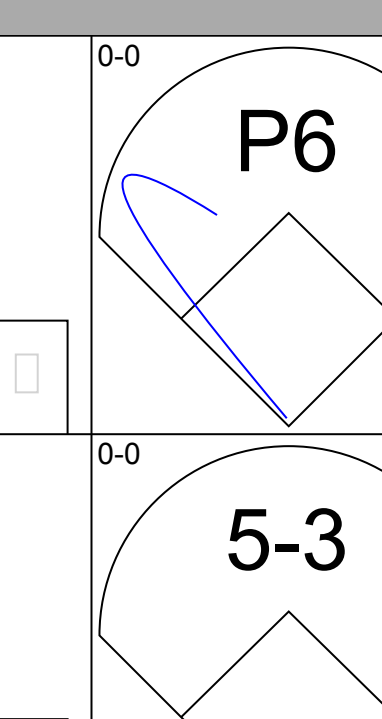
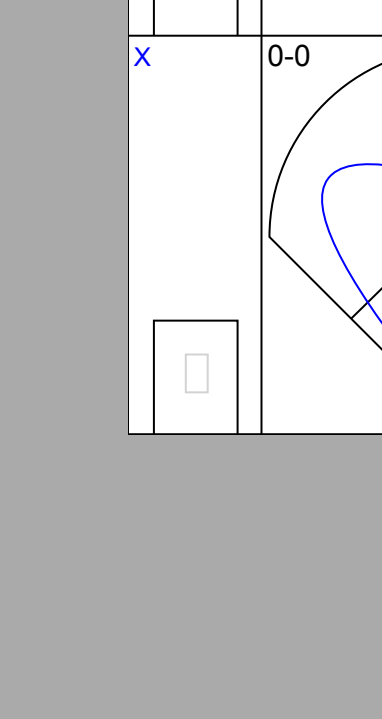
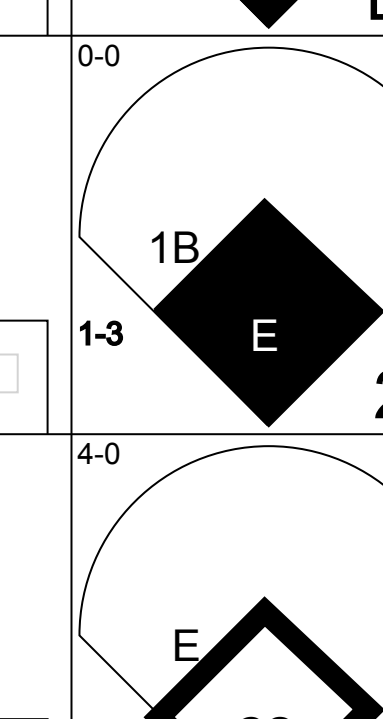

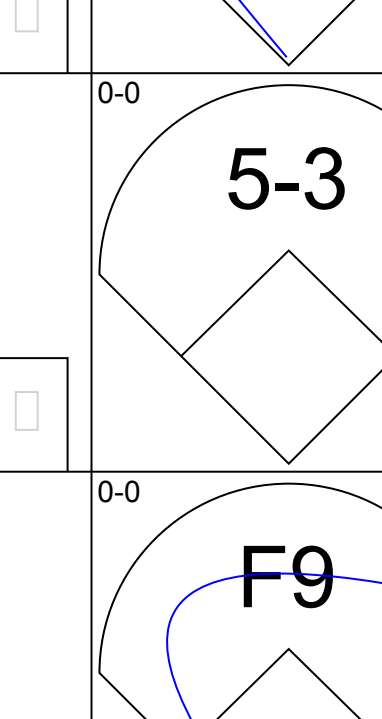
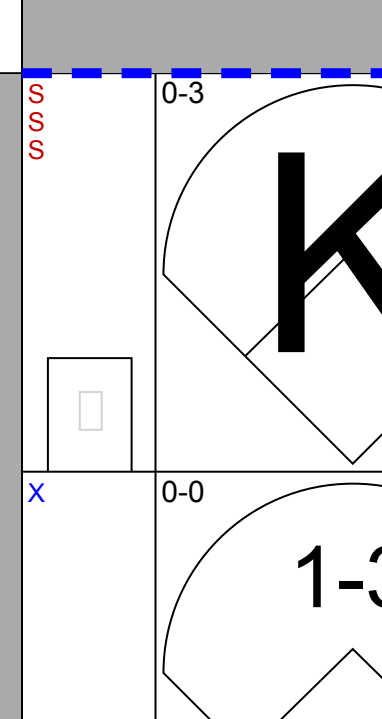
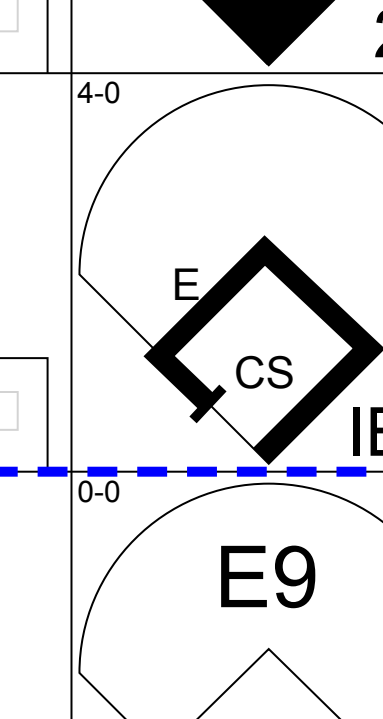

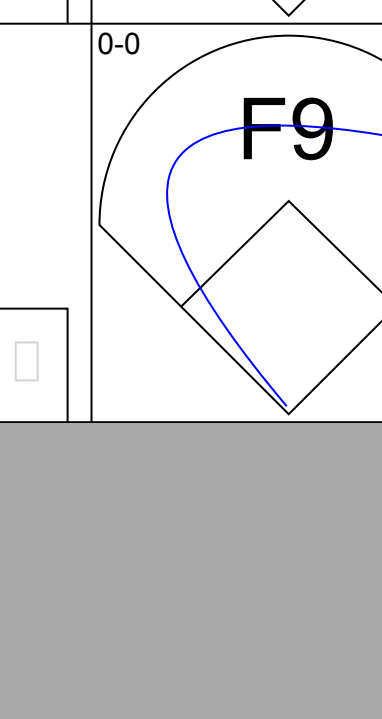
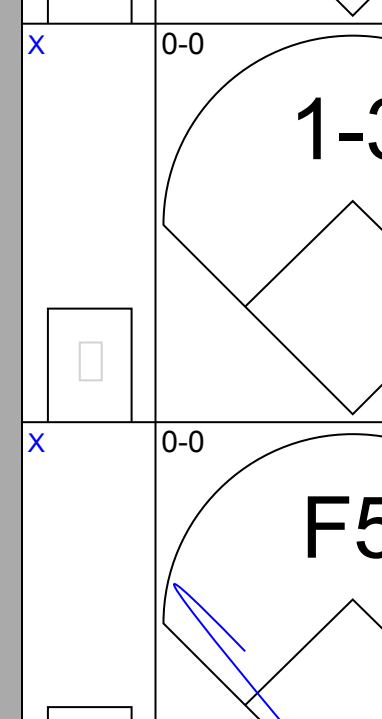
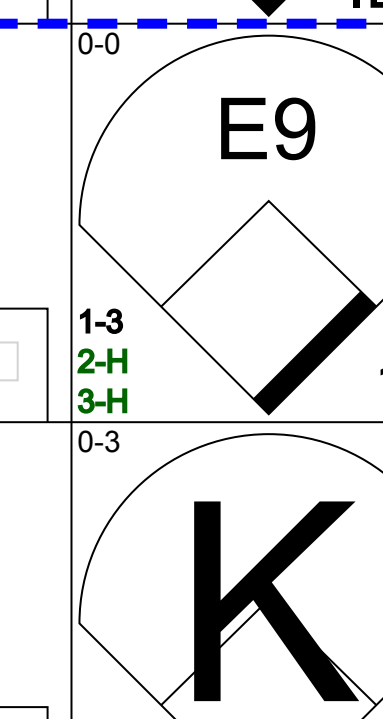
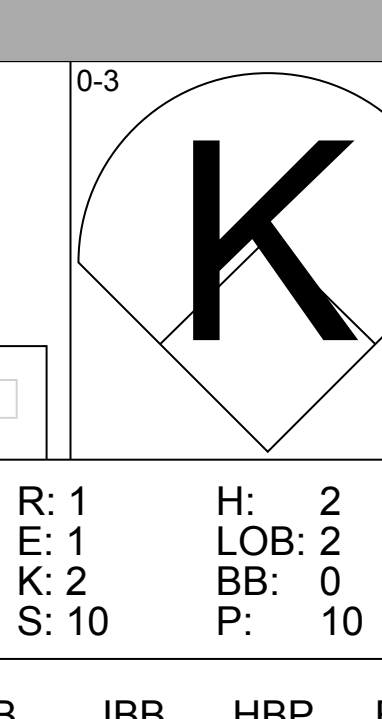
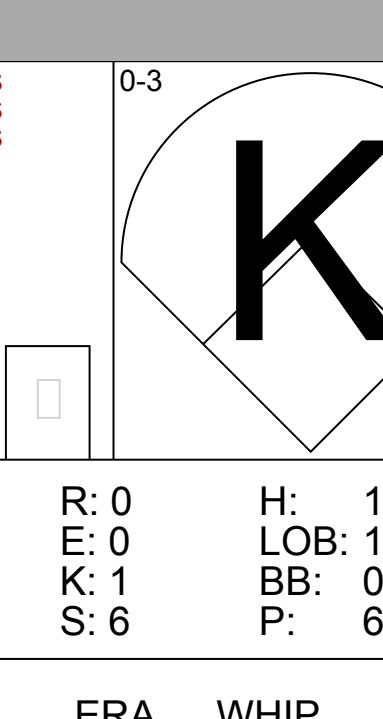
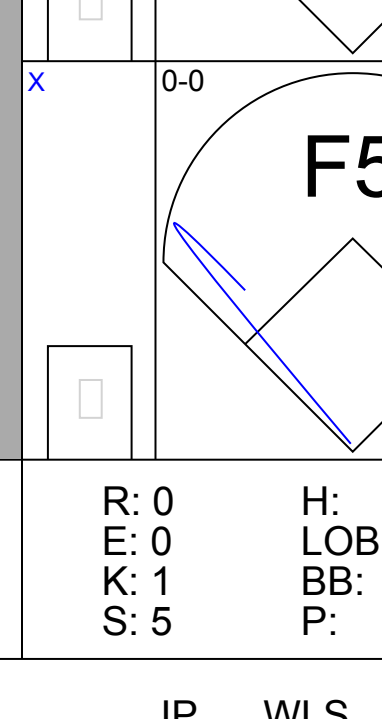
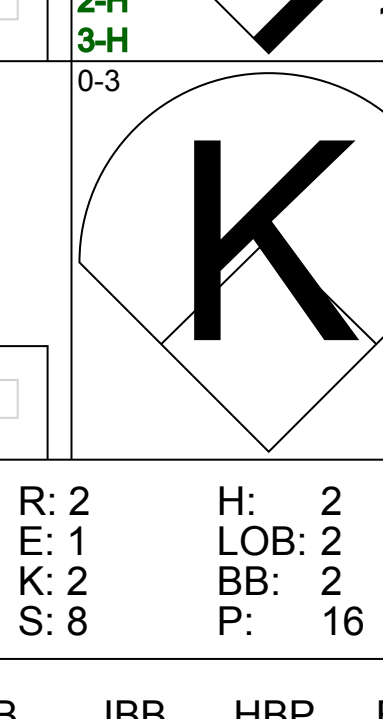
Batter	1	2	3	4	5	6	7	8	9	AB	R	H	RBI	BB	SO	LOB	BOTTOM						
Jerry Adair, R (1, 4)	K		K			5-3		F8		4	0	0	0	0	2	2	St. Louis Cardinals @ Boston Red Sox Fenway Park, Boston, MA Wed Oct 04 1967, 3:33 AM EDT Att: 34,796 - Unknown AB 31 R 1 H 6 RBI 1 BB 1 SO 10 LOB 10 						
Dalton Jones, L OBP: 0.250, SLG: 0.250 (1, 5)	K		P3			1B		P6		4	0	1	0	0	1	2							
Carl Yastrzemski, L (1, 7)	F3			4-3		F7		F7		4	0	0	0	0	0	1							
Ken Harrelson, R John Wyatt, R Joe Foy, R (1, 9) (8, 1) (9, PH)	F9			F8		F2		6-3		3	0	0	0	0	0	1							
George Scott, R OBP: 0.750, SLG: 1.000 (1, 3)	1B			2B		6-3		BB BB BB BB BB		3	0	2	0	1	0	0							
Rico Petrocelli, R Mike Andrews, R (1, 6) (9, PH)	K			K		K		F9		3	0	0	0	0	3	2							
Reggie Smith, S OBP: 0.333, SLG: 0.333 (1, 8)	K				F9		CS 1B			3	0	1	0	0	1	1							
Russ Gibson, R Norm Siebern, L Jose Tartabull, L (1, 2) (7, PH) (8, 9) (8, PR) (8, 9)			K		K		CS 1-2	SH2-4 1B		2	0	0	0	0	2	0							
Jose Santiago, R Elston Howard, R (1, 1) (8, 2)			HR		K			SH2-4		2	1	1	1	0	1	0							
Inning Stats	R: 0 E: 0 K: 2 S: 7	H: 0 LOB: 0 BB: 0 P: 7	R: 0 E: 0 K: 2 S: 8	H: 1 LOB: 1 BB: 0 P: 8	R: 1 E: 0 K: 2 S: 8	H: 1 LOB: 0 BB: 0 P: 8	R: 0 E: 0 K: 1 S: 6	H: 1 LOB: 1 BB: 0 P: 6	R: 0 E: 0 K: 2 S: 7	H: 0 LOB: 0 BB: 0 P: 7	R: 0 E: 0 K: 0 S: 4	H: 1 LOB: 0 BB: 0 P: 4	R: 0 E: 0 K: 1 S: 5	H: 1 LOB: 0 BB: 0 P: 5	R: 0 E: 0 K: 0 S: 4	H: 1 LOB: 2 BB: 0 P: 4		R: 0 E: 0 K: 0 S: 3	H: 0 LOB: 1 BB: 1 P: 7	1B: 4 2B: 1 3B: 0 HR: 1	SF: 0 SAC: 1 DP: 0 HBP: 0	WP: 0 PB: 0 CS: 1 CS: 1	PA: 34
PITCHER	IP WLS BF H R ER SO BB IBB HBP BLK WP HR S P ERA WHIP	IP WLS BF H R ER SO BB IBB HBP BLK WP HR S P ERA WHIP																					
Bob Gibson, R ERA: 1.0 (1, 1)	9.0 W 33 6 1 1 10 1 0 0 0 0 1 52 56 1.00 0.778																						

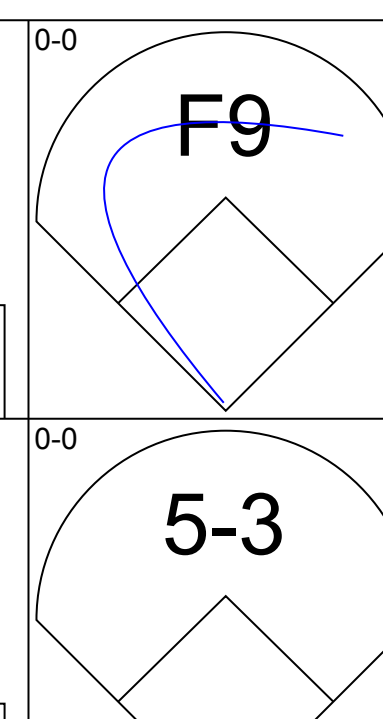
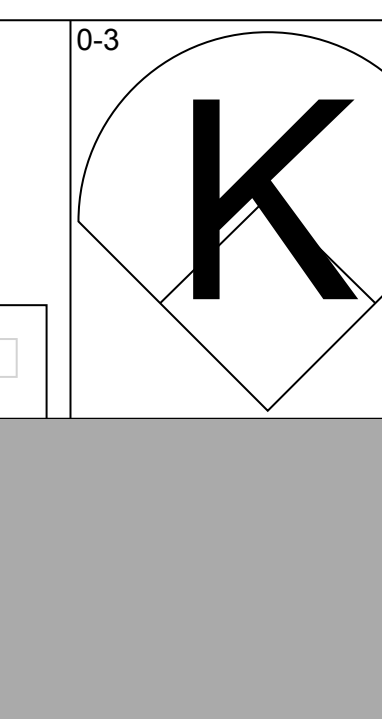
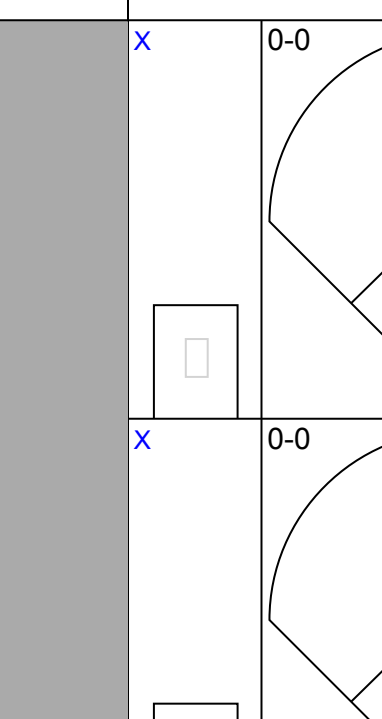
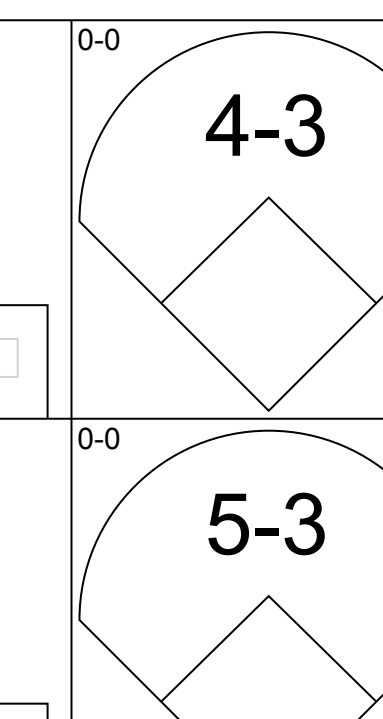
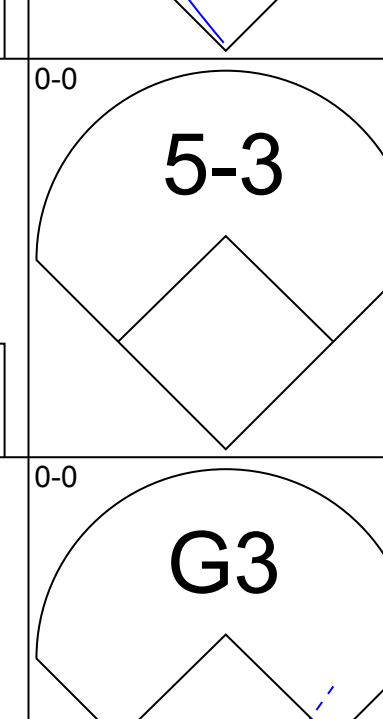
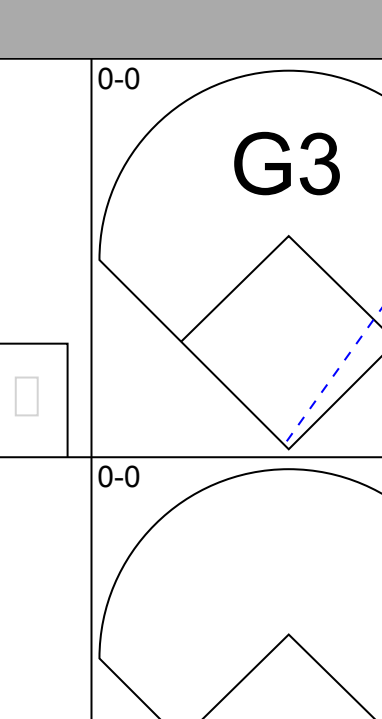
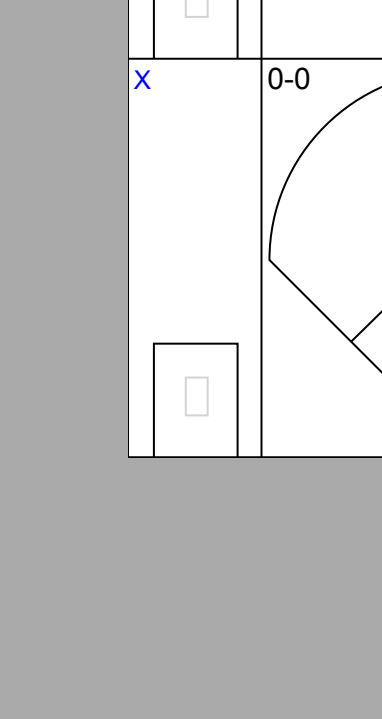
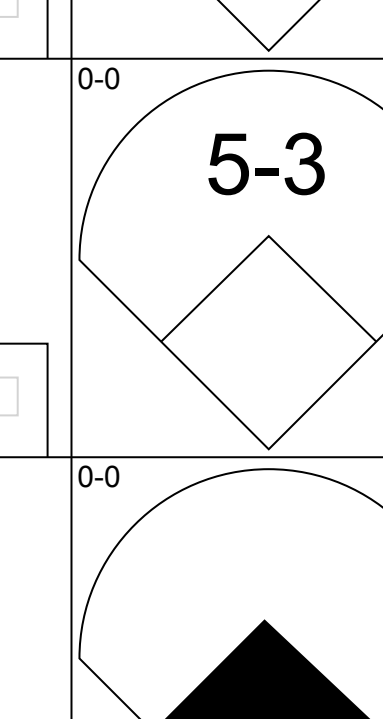
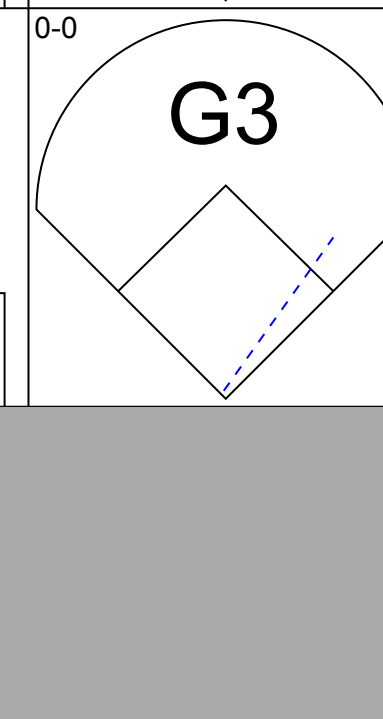
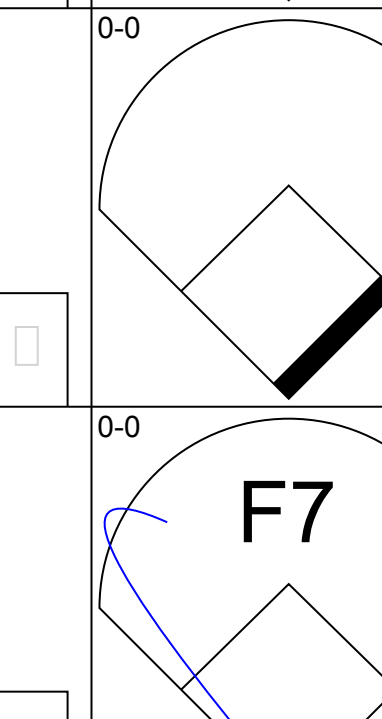
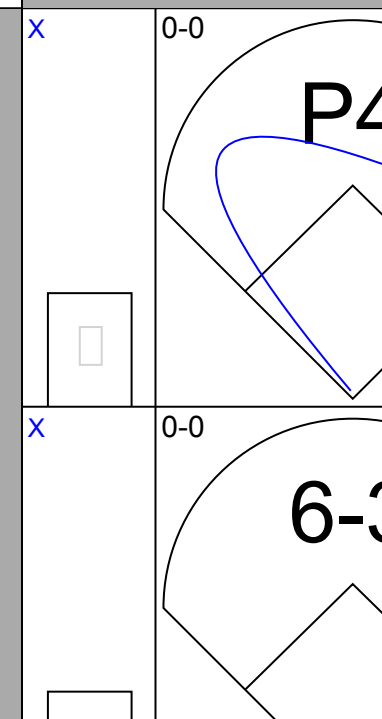
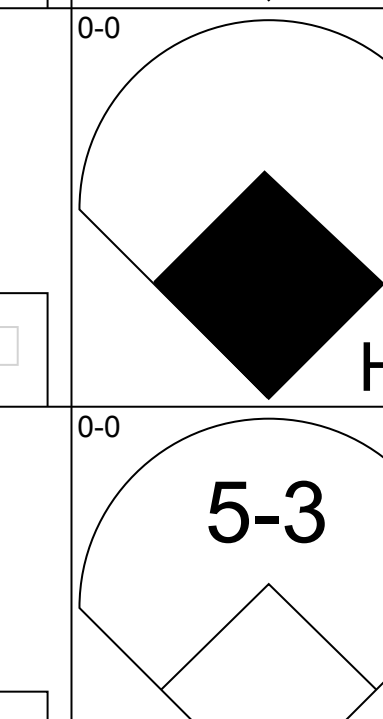
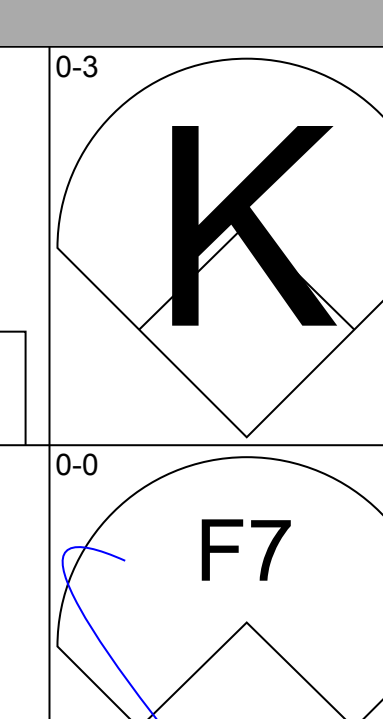


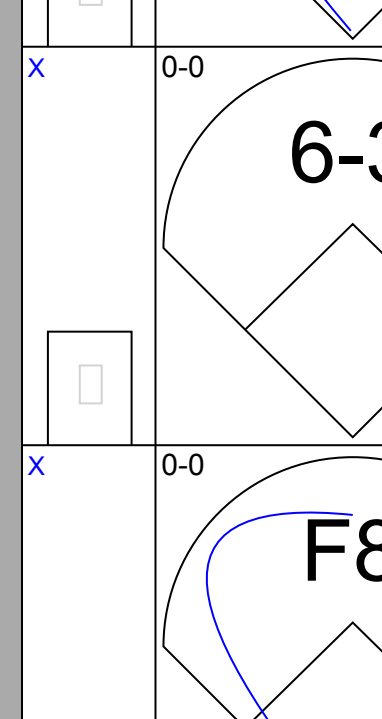
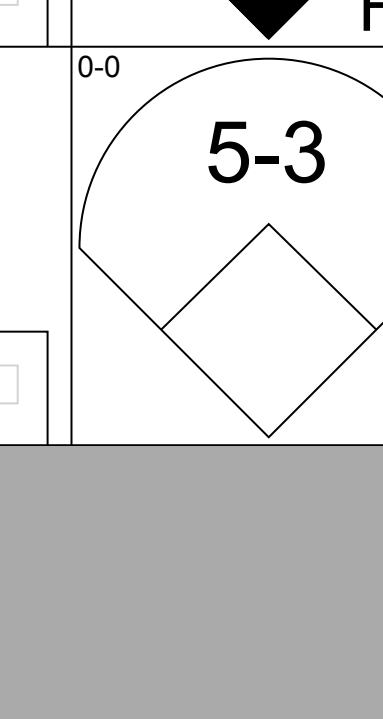

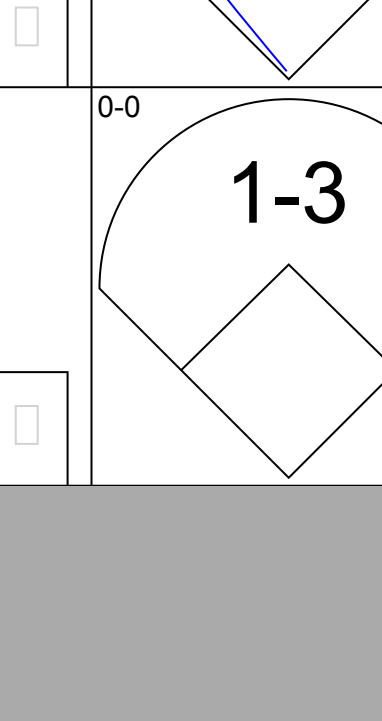
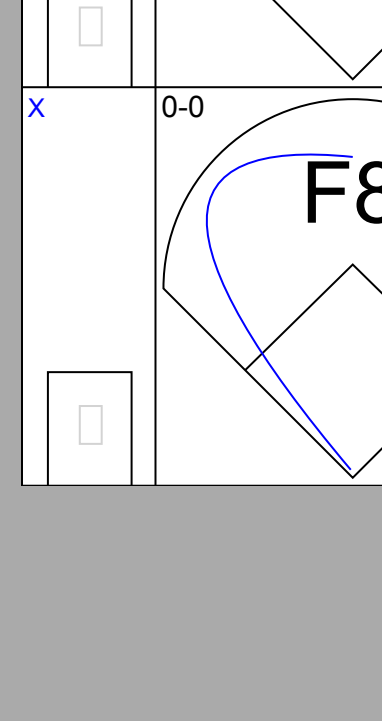

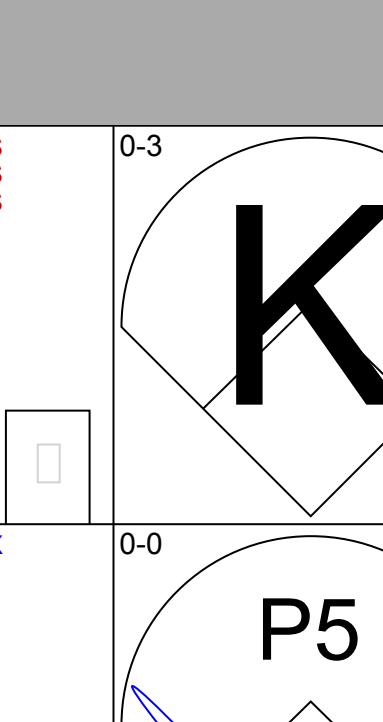
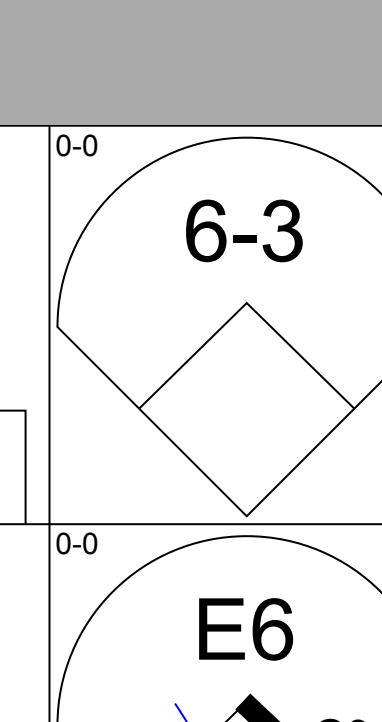
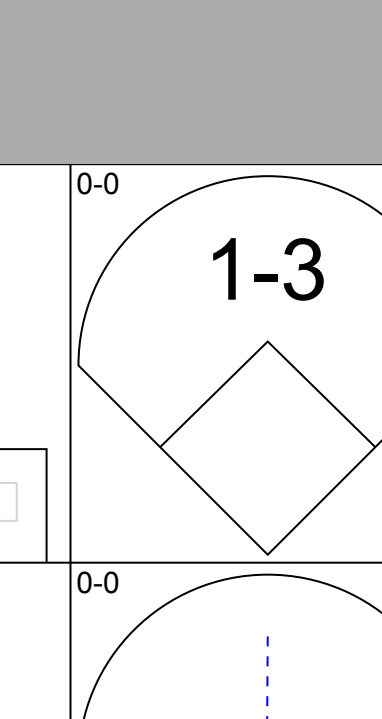
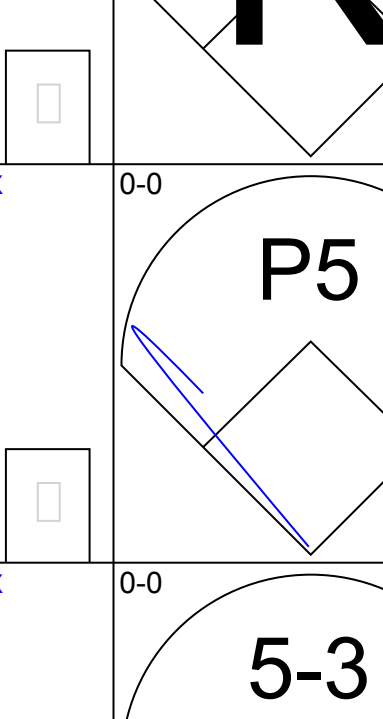
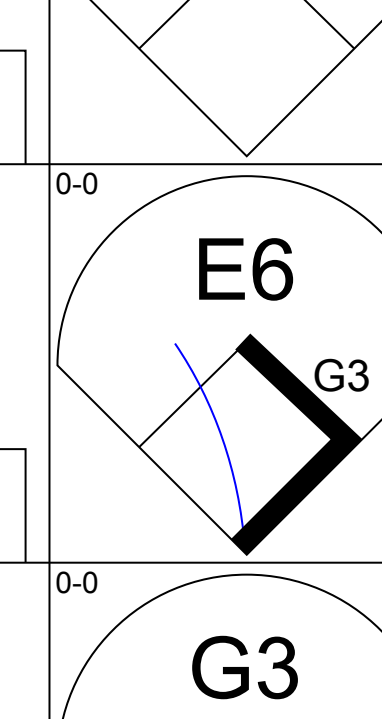
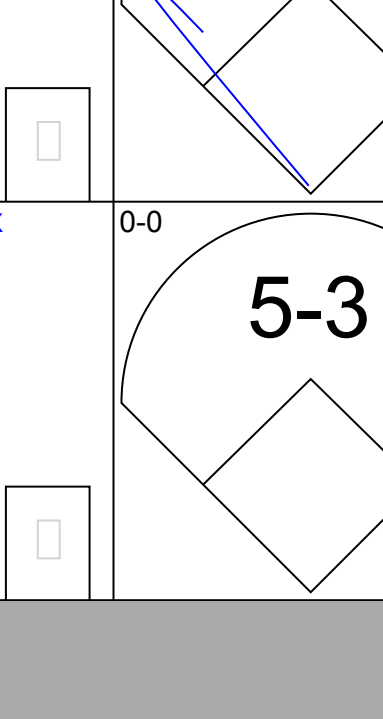
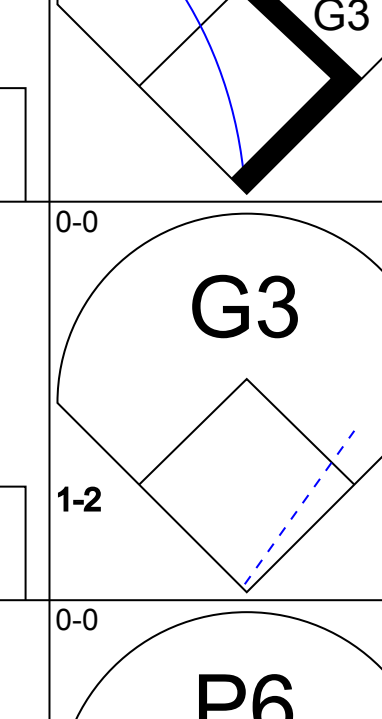
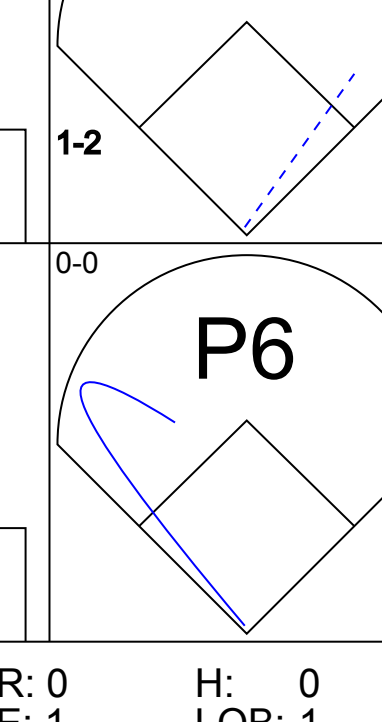
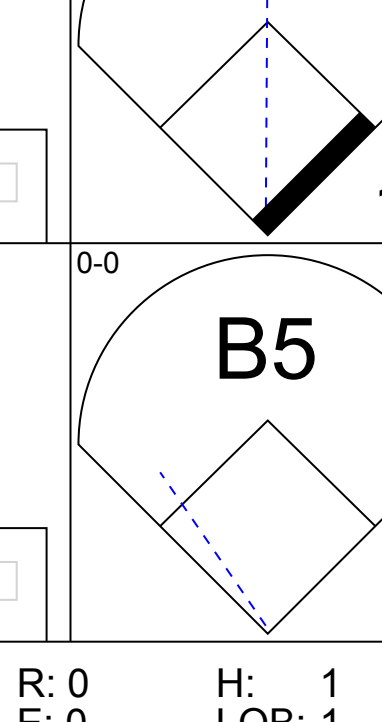
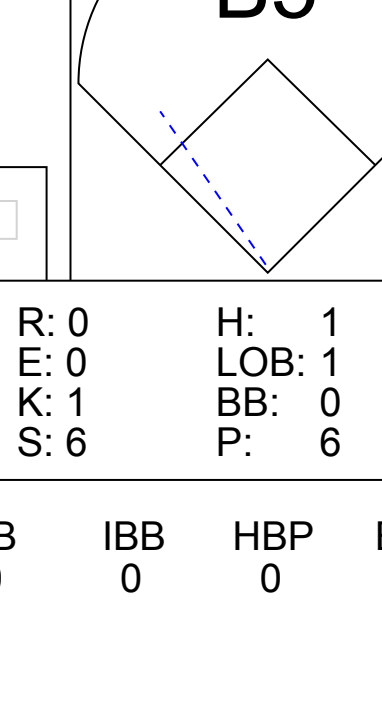
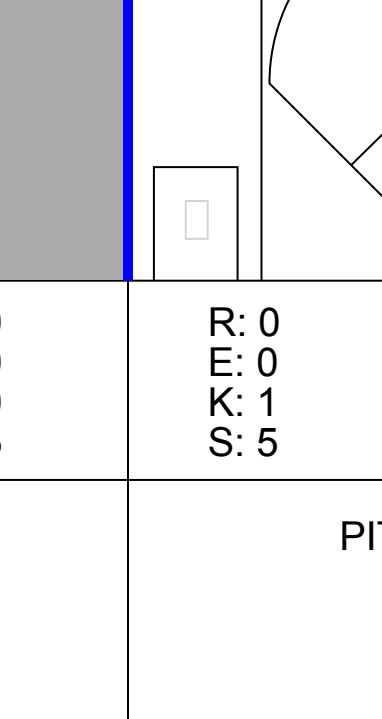
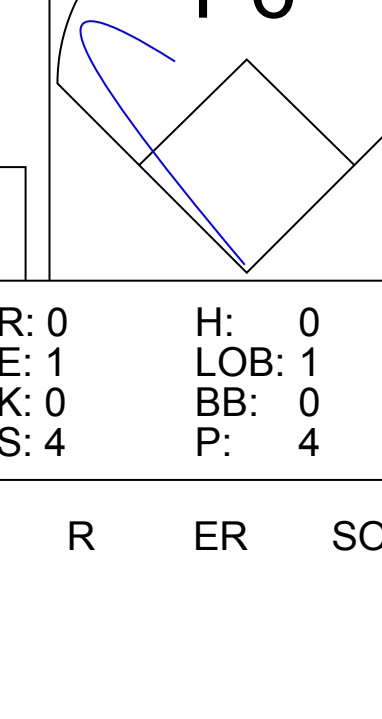
Batter	1	2	3	4	5	6	7	8	9	AB	R	H	RBI	BB	SO	LOB	TOP		
Lou Brock, L (1,7)	L6			4-3			4-3		4-3	4	0	0	0	0	0	0	St. Louis Cardinals @ Boston Red Sox Fenway Park, Boston, MA Thu Oct 05 1967, 3:33 AM EDT Att: 35,188 - Unknown		
Curt Flood, R (1,8)	5-3			5-3			FC6-4 BB		F8	3	0	0	0	1	0				
Roger Maris, L (1,9)	F9			P6			F7			3	0	0	0	0	1				
Orlando Cepeda, R (1,3)		F7			5-3		FC6-4			3	0	0	0	0	1				
Tim McCarver, L (1,2)		3-1			F7				4-3	3	0	0	0	0	0				
Mike Shannon, R (1,5)		K			K				6-3	3	0	0	0	0	2				
Julian Javier, R (1,4)				6-3			F9			3	0	1	0	0	0				
Dal Maxvill, R (1,6)				L3			6-3		4-3	2	0	0	0	0	0				
Bobby Tolan, L (8,PH)										1	0	0	0	0	0				
Eddie Bressoud, R (8,6)										0	0	0	0	0	0				
Dick Hughes, R (1,1)				K					P6	2	0	0	0	0	2				
Ron Willis, R (6,1)										0	0	0	0	0	0				
Joe Hoerner, R (7,1)										0	0	0	0	0	0				
Jack Lamabe, R (7,1)										0	0	0	0	0	0				
Dave Ricketts, S (9,PH)										1	0	0	0	0	0				
Inning Stats	R: 0 E: 0 K: 0 S: 3	H: 0 LOB: 0 BB: 0 P: 3	R: 0 E: 0 K: 1 S: 5	H: 0 LOB: 0 BB: 0 P: 5	R: 0 E: 0 K: 1 S: 5	H: 0 LOB: 0 BB: 0 P: 5	R: 0 E: 0 K: 0 S: 3	H: 0 LOB: 0 BB: 0 P: 3	R: 0 E: 0 K: 1 S: 5	H: 0 LOB: 0 BB: 0 P: 5	R: 0 E: 0 K: 0 S: 3	H: 0 LOB: 1 BB: 1 P: 7	R: 0 E: 0 K: 0 S: 4	H: 1 LOB: 1 BB: 0 P: 4	R: 0 E: 0 K: 0 S: 3	H: 0 LOB: 0 BB: 0 P: 3	1B: 0 2B: 1 3B: 0 HR: 0	SF: 0 SAC: 0 DP: 0 HBP: 0	WP: 0 PA: 29 PB: 0 SB: 0 CS: 0
PITCHER Jim Lonborg, R (1,1)	IP: 9.0 WLS: W BF: 29 H: 1 R: 0 ER: 0 SO: 4 BB: 1 IBB: 0 HBP: 0 BLK: 0 WP: 0 HR: 0 S: 36 P: 40 ERA: 0.00 WHIP: 0.222																		

Batter	1	2	3	4	5	6	7	8	9	AB	R	H	RBI	BB	SO	LOB	BOTTOM		
Jose Tartabull, L (1,9)	F9		K		F8		1B HR	F5		4	1	0	0	1	1	0	St. Louis Cardinals @ Boston Red Sox Fenway Park, Boston, MA Thu Oct 05 1967, 3:33 AM EDT Att: 35,188 - Unknown		
Dalton Jones, L (1,5)	K		F9		3-1		1B HR	1B		5	1	2	0	0	1	0			
Carl Yastrzemski, L (1,7)										4	2	3	4	1	0	0			
George Scott, R (1,3)	K				1B		F7	1B		4	1	1	0	1	1	3			
Reggie Smith, S (1,8)		F2			F7		SF8 E	F9		3	0	0	0	1	0	1			
Jerry Adair, R (1,4)		F7			FC4-6 1B		E5 S	BB		4	0	2	0	0	0	2			
Rico Petrocelli, R (1,6)					K		SF8	BB		2	0	1	1	1	1	2			
Elston Howard, R (1,2)		F8			FC4-6		2-3 3-H	4-0		3	0	0	0	1	1	5			
Jim Lonborg, R (1,1)			K		F9		1-2 IBB			4	0	0	0	0	3	3			
Inning Stats	R: 0 E: 0 K: 2 S: 7	H: 0 LOB: 1 BB: 1 P: 11	R: 0 E: 0 K: 0 S: 4	H: 1 LOB: 1 BB: 0 P: 4	R: 0 E: 0 K: 2 S: 7	H: 0 LOB: 0 BB: 0 P: 7	R: 1 E: 0 K: 1 S: 8	H: 3 LOB: 2 BB: 0 P: 8	R: 0 E: 0 K: 0 S: 3	H: 0 LOB: 0 BB: 0 P: 3	R: 1 E: 1 K: 1 S: 6	H: 0 LOB: 3 BB: 3 P: 18	R: 3 E: 0 K: 1 S: 8	H: 3 LOB: 2 BB: 2 P: 16	R: 0 E: 0 K: 1 S: 7	H: 2 LOB: 2 BB: 0 P: 7		1B: 7 2B: 0 3B: 0 HR: 2	SF: 1 SAC: 0 DP: 0 HBP: 0
PITCHER Dick Hughes, R (1,1)	IP: 5.1 WLS: L BF: 24 H: 4 R: 2 ER: 2 SO: 1 BB: 1 IBB: 1 HBP: 0 BLK: 0 WP: 0 HR: 1 S: 31 P: 43 ERA: 1.69 WHIP: 1.312																		
PITCHER Ron Willis, R (6,1)	IP: 0.2 WLS: L BF: 5 H: 1 R: 2 ER: 2 SO: 1 BB: 1 IBB: 0 HBP: 0 BLK: 0 WP: 0 HR: 0 S: 5 P: 13 ERA: 27.00 WHIP: 3.000																		
PITCHER Joe Hoerner, L (7,1)	IP: 0.2 WLS: L BF: 5 H: 2 R: 1 ER: 1 SO: 0 BB: 1 IBB: 0 HBP: 0 BLK: 0 WP: 0 HR: 1 S: 4 P: 8 ERA: 13.50 WHIP: 4.500																		
PITCHER Jack Lamabe, R (7,1)	IP: 1.1 WLS: L BF: 6 H: 2 R: 0 ER: 0 SO: 2 BB: 0 IBB: 0 HBP: 0 BLK: 0 WP: 0 HR: 0 S: 10 P: 10 ERA: 0.00 WHIP: 1.500																		

Batter	1	2	3	4	5	6	7	8	9	AB	R	H	RBI	BB	SO	LOB	TOP					
Jose Tartabull, L (1,9)	0-0 4-3		0-0 P8			0-0 B1-3		0-0 F8		4	0	0	0	0	0	2	Boston Red Sox @ St. Louis Cardinals Busch Stadium, St. Louis, MO Sat Oct 07 1967, 3:33 AM CDT Att: 54,575 - Unknown AB 32 R 2 H 7 RBI 2 BB 0 SO 4 LOB 10 					
Dalton Jones, L (1,5) OBP: 0.462, SLG: 0.462	0-3 K			0-0 G4-6-3 1B		0-0 4-3 1B		0-0 1B		4	0	3	1	0	1	0						
Carl Yastrzemski, L (1,7) OBP: 0.385, SLG: 0.818	1-0 2-6 HBP			0-0 G4-6-3 1-2		0-0 4-3 1-2		0-0 4-3		3	0	0	0	0	0	3						
George Scott, R (1,3) OBP: 0.385, SLG: 0.364	0-0 2-6 1-2	0-0 1-4-3		0-3 K		0-0 6-3			0-0 5-3	4	0	0	0	0	1	1						
Reggie Smith, S (1,8) OBP: 0.364, SLG: 0.600		0-0 P5				0-0 1B		0-0 HR	0-0 P2	4	1	2	1	0	0	0						
Jerry Adair, R (1,4) OBP: 0.167, SLG: 0.167		0-0 5-3				0-0 P3		0-0 6-3	0-0 P5	4	0	0	0	0	0	1						
Rico Petrocelli, R (1,6) OBP: 0.200, SLG: 0.125			0-0 F7			0-0 F8		0-0 F7		3	0	0	0	0	0	1						
Elston Howard, R (1,2) OBP: 0.286, SLG: 0.167			0-0 1B			0-3 K		0-0 4-3		3	0	1	0	0	1	1						
Gary Bell, R (1,1) George Thomas, R (3,Ph) Gary Waslewski, R (3,1) Mike Andrews, R (6,Ph) Lee Stange, R (8,1) Joe Foy, R (8,Ph) Dan Osinski, R (8,1)			0-3 K			0-0 B1-3 1B		0-0 6-3		0	0	0	0	0	0	0						
Inning Stats	R: 0 E: 0 K: 1 S: 4	H: 0 LOB: 1 BB: 0 P: 5	R: 0 E: 0 K: 0 S: 3	H: 0 LOB: 0 BB: 0 P: 3	R: 0 E: 0 K: 1 S: 6	H: 1 LOB: 1 BB: 0 P: 6	R: 0 E: 0 K: 1 S: 5	H: 1 LOB: 0 BB: 0 P: 5	R: 0 E: 0 K: 1 S: 6	H: 1 LOB: 1 BB: 0 P: 6	R: 1 E: 0 K: 0 S: 5	H: 2 LOB: 1 BB: 0 P: 5	R: 1 E: 0 K: 0 S: 4	H: 1 LOB: 0 BB: 0 P: 4	R: 0 E: 0 K: 0 S: 4	H: 1 LOB: 1 BB: 0 P: 4	R: 0 E: 0 K: 0 S: 3	H: 0 LOB: 0 BB: 0 P: 3	1B: 6 2B: 0 3B: 0 HR: 1	SF: 0 SAC: 0 DP: 1 HBP: 1	WP: 0 PB: 0 SB: 0 CS: 0	PA: 33
PITCHER Nelson Briles, R (1,1) ERA: 2.0	IP: 9.0 WLS: W BF: 34 H: 7 R: 2 ER: 2 SO: 4 BB: 0 IBB: 0 HBP: 1 BLK: 0 WP: 0 HR: 1 S: 40 P: 41 ERA: 2.00 WHIP: 0.778															PITCHER	IP: WLS: BF: H: R: ER: SO: BB: IBB: HBP: BLK: WP: HR: S: P: ERA: WHIP:					

Batter	1	2	3	4	5	6	7	8	9	AB	R	H	RBI	BB	SO	LOB	BOTTOM			
Lou Brock, L (1,7) OBP: 0.538, SLG: 0.667	0-0 1B 3B		0-3 K			0-0 E 1B 1B		0-0 F8		4	2	2	0	0	1	0	Boston Red Sox @ St. Louis Cardinals Busch Stadium, St. Louis, MO Sat Oct 07 1967, 3:33 AM CDT Att: 54,575 - Unknown AB 32 R 5 H 10 RBI 5 BB 0 SO 4 LOB 8 			
Curt Flood, R (1,8) OBP: 0.231, SLG: 0.250	0-0 G1-6-3 1B		0-0 4-3			0-0 F9 1-3		0-0 5-3		4	0	1	1	0	0	1				
Roger Maris, L (1,9) OBP: 0.333, SLG: 0.273	0-0 G1-6-3 1-2		0-0 F9			0-0 1B		0-0 2B 1B		4	1	2	1	0	0	1				
Orlando Cepeda, R (1,3) OBP: 0.091, SLG: 0.182	0-0 F5			0-3 K		0-0 F2		0-0 2B 1B		4	0	1	1	0	1	1				
Tim McCarver, L (1,2) OBP: 0.182, SLG: 0.100		0-0 HR 1B		0-0 3-1		0-0 F5		0-0 6-3		4	1	1	0	0	0	2				
Mike Shannon, R (1,5) OBP: 0.400, SLG: 0.700		0-0 HR		0-0 6-3			0-0 6-3 1B			3	1	2	2	0	0	0				
Julian Javier, R (1,4) OBP: 0.400, SLG: 0.500		0-0 1B			0-3 K		0-0 6-3		0-0 1-2	3	0	1	0	0	1	1				
Daf Maxvill, R (1,6)		0-3 K				0-0 F9		0-0 F8		3	0	0	0	0	1	1				
Nelson Briles, R (1,1)		0-0 4-3				0-0 6-3		0-0 P4		3	0	0	0	0	0	1				
Inning Stats	R: 1 E: 0 K: 0 S: 4	H: 2 LOB: 0 BB: 0 P: 4	R: 2 E: 0 K: 1 S: 7	H: 3 LOB: 0 BB: 0 P: 7	R: 0 E: 0 K: 1 S: 5	H: 0 LOB: 0 BB: 0 P: 5	R: 0 E: 0 K: 1 S: 5	H: 0 LOB: 0 BB: 0 P: 5	R: 1 E: 1 K: 0 S: 5	H: 2 LOB: 1 BB: 0 P: 5	R: 0 E: 0 K: 0 S: 4	H: 1 LOB: 1 BB: 0 P: 4	R: 1 E: 0 K: 0 S: 5	H: 2 LOB: 1 BB: 0 P: 5	R: 0 E: 0 K: 0 S: 5	H: 0 LOB: 0 BB: 0 P: 5	1B: 7 2B: 1 3B: 1 HR: 1	SF: 0 SAC: 0 DP: 1 HBP: 0	WP: 0 PB: 0 SB: 0 CS: 0	PA: 32
PITCHER Gary Bell, R (1,1) ERA: 13.5 Gary Waslewski, R (3,1) ERA Lee Stange, R (6,1) ERA Dan Osinski, R (8,1) ERA: 9.0	IP: 2.0 WLS: L BF: 9 H: 5 R: 3 ER: 3 SO: 3 BB: 0 IBB: 0 HBP: 0 BLK: 0 WP: 0 HR: 1 S: 11 P: 11 ERA: 13.50 WHIP: 2.500															PITCHER	IP: WLS: BF: H: R: ER: SO: BB: IBB: HBP: BLK: WP: HR: S: P: ERA: WHIP:			

Batter	1	2	3	4	5	6	7	8	9	AB	R	H	RBI	BB	SO	LOB	TOP					
Joe Foy, R OBP: 0.125, SLG: 0.125 (1, 5)										5	1	1	0	0	3	2	Boston Red Sox @ St. Louis Cardinals Busch Stadium, St. Louis, MO Mon Oct 09 1967, 3:33 AM CDT Att: 54,575 - Unknown livebaseballscores.com					
Mike Andrews, R OBP: 0.400, SLG: 0.400 (1, 4)										3	0	1	0	0	0	0						
Carl Yastrzemski, L OBP: 0.429, SLG: 0.778 (1, 7)										3	0	1	0	1	1	3						
Ken Harrelson, R OBP: 0.286, SLG: 0.167 Jose Tartabull, L OBP: 0.231, SLG: 0.167 (1, 9) (8, 9)										3	0	1	1	1	0	2						
George Scott, R OBP: 0.333, SLG: 0.278 (1, 3)										3	1	0	0	1	1	3						
Reggie Smith, S OBP: 0.316, SLG: 0.471 (1, 8)										4	1	1	0	0	0	1						
Rico Petrocelli, R OBP: 0.176, SLG: 0.071 (1, 6)										3	0	0	0	1	1	1						
Elston Howard, R OBP: 0.231, SLG: 0.167 (1, 2)										4	0	1	1	0	0	1						
Jim Lonborg, R (1, 1)										4	0	0	0	0	3	2						
Inning Stats	R: 0 E: 0 K: 1 S: 5	H: 0 LOB: 1 BB: 1 P: 9	R: 0 E: 0 K: 1 S: 6	H: 0 LOB: 1 BB: 0 P: 6	R: 1 E: 1 K: 2 S: 10	H: 2 LOB: 2 BB: 0 P: 10	R: 0 E: 0 K: 0 S: 3	H: 0 LOB: 0 BB: 1 P: 3	R: 0 E: 0 K: 1 S: 6	H: 1 LOB: 1 BB: 0 P: 6	R: 0 E: 0 K: 0 S: 2	H: 0 LOB: 0 BB: 1 P: 6	R: 0 E: 0 K: 1 S: 5	H: 0 LOB: 0 BB: 0 P: 5	R: 0 E: 0 K: 1 S: 6	H: 1 LOB: 1 BB: 0 P: 6		R: 2 E: 1 K: 2 S: 8	H: 2 LOB: 2 BB: 2 P: 16	1B: 4 2B: 3 3B: 0 HR: 0	SF: 0 SAC: 1 DP: 2 HBP: 0	WP: 1 PB: 0 SB: 0 CS: 1
PITCHER	IP WLS BF H R ER SO BB IBB HBP BLK WP HR S P ERA WHIP																					
Steve Carlton, L ERA: 0.00 (1, 1)	6.0 L 24 3 1 0 0 5 2 0 0 0 0 1 0 32 40 0.00 0.833																					
Ray Washburn, R ERA: 40.5 (7, 1)	2.0 7 1 0 2 0 0 0 0 0 0 0 11 11 0.00 0.500																					
Ron Willis, R ERA: 40.5 (9, 1)	0.0 3 1 2 1 0 1 1 0 0 0 0 0 1 9 ∞ ∞																					
Jack Lamabe, R ERA: 40.5 (9, 1)	1.0 3 1 0 0 2 0 0 0 0 0 0 0 7 7 0.00 1.000																					

Batter	1	2	3	4	5	6	7	8	9	AB	R	H	RBI	BB	SO	LOB	BOTTOM					
Lou Brock, L OBP: 0.429, SLG: 0.550 (1, 7)										4	0	0	0	0	1	1	Boston Red Sox @ St. Louis Cardinals Busch Stadium, St. Louis, MO Mon Oct 09 1967, 3:33 AM CDT Att: 54,575 - Unknown livebaseballscores.com					
Curt Flood, R OBP: 0.190, SLG: 0.200 (1, 8)										4	0	0	0	0	0	0						
Roger Maris, L OBP: 0.350, SLG: 0.526 (1, 9)										4	1	2	1	0	0	0						
Orlando Cepeda, R OBP: 0.105, SLG: 0.211 (1, 3)										4	0	0	0	0	1	1						
Tim McCarver, L OBP: 0.167, SLG: 0.125 (1, 2)										3	0	0	0	0	0	1						
Mike Shannon, R OBP: 0.294, SLG: 0.438 (1, 5)										3	0	0	0	0	1	0						
Julian Javier, R OBP: 0.353, SLG: 0.471 (1, 4)										3	0	0	0	0	0	0						
Dal Maxvill, R OBP: 0.333, SLG: 0.167 Dave Ricketts, S (8, PH)										2	0	1	0	0	0	0						
Ron Willis, R (9, 1)										1	0	0	0	0	0	0						
Jack Lamabe, R (9, 1)										0	0	0	0	0	0	0						
Steve Carlton, L (1, 1)										1	0	0	0	0	0	1						
Bobby Tolan, L (6, PH)										1	0	0	0	0	1	0						
Ray Washburn, R (7, 1)										0	0	0	0	0	0	0						
Phil Gagliano, R (8, PH)										1	0	0	0	0	1	0						
Eddie Bressoud, R (9, 6)										0	0	0	0	0	0	0						
Inning Stats	R: 0 E: 0 K: 0 S: 3	H: 0 LOB: 0 BB: 0 P: 3	R: 0 E: 0 K: 1 S: 5	H: 0 LOB: 0 BB: 0 P: 5	R: 0 E: 0 K: 1 S: 6	H: 1 LOB: 1 BB: 0 P: 6	R: 0 E: 0 K: 0 S: 4	H: 1 LOB: 1 BB: 0 P: 4	R: 0 E: 0 K: 1 S: 5	H: 0 LOB: 0 BB: 0 P: 5	R: 0 E: 0 K: 0 S: 3	H: 0 LOB: 0 BB: 0 P: 3	R: 0 E: 1 K: 0 S: 4	H: 0 LOB: 1 BB: 0 P: 4	R: 0 E: 0 K: 0 S: 4	H: 0 LOB: 0 BB: 0 P: 4	R: 1 E: 0 K: 0 S: 4	H: 1 LOB: 0 BB: 0 P: 4	1B: 2 2B: 0 3B: 0 HR: 1	SF: 0 SAC: 0 DP: 0 HBP: 0	WP: 0 PB: 0 SB: 0 CS: 0	PA: 31
PITCHER	IP WLS BF H R ER SO BB IBB HBP BLK WP HR S P ERA WHIP																					
Jim Lonborg, R ERA: 0.5 (1, 1)	9.0 W 31 3 1 1 4 0 0 0 0 0 1 39 39 1.00 0.333																					



Batter	1	2	3	4	5	6	7	8	9	AB	R	H	RBI	BB	SO	LOB	TOP										
Lou Brock, L OBP: 0.423, SLG: 0.640 (1, 7)										5	2	2	3	0	1	0											
Curt Flood, R OBP: 0.192, SLG: 0.200 (1, 8)										5	0	1	1	0	1	0											
Roger Maris, L OBP: 0.400, SLG: 0.522 (1, 9)										4	0	2	0	1	1	0											
Orlando Cepeda, R OBP: 0.125, SLG: 0.208 (1, 3)										5	0	1	0	0	0	4											
Tim McCarver, L OBP: 0.182, SLG: 0.105 (1, 2)										3	0	0	0	1	0	1											
Mike Shannon, R OBP: 0.286, SLG: 0.450 (1, 5)										4	0	1	0	0	0	2											
Julian Javier, R OBP: 0.333, SLG: 0.476 (1, 4)										4	1	1	0	0	0	5											
Dal Maxvill, R OBP: 0.316, SLG: 0.133 (1, 6)										3	0	0	0	1	0	2											
Dick Hughes, R Ron Wisa, R Ed Spawo, R Nelson Briles, R Bobby Tolan, L Jack Lamabe, R Joe Hoerner, R Larry Jaster, L Ray Washburn, R Dave Ricketts, S Hal Woodeshick, R (1, 1)										1	0	0	0	0	0	1											
Inning Stats	R: 0 E: 0 K: 2 S: 7	H: 0 LOB: 0 BB: 0 P: 7	R: 0 E: 0 K: 0 S: 3	H: 0 LOB: 0 BB: 0 P: 3	R: 2 E: 0 K: 1 S: 9	H: 4 LOB: 2 BB: 0 P: 9	R: 0 E: 1 K: 0 S: 4	H: 0 LOB: 1 BB: 0 P: 4	R: 0 E: 0 K: 0 S: 5	H: 0 LOB: 0 BB: 2 P: 5	R: 0 E: 0 K: 0 S: 3	H: 0 LOB: 2 BB: 2 P: 11	R: 2 E: 0 K: 0 S: 4	H: 1 LOB: 0 BB: 1 P: 8	R: 0 E: 0 K: 0 S: 5	H: 2 LOB: 3 BB: 1 P: 9	R: 0 E: 0 K: 0 S: 4	H: 1 LOB: 1 BB: 0 P: 4	1B: 5 2B: 2 3B: 0 HR: 1	SF: 0 SAC: 0 DP: 0 HBP: 0	WP: 0 PB: 0 SB: 1 CS: 0	PA: 40					
PITCHER	IP	WLS	BF	H	R	ER	SO	BB	IBB	HBP	BLK	WP	HR	S	P	ERA	WHIP										
Gary Waslewski, R ERA: 2.16 (1, 1)	5.1		23	4	2	2	4	2	0	0	0	0	0	29	37	3.38	1.125										
John Wyatt, R ERA: 4.91 (6, 1)	1.2	W	7	1	2	2	0	1	0	0	0	0	1	6	10	10.80	1.200										
Gary Bell, R ERA: 5.06 (8, 1)	2.0	S	10	3	0	0	0	1	0	0	0	0	0	9	13	0.00	2.000										

St. Louis Cardinals @ Boston Red Sox
Fenway Park, Boston, MA
Wed Oct 11 1967, 3:33 AM EDT
Att: 35,188 - Unknown

AB	36
R	4
H	8
RBI	4
BB	4
SO	4
LOB	18



Batter	1	2	3	4	5	6	7	8	9	AB	R	H	RBI	BB	SO	LOB	BOTTOM										
Joe Foy, R OBP: 0.167, SLG: 0.250 (1, 5)										4	1	1	1	0	0	0											
Mike Andrews, R OBP: 0.400, SLG: 0.400 (1, 4)										5	1	2	1	0	0	1											
Carl Yastrzemski, L OBP: 0.500, SLG: 0.909 (1, 7)										4	2	3	1	1	0	1											
Ken Harrelson, R OBP: 0.200, SLG: 0.111 (1, 9)										3	0	0	0	0	1	3											
Jose Tartabull, L OBP: 0.231, SLG: 0.167 (7, 9)										0	0	0	0	0	0	0											
Jerry Adair, R OBP: 0.118, SLG: 0.125 (7, PH)										0	0	0	1	0	0	0											
Gary Bell, R (8, 1)										0	0	0	0	0	0	0											
George Scott, R OBP: 0.320, SLG: 0.273 (1, 3)										4	0	1	0	0	0	0											
Reggie Smith, S OBP: 0.348, SLG: 0.619 (1, 8)										4	1	2	2	0	0	0											
Rico Petrocelli, R OBP: 0.286, SLG: 0.529 (1, 6)										3	2	2	2	1	0	0											
Elston Howard, R OBP: 0.176, SLG: 0.125 (1, 2)										4	0	0	0	0	0	3											
Gary Waslewski, R (1, 1)										1	0	0	0	0	1	0											
John Wyatt, R (6, 1)										0	0	0	0	0	0	0											
Dalton Jones, L OBP: 0.389, SLG: 0.389 (7, PH)										1	1	1	0	0	0	0											
George Thomas, R (8, 9)										1	0	0	0	0	0	0											
Inning Stats	R: 0 E: 0 K: 1 S: 6	H: 1 LOB: 1 BB: 0 P: 6	R: 1 E: 0 K: 0 S: 4	H: 1 LOB: 0 BB: 0 P: 4	R: 0 E: 0 K: 1 S: 5	H: 0 LOB: 0 BB: 0 P: 5	R: 3 E: 0 K: 0 S: 6	H: 3 LOB: 0 BB: 0 P: 6	R: 0 E: 0 K: 0 S: 3	H: 0 LOB: 2 BB: 1 P: 8	R: 0 E: 0 K: 0 S: 3	H: 0 LOB: 0 BB: 0 P: 3	R: 4 E: 0 K: 0 S: 9	H: 6 LOB: 3 BB: 1 P: 13	R: 0 E: 0 K: 0 S: 4	H: 1 LOB: 1 BB: 0 P: 4	1B: 7 2B: 1 3B: 0 HR: 4	SF: 1 SAC: 1 DP: 0 HBP: 1	WP: 0 PB: 0 SB: 0 CS: 0	PA: 39							
PITCHER	IP	WLS	BF	H	R	ER	SO	BB	IBB	HBP	BLK	WP	HR	S	P	ERA	WHIP										
Dick Hughes, R ERA: 5.0 (1, 1)	3.2		16	5	4	4	2	0	0	0	0	0	0	1	1	9.82	1.364										
Ron Wills, R ERA: 27.0 (4, 1)	0.1		1	0	0	0	0	0	0	0	0	0	0	1	1	0.00	0.000										
Nelson Briles, R ERA: 1.64 (5, 1)	2.0		8	0	0	0	0	0	1	1	0	0	0	6	11	0.00	0.000										
Jack Lamabe, R ERA: 6.75 (7, 1)	0.1	L	3	2	2	2	0	0	0	0	0	0	0	3	3	54.00	6.000										
Joe Hoerner, L ERA: 40.5 (7, 1)	0.0		2	2	0	0	0	0	0	0	0	0	0	2	2	∞	∞										
PITCHER	IP	WLS	BF	H	R	ER	SO	BB	IBB	HBP	BLK	WP	HR	S	P	ERA	WHIP										
Larry Jaster, L ERA: (7, 1)	0.1		3	2	2	2	0	0	0	0	0	0	0	1	5	0.00	0.000										
Ray Washburn, R ERA: (7, 1)	0.1		2	0	0	0	0	0	1	0	0	0	0	1	5	0.00	0.000										
Hal Woodeshick, L ERA: (8, 1)	1.0		4	1	0	0	0	0	0	0	0	0	0	4	4	0.00	1.000										

St. Louis Cardinals @ Boston Red Sox
Fenway Park, Boston, MA
Wed Oct 11 1967, 3:33 AM EDT
Att: 35,188 - Unknown

AB	34
R	8
H	12
RBI	8
BB	2
SO	2
LOB	8



Batter	1	2	3	4	5	6	7	8	9	AB	R	H	RBI	BB	SO	LOB	TOP										
Lou Brock, L OBP: 0.452, SLG: 0.655 (1,7)	F7		P6		SF9				BB	4	1	2	0	1	0	1											
Curt Flood, R OBP: 0.256, SLG: 0.214 (1,8)	F8		1B WP		BB				BB	3	1	1	1	2	1	1											
Roger Maris, L OBP: 0.433, SLG: 0.538 (1,9)			1B		SF9				BB	3	0	2	1	1	0	0											
Orlando Cepeda, R OBP: 0.103, SLG: 0.172 (1,3)	4-3		6-3		F7				BB	5	0	0	0	0	1	6											
Tim McCarver, L OBP: 0.185, SLG: 0.167 (1,2)		P6		4-3		HR			G3	5	1	1	0	0	0	3											
Mike Shannon, R OBP: 0.240, SLG: 0.375 (1,5)				5-3		E5 HR			6-3	4	1	0	0	0	1	1											
Julian Javier, R OBP: 0.360, SLG: 0.600 (1,4)									F9	4	1	2	3	0	1	0											
Dal Maxvill, R OBP: 0.304, SLG: 0.263 (1,6)		CS			5-3	F9			P3	4	1	1	0	0	0	0											
Bob Gibson, R OBP: 0.167, SLG: 0.364 (1,1)			L5						K	4	1	1	1	0	1	1											
Inning Stats	R: 0 E: 0 K: 0 S: 4	H: 1 LOB: 1 BB: 0 P: 4	R: 0 E: 0 K: 1 S: 5	H: 1 LOB: 0 BB: 0 P: 5	R: 2 E: 0 K: 0 S: 6	H: 3 LOB: 1 BB: 0 P: 6	R: 0 E: 0 K: 1 S: 5	H: 0 LOB: 0 BB: 0 P: 5	R: 2 E: 0 K: 0 S: 5	H: 2 LOB: 1 BB: 1 P: 9	R: 3 E: 1 K: 1 S: 9	H: 3 LOB: 1 BB: 0 P: 9	R: 0 E: 0 K: 1 S: 5	H: 0 LOB: 0 BB: 0 P: 5	R: 0 E: 0 K: 0 S: 3	H: 0 LOB: 0 BB: 0 P: 3	R: 0 E: 0 K: 1 S: 5	H: 0 LOB: 3 BB: 3 P: 17	1B: 5 2B: 2 3B: 1 HR: 2	SF: 1 SAC: 0 DP: 0 HBP: 0	WP: 1 PB: 0 SB: 3 CS: 1	PA: 42					
PITCHER	IP	WLS	BF	H	R	ER	SO	BB	IBB	HBP	BLK	WP	HR	S	P	ERA	WHIP										
Jim Lonborg, R ERA: 2.63 (1,1)	6.0	L	29	10	7	6	3	1	0	0	0	1	2	34	38	9.00	1.833										
Jose Santiago, R ERA: 5.59 (7,1)	2.0		6	0	0	0	1	0	0	0	0	0	0	8	8	0.00	0.000										
Dave Morehead, R ERA: (9,1)	0.1		4	0	0	0	1	3	0	0	0	0	0	3	15	0.00	9.000										
Dan Osinski, R ERA: 6.75 (9,1)	0.1		1	0	0	0	0	0	0	0	0	0	0	1	1	0.00	0.000										
Ken Brett, L ERA: (9,1)	0.1		1	0	0	0	0	0	0	0	0	0	0	1	1	0.00	0.000										

St. Louis Cardinals @ Boston Red Sox
Fenway Park, Boston, MA
Thu Oct 12 1967, 3:33 AM EDT
Att: 35,188 - Unknown

AB 36
R 7
H 10
RBI 6
BB 4
SO 5
LOB 13



Batter	1	2	3	4	5	6	7	8	9	AB	R	H	RBI	BB	SO	LOB	BOTTOM										
Joe Foy, R OBP: 0.188, SLG: 0.200 (1,5)										3	0	0	0	1	1	1											
Dave Morehead, R ERA: 5.59 (9,1)										0	0	0	0	0	0	0											
Dan Osinski, R ERA: 6.75 (9,1)										0	0	0	0	0	0	0											
Ken Brett, L ERA: (9,1)										0	0	0	0	0	0	0											
Mike Andrews, R OBP: 0.308, SLG: 0.308 (1,4)	SH3-4 BB									3	0	0	0	0	1	1											
Carl Yastrzemski, L OBP: 0.500, SLG: 0.840 (1,7)	P6									3	0	1	0	1	0	1											
Ken Harrelson, R OBP: 0.143, SLG: 0.077 (1,9)										4	0	0	0	0	2	3											
George Scott, R OBP: 0.310, SLG: 0.346 (1,3)										4	1	1	0	0	2	1											
Reggie Smith, S OBP: 0.308, SLG: 0.542 (1,8)										3	0	0	0	0	0	1											
Rico Petrocelli, R OBP: 0.292, SLG: 0.550 (1,6)										3	1	1	0	0	2	0											
Elston Howard, R OBP: 0.158, SLG: 0.111 (1,2)										2	0	0	0	0	0	0											
Dalton Jones, L OBP: 0.421, SLG: 0.389 (8,PH) (9,5)										0	0	0	0	1	0	0											
Jim Lonborg, R ERA: 2.63 (1,1)										1	0	0	0	0	1	0											
Jose Tartabull, L OBP: 0.214, SLG: 0.154 (6,PH)										1	0	0	0	0	1	0											
Jose Santiago, R OBP: 0.500, SLG: 2.000 (7,1)										0	0	0	0	0	0	0											
Norm Siebern, L OBP: 0.333, SLG: 0.333 (8,PH)										1	0	0	1	0	0	1											
Russ Gibson, R ERA: 1.0 (9,2)										0	0	0	0	0	0	0											
Inning Stats	R: 0 E: 0 K: 1 S: 5	H: 0 LOB: 1 BB: 1 P: 9	R: 0 E: 0 K: 2 S: 7	H: 0 LOB: 0 BB: 0 P: 7	R: 0 E: 0 K: 2 S: 7	H: 0 LOB: 0 BB: 0 P: 7	R: 0 E: 0 K: 2 S: 7	H: 0 LOB: 0 BB: 0 P: 7	R: 1 E: 1 K: 1 S: 6	H: 1 LOB: 0 BB: 0 P: 6	R: 0 E: 0 K: 1 S: 5	H: 0 LOB: 0 BB: 0 P: 5	R: 0 E: 0 K: 0 S: 3	H: 0 LOB: 1 BB: 1 P: 7	R: 0 E: 0 K: 0 S: 4	H: 1 LOB: 1 BB: 1 P: 8	R: 0 E: 0 K: 1 S: 5	H: 1 LOB: 0 BB: 0 P: 5	1B: 1 2B: 1 3B: 1 HR: 0	SF: 0 SAC: 1 DP: 1 HBP: 0	WP: 1 PB: 0 SB: 0 CS: 0	PA: 32					
PITCHER	IP	WLS	BF	H	R	ER	SO	BB	IBB	HBP	BLK	WP	HR	S	P	ERA	WHIP										
Bob Gibson, R ERA: 1.0 (1,1)	9.0	W	32	3	2	2	10	3	0	0	0	1	0	49	61	2.00	0.667										

St. Louis Cardinals @ Boston Red Sox
Fenway Park, Boston, MA
Thu Oct 12 1967, 3:33 AM EDT
Att: 35,188 - Unknown

AB 28
R 2
H 3
RBI 1
BB 3
SO 10
LOB 9

