Boston Red Sox - 1968

Batter	1	2	3	4	5	6	7	8	9	AB	R	H	RBI	BB	SO	LOB
Mike Andrews, R (1, 4) OBP: 0.400, SLG: 0.250	S S S 0-3 ① K		x 0-0 L9 1B SF8 1B		x 0-0 ① F7	B B B 4-0 1-2 2-3 3-H BB			S S S 0-3 ① K	4	1	1	1	1	2	0
Dalton Jones, L (1, 5) OBP: 0.200, SLG: 0.200	S S S 0-3 ② K		x 0-0 SF8 S 1-2 1B		x 0-0 ② L7	x 0-0 ③ 4-3			x 0-0 ② 4-3	5	0	1	0	0	1	3
Carl Yastrzemski, L (1, 7) OBP: 0.400, SLG: 1.600	x 0-0 ③ F6		x 0-0 ① L9 2-3		x 0-0 ③ 4-3		x 0-0 HR		x 0-0 IHR	5	2	2	2	0	0	2
Reggie Smith, S (1, 8) OBP: 0.400, SLG: 0.750		x 0-0 BB 2B 1B	x 0-0 ② SF8 1-3 3-H			x 0-0 1B 1B 2B	x 0-0 E3 CS S		S S S 0-3 ③ K	4	2	2	1	0	1	0
George Scott, R (1, 3) OBP: 0.250, SLG: 0.250		x 0-0 ① L9	x 0-0 ③ G1			x 0-0 1B BB BB 2-3 1B	S S S 0-3 ① ② K 1-3			4	1	1	0	0	1	3
Joe Lahoud, L (1, 9) OBP: 1.000, SLG: 1.000		B B B B 4-0 1-2 2B BB		x 0-0 1B		B B B B 4-0 BB 1B 1-2 BB	B B B B 4-0 CS BB			1	1	1	0	3	0	0
Rico Petrocelli, R (1, 6) OBP: 0.500, SLG: 0.750		x 0-0 1-H 2-H 2B		x 0-0 ① L7		x 0-0 BB 1-2 2-3 3-H 1B	x 0-0 ③ CS 1-2	x 0-0 ① L9		4	0	2	3	0	0	1
Elston Howard, R (1, 2)		x 0-0 ② F8		S S S 0-3 ② K		S S S 0-3 ① K		x 0-0 ② 1-3		4	0	0	0	0	2	5
Dick Ellsworth, L (1, 1)		S S S 0-3 ③ K2-3		x 0-0 ③ 1-4-3		S S S 0-3 ② K		x 0-0 ③ 5-3		4	0	0	0	0	2	5
Inning Stats	R: 0 H: 0 E: 0 LOB: 0 K: 2 BB: 0 S: 7 P: 7	R: 2 H: 2 E: 0 LOB: 1 K: 1 BB: 1 S: 7 P: 11	R: 1 H: 2 E: 0 LOB: 1 K: 0 BB: 0 S: 5 P: 5	R: 0 H: 1 E: 0 LOB: 1 K: 1 BB: 0 S: 6 P: 6	R: 0 H: 0 E: 0 LOB: 0 K: 0 BB: 0 S: 3 P: 3	R: 2 H: 3 E: 0 LOB: 3 K: 2 BB: 2 S: 10 P: 18	R: 1 H: 1 E: 1 LOB: 0 K: 1 BB: 1 S: 5 P: 9	R: 0 H: 0 E: 0 LOB: 0 K: 0 BB: 0 S: 3 P: 3	R: 1 H: 1 E: 0 LOB: 0 K: 2 BB: 0 S: 8 P: 8	1B: 6 SF: 1 2B: 2 SAC: 0 3B: 0 DP: 0 HR: 2 HBP: 0						

PITCHER		IP	WLS	BF	H	R	ER	SO	BB	IBB	HBP	BLK	WP	HR	S	P	ERA	WHIP
Earl Wilson, R ERA: 9.0	(1, 1)	5.0	L	25	8	5	5	4	2	0	0	0	0	0	31	39	9.00	2.000
Pat Dobson, R ERA: 4.5	(6, 1)	2.0		8	1	1	1	3	2	0	0	0	0	1	12	20	4.50	1.500
Daryl Patterson, R ERA: 4.5	(8, 1)	2.0		7	1	1	1	2	0	0	0	0	0	0	11	11	4.50	0.500

PITCHER	IP	WLS	BF	H	R	ER	SO	BB	IBB	HBP	BLK	WP	HR	S	P	ERA	WHIP

TOP

Boston Red Sox @ Detroit Tigers

Tiger Stadium, Detroit, MI

Wed Apr 10 1968, 3:33 AM EST

Att. 41,429 - Unknown

livebaseballscorecards.com

AB	35
R	7
H	10
RBI	7
BB	4
SO	9
LOB	19

WP: 0 PA: 41
PB: 0
SB: 2
CS: 2

BOTTOM

Boston Red Sox @ Detroit Tigers

Tiger Stadium, Detroit, MI

Wed Apr 10 1968, 3:33 AM EST

Att. 41,429 - Unknown

Batter	1	2	3	4	5	6	7	8	9	AB	R	H	RBI	BB	SO	LOB
Mickey Stanley, R (1, 3) OBP: 0.600, SLG: 0.800	FC4-6 1B		1B		F9 ②			2-3 ①	2B	5	0	3	0	0	0	0
Dick McAuliffe, L (1, 4) OBP: 0.200, SLG: 0.400	F6 ①		F9 ①		1-3 ③			1B 2B 2B	F9 ③	5	1	1	0	0	0	3
Al Kaline, R (1, 9) OBP: 0.500, SLG: 0.333	FC4-6 ② 1-2f		L9 ②			BBB 4-0 FC5 HBP BB		2B E 2-3 1B		3	1	1	0	1	0	2
Willie Horton, R (1, 7) OBP: 0.750, SLG: 1.000	F8 ③		1-2 1B			H 1-0 FC5 1-2 HBP		1-3 ② 3-H 2B		3	0	2	1	0	0	1
Bill Freehan, R (1, 2) OBP: 0.500, SLG: 0.667		2B	L9 ③			FC5 ① G1-6-3 1-2 2-3f		BBB 4-0 E BB		3	0	1	0	1	0	4
Jim Northrup, L (1, 8)		SSS K ①		SSS K ①		G1-6-3 ②③ 1-2f		E4 FC6-4 1-3 3-H		4	0	0	0	0	2	4
Don Wert, R (1, 5)		6-3 ②		6-3 ②			6-3 ①	FC6-4 ③ 1-2f		4	0	0	0	0	0	3
Ray Oyler, R (1, 6) Jim Price, R (9, PH)		SSS K ③		SSS K ③			6-3 ②		F8 ①	3 1	0 0	0 0	0 0	0 0	2 0	1 0
Earl Wilson, R (1, 1) OBP: 0.500, SLG: 2.000 Pat Dobson, R (6, 1) Dick Tracewski, R (7, PH) Daryl Patterson, L (8, 1) Eddie Mathews, L (9, PH)			HR		1-3 ①		5-3 ③		SSS K ②	2 0 1 0 1	1 0 0 0 0	1 0 0 0 0	1 0 0 0 0	0 0 0 0 1	0 0 0 0 0	0 0 0 0 0
Inning Stats	R: 0 H: 1 E: 0 LOB: 1 K: 0 BB: 0 S: 4 P: 4	R: 0 H: 1 E: 0 LOB: 1 K: 2 BB: 0 S: 8 P: 8	R: 1 H: 3 E: 0 LOB: 2 K: 0 BB: 0 S: 6 P: 6	R: 0 H: 0 E: 0 LOB: 0 K: 2 BB: 0 S: 7 P: 7	R: 0 H: 0 E: 0 LOB: 0 K: 0 BB: 0 S: 3 P: 3	R: 0 H: 0 E: 0 LOB: 1 K: 0 BB: 1 S: 2 P: 7	R: 0 H: 0 E: 0 LOB: 0 K: 0 BB: 0 S: 3 P: 3	R: 2 H: 3 E: 1 LOB: 2 K: 0 BB: 1 S: 6 P: 10	R: 0 H: 1 E: 0 LOB: 1 K: 1 BB: 0 S: 6 P: 6	1B: 4 SF: 0 2B: 4 SAC: 0 3B: 0 DP: 1 HR: 1 HBP: 1						

livebaseballscorecards.com

AB	35
R	3
H	9
RBI	2
BB	2
SO	5
LOB	18

WP: 0 PA: 38
PB: 0
SB: 0
CS: 0

PITCHER		IP	WLS	BF	H	R	ER	SO	BB	IBB	HBP	BLK	WP	HR	S	P	ERA	WHIP
Dick Ellsworth, L ERA: 2.0	(1, 1)	9.0	W	38	9	3	2	5	2	0	1	0	0	1	45	54	2.00	1.222

PITCHER	IP	WLS	BF	H	R	ER	SO	BB	IBB	HBP	BLK	WP	HR	S	P	ERA	WHIP

Batter	1	2	3	4	5	6	7	8	9	AB	R	H	RBI	BB	SO	LOB
Mike Andrews, R (1, 4) OBP: 0.400, SLG: 0.250	FC6 1B		F7		BBB 4-0 FC4-6 BB		6-3		5-3	4	0	1	0	1	0	0
Dalton Jones, L (1, 5) OBP: 0.100, SLG: 0.100	SSS 0-3 K		L9		FC4-6 1-2f		G3		G3	5	0	0	0	0	1	2
Carl Yastrzemski, L (1, 7) OBP: 0.200, SLG: 0.800	L9		SSS 0-3 K		L9		4-3		SSS 0-3 K	5	0	0	0	0	2	2
Reggie Smith, S (1, 8) OBP: 0.333, SLG: 0.500	FC6 1-2f			3-1		HR 1B		E6 BB 1B		4	1	1	0	0	0	1
George Scott, R (1, 3) OBP: 0.375, SLG: 0.286		BBBB 4-0 1B BB		6-3		SSS 0-3 K		BB 1-2 1B		3	0	1	0	1	1	1
Joe Lahoud, L (1, 9) OBP: 0.750, SLG: 1.250		SSS 0-3 K		BBBB 4-0 1B BB		1-H HR		P2		3	1	1	2	1	1	3
Rico Petrocelli, R (1, 6) OBP: 0.500, SLG: 1.000		F3		1-2 1B		HR		L8		4	1	2	1	0	0	3
Elston Howard, R (1, 2) OBP: 0.250, SLG: 0.143		1-2 1B		SSS 0-3 K		6-3		BBBB 4-0 1-2 2-3 BB		3	0	1	0	1	1	2
Jose Santiago, R (1, 1)		SSS 0-3 K			L7	F8		L7		3	0	0	0	0	1	2
Sparky Lyle, L (7, 1)										0	0	0	0	0	0	0
Lee Stange, R (7, 1)										0	0	0	0	0	0	0
Joe Foy, R (8, PH)										1	0	0	0	0	0	3
John Wyatt, R (8, 1)										0	0	0	0	0	0	0
Inning Stats	R: 0 E: 0 K: 1 S: 6 H: 1 LOB: 1 BB: 0 P: 6	R: 0 E: 0 K: 2 S: 8 H: 1 LOB: 2 BB: 1 P: 12	R: 0 E: 0 K: 1 S: 5 H: 0 LOB: 0 BB: 0 P: 5	R: 0 E: 0 K: 1 S: 6 H: 1 LOB: 2 BB: 1 P: 10	R: 0 E: 0 K: 0 S: 3 H: 0 LOB: 1 BB: 1 P: 7	R: 3 E: 0 K: 1 S: 8 H: 3 LOB: 0 BB: 0 P: 8	R: 0 E: 0 K: 0 S: 3 H: 0 LOB: 0 BB: 0 P: 3	R: 0 E: 1 K: 0 S: 5 H: 1 LOB: 3 BB: 1 P: 9	R: 0 E: 0 K: 1 S: 5 H: 0 LOB: 0 BB: 0 P: 5	1B: 5 2B: 0 3B: 0 HR: 2 SF: 0 SAC: 0 DP: 0 HBP: 0						

PITCHER	IP	WLS	BF	H	R	ER	SO	BB	IBB	HBP	BLK	WP	HR	S	P	ERA	WHIP
Denny McLain, R (1, 1) ERA: 3.86	7.0		30	6	3	3	6	3	0	0	0	0	2	39	51	3.86	1.286
Jon Warden, L (8, 1) ERA:	2.0	W	9	1	0	0	1	1	0	0	0	0	0	10	14	0.00	1.000

PITCHER	IP	WLS	BF	H	R	ER	SO	BB	IBB	HBP	BLK	WP	HR	S	P	ERA	WHIP

TOP

Boston Red Sox @ Detroit Tigers

Tiger Stadium, Detroit, MI

Thu Apr 11 1968, 6:05 PM EST

Att. 6,142 - Unknown - 55 F

livebaseballscorecards.com

AB	35
R	3
H	7
RBI	3
BB	4
SO	7
LOB	19

WP: 0 PA: 39
PB: 0
SB: 0
CS: 0

Boston Red Sox @ Detroit Tigers

Tiger Stadium, Detroit, MI

Thu Apr 11 1968, 6:05 PM EST

Att. 6,142 - Unknown - 55 F

livebaseballscorecards.com

BOTTOM

Batter	1	2	3	4	5	6	7	8	9	AB	R	H	RBI	BB	SO	LOB
Dick McAuliffe, L (1, 4) OBP: 0.444, SLG: 0.875	HR	K			5-3 CS 1B		BBBB 1-2 2-3 BB			3	1	2	1	1	1	0
Don Wert, R (1, 5) OBP: 0.125, SLG: 0.250	E 2B		1-3		5-3 1-3		F2			4	1	1	0	0	0	4
Al Kaline, R (1, 9) OBP: 0.375, SLG: 0.286	E8 2-H 1B		L1-3		L8		L9			4	0	1	1	0	0	4
Willie Horton, R (1, 7) OBP: 0.625, SLG: 0.600	6-3		5-3			BBBB G3-6-3 BB		H HBP		2	0	0	0	1	0	1
Norm Cash, L (1, 3)	BBBB G6-4-3 BB			F8		F6		SSS K		3	0	0	0	1	1	2
Jim Northrup, L (1, 8)	G6-4-3 1-2f			G3		G3-6-3 1-2f		F6		4	0	0	0	0	0	4
Bill Freehan, R (1, 2) OBP: 0.750, SLG: 1.500		HR		BBBB FC6-4 BB			BBBB BB SH5-4 BB	BBBB 1-2 BB		1	1	1	1	3	0	0
Ray Oyler, R (1, 6) Tom Matchick, L (8, PH) (9, 6)		L4		FC6-4 1-2f			SH5-4 1-2	K		2 1	0 0	0 0	0 0	0 0	0 1	1 2
Denny McLain, R (1, 1) Eddie Mathews, L (7, PH) Dick Tracewski, R (7, PR) Jon Warden, S (8, 1) Gates Brown, L (9, PH) OBP: 1.000, SLG: 4.000		6-3			SSS K		BBBB BB		X HR	2 0 0 0 1	0 0 0 0 1	0 0 0 0 1	0 0 0 0 1	1 0 0 0 0	0 0 0 0 0	0 0 0 0 0
Inning Stats	R: 2 E: 1 K: 0 S: 5 H: 3 LOB: 1 BB: 1 P: 9	R: 1 E: 0 K: 1 S: 6 H: 1 LOB: 0 BB: 0 P: 6	R: 0 E: 0 K: 0 S: 3 H: 0 LOB: 0 BB: 0 P: 3	R: 0 E: 0 K: 0 S: 3 H: 0 LOB: 1 BB: 1 P: 7	R: 0 E: 0 K: 1 S: 6 H: 1 LOB: 1 BB: 0 P: 6	R: 0 E: 0 K: 0 S: 2 H: 0 LOB: 0 BB: 1 P: 6	R: 0 E: 0 K: 0 S: 3 H: 0 LOB: 3 BB: 3 P: 15	R: 0 E: 0 K: 2 S: 7 H: 0 LOB: 2 BB: 1 P: 12	R: 1 E: 0 K: 0 S: 1 H: 1 LOB: 0 BB: 0 P: 1	1B: 2 2B: 1 3B: 0 HR: 3	SF: 0 SAC: 1 DP: 2 HBP: 1			WP: 0 PB: 0 SB: 0 CS: 1		PA: 36	

	AB	27
	R	4
	H	6
	RBI	4
	BB	7
	SO	4
	LOB	18

PITCHER		IP	WLS	BF	H	R	ER	SO	BB	IBB	HBP	BLK	WP	HR	S	P	ERA	WHIP
Jose Santiago, R ERA: 4.26	(1, 1)	6.1		27	5	3	3	2	5	0	0	0	0	2	26	46	4.26	1.579
Sparky Lyle, L ERA:	(7, 1)	0.0		1	0	0	0	0	1	0	0	0	0	0	0	4	∞	∞
Lee Stange, R ERA:	(7, 1)	0.2		2	0	0	0	0	0	0	0	0	0	0	2	2	0.00	0.000
John Wyatt, R ERA: 9.0	(8, 1)	1.0	L	6	1	1	1	2	1	0	1	0	0	1	8	13	9.00	2.000

PITCHER	IP	WLS	BF	H	R	ER	SO	BB	IBB	HBP	BLK	WP	HR	S	P	ERA	WHIP

Batter	1	2	3	4	5	6	7	8	9	AB	R	H	RBI	BB	SO	LOB
Mike Andrews, R (1, 4) OBP: 0.385, SLG: 0.273	1-3		G4-3 1-2f			SH3-4 1-2		WP 1B		3	0	1	0	0	0	1
Dalton Jones, L (1, 5) OBP: 0.071, SLG: 0.071	F2			G3		4-3 2-3		F8 1-2		4	0	0	0	0	0	2
Carl Yastrzemski, L (1, 7) OBP: 0.357, SLG: 1.000	4-3			BB		HR 3-H		BB		2	1	1	2	2	0	0
Reggie Smith, S (1, 8) OBP: 0.308, SLG: 0.364		G6-4-3 BB		K		4-3		4-3		3	0	0	0	1	1	3
George Scott, R (1, 3) OBP: 0.250, SLG: 0.182		G6-4-3 1-2f		5-3			F4		F9	4	0	0	0	0	0	2
Joe Lahoud, L (1, 9) OBP: 0.583, SLG: 0.714		G3			4-1		F8		BB 1B CS BB	3	0	0	0	1	0	0
Rico Petrocelli, R (1, 6) OBP: 0.583, SLG: 1.182			HR		F8		FC6 BB		BB 1-2 1B	3	1	2	1	1	0	0
Elston Howard, R (1, 2) OBP: 0.250, SLG: 0.100			F9		4-3		FC6 1-2f		1-2 2-3 BB	3	0	0	0	1	0	1
Gary Waslewski, R (1, 1) OBP: 0.500, SLG: 0.333 Lee Stange, R (9, 1)			G4-3 1B			4-3 SH3-4 HR BB		F8	K 3-H	3 0	1 0	1 0	0 0	1 0	1 0	3 0
Inning Stats	R: 0 E: 0 K: 0 S: 3 H: 0 LOB: 0 BB: 0 P: 3	R: 0 E: 0 K: 0 S: 2 H: 0 LOB: 0 BB: 1 P: 6	R: 1 E: 0 K: 0 S: 4 H: 2 LOB: 0 BB: 0 P: 4	R: 0 E: 0 K: 1 S: 5 H: 0 LOB: 1 BB: 1 P: 9	R: 0 E: 0 K: 0 S: 3 H: 0 LOB: 0 BB: 0 P: 3	R: 2 E: 0 K: 0 S: 4 H: 1 LOB: 0 BB: 1 P: 8	R: 0 E: 0 K: 0 S: 3 H: 0 LOB: 1 BB: 1 P: 7	R: 0 E: 0 K: 0 S: 4 H: 1 LOB: 2 BB: 1 P: 8	R: 0 E: 0 K: 1 S: 5 H: 1 LOB: 2 BB: 2 P: 13	1B: 3 2B: 0 3B: 0 HR: 2 SF: 0 SAC: 1 DP: 2 HBP: 0						

PITCHER		IP	WLS	BF	H	R	ER	SO	BB	IBB	HBP	BLK	WP	HR	S	P	ERA	WHIP
Steve Hargan, R ERA: 3.86	(1, 1)	7.0	L	26	3	3	3	1	4	0	0	0	0	2	24	40	3.86	1.000
Darrell Sutherland, R ERA:	(8, 1)	0.2		3	1	0	0	0	0	0	0	0	1	0	3	3	0.00	1.500
Eddie Fisher, R ERA:	(8, 1)	0.1		2	0	0	0	0	1	0	0	0	0	0	1	5	0.00	3.000
Stan Williams, R ERA: 3.0	(9, 1)	1.0		5	1	0	0	1	2	0	0	0	0	0	5	13	0.00	3.000

PITCHER	IP	WLS	BF	H	R	ER	SO	BB	IBB	HBP	BLK	WP	HR	S	P	ERA	WHIP

TOP

Boston Red Sox @ Cleveland Indians

Cleveland Municipal Stadium, Cleveland, OH

Sat Apr 13 1968, 3:33 AM EST
Att. 6,816 - Overcast - 76 F

livebaseballscorecards.com

AB	28
R	3
H	5
RBI	3
BB	7
SO	2
LOB	12

WP: 1	PA: 36					
PB: 0						
SB: 0						
CS: 1						

Boston Red Sox @ Cleveland Indians

Cleveland Municipal Stadium, Cleveland, OH

Sat Apr 13 1968, 3:33 AM EST

Att. 6,816 - Overcast - 76 F

livebaseballscorecards.com

BOTTOM

Batter	1	2	3	4	5	6	7	8	9	AB	R	H	RBI	BB	SO	LOB
Tommy Harper, R (1, 7) OBP: 0.214, SLG: 0.385	4-3		P5			2B		6-3		4	0	1	0	0	0	1
Vern Fuller, R (1, 4) OBP: 0.231, SLG: 0.500	L7			K		K		6-3		4	0	0	0	0	2	1
Jose Cardenal, R (1, 8) OBP: 0.462, SLG: 0.692	CS 1B			5-3		F4			1B	4	0	2	0	0	0	1
Duke Sims, L (1, 2) OBP: 0.385, SLG: 0.818	CS 1-2	F7		4-3		3-1			K	4	0	0	0	0	1	2
Tony Horton, R (1, 3) OBP: 0.231, SLG: 0.385		F7			1-4-3		6-3		F8	4	0	0	0	0	0	1
Vic Davalillo, L (1, 9) OBP: 0.231, SLG: 0.308		CS 1B			F7		L8		F2	4	0	1	0	0	0	1
Max Alvis, R (1, 5) OBP: 0.333, SLG: 0.833		CS 1-2	1-3		HBP 1B		HR			3	1	2	1	0	0	0
Larry Brown, R (1, 6) OBP: 0.700, SLG: 0.667			2B		FC6-4 HBP 1-2		K			2	0	1	0	0	1	0
Steve Hargan, R (1, 1)			F3		FC6-4 1-2f			6-3		2	0	0	0	0	0	3
Darrell Sutherland, R (8, 1)										0	0	0	0	0	0	0
Eddie Fisher, R (8, 1)										0	0	0	0	0	0	0
Lee Maye, L (8, PH)										1	0	0	0	0	0	0
Stan Williams, R (9, 1)										0	0	0	0	0	0	0
Inning Stats	R: 0 E: 0 K: 0 S: 3 H: 1 LOB: 0 BB: 0 P: 3	R: 0 E: 0 K: 0 S: 3 H: 1 LOB: 0 BB: 0 P: 3	R: 0 E: 0 K: 0 S: 4 H: 1 LOB: 1 BB: 0 P: 4	R: 0 E: 0 K: 1 S: 5 H: 0 LOB: 0 BB: 0 P: 5	R: 0 E: 0 K: 0 S: 4 H: 1 LOB: 2 BB: 0 P: 5	R: 0 E: 0 K: 1 S: 6 H: 1 LOB: 1 BB: 0 P: 6	R: 1 E: 0 K: 1 S: 6 H: 1 LOB: 0 BB: 0 P: 6	R: 0 E: 0 K: 0 S: 3 H: 0 LOB: 0 BB: 0 P: 3	R: 0 E: 0 K: 1 S: 6 H: 1 LOB: 1 BB: 0 P: 6	1B: 4 2B: 2 3B: 0 HR: 1	SF: 0 SAC: 0 DP: 0 HBP: 1			WP: 0 PB: 0 SB: 0 CS: 2		PA: 35	

	AB	32
	R	1
	H	7
	RBI	1
	BB	0
	SO	4
	LOB	10

PITCHER		IP	WLS	BF	H	R	ER	SO	BB	IBB	HBP	BLK	WP	HR	S	P	ERA	WHIP
Gary Waslewski, R ERA: 1.13	(1, 1)	8.0	W	30	7	1	1	3	0	0	1	0	0	1	35	36	1.12	0.875
Lee Stange, R ERA:	(9, 1)	1.0	S	3	0	0	0	1	0	0	0	0	0	0	5	5	0.00	0.000

PITCHER	IP	WLS	BF	H	R	ER	SO	BB	IBB	HBP	BLK	WP	HR	S	P	ERA	WHIP

Batter	1	2	3	4	5	6	7	8	9	AB	R	H	RBI	BB	SO	LOB
Mike Andrews, R (1, 4) OBP: 0.333, SLG: 0.250	5-3	F4			1-3		FC3-6, 1B	4-3		5	0	1	0	0	0	1
Dalton Jones, L (1, 5) OBP: 0.105, SLG: 0.105	1-3		G3		4-3		FC3-6; BB, 1B, SF8; 1-2f		G4-6-3, 1B	5	1	1	0	0	0	1
Carl Yastrzemski, L (1, 7) OBP: 0.421, SLG: 0.867	BB		1-3		E, BB		BB, 1B; 1-2		F7	3	0	1	0	2	0	1
Reggie Smith, S (1, 8) OBP: 0.278, SLG: 0.267	4-1		K		3-1; 1-2		BB; 1-2, 2-3		G4-6-3; 1-2f	4	0	0	0	1	1	3
George Scott, R (1, 3) OBP: 0.250, SLG: 0.154		HR, BB, HBP		K		K	SF8; 3-H			2	1	0	1	0	2	0
Joe Lahoud, L (1, 9) OBP: 0.438, SLG: 0.455		K		F6		K	F8			4	0	0	0	0	2	3
Rico Petrocelli, R (1, 6) OBP: 0.667, SLG: 1.231		HR, BB; 1-2		2B		1B		F8		2	1	2	0	1	0	0
Jerry Adair, R (6, PR)										1	0	0	0	0	0	0
(6, 6)																
Elston Howard, R (1, 2) OBP: 0.375, SLG: 0.462		HR; 1-H, 2-H		IBB		1B; 1-2		1-3		3	1	2	3	1	0	0
Jerry Stephenson, L (1, 1)		K		K		F8		1B		2	0	0	0	0	2	2
Norm Siebern, L (6, PH)										1	0	0	0	0	0	2
Gary Bell, R (6, 1)										0	0	0	0	0	0	0
Ken Harrelson, R (8, PH) OBP: 1.000, SLG: 1.000										1	0	1	0	0	0	0
John Wyatt, R (8, 1)										0	0	0	0	0	0	0
Inning Stats	R: 0 E: 0 K: 0 S: 3 H: 0 LOB: 1 BB: 1 P: 7	R: 3 E: 0 K: 2 S: 8 H: 1 LOB: 0 BB: 1 P: 13	R: 0 E: 0 K: 1 S: 5 H: 0 LOB: 0 BB: 0 P: 5	R: 0 E: 0 K: 2 S: 8 H: 1 LOB: 2 BB: 1 P: 12	R: 0 E: 1 K: 0 S: 3 H: 0 LOB: 1 BB: 1 P: 7	R: 0 E: 0 K: 2 S: 9 H: 2 LOB: 2 BB: 0 P: 9	R: 1 E: 0 K: 0 S: 5 H: 2 LOB: 2 BB: 1 P: 9	R: 0 E: 0 K: 0 S: 4 H: 1 LOB: 1 BB: 0 P: 4	R: 0 E: 0 K: 0 S: 3 H: 1 LOB: 0 BB: 0 P: 3	1B: 6 2B: 1 3B: 0 HR: 1 SF: 1 SAC: 0 DP: 1 HBP: 1						

PITCHER		IP	WLS	BF	H	R	ER	SO	BB	IBB	HBP	BLK	WP	HR	S	P	ERA	WHIP
Sonny Siebert, R ERA: 2.35	(1, 1)	6.1	W	30	6	4	4	7	3	1	1	0	0	1	39	56	5.68	1.421
Eddie Fisher, R ERA:	(7, 1)	2.2	S	10	2	0	0	0	1	0	0	0	0	0	9	13	0.00	1.125

PITCHER	IP	WLS	BF	H	R	ER	SO	BB	IBB	HBP	BLK	WP	HR	S	P	ERA	WHIP

TOP

Boston Red Sox @ Cleveland Indians

Cleveland Municipal Stadium, Cleveland, OH

Sun Apr 14 1968, 3:33 AM EST

Att. 6,025 - Cloudy

livebaseballscorecards.com

AB	33
R	4
H	8
RBI	4
BB	5
SO	7
LOB	13

WP: 0 PB: 0 SB: 0 CS: 0 PA: 40

BOTTOM

Boston Red Sox @ Cleveland Indians

Cleveland Municipal Stadium, Cleveland, OH

Sun Apr 14 1968, 3:33 AM EST

Att. 6,025 - Cloudy

livebaseballscorecards.com

Batter	1	2	3	4	5	6	7	8	9	AB	R	H	RBI	BB	SO	LOB
Tommy Harper, R (1, 7) OBP: 0.222, SLG: 0.313	BBBB 4-0 FC1-4 BB	x 0-0 ③ FC6-4 1-2f			x 0-0 ① 6-3	SSS 0-3 ② K				3	0	0	0	1	1	1
Vern Fuller, R (1, 4) OBP: 0.235, SLG: 0.438	x 0-0 ① F8		x 0-0 ① 6-3		x 0-0 BB E FC5-2 1B	x 0-0 ③ L7				4	0	1	0	0	0	1
Jose Cardenal, R (1, 8) OBP: 0.412, SLG: 0.563	x 0-0 ② FC1-4 S 1-2f		BBBB 4-0 CS BB		x 0-0 E4 FC5-2 BB 1-2 3B		SSS 0-3 ① K			3	1	0	0	1	1	2
Duke Sims, L (1, 2) OBP: 0.412, SLG: 0.929	x 0-0 ③ F7 1-2		x 0-0 ② 1-2 HR		BBBB 4-0 FC5-2 1-2 2-3 3B BB		x 0-0 ② 4-3			3	2	1	1	1	0	1
Tony Horton, R (1, 3) OBP: 0.176, SLG: 0.294		x 0-0 ① 1-3	x 0-0 ③ 5-3		x 0-0 ② FC5-2 3B 1-2 2-3 3-Hf		x 0-0 ③ F8			4	1	0	0	0	0	3
Vic Davalillo, L (1, 9) OBP: 0.294, SLG: 0.647		x 0-0 E4 S 1B		x 0-0 ① 4-3	x 0-0 1-H 2-H 3-H 3B			x 0-0 HR		4	2	2	4	0	0	0
Max Alvis, R (1, 5) OBP: 0.438, SLG: 0.786		x 0-0 6-3 1-H 1B 1B		BBBB 4-0 6-3 BB	BBBB 4-0 BB			x 0-0 ① L1		2	1	1	1	2	0	0
Larry Brown, R (1, 6) OBP: 0.500, SLG: 0.400		x 0-0 ② 6-3 1-2		x 0-0 ② 6-3 1-2	x 0-0 ③ 4-3			x 0-0 ② 5-3		4	0	0	0	0	0	4
Sonny Siebert, R (1, 1) OBP: 0.250, SLG: 0.250 Eddie Fisher, R (7, 1)		x 0-0 FC6-4 2-H 1B		SSS 0-3 ③ K		x 0-0 ① F8		SSS 0-3 ③ K		3 1	0 0	1 0	1 0	0 0	1 1	1 0
Inning Stats	R: 0 E: 0 K: 0 S: 3 H: 0 LOB: 1 BB: 1 P: 7	R: 2 E: 1 K: 0 S: 6 H: 2 LOB: 1 BB: 0 P: 6	R: 1 E: 0 K: 0 S: 3 H: 1 LOB: 0 BB: 1 P: 7	R: 0 E: 0 K: 1 S: 5 H: 0 LOB: 1 BB: 1 P: 9	R: 3 E: 1 K: 0 S: 6 H: 2 LOB: 2 BB: 2 P: 14	R: 0 E: 0 K: 1 S: 5 H: 0 LOB: 0 BB: 0 P: 5	R: 0 E: 0 K: 1 S: 5 H: 0 LOB: 0 BB: 0 P: 5	R: 1 E: 0 K: 1 S: 6 H: 1 LOB: 0 BB: 0 P: 6		1B: 3 2B: 0 3B: 1 HR: 2	SF: 0 SAC: 0 DP: 0 HBP: 0					

	AB	31
	R	7
	H	6
	RBI	7
	BB	5
	SO	4
	LOB	13

WP: 0 PB: 0 SB: 3 CS: 1 PA: 36

PITCHER		IP	WLS	BF	H	R	ER	SO	BB	IBB	HBP	BLK	WP	HR	S	P	ERA	WHIP
Jerry Stephenson, R ERA: 1.8	(1, 1)	5.0	L	26	5	6	1	1	5	0	0	0	0	1	23	43	1.80	2.000
Gary Bell, R ERA:	(6, 1)	2.0		6	0	0	0	2	0	0	0	0	0	0	10	10	0.00	0.000
John Wyatt, R ERA: 9.0	(8, 1)	1.0		4	1	1	1	1	0	0	0	0	0	1	6	6	9.00	1.000

PITCHER	IP	WLS	BF	H	R	ER	SO	BB	IBB	HBP	BLK	WP	HR	S	P	ERA	WHIP

Detroit Tigers @ Boston Red Sox

Fenway Park, Boston, MA

Tue Apr 16 1968, 3:33 AM EST

Att. 32,849 - Sunny - 60 F

livebaseballscorecards.com

TOP

Batter	1	2	3	4	5	6	7	8	9	AB	R	H	RBI	BB	SO	LOB
Dick McAuliffe, L (1, 4) OBP: 0.480, SLG: 0.500	BBBB 4-0 1B BB	BBB 4-0 FC6-4 1-2 BB		BBBB 4-0 1B 1-2 E BB	x 0-0 ① 4-3	BBBB 4-0 1-2 2-3 BB			SSS 0-3 ① K	2	1	0	0	4	1	0
Don Wert, R (1, 5) OBP: 0.273, SLG: 0.333	x 0-0 1-3 1B	x 0-0 ③ FC6-4 1-2f		x 0-0 E9 1-H 2-H 3-H 2B 1B	x 0-0 ② F2	x 0-0 ③ F6			x 0-0 ② F8	6	1	2	2	0	0	6
Al Kaline, R (1, 9) OBP: 0.348, SLG: 0.250	x 0-0 ① L5		x 0-0 ① L7	x 0-0 ② L7	x 0-0 2B 1B		x 0-0 ① F3		x 0-0 1B	6	1	2	0	0	0	3
Willie Horton, R (1, 7) OBP: 0.522, SLG: 0.667	SSS 0-3 ② K		x 0-0 CS 1B	x 0-0 1B BB 2-H 2B	x 0-0 1-H 2B		x 0-0 ② L7		x 0-0 ③ 6-3	6	1	3	2	0	1	3
Norm Cash, L (1, 3) OBP: 0.300, SLG: 0.125	x 0-0 ③ F6		x 0-0 ②③ F7 1-2	BBBB 4-0 BB 1B 1B BB	x 0-0 ③ F9		x 0-0 1B 1B			4	1	1	0	1	0	4
Bill Freehan, R (1, 2) OBP: 0.682, SLG: 0.800		H 1-0 1B HBP		x 0-0 BB 1B 1B x 0-0 1-2 2-3 BB 1B 4-0 1B 1-2 1B BB 4-0 1B 1-2 2-3 3-H BB P3 x 0-0 FC6-4 1-3 2-H 3-H 1B x 0-0 BB 1-3 2-H 1B x 0-0 FC6-4 1-2f	x 0-0 ① F8	x 0-0 ③ 1-3 1B			4	2	3	0	0	0	0
Jim Northrup, L (1, 8) OBP: 0.238, SLG: 0.111		x 0-0 BB 1-3 1B			x 0-0 ② 4-3			x 0-0 ① 4-3		3	1	1	1	2	0	0
Ray Oyler, R (1, 6) OBP: 0.176, SLG: 0.071		SSS 0-3 ① K			BBBB 4-0 BB 1B BB			SSS 0-3 ② K		4	0	1	2	1	2	4
Earl Wilson, R (1, 1) OBP: 0.429, SLG: 0.857		SSS 0-3 ② K			x 0-0 BB 1-2 1B			x 0-0 ③ 1-3		5	1	2	1	0	1	4
Inning Stats	R: 0 H: 1 E: 0 LOB: 2 K: 1 BB: 1 S: 6 P: 10	R: 0 H: 1 E: 0 LOB: 3 K: 2 BB: 1 S: 8 P: 13	R: 0 H: 1 E: 0 LOB: 1 K: 0 BB: 0 S: 3 P: 3	R: 8 H: 6 E: 1 LOB: 2 K: 0 BB: 4 S: 9 P: 25	R: 1 H: 2 E: 0 LOB: 1 K: 0 BB: 0 S: 5 P: 5	R: 0 H: 1 E: 0 LOB: 3 K: 0 BB: 2 S: 4 P: 12	R: 0 H: 2 E: 0 LOB: 2 K: 0 BB: 0 S: 4 P: 4	R: 0 H: 0 E: 0 LOB: 0 K: 1 BB: 0 S: 5 P: 5	R: 0 H: 1 E: 0 LOB: 1 K: 1 BB: 0 S: 6 P: 6	1B: 13 SF: 0 2B: 2 SAC: 0 3B: 0 DP: 0 HR: 0 HBP: 1						

AB	40
R	9
H	15
RBI	8
BB	8
SO	5
LOB	24

WP: 0 PA: 49
PB: 0
SB: 0
CS: 1

PITCHER		IP	WLS	BF	H	R	ER	SO	BB	IBB	HBP	BLK	WP	HR	S	P	ERA	WHIP
Ray Culp, R ERA: 19.64	(1, 1)	3.2	L	25	8	8	8	3	6	0	1	0	0	0	24	49	19.64	3.818
Lee Stange, R ERA: 3.0	(4, 1)	1.1		7	3	1	1	0	0	0	0	0	0	0	7	7	6.75	2.250
Garry Roggenburk, L ERA:	(6, 1)	2.0		10	3	0	0	0	2	0	0	0	0	0	8	16	0.00	2.500
Sparky Lyle, L ERA:	(8, 1)	2.0		7	1	0	0	2	0	0	0	0	0	0	11	11	0.00	0.500

PITCHER		IP	WLS	BF	H	R	ER	SO	BB	IBB	HBP	BLK	WP	HR	S	P	ERA	WHIP

Batter	1	2	3	4	5	6	7	8	9	AB	R	H	RBI	BB	SO	LOB
Mike Andrews, R (1, 4) OBP: 0.455, SLG: 0.500	BB, 1B	WP, BB			1-2 BB		HR			2	1	2	1	2	0	0
Dalton Jones, L (1, 5) OBP: 0.087, SLG: 0.087	L9	K 1-2 2-3			K		G3			4	0	0	0	0	2	5
Carl Yastrzemski, L (1, 7) OBP: 0.348, SLG: 0.684	K	3-1			F7		G3			4	0	0	0	0	1	3
Reggie Smith, S (1, 8) OBP: 0.273, SLG: 0.222	1-2 BB	K			FC5 2-3f			K		3	0	0	0	1	2	2
George Scott, R (1, 3) OBP: 0.200, SLG: 0.118	6-3	6-3				4-3		6-3		4	0	0	0	0	0	2
Joe Lahoud, L (1, 9) OBP: 0.400, SLG: 0.467		G1 1B 2B		4-3		4-3		4-3		4	1	1	0	0	0	0
Rico Petrocelli, R (1, 6) OBP: 0.579, SLG: 1.000		G1 2-3		K		BB			1-3	3	0	0	0	1	1	1
Elston Howard, R (1, 2) OBP: 0.350, SLG: 0.412		WP, SH5-4 3-H 1B		6-3		K			K	4	0	1	1	0	2	1
Ray Culp, R (1, 1) Lee Stange, R (4, 1) Joe Foy, R (5, PH) Garry Roggenburk, R (6, 1) Jose Tartabull, L (7, PH) Sparky Lyle, L (8, 1) Norm Siebern, L (9, PH)		SH5-4 1-2			FC5, BB BB		6-3		F8	0 0 0 0 0 0 0 0 0 0 0 0 0 0 0 0 0 0 1 0 0 0 0 0 0 0 0 0 1 0 0 0 0 0 0 0 0 0 0 0 0 0 1 0 0 0 0 0 0						
Inning Stats	R: 0 E: 0 K: 1 S: 6 H: 1 LOB: 2 BB: 1 P: 10	R: 1 E: 0 K: 1 S: 7 H: 2 LOB: 2 BB: 1 P: 11	R: 0 E: 0 K: 1 S: 5 H: 0 LOB: 0 BB: 0 P: 5	R: 0 E: 0 K: 1 S: 5 H: 0 LOB: 0 BB: 0 P: 5	R: 0 E: 0 K: 1 S: 5 H: 0 LOB: 2 BB: 2 P: 13	R: 0 E: 0 K: 1 S: 5 H: 0 LOB: 1 BB: 1 P: 9	R: 1 E: 0 K: 0 S: 4 H: 1 LOB: 0 BB: 0 P: 4	R: 0 E: 0 K: 1 S: 5 H: 0 LOB: 0 BB: 0 P: 5	R: 0 E: 0 K: 1 S: 5 H: 0 LOB: 0 BB: 0 P: 5	1B: 2 2B: 1 3B: 0 HR: 1 SF: 0 SAC: 1 DP: 0 HBP: 0						

PITCHER	IP	WLS	BF	H	R	ER	SO	BB	IBB	HBP	BLK	WP	HR	S	P	ERA	WHIP
Earl Wilson, R (1, 1) ERA: 4.5	9.0	W	36	4	2	2	8	5	0	0	0	1	1	47	67	2.00	1.000

PITCHER	IP	WLS	BF	H	R	ER	SO	BB	IBB	HBP	BLK	WP	HR	S	P	ERA	WHIP

BOTTOM

Detroit Tigers @ Boston Red Sox

Fenway Park, Boston, MA

Tue Apr 16 1968, 3:33 AM EST

Att. 32,849 - Sunny - 60 F

livebaseballscorecards.com

AB	30
R	2
H	4
RBI	2
BB	5
SO	8
LOB	14

Chicago White Sox @ Boston Red Sox

Fenway Park, Boston, MA

Wed Apr 17 1968, 3:33 AM EST

Att. 19,655 - Sunny - 59 F

livebaseballscorecards.com

Batter	1	2	3	4	5	6	7	8	9	AB	R	H	RBI	BB	SO	LOB
Luis Aparicio, R (1, 6) OBP: 0.136, SLG: 0.136	E5 1B 1B		FC5-4 2B 1-2f		6-3			L5		4	0	1	0	0	0	1
Ken Berry, R (1, 8) OBP: 0.294, SLG: 0.313	G1-4-3 2-3 1B		1-3 2B			K		K		4	0	2	0	0	2	0
Pete Ward, L (1, 5) OBP: 0.500, SLG: 0.529	K		G3			F3			5-3 1B	4	0	1	0	0	1	4
Tommy Davis, R (1, 7) OBP: 0.190, SLG: 0.263	G1-4-3 1-2f			L7		FC5-4 BB			F8	3	0	0	0	1	0	3
Ken Boyer, R (1, 3) OBP: 0.231, SLG: 0.167		6-3		5-3		FC5-4 1-2f			5-3 1-2	4	0	0	0	0	0	2
Duane Josephson, R (1, 2) OBP: 0.353, SLG: 0.286		G3		2B			5-3		6-3	4	0	1	0	0	0	1
Buddy Bradford, R (1, 9) OBP: 0.286, SLG: 0.714		K		6-3			F8			3	0	0	0	0	1	1
Tim Cullen, R (1, 4) OBP: 0.231, SLG: 0.167			6-3		K		G3			3	0	0	0	0	1	0
Hoyt Wilhelm, R (7, 1)										0	0	0	0	0	0	0
Cisco Carlos, R (1, 1)			FC5-4 HBP		G3			4-3		1	0	0	0	0	0	0
Wayne Causey, L (7, 4)										1	0	0	0	0	0	0

Inning Stats	1	2	3	4	5	6	7	8	9			
	R: 0 H: 2	R: 0 H: 0	R: 0 H: 1	R: 0 H: 1	R: 0 H: 0	R: 0 H: 0	R: 0 H: 0	R: 0 H: 0	R: 0 H: 1	1B: 3 SF: 0	WP: 0 PA: 33
	E: 1 LOB: 1	E: 0 LOB: 0	E: 0 LOB: 2	E: 0 LOB: 1	E: 0 LOB: 0	E: 0 LOB: 1	E: 0 LOB: 0	E: 0 LOB: 0	E: 0 LOB: 1	2B: 2 SAC: 0	PB: 0
	K: 1 BB: 0	K: 1 BB: 0	K: 0 BB: 0	K: 0 BB: 0	K: 1 BB: 0	K: 1 BB: 1	K: 0 BB: 0	K: 1 BB: 0	K: 0 BB: 0	3B: 0 DP: 1	SB: 0
	S: 6 P: 6	S: 5 P: 5	S: 4 P: 5	S: 4 P: 4	S: 5 P: 5	S: 5 P: 9	S: 3 P: 3	S: 5 P: 5	S: 4 P: 4	HR: 0 HBP: 1	CS: 0

PITCHER	IP	WLS	BF	H	R	ER	SO	BB	IBB	HBP	BLK	WP	HR	S	P	ERA	WHIP
Dick Ellsworth, L (1, 1) ERA: 1.0	9.0	W	33	5	0	0	5	1	0	1	0	0	0	41	46	0.00	0.667

PITCHER	IP	WLS	BF	H	R	ER	SO	BB	IBB	HBP	BLK	WP	HR	S	P	ERA	WHIP

Batter	1	2	3	4	5	6	7	8	9	AB	R	H	RBI	BB	SO	LOB
Mike Andrews, R (1, 4) OBP: 0.400, SLG: 0.429	5-3		E6		SH3 1-2 2-3		E5 4-1 1B			3	1	0	0	0	0	0
Dalton Jones, L (1, 5) OBP: 0.074, SLG: 0.074	6-3		F8		FC4-2 IBB 2-3 3-H		4-1 2-3			4	0	0	0	0	0	4
Carl Yastrzemski, L (1, 7) OBP: 0.444, SLG: 0.850	HR		IBB		IBB 1-2		IBB CS 1B			1	1	1	1	3	0	0
Reggie Smith, S (1, 8) OBP: 0.261, SLG: 0.211 Jose Tartabull, L (2, 8) OBP: 0.250, SLG: 0.250	K		4-3		4-3		1B 1-2 3-H			1 3	0 0	0 1	0 1	0 0	1 0	0 5
George Scott, R (1, 3) OBP: 0.208, SLG: 0.100		L9		F9		1-3	CS 2-3	BB CS		3	0	0	0	1	0	0
Joe Lahoud, L (1, 9) OBP: 0.417, SLG: 0.474		G3		G5-4-3 1B		1B		F8 1-2		4	0	2	0	0	0	1
Rico Petrocelli, R (1, 6) OBP: 0.522, SLG: 0.850		1B		G5-4-3 1-2f		F7		F2		4	0	1	0	0	0	2
Elston Howard, R (1, 2) OBP: 0.304, SLG: 0.350		1-3			E5 SH3 HBP FC4-2	L9				3	0	0	0	0	0	2
Dick Ellsworth, L (1, 1)			K		FC4-2 SH3 1-2 HBP		1-3			2	0	0	0	0	1	0
Inning Stats	R: 1 E: 0 K: 1 S: 6 H: 1 LOB: 0 BB: 0 P: 6	R: 0 E: 0 K: 0 S: 4 H: 1 LOB: 1 BB: 0 P: 4	R: 0 E: 1 K: 1 S: 6 H: 0 LOB: 2 BB: 1 P: 10	R: 0 E: 0 K: 0 S: 3 H: 1 LOB: 0 BB: 0 P: 3	R: 0 E: 1 K: 0 S: 4 H: 0 LOB: 3 BB: 1 P: 9	R: 0 E: 0 K: 0 S: 4 H: 1 LOB: 1 BB: 0 P: 4	R: 1 E: 1 K: 0 S: 4 H: 1 LOB: 1 BB: 1 P: 8	R: 0 E: 0 K: 0 S: 2 H: 0 LOB: 0 BB: 1 P: 6		1B: 4 2B: 0 3B: 0 HR: 1 SF: 0 SAC: 1 DP: 1 HBP: 1						

BOTTOM

Chicago White Sox @ Boston Red Sox

Fenway Park, Boston, MA

Wed Apr 17 1968, 3:33 AM EST
Att. 19,655 - Sunny - 59 F

livebaseballscorecards.com

AB	28
R	2
H	5
RBI	2
BB	4
SO	2
LOB	14

PITCHER		IP	WLS	BF	H	R	ER	SO	BB	IBB	HBP	BLK	WP	HR	S	P	ERA	WHIP
Cisco Carlos, R ERA: 1.35	(1, 1)	6.2	L	31	5	2	1	2	0	3	1	0	0	1	31	44	1.35	0.750
Hoyt Wilhelm, R ERA:	(7, 1)	1.1		3	0	0	0	0	1	0	0	0	0	0	2	6	0.00	0.750

PITCHER	IP	WLS	BF	H	R	ER	SO	BB	IBB	HBP	BLK	WP	HR	S	P	ERA	WHIP

Batter	1	2	3	4	5	6	7	8	9	AB	R	H	RBI	BB	SO	LOB
Luis Aparicio, R (1, 6) OBP: 0.154, SLG: 0.120	5-3		F3			G6-4-3 1-2f			DI BB	3	0	0	0	1	0	2
Russ Snyder, L (1, 9) OBP: 0.273, SLG: 0.200	L7			6-3			G1-4-3 1B		1-2 BB	3	0	1	0	1	0	0
Pete Ward, L (1, 5) OBP: 0.423, SLG: 0.429	K			L8			F3		K	4	0	0	0	0	2	3
Tommy Davis, R (1, 7) OBP: 0.167, SLG: 0.227		K		F8			G1-4-3 1-2f			3	0	0	0	0	1	1
Tom McCraw, L (1, 3) OBP: 0.286, SLG: 0.167		4-3			K			4-3		3	0	0	0	0	1	0
Ken Berry, R (1, 8) OBP: 0.250, SLG: 0.263		L7			6-3			K		3	0	0	0	0	1	0
Duane Josephson, R (1, 2) OBP: 0.300, SLG: 0.235			L6		L3			F8		3	0	0	0	0	0	0
Tim Cullen, R (1, 4) OBP: 0.214, SLG: 0.154			E5 4-3			G6-4-3 1B			F9	1	0	0	0	0	0	0
Wayne Causey, L (6, PH) OBP: 0.250, SLG: 0.143 (6, 4)										2	0	1	0	0	0	0
Gary Peters, L (1, 1)			4-3 1-2			F9			L8	2	0	0	0	0	0	2
Bob Locker, S (8, 1)										0	0	0	0	0	0	0
Walt Williams, R (9, PH)										1	0	0	0	0	0	0
Inning Stats	R: 0 E: 0 K: 1 S: 5 H: 0 LOB: 0 BB: 0 P: 5	R: 0 E: 0 K: 1 S: 5 H: 0 LOB: 0 BB: 0 P: 5	R: 0 E: 1 K: 0 S: 4 H: 0 LOB: 1 BB: 0 P: 4	R: 0 E: 0 K: 0 S: 3 H: 0 LOB: 0 BB: 0 P: 3	R: 0 E: 0 K: 1 S: 5 H: 0 LOB: 0 BB: 0 P: 5	R: 0 E: 0 K: 0 S: 3 H: 1 LOB: 0 BB: 0 P: 3	R: 0 E: 0 K: 0 S: 3 H: 1 LOB: 0 BB: 0 P: 3	R: 0 E: 0 K: 1 S: 5 H: 0 LOB: 0 BB: 0 P: 5	R: 0 E: 0 K: 1 S: 5 H: 0 LOB: 2 BB: 2 P: 13	1B: 2 2B: 0 3B: 0 HR: 0 SF: 0 SAC: 0 DP: 2 HBP: 0	WP: 0 PB: 0 SB: 0 CS: 0 PA: 30					

PITCHER	IP	WLS	BF	H	R	ER	SO	BB	IBB	HBP	BLK	WP	HR	S	P	ERA	WHIP
Jose Santiago, R (1, 1) ERA: 1.76	9.0	W	30	2	0	0	5	2	0	0	0	0	0	38	46	0.00	0.444

PITCHER	IP	WLS	BF	H	R	ER	SO	BB	IBB	HBP	BLK	WP	HR	S	P	ERA	WHIP

TOP

Chicago White Sox @ Boston Red Sox

Fenway Park, Boston, MA

Thu Apr 18 1968, 3:33 AM EST

Att. 20,474 - Sunny - 55 F

livebaseballscorecards.com

AB	28
R	0
H	2
RBI	0
BB	2
SO	5
LOB	8

Batter	1	2	3	4	5	6	7	8	9	AB	R	H	RBI	BB	SO	LOB
Mike Andrews, R (1, 4) OBP: 0.448, SLG: 0.500	4-3		BLK 1B		BB			2B		3	1	2	0	1	0	0
Joe Foy, R (1, 5) OBP: 0.500, SLG: 0.500	1B BB		K		K			WP SF9 2B		3	1	1	1	1	2	2
Carl Yastrzemski, L (1, 7) OBP: 0.452, SLG: 0.783 Jose Tartabull, L (8, PR) (9, 7) OBP: 0.250, SLG: 0.250	WP 1B		1-3			F7		SF9 WP HBP		3 0	0 0	1 0	0 0	0 0	0 0	1 0
Reggie Smith, S (1, 8) OBP: 0.296, SLG: 0.227	K G6-3		K			G6-4-3 1B		SF9 IBB		3	0	1	0	1	2	3
George Scott, R (1, 3) OBP: 0.179, SLG: 0.087	G6-3 1-2f			6-3		G6-4-3 1-2f		SF9		3	0	0	1	0	0	4
Joe Lahoud, L (1, 9) OBP: 0.393, SLG: 0.409		1-3		G1-6-3 BB			K	K		3	0	0	0	1	2	3
Rico Petrocelli, R (1, 6) OBP: 0.519, SLG: 0.783		5-3		G1-6-3 1-2f			1B	IBB		3	0	1	0	1	0	1
Gene Oliver, R (1, 2)		6-3			F9		F5	K		4	0	0	0	0	1	4
Jose Santiago, R (1, 1)			1B BLK BB		K		F8			2	1	0	0	1	1	1
Inning Stats	R: 0 H: 1 E: 0 LOB: 2 K: 1 BB: 1 S: 6 P: 10	R: 0 H: 0 E: 0 LOB: 0 K: 0 BB: 0 S: 3 P: 3	R: 1 H: 1 E: 0 LOB: 1 K: 2 BB: 1 S: 8 P: 12	R: 0 H: 0 E: 0 LOB: 0 K: 0 BB: 1 S: 2 P: 6	R: 0 H: 0 E: 0 LOB: 1 K: 2 BB: 1 S: 7 P: 11	R: 0 H: 1 E: 0 LOB: 0 K: 0 BB: 0 S: 3 P: 3	R: 0 H: 1 E: 0 LOB: 1 K: 1 BB: 0 S: 6 P: 6	R: 2 H: 2 E: 0 LOB: 3 K: 2 BB: 2 S: 9 P: 18		1B: 4 SF: 1 2B: 2 SAC: 0 3B: 0 DP: 3 HR: 0 HBP: 1						

PITCHER		IP	WLS	BF	H	R	ER	SO	BB	IBB	HBP	BLK	WP	HR	S	P	ERA	WHIP
Gary Peters, L ERA: 6.17	(1, 1)	7.0	L	30	6	3	3	6	4	0	1	1	1	0	37	54	3.86	1.429
Bob Locker, R ERA: 2.25	(8, 1)	1.0		5	0	0	0	2	0	2	0	0	1	0	7	15	0.00	0.000

PITCHER	IP	WLS	BF	H	R	ER	SO	BB	IBB	HBP	BLK	WP	HR	S	P	ERA	WHIP

BOTTOM

Chicago White Sox @ Boston Red Sox

Fenway Park, Boston, MA

Thu Apr 18 1968, 3:33 AM EST

Att. 20,474 - Sunny - 55 F

livebaseballscorecards.com

AB	27
R	3
H	6
RBI	2
BB	6
SO	8
LOB	19

Batter	1	2	3	4	5	6	7	8	9	AB	R	H	RBI	BB	SO	LOB
Tommy Harper, R (1, 7) OBP: 0.154, SLG: 0.208	S S S 0-3 ① K	x 0-0 ③ FC6-4 1-2f			S S S 0-3 ① K2-3			x 0-0 ① 4-3		3	0	0	0	0	2	2
Lee Maye, L (8, PH) OBP: 0.250, SLG: 0.375										1	0	0	0	0	0	0
(8, 7)																
Chico Salmon, R (1, 4) OBP: 0.083, SLG: 0.083	S S S 0-3 ② K		S S S 0-3 ① K		x 0-0 ② 6-3			x 0-0 ② 4-3		3	0	0	0	0	2	0
Leon Wagner, L (8, PH)										1	0	0	0	0	0	0
Davey Nelson, R (8, 4)										0	0	0	0	0	0	0
Jose Cardenal, R (1, 8) OBP: 0.353, SLG: 0.438	S S S 0-3 ③ K		x 0-0 ② 5-3		x 0-0 ③ 5-3			x 0-0 2B		4	0	1	0	0	1	0
Duke Sims, L (1, 2) OBP: 0.424, SLG: 0.615		B B B 4-0 HR BB	x 0-0 1B			H 1-0 FC1-4 HBP		x 0-0 ③ G3		2	1	1	0	1	0	1
Tony Horton, R (1, 3) OBP: 0.303, SLG: 0.576		x 0-0 1-H HR	x 0-0 ③ F5			x 0-0 ① FC1-4 G4-6-3 1-2f			x 0-0 ① 6-3	4	1	1	2	0	0	2
Vic Davalillo, L (1, 9) OBP: 0.310, SLG: 0.571		x 0-0 5-3 1B		x 0-0 ① F8		x 0-0 ② ③ G4-6-3 1-2f			x 0-0 ② 4-3	4	0	1	0	0	0	1
Max Alvis, R (1, 5) OBP: 0.433, SLG: 0.654		x 0-0 ① 5-3 1-2		x 0-0 ② 5-3			x 0-0 ① 5-3		x 0-0 2B	4	0	1	0	0	0	1
Larry Brown, R (1, 6) OBP: 0.345, SLG: 0.250		x 0-0 ② F2		x 0-0 1B			x 0-0 ② 1-3		x 0-0 ③ 1-3	4	0	1	0	0	0	2
Sonny Siebert, R (1, 1) OBP: 0.333, SLG: 0.200		H 1-0 FC6-4 HBP		x 0-0 ③ 4-3			S S S 0-3 ③ K			1	0	0	0	0	0	1
Hal Kurtz, R (5, 1)										0	0	0	0	0	0	0
Jose Vidal, R (7, PH)										1	0	0	0	0	1	0
Darrell Sutherland, R (7, 1)										0	0	0	0	0	0	0
Inning Stats	R: 0 H: 0 E: 0 LOB: 0 K: 3 BB: 0 S: 9 P: 9	R: 2 H: 2 E: 0 LOB: 2 K: 0 BB: 1 S: 5 P: 10	R: 0 H: 1 E: 0 LOB: 1 K: 1 BB: 0 S: 6 P: 6	R: 0 H: 1 E: 0 LOB: 1 K: 0 BB: 0 S: 4 P: 4	R: 0 H: 0 E: 0 LOB: 0 K: 1 BB: 0 S: 5 P: 5	R: 0 H: 0 E: 0 LOB: 0 K: 0 BB: 0 S: 2 P: 3	R: 0 H: 0 E: 0 LOB: 0 K: 1 BB: 0 S: 5 P: 5	R: 0 H: 1 E: 0 LOB: 1 K: 0 BB: 0 S: 4 P: 4	R: 0 H: 1 E: 0 LOB: 1 K: 0 BB: 0 S: 4 P: 4	1B: 3 SF: 0 2B: 2 SAC: 0 3B: 0 DP: 1 HR: 1 HBP: 2						

PITCHER	IP	WLS	BF	H	R	ER	SO	BB	IBB	HBP	BLK	WP	HR	S	P	ERA	WHIP
Gary Waslewski, R (1, 1) ERA: 1.59	9.0	W	35	6	2	2	6	1	0	2	0	0	1	44	50	2.00	0.778

PITCHER	IP	WLS	BF	H	R	ER	SO	BB	IBB	HBP	BLK	WP	HR	S	P	ERA	WHIP

TOP

Cleveland Indians @ Boston Red Sox

Fenway Park, Boston, MA

Fri Apr 19 1968, 3:33 AM EST

Att. 34,863 - Sunny - 68 F

livebaseballscorecards.com

AB	32
R	2
H	6
RBI	2
BB	1
SO	6
LOB	10

PA: 35

WP: 0
PB: 0
SB: 0
CS: 0

Batter	1	2	3	4	5	6	7	8	9	AB	R	H	RBI	BB	SO	LOB
Mike Andrews, R (1, 4) OBP: 0.441, SLG: 0.500	S S S 0-3 ① K		x 0-0 ① 5-3		x 0-0 SH1-3 2B 2B	H 1-0 2B 2B HBP	x 0-0 ② 6-3 2-H			4	2	1	1	0	1	0
Joe Foy, R (1, 5) OBP: 0.500, SLG: 0.571	S S S 0-3 ② K		B B B B 4-0 2B BB		x 0-0 ① SH1-3 2-3	x 0-0 2B 1-3 2B	x 0-0 ③ F3			3	2	1	0	1	1	0
Carl Yastrzemski, L (1, 7) OBP: 0.500, SLG: 0.852	x 0-0 E5 1B		x 0-0 4-3 1-H 2B		x 0-0 S 1B 2B 3-H	I I I I 4-0 2B IBB		x 0-0 ① L9		4	1	3	2	1	0	0
Reggie Smith, S (1, 8) OBP: 0.355, SLG: 0.292 Jerry Adair, R (7, 6) OBP: 0.500, SLG: 0.500	H 1-0 HBP		x 0-0 ② 4-3 2-3		B B B B 4-0 1B S WP BB	x 0-0 1-3 2-H 3-H 2B		x 0-0 1B 1B 1B		2 1	1 1	1 1	2 1	1 0	0 0	1 0
George Scott, R (1, 3) OBP: 0.182, SLG: 0.107	S S S 0-3 ③ K2-3		x 0-0 ③ 1-3		S S S 0-3 ② K 1-2 2-3	x 0-0 ② 6-3		x 0-0 FC4-6 1B 1-2 1B		5	0	1	0	0	2	7
Joe Lahoud, L (1, 9) OBP: 0.424, SLG: 0.423		x 0-0 ① F7		x 0-0 ① F8	x 0-0 WP 2-3 3-H 1B	B B B B 4-0 BB		x 0-0 FC4-6 1-2 2-H 1B		4	0	2	2	1	0	0
Rico Petrocelli, R (1, 6) OBP: 0.548, SLG: 0.880 Jose Tartabull, L (7, 8) OBP: 0.200, SLG: 0.200		x 0-0 HR	B B B B 4-0 FC5-4 BB	B B B B 4-0 1-2 3-H BB	x 0-0 ③ L8			x 0-0 ② FC4-6 IBB 1-2f 2-3		2 1	1 0	1 0	1 0	2 0	0 0	3 2
Gene Oliver, R (1, 2) OBP: 0.222, SLG: 0.125		x 0-0 ② 6-3	x 0-0 ② FC5-4 1-2f	x 0-0 ③ 1-3			x 0-0 WP WP 6-3 1B	I I I I 4-0 1-2 IBB		4	1	1	0	1	0	3
Gary Waslewski, R (1, 1) OBP: 0.222, SLG: 0.125		S S S 0-3 ③ K	S S S 0-3 ③ K		x 0-0 ① 5-3	S S S 0-3 ① K 1-2	x 0-0 ③ 6-3			5	0	0	0	0	3	5
Inning Stats	R: 0 E: 1 K: 3 S: 10 H: 1 LOB: 2 BB: 0 P: 11	R: 1 E: 0 K: 1 S: 6 H: 1 LOB: 0 BB: 0 P: 6	R: 1 E: 0 K: 0 S: 4 H: 1 LOB: 1 BB: 1 P: 8	R: 0 E: 0 K: 1 S: 5 H: 0 LOB: 1 BB: 1 P: 9	R: 3 E: 0 K: 1 S: 8 H: 3 LOB: 2 BB: 2 P: 16	R: 2 E: 0 K: 0 S: 5 H: 2 LOB: 3 BB: 2 P: 14	R: 1 E: 0 K: 1 S: 6 H: 1 LOB: 0 BB: 0 P: 6	R: 1 E: 0 K: 0 S: 6 H: 3 LOB: 3 BB: 1 P: 10		1B: 6 2B: 5 3B: 0 HR: 1	SF: 0 SAC: 1 DP: 0 HBP: 2					

PITCHER		IP	WLS	BF	H	R	ER	SO	BB	IBB	HBP	BLK	WP	HR	S	P	ERA	WHIP
Sonny Siebert, R ERA: 4.12	(1, 1)	4.1	L	22	5	5	5	5	3	0	1	0	0	1	28	41	10.38	1.846
Hal Kurtz, R ERA: 5.4	(5, 1)	1.2		12	3	2	2	1	2	1	1	0	1	0	10	23	10.80	3.000
Darrell Sutherland, R ERA: 8.1	(7, 1)	2.0		11	4	2	2	1	0	1	0	0	2	0	12	16	9.00	2.000

PITCHER	IP	WLS	BF	H	R	ER	SO	BB	IBB	HBP	BLK	WP	HR	S	P	ERA	WHIP

BOTTOM

Cleveland Indians @ Boston Red Sox

Fenway Park, Boston, MA

Fri Apr 19 1968, 3:33 AM EST

Att. 34,863 - Sunny - 68 F

livebaseballscorecards.com

AB	35
R	9
H	12
RBI	8
BB	7
SO	7
LOB	21

WP: 3 PA: 45
PB: 0
SB: 2
CS: 0

Cleveland Indians @ Boston Red Sox

Fenway Park, Boston, MA

Sat Apr 20 1968, 3:33 AM EST

Att. 28,955 - Unknown

livebaseballscorecards.com

Batter	1	2	3	4	5	6	7	8	9	AB	R	H	RBI	BB	SO	LOB
Davey Nelson, R (1, 4) OBP: 0.333, SLG: 0.200	4-0 BBBB 5-3 S CS BB		0-0 F7 1B		0-0 ① FC1-5 G4-3-6 1-2 2-3f		0-0 ③ 6-3		0-3 SSS ③ K	3	0	1	0	1	0	3
Tommy Harper, R (9, PH) OBP: 0.148, SLG: 0.200										1	0	0	0	0	1	0
Vic Davalillo, L (1, 9) OBP: 0.303, SLG: 0.531	0-0 5-3 1B 1-2		0-0 ② ③ F7 1-2		0-0 ② ③ G4-3-6 1-2f			0-3 SSS ① K		4	0	1	0	0	1	3
Jose Cardenal, R (1, 8) OBP: 0.342, SLG: 0.417	0-0 ① 5-3 1-2 2-3			0-0 ① F8		0-0 ① F3		0-0 E 1B		4	0	1	0	0	0	2
Duke Sims, L (1, 2) OBP: 0.405, SLG: 0.600	0-0 ② F7			0-0 WP SF7 2B		0-0 ② F2		0-0 ② F8		4	1	1	0	0	0	3
Tony Horton, R (1, 3) OBP: 0.351, SLG: 0.559	0-0 ③ CS 3-H	4-0 BBBB FC5-4 BB		4-0 BBBB FC6-4 2-3 BB		4-0 BBBB BB		0-0 E5 1-2		1	0	0	0	3	0	1
Willie Smith, L (1, 7) OBP: 0.167, SLG: 0.200		0-3 SSS ① K		0-0 ② SF7 3-H		0-0 SSS ③ K		0-0 SSS ③ K		3	0	0	1	0	3	4
Max Alvis, R (1, 5) OBP: 0.412, SLG: 0.700	0-0 ② FC5-4 WP 1-2f		0-0 ③ FC6-4 1-2f				0-3 SSS ① K		0-0 HR	4	1	1	1	0	1	2
Larry Brown, R (1, 6) OBP: 0.364, SLG: 0.231	0-0 ③ F8 1-2			4-0 BBBB FC1-5 BB BB			4-0 BBBB BB		0-0 ① 5-3	2	0	0	0	2	0	1
Luis Tiant, R (1, 1) OBP: 0.200, SLG: 0.400		0-3 SSS ① K		4-0 BBBB FC1-5 1-2 BB			0-0 ② F7		0-0 ② 5-3	1	0	0	0	0	1	0
Leon Wagner, L (5, PH)										0	0	0	0	1	0	0
Stan Williams, R (5, 1)										0	0	0	0	0	0	0
Lee Maye, L (7, PH) OBP: 0.222, SLG: 0.333										1	0	0	0	0	0	1
Eddie Fisher, R (7, 1)										0	0	0	0	0	0	0
Joe Azcue, R (9, PH)										1	0	0	0	0	0	0
Inning Stats	R: 0 E: 0 K: 0 S: 3 H: 1 LOB: 1 BB: 1 P: 7	R: 0 E: 0 K: 1 S: 5 H: 0 LOB: 1 BB: 1 P: 9	R: 0 E: 0 K: 1 S: 5 H: 1 LOB: 0 BB: 0 P: 5	R: 1 E: 0 K: 0 S: 4 H: 1 LOB: 1 BB: 1 P: 8	R: 0 E: 0 K: 0 S: 2 H: 0 LOB: 1 BB: 2 P: 10	R: 0 E: 0 K: 1 S: 5 H: 0 LOB: 1 BB: 1 P: 9	R: 0 E: 0 K: 1 S: 5 H: 0 LOB: 1 BB: 1 P: 9	R: 0 E: 1 K: 2 S: 9 H: 1 LOB: 2 BB: 0 P: 9	R: 1 E: 0 K: 1 S: 6 H: 1 LOB: 0 BB: 0 P: 6	1B: 3 2B: 1 3B: 0 HR: 1 SF: 1 SAC: 0 DP: 1 HBP: 0							

TOP	
AB	29
R	2
H	5
RBI	2
BB	7
SO	7
LOB	20

WP: 2 PB: 0 SB: 1 CS: 1 PA: 38

PITCHER	IP	WLS	BF	H	R	ER	SO	BB	IBB	HBP	BLK	WP	HR	S	P	ERA	WHIP
Jerry Stephenson, R (1, 1) ERA: 1.93	9.0	W	37	5	2	2	7	7	0	0	0	2	1	44	72	2.00	1.333

PITCHER	IP	WLS	BF	H	R	ER	SO	BB	IBB	HBP	BLK	WP	HR	S	P	ERA	WHIP

Batter	1	2	3	4	5	6	7	8	9	AB	R	H	RBI	BB	SO	LOB
Mike Andrews, R (1, 4) OBP: 0.447, SLG: 0.531	F8 CS 2B			HR BB 1B	F8 ②		4-3 ③			4	1	2	0	0	0	2
Joe Foy, R (1, 5) OBP: 0.429, SLG: 0.400	K ①			HR BB 1-2	F7 ③			F4 ①		3	1	0	0	1	1	2
Carl Yastrzemski, L (1, 7) OBP: 0.450, SLG: 0.742	F8 ② 2-3			F8 ①		F5 ①		G3 ②		4	0	0	0	0	0	3
Reggie Smith, S (1, 8) OBP: 0.371, SLG: 0.464	CS ③ 3-H	F8 ①		HR 1-H 2-H		2B		4-3 ③		4	1	2	3	0	0	0
George Scott, R (1, 3) OBP: 0.194, SLG: 0.100		F9 ②		BB		K ②				2	0	0	0	1	1	1
Joe Lahoud, L (1, 9) OBP: 0.389, SLG: 0.379		K ③		K ②		5-3 ③				3	0	0	0	0	2	2
Rico Petrocelli, R (1, 6) OBP: 0.500, SLG: 0.786		F6 ①		F8 ③			K ①			3	0	0	0	0	1	1
Gene Oliver, R (1, 2) OBP: 0.250, SLG: 0.100		5-3 ②			5-3 ①		HBP			2	0	0	0	0	0	0
Jerry Stephenson, L (1, 1) OBP: 0.200, SLG: 0.200		K ③			1B		F3 ②			3	0	1	0	0	1	1
Inning Stats	R: 0 E: 0 K: 1 S: 5 H: 1 LOB: 0 BB: 0 P: 5	R: 0 E: 0 K: 1 S: 5 H: 0 LOB: 0 BB: 0 P: 5	R: 0 E: 0 K: 1 S: 5 H: 0 LOB: 0 BB: 0 P: 5	R: 3 E: 0 K: 1 S: 7 H: 2 LOB: 1 BB: 2 P: 15	R: 0 E: 0 K: 0 S: 4 H: 1 LOB: 1 BB: 0 P: 4	R: 0 E: 0 K: 1 S: 6 H: 1 LOB: 1 BB: 0 P: 6	R: 0 E: 0 K: 1 S: 5 H: 0 LOB: 1 BB: 0 P: 6	R: 0 E: 0 K: 0 S: 3 H: 0 LOB: 0 BB: 0 P: 3		1B: 2 2B: 2 3B: 0 HR: 1	SF: 0 SAC: 0 DP: 0 HBP: 1						

PITCHER		IP	WLS	BF	H	R	ER	SO	BB	IBB	HBP	BLK	WP	HR	S	P	ERA	WHIP
Luis Tiant, R ERA: 3.31	(1, 1)	4.0	L	16	3	3	3	4	2	0	0	0	0	1	22	30	6.75	1.250
Stan Williams, R ERA: 1.8	(5, 1)	2.0		8	2	0	0	1	0	0	0	0	0	0	10	10	0.00	1.000
Eddie Fisher, R ERA: 2.84	(7, 1)	2.0		7	0	0	0	1	0	0	1	0	0	0	8	9	0.00	0.000

PITCHER	IP	WLS	BF	H	R	ER	SO	BB	IBB	HBP	BLK	WP	HR	S	P	ERA	WHIP

BOTTOM

Cleveland Indians @ Boston Red Sox

Fenway Park, Boston, MA

Sat Apr 20 1968, 3:33 AM EST

Att. 28,955 - Unknown

livebaseballscorecards.com

AB	28
R	3
H	5
RBI	3
BB	2
SO	6
LOB	12

Cleveland Indians @ Boston Red Sox

Fenway Park, Boston, MA

Sun Apr 21 1968, 3:33 AM EST

Att. 19,814 - Unknown

TOP

livebaseballscorecards.com

Batter	1	2	3	4	5	6	7	8	9	AB	R	H	RBI	BB	SO	LOB
Davey Nelson, R (1, 4) OBP: 0.182, SLG: 0.100	4-1	FC6-4 S 1-2f		G3		K		F8		5	0	0	0	0	1	3
Max Alvis, R (1, 5) OBP: 0.436, SLG: 0.667	K	BB 1-2		WP S 1B HBP		K		1-2 2-3 1B		3	1	1	0	1	2	0
Jose Cardenal, R (1, 8) OBP: 0.349, SLG: 0.385	S 1B BB	K		WP 1B BB 1-2		K		F8		3	2	0	0	2	2	5
Duke Sims, L (1, 2) OBP: 0.429, SLG: 0.667	BB 1B BB 1-3	HR	1B IBB 1-2 2-3			4-3	L9			3	2	1	1	2	0	0
Tony Horton, R (1, 3) OBP: 0.357, SLG: 0.526	1B BB 1-2	K	1B 1-2 2-H 3-H			F4	F4			4	0	1	2	1	1	0
Vic Davalillo, L (1, 9) OBP: 0.342, SLG: 0.541	1B 1-2 2-H 3-H	1B	F7			F7			2B 1B	5	1	3	2	0	0	2
Tommy Harper, R (1, 7) OBP: 0.219, SLG: 0.300	K	S 1B		E5 G6-4-3				1B 1B	1-3 1B 2B	5	1	3	0	0	1	2
Larry Brown, R (1, 6) OBP: 0.342, SLG: 0.226		5-3	6-3 1-2	G6-4-3 1-2f				F8	FC6-4 2-H 3-H 1B	5	0	1	2	0	0	3
Sam McDowell, L (1, 1) OBP: 0.250, SLG: 0.250		FC6-4 1B		F4	F6			1B 1-2 1B	FC6-4 1-2f	5	0	2	0	0	0	1
Inning Stats	R: 2 E: 0 K: 2 S: 8 H: 1 LOB: 2 BB: 3 P: 20	R: 0 E: 0 K: 1 S: 6 H: 1 LOB: 2 BB: 1 P: 10	R: 1 E: 0 K: 1 S: 7 H: 3 LOB: 1 BB: 0 P: 7	R: 2 E: 0 K: 0 S: 4 H: 1 LOB: 2 BB: 2 P: 13	R: 0 E: 1 K: 0 S: 3 H: 0 LOB: 0 BB: 0 P: 3	R: 0 E: 0 K: 3 S: 9 H: 0 LOB: 0 BB: 0 P: 9	R: 0 E: 0 K: 0 S: 3 H: 0 LOB: 0 BB: 0 P: 3	R: 0 E: 0 K: 0 S: 6 H: 3 LOB: 3 BB: 0 P: 6	R: 2 E: 0 K: 0 S: 6 H: 3 LOB: 1 BB: 0 P: 6	1B: 10 2B: 1 3B: 0 HR: 1 SF: 0 SAC: 0 DP: 1 HBP: 1							

	AB	38
	R	7
	H	12
	RBI	7
	BB	6
	SO	7
	LOB	16

WP: 1 PB: 0 SB: 5 CS: 0 PA: 45

PITCHER		IP	WLS	BF	H	R	ER	SO	BB	IBB	HBP	BLK	WP	HR	S	P	ERA	WHIP
Ray Culp, R ERA: 15.95	(1, 1)	3.2	L	21	5	5	5	4	5	0	1	0	0	1	23	44	12.27	2.727
Lee Stange, R ERA: 2.7	(4, 1)	0.1		3	1	0	0	0	0	1	0	0	1	0	2	6	0.00	3.000
Gary Bell, R ERA:	(5, 1)	2.0		6	0	0	0	3	0	0	0	0	0	0	12	12	0.00	0.000
Sparky Lyle, L ERA: 3.6	(7, 1)	3.0		15	6	2	2	0	0	0	0	0	0	0	15	15	6.00	2.000

PITCHER	IP	WLS	BF	H	R	ER	SO	BB	IBB	HBP	BLK	WP	HR	S	P	ERA	WHIP

Cleveland Indians @ Boston Red Sox

Fenway Park, Boston, MA

Sun Apr 21 1968, 3:33 AM EST

Att. 19,814 - Unknown

livebaseballscorecards.com

BOTTOM

Batter	1	2	3	4	5	6	7	8	9	AB	R	H	RBI	BB	SO	LOB
Mike Andrews, R (1, 4) OBP: 0.405, SLG: 0.472	6-3		F5		F3		1-3			4	0	0	0	0	0	2
Joe Foy, R (1, 5) OBP: 0.500, SLG: 0.462	4-3 1B		2-3 1B		BB		5-3			3	0	2	0	1	0	1
Carl Yastrzemski, L (1, 7) OBP: 0.409, SLG: 0.657	4-3		K		K			4-3		4	0	0	0	0	2	4
Reggie Smith, S (1, 8) OBP: 0.385, SLG: 0.469	F7			E6 BB BB K		FC5-4 1B		1B		4	0	2	0	0	0	1
Ken Harrelson, R (1, 9) OBP: 0.400, SLG: 0.250		F9		BB BB		FC5-4		F7		3	0	0	0	1	0	2
George Scott, R (1, 3) OBP: 0.200, SLG: 0.091		K		BB		K		F4		3	0	0	0	1	2	2
Rico Petrocelli, R (1, 6) OBP: 0.472, SLG: 0.733		F8		K		K			F8	2	0	0	0	0	1	3
Gary Bell, R (5, 1)										0	0	0	0	0	0	0
Dalton Jones, L (6, PH) OBP: 0.071, SLG: 0.071										1	0	0	0	0	1	1
Sparky Lyle, L (7, 1)										0	0	0	0	0	0	0
Jose Tartabull, L (9, PH) OBP: 0.167, SLG: 0.167										1	0	0	0	0	0	0
Gene Oliver, R (1, 2) OBP: 0.250, SLG: 0.077			1B WP BB	K			K		K	3	0	0	0	1	3	2
Ray Culp, R (1, 1)			K		1-3		PB 1B		F7	1	0	0	0	0	1	1
Lee Stange, R (4, 1)										0	0	0	0	0	0	0
Jerry Adair, R (5, 6) OBP: 0.400, SLG: 0.400										3	0	1	0	0	0	0

	AB	32
	R	0
	H	5
	RBI	0
	BB	4
	SO	10
	LOB	19

Inning Stats	1	2	3	4	5	6	7	8	9
	R: 0 H: 1 E: 0 LOB: 1 K: 0 BB: 0 S: 4 P: 4	R: 0 H: 0 E: 0 LOB: 0 K: 1 BB: 0 S: 5 P: 5	R: 0 H: 1 E: 0 LOB: 2 K: 2 BB: 1 S: 8 P: 12	R: 0 H: 0 E: 1 LOB: 2 K: 2 BB: 2 S: 7 P: 15	R: 0 H: 0 E: 0 LOB: 1 K: 1 BB: 1 S: 5 P: 9	R: 0 H: 1 E: 0 LOB: 1 K: 2 BB: 0 S: 8 P: 8	R: 0 H: 1 E: 0 LOB: 1 K: 1 BB: 0 S: 6 P: 6	R: 0 H: 1 E: 0 LOB: 1 K: 0 BB: 0 S: 4 P: 4	R: 0 H: 0 E: 0 LOB: 0 K: 1 BB: 0 S: 5 P: 5

	1B	5	SF	0	WP	1	PA	36
	2B	0	SAC	0	PB	1		
	3B	0	DP	0	SB	0		
	HR	0	HBP	0	CS	0		

PITCHER		IP	WLS	BF	H	R	ER	SO	BB	IBB	HBP	BLK	WP	HR	S	P	ERA	WHIP
Sam McDowell, L ERA: 2.11	(1, 1)	9.0	W	36	5	0	0	10	4	0	0	0	1	0	52	68	0.00	1.000

PITCHER	IP	WLS	BF	H	R	ER	SO	BB	IBB	HBP	BLK	WP	HR	S	P	ERA	WHIP

Batter	1	2	3	4	5	6	7	8	9	AB	R	H	RBI	BB	SO	LOB
Mike Andrews, R (1, 4) OBP: 0.435, SLG: 0.575	FC4-6 BB 1B		G1-4-3 1B	F6			HR		SH1-4 1-2	4	1	3	1	0	0	2
Joe Foy, R (1, 5) OBP: 0.522, SLG: 0.500	FC4-6 1-2 BB		G1-4-3 1-2f		1B FC6-4 BB		F5		6-3 2B 2-H 2B	3	2	1	1	2	0	1
Carl Yastrzemski, L (1, 7) OBP: 0.388, SLG: 0.600	FC4-6 1-2f 2-3		3-1		FC6-4 1-3 1B		4-3		6-3 2-3	5	0	1	0	0	0	3
Reggie Smith, S (1, 8) OBP: 0.386, SLG: 0.472	K			G4-6-3 BB	FC6-4 S 1-2f 3-H		E5 S		2B 3-H	4	0	1	2	1	1	3
Joe Lahoud, L (1, 9) OBP: 0.368, SLG: 0.355	4-3			G4-6-3 1-2f	F8 1-2		6-3 1-2		F8	2	0	0	0	0	0	3
Ken Harrelson, R (5, PH) OBP: 0.250, SLG: 0.143 (5, 9)										3	0	0	0	0	0	3
Jose Tartabull, L (9, 9) OBP: 0.167, SLG: 0.167										0	0	0	0	0	0	0
George Scott, R (1, 3) OBP: 0.205, SLG: 0.083		K		2B BB	F3			F6		3	1	0	0	1	1	1
Rico Petrocelli, R (1, 6) OBP: 0.450, SLG: 0.706		F9		1B 1-H 2B	F3		F9	F5		4	1	1	1	0	0	0
Elston Howard, R (1, 2) OBP: 0.333, SLG: 0.318		BB		1B IBB			F9	F8		2	0	0	0	2	0	0
Dick Ellsworth, L (1, 1)		K		1B 1-2 2-H			K		SH1-4 2B BB	1	0	0	0	0	1	1
Dalton Jones, L (4, PH) OBP: 0.103, SLG: 0.103										1	0	1	1	0	0	0
Lee Stange, R (4, 1)										1	1	0	0	1	1	0
Inning Stats	R: 0 E: 0 K: 1 S: 6 H: 1 LOB: 2 BB: 1 P: 10	R: 0 E: 0 K: 2 S: 7 H: 0 LOB: 1 BB: 1 P: 11	R: 0 E: 0 K: 0 S: 3 H: 1 LOB: 0 BB: 0 P: 3	R: 2 E: 0 K: 0 S: 4 H: 2 LOB: 2 BB: 3 P: 16	R: 1 E: 0 K: 0 S: 4 H: 1 LOB: 1 BB: 1 P: 8	R: 0 E: 0 K: 1 S: 5 H: 0 LOB: 0 BB: 0 P: 5	R: 1 E: 1 K: 0 S: 5 H: 1 LOB: 1 BB: 0 P: 5	R: 0 E: 0 K: 0 S: 3 H: 0 LOB: 0 BB: 0 P: 3	R: 2 E: 0 K: 0 S: 5 H: 2 LOB: 1 BB: 1 P: 9	1B: 4 2B: 3 3B: 0 HR: 1	SF: 0 SAC: 1 DP: 2 HBP: 0						

TOP

Boston Red Sox @ Baltimore Orioles

Memorial Stadium, Baltimore, MD

Fri Apr 26 1968, 6:05 PM EST

Att. 9,573 - Unknown

livebaseballscorecards.com

AB	33
R	6
H	8
RBI	6
BB	7
SO	4
LOB	17

WP: 0 PB: 0 SB: 2 CS: 0 PA: 41

PITCHER		IP	WLS	BF	H	R	ER	SO	BB	IBB	HBP	BLK	WP	HR	S	P	ERA	WHIP
Bruce Howard, R ERA: 3.94	(1, 1)	4.0		21	5	3	3	3	5	1	0	0	0	0	21	45	6.75	2.500
Pete Richert, L ERA: 5.4	(5, 1)	5.0	L	20	3	3	3	1	1	0	0	0	0	1	21	25	5.40	0.800

PITCHER	IP	WLS	BF	H	R	ER	SO	BB	IBB	HBP	BLK	WP	HR	S	P	ERA	WHIP

Batter	1	2	3	4	5	6	7	8	9	AB	R	H	RBI	BB	SO	LOB
Curt Blefary, L (1, 9) OBP: 0.309, SLG: 0.245	K		F6	F7			3-1		1-3 1B	5	0	1	0	0	1	1
Paul Blair, R (1, 8) OBP: 0.244, SLG: 0.308	E6 G6-4-3		E5 1B 2B		SH1-3 1B		F8		F4	5	1	1	0	0	0	2
Curt Motton, R (1, 7) OBP: 0.375, SLG: 0.450	G6-4-3 1-2f		1-2 2B 1B		SH1-3 1-2		F2			3	1	1	0	0	0	1
Brooks Robinson, R (1, 5) OBP: 0.250, SLG: 0.367		5-3	1-H 2-H 1B 2B		F9			6-3		4	1	1	2	0	0	1
Boog Powell, L (1, 3) OBP: 0.346, SLG: 0.457		4-3	2-H 1B		IBB			G3		3	0	1	1	1	0	0
Davey Johnson, R (1, 4) OBP: 0.360, SLG: 0.415		2B 1B	K	F8				K		4	0	1	0	0	2	3
Andy Etchebarren, R (1, 2) OBP: 0.387, SLG: 0.607		1-3 2B		FC5-4 1B		L8			FC3-6 HBP	3	0	2	0	0	0	0
Chico Fernandez, R (9, PR) OBP: 0.500, SLG: 0.500										0	0	0	0	0	0	0
Mark Belanger, R (1, 6) OBP: 0.229, SLG: 0.344		1-3		FC5-4 SH1-4 1-2f		F7			F8	3	0	0	0	0	0	3
Don Buford, S (9, PH) OBP: 0.294, SLG: 0.267										1	0	0	0	0	0	1
Bruce Howard, S (1, 1)			K	SH1-4 1-2		K			FC3-6 1B 1-2f	1	0	0	0	0	1	0
Pete Richert, L (5, 1)										1	0	0	0	0	1	0
Elrod Hendricks, L (9, PH) OBP: 0.500, SLG: 0.333										1	0	0	0	0	0	1
Inning Stats	R: 0 E: 1 K: 1 S: 5 H: 0 LOB: 0 BB: 0 P: 5	R: 0 E: 0 K: 0 S: 5 H: 2 LOB: 2 BB: 0 P: 5	R: 3 E: 1 K: 2 S: 11 H: 3 LOB: 1 BB: 0 P: 11	R: 0 E: 0 K: 0 S: 4 H: 1 LOB: 1 BB: 0 P: 4	R: 0 E: 0 K: 0 S: 4 H: 1 LOB: 2 BB: 1 P: 8	R: 0 E: 0 K: 1 S: 5 H: 0 LOB: 0 BB: 0 P: 5	R: 0 E: 0 K: 0 S: 3 H: 0 LOB: 0 BB: 0 P: 3	R: 0 E: 0 K: 1 S: 5 H: 0 LOB: 0 BB: 0 P: 5	R: 0 E: 0 K: 0 S: 4 H: 1 LOB: 2 BB: 0 P: 5	1B: 6 2B: 2 3B: 0 HR: 0	SF: 0 SAC: 2 DP: 1 HBP: 1						

BOTTOM

Boston Red Sox @ Baltimore Orioles

Memorial Stadium, Baltimore, MD

Fri Apr 26 1968, 6:05 PM EST

Att. 9,573 - Unknown

livebaseballscorecards.com

AB	34
R	3
H	8
RBI	3
BB	1
SO	5
LOB	13

WP: 0 PB: 0 SB: 0 CS: 0 PA: 38

PITCHER		IP	WLS	BF	H	R	ER	SO	BB	IBB	HBP	BLK	WP	HR	S	P	ERA	WHIP
Dick Ellsworth, L ERA: 0.86	(1, 1)	3.0		15	5	3	0	3	0	0	0	0	0	0	21	21	0.00	1.667
Lee Stange, R ERA: 0.96	(4, 1)	6.0	W	23	3	0	0	2	0	1	1	0	0	0	25	30	0.00	0.500

PITCHER	IP	WLS	BF	H	R	ER	SO	BB	IBB	HBP	BLK	WP	HR	S	P	ERA	WHIP

Batter	1	2	3	4	5	6	7	8	9	AB	R	H	RBI	BB	SO	LOB
Mike Andrews, R (1, 4) OBP: 0.417, SLG: 0.548	S S S 0-3 ① K		x 0-0 ③ 1-6-3			x 0-0 ② F9			x 0-0 ② 1-3	2	0	0	0	0	1	0
Dalton Jones, L (3, 4) OBP: 0.097, SLG: 0.097										2	0	0	0	0	0	1
Joe Foy, R (1, 5) OBP: 0.481, SLG: 0.421	B B B B 4-0 CS WP BB			x 0-0 ① F9		S S S 0-3 ③ K			S S S 0-3 ③ K	3	0	0	0	1	2	1
Carl Yastrzemski, L (1, 7) OBP: 0.385, SLG: 0.571	B B B B 4-0 ② 1-3 BB			x 0-0 ② F5			x 0-0 ① 4-3			2	0	0	0	1	0	0
Reggie Smith, S (1, 8) OBP: 0.362, SLG: 0.436	x 0-0 ③ 4-3			x 0-0 ③ F8			x 0-0 ② F9			3	0	0	0	0	0	1
Joe Lahoud, L (1, 9) OBP: 0.341, SLG: 0.324		x 0-0 ① F4			x 0-0 ① F9		x 0-0 ③ 6-3			3	0	0	0	0	0	0
George Scott, R (1, 3) OBP: 0.191, SLG: 0.077		S S S 0-3 ② K			S S S 0-3 ② K			S S S 0-3 ① K		3	0	0	0	0	3	0
Rico Petrocelli, R (1, 6) OBP: 0.419, SLG: 0.649		S S S 0-3 ③ K			x 0-0 ③ F8			x 0-0 ② L5		3	0	0	0	0	1	0
Elston Howard, R (1, 2) OBP: 0.321, SLG: 0.304			S S S 0-3 ① K			B B B B 4-0 BB		x 0-0 ③ F3		1	0	0	0	0	1	0
Gene Oliver, R (4, 2) OBP: 0.278, SLG: 0.071										1	0	0	0	1	0	0
Gary Waslewski, R (1, 1) OBP: 0.200, SLG: 0.111			S S S 0-3 ② K			x 0-0 ① F3			x 0-0 ① F7	1	0	0	0	0	1	0
Jose Tartabull, L (6, PH) OBP: 0.143, SLG: 0.143										1	0	0	0	0	0	1
Garry Roggenburk, R (6, 1)										0	0	0	0	0	0	0
Norm Siebern, L (9, PH)										1	0	0	0	0	0	0
Inning Stats	R: 0 E: 0 K: 1 S: 4 H: 0 LOB: 1 BB: 2 P: 12	R: 0 E: 0 K: 2 S: 7 H: 0 LOB: 0 BB: 0 P: 7	R: 0 E: 0 K: 2 S: 7 H: 0 LOB: 0 BB: 0 P: 7	R: 0 E: 0 K: 0 S: 3 H: 0 LOB: 0 BB: 0 P: 3	R: 0 E: 0 K: 1 S: 5 H: 0 LOB: 0 BB: 0 P: 5	R: 0 E: 0 K: 1 S: 5 H: 0 LOB: 1 BB: 1 P: 9	R: 0 E: 0 K: 0 S: 3 H: 0 LOB: 0 BB: 0 P: 3	R: 0 E: 0 K: 1 S: 5 H: 0 LOB: 0 BB: 0 P: 5	R: 0 E: 0 K: 1 S: 5 H: 0 LOB: 0 BB: 0 P: 5	1B: 0 2B: 0 3B: 0 HR: 0	SF: 0 SAC: 0 DP: 0 HBP: 0					

PITCHER	IP	WLS	BF	H	R	ER	SO	BB	IBB	HBP	BLK	WP	HR	S	P	ERA	WHIP
Tom Phoebus, R (1, 1) ERA: 1.52	9.0	W	29	0	0	0	9	3	0	0	0	1	0	44	56	0.00	0.333

PITCHER	IP	WLS	BF	H	R	ER	SO	BB	IBB	HBP	BLK	WP	HR	S	P	ERA	WHIP

TOP

Boston Red Sox @ Baltimore Orioles

Memorial Stadium, Baltimore, MD

Sat Apr 27 1968, 3:33 AM EST
Att. 3,147 - Cloudy - 60 F

livebaseballscorecards.com

AB	26
R	0
H	0
RBI	0
BB	3
SO	9
LOB	4

WP: 1 PB: 0 SB: 0 CS: 1 PA: 29

BOTTOM

Boston Red Sox @ Baltimore Orioles

Memorial Stadium, Baltimore, MD

Sat Apr 27 1968, 3:33 AM EST
Att. 3,147 - Cloudy - 60 F

livebaseballscorecards.com

Batter	1	2	3	4	5	6	7	8	9	AB	R	H	RBI	BB	SO	LOB
Paul Blair, R (1, 8) OBP: 0.239, SLG: 0.295	F8		E 2B 1B	K		F8		F7		5	1	1	0	0	1	1
Curt Motton, R (1, 7) OBP: 0.357, SLG: 0.417	K		F9		SH1-4 1B 1B		6-3			4	1	1	0	0	1	2
Curt Blefary, L (1, 2) OBP: 0.310, SLG: 0.250	WP 1B		E3 2B		SH1-4		F8			3	1	1	0	0	0	2
Brooks Robinson, R (1, 5) OBP: 0.268, SLG: 0.385	F7		WP 1B 2B		1B BB		E6			3	1	1	3	1	0	1
Boog Powell, L (1, 3) OBP: 0.357, SLG: 0.449		G6-4-3 1B	1B IBB		K		K			3	0	1	0	1	2	3
Davey Johnson, R (1, 4) OBP: 0.389, SLG: 0.467		G6-4-3						G3 1B 2B		4	1	3	2	0	0	1
Dave May, L (1, 9) OBP: 0.241, SLG: 0.192		3-4-1	F3		3-1			G3		4	0	0	0	0	0	5
Mark Belanger, R (1, 6) OBP: 0.205, SLG: 0.306			F7	F6		F7		F2		4	0	0	0	0	0	1
Tom Phoebus, R (1, 1) OBP: 0.167, SLG: 0.167			E 1B 2B 1B	6-3		F8		1B		4	1	2	1	0	0	0
Inning Stats	R: 0 H: 1 E: 0 LOB: 1 K: 1 BB: 0 S: 6 P: 6	R: 0 H: 1 E: 0 LOB: 0 K: 0 BB: 0 S: 3 P: 3	R: 4 H: 4 E: 1 LOB: 2 K: 0 BB: 1 S: 8 P: 12	R: 0 H: 0 E: 0 LOB: 0 K: 1 BB: 0 S: 5 P: 5	R: 1 H: 2 E: 0 LOB: 2 K: 1 BB: 1 S: 7 P: 11	R: 0 H: 0 E: 0 LOB: 0 K: 0 BB: 0 S: 3 P: 3	R: 0 H: 0 E: 1 LOB: 1 K: 1 BB: 0 S: 6 P: 6	R: 1 H: 2 E: 0 LOB: 1 K: 0 BB: 0 S: 5 P: 5		1B: 8 SF: 0 2B: 2 SAC: 1 3B: 0 DP: 1 HR: 0 HBP: 0						

	AB	34
	R	6
	H	10
	RBI	6
	BB	2
	SO	4
	LOB	16

PITCHER		IP	WLS	BF	H	R	ER	SO	BB	IBB	HBP	BLK	WP	HR	S	P	ERA	WHIP
Gary Waslewski, R ERA: 1.64	(1, 1)	5.0	L	25	8	5	1	3	1	1	0	0	2	0	29	37	1.80	1.800
Garry Roggenburk, L ERA: 1.8	(6, 1)	3.0		12	2	1	1	1	0	0	0	0	0	0	14	14	3.00	0.667

PITCHER	IP	WLS	BF	H	R	ER	SO	BB	IBB	HBP	BLK	WP	HR	S	P	ERA	WHIP

Batter	1	2	3	4	5	6	7	8	9	AB	R	H	RBI	BB	SO	LOB
Mike Andrews, R (1, 4) OBP: 0.404, SLG: 0.511	F2		L7			BB 1B		1-3		3	1	0	0	1	0	0
Joe Foy, R (1, 5) OBP: 0.452, SLG: 0.391	F3			5-3		1-2 PB 1B		F7		4	1	1	0	0	0	0
Carl Yastrzemski, L (1, 7) OBP: 0.393, SLG: 0.587	2B			G3		1-3 2-H E PB 1B		F4		4	1	2	1	0	0	0
Reggie Smith, S (1, 8) OBP: 0.333, SLG: 0.395	K			K		1-2 3-H K			F8	4	0	0	0	0	3	2
Ken Harrelson, R (1, 9) OBP: 0.333, SLG: 0.273		G5-4-3 1B			FC6-4 1B	E6 FC4-6 2-H			K	4	0	2	0	0	1	0
George Scott, R (1, 3) OBP: 0.196, SLG: 0.071		G5-4-3 1-2f			F3	FC4-6 1-2f			CS BB	3	0	0	0	1	0	3
Rico Petrocelli, R (1, 6) OBP: 0.391, SLG: 0.600		K			FC6-4 1-2f		F9		CS 1-2	3	0	0	0	0	1	1
Elston Howard, R (1, 2) OBP: 0.290, SLG: 0.269			F4		4-3		1-3			3	0	0	0	0	0	1
Jose Santiago, R (1, 1)			6-3			L7	K			3	0	0	0	0	1	0
Inning Stats	R: 0 E: 0 K: 1 S: 6 H: 1 LOB: 1 BB: 0 P: 6	R: 0 E: 0 K: 1 S: 5 H: 1 LOB: 0 BB: 0 P: 5	R: 0 E: 0 K: 0 S: 3 H: 0 LOB: 0 BB: 0 P: 3	R: 0 E: 0 K: 1 S: 5 H: 0 LOB: 0 BB: 0 P: 5	R: 0 E: 0 K: 0 S: 4 H: 1 LOB: 1 BB: 0 P: 4	R: 3 E: 1 K: 1 S: 8 H: 2 LOB: 1 BB: 1 P: 12	R: 0 E: 0 K: 1 S: 5 H: 0 LOB: 0 BB: 0 P: 5	R: 0 E: 0 K: 0 S: 3 H: 0 LOB: 0 BB: 0 P: 3	R: 0 E: 0 K: 1 S: 4 H: 0 LOB: 0 BB: 1 P: 8	1B: 4 2B: 1 3B: 0 HR: 0	SF: 0 SAC: 0 DP: 1 HBP: 0			WP: 0 PB: 1 SB: 0 CS: 1		PA: 34	

TOP

Boston Red Sox @ Baltimore Orioles

Memorial Stadium, Baltimore, MD

Sun Apr 28 1968, 3:33 AM EDT

Cloudy

livebaseballscorecards.com

AB	31
R	3
H	5
RBI	1
BB	2
SO	6
LOB	7

PITCHER		IP	WLS	BF	H	R	ER	SO	BB	IBB	HBP	BLK	WP	HR	S	P	ERA	WHIP
Dave McNally, L ERA: 1.04	(1, 1)	8.0	L	30	5	3	1	5	1	0	0	0	0	0	39	43	1.12	0.750
Moe Drabowsky, R ERA:	(9, 1)	1.0		3	0	0	0	1	1	0	0	0	0	0	4	8	0.00	1.000

PITCHER		IP	WLS	BF	H	R	ER	SO	BB	IBB	HBP	BLK	WP	HR	S	P	ERA	WHIP

Boston Red Sox @ Baltimore Orioles

Memorial Stadium, Baltimore, MD

Sun Apr 28 1968, 3:33 AM EDT

Cloudy

Batter	1	2	3	4	5	6	7	8	9	AB	R	H	RBI	BB	SO	LOB
Paul Blair, R (1, 8) OBP: 0.240, SLG: 0.292	5-3		1B			F2		K		4	0	1	0	0	1	0
Curt Motton, R (1, 7) OBP: 0.344, SLG: 0.393	K		F4			G1-6-3 1B			F6	4	0	1	0	0	1	1
Curt Blefary, L (1, 2) OBP: 0.306, SLG: 0.250	F9			1-3		G1-6-3 1-2f			1B	4	0	1	0	0	0	1
Brooks Robinson, R (1, 5) OBP: 0.267, SLG: 0.364		1-3		F4			G5-3 BB BB		F8	3	0	0	0	1	0	1
Boog Powell, L (1, 3) OBP: 0.350, SLG: 0.423		G3		F8			G5-3 1-2 BB		K	3	0	0	0	1	1	1
Davey Johnson, R (1, 4) OBP: 0.386, SLG: 0.458		1B			K		G5-3 1-2 2-3f			3	0	1	0	0	1	2
Dave May, L (1, 9) OBP: 0.250, SLG: 0.179		K			FC5-4 BB		4-3			2	0	0	0	1	1	2
Mark Belanger, R (1, 6) OBP: 0.190, SLG: 0.282			6-3		FC5-4 1-2f			L8		3	0	0	0	0	0	1
Dave McNally, R (1, 1)			F7		K2-3			1-3		2	0	0	0	0	1	1
Don Buford, S (8, PH) OBP: 0.278, SLG: 0.250										1	0	0	0	0	0	0
Moe Drabowsky, R (9, 1)										0	0	0	0	0	0	0

Inning Stats	1	2	3	4	5	6	7	8	9		
	R: 0 H: 0	R: 0 H: 1	R: 0 H: 1	R: 0 H: 0	R: 0 H: 0	R: 0 H: 1	R: 0 H: 0	R: 0 H: 0	R: 0 H: 1	1B: 4 SF: 0	WP: 0 PA: 32
	E: 0 LOB: 0	E: 0 LOB: 1	E: 0 LOB: 1	E: 0 LOB: 0	E: 1 LOB: 1	E: 0 LOB: 0	E: 0 LOB: 1	E: 0 LOB: 0	E: 0 LOB: 1	2B: 0 SAC: 0	PB: 0
	K: 1 BB: 0	K: 1 BB: 0	K: 0 BB: 0	K: 0 BB: 0	K: 2 BB: 1	K: 0 BB: 0	K: 0 BB: 2	K: 1 BB: 0	K: 1 BB: 0	3B: 0 DP: 2	SB: 0
	S: 5 P: 5	S: 6 P: 6	S: 4 P: 4	S: 3 P: 3	S: 7 P: 11	S: 3 P: 3	S: 2 P: 10	S: 5 P: 5	S: 6 P: 6	HR: 0 HBP: 0	CS: 0

PITCHER	IP	WLS	BF	H	R	ER	SO	BB	IBB	HBP	BLK	WP	HR	S	P	ERA	WHIP
Jose Santiago, R (1, 1) ERA: 1.11	9.0	W	32	4	0	0	6	3	0	0	0	0	0	41	53	0.00	0.778

PITCHER	IP	WLS	BF	H	R	ER	SO	BB	IBB	HBP	BLK	WP	HR	S	P	ERA	WHIP

livebaseballscorecards.com

AB	29
R	0
H	4
RBI	0
BB	3
SO	6
LOB	10

Batter	1	2	3	4	5	6	7	8	9	AB	R	H	RBI	BB	SO	LOB
Mike Andrews, R (1, 4) OBP: 0.411, SLG: 0.500	B B B B 4-0 6-3 BB	x 0-0 1-2 2-H 1B			x 0-0 ① ② G6-4-3 1-2f			x 0-0 ① F6		3	0	1	1	1	0	2
Joe Foy, R (1, 5) OBP: 0.400, SLG: 0.333	S S S 0-3 ① K	x 0-0 ③ L8			x 0-0 ③ 5-3			x 0-0 ② ③ G6-4-3 1-2f		4	0	0	0	0	1	4
Carl Yastrzemski, L (1, 7) OBP: 0.400, SLG: 0.571	x 0-0 ② 6-3 1-2		x 0-0 ① F7			B B B B 4-0 G4-6-3 BB			x 0-0 1B	3	0	1	0	1	0	1
Reggie Smith, S (1, 8) OBP: 0.327, SLG: 0.370	B B B B 4-0 BB		x 0-0 ② 1-5-3			x 0-0 ① ② G4-6-3 1-2f			x 0-0 ① F8	3	0	0	0	1	0	2
Ken Harrelson, R (1, 9) OBP: 0.250, SLG: 0.200	S S S 0-3 ③ K		x 0-0 ③ F7			S S S 0-3 ③ K			x 0-0 ② F9	4	0	0	0	0	2	3
Norm Siebern, L (1, 3)		x 0-0 ① F6		x 0-0 ① 3-1			x 0-0 ① F7		x 0-0 ③ 4-3	4	0	0	0	0	0	1
Rico Petrocelli, R (1, 6) OBP: 0.388, SLG: 0.581		x 0-0 1B 1B 1B		x 0-0 ② F5			x 0-0 ② F8			3	1	1	0	0	0	0
Gene Oliver, R (1, 2) OBP: 0.238, SLG: 0.059	S S S 0-3 ② K			x 0-0 ③ 1-3			S S S 0-3 ③ K			3	0	0	0	0	2	1
Jerry Stephenson, L (1, 1) OBP: 0.429, SLG: 0.429 Ray Culp, R (5, 1) Jose Tartabull, L (8, PH) OBP: 0.250, SLG: 0.250 John Wyatt, R (8, 1)	x 0-0 1B 1-2 1B				x 0-0 G6-4-3 1B			x 0-0 G6-4-3 1B		2 0 1 0	0 0 0 0	2 0 1 0	0 0 0 0	0 0 0 0	0 0 0 0	0 0 0 0
Inning Stats	R: 0 E: 0 K: 2 S: 7 H: 0 LOB: 2 BB: 2 P: 15	R: 1 E: 0 K: 1 S: 8 H: 3 LOB: 2 BB: 0 P: 8	R: 0 E: 0 K: 0 S: 3 H: 0 LOB: 0 BB: 0 P: 3	R: 0 E: 0 K: 0 S: 3 H: 0 LOB: 0 BB: 0 P: 3	R: 0 E: 0 K: 0 S: 3 H: 1 LOB: 0 BB: 0 P: 3	R: 0 E: 0 K: 1 S: 4 H: 0 LOB: 0 BB: 1 P: 8	R: 0 E: 0 K: 1 S: 5 H: 0 LOB: 0 BB: 0 P: 5	R: 0 E: 0 K: 0 S: 3 H: 1 LOB: 0 BB: 0 P: 3	R: 0 E: 0 K: 0 S: 4 H: 1 LOB: 1 BB: 0 P: 4	1B: 6 2B: 0 3B: 0 HR: 0	SF: 0 SAC: 0 DP: 3 HBP: 0					

PITCHER	IP	WLS	BF	H	R	ER	SO	BB	IBB	HBP	BLK	WP	HR	S	P	ERA	WHIP
Jim Hardin, R (1, 1) ERA: 1.88	9.0	W	33	6	1	1	5	3	0	0	0	0	0	40	52	1.00	1.000

PITCHER	IP	WLS	BF	H	R	ER	SO	BB	IBB	HBP	BLK	WP	HR	S	P	ERA	WHIP

TOP

Boston Red Sox @ Baltimore Orioles

Memorial Stadium, Baltimore, MD

Sun Apr 28 1968, 3:38 AM EDT

Att. 22,179 - Unknown

livebaseballscorecards.com

AB	30
R	1
H	6
RBI	1
BB	3
SO	5
LOB	14

PA: 33

WP: 0 PB: 0 SB: 0 CS: 0

Batter	1	2	3	4	5	6	7	8	9	AB	R	H	RBI	BB	SO	LOB
Paul Blair, R (1, 8) OBP: 0.259, SLG: 0.308	F9		K		BB, 2-H, 1B		FC1-4, 1B			4	0	2	1	0	1	0
Curt Motton, R (1, 7) OBP: 0.361, SLG: 0.367	FC5-4, BB			K	BB		FC1-4, 1-2f			2	0	0	0	2	1	1
Curt Blefary, L (1, 2) OBP: 0.318, SLG: 0.254	F7			2B, 1B	G6-4-3, 1-2, 2-3, BB		F9			3	1	1	0	1	0	2
Brooks Robinson, R (1, 5) OBP: 0.281, SLG: 0.379	FC5-4, 1-2f			1-H, 2B, 2B	G6-4-3, 1-2f			SH2-3, BB, WP, BB		3	2	1	1	1	0	4
Boog Powell, L (1, 3) OBP: 0.359, SLG: 0.436		K		2-H, 1B, 2B		K		WP, SH2-3, 1-2, 1B, BB		3	2	1	1	1	2	0
Davey Johnson, R (1, 4) OBP: 0.367, SLG: 0.431		6-3		F8		K		SH2-3, 1-2, 2-3		3	0	0	0	0	1	1
Dave May, L (1, 9) OBP: 0.306, SLG: 0.226		4-3		CS, 2-H, 1B		E, S, BB		S, 2-H, 3-H, 1B		3	0	2	2	1	0	0
Mark Belanger, R (1, 6) OBP: 0.196, SLG: 0.279			1-3	CS, 1-2	SH3-4, 1B, 1B			K, 1-2		4	1	1	0	0	2	2
Jim Hardin, R (1, 1) OBP: 0.111, SLG: 0.333			6-3		SH3-4, 1-2		K	1-3		3	0	0	0	0	1	1
Inning Stats	R: 0, E: 0, K: 0, S: 3 H: 0, LOB: 1, BB: 1, P: 7	R: 0, E: 0, K: 1, S: 5 H: 0, LOB: 0, BB: 0, P: 5	R: 0, E: 0, K: 1, S: 5 H: 0, LOB: 0, BB: 0, P: 5	R: 3, E: 0, K: 1, S: 8 H: 4, LOB: 0, BB: 0, P: 8	R: 1, E: 0, K: 0, S: 4 H: 2, LOB: 2, BB: 2, P: 12	R: 0, E: 0, K: 3, S: 9 H: 0, LOB: 1, BB: 1, P: 13	R: 0, E: 0, K: 1, S: 6 H: 1, LOB: 1, BB: 0, P: 6	R: 2, E: 0, K: 1, S: 6 H: 1, LOB: 1, BB: 2, P: 14		1B: 6, 2B: 2, 3B: 0, HR: 0 SF: 0, SAC: 2, DP: 1, HBP: 0						

PITCHER		IP	WLS	BF	H	R	ER	SO	BB	IBB	HBP	BLK	WP	HR	S	P	ERA	WHIP
Jerry Stephenson, R ERA: 3.44	(1, 1)	4.1	L	20	6	4	4	3	2	0	0	0	0	0	24	32	8.31	1.846
Ray Culp, R ERA: 11.7	(5, 1)	2.2		10	1	0	0	4	2	0	0	0	0	0	16	24	0.00	1.125
John Wyatt, R ERA: 12.0	(8, 1)	1.0		6	1	2	2	1	2	0	0	0	1	0	6	14	18.00	3.000

PITCHER	IP	WLS	BF	H	R	ER	SO	BB	IBB	HBP	BLK	WP	HR	S	P	ERA	WHIP

BOTTOM

Boston Red Sox @ Baltimore Orioles

Memorial Stadium, Baltimore, MD

Sun Apr 28 1968, 3:38 AM EDT

Att. 22,179 - Unknown

livebaseballscorecards.com

AB	28
R	6
H	8
RBI	5
BB	6
SO	8
LOB	11

Batter	1	2	3	4	5	6	7	8	9	AB	R	H	RBI	BB	SO	LOB
Cesar Tovar, R (1, 5) (8, 7) OBP: 0.338, SLG: 0.439	F7	E, E 2-H 1B	F3 3-H			F7		5-3 1B		5	1	2	1	0	0	0
Rod Carew, L (1, 4) OBP: 0.381, SLG: 0.410	2B HBP 1B	E8 1-H 1B	6-3			4-3		5-3 1-2 1B		5	2	3	0	0	0	0
Tony Oliva, L (1, 9) OBP: 0.319, SLG: 0.371	HBP 1-3 1B 2B	2B 2-H 1B		BBBB G1-4-3 BB		SSS K		SSS K		4	2	2	1	1	2	2
Harmon Killebrew, R (1, 3) OBP: 0.373, SLG: 0.644 Ron Clark, R (8, 5) OBP: 0.500, SLG: 0.667	HBP 1B IBB	1-H 1B 2B		F8			5-3	5-3 1-2 2-3		4 0	2 0	1 0	1 0	1 0	0 0	3 0
Bob Allison, R (1, 7) OBP: 0.393, SLG: 0.589 Rich Reese, L (4, 7) (8, 3)	1B 1-2 2-3 3-H HBP	F3		G1-4-3 1-2f			4-3	F7		2 2	0 0	0 0	1 0	0 0	0 0	2 2
Ted Uhlaender, L (1, 8) OBP: 0.359, SLG: 0.583	1-2 2-H 3-H 1B	2-H 1B			4-3		1B 1B		F4	5	1	3	3	0	0	0
Jackie Hernandez, R (1, 6) OBP: 0.281, SLG: 0.346	SSS K	5-3			SSS K		1B 1-2 1B		F7	5	0	1	0	0	2	2
John Roseboro, L (1, 2) OBP: 0.258, SLG: 0.241		SH5-4 1B 1B	G3 WP 2B		1B		FC6-4 1-3 2-H 1B		HR	5	3	5	2	0	0	0
Jim Perry, S (1, 1) OBP: 0.182, SLG: 0.400		SH5-4 1-2	G3 2-3		4-3		FC6-4 1-2f		F3	4	0	0	0	0	0	4
Inning Stats	R: 3 E: 0 K: 1 S: 7 H: 3 LOB: 1 BB: 1 P: 12	R: 5 E: 1 K: 0 S: 9 H: 6 LOB: 1 BB: 0 P: 9	R: 1 E: 0 K: 0 S: 4 H: 1 LOB: 0 BB: 0 P: 4	R: 0 E: 0 K: 0 S: 2 H: 0 LOB: 0 BB: 1 P: 6	R: 0 E: 0 K: 1 S: 6 H: 1 LOB: 1 BB: 0 P: 6	R: 0 E: 0 K: 1 S: 5 H: 0 LOB: 0 BB: 0 P: 5	R: 1 E: 0 K: 0 S: 6 H: 3 LOB: 2 BB: 0 P: 6	R: 0 E: 0 K: 1 S: 7 H: 2 LOB: 2 BB: 0 P: 7	R: 1 E: 0 K: 0 S: 4 H: 1 LOB: 0 BB: 0 P: 4	1B: 13 2B: 3 3B: 0 HR: 1 SF: 0 SAC: 1 DP: 1 HBP: 1						

PITCHER		IP	WLS	BF	H	R	ER	SO	BB	IBB	HBP	BLK	WP	HR	S	P	ERA	WHIP
Gary Bell, R ERA: 10.13	(1, 1)	1.1	L	11	6	6	6	1	0	1	1	0	0	0	11	16	40.50	4.500
Lee Stange, R ERA: 2.7	(2, 1)	0.2		5	3	2	2	0	0	0	0	0	0	0	5	5	27.00	4.500
John Wyatt, R ERA: 7.5	(3, 1)	3.0		11	2	1	1	1	1	0	0	0	1	0	12	16	3.00	1.000
Bill Landis, L ERA: 4.5	(6, 1)	2.0		9	3	1	1	1	0	0	0	0	0	0	11	11	4.50	1.500
Sparky Lyle, L ERA: 3.86	(8, 1)	2.0		9	3	1	1	1	0	0	0	0	0	1	11	11	4.50	1.500

PITCHER	IP	WLS	BF	H	R	ER	SO	BB	IBB	HBP	BLK	WP	HR	S	P	ERA	WHIP

TOP

Minnesota Twins @ Boston Red Sox

Fenway Park, Boston, MA

Mon Apr 29 1968, 7:05 PM EDT

Att. 26,256 - Unknown - 66 F

livebaseballscorecards.com

AB	41
R	11
H	17
RBI	9
BB	2
SO	4
LOB	15

1B: 13	SF: 0	WP: 1	PA: 45
2B: 3	SAC: 1	PB: 0	
3B: 0	DP: 1	SB: 0	
HR: 1	HBP: 1	CS: 0	

Minnesota Twins @ Boston Red Sox

Fenway Park, Boston, MA

Mon Apr 29 1968, 7:05 PM EDT

Att. 26,256 - Unknown - 66 F

BOTTOM

livebaseballscorecards.com

Batter	1	2	3	4	5	6	7	8	9	AB	R	H	RBI	BB	SO	LOB
Mike Andrews, R (1, 4) OBP: 0.390, SLG: 0.471	F3		F2		F9		G3			3	0	0	0	0	0	0
Bill Landis, L (6, 1)										0	0	0	0	0	0	0
Dalton Jones, L (7, PH) OBP: 0.094, SLG: 0.094										1	0	0	0	0	0	0
Sparky Lyle, L (8, 1)										0	0	0	0	0	0	0
Joe Foy, R (1, 5) OBP: 0.385, SLG: 0.300	6-3		BBBB; E BB		F5		SSS; K			3	0	0	0	1	1	0
Carl Yastrzemski, L (1, 7) OBP: 0.406, SLG: 0.558	BBBB; BB		E6 (1-2)			1B; 1B 1B		F8		3	1	1	0	1	0	1
Reggie Smith, S (1, 8) OBP: 0.322, SLG: 0.380	F4		F8			F7		E 2B		4	0	1	0	0	0	4
Ken Harrelson, R (1, 9) OBP: 0.250, SLG: 0.211		E6 1B WP	F9			1B (1-2) 1B		F3 (2-3)		4	1	1	0	0	0	3
George Scott, R (1, 3) OBP: 0.200, SLG: 0.087		WP (1-3) 1B		F8		F9		F4		4	0	1	0	0	0	3
Rico Petrocelli, R (1, 6) OBP: 0.377, SLG: 0.553	SSS; K (1-2, 3-H)			F5		FC6-4 (1-2, 2-H) 1B			F8	4	0	1	1	0	1	1
Gene Oliver, R (1, 2) OBP: 0.240, SLG: 0.095		F4		F7		FC6-4 (1-2f)			G6-4-3 1B	4	0	1	0	0	0	3
Gary Bell, R (1, 1) Lee Stange, R (2, 1) Norm Siebern, L (2, PH) John Wyatt, R (3, 1) Jerry Adair, R (5, PH) OBP: 0.250, SLG: 0.250 (6, 4)		F5			F6		F9		G6-4-3 (1-2f)	0 0 1 0 3	0 0 0 0 0	0 0 0 0 0	0 0 0 0 0	0 0 0 0 0	0 0 0 0 0	0 0 1 0 1

Inning Stats	1	2	3	4	5	6	7	8	9
	R: 0 H: 0 E: 0 LOB: 1 K: 0 BB: 1 S: 3 P: 7	R: 1 H: 1 E: 1 LOB: 1 K: 1 BB: 0 S: 7 P: 7	R: 0 H: 0 E: 1 LOB: 2 K: 0 BB: 1 S: 4 P: 8	R: 0 H: 0 E: 0 LOB: 0 K: 0 BB: 0 S: 3 P: 3	R: 0 H: 0 E: 0 LOB: 0 K: 0 BB: 0 S: 3 P: 3	R: 1 H: 3 E: 0 LOB: 2 K: 0 BB: 0 S: 6 P: 6	R: 0 H: 0 E: 0 LOB: 0 K: 1 BB: 0 S: 5 P: 5	R: 0 H: 1 E: 1 LOB: 1 K: 0 BB: 0 S: 4 P: 4	R: 0 H: 1 E: 0 LOB: 0 K: 0 BB: 0 S: 3 P: 3

	AB	34
	R	2
	H	6
	RBI	1
	BB	2
	SO	2
	LOB	17

1B: 5 SF: 0
2B: 1 SAC: 0
3B: 0 DP: 1
HR: 0 HBP: 0

WP: 1 PA: 36
PB: 0
SB: 0
CS: 0

PITCHER	IP	WLS	BF	H	R	ER	SO	BB	IBB	HBP	BLK	WP	HR	S	P	ERA	WHIP
Jim Perry, R (1, 1) ERA: 1.48	9.0	W	36	6	2	1	2	2	0	0	0	1	0	38	46	1.00	0.889

PITCHER	IP	WLS	BF	H	R	ER	SO	BB	IBB	HBP	BLK	WP	HR	S	P	ERA	WHIP

Batter	1	2	3	4	5	6	7	8	9	AB	R	H	RBI	BB	SO	LOB
Cesar Tovar, R (1, 5) (8, 7) OBP: 0.342, SLG: 0.451	K		HBP, SF8, 1B	6-3		G3		1B		5	2	2	0	0	1	1
Rod Carew, L (1, 4) OBP: 0.382, SLG: 0.424	6-3		HBP, 1-2, 1B	2-H, 2B		E6, FC5-4		4-3		5	0	2	1	0	0	1
Tony Oliva, L (1, 9) OBP: 0.338, SLG: 0.369	6-3		H, 1-2, 2-3, HBP	BBBB, BB		FC5-4, 1B, 1-2f		2-H, 1B		3	0	1	1	1	0	1
Harmon Killebrew, R (1, 3) OBP: 0.375, SLG: 0.667 Rich Reese, L (8, 3)		G3, 3B	SF8, 3-H	5-3		BB, 1-3, 1B		F4		4 0	1 0	2 0	1 0	0 0	0 0	3 0
Bob Allison, R (1, 7) OBP: 0.394, SLG: 0.567 Ron Clark, R (8, 5) OBP: 0.500, SLG: 0.667		G3, 1B	F6		F4	BBBB, 1-2, BB		F3		4 0	0 0	1 0	0 0	1 0	0 0	3 0
Ted Uhlaender, L (1, 8) OBP: 0.348, SLG: 0.569		G3, 1-2, 3-H	1-3		1B, 2B	3-1			G3	5	1	1	1	0	0	6
Jackie Hernandez, R (1, 6) OBP: 0.290, SLG: 0.351		K		SH1-3, 2B, 1B	2-H, 1B		K		6-3	5	1	2	1	0	2	1
John Roseboro, L (1, 2) OBP: 0.242, SLG: 0.224		6-3		SH1-3, 1-2	K		F7		4-3	4	0	0	0	0	1	2
Dave Boswell, R (1, 1) OBP: 0.273, SLG: 0.600 Al Worthington, R (6, 1) Ron Perranoski, L (9, 1)			HR	2-H, 2B	K	K				3 1 0	2 0 0	2 0 0	2 0 0	0 0 0	1 1 0	1 0 0
Inning Stats	R: 0 E: 0 K: 1 S: 5 H: 0 LOB: 0 BB: 0 P: 5	R: 1 E: 0 K: 1 S: 7 H: 2 LOB: 1 BB: 0 P: 7	R: 2 E: 0 K: 0 S: 6 H: 3 LOB: 2 BB: 0 P: 7	R: 2 E: 0 K: 0 S: 6 H: 3 LOB: 2 BB: 1 P: 10	R: 1 E: 0 K: 2 S: 9 H: 2 LOB: 1 BB: 0 P: 9	R: 0 E: 1 K: 0 S: 5 H: 1 LOB: 3 BB: 1 P: 9	R: 0 E: 0 K: 2 S: 7 H: 0 LOB: 0 BB: 0 P: 7	R: 1 E: 0 K: 0 S: 5 H: 2 LOB: 1 BB: 0 P: 5	R: 0 E: 0 K: 0 S: 3 H: 0 LOB: 0 BB: 0 P: 3	1B: 7 2B: 4 3B: 1 HR: 1	SF: 1 SAC: 1 DP: 0 HBP: 1						

TOP

Minnesota Twins @ Boston Red Sox

Fenway Park, Boston, MA

Tue Apr 30 1968, 3:33 AM EDT
Att. 7,310 - Unknown - 68 F

livebaseballscorecards.com

AB	39
R	7
H	13
RBI	7
BB	2
SO	6
LOB	19

PITCHER		IP	WLS	BF	H	R	ER	SO	BB	IBB	HBP	BLK	WP	HR	S	P	ERA	WHIP
Dick Ellsworth, L ERA: 2.55	(1, 1)	3.2	L	21	8	5	5	2	1	0	1	0	0	1	23	28	12.27	2.455
Ray Culp, R ERA: 11.32	(4, 1)	0.1		1	0	0	0	0	0	0	0	0	0	0	1	1	0.00	0.000
Garry Roggenburk, L ERA: 2.57	(5, 1)	2.0		11	3	1	1	2	1	0	0	0	0	0	14	18	4.50	2.000
Gary Bell, R ERA: 7.56	(7, 1)	3.0		11	2	1	1	2	0	0	0	0	0	0	15	15	3.00	0.667

PITCHER	IP	WLS	BF	H	R	ER	SO	BB	IBB	HBP	BLK	WP	HR	S	P	ERA	WHIP

BOTTOM

Minnesota Twins @ Boston Red Sox

Fenway Park, Boston, MA

Tue Apr 30 1968, 3:33 AM EDT

Att. 7,310 - Unknown - 68 F

livebaseballscorecards.com

Batter	1	2	3	4	5	6	7	8	9	AB	R	H	RBI	BB	SO	LOB
Mike Andrews, R (1, 4) OBP: 0.422, SLG: 0.500	x 0-0 HR 1B		B B B B 4-0 S BB	x 0-0 ③ F8			B B B B 4-0 G6-4-3 BB		x 0-0 1-H 2B	3	1	2	1	2	0	2
Joe Foy, R (1, 5) OBP: 0.364, SLG: 0.371	x 0-0 1-H HR		S S S 0-3 ② K 1-2		x 0-0 ① 6-3		S S S 0-3 ① K		x 0-0 ② F7	5	1	1	2	0	2	3
Carl Yastrzemski, L (1, 7) OBP: 0.391, SLG: 0.518	x 0-0 ① 3-1		S S S 0-3 ③ K		B B B B 4-0 G3-6-3 BB		x 0-0 ②③ G6-4-3 1-2f		x 0-0 ③ F4	4	0	0	0	1	1	3
Reggie Smith, S (1, 8) OBP: 0.333, SLG: 0.377	x 0-0 ② 4-3			B B B B 4-0 BB 1B BB	x 0-0 ②③ G3-6-3 1-2f			x 0-0 PB 1B		3	1	1	0	1	0	1
Ken Harrelson, R (1, 9) OBP: 0.292, SLG: 0.227	x 0-0 ③ 6-3			B B B B 4-0 1B 1-2 1B BB	x 0-0 WP 2B 1B			S S S 0-3 ① K 1-2		3	2	1	0	1	1	1
George Scott, R (1, 3) OBP: 0.203, SLG: 0.100		x 0-0 ① 4-3		x 0-0 1B 1-2 2-H 1B	S S S 0-3 ① K 1-2			S S S 0-3 ② K		4	0	1	1	0	2	2
Rico Petrocelli, R (1, 6) OBP: 0.351, SLG: 0.510		x 0-0 ② F8		S S S 0-3 ① K	S S S 0-3 ② K			x 0-0 ③ 6-3		4	0	0	0	0	2	4
Russ Gibson, R (1, 2) OBP: 0.250, SLG: 0.500		x 0-0 ③ 3-1		x 0-0 ② F5	x 0-0 2-H 2B				S S S 0-3 ① K	4	0	1	1	0	1	2
Dick Ellsworth, L (1, 1) Ray Culp, R (4, 1) Dalton Jones, L (4, PH) OBP: 0.121, SLG: 0.121 Garry Roggenburk, R (5, 1) Norm Siebern, L (6, PH) Gary Bell, R (7, 1) Jose Tartabull, L (9, PH) OBP: 0.333, SLG: 0.333			S S S 0-3 ① K	x 0-0 1-2 2-H 1B	S S S 0-3 ③ K				x 0-0 2B 1B	1 0 1 0 1 0 0	0 0 0 0 0 0 1	0 0 1 0 0 0 1	0 0 1 0 0 0 1	0 0 0 0 0 0 0	1 0 0 0 0 0 0	0 0 0 0 0 0 1
Inning Stats	R: 2 E: 0 K: 0 S: 5 H: 2 LOB: 0 BB: 0 P: 5	R: 0 E: 0 K: 0 S: 3 H: 0 LOB: 0 BB: 0 P: 3	R: 0 E: 0 K: 3 S: 9 H: 0 LOB: 1 BB: 1 P: 13	R: 2 E: 0 K: 1 S: 7 H: 2 LOB: 2 BB: 2 P: 15	R: 0 E: 0 K: 0 S: 2 H: 0 LOB: 0 BB: 1 P: 6	R: 1 E: 0 K: 3 S: 11 H: 2 LOB: 1 BB: 0 P: 11	R: 0 E: 0 K: 1 S: 4 H: 0 LOB: 0 BB: 1 P: 8	R: 0 E: 0 K: 2 S: 8 H: 1 LOB: 1 BB: 0 P: 8	R: 1 E: 0 K: 1 S: 7 H: 2 LOB: 1 BB: 0 P: 7	1B: 6 2B: 2 3B: 0 HR: 1	SF: 0 SAC: 0 DP: 2 HBP: 0			WP: 1 PB: 1 SB: 1 CS: 0	PA: 39	

	AB	34
	R	6
	H	9
	RBI	6
	BB	5
	SO	11
	LOB	19

PITCHER		IP	WLS	BF	H	R	ER	SO	BB	IBB	HBP	BLK	WP	HR	S	P	ERA	WHIP
Dave Boswell, R ERA: 3.58	(1, 1)	5.2	W	26	6	5	5	6	4	0	0	0	1	1	34	50	7.94	1.765
Al Worthington, R ERA: 1.59	(6, 1)	3.0		12	3	1	1	5	1	0	0	0	0	0	21	25	3.00	1.333
Ron Perranoski, L ERA: 2.45	(9, 1)	0.1	S	1	0	0	0	0	0	0	0	0	0	0	1	1	0.00	0.000

PITCHER	IP	WLS	BF	H	R	ER	SO	BB	IBB	HBP	BLK	WP	HR	S	P	ERA	WHIP

California Angels @ Boston Red Sox

Fenway Park, Boston, MA

Wed May 01 1968, 7:05 PM EDT

Att. 12,001 - Unknown

TOP

livebaseballscorecards.com

Batter	1	2	3	4	5	6	7	8	9	AB	R	H	RBI	BB	SO	LOB
Paul Schaal, R (1, 5) OBP: 0.313, SLG: 0.286	S S S 0-3 ① K		x 0-0 ② 6-3		x 0-0 ③ 6-3		x 0-0 ② F6		x 0-0 FC S 1B	5	1	0	0	0	1	2
Jim Fregosi, R (1, 6) OBP: 0.388, SLG: 0.380	x 0-0 ② F7		x 0-0 1B 1B			x 0-0 WP 1B 1B	S S S 0-3 ③ K		S S S 0-3 ② K 1-2	5	1	2	0	0	2	3
Roger Repoz, L (1, 8) OBP: 0.351, SLG: 0.544	B B B 4-0 BB		x 0-0 1-3 1B			x 0-0 ① F8 1-2		S S S 0-3 ① K	x 0-0 CS 2-H 3-H 1B	4	0	2	2	1	1	1
Don Mincher, L (1, 3) OBP: 0.297, SLG: 0.172	x 0-0 ③ F7		x 0-0 ③ F8			B B B B 4-0 1B SF8 BB		B B B B 4-0 1B FC5-4 BB	0-0 ③ CS 1-2	2	2	0	0	2	0	3
Jimmie Hall, L (1, 9) OBP: 0.321, SLG: 0.313 Bubba Morton, R (8, PH) OBP: 0.286, SLG: 0.308 (8, 9)		x 0-0 ① F8		x 0-0 ① F8		x 0-0 1-3 2-H 1B		x 0-0 FC5-4 1-3 1B		3 1	0 0	1 1	1 0	0 0	0 0	0 0
Rick Reichardt, R (1, 7) OBP: 0.348, SLG: 0.500 Chuck Hinton, R (4, PR) OBP: 0.229, SLG: 0.318 (4, 7)		B B B B 4-0 FC3-6 BB		x 0-0 G6-4-3 1B		x 0-0 ② SF8 3-H		x 0-0 ② FC5-4 S 1-2f 3-H		1 1	0 0	1 0	0 2	1 0	0 0	0 1
Buck Rodgers, S (1, 2) OBP: 0.292, SLG: 0.284		x 0-0 ② FC3-6 FC6-4 1-2f		x 0-0 ② ③ G6-4-3 1-2f		x 0-0 ③ F8		x 0-0 ③ F8 1-2		4	0	0	0	0	0	4
Bobby Knoop, R (1, 4) OBP: 0.291, SLG: 0.319		x 0-0 ③ FC6-4 1-2f			x 0-0 ① 6-3		x 0-0 FC1-6 1B		x 0-0 S E 1B 1B	4	1	2	0	0	0	1
Rickey Clark, R (1, 1) OBP: 0.125, SLG: 0.125 Tom Burgmeier, L (8, 1) Jack Hamilton, R (8, 1) OBP: 0.167, SLG: 0.167			x 0-0 ① F9		S S S 0-3 ② K		x 0-0 ① FC1-6 1-2f		S S S 0-3 ① K 1-3	3 0 1	0 0 0	0 0 0	0 0 0	0 0 1	1 0 1	1 0 1

AB	34
R	5
H	9
RBI	5
BB	4
SO	6
LOB	17

Inning Stats	1	2	3	4	5	6	7	8	9	1B: 9	SF: 1	WP: 1	PA: 40
	R: 0 E: 0 K: 1 S: 5	R: 0 E: 0 K: 0 S: 3	R: 0 E: 0 K: 0 S: 5	R: 0 E: 0 K: 0 S: 3	R: 0 E: 0 K: 1 S: 5	R: 2 E: 0 K: 0 S: 5	R: 0 E: 0 K: 1 S: 6	R: 1 E: 0 K: 1 S: 6	R: 2 E: 1 K: 2 S: 9	2B: 0 3B: 0 HR: 0	SAC: 0 DP: 1 HBP: 0	PB: 0 SB: 3 CS: 1	
	H: 0 LOB: 1 BB: 1 P: 9	H: 0 LOB: 1 BB: 1 P: 7	H: 2 LOB: 2 BB: 0 P: 5	H: 1 LOB: 1 BB: 0 P: 3	H: 0 LOB: 0 BB: 0 P: 5	H: 2 LOB: 1 BB: 1 P: 9	H: 1 LOB: 1 BB: 0 P: 6	H: 1 LOB: 1 BB: 1 P: 10	H: 2 LOB: 0 BB: 0 P: 9				

PITCHER		IP	WLS	BF	H	R	ER	SO	BB	IBB	HBP	BLK	WP	HR	S	P	ERA	WHIP
Gary Waslewski, R ERA: 1.86	(1, 1)	7.0		29	6	2	2	3	3	0	0	0	1	0	32	44	2.57	1.286
Sparky Lyle, L ERA: 4.91	(8, 1)	0.1		3	1	1	1	1	1	0	0	0	0	0	4	8	27.00	6.000
John Wyatt, R ERA: 5.87	(8, 1)	1.2	L	7	2	2	0	2	0	0	0	0	0	0	11	11	0.00	1.200

PITCHER		IP	WLS	BF	H	R	ER	SO	BB	IBB	HBP	BLK	WP	HR	S	P	ERA	WHIP

BOTTOM

Batter	1	2	3	4	5	6	7	8	9	AB	R	H	RBI	BB	SO	LOB
Mike Andrews, R (1, 4) OBP: 0.391, SLG: 0.458	6-3		5-3			F4		6-3	F9	5	0	0	0	0	0	2
Joe Foy, R (1, 5) OBP: 0.396, SLG: 0.378	1B			4-3 6-3 BB		F9		1B BB		2	1	1	0	2	0	0
Carl Yastrzemski, L (1, 7) OBP: 0.384, SLG: 0.500	6-3			6-3 1-2		4-3		WP 1-3 1B		4	1	1	0	0	0	1
Reggie Smith, S (1, 8) OBP: 0.328, SLG: 0.357		4-3		4-3 2-3			E1 1B BB 1B	CS 1B 1-2 BB		3	1	0	0	1	0	1
Ken Harrelson, R (1, 9) OBP: 0.357, SLG: 0.280		G5-4-3 1B		F3			1B 1B 1-2 BB	1-2 2-H 3-H 1B		3	0	2	2	1	0	1
George Scott, R (1, 3) OBP: 0.206, SLG: 0.111		G5-4-3 1-2f			5-3		1B 1-2 2-3 1B	K 2-3		4	0	1	0	0	1	3
Rico Petrocelli, R (1, 6) OBP: 0.344, SLG: 0.509			K		2B		F3		K	4	0	1	0	0	2	3
Russ Gibson, R (1, 2) OBP: 0.333, SLG: 0.500			FC2-4 1B		6-3		G6-4-3 1-2 2-3 3-H 1B		1B	2	0	1	0	0	0	1
Dalton Jones, L (7, PH) OBP: 0.147, SLG: 0.147										1	0	1	1	0	0	0
Elston Howard, R (8, 2) OBP: 0.313, SLG: 0.296										1	0	1	0	0	0	0
Jose Santiago, R (9, PR)										0	0	0	0	0	0	0
Gary Waslewski, R (1, 1) OBP: 0.167, SLG: 0.091			FC2-4 1-2f		K		G6-4-3 1-2f		K	2	0	0	0	0	1	2
Norm Siebern, L (7, PH)										1	0	0	0	0	0	3
Sparky Lyle, L (8, 1)										0	0	0	0	0	0	0
John Wyatt, R (8, 1)										0	0	0	0	0	0	0
Gene Oliver, R (9, PH) OBP: 0.231, SLG: 0.091										1	0	0	0	0	1	1
Inning Stats	R: 0 E: 0 K: 0 S: 3 H: 1 LOB: 0 BB: 0 P: 3	R: 0 E: 0 K: 0 S: 3 H: 1 LOB: 0 BB: 0 P: 3	R: 0 E: 0 K: 1 S: 6 H: 1 LOB: 1 BB: 0 P: 6	R: 0 E: 0 K: 0 S: 3 H: 0 LOB: 1 BB: 1 P: 7	R: 0 E: 0 K: 1 S: 6 H: 1 LOB: 1 BB: 0 P: 6	R: 0 E: 0 K: 0 S: 3 H: 0 LOB: 0 BB: 0 P: 3	R: 1 E: 1 K: 0 S: 5 H: 2 LOB: 2 BB: 1 P: 9	R: 2 E: 0 K: 1 S: 6 H: 2 LOB: 2 BB: 2 P: 14	R: 0 E: 0 K: 2 S: 8 H: 1 LOB: 1 BB: 0 P: 8	1B: 8 2B: 2 3B: 0 HR: 0	SF: 0 SAC: 0 DP: 3 HBP: 0						

PITCHER		IP	WLS	BF	H	R	ER	SO	BB	IBB	HBP	BLK	WP	HR	S	P	ERA	WHIP
Rickey Clark, R ERA: 2.59	(1, 1)	7.1		29	6	2	1	2	3	0	0	0	0	0	30	42	1.23	1.227
Tom Burgmeier, L ERA: 9.0	(8, 1)	0.0		2	1	0	0	0	1	0	0	0	1	0	1	5	∞	∞
Jack Hamilton, R ERA: 3.13	(8, 1)	1.2	W	6	2	1	1	3	0	0	0	0	0	0	12	12	5.40	1.200

PITCHER	IP	WLS	BF	H	R	ER	SO	BB	IBB	HBP	BLK	WP	HR	S	P	ERA	WHIP

California Angels @ Boston Red Sox

Fenway Park, Boston, MA

Wed May 01 1968, 7:05 PM EDT

Att. 12,001 - Unknown

livebaseballscorecards.com

AB	33
R	3
H	9
RBI	3
BB	4
SO	5
LOB	18

WP: 1 PB: 0 SB: 0 CS: 1 PA: 37

Batter	1	2	3	4	5	6	7	8	9	AB	R	H	RBI	BB	SO	LOB
Paul Schaal, R (1, 5) OBP: 0.321, SLG: 0.288	F9		FC6-4 BB		S 1B 2-H		F7			3	0	1	1	1	0	1
Jim Fregosi, R (1, 6) OBP: 0.382, SLG: 0.373	1B		FC6-4 1-2f		6-3 1-2			K		4	0	1	0	0	1	2
Roger Repoz, L (1, 8) OBP: 0.333, SLG: 0.514	K			K		K		F5		4	0	0	0	0	3	1
Don Mincher, L (1, 3) OBP: 0.293, SLG: 0.212	4-3			4-3 2B		F5		4-3		4	0	1	0	0	0	1
Jimmie Hall, L (1, 9) OBP: 0.300, SLG: 0.288		K		4-3 2-3		E4			F7	4	0	0	0	0	1	1
Chuck Hinton, R (1, 7) OBP: 0.212, SLG: 0.292		F4		F4		F6			E3 FC6-4	4	0	0	0	0	0	2
Buck Rodgers, S (1, 2) OBP: 0.276, SLG: 0.268		K			F7		4-3		F9	4	0	0	0	0	1	1
Bobby Knoop, R (1, 4) OBP: 0.288, SLG: 0.300			K		SH3-4 BB 1B		K		FC6-4 1-2f	3	1	0	0	1	2	1
Sammy Ellis, L (1, 1)			K		SH3-4 1-2		HBP			1	0	0	0	0	1	0
Ed Kirkpatrick, L (7, PH) OBP: 0.333, SLG: 0.286										0	0	0	0	0	0	0
Bob Heffner, R (7, 1)										0	0	0	0	0	0	0
Pete Cimino, R (7, 1)										0	0	0	0	0	0	0
Tom Burgmeier, L (8, 1)										0	0	0	0	0	0	0
Inning Stats	R: 0 E: 0 K: 1 S: 6 H: 1 LOB: 1 BB: 0 P: 6	R: 0 E: 0 K: 2 S: 7 H: 0 LOB: 0 BB: 0 P: 7	R: 0 E: 0 K: 2 S: 7 H: 0 LOB: 1 BB: 1 P: 11	R: 0 E: 0 K: 1 S: 6 H: 1 LOB: 1 BB: 0 P: 6	R: 1 E: 0 K: 0 S: 4 H: 1 LOB: 1 BB: 1 P: 8	R: 0 E: 1 K: 1 S: 6 H: 0 LOB: 1 BB: 0 P: 6	R: 0 E: 0 K: 1 S: 5 H: 0 LOB: 1 BB: 0 P: 6	R: 0 E: 0 K: 1 S: 5 H: 0 LOB: 0 BB: 0 P: 5	R: 0 E: 1 K: 0 S: 4 H: 0 LOB: 1 BB: 0 P: 4	1B: 2 2B: 1 3B: 0 HR: 0 SF: 0 SAC: 1 DP: 0 HBP: 1						

PITCHER	IP	WLS	BF	H	R	ER	SO	BB	IBB	HBP	BLK	WP	HR	S	P	ERA	WHIP
Jose Santiago, R (1, 1) ERA: 1.08	9.0	W	35	3	1	1	9	2	0	1	0	0	0	50	59	1.00	0.556

PITCHER	IP	WLS	BF	H	R	ER	SO	BB	IBB	HBP	BLK	WP	HR	S	P	ERA	WHIP

TOP

California Angels @ Boston Red Sox

Fenway Park, Boston, MA

Thu May 02 1968, 3:33 AM EDT

Att. 4,699 - Unknown

livebaseballscorecards.com

AB	31
R	1
H	3
RBI	1
BB	2
SO	9
LOB	10

WP: 0	PA: 35
PB: 0	
SB: 1	
CS: 0	

BOTTOM

California Angels @ Boston Red Sox

Fenway Park, Boston, MA

Thu May 02 1968, 3:33 AM EDT

Att. 4,699 - Unknown

Batter	1	2	3	4	5	6	7	8	9	AB	R	H	RBI	BB	SO	LOB
Mike Andrews, R (1, 4) OBP: 0.392, SLG: 0.444	F9		F3		BB BB 1B	F8		BB		4	0	1	0	1	0	1
Joe Foy, R (1, 5) OBP: 0.415, SLG: 0.359	F3		K		BB 1-2		WP E 2B	G4-6-3 1-2 2-3		2	1	0	0	3	1	0
Carl Yastrzemski, L (1, 7) OBP: 0.385, SLG: 0.484	1B		F5		BB 1-2 2-3		E3 2B WP 1-2	G4-6-3 1-2f		4	0	1	0	1	0	4
Reggie Smith, S (1, 8) OBP: 0.338, SLG: 0.400	F9			1B 2B	F9		1-3 2-H 2B			4	1	2	1	0	0	4
Jose Tartabull, L (7, PR) (8, 8) OBP: 0.333, SLG: 0.333										0	0	0	0	0	0	0
Ken Harrelson, R (1, 9) OBP: 0.406, SLG: 0.448		BB 1B		2-H L4-3 1B		HR	K			4	1	3	2	0	1	2
George Scott, R (1, 3) OBP: 0.209, SLG: 0.105		BB 1-2		L4-3 1-2		E6 E S SF8	6-3			3	1	0	0	1	0	3
Rico Petrocelli, R (1, 6) OBP: 0.323, SLG: 0.475		K		5-3		E6 1-3	F8			4	0	0	0	0	1	5
Russ Gibson, R (1, 2) OBP: 0.300, SLG: 0.375		K			F4	SF8 3-H		BB SH3-1 BB		2	0	0	1	1	1	2
Jose Santiago, R (1, 1)		5-3			F9	K		SH3-1 1-2		3	0	0	0	0	1	3
Inning Stats	R: 0 E: 0 K: 0 S: 4 H: 1 LOB: 1 BB: 0 P: 4	R: 0 E: 0 K: 2 S: 8 H: 1 LOB: 2 BB: 1 P: 12	R: 0 E: 0 K: 1 S: 5 H: 0 LOB: 0 BB: 0 P: 5	R: 1 E: 0 K: 0 S: 4 H: 2 LOB: 0 BB: 0 P: 4	R: 0 E: 0 K: 0 S: 4 H: 1 LOB: 3 BB: 2 P: 12	R: 2 E: 2 K: 1 S: 8 H: 1 LOB: 1 BB: 0 P: 8	R: 1 E: 1 K: 1 S: 7 H: 1 LOB: 2 BB: 1 P: 11	R: 0 E: 0 K: 0 S: 2 H: 0 LOB: 2 BB: 3 P: 14		1B: 4 2B: 3 3B: 0 HR: 1 SF: 1 SAC: 1 DP: 2 HBP: 0						

livebaseballscorecards.com

	AB	30
	R	4
	H	7
	RBI	4
	BB	7
	SO	5
	LOB	24

WP: 1 PB: 0 SB: 1 CS: 0 PA: 39

PITCHER		IP	WLS	BF	H	R	ER	SO	BB	IBB	HBP	BLK	WP	HR	S	P	ERA	WHIP
Sammy Ellis, R ERA: 4.61	(1, 1)	6.0	L	28	6	3	2	4	3	0	0	0	0	1	33	45	3.00	1.500
Bob Heffner, R ERA:	(7, 1)	0.0		3	1	1	1	0	1	0	0	0	1	0	2	6	∞	∞
Pete Cimino, R ERA: 1.69	(7, 1)	1.1		7	0	0	0	1	3	0	0	0	0	0	6	18	0.00	2.250
Tom Burgmeier, L ERA: 8.53	(8, 1)	0.2		1	0	0	0	0	0	0	0	0	0	0	1	1	0.00	0.000

PITCHER	IP	WLS	BF	H	R	ER	SO	BB	IBB	HBP	BLK	WP	HR	S	P	ERA	WHIP

Oakland Athletics @ Boston Red Sox

Fenway Park, Boston, MA

Fri May 03 1968, 7:05 PM EDT

Att. 23,562 - Overcast - 64 F

TOP

livebaseballscorecards.com

Batter	1	2	3	4	5	6	7	8	9	AB	R	H	RBI	BB	SO	LOB
Bert Campaneris, R (1, 6) OBP: 0.352, SLG: 0.303	SSS 0-3 ① K		x 0-0 ① F9	x 0-0 2-H 1B		x 0-0 S E 1-3 1B			SSS 0-3 ① K	5	1	2	1	0	2	2
Reggie Jackson, L (1, 9) OBP: 0.395, SLG: 0.571	x 0-0 CS 1B		x 0-0 FC6-4 1-2 1B	SSS 0-3 ③ K		SSS 0-3 ③ K 1-H 3-H			x 0-0 4-3 1-2 1B 1B	5	1	3	0	0	2	1
Sal Bando, R (1, 5) OBP: 0.221, SLG: 0.272	x 0-0 ② 1-2 1B		x 0-0 ② FC6-4 1-2f 2-3		x 0-0 ① L8		x 0-0 ① F9		x 0-0 ② 4-3 1-2 2-3	5	0	1	0	0	0	4
Ray Webster, L (1, 3) OBP: 0.210, SLG: 0.316	x 0-0 ③ F8		x 0-0 ③ F9		x 0-0 1B		x 0-0 ② G3		x 0-0 2B 2-H 3-H 1B	5	0	2	2	0	0	3
John Donaldson, L (1, 4) OBP: 0.239, SLG: 0.230		x 0-0 ① 4-3		BBBB 4-0 1B 2B BB	x 0-0 ② F7		x 0-0 ③ 6-3		x 0-0 1-3 2B	4	1	1	0	1	0	1
Mike Hershberger, R (1, 7) OBP: 0.125, SLG: 0.069		x 0-0 ② 4-3		x 0-0 ① L9	x 0-0 ③ 5-3			SSS 0-3 ① K	x 0-0 ③ F6	5	0	0	0	0	1	4
Rick Monday, L (1, 8) OBP: 0.311, SLG: 0.397		x 0-0 1B		x 0-0 ② F7		x 0-0 1B WP 1B		SSS 0-3 ② K		4	1	2	0	0	1	1
Rene Lachemann, R (1, 2) OBP: 0.140, SLG: 0.143		x 0-0 ③ F4		x 0-0 1-3 2B 1B		x 0-0 ① F5		x 0-0 ③ G3		4	1	1	0	0	0	2
Catfish Hunter, R (1, 1) OBP: 0.357, SLG: 0.429			x 0-0 FC6-4 1B 1B	x 0-0 1-H 3-H 1B 2B		SSS 0-3 ② K			x 0-0 4-3 1B 1B 1B	4	2	3	2	0	1	1

	AB	41
	R	7
	H	15
	RBI	5
	BB	1
	SO	7
	LOB	19

Inning Stats	1	2	3	4	5	6	7	8	9	1B: 13	SF: 0	WP: 1	PA: 42
R:	0	0	0	3	0	2	0	0	2	2B: 2	SAC: 0	PB: 0	
E:	0	0	0	0	0	0	0	0	0	3B: 0	DP: 0	SB: 1	
K:	1	0	0	1	0	2	0	2	1	HR: 0	HBP: 0	CS: 1	
S:	6	4	5	8	4	9	3	7	9				
H:	2	1	2	3	1	2	0	0	4				
LOB:	1	1	2	1	1	0	0	0	2				
BB:	0	0	0	1	0	0	0	0	0				
P:	6	4	5	12	4	9	3	7	9				

PITCHER		IP	WLS	BF	H	R	ER	SO	BB	IBB	HBP	BLK	WP	HR	S	P	ERA	WHIP
Jerry Stephenson, R (1, 1) ERA: 4.09	(1, 1)	3.2	L	19	8	3	3	1	1	0	0	0	0	0	20	24	7.36	2.455
Garry Roggenburk, L (4, 1) ERA: 2.16	(4, 1)	1.1		5	1	0	0	1	0	0	0	0	0	0	7	7	0.00	0.750
Lee Stange, R (6, 1) ERA: 3.0	(6, 1)	2.0		8	2	2	1	2	0	0	0	0	1	0	12	12	4.50	1.000
Bill Landis, L (8, 1) ERA: 6.75	(8, 1)	2.0		10	4	2	2	3	0	0	0	0	0	0	16	16	9.00	2.000

PITCHER	IP	WLS	BF	H	R	ER	SO	BB	IBB	HBP	BLK	WP	HR	S	P	ERA	WHIP

Oakland Athletics @ Boston Red Sox

Fenway Park, Boston, MA

Fri May 03 1968, 7:05 PM EDT

Att. 23,562 - Overcast - 64 F

livebaseballscorecards.com

BOTTOM

Batter	1	2	3	4	5	6	7	8	9	AB	R	H	RBI	BB	SO	LOB
Mike Andrews, R (1, 4) OBP: 0.372, SLG: 0.418	S S S 0-3 ① K		x 0-0 ② 1-3		x 0-0 ② 5-3			x 0-0 ① L7		4	0	0	0	0	1	0
Joe Foy, R (1, 5) OBP: 0.421, SLG: 0.381	B B B B 4-0 1B BB		x 0-0 2B		x 0-0 ③ F8			x 0-0 ② 6-3		3	0	1	0	1	0	0
Carl Yastrzemski, L (1, 7) OBP: 0.366, SLG: 0.456	x 0-0 ② F8		x 0-0 ③ F5			x 0-0 ① 4-3		x 0-0 ③ L8		4	0	0	0	0	0	2
Reggie Smith, S (1, 8) OBP: 0.360, SLG: 0.429	x 0-0 S 1-3 1B			x 0-0 2B		x 0-0 ② 4-3			B B B B 4-0 HR BB	3	1	2	0	1	0	0
Ken Harrelson, R (1, 9) OBP: 0.417, SLG: 0.531	x 0-0 ③ F8 1-2			x 0-0 ① 5-3		B B B B 4-0 BB			x 0-0 1-H HR	3	1	1	2	1	0	3
George Scott, R (1, 3) OBP: 0.197, SLG: 0.098		x 0-0 ① 6-3		x 0-0 ② F4		x 0-0 ③ 4-3			x 0-0 ① F4	4	0	0	0	0	0	2
Rico Petrocelli, R (1, 6) OBP: 0.333, SLG: 0.468		S S S 0-3 ② K		B B B B 4-0 BB			x 0-0 ① F6		x 0-0 FC3-6 1B	3	0	1	0	1	1	0
Russ Gibson, R (1, 2) OBP: 0.214, SLG: 0.250		S S S 0-3 ③ K		x 0-0 ③ F4			S S S 0-3 ② K		x 0-0 ② FC3-6 1-2f	4	0	0	0	0	2	3
Jerry Stephenson, L (1, 1) OBP: 0.375, SLG: 0.375 Garry Roggenburk, R (4, 1) Jose Tartabull, L (5, PH) OBP: 0.300, SLG: 0.300 Lee Stange, R (6, 1) Dalton Jones, L (7, PH) OBP: 0.143, SLG: 0.143 Bill Landis, L (8, 1) Norm Siebern, L (9, PH)			x 0-0 ① F9		x 0-0 ① F5		x 0-0 ③ F9		x 0-0 ③ 4-1	1 0 1 0 1 0 0 1	0 0 0 0 0 0 0 0	0 0 0 0 0 0 0 0	0 0 0 0 0 0 0 0	0 0 0 0 0 0 0 0	0 0 0 0 0 0 0 0	0 0 0 0 0 0 0 1
Inning Stats	R: 0 E: 0 K: 1 S: 6 H: 1 LOB: 2 BB: 1 P: 10	R: 0 E: 0 K: 2 S: 7 H: 0 LOB: 0 BB: 0 P: 7	R: 0 E: 0 K: 0 S: 4 H: 1 LOB: 1 BB: 0 P: 4	R: 0 E: 0 K: 0 S: 4 H: 1 LOB: 2 BB: 1 P: 8	R: 0 E: 0 K: 0 S: 3 H: 0 LOB: 0 BB: 0 P: 3	R: 0 E: 0 K: 0 S: 3 H: 0 LOB: 1 BB: 1 P: 7	R: 0 E: 0 K: 1 S: 5 H: 0 LOB: 0 BB: 0 P: 5	R: 0 E: 0 K: 0 S: 3 H: 0 LOB: 0 BB: 0 P: 3	R: 2 E: 0 K: 0 S: 5 H: 2 LOB: 1 BB: 1 P: 9	1B: 2 2B: 2 3B: 0 HR: 1	SF: 0 SAC: 0 DP: 0 HBP: 0						

	AB	32
	R	2
	H	5
	RBI	2
	BB	4
	SO	4
	LOB	11

WP: 0 PB: 0 SB: 1 CS: 0 PA: 36

PITCHER	IP	WLS	BF	H	R	ER	SO	BB	IBB	HBP	BLK	WP	HR	S	P	ERA	WHIP
Catfish Hunter, R (1, 1) ERA: 2.95	9.0	W	36	5	2	2	4	4	0	0	0	0	1	40	56	2.00	1.000

PITCHER	IP	WLS	BF	H	R	ER	SO	BB	IBB	HBP	BLK	WP	HR	S	P	ERA	WHIP

Batter	1	2	3	4	5	6	7	8	9	AB	R	H	RBI	BB	SO	LOB
Bert Campaneris, R (1, 6) OBP: 0.355, SLG: 0.321	6-3		F9		1-H CS 2B		CS 1B	K		5	0	2	0	0	1	2
Reggie Jackson, L (1, 9) OBP: 0.396, SLG: 0.556	1-3		4-3		BB		2B 1-2 1B		K	4	0	1	0	1	1	0
Sal Bando, R (1, 5) OBP: 0.242, SLG: 0.314	1B 1B 2B		1B		5-3 3-H		1-3 2B		1-3	5	1	3	0	0	0	2
Ray Webster, L (1, 3) OBP: 0.244, SLG: 0.350	1B 2-3 1B		4-3			HR 1B	G5-4-3 IBB		2B	4	1	3	0	1	0	1
Danny Cater, R (1, 7) OBP: 0.327, SLG: 0.340	1-3 3-H 1B			5-3		1-H HR	G5-4-3 1-2f		5-3	4	1	2	3	0	0	3
Mike Hershberger, R (7, 7) OBP: 0.121, SLG: 0.067										1	0	0	0	0	0	1
Jim Pagliaroni, R (1, 2) OBP: 0.333, SLG: 0.182	L6			5-3		6-3		5-3		4	0	0	0	0	0	2
Dick Green, R (1, 4) OBP: 0.412, SLG: 0.286		K		K		K		S BB BB		3	0	0	0	1	3	0
Rick Monday, L (1, 8) OBP: 0.338, SLG: 0.450		K			HR	BB		1-2 S BB		2	1	1	1	2	1	0
Lew Krausse, R (1, 1) OBP: 0.250, SLG: 0.143		F9			2B 1B	5-3		1-2 2-3 K		4	0	1	0	0	1	3
Jack Aker, R (8, 1) OBP: 0.333, SLG: 0.333										0	0	0	0	0	0	0
Paul Lindblad, L (9, 1) OBP: 0.400, SLG: 0.400										0	0	0	0	0	0	0
Ed Sprague, R (9, 1)										0	0	0	0	0	0	0
Inning Stats	R: 1 H: 3 E: 0 LOB: 2 K: 0 BB: 0 S: 6 P: 6	R: 0 H: 0 E: 0 LOB: 0 K: 2 BB: 0 S: 7 P: 7	R: 0 H: 1 E: 0 LOB: 1 K: 0 BB: 0 S: 4 P: 4	R: 0 H: 0 E: 0 LOB: 0 K: 1 BB: 0 S: 5 P: 5	R: 1 H: 3 E: 0 LOB: 1 K: 0 BB: 1 S: 4 P: 8	R: 2 H: 2 E: 0 LOB: 1 K: 1 BB: 1 S: 7 P: 11	R: 0 H: 3 E: 0 LOB: 2 K: 0 BB: 1 S: 4 P: 8	R: 0 H: 0 E: 0 LOB: 2 K: 2 BB: 2 S: 7 P: 15	R: 0 H: 1 E: 0 LOB: 1 K: 1 BB: 0 S: 6 P: 6	1B: 7 SF: 0 2B: 4 SAC: 0 3B: 0 DP: 1 HR: 2 HBP: 0						

PITCHER		IP	WLS	BF	H	R	ER	SO	BB	IBB	HBP	BLK	WP	HR	S	P	ERA	WHIP
Dick Ellsworth, L ERA: 3.34	(1, 1)	5.0	L	23	9	4	4	3	1	0	0	0	0	2	28	32	7.20	2.000
Ray Culp, R ERA: 9.49	(6, 1)	2.0		9	3	0	0	1	1	1	0	0	0	0	9	17	0.00	2.000
John Wyatt, R ERA: 5.19	(8, 1)	1.0		5	0	0	0	2	2	0	0	0	0	0	7	15	0.00	2.000
Sparky Lyle, L ERA: 4.32	(9, 1)	1.0		4	1	0	0	1	0	0	0	0	0	0	6	6	0.00	1.000

PITCHER	IP	WLS	BF	H	R	ER	SO	BB	IBB	HBP	BLK	WP	HR	S	P	ERA	WHIP

TOP

Oakland Athletics @ Boston Red Sox

Fenway Park, Boston, MA

Sat May 04 1968, 3:33 AM EDT
Att. 21,967 - Unknown - 72 F

livebaseballscorecards.com

AB	36
R	4
H	13
RBI	4
BB	5
SO	7
LOB	14

WP: 0	PA: 41		
PB: 0			
SB: 2			
CS: 2			

Batter	1	2	3	4	5	6	7	8	9	AB	R	H	RBI	BB	SO	LOB
Jose Tartabull, L (1, 9) OBP: 0.333, SLG: 0.333	WP BB BB 1B	F8 ②			L9 ①		1B		F3 ①	5	1	2	0	0	0	1
Mike Andrews, R (1, 4) OBP: 0.361, SLG: 0.403	K ①	F8 ③			5-3 ②		F8 ②		BB 1B	5	0	1	0	0	1	3
Carl Yastrzemski, L (1, 7) OBP: 0.379, SLG: 0.443	BB WP 1-2 BB		F8 ①		BB		4-3 ③		BB FC6-4 1-2 BB	2	0	0	0	3	0	1
Reggie Smith, S (1, 8) OBP: 0.338, SLG: 0.397	F9 ②		F5 ②		3-1 ③			L3 ①	F9 ②	5	0	0	0	0	0	5
Ken Harrelson, R (1, 3) OBP: 0.439, SLG: 0.528	BB 1-2 2-3 BB		FC5-4 1B			K ①		1B E 1B	FC6-4 ③ 1-2f	4	1	2	0	1	1	2
Joe Foy, R (1, 5) OBP: 0.443, SLG: 0.422	BB 1-2 2-3 3-H BB		FC5-4 ③ 1-2f			2B		E 1B 1-3 1B		3	0	2	1	1	0	1
Rico Petrocelli, R (1, 6) OBP: 0.315, SLG: 0.439	F8 ③			F9 ①		F5 ②		F9 ②		4	0	0	0	0	0	6
Russ Gibson, R (1, 2) OBP: 0.235, SLG: 0.333		2B		4-3 ②		F3 ③		E8 1-3 3-H 1B		3	0	1	0	0	0	1
Dalton Jones, L (8, PH) OBP: 0.167, SLG: 0.167										1	0	1	1	0	0	0
Elston Howard, R (9, 2) OBP: 0.313, SLG: 0.296										0	0	0	0	0	0	0
Dick Ellsworth, L (1, 1)		K ①		K ③			F4 ①		K ③	2	0	0	0	0	2	1
Ray Culp, R (6, 1)										0	0	0	0	0	0	0
Jerry Adair, R (7, PH) OBP: 0.222, SLG: 0.222										1	0	0	0	0	0	0
John Wyatt, R (8, 1)										0	0	0	0	0	0	0
George Scott, R (8, PH) OBP: 0.194, SLG: 0.097										1	0	0	0	0	1	2
Sparky Lyle, L (9, 1)										0	0	0	0	0	0	0
Inning Stats	R: 1 E: 0 K: 1 S: 6 / H: 1 LOB: 3 BB: 3 P: 18	R: 0 E: 0 K: 1 S: 6 / H: 1 LOB: 1 BB: 0 P: 6	R: 0 E: 0 K: 0 S: 4 / H: 1 LOB: 1 BB: 0 P: 4	R: 0 E: 0 K: 1 S: 5 / H: 0 LOB: 0 BB: 0 P: 5	R: 0 E: 0 K: 0 S: 3 / H: 0 LOB: 1 BB: 1 P: 7	R: 0 E: 0 K: 1 S: 6 / H: 1 LOB: 1 BB: 0 P: 6	R: 0 E: 0 K: 0 S: 4 / H: 1 LOB: 1 BB: 0 P: 4	R: 1 E: 1 K: 1 S: 8 / H: 3 LOB: 2 BB: 0 P: 8	R: 0 E: 0 K: 0 S: 4 / H: 1 LOB: 2 BB: 1 P: 8	1B: 7 2B: 2 3B: 0 HR: 0	SF: 0 SAC: 0 DP: 0 HBP: 0					

BOTTOM

Oakland Athletics @ Boston Red Sox

Fenway Park, Boston, MA

Sat May 04 1968, 3:33 AM EDT
Att. 21,967 - Unknown - 72 F

livebaseballscorecards.com

AB	36
R	2
H	9
RBI	2
BB	5
SO	5
LOB	23

WP: 1 PA: 41
PB: 0
SB: 0
CS: 0

PITCHER		IP	WLS	BF	H	R	ER	SO	BB	IBB	HBP	BLK	WP	HR	S	P	ERA	WHIP
Lew Krausse, R ERA: 3.7	(1, 1)	7.1	W	32	6	2	2	4	4	0	0	0	1	0	36	52	2.46	1.364
Jack Aker, R ERA:	(8, 1)	1.0		6	3	0	0	1	0	0	0	0	0	0	8	8	0.00	3.000
Paul Lindblad, L ERA: 1.37	(9, 1)	0.1		2	0	0	0	0	1	0	0	0	0	0	1	5	0.00	3.000
Ed Sprague, R ERA: 1.93	(9, 1)	0.1	S	1	0	0	0	0	0	0	0	0	0	0	1	1	0.00	0.000

PITCHER		IP	WLS	BF	H	R	ER	SO	BB	IBB	HBP	BLK	WP	HR	S	P	ERA	WHIP

Oakland Athletics @ Boston Red Sox

Fenway Park, Boston, MA

Sun May 05 1968, 3:33 AM EDT

Att. 29,460 - Unknown - 66 F

TOP

livebaseballscorecards.com

Batter	1	2	3	4	5	6	7	8	9	AB	R	H	RBI	BB	SO	LOB
Bert Campaneris, R (1, 6) OBP: 0.367, SLG: 0.357	BBBB 4-0 CS BB		x 0-0 2-H HR		BBBB 4-0 S 2B BB	SSS 0-3 ③ K			SSS 0-3 ① K	3	2	1	2	2	2	0
Reggie Jackson, L (1, 9) OBP: 0.385, SLG: 0.535	x 0-0 ①② F7 1-2		x 0-0 ② F7		x 0-0 ① F2 1-2		x 0-0 5-3 S 6-3 1B		SSS 0-3 ② K	5	0	1	0	0	1	2
Sal Bando, R (1, 5) OBP: 0.260, SLG: 0.322	x 0-0 1B		x 0-0 1B		BBBB 4-0 2B BB		x 0-0 ① 5-3 1-3		x 0-0 ③ 1-3	4	0	2	0	1	0	1
Ray Webster, L (1, 3) OBP: 0.244, SLG: 0.357	SSS 0-3 ③ K		x 0-0 ③ F9		x 0-0 1-3 2-H 2B		x 0-0 ②③ 6-3 3-H			4	0	1	1	0	1	3
Floyd Robinson, L (1, 7) OBP: 0.385, SLG: 0.583		x 0-0 ① 1B		x 0-0 ① F5	4-0 FC4-6 IBB			x 0-0 2B FC6-2-5 2B		2	0	1	0	1	0	0
Danny Cater, R (8, PH) (8, 7) OBP: 0.340, SLG: 0.375										1	0	1	0	0	0	0
Mike Hershberger, R (9, 7) OBP: 0.121, SLG: 0.067										0	0	0	0	0	0	0
Jim Pagliaroni, R (1, 2) OBP: 0.355, SLG: 0.269		x 0-0 ② F7		x 0-0 E BB L1-5 1B	x 0-0 ② F3			x 0-0 2-3 2B		4	0	2	0	0	0	3
John Donaldson, L (1, 4) OBP: 0.239, SLG: 0.219		x 0-0 ③ 6-3		BBB 4-0 E 1-2 BB	x 0-0 ③ FC4-6 1-2f			SSS 0-3 ① K		3	0	0	0	1	1	5
Rick Monday, L (1, 8) OBP: 0.333, SLG: 0.429			BBBB 4-0 FC3-6 BB	x 0-0 E4 1-2 2-3		x 0-0 ① 4-3		x 0-0 ② FC6-2-5 3-H		3	0	0	0	1	0	4
Chuck Dobson, R (1, 1) OBP: 0.143, SLG: 0.143			x 0-0 ① FC3-6 1-2f HR	x 0-0 ②③ L1-5 3-H		x 0-0 ② F8		x 0-0 ③ F4		4	1	0	0	0	0	6

	AB	33
	R	3
	H	9
	RBI	3
	BB	6
	SO	5
	LOB	24

Inning Stats																								
	R: 0	H: 1	R: 0	H: 1	R: 2	H: 2	R: 0	H: 1	R: 1	H: 1	R: 0	H: 0	R: 0	H: 1	R: 0	H: 2	R: 0	H: 0	1B: 5	SF: 0	WP: 0	PA: 39
	E: 0	LOB: 1	E: 0	LOB: 0	E: 1	LOB: 1	E: 1	LOB: 2	E: 0	LOB: 3	E: 0	LOB: 0	E: 0	LOB: 1	E: 0	LOB: 2	E: 0	LOB: 0	2B: 4	SAC: 0	PB: 0	
	K: 1	BB: 1	K: 0	BB: 0	K: 0	BB: 1	K: 0	BB: 1	K: 0	BB: 3	K: 1	BB: 0	K: 0	BB: 0	K: 1	BB: 0	K: 2	BB: 0	3B: 0	DP: 1	SB: 2	
	S: 5	P: 9	S: 3	P: 3	S: 5	P: 9	S: 4	P: 8	S: 4	P: 16	S: 5	P: 5	S: 3	P: 3	S: 7	P: 7	S: 7	P: 7	HR: 1	HBP: 0	CS: 1	

PITCHER		IP	WLS	BF	H	R	ER	SO	BB	IBB	HBP	BLK	WP	HR	S	P	ERA	WHIP
Gary Waslewski, R	(1, 1)	6.0	L	28	6	3	3	2	5	1	0	0	0	1	26	50	4.50	1.833
ERA: 2.31																		
Bill Landis, L	(7, 1)	1.0		3	1	0	0	0	0	0	0	0	0	0	3	3	0.00	1.000
ERA: 5.4																		
John Wyatt, R	(8, 1)	0.0		2	2	0	0	0	0	0	0	0	0	0	2	2	∞	∞
ERA: 5.19																		
Sparky Lyle, L	(8, 1)	0.2		2	0	0	0	1	0	0	0	0	0	0	4	4	0.00	0.000
ERA: 4.0																		
Gary Bell, R	(8, 1)	1.1		4	0	0	0	2	0	0	0	0	0	0	8	8	0.00	0.000
ERA: 6.52																		

PITCHER	IP	WLS	BF	H	R	ER	SO	BB	IBB	HBP	BLK	WP	HR	S	P	ERA	WHIP

BOTTOM

Oakland Athletics @ Boston Red Sox

Fenway Park, Boston, MA

Sun May 05 1968, 3:33 AM EDT

Att. 29,460 - Unknown - 66 F

livebaseballscorecards.com

Batter	1	2	3	4	5	6	7	8	9	AB	R	H	RBI	BB	SO	LOB
Jose Tartabull, L (1, 9) OBP: 0.263, SLG: 0.263	6-3		4-3			4-3		F8		4	0	0	0	0	0	0
Mike Andrews, R (1, 4) OBP: 0.345, SLG: 0.382	6-3			K		4-3		F8		4	0	0	0	0	1	0
Carl Yastrzemski, L (1, 7) OBP: 0.385, SLG: 0.438	BB			1-3			FC3-6 1B		4-3	3	0	1	0	1	0	0
Reggie Smith, S (1, 8) OBP: 0.321, SLG: 0.375	5-3			6-3			FC3-6 FC5 1B 1-2f		1-3	4	0	0	0	0	0	2
Ken Harrelson, R (1, 3) OBP: 0.467, SLG: 0.625		6-3			1B 1B		FC5 E 1B 1-2		HR	4	2	3	1	0	0	0
Joe Foy, R (1, 5) OBP: 0.446, SLG: 0.429		F8			L1-6 1B 1-3		FC5 E 1B 1-2 2-3f		1B	4	0	2	0	0	0	2
Rico Petrocelli, R (1, 6) OBP: 0.312, SLG: 0.429		K			L1-6 2-3		E8 1-3 2-H		F8	4	0	1	1	0	1	3
Russ Gibson, R (1, 2) OBP: 0.211, SLG: 0.294			F2		4-3					2	0	0	0	0	0	1
Dalton Jones, L (7, PH) OBP: 0.162, SLG: 0.162										1	0	0	0	0	1	2
John Wyatt, R (8, 1)										0	0	0	0	0	0	0
Sparky Lyle, L (8, 1)										0	0	0	0	0	0	0
Gary Bell, R (8, 1)										0	0	0	0	0	0	0
Gary Waslewski, R (1, 1) OBP: 0.154, SLG: 0.083			K			F9		K		1	0	0	0	0	1	0
Jerry Adair, R (6, PH) OBP: 0.200, SLG: 0.200										1	0	0	0	0	0	0
Bill Landis, L (7, 1)										0	0	0	0	0	0	0
Elston Howard, R (8, 2) OBP: 0.303, SLG: 0.286										1	0	0	0	0	1	0
Inning Stats	R: 0 E: 0 K: 0 S: 3 H: 0 LOB: 1 BB: 1 P: 7	R: 0 E: 0 K: 1 S: 5 H: 0 LOB: 0 BB: 0 P: 5	R: 0 E: 0 K: 1 S: 5 H: 0 LOB: 0 BB: 0 P: 5	R: 0 E: 0 K: 1 S: 5 H: 0 LOB: 0 BB: 0 P: 5	R: 0 E: 0 K: 0 S: 4 H: 2 LOB: 1 BB: 0 P: 4	R: 0 E: 0 K: 0 S: 3 H: 0 LOB: 0 BB: 0 P: 3	R: 1 E: 1 K: 1 S: 8 H: 3 LOB: 2 BB: 0 P: 8	R: 0 E: 0 K: 1 S: 5 H: 0 LOB: 0 BB: 0 P: 5	R: 1 E: 0 K: 0 S: 5 H: 2 LOB: 1 BB: 0 P: 5	1B: 6 2B: 1 3B: 0 HR: 1	SF: 0 SAC: 0 DP: 1 HBP: 0						

	AB	33
	R	2
	H	7
	RBI	2
	BB	1
	SO	5
	LOB	10

WP: 0 PB: 0 SB: 0 CS: 0 PA: 34

PITCHER	IP	WLS	BF	H	R	ER	SO	BB	IBB	HBP	BLK	WP	HR	S	P	ERA	WHIP
Chuck Dobson, R (1, 1) ERA: 2.21	9.0	W	34	7	2	2	5	1	0	0	0	0	1	43	47	2.00	0.889

PITCHER	IP	WLS	BF	H	R	ER	SO	BB	IBB	HBP	BLK	WP	HR	S	P	ERA	WHIP

Batter	1	2	3	4	5	6	7	8	9	AB	R	H	RBI	BB	SO	LOB
Mike Andrews, R (1, 4) OBP: 0.341, SLG: 0.367	B B B B 4-0 2B BB		S S S 0-3 ① K		S S S 0-3 ③ K			x 0-0 E5 FC1-5		3	1	0	0	1	2	2
Joe Foy, R (1, 5) OBP: 0.449, SLG: 0.453	x 0-0 ① 1-H 2B		x 0-0 1B 1-3 BLK 1B			S S S 0-3 ① K		x 0-0 ① FC1-5 1-2 2-3f		4	1	2	1	0	1	2
Carl Yastrzemski, L (1, 7) OBP: 0.400, SLG: 0.447	x 0-0 WP 1B		x 0-0 L7-4 BLK 1-3 3-H 1B			B B B B 4-0 BB		S S S 0-3 ② K		3	0	2	1	1	1	2
Ken Harrelson, R (1, 9) OBP: 0.429, SLG: 0.568	S S S 0-3 ② K 1-2		x 0-0 ② ③ L7-4 1-3 3-H			S S S 0-3 ② K		x 0-0 ③ P4		4	0	0	0	0	2	5
Reggie Smith, S (1, 8) OBP: 0.307, SLG: 0.355	S S S 0-3 ③ K			x 0-0 ① F7		x 0-0 ③ F8			x 0-0 ① F8	4	0	0	0	0	1	2
George Scott, R (1, 3) OBP: 0.184, SLG: 0.091		x 0-0 ① 5-3		S S S 0-3 ② K			x 0-0 ① F9		x 0-0 ② 6-3	4	0	0	0	0	1	0
Rico Petrocelli, R (1, 6) OBP: 0.321, SLG: 0.425		x 0-0 G6-4-3 1B		x 0-0 ③ 5-3			x 0-0 ② 6-3		B B B B 4-0 BB	3	0	1	0	1	0	0
Elston Howard, R (1, 2) OBP: 0.270, SLG: 0.250		x 0-0 ② ③ G6-4-3 1-2f			x 0-0 ① F8		S S S 0-3 ③ K		x 0-0 ③ F9	4	0	0	0	0	1	2
Jose Santiago, R (1, 1) OBP: 0.200, SLG: 0.154 Lee Stange, R (8, 1)			B B B B 4-0 1B 1B BB		x 0-0 ② 6-3			x 0-0 FC1-5 2B		2 0	1 0	1 0	0 0	1 0	0 0	0 0
Inning Stats	R: 1 H: 2 E: 0 LOB: 1 K: 2 BB: 1 S: 8 P: 12	R: 0 H: 1 E: 0 LOB: 0 K: 0 BB: 0 S: 3 P: 3	R: 2 H: 2 E: 0 LOB: 0 K: 1 BB: 1 S: 6 P: 10	R: 0 H: 0 E: 0 LOB: 0 K: 1 BB: 0 S: 5 P: 5	R: 0 H: 0 E: 0 LOB: 0 K: 1 BB: 0 S: 5 P: 5	R: 0 H: 0 E: 0 LOB: 1 K: 2 BB: 1 S: 7 P: 11	R: 0 H: 0 E: 0 LOB: 0 K: 1 BB: 0 S: 5 P: 5	R: 0 H: 1 E: 1 LOB: 2 K: 1 BB: 0 S: 7 P: 7	R: 0 H: 0 E: 0 LOB: 1 K: 0 BB: 1 S: 3 P: 7	1B: 4 SF: 0 2B: 3 SAC: 0 3B: 0 DP: 2 HR: 0 HBP: 0						

PITCHER		IP	WLS	BF	H	R	ER	SO	BB	IBB	HBP	BLK	WP	HR	S	P	ERA	WHIP
Joe Coleman, R ERA: 2.17	(1, 1)	5.0	L	19	5	3	3	5	2	0	0	1	1	0	27	35	5.40	1.400
Bob Humphreys, R ERA: 1.13	(6, 1)	2.0		7	0	0	0	3	1	0	0	0	0	0	12	16	0.00	0.500
Darold Knowles, L ERA: 2.25	(8, 1)	2.0		9	1	0	0	1	1	0	0	0	0	0	10	14	0.00	1.000

PITCHER	IP	WLS	BF	H	R	ER	SO	BB	IBB	HBP	BLK	WP	HR	S	P	ERA	WHIP

TOP

Boston Red Sox @ Washington Senators

D.C. Stadium, Washington, DC

Tue May 07 1968, 7:05 PM EDT

Att. 6,564 - Cloudy - 65 F

livebaseballscorecards.com

AB	31
R	3
H	6
RBI	2
BB	4
SO	9
LOB	15

WP: 1	PA: 35		
PB: 0			
SB: 0			
CS: 0			

Batter	1	2	3	4	5	6	7	8	9	AB	R	H	RBI	BB	SO	LOB
Del Unser, L (1, 8) OBP: 0.323, SLG: 0.383	F7		BB			HBP		WP, 1B		2	1	1	0	1	0	0
Ed Stroud, L (1, 7) OBP: 0.317, SLG: 0.385	K		G3			G6-4-3		F8		4	0	0	0	0	1	4
Frank Howard, R (1, 3) OBP: 0.387, SLG: 0.631	K			6-3		K		BB		3	0	0	0	1	2	0
Frank Coggins, S (8, PR) OBP: 0.221, SLG: 0.254										0	0	0	0	0	0	0
Mike Epstein, L (9, 3) OBP: 0.158, SLG: 0.143										0	0	0	0	0	0	0
Fred Valentine, S (1, 9) OBP: 0.229, SLG: 0.303		F7		1B			F7	F7		4	0	1	0	0	0	2
Bernie Allen, L (1, 4) OBP: 0.214, SLG: 0.214		F7		F8			1B, 1B	FC6-4, 1B		4	1	2	1	0	0	1
Paul Casanova, R (1, 2) OBP: 0.128, SLG: 0.130		5-3		F8			1B, 1B	FC6-4		4	0	1	0	0	0	3
Ron Hansen, R (1, 5) OBP: 0.292, SLG: 0.316			F7		4-3		1B		6-3	4	0	1	1	0	0	0
Ed Brinkman, R (1, 6) OBP: 0.250, SLG: 0.250			BB, 1B		L8		K		K	3	0	1	0	0	1	2
Hank Allen, R (9, PH) OBP: 0.118, SLG: 0.118										1	0	0	0	0	1	0
Joe Coleman, R (1, 1) OBP: 0.091, SLG: 0.091			F9		K		F8		P6	1	0	0	0	0	0	1
Sam Bowens, R (5, PH) OBP: 0.220, SLG: 0.350										1	0	0	0	0	1	0
Bob Humphreys, R (6, 1)										0	0	0	0	0	0	0
Cap Peterson, R (7, PH) OBP: 0.286, SLG: 0.167										1	0	0	0	0	0	2
Darold Knowles, L (8, 1)										0	0	0	0	0	0	0
Billy Bryan, L (9, PH) OBP: 0.304, SLG: 0.366										1	0	0	0	0	0	0
Inning Stats	R: 0 E: 0 K: 2 S: 7 H: 0 LOB: 0 BB: 0 P: 7	R: 0 E: 0 K: 0 S: 3 H: 0 LOB: 0 BB: 0 P: 3	R: 0 E: 0 K: 0 S: 4 H: 1 LOB: 2 BB: 1 P: 8	R: 0 E: 0 K: 0 S: 4 H: 1 LOB: 1 BB: 0 P: 4	R: 0 E: 0 K: 1 S: 5 H: 0 LOB: 0 BB: 0 P: 5	R: 0 E: 0 K: 1 S: 4 H: 0 LOB: 0 BB: 0 P: 5	R: 1 E: 0 K: 1 S: 8 H: 3 LOB: 2 BB: 0 P: 8	R: 1 E: 0 K: 0 S: 5 H: 2 LOB: 2 BB: 1 P: 9	R: 0 E: 0 K: 1 S: 5 H: 0 LOB: 0 BB: 0 P: 5								

PITCHER		IP	WLS	BF	H	R	ER	SO	BB	IBB	HBP	BLK	WP	HR	S	P	ERA	WHIP
Jose Santiago, R ERA: 1.32	(1, 1)	7.2	W	32	7	2	2	5	2	0	1	0	1	0	39	48	2.35	1.174
Lee Stange, R ERA: 2.7	(8, 1)	1.1	S	4	0	0	0	1	0	0	0	0	0	0	6	6	0.00	0.000

PITCHER	IP	WLS	BF	H	R	ER	SO	BB	IBB	HBP	BLK	WP	HR	S	P	ERA	WHIP

BOTTOM

Boston Red Sox @ Washington Senators

D.C. Stadium, Washington, DC

Tue May 07 1968, 7:05 PM EDT

Att. 6,564 - Cloudy - 65 F

livebaseballscorecards.com

AB	33
R	2
H	7
RBI	2
BB	2
SO	6
LOB	15

1B: 7	SF: 0	WP: 1	PA: 36
2B: 0	SAC: 0	PB: 0	
3B: 0	DP: 1	SB: 0	
HR: 0	HBP: 1	CS: 0	

Batter	1	2	3	4	5	6	7	8	9	AB	R	H	RBI	BB	SO	LOB
Joe Foy, R (1, 5) OBP: 0.425, SLG: 0.421	F7			5-3		P5		K		4	0	0	0	0	1	2
Dalton Jones, L (1, 4) OBP: 0.150, SLG: 0.150	F9			F5		1-4-3		1-3 2-H 1B		3	0	0	0	0	0	0
Jerry Adair, R (8, PH) OBP: 0.273, SLG: 0.273 (8, 4)										1	0	1	1	0	0	0
Carl Yastrzemski, L (1, 7) OBP: 0.384, SLG: 0.430	G3			F8			F7	SF9 3-H		3	0	0	1	0	0	0
Ken Harrelson, R (1, 9) OBP: 0.415, SLG: 0.532		1-3			4-3		BB 3B	K		3	1	0	0	1	1	1
Russ Gibson, R (8, 2) OBP: 0.211, SLG: 0.294										0	0	0	0	0	0	0
Reggie Smith, S (1, 8) OBP: 0.315, SLG: 0.388		K			CS 1B 1B		1-H 3B		6-3	4	0	2	1	0	1	0
George Scott, R (1, 3) OBP: 0.188, SLG: 0.100		K			1B CS 1-2 1B		K		4-3	4	0	1	0	0	2	1
Rico Petrocelli, R (1, 6) OBP: 0.318, SLG: 0.408			L7		1B 1-2 2-3 BB		K		K	3	0	0	0	1	2	1
Elston Howard, R (1, 2) OBP: 0.300, SLG: 0.265			F8		1-2 2-3 1B			1B 1B BB		2	0	1	0	1	0	0
Jose Tartabull, L (8, PR) OBP: 0.263, SLG: 0.263 (8, 9)										0	1	0	0	0	0	0
Dick Ellsworth, L (1, 1) OBP: 0.143, SLG: 0.077			K			6-3		1B 1-2 SF9 1B		3	1	1	0	0	1	0
Gary Bell, R (8, 1)										0	0	0	0	0	0	0
Inning Stats	R: 0 E: 0 K: 0 S: 3 H: 0 LOB: 0 BB: 0 P: 3	R: 0 E: 0 K: 2 S: 7 H: 0 LOB: 0 BB: 0 P: 7	R: 0 E: 0 K: 1 S: 5 H: 0 LOB: 0 BB: 0 P: 5	R: 0 E: 0 K: 0 S: 3 H: 0 LOB: 0 BB: 0 P: 3	R: 0 E: 0 K: 0 S: 4 H: 3 LOB: 2 BB: 1 P: 8	R: 0 E: 0 K: 0 S: 3 H: 0 LOB: 0 BB: 0 P: 3	R: 1 E: 0 K: 2 S: 8 H: 1 LOB: 1 BB: 1 P: 12	R: 2 E: 0 K: 2 S: 9 H: 2 LOB: 1 BB: 1 P: 13	R: 0 E: 0 K: 1 S: 5 H: 0 LOB: 0 BB: 0 P: 5	1B: 5 2B: 0 3B: 1 HR: 0 SF: 1 SAC: 0 DP: 0 HBP: 0						

PITCHER		IP	WLS	BF	H	R	ER	SO	BB	IBB	HBP	BLK	WP	HR	S	P	ERA	WHIP
Camilo Pascual, R ERA: 1.17	(1, 1)	2.0		6	0	0	0	2	0	0	0	0	0	0	10	10	0.00	0.000
Dick Bosman, R ERA: 4.39	(3, 1)	5.0	L	21	5	3	3	3	3	0	0	0	0	0	24	36	5.40	1.600
Dave Baldwin, R ERA: 2.92	(8, 1)	0.1		1	0	0	0	1	0	0	0	0	0	0	3	3	0.00	0.000
Darold Knowles, L ERA: 2.16	(8, 1)	0.2		3	1	0	0	1	0	0	0	0	0	0	5	5	0.00	1.500
Dennis Higgins, R ERA: 4.07	(9, 1)	1.0		3	0	0	0	1	0	0	0	0	0	0	5	5	0.00	0.000

PITCHER	IP	WLS	BF	H	R	ER	SO	BB	IBB	HBP	BLK	WP	HR	S	P	ERA	WHIP

TOP

Boston Red Sox @ Washington Senators

D.C. Stadium, Washington, DC

Wed May 08 1968, 7:05 PM EDT

Att. 7,104 - Unknown - 70 F

livebaseballscorecards.com

AB	30
R	3
H	6
RBI	3
BB	3
SO	8
LOB	5

WP: 0 PA: 34
PB: 0
SB: 0
CS: 2

Batter	1	2	3	4	5	6	7	8	9	AB	R	H	RBI	BB	SO	LOB
Del Unser, L (1, 8) OBP: 0.330, SLG: 0.388	F7		K			K2-4-2 1B		1B 1B		4	0	2	0	0	1	0
Fred Valentine, S (1, 9) OBP: 0.231, SLG: 0.297	K			E1 G4-6-3		K2-4-2 1-2f		1-2 1B		4	0	1	0	0	2	1
Frank Howard, R (1, 3) OBP: 0.371, SLG: 0.602	F9			G4-6-3 1-2f		1-3		P6		4	0	0	0	0	0	3
Cap Peterson, R (1, 7) OBP: 0.278, SLG: 0.188		K		6-3			SH1-4 3B 1B	F7		4	1	1	0	0	1	2
Ron Hansen, R (1, 5) (8, 6) OBP: 0.304, SLG: 0.341		2B			1B FC3-2 1B		SH1-4 1-2		F7	3	0	2	0	0	0	0
Paul Casanova, R (1, 2) OBP: 0.118, SLG: 0.120		F8			F8		F7		K	4	0	0	0	0	1	3
Bernie Allen, L (1, 4) (8, 5) OBP: 0.333, SLG: 0.444		F7			FC3-2 1-3 1B		2-H 3B		1B	4	0	3	1	0	0	1
Ed Brinkman, R (1, 6) OBP: 0.167, SLG: 0.167			4-3		FC3-2 FC6-4 1-2 3-H		6-3		K2-3	2	0	0	0	0	0	2
Hank Allen, R (7, PH) OBP: 0.111, SLG: 0.111										1	0	0	0	0	0	1
Frank Coggins, S (8, 4) OBP: 0.217, SLG: 0.250										1	0	0	0	0	1	1
Camilo Pascual, R (1, 1) OBP: 0.091, SLG: 0.091										0	0	0	0	0	0	0
Dick Bosman, R (3, 1) OBP: 0.167, SLG: 0.333										2	0	0	0	0	1	2
Dave Baldwin, R (8, 1)										0	0	0	0	0	0	0
Darold Knowles, L (8, 1)										0	0	0	0	0	0	0
Sam Bowens, R (8, PH) OBP: 0.214, SLG: 0.341										1	0	0	0	0	0	0
Dennis Higgins, R (9, 1)			K		FC6-4 1-2f			P4		0	0	0	0	0	0	0
Inning Stats	R: 0 E: 0 K: 1 S: 5 H: 0 LOB: 0 BB: 0 P: 5	R: 0 E: 0 K: 1 S: 6 H: 1 LOB: 1 BB: 0 P: 6	R: 0 E: 0 K: 2 S: 7 H: 0 LOB: 0 BB: 0 P: 7	R: 0 E: 1 K: 0 S: 3 H: 0 LOB: 0 BB: 0 P: 3	R: 0 E: 0 K: 0 S: 5 H: 2 LOB: 2 BB: 0 P: 5	R: 0 E: 0 K: 1 S: 5 H: 1 LOB: 0 BB: 0 P: 5	R: 1 E: 0 K: 0 S: 5 H: 2 LOB: 1 BB: 0 P: 5	R: 0 E: 0 K: 0 S: 5 H: 2 LOB: 2 BB: 0 P: 5	R: 0 E: 0 K: 2 S: 8 H: 1 LOB: 1 BB: 0 P: 8							

PITCHER		IP	WLS	BF	H	R	ER	SO	BB	IBB	HBP	BLK	WP	HR	S	P	ERA	WHIP
Dick Ellsworth, L ERA: 2.92	(1, 1)	7.1	W	29	8	1	1	5	0	0	0	0	0	0	39	39	1.23	1.091
Gary Bell, R ERA: 5.56	(8, 1)	1.2	S	6	1	0	0	2	0	0	0	0	0	0	10	10	0.00	0.600

PITCHER	IP	WLS	BF	H	R	ER	SO	BB	IBB	HBP	BLK	WP	HR	S	P	ERA	WHIP

BOTTOM

Boston Red Sox @ Washington Senators

D.C. Stadium, Washington, DC

Wed May 08 1968, 7:05 PM EDT

Att. 7,104 - Unknown - 70 F

livebaseballscorecards.com

AB	34
R	1
H	9
RBI	1
BB	0
SO	7
LOB	16

1B: 7	SF: 0	WP: 0	PA: 35
2B: 2	SAC: 1	PB: 0	
3B: 1	DP: 2	SB: 0	
HR: 0	HBP: 0	CS: 0	

Batter	1	2	3	4	5	6	7	8	9	AB	R	H	RBI	BB	SO	LOB
Joe Foy, R (1, 5) OBP: 0.423, SLG: 0.419	K		5-3	F8			1B		FC4-6, 1B	5	0	2	0	0	1	2
Dalton Jones, L (1, 4) OBP: 0.178, SLG: 0.159	E, 1B		1B, BB		G3		F8		FC4-6, BB	4	0	1	0	1	0	4
Carl Yastrzemski, L (1, 7) OBP: 0.385, SLG: 0.422	K		G6-4-3, 1B		6-3		4-3		BB	4	0	1	0	1	1	3
Ken Harrelson, R (1, 9) OBP: 0.397, SLG: 0.490	E5		G6-4-3		5-3			CS, 1B, BB	K	4	0	0	0	1	1	6
Reggie Smith, S (1, 8) OBP: 0.313, SLG: 0.393	P6			6-3, 1B, 2B		G3		K		4	1	1	0	0	1	3
George Scott, R (1, 3) OBP: 0.190, SLG: 0.108		5-3		5-3		5-3		1B		4	0	1	0	0	0	1
Rico Petrocelli, R (1, 6) OBP: 0.303, SLG: 0.388		6-3		6-3		6-3		K		4	0	0	0	0	1	3
Elston Howard, R (1, 2) OBP: 0.364, SLG: 0.324		1B		1B, IBB			1B		FC4-6, 1B	3	0	3	0	1	0	0
Jose Santiago, R (9, PR) OBP: 0.200, SLG: 0.154										0	0	0	0	0	0	0
Jerry Stephenson, L (1, 1) OBP: 0.400, SLG: 0.400		P5					F9		F5	2	0	1	1	0	0	1
Bill Landis, L (6, 1)										0	0	0	0	0	0	0
Jose Tartabull, L (7, PH) OBP: 0.250, SLG: 0.250										1	0	0	0	0	0	1
Ray Culp, R (7, 1)										0	0	0	0	0	0	0
Norm Siebern, L (9, PH)										1	0	0	0	0	0	1
Inning Stats	R: 0 E: 1 K: 2 S: 9 H: 1 LOB: 2 BB: 0 P: 9	R: 0 E: 0 K: 0 S: 4 H: 1 LOB: 1 BB: 0 P: 4	R: 0 E: 0 K: 0 S: 3 H: 1 LOB: 1 BB: 1 P: 7	R: 1 E: 0 K: 0 S: 5 H: 2 LOB: 2 BB: 1 P: 9	R: 0 E: 0 K: 0 S: 3 H: 0 LOB: 0 BB: 0 P: 3	R: 0 E: 0 K: 0 S: 3 H: 0 LOB: 0 BB: 0 P: 3	R: 0 E: 0 K: 0 S: 5 H: 2 LOB: 2 BB: 0 P: 5	R: 0 E: 0 K: 2 S: 7 H: 1 LOB: 2 BB: 1 P: 11	R: 0 E: 0 K: 1 S: 7 H: 2 LOB: 3 BB: 1 P: 11	1B: 9 2B: 2 3B: 0 HR: 0 SF: 0 SAC: 0 DP: 2 HBP: 0						

PITCHER		IP	WLS	BF	H	R	ER	SO	BB	IBB	HBP	BLK	WP	HR	S	P	ERA	WHIP
Phil Ortega, R ERA: 3.66	(1, 1)	7.0	W	30	7	1	1	2	1	1	0	0	0	0	32	40	1.29	1.143
Dave Baldwin, R ERA: 2.51	(8, 1)	2.0	S	10	3	0	0	3	2	0	0	0	0	0	14	22	0.00	2.500

PITCHER	IP	WLS	BF	H	R	ER	SO	BB	IBB	HBP	BLK	WP	HR	S	P	ERA	WHIP

TOP

Boston Red Sox @ Washington Senators

D.C. Stadium, Washington, DC

Thu May 09 1968, 7:05 PM EDT

Att. 5,413 - Unknown - 65 F

livebaseballscorecards.com

AB	36
R	1
H	10
RBI	1
BB	4
SO	5
LOB	25

Batter	1	2	3	4	5	6	7	8	9	AB	R	H	RBI	BB	SO	LOB
Del Unser, L (1, 8) OBP: 0.327, SLG: 0.382	0-0 WP 1B 1B	0-0 F2 ③		0-0 G3 ③		0-0 4-3 ② 2-3				4	0	1	0	0	0	1
Fred Valentine, S (1, 9) OBP: 0.256, SLG: 0.317	0-0 WP 1-2 1B		S S S 0-3 K ①		0-0 1B 4-3 1B	0-0 6-3 ③				4	1	2	0	0	1	1
Frank Howard, R (1, 3) OBP: 0.366, SLG: 0.587	S S S 0-3 K ①		0-0 BB BB 1B		S S S 0-3 K ①		0-0 F7 ① BB			4	0	1	0	0	2	3
Billy Bryan, L (1, 2) OBP: 0.340, SLG: 0.372	S S S 0-3 K ② 1-2 2-3		B B B 4-0 BB 1-2 BB		0-0 4-3 1-3 1B		B B B 4-0 BB			2	0	1	0	2	1	2
Bernie Allen, L (1, 4) OBP: 0.318, SLG: 0.381	I I I I 4-0 IBB		S S S 0-3 K ②		0-0 4-3 ② 1-2 3-H		0-0 P4 ②			3	0	0	1	1	1	4
Ron Hansen, R (1, 5) OBP: 0.302, SLG: 0.329	0-0 5-3 ③		B B B 4-0 FC6-4 1-2 2-3 BB		0-0 6-3 ③		0-0 4-3 ③			3	0	0	0	1	0	5
Ed Stroud, L (1, 7) OBP: 0.333, SLG: 0.395		0-0 BLK S WP 1B	0-0 FC6-4 ③ 1-2f			0-0 S 2B 1B		0-0 5-3 ①		4	2	2	0	0	0	3
Ed Brinkman, R (1, 6) OBP: 0.100, SLG: 0.100		0-0 6-3 ① 1-3		0-0 F8 ①		0-0 F9 ① 1-2		0-0 4-3 ②		4	0	0	0	0	0	2
Phil Ortega, R (1, 1) OBP: 0.308, SLG: 0.333 Dave Baldwin, R (8, 1)		0-0 4-3 ② 3-H		S S S 0-3 K ②		0-0 4-3 2-H 2B		S S S 0-3 K ③		3 1	0 0	1 0	1 0	0 0	1 1	0 0
Inning Stats	R: 0 H: 2 E: 0 LOB: 3 K: 2 BB: 1 S: 9 P: 13	R: 1 H: 1 E: 0 LOB: 0 K: 0 BB: 0 S: 4 P: 4	R: 0 H: 1 E: 0 LOB: 3 K: 2 BB: 2 S: 8 P: 16	R: 0 H: 0 E: 0 LOB: 0 K: 1 BB: 0 S: 5 P: 5	R: 1 H: 2 E: 0 LOB: 1 K: 1 BB: 0 S: 7 P: 7	R: 1 H: 2 E: 0 LOB: 1 K: 0 BB: 0 S: 5 P: 5	R: 0 H: 0 E: 0 LOB: 1 K: 0 BB: 1 S: 3 P: 7	R: 0 H: 0 E: 0 LOB: 0 K: 1 BB: 0 S: 5 P: 5		1B: 7 SF: 0 2B: 1 SAC: 0 3B: 0 DP: 0 HR: 0 HBP: 0						

PITCHER		IP	WLS	BF	H	R	ER	SO	BB	IBB	HBP	BLK	WP	HR	S	P	ERA	WHIP
Jerry Stephenson, R ERA: 4.28	(1, 1)	5.1	L	27	8	3	3	6	2	1	0	1	2	0	36	48	5.06	1.875
Bill Landis, L ERA: 4.76	(6, 1)	0.2		2	0	0	0	0	0	0	0	0	0	0	2	2	0.00	0.000
Ray Culp, R ERA: 8.16	(7, 1)	2.0		7	0	0	0	1	1	0	0	0	0	0	8	12	0.00	0.500

PITCHER	IP	WLS	BF	H	R	ER	SO	BB	IBB	HBP	BLK	WP	HR	S	P	ERA	WHIP

BOTTOM

Boston Red Sox @ Washington Senators

D.C. Stadium, Washington, DC

Thu May 09 1968, 7:05 PM EDT

Att. 5,413 - Unknown - 65 F

livebaseballscorecards.com

AB	32
R	3
H	8
RBI	2
BB	4
SO	7
LOB	21

WP: 2	PA: 36		
PB: 0			
SB: 2			
CS: 0			

Boston Red Sox @ New York Yankees

Yankee Stadium, Bronx, NY

Fri May 10 1968, 7:05 PM EDT

Att. 19,620 - Unknown - 76 F

TOP

livebaseballscorecards.com

Batter	1	2	3	4	5	6	7	8	9	AB	R	H	RBI	BB	SO	LOB
Mike Andrews, R (1, 4) OBP: 0.337, SLG: 0.354	4-3		5-3			BB		1-3		3	1	0	0	1	0	0
Joe Foy, R (1, 5) OBP: 0.415, SLG: 0.409	CS 1B			K		F2		F9		4	0	1	0	0	1	1
Carl Yastrzemski, L (1, 7) OBP: 0.398, SLG: 0.430	1-3 1B			L7		1-2 1B			BB	3	0	2	0	1	0	0
Reggie Smith, S (1, 8) OBP: 0.320, SLG: 0.398	K			FC6 1B		FC6-4 1-3 2-H 1B			F9	4	0	2	1	0	1	3
Ken Harrelson, R (1, 9) OBP: 0.371, SLG: 0.455	CS 3-H	K		FC6 1-2f		FC6-4 1-2f			F7	4	0	0	0	0	1	4
George Scott, R (1, 3) OBP: 0.184, SLG: 0.104 Dalton Jones, L (9, PH) OBP: 0.174, SLG: 0.156		K	K		K		6-3		K	3 1	0 0	0 0	0 0	0 0	2 1	0 1
Rico Petrocelli, R (1, 6) OBP: 0.293, SLG: 0.373		6-3			L4		F9			3	0	0	0	0	0	0
Elston Howard, R (1, 2) OBP: 0.340, SLG: 0.300			F4		5-3		F8			3	0	0	0	0	0	0
Gary Waslewski, R (1, 1) OBP: 0.125, SLG: 0.067			K			F7		K		3	0	0	0	0	2	0

	AB	31
	R	1
	H	5
	RBI	1
	BB	2
	SO	8
	LOB	9

Inning Stats																																		
	R: 0	E: 0	K: 1	S: 6	H: 2	LOB: 1	BB: 0	P: 6	R: 0	E: 0	K: 2	S: 7	H: 0	LOB: 0	BB: 0	P: 7	R: 0	E: 0	K: 1	S: 5	H: 0	LOB: 0	BB: 0	P: 5	R: 0	E: 0	K: 1	S: 6	H: 1	LOB: 1	BB: 0	P: 6	R: 0	E: 0	K: 1	S: 5	H: 0	LOB: 0	BB: 0	P: 5	R: 1	E: 0	K: 0	S: 5	H: 2	LOB: 2	BB: 1	P: 9	R: 0	E: 0	K: 0	S: 3	H: 0	LOB: 0	BB: 0	P: 3	R: 0	E: 0	K: 1	S: 5	H: 0	LOB: 0	BB: 0	P: 5	R: 0	E: 0	K: 1	S: 5	H: 0	LOB: 1	BB: 1	P: 9	1B: 5	2B: 0	3B: 0	HR: 0	SF: 0	SAC: 0	DP: 0	HBP: 0	WP: 0	PB: 0	SB: 0	CS: 1	PA: 34

PITCHER		IP	WLS	BF	H	R	ER	SO	BB	IBB	HBP	BLK	WP	HR	S	P	ERA	WHIP
Stan Bahnsen, R ERA: 2.23	(1, 1)	8.2	W	32	5	1	1	7	2	0	0	0	0	0	44	52	1.04	0.808
Joe Verbanic, R ERA:	(9, 1)	0.1	S	1	0	0	0	1	0	0	0	0	0	0	3	3	0.00	0.000

PITCHER	IP	WLS	BF	H	R	ER	SO	BB	IBB	HBP	BLK	WP	HR	S	P	ERA	WHIP

BOTTOM

Boston Red Sox @ New York Yankees

Yankee Stadium, Bronx, NY

Fri May 10 1968, 7:05 PM EDT
Att. 19,620 - Unknown - 76 F

Batter	1	2	3	4	5	6	7	8	9	AB	R	H	RBI	BB	SO	LOB
Horace Clarke, S (1, 4) OBP: 0.253, SLG: 0.238	K		FC4-6 1B		4-1		4-3			4	0	1	0	0	1	1
Roy White, S (1, 8) OBP: 0.351, SLG: 0.410	3-1		FC4-6		6-3			SF8 3B		4	1	1	0	0	0	2
Mickey Mantle, S (1, 3) Ruben Amaro, R (9, 3) OBP: 0.313, SLG: 0.286	4-3		4-3			K		K		4 0	0 0	0 0	0 0	0 0	2 0	3 0
Andy Kosco, R (1, 9) OBP: 0.333, SLG: 0.467		K		S 1B		1B		SF8		3	1	2	1	0	1	0
Tom Tresh, S (1, 7) OBP: 0.290, SLG: 0.238		G3 S 1B		K		F9		2-6 1B		4	0	2	0	0	1	2
Jake Gibbs, L (1, 2) OBP: 0.272, SLG: 0.183		G3		1-3		F8		2-6		3	0	0	0	0	0	3
Bobby Cox, R (1, 5) OBP: 0.315, SLG: 0.234		F9		2-H 1B				FC2-6 BB		2	0	1	1	1	0	1
Gene Michael, S (1, 6) OBP: 0.181, SLG: 0.229			F7	4-3				FC2-6 S		3	0	0	0	0	0	2
Stan Bahnsen, R (1, 1) OBP: 0.286, SLG: 0.167 Joe Verbanic, R (9, 1)			1B 1B		5-3			K		3 0	0 0	1 0	0 0	0 0	1 0	1 0
Inning Stats	R: 0 E: 0 K: 1 S: 5 H: 0 LOB: 0 BB: 0 P: 5	R: 0 E: 0 K: 1 S: 6 H: 1 LOB: 1 BB: 0 P: 6	R: 0 E: 0 K: 0 S: 5 H: 2 LOB: 2 BB: 0 P: 5	R: 1 E: 0 K: 1 S: 7 H: 2 LOB: 1 BB: 0 P: 7	R: 0 E: 0 K: 0 S: 3 H: 0 LOB: 0 BB: 0 P: 3	R: 0 E: 0 K: 1 S: 6 H: 1 LOB: 1 BB: 0 P: 6	R: 0 E: 0 K: 1 S: 5 H: 0 LOB: 1 BB: 1 P: 9	R: 1 E: 0 K: 1 S: 6 H: 2 LOB: 1 BB: 0 P: 6		1B: 7 2B: 0 3B: 1 HR: 0 SF: 1 SAC: 0 DP: 0 HBP: 0						

livebaseballscorecards.com

AB	30
R	2
H	8
RBI	2
BB	1
SO	6
LOB	15

WP: 0 PB: 0 SB: 3 CS: 0 PA: 32

PITCHER	IP	WLS	BF	H	R	ER	SO	BB	IBB	HBP	BLK	WP	HR	S	P	ERA	WHIP
Gary Waslewski, R (1, 1) ERA: 2.3	8.0	L	33	8	2	2	6	1	0	0	0	0	0	43	47	2.25	1.125

PITCHER	IP	WLS	BF	H	R	ER	SO	BB	IBB	HBP	BLK	WP	HR	S	P	ERA	WHIP

Batter	1	2	3	4	5	6	7	8	9	AB	R	H	RBI	BB	SO	LOB
Jose Tartabull, L (1, 9) OBP: 0.208, SLG: 0.208	5-3		1-3		4-3		4-3			4	0	0	0	0	0	1
Mike Andrews, R (1, 4) OBP: 0.343, SLG: 0.353	BB G3 1B		4-3		1B			K		3	0	1	0	1	1	0
Carl Yastrzemski, L (1, 7) OBP: 0.402, SLG: 0.433	1-2 G3 1B		1B		4-3			6-3		4	0	2	0	0	0	1
Reggie Smith, S (1, 8) OBP: 0.317, SLG: 0.391	G3 1-2 2-3		K			F7		BB 1B		4	0	1	0	0	1	3
Ken Harrelson, R (1, 3) OBP: 0.364, SLG: 0.431	K			5-3		K		BB 1-2		3	0	0	0	1	2	2
Joe Foy, R (1, 5) OBP: 0.395, SLG: 0.386		K		6-3		K		K		4	0	0	0	0	3	2
Rico Petrocelli, R (1, 6) OBP: 0.302, SLG: 0.379		K		FC6 1B			SH2-3 1B		5-3	4	0	2	0	0	1	0
Russ Gibson, R (1, 2) OBP: 0.217, SLG: 0.286		FC4-6 1B		FC6 1-2f			L9		K	4	0	1	0	0	1	2
Jose Santiago, R (1, 1) OBP: 0.176, SLG: 0.133 Dalton Jones, L (9, PH) OBP: 0.170, SLG: 0.152		FC4-6 1-2f			F7		SH2-3 1-2		K	2 1	0 0	0 0	0 0	0 0	0 1	1 0
Inning Stats	R: 0 E: 0 K: 1 S: 6 H: 1 LOB: 2 BB: 1 P: 10	R: 0 E: 0 K: 2 S: 8 H: 1 LOB: 1 BB: 0 P: 8	R: 0 E: 0 K: 1 S: 6 H: 1 LOB: 1 BB: 0 P: 6	R: 0 E: 0 K: 0 S: 4 H: 1 LOB: 1 BB: 0 P: 4	R: 0 E: 0 K: 0 S: 4 H: 1 LOB: 1 BB: 0 P: 4	R: 0 E: 0 K: 2 S: 7 H: 0 LOB: 0 BB: 0 P: 7	R: 0 E: 0 K: 0 S: 4 H: 1 LOB: 1 BB: 0 P: 4	R: 0 E: 0 K: 2 S: 8 H: 1 LOB: 2 BB: 1 P: 12	R: 0 E: 0 K: 2 S: 7 H: 0 LOB: 0 BB: 0 P: 7	1B: 7 2B: 0 3B: 0 HR: 0 SF: 0 SAC: 1 DP: 0 HBP: 0						

PITCHER	IP	WLS	BF	H	R	ER	SO	BB	IBB	HBP	BLK	WP	HR	S	P	ERA	WHIP
Mel Stottlemyre, R (1, 1) ERA: 2.03	9.0	W	36	7	0	0	10	2	0	0	0	0	0	54	62	0.00	1.000

PITCHER	IP	WLS	BF	H	R	ER	SO	BB	IBB	HBP	BLK	WP	HR	S	P	ERA	WHIP

TOP

Boston Red Sox @ New York Yankees

Yankee Stadium, Bronx, NY

Sat May 11 1968, 3:33 AM EDT

Att. 15,751 - Unknown - 64 F

livebaseballscorecards.com

AB	33
R	0
H	7
RBI	0
BB	2
SO	10
LOB	12

WP: 0 PA: 36
PB: 0
SB: 0
CS: 0

Batter	1	2	3	4	5	6	7	8	9	AB	R	H	RBI	BB	SO	LOB
Horace Clarke, S (1, 4) OBP: 0.241, SLG: 0.226	F4			K		G3-6 1-2f		L7		4	0	0	0	0	1	2
Roy White, S (1, 8) OBP: 0.361, SLG: 0.453	CS 1B			F2			HR			3	1	2	1	0	0	0
Joe Pepitone, L (1, 3) OBP: 0.167, SLG: 0.091 Ruben Amaro, R (8, 3) OBP: 0.313, SLG: 0.286	K 1-2			BB			F7			2 0	0 0	0 0	0 0	1 0	1 0	1 0
Andy Kosco, R (1, 9) OBP: 0.333, SLG: 0.458		K		F9			1B			3	0	1	0	0	1	1
Steve Whitaker, L (1, 7) OBP: 0.217, SLG: 0.171		K			B1-3		L8			3	0	0	0	0	1	1
Bobby Cox, R (1, 5) OBP: 0.298, SLG: 0.220		K			K		K			3	0	0	0	0	3	1
Jake Gibbs, L (1, 2) OBP: 0.274, SLG: 0.203			F9		G3			FC3-5 2B		3	0	1	0	0	0	0
Gene Michael, S (1, 6) OBP: 0.173, SLG: 0.219			5-3			F9		FC3-5 BB 2-3		3	0	0	0	0	0	1
Mel Stottlemyre, R (1, 1) OBP: 0.222, SLG: 0.188			F6			G3-6 1B		BB 1-2		2	0	1	0	1	0	0
Inning Stats	R: 0 E: 0 K: 1 S: 5 H: 1 LOB: 1 BB: 0 P: 5	R: 0 E: 0 K: 3 S: 9 H: 0 LOB: 0 BB: 0 P: 9	R: 0 E: 0 K: 0 S: 3 H: 0 LOB: 0 BB: 0 P: 3	R: 0 E: 0 K: 1 S: 5 H: 0 LOB: 1 BB: 1 P: 9	R: 0 E: 0 K: 1 S: 5 H: 0 LOB: 0 BB: 0 P: 5	R: 0 E: 0 K: 0 S: 3 H: 1 LOB: 0 BB: 0 P: 3	R: 1 E: 0 K: 1 S: 7 H: 2 LOB: 1 BB: 0 P: 7	R: 0 E: 0 K: 0 S: 3 H: 1 LOB: 1 BB: 1 P: 7		1B: 3 2B: 2 3B: 0 HR: 1 SF: 0 SAC: 0 DP: 2 HBP: 0						

PITCHER	IP	WLS	BF	H	R	ER	SO	BB	IBB	HBP	BLK	WP	HR	S	P	ERA	WHIP
Jose Santiago, R (1, 1) ERA: 1.29	8.0	L	28	5	1	1	7	2	0	0	0	0	1	40	48	1.12	0.875

PITCHER	IP	WLS	BF	H	R	ER	SO	BB	IBB	HBP	BLK	WP	HR	S	P	ERA	WHIP

BOTTOM

Boston Red Sox @ New York Yankees

Yankee Stadium, Bronx, NY

Sat May 11 1968, 3:33 AM EDT
Att. 15,751 - Unknown - 64 F

livebaseballscorecards.com

AB	26
R	1
H	5
RBI	1
BB	2
SO	7
LOB	7

WP: 0 PA: 28
PB: 0
SB: 0
CS: 1

Batter	1	2	3	4	5	6	7	8	9	AB	R	H	RBI	BB	SO	LOB
Jose Tartabull, L (1, 9) OBP: 0.192, SLG: 0.192	F8	F5	IBB			K		F4		2	0	0	0	0	0	0
George Scott, R (3, PH) OBP: 0.189, SLG: 0.101 (3, 3)			1B							2	0	0	0	1	1	0
Mike Andrews, R (1, 4) OBP: 0.356, SLG: 0.367	2B 1B	6-3	1-3 2-H 3-H 1B			1B		K		5	1	3	2	0	1	0
Carl Yastrzemski, L (1, 7) OBP: 0.419, SLG: 0.457	S 1-H 2B 2B	HBP BB		G1-6-3 1B		K			1B 1B 1B	4	2	3	1	1	1	1
Reggie Smith, S (1, 8) OBP: 0.330, SLG: 0.406	2-H 2B 2B	1-2 HBP		1-2f G1-6-3		G1			WP 1-2 1B 1B	4	1	2	1	0	0	2
Ken Harrelson, R (1, 3) (3, 9) OBP: 0.352, SLG: 0.429	2-H 1B 2B	F8		F8			5-3		K	5	1	1	1	0	1	4
Joe Foy, R (1, 5) OBP: 0.418, SLG: 0.405	2-H 4-3 1B 1B		1B 1B G1-2-3 1B		K		FC6-4 BB		WP 1-2 2-H 1B	4	1	3	2	1	1	0
Rico Petrocelli, R (1, 6) OBP: 0.297, SLG: 0.370	1-2 4-3		G1-2-3 1B 1-2 1B 1B		F5		F2		F8 1-3 2-3	5	1	1	0	0	0	4
Elston Howard, R (1, 2) OBP: 0.373, SLG: 0.341	2-H 1B		G1-2-3 1-2 2-3 1B 1B		FC6-4 1B		1-2f FC6-4			4	1	3	1	0	0	1
Dick Ellsworth, L (1, 1) OBP: 0.111, SLG: 0.059	S S S K		G1-2-3 1-2 2-3 3-Hf		1-2f FC6-4			4-3		4	0	0	0	0	1	5
Inning Stats	R: 5 E: 0 K: 1 S: 11 H: 6 LOB: 1 BB: 0 P: 11	R: 0 E: 0 K: 0 S: 3 H: 0 LOB: 2 BB: 1 P: 8	R: 2 E: 0 K: 0 S: 5 H: 4 LOB: 3 BB: 1 P: 9	R: 0 E: 0 K: 0 S: 3 H: 1 LOB: 0 BB: 0 P: 3	R: 0 E: 0 K: 1 S: 6 H: 1 LOB: 1 BB: 0 P: 6	R: 0 E: 0 K: 2 S: 8 H: 1 LOB: 1 BB: 0 P: 8	R: 0 E: 0 K: 0 S: 3 H: 0 LOB: 1 BB: 1 P: 7	R: 0 E: 0 K: 1 S: 5 H: 0 LOB: 0 BB: 0 P: 5	R: 1 E: 0 K: 1 S: 7 H: 3 LOB: 1 BB: 0 P: 7	1B: 13 2B: 3 3B: 0 HR: 0	SF: 0 SAC: 0 DP: 2 HBP: 1						

TOP

Boston Red Sox @ New York Yankees

Yankee Stadium, Bronx, NY

Sun May 12 1968, 3:33 AM EDT

Overcast - 64 F

livebaseballscorecards.com

AB	39
R	8
H	16
RBI	8
BB	3
SO	6
LOB	17

WP: 2 PB: 0 SB: 1 CS: 0 PA: 43

PITCHER		IP	WLS	BF	H	R	ER	SO	BB	IBB	HBP	BLK	WP	HR	S	P	ERA	WHIP
Bill Monbouquette, R ERA: 2.39	(1, 1)	2.0	L	17	9	7	7	1	1	0	1	0	0	0	17	22	31.50	5.000
Fritz Peterson, L ERA: 4.26	(3, 1)	3.0		10	3	0	0	1	0	1	0	0	0	0	11	15	0.00	1.000
Jim Bouton, R ERA: 4.32	(6, 1)	3.0		11	1	0	0	3	1	0	0	0	0	0	16	20	0.00	0.667
Dooley Womack, R ERA: 4.91	(9, 1)	1.0		5	3	1	1	1	0	0	0	0	1	0	7	7	9.00	3.000

PITCHER	IP	WLS	BF	H	R	ER	SO	BB	IBB	HBP	BLK	WP	HR	S	P	ERA	WHIP

Boston Red Sox @ New York Yankees

Yankee Stadium, Bronx, NY

Sun May 12 1968, 3:33 AM EDT

Overcast - 64 F

livebaseballscorecards.com

BOTTOM

Batter	1	2	3	4	5	6	7	8	9	AB	R	H	RBI	BB	SO	LOB
Horace Clarke, S (1, 4) OBP: 0.231, SLG: 0.216	6-3		F8		FC6-4 1-2f			F8		4	0	0	0	0	0	2
Roy White, S (1, 8) OBP: 0.356, SLG: 0.444	6-3			6-3		6-3			BB FC 1B	4	0	1	0	0	0	0
Mickey Mantle, S (1, 3) OBP: 0.368, SLG: 0.378	BB			K		6-3			L9	3	0	0	0	1	1	1
Andy Kosco, R (1, 9) OBP: 0.309, SLG: 0.423	K			K		K			FC BB 1-2	4	0	0	0	0	3	2
Frank Fernandez, R (1, 2) OBP: 0.333, SLG: 0.261		K			K		F7		F7	4	0	0	0	0	2	2
Bobby Cox, R (1, 5) OBP: 0.311, SLG: 0.245		6-3			1B E 2B		6-3		BB 1-2 2-3	3	1	1	0	1	0	0
Bill Robinson, R (1, 7) OBP: 0.280, SLG: 0.254		L6			E 1B 2-3		F8		F8	4	0	1	0	0	0	3
Gene Michael, S (1, 6) OBP: 0.167, SLG: 0.211			K		E5 FC6-4 1-3 3-H			6-3		3	0	0	1	0	1	1
Bill Monbouquette, R (1, 1) OBP: 0.214, SLG: 0.154 Fritz Peterson, S (3, 1) Charley Smith, R (5, PH) Jim Bouton, R (6, 1) Dick Howser, R (8, PH) OBP: 0.273, SLG: 0.111 Dooley Womack, L (9, 1)			K	K	K			5-3		0 1 1 0 1 0	0 0 0 0 0 0	0 0 0 0 0 0	0 0 0 0 0 0	0 1 0 0 0 0	0 0 1 0 0 0	0 0 2 0 0 0

Inning Stats	R: 0 E: 0 K: 1 S: 5	H: 0 LOB: 1 BB: 1 P: 9	R: 0 E: 0 K: 1 S: 5	H: 0 LOB: 0 BB: 0 P: 5	R: 0 E: 0 K: 2 S: 7	H: 0 LOB: 0 BB: 0 P: 7	R: 0 E: 0 K: 2 S: 7	H: 0 LOB: 0 BB: 0 P: 7	R: 1 E: 1 K: 2 S: 10	H: 2 LOB: 2 BB: 0 P: 10	R: 0 E: 0 K: 1 S: 5	H: 0 LOB: 0 BB: 0 P: 5	R: 0 E: 0 K: 0 S: 3	H: 0 LOB: 0 BB: 0 P: 3	R: 0 E: 0 K: 0 S: 3	H: 0 LOB: 0 BB: 0 P: 3	R: 0 E: 0 K: 0 S: 5	H: 1 LOB: 3 BB: 1 P: 9	1B: 2 2B: 1 3B: 0 HR: 0	SF: 0 SAC: 0 DP: 0 HBP: 0	WP: 0 PB: 0 SB: 0 CS: 0	PA: 34						

PITCHER	IP	WLS	BF	H	R	ER	SO	BB	IBB	HBP	BLK	WP	HR	S	P	ERA	WHIP
Dick Ellsworth, L (1, 1) ERA: 2.54	9.0	W	34	3	1	1	9	2	0	0	0	0	0	50	58	1.00	0.556

PITCHER	IP	WLS	BF	H	R	ER	SO	BB	IBB	HBP	BLK	WP	HR	S	P	ERA	WHIP

AB	32
R	1
H	3
RBI	1
BB	2
SO	9
LOB	13

Boston Red Sox @ New York Yankees

Yankee Stadium, Bronx, NY

Sun May 12 1968, 3:38 AM EDT

Att. 20,093 - Overcast - 61 F

livebaseballscorecards.com

TOP

Batter	1	2	3	4	5	6	7	8	9	AB	R	H	RBI	BB	SO	LOB
Mike Andrews, R (1, 4) OBP: 0.349, SLG: 0.358	L1	1B		F3		F4		1-3		5	0	1	0	0	0	4
Joe Foy, R (1, 5) OBP: 0.417, SLG: 0.405	6-3	F9			E 1B		CS 1B		F3	5	1	2	0	0	0	1
Carl Yastrzemski, L (1, 7) OBP: 0.426, SLG: 0.469	2B BB		CS 1B		F8		K		2B	4	1	2	0	1	1	2
Reggie Smith, S (1, 8) OBP: 0.342, SLG: 0.420	2B		F8		E9 HBP BB 1-H G1-2-3		E S 1-2 BB		F7	4	1	2	0	1	0	2
Ken Harrelson, R (1, 9) (5, 3) OBP: 0.368, SLG: 0.439	1B 2-H 3-H		K 1-2		HBP 1-2 BB		5-3 1-3		IBB	3	1	1	2	2	1	2
George Scott, R (1, 3) Jose Tartabull, L (5, PR) (5, 9) OBP: 0.204, SLG: 0.111 OBP: 0.179, SLG: 0.179	1B 2-H			F8	HBP 1-2 2-3			4-3	F2	2 2	0 0	1 0	1 0	0 0	0 0	0 2
Rico Petrocelli, R (1, 6) OBP: 0.286, SLG: 0.354	K			E6 2B	G1-2-3 3-Hf			F9		4	0	0	0	0	1	4
Russ Gibson, R (1, 2) OBP: 0.259, SLG: 0.360		F3		1-3 2B		F8		2B 1B		4	0	2	0	0	0	0
Gary Bell, R (1, 1) OBP: 0.250, SLG: 0.500		K		4-3		F6		1-3 2B		4	0	1	0	0	1	2
Inning Stats	R: 3 E: 0 K: 1 S: 8 H: 3 LOB: 1 BB: 1 P: 12	R: 0 E: 0 K: 1 S: 6 H: 1 LOB: 1 BB: 0 P: 6	R: 0 E: 0 K: 1 S: 5 H: 1 LOB: 1 BB: 0 P: 5	R: 0 E: 1 K: 0 S: 5 H: 1 LOB: 2 BB: 0 P: 5	R: 1 E: 1 K: 0 S: 4 H: 2 LOB: 2 BB: 1 P: 9	R: 0 E: 0 K: 0 S: 3 H: 0 LOB: 0 BB: 0 P: 3	R: 0 E: 0 K: 1 S: 5 H: 1 LOB: 1 BB: 1 P: 9	R: 0 E: 0 K: 0 S: 5 H: 2 LOB: 2 BB: 0 P: 5	R: 0 E: 0 K: 0 S: 4 H: 1 LOB: 2 BB: 1 P: 8	1B: 7 2B: 6 3B: 0 HR: 0 SF: 0 SAC: 0 DP: 2 HBP: 1							

AB	37
R	4
H	12
RBI	3
BB	4
SO	4
LOB	19

WP: 0 PB: 0 SB: 1 CS: 2 PA: 42

PITCHER		IP	WLS	BF	H	R	ER	SO	BB	IBB	HBP	BLK	WP	HR	S	P	ERA	WHIP
Fred Talbot, R ERA: 4.55	(1, 1)	4.0	L	19	6	3	3	3	1	0	0	0	0	0	24	28	6.75	1.750
Joe Verbanic, R ERA: 0.63	(5, 1)	3.0		13	3	1	1	1	2	0	1	0	0	0	12	21	3.00	1.667
Steve Hamilton, L ERA: 3.0	(8, 1)	2.0		10	3	0	0	0	0	1	0	0	0	0	9	13	0.00	1.500

PITCHER	IP	WLS	BF	H	R	ER	SO	BB	IBB	HBP	BLK	WP	HR	S	P	ERA	WHIP

Boston Red Sox @ New York Yankees

Yankee Stadium, Bronx, NY

Sun May 12 1968, 3:38 AM EDT
Att. 20,093 - Overcast - 61 F

livebaseballscorecards.com

BOTTOM

Batter	1	2	3	4	5	6	7	8	9	AB	R	H	RBI	BB	SO	LOB
Horace Clarke, S (1, 4) OBP: 0.221, SLG: 0.207	K		1-3		F5		G3			4	0	0	0	0	1	0
Roy White, S (1, 8) OBP: 0.343, SLG: 0.426	4-3		F8		6-3		4-1			4	0	0	0	0	0	0
Joe Pepitone, L (1, 3) OBP: 0.313, SLG: 0.400	BB 1B		2B		HR 2B			F2		4	1	3	0	0	0	0
Andy Kosco, R (1, 9) OBP: 0.322, SLG: 0.473	1-2 BB		K		2-H HR			5-3		3	1	1	2	1	1	1
Tom Tresh, S (1, 7) OBP: 0.288, SLG: 0.230	L7			FC3-6 HBP BB	F9			F4		3	0	0	0	1	0	2
Jake Gibbs, L (1, 2) OBP: 0.273, SLG: 0.195		4-3		1-2 FC3-6 HBP		F7			5-3	3	0	0	0	0	0	0
Bobby Cox, R (1, 5) OBP: 0.292, SLG: 0.228		K		F3		F7			6-3	4	0	0	0	0	1	2
Gene Michael, S (1, 6) OBP: 0.177, SLG: 0.221		1B		FC3-6 1-2f 2-3		L4			5-3	1	0	1	0	0	0	0
Mickey Mantle, S (4, PH) OBP: 0.364, SLG: 0.373										1	0	0	0	0	0	2
Ruben Amaro, R (5, 6) OBP: 0.278, SLG: 0.250										2	0	0	0	0	0	0
Fred Talbot, R (1, 1) OBP: 0.286, SLG: 0.714		K		F4			F7			1	0	0	0	0	1	1
Steve Whitaker, L (4, PH) OBP: 0.213, SLG: 0.167										1	0	0	0	0	0	2
Joe Verbanic, R (5, 1)										0	0	0	0	0	0	0
Dick Howser, R (7, PH) OBP: 0.267, SLG: 0.108										1	0	0	0	0	0	0
Steve Hamilton, L (8, 1)										0	0	0	0	0	0	0
Inning Stats	R: 0 E: 0 K: 1 S: 6 H: 1 LOB: 2 BB: 1 P: 10	R: 0 E: 0 K: 2 S: 8 H: 1 LOB: 1 BB: 0 P: 8	R: 0 E: 0 K: 1 S: 6 H: 1 LOB: 1 BB: 0 P: 6	R: 0 E: 0 K: 0 S: 3 H: 0 LOB: 2 BB: 1 P: 8	R: 2 E: 0 K: 0 S: 5 H: 2 LOB: 0 BB: 0 P: 5	R: 0 E: 0 K: 0 S: 3 H: 0 LOB: 0 BB: 0 P: 3	R: 0 E: 0 K: 0 S: 3 H: 0 LOB: 0 BB: 0 P: 3	R: 0 E: 0 K: 0 S: 3 H: 0 LOB: 0 BB: 0 P: 3	R: 0 E: 0 K: 0 S: 3 H: 0 LOB: 0 BB: 0 P: 3	1B: 2 2B: 2 3B: 0 HR: 1	SF: 0 SAC: 0 DP: 0 HBP: 1		WP: 0 PB: 0 SB: 0 CS: 0		PA: 35		

	AB	32
	R	2
	H	5
	RBI	2
	BB	2
	SO	4
	LOB	10

PITCHER	IP	WLS	BF	H	R	ER	SO	BB	IBB	HBP	BLK	WP	HR	S	P	ERA	WHIP
Gary Bell, R (1, 1) ERA: 3.98	9.0	W	35	5	2	2	4	2	0	1	0	0	1	40	49	2.00	0.778

PITCHER	IP	WLS	BF	H	R	ER	SO	BB	IBB	HBP	BLK	WP	HR	S	P	ERA	WHIP

Batter	1	2	3	4	5	6	7	8	9	10	AB	R	H	RBI	BB	SO	LOB
Del Unser, L (1, 8) OBP: 0.331, SLG: 0.376	WP HR 2B		FC5-4 1B		F2			G6-4-3 1B		F5	5	1	3	0	0	0	2
Fred Valentine, S (1, 9) OBP: 0.232, SLG: 0.264	4-3 2-3		P3		1-6-3			G6-4-3 1-2f		FC6-4 1-2f	5	0	0	0	0	0	5
Frank Howard, R (1, 7) OBP: 0.376, SLG: 0.704	HR 3-H		FC5-4 1-2f			HR		1B			4	2	3	3	0	0	1
Ken McMullen, R (1, 5) OBP: 0.307, SLG: 0.438	K		F7			L5		K			4	0	0	0	0	2	2
Mike Epstein, L (1, 3) OBP: 0.160, SLG: 0.135	K			G6-4-3 BB		L5			K		3	0	0	0	1	2	0
Ron Hansen, R (1, 6) OBP: 0.297, SLG: 0.350		HR		G6-4-3 1-2f		6-3			4-3		4	1	1	1	0	0	1
Paul Casanova, R (1, 2) OBP: 0.113, SLG: 0.115		K		F8			5-3		L8		4	0	0	0	0	1	0
Frank Coggins, S (1, 4) OBP: 0.229, SLG: 0.256		L4			SH2-4 1B		F7			6-3	4	0	1	0	0	0	0
Phil Ortega, R (1, 1) Dave Baldwin, R (7, 1) Sam Bowens, R (10, PH) OBP: 0.204, SLG: 0.313 Dennis Higgins, R (10, 1)		K			SH2-4 1-2		K			FC6-4 1B	2 0 1 0	0 0 0 0	0 0 1 0	0 0 0 0	0 0 0 0	2 0 0 0	0 0 0 0
Inning Stats	R: 2 H: 2 E: 0 LOB: 0 K: 2 BB: 0 S: 9 P: 9	R: 1 H: 1 E: 0 LOB: 0 K: 2 BB: 0 S: 8 P: 8	R: 0 H: 1 E: 0 LOB: 1 K: 0 BB: 0 S: 4 P: 4	R: 0 H: 0 E: 0 LOB: 0 K: 0 BB: 1 S: 2 P: 6	R: 0 H: 1 E: 0 LOB: 1 K: 0 BB: 0 S: 4 P: 4	R: 1 H: 1 E: 0 LOB: 0 K: 0 BB: 0 S: 4 P: 4	R: 0 H: 0 E: 0 LOB: 0 K: 1 BB: 0 S: 5 P: 5	R: 0 H: 2 E: 0 LOB: 1 K: 1 BB: 0 S: 6 P: 6	R: 0 H: 0 E: 0 LOB: 0 K: 1 BB: 0 S: 5 P: 5	R: 0 H: 1 E: 0 LOB: 1 K: 0 BB: 0 S: 4 P: 4	1B: 5 SF: 0 2B: 1 SAC: 1 3B: 0 DP: 2 HR: 3 HBP: 0						

PITCHER		IP	WLS	BF	H	R	ER	SO	BB	IBB	HBP	BLK	WP	HR	S	P	ERA	WHIP
Ray Culp, R ERA: 8.82	(1, 1)	2.0		9	3	3	3	4	0	0	0	0	1	2	17	17	13.50	1.500
Lee Stange, R ERA: 2.45	(3, 1)	5.0		18	3	1	1	1	1	0	0	0	0	1	19	23	1.80	0.800
Sparky Lyle, L ERA: 3.0	(8, 1)	3.0	W	11	3	0	0	2	0	0	0	0	0	0	15	15	0.00	1.000

PITCHER	IP	WLS	BF	H	R	ER	SO	BB	IBB	HBP	BLK	WP	HR	S	P	ERA	WHIP

TOP

Washington Senators @ Boston Red Sox

Fenway Park, Boston, MA

Tue May 14 1968, 7:05 PM EDT

Att. 19,439 - Cloudy - 76 F

livebaseballscorecards.com

AB	36
R	4
H	9
RBI	4
BB	1
SO	7
LOB	11

WP: 1 PA: 38
PB: 0
SB: 0
CS: 0

Batter	1	2	3	4	5	6	7	8	9	10	AB	R	H	RBI	BB	SO	LOB
Mike Andrews, R (1, 4) OBP: 0.342, SLG: 0.360	6-3	4-3			F7		2B		K		5	1	1	0	0	1	2
Joe Foy, R (1, 5) OBP: 0.426, SLG: 0.464	FC5 2B		K		6-3		1B 2B			FC6-2 3B	5	1	3	1	0	1	0
Carl Yastrzemski, L (1, 7) OBP: 0.449, SLG: 0.495	BB		FC3-6 1B			HR 2B	1B			IBB E IBB	3	2	3	1	2	0	0
Reggie Smith, S (1, 8) OBP: 0.336, SLG: 0.404	K		FC3-6 1-2f			F2	4-3			E 1-2 IBB	4	0	0	0	1	1	5
Ken Harrelson, R (1, 9) OBP: 0.358, SLG: 0.465	FC5 2-3f		F5			2-H HR		F7		FC6-2 1-2 2-H 3-Hf	5	1	1	2	0	0	5
George Scott, R (1, 3) OBP: 0.206, SLG: 0.118		FC5-4 BB 1B		6-3		L9		1-3			4	0	1	0	0	0	0
Rico Petrocelli, R (1, 6) OBP: 0.275, SLG: 0.340		K		F7		K		F7			4	0	0	0	0	2	1
Elston Howard, R (1, 2) OBP: 0.364, SLG: 0.319		FC5-4 1-2 BB		K			6-3		K		3	0	0	0	1	2	0
Ray Culp, R (1, 1)		FC5-4 1-2f 2-3			K		F8		1-3		0	0	0	0	0	0	0
Gene Oliver, R (2, PH) OBP: 0.222, SLG: 0.087											1	0	0	0	0	0	2
Lee Stange, R (3, 1)											1	0	0	0	0	1	0
Jose Tartabull, L (7, PH) OBP: 0.172, SLG: 0.172											1	0	0	0	0	0	0
Sparky Lyle, L (8, 1)											1	0	0	0	0	0	0
Inning Stats	R: 0 H: 1 E: 0 LOB: 2 K: 1 BB: 1 S: 6 P: 10	R: 0 H: 1 E: 0 LOB: 2 K: 1 BB: 1 S: 6 P: 10	R: 0 H: 1 E: 1 LOB: 1 K: 1 BB: 0 S: 6 P: 6	R: 0 H: 0 E: 0 LOB: 0 K: 1 BB: 0 S: 5 P: 5	R: 0 H: 0 E: 0 LOB: 0 K: 1 BB: 0 S: 5 P: 5	R: 2 H: 2 E: 0 LOB: 0 K: 1 BB: 0 S: 7 P: 7	R: 2 H: 3 E: 0 LOB: 1 K: 0 BB: 0 S: 6 P: 6	R: 0 H: 0 E: 0 LOB: 0 K: 0 BB: 0 S: 3 P: 3	R: 0 H: 0 E: 0 LOB: 0 K: 2 BB: 0 S: 7 P: 7	R: 1 H: 1 E: 1 LOB: 3 K: 0 BB: 2 S: 2 P: 10	1B: 3 SF: 0 2B: 4 SAC: 0 3B: 1 DP: 0 HR: 1 HBP: 0						

PITCHER		IP	WLS	BF	H	R	ER	SO	BB	IBB	HBP	BLK	WP	HR	S	P	ERA	WHIP
Phil Ortega, R ERA: 3.72	(1, 1)	6.2		28	6	3	3	6	2	0	0	0	0	1	38	46	4.05	1.200
Dave Baldwin, R ERA: 2.7	(7, 1)	2.1		9	2	1	1	2	0	0	0	0	0	0	13	13	3.86	0.857
Dennis Higgins, R ERA: 3.76	(10, 1)	0.1	L	4	1	1	0	0	0	2	0	0	0	0	2	10	0.00	3.000

PITCHER	IP	WLS	BF	H	R	ER	SO	BB	IBB	HBP	BLK	WP	HR	S	P	ERA	WHIP

BOTTOM

Washington Senators @ Boston Red Sox

Fenway Park, Boston, MA

Tue May 14 1968, 7:05 PM EDT
Att. 19,439 - Cloudy - 76 F

livebaseballscorecards.com

AB	37
R	5
H	9
RBI	4
BB	4
SO	8
LOB	15

1B: 3	SF: 0	WP: 0	PA: 41
2B: 4	SAC: 0	PB: 0	
3B: 1	DP: 0	SB: 0	
HR: 1	HBP: 0	CS: 0	

Washington Senators @ Boston Red Sox

Fenway Park, Boston, MA

Wed May 15 1968, 3:33 AM EDT

Att. 10,953 - Unknown - 80 F

livebaseballscorecards.com

Batter	1	2	3	4	5	6	7	8	9	AB	R	H	RBI	BB	SO	LOB
Del Unser, L (1, 8) OBP: 0.318, SLG: 0.361	SSS 0-3 K ①	SSS 0-3 K ③			SSS 0-3 K ①		x 0-0 F8 ③ 2-3		SSS 0-3 K ③	5	0	0	0	0	4	3
Sam Bowens, R (1, 9) OBP: 0.226, SLG: 0.314	BBBB 4-0 HR BB		x 0-0 G6-4-3 1B		x 0-0 F9 ②			SSS 0-3 K ①		3	1	1	0	1	1	0
Frank Howard, R (1, 7) OBP: 0.380, SLG: 0.732	x 0-0 1-H HR		x 0-0 G6-4-3 ① ② 1-2f		SSS 0-3 K ③			x 0-0 WP 2B		4	1	2	2	0	1	1
Ken McMullen, R (1, 5) OBP: 0.314, SLG: 0.467	x 0-0 HR		BBBB 4-0 BB			x 0-0 F9 ①		x 0-0 F7 ② 2-3		3	1	1	1	1	0	1
Ron Hansen, R (1, 6) OBP: 0.287, SLG: 0.337	x 0-0 F8 ②		x 0-0 5-3 ③			x 0-0 5-3 ②		SSS 0-3 K ③		4	0	0	0	0	1	2
Paul Casanova, R (1, 2) OBP: 0.106, SLG: 0.108	x 0-0 F9 ③			x 0-0 F9 ①		x 0-0 P3 ③			x 0-0 5-3 ①	4	0	0	0	0	0	0
Mike Epstein, L (1, 3) OBP: 0.153, SLG: 0.128		x 0-0 4-3 ①		SSS 0-3 K ②			x 0-0 4-3 ①		x 0-0 6-3 ②	4	0	0	0	0	1	0
Frank Coggins, S (1, 4) OBP: 0.241, SLG: 0.293		SSS 0-3 K ②		x 0-0 E1			x 0-0 WP 2B		x 0-0 1B 2B	4	1	2	0	0	1	0
Dick Bosman, R (1, 1) OBP: 0.250, SLG: 0.286		BBBB 4-0 BB		x 0-0 F8 ③			x 0-0 P5 ②		x 0-0 2-H 1B	1	0	0	0	1	0	1
Ed Stroud, L (7, PH) OBP: 0.321, SLG: 0.373										1	0	0	0	0	0	1
Dennis Higgins, R (7, 1)										0	0	0	0	0	0	0
Steve Jones, L (7, 1)										0	0	0	0	0	0	0
Bernie Allen, L (9, PH) OBP: 0.400, SLG: 0.500										1	0	1	1	0	0	0

Inning Stats	1	2	3	4	5	6	7	8	9	1B: 2	SF: 0	WP: 2	PA: 37
	R: 3 H: 2	R: 0 H: 0	R: 0 H: 1	R: 0 H: 0	R: 0 H: 0	R: 0 H: 0	R: 0 H: 1	R: 0 H: 1	R: 1 H: 2	2B: 3 SAC: 0	PB: 0	SB: 0	
	E: 0 LOB: 0	E: 0 LOB: 1	E: 0 LOB: 1	E: 1 LOB: 1	E: 0 LOB: 0	E: 0 LOB: 0	E: 0 LOB: 1	E: 0 LOB: 1	E: 0 LOB: 1	3B: 0 DP: 1	SB: 0	CS: 0	
	K: 1 BB: 1	K: 2 BB: 1	K: 0 BB: 1	K: 1 BB: 0	K: 2 BB: 0	K: 0 BB: 0	K: 0 BB: 0	K: 2 BB: 0	K: 1 BB: 0	HR: 2 HBP: 0			
	S: 7 P: 11	S: 7 P: 11	S: 3 P: 7	S: 6 P: 6	S: 7 P: 7	S: 3 P: 3	S: 4 P: 4	S: 8 P: 8	S: 7 P: 7				

PITCHER		IP	WLS	BF	H	R	ER	SO	BB	IBB	HBP	BLK	WP	HR	S	P	ERA	WHIP
Jose Santiago, R ERA: 1.72	(1, 1)	8.2	W	36	7	4	4	8	3	0	0	0	2	2	49	61	4.15	1.154
Sparky Lyle, L ERA: 2.92	(9, 1)	0.1	S	1	0	0	0	1	0	0	0	0	0	0	3	3	0.00	0.000

PITCHER	IP	WLS	BF	H	R	ER	SO	BB	IBB	HBP	BLK	WP	HR	S	P	ERA	WHIP

TOP	
AB	34
R	4
H	7
RBI	4
BB	3
SO	9
LOB	9

Batter	1	2	3	4	5	6	7	8	9	AB	R	H	RBI	BB	SO	LOB
Mike Andrews, R (1, 4) OBP: 0.339, SLG: 0.359	6-3	2-H 1B			6-3		SF8 1-2 3-H			3	0	1	2	0	0	0
Joe Foy, R (1, 5) OBP: 0.429, SLG: 0.477	1B G3 1B	P6			5-3		CS 2-H 2B			4	1	2	1	0	0	1
Carl Yastrzemski, L (1, 7) OBP: 0.450, SLG: 0.490	G3 1-3 1B 1B		6-3		F7		B B B 4-0 2-3 BB			3	1	1	0	1	0	0
Reggie Smith, S (1, 8) OBP: 0.333, SLG: 0.407	G3 1-2 3-H		P6			1B 2B	F8			4	1	1	1	0	0	2
Ken Harrelson, R (1, 9) OBP: 0.353, SLG: 0.453	2-H 1B		6-3			L9		1-3		4	0	1	1	0	0	1
George Scott, R (1, 3) OBP: 0.218, SLG: 0.146	F8			F9		CS 2-H 1B		2B		4	0	2	1	0	0	1
Jerry Adair, R (1, 6) OBP: 0.286, SLG: 0.286 Rico Petrocelli, R (7, 6) OBP: 0.273, SLG: 0.337		4-3		1B 1B		5-3 2 3 1-2		S S S K		3 1	0 0	1 0	0 0	0 0	0 1	1 1
Russ Gibson, R (1, 2) OBP: 0.258, SLG: 0.345		6-3		G6-4-3 1-2 1B			E6 SH SF8	L7		4	1	1	0	0	0	1
Jose Santiago, R (1, 1) OBP: 0.211, SLG: 0.235 Sparky Lyle, L (9, 1)		1B 2B		G6-4-3 2 3 1-2f			SH SF8 2-3 2B			2 0	2 0	1 0	0 0	0 0	0 0	2 0
Inning Stats	R: 2 H: 3 E: 0 LOB: 1 K: 0 BB: 0 S: 6 P: 6	R: 1 H: 2 E: 0 LOB: 1 K: 0 BB: 0 S: 5 P: 5	R: 0 H: 0 E: 0 LOB: 0 K: 0 BB: 0 S: 3 P: 3	R: 0 H: 2 E: 0 LOB: 1 K: 0 BB: 0 S: 4 P: 4	R: 0 H: 0 E: 0 LOB: 0 K: 0 BB: 0 S: 3 P: 3	R: 1 H: 2 E: 0 LOB: 0 K: 0 BB: 0 S: 4 P: 4	R: 2 H: 1 E: 1 LOB: 1 K: 0 BB: 1 S: 5 P: 9	R: 0 H: 1 E: 0 LOB: 1 K: 1 BB: 0 S: 6 P: 6		1B: 7 SF: 1 2B: 4 SAC: 1 3B: 0 DP: 1 HR: 0 HBP: 0						

PITCHER	IP	WLS	BF	H	R	ER	SO	BB	IBB	HBP	BLK	WP	HR	S	P	ERA	WHIP
Dick Bosman, R (1, 1) ERA: 4.54	6.0	L	25	9	4	4	0	0	0	0	0	0	0	25	25	6.00	1.500
Dennis Higgins, R (7, 1) ERA: 4.05	0.1		4	1	2	1	0	0	0	0	0	0	0	4	4	27.00	3.000
Steve Jones, L (7, 1) ERA:	1.2		6	1	0	0	1	1	0	0	0	0	0	7	11	0.00	1.200

PITCHER	IP	WLS	BF	H	R	ER	SO	BB	IBB	HBP	BLK	WP	HR	S	P	ERA	WHIP

BOTTOM

Washington Senators @ Boston Red Sox

Fenway Park, Boston, MA

Wed May 15 1968, 3:33 AM EDT
Att. 10,953 - Unknown - 80 F

livebaseballscorecards.com

AB	32
R	6
H	11
RBI	6
BB	1
SO	1
LOB	10

Batter	1	2	3	4	5	6	7	8	9	AB	R	H	RBI	BB	SO	LOB
Dick Howser, R (1, 4) OBP: 0.327, SLG: 0.125	BBBB 4-0 1B BB		BBBB 4-0 1B BB	BBBB 4-0 HR BB		BBBB 4-0 1B 1-2 BB		x 0-0 ② 1-3		1	3	0	0	4	0	0
Roy White, S (1, 8) OBP: 0.353, SLG: 0.454	x 0-0 ① 1-3 1B		x 0-0 ② F7	x 0-0 1-H HR		x 0-0 1-3 2-H 1B		x 0-0 ③ 4-3		5	1	3	3	0	0	1
Mickey Mantle, S (1, 3) OBP: 0.376, SLG: 0.385	BBBB 4-0 1B BB		x 0-0 1B 1-3 2B 1B	x 0-0 ① F5		SSS 0-3 ① K			x 0-0 L4-3 1B	4	1	2	0	1	1	2
Horace Clarke, S (9, PR) OBP: 0.212, SLG: 0.190										0	0	0	0	0	0	0
Andy Kosco, R (1, 9) OBP: 0.319, SLG: 0.485	x 0-0 G6-4-3 1-2 3-H 1B		x 0-0 2B HR 1-2 3-H 1B	x 0-0 L8		x 0-0 ② F3			x 0-0 ① F8	5	1	2	2	0	0	3
Tom Tresh, S (1, 7) OBP: 0.283, SLG: 0.232	x 0-0 ② ③ G6-4-3 1-2f		x 0-0 HR 1-3 2-H 2B	x 0-0 ③ F7		x 0-0 ③ L8			x 0-0 ② ③ L4-3 1-2	5	1	1	1	0	0	5
Bobby Cox, R (1, 5) OBP: 0.299, SLG: 0.224		x 0-0 ① 5-3	BBBB 4-0 HR BB		SSS 0-3 ① K		SSS 0-3 ① K			3	1	0	0	1	2	0
Frank Fernandez, R (1, 2) OBP: 0.324, SLG: 0.370		x 0-0 ② 6-3	x 0-0 1-H 2-H 3-H HR		x 0-0 ② 5-3		SSS 0-3 ② K			4	1	1	4	0	1	0
Ruben Amaro, R (1, 6) OBP: 0.240, SLG: 0.182		x 0-0 ③ 6-3	BBBB 4-0 BB		x 0-0 ③ F3		x 0-0 ③ L9			3	0	0	0	1	0	0
Mel Stottlemyre, R (1, 1) OBP: 0.227, SLG: 0.158			x 0-0 F3			BBBB 4-0 BB 1B BB		x 0-0 ① F3		3	1	0	0	1	1	1
Joe Verbanic, R (8, 1)										0	0	0	0	0	0	0
Dooley Womack, L (8, 1)			SSS 0-3 ③ K							0	0	0	0	0	0	0
Inning Stats	R: 1 E: 0 K: 0 S: 3 H: 2 LOB: 1 BB: 2 P: 11	R: 0 E: 0 K: 0 S: 3 H: 0 LOB: 0 BB: 0 P: 3	R: 6 E: 0 K: 1 S: 9 H: 4 LOB: 1 BB: 3 P: 21	R: 2 E: 0 K: 0 S: 4 H: 1 LOB: 0 BB: 1 P: 8	R: 0 E: 0 K: 1 S: 5 H: 0 LOB: 0 BB: 0 P: 5	R: 1 E: 0 K: 1 S: 6 H: 1 LOB: 2 BB: 2 P: 14	R: 0 E: 0 K: 2 S: 7 H: 0 LOB: 0 BB: 0 P: 7	R: 0 E: 0 K: 0 S: 3 H: 0 LOB: 0 BB: 0 P: 3	R: 0 E: 0 K: 0 S: 3 H: 1 LOB: 1 BB: 0 P: 3	1B: 6 2B: 2 3B: 0 HR: 2 SF: 0 SAC: 0 DP: 2 HBP: 0						

PITCHER		IP	WLS	BF	H	R	ER	SO	BB	IBB	HBP	BLK	WP	HR	S	P	ERA	WHIP
Dick Ellsworth, L ERA: 3.7	(1, 1)	2.2		17	6	7	7	0	5	0	0	0	0	1	12	32	23.62	4.125
Jerry Stephenson, R ERA: 4.71	(3, 1)	1.1		6	1	2	2	1	1	0	0	0	0	1	7	11	13.50	1.500
Bill Landis, L ERA: 4.7	(5, 1)	2.0		9	1	1	1	2	2	0	0	0	0	0	11	19	4.50	1.500
John Wyatt, R ERA: 4.22	(7, 1)	2.0	W	6	0	0	0	2	0	0	0	0	0	0	10	10	0.00	0.000
Lee Stange, R ERA: 2.33	(9, 1)	1.0	S	3	1	0	0	0	0	0	0	0	0	0	3	3	0.00	1.000

PITCHER	IP	WLS	BF	H	R	ER	SO	BB	IBB	HBP	BLK	WP	HR	S	P	ERA	WHIP

TOP

New York Yankees @ Boston Red Sox

Fenway Park, Boston, MA

Thu May 16 1968, 7:05 PM EDT

Att. 22,879 - Overcast - 68 F

livebaseballscorecards.com

AB	33
R	10
H	9
RBI	10
BB	8
SO	5
LOB	12

WP: 0 PA: 41
PB: 0
SB: 0
CS: 0

BOTTOM

New York Yankees @ Boston Red Sox

Fenway Park, Boston, MA

Thu May 16 1968, 7:05 PM EDT

Att. 22,879 - Overcast - 68 F

livebaseballscorecards.com

Batter	1	2	3	4	5	6	7	8	9	AB	R	H	RBI	BB	SO	LOB
Mike Andrews, R (1, 4) OBP: 0.341, SLG: 0.349	BBBB 4-0 4-3 5-3 HR BB	x 0-0 ③ F9		x 0-0 ② 5-3 1-2 3-H		x 0-0 ② F9		BBBB 4-0 2B 1B 1-2 2-3 BB		3	2	0	1	2	0	3
Joe Foy, R (1, 5) OBP: 0.427, SLG: 0.478	x 0-0 ① 5-3 1-2		x 0-0 ① SSS F9	SSS 0-3 ③ K		BBBB 4-0 1-2 BB		x 0-0 1B 2B 1-3 2-H 3-H 2B		4	1	1	2	1	1	2
Carl Yastrzemski, L (1, 7) OBP: 0.452, SLG: 0.495 John Wyatt, R (7, 1) Dalton Jones, L (8, PH) OBP: 0.188, SLG: 0.170 Lee Stange, R (9, 1)	BBBB 4-0 4-3 HR BB		x 0-0 1-4-3 2B		x 0-0 ① 5-3	x 0-0 ③ 4-3		x 0-0 2B SF9 2-3 3-H 1B		3 0 1 0	1 0 1 0	1 0 1 0	0 0 1 0	1 0 0 0	0 0 0 0	2 0 0 0
Reggie Smith, S (1, 8) OBP: 0.336, SLG: 0.416	x 0-0 ② 4-3 1-2 2-3		x 0-0 ② 1-4-3 2-3		x 0-0 1B 1B 1B		x 0-0 ① 1-3	x 0-0 SF9 SH1-3 1-3 3-H 2B		5	2	2	1	0	0	3
Ken Harrelson, R (1, 9) OBP: 0.378, SLG: 0.500	x 0-0 2-H 3-H HR		BBBB 4-0 FC5-4 BB		x 0-0 1B 1-2 1B		x 0-0 ② 6-3	IIII 4-0 SH1-3 SF9 IBB		3	1	2	3	2	0	0
George Scott, R (1, 3) OBP: 0.226, SLG: 0.161	SSS 0-3 ③ K		x 0-0 ③ FC5-4 1-2f		x 0-0 4-1 1-3 2-H 1B		x 0-0 FC6-4 1B	x 0-0 ① SF9 1-2 2-3 3-H		4	0	2	2	0	1	2
Jerry Adair, R (1, 6) OBP: 0.278, SLG: 0.278		x 0-0 E 1B 1B		x 0-0 ① 5-3	x 0-0 ②③ 4-1 1-2f		x 0-0 ③ FC6-4 1-2f	x 0-0 ② SH1-3 2-3 3-H		4	0	1	1	0	0	3
Elston Howard, R (1, 2) OBP: 0.386, SLG: 0.347 Bill Landis, L (5, 1) Jose Tartabull, L (6, PH) OBP: 0.156, SLG: 0.156 (7, 7)		x 0-0 ① E9 6-3 1-H 1B		x 0-0 1B 5-3 1B		x 0-0 ① 6-3		x 0-0 E5 BB 1B 2B x 0-0 ② G3		2 0 3	1 0 1	2 0 0	0 0 0	0 0 0	0 0 0	0 0 1
Dick Ellsworth, L (1, 1) OBP: 0.105, SLG: 0.056 Jerry Stephenson, L (3, 1) OBP: 0.400, SLG: 0.400 Gene Oliver, R (4, PH) OBP: 0.300, SLG: 0.160 (5, 2)		x 0-0 ② 6-3 2-3		x 0-0 5-3 1-3 1B		BBBB 4-0 BB BB		x 0-0 BB 2B 1-2 1B		1 0 2	0 0 1	0 0 2	0 0 0	0 0 1	0 0 0	1 0 0
Inning Stats	R: 3 H: 1 E: 0 LOB: 0 K: 1 BB: 2 S: 6 P: 14	R: 0 H: 2 E: 1 LOB: 1 K: 0 BB: 0 S: 4 P: 4	R: 0 H: 1 E: 0 LOB: 2 K: 0 BB: 1 S: 4 P: 8	R: 1 H: 2 E: 0 LOB: 1 K: 1 BB: 0 S: 7 P: 7	R: 1 H: 3 E: 0 LOB: 1 K: 0 BB: 0 S: 5 P: 5	R: 0 H: 0 E: 0 LOB: 2 K: 0 BB: 2 S: 3 P: 11	R: 0 H: 1 E: 0 LOB: 1 K: 0 BB: 0 S: 4 P: 4	R: 6 H: 4 E: 1 LOB: 1 K: 0 BB: 2 S: 8 P: 16		1B: 10 SF: 1 2B: 4 SAC: 1 3B: 0 DP: 1 HR: 1 HBP: 0						

AB	35
R	11
H	14
RBI	11
BB	7
SO	2
LOB	17

PITCHER		IP	WLS	BF	H	R	ER	SO	BB	IBB	HBP	BLK	WP	HR	S	P	ERA	WHIP
Mel Stottlemyre, R ERA: 2.78	(1, 1)	7.0		37	11	8	8	2	6	0	0	0	0	1	35	59	10.29	2.429
Joe Verbanic, R ERA: 2.51	(8, 1)	0.0	L	3	3	1	0	0	0	0	0	0	0	0	3	3	∞	∞
Dooley Womack, R ERA: 4.32	(8, 1)	1.0		4	0	2	1	0	0	1	0	0	0	0	3	7	9.00	0.000

PITCHER	IP	WLS	BF	H	R	ER	SO	BB	IBB	HBP	BLK	WP	HR	S	P	ERA	WHIP

New York Yankees @ Boston Red Sox

Fenway Park, Boston, MA

Fri May 17 1968, 7:05 PM EDT

Att. 35,253 - Overcast - 57 F

livebaseballscorecards.com

TOP

Batter	1	2	3	4	5	6	7	8	9	AB	R	H	RBI	BB	SO	LOB
Dick Howser, R (1, 4) OBP: 0.321, SLG: 0.136	S S S 0-3 ① K		x 0-0 ② FC1-4 CS 1-2f 3-H		x 0-0 ③ 6-3		x 0-0 ③ 2-H 1B			4	0	1	2	0	1	2
Roy White, S (1, 8) OBP: 0.358, SLG: 0.455	x 0-0 ② F9		0-0 ③ CS 1-2	x 0-0 CS 1B		x 0-0 ① 6-3		x 0-0 FC4-6 1B		4	0	2	0	0	0	0
Mickey Mantle, S (1, 3) OBP: 0.372, SLG: 0.379	x 0-0 ③ F8			x 0-0 ① F7		x 0-0 L5-4 WP 1B		x 0-0 ① L6		4	0	1	0	0	0	2
Joe Pepitone, L (1, 7) OBP: 0.440, SLG: 0.450		x 0-0 ① 4-3		B B B 4-0 ② 1-2 BB		4-0 1-2 IBB		x 0-0 ② FC4-6 FC5-4 1-2f		2	0	0	0	2	0	1
Andy Kosco, R (1, 9) OBP: 0.303, SLG: 0.458		x 0-0 ② 6-3		x 0-0 ③ F4		x 0-0 ② ③ L5-4 2-3		x 0-0 ③ FC5-4 1-2f		4	0	0	0	0	0	4
Tom Tresh, S (1, 6) OBP: 0.274, SLG: 0.222		x 0-0 ③ F9			x 0-0 ① G3		x 0-0 ① 1-3		S S S 0-3 ① K	4	0	0	0	0	1	0
Jake Gibbs, L (1, 2) OBP: 0.310, SLG: 0.261			x 0-0 1B S FC1-4 1B		x 0-0 1B 3B		x 0-0 S WP 2B 1B		S S S 0-3 ② K	4	3	3	0	0	1	0
Bobby Cox, R (1, 5) OBP: 0.309, SLG: 0.239			x 0-0 FC1-4 1-3 1B		x 0-0 SH1-4 3-H 1B		S S S 0-3 ② K 1-3		x 0-0 ③ 6-3	4	0	2	1	0	1	1
Bill Monbouquette, R (1, 1) OBP: 0.250, SLG: 0.267 Joe Verbanic, R (8, 1)			x 0-0 ① F3		x 0-0 ② SH1-4 1-2		x 0-0 1B 2B 3-H			2 0	1 0	1 0	1 0	0 0	0 0	2 0
Inning Stats	R: 0 E: 0 K: 1 S: 5 H: 0 LOB: 0 BB: 0 P: 5	R: 0 E: 0 K: 0 S: 3 H: 0 LOB: 0 BB: 0 P: 3	R: 1 E: 0 K: 0 S: 4 H: 2 LOB: 0 BB: 0 P: 4	R: 0 E: 0 K: 0 S: 3 H: 1 LOB: 1 BB: 1 P: 7	R: 1 E: 0 K: 0 S: 5 H: 2 LOB: 1 BB: 0 P: 5	R: 0 E: 0 K: 0 S: 3 H: 1 LOB: 1 BB: 1 P: 7	R: 2 E: 0 K: 1 S: 7 H: 3 LOB: 2 BB: 0 P: 7	R: 0 E: 0 K: 0 S: 4 H: 1 LOB: 1 BB: 0 P: 4	R: 0 E: 0 K: 2 S: 7 H: 0 LOB: 0 BB: 0 P: 7	1B: 8 2B: 2 3B: 1 HR: 0	SF: 0 SAC: 1 DP: 1 HBP: 0						

	AB	32
	R	4
	H	10
	RBI	4
	BB	2
	SO	4
	LOB	12

WP: 2 PB: 0 SB: 2 CS: 2 PA: 36

PITCHER		IP	WLS	BF	H	R	ER	SO	BB	IBB	HBP	BLK	WP	HR	S	P	ERA	WHIP
Gary Bell, R ERA: 4.28	(1, 1)	7.0		28	9	4	4	2	1	1	0	0	2	0	30	38	5.14	1.429
Sparky Lyle, L ERA: 2.51	(8, 1)	2.0	W	7	1	0	0	2	0	0	0	0	0	0	11	11	0.00	0.500

PITCHER	IP	WLS	BF	H	R	ER	SO	BB	IBB	HBP	BLK	WP	HR	S	P	ERA	WHIP

Batter	1	2	3	4	5	6	7	8	9	AB	R	H	RBI	BB	SO	LOB
Mike Andrews, R (1, 4) OBP: 0.354, SLG: 0.373	F4			1B	E9 2-H 3-H		1-H			4	0	3	3	0	0	0
Joe Foy, R (1, 5) OBP: 0.412, SLG: 0.458	K			F8	4-3		6-3			4	0	0	0	0	1	4
Carl Yastrzemski, L (1, 7) OBP: 0.446, SLG: 0.486	K			1-3		F8		L9		4	0	1	0	0	1	0
Reggie Smith, S (1, 8) OBP: 0.341, SLG: 0.409		1-3		G5-4-3 IBB		K		1B BB		2	1	0	0	2	1	0
Ken Harrelson, R (1, 9) OBP: 0.383, SLG: 0.494		BB G4-6-3		G5-4-3 1-2f		5-3		1B 1-3		3	1	1	0	1	0	3
George Scott, R (1, 3) OBP: 0.245, SLG: 0.196		G4-6-3 1-2f			FC6-4		1B	4-3 1-3 3-H	1B	4	1	3	1	0	0	1
Jerry Adair, R (1, 6) OBP: 0.333, SLG: 0.333			G6-3		FC6-4 SH2-4 1-2f		FC4-6 2-H	4-3 1-2 3-H		3	1	2	1	0	0	1
Jose Tartabull, L (7, PR) OBP: 0.156, SLG: 0.156										0	0	0	0	0	0	0
Rico Petrocelli, R (8, 6) OBP: 0.279, SLG: 0.343					E		1B			1	0	1	1	0	0	0
Elston Howard, R (1, 2) OBP: 0.377, SLG: 0.327			G6-3 1-2f		SH2-4 E BB		L8	4-3 1-2 2-3		3	1	0	0	1	0	4
Gary Bell, R (1, 1) OBP: 0.200, SLG: 0.400			K		SH2-4 1-2 2-3		FC4-6 1-2f	K		1	0	0	0	0	1	0
Dalton Jones, L (7, PH) OBP: 0.184, SLG: 0.167							2B			1	1	0	0	0	0	1
Sparky Lyle, L (8, 1)										1	0	0	0	0	1	2
Inning Stats	R: 0 E: 0 K: 2 S: 7 H: 0 LOB: 0 BB: 0 P: 7	R: 0 E: 0 K: 0 S: 2 H: 0 LOB: 0 BB: 1 P: 6	R: 0 E: 0 K: 1 S: 5 H: 1 LOB: 0 BB: 0 P: 5	R: 0 E: 0 K: 0 S: 4 H: 2 LOB: 2 BB: 1 P: 8	R: 2 E: 2 K: 0 S: 5 H: 2 LOB: 1 BB: 1 P: 9	R: 0 E: 0 K: 1 S: 5 H: 0 LOB: 0 BB: 0 P: 5	R: 2 E: 0 K: 0 S: 6 H: 3 LOB: 2 BB: 0 P: 6	R: 2 E: 0 K: 1 S: 8 H: 3 LOB: 2 BB: 1 P: 12		1B: 9 2B: 2 3B: 0 HR: 0	SF: 0 SAC: 1 DP: 3 HBP: 0						

PITCHER		IP	WLS	BF	H	R	ER	SO	BB	IBB	HBP	BLK	WP	HR	S	P	ERA	WHIP
Bill Monbouquette, R ERA: 3.04	(1, 1)	7.1	L	34	11	6	6	4	3	1	0	0	0	0	38	54	7.36	1.909
Joe Verbanic, R ERA: 2.4	(8, 1)	0.2		2	0	0	0	1	0	0	0	0	0	0	4	4	0.00	0.000

PITCHER	IP	WLS	BF	H	R	ER	SO	BB	IBB	HBP	BLK	WP	HR	S	P	ERA	WHIP

BOTTOM

New York Yankees @ Boston Red Sox

Fenway Park, Boston, MA

Fri May 17 1968, 7:05 PM EDT
Att. 35,253 - Overcast - 57 F

livebaseballscorecards.com

AB	31
R	6
H	11
RBI	6
BB	4
SO	5
LOB	16

Batter	1	2	3	4	5	6	7	8	9	AB	R	H	RBI	BB	SO	LOB
Dick Howser, R (1, 4) OBP: 0.300, SLG: 0.125	K		F1			G6-4-3 1-2f		G6-4-3 1-2f		4	0	0	0	0	1	2
Roy White, S (1, 8) OBP: 0.362, SLG: 0.457	K			WP WP 1B		1B			5-3	4	0	2	0	0	1	0
Mickey Mantle, S (1, 3) OBP: 0.376, SLG: 0.371	BB			F7 1-2		G3			4-3 BB	2	0	0	0	2	0	2
Joe Pepitone, L (1, 7) OBP: 0.379, SLG: 0.375	G3			F2			F9		4-3 1-2	4	0	0	0	0	0	3
Andy Kosco, R (1, 9) OBP: 0.288, SLG: 0.434		L5		K 2-3			K		F7	4	0	0	0	0	2	2
Tom Tresh, S (1, 6) OBP: 0.275, SLG: 0.218		K			G3		BB			2	0	0	0	1	1	0
Jake Gibbs, L (1, 2) OBP: 0.311, SLG: 0.264		K			G5-4-3 1B		K			3	0	1	0	0	2	1
Bobby Cox, R (1, 5) OBP: 0.310, SLG: 0.233			K		G5-4-3 1-2f			G6-4-3 BB		2	0	0	0	1	1	1
Fred Talbot, R (1, 1) OBP: 0.250, SLG: 0.625			K			G6-4-3 1B		K		1	0	0	0	0	1	0
Horace Clarke, S (6, PH) OBP: 0.219, SLG: 0.198										1	0	1	0	0	0	0
Fritz Peterson, S (6, 1)										0	0	0	0	0	0	0
Steve Whitaker, L (8, PH) OBP: 0.192, SLG: 0.149										1	0	0	0	0	1	1
Dooley Womack, L (8, 1)										0	0	0	0	0	0	0
Inning Stats	R: 0 E: 0 K: 2 S: 7 H: 0 LOB: 1 BB: 1 P: 11	R: 0 E: 0 K: 2 S: 7 H: 0 LOB: 0 BB: 0 P: 7	R: 0 E: 0 K: 2 S: 7 H: 0 LOB: 0 BB: 0 P: 7	R: 0 E: 0 K: 1 S: 6 H: 1 LOB: 1 BB: 0 P: 6	R: 0 E: 0 K: 0 S: 3 H: 1 LOB: 0 BB: 0 P: 3	R: 0 E: 0 K: 0 S: 4 H: 2 LOB: 1 BB: 0 P: 4	R: 0 E: 0 K: 2 S: 7 H: 0 LOB: 1 BB: 1 P: 11	R: 0 E: 0 K: 1 S: 4 H: 0 LOB: 0 BB: 1 P: 8	R: 0 E: 0 K: 0 S: 3 H: 0 LOB: 1 BB: 1 P: 7	1B: 4 2B: 0 3B: 0 HR: 0 SF: 0 SAC: 0 DP: 3 HBP: 0						

PITCHER	IP	WLS	BF	H	R	ER	SO	BB	IBB	HBP	BLK	WP	HR	S	P	ERA	WHIP
Ray Culp, R (1, 1) ERA: 5.68	9.0	W	32	4	0	0	10	4	0	0	0	2	0	48	64	0.00	0.889

PITCHER	IP	WLS	BF	H	R	ER	SO	BB	IBB	HBP	BLK	WP	HR	S	P	ERA	WHIP

TOP

New York Yankees @ Boston Red Sox

Fenway Park, Boston, MA

Sat May 18 1968, 7:05 PM EDT

Att. 32,889 - Unknown - 48 F

livebaseballscorecards.com

AB	28
R	0
H	4
RBI	0
BB	4
SO	10
LOB	12

PB: 0 SB: 0 CS: 0

Batter	1	2	3	4	5	6	7	8	9	AB	R	H	RBI	BB	SO	LOB
Mike Andrews, R (1, 4) OBP: 0.351, SLG: 0.368	1-3 1B		E6 BB SF7	6-3			E5 FC6-4			4	1	1	0	0	0	0
Joe Foy, R (1, 5) OBP: 0.398, SLG: 0.440	1-3 1-2f		E6 S BB E	6-3			FC6-4 FC4-6 1-2f			4	1	0	0	0	0	3
Carl Yastrzemski, L (1, 7) OBP: 0.448, SLG: 0.478	BB BB BB		E WP 2B 1-2 2-3		F5		FC4-6 1-2f			2	1	0	0	2	0	1
Reggie Smith, S (1, 8) OBP: 0.338, SLG: 0.402	BB 1-2 BB		SF7 3-H		K		K			2	0	0	1	1	2	1
Ken Harrelson, R (1, 9) OBP: 0.388, SLG: 0.482	1-2 2-3 BB		E 2B 1-2 2-3 IBB		K			5-3		2	1	0	0	2	1	0
George Scott, R (1, 3) OBP: 0.246, SLG: 0.198	K		E6 2B 1-2 2-3 3-H			6-3		G6-4-3 1B		4	0	1	1	0	1	5
Jerry Adair, R (1, 6) OBP: 0.320, SLG: 0.360		L8	1-3 2-H 3-H 2B			1-3		G6-4-3 1-2f		4	0	1	2	0	0	1
Elston Howard, R (1, 2) OBP: 0.375, SLG: 0.327		1-3	L8			1B				3	0	1	0	0	0	1
Ray Culp, R (1, 1)		1-3		K		K				3	0	0	0	0	2	1
Inning Stats	R: 0 E: 0 K: 1 S: 5 H: 1 LOB: 3 BB: 3 P: 17	R: 0 E: 0 K: 0 S: 3 H: 0 LOB: 0 BB: 0 P: 3	R: 4 E: 3 K: 0 S: 6 H: 1 LOB: 1 BB: 2 P: 14	R: 0 E: 0 K: 1 S: 5 H: 0 LOB: 0 BB: 0 P: 5	R: 0 E: 0 K: 2 S: 7 H: 0 LOB: 0 BB: 0 P: 7	R: 0 E: 0 K: 1 S: 6 H: 1 LOB: 1 BB: 0 P: 6	R: 0 E: 1 K: 1 S: 6 H: 0 LOB: 1 BB: 0 P: 6	R: 0 E: 0 K: 0 S: 3 H: 1 LOB: 0 BB: 0 P: 3		1B: 3 2B: 2 3B: 0 HR: 0	SF: 1 SAC: 0 DP: 2 HBP: 0			WP: 1 PB: 0 SB: 1 CS: 0	PA: 34		

PITCHER		IP	WLS	BF	H	R	ER	SO	BB	IBB	HBP	BLK	WP	HR	S	P	ERA	WHIP
Fred Talbot, R ERA: 3.86	(1, 1)	5.0	L	23	2	4	0	4	4	1	0	0	1	0	26	46	0.00	1.200
Fritz Peterson, L ERA: 4.01	(6, 1)	2.0		8	1	0	0	2	0	0	0	0	0	0	12	12	0.00	0.500
Dooley Womack, R ERA: 4.08	(8, 1)	1.0		3	1	0	0	0	0	0	0	0	0	0	3	3	0.00	1.000

PITCHER	IP	WLS	BF	H	R	ER	SO	BB	IBB	HBP	BLK	WP	HR	S	P	ERA	WHIP

BOTTOM

New York Yankees @ Boston Red Sox

Fenway Park, Boston, MA

Sat May 18 1968, 7:05 PM EDT
Att. 32,889 - Unknown - 48 F

livebaseballscorecards.com

AB	28
R	4
H	4
RBI	4
BB	5
SO	6
LOB	13

Batter	1	2	3	4	5	6	7	8	9	AB	R	H	RBI	BB	SO	LOB
Horace Clarke, S (1, 4) OBP: 0.218, SLG: 0.198	E BB 1B	F7	6-3			K 1-2	K			5	1	1	0	0	2	4
Roy White, S (1, 8) OBP: 0.364, SLG: 0.445	E 1B WP 1-2 BB	F6		4-3		F4		WP WP BB		3	1	0	0	2	0	2
Joe Pepitone, L (1, 3) OBP: 0.412, SLG: 0.393	E8 WP PB 2B 1-3 2-H 1B	1B 2B 1-2 1B		F7		HR IBB		F6		4	3	2	1	1	0	1
Andy Kosco, R (1, 9) OBP: 0.306, SLG: 0.494	1B 1-H 3-H 2B	BB 2B 1-3 2-H 1B		6-3		1-H 2-H HR		F9 1-2		5	3	3	5	0	0	1
Steve Whitaker, L (1, 7) OBP: 0.211, SLG: 0.140	F8	2B 1-2 BB			K	F5		2-3 BB		3	1	0	0	2	1	1
Tom Tresh, S (1, 6) OBP: 0.280, SLG: 0.236	WP 2-H 1B	1-H 2-H 3-H 2B			3-1		3-1	G3		5	0	2	4	0	0	2
Jake Gibbs, L (1, 2) OBP: 0.315, SLG: 0.263	F6	K			1B		FC1-5 BB		F6	4	0	1	0	1	1	2
Bobby Cox, R (1, 5) OBP: 0.303, SLG: 0.221	K 1-2		5-3		F5		FC1-5 1-2 BB		6-3	4	0	0	0	1	1	2
Stan Bahnsen, R (1, 1) OBP: 0.278, SLG: 0.133 Dick Howser, R (6, PH) OBP: 0.311, SLG: 0.143 Joe Verbanic, R (6, 1)		1B 1B BB	K			PB HR 1B	FC1-5 1-2 2-3f		F8	1 1 2	1 1 0	0 1 0	0 0 0	1 0 0	1 0 0	0 0 2
Inning Stats	R: 4 E: 1 K: 1 S: 9 / H: 4 LOB: 1 BB: 1 P: 13	R: 4 E: 0 K: 1 S: 8 / H: 3 LOB: 1 BB: 2 P: 16	R: 0 E: 0 K: 1 S: 5 / H: 0 LOB: 0 BB: 0 P: 5	R: 0 E: 0 K: 0 S: 3 / H: 0 LOB: 0 BB: 0 P: 3	R: 0 E: 0 K: 1 S: 6 / H: 1 LOB: 1 BB: 0 P: 6	R: 3 E: 0 K: 1 S: 7 / H: 2 LOB: 0 BB: 1 P: 11	R: 0 E: 0 K: 1 S: 5 / H: 0 LOB: 2 BB: 2 P: 13	R: 0 E: 0 K: 0 S: 3 / H: 0 LOB: 2 BB: 2 P: 11	R: 0 E: 0 K: 0 S: 3 / H: 0 LOB: 0 BB: 0 P: 3	1B: 7 2B: 2 3B: 0 HR: 1	SF: 0 SAC: 0 DP: 0 HBP: 0			WP: 4 PB: 2 SB: 0 CS: 0	PA: 45		

PITCHER		IP	WLS	BF	H	R	ER	SO	BB	IBB	HBP	BLK	WP	HR	S	P	ERA	WHIP
Gary Waslewski, R ERA: 3.14	(1, 1)	0.0	L	4	3	4	4	0	1	0	0	0	1	0	3	7	∞	∞
Lee Stange, R ERA: 3.8	(1, 1)	2.0		12	4	4	4	2	2	0	0	0	1	0	14	22	18.00	3.000
Bill Landis, L ERA: 3.72	(3, 1)	2.0		6	0	0	0	1	0	0	0	0	0	0	8	8	0.00	0.000
Jerry Stephenson, R ERA: 4.81	(5, 1)	5.0		23	3	3	3	3	4	1	0	0	2	1	24	44	5.40	1.400

PITCHER	IP	WLS	BF	H	R	ER	SO	BB	IBB	HBP	BLK	WP	HR	S	P	ERA	WHIP

TOP

New York Yankees @ Boston Red Sox

Fenway Park, Boston, MA

Sun May 19 1968, 3:33 AM EDT
Att. 34,727 - Cloudy - 62 F

livebaseballscorecards.com

AB	37
R	11
H	10
RBI	10
BB	8
SO	6
LOB	17

BOTTOM

New York Yankees @ Boston Red Sox

Fenway Park, Boston, MA

Sun May 19 1968, 3:33 AM EDT

Att. 34,727 - Cloudy - 62 F

livebaseballscorecards.com

Batter	1	2	3	4	5	6	7	8	9	AB	R	H	RBI	BB	SO	LOB
Mike Andrews, R (1, 4) OBP: 0.346, SLG: 0.361	5-3		6-3		6-3 2B 1B		G6-4-3 1-2f		G5-4-3 1-2f	5	1	1	0	0	0	2
Joe Foy, R (1, 5) OBP: 0.402, SLG: 0.442	6-3		1B		F3		1B			4	0	2	0	0	0	1
Carl Yastrzemski, L (1, 7) OBP: 0.442, SLG: 0.466	BB		4-3		6-3 1-2		G3			3	0	0	0	1	0	3
Reggie Smith, S (1, 8) OBP: 0.350, SLG: 0.412	K			2B 4-3 BB	2-H 2B			G4-6-3 1B BB		2	1	1	1	2	1	1
Ken Harrelson, R (1, 9) OBP: 0.392, SLG: 0.494		F8		4-3 1-3 1B 2B	6-3			1-2 G4-6-3 1B		4	1	2	0	0	0	1
George Scott, R (1, 3) OBP: 0.237, SLG: 0.190		6-3		4-3 2-3 3-H		K		G4-6-3 1-2f 2-3		4	0	0	1	0	1	3
Rico Petrocelli, R (1, 6) OBP: 0.287, SLG: 0.343		BB		3-H 1B		F2		F6		3	0	1	1	1	0	1
Russ Gibson, R (1, 2) OBP: 0.229, SLG: 0.303		F2		F8		K			6-3	4	0	0	0	0	1	2
Gary Waslewski, R (1, 1) OBP: 0.125, SLG: 0.067			K	4-3						0	0	0	0	0	0	0
Lee Stange, R (1, 1)							BB G6-4-3		1B G5-4-3	0	0	0	0	0	0	0
Bill Landis, L (3, 1)										1	0	0	0	0	1	0
Norm Siebern, L (4, PH)										1	0	0	0	0	0	1
Jerry Stephenson, L (5, 1) OBP: 0.455, SLG: 0.400										0	0	0	0	1	0	0
Jose Tartabull, L (9, PH) OBP: 0.182, SLG: 0.182										1	0	1	0	0	0	0

Inning Stats	1	2	3	4	5	6	7	8	9	1B: 6	SF: 0	WP: 0	PA: 37
R:	0	0	0	2	1	0	0	0	0	2B: 2	SAC: 0	PB: 0	
E:	0	0	0	0	0	0	0	0	0	3B: 0	DP: 3	SB: 0	
K:	1	0	1	0	0	2	0	0	0	HR: 0	HBP: 0	CS: 0	
S:	5	3	6	5	5	7	3	3	3				
H:	0	0	1	2	2	0	1	1	0				
LOB:	1	1	1	1	1	0	1	1	0				
BB:	1	1	1	1	0	0	1	1	0				
P:	9	7	6	9	5	7	7	7	3				

PITCHER		IP	WLS	BF	H	R	ER	SO	BB	IBB	HBP	BLK	WP	HR	S	P	ERA	WHIP
Stan Bahnsen, R ERA: 2.47	(1, 1)	5.0	W	23	5	3	3	2	3	0	0	0	0	0	24	36	5.40	1.600
Joe Verbanic, R ERA: 1.89	(6, 1)	4.0	S	14	3	0	0	2	2	0	0	0	0	0	16	24	0.00	1.250

PITCHER	IP	WLS	BF	H	R	ER	SO	BB	IBB	HBP	BLK	WP	HR	S	P	ERA	WHIP

Batter	1	2	3	4	5	6	7	8	9	10	11	AB	R	H	RBI	BB	SO	LOB
Mike Andrews, R (1, 4) OBP: 0.343, SLG: 0.366	5-3		6-3			6-3		2B		SH3-4 1-2		4	0	1	0	0	0	0
Joe Foy, R (1, 5) OBP: 0.394, SLG: 0.426	F8			5-3		F7		F9		BBBB G3 BB		4	0	0	0	1	0	1
Carl Yastrzemski, L (1, 7) OBP: 0.434, SLG: 0.455	F8			BB 1B		SSS K		SSS K		G3 1-2 2-3		5	0	1	0	0	2	3
Reggie Smith, S (1, 8) OBP: 0.359, SLG: 0.415		1B		BBBB G5-4-3 1-2 BB			F8		CS 1B 1B	F9		4	0	2	0	1	0	2
Ken Harrelson, R (1, 9) OBP: 0.383, SLG: 0.478		SSS K		G5-4-3 1-2f			F7		CS 1-2 HR 1B		F5	5	1	1	0	0	1	3
George Scott, R (1, 3) OBP: 0.236, SLG: 0.218		SSS K			5-3		HR		SSS K 1-2 2-3		SSS K	5	1	1	1	0	3	3
Rico Petrocelli, R (1, 6) OBP: 0.292, SLG: 0.373		2-1			SSS K		1B		2-H HR		F9	5	1	2	2	0	1	1
Elston Howard, R (1, 2) OBP: 0.368, SLG: 0.373			1-3		HR		L6		F9			4	1	1	1	0	0	1
Jose Santiago, R (1, 1) OBP: 0.190, SLG: 0.211			SSS K		L7			F8		G3 SH3-4 1B		2	0	0	0	0	1	0
Jose Tartabull, L (8, PH) OBP: 0.176, SLG: 0.176												1	0	0	0	0	0	0
Sparky Lyle, L (8, 1)												0	0	0	0	0	0	0
Dalton Jones, L (10, PH) OBP: 0.200, SLG: 0.184												1	0	1	0	0	0	0
Gary Waslewski, R (10, 1) OBP: 0.125, SLG: 0.067												0	0	0	0	0	0	0
Inning Stats	R: 0 E: 0 K: 0 S: 3 H: 0 LOB: 0 BB: 0 P: 3	R: 0 E: 0 K: 2 S: 8 H: 1 LOB: 1 BB: 0 P: 8	R: 0 E: 0 K: 1 S: 5 H: 0 LOB: 0 BB: 0 P: 5	R: 0 E: 0 K: 0 S: 3 H: 1 LOB: 1 BB: 1 P: 7	R: 1 E: 0 K: 1 S: 6 H: 1 LOB: 0 BB: 0 P: 6	R: 0 E: 0 K: 1 S: 5 H: 0 LOB: 0 BB: 0 P: 5	R: 1 E: 0 K: 0 S: 5 H: 2 LOB: 1 BB: 0 P: 5	R: 0 E: 0 K: 1 S: 6 H: 1 LOB: 1 BB: 0 P: 6	R: 2 E: 0 K: 1 S: 7 H: 3 LOB: 0 BB: 0 P: 7	R: 0 E: 0 K: 0 S: 4 H: 1 LOB: 2 BB: 1 P: 8	R: 0 E: 0 K: 1 S: 5 H: 0 LOB: 0 BB: 0 P: 5	1B: 6 2B: 2 3B: 0 HR: 3 SF: 0 SAC: 1 DP: 2 HBP: 0	WP: 0 PB: 0 SB: 0 CS: 2 PA: 43					

PITCHER		IP	WLS	BF	H	R	ER	SO	BB	IBB	HBP	BLK	WP	HR	S	P	ERA	WHIP
George Brunet, L ERA: 2.36	(1, 1)	7.0		26	5	2	2	5	1	0	0	0	0	2	35	39	2.57	0.857
Minnie Rojas, R ERA: 5.32	(8, 1)	2.0		9	4	2	2	2	0	0	0	0	0	1	13	13	9.00	2.000
Bob Heffner, R ERA: 2.25	(10, 1)	0.1		3	1	0	0	0	1	0	0	0	0	0	2	6	0.00	6.000
Clyde Wright, L ERA: 3.16	(10, 1)	1.2	W	5	0	0	0	1	0	0	0	0	0	0	7	7	0.00	0.000

PITCHER	IP	WLS	BF	H	R	ER	SO	BB	IBB	HBP	BLK	WP	HR	S	P	ERA	WHIP

TOP

Boston Red Sox @ California Angels

Anaheim Stadium, Anaheim, CA

Mon May 20 1968, 10:05 PM EDT

Att. 10,384 - Unknown

livebaseballscorecards.com

AB	40
R	4
H	10
RBI	4
BB	2
SO	8
LOB	14

Boston Red Sox @ California Angels

Anaheim Stadium, Anaheim, CA

Mon May 20 1968, 10:05 PM EDT

Att. 10,384 - Unknown

BOTTOM

Batter	1	2	3	4	5	6	7	8	9	10	11	AB	R	H	RBI	BB	SO	LOB
Paul Schaal, R (1, 5) OBP: 0.301, SLG: 0.255	K	K			F8		CS 1B		6-3		F7	6	0	1	0	0	2	3
Jim Fregosi, R (1, 6) OBP: 0.379, SLG: 0.407	HR		SF8 3B		1-3		CS 1-2	1B 2B 2B	IBB		1-2 2-H 1B	5	3	4	2	1	0	0
Roger Repoz, L (1, 8) OBP: 0.313, SLG: 0.468	1-3		K		6-3			2B FC6-2 2-3 1B	K			5	0	1	0	0	2	3
Don Mincher, L (1, 3) OBP: 0.366, SLG: 0.337	BLK 2B 1B		SF8 3-H			K		FC6-2 1-3 3-H 2B		F6 1B		4	1	3	2	0	1	0
Rick Reichardt, R (1, 7) OBP: 0.323, SLG: 0.417	1-H 2B		K			WP S FC3-2 1B		K		F6 1-2		5	0	2	1	0	2	3
Jimmie Hall, L (1, 9) OBP: 0.278, SLG: 0.250	BB			F7		FC3-2 1-H		FC6-2 2-3 3-H		K		2	0	0	0	1	0	1
Chuck Hinton, R (8, PH) OBP: 0.209, SLG: 0.333 (9, 9)												2	0	0	0	0	1	2
Buck Rodgers, S (1, 2) OBP: 0.284, SLG: 0.282	F7			K		K		G1			SH1-4 1B 1B	5	0	1	0	0	2	5
Tom Burgmeier, L (11, PR)												0	1	0	0	0	0	0
Bobby Knoop, R (1, 4) OBP: 0.304, SLG: 0.307		K		BB			K		SH3 1B		SH1-4 1-2	3	0	1	0	1	2	0
George Brunet, R (1, 1) OBP: 0.250, SLG: 0.250												2	0	0	0	0	1	1
Ed Kirkpatrick, L (7, PH) OBP: 0.206, SLG: 0.545		F9		K			4-1		SH3 1-2		1B IBB	1	0	0	0	0	0	0
Minnie Rojas, R (8, 1)												0	0	0	0	0	0	0
Bubba Morton, R (9, PH) OBP: 0.278, SLG: 0.290												0	0	0	0	0	0	0
Bob Heffner, R (10, 1)												0	0	0	0	0	0	0
Clyde Wright, R (10, 1) OBP: 0.364, SLG: 0.400												0	0	0	0	0	0	0
Tom Satriano, L (11, PH) OBP: 0.455, SLG: 0.500												0	0	0	0	1	0	0
Inning Stats	R: 2 E: 0 K: 1 S: 8 H: 3 LOB: 2 BB: 1 P: 12	R: 0 E: 0 K: 2 S: 7 H: 0 LOB: 0 BB: 0 P: 7	R: 1 E: 0 K: 2 S: 8 H: 1 LOB: 0 BB: 0 P: 8	R: 0 E: 0 K: 2 S: 7 H: 0 LOB: 1 BB: 1 P: 11	R: 0 E: 0 K: 0 S: 3 H: 0 LOB: 0 BB: 0 P: 3	R: 0 E: 0 K: 2 S: 8 H: 1 LOB: 1 BB: 0 P: 8	R: 0 E: 0 K: 1 S: 5 H: 1 LOB: 0 BB: 0 P: 5	R: 1 E: 0 K: 1 S: 8 H: 3 LOB: 2 BB: 0 P: 8	R: 0 E: 0 K: 1 S: 6 H: 1 LOB: 2 BB: 1 P: 10	R: 0 E: 0 K: 1 S: 5 H: 1 LOB: 0 BB: 0 P: 5	R: 1 E: 0 K: 0 S: 4 H: 2 LOB: 2 BB: 1 P: 8	1B: 8 2B: 3 3B: 1 HR: 1 SF: 1 SAC: 2 DP: 0 HBP: 0	WP: 1 PB: 0 SB: 1 CS: 1 PA: 48					

livebaseballscorecards.com

AB	40
R	5
H	13
RBI	5
BB	4
SO	13
LOB	18

PITCHER		IP	WLS	BF	H	R	ER	SO	BB	IBB	HBP	BLK	WP	HR	S	P	ERA	WHIP
Jose Santiago, R ERA: 1.95	(1, 1)	7.0		28	6	3	3	10	2	0	0	1	1	0	46	54	3.86	1.143
Sparky Lyle, L ERA: 2.76	(8, 1)	2.0		11	4	1	1	2	0	1	0	0	0	0	14	18	4.50	2.000
Gary Waslewski, R ERA: 3.22	(10, 1)	1.2	L	8	3	1	1	1	0	1	0	0	0	0	9	13	5.40	1.800

PITCHER	IP	WLS	BF	H	R	ER	SO	BB	IBB	HBP	BLK	WP	HR	S	P	ERA	WHIP

Batter	1	2	3	4	5	6	7	8	9	AB	R	H	RBI	BB	SO	LOB
Mike Andrews, R (1, 4) OBP: 0.340, SLG: 0.362	6-3		F9			CS 1B		K		4	0	1	0	0	1	1
Joe Foy, R (1, 5) OBP: 0.389, SLG: 0.420	6-3		FC6-4 1-2f			F9 1-2		1B		4	0	1	0	0	0	2
Carl Yastrzemski, L (1, 7) OBP: 0.429, SLG: 0.444	K			4-3		BB		F5		3	0	0	0	1	1	1
Reggie Smith, S (1, 8) OBP: 0.369, SLG: 0.433		4-3 WP SF8 1B		2B		F8			1B	4	1	3	0	0	0	1
Ken Harrelson, R (1, 9) OBP: 0.369, SLG: 0.458		4-3 1-3		K			K		F7	4	0	0	0	0	2	3
George Scott, R (1, 3) OBP: 0.228, SLG: 0.212		SF8 3-H		6-3			K		L6	3	0	0	1	0	1	2
Rico Petrocelli, R (1, 6) OBP: 0.290, SLG: 0.377		5-3			F8		2B		F8	4	0	1	0	0	0	1
Elston Howard, R (1, 2) OBP: 0.366, SLG: 0.371			FC6-4 1B		K		4-3			3	0	1	0	0	1	1
Dick Ellsworth, L (1, 1) OBP: 0.095, SLG: 0.050			K		K			4-3		2	0	0	0	0	2	1
Jose Tartabull, L (8, PH) OBP: 0.171, SLG: 0.171										1	0	0	0	0	0	0
Ray Culp, R (8, 1)										0	0	0	0	0	0	0
Inning Stats	R: 0 H: 0 E: 0 LOB: 0 K: 1 BB: 0 S: 5 P: 5	R: 1 H: 1 E: 0 LOB: 0 K: 0 BB: 0 S: 4 P: 4	R: 0 H: 1 E: 0 LOB: 1 K: 1 BB: 0 S: 6 P: 6	R: 0 H: 1 E: 0 LOB: 1 K: 1 BB: 0 S: 6 P: 6	R: 0 H: 0 E: 0 LOB: 0 K: 2 BB: 0 S: 7 P: 7	R: 0 H: 1 E: 0 LOB: 1 K: 0 BB: 1 S: 3 P: 7	R: 0 H: 1 E: 0 LOB: 1 K: 2 BB: 0 S: 8 P: 8	R: 0 H: 1 E: 0 LOB: 1 K: 1 BB: 0 S: 6 P: 6	R: 0 H: 1 E: 0 LOB: 1 K: 0 BB: 0 S: 4 P: 4	1B: 5 SF: 1 2B: 2 SAC: 0 3B: 0 DP: 0 HR: 0 HBP: 0						

TOP

Boston Red Sox @ California Angels

Anaheim Stadium, Anaheim, CA

Tue May 21 1968, 10:05 PM EDT

Att. 10,502 - Unknown

livebaseballscorecards.com

AB	32
R	1
H	7
RBI	1
BB	1
SO	8
LOB	13

WP: 1 PA: 34
PB: 0
SB: 0
CS: 1

PITCHER	IP	WLS	BF	H	R	ER	SO	BB	IBB	HBP	BLK	WP	HR	S	P	ERA	WHIP
Jim McGlothlin, R (1, 1) ERA: 3.66	9.0	W	34	7	1	1	8	1	0	0	0	1	0	49	53	1.00	0.889

PITCHER	IP	WLS	BF	H	R	ER	SO	BB	IBB	HBP	BLK	WP	HR	S	P	ERA	WHIP

Boston Red Sox @ California Angels

Anaheim Stadium, Anaheim, CA

Tue May 21 1968, 10:05 PM EDT

Att. 10,502 - Unknown

BOTTOM

Batter	1	2	3	4	5	6	7	8	9	AB	R	H	RBI	BB	SO	LOB
Paul Schaal, R (1, 5) OBP: 0.306, SLG: 0.270	1B		6-3			5-3	1-H 1B 2B			4	1	2	1	0	0	0
Roger Repoz, L (1, 8) OBP: 0.318, SLG: 0.470	K		K			HR 1B	2-H 1B			4	1	2	1	0	2	1
Jim Fregosi, R (1, 6) OBP: 0.383, SLG: 0.433	1-2 1B			6-3		1-H HR	5-3			4	1	2	2	0	0	1
Rick Reichardt, R (1, 7) OBP: 0.320, SLG: 0.438	F8			HR		E5		6-3		4	1	1	1	0	0	2
Don Mincher, L (1, 3) OBP: 0.352, SLG: 0.322	F9			K		K		K		4	0	0	0	0	3	3
Chuck Hinton, R (1, 9) OBP: 0.200, SLG: 0.318		K		K		K		F7		4	0	0	0	0	3	1
Buck Rodgers, S (1, 2) OBP: 0.277, SLG: 0.274		5-3			5-3		K			3	0	0	0	0	1	0
Bobby Knoop, R (1, 4) OBP: 0.297, SLG: 0.298		K			E3		L4			3	0	0	0	0	1	0
Jim McGlothlin, R (1, 1) OBP: 0.111, SLG: 0.111			6-3		K		2B 1B			3	1	1	0	0	1	1
Inning Stats	R: 0 E: 0 K: 1 S: 7 H: 2 LOB: 2 BB: 0 P: 7	R: 0 E: 0 K: 2 S: 7 H: 0 LOB: 0 BB: 0 P: 7	R: 0 E: 0 K: 1 S: 5 H: 0 LOB: 0 BB: 0 P: 5	R: 1 E: 0 K: 2 S: 8 H: 1 LOB: 0 BB: 0 P: 8	R: 0 E: 1 K: 1 S: 5 H: 0 LOB: 1 BB: 0 P: 5	R: 2 E: 1 K: 2 S: 10 H: 2 LOB: 1 BB: 0 P: 10	R: 2 E: 0 K: 1 S: 8 H: 3 LOB: 1 BB: 0 P: 8	R: 0 E: 0 K: 1 S: 5 H: 0 LOB: 0 BB: 0 P: 5		1B: 5 2B: 1 3B: 0 HR: 2 SF: 0 SAC: 0 DP: 0 HBP: 0						

	AB	33
	R	5
	H	8
	RBI	5
	BB	0
	SO	11
	LOB	9

WP: 0 PB: 0 SB: 0 CS: 0 PA: 33

livebaseballscorecards.com

PITCHER		IP	WLS	BF	H	R	ER	SO	BB	IBB	HBP	BLK	WP	HR	S	P	ERA	WHIP
Dick Ellsworth, L ERA: 4.04	(1, 1)	7.0	L	30	8	5	5	10	0	0	0	0	0	2	50	50	6.43	1.143
Ray Culp, R ERA: 5.47	(8, 1)	1.0		3	0	0	0	1	0	0	0	0	0	0	5	5	0.00	0.000

PITCHER	IP	WLS	BF	H	R	ER	SO	BB	IBB	HBP	BLK	WP	HR	S	P	ERA	WHIP

Batter	1	2	3	4	5	6	7	8	9	AB	R	H	RBI	BB	SO	LOB
Jose Tartabull, L (1, 9) OBP: 0.150, SLG: 0.150	4-3		K	4-3			4-3		5-3 1-2	5	0	0	0	0	1	3
Mike Andrews, R (1, 4) OBP: 0.342, SLG: 0.359	L8		1B E BB		CS 1B		F9		1-3	4	1	1	0	1	0	1
Carl Yastrzemski, L (1, 7) OBP: 0.438, SLG: 0.461	2B		E9 WP 1-H 2-H 1B		G3 1-2		1B			4	0	3	1	0	0	1
Reggie Smith, S (1, 8) OBP: 0.359, SLG: 0.420	F5		K 2-3		K		F8			4	0	0	0	0	2	3
Rico Petrocelli, R (1, 6) OBP: 0.297, SLG: 0.376		5-3		HR BB		1B 1B		5-3		3	1	1	0	1	0	0
Joe Foy, R (1, 5) OBP: 0.393, SLG: 0.448		4-3		1-H HR		F6		G5-4-3 1B		4	1	2	2	0	0	1
George Scott, R (1, 3) OBP: 0.229, SLG: 0.222		K		4-3 2B		F5		G5-4-3 1-2f		4	0	1	0	0	1	2
Elston Howard, R (1, 2) OBP: 0.373, SLG: 0.369			SH1-4 E BB	4-3 2-3		FC6-4 1-3 1B			E3 FC2-6	3	1	1	0	1	0	1
Gary Bell, R (1, 1) OBP: 0.125, SLG: 0.250			SH1-4 1-2	5-3		FC6-4 1-2f			FC2-6 5-3 1-2f	3	0	0	0	0	0	4
Inning Stats	R: 0 E: 0 K: 0 S: 4 H: 1 LOB: 1 BB: 0 P: 4	R: 0 E: 0 K: 1 S: 5 H: 0 LOB: 0 BB: 0 P: 5	R: 2 E: 1 K: 2 S: 8 H: 1 LOB: 1 BB: 2 P: 16	R: 2 E: 0 K: 0 S: 5 H: 2 LOB: 1 BB: 1 P: 9	R: 0 E: 0 K: 1 S: 5 H: 1 LOB: 0 BB: 0 P: 5	R: 0 E: 0 K: 0 S: 5 H: 2 LOB: 2 BB: 0 P: 5	R: 0 E: 0 K: 0 S: 4 H: 1 LOB: 1 BB: 0 P: 4	R: 0 E: 0 K: 0 S: 3 H: 1 LOB: 0 BB: 0 P: 3	R: 0 E: 1 K: 0 S: 4 H: 0 LOB: 1 BB: 0 P: 4	1B: 6 2B: 2 3B: 0 HR: 1 SF: 0 SAC: 1 DP: 1 HBP: 0						WP: 1 PB: 0 SB: 0 CS: 1 PA: 38	

PITCHER		IP	WLS	BF	H	R	ER	SO	BB	IBB	HBP	BLK	WP	HR	S	P	ERA	WHIP
Rickey Clark, R ERA: 2.75	(1, 1)	3.0	L	16	4	4	4	3	3	0	0	0	1	1	19	31	12.00	2.333
Marty Pattin, R ERA:	(4, 1)	3.0		11	3	0	0	1	0	0	0	0	0	0	13	13	0.00	1.000
Jim Weaver, L ERA: 1.59	(7, 1)	2.0		7	2	0	0	0	0	0	0	0	0	0	7	7	0.00	1.000
Tom Burgmeier, L ERA: 6.05	(9, 1)	1.0		4	0	0	0	0	0	0	0	0	0	0	4	4	0.00	0.000

PITCHER	IP	WLS	BF	H	R	ER	SO	BB	IBB	HBP	BLK	WP	HR	S	P	ERA	WHIP

TOP

Boston Red Sox @ California Angels

Anaheim Stadium, Anaheim, CA

Wed May 22 1968, 10:05 PM EDT

Att. 13,267 - Unknown

livebaseballscorecards.com

AB	34
R	4
H	9
RBI	3
BB	3
SO	4
LOB	16

Batter	1	2	3	4	5	6	7	8	9	AB	R	H	RBI	BB	SO	LOB
Paul Schaal, R (1, 5) OBP: 0.305, SLG: 0.283	5-3		F7			3B			K	4	0	1	0	0	1	0
Jim Fregosi, R (1, 6) OBP: 0.379, SLG: 0.423	K			K		K			BB	3	0	0	0	1	3	1
Roger Repoz, L (1, 8) OBP: 0.324, SLG: 0.475	2B			4-3		3-1			G4-6-3	3	0	1	0	1	0	1
Don Mincher, L (1, 3) OBP: 0.349, SLG: 0.319	3-1			FC5-4 1B			6-3		G4-6-3	4	0	1	0	0	0	3
Rick Reichardt, R (1, 7) OBP: 0.321, SLG: 0.435		K		FC5-4			G3-6-3 1B			3	0	1	0	0	1	1
Jimmie Hall, L (1, 9) OBP: 0.269, SLG: 0.241		K			K		G3-6-3			3	0	0	0	0	2	1
Tom Satriano, L (1, 2) OBP: 0.417, SLG: 0.455		K			G3			L1		3	0	0	0	0	1	0
Bobby Knoop, R (1, 4) OBP: 0.289, SLG: 0.290			5-3		1-3			K		3	0	0	0	0	1	0
Rickey Clark, R (1, 1) OBP: 0.083, SLG: 0.083 Marty Pattin, R (4, 1) Bobby Trevino, R (6, PH) Jim Weaver, L (7, 1) Ed Kirkpatrick, L (8, PH) OBP: 0.286, SLG: 0.500 Tom Burgmeier, L (9, 1)			4-3			5-3		G3		1 0 1 0 1 0	0 0 0 0 0 0	0 0 0 0 0 0	0 0 0 0 0 0	0 0 0 0 0 0	0 0 0 0 0 0	0 0 0 0 0 0
Inning Stats	R: 0 E: 0 K: 1 S: 6 H: 1 LOB: 1 BB: 0 P: 6	R: 0 E: 0 K: 3 S: 9 H: 0 LOB: 0 BB: 0 P: 9	R: 0 E: 0 K: 0 S: 3 H: 0 LOB: 0 BB: 0 P: 3	R: 0 E: 0 K: 1 S: 6 H: 1 LOB: 1 BB: 0 P: 6	R: 0 E: 0 K: 1 S: 5 H: 0 LOB: 0 BB: 0 P: 5	R: 0 E: 0 K: 1 S: 6 H: 1 LOB: 1 BB: 0 P: 6	R: 0 E: 0 K: 0 S: 3 H: 1 LOB: 0 BB: 0 P: 3	R: 0 E: 0 K: 1 S: 5 H: 0 LOB: 0 BB: 0 P: 5	R: 0 E: 0 K: 1 S: 4 H: 0 LOB: 1 BB: 2 P: 12	1B: 2 2B: 1 3B: 1 HR: 0 SF: 0 SAC: 0 DP: 2 HBP: 0						

PITCHER	IP	WLS	BF	H	R	ER	SO	BB	IBB	HBP	BLK	WP	HR	S	P	ERA	WHIP
Gary Bell, R (1, 1) ERA: 3.22	9.0	W	31	4	0	0	9	2	0	0	0	0	0	47	55	0.00	0.667

PITCHER	IP	WLS	BF	H	R	ER	SO	BB	IBB	HBP	BLK	WP	HR	S	P	ERA	WHIP

BOTTOM

Boston Red Sox @ California Angels

Anaheim Stadium, Anaheim, CA

Wed May 22 1968, 10:05 PM EDT

Att. 13,267 - Unknown

livebaseballscorecards.com

AB	29
R	0
H	4
RBI	0
BB	2
SO	9
LOB	7

PA: 31

WP: 0
PB: 0
SB: 0
CS: 0

Boston Red Sox @ Minnesota Twins

Metropolitan Stadium, Bloomington , MI

Fri May 24 1968, 8:05 PM EDT

Att. 12,858 - Unknown - 51 F

TOP

livebaseballscorecards.com

Batter	1	2	3	4	5	6	7	8	9	AB	R	H	RBI	BB	SO	LOB
Jose Tartabull, L (1, 9) OBP: 0.196, SLG: 0.178	BBBB 4-0 HR BB	x 0-0 E1 1B 2-H		x 0-0 E4 1B 1B		x 0-0 ① L7	x 0-0 1-3 3-H 1B		x 0-0 ② FC5-4 WP 1-2f	5	3	2	1	1	0	1
Mike Andrews, R (1, 4) OBP: 0.342, SLG: 0.353	x 0-0 ① F2	x 0-0 2-H 1B		x 0-0 ① F9		SSS 0-3 ② K	x 0-0 ③ F8		BBBB 4-0 1-2 BB	5	0	1	1	1	1	4
Carl Yastrzemski, L (1, 7) OBP: 0.440, SLG: 0.485	x 0-0 1-H HR	x 0-0 ③ 6-3		x 0-0 1B BB 2-H 1B		x 0-0 1B		x 0-0 ① L8	x 0-0 ③ L9	6	1	3	3	0	0	3
Reggie Smith, S (1, 8) OBP: 0.373, SLG: 0.421	BBBB 4-0 FC5-4 BB		x 0-0 HR 1B	BBB 4-0 1B 1-2 BB		x 0-0 ③ 4-3		BBB 4-0 FC5-4 BB		2	1	1	0	3	0	1
Rico Petrocelli, R (1, 6) OBP: 0.301, SLG: 0.402	x 0-0 ② F8		x 0-0 1-H HR	x 0-0 ② 1-2 2-3 1B			SSS 0-3 ① K	x 0-0 ② FC5-4 E 1-2f		5	1	2	2	0	1	2
Joe Foy, R (1, 5) OBP: 0.400, SLG: 0.445	x 0-0 ③ FC5-4 1-2f		BBBB 4-0 WP BLK BB	x 0-0 ③ L6			BBB 4-0 WP 1B BB	x 0-0 E9 1-3 1B		3	1	1	0	2	0	3
George Scott, R (1, 3) OBP: 0.222, SLG: 0.215		SSS 0-3 ① K	SSS 0-3 ① K 1-3		x 0-0 ① 1-3		SSS 0-3 ② K 1-2	x 0-0 ③ 4-3		4	0	0	0	0	3	2
Dalton Jones, L (8, PH) OBP: 0.196, SLG: 0.180										1	0	0	0	0	0	2
Ken Harrelson, R (8, 3) OBP: 0.369, SLG: 0.458										0	0	0	0	0	0	0
Elston Howard, R (1, 2) OBP: 0.388, SLG: 0.391		x 0-0 E 2B	x 0-0 ② F6	SSS 0-3 ② K		III 4-0 1B 1B IBB	x 0-0 FC1-6 1B		4	2	2	0	1	1	1
Ray Culp, R (1, 1)		SSS 0-3 ② K	x 0-0 ③ F4	SSS 0-3 ③ K		x 0-0 1B 1-3 2-H 1B	x 0-0 ① FC1-6 FC5-4 1-2f		3	0	0	0	0	2	2
Lee Stange, R (5, 1) OBP: 0.400, SLG: 0.250									2	0	1	1	0	0	1	

	AB	40
	R	9
	H	13
	RBI	8
	BB	8
	SO	8
	LOB	22

Inning Stats	1	2	3	4	5	6	7	8	9
	R: 2 E: 0 K: 0 S: 4 H: 1 LOB: 1 BB: 2 P: 12	R: 2 E: 1 K: 2 S: 10 H: 2 LOB: 1 BB: 0 P: 10	R: 2 E: 0 K: 1 S: 7 H: 2 LOB: 1 BB: 1 P: 11	R: 1 E: 1 K: 0 S: 5 H: 3 LOB: 2 BB: 1 P: 9	R: 0 E: 0 K: 2 S: 7 H: 0 LOB: 0 BB: 0 P: 7	R: 0 E: 0 K: 1 S: 6 H: 1 LOB: 1 BB: 0 P: 6	R: 2 E: 0 K: 2 S: 9 H: 2 LOB: 2 BB: 2 P: 17	R: 0 E: 1 K: 0 S: 4 H: 1 LOB: 2 BB: 1 P: 8	R: 0 E: 0 K: 0 S: 4 H: 1 LOB: 2 BB: 1 P: 8

	1B: 10	SF: 0	WP: 3	PA: 48
	2B: 1	SAC: 0	PB: 0	
	3B: 0	DP: 0	SB: 0	
	HR: 2	HBP: 0	CS: 0	

PITCHER		IP	WLS	BF	H	R	ER	SO	BB	IBB	HBP	BLK	WP	HR	S	P	ERA	WHIP
Dave Boswell, R (1, 1) ERA: 3.55		1.2	L	11	3	4	2	2	2	0	0	0	0	1	13	21	10.80	3.000
Jim Roland, L (2, 1) ERA: 2.25		2.1		13	5	3	2	1	2	0	0	1	1	1	13	21	7.71	3.000
Bob Miller, R (5, 1) ERA: 7.36		1.0		3	0	0	0	2	0	0	0	0	0	0	7	7	0.00	0.000
Ron Perranoski, L (6, 1) ERA: 1.4		2.0		11	3	2	2	3	1	1	0	0	1	0	15	23	9.00	2.000
Al Worthington, R (8, 1) ERA: 1.11		2.0		10	2	0	0	0	2	0	0	0	1	0	8	16	0.00	2.000

PITCHER	IP	WLS	BF	H	R	ER	SO	BB	IBB	HBP	BLK	WP	HR	S	P	ERA	WHIP

BOTTOM

Boston Red Sox @ Minnesota Twins

Metropolitan Stadium, Bloomington , MI

Fri May 24 1968, 8:05 PM EDT

Att. 12,858 - Unknown - 51 F

livebaseballscorecards.com

Batter	1	2	3	4	5	6	7	8	9	AB	R	H	RBI	BB	SO	LOB
John Roseboro, L (1, 2) OBP: 0.298, SLG: 0.255	F8	1B BB		1B 1B		F8 SF8 2B	6-3			4	1	2	0	1	0	1
Rod Carew, L (1, 4) OBP: 0.331, SLG: 0.396	G3	1-2 2-H 3-H 1B		F9		F8 2-3		BB		4	0	1	2	1	0	2
Rich Reese, L (1, 7) OBP: 0.214, SLG: 0.333	BB 1B	F8		1-2 1B		SF8 3-H		F4		4	0	2	1	0	0	3
Harmon Killebrew, R (1, 3) OBP: 0.379, SLG: 0.500	1-2 BB		6-3	6-3		E5		F2		4	0	0	0	1	0	3
Tony Oliva, L (1, 9) OBP: 0.290, SLG: 0.356	L5		E3 HR		F6	F3		F8		5	1	0	0	0	0	4
Rich Rollins, R (1, 5) OBP: 0.288, SLG: 0.449		PB 1B 1B HBP	1-H HR		1B 2B		F8		K	4	3	2	2	0	1	0
Cesar Tovar, R (1, 6) OBP: 0.297, SLG: 0.333		1-2 PB 1B 1B	K		L7		1B SF8 1B		BB	4	2	2	0	1	1	1
Ted Uhlaender, L (1, 8) OBP: 0.315, SLG: 0.424		L9 1-2 2-3	F5		2-H 1B		1-3 1B		F7	5	0	2	1	0	0	3
Dave Boswell, R (1, 1) OBP: 0.000, SLG: 0.471 Jim Roland, R (2, 1) Jim Holt, L (4, PH) OBP: 0.111, SLG: 0.111 Bob Miller, R (6, 1) Bob Allison, R (5, PH) OBP: 0.250, SLG: 0.423 Ron Perranoski, L (6, 1) Frank Kostro, R (7, PH) OBP: 0.143, SLG: 0.214 Al Worthington, R (8, 1) Ron Clark, R (9, PH) OBP: 0.267, SLG: 0.292		K		K	K		SF8 3-H		4-3	0 1 1 0 1 0 0 0 1	0 0 0 0 0 0 0 0 0	0 0 0 0 0 0 0 0 0	0 0 0 0 0 1 0 0 0	0 1 0 0 0 0 0 0 0	0 2 0 0 0 0 0 0 1	0 0 0 0 1 0 0 0 1
Inning Stats	R: 0 E: 0 K: 0 S: 4 H: 1 LOB: 2 BB: 1 P: 8	R: 2 E: 0 K: 1 S: 7 H: 2 LOB: 2 BB: 1 P: 12	R: 2 E: 1 K: 1 S: 7 H: 1 LOB: 0 BB: 0 P: 7	R: 0 E: 0 K: 1 S: 7 H: 2 LOB: 2 BB: 0 P: 7	R: 1 E: 0 K: 1 S: 7 H: 2 LOB: 1 BB: 0 P: 7	R: 1 E: 1 K: 0 S: 5 H: 1 LOB: 1 BB: 0 P: 5	R: 1 E: 0 K: 0 S: 5 H: 2 LOB: 1 BB: 0 P: 5	R: 0 E: 0 K: 0 S: 3 H: 0 LOB: 1 BB: 1 P: 7	R: 0 E: 0 K: 1 S: 5 H: 0 LOB: 1 BB: 1 P: 9	1B: 8 2B: 2 3B: 0 HR: 1	SF: 2 SAC: 0 DP: 0 HBP: 1					

	AB	38
	R	7
	H	11
	RBI	7
	BB	4
	SO	5
	LOB	21

WP: 0 PB: 1 SB: 0 CS: 0 PA: 45

PITCHER		IP	WLS	BF	H	R	ER	SO	BB	IBB	HBP	BLK	WP	HR	S	P	ERA	WHIP
Ray Culp, R ERA: 5.81	(1, 1)	4.2		26	8	5	4	3	2	0	1	0	0	1	29	38	7.71	2.143
Lee Stange, R ERA: 3.86	(5, 1)	4.1	W	19	3	2	2	2	2	0	0	0	0	0	21	29	4.15	1.154

PITCHER	IP	WLS	BF	H	R	ER	SO	BB	IBB	HBP	BLK	WP	HR	S	P	ERA	WHIP

Boston Red Sox @ Minnesota Twins

Metropolitan Stadium, Bloomington , MI

Sat May 25 1968, 4:33 AM EDT

Att. 16,589 - Unknown - 58 F

TOP

livebaseballscorecards.com

Batter	1	2	3	4	5	6	7	8	9	AB	R	H	RBI	BB	SO	LOB
Mike Andrews, R (1, 4) OBP: 0.333, SLG: 0.343	F4		6-3		F9		FC1-6 PO 1-2f			4	0	0	0	0	0	2
Joe Foy, R (1, 5) OBP: 0.403, SLG: 0.443	G3 WP 1B		BB		K		PO 1-2	6-3		3	0	1	0	1	1	1
Carl Yastrzemski, L (1, 7) OBP: 0.435, SLG: 0.478	G3 1-3		F8			F9		FC5-4 1B		4	0	1	0	0	0	2
Reggie Smith, S (1, 8) OBP: 0.370, SLG: 0.416	F8		5-3			F3 BB 1B		K		4	0	1	0	0	1	3
Rico Petrocelli, R (1, 6) OBP: 0.299, SLG: 0.392		F4		L6		BB 1-2		FC5-4 1-2f		3	0	0	0	1	0	1
Ken Harrelson, R (1, 9) OBP: 0.365, SLG: 0.444		FC5-4 BB		F7		F3 2-3			F7	3	0	0	0	1	0	2
George Scott, R (1, 3) OBP: 0.216, SLG: 0.208		FC5-4 1B 1-2f		6-3		K			F9	4	0	0	0	0	1	3
Russ Gibson, R (1, 2) OBP: 0.231, SLG: 0.297		1-3 1B			6-3		F8		F4	4	0	1	0	0	0	0
Jose Santiago, R (1, 1) OBP: 0.250, SLG: 0.273		L7			1B		FC1-6 1B			3	0	2	0	0	0	2

	AB	32
	R	0
	H	6
	RBI	0
	BB	3
	SO	3
	LOB	16

Inning Stats	1	2	3	4	5	6	7	8	9	1B: 6	SF: 0	WP: 1	PA: 36
	R: 0 E: 0 K: 0 S: 4 H: 1 LOB: 1 BB: 0 P: 4	R: 0 E: 0 K: 0 S: 4 H: 1 LOB: 2 BB: 1 P: 8	R: 0 E: 0 K: 0 S: 3 H: 0 LOB: 1 BB: 1 P: 7	R: 0 E: 0 K: 0 S: 3 H: 0 LOB: 0 BB: 0 P: 3	R: 0 E: 0 K: 1 S: 6 H: 1 LOB: 1 BB: 0 P: 6	R: 0 E: 0 K: 1 S: 6 H: 1 LOB: 2 BB: 1 P: 10	R: 0 E: 0 K: 0 S: 3 H: 1 LOB: 0 BB: 0 P: 3	R: 0 E: 0 K: 1 S: 6 H: 1 LOB: 1 BB: 0 P: 6	R: 0 E: 0 K: 0 S: 3 H: 0 LOB: 0 BB: 0 P: 3	2B: 0 3B: 0 HR: 0	SAC: 0 DP: 0 HBP: 0	PB: 0 SB: 0 CS: 0	

PITCHER	IP	WLS	BF	H	R	ER	SO	BB	IBB	HBP	BLK	WP	HR	S	P	ERA	WHIP
Jim Kaat, L (1, 1) ERA: 1.8	9.0	W	35	6	0	0	3	3	0	0	0	1	0	38	50	0.00	1.000

PITCHER	IP	WLS	BF	H	R	ER	SO	BB	IBB	HBP	BLK	WP	HR	S	P	ERA	WHIP

Batter	1	2	3	4	5	6	7	8	9	AB	R	H	RBI	BB	SO	LOB
John Roseboro, L (1, 2) OBP: 0.289, SLG: 0.245	K		K		5-3		F7			4	0	0	0	0	2	1
Rod Carew, L (1, 4) OBP: 0.329, SLG: 0.388	3-1		1B BB		F7			E6 5-3 SH1-4 1B		3	1	0	0	1	0	0
Rich Reese, L (1, 7) OBP: 0.244, SLG: 0.341	1B BB		1-3 1B			F3		SH1-4 1-2		2	0	1	0	1	0	0
Harmon Killebrew, R (1, 3) OBP: 0.382, SLG: 0.496	1-2 1B		F8			BB		5-3 2-3		3	0	1	0	1	0	3
Tony Oliva, L (1, 9) OBP: 0.289, SLG: 0.353	F7		F8			F7		3-H CS 1B		4	0	1	1	0	0	5
Rich Rollins, R (1, 5) OBP: 0.291, SLG: 0.442		1B		5-3		F3		CS 1-2		3	0	1	0	0	0	1
Cesar Tovar, R (1, 6) OBP: 0.292, SLG: 0.327		F9		6-3			F8			3	0	0	0	0	0	1
Ted Uhlaender, L (1, 8) OBP: 0.315, SLG: 0.423		F7		F4			S 1B			3	0	1	0	0	0	1
Jim Kaat, L (1, 1) OBP: 0.125, SLG: 0.125		K			5-3		F9 1-2			3	0	0	0	0	1	2
Inning Stats	R: 0 H: 1 E: 0 LOB: 2 K: 1 BB: 1 S: 6 P: 10	R: 0 H: 1 E: 0 LOB: 1 K: 1 BB: 0 S: 6 P: 6	R: 0 H: 1 E: 0 LOB: 2 K: 1 BB: 1 S: 6 P: 10	R: 0 H: 0 E: 0 LOB: 0 K: 0 BB: 0 S: 3 P: 3	R: 0 H: 0 E: 0 LOB: 0 K: 0 BB: 0 S: 3 P: 3	R: 0 H: 0 E: 0 LOB: 1 K: 0 BB: 1 S: 3 P: 7	R: 0 H: 1 E: 0 LOB: 1 K: 0 BB: 0 S: 4 P: 4	R: 1 H: 1 E: 1 LOB: 0 K: 0 BB: 0 S: 4 P: 4		1B: 5 SF: 0 2B: 0 SAC: 1 3B: 0 DP: 0 HR: 0 HBP: 0						

PITCHER	IP	WLS	BF	H	R	ER	SO	BB	IBB	HBP	BLK	WP	HR	S	P	ERA	WHIP
Jose Santiago, R (1, 1) ERA: 1.73	8.0	L	32	5	1	0	3	3	0	0	0	0	0	35	47	0.00	1.000

PITCHER	IP	WLS	BF	H	R	ER	SO	BB	IBB	HBP	BLK	WP	HR	S	P	ERA	WHIP

BOTTOM

Boston Red Sox @ Minnesota Twins

Metropolitan Stadium, Bloomington , MI

Sat May 25 1968, 4:33 AM EDT

Att. 16,589 - Unknown - 58 F

livebaseballscorecards.com

AB	28
R	1
H	5
RBI	1
BB	3
SO	3
LOB	14

WP: 0 PA: 33
PB: 0
SB: 1
CS: 1

Boston Red Sox @ Minnesota Twins

Metropolitan Stadium, Bloomington , MI

Sun May 26 1968, 4:33 AM EDT

Att. 15,964 - Overcast - 49 F

TOP

livebaseballscorecards.com

Batter	1	2	3	4	5	6	7	8	9	AB	R	H	RBI	BB	SO	LOB
Mike Andrews, R (1, 4) OBP: 0.331, SLG: 0.340	K		K		1-3		1B			4	0	1	0	0	2	0
Joe Foy, R (1, 5) OBP: 0.405, SLG: 0.444	5-3			1B 1B	1B		F4			4	1	2	0	0	0	1
Carl Yastrzemski, L (1, 7) OBP: 0.431, SLG: 0.472	F5			1B HR 1-2	F2			L8		4	1	1	0	0	0	1
Reggie Smith, S (1, 8) OBP: 0.367, SLG: 0.411		F8		HR 1-2 2-H	1-3			F7		4	1	1	1	0	0	1
Rico Petrocelli, R (1, 6) OBP: 0.291, SLG: 0.380		K		K		F9		F9		4	0	0	0	0	2	2
Ken Harrelson, R (1, 9) OBP: 0.370, SLG: 0.476		1B		HR 1-H 2-H		6-3			F7	4	1	2	3	0	0	0
Jerry Adair, R (1, 3) OBP: 0.333, SLG: 0.370		K		6-3		K			4-3	2	0	1	0	0	1	1
George Scott, R (5, 3) OBP: 0.213, SLG: 0.205										2	0	0	0	0	1	0
Elston Howard, R (1, 2) OBP: 0.369, SLG: 0.370			6-3	6-3 1-2			6-3		6-3	4	0	0	0	0	0	1
Dick Ellsworth, L (1, 1) OBP: 0.083, SLG: 0.043			K	K			K			3	0	0	0	0	3	1
Sparky Lyle, L (8, 1)										0	0	0	0	0	0	0
Inning Stats	R: 0 E: 0 K: 1 S: 5 H: 0 LOB: 0 BB: 0 P: 5	R: 0 E: 0 K: 2 S: 8 H: 1 LOB: 1 BB: 0 P: 8	R: 0 E: 0 K: 2 S: 7 H: 0 LOB: 0 BB: 0 P: 7	R: 4 E: 0 K: 2 S: 12 H: 5 LOB: 1 BB: 0 P: 12	R: 0 E: 0 K: 0 S: 4 H: 1 LOB: 1 BB: 0 P: 4	R: 0 E: 0 K: 1 S: 5 H: 0 LOB: 0 BB: 0 P: 5	R: 0 E: 0 K: 1 S: 6 H: 1 LOB: 1 BB: 0 P: 6	R: 0 E: 0 K: 0 S: 3 H: 0 LOB: 0 BB: 0 P: 3	R: 0 E: 0 K: 0 S: 3 H: 0 LOB: 0 BB: 0 P: 3	1B: 7 2B: 0 3B: 0 HR: 1	SF: 0 SAC: 0 DP: 0 HBP: 0			WP: 0 PB: 0 SB: 0 CS: 0	PA: 35		

	AB	35
	R	4
	H	8
	RBI	4
	BB	0
	SO	9
	LOB	8

PITCHER		IP	WLS	BF	H	R	ER	SO	BB	IBB	HBP	BLK	WP	HR	S	P	ERA	WHIP
Jim Merritt, L ERA: 2.88	(1, 1)	6.0		25	7	4	4	8	0	0	0	0	0	1	41	41	6.00	1.167
Bob Miller, R ERA: 5.79	(7, 1)	2.0		7	1	0	0	1	0	0	0	0	0	0	9	9	0.00	0.500
Al Worthington, R ERA: 1.07	(9, 1)	1.0	W	3	0	0	0	0	0	0	0	0	0	0	3	3	0.00	0.000

PITCHER	IP	WLS	BF	H	R	ER	SO	BB	IBB	HBP	BLK	WP	HR	S	P	ERA	WHIP

BOTTOM

Boston Red Sox @ Minnesota Twins

Metropolitan Stadium, Bloomington , MI

Sun May 26 1968, 4:33 AM EDT

Att. 15,964 - Overcast - 49 F

livebaseballscorecards.com

Batter	1	2	3	4	5	6	7	8	9	AB	R	H	RBI	BB	SO	LOB
Cesar Tovar, R (1, 4) OBP: 0.297, SLG: 0.331	4-3 1B		4-3			4-3 2-3		G4-6-3 1B 1-3 3-H		4	0	2	1	0	0	1
Tony Oliva, L (1, 9) OBP: 0.288, SLG: 0.350	4-3 1-2			F8		G6-4-3 1B 3-H		G4-6-3 1-2f		4	0	1	1	0	0	3
Harmon Killebrew, R (1, 3) OBP: 0.379, SLG: 0.511	L7			F8		G6-4-3 1-2f			HR	4	1	1	1	0	0	2
Rich Rollins, R (1, 5) OBP: 0.271, SLG: 0.411	K			1-3			K		5-3	4	0	0	0	0	2	1
Bob Allison, R (1, 7) OBP: 0.331, SLG: 0.407		K			6-3		5-3		6-3	4	0	0	0	0	1	0
Ted Uhlaender, L (1, 8) OBP: 0.320, SLG: 0.441		3-1			BBBB 4-0 G6-4-3 BB		4-3		HR	3	1	1	1	1	0	0
Jackie Hernandez, R (1, 6) OBP: 0.242, SLG: 0.280		5-3			G6-4-3 1-2f			K		3	0	0	0	0	1	1
Jerry Zimmerman, R (1, 2) OBP: 0.294, SLG: 0.267			K			2B 2B		1B 1B		3	1	2	0	0	1	0
Jim Holt, L (8, PR) OBP: 0.111, SLG: 0.111										0	1	0	0	0	0	0
John Roseboro, L (9, 2) OBP: 0.289, SLG: 0.245										0	0	0	0	0	0	0
Jim Merritt, L (1, 1) OBP: 0.240, SLG: 0.095			1-3			4-3 1B 2-H 2B		1B 1-3 1B		1	0	0	0	0	0	0
Ron Clark, R (6, PH) OBP: 0.379, SLG: 0.360										1	1	1	1	0	0	0
Bob Miller, R (7, 1)										0	0	0	0	0	0	0
Frank Kostro, R (8, PH) OBP: 0.214, SLG: 0.333										1	0	1	0	0	0	0
Al Worthington, R (9, 1)										0	0	0	0	0	0	0
Inning Stats	R: 0 E: 0 K: 1 S: 6 H: 1 LOB: 1 BB: 0 P: 6	R: 0 E: 0 K: 1 S: 5 H: 0 LOB: 0 BB: 0 P: 5	R: 0 E: 0 K: 1 S: 5 H: 0 LOB: 0 BB: 0 P: 5	R: 0 E: 0 K: 0 S: 3 H: 0 LOB: 0 BB: 0 P: 3	R: 0 E: 0 K: 0 S: 2 H: 0 LOB: 0 BB: 1 P: 6	R: 2 E: 0 K: 0 S: 5 H: 3 LOB: 0 BB: 0 P: 5	R: 0 E: 0 K: 1 S: 5 H: 0 LOB: 0 BB: 0 P: 5	R: 1 E: 0 K: 1 S: 7 H: 3 LOB: 2 BB: 0 P: 7	R: 2 E: 0 K: 0 S: 4 H: 2 LOB: 0 BB: 0 P: 4	1B: 5 2B: 2 3B: 0 HR: 2	SF: 0 SAC: 0 DP: 3 HBP: 0			WP: 0 PB: 0 SB: 0 CS: 0	PA: 33		

	AB	32
	R	5
	H	9
	RBI	5
	BB	1
	SO	5
	LOB	8

PITCHER		IP	WLS	BF	H	R	ER	SO	BB	IBB	HBP	BLK	WP	HR	S	P	ERA	WHIP
Dick Ellsworth, L ERA: 4.0	(1, 1)	7.1		28	7	3	3	5	1	0	0	0	0	0	37	41	3.68	1.091
Sparky Lyle, L ERA: 3.57	(8, 1)	1.1	L	5	2	2	2	0	0	0	0	0	0	2	5	5	13.50	1.500

PITCHER	IP	WLS	BF	H	R	ER	SO	BB	IBB	HBP	BLK	WP	HR	S	P	ERA	WHIP

Batter	1	2	3	4	5	6	7	8	9	AB	R	H	RBI	BB	SO	LOB
Jose Tartabull, L (1, 9) OBP: 0.220, SLG: 0.204	x 0-0 WP 5-3 1B		x 0-0 ① 1-3		x 0-0 ② 6-3			x 0-0 FC1-6 1B		4	0	2	0	0	0	0
Mike Andrews, R (1, 4) OBP: 0.323, SLG: 0.331	x 0-0 ① 5-3 1-2		x 0-0 ② 5-3		x 0-0 ③ 5-3			x 0-0 ① FC1-6 FC6-4 1-2f		4	0	0	0	0	0	2
Carl Yastrzemski, L (1, 7) OBP: 0.433, SLG: 0.493	x 0-0 ② 4-3 2-3		x 0-0 HR			x 0-0 G3-6-3 1B		S S S 0-3 ② K		4	1	2	1	0	1	2
Reggie Smith, S (1, 8) OBP: 0.359, SLG: 0.400	x 0-0 ③ F7		x 0-0 ③ F8			x 0-0 ① ② G3-6-3 1-2f		x 0-0 ③ FC6-4 1-2f		4	0	0	0	0	0	3
Ken Harrelson, R (1, 3) OBP: 0.382, SLG: 0.514		x 0-0 6-3 6-3 1B		x 0-0 HR		x 0-0 ③ 6-3			x 0-0 1B WP 1B	4	1	3	1	0	0	0
Joe Foy, R (1, 5) OBP: 0.401, SLG: 0.434		x 0-0 ① 6-3 1-2		x 0-0 ① F4			B B B B 4-0 SH3-4 PB SF7 BB		x 0-0 ① F9	3	1	0	0	1	0	2
Rico Petrocelli, R (1, 6) OBP: 0.292, SLG: 0.379		x 0-0 ② 6-3 2-3		S S S 0-3 ② K			x 0-0 ① SH3-4 1-3		x 0-0 WP 1-3 1B	3	0	1	0	0	1	1
Elston Howard, R (1, 2) OBP: 0.364, SLG: 0.360		I I I I 4-0 IBB		S S S 0-3 ③ K			x 0-0 ② SF7 3-H		S S S 0-3 ② ③ K 1-3 3-H	2	0	0	1	1	2	2
Gary Bell, R (1, 1) OBP: 0.091, SLG: 0.182		S S S 0-3 ③ K			S S S 0-3 ① K		x 0-0 ③ 1-3			3	0	0	0	0	2	2

TOP

Boston Red Sox @ Oakland Athletics

Oakland-Alameda County Coliseum, Oakland, CA

Mon May 27 1968, 7:05 PM PDT

Att. 6,875 - Unknown - 75 F

livebaseballscorecards.com

AB	31
R	3
H	8
RBI	3
BB	2
SO	6
LOB	14

Inning Stats	1	2	3	4	5	6	7	8	9
	R: 0 E: 0 K: 0 S: 4	H: 1 LOB: 1 BB: 0 P: 4	R: 0 E: 0 K: 1 S: 6	H: 1 LOB: 2 BB: 1 P: 10	R: 1 E: 0 K: 0 S: 4	H: 1 LOB: 0 BB: 0 P: 4	R: 1 E: 0 K: 2 S: 8	H: 1 LOB: 0 BB: 0 P: 8	R: 0 E: 0 K: 1 S: 5	H: 0 LOB: 0 BB: 0 P: 5	R: 0 E: 0 K: 0 S: 3	H: 1 LOB: 0 BB: 0 P: 3	R: 1 E: 0 K: 0 S: 3	H: 0 LOB: 0 BB: 1 P: 7	R: 0 E: 0 K: 1 S: 6	H: 1 LOB: 1 BB: 0 P: 6	R: 0 E: 0 K: 1 S: 6	H: 2 LOB: 1 BB: 0 P: 6

PITCHER		IP	WLS	BF	H	R	ER	SO	BB	IBB	HBP	BLK	WP	HR	S	P	ERA	WHIP	PITCHER		IP	WLS	BF	H	R	ER	SO	BB	IBB	HBP	BLK	WP	HR	S	P	ERA	WHIP
Blue Moon Odom, R ERA: 2.45	(1, 1)	7.0	L	27	5	3	2	4	1	1	0	0	1	2	33	41	2.57	0.857																				
Tony Pierce, L ERA: 4.43	(8, 1)	1.0		4	1	0	0	1	0	0	0	0	0	0	6	6	0.00	1.000																				
Diego Segui, R ERA: 0.77	(9, 1)	1.0		4	2	0	0	1	0	0	0	0	1	0	6	6	0.00	2.000																				

PITCHER		IP	WLS	BF	H	R	ER	SO	BB	IBB	HBP	BLK	WP	HR	S	P	ERA	WHIP	PITCHER		IP	WLS	BF	H	R	ER	SO	BB	IBB	HBP	BLK	WP	HR	S	P	ERA	WHIP

BOTTOM

Boston Red Sox @ Oakland Athletics

Oakland-Alameda County Coliseum, Oakland, CA

Mon May 27 1968, 7:05 PM PDT

Att. 6,875 - Unknown - 75 F

livebaseballscorecards.com

Batter	1	2	3	4	5	6	7	8	9	AB	R	H	RBI	BB	SO	LOB
Bert Campaneris, R (1, 6) OBP: 0.326, SLG: 0.335	S FC5-3 1B	F9			1-H 4-3 1B		1B			4	0	3	1	0	0	2
Ted Kubiak, S (1, 4) OBP: 0.240, SLG: 0.174	F8 1-3		K		4-3 1-2			4-3		4	0	0	0	0	1	2
Sal Bando, R (1, 5) OBP: 0.278, SLG: 0.331	FC5-3 1B E 3-H		6-3		F4			6-3		4	1	0	0	0	0	2
Rick Monday, L (1, 8) OBP: 0.357, SLG: 0.471	E8 1-H 1B		4-3			BB 1-5 WP		K		3	0	1	0	1	1	0
Danny Cater, R (1, 3) OBP: 0.330, SLG: 0.337	F4			FC5-4 BB		1-5 1-3f			K	3	0	0	0	1	1	2
Jim Pagliaroni, R (1, 2) OBP: 0.367, SLG: 0.353		1B 1B		FC5-4 G1-6-3 1-2f		FC6-4 BB			F7	3	0	1	0	1	0	1
Reggie Jackson, L (1, 9) OBP: 0.276, SLG: 0.366		K		G1-6-3 1-2f		FC6-4 1-2f			K	4	0	0	0	0	2	3
Joe Rudi, R (1, 7) OBP: 0.320, SLG: 0.356		1-2 1B			K		F4			3	0	1	0	0	1	0
Blue Moon Odom, R (1, 1) OBP: 0.235, SLG: 0.235		K			WP 1B		K			2	1	1	0	0	1	2
John Donaldson, L (7, PH) OBP: 0.242, SLG: 0.181										1	0	0	0	0	1	0
Tony Pierce, R (8, 1)										0	0	0	0	0	0	0
Diego Segui, R (9, 1)										0	0	0	0	0	0	0

	AB	31
	R	2
	H	7
	RBI	1
	BB	3
	SO	8
	LOB	14

Inning Stats	1	2	3	4	5	6	7	8	9
	R: 1 E: 1 K: 0 S: 5	H: 2 LOB: 1 BB: 0 P: 5	R: 0 E: 0 K: 2 S: 9	H: 2 LOB: 2 BB: 0 P: 9	R: 0 E: 0 K: 1 S: 5	H: 0 LOB: 0 BB: 0 P: 5	R: 0 E: 0 K: 0 S: 2	H: 0 LOB: 0 BB: 1 P: 6	R: 1 E: 0 K: 1 S: 7	H: 2 LOB: 1 BB: 0 P: 7	R: 0 E: 0 K: 0 S: 2	H: 0 LOB: 1 BB: 2 P: 10	R: 0 E: 0 K: 1 S: 5	H: 1 LOB: 1 BB: 0 P: 5	R: 0 E: 0 K: 1 S: 5	H: 0 LOB: 0 BB: 0 P: 5	R: 0 E: 0 K: 2 S: 7	H: 0 LOB: 0 BB: 0 P: 7

	1B: 7	SF: 0	WP: 3	PA: 34
	2B: 1	SAC: 0	PB: 0	
	3B: 0	DP: 2	SB: 2	
	HR: 0	HBP: 0	CS: 0	

PITCHER		IP	WLS	BF	H	R	ER	SO	BB	IBB	HBP	BLK	WP	HR	S	P	ERA	WHIP
Gary Bell, R ERA: 2.78	(1, 1)	9.0	W	34	7	2	1	8	3	0	0	0	2	0	47	59	1.00	1.111

PITCHER	IP	WLS	BF	H	R	ER	SO	BB	IBB	HBP	BLK	WP	HR	S	P	ERA	WHIP

Boston Red Sox @ Oakland Athletics

Oakland-Alameda County Coliseum, Oakland, CA

Tue May 28 1968, 7:05 PM PDT

Att. 7,145 - Unknown

TOP

livebaseballscorecards.com

Batter	1	2	3	4	5	6	7	8	9	AB	R	H	RBI	BB	SO	LOB
Jose Tartabull, L (1, 9) OBP: 0.204, SLG: 0.189	K		F6		F7			4-3		4	0	0	0	0	1	0
Dalton Jones, L (1, 4) OBP: 0.182, SLG: 0.167	F9		L7		6-3			F9		4	0	0	0	0	0	0
Carl Yastrzemski, L (1, 7) OBP: 0.440, SLG: 0.513	2B		2B			F6		1B		4	0	3	0	0	0	0
Reggie Smith, S (1, 8) OBP: 0.356, SLG: 0.392	F9		BB			4-3		G3		3	0	0	0	1	0	2
Ken Harrelson, R (1, 3) OBP: 0.386, SLG: 0.550		HR	F4			2B			6-3	4	1	2	1	0	0	2
Joe Foy, R (1, 5) OBP: 0.397, SLG: 0.424		F6		F8		F8			BB	3	0	0	0	1	0	1
Rico Petrocelli, R (1, 6) OBP: 0.284, SLG: 0.368		F2		5-3			F8		K	4	0	0	0	0	1	1
Elston Howard, R (1, 2) OBP: 0.359, SLG: 0.354		WP 1B		F2			1-3		F8	4	0	1	0	0	0	1
Gary Waslewski, R (1, 1) OBP: 0.111, SLG: 0.059		K 1-2			K					2	0	0	0	0	2	1
Jim Lonborg, R (6, 1)										1	0	0	0	0	1	0
Bill Landis, L (8, 1)										0	0	0	0	0	0	0
Inning Stats	R: 0 E: 0 K: 1 S: 6 H: 1 LOB: 1 BB: 0 P: 6	R: 1 E: 0 K: 1 S: 7 H: 2 LOB: 1 BB: 0 P: 7	R: 0 E: 0 K: 0 S: 4 H: 1 LOB: 2 BB: 1 P: 8	R: 0 E: 0 K: 0 S: 3 H: 0 LOB: 0 BB: 0 P: 3	R: 0 E: 0 K: 1 S: 5 H: 0 LOB: 0 BB: 0 P: 5	R: 0 E: 0 K: 0 S: 4 H: 1 LOB: 1 BB: 0 P: 4	R: 0 E: 0 K: 1 S: 5 H: 0 LOB: 0 BB: 0 P: 5	R: 0 E: 0 K: 0 S: 4 H: 1 LOB: 1 BB: 0 P: 4	R: 0 E: 0 K: 1 S: 5 H: 0 LOB: 1 BB: 1 P: 9	1B: 2 2B: 3 3B: 0 HR: 1 SF: 0 SAC: 0 DP: 0 HBP: 0	WP: 1 PB: 0 SB: 0 CS: 0 PA: 35					

	AB	33
	R	1
	H	6
	RBI	1
	BB	2
	SO	5
	LOB	8

PITCHER	IP	WLS	BF	H	R	ER	SO	BB	IBB	HBP	BLK	WP	HR	S	P	ERA	WHIP
Jim Nash, R (1, 1) ERA: 1.8	9.0	W	35	6	1	1	5	2	0	0	0	1	1	43	51	1.00	0.889

PITCHER	IP	WLS	BF	H	R	ER	SO	BB	IBB	HBP	BLK	WP	HR	S	P	ERA	WHIP

Batter	1	2	3	4	5	6	7	8	9	AB	R	H	RBI	BB	SO	LOB
Bert Campaneris, R (1, 6) OBP: 0.324, SLG: 0.333	5-3	1B		L5		F3				4	0	1	0	0	0	3
Ted Kubiak, S (1, 4) OBP: 0.310, SLG: 0.231	G3 WP 1B	IBB			K		L5-3 1B			3	0	2	0	1	1	0
Sal Bando, R (1, 5) OBP: 0.272, SLG: 0.324	G3	F8			6-3		L5-3			4	0	0	0	0	0	5
Rick Monday, L (1, 8) OBP: 0.351, SLG: 0.462 Mike Hershberger, R (4, 9) OBP: 0.128, SLG: 0.057	6-3		L6		F6		F3			2 2	0 0	0 0	0 0	0 0	0 0	1 0
Danny Cater, R (1, 3) OBP: 0.337, SLG: 0.330		HR HBP	5-3			S 2B BB		K		2	2	0	0	1	1	0
Jim Pagliaroni, R (1, 2) OBP: 0.363, SLG: 0.382		1-H HR	K			K		K		4	1	1	2	0	3	1
Jim Gosger, L (1, 9) OBP: 0.196, SLG: 0.118 (4, 8)		F8		WP 1B		2B IBB		F7		3	0	1	0	1	0	0
Joe Rudi, R (1, 7) OBP: 0.340, SLG: 0.396		1B 1B		6-3		2B				3	0	2	1	0	0	1
Jim Nash, R (1, 1) OBP: 0.056, SLG: 0.222		K		F3		K				3	0	0	0	0	2	4
Inning Stats	R: 0 E: 0 K: 0 S: 4 H: 1 LOB: 1 BB: 0 P: 4	R: 2 E: 0 K: 1 S: 8 H: 3 LOB: 3 BB: 1 P: 13	R: 0 E: 0 K: 1 S: 5 H: 0 LOB: 0 BB: 0 P: 5	R: 0 E: 0 K: 0 S: 4 H: 1 LOB: 1 BB: 0 P: 4	R: 0 E: 0 K: 1 S: 5 H: 0 LOB: 0 BB: 0 P: 5	R: 1 E: 0 K: 2 S: 8 H: 1 LOB: 2 BB: 2 P: 16	R: 0 E: 0 K: 0 S: 3 H: 1 LOB: 0 BB: 0 P: 3	R: 0 E: 0 K: 2 S: 7 H: 0 LOB: 0 BB: 0 P: 7		1B: 5 2B: 2 3B: 0 HR: 1	SF: 0 SAC: 0 DP: 1 HBP: 1						

PITCHER		IP	WLS	BF	H	R	ER	SO	BB	IBB	HBP	BLK	WP	HR	S	P	ERA	WHIP
Gary Waslewski, R ERA: 3.42	(1, 1)	5.1	L	26	6	3	3	4	1	2	1	0	2	1	30	43	5.06	1.312
Jim Lonborg, R ERA:	(6, 1)	1.2		5	1	0	0	1	0	0	0	0	0	0	7	7	0.00	0.600
Bill Landis, L ERA: 3.38	(8, 1)	1.0		3	0	0	0	2	0	0	0	0	0	0	7	7	0.00	0.000

PITCHER	IP	WLS	BF	H	R	ER	SO	BB	IBB	HBP	BLK	WP	HR	S	P	ERA	WHIP

BOTTOM

Boston Red Sox @ Oakland Athletics

Oakland-Alameda County Coliseum, Oakland, CA

Tue May 28 1968, 7:05 PM PDT

Att. 7,145 - Unknown

livebaseballscorecards.com

AB	30
R	3
H	7
RBI	3
BB	3
SO	7
LOB	15

1B: 5	SF: 0	WP: 2	PA: 34
2B: 2	SAC: 0	PB: 0	
3B: 0	DP: 1	SB: 2	
HR: 1	HBP: 1	CS: 0	

Batter	1	2	3	4	5	6	7	8	9	AB	R	H	RBI	BB	SO	LOB
Jose Tartabull, L (1, 9) OBP: 0.220, SLG: 0.207	E SF4 1B		4-3		1B		6-3		F2	5	1	2	0	0	0	2
Dalton Jones, L (1, 4) OBP: 0.203, SLG: 0.190	E9 1-3 E 1B		F7		L9			G5-4-3 1B		4	1	2	0	0	0	1
Carl Yastrzemski, L (1, 7) OBP: 0.441, SLG: 0.516	BBBB E SF7 BB		2B		F6			L6		3	1	1	0	1	0	2
Ken Harrelson, R (1, 3) OBP: 0.374, SLG: 0.535	SF4 1-3 2-H 3-H		SSS K			G1		G5-4-3 1-2f		3	0	0	1	0	1	2
Reggie Smith, S (1, 8) OBP: 0.360, SLG: 0.404	SF7 3-H			F4		1B			4-3 1B 2B	3	1	2	1	0	0	0
Joe Foy, R (1, 5) OBP: 0.394, SLG: 0.419	SSS K			S 1B		SSS K			4-3 2-3	4	0	1	0	0	2	2
Rico Petrocelli, R (1, 6) OBP: 0.283, SLG: 0.364		SSS K		SSS K 1-2		SSS K			1B 3-H 1B	4	0	1	1	0	3	2
Elston Howard, R (1, 2) OBP: 0.344, SLG: 0.337		F9		L9			SSS K		F5	4	0	0	0	0	1	2
Jose Santiago, R (1, 1) OBP: 0.240, SLG: 0.261 Mike Andrews, R (5, PH) OBP: 0.321, SLG: 0.329 Bill Landis, L (5, 1) Gene Oliver, R (7, PH) OBP: 0.290, SLG: 0.154 Jerry Stephenson, L (7, 1) OBP: 0.455, SLG: 0.400 Norm Siebern, L (9, PH) OBP: 0.071, SLG: 0.071		SSS K			5-3		6-3		1-2 1B	1 1 0 1 0 0	0 0 0 0 0 0	0 0 0 0 0 0	0 0 0 0 0 0	0 0 0 0 0 0	1 0 0 0 0 0	0 0 0 0 0 0
Inning Stats	R: 3 E: 2 K: 1 S: 7 H: 2 LOB: 0 BB: 1 P: 11	R: 0 E: 0 K: 2 S: 7 H: 0 LOB: 0 BB: 0 P: 7	R: 0 E: 0 K: 1 S: 6 H: 1 LOB: 1 BB: 0 P: 6	R: 0 E: 0 K: 1 S: 6 H: 1 LOB: 1 BB: 0 P: 6	R: 0 E: 0 K: 0 S: 4 H: 1 LOB: 1 BB: 0 P: 4	R: 0 E: 0 K: 2 S: 8 H: 1 LOB: 1 BB: 0 P: 8	R: 0 E: 0 K: 1 S: 5 H: 0 LOB: 0 BB: 0 P: 5	R: 0 E: 0 K: 0 S: 3 H: 1 LOB: 0 BB: 0 P: 3	R: 1 E: 0 K: 0 S: 6 H: 3 LOB: 2 BB: 0 P: 6	1B: 8 2B: 2 3B: 0 HR: 0	SF: 2 SAC: 0 DP: 1 HBP: 0						

PITCHER	IP	WLS	BF	H	R	ER	SO	BB	IBB	HBP	BLK	WP	HR	S	P	ERA	WHIP
Catfish Hunter, R (1, 1) ERA: 3.59	9.0	W	37	10	4	2	8	1	0	0	0	0	0	52	56	2.00	1.222

PITCHER	IP	WLS	BF	H	R	ER	SO	BB	IBB	HBP	BLK	WP	HR	S	P	ERA	WHIP

TOP

Boston Red Sox @ Oakland Athletics

Oakland-Alameda County Coliseum, Oakland, CA

Wed May 29 1968, 7:05 PM PDT

Att. 14,328 - Unknown - 65 F

livebaseballscorecards.com

AB	34
R	4
H	10
RBI	3
BB	1
SO	8
LOB	13

1B: 8 SF: 2
2B: 2 SAC: 0
3B: 0 DP: 1
HR: 0 HBP: 0

WP: 0 PA: 37
PB: 0
SB: 1
CS: 0

BOTTOM

Boston Red Sox @ Oakland Athletics

Oakland-Alameda County Coliseum, Oakland, CA

Wed May 29 1968, 7:05 PM PDT

Att. 14,328 - Unknown - 65 F

livebaseballscorecards.com

Batter	1	2	3	4	5	6	7	8	9	AB	R	H	RBI	BB	SO	LOB
Bert Campaneris, R (1, 6) OBP: 0.333, SLG: 0.339	0-0 1B 2B 1B	0-0 CS 1B		BBBB 4-0 S 1B 2-3 BB		0-0 ③ 6-3				3	2	2	0	1	0	0
Ted Kubiak, S (1, 4) OBP: 0.333, SLG: 0.267	SSS 0-3 ① K	0-0 ③ CS 1-2	0-0 1B 6-3 1B	0-0 BB 1-H 3-H 1B			0-0 ① G3			4	1	2	2	0	1	1
Sal Bando, R (1, 5) OBP: 0.283, SLG: 0.329	0-0 BB 1-3 2B 1B		0-0 ① F4	BBBB 4-0 1-2 BB			0-0 1B S SF8 1B			3	2	2	0	1	0	1
Jim Pagliaroni, R (1, 2) OBP: 0.377, SLG: 0.391	BBBB 4-0 2B 1-2 6-3 BB		0-0 6-3 1-3 1B	0-0 ③ F8			0-0 1-3 1B			3	1	2	0	1	0	2
Danny Cater, R (1, 3) OBP: 0.333, SLG: 0.341	0-0 1-3 2-H 3-H 2B	0-0 ② 6-3 2-3 3-H			0-0 ① G3		0-0 ② SF8 3-H			3	0	1	4	0	0	1
Joe Rudi, R (1, 7) OBP: 0.316, SLG: 0.365 Reggie Jackson, L (9, 9) OBP: 0.276, SLG: 0.366	0-0 ② 6-3 3-H	0-0 ③ F9			0-0 ② F7		0-0 ③ 6-3			4 0	0 0	0 0	1 0	0 0	0 0	3 0
Jim Gosger, L (1, 8) OBP: 0.200, SLG: 0.127	0-0 ③ F8			0-0 G6-4-3 1B	0-0 ③ F9			0-0 ① F6		4	0	1	0	0	0	1
Mike Hershberger, R (1, 9) (9, 7) OBP: 0.116, SLG: 0.051		0-0 ① F9		0-0 ① ② G6-4-3 1-2f		0-0 ① F6		0-0 ② F6		4	0	0	0	0	0	1
Catfish Hunter, R (1, 1) OBP: 0.379, SLG: 0.483		0-0 ② 5-3		0-0 WP 1B 2B		0-0 ② F7		0-0 ③ 6-3		4	1	1	0	0	0	0
Inning Stats	R: 3 H: 3 E: 0 LOB: 1 K: 1 BB: 1 S: 8 P: 12	R: 0 H: 1 E: 0 LOB: 0 K: 0 BB: 0 S: 3 P: 3	R: 1 H: 2 E: 0 LOB: 1 K: 0 BB: 0 S: 5 P: 5	R: 2 H: 3 E: 0 LOB: 2 K: 0 BB: 2 S: 5 P: 13	R: 0 H: 0 E: 0 LOB: 0 K: 0 BB: 0 S: 3 P: 3	R: 0 H: 0 E: 0 LOB: 0 K: 0 BB: 0 S: 3 P: 3	R: 1 H: 2 E: 0 LOB: 1 K: 0 BB: 0 S: 5 P: 5	R: 0 H: 0 E: 0 LOB: 0 K: 0 BB: 0 S: 3 P: 3		1B: 9 SF: 1 2B: 2 SAC: 0 3B: 0 DP: 1 HR: 0 HBP: 0						

	AB	32
	R	7
	H	11
	RBI	7
	BB	3
	SO	1
	LOB	10

WP: 1 PA: 37
PB: 0
SB: 2
CS: 1

PITCHER		IP	WLS	BF	H	R	ER	SO	BB	IBB	HBP	BLK	WP	HR	S	P	ERA	WHIP
Jose Santiago, R ERA: 2.35	(1, 1)	4.0	L	22	9	6	6	1	3	0	0	0	1	0	21	33	13.50	3.000
Bill Landis, L ERA: 2.84	(5, 1)	2.0		6	0	0	0	0	0	0	0	0	0	0	6	6	0.00	0.000
Jerry Stephenson, R ERA: 4.79	(7, 1)	2.0		8	2	1	1	0	0	0	0	0	0	0	8	8	4.50	1.000

PITCHER		IP	WLS	BF	H	R	ER	SO	BB	IBB	HBP	BLK	WP	HR	S	P	ERA	WHIP

Batter	1	2	3	4	5	6	7	8	9	AB	R	H	RBI	BB	SO	LOB
Jose Tartabull, L (1, 9) OBP: 0.222, SLG: 0.197	B B B B 4-0 BB		x 0-0 ③ 4-3			x 0-0 ③ F8		x 0-0 ③ 4-3		3	0	0	0	1	0	0
Dalton Jones, L (1, 4) OBP: 0.206, SLG: 0.180	x 0-0 ① F5			x 0-0 ① F9			B B B B 4-0 2B SF8 BB		x 0-0 ① 1-3	3	1	0	0	1	0	1
Carl Yastrzemski, L (1, 7) OBP: 0.442, SLG: 0.522	x 0-0 ② F7			x 0-0 ② F2			x 0-0 1-3 2B		x 0-0 PB 1B	4	0	2	0	0	0	1
Ken Harrelson, R (1, 3) OBP: 0.363, SLG: 0.521	x 0-0 ③ F8			x 0-0 ③ F8			x 0-0 ① SF8 3-H		x 0-0 ② F7 1-2	3	0	0	1	0	0	2
Reggie Smith, S (1, 8) OBP: 0.357, SLG: 0.400		x 0-0 5-3-6-5 1B			x 0-0 ① 4-3		x 0-0 ② L8		S S S 0-3 ③ K	4	0	1	0	0	1	2
Joe Foy, R (1, 5) OBP: 0.387, SLG: 0.410		x 0-0 ① ② 5-3-6-5 2-3f			x 0-0 ② F8		x 0-0 ③ 5-3			3	0	0	0	0	0	2
Rico Petrocelli, R (1, 6) OBP: 0.277, SLG: 0.357		x 0-0 ③ F8			x 0-0 ③ F3			x 0-0 ① 6-3		3	0	0	0	0	0	0
Russ Gibson, R (1, 2) OBP: 0.238, SLG: 0.375			S S S 0-3 ① K			x 0-0 ① F8		x 0-0 HR		3	1	1	1	0	1	0
Dick Ellsworth, L (1, 1) OBP: 0.080, SLG: 0.042			S S S 0-3 ② K			x 0-0 ② F8		x 0-0 ② 4-3		1	0	0	0	0	1	0
Lee Stange, R (3, 1) OBP: 0.400, SLG: 0.250										0	0	0	0	0	0	0
Mike Andrews, R (6, PH) OBP: 0.320, SLG: 0.327										1	0	0	0	0	0	0
Bill Landis, L (6, 1)										0	0	0	0	0	0	0
Norm Siebern, L (8, PH) OBP: 0.067, SLG: 0.067										1	0	0	0	0	0	0
Sparky Lyle, L (8, 1)										0	0	0	0	0	0	0
Inning Stats	R: 0 E: 0 K: 0 S: 3 H: 0 LOB: 1 BB: 1 P: 7	R: 0 E: 0 K: 0 S: 3 H: 1 LOB: 0 BB: 0 P: 3	R: 0 E: 0 K: 2 S: 7 H: 0 LOB: 0 BB: 0 P: 7	R: 0 E: 0 K: 0 S: 3 H: 0 LOB: 0 BB: 0 P: 3	R: 0 E: 0 K: 0 S: 3 H: 0 LOB: 0 BB: 0 P: 3	R: 0 E: 0 K: 0 S: 3 H: 0 LOB: 0 BB: 0 P: 3	R: 1 E: 0 K: 0 S: 4 H: 1 LOB: 1 BB: 1 P: 8	R: 1 E: 0 K: 0 S: 4 H: 1 LOB: 0 BB: 0 P: 4	R: 0 E: 0 K: 1 S: 6 H: 1 LOB: 1 BB: 0 P: 6	1B: 2 2B: 2 3B: 0 HR: 1	SF: 1 SAC: 0 DP: 1 HBP: 0						

TOP

Boston Red Sox @ Oakland Athletics

Oakland-Alameda County Coliseum, Oakland, CA

Thu May 30 1968, 3:33 AM PDT
Att. 19,964 - Unknown - 75 F

livebaseballscorecards.com

AB	29
R	2
H	4
RBI	2
BB	2
SO	3
LOB	8

WP: 0 PB: 1 SB: 0 CS: 0 PA: 32

PITCHER		IP	WLS	BF	H	R	ER	SO	BB	IBB	HBP	BLK	WP	HR	S	P	ERA	WHIP
Lew Krausse, R ERA: 3.07	(1, 1)	9.0	W	32	4	2	2	3	2	0	0	0	0	1	36	44	2.00	0.667

PITCHER	IP	WLS	BF	H	R	ER	SO	BB	IBB	HBP	BLK	WP	HR	S	P	ERA	WHIP

Batter	1	2	3	4	5	6	7	8	9	AB	R	H	RBI	BB	SO	LOB
Bert Campaneris, R (1, 6) OBP: 0.330, SLG: 0.341	6-3	K			K	SF8 1-3 2B		K		5	0	1	0	0	3	1
Ted Kubiak, S (1, 4) OBP: 0.351, SLG: 0.333	6-3		2B 2B		1B 1B	SF8 2-3 3-H				3	2	2	1	0	0	0
Sal Bando, R (1, 5) OBP: 0.293, SLG: 0.362	HR		1B 2-H 2B		BB 1B 1-3 1B	F3				4	1	3	2	0	0	1
Jim Pagliaroni, R (1, 2) OBP: 0.391, SLG: 0.406	6-3		G6-3-4 2-3 1B		BB 1-2 3-H 1B		1B			4	0	3	1	0	0	0
Danny Cater, R (1, 3) OBP: 0.339, SLG: 0.351		1B FC5-2-5 2B	G6-3-4 1-2f		BB 1-2 2-3		L7			3	0	1	0	1	0	3
Joe Rudi, R (1, 7) OBP: 0.295, SLG: 0.339		K	1-3		F3		F9			4	0	0	0	0	1	6
Jim Gosger, L (1, 8) OBP: 0.203, SLG: 0.136		FC5-2-5 2B 2-3 1B	F9		F5		K			4	1	1	0	0	1	4
Mike Hershberger, R (1, 9) OBP: 0.128, SLG: 0.070		FC5-2-5 1-2 2B 3-H	CS 1B		F9			5-3		4	1	1	0	0	0	2
Lew Krausse, R (1, 1) OBP: 0.263, SLG: 0.188		1-H 2-H 2B	K 1-2		2B SF8 BB			F7		3	1	1	2	1	1	1
Inning Stats	R: 1 E: 0 K: 0 S: 4 H: 1 LOB: 0 BB: 0 P: 4	R: 2 E: 0 K: 2 S: 10 H: 3 LOB: 1 BB: 0 P: 10	R: 1 E: 0 K: 0 S: 5 H: 3 LOB: 1 BB: 0 P: 5	R: 0 E: 0 K: 1 S: 5 H: 1 LOB: 1 BB: 0 P: 5	R: 1 E: 0 K: 1 S: 8 H: 3 LOB: 3 BB: 1 P: 12	R: 1 E: 0 K: 0 S: 4 H: 1 LOB: 1 BB: 1 P: 8	R: 0 E: 0 K: 1 S: 6 H: 1 LOB: 1 BB: 0 P: 6	R: 0 E: 0 K: 1 S: 5 H: 0 LOB: 0 BB: 0 P: 5		1B: 7 2B: 6 3B: 0 HR: 1 SF: 1 SAC: 0 DP: 2 HBP: 0						

PITCHER		IP	WLS	BF	H	R	ER	SO	BB	IBB	HBP	BLK	WP	HR	S	P	ERA	WHIP
Dick Ellsworth, L ERA: 4.43	(1, 1)	2.0	L	12	6	4	4	2	0	0	0	0	0	1	16	16	18.00	3.000
Lee Stange, R ERA: 3.77	(3, 1)	3.0		13	5	1	1	2	1	0	0	0	0	0	16	20	3.00	2.000
Bill Landis, L ERA: 3.07	(6, 1)	2.0		9	2	1	1	1	1	0	0	0	0	0	10	14	4.50	1.500
Sparky Lyle, L ERA: 3.38	(8, 1)	1.0		3	0	0	0	1	0	0	0	0	0	0	5	5	0.00	0.000

PITCHER	IP	WLS	BF	H	R	ER	SO	BB	IBB	HBP	BLK	WP	HR	S	P	ERA	WHIP

BOTTOM

Boston Red Sox @ Oakland Athletics

Oakland-Alameda County Coliseum, Oakland, CA

Thu May 30 1968, 3:33 AM PDT
Att. 19,964 - Unknown - 75 F

livebaseballscorecards.com

AB	34
R	6
H	13
RBI	6
BB	2
SO	6
LOB	18

WP: 0	PB: 0	SB: 0	CS: 1
PA: 37			

Batter	1	2	3	4	5	6	7	8	9	AB	R	H	RBI	BB	SO	LOB
Paul Blair, R (1, 8) OBP: 0.272, SLG: 0.292	0-0 L3 1B		0-0 5-3			SSS 0-3 K			0-0 F9	4	0	1	0	0	1	0
Curt Blefary, L (1, 9) OBP: 0.307, SLG: 0.268	0-0 L3 1-2		SSS 0-3 K			0-0 F7			0-0 3-1	4	0	0	0	0	1	1
Curt Motton, R (1, 7) OBP: 0.331, SLG: 0.382	0-0 5-3			SSS 0-3 K		0-0 5-3			0-0 1B 1B	4	0	1	0	0	1	0
Boog Powell, L (1, 3) OBP: 0.356, SLG: 0.420		0-0 4-3		BBB 4-0 BB			0-0 4-3		0-0 FC6-4 1-2 1B	3	0	1	0	1	0	0
Brooks Robinson, R (1, 5) OBP: 0.309, SLG: 0.388		0-0 F7		0-0 F7			0-0 6-3		0-0 FC6-4 1-2f	4	0	0	0	0	0	3
Davey Johnson, R (1, 4) OBP: 0.372, SLG: 0.379 Don Buford, S (3, 4) OBP: 0.343, SLG: 0.400	H 1-0 1B 1B HBP			0-0 4-3			0-0 L3			0 2	0 0	0 0	0 0	0 0	0 0	0 1
Andy Etchebarren, R (1, 2) OBP: 0.326, SLG: 0.427		0-0 1B 1-2 1B			0-0 5-3			0-0 5-3		3	0	1	0	0	0	0
Mark Belanger, R (1, 6) OBP: 0.240, SLG: 0.281		0-0 1-2 2-H 1B			0-0 5-3			SSS 0-3 K		3	0	1	0	0	1	0
Jim Hardin, R (1, 1) OBP: 0.174, SLG: 0.261 Frank Robinson, R (8, PH) OBP: 0.305, SLG: 0.282 Moe Drabowsky, R (8, 1)			0-0 5-3		SSS 0-3 K			SSS 0-3 K		2 1 0	0 0 0	0 0 0	0 0 0	0 0 0	1 1 0	0 0 0
Inning Stats	R: 0 E: 0 K: 0 S: 3 H: 1 LOB: 0 BB: 0 P: 3	R: 0 E: 0 K: 0 S: 4 H: 2 LOB: 2 BB: 0 P: 5	R: 0 E: 0 K: 1 S: 5 H: 0 LOB: 0 BB: 0 P: 5	R: 0 E: 0 K: 1 S: 5 H: 0 LOB: 1 BB: 1 P: 9	R: 0 E: 0 K: 1 S: 5 H: 0 LOB: 0 BB: 0 P: 5	R: 0 E: 0 K: 1 S: 5 H: 0 LOB: 0 BB: 0 P: 5	R: 0 E: 0 K: 0 S: 3 H: 0 LOB: 0 BB: 0 P: 3	R: 0 E: 0 K: 2 S: 7 H: 0 LOB: 0 BB: 0 P: 7	R: 0 E: 0 K: 0 S: 5 H: 2 LOB: 2 BB: 0 P: 5	1B: 5 2B: 1 3B: 0 HR: 0	SF: 0 SAC: 0 DP: 1 HBP: 1					

PITCHER	IP	WLS	BF	H	R	ER	SO	BB	IBB	HBP	BLK	WP	HR	S	P	ERA	WHIP
Gary Bell, R (1, 1) ERA: 2.32	9.0	W	32	5	0	0	6	1	0	1	0	0	0	42	47	0.00	0.667

PITCHER	IP	WLS	BF	H	R	ER	SO	BB	IBB	HBP	BLK	WP	HR	S	P	ERA	WHIP

TOP

Baltimore Orioles @ Boston Red Sox

Fenway Park, Boston, MA

Fri May 31 1968, 7:05 PM EDT

Att. 29,301 - Unknown

livebaseballscorecards.com

AB	30
R	0
H	5
RBI	0
BB	1
SO	6
LOB	5

1B: 5	SF: 0
2B: 1	SAC: 0
3B: 0	DP: 1
HR: 0	HBP: 1

WP: 0	PA: 32
PB: 0	
SB: 0	
CS: 0	

Baltimore Orioles @ Boston Red Sox

Fenway Park, Boston, MA

Fri May 31 1968, 7:05 PM EDT

Att. 29,301 - Unknown

BOTTOM

Batter	1	2	3	4	5	6	7	8	9	AB	R	H	RBI	BB	SO	LOB
Joe Foy, R (1, 5) OBP: 0.383, SLG: 0.401	F6	BB		6-3			5-3			3	0	0	0	1	0	1
Dalton Jones, L (1, 4) OBP: 0.194, SLG: 0.169	4-3	K			F8		G3			4	0	0	0	0	1	4
Carl Yastrzemski, L (1, 7) OBP: 0.443, SLG: 0.538	BB		E7 HR		G3			HR		3	2	1	1	1	0	0
Ken Harrelson, R (1, 9) OBP: 0.367, SLG: 0.545	1B		HR		F5			K		4	1	2	2	0	1	0
Reggie Smith, S (1, 8) OBP: 0.349, SLG: 0.390	K		F4			F7		K		4	0	0	0	0	2	2
George Scott, R (1, 3) OBP: 0.207, SLG: 0.198		4-3	K			F9		F8		4	0	0	0	0	1	0
Rico Petrocelli, R (1, 6) OBP: 0.272, SLG: 0.349		6-3	F9			K				3	0	0	0	0	1	0
Elston Howard, R (1, 2) OBP: 0.354, SLG: 0.349		BB 1B		K			SH3			3	0	2	0	0	1	0
Gary Bell, R (1, 1) OBP: 0.154, SLG: 0.231		BB		4-3			SH3			2	0	1	0	0	0	0
Inning Stats	R: 0 E: 0 K: 1 S: 6 / H: 1 LOB: 2 BB: 1 P: 10	R: 0 E: 0 K: 1 S: 7 / H: 2 LOB: 3 BB: 1 P: 11	R: 2 E: 1 K: 1 S: 7 / H: 1 LOB: 0 BB: 0 P: 7	R: 0 E: 0 K: 1 S: 5 / H: 0 LOB: 0 BB: 0 P: 5	R: 0 E: 0 K: 0 S: 3 / H: 0 LOB: 0 BB: 0 P: 3	R: 0 E: 0 K: 1 S: 5 / H: 0 LOB: 0 BB: 0 P: 5	R: 0 E: 0 K: 0 S: 4 / H: 1 LOB: 1 BB: 0 P: 4	R: 1 E: 0 K: 2 S: 8 / H: 1 LOB: 0 BB: 0 P: 8		1B: 4 2B: 0 3B: 0 HR: 2	SF: 0 SAC: 1 DP: 0 HBP: 0					

livebaseballscorecards.com

	AB	30
	R	3
	H	6
	RBI	3
	BB	2
	SO	7
	LOB	7

WP: 0 PB: 0 SB: 0 CS: 0 PA: 33

PITCHER		IP	WLS	BF	H	R	ER	SO	BB	IBB	HBP	BLK	WP	HR	S	P	ERA	WHIP
Jim Hardin, R ERA: 2.57	(1, 1)	7.0	L	29	5	2	1	5	2	0	0	0	0	1	37	45	1.29	1.000
Moe Drabowsky, R ERA: 1.23	(8, 1)	1.0		4	1	1	1	2	0	0	0	0	0	1	8	8	9.00	1.000

PITCHER	IP	WLS	BF	H	R	ER	SO	BB	IBB	HBP	BLK	WP	HR	S	P	ERA	WHIP

Batter	1	2	3	4	5	6	7	8	9	AB	R	H	RBI	BB	SO	LOB
Don Buford, S (1, 4) OBP: 0.333, SLG: 0.382	x 0-0 S 1B		x 0-0 ③ G3		x 0-0 ③ F3			x 0-0 ③ F5		4	0	1	0	0	0	0
Paul Blair, R (1, 8) OBP: 0.271, SLG: 0.297	S S S 0-3 ① K 1-2			x 0-0 1B SF8 2B		x 0-0 ① F7			x 0-0 ① 6-3	4	1	1	0	0	1	1
Curt Motton, R (1, 7) OBP: 0.328, SLG: 0.377	x 0-0 ② F3			x 0-0 S 2-3 1B		x 0-0 ② F5			x 0-0 ② F3	4	0	1	0	0	0	1
Boog Powell, L (1, 3) OBP: 0.349, SLG: 0.412	x 0-0 ③ F8			x 0-0 ① SF8 3-H		x 0-0 ③ 4-3			x 0-0 ③ 3-1	3	0	0	1	0	0	1
Brooks Robinson, R (1, 5) OBP: 0.304, SLG: 0.382		x 0-0 ① 5-3		S S S 0-3 ② K			S S S 0-3 ① K			3	0	0	0	0	2	1
Curt Blefary, L (1, 9) OBP: 0.308, SLG: 0.265		x 0-0 ② 3-1		B B B 4-0 1-2 BB			x 0-0 ② F5			2	0	0	0	1	0	0
Andy Etchebarren, R (1, 2) OBP: 0.315, SLG: 0.410		x 0-0 ③ 6-3		x 0-0 ③ F9			x 0-0 ③ F9			3	0	0	0	0	0	2
Mark Belanger, R (1, 6) OBP: 0.235, SLG: 0.275			S S S 0-3 ① K		S S S 0-3 ① K			S S S 0-3 ① K		3	0	0	0	0	3	0
Gene Brabender, R (1, 1) OBP: 0.167, SLG: 0.294			S S S 0-3 ② K		S S S 0-3 ② K			S S S 0-3 ② K		2	0	0	0	0	2	0
Bruce Howard, S (5, 1) OBP: 0.429, SLG: 1.000										0	0	0	0	0	0	0
Frank Robinson, R (8, PH) OBP: 0.301, SLG: 0.278										1	0	0	0	0	1	0
Roger Nelson, R (8, 1)										0	0	0	0	0	0	0

TOP

Baltimore Orioles @ Boston Red Sox

Fenway Park, Boston, MA

Sat Jun 01 1968, 3:33 AM EDT

Att. 25,608 - Unknown

livebaseballscorecards.com

AB	29
R	1
H	3
RBI	1
BB	1
SO	9
LOB	6

Inning Stats	1	2	3	4	5	6	7	8	9
	R: 0 E: 0 K: 1 S: 6	H: 1 LOB: 1 BB: 0 P: 6	R: 0 E: 0 K: 0 S: 3	H: 0 LOB: 0 BB: 0 P: 3	R: 0 E: 0 K: 2 S: 7	H: 0 LOB: 0 BB: 0 P: 7	R: 1 E: 0 K: 1 S: 7	H: 2 LOB: 2 BB: 1 P: 11	R: 0 E: 0 K: 2 S: 7	H: 0 LOB: 0 BB: 0 P: 7	R: 0 E: 0 K: 0 S: 3	H: 0 LOB: 0 BB: 0 P: 3	R: 0 E: 0 K: 1 S: 5	H: 0 LOB: 0 BB: 0 P: 5	R: 0 E: 0 K: 2 S: 7	H: 0 LOB: 0 BB: 0 P: 7	R: 0 E: 0 K: 0 S: 3	H: 0 LOB: 0 BB: 0 P: 3

| | | | | | | | | | |

BOTTOM

Baltimore Orioles @ Boston Red Sox

Fenway Park, Boston, MA

Sat Jun 01 1968, 3:33 AM EDT

Att. 25,608 - Unknown

Batter	1	2	3	4	5	6	7	8	9	AB	R	H	RBI	BB	SO	LOB
Joe Foy, R (1, 5) OBP: 0.384, SLG: 0.393	BBBB 4-0 S 1B 1B BB	x 0-0 ③ 3-1		BBBB 4-0 S BB		SSS 0-3 ① K		x 0-0 ② F8		3	1	0	0	2	1	0
Dalton Jones, L (1, 4) OBP: 0.194, SLG: 0.171	SSS 0-3 ① K		x 0-0 ① 5-3	x 0-0 ③ L8 1-2		x 0-0 ② G3		x 0-0 1B		5	0	1	0	0	1	2
Carl Yastrzemski, L (1, 7) OBP: 0.452, SLG: 0.545	x 0-0 S 1B 1-2 1B		x 0-0 BB 1B		x 0-0 HR 1B	x 0-0 1B		x 0-0 ③ L7		5	2	4	0	0	0	1
Ken Harrelson, R (1, 9) OBP: 0.378, SLG: 0.573	x 0-0 1B 1-H 2-H 1B		BBBB 4-0 1-2 BB		x 0-0 1-H HR	SSS 0-3 ③ K				3	1	2	4	1	1	1
Reggie Smith, S (1, 8) OBP: 0.353, SLG: 0.393	x 0-0 S 1-3 1B		SSS 0-3 ② K		x 0-0 ① 4-3		x 0-0 F9 S FC5-2-5 1B			4	0	2	0	0	1	2
George Scott, R (1, 3) OBP: 0.208, SLG: 0.200	x 0-0 ② 6-3 1-2		SSS 0-3 ③ K		x 0-0 FC9-6 BB 1B		x 0-0 ① F9 1-3			4	0	1	0	0	1	5
Rico Petrocelli, R (1, 6) OBP: 0.278, SLG: 0.369	x 0-0 ③ F7			x 0-0 HR	BBB 4-0 FC9-6 1-2 BB		x 0-0 ② FC5-2-5 3-H			3	1	1	1	1	0	3
Russ Gibson, R (1, 2) OBP: 0.217, SLG: 0.341		x 0-0 ① 1-3		x 0-0 ① F2	x 0-0 ② FC9-6 1-2f 2-3		x 0-0 ③ F3			4	0	0	0	0	0	3
Ray Culp, R (1, 1)		x 0-0 ② 4-3		x 0-0 ② F3	x 0-0 ③ F8			SSS 0-3 ① K		4	0	0	0	0	1	2
Inning Stats	R: 2 E: 0 K: 1 S: 8 H: 3 LOB: 2 BB: 1 P: 12	R: 0 E: 0 K: 0 S: 3 H: 0 LOB: 0 BB: 0 P: 3	R: 0 E: 0 K: 2 S: 8 H: 1 LOB: 2 BB: 1 P: 12	R: 1 E: 0 K: 0 S: 4 H: 1 LOB: 1 BB: 1 P: 8	R: 2 E: 0 K: 0 S: 6 H: 3 LOB: 2 BB: 1 P: 10	R: 0 E: 0 K: 2 S: 8 H: 1 LOB: 1 BB: 0 P: 8	R: 0 E: 0 K: 0 S: 4 H: 1 LOB: 1 BB: 0 P: 4	R: 0 E: 0 K: 1 S: 6 H: 1 LOB: 1 BB: 0 P: 6		1B: 9 2B: 0 3B: 0 HR: 2	SF: 0 SAC: 0 DP: 0 HBP: 0					

livebaseballscorecards.com

	AB	35
	R	5
	H	11
	RBI	5
	BB	4
	SO	6
	LOB	19

	WP: 0	PA: 39
	PB: 0	
	SB: 5	
	CS: 0	

PITCHER		IP	WLS	BF	H	R	ER	SO	BB	IBB	HBP	BLK	WP	HR	S	P	ERA	WHIP
Gene Brabender, R ERA: 3.18	(1, 1)	4.1	L	24	8	5	5	3	3	0	0	0	0	2	27	39	10.38	2.538
Bruce Howard, R ERA: 3.33	(5, 1)	2.2		11	2	0	0	2	1	0	0	0	0	0	14	18	0.00	1.125
Roger Nelson, R ERA: 1.69	(8, 1)	1.0		4	1	0	0	1	0	0	0	0	0	0	6	6	0.00	1.000

PITCHER	IP	WLS	BF	H	R	ER	SO	BB	IBB	HBP	BLK	WP	HR	S	P	ERA	WHIP

Batter	1	2	3	4	5	6	7	8	9	AB	R	H	RBI	BB	SO	LOB
Don Buford, S (1, 4) OBP: 0.357, SLG: 0.371	BBBB 4-0 BB 1B BB	x 0-0 ③ F5			BBBB 4-0 1B S 1B BB					1	2	0	0	2	0	1
Paul Blair, R (1, 8) OBP: 0.277, SLG: 0.299	BBBB 4-0 1B 1-2 FC5-2 BB		x 0-0 ① 6-3		x 0-0 1B 1-3 1B					2	0	1	0	1	0	0
Curt Motton, R (1, 7) OBP: 0.328, SLG: 0.376	SSS 0-3 ① K		SSS 0-3 ② K		x 0-0 1-3 3-H 1B					3	0	1	1	0	2	2
Boog Powell, L (1, 3) OBP: 0.349, SLG: 0.411	x 0-0 FC5-2 1-3 2-H 3B 1B		SSS 0-3 ③ K		SSS 0-3 ③ K					3	1	1	1	0	2	2
Brooks Robinson, R (1, 5) OBP: 0.299, SLG: 0.375	x 0-0 ② FC5-2 1-2 3-H 3B			x 0-0 ① F9		x 0-0 ① F2				3	1	0	0	0	0	2
Curt Blefary, L (1, 9) OBP: 0.313, SLG: 0.283	x 0-0 ③ 1-H 2-H 3B			x 0-0 ② F8		x 0-0 FC6-4 1B 1B				3	0	2	2	0	0	0
Andy Etchebarren, R (1, 2) OBP: 0.315, SLG: 0.407		x 0-0 ① F3		x 0-0 ③ 6-3		x 0-0 FC6-4 1-2 1B				3	0	1	0	0	0	0
Mark Belanger, R (1, 6) OBP: 0.237, SLG: 0.277		x 0-0 SH1-4 1B			x 0-0 ① F4	x 0-0 ② FC6-4 1-2f 2-3				3	0	1	0	0	0	2
Tom Phoebus, R (1, 1) OBP: 0.103, SLG: 0.103		x 0-0 ② SH1-4 1-2			x 0-0 ② F9	x 0-0 ③ 6-3				2	0	0	0	0	0	2
Inning Stats	R: 3 H: 2 E: 0 LOB: 1 K: 1 BB: 2 S: 6 P: 14	R: 0 H: 1 E: 0 LOB: 1 K: 0 BB: 0 S: 4 P: 4	R: 0 H: 0 E: 0 LOB: 0 K: 2 BB: 0 S: 7 P: 7	R: 0 H: 0 E: 0 LOB: 0 K: 0 BB: 0 S: 3 P: 3	R: 1 H: 2 E: 0 LOB: 2 K: 1 BB: 1 S: 7 P: 11	R: 0 H: 2 E: 0 LOB: 2 K: 0 BB: 0 S: 5 P: 5				1B: 6 SF: 0 2B: 0 SAC: 1 3B: 1 DP: 0 HR: 0 HBP: 0						

TOP

Baltimore Orioles @ Boston Red Sox

Fenway Park, Boston, MA

Sun Jun 02 1968, 3:33 AM EDT

Att. 34,053 - Unknown

livebaseballscorecards.com

AB	23
R	4
H	7
RBI	4
BB	3
SO	4
LOB	11

WP: 0 PA: 27
PB: 0
SB: 1
CS: 0

PITCHER	IP	WLS	BF	H	R	ER	SO	BB	IBB	HBP	BLK	WP	HR	S	P	ERA	WHIP
Lee Stange, R (1, 1) ERA: 4.15	6.0	L	27	7	4	4	4	3	0	0	0	0	0	32	44	6.00	1.667

PITCHER	IP	WLS	BF	H	R	ER	SO	BB	IBB	HBP	BLK	WP	HR	S	P	ERA	WHIP

Batter	1	2	3	4	5	6	7	8	9	AB	R	H	RBI	BB	SO	LOB
Joe Foy, R (1, 5) OBP: 0.377, SLG: 0.385	F4	K		FC6-4 1-2f						3	0	0	0	0	1	3
Dalton Jones, L (1, 4) OBP: 0.187, SLG: 0.164	F7		F7		F7					3	0	0	0	0	0	0
Carl Yastrzemski, L (1, 7) OBP: 0.455, SLG: 0.565	HR		3-1		FC5-4 1B					3	1	2	1	0	0	0
Ken Harrelson, R (1, 9) OBP: 0.377, SLG: 0.563	BB		6-3		FC5-4 WP 1-2f					2	0	0	0	1	0	1
Reggie Smith, S (1, 8) OBP: 0.352, SLG: 0.398	F6			FC6-4 1B 2B	K 1-2					3	1	1	0	0	1	2
George Scott, R (1, 3) OBP: 0.212, SLG: 0.204		1B 2B		5-3						2	0	1	0	0	0	1
Rico Petrocelli, R (1, 6) OBP: 0.287, SLG: 0.384		2B 1-3		FC6-4 1B 2-3						2	0	2	0	0	0	0
Elston Howard, R (1, 2) OBP: 0.347, SLG: 0.341		K		FC6-4 1B 1-2f 3-H						2	1	0	1	0	1	3
Lee Stange, R (1, 1) OBP: 0.429, SLG: 0.333		K		FC6-4 1B 2-H						2	0	1	1	0	1	2
Inning Stats	R: 1 E: 0 K: 0 S: 4 H: 1 LOB: 1 BB: 1 P: 8	R: 0 E: 0 K: 3 S: 11 H: 2 LOB: 2 BB: 0 P: 11	R: 0 E: 0 K: 0 S: 3 H: 0 LOB: 0 BB: 0 P: 3	R: 2 E: 1 K: 0 S: 6 H: 3 LOB: 1 BB: 0 P: 6	R: 0 E: 0 K: 1 S: 6 H: 1 LOB: 1 BB: 0 P: 6					1B: 4 2B: 2 3B: 0 HR: 1 SF: 0 SAC: 0 DP: 0 HBP: 0						

PITCHER	IP	WLS	BF	H	R	ER	SO	BB	IBB	HBP	BLK	WP	HR	S	P	ERA	WHIP
Tom Phoebus, R (1, 1) ERA: 2.08	5.0	W	23	7	3	2	4	1	0	0	0	1	1	30	34	3.60	1.600

PITCHER	IP	WLS	BF	H	R	ER	SO	BB	IBB	HBP	BLK	WP	HR	S	P	ERA	WHIP

BOTTOM

Baltimore Orioles @ Boston Red Sox

Fenway Park, Boston, MA

Sun Jun 02 1968, 3:33 AM EDT

Att. 34,053 - Unknown

livebaseballscorecards.com

AB	22
R	3
H	7
RBI	3
BB	1
SO	4
LOB	12

WP: 1 PA: 23
PB: 0
SB: 0
CS: 0

Detroit Tigers @ Boston Red Sox

Fenway Park, Boston, MA

Mon Jun 03 1968, 3:33 AM EDT

Att. 17,552 - Cloudy - 62 F

livebaseballscorecards.com

TOP

Batter	1	2	3	4	5	6	7	8	9	AB	R	H	RBI	BB	SO	LOB
Dick McAuliffe, L (1, 4) OBP: 0.326, SLG: 0.421	1B		HR		F5		WP 1B 1-2		G4-6-3 BB	4	2	3	1	1	0	0
Mickey Stanley, R (1, 8) OBP: 0.294, SLG: 0.364	F8		6-3		F8		1B 1-2 2-3		G4-6-3 1-2f 2-3	4	0	0	0	1	0	3
Jim Northrup, L (1, 9) OBP: 0.344, SLG: 0.429	L9		1B			G5-4-3 1B	HBP 1-3 2-H 3-H 1B		G1	5	0	3	2	0	0	2
Bill Freehan, R (1, 2) OBP: 0.358, SLG: 0.497	1B 1-3		F9			G5-4-3 1-2f	FC6-4 1-2 HBP			3	0	1	0	0	0	2
Willie Horton, R (1, 7) OBP: 0.380, SLG: 0.662	K		F7			1B	FC6-4 1-2f			4	0	1	0	0	1	6
Eddie Mathews, L (1, 5) OBP: 0.237, SLG: 0.429		4-3		1-3		F9		F9		4	0	0	0	0	0	1
Norm Cash, L (1, 3) OBP: 0.257, SLG: 0.309	2B			F6			3-1	L8		4	0	1	0	0	0	0
Ray Oyler, R (1, 6) OBP: 0.212, SLG: 0.216	K			K			G3	F8		2	0	0	0	0	2	1
Tom Matchick, L (7, PH) OBP: 0.229, SLG: 0.242 (7, 6)										2	0	0	0	0	0	0
Joe Sparma, R (1, 1) OBP: 0.074, SLG: 0.074	K				1-3		WP 1B 1B		G4-6-3 2B	2	0	0	0	0	1	1
Dennis Ribant, R (5, 1) OBP: 1.000, SLG: 1.000										1	1	1	0	0	0	0
Daryl Patterson, L (8, 1)										0	0	0	0	0	0	0
Gates Brown, L (9, PH) OBP: 0.556, SLG: 0.875										1	0	1	0	0	0	0
Inning Stats	R: 0 E: 0 K: 1 S: 7 H: 2 LOB: 2 BB: 0 P: 7	R: 0 E: 0 K: 2 S: 8 H: 1 LOB: 1 BB: 0 P: 8	R: 1 E: 0 K: 0 S: 5 H: 2 LOB: 1 BB: 0 P: 5	R: 0 E: 0 K: 1 S: 5 H: 0 LOB: 0 BB: 0 P: 5	R: 0 E: 0 K: 0 S: 3 H: 0 LOB: 0 BB: 0 P: 3	R: 0 E: 0 K: 0 S: 4 H: 2 LOB: 1 BB: 0 P: 4	R: 2 E: 0 K: 0 S: 6 H: 3 LOB: 3 BB: 1 P: 11	R: 0 E: 0 K: 0 S: 3 H: 0 LOB: 0 BB: 0 P: 3	R: 0 E: 0 K: 0 S: 3 H: 1 LOB: 1 BB: 1 P: 7	1B: 8 2B: 2 3B: 0 HR: 1 SF: 0 SAC: 0 DP: 2 HBP: 1	WP: 1 PB: 0 SB: 0 CS: 0 PA: 39					

	AB	36
	R	3
	H	11
	RBI	3
	BB	2
	SO	4
	LOB	16

PITCHER		IP	WLS	BF	H	R	ER	SO	BB	IBB	HBP	BLK	WP	HR	S	P	ERA	WHIP
Jose Santiago, R ERA: 2.48	(1, 1)	6.2	W	29	9	3	3	4	1	0	0	0	1	1	36	40	4.05	1.500
Bill Landis, L ERA: 3.07	(7, 1)	0.0		1	1	0	0	0	0	0	0	0	0	0	1	1	∞	∞
Jim Lonborg, R ERA:	(7, 1)	2.0		8	1	0	0	0	1	0	1	0	0	0	6	11	0.00	1.000
Sparky Lyle, L ERA: 3.32	(9, 1)	0.1	S	1	0	0	0	0	0	0	0	0	0	0	1	1	0.00	0.000

PITCHER		IP	WLS	BF	H	R	ER	SO	BB	IBB	HBP	BLK	WP	HR	S	P	ERA	WHIP

Batter	1	2	3	4	5	6	7	8	9	AB	R	H	RBI	BB	SO	LOB
Jose Tartabull, L (1, 8) OBP: 0.224, SLG: 0.215	1-3		FC5-4 2B		4-3	F8		E1 BB 6-3		5	0	1	0	0	0	0
Joe Foy, R (1, 5) OBP: 0.383, SLG: 0.380	4-3 BB		FC5-4 BB		1B 2B BB	K		6-3 1-2		2	1	0	0	3	1	1
Carl Yastrzemski, L (1, 7) OBP: 0.459, SLG: 0.561	4-3 1-2		F3		2B 1B 4-3 1-3	E BB		BB IBB		3	1	1	0	2	0	3
Ken Harrelson, R (1, 9) OBP: 0.371, SLG: 0.557	K		FC5-4 1-2f 2-3		4-3 1B 2B 1-3 3-H	E7 1-3		F3		5	1	1	1	0	1	6
Dalton Jones, L (1, 4) OBP: 0.188, SLG: 0.156 Mike Andrews, R (8, PR) OBP: 0.320, SLG: 0.327 (9, 4)		1-3	K		4-3 2-3 3-H	1-3		BB 1-2 2-3		4 0	0 0	0 0	1 0	1 0	1 0	5 0
George Scott, R (1, 3) OBP: 0.231, SLG: 0.234		1B 1B		2B	1B BB		SH1-3 FC4-2-5 2B	5-3		4	1	3	0	1	0	3
Rico Petrocelli, R (1, 6) OBP: 0.287, SLG: 0.383		F7		F9	1B 1B 1-2 3-H		SH1-3 2-3			3	0	1	1	0	0	2
Elston Howard, R (1, 2) OBP: 0.352, SLG: 0.348		1-3 1B		F9	1-2 2-H		FC4-2-5 3-H			4	0	2	1	0	0	2
Jose Santiago, R (1, 1) OBP: 0.214, SLG: 0.231 Bill Landis, L (7, 1) Jim Lonborg, R (7, 1) Sparky Lyle, L (9, 1)		K		4-3	5-3		K			3 0 1 0	0 0 0 0	0 0 0 0	0 0 0 0	0 0 1 0	1 0 1 0	5 0 1 0
Inning Stats	R: 0 E: 0 K: 1 S: 5 H: 0 LOB: 1 BB: 1 P: 9	R: 0 E: 0 K: 1 S: 7 H: 2 LOB: 2 BB: 0 P: 7	R: 0 E: 0 K: 1 S: 6 H: 1 LOB: 2 BB: 1 P: 10	R: 0 E: 0 K: 0 S: 4 H: 1 LOB: 1 BB: 0 P: 4	R: 4 E: 0 K: 0 S: 7 H: 4 LOB: 2 BB: 2 P: 15	R: 0 E: 1 K: 1 S: 6 H: 0 LOB: 2 BB: 1 P: 10	R: 0 E: 0 K: 1 S: 6 H: 1 LOB: 1 BB: 0 P: 6	R: 0 E: 1 K: 0 S: 4 H: 0 LOB: 3 BB: 2 P: 12		1B: 5 2B: 4 3B: 0 HR: 0 SF: 0 SAC: 1 DP: 0 HBP: 0						

PITCHER		IP	WLS	BF	H	R	ER	SO	BB	IBB	HBP	BLK	WP	HR	S	P	ERA	WHIP
Joe Sparma, R ERA: 3.33	(1, 1)	4.2	L	26	8	4	4	3	4	0	0	0	0	0	28	44	7.71	2.571
Dennis Ribant, R ERA: 3.38	(5, 1)	3.0		15	1	0	0	2	2	1	0	0	0	0	16	28	0.00	1.000
Daryl Patterson, R ERA: 2.93	(8, 1)	0.1		1	0	0	0	0	0	0	0	0	0	0	1	1	0.00	0.000

PITCHER	IP	WLS	BF	H	R	ER	SO	BB	IBB	HBP	BLK	WP	HR	S	P	ERA	WHIP

BOTTOM

Detroit Tigers @ Boston Red Sox

Fenway Park, Boston, MA

Mon Jun 03 1968, 3:33 AM EDT

Att. 17,552 - Cloudy - 62 F

livebaseballscorecards.com

AB	34
R	4
H	9
RBI	4
BB	7
SO	5
LOB	28

WP: 0 PA: 42
PB: 0
SB: 0
CS: 0

Batter	1	2	3	4	5	6	7	8	9	AB	R	H	RBI	BB	SO	LOB
Dick McAuliffe, L (1, 4) OBP: 0.320, SLG: 0.411	F7			3-1		F7			1-3	4	0	0	0	0	0	1
Mickey Stanley, R (1, 8) OBP: 0.293, SLG: 0.357	F9			6-3		FC5-4 1-2f			BBBB FC5 BB BB	3	0	0	0	1	0	1
Jim Northrup, L (1, 9) OBP: 0.337, SLG: 0.419	SSS K			4-3			F7		F7	4	0	0	0	0	1	1
Bill Freehan, R (1, 2) OBP: 0.356, SLG: 0.489		F8			5-3		L5		BBBB 1-2 BB	3	0	0	0	1	0	0
Gates Brown, L (1, 7) OBP: 0.571, SLG: 0.833		4-3			4-3 1B		BBBB BB		FC5 2-3f	2	0	1	0	1	0	0
Jim Price, R (9, PH) OBP: 0.200, SLG: 0.143										1	0	0	0	0	0	2
Norm Cash, L (1, 3) OBP: 0.250, SLG: 0.299		F9			4-3 1-2		G3			3	0	0	0	0	0	2
Don Wert, R (1, 5) OBP: 0.267, SLG: 0.357			5-3		F9			L5		3	0	0	0	0	0	1
Ray Oyler, R (1, 6) OBP: 0.209, SLG: 0.213			6-3			SSS K		G5-4-3 1B		2	0	0	0	0	1	0
Tom Matchick, L (8, PH) OBP: 0.250, SLG: 0.265										1	0	1	0	0	0	0
(8, 6)																
Mickey Lolich, S (1, 1) OBP: 0.333, SLG: 0.158			F7			FC5-4 1B		G5-4-3 1-2f		2	0	1	0	0	0	0
Willie Horton, R (8, PH) OBP: 0.378, SLG: 0.658										1	0	0	0	0	0	1
Daryl Patterson, L (8, 1)										0	0	0	0	0	0	0
Inning Stats	R: 0 E: 0 K: 1 S: 5 H: 0 LOB: 0 BB: 0 P: 5	R: 0 E: 0 K: 0 S: 3 H: 0 LOB: 0 BB: 0 P: 3	R: 0 E: 0 K: 0 S: 3 H: 0 LOB: 0 BB: 0 P: 3	R: 0 E: 0 K: 0 S: 3 H: 0 LOB: 0 BB: 0 P: 3	R: 0 E: 0 K: 0 S: 4 H: 1 LOB: 1 BB: 0 P: 4	R: 0 E: 0 K: 1 S: 6 H: 1 LOB: 1 BB: 0 P: 6	R: 0 E: 0 K: 0 S: 3 H: 0 LOB: 1 BB: 1 P: 7	R: 0 E: 0 K: 0 S: 3 H: 1 LOB: 0 BB: 0 P: 3	R: 0 E: 0 K: 0 S: 3 H: 0 LOB: 2 BB: 2 P: 11	1B: 3 2B: 0 3B: 0 HR: 0 SF: 0 SAC: 0 DP: 1 HBP: 0						

PITCHER	IP	WLS	BF	H	R	ER	SO	BB	IBB	HBP	BLK	WP	HR	S	P	ERA	WHIP
Gary Bell, R (1, 1) ERA: 2.0	8.2	W	31	3	0	0	2	3	0	0	0	0	0	32	44	0.00	0.692
Sparky Lyle, L (9, 1) ERA: 3.26	0.1	S	1	0	0	0	0	0	0	0	0	0	0	1	1	0.00	0.000

PITCHER	IP	WLS	BF	H	R	ER	SO	BB	IBB	HBP	BLK	WP	HR	S	P	ERA	WHIP

TOP

Detroit Tigers @ Boston Red Sox

Fenway Park, Boston, MA

Tue Jun 04 1968, 3:33 AM EDT

Unknown

livebaseballscorecards.com

AB	29
R	0
H	3
RBI	0
BB	3
SO	2
LOB	9

WP: 0	PA: 32
PB: 0	
SB: 0	
CS: 0	

BOTTOM

Detroit Tigers @ Boston Red Sox

Fenway Park, Boston, MA

Tue Jun 04 1968, 3:33 AM EDT

Unknown

Batter	1	2	3	4	5	6	7	8	9	AB	R	H	RBI	BB	SO	LOB
Mike Andrews, R (1, 4)	BBBB 4-0 FC4-6 BB BB		BBBB 4-0 FC5-4 BB BB			BBBB 4-0 FC1-6 BB	x 0-0 ③ F4			0	0	0	0	2	0	0
Jerry Adair, R (5, 4)										1	0	0	0	1	0	1
Joe Foy, R (1, 5)	BBBB 4-0 FC4-6 1-2 BB		x 0-0 ③ FC5-4 1-2f			x 0-0 ① FC1-6 E BB 2B 1-2f		SSS 0-3 ① K		3	1	0	0	1	1	2
Carl Yastrzemski, L (1, 7)	x 0-0 ① FC4-6 G5-4-3 1-2f 2-3			x 0-0 ① F2		BBBB 4-0 E 2B 1-2 BB		x 0-0 ② 4-3		3	1	0	0	1	0	2
Ken Harrelson, R (1, 9)	x 0-0 ②③ G5-4-3 1-2f			x 0-0 ② F3		x 0-0 E1 2B 1-2 2-3		x 0-0 ③ F9		3	0	0	0	0	0	4
Jose Tartabull, L (7, 9)										1	0	0	0	0	0	0
George Scott, R (1, 3)		x 0-0 ① 5-3		x 0-0 ③ L8		x 0-0 ② 2B 1-H 2-H 3-H				3	0	1	2	0	0	0
Reggie Smith, S (1, 8)		x 0-0 ② 6-3			x 0-0 ① 5-3	x 0-0 ③ F7				3	0	0	0	0	0	1
Rico Petrocelli, R (1, 6)		SSS 0-3 ③ K			SSS 0-3 ② K		x 0-0 ① 6-3			3	0	0	0	0	2	0
Elston Howard, R (1, 2)			x 0-0 ① L6		BBBB 4-0 FC5-4 BB		SSS 0-3 ② K			2	0	0	0	1	1	0
Gary Bell, R (1, 1)			SSS 0-3 ② K		x 0-0 ③ FC5-4 1-2f		x 0-0 1B			3	0	1	0	0	1	1
Sparky Lyle, L (9, 1)										0	0	0	0	0	0	0
Inning Stats	R: 0 E: 0 K: 0 S: 2 H: 0 LOB: 1 BB: 2 P: 10	R: 0 E: 0 K: 1 S: 5 H: 0 LOB: 0 BB: 0 P: 5	R: 0 E: 0 K: 1 S: 5 H: 0 LOB: 1 BB: 1 P: 9	R: 0 E: 0 K: 0 S: 3 H: 0 LOB: 0 BB: 0 P: 3	R: 0 E: 0 K: 1 S: 5 H: 0 LOB: 1 BB: 1 P: 9	R: 2 E: 1 K: 0 S: 4 H: 1 LOB: 1 BB: 2 P: 12	R: 0 E: 0 K: 1 S: 6 H: 1 LOB: 1 BB: 0 P: 6	R: 0 E: 0 K: 1 S: 5 H: 0 LOB: 0 BB: 0 P: 5		1B: 1 2B: 1 3B: 0 HR: 0 SF: 0 SAC: 0 DP: 1 HBP: 0						

PITCHER		IP	WLS	BF	H	R	ER	SO	BB	IBB	HBP	BLK	WP	HR	S	P	ERA	WHIP
Mickey Lolich, L	(1, 1)	7.0	L	28	2	2	2	4	6	0	0	0	0	0	30	54	2.57	1.143
ERA: 3.25																		
Daryl Patterson, R	(8, 1)	1.0		3	0	0	0	1	0	0	0	0	0	0	5	5	0.00	0.000
ERA: 2.76																		

PITCHER	IP	WLS	BF	H	R	ER	SO	BB	IBB	HBP	BLK	WP	HR	S	P	ERA	WHIP

livebaseballscorecards.com

AB	25
R	2
H	2
RBI	2
BB	6
SO	5
LOB	11

WP: 0 PB: 0 SB: 0 CS: 0 PA: 31

Batter	1	2	3	4	5	6	7	8	9	AB	R	H	RBI	BB	SO	LOB
Dick McAuliffe, L (1, 4) OBP: 0.322, SLG: 0.404	F8		G3		HBP		BB BB IBB		K	3	0	0	0	1	1	1
Mickey Stanley, R (1, 8) OBP: 0.296, SLG: 0.350	6-3		5-3		1-3		1-2 BB 2-3		1-2 BB	3	0	0	0	2	0	1
Jim Northrup, L (1, 9) OBP: 0.338, SLG: 0.415	1B 1B			L7		F8	1-2 2-3 3-H BB		K	4	0	1	1	1	1	2
Norm Cash, L (1, 3) OBP: 0.257, SLG: 0.304	FC6-4 1-3 1B			BB 1B		L9	G3		K	5	0	2	0	0	1	5
Willie Horton, R (1, 7) OBP: 0.369, SLG: 0.641	FC6-4 1-2f			F3		6-3		1-3		4	0	0	0	0	0	3
Don Wert, R (1, 5) OBP: 0.272, SLG: 0.374		F9		1-2 BB			HR	6-3		3	1	1	1	1	0	0
Tom Matchick, L (1, 6) OBP: 0.250, SLG: 0.263		F6		4-3			F5	1B		4	0	1	0	0	0	2
Ray Oyler, R (8, 6) OBP: 0.209, SLG: 0.213										0	0	0	0	0	0	0
Jim Price, R (1, 2) OBP: 0.206, SLG: 0.156		F3			F7		BB SH1-4 BB 1B	F6		4	1	1	0	0	0	1
Pat Dobson, R (1, 1) OBP: 0.333, SLG: 0.200			K		K		SH1-4 1-2		BB	2	0	0	0	1	2	0
Inning Stats	R: 0 E: 0 K: 0 S: 5 H: 2 LOB: 2 BB: 0 P: 5	R: 0 E: 0 K: 0 S: 3 H: 0 LOB: 0 BB: 0 P: 3	R: 0 E: 0 K: 1 S: 5 H: 0 LOB: 0 BB: 0 P: 5	R: 0 E: 0 K: 0 S: 4 H: 1 LOB: 2 BB: 1 P: 8	R: 0 E: 0 K: 1 S: 5 H: 0 LOB: 1 BB: 0 P: 6	R: 0 E: 0 K: 0 S: 3 H: 0 LOB: 0 BB: 0 P: 3	R: 2 E: 0 K: 0 S: 5 H: 2 LOB: 3 BB: 3 P: 17	R: 0 E: 0 K: 0 S: 4 H: 1 LOB: 1 BB: 0 P: 4	R: 0 E: 0 K: 3 S: 9 H: 0 LOB: 2 BB: 2 P: 17	1B: 5 2B: 0 3B: 0 HR: 1 SF: 0 SAC: 1 DP: 0 HBP: 1						

TOP

Detroit Tigers @ Boston Red Sox

Fenway Park, Boston, MA

Tue Jun 04 1968, 7:05 PM EDT

Att. 31,698 - Unknown - 73 F

livebaseballscorecards.com

AB	32
R	2
H	6
RBI	2
BB	6
SO	5
LOB	15

PITCHER		IP	WLS	BF	H	R	ER	SO	BB	IBB	HBP	BLK	WP	HR	S	P	ERA	WHIP
Gary Waslewski, R ERA: 3.34	(1, 1)	6.2	L	29	5	2	2	2	2	1	1	0	0	1	29	42	2.70	1.050
Sparky Lyle, L ERA: 3.05	(7, 1)	1.1		6	1	0	0	0	1	0	0	0	0	0	5	9	0.00	1.500
Fred Wenz, R ERA:	(9, 1)	1.0		5	0	0	0	3	2	0	0	0	0	0	9	17	0.00	2.000

PITCHER	IP	WLS	BF	H	R	ER	SO	BB	IBB	HBP	BLK	WP	HR	S	P	ERA	WHIP

Detroit Tigers @ Boston Red Sox

Fenway Park, Boston, MA

Tue Jun 04 1968, 7:05 PM EDT

Att. 31,698 - Unknown - 73 F

BOTTOM

Batter	1	2	3	4	5	6	7	8	9	AB	R	H	RBI	BB	SO	LOB
Jose Tartabull, L (1, 9) OBP: 0.222, SLG: 0.214	1-3			F8		5-3		E 1B 1B		4	0	1	0	0	0	0
Joe Foy, R (1, 5) OBP: 0.378, SLG: 0.369	L9			5-3		F4		E9 1-3 1B		4	0	1	0	0	0	0
Carl Yastrzemski, L (1, 7) OBP: 0.456, SLG: 0.548	3-1			S 1B		BBBB BB		F8		3	0	1	0	1	0	2
Reggie Smith, S (1, 8) OBP: 0.340, SLG: 0.382		F4		SSS K 1-2		SSS K			F9	4	0	0	0	0	2	2
George Scott, R (1, 3) OBP: 0.239, SLG: 0.245		L8			BBBB SH5-4 1B BB		6-3		G4-3 1B	3	0	1	0	1	0	0
Dalton Jones, L (1, 4) OBP: 0.190, SLG: 0.160		F8			SH5-4 1-2 1B		L9		G4-3 1-2f	4	0	1	0	0	0	1
Rico Petrocelli, R (1, 6) OBP: 0.279, SLG: 0.371			L7		SH5-4 1-2 2-3		F6			2	0	0	0	0	0	0
Russ Gibson, R (1, 2) OBP: 0.208, SLG: 0.326			F4		1-3			1-3		2	0	0	0	0	0	2
Norm Siebern, L (8, PH) OBP: 0.063, SLG: 0.063										1	0	0	0	0	0	0
Fred Wenz, R (9, 1)										0	0	0	0	0	0	0
Gary Waslewski, R (1, 1) OBP: 0.100, SLG: 0.053			SSS K		F3			SSS K2-3		2	0	0	0	0	1	2
Sparky Lyle, L (7, 1)										0	0	0	0	0	0	0
Gene Oliver, R (8, PH) OBP: 0.281, SLG: 0.148 (9, 2)										1	0	0	0	0	1	0
Inning Stats	R: 0 H: 0 E: 0 LOB: 0 K: 0 BB: 0 S: 3 P: 3	R: 0 H: 0 E: 0 LOB: 0 K: 0 BB: 0 S: 3 P: 3	R: 0 H: 0 E: 0 LOB: 0 K: 1 BB: 0 S: 5 P: 5	R: 0 H: 1 E: 0 LOB: 1 K: 1 BB: 0 S: 6 P: 6	R: 0 H: 1 E: 0 LOB: 2 K: 0 BB: 1 S: 4 P: 8	R: 0 H: 0 E: 0 LOB: 1 K: 1 BB: 1 S: 5 P: 9	R: 0 H: 0 E: 0 LOB: 0 K: 0 BB: 0 S: 3 P: 3	R: 0 H: 2 E: 1 LOB: 2 K: 1 BB: 0 S: 7 P: 7	R: 0 H: 1 E: 0 LOB: 0 K: 0 BB: 0 S: 3 P: 3	1B: 5 SF: 0 2B: 0 SAC: 1 3B: 0 DP: 1 HR: 0 HBP: 0						

livebaseballscorecards.com

AB	30
R	0
H	5
RBI	0
BB	2
SO	4
LOB	9

WP: 0 PA: 33
PB: 0
SB: 1
CS: 0

PITCHER		IP	WLS	BF	H	R	ER	SO	BB	IBB	HBP	BLK	WP	HR	S	P	ERA	WHIP
Pat Dobson, R ERA: 1.69	(1, 1)	9.0	W	33	5	0	0	4	2	0	0	0	0	0	39	47	0.00	0.778

PITCHER	IP	WLS	BF	H	R	ER	SO	BB	IBB	HBP	BLK	WP	HR	S	P	ERA	WHIP

Batter	1	2	3	4	5	6	7	8	9	AB	R	H	RBI	BB	SO	LOB
Dick McAuliffe, L (1, 4) OBP: 0.324, SLG: 0.400	L8		L4			G3	BBB 4-0 1-2 E BB		1B 1B	4	1	1	0	1	0	0
Mickey Stanley, R (1, 8) OBP: 0.293, SLG: 0.364	1-3			L9		HR	E6 WP BB 1-H 2-H 3-H		SSS 0-3 K	5	1	1	1	0	1	1
Jim Northrup, L (1, 9) OBP: 0.345, SLG: 0.417	6-3			SSS 0-3 K		WP 1B 1B	BBB 4-0 WP BB 1-2		1-2 1B	4	0	2	0	1	1	0
Norm Cash, L (1, 3) OBP: 0.263, SLG: 0.302		SSS 0-3 K		BBB 4-0 BB		1-2 WP 1B	SSS 0-3 K 1-2 2-3		F9	4	0	1	0	1	2	4
Willie Horton, R (1, 7) OBP: 0.361, SLG: 0.625		SSS 0-3 K		SSS 0-3 K		1-2 5-3 2-3	F2			4	0	0	0	0	2	6
Don Wert, R (1, 5) OBP: 0.271, SLG: 0.376		2B			F8		E5 1B FC5-4	5-3		4	1	1	0	0	0	0
Tom Matchick, L (1, 6) OBP: 0.273, SLG: 0.286		6-3			G3		FC5-4 1-3 1B	G4-3 1B		4	0	2	0	0	0	1
Ray Oyler, R (8, 6) OBP: 0.209, SLG: 0.213										0	0	0	0	0	0	0
Jim Price, R (1, 2) OBP: 0.184, SLG: 0.139			6-3		SSS 0-3 K		FC5-4 1B 1-2f WP 3-H	G4-3 1-2f		4	1	0	1	0	1	2
Denny McLain, R (1, 1) OBP: 0.152, SLG: 0.152			4-3			F7	BB 1-3 E 1B		5-3	2	0	0	0	0	0	0
Eddie Mathews, L (7, PH) OBP: 0.256, SLG: 0.444										1	0	1	0	0	0	0
Mickey Lolich, S (7, PR) OBP: 0.333, SLG: 0.158										0	1	0	0	0	0	0
Daryl Patterson, L (7, 1)										1	0	0	0	0	0	0
Inning Stats	R: 0 E: 0 K: 0 S: 3 H: 0 LOB: 0 BB: 0 P: 3	R: 0 E: 0 K: 2 S: 8 H: 1 LOB: 1 BB: 0 P: 8	R: 0 E: 0 K: 0 S: 3 H: 0 LOB: 0 BB: 0 P: 3	R: 0 E: 0 K: 2 S: 7 H: 0 LOB: 1 BB: 1 P: 11	R: 0 E: 0 K: 1 S: 5 H: 0 LOB: 0 BB: 0 P: 5	R: 1 E: 0 K: 0 S: 6 H: 3 LOB: 2 BB: 0 P: 6	R: 4 E: 2 K: 1 S: 9 H: 2 LOB: 3 BB: 2 P: 17	R: 0 E: 0 K: 0 S: 3 H: 1 LOB: 0 BB: 0 P: 3	R: 0 E: 0 K: 1 S: 7 H: 2 LOB: 2 BB: 0 P: 7	1B: 7 2B: 1 3B: 0 HR: 1 SF: 0 SAC: 0 DP: 1 HBP: 0						

PITCHER		IP	WLS	BF	H	R	ER	SO	BB	IBB	HBP	BLK	WP	HR	S	P	ERA	WHIP
Ray Culp, R ERA: 4.47	(1, 1)	6.1		27	6	4	2	5	1	0	0	0	1	1	36	40	2.84	1.105
Bill Landis, L ERA: 3.07	(7, 1)	0.0	L	1	0	0	0	0	1	0	0	0	0	0	0	4	∞	∞
Jim Lonborg, R ERA:	(7, 1)	0.2		4	0	1	0	1	1	0	0	0	2	0	5	9	0.00	1.500
Jerry Stephenson, R ERA: 4.54	(8, 1)	2.0		8	3	0	0	1	0	0	0	0	0	0	10	10	0.00	1.500

PITCHER	IP	WLS	BF	H	R	ER	SO	BB	IBB	HBP	BLK	WP	HR	S	P	ERA	WHIP

TOP

Detroit Tigers @ Boston Red Sox

Fenway Park, Boston, MA

Wed Jun 05 1968, 3:33 AM EDT

Att. 22,385 - Unknown - 85 F

livebaseballscorecards.com

AB	37
R	5
H	9
RBI	2
BB	3
SO	7
LOB	14

1B: 7	SF: 0	WP: 3	PA: 40
2B: 1	SAC: 0	PB: 0	
3B: 0	DP: 1	SB: 0	
HR: 1	HBP: 0	CS: 0	

Batter	1	2	3	4	5	6	7	8	9	AB	R	H	RBI	BB	SO	LOB
Jose Tartabull, L (1, 9) OBP: 0.224, SLG: 0.216	0-0 1B 2B 1B	0-0 F7 ③			0-0 6-3 ③		0-0 6-3 ③			4	1	1	0	0	0	1
Reggie Smith, S (1, 8) OBP: 0.338, SLG: 0.379	0-0 1-3 S 2B 1B		0-0 4-3 ①			0-0 4-3 ①		S S S 0-3 K ①		4	1	1	0	0	1	0
Carl Yastrzemski, L (1, 7) OBP: 0.452, SLG: 0.539	0-0 F8 ① 1-2		0-0 F9 ②			0-0 F3 ②		B B B 4-0 BB		3	0	0	0	1	0	2
Joe Foy, R (1, 5) OBP: 0.370, SLG: 0.360	S S S 0-3 K ②		0-0 6-3 ③			0-0 E5 1B		S S S 0-3 K ②		4	1	0	0	0	2	3
George Scott, R (1, 3) OBP: 0.246, SLG: 0.258	0-0 1B 2-H 3-H 2B			0-0 6-3 ①		0-0 2-H 1B		0-0 6-3 ③		4	1	2	3	0	0	1
Jerry Adair, R (1, 4) OBP: 0.333, SLG: 0.344	0-0 2-H 1B			0-0 L7 ②		0-0 F7 ③			0-0 6-3 ①	4	0	1	1	0	0	1
Rico Petrocelli, R (1, 6) OBP: 0.273, SLG: 0.362	0-0 F8 ③			0-0 F7 ③			S S S 0-3 K ①		0-0 F5 ②	4	0	0	0	0	1	1
Gene Oliver, R (1, 2) OBP: 0.250, SLG: 0.129		0-0 F2 ①			0-0 5-3 ①		S S S 0-3 K ②		0-0 5-3 ③	4	0	0	0	0	1	0
Ray Culp, R (1, 1) Bill Landis, L (7, 1) Jim Lonborg, R (7, 1) Ken Harrelson, R (7, PH) OBP: 0.368, SLG: 0.545 Jose Santiago, R (7, PR) OBP: 0.214, SLG: 0.231 Jerry Stephenson, L (8, 1) OBP: 0.455, SLG: 0.400		0-0 F3 ②			0-0 6-3 ②		H 1-0 HBP			2 0 0 0 0 0	0 0 0 0 0 0	0 0 0 0 0 0	0 0 0 0 0 0	0 0 0 0 0 0	0 0 0 0 0 0	0 0 0 0 0 0
Inning Stats	R: 3 E: 0 K: 1 S: 9 H: 4 LOB: 1 BB: 0 P: 9	R: 0 E: 0 K: 0 S: 3 H: 0 LOB: 0 BB: 0 P: 3	R: 0 E: 0 K: 0 S: 3 H: 0 LOB: 0 BB: 0 P: 3	R: 0 E: 0 K: 0 S: 3 H: 0 LOB: 0 BB: 0 P: 3	R: 0 E: 0 K: 0 S: 3 H: 0 LOB: 0 BB: 0 P: 3	R: 1 E: 1 K: 0 S: 5 H: 1 LOB: 1 BB: 0 P: 5	R: 0 E: 0 K: 2 S: 7 H: 0 LOB: 1 BB: 0 P: 8	R: 0 E: 0 K: 2 S: 7 H: 0 LOB: 1 BB: 1 P: 11	R: 0 E: 0 K: 0 S: 3 H: 0 LOB: 0 BB: 0 P: 3	1B: 4 2B: 1 3B: 0 HR: 0 SF: 0 SAC: 0 DP: 0 HBP: 1							

PITCHER		IP	WLS	BF	H	R	ER	SO	BB	IBB	HBP	BLK	WP	HR	S	P	ERA	WHIP
Denny McLain, R ERA: 2.18	(1, 1)	6.0	W	24	5	4	3	1	0	0	0	0	0	0	26	26	4.50	0.833
Daryl Patterson, R ERA: 2.33	(7, 1)	3.0	S	11	0	0	0	4	1	0	1	0	0	0	17	22	0.00	0.333

PITCHER	IP	WLS	BF	H	R	ER	SO	BB	IBB	HBP	BLK	WP	HR	S	P	ERA	WHIP

BOTTOM

Detroit Tigers @ Boston Red Sox

Fenway Park, Boston, MA

Wed Jun 05 1968, 3:33 AM EDT

Att. 22,385 - Unknown - 85 F

livebaseballscorecards.com

AB	33
R	4
H	5
RBI	4
BB	1
SO	5
LOB	9

PA: 35

WP: 0 PB: 0 SB: 1 CS: 0

Detroit Tigers @ Boston Red Sox

Fenway Park, Boston, MA

Thu Jun 06 1968, 3:33 AM EDT

Att. 16,513 - Unknown - 98 F

TOP

livebaseballscorecards.com

Batter	1	2	3	4	5	6	7	8	9	AB	R	H	RBI	BB	SO	LOB
Dick McAuliffe, L (1, 4) OBP: 0.322, SLG: 0.397	HR 1B		4-3		3-1		6-3			4	1	1	0	0	0	1
Mickey Stanley, R (1, 8) OBP: 0.298, SLG: 0.364	F9		BB HR 1B		K			BBBB FC5-6 BB		3	1	1	0	1	1	1
Jim Northrup, L (1, 9) OBP: 0.348, SLG: 0.432	1-H HR		BBBB 1-2 HR BB		4-3			FC5-6 1-2f		3	2	1	2	1	0	1
Norm Cash, L (1, 3) OBP: 0.270, SLG: 0.336	E4 1B		1-H 2-H HR			3-1		F2		4	1	2	3	0	0	1
Willie Horton, R (1, 7) OBP: 0.353, SLG: 0.610	SSS K		5-3			SSS K		F8		4	0	0	0	0	2	2
Don Wert, R (1, 5) OBP: 0.271, SLG: 0.370	E4 1-2		F8			4-3			H 1-0 G5-4-3 HBP	3	0	0	0	0	0	1
Tom Matchick, L (1, 6) OBP: 0.255, SLG: 0.267		G3		4-3			F7		F8	3	0	0	0	0	0	0
Ray Oyler, R (7, 6) OBP: 0.207, SLG: 0.211										1	0	0	0	0	0	1
Jim Price, R (1, 2) OBP: 0.190, SLG: 0.150		6-3		F8			SH1 1B		G5-4-3 1-2f	4	0	1	0	0	0	1
Joe Sparma, R (1, 1) OBP: 0.069, SLG: 0.069		G3		6-3			SH1 1-2			2	0	0	0	0	0	0
Fred Lasher, R (9, 1) OBP: 0.333, SLG: 0.333										0	0	0	0	0	0	0
Inning Stats	R: 2 E: 1 K: 1 S: 8 H: 3 LOB: 1 BB: 0 P: 8	R: 0 E: 0 K: 0 S: 3 H: 0 LOB: 0 BB: 0 P: 3	R: 3 E: 0 K: 0 S: 5 H: 2 LOB: 0 BB: 1 P: 9	R: 0 E: 0 K: 0 S: 3 H: 0 LOB: 0 BB: 0 P: 3	R: 0 E: 0 K: 1 S: 5 H: 0 LOB: 0 BB: 0 P: 5	R: 0 E: 0 K: 1 S: 5 H: 0 LOB: 0 BB: 0 P: 5	R: 0 E: 0 K: 0 S: 4 H: 1 LOB: 1 BB: 0 P: 4	R: 0 E: 0 K: 0 S: 3 H: 0 LOB: 1 BB: 1 P: 7	R: 0 E: 0 K: 0 S: 2 H: 0 LOB: 0 BB: 0 P: 3	1B: 4 2B: 0 3B: 0 HR: 2	SF: 0 SAC: 1 DP: 1 HBP: 1						

AB	31
R	5
H	6
RBI	5
BB	2
SO	3
LOB	9

WP: 0 PB: 0 SB: 0 CS: 0 PA: 35

PITCHER	IP	WLS	BF	H	R	ER	SO	BB	IBB	HBP	BLK	WP	HR	S	P	ERA	WHIP
Lee Stange, R (1, 1) ERA: 4.76	5.0	L	21	5	5	5	2	1	0	0	0	0	2	24	28	9.00	1.200
Dick Ellsworth, L (6, 1) ERA: 4.3	2.0		7	1	0	0	1	0	0	0	0	0	0	9	9	0.00	0.500
Bill Landis, L (8, 1) ERA: 2.7	2.0		7	0	0	0	0	1	0	1	0	0	0	5	10	0.00	0.500

PITCHER	IP	WLS	BF	H	R	ER	SO	BB	IBB	HBP	BLK	WP	HR	S	P	ERA	WHIP

Detroit Tigers @ Boston Red Sox

Fenway Park, Boston, MA

Thu Jun 06 1968, 3:33 AM EDT

Att. 16,513 - Unknown - 98 F

BOTTOM

Batter	1	2	3	4	5	6	7	8	9	AB	R	H	RBI	BB	SO	LOB
Joe Foy, R (1, 5) OBP: 0.378, SLG: 0.366	0-0: 1B, HR, 1B	0-3: K			BBBB 4-0: BB			0-0: G6-3, 1B		3	1	2	0	1	1	1
Reggie Smith, S (1, 8) OBP: 0.337, SLG: 0.376	0-0: 1-3, HR, 1B		0-0: F9		0-0: F4			0-0: F8		4	1	1	0	0	0	2
Carl Yastrzemski, L (1, 7) OBP: 0.453, SLG: 0.554	0-0: 1-H, 3-H, HR		0-0: 1B		0-0: 4-3			0-0: G6-3, 1-2f		4	1	2	3	0	0	2
George Scott, R (1, 3) OBP: 0.240, SLG: 0.252	0-0: L5		0-0: F8			0-0: 6-3			0-0: 5-3	4	0	0	0	0	0	1
Joe Lahoud, L (1, 9) OBP: 0.311, SLG: 0.289	0-0: F3		0-0: 4-1			0-0: 6-3			0-0: F3	4	0	0	0	0	0	1
Jerry Adair, R (1, 4) OBP: 0.324, SLG: 0.333	0-0: 6-3			0-0: 5-3		0-0: 6-3			0-0: BB, BB, 1B	4	0	1	0	0	0	0
Rico Petrocelli, R (1, 6) OBP: 0.278, SLG: 0.361		0-0: FC6-4, 1B		0-0: 5-3			0-0: F8		BBBB 4-0: 1-2, BB, BB	3	0	1	0	1	0	0
Russ Gibson, R (1, 2) OBP: 0.196, SLG: 0.306 Ken Harrelson, R (9, PH) OBP: 0.372, SLG: 0.545 Jose Santiago, R (9, PR) OBP: 0.214, SLG: 0.231		0-0: FC6-4, PB, 1-2f		0-0: F8			0-0: F8		BBBB 4-0: 1-2, 2-3, BB	3 0 0	0 0 0	0 0 0	0 0 0	0 1 0	0 0 0	1 0 0
Lee Stange, R (1, 1) OBP: 0.375, SLG: 0.286 Norm Siebern, L (5, PH) OBP: 0.059, SLG: 0.059 Dick Ellsworth, L (6, 1) OBP: 0.080, SLG: 0.042 Dalton Jones, L (7, PH) OBP: 0.188, SLG: 0.159 Bill Landis, L (8, 1) OBP: 0.349, SLG: 0.337 Elston Howard, R (9, PH)		0-0: F8, 1-2			0-0: 4-3		0-0: 6-3		SSS 0-3: K	1 1 0 1 0 1	0 0 0 0 0 0	0 0 0 0 0 0	0 0 0 0 0 1	0 0 0 0 0 0	0 0 0 0 0 1	1 0 0 0 0 3
Inning Stats	R: 3 E: 0 K: 0 S: 6 H: 3 LOB: 0 BB: 0 P: 6	R: 0 E: 0 K: 1 S: 6 H: 1 LOB: 1 BB: 0 P: 6	R: 0 E: 0 K: 0 S: 4 H: 1 LOB: 1 BB: 0 P: 4	R: 0 E: 0 K: 0 S: 3 H: 0 LOB: 0 BB: 0 P: 3	R: 0 E: 0 K: 0 S: 3 H: 0 LOB: 1 BB: 1 P: 7	R: 0 E: 0 K: 0 S: 3 H: 0 LOB: 0 BB: 0 P: 3	R: 0 E: 0 K: 0 S: 3 H: 0 LOB: 0 BB: 0 P: 3	R: 0 E: 0 K: 0 S: 3 H: 1 LOB: 0 BB: 0 P: 3	R: 0 E: 0 K: 1 S: 6 H: 1 LOB: 3 BB: 2 P: 14	1B: 6 2B: 0 3B: 0 HR: 1	SF: 0 SAC: 0 DP: 1 HBP: 0						

	AB	33
	R	3
	H	7
	RBI	3
	BB	3
	SO	2
	LOB	12

livebaseballscorecards.com

PITCHER		IP	WLS	BF	H	R	ER	SO	BB	IBB	HBP	BLK	WP	HR	S	P	ERA	WHIP
Joe Sparma, R ERA: 3.31	(1, 1)	8.2	W	34	7	3	3	1	2	0	0	0	0	1	34	42	3.12	1.038
Fred Lasher, R ERA: 2.33	(9, 1)	0.1	S	2	0	0	0	1	1	0	0	0	0	0	3	7	0.00	3.000

PITCHER	IP	WLS	BF	H	R	ER	SO	BB	IBB	HBP	BLK	WP	HR	S	P	ERA	WHIP

Chicago White Sox @ Boston Red Sox

Fenway Park, Boston, MA

Fri Jun 07 1968, 7:05 PM EDT

Att. 30,058 - Unknown - 82 F

TOP

livebaseballscorecards.com

Batter	1	2	3	4	5	6	7	8	9	AB	R	H	RBI	BB	SO	LOB
Buddy Bradford, R (1, 8) OBP: 0.195, SLG: 0.211	K		4-3			6-3		5-3 S 1B		4	0	1	0	0	1	0
Tom McCraw, L (1, 3) OBP: 0.273, SLG: 0.370	K			4-3		1B		5-3 1-3		3	0	1	0	0	1	0
Luis Aparicio, R (6, 6) OBP: 0.281, SLG: 0.323										1	0	0	0	0	0	1
Tommy Davis, R (1, 7) OBP: 0.243, SLG: 0.295	BB			F9		F7		6-3		3	0	0	0	1	0	2
Pete Ward, L (1, 5) OBP: 0.386, SLG: 0.444	F2			1B			G3		F9	4	0	1	0	0	0	1
(6, 3)																
Russ Snyder, L (1, 9) OBP: 0.153, SLG: 0.132		4-3		G3			2B		4-3	4	1	1	0	0	0	1
Duane Josephson, R (1, 2) OBP: 0.282, SLG: 0.341		F9			F7		G3 2-H		HR	4	1	2	2	0	0	0
Sandy Alomar Sr., S (1, 6) OBP: 0.289, SLG: 0.306		5-3			CS 3B		G3 2-3		5-3	3	0	1	0	0	0	1
(6, 5)																
Jerry McNertney, R (9, PH) OBP: 0.314, SLG: 0.273										1	0	0	0	0	0	0
Tim Cullen, R (1, 4) OBP: 0.276, SLG: 0.263			5-3		6-3 3-H		L6			3	0	0	0	0	0	2
Bob Locker, S (7, 1)										0	0	0	0	0	0	0
Joe Horlen, R (1, 1)			F3			K		4-3		2	0	0	0	0	1	0
Wayne Causey, L (7, 4) OBP: 0.240, SLG: 0.140										1	0	0	0	0	0	0

AB	33
R	2
H	7
RBI	2
BB	1
SO	3
LOB	8

Inning Stats	1	2	3	4	5	6	7	8	9
	R: 0 E: 0 K: 2 S: 7	H: 0 LOB: 1 BB: 1 P: 11	R: 0 E: 0 K: 0 S: 3	H: 0 LOB: 0 BB: 0 P: 3	R: 0 E: 0 K: 0 S: 3	H: 0 LOB: 0 BB: 0 P: 3	R: 0 E: 0 K: 0 S: 4	H: 1 LOB: 1 BB: 0 P: 4	R: 0 E: 0 K: 0 S: 3	H: 1 LOB: 0 BB: 0 P: 3
	R: 0 E: 0 K: 1 S: 6	H: 1 LOB: 1 BB: 0 P: 6	R: 1 E: 0 K: 0 S: 5	H: 2 LOB: 1 BB: 0 P: 5	R: 0 E: 0 K: 0 S: 4	H: 1 LOB: 1 BB: 0 P: 4	R: 1 E: 0 K: 0 S: 4	H: 1 LOB: 0 BB: 0 P: 4		

1B: 3	SF: 0
2B: 2	SAC: 0
3B: 1	DP: 0
HR: 1	HBP: 0

WP: 0	PA: 34
PB: 0	
SB: 1	
CS: 1	

PITCHER	IP	WLS	BF	H	R	ER	SO	BB	IBB	HBP	BLK	WP	HR	S	P	ERA	WHIP
Jose Santiago, R (1, 1) ERA: 2.44	9.0	W	34	7	2	2	3	1	0	0	0	0	1	39	43	2.00	0.889

PITCHER	IP	WLS	BF	H	R	ER	SO	BB	IBB	HBP	BLK	WP	HR	S	P	ERA	WHIP

Batter	1	2	3	4	5	6	7	8	9	AB	R	H	RBI	BB	SO	LOB
Joe Foy, R (1, 5) OBP: 0.378, SLG: 0.359	BBBB 4-0 FC4-6 BB		x 0-0 ① FC3-6 5-3 S 1-2f		x 0-0 E3 E		BBBB 4-0 HR BB	x 0-0 ③ FC1-2 3-Hf		3	2	0	0	2	0	4
Reggie Smith, S (1, 8) OBP: 0.335, SLG: 0.373	x 0-0 ① F5		x 0-0 ② 5-3 1-3		x 0-0 E6 2-H 1B		x 0-0 ② F8			4	0	1	0	0	0	3
Carl Yastrzemski, L (1, 7) OBP: 0.458, SLG: 0.570	x 0-0 ② FC4-6 1-2f		SSS 4-0 FC5-4 IBB		SSS 4-0 FC6-4 IBB		x 0-0 1-H HR			2	1	1	2	2	0	1
George Scott, R (1, 3) OBP: 0.234, SLG: 0.245	x 0-0 ③ F2		x 0-0 ③ FC5-4 1-2f		x 0-0 ③ FC6-4 1-2f		x 0-0 ③ 4-3			4	0	0	0	0	0	5
Joe Lahoud, L (1, 9) OBP: 0.327, SLG: 0.275		BBBB 4-0 BB		x 0-0 ① 5-3		x 0-0 ① 3-1		BBBB 4-0 1B SH1-4 FC1-2 BB		2	0	0	0	2	0	0
Jerry Adair, R (1, 4) OBP: 0.300, SLG: 0.308		x 0-0 ① F9		x 0-0 ② 4-3		x 0-0 ② 1-3		x 0-0 ① SH1-4 1-2		3	0	0	0	0	0	1
Rico Petrocelli, R (1, 6) OBP: 0.283, SLG: 0.367		x 0-0 ② F7		x 0-0 ③ F9		x 0-0 2B		4-0 1B IBB		3	0	1	0	1	0	1
Russ Gibson, R (1, 2) OBP: 0.185, SLG: 0.288 Dalton Jones, L (8, PH) OBP: 0.198, SLG: 0.169 Elston Howard, R (9, 2) OBP: 0.349, SLG: 0.337		SSS 0-3 ③ K			x 0-0 ① 5-3	x 0-0 ③ 5-3		x 0-0 1-2 2-3 1B		3 1 0	0 0 0	0 1 0	0 0 0	1 0 0	2 0 0	2 0 0
Jose Santiago, R (1, 1) OBP: 0.219, SLG: 0.233			x 0-0 FC3-6 1B		SSS 0-3 ② K		x 0-0 ① SSS F7	0-3 ② K		4	0	1	0	0	2	3
Inning Stats	R: 0 H: 0 E: 0 LOB: 1 K: 0 BB: 1 S: 3 P: 7	R: 0 H: 0 E: 0 LOB: 1 K: 1 BB: 1 S: 5 P: 9	R: 0 H: 1 E: 0 LOB: 2 K: 0 BB: 1 S: 4 P: 8	R: 0 H: 0 E: 0 LOB: 0 K: 0 BB: 0 S: 3 P: 3	R: 1 H: 1 E: 2 LOB: 2 K: 1 BB: 1 S: 7 P: 11	R: 0 H: 1 E: 0 LOB: 1 K: 0 BB: 0 S: 4 P: 4	R: 2 H: 1 E: 0 LOB: 0 K: 0 BB: 1 S: 4 P: 8	R: 0 H: 1 E: 0 LOB: 3 K: 1 BB: 2 S: 6 P: 14		1B: 3 SF: 0 2B: 1 SAC: 1 3B: 0 DP: 0 HR: 1 HBP: 0						

BOTTOM

Chicago White Sox @ Boston Red Sox

Fenway Park, Boston, MA

Fri Jun 07 1968, 7:05 PM EDT

Att. 30,058 - Unknown - 82 F

livebaseballscorecards.com

AB	29
R	3
H	5
RBI	2
BB	7
SO	3
LOB	20

PITCHER		IP	WLS	BF	H	R	ER	SO	BB	IBB	HBP	BLK	WP	HR	S	P	ERA	WHIP
Joe Horlen, R ERA: 1.71	(1, 1)	6.2	L	30	4	3	2	2	3	2	0	0	0	1	29	49	2.70	1.050
Bob Locker, R ERA: 3.24	(7, 1)	1.1		7	1	0	0	1	1	1	0	0	0	0	7	15	0.00	1.500

PITCHER	IP	WLS	BF	H	R	ER	SO	BB	IBB	HBP	BLK	WP	HR	S	P	ERA	WHIP

Batter	1	2	3	4	5	6	7	8	9	AB	R	H	RBI	BB	SO	LOB
Buddy Bradford, R (1, 8) (8, 9) OBP: 0.207, SLG: 0.263	F4		E5 1B		SF9 3-H		F8		2-H HR	4	1	2	3	0	0	0
Russ Snyder, L (1, 9) (8, 7) OBP: 0.169, SLG: 0.151	1B		S S S K		1-2 1B		4-3		3-1	5	0	2	0	0	1	1
Pete Ward, L (1, 3) OBP: 0.388, SLG: 0.449	F9			B B B G6-4-3 1B BB	F8			6-3 SF8 2B		3	1	1	0	1	0	3
Tommy Davis, R (1, 7) OBP: 0.243, SLG: 0.293	4-3			1-2 G6-4-3 1B		6-3		6-3 2-3		4	0	1	0	0	0	2
Ken Berry, R (8, 8) OBP: 0.259, SLG: 0.309										0	0	0	0	0	0	0
Duane Josephson, R (1, 2) OBP: 0.281, SLG: 0.340		4-3		G6-4-3 1-2f 2-3		1B WP G5-2-3 1B		SF8 3-H		3	0	1	1	0	0	2
Dick Kenworthy, R (1, 5) OBP: 0.290, SLG: 0.276		G1-6-3 1B		1-3		B B B B 4-0 1B 1-2 BB		1-3		3	0	1	0	1	0	1
Sandy Alomar Sr., S (1, 6) OBP: 0.275, SLG: 0.289		G1-6-3 1-2f			4-3	1-2 2-3 1B			6-3	2	0	0	0	0	0	1
Wayne Causey, L (6, PH) OBP: 0.255, SLG: 0.159										1	0	1	0	0	0	0
Luis Aparicio, R (6, PR) (6, 6) OBP: 0.280, SLG: 0.322										1	0	0	0	0	0	0
Tim Cullen, R (1, 4) OBP: 0.282, SLG: 0.280			1-6-3		1B SF9 1B	G5-2-3 3-Hf			HR 2B	4	2	2	0	0	0	3
Gary Peters, L (1, 1) OBP: 0.295, SLG: 0.385			S S S K		1-3 1B		G3		F7	4	0	1	0	0	1	1
Inning Stats	R: 0 E: 0 K: 0 S: 4 H: 1 LOB: 1 BB: 0 P: 4	R: 0 E: 0 K: 0 S: 3 H: 1 LOB: 0 BB: 0 P: 3	R: 0 E: 1 K: 2 S: 8 H: 1 LOB: 0 BB: 0 P: 8	R: 0 E: 0 K: 0 S: 3 H: 1 LOB: 1 BB: 1 P: 7	R: 1 E: 0 K: 0 S: 6 H: 3 LOB: 2 BB: 0 P: 6	R: 0 E: 0 K: 0 S: 4 H: 2 LOB: 2 BB: 1 P: 8	R: 0 E: 0 K: 0 S: 3 H: 0 LOB: 0 BB: 0 P: 3	R: 1 E: 0 K: 0 S: 4 H: 1 LOB: 0 BB: 0 P: 4	R: 2 E: 0 K: 0 S: 5 H: 2 LOB: 0 BB: 0 P: 5	1B: 9 2B: 2 3B: 0 HR: 1	SF: 2 SAC: 0 DP: 3 HBP: 0						

TOP

Chicago White Sox @ Boston Red Sox

Fenway Park, Boston, MA

Sat Jun 08 1968, 7:05 PM EDT

Att. 24,287 - Unknown - 65 F

livebaseballscorecards.com

AB	34
R	4
H	12
RBI	4
BB	2
SO	2
LOB	14

PITCHER		IP	WLS	BF	H	R	ER	SO	BB	IBB	HBP	BLK	WP	HR	S	P	ERA	WHIP
Gary Bell, R ERA: 2.25	(1, 1)	9.0	L	38	12	4	4	2	2	0	0	0	1	1	40	48	4.00	1.556

PITCHER	IP	WLS	BF	H	R	ER	SO	BB	IBB	HBP	BLK	WP	HR	S	P	ERA	WHIP

Batter	1	2	3	4	5	6	7	8	9	AB	R	H	RBI	BB	SO	LOB
Joe Foy, R (1, 5) OBP: 0.371, SLG: 0.351	F8			K		6-3			K	4	0	0	0	0	2	1
Reggie Smith, S (1, 8) OBP: 0.343, SLG: 0.383	K 1B			5-3			FC4-6 BB		FC5 2B	3	0	2	0	1	0	0
Carl Yastrzemski, L (1, 7) OBP: 0.455, SLG: 0.561	K 1-2			K			FC4-6 FC6-4 1-2f		BB	3	0	0	0	1	2	2
Ken Harrelson, R (1, 9) OBP: 0.363, SLG: 0.529		5-3			F8		L7		FC5 2-3f	4	0	0	0	0	0	3
George Scott, R (1, 3) OBP: 0.230, SLG: 0.241		6-3			6-3		FC6-4 1-2f			3	0	0	0	0	0	1
Jerry Adair, R (1, 4) OBP: 0.279, SLG: 0.286		5-3			1-3			F3		3	0	0	0	0	0	0
Rico Petrocelli, R (1, 6) OBP: 0.283, SLG: 0.363			G6-4-3 HBP			5-3		K		2	0	0	0	0	1	0
Elston Howard, R (1, 2) OBP: 0.348, SLG: 0.337			G6-4-3 1-2f			SH5-4 1B		5-3		3	0	1	0	0	0	1
Gary Bell, R (1, 1) OBP: 0.176, SLG: 0.235 Mike Andrews, R (9, PH) OBP: 0.326, SLG: 0.325			K			SH5-4 1-2			K	1 1	0 0	0 0	0 0	0 0	1 1	0 0
Inning Stats	R: 0 E: 0 K: 1 S: 5 H: 1 LOB: 0 BB: 0 P: 5	R: 0 E: 0 K: 0 S: 3 H: 0 LOB: 0 BB: 0 P: 3	R: 0 E: 0 K: 1 S: 4 H: 0 LOB: 0 BB: 0 P: 5	R: 0 E: 0 K: 2 S: 7 H: 0 LOB: 0 BB: 0 P: 7	R: 0 E: 0 K: 0 S: 3 H: 0 LOB: 0 BB: 0 P: 3	R: 0 E: 0 K: 0 S: 4 H: 1 LOB: 1 BB: 0 P: 4	R: 0 E: 0 K: 0 S: 3 H: 0 LOB: 1 BB: 1 P: 7	R: 0 E: 0 K: 1 S: 5 H: 0 LOB: 0 BB: 0 P: 5	R: 0 E: 0 K: 2 S: 8 H: 1 LOB: 2 BB: 1 P: 12	1B: 2 2B: 1 3B: 0 HR: 0 SF: 0 SAC: 1 DP: 1 HBP: 1						

PITCHER	IP	WLS	BF	H	R	ER	SO	BB	IBB	HBP	BLK	WP	HR	S	P	ERA	WHIP
Gary Peters, L (1, 1) ERA: 3.07	9.0	W	31	3	0	0	7	2	0	1	0	0	0	42	51	0.00	0.556

PITCHER	IP	WLS	BF	H	R	ER	SO	BB	IBB	HBP	BLK	WP	HR	S	P	ERA	WHIP

BOTTOM

Chicago White Sox @ Boston Red Sox

Fenway Park, Boston, MA

Sat Jun 08 1968, 7:05 PM EDT
Att. 24,287 - Unknown - 65 F

livebaseballscorecards.com

AB	27
R	0
H	3
RBI	0
BB	2
SO	7
LOB	8

WP: 0 PA: 31
PB: 0
SB: 0
CS: 0

TOP

California Angels @ Boston Red Sox

Fenway Park, Boston, MA

Thu Jun 13 1968, 3:33 AM EDT

Unknown

livebaseballscorecards.com

Batter	1	2	3	4	5	6	7	8	9	AB	R	H	RBI	BB	SO	LOB
Paul Schaal, R (1, 5) OBP: 0.309, SLG: 0.281	x 0-0 G3 1B		BBB 4-0 1B 1B BB	H 1-0 1-2 2-3 HBP			x 0-0 1-2 1B	x 0-0 ② F4		1	1	1	0	1	0	0
Woodie Held, R (4, PR) (4, 5) OBP: 0.194, SLG: 0.152										2	0	1	0	0	0	2
Jim Fregosi, R (1, 6) OBP: 0.358, SLG: 0.392	x 0-0 ① G3 1-2		x 0-0 ② F3	x 0-0 ③ F3			SSS 0-3 ① K	x 0-0 FC5-4 1-3 2-H 1B		5	0	1	1	0	1	7
Roger Repoz, L (1, 8) OBP: 0.348, SLG: 0.451	x 0-0 ② F9		x 0-0 1B 1-2 1B		x 0-0 ① F9		SSS 0-3 ② K	x 0-0 ③ FC5-4 1-2f		3	0	1	0	0	0	1
Chuck Hinton, R (7, PH) (7, 8) (9, 9) OBP: 0.219, SLG: 0.352										2	0	0	0	0	1	4
Don Mincher, L (1, 3) OBP: 0.343, SLG: 0.366	BBB 4-0 FC6-4 BB		x 0-0 ② FC6-4 1-3 2-H 1B		x 0-0 ② G3		x 0-0 ③ F6		BBB 4-0 FC5-4 BB	3	0	1	1	2	0	2
Rick Reichardt, R (1, 7) OBP: 0.319, SLG: 0.380	x 0-0 ③ FC6-4 1-2f		x 0-0 ③ FC6-4 1-2f		x 0-0 ③ F8			BBB 4-0 1B 1B BB	x 0-0 ① FC5-4 G6-3 1-2f	4	1	0	0	1	0	5
Jimmie Hall, L (1, 9) OBP: 0.299, SLG: 0.256		x 0-0 ① G3		x 0-0 ① F9		x 0-0 G6-4-3 1B		x 0-0 ② ③ 1B 1-2 1B	x 0-0 ② ③ G6-3 1-2f	5	1	2	0	0	0	1
Bobby Trevino, R (9, 8) OBP: 0.333, SLG: 0.346										0	0	0	0	0	0	0
Tom Satriano, L (1, 2) OBP: 0.361, SLG: 0.446		x 0-0 ② G3		x 0-0 HBP 1B		x 0-0 ① F9		SSS 0-3 ① K		4	0	1	0	0	1	3
Bobby Knoop, R (1, 4) OBP: 0.290, SLG: 0.295		x 0-0 ③ 4-3		x 0-0 FC 1-2 1B		x 0-0 ② ③ G6-4-3 1-2f		x 0-0 1B 1-2 2-H 1B		4	1	2	1	0	0	1
Tom Murphy, R (1, 1) Ed Kirkpatrick, L (7, PH) OBP: 0.371, SLG: 0.379 Minnie Rojas, R (7, 1) OBP: 0.111, SLG: 0.111 Bubba Morton, R (8, PH) OBP: 0.318, SLG: 0.293 Sammy Ellis, L (8, 1) OBP: 0.115, SLG: 0.080 Clyde Wright, R (9, 1) OBP: 0.286, SLG: 0.308			SSS 0-3 ① K	x 0-0 ② FC HBP 1-2f			BBB 4-0 1B BB	x 0-0 1B 1-2 2-H 1B		2	0	0	0	0	1	2
										0	0	0	0	1	0	0
										0	0	0	0	0	0	0
										1	0	1	1	0	0	0
										0	0	0	0	0	0	0
										0	0	0	0	0	0	0

Inning Stats	1	2	3	4	5	6	7	8	9
	R: 0 E: 0 K: 0 S: 4	H: 1 LOB: 2 BB: 1 P: 8	R: 0 E: 0 K: 0 S: 3	H: 0 LOB: 0 BB: 0 P: 3	R: 1 E: 0 K: 1 S: 7	H: 2 LOB: 2 BB: 1 P: 11	R: 0 E: 0 K: 0 S: 5	H: 2 LOB: 3 BB: 0 P: 6	R: 0 E: 0 K: 0 S: 3	H: 0 LOB: 0 BB: 0 P: 3	R: 0 E: 0 K: 0 S: 3	H: 1 LOB: 0 BB: 0 P: 3	R: 0 E: 0 K: 2 S: 8	H: 1 LOB: 2 BB: 1 P: 12	R: 3 E: 0 K: 1 S: 9	H: 4 LOB: 2 BB: 1 P: 13	R: 0 E: 0 K: 0 S: 2	H: 0 LOB: 0 BB: 1 P: 6

	AB	36
	R	4
	H	11
	RBI	4
	BB	5
	SO	4
	LOB	28

	1B: 11	SF: 0	WP: 0	PA: 42
	2B: 0	SAC: 0	PB: 0	
	3B: 0	DP: 2	SB: 0	
	HR: 0	HBP: 1	CS: 0	

PITCHER		IP	WLS	BF	H	R	ER	SO	BB	IBB	HBP	BLK	WP	HR	S	P	ERA	WHIP
Jose Santiago, R ERA: 2.37	(1, 1)	6.1		29	7	1	1	2	3	0	1	0	0	0	29	42	1.42	1.579
Bill Landis, L ERA: 2.6	(7, 1)	0.2		2	0	0	0	1	0	0	0	0	0	0	4	4	0.00	0.000
Jim Lonborg, R ERA: 4.15	(8, 1)	0.0	L	2	1	2	2	0	1	0	0	0	0	0	1	5	∞	∞
Sparky Lyle, L ERA: 3.32	(8, 1)	1.0		6	3	1	1	1	0	0	0	0	0	0	8	8	9.00	3.000
Lee Stange, R ERA: 4.65	(9, 1)	1.0		3	0	0	0	0	1	0	0	0	0	0	2	6	0.00	1.000

PITCHER	IP	WLS	BF	H	R	ER	SO	BB	IBB	HBP	BLK	WP	HR	S	P	ERA	WHIP

BOTTOM

California Angels @ Boston Red Sox

Fenway Park, Boston, MA

Thu Jun 13 1968, 3:33 AM EDT

Unknown

Batter	1	2	3	4	5	6	7	8	9	AB	R	H	RBI	BB	SO	LOB
Mike Andrews, R (1, 4) OBP: 0.324, SLG: 0.318	BBBB 4-0 BB		SSS 0-3 ② K		SSS 0-3 ② K			X 0-0 ①② G5-4-3 1-2f		3	0	0	0	1	2	1
Joe Foy, R (1, 5) OBP: 0.364, SLG: 0.343	SSS 0-3 ① K		SSS 0-3 ③ K		X 0-0 ③ F8			SSS 0-3 ③ K		4	0	0	0	0	3	1
Carl Yastrzemski, L (1, 7) OBP: 0.455, SLG: 0.555	X 0-0 ② F5			BBBB 4-0 1B 2B BB		BBBB 4-0 G6-4-3 BB			X 0-0 ① F5	2	1	0	0	2	0	1
Ken Harrelson, R (1, 9) OBP: 0.366, SLG: 0.528	X 0-0 ③ 4-3			X 0-0 2B SF8 1-3 1B		X 0-0 ①② G6-4-3 1-2f			X 0-0 HBP 1B	4	1	2	0	0	0	2
Reggie Smith, S (1, 8) OBP: 0.350, SLG: 0.393		X 0-0 ① 5-3		X 0-0 1-3 3-H 2B		X 0-0 CS 1B			H 1-0 1-2 HBP	3	0	2	1	0	0	0
George Scott, R (1, 3) OBP: 0.227, SLG: 0.236 Dalton Jones, L (9, PH) OBP: 0.198, SLG: 0.169 Gene Oliver, R (9, PH) OBP: 0.243, SLG: 0.125		SSS 0-3 ② K		SSS 0-3 ① K		0-0 ③ CS 1-2	X 0-0 ① F8		SSS 0-3 ② K	3 0 1	0 0 0	0 0 0	0 0 0	0 0 1	2 0 2	2 0 2
Rico Petrocelli, R (1, 6) OBP: 0.283, SLG: 0.368		X 0-0 2B		X 0-0 ② SF8 3-H			X 0-0 ② F8		X 0-0 ③ 5-3	3	0	1	1	0	0	2
Elston Howard, R (1, 2) OBP: 0.339, SLG: 0.327		SSS 0-3 ③ K		X 0-0 ③ 5-3			X 0-0 ③ F4			3	0	0	0	0	1	2
Jose Santiago, R (1, 1) OBP: 0.206, SLG: 0.219 Bill Landis, L (7, 1) Jim Lonborg, R (8, 1) Sparky Lyle, L (8, 1) Joe Lahoud, L (8, PH) OBP: 0.340, SLG: 0.293 Lee Stange, R (9, 1) OBP: 0.375, SLG: 0.286			X 0-0 ① F8		X 0-0 ① 4-3			X 0-0 G5-4-3 1B		2 0 0 0 1 0	0 0 0 0 0 0	0 0 0 0 1 0	0 0 0 0 0 0	0 0 0 0 0 0	0 0 0 0 0 0	0 0 0 0 0 0
Inning Stats	R: 0 E: 0 K: 1 S: 5 H: 0 LOB: 1 BB: 1 P: 9	R: 0 E: 0 K: 2 S: 8 H: 1 LOB: 1 BB: 0 P: 8	R: 0 E: 0 K: 2 S: 7 H: 0 LOB: 0 BB: 0 P: 7	R: 2 E: 0 K: 1 S: 7 H: 2 LOB: 1 BB: 1 P: 11	R: 0 E: 0 K: 1 S: 5 H: 0 LOB: 0 BB: 0 P: 5	R: 0 E: 0 K: 0 S: 2 H: 1 LOB: 0 BB: 1 P: 6	R: 0 E: 0 K: 0 S: 3 H: 0 LOB: 0 BB: 0 P: 3	R: 0 E: 0 K: 1 S: 5 H: 1 LOB: 0 BB: 0 P: 5	R: 0 E: 0 K: 1 S: 6 H: 1 LOB: 2 BB: 0 P: 7	1B: 4 2B: 2 3B: 0 HR: 0	SF: 1 SAC: 0 DP: 2 HBP: 1					

livebaseballscorecards.com

AB	29
R	2
H	6
RBI	2
BB	3
SO	9
LOB	13

WP: 0 PB: 0 SB: 0 CS: 1 PA: 35

PITCHER	IP	WLS	BF	H	R	ER	SO	BB	IBB	HBP	BLK	WP	HR	S	P	ERA	WHIP
Tom Murphy, R (1, 1) ERA: 3.0	6.0		23	4	2	2	7	3	0	0	0	0	0	34	46	3.00	1.167
Minnie Rojas, R (7, 1) ERA: 4.2	1.0	W	3	0	0	0	0	0	0	0	0	0	0	3	3	0.00	0.000
Sammy Ellis, R (8, 1) ERA: 3.46	1.1		6	2	0	0	1	0	0	1	0	0	0	7	8	0.00	1.500
Clyde Wright, L (9, 1) ERA: 3.88	0.2	S	2	0	0	0	1	0	0	0	0	0	0	4	4	0.00	0.000

PITCHER	IP	WLS	BF	H	R	ER	SO	BB	IBB	HBP	BLK	WP	HR	S	P	ERA	WHIP

Boston Red Sox @ Cleveland Indians

Cleveland Municipal Stadium, Cleveland, OH

Fri Jun 14 1968, 7:05 PM EDT

Att. 21,771 - Unknown

TOP

livebaseballscorecards.com

Batter	1	2	3	4	5	6	7	8	9	AB	R	H	RBI	BB	SO	LOB
Joe Foy, R (1, 5) OBP: 0.352, SLG: 0.326	S S S 0-3 ① K	x 0-0 ③ L7		S S S 0-3 ② K		x 0-0 E8 IBB HR		S S S 0-3 ① K	x 0-0 ③ G3	6	1	0	0	0	3	7
Joe Lahoud, L (1, 9) OBP: 0.351, SLG: 0.283	B B B B 4-0 FC1-4 BB		B B B B 4-0 BB	S S S 0-3 ③ K		x 0-0 ② F3		x 0-0 ② F8		3	0	0	0	2	1	4
Carl Yastrzemski, L (1, 7) OBP: 0.459, SLG: 0.546	x 0-0 ② F5		S S S 0-3 ① K		B B B B 4-0 HR BB	1-2 4-0 HR IBB		x 0-0 HR 1B		3	3	1	0	2	1	2
Ken Harrelson, R (1, 3) OBP: 0.376, SLG: 0.607 George Scott, R (8, 3) OBP: 0.227, SLG: 0.236	x 0-0 ③ FC1-4 1-2f		S S S 0-3 ② K		x 0-0 1-H HR	x 0-0 1-H 2-H HR		x 0-0 1-H HR		5 0	3 0	3 0	7 0	0 0	1 0	2 0
Reggie Smith, S (1, 8) OBP: 0.355, SLG: 0.399		B B B B 4-0 2B BB	x 0-0 ③ F9		x 0-0 FC5-4 1B	x 0-0 ③ L9		x 0-0 1B		4	0	2	0	1	0	1
Rico Petrocelli, R (1, 6) OBP: 0.288, SLG: 0.374		x 0-0 1-3 2B		B B B B 4-0 1B 1B BB	x 0-0 ① FC5-4 1-2f		x 0-0 SH5-3 1B	S S S 0-3 ③ K2-3		4	0	2	0	1	1	2
Elston Howard, R (1, 2) OBP: 0.328, SLG: 0.314		S S S 0-3 ① K		S S S 0-3 ① K	S S S 0-3 ② K		x 0-0 ① SH5-3 1-2		x 0-0 ① G3	4	0	0	0	0	3	4
Mike Andrews, R (1, 4) OBP: 0.335, SLG: 0.323		I I I I 4-0 IBB		x 0-0 1-2 1B	S S S 0-3 ③ K		x 0-0 ② F7		x 0-0 1B	4	0	2	0	1	1	2
Dick Ellsworth, L (1, 1) OBP: 0.100, SLG: 0.069		S S S 0-3 ② K		x 0-0 1-2 2-3 1B		x 0-0 ① F7	x 0-0 ③ 5-3		S S S 0-3 ② K	5	0	1	0	0	2	5

	AB	38
	R	7
	H	11
	RBI	7
	BB	7
	SO	13
	LOB	29

Inning Stats																		
	R: 0	H: 0	R: 0	H: 1	R: 0	H: 0	R: 0	H: 2	R: 2	H: 2	R: 3	H: 1	R: 0	H: 1	R: 2	H: 3	R: 0	H: 1
	E: 0	LOB: 1	E: 0	LOB: 3	E: 0	LOB: 1	E: 0	LOB: 3	E: 0	LOB: 1	E: 1	LOB: 0	E: 0	LOB: 1	E: 0	LOB: 1	E: 0	LOB: 1
	K: 1	BB: 1	K: 2	BB: 2	K: 2	BB: 1	K: 3	BB: 1	K: 2	BB: 1	K: 0	BB: 1	K: 0	BB: 0	K: 2	BB: 0	K: 1	BB: 0
	S: 5	P: 9	S: 8	P: 16	S: 7	P: 11	S: 11	P: 15	S: 9	P: 13	S: 5	P: 9	S: 4	P: 4	S: 10	P: 10	S: 6	P: 6

	1B: 7	SF: 0
	2B: 1	SAC: 1
	3B: 0	DP: 0
	HR: 3	HBP: 0

	WP: 0	PA: 46
	PB: 0	
	SB: 0	
	CS: 0	

PITCHER		IP	WLS	BF	H	R	ER	SO	BB	IBB	HBP	BLK	WP	HR	S	P	ERA	WHIP
Luis Tiant, R ERA: 1.32	(1, 1)	6.0	L	32	6	5	2	10	5	2	0	0	0	2	45	73	3.00	1.833
Eddie Fisher, R ERA: 2.74	(7, 1)	2.0		10	4	2	2	2	0	0	0	0	0	1	14	14	9.00	2.000
Hal Kurtz, R ERA: 1.62	(9, 1)	1.0		4	1	0	0	1	0	0	0	0	0	0	6	6	0.00	1.000

PITCHER	IP	WLS	BF	H	R	ER	SO	BB	IBB	HBP	BLK	WP	HR	S	P	ERA	WHIP

Batter	1	2	3	4	5	6	7	8	9	AB	R	H	RBI	BB	SO	LOB
Jose Cardenal, R (1, 8) OBP: 0.276, SLG: 0.315	3-1 1-3 2B 1B		6-3			HR		F8		4	2	2	1	0	0	0
Larry Brown, R (1, 6) OBP: 0.282, SLG: 0.308	1-3 1-2		6-3			6-3		5-3		4	0	0	0	0	0	1
Tony Horton, R (1, 3) OBP: 0.327, SLG: 0.444	3-1 2-3			4-3		5-3			5-3	4	0	0	0	0	0	1
Joe Azcue, R (1, 2) OBP: 0.327, SLG: 0.347	2B 3-H			F4		FC5-4 1B			F6	4	0	2	1	0	0	0
Max Alvis, R (1, 5) OBP: 0.325, SLG: 0.389	K			F8		FC5-4 1-2f			F6	4	0	0	0	0	1	2
Tommy Harper, R (1, 9) OBP: 0.254, SLG: 0.353		F3			F2		F9			3	0	0	0	0	0	0
Jose Vidal, R (1, 7) OBP: 0.206, SLG: 0.364		K			5-3 1B		6-3			3	0	1	0	0	1	0
Vern Fuller, R (1, 4) OBP: 0.311, SLG: 0.323		K			5-3 1-2		F8			3	0	0	0	0	1	1
Luis Tiant, R (1, 1) OBP: 0.105, SLG: 0.132			1-3		K2-3			1-3		2	0	0	0	0	1	1
Eddie Fisher, R (7, 1)										0	0	0	0	0	0	0
Duke Sims, L (8, PH) OBP: 0.375, SLG: 0.450										1	0	0	0	0	0	0
Hal Kurtz, R (9, 1)										0	0	0	0	0	0	0
Inning Stats	R: 1 H: 2 E: 0 LOB: 1 K: 1 BB: 0 S: 7 P: 7	R: 0 H: 0 E: 0 LOB: 0 K: 2 BB: 0 S: 7 P: 7	R: 0 H: 0 E: 0 LOB: 0 K: 0 BB: 0 S: 3 P: 3	R: 0 H: 0 E: 0 LOB: 0 K: 0 BB: 0 S: 3 P: 3	R: 0 H: 1 E: 0 LOB: 1 K: 1 BB: 0 S: 6 P: 6	R: 1 H: 2 E: 0 LOB: 1 K: 0 BB: 0 S: 5 P: 5	R: 0 H: 0 E: 0 LOB: 0 K: 0 BB: 0 S: 3 P: 3	R: 0 H: 0 E: 0 LOB: 0 K: 0 BB: 0 S: 3 P: 3	R: 0 H: 0 E: 0 LOB: 0 K: 0 BB: 0 S: 3 P: 3	1B: 3 SF: 0 2B: 1 SAC: 0 3B: 0 DP: 0 HR: 1 HBP: 0						

PITCHER	IP	WLS	BF	H	R	ER	SO	BB	IBB	HBP	BLK	WP	HR	S	P	ERA	WHIP
Dick Ellsworth, L (1, 1) ERA: 4.03	9.0	W	32	5	2	2	4	0	0	0	0	0	1	40	40	2.00	0.556

PITCHER	IP	WLS	BF	H	R	ER	SO	BB	IBB	HBP	BLK	WP	HR	S	P	ERA	WHIP

BOTTOM

Boston Red Sox @ Cleveland Indians

Cleveland Municipal Stadium, Cleveland, OH

Fri Jun 14 1968, 7:05 PM EDT

Att. 21,771 - Unknown

livebaseballscorecards.com

AB	32
R	2
H	5
RBI	2
BB	0
SO	4
LOB	6

WP: 0 PA: 32
PB: 0
SB: 0
CS: 0

Boston Red Sox @ Cleveland Indians

Cleveland Municipal Stadium, Cleveland, OH

Sat Jun 15 1968, 3:33 AM EDT

Att. 10,193 - Unknown

TOP

livebaseballscorecards.com

Batter	1	2	3	4	5	6	7	8	9	AB	R	H	RBI	BB	SO	LOB
Joe Foy, R (1, 5) OBP: 0.354, SLG: 0.326	B B B B 4-0 1B S BB		x 0-0 ① SH1 1-2		x 0-0 ① L7	x 0-0 ① 1-2 2-H 1B		x 0-0 ② F2		3	0	1	1	1	0	0
Joe Lahoud, L (1, 9) OBP: 0.371, SLG: 0.286	x 0-0 1-3 1B		B B B B 4-0 FC6-4 1B 1B BB		S S S 0-3 ② K	x 0-0 ③ 5-3		B B B B 4-0 HR BB		3	2	1	0	2	1	2
Carl Yastrzemski, L (1, 7) OBP: 0.462, SLG: 0.562	S S S 0-3 ① K		x 0-0 FC6-4 1-2 2-H 1B		x 0-0 ③ F6		x 0-0 F8 1B 1B 1B	x 0-0 1-H HR		5	2	3	3	0	1	2
Ken Harrelson, R (1, 3) OBP: 0.376, SLG: 0.600	x 0-0 ② F3		x 0-0 ② FC6-4 1B 1-2f 2-3			x 0-0 HR 1B	x 0-0 1B 1-2 1B	x 0-0 ③ 5-3		5	1	2	0	0	0	4
Reggie Smith, S (1, 8) OBP: 0.356, SLG: 0.396	S S S 0-3 ③ K		x 0-0 1-2 3-H 1B			x 0-0 ① F9	S S S 0-3 ① K		B B B B 4-0 F7 3-1 PB BB	4	1	1	1	1	2	5
Rico Petrocelli, R (1, 6) OBP: 0.286, SLG: 0.386		x 0-0 ① F7	x 0-0 ③ F8			x 0-0 1-H HR	x 0-0 ② F8 2-3		x 0-0 1-2 3-1	5	1	1	2	0	0	5
Mike Andrews, R (1, 4) OBP: 0.337, SLG: 0.325		x 0-0 ② F2		x 0-0 ① F4		x 0-0 1B 1B 1B	x 0-0 1-2 3-H 1B		x 0-0 ② F7 2-3	5	1	2	1	0	0	1
Russ Gibson, R (1, 2) OBP: 0.161, SLG: 0.250		x 0-0 ③ F4		S S S 0-3 ② K		x 0-0 ② F4	x 0-0 ③ F9		x 0-0 ③ L4 3-H	5	0	0	0	0	1	3
Ray Culp, R (1, 1) OBP: 0.125, SLG: 0.067			B B B B 4-0 SH1 1B BB	S S S 0-3 ③ K		x 0-0 1B 1-2 1B		x 0-0 ① F8		2	1	1	0	1	1	0
Bill Landis, L (6, 1)										0	0	0	0	0	0	0
Gary Waslewski, R (6, 1) OBP: 0.095, SLG: 0.050										1	0	0	0	0	0	0
Inning Stats	R: 0 E: 0 K: 2 S: 8 H: 1 LOB: 2 BB: 1 P: 12	R: 0 E: 0 K: 0 S: 3 H: 0 LOB: 0 BB: 0 P: 3	R: 2 E: 0 K: 0 S: 5 H: 2 LOB: 2 BB: 2 P: 13	R: 0 E: 0 K: 2 S: 7 H: 0 LOB: 0 BB: 0 P: 7	R: 0 E: 0 K: 1 S: 5 H: 0 LOB: 0 BB: 0 P: 5	R: 3 E: 0 K: 0 S: 8 H: 5 LOB: 2 BB: 0 P: 8	R: 1 E: 0 K: 1 S: 8 H: 3 LOB: 2 BB: 0 P: 8	R: 2 E: 0 K: 0 S: 4 H: 1 LOB: 0 BB: 1 P: 8	R: 1 E: 0 K: 0 S: 3 H: 0 LOB: 0 BB: 1 P: 7	1B: 10 2B: 0 3B: 0 HR: 2 SF: 0 SAC: 1 DP: 0 HBP: 0	WP: 0 PB: 1 SB: 1 CS: 0 PA: 44					

	AB	38
	R	9
	H	12
	RBI	8
	BB	5
	SO	6
	LOB	22

PITCHER		IP	WLS	BF	H	R	ER	SO	BB	IBB	HBP	BLK	WP	HR	S	P	ERA	WHIP
Stan Williams, R ERA: 1.83	(1, 1)	5.1	L	24	5	4	4	5	3	0	0	0	0	1	31	43	6.75	1.500
Hal Kurtz, R ERA: 2.08	(6, 1)	0.2		5	3	1	1	0	0	0	0	0	0	0	5	5	13.50	4.500
Mike Paul, L ERA: 2.77	(7, 1)	2.0		11	4	3	3	1	1	0	0	0	0	1	12	16	13.50	2.500
Eddie Fisher, R ERA: 2.63	(9, 1)	1.0		4	0	1	0	0	1	0	0	0	0	0	3	7	0.00	1.000

PITCHER	IP	WLS	BF	H	R	ER	SO	BB	IBB	HBP	BLK	WP	HR	S	P	ERA	WHIP

BOTTOM

Batter	1	2	3	4	5	6	7	8	9	AB	R	H	RBI	BB	SO	LOB
Jose Cardenal, R (1, 8) OBP: 0.274, SLG: 0.310	B B B B 4-0 S 1B BB		S S S 0-3 ① K		x 0-0 ① F7	S S S 0-3 ③ K			S S S 0-3 ② K	4	1	0	0	1	3	4
Larry Brown, R (1, 6) OBP: 0.280, SLG: 0.305	S S S 0-3 ① K 1-2		x 0-0 ② 6-3		S S S 0-3 ②③ K2-4-2 1-2f		x 0-0 ① 5-3		x 0-0 1B	5	0	1	0	0	2	2
Russ Snyder, L (1, 9) OBP: 0.185, SLG: 0.218	x 0-0 PB 2-H 1B		x 0-0 ③ G3			x 0-0 FC6-4 2B 2B	x 0-0 ② 5-3		x 0-0 ③ F9	5	1	2	1	0	0	1
Lee Maye, L (1, 7) OBP: 0.311, SLG: 0.434	S S S 0-3 ② K 1-2			x 0-0 BB 1B		B B B B 4-0 FC6-4 BB	x 0-0 ③ 4-3			3	0	1	0	1	1	1
Tony Horton, R (1, 3) OBP: 0.321, SLG: 0.437	x 0-0 ③ F6			x 0-0 ① F6		x 0-0 ① FC6-4 2B 1-2f 2-3 BB		x 0-0 ① 6-3		4	1	0	0	0	0	4
Duke Sims, L (1, 2) OBP: 0.384, SLG: 0.463		x 0-0 ① F8		B B B B 4-0 1-2 BB		x 0-0 BB 1-3 3-H 2B		x 0-0 E4 1B		3	0	2	1	1	0	0
Max Alvis, R (1, 5) OBP: 0.320, SLG: 0.382		S S S 0-3 ② K		x 0-0 ② F8		x 0-0 ② F5		x 0-0 ② F4		4	0	0	0	0	1	5
Vern Fuller, R (1, 4) OBP: 0.316, SLG: 0.318 Joe Azcue, R (6, PH) OBP: 0.333, SLG: 0.347 Davey Nelson, R (6, PR) OBP: 0.235, SLG: 0.188 (7, 4)	B B B B 4-0 BB		S S S 0-3 ③ K			B B B B 4-0 BB		x 0-0 ③ F7		1 0 1	0 0 0	0 0 0	0 0 0	1 1 0	1 0 0	2 0 1
Stan Williams, R (1, 1) OBP: 0.333, SLG: 0.273 Hal Kurtz, R (6, 1) Willie Smith, L (6, PH) OBP: 0.276, SLG: 0.208 Tommy Harper, R (6, PH) OBP: 0.260, SLG: 0.353 Mike Paul, L (7, 1) Eddie Fisher, R (9, 1) Jose Vidal, R (9, PH) OBP: 0.200, SLG: 0.353	x 0-0 ③ 5-3				x 0-0 K2-4-2 1B	B B B B 4-0 1-2 2-3 3-H BB			x 0-0 ① F7	2 0 0 0 0 0 0 1	0 0 0 0 0 0 0 0	1 0 0 0 1 0 0 0	0 0 0 0 0 0 0 0	0 0 0 0 0 0 0 0	0 0 0 0 0 0 0 0	1 0 0 0 0 0 0 0
Inning Stats	R: 1 H: 1 E: 0 LOB: 1 K: 2 BB: 1 S: 8 P: 12	R: 0 H: 0 E: 0 LOB: 1 K: 1 BB: 1 S: 5 P: 9	R: 0 H: 0 E: 0 LOB: 0 K: 1 BB: 0 S: 5 P: 5	R: 0 H: 1 E: 0 LOB: 2 K: 1 BB: 1 S: 6 P: 10	R: 0 H: 1 E: 0 LOB: 1 K: 1 BB: 0 S: 5 P: 5	R: 2 H: 2 E: 0 LOB: 3 K: 1 BB: 3 S: 7 P: 19	R: 0 H: 0 E: 0 LOB: 0 K: 0 BB: 0 S: 3 P: 3	R: 0 H: 1 E: 1 LOB: 1 K: 0 BB: 0 S: 4 P: 4	R: 0 H: 1 E: 0 LOB: 1 K: 1 BB: 0 S: 6 P: 6	1B: 5 SF: 0 2B: 3 SAC: 0 3B: 0 DP: 1 HR: 0 HBP: 0						

PITCHER		IP	WLS	BF	H	R	ER	SO	BB	IBB	HBP	BLK	WP	HR	S	P	ERA	WHIP
Ray Culp, R ERA: 4.5	(1, 1)	5.2	W	26	5	3	3	6	5	0	0	0	0	0	33	53	4.76	1.765
Bill Landis, L ERA: 2.6	(6, 1)	0.0		1	0	0	0	0	1	0	0	0	0	0	0	4	∞	∞
Gary Waslewski, R ERA: 3.15	(6, 1)	3.1	S	12	2	0	0	2	0	0	0	0	0	0	16	16	0.00	0.600

PITCHER	IP	WLS	BF	H	R	ER	SO	BB	IBB	HBP	BLK	WP	HR	S	P	ERA	WHIP

Boston Red Sox @ Cleveland Indians

Cleveland Municipal Stadium, Cleveland, OH

Sat Jun 15 1968, 3:33 AM EDT

Att. 10,193 - Unknown

livebaseballscorecards.com

AB	33
R	3
H	7
RBI	3
BB	6
SO	8
LOB	21

WP: 0 PA: 39
PB: 1
SB: 1
CS: 0

Boston Red Sox @ Cleveland Indians

Cleveland Municipal Stadium, Cleveland, OH

Sun Jun 16 1968, 3:33 AM EDT

Att. 23,227 - Unknown

livebaseballscorecards.com

Batter	1	2	3	4	5	6	7	8	9	AB	R	H	RBI	BB	SO	LOB
Joe Foy, R (1, 5) OBP: 0.350, SLG: 0.321	S S S 0-3 ① K		x 0-0 ③ F8			x 0-0 ① G3		x 0-0 ① SH1-4 1-2		3	0	0	0	0	1	0
Joe Lahoud, L (1, 9) OBP: 0.354, SLG: 0.269	x 0-0 ② 5-3			x 0-0 ① G3		S S S 0-3 ② K		B B B B 4-0 HR BB		3	0	0	0	0	1	0
George Scott, R (8, PH) OBP: 0.231, SLG: 0.236 (8, 3)										0	1	0	0	1	0	0
Carl Yastrzemski, L (1, 7) OBP: 0.458, SLG: 0.554	B B B B 4-0 BB			x 0-0 ② F6		x 0-0 ③ 4-3		S S S 0-3 ② K		3	0	0	0	1	1	2
Ken Harrelson, R (1, 3) OBP: 0.379, SLG: 0.614 (8, 9)	x 0-0 ③ 5-3			B B B B 4-0 1B BB			x 0-0 ① 6-3	x 0-0 1-H 2-H HR		3	1	1	3	1	0	1
Reggie Smith, S (1, 8) OBP: 0.363, SLG: 0.400		x 0-0 CS 1B		x 0-0 1-3 1B			B B B B 4-0 HR BB	x 0-0 ③ 5-3		3	1	2	0	1	0	0
Rico Petrocelli, R (1, 6) OBP: 0.285, SLG: 0.399		S S S 0-3 ① ② K 1-2		x 0-0 ③ 1-3			x 0-0 1-H HR		x 0-0 ① 5-3	4	1	1	2	0	1	3
Mike Andrews, R (1, 4) OBP: 0.330, SLG: 0.318		x 0-0 ③ F3			x 0-0 ① 1-4-3		x 0-0 ② F7		x 0-0 ② 6-3	4	0	0	0	0	0	0
Elston Howard, R (1, 2) OBP: 0.325, SLG: 0.306			S S S 0-3 ① K		S S S 0-3 ② K		x 0-0 ③ F9		B B B B 4-0 BB	3	0	0	0	1	2	0
Jim Lonborg, R (1, 1) Bill Landis, L (6, 1) Jerry Adair, R (8, PH) OBP: 0.289, SLG: 0.279 Lee Stange, R (8, 1) OBP: 0.300, SLG: 0.222			S S S 0-3 ② K		x 0-0 ③ L6			B B B B 4-0 SH1-4 HR BB	x 0-0 ③ 4-3	2	0	0	0	0	1	0
										0	0	0	0	0	0	0
										0	1	0	0	1	0	0
										1	0	0	0	0	0	1
Inning Stats	R: 0 E: 0 K: 1 S: 5 H: 0 LOB: 1 BB: 1 P: 9	R: 0 E: 0 K: 1 S: 5 H: 1 LOB: 0 BB: 0 P: 5	R: 0 E: 0 K: 2 S: 7 H: 0 LOB: 0 BB: 0 P: 7	R: 0 E: 0 K: 0 S: 4 H: 1 LOB: 2 BB: 1 P: 8	R: 0 E: 0 K: 1 S: 5 H: 0 LOB: 0 BB: 0 P: 5	R: 0 E: 0 K: 1 S: 5 H: 0 LOB: 0 BB: 0 P: 5	R: 2 E: 0 K: 0 S: 4 H: 1 LOB: 0 BB: 1 P: 8	R: 3 E: 0 K: 1 S: 6 H: 1 LOB: 0 BB: 2 P: 14	R: 0 E: 0 K: 0 S: 3 H: 0 LOB: 1 BB: 1 P: 7	1B: 2 2B: 0 3B: 0 HR: 2		SF: 0 SAC: 1 DP: 0 HBP: 0				

TOP	
AB	29
R	5
H	4
RBI	5
BB	6
SO	7
LOB	7

WP: 0 PB: 0 SB: 0 CS: 1 PA: 36

PITCHER		IP	WLS	BF	H	R	ER	SO	BB	IBB	HBP	BLK	WP	HR	S	P	ERA	WHIP
Sonny Siebert, R ERA: 2.43	(1, 1)	7.0		26	3	2	2	6	3	0	0	0	0	1	35	47	2.57	0.857
Mike Paul, L ERA: 4.5	(8, 1)	1.0	L	6	1	3	3	1	2	0	0	0	0	1	6	14	27.00	3.000
Hal Kurtz, R ERA: 1.96	(9, 1)	1.0		4	0	0	0	0	1	0	0	0	0	0	3	7	0.00	1.000

PITCHER	IP	WLS	BF	H	R	ER	SO	BB	IBB	HBP	BLK	WP	HR	S	P	ERA	WHIP

BOTTOM

Boston Red Sox @ Cleveland Indians

Cleveland Municipal Stadium, Cleveland, OH

Sun Jun 16 1968, 3:33 AM EDT

Att. 23,227 - Unknown

livebaseballscorecards.com

Batter	1	2	3	4	5	6	7	8	9	AB	R	H	RBI	BB	SO	LOB
Russ Snyder, L (1, 9) OBP: 0.200, SLG: 0.216	BBBB 4-0 BB 1B SF7 BB	BBB 4-0 1B 1-2 BB			x 0-0 ① F2		SSS 0-3 ① K 1-2	x 0-0 ③ 6-3		1	1	0	0	2	0	0
Vern Fuller, R (7, 4) OBP: 0.308, SLG: 0.309										2	0	0	0	0	1	2
Billy Harris, L (1, 4) OBP: 0.667, SLG: 0.667	x 0-0 BB 1-2 1B	x 0-0 1-2 2-3 1B			SSS 0-3 ② K		BBBB 4-0 1B BB		SSS 0-3 ① K	3	0	2	0	0	1	0
Tommy Harper, R (7, 9) OBP: 0.263, SLG: 0.350										1	0	0	0	1	1	0
Jimmie Hall, L (1, 8) OBP: 0.310, SLG: 0.266	BBBB 4-0 1-2 2-3 BB	SSS 0-3 ③ K			x 0-0 1B		x 0-0 ② F8		SSS 0-3 ② K	2	0	1	0	1	1	3
Jose Cardenal, R (7, 8) OBP: 0.272, SLG: 0.307										2	0	0	0	0	1	2
Lee Maye, L (1, 7) OBP: 0.302, SLG: 0.426	x 0-0 ① SF7 3-H		x 0-0 ① 4-3		x 0-0 ③ 6-3		x 0-0 1-3 2-H 1B		SSS 0-3 ③ K	2	0	0	1	0	0	1
Joe Azcue, R (7, PH) (8, 2) OBP: 0.336, SLG: 0.350										2	0	1	1	0	1	0
Duke Sims, L (1, 2) OBP: 0.381, SLG: 0.453	x 0-0 ② F9		x 0-0 ② F8			BBBB 4-0 FC4-6 BB	SSS 0-3 ③ K			3	0	0	0	1	1	4
Mike Paul, L (8, 1)										0	0	0	0	0	0	0
Hal Kurtz, R (9, 1)										0	0	0	0	0	0	0
Willie Smith, L (1, 3) OBP: 0.258, SLG: 0.192	x 0-0 ③ F2		x 0-0 ③ G3			x 0-0 ① FC4-6 FC5-4 1-2f		x 0-0 1B SF8 2B		2	0	0	0	0	0	2
Tony Horton, R (6, PH) (7, 3) OBP: 0.323, SLG: 0.442										2	1	1	0	0	0	1
Larry Brown, R (1, 6) OBP: 0.288, SLG: 0.307		BBB 4-0 1B BB BB		H 1-0 G5-4-3 HBP		x 0-0 ② F2		x 0-0 2-3 1B		2	0	1	0	1	0	1
Max Alvis, R (1, 5) OBP: 0.314, SLG: 0.377		SSS 0-3 ① K		x 0-0 ① ② G5-4-3 1-2f		x 0-0 ③ FC5-4 1-2f		x 0-0 ① SF8 3-H		3	0	0	1	0	1	3
Sonny Siebert, R (1, 1) OBP: 0.205, SLG: 0.189		SSS 0-3 ② K		x 0-0 ③ 4-3			BBBB 4-0 S 1B BB	x 0-0 ② F7		2	0	0	0	0	1	1
Jose Vidal, R (7, PH) (8, 7) OBP: 0.216, SLG: 0.343										1	1	0	0	1	0	1
Inning Stats	R: 1 H: 1 E: 0 LOB: 2 K: 0 BB: 2 S: 4 P: 12	R: 0 H: 1 E: 0 LOB: 3 K: 3 BB: 2 S: 10 P: 18	R: 0 H: 0 E: 0 LOB: 0 K: 0 BB: 0 S: 3 P: 3	R: 0 H: 0 E: 0 LOB: 0 K: 0 BB: 0 S: 2 P: 3	R: 0 H: 1 E: 0 LOB: 1 K: 1 BB: 0 S: 6 P: 6	R: 0 H: 0 E: 0 LOB: 1 K: 0 BB: 1 S: 3 P: 7	R: 1 H: 1 E: 0 LOB: 2 K: 2 BB: 2 S: 8 P: 16	R: 1 H: 2 E: 0 LOB: 1 K: 0 BB: 0 S: 5 P: 5	R: 0 H: 0 E: 0 LOB: 0 K: 3 BB: 0 S: 9 P: 9	1B: 5 SF: 2 2B: 1 SAC: 0 3B: 0 DP: 1 HR: 0 HBP: 1							

	AB	30
	R	3
	H	6
	RBI	3
	BB	7
	SO	9
	LOB	21

PITCHER		IP	WLS	BF	H	R	ER	SO	BB	IBB	HBP	BLK	WP	HR	S	P	ERA	WHIP
Jim Lonborg, R (1, 1) ERA: 2.89		5.0		22	3	1	1	4	4	0	1	0	0	0	25	42	1.80	1.400
Bill Landis, L (6, 1) ERA: 2.79		2.0	W	10	1	1	1	2	3	0	0	0	0	0	11	23	4.50	2.000
Lee Stange, R (8, 1) ERA: 4.34		2.0	S	8	2	1	1	3	0	0	0	0	0	0	14	14	4.50	1.000

PITCHER	IP	WLS	BF	H	R	ER	SO	BB	IBB	HBP	BLK	WP	HR	S	P	ERA	WHIP

Batter	1	2	3	4	5	6	7	8	9	AB	R	H	RBI	BB	SO	LOB
Joe Foy, R (1, 5) OBP: 0.343, SLG: 0.314	F6		6-3		FC6-4 1-2f			6-3		4	0	0	0	0	0	1
Joe Lahoud, L (1, 9) OBP: 0.348, SLG: 0.255	3-1		G3			FC4-6 BB		F9		3	0	0	0	1	0	0
Carl Yastrzemski, L (1, 7) OBP: 0.459, SLG: 0.549	FC6-4 BB			K		FC4-6 E 1-2f			WP 1B BB	2	1	0	0	2	1	1
Ken Harrelson, R (1, 3) OBP: 0.376, SLG: 0.605	FC6-4 1-2f			K		K 1-3			FC1-2-5 1B 1-H	4	0	1	1	0	2	2
Reggie Smith, S (1, 8) OBP: 0.369, SLG: 0.407		FC5-4 1B		1B		K			FC1-2-5 1B 1-2	4	0	3	0	0	1	1
Rico Petrocelli, R (1, 6) OBP: 0.280, SLG: 0.391		FC5-4 1B 1-2f		K			K		FC1-2-5 1-2 2-3f	4	0	0	0	0	2	4
Mike Andrews, R (1, 4) OBP: 0.330, SLG: 0.318 Dalton Jones, L (9, PH) OBP: 0.195, SLG: 0.167		G4-3 1-2 1B			F7		6-3		K	3 1	0 0	1 0	0 0	0 0	0 1	0 2
Elston Howard, R (1, 2) OBP: 0.317, SLG: 0.297 Jerry Adair, R (9, PH) OBP: 0.283, SLG: 0.273		G4-3 1-2f			L4		F9		K	3 1	0 0	0 0	0 0	0 1	0 2	2 2
Jose Santiago, R (1, 1) OBP: 0.222, SLG: 0.235 Norm Siebern, L (8, PH) OBP: 0.056, SLG: 0.056 Lee Stange, R (8, 1) OBP: 0.300, SLG: 0.222			K		FC6-4 1B			5-3		2 1 0	0 0 0	1 0 0	0 0 0	0 0 0	1 0 0	0 0 0
Inning Stats	R: 0 E: 0 K: 0 S: 3 H: 0 LOB: 1 BB: 1 P: 7	R: 0 E: 0 K: 0 S: 4 H: 2 LOB: 1 BB: 0 P: 4	R: 0 E: 0 K: 1 S: 5 H: 0 LOB: 0 BB: 0 P: 5	R: 0 E: 0 K: 3 S: 10 H: 1 LOB: 1 BB: 0 P: 10	R: 0 E: 0 K: 0 S: 4 H: 1 LOB: 1 BB: 0 P: 4	R: 0 E: 1 K: 2 S: 7 H: 0 LOB: 1 BB: 1 P: 11	R: 0 E: 0 K: 1 S: 5 H: 0 LOB: 0 BB: 0 P: 5	R: 0 E: 0 K: 0 S: 3 H: 0 LOB: 0 BB: 0 P: 3	R: 1 E: 0 K: 2 S: 9 H: 2 LOB: 2 BB: 1 P: 13	1B: 6 2B: 0 3B: 0 HR: 0 SF: 0 SAC: 0 DP: 1 HBP: 0						

PITCHER	IP	WLS	BF	H	R	ER	SO	BB	IBB	HBP	BLK	WP	HR	S	P	ERA	WHIP
Earl Wilson, R (1, 1) ERA: 2.94	8.0	W	30	4	1	1	7	3	0	0	0	0	0	41	53	1.12	0.875
Pat Dobson, R (9, 1) ERA: 1.25	1.0	S	5	2	0	0	2	0	0	0	0	1	0	9	9	0.00	2.000

PITCHER	IP	WLS	BF	H	R	ER	SO	BB	IBB	HBP	BLK	WP	HR	S	P	ERA	WHIP

TOP

Boston Red Sox @ Detroit Tigers

Tiger Stadium, Detroit, MI

Tue Jun 18 1968, 7:05 PM EDT

Att. 25,140 - Overcast - 68 F

livebaseballscorecards.com

AB	32
R	1
H	6
RBI	1
BB	3
SO	9
LOB	15

WP: 1 PA: 35
PB: 0
SB: 0
CS: 0

Batter	1	2	3	4	5	6	7	8	9	AB	R	H	RBI	BB	SO	LOB
Dick McAuliffe, L (1, 4) OBP: 0.319, SLG: 0.416	3-1		F7		BB		F6			3	0	0	0	1	0	0
Mickey Stanley, R (1, 8) OBP: 0.306, SLG: 0.355	2B 1B		1B		F6			6-3		4	1	2	0	0	0	1
Jim Northrup, L (1, 9) OBP: 0.318, SLG: 0.378	1-H 2B		F7			SH 1B		6-3		4	1	2	1	0	0	0
Bill Freehan, R (1, 2) OBP: 0.371, SLG: 0.477	5-3			BB		SH G4-6-3 1B 1-3		F7		2	0	0	0	1	0	1
Willie Horton, R (1, 7) OBP: 0.350, SLG: 0.589	K			K		G4-6-3 1B 1-2 3-H				3	0	1	1	0	2	2
Wayne Comer, R (9, 7) OBP: 0.182, SLG: 0.364										0	0	0	0	0	0	0
Norm Cash, L (1, 3) OBP: 0.271, SLG: 0.357		4-3		F8		G4-6-3 1-2f 2-3				3	0	0	0	0	0	3
Don Wert, R (1, 5) OBP: 0.278, SLG: 0.362		1B		K		K				3	0	1	0	0	2	2
Ray Oyler, R (1, 6) OBP: 0.216, SLG: 0.214		K			6-3		K			3	0	0	0	0	2	1
Earl Wilson, R (1, 1) OBP: 0.250, SLG: 0.417		6-3			K		K			3	0	0	0	0	2	1
Pat Dobson, R (9, 1) OBP: 0.300, SLG: 0.222										0	0	0	0	0	0	0
Inning Stats	R: 1 E: 0 K: 1 S: 7 H: 2 LOB: 1 BB: 0 P: 7	R: 0 E: 0 K: 1 S: 6 H: 1 LOB: 1 BB: 0 P: 6	R: 0 E: 0 K: 0 S: 3 H: 1 LOB: 0 BB: 0 P: 3	R: 0 E: 0 K: 2 S: 7 H: 0 LOB: 1 BB: 1 P: 11	R: 0 E: 0 K: 1 S: 5 H: 0 LOB: 1 BB: 1 P: 9	R: 1 E: 1 K: 1 S: 7 H: 2 LOB: 1 BB: 0 P: 7	R: 0 E: 0 K: 2 S: 7 H: 0 LOB: 0 BB: 0 P: 7	R: 0 E: 0 K: 0 S: 3 H: 0 LOB: 0 BB: 0 P: 3		1B: 5 2B: 1 3B: 0 HR: 0 SF: 0 SAC: 1 DP: 1 HBP: 0						

PITCHER		IP	WLS	BF	H	R	ER	SO	BB	IBB	HBP	BLK	WP	HR	S	P	ERA	WHIP
Jose Santiago, R ERA: 2.3	(1, 1)	7.0	L	28	6	2	1	8	2	0	0	0	0	0	42	50	1.29	1.143
Lee Stange, R ERA: 4.24	(8, 1)	1.0		3	0	0	0	0	0	0	0	0	0	0	3	3	0.00	0.000

PITCHER	IP	WLS	BF	H	R	ER	SO	BB	IBB	HBP	BLK	WP	HR	S	P	ERA	WHIP

BOTTOM

Boston Red Sox @ Detroit Tigers

Tiger Stadium, Detroit, MI

Tue Jun 18 1968, 7:05 PM EDT

Att. 25,140 - Overcast - 68 F

livebaseballscorecards.com

AB	28
R	2
H	6
RBI	2
BB	2
SO	8
LOB	11

WP: 0 PA: 31
PB: 0
SB: 0
CS: 0

Boston Red Sox @ Detroit Tigers

Tiger Stadium, Detroit, MI

Wed Jun 19 1968, 4:33 AM EDT

Att. 30,573 - Unknown - 70 F

TOP

Batter	1	2	3	4	5	6	7	8	9	AB	R	H	RBI	BB	SO	LOB
Mike Andrews, R (1, 4) OBP: 0.337, SLG: 0.324	BB, 1B, 1B 1B	2-4 1-2		CS BB			HR 1B	SF8 3-H		3	2	2	1	1	0	1
Joe Lahoud, L (1, 9) (5, 7) OBP: 0.365, SLG: 0.283	1B, BB 1-2 1B	BB 2-H 1B		K 1-2			F3 1B	BB 1B		5	0	3	1	0	1	2
Carl Yastrzemski, L (1, 7) OBP: 0.462, SLG: 0.546 Joe Foy, R (5, 5) OBP: 0.349, SLG: 0.318	1B 1-2 2-3 BB	 1-2 BB			4-3		 1-2 HR 1B	 1-2 BB		1 1	0 1	0 1	0 1	2 0	0 0	0 0
Ken Harrelson, R (1, 3) (5, 9) OBP: 0.377, SLG: 0.617	 1-2 2-3 3-H 1B	K			F8		1-H 2-H HR	F8		5	1	2	4	0	1	4
Reggie Smith, S (1, 8) OBP: 0.370, SLG: 0.404	K		5-3 BB		K		F8		6-3 S 1B	4	0	1	0	1	2	3
Rico Petrocelli, R (1, 6) OBP: 0.278, SLG: 0.383	K		5-3 1-2			F7		BB E BB	K 1-2	4	1	0	0	1	2	5
George Scott, R (1, 5) (5, 3) OBP: 0.230, SLG: 0.231	K		F9			K		E 1-2 BB	6-3 2-3	4	1	0	0	1	2	5
Elston Howard, R (1, 2) OBP: 0.305, SLG: 0.284		6-3	6-3			6-3		E1 SH5-4 1-H 2-H SF8	6-3	5	1	0	0	0	0	2
Gary Bell, R (1, 1) OBP: 0.200, SLG: 0.250 Bill Landis, L (6, 1) Norm Siebern, L (7, PH) OBP: 0.053, SLG: 0.053 Lee Stange, R (7, 1) OBP: 0.300, SLG: 0.222		2-4 1B 1B		1-3			K	SH5-4 2-3		2 0 1 0	1 0 0 0	1 0 0 0	0 0 0 0	0 0 1 0	0 0 0 0	0 0 0 0
Inning Stats	R: 1 E: 0 K: 3 S: 12 H: 3 LOB: 3 BB: 1 P: 16	R: 1 E: 0 K: 1 S: 7 H: 2 LOB: 2 BB: 1 P: 11	R: 0 E: 0 K: 0 S: 3 H: 0 LOB: 1 BB: 1 P: 7	R: 0 E: 0 K: 1 S: 4 H: 0 LOB: 1 BB: 1 P: 8	R: 0 E: 0 K: 1 S: 5 H: 0 LOB: 0 BB: 0 P: 5	R: 0 E: 0 K: 1 S: 5 H: 0 LOB: 0 BB: 0 P: 5	R: 3 E: 0 K: 1 S: 8 H: 3 LOB: 0 BB: 0 P: 8	R: 3 E: 1 K: 0 S: 5 H: 1 LOB: 2 BB: 3 P: 17	R: 0 E: 0 K: 1 S: 6 H: 1 LOB: 1 BB: 0 P: 6	1B: 9 2B: 1 3B: 0 HR: 1 SF: 1 SAC: 1 DP: 1 HBP: 0						

livebaseballscorecards.com

AB	35
R	8
H	10
RBI	6
BB	7
SO	9
LOB	22

WP: 0 PB: 0 SB: 1 CS: 1 PA: 44

PITCHER		IP	WLS	BF	H	R	ER	SO	BB	IBB	HBP	BLK	WP	HR	S	P	ERA	WHIP
Joe Sparma, R ERA: 3.69	(1, 1)	6.2	L	31	8	5	5	8	4	0	0	0	0	1	43	59	6.75	1.800
Fred Lasher, R ERA: 2.91	(7, 1)	0.1		1	0	0	0	0	0	0	0	0	0	0	1	1	0.00	0.000
Daryl Patterson, R ERA: 2.08	(8, 1)	0.2		6	1	3	0	0	2	0	0	0	0	0	4	12	0.00	4.500
John Wyatt, R ERA: 3.1	(8, 1)	1.1		6	1	0	0	1	1	0	0	0	0	0	7	11	0.00	1.500

PITCHER		IP	WLS	BF	H	R	ER	SO	BB	IBB	HBP	BLK	WP	HR	S	P	ERA	WHIP

Batter	1	2	3	4	5	6	7	8	9	AB	R	H	RBI	BB	SO	LOB
Dick McAuliffe, L (1, 4) OBP: 0.328, SLG: 0.416	BBBB 4-0 FC5-4 BB	IIII 4-0 FC5-4 IBB		BBBB 4-0 S 1B BB		x 0-0 SH5-3 E 1B		x 0-0 ① G3		2	2	1	0	3	0	0
Mickey Stanley, R (1, 8) OBP: 0.305, SLG: 0.353	x 0-0 ① FC5-4 1-2f	x 0-0 ③ FC5-4 1-2f		x 0-0 1B 1-H 1B		x 0-0 ① SH5-3 1-2		x 0-0 ② L8		4	0	1	1	0	0	4
Jim Northrup, L (1, 9) OBP: 0.316, SLG: 0.374	x 0-0 ② L9		x 0-0 ① 4-3	x 0-0 1-3 1B		x 0-0 E1 2-H		SSS 0-3 ③ K		5	0	1	0	0	1	1
Bill Freehan, R (1, 2) OBP: 0.368, SLG: 0.468	x 0-0 ③ F6		BBBB 4-0 BB BB	x 0-0 ③ F3		x 0-0 ② 1-3			x 0-0 ① F6	4	0	0	0	1	0	4
Willie Horton, R (1, 7) OBP: 0.360, SLG: 0.603		BBBB 4-0 FC6-4 E 2B BB	BBBB 4-0 1-2 BB		x 0-0 HR	BBBB 4-0 BB			x 0-0 ② L5	2	2	1	1	3	0	0
Norm Cash, L (1, 3) OBP: 0.269, SLG: 0.372		x 0-0 E4 FC6-4 1-2	x 0-0 ② F7		x 0-0 ① 4-3	SSS 0-3 ③ K			x 0-0 HR	5	1	1	1	0	1	5
Don Wert, R (1, 5) OBP: 0.277, SLG: 0.358		x 0-0 ① FC6-4 2B 1-2f 2-3	x 0-0 ③ F6		x 0-0 E7 1B		x 0-0 ① F8		SSS 0-3 ③ K	5	0	1	0	0	1	4
Ray Oyler, R (1, 6) OBP: 0.218, SLG: 0.223 Tom Matchick, L (7, PH) OBP: 0.258, SLG: 0.242 (8, 6)	x 0-0 1-3 3-H 2B			x 0-0 ① 5-3	x 0-0 ② 5-3		x 0-0 ② F8			3 1	0 0	1 0	1 0	0 0	0 0	1 0
Joe Sparma, R (1, 1) OBP: 0.057, SLG: 0.057 Fred Lasher, R (7, 1) OBP: 0.333, SLG: 0.333 Lenny Green, L (7, PH) Daryl Patterson, L (8, 1) John Wyatt, R (8, 1)	SSS 0-3 ② K			x 0-0 ② 1-3	x 0-0 ③ 5-3		x 0-0 ③ F8			3 0 1 0 0	0 0 0 0 0	0 0 0 0 0	0 0 0 0 0	0 0 0 0 0	1 0 0 0 0	3 0 0 0 0
Inning Stats	R: 0 H: 0 E: 1 LOB: 1 K: 0 BB: 1 S: 3 P: 7	R: 1 H: 1 E: 1 LOB: 3 K: 1 BB: 2 S: 7 P: 15	R: 0 H: 0 E: 0 LOB: 2 K: 0 BB: 2 S: 3 P: 11	R: 1 H: 2 E: 0 LOB: 2 K: 0 BB: 1 S: 5 P: 9	R: 1 H: 2 E: 1 LOB: 1 K: 0 BB: 0 S: 5 P: 5	R: 1 H: 1 E: 1 LOB: 2 K: 1 BB: 1 S: 7 P: 11	R: 0 H: 0 E: 0 LOB: 0 K: 0 BB: 0 S: 3 P: 3	R: 0 H: 0 E: 0 LOB: 0 K: 1 BB: 0 S: 5 P: 5	R: 1 H: 1 E: 0 LOB: 0 K: 1 BB: 0 S: 6 P: 6	1B: 4 2B: 1 3B: 0 HR: 2	SF: 0 SAC: 1 DP: 0 HBP: 0			WP: 0 PB: 0 SB: 1 CS: 0	PA: 43		

PITCHER		IP	WLS	BF	H	R	ER	SO	BB	IBB	HBP	BLK	WP	HR	S	P	ERA	WHIP
Gary Bell, R ERA: 2.37	(1, 1)	5.2		32	6	4	3	1	6	1	0	0	0	1	27	55	4.76	2.118
Bill Landis, L ERA: 2.75	(6, 1)	0.1	W	1	0	0	0	1	0	0	0	0	0	0	3	3	0.00	0.000
Lee Stange, R ERA: 4.17	(7, 1)	3.0	S	10	1	1	1	2	0	0	0	0	0	1	14	14	3.00	0.333

PITCHER	IP	WLS	BF	H	R	ER	SO	BB	IBB	HBP	BLK	WP	HR	S	P	ERA	WHIP

BOTTOM

Boston Red Sox @ Detroit Tigers

Tiger Stadium, Detroit, MI

Wed Jun 19 1968, 4:33 AM EDT

Att. 30,573 - Unknown - 70 F

livebaseballscorecards.com

AB	35
R	5
H	7
RBI	4
BB	7
SO	4
LOB	22

Batter	1	2	3	4	5	6	7	8	9	AB	R	H	RBI	BB	SO	LOB
Mike Andrews, R (1, 4) OBP: 0.335, SLG: 0.318	E4 FC6-4		3-1			HBP		F2		3	0	0	0	0	0	0
Joe Lahoud, L (1, 9) OBP: 0.359, SLG: 0.270	F9			BB		K		F9		3	0	0	0	1	1	2
Carl Yastrzemski, L (1, 7) OBP: 0.455, SLG: 0.536	K			K		K		F8		4	0	0	0	0	3	3
Ken Harrelson, R (1, 3) OBP: 0.369, SLG: 0.602	FC6-4 1-2f			K			1-3		F8	4	0	0	0	0	1	2
Reggie Smith, S (1, 8) OBP: 0.368, SLG: 0.401		L8		K			1-3		1B	4	0	1	0	0	1	1
Rico Petrocelli, R (1, 6) OBP: 0.277, SLG: 0.377		F7			6-3		BB		F8	3	1	0	0	1	0	1
George Scott, R (1, 5) OBP: 0.230, SLG: 0.231		K			L8		1B 1-3		K	4	0	1	0	0	2	1
Elston Howard, R (1, 2) OBP: 0.306, SLG: 0.286			L8		L8		1B 1-2 3-H			3	0	1	1	0	0	0
Dick Ellsworth, L (1, 1) OBP: 0.097, SLG: 0.067			K			1-3		K2-3		1	0	0	0	0	1	0
Gary Waslewski, R (4, 1) OBP: 0.091, SLG: 0.048										1	0	0	0	0	0	0
Dalton Jones, L (7, PH) OBP: 0.193, SLG: 0.165										1	0	0	0	0	1	2
Sparky Lyle, L (7, 1)										0	0	0	0	0	0	0
Inning Stats	R: 0 E: 1 K: 1 S: 6 H: 0 LOB: 1 BB: 0 P: 6	R: 0 E: 0 K: 1 S: 5 H: 0 LOB: 0 BB: 0 P: 5	R: 0 E: 0 K: 1 S: 5 H: 0 LOB: 0 BB: 0 P: 5	R: 0 E: 0 K: 3 S: 9 H: 0 LOB: 1 BB: 1 P: 13	R: 0 E: 0 K: 0 S: 3 H: 0 LOB: 0 BB: 0 P: 3	R: 0 E: 0 K: 2 S: 7 H: 0 LOB: 1 BB: 0 P: 8	R: 1 E: 0 K: 1 S: 7 H: 2 LOB: 2 BB: 1 P: 11	R: 0 E: 0 K: 0 S: 3 H: 0 LOB: 0 BB: 0 P: 3	R: 0 E: 0 K: 1 S: 6 H: 1 LOB: 1 BB: 0 P: 6	1B: 3 2B: 0 3B: 0 HR: 0	SF: 0 SAC: 0 DP: 0 HBP: 1			WP: 0 PB: 0 SB: 0 CS: 0		PA: 34	

PITCHER	IP	WLS	BF	H	R	ER	SO	BB	IBB	HBP	BLK	WP	HR	S	P	ERA	WHIP
Denny McLain, R (1, 1) ERA: 1.99	9.0	W	34	3	1	1	10	2	0	1	0	0	0	51	60	1.00	0.556

PITCHER	IP	WLS	BF	H	R	ER	SO	BB	IBB	HBP	BLK	WP	HR	S	P	ERA	WHIP

TOP

Boston Red Sox @ Detroit Tigers

Tiger Stadium, Detroit, MI

Thu Jun 20 1968, 7:05 PM EDT

Att. 30,977 - Unknown - 65 F

livebaseballscorecards.com

AB	31
R	1
H	3
RBI	1
BB	2
SO	10
LOB	12

Boston Red Sox @ Detroit Tigers

Tiger Stadium, Detroit, MI

Thu Jun 20 1968, 7:05 PM EDT

Att. 30,977 - Unknown - 65 F

BOTTOM

Batter	1	2	3	4	5	6	7	8	9	AB	R	H	RBI	BB	SO	LOB
Dick McAuliffe, L (1, 4) OBP: 0.327, SLG: 0.414	F8		E7 1B; 2-H; 1B		E3 HR; 1-2		4-3; 2-3			4	1	1	1	0	0	2
Mickey Stanley, R (1, 8) OBP: 0.313, SLG: 0.378	5-3		2-3; 1B		1-H; 2-H; HR		2B; 3-H			4	1	3	4	0	0	0
Jim Northrup, L (1, 9) OBP: 0.311, SLG: 0.368	4-3		S S S; K		6-3		1-3			4	0	0	0	0	1	3
Bill Freehan, R (1, 3) OBP: 0.362, SLG: 0.460		L7		F8	F8			S S S; K		4	0	0	0	0	1	0
Willie Horton, R (1, 7) OBP: 0.358, SLG: 0.596 Wayne Comer, R (8, PR) OBP: 0.182, SLG: 0.364 (9, 7)		F9	S S S; K			F8		1B; L6-5; 1B		4 0	0 0	1 0	0 0	0 0	1 0	0 0
Don Wert, R (1, 5) OBP: 0.280, SLG: 0.358	5-3		B B B B; BB			5-3		1-3; 1B		3	0	1	0	1	0	0
Jim Price, R (1, 2) OBP: 0.232, SLG: 0.177			5-3	6-3		6-3		L6-5; 3-H		4	0	0	0	0	0	3
Ray Oyler, R (1, 6) OBP: 0.226, SLG: 0.221			B B B B; SH1-4; E; BB		S S S; K		B B B B; 4-3; SH5-4; 2B; BB			1	2	0	0	2	1	0
Denny McLain, R (1, 1) OBP: 0.146, SLG: 0.146			SH1-4; 1-2		E; HR; 1B		SH5-4; 1-2			1	1	1	0	0	0	0
Inning Stats	R: 0 E: 0 K: 0 S: 3 H: 0 LOB: 0 BB: 0 P: 3	R: 0 E: 0 K: 0 S: 3 H: 0 LOB: 0 BB: 0 P: 3	R: 1 E: 1 K: 1 S: 7 H: 2 LOB: 2 BB: 1 P: 11	R: 0 E: 0 K: 1 S: 5 H: 0 LOB: 0 BB: 1 P: 9	R: 3 E: 1 K: 1 S: 8 H: 2 LOB: 0 BB: 0 P: 8	R: 0 E: 0 K: 0 S: 3 H: 0 LOB: 0 BB: 0 P: 3	R: 1 E: 0 K: 0 S: 4 H: 1 LOB: 1 BB: 1 P: 8	R: 0 E: 0 K: 1 S: 6 H: 2 LOB: 1 BB: 0 P: 6		1B: 5 2B: 2 3B: 0 HR: 1 SF: 0 SAC: 2 DP: 1 HBP: 0						

livebaseballscorecards.com

AB	29
R	5
H	7
RBI	5
BB	3
SO	4
LOB	8

WP: 0 PA: 34
PB: 0
SB: 0
CS: 0

PITCHER		IP	WLS	BF	H	R	ER	SO	BB	IBB	HBP	BLK	WP	HR	S	P	ERA	WHIP
Dick Ellsworth, L ERA: 3.95	(1, 1)	3.2	L	14	2	1	1	2	1	0	0	0	0	0	17	21	2.46	0.818
Gary Waslewski, R ERA: 3.32	(4, 1)	2.1		11	2	3	2	1	1	0	0	0	0	1	12	16	7.71	1.286
Sparky Lyle, L ERA: 3.42	(7, 1)	2.0		9	3	1	1	1	1	0	0	0	0	0	10	14	4.50	2.000

PITCHER	IP	WLS	BF	H	R	ER	SO	BB	IBB	HBP	BLK	WP	HR	S	P	ERA	WHIP

Boston Red Sox @ Chicago White Sox

Comiskey Park, Chicago, IL

Fri Jun 21 1968, 4:33 AM EDT

Unknown

TOP

livebaseballscorecards.com

Batter	1	2	3	4	5	6	7	8	9	AB	R	H	RBI	BB	SO	LOB
Mike Andrews, R (1, 4) OBP: 0.327, SLG: 0.310	F8	FC5-4 BB 1B 1-2f 2-3 3-H	6-3			K BB F9		K		5	1	0	1	0	2	2
Joe Lahoud, L (1, 9) OBP: 0.349, SLG: 0.254	4-3	K		F3		F9 1-2		BB		4	0	0	0	1	1	3
Carl Yastrzemski, L (1, 7) OBP: 0.457, SLG: 0.531	1B BB	1B 3B 1-2 BB		F7		BB		K		2	1	0	0	3	1	1
Ken Harrelson, R (1, 3) OBP: 0.375, SLG: 0.602	1-3 1B	3B 1-2 2-H 3-H 1B		FC6-4 1B		K		K		5	1	3	2	0	2	3
Reggie Smith, S (1, 8) OBP: 0.373, SLG: 0.409	FC6-4 IBB	1B 1-H 2-H 3B		FC6-4 1-2f		1-2 2-3 BB			G3	3	1	1	2	2	0	1
Rico Petrocelli, R (1, 6) OBP: 0.276, SLG: 0.373	FC6-4 1-2f	3-H 1B			6-3	F4			6-3	5	0	1	1	0	0	6
George Scott, R (1, 5) OBP: 0.230, SLG: 0.230		HBP BB FC5-4 1B K			4-3		6-3		F2	5	1	1	0	0	1	1
Elston Howard, R (1, 2) OBP: 0.312, SLG: 0.287		FC5-4 HBP 1B 1-2 BB	6-3		1B		5-3			3	1	1	0	1	0	0
Ray Culp, R (1, 1) OBP: 0.150, SLG: 0.056		FC5-4 1-2 2-3 HBP	K		K		1-3			3	0	0	0	0	2	1
Bill Landis, L (7, 1)										0	0	0	0	0	0	0

	AB	35
	R	6
	H	7
	RBI	6
	BB	7
	SO	9
	LOB	18

Inning Stats																																		
	R: 0	E: 0	K: 0	S: 4	H: 1	LOB: 3	BB: 2	P: 12	R: 6	E: 0	K: 2	S: 11	H: 4	LOB: 1	BB: 2	P: 20	R: 0	E: 0	K: 1	S: 5	H: 0	LOB: 0	BB: 0	P: 5	R: 0	E: 0	K: 0	S: 4	H: 1	LOB: 1	BB: 0	P: 4
	R: 0	E: 0	K: 1	S: 6	H: 1	LOB: 1	BB: 0	P: 6	R: 0	E: 0	K: 2	S: 8	H: 0	LOB: 3	BB: 2	P: 16	R: 0	E: 0	K: 0	S: 3	H: 0	LOB: 0	BB: 0	P: 3	R: 0	E: 0	K: 3	S: 9	H: 0	LOB: 1	BB: 1	P: 13
	R: 0	E: 0	K: 0	S: 3	H: 0	LOB: 0	BB: 0	P: 3	1B: 6	2B: 0	3B: 1	HR: 0	SF: 0	SAC: 0	DP: 0	HBP: 1	WP: 1	PB: 0	SB: 0	CS: 0	PA: 43														

PITCHER		IP	WLS	BF	H	R	ER	SO	BB	IBB	HBP	BLK	WP	HR	S	P	ERA	WHIP
Joe Horlen, R ERA: 2.65	(1, 1)	2.0	L	16	5	6	6	2	3	1	1	0	0	0	15	32	27.00	4.000
Danny Lazar, L ERA:	(3, 1)	2.0		7	1	0	0	1	0	0	0	0	0	0	9	9	0.00	0.500
Don McMahon, R ERA: 2.4	(5, 1)	3.0		13	1	0	0	3	2	0	0	0	1	0	17	25	0.00	1.000
Hoyt Wilhelm, R ERA: 1.42	(8, 1)	2.0		7	0	0	0	3	1	0	0	0	0	0	12	16	0.00	0.500

PITCHER	IP	WLS	BF	H	R	ER	SO	BB	IBB	HBP	BLK	WP	HR	S	P	ERA	WHIP

BOTTOM

Boston Red Sox @ Chicago White Sox

Comiskey Park, Chicago, IL

Fri Jun 21 1968, 4:33 AM EDT

Unknown

livebaseballscorecards.com

Batter	1	2	3	4	5	6	7	8	9	AB	R	H	RBI	BB	SO	LOB
Luis Aparicio, R (1, 6) OBP: 0.277, SLG: 0.306	BBBB 4-0 CS BB		x 0-0 ② 4-3		SSS 0-3 ① K2-3		x 0-0 BB 1-2 2-3 1B		x 0-0 ① F8	4	0	1	0	1	1	1
Wayne Causey, L (1, 4) OBP: 0.275, SLG: 0.200 Hoyt Wilhelm, R (8, 1) Dick Kenworthy, R (9, PH) OBP: 0.333, SLG: 0.310	SSS 0-3 ①② K 1-2		BBBB 4-0 1B BB		x 0-0 1B		x 0-0 ① F3		x 0-0 FC6-4 1-3 1B	3 0 1	0 0 0	1 0 1	0 0 0	1 0 0	1 0 0	4 0 0
Leon Wagner, L (1, 9) OBP: 0.354, SLG: 0.348	BBBB 4-0 S BB		x 0-0 1-2 1B		x 0-0 ② F9		BBBB 4-0 1-2 2-3 3-H BB		x 0-0 ② FC6-4 1-2f 3-H	3	0	1	2	2	0	2
Pete Ward, L (1, 5) OBP: 0.370, SLG: 0.397	x 0-0 ③ F6 1-2		x 0-0 ③ 3-1		x 0-0 ③ 4-3		x 0-0 ② F7		SSS 0-3 K	5	0	0	0	0	1	8
Tom McCraw, L (1, 3) OBP: 0.284, SLG: 0.390		x 0-0 FC6-4 1B		x 0-0 1B 1B 1B		SSS 0-3 ① K	x 0-0 ③ 6-3			4	1	2	0	0	1	3
Tommy Davis, R (1, 7) OBP: 0.231, SLG: 0.285		SSS 0-3 ① K		SSS 0-3 ① K		x 0-0 ② F2		x 0-0 ① 6-3		4	0	0	0	0	2	2
Ken Berry, R (1, 8) OBP: 0.270, SLG: 0.330		x 0-0 ② F8		x 0-0 ② F8		x 0-0 ③ 6-3		x 0-0 ② 6-3		4	0	0	0	0	0	2
Jerry McNertney, R (1, 2) OBP: 0.338, SLG: 0.259		x 0-0 ③ FC6-4 1-2f		x 0-0 1B 1-2 1B			x 0-0 1B 1B BB 1B	x 0-0 ③ 6-3		4	1	2	0	0	0	1
Joe Horlen, R (1, 1) OBP: 0.069, SLG: 0.036 Danny Lazar, L (3, 1) Gary Peters, L (4, PH) OBP: 0.286, SLG: 0.364 Don McMahon, R (5, 1) OBP: 0.500, SLG: 0.500 Sandy Alomar Sr., S (7, PH) OBP: 0.292, SLG: 0.273 (8, 4)			SSS 0-3 ① K	x 0-0 ③ 1-3 2-H 1B			x 0-0 BB 1B 1-2 1B		BBBB 4-0 1B FC6-4 BB	0 1 1 0 1	0 0 0 0 1	0 0 1 0 1	0 0 1 0 1	0 1 0 0 0	0 0 0 0 0	0 0 0 0 0
Inning Stats	R: 0 E: 0 K: 1 S: 4 H: 0 LOB: 1 BB: 2 P: 12	R: 0 E: 0 K: 1 S: 6 H: 1 LOB: 1 BB: 0 P: 6	R: 0 E: 0 K: 1 S: 6 H: 1 LOB: 2 BB: 1 P: 10	R: 1 E: 0 K: 1 S: 7 H: 3 LOB: 2 BB: 0 P: 7	R: 0 E: 0 K: 1 S: 6 H: 1 LOB: 1 BB: 0 P: 6	R: 0 E: 0 K: 1 S: 5 H: 0 LOB: 0 BB: 0 P: 5	R: 1 E: 0 K: 0 S: 6 H: 3 LOB: 3 BB: 1 P: 10	R: 0 E: 0 K: 0 S: 3 H: 0 LOB: 0 BB: 0 P: 3	R: 1 E: 0 K: 1 S: 6 H: 1 LOB: 1 BB: 1 P: 10	1B: 10 2B: 0 3B: 0 HR: 0	SF: 0 SAC: 0 DP: 0 HBP: 0					

	AB	35
	R	3
	H	10
	RBI	3
	BB	5
	SO	7
	LOB	23

PITCHER		IP	WLS	BF	H	R	ER	SO	BB	IBB	HBP	BLK	WP	HR	S	P	ERA	WHIP
Ray Culp, R ERA: 4.32	(1, 1)	6.1	W	30	9	2	2	6	4	0	0	0	0	0	38	54	2.84	2.053
Bill Landis, L ERA: 2.82	(7, 1)	2.2	S	10	1	1	1	1	1	0	0	0	0	0	11	15	3.38	0.750

PITCHER	IP	WLS	BF	H	R	ER	SO	BB	IBB	HBP	BLK	WP	HR	S	P	ERA	WHIP

Boston Red Sox @ Chicago White Sox

Comiskey Park, Chicago, IL

Fri Jun 21 1968, 8:05 PM EDT

Att. 18,445 - Unknown

TOP

livebaseballscorecards.com

Batter	1	2	3	4	5	6	7	8	9	AB	R	H	RBI	BB	SO	LOB
Joe Lahoud, L (1, 9) OBP: 0.341, SLG: 0.250	F2		1B		F9		G3		6-3	5	0	1	0	0	0	0
Dalton Jones, L (1, 4) OBP: 0.183, SLG: 0.156	F9		4-3		G3			F8	4-3	5	0	0	0	0	0	1
Carl Yastrzemski, L (1, 7) OBP: 0.462, SLG: 0.540	BB			1B 3B		BB		4-3		2	1	1	0	2	0	0
Ken Harrelson, R (1, 3) OBP: 0.382, SLG: 0.611	K			CS 1B 3-H 1B		1-2 1B		2B		4	1	3	1	0	1	1
Reggie Smith, S (1, 8) OBP: 0.375, SLG: 0.415		3-1		1-2 CS 1B		F9		2-H 1B		4	2	2	1	0	0	2
Rico Petrocelli, R (1, 6) OBP: 0.275, SLG: 0.370		K		F4 1-2 2-3		F8		1B 2-H 1B		4	0	1	1	0	1	4
George Scott, R (1, 5) OBP: 0.235, SLG: 0.236		6-3		2-H 1B		F8		1-2 1B		4	0	2	1	0	0	2
Russ Gibson, R (1, 2) OBP: 0.167, SLG: 0.250			F2	1-3			G4-6-3 1B	5-3		4	0	1	0	0	0	3
Jerry Stephenson, L (1, 1) OBP: 0.357, SLG: 0.308			F8		4-1		G4-6-3 1-2f		F7	3	0	0	0	0	0	1
Norm Siebern, L (9, PH) OBP: 0.050, SLG: 0.050										1	0	0	0	0	0	0
Inning Stats	R: 0 E: 0 K: 1 S: 5 H: 0 LOB: 1 BB: 1 P: 9	R: 0 E: 0 K: 1 S: 5 H: 0 LOB: 0 BB: 0 P: 5	R: 0 E: 0 K: 0 S: 4 H: 1 LOB: 1 BB: 0 P: 4	R: 2 E: 0 K: 0 S: 6 H: 4 LOB: 1 BB: 0 P: 6	R: 0 E: 0 K: 0 S: 3 H: 0 LOB: 0 BB: 0 P: 3	R: 0 E: 0 K: 0 S: 4 H: 1 LOB: 2 BB: 1 P: 8	R: 0 E: 0 K: 0 S: 3 H: 1 LOB: 0 BB: 0 P: 3	R: 2 E: 0 K: 0 S: 7 H: 4 LOB: 2 BB: 0 P: 7	R: 0 E: 0 K: 0 S: 3 H: 0 LOB: 0 BB: 0 P: 3	1B: 8 2B: 2 3B: 1 HR: 0 SF: 0 SAC: 0 DP: 1 HBP: 0						

	AB	36
	R	4
	H	11
	RBI	4
	BB	2
	SO	2
	LOB	14

WP: 0 PB: 0 SB: 0 CS: 2 PA: 38

PITCHER		IP	WLS	BF	H	R	ER	SO	BB	IBB	HBP	BLK	WP	HR	S	P	ERA	WHIP
Cisco Carlos, R ERA: 3.0	(1, 1)	7.2	W	34	11	4	4	2	2	0	0	0	0	0	36	44	4.70	1.696
Hoyt Wilhelm, R ERA: 1.36	(8, 1)	1.1	S	4	0	0	0	0	0	0	0	0	0	0	4	4	0.00	0.000

PITCHER	IP	WLS	BF	H	R	ER	SO	BB	IBB	HBP	BLK	WP	HR	S	P	ERA	WHIP

BOTTOM

Boston Red Sox @ Chicago White Sox

Comiskey Park, Chicago, IL

Fri Jun 21 1968, 8:05 PM EDT

Att. 18,445 - Unknown

Batter	1	2	3	4	5	6	7	8	9	AB	R	H	RBI	BB	SO	LOB
Luis Aparicio, R (1, 6) OBP: 0.277, SLG: 0.313 Tim Cullen, R (7, 4) OBP: 0.288, SLG: 0.277	F8	4-3		K	1B 3B 3-H		1-3 1B 1-2			4 1	1 0	1 1	1 0	0 0	1 0	2 0
Sandy Alomar Sr., S (1, 4) OBP: 0.302, SLG: 0.286 (7, 6)	L5		E1 1B SF8 1B	1-3	1B 3-H		1-3 1-2 2-3			5	1	2	1	0	0	2
Bill Voss, L (1, 9) OBP: 0.243, SLG: 0.178	G3		BB S G3 1B 2-3		1B 1B F7		K			5	2	2	0	0	1	3
Leon Wagner, L (1, 7) OBP: 0.376, SLG: 0.357 Buddy Bradford, R (5, PR) OBP: 0.186, SLG: 0.232 (6, 7)		BBBB 2B 1B BB	BBBB G3 BB 1-2 BB		1B SF8 1B 1-3	1-6-3		F8		1 2	1 1	1 0	0 0	2 0	0 0	0 0
Tom McCraw, L (1, 3) OBP: 0.290, SLG: 0.401		1-3 1B 2B	SF8 3-H		SF8 S SH 1B 1-3 3-H	1B 1B		F9		4	2	3	2	0	0	0
Ken Berry, R (1, 8) OBP: 0.278, SLG: 0.332		BBBB 1B BB	BBBB G3 BB 1-2 2-3		SF8 1-3 3-H	3-6 1B 1-3		E3		2	0	1	1	2	0	0
Pete Ward, L (1, 5) OBP: 0.368, SLG: 0.391 Dick Kenworthy, R (8, 5) OBP: 0.326, SLG: 0.302	F3	G3 1-2 2-3 3-H			BBBB SH BB	3-6 1-2f		K		3 1	1 0	0 0	1 0	1 0	0 1	7 1
Duane Josephson, R (1, 2) OBP: 0.290, SLG: 0.331	1-2 2-H 3-H 1B	K			SH 3B 1-H 3-H		2-3			3	1	1	3	0	1	2
Cisco Carlos, R (1, 1) OBP: 0.167, SLG: 0.063 Hoyt Wilhelm, R (8, 1)	K		K	K	K		1-3 1B 1B			4 0	0 0	1 0	0 0	0 0	3 0	4 0
Inning Stats	R: 0 E: 0 K: 0 S: 3 H: 0 LOB: 0 BB: 0 P: 3	R: 2 E: 0 K: 1 S: 7 H: 2 LOB: 2 BB: 2 P: 15	R: 2 E: 1 K: 1 S: 7 H: 2 LOB: 2 BB: 2 P: 15	R: 0 E: 0 K: 2 S: 7 H: 0 LOB: 0 BB: 0 P: 7	R: 6 E: 1 K: 1 S: 11 H: 5 LOB: 1 BB: 1 P: 15	R: 0 E: 0 K: 0 S: 4 H: 2 LOB: 1 BB: 0 P: 4	R: 0 E: 0 K: 1 S: 7 H: 2 LOB: 2 BB: 0 P: 7	R: 0 E: 1 K: 1 S: 6 H: 0 LOB: 1 BB: 0 P: 6		1B: 11 2B: 2 3B: 1 HR: 0 SF: 2 SAC: 1 DP: 1 HBP: 0				WP: 0 PB: 0 SB: 2 CS: 0 PA: 43	

livebaseballscorecards.com

	AB	35
	R	10
	H	13
	RBI	9
	BB	5
	SO	7
	LOB	21

PITCHER	IP	WLS	BF	H	R	ER	SO	BB	IBB	HBP	BLK	WP	HR	S	P	ERA	WHIP
Jerry Stephenson, R (1, 1) ERA: 5.12	8.0	L	43	13	10	7	7	5	0	0	0	0	0	52	72	7.88	2.250

PITCHER	IP	WLS	BF	H	R	ER	SO	BB	IBB	HBP	BLK	WP	HR	S	P	ERA	WHIP

Batter	1	2	3	4	5	6	7	8	9	AB	R	H	RBI	BB	SO	LOB
Joe Foy, R (1, 5) OBP: 0.354, SLG: 0.322	F7	WP, E 2-H 3-H 1B			BBB 4-0 CS, SH1 BB		F9		E, 1B 1B 1B	4	1	2	2	1	0	0
Mike Andrews, R (1, 4) OBP: 0.330, SLG: 0.310	BBBB 4-0 1-3 BB	E4, WP 1-2			SH1 1-2		6-3		E7 1-3 1B	3	0	1	0	1	0	1
Carl Yastrzemski, L (1, 7) OBP: 0.457, SLG: 0.536	1-3 1-2	K 1-2 2-3			F5 2-3		1B 2B		K	5	1	1	0	0	2	6
Ken Harrelson, R (1, 9) OBP: 0.388, SLG: 0.609	F7		6-3			BBBB 4-0 1B, 1B, E BB	2-H 1B		1-2 3-H 1B	4	1	2	2	1	0	1
Reggie Smith, S (1, 8) OBP: 0.371, SLG: 0.410		F9	K			E, 1B 1-2 FC4-6-2 1B	F8		K	5	1	1	0	0	2	3
Rico Petrocelli, R (1, 6) OBP: 0.279, SLG: 0.373		HBP E 1B	5-3			F1		E1 F9 FC5-2 1B	K	4	1	2	0	0	0	2
Jerry Adair, R (8, PR) OBP: 0.277, SLG: 0.267 (8, 6)										1	0	0	0	0	1	2
George Scott, R (1, 3) OBP: 0.240, SLG: 0.238		E, 1B 1-2 1B HBP		5-3		FC4-6-2, E 1-2 2-3 1B		F9 2-3		3	1	1	0	0	0	1
Elston Howard, R (1, 2) OBP: 0.310, SLG: 0.286		E7 1-3 2-H 1B		F7		E4, FC4-6-2 1-2 2-3 3-H		FC5-2 3-H		4	1	1	2	0	0	4
Jose Santiago, R (1, 1) OBP: 0.200, SLG: 0.211		K		K		FC4-6-2 1-2 2-3 3-H		F4		4	0	0	1	0	2	6
Inning Stats	R: 0 E: 0 K: 0 S: 3 H: 0 LOB: 1 BB: 1 P: 7	R: 3 E: 2 K: 2 S: 11 H: 3 LOB: 2 BB: 0 P: 12	R: 0 E: 0 K: 1 S: 5 H: 0 LOB: 0 BB: 0 P: 5	R: 0 E: 0 K: 1 S: 5 H: 0 LOB: 0 BB: 0 P: 5	R: 0 E: 0 K: 0 S: 2 H: 0 LOB: 0 BB: 1 P: 6	R: 2 E: 1 K: 0 S: 5 H: 2 LOB: 1 BB: 1 P: 9	R: 1 E: 0 K: 0 S: 5 H: 2 LOB: 1 BB: 0 P: 5	R: 0 E: 1 K: 0 S: 4 H: 1 LOB: 2 BB: 0 P: 4	R: 1 E: 1 K: 3 S: 12 H: 3 LOB: 2 BB: 0 P: 12	1B: 10 2B: 2 3B: 0 HR: 0 SF: 0 SAC: 1 DP: 1 HBP: 1						

TOP

Boston Red Sox @ Chicago White Sox

Comiskey Park, Chicago, IL

Sat Jun 22 1968, 4:33 AM EDT

Att. 8,020 - Unknown - 66 F

livebaseballscorecards.com

AB	37
R	7
H	11
RBI	7
BB	3
SO	7
LOB	26

WP: 1 PB: 0 SB: 0 CS: 1 PA: 42

PITCHER		IP	WLS	BF	H	R	ER	SO	BB	IBB	HBP	BLK	WP	HR	S	P	ERA	WHIP
Gary Peters, L ERA: 3.54	(1, 1)	5.1	L	25	5	5	3	4	3	0	1	0	1	0	29	42	5.06	1.500
Bob Locker, R ERA: 3.58	(6, 1)	2.2		11	3	1	1	0	0	0	0	0	0	0	11	11	3.38	1.125
Danny Lazar, L ERA: 3.0	(9, 1)	1.0		6	3	1	1	3	0	0	0	0	0	0	12	12	9.00	3.000

PITCHER	IP	WLS	BF	H	R	ER	SO	BB	IBB	HBP	BLK	WP	HR	S	P	ERA	WHIP

Boston Red Sox @ Chicago White Sox

Comiskey Park, Chicago, IL

Sat Jun 22 1968, 4:33 AM EDT

Att. 8,020 - Unknown - 66 F

BOTTOM

Batter	1	2	3	4	5	6	7	8	9	AB	R	H	RBI	BB	SO	LOB
Luis Aparicio, R (1, 6) OBP: 0.284, SLG: 0.320	CS 1B		G4-3 1B 1-3 2-H			5-3		BB 1B 1-2		4	0	3	1	0	0	0
Sandy Alomar Sr., S (1, 5) OBP: 0.298, SLG: 0.269	L6 1-2		G4-3 1-2f 3-H			B1		BB 1-2 2-3		3	0	0	0	1	0	2
Danny Lazar, L (9, 1)										0	0	0	0	0	0	0
Bill Voss, L (1, 7) OBP: 0.243, SLG: 0.178	F9		5-3			5-3		F8		0	0	0	0	0	0	0
Buddy Bradford, R (1, 7) OBP: 0.181, SLG: 0.224										3	0	0	0	0	0	0
Tommy Davis, R (8, PH) OBP: 0.230, SLG: 0.283 (9, 7)										1	0	0	0	0	0	3
Leon Wagner, L (1, 9) OBP: 0.360, SLG: 0.338		K		G3			K		K	4	0	0	0	0	3	0
Ken Berry, R (1, 8) OBP: 0.277, SLG: 0.330		BB 1B		F8			5-3		5-3	4	0	1	0	0	0	0
Pete Ward, L (1, 3) OBP: 0.370, SLG: 0.387		L3 BB 1-2		4-3			F9		BB	2	0	0	0	2	0	0
Wayne Causey, L (1, 4) OBP: 0.260, SLG: 0.188		L3 1-2			F8			5-3	F9	4	0	0	0	0	0	3
Duane Josephson, R (1, 2) OBP: 0.296, SLG: 0.333			1B 1B		G4-6-3 BB			6-3		2	1	1	0	1	0	0
Gary Peters, L (1, 1) OBP: 0.294, SLG: 0.370			G4-3 1B 1-2		G4-6-3 1-2f			BB 1B		2	1	1	0	0	0	1
Bob Locker, S (6, 1)										0	0	0	0	0	0	0
Dick Kenworthy, R (8, PH) OBP: 0.340, SLG: 0.318 (9, 5)										1	0	1	0	0	0	0
Inning Stats	R: 0 E: 0 K: 0 S: 3 H: 1 LOB: 0 BB: 0 P: 3	R: 0 E: 0 K: 1 S: 5 H: 1 LOB: 1 BB: 1 P: 9	R: 2 E: 0 K: 0 S: 5 H: 3 LOB: 0 BB: 0 P: 5	R: 0 E: 0 K: 0 S: 3 H: 0 LOB: 0 BB: 0 P: 3	R: 0 E: 0 K: 0 S: 2 H: 0 LOB: 0 BB: 1 P: 6	R: 0 E: 0 K: 0 S: 3 H: 0 LOB: 0 BB: 0 P: 3	R: 0 E: 0 K: 1 S: 5 H: 0 LOB: 0 BB: 0 P: 5	R: 0 E: 0 K: 0 S: 5 H: 2 LOB: 3 BB: 1 P: 9	R: 0 E: 0 K: 1 S: 5 H: 0 LOB: 1 BB: 1 P: 9	1B: 7 2B: 1 3B: 0 HR: 0	SF: 0 SAC: 0 DP: 3 HBP: 0						

livebaseballscorecards.com

AB	30
R	2
H	7
RBI	1
BB	4
SO	3
LOB	9

WP: 0 PB: 0 SB: 0 CS: 1 PA: 34

PITCHER		IP	WLS	BF	H	R	ER	SO	BB	IBB	HBP	BLK	WP	HR	S	P	ERA	WHIP
Jose Santiago, R ERA: 2.28	(1, 1)	9.0	W	34	7	2	2	3	4	0	0	0	0	0	36	52	2.00	1.222

PITCHER	IP	WLS	BF	H	R	ER	SO	BB	IBB	HBP	BLK	WP	HR	S	P	ERA	WHIP

Batter	1	2	3	4	5	6	7	8	9	AB	R	H	RBI	BB	SO	LOB
Joe Foy, R (1, 5) OBP: 0.351, SLG: 0.319	F8		K	BB HBP 1B 1-2 3-H		6-3			6-3	5	0	1	1	0	1	1
Mike Andrews, R (1, 4) (7, 6) OBP: 0.332, SLG: 0.314	F8		CS SF7 2B 2-H	BB HBP 1-2 2-3			5-3		F3	4	1	1	1	0	0	0
Carl Yastrzemski, L (1, 7) OBP: 0.465, SLG: 0.536 Joe Lahoud, L (7, PR) (7, 7) OBP: 0.341, SLG: 0.250	BB		SF7 BB 2-3	G6-4-3 BB 1-2 2-3 3-H			FC6-4 BB			0	0	0	1	4	0	0
										0	0	0	0	0	0	0
Ken Harrelson, R (1, 9) OBP: 0.380, SLG: 0.599	F7		SF7 1-2 3-H	G6-4-3 1-2f			K			3	0	0	1	0	1	5
Reggie Smith, S (1, 8) OBP: 0.366, SLG: 0.403		F5	6-3		6-3		FC6-4 1-2f			4	0	0	0	0	0	2
Rico Petrocelli, R (1, 6) OBP: 0.284, SLG: 0.377 Dalton Jones, L (7, 4) OBP: 0.181, SLG: 0.154		5-3		1B 1B 1B	G6-4-3 1B			1-3		3	1	2	0	0	0	0
										1	0	0	0	0	0	0
George Scott, R (1, 3) OBP: 0.236, SLG: 0.233		F4	K		G6-4-3 1-2f			F7		4	0	0	0	0	1	2
Elston Howard, R (1, 2) OBP: 0.315, SLG: 0.292			E9 2B 1B	1B 1-2 1B 1B		6-3		5-3		4	2	2	0	0	0	0
Gary Bell, R (1, 1) OBP: 0.250, SLG: 0.333			2B 2B 2-H	HBP 1B 1-3 BB 2-H 1B		F9			K	4	2	2	2	0	1	0
Inning Stats	R: 0 H: 0 E: 0 LOB: 1 K: 0 BB: 1 S: 3 P: 7	R: 0 H: 0 E: 0 LOB: 0 K: 0 BB: 0 S: 3 P: 3	R: 3 H: 3 E: 1 LOB: 1 K: 1 BB: 1 S: 8 P: 12	R: 3 H: 4 E: 0 LOB: 2 K: 1 BB: 1 S: 8 P: 13	R: 0 H: 1 E: 0 LOB: 0 K: 0 BB: 0 S: 3 P: 3	R: 0 H: 0 E: 0 LOB: 0 K: 0 BB: 0 S: 3 P: 3	R: 0 H: 0 E: 0 LOB: 1 K: 1 BB: 1 S: 5 P: 9	R: 0 H: 0 E: 0 LOB: 0 K: 0 BB: 0 S: 3 P: 3	R: 0 H: 0 E: 0 LOB: 0 K: 1 BB: 0 S: 5 P: 5	1B: 6 SF: 1 2B: 2 SAC: 0 3B: 0 DP: 2 HR: 0 HBP: 1						

TOP

Boston Red Sox @ Chicago White Sox

Comiskey Park, Chicago, IL

Sun Jun 23 1968, 4:33 AM EDT

Unknown - 92 F

livebaseballscorecards.com

AB	32
R	6
H	8
RBI	6
BB	4
SO	4
LOB	10

WP: 0 PA: 38
PB: 0
SB: 0
CS: 1

PITCHER		IP	WLS	BF	H	R	ER	SO	BB	IBB	HBP	BLK	WP	HR	S	P	ERA	WHIP
Jack Fisher, R ERA: 3.31	(1, 1)	3.1	L	18	6	6	5	2	2	0	0	0	0	0	20	28	13.50	2.400
Don McMahon, R ERA: 2.2	(4, 1)	2.2		10	2	0	0	0	1	0	1	0	0	0	8	13	0.00	1.125
Danny Lazar, L ERA: 1.8	(7, 1)	2.0		7	0	0	0	1	1	0	0	0	0	0	8	12	0.00	0.500
Hoyt Wilhelm, R ERA: 1.32	(9, 1)	1.0		3	0	0	0	1	0	0	0	0	0	0	5	5	0.00	0.000

PITCHER	IP	WLS	BF	H	R	ER	SO	BB	IBB	HBP	BLK	WP	HR	S	P	ERA	WHIP

Batter	1	2	3	4	5	6	7	8	9	AB	R	H	RBI	BB	SO	LOB
Luis Aparicio, R (1, 6) OBP: 0.283, SLG: 0.319	5-3		F7			3-1 (1-2)		1B (2-H)		4	0	1	1	0	0	1
Wayne Causey, L (1, 4) OBP: 0.260, SLG: 0.191	1B			3-1		L6-4 (2-3)		F8		4	0	1	0	0	0	2
Tommy Davis, R (1, 7) OBP: 0.225, SLG: 0.276	F4			4-3			5-3		4-3	4	0	0	0	0	0	1
Leon Wagner, L (1, 9) OBP: 0.355, SLG: 0.333	F8			G3			FC3-6 1B		1-3	4	0	1	0	0	0	1
Pete Ward, L (1, 3) OBP: 0.364, SLG: 0.379		F9			F9		FC3-6 (1-2f)		F9	4	0	0	0	0	0	1
Ken Berry, R (1, 8) OBP: 0.278, SLG: 0.345		F9			HR		G3			3	1	1	1	0	0	1
Dick Kenworthy, R (1, 5) OBP: 0.340, SLG: 0.319		L5			L1-3 1B			F8		3	0	1	0	0	0	0
Jerry McNertney, R (1, 2) OBP: 0.324, SLG: 0.246			F4		L1-3 (1-2)			5-3		3	0	0	0	0	0	1
Jack Fisher, R (1, 1) OBP: 0.143, SLG: 0.143 Don McMahon, R (4, 1) OBP: 0.500, SLG: 0.500 Gary Peters, L (6, PH) OBP: 0.308, SLG: 0.370 Danny Lazar, L (7, 1) Buddy Bradford, R (8, PH) OBP: 0.189, SLG: 0.242 Hoyt Wilhelm, R (9, 1)			4-3			BBBB 4-0 L6-4 3-1 BB		1B 2B		1 0 0 0 1 0	0 0 0 0 1 0	0 0 0 0 0 0	0 0 0 0 0 0	0 0 1 0 0 0	0 0 0 0 0 0	0 0 1 0 1 0
Inning Stats	R: 0 E: 0 K: 0 S: 4 H: 1 LOB: 1 BB: 0 P: 4	R: 0 E: 0 K: 0 S: 3 H: 0 LOB: 0 BB: 0 P: 3	R: 0 E: 0 K: 0 S: 3 H: 0 LOB: 0 BB: 0 P: 3	R: 0 E: 0 K: 0 S: 3 H: 0 LOB: 0 BB: 0 P: 3	R: 1 E: 0 K: 0 S: 4 H: 2 LOB: 0 BB: 0 P: 4	R: 0 E: 0 K: 0 S: 2 H: 0 LOB: 0 BB: 1 P: 6	R: 0 E: 0 K: 0 S: 4 H: 1 LOB: 1 BB: 0 P: 4	R: 1 E: 0 K: 0 S: 5 H: 2 LOB: 1 BB: 0 P: 5	R: 0 E: 0 K: 0 S: 3 H: 0 LOB: 0 BB: 0 P: 3	1B: 4 2B: 3 3B: 0 HR: 1 SF: 0 SAC: 0 DP: 2 HBP: 0						

PITCHER	IP	WLS	BF	H	R	ER	SO	BB	IBB	HBP	BLK	WP	HR	S	P	ERA	WHIP
Gary Bell, R (1, 1) ERA: 2.33	9.0	W	32	6	2	2	0	1	0	0	0	0	1	31	35	2.00	0.778

PITCHER	IP	WLS	BF	H	R	ER	SO	BB	IBB	HBP	BLK	WP	HR	S	P	ERA	WHIP

BOTTOM

Boston Red Sox @ Chicago White Sox

Comiskey Park, Chicago, IL

Sun Jun 23 1968, 4:33 AM EDT

Unknown - 92 F

livebaseballscorecards.com

AB	31
R	2
H	6
RBI	2
BB	1
SO	0
LOB	8

1B: 4	SF: 0	WP: 0	PA: 32
2B: 3	SAC: 0	PB: 0	
3B: 0	DP: 2	SB: 0	
HR: 1	HBP: 0	CS: 0	

Batter	1	2	3	4	5	6	7	8	9	AB	R	H	RBI	BB	SO	LOB
Joe Foy, R (1, 5) OBP: 0.344, SLG: 0.311	6-3		F4		F5		5-3 1-2 2-3		6-3	5	0	0	0	0	0	4
Jerry Adair, R (1, 4) (6, 6) OBP: 0.275, SLG: 0.265	E 1B		F4			F4	F4			4	0	1	0	0	0	2
Carl Yastrzemski, L (1, 7) OBP: 0.463, SLG: 0.534 Norm Siebern, L (6, 7) OBP: 0.048, SLG: 0.048	E8 1-3 1B		F6			G3		K		3 1	0 0	1 0	0 0	0 0	0 1	0 0
Ken Harrelson, R (1, 9) OBP: 0.384, SLG: 0.598 Gary Waslewski, R (7, 1) OBP: 0.091, SLG: 0.048 Mike Andrews, R (8, PH) OBP: 0.335, SLG: 0.318 Sparky Lyle, L (8, 1)	G6-4-3 IBB			F9		1B		1B		2 0 1 0	0 0 0 0	1 0 1 0	0 0 0 0	1 0 0 0	0 0 0 0	0 0 0 0
Reggie Smith, S (1, 8) OBP: 0.363, SLG: 0.400 Joe Lahoud, L (6, PH) OBP: 0.333, SLG: 0.243 (6, 8)	G6-4-3 1-2f			F4		K		F8		2 2	0 0	0 0	0 0	0 0	0 1	3 2
Rico Petrocelli, R (1, 6) OBP: 0.282, SLG: 0.373 Dalton Jones, L (6, 4) OBP: 0.177, SLG: 0.151		K		F7			F8	F3		2 2	0 0	0 0	0 0	0 0	1 0	0 1
George Scott, R (1, 3) OBP: 0.236, SLG: 0.233		4-3			F9		1B 1B 1B		F6	4	1	1	0	0	0	0
Russ Gibson, R (1, 2) OBP: 0.214, SLG: 0.309		2B			1B		5-3 1-2 1B		1B	4	0	4	0	0	0	0
Jim Lonborg, R (1, 1) Lee Stange, R (1, 1) OBP: 0.273, SLG: 0.200 Darrell Brandon, R (3, 1) Gene Oliver, R (7, PH) OBP: 0.256, SLG: 0.147 (7, 9)		5-3			F8		5-3 1-2 2-H 1B		K	0 1 1 2	0 0 0 0	0 0 0 1	0 0 0 1	0 0 0 1	0 1 1 1	0 1 1 1
Inning Stats	R: 0 E: 1 K: 0 S: 4 H: 2 LOB: 2 BB: 1 P: 8	R: 0 E: 0 K: 1 S: 6 H: 1 LOB: 1 BB: 0 P: 6	R: 0 E: 0 K: 0 S: 3 H: 0 LOB: 0 BB: 0 P: 3	R: 0 E: 0 K: 0 S: 3 H: 0 LOB: 0 BB: 0 P: 3	R: 0 E: 0 K: 0 S: 4 H: 1 LOB: 1 BB: 0 P: 4	R: 0 E: 0 K: 1 S: 6 H: 1 LOB: 1 BB: 0 P: 6	R: 1 E: 0 K: 0 S: 6 H: 3 LOB: 2 BB: 0 P: 6	R: 0 E: 0 K: 1 S: 6 H: 1 LOB: 1 BB: 0 P: 6	R: 0 E: 0 K: 1 S: 6 H: 1 LOB: 1 BB: 0 P: 6	1B: 9 2B: 1 3B: 0 HR: 0 SF: 0 SAC: 0 DP: 1 HBP: 0						WP: 0 PB: 0 SB: 0 CS: 0 PA: 37

PITCHER		IP	WLS	BF	H	R	ER	SO	BB	IBB	HBP	BLK	WP	HR	S	P	ERA	WHIP
Wilbur Wood, L ERA: 1.65	(1, 1)	8.0	W	33	9	1	1	3	0	1	0	0	0	0	38	42	1.12	1.125
Hoyt Wilhelm, R ERA: 1.29	(9, 1)	1.0	S	4	1	0	0	1	0	0	0	0	0	0	6	6	0.00	1.000

PITCHER	IP	WLS	BF	H	R	ER	SO	BB	IBB	HBP	BLK	WP	HR	S	P	ERA	WHIP

TOP

Boston Red Sox @ Chicago White Sox

Comiskey Park, Chicago, IL

Sun Jun 23 1968, 4:38 AM EDT

Att. 18,471 - Overcast

livebaseballscorecards.com

AB	36
R	1
H	10
RBI	1
BB	1
SO	4
LOB	15

BOTTOM

Batter	1	2	3	4	5	6	7	8	9	AB	R	H	RBI	BB	SO	LOB
Luis Aparicio, R (1, 6) OBP: 0.290, SLG: 0.323	H 1-0 PB HBP 1B HBP	x 0-0 ① F7	x 0-0 1B		x 0-0 S 1B		x 0-0 ① 4-3			3	1	2	0	0	0	0
Sandy Alomar Sr., S (5, PR) OBP: 0.293, SLG: 0.264 (6, 6)										1	0	0	0	0	0	0
Wayne Causey, L (1, 4) OBP: 0.272, SLG: 0.197	H 1-0 PB 1-2 1B HBP	x 0-0 E HR 1B	x 0-0 ③ 6-3		x 0-0 ① F7 1-2		x 0-0 ② 5-3			3	2	1	0	0	0	2
Tim Cullen, R (6, 4) OBP: 0.286, SLG: 0.275										1	0	0	0	0	0	0
Leon Wagner, L (1, 9) OBP: 0.357, SLG: 0.337	x 0-0 ① F2 1-2 2-3	x 0-0 E3 1-2 HR		x 0-0 BB 1B 1B	x 0-0 ② F6		x 0-0 1B			5	2	2	0	0	0	5
Pete Ward, L (1, 3) OBP: 0.373, SLG: 0.398	x 0-0 1B 1B 2-H 3-H 1B	x 0-0 1-H 2-H HR		B B B B 4-0 1B 1-2 1B BB	B B B B 4-0 BB		x 0-0 ③ F8			3	3	2	5	2	0	1
Ken Berry, R (1, 8) OBP: 0.281, SLG: 0.346	x 0-0 1B 1-2 1B	x 0-0 ② 6-3		x 0-0 ① F9	x 0-0 ③ F5			x 0-0 G5-4-3 1B		5	1	2	0	0	0	4
Tommy Davis, R (1, 7) OBP: 0.223, SLG: 0.275	x 0-0 ② F9	x 0-0 ③ F3		x 0-0 1B 1-2 2-H 1B		x 0-0 1B		x 0-0 ① ② G5-4-3 1-2f		1	0	0	0	0	0	2
Buddy Bradford, R (2, 7) OBP: 0.200, SLG: 0.252										4	0	2	1	0	0	1
Dick Kenworthy, R (1, 5) OBP: 0.327, SLG: 0.308	x 0-0 1B 1-3 2-H 1B	x 0-0 ① F9		x 0-0 ② F9	S S S 0-3 ① K			x 0-0 ③ 6-3		5	0	1	1	0	1	3
Duane Josephson, R (1, 2) OBP: 0.306, SLG: 0.360	x 0-0 1-2 3-H 1B	x 0-0 HR		x 0-0 1-2 2-H 1B	x 0-0 ② F8					4	1	3	3	0	0	1
Wilbur Wood, R (1, 1) Hoyt Wilhelm, R (9, 1)	S S S 0-3 ③ K	x 0-0 ② 6-3		x 0-0 ③ 1-3	S S S 0-3 ③ K					4	0	0	0	0	2	5
										0	0	0	0	0	0	0
Inning Stats	R: 4 E: 0 K: 1 S: 9 H: 4 LOB: 2 BB: 0 P: 11	R: 3 E: 1 K: 0 S: 6 H: 2 LOB: 0 BB: 0 P: 6	R: 1 E: 0 K: 0 S: 5 H: 2 LOB: 1 BB: 0 P: 5	R: 2 E: 0 K: 0 S: 6 H: 3 LOB: 2 BB: 1 P: 10	R: 0 E: 0 K: 0 S: 4 H: 1 LOB: 2 BB: 1 P: 8	R: 0 E: 0 K: 2 S: 8 H: 1 LOB: 1 BB: 0 P: 8	R: 0 E: 0 K: 0 S: 4 H: 1 LOB: 1 BB: 0 P: 4	R: 0 E: 0 K: 0 S: 3 H: 1 LOB: 0 BB: 0 P: 3		1B: 13 2B: 0 3B: 0 HR: 2 SF: 0 SAC: 0 DP: 1 HBP: 2					WP: 0 PB: 1 SB: 1 CS: 0	PA: 43

PITCHER		IP	WLS	BF	H	R	ER	SO	BB	IBB	HBP	BLK	WP	HR	S	P	ERA	WHIP
Jim Lonborg, R ERA: 4.82	(1, 1)	0.0	L	2	0	2	2	0	0	0	2	0	0	0	0	2	∞	∞
Lee Stange, R ERA: 4.7	(1, 1)	2.0		13	6	5	4	1	0	0	0	0	0	1	15	15	18.00	3.000
Darrell Brandon, R ERA: 6.75	(3, 1)	4.0		21	7	3	3	2	2	0	0	0	0	1	23	31	6.75	2.250
Gary Waslewski, R ERA: 3.27	(7, 1)	1.0		4	1	0	0	0	0	0	0	0	0	0	4	4	0.00	1.000
Sparky Lyle, L ERA: 3.28	(8, 1)	1.0		3	1	0	0	0	0	0	0	0	0	0	3	3	0.00	1.000

PITCHER	IP	WLS	BF	H	R	ER	SO	BB	IBB	HBP	BLK	WP	HR	S	P	ERA	WHIP

Boston Red Sox @ Chicago White Sox

Comiskey Park, Chicago, IL

Sun Jun 23 1968, 4:38 AM EDT

Att. 18,471 - Overcast

livebaseballscorecards.com

AB	39
R	10
H	15
RBI	10
BB	2
SO	3
LOB	24

Batter	1	2	3	4	5	6	7	8	9	AB	R	H	RBI	BB	SO	LOB
Joe Foy, R (1, 5) OBP: 0.339, SLG: 0.305	3-1		5-3			K		F3		4	0	0	0	0	1	2
Mike Andrews, R (1, 4) OBP: 0.329, SLG: 0.311	F4		F7			F7			F2	4	0	0	0	0	0	0
Carl Yastrzemski, L (1, 7) OBP: 0.460, SLG: 0.527	F7			BB			K		F6	3	0	0	0	1	1	0
Ken Harrelson, R (1, 9) OBP: 0.386, SLG: 0.596		F4		F8			FC3-6, 1B		1B	4	0	2	0	0	0	1
Reggie Smith, S (1, 8) OBP: 0.361, SLG: 0.397		G6-4-3, 1B		K			FC3-6, WP 1-2f		F7	4	0	1	0	0	1	3
Rico Petrocelli, R (1, 6) OBP: 0.278, SLG: 0.368		G6-4-3 1-2f			5-3		F8 1-2			3	0	0	0	0	0	2
George Scott, R (1, 3) OBP: 0.237, SLG: 0.235			1B		K			6-3		3	0	1	0	0	1	0
Elston Howard, R (1, 2) OBP: 0.315, SLG: 0.301			K		K			2B		3	0	1	0	0	2	1
Ray Culp, R (1, 1) OBP: 0.143, SLG: 0.053			K			F9		6-3		1	0	0	0	0	1	1
Sparky Lyle, L (5, 1)										0	0	0	0	0	0	0
Joe Lahoud, L (6, PH) OBP: 0.330, SLG: 0.240										1	0	0	0	0	0	0
Gary Waslewski, R (6, 1) OBP: 0.091, SLG: 0.048										0	0	0	0	0	0	0
Dalton Jones, L (8, PH) OBP: 0.175, SLG: 0.149										1	0	0	0	0	0	1
Darrell Brandon, R (8, 1)										0	0	0	0	0	0	0
Inning Stats	R: 0 E: 0 K: 0 S: 3	H: 0 LOB: 0 BB: 0 P: 3	R: 0 E: 0 K: 0 S: 3	H: 1 LOB: 0 BB: 0 P: 3	R: 0 E: 0 K: 2 S: 8	H: 1 LOB: 1 BB: 0 P: 8	R: 0 E: 0 K: 1 S: 5	H: 0 LOB: 1 BB: 1 P: 9	R: 0 E: 0 K: 2 S: 7	H: 0 LOB: 0 BB: 0 P: 7	R: 0 E: 0 K: 1 S: 5	H: 0 LOB: 0 BB: 0 P: 5	R: 0 E: 0 K: 1 S: 6	H: 1 LOB: 1 BB: 0 P: 6	R: 0 E: 0 K: 0 S: 4	H: 1 LOB: 1 BB: 0 P: 4	R: 0 E: 0 K: 0 S: 4	H: 1 LOB: 1 BB: 0 P: 4	1B: 4 2B: 1 3B: 0 HR: 0	SF: 0 SAC: 0 DP: 1 HBP: 0	WP: 1 PB: 0 SB: 0 CS: 0	PA: 32

PITCHER		IP	WLS	BF	H	R	ER	SO	BB	IBB	HBP	BLK	WP	HR	S	P	ERA	WHIP
Wally Bunker, R ERA: 1.5	(1, 1)	9.0	W	32	5	0	0	7	1	0	0	0	1	0	45	49	0.00	0.667

PITCHER	IP	WLS	BF	H	R	ER	SO	BB	IBB	HBP	BLK	WP	HR	S	P	ERA	WHIP

TOP

Boston Red Sox @ Baltimore Orioles

Memorial Stadium, Baltimore, MD

Tue Jun 25 1968, 7:05 PM EDT

Att. 25,610 - Unknown

livebaseballscorecards.com

AB	31
R	0
H	5
RBI	0
BB	1
SO	7
LOB	11

Boston Red Sox @ Baltimore Orioles

Memorial Stadium, Baltimore, MD

Tue Jun 25 1968, 7:05 PM EDT

Att. 25,610 - Unknown

livebaseballscorecards.com

Batter	1	2	3	4	5	6	7	8	9	AB	R	H	RBI	BB	SO	LOB
Paul Blair, R (1, 8) OBP: 0.250, SLG: 0.261	S S S 0-3 K ①		x 0-0 F8 ①		x 0-0 1B 1B 1B ①	x 0-0 F3 ③		x 0-0 6-3 ②		5	1	1	0	0	1	2
Fred Valentine, S (1, 9) OBP: 0.297, SLG: 0.370	S S S 0-3 K ②		x 0-0 F4 ②		x 0-0 FC4-6 1B 1-2 1B 1B		x 0-0 F4 ①	x 0-0 L6 ③		5	1	1	0	0	1	1
Frank Robinson, R (1, 7) OBP: 0.378, SLG: 0.410	S S S 0-3 K ③		x 0-0 1-H HR		x 0-0 FC4-6 1-2 2-H 1B		x 0-0 1B 2B			4	2	3	3	0	1	0
Boog Powell, L (1, 3) OBP: 0.338, SLG: 0.428		x 0-0 2B 2B	x 0-0 G3 ③		x 0-0 FC4-6 1B 1-2f 2-3 ②		x 0-0 1B 2-H 1B			4	1	2	1	0	0	2
Brooks Robinson, R (1, 5) OBP: 0.286, SLG: 0.377		x 0-0 2-3 2B		x 0-0 4-3 ①	x 0-0 1-2 3-H 1B		x 0-0 5-3 ②			4	0	2	1	0	0	1
Curt Blefary, L (1, 2) OBP: 0.304, SLG: 0.316		S S S 0-3 K ①		S S S 0-3 K ②	x 0-0 4-3 ③		I I I 4-0 1B IBB			3	0	0	0	1	2	4
Davey Johnson, R (1, 4) OBP: 0.359, SLG: 0.390		x 0-0 F6 ②		H 1-0 S HBP		x 0-0 6-3 ①	x 0-0 1-3 2-H FC6-4 1B			3	0	1	1	0	0	2
Mark Belanger, R (1, 6) OBP: 0.232, SLG: 0.250		x 0-0 F7 ③		x 0-0 1-2 F8 ③		x 0-0 SH1-4 1B	x 0-0 1-2f FC6-4 ③			4	0	1	0	0	0	5
Wally Bunker, R (1, 1)			B B B 4-0 HR BB		S S S 0-3 K ①	x 0-0 1-2 SH1-4 ②		S S S 0-3 K ①		2	1	0	0	1	2	0
Inning Stats	R: 0 E: 0 K: 3 S: 9 H: 0 LOB: 0 BB: 0 P: 9	R: 0 E: 0 K: 1 S: 7 H: 2 LOB: 2 BB: 0 P: 7	R: 2 E: 0 K: 0 S: 4 H: 1 LOB: 0 BB: 1 P: 8	R: 0 E: 0 K: 1 S: 5 H: 0 LOB: 1 BB: 0 P: 6	R: 2 E: 0 K: 1 S: 9 H: 4 LOB: 2 BB: 0 P: 9	R: 0 E: 0 K: 0 S: 4 H: 1 LOB: 1 BB: 0 P: 4	R: 2 E: 0 K: 0 S: 6 H: 3 LOB: 2 BB: 1 P: 10	R: 0 E: 0 K: 1 S: 5 H: 0 LOB: 0 BB: 0 P: 5		1B: 7 2B: 3 3B: 0 HR: 1	SF: 0 SAC: 1 DP: 0 HBP: 1						

	AB	34
	R	6
	H	11
	RBI	6
	BB	2
	SO	7
	LOB	17

WP: 0 PB: 0 SB: 1 CS: 0 PA: 38

PITCHER		IP	WLS	BF	H	R	ER	SO	BB	IBB	HBP	BLK	WP	HR	S	P	ERA	WHIP
Ray Culp, R ERA: 4.6	(1, 1)	4.1	L	21	6	4	4	6	1	0	1	0	0	1	31	36	8.31	1.615
Sparky Lyle, L ERA: 3.2	(5, 1)	0.2		3	1	0	0	0	0	0	0	0	0	0	3	3	0.00	1.500
Gary Waslewski, R ERA: 3.44	(6, 1)	2.0		11	4	2	2	0	0	1	0	0	0	0	10	14	9.00	2.000
Darrell Brandon, R ERA: 5.4	(8, 1)	1.0		3	0	0	0	1	0	0	0	0	0	0	5	5	0.00	0.000

PITCHER	IP	WLS	BF	H	R	ER	SO	BB	IBB	HBP	BLK	WP	HR	S	P	ERA	WHIP

Batter	1	2	3	4	5	6	7	8	9	AB	R	H	RBI	BB	SO	LOB
Joe Foy, R (1, 5) OBP: 0.345, SLG: 0.307	F4		HBP			1B		BB		2	0	1	0	1	0	0
Jerry Adair, R (1, 4) OBP: 0.255, SLG: 0.245	F7		FC6-4 1-2f			FC5-4 1-2f		FC4-6 1-2f		4	0	0	0	0	0	3
Carl Yastrzemski, L (1, 7) OBP: 0.454, SLG: 0.517	3-1			K		F8		K		4	0	0	0	0	2	2
Ken Harrelson, R (1, 9) OBP: 0.384, SLG: 0.589		5-3		1B		5-3		F5		4	0	1	0	0	0	2
Reggie Smith, S (1, 8) OBP: 0.360, SLG: 0.395		K		F4			F8		1B	4	0	1	0	0	1	1
Rico Petrocelli, R (1, 6) OBP: 0.278, SLG: 0.366		1B		L7			5-3		F4	4	0	1	0	0	0	2
George Scott, R (1, 3) OBP: 0.237, SLG: 0.240		F3			K		HR 2B		K	4	1	1	0	0	2	2
Elston Howard, R (1, 2) OBP: 0.314, SLG: 0.321			5-3		K		2-H HR		F4	4	1	1	2	0	1	1
Bill Landis, L (1, 1)			K		K		K			2	0	0	0	0	2	0
Gene Oliver, R (7, PH) OBP: 0.250, SLG: 0.143										1	0	0	0	0	1	0
Lee Stange, R (7, 1) OBP: 0.273, SLG: 0.200										0	0	0	0	0	0	0
Inning Stats	R: 0 E: 0 K: 0 S: 3 H: 0 LOB: 0 BB: 0 P: 3	R: 0 E: 0 K: 1 S: 6 H: 1 LOB: 1 BB: 0 P: 6	R: 0 E: 0 K: 1 S: 5 H: 0 LOB: 1 BB: 0 P: 6	R: 0 E: 0 K: 1 S: 6 H: 1 LOB: 1 BB: 0 P: 6	R: 0 E: 0 K: 3 S: 9 H: 0 LOB: 0 BB: 0 P: 9	R: 0 E: 0 K: 0 S: 4 H: 1 LOB: 1 BB: 0 P: 4	R: 2 E: 0 K: 1 S: 7 H: 2 LOB: 0 BB: 0 P: 7	R: 0 E: 0 K: 1 S: 5 H: 0 LOB: 1 BB: 1 P: 9	R: 0 E: 0 K: 1 S: 6 H: 1 LOB: 1 BB: 0 P: 6	1B: 4 2B: 1 3B: 0 HR: 1 SF: 0 SAC: 0 DP: 0 HBP: 1						

PITCHER	IP	WLS	BF	H	R	ER	SO	BB	IBB	HBP	BLK	WP	HR	S	P	ERA	WHIP
Dave McNally, L (1, 1) ERA: 2.11	9.0	W	35	6	2	2	9	1	0	1	0	0	1	51	56	2.00	0.778

PITCHER	IP	WLS	BF	H	R	ER	SO	BB	IBB	HBP	BLK	WP	HR	S	P	ERA	WHIP

TOP

Boston Red Sox @ Baltimore Orioles

Memorial Stadium, Baltimore, MD

Wed Jun 26 1968, 7:05 PM EDT

Att. 17,861 - Unknown

livebaseballscorecards.com

AB	33
R	2
H	6
RBI	2
BB	1
SO	9
LOB	13

WP: 0 PA: 35
PB: 0
SB: 0
CS: 0

BOTTOM

Boston Red Sox @ Baltimore Orioles

Memorial Stadium, Baltimore, MD

Wed Jun 26 1968, 7:05 PM EDT

Att. 17,861 - Unknown

livebaseballscorecards.com

Batter	1	2	3	4	5	6	7	8	9	AB	R	H	RBI	BB	SO	LOB
Paul Blair, R (1, 8) OBP: 0.251, SLG: 0.261	FC5 BB 1B		F2-3		F4		SH1-3 1-2			3	0	1	0	0	0	1
Fred Valentine, S (1, 9) OBP: 0.296, SLG: 0.374	K		6-3		F6		1B 2-H 2B			4	1	1	1	0	1	2
Boog Powell, L (1, 3) OBP: 0.344, SLG: 0.443	FC5 1-2 BB			K		HR	1B 2-H			3	1	2	2	1	1	0
Frank Robinson, R (1, 7) OBP: 0.381, SLG: 0.432	FC5 1-2 2-3f			HR BB		HR	F5			3	2	1	1	1	0	3
Brooks Robinson, R (1, 5) OBP: 0.285, SLG: 0.387	K			HR 1-H		6-3	F8			4	1	1	2	0	1	3
Davey Johnson, R (1, 4) OBP: 0.357, SLG: 0.392		F9	K			6-3 2B	F7			4	0	1	0	0	1	0
Andy Etchebarren, R (1, 2) OBP: 0.311, SLG: 0.374		4-3	F9			6-3 2-3	K			4	0	0	0	0	1	1
Mark Belanger, R (1, 6) OBP: 0.227, SLG: 0.244		F4			1-3	6-3	F8			4	0	0	0	0	0	1
Dave McNally, R (1, 1)			K		BB		SH1-3 2B BB			1	1	0	0	2	1	0
Inning Stats	R: 0 E: 0 K: 2 S: 8 H: 1 LOB: 2 BB: 1 P: 12	R: 0 E: 0 K: 0 S: 3 H: 0 LOB: 0 BB: 0 P: 3	R: 0 E: 0 K: 1 S: 5 H: 0 LOB: 0 BB: 0 P: 5	R: 2 E: 0 K: 2 S: 8 H: 1 LOB: 0 BB: 1 P: 12	R: 0 E: 0 K: 0 S: 3 H: 0 LOB: 1 BB: 1 P: 7	R: 2 E: 0 K: 0 S: 6 H: 3 LOB: 1 BB: 0 P: 6	R: 2 E: 0 K: 0 S: 5 H: 2 LOB: 1 BB: 1 P: 9	R: 0 E: 0 K: 1 S: 5 H: 0 LOB: 0 BB: 0 P: 5		1B: 2 2B: 2 3B: 0 HR: 3 SF: 0 SAC: 1 DP: 0 HBP: 0						

	AB	30
	R	6
	H	7
	RBI	6
	BB	4
	SO	6
	LOB	11

WP: 0 PB: 0 SB: 0 CS: 0 PA: 35

PITCHER		IP	WLS	BF	H	R	ER	SO	BB	IBB	HBP	BLK	WP	HR	S	P	ERA	WHIP
Bill Landis, L ERA: 3.49	(1, 1)	6.0	L	26	5	4	4	5	3	0	0	0	0	3	33	45	6.00	1.333
Lee Stange, R ERA: 4.86	(7, 1)	2.0		9	2	2	2	1	1	0	0	0	0	0	10	14	9.00	1.500

PITCHER	IP	WLS	BF	H	R	ER	SO	BB	IBB	HBP	BLK	WP	HR	S	P	ERA	WHIP

Batter	1	2	3	4	5	6	7	8	9	AB	R	H	RBI	BB	SO	LOB
Max Alvis, R (1, 5) OBP: 0.309, SLG: 0.368	1-3	FC6-4 1-2f			K	FC6 FC4-6 1-2f 2-3			BB FC4-6	2	0	0	0	0	0	1
Vern Fuller, R (3, 4) OBP: 0.307, SLG: 0.259										2	0	0	0	1	1	2
Russ Snyder, L (1, 9) OBP: 0.265, SLG: 0.270	E 1B 1B		E BB		1-3	FC4-6 1-2f			FC4-6 PB 1B 1-2f 4-3	4	2	1	0	1	0	3
Jimmie Hall, L (1, 7) OBP: 0.293, SLG: 0.259	E8 1B 1-2		F8		2B		F9		PB 1B 1-2	5	0	2	0	0	0	2
Joe Azcue, R (1, 2) OBP: 0.323, SLG: 0.331			E5 1-2		BB		L6		4-3 1-2 2-H	3	0	1	1	1	0	1
Vicente Romo, R (7, 1)										0	0	0	0	0	0	0
Stan Williams, R (8, 1) OBP: 0.333, SLG: 0.280										0	0	0	0	0	0	0
Davey Nelson, R (9, PH) OBP: 0.211, SLG: 0.167	1-3 2-H 1B				3-1		K		G3	1	0	0	1	0	0	1
Duke Sims, L (1, 3) OBP: 0.374, SLG: 0.439	K	K	F9			1B WP 1B 1B		F6		4	1	1	0	0	1	4
Jose Cardenal, R (1, 8) OBP: 0.279, SLG: 0.307	K									4	0	1	0	0	2	1
Billy Harris, L (1, 4) OBP: 0.343, SLG: 0.469		E5 FC1-4		K	K 1-2			2B		4	0	1	0	0	2	1
Larry Brown, R (3, 5)																
Sam McDowell, L (1, 6) OBP: 0.271, SLG: 0.286		FC1-4 FC6-4 1-2f		F9		FC6 1B 2-3 1B		F8		4	0	1	0	0	0	2
Hal Kurtz, R (1, 1) OBP: 0.156, SLG: 0.116										1	0	0	0	0	1	1
Jose Vidal, R (3, 1)										1	0	0	0	0	0	0
Eddie Fisher, R (6, PH) OBP: 0.212, SLG: 0.300										1	0	1	1	0	0	0
Ken Suarez, R (6, 1)										0	0	0	0	0	0	0
(7, 2) OBP: 0.250, SLG: 0.250		K	6-3			FC6 1-2 3-H 1B		K		1	0	0	0	0	1	1
Inning Stats	R: 1 E: 1 K: 2 S: 10 H: 2 LOB: 2 BB: 0 P: 10	R: 0 E: 1 K: 1 S: 6 H: 0 LOB: 1 BB: 0 P: 6	R: 0 E: 1 K: 1 S: 6 H: 0 LOB: 2 BB: 1 P: 10	R: 0 E: 0 K: 1 S: 5 H: 0 LOB: 0 BB: 0 P: 5	R: 0 E: 0 K: 1 S: 6 H: 1 LOB: 2 BB: 1 P: 10	R: 1 E: 0 K: 1 S: 8 H: 3 LOB: 2 BB: 0 P: 8	R: 0 E: 0 K: 1 S: 5 H: 0 LOB: 0 BB: 0 P: 5	R: 0 E: 0 K: 1 S: 6 H: 1 LOB: 1 BB: 0 P: 6	R: 1 E: 0 K: 0 S: 4 H: 1 LOB: 1 BB: 1 P: 8	1B: 6 2B: 2 3B: 0 HR: 0 SF: 0 SAC: 0 DP: 0 HBP: 0						

PITCHER		IP	WLS	BF	H	R	ER	SO	BB	IBB	HBP	BLK	WP	HR	S	P	ERA	WHIP
Jose Santiago, R ERA: 2.18	(1, 1)	5.0	W	23	3	1	0	6	2	0	0	0	0	0	33	41	0.00	1.000
Gary Waslewski, R ERA: 3.42	(6, 1)	3.0		13	4	1	1	3	0	0	0	0	1	0	19	19	3.00	1.333
Sparky Lyle, L ERA: 3.08	(9, 1)	1.0	S	5	1	1	0	0	1	0	0	0	0	0	4	8	0.00	2.000

PITCHER	IP	WLS	BF	H	R	ER	SO	BB	IBB	HBP	BLK	WP	HR	S	P	ERA	WHIP

TOP

Cleveland Indians @ Boston Red Sox

Fenway Park, Boston, MA

Thu Jun 27 1968, 7:05 PM EDT

Att. 21,062 - Overcast - 60 F

livebaseballscorecards.com

AB	38
R	3
H	8
RBI	3
BB	3
SO	9
LOB	26

WP: 1	PA: 41		
PB: 1			
SB: 0			
CS: 0			

Cleveland Indians @ Boston Red Sox

Fenway Park, Boston, MA

Thu Jun 27 1968, 7:05 PM EDT

Att. 21,062 - Overcast - 60 F

livebaseballscorecards.com

BOTTOM

Batter	1	2	3	4	5	6	7	8	9	AB	R	H	RBI	BB	SO	LOB
Joe Foy, R (1, 5) OBP: 0.350, SLG: 0.311	E 1B BB	4-3 1B	F2	K	6-3					4	1	2	0	1	1	0
Jerry Adair, R (1, 4) (6, 6) OBP: 0.250, SLG: 0.241	E6 1B K	4-3 1-2	1B 1B	6-3						5	2	1	0	0	1	4
Carl Yastrzemski, L (1, 7) OBP: 0.458, SLG: 0.519 Joe Lahoud, L (7, PH) OBP: 0.326, SLG: 0.237 (8, 7)	K 1B E 1B	4-3 IBB	1B 1-2	F8	K					3 1	1 0	2 0	0 0	1 0	1 1	2 0
Ken Harrelson, R (1, 9) OBP: 0.389, SLG: 0.594	E 1B 1-3 2-H 1B	K	F7		1B 1-2 2-H 1B			2B		5	1	3	2	0	1	3
Reggie Smith, S (1, 8) OBP: 0.357, SLG: 0.395	E6 BB 1B 1-2 WP 3-H	F6		E 2B	L6			F8		5	2	1	0	0	0	5
Rico Petrocelli, R (1, 6) OBP: 0.281, SLG: 0.368 Gary Waslewski, R (6, 1) OBP: 0.091, SLG: 0.048 Norm Siebern, L (8, PH) OBP: 0.045, SLG: 0.045 Sparky Lyle, L (9, 1)	WP BB 1B 1-2 2-H 1B	E 1-2 1B	6-3	F8				F7		4 0 1 0	1 0 0 0	2 0 0 0	1 0 0 0	0 0 0 0	0 0 1 0	3 0 1 0
George Scott, R (1, 3) OBP: 0.237, SLG: 0.239	K	E3 1-2 2-H	E5 2-H 1B		K			F9		5	0	1	0	0	2	4
Russ Gibson, R (1, 2) OBP: 0.216, SLG: 0.296	WP 1-2 2-3 1B BB	4-3	F8		F4					3	1	0	0	1	0	3
Jose Santiago, R (1, 1) OBP: 0.209, SLG: 0.220 Dalton Jones, L (6, 4) OBP: 0.173, SLG: 0.147	BB 1-H 2-H 3-H 1B	F2	F4		6-3					3 1	0 0	1 0	2 0	0 0	0 0	1 0
Inning Stats	R: 6 E: 2 K: 3 S: 15 H: 4 LOB: 2 BB: 2 P: 23	R: 1 E: 1 K: 1 S: 8 H: 2 LOB: 2 BB: 0 P: 8	R: 0 E: 0 K: 0 S: 4 H: 1 LOB: 2 BB: 1 P: 8	R: 1 E: 1 K: 0 S: 5 H: 2 LOB: 1 BB: 0 P: 5	R: 1 E: 0 K: 0 S: 6 H: 3 LOB: 2 BB: 0 P: 6	R: 0 E: 0 K: 1 S: 5 H: 0 LOB: 0 BB: 0 P: 5	R: 0 E: 0 K: 2 S: 7 H: 0 LOB: 0 BB: 0 P: 7	R: 0 E: 0 K: 0 S: 4 H: 1 LOB: 1 BB: 0 P: 4		1B: 11 2B: 2 3B: 0 HR: 0 SF: 0 SAC: 0 DP: 0 HBP: 0				WP: 1 PB: 0 SB: 0 CS: 0 PA: 43		

	AB	40
	R	9
	H	13
	RBI	5
	BB	3
	SO	7
	LOB	26

PITCHER		IP	WLS	BF	H	R	ER	SO	BB	IBB	HBP	BLK	WP	HR	S	P	ERA	WHIP
Sam McDowell, L ERA: 1.74	(1, 1)	2.1	L	19	7	7	0	4	2	0	0	0	1	0	25	33	0.00	3.857
Hal Kurtz, R ERA: 4.56	(3, 1)	2.2		14	5	2	2	0	0	1	0	0	0	0	13	17	6.75	1.875
Eddie Fisher, R ERA: 3.31	(6, 1)	1.0		3	0	0	0	1	0	0	0	0	0	0	5	5	0.00	0.000
Vicente Romo, R ERA:	(7, 1)	1.0		3	0	0	0	2	0	0	0	0	0	0	7	7	0.00	0.000
Stan Williams, R ERA: 1.73	(8, 1)	1.0		4	1	0	0	0	0	0	0	0	0	0	4	4	0.00	1.000

PITCHER	IP	WLS	BF	H	R	ER	SO	BB	IBB	HBP	BLK	WP	HR	S	P	ERA	WHIP

Cleveland Indians @ Boston Red Sox

Fenway Park, Boston, MA

Sat Jun 29 1968, 3:33 AM EDT

Att. 22,263 - Cloudy - 83 F

TOP

livebaseballscorecards.com

Batter	1	2	3	4	5	6	7	8	9	AB	R	H	RBI	BB	SO	LOB
Russ Snyder, L (1, 9) OBP: 0.273, SLG: 0.280	F6		2-H 1B		2-H 1B		1-H 3-H HR		WP SF9 2B	3	0	2	2	0	0	0
Tommy Harper, R (7, PH) OBP: 0.291, SLG: 0.408 (7, 9)	K		BB		F7		G5-4-3 1B		SF9 WP BB	3	0	1	0	2	1	1
Jimmie Hall, L (1, 7) OBP: 0.288, SLG: 0.255	4-3		F7			G3	G5-4-3 1-2f		SF9 1-3 2-H	3	0	0	0	0	0	2
Lou Johnson, R (7, PH) OBP: 0.286, SLG: 0.354 (7, 7)										1	0	0	1	0	0	1
Joe Azcue, R (1, 2) OBP: 0.326, SLG: 0.341		G3-6-3 1B		F7		F8		4-3 2B	K	5	1	2	0	0	1	1
Duke Sims, L (1, 3) OBP: 0.367, SLG: 0.429		G3-6-3 1-2f		K		F8		4-3 2-3		4	0	0	0	0	1	2
Jose Cardenal, R (1, 8) OBP: 0.282, SLG: 0.321		F8		6-3			1B 3B	5-3 3-H 2B		4	1	2	1	0	0	0
Billy Harris, L (1, 4) OBP: 0.359, SLG: 0.472			SH1-4 1B 1B		K		1B HR 3-H 1B	5-3 2-3		4	2	2	1	0	1	1
Larry Brown, R (1, 6) OBP: 0.274, SLG: 0.290			F9		SH3-4 1B 1B		HR 1-3 1B	6-3		4	2	2	0	0	0	2
Luis Tiant, R (1, 1) OBP: 0.087, SLG: 0.109			SH1-4 1-2		SH3-4 1-2		F7		K	2	0	0	0	0	1	2
Inning Stats	R: 0 E: 0 K: 1 S: 5 H: 0 LOB: 0 BB: 0 P: 5	R: 0 E: 0 K: 0 S: 3 H: 1 LOB: 0 BB: 0 P: 3	R: 1 E: 0 K: 0 S: 5 H: 2 LOB: 2 BB: 1 P: 9	R: 0 E: 0 K: 1 S: 5 H: 0 LOB: 0 BB: 0 P: 5	R: 1 E: 0 K: 1 S: 7 H: 2 LOB: 1 BB: 0 P: 7	R: 0 E: 0 K: 0 S: 3 H: 0 LOB: 0 BB: 0 P: 3	R: 4 E: 0 K: 0 S: 7 H: 5 LOB: 0 BB: 0 P: 7	R: 1 E: 0 K: 0 S: 5 H: 2 LOB: 1 BB: 0 P: 5	R: 1 E: 0 K: 2 S: 8 H: 1 LOB: 1 BB: 1 P: 12	1B: 8 2B: 3 3B: 1 HR: 1	SF: 1 SAC: 2 DP: 2 HBP: 0						

	AB	35
	R	8
	H	13
	RBI	8
	BB	2
	SO	5
	LOB	12

	WP: 1	PA: 40
	PB: 0	
	SB: 0	
	CS: 0	

PITCHER		IP	WLS	BF	H	R	ER	SO	BB	IBB	HBP	BLK	WP	HR	S	P	ERA	WHIP
Gary Bell, R ERA: 2.64	(1, 1)	6.1	L	27	8	5	5	3	1	0	0	0	0	0	32	36	7.11	1.421
Sparky Lyle, L ERA: 3.54	(7, 1)	1.2		8	4	2	2	0	0	0	0	0	0	1	8	8	10.80	2.400
Juan Pizarro, L ERA: 3.75	(9, 1)	1.0		5	1	1	1	2	1	0	0	0	1	0	8	12	9.00	2.000

PITCHER	IP	WLS	BF	H	R	ER	SO	BB	IBB	HBP	BLK	WP	HR	S	P	ERA	WHIP

Batter	1	2	3	4	5	6	7	8	9	AB	R	H	RBI	BB	SO	LOB
Joe Foy, R (1, 5) OBP: 0.348, SLG: 0.309	F8		F4 1-2		G4-3 1-3 1B			6-3		4	0	1	0	0	0	1
Jerry Adair, R (1, 4) OBP: 0.234, SLG: 0.226	K		5-3		G4-3 1-2f			K		4	0	0	0	0	2	3
Carl Yastrzemski, L (1, 7) OBP: 0.455, SLG: 0.513	K		BB			K			F5	3	0	0	0	1	2	0
Ken Harrelson, R (1, 9) OBP: 0.382, SLG: 0.583		6-3	K			K			K	4	0	0	0	0	3	2
Reggie Smith, S (1, 8) OBP: 0.359, SLG: 0.394		1B 1B	K			4-3			2B BB	3	1	1	0	1	1	0
Rico Petrocelli, R (1, 6) OBP: 0.281, SLG: 0.371		K	6-3				K		2B 1-H	4	0	1	1	0	2	1
George Scott, R (1, 3) OBP: 0.237, SLG: 0.239		K 1-3 1B	F8				F3		5-3	4	0	1	0	0	0	1
Elston Howard, R (1, 2) OBP: 0.314, SLG: 0.321		K			1B 1B		6-3			3	0	1	0	0	1	2
Gary Bell, R (1, 1) OBP: 0.269, SLG: 0.346			WP 1B		K			K		2	0	1	0	0	1	1
Sparky Lyle, L (7, 1)										0	0	0	0	0	0	0
Dalton Jones, L (8, PH) OBP: 0.172, SLG: 0.146										1	0	0	0	0	1	0
Juan Pizarro, L (9, 1)										0	0	0	0	0	0	0
Inning Stats	R: 0 E: 0 K: 2 S: 7 H: 0 LOB: 0 BB: 0 P: 7	R: 0 E: 0 K: 2 S: 9 H: 2 LOB: 2 BB: 0 P: 9	R: 0 E: 0 K: 1 S: 6 H: 1 LOB: 2 BB: 1 P: 10	R: 0 E: 0 K: 1 S: 5 H: 0 LOB: 0 BB: 0 P: 5	R: 0 E: 0 K: 1 S: 6 H: 2 LOB: 1 BB: 0 P: 6	R: 0 E: 0 K: 2 S: 7 H: 0 LOB: 0 BB: 0 P: 7	R: 0 E: 0 K: 1 S: 5 H: 0 LOB: 0 BB: 0 P: 5	R: 0 E: 0 K: 2 S: 7 H: 0 LOB: 0 BB: 0 P: 7	R: 1 E: 0 K: 1 S: 6 H: 1 LOB: 1 BB: 1 P: 10	1B: 5 2B: 1 3B: 0 HR: 0 SF: 0 SAC: 0 DP: 1 HBP: 0						

PITCHER	IP	WLS	BF	H	R	ER	SO	BB	IBB	HBP	BLK	WP	HR	S	P	ERA	WHIP
Luis Tiant, R (1, 1) ERA: 1.19	9.0	W	34	6	1	1	13	2	0	0	0	1	0	58	66	1.00	0.889

PITCHER	IP	WLS	BF	H	R	ER	SO	BB	IBB	HBP	BLK	WP	HR	S	P	ERA	WHIP

BOTTOM

Cleveland Indians @ Boston Red Sox

Fenway Park, Boston, MA

Sat Jun 29 1968, 3:33 AM EDT

Att. 22,263 - Cloudy - 83 F

livebaseballscorecards.com

AB	32
R	1
H	6
RBI	1
BB	2
SO	13
LOB	11

WP: 1 PA: 34
PB: 0
SB: 0
CS: 0

Cleveland Indians @ Boston Red Sox

Fenway Park, Boston, MA

Sat Jun 29 1968, 7:05 PM EDT

Att. 25,078 - Unknown - 80 F

livebaseballscorecards.com

TOP

Batter	1	2	3	4	5	6	7	8	9	AB	R	H	RBI	BB	SO	LOB
Russ Snyder, L (1, 9) OBP: 0.273, SLG: 0.279	1-3		FC6-4 1B		2-3 1-2		F8		5-3	4	0	1	0	0	0	1
Tommy Harper, R (9, PH) OBP: 0.289, SLG: 0.406 (9, 9)										1	0	0	0	0	0	0
Max Alvis, R (1, 5) OBP: 0.315, SLG: 0.369	K		FC6-4 1-2f		WP BB BB		E SF8 2B		K2-3	4	1	1	0	1	2	1
Lou Johnson, R (1, 7) OBP: 0.286, SLG: 0.367	HR			E6 4-3 1B	F3		E5 S 2-3			4	2	1	1	0	0	3
Joe Azcue, R (1, 2) OBP: 0.324, SLG: 0.336	F8			4-3 1-2	WP 1-2 2-3		SF8 1-2 3-H			2	0	0	1	1	0	1
Duke Sims, L (1, 3) OBP: 0.369, SLG: 0.425		G3		1B IBB	1B IBB 1-2 2-3 3-H		F7			2	0	0	0	2	0	1
Jose Cardenal, R (1, 8) OBP: 0.285, SLG: 0.324		CS S 1B		1-2 2-H 1B	F9			F5		4	0	2	1	0	0	3
Billy Harris, L (1, 4) OBP: 0.326, SLG: 0.425		F7 1-3		F7		F7		F7		4	0	0	0	0	0	3
Larry Brown, R (1, 6) OBP: 0.274, SLG: 0.289			F7	K		1B		6-3		4	0	1	0	0	1	2
Sonny Siebert, R (1, 1) OBP: 0.208, SLG: 0.196			F6		BB 2-3 WP 1B	4-3			K	4	1	1	0	0	1	0
Inning Stats	R: 1 E: 0 K: 1 S: 6 H: 1 LOB: 0 BB: 0 P: 6	R: 0 E: 0 K: 0 S: 3 H: 1 LOB: 0 BB: 0 P: 3	R: 0 E: 0 K: 0 S: 4 H: 1 LOB: 1 BB: 0 P: 4	R: 1 E: 1 K: 1 S: 7 H: 1 LOB: 2 BB: 1 P: 11	R: 1 E: 0 K: 0 S: 4 H: 1 LOB: 3 BB: 3 P: 16	R: 0 E: 0 K: 0 S: 3 H: 1 LOB: 0 BB: 0 P: 3	R: 1 E: 1 K: 0 S: 5 H: 1 LOB: 1 BB: 0 P: 5	R: 0 E: 0 K: 0 S: 3 H: 0 LOB: 0 BB: 0 P: 3	R: 0 E: 0 K: 2 S: 7 H: 0 LOB: 0 BB: 0 P: 7	1B: 5 2B: 1 3B: 0 HR: 1 SF: 1 SAC: 0 DP: 0 HBP: 0	WP: 1 PB: 0 SB: 2 CS: 1 PA: 38					

	AB	33
	R	4
	H	7
	RBI	3
	BB	4
	SO	4
	LOB	15

PITCHER		IP	WLS	BF	H	R	ER	SO	BB	IBB	HBP	BLK	WP	HR	S	P	ERA	WHIP
Ray Culp, R ERA: 4.54	(1, 1)	4.2	L	22	5	3	2	2	2	1	0	0	0	1	23	35	3.86	1.500
Juan Pizarro, L ERA: 3.65	(5, 1)	0.1		2	0	0	0	0	1	0	0	0	1	0	1	5	0.00	3.000
Lee Stange, R ERA: 4.61	(6, 1)	3.0		11	2	1	0	0	0	0	0	0	0	0	11	11	0.00	0.667
Bill Landis, L ERA: 3.38	(9, 1)	1.0		3	0	0	0	2	0	0	0	0	0	0	7	7	0.00	0.000

PITCHER	IP	WLS	BF	H	R	ER	SO	BB	IBB	HBP	BLK	WP	HR	S	P	ERA	WHIP

Cleveland Indians @ Boston Red Sox

Fenway Park, Boston, MA

Sat Jun 29 1968, 7:05 PM EDT

Att. 25,078 - Unknown - 80 F

BOTTOM

livebaseballscorecards.com

Batter	1	2	3	4	5	6	7	8	9	AB	R	H	RBI	BB	SO	LOB
Joe Foy, R (1, 5) OBP: 0.351, SLG: 0.313	1-3		F8		2-3 1B			1B		4	0	2	0	0	0	0
Mike Andrews, R (1, 4) Lee Stange, R (6, 1) Joe Lahoud, L (8, PH) Bill Landis, L (9, 1) OBP: 0.329, SLG: 0.308 OBP: 0.273, SLG: 0.200 OBP: 0.323, SLG: 0.234	5-3			BBBB 4-3 WP 1B BB	F8			SSS K		2 0 1 0	1 0 0 0	0 0 0 0	0 0 0 0	1 0 0 0	0 0 1 0	2 0 1 0
Carl Yastrzemski, L (1, 7) OBP: 0.452, SLG: 0.506	BBBB WP BB			4-3 1-3		4-3		SSS K		3	0	0	0	1	1	2
Ken Harrelson, R (1, 9) OBP: 0.376, SLG: 0.571	L6 1-2			SSS K		5-3			F8	4	0	0	0	0	1	2
Reggie Smith, S (1, 8) OBP: 0.357, SLG: 0.392		4-3		3-H 1B		F8			F4	4	0	1	1	0	0	0
Rico Petrocelli, R (1, 6) OBP: 0.280, SLG: 0.369		F9		F8			FC5-4 1B		F6	4	0	1	0	0	0	1
George Scott, R (1, 3) OBP: 0.234, SLG: 0.236		F7			5-3		1-2f FC5-4 G6-3			3	0	0	0	0	0	1
Russ Gibson, R (1, 2) OBP: 0.208, SLG: 0.284			F6		4-3		1-2f G6-3			3	0	0	0	0	0	1
Ray Culp, R (1, 1) Juan Pizarro, L (5, 1) Dalton Jones, L (5, PH) (6, 4) OBP: 0.136, SLG: 0.050 OBP: 0.178, SLG: 0.163			SSS K		1B 2B			F5		1 0 2	0 0 0	0 0 1	0 0 0	1 0 0	0 0 0	0 0 0

	AB	31
	R	1
	H	5
	RBI	1
	BB	2
	SO	4
	LOB	10

Inning Stats										
	R: 0 H: 0 E: 0 LOB: 1 K: 0 BB: 1 S: 3 P: 7	R: 0 H: 0 E: 0 LOB: 0 K: 0 BB: 0 S: 3 P: 3	R: 0 H: 0 E: 0 LOB: 0 K: 1 BB: 0 S: 5 P: 5	R: 1 H: 1 E: 0 LOB: 1 K: 1 BB: 1 S: 6 P: 10	R: 0 H: 2 E: 0 LOB: 2 K: 0 BB: 0 S: 5 P: 5	R: 0 H: 0 E: 0 LOB: 0 K: 0 BB: 0 S: 3 P: 3	R: 0 H: 1 E: 0 LOB: 0 K: 0 BB: 0 S: 3 P: 3	R: 0 H: 1 E: 0 LOB: 1 K: 2 BB: 0 S: 8 P: 8	R: 0 H: 0 E: 0 LOB: 0 K: 0 BB: 0 S: 3 P: 3	1B: 4 SF: 0 2B: 1 SAC: 0 3B: 0 DP: 1 HR: 0 HBP: 0	WP: 2 PA: 33 PB: 0 SB: 0 CS: 0

PITCHER	IP	WLS	BF	H	R	ER	SO	BB	IBB	HBP	BLK	WP	HR	S	P	ERA	WHIP
Sonny Siebert, R (1, 1) ERA: 2.27	9.0	W	33	5	1	1	4	2	0	0	0	2	0	39	47	1.00	0.778

PITCHER	IP	WLS	BF	H	R	ER	SO	BB	IBB	HBP	BLK	WP	HR	S	P	ERA	WHIP

Batter	1	2	3	4	5	6	7	8	9	10	AB	R	H	RBI	BB	SO	LOB
Max Alvis, R (1, 5) OBP: 0.310, SLG: 0.363	K		F7		F2		K		4-3		5	0	0	0	0	2	1
Jimmie Hall, L (1, 9) OBP: 0.289, SLG: 0.251	F7		F8		1B IBB		BB S			BB FC3-6	2	0	0	0	1	0	0
Tommy Harper, R (7, PH) (7, 9) OBP: 0.298, SLG: 0.406										BB	0	0	0	0	2	0	0
Lou Johnson, R (1, 7) OBP: 0.284, SLG: 0.363	F2		6-3		1-2 2-H 1B		K 1-2			FC3-6 BB 1-2f HR	5	1	1	1	0	1	2
Joe Azcue, R (1, 2) OBP: 0.320, SLG: 0.326		E5 1B E		F8	F8			F9		HR BB 1-2	4	2	0	0	1	0	2
Duke Sims, L (1, 3) OBP: 0.384, SLG: 0.451		FC4-6 1B 1-2		BB		1B		BB		HR 1-H 2-H	3	1	3	3	2	0	0
Jose Cardenal, R (1, 8) OBP: 0.284, SLG: 0.325		FC4-6 1B 1B 1-2f 2-H		F7		F6		K		1B 2B	5	2	1	0	0	1	4
Billy Harris, L (1, 4) OBP: 0.333, SLG: 0.429						K		F9		FC6-4 1B 2-H	2	0	1	1	0	0	1
Vern Fuller, R (6, PH) (6, 4) OBP: 0.308, SLG: 0.261		1B 1-H		F8							3	0	1	1	0	1	2
Larry Brown, R (1, 6) OBP: 0.272, SLG: 0.287		F4			WP 1B 1B	F6			F8	FC6-4 1-2f	5	1	1	0	0	0	3
Steve Hargan, R (1, 1) OBP: 0.216, SLG: 0.250		6-3			F3 1-2		K		K	K	0	0	0	0	0	0	0
Vicente Romo, R (1, 1)											3	0	0	0	0	1	2
Stan Williams, R (8, 1) OBP: 0.310, SLG: 0.259											2	0	0	0	0	2	1
Inning Stats	R: 0 E: 0 K: 1 S: 5 / H: 0 LOB: 0 BB: 0 P: 5	R: 2 E: 2 K: 0 S: 6 / H: 2 LOB: 1 BB: 0 P: 6	R: 0 E: 0 K: 0 S: 3 / H: 0 LOB: 0 BB: 0 P: 3	R: 0 E: 0 K: 0 S: 3 / H: 0 LOB: 1 BB: 1 P: 7	R: 1 E: 0 K: 0 S: 5 / H: 2 LOB: 2 BB: 1 P: 9	R: 0 E: 0 K: 1 S: 6 / H: 1 LOB: 1 BB: 0 P: 6	R: 0 E: 0 K: 3 S: 9 / H: 0 LOB: 1 BB: 1 P: 13	R: 0 E: 0 K: 1 S: 5 / H: 0 LOB: 1 BB: 1 P: 9	R: 0 E: 0 K: 1 S: 5 / H: 0 LOB: 0 BB: 0 P: 5	R: 4 E: 0 K: 1 S: 8 / H: 3 LOB: 1 BB: 2 P: 16	1B: 6 2B: 1 3B: 0 HR: 1	SF: 0 SAC: 0 DP: 0 HBP: 0					

TOP

Cleveland Indians @ Boston Red Sox

Fenway Park, Boston, MA

Sun Jun 30 1968, 3:33 AM EDT

Att. 27,289 - Unknown - 92 F

livebaseballscorecards.com

AB	39
R	7
H	8
RBI	6
BB	6
SO	8
LOB	18

WP: 1 PB: 0 SB: 1 CS: 0 PA: 45

PITCHER		IP	WLS	BF	H	R	ER	SO	BB	IBB	HBP	BLK	WP	HR	S	P	ERA	WHIP
Gary Waslewski, R ERA: 3.31	(1, 1)	5.0		22	4	3	1	1	1	1	0	0	1	0	22	30	1.80	1.000
Bill Landis, L ERA: 3.16	(6, 1)	2.0		8	1	0	0	4	1	0	0	0	0	0	15	19	0.00	1.000
Lee Stange, R ERA: 4.45	(8, 1)	2.0		7	0	0	0	2	1	0	0	0	0	0	10	14	0.00	0.500
Jerry Stephenson, R ERA: 5.32	(10, 1)	0.0	L	1	0	1	1	0	1	0	0	0	0	0	0	4	∞	∞
Sparky Lyle, L ERA: 4.45	(10, 1)	0.1		4	2	2	2	0	1	0	0	0	0	1	3	7	54.00	9.000

PITCHER		IP	WLS	BF	H	R	ER	SO	BB	IBB	HBP	BLK	WP	HR	S	P	ERA	WHIP
Darrell Brandon, R ERA: 4.76	(10, 1)	0.2		3	1	1	1	1	0	0	0	0	0	0	5	5	13.50	1.500

Cleveland Indians @ Boston Red Sox

Fenway Park, Boston, MA

Sun Jun 30 1968, 3:33 AM EDT

Att. 27,289 - Unknown - 92 F

livebaseballscorecards.com

BOTTOM

Batter	1	2	3	4	5	6	7	8	9	10	AB	R	H	RBI	BB	SO	LOB
Joe Foy, R (1, 5) OBP: 0.348, SLG: 0.307	2-3	K			1-6-3		FC6-4 BB		SH1 1-2	FC5-4 1-2f	4	0	0	0	1	1	2
Mike Andrews, R (1, 4) OBP: 0.332, SLG: 0.305 Lee Stange, R (8, 1) OBP: 0.273, SLG: 0.200 Jerry Adair, R (9, PH) OBP: 0.231, SLG: 0.222 (10, 4)	BB BB 1B BB		F8		BB		FC6-4 1-2f		F8		2 0 1	1 0 0	0 0 0	0 0 0	2 0 0	0 0 0	1 0 2
Carl Yastrzemski, L (1, 7) OBP: 0.448, SLG: 0.498	BB 1-2 1B BB		F7		K		F8		K		4	1	0	0	1	2	4
Ken Harrelson, R (1, 9) OBP: 0.380, SLG: 0.589	1B 1-2 2-3 BB		F7		F6			HR		4-3 6-3 2B	4	2	2	1	1	0	1
Reggie Smith, S (1, 8) OBP: 0.361, SLG: 0.400	1-2 2-H 3-H 1B			5-3 2B		F2		SH3 1B		4-3 2-3	5	0	3	2	0	0	1
Rico Petrocelli, R (1, 6) OBP: 0.280, SLG: 0.367	K			K		1B		SH3 1-2		6-3 3-H	4	0	1	1	0	2	3
George Scott, R (1, 3) OBP: 0.232, SLG: 0.234 Dalton Jones, L (6, PH) OBP: 0.183, SLG: 0.168 (7, 3) (8, 4) (10, 3)	5-3			5-3 2-3		F7		F9		1B 1B 1B	2 3	0 1	0 1	0 0	0 0	0 0	3 2
Elston Howard, R (1, 2) OBP: 0.317, SLG: 0.319		F7		FC5-4 IBB		K		6-3		1B 1-3 1B	4	0	1	0	1	1	2
Gary Waslewski, R (1, 1) OBP: 0.000, SLG: 0.000 Bill Landis, L (6, 1) Norm Siebern, L (7, PH) OBP: 0.000, SLG: 0.000 (8, 3) Jose Santiago, R (9, PH) OBP: 0.000, SLG: 0.000 Jerry Stephenson, L (10, 1) OBP: 0.000, SLG: 0.000 Sparky Lyle, L (10, 1) Darrell Brandon, R (10, 1) Joe Lahoud, L (10, PH) OBP: 0.000, SLG: 0.250		F3		FC5-4 1-2f			F8		SH1 1B	FC5-4 1-2 3-H 1B	2 0 2 0 0 0 0 1	0 0 0 0 0 0 0 0	0 0 1 0 0 0 0 1	0 0 0 0 0 0 0 0	0 0 0 0 0 0 0 1	0 0 0 0 0 0 0 0	2 0 0 0 0 0 0 0
Inning Stats	R: 2 H: 1 E: 0 LOB: 2 K: 1 BB: 3 S: 6 P: 18	R: 0 H: 0 E: 0 LOB: 0 K: 1 BB: 0 S: 5 P: 5	R: 0 H: 0 E: 0 LOB: 0 K: 0 BB: 0 S: 3 P: 3	R: 0 H: 1 E: 0 LOB: 2 K: 1 BB: 1 S: 6 P: 10	R: 0 H: 0 E: 0 LOB: 1 K: 1 BB: 1 S: 5 P: 9	R: 0 H: 1 E: 0 LOB: 1 K: 1 BB: 0 S: 6 P: 6	R: 0 H: 0 E: 0 LOB: 1 K: 0 BB: 1 S: 3 P: 7	R: 1 H: 2 E: 0 LOB: 1 K: 0 BB: 0 S: 5 P: 5	R: 0 H: 1 E: 0 LOB: 2 K: 1 BB: 0 S: 6 P: 6	R: 2 H: 4 E: 0 LOB: 2 K: 0 BB: 0 S: 7 P: 7	1B: 7 SF: 0 2B: 2 SAC: 2 3B: 0 DP: 0 HR: 1 HBP: 0						

	AB	38
	R	5
	H	10
	RBI	5
	BB	6
	SO	6
	LOB	23

WP: 0 PA: 46
PB: 0
SB: 0
CS: 0

PITCHER		IP	WLS	BF	H	R	ER	SO	BB	IBB	HBP	BLK	WP	HR	S	P	ERA	WHIP
Steve Hargan, R ERA: 3.43	(1, 1)	0.1		5	1	2	2	0	3	0	0	0	0	0	2	14	54.00	12.000
Vicente Romo, R ERA:	(1, 1)	6.2		25	2	0	0	5	2	1	0	0	0	0	32	44	0.00	0.600
Stan Williams, R ERA: 1.98	(8, 1)	3.0	W	16	7	3	3	1	0	0	0	0	0	1	18	18	9.00	2.333

PITCHER	IP	WLS	BF	H	R	ER	SO	BB	IBB	HBP	BLK	WP	HR	S	P	ERA	WHIP

Oakland Athletics @ Boston Red Sox

Fenway Park, Boston, MA

Mon Jul 01 1968, 7:05 PM EDT

Att. 27,595 - Unknown - 96 F

TOP

livebaseballscorecards.com

Batter	1	2	3	4	5	6	7	8	9	AB	R	H	RBI	BB	SO	LOB
John Donaldson, L (1, 4) OBP: 0.285, SLG: 0.251	SSS 0-3 ① K		X 0-0 ① BB WP 1B	X 0-0 ③ F8			X 0-0 ①② G6-3 1-2f			4	0	1	0	0	1	2
Bert Campaneris, R (1, 6) OBP: 0.307, SLG: 0.320	X 0-0 ② F7		H 1-0 WP BB 1-2 HBP		X 0-0 ① 5-3		X 0-0 ③ 1-3			3	0	0	0	0	0	0
Rick Monday, L (1, 8) OBP: 0.411, SLG: 0.432	BBBB 4-0 BB		BBBB 4-0 ① WP 1-2 2-3 BB		BBBB 4-0 BB			SSS 0-3 ① K		1	0	0	0	3	1	0
Sal Bando, R (1, 5) OBP: 0.300, SLG: 0.337	X 0-0 ③ F5		IIII 4-0 1-2 2-3 IBB		SSS 0-3 ② K			X 0-0 E5 7-6-1		3	0	0	0	1	1	2
Danny Cater, R (1, 3) OBP: 0.323, SLG: 0.347		X 0-0 1B 1B	X 0-0 ② F3		X 0-0 ③ F8			X 0-0 ②③ 7-6-1 1-2f		4	0	1	0	0	0	5
Reggie Jackson, L (1, 9) OBP: 0.334, SLG: 0.410		X 0-0 S 1-3 1B	SSS 0-3 ③ K			X 0-0 ① L8			SSS 0-3 ① K	4	0	1	0	0	2	3
Joe Rudi, R (1, 7) OBP: 0.248, SLG: 0.247		X 0-0 ① L7 1-2		X 0-0 ① 5-3		X 0-0 ② F7			X 0-0 E5	4	0	0	0	0	0	2
Dave Duncan, R (1, 2) OBP: 0.284, SLG: 0.267	SSS 0-3 ② K			X 0-0 WP 1B		SSS 0-3 ③ K			X 0-0 ② F8	4	0	1	0	0	2	3
Chuck Dobson, R (1, 1) OBP: 0.205, SLG: 0.256	X 0-0 ③ F7			SSS 0-3 ② K 1-2			BBBB 4-0 G6-3 BB		SSS 0-3 ③ K	2	0	0	0	1	3	
Diego Segui, R (6, 1)										0	0	0	0	0	0	0
Dick Green, R (7, PH) OBP: 0.448, SLG: 0.273										0	0	0	0	1	0	0
Ken Sanders, R (7, 1)										0	0	0	0	0	0	0
Ted Kubiak, S (9, PH) OBP: 0.373, SLG: 0.407										1	0	0	0	0	1	1

	AB	R	H	RBI	BB	SO	LOB
	30	0	4	0	5	9	21

Inning Stats	1	2	3	4	5	6	7	8	9
	R: 0 E: 0 K: 1 S: 5	H: 0 LOB: 1 BB: 1 P: 9	R: 0 E: 0 K: 1 S: 7	H: 2 LOB: 2 BB: 0 P: 7	R: 0 E: 0 K: 1 S: 5	H: 1 LOB: 3 BB: 2 P: 14	R: 0 E: 0 K: 1 S: 6	H: 1 LOB: 1 BB: 0 P: 6	R: 0 E: 0 K: 1 S: 5	H: 0 LOB: 1 BB: 1 P: 9	R: 0 E: 0 K: 1 S: 5	H: 0 LOB: 0 BB: 0 P: 5	R: 0 E: 0 K: 0 S: 2	H: 0 LOB: 0 BB: 1 P: 6	R: 0 E: 1 K: 1 S: 5	H: 0 LOB: 0 BB: 0 P: 5	R: 0 E: 1 K: 2 S: 8	H: 0 LOB: 1 BB: 0 P: 8

	1B	SF	WP	PA
	4	0	3	36
	2B: 1	SAC: 0	PB: 0	
	3B: 0	DP: 2	SB: 1	
	HR: 0	HBP: 1	CS: 0	

PITCHER		IP	WLS	BF	H	R	ER	SO	BB	IBB	HBP	BLK	WP	HR	S	P	ERA	WHIP
Dick Ellsworth, L ERA: 3.68	(1, 1)	6.0	W	27	4	0	0	6	4	1	1	0	3	0	33	54	0.00	1.333
Juan Pizarro, L ERA: 2.93	(7, 1)	3.0	S	9	0	0	0	3	0	0	0	0	0	0	15	15	0.00	0.000

PITCHER		IP	WLS	BF	H	R	ER	SO	BB	IBB	HBP	BLK	WP	HR	S	P	ERA	WHIP

Batter	1	2	3	4	5	6	7	8	9	AB	R	H	RBI	BB	SO	LOB
Mike Andrews, R (1, 4) OBP: 0.331, SLG: 0.304	F4		F8		WP S 1B		F3			4	0	1	0	0	0	2
Dalton Jones, L (1, 3) OBP: 0.185, SLG: 0.171	L7		BB 1-2 2-3 1B		K 1-3			K		4	0	1	0	0	2	1
George Scott, R (9, 3) OBP: 0.232, SLG: 0.234										0	0	0	0	0	0	0
Carl Yastrzemski, L (1, 7) OBP: 0.452, SLG: 0.496	FC5-4 BB		G6-3 1-2 2-3 3-H BB			K		CS BB		1	0	0	1	3	1	0
Ken Harrelson, R (1, 9) OBP: 0.378, SLG: 0.592	FC5-4 1-2f		G6-3 1-2f			1B 3B		F9 1-2		4	1	1	0	0	0	5
Reggie Smith, S (1, 8) OBP: 0.361, SLG: 0.399		4-3		K		S 1B 3-H 1B				3	1	1	1	0	1	0
Rico Petrocelli, R (1, 6) OBP: 0.280, SLG: 0.366		F9		K		CS 1-H 1B				3	0	1	1	0	1	0
Joe Foy, R (1, 5) OBP: 0.344, SLG: 0.303		F3		F8		K 1-2				3	0	0	0	0	1	1
Elston Howard, R (1, 2) OBP: 0.323, SLG: 0.327			1B E BB 1B		G5-6-3 1B		K			3	1	2	0	0	1	0
Dick Ellsworth, L (1, 1) OBP: 0.091, SLG: 0.063			E2 BB 1B 1-2		G5-6-3 1-2f		6-3			2	0	0	0	0	0	2
Juan Pizarro, L (7, 1)										1	0	0	0	0	0	0
Inning Stats	R: 0 E: 0 K: 0 S: 3 H: 0 LOB: 1 BB: 1 P: 7	R: 0 E: 0 K: 0 S: 3 H: 0 LOB: 0 BB: 0 P: 3	R: 1 E: 1 K: 0 S: 5 H: 2 LOB: 2 BB: 1 P: 9	R: 0 E: 0 K: 2 S: 7 H: 0 LOB: 0 BB: 0 P: 7	R: 0 E: 0 K: 1 S: 6 H: 2 LOB: 1 BB: 0 P: 6	R: 2 E: 0 K: 2 S: 9 H: 3 LOB: 1 BB: 0 P: 9	R: 0 E: 0 K: 1 S: 5 H: 0 LOB: 0 BB: 0 P: 5	R: 0 E: 0 K: 1 S: 4 H: 0 LOB: 0 BB: 1 P: 8		1B: 6 2B: 1 3B: 1 HR: 0	SF: 0 SAC: 0 DP: 3 HBP: 0					

PITCHER	IP	WLS	BF	H	R	ER	SO	BB	IBB	HBP	BLK	WP	HR	S	P	ERA	WHIP
Chuck Dobson, R (1, 1) ERA: 2.49	5.1	L	24	7	3	2	4	2	0	0	0	1	0	30	38	3.38	1.688
Diego Segui, R (6, 1) ERA: 2.55	0.2		1	0	0	0	1	0	0	0	0	0	0	3	3	0.00	0.000
Ken Sanders, R (7, 1) ERA:	2.0		6	0	0	0	2	1	0	0	0	0	0	9	13	0.00	0.500

PITCHER	IP	WLS	BF	H	R	ER	SO	BB	IBB	HBP	BLK	WP	HR	S	P	ERA	WHIP

BOTTOM

Oakland Athletics @ Boston Red Sox

Fenway Park, Boston, MA

Mon Jul 01 1968, 7:05 PM EDT

Att. 27,595 - Unknown - 96 F

livebaseballscorecards.com

AB	28
R	3
H	7
RBI	3
BB	3
SO	7
LOB	11

Oakland Athletics @ Boston Red Sox

Fenway Park, Boston, MA

Tue Jul 02 1968, 7:05 PM EDT

Att. 21,492 - Unknown - 92 F

TOP

livebaseballscorecards.com

Batter	1	2	3	4	5	6	7	8	9	AB	R	H	RBI	BB	SO	LOB
Bert Campaneris, R (1, 6) OBP: 0.308, SLG: 0.321	5-3		L5		6-3		BB 1B		BB 1B	5	0	2	0	0	0	0
Reggie Jackson, L (1, 9) OBP: 0.339, SLG: 0.407	K		S BB		1-3		G4-3 BB		BB	2	0	0	0	3	1	0
Rick Monday, L (1, 8) OBP: 0.411, SLG: 0.429	BB		K		1B		K		K	4	0	1	0	1	3	5
Sal Bando, R (1, 5) OBP: 0.296, SLG: 0.332	F9		5-3		F9		G4-3			4	0	0	0	0	0	5
John Donaldson, L (1, 4) OBP: 0.288, SLG: 0.252		FC6-4 E SF9 1B		2B WP BB	1-3			1-3		3	2	1	0	1	0	0
Danny Cater, R (1, 3) OBP: 0.327, SLG: 0.356		E4 FC6-4		WP G5-4-3 2B	4-3 1B			F7		4	1	2	0	0	0	1
Joe Rudi, R (1, 7) OBP: 0.248, SLG: 0.240		FC6-4		G5-4-3	4-3			5-3		3	0	0	0	1	0	3
Jim Gosger, L (8, 7) OBP: 0.200, SLG: 0.118										0	0	0	0	0	0	0
Dave Duncan, R (1, 2) OBP: 0.282, SLG: 0.258		SF9		G5-4-3	IBB				K	2	0	0	1	1	1	1
Lew Krausse, R (1, 1) OBP: 0.265, SLG: 0.258		F8		1-3	F7				K	3	0	0	0	0	0	3
Ed Sprague, R (6, 1)										0	0	0	0	0	0	0
Paul Lindblad, L (8, 1) OBP: 0.375, SLG: 0.500										0	0	0	0	0	0	0
Jack Aker, R (8, 1) OBP: 0.200, SLG: 0.200										0	0	0	0	0	0	0
Dick Green, R (9, PH) OBP: 0.433, SLG: 0.261										1	0	0	0	0	1	0

Inning Stats	1	2	3	4	5	6	7	8	9
	R: 0 E: 0 K: 1 S: 5	H: 0 LOB: 1 BB: 1 P: 9	R: 1 E: 1 K: 0 S: 5	H: 1 LOB: 1 BB: 0 P: 5	R: 0 E: 0 K: 1 S: 5	H: 0 LOB: 1 BB: 1 P: 9	R: 2 E: 0 K: 0 S: 3	H: 1 LOB: 0 BB: 2 P: 11	R: 0 E: 0 K: 0 S: 4	H: 1 LOB: 1 BB: 0 P: 4	R: 0 E: 0 K: 0 S: 4	H: 1 LOB: 2 BB: 1 P: 8	R: 0 E: 0 K: 1 S: 5	H: 1 LOB: 1 BB: 1 P: 9	R: 0 E: 0 K: 0 S: 3	H: 0 LOB: 0 BB: 0 P: 3	R: 0 E: 0 K: 3 S: 10	H: 1 LOB: 2 BB: 1 P: 14

AB	31	
R	3	
H	6	
RBI	1	
BB	7	
SO	6	
LOB	18	

1B: 5 SF: 1
2B: 1 SAC: 0
3B: 0 DP: 2
HR: 0 HBP: 0

WP: 1 PA: 39
PB: 0
SB: 1
CS: 0

PITCHER		IP	WLS	BF	H	R	ER	SO	BB	IBB	HBP	BLK	WP	HR	S	P	ERA	WHIP
Gary Bell, R ERA: 2.66	(1, 1)	6.0		29	5	3	2	2	5	1	0	0	1	0	27	51	3.00	1.667
Sparky Lyle, L ERA: 4.02	(7, 1)	3.0	W	10	1	0	0	4	1	0	0	0	0	0	17	21	0.00	0.667

PITCHER		IP	WLS	BF	H	R	ER	SO	BB	IBB	HBP	BLK	WP	HR	S	P	ERA	WHIP

Oakland Athletics @ Boston Red Sox

Fenway Park, Boston, MA

Tue Jul 02 1968, 7:05 PM EDT

Att. 21,492 - Unknown - 92 F

BOTTOM

Batter	1	2	3	4	5	6	7	8	9	AB	R	H	RBI	BB	SO	LOB
Mike Andrews, R (1, 4) OBP: 0.329, SLG: 0.303	F6		F6		F8			FC4-6 1B		4	0	1	0	0	0	1
Dalton Jones, L (1, 3) OBP: 0.205, SLG: 0.202	FC6 1B			F9 4-3 BB 1B		F8 1B 2B		FC4-6 BB 1-2f 2B		4	2	3	0	0	0	1
Jose Tartabull, L (8, PR) OBP: 0.218, SLG: 0.211										0	1	0	0	0	0	0
George Scott, R (9, 3) OBP: 0.232, SLG: 0.234										0	0	0	0	0	0	0
Carl Yastrzemski, L (1, 7) OBP: 0.453, SLG: 0.492	K			4-3 1-2 BB		F8 2-3		1-2 2B BB		2	1	0	0	2	1	2
Ken Harrelson, R (1, 9) OBP: 0.380, SLG: 0.595	FC6 1-2f			F9 2-3		1B 3-H		L7-6 1-H 2-H 2B		4	0	2	3	0	0	3
Reggie Smith, S (1, 8) OBP: 0.356, SLG: 0.393		F8		4-3 1-2 3-H		F8		L7-6 2-3		4	0	0	1	0	0	4
Rico Petrocelli, R (1, 6) OBP: 0.277, SLG: 0.362		6-3		F6		F8				3	0	0	0	0	0	2
Joe Foy, R (1, 5) OBP: 0.341, SLG: 0.300		F8			6-3		F9			3	0	0	0	0	0	0
Elston Howard, R (1, 2) OBP: 0.323, SLG: 0.333			F9		2B		6-3			3	0	1	0	0	0	0
Gary Bell, R (1, 1) OBP: 0.250, SLG: 0.321			5-3		6-3		6-3			2	0	0	0	0	0	1
Sparky Lyle, L (7, 1)										1	0	0	0	0	0	0
Inning Stats	R: 0 E: 0 K: 1 S: 6 H: 1 LOB: 1 BB: 0 P: 6	R: 0 E: 0 K: 0 S: 3 H: 0 LOB: 0 BB: 0 P: 3	R: 0 E: 0 K: 0 S: 3 H: 0 LOB: 0 BB: 0 P: 3	R: 1 E: 0 K: 0 S: 4 H: 1 LOB: 1 BB: 1 P: 8	R: 0 E: 0 K: 0 S: 4 H: 1 LOB: 1 BB: 0 P: 4	R: 1 E: 0 K: 0 S: 5 H: 2 LOB: 1 BB: 0 P: 5	R: 0 E: 0 K: 0 S: 3 H: 0 LOB: 0 BB: 0 P: 3	R: 2 E: 0 K: 0 S: 4 H: 2 LOB: 1 BB: 1 P: 8		1B: 4 2B: 4 3B: 0 HR: 0		SF: 0 SAC: 0 DP: 1 HBP: 0				

livebaseballscorecards.com

AB	30
R	4
H	7
RBI	4
BB	2
SO	1
LOB	14

WP: 0 PB: 0 SB: 0 CS: 0 PA: 32

PITCHER		IP	WLS	BF	H	R	ER	SO	BB	IBB	HBP	BLK	WP	HR	S	P	ERA	WHIP
Lew Krausse, R ERA: 2.74	(1, 1)	5.0		20	4	2	2	1	1	0	0	0	0	0	21	25	3.60	1.000
Ed Sprague, R ERA: 1.43	(6, 1)	2.1		9	2	1	1	0	0	0	0	0	0	0	9	9	3.86	0.857
Paul Lindblad, L ERA: 1.47	(8, 1)	0.0	L	1	0	0	0	0	1	0	0	0	0	0	0	4	∞	∞
Jack Aker, R ERA: 3.65	(8, 1)	0.2		2	1	1	1	0	0	0	0	0	0	0	2	2	13.50	1.500

PITCHER	IP	WLS	BF	H	R	ER	SO	BB	IBB	HBP	BLK	WP	HR	S	P	ERA	WHIP

Batter	1	2	3	4	5	6	7	8	9	10	11	AB	R	H	RBI	BB	SO	LOB
Bert Campaneris, R (1, 6) OBP: 0.310, SLG: 0.320	F7		G1-6-3 BB		S 1B		L5		SH1-4 1-2 2-3		6-3	4	0	1	0	1	0	0
Ted Kubiak, S (1, 4) OBP: 0.359, SLG: 0.379	S 1B HBP		G1-6-3 1-2f		F4 1-2		6-3		K			4	1	0	0	0	1	5
Reggie Jackson, L (1, 9) OBP: 0.340, SLG: 0.404 (9, 7)	K 1-2			FC1-5 S BB	K			S 1B	4-3			4	0	1	0	1	2	5
Danny Cater, R (1, 7) OBP: 0.338, SLG: 0.364 (7, 3)	1B 2-H			3B FC1-5 1-2 BB		1B 1B		F9 1-2		1B		4	1	3	1	1	0	1
John Donaldson, L (1, 5) OBP: 0.288, SLG: 0.252 Sal Bando, R (9, 5) OBP: 0.295, SLG: 0.331	4-3			FC1-5 3B 1-2 2-3f		S 1B 1-3		F7		F7		4 1	1 0	1 0	0 0	0 0	0 0	4 1
Ray Webster, L (1, 3) OBP: 0.259, SLG: 0.333 Diego Segui, R (7, 1) Floyd Robinson, L (8, PH) OBP: 0.303, SLG: 0.386 Catfish Hunter, R (8, PR) OBP: 0.317, SLG: 0.463 Ed Sprague, R (8, 1) Joe Rudi, R (10, PH) OBP: 0.245, SLG: 0.238 Paul Lindblad, L (10, 1) OBP: 0.375, SLG: 0.500 Ken Sanders, R (10, 1)		3-1		K		F6 1-2		BB		L8		3 0 0 0 0 1 0 0	0 0 0 0 0 0 0 0	0 0 0 0 0 0 0 0	0 0 0 0 0 0 0 0	0 0 1 0 0 0 0 0	1 0 0 0 0 0 0 0	4 0 0 0 0 1 0 0
Jim Gosger, L (1, 8) OBP: 0.200, SLG: 0.151 (7, 7) (9, 9)	F7			1-H 2-H 3B		F9		F7		L1		5	0	1	2	0	0	5
Phil Roof, R (1, 2) OBP: 0.156, SLG: 0.250 Blue Moon Odom, R (9, PR) OBP: 0.216, SLG: 0.278 Dave Duncan, R (9, 2) OBP: 0.278, SLG: 0.254	F7			F7		K			SH1-4 1B 1B		5-3	4 0 1	0 0 0	1 0 0	0 0 0	1 0 0	0 0 0	3 0 0
Jim Nash, R (1, 1) OBP: 0.077, SLG: 0.154 Rick Monday, L (7, PH) OBP: 0.410, SLG: 0.427 (7, 8)			F7		1-3		K		SH1-4 1-2 1B		K	2 3	0 0	0 1	0 0	0 0	0 2	0 0
Inning Stats	R: 1 H: 1 E: 0 LOB: 1 K: 1 BB: 0 S: 6 P: 7	R: 0 H: 0 E: 0 LOB: 0 K: 0 BB: 0 S: 3 P: 3	R: 0 H: 0 E: 0 LOB: 0 K: 0 BB: 1 S: 2 P: 6	R: 2 H: 1 E: 0 LOB: 1 K: 1 BB: 2 S: 6 P: 14	R: 0 H: 1 E: 0 LOB: 1 K: 1 BB: 0 S: 6 P: 6	R: 0 H: 2 E: 0 LOB: 2 K: 1 BB: 0 S: 7 P: 7	R: 0 H: 0 E: 0 LOB: 0 K: 1 BB: 0 S: 5 P: 5	R: 0 H: 1 E: 0 LOB: 2 K: 0 BB: 1 S: 4 P: 8	R: 0 H: 2 E: 0 LOB: 3 K: 1 BB: 0 S: 7 P: 7	R: 0 H: 1 E: 0 LOB: 1 K: 0 BB: 0 S: 4 P: 4	R: 0 H: 0 E: 0 LOB: 0 K: 1 BB: 0 S: 5 P: 5						

PITCHER		IP	WLS	BF	H	R	ER	SO	BB	IBB	HBP	BLK	WP	HR	P	ERA	WHIP
Ray Culp, R ERA: 4.4	(1, 1)	8.1		37	8	3	3	5	4	0	1	0	0	0	59	3.24	1.440
Sparky Lyle, L ERA: 3.71	(9, 1)	2.2	W	9	1	0	0	2	0	0	0	0	0	0	13	0.00	0.375

PITCHER	IP	WLS	BF	H	R	ER	SO	BB	IBB	HBP	BLK	WP	HR	S	P	ERA	WHIP

TOP

Oakland Athletics @ Boston Red Sox

Fenway Park, Boston, MA

Wed Jul 03 1968, 7:05 PM EDT

Att. 18,714 - Unknown - 79 F

livebaseballscorecards.com

AB	40
R	3
H	9
RBI	3
BB	4
SO	7
LOB	29

1B: 8	SF: 0	WP: 0	PA: 46
2B: 0	SAC: 1	PB: 0	
3B: 1	DP: 1	SB: 5	
HR: 0	HBP: 1	CS: 0	

Batter	1	2	3	4	5	6	7	8	9	10	11	AB	R	H	RBI	BB	SO	LOB
Mike Andrews, R (1, 4) OBP: 0.333, SLG: 0.305	BBBB 4-0 6-3 BB	x 0-0 1-2 2-3 1B		x 0-0 ③ 6-3			x 0-0 ① F6		x 0-0 ③ 1-3		x 0-0 2-H 1B	5	0	2	1	1	0	0
Dalton Jones, L (1, 3) OBP: 0.197, SLG: 0.193	x 0-0 ① F6	x 0-0 ③ F6			x 0-0 ① L4		SSS 0-3 ② K			x 0-0 ① G3		5	0	0	0	0	1	4
Carl Yastrzemski, L (1, 7) OBP: 0.449, SLG: 0.486	x 0-0 ② 6-3 1-2		SSS 0-3 ① K		SSS 0-3 ② K		x 0-0 ③ 5-3			x 0-0 S 1B		5	0	1	0	0	2	1
Ken Harrelson, R (1, 9) OBP: 0.384, SLG: 0.597	x 0-0 ③ F3		x 0-0 1B 2B		x 0-0 1B			x 0-0 ① 4-3		I I I I 4-0 1-2 IBB		4	0	2	0	1	0	1
Reggie Smith, S (1, 8) OBP: 0.357, SLG: 0.397		x 0-0 ① F4	x 0-0 ② E S 2-H 1B		x 0-0 ③ F5			x 0-0 1B 2B		x 0-0 ② F8		5	1	2	0	0	0	3
Rico Petrocelli, R (1, 6) OBP: 0.283, SLG: 0.380		x 0-0 1B 2B	BBBB 4-0 1-3 BB			x 0-0 HR		x 0-0 ② L7		x 0-0 ③ F3		4	2	2	1	1	0	3
Joe Foy, R (1, 5) OBP: 0.345, SLG: 0.303		x 0-0 FC1-5 1B 2-H 1B	x 0-0 ③ F7			x 0-0 ① F8		x 0-0 ③ 2-H 1B			BBBB 4-0 SH1-4 1B BB	4	1	2	2	1	0	2
Elston Howard, R (1, 2) OBP: 0.322, SLG: 0.331		x 0-0 1B FC1-5 1-2 1B		SSS 0-3 ① K		x 0-0 ② 6-3			x 0-0 ① F9		x 0-0 ① SH1-4 1-2	4	0	1	0	0	1	0
Ray Culp, R (1, 1) OBP: 0.120, SLG: 0.043		x 0-0 ② FC1-5 1B 1-2 2-3f		SSS 0-3 ② K		SSS 0-3 ③ K			x 0-0 ② 1-3		x 0-0 ② F7	3	0	0	0	0	2	2
Sparky Lyle, L (9, 1)												1	0	0	0	0	0	0
Norm Siebern, L (11, PH) OBP: 0.080, SLG: 0.080												1	0	0	0	0	0	1
Inning Stats	R: 0 H: 0 E: 0 LOB: 1 K: 0 BB: 1 S: 3 P: 7	R: 1 H: 4 E: 0 LOB: 3 K: 0 BB: 0 S: 7 P: 7	R: 0 H: 2 E: 0 LOB: 2 K: 1 BB: 1 S: 6 P: 10	R: 0 H: 0 E: 0 LOB: 0 K: 2 BB: 0 S: 7 P: 7	R: 0 H: 1 E: 0 LOB: 1 K: 1 BB: 0 S: 6 P: 6	R: 1 H: 1 E: 0 LOB: 0 K: 1 BB: 0 S: 6 P: 6	R: 0 H: 0 E: 0 LOB: 0 K: 1 BB: 0 S: 5 P: 5	R: 1 H: 2 E: 0 LOB: 1 K: 0 BB: 0 S: 4 P: 4	R: 0 H: 0 E: 0 LOB: 0 K: 0 BB: 0 S: 3 P: 3	R: 0 H: 1 E: 0 LOB: 2 K: 0 BB: 1 S: 4 P: 8	R: 1 H: 1 E: 0 LOB: 1 K: 0 BB: 1 S: 3 P: 7	1B: 8 SF: 0 2B: 3 SAC: 1 3B: 0 DP: 0 HR: 1 HBP: 0						

PITCHER		IP	WLS	BF	H	R	ER	SO	BB	IBB	HBP	BLK	WP	HR	S	P	ERA	WHIP
Jim Nash, R ERA: 1.71	(1, 1)	6.0		27	8	2	2	5	2	0	0	0	0	1	35	43	3.00	1.667
Diego Segui, R ERA: 2.45	(7, 1)	1.0		3	0	0	0	1	0	0	0	0	0	0	5	5	0.00	0.000
Ed Sprague, R ERA: 1.59	(8, 1)	2.0		7	2	1	1	0	0	0	0	0	0	0	7	7	4.50	1.000
Paul Lindblad, L ERA: 1.45	(10, 1)	0.1		2	1	0	0	0	0	0	0	0	0	0	2	2	0.00	3.000
Ken Sanders, R ERA: 2.7	(10, 1)	1.1	L	7	1	1	1	0	1	1	0	0	0	0	5	13	6.75	1.500

PITCHER	IP	WLS	BF	H	R	ER	SO	BB	IBB	HBP	BLK	WP	HR	S	P	ERA	WHIP

BOTTOM

Oakland Athletics @ Boston Red Sox

Fenway Park, Boston, MA

Wed Jul 03 1968, 7:05 PM EDT
Att. 18,714 - Unknown - 79 F

AB	41
R	4
H	12
RBI	4
BB	4
SO	6
LOB	17

WP: 0 PA: 46
PB: 0
SB: 2
CS: 0

livebaseballscorecards.com

Batter	1	2	3	4	5	6	7	8	9	AB	R	H	RBI	BB	SO	LOB
John Donaldson, L (1, 4) OBP: 0.291, SLG: 0.258	BBBB 4-0 1B BB		x 0-0 PB WP 2B		x 0-0 ① 5-3		SSS 0-3 ③ K			3	1	1	0	1	1	1
Bert Campaneris, R (1, 6) OBP: 0.309, SLG: 0.319	x 0-0 ① F9		x 0-0 ② F8		x 0-0 ② F3			x 0-0 5-3 1B		4	0	1	0	0	0	2
Reggie Jackson, L (1, 9) OBP: 0.342, SLG: 0.404	x 0-0 G6-3 1B 1-3		BBBB 4-0 WP PB BB		SSS 0-3 ③ K			SSS 0-3 ① K		3	0	1	0	1	2	1
Danny Cater, R (1, 3) OBP: 0.337, SLG: 0.358	x 0-0 ② ③ G6-3 1-2f		IIII 4-0 WP IBB 1-2 2-3			x 0-0 ① 1-3		x 0-0 ② 5-3 1-2		3	0	0	0	1	0	3
Rick Monday, L (1, 8)		x 0-0 ① 4-3	BBBB 4-0 BB 1-2 2-3 3-H			SSS 0-3 ② K		x 0-0 ③ 6-3		3	0	0	0	1	1	1
Sal Bando, R (1, 5) OBP: 0.292, SLG: 0.327		SSS 0-3 ② K	SSS 0-3 ③ K			x 0-0 ③ F8			x 0-0 ① F9	4	0	0	0	0	2	3
Joe Rudi, R (1, 7) OBP: 0.237, SLG: 0.229		SSS 0-3 ③ K		x 0-0 ① 6-3			x 0-0 ① F4		SSS 0-3 ② K	4	0	0	0	0	2	0
Dave Duncan, R (1, 2) OBP: 0.276, SLG: 0.299			x 0-0 HR	x 0-0 ② F9			SSS 0-3 ② K		x 0-0 ③ F9	4	1	1	1	0	1	0
Blue Moon Odom, R (1, 1) OBP: 0.205, SLG: 0.263			SSS 0-3 ① K	x 0-0 ③ F7			BBBB 4-0 BB			2	0	0	0	0	1	0
Ed Sprague, R (6, 1)										0	0	0	0	0	0	0
Diego Segui, R (6, 1)										0	0	0	0	0	0	0
Dick Green, R (7, PH) OBP: 0.452, SLG: 0.261										0	0	0	0	1	0	0
Jack Aker, R (7, 1) OBP: 0.200, SLG: 0.200										0	0	0	0	0	0	0
Inning Stats	R: 0 E: 0 K: 0 S: 3 H: 1 LOB: 1 BB: 1 P: 7	R: 0 E: 0 K: 2 S: 7 H: 0 LOB: 0 BB: 0 P: 7	R: 2 E: 0 K: 2 S: 9 H: 2 LOB: 3 BB: 3 P: 21	R: 0 E: 0 K: 0 S: 3 H: 0 LOB: 0 BB: 0 P: 3	R: 0 E: 0 K: 1 S: 5 H: 0 LOB: 0 BB: 0 P: 5	R: 0 E: 0 K: 1 S: 5 H: 0 LOB: 0 BB: 0 P: 5	R: 0 E: 0 K: 2 S: 7 H: 0 LOB: 1 BB: 1 P: 11	R: 0 E: 0 K: 1 S: 6 H: 1 LOB: 1 BB: 0 P: 6	R: 0 E: 0 K: 1 S: 5 H: 0 LOB: 0 BB: 0 P: 5	1B: 2 2B: 1 3B: 0 HR: 1 SF: 0 SAC: 0 DP: 1 HBP: 0						

PITCHER		IP	WLS	BF	H	R	ER	SO	BB	IBB	HBP	BLK	WP	HR	S	P	ERA	WHIP
Jose Santiago, R ERA: 2.29	(1, 1)	2.1		10	3	2	2	3	1	0	0	0	0	1	15	19	7.71	1.714
Juan Pizarro, L ERA: 2.05	(3, 1)	6.2	W	25	1	0	0	7	3	1	0	0	1	0	35	51	0.00	0.600

PITCHER	IP	WLS	BF	H	R	ER	SO	BB	IBB	HBP	BLK	WP	HR	S	P	ERA	WHIP

TOP

Oakland Athletics @ Boston Red Sox

Fenway Park, Boston, MA

Thu Jul 04 1968, 3:33 AM EDT

Att. 14,332 - Overcast - 76 F

livebaseballscorecards.com

AB	30
R	2
H	4
RBI	1
BB	5
SO	10
LOB	11

WP: 1	PA: 35
PB: 1	
SB: 0	
CS: 0	

Batter	1	2	3	4	5	6	7	8	9	AB	R	H	RBI	BB	SO	LOB
Mike Andrews, R (1, 4) OBP: 0.335, SLG: 0.307	0-0 1B E 1B		0-0 4-3 ①	0-0 L7 ③		0-0 E BB 1B 1-2 2-H		0-0 F6 ②		5	1	2	1	0	0	1
Dalton Jones, L (1, 3) OBP: 0.205, SLG: 0.195	0-0 E 1B 1B 1-3		0-0 F8 ②		0-0 F7 ① B B B B	4-0 E BB 1-2 2-3		S S S 0-3 K ③		4	1	1	0	1	1	0
Carl Yastrzemski, L (1, 7) OBP: 0.453, SLG: 0.486	0-0 4-3 S 1B 2-H 3-H		B B B B 4-0 BB		B B B B 4-0 S BB	0-0 4-3 ② 1-2 2-3 3-H				2	0	1	1	2	0	2
Ken Harrelson, R (1, 9) OBP: 0.382, SLG: 0.590	S S S 0-3 K ① 1-2		S S S 0-3 K ③		0-0 F4 ② 1-2	B B B B 4-0 BB				3	0	0	0	1	2	3
Reggie Smith, S (1, 8) OBP: 0.356, SLG: 0.393	0-0 4-3 ② 2-3			B B B B 4-0 SH3 S 6-3 BB	0-0 F9 ③	0-0 F3 ③				3	1	0	0	1	0	5
Rico Petrocelli, R (1, 6) OBP: 0.286, SLG: 0.377	0-0 F7 ③			B B B B 4-0 6-3 SH3 1B BB 1-2		B B B B 4-0 1B 1B SF9 BB	0-0 L1 ①			2	2	0	0	2	0	1
Joe Foy, R (1, 5) OBP: 0.345, SLG: 0.303		0-0 F8 ①		0-0 SH3 ① 1-2 2-3		0-0 1B 1B 1B 1-2	0-0 6-3 ②			3	1	1	0	0	0	0
Russ Gibson, R (1, 2) OBP: 0.210, SLG: 0.282		0-0 4-3 ②		0-0 6-3 ② 2-3 3-H		0-0 BB E 1B 1B 1-2 2-3	0-0 6-3 ③			4	1	1	1	0	0	1
Jose Santiago, R (1, 1) OBP: 0.205, SLG: 0.214		0-0 6-3 ③		0-0 1B 3-H		0-0 SF9 ① 3-H		0-0 F8 ①		1	0	0	0	0	0	0
Juan Pizarro, L (3, 1) OBP: 0.167, SLG: 0.200										2	0	1	2	0	0	0
Inning Stats	R: 2 E: 1 K: 1 S: 8 H: 3 LOB: 1 BB: 0 P: 8	R: 0 E: 0 K: 0 S: 3 H: 0 LOB: 0 BB: 0 P: 3	R: 0 E: 0 K: 1 S: 5 H: 0 LOB: 1 BB: 1 P: 9	R: 2 E: 0 K: 0 S: 4 H: 1 LOB: 1 BB: 2 P: 12	R: 0 E: 0 K: 0 S: 3 H: 0 LOB: 1 BB: 1 P: 7	R: 3 E: 1 K: 0 S: 6 H: 3 LOB: 3 BB: 3 P: 18	R: 0 E: 0 K: 0 S: 3 H: 0 LOB: 0 BB: 0 P: 3	R: 0 E: 0 K: 1 S: 5 H: 0 LOB: 0 BB: 0 P: 5		1B: 7 2B: 0 3B: 0 HR: 0 SF: 1 SAC: 1 DP: 0 HBP: 0						

PITCHER		IP	WLS	BF	H	R	ER	SO	BB	IBB	HBP	BLK	WP	HR	S	P	ERA	WHIP
Blue Moon Odom, R ERA: 2.26	(1, 1)	5.0	L	25	5	6	5	2	5	0	0	0	0	0	24	44	9.00	2.000
Ed Sprague, R ERA: 1.8	(6, 1)	0.1		3	2	0	0	0	0	0	0	0	0	0	3	3	0.00	6.000
Diego Segui, R ERA: 2.39	(6, 1)	0.2		4	0	1	1	0	2	0	0	0	0	0	2	10	13.50	3.000
Jack Aker, R ERA: 3.38	(7, 1)	2.0		6	0	0	0	1	0	0	0	0	0	0	8	8	0.00	0.000

PITCHER	IP	WLS	BF	H	R	ER	SO	BB	IBB	HBP	BLK	WP	HR	S	P	ERA	WHIP

BOTTOM

Oakland Athletics @ Boston Red Sox

Fenway Park, Boston, MA

Thu Jul 04 1968, 3:33 AM EDT
Att. 14,332 - Overcast - 76 F

livebaseballscorecards.com

AB	29
R	7
H	7
RBI	5
BB	7
SO	3
LOB	13

Batter	1	2	3	4	5	6	7	8	9	AB	R	H	RBI	BB	SO	LOB
Cesar Tovar, R (1, 5) OBP: 0.310, SLG: 0.360	SH2-3 S 1B		1-3			HR	L5			4	1	2	1	0	0	2
Ted Uhlaender, L (1, 8) OBP: 0.313, SLG: 0.422	SH2-3 1-3		4-3			F7		F2		3	0	0	0	0	0	0
Harmon Killebrew, R (1, 3) OBP: 0.354, SLG: 0.405	F2		K			F8		FC6-4 1B		4	0	1	0	0	1	1
Tony Oliva, L (1, 9) OBP: 0.331, SLG: 0.466	K			F5		1B		FC6-4 FC6-4 1-2f		4	0	1	0	0	1	2
Bob Allison, R (1, 7) OBP: 0.315, SLG: 0.393		G4-6-3 1B 1B		F7		F9		FC6-4 1-2f		4	1	1	0	0	0	2
Frank Quilici, R (1, 6) OBP: 0.382, SLG: 0.478		G4-6-3 1-2		F4			F4		F3	4	0	1	0	0	0	0
Rod Carew, L (1, 4) OBP: 0.318, SLG: 0.356		G4-6-3 1-2f 2-3			FC4-6 1B		1B 1B		G3	4	0	2	0	0	0	2
John Roseboro, L (1, 2) OBP: 0.277, SLG: 0.254		3-H 1B			FC4-6 G6-4-3 1-2f		1-3 1B		G3	4	0	2	1	0	0	1
Jim Perry, S (1, 1) OBP: 0.192, SLG: 0.400 Bob Miller, R (3, 1) Rich Rollins, R (5, PH) OBP: 0.261, SLG: 0.355 Al Worthington, R (5, 1) Frank Kostro, R (7, PH) OBP: 0.207, SLG: 0.259 Ron Perranoski, L (7, 1)		F3			G6-4-3 1-2f		K			1 0 1 0 1 0	0 0 0 0 0 0	0 0 0 0 0 0	0 0 0 0 0 0	0 0 0 0 1 0	0 0 0 0 0 0	1 0 1 0 2 0

TOP

Minnesota Twins @ Boston Red Sox

Fenway Park, Boston, MA

Fri Jul 05 1968, 7:05 PM EDT

Att. 33,278 - Unknown - 83 F

livebaseballscorecards.com

AB	34
R	2
H	10
RBI	2
BB	0
SO	3
LOB	14

Inning Stats	1	2	3	4	5	6	7	8	9
R	0	1	0	0	0	1	0	0	0
E	0	0	0	0	0	0	0	0	0
K	1	0	1	0	0	0	1	0	0
S	6	5	5	3	3	5	7	4	3
H	1	3	0	0	1	2	2	1	0
LOB	1	1	0	0	0	1	2	1	0
BB	0	0	0	0	0	0	0	0	0
P	6	5	5	3	3	5	7	4	3

1B	9
2B	0
3B	0
HR	1
SF	0
SAC	1
DP	2
HBP	0
WP	0
PB	0
SB	1
CS	0
PA	35

PITCHER		IP	WLS	BF	H	R	ER	SO	BB	IBB	HBP	BLK	WP	HR	S	P	ERA	WHIP
Dick Ellsworth, L ERA: 3.61	(1, 1)	6.2	W	27	9	2	2	3	0	0	0	0	0	1	33	33	2.70	1.350
Lee Stange, R ERA: 4.28	(7, 1)	2.1	S	8	1	0	0	0	0	0	0	0	0	0	8	8	0.00	0.429

PITCHER		IP	WLS	BF	H	R	ER	SO	BB	IBB	HBP	BLK	WP	HR	S	P	ERA	WHIP

BOTTOM

Minnesota Twins @ Boston Red Sox

Fenway Park, Boston, MA

Fri Jul 05 1968, 7:05 PM EDT

Att. 33,278 - Unknown - 83 F

Batter	1	2	3	4	5	6	7	8	9	AB	R	H	RBI	BB	SO	LOB
Mike Andrews, R (1, 4) OBP: 0.341, SLG: 0.306	BBBB 4-0 FC4-6 BB		BBBB 4-0 1B E BB	BBBB 4-0 BB			SSS 0-3 ① K			1	1	0	0	3	1	0
Dalton Jones, L (1, 3) George Scott, R (8, 3) OBP: 0.232, SLG: 0.234	x 0-0 ① FC4-6 2B HR 1-2f		x 0-0 BB E 1B 1-3	x 0-0 ③ F7			SSS 0-3 ② K			4 0	1 0	1 0	0 0	0 0	1 0	2 0
Carl Yastrzemski, L (1, 7) OBP: 0.453, SLG: 0.488	x 0-0 HR 1-3 2B		x 0-0 E7 BB 1-2 3-H		x 0-0 ① 6-3		BBBB 4-0 BB			3	1	1	1	1	0	1
Ken Harrelson, R (1, 9) OBP: 0.380, SLG: 0.597	x 0-0 2-H 3-H HR		x 0-0 ① F6		x 0-0 ② 6-3		x 0-0 ③ 3-1			4	1	1	3	0	0	3
Reggie Smith, S (1, 8) OBP: 0.358, SLG: 0.390	x 0-0 ② F9		BBBB 4-0 1-2 2-3 BB		x 0-0 ③ G3			BBBB 4-0 CS SH1-4 BB		2	0	0	0	2	0	0
Rico Petrocelli, R (1, 6) OBP: 0.287, SLG: 0.376	x 0-0 ③ F9		x 0-0 ② F9			x 0-0 1B		x 0-0 ① SH1-4 1-2		3	0	1	0	0	0	3
Joe Foy, R (1, 5) OBP: 0.344, SLG: 0.300		x 0-0 ① F8	x 0-0 ③ F2			x 0-0 ① F8		4-0 IBB		3	0	0	0	1	0	4
Russ Gibson, R (1, 2) OBP: 0.200, SLG: 0.268		x 0-0 ② F4		x 0-0 ① 5-3		x 0-0 ② F8		SSS 0-3 ② ③ K 2-3		4	0	0	0	0	1	3
Dick Ellsworth, L (1, 1) Lee Stange, R (7, 1) OBP: 0.083, SLG: 0.057 OBP: 0.273, SLG: 0.200		x 0-0 ③ 4-3		SSS 0-3 ② K		SSS 0-3 ③ K				3 0	0 0	0 0	0 0	0 0	2 0	1 0
Inning Stats	R: 3 E: 0 K: 0 S: 5 H: 2 LOB: 0 BB: 1 P: 9	R: 0 E: 0 K: 0 S: 3 H: 0 LOB: 0 BB: 0 P: 3	R: 1 E: 1 K: 0 S: 5 H: 1 LOB: 3 BB: 2 P: 13	R: 0 E: 0 K: 1 S: 5 H: 0 LOB: 1 BB: 1 P: 9	R: 0 E: 0 K: 0 S: 3 H: 0 LOB: 0 BB: 0 P: 3	R: 0 E: 0 K: 1 S: 6 H: 1 LOB: 1 BB: 0 P: 6	R: 0 E: 0 K: 2 S: 7 H: 0 LOB: 1 BB: 1 P: 11	R: 0 E: 0 K: 1 S: 4 H: 0 LOB: 1 BB: 2 P: 12		1B: 2 2B: 1 3B: 0 HR: 1 SF: 0 SAC: 1 DP: 0 HBP: 0						

PITCHER		IP	WLS	BF	H	R	ER	SO	BB	IBB	HBP	BLK	WP	HR	S	P	ERA	WHIP
Jim Perry, R ERA: 2.85	(1, 1)	2.1	L	14	3	4	4	0	3	0	0	0	0	1	11	23	15.43	2.571
Bob Miller, R ERA: 3.97	(3, 1)	1.2		6	0	0	0	1	1	0	0	0	0	0	7	11	0.00	0.600
Al Worthington, R ERA: 1.79	(5, 1)	2.0		7	1	0	0	1	0	0	0	0	0	0	9	9	0.00	0.500
Ron Perranoski, L ERA: 2.68	(7, 1)	2.0		8	0	0	0	3	2	1	0	0	0	0	11	23	0.00	1.000

PITCHER	IP	WLS	BF	H	R	ER	SO	BB	IBB	HBP	BLK	WP	HR	S	P	ERA	WHIP

AB	27
R	4
H	4
RBI	4
BB	7
SO	5
LOB	17

WP: 0 PB: 0 SB: 0 CS: 1 PA: 35

livebaseballscorecards.com

Batter	1	2	3	4	5	6	7	8	9	AB	R	H	RBI	BB	SO	LOB
Cesar Tovar, R (1, 5) OBP: 0.309, SLG: 0.359	F7		6-3		F9		1B			4	0	1	0	0	0	1
Ted Uhlaender, L (1, 8) OBP: 0.312, SLG: 0.420	F5			1B	F2		F7			4	1	1	0	0	0	2
Harmon Killebrew, R (1, 3) OBP: 0.349, SLG: 0.398	F8			F8	F8			K		4	0	0	0	0	1	1
Tony Oliva, L (1, 9) OBP: 0.330, SLG: 0.466		F7		1B		F6		F5		4	1	1	0	0	0	0
Bob Allison, R (1, 7) OBP: 0.314, SLG: 0.388		5-3		1B		F9		5-3		3	0	0	0	1	0	0
Rod Carew, L (1, 4) OBP: 0.316, SLG: 0.354		6-3		5-3		F9			4-3	4	0	1	2	0	0	0
Frank Quilici, R (1, 6) OBP: 0.363, SLG: 0.451			5-3	5-3			F7		K	4	0	0	0	0	1	2
Bruce Look, L (1, 2) OBP: 0.400, SLG: 0.340			WP	IBB			1B		K	3	0	2	0	1	1	0
Dave Boswell, R (1, 1) OBP: 0.229, SLG: 0.364			6-3	3-1			1B			1	0	0	0	0	0	1
Rich Reese, L (4, PH) OBP: 0.241, SLG: 0.304										1	0	0	0	0	0	3
Jim Roland, R (4, 1)										0	0	0	0	0	0	0
Jim Holt, L (7, PH) OBP: 0.278, SLG: 0.286										1	0	1	0	0	0	0
Ron Perranoski, L (7, 1)										0	0	0	0	0	0	0
Inning Stats	R: 0 E: 0 K: 0 S: 3 H: 0 LOB: 0 BB: 0 P: 3	R: 0 E: 0 K: 0 S: 3 H: 0 LOB: 0 BB: 0 P: 3	R: 0 E: 0 K: 0 S: 4 H: 1 LOB: 1 BB: 0 P: 4	R: 2 E: 0 K: 0 S: 6 H: 3 LOB: 3 BB: 2 P: 14	R: 0 E: 0 K: 0 S: 3 H: 0 LOB: 0 BB: 0 P: 3	R: 0 E: 0 K: 0 S: 3 H: 0 LOB: 0 BB: 0 P: 3	R: 0 E: 0 K: 0 S: 5 H: 3 LOB: 2 BB: 0 P: 5	R: 0 E: 0 K: 1 S: 5 H: 0 LOB: 0 BB: 0 P: 5	R: 0 E: 0 K: 2 S: 7 H: 0 LOB: 0 BB: 0 P: 7	1B: 6 2B: 1 3B: 0 HR: 0	SF: 0 SAC: 0 DP: 0 HBP: 0						

TOP

Minnesota Twins @ Boston Red Sox

Fenway Park, Boston, MA

Sat Jul 06 1968, 3:33 AM EDT

Att. 24,617 - Cloudy - 85 F

livebaseballscorecards.com

AB	33
R	2
H	7
RBI	2
BB	2
SO	3
LOB	10

PITCHER		IP	WLS	BF	H	R	ER	SO	BB	IBB	HBP	BLK	WP	HR	S	P	ERA	WHIP
Gary Bell, R ERA: 2.67	(1, 1)	6.1	W	27	6	2	2	0	1	1	0	0	1	0	25	33	2.84	1.105
Lee Stange, R ERA: 4.1	(7, 1)	2.2	S	8	1	0	0	3	0	0	0	0	0	0	14	14	0.00	0.375

PITCHER	IP	WLS	BF	H	R	ER	SO	BB	IBB	HBP	BLK	WP	HR	S	P	ERA	WHIP

BOTTOM

Minnesota Twins @ Boston Red Sox

Fenway Park, Boston, MA

Sat Jul 06 1968, 3:33 AM EDT

Att. 24,617 - Cloudy - 85 F

Batter	1	2	3	4	5	6	7	8	9	AB	R	H	RBI	BB	SO	LOB
Mike Andrews, R (1, 4) OBP: 0.344, SLG: 0.306	K	FC6-4 1-2 1B		BB		6-3				3	0	1	0	1	1	1
Dalton Jones, L (1, 3) OBP: 0.208, SLG: 0.198	1B	FC6-4 1-2f 2-H		F7			4-3			4	0	1	0	0	0	2
George Scott, R (8, 3) OBP: 0.232, SLG: 0.234										0	0	0	0	0	0	0
Carl Yastrzemski, L (1, 7) OBP: 0.451, SLG: 0.485	K	1-3		K			CS 1B			4	0	1	0	0	2	3
Ken Harrelson, R (1, 9) OBP: 0.382, SLG: 0.593	F5		1B 1B		5-3		BB 1-2			3	0	1	0	1	0	1
Reggie Smith, S (1, 8) OBP: 0.356, SLG: 0.391		1B 1B 2B	F7		F3		F5			4	1	1	0	0	0	2
Rico Petrocelli, R (1, 6) OBP: 0.290, SLG: 0.378		1B SF9 2-3 1B	1-2 1B		F9			E6 G4-6-3		4	1	2	0	0	0	0
Joe Foy, R (1, 5) OBP: 0.346, SLG: 0.300		SF9 1B 2-3 3-H 1B	F7			K		G4-6-3 BB		3	1	1	1	1	1	2
Russ Gibson, R (1, 2) OBP: 0.202, SLG: 0.271		SF9 1-2 3-H	K			SH1-4 1B		G4-6-3 1-2f 2-3		3	0	1	1	0	1	4
Gary Bell, R (1, 1) OBP: 0.267, SLG: 0.333				K				K		2	1	1	1	0	1	0
Lee Stange, R (7, 1) OBP: 0.250, SLG: 0.182		1B E 2-H 1B				SH1-4 1-2				1	0	0	0	0	1	1
Inning Stats	R: 0 E: 0 K: 2 S: 8 H: 1 LOB: 1 BB: 0 P: 8	R: 4 E: 1 K: 0 S: 8 H: 5 LOB: 1 BB: 0 P: 8	R: 0 E: 0 K: 1 S: 7 H: 2 LOB: 2 BB: 0 P: 7	R: 0 E: 0 K: 2 S: 7 H: 0 LOB: 1 BB: 1 P: 11	R: 0 E: 0 K: 0 S: 3 H: 0 LOB: 0 BB: 0 P: 3	R: 0 E: 0 K: 1 S: 6 H: 1 LOB: 1 BB: 0 P: 6	R: 0 E: 0 K: 0 S: 3 H: 1 LOB: 1 BB: 1 P: 7	R: 0 E: 1 K: 1 S: 5 H: 0 LOB: 1 BB: 1 P: 9		1B: 9 2B: 1 3B: 0 HR: 0 SF: 1 SAC: 1 DP: 1 HBP: 0						

AB	31
R	4
H	10
RBI	3
BB	3
SO	7
LOB	16

WP: 0 PB: 0 SB: 0 CS: 1 PA: 36

livebaseballscorecards.com

PITCHER		IP	WLS	BF	H	R	ER	SO	BB	IBB	HBP	BLK	WP	HR	S	P	ERA	WHIP
Dave Boswell, R ERA: 3.2	(1, 1)	3.0	L	17	8	4	3	3	0	0	0	0	0	0	23	23	9.00	2.667
Jim Roland, L ERA: 2.51	(4, 1)	3.0		11	1	0	0	3	1	0	0	0	0	0	16	20	0.00	0.667
Ron Perranoski, L ERA: 2.58	(7, 1)	2.0		8	1	0	0	1	2	0	0	0	0	0	8	16	0.00	1.500

PITCHER	IP	WLS	BF	H	R	ER	SO	BB	IBB	HBP	BLK	WP	HR	S	P	ERA	WHIP

Batter	1	2	3	4	5	6	7	8	9	AB	R	H	RBI	BB	SO	LOB
Cesar Tovar, R (1, 5) (8, 6) OBP: 0.311, SLG: 0.365	6-3			3-1 3B		3-1		BB G4-6-3		3	1	1	0	1	0	0
Rod Carew, L (1, 4) OBP: 0.315, SLG: 0.357	F9			3-1 3-H			1B SF7 2B	G4-6-3 1-2f		4	1	1	1	0	0	2
Harmon Killebrew, R (1, 3) OBP: 0.348, SLG: 0.394	K			1-3			F5		BB	3	0	0	0	1	1	1
Tony Oliva, L (1, 9) OBP: 0.329, SLG: 0.464		6-3		K			2-3 1B		K	4	0	1	0	0	2	1
Ted Uhlaender, L (1, 8) OBP: 0.308, SLG: 0.416		K			3-1		SF7 3-H		F4	3	0	0	1	0	1	1
John Roseboro, L (1, 2) OBP: 0.274, SLG: 0.250 Frank Quilici, R (9, PH) OBP: 0.358, SLG: 0.444		F4			K		F9		F5	3 1	0 0	0 0	0 0	0 0	1 0	1 1
Bob Allison, R (1, 7) OBP: 0.314, SLG: 0.401			6-3		K			HR		3	1	1	1	0	1	0
Jackie Hernandez, R (1, 6) OBP: 0.215, SLG: 0.223 Jim Holt, L (8, PH) OBP: 0.278, SLG: 0.286 Rich Rollins, R (8, PH) OBP: 0.267, SLG: 0.360 (8, 5)			K			K		6-3 1B		2 0 1	0 0 0	0 0 1	0 0 0	0 0 0	2 0 0	0 0 0
Jim Kaat, L (1, 1) OBP: 0.118, SLG: 0.118 Frank Kostro, R (8, PH) OBP: 0.200, SLG: 0.250 Jim Perry, S (8, 1) OBP: 0.192, SLG: 0.400			F2			3-1		6-3 1-2		2 1 0	0 0 0	0 0 0	0 0 0	0 0 0	0 0 0	0 1 0
Inning Stats	R: 0 H: 0 E: 0 LOB: 0 K: 1 BB: 0 S: 5 P: 5	R: 0 H: 0 E: 0 LOB: 0 K: 1 BB: 0 S: 5 P: 5	R: 0 H: 0 E: 0 LOB: 0 K: 1 BB: 0 S: 5 P: 5	R: 1 H: 1 E: 0 LOB: 0 K: 1 BB: 0 S: 6 P: 6	R: 0 H: 0 E: 0 LOB: 0 K: 2 BB: 0 S: 7 P: 7	R: 0 H: 0 E: 0 LOB: 0 K: 1 BB: 0 S: 5 P: 5	R: 1 H: 2 E: 0 LOB: 1 K: 0 BB: 0 S: 5 P: 5	R: 1 H: 2 E: 0 LOB: 1 K: 0 BB: 1 S: 4 P: 8	R: 0 H: 0 E: 0 LOB: 1 K: 1 BB: 1 S: 5 P: 9	1B: 2 SF: 1 2B: 1 SAC: 0 3B: 1 DP: 1 HR: 1 HBP: 0				WP: 0 PA: 33 PB: 0 SB: 0 CS: 0		

PITCHER		IP	WLS	BF	H	R	ER	SO	BB	IBB	HBP	BLK	WP	HR	S	P	ERA	WHIP
Ray Culp, R ERA: 4.35	(1, 1)	7.0	W	25	4	3	3	7	0	0	0	0	0	1	39	39	3.86	0.571
Juan Pizarro, L ERA: 1.88	(8, 1)	2.0	S	8	1	0	0	1	2	0	0	0	0	0	8	16	0.00	1.500

Minnesota Twins @ Boston Red Sox

Fenway Park, Boston, MA

Sun Jul 07 1968, 3:33 AM EDT

Unknown

TOP

livebaseballscorecards.com

AB	30
R	3
H	5
RBI	3
BB	2
SO	8
LOB	8

BOTTOM

Minnesota Twins @ Boston Red Sox

Fenway Park, Boston, MA

Sun Jul 07 1968, 3:33 AM EDT

Unknown

livebaseballscorecards.com

Batter	1	2	3	4	5	6	7	8	9	AB	R	H	RBI	BB	SO	LOB
Mike Andrews, R (1, 4) OBP: 0.342, SLG: 0.305	G4-6-3 1B		E5 1B		F4		F8			4	1	1	0	0	0	1
Dalton Jones, L (1, 3) OBP: 0.209, SLG: 0.200 George Scott, R (8, 3) OBP: 0.232, SLG: 0.234	F9		G3-6-3 2-H 1B		F9		K			4 0	0 0	1 0	1 0	0 0	1 0	2 0
Carl Yastrzemski, L (1, 7) OBP: 0.448, SLG: 0.492	G4-6-3 1-2f		G3-6-3 1-2f		HR			F5		4	1	1	1	0	0	2
Ken Harrelson, R (1, 9) OBP: 0.380, SLG: 0.588		BB 1B		F8	F2			G3		4	0	1	0	0	0	0
Reggie Smith, S (1, 8) OBP: 0.361, SLG: 0.399		BB 1-2		3B		5-3		BB		2	1	1	0	2	0	0
Rico Petrocelli, R (1, 6) OBP: 0.289, SLG: 0.384		K		E 3-H 3B		5-3		F8		4	1	1	1	0	1	3
Joe Foy, R (1, 5) OBP: 0.342, SLG: 0.296		K		E6 F9 3-H		6-3				3	0	0	0	0	1	2
Russ Gibson, R (1, 2) OBP: 0.207, SLG: 0.273		F4		F9 2-3			SH1-4 1B			3	0	1	0	0	0	3
Ray Culp, R (1, 1) OBP: 0.111, SLG: 0.040 Juan Pizarro, L (8, 1) OBP: 0.167, SLG: 0.200			6-3	K			SH1-4 1-2			2 0	0 0	0 0	0 0	0 0	1 0	1 0
Inning Stats	R: 0 E: 0 K: 0 S: 3 H: 1 LOB: 0 BB: 0 P: 3	R: 0 E: 0 K: 2 S: 8 H: 1 LOB: 2 BB: 1 P: 12	R: 1 E: 1 K: 0 S: 4 H: 1 LOB: 0 BB: 0 P: 4	R: 2 E: 1 K: 1 S: 8 H: 2 LOB: 1 BB: 0 P: 8	R: 1 E: 0 K: 0 S: 4 H: 1 LOB: 0 BB: 0 P: 4	R: 0 E: 0 K: 0 S: 3 H: 0 LOB: 0 BB: 0 P: 3	R: 0 E: 0 K: 1 S: 6 H: 1 LOB: 1 BB: 0 P: 6	R: 0 E: 0 K: 0 S: 3 H: 0 LOB: 1 BB: 1 P: 7		1B: 4 2B: 0 3B: 2 HR: 1	SF: 0 SAC: 1 DP: 2 HBP: 0			WP: 0 PB: 0 SB: 0 CS: 0	PA: 33	

	AB	30
	R	4
	H	7
	RBI	3
	BB	2
	SO	4
	LOB	14

PITCHER		IP	WLS	BF	H	R	ER	SO	BB	IBB	HBP	BLK	WP	HR	S	P	ERA	WHIP
Jim Kaat, L ERA: 2.17	(1, 1)	7.0	L	29	7	4	2	4	1	0	0	0	0	1	36	40	2.57	1.143
Jim Perry, R ERA: 2.81	(8, 1)	1.0		4	0	0	0	0	1	0	0	0	0	0	3	7	0.00	1.000

PITCHER	IP	WLS	BF	H	R	ER	SO	BB	IBB	HBP	BLK	WP	HR	S	P	ERA	WHIP

Minnesota Twins @ Boston Red Sox

Fenway Park, Boston, MA

Sun Jul 07 1968, 3:38 AM EDT

Att. 33,486 - Unknown

TOP

livebaseballscorecards.com

Batter	1	2	3	4	5	6	7	8	9	AB	R	H	RBI	BB	SO	LOB
Cesar Tovar, R (1, 6) OBP: 0.310, SLG: 0.362	K		F3		1-2 1B		K 1-2		F7	5	0	1	0	0	2	2
Ted Uhlaender, L (1, 8) OBP: 0.313, SLG: 0.417	1-3 1B BB		G4-3 1B		4-3		2-H 1B		6-3	4	0	2	1	1	0	3
Rod Carew, L (1, 4) OBP: 0.318, SLG: 0.357	1-2 1-3 1B		1-2f G4-3			HR BB	K			3	1	1	0	1	1	2
Tony Oliva, L (1, 9) OBP: 0.331, SLG: 0.474	1-2 2-3 1-3			F5		1-H HR		G4-6-3 1B		4	1	2	2	0	0	2
Rich Reese, L (1, 3) OBP: 0.231, SLG: 0.289	4-3			K		4-3		1-2f G4-6-3		4	0	0	0	0	1	3
Bob Allison, R (1, 7) OBP: 0.313, SLG: 0.395		F8		F7		K		WP BB		3	0	0	0	1	1	0
Ron Clark, R (1, 5) OBP: 0.228, SLG: 0.192		G3			F4	6-3		1-2 5-3		4	0	0	0	0	0	1
Bruce Look, L (1, 2) OBP: 0.404, SLG: 0.333		BB			1-3		F3		BB	1	0	0	0	1	0	0
Frank Kostro, R (7, PH) OBP: 0.194, SLG: 0.241										1	0	0	0	0	0	0
John Roseboro, L (7, 2) OBP: 0.274, SLG: 0.250										0	0	0	0	0	0	0
Rich Rollins, R (9, PH) OBP: 0.274, SLG: 0.360										0	0	0	0	1	0	0
Jim Merritt, L (1, 1) OBP: 0.239, SLG: 0.214		F8			1B 1B		WP 1B 1B		F9	2	0	1	0	0	0	1
Al Worthington, R (6, 1)										0	0	0	0	0	0	0
Frank Quilici, R (7, PH) OBP: 0.366, SLG: 0.452										1	1	1	0	0	0	0
Dean Chance, R (7, 1) OBP: 0.104, SLG: 0.065										0	0	0	0	0	0	0
Harmon Killebrew, R (9, PH) OBP: 0.347, SLG: 0.392										1	0	0	0	0	0	1

	AB	33
	R	3
	H	8
	RBI	3
	BB	5
	SO	5
	LOB	15

Inning Stats										
	R: 0 E: 0 K: 1 S: 6	H: 1 LOB: 2 BB: 1 P: 10	R: 0 E: 0 K: 0 S: 3	H: 0 LOB: 1 BB: 1 P: 7	R: 0 E: 0 K: 0 S: 3	H: 1 LOB: 0 BB: 0 P: 3	R: 0 E: 0 K: 1 S: 5	H: 0 LOB: 0 BB: 0 P: 5	R: 0 E: 0 K: 0 S: 5	H: 2 LOB: 2 BB: 0 P: 5
	R: 2 E: 0 K: 1 S: 6	H: 1 LOB: 0 BB: 1 P: 10	R: 1 E: 0 K: 2 S: 9	H: 2 LOB: 1 BB: 0 P: 9	R: 0 E: 0 K: 0 S: 3	H: 1 LOB: 1 BB: 1 P: 7	R: 0 E: 0 K: 0 S: 3	H: 0 LOB: 1 BB: 1 P: 7	1B: 7 2B: 0 3B: 0 HR: 1	SF: 0 SAC: 0 DP: 2 HBP: 0
	WP: 2 PB: 0 SB: 0 CS: 0	PA: 38								

PITCHER		IP	WLS	BF	H	R	ER	SO	BB	IBB	HBP	BLK	WP	HR	S	P	ERA	WHIP
Gary Waslewski, R ERA: 3.29	(1, 1)	6.0	W	25	5	2	2	3	3	0	0	0	0	1	28	40	3.00	1.333
Bill Landis, L ERA: 3.24	(7, 1)	2.0		10	3	1	1	2	2	0	0	0	2	0	12	20	4.50	2.500
Lee Stange, R ERA: 4.04	(9, 1)	1.0	S	3	0	0	0	0	0	0	0	0	0	0	3	3	0.00	0.000

PITCHER		IP	WLS	BF	H	R	ER	SO	BB	IBB	HBP	BLK	WP	HR	S	P	ERA	WHIP

BOTTOM

Minnesota Twins @ Boston Red Sox

Fenway Park, Boston, MA

Sun Jul 07 1968, 3:38 AM EDT

Att. 33,486 - Unknown

livebaseballscorecards.com

Batter	1	2	3	4	5	6	7	8	9	AB	R	H	RBI	BB	SO	LOB
Mike Andrews, R (1, 4) OBP: 0.343, SLG: 0.307	0-0 4-3 4-3 1B	0-0 1-3		0-0 2-H 3-H 1B		0-0 F4		0-0 F9		5	0	2	1	0	0	3
Dalton Jones, L (1, 3) OBP: 0.210, SLG: 0.209	0-0 4-3 1-2		0-0 F2		0-3 K	0-0 2-H 2B				4	0	1	1	0	1	1
Bill Landis, L (7, 1)										0	0	0	0	0	0	0
Lee Stange, R (9, 1) OBP: 0.250, SLG: 0.182										0	0	0	0	0	0	0
Carl Yastrzemski, L (1, 7) OBP: 0.452, SLG: 0.509	0-0 4-3 2-3		0-0 HR		0-0 2B	4-0 IBB				3	1	2	1	1	0	1
Ken Harrelson, R (1, 9) OBP: 0.375, SLG: 0.578	0-0 F8		0-0 F5		0-0 5-3	0-0 F2				4	0	0	0	0	0	4
Reggie Smith, S (1, 8) OBP: 0.360, SLG: 0.395		B B B B 4-0 BB 1B SF9 BB	0-0 F4		0-0 5-3		0-0 4-3			3	1	0	0	1	0	1
Rico Petrocelli, R (1, 6) OBP: 0.296, SLG: 0.390		0-0 SH1-4 BB 1-2 1B		0-0 SH3 1B 1B 1B		0-0 HR 1B	0-0 F8			4	2	3	0	0	0	0
Joe Foy, R (1, 5) OBP: 0.348, SLG: 0.313		B B B 4-0 SH1-4 1-2 2-3 BB		0-0 SH3 1-2 1B 1B		0-0 1-H HR	0-0 4-3			3	1	2	2	1	0	0
Russ Gibson, R (1, 2) OBP: 0.208, SLG: 0.286		0-0 SF9 3-H		0-0 F3		0-0 2B 2B		S S S 0-3 K		3	1	1	1	0	1	2
Gary Waslewski, R (1, 1) OBP: 0.083, SLG: 0.043		0-0 SH1-4 1-2 2-3		0-0 SH3 1-2 2-3		0-0 6-3		0-0 4-3		0	0	0	0	0	0	0
George Scott, R (6, PH) (7, 3) OBP: 0.230, SLG: 0.231										2	0	0	0	0	0	1
Inning Stats	R: 0 E: 0 K: 0 S: 4 H: 1 LOB: 1 BB: 0 P: 4	R: 1 E: 0 K: 0 S: 4 H: 1 LOB: 2 BB: 2 P: 12	R: 1 E: 0 K: 0 S: 4 H: 1 LOB: 0 BB: 0 P: 4	R: 1 E: 0 K: 0 S: 5 H: 3 LOB: 2 BB: 0 P: 5	R: 0 E: 0 K: 1 S: 6 H: 1 LOB: 1 BB: 0 P: 6	R: 3 E: 0 K: 0 S: 7 H: 4 LOB: 2 BB: 1 P: 11	R: 0 E: 0 K: 0 S: 3 H: 0 LOB: 0 BB: 0 P: 3	R: 0 E: 0 K: 1 S: 5 H: 0 LOB: 0 BB: 0 P: 5		1B: 6 2B: 3 3B: 0 HR: 2	SF: 1 SAC: 2 DP: 0 HBP: 0						

	AB	31
	R	6
	H	11
	RBI	6
	BB	3
	SO	2
	LOB	13

PITCHER		IP	WLS	BF	H	R	ER	SO	BB	IBB	HBP	BLK	WP	HR	S	P	ERA	WHIP
Jim Merritt, L ERA: 3.13	(1, 1)	5.0	L	26	10	6	6	1	2	0	0	0	0	2	26	34	10.80	2.400
Al Worthington, R ERA: 1.75	(6, 1)	1.0		5	1	0	0	0	0	1	0	0	0	0	4	8	0.00	1.000
Dean Chance, R ERA: 2.65	(7, 1)	2.0		6	0	0	0	1	0	0	0	0	0	0	8	8	0.00	0.000

PITCHER	IP	WLS	BF	H	R	ER	SO	BB	IBB	HBP	BLK	WP	HR	S	P	ERA	WHIP

Batter	1	2	3	4	5	6	7	8	9	AB	R	H	RBI	BB	SO	LOB
Mike Andrews, R (1, 4) OBP: 0.353, SLG: 0.313	BBBB 4-0 4-3 WP E BB		x 0-0 FC4-6 1B		BBBB 4-0 FC5 1B BB		x 0-0 1B			2	1	2	0	2	0	0
Dalton Jones, L (1, 3) OBP: 0.211, SLG: 0.210	x 0-0 ① F9 1-2		x 0-0 ① FC4-6 FC5-4 1-2f		x 0-0 1-2 1B		x 0-0 ③ F7			4	0	1	0	0	0	3
Carl Yastrzemski, L (1, 7) OBP: 0.447, SLG: 0.502	x 0-0 ② 4-3 2-3		x 0-0 ② F9		SSS 0-3 ② K			x 0-0 ① 4-3		4	0	0	0	0	1	4
Ken Harrelson, R (1, 9) OBP: 0.369, SLG: 0.569	x 0-0 E5 1B 3-H		x 0-0 ③ FC5-4 1-2f		x 0-0 ③ FC5 2-3f			x 0-0 ② F4		4	0	0	0	0	0	3
Reggie Smith, S (1, 8) OBP: 0.361, SLG: 0.397	x 0-0 1-2 1B			x 0-0 ① 4-3		x 0-0 G6-4-3 1B		x 0-0 ③ F8		4	0	2	0	0	0	0
Rico Petrocelli, R (1, 6) OBP: 0.295, SLG: 0.399	x 0-0 ③ F8			x 0-0 HR		x 0-0 ①② G6-4-3 1-2f			x 0-0 ① 5-3	4	1	1	1	0	0	3
Joe Foy, R (1, 5) OBP: 0.343, SLG: 0.308		SSS 0-3 ① K		x 0-0 ② 6-3		x 0-0 ③ L6			x 0-0 ② F8	4	0	0	0	0	1	0
Russ Gibson, R (1, 2) OBP: 0.202, SLG: 0.277 Jose Tartabull, L (9, PH) OBP: 0.215, SLG: 0.208		x 0-0 ② 4-3		x 0-0 ③ 6-3			x 0-0 ① F6		x 0-0 ③ 4-3	3 1	0 0	0 0	0 0	0 0	0 0	0 0
Dick Ellsworth, L (1, 1) OBP: 0.077, SLG: 0.053 Lee Stange, R (7, 1) OBP: 0.250, SLG: 0.182 George Scott, R (7, 3) OBP: 0.230, SLG: 0.231		SSS 0-3 ③ K			SSS 0-3 ① K		SSS 0-3 ② K			3 0 0	0 0 0	0 0 0	0 0 0	0 0 0	3 0 0	0 0 0
Inning Stats	R: 1 H: 1 E: 1 LOB: 2 K: 0 BB: 1 S: 5 P: 9	R: 0 H: 0 E: 0 LOB: 0 K: 2 BB: 0 S: 7 P: 7	R: 0 H: 1 E: 0 LOB: 1 K: 0 BB: 0 S: 4 P: 4	R: 1 H: 1 E: 0 LOB: 0 K: 0 BB: 0 S: 4 P: 4	R: 0 H: 1 E: 0 LOB: 2 K: 2 BB: 1 S: 8 P: 12	R: 0 H: 1 E: 0 LOB: 0 K: 0 BB: 0 S: 3 P: 3	R: 0 H: 1 E: 0 LOB: 1 K: 1 BB: 0 S: 6 P: 6	R: 0 H: 0 E: 0 LOB: 0 K: 0 BB: 0 S: 3 P: 3	R: 0 H: 0 E: 0 LOB: 0 K: 0 BB: 0 S: 3 P: 3	1B: 5 SF: 0 2B: 0 SAC: 0 3B: 0 DP: 1 HR: 1 HBP: 0						WP: 1 PA: 35 PB: 0 SB: 0 CS: 0

PITCHER		IP	WLS	BF	H	R	ER	SO	BB	IBB	HBP	BLK	WP	HR	S	P	ERA	WHIP
George Brunet, L ERA: 2.81	(1, 1)	7.0	W	29	6	2	1	5	2	0	0	0	1	1	37	45	1.29	1.143
Sammy Ellis, R ERA: 3.72	(8, 1)	2.0	S	6	0	0	0	0	0	0	0	0	0	0	6	6	0.00	0.000

PITCHER		IP	WLS	BF	H	R	ER	SO	BB	IBB	HBP	BLK	WP	HR	S	P	ERA	WHIP

TOP

Boston Red Sox @ California Angels

Anaheim Stadium, Anaheim, CA

Thu Jul 11 1968, 10:05 PM EDT

Att. 14,623 - Unknown - 82 F

livebaseballscorecards.com

AB	33
R	2
H	6
RBI	1
BB	2
SO	5
LOB	13

BOTTOM

Boston Red Sox @ California Angels

Anaheim Stadium, Anaheim, CA

Thu Jul 11 1968, 10:05 PM EDT

Att. 14,623 - Unknown - 82 F

Batter	1	2	3	4	5	6	7	8	9	AB	R	H	RBI	BB	SO	LOB
Vic Davalillo, L (1, 8) OBP: 0.260, SLG: 0.336	5-3		FC6-4 1-2 1B			6-3	1-3 2-H 3-H 1B			4	0	2	2	0	0	0
Jim Fregosi, R (1, 6) OBP: 0.351, SLG: 0.437	4-3		FC6-4 G6-4-3 1-2f 2-3			F9	6-3			4	0	0	0	0	0	4
Bubba Morton, R (1, 9) OBP: 0.316, SLG: 0.282 Woodie Held, R (8, 5) OBP: 0.217, SLG: 0.125	5-3		G6-4-3 1-2f			5-3		K		3 1	0 0	0 0	0 0	0 0	0 1	2 0
Don Mincher, L (1, 3) OBP: 0.316, SLG: 0.380 Chuck Hinton, R (7, 3) OBP: 0.227, SLG: 0.335		K		3-1			HR	6-3		2 2	0 1	0 1	0 1	0 0	1 0	0 0
Rick Reichardt, R (1, 7) OBP: 0.324, SLG: 0.397		1B 1B		F3			SH PB 1B 1B	1B		4	1	3	0	0	0	0
Bobby Knoop, R (1, 4) OBP: 0.286, SLG: 0.317		1-3 1B		F8			SH BB 1-3 1B	K		3	1	1	0	0	1	1
Buck Rodgers, S (1, 2) OBP: 0.259, SLG: 0.249 Roger Repoz, L (7, PH) OBP: 0.314, SLG: 0.386 (8, 9)	F3				B2-6-4 1B		K			2 1	0 0	1 0	0 0	0 0	0 1	2 2
Aurelio Rodriguez, R (1, 5) OBP: 0.233, SLG: 0.215 Tom Satriano, L (7, PH) OBP: 0.314, SLG: 0.336 (8, 2)	6-3				F3		F5			2 1	0 0	0 0	0 0	0 0	0 0	3 2
George Brunet, R (1, 1) OBP: 0.216, SLG: 0.147 Ed Kirkpatrick, L (7, PH) OBP: 0.338, SLG: 0.296 Sammy Ellis, L (8, 1) OBP: 0.083, SLG: 0.057			FC6-4 1B BB		B2-6-4 1-2f		1B 1-2 BB			1 0 0	0 0 0	0 0 0	0 0 0	1 1 0	0 0 0	1 0 0
Inning Stats	R: 0 E: 0 K: 0 S: 3 H: 0 LOB: 0 BB: 0 P: 3	R: 0 E: 0 K: 1 S: 7 H: 2 LOB: 2 BB: 0 P: 7	R: 0 E: 0 K: 0 S: 3 H: 1 LOB: 1 BB: 1 P: 7	R: 0 E: 0 K: 0 S: 3 H: 0 LOB: 0 BB: 0 P: 3	R: 0 E: 0 K: 0 S: 3 H: 1 LOB: 0 BB: 0 P: 3	R: 0 E: 0 K: 0 S: 3 H: 0 LOB: 0 BB: 0 P: 3	R: 3 E: 1 K: 1 S: 9 H: 3 LOB: 2 BB: 1 P: 13	R: 0 E: 0 K: 2 S: 8 H: 1 LOB: 1 BB: 0 P: 8								

livebaseballscorecards.com

AB	30
R	3
H	8
RBI	3
BB	2
SO	4
LOB	17

1B: 7	SF: 0	WP: 0	PA: 33
2B: 0	SAC: 1	PB: 1	
3B: 0	DP: 2	SB: 0	
HR: 1	HBP: 0	CS: 0	

PITCHER		IP	WLS	BF	H	R	ER	SO	BB	IBB	HBP	BLK	WP	HR	S	P	ERA	WHIP
Dick Ellsworth, L ERA: 3.48	(1, 1)	6.0		23	6	2	1	1	1	0	0	0	0	1	24	28	1.50	1.167
Lee Stange, R ERA: 3.92	(7, 1)	2.0	L	10	2	1	0	3	1	0	0	0	0	0	15	19	0.00	1.500

PITCHER	IP	WLS	BF	H	R	ER	SO	BB	IBB	HBP	BLK	WP	HR	S	P	ERA	WHIP

Batter	1	2	3	4	5	6	7	8	9	AB	R	H	RBI	BB	SO	LOB
Mike Andrews, R (1, 4) OBP: 0.349, SLG: 0.309	F9			4-3		F9		SH1-4 1-2 3-H		3	0	0	1	0	0	0
Dalton Jones, L (1, 3) OBP: 0.214, SLG: 0.213	F9			F7			E4 1B	4-3		3	0	1	0	0	0	0
George Scott, R (7, PR) (7, 3) OBP: 0.229, SLG: 0.230										1	0	0	0	0	0	1
Carl Yastrzemski, L (1, 7) OBP: 0.442, SLG: 0.495	K			6-3			K		K	4	0	0	0	0	3	1
Ken Harrelson, R (1, 9) OBP: 0.364, SLG: 0.560		K			6-3		F8		F8	4	0	0	0	0	1	1
Reggie Smith, S (1, 8) OBP: 0.360, SLG: 0.395		K			CS 1B		3-1		1-3	4	0	1	0	0	1	1
Rico Petrocelli, R (1, 6) OBP: 0.295, SLG: 0.396		6-3			K 1-2			BB		2	1	0	0	1	1	1
Joe Foy, R (1, 5) OBP: 0.346, SLG: 0.312			G4-6-3 1B			E5 S SH3-4 SF8		1B 1-3 SH1-4 1B		3	2	2	0	0	0	0
Russ Gibson, R (1, 2) OBP: 0.208, SLG: 0.281			G4-6-3 1-2f			SH3-4 1-2		SH1-4 1-3 3-H 1B		2	0	1	1	0	0	1
Gary Bell, R (1, 1) OBP: 0.242, SLG: 0.313			5-3			SF8 2-H		F4		2	0	0	1	0	0	2
Sparky Lyle, L (8, 1)										0	0	0	0	0	0	0

TOP

Boston Red Sox @ California Angels
Anaheim Stadium, Anaheim, CA
Fri Jul 12 1968, 10:05 PM EDT
Att. 18,314 - Unknown - 79 F

livebaseballscorecards.com

	AB	R	H	RBI	BB	SO	LOB
	28	3	5	3	1	6	8

Inning Stats	1	2	3	4	5	6	7	8	9	1B	SF	WP	PA
R	0	0	0	0	0	1	0	2	0	5	1	0	32
E	0	0	0	0	0	1	1	0	0	2B: 0	SAC: 2	PB: 0	
K	1	2	0	0	1	0	1	0	1	3B: 0	DP: 1	SB: 1	
S	5	7	3	3	5	4	6	5	5	HR: 0	HBP: 0	CS: 1	
H	0	0	1	0	1	0	1	2	0				
LOB	0	0	0	0	0	1	1	1	0				
BB	0	0	0	0	0	0	0	1	0				
P	5	7	3	3	5	4	6	9	5				

PITCHER		IP	WLS	BF	H	R	ER	SO	BB	IBB	HBP	BLK	WP	HR	S	P	ERA	WHIP
Tom Murphy, R ERA: 2.31	(1, 1)	8.0	L	29	5	3	2	5	1	0	0	0	0	0	38	42	2.25	0.750
Marty Pattin, R ERA: 4.75	(9, 1)	1.0		3	0	0	0	1	0	0	0	0	0	0	5	5	0.00	0.000

PITCHER		IP	WLS	BF	H	R	ER	SO	BB	IBB	HBP	BLK	WP	HR	S	P	ERA	WHIP

Boston Red Sox @ California Angels

Anaheim Stadium, Anaheim, CA

Fri Jul 12 1968, 10:05 PM EDT

Att. 18,314 - Unknown - 79 F

BOTTOM

Batter	1	2	3	4	5	6	7	8	9	AB	R	H	RBI	BB	SO	LOB
Vic Davalillo, L (1, 8) OBP: 0.256, SLG: 0.332	L6		4-3			F7		SF8 3-H		3	0	0	1	0	0	0
Jim Fregosi, R (1, 6) OBP: 0.347, SLG: 0.431	K			4-3		5-3		F3		4	0	0	0	0	1	1
Roger Repoz, L (1, 9) OBP: 0.311, SLG: 0.381	F9			6-3			K		F9	3	0	0	0	0	1	0
Woodie Held, R (9, PH) OBP: 0.213, SLG: 0.122										1	0	0	0	0	0	0
Don Mincher, L (1, 3) OBP: 0.311, SLG: 0.374		K		K			4-3		4-3	4	0	0	0	0	2	0
Rick Reichardt, R (1, 7) OBP: 0.323, SLG: 0.395		4-3 1B			K		5-3		E1	4	0	1	0	0	1	0
Tom Satriano, L (1, 2) OBP: 0.320, SLG: 0.338		4-3 1-2			5-3 1B			1B BB	5-3	2	0	1	0	1	0	1
Tom Burgmeier, L (8, PR)										0	1	0	0	0	0	0
Buck Rodgers, S (9, 2) OBP: 0.258, SLG: 0.247										1	0	0	0	0	0	1
Bobby Knoop, R (1, 4) OBP: 0.287, SLG: 0.317		F8			5-3 1-2			1B SF8 1-2 1B		3	1	1	0	0	0	2
Aurelio Rodriguez, R (1, 5) OBP: 0.227, SLG: 0.210			6-3		K			K		2	0	0	0	0	1	1
Ed Kirkpatrick, L (8, PH) OBP: 0.338, SLG: 0.296										0	0	0	0	0	0	0
Chuck Hinton, R (8, PH) OBP: 0.226, SLG: 0.333										1	0	0	0	0	1	2
(9, 5)																
Tom Murphy, R (1, 1)			K			K		1-3 2-H 1B		2	0	0	0	0	2	0
Bubba Morton, R (8, PH) OBP: 0.323, SLG: 0.291										1	0	1	1	0	0	0
Marty Pattin, R (9, 1)										0	0	0	0	0	0	0
Inning Stats	R: 0 E: 0 K: 1 S: 5 H: 0 LOB: 0 BB: 0 P: 5	R: 0 E: 0 K: 1 S: 6 H: 1 LOB: 1 BB: 0 P: 6	R: 0 E: 0 K: 1 S: 5 H: 0 LOB: 0 BB: 0 P: 5	R: 0 E: 0 K: 1 S: 5 H: 0 LOB: 0 BB: 0 P: 5	R: 0 E: 0 K: 2 S: 8 H: 1 LOB: 1 BB: 0 P: 8	R: 0 E: 0 K: 1 S: 5 H: 0 LOB: 0 BB: 0 P: 5	R: 0 E: 0 K: 1 S: 5 H: 0 LOB: 0 BB: 0 P: 5	R: 2 E: 0 K: 1 S: 7 H: 2 LOB: 1 BB: 1 P: 11	R: 0 E: 1 K: 0 S: 4 H: 0 LOB: 1 BB: 0 P: 4	1B: 4 2B: 0 3B: 0 HR: 0	SF: 1 SAC: 0 DP: 0 HBP: 0						

livebaseballscorecards.com

AB	31
R	2
H	4
RBI	2
BB	1
SO	9
LOB	8

PITCHER		IP	WLS	BF	H	R	ER	SO	BB	IBB	HBP	BLK	WP	HR	S	P	ERA	WHIP
Gary Bell, R ERA: 2.66	(1, 1)	7.0	W	25	3	2	2	8	1	0	0	0	0	0	40	44	2.57	0.571
Sparky Lyle, L ERA: 3.5	(8, 1)	2.0	S	8	1	0	0	1	0	0	0	0	0	0	10	10	0.00	0.500

PITCHER	IP	WLS	BF	H	R	ER	SO	BB	IBB	HBP	BLK	WP	HR	S	P	ERA	WHIP

Batter	1	2	3	4	5	6	7	8	9	AB	R	H	RBI	BB	SO	LOB
Mike Andrews, R (1, 4) OBP: 0.354, SLG: 0.322	F6		1-H HR	F6			4-3 WP 4-3 BB		BB	3	2	1	2	2	0	2
Dalton Jones, L (1, 3) Bill Landis, L (8, 1) Norm Siebern, L (9, PH) OBP: 0.077, SLG: 0.077 Lee Stange, R (9, 1) OBP: 0.250, SLG: 0.182	K		F7		F9		4-3 1-2		3-4-3	4 0 1 0	0 0 0 0	0 0 0 0	0 0 0 0	0 0 0 0	1 0 0 0	1 0 1 0
Carl Yastrzemski, L (1, 7) OBP: 0.439, SLG: 0.489	4-3			BB 1B WP BB	1-3		4-3 2-3			3	1	0	0	1	0	1
Ken Harrelson, R (1, 9) OBP: 0.362, SLG: 0.555		K		WP BB BB 1B 1-2	5-3		F4 3-H			4	1	1	0	0	1	0
Reggie Smith, S (1, 8) OBP: 0.362, SLG: 0.392		L3		BB WP E BB 1-2 2-3		BLK 5-3 1B BB		F7		2	2	0	0	2	0	0
Rico Petrocelli, R (1, 6) OBP: 0.295, SLG: 0.391		K		BB BB 1-2 2-3 3-H		5-3 1-2		L8		3	0	0	0	1	1	1
Joe Foy, R (1, 5) OBP: 0.345, SLG: 0.308			F7	BB BB 1-2 2-3 3-H		K 2-3		F8		3	0	0	1	1	1	1
Russ Gibson, R (1, 2) OBP: 0.210, SLG: 0.280			K	K 1-1 3-H		1B 3-H			6-3	4	0	1	1	0	2	2
Ray Culp, R (1, 1) OBP: 0.133, SLG: 0.071 Sparky Lyle, L (8, 1) Gary Waslewski, R (8, 1) OBP: 0.083, SLG: 0.043 George Scott, R (8, 3) OBP: 0.228, SLG: 0.229			HR 1B	K		K			F9	3 0 0 1	1 0 0 0	1 0 0 0	0 0 0 0	0 0 0 0	2 0 0 0	3 0 0 0

TOP

Boston Red Sox @ California Angels

Anaheim Stadium, Anaheim, CA

Sat Jul 13 1968, 6:33 AM EDT

Att. 11,923 - Unknown

livebaseballscorecards.com

AB	31
R	7
H	4
RBI	4
BB	7
SO	8
LOB	12

Inning Stats	1	2	3	4	5	6	7	8	9	1B	SF	WP	PA
	R: 0 E: 0 K: 1 S: 5	R: 0 E: 0 K: 2 S: 7	R: 2 E: 0 K: 1 S: 7	R: 3 E: 1 K: 2 S: 8	R: 0 E: 0 K: 0 S: 3	R: 1 E: 0 K: 2 S: 8	R: 1 E: 0 K: 0 S: 3	R: 0 E: 0 K: 0 S: 3	R: 0 E: 0 K: 0 S: 3	3	0	2	38
	H: 0 LOB: 0 BB: 0 P: 5	H: 0 LOB: 0 BB: 0 P: 7	H: 2 LOB: 0 BB: 0 P: 7	H: 1 LOB: 2 BB: 4 P: 24	H: 0 LOB: 0 BB: 0 P: 3	H: 1 LOB: 1 BB: 1 P: 12	H: 0 LOB: 0 BB: 1 P: 7	H: 0 LOB: 0 BB: 0 P: 3	H: 0 LOB: 1 BB: 1 P: 7	2B: 0 3B: 0 HR: 1	SAC: 0 DP: 0 HBP: 0	PB: 0 SB: 0 CS: 0	

PITCHER		IP	WLS	BF	H	R	ER	SO	BB	IBB	HBP	BLK	WP	HR	S	P	ERA	WHIP
Jim McGlothlin, R ERA: 3.4	(1, 1)	3.0	L	14	3	5	4	4	2	0	0	0	0	1	20	28	12.00	1.667
Andy Messersmith, R ERA: 4.35	(4, 1)	3.0		13	1	1	1	4	3	0	0	1	1	0	18	30	3.00	1.333
Minnie Rojas, R ERA: 3.93	(7, 1)	2.0		7	0	1	1	0	1	0	0	0	1	0	6	10	4.50	0.500
Bobby Locke, R ERA: 4.91	(9, 1)	1.0		4	0	0	0	0	1	0	0	0	0	0	3	7	0.00	1.000

PITCHER		IP	WLS	BF	H	R	ER	SO	BB	IBB	HBP	BLK	WP	HR	S	P	ERA	WHIP

Batter	1	2	3	4	5	6	7	8	9	AB	R	H	RBI	BB	SO	LOB
Vic Davalillo, L (1, 8) OBP: 0.254, SLG: 0.328 Bubba Morton, R (8, PH) OBP: 0.330, SLG: 0.299 (9, 9)	S S S 0-3 ① K			x 0-0 ① 3-1		x 0-0 ③ F6		x 0-0 1-2 E 1B		3	0	0	0	0	1	0
										1	1	1	0	0	0	0
Jim Fregosi, R (1, 6) OBP: 0.344, SLG: 0.426	S S S 0-3 ② K			x 0-0 ② F8			x 0-0 ① F4	x 0-0 1-H 2-H E1		4	0	0	0	0	1	0
Roger Repoz, L (1, 9) OBP: 0.307, SLG: 0.377 Orlando McFarlane, R (8, PH) Bobby Locke, R (9, 1)	x 0-0 ③ L9			x 0-0 ③ F3			S S S 0-3 ② K	S S S 0-3 ② K		3	0	0	0	0	1	0
										1	0	0	0	0	1	1
										0	0	0	0	0	0	0
Don Mincher, L (1, 3) OBP: 0.314, SLG: 0.401		S S S 0-3 ① K			x 0-0 HR		x 0-0 HR	S S S 0-3 ③ K		4	2	2	2	0	2	1
Rick Reichardt, R (1, 7) OBP: 0.319, SLG: 0.389		x 0-0 ② 1-3			S S S 0-3 ① K		x 0-0 ③ 6-3		x 0-0 ① F4	4	0	0	0	0	1	0
Tom Satriano, L (1, 5) OBP: 0.313, SLG: 0.329		x 0-0 ③ F8			x 0-0 ② L4			x 0-0 ① F9	S S S 0-3 ② K	4	0	0	0	0	1	0
Bobby Knoop, R (1, 4) OBP: 0.290, SLG: 0.317 Tom Burgmeier, L (9, PR)			x 0-0 ① F7		x 0-0 ③ 5-3			B B B B 4-0 2B 1B BB	x 0-0 1B	3	1	1	0	1	0	0
										0	0	0	0	0	0	0
Buck Rodgers, S (1, 2) OBP: 0.258, SLG: 0.253			x 0-0 ② F8			S S S 0-3 ① K		x 0-0 1-3 1B 2B	x 0-0 ③ F6	4	1	1	0	0	1	1
Jim McGlothlin, R (1, 1) OBP: 0.125, SLG: 0.125 Andy Messersmith, R (4, 1) Woodie Held, R (6, PH) OBP: 0.208, SLG: 0.119 Minnie Rojas, R (7, 1) OBP: 0.100, SLG: 0.100 Ed Kirkpatrick, L (8, PH) OBP: 0.348, SLG: 0.309 (9, 8)			S S S 0-3 ③ K			x 0-0 ② F2		x 0-0 2-H 3-H 1B E 1B		1	0	0	0	0	1	0
										0	0	0	0	0	0	0
										1	0	0	0	0	0	0
										0	0	0	0	0	0	0
										1	1	1	2	0	0	0
Inning Stats	R: 0 E: 0 K: 2 S: 7 H: 0 LOB: 0 BB: 0 P: 7	R: 0 E: 0 K: 1 S: 5 H: 0 LOB: 0 BB: 0 P: 5	R: 0 E: 0 K: 1 S: 5 H: 0 LOB: 0 BB: 0 P: 5	R: 0 E: 0 K: 0 S: 3 H: 0 LOB: 0 BB: 0 P: 3	R: 1 E: 0 K: 1 S: 6 H: 1 LOB: 0 BB: 0 P: 6	R: 0 E: 0 K: 1 S: 5 H: 0 LOB: 0 BB: 0 P: 5	R: 1 E: 0 K: 1 S: 6 H: 1 LOB: 0 BB: 0 P: 6	R: 4 E: 1 K: 2 S: 11 H: 3 LOB: 1 BB: 1 P: 15	R: 0 E: 0 K: 1 S: 6 H: 1 LOB: 1 BB: 0 P: 6	1B: 3 2B: 1 3B: 0 HR: 2 SF: 0 SAC: 0 DP: 0 HBP: 0							

BOTTOM

Boston Red Sox @ California Angels

Anaheim Stadium, Anaheim, CA

Sat Jul 13 1968, 6:33 AM EDT

Att. 11,923 - Unknown

livebaseballscorecards.com

AB	34
R	6
H	6
RBI	4
BB	1
SO	10
LOB	3

WP: 0 PB: 0 SB: 0 CS: 0 PA: 35

PITCHER		IP	WLS	BF	H	R	ER	SO	BB	IBB	HBP	BLK	WP	HR	S	P	ERA	WHIP
Ray Culp, R ERA: 4.4	(1, 1)	7.1	W	27	4	5	4	7	1	0	0	0	0	2	40	44	4.91	0.682
Sparky Lyle, L ERA: 3.5	(8, 1)	0.0		2	1	1	0	0	0	0	0	0	0	0	2	2	∞	∞
Gary Waslewski, R ERA: 3.28	(8, 1)	0.1		1	0	0	0	1	0	0	0	0	0	0	3	3	0.00	0.000
Bill Landis, L ERA: 3.21	(8, 1)	0.1		1	0	0	0	1	0	0	0	0	0	0	3	3	0.00	0.000
Lee Stange, R ERA: 3.86	(9, 1)	1.0	S	4	1	0	0	1	0	0	0	0	0	0	6	6	0.00	1.000

PITCHER	IP	WLS	BF	H	R	ER	SO	BB	IBB	HBP	BLK	WP	HR	S	P	ERA	WHIP

Batter	1	2	3	4	5	6	7	8	9	AB	R	H	RBI	BB	SO	LOB
Mike Andrews, R (1, 4) OBP: 0.354, SLG: 0.321	F8		BBBB 4-0 G4-6-3 BB		FC5-4 1-2f			1B 2B 1B 1-2	SSS 0-3 K	4	1	1	0	1	1	1
Dalton Jones, L (1, 3) OBP: 0.214, SLG: 0.213	F4		G4-6-3 1-2f		L7			2B SF8 1B 1-2 2-3	1B	5	1	2	0	0	0	2
Carl Yastrzemski, L (1, 7) OBP: 0.439, SLG: 0.489 Norm Siebern, L (9, 9) OBP: 0.077, SLG: 0.077	BBBB 4-0 E 1B BB		4-3			6-3		SF8 SF9 2B 1-3 2-H 3-H	SSS 0-3 K	4 0	2 0	1 0	2 0	1 0	1 0	1 0
Ken Harrelson, R (1, 9) OBP: 0.361, SLG: 0.552 Gary Waslewski, R (8, 1) OBP: 0.083, SLG: 0.043	FC6 1-H 1B			5-3		F8		SF8 2-3 3-H		3 0	0 0	1 0	2 0	0 0	0 0	0 0
Reggie Smith, S (1, 8) OBP: 0.360, SLG: 0.388	FC6 1-2f			E4		SSS 0-3 K		HBP IBB		3	0	0	0	1	1	1
Rico Petrocelli, R (1, 6) OBP: 0.294, SLG: 0.391		BB 1B		F7			L7	SF9 3-H		3	0	1	1	0	0	1
Joe Foy, R (1, 5) OBP: 0.344, SLG: 0.305		F6	SSS 0-3 K				F8	FC6 HBP 1-2		3	0	0	0	0	1	2
Russ Gibson, R (1, 2) OBP: 0.220, SLG: 0.282		BBBB 4-0 G4-3 BB 1-2			FC6-4 1B		SSS 0-3 K	FC6 1-2f		3	0	1	0	1	1	2
Juan Pizarro, L (1, 1) OBP: 0.125, SLG: 0.143 Jose Tartabull, L (8, PH) OBP: 0.222, SLG: 0.215 (8, 9) (9, 7)		G4-3 1-2f			FC6-4 FC5-4 1-2f			1B 1B 2B 1B	F7	2 2	0 1	0 1	0 0	0 0	0 0	3 0
Inning Stats	R: 1 H: 1 E: 1 LOB: 1 K: 0 BB: 1 S: 4 P: 8	R: 0 H: 1 E: 0 LOB: 1 K: 0 BB: 1 S: 3 P: 7	R: 0 H: 0 E: 0 LOB: 0 K: 0 BB: 1 S: 2 P: 6	R: 0 H: 0 E: 1 LOB: 1 K: 1 BB: 0 S: 6 P: 6	R: 0 H: 1 E: 0 LOB: 1 K: 0 BB: 0 S: 4 P: 4	R: 0 H: 0 E: 0 LOB: 0 K: 1 BB: 0 S: 5 P: 5	R: 0 H: 0 E: 0 LOB: 0 K: 1 BB: 0 S: 5 P: 5	R: 4 H: 4 E: 0 LOB: 2 K: 0 BB: 1 S: 7 P: 12	R: 0 H: 1 E: 0 LOB: 1 K: 2 BB: 0 S: 8 P: 8	1B: 7 SF: 2 2B: 1 SAC: 0 3B: 0 DP: 2 HR: 0 HBP: 1						WP: 0 PA: 39 PB: 0 SB: 0 CS: 0	

PITCHER		IP	WLS	BF	H	R	ER	SO	BB	IBB	HBP	BLK	WP	HR	S	P	ERA	WHIP
Blue Moon Odom, R ERA: 2.48	(1, 1)	7.0	L	29	6	4	3	3	3	0	0	0	0	0	32	44	3.86	1.286
Paul Lindblad, L ERA: 1.77	(8, 1)	0.0		1	1	0	0	0	0	0	0	0	0	0	1	1	∞	∞
Jack Aker, R ERA: 3.13	(8, 1)	1.0		5	0	1	1	0	0	1	1	0	0	0	3	8	9.00	0.000
Ed Sprague, R ERA: 1.96	(9, 1)	1.0		4	1	0	0	2	0	0	0	0	0	0	8	8	0.00	1.000

PITCHER	IP	WLS	BF	H	R	ER	SO	BB	IBB	HBP	BLK	WP	HR	S	P	ERA	WHIP

TOP

Boston Red Sox @ Oakland Athletics

Oakland-Alameda County Coliseum, Oakland, CA

Sun Jul 14 1968, 3:33 AM PDT

Att. 24,016 - Cloudy

livebaseballscorecards.com

AB	32
R	5
H	8
RBI	5
BB	4
SO	5
LOB	13

BOTTOM

Boston Red Sox @ Oakland Athletics

Oakland-Alameda County Coliseum, Oakland, CA

Sun Jul 14 1968, 3:33 AM PDT

Att. 24,016 - Cloudy

livebaseballscorecards.com

Batter	1	2	3	4	5	6	7	8	9	AB	R	H	RBI	BB	SO	LOB
Bert Campaneris, R (1, 6) OBP: 0.289, SLG: 0.300	F7		K	FC5 2-3f		F7			6-3	5	0	0	0	0	1	3
Danny Cater, R (1, 3) OBP: 0.332, SLG: 0.369	1B 2B		1B		F9	1-H 2B			4-3	5	1	3	0	0	0	0
Rick Monday, L (1, 8) OBP: 0.404, SLG: 0.427	2-H BB 1B		F7		4-3		K		F8	5	0	1	1	0	1	1
Sal Bando, R (1, 5) OBP: 0.301, SLG: 0.361	1-2 BB		F4		2B		S 4-3 BB			2	0	1	0	2	0	1
Joe Rudi, R (1, 7) OBP: 0.246, SLG: 0.235	F6			F8	BB		1-2 4-3			3	0	0	0	1	0	3
Jim Gosger, L (1, 9) OBP: 0.194, SLG: 0.146	1-3			E6 1B 1B	1-3		2-3 4-3			4	1	0	0	0	0	5
Dick Green, R (1, 4) OBP: 0.459, SLG: 0.310		K		FC1-5 1B 1-2 1B		K		K		3	0	1	0	0	2	0
John Donaldson, L (8, PH) OBP: 0.312, SLG: 0.283										1	0	0	0	0	1	0
(9, 4)																
Dave Duncan, R (1, 2) OBP: 0.277, SLG: 0.315		L7		FC5 FC1-5 1-2 2-H 1B		HR		K		4	1	2	2	0	1	0
Blue Moon Odom, R (1, 1) OBP: 0.214, SLG: 0.268		K		FC1-5 1-2 2-3f		2B 1B		G3		3	0	1	0	0	1	2
Paul Lindblad, L (8, 1) OBP: 0.375, SLG: 0.500										0	0	0	0	0	0	0
Jack Aker, R (8, 1) OBP: 0.200, SLG: 0.200										0	0	0	0	0	0	0
Floyd Robinson, L (8, PH) OBP: 0.280, SLG: 0.355										1	0	0	0	0	0	0
Ed Sprague, R (9, 1)										0	0	0	0	0	0	0
Inning Stats	R: 1 H: 2 E: 0 LOB: 2 K: 0 BB: 1 S: 5 P: 9	R: 0 H: 0 E: 0 LOB: 0 K: 2 BB: 0 S: 7 P: 7	R: 0 H: 1 E: 0 LOB: 1 K: 1 BB: 0 S: 6 P: 6	R: 1 H: 2 E: 1 LOB: 2 K: 0 BB: 0 S: 6 P: 6	R: 0 H: 1 E: 0 LOB: 2 K: 0 BB: 1 S: 4 P: 8	R: 1 H: 3 E: 0 LOB: 2 K: 1 BB: 0 S: 7 P: 7	R: 0 H: 0 E: 0 LOB: 1 K: 1 BB: 1 S: 5 P: 9	R: 0 H: 0 E: 0 LOB: 0 K: 2 BB: 0 S: 7 P: 7	R: 0 H: 0 E: 0 LOB: 0 K: 0 BB: 0 S: 3 P: 3	1B: 5 SF: 0 2B: 3 SAC: 0 3B: 0 DP: 0 HR: 1 HBP: 0							WP: 0 PA: 39 PB: 0 SB: 1 CS: 0

	AB	36
	R	3
	H	9
	RBI	3
	BB	3
	SO	7
	LOB	15

PITCHER	IP	WLS	BF	H	R	ER	SO	BB	IBB	HBP	BLK	WP	HR	S	P	ERA	WHIP
Juan Pizarro, L (1, 1) ERA: 2.03	7.0	W	33	9	3	2	5	3	0	0	0	0	1	40	52	2.57	1.714
Gary Waslewski, R (8, 1) ERA: 3.2	2.0	S	6	0	0	0	2	0	0	0	0	0	0	10	10	0.00	0.000

PITCHER	IP	WLS	BF	H	R	ER	SO	BB	IBB	HBP	BLK	WP	HR	S	P	ERA	WHIP

Batter	1	2	3	4	5	6	7	8	9	AB	R	H	RBI	BB	SO	LOB
Mike Andrews, R (1, 4) OBP: 0.353, SLG: 0.320	6-3			6-3		F4		G1-6-3, 1B		4	0	1	0	0	0	2
Dalton Jones, L (1, 3) OBP: 0.215, SLG: 0.214	F4			L4		HBP, 1B 1-3 2-H		G1-6-3 1-2f		4	0	1	1	0	0	1
Carl Yastrzemski, L (1, 7) OBP: 0.437, SLG: 0.486	K			F7		SF7 3-H			BB, HR	2	1	0	1	1	1	0
Ken Harrelson, R (1, 9) OBP: 0.366, SLG: 0.576		K			HR	HBP 1-2			HR 1-H	3	2	2	3	0	1	0
Reggie Smith, S (1, 8) OBP: 0.356, SLG: 0.383		4-3			F9	K			6-3	4	0	0	0	0	1	2
Rico Petrocelli, R (1, 6) OBP: 0.294, SLG: 0.389		F3			5-3		5-3		FC5-4, 1B	4	0	1	0	0	0	0
Joe Foy, R (1, 5) OBP: 0.340, SLG: 0.300			5-3		K		5-3		FC5-4, E 1-2f	4	0	0	0	0	1	1
Russ Gibson, R (1, 2) OBP: 0.221, SLG: 0.280			6-3			1B, 1B, 1B	K		E6 1-3	4	1	1	0	0	1	1
Dick Ellsworth, L (1, 1) OBP: 0.075, SLG: 0.051			K			1B, SF7, 1B 1-2		6-3	F2	1	0	0	0	0	1	0
Jose Tartabull, L (6, PH) OBP: 0.232, SLG: 0.225										1	1	1	0	0	0	0
Jim Lonborg, R (6, 1)										0	0	0	0	0	0	0
Bill Landis, L (6, 1)										0	0	0	0	0	0	0
Lee Stange, R (6, 1) OBP: 0.250, SLG: 0.182										0	0	0	0	0	0	0
Jerry Adair, R (8, PH) OBP: 0.227, SLG: 0.219										1	0	0	0	0	0	0
Darrell Brandon, R (8, 1)										0	0	0	0	0	0	0
George Scott, R (9, PH) OBP: 0.227, SLG: 0.228										1	0	0	0	0	0	2
Inning Stats	R: 0 E: 0 K: 1 S: 5 H: 0 LOB: 0 BB: 0 P: 5	R: 0 E: 0 K: 1 S: 5 H: 0 LOB: 0 BB: 0 P: 5	R: 0 E: 0 K: 1 S: 5 H: 0 LOB: 0 BB: 0 P: 5	R: 0 E: 0 K: 0 S: 3 H: 0 LOB: 0 BB: 0 P: 3	R: 1 E: 0 K: 1 S: 6 H: 1 LOB: 0 BB: 0 P: 6	R: 2 E: 0 K: 1 S: 8 H: 3 LOB: 2 BB: 0 P: 9	R: 0 E: 0 K: 1 S: 5 H: 0 LOB: 0 BB: 0 P: 5	R: 0 E: 0 K: 0 S: 3 H: 1 LOB: 0 BB: 0 P: 3	R: 2 E: 1 K: 0 S: 6 H: 2 LOB: 2 BB: 1 P: 10	1B: 5 2B: 0 3B: 0 HR: 2 SF: 1 SAC: 0 DP: 1 HBP: 1	WP: 0 PB: 0 SB: 0 CS: 0 PA: 36					

PITCHER		IP	WLS	BF	H	R	ER	SO	BB	IBB	HBP	BLK	WP	HR	S	P	ERA	WHIP
Jim Nash, R ERA: 2.14	(1, 1)	5.2		22	4	3	3	4	0	0	1	0	0	1	29	30	4.76	0.706
Diego Segui, R ERA: 2.48	(6, 1)	0.1	W	1	0	0	0	1	0	0	0	0	0	0	3	3	0.00	0.000
Ed Sprague, R ERA: 2.23	(7, 1)	3.0	S	13	3	2	2	1	1	0	0	0	0	1	14	18	6.00	1.333

PITCHER	IP	WLS	BF	H	R	ER	SO	BB	IBB	HBP	BLK	WP	HR	S	P	ERA	WHIP

TOP

Boston Red Sox @ Oakland Athletics

Oakland-Alameda County Coliseum, Oakland, CA

Mon Jul 15 1968, 3:33 AM PDT

Att. 7,713 - Unknown

livebaseballscorecards.com

AB	33
R	5
H	7
RBI	5
BB	1
SO	6
LOB	9

Batter	1	2	3	4	5	6	7	8	9	AB	R	H	RBI	BB	SO	LOB
Bert Campaneris, R (1, 6) OBP: 0.290, SLG: 0.300	0-0 2B 1B 1B		0-3 ② K		0-0 ② 5-3	4-0 BB		0-0 ① L3		4	1	1	0	1	1	0
Danny Cater, R (1, 3) OBP: 0.342, SLG: 0.384	0-0 1-3 1B 2B		0-0 1B		0-0 E S 1B	0-0 ③ F9		0-0 CS 1B		5	1	4	0	0	0	3
Rick Monday, L (1, 8) OBP: 0.404, SLG: 0.424	0-0 G5-4-3 2-H 3-H 1B		0-0 ③ 1-4-3		0-3 ③ K 1-3		0-0 ① 4-3	4-0 ② 1B 1-2 1B BB		4	1	1	2	1	1	2
Sal Bando, R (1, 5) OBP: 0.305, SLG: 0.363	0-0 ① ② G5-4-3 1-2f			0-0 ① 6-3		4-0 BB SH SF9 BB	0-0 1B 1B 1B	0-0 1B 1-2 1B 1B		4	3	2	0	1	0	1
Joe Rudi, R (1, 7) OBP: 0.261, SLG: 0.276	0-0 ③ 6-3			0-0 HR		0-0 SH 1B BB 1-2 WP	0-0 1B 1-2 HR 1B	0-0 1B 1-2 2-H PB 1B		4	4	3	2	0	0	0
Dick Green, R (1, 4) OBP: 0.436, SLG: 0.290 John Donaldson, L (6, PH) OBP: 0.319, SLG: 0.289 (7, 4)		0-0 ① 1-3		0-0 ② F7		4-0 WP 1B 1-2 2-3 BB	0-0 1-2 2-H HR 1B	0-0 PB 1-3 2-H 1B		2 2	0 1	0 2	0 2	0 1	0 0	0 0
Jim Gosger, L (1, 9) OBP: 0.210, SLG: 0.165 Mike Hershberger, R (6, PH) OBP: 0.321, SLG: 0.368 Reggie Jackson, L (7, 9) OBP: 0.349, SLG: 0.460		0-0 G6-4-3 1B		0-0 FC6-4 1B		0-0 ① SF9 3-H	0-0 1-H 2-H HR	4-0 1-2 3-H BB		2 0 1	0 0 1	2 0 1	0 1 3	0 0 1	0 0 0	0 0 0
Dave Duncan, R (1, 2) OBP: 0.274, SLG: 0.309		0-0 ② ③ G6-4-3 1-2f		0-0 ③ FC6-4 1-2f		0-0 WP 1-2 2-3 1B	0-0 ② L3	0-0 ③ F9		5	0	1	0	0	0	4
Jim Nash, R (1, 1) OBP: 0.073, SLG: 0.146 Diego Segui, R (6, 1) Ted Kubiak, S (6, PH) OBP: 0.343, SLG: 0.359 Ed Sprague, R (7, 1)			0-3 ① K		0-0 ① 5-3	0-0 ② 1-6-3 1-2 2-3 3-H	0-3 ③ K			2 0 1 1	0 0 0 0	0 0 0 0	0 0 0 0	1 0 0 0	0 0 0 1	0 0 2 0
Inning Stats	R: 2 E: 0 K: 0 S: 5 H: 3 LOB: 0 BB: 0 P: 5	R: 0 E: 0 K: 0 S: 3 H: 1 LOB: 0 BB: 0 P: 3	R: 0 E: 0 K: 2 S: 8 H: 1 LOB: 1 BB: 0 P: 8	R: 1 E: 0 K: 0 S: 5 H: 2 LOB: 1 BB: 0 P: 5	R: 0 E: 0 K: 1 S: 6 H: 1 LOB: 1 BB: 0 P: 6	R: 2 E: 1 K: 0 S: 5 H: 1 LOB: 3 BB: 3 P: 17	R: 4 E: 0 K: 1 S: 9 H: 4 LOB: 0 BB: 0 P: 9	R: 3 E: 0 K: 0 S: 6 H: 4 LOB: 2 BB: 2 P: 14		1B: 14 2B: 1 3B: 0 HR: 2	SF: 1 SAC: 1 DP: 2 HBP: 0			WP: 1 PB: 1 SB: 1 CS: 1	PA: 44		

BOTTOM

Boston Red Sox @ Oakland Athletics

Oakland-Alameda County Coliseum, Oakland, CA

Mon Jul 15 1968, 3:33 AM PDT

Att. 7,713 - Unknown

livebaseballscorecards.com

AB	37
R	12
H	17
RBI	10
BB	5
SO	4
LOB	12

PITCHER		IP	WLS	BF	H	R	ER	SO	BB	IBB	HBP	BLK	WP	HR	S	P	ERA	WHIP
Dick Ellsworth, L ERA: 3.57	(1, 1)	5.0		21	8	3	3	3	0	0	0	0	0	1	27	27	5.40	1.600
Jim Lonborg, R ERA: 5.79	(6, 1)	0.0	L	3	0	2	1	0	2	0	0	0	0	0	1	9	∞	∞
Bill Landis, L ERA: 3.15	(6, 1)	0.2		4	1	0	0	0	1	0	0	0	1	0	3	7	0.00	3.000
Lee Stange, R ERA: 4.3	(6, 1)	1.1		8	4	4	4	1	0	0	0	0	0	1	10	10	27.00	3.000
Darrell Brandon, R ERA: 6.75	(8, 1)	1.0		8	4	3	2	0	2	0	0	0	0	0	6	14	18.00	6.000

PITCHER	IP	WLS	BF	H	R	ER	SO	BB	IBB	HBP	BLK	WP	HR	S	P	ERA	WHIP

Batter	1	2	3	4	5	6	7	8	9	AB	R	H	RBI	BB	SO	LOB
Jose Tartabull, L (1, 7) OBP: 0.221, SLG: 0.214	F9			5-3		E6 1B WP SF9		L7		4	1	0	0	0	0	0
Mike Andrews, R (1, 4) (4, 6) OBP: 0.355, SLG: 0.320	F5			G3-6-3 1B		BBBB SF9 1B 1-2 BB		F7		3	0	1	0	1	0	0
Dalton Jones, L (1, 3) (4, 4) OBP: 0.222, SLG: 0.222	F9			G3-6-3 1-2f		FC6-4 1B 1-2 2-3			1B 1B	4	0	2	0	0	0	1
Ken Harrelson, R (1, 9) OBP: 0.365, SLG: 0.574		6-3			F8	SF9 2-3 3-H			1-2 1B	3	0	1	1	0	0	0
Reggie Smith, S (1, 8) OBP: 0.355, SLG: 0.391		G3			HR	FC6-4 1-2f			K	4	1	1	1	0	1	4
Rico Petrocelli, R (1, 6) OBP: 0.293, SLG: 0.387 George Scott, R (4, 3) OBP: 0.224, SLG: 0.225		K			L9		5-3		L7	1 3	0 0	0 0	0 0	0 0	1 0	0 2
Joe Foy, R (1, 5) OBP: 0.335, SLG: 0.296			F8		K		F7		1-3	4	0	0	0	0	1	2
Russ Gibson, R (1, 2) OBP: 0.216, SLG: 0.273			K			F8	4-3			3	0	0	0	0	1	0
Gary Bell, R (1, 1) OBP: 0.242, SLG: 0.313 Bill Landis, L (2, 1) Juan Pizarro, L (3, PH) OBP: 0.111, SLG: 0.125 Jerry Stephenson, L (3, 1) OBP: 0.357, SLG: 0.308 Jim Lonborg, R (5, 1) OBP: 0.200, SLG: 0.800 Norm Siebern, L (8, PH) OBP: 0.074, SLG: 0.074 Darrell Brandon, R (8, 1)			K2-3			HR		G3		0 0 1 0 1 1 0	0 0 0 0 1 1 0	0 0 0 0 1 1 0	0 0 0 0 0 1 0	0 0 1 0 0 0 0	0 0 0 0 0 0 0	0 0 0 0 0 0 0
Inning Stats	R: 0 E: 0 K: 0 S: 3 H: 0 LOB: 0 BB: 0 P: 3	R: 0 E: 0 K: 1 S: 5 H: 0 LOB: 0 BB: 0 P: 5	R: 0 E: 0 K: 2 S: 7 H: 0 LOB: 0 BB: 0 P: 7	R: 0 E: 0 K: 0 S: 3 H: 1 LOB: 0 BB: 0 P: 3	R: 1 E: 0 K: 1 S: 6 H: 1 LOB: 0 BB: 0 P: 6	R: 2 E: 1 K: 0 S: 6 H: 2 LOB: 2 BB: 1 P: 10	R: 0 E: 0 K: 0 S: 3 H: 0 LOB: 0 BB: 0 P: 3	R: 0 E: 0 K: 0 S: 3 H: 0 LOB: 0 BB: 0 P: 3	R: 0 E: 0 K: 1 S: 7 H: 2 LOB: 2 BB: 0 P: 7	1B: 4 2B: 0 3B: 0 HR: 2	SF: 1 SAC: 0 DP: 1 HBP: 0			WP: 1 PB: 0 SB: 0 CS: 0		PA: 34	

PITCHER	IP	WLS	BF	H	R	ER	SO	BB	IBB	HBP	BLK	WP	HR	S	P	ERA	WHIP
Dean Chance, R (1, 1) ERA: 2.71	9.0	W	34	6	3	2	5	1	0	0	0	1	2	43	47	2.00	0.778

PITCHER	IP	WLS	BF	H	R	ER	SO	BB	IBB	HBP	BLK	WP	HR	S	P	ERA	WHIP

TOP

Boston Red Sox @ Minnesota Twins

Metropolitan Stadium, Bloomington , MI

Tue Jul 16 1968, 8:05 PM EDT

Att. 19,431 - Unknown - 81 F

livebaseballscorecards.com

AB	32
R	3
H	6
RBI	3
BB	1
SO	5
LOB	9

Batter	1	2	3	4	5	6	7	8	9	AB	R	H	RBI	BB	SO	LOB
Cesar Tovar, R (1, 7) OBP: 0.311, SLG: 0.361	FC3-6 3B 1B 1B	BBB 1B 2B BB	F9	6-3		BBB WP G3 BB		4-3		3	2	1	0	2	0	4
Jim Holt, L (8, PH) OBP: 0.244, SLG: 0.250 (9, 7)										1	0	0	0	0	0	0
Rich Reese, L (1, 3) OBP: 0.257, SLG: 0.304	1-2 FC3-6 1B	1-2 2B SF8 1B	2-H 3-H BB 1B	F7		G3 1-2		SSS K		6	1	3	2	0	1	3
Rod Carew, L (1, 4) OBP: 0.335, SLG: 0.364	1-2f 2-3 FC3-6 S 3B	K	BBB 1-2 BB		L8	BBB 2-3 BB				3	1	0	0	2	1	4
Tony Oliva, L (1, 9) OBP: 0.342, SLG: 0.485	1-H 3-H 1B 3B	1-3 2-H	F7		BB HBP 1B	SSS K				5	1	3	3	0	1	4
Ted Uhlaender, L (1, 8) OBP: 0.311, SLG: 0.405	3-H S E 1B	SF8		1B BB 1B 1B	H 1-2 BB HBP		6-3			3	2	2	2	0	0	0
Frank Quilici, R (1, 5) OBP: 0.355, SLG: 0.414	1-H E2 HR 1B	L7		BBB 1-2 1B BB	F7		6-3			4	2	1	0	1	0	3
John Roseboro, L (1, 2) OBP: 0.288, SLG: 0.279	1-H HR	BBB SH3-4 1B 1B BB	SH1-4 1B 1-2 2-3 1B	BBB 1-2 2-3 BB		BBB				2	2	2	2	2	0	0
Bruce Look, L (7, 2) OBP: 0.391, SLG: 0.302							BB			0	0	0	0	1	0	0
Rick Renick, R (1, 6) OBP: 0.240, SLG: 0.333	SSS K	1-2 SH3-4 1B 1B	1-2 2-H 3-H SH1-4 1B	SSS K		SSS K				5	1	2	2	0	3	4
Dean Chance, R (1, 1) OBP: 0.096, SLG: 0.060	SSS K	SH3-4 1-2 2-3	SH1-4 1-2 2-3		SSS K			SSS K		3	0	0	0	0	3	0
Inning Stats	R: 6 E: 1 K: 2 S: 13 H: 6 LOB: 0 BB: 0 P: 13	R: 2 E: 0 K: 1 S: 7 H: 2 LOB: 1 BB: 1 P: 11	R: 2 E: 0 K: 0 S: 5 H: 2 LOB: 2 BB: 2 P: 13	R: 2 E: 0 K: 0 S: 6 H: 3 LOB: 2 BB: 1 P: 10	R: 0 E: 0 K: 1 S: 6 H: 1 LOB: 3 BB: 1 P: 11	R: 0 E: 0 K: 2 S: 7 H: 0 LOB: 2 BB: 2 P: 15	R: 0 E: 0 K: 1 S: 5 H: 0 LOB: 1 BB: 1 P: 9	R: 0 E: 0 K: 2 S: 7 H: 0 LOB: 0 BB: 0 P: 7		1B: 11 2B: 1 3B: 1 HR: 1 SF: 1 SAC: 2 DP: 0 HBP: 1						

PITCHER		IP	WLS	BF	H	R	ER	SO	BB	IBB	HBP	BLK	WP	HR	S	P	ERA	WHIP
Gary Bell, R ERA: 3.02	(1, 1)	1.0	L	9	6	6	5	2	0	0	0	0	0	1	13	13	45.00	6.000
Bill Landis, L ERA: 3.57	(2, 1)	1.0		6	2	2	2	1	1	0	0	0	0	0	7	11	18.00	3.000
Jerry Stephenson, R ERA: 5.85	(3, 1)	2.0		14	5	4	4	0	3	0	0	0	0	0	11	23	18.00	4.000
Jim Lonborg, R ERA: 4.38	(5, 1)	3.0		15	1	0	0	4	4	0	1	0	1	0	18	35	0.00	1.667
Darrell Brandon, R ERA: 5.87	(8, 1)	1.0		3	0	0	0	2	0	0	0	0	0	0	7	7	0.00	0.000

PITCHER	IP	WLS	BF	H	R	ER	SO	BB	IBB	HBP	BLK	WP	HR	S	P	ERA	WHIP

BOTTOM

Boston Red Sox @ Minnesota Twins

Metropolitan Stadium, Bloomington , MI

Tue Jul 16 1968, 8:05 PM EDT
Att. 19,431 - Unknown - 81 F

livebaseballscorecards.com

AB	35
R	12
H	14
RBI	11
BB	8
SO	9
LOB	22

WP: 1 PA: 47
PB: 0
SB: 2
CS: 0

Boston Red Sox @ Minnesota Twins

Metropolitan Stadium, Bloomington , MI

Wed Jul 17 1968, 8:05 PM EDT

Att. 13,883 - Overcast - 83 F

TOP

livebaseballscorecards.com

Batter	1	2	3	4	5	6	7	8	9	AB	R	H	RBI	BB	SO	LOB
Mike Andrews, R (1, 4) OBP: 0.349, SLG: 0.314	F3		F3		K 1-2		L8		L5	5	0	0	0	0	1	4
Jerry Adair, R (1, 5) OBP: 0.229, SLG: 0.221	6-3		FC5-4 1B			F8		4-3	4-3	4	0	1	0	0	0	0
Jose Tartabull, L (8, 7) OBP: 0.218, SLG: 0.212										1	0	0	0	0	0	1
George Scott, R (1, 3) OBP: 0.224, SLG: 0.239	HR		FC5-4 1-2f			5-3		L6		4	1	1	1	0	0	1
Ken Harrelson, R (1, 9) OBP: 0.363, SLG: 0.567	K			K		BB		5-3		3	0	0	0	1	2	0
Reggie Smith, S (1, 8) OBP: 0.351, SLG: 0.386		6-3		6-3		6-3			4-3	4	0	0	0	0	0	1
Rico Petrocelli, R (1, 6) OBP: 0.298, SLG: 0.406		HR		F8			F8 BB 1B		BB 2B 2B	4	2	3	1	0	0	0
Joe Foy, R (1, 7) OBP: 0.340, SLG: 0.305		5-3			1B 3B		1-2 F8 BB		BB 2B IBB	2	2	1	0	2	0	0
(8, 5)																
Russ Gibson, R (1, 2) OBP: 0.218, SLG: 0.274		5-3			CS 3-H 1B		1-2 2-3 F8		1-2 2-3 2B BB	3	0	1	1	0	0	2
Dalton Jones, L (9, PH) OBP: 0.227, SLG: 0.222										0	1	0	0	1	0	0
Gary Waslewski, R (9, 1) OBP: 0.083, SLG: 0.043										0	0	0	0	0	0	0
Dick Ellsworth, L (9, 1) OBP: 0.075, SLG: 0.051										0	0	0	0	0	0	0
Lee Stange, R (9, 1) OBP: 0.250, SLG: 0.182										0	0	0	0	0	0	0
Ray Culp, R (1, 1) OBP: 0.121, SLG: 0.065			K		F1		K		1-H 2-H 3-H 2B	3	0	0	0	0	2	3
Sparky Lyle, L (7, 1)										0	0	0	0	0	0	0
Russ Nixon, L (9, PH) OBP: 1.000, SLG: 2.000										1	0	1	3	0	0	0
(9, 2)																

Inning Stats																																
	R: 1	H: 1	R: 1	H: 1	R: 0	H: 1	R: 0	H: 0	R: 1	H: 2	R: 0	H: 0	R: 0	H: 1	R: 0	H: 0	R: 3	H: 2	1B: 3	SF: 0	WP: 0	PA: 38
	E: 0	LOB: 0	E: 0	LOB: 0	E: 0	LOB: 1	E: 0	LOB: 0	E: 0	LOB: 1	E: 0	LOB: 1	E: 0	LOB: 2	E: 0	LOB: 0	E: 0	LOB: 1	2B: 3	SAC: 0	PB: 0	
	K: 1	BB: 0	K: 0	BB: 0	K: 1	BB: 0	K: 1	BB: 0	K: 1	BB: 0	K: 0	BB: 1	K: 1	BB: 1	K: 0	BB: 0	K: 0	BB: 2	3B: 1	DP: 1	SB: 0	
	S: 6	P: 6	S: 4	P: 4	S: 6	P: 6	S: 5	P: 5	S: 6	P: 6	S: 3	P: 7	S: 6	P: 10	S: 3	P: 3	S: 5	P: 13	HR: 2	HBP: 0	CS: 1	

PITCHER		IP	WLS	BF	H	R	ER	SO	BB	IBB	HBP	BLK	WP	HR	S	P	ERA	WHIP
Jim Kaat, L ERA: 2.48	(1, 1)	8.0		31	6	3	3	5	2	0	0	0	0	2	39	47	3.38	1.000
Al Worthington, R ERA: 2.26	(9, 1)	0.1	L	4	1	3	3	0	1	1	0	0	0	0	2	10	81.00	6.000
Ron Perranoski, L ERA: 2.56	(9, 1)	0.2		3	1	0	0	0	0	0	0	0	0	0	3	3	0.00	1.500

PITCHER	IP	WLS	BF	H	R	ER	SO	BB	IBB	HBP	BLK	WP	HR	S	P	ERA	WHIP

AB	34
R	6
H	8
RBI	6
BB	4
SO	5
LOB	12

BOTTOM

Batter	1	2	3	4	5	6	7	8	9	AB	R	H	RBI	BB	SO	LOB
Cesar Tovar, R (1, 7) OBP: 0.313, SLG: 0.363	BBBB 4-0 CS BB		x 0-0 1B 2B	x 0-0 ② F9			x 0-0 ① L9	x 0-0 ③ 4-3		4	1	1	0	1	0	2
Rich Reese, L (1, 3) OBP: 0.280, SLG: 0.321	x 0-0 ① L3 1-2 1B		x 0-0 BB 1B 2-H 1B	x 0-0 ③ G3			x 0-0 FC1-4-6 BB 1B		BBBB 4-0 BB WP G3 BB	4	2	3	1	1	0	1
Rod Carew, L (1, 4) OBP: 0.340, SLG: 0.361	x 0-0 ②③ L3 1-2		BBBB 4-0 1B 1-2 BB		x 0-0 ① 4-3		BBBB 4-0 FC1-4-6 1-2 BB		BBBB 4-0 G3 BB SF7 1-2 BB	2	1	0	0	3	0	1
Tony Oliva, L (1, 9) OBP: 0.342, SLG: 0.485		x 0-0 2B	x 0-0 ② F5		x 0-0 ② F4		x 0-0 ② FC1-4-6 1-2f 2-3		BBBB 4-0 E G3 1-2 2-3 BB	4	0	1	0	1	0	4
Ted Uhlaender, L (1, 8) OBP: 0.313, SLG: 0.408		x 0-0 ① L7	x 0-0 S 1-3 2-H 1B		x 0-0 2B		SSS 0-3 ③ K		x 0-0 ① G3 1-2 2-3 3-H	5	0	2	2	0	1	5
Frank Quilici, R (1, 5) OBP: 0.365, SLG: 0.426		BBBB 4-0 FC3-6 BB	BBBB 4-0 1-2 BB		x 0-0 ③ F4			x 0-0 2B 2B	x 0-0 ② SF7 3-H	2	1	1	1	2	0	1
John Roseboro, L (1, 2) OBP: 0.285, SLG: 0.275 Frank Kostro, R (8, PH) OBP: 0.216, SLG: 0.257 Jerry Zimmerman, R (9, 2) OBP: 0.267, SLG: 0.192 Bruce Look, L (9, PH) OBP: 0.385, SLG: 0.296		x 0-0 ② FC3-6 1-2f	x 0-0 ③ L9			SSS 0-3 ① K		x 0-3 ① K	x 0-0 E5 2-3	3 1 0 1	0 0 0 0	0 0 0 0	0 0 0 0	1 1 0 0	5 1 0 1	5 1 0 1
Rick Renick, R (1, 6) OBP: 0.214, SLG: 0.296 Bob Allison, R (8, PH) OBP: 0.308, SLG: 0.379 Al Worthington, R (9, 1) Ron Perranoski, L (9, 1) Jim Holt, L (9, PH) OBP: 0.238, SLG: 0.244		SSS 0-3 ③ K	SSS 0-3 ① K			x 0-0 ② 5-3		x 0-0 ② 5-3	x 0-0 ③ 6-3	3 1 0 0 1	0 0 0 0 0	0 0 0 0 0	0 0 0 0 0	2 1 0 0 0	2 1 0 0 2	2 1 0 0 2
Jim Kaat, L (1, 1) OBP: 0.132, SLG: 0.132 Rich Rollins, R (8, PH) OBP: 0.281, SLG: 0.368 Jackie Hernandez, R (8, PR) OBP: 0.215, SLG: 0.223 (9, 6)			x 0-0 ① F8	x 0-0 1B		x 0-0 ③ G3		x 0-0 2-H 2B		3 1 0	0 0 0	1 1 0	0 1 0	0 0 0	0 0 0	0 0 0
Inning Stats	R: 0 E: 0 K: 0 S: 2 H: 1 LOB: 0 BB: 1 P: 6	R: 0 E: 0 K: 1 S: 6 H: 1 LOB: 2 BB: 1 P: 10	R: 2 E: 0 K: 0 S: 6 H: 3 LOB: 3 BB: 2 P: 14	R: 0 E: 0 K: 1 S: 6 H: 1 LOB: 1 BB: 0 P: 6	R: 0 E: 0 K: 0 S: 4 H: 1 LOB: 1 BB: 0 P: 4	R: 0 E: 0 K: 1 S: 5 H: 0 LOB: 0 BB: 0 P: 5	R: 0 E: 0 K: 1 S: 6 H: 1 LOB: 2 BB: 1 P: 10	R: 1 E: 0 K: 1 S: 7 H: 2 LOB: 1 BB: 0 P: 7	R: 2 E: 1 K: 0 S: 4 H: 0 LOB: 2 BB: 3 P: 16	1B: 5 2B: 6 3B: 0 HR: 0 SF: 1 SAC: 0 DP: 1 HBP: 0						

PITCHER		IP	WLS	BF	H	R	ER	SO	BB	IBB	HBP	BLK	WP	HR	S	P	ERA	WHIP
Ray Culp, R ERA: 4.3	(1, 1)	6.1		30	8	2	2	3	5	0	0	0	0	0	31	51	2.84	2.053
Sparky Lyle, L ERA: 3.58	(7, 1)	1.2	W	7	2	1	1	2	0	0	0	0	0	0	11	11	5.40	1.200
Gary Waslewski, R ERA: 3.42	(9, 1)	0.0		2	0	2	2	0	2	0	0	0	1	0	0	8	∞	∞
Dick Ellsworth, L ERA: 3.56	(9, 1)	0.1		2	0	0	0	0	1	0	0	0	0	0	1	5	0.00	3.000
Lee Stange, R ERA: 4.26	(9, 1)	0.2	S	3	0	0	0	0	0	0	0	0	0	0	3	3	0.00	0.000

PITCHER	IP	WLS	BF	H	R	ER	SO	BB	IBB	HBP	BLK	WP	HR	S	P	ERA	WHIP

Boston Red Sox @ Minnesota Twins

Metropolitan Stadium, Bloomington , MI

Wed Jul 17 1968, 8:05 PM EDT

Att. 13,883 - Overcast - 83 F

livebaseballscorecards.com

AB	35
R	5
H	10
RBI	5
BB	8
SO	5
LOB	26

WP: 1 PA: 44
PB: 0
SB: 1
CS: 1

Batter	1	2	3	4	5	6	7	8	9	AB	R	H	RBI	BB	SO	LOB
Jose Tartabull, L (1, 7) OBP: 0.228, SLG: 0.233	F2		E 1B		L7		L9		1-3 2B	5	1	2	0	0	0	0
Mike Andrews, R (1, 4) OBP: 0.350, SLG: 0.317	G3-6-3 BB		E7 1-H		2B		K		5-3 3-H	4	0	1	0	1	1	2
Dalton Jones, L (1, 3) OBP: 0.234, SLG: 0.224	G3-6-3 1-2f		L8		BB			G6-4-3 1B		3	0	1	0	1	0	2
Ken Harrelson, R (1, 9) OBP: 0.362, SLG: 0.574		HR		4-3	5-3			G6-4-3 1-2f		4	1	1	1	0	0	3
Reggie Smith, S (1, 8) OBP: 0.350, SLG: 0.384		F7		K		4-3		1B 1B		4	0	1	0	0	1	0
Jerry Adair, R (1, 6) OBP: 0.243, SLG: 0.225		K		BB BB		5-3		1-3 1B		3	0	1	0	1	1	0
Joe Foy, R (1, 5) OBP: 0.342, SLG: 0.305		5-3		1-2 BB		E7 S 1B		F4		3	0	1	0	1	0	2
Russ Nixon, L (1, 2) OBP: 0.400, SLG: 0.600			K	F5		K 2-3			2B 5-3 1B	4	0	1	0	0	2	3
Jose Santiago, R (1, 1) OBP: 0.200, SLG: 0.209			5-3		5-3		K		L8	1	0	0	0	0	0	0
Gary Bell, R (3, 1) OBP: 0.235, SLG: 0.303										1	0	0	0	0	0	0
Gary Waslewski, R (6, 1) OBP: 0.083, SLG: 0.043										0	0	0	0	0	0	0
Norm Siebern, L (7, PH) OBP: 0.071, SLG: 0.071										1	0	0	0	0	1	0
Darrell Brandon, R (7, 1)										0	0	0	0	0	0	0
George Scott, R (9, PH) OBP: 0.224, SLG: 0.238										1	0	0	0	0	0	1
Inning Stats	R: 0 E: 0 K: 0 S: 2 H: 0 LOB: 0 BB: 1 P: 6	R: 1 E: 0 K: 1 S: 6 H: 1 LOB: 0 BB: 0 P: 6	R: 1 E: 1 K: 1 S: 7 H: 1 LOB: 1 BB: 0 P: 7	R: 0 E: 0 K: 1 S: 5 H: 0 LOB: 2 BB: 2 P: 13	R: 0 E: 0 K: 0 S: 4 H: 1 LOB: 2 BB: 1 P: 8	R: 0 E: 1 K: 1 S: 6 H: 1 LOB: 1 BB: 0 P: 6	R: 0 E: 0 K: 2 S: 7 H: 0 LOB: 0 BB: 0 P: 7	R: 0 E: 0 K: 5 S: 5 H: 3 LOB: 2 BB: 0 P: 5	R: 0 E: 0 K: 0 S: 4 H: 2 LOB: 2 BB: 0 P: 4	1B: 6 2B: 2 3B: 0 HR: 1	SF: 0 SAC: 0 DP: 2 HBP: 0						

TOP

Boston Red Sox @ Minnesota Twins

Metropolitan Stadium, Bloomington , MI

Thu Jul 18 1968, 4:33 AM EDT

Att. 20,548 - Unknown - 84 F

livebaseballscorecards.com

AB	34
R	2
H	9
RBI	1
BB	4
SO	6
LOB	13

PITCHER		IP	WLS	BF	H	R	ER	SO	BB	IBB	HBP	BLK	WP	HR	S	P	ERA	WHIP
Dave Boswell, R ERA: 3.08	(1, 1)	9.0	W	38	9	2	1	6	4	0	0	0	0	1	46	62	1.00	1.444

PITCHER	IP	WLS	BF	H	R	ER	SO	BB	IBB	HBP	BLK	WP	HR	S	P	ERA	WHIP

Boston Red Sox @ Minnesota Twins

Metropolitan Stadium, Bloomington , MI

Thu Jul 18 1968, 4:33 AM EDT

Att. 20,548 - Unknown - 84 F

BOTTOM

Batter	1	2	3	4	5	6	7	8	9	AB	R	H	RBI	BB	SO	LOB
Cesar Tovar, R (1, 7) OBP: 0.316, SLG: 0.370	6-3		F7		3B	S 1B 2-H		BB FC6-4		4	0	2	1	1	0	1
Rich Reese, L (1, 3) OBP: 0.276, SLG: 0.315	FC4-6 1B		K		L1	5-3 1-2		FC6-4 HBP 1-2f 3-H		5	0	1	1	0	1	4
Rod Carew, L (1, 4) OBP: 0.343, SLG: 0.361 Ron Clark, R (7, PR) OBP: 0.250, SLG: 0.189 (8, 5)	FC4-6 BB 1-2f		F7			2B 1B 2B	1-3 6-3 BB 1B	HBP 1-2		3 0	1 1	1 0	0 0	1 0	0 0	2 0
Tony Oliva, L (1, 9) OBP: 0.343, SLG: 0.485	BB 1-2			6-3		2B 2B 1-3	6-3 1-2	F7		4	1	1	0	1	0	3
Ted Uhlaender, L (1, 8) OBP: 0.315, SLG: 0.412	F9			S 1B		1B 2B 2-H 3-H	1-3 2-3			4	1	2	2	0	0	4
Frank Quilici, R (1, 5) OBP: 0.370, SLG: 0.429 (8, 4)		6-3	F7 1-2			2B 1B 2-H	1B 3-H			4	1	2	2	0	0	1
John Roseboro, L (1, 2) OBP: 0.280, SLG: 0.270		F8	G3			F8	K			4	0	0	0	0	1	3
Rick Renick, R (1, 6) OBP: 0.219, SLG: 0.323		K			F4	1B 2B 1-H		6-3		4	1	1	1	0	1	0
Dave Boswell, R (1, 1) OBP: 0.268, SLG: 0.436			1B		F9	F8		FC6-4 3B		4	1	2	0	0	0	1
Inning Stats	R: 0 E: 0 K: 0 S: 4 H: 1 LOB: 2 BB: 1 P: 8	R: 0 E: 0 K: 1 S: 5 H: 0 LOB: 0 BB: 0 P: 5	R: 0 E: 0 K: 1 S: 6 H: 1 LOB: 1 BB: 0 P: 6	R: 0 E: 0 K: 0 S: 4 H: 1 LOB: 1 BB: 0 P: 4	R: 0 E: 0 K: 0 S: 4 H: 1 LOB: 1 BB: 0 P: 4	R: 5 E: 0 K: 0 S: 9 H: 6 LOB: 1 BB: 0 P: 9	R: 1 E: 0 K: 1 S: 6 H: 1 LOB: 1 BB: 1 P: 10	R: 1 E: 0 K: 0 S: 4 H: 1 LOB: 2 BB: 1 P: 9		1B: 7 2B: 3 3B: 2 HR: 0 SF: 0 SAC: 0 DP: 0 HBP: 1						

livebaseballscorecards.com

AB	36
R	7
H	12
RBI	7
BB	3
SO	3
LOB	19

PITCHER		IP	WLS	BF	H	R	ER	SO	BB	IBB	HBP	BLK	WP	HR	S	P	ERA	WHIP
Jose Santiago, R ERA: 2.25	(1, 1)	2.0		8	1	0	0	1	1	0	0	0	0	0	9	13	0.00	1.000
Gary Bell, R ERA: 3.24	(3, 1)	3.0	L	16	7	4	4	1	0	0	0	0	0	0	18	18	12.00	2.333
Gary Waslewski, R ERA: 3.48	(6, 1)	1.0		5	2	1	1	0	0	0	0	0	0	0	5	5	9.00	2.000
Darrell Brandon, R ERA: 6.52	(7, 1)	2.0		11	2	2	2	1	2	0	1	0	0	0	10	19	9.00	2.000

PITCHER	IP	WLS	BF	H	R	ER	SO	BB	IBB	HBP	BLK	WP	HR	S	P	ERA	WHIP

Batter	1	2	3	4	5	6	7	8	9	AB	R	H	RBI	BB	SO	LOB
Del Unser, L (1, 8) OBP: 0.301, SLG: 0.312	F5		3-1		4-3		K		2B IBB	4	1	0	0	1	1	0
Cap Peterson, R (1, 9) OBP: 0.307, SLG: 0.339	FC5-4 1B			L7	HR		K		1-H 2-H 2B	5	1	3	3	0	1	0
Ken McMullen, R (1, 5) OBP: 0.323, SLG: 0.380	FC5-4 1-2f			2B BB	6-3		5-3		F8	4	1	0	0	1	0	2
Frank Howard, R (1, 7) OBP: 0.339, SLG: 0.570	6-3			1-H 2B		6-3		F8		4	1	1	1	0	0	1
Mike Epstein, L (1, 3) OBP: 0.288, SLG: 0.309		K		E 2-H 2B		E 1B		4-3		4	2	2	1	0	1	0
Ron Hansen, R (1, 6) OBP: 0.274, SLG: 0.309		K		5-3		E4 1B 1-3		6-3		4	0	0	0	0	1	2
Bernie Allen, L (1, 4) OBP: 0.299, SLG: 0.350		F9		E6 2-H 1B		F8			SH3 2B 1B	4	1	2	1	0	0	2
Paul Casanova, R (1, 2) OBP: 0.186, SLG: 0.218		K	K			1-3 3-H 1B			K	4	0	1	1	0	3	2
Bruce Howard, S (1, 1) OBP: 0.143, SLG: 0.300			F7		K	4-3			SH3 1-2	3	0	0	0	0	1	2
Dennis Higgins, R (7, 1) OBP: 0.111, SLG: 0.111										0	0	0	0	0	0	0
Inning Stats	R: 0 E: 0 K: 0 S: 4 H: 1 LOB: 1 BB: 0 P: 4	R: 0 E: 0 K: 2 S: 7 H: 0 LOB: 0 BB: 0 P: 7	R: 0 E: 0 K: 1 S: 5 H: 0 LOB: 0 BB: 0 P: 5	R: 3 E: 1 K: 1 S: 8 H: 3 LOB: 1 BB: 1 P: 12	R: 1 E: 0 K: 1 S: 6 H: 1 LOB: 0 BB: 0 P: 6	R: 1 E: 1 K: 0 S: 6 H: 2 LOB: 2 BB: 0 P: 6	R: 0 E: 0 K: 2 S: 7 H: 0 LOB: 0 BB: 0 P: 7	R: 0 E: 0 K: 0 S: 3 H: 0 LOB: 0 BB: 0 P: 3	R: 2 E: 0 K: 1 S: 7 H: 2 LOB: 1 BB: 1 P: 11	1B: 5 2B: 3 3B: 0 HR: 1	SF: 0 SAC: 1 DP: 0 HBP: 0						

PITCHER		IP	WLS	BF	H	R	ER	SO	BB	IBB	HBP	BLK	WP	HR	S	P	ERA	WHIP
Juan Pizarro, L ERA: 2.61	(1, 1)	7.0	L	30	7	5	4	7	1	0	0	0	0	1	43	47	5.14	1.143
Lee Stange, R ERA: 4.4	(8, 1)	2.0		9	2	2	2	1	0	1	0	0	0	0	10	14	9.00	1.000

PITCHER	IP	WLS	BF	H	R	ER	SO	BB	IBB	HBP	BLK	WP	HR	S	P	ERA	WHIP

TOP

Washington Senators @ Boston Red Sox

Fenway Park, Boston, MA

Fri Jul 19 1968, 7:05 PM EDT

Att. 29,172 - Unknown - 86 F

livebaseballscorecards.com

AB	36
R	7
H	9
RBI	7
BB	2
SO	8
LOB	11

WP: 0	PB: 0	SB: 0	CS: 0
PA: 39			

Batter	1	2	3	4	5	6	7	8	9	AB	R	H	RBI	BB	SO	LOB
Jose Tartabull, L (1, 7) OBP: 0.237, SLG: 0.242	5-3		4-3 2-H		1-2 1B		2-3 1B 1-3 1B		F4	5	0	2	0	0	0	0
Mike Andrews, R (1, 4) OBP: 0.351, SLG: 0.318	F7		F6		K		2-3 1B 1-2 3-H		1B	5	0	2	1	0	1	2
Dalton Jones, L (1, 3) OBP: 0.233, SLG: 0.223	1B			F7	F8		F8		4-3	5	0	1	0	0	0	5
Ken Harrelson, R (1, 9) OBP: 0.357, SLG: 0.565	K			K	K	K	2-3 1-2 2-3			4	0	0	0	0	3	3
Reggie Smith, S (1, 8) OBP: 0.352, SLG: 0.395		K		1B		HR	L8			4	1	2	1	0	1	2
Rico Petrocelli, R (1, 6) OBP: 0.301, SLG: 0.408		G4-6-3 1B		FC6-4 1-2 1B		F3		1-4-3		4	0	2	0	0	0	0
Joe Foy, R (1, 5) OBP: 0.341, SLG: 0.302		G4-6-3 1-2f		FC6-4 1-2f		BB		5-3		3	0	0	0	1	0	3
Russ Nixon, L (1, 2) OBP: 0.333, SLG: 0.444			6-3		1B	F8		K		4	0	1	0	0	1	1
Juan Pizarro, L (1, 1) OBP: 0.182, SLG: 0.300			E 2B		F7		1B 1B		F3	2	1	1	0	0	0	1
Jerry Adair, R (7, PH) OBP: 0.253, SLG: 0.236										1	1	1	0	0	0	0
Lee Stange, R (8, 1) OBP: 0.250, SLG: 0.182										0	0	0	0	0	0	0
George Scott, R (9, PH) OBP: 0.223, SLG: 0.237										1	0	0	0	0	0	0
Inning Stats	R: 0 E: 0 K: 1 S: 6 H: 1 LOB: 1 BB: 0 P: 6	R: 0 E: 0 K: 1 S: 5 H: 1 LOB: 0 BB: 0 P: 5	R: 1 E: 1 K: 0 S: 4 H: 1 LOB: 0 BB: 0 P: 4	R: 0 E: 0 K: 1 S: 7 H: 2 LOB: 2 BB: 0 P: 7	R: 0 E: 0 K: 1 S: 7 H: 2 LOB: 2 BB: 0 P: 7	R: 1 E: 0 K: 1 S: 6 H: 1 LOB: 1 BB: 1 P: 10	R: 1 E: 0 K: 0 S: 6 H: 3 LOB: 2 BB: 0 P: 6	R: 0 E: 0 K: 1 S: 5 H: 0 LOB: 0 BB: 0 P: 5	R: 0 E: 0 K: 0 S: 4 H: 1 LOB: 1 BB: 0 P: 4	1B: 10 2B: 1 3B: 0 HR: 1 SF: 0 SAC: 0 DP: 1 HBP: 0						

PITCHER	IP	WLS	BF	H	R	ER	SO	BB	IBB	HBP	BLK	WP	HR	S	P	ERA	WHIP
Bruce Howard, R (1, 1) ERA: 4.13	6.0	W	29	11	3	2	5	1	0	0	0	0	1	38	42	3.00	2.000
Dennis Higgins, R (7, 1) ERA: 3.65	3.0	S	10	1	0	0	1	0	0	0	0	0	0	12	12	0.00	0.333

PITCHER	IP	WLS	BF	H	R	ER	SO	BB	IBB	HBP	BLK	WP	HR	S	P	ERA	WHIP

BOTTOM

Washington Senators @ Boston Red Sox

Fenway Park, Boston, MA

Fri Jul 19 1968, 7:05 PM EDT
Att. 29,172 - Unknown - 86 F

livebaseballscorecards.com

AB	38
R	3
H	12
RBI	2
BB	1
SO	6
LOB	17

WP: 0 PB: 0 SB: 0 CS: 0 PA: 39

Washington Senators @ Boston Red Sox

Fenway Park, Boston, MA

Sat Jul 20 1968, 3:33 AM EDT

Att. 25,245 - Unknown

TOP

livebaseballscorecards.com

Batter	1	2	3	4	5	6	7	8	9	AB	R	H	RBI	BB	SO	LOB
Del Unser, L (1, 8) OBP: 0.297, SLG: 0.308	K		F6		G3 2-3		1-3			4	0	0	0	0	1	1
Cap Peterson, R (1, 9) OBP: 0.305, SLG: 0.336	5-3		5-3		3-H 1B		F6			4	0	1	1	0	0	0
Ken McMullen, R (1, 5) OBP: 0.322, SLG: 0.378	BB 1B		K		K		L7			4	0	1	0	0	2	1
Frank Howard, R (1, 7) OBP: 0.338, SLG: 0.565	1-2 BB			K 1B		5-3		L5		3	0	0	0	1	1	0
Mike Epstein, L (1, 3) OBP: 0.292, SLG: 0.309	K			1B		SF9 HBP		F8		3	1	1	0	0	1	2
Ron Hansen, R (1, 6) OBP: 0.274, SLG: 0.308		E5 FC6-4		F9		SF9 1-2 1B		K		4	0	1	0	0	1	1
Bernie Allen, L (1, 4) OBP: 0.296, SLG: 0.346		F9		3-1		1-2 2-3 1B			F8	2	0	0	0	0	0	2
Hank Allen, R (6, PH) OBP: 0.190, SLG: 0.190 (6, 4)										2	0	1	0	0	0	0
Paul Casanova, R (1, 2) OBP: 0.182, SLG: 0.214		FC6-4 1-2f			E5 G3 SH1-3 1B	SF9 2-3 3-H			F7	3	1	0	1	0	0	1
Frank Bertaina, L (1, 1) OBP: 0.235, SLG: 0.188										1	0	0	0	0	0	1
Gary Holman, L (6, PH) OBP: 0.385, SLG: 0.348										1	0	0	0	0	0	2
Bob Humphreys, R (6, 1) OBP: 0.667, SLG: 0.667										0	0	0	0	0	0	0
Phil Ortega, R (7, 1) OBP: 0.292, SLG: 0.238										0	0	0	0	0	0	0
Billy Bryan, L (9, PH) OBP: 0.314, SLG: 0.330									1-3	1	0	0	0	0	0	0
Inning Stats	R: 0 E: 0 K: 2 S: 8 H: 1 LOB: 2 BB: 1 P: 12	R: 0 E: 1 K: 0 S: 4 H: 0 LOB: 1 BB: 0 P: 4	R: 0 E: 0 K: 1 S: 5 H: 0 LOB: 0 BB: 0 P: 5	R: 0 E: 0 K: 1 S: 6 H: 1 LOB: 1 BB: 0 P: 6	R: 1 E: 1 K: 1 S: 7 H: 1 LOB: 1 BB: 0 P: 7	R: 1 E: 0 K: 0 S: 5 H: 2 LOB: 2 BB: 0 P: 6	R: 0 E: 0 K: 0 S: 3 H: 0 LOB: 0 BB: 0 P: 3	R: 0 E: 0 K: 1 S: 5 H: 0 LOB: 0 BB: 0 P: 5	R: 0 E: 0 K: 0 S: 3 H: 0 LOB: 0 BB: 0 P: 3	1B: 5 2B: 0 3B: 0 HR: 0 SF: 1 SAC: 1 DP: 0 HBP: 1	WP: 0 PB: 0 SB: 0 CS: 0 PA: 36					

	AB	32
	R	2
	H	5
	RBI	2
	BB	1
	SO	6
	LOB	11

PITCHER	IP	WLS	BF	H	R	ER	SO	BB	IBB	HBP	BLK	WP	HR	S	P	ERA	WHIP
Dick Ellsworth, L (1, 1) ERA: 3.36	9.0	W	36	5	2	1	6	1	0	1	0	0	0	46	51	1.00	0.667

PITCHER	IP	WLS	BF	H	R	ER	SO	BB	IBB	HBP	BLK	WP	HR	S	P	ERA	WHIP

BOTTOM

Washington Senators @ Boston Red Sox

Fenway Park, Boston, MA

Sat Jul 20 1968, 3:33 AM EDT

Att. 25,245 - Unknown

livebaseballscorecards.com

Batter	1	2	3	4	5	6	7	8	9	AB	R	H	RBI	BB	SO	LOB
Mike Andrews, R (1, 4) OBP: 0.355, SLG: 0.327	F3		WP HR 2B		WP 1B 1B	2-H 3-H 1B		F7		5	2	3	2	0	0	1
Jerry Adair, R (1, 5) (8, 6) OBP: 0.266, SLG: 0.250	1B		5-3		6-3 1-2		1B 2B 1B			4	1	2	0	0	0	2
Carl Yastrzemski, L (1, 7) OBP: 0.435, SLG: 0.481 Jose Tartabull, L (8, 7) OBP: 0.237, SLG: 0.242	F5		B B B 4-0 WP HR BB		F7		F7			3 0	1 0	0 0	0 0	1 0	0 0	3 0
Ken Harrelson, R (1, 9) OBP: 0.359, SLG: 0.575	5-3		1-H 2-H HR		2-H FC4-6 1B		F8			4	1	2	4	0	0	2
Reggie Smith, S (1, 8) OBP: 0.353, SLG: 0.399		S 2B	S S S K		FC4-6 1-2f		1-3 2B 1B			4	0	2	0	0	1	1
Rico Petrocelli, R (1, 6) OBP: 0.303, SLG: 0.410 Joe Foy, R (8, 5) OBP: 0.341, SLG: 0.302	S S S K 2-3		B B B 4-0 WP BB			S S S K	1-H 3-H 2B			3 0	0 0	1 0	1 0	1 0	2 0	1 0
George Scott, R (1, 3) OBP: 0.223, SLG: 0.237		5-3	S S S K 1-2			SH1-4 BB 1B 1B		6-3		4	1	1	0	0	1	2
Elston Howard, R (1, 2) OBP: 0.326, SLG: 0.331		S S S K		5-3		B B B B 4-0 SH1-4 1-2 1B BB		1B		3	1	1	0	1	1	2
Dick Ellsworth, L (1, 1) OBP: 0.070, SLG: 0.048			S S S K	4-3		SH1-4 1-2 2-3		S S S K		3	0	0	0	0	2	2

	AB	33
	R	7
	H	12
	RBI	7
	BB	3
	SO	7
	LOB	16

Inning Stats	1	2	3	4	5	6	7	8	9
	R: 0 H: 1 E: 0 LOB: 1 K: 0 BB: 0 S: 4 P: 4	R: 0 H: 1 E: 0 LOB: 1 K: 2 BB: 0 S: 8 P: 8	R: 3 H: 2 E: 0 LOB: 0 K: 2 BB: 1 S: 9 P: 13	R: 0 H: 0 E: 0 LOB: 1 K: 1 BB: 1 S: 5 P: 9	R: 1 H: 2 E: 0 LOB: 1 K: 0 BB: 0 S: 5 P: 5	R: 2 H: 2 E: 0 LOB: 1 K: 1 BB: 1 S: 6 P: 10	R: 1 H: 3 E: 0 LOB: 2 K: 0 BB: 0 S: 5 P: 5	R: 0 H: 1 E: 0 LOB: 1 K: 1 BB: 0 S: 6 P: 6	

1B: 8	SF: 0	WP: 3	PA: 37
2B: 3	SAC: 1	PB: 0	
3B: 0	DP: 0	SB: 1	
HR: 1	HBP: 0	CS: 0	

PITCHER		IP	WLS	BF	H	R	ER	SO	BB	IBB	HBP	BLK	WP	HR	S	P	ERA	WHIP
Frank Bertaina, L ERA: 6.36	(1, 1)	5.0	L	23	6	4	4	5	2	0	0	0	3	1	31	39	7.20	1.600
Bob Humphreys, R ERA: 3.99	(6, 1)	1.0		5	2	2	2	1	1	0	0	0	0	0	6	10	18.00	3.000
Phil Ortega, R ERA: 4.99	(7, 1)	2.0		9	4	1	1	1	0	0	0	0	0	0	11	11	4.50	2.000

PITCHER	IP	WLS	BF	H	R	ER	SO	BB	IBB	HBP	BLK	WP	HR	S	P	ERA	WHIP

Batter	1	2	3	4	5	6	7	8	9	AB	R	H	RBI	BB	SO	LOB
Del Unser, L (1, 8) OBP: 0.299, SLG: 0.307	BBBB 4-0 BB		SSS 0-3 ① K		BBBB 4-0 BB 3B BB		x 0-0 ② 6-3		x 0-0 ③ 6-3 2-3	2	1	0	0	2	1	0
Hank Allen, R (9, PH) OBP: 0.182, SLG: 0.182										1	0	0	0	0	0	1
Cap Peterson, R (1, 9) OBP: 0.296, SLG: 0.325	x 0-0 ① F8		x 0-0 ② F4		x 0-0 ② F5		x 0-0 ③ 5-3			4	0	0	0	0	0	2
Mike Epstein, L (1, 3) OBP: 0.295, SLG: 0.309	SSS 0-3 ② K		SSS 0-3 ③ K		BBBB 4-0 1-2 3B BB			x 0-0 CS 1B		3	1	1	0	1	2	1
Frank Howard, R (1, 7) OBP: 0.340, SLG: 0.579	x 0-0 ③ F6			x 0-0 HR	x 0-0 1-H 2-H 3B			SSS 0-3 ①② K 1-2		4	1	2	3	0	1	2
Ken McMullen, R (1, 5) OBP: 0.327, SLG: 0.381		x 0-0 FC6-4 1B		H 1-0 HBP	x 0-0 ③ F9			x 0-0 1B		3	0	2	0	0	0	1
Bernie Allen, L (1, 4) OBP: 0.290, SLG: 0.339		x 0-0 ① FC6-4 S 1-2f		x 0-0 ① F7		x 0-0 ① 4-3		x 0-0 ③ F9		4	0	0	0	0	0	3
Billy Bryan, L (1, 2) OBP: 0.303, SLG: 0.318		SSS 0-3 ② K 1-2		SSS 0-3 ② K		x 0-0 ② 4-3			x 0-0 ① 3-1	4	0	0	0	0	2	2
Ron Hansen, R (1, 6) OBP: 0.274, SLG: 0.305	IIII 4-0 IBB		SSS 0-3 ③ K			x 0-0 ③ F8			x 0-0 ② 1-3	3	0	0	0	1	1	1
Joe Coleman, R (1, 1) OBP: 0.238, SLG: 0.250		x 0-0 ③ F4			SSS 0-3 ① K		x 0-0 ① F8		x 0-0 WP 2B	3	0	0	0	0	1	2
Gary Holman, L (9, PH) OBP: 0.407, SLG: 0.417										1	0	1	0	0	0	0
Inning Stats	R: 0 E: 0 K: 1 S: 5 H: 0 LOB: 1 BB: 1 P: 9	R: 0 E: 0 K: 1 S: 6 H: 1 LOB: 2 BB: 1 P: 10	R: 0 E: 0 K: 2 S: 7 H: 0 LOB: 0 BB: 0 P: 7	R: 1 E: 0 K: 2 S: 8 H: 1 LOB: 1 BB: 0 P: 9	R: 2 E: 0 K: 1 S: 6 H: 1 LOB: 1 BB: 2 P: 14	R: 0 E: 0 K: 0 S: 3 H: 0 LOB: 0 BB: 0 P: 3	R: 0 E: 0 K: 0 S: 3 H: 0 LOB: 0 BB: 0 P: 3	R: 0 E: 0 K: 1 S: 6 H: 2 LOB: 1 BB: 0 P: 6	R: 0 E: 0 K: 0 S: 4 H: 1 LOB: 1 BB: 0 P: 4	1B: 3 2B: 2 3B: 1 HR: 1 SF: 0 SAC: 0 DP: 1 HBP: 1						

TOP

Washington Senators @ Boston Red Sox

Fenway Park, Boston, MA

Sun Jul 21 1968, 3:33 AM EDT

Unknown - 83 F

livebaseballscorecards.com

AB	32
R	3
H	6
RBI	3
BB	4
SO	8
LOB	15

WP: 1 PB: 0 SB: 1 CS: 1 PA: 37

PITCHER		IP	WLS	BF	H	R	ER	SO	BB	IBB	HBP	BLK	WP	HR	S	P	ERA	WHIP
Ray Culp, R ERA: 4.27	(1, 1)	7.0		29	3	3	3	7	3	1	1	0	0	1	38	55	3.86	0.857
Gary Waslewski, R ERA: 3.42	(8, 1)	1.2	W	7	3	0	0	1	0	0	0	0	0	0	9	9	0.00	1.800
Sparky Lyle, L ERA: 3.55	(9, 1)	0.1	S	1	0	0	0	0	0	0	0	0	1	0	1	1	0.00	0.000

PITCHER	IP	WLS	BF	H	R	ER	SO	BB	IBB	HBP	BLK	WP	HR	S	P	ERA	WHIP

BOTTOM

Washington Senators @ Boston Red Sox

Fenway Park, Boston, MA

Sun Jul 21 1968, 3:33 AM EDT

Unknown - 83 F

livebaseballscorecards.com

Batter	1	2	3	4	5	6	7	8	9	AB	R	H	RBI	BB	SO	LOB
Mike Andrews, R (1, 4) OBP: 0.353, SLG: 0.326	G4-6-3 1B		5-3		F4		6-3			4	0	1	0	0	0	0
Jerry Adair, R (1, 5) OBP: 0.265, SLG: 0.250	G4-6-3 1-2f		1B 1B		F9			6-3		4	0	1	0	0	0	1
Carl Yastrzemski, L (1, 7) OBP: 0.435, SLG: 0.479	K		1-3 1-3 1B		BB S			K		3	0	1	0	1	2	0
Ken Harrelson, R (1, 9) OBP: 0.357, SLG: 0.570		K	1-3 1-2		K 1-2			HR 1B		4	1	1	0	0	2	3
Reggie Smith, S (1, 8) OBP: 0.358, SLG: 0.420		HR	IBB			1-3		1-H HR		3	2	2	3	1	0	0
Rico Petrocelli, R (1, 6) OBP: 0.306, SLG: 0.407		1B WP HBP	F5			F8		FC5-4 HBP		2	1	0	0	0	0	3
George Scott, R (1, 3) OBP: 0.224, SLG: 0.237		4-3 WP 1-3 1B	6-3			F3		FC5-4 1-2f		4	0	1	0	0	0	1
Russ Nixon, L (1, 2) OBP: 0.250, SLG: 0.333		4-3 1-3 3-H	6-3				F8			3	0	0	0	0	0	1
Ray Culp, R (1, 1) OBP: 0.114, SLG: 0.061		3-1	4-3				F9			2	0	0	0	0	0	1
Jose Tartabull, L (7, PH) OBP: 0.235, SLG: 0.240										1	0	0	0	0	0	0
Gary Waslewski, R (8, 1) OBP: 0.083, SLG: 0.043										0	0	0	0	0	0	0
Sparky Lyle, L (9, 1)										0	0	0	0	0	0	0
Inning Stats	R: 0 H: 1 E: 0 LOB: 0 K: 1 BB: 0 S: 5 P: 5	R: 2 H: 2 E: 0 LOB: 1 K: 1 BB: 0 S: 7 P: 8	R: 0 H: 2 E: 0 LOB: 3 K: 0 BB: 1 S: 5 P: 9	R: 0 H: 0 E: 0 LOB: 0 K: 0 BB: 0 S: 3 P: 3	R: 0 H: 0 E: 0 LOB: 1 K: 1 BB: 1 S: 5 P: 9	R: 0 H: 0 E: 0 LOB: 0 K: 0 BB: 0 S: 3 P: 3	R: 0 H: 0 E: 0 LOB: 0 K: 0 BB: 0 S: 3 P: 3	R: 2 H: 2 E: 0 LOB: 1 K: 1 BB: 0 S: 7 P: 8		1B: 5 SF: 0 2B: 0 SAC: 0 3B: 0 DP: 1 HR: 2 HBP: 2						

	AB	30
	R	4
	H	7
	RBI	3
	BB	2
	SO	4
	LOB	10

WP: 1 PA: 34
PB: 0
SB: 1
CS: 0

PITCHER	IP	WLS	BF	H	R	ER	SO	BB	IBB	HBP	BLK	WP	HR	S	P	ERA	WHIP
Joe Coleman, R (1, 1) ERA: 3.34	8.0	L	34	7	4	4	4	1	1	2	0	1	2	38	48	4.50	1.000

PITCHER	IP	WLS	BF	H	R	ER	SO	BB	IBB	HBP	BLK	WP	HR	S	P	ERA	WHIP

Batter	1	2	3	4	5	6	7	8	9	AB	R	H	RBI	BB	SO	LOB
Del Unser, L (1, 8) OBP: 0.295, SLG: 0.302	F8	E5 1-2 3-H		F8			3-1		6-3	5	0	0	0	0	0	1
Cap Peterson, R (1, 9) OBP: 0.293, SLG: 0.320	K	4-3			WP 1B		F3		F8	5	0	1	0	0	1	2
Mike Epstein, L (1, 3) OBP: 0.293, SLG: 0.320	HR		F8		F8 1-2		F8		6-3	5	1	1	1	0	0	1
Gary Holman, L (9, 3) OBP: 0.407, SLG: 0.417										0	0	0	0	0	0	0
Frank Howard, R (1, 7) OBP: 0.339, SLG: 0.574	E3		BBBB 1B BB		5-3			4-3		3	0	0	0	1	0	1
Ken McMullen, R (1, 5) OBP: 0.329, SLG: 0.389	K		1-2 1B		F3			HR 3B		4	1	2	0	0	1	2
Jim French, L (1, 2) OBP: 0.269, SLG: 0.267		BBBB 2B FC6-5-2 BB	F8			1B 1B		G3		3	0	1	0	1	0	3
Bernie Allen, L (1, 4) OBP: 0.294, SLG: 0.358		F8	G3			G6-4-3 1-3 1B		3-H HR		4	1	2	2	0	0	3
Ron Hansen, R (1, 6) OBP: 0.277, SLG: 0.309		FC6-5-2 1-3 E 2B		K	G6-4-3 1-2f			BBBB BB		3	1	1	0	1	1	2
Dick Bosman, R (1, 1) OBP: 0.240, SLG: 0.292		FC6-5-2 E 2-3 3-H		K	6-3			K		4	0	0	0	0	2	4
Dennis Higgins, R (8, 1) OBP: 0.111, SLG: 0.111										0	0	0	0	0	0	0
Barry Moore, L (9, 1) OBP: 0.143, SLG: 0.143										0	0	0	0	0	0	0

TOP

Washington Senators @ Boston Red Sox

Fenway Park, Boston, MA

Sun Jul 21 1968, 3:38 AM EDT

Att. 32,391 - Unknown

livebaseballscorecards.com

AB	36
R	4
H	8
RBI	3
BB	3
SO	5
LOB	19

Inning Stats	1	2	3	4	5	6	7	8	9
	R: 1 E: 1 K: 2 S: 9	H: 1 LOB: 1 BB: 0 P: 9	R: 1 E: 1 K: 0 S: 5	H: 1 LOB: 2 BB: 1 P: 9	R: 0 E: 0 K: 0 S: 4	H: 1 LOB: 2 BB: 1 P: 8	R: 0 E: 0 K: 2 S: 7	H: 0 LOB: 0 BB: 0 P: 7	R: 0 E: 0 K: 0 S: 4	H: 1 LOB: 1 BB: 0 P: 4	R: 0 E: 0 K: 0 S: 4	H: 2 LOB: 1 BB: 0 P: 4	R: 0 E: 0 K: 0 S: 3	H: 0 LOB: 0 BB: 0 P: 3	R: 2 E: 0 K: 1 S: 7	H: 2 LOB: 1 BB: 1 P: 11	R: 0 E: 0 K: 0 S: 3	H: 0 LOB: 0 BB: 0 P: 3

| | | | | | | | | | |

Batter	1	2	3	4	5	6	7	8	9	AB	R	H	RBI	BB	SO	LOB
Mike Andrews, R (1, 4) OBP: 0.354, SLG: 0.331	5-3		6-3 2-3			2B		2B E 1B	F9	5	1	2	0	0	0	3
Jerry Adair, R (1, 5) OBP: 0.253, SLG: 0.238	5-3		SSS K			1-3		F8	F3	4	0	0	0	0	1	3
Russ Nixon, L (9, PH) OBP: 0.250, SLG: 0.333										0	0	0	0	0	0	0
Russ Gibson, R (9, PH) OBP: 0.217, SLG: 0.272										1	0	0	0	0	0	2
Carl Yastrzemski, L (1, 7) OBP: 0.434, SLG: 0.480	4-3			4-3		L7		E7 1-H		4	1	1	0	0	0	1
Ken Harrelson, R (1, 9) OBP: 0.356, SLG: 0.566		6-3		5-3			F9	2B 4-3 2-3		4	1	1	0	0	0	0
Reggie Smith, S (1, 8) OBP: 0.359, SLG: 0.424		6-3		F6			E 5-3	4-3 1-3 3-H		4	0	2	1	0	0	0
Rico Petrocelli, R (1, 6) OBP: 0.305, SLG: 0.405		FC6-4			F3		5-3 1-2	4-3 2-3 3-H		4	0	1	1	0	0	2
George Scott, R (1, 3) OBP: 0.224, SLG: 0.234		FC6-4 1-2f			1-3		E HBP	4-3		3	0	0	0	0	0	2
Elston Howard, R (1, 2) OBP: 0.324, SLG: 0.325			1-4-3		F3		E4 1-2 2-3		BBBB SH1-4 BB	3	0	0	0	1	0	2
Gary Waslewski, R (9, PR) OBP: 0.083, SLG: 0.043										0	0	0	0	0	0	0
Gary Bell, R (1, 1) OBP: 0.250, SLG: 0.343						SSS K	F8		SH1-4 1-2	2	0	1	0	0	1	0
Jose Tartabull, L (7, PH) OBP: 0.232, SLG: 0.237										1	0	0	0	0	0	3
Lee Stange, R (8, 1) OBP: 0.250, SLG: 0.182			6-3							0	0	0	0	0	0	0
Inning Stats	R: 0 E: 0 K: 0 S: 3 H: 0 LOB: 0 BB: 0 P: 3	R: 0 E: 0 K: 0 S: 4 H: 1 LOB: 1 BB: 0 P: 4	R: 0 E: 0 K: 1 S: 6 H: 1 LOB: 1 BB: 0 P: 6	R: 0 E: 0 K: 0 S: 3 H: 0 LOB: 0 BB: 0 P: 3	R: 0 E: 0 K: 0 S: 3 H: 0 LOB: 0 BB: 0 P: 3	R: 0 E: 0 K: 1 S: 6 H: 1 LOB: 1 BB: 0 P: 6	R: 0 E: 1 K: 0 S: 5 H: 1 LOB: 3 BB: 0 P: 6	R: 3 E: 1 K: 0 S: 7 H: 4 LOB: 1 BB: 0 P: 7	R: 0 E: 0 K: 0 S: 3 H: 0 LOB: 2 BB: 1 P: 7	1B: 4 2B: 4 3B: 0 HR: 0	SF: 0 SAC: 1 DP: 0 HBP: 1			WP: 0 PB: 0 SB: 0 CS: 0	PA: 38		

PITCHER		IP	WLS	BF	H	R	ER	SO	BB	IBB	HBP	BLK	WP	HR	S	P	ERA	WHIP
Dick Bosman, R ERA: 3.7	(1, 1)	7.1	W	30	6	2	2	2	0	0	1	0	0	0	33	34	2.46	0.818
Dennis Higgins, R ERA: 3.71	(8, 1)	1.1		7	2	1	1	0	1	0	0	0	0	0	6	10	6.75	2.250
Barry Moore, L ERA: 4.71	(9, 1)	0.1	S	1	0	0	0	0	0	0	0	0	0	0	1	1	0.00	0.000

PITCHER	IP	WLS	BF	H	R	ER	SO	BB	IBB	HBP	BLK	WP	HR	S	P	ERA	WHIP

BOTTOM

Washington Senators @ Boston Red Sox

Fenway Park, Boston, MA

Sun Jul 21 1968, 3:38 AM EDT

Att. 32,391 - Unknown

livebaseballscorecards.com

AB	35
R	3
H	8
RBI	2
BB	1
SO	2
LOB	18

Boston Red Sox @ New York Yankees

Yankee Stadium, Bronx, NY

Mon Jul 22 1968, 7:05 PM EDT

Att. 18,361 - Unknown - 77 F

TOP

livebaseballscorecards.com

Batter	1	2	3	4	5	6	7	8	9	AB	R	H	RBI	BB	SO	LOB
Mike Andrews, R (1, 4) OBP: 0.361, SLG: 0.339	G4-6-3 1B		F2		HR 1B	F7 1-3 1B		2B FC4-6-3-2 1B		5	2	4	0	0	0	2
Dalton Jones, L (1, 3) OBP: 0.239, SLG: 0.243 George Scott, R (7, 3) OBP: 0.227, SLG: 0.242	G4-6-3 1-2f		BBBB 1-2 BB		1-H HR	F7 1-2		FC4-6-3-2 1-3 2B		3 1	1 0	1 1	2 0	1 0	0 0	3 0
Carl Yastrzemski, L (1, 7) OBP: 0.430, SLG: 0.475 Jerry Adair, R (5, 6) OBP: 0.247, SLG: 0.233	F6		F7		SSS 0-3 K	F7		5-3		3 2	0 0	0 0	0 0	0 0	1 0	3 4
Ken Harrelson, R (1, 9) OBP: 0.360, SLG: 0.574		6-3		HR	BBB 2B 1B BB		4-3	FC4-6-3-2 IBB		3	2	1	1	2	0	0
Reggie Smith, S (1, 8) OBP: 0.360, SLG: 0.433		F2		F8	1-3 1B 2B		1B 3B	FC4-6-3-2 1-2 2-3 3-H		5	2	2	1	0	0	2
Rico Petrocelli, R (1, 6) OBP: 0.305, SLG: 0.405 Jose Tartabull, L (5, PR) OBP: 0.238, SLG: 0.242 (5, 7)		F7		F7	G6-4-3 2-H 3-H 1B		1B 3-H 1B		1-3	3 2	0 0	1 1	2 1	0 0	0 0	0 0
Joe Foy, R (1, 5) OBP: 0.345, SLG: 0.307		1B 1B	S 1B		G6-4-3 1-2f		1-2 1B		5-3	5	0	3	0	0	0	1
Russ Nixon, L (1, 2) OBP: 0.353, SLG: 0.333		BB 1-3 1B	1-2 IBB			F8	3-3 K		BBBB FC1-6-4 BB	3	0	1	0	2	1	2
Jim Lonborg, R (1, 1) OBP: 0.222, SLG: 0.556 Gary Waslewski, R (7, 1) OBP: 0.080, SLG: 0.042 Sparky Lyle, L (9, 1)		SSS 0-3 K	SSS 0-3 K			SSS 1B 1B	SSS 0-3 K		FC1-6-4 1-2f	4 1 0	0 0 0	1 0 0	0 0 0	0 0 0	3 0 0	6 1 0

AB	40
R	7
H	16
RBI	7
BB	5
SO	5
LOB	24

Inning Stats	1	2	3	4	5	6	7	8	9
	R: 0 E: 0 K: 0 S: 3	R: 0 E: 0 K: 0 S: 3	R: 0 E: 0 K: 1 S: 7	R: 1 E: 0 K: 1 S: 7	R: 4 E: 0 K: 1 S: 8	R: 0 E: 0 K: 0 S: 5	R: 1 E: 0 K: 2 S: 10	R: 1 E: 0 K: 0 S: 4	R: 0 E: 0 K: 0 S: 3
	H: 1 LOB: 0 BB: 0 P: 3	H: 0 LOB: 0 BB: 0 P: 3	H: 2 LOB: 3 BB: 1 P: 11	H: 2 LOB: 2 BB: 1 P: 11	H: 4 LOB: 1 BB: 1 P: 12	H: 2 LOB: 2 BB: 0 P: 5	H: 3 LOB: 2 BB: 0 P: 10	H: 2 LOB: 1 BB: 1 P: 8	H: 0 LOB: 1 BB: 1 P: 7

PITCHER		IP	WLS	BF	H	R	ER	SO	BB	IBB	HBP	BLK	WP	HR	S	P	ERA	WHIP	PITCHER		IP	WLS	BF	H	R	ER	SO	BB	IBB	HBP	BLK	WP	HR	S	P	ERA	WHIP
Joe Verbanic, R ERA: 3.5	(1, 1)	4.0	L	20	7	3	3	2	1	1	0	0	0	2	22	30	6.75	2.000																			
Fred Talbot, R ERA: 3.57	(5, 1)	3.0		16	7	3	3	3	1	0	0	0	0	0	21	25	9.00	2.667																			
Thad Tillotson, R ERA: 7.11	(8, 1)	1.0		5	2	1	1	0	0	1	0	0	0	0	4	8	9.00	2.000																			
Dooley Womack, R ERA: 4.41	(9, 1)	1.0		4	0	0	0	0	1	0	0	0	0	0	3	7	0.00	1.000																			

1B: 11	SF: 0	WP: 0	PA: 45
2B: 3	SAC: 0	PB: 0	
3B: 1	DP: 3	SB: 1	
HR: 2	HBP: 0	CS: 0	

Batter	1	2	3	4	5	6	7	8	9	AB	R	H	RBI	BB	SO	LOB
Horace Clarke, S (1, 4) OBP: 0.249, SLG: 0.262	K	3-6 1-2f			F8		G3 1-2 1B		FC4-6 1B	5	0	2	0	0	1	1
Roy White, S (1, 7) OBP: 0.342, SLG: 0.404	G3 BB BB 1B		L9		S BB		K		FC4-6 G3 BB 1-2f 3B	4	2	1	0	1	1	3
Mickey Mantle, S (1, 3) OBP: 0.409, SLG: 0.409	BB G3 1-2 BB		S BB		K 1-2		G3 1-2 2-3		G3 1-2 3B BB	2	1	0	0	3	1	3
Joe Pepitone, L (1, 8) OBP: 0.315, SLG: 0.464	G3 1-2 2-3		F7		3-1		3-1		G3 1-2 2-3	5	0	0	0	0	0	8
Rocky Colavito, R (1, 9) OBP: 0.306, SLG: 0.349	BB BB		1-2 BB			6-3		F7	1B 2-H 3-H 3B	3	1	1	2	2	0	0
Tom Tresh, S (1, 6) OBP: 0.303, SLG: 0.330	1-2 2-3 3-H BB		4-3			K		HR	FC6-4 3-H 1B	4	1	2	3	1	1	2
Jake Gibbs, L (1, 2) Andy Kosco, R (9, PH) OBP: 0.289, SLG: 0.282 OBP: 0.264, SLG: 0.362	1-3			3-1		HBP		SF8 3B	FC6-4 1-2f	3 1	1 0	1 0	0 0	0 0	0 0	3 1
Bobby Cox, R (1, 5) OBP: 0.296, SLG: 0.314		5-3		6-3		F7		SF8 3-H		3	0	0	1	0	0	1
Joe Verbanic, R (1, 1) OBP: 0.200, SLG: 0.111 Fred Talbot, R (5, 1) OBP: 0.154, SLG: 0.385 Dick Howser, R (7, PH) OBP: 0.330, SLG: 0.153 Thad Tillotson, R (8, 1) Charley Smith, R (8, PH) OBP: 0.364, SLG: 0.452 Dooley Womack, L (9, 1)		3-6 BB		K			G3 1B BB	F3		1 0 0 0 1 0	0 0 0 0 0 0	0 0 0 0 0 0	0 0 1 0 0 0	1 0 0 0 0 0	1 0 0 0 0 0	0 0 0 0 0 0
Inning Stats	R: 1 E: 0 K: 1 S: 6 H: 1 LOB: 3 BB: 3 P: 18	R: 0 E: 0 K: 0 S: 2 H: 0 LOB: 0 BB: 1 P: 6	R: 0 E: 0 K: 0 S: 3 H: 0 LOB: 2 BB: 2 P: 11	R: 0 E: 0 K: 1 S: 5 H: 0 LOB: 0 BB: 0 P: 5	R: 0 E: 0 K: 1 S: 5 H: 0 LOB: 1 BB: 1 P: 9	R: 0 E: 0 K: 1 S: 5 H: 0 LOB: 1 BB: 0 P: 6	R: 0 E: 0 K: 1 S: 6 H: 1 LOB: 2 BB: 1 P: 10	R: 2 E: 0 K: 0 S: 5 H: 2 LOB: 0 BB: 0 P: 5	R: 3 E: 0 K: 0 S: 6 H: 3 LOB: 1 BB: 1 P: 10	1B: 4 2B: 1 3B: 2 HR: 1 SF: 1 SAC: 0 DP: 1 HBP: 1						

PITCHER		IP	WLS	BF	H	R	ER	SO	BB	IBB	HBP	BLK	WP	HR	S	P	ERA	WHIP
Jim Lonborg, R ERA: 3.44	(1, 1)	6.0	W	27	1	1	1	4	8	0	1	0	0	0	26	59	1.50	1.500
Gary Waslewski, R ERA: 3.74	(7, 1)	2.1		12	4	4	4	1	1	0	0	0	0	1	13	17	15.43	2.143
Sparky Lyle, L ERA: 3.72	(9, 1)	0.2	S	4	2	1	1	0	0	0	0	0	0	0	4	4	13.50	3.000

PITCHER	IP	WLS	BF	H	R	ER	SO	BB	IBB	HBP	BLK	WP	HR	S	P	ERA	WHIP

BOTTOM

Boston Red Sox @ New York Yankees

Yankee Stadium, Bronx, NY

Mon Jul 22 1968, 7:05 PM EDT

Att. 18,361 - Unknown - 77 F

livebaseballscorecards.com

AB	32
R	6
H	7
RBI	6
BB	9
SO	5
LOB	22

WP: 0 PA: 43
PB: 0
SB: 2
CS: 0

Batter	1	2	3	4	5	6	7	8	9	AB	R	H	RBI	BB	SO	LOB
Jose Tartabull, L (1, 7) OBP: 0.248, SLG: 0.262	6-3		6-3			FC5-4 1B		2B		4	0	2	0	0	0	0
Mike Andrews, R (1, 4) OBP: 0.356, SLG: 0.334	F7		6-3			FC5-4 FC6-4 1-2f		F7		4	0	0	0	0	0	2
George Scott, R (1, 3) OBP: 0.224, SLG: 0.239	F6			K		FC6-4 1-2f		6-3		3	0	0	0	0	1	1
Dalton Jones, L (8, PH) OBP: 0.237, SLG: 0.241 (8, 3)										1	0	0	0	0	0	1
Ken Harrelson, R (1, 9) OBP: 0.358, SLG: 0.568		BBBB FC5-4 BB		L5			F4		K	3	0	0	0	1	1	0
Reggie Smith, S (1, 8) OBP: 0.358, SLG: 0.431		FC5-4 CS 1-2f		4-3			2B E 1B		F8	4	1	1	0	0	0	1
Rico Petrocelli, R (1, 6) OBP: 0.309, SLG: 0.410		1B 1-2 1B			F4		E2 1-H 2B		1B	3	0	2	0	0	0	0
Carl Yastrzemski, L (7, PR) OBP: 0.430, SLG: 0.475										0	0	0	0	0	0	0
Jerry Adair, R (7, 6) OBP: 0.256, SLG: 0.241										1	0	1	0	0	0	0
Joe Foy, R (1, 5) OBP: 0.344, SLG: 0.306		1B 1-2 1B			K		F4		K	4	0	1	0	0	2	2
Russ Nixon, L (1, 2) OBP: 0.300, SLG: 0.278		F8			3-1		6-3			3	0	0	0	0	0	3
Juan Pizarro, L (1, 1) OBP: 0.143, SLG: 0.231			F8			4-3		K		3	0	0	0	0	1	0
Inning Stats	R: 0 H: 0 E: 0 LOB: 0 K: 0 BB: 0 S: 3 P: 3	R: 0 H: 2 E: 0 LOB: 2 K: 0 BB: 1 S: 4 P: 8	R: 0 H: 0 E: 0 LOB: 0 K: 0 BB: 0 S: 3 P: 3	R: 0 H: 0 E: 0 LOB: 0 K: 1 BB: 0 S: 5 P: 5	R: 0 H: 0 E: 0 LOB: 0 K: 1 BB: 0 S: 5 P: 5	R: 0 H: 1 E: 0 LOB: 1 K: 0 BB: 0 S: 4 P: 4	R: 1 H: 2 E: 1 LOB: 1 K: 0 BB: 0 S: 5 P: 5	R: 0 H: 1 E: 0 LOB: 1 K: 1 BB: 0 S: 6 P: 6	R: 0 H: 1 E: 0 LOB: 1 K: 2 BB: 0 S: 8 P: 8	1B: 5 SF: 0 2B: 2 SAC: 0 3B: 0 DP: 0 HR: 0 HBP: 0						

PITCHER		IP	WLS	BF	H	R	ER	SO	BB	IBB	HBP	BLK	WP	HR	S	P	ERA	WHIP
Stan Bahnsen, R ERA: 2.0	(1, 1)	9.0	W	34	7	1	0	5	1	0	0	0	0	0	43	47	0.00	0.889

PITCHER	IP	WLS	BF	H	R	ER	SO	BB	IBB	HBP	BLK	WP	HR	S	P	ERA	WHIP

TOP

Boston Red Sox @ New York Yankees

Yankee Stadium, Bronx, NY

Tue Jul 23 1968, 7:05 PM EDT

Att. 19,195 - Unknown - 86 F

livebaseballscorecards.com

AB	33
R	1
H	7
RBI	0
BB	1
SO	5
LOB	10

WP: 0 PA: 34
PB: 0
SB: 0
CS: 1

Batter	1	2	3	4	5	6	7	8	9	AB	R	H	RBI	BB	SO	LOB
Horace Clarke, S (1, 4) OBP: 0.251, SLG: 0.265	FC4-6 1B			K		F9		S 1B 1B		4	1	2	0	0	1	0
Roy White, S (1, 7) OBP: 0.347, SLG: 0.408	FC4-6 G5-4-3 1-2f			CS 1B			4-3 BB FC6-2 1B	1-H 1B 1B		4	1	3	1	0	0	1
Mickey Mantle, S (1, 3) OBP: 0.410, SLG: 0.408 Gene Michael, S (8, PR) OBP: 0.206, SLG: 0.234 Ruben Amaro, R (9, 3) OBP: 0.265, SLG: 0.172	G5-4-3 1-2f			K 1-2			BB FC6-2 4-3 1-2 BB	CS 2-H 1B		3 0 0	1 0 0	1 0 0	1 0 0	1 0 0	1 0 0	2 0 0
Joe Pepitone, L (1, 8) OBP: 0.314, SLG: 0.459		K			G5-4-3 1B		4-3 1-2 2-3	K 1-2		4	0	1	0	0	2	3
Andy Kosco, R (1, 9) OBP: 0.261, SLG: 0.358 Bill Robinson, R (8, 9) OBP: 0.243, SLG: 0.303		F8			G5-4-3 1-2f		FC6-2 BB 2-3 3-H			3 0	0 0	0 0	0 0	0 0	0 0	3 0
Tom Tresh, S (1, 6) OBP: 0.307, SLG: 0.341		F7			HR		FC5 BB IBB			2	1	1	1	1	0	0
Frank Fernandez, R (1, 2) OBP: 0.301, SLG: 0.328			K		K		BB 1-2 2-3 3-H			2	0	0	1	1	2	0
Dick Howser, R (1, 5) OBP: 0.321, SLG: 0.148			6-3			5-3	FC5 2-3f			3	0	0	0	0	0	3
Stan Bahnsen, R (1, 1) OBP: 0.149, SLG: 0.070			K			K		F8		3	0	0	0	0	2	0
Inning Stats	R: 0 E: 0 K: 0 S: 3 H: 1 LOB: 0 BB: 0 P: 3	R: 0 E: 0 K: 1 S: 5 H: 0 LOB: 0 BB: 0 P: 5	R: 0 E: 0 K: 2 S: 7 H: 0 LOB: 0 BB: 0 P: 7	R: 0 E: 0 K: 2 S: 7 H: 1 LOB: 0 BB: 0 P: 7	R: 1 E: 0 K: 1 S: 6 H: 2 LOB: 0 BB: 0 P: 6	R: 0 E: 0 K: 1 S: 5 H: 0 LOB: 0 BB: 0 P: 5	R: 1 E: 0 K: 0 S: 4 H: 1 LOB: 3 BB: 3 P: 16	R: 2 E: 0 K: 1 S: 7 H: 3 LOB: 1 BB: 0 P: 7		1B: 7 2B: 0 3B: 0 HR: 1	SF: 0 SAC: 0 DP: 2 HBP: 0						

PITCHER	IP	WLS	BF	H	R	ER	SO	BB	IBB	HBP	BLK	WP	HR	S	P	ERA	WHIP
Juan Pizarro, L (1, 1) ERA: 2.93	8.0	L	31	8	4	4	8	2	1	0	0	0	1	44	56	4.50	1.250

PITCHER	IP	WLS	BF	H	R	ER	SO	BB	IBB	HBP	BLK	WP	HR	S	P	ERA	WHIP

BOTTOM

Boston Red Sox @ New York Yankees

Yankee Stadium, Bronx, NY

Tue Jul 23 1968, 7:05 PM EDT
Att. 19,195 - Unknown - 86 F

livebaseballscorecards.com

AB	28
R	4
H	8
RBI	4
BB	3
SO	8
LOB	12

1B: 7	SF: 0	WP: 0	PA: 31
2B: 0	SAC: 0	PB: 0	
3B: 0	DP: 2	SB: 1	
HR: 1	HBP: 0	CS: 2	

Batter	1	2	3	4	5	6	7	8	9	AB	R	H	RBI	BB	SO	LOB
Mike Andrews, R (1, 4) OBP: 0.360, SLG: 0.334	G4-6-3 1B		BBBB WP 6-3 1B BB	BBBB 1B BB		6-3			F7	3	1	1	0	2	0	2
Jerry Adair, R (1, 5) OBP: 0.263, SLG: 0.250	G4-6-3 1-2f		F9	1-3 1B		F5			FC6-4 1B	5	0	2	0	0	0	4
George Scott, R (1, 3) OBP: 0.224, SLG: 0.235	HBP		6-3 1-2	SSS K			F5		FC6-4 1-2f	4	0	0	0	0	1	4
Ken Harrelson, R (1, 9) OBP: 0.357, SLG: 0.562	F8		BBBB FC5 1B 2-3 BB		6-3		6-3			3	0	0	0	1	0	1
Reggie Smith, S (1, 8) OBP: 0.360, SLG: 0.431		WP S 1B	1-2 3-H 1B		1-3		L4			4	0	2	1	0	0	0
Rico Petrocelli, R (1, 6) OBP: 0.305, SLG: 0.405		F8 1-2	FC5 2-3f		SSS K			F7		4	0	0	0	0	1	3
Joe Foy, R (1, 7) OBP: 0.346, SLG: 0.304		BBBB WP BB		F5		BBBB S 1B BB		F5		2	0	0	0	2	0	0
Elston Howard, R (1, 2) OBP: 0.328, SLG: 0.348		F5 1-2 2-3		HR		S 1-2 1B		SSS K		4	1	2	1	0	1	2
Dick Ellsworth, L (1, 1) OBP: 0.064, SLG: 0.043		F7		6-3		SSS K 1-2 2-3			SSS K	4	0	0	0	0	2	4
Inning Stats	R: 0 H: 1 E: 0 LOB: 1 K: 0 BB: 0 S: 3 P: 4	R: 0 H: 1 E: 0 LOB: 2 K: 0 BB: 1 S: 4 P: 8	R: 1 H: 1 E: 0 LOB: 2 K: 0 BB: 2 S: 4 P: 12	R: 1 H: 2 E: 0 LOB: 2 K: 1 BB: 1 S: 7 P: 11	R: 0 H: 0 E: 0 LOB: 0 K: 1 BB: 0 S: 5 P: 5	R: 0 H: 1 E: 0 LOB: 2 K: 1 BB: 1 S: 6 P: 10	R: 0 H: 0 E: 0 LOB: 0 K: 0 BB: 0 S: 3 P: 3	R: 0 H: 0 E: 0 LOB: 0 K: 1 BB: 0 S: 5 P: 5	R: 0 H: 1 E: 0 LOB: 1 K: 1 BB: 0 S: 6 P: 6	1B: 6 SF: 0 2B: 0 SAC: 0 3B: 0 DP: 1 HR: 1 HBP: 1						

PITCHER		IP	WLS	BF	H	R	ER	SO	BB	IBB	HBP	BLK	WP	HR	S	P	ERA	WHIP
Frank Bertaina, L ERA: 6.28	(1, 1)	3.2	L	20	5	2	2	0	4	0	1	0	2	1	15	32	4.91	2.455
Dick Bosman, R ERA: 3.59	(4, 1)	2.1		9	1	0	0	3	1	0	0	0	0	0	14	18	0.00	0.857
Phil Ortega, R ERA: 4.76	(7, 1)	3.0		10	1	0	0	2	0	0	0	0	0	0	14	14	0.00	0.333

PITCHER	IP	WLS	BF	H	R	ER	SO	BB	IBB	HBP	BLK	WP	HR	S	P	ERA	WHIP

TOP

Boston Red Sox @ Washington Senators

D.C. Stadium, Washington, DC

Fri Jul 26 1968, 7:05 PM EDT

Att. 10,865 - Cloudy

livebaseballscorecards.com

AB	33
R	2
H	7
RBI	2
BB	5
SO	5
LOB	20

PA: 39

WP: 2
PB: 0
SB: 3
CS: 0

Batter	1	2	3	4	5	6	7	8	9	AB	R	H	RBI	BB	SO	LOB
Del Unser, L (1, 8) OBP: 0.295, SLG: 0.294	BBBB 4-0 CS BB			x 0-0 ① 4-3		x 0-0 ② FC4-6 1B 1-2f		SSS 0-3 ③ K		3	0	0	0	1	1	2
Cap Peterson, R (1, 9) OBP: 0.295, SLG: 0.305 Phil Ortega, R (7, 1) OBP: 0.280, SLG: 0.227 Gary Holman, L (9, PH) OBP: 0.379, SLG: 0.385	x 0-0 ①② 5-3 1-2			BBBB 4-0 G6-4-3 BB		x 0-0 1B 1-2			x 0-0 ① F5	2 0 1	0 0 0	1 0 0	0 0 0	1 0 0	0 0 0	1 0 0
Brant Alyea, R (1, 7) OBP: 0.250, SLG: 0.250	x 0-0 ③ 6-3			x 0-0 ②③ G6-4-3 1-2f		x 0-0 ③ F4			x 0-0 1B 1B 1B	4	1	1	0	0	0	3
Frank Howard, R (1, 3) OBP: 0.345, SLG: 0.585		x 0-0 ① 3-1			x 0-0 1B		x 0-0 G5-4-3 1B		SSS 0-3 ② K	4	0	2	0	0	1	1
Ken McMullen, R (1, 5) OBP: 0.333, SLG: 0.394		x 0-0 ② F7			SSS 0-3 ① K		x 0-0 ①② G5-4-3 1-2f		x 0-0 1B 1-2 1B	4	0	1	0	0	1	2
Paul Casanova, R (1, 2) OBP: 0.199, SLG: 0.225		x 0-0 ③ P6			x 0-0 ② F4		x 0-0 ③ F9		x 0-0 1-3 2-H 1B	4	0	1	1	0	0	1
Bernie Allen, L (1, 4) OBP: 0.290, SLG: 0.343 Hank Allen, R (8, PH) OBP: 0.281, SLG: 0.375 (9, 4)			SSS 0-3 ① K		x 0-0 ③ F3			x 0-0 ① F8	x 0-0 ③ F8	2 2	0 0	0 0	0 0	1 0	1 0	1 2
Ron Hansen, R (1, 6) OBP: 0.278, SLG: 0.304			x 0-0 ② 5-3			x 0-0 ① F3		SSS 0-3 ② K		3	0	0	0	0	1	0
Frank Bertaina, L (1, 1) OBP: 0.222, SLG: 0.176 Dick Bosman, R (4, 1) OBP: 0.240, SLG: 0.292 Ed Stroud, L (6, PH) OBP: 0.295, SLG: 0.446 (7, 9)			SSS 0-3 ③ K			BBBB 4-0 FC4-6 BB		x 0-0 1B		1 0 1	0 0 0	0 0 1	0 0 0	0 0 1	1 0 0	0 0 0
Inning Stats	R: 0 E: 0 K: 0 S: 2 H: 0 LOB: 0 BB: 1 P: 6	R: 0 E: 0 K: 0 S: 3 H: 0 LOB: 0 BB: 0 P: 3	R: 0 E: 0 K: 2 S: 7 H: 0 LOB: 0 BB: 0 P: 7	R: 0 E: 0 K: 0 S: 2 H: 0 LOB: 0 BB: 1 P: 6	R: 0 E: 0 K: 1 S: 6 H: 1 LOB: 1 BB: 0 P: 6	R: 0 E: 0 K: 0 S: 4 H: 1 LOB: 2 BB: 1 P: 8	R: 0 E: 0 K: 0 S: 3 H: 1 LOB: 0 BB: 0 P: 3	R: 0 E: 0 K: 2 S: 8 H: 1 LOB: 1 BB: 0 P: 8	R: 1 E: 0 K: 1 S: 8 H: 3 LOB: 2 BB: 0 P: 8	1B: 7 2B: 0 3B: 0 HR: 0	SF: 0 SAC: 0 DP: 2 HBP: 0						

PITCHER	IP	WLS	BF	H	R	ER	SO	BB	IBB	HBP	BLK	WP	HR	S	P	ERA	WHIP
Dick Ellsworth, L (1, 1) ERA: 3.18	9.0	W	34	7	1	1	6	3	0	0	0	0	0	43	55	1.00	1.111

PITCHER	IP	WLS	BF	H	R	ER	SO	BB	IBB	HBP	BLK	WP	HR	S	P	ERA	WHIP

BOTTOM

Boston Red Sox @ Washington Senators

D.C. Stadium, Washington, DC

Fri Jul 26 1968, 7:05 PM EDT

Att. 10,865 - Cloudy

livebaseballscorecards.com

AB	31
R	1
H	7
RBI	1
BB	3
SO	6
LOB	13

1B: 7	SF: 0	WP: 0	PA: 34
2B: 0	SAC: 0	PB: 0	
3B: 0	DP: 2	SB: 0	
HR: 0	HBP: 0	CS: 1	

Boston Red Sox @ Washington Senators

D.C. Stadium, Washington, DC

Sat Jul 27 1968, 3:33 AM EDT

Att. 5,704 - Unknown - 80 F

livebaseballscorecards.com

TOP

Batter	1	2	3	4	5	6	7	8	9	AB	R	H	RBI	BB	SO	LOB
Mike Andrews, R (1, 4) OBP: 0.364, SLG: 0.337	1B		BBB 1B BB	1-2 1B		F4		F8 1-2		4	0	2	0	1	0	2
Dalton Jones, L (1, 3) OBP: 0.236, SLG: 0.240	F7		SSS K	G3		BB 1-2 1B			4-3	5	0	1	0	0	1	4
Carl Yastrzemski, L (1, 7) OBP: 0.430, SLG: 0.472	SSS K		FC6-4 1-2 1B		4-3	BBBB FC6-4 1-2 2-3 BB			F5	4	0	1	0	1	1	1
Ken Harrelson, R (1, 9) OBP: 0.356, SLG: 0.557 Sparky Lyle, L (6, 1) Elston Howard, R (9, PH) OBP: 0.326, SLG: 0.345	F6		FC6-4 1-2f		BBB FC4-6 BB	FC6-4 1-2f			F9	3 0 1	0 0 0	0 0 0	0 0 0	1 0 0	0 0 0	6 0 0
Reggie Smith, S (1, 8) OBP: 0.361, SLG: 0.439		BBBB 1B G6-3 BB		HR	FC4-6 1-2f		4-3			3	2	1	1	1	0	1
Rico Petrocelli, R (1, 6) OBP: 0.304, SLG: 0.403		G6-3 1-3 1B		F8	5-3		F4			4	0	1	0	0	0	1
Joe Foy, R (1, 5) OBP: 0.347, SLG: 0.307		G6-3 1-2f 3-H		G3 1B		1B SF8 1B	5-3			4	2	2	0	0	0	1
Russ Nixon, L (1, 2) OBP: 0.292, SLG: 0.273		F6		G3 1-2		BB 1B 1-3 1B		6-3		4	0	1	0	0	0	1
Gary Bell, R (1, 1) OBP: 0.250, SLG: 0.343 Gary Waslewski, R (1, 1) OBP: 0.080, SLG: 0.042 Norm Siebern, L (3, PH) OBP: 0.069, SLG: 0.069 Dave Morehead, R (3, 1) George Scott, R (4, PH) OBP: 0.227, SLG: 0.238 Lee Stange, R (4, 1) OBP: 0.250, SLG: 0.182 Jose Tartabull, L (6, PH) OBP: 0.252, SLG: 0.262 (6, 9)			4-3	1B 2-H 1B		SF8 3-H		BBBB CS BB		0 0 1 0 1 0 0 0	0 0 0 0 0 0 0 0	0 0 0 0 1 0 0 0	0 0 0 0 0 0 0 1	0 0 0 0 0 0 0 1	0 0 0 0 0 0 0 0	0 0 0 0 0 0 0 0
Inning Stats	R: 0 E: 0 K: 1 S: 6 H: 1 LOB: 1 BB: 0 P: 6	R: 1 E: 0 K: 0 S: 3 H: 1 LOB: 0 BB: 1 P: 7	R: 0 E: 0 K: 1 S: 6 H: 1 LOB: 2 BB: 1 P: 10	R: 2 E: 0 K: 0 S: 7 H: 4 LOB: 2 BB: 0 P: 7	R: 0 E: 0 K: 0 S: 3 H: 0 LOB: 1 BB: 1 P: 7	R: 1 E: 0 K: 0 S: 6 H: 3 LOB: 3 BB: 1 P: 10	R: 0 E: 0 K: 0 S: 3 H: 0 LOB: 0 BB: 0 P: 3	R: 0 E: 0 K: 0 S: 2 H: 0 LOB: 0 BB: 1 P: 6	R: 0 E: 0 K: 0 S: 3 H: 0 LOB: 0 BB: 0 P: 3	1B: 9 2B: 0 3B: 0 HR: 1 SF: 1 SAC: 0 DP: 1 HBP: 0				WP: 0 PB: 0 SB: 0 CS: 1		PA: 40

	AB	34
	R	4
	H	10
	RBI	3
	BB	5
	SO	2
	LOB	17

PITCHER		IP	WLS	BF	H	R	ER	SO	BB	IBB	HBP	BLK	WP	HR	S	P	ERA	WHIP
Joe Coleman, R ERA: 3.48	(1, 1)	5.1	W	27	9	4	4	2	3	0	0	0	0	1	28	40	6.75	2.250
Bob Humphreys, R ERA: 3.88	(6, 1)	0.1		2	1	0	0	0	0	0	0	0	0	0	2	2	0.00	3.000
Barry Moore, L ERA: 4.66	(6, 1)	0.0		1	0	0	0	0	1	0	0	0	0	0	0	4	∞	∞
Dennis Higgins, R ERA: 3.61	(6, 1)	3.1	S	10	0	0	0	0	1	0	0	0	0	0	9	13	0.00	0.300

PITCHER	IP	WLS	BF	H	R	ER	SO	BB	IBB	HBP	BLK	WP	HR	S	P	ERA	WHIP

Batter	1	2	3	4	5	6	7	8	9	AB	R	H	RBI	BB	SO	LOB
Del Unser, L (1, 8) OBP: 0.297, SLG: 0.291	BBBB 4-0 F7 BB WP BB	BBBB 4-0 BB		x 0-0 ② L8		x 0-0 ② L5		x 0-0 ③ F5		3	1	0	0	2	0	2
Ed Stroud, L (1, 9) OBP: 0.299, SLG: 0.444	BBBB 4-0 WP F7 1B 1-2 BB	SSS 0-3 ② K		x 0-0 2-H 1B		SSS 0-3 ③ K				3	1	1	1	1	2	2
Gary Holman, L (1, 7) OBP: 0.344, SLG: 0.345 Hank Allen, R (7, PH) OBP: 0.303, SLG: 0.394 (8, 4)	x 0-0 ① F7 1-2 2-3	x 0-0 ③ G3		SSS 0-3 ③ K			x 0-0 1B 1B			3 1	0 0	0 1	0 0	0 0	1 0	4 0
Frank Howard, R (1, 3) OBP: 0.344, SLG: 0.581	x 0-0 1B 1B 2-H 3-H 1B		x 0-0 ① 4-3		x 0-0 ① F8		SSS 0-3 ① K			4	1	1	1	0	1	1
Ken McMullen, R (1, 5) OBP: 0.338, SLG: 0.402	x 0-0 1B 1B 1-3 1B		x 0-0 ② F8		x 0-0 3-1 2B		x 0-0 1-2 1B			4	1	3	0	0	0	0
Bernie Allen, L (1, 4) OBP: 0.295, SLG: 0.345 Brant Alyea, R (7, PH) OBP: 0.200, SLG: 0.200 (8, 7)	x 0-0 1B 1-3 3-H 1B	BBBB 4-0 BB			x 0-0 ② 3-1 2-3		SSS 0-3 ② K			2 1	0 0	1 0	1 0	1 0	0 1	1 2
Jim French, L (1, 2) OBP: 0.268, SLG: 0.266	x 0-0 G5-4-3 1-3 3-H 1B		x 0-0 ③ 4-3		SSS 0-3 ③ K		x 0-0 ③ F4			4	0	1	1	0	1	4
Ron Hansen, R (1, 6) OBP: 0.275, SLG: 0.299	x 0-0 ② ③ G5-4-3 1-2f			x 0-0 E5 1B		x 0-0 ① 6-3		x 0-0 ① 5-3		4	1	0	0	0	0	2
Joe Coleman, R (1, 1) OBP: 0.227, SLG: 0.238 Bob Humphreys, R (6, 1) OBP: 0.667, SLG: 0.667 Barry Moore, L (6, 1) OBP: 0.143, SLG: 0.143 Dennis Higgins, R (6, 1) OBP: 0.182, SLG: 0.182		x 0-0 ① F7		SSS 0-3 ① K		x 0-0 1B		x 0-0 ② 4-3		2 0 0 2	0 0 0 0	0 0 0 1	0 0 0 0	0 0 0 0	1 0 0 0	1 0 0 0
Inning Stats	R: 4 H: 4 E: 0 LOB: 1 K: 0 BB: 2 S: 6 P: 14	R: 0 H: 0 E: 0 LOB: 1 K: 1 BB: 1 S: 5 P: 9	R: 0 H: 0 E: 0 LOB: 1 K: 0 BB: 1 S: 3 P: 7	R: 1 H: 1 E: 1 LOB: 1 K: 2 BB: 0 S: 9 P: 9	R: 0 H: 1 E: 0 LOB: 1 K: 1 BB: 0 S: 6 P: 6	R: 0 H: 1 E: 0 LOB: 1 K: 1 BB: 0 S: 6 P: 6	R: 0 H: 2 E: 0 LOB: 2 K: 2 BB: 0 S: 9 P: 9	R: 0 H: 0 E: 0 LOB: 0 K: 0 BB: 0 S: 3 P: 3		1B: 8 SF: 0 2B: 1 SAC: 0 3B: 0 DP: 1 HR: 0 HBP: 0						

PITCHER		IP	WLS	BF	H	R	ER	SO	BB	IBB	HBP	BLK	WP	HR	S	P	ERA	WHIP
Gary Bell, R ERA: 3.4	(1, 1)	0.1	L	6	3	4	4	0	2	0	0	0	1	0	4	12	108.00	15.000
Gary Waslewski, R ERA: 3.67	(1, 1)	1.2		6	1	0	0	1	1	0	0	0	0	0	7	11	0.00	1.200
Dave Morehead, R ERA:	(3, 1)	1.0		4	0	0	0	0	1	0	0	0	0	0	3	7	0.00	1.000
Lee Stange, R ERA: 4.4	(4, 1)	2.0		9	2	1	0	3	0	0	0	0	0	0	15	15	0.00	1.000
Sparky Lyle, L ERA: 3.46	(6, 1)	3.0		12	3	0	0	3	0	0	0	0	0	0	18	18	0.00	1.000

PITCHER	IP	WLS	BF	H	R	ER	SO	BB	IBB	HBP	BLK	WP	HR	S	P	ERA	WHIP

BOTTOM

Boston Red Sox @ Washington Senators

D.C. Stadium, Washington, DC

Sat Jul 27 1968, 3:33 AM EDT
Att. 5,704 - Unknown - 80 F

livebaseballscorecards.com

AB	33
R	5
H	9
RBI	4
BB	4
SO	7
LOB	19

Batter	1	2	3	4	5	6	7	8	9	AB	R	H	RBI	BB	SO	LOB
Mike Andrews, R (1, 4) OBP: 0.364, SLG: 0.338	K	1B E 1B 1-2 3-H		SF8 2-3 1B		F7		G4-1 1-2f		5	1	2	1	0	1	1
Dalton Jones, L (1, 3) OBP: 0.241, SLG: 0.246	BB 1B	E 5-3 1-3 2-H 1B		SF8 2-3 3-H		F9		K		4	0	2	2	0	1	0
Carl Yastrzemski, L (1, 7) OBP: 0.429, SLG: 0.469	K	E3 5-3 2-3 3-H		F8			2B 1B BB		HR 1B	4	2	1	0	1	1	3
Ken Harrelson, R (1, 9) OBP: 0.362, SLG: 0.572	BB 1-2	5-3 1-2 3-H			E HBP SF8-4 1B		1B 1-3 2B		HR 1-H HR	4	3	3	2	1	0	2
Reggie Smith, S (1, 8) OBP: 0.361, SLG: 0.437 Dave Morehead, R (6, 1) George Scott, R (7, PH) OBP: 0.230, SLG: 0.238 Gary Bell, R (7, 1) OBP: 0.270, SLG: 0.361	K		F7		SF8-4 E 1-2 HBP		1B BB		SH3 1B	2 0 0 1	0 0 0 0	0 0 0 1	0 0 0 0	0 0 1 0	1 0 0 0	2 0 0 0
Rico Petrocelli, R (1, 6) OBP: 0.304, SLG: 0.401 Jerry Adair, R (8, 6) OBP: 0.263, SLG: 0.250	K	4-3		E5 SF8-4 1-2 2-3		G4-6-3 1-2 2-H 3-H 1B			SH3 1-2	4 0	0 0	1 0	2 0	0 0	1 0	2 0
Joe Foy, R (1, 5) OBP: 0.345, SLG: 0.304	S 1B BB	6-3		SF8-4 1-2 2-3 3-H		K		F9		3	1	0	1	1	1	3
Elston Howard, R (1, 2) OBP: 0.328, SLG: 0.347	1B 1B 1-H 1B		1B SH3-4 SF8 1B	5-3		G4-6-3 1-2f		K		5	2	2	1	0	1	4
Jim Lonborg, R (1, 1) OBP: 0.300, SLG: 0.600 Gary Waslewski, R (4, 1) OBP: 0.080, SLG: 0.042 Jose Tartabull, L (6, PH) OBP: 0.257, SLG: 0.260 (6, 8)	1B 1-3 1B		SH3-4 1-2		F9			G4-1 BB		1 0 1	1 0 0	1 0 0	0 0 0	0 0 1	0 0 0	0 0 0
Inning Stats	R: 0 E: 0 K: 3 S: 10 H: 1 LOB: 2 BB: 1 P: 14	R: 4 E: 1 K: 1 S: 9 H: 4 LOB: 1 BB: 1 P: 13	R: 0 E: 0 K: 0 S: 3 H: 0 LOB: 0 BB: 0 P: 3	R: 1 E: 0 K: 0 S: 5 H: 2 LOB: 1 BB: 0 P: 5	R: 1 E: 1 K: 0 S: 4 H: 1 LOB: 1 BB: 0 P: 5	R: 0 E: 0 K: 0 S: 3 H: 0 LOB: 0 BB: 0 P: 3	R: 2 E: 0 K: 1 S: 6 H: 2 LOB: 1 BB: 2 P: 14	R: 0 E: 0 K: 1 S: 4 H: 0 LOB: 0 BB: 1 P: 8	R: 2 E: 0 K: 1 S: 8 H: 3 LOB: 1 BB: 0 P: 8	1B: 11 2B: 2 3B: 0 HR: 1 SF: 2 SAC: 2 DP: 3 HBP: 1						

TOP

Boston Red Sox @ Washington Senators

D.C. Stadium, Washington, DC

Sun Jul 28 1968, 3:33 AM EDT

Att. 13,308 - Unknown - 90 F

livebaseballscorecards.com

AB	34
R	10
H	13
RBI	9
BB	5
SO	7
LOB	17

WP: 0 PB: 0 SB: 2 CS: 0 PA: 44

PITCHER		IP	WLS	BF	H	R	ER	SO	BB	IBB	HBP	BLK	WP	HR	S	P	ERA	WHIP
Camilo Pascual, R ERA: 2.59	(1, 1)	2.0		13	5	4	3	4	2	0	0	0	0	0	19	27	13.50	3.500
Dick Bosman, R ERA: 3.61	(3, 1)	2.0		8	2	1	1	0	0	0	0	0	0	0	8	8	4.50	1.000
Bill Haywood, R ERA:	(5, 1)	1.0		5	1	1	0	0	0	0	1	0	0	0	4	5	0.00	1.000
Phil Ortega, R ERA: 4.9	(6, 1)	1.0		6	1	2	2	0	2	0	0	0	0	0	4	12	18.00	3.000
Bob Humphreys, R ERA: 4.0	(7, 1)	3.0	L	12	4	2	2	3	1	0	0	0	0	1	17	21	6.00	1.667

PITCHER	IP	WLS	BF	H	R	ER	SO	BB	IBB	HBP	BLK	WP	HR	S	P	ERA	WHIP

Batter	1	2	3	4	5	6	7	8	9	AB	R	H	RBI	BB	SO	LOB
Del Unser, L (1, 8) OBP: 0.300, SLG: 0.296	4-3		BB	1B 1-2 2-3 3-H	2B 1-3 3-H		FC6-4, SH1-3 1-2f		FC4 1-2f	5	2	2	2	1	0	2
Ed Stroud, L (1, 9) OBP: 0.302, SLG: 0.440	G3 BB		F5	1B 1-2 2-3 3-H	6-3		SH1-3 1-2		BB 1-2	2	0	0	1	2	0	3
Phil Ortega, R (6, 1) OBP: 0.280, SLG: 0.227										0	0	0	0	0	0	0
Bob Humphreys, R (7, 1) OBP: 0.667, SLG: 0.667										0	0	0	0	0	0	0
Brant Alyea, R (9, PH) OBP: 0.333, SLG: 0.200										0	0	0	0	1	0	0
Gary Holman, L (1, 7) OBP: 0.368, SLG: 0.371	G3 1-2		1B 1-2	1B 1-3 2-H 3-H		1B 1B	4-3		6-3	6	1	3	2	0	0	4
(6, 9)																
Frank Howard, R (1, 3) OBP: 0.339, SLG: 0.573	K		K	F8		F7		1-3		5	0	0	0	0	2	5
(6, 7)																
Ken McMullen, R (1, 5) OBP: 0.344, SLG: 0.412		G6-4-3 3B	1B 1-2 2-H	F9		1B 1-3		FC3-6 BB		4	1	3	1	1	0	1
Bernie Allen, L (1, 4) OBP: 0.298, SLG: 0.343		G6-4-3 BB BB	F9		4-3	1-2 3-H		FC3-6 1-2f		4	0	1	1	1	0	3
Paul Casanova, R (1, 2) OBP: 0.204, SLG: 0.225	G6-4-3 1-2 BB			BB 1B 1B	5-3	L7		F7		4	1	1	0	1	0	3
Ron Hansen, R (1, 6) OBP: 0.278, SLG: 0.299	G6-4-3 1-2f 2-3 3-H			1B BB 1-2 BB	1B 2B BB	K			F9	3	2	1	0	1	1	4
Jim French, L (9, PH) OBP: 0.264, SLG: 0.262										1	0	0	0	0	0	0
Camilo Pascual, R (1, 1) OBP: 0.150, SLG: 0.150	F5			BB 1B 1-2 2-3 BB	2B 1-3 1B		FC6-4 HBP		FC4 BB	0	0	0	0	0	0	0
Gene Martin, L (2, PH)										1	0	0	0	0	0	1
Dick Bosman, R (3, 1) OBP: 0.240, SLG: 0.292										0	0	0	0	0	0	0
Cap Peterson, R (4, PH) OBP: 0.299, SLG: 0.305										0	1	0	0	1	0	0
Bill Haywood, R (5, 1)										0	0	0	0	0	0	0
Mike Epstein, L (5, PH) OBP: 0.302, SLG: 0.312										1	0	1	0	1	0	0
(6, 3)																
Inning Stats	R: 0 E: 0 K: 1 S: 5 H: 0 LOB: 1 BB: 1 P: 9	R: 1 E: 0 K: 0 S: 3 H: 1 LOB: 1 BB: 2 P: 11	R: 1 E: 0 K: 1 S: 7 H: 2 LOB: 2 BB: 1 P: 11	R: 4 E: 0 K: 0 S: 6 H: 4 LOB: 1 BB: 2 P: 14	R: 1 E: 0 K: 0 S: 5 H: 2 LOB: 2 BB: 1 P: 9	R: 1 E: 0 K: 1 S: 8 H: 3 LOB: 2 BB: 0 P: 8	R: 0 E: 0 K: 0 S: 3 H: 0 LOB: 1 BB: 0 P: 4	R: 0 E: 0 K: 0 S: 3 H: 0 LOB: 1 BB: 1 P: 7	R: 0 E: 0 K: 0 S: 3 H: 0 LOB: 2 BB: 2 P: 11	1B: 10 2B: 1 3B: 1 HR: 0 SF: 0 SAC: 1 DP: 1 HBP: 1						

PITCHER		IP	WLS	BF	H	R	ER	SO	BB	IBB	HBP	BLK	WP	HR	S	P	ERA	WHIP
Jim Lonborg, R ERA: 5.06	(1, 1)	3.0		18	5	5	5	2	5	0	0	0	0	0	17	37	15.00	3.333
Gary Waslewski, R ERA: 3.79	(4, 1)	2.0		11	4	2	2	0	2	0	0	0	0	0	9	17	9.00	3.000
Dave Morehead, R ERA: 4.5	(6, 1)	1.0		6	3	1	1	1	0	0	0	0	0	0	8	8	9.00	3.000
Gary Bell, R ERA: 3.32	(7, 1)	3.0	W	13	0	0	0	0	3	0	1	0	0	0	9	22	0.00	1.000

PITCHER	IP	WLS	BF	H	R	ER	SO	BB	IBB	HBP	BLK	WP	HR	S	P	ERA	WHIP

BOTTOM

Boston Red Sox @ Washington Senators

D.C. Stadium, Washington, DC

Sun Jul 28 1968, 3:33 AM EDT

Att. 13,308 - Unknown - 90 F

livebaseballscorecards.com

AB	36
R	8
H	12
RBI	7
BB	10
SO	3
LOB	26

WP: 0 PA: 48
PB: 0
SB: 0
CS: 0

Batter	1	2	3	4	5	6	7	8	9	10	AB	R	H	RBI	BB	SO	LOB
Don Buford, S (1, 8) (9, 4) OBP: 0.370, SLG: 0.481	HR	BB			1B		F5		1B		4	1	3	1	1	0	1
Mark Belanger, R (1, 6) OBP: 0.232, SLG: 0.226 Fred Valentine, S (9, PH) (9, 8) OBP: 0.296, SLG: 0.376	1B	F7			F7		K		6-3		4 1	0 0	1 0	0 0	0 0	1 0	4 1
Frank Robinson, R (1, 9) OBP: 0.373, SLG: 0.421	K	BB			5-3			HBP		P3	3	1	0	0	1	1	2
Boog Powell, L (1, 3) OBP: 0.365, SLG: 0.456	BB		L8		BB			1B		6-3	3	0	1	0	2	0	1
Brooks Robinson, R (1, 5) OBP: 0.293, SLG: 0.392	P2-3		K		K			K		BB	4	0	0	0	1	3	7
Elrod Hendricks, L (1, 2) OBP: 0.329, SLG: 0.557		K	K			K		G3		F9	5	0	0	1	0	3	3
Davey Johnson, R (1, 4) (9, 6) OBP: 0.337, SLG: 0.388		K		K		F7		F8			4	0	0	0	0	2	1
Curt Blefary, L (1, 7) OBP: 0.302, SLG: 0.314		BB 1B		F9		P6			K		4	0	1	0	0	1	0
Wally Bunker, R (1, 1) OBP: 0.308, SLG: 0.182 Dave May, L (7, PH) OBP: 0.250, SLG: 0.187 Eddie Watt, R (7, 1) Curt Motton, R (9, PH) OBP: 0.312, SLG: 0.346 Moe Drabowsky, R (9, 1) OBP: 0.400, SLG: 0.400		BB		K			CS BB		6-3		2 0 0 1 0	0 0 0 0 0	1 0 0 0 0	0 1 0 0 0	1 0 0 0 0	0 0 0 0 0	0 0 0 0 0
Inning Stats	R: 1 E: 0 K: 1 S: 6 H: 2 LOB: 1 BB: 1 P: 10	R: 0 E: 0 K: 2 S: 9 H: 2 LOB: 3 BB: 1 P: 13	R: 0 E: 0 K: 2 S: 7 H: 0 LOB: 1 BB: 1 P: 11	R: 0 E: 0 K: 2 S: 7 H: 0 LOB: 0 BB: 0 P: 7	R: 0 E: 0 K: 1 S: 6 H: 1 LOB: 2 BB: 1 P: 10	R: 0 E: 0 K: 1 S: 5 H: 0 LOB: 0 BB: 0 P: 5	R: 0 E: 0 K: 1 S: 4 H: 0 LOB: 0 BB: 1 P: 8	R: 1 E: 0 K: 1 S: 6 H: 1 LOB: 1 BB: 0 P: 7	R: 0 E: 0 K: 1 S: 6 H: 1 LOB: 1 BB: 0 P: 6	R: 0 E: 0 K: 0 S: 3 H: 0 LOB: 1 BB: 1 P: 7	1B: 6 2B: 1 3B: 0 HR: 1	SF: 0 SAC: 0 DP: 1 HBP: 1					

PITCHER	IP	WLS	BF	H	R	ER	SO	BB	IBB	HBP	BLK	WP	HR	S	P	ERA	WHIP
Ray Culp, R (1, 1) ERA: 4.05	10.0	W	42	7	2	2	12	6	0	1	0	0	1	59	84	1.80	1.300

PITCHER	IP	WLS	BF	H	R	ER	SO	BB	IBB	HBP	BLK	WP	HR	S	P	ERA	WHIP

TOP

Baltimore Orioles @ Boston Red Sox

Fenway Park, Boston, MA

Mon Jul 29 1968, 3:33 AM EDT

Att. 20,539 - Unknown

livebaseballscorecards.com

AB	35
R	2
H	7
RBI	2
BB	6
SO	12
LOB	20

Batter	1	2	3	4	5	6	7	8	9	10	AB	R	H	RBI	BB	SO	LOB
Jose Tartabull, L (1, 8) OBP: 0.263, SLG: 0.284	E SF9 2B	4-3		4-3			4-3			2B 2B	5	2	2	0	0	0	2
Mike Andrews, R (1, 4) OBP: 0.362, SLG: 0.339	FC4 F8 SF9 2-3		K		F7			5-3		2-H 2B	5	0	1	1	0	1	1
Carl Yastrzemski, L (1, 7) OBP: 0.425, SLG: 0.464	SF9 1-2 3-H		4-3		K			6-3			3	0	0	1	0	1	0
Ken Harrelson, R (1, 9) OBP: 0.367, SLG: 0.572	BB		BB		F8			1B			2	0	1	0	2	0	0
George Scott, R (1, 3) OBP: 0.226, SLG: 0.234	F8 2-3		F3			F8		P5			4	0	0	0	0	0	4
Rico Petrocelli, R (1, 6) OBP: 0.303, SLG: 0.399	K			2B SH1-3 1B		F8			F8		4	1	1	0	0	1	2
Joe Foy, R (1, 5) OBP: 0.344, SLG: 0.303		E S 1B		K		F7			F8		4	0	1	0	0	1	1
Elston Howard, R (1, 2) OBP: 0.330, SLG: 0.355		K 1-3		SH1-3 1-3 2B			F8		6-3		2	0	1	0	0	1	1
Russ Nixon, L (6, 2) OBP: 0.269, SLG: 0.250											2	0	0	0	0	0	0
Ray Culp, R (1, 1) OBP: 0.105, SLG: 0.056		K		SH1-3 2-3 3-H			6-3			K	3	0	0	1	0	2	1
Inning Stats	R: 1 E: 1 K: 1 S: 7 / H: 1 LOB: 2 BB: 1 P: 11	R: 0 E: 1 K: 2 S: 8 / H: 1 LOB: 1 BB: 0 P: 8	R: 0 E: 0 K: 1 S: 5 / H: 0 LOB: 1 BB: 1 P: 9	R: 1 E: 0 K: 1 S: 7 / H: 2 LOB: 1 BB: 0 P: 7	R: 0 E: 0 K: 1 S: 5 / H: 0 LOB: 0 BB: 0 P: 5	R: 0 E: 0 K: 0 S: 3 / H: 0 LOB: 0 BB: 0 P: 3	R: 0 E: 0 K: 0 S: 3 / H: 0 LOB: 0 BB: 0 P: 3	R: 0 E: 0 K: 0 S: 4 / H: 1 LOB: 1 BB: 0 P: 4	R: 0 E: 0 K: 0 S: 3 / H: 0 LOB: 0 BB: 0 P: 3	R: 1 E: 0 K: 1 S: 5 / H: 2 LOB: 1 BB: 0 P: 5	1B: 3 2B: 4 3B: 0 HR: 0	SF: 1 SAC: 1 DP: 0 HBP: 0					

PITCHER		IP	WLS	BF	H	R	ER	SO	BB	IBB	HBP	BLK	WP	HR	S	P	ERA	WHIP
Wally Bunker, R ERA: 3.4	(1, 1)	6.0		25	4	2	1	6	2	0	0	0	0	0	35	43	1.50	1.000
Eddie Watt, R ERA: 2.52	(7, 1)	2.0		7	1	0	0	0	0	0	0	0	0	0	7	7	0.00	0.500
Moe Drabowsky, R ERA: 2.13	(9, 1)	1.1	L	6	2	1	1	1	0	0	0	0	0	0	8	8	6.75	1.500

PITCHER	IP	WLS	BF	H	R	ER	SO	BB	IBB	HBP	BLK	WP	HR	S	P	ERA	WHIP

Baltimore Orioles @ Boston Red Sox

Fenway Park, Boston, MA

Mon Jul 29 1968, 3:33 AM EDT

Att. 20,539 - Unknown

BOTTOM

livebaseballscorecards.com

AB	34
R	3
H	7
RBI	3
BB	2
SO	7
LOB	12

WP: 0	PA: 38		
PB: 0			
SB: 1			
CS: 0			

Baltimore Orioles @ Boston Red Sox

Fenway Park, Boston, MA

Mon Jul 29 1968, 7:05 PM EDT

Att. 28,328 - Unknown

TOP

livebaseballscorecards.com

Batter	1	2	3	4	5	6	7	8	9	AB	R	H	RBI	BB	SO	LOB
Don Buford, S (1, 9) (7, 4) OBP: 0.362, SLG: 0.468	P4		5-3		FC5-4 1B 1-2f		K		F3	5	0	0	0	0	1	5
Mark Belanger, R (1, 6) OBP: 0.236, SLG: 0.231	F7		1B		1-3 1B		F9		K	3	0	2	0	0	0	0
Fred Valentine, S (7, PH) OBP: 0.294, SLG: 0.374										1	0	0	0	0	0	2
John Morris, R (7, 1)										0	0	0	0	0	0	0
Moe Drabowsky, R (7, 1) OBP: 0.400, SLG: 0.400										0	0	0	0	0	0	0
Andy Etchebarren, R (9, PH) OBP: 0.312, SLG: 0.406									K	1	0	0	0	0	1	2
Curt Motton, R (1, 7) OBP: 0.306, SLG: 0.339	K		6-3		K			1-3		4	0	0	0	0	2	3
Boog Powell, L (1, 3) OBP: 0.364, SLG: 0.462		HR		G3		K		F8		4	1	1	1	0	1	0
Brooks Robinson, R (1, 5) OBP: 0.292, SLG: 0.391		L1		L1-3 1B		6-3		F7		4	0	1	0	0	0	0
Davey Johnson, R (1, 4) (7, 6) OBP: 0.336, SLG: 0.396		F9		L1-3 1-2		1-3			HR	4	1	1	1	0	0	1
Paul Blair, R (1, 8) OBP: 0.269, SLG: 0.283		BB			HR		2B		F3	3	1	2	1	1	0	0
Larry Haney, R (1, 2) OBP: 0.278, SLG: 0.389		K 1-2			F9		6-3		1B	4	0	1	0	0	1	2
Mike Adamson, R (1, 1) OBP: 0.333, SLG: 0.333			K		FC5-4 1B		BB		1B 1-3	2	0	1	0	0	1	0
Gene Brabender, R (5, 1) OBP: 0.154, SLG: 0.280										0	0	0	0	0	0	0
Frank Robinson, R (7, PH) (7, 9) OBP: 0.377, SLG: 0.423										1	0	1	0	1	0	0
Inning Stats	R: 0 E: 0 K: 1 S: 5 H: 0 LOB: 0 BB: 0 P: 5	R: 1 E: 0 K: 1 S: 6 H: 1 LOB: 1 BB: 1 P: 10	R: 0 E: 0 K: 1 S: 6 H: 1 LOB: 1 BB: 0 P: 6	R: 0 E: 0 K: 0 S: 3 H: 1 LOB: 0 BB: 0 P: 3	R: 1 E: 0 K: 1 S: 8 H: 3 LOB: 2 BB: 0 P: 8	R: 0 E: 0 K: 1 S: 5 H: 0 LOB: 0 BB: 0 P: 5	R: 0 E: 0 K: 1 S: 6 H: 1 LOB: 2 BB: 1 P: 10	R: 0 E: 0 K: 0 S: 3 H: 0 LOB: 0 BB: 0 P: 3	R: 1 E: 0 K: 1 S: 8 H: 3 LOB: 2 BB: 0 P: 8	1B: 6 2B: 2 3B: 0 HR: 3 SF: 0 SAC: 0 DP: 1 HBP: 0							

	AB	36
	R	3
	H	10
	RBI	3
	BB	2
	SO	7
	LOB	15

WP: 0 PB: 0 SB: 1 CS: 0 PA: 38

PITCHER	IP	WLS	BF	H	R	ER	SO	BB	IBB	HBP	BLK	WP	HR	S	P	ERA	WHIP
Juan Pizarro, L (1, 1) ERA: 2.95	9.0	W	38	10	3	3	7	2	0	0	0	0	3	50	58	3.00	1.333

PITCHER	IP	WLS	BF	H	R	ER	SO	BB	IBB	HBP	BLK	WP	HR	S	P	ERA	WHIP

Baltimore Orioles @ Boston Red Sox

Fenway Park, Boston, MA

Mon Jul 29 1968, 7:05 PM EDT

Att. 28,328 - Unknown

BOTTOM

livebaseballscorecards.com

Batter	1	2	3	4	5	6	7	8	9	AB	R	H	RBI	BB	SO	LOB
Jose Tartabull, L (1, 8) OBP: 0.269, SLG: 0.283	4-3		1-3		S 2B BB		BB BB 5-3 1B	K		4	2	1	0	1	1	2
Mike Andrews, R (1, 4) OBP: 0.365, SLG: 0.349	2B BB		HR		K2-3 1-2		5-3 BB 1-2 2B BB	FC4-6 1-2f		3	3	1	1	2	1	3
Carl Yastrzemski, L (1, 7) OBP: 0.431, SLG: 0.479	BLK 1-H 2B		2B		WP S 2-H 2B		5-3 2B 1-2 2-3 BB			3	2	3	2	1	0	0
Ken Harrelson, R (1, 9) OBP: 0.365, SLG: 0.566	P5 2-3		6-3		S 2-H BB		5-3 1-2 2-3 3-H			3	0	0	1	1	0	4
Joe Foy, R (1, 5) OBP: 0.346, SLG: 0.318	F7			HR	K 1-2		2-H 3-H 2B			4	1	2	3	0	1	2
Rico Petrocelli, R (1, 6) OBP: 0.300, SLG: 0.394		F8		K	K	K	5-3			4	0	0	0	0	2	1
Jerry Adair, R (8, 6) OBP: 0.263, SLG: 0.250										0	0	0	0	0	0	0
George Scott, R (1, 3) OBP: 0.227, SLG: 0.234		6-3		F9	K			FC4-6 1B		4	0	1	0	0	1	0
Russ Nixon, L (1, 2) OBP: 0.233, SLG: 0.214		6-3		4-3	6-3			FC4-6 WP 1-2f		4	0	0	0	0	0	1
Juan Pizarro, L (1, 1) OBP: 0.167, SLG: 0.188			6-3		K2-3		F9	FC4-6 1-2 BB		3	0	0	0	1	1	0
Inning Stats	R: 1 E: 0 K: 0 S: 4 H: 1 LOB: 1 BB: 1 P: 8	R: 0 E: 0 K: 0 S: 3 H: 0 LOB: 0 BB: 0 P: 3	R: 1 E: 0 K: 0 S: 5 H: 2 LOB: 1 BB: 0 P: 5	R: 1 E: 0 K: 1 S: 6 H: 1 LOB: 0 BB: 0 P: 6	R: 2 E: 0 K: 3 S: 10 H: 1 LOB: 1 BB: 2 P: 18	R: 0 E: 0 K: 2 S: 7 H: 0 LOB: 0 BB: 0 P: 7	R: 3 E: 0 K: 0 S: 5 H: 2 LOB: 1 BB: 2 P: 13	R: 0 E: 0 K: 1 S: 6 H: 1 LOB: 2 BB: 1 P: 10		1B: 2 2B: 4 3B: 0 HR: 2 SF: 0 SAC: 0 DP: 0 HBP: 0						

	AB	32
	R	8
	H	8
	RBI	7
	BB	6
	SO	7
	LOB	13

WP: 2 PB: 0 SB: 3 CS: 0 PA: 38

PITCHER		IP	WLS	BF	H	R	ER	SO	BB	IBB	HBP	BLK	WP	HR	S	P	ERA	WHIP
Mike Adamson, R ERA: 9.39	(1, 1)	4.2	L	21	5	5	5	3	2	0	0	1	0	2	25	33	9.64	1.500
Gene Brabender, R ERA: 3.64	(5, 1)	1.1		5	0	0	0	3	1	0	0	0	1	0	10	14	0.00	0.750
John Morris, L ERA: 9.0	(7, 1)	0.1		4	1	3	3	0	2	0	0	0	0	0	2	10	81.00	9.000
Moe Drabowsky, R ERA: 2.04	(7, 1)	1.2		8	2	0	0	1	1	0	0	0	1	0	9	13	0.00	1.800

PITCHER	IP	WLS	BF	H	R	ER	SO	BB	IBB	HBP	BLK	WP	HR	S	P	ERA	WHIP

Batter	1	2	3	4	5	6	7	8	9	AB	R	H	RBI	BB	SO	LOB
Don Buford, S (1, 7) OBP: 0.353, SLG: 0.456	1-3		F9		F8		K 1-2	4-3		5	0	0	0	0	1	1
Mark Belanger, R (1, 6) OBP: 0.242, SLG: 0.244	F8		1B			2B 1B 2B	E 2-H 2B	K		5	2	3	1	0	1	0
Frank Robinson, R (1, 9) OBP: 0.382, SLG: 0.433	5-3		1-2 1B			1B 2-3 2B	E7 2-H 1B	P6		4	2	3	0	0	0	0
Dave May, L (7, 9) OBP: 0.248, SLG: 0.185										1	0	0	0	0	0	0
Boog Powell, L (1, 3) OBP: 0.362, SLG: 0.457		4-3	K			G3	1B 1B 2B IBB		F7	4	1	0	0	1	1	4
Brooks Robinson, R (1, 5) OBP: 0.296, SLG: 0.396		2B		K		1B 2-H 3-H 1B	1B 2B 1-2 2-H 1B		F3	5	1	3	3	0	1	0
Davey Johnson, R (1, 4) OBP: 0.337, SLG: 0.394		F8		F8		P6	2B SF9 1-2 2-3 1B		BB	4	1	1	0	1	0	2
Paul Blair, R (1, 8) OBP: 0.274, SLG: 0.289		4-0 IBB		F9		1-2 1B	SF9 1-3 2-H 3-H 2B		K	4	0	2	2	1	1	1
Andy Etchebarren, R (1, 2) OBP: 0.306, SLG: 0.399	1-3				F7	L7	SF9 2-3 3-H			3	0	0	1	0	0	4
Larry Haney, R (8, 2) OBP: 0.278, SLG: 0.389										0	0	0	0	0	0	0
Jim Hardin, R (1, 1) OBP: 0.088, SLG: 0.123			K		K		WP 2B 1B F8			4	1	1	0	0	2	1
Inning Stats	R: 0 E: 0 K: 0 S: 3 H: 0 LOB: 0 BB: 0 P: 3	R: 0 E: 0 K: 0 S: 4 H: 1 LOB: 2 BB: 1 P: 8	R: 0 E: 0 K: 2 S: 9 H: 2 LOB: 2 BB: 0 P: 9	R: 0 E: 0 K: 1 S: 5 H: 0 LOB: 0 BB: 0 P: 5	R: 0 E: 0 K: 1 S: 5 H: 0 LOB: 0 BB: 0 P: 5	R: 2 E: 0 K: 0 S: 7 H: 4 LOB: 2 BB: 0 P: 7	R: 6 E: 1 K: 1 S: 11 H: 6 LOB: 1 BB: 1 P: 15	R: 0 E: 0 K: 1 S: 5 H: 0 LOB: 0 BB: 0 P: 5	R: 0 E: 0 K: 1 S: 5 H: 0 LOB: 1 BB: 1 P: 9	1B: 8 2B: 5 3B: 0 HR: 0 SF: 1 SAC: 0 DP: 0 HBP: 0						

PITCHER		IP	WLS	BF	H	R	ER	SO	BB	IBB	HBP	BLK	WP	HR	S	P	ERA	WHIP
Dick Ellsworth, L ERA: 3.3	(1, 1)	6.1	L	29	9	4	4	5	0	1	0	0	1	0	38	42	5.68	1.421
Lee Stange, R ERA: 4.83	(7, 1)	0.2		7	4	4	4	0	0	1	0	0	0	0	6	10	54.00	6.000
Jerry Stephenson, R ERA: 5.62	(8, 1)	2.0		7	0	0	0	2	1	0	0	0	0	0	10	14	0.00	0.500

PITCHER	IP	WLS	BF	H	R	ER	SO	BB	IBB	HBP	BLK	WP	HR	S	P	ERA	WHIP

TOP

Baltimore Orioles @ Boston Red Sox

Fenway Park, Boston, MA

Tue Jul 30 1968, 3:33 AM EDT

Att. 33,136 - Unknown

livebaseballscorecards.com

AB	39
R	8
H	13
RBI	7
BB	3
SO	7
LOB	13

WP: 1 PA: 43
PB: 0
SB: 0
CS: 0

Baltimore Orioles @ Boston Red Sox

Fenway Park, Boston, MA

Tue Jul 30 1968, 3:33 AM EDT

Att. 33,136 - Unknown

BOTTOM

livebaseballscorecards.com

Batter	1	2	3	4	5	6	7	8	9	AB	R	H	RBI	BB	SO	LOB
Jose Tartabull, L (1, 8) OBP: 0.276, SLG: 0.291	WP 4-3 1B		F8		F7			5-3 2B 1B		4	1	2	0	0	0	0
Mike Andrews, R (1, 4) OBP: 0.361, SLG: 0.344	4-3 1-2		5-3			B1		5-3 1-2		4	0	0	0	0	0	2
Carl Yastrzemski, L (1, 7) OBP: 0.436, SLG: 0.486	WP BB		PO WP BB			FC5 1B 1B		PB HR 2-H 2B		2	1	2	1	2	0	0
Ken Harrelson, R (1, 9) OBP: 0.364, SLG: 0.572	F5 1-2 2-3		PO 1-3	6-3		F7		HR 2-H		4	1	1	2	0	0	3
Joe Foy, R (1, 5) OBP: 0.345, SLG: 0.317	F3			6-3		1B 1-2		6-3		4	0	1	0	0	0	2
Rico Petrocelli, R (1, 6) OBP: 0.302, SLG: 0.394		FC5-4 1B		FC6-4 BB		FC5 2-3f		K		3	0	1	0	1	1	2
George Scott, R (1, 3) OBP: 0.223, SLG: 0.231		FC5-4 1-2f		FC6-4 1-2f			F8		6-3	4	0	0	0	0	0	2
Elston Howard, R (1, 2) OBP: 0.328, SLG: 0.349		K			6-3		F9		G5-4-3 BB	3	0	0	0	1	1	1
Dick Ellsworth, L (1, 1) OBP: 0.061, SLG: 0.042 Lee Stange, R (7, 1) OBP: 0.250, SLG: 0.182 Norm Siebern, L (7, PH) OBP: 0.067, SLG: 0.067 Jerry Stephenson, L (8, 1) OBP: 0.357, SLG: 0.308 Jerry Adair, R (9, PH) OBP: 0.260, SLG: 0.247		K			K		K		G5-4-3 1-2f	2 0 1 0 1	0 0 0 0 0	0 0 0 0 0	0 0 0 0 0	0 0 0 0 0	2 0 1 0 0	1 0 0 0 1
Inning Stats	R: 0 H: 1 E: 0 LOB: 2 K: 0 BB: 1 S: 4 P: 8	R: 0 H: 1 E: 0 LOB: 1 K: 2 BB: 0 S: 8 P: 8	R: 0 H: 0 E: 0 LOB: 0 K: 0 BB: 1 S: 2 P: 6	R: 0 H: 0 E: 0 LOB: 1 K: 0 BB: 1 S: 3 P: 7	R: 0 H: 0 E: 0 LOB: 0 K: 1 BB: 0 S: 5 P: 5	R: 0 H: 2 E: 0 LOB: 2 K: 0 BB: 0 S: 5 P: 5	R: 0 H: 0 E: 0 LOB: 0 K: 1 BB: 0 S: 5 P: 5	R: 3 H: 3 E: 0 LOB: 0 K: 1 BB: 0 S: 8 P: 8	R: 0 H: 0 E: 0 LOB: 0 K: 0 BB: 1 S: 2 P: 6	1B: 5 SF: 0 2B: 1 SAC: 0 3B: 0 DP: 1 HR: 1 HBP: 0						

	AB	32
	R	3
	H	7
	RBI	3
	BB	4
	SO	5
	LOB	14

WP: 2 PA: 37
PB: 1
SB: 0
CS: 0

PITCHER	IP	WLS	BF	H	R	ER	SO	BB	IBB	HBP	BLK	WP	HR	S	P	ERA	WHIP
Jim Hardin, R (1, 1) ERA: 2.2	9.0	W	36	7	3	3	5	4	0	0	0	2	1	42	58	3.00	1.222

PITCHER	IP	WLS	BF	H	R	ER	SO	BB	IBB	HBP	BLK	WP	HR	S	P	ERA	WHIP

Batter	1	2	3	4	5	6	7	8	9	AB	R	H	RBI	BB	SO	LOB
Horace Clarke, S (1, 4) OBP: 0.257, SLG: 0.270	4-3	G3			5-3			4-3	1B; 1-3, 2-H, 3-H; E, 2B	5	1	1	2	0	0	3
Roy White, S (1, 7) OBP: 0.359, SLG: 0.419	1B		6-3		2-H; 1B			F8	1B; E; IBB	4	1	2	1	1	0	0
Mickey Mantle, S (1, 3) OBP: 0.395, SLG: 0.385 Gene Michael, S (8, PR) OBP: 0.206, SLG: 0.234 Bill Robinson, R (8, 9) OBP: 0.244, SLG: 0.304	F5		L9		S S S; K			E8; 1B	1-2, 2-3, 3-H; E; 1B	4 0 1	0 0 0	1 0 1	0 0 1	0 0 1	1 0 0	2 0 0
Joe Pepitone, L (1, 8) OBP: 0.315, SLG: 0.453	F9		4-3			4-3		F9	1-2, 2-H, 3-H; E3, FC5-4	5	0	0	0	0	0	3
Andy Kosco, R (1, 9) (8, 3) OBP: 0.254, SLG: 0.344	B B B B; S, 1B; BB			F8		6-3			G3 FC5-4	4	1	0	0	1	0	2
Tom Tresh, S (1, 6) OBP: 0.308, SLG: 0.346	S S S; K; 1-2			L5-3; 1B		F8			E, BB; 2B, 1B	4	1	2	0	0	1	1
Jake Gibbs, L (1, 2) OBP: 0.294, SLG: 0.301	1B; 2-H; 1B			L5-3; 1-2			G3	B B B B; E; 1-2, 2B, BB		3	1	1	1	1	0	1
Bobby Cox, R (1, 5) OBP: 0.294, SLG: 0.307	1-2; 1B				SH2-4; 1B		S S S; K	F3		4	1	2	0	0	1	2
Steve Barber, L (1, 1) Charley Smith, R (7, PH) OBP: 0.371, SLG: 0.455 Dooley Womack, L (7, 1) Rocky Colavito, R (9, PH) OBP: 0.299, SLG: 0.346 Joe Verbanic, R (9, 1) OBP: 0.231, SLG: 0.167 Steve Hamilton, L (9, 1)	S S S; K				SH2-4; 1-2		6-3	2B; 1-2, 2-3, 1B; E5		1 1 0 1 0 0	0 0 0 1 0 0	0 0 0 1 0 0	0 0 0 1 0 0	1 0 0 0 0 0	0 0 0 0 0 0	2 0 0 2 0 0
Inning Stats	R: 0 E: 0 K: 0 S: 4 H: 1 LOB: 1 BB: 0 P: 4	R: 1 E: 0 K: 2 S: 9 H: 2 LOB: 2 BB: 1 P: 13	R: 0 E: 0 K: 0 S: 3 H: 0 LOB: 0 BB: 0 P: 3	R: 0 E: 0 K: 0 S: 3 H: 1 LOB: 0 BB: 0 P: 3	R: 1 E: 0 K: 1 S: 7 H: 2 LOB: 1 BB: 0 P: 7	R: 0 E: 0 K: 0 S: 3 H: 0 LOB: 0 BB: 0 P: 3	R: 0 E: 0 K: 1 S: 5 H: 0 LOB: 0 BB: 0 P: 5	R: 0 E: 1 K: 0 S: 4 H: 1 LOB: 1 BB: 0 P: 4	R: 5 E: 2 K: 0 S: 8 H: 3 LOB: 2 BB: 2 P: 16	1B: 9 2B: 2 3B: 0 HR: 0	SF: 0 SAC: 1 DP: 1 HBP: 0						

PITCHER		IP	WLS	BF	H	R	ER	SO	BB	IBB	HBP	BLK	WP	HR	S	P	ERA	WHIP
Gary Bell, R ERA: 3.25	(1, 1)	8.2	L	39	10	7	2	4	2	1	0	0	0	0	44	56	2.08	1.385
Sparky Lyle, L ERA: 3.43	(9, 1)	0.1		2	0	0	0	0	0	0	0	0	0	0	2	2	0.00	0.000

PITCHER	IP	WLS	BF	H	R	ER	SO	BB	IBB	HBP	BLK	WP	HR	S	P	ERA	WHIP

TOP

New York Yankees @ Boston Red Sox

Fenway Park, Boston, MA

Wed Jul 31 1968, 7:05 PM EDT

Att. 33,789 - Unknown - 75 F

livebaseballscorecards.com

AB	37
R	7
H	10
RBI	5
BB	3
SO	4
LOB	18

New York Yankees @ Boston Red Sox

Fenway Park, Boston, MA

Wed Jul 31 1968, 7:05 PM EDT

Att. 33,789 - Unknown - 75 F

BOTTOM

Batter	1	2	3	4	5	6	7	8	9	AB	R	H	RBI	BB	SO	LOB
Mike Andrews, R (1, 4) OBP: 0.364, SLG: 0.342	F8		F4		5-3	K			BB, 1B	2	1	0	0	3	0	0
Joe Foy, R (1, 5) OBP: 0.344, SLG: 0.317	K		1-3		1B, E, BB		SH3-4, BB		BB, 1-2	4	0	1	0	0	1	2
Carl Yastrzemski, L (1, 8) OBP: 0.433, SLG: 0.484	1B, 2B		K		E, 1-3, 1B		SH3-4, 1-2		F4	5	1	1	1	0	2	4
Ken Harrelson, R (1, 9) OBP: 0.368, SLG: 0.582 Jose Tartabull, L (8, 9) OBP: 0.276, SLG: 0.291	1B, 2-H, 1B			HR	E4, 1-3, 3-H		3-1		K	3 0	1 0	2 0	2 0	1 0	1 0	1 0
Reggie Smith, S (1, 7) OBP: 0.363, SLG: 0.438	1-2, 1B			E, CS, 1B	IBB		K			4	0	2	0	0	0	3
Rico Petrocelli, R (1, 6) OBP: 0.299, SLG: 0.389	4-3			K	F3			G3		4	0	0	0	0	1	6
George Scott, R (1, 3) OBP: 0.224, SLG: 0.231		K		E8, CS, 1-3, 1B	F8			L7		4	0	1	0	0	2	0
Elston Howard, R (1, 2) OBP: 0.327, SLG: 0.343		4-3		IBB		K		1-3		3	0	0	0	1	1	0
Gary Bell, R (1, 1) OBP: 0.250, SLG: 0.333 Sparky Lyle, L (9, 1) Jerry Adair, R (9, PH) OBP: 0.268, SLG: 0.255		K		CS, 2-3, 3-H		K			F3	3 0 1	0 0 0	0 0 1	0 0 0	0 0 0	2 0 0	0 0 0
Inning Stats	R: 1 E: 0 K: 1 S: 8 H: 3 LOB: 2 BB: 0 P: 8	R: 0 E: 0 K: 2 S: 7 H: 0 LOB: 0 BB: 0 P: 7	R: 0 E: 0 K: 1 S: 5 H: 0 LOB: 0 BB: 0 P: 5	R: 1 E: 1 K: 1 S: 6 H: 3 LOB: 2 BB: 1 P: 10	R: 1 E: 1 K: 0 S: 5 H: 1 LOB: 3 BB: 2 P: 13	R: 0 E: 0 K: 3 S: 9 H: 0 LOB: 0 BB: 0 P: 9	R: 0 E: 0 K: 1 S: 5 H: 0 LOB: 1 BB: 1 P: 9	R: 0 E: 0 K: 0 S: 3 H: 0 LOB: 0 BB: 0 P: 3	R: 0 E: 0 K: 1 S: 6 H: 1 LOB: 2 BB: 1 P: 10	1B: 6 2B: 2 3B: 0 HR: 1 SF: 0 SAC: 1 DP: 1 HBP: 0							

	AB	33
	R	3
	H	8
	RBI	3
	BB	5
	SO	10
	LOB	16

WP: 0 PB: 0 SB: 0 CS: 1 PA: 40

livebaseballscorecards.com

PITCHER		IP	WLS	BF	H	R	ER	SO	BB	IBB	HBP	BLK	WP	HR	S	P	ERA	WHIP
Steve Barber, L ERA: 2.1	(1, 1)	6.0		27	7	3	3	8	1	2	0	0	0	1	40	52	4.50	1.333
Dooley Womack, R ERA: 3.89	(7, 1)	2.0	W	7	0	0	0	1	1	0	0	0	0	0	8	12	0.00	0.500
Joe Verbanic, R ERA: 3.27	(9, 1)	0.2		4	1	0	0	0	1	0	0	0	0	0	3	7	0.00	3.000
Steve Hamilton, L ERA: 2.54	(9, 1)	0.1	S	1	0	0	0	1	0	0	0	0	0	0	3	3	0.00	0.000

PITCHER	IP	WLS	BF	H	R	ER	SO	BB	IBB	HBP	BLK	WP	HR	S	P	ERA	WHIP

Batter	1	2	3	4	5	6	7	8	9	AB	R	H	RBI	BB	SO	LOB
Horace Clarke, S (1, 4) OBP: 0.254, SLG: 0.267	F9		6-3		3-1			F6		4	0	0	0	0	0	1
Jake Gibbs, L (1, 2) OBP: 0.290, SLG: 0.296	K		K			4-3		4-3		4	0	0	0	0	2	0
Mickey Mantle, S (1, 3) OBP: 0.394, SLG: 0.384	1B			B3		F9		F9		4	0	1	0	0	0	0
Joe Pepitone, L (1, 8) OBP: 0.310, SLG: 0.445	G3			L8		F3			F8	4	0	0	0	0	0	1
Tom Tresh, S (1, 6) OBP: 0.310, SLG: 0.348		G3		1B			S 1B		F8	4	1	2	0	0	0	0
Andy Kosco, R (1, 7) OBP: 0.254, SLG: 0.341		BB		F8			F4		F8	3	0	0	0	1	0	2
Bill Robinson, R (1, 9) OBP: 0.251, SLG: 0.317		K			FC6-5 2B		1-H 1B			3	0	2	1	0	1	1
Bobby Cox, R (1, 5) OBP: 0.291, SLG: 0.304		F3			FC6-5 SH2-4 2-3		F4			3	0	0	0	0	0	3
Stan Bahnsen, R (1, 1) OBP: 0.135, SLG: 0.063			K		SH2-4 1-2		F9			2	0	0	0	0	1	1
Inning Stats	R: 0 E: 0 K: 1 S: 6 H: 1 LOB: 1 BB: 0 P: 6	R: 0 E: 0 K: 1 S: 5 H: 0 LOB: 1 BB: 1 P: 9	R: 0 E: 0 K: 2 S: 7 H: 0 LOB: 0 BB: 0 P: 7	R: 0 E: 0 K: 0 S: 4 H: 1 LOB: 1 BB: 0 P: 4	R: 0 E: 0 K: 0 S: 4 H: 1 LOB: 1 BB: 0 P: 4	R: 0 E: 0 K: 0 S: 3 H: 0 LOB: 0 BB: 0 P: 3	R: 1 E: 0 K: 0 S: 5 H: 2 LOB: 1 BB: 0 P: 5	R: 0 E: 0 K: 0 S: 3 H: 0 LOB: 0 BB: 0 P: 3	R: 0 E: 0 K: 0 S: 3 H: 0 LOB: 0 BB: 0 P: 3	1B: 4 2B: 1 3B: 0 HR: 0	SF: 0 SAC: 1 DP: 0 HBP: 0					

PITCHER	IP	WLS	BF	H	R	ER	SO	BB	IBB	HBP	BLK	WP	HR	S	P	ERA	WHIP
Dave Morehead, R (1, 1) ERA: 1.64	9.0	L	33	5	1	1	4	1	0	0	0	0	0	40	44	1.00	0.667

PITCHER	IP	WLS	BF	H	R	ER	SO	BB	IBB	HBP	BLK	WP	HR	S	P	ERA	WHIP

TOP

New York Yankees @ Boston Red Sox

Fenway Park, Boston, MA

Thu Aug 01 1968, 7:05 PM EDT

Att. 24,672 - Unknown - 83 F

livebaseballscorecards.com

AB	31
R	1
H	5
RBI	1
BB	1
SO	4
LOB	9

WP: 0 PB: 0 SB: 1 CS: 0 PA: 33

BOTTOM

New York Yankees @ Boston Red Sox

Fenway Park, Boston, MA

Thu Aug 01 1968, 7:05 PM EDT

Att. 24,672 - Unknown - 83 F

livebaseballscorecards.com

Batter	1	2	3	4	5	6	7	8	9	AB	R	H	RBI	BB	SO	LOB
Mike Andrews, R (1, 4) OBP: 0.363, SLG: 0.341	K			K		L7 2-3			1B	4	0	1	0	0	2	1
Joe Foy, R (1, 5) OBP: 0.340, SLG: 0.313	K			F4			B1-3		F5	4	0	0	0	0	1	1
Carl Yastrzemski, L (1, 7) OBP: 0.429, SLG: 0.478	4-3			F7			K		K	4	0	0	0	0	2	1
Ken Harrelson, R (1, 9) OBP: 0.365, SLG: 0.577		5-3			F8		K			3	0	0	0	0	1	0
Reggie Smith, S (1, 8) OBP: 0.362, SLG: 0.437		4-3			F4			SH3-4 1B		3	0	1	0	0	0	0
Rico Petrocelli, R (1, 6) OBP: 0.297, SLG: 0.387		L9			5-3			SH3-4 1-2		2	0	0	0	0	0	0
George Scott, R (1, 3) OBP: 0.225, SLG: 0.232			K			S S 1B		K		3	0	1	0	0	2	1
Russ Nixon, L (1, 2) OBP: 0.212, SLG: 0.194			K			F4		K		3	0	0	0	0	2	2
Dave Morehead, R (1, 1) Jose Tartabull, L (9, PH) OBP: 0.274, SLG: 0.288			K			K 1-2			L8	2 1	0 0	0 0	0 0	0 0	2 0	1 0

	AB	29
	R	0
	H	3
	RBI	0
	BB	0
	SO	12
	LOB	7

Inning Stats	1	2	3	4	5	6	7	8	9	1B: 3	SF: 0	WP: 0	PA: 30
	R: 0 E: 0 K: 2 S: 7	H: 0 LOB: 0 BB: 0 P: 7	R: 0 E: 0 K: 0 S: 3	H: 0 LOB: 0 BB: 0 P: 3	R: 0 E: 0 K: 3 S: 9	H: 0 LOB: 0 BB: 0 P: 9	R: 0 E: 0 K: 1 S: 5	H: 0 LOB: 0 BB: 0 P: 5	R: 0 E: 0 K: 0 S: 3	H: 0 LOB: 0 BB: 0 P: 3	R: 0 E: 0 K: 1 S: 6	H: 1 LOB: 1 BB: 0 P: 6	R: 0 E: 0 K: 2 S: 7	H: 0 LOB: 0 BB: 0 P: 7	R: 0 E: 0 K: 2 S: 8	H: 1 LOB: 1 BB: 0 P: 8	R: 0 E: 0 K: 1 S: 6	H: 1 LOB: 1 BB: 0 P: 6	2B: 0 3B: 0 HR: 0	SAC: 1 DP: 0 HBP: 0	PB: 0 SB: 2 CS: 0	

PITCHER	IP	WLS	BF	H	R	ER	SO	BB	IBB	HBP	BLK	WP	HR	S	P	ERA	WHIP
Stan Bahnsen, R (1, 1) ERA: 2.04	9.0	W	30	3	0	0	12	0	0	0	0	0	0	54	54	0.00	0.333

PITCHER	IP	WLS	BF	H	R	ER	SO	BB	IBB	HBP	BLK	WP	HR	S	P	ERA	WHIP

Batter	1	2	3	4	5	6	7	8	9	AB	R	H	RBI	BB	SO	LOB
Vic Davalillo, L (1, 8) OBP: 0.271, SLG: 0.348	4-3	1-3		F8		BB			SH1-4 1B	4	0	1	0	1	0	2
Aurelio Rodriguez, R (1, 5) OBP: 0.329, SLG: 0.389	FC1-6 1B		BB 1B	FC5 2-3f		F3			SH1-4 1-2	4	0	2	0	0	0	4
Jim Fregosi, R (1, 6) OBP: 0.333, SLG: 0.404	FC1-6 BB 2B 1-2f		1B BB 1-2		4-3		G6-4-3 1B		6-3	4	1	1	0	1	0	2
Chuck Hinton, R (1, 3) OBP: 0.238, SLG: 0.328	2B BB 1-2		1B 1-2		4-3 2B		G6-4-3 1-2f		F4	4	1	2	0	1	0	2
Bubba Morton, R (1, 9) OBP: 0.325, SLG: 0.299 Roger Repoz, L (7, 9) OBP: 0.311, SLG: 0.387	1B 2B 1-H 2-H		F8		4-3 2-3		F8			4 0	1 0	1 0	2 0	0 0	0 0	3 0
Rick Reichardt, R (1, 7) OBP: 0.317, SLG: 0.392	1B 2-H		F4		6-3			G5-4-3 BB		3	0	1	1	1	0	3
Orlando McFarlane, R (1, 2) OBP: 0.478, SLG: 0.333	F8			FC5 1B	K			G5-4-3 BB 1-2		3	0	1	0	1	1	1
Bobby Knoop, R (1, 4) OBP: 0.284, SLG: 0.306		4-3		1B 1-2		SH2-3 BB		G5-4-3 1-2f 2-3		3	0	1	0	1	0	2
Tom Murphy, R (1, 1)		6-3		K		SH2-3 1-2		K2-3		3	0	0	0	0	2	3
Inning Stats	R: 3 H: 3 E: 0 LOB: 1 K: 0 BB: 1 S: 6 P: 10	R: 0 H: 0 E: 0 LOB: 0 K: 0 BB: 0 S: 3 P: 3	R: 0 H: 2 E: 0 LOB: 2 K: 0 BB: 1 S: 4 P: 8	R: 0 H: 2 E: 0 LOB: 2 K: 1 BB: 0 S: 7 P: 7	R: 0 H: 1 E: 0 LOB: 1 K: 0 BB: 0 S: 4 P: 4	R: 0 H: 0 E: 0 LOB: 2 K: 1 BB: 2 S: 5 P: 13	R: 0 H: 1 E: 0 LOB: 0 K: 0 BB: 0 S: 3 P: 3	R: 0 H: 0 E: 0 LOB: 1 K: 1 BB: 2 S: 4 P: 12	R: 0 H: 1 E: 0 LOB: 1 K: 0 BB: 0 S: 4 P: 4	1B: 8 SF: 0 2B: 2 SAC: 2 3B: 0 DP: 2 HR: 0 HBP: 0						

PITCHER		IP	WLS	BF	H	R	ER	SO	BB	IBB	HBP	BLK	WP	HR	S	P	ERA	WHIP
Juan Pizarro, L ERA: 3.05	(1, 1)	7.0	L	34	9	3	3	2	6	0	0	0	0	0	32	56	3.86	2.143
Sparky Lyle, L ERA: 3.35	(8, 1)	1.0		2	0	0	0	1	0	0	0	0	0	0	4	4	0.00	0.000
Lee Stange, R ERA: 4.77	(9, 1)	1.0		4	1	0	0	0	0	0	0	0	0	0	4	4	0.00	1.000

PITCHER	IP	WLS	BF	H	R	ER	SO	BB	IBB	HBP	BLK	WP	HR	S	P	ERA	WHIP

TOP

California Angels @ Boston Red Sox

Fenway Park, Boston, MA

Fri Aug 02 1968, 7:05 PM EDT

Unknown - 72 F

livebaseballscorecards.com

AB	32
R	3
H	10
RBI	3
BB	6
SO	3
LOB	22

WP: 0 PA: 40
PB: 0
SB: 0
CS: 0

Batter	1	2	3	4	5	6	7	8	9	AB	R	H	RBI	BB	SO	LOB
Mike Andrews, R (1, 4) OBP: 0.365, SLG: 0.343	0-0 1-3 4-3 1B		0-0 F8 ①		0-0 F7 ③			0-0 1B 1B		4	0	2	0	0	0	2
Dalton Jones, L (1, 3) OBP: 0.241, SLG: 0.246	0-0 4-3 ① 1-2		0-0 4-3 ② 1-2 2-3			0-0 4-3 ①		0-0 FC6-4 1-2 1B		4	0	1	0	0	0	3
Carl Yastrzemski, L (1, 7) OBP: 0.428, SLG: 0.475	0-0 1-3 ② 2-3		0-0 2-H 3-H 1B			0-0 F7 ②		0-0 F7 ②		4	0	1	2	0	0	3
Ken Harrelson, R (1, 9) OBP: 0.364, SLG: 0.571	0-0 F9 ③		S S S 0-3 K ③			B B B B 4-0 BB		0-0 FC6-4 ③ 1-2f		3	0	0	0	1	1	4
Reggie Smith, S (1, 8) OBP: 0.359, SLG: 0.432		0-0 F7 ①		0-0 F9 ①		0-0 F8 ③			0-0 4-3 ①	4	0	0	0	0	0	1
Rico Petrocelli, R (1, 6) OBP: 0.294, SLG: 0.382		0-0 F3 ②		0-0 6-3 ②			0-0 5-3 ①		0-0 6-3 ②	4	0	0	0	0	0	0
Joe Foy, R (1, 5) OBP: 0.339, SLG: 0.312		S S S 0-3 K2-3 ③		0-0 6-3 ③			0-0 CS 1B		0-0 F8 ③	4	0	1	0	0	1	0
Elston Howard, R (1, 2) OBP: 0.330, SLG: 0.343 Russ Gibson, R (5, PH) OBP: 0.213, SLG: 0.267 (6, 2)			B B B B 4-0 4-3 1B 1B BB		0-0 5-3 ①		0-0 F4 ② ③ 1-2			0 2	1 0	0 0	0 0	1 0	0 0	0 1
Juan Pizarro, L (1, 1) OBP: 0.200, SLG: 0.222 Sparky Lyle, L (8, 1) Jose Tartabull, L (8, PH) OBP: 0.272, SLG: 0.286 Lee Stange, R (9, 1) OBP: 0.250, SLG: 0.182			0-0 4-3 1-2 1B 1B		0-0 G3 ②			0-0 F9 ①		2 0 1 0	1 0 0 0	1 0 0 0	0 0 0 0	0 0 0 0	0 0 0 0	0 0 0 0
Inning Stats	R: 0 H: 1 E: 0 LOB: 1 K: 0 BB: 0 S: 4 P: 4	R: 0 H: 0 E: 0 LOB: 0 K: 1 BB: 0 S: 5 P: 5	R: 2 H: 2 E: 0 LOB: 1 K: 1 BB: 1 S: 7 P: 11	R: 0 H: 0 E: 0 LOB: 0 K: 0 BB: 0 S: 3 P: 3	R: 0 H: 0 E: 0 LOB: 0 K: 0 BB: 0 S: 3 P: 3	R: 0 H: 0 E: 0 LOB: 1 K: 0 BB: 1 S: 3 P: 7	R: 0 H: 1 E: 0 LOB: 0 K: 0 BB: 0 S: 3 P: 3	R: 0 H: 2 E: 0 LOB: 2 K: 0 BB: 0 S: 5 P: 5	R: 0 H: 0 E: 0 LOB: 0 K: 0 BB: 0 S: 3 P: 3	1B: 6 2B: 0 3B: 0 HR: 0	SF: 0 SAC: 0 DP: 0 HBP: 0			WP: 0 PB: 0 SB: 0 CS: 1	PA: 34		

PITCHER		IP	WLS	BF	H	R	ER	SO	BB	IBB	HBP	BLK	WP	HR	S	P	ERA	WHIP
Tom Murphy, R ERA: 2.0	(1, 1)	9.0	W	34	6	2	2	2	2	0	0	0	0	0	36	44	2.00	0.889

PITCHER	IP	WLS	BF	H	R	ER	SO	BB	IBB	HBP	BLK	WP	HR	S	P	ERA	WHIP

BOTTOM

California Angels @ Boston Red Sox

Fenway Park, Boston, MA

Fri Aug 02 1968, 7:05 PM EDT

Unknown - 72 F

livebaseballscorecards.com

AB	32
R	2
H	6
RBI	2
BB	2
SO	2
LOB	14

California Angels @ Boston Red Sox

Fenway Park, Boston, MA

Fri Aug 02 1968, 7:05 PM EDT

Att. 30,462 - Unknown

TOP

livebaseballscorecards.com

Batter	1	2	3	4	5	6	7	8	9	AB	R	H	RBI	BB	SO	LOB
Vic Davalillo, L (1, 8) OBP: 0.271, SLG: 0.347	K	F8		F7			1B		6-3	4	0	1	0	0	1	3
Tom Burgmeier, L (7, 1)										0	0	0	0	0	0	0
Orlando McFarlane, R (9, PH) OBP: 0.458, SLG: 0.316										1	0	0	0	0	0	0
Aurelio Rodriguez, R (1, 5) OBP: 0.327, SLG: 0.386	1B		K		F9		K			4	0	1	0	0	2	1
Jim Fregosi, R (1, 6) OBP: 0.332, SLG: 0.402	F8		2B 1B		K		F6			4	1	1	0	0	1	2
Roger Repoz, L (1, 9) OBP: 0.314, SLG: 0.393	1-2 1B		1-H 2B		F5			6-3		3	0	2	1	0	0	0
(7, 8)																
Bubba Morton, R (8, PH) OBP: 0.322, SLG: 0.296										1	0	0	0	0	0	0
(8, 9)																
Don Mincher, L (1, 3) OBP: 0.306, SLG: 0.373	F7		F8			6-3		F9		3	0	0	0	0	0	3
Chuck Hinton, R (8, PH) OBP: 0.237, SLG: 0.327										1	0	0	0	0	0	0
(8, 3)																
Rick Reichardt, R (1, 7) OBP: 0.316, SLG: 0.391		F6	F8			6-3		1B		4	0	1	0	0	0	1
Bobby Knoop, R (1, 4) OBP: 0.290, SLG: 0.313	BB			2B		1B		K		3	0	2	0	1	1	1
Buck Rodgers, S (1, 2) OBP: 0.244, SLG: 0.233	1-2 BB			F9		G3			F8	3	0	0	0	1	0	2
Rickey Clark, R (1, 1) OBP: 0.111, SLG: 0.111	K			4-3			F8		5-3	2	0	0	0	0	1	3
Marty Pattin, R (6, 1)										0	0	0	0	0	0	0
Ed Kirkpatrick, L (7, PH) OBP: 0.317, SLG: 0.271										1	0	0	0	0	0	0
(7, 9)																
(8, 8)																
Paul Schaal, R (9, PH) OBP: 0.308, SLG: 0.280										1	0	0	0	0	0	0

Inning Stats																								
	R: 0	H: 2	R: 0	H: 0	R: 1	H: 2	R: 0	H: 1	R: 0	H: 0	R: 0	H: 1	R: 0	H: 1	R: 0	H: 1	R: 0	H: 0	1B: 6	SF: 0	WP: 0	PA: 37
	E: 0	LOB: 2	E: 0	LOB: 2	E: 0	LOB: 1	E: 0	LOB: 1	E: 0	LOB: 0	E: 0	LOB: 1	E: 0	LOB: 1	E: 0	LOB: 1	E: 0	LOB: 0	2B: 2	SAC: 0	PB: 0	
	K: 1	BB: 0	K: 1	BB: 2	K: 1	BB: 0	K: 0	BB: 0	K: 1	BB: 0	K: 0	BB: 0	K: 1	BB: 0	K: 0	BB: 0	K: 0	BB: 0	3B: 0	DP: 0	SB: 0	
	S: 7	P: 7	S: 5	P: 13	S: 7	P: 7	S: 4	P: 4	S: 5	P: 5	S: 4	P: 4	S: 6	P: 6	S: 6	P: 6	S: 3	P: 3	HR: 0	HBP: 0	CS: 0	

PITCHER		IP	WLS	BF	H	R	ER	SO	BB	IBB	HBP	BLK	WP	HR	S	P	ERA	WHIP
Jim Lonborg, R ERA: 4.13	(1, 1)	7.0	W	30	7	1	1	5	2	0	0	0	0	0	38	46	1.29	1.286
Sparky Lyle, L ERA: 3.2	(8, 1)	2.0	S	7	1	0	0	1	0	0	0	0	0	0	9	9	0.00	0.500

PITCHER	IP	WLS	BF	H	R	ER	SO	BB	IBB	HBP	BLK	WP	HR	S	P	ERA	WHIP

AB	35
R	1
H	8
RBI	1
BB	2
SO	6
LOB	16

BOTTOM

California Angels @ Boston Red Sox

Fenway Park, Boston, MA

Fri Aug 02 1968, 7:05 PM EDT

Att. 30,462 - Unknown

livebaseballscorecards.com

Batter	1	2	3	4	5	6	7	8	9	AB	R	H	RBI	BB	SO	LOB
Mike Andrews, R (1, 4) OBP: 0.363, SLG: 0.340	BBBB 4-0 G3 1B BB		x 0-0 ① F7		x 0-0 ② L5		x 0-0 ② G3			3	1	0	0	1	0	1
Dalton Jones, L (1, 3) Sparky Lyle, L (8, 1)	x 0-0 ① G3 1-2		x 0-0 ② 4-3		x 0-0 ③ 4-3		x 0-0 CS 1B			4 0	0 0	1 0	0 0	0 0	0 0	2 0
Carl Yastrzemski, L (1, 7) OBP: 0.428, SLG: 0.474	BBBB 4-0 1B BB		x 0-0 ③ 3-1			x 0-0 BB E 1B	0-0 ③ CS 1-2	x 0-0 ① 6-3		3	1	1	0	1	0	0
Ken Harrelson, R (1, 9) OBP: 0.371, SLG: 0.574	x 0-0 G3 1-3 2-H 1B			BBBB 4-0 FC3-6 BB		BBBB 4-0 E 1-2 1B BB		x 0-0 E 1B 1B		2	2	2	1	2	0	0
Reggie Smith, S (1, 8) OBP: 0.355, SLG: 0.427	x 0-0 ② G3 1-2			x 0-0 ① FC3-6 1-2f		x 0-0 E1 1B 1-3 2-H SF7		x 0-0 E4 1B 1-3		4	1	0	0	0	0	5
Jerry Adair, R (1, 6) OBP: 0.277, SLG: 0.265	x 0-0 ③ 5-3			x 0-0 ② 5-3 1-2		x 0-0 G6-4-3 2-3 3-H 1B		x 0-0 ② 2B 1-3 3-H 1B		4	1	2	2	0	0	3
Joe Foy, R (1, 5) OBP: 0.339, SLG: 0.315		x 0-0 ① F4		x 0-0 ③ F2		x 0-0 ① SF7 3-H		x 0-0 1-H 2B		3	0	1	2	0	0	1
Russ Nixon, L (1, 2) OBP: 0.216, SLG: 0.200		x 0-0 ② G3			x 0-0 SH1-4 1B	x 0-0 ②③ G6-4-3 1-2f		x 0-0 ③ F7		4	0	1	0	0	0	2
Jim Lonborg, R (1, 1) OBP: 0.273, SLG: 0.545 George Scott, R (7, PH) OBP: 0.224, SLG: 0.231 (8, 3)		x 0-0 ③ F5			x 0-0 ① SH1-4 1-2		x 0-0 ① 1-3			1 1	0 0	0 0	0 0	0 0	0 0	0 0
Inning Stats	R: 1 H: 1 E: 0 LOB: 2 K: 0 BB: 2 S: 4 P: 12	R: 0 H: 0 E: 0 LOB: 0 K: 0 BB: 0 S: 3 P: 3	R: 0 H: 0 E: 0 LOB: 0 K: 0 BB: 0 S: 3 P: 3	R: 0 H: 0 E: 0 LOB: 1 K: 0 BB: 1 S: 3 P: 7	R: 0 H: 1 E: 0 LOB: 1 K: 0 BB: 0 S: 4 P: 4	R: 3 H: 2 E: 1 LOB: 0 K: 0 BB: 1 S: 5 P: 9	R: 0 H: 1 E: 0 LOB: 0 K: 0 BB: 0 S: 3 P: 3	R: 2 H: 3 E: 1 LOB: 1 K: 0 BB: 0 S: 6 P: 6		1B: 7 SF: 1 2B: 1 SAC: 1 3B: 0 DP: 1 HR: 0 HBP: 0						

	AB	29
	R	6
	H	8
	RBI	5
	BB	4
	SO	0
	LOB	14

WP: 0 PA: 36
PB: 0
SB: 1
CS: 1

PITCHER		IP	WLS	BF	H	R	ER	SO	BB	IBB	HBP	BLK	WP	HR	S	P	ERA	WHIP
Rickey Clark, R ERA: 3.53	(1, 1)	5.0	L	23	3	4	2	0	4	0	0	0	0	0	19	35	3.60	1.400
Marty Pattin, R ERA: 4.46	(6, 1)	1.0		3	1	0	0	0	0	0	0	0	0	0	3	3	0.00	1.000
Tom Burgmeier, L ERA: 4.53	(7, 1)	2.0		9	4	2	1	0	0	0	0	0	0	0	9	9	4.50	2.000

PITCHER	IP	WLS	BF	H	R	ER	SO	BB	IBB	HBP	BLK	WP	HR	S	P	ERA	WHIP

California Angels @ Boston Red Sox

Fenway Park, Boston, MA

Sat Aug 03 1968, 3:33 AM EDT

Att. 23,929 - Cloudy

TOP

livebaseballscorecards.com

Batter	1	2	3	4	5	6	7	8	9	AB	R	H	RBI	BB	SO	LOB
Vic Davalillo, L (1, 8) OBP: 0.268, SLG: 0.343	F4		F9		6-3			6-3	F8	4	0	0	0	0	0	1
Roger Repoz, L (8, 8) OBP: 0.313, SLG: 0.392										1	0	0	0	0	0	2
Aurelio Rodriguez, R (1, 5) OBP: 0.323, SLG: 0.380	K		2-H 1B		6-3			K	4-3	5	0	1	1	0	2	2
Jim Fregosi, R (1, 6) OBP: 0.331, SLG: 0.400	L5		F9			F8		1B		4	0	1	0	0	0	1
Chuck Hinton, R (1, 3) OBP: 0.247, SLG: 0.340		1B 1B		1B 1B		WP 2B		F8		4	0	3	0	0	0	1
Rick Reichardt, R (1, 7) OBP: 0.318, SLG: 0.401		1-2 G6-4-3 1B		F7		F9 2-3			HR	4	1	2	1	0	0	2
Bubba Morton, R (1, 9) OBP: 0.320, SLG: 0.295		K		1-2 FC5-4 1B		F7			5-3	4	0	1	0	0	1	3
Orlando McFarlane, R (1, 2) OBP: 0.464, SLG: 0.348		G6-4-3 1-2f		F8			G4-6-3 1B		E8 1B 1B	4	1	2	0	0	0	4
Bobby Knoop, R (1, 4) OBP: 0.292, SLG: 0.316			SH1-3 1B	FC5-4 1-2f			G4-6-3 1-2f		2-3 1B	4	1	2	0	0	0	3
Sammy Ellis, L (1, 1) OBP: 0.098, SLG: 0.051			SH1-3 1-2		5-3		F9		1-2 3-H 1B	0	0	0	0	0	0	0
Andy Messersmith, R (4, 1)										1	0	0	0	0	0	0
Paul Schaal, R (7, PH) OBP: 0.307, SLG: 0.279										1	0	0	0	0	0	0
Jim McGlothlin, R (7, 1) OBP: 0.122, SLG: 0.122										0	0	0	0	0	0	0
Tom Burgmeier, L (8, 1)										0	0	0	0	0	0	0
Don Mincher, L (9, PH) OBP: 0.308, SLG: 0.375										1	0	1	1	0	0	0
Inning Stats	R: 0 E: 0 K: 1 S: 5 H: 0 LOB: 0 BB: 0 P: 5	R: 0 E: 0 K: 1 S: 6 H: 2 LOB: 1 BB: 0 P: 6	R: 1 E: 0 K: 0 S: 5 H: 2 LOB: 1 BB: 0 P: 5	R: 0 E: 0 K: 0 S: 5 H: 2 LOB: 2 BB: 0 P: 5	R: 0 E: 0 K: 0 S: 3 H: 0 LOB: 0 BB: 0 P: 3	R: 0 E: 0 K: 0 S: 4 H: 1 LOB: 1 BB: 0 P: 4	R: 0 E: 0 K: 0 S: 3 H: 1 LOB: 1 BB: 0 P: 3	R: 0 E: 0 K: 1 S: 6 H: 1 LOB: 1 BB: 0 P: 6	R: 2 E: 1 K: 0 S: 7 H: 4 LOB: 2 BB: 0 P: 7	1B: 11 2B: 1 3B: 0 HR: 1 SF: 0 SAC: 1 DP: 2 HBP: 0	WP: 1 PB: 0 SB: 0 CS: 0 PA: 38					

	AB	37
	R	3
	H	13
	RBI	3
	BB	0
	SO	3
	LOB	19

PITCHER	IP	WLS	BF	H	R	ER	SO	BB	IBB	HBP	BLK	WP	HR	S	P	ERA	WHIP
Dick Ellsworth, L (1, 1) ERA: 3.28	9.0	W	38	13	3	3	3	0	0	0	0	1	1	44	44	3.00	1.444

PITCHER	IP	WLS	BF	H	R	ER	SO	BB	IBB	HBP	BLK	WP	HR	S	P	ERA	WHIP

BOTTOM

California Angels @ Boston Red Sox

Fenway Park, Boston, MA

Sat Aug 03 1968, 3:33 AM EDT

Att. 23,929 - Cloudy

livebaseballscorecards.com

Batter	1	2	3	4	5	6	7	8	9	AB	R	H	RBI	BB	SO	LOB
Mike Andrews, R (1, 4) OBP: 0.363, SLG: 0.337	G3		5-3	BB			HR 2B			2	0	0	0	1	0	0
George Scott, R (7, 3) OBP: 0.227, SLG: 0.238 (8, 5)										1	1	1	0	0	0	0
Dalton Jones, L (1, 3) OBP: 0.246, SLG: 0.272 (7, 4)	F7		1B 2B	F7			2-H HR			4	2	2	2	0	0	2
Carl Yastrzemski, L (1, 7) OBP: 0.429, SLG: 0.473	S 2B BB		E S 2-H HR 1B	4-3			K			3	2	1	1	1	1	2
Russ Gibson, R (8, 3) OBP: 0.213, SLG: 0.267										0	0	0	0	0	0	0
Ken Harrelson, R (1, 9) OBP: 0.375, SLG: 0.587	1-H 2B		1-H HR		6-3		BB			3	1	2	3	1	0	0
Floyd Robinson, L (7, PR) OBP: 0.276, SLG: 0.346 (8, 9)										0	0	0	0	0	0	0
Reggie Smith, S (1, 8) OBP: 0.353, SLG: 0.423	L3		F9		K		F5			3	0	0	0	0	1	1
Jose Tartabull, L (6, 8) OBP: 0.270, SLG: 0.283										1	0	0	0	0	0	1
Jerry Adair, R (1, 6) OBP: 0.286, SLG: 0.275		G5-4-3 1B	HR 1B		F4		K			4	1	2	0	0	1	1
Joe Foy, R (1, 5) OBP: 0.338, SLG: 0.323 (8, 7)	G5-4-3 1-2f		1-H HR		5-3			5-3		4	1	1	2	0	0	1
Russ Nixon, L (1, 2) OBP: 0.220, SLG: 0.184	F8			SH3 BB	K			6-3		3	0	0	0	1	1	0
Dick Ellsworth, L (1, 1) OBP: 0.058, SLG: 0.039			K	SH3 1-2	6-3			K		3	0	0	0	0	2	0
Inning Stats	R: 1 E: 0 K: 0 S: 4 H: 1 LOB: 1 BB: 1 P: 8	R: 0 E: 0 K: 0 S: 3 H: 1 LOB: 0 BB: 0 P: 3	R: 3 E: 0 K: 1 S: 8 H: 3 LOB: 0 BB: 0 P: 8	R: 2 E: 0 K: 0 S: 5 H: 2 LOB: 2 BB: 2 P: 13	R: 0 E: 0 K: 1 S: 5 H: 0 LOB: 0 BB: 0 P: 5	R: 0 E: 0 K: 1 S: 5 H: 0 LOB: 0 BB: 0 P: 5	R: 2 E: 0 K: 2 S: 9 H: 2 LOB: 1 BB: 1 P: 13	R: 0 E: 0 K: 1 S: 5 H: 0 LOB: 0 BB: 0 P: 5		1B: 3 2B: 3 3B: 0 HR: 3 SF: 0 SAC: 1 DP: 1 HBP: 0						

	AB	31
	R	8
	H	9
	RBI	8
	BB	4
	SO	6
	LOB	8

WP: 0 PB: 0 SB: 2 CS: 0 PA: 36

PITCHER		IP	WLS	BF	H	R	ER	SO	BB	IBB	HBP	BLK	WP	HR	S	P	ERA	WHIP
Sammy Ellis, R ERA: 3.97	(1, 1)	3.0	L	16	7	6	6	1	1	0	0	0	0	2	17	21	18.00	2.667
Andy Messersmith, R ERA: 2.05	(4, 1)	3.0		11	0	0	0	2	2	0	0	0	0	0	13	21	0.00	0.667
Jim McGlothlin, R ERA: 4.01	(7, 1)	1.0		6	2	2	2	2	1	0	0	0	0	1	9	13	18.00	3.000
Tom Burgmeier, L ERA: 4.44	(8, 1)	1.0		3	0	0	0	1	0	0	0	0	0	0	5	5	0.00	0.000

PITCHER	IP	WLS	BF	H	R	ER	SO	BB	IBB	HBP	BLK	WP	HR	S	P	ERA	WHIP

California Angels @ Boston Red Sox

Fenway Park, Boston, MA

Sat Aug 03 1968, 7:05 PM EDT

Att. 26,195 - Overcast - 90 F

TOP

livebaseballscorecards.com

Batter	1	2	3	4	5	6	7	8	9	AB	R	H	RBI	BB	SO	LOB
Vic Davalillo, L (1, 8) OBP: 0.269, SLG: 0.343	4-3		1-2 1B		F8		L4 3-H			3	0	1	0	0	0	0
Chuck Hinton, R (7, PH) OBP: 0.245, SLG: 0.338										1	0	0	0	0	0	1
(7, 9)																
(8, 8)																
Aurelio Rodriguez, R (1, 5) OBP: 0.316, SLG: 0.370	K		K		F9		K			4	0	0	0	0	3	3
Jim Fregosi, R (1, 6) OBP: 0.330, SLG: 0.398	BB		F8		6-3			F9		3	0	0	0	1	0	2
Roger Repoz, L (1, 9) OBP: 0.312, SLG: 0.390	L6		F9			F6		F7 1B		4	0	1	0	0	0	3
(7, 8)																
Jim McGlothlin, R (8, 1) OBP: 0.122, SLG: 0.122										0	0	0	0	0	0	0
Don Mincher, L (1, 3) OBP: 0.305, SLG: 0.370		F5		F4		G3		F7 1-2		4	0	0	0	0	0	1
Rick Reichardt, R (1, 7) OBP: 0.322, SLG: 0.416		HR		2B		1-3			FC6-4 1B	4	1	3	1	0	0	0
Tom Satriano, L (1, 2) OBP: 0.327, SLG: 0.317		4-3		BB						1	0	0	0	2	0	0
Tom Burgmeier, L (7, PR)										0	1	0	0	0	0	0
Orlando McFarlane, R (7, 2) OBP: 0.448, SLG: 0.333										1	0	0	0	0	1	1
Bobby Knoop, R (1, 4) OBP: 0.292, SLG: 0.318		K		F4			3-1 PB 1-3 2B		F4	4	1	1	0	0	1	3
Dennis Bennett, L (1, 1) OBP: 0.500, SLG: 0.500			1B				3-1 2-3 3-H		FC6-4 1-2f	2	0	1	0	0	1	2
Marty Pattin, R (5, 1)										0	0	0	0	0	0	0
Ed Kirkpatrick, L (7, PH) OBP: 0.313, SLG: 0.268										1	0	0	1	0	0	2
Bobby Locke, R (7, 1)										0	0	0	0	0	0	0
Bubba Morton, R (8, 9) OBP: 0.317, SLG: 0.292										1	0	0	0	0	0	1
Inning Stats	R: 0 E: 0 K: 1 S: 5 H: 0 LOB: 1 BB: 1 P: 9	R: 1 E: 0 K: 1 S: 6 H: 1 LOB: 0 BB: 0 P: 6	R: 0 E: 0 K: 1 S: 7 H: 2 LOB: 2 BB: 0 P: 7	R: 0 E: 0 K: 1 S: 6 H: 1 LOB: 2 BB: 1 P: 10	R: 0 E: 0 K: 0 S: 3 H: 0 LOB: 0 BB: 0 P: 3	R: 0 E: 0 K: 0 S: 3 H: 0 LOB: 0 BB: 0 P: 3	R: 2 E: 0 K: 1 S: 6 H: 1 LOB: 1 BB: 1 P: 10	R: 0 E: 0 K: 0 S: 3 H: 1 LOB: 0 BB: 0 P: 3	R: 0 E: 0 K: 1 S: 6 H: 1 LOB: 1 BB: 0 P: 6	1B: 4 2B: 2 3B: 0 HR: 1	SF: 0 SAC: 0 DP: 0 HBP: 0						

	AB	33
	R	3
	H	7
	RBI	2
	BB	3
	SO	6
	LOB	19

WP: 0 PB: 1 SB: 0 CS: 0 PA: 36

PITCHER	IP	WLS	BF	H	R	ER	SO	BB	IBB	HBP	BLK	WP	HR	S	P	ERA	WHIP
Ray Culp, R (1, 1) ERA: 3.99	6.1		27	5	3	2	4	3	0	0	0	0	1	32	44	2.84	1.263
Sparky Lyle, L (7, 1) ERA: 3.09	1.2	W	5	1	0	0	1	0	0	0	0	0	0	7	7	0.00	0.600
Lee Stange, R (9, 1) ERA: 4.71	1.0	S	4	1	0	0	1	0	0	0	0	0	0	6	6	0.00	1.000

PITCHER	IP	WLS	BF	H	R	ER	SO	BB	IBB	HBP	BLK	WP	HR	S	P	ERA	WHIP

BOTTOM

California Angels @ Boston Red Sox

Fenway Park, Boston, MA

Sat Aug 03 1968, 7:05 PM EDT

Att. 26,195 - Overcast - 90 F

livebaseballscorecards.com

Batter	1	2	3	4	5	6	7	8	9	AB	R	H	RBI	BB	SO	LOB
Jose Tartabull, L (1, 8) OBP: 0.290, SLG: 0.315	CS 1B 1B		S 2B 1B		1B 2B		2-3 SH3 1B	SF8 2-3 3-H		4	2	4	1	0	0	0
Mike Andrews, R (1, 4) OBP: 0.370, SLG: 0.345	1-2 1B		1-H 2B		1B BB		SH3 1-2	BB BB		2	0	2	1	2	0	0
Carl Yastrzemski, L (1, 7) OBP: 0.429, SLG: 0.469	F7		K		F8		2-3 IBB	1-2 BB		3	0	0	0	2	1	5
Ken Harrelson, R (1, 9) OBP: 0.373, SLG: 0.581	K 2-3			6-3	1-2 2-H 1B		2-3 1-2 2-3	F4		5	0	1	1	0	1	7
Jerry Adair, R (1, 6) OBP: 0.294, SLG: 0.311		G5-4-3 1B		HR	K		K			4	1	2	1	0	2	4
Joe Foy, R (1, 5) OBP: 0.337, SLG: 0.322	G5-4-3 1-2f		K		F9			FC1-5 E 1B		4	0	1	0	0	1	1
George Scott, R (1, 3) OBP: 0.231, SLG: 0.243	K		FC6 BB		F8 2B			E3 FC1-5 1-2 1B		3	1	1	0	1	1	1
Russ Gibson, R (1, 2) OBP: 0.206, SLG: 0.258		F8	FC6 1-2f		F8 2-3			FC1-5 1B SF8 1-2 2-3f		4	1	0	0	0	0	4
Ray Culp, R (1, 1) OBP: 0.098, SLG: 0.051		4-3			K		K	SF8 1-3 2-H		3	0	0	0	0	2	1
Sparky Lyle, L (7, 1)										0	0	0	0	0	0	0
Dalton Jones, L (8, PH) OBP: 0.250, SLG: 0.276										1	0	1	1	0	0	0
Lee Stange, R (9, 1) OBP: 0.250, SLG: 0.182										0	0	0	0	0	0	0
Inning Stats	R: 0 E: 0 K: 1 S: 6 H: 2 LOB: 2 BB: 0 P: 6	R: 0 E: 0 K: 1 S: 5 H: 1 LOB: 0 BB: 0 P: 5	R: 1 E: 0 K: 1 S: 7 H: 2 LOB: 1 BB: 0 P: 7	R: 1 E: 0 K: 1 S: 6 H: 1 LOB: 1 BB: 1 P: 10	R: 1 E: 0 K: 2 S: 9 H: 2 LOB: 2 BB: 1 P: 13	R: 0 E: 0 K: 1 S: 6 H: 1 LOB: 1 BB: 0 P: 6	R: 0 E: 0 K: 1 S: 6 H: 1 LOB: 2 BB: 1 P: 10	R: 2 E: 1 K: 0 S: 6 H: 2 LOB: 3 BB: 2 P: 14		1B: 8 2B: 4 3B: 0 HR: 1	SF: 1 SAC: 1 DP: 2 HBP: 0					

	AB	33
	R	5
	H	12
	RBI	5
	BB	5
	SO	8
	LOB	23

WP: 0 PB: 0 SB: 1 CS: 1 PA: 40

PITCHER		IP	WLS	BF	H	R	ER	SO	BB	IBB	HBP	BLK	WP	HR	S	P	ERA	WHIP
Dennis Bennett, L ERA: 5.79	(1, 1)	4.2		22	8	3	3	5	2	0	0	0	0	1	30	38	5.79	2.143
Marty Pattin, R ERA: 4.32	(5, 1)	1.1		5	1	0	0	2	0	0	0	0	0	0	9	9	0.00	0.750
Bobby Locke, R ERA: 5.95	(7, 1)	1.2	L	11	3	2	0	1	1	1	0	0	0	0	11	19	0.00	2.400
Jim McGlothlin, R ERA: 4.0	(8, 1)	0.1		2	0	0	0	0	1	0	0	0	0	0	1	5	0.00	3.000

PITCHER	IP	WLS	BF	H	R	ER	SO	BB	IBB	HBP	BLK	WP	HR	S	P	ERA	WHIP

California Angels @ Boston Red Sox

Fenway Park, Boston, MA

Sun Aug 04 1968, 3:33 AM EDT

Att. 27,182 - Unknown - 94 F

livebaseballscorecards.com

Batter	1	2	3	4	5	6	7	8	9	AB	R	H	RBI	BB	SO	LOB
Ed Kirkpatrick, L (1, 9) OBP: 0.341, SLG: 0.316	HR 1B		SH3 1B 2B	L4		S 1B 1B		L1-3 1B	1B 1B	5	3	4	1	0	0	1
Roger Repoz, L (8, 9) OBP: 0.314, SLG: 0.392										1	1	1	1	0	0	0
Jim Fregosi, R (1, 6) OBP: 0.329, SLG: 0.395	F8		SH3		F9	1B 1B		L1-3	6-3	5	0	1	1	0	0	4
Vic Davalillo, L (1, 8) OBP: 0.278, SLG: 0.354	HR 1B		1B 1B		1-3	S 1B		1B 2B	1B	6	2	5	3	0	0	0
Rick Reichardt, R (1, 7) OBP: 0.325, SLG: 0.424	HR		F8		1B HBP	K			K	5	1	2	4	0	2	4
Don Mincher, L (1, 3) OBP: 0.306, SLG: 0.370	K		1B 1B		1B	F9		K		5	0	2	0	0	2	1
Marty Pattin, R (8, 1)										0	0	0	0	0	0	0
Aurelio Rodriguez, R (1, 5) OBP: 0.307, SLG: 0.359	5-3		F9		4-3		F9		F9	5	0	0	0	0	0	4
Tom Satriano, L (1, 2) OBP: 0.324, SLG: 0.314		F7		F9		4-3	4-0 BB			2	0	0	0	0	0	0
Buck Rodgers, S (4, 2) OBP: 0.249, SLG: 0.235									1B 1B	2	1	1	0	1	0	0
Bobby Knoop, R (1, 4) OBP: 0.296, SLG: 0.320		F8		5-3 BB		PB 1B	F9		1B 1B	4	2	2	0	1	0	1
George Brunet, R (1, 1) OBP: 0.161, SLG: 0.113		F8		5-3		6-3		1B 2B BB	1B 1B	3	0	0	0	0	0	2
Chuck Hinton, R (8, PH) (8, 3) OBP: 0.252, SLG: 0.342										1	2	1	1	1	0	0
Inning Stats	R: 3 E: 0 K: 1 S: 8 H: 3 LOB: 0 BB: 0 P: 8	R: 0 E: 0 K: 0 S: 3 H: 0 LOB: 0 BB: 0 P: 3	R: 1 E: 0 K: 0 S: 6 H: 3 LOB: 2 BB: 0 P: 6	R: 0 E: 0 K: 0 S: 3 H: 0 LOB: 1 BB: 1 P: 7	R: 0 E: 0 K: 0 S: 4 H: 1 LOB: 2 BB: 0 P: 5	R: 2 E: 0 K: 1 S: 9 H: 4 LOB: 2 BB: 0 P: 9	R: 0 E: 0 K: 0 S: 3 H: 0 LOB: 1 BB: 1 P: 7	R: 2 E: 0 K: 1 S: 7 H: 3 LOB: 1 BB: 1 P: 11	R: 4 E: 0 K: 1 S: 10 H: 5 LOB: 1 BB: 0 P: 10	1B: 16 2B: 3 3B: 0 HR: 1 SF: 0 SAC: 1 DP: 1 HBP: 1						

TOP

AB	44
R	12
H	19
RBI	11
BB	3
SO	4
LOB	17

WP: 0 PB: 1 SB: 2 CS: 0 PA: 49

PITCHER		IP	WLS	BF	H	R	ER	SO	BB	IBB	HBP	BLK	WP	HR	S	P	ERA	WHIP
Gary Bell, R ERA: 3.44	(1, 1)	2.2		14	6	4	4	1	0	0	0	0	0	1	16	16	13.50	2.250
Jerry Stephenson, R ERA: 5.6	(3, 1)	3.1		17	5	2	2	1	1	0	1	0	0	0	17	22	5.40	1.800
Bill Landis, L ERA: 3.47	(7, 1)	1.0		4	0	0	0	0	1	0	0	0	0	0	3	7	0.00	1.000
Juan Pizarro, L ERA: 3.84	(8, 1)	1.1	L	11	7	6	6	1	1	0	0	0	0	0	12	16	40.50	6.000
Gary Waslewski, R ERA: 3.76	(9, 1)	0.2		3	1	0	0	1	0	0	0	0	0	0	5	5	0.00	1.500

PITCHER		IP	WLS	BF	H	R	ER	SO	BB	IBB	HBP	BLK	WP	HR	S	P	ERA	WHIP

California Angels @ Boston Red Sox

Fenway Park, Boston, MA

Sun Aug 04 1968, 3:33 AM EDT

Att. 27,182 - Unknown - 94 F

BOTTOM

livebaseballscorecards.com

Batter	1	2	3	4	5	6	7	8	9	AB	R	H	RBI	BB	SO	LOB
Mike Andrews, R (1, 4) OBP: 0.373, SLG: 0.351	4-3 6-3 2B		1B 1B 1B	F8			4-3 F9 1-2 1B 1B		3-1	5	3	3	0	0	0	1
Joe Foy, R (1, 5) OBP: 0.340, SLG: 0.325	4-3 2-3		1B FC6-4 1-2 1B		FC4-6 HBP		F9 1-2 2-3		1B	4	1	2	0	0	0	3
Carl Yastrzemski, L (1, 7) OBP: 0.426, SLG: 0.465	6-3 3-H		FC6-4 1-3 2-H 1B		FC4-6 WP 1-2f 5-3-2		4-3 2-3 3-H		F7	5	0	1	3	0	0	3
Ken Harrelson, R (1, 9) OBP: 0.371, SLG: 0.577	5-3		FC6-4 1-2f 3-H		5-3-2 1-Hf		3-H 1B			4	0	1	2	0	0	2
Reggie Smith, S (1, 8) OBP: 0.354, SLG: 0.425		2B 2B	K			BBB G6-3 BB	F6			3	1	1	0	1	1	2
Jerry Adair, R (1, 6) OBP: 0.283, SLG: 0.300		SSS K	5-3			G6-3 1-2f		SSS K		4	0	0	0	0	2	3
George Scott, R (1, 3) OBP: 0.241, SLG: 0.255		1B 2-H 2B		BBBB F9 BB		2B		BBBB L3 BB		2	0	2	1	2	0	0
Russ Gibson, R (1, 2) OBP: 0.211, SLG: 0.262 Russ Nixon, L (5, 2) OBP: 0.209, SLG: 0.175		G6-4-3 2-3 1B		F9 1-2		F8		L3 1-2		2 2	0 0	1 0	0 0	0 0	0 0	1 2
Gary Bell, R (1, 1) OBP: 0.244, SLG: 0.325 Jerry Stephenson, L (3, 1) OBP: 0.333, SLG: 0.286 Bill Landis, L (7, 1) Jose Tartabull, L (7, PH) OBP: 0.295, SLG: 0.320 Juan Pizarro, L (8, 1) OBP: 0.200, SLG: 0.222 Gary Waslewski, R (9, 1) OBP: 0.080, SLG: 0.042 Floyd Robinson, L (9, PH) OBP: 0.273, SLG: 0.341		G6-4-3 1-2f		K			F9 1B 4-3 1B		K	1 1 0 1 0 0 1	0 0 0 1 0 0 0	0 0 0 1 0 0 0	0 0 0 0 0 0 0	0 1 0 0 0 0 1	0 0 0 0 0 0 0	2 0 0 0 0 0 0
Inning Stats	R: 1 H: 1 E: 0 LOB: 0 K: 0 BB: 0 S: 4 P: 4	R: 1 H: 3 E: 0 LOB: 1 K: 1 BB: 0 S: 7 P: 7	R: 2 H: 3 E: 0 LOB: 1 K: 1 BB: 0 S: 8 P: 8	R: 0 H: 0 E: 0 LOB: 1 K: 1 BB: 1 S: 5 P: 9	R: 0 H: 0 E: 0 LOB: 0 K: 0 BB: 0 S: 2 P: 3	R: 0 H: 1 E: 0 LOB: 1 K: 0 BB: 1 S: 3 P: 7	R: 2 H: 3 E: 0 LOB: 1 K: 0 BB: 0 S: 6 P: 6	R: 0 H: 0 E: 0 LOB: 0 K: 1 BB: 1 S: 4 P: 8	R: 0 H: 1 E: 0 LOB: 1 K: 1 BB: 0 S: 6 P: 6	1B: 8 2B: 6 3B: 0 HR: 0	SF: 0 SAC: 0 DP: 4 HBP: 1			WP: 2 PB: 0 SB: 0 CS: 0		PA: 39	

	AB	35
	R	6
	H	12
	RBI	6
	BB	3
	SO	5
	LOB	20

PITCHER		IP	WLS	BF	H	R	ER	SO	BB	IBB	HBP	BLK	WP	HR	S	P	ERA	WHIP
George Brunet, L ERA: 2.49	(1, 1)	7.0	W	32	11	6	6	3	2	0	1	0	1	0	35	44	7.71	1.857
Marty Pattin, R ERA: 4.12	(8, 1)	2.0	S	7	1	0	0	2	1	0	0	0	0	0	10	14	0.00	1.000

PITCHER	IP	WLS	BF	H	R	ER	SO	BB	IBB	HBP	BLK	WP	HR	S	P	ERA	WHIP

California Angels @ Boston Red Sox

Fenway Park, Boston, MA

Sun Aug 04 1968, 3:33 AM EDT

Att. 15,112 - Unknown

TOP

livebaseballscorecards.com

Batter	1	2	3	4	5	6	7	8	9	AB	R	H	RBI	BB	SO	LOB
Woodie Held, R (1, 5) OBP: 0.205, SLG: 0.143	F6		FC6-4 1-2 BB		K			L6		2	0	0	0	1	1	0
Chuck Hinton, R (6, 9) OBP: 0.217, SLG: 0.349										1	0	0	0	0	0	0
Jim Fregosi, R (1, 6) OBP: 0.352, SLG: 0.385	K		FC6-4 1-2f 2-3			F8			4-3	4	0	0	0	0	1	2
Roger Repoz, L (1, 8) OBP: 0.346, SLG: 0.445 (9, 7)	BB		SF7 3-H			4-3			4-3	2	0	0	1	1	0	0
Don Mincher, L (1, 3) OBP: 0.341, SLG: 0.359	G3		F7			F8			BB	3	0	0	0	1	0	2
Rick Reichardt, R (1, 7) OBP: 0.318, SLG: 0.377		1B		K			F4		F9	4	0	1	0	0	1	1
Jimmie Hall, L (1, 9) OBP: 0.302, SLG: 0.260		S 1B		G3			K			2	0	1	0	0	0	0
Bill Harrelson, S (6, 1)										1	0	0	0	0	1	0
Vic Davalillo, L (9, 8) OBP: 0.254, SLG: 0.317										0	0	0	0	0	0	0
Andy Messersmith, R (9, 1)										0	0	0	0	0	0	0
Tom Satriano, L (1, 2) OBP: 0.360, SLG: 0.434		G4-3 1-2 BB		4-3			F5			2	0	0	0	1	0	0
Bobby Knoop, R (1, 4) OBP: 0.286, SLG: 0.291		G4-3 1-2f			K			5-3		3	0	0	0	0	1	2
Jim McGlothlin, R (1, 1) OBP: 0.125, SLG: 0.125			FC6-4 BB SF7 1B		K			6-3		2	1	1	0	0	1	0
Aurelio Rodriguez, R (6, 5) OBP: 0.214, SLG: 0.308										1	0	0	0	0	0	0

Inning Stats	1	2	3	4	5	6	7	8	9
R:	0	0	1	0	0	0	0	0	0
E:	0	0	0	0	0	0	0	0	0
K:	1	0	0	1	3	0	1	0	0
S:	5	3	4	5	9	3	5	3	3
H:	0	2	1	0	0	0	0	0	0
LOB:	1	1	1	0	0	0	0	0	1
BB:	1	1	1	0	0	0	0	0	1
P:	9	7	8	5	9	3	5	3	7

1B:	3
2B:	0
3B:	0
HR:	0
SF:	1
SAC:	0
DP:	1
HBP:	0

WP:	0
PB:	0
SB:	1
CS:	0
PA:	32

AB	27
R	1
H	3
RBI	1
BB	4
SO	6
LOB	7

PITCHER		IP	WLS	BF	H	R	ER	SO	BB	IBB	HBP	BLK	WP	HR	S	P	ERA	WHIP
Gary Bell, R ERA: 2.19	(1, 1)	6.0		22	3	1	1	5	3	0	0	0	0	0	29	41	1.50	1.000
Lee Stange, R ERA: 4.33	(7, 1)	3.0	W	10	0	0	0	1	1	0	0	0	0	0	11	15	0.00	0.333

PITCHER		IP	WLS	BF	H	R	ER	SO	BB	IBB	HBP	BLK	WP	HR	S	P	ERA	WHIP

BOTTOM

California Angels @ Boston Red Sox

Fenway Park, Boston, MA

Sun Aug 04 1968, 3:33 AM EDT

Att. 15,112 - Unknown

livebaseballscorecards.com

Batter	1	2	3	4	5	6	7	8	9	AB	R	H	RBI	BB	SO	LOB
Mike Andrews, R (1, 4) OBP: 0.328, SLG: 0.318	1-3		K			BB			1B	3	1	1	0	1	1	0
Joe Foy, R (1, 5) OBP: 0.362, SLG: 0.337	6-3		4-3			F8			HR	3	1	0	0	1	0	1
Carl Yastrzemski, L (1, 7) OBP: 0.456, SLG: 0.549	PO			F8			3-1		HR	2	1	0	0	2	0	0
Ken Harrelson, R (1, 3) OBP: 0.369, SLG: 0.545	PO	F3		6-3			G1-6-3		HR	3	1	1	4	1	0	0
Reggie Smith, S (1, 8) OBP: 0.350, SLG: 0.397		SF9		4-3			G1-6-3			3	1	1	0	0	0	1
Joe Lahoud, L (1, 9) OBP: 0.346, SLG: 0.302		1B			L1			4-3		2	0	1	0	0	0	0
Jerry Adair, R (7, 6) OBP: 0.273, SLG: 0.279										1	0	0	0	0	0	0
Rico Petrocelli, R (1, 6) OBP: 0.280, SLG: 0.366		SF9			K			F1		1	0	0	1	0	1	0
Lee Stange, R (7, 1) OBP: 0.333, SLG: 0.250										1	0	0	0	0	0	0
Russ Gibson, R (1, 2) OBP: 0.175, SLG: 0.273		1-3			1-3			E5		3	0	0	0	0	0	1
Gary Bell, R (1, 1) OBP: 0.167, SLG: 0.222			F8			L7		G3		1	0	0	0	0	0	0
Jose Tartabull, L (6, PH) OBP: 0.218, SLG: 0.211 (7, 9)										2	0	0	0	0	0	1

	AB	25
	R	5
	H	4
	RBI	5
	BB	5
	SO	2
	LOB	4

Inning Stats										
	R: 0	H: 0	R: 1	H: 2	R: 0	H: 0	R: 0	H: 0	R: 0	H: 0
	E: 0	LOB: 0	E: 0	LOB: 1	E: 0	LOB: 0	E: 0	LOB: 0	E: 0	LOB: 0
	K: 0	BB: 1	K: 0	BB: 0	K: 1	BB: 0	K: 0	BB: 1	K: 1	BB: 0
	S: 2	P: 6	S: 5	P: 5	S: 5	P: 5	S: 3	P: 3	S: 5	P: 5

Inning Stats										
	R: 0	H: 0	R: 0	H: 0	R: 0	H: 0	R: 0	H: 2	1B: 2	SF: 1
	E: 0	LOB: 0	E: 1	LOB: 1	E: 0	LOB: 0	E: 0	LOB: 0	2B: 1	SAC: 0
	K: 0	BB: 1	K: 0	BB: 0	K: 0	BB: 2	K: 0	BB: 0	3B: 0	DP: 1
	S: 2	P: 6	S: 4	P: 4	S: 2	P: 10	S: 2	P: 6	HR: 1	HBP: 0

Inning Stats		
	WP: 0	PA: 32
	PB: 0	
	SB: 0	
	CS: 1	

PITCHER		IP	WLS	BF	H	R	ER	SO	BB	IBB	HBP	BLK	WP	HR	S	P	ERA	WHIP
Jim McGlothlin, R ERA: 3.4	(1, 1)	5.0		17	2	1	1	2	1	0	0	0	0	0	20	24	1.80	0.600
Bill Harrelson, R ERA: 9.0	(6, 1)	3.0	L	13	1	3	3	0	4	0	0	0	0	0	9	25	9.00	1.667
Andy Messersmith, R ERA:	(9, 1)	0.0		1	1	1	1	0	0	0	0	0	0	1	1	1	∞	∞

PITCHER	IP	WLS	BF	H	R	ER	SO	BB	IBB	HBP	BLK	WP	HR	S	P	ERA	WHIP

Batter	1	2	3	4	5	6	7	8	9	10	AB	R	H	RBI	BB	SO	LOB
Mike Andrews, R (1, 4) OBP: 0.371, SLG: 0.349	F8		BB, 1B			L5		F7		FC5-4, 1-2f	5	0	1	0	0	0	1
Joe Foy, R (1, 5) OBP: 0.342, SLG: 0.325	6-3		BBBB, 1-2, BB			G1-6-3, 1B			F9		3	0	1	0	1	0	0
Carl Yastrzemski, L (1, 7) OBP: 0.422, SLG: 0.459	1-3		4-3			G1-6-3, 1-2f			SSS, K		4	0	0	0	0	1	3
Ken Harrelson, R (1, 9) OBP: 0.375, SLG: 0.587		BBBB, FC5-4, BB		5-3			HR		FC6-4, 1B		3	1	2	1	1	0	0
Reggie Smith, S (1, 8) OBP: 0.351, SLG: 0.421		FC5-4, 1-2f		5-3			F8		FC6-4, 1-2f		4	0	0	0	0	0	2
George Scott, R (1, 3) OBP: 0.241, SLG: 0.253		F8		SSS, K			SSS, K			BBBB, SH3-4, 1B, BB	3	1	0	0	1	2	1
Jerry Adair, R (1, 6) OBP: 0.276, SLG: 0.292		F8			5-3		F7			SH3-4, 1-2	3	0	0	0	0	0	1
Russ Gibson, R (1, 2) OBP: 0.212, SLG: 0.262			5-3		F4			SSS, K		FC5-4, 2-H, 1B	4	0	1	1	0	1	0
Dave Morehead, R (1, 1) Bill Landis, L (7, 1)			SSS, K		6-3			5-3		SSS, K	2 2	0 0	0 0	0 0	0 0	1 1	0 1
Inning Stats	R: 0 H: 0 E: 0 LOB: 0 K: 0 BB: 0 S: 3 P: 3	R: 0 H: 0 E: 0 LOB: 1 K: 0 BB: 1 S: 3 P: 7	R: 0 H: 1 E: 0 LOB: 2 K: 1 BB: 1 S: 6 P: 10	R: 0 H: 0 E: 0 LOB: 0 K: 1 BB: 0 S: 5 P: 5	R: 0 H: 0 E: 0 LOB: 0 K: 0 BB: 0 S: 3 P: 3	R: 0 H: 1 E: 0 LOB: 0 K: 0 BB: 0 S: 3 P: 3	R: 1 H: 1 E: 0 LOB: 0 K: 1 BB: 0 S: 6 P: 6	R: 0 H: 0 E: 0 LOB: 0 K: 1 BB: 0 S: 5 P: 5	R: 0 H: 1 E: 0 LOB: 1 K: 1 BB: 0 S: 6 P: 6	R: 1 H: 1 E: 0 LOB: 1 K: 1 BB: 1 S: 6 P: 10	1B: 4 2B: 0 3B: 0 HR: 1	SF: 0 SAC: 1 DP: 1 HBP: 0						

PITCHER	IP	WLS	BF	H	R	ER	SO	BB	IBB	HBP	BLK	WP	HR	S	P	ERA	WHIP
Tommy John, L (1, 1) ERA: 2.04	9.0	L	33	4	2	2	5	3	0	0	0	0	1	40	52	2.00	0.778
Bob Locker, R (10, 1) ERA: 2.47	1.0		4	1	0	0	1	0	0	0	0	0	0	6	6	0.00	1.000

PITCHER	IP	WLS	BF	H	R	ER	SO	BB	IBB	HBP	BLK	WP	HR	S	P	ERA	WHIP

TOP

Boston Red Sox @ Chicago White Sox

Comiskey Park, Chicago, IL

Mon Aug 05 1968, 8:05 PM EDT

Att. 8,595 - Overcast - 90 F

livebaseballscorecards.com

AB	33
R	2
H	5
RBI	2
BB	3
SO	6
LOB	9

WP: 0	PB: 0	SB: 0	CS: 0
PA: 37			

Batter	1	2	3	4	5	6	7	8	9	10	AB	R	H	RBI	BB	SO	LOB
Luis Aparicio, R (1, 6) OBP: 0.314, SLG: 0.359	5-3			4-3	F8		5-3			4-3	5	0	0	0	0	0	4
Tom McCraw, L (1, 3) OBP: 0.295, SLG: 0.380	K			K		2B		CS 1B			4	1	2	0	0	2	0
Tommy Davis, R (1, 7) OBP: 0.285, SLG: 0.351	K			1B		CS 2B 2-H		F9 1-2			4	0	2	1	0	1	1
Leon Wagner, L (1, 9) OBP: 0.350, SLG: 0.339		4-3		F8		F7 2-3		F9			3	0	0	0	0	0	2
Woodie Held, R (7, 9) OBP: 0.256, SLG: 0.152											1	0	0	0	0	0	0
Ron Hansen, R (1, 5) OBP: 0.285, SLG: 0.323		6-3			K	FC5-4 1B			K		4	0	1	0	0	2	0
Jerry McNertney, R (1, 2) OBP: 0.330, SLG: 0.303		K			1B 2B	FC5-4 1-2f			K		4	0	1	0	0	2	1
Sandy Alomar Sr., S (1, 4) OBP: 0.328, SLG: 0.310			4-3		1B HBP		4-3 1B			L7	3	0	1	0	0	0	0
Ken Berry, R (1, 8) OBP: 0.291, SLG: 0.347			F8		1B 1-2 2-3		4-3 1-2			4-3	4	0	1	0	0	0	1
Tommy John, R (1, 1) OBP: 0.192, SLG: 0.269			F3		K		K			F8	3	0	0	0	0	2	4
Bob Locker, S (10, 1)											0	0	0	0	0	0	0
Duane Josephson, R (10, PH) OBP: 0.288, SLG: 0.356											1	0	0	0	0	0	0
Inning Stats	R: 0 E: 0 K: 2 S: 7 H: 0 LOB: 0 BB: 0 P: 7	R: 0 E: 0 K: 1 S: 5 H: 0 LOB: 0 BB: 0 P: 5	R: 0 E: 0 K: 0 S: 3 H: 0 LOB: 0 BB: 0 P: 3	R: 0 E: 0 K: 1 S: 6 H: 1 LOB: 1 BB: 0 P: 6	R: 0 E: 0 K: 2 S: 9 H: 2 LOB: 3 BB: 0 P: 10	R: 1 E: 0 K: 0 S: 5 H: 3 LOB: 1 BB: 0 P: 5	R: 0 E: 0 K: 1 S: 6 H: 1 LOB: 1 BB: 0 P: 6	R: 0 E: 0 K: 0 S: 3 H: 1 LOB: 0 BB: 0 P: 3	R: 0 E: 0 K: 2 S: 7 H: 0 LOB: 0 BB: 0 P: 7	R: 0 E: 0 K: 0 S: 3 H: 0 LOB: 0 BB: 0 P: 3	1B: 5 2B: 3 3B: 0 HR: 0	SF: 0 SAC: 0 DP: 0 HBP: 1					

PITCHER	IP	WLS	BF	H	R	ER	SO	BB	IBB	HBP	BLK	WP	HR	S	P	ERA	WHIP
Dave Morehead, R (1, 1) ERA: 1.59	6.0		24	6	1	1	6	0	0	1	0	0	0	35	36	1.50	1.000
Bill Landis, L (7, 1) ERA: 3.12	4.0	W	13	2	0	0	3	0	0	0	0	0	0	19	19	0.00	0.500

PITCHER	IP	WLS	BF	H	R	ER	SO	BB	IBB	HBP	BLK	WP	HR	S	P	ERA	WHIP

BOTTOM

Boston Red Sox @ Chicago White Sox

Comiskey Park, Chicago, IL

Mon Aug 05 1968, 8:05 PM EDT

Att. 8,595 - Overcast - 90 F

Boston

livebaseballscorecards.com

AB	36
R	1
H	8
RBI	1
BB	0
SO	9
LOB	13

WP: 0 PB: 0 SB: 0 CS: 2 PA: 37

Boston Red Sox @ Chicago White Sox

Comiskey Park, Chicago, IL

Tue Aug 06 1968, 8:05 PM EDT

Att. 10,185 - Cloudy - 90 F

TOP

livebaseballscorecards.com

Batter	1	2	3	4	5	6	7	8	9	AB	R	H	RBI	BB	SO	LOB
Mike Andrews, R (1, 4) OBP: 0.373, SLG: 0.354	0-0 1B SF9 1B		0-0 ② F7	0-0 BB 1-3 3-H 2B		0-3 ③ K		4-0 PB BB		4	1	2	1	1	1	1
Dalton Jones, L (1, 3) Sparky Lyle, L (8, 1)	0-0 G6-4-3 1-3 1B		0-0 ③ F5	4-0 BB BB			0-0 4-3 1B 2B	0-0 ③ 3-1 1-2		4 0	1 0	2 0	0 0	1 0	0 0	2 0
Carl Yastrzemski, L (1, 7) OBP: 0.424, SLG: 0.468 Jose Tartabull, L (9, PR) OBP: 0.295, SLG: 0.320 (9, 7)	0-0 ① SF9 3-H			0-0 HR 4-0 1-2 2-3 3-H BB			0-3 ① K		4-0 BB	2 0	1 0	1 0	3 0	2 0	1 0	1 0
Ken Harrelson, R (1, 9) OBP: 0.373, SLG: 0.580	0-0 ② G6-4-3 ③ 1-2f			4-0 4-3 BB 0-3 ③ K			0-0 ② 4-3 2-3		0-3 ① K	4	1	0	0	1	2	6
Reggie Smith, S (1, 8) OBP: 0.349, SLG: 0.418		0-0 ① L4		0-0 ① 4-3 1-2	0-0 ① 6-3		0-0 E S 3-H 1B		0-3 ② K	5	0	1	1	0	1	2
Joe Foy, R (1, 5) OBP: 0.340, SLG: 0.323		0-0 ② 5-3		0-0 S 2-H 1B	0-0 ② 5-3		0-0 ③ F8 1-3		0-0 ③ 5-3	5	1	1	1	0	0	2
Jerry Adair, R (1, 6) OBP: 0.283, SLG: 0.299		0-0 ③ F2		0-0 1B F8 2B 2-H 1B	0-0 ③ 5-3			0-0 1B G4-6-3 1B		4	2	2	1	0	0	0
Russ Nixon, L (1, 2) OBP: 0.213, SLG: 0.182			0-0 ① F9	0-0 ② F8 1-2		0-3 ① K		0-0 G4-6-3 1-3 1B		4	0	1	0	0	1	1
Jim Lonborg, R (1, 1) OBP: 0.357, SLG: 0.571 George Scott, R (8, PH) OBP: 0.240, SLG: 0.252 (8, 3)			0-0 1B	0-0 2B BB 2-3 1B		0-0 ② 1-3		0-0 ① ② G4-6-3 1-2f 3-H		3 1	1 0	2 0	0 0	0 0	0 0	0 1

AB	36
R	8
H	12
RBI	7
BB	5
SO	6
LOB	16

Inning Stats	1	2	3	4	5	6	7	8	9
	R: 1 H: 2 E: 0 LOB: 0 K: 0 BB: 0 S: 4 P: 4	R: 0 H: 0 E: 0 LOB: 0 K: 0 BB: 0 S: 3 P: 3	R: 0 H: 1 E: 0 LOB: 1 K: 0 BB: 0 S: 4 P: 4	R: 5 H: 5 E: 0 LOB: 3 K: 1 BB: 3 S: 10 P: 22	R: 0 H: 0 E: 0 LOB: 0 K: 0 BB: 0 S: 3 P: 3	R: 0 H: 0 E: 0 LOB: 1 K: 2 BB: 0 S: 7 P: 7	R: 1 H: 2 E: 0 LOB: 1 K: 1 BB: 0 S: 7 P: 7	R: 1 H: 2 E: 0 LOB: 1 K: 0 BB: 1 S: 4 P: 8	R: 0 H: 0 E: 0 LOB: 1 K: 2 BB: 1 S: 7 P: 11

| | | |

Batter	1	2	3	4	5	6	7	8	9	AB	R	H	RBI	BB	SO	LOB
Luis Aparicio, R (1, 6) OBP: 0.311, SLG: 0.356	6-3		6-3			5-3	FC6 1-2f			4	0	0	0	0	0	2
Tom McCraw, L (1, 3) OBP: 0.297, SLG: 0.388	E5 1B 1B 1B		6-3			6-3 3B		G3		4	2	2	0	0	0	0
Tommy Davis, R (1, 7) OBP: 0.285, SLG: 0.350	1B 2-3 1B		5-3			6-3 3-H		K		4	0	1	1	0	1	0
Leon Wagner, L (1, 9) OBP: 0.353, SLG: 0.343	G5-4-3 1-2 3-H 1B			L9		1B		6-3		4	0	2	1	0	0	0
Duane Josephson, R (1, 2) OBP: 0.284, SLG: 0.351	G5-4-3 1-2f			F8		F2			K	4	0	0	0	0	1	3
Ron Hansen, R (1, 5) OBP: 0.284, SLG: 0.321		F9		6-3			FC1-6 1B		K	2	0	0	0	0	0	0
Dick Kenworthy, R (5, 5) OBP: 0.272, SLG: 0.263										2	0	1	0	0	1	0
Sandy Alomar Sr., S (1, 4) OBP: 0.321, SLG: 0.303		F6			F6		FC1-6 1B 1-2f		6-3	4	0	0	0	0	0	1
Ken Berry, R (1, 8) OBP: 0.291, SLG: 0.347		1B			K		K			3	0	1	0	0	2	1
Cisco Carlos, R (1, 1) OBP: 0.130, SLG: 0.048		F7			3-1		FC6 1-3 1B			1	0	0	0	0	0	1
Dennis Ribant, R (4, 1) OBP: 0.286, SLG: 0.167										0	0	0	0	0	0	0
Danny Lazar, L (5, 1)										1	0	0	0	0	0	0
Walt Williams, R (7, PH) OBP: 0.208, SLG: 0.192										1	0	1	0	0	0	0
Hoyt Wilhelm, R (8, 1)										0	0	0	0	0	0	0
Inning Stats	R: 1 E: 1 K: 0 S: 5 H: 3 LOB: 1 BB: 0 P: 5	R: 0 E: 0 K: 0 S: 4 H: 1 LOB: 1 BB: 0 P: 4	R: 0 E: 0 K: 0 S: 3 H: 0 LOB: 0 BB: 0 P: 3	R: 0 E: 0 K: 0 S: 3 H: 0 LOB: 0 BB: 0 P: 3	R: 0 E: 0 K: 1 S: 5 H: 0 LOB: 0 BB: 0 P: 5	R: 1 E: 0 K: 0 S: 5 H: 2 LOB: 1 BB: 0 P: 5	R: 0 E: 0 K: 1 S: 7 H: 2 LOB: 2 BB: 0 P: 7	R: 0 E: 0 K: 1 S: 5 H: 0 LOB: 0 BB: 0 P: 5	R: 0 E: 0 K: 2 S: 7 H: 0 LOB: 0 BB: 0 P: 7	1B: 7 2B: 0 3B: 1 HR: 0 SF: 0 SAC: 0 DP: 1 HBP: 0						

PITCHER		IP	WLS	BF	H	R	ER	SO	BB	IBB	HBP	BLK	WP	HR	S	P	ERA	WHIP
Jim Lonborg, R ERA: 3.82	(1, 1)	7.0	W	28	8	2	2	2	0	0	0	0	0	0	32	32	2.57	1.143
Sparky Lyle, L ERA: 2.96	(8, 1)	2.0	S	6	0	0	0	3	0	0	0	0	0	0	12	12	0.00	0.000

PITCHER	IP	WLS	BF	H	R	ER	SO	BB	IBB	HBP	BLK	WP	HR	S	P	ERA	WHIP

BOTTOM

Boston Red Sox @ Chicago White Sox

Comiskey Park, Chicago, IL

Tue Aug 06 1968, 8:05 PM EDT

Att. 10,185 - Cloudy - 90 F

livebaseballscorecards.com

AB	34
R	2
H	8
RBI	2
BB	0
SO	5
LOB	8

WP: 0 PB: 0 SB: 0 CS: 0 PA: 34

Batter	1	2	3	4	5	6	7	8	9	AB	R	H	RBI	BB	SO	LOB
Mike Andrews, R (1, 4) OBP: 0.375, SLG: 0.355	F8	1B		5-3			G4-6-3 1B			4	0	2	0	0	0	1
Dalton Jones, L (1, 3) OBP: 0.258, SLG: 0.281	HR BB	F8			F4		G4-6-3 1-2f			3	1	0	0	1	0	2
Carl Yastrzemski, L (1, 7) OBP: 0.422, SLG: 0.469	F8		F7		F8			2B		4	0	1	0	0	0	1
Ken Harrelson, R (1, 9) OBP: 0.374, SLG: 0.588	1-H HR		CS 1B		K			4-3		4	1	2	2	0	1	1
Reggie Smith, S (1, 8) OBP: 0.353, SLG: 0.418	2B BB		1-2 1B			6-3		G6-4-3 IBB		2	1	1	0	2	0	0
Joe Foy, R (1, 5) OBP: 0.339, SLG: 0.325	1-H 2B		2-3 K			F7		G6-4-3 1-2f		4	0	1	1	0	1	4
Jerry Adair, R (1, 6) OBP: 0.290, SLG: 0.306	F9			SH5-4 1B		1B			5-3	4	0	2	0	0	0	1
Russ Nixon, L (1, 2) OBP: 0.196, SLG: 0.167		L3		F2		F9			6-3	4	0	0	0	0	0	2
Dick Ellsworth, L (1, 1) OBP: 0.055, SLG: 0.037		K		SH5-4 1-2			K		4-3	3	0	0	0	0	2	0
Inning Stats	R: 3 E: 0 K: 0 S: 5 H: 2 LOB: 1 BB: 2 P: 13	R: 0 E: 0 K: 1 S: 6 H: 1 LOB: 1 BB: 0 P: 6	R: 0 E: 0 K: 1 S: 6 H: 2 LOB: 2 BB: 0 P: 6	R: 0 E: 0 K: 0 S: 4 H: 1 LOB: 1 BB: 0 P: 4	R: 0 E: 0 K: 1 S: 5 H: 0 LOB: 0 BB: 0 P: 5	R: 0 E: 0 K: 0 S: 4 H: 1 LOB: 1 BB: 0 P: 4	R: 0 E: 0 K: 1 S: 5 H: 1 LOB: 0 BB: 0 P: 5	R: 0 E: 0 K: 0 S: 3 H: 1 LOB: 1 BB: 1 P: 7	R: 0 E: 0 K: 0 S: 3 H: 0 LOB: 0 BB: 0 P: 3	1B: 6 2B: 3 3B: 0 HR: 1	SF: 0 SAC: 1 DP: 3 HBP: 0						

PITCHER	IP	WLS	BF	H	R	ER	SO	BB	IBB	HBP	BLK	WP	HR	S	P	ERA	WHIP
Bob Priddy, R (1, 1) ERA: 2.84	7.0	L	29	8	3	3	4	2	0	0	0	0	1	35	43	3.86	1.429
Bob Locker, R (8, 1) ERA: 2.39	2.0		7	1	0	0	0	0	1	0	0	0	0	6	10	0.00	0.500

PITCHER	IP	WLS	BF	H	R	ER	SO	BB	IBB	HBP	BLK	WP	HR	S	P	ERA	WHIP

TOP

Boston Red Sox @ Chicago White Sox

Comiskey Park, Chicago, IL

Wed Aug 07 1968, 4:33 AM EDT

Att. 5,429 - Cloudy - 85 F

livebaseballscorecards.com

AB	32
R	3
H	9
RBI	3
BB	3
SO	4
LOB	12

1B: 6	SF: 0	WP: 0	PA: 36
2B: 3	SAC: 1	PB: 0	
3B: 0	DP: 3	SB: 0	
HR: 1	HBP: 0	CS: 1	

Batter	1	2	3	4	5	6	7	8	9	AB	R	H	RBI	BB	SO	LOB
Luis Aparicio, R (1, 6) OBP: 0.308, SLG: 0.352	4-3	G4-6-3 1-2f			6-3		FC5-4 1-2f			4	0	0	0	0	0	4
Tom McCraw, L (1, 3) OBP: 0.294, SLG: 0.383	F9		3-1		4-3			4-3		4	0	0	0	0	0	0
Woodie Held, R (1, 9) OBP: 0.268, SLG: 0.186	2B		FC5-4 1B		6-3			F3		4	0	2	0	0	0	0
Tommy Davis, R (1, 7) OBP: 0.284, SLG: 0.349		1B 1B 1B 1B	FC5-4 1B 1-2f			F3		5-3		4	1	1	0	0	0	1
Duane Josephson, R (1, 2) OBP: 0.287, SLG: 0.353		1B 1B 1-2 HBP 1B	FC6 1-2 1B			F7			6-3	4	1	2	0	0	0	0
Dick Kenworthy, R (1, 5) OBP: 0.271, SLG: 0.262		HBP 1B 1-2 2-3 1B	FC6 1-2f			4-3			F9	4	0	1	0	0	0	2
Ken Berry, R (1, 8) OBP: 0.293, SLG: 0.349		HBP 1-2 2-3 3-H 1B		4-3			6-3		1B	4	0	2	1	0	0	0
Sandy Alomar Sr., S (1, 4) OBP: 0.320, SLG: 0.302		S S S K		F9			FC5-4 1B		F8	4	0	1	0	0	1	4
Bob Priddy, R (1, 1) OBP: 0.091, SLG: 0.190 Walt Williams, R (7, PH) OBP: 0.204, SLG: 0.189 Bob Locker, S (8, 1)		H G4-6-3 1-2 2-3 3-H HBP		S S S K			F8			1 1 0	0 0 0	0 0 0	1 0 0	0 0 0	1 0 0	0 1 0
Inning Stats	R: 0 H: 1 E: 0 LOB: 1 K: 0 BB: 0 S: 3 P: 3	R: 2 H: 4 E: 0 LOB: 2 K: 1 BB: 0 S: 8 P: 9	R: 0 H: 2 E: 0 LOB: 2 K: 0 BB: 0 S: 5 P: 5	R: 0 H: 0 E: 0 LOB: 0 K: 1 BB: 0 S: 5 P: 5	R: 0 H: 0 E: 0 LOB: 0 K: 0 BB: 0 S: 3 P: 3	R: 0 H: 0 E: 0 LOB: 0 K: 0 BB: 0 S: 3 P: 3	R: 0 H: 1 E: 0 LOB: 1 K: 0 BB: 0 S: 4 P: 4	R: 0 H: 0 E: 0 LOB: 0 K: 0 BB: 0 S: 3 P: 3	R: 0 H: 1 E: 0 LOB: 1 K: 0 BB: 0 S: 4 P: 4	1B: 8 2B: 1 3B: 0 HR: 0	SF: 0 SAC: 0 DP: 1 HBP: 1						

PITCHER	IP	WLS	BF	H	R	ER	SO	BB	IBB	HBP	BLK	WP	HR	S	P	ERA	WHIP
Dick Ellsworth, L (1, 1) ERA: 3.21	9.0	W	35	9	2	2	2	0	0	1	0	0	0	38	39	2.00	1.000

PITCHER	IP	WLS	BF	H	R	ER	SO	BB	IBB	HBP	BLK	WP	HR	S	P	ERA	WHIP

BOTTOM

Boston Red Sox @ Chicago White Sox

Comiskey Park, Chicago, IL

Wed Aug 07 1968, 4:33 AM EDT

Att. 5,429 - Cloudy - 85 F

livebaseballscorecards.com

AB	34
R	2
H	9
RBI	2
BB	0
SO	2
LOB	12

Batter	1	2	3	4	5	6	7	8	9	AB	R	H	RBI	BB	SO	LOB
Mike Andrews, R (1, 4) OBP: 0.378, SLG: 0.358	F5	1-2 2-3 1B			SH1-3 1B		BBBB PB BB			3	0	2	0	1	0	0
Dalton Jones, L (1, 3) OBP: 0.261, SLG: 0.289	2B	G1-2-3 3-Hf			SH1-3 1-2		G4-3 1-2 2-3 IBB			2	0	1	0	0	0	3
George Scott, R (7, PH) OBP: 0.243, SLG: 0.252 (7, 3)										0	0	0	0	1	0	0
Carl Yastrzemski, L (1, 7) OBP: 0.419, SLG: 0.463	6-3		1-3		1-3		G4-3 1-2f			4	0	0	0	0	0	5
Ken Harrelson, R (1, 9) OBP: 0.373, SLG: 0.583	BBBB BB		4-3			6-3		F9		3	0	0	0	1	0	0
Reggie Smith, S (1, 8) OBP: 0.352, SLG: 0.417	4-3		G3			1-3 1B		SSS K		4	0	1	0	0	1	2
Joe Foy, R (1, 5) OBP: 0.338, SLG: 0.322		F7		BBBB G5-4-3 BB		1-3 1-2		6-3		3	0	0	0	1	0	1
Jerry Adair, R (1, 6) OBP: 0.289, SLG: 0.304		1B 1B 1B		G5-4-3 1-2f		F9			SSS K	4	1	1	0	0	1	2
Russ Nixon, L (1, 2) OBP: 0.200, SLG: 0.173		1B 1B 1-3 G1-2-3 1B		4-3			3-1		F6	4	0	1	0	0	0	0
Ray Culp, R (1, 1) OBP: 0.133, SLG: 0.116		1B 1-2 3-H 1B			SSS K		PB 2B		SSS K	4	0	2	1	0	2	0
Inning Stats	R: 0 E: 0 K: 0 S: 4 H: 1 LOB: 2 BB: 1 P: 8	R: 1 E: 0 K: 0 S: 6 H: 4 LOB: 2 BB: 0 P: 6	R: 0 E: 0 K: 0 S: 3 H: 0 LOB: 0 BB: 0 P: 3	R: 0 E: 0 K: 0 S: 2 H: 0 LOB: 0 BB: 1 P: 6	R: 0 E: 0 K: 1 S: 6 H: 1 LOB: 1 BB: 0 P: 6	R: 0 E: 0 K: 0 S: 4 H: 1 LOB: 1 BB: 0 P: 4	R: 0 E: 0 K: 0 S: 3 H: 1 LOB: 2 BB: 2 P: 11	R: 0 E: 0 K: 1 S: 5 H: 0 LOB: 0 BB: 0 P: 5	R: 0 E: 0 K: 2 S: 7 H: 0 LOB: 0 BB: 0 P: 7	1B: 6 2B: 2 3B: 0 HR: 0 SF: 0 SAC: 1 DP: 3 HBP: 0						

PITCHER		IP	WLS	BF	H	R	ER	SO	BB	IBB	HBP	BLK	WP	HR	S	P	ERA	WHIP
Joe Horlen, R ERA: 2.76	(1, 1)	6.1	L	28	8	1	1	1	3	0	0	0	0	0	27	39	1.42	1.737
Wilbur Wood, L ERA: 1.78	(7, 1)	1.2		5	0	0	0	1	0	1	0	0	0	0	6	10	0.00	0.000
Bob Locker, R ERA: 2.35	(9, 1)	1.0		3	0	0	0	2	0	0	0	0	0	0	7	7	0.00	0.000

PITCHER	IP	WLS	BF	H	R	ER	SO	BB	IBB	HBP	BLK	WP	HR	S	P	ERA	WHIP

TOP

Boston Red Sox @ Chicago White Sox

Milwaukee County Stadium, Milwaukee, WI

Thu Aug 08 1968, 8:05 PM EDT

Att. 33,872 - Unknown

livebaseballscorecards.com

AB	31
R	1
H	8
RBI	1
BB	4
SO	4
LOB	13

Batter	1	2	3	4	5	6	7	8	9	AB	R	H	RBI	BB	SO	LOB
Luis Aparicio, R (1, 6) OBP: 0.305, SLG: 0.349	6-3		F8			B1-3			6-3	4	0	0	0	0	0	0
Tom McCraw, L (1, 3) OBP: 0.294, SLG: 0.382	S 1B			F2		G3			F5	4	0	1	0	0	0	0
Tommy Davis, R (1, 7) OBP: 0.287, SLG: 0.351	F6 (1-2)			1B			F5		1B	4	0	2	0	0	0	1
Leon Wagner, L (1, 9) OBP: 0.346, SLG: 0.335	4-3			F7			F6		K	4	0	0	0	0	1	3
Duane Josephson, R (1, 2) OBP: 0.284, SLG: 0.349		F7		F8			F7			3	0	0	0	0	0	1
Dick Kenworthy, R (1, 5) OBP: 0.273, SLG: 0.264		K			F2			FC4-6 1B		3	0	1	0	0	1	0
Ken Berry, R (1, 8) OBP: 0.291, SLG: 0.346		6-3			F9			K		3	0	0	0	0	1	1
Sandy Alomar Sr., S (1, 4) OBP: 0.315, SLG: 0.297			K		4-3			FC4-6 (1-2f)		3	0	0	0	0	1	1
Joe Horlen, R (1, 1) OBP: 0.065, SLG: 0.044			F7			6-3		K		2	0	0	0	0	0	0
Wilbur Wood, R (7, 1) OBP: 0.125, SLG: 0.067										0	0	0	0	0	0	0
Gail Hopkins, L (8, PH) OBP: 0.304, SLG: 0.200										1	0	0	0	0	1	1
Bob Locker, S (9, 1)										0	0	0	0	0	0	0
Inning Stats	R: 0 E: 0 K: 0 S: 4 H: 1 LOB: 1 BB: 0 P: 4	R: 0 E: 0 K: 1 S: 5 H: 0 LOB: 0 BB: 0 P: 5	R: 0 E: 0 K: 1 S: 5 H: 0 LOB: 0 BB: 0 P: 5	R: 0 E: 0 K: 0 S: 4 H: 1 LOB: 1 BB: 0 P: 4	R: 0 E: 0 K: 0 S: 3 H: 0 LOB: 0 BB: 0 P: 3	R: 0 E: 0 K: 0 S: 3 H: 0 LOB: 0 BB: 0 P: 3	R: 0 E: 0 K: 0 S: 3 H: 0 LOB: 0 BB: 0 P: 3	R: 0 E: 0 K: 2 S: 8 H: 1 LOB: 1 BB: 0 P: 8	R: 0 E: 0 K: 1 S: 6 H: 1 LOB: 1 BB: 0 P: 6	1B: 4 2B: 0 3B: 0 HR: 0	SF: 0 SAC: 0 DP: 0 HBP: 0						

PITCHER	IP	WLS	BF	H	R	ER	SO	BB	IBB	HBP	BLK	WP	HR	S	P	ERA	WHIP
Ray Culp, R (1, 1) ERA: 3.71	9.0	W	31	4	0	0	5	0	0	0	0	0	0	41	41	0.00	0.444

PITCHER	IP	WLS	BF	H	R	ER	SO	BB	IBB	HBP	BLK	WP	HR	S	P	ERA	WHIP

BOTTOM

Boston Red Sox @ Chicago White Sox
Milwaukee County Stadium, Milwaukee, WI
Thu Aug 08 1968, 8:05 PM EDT
Att. 33,872 - Unknown

livebaseballscorecards.com

AB	31
R	0
H	4
RBI	0
BB	0
SO	5
LOB	8

WP: 0 PA: 31
PB: 0
SB: 1
CS: 0

Boston Red Sox @ Detroit Tigers

Tiger Stadium, Detroit, MI

Fri Aug 09 1968, 7:05 PM EDT

Att. 41,674 - Unknown - 85 F

TOP

livebaseballscorecards.com

Batter	1	2	3	4	5	6	7	8	9	AB	R	H	RBI	BB	SO	LOB
Mike Andrews, R (1, 4) OBP: 0.376, SLG: 0.359	2B		F7			F3		F7	L3	5	0	1	0	0	0	1
Dalton Jones, L (1, 3) OBP: 0.265, SLG: 0.294	K		WP 2-H 2B			F7		2B HR BB		3	1	1	1	1	1	1
Carl Yastrzemski, L (1, 7) OBP: 0.419, SLG: 0.465	L5-3		L6-3 2-3			BB		1-3 HR 2B		3	1	1	0	1	0	2
Ken Harrelson, R (1, 9) OBP: 0.369, SLG: 0.576	K			K		F8		L5-3		4	0	0	0	0	2	4
Reggie Smith, S (1, 8) OBP: 0.353, SLG: 0.416		F8		F8			FC5-4 1B	HR IBB		3	1	1	0	1	0	0
Joe Foy, R (1, 5) OBP: 0.337, SLG: 0.330		F6		L6-3			FC5-4 1B 1-2f	1-H 2-H 3-H HR		4	1	1	4	0	0	1
Jerry Adair, R (1, 6) OBP: 0.288, SLG: 0.302		F4			F7		1-3 1B	F4		4	0	1	0	0	0	0
Russ Nixon, L (1, 2) OBP: 0.186, SLG: 0.161			F5		L6-3		K		K	4	0	0	0	0	2	2
Juan Pizarro, L (1, 1) OBP: 0.227, SLG: 0.300			2B 2B		L3-1		K		K	2	1	1	0	0	0	0
Jose Tartabull, L (7, PH) OBP: 0.293, SLG: 0.317										1	0	0	0	0	1	2
Lee Stange, R (7, 1) OBP: 0.231, SLG: 0.167							K			1	0	0	0	0	1	0

	AB	34
	R	5
	H	7
	RBI	5
	BB	3
	SO	7
	LOB	13

Inning Stats	1	2	3	4	5	6	7	8	9	1B: 2	SF: 0	WP: 1	PA: 37
R:	0	0	1	0	0	0	0	4	0	2B: 4	SAC: 0	PB: 0	
E:	0	0	0	0	0	0	0	0	0	3B: 0	DP: 0	SB: 0	
K:	2	0	0	1	0	0	2	0	2	HR: 1	HBP: 0	CS: 0	
S:	8	3	5	5	3	3	9	5	7				
H:	1	0	2	0	0	0	2	2	0				
LOB:	1	0	0	0	0	1	2	0	0				
BB:	0	0	0	0	0	1	0	2	0				
P:	8	3	5	5	3	7	9	13	7				

PITCHER		IP	WLS	BF	H	R	ER	SO	BB	IBB	HBP	BLK	WP	HR	S	P	ERA	WHIP
Pat Dobson, R ERA: 2.32	(1, 1)	7.1	L	30	6	3	3	5	2	0	0	0	1	0	38	46	3.68	1.091
John Wyatt, R ERA: 2.78	(8, 1)	0.2		4	1	2	2	0	0	1	0	0	0	1	3	7	27.00	1.500
Don McMahon, R ERA: 2.2	(9, 1)	1.0		3	0	0	0	2	0	0	0	0	0	0	7	7	0.00	0.000

PITCHER	IP	WLS	BF	H	R	ER	SO	BB	IBB	HBP	BLK	WP	HR	S	P	ERA	WHIP

Boston Red Sox @ Detroit Tigers

Tiger Stadium, Detroit, MI

Fri Aug 09 1968, 7:05 PM EDT

Att. 41,674 - Unknown - 85 F

BOTTOM

Batter	1	2	3	4	5	6	7	8	9	AB	R	H	RBI	BB	SO	LOB
Dick McAuliffe, L (1, 4) (9, 6) OBP: 0.345, SLG: 0.449	3-1		K			BBBB SH1-3 BB		2B		3	0	1	0	1	1	0
Mickey Stanley, R (1, 8) OBP: 0.302, SLG: 0.378	K			HR		SH1-3 1-2		5-3		3	1	1	1	0	1	1
Al Kaline, R (1, 3) OBP: 0.380, SLG: 0.392	L6			L1-3		L5-3		L7		4	0	0	0	0	0	2
Bill Freehan, R (1, 2) OBP: 0.358, SLG: 0.440	F8			5-3		6-3			F7	4	0	0	0	0	0	2
Willie Horton, R (1, 7) OBP: 0.347, SLG: 0.554		5-3		K			F7		F7	4	0	0	0	0	1	0
Jim Northrup, L (1, 9) OBP: 0.320, SLG: 0.436		G3			4-3		K		F7	4	0	0	0	0	1	0
Don Wert, R (1, 5) OBP: 0.264, SLG: 0.318		K			L8		6-3			3	0	0	0	0	1	0
Dick Tracewski, R (1, 6) OBP: 0.237, SLG: 0.275			F2		HR			F7		2	1	1	1	0	0	0
Norm Cash, L (8, PH) OBP: 0.309, SLG: 0.459										1	0	0	0	0	0	0
Dave Campbell, R (9, 4) OBP: 0.125, SLG: 0.500										0	0	0	0	0	0	0
Pat Dobson, R (1, 1) OBP: 0.176, SLG: 0.125			5-3		F8			HR		2	0	0	0	0	0	0
John Wyatt, R (8, 1)										0	0	0	0	0	0	0
Gates Brown, L (8, PH) OBP: 0.462, SLG: 0.660										1	1	1	1	0	0	0
Don McMahon, R (9, 1) OBP: 0.200, SLG: 0.200										0	0	0	0	0	0	0
Inning Stats	R: 0 E: 1 K: 1 S: 6 / H: 0 LOB: 1 BB: 0 P: 6	R: 0 E: 0 K: 1 S: 5 / H: 0 LOB: 0 BB: 0 P: 5	R: 0 E: 0 K: 1 S: 5 / H: 0 LOB: 0 BB: 0 P: 5	R: 1 E: 0 K: 1 S: 6 / H: 1 LOB: 0 BB: 0 P: 6	R: 1 E: 0 K: 0 S: 4 / H: 1 LOB: 0 BB: 0 P: 4	R: 0 E: 0 K: 0 S: 3 / H: 0 LOB: 1 BB: 1 P: 7	R: 0 E: 0 K: 1 S: 5 / H: 0 LOB: 0 BB: 0 P: 5	R: 1 E: 0 K: 0 S: 5 / H: 2 LOB: 1 BB: 0 P: 5	R: 0 E: 0 K: 0 S: 3 / H: 0 LOB: 0 BB: 0 P: 3	1B: 0 2B: 1 3B: 0 HR: 3	SF: 0 SAC: 1 DP: 0 HBP: 0						

livebaseballscorecards.com

	AB	31
	R	3
	H	4
	RBI	3
	BB	1
	SO	5
	LOB	5

WP: 0 PB: 0 SB: 0 CS: 0 PA: 33

PITCHER		IP	WLS	BF	H	R	ER	SO	BB	IBB	HBP	BLK	WP	HR	S	P	ERA	WHIP
Juan Pizarro, L ERA: 3.76	(1, 1)	6.0		22	2	2	2	4	1	0	0	0	0	2	29	33	3.00	0.500
Lee Stange, R ERA: 4.65	(7, 1)	3.0	W	11	2	1	1	1	0	0	0	0	0	1	13	13	3.00	0.667

PITCHER	IP	WLS	BF	H	R	ER	SO	BB	IBB	HBP	BLK	WP	HR	S	P	ERA	WHIP

Batter	1	2	3	4	5	6	7	8	9	AB	R	H	RBI	BB	SO	LOB
Mike Andrews, R (1, 4) OBP: 0.376, SLG: 0.356	F3		5-3		2B, SF8, 1-2, BB		6-3, WP, BB		K	3	1	0	0	2	1	0
Dalton Jones, L (1, 3) OBP: 0.268, SLG: 0.301	F7		BB, 1B, 1B		1-3, 2-H, 2B		6-3, 1-3		K	5	1	2	1	0	1	1
Carl Yastrzemski, L (1, 7) OBP: 0.424, SLG: 0.465	1-3		1B, 1-2, BB		BB		FC4, BB		1B	2	0	1	0	3	0	0
Ken Harrelson, R (1, 9) OBP: 0.367, SLG: 0.573		K	CS, 1-3, 2-H, 1B		SF8, 3-H		FC4, 1-2f		K	4	0	1	2	0	2	3
Reggie Smith, S (1, 8) OBP: 0.350, SLG: 0.412		F7	CS, 1-2	4-3	F3			E3, 1B, S		4	0	0	0	0	0	2
Joe Foy, R (1, 5) OBP: 0.339, SLG: 0.332		HBP, 1B		K		K		1-3, 1B		4	0	2	0	0	2	0
Rico Petrocelli, R (1, 6) OBP: 0.293, SLG: 0.379		1-2, HBP		F2		5-3		F4		3	0	0	0	0	0	2
Russ Nixon, L (1, 2) OBP: 0.177, SLG: 0.153		F5			4-3	F7		K		3	0	0	0	0	0	2
George Scott, R (8, PH) OBP: 0.242, SLG: 0.251										1	0	0	0	0	1	2
Russ Gibson, R (8, 2) OBP: 0.212, SLG: 0.262										0	0	0	0	0	0	0
Dave Morehead, R (1, 1)			K		BB, 2B, HBP		F7	F9		1	1	0	0	0	1	0
Lee Stange, R (6, 1) OBP: 0.214, SLG: 0.154										1	0	0	0	0	0	0
Sparky Lyle, L (7, 1)										0	0	0	0	0	0	0
Jerry Adair, R (8, PH) OBP: 0.286, SLG: 0.300										1	0	0	0	0	0	2
Bill Landis, L (8, 1)										0	0	0	0	0	0	0
Inning Stats	R: 0 E: 0 K: 0 S: 3 H: 0 LOB: 0 BB: 0 P: 3	R: 0 E: 0 K: 1 S: 6 H: 1 LOB: 2 BB: 0 P: 7	R: 1 E: 0 K: 1 S: 6 H: 2 LOB: 1 BB: 1 P: 10	R: 0 E: 0 K: 1 S: 5 H: 0 LOB: 0 BB: 0 P: 5	R: 2 E: 0 K: 0 S: 4 H: 1 LOB: 2 BB: 2 P: 13	R: 0 E: 0 K: 1 S: 5 H: 0 LOB: 0 BB: 0 P: 5	R: 0 E: 0 K: 0 S: 3 H: 0 LOB: 2 BB: 2 P: 11	R: 0 E: 1 K: 1 S: 7 H: 1 LOB: 2 BB: 0 P: 7	R: 0 E: 0 K: 3 S: 10 H: 1 LOB: 1 BB: 0 P: 10	1B: 5 2B: 1 3B: 0 HR: 0	SF: 1 SAC: 0 DP: 0 HBP: 2	WP: 1 PB: 0 SB: 1 CS: 1	PA: 41				

TOP

Boston Red Sox @ Detroit Tigers

Tiger Stadium, Detroit, MI

Sat Aug 10 1968, 4:33 AM EDT

Att. 27,964 - Unknown - 70 F

livebaseballscorecards.com

AB	32
R	3
H	6
RBI	3
BB	5
SO	8
LOB	14

PITCHER		IP	WLS	BF	H	R	ER	SO	BB	IBB	HBP	BLK	WP	HR	S	P	ERA	WHIP
Daryl Patterson, R ERA: 1.8	(1, 1)	4.1		20	4	3	3	3	2	0	2	0	0	0	22	32	6.23	1.385
John Hiller, L ERA: 2.9	(5, 1)	0.0		1	0	0	0	0	1	0	0	0	0	0	0	4	∞	∞
Don McMahon, R ERA: 2.17	(5, 1)	0.2		2	0	0	0	0	0	0	0	0	0	0	2	2	0.00	0.000
Fred Lasher, R ERA: 2.66	(6, 1)	2.0		8	0	0	0	1	2	0	0	0	1	0	8	16	0.00	1.000
John Wyatt, R ERA: 2.76	(8, 1)	0.1		3	1	0	0	0	0	0	0	0	0	0	3	3	0.00	3.000

PITCHER		IP	WLS	BF	H	R	ER	SO	BB	IBB	HBP	BLK	WP	HR	S	P	ERA	WHIP
Mickey Lolich, L ERA: 3.64	(8, 1)	1.2	W	6	1	0	0	4	0	0	0	0	0	0	14	14	0.00	0.600

Boston Red Sox @ Detroit Tigers

Tiger Stadium, Detroit, MI

Sat Aug 10 1968, 4:33 AM EDT

Att. 27,964 - Unknown - 70 F

BOTTOM

Batter	1	2	3	4	5	6	7	8	9	AB	R	H	RBI	BB	SO	LOB
Dick McAuliffe, L (1, 4) OBP: 0.346, SLG: 0.451	0-0 PB 4-3 2B		BBB 4-0 CS BB		0-0 4-3		SSS 0-3 K			3	1	1	0	1	1	2
Mickey Stanley, R (1, 8) OBP: 0.304, SLG: 0.379	0-0 6-3 2-3		0-0 F8 1-2			0-0 WP 1B SF7 1B	0-0 2-H 1B			4	1	2	1	0	0	2
Jim Northrup, L (1, 9) OBP: 0.317, SLG: 0.431	0-0 4-3 3-H			0-0 L8		0-0 F7	SSS 0-3 K			4	0	0	1	0	1	2
Norm Cash, L (1, 3) OBP: 0.316, SLG: 0.476	0-0 4-3			0-0 1B		0-0 E BB 1-2 1B		0-0 HR		4	1	3	1	0	0	0
Willie Horton, R (1, 7) OBP: 0.349, SLG: 0.552		0-0 F7		0-0 F3		BBBB 4-0 E 1-2 2-3 BB		0-0 CS 1B		3	0	1	0	1	0	1
Bill Freehan, R (1, 2) OBP: 0.355, SLG: 0.436		0-0 F7		0-0 F8		0-0 SF7 1-2 2-3 3-H		0-0 F8 1-2		3	0	0	1	0	0	2
Don Wert, R (1, 5) OBP: 0.264, SLG: 0.317		0-0 1B			0-0 F4	0-0 F8		0-0 F3		4	0	1	0	0	0	2
Dick Tracewski, R (1, 6) OBP: 0.245, SLG: 0.273		0-0 5-3			BBBB 4-0 BB		BBBB 4-0 WP 1B BB			1	1	0	0	2	0	1
Daryl Patterson, L (1, 1) John Hiller, R (6, 1) OBP: 0.000, SLG: 0.071 Don McMahon, R (6, 1) OBP: 0.000, SLG: 0.000 Wayne Comer, R (5, PH) OBP: 0.125, SLG: 0.148 Fred Lasher, R (6, 1) OBP: 0.000, SLG: 0.143 Gates Brown, L (7, PH) OBP: 0.462, SLG: 0.692 Al Kaline, R (7, PH) OBP: 0.278, SLG: 0.391 John Wyatt, R (8, 1) Mickey Lolich, S (8, 1) OBP: 0.154, SLG: 0.214			SSS 0-3 K		SSS 0-3 K		SSS 0-3 K 1-2			1 0 0 1 0 0 0 1 0 0	0 0 0 0 0 0 0 0 0 0	0 0 0 0 0 0 0 0 0 0	0 0 0 0 0 0 0 1 0 0	1 0 0 0 0 0 0 0 0 0	0 0 0 0 0 0 0 1 0 0	0 0 0 0 0 0 0 1 0 0
Inning Stats	R: 1 E: 0 K: 0 S: 4 H: 1 LOB: 0 BB: 0 P: 4	R: 0 E: 0 K: 0 S: 4 H: 1 LOB: 1 BB: 0 P: 4	R: 0 E: 0 K: 1 S: 4 H: 0 LOB: 0 BB: 1 P: 8	R: 0 E: 0 K: 0 S: 4 H: 1 LOB: 1 BB: 0 P: 4	R: 0 E: 0 K: 1 S: 5 H: 0 LOB: 1 BB: 1 P: 9	R: 1 E: 1 K: 0 S: 5 H: 2 LOB: 2 BB: 1 P: 9	R: 1 E: 0 K: 3 S: 10 H: 1 LOB: 1 BB: 1 P: 14	R: 1 E: 0 K: 0 S: 4 H: 2 LOB: 0 BB: 0 P: 4		1B: 6 2B: 1 3B: 0 HR: 1	SF: 1 SAC: 0 DP: 0 HBP: 0			WP: 2 PB: 1 SB: 0 CS: 2	PA: 34	

livebaseballscorecards.com

	AB	29
	R	4
	H	8
	RBI	4
	BB	4
	SO	5
	LOB	14

PITCHER		IP	WLS	BF	H	R	ER	SO	BB	IBB	HBP	BLK	WP	HR	S	P	ERA	WHIP
Dave Morehead, R ERA: 1.61	(1, 1)	5.1		23	5	2	1	2	3	0	0	0	1	0	24	36	1.69	1.500
Lee Stange, R ERA: 4.72	(6, 1)	0.2		3	0	1	1	0	1	0	0	0	0	0	2	6	13.50	1.500
Sparky Lyle, L ERA: 2.9	(7, 1)	1.0		4	1	0	0	3	0	0	0	0	1	0	10	10	0.00	1.000
Bill Landis, L ERA: 3.27	(8, 1)	1.0	L	4	2	1	1	0	0	0	0	0	0	1	4	4	9.00	2.000

PITCHER	IP	WLS	BF	H	R	ER	SO	BB	IBB	HBP	BLK	WP	HR	S	P	ERA	WHIP

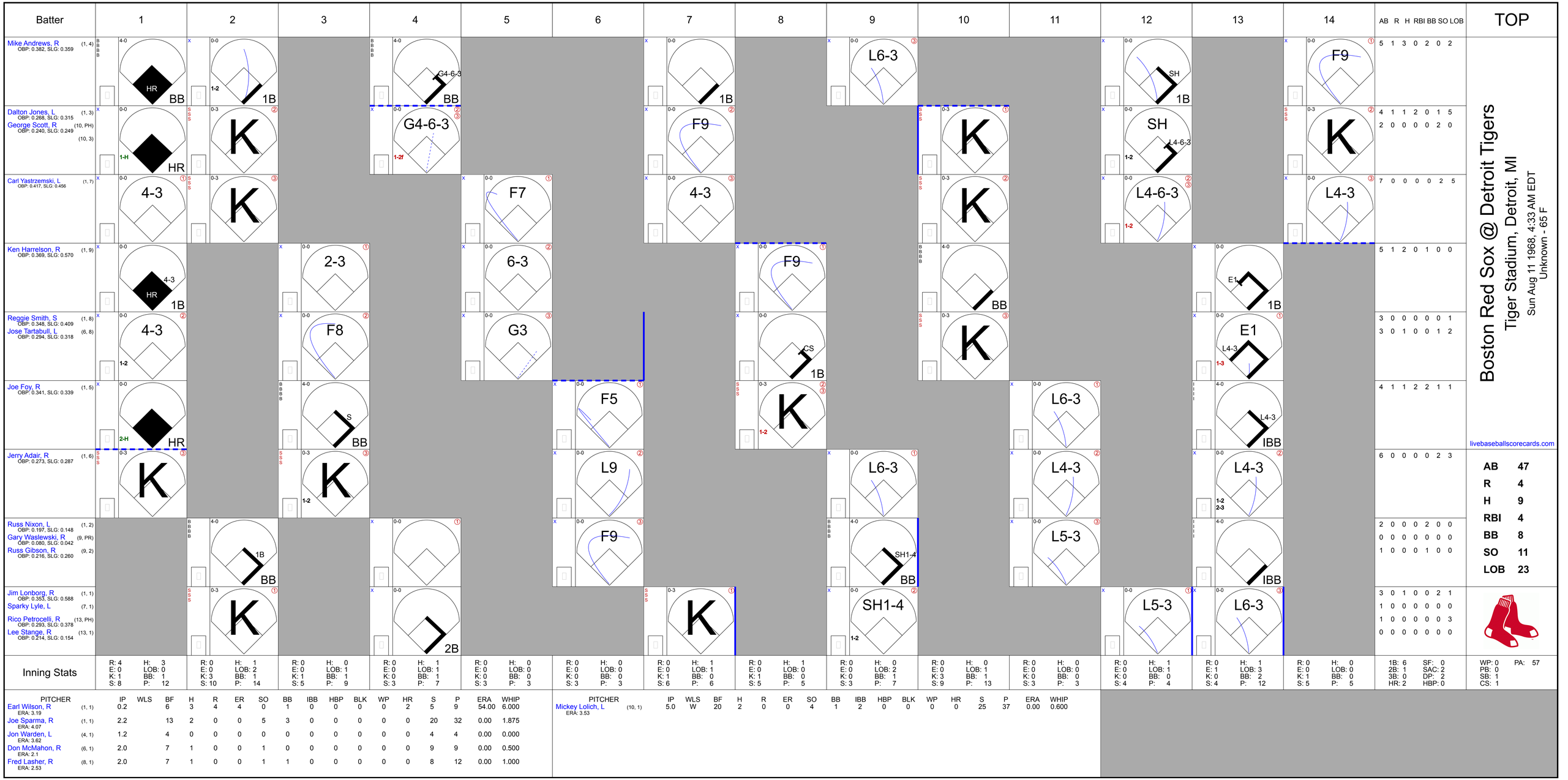

Boston Red Sox @ Detroit Tigers

Tiger Stadium, Detroit, MI

Sun Aug 11 1968, 4:33 AM EDT

Unknown - 65 F

Batter	1	2	3	4	5	6	7	8	9	10	11	12	13	14	AB R H RBI BB SO LOB
Mike Andrews, R (1, 4) OBP: 0.382, SLG: 0.359	HR BB	1-2 1B		G4-6-3 BB			1B		L6-3			SH 1B		F9	5 1 3 0 2 0 2
Dalton Jones, L (1, 3) OBP: 0.268, SLG: 0.315	1-H HR	K		G4-6-3 1-2f			F9			K		SH L4-6-3 1-2		K	4 1 1 2 0 1 5
George Scott, R (10, PH) OBP: 0.240, SLG: 0.249 (10, 3)															2 0 0 0 0 2 0
Carl Yastrzemski, L (1, 7) OBP: 0.417, SLG: 0.456	4-3	K			F7		4-3			K		L4-6-3 1-2		L4-3	7 0 0 0 0 2 5
Ken Harrelson, R (1, 9) OBP: 0.369, SLG: 0.570	4-3 HR 1B		2-3		6-3			F9		BB			E1 1B		5 1 2 0 1 0 0
Reggie Smith, S (1, 8) OBP: 0.348, SLG: 0.409	4-3 1-2		F8		G3			CS 1B		K			E1 L4-3 1-3		3 0 0 0 0 0 1
Jose Tartabull, L (6, 8) OBP: 0.294, SLG: 0.318															3 0 1 0 0 1 2
Joe Foy, R (1, 5) OBP: 0.341, SLG: 0.339	2-H HR		S BB			F5		K 1-2			L6-3		L4-3 IBB		4 1 1 2 2 1 1
Jerry Adair, R (1, 6) OBP: 0.273, SLG: 0.287	K		K 1-2			L9			L6-3		L4-3		L4-3 1-2 2-3		6 0 0 0 0 2 3
Russ Nixon, L (1, 2) OBP: 0.197, SLG: 0.148		1B BB				F9			SH1-4 BB		L5-3		IBB		2 0 0 0 2 0 0
Gary Waslewski, R (9, PR) OBP: 0.080, SLG: 0.042															0 0 0 0 0 0 0
Russ Gibson, R (9, 2) OBP: 0.216, SLG: 0.260															1 0 0 0 1 0 0
Jim Lonborg, R (1, 1) OBP: 0.353, SLG: 0.588		K		2B			K		SH1-4 1-2			L5-3	L6-3		3 0 1 0 0 2 1
Sparky Lyle, L (7, 1)															1 0 0 0 0 0 0
Rico Petrocelli, R (13, PH) OBP: 0.293, SLG: 0.378															1 0 0 0 0 0 3
Lee Stange, R (13, 1) OBP: 0.214, SLG: 0.154															0 0 0 0 0 0 0
Inning Stats	R: 4 H: 3 E: 0 LOB: 0 K: 1 BB: 1 S: 8 P: 12	R: 0 H: 1 E: 0 LOB: 2 K: 3 BB: 1 S: 10 P: 14	R: 0 H: 0 E: 0 LOB: 1 K: 1 BB: 1 S: 5 P: 9	R: 0 H: 1 E: 0 LOB: 1 K: 0 BB: 1 S: 3 P: 7	R: 0 H: 0 E: 0 LOB: 0 K: 0 BB: 0 S: 3 P: 3	R: 0 H: 0 E: 0 LOB: 0 K: 0 BB: 0 S: 3 P: 3	R: 0 H: 1 E: 0 LOB: 1 K: 1 BB: 0 S: 6 P: 6	R: 0 H: 1 E: 0 LOB: 0 K: 1 BB: 0 S: 5 P: 5	R: 0 H: 0 E: 0 LOB: 2 K: 0 BB: 1 S: 3 P: 7	R: 0 H: 0 E: 0 LOB: 1 K: 3 BB: 1 S: 9 P: 13	R: 0 H: 0 E: 0 LOB: 0 K: 0 BB: 0 S: 3 P: 3	R: 0 H: 1 E: 0 LOB: 1 K: 0 BB: 0 S: 4 P: 4	R: 0 H: 1 E: 1 LOB: 3 K: 0 BB: 2 S: 4 P: 12	R: 0 H: 0 E: 0 LOB: 0 K: 1 BB: 0 S: 5 P: 5	1B: 6 SF: 0 2B: 1 SAC: 2 3B: 0 DP: 2 HR: 2 HBP: 0	WP: 0 PA: 57 PB: 0 SB: 1 CS: 1

PITCHER		IP	WLS	BF	H	R	ER	SO	BB	IBB	HBP	BLK	WP	HR	S	P	ERA	WHIP
Earl Wilson, R ERA: 3.19	(1, 1)	0.2		6	3	4	4	0	1	0	0	0	0	2	5	9	54.00	6.000
Joe Sparma, R ERA: 4.07	(1, 1)	2.2		13	2	0	0	5	3	0	0	0	0	0	20	32	0.00	1.875
Jon Warden, L ERA: 3.62	(4, 1)	1.2		4	0	0	0	0	0	0	0	0	0	0	4	4	0.00	0.000
Don McMahon, R ERA: 2.1	(6, 1)	2.0		7	1	0	0	1	0	0	0	0	0	0	9	9	0.00	0.500
Fred Lasher, R ERA: 2.53	(8, 1)	2.0		7	1	0	0	1	1	0	0	0	0	0	8	12	0.00	1.000

PITCHER		IP	WLS	BF	H	R	ER	SO	BB	IBB	HBP	BLK	WP	HR	S	P	ERA	WHIP
Mickey Lolich, L ERA: 3.53	(10, 1)	5.0	W	20	2	0	0	4	1	2	0	0	0	0	25	37	0.00	0.600

livebaseballscorecards.com

AB	47
R	4
H	9
RBI	4
BB	8
SO	11
LOB	23

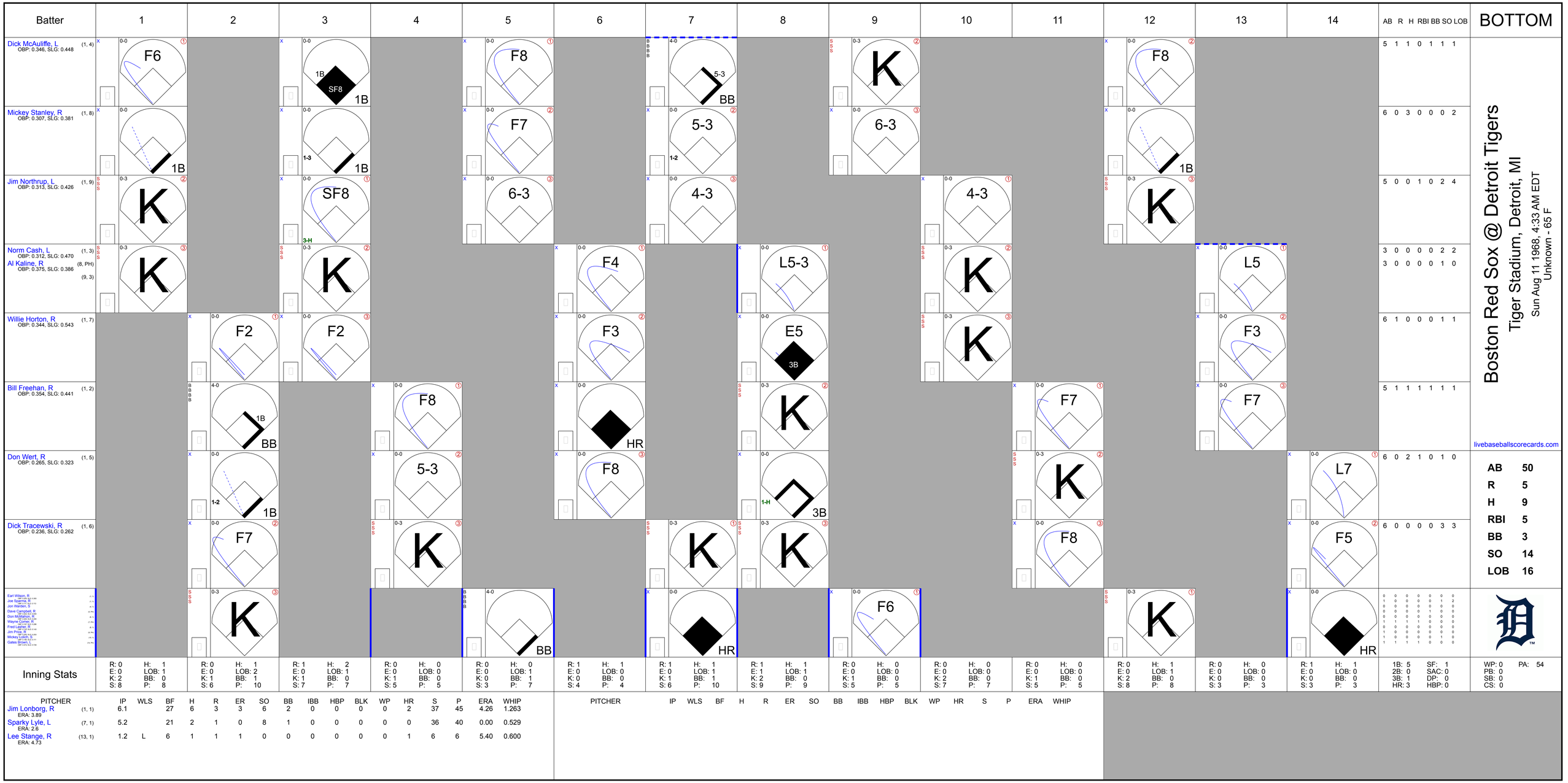

Boston Red Sox @ Detroit Tigers

Tiger Stadium, Detroit, MI

Sun Aug 11 1968, 4:33 AM EDT

Unknown - 65 F

livebaseballscorecards.com

Batter	1	2	3	4	5	6	7	8	9	10	11	12	13	14	AB R H RBI BB SO LOB
Dick McAuliffe, L (1, 4) OBP: 0.346, SLG: 0.448	F6		1B SF8 1B		F8		5-3 BB		K			F8			5 1 1 0 1 1 1
Mickey Stanley, R (1, 8) OBP: 0.307, SLG: 0.381	1B		1-3 1B		F7		5-3 1-2		6-3			1B			6 0 3 0 0 0 2
Jim Northrup, L (1, 9) OBP: 0.313, SLG: 0.426	K		SF8 3-H		6-3		4-3			4-3		K			5 0 0 1 0 2 4
Norm Cash, L (1, 3) OBP: 0.312, SLG: 0.470	K		K			F4		L5-3		K			L5		3 0 0 0 0 2 2
Al Kaline, R (8, PH) OBP: 0.375, SLG: 0.386 (9, 3)															3 0 0 0 0 1 0
Willie Horton, R (1, 7) OBP: 0.344, SLG: 0.543		F2	F2			F3		E5 3B		K			F3		6 1 0 0 0 1 1
Bill Freehan, R (1, 2) OBP: 0.354, SLG: 0.441		1B BB		F8		HR		K			F7		F7		5 1 1 1 1 1 1
Don Wert, R (1, 5) OBP: 0.265, SLG: 0.323		1-2 1B		5-3		F8		1-H 3B			K			L7	6 0 2 1 0 1 0
Dick Tracewski, R (1, 6) OBP: 0.236, SLG: 0.262		F7		K			K	K			F8			F5	6 0 0 0 0 3 3
Earl Wilson, R		K			BB		HR		F6			K		HR	0 0 0 0 0 0 0
Joe Sparma, R															1 0 0 0 0 1 2
Jon Warden, R															0 0 0 0 0 0 0
Dave Campbell, R															0 0 0 0 1 0 0
Don McMahon, R															0 0 0 0 0 0 0
Wayne Comer, R															1 1 1 1 0 0 0
Fred Lasher, R															0 0 0 0 0 0 0
Jim Price, R															1 0 0 0 0 0 0
Mickey Lolich, S															1 0 0 0 0 1 0
Gates Brown, L															1 1 1 1 0 0 0
Inning Stats	R: 0 E: 0 K: 2 S: 8 H: 1 LOB: 1 BB: 0 P: 8	R: 0 E: 0 K: 1 S: 6 H: 1 LOB: 2 BB: 1 P: 10	R: 1 E: 0 K: 1 S: 7 H: 2 LOB: 1 BB: 0 P: 7	R: 0 E: 0 K: 1 S: 5 H: 0 LOB: 0 BB: 0 P: 5	R: 0 E: 0 K: 0 S: 3 H: 0 LOB: 1 BB: 1 P: 7	R: 1 E: 0 K: 0 S: 4 H: 1 LOB: 0 BB: 0 P: 4	R: 1 E: 0 K: 1 S: 6 H: 1 LOB: 1 BB: 1 P: 10	R: 1 E: 1 K: 2 S: 9 H: 1 LOB: 1 BB: 0 P: 9	R: 0 E: 0 K: 1 S: 5 H: 0 LOB: 0 BB: 0 P: 5	R: 0 E: 0 K: 2 S: 7 H: 0 LOB: 0 BB: 0 P: 7	R: 0 E: 0 K: 1 S: 5 H: 0 LOB: 0 BB: 0 P: 5	R: 0 E: 0 K: 2 S: 8 H: 1 LOB: 1 BB: 0 P: 8	R: 0 E: 0 K: 0 S: 3 H: 0 LOB: 0 BB: 0 P: 3	R: 1 E: 0 K: 0 S: 3 H: 1 LOB: 0 BB: 0 P: 3	1B: 5 2B: 0 3B: 1 HR: 3 SF: 1 SAC: 0 DP: 0 HBP: 0

AB	50
R	5
H	9
RBI	5
BB	3
SO	14
LOB	16

WP: 0 PB: 0 SB: 0 CS: 0 PA: 54

PITCHER		IP	WLS	BF	H	R	ER	SO	BB	IBB	HBP	BLK	WP	HR	S	P	ERA	WHIP
Jim Lonborg, R ERA: 3.89	(1, 1)	6.1		27	6	3	3	6	2	0	0	0	0	2	37	45	4.26	1.263
Sparky Lyle, L ERA: 2.6	(7, 1)	5.2		21	2	1	0	8	1	0	0	0	0	0	36	40	0.00	0.529
Lee Stange, R ERA: 4.73	(13, 1)	1.2	L	6	1	1	1	0	0	0	0	0	0	1	6	6	5.40	0.600

PITCHER	IP	WLS	BF	H	R	ER	SO	BB	IBB	HBP	BLK	WP	HR	S	P	ERA	WHIP

Boston Red Sox @ Detroit Tigers

Tiger Stadium, Detroit, MI

Sun Aug 11 1968, 4:38 AM EDT

Att. 49,087 - Unknown - 65 F

TOP

livebaseballscorecards.com

Batter	1	2	3	4	5	6	7	8	9	AB	R	H	RBI	BB	SO	LOB
Mike Andrews, R (1, 4) OBP: 0.380, SLG: 0.357	F8			3-1		F8		5-3	2-H 1B	5	0	1	1	0	0	0
Joe Foy, R (1, 5) OBP: 0.338, SLG: 0.335	5-3			K		6-3		K		4	0	0	0	0	2	0
Carl Yastrzemski, L (1, 7) OBP: 0.418, SLG: 0.455	K			1B			F8	WP BB		3	0	1	0	1	1	0
Ken Harrelson, R (1, 9) OBP: 0.371, SLG: 0.568		F8		1-2 1B			HR BB	1-2 K		3	1	1	0	1	1	1
Reggie Smith, S (1, 8) OBP: 0.349, SLG: 0.425		F8		L9			1-H HR		HR	4	2	2	3	0	0	2
Rico Petrocelli, R (1, 6) OBP: 0.289, SLG: 0.374		K			F7		K		L9	4	0	0	0	0	2	0
George Scott, R (1, 3) OBP: 0.247, SLG: 0.251			G5-4-3 1B		6-3		1B BB		2B BB	2	1	1	0	2	0	0
Russ Gibson, R (1, 2) OBP: 0.225, SLG: 0.275			L8		4-3		1-3 1B		1-H 1B 2B	4	1	2	1	0	0	1
Gary Bell, R (1, 1) OBP: 0.222, SLG: 0.295			1-2f G5-4-3			K	5-3		6-3	4	0	0	0	0	1	4
Bill Landis, L (9, 1)										0	0	0	0	0	0	0
Jerry Stephenson, L (9, 1) OBP: 0.333, SLG: 0.286										0	0	0	0	0	0	0
Sparky Lyle, L (9, 1)										0	0	0	0	0	0	0
Inning Stats	R: 0 E: 0 K: 1 S: 5 H: 0 LOB: 0 BB: 0 P: 5	R: 0 E: 0 K: 1 S: 5 H: 0 LOB: 0 BB: 0 P: 5	R: 0 E: 0 K: 0 S: 3 H: 1 LOB: 0 BB: 0 P: 3	R: 0 E: 0 K: 1 S: 7 H: 2 LOB: 2 BB: 0 P: 7	R: 0 E: 0 K: 0 S: 3 H: 0 LOB: 0 BB: 0 P: 3	R: 0 E: 0 K: 1 S: 5 H: 0 LOB: 0 BB: 0 P: 5	R: 2 E: 0 K: 1 S: 7 H: 2 LOB: 2 BB: 2 P: 15	R: 0 E: 0 K: 2 S: 7 H: 0 LOB: 1 BB: 1 P: 11	R: 3 E: 0 K: 0 S: 5 H: 3 LOB: 1 BB: 1 P: 9	1B: 5 2B: 1 3B: 0 HR: 2 SF: 0 SAC: 0 DP: 1 HBP: 0						

	AB	33
	R	5
	H	8
	RBI	5
	BB	4
	SO	7
	LOB	8

WP: 1 PB: 0 SB: 0 CS: 0 PA: 37

PITCHER		IP	WLS	BF	H	R	ER	SO	BB	IBB	HBP	BLK	WP	HR	S	P	ERA	WHIP
John Hiller, L ERA: 2.88	(1, 1)	6.2		26	5	2	2	5	2	0	0	0	0	1	34	42	2.70	1.050
Don McMahon, R ERA: 2.09	(7, 1)	0.1		1	0	0	0	0	0	0	0	0	0	0	1	1	0.00	0.000
John Wyatt, R ERA: 2.89	(8, 1)	1.0		5	1	1	1	2	1	0	0	0	1	1	8	12	9.00	2.000
Jon Warden, L ERA: 4.05	(9, 1)	1.0	W	5	2	2	2	0	1	0	0	0	0	0	4	8	18.00	3.000

PITCHER	IP	WLS	BF	H	R	ER	SO	BB	IBB	HBP	BLK	WP	HR	S	P	ERA	WHIP

Boston Red Sox @ Detroit Tigers

Tiger Stadium, Detroit, MI

Sun Aug 11 1968, 4:38 AM EDT

Att. 49,087 - Unknown - 65 F

BOTTOM

Batter	1	2	3	4	5	6	7	8	9	AB	R	H	RBI	BB	SO	LOB
Dick McAuliffe, L (1, 4) OBP: 0.346, SLG: 0.446	3-1		FC6-4 BB		L8			K	1B 1-2 2-H 1B	4	1	1	1	1	1	1
Mickey Stanley, R (1, 8) OBP: 0.308, SLG: 0.381	F4		F4		F9			BB 1B 1B	1B 1-3 2-H 1B	5	2	2	1	0	0	2
Al Kaline, R (1, 9) OBP: 0.375, SLG: 0.386	L6-3		FC6-4 1-2f			G4-6-3 1B		L6	1B 1-3 3-H 1B	5	0	2	1	0	0	2
Gates Brown, L (1, 7) OBP: 0.483, SLG: 0.712		L4		L7-4 1B 1B		F6		1B 1-2 1B BB	1B 1-2 3-H 1B	4	1	2	1	1	0	1
Norm Cash, L (1, 3) OBP: 0.318, SLG: 0.475		1B 1B		1-2 1B		G4-6-3 1-2f		1-H 2-H 1B		4	0	3	2	0	0	1
Don Wert, R (1, 5) OBP: 0.265, SLG: 0.322		K		L7-4 2-3			4-3 6-3 1B	K		4	0	1	0	0	2	4
Jim Price, R (1, 2) OBP: 0.259, SLG: 0.255		1-2 1B		F8			6-3 1-2		1B 1B BB	3	1	1	0	1	0	2
Dick Tracewski, R (1, 6) OBP: 0.239, SLG: 0.260 Jim Northrup, L (7, PH) OBP: 0.312, SLG: 0.425 Ray Oyler, R (8, 6) OBP: 0.235, SLG: 0.208 Wayne Comer, R (9, PH) OBP: 0.161, SLG: 0.276		K			S BB		4-3 2-3		F7	1 1 0 1	0 0 0 0	0 0 0 0	1 0 0 0	1 0 0 0	1 0 0 0	2 1 0 1
John Hiller, R (1, 1) OBP: 0.063, SLG: 0.063 Don McMahon, R (7, 1) OBP: 0.200, SLG: 0.200 Willie Horton, R (7, PH) OBP: 0.343, SLG: 0.542 John Wyatt, R (8, 1) Jon Warden, S (9, 1) Bill Freehan, R (9, PH) OBP: 0.356, SLG: 0.442			4-3		F2 1-2			K	1B 1-2 1B 1B	2 0 1 0 0 1	0 0 0 0 0 1	0 0 0 0 0 1	0 0 0 0 0 0	0 0 0 0 0 0	0 0 1 0 0 0	1 0 1 0 0 0

Inning Stats	1	2	3	4	5	6	7	8	9
	R: 0 E: 0 K: 0 S: 3	H: 0 LOB: 0 BB: 0 P: 3	R: 0 E: 0 K: 2 S: 9	H: 2 LOB: 2 BB: 0 P: 9	R: 0 E: 0 K: 0 S: 3	H: 0 LOB: 1 BB: 1 P: 7	R: 0 E: 0 K: 0 S: 4	H: 2 LOB: 1 BB: 0 P: 4	R: 0 E: 0 K: 0 S: 3	H: 0 LOB: 1 BB: 1 P: 7	R: 0 E: 0 K: 0 S: 3	H: 1 LOB: 0 BB: 0 P: 3	R: 0 E: 0 K: 1 S: 6	H: 1 LOB: 1 BB: 0 P: 6	R: 2 E: 0 K: 2 S: 9	H: 2 LOB: 1 BB: 1 P: 13	R: 4 E: 0 K: 0 S: 6	H: 5 LOB: 2 BB: 1 P: 10

| | | |

Batter	1	2	3	4	5	6	7	8	9	AB	R	H	RBI	BB	SO	LOB
Walt Williams, R (1, 9) OBP: 0.203, SLG: 0.208	5-3		6-3			K		F7		4	0	0	0	0	1	0
Dick Kenworthy, R (8, 5) OBP: 0.254, SLG: 0.246										0	0	0	0	0	0	0
Luis Aparicio, R (1, 6) OBP: 0.305, SLG: 0.347	6-3			5-3		F3			2B 1B	4	0	1	0	0	0	0
Duane Josephson, R (1, 2) OBP: 0.285, SLG: 0.348	6-3			6-3		F8			FC5 2B 1-3	4	0	1	0	0	0	0
Tommy Davis, R (1, 7) OBP: 0.283, SLG: 0.343		K		E5			6-3		6-3	4	0	0	0	0	1	2
Tom McCraw, L (1, 3) OBP: 0.298, SLG: 0.379		E S BB		4-3			4-3		IBB	2	0	0	0	2	0	1
Ron Hansen, R (1, 4) OBP: 0.284, SLG: 0.316		F5 1-3			6-3		1B		K	3	0	1	0	0	0	1
Wilbur Wood, R (7, 1) OBP: 0.167, SLG: 0.063										0	0	0	0	0	0	0
Hoyt Wilhelm, R (8, 1)										0	0	0	0	0	0	0
Leon Wagner, L (9, PH) OBP: 0.343, SLG: 0.328										0	0	0	0	0	0	0
Jerry McNertney, R (9, PH) OBP: 0.319, SLG: 0.291										1	0	0	0	0	1	3
Woodie Held, R (1, 5) OBP: 0.253, SLG: 0.167		F2			L7		K		FC5 2-3f	4	0	0	0	0	1	5
(8, 9)																
Ken Berry, R (1, 8) OBP: 0.283, SLG: 0.342			F8		HR			6-3		3	1	1	1	0	0	0
Jack Fisher, R (1, 1) OBP: 0.182, SLG: 0.188			5-3		K			F8		2	0	0	0	0	1	0
Sandy Alomar Sr., S (7, 4) OBP: 0.300, SLG: 0.281										1	0	0	0	0	0	0
Inning Stats	R: 0 E: 0 K: 0 S: 3 H: 0 LOB: 0 BB: 0 P: 3	R: 0 E: 0 K: 1 S: 5 H: 0 LOB: 1 BB: 1 P: 9	R: 0 E: 0 K: 0 S: 3 H: 0 LOB: 0 BB: 0 P: 3	R: 0 E: 1 K: 0 S: 4 H: 0 LOB: 1 BB: 0 P: 4	R: 1 E: 0 K: 1 S: 6 H: 1 LOB: 0 BB: 0 P: 6	R: 0 E: 0 K: 1 S: 5 H: 0 LOB: 0 BB: 0 P: 5	R: 0 E: 0 K: 1 S: 6 H: 1 LOB: 1 BB: 0 P: 6	R: 0 E: 0 K: 0 S: 3 H: 0 LOB: 0 BB: 0 P: 3	R: 0 E: 0 K: 1 S: 7 H: 2 LOB: 3 BB: 1 P: 11	1B: 2 2B: 1 3B: 0 HR: 1	SF: 0 SAC: 0 DP: 0 HBP: 0						

TOP

Chicago White Sox @ Boston Red Sox

Fenway Park, Boston, MA

Mon Aug 12 1968, 7:05 PM EDT

Att. 23,235 - Unknown - 80 F

livebaseballscorecards.com

AB	32
R	1
H	4
RBI	1
BB	2
SO	5
LOB	12

PITCHER		IP	WLS	BF	H	R	ER	SO	BB	IBB	HBP	BLK	WP	HR	S	P	ERA	WHIP
Ray Culp, R ERA: 3.55	(1, 1)	8.1	W	32	4	1	1	4	1	1	0	0	0	1	38	46	1.08	0.600
Bill Landis, L ERA: 3.43	(9, 1)	0.2	S	2	0	0	0	1	0	0	0	0	0	0	4	4	0.00	0.000

PITCHER	IP	WLS	BF	H	R	ER	SO	BB	IBB	HBP	BLK	WP	HR	S	P	ERA	WHIP

Batter	1	2	3	4	5	6	7	8	9	AB	R	H	RBI	BB	SO	LOB
Mike Andrews, R (1, 4) OBP: 0.380, SLG: 0.358	6-3		1B		K		1B	F3		5	0	2	0	0	1	4
Dalton Jones, L (1, 3) OBP: 0.272, SLG: 0.318	4-3		K		1-2 3-H 1B		1-3 BB 1B			4	0	2	1	0	1	1
Carl Yastrzemski, L (1, 7) OBP: 0.419, SLG: 0.453	WP BB		1-3		G2		FC5-4 1-2 BB			2	0	0	0	2	0	3
Ken Harrelson, R (1, 9) OBP: 0.367, SLG: 0.562	F8 1-2			6-3		6-3	FC5-4 1-2f			4	0	0	0	0	0	4
Reggie Smith, S (1, 8) OBP: 0.346, SLG: 0.420		F9		F7	K			1-3		4	0	0	0	0	1	0
Joe Foy, R (1, 5) OBP: 0.339, SLG: 0.335		1B		F2		BB		6-3		3	0	1	0	1	0	0
Rico Petrocelli, R (1, 6) OBP: 0.292, SLG: 0.375		F8			1B 1B	F9		1B 1B		4	2	2	0	0	0	2
Russ Nixon, L (1, 2) OBP: 0.203, SLG: 0.156		F8			1-3 1B		6-3	1-3 1B		3	0	1	0	0	0	1
Russ Gibson, R (8, PH) (9, 2) OBP: 0.230, SLG: 0.280										1	0	1	0	0	0	0
Ray Culp, R (1, 1) OBP: 0.143, SLG: 0.128			K		K		6-3	1-2 3-H 1B		4	0	1	1	0	2	2
Bill Landis, L (9, 1)										0	0	0	0	0	0	0
Inning Stats	R: 0 E: 0 K: 0 S: 3 H: 0 LOB: 1 BB: 1 P: 7	R: 0 E: 0 K: 0 S: 4 H: 1 LOB: 1 BB: 0 P: 4	R: 0 E: 0 K: 2 S: 8 H: 1 LOB: 1 BB: 0 P: 8	R: 0 E: 0 K: 0 S: 3 H: 0 LOB: 0 BB: 0 P: 3	R: 1 E: 0 K: 2 S: 10 H: 3 LOB: 2 BB: 0 P: 10	R: 0 E: 0 K: 1 S: 5 H: 0 LOB: 1 BB: 1 P: 9	R: 0 E: 0 K: 0 S: 5 H: 2 LOB: 3 BB: 1 P: 9	R: 1 E: 0 K: 0 S: 6 H: 3 LOB: 2 BB: 0 P: 6		1B: 10 2B: 0 3B: 0 HR: 0	SF: 0 SAC: 0 DP: 0 HBP: 0					

BOTTOM

Chicago White Sox @ Boston Red Sox

Fenway Park, Boston, MA

Mon Aug 12 1968, 7:05 PM EDT

Att. 23,235 - Unknown - 80 F

livebaseballscorecards.com

AB	34
R	2
H	10
RBI	2
BB	3
SO	5
LOB	17

WP: 1 PB: 0 SB: 0 CS: 0 PA: 37

PITCHER		IP	WLS	BF	H	R	ER	SO	BB	IBB	HBP	BLK	WP	HR	S	P	ERA	WHIP
Jack Fisher, R ERA: 2.82	(1, 1)	6.2		29	7	1	1	5	2	0	0	0	1	0	37	45	1.35	1.350
Wilbur Wood, L ERA: 1.83	(7, 1)	1.0	L	7	3	1	1	0	1	0	0	0	0	0	6	10	9.00	4.000
Hoyt Wilhelm, R ERA: 1.49	(8, 1)	0.1		1	0	0	0	0	0	0	0	0	0	0	1	1	0.00	0.000

PITCHER	IP	WLS	BF	H	R	ER	SO	BB	IBB	HBP	BLK	WP	HR	S	P	ERA	WHIP

Chicago White Sox @ Boston Red Sox

Fenway Park, Boston, MA

Tue Aug 13 1968, 7:05 PM EDT

Att. 23,648 - Overcast - 78 F

TOP

livebaseballscorecards.com

Batter	1	2	3	4	5	6	7	8	9	AB	R	H	RBI	BB	SO	LOB
Luis Aparicio, R (1, 6) OBP: 0.309, SLG: 0.349	5-3		1B CS			HR 1B	IBB			3	1	2	0	1	0	0
Tom McCraw, L (1, 3) OBP: 0.297, SLG: 0.386	G3		F5 1-2			1-H HR	K			4	1	1	2	0	1	3
Tommy Davis, R (1, 7) OBP: 0.282, SLG: 0.339	K			BB CS		F9		6-3		3	0	0	0	1	1	0
Duane Josephson, R (1, 2) OBP: 0.288, SLG: 0.360		F2		F8 1-2		3B		4-3		4	0	2	0	0	0	1
Ron Hansen, R (1, 5) OBP: 0.287, SLG: 0.318		2B 1B		1B		1-3		4-3 2-3		4	1	2	0	0	0	2
Walt Williams, R (1, 9) OBP: 0.205, SLG: 0.224		1-H 2B		6-3		K		F9		4	0	1	1	0	1	3
Woodie Held, R (8, 9) OBP: 0.253, SLG: 0.167										0	0	0	0	0	0	0
Ken Berry, R (1, 8) OBP: 0.283, SLG: 0.341		1B			6-3		5-3		4-3	4	0	1	0	0	0	0
Sandy Alomar Sr., S (1, 4) OBP: 0.299, SLG: 0.281		F3			K	SH1-3 1B			F8	4	0	1	0	0	1	1
Joe Horlen, R (1, 1) OBP: 0.063, SLG: 0.043			6-3		K	SH1-3 1-2			4-3	2	0	0	0	0	1	0
Wilbur Wood, R (7, 1) OBP: 0.167, SLG: 0.063										0	0	0	0	0	0	0
Dick Kenworthy, R (9, PH) OBP: 0.252, SLG: 0.243										1	0	0	0	0	0	0

	AB	33
	R	3
	H	10
	RBI	3
	BB	2
	SO	5
	LOB	10

Inning Stats	1	2	3	4	5	6	7	8	9
	R: 0 E: 0 K: 1 S: 5	H: 0 LOB: 0 BB: 0 P: 5	R: 1 E: 0 K: 0 S: 5	H: 3 LOB: 1 BB: 0 P: 5	R: 0 E: 0 K: 0 S: 3	H: 1 LOB: 0 BB: 0 P: 3	R: 0 E: 0 K: 0 S: 3	H: 1 LOB: 1 BB: 1 P: 7	R: 0 E: 0 K: 2 S: 7	H: 0 LOB: 0 BB: 0 P: 7	R: 2 E: 0 K: 1 S: 8	H: 3 LOB: 1 BB: 0 P: 8	R: 0 E: 0 K: 1 S: 6	H: 1 LOB: 2 BB: 1 P: 10	R: 0 E: 0 K: 0 S: 4	H: 1 LOB: 1 BB: 0 P: 4	R: 0 E: 0 K: 0 S: 3	H: 0 LOB: 0 BB: 0 P: 3

	1B: 6	SF: 0	WP: 0	PA: 36
	2B: 2	SAC: 1	PB: 0	
	3B: 1	DP: 0	SB: 0	
	HR: 1	HBP: 0	CS: 2	

PITCHER	IP	WLS	BF	H	R	ER	SO	BB	IBB	HBP	BLK	WP	HR	S	P	ERA	WHIP
Juan Pizarro, L (1, 1) ERA: 3.68	9.0	W	36	10	3	3	5	1	1	0	0	0	1	44	52	3.00	1.222

PITCHER	IP	WLS	BF	H	R	ER	SO	BB	IBB	HBP	BLK	WP	HR	S	P	ERA	WHIP

Batter	1	2	3	4	5	6	7	8	9	AB	R	H	RBI	BB	SO	LOB
Mike Andrews, R (1, 4) OBP: 0.379, SLG: 0.356	5-3		F7		F4		E 1B			4	0	1	0	0	0	0
Dalton Jones, L (1, 3) OBP: 0.273, SLG: 0.318	F8			F7	1B		BBBB 1-2 BB			3	0	1	0	0	0	0
George Scott, R (7, PH) (8, 3) OBP: 0.249, SLG: 0.251										0	0	0	0	1	0	0
Carl Yastrzemski, L (1, 7) OBP: 0.417, SLG: 0.451	6-3			E6 4-3 WP 1B	F8		1-3			4	1	1	0	0	0	3
Ken Harrelson, R (1, 9) OBP: 0.371, SLG: 0.568		SSS K		BBBB WP 4-3 2B BB		4-3 1B		SF7 3B		3	2	2	0	1	1	0
Reggie Smith, S (1, 8) OBP: 0.343, SLG: 0.416		F2		4-3 1-2 2-3		4-3 1-3		6-3		4	0	0	0	0	0	4
Joe Foy, R (1, 5) OBP: 0.343, SLG: 0.336		F8		BBBB 2B 2-3 3-H BB		S 1B		IBB		2	0	1	0	2	0	0
Rico Petrocelli, R (1, 6) OBP: 0.294, SLG: 0.389			HR	1-3 3-H 2B		F8 1-2		SF7 3-H		3	1	2	3	0	0	1
Russ Nixon, L (1, 2) OBP: 0.192, SLG: 0.147			F8	4-3			4-3	F9		4	0	0	0	0	0	3
Juan Pizarro, L (1, 1) OBP: 0.200, SLG: 0.261			SSS K		SSS K		F9			3	0	0	0	0	2	0
Inning Stats	R: 0 E: 0 K: 0 S: 3 H: 0 LOB: 0 BB: 0 P: 3	R: 0 E: 0 K: 1 S: 5 H: 0 LOB: 0 BB: 0 P: 5	R: 1 E: 0 K: 1 S: 6 H: 1 LOB: 0 BB: 0 P: 6	R: 2 E: 1 K: 0 S: 5 H: 2 LOB: 2 BB: 2 P: 13	R: 0 E: 0 K: 1 S: 6 H: 1 LOB: 1 BB: 0 P: 6	R: 0 E: 0 K: 0 S: 4 H: 2 LOB: 1 BB: 0 P: 4	R: 0 E: 1 K: 0 S: 4 H: 1 LOB: 2 BB: 1 P: 8	R: 1 E: 0 K: 0 S: 4 H: 1 LOB: 1 BB: 1 P: 8		1B: 5 2B: 1 3B: 1 HR: 1	SF: 1 SAC: 0 DP: 0 HBP: 0						

PITCHER		IP	WLS	BF	H	R	ER	SO	BB	IBB	HBP	BLK	WP	HR	S	P	ERA	WHIP
Joe Horlen, R ERA: 2.82	(1, 1)	6.2		28	7	3	3	3	2	0	0	0	1	1	32	40	4.05	1.350
Wilbur Wood, L ERA: 1.88	(7, 1)	1.1	L	7	1	1	1	0	1	1	0	0	0	0	5	13	6.75	1.500

PITCHER	IP	WLS	BF	H	R	ER	SO	BB	IBB	HBP	BLK	WP	HR	S	P	ERA	WHIP

BOTTOM

Chicago White Sox @ Boston Red Sox

Fenway Park, Boston, MA

Tue Aug 13 1968, 7:05 PM EDT

Att. 23,648 - Overcast - 78 F

livebaseballscorecards.com

AB	30
R	4
H	8
RBI	3
BB	4
SO	3
LOB	11

1B: 5 SF: 1
2B: 1 SAC: 0
3B: 1 DP: 0
HR: 1 HBP: 0

WP: 1 PA: 35
PB: 0
SB: 1
CS: 0

Batter	1	2	3	4	5	6	7	8	9	AB	R	H	RBI	BB	SO	LOB
Luis Aparicio, R (1, 6) OBP: 0.312, SLG: 0.350	0-0 PB 1B 1B 1B	0-0 1-2 3-H 1B		0-0 ① G3		0-0 ② FC6-4 1-2f		4-0 IBB		4	1	2	1	1	0	1
Tom McCraw, L (1, 3) OBP: 0.296, SLG: 0.383	0-0 PB 1B 1-2 1B	0-0 ②③ F9 2-3		0-0 ② 4-3		0-0 ③ F6		0-0 ③ F7		5	1	1	0	0	0	6
Tommy Davis, R (1, 7) OBP: 0.281, SLG: 0.337 Woodie Held, R (9, 7) OBP: 0.253, SLG: 0.167	0-0 1B 4-3 1-H 2-H 1B	0-0 ① 4-3		0-0 ③ F7			S S S 0-3 ① K		0-0 ① F8	5 0	0 0	1 0	2 0	0 0	1 0	0 0
Duane Josephson, R (1, 2) OBP: 0.289, SLG: 0.361	0-0 ① 4-3 1-2	0-0 ② 5-3		0-0 ① F4			0-0 G6-4-3 1B		0-0 G5-4-3 1B	5	0	2	0	0	0	1
Ron Hansen, R (1, 5) OBP: 0.288, SLG: 0.319	0-0 ② 2-3 1B	0-0 2B 1B 1B		0-0 ② F3			0-0 ②③ G6-4-3 1-2f		0-0 ②③ G5-4-3 1-2f	5	1	2	0	0	0	2
Walt Williams, R (1, 9) OBP: 0.207, SLG: 0.238 Buddy Bradford, R (8, 9) OBP: 0.255, SLG: 0.308	S S S 0-3 ③ K	0-0 1B 1-3 2B		0-0 ③ 4-3				0-0 ① F9		4 0	0 0	1 0	0 0	0 0	1 0	1 0
Ken Berry, R (1, 8) OBP: 0.290, SLG: 0.349		0-0 1B 1B 2B	B B B B 4-0 1B BB			0-0 SH1-3 1B 1B		0-0 SH5-3 BB 1B		3	2	3	0	1	0	0
Sandy Alomar Sr., S (1, 4) OBP: 0.308, SLG: 0.288		0-0 CS 1B 2-3 1B	0-0 1-2 2-3 3-H 1B			0-0 ① SH1-3 1-2		B B B B 4-0 SH5-3 1-2 BB		2	0	2	1	1	0	0
Tommy John, R (1, 1) OBP: 0.211, SLG: 0.281 Bob Locker, S (9, 1)		0-0 ① F4	0-0 ③ L6			0-0 FC6-4 2-H 1B		0-0 ② SH5-3 1-2 2-3		3 0	0 0	1 0	1 0	0 0	0 0	5 0
Inning Stats	R: 2 E: 0 K: 1 S: 8 H: 4 LOB: 1 BB: 0 P: 8	R: 1 E: 0 K: 0 S: 5 H: 3 LOB: 1 BB: 0 P: 5	R: 1 E: 0 K: 0 S: 6 H: 3 LOB: 3 BB: 1 P: 10	R: 0 E: 0 K: 0 S: 3 H: 0 LOB: 0 BB: 0 P: 3	R: 0 E: 0 K: 0 S: 3 H: 0 LOB: 0 BB: 0 P: 3	R: 1 E: 0 K: 0 S: 5 H: 2 LOB: 1 BB: 0 P: 5	R: 0 E: 0 K: 1 S: 5 H: 1 LOB: 0 BB: 0 P: 5	R: 0 E: 0 K: 0 S: 4 H: 1 LOB: 3 BB: 2 P: 12	R: 0 E: 0 K: 0 S: 3 H: 1 LOB: 0 BB: 0 P: 3	1B: 13 2B: 2 3B: 0 HR: 0 SF: 0 SAC: 2 DP: 2 HBP: 0						

PITCHER	IP	WLS	BF	H	R	ER	SO	BB	IBB	HBP	BLK	WP	HR	S	P	ERA	WHIP
Dave Morehead, R (1, 1) ERA: 2.88	2.2	L	16	9	4	4	1	1	0	0	0	0	0	17	21	13.50	3.750
Gary Waslewski, R (3, 1) ERA: 3.72	3.1		13	3	1	1	0	0	0	0	0	0	0	13	13	2.70	0.900
Bill Landis, L (7, 1) ERA: 3.2	3.0		12	3	0	0	1	1	1	0	0	0	0	12	20	0.00	1.333

PITCHER	IP	WLS	BF	H	R	ER	SO	BB	IBB	HBP	BLK	WP	HR	S	P	ERA	WHIP

TOP

Chicago White Sox @ Boston Red Sox

Fenway Park, Boston, MA

Wed Aug 14 1968, 3:33 AM EDT

Att. 26,469 - Cloudy - 87 F

livebaseballscorecards.com

AB	36
R	5
H	15
RBI	5
BB	3
SO	2
LOB	16

WP: 0 PB: 1 SB: 0 CS: 1 PA: 41

Chicago White Sox @ Boston Red Sox

Fenway Park, Boston, MA

Wed Aug 14 1968, 3:33 AM EDT
Att. 26,469 - Cloudy - 87 F

livebaseballscorecards.com

BOTTOM

Batter	1	2	3	4	5	6	7	8	9	AB	R	H	RBI	BB	SO	LOB
Mike Andrews, R (1, 4) OBP: 0.381, SLG: 0.358	G6-4-3 1B	BB 2-H 1B		F6			BBBB G4-6-3 BB		F7	4	0	2	1	1	0	1
Joe Foy, R (1, 5) OBP: 0.342, SLG: 0.333	G6-4-3 1-2f	BBBB 1-2 BB		6-3			F4			3	0	0	0	1	0	2
Carl Yastrzemski, L (1, 7) OBP: 0.418, SLG: 0.454	WP 1B 2B	SSS K			G6-4-3 1B		G4-6-3 1-2f			4	1	2	0	0	1	3
Ken Harrelson, R (1, 9) OBP: 0.372, SLG: 0.574	BBBB 1B 2-3 BB		HR		G6-4-3 1-2f			F9		3	1	1	1	1	0	1
Reggie Smith, S (1, 8) OBP: 0.342, SLG: 0.415	FC6-4 1-2 3-H 1B		1-3		6-3			F9		4	0	1	1	0	0	0
Rico Petrocelli, R (1, 6) OBP: 0.296, SLG: 0.390	FC6-4 1-2f		FC6-4 1B			G1-6-3 1B		6-3		4	0	2	0	0	0	2
George Scott, R (1, 3) OBP: 0.246, SLG: 0.247		F4	SSS K			G1-6-3 1-2f			F9	4	0	0	0	0	1	2
Russ Gibson, R (1, 2) OBP: 0.238, SLG: 0.294		1-3 1B 1B	FC6-4 1-2f			2B			5-3	4	1	2	0	0	0	1
Dave Morehead, R (1, 1) Gary Waslewski, R (3, 1) OBP: 0.077, SLG: 0.040 Jerry Adair, R (6, PH) OBP: 0.271, SLG: 0.285 Bill Landis, L (7, 1) Dalton Jones, L (9, PH) OBP: 0.276, SLG: 0.321		1-3 1-2		SSS K		6-3			1B	1 1 1 0 1	0 0 0 0 0	0 0 0 0 1	0 0 0 0 0	0 1 0 0 0	0 0 0 0 0	1 0 1 0 0
Inning Stats	R: 1 E: 0 K: 0 S: 5 H: 3 LOB: 2 BB: 1 P: 9	R: 1 E: 0 K: 1 S: 7 H: 2 LOB: 2 BB: 1 P: 11	R: 1 E: 0 K: 1 S: 7 H: 2 LOB: 1 BB: 0 P: 7	R: 0 E: 0 K: 1 S: 5 H: 0 LOB: 0 BB: 0 P: 5	R: 0 E: 0 K: 0 S: 3 H: 1 LOB: 0 BB: 0 P: 3	R: 0 E: 0 K: 0 S: 4 H: 2 LOB: 1 BB: 0 P: 4	R: 0 E: 0 K: 0 S: 2 H: 0 LOB: 0 BB: 1 P: 6	R: 0 E: 0 K: 0 S: 3 H: 0 LOB: 0 BB: 0 P: 3	R: 0 E: 0 K: 0 S: 4 H: 1 LOB: 1 BB: 0 P: 4	1B: 8 2B: 2 3B: 0 HR: 1 SF: 0 SAC: 0 DP: 4 HBP: 0						

	AB	34
	R	3
	H	11
	RBI	3
	BB	3
	SO	3
	LOB	14

PITCHER		IP	WLS	BF	H	R	ER	SO	BB	IBB	HBP	BLK	WP	HR	S	P	ERA	WHIP
Tommy John, L ERA: 2.01	(1, 1)	8.2	W	36	11	3	3	3	3	0	0	0	1	1	39	51	3.12	1.615
Bob Locker, R ERA: 2.17	(9, 1)	0.1	S	1	0	0	0	0	0	0	0	0	0	0	1	1	0.00	0.000

PITCHER	IP	WLS	BF	H	R	ER	SO	BB	IBB	HBP	BLK	WP	HR	S	P	ERA	WHIP

Chicago White Sox @ Boston Red Sox

Fenway Park, Boston, MA

Wed Aug 14 1968, 7:05 PM EDT

Att. 21,402 - Unknown - 82 F

TOP

livebaseballscorecards.com

Batter	1	2	3	4	5	6	7	8	9	AB	R	H	RBI	BB	SO	LOB
Luis Aparicio, R (1, 6) OBP: 0.313, SLG: 0.352	BBBB 4-0 E BB		x 0-0 ② L6		x 0-0 ③ F5		x 0-0 1-3 2-H 1B 2B		S S S 0-3 ① K	4	1	1	1	1	1	2
Tom McCraw, L (1, 3) OBP: 0.298, SLG: 0.386	x 0-0 E4 5-3 1-3		x 0-0 ③ F8			x 0-0 2B 2B	x 0-0 BLK 2-H 3-H 1B 1B		x 0-0 ② 4-3	5	2	2	2	0	0	1
Tommy Davis, R (1, 7) OBP: 0.280, SLG: 0.336 Leon Wagner, L (2, 7) OBP: 0.346, SLG: 0.337	x 0-0 ① 5-3 1-2			x 0-0 ① 4-3		x 0-0 2-H 2B	x 0-0 ② 4-3 1-2		x 0-0 1B	1 4	0 0	0 2	0 1	0 0	0 0	2 1
Duane Josephson, R (1, 2) OBP: 0.288, SLG: 0.358	S S S 0-3 ② K			x 0-0 ② L6		x 0-0 ① L3	x 0-0 2-H 1B		S S S 0-3 ③ K	5	0	1	1	0	2	4
Ron Hansen, R (1, 5) OBP: 0.285, SLG: 0.315	S S S 0-3 ③ K			S S S 0-3 ③ K		S S S 0-3 ② K	x 0-0 ③ 5-3			4	0	0	0	0	3	4
Walt Williams, R (1, 9) OBP: 0.205, SLG: 0.235 Buddy Bradford, R (3, 9) OBP: 0.256, SLG: 0.304		x 0-0 ① 1-4-3			B B B B 4-0 FC6-4 BB BB	S S S 0-3 ③ K		x 0-0 ① F9		1 2	0 0	0 0	0 0	0 1	0 1	0 1
Ken Berry, R (1, 8) OBP: 0.292, SLG: 0.349		x 0-0 ② F4			B B B B 4-0 FC6-4 1-2 BB		x 0-0 1B 2B 1B	x 0-0 ② F4		3	1	1	0	1	0	0
Sandy Alomar Sr., S (1, 4) OBP: 0.307, SLG: 0.287		S S S 0-3 ③ K			x 0-0 ① FC6-4 1-2f 2-3		S S S 0-3 ① K	x 0-0 1B		4	0	1	0	0	2	3
Bob Priddy, R (1, 1) OBP: 0.091, SLG: 0.190 Dennis Ribant, R (2, 1) OBP: 0.200, SLG: 0.111 Gary Peters, L (5, PH) OBP: 0.306, SLG: 0.400 (5, 1) Hoyt Wilhelm, R (7, 1) Dick Kenworthy, R (8, PH) OBP: 0.250, SLG: 0.241 Wilbur Wood, R (8, 1) OBP: 0.167, SLG: 0.063			x 0-0 ① 4-3		S S S 0-3 ② K	x 0-0 2B 1-2 1B	x 0-0 ③ F9			0 1 2 0 1 0	0 0 1 0 0 0	0 0 1 0 0 0	0 0 0 0 0 0	0 0 0 0 0 0	0 0 1 0 0 0	0 0 2 0 1 0
Inning Stats	R: 0 E: 1 K: 2 S: 8 H: 0 LOB: 2 BB: 1 P: 12	R: 0 E: 0 K: 1 S: 5 H: 0 LOB: 0 BB: 0 P: 5	R: 0 E: 0 K: 0 S: 3 H: 0 LOB: 0 BB: 0 P: 3	R: 0 E: 0 K: 1 S: 5 H: 0 LOB: 0 BB: 0 P: 5	R: 0 E: 0 K: 1 S: 5 H: 0 LOB: 2 BB: 2 P: 13	R: 1 E: 0 K: 2 S: 9 H: 2 LOB: 1 BB: 0 P: 9	R: 4 E: 0 K: 1 S: 10 H: 5 LOB: 1 BB: 0 P: 10	R: 0 E: 0 K: 0 S: 4 H: 1 LOB: 1 BB: 0 P: 4	R: 0 E: 0 K: 2 S: 8 H: 1 LOB: 1 BB: 0 P: 8	1B: 6 2B: 3 3B: 0 HR: 0 SF: 0 SAC: 0 DP: 0 HBP: 0						

	AB	37
	R	5
	H	9
	RBI	5
	BB	3
	SO	10
	LOB	21

WP: 0 PB: 0 SB: 0 CS: 0 PA: 40

PITCHER		IP	WLS	BF	H	R	ER	SO	BB	IBB	HBP	BLK	WP	HR	S	P	ERA	WHIP
Jerry Stephenson, R ERA: 5.76	(1, 1)	6.1	W	28	5	4	4	8	3	0	0	0	0	0	41	53	5.68	1.263
Gary Waslewski, R ERA: 3.82	(7, 1)	0.0		1	1	0	0	0	0	0	0	0	0	0	1	1	∞	∞
Sparky Lyle, L ERA: 2.48	(7, 1)	2.2	S	11	3	1	1	2	0	0	0	1	0	0	15	15	3.38	1.125

PITCHER	IP	WLS	BF	H	R	ER	SO	BB	IBB	HBP	BLK	WP	HR	S	P	ERA	WHIP

BOTTOM

Chicago White Sox @ Boston Red Sox

Fenway Park, Boston, MA

Wed Aug 14 1968, 7:05 PM EDT
Att. 21,402 - Unknown - 82 F

livebaseballscorecards.com

Batter	1	2	3	4	5	6	7	8	9	AB	R	H	RBI	BB	SO	LOB
Mike Andrews, R (1, 4) OBP: 0.382, SLG: 0.361	F2	F7		1-3 2B		1B E 1B		F6		5	1	2	0	0	0	3
Dalton Jones, L (1, 3) OBP: 0.274, SLG: 0.319	F5	K		3-1		E9 1-H 1B		4-3		5	0	1	0	0	1	5
Carl Yastrzemski, L (1, 7) OBP: 0.416, SLG: 0.452	HR 1B	6-3			G3	F9				4	1	1	0	0	0	3
Ken Harrelson, R (1, 9) OBP: 0.375, SLG: 0.592	1-H HR		E3 G6-4-3		2B 3B		S E 2B			4	3	3	2	0	0	0
Rico Petrocelli, R (1, 6) OBP: 0.295, SLG: 0.391	F8		G6-4-3 1-2f		3-H 2B		K 2-H			4	0	1	1	0	1	1
Reggie Smith, S (1, 8) OBP: 0.341, SLG: 0.415		WP 1B 2B	F9		F8		F3			4	1	1	0	0	0	1
Joe Foy, R (1, 5) OBP: 0.341, SLG: 0.331		1B 1B 2-3 BB		K	K		F5			3	1	0	0	1	2	1
Russ Nixon, L (1, 2) OBP: 0.208, SLG: 0.155		1B 1-3 3-H 1B		1-3		K		BB		3	0	1	1	1	1	0
Jerry Stephenson, L (1, 1) OBP: 0.389, SLG: 0.353 Gary Waslewski, R (7, 1) OBP: 0.077, SLG: 0.040 Sparky Lyle, L (7, 1)		1-3 1B 3-H		2B 1B		F4		K		3 0 1	0 0 0	2 0 0	1 0 0	0 0 0	0 0 1	0 0 1
Inning Stats	R: 2 E: 0 K: 0 S: 5 H: 2 LOB: 0 BB: 0 P: 5	R: 2 E: 0 K: 1 S: 8 H: 3 LOB: 2 BB: 1 P: 12	R: 0 E: 1 K: 0 S: 3 H: 0 LOB: 0 BB: 0 P: 3	R: 0 E: 0 K: 1 S: 7 H: 2 LOB: 2 BB: 0 P: 7	R: 1 E: 0 K: 1 S: 7 H: 2 LOB: 1 BB: 0 P: 7	R: 1 E: 1 K: 1 S: 7 H: 2 LOB: 1 BB: 0 P: 7	R: 1 E: 0 K: 1 S: 6 H: 1 LOB: 0 BB: 0 P: 6	R: 0 E: 0 K: 1 S: 5 H: 0 LOB: 1 BB: 1 P: 9		1B: 6 2B: 4 3B: 1 HR: 1	SF: 0 SAC: 0 DP: 1 HBP: 0						

	AB	36
	R	7
	H	12
	RBI	5
	BB	2
	SO	6
	LOB	15

WP: 1 PB: 0 SB: 1 CS: 0 PA: 38

PITCHER		IP	WLS	BF	H	R	ER	SO	BB	IBB	HBP	BLK	WP	HR	S	P	ERA	WHIP
Bob Priddy, R ERA: 3.41	(1, 1)	1.0	L	8	4	4	4	0	1	0	0	0	1	1	7	11	36.00	5.000
Dennis Ribant, R ERA: 3.96	(2, 1)	3.0		12	3	0	0	2	0	0	0	0	0	0	16	16	0.00	1.000
Gary Peters, L ERA: 3.51	(5, 1)	2.0		11	5	3	1	2	0	0	0	0	0	0	15	15	4.50	2.500
Hoyt Wilhelm, R ERA: 1.47	(7, 1)	1.0		3	0	0	0	1	0	0	0	0	0	0	5	5	0.00	0.000
Wilbur Wood, L ERA: 1.87	(8, 1)	1.0		4	0	0	0	1	1	0	0	0	0	0	5	9	0.00	1.000

PITCHER	IP	WLS	BF	H	R	ER	SO	BB	IBB	HBP	BLK	WP	HR	S	P	ERA	WHIP

Chicago White Sox @ Boston Red Sox

Fenway Park, Boston, MA

Thu Aug 15 1968, 3:33 AM EDT
Att. 21,260 - Unknown - 79 F

livebaseballscorecards.com

TOP

Batter	1	2	3	4	5	6	7	8	9	AB	R	H	RBI	BB	SO	LOB
Luis Aparicio, R (1, 6) OBP: 0.312, SLG: 0.351	1B		F7			6-3		F2		4	0	1	0	0	0	1
Tom McCraw, L (1, 3) OBP: 0.300, SLG: 0.388	L4-3 1-3 1B		4-3			6-3			4-3 1B	4	0	2	0	0	0	0
Tommy Davis, R (1, 7) OBP: 0.277, SLG: 0.332	F5		1-3			5-3			4-3 1-2	4	0	0	0	0	0	3
Duane Josephson, R (1, 2) OBP: 0.285, SLG: 0.354	L4-3 1-2			F6			F7		F8	4	0	0	0	0	0	3
Pete Ward, L (1, 5) OBP: 0.350, SLG: 0.359 Joe Horlen, R (9, PR) OBP: 0.063, SLG: 0.043		FC6-4 1B BB		K			F7		BB	2 0	0 0	0 0	0 0	2 0	1 0	0 0
Ken Berry, R (1, 8) OBP: 0.289, SLG: 0.345		F8		4-3			F5		F8	4	0	0	0	0	0	3
Buddy Bradford, R (1, 9) OBP: 0.257, SLG: 0.305		FC6-4 1-2 1B			F9			F8		3	0	1	0	0	0	0
Sandy Alomar Sr., S (1, 4) OBP: 0.303, SLG: 0.283		FC6-4 1-2f 2-3			K			4-3		3	0	0	0	0	1	2
Cisco Carlos, R (1, 1) OBP: 0.120, SLG: 0.043 Wilbur Wood, R (5, 1) OBP: 0.167, SLG: 0.063 Leon Wagner, L (8, PH) OBP: 0.349, SLG: 0.337 Hoyt Wilhelm, R (8, 1)		K			K			BB		2 0 0 0	0 0 0 0	0 0 0 0	0 0 1 0	2 0 0 0	2 0 0 0	2 0 0 0

Inning Stats																															
	R: 0	H: 2		R: 0	H: 1		R: 0	H: 0		R: 0	H: 0		R: 0	H: 0		R: 0	H: 0		R: 0	H: 1		1B: 4	SF: 0		WP: 0	PA: 33					
	E: 0	LOB: 1		E: 0	LOB: 2		E: 0	LOB: 0		E: 0	LOB: 0		E: 0	LOB: 0		E: 0	LOB: 1		E: 0	LOB: 2		2B: 1	SAC: 0		PB: 0						
	K: 0	BB: 0		K: 1	BB: 1		S: 3	BB: 0		K: 1	BB: 0		S: 7	BB: 0		S: 3	BB: 0		S: 3	BB: 1		3B: 0	DP: 1		SB: 0						
	S: 4	P: 4		S: 6	P: 10		K: 0	P: 3		S: 5	P: 5		K: 2	P: 7		S: 3	P: 3		S: 3	P: 7		HR: 0	HBP: 0		CS: 0						

PITCHER	IP	WLS	BF	H	R	ER	SO	BB	IBB	HBP	BLK	WP	HR	S	P	ERA	WHIP
Gary Bell, R (1, 1) ERA: 3.29	9.0	W	33	4	0	0	4	3	0	0	0	0	0	38	50	0.00	0.778

PITCHER	IP	WLS	BF	H	R	ER	SO	BB	IBB	HBP	BLK	WP	HR	S	P	ERA	WHIP

AB	30
R	0
H	4
RBI	0
BB	3
SO	4
LOB	14

BOTTOM

Chicago White Sox @ Boston Red Sox

Fenway Park, Boston, MA

Thu Aug 15 1968, 3:33 AM EDT
Att. 21,260 - Unknown - 79 F

Batter	1	2	3	4	5	6	7	8	9	AB	R	H	RBI	BB	SO	LOB
Mike Andrews, R (1, 4) OBP: 0.387, SLG: 0.364	BBBB 4-0 BB		x 0-0 ① 1-3 1B		x 0-0 1B 1-2 1B 1B		BBBB 4-0 F9 SH3-4 1B BB			2	2	2	0	2	0	0
Dalton Jones, L (1, 3) OBP: 0.275, SLG: 0.319	x 0-0 ① F7		x 0-0 ② G3		x 0-0 ② 1-3 2-H 1B 1B		x 0-0 ① SH3-4 1-2			3	1	1	0	0	0	2
Carl Yastrzemski, L (1, 7) OBP: 0.417, SLG: 0.451	x 0-0 ② F6		BBBB 4-0 BB		x 0-0 2-H 3-H 1B		x 0-0 ② F9 2-3			3	0	1	2	1	0	2
Ken Harrelson, R (1, 9) OBP: 0.374, SLG: 0.589	x 0-0 ③ F8		x 0-0 ③ 1-3		x 0-0 ③ F8		x 0-0 CS 3-H 1B			4	0	1	1	0	0	4
Rico Petrocelli, R (1, 6) OBP: 0.295, SLG: 0.388		x 0-0 ① 6-3		BBBB 4-0 G4-6-3 BB		x 0-0 ① F8	0-0 ③ CS 1-2	x 0-0 ① 5-3		3	0	0	0	1	0	0
Reggie Smith, S (1, 8) OBP: 0.340, SLG: 0.414		x 0-0 ② B1-3		x 0-0 ① ② G4-6-3 1-2f		x 0-0 1B FC5-2-5 1B		x 0-0 ② 6-3		4	0	1	0	0	0	1
Joe Foy, R (1, 5) OBP: 0.343, SLG: 0.331		BBBB 4-0 S BB		x 0-0 ③ 6-3		x 0-0 FC5-2-5 1-3 1B		x 0-0 ③ 6-3		3	0	1	0	1	0	0
Russ Nixon, L (1, 2) OBP: 0.215, SLG: 0.153 Russ Gibson, R (6, PH) (7, 2) OBP: 0.236, SLG: 0.292		x 0-0 ③ F5 1-2			BBBB 4-0 FC3-6 BB	x 0-0 ② FC5-2-5 1-3 3-H				1 1	0 0	0 0	0 0	1 0	0 0	1 2
Gary Bell, R (1, 1) OBP: 0.229, SLG: 0.298			x 0-0 1B 1B		x 0-0 ① FC3-6 1B 1-2f 1B	x 0-0 ③ F7				3	0	1	0	0	0	3
Inning Stats	R: 0 H: 0 E: 0 LOB: 1 K: 0 BB: 1 S: 3 P: 7	R: 0 H: 0 E: 0 LOB: 1 K: 0 BB: 1 S: 3 P: 7	R: 0 H: 2 E: 0 LOB: 2 K: 0 BB: 1 S: 4 P: 8	R: 0 H: 0 E: 0 LOB: 0 K: 0 BB: 1 S: 2 P: 6	R: 2 H: 3 E: 0 LOB: 1 K: 0 BB: 1 S: 5 P: 9	R: 0 H: 2 E: 0 LOB: 2 K: 0 BB: 0 S: 5 P: 5	R: 1 H: 1 E: 0 LOB: 0 K: 0 BB: 1 S: 3 P: 7	R: 0 H: 0 E: 0 LOB: 0 K: 0 BB: 0 S: 3 P: 3		1B: 8 SF: 0 2B: 0 SAC: 1 3B: 0 DP: 1 HR: 0 HBP: 0				WP: 0 PA: 35 PB: 0 SB: 1 CS: 1		

livebaseballscorecards.com

AB	27
R	3
H	8
RBI	3
BB	6
SO	0
LOB	15

PITCHER		IP	WLS	BF	H	R	ER	SO	BB	IBB	HBP	BLK	WP	HR	S	P	ERA	WHIP
Cisco Carlos, R ERA: 3.87	(1, 1)	4.2	L	20	4	2	2	0	5	0	0	0	0	0	15	35	3.86	1.929
Wilbur Wood, L ERA: 1.91	(5, 1)	2.1		11	4	1	1	0	1	0	0	0	0	0	10	14	3.86	2.143
Hoyt Wilhelm, R ERA: 1.45	(8, 1)	1.0		3	0	0	0	0	0	0	0	0	0	0	3	3	0.00	0.000

PITCHER	IP	WLS	BF	H	R	ER	SO	BB	IBB	HBP	BLK	WP	HR	S	P	ERA	WHIP

Batter	1	2	3	4	5	6	7	8	9	AB	R	H	RBI	BB	SO	LOB
Dick McAuliffe, L (1, 4) OBP: 0.344, SLG: 0.442	F2		HR 2B		4-3			WP 3B	4-3	5	2	2	0	0	0	0
Mickey Stanley, R (1, 8) OBP: 0.303, SLG: 0.380	5-3		6-3			1-3		BB 1B 3-H		4	1	1	0	0	0	1
Al Kaline, R (1, 9) OBP: 0.384, SLG: 0.407	L4		2-H HR			BBBB G6-4-3 BB		BBBB 1B 1-2 BB		2	1	1	2	2	0	0
Norm Cash, L (1, 3) OBP: 0.317, SLG: 0.483		F8	4-1			G6-4-3 1-2f		1-3 2-H 1B		4	0	1	1	0	0	1
Willie Horton, R (1, 7) OBP: 0.345, SLG: 0.537		F4		SSS K			F7	IBB		3	0	0	0	1	1	0
Bill Freehan, R (1, 2) OBP: 0.357, SLG: 0.443		BB HBP		G6-3 HBP			HBP	F7		1	0	0	0	0	0	3
Tom Matchick, L (1, 6) OBP: 0.259, SLG: 0.329		BBBB FC6-4 1-2 BB		G6-3 1-2f			F8	5-3		2	0	0	0	1	0	2
Ray Oyler, R (7, 6) OBP: 0.235, SLG: 0.208										0	0	0	0	0	0	0
Gates Brown, L (8, PH) OBP: 0.460, SLG: 0.667										1	0	0	0	0	0	3
Dick Tracewski, R (8, 6) OBP: 0.243, SLG: 0.258										0	0	0	0	0	0	0
Don Wert, R (1, 5) OBP: 0.263, SLG: 0.315		FC6-4 1-2f			6-3		SSS K		1-3	4	0	0	0	0	1	3
Denny McLain, R (1, 1) OBP: 0.149, SLG: 0.161			6-3		SSS K			SSS K	1-3	4	0	0	0	0	2	0
Inning Stats	R: 0 E: 0 K: 0 S: 3 H: 0 LOB: 0 BB: 0 P: 3	R: 0 E: 0 K: 0 S: 3 H: 0 LOB: 2 BB: 1 P: 8	R: 2 E: 0 K: 0 S: 5 H: 2 LOB: 0 BB: 0 P: 5	R: 0 E: 0 K: 1 S: 4 H: 0 LOB: 0 BB: 0 P: 5	R: 0 E: 0 K: 1 S: 5 H: 0 LOB: 0 BB: 0 P: 5	R: 0 E: 0 K: 0 S: 2 H: 0 LOB: 0 BB: 1 P: 6	R: 0 E: 0 K: 1 S: 5 H: 0 LOB: 1 BB: 0 P: 6	R: 2 E: 0 K: 1 S: 8 H: 3 LOB: 3 BB: 2 P: 16	R: 0 E: 0 K: 0 S: 3 H: 0 LOB: 0 BB: 0 P: 3	1B: 2 2B: 1 3B: 1 HR: 1 SF: 0 SAC: 0 DP: 2 HBP: 3						

PITCHER	IP	WLS	BF	H	R	ER	SO	BB	IBB	HBP	BLK	WP	HR	S	P	ERA	WHIP
Jim Lonborg, R (1, 1) ERA: 3.7	7.0	L	26	2	2	2	3	2	0	3	0	0	1	27	38	2.57	0.571
Sparky Lyle, L (8, 1) ERA: 2.78	0.1		6	3	2	2	1	1	1	0	0	1	0	6	14	54.00	12.000
Lee Stange, R (8, 1) ERA: 4.64	1.2		5	0	0	0	0	0	0	0	0	0	0	5	5	0.00	0.000

PITCHER	IP	WLS	BF	H	R	ER	SO	BB	IBB	HBP	BLK	WP	HR	S	P	ERA	WHIP

TOP

Detroit Tigers @ Boston Red Sox

Fenway Park, Boston, MA

Fri Aug 16 1968, 3:33 AM EDT
Att. 35,323 - Unknown - 77 F

livebaseballscorecards.com

AB	30
R	4
H	5
RBI	3
BB	4
SO	4
LOB	13

WP: 1	PA: 37	1B: 2	SF: 0
PB: 0		2B: 1	SAC: 0
SB: 0		3B: 1	DP: 2
CS: 0		HR: 1	HBP: 3

Detroit Tigers @ Boston Red Sox

Fenway Park, Boston, MA

Fri Aug 16 1968, 3:33 AM EDT
Att. 35,323 - Unknown - 77 F

BOTTOM

Batter	1	2	3	4	5	6	7	8	9	AB	R	H	RBI	BB	SO	LOB
Mike Andrews, R (1, 4) OBP: 0.386, SLG: 0.363	5-3		5-3			E2 (1-3)		L7		4	0	1	0	0	0	1
Dalton Jones, L (1, 3) OBP: 0.270, SLG: 0.313	K2-3		F2			K		K		4	0	0	0	0	3	3
Carl Yastrzemski, L (1, 7) OBP: 0.416, SLG: 0.449	FC6-4			4-3		K		6-3		4	0	1	0	0	1	2
Ken Harrelson, R (1, 9) OBP: 0.371, SLG: 0.582	FC6-4 (1-2f)			K		K			L6	4	0	0	0	0	2	3
Rico Petrocelli, R (1, 6) OBP: 0.295, SLG: 0.386		F5		K			L3		K	4	0	1	0	0	2	0
Reggie Smith, S (1, 8) OBP: 0.338, SLG: 0.410		6-3			G3		L3 (1-2)		L9	4	0	0	0	0	0	1
Joe Foy, R (1, 5) OBP: 0.345, SLG: 0.332		BB (CS)			F7		2B			2	0	1	0	1	0	0
Russ Nixon, L (1, 2) OBP: 0.220, SLG: 0.173		CS (1-2)			K		2B (1-3)			3	0	1	0	0	1	0
Gary Waslewski, R (7, PR) OBP: 0.077, SLG: 0.040										0	0	0	0	0	0	0
Russ Gibson, R (8, 2) OBP: 0.236, SLG: 0.292										0	0	0	0	0	0	0
Jim Lonborg, R (1, 1) OBP: 0.421, SLG: 0.684			2B			E 1B	F4			2	0	2	0	0	0	0
Jose Tartabull, L (7, PH) OBP: 0.292, SLG: 0.315										1	0	0	0	0	0	2
Sparky Lyle, L (8, 1)										0	0	0	0	0	0	0
Lee Stange, R (8, 1) OBP: 0.214, SLG: 0.154										0	0	0	0	0	0	0

Inning Stats	1	2	3	4	5	6	7	8	9
	R: 0 E: 0 K: 1 S: 6	H: 1 LOB: 1 BB: 0 P: 6	R: 0 E: 0 K: 0 S: 2	H: 0 LOB: 0 BB: 1 P: 6	R: 0 E: 0 K: 0 S: 4	H: 1 LOB: 1 BB: 0 P: 4	R: 0 E: 0 K: 2 S: 7	H: 0 LOB: 0 BB: 0 P: 7	R: 0 E: 0 K: 1 S: 5	H: 0 LOB: 0 BB: 0 P: 5
	R: 0 E: 1 K: 3 S: 11	H: 2 LOB: 2 BB: 0 P: 11	R: 0 E: 0 K: 0 S: 5	H: 3 LOB: 2 BB: 0 P: 5	R: 0 E: 0 K: 1 S: 5	H: 0 LOB: 0 BB: 0 P: 5	R: 0 E: 0 K: 1 S: 5	H: 0 LOB: 0 BB: 0 P: 5		

	AB	32
	R	0
	H	7
	RBI	0
	BB	1
	SO	9
	LOB	12

1B: 5 SF: 0 WP: 0 PA: 34
2B: 3 SAC: 0 PB: 0
3B: 0 DP: 1 SB: 0
HR: 0 HBP: 0 CS: 1

PITCHER	IP	WLS	BF	H	R	ER	SO	BB	IBB	HBP	BLK	WP	HR	S	P	ERA	WHIP
Denny McLain, R (1, 1) ERA: 1.87	9.0	W	33	7	0	0	9	1	0	0	0	0	0	50	54	0.00	0.889

PITCHER	IP	WLS	BF	H	R	ER	SO	BB	IBB	HBP	BLK	WP	HR	S	P	ERA	WHIP

livebaseballscorecards.com

Batter	1	2	3	4	5	6	7	8	9	10	11	AB	R	H	RBI	BB	SO	LOB
Dick McAuliffe, L (1, 4) OBP: 0.342, SLG: 0.445	K		F5	1-H HR		K	F9			4-3		6	1	1	2	0	2	3
Mickey Stanley, R (1, 8) OBP: 0.308, SLG: 0.382	F8		1B HBP	1B		2-H 1B		E 1B		F9		5	3	3	1	0	0	0
Al Kaline, R (1, 9) OBP: 0.387, SLG: 0.405	HR BB		1-3 1B	L4		HBP		L2 1-2		L5-3		4	2	1	0	1	0	2
Norm Cash, L (1, 3) OBP: 0.327, SLG: 0.502	1-H HR		1B 1-2 3-H	G3		1-2 2-H		2-H			G5-4-3	6	1	5	5	0	0	1
Willie Horton, R (1, 7) OBP: 0.345, SLG: 0.534	1B		1-3 2-H		6-3	F4		K			G5-4-3 1-2f	6	0	2	1	0	1	4
Bill Freehan, R (1, 2) OBP: 0.357, SLG: 0.447	F6		K		L4		BB	F7			HR	5	1	1	1	1	1	4
Tom Matchick, L (1, 6) OBP: 0.250, SLG: 0.317		4-3	F6		6-3		F7		1-3		5-3	5	0	0	0	0	0	3
Ray Oyler, R (9, 6) OBP: 0.234, SLG: 0.207												1	0	0	0	0	0	0
Don Wert, R (1, 5) OBP: 0.263, SLG: 0.316		6-3		F8		1B 2B	F8		F8			5	1	1	0	0	0	1
Pat Dobson, R (1, 1) OBP: 0.182, SLG: 0.143 Fred Lasher, R (6, 1) OBP: 0.143, SLG: 0.143 Daryl Patterson, L (6, 1) John Hiller, R (6, 1) OBP: 0.063, SLG: 0.063 Gates Brown, L (7, PH) OBP: 0.469, SLG: 0.667 Don McMahon, R (7, 1) OBP: 0.167, SLG: 0.167 Jon Warden, S (11, 1) John Wyatt, R (11, 1)		6-3		HR 1B		1-4	1-2 BB		5-3			3	1	1	0	0	0	1
												0	0	0	0	0	0	0
												0	0	0	0	0	0	0
												0	0	0	0	0	0	0
												0	0	0	0	1	0	0
												1	0	0	0	0	0	0
												0	0	0	0	0	0	0
												0	0	0	0	0	0	0
Inning Stats	R: 2 E: 0 K: 1 S: 7 H: 2 LOB: 1 BB: 1 P: 11	R: 0 E: 0 K: 0 S: 3 H: 0 LOB: 0 BB: 0 P: 3	R: 2 E: 0 K: 1 S: 8 H: 3 LOB: 2 BB: 0 P: 9	R: 2 E: 0 K: 0 S: 6 H: 3 LOB: 1 BB: 0 P: 6	R: 0 E: 0 K: 0 S: 3 H: 0 LOB: 0 BB: 0 P: 3	R: 2 E: 0 K: 1 S: 8 H: 3 LOB: 2 BB: 0 P: 9	R: 0 E: 0 K: 0 S: 3 H: 0 LOB: 2 BB: 2 P: 11	R: 1 E: 1 K: 1 S: 7 H: 2 LOB: 1 BB: 0 P: 7	R: 0 E: 0 K: 0 S: 3 H: 0 LOB: 0 BB: 0 P: 3	R: 0 E: 0 K: 0 S: 3 H: 0 LOB: 0 BB: 0 P: 3	R: 1 E: 0 K: 0 S: 4 H: 2 LOB: 0 BB: 0 P: 4							

PITCHER		IP	WLS	BF	H	R	ER	SO	BB	IBB	HBP	BLK	WP	HR	S	P	ERA	WHIP
Ray Culp, R ERA: 3.85	(1, 1)	3.1		19	7	6	6	2	1	0	1	0	0	2	21	26	16.20	2.400
Jerry Stephenson, R ERA: 5.61	(4, 1)	1.2		6	1	0	0	0	0	0	0	0	0	0	6	6	0.00	0.600
Bill Landis, L ERA: 3.52	(6, 1)	1.0		7	3	2	2	1	0	0	1	0	0	0	8	9	18.00	3.000
Gary Waslewski, R ERA: 3.79	(7, 1)	0.2		4	0	0	0	0	2	0	0	0	0	0	2	10	0.00	3.000
Sparky Lyle, L ERA: 2.72	(7, 1)	1.1		6	2	1	0	1	0	0	0	0	0	0	8	8	0.00	1.500

PITCHER		IP	WLS	BF	H	R	ER	SO	BB	IBB	HBP	BLK	WP	HR	S	P	ERA	WHIP
Lee Stange, R ERA: 4.58	(9, 1)	3.0	L	10	2	1	1	0	0	0	0	0	0	1	10	10	3.00	0.667

TOP

Detroit Tigers @ Boston Red Sox

Fenway Park, Boston, MA

Sat Aug 17 1968, 3:33 AM EDT

Att. 28,778 - Unknown - 89 F

livebaseballscorecards.com

AB	47
R	10
H	15
RBI	10
BB	3
SO	4
LOB	19

1B: 11	SF: 0	WP: 0	PA: 52
2B: 1	SAC: 0	PB: 0	
3B: 0	DP: 1	SB: 0	
HR: 3	HBP: 2	CS: 0	

Batter	1	2	3	4	5	6	7	8	9	10	11	AB	R	H	RBI	BB	SO	LOB
Mike Andrews, R (1, 4) OBP: 0.388, SLG: 0.374	HR		G3-6-3 1B		K	2B 1-3 2-H 3-H 1B		SH1-3 1-2			6-3	5	2	3	3	0	1	1
Dalton Jones, L (1, 3) OBP: 0.273, SLG: 0.319 Jerry Adair, R (11, PH) OBP: 0.270, SLG: 0.283	1-3		G3-6-3 1-2f			4-3 1B 1B 1-H 3-H 2B		K			6-3	5 1	1 0	2 0	2 0	0 0	1 0	2 0
Carl Yastrzemski, L (1, 7) OBP: 0.413, SLG: 0.444	F5			E5		4-3 1-2 G1			G3		1B 1B	6	0	1	0	0	0	2
Ken Harrelson, R (1, 9) OBP: 0.373, SLG: 0.589	K			F8		BB 1B 2-H 1B	6-3		HR		1-2 1B	6	2	3	2	0	1	1
Rico Petrocelli, R (1, 6) OBP: 0.298, SLG: 0.394		1B		F3		BB 1-2 1B 1B	3B		F8		F8	6	1	3	0	0	0	3
Reggie Smith, S (1, 8) OBP: 0.336, SLG: 0.406		F7 1B		4-1		BB 1B 1-2 2-3 BB	K		4-3			4	1	0	0	1	1	3
Joe Foy, R (1, 5) OBP: 0.341, SLG: 0.327		L9			6-3	K	4-3				2-3	5	0	0	0	0	1	5
Russ Nixon, L (1, 2) OBP: 0.218, SLG: 0.175		K			4-3	BB 1B 1-2 2-H 3-H 1B		6-3			6-3	5	1	1	2	0	1	1
Ray Culp, R (1, 1) Jerry Stephenson, L (6, 1) Floyd Robinson, R (5, PH) Bill Landis, L (6, 1) Jose Tartabull, L (6, PH) Gary Waslewski, R (7, 1) Sparky Lyle, L (7, 1) George Scott, R (5, PH) Lee Stange, R (6, 1)			K			1B 2B 1-2 2-3 BB		SH1-3 BB			K	1 0 0 0 0 0 0 0 1	0 0 0 0 1 0 0 0 0	0 0 0 0 0 0 0 0 0	0 0 0 0 1 0 0 0 0	0 0 0 0 0 0 0 0 0	1 0 0 0 0 0 0 0 0	0 0 0 0 0 0 0 0 0
Inning Stats	R: 1 E: 0 K: 1 S: 6 H: 1 LOB: 0 BB: 0 P: 6	R: 0 E: 0 K: 1 S: 6 H: 1 LOB: 1 BB: 0 P: 6	R: 0 E: 0 K: 1 S: 5 H: 1 LOB: 0 BB: 0 P: 5	R: 0 E: 1 K: 0 S: 4 H: 0 LOB: 1 BB: 0 P: 4	R: 0 E: 0 K: 1 S: 5 H: 0 LOB: 1 BB: 1 P: 9	R: 7 E: 0 K: 1 S: 11 H: 6 LOB: 1 BB: 2 P: 19	R: 0 E: 0 K: 1 S: 6 H: 1 LOB: 1 BB: 0 P: 6	R: 0 E: 0 K: 1 S: 5 H: 0 LOB: 1 BB: 1 P: 9	R: 1 E: 0 K: 0 S: 4 H: 1 LOB: 0 BB: 0 P: 4	R: 0 E: 0 K: 1 S: 5 H: 0 LOB: 0 BB: 0 P: 5	R: 0 E: 0 K: 0 S: 5 H: 2 LOB: 2 BB: 0 P: 5	1B: 9 2B: 1 3B: 1 HR: 2 SF: 0 SAC: 1 DP: 1 HBP: 0			WP: 0 PB: 0 SB: 0 CS: 0	PA: 50		

PITCHER		IP	WLS	BF	H	R	ER	SO	BB	IBB	HBP	BLK	WP	HR	S	P	ERA	WHIP
Pat Dobson, R	(1, 1)	5.1		24	6	5	5	4	2	0	0	0	0	1	30	38	8.44	1.500
ERA: 2.6																		
Fred Lasher, R	(6, 1)	0.1		3	1	0	0	1	1	0	0	0	0	0	4	8	0.00	6.000
ERA: 2.93																		
Daryl Patterson, R	(6, 1)	0.0		2	2	3	3	0	0	0	0	0	0	0	2	2	∞	∞
ERA: 1.98																		
John Hiller, L	(6, 1)	0.1		1	0	0	0	0	0	0	0	0	0	0	1	1	0.00	0.000
ERA: 2.84																		
Don McMahon, R	(7, 1)	4.0	W	15	2	1	1	3	1	0	0	0	0	1	20	24	2.25	0.750
ERA: 2.09																		

PITCHER		IP	WLS	BF	H	R	ER	SO	BB	IBB	HBP	BLK	WP	HR	S	P	ERA	WHIP
Jon Warden, L	(11, 1)	0.2		4	2	0	0	0	0	0	0	0	0	0	0	4	0.00	3.000
ERA: 3.97																		
John Wyatt, R	(11, 1)	0.1	S	1	0	0	0	0	0	0	0	0	0	0	1	1	0.00	0.000
ERA: 2.87																		

BOTTOM

Detroit Tigers @ Boston Red Sox

Fenway Park, Boston, MA

Sat Aug 17 1968, 3:33 AM EDT

Att. 28,778 - Unknown - 89 F

livebaseballscorecards.com

AB	45
R	9
H	13
RBI	9
BB	4
SO	8
LOB	18

Batter	1	2	3	4	5	6	7	8	9	AB	R	H	RBI	BB	SO	LOB
Dick McAuliffe, L (1, 4) OBP: 0.341, SLG: 0.443	S S S 0-3 ① K		x 0-0 ③ F6			x 0-0 4-3 1B 1B		S S S 0-3 ① K		4	0	1	0	0	2	0
Mickey Stanley, R (1, 8) OBP: 0.307, SLG: 0.381	S S S 0-3 ② K			x 0-0 ① 6-3		x 0-0 1-2 4-3 1B		x 0-0 ② G3		4	0	1	0	0	1	0
Al Kaline, R (1, 9) OBP: 0.382, SLG: 0.398	x 0-0 ③ L6-3			S S S 0-3 ② K		x 0-0 ① L5		x 0-0 ③ L8		4	0	0	0	0	1	2
Norm Cash, L (1, 3) OBP: 0.323, SLG: 0.495		x 0-0 ① F6		S S S 0-3 ③ K		x 0-0 ② 4-3 1-2 2-3			x 0-0 ① F4	4	0	0	0	0	1	2
Willie Horton, R (1, 7) OBP: 0.344, SLG: 0.538		x 0-0 ② F6			x 0-0 HR	x 0-0 ③ 4-3			x 0-0 ② F3	4	1	1	1	0	0	2
Bill Freehan, R (1, 2) OBP: 0.358, SLG: 0.446		B B B B 4-0 FC6-4 BB			x 0-0 ① F9		x 0-0 G3 SH1-3 1B		S S S 0-3 ③ K	3	0	1	0	1	1	0
Don Wert, R (1, 5) OBP: 0.261, SLG: 0.314		x 0-0 ③ FC6-4 1-2f			x 0-0 ② F8		x 0-0 ① SH1-3 1-2			2	0	0	0	0	0	1
Dick Tracewski, R (1, 6) OBP: 0.244, SLG: 0.255			x 0-0 ① F8		B B B B 4-0 BB		x 0-0 ② G3 2-3			2	0	0	0	1	0	1
Earl Wilson, R (1, 1) OBP: 0.190, SLG: 0.365 Daryl Patterson, L (7, 1)			S S S 0-3 ② K2-3		S S S 0-3 ③ K		x 0-0 ③ F8			3 0	0 0	0 0	0 0	0 0	2 0	2 0
Inning Stats	R: 0 H: 0 E: 0 LOB: 0 K: 2 BB: 0 S: 7 P: 7	R: 0 H: 0 E: 0 LOB: 1 K: 0 BB: 1 S: 3 P: 7	R: 0 H: 0 E: 0 LOB: 0 K: 1 BB: 0 S: 5 P: 5	R: 0 H: 0 E: 0 LOB: 0 K: 2 BB: 0 S: 7 P: 7	R: 1 H: 1 E: 0 LOB: 1 K: 1 BB: 1 S: 6 P: 10	R: 0 H: 2 E: 0 LOB: 2 K: 0 BB: 0 S: 5 P: 5	R: 0 H: 1 E: 0 LOB: 1 K: 0 BB: 0 S: 4 P: 4	R: 0 H: 0 E: 0 LOB: 0 K: 1 BB: 0 S: 5 P: 5	R: 0 H: 0 E: 0 LOB: 0 K: 1 BB: 0 S: 5 P: 5	1B: 3 SF: 0 2B: 0 SAC: 1 3B: 0 DP: 0 HR: 1 HBP: 0						

TOP

Detroit Tigers @ Boston Red Sox

Fenway Park, Boston, MA

Sun Aug 18 1968, 3:33 AM EDT
Att. 31,428 - Unknown - 70 F

livebaseballscorecards.com

AB	30
R	1
H	4
RBI	1
BB	2
SO	8
LOB	10

WP: 0 PA: 33
PB: 0
SB: 0
CS: 0

PITCHER		IP	WLS	BF	H	R	ER	SO	BB	IBB	HBP	BLK	WP	HR	S	P	ERA	WHIP
Juan Pizarro, L ERA: 3.4	(1, 1)	9.0	W	33	4	1	1	8	2	0	0	0	0	1	47	55	1.00	0.667

PITCHER		IP	WLS	BF	H	R	ER	SO	BB	IBB	HBP	BLK	WP	HR	S	P	ERA	WHIP

Detroit Tigers @ Boston Red Sox

Fenway Park, Boston, MA

Sun Aug 18 1968, 3:33 AM EDT

Att. 31,428 - Unknown - 70 F

BOTTOM

Batter	1	2	3	4	5	6	7	8	9	AB	R	H	RBI	BB	SO	LOB
Mike Andrews, R (1, 4) OBP: 0.390, SLG: 0.373	K		SH1-3		FC4-6 BB		HR BB			1	1	0	0	2	1	0
Dalton Jones, L (1, 3) OBP: 0.273, SLG: 0.331	K		K		K		HR			4	1	1	2	0	3	3
George Scott, R (8, 3) OBP: 0.248, SLG: 0.247										0	0	0	0	0	0	0
Carl Yastrzemski, L (1, 7) OBP: 0.416, SLG: 0.448	1B		1B		FC4-6		1B			4	0	3	1	0	0	2
Ken Harrelson, R (1, 9) OBP: 0.371, SLG: 0.585	1B		K			F4	F2			4	0	1	0	0	1	2
Rico Petrocelli, R (1, 6) OBP: 0.295, SLG: 0.389	K			F8		F5		4-3		4	0	0	0	0	1	2
Reggie Smith, S (1, 8) OBP: 0.335, SLG: 0.405		L9		3-1		G3		6-3-5 1B		4	0	1	0	0	0	0
Joe Foy, R (1, 5) OBP: 0.340, SLG: 0.329		F4		5-3			SH3 SH4-3 2B	6-3-5		4	1	1	0	0	0	1
Russ Gibson, R (1, 2) OBP: 0.240, SLG: 0.295		K			SH2-4 1B		SH3			2	0	1	0	0	1	0
Juan Pizarro, L (1, 1) OBP: 0.231, SLG: 0.261			SH1-3 1B BB		SH2-4		SH4-3			0	1	0	1	1	0	0
Inning Stats	R: 0 E: 0 K: 3 S: 11 H: 2 LOB: 2 BB: 0 P: 11	R: 0 E: 0 K: 1 S: 5 H: 0 LOB: 0 BB: 0 P: 5	R: 1 E: 0 K: 2 S: 8 H: 1 LOB: 1 BB: 1 P: 12	R: 0 E: 0 K: 0 S: 3 H: 0 LOB: 0 BB: 0 P: 3	R: 0 E: 0 K: 1 S: 6 H: 1 LOB: 2 BB: 1 P: 10	R: 0 E: 0 K: 0 S: 3 H: 0 LOB: 0 BB: 0 P: 3	R: 3 E: 0 K: 0 S: 6 H: 3 LOB: 1 BB: 1 P: 10	R: 0 E: 0 K: 0 S: 3 H: 1 LOB: 0 BB: 0 P: 3		1B: 6 2B: 2 3B: 0 HR: 1 SF: 0 SAC: 4 DP: 1 HBP: 0						

PITCHER	IP	WLS	BF	H	R	ER	SO	BB	IBB	HBP	BLK	WP	HR	S	P	ERA	WHIP
Earl Wilson, R (1, 1) ERA: 3.28	6.2	L	30	7	4	4	7	3	0	0	0	0	1	41	53	5.40	1.500
Daryl Patterson, R (7, 1) ERA: 1.93	1.1		4	1	0	0	0	0	0	0	0	0	0	4	4	0.00	0.750

PITCHER	IP	WLS	BF	H	R	ER	SO	BB	IBB	HBP	BLK	WP	HR	S	P	ERA	WHIP

livebaseballscorecards.com

AB	27
R	4
H	8
RBI	4
BB	3
SO	7
LOB	10

WP: 0 PB: 0 SB: 1 CS: 0 PA: 34

Batter	1	2	3	4	5	6	7	8	9	AB	R	H	RBI	BB	SO	LOB
Mike Andrews, R (1, 4) OBP: 0.389, SLG: 0.377	3B	5-3		6-3			F6 ①			4	0	1	0	0	0	1
Dalton Jones, L (1, 3) OBP: 0.272, SLG: 0.333	K ①		2B 2B		4-3 ①		4-1 ②			4	1	1	0	0	1	1
Carl Yastrzemski, L (1, 7) OBP: 0.416, SLG: 0.450	F6 ②		2-H 2B		BB 1B		4-1 ③			4	0	2	1	0	0	1
Ken Harrelson, R (1, 9) OBP: 0.368, SLG: 0.580	K ③		F9 ①		F8 ②			K ①		4	0	0	0	0	2	3
Rico Petrocelli, R (1, 6) OBP: 0.297, SLG: 0.387		1B BB	K ②		1-2 BB			K ②		2	1	0	0	2	2	1
Reggie Smith, S (1, 8) OBP: 0.335, SLG: 0.402		K ①	BB		4-3 ③			3-1 ③		3	0	0	0	1	1	3
Joe Foy, R (1, 5) OBP: 0.340, SLG: 0.327		1B 1-2 FC5-4 BB	F3 ③			F4 ①			K ①	3	1	0	0	1	1	2
Elston Howard, R (1, 2) OBP: 0.328, SLG: 0.341		FC5-4 1-3 2-H 1B		6-3 ①		K ②			1-3 ②	4	0	1	1	0	1	0
Dave Morehead, R (1, 1)		FC5-4 1-2f 3-H		K ②		5-3 ③			K ③	4	0	0	1	0	2	1
Inning Stats	R: 0 E: 0 K: 2 S: 8 H: 1 LOB: 1 BB: 0 P: 8	R: 2 E: 0 K: 1 S: 6 H: 1 LOB: 1 BB: 2 P: 14	R: 1 E: 0 K: 1 S: 7 H: 2 LOB: 2 BB: 1 P: 11	R: 0 E: 0 K: 1 S: 5 H: 0 LOB: 0 BB: 0 P: 5	R: 0 E: 0 K: 0 S: 4 H: 1 LOB: 2 BB: 1 P: 8	R: 0 E: 0 K: 1 S: 5 H: 0 LOB: 0 BB: 0 P: 5	R: 0 E: 0 K: 0 S: 3 H: 0 LOB: 0 BB: 0 P: 3	R: 0 E: 0 K: 2 S: 7 H: 0 LOB: 0 BB: 0 P: 7	R: 0 E: 0 K: 2 S: 7 H: 0 LOB: 0 BB: 0 P: 7	1B: 2 2B: 2 3B: 1 HR: 0 SF: 0 SAC: 0 DP: 0 HBP: 0						

PITCHER	IP	WLS	BF	H	R	ER	SO	BB	IBB	HBP	BLK	WP	HR	S	P	ERA	WHIP
Luis Tiant, R (1, 1) ERA: 1.62	6.0	L	27	5	3	3	6	4	0	0	0	0	0	35	51	4.50	1.500
Vicente Romo, R (7, 1) ERA: 1.48	3.0		9	0	0	0	4	0	0	0	0	0	0	17	17	0.00	0.000

PITCHER	IP	WLS	BF	H	R	ER	SO	BB	IBB	HBP	BLK	WP	HR	S	P	ERA	WHIP

TOP

Boston Red Sox @ Cleveland Indians

Cleveland Municipal Stadium, Cleveland, OH

Mon Aug 19 1968, 7:05 PM EDT
Att. 6,020 - Unknown

livebaseballscorecards.com

AB	32
R	3
H	5
RBI	3
BB	4
SO	10
LOB	13

WP: 0 PA: 36
PB: 0
SB: 0
CS: 0

BOTTOM

Boston Red Sox @ Cleveland Indians

Cleveland Municipal Stadium, Cleveland, OH

Mon Aug 19 1968, 7:05 PM EDT

Att. 6,020 - Unknown

Batter	1	2	3	4	5	6	7	8	9	AB	R	H	RBI	BB	SO	LOB
Jose Cardenal, R (1, 8) OBP: 0.299, SLG: 0.345	F8		BB, S			6-3		K		3	0	0	0	1	1	0
Davey Nelson, R (1, 4) OBP: 0.321, SLG: 0.343	F9		K, 1-2			2B			4-3	4	0	1	0	0	1	1
Russ Snyder, L (1, 9) OBP: 0.315, SLG: 0.311	4-3			BB, G1-4-3		F7			F8	2	0	0	0	1	0	1
Vicente Romo, R (7, 1) OBP: 0.167, SLG: 0.167										0	0	0	0	0	0	0
Duke Sims, L (9, PH) OBP: 0.375, SLG: 0.417										1	0	0	0	0	0	0
Tony Horton, R (1, 3) OBP: 0.305, SLG: 0.418		5-3		G1-4-3, 1-2f			F9		F5	4	0	0	0	0	0	1
Lou Johnson, R (1, 7) OBP: 0.294, SLG: 0.378 (7, 9)		1B, 1B		4-3			1B			3	0	2	0	0	0	0
Joe Azcue, R (1, 2) OBP: 0.326, SLG: 0.345		G4-6-3, 1-2, 1B			6-3		K			3	0	1	0	0	1	1
Max Alvis, R (1, 5) OBP: 0.296, SLG: 0.321		G4-6-3, 1-2f			L8		F7			3	0	0	0	0	0	3
Larry Brown, R (1, 6) OBP: 0.295, SLG: 0.315			BB, G4-3		F5			F5		1	0	0	0	1	0	0
Lee Maye, L (8, PH) OBP: 0.330, SLG: 0.417										1	0	0	0	0	0	0
Vern Fuller, R (9, 6) OBP: 0.331, SLG: 0.278										0	0	0	0	0	0	0
Luis Tiant, R (1, 1) OBP: 0.081, SLG: 0.095			G4-3, 1-2f			4-3		F9		1	0	0	0	0	0	1
Jimmie Hall, L (6, PH) OBP: 0.280, SLG: 0.267 (7, 7)										2	0	0	0	0	0	0
Inning Stats	R: 0 E: 0 K: 0 S: 3 H: 0 LOB: 0 BB: 0 P: 3	R: 0 E: 0 K: 0 S: 4 H: 2 LOB: 1 BB: 0 P: 4	R: 0 E: 0 K: 1 S: 4 H: 0 LOB: 1 BB: 2 P: 12	R: 0 E: 0 K: 0 S: 2 H: 0 LOB: 0 BB: 1 P: 6	R: 0 E: 0 K: 0 S: 3 H: 0 LOB: 0 BB: 0 P: 3	R: 0 E: 0 K: 0 S: 4 H: 1 LOB: 1 BB: 0 P: 4	R: 0 E: 0 K: 1 S: 6 H: 1 LOB: 1 BB: 0 P: 6	R: 0 E: 0 K: 1 S: 5 H: 0 LOB: 0 BB: 0 P: 5	R: 0 E: 0 K: 0 S: 3 H: 0 LOB: 0 BB: 0 P: 3	1B: 3 2B: 1 3B: 0 HR: 0 SF: 0 SAC: 0 DP: 3 HBP: 0						

livebaseballscorecards.com

AB	28
R	0
H	4
RBI	0
BB	3
SO	3
LOB	8

WP: 0 PB: 0 SB: 1 CS: 0 PA: 31

PITCHER	IP	WLS	BF	H	R	ER	SO	BB	IBB	HBP	BLK	WP	HR	S	P	ERA	WHIP
Dave Morehead, R (1, 1) ERA: 2.12	9.0	W	31	4	0	0	3	3	0	0	0	0	0	34	46	0.00	0.778

PITCHER	IP	WLS	BF	H	R	ER	SO	BB	IBB	HBP	BLK	WP	HR	S	P	ERA	WHIP

Batter	1	2	3	4	5	6	7	8	9	AB	R	H	RBI	BB	SO	LOB
Mike Andrews, R (1, 4) OBP: 0.388, SLG: 0.374	F8			F6		BBBB PO BB			6-3	3	0	0	0	1	0	0
Joe Foy, R (1, 5) OBP: 0.341, SLG: 0.328	5-3			L4-3 1B		PO 1-2	G4-6-3 1B		F9	4	0	2	0	0	0	0
Carl Yastrzemski, L (1, 7) OBP: 0.413, SLG: 0.446	K			L4-3 1-2			F8		4-3	4	0	0	0	0	1	2
Ken Harrelson, R (1, 9) OBP: 0.366, SLG: 0.575		5-3			L6		G4-6-3 1-2f			3	0	0	0	0	0	1
Rico Petrocelli, R (1, 6) OBP: 0.297, SLG: 0.385 Jose Tartabull, L (8, PR) OBP: 0.297, SLG: 0.315 Jerry Adair, R (8, 6) OBP: 0.270, SLG: 0.283		K			5-3			BBBB 1B BB		2 0 0	0 0 0	0 0 0	0 0 0	1 0 0	1 0 0	0 0 0
Reggie Smith, S (1, 8) OBP: 0.333, SLG: 0.399		F9			4-3			K		3	0	0	0	0	1	1
George Scott, R (1, 3) OBP: 0.249, SLG: 0.259			K			HR		K		3	1	1	1	0	2	1
Elston Howard, R (1, 2) OBP: 0.329, SLG: 0.341			5-3			K		1-2 1B		3	0	1	0	0	1	0
Gary Bell, R (1, 1) OBP: 0.216, SLG: 0.280			L6			F3		K		3	0	0	0	0	1	2

TOP

Boston Red Sox @ Cleveland Indians

Cleveland Municipal Stadium, Cleveland, OH

Tue Aug 20 1968, 7:05 PM EDT
Att. 6,075 - Unknown

livebaseballscorecards.com

AB	28
R	1
H	4
RBI	1
BB	2
SO	7
LOB	7

Inning Stats	1	2	3	4	5	6	7	8	9
	R: 0 E: 0 K: 1 S: 5	R: 0 E: 0 K: 1 S: 5	R: 0 E: 0 K: 1 S: 5	R: 0 E: 0 K: 0 S: 3	R: 0 E: 0 K: 0 S: 3	R: 1 E: 0 K: 1 S: 5	R: 0 E: 0 K: 0 S: 3	R: 0 E: 0 K: 3 S: 10	R: 0 E: 0 K: 0 S: 3
	H: 0 LOB: 0 BB: 0 P: 5	H: 0 LOB: 0 BB: 0 P: 5	H: 0 LOB: 0 BB: 0 P: 5	H: 1 LOB: 0 BB: 0 P: 3	H: 0 LOB: 0 BB: 0 P: 3	H: 1 LOB: 0 BB: 1 P: 9	H: 1 LOB: 0 BB: 0 P: 3	H: 1 LOB: 2 BB: 1 P: 14	H: 0 LOB: 0 BB: 0 P: 3

1B: 3 SF: 0
2B: 1 SAC: 0
3B: 0 DP: 2
HR: 1 HBP: 0

WP: 0 PA: 31
PB: 0
SB: 0
CS: 0

PITCHER	IP	WLS	BF	H	R	ER	SO	BB	IBB	HBP	BLK	WP	HR	S	P	ERA	WHIP
Sam McDowell, L (1, 1) ERA: 1.66	9.0	W	30	4	1	1	7	2	0	0	0	0	1	42	50	1.00	0.667

PITCHER	IP	WLS	BF	H	R	ER	SO	BB	IBB	HBP	BLK	WP	HR	S	P	ERA	WHIP

Boston Red Sox @ Cleveland Indians

Cleveland Municipal Stadium, Cleveland, OH

Tue Aug 20 1968, 7:05 PM EDT

Att. 6,075 - Unknown

livebaseballscorecards.com

BOTTOM

Batter	1	2	3	4	5	6	7	8	9	AB	R	H	RBI	BB	SO	LOB
Jose Cardenal, R (1, 8) OBP: 0.299, SLG: 0.348	F7		F8		5-3			1B 3B		4	1	1	0	0	0	0
Davey Nelson, R (1, 4) OBP: 0.313, SLG: 0.333	F8		G3			1-3		CS 1B 3-H		3	0	0	0	0	0	0
Russ Snyder, L (8, PH) OBP: 0.317, SLG: 0.314										1	0	1	1	0	0	0
Tommy Harper, R (8, PR) OBP: 0.286, SLG: 0.380										0	0	0	0	0	0	0
(9, 9)																
Lee Maye, L (1, 7) OBP: 0.342, SLG: 0.433	FC6-4 1B		2B			E6 1B		1-2 1B		4	0	4	0	0	0	0
Vern Fuller, R (9, 4) OBP: 0.331, SLG: 0.278										0	0	0	0	0	0	0
Lou Johnson, R (1, 9) OBP: 0.291, SLG: 0.374	FC6-4 1-2f		F8			5-3		G3		4	0	0	0	0	0	4
(9, 7)																
Duke Sims, L (1, 3) OBP: 0.371, SLG: 0.413		F9		4-3		F9				3	0	0	0	0	0	1
Joe Azcue, R (1, 2) OBP: 0.322, SLG: 0.342		E6 1B SF7		F9			4-3			3	1	0	0	0	0	0
Chico Salmon, R (1, 6) OBP: 0.257, SLG: 0.290		SF7 1-3 1B		1-3			K			3	0	1	0	0	1	0
Max Alvis, R (1, 5) OBP: 0.293, SLG: 0.320		SF7 1-2 3-H			K		6-3			2	0	0	1	0	1	0
Sam McDowell, L (1, 1) OBP: 0.169, SLG: 0.132		1-3			K			K		3	0	0	0	0	2	1
Inning Stats	R: 0 E: 0 K: 0 S: 4 H: 1 LOB: 1 BB: 0 P: 4	R: 1 E: 1 K: 0 S: 5 H: 1 LOB: 1 BB: 0 P: 5	R: 0 E: 0 K: 0 S: 4 H: 1 LOB: 1 BB: 0 P: 4	R: 0 E: 0 K: 0 S: 3 H: 0 LOB: 0 BB: 0 P: 3	R: 0 E: 0 K: 2 S: 7 H: 0 LOB: 0 BB: 0 P: 7	R: 0 E: 1 K: 0 S: 4 H: 1 LOB: 1 BB: 0 P: 4	R: 0 E: 0 K: 1 S: 5 H: 0 LOB: 0 BB: 0 P: 5	R: 1 E: 0 K: 1 S: 7 H: 3 LOB: 1 BB: 0 P: 7		1B: 5 2B: 1 3B: 1 HR: 0 SF: 1 SAC: 0 DP: 0 HBP: 0						

PITCHER	IP	WLS	BF	H	R	ER	SO	BB	IBB	HBP	BLK	WP	HR	S	P	ERA	WHIP
Gary Bell, R (1, 1) ERA: 3.19	8.0	L	31	7	2	1	4	0	0	0	0	0	0	39	39	1.12	0.875

PITCHER	IP	WLS	BF	H	R	ER	SO	BB	IBB	HBP	BLK	WP	HR	S	P	ERA	WHIP

AB	30
R	2
H	7
RBI	2
BB	0
SO	4
LOB	6

WP: 0 PA: 31
PB: 0
SB: 0
CS: 1

Batter	1	2	3	4	5	6	7	8	9	AB	R	H	RBI	BB	SO	LOB
Mike Andrews, R (1, 4) OBP: 0.384, SLG: 0.370	F9		K		1-3			E5 FC3-6 1-2		4	0	0	0	0	1	2
Dalton Jones, L (1, 3) OBP: 0.272, SLG: 0.332	F9			PB 1B 1B		F6		FC3-6 1B 1-2f 2-3		4	1	1	0	0	0	2
Carl Yastrzemski, L (1, 7) OBP: 0.416, SLG: 0.446 Russ Gibson, R (8, 2) OBP: 0.240, SLG: 0.295	BB			1B 1-2 BB		4-3		1B 1-2 3-H		2 0	0 0	1 0	1 0	2 0	0 0	0 0
Ken Harrelson, R (1, 9) OBP: 0.363, SLG: 0.570 Gary Waslewski, R (8, 1) OBP: 0.077, SLG: 0.040	K			K		F6		F8		4 0	0 0	0 0	0 0	0 0	2 0	5 0
Reggie Smith, S (1, 8) OBP: 0.336, SLG: 0.402		CS 1B		CS 1B 1-3 2-H			F8		FC5-4 1B	4	0	3	1	0	0	0
Joe Foy, R (1, 5) OBP: 0.338, SLG: 0.325		L9 1-2		F4 1-2			K		F9	4	0	0	0	0	1	4
Jerry Adair, R (1, 6) OBP: 0.269, SLG: 0.282		6-3			SH1-4 1B		F8		FC5-4 1B 1-2f	4	0	1	0	0	0	1
Elston Howard, R (1, 2) OBP: 0.325, SLG: 0.337 Jose Tartabull, L (8, PH) OBP: 0.307, SLG: 0.326 (8, 7)			K	K				FC3-6 E 1B 1B	1-2 1B	2 2	0 1	0 2	0 0	0 0	2 0	1 0
Jim Lonborg, R (1, 1) OBP: 0.400, SLG: 0.650 Bill Landis, L (5, 1) Floyd Robinson, L (8, PH) OBP: 0.275, SLG: 0.333 (8, 9)			5-3	SH1-4 1-2				K	L4	1 0 2	0 0 0	0 0 0	0 0 0	0 0 0	0 0 1	0 0 3
Inning Stats	R: 0 E: 0 K: 1 S: 5 H: 0 LOB: 1 BB: 1 P: 9	R: 0 E: 0 K: 0 S: 3 H: 1 LOB: 0 BB: 0 P: 3	R: 0 E: 0 K: 2 S: 7 H: 0 LOB: 0 BB: 0 P: 7	R: 1 E: 0 K: 1 S: 6 H: 2 LOB: 1 BB: 1 P: 10	R: 0 E: 0 K: 1 S: 6 H: 1 LOB: 1 BB: 0 P: 6	R: 0 E: 0 K: 0 S: 3 H: 0 LOB: 0 BB: 0 P: 3	R: 0 E: 0 K: 1 S: 5 H: 0 LOB: 0 BB: 0 P: 5	R: 1 E: 1 K: 1 S: 8 H: 2 LOB: 2 BB: 0 P: 8	R: 0 E: 0 K: 0 S: 5 H: 2 LOB: 2 BB: 0 P: 5	1B: 8 2B: 0 3B: 0 HR: 0	SF: 0 SAC: 1 DP: 0 HBP: 0					

PITCHER	IP	WLS	BF	H	R	ER	SO	BB	IBB	HBP	BLK	WP	HR	S	P	ERA	WHIP
Horacio Pina, R (1, 1) ERA: 0.79	8.2	W	35	8	2	1	7	2	0	0	0	0	0	47	55	1.04	1.154
Vicente Romo, R (9, 1) ERA: 1.47	0.1	S	1	0	0	0	0	0	0	0	0	0	0	1	1	0.00	0.000

PITCHER	IP	WLS	BF	H	R	ER	SO	BB	IBB	HBP	BLK	WP	HR	S	P	ERA	WHIP

TOP

Boston Red Sox @ Cleveland Indians

Cleveland Municipal Stadium, Cleveland, OH

Wed Aug 21 1968, 7:05 PM EDT
Att. 8,991 - Cloudy

livebaseballscorecards.com

AB	33
R	2
H	8
RBI	2
BB	2
SO	7
LOB	18

WP: 0 PB: 1 SB: 0 CS: 2 PA: 36

Batter	1	2	3	4	5	6	7	8	9	AB	R	H	RBI	BB	SO	LOB
Jose Cardenal, R (1, 8) OBP: 0.300, SLG: 0.347	F4		6-3		3B 1-2 BB	BB				2	1	0	0	2	0	0
Davey Nelson, R (1, 4) OBP: 0.311, SLG: 0.349	F9			6-3	1B 1-H 2-H 3B	K				4	1	1	2	0	1	1
Lee Maye, L (1, 7) OBP: 0.347, SLG: 0.434 Tommy Harper, R (6, 9) OBP: 0.285, SLG: 0.379	1B			4-3	1B 1B 1B BB		K			2 1	1 0	1 0	0 0	1 0	0 1	0 0
Lou Johnson, R (1, 9) OBP: 0.291, SLG: 0.372 (6, 7)	F5			6-3	1B 1B 1-2 3-H 1B		F6			4	1	1	1	0	0	1
Duke Sims, L (1, 3) OBP: 0.372, SLG: 0.414 Tony Horton, R (5, PH) OBP: 0.306, SLG: 0.419 (6, 3)		K	HR 1B WP 1B				F4			2 2	1 1	1 1	0 0	0 0	1 0	0 0
Joe Azcue, R (1, 2) OBP: 0.322, SLG: 0.340	4-3		F5 WP 1B					5-3		4	0	1	2	0	0	1
Chico Salmon, R (1, 6) OBP: 0.261, SLG: 0.302	L6		HR K					G5-4-3 BB		3	1	1	2	1	1	1
Max Alvis, R (1, 5) OBP: 0.293, SLG: 0.317		F8			BB 3B HBP	F2		G5-4-3 1-2f		3	1	0	0	0	0	1
Horacio Pina, R (1, 1) Vicente Romo, R (9, 1) OBP: 0.167, SLG: 0.167		4-3			K	K				3 0	0 0	0 0	0 0	0 0	2 0	1 0
Inning Stats	R: 0 E: 0 K: 0 S: 4 H: 1 LOB: 1 BB: 0 P: 4	R: 0 E: 0 K: 1 S: 5 H: 0 LOB: 0 BB: 0 P: 5	R: 0 E: 0 K: 0 S: 3 H: 0 LOB: 0 BB: 0 P: 3	R: 0 E: 0 K: 0 S: 3 H: 0 LOB: 0 BB: 0 P: 3	R: 8 E: 0 K: 2 S: 13 H: 6 LOB: 1 BB: 2 P: 22	R: 0 E: 0 K: 2 S: 7 H: 0 LOB: 1 BB: 1 P: 11	R: 0 E: 0 K: 1 S: 5 H: 0 LOB: 0 BB: 0 P: 5	R: 0 E: 0 K: 0 S: 2 H: 0 LOB: 0 BB: 1 P: 6		1B: 5 2B: 0 3B: 1 HR: 1 SF: 0 SAC: 0 DP: 1 HBP: 1						

PITCHER		IP	WLS	BF	H	R	ER	SO	BB	IBB	HBP	BLK	WP	HR	S	P	ERA	WHIP
Jim Lonborg, R ERA: 4.56	(1, 1)	4.2	L	22	5	7	7	2	2	0	1	0	0	1	23	32	13.50	1.500
Bill Landis, L ERA: 3.54	(5, 1)	2.1		10	2	1	1	4	1	0	0	0	1	0	17	21	3.86	1.286
Gary Waslewski, R ERA: 3.75	(8, 1)	1.0		3	0	0	0	0	1	0	0	0	0	0	2	6	0.00	1.000

PITCHER	IP	WLS	BF	H	R	ER	SO	BB	IBB	HBP	BLK	WP	HR	S	P	ERA	WHIP

BOTTOM

Boston Red Sox @ Cleveland Indians

Cleveland Municipal Stadium, Cleveland, OH

Wed Aug 21 1968, 7:05 PM EDT

Att. 8,991 - Cloudy

livebaseballscorecards.com

AB	30
R	8
H	7
RBI	7
BB	4
SO	6
LOB	6

WP: 2 PA: 35
PB: 0
SB: 0
CS: 0

Boston Red Sox @ Cleveland Indians

Cleveland Municipal Stadium, Cleveland, OH

Thu Aug 22 1968, 7:05 PM EDT

Att. 6,049 - Unknown

TOP

livebaseballscorecards.com

Batter	1	2	3	4	5	6	7	8	9	AB	R	H	RBI	BB	SO	LOB
Mike Andrews, R (1, 4) OBP: 0.383, SLG: 0.367	F9		F3			K			4-3 BB	3	0	0	0	1	1	0
Dalton Jones, L (1, 3) OBP: 0.268, SLG: 0.327	5-3			4-3		F7			4-3 1-2	4	0	0	0	0	0	1
Carl Yastrzemski, L (1, 7) OBP: 0.418, SLG: 0.448	1B			K			FC5-4 1B		G1-6-3 BB	3	0	2	0	1	1	0
Ken Harrelson, R (1, 9) OBP: 0.360, SLG: 0.564	F9			E3			FC5-4 8-3 1-2f		G1-6-3 1-2f	4	0	0	0	0	0	4
Reggie Smith, S (1, 8) OBP: 0.334, SLG: 0.400		G3		F2			8-3 1-2f			3	0	0	0	0	0	2
Joe Foy, R (1, 5) OBP: 0.336, SLG: 0.323		F6			6-3			F9		3	0	0	0	0	0	0
Jerry Adair, R (1, 6) OBP: 0.270, SLG: 0.303		L4			K			HR		3	1	1	1	0	1	0
Elston Howard, R (1, 2) OBP: 0.321, SLG: 0.332			6-3		K			6-3		3	0	0	0	0	1	0
Ray Culp, R (1, 1) OBP: 0.137, SLG: 0.122			1-3			F8		4-3		1	0	0	0	0	0	0
Jose Tartabull, L (6, PH) OBP: 0.305, SLG: 0.323										1	0	0	0	0	0	0
Jerry Stephenson, L (6, 1) OBP: 0.389, SLG: 0.353										0	0	0	0	0	0	0
Floyd Robinson, L (8, PH) OBP: 0.272, SLG: 0.329										1	0	0	0	0	0	0
Lee Stange, R (8, 1) OBP: 0.200, SLG: 0.143										0	0	0	0	0	0	0
Inning Stats	R: 0 E: 0 K: 0 S: 4 H: 1 LOB: 1 BB: 0 P: 4	R: 0 E: 0 K: 0 S: 3 H: 0 LOB: 0 BB: 0 P: 3	R: 0 E: 0 K: 0 S: 3 H: 0 LOB: 0 BB: 0 P: 3	R: 0 E: 1 K: 1 S: 6 H: 0 LOB: 1 BB: 0 P: 6	R: 0 E: 0 K: 2 S: 7 H: 0 LOB: 0 BB: 0 P: 7	R: 0 E: 0 K: 1 S: 5 H: 0 LOB: 0 BB: 0 P: 5	R: 0 E: 0 K: 0 S: 3 H: 1 LOB: 0 BB: 0 P: 3	R: 1 E: 0 K: 0 S: 4 H: 1 LOB: 0 BB: 0 P: 4	R: 0 E: 0 K: 0 S: 2 H: 0 LOB: 1 BB: 2 P: 10	1B: 2 2B: 1 3B: 0 HR: 1	SF: 0 SAC: 0 DP: 2 HBP: 0						

AB	29
R	1
H	3
RBI	1
BB	2
SO	4
LOB	7

WP: 0 PB: 0 SB: 0 CS: 0 PA: 31

PITCHER	IP	WLS	BF	H	R	ER	SO	BB	IBB	HBP	BLK	WP	HR	S	P	ERA	WHIP
Stan Williams, R (1, 1) ERA: 2.42	8.0	W	28	3	1	1	4	1	0	0	0	0	1	35	39	1.12	0.500
Vicente Romo, R (9, 1) ERA: 1.44	1.0	S	3	0	0	0	0	1	0	0	0	0	0	2	6	0.00	1.000

PITCHER	IP	WLS	BF	H	R	ER	SO	BB	IBB	HBP	BLK	WP	HR	S	P	ERA	WHIP

Batter	1	2	3	4	5	6	7	8	9	AB	R	H	RBI	BB	SO	LOB
Jose Cardenal, R (1, 8) OBP: 0.300, SLG: 0.346	L7	E, 1-H, 1B			F8		FC6, 1-2f			4	0	1	1	0	0	1
Davey Nelson, R (1, 4) OBP: 0.317, SLG: 0.348	S, 1B	1-3, 2-3			BBBB, BB			5-3		3	0	1	0	1	0	1
Lee Maye, L (1, 7) OBP: 0.341, SLG: 0.426 Tommy Harper, R (9, 9) OBP: 0.285, SLG: 0.379	F6, 1-2		F9		4-3			F2		4 0	0 0	0 0	0 0	0 0	0 0	2 0
Lou Johnson, R (1, 9) (9, 7) OBP: 0.290, SLG: 0.371	K		F8			K		S, 1B		4	0	1	0	0	2	1
Tony Horton, R (1, 3) OBP: 0.303, SLG: 0.414		F7	F9			K		K, 1-2		4	0	0	0	0	2	1
Duke Sims, L (1, 2) OBP: 0.375, SLG: 0.412		BBBB, PB, HBP, E, BB		BBBB, 4-3, BB		F6				1	1	0	0	2	0	0
Chico Salmon, R (1, 6) OBP: 0.265, SLG: 0.301		H, 1-2, PB, E, HBP	4-3, 1-2f				BBBB, FC6, BB			1	1	0	0	1	0	1
Max Alvis, R (1, 5) OBP: 0.291, SLG: 0.314 Vern Fuller, R (8, 5) OBP: 0.331, SLG: 0.278	K, 1-2, 2-3		F5				K			3 0	0 0	0 0	0 0	0 0	2 0	3 0
Stan Williams, R (1, 1) OBP: 0.245, SLG: 0.200 Vicente Romo, R (9, 1) OBP: 0.167, SLG: 0.167	E5, WP, 1B, 2-H, 3-H				K		K			3 0	1 0	0 0	0 0	0 0	2 0	1 0
Inning Stats	R: 0 E: 0 K: 1 S: 6 H: 1 LOB: 1 BB: 0 P: 6	R: 3 E: 2 K: 1 S: 7 H: 1 LOB: 1 BB: 1 P: 12	R: 0 E: 0 K: 0 S: 3 H: 0 LOB: 0 BB: 0 P: 3	R: 0 E: 0 K: 0 S: 2 H: 0 LOB: 0 BB: 1 P: 6	R: 0 E: 0 K: 1 S: 5 H: 0 LOB: 1 BB: 1 P: 9	R: 0 E: 0 K: 2 S: 7 H: 0 LOB: 0 BB: 0 P: 7	R: 0 E: 0 K: 2 S: 7 H: 0 LOB: 1 BB: 1 P: 11	R: 0 E: 0 K: 1 S: 6 H: 1 LOB: 1 BB: 0 P: 6		1B: 3 2B: 1 3B: 0 HR: 0 SF: 0 SAC: 0 DP: 1 HBP: 1					WP: 1 PB: 1 SB: 2 CS: 0 PA: 32	

PITCHER	IP	WLS	BF	H	R	ER	SO	BB	IBB	HBP	BLK	WP	HR	S	P	ERA	WHIP
Ray Culp, R (1, 1) ERA: 3.72	5.0	L	21	2	3	0	3	3	0	1	0	1	0	23	36	0.00	1.000
Jerry Stephenson, R (6, 1) ERA: 5.43	2.0		7	0	0	0	4	1	0	0	0	0	0	14	18	0.00	0.500
Lee Stange, R (8, 1) ERA: 4.53	1.0		4	1	0	0	1	0	0	0	0	0	0	6	6	0.00	1.000

PITCHER	IP	WLS	BF	H	R	ER	SO	BB	IBB	HBP	BLK	WP	HR	S	P	ERA	WHIP

BOTTOM

Boston Red Sox @ Cleveland Indians

Cleveland Municipal Stadium, Cleveland, OH

Thu Aug 22 1968, 7:05 PM EDT

Att. 6,049 - Unknown

livebaseballscorecards.com

AB	27
R	3
H	3
RBI	1
BB	4
SO	8
LOB	11

Boston Red Sox @ Baltimore Orioles

Memorial Stadium, Baltimore, MD

Fri Aug 23 1968, 7:05 PM EDT

Att. 14,354 - Unknown

TOP

livebaseballscorecards.com

Batter	1	2	3	4	5	6	7	8	9	AB	R	H	RBI	BB	SO	LOB
Jose Tartabull, L (1, 7) OBP: 0.308, SLG: 0.326	6-3		SH4-3 2-3		1B 2-H 1B		F9		5-3	2	0	1	1	0	0	0
Gary Waslewski, R (5, PR) OBP: 0.077, SLG: 0.040										0	0	0	0	0	0	0
Ken Harrelson, R (5, 9) OBP: 0.358, SLG: 0.561										2	0	0	0	0	0	0
Floyd Robinson, L (1, 9) OBP: 0.266, SLG: 0.322	1-3		F5		F9		K S S S			2	0	0	0	0	0	1
George Scott, R (5, PH) OBP: 0.248, SLG: 0.257										2	0	0	0	0	1	1
(5, 3)																
Carl Yastrzemski, L (1, 3) OBP: 0.419, SLG: 0.448	F8		CS 3-H 1B		1-3 1B			4-3		4	0	2	1	0	0	0
(5, 7)																
Reggie Smith, S (1, 8) OBP: 0.335, SLG: 0.399		F5	CS 1-2	CS 1B	1-3			BBB 2B BB		3	0	1	0	1	0	3
Dalton Jones, L (1, 4) OBP: 0.271, SLG: 0.345		F3		HR 1-2		6-3		1-3 2B		4	1	2	1	0	0	0
Jerry Adair, R (1, 6) OBP: 0.276, SLG: 0.304		1B		5-3		K S S S		I I I G4-6-3 IBB		3	0	1	0	1	1	0
Russ Nixon, L (1, 2) OBP: 0.220, SLG: 0.179		F8		6-3		2B 1B		G4-6-3 1-2f		4	0	1	0	0	0	4
Joe Foy, R (1, 5) OBP: 0.340, SLG: 0.328			S E 1B		BBB SH3-4 1B BB 4-0	1-H 2B			F8	3	2	2	0	1	0	0
Juan Pizarro, L (1, 1) OBP: 0.241, SLG: 0.269			E1 SH4-3 1-H 1B 1B		SH3-4 1-2		S S S K		3-1	3	1	1	0	0	1	0
Inning Stats	R: 0 E: 0 K: 0 S: 3 H: 0 LOB: 0 BB: 0 P: 3	R: 0 E: 0 K: 0 S: 4 H: 1 LOB: 1 BB: 0 P: 4	R: 2 E: 1 K: 0 S: 5 H: 3 LOB: 0 BB: 0 P: 5	R: 1 E: 0 K: 0 S: 4 H: 2 LOB: 0 BB: 0 P: 4	R: 1 E: 0 K: 0 S: 5 H: 2 LOB: 3 BB: 1 P: 9	R: 0 E: 0 K: 1 S: 6 H: 2 LOB: 2 BB: 0 P: 6	R: 0 E: 0 K: 2 S: 7 H: 0 LOB: 0 BB: 0 P: 7	R: 0 E: 0 K: 0 S: 3 H: 1 LOB: 2 BB: 2 P: 11	R: 0 E: 0 K: 0 S: 3 H: 0 LOB: 0 BB: 0 P: 3	1B: 8 2B: 2 3B: 0 HR: 1 SF: 0 SAC: 2 DP: 1 HBP: 0	WP: 0 PB: 0 SB: 1 CS: 2 PA: 38					

	AB	32
	R	4
	H	11
	RBI	3
	BB	3
	SO	3
	LOB	9

PITCHER		IP	WLS	BF	H	R	ER	SO	BB	IBB	HBP	BLK	WP	HR	S	P	ERA	WHIP
Dave Leonhard, R ERA: 3.04	(1, 1)	4.1	L	19	7	4	4	0	1	0	0	0	0	1	18	22	8.31	1.846
John Morris, L ERA: 3.22	(5, 1)	1.2		7	3	0	0	1	0	0	0	0	0	0	9	9	0.00	1.800
Wally Bunker, R ERA: 2.91	(7, 1)	3.0		11	1	0	0	2	1	1	0	0	0	0	13	21	0.00	0.667

PITCHER	IP	WLS	BF	H	R	ER	SO	BB	IBB	HBP	BLK	WP	HR	S	P	ERA	WHIP

Batter	1	2	3	4	5	6	7	8	9	AB	R	H	RBI	BB	SO	LOB
Don Buford, S (1, 7) OBP: 0.372, SLG: 0.461	1-3		F8	F8			F8		S 1-3 1B	5	0	1	0	0	0	0
Mark Belanger, R (1, 6) OBP: 0.266, SLG: 0.248	BB 1B 1B		K		K		K		4-3 1-2	5	0	1	0	0	3	2
Frank Robinson, R (1, 9) OBP: 0.381, SLG: 0.450	BB 1-2 1B		HR		F9		K			4	1	2	1	0	1	0
Boog Powell, L (1, 3) OBP: 0.338, SLG: 0.429	1-2 2-3 BB		E 1B		1B BB			F9		2	1	1	0	2	0	0
Brooks Robinson, R (1, 5) OBP: 0.292, SLG: 0.391	F4		E9 1-H		1-3 1B			K		4	0	1	0	0	1	3
Davey Johnson, R (1, 4) OBP: 0.339, SLG: 0.389	K		5-3		K			6-3		4	0	0	0	0	2	6
Paul Blair, R (1, 8) OBP: 0.271, SLG: 0.308		F3		HR		F8			F3	4	1	1	1	0	0	0
Larry Haney, R (1, 2) OBP: 0.216, SLG: 0.314 Fred Valentine, S (9, PH) OBP: 0.286, SLG: 0.358		F3	K			F3			1B BB	3 0	0 0	0 0	0 0	0 1	1 0	0 0
Dave Leonhard, R (1, 1) OBP: 0.172, SLG: 0.143 John Morris, R (5, 1) Curt Motton, R (6, PH) OBP: 0.306, SLG: 0.353 Wally Bunker, R (7, 1) OBP: 0.250, SLG: 0.143 Chico Fernandez, R (9, PH) OBP: 0.188, SLG: 0.133		K	K			F3			F2	2 0 1 0 1	0 0 0 0 0	0 0 0 0 0	0 0 0 0 0	0 0 0 0 0	2 0 0 0 0	0 0 0 0 1
Inning Stats	R: 0 E: 0 K: 1 S: 7 H: 2 LOB: 3 BB: 1 P: 11	R: 0 E: 0 K: 1 S: 5 H: 0 LOB: 0 BB: 0 P: 5	R: 2 E: 1 K: 1 S: 8 H: 2 LOB: 1 BB: 0 P: 8	R: 1 E: 0 K: 2 S: 8 H: 1 LOB: 0 BB: 0 P: 8	R: 0 E: 0 K: 2 S: 8 H: 1 LOB: 2 BB: 1 P: 12	R: 0 E: 0 K: 0 S: 3 H: 0 LOB: 0 BB: 0 P: 3	R: 0 E: 0 K: 2 S: 7 H: 0 LOB: 0 BB: 0 P: 7	R: 0 E: 0 K: 1 S: 5 H: 0 LOB: 0 BB: 0 P: 5	R: 0 E: 0 K: 0 S: 4 H: 1 LOB: 2 BB: 1 P: 8	1B: 5 2B: 0 3B: 0 HR: 2 SF: 0 SAC: 0 DP: 0 HBP: 0						

PITCHER	IP	WLS	BF	H	R	ER	SO	BB	IBB	HBP	BLK	WP	HR	S	P	ERA	WHIP
Juan Pizarro, L (1, 1) ERA: 3.27	9.0	W	38	7	3	2	10	3	0	0	0	0	2	55	67	2.00	1.111

PITCHER	IP	WLS	BF	H	R	ER	SO	BB	IBB	HBP	BLK	WP	HR	S	P	ERA	WHIP

BOTTOM

Boston Red Sox @ Baltimore Orioles

Memorial Stadium, Baltimore, MD

Fri Aug 23 1968, 7:05 PM EDT

Att. 14,354 - Unknown

livebaseballscorecards.com

AB	35
R	3
H	7
RBI	2
BB	3
SO	10
LOB	12

WP: 0 PA: 38
PB: 0
SB: 1
CS: 0

Boston Red Sox @ Baltimore Orioles

Memorial Stadium, Baltimore, MD

Sat Aug 24 1968, 7:05 PM EDT

Att. 16,222 - Unknown

TOP

livebaseballscorecards.com

Batter	1	2	3	4	5	6	7	8	9	AB	R	H	RBI	BB	SO	LOB
Jerry Adair, R (1, 6) OBP: 0.268, SLG: 0.294	K		6-3		G1-6-3 1-2f		5-3		F5	5	0	0	0	0	1	2
Dalton Jones, L (1, 4) OBP: 0.271, SLG: 0.341	F8		4-3			F6		HR BB		3	1	0	0	1	0	0
Carl Yastrzemski, L (1, 7) OBP: 0.421, SLG: 0.454	2B			G3 1B		1B		F7		4	0	3	0	0	0	1
Ken Harrelson, R (1, 9) OBP: 0.357, SLG: 0.558	6-3			G3 1-2		F8		K		4	0	1	0	0	1	3
Reggie Smith, S (1, 8) OBP: 0.337, SLG: 0.407		K		G3 1-2 2-3		1B 1-3		HR 1-H		4	1	2	2	0	1	2
Joe Foy, R (1, 5) OBP: 0.339, SLG: 0.325		BB S		5-3		F7		K		3	0	0	0	1	1	4
George Scott, R (1, 3) OBP: 0.245, SLG: 0.253		F8 1-2		K			F6		4-3	4	0	0	0	0	1	3
Elston Howard, R (1, 2) OBP: 0.319, SLG: 0.345		K			K		HR		6-3	4	1	1	1	0	2	1
Dave Morehead, R (1, 1)			K		G1-6-3 HBP		F5		BB	1	0	0	0	0	1	0
Floyd Robinson, L (5, PH) OBP: 0.274, SLG: 0.322										0	0	0	0	0	0	0
Jerry Stephenson, L (5, 1) OBP: 0.389, SLG: 0.353										0	0	0	0	0	0	0
Mike Andrews, R (7, PH) OBP: 0.383, SLG: 0.367										1	0	0	0	0	0	0
Bill Landis, L (7, 1)										0	0	0	0	0	0	0
Rico Petrocelli, R (9, PH) OBP: 0.299, SLG: 0.385										0	0	0	0	1	0	0
Inning Stats	R: 0 E: 0 K: 1 S: 6 H: 1 LOB: 1 BB: 0 P: 6	R: 0 E: 0 K: 2 S: 7 H: 0 LOB: 1 BB: 1 P: 11	R: 0 E: 0 K: 1 S: 5 H: 0 LOB: 0 BB: 0 P: 5	R: 0 E: 0 K: 1 S: 7 H: 2 LOB: 2 BB: 0 P: 7	R: 0 E: 0 K: 1 S: 4 H: 0 LOB: 0 BB: 0 P: 5	R: 0 E: 0 K: 0 S: 5 H: 2 LOB: 2 BB: 0 P: 5	R: 1 E: 0 K: 0 S: 4 H: 1 LOB: 0 BB: 0 P: 4	R: 2 E: 0 K: 2 S: 8 H: 1 LOB: 0 BB: 1 P: 12	R: 0 E: 0 K: 0 S: 3 H: 0 LOB: 1 BB: 1 P: 7	1B: 4 2B: 1 3B: 0 HR: 2 SF: 0 SAC: 0 DP: 1 HBP: 1						

	AB	33
	R	3
	H	7
	RBI	3
	BB	3
	SO	8
	LOB	16

WP: 0 PB: 0 SB: 1 CS: 0 PA: 37

PITCHER	IP	WLS	BF	H	R	ER	SO	BB	IBB	HBP	BLK	WP	HR	S	P	ERA	WHIP
Jim Hardin, R (1, 1) ERA: 2.3	9.0	W	37	7	3	3	8	3	0	1	0	0	2	49	62	3.00	1.111

PITCHER	IP	WLS	BF	H	R	ER	SO	BB	IBB	HBP	BLK	WP	HR	S	P	ERA	WHIP

BOTTOM

Boston Red Sox @ Baltimore Orioles

Memorial Stadium, Baltimore, MD

Sat Aug 24 1968, 7:05 PM EDT

Att. 16,222 - Unknown

livebaseballscorecards.com

Batter	1	2	3	4	5	6	7	8	9	AB	R	H	RBI	BB	SO	LOB
Don Buford, S (1, 8) OBP: 0.378, SLG: 0.474 (7, 7)	FC5-4 1B		E S 1B 1B	3-4		1-H 1B 3B		2-H 1B 1B		5	2	4	3	0	0	0
Mark Belanger, R (1, 6) OBP: 0.270, SLG: 0.253	FC5-4 S 1-2f		F6 1-2			1B 3-H 1B		1-2 1B		5	0	3	1	0	0	2
Frank Robinson, R (1, 7) OBP: 0.382, SLG: 0.449	BB 1-2		F3	F9		1-3 1B		F9		3	0	1	0	1	0	2
Paul Blair, R (7, 8) OBP: 0.270, SLG: 0.307										1	0	0	0	0	0	2
Boog Powell, L (1, 3) OBP: 0.335, SLG: 0.424	K		E3 1B 2-3		L4	L6		K		5	0	0	0	0	2	7
Brooks Robinson, R (1, 5) OBP: 0.292, SLG: 0.390	6-3		1-2 3-H 1B		F9		F9			4	0	1	1	0	0	2
Curt Blefary, L (1, 2) OBP: 0.296, SLG: 0.310		G3	F7		F9		F7			4	0	0	0	0	0	2
Larry Haney, R (8, 2) OBP: 0.216, SLG: 0.314										0	0	0	0	0	0	0
Davey Johnson, R (1, 4) OBP: 0.339, SLG: 0.395		F9		HR		6-3	K			4	1	1	1	0	1	0
Dave May, L (1, 9) OBP: 0.277, SLG: 0.237		1B		E4 SH5-4 3-4 1B		FC1-6 BB		SH1-4 1B BB		2	2	2	0	2	0	0
Jim Hardin, R (1, 1) OBP: 0.086, SLG: 0.129		K		SH5-4 2-3		FC1-6 1-2f 3B		SH1-4 1-2		2	1	0	0	0	1	2
Inning Stats	R: 0 E: 0 K: 1 S: 6 H: 1 LOB: 2 BB: 1 P: 10	R: 0 E: 0 K: 1 S: 6 H: 1 LOB: 1 BB: 0 P: 6	R: 1 E: 1 K: 0 S: 6 H: 2 LOB: 2 BB: 0 P: 6	R: 2 E: 1 K: 0 S: 6 H: 3 LOB: 1 BB: 0 P: 6	R: 0 E: 0 K: 0 S: 3 H: 0 LOB: 0 BB: 0 P: 3	R: 2 E: 0 K: 0 S: 6 H: 3 LOB: 2 BB: 1 P: 10	R: 0 E: 0 K: 1 S: 5 H: 0 LOB: 0 BB: 0 P: 5	R: 1 E: 0 K: 1 S: 7 H: 2 LOB: 2 BB: 1 P: 11		1B: 10 2B: 0 3B: 1 HR: 1		SF: 0 SAC: 2 DP: 0 HBP: 0			WP: 0 PB: 0 SB: 2 CS: 0	PA: 40	

	AB	35
	R	6
	H	12
	RBI	6
	BB	3
	SO	4
	LOB	19

PITCHER		IP	WLS	BF	H	R	ER	SO	BB	IBB	HBP	BLK	WP	HR	S	P	ERA	WHIP
Dave Morehead, R ERA: 2.37	(1, 1)	4.0	L	21	7	3	2	2	1	0	0	0	0	1	24	28	4.50	2.000
Jerry Stephenson, R ERA: 5.54	(5, 1)	2.0		10	3	2	2	0	1	0	0	0	0	0	9	13	9.00	2.000
Bill Landis, L ERA: 3.58	(7, 1)	2.0		9	2	1	1	2	1	0	0	0	0	0	12	16	4.50	1.500

PITCHER	IP	WLS	BF	H	R	ER	SO	BB	IBB	HBP	BLK	WP	HR	S	P	ERA	WHIP

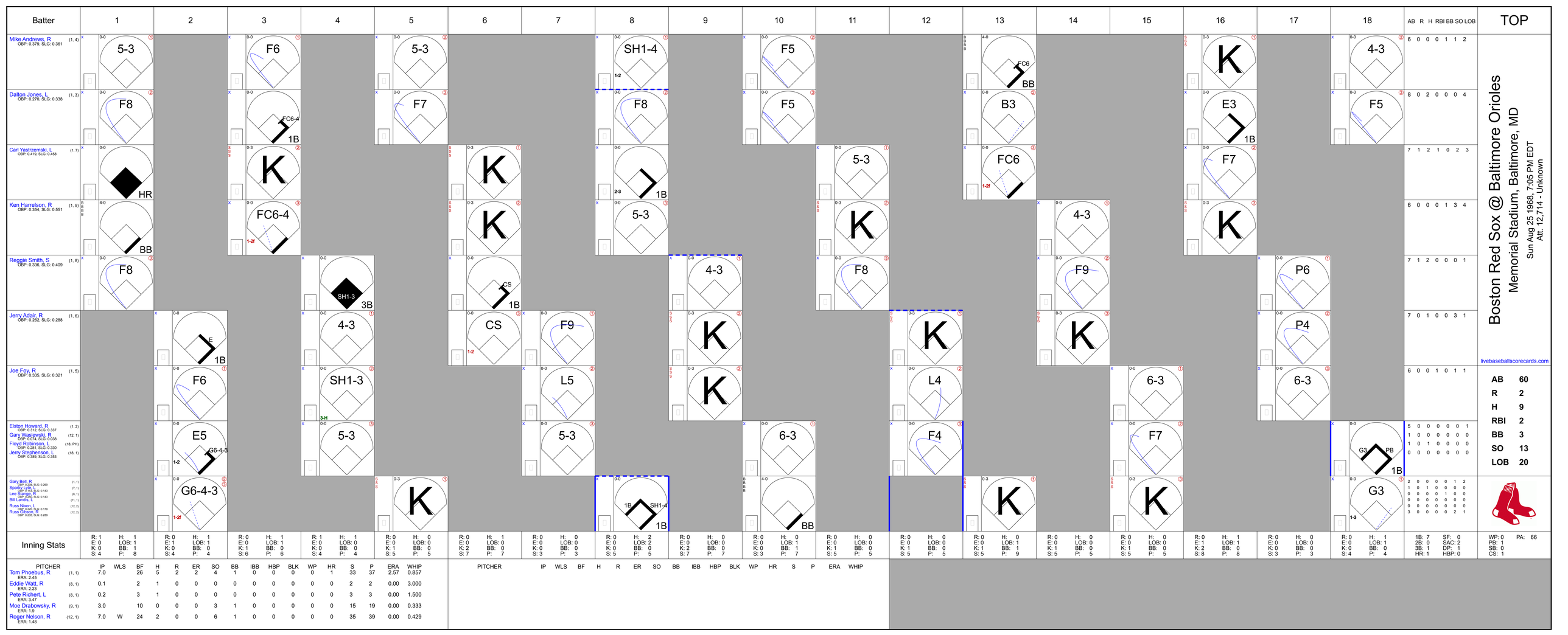
Batter
1
2
3
4
5
6
7
8
9
10
11
12
13
14
15
16
17
18
AB R H RBI BB SO LOB
TOP
Mike Andrews, R (1, 4) OBP: 0.379, SLG: 0.361
5-3
F8
F6
FC6-4 1B
HR
K
BB
FC6-4 1-2f
F8
SH1-3 3B
4-3
E 1B
F6
SH1-3 3-H
E5 G6-4-3 1-2
G6-4-3 1-2f
5-3
K
6 0 0 0 0 1 1 2
Dalton Jones, L (1, 3) OBP: 0.270, SLG: 0.338
F8
F6
FC6-4 1B
F7
5-3
F7
SH1-4 1-2
F8
1B 2-3
5-3
F5
F5
B3
FC6 BB
FC6 1-2f
E3 1B
F7
K
F5
8 0 2 0 0 0 4
Carl Yastrzemski, L (1, 7) OBP: 0.419, SLG: 0.458
HR
K
K
K
5-3
K
K
7 1 2 1 0 2 3
Ken Harrelson, R (1, 9) OBP: 0.354, SLG: 0.551
BB
FC6-4 1-2f
K
5-3
4-3
K
6 0 0 0 1 3 4
Reggie Smith, S (1, 8) OBP: 0.336, SLG: 0.409
F8
F8
SH1-3 3B
CS 1B
4-3
F8
F9
P6
7 1 2 0 0 0 1
Jerry Adair, R (1, 6) OBP: 0.262, SLG: 0.288
E 1B
4-3
CS 1-2
F9
K
K
K
P4
7 0 1 0 0 3 1
Joe Foy, R (1, 5) OBP: 0.335, SLG: 0.321
F6
SH1-3
5-3
L5
K
L4
6-3
6-3
6 0 0 1 0 1 1
Elston Howard, R (1, 2) OBP: 0.312, SLG: 0.337
Gary Waslewski, R (12, 1) OBP: 0.074, SLG: 0.038
Floyd Robinson, L (18, PH) OBP: 0.281, SLG: 0.330
Jerry Stephenson, L (18, 1) OBP: 0.389, SLG: 0.353
E5 G6-4-3 1-2
5-3
6-3
F4
F7
G3 PB 1B
5 0 0 0 0 0 1
1 0 0 0 0 0 0 0
1 0 1 0 0 0 0
0 0 0 0 0 0 0
Gary Bell, R (1, 1) OBP: 0.208, SLG: 0.269
Sparky Lyle, (7, 1) OBP: 0.143, SLG: 0.143
Lee Stange, R (8, 1) OBP: 0.000, SLG: 0.143
Bill Landis, L (11, 1)
Russ Nixon, L (12, 2) OBP: 0.220, SLG: 0.179
Russ Gibson, R (12, 2) OBP: 0.235, SLG: 0.289
K
1B SH1-4 1B
K
BB
K
K
G3 1-3
2 0 0 0 0 1 2
1 0 1 0 0 0 0
0 0 0 0 1 0 0
0 0 0 0 0 0 0
0 0 0 0 0 0 0
3 0 0 0 0 2 1
Boston Red Sox @ Baltimore Orioles
Memorial Stadium, Baltimore, MD
Sun Aug 25 1968, 7:05 PM EDT
Att. 12,714 - Unknown
livebaseballscorecards.com
AB 60
R 2
H 9
RBI 2
BB 3
SO 13
LOB 20
Inning Stats
R: 1 E: 0 K: 0 S: 4
H: 1 LOB: 1 BB: 1 P: 8
R: 0 E: 1 K: 0 S: 4
H: 1 LOB: 1 BB: 0 P: 4
R: 0 E: 0 K: 1 S: 6
H: 1 LOB: 1 BB: 0 P: 6
R: 1 E: 0 K: 0 S: 4
H: 1 LOB: 0 BB: 0 P: 4
R: 0 E: 0 K: 1 S: 5
H: 0 LOB: 0 BB: 0 P: 5
R: 0 E: 0 K: 0 S: 7
H: 1 LOB: 0 BB: 0 P: 7
R: 0 E: 0 K: 0 S: 3
H: 0 LOB: 0 BB: 0 P: 3
R: 0 E: 0 K: 0 S: 5
H: 2 LOB: 2 BB: 0 P: 5
R: 0 E: 0 K: 2 S: 7
H: 0 LOB: 0 BB: 0 P: 7
R: 0 E: 0 K: 0 S: 3
H: 0 LOB: 1 BB: 1 P: 7
R: 0 E: 0 K: 1 S: 5
H: 0 LOB: 0 BB: 0 P: 5
R: 0 E: 0 K: 1 S: 5
H: 0 LOB: 0 BB: 0 P: 5
R: 0 E: 0 K: 1 S: 5
H: 0 LOB: 1 BB: 1 P: 9
R: 0 E: 0 K: 1 S: 5
H: 0 LOB: 0 BB: 0 P: 5
R: 0 E: 0 K: 1 S: 5
H: 0 LOB: 0 BB: 0 P: 5
R: 0 E: 1 K: 2 S: 8
H: 1 LOB: 1 BB: 0 P: 8
R: 0 E: 0 K: 0 S: 3
H: 0 LOB: 0 BB: 0 P: 3
R: 0 E: 0 K: 0 S: 4
H: 1 LOB: 1 BB: 0 P: 4
1B: 7 2B: 0 3B: 1 HR: 1
SF: 0 SAC: 2 DP: 1 HBP: 0
WP: 0 PB: 1 SB: 0 CS: 1
PA: 66
PITCHER IP WLS BF H R ER SO BB IBB HBP BLK WP HR S P ERA WHIP
Tom Phoebus, R (1, 1) ERA: 2.45 7.0 26 5 2 2 4 1 0 0 0 0 1 33 37 2.57 0.857
Eddie Watt, R (8, 1) ERA: 2.23 0.1 2 1 0 0 0 0 0 0 0 0 0 2 2 0.00 3.000
Pete Richert, L (8, 1) ERA: 3.47 0.2 3 1 0 0 0 0 0 0 0 0 0 3 3 0.00 1.500
Moe Drabowsky, R (9, 1) ERA: 1.9 3.0 10 0 0 0 3 1 0 0 0 0 0 15 19 0.00 0.333
Roger Nelson, R (12, 1) ERA: 1.48 7.0 W 24 2 0 0 6 1 0 0 0 0 0 35 39 0.00 0.429
PITCHER IP WLS BF H R ER SO BB IBB HBP BLK WP HR S P ERA WHIP

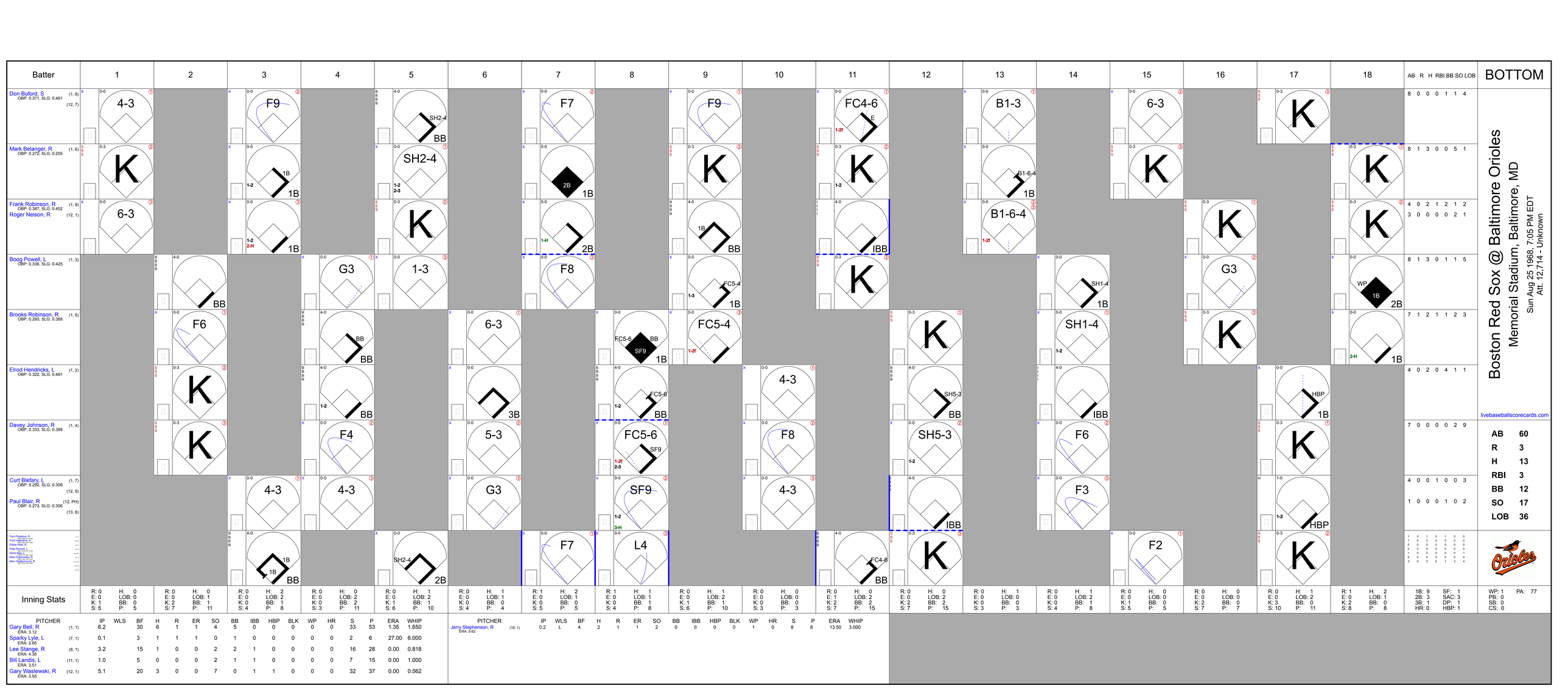
Batter
1
2
3
4
5
6
7
8
9
10
11
12
13
14
15
16
17
18
AB R H RBI BB SO LOB
BOTTOM
Don Buford, S (1, 8) OBP: 0.371, SLG: 0.461 (12, 7)
4-3
F9
SH2-4 BB
F7
F9
FC4-6 E 1-2f
B1-3
6-3
K
8 0 0 0 1 1 4
Mark Belanger, R (1, 6) OBP: 0.272, SLG: 0.255
K
1B 1-2
SH2-4 1-2 2-3
2B 1B
K 1-2
B1-6-4 1B
K
K
8 1 3 0 0 5 1
Frank Robinson, R (1, 9) OBP: 0.387, SLG: 0.452
Roger Nelson, R (12, 1)
6-3
1B 1-2 2-H
K
1-H 2B
1B BB
IBB
B1-6-4 1-2f
K
K
4 0 2 1 2 1 2
3 0 0 0 0 2 1
Boog Powell, L (1, 3) OBP: 0.336, SLG: 0.425
BB
G3
1-3
F8
FC5-4 1B 1-3
K
SH1-4 1B
WP 1B 2B
8 1 3 0 1 1 5
Brooks Robinson, R (1, 5) OBP: 0.293, SLG: 0.388
F6
BB BB
6-3
FC5-6 BB SF9 1B
FC5-4 1-2f
K
SH1-4 1-2
K
2-H 1B
7 1 2 1 1 2 3
Elrod Hendricks, L (1, 2) OBP: 0.322, SLG: 0.481
K
1-2 BB
3B
FC5-6 1-2 BB
4-3
SH5-3 BB
IBB
HBP 1B
4 0 2 0 4 1 1
Davey Johnson, R (1, 4) OBP: 0.333, SLG: 0.388
K
F4
5-3
FC5-6 1-2f 2-3 SF9
F8
SH5-3 1-2
F6
K
7 0 0 0 0 2 9
Curt Blefary, L (1, 7) OBP: 0.292, SLG: 0.306 (12, 9)
Paul Blair, R (12, PH) OBP: 0.273, SLG: 0.306 (13, 8)
4-3
4-3
G3
SF9 1-2 3-H
4-3
IBB
F3
HBP 1-2
4 0 0 1 0 0 3
1 0 0 0 1 0 2
Tom Phoebus, R
Fred Valentine, R
Eddie Watt, R
Pete Richert, L
Dave May, L
Moe Drabowsky, R
Merv Rettenmund, R
F7
L4
FC4-8 BB
K
F2
K
1 0 1 0 1 0 0
1 0 0 0 0 0 0
0 0 0 0 0 0 0
0 0 0 0 0 0 0
0 0 0 0 0 0 0
3 0 0 0 1 2 4
Inning Stats
R: 0 H: 0 E: 0 LOB: 0 K: 1 BB: 0 S: 5 P: 5
R: 0 H: 0 E: 0 LOB: 1 K: 2 BB: 1 S: 7 P: 11
R: 0 H: 2 E: 0 LOB: 2 K: 0 BB: 1 S: 4 P: 8
R: 0 H: 0 E: 0 LOB: 2 K: 0 BB: 2 S: 3 P: 11
R: 0 H: 1 E: 0 LOB: 2 K: 1 BB: 1 S: 6 P: 10
R: 0 H: 1 E: 0 LOB: 1 K: 0 BB: 0 S: 4 P: 4
R: 1 H: 2 E: 0 LOB: 1 K: 0 BB: 0 S: 5 P: 5
R: 1 H: 1 E: 0 LOB: 1 K: 0 BB: 1 S: 4 P: 8
R: 0 H: 1 E: 0 LOB: 2 K: 1 BB: 1 S: 6 P: 10
R: 0 H: 0 E: 0 LOB: 0 K: 0 BB: 0 S: 3 P: 3
R: 0 H: 0 E: 1 LOB: 2 K: 2 BB: 2 S: 7 P: 15
R: 0 H: 0 E: 0 LOB: 2 K: 2 BB: 2 S: 7 P: 15
R: 0 H: 1 E: 0 LOB: 0 K: 0 BB: 0 S: 3 P: 3
R: 0 H: 1 E: 0 LOB: 2 K: 0 BB: 1 S: 4 P: 8
R: 0 H: 0 E: 0 LOB: 0 K: 1 BB: 0 S: 5 P: 5
R: 0 H: 0 E: 0 LOB: 0 K: 2 BB: 0 S: 7 P: 7
R: 0 H: 1 E: 0 LOB: 0 K: 3 BB: 0 S: 10 P: 11
R: 1 H: 2 E: 0 LOB: 1 K: 2 BB: 0 S: 8 P: 8
1B: 9 2B: 3 3B: 1 HR: 0
SF: 1 SAC: 3 DP: 1 HBP: 1
WP: 1 PB: 0 SB: 0 CS: 0
PA: 77
PITCHER IP WLS BF H R ER SO BB IBB HBP BLK WP HR S P ERA WHIP
Gary Bell, R (1, 1) ERA: 3.12 6.2 30 6 1 1 4 5 0 0 0 0 0 33 53 1.35 1.650
Sparky Lyle, L (7, 1) ERA: 2.65 0.1 3 1 1 1 0 1 0 0 0 0 0 2 6 27.00 6.000
Lee Stange, R (8, 1) ERA: 4.35 3.2 15 1 0 0 2 2 1 0 0 0 0 0 16 28 0.00 0.818
Bill Landis, L (11, 1) ERA: 3.51 1.0 5 0 0 0 2 1 1 0 0 0 0 0 7 15 0.00 1.000
Gary Waslewski, R (12, 1) ERA: 3.55 5.1 20 3 0 0 7 0 1 1 0 0 0 0 32 37 0.00 0.562
PITCHER IP WLS BF H R ER SO BB IBB HBP BLK WP HR S P ERA WHIP
Jerry Stephenson, R (18, 1) ERA: 5.62 0.2 L 4 2 1 1 2 0 0 0 0 1 0 0 8 8 13.50 3.000
Boston Red Sox @ Baltimore Orioles
Memorial Stadium, Baltimore, MD
Sun Aug 25 1968, 7:05 PM EDT
Att. 12,714 - Unknown
livebaseballscorecards.com
AB 60
R 3
H 13
RBI 3
BB 12
SO 17
LOB 36

Batter	1	2	3	4	5	6	7	8	9	AB	R	H	RBI	BB	SO	LOB
Jose Cardenal, R (1, 8) OBP: 0.307, SLG: 0.359	6-3		F7			K		6-3		4	0	0	0	0	1	0
Davey Nelson, R (1, 4) OBP: 0.312, SLG: 0.320	F9			F9		6-3			K	3	0	0	0	0	0	0
Duke Sims, L (9, PH) OBP: 0.373, SLG: 0.403										1	0	0	0	0	1	0
Lee Maye, L (1, 7) OBP: 0.337, SLG: 0.415	G3			K		F8			F8	4	0	0	0	0	1	0
Tony Horton, R (1, 3) OBP: 0.307, SLG: 0.417		F8		E5			F8		F7	4	0	0	0	0	0	0
Lou Johnson, R (1, 9) OBP: 0.290, SLG: 0.369		1B 1B		F8			K			3	0	1	0	0	1	1
Joe Azcue, R (1, 2) OBP: 0.327, SLG: 0.341		G6-4-3 1-3 1B			K		E5			3	0	1	0	0	1	0
Larry Brown, R (1, 6) OBP: 0.295, SLG: 0.314		G6-4-3 1-2f			F9		K			2	0	0	0	0	0	2
Jimmie Hall, L (7, PH) OBP: 0.285, SLG: 0.267										1	0	0	0	0	1	1
Chico Salmon, R (7, 6) OBP: 0.259, SLG: 0.293										0	0	0	0	0	0	0
Max Alvis, R (1, 5) OBP: 0.295, SLG: 0.326			K		1B			F7		3	0	1	0	0	1	0
Horacio Pina, R (1, 1)			K		K			F8		2	0	0	0	0	2	1
Russ Snyder, L (8, PH) OBP: 0.310, SLG: 0.306										1	0	0	0	0	0	0
Mike Paul, L (8, 1) OBP: 0.182, SLG: 0.100										0	0	0	0	0	0	0
Inning Stats	R: 0 E: 0 K: 0 S: 3 H: 0 LOB: 0 BB: 0 P: 3	R: 0 E: 0 K: 0 S: 4 H: 2 LOB: 1 BB: 0 P: 4	R: 0 E: 0 K: 2 S: 7 H: 0 LOB: 0 BB: 0 P: 7	R: 0 E: 1 K: 1 S: 6 H: 0 LOB: 1 BB: 0 P: 6	R: 0 E: 0 K: 2 S: 8 H: 1 LOB: 1 BB: 0 P: 8	R: 0 E: 0 K: 1 S: 5 H: 0 LOB: 0 BB: 0 P: 5	R: 0 E: 1 K: 2 S: 8 H: 0 LOB: 1 BB: 0 P: 8	R: 0 E: 0 K: 0 S: 3 H: 0 LOB: 0 BB: 0 P: 3	R: 0 E: 0 K: 1 S: 5 H: 0 LOB: 0 BB: 0 P: 5	1B: 3 2B: 0 3B: 0 HR: 0 SF: 0 SAC: 0 DP: 1 HBP: 0						

PITCHER	IP	WLS	BF	H	R	ER	SO	BB	IBB	HBP	BLK	WP	HR	S	P	ERA	WHIP
Jim Lonborg, R (1, 1) ERA: 3.9	9.0	W	31	3	0	0	9	0	0	0	0	0	0	49	49	0.00	0.333

PITCHER	IP	WLS	BF	H	R	ER	SO	BB	IBB	HBP	BLK	WP	HR	S	P	ERA	WHIP

TOP

Cleveland Indians @ Boston Red Sox

Fenway Park, Boston, MA

Mon Aug 26 1968, 7:05 PM EDT

Att. 30,926 - Unknown - 80 F

livebaseballscorecards.com

AB	31
R	0
H	3
RBI	0
BB	0
SO	9
LOB	5

WP: 0 PB: 0 SB: 0 CS: 0 PA: 31

Batter	1	2	3	4	5	6	7	8	9	AB	R	H	RBI	BB	SO	LOB
Mike Andrews, R (1, 4) OBP: 0.380, SLG: 0.363	x 0-0 1B 2B 2B		x 0-0 ② F8			x 0-0 ① 4-3		B B B B 4-0 S E BB		3	2	1	0	1	0	0
Dalton Jones, L (1, 5) OBP: 0.270, SLG: 0.337	x 0-0 2B 2-3 1B		x 0-0 ③ 4-3			x 0-0 ② 4-3		S S S 0-3 ① K 1-2		4	1	1	0	0	1	1
Carl Yastrzemski, L (1, 3) (8, 7) OBP: 0.420, SLG: 0.459	x 0-0 ① 1-H 3-H 2B			x 0-0 ① G3		B B B B 4-0 BB BB		x 0-0 ② F8 2-H		3	0	1	2	1	0	0
Ken Harrelson, R (1, 9) OBP: 0.357, SLG: 0.549	B B B B 4-0 CS BB			x 0-0 ② F9		B B B B 4-0 1-2 BB		B B B B 4-0 BB		1	0	0	0	3	0	0
Reggie Smith, S (1, 8) OBP: 0.333, SLG: 0.406	S S S 0-3 ② ③ K 1-2			S S S 0-3 ③ K		x 0-0 ③ 4-3		x 0-0 ③ F6		4	0	0	0	0	2	4
Floyd Robinson, L (1, 7) OBP: 0.283, SLG: 0.330 George Scott, R (8, 3) OBP: 0.245, SLG: 0.253		x 0-0 G1-6-3 1B			x 0-0 ① F9		x 0-0 ① F8			3 0	0 0	1 0	0 0	0 0	0 0	0 0
Jerry Adair, R (1, 6) OBP: 0.257, SLG: 0.282		x 0-0 ① ② G1-6-3 1-2f			x 0-0 ② 5-3		x 0-0 ② 4-3			3	0	0	0	0	0	1
Russ Gibson, R (1, 2) OBP: 0.243, SLG: 0.303		S S S 0-3 ③ K			x 0-0 2B		x 0-0 1B			3	0	2	0	0	1	0
Jim Lonborg, R (1, 1) OBP: 0.348, SLG: 0.565			x 0-0 ① 4-3		S S S 0-3 ③ K		S S S 0-3 ③ K			3	0	0	0	0	2	2
Inning Stats	R: 2 H: 3 E: 0 LOB: 1 K: 1 BB: 1 S: 6 P: 10	R: 0 H: 1 E: 0 LOB: 0 K: 1 BB: 0 S: 5 P: 5	R: 0 H: 0 E: 0 LOB: 0 K: 0 BB: 0 S: 3 P: 3	R: 0 H: 0 E: 0 LOB: 0 K: 1 BB: 0 S: 5 P: 5	R: 0 H: 1 E: 0 LOB: 1 K: 1 BB: 0 S: 6 P: 6	R: 0 H: 0 E: 0 LOB: 2 K: 0 BB: 2 S: 3 P: 11	R: 0 H: 1 E: 0 LOB: 1 K: 1 BB: 0 S: 6 P: 6	R: 1 H: 0 E: 1 LOB: 1 K: 1 BB: 2 S: 5 P: 13		1B: 3 SF: 0 2B: 4 SAC: 0 3B: 0 DP: 2 HR: 0 HBP: 0						

PITCHER		IP	WLS	BF	H	R	ER	SO	BB	IBB	HBP	BLK	WP	HR	S	P	ERA	WHIP
Horacio Pina, R ERA: 1.47	(1, 1)	7.0	L	27	6	2	2	5	3	0	0	0	0	0	34	46	2.57	1.286
Mike Paul, L ERA: 4.25	(8, 1)	1.0		5	0	1	0	1	2	0	0	0	0	0	5	13	0.00	2.000

PITCHER	IP	WLS	BF	H	R	ER	SO	BB	IBB	HBP	BLK	WP	HR	S	P	ERA	WHIP

BOTTOM

Cleveland Indians @ Boston Red Sox

Fenway Park, Boston, MA

Mon Aug 26 1968, 7:05 PM EDT

Att. 30,926 - Unknown - 80 F

livebaseballscorecards.com

AB	27
R	3
H	6
RBI	2
BB	5
SO	6
LOB	8

WP: 0 PA: 32
PB: 0
SB: 1
CS: 1

Batter	1	2	3	4	5	6	7	8	9	AB	R	H	RBI	BB	SO	LOB
Jose Cardenal, R (1, 8) OBP: 0.305, SLG: 0.356	K			K		FC6-4 CS 1-2f			F6	4	0	0	0	0	2	1
Davey Nelson, R (1, 4) OBP: 0.306, SLG: 0.313	F8			F9		5-3 1-2			K	3	0	0	0	0	0	1
Jimmie Hall, L (9, PH) OBP: 0.284, SLG: 0.265										1	0	0	0	0	1	0
Lee Maye, L (1, 7) OBP: 0.336, SLG: 0.412	4-3			3-1			PB 1B		F7	4	0	1	0	0	0	0
Tony Horton, R (1, 3) OBP: 0.305, SLG: 0.413		1-3			5-3		F7 1-2			3	0	0	0	0	0	1
Duke Sims, L (1, 2) OBP: 0.372, SLG: 0.405		4-3			1B 2B		F5			3	1	1	0	0	0	1
Lou Johnson, R (1, 9) OBP: 0.288, SLG: 0.366		F5			4-3		K			3	0	0	0	0	1	2
Larry Brown, R (1, 6) OBP: 0.295, SLG: 0.314			F5		2-H 1B			F8		3	0	1	1	0	0	0
Max Alvis, R (1, 5) OBP: 0.293, SLG: 0.323			K		K			K		3	0	0	0	0	3	1
Stan Williams, R (1, 1) OBP: 0.240, SLG: 0.196			K			FC6-4 1B		F2		1	0	0	0	0	1	0
Russ Snyder, L (6, PH) OBP: 0.313, SLG: 0.309										1	0	1	0	0	0	0
Steve Hargan, R (6, 1) OBP: 0.200, SLG: 0.224										0	0	0	0	0	0	0
Joe Azcue, R (8, PH) OBP: 0.326, SLG: 0.340										1	0	0	0	0	0	0
Eddie Fisher, R (8, 1)										0	0	0	0	0	0	0
Inning Stats	R: 0 E: 0 K: 1 S: 5 H: 0 LOB: 0 BB: 0 P: 5	R: 0 E: 0 K: 0 S: 3 H: 0 LOB: 0 BB: 0 P: 3	R: 0 E: 0 K: 2 S: 7 H: 0 LOB: 0 BB: 0 P: 7	R: 0 E: 0 K: 1 S: 5 H: 0 LOB: 0 BB: 0 P: 5	R: 1 E: 0 K: 1 S: 7 H: 2 LOB: 1 BB: 0 P: 7	R: 0 E: 0 K: 0 S: 3 H: 1 LOB: 0 BB: 0 P: 3	R: 0 E: 0 K: 1 S: 6 H: 1 LOB: 1 BB: 0 P: 6	R: 0 E: 0 K: 1 S: 5 H: 0 LOB: 0 BB: 0 P: 5	R: 0 E: 0 K: 1 S: 5 H: 0 LOB: 0 BB: 0 P: 5	1B: 3 2B: 1 3B: 0 HR: 0	SF: 0 SAC: 0 DP: 0 HBP: 0						

TOP

Cleveland Indians @ Boston Red Sox

Fenway Park, Boston, MA

Tue Aug 27 1968, 3:33 AM EDT

Att. 29,018 - Unknown - 74 F

livebaseballscorecards.com

AB	30
R	1
H	4
RBI	1
BB	0
SO	8
LOB	7

WP: 0 PB: 1 SB: 0 CS: 1 PA: 30

PITCHER	IP	WLS	BF	H	R	ER	SO	BB	IBB	HBP	BLK	WP	HR	S	P	ERA	WHIP
Ray Culp, R (1, 1) ERA: 3.56	9.0	W	30	4	1	1	8	0	0	0	0	0	0	46	46	1.00	0.444

PITCHER	IP	WLS	BF	H	R	ER	SO	BB	IBB	HBP	BLK	WP	HR	S	P	ERA	WHIP

Batter	1	2	3	4	5	6	7	8	9	AB	R	H	RBI	BB	SO	LOB
Mike Andrews, R (1, 4) OBP: 0.380, SLG: 0.365	S S S 0-3 K ①		x 0-0 1B 1B 2B	S S S 0-3 K ①		B B B B 4-0 2-3 BB	x 0-0 F3 ③			4	1	1	0	1	2	3
Dalton Jones, L (1, 5) OBP: 0.272, SLG: 0.338	x 0-0 4-3 ②		x 0-0 1B IBB 1B 2-3 1B	x 0-0 L7 ②		x 0-0 F8 ③		x 0-0 1B 1B		5	1	2	0	0	0	3
Carl Yastrzemski, L (1, 3) OBP: 0.420, SLG: 0.459	x 0-0 4-3 ③		S S S 0-3 K ①	S S S 0-3 K ③			x 0-0 S E 1B	x 0-0 G4-6-3 1-2 1B		5	1	2	0	0	2	3
Ken Harrelson, R (1, 9) OBP: 0.356, SLG: 0.544		x 0-0 6-3 ①	I I I 4-0 1B 1B 1-2 IBB		S S S 0-3 K ①		S S S 0-3 K ① 1-2	x 0-0 F9 ①		4	1	0	0	1	2	3
Reggie Smith, S (1, 8) OBP: 0.336, SLG: 0.406		x 0-0 E 1B	x 0-0 1B E 1B 1-2 2-3 3-H		x 0-0 4-3 ②		I I I I 4-0 E 1B IBB	x 0-0 G4-6-3 ② ③ 1-2f		4	2	2	1	1	0	2
Floyd Robinson, L (1, 7) OBP: 0.282, SLG: 0.326		x 0-0 E3 1-3	x 0-0 S 1-3 2-H 3-H 1B		x 0-0 F7 ③		x 0-0 E6 1B SF9 1-2 2-H			4	1	1	2	0	0	2
Jerry Adair, R (1, 6) OBP: 0.263, SLG: 0.283		I I I I 4-0 IBB	S S S 0-3 K ② 1-3 3-H			x 0-0 G3 ①	x 0-0 1B 1-3 2-H 1B			3	0	1	1	1	1	1
Russ Gibson, R (1, 2) OBP: 0.244, SLG: 0.304		S S S 0-3 K ②	x 0-0 F8 ③			x 0-0 WP SH1-4 1B	x 0-0 SF9 ② 3-H			3	0	1	1	0	1	4
Ray Culp, R (1, 1) OBP: 0.167, SLG: 0.154		S S S 0-3 K ③		x 0-0 1B		x 0-0 SH1-4 ② 1-2	x 0-0 1-2 1B			3	0	2	0	0	1	3
Inning Stats	R: 0 H: 0 E: 0 LOB: 0 K: 1 BB: 0 S: 5 P: 5	R: 0 H: 1 E: 1 LOB: 3 K: 2 BB: 1 S: 9 P: 13	R: 4 H: 4 E: 0 LOB: 1 K: 2 BB: 1 S: 11 P: 15	R: 0 H: 1 E: 0 LOB: 1 K: 2 BB: 0 S: 8 P: 8	R: 0 H: 0 E: 0 LOB: 0 K: 1 BB: 0 S: 5 P: 5	R: 0 H: 1 E: 0 LOB: 2 K: 0 BB: 1 S: 4 P: 8	R: 3 H: 3 E: 1 LOB: 2 K: 1 BB: 1 S: 9 P: 13	R: 0 H: 2 E: 0 LOB: 1 K: 0 BB: 0 S: 4 P: 4		1B: 11 SF: 1 2B: 1 SAC: 1 3B: 0 DP: 1 HR: 0 HBP: 0						

PITCHER		IP	WLS	BF	H	R	ER	SO	BB	IBB	HBP	BLK	WP	HR	S	P	ERA	WHIP
Stan Williams, R ERA: 2.5	(1, 1)	5.0	L	24	6	4	3	8	0	2	0	0	0	0	38	46	5.40	1.200
Steve Hargan, R ERA: 4.06	(6, 1)	2.0		13	4	3	2	1	1	1	0	0	1	0	13	21	9.00	2.500
Eddie Fisher, R ERA: 2.62	(8, 1)	1.0		4	2	0	0	0	0	0	0	0	0	0	4	4	0.00	2.000

PITCHER	IP	WLS	BF	H	R	ER	SO	BB	IBB	HBP	BLK	WP	HR	S	P	ERA	WHIP

BOTTOM

Cleveland Indians @ Boston Red Sox

Fenway Park, Boston, MA

Tue Aug 27 1968, 3:33 AM EDT
Att. 29,018 - Unknown - 74 F

livebaseballscorecards.com

AB	35
R	7
H	12
RBI	5
BB	4
SO	9
LOB	24

Oakland Athletics @ Boston Red Sox

Fenway Park, Boston, MA

Wed Aug 28 1968, 7:05 PM EDT

Att. 25,865 - Unknown - 65 F

TOP

livebaseballscorecards.com

Batter	1	2	3	4	5	6	7	8	9	AB	R	H	RBI	BB	SO	LOB
Bert Campaneris, R (1, 6) OBP: 0.340, SLG: 0.361	F9		1B BB		F4		1-H 3B 1B	K2-3		4	1	1	1	1	1	0
Reggie Jackson, L (1, 9) OBP: 0.325, SLG: 0.472	SF8 3B		F2		F8		F6	G3		5	1	1	0	0	0	2
Danny Cater, R (1, 3) OBP: 0.322, SLG: 0.370	SF8 3-H		1-3 BB 1B		5-3		L9		L4	4	0	1	1	0	0	1
Sal Bando, R (1, 5) OBP: 0.325, SLG: 0.369	1-3		1-2 BB			5-3	1-H 3B		L8	4	0	1	1	1	0	0
Jim Pagliaroni, R (1, 2) OBP: 0.338, SLG: 0.371 Ted Kubiak, S (7, PH) OBP: 0.303, SLG: 0.330 Diego Segui, R (7, 1)		F8	F6			BB 1B	BB		F8	3 0 1	0 0 0	1 0 0	0 0 0	0 1 0	0 0 0	3 0 0
Dick Green, R (1, 4) OBP: 0.343, SLG: 0.341		BB		FC6-4 1B		F7	K			3	0	1	0	1	1	3
Mike Hershberger, R (1, 7) OBP: 0.309, SLG: 0.351 (6, 8) (8, 7)		F7	K			1-2 BB		HR		3	1	1	1	1	1	2
Rick Monday, L (1, 8) OBP: 0.380, SLG: 0.417 Joe Rudi, R (6, PH) OBP: 0.228, SLG: 0.233 (6, 7) Jim Gosger, L (8, 8) OBP: 0.247, SLG: 0.196		K	K	K		F2		5-3		2 2 0	0 0 0	0 0 0	0 0 0	0 0 0	2 0 0	2 2 0
Blue Moon Odom, R (1, 1) OBP: 0.250, SLG: 0.238 Dave Duncan, R (7, PH) OBP: 0.258, SLG: 0.311 (7, 2)			K	FC6-4 1-2f			BB WP 1B	HR		2 1	0 2	0 1	0 1	0 1	1 0	1 0
Inning Stats	R: 1 E: 0 K: 0 S: 4 H: 1 LOB: 0 BB: 0 P: 4	R: 0 E: 0 K: 1 S: 5 H: 0 LOB: 1 BB: 1 P: 9	R: 0 E: 0 K: 1 S: 6 H: 1 LOB: 3 BB: 2 P: 14	R: 0 E: 0 K: 2 S: 8 H: 1 LOB: 1 BB: 0 P: 8	R: 0 E: 0 K: 0 S: 3 H: 0 LOB: 0 BB: 0 P: 3	R: 0 E: 0 K: 0 S: 4 H: 1 LOB: 2 BB: 1 P: 8	R: 2 E: 0 K: 1 S: 7 H: 2 LOB: 2 BB: 2 P: 15	R: 2 E: 0 K: 1 S: 7 H: 2 LOB: 0 BB: 0 P: 7	R: 0 E: 0 K: 0 S: 3 H: 0 LOB: 0 BB: 0 P: 3	1B: 4 2B: 0 3B: 2 HR: 2 SF: 1 SAC: 0 DP: 0 HBP: 0						

	AB	34
	R	5
	H	8
	RBI	5
	BB	6
	SO	6
	LOB	16

WP: 1 PB: 0 SB: 0 CS: 0 PA: 41

PITCHER		IP	WLS	BF	H	R	ER	SO	BB	IBB	HBP	BLK	WP	HR	S	P	ERA	WHIP
Juan Pizarro, L ERA: 3.47	(1, 1)	7.1	L	36	8	5	5	5	6	0	0	0	1	2	40	64	6.14	1.909
Lee Stange, R ERA: 4.28	(8, 1)	1.2		5	0	0	0	1	0	0	0	0	0	0	7	7	0.00	0.000

PITCHER		IP	WLS	BF	H	R	ER	SO	BB	IBB	HBP	BLK	WP	HR	S	P	ERA	WHIP

Oakland Athletics @ Boston Red Sox

Fenway Park, Boston, MA

Wed Aug 28 1968, 7:05 PM EDT

Att. 25,865 - Unknown - 65 F

BOTTOM

Batter	1	2	3	4	5	6	7	8	9	AB	R	H	RBI	BB	SO	LOB
Mike Andrews, R (1, 4) OBP: 0.378, SLG: 0.363	4-3		WP HR 1B	K		4-3			F5	5	1	1	0	0	1	2
Dalton Jones, L (1, 3) OBP: 0.271, SLG: 0.336	4-3		F6 1-2		6-3		1B		F8	5	0	1	0	0	0	1
Carl Yastrzemski, L (1, 7) OBP: 0.420, SLG: 0.465	BB FC4-6 BB		2-H HR		5-3		F6			3	1	1	2	1	0	1
Ken Harrelson, R (1, 9) OBP: 0.357, SLG: 0.546	FC4-6 1-2f		2B		1B		F7			4	0	2	0	0	0	2
Reggie Smith, S (1, 8) OBP: 0.335, SLG: 0.404		L7	IBB		4-3		G3			3	0	0	0	1	0	2
Jerry Adair, R (1, 6) OBP: 0.257, SLG: 0.276		6-3	F7			F6		K		4	0	0	0	0	1	2
Joe Foy, R (1, 5) OBP: 0.336, SLG: 0.323		2B		L8		BB WP S S		4-3		3	1	1	0	1	0	0
Russ Gibson, R (1, 2) OBP: 0.244, SLG: 0.309		6-3		2B		K 6-3 1-H		F4		4	0	1	0	0	1	1
Juan Pizarro, L (1, 1) OBP: 0.219, SLG: 0.241 Lee Stange, R (8, 1) OBP: 0.250, SLG: 0.143 Floyd Robinson, L (9, PH) OBP: 0.279, SLG: 0.323			4-3	L5		6-3 1-2			6-3	3 0 1	0 0 0	0 0 0	0 0 0	0 0 0	0 0 0	2 0 0
Inning Stats	R: 0 E: 0 K: 0 S: 3 H: 0 LOB: 1 BB: 1 P: 7	R: 0 E: 0 K: 0 S: 4 H: 1 LOB: 1 BB: 0 P: 4	R: 2 E: 0 K: 0 S: 6 H: 3 LOB: 2 BB: 1 P: 10	R: 0 E: 0 K: 1 S: 6 H: 1 LOB: 1 BB: 0 P: 6	R: 0 E: 0 K: 0 S: 4 H: 1 LOB: 1 BB: 0 P: 4	R: 1 E: 0 K: 1 S: 6 H: 0 LOB: 1 BB: 1 P: 10	R: 0 E: 0 K: 0 S: 4 H: 1 LOB: 1 BB: 0 P: 4	R: 0 E: 0 K: 1 S: 5 H: 0 LOB: 0 BB: 0 P: 5	R: 0 E: 0 K: 0 S: 3 H: 0 LOB: 0 BB: 0 P: 3	1B: 3 2B: 3 3B: 0 HR: 1	SF: 0 SAC: 0 DP: 0 HBP: 0						

	AB	35
	R	3
	H	7
	RBI	2
	BB	3
	SO	3
	LOB	13

WP: 3 PB: 0 SB: 2 CS: 0 PA: 38

livebaseballscorecards.com

PITCHER		IP	WLS	BF	H	R	ER	SO	BB	IBB	HBP	BLK	WP	HR	S	P	ERA	WHIP
Blue Moon Odom, R ERA: 2.76	(1, 1)	6.0		28	6	3	3	2	2	1	0	0	2	1	29	41	4.50	1.333
Diego Segui, R ERA: 2.18	(7, 1)	3.0	W	10	1	0	0	1	0	0	0	0	0	0	12	12	0.00	0.333

PITCHER	IP	WLS	BF	H	R	ER	SO	BB	IBB	HBP	BLK	WP	HR	S	P	ERA	WHIP

Batter	1	2	3	4	5	6	7	8	9	AB	R	H	RBI	BB	SO	LOB
Bert Campaneris, R (1, 6) OBP: 0.341, SLG: 0.362	5-3-2 1B	F8		F7			FC6-4 1B 1-2			4	0	2	0	0	0	3
Reggie Jackson, L (1, 9) OBP: 0.325, SLG: 0.470	5-3-2 1-Hf		E 1B 1B		4-3		F7			4	1	1	0	0	0	3
Rick Monday, L (1, 8) OBP: 0.379, SLG: 0.414	1B BB		K		4-3		FC6-4 1-2f			3	0	0	0	1	1	3
Sal Bando, R (1, 5) OBP: 0.324, SLG: 0.369	S 1B 1-3		E5 1B 1-2 E		F8			F8		4	1	1	0	0	0	1
Joe Keough, L (1, 7) OBP: 0.246, SLG: 0.355 Mike Hershberger, R (3, PH) OBP: 0.310, SLG: 0.351 (3, 7)	K 1-2		E2 L8-5 1-H 2-H			F7		L8		1 3	0 0	0 1	0 1	0 0	1 0	2 0
Danny Cater, R (1, 3) OBP: 0.322, SLG: 0.369		BB 1B	L8-5 2-3			6-3		F5		4	0	1	0	0	0	1
Dave Duncan, R (1, 2) OBP: 0.258, SLG: 0.305		F3		FC5-4 BB		F8			5-3 1B	3	0	0	0	1	0	1
Dick Green, R (1, 4) OBP: 0.347, SLG: 0.346		K		FC5-4 SH2-4 1-2f			1B 1B		1B	4	0	2	0	0	1	2
Jim Nash, R (1, 1) OBP: 0.079, SLG: 0.161 Jack Aker, R (3, 1) OBP: 0.143, SLG: 0.143 Ed Sprague, R (4, 1) Joe Rudi, R (7, PH) OBP: 0.227, SLG: 0.231 Warren Bogle, L (7, 1) Phil Roof, R (9, PH) OBP: 0.200, SLG: 0.222		BB 1-2		SH2-4 1-2			L8		K	0 0 0 1 0 1	0 0 0 0 0 0	0 0 0 0 0 0	0 0 0 0 0 0	1 0 0 0 0 0	0 0 0 0 0 1	0 0 0 1 0 0
Inning Stats	R: 0 E: 0 K: 1 S: 6 H: 2 LOB: 2 BB: 1 P: 10	R: 0 E: 0 K: 1 S: 6 H: 1 LOB: 2 BB: 1 P: 10	R: 2 E: 2 K: 1 S: 7 H: 2 LOB: 0 BB: 0 P: 7	R: 0 E: 0 K: 0 S: 3 H: 0 LOB: 1 BB: 1 P: 7	R: 0 E: 0 K: 0 S: 3 H: 0 LOB: 0 BB: 0 P: 3	R: 0 E: 0 K: 0 S: 3 H: 0 LOB: 0 BB: 0 P: 3	R: 0 E: 0 K: 0 S: 5 H: 2 LOB: 2 BB: 0 P: 5	R: 0 E: 0 K: 0 S: 3 H: 0 LOB: 0 BB: 0 P: 3	R: 0 E: 0 K: 1 S: 5 H: 1 LOB: 0 BB: 0 P: 5	1B: 8 2B: 2 3B: 0 HR: 0 SF: 0 SAC: 1 DP: 2 HBP: 0						

PITCHER		IP	WLS	BF	H	R	ER	SO	BB	IBB	HBP	BLK	WP	HR	S	P	ERA	WHIP
Dave Morehead, R ERA: 2.31	(1, 1)	1.0		5	2	0	0	1	1	0	0	0	0	0	6	10	0.00	3.000
Dick Ellsworth, L ERA: 3.1	(2, 1)	8.0	W	31	6	2	1	3	2	0	0	0	0	0	35	43	1.12	1.000

PITCHER	IP	WLS	BF	H	R	ER	SO	BB	IBB	HBP	BLK	WP	HR	S	P	ERA	WHIP

TOP

Oakland Athletics @ Boston Red Sox

Fenway Park, Boston, MA

Thu Aug 29 1968, 3:33 AM EDT

Att. 19,101 - Unknown - 66 F

livebaseballscorecards.com

AB	32
R	2
H	8
RBI	1
BB	3
SO	4
LOB	17

WP: 0	PA: 36
PB: 0	
SB: 2	
CS: 0	

Batter	1	2	3	4	5	6	7	8	9	AB	R	H	RBI	BB	SO	LOB
Mike Andrews, R (1, 4) OBP: 0.381, SLG: 0.368	0-0 E 2B	0-3 K		0-0 BB HR 1B 1-2	0-3 K		0-0 1B 1B			5	2	3	0	0	2	1
Dalton Jones, L (1, 3) OBP: 0.275, SLG: 0.337 George Scott, R (5, 3) OBP: 0.246, SLG: 0.255	0-0 E9 E 2-H 1B	0-0 F7		4-0 HR BB 1-2 2-3	0-3 K		0-0 1-2 1B			2	2	1	1	1	0	1
										2	0	1	0	0	1	0
Carl Yastrzemski, L (1, 7) OBP: 0.422, SLG: 0.466 Floyd Robinson, L (5, 7) OBP: 0.274, SLG: 0.316	0-0 E8 S WP 2-H 1B		0-0 2B 6-3 1B	0-3 K		0-0 4-3	0-0 4-3			3	2	2	1	0	1	3
										2	0	0	0	0	0	2
Ken Harrelson, R (1, 9) OBP: 0.355, SLG: 0.544	0-3 K 2-3		0-0 6-3 2B 1-3	0-0 F9		0-3 K		0-0 L8		5	0	1	0	0	2	4
Reggie Smith, S (1, 8) OBP: 0.338, SLG: 0.410	4-0 WP S BB		0-0 6-3 2-3 3-H	0-0 1-H 2-H 3-H HR		4-0 BB		0-0 6-3		3	1	1	5	2	0	1
Jerry Adair, R (1, 6) OBP: 0.256, SLG: 0.274	0-0 L4 1-3 3-H	0-0 6-3	0-0 WP HR 1B			0-0 L8		0-0 G3		5	1	1	0	0	0	3
Joe Foy, R (1, 5) OBP: 0.339, SLG: 0.340	0-3 K		4-0 FC5-4 IBB	0-0 1-H HR			0-0 HR			3	2	2	3	1	1	1
Russ Gibson, R (1, 2) OBP: 0.244, SLG: 0.308		0-0 FC5-6 1B	0-0 FC5-4 1-2f	0-0 F7			0-0 6-3			4	0	1	0	0	0	2
Dave Morehead, R (1, 1) Dick Ellsworth, L (2, 1) OBP: 0.068, SLG: 0.052	0-0 FC5-6 1-2f			0-0 BB 1B HR 1B	0-3 K		0-3 K			0	0	0	0	0	0	0
										4	1	1	0	0	2	1
Inning Stats	R: 3 H: 3 E: 2 LOB: 1 K: 2 BB: 1 S: 10 P: 14	R: 0 H: 1 E: 0 LOB: 1 K: 1 BB: 0 S: 6 P: 6	R: 1 H: 2 E: 0 LOB: 2 K: 0 BB: 1 S: 5 P: 9	R: 6 H: 5 E: 0 LOB: 0 K: 1 BB: 1 S: 10 P: 14	R: 0 H: 0 E: 0 LOB: 0 K: 3 BB: 0 S: 9 P: 9	R: 0 H: 0 E: 0 LOB: 1 K: 1 BB: 1 S: 5 P: 9	R: 1 H: 3 E: 0 LOB: 2 K: 1 BB: 0 S: 8 P: 8	R: 0 H: 0 E: 0 LOB: 0 K: 0 BB: 0 S: 3 P: 3		1B: 9 SF: 0 2B: 2 SAC: 0 3B: 0 DP: 0 HR: 3 HBP: 0						

PITCHER		IP	WLS	BF	H	R	ER	SO	BB	IBB	HBP	BLK	WP	HR	S	P	ERA	WHIP
Jim Nash, R ERA: 2.52	(1, 1)	2.0	L	13	6	4	3	3	1	0	0	0	1	0	18	22	13.50	3.500
Jack Aker, R ERA: 4.2	(3, 1)	1.2		12	5	6	6	1	1	1	0	0	1	2	12	20	32.40	3.600
Ed Sprague, R ERA: 2.47	(4, 1)	2.1		8	0	0	0	4	1	0	0	0	0	0	15	19	0.00	0.429
Warren Bogle, L ERA: 5.0	(7, 1)	2.0		9	3	1	1	1	0	0	0	0	0	1	11	11	4.50	1.500

PITCHER	IP	WLS	BF	H	R	ER	SO	BB	IBB	HBP	BLK	WP	HR	S	P	ERA	WHIP

BOTTOM

Oakland Athletics @ Boston Red Sox

Fenway Park, Boston, MA

Thu Aug 29 1968, 3:33 AM EDT

Att. 19,101 - Unknown - 66 F

livebaseballscorecards.com

AB	38
R	11
H	14
RBI	10
BB	4
SO	9
LOB	19

Washington Senators @ Boston Red Sox

Fenway Park, Boston, MA

Fri Aug 30 1968, 7:05 PM EDT

Att. 25,854 - Unknown - 66 F

livebaseballscorecards.com

TOP

Batter	1	2	3	4	5	6	7	8	9	AB	R	H	RBI	BB	SO	LOB
Del Unser, L (1, 8) OBP: 0.294, SLG: 0.283	BBBB 4-0 FC6-4 BB		x 0-0 ① 2-3		x 0-0 E6 CS		x 0-0 ① 5-3		x 0-0 E2 1B 2B 1-3 2-H	4	1	0	0	1	0	1
Ed Stroud, L (1, 9) OBP: 0.287, SLG: 0.383	x 0-0 ① FC6-4 1-2f		x 0-0 E4 1B		x 0-0 ①② 4-3 1-2		x 0-0 ② 6-3		x 0-0 ① F9	4	0	1	0	0	0	2
Brant Alyea, R (9, PH) (9, 9) OBP: 0.286, SLG: 0.373										1	0	0	0	0	0	2
Ken McMullen, R (1, 5) (9, 6) OBP: 0.323, SLG: 0.399	x 0-0 ② F9		x 0-0 ② F8		x 0-0 1B 1B		x 0-0 ③ F3		x 0-0 2B 1B 1-2 3-H	5	1	2	1	0	0	2
Frank Howard, R (1, 7) OBP: 0.332, SLG: 0.554	SSS 0-3 ③ K		x 0-0 ③ 1-3		x 0-0 1-3 1B			SSS 0-3 ① K	x 0-0 1B 2B 1-H 2-H	5	1	2	2	0	2	2
Mike Epstein, L (1, 3) OBP: 0.333, SLG: 0.349		SSS 0-3 ① K		x 0-0 2B	x 0-0 F9			x 0-0 ② 4-3	x 0-0 ② 1B 2-H	5	0	2	1	0	1	2
Paul Casanova, R (1, 2) OBP: 0.209, SLG: 0.268		x 0-0 1B 1B		x 0-0 ① F5		x 0-0 E5 FC6-4 1B		x 0-0 2B	x 0-0 ③ 6-3	5	0	2	0	0	0	1
Tim Cullen, R (1, 4) OBP: 0.289, SLG: 0.310		x 0-0 FC4 1-2 1B		x 0-0 ② F3		x 0-0 FC6-4 1-2 1B		x 0-0 ③ F5		3	0	2	0	0	0	1
Gary Holman, L (8, PH) OBP: 0.355, SLG: 0.328										1	0	0	0	0	0	1
Hank Allen, R (8, 4) (9, 5) OBP: 0.269, SLG: 0.310										0	0	0	0	0	0	0
Ed Brinkman, R (1, 6) OBP: 0.239, SLG: 0.167		x 0-0 ② L8		BBBB 4-0 BB		x 0-0 ① FC6-4 G3-6-3 1-2f 2-3			BBBB 4-0 E E BB	2	0	0	0	1	0	4
Jim French, L (9, PH) OBP: 0.291, SLG: 0.277										0	1	0	0	1	0	0
Bernie Allen, L (9, 4) OBP: 0.298, SLG: 0.332										0	0	0	0	0	0	0
Joe Coleman, R (1, 1) OBP: 0.159, SLG: 0.164		x 0-0 ③ FC4 1-2f		x 0-0 ③ 4-3		x 0-0 ②③ G3-6-3 1-2f			x 0-0 E3 E 1B 1-2	4	1	0	0	0	0	7
Inning Stats	R: 0 E: 0 K: 1 S: 5 H: 0 LOB: 1 BB: 1 P: 9	R: 0 E: 0 K: 1 S: 7 H: 2 LOB: 2 BB: 0 P: 7	R: 0 E: 1 K: 0 S: 4 H: 1 LOB: 1 BB: 0 P: 4	R: 0 E: 0 K: 0 S: 4 H: 1 LOB: 2 BB: 1 P: 8	R: 0 E: 1 K: 0 S: 5 H: 2 LOB: 2 BB: 0 P: 5	R: 0 E: 1 K: 0 S: 4 H: 1 LOB: 1 BB: 0 P: 4	R: 0 E: 0 K: 0 S: 3 H: 0 LOB: 0 BB: 0 P: 3	R: 0 E: 0 K: 1 S: 6 H: 1 LOB: 1 BB: 0 P: 6	R: 5 E: 2 K: 0 S: 7 H: 3 LOB: 0 BB: 1 P: 11	1B: 8 2B: 3 3B: 0 HR: 0	SF: 0 SAC: 0 DP: 1 HBP: 0						

AB	39
R	5
H	11
RBI	4
BB	3
SO	3
LOB	25

WP: 0 PB: 0 SB: 0 CS: 1 PA: 42

PITCHER		IP	WLS	BF	H	R	ER	SO	BB	IBB	HBP	BLK	WP	HR	S	P	ERA	WHIP
Gary Bell, R ERA: 2.98	(1, 1)	8.0	L	36	8	2	0	3	3	0	0	0	0	0	39	51	0.00	1.375
Sparky Lyle, L ERA: 2.85	(9, 1)	0.0		1	0	0	0	0	0	0	0	0	0	0	1	1	∞	∞
Lee Stange, R ERA: 4.23	(9, 1)	1.0		5	3	3	0	0	0	0	0	0	0	0	5	5	0.00	3.000

PITCHER	IP	WLS	BF	H	R	ER	SO	BB	IBB	HBP	BLK	WP	HR	S	P	ERA	WHIP

Batter	1	2	3	4	5	6	7	8	9	AB	R	H	RBI	BB	SO	LOB
Mike Andrews, R (1, 4) OBP: 0.380, SLG: 0.367	L5		F6		6-3			1B FC4-2 1B		4	0	1	0	0	0	1
Dalton Jones, L (1, 3) OBP: 0.278, SLG: 0.337	G6-4-3 BB		F8		K			FC4-2 1-3 1B		3	0	1	0	1	1	1
Carl Yastrzemski, L (1, 7) OBP: 0.421, SLG: 0.463	G6-4-3 1-2f			HBP 1B BB		4-3		FC4-2 1-2 3-H		3	0	0	0	1	0	3
Ken Harrelson, R (1, 9) OBP: 0.354, SLG: 0.549		HR		F2		E5 4-3		K		4	1	1	1	0	1	3
Reggie Smith, S (1, 8) OBP: 0.337, SLG: 0.408		CS 5-3 1B		F8		4-3 1-2		K		4	0	1	0	0	1	4
Jerry Adair, R (1, 6) OBP: 0.255, SLG: 0.274		5-3 1-2		HBP 1-2 1B		F3			K	4	0	1	0	0	1	2
Joe Foy, R (1, 5) OBP: 0.339, SLG: 0.337		F4 2-3		FC4 1-2 2-3 HBP			K		3-1	3	0	0	0	0	1	1
Russ Gibson, R (1, 2) OBP: 0.238, SLG: 0.300			4-3	FC4 1-2f			5-3		K	4	0	0	0	0	1	3
Gary Bell, R (1, 1) OBP: 0.214, SLG: 0.273 Sparky Lyle, L (9, 1) OBP: 0.143, SLG: 0.143 Lee Stange, R (9, 1) OBP: 0.250, SLG: 0.143			1B		5-3		5-3			3 0 0	0 0 0	1 0 0	0 0 0	0 0 0	0 0 0	0 0 0
Inning Stats	R: 0 H: 0 E: 0 LOB: 0 K: 0 BB: 1 S: 2 P: 6	R: 1 H: 2 E: 0 LOB: 0 K: 0 BB: 0 S: 4 P: 4	R: 0 H: 1 E: 0 LOB: 1 K: 0 BB: 0 S: 4 P: 4	R: 0 H: 1 E: 0 LOB: 3 K: 0 BB: 1 S: 4 P: 9	R: 0 H: 0 E: 0 LOB: 0 K: 1 BB: 0 S: 5 P: 5	R: 0 H: 0 E: 1 LOB: 1 K: 0 BB: 0 S: 4 P: 4	R: 0 H: 0 E: 0 LOB: 0 K: 1 BB: 0 S: 5 P: 5	R: 0 H: 2 E: 0 LOB: 2 K: 2 BB: 0 S: 9 P: 9	R: 0 H: 0 E: 0 LOB: 0 K: 2 BB: 0 S: 7 P: 7	1B: 5 SF: 0 2B: 0 SAC: 0 3B: 0 DP: 1 HR: 1 HBP: 1						

PITCHER	IP	WLS	BF	H	R	ER	SO	BB	IBB	HBP	BLK	WP	HR	S	P	ERA	WHIP
Joe Coleman, R (1, 1) ERA: 3.26	9.0	W	35	6	1	1	6	2	0	1	0	0	1	44	53	1.00	0.889

PITCHER	IP	WLS	BF	H	R	ER	SO	BB	IBB	HBP	BLK	WP	HR	S	P	ERA	WHIP

BOTTOM

Washington Senators @ Boston Red Sox

Fenway Park, Boston, MA

Fri Aug 30 1968, 7:05 PM EDT
Att. 25,854 - Unknown - 66 F

livebaseballscorecards.com

AB	32
R	1
H	6
RBI	1
BB	2
SO	6
LOB	18

Batter	1	2	3	4	5	6	7	8	9	AB	R	H	RBI	BB	SO	LOB
Del Unser, L (1, 8) OBP: 0.295, SLG: 0.283	FC6-4 1B	L7		BBBB G6-3 BB		F7		F7		4	0	1	0	1	0	5
Ed Stroud, L (1, 9) OBP: 0.284, SLG: 0.378	FC6-4 2B 1-2f	L8		G6-3 1-2f		SSS K		SSS K		3	0	0	0	0	0	5
Brant Alyea, R (6, PH) (6, 9) OBP: 0.278, SLG: 0.362										2	0	0	0	0	2	2
Ken McMullen, R (1, 5) OBP: 0.324, SLG: 0.400	1-3 2B		L8	BBBB HR BB		FC6-4 1-2f			F6	4	1	1	0	1	0	1
Frank Howard, R (1, 7) OBP: 0.336, SLG: 0.564	SSS K		WP 1B 2B	1-H HR			1B		1B	5	2	4	2	0	1	2
Mike Epstein, L (1, 3) OBP: 0.332, SLG: 0.345	F6		BBBB WP 1B BB	F8			SSS K		SSS K	4	1	0	0	1	2	4
Paul Casanova, R (1, 2) OBP: 0.209, SLG: 0.264		BBBB 1B 1B BB	SSS K 1-2 2-3		F7		SSS K		F7	4	0	0	0	1	2	4
Tim Cullen, R (1, 4) OBP: 0.291, SLG: 0.312		F8	2B 2-H 3-H 1B		F9		SSS K			2	0	1	2	0	0	1
Bernie Allen, L (4, 4) OBP: 0.297, SLG: 0.330										2	0	0	0	0	1	1
Ed Brinkman, R (1, 6) OBP: 0.245, SLG: 0.182		1B 1-2 1B	1-3 2B		6-3			SSS K		4	0	2	0	0	1	0
Frank Bertaina, L (1, 1) OBP: 0.188, SLG: 0.161			4-3			FC6-4 1B		BBBB BB		2	0	1	0	0	0	2
Cap Peterson, R (6, PH) OBP: 0.270, SLG: 0.287		1-2 2-3 1B								1	0	1	0	0	0	0
Bob Humphreys, R (6, 1) OBP: 0.500, SLG: 0.500										0	0	0	0	0	0	0
Hank Allen, R (8, PH) OBP: 0.275, SLG: 0.310										0	0	0	0	1	0	0
Dennis Higgins, R (8, 1) OBP: 0.154, SLG: 0.154										0	0	0	0	0	0	0
Inning Stats	R: 0 E: 0 K: 1 S: 7 H: 2 LOB: 2 BB: 0 P: 7	R: 0 E: 0 K: 0 S: 5 H: 2 LOB: 3 BB: 1 P: 9	R: 2 E: 0 K: 1 S: 8 H: 3 LOB: 2 BB: 1 P: 12	R: 2 E: 0 K: 0 S: 3 H: 1 LOB: 0 BB: 2 P: 11	R: 0 E: 0 K: 0 S: 3 H: 0 LOB: 0 BB: 0 P: 3	R: 0 E: 0 K: 1 S: 6 H: 1 LOB: 1 BB: 0 P: 6	R: 0 E: 0 K: 3 S: 10 H: 1 LOB: 1 BB: 0 P: 10	R: 0 E: 0 K: 2 S: 7 H: 0 LOB: 1 BB: 1 P: 11	R: 0 E: 0 K: 1 S: 6 H: 1 LOB: 1 BB: 0 P: 6	1B: 7 2B: 3 3B: 0 HR: 1 SF: 0 SAC: 0 DP: 1 HBP: 0						

PITCHER		IP	WLS	BF	H	R	ER	SO	BB	IBB	HBP	BLK	WP	HR	S	P	ERA	WHIP
Jim Lonborg, R ERA: 4.14	(1, 1)	5.0	W	26	8	4	4	2	4	0	0	0	1	1	26	42	7.20	2.400
Bill Landis, L ERA: 3.25	(6, 1)	4.0	S	16	3	0	0	7	1	0	0	0	0	0	29	33	0.00	1.000

PITCHER	IP	WLS	BF	H	R	ER	SO	BB	IBB	HBP	BLK	WP	HR	S	P	ERA	WHIP

TOP

Washington Senators @ Boston Red Sox

Fenway Park, Boston, MA

Sat Aug 31 1968, 3:33 AM EDT
Att. 21,599 - Unknown - 82 F

livebaseballscorecards.com

AB	37
R	4
H	11
RBI	4
BB	5
SO	9
LOB	27

WP: 1	PA: 42
PB: 0	
SB: 0	
CS: 0	

Batter	1	2	3	4	5	6	7	8	9	AB	R	H	RBI	BB	SO	LOB
Mike Andrews, R (1, 4) OBP: 0.379, SLG: 0.364	L5		F4		HR 1-2 2-3 BB		F7			3	1	0	0	1	0	1
Joe Foy, R (1, 5) OBP: 0.340, SLG: 0.346	K			F7	HR 1-H 2-H 3-H			G3 S 1B		4	1	2	4	0	1	0
Carl Yastrzemski, L (1, 7) OBP: 0.418, SLG: 0.459	F2			3-1	F5			G3 1-3		4	0	0	0	0	0	1
Ken Harrelson, R (1, 9) OBP: 0.352, SLG: 0.544		F4		1-3		K		F4		4	0	0	0	0	1	1
Reggie Smith, S (1, 8) OBP: 0.338, SLG: 0.407		F8			BB 1B 1B	E3 CS		IBB		2	1	0	0	2	0	0
Jerry Adair, R (1, 6) OBP: 0.255, SLG: 0.273		6-3			BB HR 1-3 1B	F8 1-2		6-3		4	1	1	0	0	0	3
George Scott, R (1, 3) OBP: 0.244, SLG: 0.252			K		K		L9			3	0	0	0	0	2	2
Russ Gibson, R (1, 2) OBP: 0.246, SLG: 0.321			HR		F8		FC1-6 BB			2	1	1	1	1	0	2
Jim Lonborg, R (1, 1) OBP: 0.333, SLG: 0.542			K		HR 1-2 3-H BB 1B		FC1-6 1-2f			1	0	0	0	0	1	0
Rico Petrocelli, R (5, PH) OBP: 0.300, SLG: 0.387										1	1	1	1	0	0	0
Bill Landis, L (6, 1)										1	0	0	0	0	0	1
Inning Stats	R: 0 E: 0 K: 1 S: 5 H: 0 LOB: 0 BB: 0 P: 5	R: 0 E: 0 K: 0 S: 3 H: 0 LOB: 0 BB: 0 P: 3	R: 1 E: 0 K: 2 S: 8 H: 1 LOB: 0 BB: 0 P: 8	R: 0 E: 0 K: 0 S: 3 H: 0 LOB: 0 BB: 0 P: 3	R: 5 E: 0 K: 1 S: 8 H: 3 LOB: 0 BB: 2 P: 16	R: 0 E: 1 K: 1 S: 5 H: 0 LOB: 0 BB: 0 P: 5	R: 0 E: 1 K: 0 S: 3 H: 0 LOB: 1 BB: 1 P: 7	R: 0 E: 0 K: 0 S: 4 H: 1 LOB: 2 BB: 1 P: 8		1B: 3 2B: 0 3B: 0 HR: 2 SF: 0 SAC: 0 DP: 0 HBP: 0						

PITCHER	IP	WLS	BF	H	R	ER	SO	BB	IBB	HBP	BLK	WP	HR	S	P	ERA	WHIP
Frank Bertaina, L (1, 1) ERA: 5.43	5.0	L	21	4	6	6	4	2	0	0	0	0	2	27	35	10.80	1.200
Bob Humphreys, R (6, 1) ERA: 3.95	2.0		7	0	0	0	1	1	0	0	0	0	0	8	12	0.00	0.500
Dennis Higgins, R (8, 1) ERA: 3.47	1.0		5	1	0	0	0	0	1	0	0	0	0	4	8	0.00	1.000

PITCHER	IP	WLS	BF	H	R	ER	SO	BB	IBB	HBP	BLK	WP	HR	S	P	ERA	WHIP

BOTTOM

Washington Senators @ Boston Red Sox

Fenway Park, Boston, MA

Sat Aug 31 1968, 3:33 AM EDT
Att. 21,599 - Unknown - 82 F

livebaseballscorecards.com

AB	29
R	6
H	5
RBI	6
BB	4
SO	5
LOB	11

WP: 0	PA: 33		
PB: 0			
SB: 1			
CS: 1			

Batter	1	2	3	4	5	6	7	8	9	AB	R	H	RBI	BB	SO	LOB
Del Unser, L (1, 8) OBP: 0.292, SLG: 0.280	F8		G4-6-3 1-2f			1-3		K	1-3	5	0	0	0	0	1	5
Ken McMullen, R (1, 5) (8, 6) OBP: 0.324, SLG: 0.398	K			WP 1B		1-3		K		4	0	1	0	0	2	2
Frank Howard, R (1, 7) OBP: 0.337, SLG: 0.563	L7			L5 1-3			FC4-6 BB		HR 1B	3	1	1	0	1	0	1
Brant Alyea, R (1, 9) OBP: 0.276, SLG: 0.397		K		G3			F6		1-H HR	4	1	1	2	0	1	2
Mike Epstein, L (1, 3) OBP: 0.329, SLG: 0.342		F7		4-3			FC4-6 FC6-4 1-2f		1-3	3	0	0	0	0	0	2
Phil Ortega, R (7, 1) OBP: 0.286, SLG: 0.208										0	0	0	0	0	0	0
Cap Peterson, R (9, PH) OBP: 0.269, SLG: 0.286										1	0	0	0	0	0	0
Paul Casanova, R (1, 2) OBP: 0.210, SLG: 0.264		F6			F8		FC6-4 1-2f		HR 1B	4	1	1	0	0	0	1
Bernie Allen, L (1, 4) OBP: 0.305, SLG: 0.347			1B 1B		G5-4-3 1B			E BB	HR	3	1	3	2	1	0	0
Ed Brinkman, R (1, 6) OBP: 0.242, SLG: 0.180			F9		G5-4-3 1-2f			E4 1-2	F4	2	0	0	0	0	0	2
Jim French, L (8, PH) OBP: 0.289, SLG: 0.275										1	0	0	0	0	0	1
Hank Allen, R (8, 5) OBP: 0.273, SLG: 0.307										1	0	0	0	0	0	0
Camilo Pascual, R (1, 1) OBP: 0.190, SLG: 0.190			G4-6-3 1-2			F9		F8	3B	1	0	1	0	0	0	0
Ed Stroud, L (6, PH) OBP: 0.283, SLG: 0.377										1	0	0	0	0	0	0
Bill Haywood, R (6, 1)										0	0	0	0	0	0	0
Gary Holman, L (7, 3) OBP: 0.359, SLG: 0.362										2	0	1	0	0	0	2
Inning Stats	R: 0 E: 0 K: 1 S: 5 H: 0 LOB: 0 BB: 0 P: 5	R: 0 E: 0 K: 1 S: 5 H: 0 LOB: 0 BB: 0 P: 5	R: 0 E: 0 K: 0 S: 4 H: 2 LOB: 1 BB: 0 P: 4	R: 0 E: 0 K: 0 S: 4 H: 1 LOB: 1 BB: 0 P: 4	R: 0 E: 0 K: 0 S: 3 H: 1 LOB: 0 BB: 0 P: 3	R: 0 E: 0 K: 0 S: 3 H: 0 LOB: 0 BB: 0 P: 3	R: 0 E: 0 K: 0 S: 3 H: 0 LOB: 1 BB: 1 P: 7	R: 0 E: 1 K: 2 S: 8 H: 0 LOB: 2 BB: 1 P: 12	R: 4 E: 0 K: 0 S: 8 H: 5 LOB: 1 BB: 0 P: 8	1B: 6 2B: 0 3B: 1 HR: 2 SF: 0 SAC: 0 DP: 2 HBP: 0						

PITCHER	IP	WLS	BF	H	R	ER	SO	BB	IBB	HBP	BLK	WP	HR	S	P	ERA	WHIP
Ray Culp, R (1, 1) ERA: 3.58	9.0	W	37	9	4	4	4	2	0	0	0	1	2	43	51	4.00	1.222

PITCHER	IP	WLS	BF	H	R	ER	SO	BB	IBB	HBP	BLK	WP	HR	S	P	ERA	WHIP

TOP

Washington Senators @ Boston Red Sox

Fenway Park, Boston, MA

Sun Sep 01 1968, 3:33 AM EDT

Att. 23,910 - Unknown

livebaseballscorecards.com

AB	35
R	4
H	9
RBI	4
BB	2
SO	4
LOB	18

1B: 6	SF: 0	WP: 2	PA: 37
2B: 0	SAC: 0	PB: 0	
3B: 1	DP: 2	SB: 0	
HR: 2	HBP: 0	CS: 0	

Batter	1	2	3	4	5	6	7	8	9	AB	R	H	RBI	BB	SO	LOB
Mike Andrews, R (1, 4) OBP: 0.380, SLG: 0.374	F9 FC1-5-2-5 2B	1-H 3-H HR		F4		SH1-3 1-2 2-3		K		4	1	2	3	0	1	0
Dalton Jones, L (1, 3) OBP: 0.274, SLG: 0.331	F9 2-3	4-3			1-3	G3		4-3		5	0	0	0	0	0	3
Carl Yastrzemski, L (1, 7) OBP: 0.420, SLG: 0.467 Floyd Robinson, L (6, PR) OBP: 0.274, SLG: 0.316 (7, 7)	FC1-5-2-5 3-H		BBBB WP 1B BB		HR	2-H 3-H 1B				3 0	1 0	2 0	3 0	1 0	0 0	1 0
Ken Harrelson, R (1, 9) OBP: 0.355, SLG: 0.543	BBBB BB		WP 1-2 1B		BBBB HBP BB	F8				2	0	1	0	2	0	1
Reggie Smith, S (1, 8) OBP: 0.336, SLG: 0.403	F5		F6 1-2 2-3		SSS K		SSS K			4	0	0	0	0	2	5
Jerry Adair, R (1, 6) OBP: 0.260, SLG: 0.270		F4	1-3		H 1-2 HBP		BBBB 2B BB			2	1	0	0	1	0	2
Joe Foy, R (1, 5) OBP: 0.339, SLG: 0.347		SSS K	6-3		SSS K		1-H 2B			4	0	1	1	0	2	4
Russ Gibson, R (1, 2) OBP: 0.251, SLG: 0.337		HR 3B		F5		SH1-3 SH 1B 1B	F9			4	2	2	0	0	0	0
Ray Culp, R (1, 1) OBP: 0.175, SLG: 0.148		BBBB HR BB		5-3		SH 1-2 SH1-3 1B		SSS K		2	2	0	0	1	1	0
Inning Stats	R: 0 E: 0 K: 0 S: 4 H: 1 LOB: 2 BB: 1 P: 8	R: 3 E: 0 K: 1 S: 7 H: 2 LOB: 0 BB: 1 P: 11	R: 0 E: 0 K: 0 S: 4 H: 1 LOB: 2 BB: 1 P: 8	R: 0 E: 0 K: 0 S: 3 H: 0 LOB: 0 BB: 0 P: 3	R: 1 E: 0 K: 2 S: 8 H: 1 LOB: 2 BB: 1 P: 13	R: 2 E: 0 K: 0 S: 6 H: 2 LOB: 1 BB: 0 P: 6	R: 1 E: 0 K: 1 S: 5 H: 1 LOB: 0 BB: 1 P: 9	R: 0 E: 0 K: 2 S: 7 H: 0 LOB: 0 BB: 0 P: 7		1B: 3 2B: 2 3B: 1 HR: 2	SF: 0 SAC: 2 DP: 0 HBP: 1			WP: 1 PB: 0 SB: 0 CS: 0	PA: 38		

PITCHER		IP	WLS	BF	H	R	ER	SO	BB	IBB	HBP	BLK	WP	HR	S	P	ERA	WHIP
Camilo Pascual, R ERA: 2.72	(1, 1)	5.0	L	25	5	4	4	3	4	0	1	0	1	2	26	43	7.20	1.800
Bill Haywood, R ERA: 3.26	(6, 1)	1.0		6	2	2	2	0	0	0	0	0	0	0	6	6	18.00	2.000
Phil Ortega, R ERA: 4.87	(7, 1)	2.0		7	1	1	1	3	1	0	0	0	0	0	12	16	4.50	1.000

PITCHER	IP	WLS	BF	H	R	ER	SO	BB	IBB	HBP	BLK	WP	HR	S	P	ERA	WHIP

BOTTOM

Washington Senators @ Boston Red Sox

Fenway Park, Boston, MA

Sun Sep 01 1968, 3:33 AM EDT

Att. 23,910 - Unknown

livebaseballscorecards.com

AB	30
R	7
H	8
RBI	7
BB	5
SO	6
LOB	16

Boston Red Sox @ Minnesota Twins

Metropolitan Stadium, Bloomington , MI

Mon Sep 02 1968, 4:33 AM EDT

Att. 10,489 - Unknown - 79 F

TOP

livebaseballscorecards.com

Batter	1	2	3	4	5	6	7	8	9	AB	R	H	RBI	BB	SO	LOB
Mike Andrews, R (1, 4) OBP: 0.379, SLG: 0.373	5-3		CS 1B			F5			K	4	0	1	0	0	1	0
Joe Foy, R (1, 5) OBP: 0.340, SLG: 0.349	BB		K 1-2			2B			6-3	3	0	1	0	1	1	1
Carl Yastrzemski, L (1, 7) OBP: 0.417, SLG: 0.463	F9			K		K			4-3	4	0	0	0	0	2	1
Ken Harrelson, R (1, 9) OBP: 0.353, SLG: 0.540	K			1-3			5-3			3	0	0	0	0	1	1
Reggie Smith, S (1, 8) OBP: 0.334, SLG: 0.401		K		F8			L6			3	0	0	0	0	1	0
Jerry Adair, R (1, 6) OBP: 0.262, SLG: 0.267		BB			F9		F3			2	0	0	0	1	0	0
George Scott, R (1, 3) OBP: 0.242, SLG: 0.250		K			K			K		3	0	0	0	0	3	1
Russ Gibson, R (1, 2) OBP: 0.253, SLG: 0.355		K			HR			K		3	1	1	1	0	2	1
Juan Pizarro, L (1, 1) OBP: 0.212, SLG: 0.233			G1		6-3			6-3		1	0	0	0	0	0	0
Jose Tartabull, L (5, PH) OBP: 0.306, SLG: 0.324										1	0	0	0	0	0	0
Gary Waslewski, R (5, 1) OBP: 0.074, SLG: 0.038										0	0	0	0	0	0	0
Rico Petrocelli, R (8, PH) OBP: 0.300, SLG: 0.386										1	0	0	0	0	0	0
Jerry Stephenson, L (8, 1) OBP: 0.389, SLG: 0.353										0	0	0	0	0	0	0

Inning Stats	1	2	3	4	5	6	7	8	9
R	0	0	0	0	1	0	0	0	0
E	0	0	0	0	0	0	0	0	0
K	1	3	1	1	1	1	0	2	1
S	5	9	5	5	6	5	3	7	5
H	0	0	1	0	1	1	0	0	0
LOB	1	1	0	0	0	0	0	0	0
BB	1	1	0	0	0	0	0	0	0
P	9	13	5	5	6	5	3	7	5

1B	1
2B	1
3B	0
HR	1
SF	0
SAC	0
DP	0
HBP	0
WP	0
PB	0
SB	0
CS	1
PA	30

AB	28
R	1
H	3
RBI	1
BB	2
SO	11
LOB	5

PITCHER	IP	WLS	BF	H	R	ER	SO	BB	IBB	HBP	BLK	WP	HR	S	P	ERA	WHIP
Jim Kaat, L (1, 1) ERA: 2.72	9.0	W	30	3	1	1	11	2	0	0	0	0	1	50	58	1.00	0.556

PITCHER	IP	WLS	BF	H	R	ER	SO	BB	IBB	HBP	BLK	WP	HR	S	P	ERA	WHIP

BOTTOM

Boston Red Sox @ Minnesota Twins

Metropolitan Stadium, Bloomington , MI

Mon Sep 02 1968, 4:33 AM EDT

Att. 10,489 - Unknown - 79 F

livebaseballscorecards.com

Batter	1	2	3	4	5	6	7	8	9	AB	R	H	RBI	BB	SO	LOB
Cesar Tovar, R (1, 8) OBP: 0.327, SLG: 0.375	G5-3, 1B 1B		K		S 1B 1B		L9			4	1	2	0	0	1	1
Rich Reese, L (1, 3) OBP: 0.311, SLG: 0.363	G5-3 1-2 1B		HR 1-2 1B		6-3 1-H 1B		K2-3			4	1	3	1	0	1	0
Rich Rollins, R (1, 5) OBP: 0.290, SLG: 0.365	G5-3 1-2 2-3f		HR 1-H 2-H		6-3 1-2		K			4	1	1	3	0	1	3
Bob Allison, R (1, 7) OBP: 0.334, SLG: 0.462	K		K		F7			S SH3-4 1B 1B		4	1	1	0	0	2	2
Ron Clark, R (1, 6) OBP: 0.257, SLG: 0.247		F5	F8			F6		SH3-4 1-2		3	0	0	0	0	0	0
Frank Kostro, R (1, 9) OBP: 0.228, SLG: 0.257		1B		F8		BB 4-0 1B		K 2-3		3	0	1	0	1	1	1
John Roseboro, L (1, 2) OBP: 0.300, SLG: 0.310		F8		F7		F5		IBB 4-0 1B		3	0	0	0	1	0	2
Frank Quilici, R (1, 4) OBP: 0.306, SLG: 0.332		F7		K		1B 1-2 1B		1B 1-2 3-H 1B		4	0	2	1	0	1	1
Jim Kaat, L (1, 1) OBP: 0.178, SLG: 0.197			BB 4-0 1B HR BB		3-1	K		K		3	1	0	0	1	2	4
Inning Stats	R: 0 E: 0 K: 1 S: 6 H: 2 LOB: 1 BB: 0 P: 6	R: 0 E: 0 K: 0 S: 4 H: 1 LOB: 1 BB: 0 P: 4	R: 3 E: 0 K: 2 S: 9 H: 2 LOB: 0 BB: 1 P: 13	R: 0 E: 0 K: 1 S: 5 H: 0 LOB: 0 BB: 0 P: 5	R: 1 E: 0 K: 0 S: 5 H: 2 LOB: 1 BB: 0 P: 5	R: 0 E: 0 K: 1 S: 6 H: 1 LOB: 2 BB: 1 P: 10	R: 0 E: 0 K: 2 S: 7 H: 0 LOB: 0 BB: 0 P: 7	R: 1 E: 0 K: 2 S: 9 H: 2 LOB: 2 BB: 1 P: 13		1B: 9 2B: 0 3B: 0 HR: 1 SF: 0 SAC: 1 DP: 1 HBP: 0						

	AB	32
	R	5
	H	10
	RBI	5
	BB	3
	SO	9
	LOB	14

WP: 0 PB: 0 SB: 2 CS: 0 PA: 36

PITCHER		IP	WLS	BF	H	R	ER	SO	BB	IBB	HBP	BLK	WP	HR	S	P	ERA	WHIP
Juan Pizarro, L ERA: 3.59	(1, 1)	4.0	L	17	5	3	3	4	1	0	0	0	0	1	24	28	6.75	1.500
Gary Waslewski, R ERA: 3.54	(5, 1)	3.0		13	3	1	1	3	1	0	0	0	0	0	18	22	3.00	1.333
Jerry Stephenson, R ERA: 5.67	(8, 1)	1.0		6	2	1	1	2	0	1	0	0	0	0	9	13	9.00	2.000

PITCHER	IP	WLS	BF	H	R	ER	SO	BB	IBB	HBP	BLK	WP	HR	S	P	ERA	WHIP

Batter	1	2	3	4	5	6	7	8	9	AB	R	H	RBI	BB	SO	LOB
Mike Andrews, R (1, 4) OBP: 0.380, SLG: 0.375	F8		F8 1B		BB SH3-4 1B 1B					3	1	2	0	0	0	0
Jerry Adair, R (1, 6) OBP: 0.259, SLG: 0.265	L3		F8 1-2		SH3-4 1-2					2	0	0	0	0	0	1
Carl Yastrzemski, L (1, 7) OBP: 0.420, SLG: 0.463	BBBB 1B E BB		BBBB BB		BBBB BB 1B					0	1	0	0	3	0	0
Ken Harrelson, R (1, 9) OBP: 0.355, SLG: 0.540	E 1B 1-2 1B		F3		BBB 1B 1-2 2-3 BB					2	0	1	0	1	0	1
Joe Foy, R (1, 5) OBP: 0.344, SLG: 0.353	E8 1-3 2-H 1B			HR 1B	BB 1-3 2-H 3-H 1B					3	1	3	2	0	0	0
Reggie Smith, S (1, 8) OBP: 0.336, SLG: 0.407	L7			1-H HR	BBB 1-2 BB					2	1	1	2	1	0	2
Russ Gibson, R (1, 2) OBP: 0.249, SLG: 0.349		L8		F9	4-3					3	0	0	0	0	0	3
George Scott, R (1, 3) OBP: 0.240, SLG: 0.248		5-3		SSS K						2	0	0	0	0	1	0
Dick Ellsworth, L (1, 1) OBP: 0.066, SLG: 0.050		SSS K		SSS K						2	0	0	0	0	2	0
Inning Stats	R: 1 H: 2 E: 1 LOB: 2 K: 0 BB: 1 S: 5 P: 9	R: 0 H: 0 E: 0 LOB: 0 K: 1 BB: 0 S: 5 P: 5	R: 0 H: 1 E: 0 LOB: 1 K: 0 BB: 1 S: 3 P: 7	R: 2 H: 2 E: 0 LOB: 0 K: 2 BB: 0 S: 9 P: 9	R: 1 H: 2 E: 0 LOB: 3 K: 0 BB: 3 S: 4 P: 16					1B: 6 SF: 0 2B: 0 SAC: 1 3B: 0 DP: 0 HR: 1 HBP: 0						

TOP

Boston Red Sox @ Minnesota Twins

Metropolitan Stadium, Bloomington , MI

Tue Sep 03 1968, 8:05 PM EDT

Att. 7,053 - Unknown - 60 F

livebaseballscorecards.com

AB	19
R	4
H	7
RBI	4
BB	5
SO	3
LOB	7

WP: 0 PA: 25
PB: 0
SB: 0
CS: 0

PITCHER		IP	WLS	BF	H	R	ER	SO	BB	IBB	HBP	BLK	WP	HR	S	P	ERA	WHIP
Jim Merritt, L ERA: 3.28	(1, 1)	4.2	L	23	7	4	4	3	4	0	0	0	0	1	25	41	7.71	2.357
Bob Miller, R ERA: 3.13	(5, 1)	0.1		2	0	0	0	0	1	0	0	0	0	0	1	5	0.00	3.000

PITCHER	IP	WLS	BF	H	R	ER	SO	BB	IBB	HBP	BLK	WP	HR	S	P	ERA	WHIP

Boston Red Sox @ Minnesota Twins

Metropolitan Stadium, Bloomington , MI

Tue Sep 03 1968, 8:05 PM EDT

Att. 7,053 - Unknown - 60 F

livebaseballscorecards.com

BOTTOM

Batter	1	2	3	4	5	6	7	8	9	AB	R	H	RBI	BB	SO	LOB
Cesar Tovar, R (1, 8) OBP: 0.327, SLG: 0.374	F8		5-3	1B						3	0	1	0	0	0	0
Rich Reese, L (1, 3) OBP: 0.311, SLG: 0.363	BB, 1B		G3	1-3						3	0	1	0	0	0	3
Rich Rollins, R (1, 5) OBP: 0.296, SLG: 0.370	BB		1B		F4					3	0	2	0	0	0	0
Bob Allison, R (1, 7) OBP: 0.334, SLG: 0.459	BB		1-3		F8					2	0	0	0	1	0	1
John Roseboro, L (1, 2) OBP: 0.298, SLG: 0.307	K			F6	K					3	0	0	0	0	2	3
Graig Nettles, L (1, 9) OBP: 0.500, SLG: 1.000	K			1B, E, 2B						2	1	1	0	0	1	3
Rick Renick, R (1, 6) OBP: 0.267, SLG: 0.375		F3		FC1-5, E, 1B						2	0	1	0	0	0	0
Frank Quilici, R (1, 4) OBP: 0.303, SLG: 0.329		F7		E6, 1B, FC1-5						2	0	0	1	0	0	1
Jim Merritt, L (1, 1) OBP: 0.208, SLG: 0.179		6-3		FC1-5, 1B						2	0	0	0	0	0	2
Bob Miller, R (5, 1) OBP: 0.143, SLG: 0.143										0	0	0	0	0	0	0
Inning Stats	R: 0 E: 0 K: 2 S: 9 H: 2 LOB: 3 BB: 1 P: 13	R: 0 E: 0 K: 0 S: 3 H: 0 LOB: 0 BB: 0 P: 3	R: 0 E: 0 K: 0 S: 4 H: 1 LOB: 1 BB: 0 P: 4	R: 1 E: 1 K: 0 S: 7 H: 3 LOB: 3 BB: 0 P: 7	R: 0 E: 0 K: 1 S: 5 H: 0 LOB: 0 BB: 0 P: 5					1B: 5 2B: 1 3B: 0 HR: 0	SF: 0 SAC: 0 DP: 0 HBP: 0					

	AB	22
	R	1
	H	6
	RBI	1
	BB	1
	SO	3
	LOB	13

WP: 0 PB: 0 SB: 0 CS: 0 PA: 23

PITCHER	IP	WLS	BF	H	R	ER	SO	BB	IBB	HBP	BLK	WP	HR	S	P	ERA	WHIP
Dick Ellsworth, L (1, 1) ERA: 3.06	5.0	W	23	6	1	1	3	1	0	0	0	0	0	28	32	1.80	1.400

PITCHER	IP	WLS	BF	H	R	ER	SO	BB	IBB	HBP	BLK	WP	HR	S	P	ERA	WHIP

Batter	1	2	3	4	5	6	7	8	9	AB	R	H	RBI	BB	SO	LOB
Mike Andrews, R (1, 4) OBP: 0.377, SLG: 0.371	F8		1-3		K		5-3	F3		5	0	0	0	0	1	1
Dalton Jones, L (1, 3) OBP: 0.276, SLG: 0.330	2B 1B		K			1B G6-4-3 BB		L4	K	4	2	1	0	1	2	0
Carl Yastrzemski, L (1, 7) OBP: 0.423, SLG: 0.473	K		FC5-4 1B			G6-4-3 1B		1B E 1B	HR	5	2	4	1	0	1	1
Ken Harrelson, R (1, 9) OBP: 0.355, SLG: 0.540	1-H 2B		FC5-4 1-2f			G6-4-3 1-2f 3-H		1-2 1B E 1B	F3	5	1	2	1	0	0	2
Joe Foy, R (1, 5) OBP: 0.343, SLG: 0.352	F9			F9		F9		F7	1B	5	0	1	0	0	0	3
Reggie Smith, S (1, 8) OBP: 0.338, SLG: 0.409		4-3		K			1B SH3-4 SF8 1B	1-2 2-3 E 1B 1B	1-2 1B	5	2	3	0	0	1	0
Jerry Adair, R (1, 6) OBP: 0.254, SLG: 0.259		5-3		K			SH3-4 1-2	E5 1B 1-2 2-H 3-H 1B	K	4	1	0	0	0	2	3
Russ Gibson, R (1, 2) OBP: 0.259, SLG: 0.358		1B			F8		2-3 1B	1B E 1-2 2-H 1B		4	1	3	1	0	0	0
Gary Bell, R (1, 1) OBP: 0.217, SLG: 0.276		K			4-3		SF8 3-H	E7 WP 1-H 2-H 1B		3	1	1	2	0	1	1
Inning Stats	R: 1 E: 0 K: 1 S: 7 H: 2 LOB: 1 BB: 0 P: 7	R: 0 E: 0 K: 1 S: 6 H: 1 LOB: 1 BB: 0 P: 6	R: 0 E: 0 K: 1 S: 6 H: 1 LOB: 1 BB: 0 P: 6	R: 0 E: 0 K: 2 S: 7 H: 0 LOB: 0 BB: 0 P: 7	R: 0 E: 0 K: 1 S: 5 H: 0 LOB: 0 BB: 0 P: 5	R: 1 E: 0 K: 0 S: 3 H: 1 LOB: 0 BB: 1 P: 7	R: 1 E: 0 K: 0 S: 5 H: 2 LOB: 1 BB: 0 P: 5	R: 6 E: 2 K: 0 S: 9 H: 5 LOB: 0 BB: 0 P: 9	R: 1 E: 0 K: 2 S: 10 H: 3 LOB: 2 BB: 0 P: 10	1B: 13 2B: 1 3B: 0 HR: 1 SF: 1 SAC: 1 DP: 1 HBP: 0						

TOP

Boston Red Sox @ Minnesota Twins

Metropolitan Stadium, Bloomington , MI

Wed Sep 04 1968, 8:05 PM EDT

Att. 8,069 - Unknown - 63 F

livebaseballscorecards.com

AB	40
R	10
H	15
RBI	5
BB	1
SO	8
LOB	11

WP: 1 PB: 0 SB: 0 CS: 0 PA: 43

PITCHER	IP	WLS	BF	H	R	ER	SO	BB	IBB	HBP	BLK	WP	HR	S	P	ERA	WHIP
Dean Chance, R (1, 1) ERA: 2.51	7.0	L	28	7	3	3	6	1	0	0	0	0	0	39	43	3.86	1.143
Jim Roland, L (8, 1) ERA: 3.32	2.0		15	8	7	1	2	0	0	0	0	1	1	19	19	4.50	4.000

PITCHER	IP	WLS	BF	H	R	ER	SO	BB	IBB	HBP	BLK	WP	HR	S	P	ERA	WHIP

BOTTOM

Boston Red Sox @ Minnesota Twins

Metropolitan Stadium, Bloomington , MI

Wed Sep 04 1968, 8:05 PM EDT

Att. 8,069 - Unknown - 63 F

Batter	1	2	3	4	5	6	7	8	9	AB	R	H	RBI	BB	SO	LOB
Cesar Tovar, R (1, 8) OBP: 0.324, SLG: 0.372	F4	F6			F8			5-3		4	0	0	0	0	0	2
Rich Reese, L (1, 3) OBP: 0.307, SLG: 0.358	4-3		6-3		F1			G3		4	0	0	0	0	0	0
Rod Carew, L (1, 4) OBP: 0.319, SLG: 0.355	F7		BBB G6-4-3 BB			4-3		1B 1B		3	0	1	0	1	0	0
Bob Allison, R (1, 7) OBP: 0.336, SLG: 0.458		BBB BB 1B 1B BB	G6-4-3 1-2f			4-3		1-2 1B		3	1	1	0	1	0	1
Graig Nettles, L (1, 9) OBP: 0.333, SLG: 0.500		BB 1B 1-2 1B		4-3		1-3		F9		4	1	1	0	0	0	2
Rich Rollins, R (1, 5) OBP: 0.300, SLG: 0.373		F8		S 1B			FC5-4 1B		SSS K	4	0	2	0	0	1	2
John Roseboro, L (1, 2) OBP: 0.295, SLG: 0.304		F6		F8 1-2			F7		F8	4	0	0	0	0	0	4
Rick Renick, R (1, 6) OBP: 0.267, SLG: 0.361		BBB 1B 1-2 2-3 BB		5-3			F9		SSS K	3	0	0	0	1	1	2
Dean Chance, R (1, 1) OBP: 0.094, SLG: 0.061 Harmon Killebrew, R (7, PH) OBP: 0.348, SLG: 0.405 Jim Roland, R (8, 1)		1-2 2-H 3-H 1B			SSS K		FC5-4 1-2f			2 1 0	0 0 0	1 0 0	2 0 0	0 0 0	1 0 0	0 1 0
Inning Stats	R: 0 E: 0 K: 0 S: 3 H: 0 LOB: 0 BB: 0 P: 3	R: 2 E: 0 K: 0 S: 5 H: 2 LOB: 2 BB: 2 P: 13	R: 0 E: 0 K: 0 S: 2 H: 0 LOB: 0 BB: 1 P: 6	R: 0 E: 0 K: 0 S: 4 H: 1 LOB: 1 BB: 0 P: 4	R: 0 E: 0 K: 1 S: 5 H: 0 LOB: 0 BB: 0 P: 5	R: 0 E: 0 K: 0 S: 3 H: 0 LOB: 0 BB: 0 P: 3	R: 0 E: 0 K: 0 S: 4 H: 1 LOB: 1 BB: 0 P: 4	R: 0 E: 0 K: 0 S: 5 H: 2 LOB: 2 BB: 0 P: 5	R: 0 E: 0 K: 2 S: 7 H: 0 LOB: 0 BB: 0 P: 7	1B: 6 2B: 0 3B: 0 HR: 0	SF: 0 SAC: 0 DP: 1 HBP: 0					

	AB	32
	R	2
	H	6
	RBI	2
	BB	3
	SO	3
	LOB	14

WP: 0 PB: 0 SB: 1 CS: 0 PA: 35

PITCHER	IP	WLS	BF	H	R	ER	SO	BB	IBB	HBP	BLK	WP	HR	S	P	ERA	WHIP
Gary Bell, R (1, 1) ERA: 2.94	9.0	W	35	6	2	2	3	3	0	0	0	0	0	38	50	2.00	1.000

PITCHER	IP	WLS	BF	H	R	ER	SO	BB	IBB	HBP	BLK	WP	HR	S	P	ERA	WHIP

livebaseballscorecards.com

Batter	1	2	3	4	5	6	7	8	9	AB	R	H	RBI	BB	SO	LOB
Mike Andrews, R (1, 4) OBP: 0.376, SLG: 0.370	6-3		5-3			F5		BB WP 1B		4	0	1	0	0	0	0
Dalton Jones, L (1, 3) OBP: 0.272, SLG: 0.326	6-3			3-1		K		FC5 K BB 1-2		4	0	0	0	0	2	1
Carl Yastrzemski, L (1, 7) OBP: 0.426, SLG: 0.472	BB			K			WP 1B BB	BB 1-2 2-3		1	0	0	0	3	1	0
Ken Harrelson, R (1, 9) OBP: 0.354, SLG: 0.537	F8			BB			F9	FC5 2-3f		3	0	0	0	1	0	5
Joe Foy, R (1, 5) OBP: 0.342, SLG: 0.351		F8		F8			WP 1B 1-2		6-3	4	0	1	0	0	0	1
Reggie Smith, S (1, 8) OBP: 0.338, SLG: 0.407		BB CS			4-3		F5 1-2 2-3		F2	3	0	0	0	1	0	2
Jerry Adair, R (1, 6) OBP: 0.254, SLG: 0.255		K 1-2			5-3		L9		BB FC6-4	3	0	0	0	1	1	3
Russ Gibson, R (1, 2) OBP: 0.254, SLG: 0.350			F8		F9			4-3	FC6-4 1-2f	4	0	0	0	0	0	1
Jim Lonborg, R (1, 1) OBP: 0.308, SLG: 0.500 Floyd Robinson, L (8, PH) OBP: 0.271, SLG: 0.313 Jerry Stephenson, L (8, 1) OBP: 0.389, SLG: 0.353			F2			K		K		2 1 0	0 0 0	0 0 0	0 0 0	0 0 0	1 1 0	0 0 0
Inning Stats	R: 0 H: 0 E: 0 LOB: 1 K: 0 BB: 1 S: 3 P: 7	R: 0 H: 0 E: 0 LOB: 1 K: 1 BB: 1 S: 4 P: 8	R: 0 H: 0 E: 0 LOB: 0 K: 0 BB: 0 S: 3 P: 3	R: 0 H: 0 E: 0 LOB: 1 K: 1 BB: 1 S: 5 P: 9	R: 0 H: 0 E: 0 LOB: 0 K: 0 BB: 0 S: 3 P: 3	R: 0 H: 0 E: 0 LOB: 2 K: 2 BB: 1 S: 7 P: 7	R: 0 H: 1 E: 0 LOB: 3 K: 0 BB: 1 S: 4 P: 8	R: 0 H: 1 E: 0 LOB: 3 K: 2 BB: 1 S: 9 P: 13	R: 0 H: 0 E: 0 LOB: 1 K: 0 BB: 1 S: 3 P: 7	1B: 2 SF: 0 2B: 1 SAC: 0 3B: 0 DP: 1 HR: 0 HBP: 0						

PITCHER	IP	WLS	BF	H	R	ER	SO	BB	IBB	HBP	BLK	WP	HR	S	P	ERA	WHIP
Andy Messersmith, R (1, 1) ERA: 1.57	9.0	W	35	2	0	0	6	6	0	0	0	2	0	41	65	0.00	0.889

PITCHER	IP	WLS	BF	H	R	ER	SO	BB	IBB	HBP	BLK	WP	HR	S	P	ERA	WHIP

TOP

Boston Red Sox @ California Angels

Anaheim Stadium, Anaheim, CA

Fri Sep 06 1968, 10:05 PM EDT

Att. 9,675 - Unknown - 84 F

livebaseballscorecards.com

AB	29
R	0
H	2
RBI	0
BB	6
SO	6
LOB	13

WP: 2	PA: 35		
PB: 0			
SB: 0			
CS: 1			

Red Sox @ California Angels

Anaheim Stadium, Anaheim, CA

Fri Sep 06 1968, 10:05 PM EDT

Att. 9,675 - Unknown - 84 F

BOTTOM

livebaseballscorecards.com

Batter	1	2	3	4	5	6	7	8	9	AB	R	H	RBI	BB	SO	LOB
Vic Davalillo, L (1, 8) OBP: 0.302, SLG: 0.361	6-3		5-3 1B BB		5-3 BB		6-3			2	1	0	0	2	0	0
Jim Fregosi, R (1, 6) OBP: 0.321, SLG: 0.376	L7		5-3 1-2 2-3		5-3 1-2		6-3			4	0	0	0	0	0	3
Roger Repoz, L (1, 9) OBP: 0.313, SLG: 0.380	WP HBP		S 1B 2-H 3-H		FC5-4 IBB		F2			2	0	1	2	1	0	0
Rick Reichardt, R (1, 7) OBP: 0.332, SLG: 0.415	F8 1-2		6-3 1-2		FC5-4 1-2f			2B HBP		3	1	0	0	0	0	4
Tom Satriano, L (1, 2) OBP: 0.344, SLG: 0.365		F6		F7	F7			K		4	0	0	0	0	1	1
Bobby Knoop, R (1, 4) OBP: 0.310, SLG: 0.340		G6-4-3 BB		FC5-4 1B	5-3			CS 2B 1-H		3	0	2	1	1	0	0
Chuck Hinton, R (1, 3) OBP: 0.260, SLG: 0.336		G6-4-3 1-2f		FC5-4 WP 1-2f	1B 2B			BB		3	1	1	0	1	0	2
Aurelio Rodriguez, R (1, 5) OBP: 0.314, SLG: 0.356			5-3 SH1-4 1B BB	5-3 1-3	1B 2-H			K 3-H		3	1	1	1	1	1	3
Andy Messersmith, R (1, 1)			SH1-4 1-2		L9	L7				2	0	0	0	0	0	1
Inning Stats	R: 0 H: 0 E: 0 LOB: 1 K: 0 BB: 0 S: 3 P: 4	R: 0 H: 0 E: 0 LOB: 0 K: 0 BB: 1 S: 2 P: 6	R: 2 H: 1 E: 0 LOB: 1 K: 0 BB: 2 S: 4 P: 12	R: 0 H: 1 E: 0 LOB: 1 K: 0 BB: 0 S: 4 P: 4	R: 0 H: 0 E: 0 LOB: 2 K: 0 BB: 2 S: 3 P: 11	R: 1 H: 2 E: 0 LOB: 1 K: 0 BB: 0 S: 5 P: 5	R: 0 H: 0 E: 0 LOB: 0 K: 0 BB: 0 S: 3 P: 3	R: 1 H: 1 E: 0 LOB: 1 K: 2 BB: 1 S: 7 P: 12		1B: 3 SF: 0 2B: 2 SAC: 1 3B: 0 DP: 1 HR: 0 HBP: 2						

	AB	26
	R	4
	H	5
	RBI	4
	BB	6
	SO	2
	LOB	14

WP: 2 PA: 35
PB: 0
SB: 1
CS: 1

PITCHER		IP	WLS	BF	H	R	ER	SO	BB	IBB	HBP	BLK	WP	HR	S	P	ERA	WHIP
Jim Lonborg, R ERA: 4.12	(1, 1)	7.0	L	30	4	3	3	0	4	1	1	0	2	0	24	45	3.86	1.143
Jerry Stephenson, R ERA: 5.72	(8, 1)	1.0		5	1	1	1	2	1	0	1	0	0	0	7	12	9.00	2.000

PITCHER	IP	WLS	BF	H	R	ER	SO	BB	IBB	HBP	BLK	WP	HR	S	P	ERA	WHIP

Boston Red Sox @ California Angels

Anaheim Stadium, Anaheim, CA

Sat Sep 07 1968, 10:05 PM EDT

Att. 12,087 - Unknown - 86 F

livebaseballscorecards.com

Batter	1	2	3	4	5	6	7	8	9	AB	R	H	RBI	BB	SO	LOB
Mike Andrews, R (1, 4) OBP: 0.375, SLG: 0.368	B B B B 4-0 WP BB		x 0-0 ② 5-3		S S S 0-3 ③ K			x 0-0 ① 5-3		3	0	0	0	1	1	1
Dalton Jones, L (1, 3) OBP: 0.272, SLG: 0.325	x 0-0 ① F9 1-2		x 0-0 ③ 3-1			x 0-0 ① 4-3		x 0-0 1B		4	0	1	0	0	0	1
Carl Yastrzemski, L (1, 7) OBP: 0.426, SLG: 0.481	x 0-0 ② F8			x 0-0 6-3 SF8 2B		x 0-0 HR		x 0-0 ② F5		4	2	2	1	0	0	2
Ken Harrelson, R (1, 9) OBP: 0.352, SLG: 0.532	x 0-0 ③ F8			x 0-0 ① 6-3 2-3		x 0-0 ② 5-3		x 0-0 ③ 1-3		4	0	0	0	0	0	3
Joe Foy, R (1, 5) OBP: 0.341, SLG: 0.349		x 0-0 ① F5		x 0-0 ② SF8 3-H		B B B B 4-0 FC6-4 BB			S S S 0-3 ① K	2	0	0	1	1	1	0
Reggie Smith, S (1, 8) OBP: 0.335, SLG: 0.404		x 0-0 ② F7		x 0-0 ③ F9		x 0-0 ③ FC6-4 1-2f			x 0-0 ② 3-1	4	0	0	0	0	0	1
Jerry Adair, R (1, 6) OBP: 0.254, SLG: 0.251		B B B B 4-0 FC6-4 BB			x 0-0 ① 6-3		x 0-0 ① 6-3		x 0-0 ③ F9	3	0	0	0	1	0	0
Russ Gibson, R (1, 2) OBP: 0.250, SLG: 0.344		x 0-0 ③ FC6-4 1-2f			x 0-0 ② F3		x 0-0 ② 6-3			3	0	0	0	0	0	1
Ray Culp, R (1, 1) OBP: 0.183, SLG: 0.158			S S S 0-3 ① K		x 0-0 1B		x 0-0 ③ 4-3			3	0	1	0	0	1	0
Inning Stats	R: 0 H: 0 E: 0 LOB: 1 K: 0 BB: 1 S: 3 P: 7	R: 0 H: 0 E: 0 LOB: 1 K: 0 BB: 1 S: 3 P: 7	R: 0 H: 0 E: 0 LOB: 0 K: 1 BB: 0 S: 5 P: 5	R: 1 H: 1 E: 0 LOB: 0 K: 0 BB: 0 S: 4 P: 4	R: 0 H: 1 E: 0 LOB: 1 K: 1 BB: 0 S: 6 P: 6	R: 1 H: 1 E: 0 LOB: 1 K: 0 BB: 1 S: 4 P: 8	R: 0 H: 0 E: 0 LOB: 0 K: 0 BB: 0 S: 3 P: 3	R: 0 H: 1 E: 0 LOB: 1 K: 0 BB: 0 S: 4 P: 4	R: 0 H: 0 E: 0 LOB: 0 K: 1 BB: 0 S: 5 P: 5	1B: 2 SF: 1 2B: 1 SAC: 0 3B: 0 DP: 0 HR: 1 HBP: 0						WP: 1 PA: 34 PB: 0 SB: 0 CS: 0	

TOP

AB	30
R	2
H	4
RBI	2
BB	3
SO	3
LOB	9

PITCHER		IP	WLS	BF	H	R	ER	SO	BB	IBB	HBP	BLK	WP	HR	S	P	ERA	WHIP
George Brunet, L ERA: 2.65	(1, 1)	8.0	L	31	4	2	2	2	3	0	0	0	1	1	32	44	2.25	0.875
Marty Pattin, R ERA: 3.34	(9, 1)	1.0		3	0	0	0	1	0	0	0	0	0	0	5	5	0.00	0.000

PITCHER	IP	WLS	BF	H	R	ER	SO	BB	IBB	HBP	BLK	WP	HR	S	P	ERA	WHIP

Boston Red Sox @ California Angels

Anaheim Stadium, Anaheim, CA

Sat Sep 07 1968, 10:05 PM EDT

Att. 12,087 - Unknown - 86 F

BOTTOM

Batter	1	2	3	4	5	6	7	8	9	AB	R	H	RBI	BB	SO	LOB
Vic Davalillo, L (1, 9) OBP: 0.302, SLG: 0.359	4-3			BBBB 4-0 4-3 BB		4-3 3-H		F8		3	0	0	1	1	0	1
Marty Pattin, R (9, 1) OBP: 0.125, SLG: 0.125										0	0	0	0	0	0	0
Jim Fregosi, R (1, 6) OBP: 0.322, SLG: 0.377	6-3			4-3 1-2		1B		1-3 1B		4	0	2	0	0	0	1
Jim Spencer, L (1, 3) OBP: 0.250, SLG: 0.250	K			G3		1-2 1B		F5		4	0	1	0	0	1	3
Rick Reichardt, R (1, 7) OBP: 0.330, SLG: 0.412		K		F2		F7			L7	4	0	0	0	0	1	3
Jarvis Tatum, R (1, 8)		5-3			K		4-3		6-3	4	0	0	0	0	1	0
Tom Satriano, L (1, 2) OBP: 0.339, SLG: 0.359		L3			4-3		L4		4-1	4	0	0	0	0	0	0
Bobby Knoop, R (1, 4) OBP: 0.308, SLG: 0.338			5-3		F3		F4			3	0	0	0	0	0	0
Aurelio Rodriguez, R (1, 5) OBP: 0.314, SLG: 0.356			F7			E8 SH2-3 4-3 1B		F6		3	1	1	0	0	0	0
George Brunet, R (1, 1) OBP: 0.129, SLG: 0.090			K			SH2-3 2-3		1B		1	0	0	0	0	1	0
Roger Repoz, L (8, PH) (9, 9) OBP: 0.315, SLG: 0.382										1	0	1	0	0	0	0
Inning Stats	R: 0 E: 0 K: 1 S: 5 H: 0 LOB: 0 BB: 0 P: 5	R: 0 E: 0 K: 1 S: 5 H: 0 LOB: 0 BB: 0 P: 5	R: 0 E: 0 K: 1 S: 5 H: 0 LOB: 0 BB: 0 P: 5	R: 0 E: 0 K: 0 S: 3 H: 0 LOB: 1 BB: 1 P: 7	R: 0 E: 0 K: 1 S: 5 H: 0 LOB: 0 BB: 0 P: 5	R: 1 E: 1 K: 0 S: 6 H: 3 LOB: 2 BB: 0 P: 6	R: 0 E: 0 K: 0 S: 3 H: 0 LOB: 0 BB: 0 P: 3	R: 0 E: 0 K: 0 S: 5 H: 2 LOB: 2 BB: 0 P: 5	R: 0 E: 0 K: 0 S: 3 H: 0 LOB: 0 BB: 0 P: 3	1B: 5 2B: 0 3B: 0 HR: 0 SF: 0 SAC: 1 DP: 0 HBP: 0							

livebaseballscorecards.com

	AB	31
	R	1
	H	5
	RBI	1
	BB	1
	SO	4
	LOB	8

WP: 0 PB: 0 SB: 0 CS: 0 PA: 33

PITCHER	IP	WLS	BF	H	R	ER	SO	BB	IBB	HBP	BLK	WP	HR	S	P	ERA	WHIP
Ray Culp, R (1, 1) ERA: 3.45	9.0	W	33	5	1	1	4	1	0	0	0	0	0	40	44	1.00	0.667

Batter	1	2	3	4	5	6	7	8	9	AB	R	H	RBI	BB	SO	LOB
Mike Andrews, R (1, 6) OBP: 0.375, SLG: 0.368	G1-6-3 BB 1B 1B	FC6-4 1-2f		1-3			1B		E4	5	1	2	0	0	0	3
Dalton Jones, L (1, 4) OBP: 0.274, SLG: 0.324	BBBB G1-6-3 1-2 BB		2-3 1B 1B	F5			K		F7	4	1	1	0	1	1	3
Carl Yastrzemski, L (1, 7) OBP: 0.423, SLG: 0.477	G1-6-3 1-2f 2-3		K		F5		6-3			4	0	0	0	0	1	4
Ken Harrelson, R (1, 9) OBP: 0.351, SLG: 0.529	BBBB 1B BB		2-3 1-2		F9			F7		3	0	0	0	1	0	1
Joe Foy, R (1, 5) OBP: 0.343, SLG: 0.349	1-2 3-H 1B		BBBB S 1B BB		F9			F8		3	0	1	1	1	0	0
Reggie Smith, S (1, 8) OBP: 0.336, SLG: 0.403	K		S 1-2 2-H 1B			6-3		BBBB BB		3	0	1	1	1	1	2
Rico Petrocelli, R (1, 3) OBP: 0.297, SLG: 0.382		F9	6-3 1-2 2-3			F7		F6		4	0	0	0	0	0	3
Elston Howard, R (1, 2) OBP: 0.316, SLG: 0.337 Gary Waslewski, R (9, PR) OBP: 0.074, SLG: 0.038	BBBB FC6-4 BB		SH3-4 1B			3-1			E6 G3-6-3	3 0	0 0	1 0	0 0	1 0	0 0	0 0
Juan Pizarro, L (1, 1) OBP: 0.200, SLG: 0.219 Floyd Robinson, L (9, PH) OBP: 0.269, SLG: 0.310		F6	SH3-4 1-2				K		G3-6-3 1-2f	2 1	0 0	0 0	0 0	0 0	1 0	1 1
Inning Stats	R: 1 E: 0 K: 1 S: 6 H: 2 LOB: 2 BB: 2 P: 14	R: 0 E: 0 K: 0 S: 3 H: 0 LOB: 1 BB: 1 P: 7	R: 1 E: 0 K: 1 S: 7 H: 2 LOB: 2 BB: 1 P: 11	R: 0 E: 0 K: 0 S: 4 H: 1 LOB: 1 BB: 0 P: 4	R: 0 E: 0 K: 0 S: 3 H: 0 LOB: 0 BB: 0 P: 3	R: 0 E: 0 K: 0 S: 3 H: 0 LOB: 0 BB: 0 P: 3	R: 0 E: 0 K: 2 S: 8 H: 1 LOB: 1 BB: 0 P: 8	R: 0 E: 0 K: 0 S: 3 H: 0 LOB: 1 BB: 1 P: 7	R: 0 E: 2 K: 0 S: 4 H: 0 LOB: 1 BB: 0 P: 4	1B: 6 2B: 0 3B: 0 HR: 0	SF: 0 SAC: 1 DP: 2 HBP: 0					

PITCHER	IP	WLS	BF	H	R	ER	SO	BB	IBB	HBP	BLK	WP	HR	S	P	ERA	WHIP
Jim McGlothlin, R (1, 1) ERA: 3.46	1.0		6	2	1	1	1	2	0	0	0	0	0	6	14	9.00	4.000
Clyde Wright, L (2, 1) ERA: 3.86	6.2	W	27	4	1	1	3	3	0	0	0	0	0	30	42	1.35	1.050
Marty Pattin, R (8, 1) ERA: 3.27	1.1	S	5	0	0	0	0	0	0	0	0	0	0	5	5	0.00	0.000

PITCHER	IP	WLS	BF	H	R	ER	SO	BB	IBB	HBP	BLK	WP	HR	S	P	ERA	WHIP

TOP

Boston Red Sox @ California Angels

Anaheim Stadium, Anaheim, CA

Sun Sep 08 1968, 6:33 AM EDT

Att. 10,616 - Unknown - 95 F

livebaseballscorecards.com

AB	32
R	2
H	6
RBI	2
BB	5
SO	4
LOB	18

1B: 6	SF: 0	WP: 0	PA: 38
2B: 0	SAC: 1	PB: 0	
3B: 0	DP: 2	SB: 2	
HR: 0	HBP: 0	CS: 0	

Batter	1	2	3	4	5	6	7	8	9	AB	R	H	RBI	BB	SO	LOB
Vic Davalillo, L (1, 9) OBP: 0.303, SLG: 0.359	B B B B 4-0 BB 1B BB BB	S S S 0-3 ② K			x 0-0 E5 G6-4-3		x 0-0 1-2 1B			3	1	1	0	1	1	1
Jarvis Tatum, R (1, 8) OBP: 0.125, SLG: 0.125	x 0-0 BB BB 1-2 G5-4-3 1B	S S S 0-3 ③ K			x 0-0 ① ② G6-4-3 1-2f		x 0-0 ③ F9			4	1	1	0	0	1	4
Jim Fregosi, R (1, 6) OBP: 0.322, SLG: 0.375	B B B B 4-0 G5-4-3 BB 1-2 1B 2-3 BB		x 0-0 ① F9		x 0-0 ③ F9			x 0-0 E6 SH3		3	1	0	0	1	0	0
Rick Reichardt, R (1, 7) OBP: 0.331, SLG: 0.412	B B B B 4-0 G5-4-3 1-2 2-3 3-H BB		x 0-0 PB 1B			x 0-0 ① 1-3		x 0-0 ① SH3 1-2		2	0	1	1	1	0	0
Bobby Knoop, R (1, 4) OBP: 0.305, SLG: 0.335	x 0-0 ① ② G5-4-3 1-2f 2-3 3-H		x 0-0 ② F8 1-2			x 0-0 ② 6-3		x 0-0 ② 1-3		4	0	0	0	0	0	4
Jim Spencer, L (1, 3) OBP: 0.250, SLG: 0.250	x 0-0 3-H 1B		x 0-0 ③ F4			x 0-0 ③ G3		x 0-0 ③ F9		4	0	1	1	0	0	2
Tom Egan, R (1, 2) OBP: 0.176, SLG: 0.156 Tom Satriano, L (9, 2) OBP: 0.339, SLG: 0.359	S S S 0-3 ③ K			x 0-0 ① F8			x 0-0 ① F8			3 0	0 0	0 0	0 0	0 0	1 0	1 0
Aurelio Rodriguez, R (1, 5) OBP: 0.314, SLG: 0.352		B B B B 4-0 SH3-4 BB		x 0-0 ② F7			x 0-0 ② 4-3			2	0	0	0	1	0	0
Jim McGlothlin, R (1, 1) OBP: 0.131, SLG: 0.150 Clyde Wright, R (2, 1) OBP: 0.286, SLG: 0.303 Marty Pattin, R (8, 1) OBP: 0.125, SLG: 0.125		x 0-0 ① SH3-4 1-2		x 0-0 ③ 4-3			x 0-0 1B 1B			0 2 0	0 0 0	0 1 0	0 0 0	0 0 0	0 0 0	0 0 0
Inning Stats	R: 3 H: 2 E: 0 LOB: 1 K: 1 BB: 3 S: 6 P: 18	R: 0 H: 0 E: 0 LOB: 1 K: 2 BB: 1 S: 7 P: 11	R: 0 H: 1 E: 0 LOB: 1 K: 0 BB: 0 S: 4 P: 4	R: 0 H: 0 E: 0 LOB: 0 K: 0 BB: 0 S: 3 P: 3	R: 0 H: 0 E: 1 LOB: 0 K: 0 BB: 0 S: 3 P: 3	R: 0 H: 0 E: 0 LOB: 0 K: 0 BB: 0 S: 3 P: 3	R: 0 H: 2 E: 0 LOB: 2 K: 0 BB: 0 S: 5 P: 5	R: 0 H: 0 E: 1 LOB: 1 K: 0 BB: 0 S: 4 P: 4		1B: 5 SF: 0 2B: 0 SAC: 2 3B: 0 DP: 2 HR: 0 HBP: 0						

PITCHER		IP	WLS	BF	H	R	ER	SO	BB	IBB	HBP	BLK	WP	HR	S	P	ERA	WHIP
Juan Pizarro, L ERA: 3.58	(1, 1)	8.0	L	33	5	3	3	3	4	0	0	0	0	0	35	51	3.38	1.125

PITCHER	IP	WLS	BF	H	R	ER	SO	BB	IBB	HBP	BLK	WP	HR	S	P	ERA	WHIP

BOTTOM

Boston Red Sox @ California Angels

Anaheim Stadium, Anaheim, CA

Sun Sep 08 1968, 6:33 AM EDT

Att. 10,616 - Unknown - 95 F

livebaseballscorecards.com

AB	27
R	3
H	5
RBI	2
BB	4
SO	3
LOB	12

WP: 0	PA: 33		
PB: 1			
SB: 0			
CS: 0			

Batter	1	2	3	4	5	6	7	8	9	10	AB	R	H	RBI	BB	SO	LOB
Mike Andrews, R (1, 6) OBP: 0.373, SLG: 0.366	5-3		5-3		FC6-4 1-2f		FC6-4 1B		F5		5	0	1	0	0	0	2
Dalton Jones, L (1, 4) OBP: 0.273, SLG: 0.322	E6 1B			1B G6-4-3 1B		4-3	FC6-4 1-2f		F9		5	1	1	0	0	0	1
Carl Yastrzemski, L (1, 7) OBP: 0.423, SLG: 0.476 George Thomas, R (10, 7)	G5-4-3 1-3 1B			G6-4-3 1-3 1B		E4 BB 1B SF9		F7		F8	5 0	1 0	2 0	0 0	0 0	0 0	0 0
Ken Harrelson, R (1, 9) OBP: 0.353, SLG: 0.536	G5-4-3 1-2f			G6-4-3 1-2f 3-H		SF9 BB 1-2 1B		1B 2B 1B		HR	5	2	3	1	0	0	3
Joe Foy, R (1, 5) OBP: 0.341, SLG: 0.346		1-3		6-3		B B B S 1-2 2-3 BB		L3		F7	4	0	0	0	1	0	1
Reggie Smith, S (1, 8) OBP: 0.339, SLG: 0.414		F5			2B	SF9 2-3 3-H		2B 1-2 1B		HR	4	2	3	2	0	0	0
Russ Gibson, R (1, 2) OBP: 0.249, SLG: 0.346		K			K	K 1-2		1-H 2-H 2B		F8	5	0	1	2	0	3	3
George Scott, R (1, 3) OBP: 0.238, SLG: 0.245			K		K		F8	6-3			4	0	0	0	0	2	2
Dick Ellsworth, L (1, 1) OBP: 0.079, SLG: 0.049 Floyd Robinson, L (7, PH) OBP: 0.266, SLG: 0.307 Lee Stange, R (7, 1) OBP: 0.235, SLG: 0.133			K		B B B FC6-4 BB		4-3		5-3		1 1 1	0 0 0	0 0 0	0 0 0	1 0 0	1 0 0	0 0 0

TOP

Boston Red Sox @ Oakland Athletics

Oakland-Alameda County Coliseum, Oakland, CA

Mon Sep 09 1968, 7:05 PM PDT

Att. 3,997 - Unknown - 65 F

livebaseballscorecards.com

AB	40
R	6
H	11
RBI	5
BB	2
SO	6
LOB	12

Inning Stats	1	2	3	4	5	6	7	8	9	10
	R: 0 E: 1 K: 0 S: 4 H: 1 LOB: 1 BB: 0 P: 4	R: 0 E: 0 K: 1 S: 5 H: 0 LOB: 0 BB: 0 P: 5	R: 0 E: 0 K: 2 S: 7 H: 0 LOB: 0 BB: 0 P: 7	R: 1 E: 0 K: 0 S: 4 H: 2 LOB: 0 BB: 0 P: 4	R: 0 E: 0 K: 2 S: 8 H: 1 LOB: 2 BB: 1 P: 12	R: 1 E: 1 K: 1 S: 7 H: 1 LOB: 2 BB: 1 P: 11	R: 0 E: 0 K: 0 S: 4 H: 1 LOB: 1 BB: 0 P: 4	R: 2 E: 0 K: 0 S: 6 H: 3 LOB: 1 BB: 0 P: 6	R: 0 E: 0 K: 0 S: 3 H: 0 LOB: 0 BB: 0 P: 3	R: 2 E: 0 K: 0 S: 5 H: 2 LOB: 0 BB: 0 P: 5

1B: 7 SF: 1 WP: 0 PA: 43
2B: 2 SAC: 0 PB: 0
3B: 0 DP: 2 SB: 1
HR: 2 HBP: 0 CS: 0

PITCHER	IP	WLS	BF	H	R	ER	SO	BB	IBB	HBP	BLK	WP	HR	S	P	ERA	WHIP
Chuck Dobson, R (1, 1) ERA: 2.91	7.2		34	9	4	3	6	2	0	0	0	0	0	44	52	3.52	1.435
Diego Segui, R (8, 1) ERA: 2.35	2.1	L	9	2	2	2	0	0	0	0	0	0	2	9	9	7.71	0.857

PITCHER	IP	WLS	BF	H	R	ER	SO	BB	IBB	HBP	BLK	WP	HR	S	P	ERA	WHIP

Batter	1	2	3	4	5	6	7	8	9	10	AB	R	H	RBI	BB	SO	LOB
Bert Campaneris, R (1, 6) OBP: 0.336, SLG: 0.371	2B 1B	FC5-4 1-2f			FC4-6 2-H 1B		FC5-4 1-2f			F8	5	1	2	1	0	0	2
Rick Monday, L (1, 8) OBP: 0.364, SLG: 0.393	F3	K			FC4-6 S 1-2f		F7			K	5	0	0	0	0	2	3
Danny Cater, R (1, 3) OBP: 0.338, SLG: 0.390 Ray Webster, L (7, 3) OBP: 0.251, SLG: 0.320	4-3 1-H 1B 2B	4-3			K 1-2			F7			3 1	1 0	1 0	1 0	0 0	1 0	1 0
Sal Bando, R (1, 5) OBP: 0.325, SLG: 0.374	4-3 2-3	L6		F7		F7		K			4	0	0	0	0	1	1
Mike Hershberger, R (1, 7) OBP: 0.329, SLG: 0.398	FC4 3-H 1B					HR		F3			4	1	2	2	0	0	0
Dick Green, R (1, 4) OBP: 0.339, SLG: 0.366	FC4 1-2f			K		5-3			K		4	0	0	0	0	2	1
Reggie Jackson, L (1, 9) OBP: 0.317, SLG: 0.460		5-3		4-3		5-3			F8		4	0	0	0	0	0	0
Dave Duncan, R (1, 2) OBP: 0.274, SLG: 0.317		F7			L6		K		6-3		4	0	0	0	0	1	0
Chuck Dobson, R (1, 1) OBP: 0.203, SLG: 0.246 Diego Segui, R (8, 1) John Donaldson, L (10, PH) OBP: 0.306, SLG: 0.274		E5 FC5-4			1B 2B		FC5-4 1B			F7	3 0 1	1 0 0	2 0 0	0 0 0	0 0 0	0 0 0	0 0 0
Inning Stats	R: 2 H: 3 E: 0 LOB: 1 K: 0 BB: 0 S: 6 P: 6	R: 0 H: 0 E: 1 LOB: 1 K: 0 BB: 0 S: 4 P: 4	R: 0 H: 0 E: 0 LOB: 0 K: 1 BB: 0 S: 5 P: 5	R: 0 H: 0 E: 0 LOB: 0 K: 1 BB: 0 S: 5 P: 5	R: 1 H: 2 E: 0 LOB: 1 K: 1 BB: 0 S: 7 P: 7	R: 1 H: 1 E: 0 LOB: 0 K: 0 BB: 0 S: 4 P: 4	R: 0 H: 1 E: 0 LOB: 1 K: 1 BB: 0 S: 6 P: 6	R: 0 H: 0 E: 0 LOB: 0 K: 1 BB: 0 S: 5 P: 5	R: 0 H: 0 E: 0 LOB: 0 K: 1 BB: 0 S: 5 P: 5	R: 0 H: 0 E: 0 LOB: 0 K: 1 BB: 0 S: 5 P: 5	1B: 4 SF: 0 2B: 2 SAC: 0 3B: 0 DP: 0 HR: 1 HBP: 0						

PITCHER		IP	WLS	BF	H	R	ER	SO	BB	IBB	HBP	BLK	WP	HR	S	P	ERA	WHIP
Dick Ellsworth, L ERA: 3.16	(1, 1)	6.0		25	6	4	4	3	0	0	0	0	0	1	31	31	6.00	1.000
Lee Stange, R ERA: 4.06	(7, 1)	4.0	W	13	1	0	0	4	0	0	0	0	0	0	21	21	0.00	0.250

PITCHER	IP	WLS	BF	H	R	ER	SO	BB	IBB	HBP	BLK	WP	HR	S	P	ERA	WHIP

BOTTOM

Boston Red Sox @ Oakland Athletics

Oakland-Alameda County Coliseum, Oakland, CA

Mon Sep 09 1968, 7:05 PM PDT

Att. 3,997 - Unknown - 65 F

livebaseballscorecards.com

AB	38
R	4
H	7
RBI	4
BB	0
SO	7
LOB	8

1B: 4 SF: 0
2B: 2 SAC: 0
3B: 0 DP: 0
HR: 1 HBP: 0

WP: 0 PA: 38
PB: 0
SB: 1
CS: 0

Boston Red Sox @ Oakland Athletics

Oakland-Alameda County Coliseum, Oakland, CA

Tue Sep 10 1968, 7:05 PM PDT

Att. 4,588 - Unknown - 65 F

TOP

livebaseballscorecards.com

Batter	1	2	3	4	5	6	7	8	9	AB	R	H	RBI	BB	SO	LOB
Mike Andrews, R (1, 4) OBP: 0.374, SLG: 0.366	FC3-6 1B		BBBB BB			F4		F7		3	0	1	0	1	0	0
Jerry Adair, R (1, 6) OBP: 0.254, SLG: 0.251	F9		F9			1B 1B		F9		4	0	1	0	0	0	2
Carl Yastrzemski, L (1, 7) OBP: 0.425, SLG: 0.478 George Thomas, R (9, PR)	FC3-6 1-2f			G6-4-3 1B		FC6-4 1B 1-2			BB 1B 1B 1B	4 0	0 1	3 0	0 0	0 0	0 0	1 0
Ken Harrelson, R (1, 9) OBP: 0.352, SLG: 0.533	F8			G6-4-3 1-2f		FC6-4 1-2f			1B BB 1-2 SF8 1B	4	1	1	0	0	0	4
Joe Foy, R (1, 5) OBP: 0.339, SLG: 0.343		F8		F5			4-3		SSS K	4	0	0	0	0	1	2
Reggie Smith, S (1, 8) OBP: 0.340, SLG: 0.419		G3			4-3		HR		BBBB SF8 1B 1-2 2-3	3	1	1	1	1	0	0
Russ Gibson, R (1, 2) OBP: 0.249, SLG: 0.344		F4			4-3		F9		1-2 2-3 3-H 1B	4	0	1	1	0	0	0
George Scott, R (1, 3) OBP: 0.235, SLG: 0.243			SSS K		F9		F8		2-3 3-H SF8	3	0	0	1	0	1	0
Gary Bell, R (1, 1) OBP: 0.213, SLG: 0.271 Jose Tartabull, L (6, PH) OBP: 0.303, SLG: 0.321 Bill Landis, L (6, 1) Floyd Robinson, L (8, PH) OBP: 0.264, SLG: 0.304 Jerry Stephenson, L (8, 1) OBP: 0.389, SLG: 0.353 Dalton Jones, L (9, PH) OBP: 0.272, SLG: 0.321			6-3			F4		F9	F9	1 1 0 1 0 0	0 0 0 0 0 0	0 0 0 0 0 0	0 0 0 0 0 0	0 0 0 0 0 0	0 0 0 0 0 0	0 0 0 0 0 2
Inning Stats	R: 0 H: 1 E: 0 LOB: 1 K: 0 BB: 0 S: 4 P: 4	R: 0 H: 0 E: 0 LOB: 0 K: 0 BB: 0 S: 3 P: 3	R: 0 H: 0 E: 0 LOB: 1 K: 1 BB: 1 S: 5 P: 9	R: 0 H: 1 E: 0 LOB: 0 K: 0 BB: 0 S: 3 P: 3	R: 0 H: 0 E: 0 LOB: 0 K: 0 BB: 0 S: 3 P: 3	R: 0 H: 2 E: 0 LOB: 2 K: 0 BB: 0 S: 5 P: 5	R: 1 H: 1 E: 0 LOB: 0 K: 0 BB: 0 S: 4 P: 4	R: 0 H: 0 E: 0 LOB: 0 K: 0 BB: 0 S: 3 P: 3	R: 2 H: 3 E: 0 LOB: 2 K: 1 BB: 1 S: 8 P: 12	1B: 7 SF: 1 2B: 0 SAC: 0 3B: 0 DP: 1 HR: 1 HBP: 0						

	AB	33
	R	3
	H	8
	RBI	3
	BB	2
	SO	2
	LOB	11

		WP: 0	PA: 36
		PB: 0	
		SB: 0	
		CS: 0	

PITCHER		IP	WLS	BF	H	R	ER	SO	BB	IBB	HBP	BLK	WP	HR	S	P	ERA	WHIP
Lew Krausse, R ERA: 3.05	(1, 1)	8.1	W	34	8	3	3	2	2	0	0	0	0	1	36	44	3.24	1.200
Jack Aker, R ERA: 3.8	(9, 1)	0.2	S	2	0	0	0	0	0	0	0	0	0	0	2	2	0.00	0.000

PITCHER		IP	WLS	BF	H	R	ER	SO	BB	IBB	HBP	BLK	WP	HR	S	P	ERA	WHIP

BOTTOM

Batter	1	2	3	4	5	6	7	8	9	AB	R	H	RBI	BB	SO	LOB
Bert Campaneris, R (1, 6) OBP: 0.336, SLG: 0.370	BBBB 4-0 S 1B BB	X 0-0 E S 1B		X 0-0 ② F8		SSS 0-3 ③ K		X 0-0 ③ F9		4	1	1	0	1	1	2
Rick Monday, L (1, 8) OBP: 0.367, SLG: 0.395	BBBB 4-0 1B 1-2 FC6-4 BB	SSS 0-3 ② K 1-2		X 0-0 FC5-4 2-H 1B			X 0-0 S 1B			3	1	2	1	1	1	1
Danny Cater, R (1, 3) OBP: 0.338, SLG: 0.388	X 0-0 FC6-4 HBP 1-3 2-H 2B 1B	X 0-0 E6 2-3		X 0-0 ③ FC5-4 1-2f			SSS 0-3 ① K 1-2			4	1	1	1	0	1	3
Sal Bando, R (1, 5) OBP: 0.323, SLG: 0.372	X 0-0 ① F4	X 0-0 ③ F8			X 0-0 ① 6-3		X 0-0 ② L7			4	0	0	0	0	0	5
Reggie Jackson, L (1, 9) OBP: 0.318, SLG: 0.458	H 1-0 FC6-4 1-2 HBP		SSS 0-3 ① K		X 0-0 ② 5-3		BBBB 4-0 BB			2	0	0	0	1	1	0
Joe Keough, L (1, 7) OBP: 0.294, SLG: 0.375 Joe Rudi, R (7, PH) OBP: 0.227, SLG: 0.231 Jim Gosger, L (8, 7) OBP: 0.244, SLG: 0.193	X 0-0 ② FC6-4 1-2f 2-3 3-H 2B	X 0-0 ② G3			X 0-0 2B		SSS 0-3 ③ K			3 1 0	1 0 0	1 0 0	1 0 0	0 0 0	0 1 0	2 2 0
Dick Green, R (1, 4) OBP: 0.337, SLG: 0.369	X 0-0 1-H 3-H 2B	X 0-0 ③ G3			X 0-0 ③ F9			X 0-0 ① 6-3		4	0	1	2	0	0	1
Dave Duncan, R (1, 2) OBP: 0.270, SLG: 0.311	SSS 0-3 ③ K			X 0-0 ① F9		X 0-0 ① F9		X 0-0 ② 6-3		4	0	0	0	0	1	1
Lew Krausse, R (1, 1) OBP: 0.241, SLG: 0.264 Jack Aker, R (9, 1) OBP: 0.143, SLG: 0.143		X 0-0 ① F7		X 0-0 1B 2B		X 0-0 ② L5		X 0-0 2B		4 0	1 0	2 0	0 0	0 0	0 0	0 0
Inning Stats	R: 4 E: 0 K: 1 S: 7 H: 2 LOB: 1 BB: 2 P: 16	R: 0 E: 1 K: 1 S: 7 H: 1 LOB: 2 BB: 0 P: 7	R: 0 E: 0 K: 1 S: 5 H: 0 LOB: 0 BB: 0 P: 5	R: 1 E: 0 K: 0 S: 5 H: 2 LOB: 1 BB: 0 P: 5	R: 0 E: 0 K: 0 S: 4 H: 1 LOB: 1 BB: 0 P: 4	R: 0 E: 0 K: 1 S: 5 H: 0 LOB: 0 BB: 0 P: 5	R: 0 E: 0 K: 2 S: 8 H: 1 LOB: 2 BB: 1 P: 12	R: 0 E: 0 K: 0 S: 4 H: 1 LOB: 1 BB: 0 P: 4		1B: 4 2B: 4 3B: 0 HR: 0	SF: 0 SAC: 0 DP: 0 HBP: 1			WP: 0 PB: 0 SB: 3 CS: 0	PA: 37		

PITCHER		IP	WLS	BF	H	R	ER	SO	BB	IBB	HBP	BLK	WP	HR	S	P	ERA	WHIP
Gary Bell, R ERA: 3.09	(1, 1)	5.0	L	25	6	5	5	3	2	0	1	0	0	0	28	37	9.00	1.600
Bill Landis, L ERA: 3.14	(6, 1)	2.0		8	1	0	0	3	1	0	0	0	0	0	13	17	0.00	1.000
Jerry Stephenson, R ERA: 5.64	(8, 1)	1.0		4	1	0	0	0	0	0	0	0	0	0	4	4	0.00	1.000

PITCHER	IP	WLS	BF	H	R	ER	SO	BB	IBB	HBP	BLK	WP	HR	S	P	ERA	WHIP

Boston Red Sox @ Oakland Athletics

Oakland-Alameda County Coliseum, Oakland, CA

Tue Sep 10 1968, 7:05 PM PDT

Att. 4,588 - Unknown - 65 F

livebaseballscorecards.com

AB	33
R	5
H	8
RBI	5
BB	3
SO	6
LOB	17

Batter	1	2	3	4	5	6	7	8	9	10	11	12	AB	R	H	RBI	BB	SO	LOB
Mike Andrews, R (1, 6) OBP: 0.372, SLG: 0.362	F7	6-3		K		BB		F3		F6			5	0	0	0	1	1	3
Dalton Jones, L (1, 4) OBP: 0.270, SLG: 0.318	4-3		FC5 1B, 1B		4-3	F8		F8		4-3			6	0	1	0	0	0	3
Carl Yastrzemski, L (1, 7) OBP: 0.429, SLG: 0.486	BB BB BB, BB		1-2 E, 1B		BB, 1B		1B, 2B		WP FC4-2-5-1, 2B		F7		5	2	4	0	1	0	0
Ken Harrelson, R (1, 9) OBP: 0.352, SLG: 0.530	BB BB, 1-2 BB		FC5, 1-H 2-3f 4-3		F8		2-3 FC5-4, 1B		4-3, 2-3		F2		5	0	1	0	1	0	3
Joe Foy, R (1, 5) OBP: 0.340, SLG: 0.342	BB, 1-2 2-3 BB		4-3, 3-H		BB, 1-2		FC5-4 S, 1-2f		FC4-2-5-1, 3-H		1-3		2	0	0	0	2	0	3
Jerry Adair, R (8, 5) OBP: 0.251, SLG: 0.249													2	0	0	0	0	0	1
Reggie Smith, S (1, 8) OBP: 0.341, SLG: 0.417	BB, 1-2 2-3 3-H			K	F7		IBB, 1-2		IBB			F7	3	0	0	1	3	1	2
Russ Gibson, R (1, 2) OBP: 0.244, SLG: 0.337	K		6-3	K	K	K	K		F8			HBP CS, 1-0	4	0	0	0	0	3	6
Floyd Robinson, L (9, PH) OBP: 0.261, SLG: 0.301													1	0	0	0	0	0	2
Elston Howard, R (9, 2) OBP: 0.319, SLG: 0.337													0	0	0	0	0	0	0
George Scott, R (1, 3) OBP: 0.236, SLG: 0.242		CS, 1B		E4, 1B		SH3-4, BB	F3			4-3		K, 1-2	5	0	1	0	1	1	4
Jim Lonborg, R (1, 1) OBP: 0.333, SLG: 0.500		K, 1-2		1-2 1B		SH3-4, 1-2		5-3		1B			4	0	2	0	0	1	1
Inning Stats	R: 1 E: 0 K: 1 S: 5 / H: 0 LOB: 3 BB: 4 P: 21	R: 0 E: 0 K: 1 S: 5 / H: 1 LOB: 0 BB: 0 P: 5	R: 1 E: 1 K: 0 S: 4 / H: 2 LOB: 0 BB: 0 P: 4	R: 0 E: 1 K: 2 S: 9 / H: 1 LOB: 2 BB: 0 P: 9	R: 0 E: 0 K: 0 S: 4 / H: 1 LOB: 2 BB: 1 P: 8	R: 0 E: 0 K: 1 S: 5 / H: 0 LOB: 2 BB: 2 P: 13	R: 0 E: 0 K: 1 S: 7 / H: 2 LOB: 3 BB: 1 P: 11	R: 0 E: 0 K: 0 S: 3 / H: 0 LOB: 0 BB: 0 P: 3	R: 0 E: 0 K: 0 S: 4 / H: 1 LOB: 2 BB: 1 P: 8	R: 0 E: 0 K: 0 S: 4 / H: 1 LOB: 1 BB: 0 P: 4	R: 0 E: 0 K: 0 S: 3 / H: 0 LOB: 0 BB: 0 P: 3	R: 0 E: 0 K: 1 S: 4 / H: 0 LOB: 1 BB: 0 P: 5	1B: 7 2B: 3 3B: 0 HR: 0	SF: 0 SAC: 1 DP: 1 HBP: 1	WP: 1 PB: 0 SB: 1 CS: 2	PA: 53			

PITCHER		IP	WLS	BF	H	R	ER	SO	BB	IBB	HBP	BLK	WP	HR	S	P	ERA	WHIP
Blue Moon Odom, R ERA: 2.62	(1, 1)	5.2		28	5	2	1	5	7	0	0	0	0	0	31	59	1.59	2.118
Jim Nash, R ERA: 2.24	(6, 1)	4.1		19	4	0	0	1	0	2	0	0	1	0	19	27	0.00	0.923
Jack Aker, R ERA: 3.7	(11, 1)	2.0	W	6	0	0	0	1	0	0	1	0	0	0	7	8	0.00	0.000

PITCHER	IP	WLS	BF	H	R	ER	SO	BB	IBB	HBP	BLK	WP	HR	S	P	ERA	WHIP

TOP

Boston Red Sox @ Oakland Athletics

Oakland-Alameda County Coliseum, Oakland, CA

Wed Sep 11 1968, 7:05 PM PDT

Att. 5,393 - Unknown - 70 F

livebaseballscorecards.com

AB	42
R	2
H	9
RBI	1
BB	9
SO	7
LOB	28

Batter	1	2	3	4	5	6	7	8	9	10	11	12	AB	R	H	RBI	BB	SO	LOB
Bert Campaneris, R (1, 6) OBP: 0.335, SLG: 0.367	5-3		5-3		FC6 BB		K			F6		SF8 1-2 2-H	4	0	0	1	1	1	0
Rick Monday, L (1, 8) OBP: 0.365, SLG: 0.392	K		K		FC6 1-2f			F7			WP 1B		5	0	1	0	0	2	2
Danny Cater, R (1, 3) OBP: 0.336, SLG: 0.386	F3		4-3			FC4-6 1B		L8			F5 1-2		5	0	1	0	0	0	1
Sal Bando, R (1, 5) OBP: 0.320, SLG: 0.368		F4		6-3		F8		L9			F6		5	0	0	0	0	0	2
Reggie Jackson, L (1, 9) OBP: 0.317, SLG: 0.454		1-3		F7		FC4-6 S 1-2f			L9		IBB		4	0	0	0	1	0	1
Dick Green, R (1, 4) OBP: 0.339, SLG: 0.366		BB 2B 1B		K		BB FC6 1-2			L7		F9		4	1	1	0	1	1	2
Joe Keough, L (1, 7) OBP: 0.295, SLG: 0.366 Mike Hershberger, R (7, 7) OBP: 0.331, SLG: 0.399 Allan Lewis, S (12, PR) OBP: 0.500, SLG: 0.333		BB 1-2 2B			4-3	FC6 1-2f			6-3			S SH1-4 SF8 1B	2	1	0	0	1	0	2
													2	0	1	0	0	0	0
													0	1	0	0	0	0	0
Dave Duncan, R (1, 2) OBP: 0.269, SLG: 0.314		1-H 2-H 2B			5-3		K			1-3		SH1-4 1-2	4	0	1	2	0	1	0
Blue Moon Odom, R (1, 1) OBP: 0.286, SLG: 0.286 Jim Nash, R (6, 1) OBP: 0.074, SLG: 0.149 John Donaldson, L (10, PH) OBP: 0.306, SLG: 0.273 Jack Aker, R (11, 1) OBP: 0.143, SLG: 0.143 Jim Gosger, L (12, PH) OBP: 0.248, SLG: 0.193		F3			2B		K			F7		S IBB	2	0	1	0	0	0	1
													1	0	0	0	0	1	0
													1	0	0	0	0	0	0
													0	0	0	0	0	0	0
													0	0	0	0	1	0	0
Inning Stats	R: 0 E: 0 K: 1 S: 5 H: 0 LOB: 0 BB: 0 P: 5	R: 2 E: 0 K: 0 S: 5 H: 2 LOB: 1 BB: 1 P: 9	R: 0 E: 0 K: 1 S: 5 H: 0 LOB: 0 BB: 0 P: 5	R: 0 E: 0 K: 1 S: 5 H: 0 LOB: 0 BB: 0 P: 5	R: 0 E: 0 K: 0 S: 4 H: 1 LOB: 2 BB: 1 P: 8	R: 0 E: 0 K: 0 S: 4 H: 1 LOB: 2 BB: 1 P: 8	R: 0 E: 0 K: 3 S: 9 H: 0 LOB: 0 BB: 0 P: 9	R: 0 E: 0 K: 0 S: 3 H: 0 LOB: 0 BB: 0 P: 3	R: 0 E: 0 K: 0 S: 3 H: 0 LOB: 0 BB: 0 P: 3	R: 0 E: 0 K: 0 S: 3 H: 0 LOB: 0 BB: 0 P: 3	R: 0 E: 0 K: 0 S: 4 H: 1 LOB: 2 BB: 1 P: 8	R: 1 E: 0 K: 0 S: 3 H: 1 LOB: 2 BB: 1 P: 7	1B: 4 2B: 2 3B: 0 HR: 0	SF: 1 SAC: 1 DP: 0 HBP: 0					

PITCHER	IP	WLS	BF	H	R	ER	SO	BB	IBB	HBP	BLK	WP	HR	S	P	ERA	WHIP
Jim Lonborg, R (1, 1) ERA: 3.87	11.2	L	46	6	3	3	6	3	2	0	0	1	0	53	73	2.31	0.771

PITCHER	IP	WLS	BF	H	R	ER	SO	BB	IBB	HBP	BLK	WP	HR	S	P	ERA	WHIP

Boston Red Sox @ Oakland Athletics

Oakland-Alameda County Coliseum, Oakland, CA

Wed Sep 11 1968, 7:05 PM PDT

Att. 5,393 - Unknown - 70 F

livebaseballscorecards.com

BOTTOM

AB	39
R	3
H	6
RBI	3
BB	5
SO	6
LOB	11

WP: 1 PB: 0 SB: 3 CS: 0 PA: 46

Batter	1	2	3	4	5	6	7	8	9	AB	R	H	RBI	BB	SO	LOB
Cesar Tovar, R (1, 8) OBP: 0.325, SLG: 0.372	6-3		K			L4			5-3	4	0	0	0	0	1	0
Rich Reese, L (1, 3) OBP: 0.314, SLG: 0.364	K			F9		G6-4-3 1B			1B 2B	4	0	2	0	0	1	0
Harmon Killebrew, R (1, 5) OBP: 0.351, SLG: 0.406	2B			1B		G6-4-3 1-2f			G3-6 1B 2-3	4	0	3	0	0	0	1
Ted Uhlaender, L (9, PR) OBP: 0.324, SLG: 0.389										0	0	0	0	0	0	0
Graig Nettles, L (1, 9) OBP: 0.267, SLG: 0.800	4-3			F8			F5		G3-6 1-2f	4	0	0	0	0	0	4
Bob Allison, R (1, 7) OBP: 0.324, SLG: 0.445		K		K			L7			3	0	0	0	0	2	1
Rod Carew, L (1, 4) OBP: 0.315, SLG: 0.347		F7			S 1B		K			3	0	1	0	0	1	0
Jackie Hernandez, R (1, 6) OBP: 0.214, SLG: 0.217		3-1			K 1-2			K		2	0	0	0	0	1	1
Pat Kelly, L (8, PH) OBP: 0.333, SLG: 0.400										1	0	0	0	0	1	0
Rick Renick, R (8, 6) OBP: 0.258, SLG: 0.349										0	0	0	0	0	0	0
George Mitterwald, R (1, 2) OBP: 0.111, SLG: 0.111			4-3		K			F6		3	0	0	0	0	1	1
Dean Chance, R (1, 1) OBP: 0.089, SLG: 0.057			F9		K			4-3		2	0	0	0	0	1	1
John Roseboro, L (8, PH) OBP: 0.294, SLG: 0.302										1	0	0	0	0	0	0
Tom Hall, L (8, 1)										0	0	0	0	0	0	0
Inning Stats	R: 0 H: 1 E: 0 LOB: 1 K: 1 BB: 0 S: 6 P: 6	R: 0 H: 0 E: 0 LOB: 0 K: 1 BB: 0 S: 5 P: 5	R: 0 H: 0 E: 0 LOB: 0 K: 1 BB: 0 S: 5 P: 5	R: 0 H: 1 E: 0 LOB: 1 K: 1 BB: 0 S: 6 P: 6	R: 0 H: 1 E: 0 LOB: 1 K: 3 BB: 0 S: 10 P: 10	R: 0 H: 1 E: 0 LOB: 0 K: 0 BB: 0 S: 3 P: 3	R: 0 H: 0 E: 0 LOB: 0 K: 1 BB: 0 S: 5 P: 5	R: 0 H: 0 E: 0 LOB: 0 K: 1 BB: 0 S: 5 P: 5	R: 0 H: 2 E: 0 LOB: 2 K: 0 BB: 0 S: 4 P: 4	1B: 4 SF: 0 2B: 2 SAC: 0 3B: 0 DP: 2 HR: 0 HBP: 0						

TOP

Minnesota Twins @ Boston Red Sox

Fenway Park, Boston, MA

Fri Sep 13 1968, 7:05 PM EDT
Att. 23,171 - Unknown - 69 F

livebaseballscorecards.com

AB	31
R	0
H	6
RBI	0
BB	0
SO	9
LOB	9

WP: 0 PA: 31
PB: 0
SB: 1
CS: 0

PITCHER	IP	WLS	BF	H	R	ER	SO	BB	IBB	HBP	BLK	WP	HR	S	P	ERA	WHIP
Ray Culp, R (1, 1) ERA: 3.28	9.0	W	31	6	0	0	9	0	0	0	0	0	0	49	49	0.00	0.667

PITCHER	IP	WLS	BF	H	R	ER	SO	BB	IBB	HBP	BLK	WP	HR	S	P	ERA	WHIP

Batter	1	2	3	4	5	6	7	8	9	AB	R	H	RBI	BB	SO	LOB
Mike Andrews, R (1, 4) OBP: 0.371, SLG: 0.361	K	6-3			5-3			FC1-6 1B		4	0	1	0	0	1	2
Dalton Jones, L (1, 3) OBP: 0.270, SLG: 0.315	K		4-3			1B 1B HBP		FC1-6 FC4-6 1-2f		3	1	0	0	0	1	1
Carl Yastrzemski, L (1, 7) OBP: 0.428, SLG: 0.484	6-3		F5			1B 1-2 1B		FC4-6 1-2f		4	0	1	0	0	0	1
Ken Harrelson, R (1, 9) OBP: 0.353, SLG: 0.536		HR	K			1-3 2-H 1B		K		4	1	2	2	0	2	1
Joe Foy, R (1, 5) OBP: 0.340, SLG: 0.342		FC4-6 1B 1B 1B		6-3		1-3				3	1	1	0	0	0	1
Reggie Smith, S (1, 8) OBP: 0.341, SLG: 0.416		FC4-6 1-2 1B		F2		4-3				3	0	1	0	0	0	1
Russ Gibson, R (1, 2) OBP: 0.240, SLG: 0.332		FC4-6 1B 1-2f 2-3		4-3			4-3			3	0	0	0	0	0	2
Luis Alvarado, R (1, 6) OBP: 0.333, SLG: 0.333		1-2 3-H 1B			K		6-3			3	0	1	1	0	1	0
Ray Culp, R (1, 1) OBP: 0.175, SLG: 0.150		K			5-3		K			3	0	0	0	0	2	2
Inning Stats	R: 0 E: 0 K: 2 S: 7 H: 0 LOB: 0 BB: 0 P: 7	R: 2 E: 0 K: 1 S: 9 H: 4 LOB: 2 BB: 0 P: 9	R: 0 E: 0 K: 1 S: 5 H: 0 LOB: 0 BB: 0 P: 5	R: 0 E: 0 K: 0 S: 3 H: 0 LOB: 0 BB: 0 P: 3	R: 0 E: 0 K: 1 S: 5 H: 0 LOB: 0 BB: 0 P: 5	R: 1 E: 0 K: 0 S: 4 H: 2 LOB: 1 BB: 0 P: 5	R: 0 E: 0 K: 1 S: 5 H: 0 LOB: 0 BB: 0 P: 5	R: 0 E: 0 K: 1 S: 6 H: 1 LOB: 1 BB: 0 P: 6		1B: 6 2B: 0 3B: 0 HR: 1 SF: 0 SAC: 0 DP: 0 HBP: 1				WP: 0 PB: 0 SB: 0 CS: 0 PA: 31		

PITCHER		IP	WLS	BF	H	R	ER	SO	BB	IBB	HBP	BLK	WP	HR	S	P	ERA	WHIP
Dean Chance, R ERA: 2.49	(1, 1)	7.0	L	27	6	3	3	6	0	0	1	0	0	1	38	39	3.86	0.857
Tom Hall, L ERA: 3.93	(8, 1)	1.0		4	1	0	0	1	0	0	0	0	0	0	6	6	0.00	1.000

PITCHER	IP	WLS	BF	H	R	ER	SO	BB	IBB	HBP	BLK	WP	HR	S	P	ERA	WHIP

BOTTOM

Minnesota Twins @ Boston Red Sox

Fenway Park, Boston, MA

Fri Sep 13 1968, 7:05 PM EDT
Att. 23,171 - Unknown - 69 F

livebaseballscorecards.com

AB	30
R	3
H	7
RBI	3
BB	0
SO	7
LOB	11

Batter	1	2	3	4	5	6	7	8	9	AB	R	H	RBI	BB	SO	LOB
Cesar Tovar, R (1, 8) OBP: 0.325, SLG: 0.371	S 1B	E6 1-2 2-3 3-H			F3 ②			FC1-4-6 5-3 2B 2-3 HBP	5-3 ②	4	1	1	0	0	0	2
Rich Reese, L (1, 3) OBP: 0.312, SLG: 0.371	F2 ① 1-2	4-3 ③			F7 ③			5-3 ① 1-2	HR	5	1	1	1	0	0	6
Frank Kostro, R (1, 9) OBP: 0.245, SLG: 0.274	6-3 ②		5-3 ①			6-3 ①		IIII 4-0 FC1-4-6 IBB	BBBB 4-0 WP BB	3	0	0	0	2	0	1
Bob Allison, R (1, 7) OBP: 0.321, SLG: 0.440	F3 ③		F8 ②			5-3 ②		FC1-4-6 BB 2B 1-2f 2-3 3-H	6-3 ③ 1-2	5	1	0	1	0	0	4
Graig Nettles, L (1, 5) OBP: 0.273, SLG: 0.758 Harmon Killebrew, R (8, PH) OBP: 0.353, SLG: 0.406 Ron Clark, R (8, PR) OBP: 0.250, SLG: 0.236 (8, 5)		BB 1B E 1B	G3 ③			F4 ③		BBBB 4-0 2B 1-2 BB		3 0 0	1 0 1	1 0 0	0 0 0	0 1 0	0 0 0	0 0 0
Rod Carew, L (1, 4) OBP: 0.314, SLG: 0.348		F7 ①		4-3 ①			4-3 ①	0-0 1B 1-H 2-H 3-H 2B		4	1	1	3	0	0	1
Jackie Hernandez, R (1, 6) OBP: 0.219, SLG: 0.223		E BB 1-2 1B		5-3 ②			F8 ②	0-0 1B 2-H		4	0	2	1	0	0	0
George Mitterwald, R (1, 2) OBP: 0.077, SLG: 0.077		F9 ②		SSS 0-3 K ③			5-3 ③	SSS 0-3 K ③		4	0	0	0	0	2	3
Dave Boswell, R (1, 1) OBP: 0.246, SLG: 0.362		BBBB 4-0 E 1-2 2-3 BB			F6 ①			BLK FC1-4-6 2B	SSS 0-3 K ①	3	1	1	0	1	1	0
Inning Stats	R: 0 E: 0 K: 0 S: 4 H: 1 LOB: 1 BB: 0 P: 4	R: 1 E: 1 K: 0 S: 6 H: 2 LOB: 3 BB: 1 P: 10	R: 0 E: 0 K: 0 S: 3 H: 0 LOB: 0 BB: 0 P: 3	R: 0 E: 0 K: 1 S: 5 H: 0 LOB: 0 BB: 0 P: 5	R: 0 E: 0 K: 0 S: 3 H: 0 LOB: 0 BB: 0 P: 3	R: 0 E: 0 K: 0 S: 3 H: 0 LOB: 0 BB: 0 P: 3	R: 0 E: 0 K: 0 S: 3 H: 0 LOB: 0 BB: 0 P: 3	R: 5 E: 0 K: 1 S: 8 H: 3 LOB: 1 BB: 2 P: 17	R: 1 E: 0 K: 1 S: 6 H: 1 LOB: 1 BB: 1 P: 10	1B: 4 2B: 2 3B: 0 HR: 1 SF: 0 SAC: 0 DP: 0 HBP: 1						

TOP

Minnesota Twins @ Boston Red Sox

Fenway Park, Boston, MA

Sat Sep 14 1968, 3:33 AM EDT
Att. 22,530 - Unknown - 75 F

livebaseballscorecards.com

AB	35
R	7
H	7
RBI	6
BB	4
SO	3
LOB	17

WP: 1 PA: 40
PB: 0
SB: 1
CS: 0

PITCHER		IP	WLS	BF	H	R	ER	SO	BB	IBB	HBP	BLK	WP	HR	S	P	ERA	WHIP
Dick Ellsworth, L ERA: 3.28	(1, 1)	8.0	L	35	6	6	5	2	2	1	1	1	0	0	35	48	5.62	1.000
Sparky Lyle, L ERA: 2.95	(9, 1)	1.0		5	1	1	1	1	1	0	0	0	1	1	6	10	9.00	2.000

PITCHER	IP	WLS	BF	H	R	ER	SO	BB	IBB	HBP	BLK	WP	HR	S	P	ERA	WHIP

Minnesota Twins @ Boston Red Sox

Fenway Park, Boston, MA

Sat Sep 14 1968, 3:33 AM EDT
Att. 22,530 - Unknown - 75 F

livebaseballscorecards.com

Batter	1	2	3	4	5	6	7	8	9	AB	R	H	RBI	BB	SO	LOB
Luis Alvarado, R (1, 6) OBP: 0.250, SLG: 0.250	S S S 0-3 K ①		x 0-0 BB BB BB 1B		x 0-0 F7 ①			x 0-0 F8 ①	x 0-0 G6-3 ② ③ 1-2f	5	1	1	0	0	1	2
Mike Andrews, R (1, 4) OBP: 0.370, SLG: 0.359	x 0-0 6-3 ②		B B B B 4-0 BB BB 1-2 BB		x 0-0 5-3 ②			x 0-0 5-3 ②		3	0	0	0	1	0	0
Carl Yastrzemski, L (1, 7) OBP: 0.430, SLG: 0.490	H 1-0 FC HBP		B B B B 4-0 BB 1-2 2-3 BB		S S S 0-3 K ③			x 0-0 HR		2	1	1	1	1	1	0
Ken Harrelson, R (1, 9) OBP: 0.352, SLG: 0.533	x 0-0 FC 1-2		S S S 0-3 K ②			x 0-0 F2 ①		B B B B 4-0 BB		3	0	0	0	1	1	4
Joe Foy, R (1, 5) OBP: 0.339, SLG: 0.340	x 0-0 F8 ③		B B B B 4-0 BB 1-2 2-3 3-H			S S S 0-3 K ②		x 0-0 5-3 ③		3	0	0	1	1	1	3
Reggie Smith, S (1, 8) OBP: 0.341, SLG: 0.421		x 0-0 L3 ①	x 0-0 F9 ③			x 0-0 F7 ③			x 0-0 HR	4	1	1	1	0	0	3
Russ Gibson, R (1, 2) OBP: 0.236, SLG: 0.325		x 0-0 F9 ②		x 0-0 5-3 ①			x 0-0 6-3 ①		S S S 0-3 K ①	4	0	0	0	0	1	0
George Scott, R (1, 3) OBP: 0.234, SLG: 0.239		S S S 0-3 K ③		x 0-0 L6 ②			S S S 0-3 K ②		x 0-0 E5 BB	4	0	0	0	0	2	0
Dick Ellsworth, L (1, 1) OBP: 0.076, SLG: 0.047			x 0-0 F5 ①	x 0-0 L4 ③			S S S 0-3 K ③		B B B B 4-0 G6-3 1-2 BB	3	0	0	0	0	1	0
Sparky Lyle, L (9, 1) OBP: 0.143, SLG: 0.143										0	0	0	0	0	0	0
Floyd Robinson, L (9, PH) OBP: 0.268, SLG: 0.301										0	0	0	0	1	0	0

Inning Stats	1	2	3	4	5	6	7	8	9	1B	SF	WP	PA
	R: 0 H: 0 E: 0 LOB: 2 K: 1 BB: 0 S: 6 P: 7	R: 0 H: 0 E: 0 LOB: 0 K: 1 BB: 0 S: 5 P: 5	R: 1 H: 1 E: 0 LOB: 3 K: 1 BB: 3 S: 6 P: 18	R: 0 H: 0 E: 0 LOB: 0 K: 0 BB: 0 S: 3 P: 3	R: 0 H: 0 E: 0 LOB: 0 K: 1 BB: 0 S: 5 P: 5	R: 0 H: 0 E: 0 LOB: 0 K: 1 BB: 0 S: 5 P: 5	R: 0 H: 0 E: 0 LOB: 0 K: 2 BB: 0 S: 7 P: 7	R: 1 H: 1 E: 0 LOB: 1 K: 0 BB: 1 S: 4 P: 8	R: 1 H: 1 E: 1 LOB: 1 K: 1 BB: 1 S: 6 P: 10	1B: 1 2B: 0 3B: 0 HR: 2	SF: 0 SAC: 0 DP: 1 HBP: 1	WP: 0 PB: 0 SB: 0 CS: 0	PA: 37

PITCHER	IP	WLS	BF	H	R	ER	SO	BB	IBB	HBP	BLK	WP	HR	S	P	ERA	WHIP
Dave Boswell, R (1, 1) ERA: 3.08	9.0	W	37	3	3	3	8	5	0	1	0	0	2	47	68	3.00	0.889

PITCHER	IP	WLS	BF	H	R	ER	SO	BB	IBB	HBP	BLK	WP	HR	S	P	ERA	WHIP

Batter	1	2	3	4	5	6	7	8	9	AB	R	H	RBI	BB	SO	LOB
Cesar Tovar, R (1, 8) OBP: 0.326, SLG: 0.371	0-0 2B 1B	0-0 E3		0-3 K			0-0 6-3		0-0 S 2B 1B	5	2	2	0	0	1	1
Rich Reese, L (1, 3) OBP: 0.313, SLG: 0.373	0-0 5-3 2B (1-H)	1-0 HBP		0-0 L9			0-0 E1 BB		0-0 F8 (1-2)	4	0	1	1	0	0	2
Harmon Killebrew, R (1, 5) OBP: 0.355, SLG: 0.403 Ted Uhlaender, L (7, PR) OBP: 0.324, SLG: 0.389 Ron Clark, R (7, 5) OBP: 0.249, SLG: 0.235	0-0 5-3 (2-3)	0-3 K			4-0 G6-4-3 BB		4-0 BB (1-2)		0-3 K	2	0	0	0	2	1	3
										0	0	0	0	0	0	0
										1	0	0	0	0	1	1
Bob Allison, R (1, 7) OBP: 0.324, SLG: 0.450	4-0 BB BB		0-0 HR		0-0 G6-4-3 (1-2f)		0-0 F8		0-0 2B (2-H)	4	1	2	2	1	0	3
Graig Nettles, L (1, 9) OBP: 0.263, SLG: 0.676 Jim Holt, L (9, 9) OBP: 0.232, SLG: 0.250	4-0 BB (1-2)		0-0 1-3		0-3 K		0-0 4-3		0-0 4-3	4	0	0	0	1	1	3
										0	0	0	0	0	0	0
Rod Carew, L (1, 4) OBP: 0.311, SLG: 0.345	0-3 K		0-0 L8			0-0 L7		0-0 4-3		4	0	0	0	0	1	3
Jackie Hernandez, R (1, 6) OBP: 0.215, SLG: 0.218	0-3 K		0-0 L8			0-0 F8		0-0 5-3		4	0	0	0	0	1	3
George Mitterwald, R (1, 2) OBP: 0.176, SLG: 0.067		0-0 F8		0-0 F8		4-0 BB		4-0 BB		2	0	0	0	2	0	0
Jim Kaat, L (1, 1) OBP: 0.179, SLG: 0.197		0-0 F9		0-0 1B		0-0 L8		0-0 F8		4	0	1	0	0	0	2
Inning Stats	R: 1 H: 2 E: 0 LOB: 3 K: 2 BB: 2 S: 9 P: 17	R: 0 H: 0 E: 1 LOB: 2 K: 1 BB: 0 S: 6 P: 7	R: 1 H: 1 E: 0 LOB: 0 K: 0 BB: 0 S: 4 P: 4	R: 0 H: 1 E: 0 LOB: 1 K: 1 BB: 0 S: 6 P: 6	R: 0 H: 0 E: 0 LOB: 0 K: 1 BB: 1 S: 4 P: 8	R: 0 H: 0 E: 0 LOB: 1 K: 0 BB: 1 S: 3 P: 7	R: 0 H: 0 E: 1 LOB: 2 K: 0 BB: 1 S: 4 P: 8	R: 0 H: 0 E: 0 LOB: 1 K: 0 BB: 1 S: 3 P: 7	R: 1 H: 2 E: 0 LOB: 1 K: 1 BB: 0 S: 7 P: 7	1B: 3 SF: 0 2B: 2 SAC: 0 3B: 0 DP: 1 HR: 1 HBP: 1							

PITCHER	IP	WLS	BF	H	R	ER	SO	BB	IBB	HBP	BLK	WP	HR	S	P	ERA	WHIP
Dave Morehead, R (1, 1) ERA: 2.44	9.0	L	41	6	3	3	6	6	0	1	0	0	1	46	71	3.00	1.333

PITCHER	IP	WLS	BF	H	R	ER	SO	BB	IBB	HBP	BLK	WP	HR	S	P	ERA	WHIP

TOP

Minnesota Twins @ Boston Red Sox

Fenway Park, Boston, MA

Sun Sep 15 1968, 3:33 AM EDT

Att. 26,983 - Unknown - 68 F

livebaseballscorecards.com

AB	34
R	3
H	6
RBI	3
BB	6
SO	6
LOB	21

WP: 0	PA: 41																
PB: 0																	
SB: 1																	
CS: 0																	

Minnesota Twins @ Boston Red Sox

Fenway Park, Boston, MA

Sun Sep 15 1968, 3:33 AM EDT

Att. 26,983 - Unknown - 68 F

BOTTOM

Batter	1	2	3	4	5	6	7	8	9	AB	R	H	RBI	BB	SO	LOB
Luis Alvarado, R (1, 6) OBP: 0.167, SLG: 0.167	F8		L9		K		F9			4	0	0	0	0	1	3
Mike Andrews, R (1, 4) OBP: 0.368, SLG: 0.356	F8		F7			L9		6-3		4	0	0	0	0	0	1
Carl Yastrzemski, L (1, 7) OBP: 0.429, SLG: 0.488	FC5-4 1B			K		F7		K		4	0	1	0	0	2	0
Ken Harrelson, R (1, 9) OBP: 0.352, SLG: 0.529	FC5-4 1-2f			F8		FC5-4 BB		5-3		3	0	0	0	1	0	1
Joe Foy, R (1, 5) OBP: 0.339, SLG: 0.339		K		F8		FC5-4 1-2f			SH2-4 1B	4	0	1	0	0	1	1
Reggie Smith, S (1, 8) OBP: 0.341, SLG: 0.420		K			K		HR 1B		SH2-4 1-2	3	1	1	0	0	2	0
George Scott, R (1, 3) OBP: 0.234, SLG: 0.237		1-3			1B BB		K		4-3	3	0	0	0	1	1	2
Jerry Moses, R (1, 2) OBP: 0.250, SLG: 1.000			F6		F8		1-H HR		K	4	1	1	2	0	1	2
Dave Morehead, R (1, 1) OBP: 0.200, SLG: 0.143			1B		1-2 1B		6-3			3	0	2	0	0	0	0
Inning Stats	R: 0 H: 1 E: 0 LOB: 1 K: 0 BB: 0 S: 4 P: 4	R: 0 H: 0 E: 0 LOB: 0 K: 2 BB: 0 S: 7 P: 7	R: 0 H: 1 E: 0 LOB: 1 K: 0 BB: 0 S: 4 P: 4	R: 0 H: 0 E: 0 LOB: 0 K: 1 BB: 0 S: 5 P: 5	R: 0 H: 1 E: 0 LOB: 2 K: 2 BB: 1 S: 8 P: 12	R: 0 H: 0 E: 0 LOB: 1 K: 0 BB: 1 S: 3 P: 7	R: 2 H: 2 E: 0 LOB: 0 K: 1 BB: 0 S: 7 P: 7	R: 0 H: 0 E: 0 LOB: 0 K: 1 BB: 0 S: 5 P: 5	R: 0 H: 1 E: 0 LOB: 1 K: 1 BB: 0 S: 6 P: 6	1B: 5 SF: 0 2B: 0 SAC: 1 3B: 0 DP: 0 HR: 1 HBP: 0						

livebaseballscorecards.com

	AB	32
	R	2
	H	6
	RBI	2
	BB	2
	SO	8
	LOB	10

WP: 0 PA: 35
PB: 0
SB: 0
CS: 0

PITCHER	IP	WLS	BF	H	R	ER	SO	BB	IBB	HBP	BLK	WP	HR	S	P	ERA	WHIP
Jim Kaat, L (1, 1) ERA: 2.97	9.0	W	35	6	2	2	8	2	0	0	0	0	1	49	57	2.00	0.889

PITCHER	IP	WLS	BF	H	R	ER	SO	BB	IBB	HBP	BLK	WP	HR	S	P	ERA	WHIP

Baltimore Orioles @ Boston Red Sox

Fenway Park, Boston, MA

Mon Sep 16 1968, 7:05 PM EDT

Att. 17,357 - Unknown

livebaseballscorecards.com

TOP

Batter	1	2	3	4	5	6	7	8	9	AB	R	H	RBI	BB	SO	LOB
Don Buford, S (1, 4) OBP: 0.367, SLG: 0.447	0-0 1B	0-0 ③ 4-3		0-0 1-H 2-H 3-H HR		0-0 FC6-4 1B 1B		0-0 ① F7		5	1	3	4	0	0	2
Merv Rettenmund, R (1, 8) (5, 9) (8, 7) OBP: 0.458, SLG: 0.533	0-3 ① K		0-0 ① F5	0-0 ② 5-3		0-0 1-2 FC6-4 1B		4-0 1B BB		4	0	1	0	1	1	1
Frank Robinson, R (1, 9) (5, 7) OBP: 0.385, SLG: 0.442 Dave May, L (8, PR) (8, 9) OBP: 0.270, SLG: 0.250	0-3 ② K		4-0 G4-6-3 BB	0-3 ③ K		0-3 ① K		0-0 1-2 1B		4	0	1	0	1	3	3
										0	0	0	0	0	0	0
Boog Powell, L (1, 3) OBP: 0.334, SLG: 0.416	0-0 ③ F9		0-0 ② ③ G4-6-3 1-2f		0-0 HR	0-0 ② FC6-4 1-2f 2-3		0-0 ② L5		3	1	1	1	0	0	2
Paul Blair, R (5, 8) OBP: 0.277, SLG: 0.323										2	0	0	0	0	0	4
Brooks Robinson, R (1, 5) OBP: 0.300, SLG: 0.402		0-0 HR		0-0 1B FC5-2 1B	0-0 2B 2B	0-0 ③ F7		0-0 ③ F8		5	2	3	1	0	0	4
Elrod Hendricks, L (1, 2) OBP: 0.302, SLG: 0.414		0-0 ① F9		0-0 FC5-2 1-3 1B	0-3 ① K		4-0 BB		0-0 ① G3	4	1	1	0	1	1	1
Curt Blefary, L (1, 7) (5, 3) OBP: 0.298, SLG: 0.325		4-0 1B BB		4-0 1B FC5-2 HR BB	4-0 2B BB		0-3 ① K		0-0 ② 4-3	2	1	0	0	3	1	1
Mark Belanger, R (1, 6) OBP: 0.271, SLG: 0.253	0-3 ② K			0-0 ① FC5-2 1B 1-2 2-3 3-Hf HR	0-0 ② 1-H 2-H 2B		0-0 ② F8		0-0 1B	5	1	2	1	0	1	5
Tom Phoebus, R (1, 1) OBP: 0.213, SLG: 0.247 Eddie Watt, R (9, 1)	0-0 1-2 1B			0-0 1-2 2-3 3-H HR	0-3 ③ K		0-3 ③ K		0-0 ③ 5-3	5	1	2	1	0	2	3
										0	0	0	0	0	0	0
Inning Stats	R: 0 E: 0 K: 2 S: 8 H: 1 LOB: 1 BB: 0 P: 8	R: 1 E: 0 K: 1 S: 7 H: 2 LOB: 2 BB: 1 P: 11	R: 0 E: 0 K: 0 S: 2 H: 0 LOB: 0 BB: 1 P: 6	R: 5 E: 0 K: 1 S: 9 H: 4 LOB: 0 BB: 1 P: 13	R: 2 E: 0 K: 2 S: 9 H: 3 LOB: 1 BB: 1 P: 13	R: 0 E: 0 K: 1 S: 7 H: 2 LOB: 2 BB: 0 P: 7	R: 0 E: 0 K: 2 S: 7 H: 0 LOB: 1 BB: 1 P: 11	R: 0 E: 0 K: 2 S: 4 H: 1 LOB: 2 BB: 1 P: 8	R: 0 E: 0 K: 0 S: 4 H: 1 LOB: 1 BB: 0 P: 4	1B: 9 2B: 2 3B: 0 HR: 3	SF: 0 SAC: 0 DP: 1 HBP: 0						

	AB	39
	R	8
	H	14
	RBI	8
	BB	6
	SO	9
	LOB	26

WP: 0 PB: 0 SB: 0 CS: 0 PA: 45

PITCHER		IP	WLS	BF	H	R	ER	SO	BB	IBB	HBP	BLK	WP	HR	S	P	ERA	WHIP
Jim Lonborg, R ERA: 4.3	(1, 1)	4.0	L	21	7	6	6	4	3	0	0	0	0	2	26	38	13.50	2.500
Gary Waslewski, R ERA: 3.69	(5, 1)	0.2		5	3	2	2	1	1	0	0	0	0	1	6	10	27.00	6.000
Bill Landis, L ERA: 3.02	(5, 1)	2.1		10	2	0	0	4	1	0	0	0	0	0	17	21	0.00	1.286
Darrell Brandon, R ERA: 5.91	(8, 1)	1.0		5	1	0	0	0	1	0	0	0	0	0	4	8	0.00	2.000
Sparky Lyle, L ERA: 2.9	(9, 1)	1.0		4	1	0	0	0	0	0	0	0	0	0	4	4	0.00	1.000

PITCHER		IP	WLS	BF	H	R	ER	SO	BB	IBB	HBP	BLK	WP	HR	S	P	ERA	WHIP

Baltimore Orioles @ Boston Red Sox

Fenway Park, Boston, MA

Mon Sep 16 1968, 7:05 PM EDT

Att. 17,357 - Unknown

BOTTOM

Batter	1	2	3	4	5	6	7	8	9	AB	R	H	RBI	BB	SO	LOB
Mike Andrews, R (1, 4) OBP: 0.368, SLG: 0.355 George Scott, R (7, 3) OBP: 0.233, SLG: 0.235	BBBB 4-0 1B 1B BB		x 0-0 ① 5-3	x 0-0 ③ 5-3			x 0-0 ② 1-3		x 0-0 ① 4-3 1-2 2-3	2 2	1 0	0 0	0 0	1 0	0 0	2 3
Dalton Jones, L (1, 3) OBP: 0.269, SLG: 0.311 (7, 4)	x 0-0 ① F3		SSS 0-3 ② K		x 0-0 ① 3-1		BBBB 4-0 BB		SSS 0-3 ② K	4	0	0	0	1	2	3
Carl Yastrzemski, L (1, 7) OBP: 0.430, SLG: 0.488 George Thomas, R (6, 7)	x 0-0 1-H 1B		BBBB 4-0 1B BB		SSS 0-3 ② K		SSS 0-3 ③ K		x 0-0 ③ 5-3	2 2	0 0	1 0	1 0	1 0	1 1	0 4
Ken Harrelson, R (1, 9) OBP: 0.353, SLG: 0.529 Sparky Lyle, L (9, 1) OBP: 0.143, SLG: 0.143	SSS 0-3 ② K		x 0-0 ③ FC6-4 1-3 1B		x 0-0 ③ 6-3			x 0-0 FC6-4 1B		4 0	0 0	2 0	0 0	0 0	1 0	1 0
Joe Foy, R (1, 5) OBP: 0.336, SLG: 0.336	SSS 0-3 ③ K		x 0-0 ③ FC6-4 1-2f			x 0-0 ① F3		x 0-0 ① F7		4	0	0	0	0	1	4
Reggie Smith, S (1, 8) OBP: 0.340, SLG: 0.419		x 0-0 ① F8		x 0-0 G6-4-3 1B		x 0-0 ② F9		SSS 0-3 ② K		4	0	1	0	0	1	1
Jerry Moses, R (1, 2) OBP: 0.250, SLG: 0.625		x 0-0 FC6-4 1B		x 0-0 ①② G6-4-3 1-2f		x 0-0 ③ 5-3		x 0-0 ③ FC6-4 1-2f		4	0	1	0	0	0	2
Luis Alvarado, R (1, 6) OBP: 0.250, SLG: 0.375		x 0-0 ② F3		x 0-0 E3 1B			x 0-0 2B		x 0-0 4-3 2B	4	0	2	0	0	0	1
Jim Lonborg, R (1, 1) OBP: 0.323, SLG: 0.484 Jose Tartabull, L (4, PH) OBP: 0.308, SLG: 0.326 Gary Waslewski, R (5, 1) OBP: 0.074, SLG: 0.038 Bill Landis, L (5, 1) Russ Nixon, L (7, PH) OBP: 0.217, SLG: 0.176 Darrell Brandon, R (8, 1) Floyd Robinson, L (9, 9) OBP: 0.274, SLG: 0.301		x 0-0 ③ FC6-4 1-2f		x 0-0 1-3 1B			x 0-0 ① F9		BBBB 4-0 4-3 BB	1 1 0 0 1 0 0	0 0 0 0 0 0 0	0 1 0 0 0 0 0	0 0 0 0 0 0 0	0 0 0 0 0 0 1	0 0 0 0 0 0 0	1 0 0 0 1 0 0
Inning Stats	R: 1 H: 1 E: 0 LOB: 1 K: 2 BB: 1 S: 8 P: 12	R: 0 H: 1 E: 0 LOB: 1 K: 0 BB: 0 S: 4 P: 4	R: 0 H: 1 E: 0 LOB: 2 K: 1 BB: 1 S: 6 P: 10	R: 0 H: 2 E: 1 LOB: 2 K: 0 BB: 0 S: 5 P: 5	R: 0 H: 0 E: 0 LOB: 0 K: 1 BB: 0 S: 5 P: 5	R: 0 H: 0 E: 0 LOB: 0 K: 0 BB: 0 S: 3 P: 3	R: 0 H: 1 E: 0 LOB: 2 K: 1 BB: 1 S: 6 P: 10	R: 0 H: 1 E: 0 LOB: 1 K: 1 BB: 0 S: 6 P: 6	R: 0 H: 1 E: 0 LOB: 2 K: 1 BB: 1 S: 6 P: 10	1B: 6 2B: 2 3B: 0 HR: 0	SF: 0 SAC: 0 DP: 1 HBP: 0					

livebaseballscorecards.com

AB	35
R	1
H	8
RBI	1
BB	4
SO	7
LOB	23

WP: 0 PA: 39
PB: 0
SB: 0
CS: 0

PITCHER		IP	WLS	BF	H	R	ER	SO	BB	IBB	HBP	BLK	WP	HR	S	P	ERA	WHIP
Tom Phoebus, R ERA: 2.49	(1, 1)	8.0	W	36	8	1	1	6	4	0	0	0	0	0	44	60	1.12	1.500
Eddie Watt, R ERA: 2.34	(9, 1)	1.0	S	3	0	0	0	1	0	0	0	0	0	0	5	5	0.00	0.000

PITCHER	IP	WLS	BF	H	R	ER	SO	BB	IBB	HBP	BLK	WP	HR	S	P	ERA	WHIP

Batter	1	2	3	4	5	6	7	8	9	AB	R	H	RBI	BB	SO	LOB
Don Buford, S (1, 4) OBP: 0.366, SLG: 0.445	SSS 0-3 ① K		SSS 0-3 ② K		x 0-0 S 1B		x 0-0 ② 4-3			4	0	1	0	0	2	1
Mark Belanger, R (1, 6) OBP: 0.269, SLG: 0.251	x 0-0 ② F7		SSS 0-3 ③ K		SSS 0-3 ② K 1-2		SSS 0-3 ③ K			4	0	0	0	0	3	2
Frank Robinson, R (1, 9) OBP: 0.386, SLG: 0.440	BBB 4-0 BB			x 0-0 ① 5-3	x 0-0 ③ 5-3			BBB 4-0 BB		2	0	0	0	2	0	1
Boog Powell, L (1, 3) OBP: 0.336, SLG: 0.415	x 0-0 ③ 4-3			x 0-0 2B 1B		BBB 4-0 1B PB BB		x 0-0 ① F6		3	0	1	0	1	0	2
Brooks Robinson, R (1, 5) OBP: 0.299, SLG: 0.402		x 0-0 ① 5-3		x 0-0 1-3 2B		x 0-0 ① F9 1-2		x 0-0 ② F3		4	0	1	0	0	0	2
Merv Rettenmund, R (1, 8) OBP: 0.429, SLG: 0.490		SSS 0-3 ② K		x 0-0 ② 1-3		SSS 0-3 ② K		x 0-0 ③ F4		4	0	0	0	0	2	4
Curt Blefary, L (1, 7) OBP: 0.300, SLG: 0.325		x 0-0 ③ F8		4-0 IBB		x 0-0 2-3 1B			x 0-0 ① F6	3	0	1	0	1	0	0
Larry Haney, R (1, 2) OBP: 0.233, SLG: 0.326 Elrod Hendricks, L (9, PH) OBP: 0.301, SLG: 0.411			SSS 0-3 ① K	SSS 0-3 ③ K		SSS 0-3 ③ K			x 0-0 ② F8	3 1	0 0	0 0	0 0	0 0	3 0	5 0
Dave McNally, R (1, 1) OBP: 0.193, SLG: 0.228 Dave May, L (7, PH) OBP: 0.269, SLG: 0.248 Gene Brabender, R (7, 1) OBP: 0.108, SLG: 0.200 Curt Motton, R (9, PH) OBP: 0.305, SLG: 0.351			x 0-0 1B		SSS 0-3 ① K		SSS 0-3 ① K		x 0-0 ③ 5-3	2 1 0 1	0 0 0 0	1 0 0 0	0 0 0 0	0 1 0 0	1 0 0 0	0 0 0 0
Inning Stats	R: 0 E: 0 K: 1 S: 5 H: 0 LOB: 1 BB: 1 P: 9	R: 0 E: 0 K: 1 S: 5 H: 0 LOB: 0 BB: 0 P: 5	R: 0 E: 0 K: 3 S: 10 H: 1 LOB: 1 BB: 0 P: 10	R: 0 E: 0 K: 1 S: 7 H: 2 LOB: 3 BB: 1 P: 11	R: 0 E: 0 K: 2 S: 8 H: 1 LOB: 1 BB: 0 P: 8	R: 0 E: 0 K: 2 S: 8 H: 1 LOB: 2 BB: 1 P: 12	R: 0 E: 0 K: 2 S: 7 H: 0 LOB: 0 BB: 0 P: 7	R: 0 E: 0 K: 0 S: 3 H: 0 LOB: 1 BB: 1 P: 7	R: 0 E: 0 K: 0 S: 3 H: 0 LOB: 0 BB: 0 P: 3	1B: 4 2B: 1 3B: 0 HR: 0 SF: 0 SAC: 0 DP: 0 HBP: 0						

PITCHER	IP	WLS	BF	H	R	ER	SO	BB	IBB	HBP	BLK	WP	HR	S	P	ERA	WHIP
Ray Culp, R (1, 1) ERA: 3.12	9.0	W	36	5	0	0	12	3	1	0	0	0	0	56	72	0.00	0.889

PITCHER	IP	WLS	BF	H	R	ER	SO	BB	IBB	HBP	BLK	WP	HR	S	P	ERA	WHIP

TOP

Baltimore Orioles @ Boston Red Sox

Fenway Park, Boston, MA

Tue Sep 17 1968, 7:05 PM EDT

Att. 17,523 - Unknown

livebaseballscorecards.com

AB	32
R	0
H	5
RBI	0
BB	4
SO	12
LOB	17

WP: 0 PA: 36
PB: 1
SB: 1
CS: 0

Baltimore Orioles @ Boston Red Sox

Fenway Park, Boston, MA

Tue Sep 17 1968, 7:05 PM EDT

Att. 17,523 - Unknown

BOTTOM

Batter	1	2	3	4	5	6	7	8	9	AB	R	H	RBI	BB	SO	LOB
Luis Alvarado, R (1, 6) OBP: 0.250, SLG: 0.350	E1 6-3 3B 1B	F3			F8		PO 2-3	6-3		4	1	1	0	0	0	0
Mike Andrews, R (1, 4) OBP: 0.365, SLG: 0.352	6-3 2-3		F7		F7			F8		4	0	0	0	0	0	1
Carl Yastrzemski, L (1, 7) OBP: 0.431, SLG: 0.492 George Thomas, R (8, PR) (9, 7)	2B 3-H 3B		K		F6			BB 1B		4 0	1 0	2 0	1 0	0 0	1 0	0 0
Ken Harrelson, R (1, 9) OBP: 0.356, SLG: 0.532	WP 3-H 2B		WP 1B			5-3		1-2 BB		3	0	2	1	1	0	0
Joe Foy, R (1, 5) OBP: 0.336, SLG: 0.334	F6 2-3		FC4 1-2 BB			5-3		F3		3	0	0	0	1	0	3
Reggie Smith, S (1, 8) OBP: 0.340, SLG: 0.417	BB		FC4 1-2f			F9				2	0	0	0	1	0	2
Russ Gibson, R (1, 2) OBP: 0.237, SLG: 0.322	F8			G6-4-3 BB			K			2	0	0	0	1	1	2
George Scott, R (1, 3) OBP: 0.234, SLG: 0.236		F9		G6-4-3 1-2f			PO SH1-4 1B			3	0	1	0	0	0	1
Ray Culp, R (1, 1) OBP: 0.169, SLG: 0.145		4-3		K			SH1-4 1-2			2	0	0	0	0	1	0
Inning Stats	R: 2 H: 3 E: 1 LOB: 2 K: 0 BB: 1 S: 6 P: 10	R: 0 H: 0 E: 0 LOB: 0 K: 0 BB: 0 S: 3 P: 3	R: 0 H: 1 E: 0 LOB: 2 K: 1 BB: 1 S: 6 P: 10	R: 0 H: 0 E: 0 LOB: 0 K: 1 BB: 1 S: 4 P: 8	R: 0 H: 0 E: 0 LOB: 0 K: 0 BB: 0 S: 3 P: 3	R: 0 H: 0 E: 0 LOB: 0 K: 0 BB: 0 S: 3 P: 3	R: 0 H: 1 E: 0 LOB: 0 K: 1 BB: 0 S: 5 P: 5	R: 0 H: 1 E: 0 LOB: 2 K: 0 BB: 1 S: 4 P: 8		1B: 4 SF: 0 2B: 1 SAC: 1 3B: 1 DP: 1 HR: 0 HBP: 0						

PITCHER		IP	WLS	BF	H	R	ER	SO	BB	IBB	HBP	BLK	WP	HR	S	P	ERA	WHIP
Dave McNally, L ERA: 2.05	(1, 1)	6.0	L	24	4	2	2	2	3	0	0	0	2	0	25	37	3.00	1.167
Gene Brabender, R ERA: 3.38	(7, 1)	2.0		8	2	0	0	1	1	0	0	0	0	0	9	13	0.00	1.500

PITCHER	IP	WLS	BF	H	R	ER	SO	BB	IBB	HBP	BLK	WP	HR	S	P	ERA	WHIP

AB	27
R	2
H	6
RBI	2
BB	4
SO	3
LOB	9

WP: 2 PA: 33
PB: 0
SB: 0
CS: 0

livebaseballscorecards.com

Baltimore Orioles @ Boston Red Sox

Fenway Park, Boston, MA

Wed Sep 18 1968, 3:33 AM EDT

Att. 8,918 - Unknown

TOP

livebaseballscorecards.com

Batter	1	2	3	4	5	6	7	8	9	AB	R	H	RBI	BB	SO	LOB
Don Buford, S (1, 4) OBP: 0.367, SLG: 0.447	F9 2B		6-3		5-3			BBBB 4-0 BB		3	0	1	0	1	0	2
Paul Blair, R (1, 8) OBP: 0.277, SLG: 0.322	0-0 ① F9 2-3			0-0 ① F4		0-0 G6-4-3 1B		0-0 ②③ G5-3 2-3f		4	0	1	0	0	0	3
Brooks Robinson, R (1, 5) OBP: 0.301, SLG: 0.407	0-0 ② F4			0-0 E 2B		0-0 ① F6			0-0 G5-4-3 2B	4	0	2	0	0	0	2
Boog Powell, L (1, 3) OBP: 0.335, SLG: 0.413 Bobby Floyd, R (9, PR)	0-0 ③ F8			0-0 E5 G5-4-3 2-3		0-0 ②③ G6-4-3 1-2f			BBBB 4-0 G5-4-3 BB	3 0	0 0	0 0	0 0	1 0	0 0	3 0
Curt Motton, R (1, 7) OBP: 0.300, SLG: 0.345		0-0 ① 6-3		0-0 ②③ G5-4-3 1-2f			SSS 0-3 ① K		0-0 ①② G5-4-3 1-2f 2-3	4	0	0	0	0	1	4
Merv Rettenmund, R (1, 9) OBP: 0.418, SLG: 0.472		SSS 0-3 ② K			0-0 F9 1B BB 1B		0-0 ② 6-3		0-0 ③ 6-3	4	0	1	0	0	1	2
Larry Haney, R (1, 2) OBP: 0.236, SLG: 0.326 Elrod Hendricks, L (7, 2) OBP: 0.301, SLG: 0.411		0-0 ③ 6-3			0-0 BB 1B 1-2		0-0 ③ 5-3			3 0	0 0	1 0	0 0	0 0	0 0	0 0
Mark Belanger, R (1, 6) OBP: 0.267, SLG: 0.249			0-0 ① F6		0-0 ① F9 2-3			0-0 ① F8		3	0	0	0	0	0	2
Roger Nelson, R (1, 1) Pete Richert, L (7, 1) OBP: 0.200, SLG: 0.300 Moe Drabowsky, R (7, 1) OBP: 0.286, SLG: 0.286 Frank Robinson, R (8, PH) OBP: 0.387, SLG: 0.444 Fred Beene, S (8, 1)			0-0 ② 5-3		BBBB 4-0 ② 1-2 3-H BB			0-0 G5-3 2B		1 0 0 1 0	0 0 0 0 0	0 0 0 1 0	0 0 0 0 0	1 0 0 0 0	0 0 0 0 0	0 0 0 0 0
Inning Stats	R: 0 E: 0 K: 0 S: 4 H: 1 LOB: 1 BB: 0 P: 4	R: 0 E: 0 K: 1 S: 5 H: 0 LOB: 0 BB: 0 P: 5	R: 0 E: 0 K: 0 S: 3 H: 0 LOB: 0 BB: 0 P: 3	R: 0 E: 1 K: 0 S: 4 H: 1 LOB: 1 BB: 0 P: 4	R: 0 E: 0 K: 0 S: 4 H: 2 LOB: 2 BB: 1 P: 8	R: 0 E: 0 K: 0 S: 3 H: 1 LOB: 0 BB: 0 P: 3	R: 0 E: 0 K: 1 S: 5 H: 0 LOB: 0 BB: 0 P: 5	R: 0 E: 0 K: 0 S: 3 H: 1 LOB: 1 BB: 1 P: 7	R: 0 E: 0 K: 0 S: 3 H: 1 LOB: 2 BB: 1 P: 7	1B: 3 2B: 4 3B: 0 HR: 0	SF: 0 SAC: 0 DP: 4 HBP: 0						

AB	30
R	0
H	7
RBI	0
BB	3
SO	2
LOB	18

WP: 0 PB: 0 SB: 0 CS: 0 PA: 33

PITCHER		IP	WLS	BF	H	R	ER	SO	BB	IBB	HBP	BLK	WP	HR	S	P	ERA	WHIP
Dick Ellsworth, L ERA: 3.14	(1, 1)	7.1	W	28	6	0	0	2	2	0	0	0	0	0	30	38	0.00	1.091
Lee Stange, R ERA: 4.0	(8, 1)	1.2	S	5	1	0	0	0	1	0	0	0	0	0	4	8	0.00	1.200

PITCHER	IP	WLS	BF	H	R	ER	SO	BB	IBB	HBP	BLK	WP	HR	S	P	ERA	WHIP

Baltimore Orioles @ Boston Red Sox

Fenway Park, Boston, MA

Wed Sep 18 1968, 3:33 AM EDT

Att. 8,918 - Unknown

BOTTOM

livebaseballscorecards.com

Batter	1	2	3	4	5	6	7	8	9	AB	R	H	RBI	BB	SO	LOB
Luis Alvarado, R (1, 6) OBP: 0.250, SLG: 0.304	BBBB 4-0 SH1-3 BB		SSS 0-3 ③ K			SSS 0-3 ③ K	SSS 0-3 ③ K			3	0	0	0	1	3	3
Mike Andrews, R (1, 4) OBP: 0.367, SLG: 0.353	x 0-0 ① SH1-3 1-2			SSS 0-3 ① K			x 0-0 1B BB 1B 1B	BBBB 4-0 1B SF8 BB		2	2	1	0	1	1	0
Carl Yastrzemski, L (1, 7) OBP: 0.431, SLG: 0.491 George Thomas, R (8, PR) (9, 7)	SSS 0-3 ② K			x 0-0 ② F7			BBBB 4-0 1B 1B 1-2 BB	x 0-0 FC5-4 1-3 1B		3 0	1 0	1 0	0 0	1 0	1 0	1 0
Ken Harrelson, R (1, 9) OBP: 0.355, SLG: 0.530	x 0-0 ③ 6-3			SSS 0-3 ③ K			x 0-0 ① BB 1B BB 1-2 2-3 1B	x 0-0 ① FC5-4 1B 1-2f		4	1	1	0	0	1	3
Reggie Smith, S (1, 8) OBP: 0.339, SLG: 0.417		x 0-0 ① F3			x 0-0 ① 5-3		x 0-0 BB BB 1B 1-2 2-H 3-H	x 0-0 ② SF8 3-H		3	0	1	3	0	0	0
Dalton Jones, L (1, 3) OBP: 0.271, SLG: 0.311		SSS 0-3 ② K			SSS 0-3 ② K		BBBB 4-0 BB 1-2 2-3 BB	x 0-0 1-2 1B		3	0	1	0	1	2	0
Joe Foy, R (1, 5) OBP: 0.335, SLG: 0.332		SSS 0-3 ③ K			SSS 0-3 ③ K		BBBB 4-0 1-2 2-3 3-H BB	SSS 0-3 ③ K		3	0	0	1	1	3	2
Jerry Moses, R (1, 2) OBP: 0.182, SLG: 0.455			SSS 0-3 ① K			SSS 0-3 ① K	SSS 0-3 ① K			3	0	0	0	0	3	3
Dick Ellsworth, L (1, 1) OBP: 0.072, SLG: 0.045 Lee Stange, R (8, 1) OBP: 0.235, SLG: 0.133			SSS 0-3 ② K			SSS 0-3 ② K	SSS 0-3 ② K			3 0	0 0	0 0	0 0	0 0	3 0	3 0

Inning Stats	1	2	3	4	5	6	7	8	9
	R: 0 H: 0 E: 0 LOB: 1 K: 1 BB: 1 S: 5 P: 9	R: 0 H: 0 E: 0 LOB: 0 K: 2 BB: 0 S: 7 P: 7	R: 0 H: 0 E: 0 LOB: 0 K: 3 BB: 0 S: 9 P: 9	R: 0 H: 0 E: 0 LOB: 0 K: 2 BB: 0 S: 7 P: 7	R: 0 H: 0 E: 0 LOB: 0 K: 2 BB: 0 S: 7 P: 7	R: 0 H: 0 E: 0 LOB: 0 K: 3 BB: 0 S: 9 P: 9	R: 3 H: 3 E: 0 LOB: 3 K: 3 BB: 3 S: 12 P: 24	R: 1 H: 2 E: 0 LOB: 2 K: 1 BB: 1 S: 7 P: 11	

	1B	SF	WP	PA
	5	1	0	34
	2B	SAC	PB	
	0	1	0	
	3B	DP	SB	
	0	0	0	
	HR	HBP	CS	
	0	0	0	

	AB	27
	R	4
	H	5
	RBI	4
	BB	5
	SO	17
	LOB	15

PITCHER		IP	WLS	BF	H	R	ER	SO	BB	IBB	HBP	BLK	WP	HR	S	P	ERA	WHIP
Roger Nelson, R ERA: 2.73	(1, 1)	6.0	L	23	3	3	3	13	2	0	0	0	0	0	47	55	4.50	0.833
Pete Richert, L ERA: 3.58	(7, 1)	0.0		2	0	0	0	0	2	0	0	0	0	0	0	8	∞	∞
Moe Drabowsky, R ERA: 1.97	(7, 1)	1.0		3	0	0	0	3	0	0	0	0	0	0	9	9	0.00	0.000
Fred Beene, R ERA: 9.0	(8, 1)	1.0		6	2	1	1	1	1	0	0	0	0	0	7	11	9.00	3.000

PITCHER		IP	WLS	BF	H	R	ER	SO	BB	IBB	HBP	BLK	WP	HR	S	P	ERA	WHIP

Batter	1	2	3	4	5	6	7	8	9	AB	R	H	RBI	BB	SO	LOB
Luis Alvarado, R (1, 6) OBP: 0.207, SLG: 0.250	F6		5-3		K2-3		K		FC4-6 1-2f	5	0	0	0	0	2	4
Mike Andrews, R (1, 4) OBP: 0.366, SLG: 0.350	1B 4-3 BB		5-3			K		6-3		3	1	0	0	1	1	0
Carl Yastrzemski, L (1, 7) OBP: 0.433, SLG: 0.499	E 1-3 1B			6-3 2B 1B		F9		HR		4	2	3	1	0	0	0
Ken Harrelson, R (1, 9) OBP: 0.352, SLG: 0.526	4-3 1-2 3-H			6-3 1-2		6-3		5-3		4	0	0	1	0	0	2
Reggie Smith, S (1, 8) OBP: 0.340, SLG: 0.419	F8			2-H 2B			SH5-4 FC5 1B	5-3		4	1	2	1	0	0	1
Joe Foy, R (1, 5) OBP: 0.336, SLG: 0.333		G6-4-3 1B		F9			FC5 SH5-4 1-2 1B		F4	4	0	2	0	0	0	1
Russ Gibson, R (1, 2) OBP: 0.234, SLG: 0.317		G6-4-3 1-2f		6-3			SH5-4 1-2 2-3		4-3	3	0	0	0	0	0	2
George Scott, R (1, 3) OBP: 0.236, SLG: 0.240		F8	6-3				FC5 IBB		1B 2B	3	0	1	0	1	0	0
Jim Lonborg, R (1, 1) OBP: 0.314, SLG: 0.457			6-3	F6			FC5 1-2 2-3f 3-H		FC4-6 2-3 1B	4	0	1	1	0	0	2
Inning Stats	R: 1 E: 1 K: 0 S: 4 H: 1 LOB: 1 BB: 1 P: 8	R: 0 E: 0 K: 0 S: 3 H: 1 LOB: 0 BB: 0 P: 3	R: 0 E: 0 K: 0 S: 3 H: 0 LOB: 0 BB: 0 P: 3	R: 1 E: 0 K: 0 S: 5 H: 2 LOB: 1 BB: 0 P: 5	R: 0 E: 0 K: 1 S: 5 H: 0 LOB: 0 BB: 0 P: 5	R: 0 E: 0 K: 1 S: 5 H: 0 LOB: 0 BB: 0 P: 5	R: 1 E: 0 K: 1 S: 7 H: 2 LOB: 2 BB: 1 P: 11	R: 1 E: 0 K: 0 S: 4 H: 1 LOB: 0 BB: 0 P: 4	R: 0 E: 0 K: 0 S: 5 H: 2 LOB: 2 BB: 0 P: 5	1B: 6 2B: 2 3B: 0 HR: 1 SF: 0 SAC: 1 DP: 1 HBP: 0						

PITCHER		IP	WLS	BF	H	R	ER	SO	BB	IBB	HBP	BLK	WP	HR	S	P	ERA	WHIP
Fritz Peterson, L ERA: 2.63	(1, 1)	8.0	L	32	7	4	4	3	1	1	0	0	0	1	36	44	4.50	1.000
Joe Verbanic, R ERA: 2.9	(9, 1)	1.0		5	2	0	0	0	0	0	0	0	0	0	5	5	0.00	2.000

PITCHER		IP	WLS	BF	H	R	ER	SO	BB	IBB	HBP	BLK	WP	HR	S	P	ERA	WHIP

TOP

Boston Red Sox @ New York Yankees

Yankee Stadium, Bronx, NY

Fri Sep 20 1968, 7:05 PM EDT

Att. 15,737 - Unknown

livebaseballscorecards.com

AB	34
R	4
H	9
RBI	4
BB	2
SO	3
LOB	12

WP: 0 PB: 0 SB: 0 CS: 0 PA: 37

Boston Red Sox @ New York Yankees

Yankee Stadium, Bronx, NY

Fri Sep 20 1968, 7:05 PM EDT

Att. 15,737 - Unknown

livebaseballscorecards.com

BOTTOM

Batter	1	2	3	4	5	6	7	8	9	AB	R	H	RBI	BB	SO	LOB
Horace Clarke, S (1, 4) OBP: 0.258, SLG: 0.257	F8		3-1		F8			BB, 1B 1-2	K	5	0	1	0	0	1	0
Jake Gibbs, L (1, 2) OBP: 0.279, SLG: 0.287	F4		5-3		K			K		4	0	0	0	0	2	2
Mickey Mantle, S (1, 3) OBP: 0.392, SLG: 0.412	2B		HR			4-3		K		4	1	2	1	0	1	2
Roy White, S (1, 7) OBP: 0.356, SLG: 0.428	BB		F7			4-3		BB 1-2 2-3	1B	3	0	1	0	1	0	0
Joe Pepitone, L (1, 8) OBP: 0.310, SLG: 0.399	K			4-3 1B		F4		BB 1-2 2-3 3-H		3	0	1	1	1	1	2
Tom Tresh, S (1, 6) OBP: 0.308, SLG: 0.318		G3		F7			K	F9		4	0	0	0	0	1	4
Bill Robinson, R (1, 9) OBP: 0.299, SLG: 0.390		F8		4-3 1-2			G5-4-3 1B		HR	4	1	2	1	0	0	1
Mike Ferraro, R (1, 5) OBP: 0.180, SLG: 0.184		1B		G1			G5-4-3 1-2f		K	4	0	1	0	0	1	2
Fritz Peterson, S (1, 1) OBP: 0.111, SLG: 0.133		F8			6-3			1B, 1B BB 1B	K	2	0	0	0	0	0	1
Dick Howser, R (8, PH) OBP: 0.324, SLG: 0.185										1	1	1	0	0	0	0
Joe Verbanic, R (9, 1) OBP: 0.120, SLG: 0.083										0	0	0	0	0	0	0
Steve Whitaker, L (9, PH) OBP: 0.221, SLG: 0.150										1	0	0	0	0	1	0

Inning Stats	1	2	3	4	5	6	7	8	9
	R: 0 E: 0 K: 1 S: 6	H: 1 LOB: 2 BB: 1 P: 10	R: 0 E: 0 K: 0 S: 4	H: 1 LOB: 1 BB: 0 P: 4	R: 1 E: 0 K: 0 S: 4	H: 1 LOB: 0 BB: 0 P: 4	R: 0 E: 0 K: 0 S: 4	H: 1 LOB: 1 BB: 0 P: 4	R: 0 E: 0 K: 1 S: 5	H: 0 LOB: 0 BB: 0 P: 5	R: 0 E: 0 K: 0 S: 3	H: 0 LOB: 0 BB: 0 P: 3	R: 0 E: 0 K: 1 S: 5	H: 1 LOB: 0 BB: 0 P: 5	R: 1 E: 0 K: 2 S: 10	H: 3 LOB: 3 BB: 1 P: 14	R: 1 E: 0 K: 3 S: 10	H: 1 LOB: 0 BB: 0 P: 10

| | | | | | | | | | |

Batter	1	2	3	4	5	6	7	8	9	AB	R	H	RBI	BB	SO	LOB
Luis Alvarado, R (1, 6) OBP: 0.182, SLG: 0.219	4-3		6-3		FC6-4 1-2f			6-3		4	0	0	0	0	0	1
Mike Andrews, R (1, 4) OBP: 0.365, SLG: 0.350	1B		F9			L7		F7		4	0	1	0	0	0	0
Carl Yastrzemski, L (1, 7) OBP: 0.432, SLG: 0.497	K		K			F7		3B 1B		4	1	1	0	0	2	1
Ken Harrelson, R (1, 9) OBP: 0.352, SLG: 0.527	F7			F6		F8		1-H 3B		4	0	1	1	0	0	1
Dalton Jones, L (1, 3) OBP: 0.271, SLG: 0.310		F7		F5			1B 1B	4-3		4	0	1	0	0	0	1
Joe Foy, R (1, 5) OBP: 0.336, SLG: 0.331		BB			6-3		F9		6-3	3	0	0	0	1	0	1
George Thomas, R (1, 8) OBP: 0.500, SLG: 1.000		K			HR		1-2 1B		G6-4-3 BB	3	1	2	1	1	1	1
Russ Gibson, R (1, 2) OBP: 0.234, SLG: 0.316		F4			FC6-4 1B		K		G6-4-3 1-2f	4	0	1	0	0	1	4
Ray Culp, R (1, 1) OBP: 0.162, SLG: 0.138			F5		F2		K			3	0	0	0	0	1	3

TOP

Boston Red Sox @ New York Yankees

Yankee Stadium, Bronx, NY

Sat Sep 21 1968, 3:33 AM EDT

Att. 32,721 - Unknown - 79 F

livebaseballscorecards.com

AB	33
R	2
H	7
RBI	2
BB	2
SO	5
LOB	13

Inning Stats	1	2	3	4	5	6	7	8	9							
	R: 0 E: 0 K: 1 S: 6	H: 1 LOB: 1 BB: 0 P: 6	R: 0 E: 0 K: 1 S: 5	H: 0 LOB: 1 BB: 1 P: 9	R: 0 E: 0 K: 0 S: 3	H: 0 LOB: 0 BB: 0 P: 3	R: 0 E: 0 K: 1 S: 5	H: 0 LOB: 0 BB: 0 P: 5	R: 1 E: 0 K: 0 S: 5	H: 2 LOB: 1 BB: 0 P: 5	R: 0 E: 0 K: 0 S: 3	H: 0 LOB: 0 BB: 0 P: 3	R: 0 E: 0 K: 2 S: 9	H: 2 LOB: 2 BB: 0 P: 9	R: 1 E: 0 K: 0 S: 5	H: 2 LOB: 1 BB: 0 P: 5	R: 0 E: 0 K: 0 S: 2	H: 0 LOB: 0 BB: 1 P: 6

1B: 5 2B: 0 3B: 1 HR: 1	SF: 0 SAC: 0 DP: 1 HBP: 0	WP: 0 PB: 0 SB: 0 CS: 0	PA: 35
---	---	---	---

PITCHER	IP	WLS	BF	H	R	ER	SO	BB	IBB	HBP	BLK	WP	HR	S	P	ERA	WHIP
Stan Bahnsen, R (1, 1) ERA: 2.0	9.0	L	35	7	2	2	5	2	0	0	0	0	1	43	51	2.00	1.000

PITCHER	IP	WLS	BF	H	R	ER	SO	BB	IBB	HBP	BLK	WP	HR	S	P	ERA	WHIP

BOTTOM

Batter	1	2	3	4	5	6	7	8	9	AB	R	H	RBI	BB	SO	LOB
Horace Clarke, S (1, 4) OBP: 0.256, SLG: 0.255	F8			F4		4-3			F5	4	0	0	0	0	0	0
Jake Gibbs, L (1, 2) OBP: 0.277, SLG: 0.284	K			K			6-3		5-3	4	0	0	0	0	2	0
Mickey Mantle, S (1, 3) OBP: 0.392, SLG: 0.411	K			BB			F7			2	0	0	0	1	1	0
Roy White, S (1, 7) OBP: 0.356, SLG: 0.428		F6		1-3			1B			3	0	1	0	0	0	1
Joe Pepitone, L (1, 8) OBP: 0.308, SLG: 0.396		3-1			K		F3			3	0	0	0	0	1	1
Tom Tresh, S (1, 6) OBP: 0.306, SLG: 0.316		K			K			F9		3	0	0	0	0	2	0
Bill Robinson, R (1, 9) OBP: 0.297, SLG: 0.386			K		K			K		3	0	0	0	0	3	0
Bobby Cox, R (1, 5) OBP: 0.301, SLG: 0.309			F8			F7		5-3		3	0	0	0	0	0	0
Stan Bahnsen, R (1, 1) OBP: 0.122, SLG: 0.053			K			K			6-3	2	0	0	0	0	2	0
Dick Howser, R (9, PH) OBP: 0.322, SLG: 0.184										1	0	0	0	0	0	0
Inning Stats	R: 0 E: 0 K: 2 S: 7 H: 0 LOB: 0 BB: 0 P: 7	R: 0 E: 0 K: 1 S: 5 H: 0 LOB: 0 BB: 0 P: 5	R: 0 E: 0 K: 2 S: 7 H: 0 LOB: 0 BB: 0 P: 7	R: 0 E: 0 K: 1 S: 5 H: 0 LOB: 1 BB: 1 P: 9	R: 0 E: 0 K: 3 S: 9 H: 0 LOB: 0 BB: 0 P: 9	R: 0 E: 0 K: 1 S: 5 H: 0 LOB: 0 BB: 0 P: 5	R: 0 E: 0 K: 0 S: 4 H: 1 LOB: 1 BB: 0 P: 4	R: 0 E: 0 K: 1 S: 5 H: 0 LOB: 0 BB: 0 P: 5	R: 0 E: 0 K: 0 S: 3 H: 0 LOB: 0 BB: 0 P: 3	1B: 1 2B: 0 3B: 0 HR: 0	SF: 0 SAC: 0 DP: 0 HBP: 0						

PITCHER	IP	WLS	BF	H	R	ER	SO	BB	IBB	HBP	BLK	WP	HR	S	P	ERA	WHIP
Ray Culp, R (1, 1) ERA: 2.98	9.0	W	29	1	0	0	11	1	0	0	0	0	0	50	54	0.00	0.222

PITCHER	IP	WLS	BF	H	R	ER	SO	BB	IBB	HBP	BLK	WP	HR	S	P	ERA	WHIP

Boston Red Sox @ New York Yankees

Yankee Stadium, Bronx, NY

Sat Sep 21 1968, 3:33 AM EDT
Att. 32,721 - Unknown - 79 F

livebaseballscorecards.com

AB	28
R	0
H	1
RBI	0
BB	1
SO	11
LOB	2

1B: 1 SF: 0
2B: 0 SAC: 0
3B: 0 DP: 0
HR: 0 HBP: 0

WP: 0 PA: 29
PB: 0
SB: 0
CS: 0

Batter	1	2	3	4	5	6	7	8	9	AB	R	H	RBI	BB	SO	LOB
Luis Alvarado, R (1, 6) OBP: 0.211, SLG: 0.222	S S S 0-3 ① K		x 0-0 WP 1B 1B 1B	H 1-0 1B HBP			x 0-0 ① P6		x 0-0 ③ 6-3	4	1	1	0	0	1	0
Mike Andrews, R (1, 4) OBP: 0.368, SLG: 0.352	S S S 0-3 ② K		x 0-0 WP 1-2 1B 1B	x 0-0 1-3 2-H 1B			B B B B 4-0 BB			3	1	2	1	1	1	0
Carl Yastrzemski, L (1, 7) OBP: 0.429, SLG: 0.493	x 0-0 ③ 4-3		x 0-0 ② P6	x 0-0 ③ 1-3			x 0-0 ② L7			4	0	0	0	0	0	5
Ken Harrelson, R (1, 9) OBP: 0.351, SLG: 0.524		x 0-0 ① P4	I I I 4-0 1B 1-2 2-3 IBB		S S S 0-3 ① K		S S S 0-3 ③ K			3	0	0	0	1	2	1
Joe Foy, R (1, 5) OBP: 0.335, SLG: 0.331		x 0-0 ② F7	x 0-0 1-3 2-H 3-H 1B		x 0-0 ② F2			x 0-0 ① F7		4	0	1	2	0	0	0
George Thomas, R (1, 8) OBP: 0.300, SLG: 0.556		x 0-0 ③ 6-3	x 0-0 ③ F9		x 0-0 ③ F8			S S S 0-3 ② K		4	0	0	0	0	1	2
George Scott, R (1, 3) OBP: 0.239, SLG: 0.243			x 0-0 HR 1B	x 0-0 SH1-4 1B 1B		x 0-0 E6 F9 CS		S S S 0-3 ③ K		4	2	2	0	0	1	0
Jerry Moses, R (1, 2) OBP: 0.267, SLG: 0.667			x 0-0 1-H HR	x 0-0 ① P6		x 0-0 ① F9 2-3			x 0-0 CS 1B	4	1	2	2	0	0	2
Dick Ellsworth, L (1, 1) OBP: 0.069, SLG: 0.043			S S S 0-3 ① K	x 0-0 ② SH1-4 1-2		x 0-0 ② ③ F6 3-H			x 0-0 ① ② F8 1-2	3	0	0	0	0	1	2
Inning Stats	R: 0 E: 0 K: 2 S: 7 H: 0 LOB: 0 BB: 0 P: 7	R: 0 E: 0 K: 0 S: 3 H: 0 LOB: 0 BB: 0 P: 3	R: 4 E: 0 K: 1 S: 10 H: 5 LOB: 2 BB: 1 P: 14	R: 1 E: 0 K: 0 S: 5 H: 2 LOB: 2 BB: 0 P: 6	R: 0 E: 0 K: 1 S: 5 H: 0 LOB: 0 BB: 0 P: 5	R: 0 E: 1 K: 0 S: 3 H: 0 LOB: 0 BB: 0 P: 3	R: 0 E: 0 K: 1 S: 5 H: 0 LOB: 1 BB: 1 P: 9	R: 0 E: 0 K: 2 S: 7 H: 0 LOB: 0 BB: 0 P: 7	R: 0 E: 0 K: 0 S: 3 H: 1 LOB: 0 BB: 0 P: 3	1B: 7 2B: 0 3B: 0 HR: 1 SF: 0 SAC: 1 DP: 0 HBP: 1						

TOP

Boston Red Sox @ New York Yankees

Yankee Stadium, Bronx, NY

Sun Sep 22 1968, 3:33 AM EDT

Att. 23,254 - Unknown - 84 F

livebaseballscorecards.com

AB	33
R	5
H	8
RBI	5
BB	2
SO	7
LOB	12

WP: 1 PB: 0 SB: 0 CS: 2 PA: 37

PITCHER		IP	WLS	BF	H	R	ER	SO	BB	IBB	HBP	BLK	WP	HR	S	P	ERA	WHIP
Al Downing, L ERA: 3.52	(1, 1)	2.2	L	14	5	4	4	3	0	1	0	0	1	1	19	23	13.50	1.875
Joe Verbanic, R ERA: 2.9	(3, 1)	3.1		13	2	1	1	1	0	0	1	0	0	0	14	15	2.70	0.600
Fred Talbot, R ERA: 3.19	(7, 1)	2.0		7	0	0	0	3	1	0	0	0	0	0	12	16	0.00	0.500
Steve Hamilton, L ERA: 2.13	(9, 1)	1.0		3	1	0	0	0	0	0	0	0	0	0	3	3	0.00	1.000

PITCHER	IP	WLS	BF	H	R	ER	SO	BB	IBB	HBP	BLK	WP	HR	S	P	ERA	WHIP

BOTTOM

Boston Red Sox @ New York Yankees

Yankee Stadium, Bronx, NY

Sun Sep 22 1968, 3:33 AM EDT
Att. 23,254 - Unknown - 84 F

Batter	1	2	3	4	5	6	7	8	9	AB	R	H	RBI	BB	SO	LOB
Horace Clarke, S (1, 4) OBP: 0.256, SLG: 0.255	5-3		P6			E 1B		F7		4	0	1	0	0	0	0
Tom Tresh, S (1, 6) OBP: 0.304, SLG: 0.314	L7			F9		F7		F8		4	0	0	0	0	0	1
Mickey Mantle, S (1, 3) OBP: 0.389, SLG: 0.407	4-3			5-3		E5 FC6 1-2			F9	4	0	0	0	0	0	1
Roy White, S (1, 7) OBP: 0.354, SLG: 0.425		L6		L1		FC6 1-2f			6-3	4	0	0	0	0	0	2
Bill Robinson, R (1, 8) OBP: 0.296, SLG: 0.384		5-3			G6-4-3 1B		5-3		F7	4	0	1	0	0	0	0
Andy Kosco, R (1, 9) OBP: 0.264, SLG: 0.367		2B			G6-4-3 1-2f		5-3			3	0	1	0	0	0	1
Frank Fernandez, R (1, 2) OBP: 0.337, SLG: 0.359		K			HR		BB FC6-4			2	1	1	1	1	1	1
Bobby Cox, R (1, 5) OBP: 0.299, SLG: 0.307			L7		1-3		FC6-4 1-2f			3	0	0	0	0	0	1
Al Downing, R (1, 1) OBP: 0.222, SLG: 0.176 Joe Verbanic, R (3, 1) OBP: 0.115, SLG: 0.080 Dick Howser, R (6, PH) OBP: 0.321, SLG: 0.182 Fred Talbot, R (7, 1) OBP: 0.167, SLG: 0.294 Charley Smith, R (8, PH) OBP: 0.294, SLG: 0.348 Steve Hamilton, L (9, 1)			F8			F8		5-3		0 1 1 0 1 0	0 0 0 0 0 0	0 0 0 0 0 0	0 0 0 0 0 0	0 0 0 0 0 0	0 0 0 0 0 0	0 0 0 0 0 0
Inning Stats	R: 0 E: 0 K: 0 S: 3 H: 0 LOB: 0 BB: 0 P: 3	R: 0 E: 0 K: 1 S: 6 H: 1 LOB: 1 BB: 0 P: 6	R: 0 E: 0 K: 0 S: 3 H: 0 LOB: 0 BB: 0 P: 3	R: 0 E: 0 K: 0 S: 3 H: 0 LOB: 0 BB: 0 P: 3	R: 1 E: 0 K: 0 S: 4 H: 2 LOB: 0 BB: 0 P: 4	R: 0 E: 1 K: 0 S: 5 H: 1 LOB: 2 BB: 0 P: 5	R: 0 E: 0 K: 0 S: 3 H: 0 LOB: 1 BB: 1 P: 7	R: 0 E: 0 K: 0 S: 3 H: 0 LOB: 0 BB: 0 P: 3	R: 0 E: 0 K: 0 S: 3 H: 0 LOB: 0 BB: 0 P: 3	1B: 2 2B: 1 3B: 0 HR: 1 SF: 0 SAC: 0 DP: 1 HBP: 0						

PITCHER	IP	WLS	BF	H	R	ER	SO	BB	IBB	HBP	BLK	WP	HR	S	P	ERA	WHIP
Dick Ellsworth, L (1, 1) ERA: 3.04	9.0	W	32	4	1	1	1	1	0	0	0	0	1	33	37	1.00	0.556

PITCHER	IP	WLS	BF	H	R	ER	SO	BB	IBB	HBP	BLK	WP	HR	S	P	ERA	WHIP

AB	31
R	1
H	4
RBI	1
BB	1
SO	1
LOB	7

PA: 32
WP: 0 PB: 0 SB: 0 CS: 0

livebaseballscorecards.com

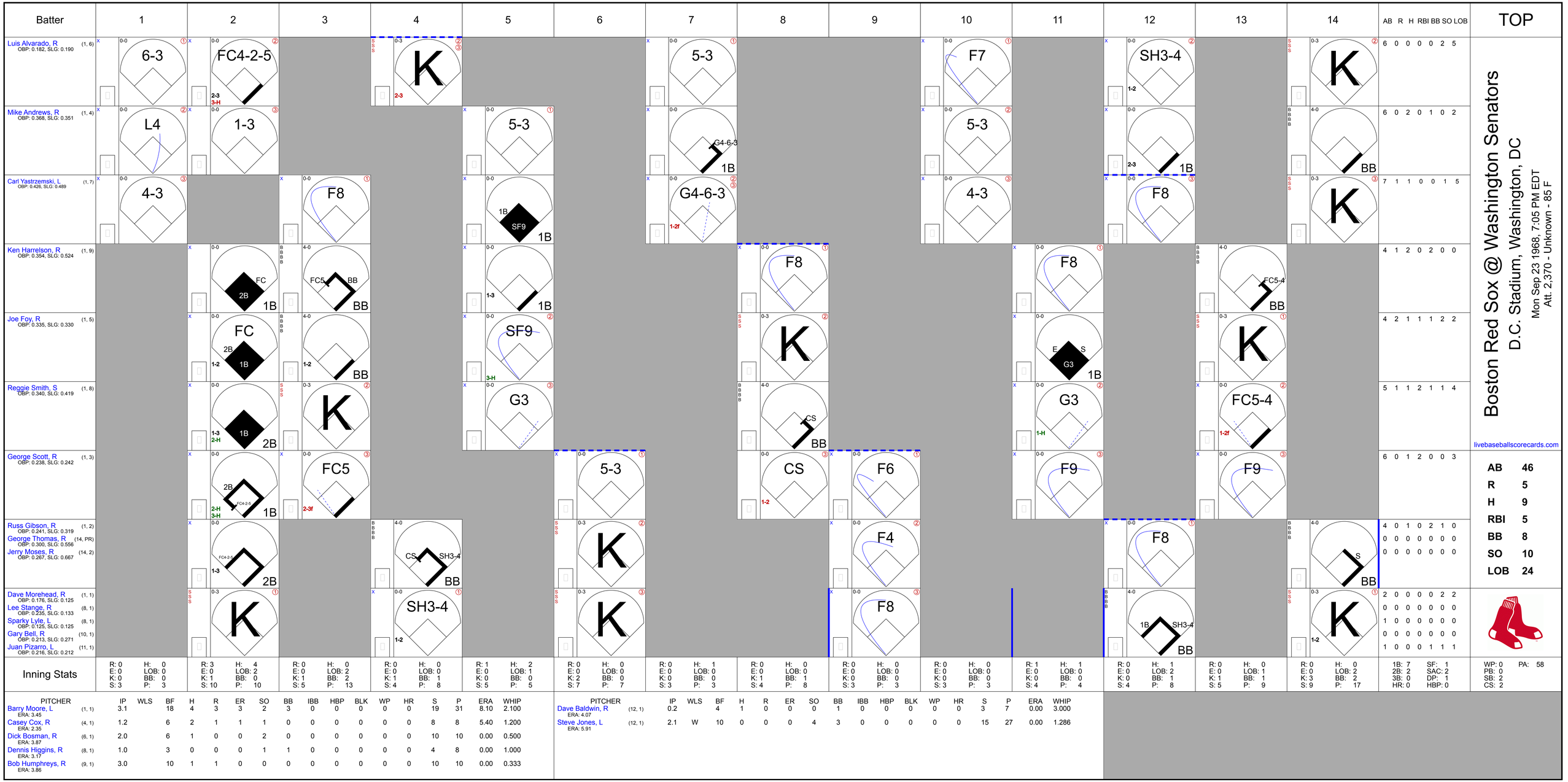
Batter
1
2
3
4
5
6
7
8
9
10
11
12
13
14
AB R H RBI BB SO LOB
TOP
Luis Alvarado, R (1, 6) OBP: 0.182, SLG: 0.190
6-3
FC4-2-5
2-3
3-H
K
2-3
5-3
F7
SH3-4
1-2
K
6 0 0 0 0 2 5
Mike Andrews, R (1, 4) OBP: 0.368, SLG: 0.351
L4
1-3
5-3
G4-6-3
1B
5-3
2-3
1B
BB
6 0 2 0 1 0 2
Carl Yastrzemski, L (1, 7) OBP: 0.426, SLG: 0.489
4-3
F8
1B
SF9
1B
G4-6-3
1-2f
4-3
F8
K
7 1 1 0 0 1 5
Ken Harrelson, R (1, 9) OBP: 0.354, SLG: 0.524
FC
2B
1B
FC5
BB
BB
1-3
1B
F8
F8
FC5-4
BB
4 1 2 0 2 0 0
Joe Foy, R (1, 5) OBP: 0.335, SLG: 0.330
FC
2B
1B
1-2
1-2
BB
SF9
3-H
K
E
S
G3
1B
K
4 2 1 1 1 2 2
Reggie Smith, S (1, 8) OBP: 0.340, SLG: 0.419
1-3
2-H
2B
K
G3
CS
BB
G3
1-H
FC5-4
1-2f
5 1 1 2 1 1 4
George Scott, R (1, 3) OBP: 0.238, SLG: 0.242
2B
FC4-2-5
2-H
3-H
1B
FC5
2-3f
5-3
CS
1-2
F6
F9
F9
6 0 1 2 0 0 3
Russ Gibson, R (1, 2) OBP: 0.241, SLG: 0.319
George Thomas, R (14, PR) OBP: 0.300, SLG: 0.556
Jerry Moses, R (14, 2) OBP: 0.267, SLG: 0.667
FC4-2-5
1-3
2B
CS
SH3-4
BB
K
F4
F8
S
BB
4 0 1 0 2 1 0
0 0 0 0 0 0 0
0 0 0 0 0 0 0
Dave Morehead, R (1, 1) OBP: 0.176, SLG: 0.125
Lee Stange, R (8, 1) OBP: 0.235, SLG: 0.133
Sparky Lyle, L (8, 1) OBP: 0.125, SLG: 0.125
Gary Bell, R (10, 1) OBP: 0.213, SLG: 0.271
Juan Pizarro, L (11, 1) OBP: 0.216, SLG: 0.212
K
SH3-4
1-2
K
F8
1B
SH3-4
BB
K
1-2
2 0 0 0 0 2 2
0 0 0 0 0 0 0
1 0 0 0 0 0 0
0 0 0 0 0 0 0
1 0 0 0 1 1 1
Boston Red Sox @ Washington Senators
D.C. Stadium, Washington, DC
Mon Sep 23 1968, 7:05 PM EDT
Att. 2,370 - Unknown - 85 F
livebaseballscorecards.com
AB 46
R 5
H 9
RBI 5
BB 8
SO 10
LOB 24
Inning Stats
R: 0 H: 0 E: 0 LOB: 0 K: 0 BB: 0 S: 3 P: 3
R: 3 H: 4 E: 0 LOB: 2 K: 1 BB: 0 S: 10 P: 10
R: 0 H: 0 E: 0 LOB: 2 K: 1 BB: 2 S: 5 P: 13
R: 0 H: 0 E: 0 LOB: 0 K: 1 BB: 1 S: 4 P: 8
R: 1 H: 2 E: 0 LOB: 1 K: 0 BB: 0 S: 5 P: 5
R: 0 H: 0 E: 0 LOB: 0 K: 2 BB: 0 S: 7 P: 7
R: 0 H: 1 E: 0 LOB: 0 K: 0 BB: 0 S: 3 P: 3
R: 0 H: 0 E: 0 LOB: 0 K: 1 BB: 0 S: 4 P: 8
R: 0 H: 0 E: 0 LOB: 0 K: 0 BB: 0 S: 3 P: 3
R: 0 H: 0 E: 0 LOB: 0 K: 0 BB: 0 S: 3 P: 3
R: 1 H: 1 E: 0 LOB: 0 K: 0 BB: 0 S: 4 P: 4
R: 0 H: 1 E: 0 LOB: 2 K: 0 BB: 1 S: 4 P: 8
R: 0 H: 0 E: 0 LOB: 1 K: 1 BB: 1 S: 5 P: 9
R: 0 H: 0 E: 0 LOB: 2 K: 3 BB: 2 S: 9 P: 17
1B: 7 SF: 1 2B: 2 SAC: 2 3B: 0 DP: 1 HR: 0 HBP: 0
WP: 0 PA: 58 PB: 0 SB: 2 CS: 2
PITCHER IP WLS BF H R ER SO BB IBB HBP BLK WP HR S P ERA WHIP
Barry Moore, L (1, 1) ERA: 3.45 3.1 18 4 3 3 2 3 0 0 0 0 0 19 31 8.10 2.100
Casey Cox, R (4, 1) ERA: 2.35 1.2 6 2 1 1 1 0 0 0 0 0 0 8 8 5.40 1.200
Dick Bosman, R (6, 1) ERA: 3.87 2.0 6 1 0 0 2 0 0 0 0 0 0 10 10 0.00 0.500
Dennis Higgins, R (8, 1) ERA: 3.17 1.0 3 0 0 0 1 1 0 0 0 0 0 4 8 0.00 1.000
Bob Humphreys, R (9, 1) ERA: 3.86 3.0 10 1 1 0 0 0 0 0 0 0 0 10 10 0.00 0.333
PITCHER IP WLS BF H R ER SO BB IBB HBP BLK WP HR S P ERA WHIP
Dave Baldwin, R (12, 1) ERA: 4.07 0.2 4 1 0 0 0 1 0 0 0 0 0 3 7 0.00 3.000
Steve Jones, L (12, 1) ERA: 5.91 2.1 W 10 0 0 0 4 3 0 0 0 0 0 15 27 0.00 1.286

BOTTOM

Boston Red Sox @ Washington Senators

D.C. Stadium, Washington, DC

Mon Sep 23 1968, 7:05 PM EDT

Att. 2,370 - Unknown - 85 F

livebaseballscorecards.com

Batter	1	2	3	4	5	6	7	8	9	10	11	12	13	14	AB	R	H	RBI	BB	SO	LOB
Del Unser, L (1, 8) OBP: 0.283, SLG: 0.277	1-3		4-3		G1		F9		L1		FC4-2 2-H		K		7	0	0	0	0	1	3
Ed Stroud, L (1, 9) OBP: 0.289, SLG: 0.384	K		FC6-4 1B			G3 1B		1B 1B	4-3		G3			SH1-4 1B BB	6	2	2	0	1	1	2
Dick Billings, R (1, 7) (8, 5) OBP: 0.364, SLG: 0.412	F3		FC6-4 1-2f			BB 1B BB		E 1B 1-2 E 1B		5-3		F3		SH1-4 1-2	5	1	1	0	1	0	1
Frank Howard, R (1, 3) OBP: 0.341, SLG: 0.558		F9		6-3		BB 1-2 1B		F8		K		1B		IBB	6	0	2	0	1	1	2
Ken McMullen, R (1, 5) (8, 6) OBP: 0.321, SLG: 0.382		2B BB		L5		F6		E E WP 1-2 2-H 1B		F8		F9		1B 1-2 2-H	6	1	2	2	1	0	3
Bernie Allen, L (1, 4) OBP: 0.303, SLG: 0.339		2B 1-3		G3		BB 1-2 2-3		E1 WP E 1-2 2-3 7-5-4-2			F8	F4			5	0	1	0	1	0	3
Jim French, L (1, 2) OBP: 0.280, SLG: 0.260 Hank Allen, R (8, PH) OBP: 0.000, SLG: 0.000 Bob Humphreys, R (9, 1) OBP: 0.400, SLG: 0.400 Gary Holman, L (11, PH) OBP: 0.266, SLG: 0.354 Dave Baldwin, R (12, 1) Steve Jones, L (12, 1)	K		4-3	4-3				E5 WP 1-2 2-3 3-H			1B 2B BB		K		3 1 0 0 0 1	0 0 0 1 0 0	0 0 0 0 0 0	0 1 0 0 0 0	1 0 0 0 0 0	5 2 0 0 0 0
Tim Cullen, R (1, 6) OBP: 0.294, SLG: 0.322	6-3		F8		F9		7-5-4-2 2-Hf 3-H				2B 1-2 1B		1B		3	0	0	0	0	0	2
Dennis Higgins, R (8, 1) OBP: 0.200, SLG: 0.143															0	0	0	0	0	0	0
Paul Casanova, R (8, PH) (9, 2) OBP: 0.203, SLG: 0.245															3	0	2	0	0	0	2
Barry Moore, L (1, 1) OBP: 0.103, SLG: 0.107 Casey Cox, R (4, 1) Cap Peterson, R (5, PH) OBP: 0.282, SLG: 0.288 Dick Bosman, R (6, 1) OBP: 0.233, SLG: 0.276 Brant Alyea, R (7, PH) OBP: 0.308, SLG: 0.463 (8, 7)	6-3		HR	F4		4-3		4-3		FC4-2 1-3 2-H 2B		F8			1 0 1 0 4	0 0 1 0 0	0 0 1 0 1	0 0 1 0 1	0 0 0 0 0	0 0 0 0 1	0 0 0 0 1
Inning Stats	R: 0 E: 0 K: 1 S: 5 H: 0 LOB: 0 BB: 0 P: 5	R: 0 E: 0 K: 1 S: 6 H: 1 LOB: 2 BB: 1 P: 10	R: 0 E: 0 K: 0 S: 4 H: 1 LOB: 1 BB: 0 P: 4	R: 0 E: 0 K: 0 S: 3 H: 0 LOB: 0 BB: 0 P: 3	R: 1 E: 0 K: 0 S: 4 H: 1 LOB: 0 BB: 0 P: 4	R: 0 E: 0 K: 0 S: 4 H: 1 LOB: 3 BB: 2 P: 12	R: 0 E: 0 K: 0 S: 3 H: 0 LOB: 0 BB: 0 P: 3	R: 3 E: 2 K: 0 S: 7 H: 3 LOB: 1 BB: 0 P: 7	R: 0 E: 0 K: 0 S: 3 H: 0 LOB: 0 BB: 0 P: 3	R: 0 E: 0 K: 1 S: 5 H: 0 LOB: 0 BB: 0 P: 5	R: 1 E: 0 K: 0 S: 5 H: 2 LOB: 2 BB: 1 P: 9	R: 0 E: 0 K: 0 S: 4 H: 1 LOB: 1 BB: 0 P: 4	R: 0 E: 0 K: 2 S: 8 H: 1 LOB: 1 BB: 0 P: 8	R: 1 E: 0 K: 0 S: 2 H: 1 LOB: 2 BB: 2 P: 10	1B: 9 2B: 3 3B: 0 HR: 1	SF: 0 SAC: 1 DP: 1 HBP: 0				

PITCHER		IP	WLS	BF	H	R	ER	SO	BB	IBB	HBP	BLK	WP	HR	S	P	ERA	WHIP
Dave Morehead, R ERA: 2.45	(1, 1)	7.0		29	5	2	2	2	3	0	0	0	0	1	30	42	2.57	1.143
Lee Stange, R ERA: 3.98	(8, 1)	0.1		4	2	0	0	0	0	0	0	0	0	0	4	4	0.00	6.000
Sparky Lyle, L ERA: 2.63	(8, 1)	1.2		5	0	2	0	0	0	0	0	0	1	0	5	5	0.00	0.000
Gary Bell, R ERA: 3.12	(10, 1)	1.1		7	2	1	1	1	1	0	0	0	0	0	8	12	6.75	2.250
Juan Pizarro, L ERA: 3.56	(11, 1)	3.0	L	14	3	1	1	2	1	1	0	0	0	0	16	24	3.00	1.333

PITCHER	IP	WLS	BF	H	R	ER	SO	BB	IBB	HBP	BLK	WP	HR	S	P	ERA	WHIP

AB	52
R	6
H	12
RBI	5
BB	6
SO	5
LOB	26

WP: 1 PA: 59
PB: 0
SB: 0
CS: 0

Boston Red Sox @ Washington Senators

D.C. Stadium, Washington, DC

Tue Sep 24 1968, 7:05 PM EDT

Att. 2,730 - Unknown

TOP

livebaseballscorecards.com

Batter	1	2	3	4	5	6	7	8	9	AB	R	H	RBI	BB	SO	LOB
Luis Alvarado, R (1, 6) OBP: 0.167, SLG: 0.174	F7		FC1-5 1-2 2-3			F5		F4	4-3	4	0	0	0	0	0	2
Jose Tartabull, L (9, PH) OBP: 0.306, SLG: 0.324										1	0	0	0	0	0	2
Mike Andrews, R (1, 4) OBP: 0.366, SLG: 0.349	6-3		F7			6-3		F8		4	0	0	0	0	0	2
Carl Yastrzemski, L (1, 7) OBP: 0.427, SLG: 0.494	1B		1-3			4-1		HR		4	1	2	1	0	0	2
George Thomas, R (8, 7) OBP: 0.300, SLG: 0.556										0	0	0	0	0	0	0
Ken Harrelson, R (1, 9) OBP: 0.352, SLG: 0.520	F4			6-3			5-3	F7		4	0	0	0	0	0	1
Floyd Robinson, L (8, 9) OBP: 0.274, SLG: 0.301										0	0	0	0	0	0	0
Joe Foy, R (1, 5) OBP: 0.336, SLG: 0.330		BBBB 4-0 G5-4-3 BB		F9			1B WP 1B		1-3	0	0	0	0	1	0	0
Jerry Adair, R (4, PH) (4, 5) OBP: 0.252, SLG: 0.250										3	0	1	0	0	0	0
Reggie Smith, S (1, 8) OBP: 0.340, SLG: 0.420		F8		F9			F7 1-2		2B	4	1	1	0	0	0	2
George Scott, R (1, 3) OBP: 0.238, SLG: 0.240		G5-4-3 1-2f			6-3		BBBB 4-0 1B BB	SSS 0-3 K		3	0	0	0	1	1	2
Jerry Moses, R (1, 2) OBP: 0.368, SLG: 0.667			FC1-5 SH 1B		F9		1-2 2-3 1B	BBBB 4-0 2B BB		3	0	2	0	1	0	0
Jim Lonborg, R (1, 1) OBP: 0.308, SLG: 0.444			SH FC1-5 1-2		F9		L7	1-3 2-H 2B		1	0	0	0	0	0	0
Bill Landis, L (6, 1)										0	0	0	0	0	0	0
Gary Waslewski, R (6, 1) OBP: 0.074, SLG: 0.038										0	0	0	0	0	0	0
Rico Petrocelli, R (7, PH) OBP: 0.296, SLG: 0.381										1	0	0	0	0	0	3
Darrell Brandon, R (7, 1)										0	0	0	0	0	0	0
Dalton Jones, L (9, PH) OBP: 0.273, SLG: 0.315										1	0	1	1	0	0	0

	AB	33
	R	2
	H	7
	RBI	2
	BB	3
	SO	1
	LOB	16

Inning Stats	1	2	3	4	5	6	7	8	9
	R: 0 E: 0 K: 0 S: 4	R: 0 E: 0 K: 0 S: 2	R: 0 E: 0 K: 0 S: 5	R: 0 E: 0 K: 0 S: 3	R: 0 E: 0 K: 0 S: 3	R: 0 E: 0 K: 0 S: 3	R: 0 E: 0 K: 0 S: 5	R: 1 E: 0 K: 0 S: 4	R: 1 E: 0 K: 1 S: 7
	H: 1 LOB: 1 BB: 0 P: 4	H: 0 LOB: 0 BB: 1 P: 6	H: 1 LOB: 2 BB: 0 P: 5	H: 0 LOB: 0 BB: 0 P: 3	H: 0 LOB: 0 BB: 0 P: 3	H: 0 LOB: 0 BB: 0 P: 3	H: 2 LOB: 3 BB: 1 P: 9	H: 1 LOB: 0 BB: 0 P: 4	H: 2 LOB: 2 BB: 1 P: 11

1B: 4 SF: 0
2B: 2 SAC: 1
3B: 0 DP: 1
HR: 1 HBP: 0

WP: 1 PA: 37
PB: 0
SB: 0
CS: 0

PITCHER		IP	WLS	BF	H	R	ER	SO	BB	IBB	HBP	BLK	WP	HR	S	P	ERA	WHIP
Frank Bertaina, L ERA: 4.66	(1, 1)	7.0	W	27	4	0	0	0	2	0	0	0	1	0	25	33	0.00	0.857
Dennis Higgins, R ERA: 3.28	(8, 1)	2.0	S	10	3	2	2	1	1	0	0	0	0	1	11	15	9.00	2.000

PITCHER	IP	WLS	BF	H	R	ER	SO	BB	IBB	HBP	BLK	WP	HR	S	P	ERA	WHIP

Batter	1	2	3	4	5	6	7	8	9	AB	R	H	RBI	BB	SO	LOB
Del Unser, L (1, 8) OBP: 0.282, SLG: 0.277	L7		4-3		4-3	1B		K		5	0	1	2	0	1	1
Dick Billings, R (1, 7) OBP: 0.333, SLG: 0.409	1-3		2B 2B		F9	K		K		5	1	1	0	0	2	3
Brant Alyea, R (1, 9) OBP: 0.318, SLG: 0.486	K		2-H 2B			1B 1B BB	1-3	1-H E 3B		4	2	2	2	1	1	0
Frank Howard, R (1, 3) OBP: 0.339, SLG: 0.554		F3	F8			F8	K	E2 1B		4	0	0	0	0	1	2
Dennis Higgins, R (8, 1) OBP: 0.188, SLG: 0.133								3-H		1	0	0	0	0	0	0
Ken McMullen, R (1, 5) OBP: 0.326, SLG: 0.387		E WP 1B		SH1-3 4-3 PB 1B		1B 1-2 BB 1B	2B BB	1-2 1B		4	4	4	0	1	0	0
Bernie Allen, L (1, 4) OBP: 0.305, SLG: 0.343		4-3 1-3		4-3 1-2		BB 1B 1-3 2-H 1B	1-H 2B	4-3		5	1	2	2	0	0	4
Jim French, L (1, 2) OBP: 0.290, SLG: 0.258		FC5-4 3-H BB		SH1-3 2-3		K	FC6-4 BB			1	0	0	0	2	1	2
Tim Cullen, R (1, 6) OBP: 0.293, SLG: 0.318		FC5-4 1-2f		L8 3-H		BB 1B BB	FC6-4 1-2f			3	1	0	0	1	0	3
Frank Bertaina, L (1, 1) OBP: 0.175, SLG: 0.132			4-3		4-3	1B 1-2 2-3 3-H BB		3B 1B		2	0	0	1	1	0	0
Gary Holman, L (8, 3) OBP: 0.375, SLG: 0.361										1	1	1	0	0	0	0
Inning Stats	R: 0 E: 0 K: 1 S: 5 H: 0 LOB: 0 BB: 0 P: 5	R: 1 E: 1 K: 0 S: 4 H: 1 LOB: 1 BB: 1 P: 8	R: 1 E: 0 K: 0 S: 5 H: 2 LOB: 1 BB: 0 P: 5	R: 1 E: 0 K: 0 S: 4 H: 1 LOB: 0 BB: 0 P: 4	R: 0 E: 0 K: 0 S: 3 H: 0 LOB: 0 BB: 0 P: 3	R: 4 E: 0 K: 2 S: 10 H: 3 LOB: 2 BB: 3 P: 22	R: 1 E: 0 K: 1 S: 6 H: 1 LOB: 2 BB: 2 P: 14	R: 2 E: 1 K: 2 S: 11 H: 3 LOB: 2 BB: 0 P: 11		1B: 7 2B: 3 3B: 1 HR: 0 SF: 0 SAC: 1 DP: 0 HBP: 0						

PITCHER		IP	WLS	BF	H	R	ER	SO	BB	IBB	HBP	BLK	WP	HR	S	P	ERA	WHIP
Jim Lonborg, R ERA: 4.31	(1, 1)	5.1	L	24	6	6	4	1	2	0	0	0	1	0	24	32	6.75	1.500
Bill Landis, L ERA: 3.15	(6, 1)	0.1		4	1	1	1	1	2	0	0	0	0	0	4	12	27.00	9.000
Gary Waslewski, R ERA: 3.67	(6, 1)	0.1		1	0	0	0	1	0	0	0	0	0	0	3	3	0.00	0.000
Darrell Brandon, R ERA: 6.39	(7, 1)	2.0		13	4	3	2	3	2	0	0	0	0	0	17	25	9.00	3.000

PITCHER	IP	WLS	BF	H	R	ER	SO	BB	IBB	HBP	BLK	WP	HR	S	P	ERA	WHIP

BOTTOM

Boston Red Sox @ Washington Senators

D.C. Stadium, Washington, DC

Tue Sep 24 1968, 7:05 PM EDT

Att. 2,730 - Unknown

livebaseballscorecards.com

AB	35
R	10
H	11
RBI	7
BB	6
SO	6
LOB	15

WP: 1 PA: 42
PB: 1
SB: 0
CS: 0

Batter	1	2	3	4	5	6	7	8	9	AB	R	H	RBI	BB	SO	LOB
Mike Andrews, R (1, 4) OBP: 0.365, SLG: 0.348	1B 1B	K			6-3		F8			4	1	1	0	0	1	0
Dalton Jones, L (1, 3) OBP: 0.273, SLG: 0.315	G6-4-3 1-3 1B		F8		4-3			F9		4	0	1	0	0	0	0
Carl Yastrzemski, L (1, 7) OBP: 0.427, SLG: 0.493	G6-4-3 1-2 3-H 1B		BBBB CS BB		SSS K			3-1		3	0	1	1	1	1	0
Ken Harrelson, R (1, 9) OBP: 0.353, SLG: 0.519	G6-4-3 1-2f 2-3		BBBB 1-2 BB			5-3		1B		3	0	1	0	1	0	2
Reggie Smith, S (1, 8) OBP: 0.342, SLG: 0.423	BBBB PB BB		F9			2B		1-3 1B		3	0	2	0	1	0	1
Rico Petrocelli, R (1, 6) OBP: 0.296, SLG: 0.378	BBBB 1-2 BB			SSS K		F8		F8		3	0	0	0	1	1	3
George Scott, R (1, 5) OBP: 0.236, SLG: 0.237	F4			4-3		SSS K			SSS K	4	0	0	0	0	2	4
Russ Gibson, R (1, 2) OBP: 0.237, SLG: 0.314		4-3		E6			1-3		F7	4	0	0	0	0	0	0
Ray Culp, R (1, 1) OBP: 0.153, SLG: 0.130		SSS K		SSS K			F4		SSS K	4	0	0	0	0	3	1
Inning Stats	R: 1 E: 0 K: 0 S: 5 H: 3 LOB: 3 BB: 2 P: 13	R: 0 E: 0 K: 2 S: 7 H: 0 LOB: 0 BB: 0 P: 7	R: 0 E: 0 K: 0 S: 2 H: 0 LOB: 1 BB: 2 P: 10	R: 0 E: 1 K: 2 S: 8 H: 0 LOB: 1 BB: 0 P: 8	R: 0 E: 0 K: 1 S: 5 H: 0 LOB: 0 BB: 0 P: 5	R: 0 E: 0 K: 1 S: 6 H: 1 LOB: 1 BB: 0 P: 6	R: 0 E: 0 K: 0 S: 3 H: 0 LOB: 0 BB: 0 P: 3	R: 0 E: 0 K: 0 S: 5 H: 2 LOB: 2 BB: 0 P: 5	R: 0 E: 0 K: 2 S: 7 H: 0 LOB: 0 BB: 0 P: 7	1B: 5 2B: 1 3B: 0 HR: 0 SF: 0 SAC: 0 DP: 1 HBP: 0						

TOP

Boston Red Sox @ Washington Senators

D.C. Stadium, Washington, DC

Wed Sep 25 1968, 7:05 PM EDT

Att. 3,625 - Unknown - 85 F

livebaseballscorecards.com

AB	32
R	1
H	6
RBI	1
BB	4
SO	8
LOB	11

WP: 0 PB: 1 SB: 0 CS: 1 PA: 36

PITCHER		IP	WLS	BF	H	R	ER	SO	BB	IBB	HBP	BLK	WP	HR	S	P	ERA	WHIP
Jim Hannan, R ERA: 3.01	(1, 1)	0.2	L	6	3	1	1	0	2	0	0	0	0	0	4	12	13.50	7.500
Dick Bosman, R ERA: 3.69	(1, 1)	6.1		22	1	0	0	6	2	0	0	0	0	0	32	40	0.00	0.474
Bob Humphreys, R ERA: 3.77	(8, 1)	2.0		8	2	0	0	2	0	0	0	0	0	0	12	12	0.00	1.000

PITCHER		IP	WLS	BF	H	R	ER	SO	BB	IBB	HBP	BLK	WP	HR	S	P	ERA	WHIP

Batter	1	2	3	4	5	6	7	8	9	AB	R	H	RBI	BB	SO	LOB
Del Unser, L (1, 8) OBP: 0.283, SLG: 0.278	G3 BB 1B		WP 6-3 1B		K 2-3			4-3		4	0	2	0	0	1	1
Dick Billings, R (1, 7) OBP: 0.355, SLG: 0.400	BBBB 4-0 G3 BB 1-2		6-3 1-2		K			1B		3	0	1	0	1	1	2
Brant Alyea, R (1, 9) OBP: 0.316, SLG: 0.479	SSS 0-3 K		0-0 F7 2-3			1B 1B		F7		4	0	1	0	0	1	4
Frank Howard, R (1, 3) OBP: 0.337, SLG: 0.550	G3 1-2 2-3		SSS 0-3 K			SSS 0-3 K		SSS 0-3 K		4	0	0	0	0	3	5
Ken McMullen, R (1, 5) OBP: 0.327, SLG: 0.386	F7			BBBB 4-0 CS BB		G6-4-3 1-2 1B			F7	3	0	1	0	1	0	2
Bernie Allen, L (1, 4) OBP: 0.302, SLG: 0.339		3-1		SSS 0-3 K		G6-4-3 1-2f			SSS 0-3 K	4	0	0	0	0	2	3
Jim French, L (1, 2) OBP: 0.283, SLG: 0.252		F8		SSS 0-3 K 1-2			4-3		1-6-3	4	0	0	0	0	1	1
Tim Cullen, R (1, 6) OBP: 0.297, SLG: 0.319		BBBB 4-0 BB			PB SH1-4 1B		F9			2	0	1	0	1	0	0
Jim Hannan, R (1, 1) OBP: 0.120, SLG: 0.064 Dick Bosman, R (1, 1) OBP: 0.226, SLG: 0.267 Mike Epstein, L (7, PH) OBP: 0.339, SLG: 0.363 Bob Humphreys, R (8, 1) OBP: 0.400, SLG: 0.400		SSS 0-3 K			0-0 SH1-4 1-2		SSS 0-3 K			0	0	0	0	0	0	0
										1	0	0	0	0	1	1
										1	0	0	0	0	1	0
										0	0	0	0	0	0	0
Inning Stats	R: 0 E: 0 K: 1 S: 6 H: 1 LOB: 2 BB: 1 P: 10	R: 0 E: 0 K: 1 S: 5 H: 0 LOB: 1 BB: 1 P: 9	R: 0 E: 0 K: 1 S: 6 H: 1 LOB: 1 BB: 0 P: 6	R: 0 E: 0 K: 2 S: 6 H: 0 LOB: 1 BB: 0 P: 10	R: 0 E: 0 K: 2 S: 8 H: 1 LOB: 1 BB: 0 P: 8	R: 0 E: 0 K: 1 S: 6 H: 2 LOB: 1 BB: 0 P: 6	R: 0 E: 0 K: 1 S: 5 H: 0 LOB: 0 BB: 0 P: 5	R: 0 E: 0 K: 1 S: 6 H: 1 LOB: 1 BB: 0 P: 6	R: 0 E: 0 K: 1 S: 5 H: 0 LOB: 0 BB: 0 P: 5	1B: 6 2B: 1 3B: 0 HR: 0	SF: 0 SAC: 1 DP: 2 HBP: 0						

PITCHER	IP	WLS	BF	H	R	ER	SO	BB	IBB	HBP	BLK	WP	HR	S	P	ERA	WHIP
Ray Culp, R (1, 1) ERA: 2.85	9.0	W	34	6	0	0	11	3	0	0	0	1	0	53	65	0.00	1.000

PITCHER	IP	WLS	BF	H	R	ER	SO	BB	IBB	HBP	BLK	WP	HR	S	P	ERA	WHIP

BOTTOM

Boston Red Sox @ Washington Senators

D.C. Stadium, Washington, DC

Wed Sep 25 1968, 7:05 PM EDT

Att. 3,625 - Unknown - 85 F

livebaseballscorecards.com

AB	30
R	0
H	6
RBI	0
BB	3
SO	11
LOB	19

1B: 6	SF: 0	WP: 1	PA: 34
2B: 1	SAC: 1	PB: 1	
3B: 0	DP: 2	SB: 0	
HR: 0	HBP: 0	CS: 1	

Batter	1	2	3	4	5	6	7	8	9	AB	R	H	RBI	BB	SO	LOB
Horace Clarke, S (1, 4) OBP: 0.257, SLG: 0.254	F8		L9-6 BB 1B		G6-4-3 1B		1B		G6-4-3 1-2f	5	0	3	0	0	0	2
Tom Tresh, S (1, 6) OBP: 0.305, SLG: 0.311	BBBB 1B BB		L8		F8		1-2 1B			3	0	1	0	1	0	2
Mickey Mantle, S (1, 3) OBP: 0.385, SLG: 0.399 Ruben Amaro, R (8, 3) OBP: 0.280, SLG: 0.146	F9		BBBB 1-2 BB		G6-4-3 1-2f		F7			3 0	0 0	0 0	0 0	1 0	0 0	4 0
Roy White, S (1, 7) OBP: 0.351, SLG: 0.418	1-3 1B		L9-6 2-3			G3		G6-4-3 1B		4	0	2	0	0	0	2
Bill Robinson, R (1, 8) OBP: 0.290, SLG: 0.373	6-3			L9		L7		G6-4-3 1-2f		4	0	0	0	0	0	3
Andy Kosco, R (1, 9) OBP: 0.266, SLG: 0.373		1B G6-4-3 2B		1B 2B		F8		SSS K		4	1	2	0	0	1	0
Frank Fernandez, R (1, 2) OBP: 0.345, SLG: 0.385		G6-4-3 2-3 1B		SSS K			5-3		BB 1B	4	0	2	0	0	1	1
Bobby Cox, R (1, 5) OBP: 0.301, SLG: 0.316		G6-4-3 1-2f 3-H		2-3 1B			HR		BBBB G6-4-3 1-2 BB	3	1	2	1	1	0	1
Joe Verbanic, R (1, 1) OBP: 0.115, SLG: 0.080 Fritz Peterson, S (1, 1) OBP: 0.106, SLG: 0.127 Rocky Colavito, R (4, PH) OBP: 0.312, SLG: 0.374 Fred Talbot, R (4, 1) OBP: 0.167, SLG: 0.294 Dick Howser, R (7, PH) OBP: 0.317, SLG: 0.180 John Cumberland, R (7, 1) OBP: 0.280, SLG: 0.343 Charley Smith, R (9, PH)		F8		F6			L8		SSS K	0 1 1 0 1 0 1	0 0 0 0 0 0 0	0 0 0 0 0 0 0	0 0 0 0 0 0 0	0 0 0 0 0 0 1	0 0 0 0 0 0 0	0 0 2 0 0 0 2
Inning Stats	R: 0 E: 0 K: 0 S: 4 H: 1 LOB: 2 BB: 1 P: 8	R: 1 E: 0 K: 0 S: 4 H: 2 LOB: 0 BB: 0 P: 4	R: 0 E: 0 K: 0 S: 3 H: 1 LOB: 1 BB: 1 P: 7	R: 0 E: 0 K: 1 S: 7 H: 2 LOB: 2 BB: 0 P: 7	R: 0 E: 0 K: 0 S: 3 H: 1 LOB: 0 BB: 0 P: 3	R: 0 E: 0 K: 0 S: 3 H: 0 LOB: 0 BB: 0 P: 3	R: 1 E: 0 K: 0 S: 6 H: 3 LOB: 2 BB: 0 P: 6	R: 0 E: 0 K: 1 S: 5 H: 1 LOB: 0 BB: 0 P: 5	R: 0 E: 0 K: 1 S: 5 H: 1 LOB: 1 BB: 1 P: 9	1B: 9 2B: 3 3B: 0 HR: 1 SF: 0 SAC: 0 DP: 5 HBP: 0						

PITCHER		IP	WLS	BF	H	R	ER	SO	BB	IBB	HBP	BLK	WP	HR	S	P	ERA	WHIP
Dick Ellsworth, L ERA: 3.03	(1, 1)	6.2	W	29	10	2	2	1	2	0	0	0	0	1	29	37	2.70	1.800
Lee Stange, R ERA: 3.93	(7, 1)	1.1		4	1	0	0	1	0	0	0	0	0	0	6	6	0.00	0.750
Sparky Lyle, L ERA: 2.78	(9, 1)	1.0	S	4	1	0	0	1	1	0	0	0	0	0	5	9	0.00	2.000

PITCHER	IP	WLS	BF	H	R	ER	SO	BB	IBB	HBP	BLK	WP	HR	S	P	ERA	WHIP

TOP

New York Yankees @ Boston Red Sox

Fenway Park, Boston, MA

Fri Sep 27 1968, 7:05 PM EDT

Att. 28,796 - Overcast - 64 F

livebaseballscorecards.com

AB	34
R	2
H	12
RBI	1
BB	3
SO	3
LOB	19

WP: 0	PA: 37		
PB: 0			
SB: 0			
CS: 0			

BOTTOM

New York Yankees @ Boston Red Sox

Fenway Park, Boston, MA

Fri Sep 27 1968, 7:05 PM EDT
Att. 28,796 - Overcast - 64 F

livebaseballscorecards.com

Batter	1	2	3	4	5	6	7	8	9	AB	R	H	RBI	BB	SO	LOB
Mike Andrews, R (1, 4) OBP: 0.369, SLG: 0.357	L7	2B		BB G6-4-3		HR		BB 2B E		3	2	2	3	2	0	0
Dalton Jones, L (1, 3) OBP: 0.272, SLG: 0.316	L9	K		G6-4-3		F7		E6		5	1	1	0	0	1	3
Carl Yastrzemski, L (1, 7) OBP: 0.427, SLG: 0.501 Floyd Robinson, L (8, 7) OBP: 0.272, SLG: 0.298	HR		F8		2B		1-3	3-1		4 1	1 0	2 0	1 0	0 0	0 0	0 0
Ken Harrelson, R (1, 9) OBP: 0.355, SLG: 0.520 George Thomas, R (7, PR) OBP: 0.300, SLG: 0.556 (8, 9)	BB 2B 1B		G4-3 1B		F2		HR 1B			3 0	1 1	2 0	0 0	1 0	0 0	1 0
Reggie Smith, S (1, 8) OBP: 0.343, SLG: 0.431	1-3 2B 1B		G4-3		L5		1-H HR			4	2	2	2	0	0	2
Joe Foy, R (1, 5) OBP: 0.337, SLG: 0.330	2-H 3-H CS 1B			BB E 1B	L8		5-3			3	1	1	2	1	0	2
Rico Petrocelli, R (1, 6) OBP: 0.295, SLG: 0.377	CS 1-2	E6 SH5-3 2B		E5 1-3 1B		F4	F4			4	2	1	0	0	0	1
Russ Gibson, R (1, 2) OBP: 0.237, SLG: 0.313		F9		6-3		HR S 1B		K		4	1	1	0	0	1	3
Dick Ellsworth, L (1, 1) OBP: 0.081, SLG: 0.056 Lee Stange, R (7, 1) OBP: 0.235, SLG: 0.133 Elston Howard, R (8, PH) OBP: 0.317, SLG: 0.335 Sparky Lyle, L (9, 1) OBP: 0.125, SLG: 0.125		SH5-3 1-2		BB 2-H 3-H 1B		K 1-2		1-3		2 0 1 0	0 0 0 0	1 0 0 0	2 0 0 0	0 0 0 0	1 0 0 0	1 0 0 0
Inning Stats	R: 3 E: 0 K: 0 S: 5 H: 3 LOB: 0 BB: 1 P: 9	R: 1 E: 1 K: 1 S: 7 H: 1 LOB: 1 BB: 0 P: 7	R: 0 E: 0 K: 0 S: 3 H: 1 LOB: 0 BB: 0 P: 3	R: 2 E: 1 K: 0 S: 4 H: 2 LOB: 1 BB: 2 P: 12	R: 0 E: 0 K: 0 S: 4 H: 1 LOB: 1 BB: 0 P: 4	R: 2 E: 0 K: 1 S: 7 H: 2 LOB: 0 BB: 0 P: 7	R: 2 E: 0 K: 0 S: 5 H: 2 LOB: 1 BB: 0 P: 5	R: 2 E: 1 K: 1 S: 6 H: 1 LOB: 0 BB: 1 P: 10		1B: 6 2B: 4 3B: 0 HR: 3	SF: 0 SAC: 1 DP: 2 HBP: 0						

	AB	34
	R	12
	H	13
	RBI	10
	BB	4
	SO	3
	LOB	13

WP: 0 PB: 0 SB: 1 CS: 1 PA: 40

PITCHER		IP	WLS	BF	H	R	ER	SO	BB	IBB	HBP	BLK	WP	HR	S	P	ERA	WHIP
Joe Verbanic, R ERA: 3.15	(1, 1)	0.2	L	6	3	3	3	0	1	0	0	0	0	1	5	9	40.50	6.000
Fritz Peterson, L ERA: 2.63	(1, 1)	2.1		8	2	1	0	1	0	0	0	0	0	0	10	10	0.00	0.857
Fred Talbot, R ERA: 3.36	(4, 1)	3.0		15	5	4	3	1	2	0	0	0	0	1	15	23	9.00	2.333
John Cumberland, L ERA: 9.0	(7, 1)	2.0		10	3	4	2	1	1	0	0	0	0	1	11	15	9.00	2.000

PITCHER	IP	WLS	BF	H	R	ER	SO	BB	IBB	HBP	BLK	WP	HR	S	P	ERA	WHIP

Batter	1	2	3	4	5	6	7	8	9	AB	R	H	RBI	BB	SO	LOB
Horace Clarke, S (1, 4) OBP: 0.257, SLG: 0.253	B B B 4-0 S BB		x 0-0 ① F8			x 0-0 ① F9		x 0-0 ① 6-3		3	0	0	0	1	0	0
Jake Gibbs, L (1, 2) OBP: 0.271, SLG: 0.278	x 0-0 ① F7		x 0-0 ② 4-3			x 0-0 ② G3		x 0-0 ② F8		4	0	0	0	0	0	1
Mickey Mantle, S (1, 3) OBP: 0.385, SLG: 0.398 Andy Kosco, R (1, 3) OBP: 0.266, SLG: 0.379	x 0-0 ② P6 1-2		S S S 0-3 ③ K			x 0-0 ③ F2		x 0-0 HR		1 3	0 1	0 1	0 1	0 0	0 1	1 0
Roy White, S (1, 7) OBP: 0.351, SLG: 0.416	S S S 0-3 ③ K			x 0-0 ① F8			B B B 4-0 F8 BB SF9 BB	x 0-0 ③ 4-3		3	1	0	0	1	1	1
Joe Pepitone, L (1, 8) OBP: 0.313, SLG: 0.403		B B B B 4-0 1B BB		x 0-0 ② 3-1			B B B B 4-0 SF9 F8 1-2 2B BB		x 0-0 HR	2	2	1	1	2	0	0
Tom Tresh, S (1, 6) OBP: 0.303, SLG: 0.309		x 0-0 ① F4		S S S 0-3 ③ K			x 0-0 ① F8 1-2 2-3		S S S 0-3 ① K	4	0	0	0	0	2	3
Bill Robinson, R (1, 9) OBP: 0.292, SLG: 0.376		x 0-0 1-2 1B			x 0-0 ① F5		x 0-0 ② SF9 2-3 3-H		x 0-0 1B	3	0	2	1	0	0	0
Bobby Cox, R (1, 5) OBP: 0.300, SLG: 0.318		S S S 0-3 ② K			x 0-0 ② 6-3		x 0-0 3-H 2B		x 0-0 ② F9	4	0	1	1	0	1	3
Mel Stottlemyre, R (1, 1) OBP: 0.210, SLG: 0.176 Rocky Colavito, R (7, PH) OBP: 0.311, SLG: 0.373 Lindy McDaniel, R (7, 1)		S S S 0-3 ③ K			S S S 0-3 ③ K		S S S 0-3 ③ K		S S S 0-3 ③ K	2 1 1	0 0 0	0 0 0	0 0 0	0 0 0	2 1 1	2 1 1
Inning Stats	R: 0 E: 0 K: 1 S: 5 H: 0 LOB: 1 BB: 1 P: 9	R: 0 E: 0 K: 2 S: 8 H: 1 LOB: 2 BB: 1 P: 12	R: 0 E: 0 K: 1 S: 5 H: 0 LOB: 0 BB: 0 P: 5	R: 0 E: 0 K: 1 S: 5 H: 0 LOB: 0 BB: 0 P: 5	R: 0 E: 0 K: 1 S: 5 H: 0 LOB: 0 BB: 0 P: 5	R: 0 E: 0 K: 0 S: 3 H: 0 LOB: 0 BB: 0 P: 3	R: 2 E: 0 K: 1 S: 6 H: 1 LOB: 1 BB: 2 P: 14	R: 1 E: 0 K: 0 S: 4 H: 1 LOB: 0 BB: 0 P: 4	R: 1 E: 0 K: 2 S: 9 H: 2 LOB: 1 BB: 0 P: 9	1B: 2 2B: 1 3B: 0 HR: 2 SF: 1 SAC: 0 DP: 0 HBP: 0						

PITCHER	IP	WLS	BF	H	R	ER	SO	BB	IBB	HBP	BLK	WP	HR	S	P	ERA	WHIP
Jim Lonborg, R (1, 1) ERA: 4.29	9.0	L	36	5	4	4	9	4	0	0	0	0	2	50	66	4.00	1.000

PITCHER	IP	WLS	BF	H	R	ER	SO	BB	IBB	HBP	BLK	WP	HR	S	P	ERA	WHIP

TOP

New York Yankees @ Boston Red Sox

Fenway Park, Boston, MA

Sat Sep 28 1968, 3:33 AM EDT

Att. 25,534 - Unknown - 75 F

livebaseballscorecards.com

AB	31
R	4
H	5
RBI	4
BB	4
SO	9
LOB	13

WP: 0 PA: 36
PB: 0
SB: 1
CS: 0

Batter	1	2	3	4	5	6	7	8	9	AB	R	H	RBI	BB	SO	LOB
Mike Andrews, R (1, 4) OBP: 0.370, SLG: 0.356	BBBB 4-0 F9 4-3 CS BB		x 0-0 ③ L8		BBBB 4-0 1B 1-2 E BB		x 0-0 ③ L7			2	1	0	0	2	0	0
Dalton Jones, L (1, 3) OBP: 0.272, SLG: 0.315	x 0-0 ① 4-3 1-2			SSS 0-3 ① K	x 0-0 1-3 2-H E6 1B			x 0-0 ① 4-3		4	0	1	1	0	1	1
Carl Yastrzemski, L (1, 7) OBP: 0.429, SLG: 0.500	BBBB 4-0 BB			BBBB 4-0 1B FC4-6 BB	IIII 4-0 E IBB			x 0-0 ② 4-3		1	1	0	0	3	0	0
Ken Harrelson, R (1, 9) OBP: 0.355, SLG: 0.519 George Thomas, R (8, PH) OBP: 0.273, SLG: 0.500 (9, 9)	x 0-0 ② F9 2-3			x 0-0 FC4-6 1-3 1B	x 0-0 ③ E6 1-2 2-H 3-H			x 0-0 ③ F9		3 1	0 0	1 0	0 0	0 0	0 0	4 0
Reggie Smith, S (1, 8) OBP: 0.341, SLG: 0.428	0-0 ③ CS 3-H	x 0-0 ① L8		x 0-0 ② FC4-6 S 1-2f 3-H		x 0-0 ① F9			SSS 0-3 ① K	4	0	0	1	0	1	1
Joe Foy, R (1, 5) OBP: 0.335, SLG: 0.327		x 0-0 ② 4-3		x 0-0 ③ F6 1-2		x 0-0 ② 6-3			x 0-0 ② 5-3	4	0	0	0	0	0	1
Rico Petrocelli, R (1, 6) OBP: 0.293, SLG: 0.373		x 0-0 ③ F6			x 0-0 ① F7	x 0-0 ③ 5-3			x 0-0 ③ 6-3	4	0	0	0	0	0	0
Russ Gibson, R (1, 2) OBP: 0.238, SLG: 0.313			x 0-0 ① 5-3		x 0-0 FC1-6 1B		x 0-0 ① 1-3			3	0	1	0	0	0	0
Jim Lonborg, R (1, 1) OBP: 0.282, SLG: 0.410			x 0-0 ② 6-3		x 0-0 ② FC1-6 BB 1-2f 1B		SSS 0-3 ② K			3	1	0	0	0	1	1
Inning Stats	R: 0 E: 0 K: 0 S: 2 H: 0 LOB: 1 BB: 2 P: 10	R: 0 E: 0 K: 0 S: 3 H: 0 LOB: 0 BB: 0 P: 3	R: 0 E: 0 K: 0 S: 3 H: 0 LOB: 0 BB: 0 P: 3	R: 1 E: 0 K: 1 S: 6 H: 1 LOB: 1 BB: 1 P: 10	R: 2 E: 1 K: 0 S: 5 H: 2 LOB: 2 BB: 2 P: 13	R: 0 E: 0 K: 0 S: 3 H: 0 LOB: 0 BB: 0 P: 3	R: 0 E: 0 K: 1 S: 5 H: 0 LOB: 0 BB: 0 P: 5	R: 0 E: 0 K: 0 S: 3 H: 0 LOB: 0 BB: 0 P: 3	R: 0 E: 0 K: 1 S: 5 H: 0 LOB: 0 BB: 0 P: 5	1B: 3 2B: 0 3B: 0 HR: 0 SF: 0 SAC: 0 DP: 0 HBP: 0						WP: 0 PB: 0 SB: 1 CS: 1 PA: 35	

PITCHER		IP	WLS	BF	H	R	ER	SO	BB	IBB	HBP	BLK	WP	HR	S	P	ERA	WHIP
Mel Stottlemyre, R ERA: 2.45	(1, 1)	6.0		25	3	3	2	1	4	1	0	0	0	0	22	42	3.00	1.167
Lindy McDaniel, R ERA: 3.38	(7, 1)	3.0	W	9	0	0	0	2	0	0	0	0	0	0	13	13	0.00	0.000

PITCHER	IP	WLS	BF	H	R	ER	SO	BB	IBB	HBP	BLK	WP	HR	S	P	ERA	WHIP

BOTTOM

New York Yankees @ Boston Red Sox

Fenway Park, Boston, MA

Sat Sep 28 1968, 3:33 AM EDT
Att. 25,534 - Unknown - 75 F

livebaseballscorecards.com

AB	29
R	3
H	3
RBI	2
BB	5
SO	3
LOB	8

New York Yankees @ Boston Red Sox

Fenway Park, Boston, MA

Sun Sep 29 1968, 3:33 AM EDT

Att. 35,209 - Overcast - 69 F

TOP

livebaseballscorecards.com

Batter	1	2	3	4	5	6	7	8	9	AB	R	H	RBI	BB	SO	LOB
Horace Clarke, S (1, 4) OBP: 0.258, SLG: 0.254	0-0 1B SF9 1B		0-0 ① G1		0-0 S 1B		0-0 ③ G3		0-0 ① 6-3	5	1	2	0	0	0	0
Jake Gibbs, L (1, 2) OBP: 0.270, SLG: 0.277	0-0 WP SF9 1-3 1B		0-0 ② G3		0-0 ③ 1-6-3 1-2			SSS 0-3 ① K	0-0 ② F6	5	0	1	0	0	1	1
Joe Pepitone, L (1, 8) OBP: 0.311, SLG: 0.403	SSS 0-3 ① K		0-0 2B			0-0 ① L6		0-0 ② F9	SSS 0-3 ③ K	5	0	1	0	0	2	2
Roy White, S (1, 7) OBP: 0.350, SLG: 0.414	0-0 ② SF9 1-2 3-H		0-0 ③ 4-3			0-0 ② 4-3		BBB 4-0 1B 1B BB		2	1	0	1	1	0	1
Andy Kosco, R (1, 3) OBP: 0.268, SLG: 0.382	SSS 0-3 ③ K 2-3			0-0 ① 4-3		0-0 2B		0-0 1-H 2B 1B		4	1	2	1	0	1	1
Tom Tresh, S (1, 6) OBP: 0.304, SLG: 0.308		0-0 ① G3		0-0 ② G3		4-0 IBB		4-0 2B IBB		2	1	0	0	2	0	0
Bill Robinson, R (1, 9) OBP: 0.294, SLG: 0.380		0-0 1B		0-0 ③ 6-3		0-0 ③ F8		0-0 1-H 2-H 2B		4	0	2	2	0	0	2
Bobby Cox, R (1, 5) OBP: 0.300, SLG: 0.316		0-0 ② F9			0-0 ① 6-3		0-0 ① F2	4-0 IBB		3	0	0	0	1	0	1
Stan Bahnsen, R (1, 1) OBP: 0.114, SLG: 0.049 Lindy McDaniel, R (8, 1)	SSS 0-3 ③ K				SSS 0-3 ② K		SSS 0-3 ② K	SSS 0-3 ③ K		4	0	0	0	0	4	3
										0	0	0	0	0	0	0
Inning Stats	R: 1 E: 0 K: 2 S: 9 H: 2 LOB: 1 BB: 0 P: 9	R: 0 E: 0 K: 1 S: 6 H: 1 LOB: 1 BB: 0 P: 6	R: 0 E: 0 K: 0 S: 4 H: 1 LOB: 1 BB: 0 P: 4	R: 0 E: 0 K: 0 S: 3 H: 0 LOB: 0 BB: 0 P: 3	R: 0 E: 0 K: 1 S: 6 H: 1 LOB: 1 BB: 0 P: 6	R: 0 E: 0 K: 0 S: 4 H: 1 LOB: 2 BB: 1 P: 8	R: 0 E: 0 K: 1 S: 5 H: 0 LOB: 0 BB: 0 P: 5	R: 3 E: 0 K: 2 S: 9 H: 2 LOB: 2 BB: 3 P: 21	R: 0 E: 0 K: 1 S: 5 H: 0 LOB: 0 BB: 0 P: 5	1B: 5 2B: 3 3B: 0 HR: 0	SF: 1 SAC: 0 DP: 0 HBP: 0						

	AB	34
	R	4
	H	8
	RBI	4
	BB	4
	SO	8
	LOB	11

WP: 1 PB: 0 SB: 1 CS: 0 PA: 39

PITCHER		IP	WLS	BF	H	R	ER	SO	BB	IBB	HBP	BLK	WP	HR	S	P	ERA	WHIP
Ray Culp, R ERA: 2.91	(1, 1)	8.0	L	36	8	4	4	7	1	3	0	0	1	0	46	62	4.50	1.125
Sparky Lyle, L ERA: 2.74	(9, 1)	1.0		3	0	0	0	1	0	0	0	0	0	0	5	5	0.00	0.000

PITCHER	IP	WLS	BF	H	R	ER	SO	BB	IBB	HBP	BLK	WP	HR	S	P	ERA	WHIP

Batter	1	2	3	4	5	6	7	8	9	AB	R	H	RBI	BB	SO	LOB
Mike Andrews, R (1, 4) OBP: 0.368, SLG: 0.354	4-3		5-3			FC4-6	F2		6-3	5	0	1	0	0	0	2
Dalton Jones, L (1, 3) OBP: 0.271, SLG: 0.314	K		K			FC4-6			3-1	5	1	1	0	0	2	2
Carl Yastrzemski, L (1, 7) OBP: 0.426, SLG: 0.495	6-3			4-3		F6	F4		K	5	0	0	0	0	1	3
Ken Harrelson, R (1, 9) OBP: 0.356, SLG: 0.518		K		F3		1B		FC6-4		3	0	1	0	1	1	0
Reggie Smith, S (1, 8) OBP: 0.342, SLG: 0.430		2B		F5		BB		K		4	0	2	1	0	1	1
Joe Foy, R (1, 5) OBP: 0.336, SLG: 0.326		F8			G6-4-3	F5		FC6-4		2	1	0	0	2	0	2
Rico Petrocelli, R (1, 6) OBP: 0.292, SLG: 0.374		K			G6-4-3	F5		1B		4	1	1	0	0	1	5
Russ Gibson, R (1, 2) OBP: 0.247, SLG: 0.320			SH1-4		1B		F8	1B		4	0	3	2	0	0	0
George Thomas, R (8, PR) OBP: 0.273, SLG: 0.500										0	0	0	0	0	0	0
Elston Howard, R (9, 2) OBP: 0.317, SLG: 0.335										0	0	0	0	0	0	0
Ray Culp, R (1, 1) OBP: 0.162, SLG: 0.129			SH1-4		K		1B	K		1	0	0	0	1	1	1
Floyd Robinson, L (8, PH) OBP: 0.270, SLG: 0.295										1	0	0	0	0	1	1
Sparky Lyle, L (9, 1) OBP: 0.125, SLG: 0.125										0	0	0	0	0	0	0
Inning Stats	R: 0 E: 0 K: 1 S: 5 H: 0 LOB: 0 BB: 0 P: 5	R: 0 E: 0 K: 2 S: 8 H: 1 LOB: 1 BB: 0 P: 8	R: 0 E: 0 K: 1 S: 6 H: 1 LOB: 1 BB: 0 P: 6	R: 0 E: 0 K: 0 S: 3 H: 0 LOB: 0 BB: 0 P: 3	R: 0 E: 0 K: 1 S: 5 H: 1 LOB: 1 BB: 1 P: 9	R: 1 E: 0 K: 0 S: 6 H: 3 LOB: 3 BB: 1 P: 10	R: 0 E: 0 K: 0 S: 4 H: 1 LOB: 2 BB: 1 P: 8	R: 2 E: 0 K: 2 S: 9 H: 2 LOB: 1 BB: 1 P: 13	R: 0 E: 0 K: 1 S: 5 H: 0 LOB: 0 BB: 0 P: 5	1B: 7 2B: 2 3B: 0 HR: 0	SF: 0 SAC: 1 DP: 1 HBP: 0						

PITCHER	IP	WLS	BF	H	R	ER	SO	BB	IBB	HBP	BLK	WP	HR	S	P	ERA	WHIP
Stan Bahnsen, R (1, 1) ERA: 2.05	7.2	W	35	9	3	3	6	4	0	0	0	0	0	43	59	3.52	1.696
Lindy McDaniel, R (8, 1) ERA: 3.31	1.1	S	4	0	0	0	2	0	0	0	0	0	0	8	8	0.00	0.000

PITCHER	IP	WLS	BF	H	R	ER	SO	BB	IBB	HBP	BLK	WP	HR	S	P	ERA	WHIP

BOTTOM

New York Yankees @ Boston Red Sox

Fenway Park, Boston, MA

Sun Sep 29 1968, 3:33 AM EDT
Att. 35,209 - Overcast - 69 F

livebaseballscorecards.com

AB	34
R	3
H	9
RBI	3
BB	4
SO	8
LOB	17