

Boston Red Sox - 1968

Batter	1	2	3	4	5	6	7	8	9	AB	R	H	RBI	BB	SO	LOB	TOP
Mike Andrews, R (1.4) OBP: 0.400, SLG: 0.250	K		L9 SF8 1B		F7	BB			K	4	1	1	1	1	2	0	Boston Red Sox @ Detroit Tigers Tiger Stadium, Detroit, MI Wed Apr 10 1968, 3:33 AM EST Att: 41,429 - Unknown
Dalton Jones, L (1.5) OBP: 0.200, SLG: 0.200	K		SF8 S 1B		L7	BB			4-3	5	0	1	0	0	1	3	
Carl Yastrzemski, L (1.7) OBP: 0.400, SLG: 1.600	F6		L9		4-3				HR	5	2	2	2	0	0	2	
Reggie Smith, S (1.8) OBP: 0.400, SLG: 0.750		BB 2B 1B	SF8			1B BB 2B			E3	4	2	2	1	0	1	0	
George Scott, R (1.3) OBP: 0.250, SLG: 0.250		L9	G1			1B BB 1B			K	4	1	1	0	0	1	3	
Joe Lahoud, L (1.9) OBP: 1.000, SLG: 1.000		BB 2B				BB 1B BB			CS	1	1	1	0	3	0	0	
Rico Petrocelli, R (1.6) OBP: 0.500, SLG: 0.750			L7			BB 1B			L9	4	0	2	3	0	0	1	
Elston Howard, R (1.2)	F8		K			K			1-3	4	0	0	0	0	2	5	
Dick Ellsworth, L (1.1)	K2-3		1-4-3			K			5-3	4	0	0	0	0	2	5	
Inning Stats	R: 0 H: 0 E: 0 K: 2 S: 7	H: 0 R: 2 ER: 0 LOB: 1 P: 7	H: 2 R: 1 ER: 0 LOB: 1 P: 11	H: 2 R: 0 ER: 0 LOB: 1 P: 5	H: 1 R: 0 ER: 0 LOB: 1 P: 6	H: 0 R: 0 ER: 0 LOB: 0 P: 3	H: 3 R: 0 ER: 0 LOB: 3 P: 18	H: 1 R: 1 ER: 1 LOB: 0 P: 9	H: 0 R: 0 ER: 0 LOB: 0 P: 3	H: 1 R: 1 ER: 0 LOB: 0 P: 8	1B: 6 2B: 2 3B: 0 HR: 2	SF: 1 SAC: 0 DP: 0 HBP: 0	WP: 0 PB: 0 SB: 2 CS: 2	PA: 41			
PITCHER	IP WLS BF H R ER SO BB IBB HBP BLK WP HR S P ERA WHIP																
Earl Wilson, R (1.1) ERA: 9.0	5.0 L 25 8 5 5 4 2 0 0 0 0 0 31 39 9.00 2.000																
Pat Dobson, R (6.1) ERA: 4.5	2.0 8 1 1 1 3 2 0 0 0 0 1 12 20 4.50 1.500																
Daryl Patterson, R (8.1) ERA: 4.5	2.0 7 1 1 1 2 0 0 0 0 0 0 11 11 4.50 0.500																

Batter	1	2	3	4	5	6	7	8	9	AB	R	H	RBI	BB	SO	LOB	BOTTOM
Mickey Stanley, R (1.3) OBP: 0.800, SLG: 0.800	FC4-6 1B		1B		F9			2-3		5	0	3	0	0	0	0	Boston Red Sox @ Detroit Tigers Tiger Stadium, Detroit, MI Wed Apr 10 1968, 3:33 AM EST Att: 41,429 - Unknown
Dick McAuliffe, L (1.4) OBP: 0.200, SLG: 0.400	F6		F9		1-3			1B 2B	F9	5	1	1	0	0	0	3	
Al Kaline, R (1.9) OBP: 0.500, SLG: 0.333	FC4-6 1-2		L9			FC5 HBP BB		2B E 1B		3	1	1	0	1	0	2	
Willie Horton, R (1.7) OBP: 0.750, SLG: 1.000	F8					FC5 HBP		2B		3	0	2	1	0	0	1	
Bill Freehan, R (1.2) OBP: 0.500, SLG: 0.667			L9			FC5 G1-6-3		E BB		3	0	1	0	1	0	4	
Jim Northrup, L (1.8)	K				K	G1-6-3		E4 FC6-4		4	0	0	0	0	2	4	
Don Wert, R (1.5)	6-3				6-3			FC6-4		4	0	0	0	0	0	3	
Ray Oyler, R (1.6) Jim Price, R (9, PH)	K				K			F8		3	0	0	0	0	2	1	
Earl Wilson, R (1.1) OBP: 0.500, SLG: 2.000 Pat Dobson, R (6.1) Dick Tracewski, R (7, PH) Daryl Patterson, L (8.1) Eddie Mathews, L (9, PH)					1-3			K		2	1	1	1	0	0	0	D
Inning Stats	R: 0 H: 1 E: 0 K: 0 S: 4	H: 1 R: 0 ER: 0 LOB: 1 P: 8	H: 1 R: 0 ER: 0 LOB: 2 P: 6	H: 0 R: 0 ER: 0 LOB: 0 P: 7	H: 0 R: 0 ER: 0 LOB: 0 P: 3	H: 0 R: 0 ER: 0 LOB: 1 P: 7	H: 0 R: 0 ER: 0 LOB: 0 P: 3	H: 0 R: 0 ER: 1 LOB: 2 P: 10	H: 1 R: 0 ER: 0 LOB: 1 P: 6	1B: 4 2B: 4 3B: 0 HR: 1	SF: 0 SAC: 0 DP: 1 HBP: 1	WP: 0 PB: 0 SB: 0 CS: 0	PA: 38				
PITCHER	IP WLS BF H R ER SO BB IBB HBP BLK WP HR S P ERA WHIP																
Dick Ellsworth, L (1.1) ERA: 2.0	9.0 W 38 9 3 2 5 2 0 1 0 0 1 45 54 2.00 1.222																

Batter	1	2	3	4	5	6	7	8	9	AB	R	H	RBI	BB	SO	LOB	TOP					
Mike Andrews, R OBP: 0.385, SLG: 0.273 (1, 4)	1-3		G4-3			SH3-4		WP 1B		3	0	1	0	0	0	1						
Dalton Jones, L OBP: 0.071, SLG: 0.071 (1, 5)	F2			G3		4-3		F8		4	0	0	0	0	0	2						
Carl Yastrzemski, L OBP: 0.397, SLG: 1.000 (1, 7)	4-3									2	1	1	2	2	0	0						
Reggie Smith, S OBP: 0.308, SLG: 0.364 (1, 8)		G6-4-3 BB								3	0	0	0	1	1	3						
George Scott, R OBP: 0.250, SLG: 0.182 (1, 3)		G6-4-3		5-3						4	0	0	0	0	0	2						
Joe Lahoud, L OBP: 0.583, SLG: 0.714 (1, 9)										3	0	0	0	1	0	0						
Rico Petrocelli, R OBP: 0.593, SLG: 1.182 (1, 6)										3	1	2	1	1	0	0						
Elston Howard, R OBP: 0.250, SLG: 0.100 (1, 2)										3	0	0	0	1	0	1						
Gary Waslewski, R OBP: 0.500, SLG: 0.333 Lee Stange, R (9, 1)										3	1	1	0	1	1	3						
										0	0	0	0	0	0	0						
Inning Stats	R: 0 E: 0 K: 0 S: 3	H: 0 LOB: 0 BB: 0 P: 3	R: 0 E: 0 K: 0 S: 2	H: 0 LOB: 0 BB: 1 P: 6	R: 1 E: 0 K: 0 S: 4	H: 2 LOB: 0 BB: 0 P: 4	R: 0 E: 0 K: 1 S: 5	H: 0 LOB: 1 BB: 1 P: 9	R: 0 E: 0 K: 0 S: 3	H: 0 LOB: 0 BB: 0 P: 3	R: 2 E: 0 K: 0 S: 4	H: 1 LOB: 1 BB: 1 P: 8	R: 0 E: 0 K: 0 S: 3	H: 0 LOB: 1 BB: 1 P: 7	R: 0 E: 0 K: 0 S: 4	H: 1 LOB: 2 BB: 2 P: 8	R: 0 E: 0 K: 1 S: 5	H: 1 LOB: 2 BB: 2 P: 13	1B: 3 2B: 0 3B: 0 HR: 2	SF: 0 SAC: 1 DP: 2 HBP: 0	WP: 1 PB: 0 SB: 0 CS: 1	PA: 36
PITCHER	IP	WLS	BF	H	R	ER	SO	BB	IBB	HBP	BLK	WP	HR	S	P	ERA	WHIP					
Steve Hargan, R ERA: 3.86	(1, 1)	7.0	L	26	3	3	3	1	4	0	0	0	0	2	24	40	3.86	1.000				
Darrell Sutherland, R ERA:	(8, 1)	0.2		3	1	0	0	0	0	0	0	0	1	0	3	3	0.00	1.500				
Eddie Fisher, R ERA:	(8, 1)	0.1		2	0	0	0	0	1	0	0	0	0	0	1	5	0.00	3.000				
Stan Williams, R ERA: 3.0	(9, 1)	1.0		5	1	0	0	1	2	0	0	0	0	0	5	13	0.00	3.000				

Boston Red Sox @ Cleveland Indians
Cleveland Municipal Stadium, Cleveland, OH

Sat Apr 13 1968, 3:33 AM EST
Att. 6,816 - Overcast - 76 F

AB 28
R 3
H 5
RBI 3
BB 7
SO 2
LOB 12



Batter	1	2	3	4	5	6	7	8	9	AB	R	H	RBI	BB	SO	LOB	BOTTOM					
Tommy Harper, R OBP: 0.214, SLG: 0.385 (1, 7)	4-3		P5							4	0	1	0	0	0	1						
Vern Fuller, R OBP: 0.231, SLG: 0.500 (1, 4)	L7									4	0	0	0	0	2	1						
Jose Cardenal, R OBP: 0.462, SLG: 0.692 (1, 8)										4	0	2	0	0	0	1						
Duke Sims, L OBP: 0.385, SLG: 0.818 (1, 2)	CS									4	0	0	0	0	1	2						
Tony Horton, R OBP: 0.231, SLG: 0.385 (1, 3)										4	0	0	0	0	0	1						
Vic Davallilo, L OBP: 0.231, SLG: 0.308 (1, 9)										4	0	1	0	0	0	1						
Max Alvis, R OBP: 0.333, SLG: 0.833 (1, 5)										3	1	2	1	0	0	0						
Larry Brown, R OBP: 0.700, SLG: 0.667 (1, 6)										2	0	1	0	0	1	0						
Steve Hargan, R Darrell Sutherland, R Eddie Fisher, R Lee Maye, L Stan Williams, R (1, 1) (8, 1) (8, 1) (8, PH) (9, 1)										2	0	0	0	0	0	3						
										0	0	0	0	0	0	0						
										0	0	0	0	0	0	0						
										1	0	0	0	0	0	0						
										0	0	0	0	0	0	0						
Inning Stats	R: 0 E: 0 K: 0 S: 3	H: 1 LOB: 0 BB: 0 P: 3	R: 0 E: 0 K: 0 S: 3	H: 1 LOB: 0 BB: 0 P: 3	R: 0 E: 0 K: 0 S: 4	H: 1 LOB: 1 BB: 0 P: 4	R: 0 E: 0 K: 1 S: 5	H: 0 LOB: 0 BB: 0 P: 5	R: 0 E: 0 K: 0 S: 4	H: 1 LOB: 2 BB: 0 P: 5	R: 0 E: 0 K: 1 S: 6	H: 1 LOB: 1 BB: 0 P: 6	R: 1 E: 0 K: 1 S: 6	H: 1 LOB: 0 BB: 0 P: 6	R: 0 E: 0 K: 0 S: 3	H: 0 LOB: 0 BB: 0 P: 3	R: 0 E: 0 K: 1 S: 6	H: 1 LOB: 1 BB: 0 P: 6	1B: 4 2B: 2 3B: 0 HR: 1	SF: 0 SAC: 0 DP: 0 HBP: 1	WP: 0 PB: 0 SB: 0 CS: 2	PA: 35
PITCHER	IP	WLS	BF	H	R	ER	SO	BB	IBB	HBP	BLK	WP	HR	S	P	ERA	WHIP					
Gary Waslewski, R ERA: 1.13	(1, 1)	8.0	W	30	7	1	1	3	0	0	0	0	0	1	35	36	1.12	0.875				
Lee Stange, R ERA:	(9, 1)	1.0	S	3	0	0	0	1	0	0	0	0	0	5	5	0.00	0.000					

Boston Red Sox @ Cleveland Indians
Cleveland Municipal Stadium, Cleveland, OH

Sat Apr 13 1968, 3:33 AM EST
Att. 6,816 - Overcast - 76 F

AB 32
R 1
H 7
RBI 1
BB 0
SO 4
LOB 10



Batter	1	2	3	4	5	6	7	8	9	AB	R	H	RBI	BB	SO	LOB	TOP					
Mike Andrews, R OBP: 0.333, SLG: 0.250	5-3	F4			1-3		FC3-6 1B	4-3		5	0	1	0	0	0	1						
Dalton Jones, L OBP: 0.105, SLG: 0.105	1-3		G3		4-3	FC3-6 BB 1B SF8		G4-6-3 1B		5	1	1	0	0	0	1						
Carl Yastrzemski, L OBP: 0.421, SLG: 0.867			1-3				BB 1B	F7		3	0	1	0	2	0	1						
Reggie Smith, S OBP: 0.278, SLG: 0.267	4-1		K		3-1		BB 1B	G4-6-3		4	0	0	0	1	1	3						
George Scott, R OBP: 0.280, SLG: 0.154										2	1	0	1	0	2	0						
Joe Lahoud, L OBP: 0.436, SLG: 0.455										4	0	0	0	0	2	3						
Rico Petrocelli, R Jerry Adair, R										2	1	2	0	1	0	0						
Elston Howard, R OBP: 0.375, SLG: 0.462										3	1	2	3	1	0	0						
Jerry Stephenson, L Norm Siebern, L Gary Bell, R Ken Harrelson, R John Wyatt, R										2	0	0	0	0	2	2						
Inning Stats	R: 0 E: 0 K: 0 S: 3	H: 0 LOB: 1 BB: 1 P: 7	R: 3 E: 0 K: 2 S: 8	H: 1 LOB: 0 BB: 1 P: 13	R: 0 E: 0 K: 1 S: 5	H: 0 LOB: 0 BB: 0 P: 5	R: 0 E: 0 K: 2 S: 8	H: 1 LOB: 2 BB: 1 P: 12	R: 0 E: 0 K: 0 S: 3	H: 2 LOB: 1 BB: 1 P: 7	R: 0 E: 0 K: 1 S: 9	H: 2 LOB: 2 BB: 0 P: 9	R: 1 E: 0 K: 0 S: 5	H: 2 LOB: 2 BB: 1 P: 9	R: 0 E: 0 K: 0 S: 4	H: 1 LOB: 1 BB: 0 P: 4	R: 0 E: 0 K: 0 S: 3	H: 1 LOB: 0 BB: 0 P: 3	1B: 6 2B: 1 3B: 0 HR: 1	SF: 1 SAC: 0 DP: 1 HBP: 1	WP: 0 PB: 0 SB: 0 CS: 0	PA: 40
PITCHER	IP	WLS	BF	H	R	ER	SO	BB	IBB	HBP	BLK	WP	HR	S	P	ERA	WHIP					
Sonny Siebert, R ERA: 2.35	6.1	W	30	6	4	4	7	3	1	1	0	0	1	39	56	5.68	1.421					
Eddie Fisher, R ERA:	7.1	S	10	2	0	0	0	1	0	0	0	0	0	9	13	0.00	1.125					

Boston Red Sox @ Cleveland Indians
Cleveland Municipal Stadium, Cleveland, OH
Sun Apr 14 1968, 3:33 AM EST
Att: 6,025 - Cloudy

AB	33
R	4
H	8
RBI	4
BB	5
SO	7
LOB	13



Batter	1	2	3	4	5	6	7	8	9	AB	R	H	RBI	BB	SO	LOB	BOTTOM					
Tommy Harper, R OBP: 0.222, SLG: 0.313	FC1-4 BB	FC6-4			6-3	K				3	0	0	0	1	1	1						
Vern Fuller, R OBP: 0.235, SLG: 0.438	F8		6-3		BB E FC5-2 1B	L7				4	0	1	0	0	0	1						
Jose Cardenal, R OBP: 0.412, SLG: 0.563	FC1-4 S 1-2		CS BB		E4 FC5-2 BB 3B	K				3	1	0	0	1	1	2						
Duke Sims, L OBP: 0.412, SLG: 0.929	F7		HR		FC5-2 3B BB	4-3				3	2	1	1	1	0	1						
Tony Horton, R OBP: 0.176, SLG: 0.294		1-3	5-3		FC5-2 3B	F8				4	1	0	0	0	0	3						
Vic Davallilo, L OBP: 0.294, SLG: 0.647		E4 S 1B		4-3	3B	HR				4	2	2	4	0	0	0						
Max Alvis, R OBP: 0.438, SLG: 0.786		6-3 1B		6-3 BB	BB	L1				2	1	1	1	2	0	0						
Larry Brown, R OBP: 0.500, SLG: 0.400		6-3		6-3	4-3	5-3				4	0	0	0	0	0	4						
Sonny Siebert, R Eddie Fisher, R		FC6-4 1B		K		F8		K		3	0	1	1	0	1	1						
Inning Stats	R: 0 E: 0 K: 0 S: 3	H: 0 LOB: 1 BB: 1 P: 7	R: 2 E: 1 K: 0 S: 6	H: 2 LOB: 1 BB: 0 P: 6	R: 1 E: 0 K: 0 S: 3	H: 1 LOB: 0 BB: 1 P: 7	R: 0 E: 0 K: 1 S: 5	H: 0 LOB: 1 BB: 1 P: 9	R: 3 E: 0 K: 0 S: 6	H: 2 LOB: 2 BB: 2 P: 14	R: 0 E: 0 K: 1 S: 5	H: 0 LOB: 0 BB: 0 P: 5	R: 0 E: 0 K: 1 S: 5	H: 0 LOB: 0 BB: 0 P: 5	R: 1 E: 0 K: 1 S: 6	H: 1 LOB: 0 BB: 0 P: 6	R: 0 E: 0 K: 0 S: 3	H: 1 LOB: 0 BB: 0 P: 6	1B: 3 2B: 0 3B: 1 HR: 2	SF: 0 SAC: 0 DP: 0 HBP: 0	WP: 0 PB: 0 SB: 3 CS: 1	PA: 36
PITCHER	IP	WLS	BF	H	R	ER	SO	BB	IBB	HBP	BLK	WP	HR	S	P	ERA	WHIP					
Jerry Stephenson, R ERA: 1.8	1.1	L	26	5	6	1	1	5	0	0	0	0	0	23	43	1.80	2.000					
Gary Bell, R ERA:	6.1		6	0	0	0	2	0	0	0	0	0	0	10	10	0.00	0.000					
John Wyatt, R ERA: 9.0	8.1		4	1	1	1	1	0	0	0	0	0	1	6	6	9.00	1.000					

Boston Red Sox @ Cleveland Indians
Cleveland Municipal Stadium, Cleveland, OH
Sun Apr 14 1968, 3:33 AM EST
Att: 6,025 - Cloudy

AB	31
R	7
H	6
RBI	7
BB	5
SO	4
LOB	13



Batter	1	2	3	4	5	6	7	8	9	AB	R	H	RBI	BB	SO	LOB	TOP			
Luis Aparicio, R OBP: 0.136, SLG: 0.136 (1, 6)	E5 1B		FC5-4 2B		6-3			L5		4	0	1	0	0	0	1	Chicago White Sox @ Boston Red Sox Fenway Park, Boston, MA Wed Apr 17 1968, 3:33 AM EST Att: 19,655 - Sunny - 59 F			
Ken Berry, R OBP: 0.294, SLG: 0.313 (1, 8)						K		K		4	0	2	0	0	2	0				
Pete Ward, L OBP: 0.500, SLG: 0.529 (1, 5)	K		G3			F3				4	0	1	0	0	1	4				
Tommy Davis, R OBP: 0.190, SLG: 0.263 (1, 7)	G1-4-3				L7			F8		3	0	0	0	1	0	3				
Ken Boyer, R OBP: 0.231, SLG: 0.167 (1, 3)		6-3		5-3		FC5-4 BB		5-3		4	0	0	0	0	2					
Duane Josephson, R OBP: 0.353, SLG: 0.266 (1, 2)		G3						6-3		4	0	1	0	0	0	1				
Buddy Bradford, R OBP: 0.286, SLG: 0.714 (1, 9)					2B					3	0	0	0	0	1	1				
Tim Cullen, R OBP: 0.231, SLG: 0.167 Hoyt Wilhelm, R (7, 1)			6-3			K		G3		3	0	0	0	0	1	0				
Cisco Carlos, R Wayne Causey, L (1, 1) (7, 4)						G3				0	0	0	0	0	0	0				
								4-3		1	0	0	0	0	0	0				
Inning Stats	R: 0 E: 1 K: 1 S: 6	H: 2 LOB: 1 BB: 0 P: 6	R: 0 E: 0 K: 1 S: 5	H: 0 LOB: 0 BB: 0 P: 5	R: 0 E: 0 K: 0 S: 4	H: 1 LOB: 2 BB: 0 P: 5	R: 0 E: 0 K: 0 S: 4	H: 1 LOB: 1 BB: 0 P: 4	R: 0 E: 0 K: 1 S: 5	H: 0 LOB: 1 BB: 0 P: 9	R: 0 E: 0 K: 0 S: 3	H: 0 LOB: 0 BB: 0 P: 3	R: 0 E: 0 K: 1 S: 5	H: 0 LOB: 0 BB: 0 P: 5	R: 0 E: 0 K: 0 S: 4	H: 1 LOB: 1 BB: 0 P: 4	1B: 3 2B: 2 3B: 0 HR: 0	SF: 0 SAC: 0 DP: 1 HBP: 1	WP: 0 PB: 0 SB: 0 CS: 0	PA: 33
PITCHER Dick Ellsworth, L ERA: 1.0 (1, 1)	IP: 9.0 WLS: W BF: 33 H: 5 R: 0 ER: 0 SO: 5 BB: 1 IBB: 0 HBP: 1 BLK: 0 WP: 0 HR: 0 S: 41 P: 46 ERA: 0.00 WHIP: 0.667															PITCHER				

Batter	1	2	3	4	5	6	7	8	9	AB	R	H	RBI	BB	SO	LOB	BOTTOM			
Mike Andrews, R OBP: 0.400, SLG: 0.429 (1, 4)	5-3		E6		SH3		E5 4-1 1B			3	1	0	0	0	0	0	Chicago White Sox @ Boston Red Sox Fenway Park, Boston, MA Wed Apr 17 1968, 3:33 AM EST Att: 19,655 - Sunny - 59 F			
Dalton Jones, L OBP: 0.074, SLG: 0.074 (1, 5)	6-3		F8		FC4-2 IBB		4-1			4	0	0	0	0	4					
Carl Yastrzemski, L OBP: 0.444, SLG: 0.850 (1, 7)										1	1	1	1	3	0	0				
Reggie Smith, S OBP: 0.261, SLG: 0.211 Jose Tartabull, L OBP: 0.250, SLG: 0.250 (1, 8) (2, 8)	K		4-3		4-3					1	0	0	0	0	1	0				
George Scott, R OBP: 0.208, SLG: 0.100 (1, 3)		L9			F9		1-3	CS		3	0	0	0	1	0	0				
Joe Lahoud, L OBP: 0.417, SLG: 0.474 (1, 9)		G3			G5-4-3 1B					4	0	2	0	0	0	1				
Rico Petrocelli, R OBP: 0.522, SLG: 0.850 (1, 6)					G5-4-3 1B		F7			4	0	1	0	0	0	2				
Elston Howard, R OBP: 0.304, SLG: 0.350 (1, 2)		1-3			E5 SH3 FC4-2 HBP		L9			3	0	0	0	0	2					
Dick Ellsworth, L (1, 1)			K							2	0	0	0	0	1	0				
Inning Stats	R: 1 E: 0 K: 1 S: 6	H: 1 LOB: 0 BB: 0 P: 6	R: 0 E: 0 K: 0 S: 4	H: 1 LOB: 1 BB: 0 P: 4	R: 0 E: 1 K: 1 S: 6	H: 0 LOB: 2 BB: 1 P: 10	R: 0 E: 0 K: 0 S: 3	H: 1 LOB: 0 BB: 0 P: 3	R: 0 E: 1 K: 0 S: 4	H: 0 LOB: 3 BB: 1 P: 9	R: 0 E: 0 K: 0 S: 4	H: 1 LOB: 1 BB: 0 P: 4	R: 1 E: 1 K: 0 S: 4	H: 1 LOB: 1 BB: 1 P: 8	R: 0 E: 0 K: 0 S: 2	H: 0 LOB: 0 BB: 1 P: 6	1B: 4 2B: 0 3B: 0 HR: 1	SF: 0 SAC: 1 DP: 1 HBP: 1	WP: 0 PB: 0 SB: 0 CS: 2	PA: 35
PITCHER Cisco Carlos, R ERA: 1.35 Hoyt Wilhelm, R ERA: (1, 1) (7, 1)	IP: 6.2 WLS: L BF: 31 H: 5 R: 2 ER: 1 SO: 2 BB: 0 IBB: 3 HBP: 1 BLK: 0 WP: 0 HR: 1 S: 31 P: 44 ERA: 1.35 WHIP: 0.750															PITCHER				

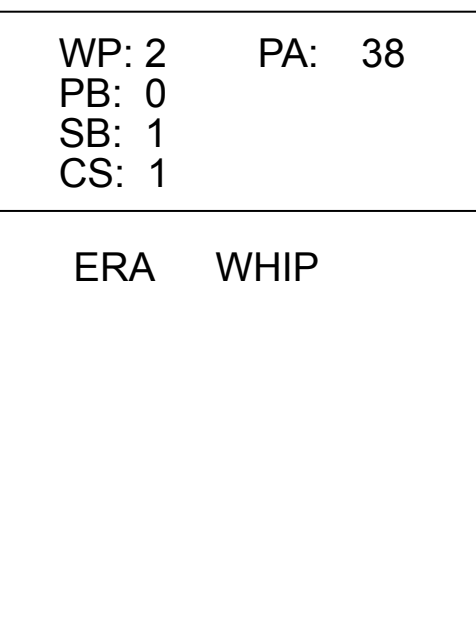
Batter	1	2	3	4	5	6	7	8	9	AB	R	H	RBI	BB	SO	LOB	TOP					
Tommy Harper, R (1, 7) OBP: 0.154, SLG: 0.208 Lee Maye, L (8, FH) OBP: 0.250, SLG: 0.375 (8, 7)	K	FC6-4			K2-3			4-3		3	0	0	0	0	2	2	Cleveland Indians @ Boston Red Sox Fenway Park, Boston, MA Fri Apr 19 1968, 3:33 AM EST Att: 34,863 - Sunny - 68 F					
Chico Salmon, R (1, 4) OBP: 0.083, SLG: 0.083 Leon Wagner, L (8, FH) Davey Nelson, R (8, 4)	K		K		6-3			4-3		3	0	0	0	0	2	0						
Jose Cardenal, R (1, 8) OBP: 0.353, SLG: 0.438	K		5-3		5-3			2B		4	0	1	0	0	1	0						
Duke Sims, L (1, 2) OBP: 0.424, SLG: 0.615		HR				FC1-4 HBP		G3		2	1	1	0	1	0	1						
Tony Horton, R (1, 3) OBP: 0.303, SLG: 0.576		HR	F5			FC1-4 G4-6-3		6-3		4	1	1	2	0	0	2						
Vic Davalillo, L (1, 9) OBP: 0.310, SLG: 0.571					F8			4-3		4	0	1	0	0	0	1						
Max Alvis, R (1, 5) OBP: 0.433, SLG: 0.654					5-3			2B		4	0	1	0	0	0	1						
Larry Brown, R (1, 6) OBP: 0.345, SLG: 0.250		F2					1-3	1-3		4	0	1	0	0	0	2						
Sonny Siebert, R (1, 1) OBP: 0.333, SLG: 0.200 Hal Kurtz, R (5, 1) Jose Vidal, R (7, FH) Darrell Sutherland, R (7, 1)					4-3			K		1	0	0	0	0	0	1						
Inning Stats	R: 0 E: 0 K: 3 S: 9	H: 0 LOB: 0 BB: 0 P: 9	R: 2 E: 0 K: 0 S: 5	H: 2 LOB: 2 BB: 1 P: 10	R: 0 E: 0 K: 1 S: 6	H: 1 LOB: 1 BB: 0 P: 6	R: 0 E: 0 K: 0 S: 4	H: 1 LOB: 1 BB: 0 P: 4	R: 0 E: 0 K: 1 S: 5	H: 0 LOB: 0 BB: 0 P: 5	R: 0 E: 0 K: 0 S: 2	H: 0 LOB: 0 BB: 0 P: 3	R: 0 E: 0 K: 1 S: 5	H: 0 LOB: 0 BB: 0 P: 5	R: 0 E: 0 K: 0 S: 4	H: 1 LOB: 1 BB: 0 P: 4	R: 0 E: 0 K: 0 S: 4	H: 1 LOB: 1 BB: 0 P: 4	1B: 3 2B: 2 3B: 0 HR: 1	SF: 0 SAC: 0 DP: 1 HBP: 2	WP: 0 PB: 0 SB: 0 CS: 0	PA: 35
PITCHER Gary Waslewski, R (1, 1) ERA: 1.59	IP: 9.0 WLS: W BF: 35 H: 6 R: 2 ER: 2 SO: 6 BB: 1 IBB: 0 HBP: 2 BLK: 0 WP: 0 HR: 1 S: 44 P: 50 ERA: 2.00 WHIP: 0.778															PITCHER	IP: 9.0 WLS: W BF: 35 H: 6 R: 2 ER: 2 SO: 6 BB: 1 IBB: 0 HBP: 2 BLK: 0 WP: 0 HR: 1 S: 44 P: 50 ERA: 2.00 WHIP: 0.778					

Batter	1	2	3	4	5	6	7	8	9	AB	R	H	RBI	BB	SO	LOB	BOTTOM			
Mike Andrews, R (1, 4) OBP: 0.441, SLG: 0.500	K		5-3			SH1-3 2B	2B HBP	6-3		4	2	1	1	0	1	0	Cleveland Indians @ Boston Red Sox Fenway Park, Boston, MA Fri Apr 19 1968, 3:33 AM EST Att: 34,863 - Sunny - 68 F			
Joe Foy, R (1, 5) OBP: 0.500, SLG: 0.571	K		2B BB		SH1-3	2B HBP	F3			3	2	1	0	1	1	0				
Carl Yastrzemski, L (1, 7) OBP: 0.500, SLG: 0.652	E5 1B		4-3 2B		S 1B 2B	2B IBB	L9			4	1	3	2	1	0	0				
Reggie Smith, S (1, 8) OBP: 0.355, SLG: 0.292 Jerry Adair, R (7, 6) OBP: 0.500, SLG: 0.500			4-3		1B S WP BB	2B	1B 1B			2	1	1	2	1	0	1				
George Scott, R (1, 3) OBP: 0.182, SLG: 0.107	K2-3		1-3		K	6-3	FC4-6 1B			5	0	1	0	0	2	7				
Joe Lahoud, L (1, 9) OBP: 0.424, SLG: 0.423		F7			F8	WP 1B	BB	FC4-6 1B		4	0	2	2	1	0	0				
Rico Petrocelli, R (1, 6) OBP: 0.548, SLG: 0.880 Jose Tartabull, L (7, 8) OBP: 0.200, SLG: 0.200			HR		FC5-4 BB	1-2 BB	L8	FC4-6 IBB		2	1	1	1	2	0	3				
Gene Oliver, R (1, 2) OBP: 0.222, SLG: 0.125		6-3			FC5-4 1-2	1-3		WP 6-3 1B		4	1	1	0	1	0	3				
Gary Waslewski, R (1, 1) OBP: 0.222, SLG: 0.125	K				K	5-3		6-3		5	0	0	0	0	3	5				
Inning Stats	R: 0 E: 1 K: 3 S: 10	H: 1 LOB: 2 BB: 0 P: 11	R: 1 E: 0 K: 1 S: 6	H: 1 LOB: 0 BB: 0 P: 6	R: 1 E: 0 K: 0 S: 4	H: 1 LOB: 1 BB: 1 P: 8	R: 0 E: 0 K: 1 S: 5	H: 0 LOB: 1 BB: 1 P: 9	R: 3 E: 0 K: 1 S: 8	H: 3 LOB: 2 BB: 2 P: 16	R: 2 E: 0 K: 0 S: 5	H: 2 LOB: 3 BB: 2 P: 14	R: 1 E: 0 K: 1 S: 6	H: 1 LOB: 0 BB: 0 P: 6	R: 1 E: 0 K: 0 S: 6	H: 3 LOB: 3 BB: 1 P: 10	1B: 6 2B: 5 3B: 0 HR: 1	SF: 0 SAC: 1 DP: 0 HBP: 2	WP: 3 PB: 0 SB: 2 CS: 0	PA: 45
PITCHER Sonny Siebert, R (1, 1) ERA: 4.12 Hal Kurtz, R (5, 1) ERA: 5.4 Darrell Sutherland, R (7, 1) ERA: 6.1	IP: 4.1 WLS: L BF: 22 H: 3 R: 2 ER: 2 SO: 1 BB: 2 IBB: 1 HBP: 0 BLK: 0 WP: 1 HR: 0 S: 10 P: 23 ERA: 10.80 WHIP: 3.000															PITCHER	IP: 4.1 WLS: L BF: 22 H: 3 R: 2 ER: 2 SO: 1 BB: 2 IBB: 1 HBP: 0 BLK: 0 WP: 1 HR: 0 S: 10 P: 23 ERA: 10.80 WHIP: 3.000			

Batter	1	2	3	4	5	6	7	8	9	AB	R	H	RBI	BB	SO	LOB	TOP				
Davey Nelson, R (1,4) OBP: 0.333, SLG: 0.200 Tommy Harper, R (9, PH) OBP: 0.148, SLG: 0.200	4-0 CS BB		0-0 F7 1B		0-0 FC1-5 G4-3-6		0-0 6-3		0-3 K	3	0	1	0	1	0	3					
Vic Davallilo, L (1,9) OBP: 0.303, SLG: 0.531	0-0 5-3 1B		0-0 F7		0-0 G4-3-6				0-3 K	4	0	1	0	0	1	3					
Jose Cardenal, R (1,8) OBP: 0.342, SLG: 0.417	0-0 5-3			0-0 F8		0-0 F3		0-0 E 1B		4	0	1	0	0	0	2					
Duke Sims, L (1,2) OBP: 0.405, SLG: 0.600	0-0 F7			0-0 WP SF7 2B		0-0 F2		0-0 F8		4	1	1	0	0	0	3					
Tony Horton, R (1,3) OBP: 0.351, SLG: 0.559	0-0 CS	4-0 FC5-4 BB		4-0 FC6-4 BB		4-0 BB		0-0 E5		1	0	0	0	3	0	1					
Willie Smith, L (1,7) OBP: 0.167, SLG: 0.200		0-3 K		0-0 SF7		0-3 K		0-3 K		3	0	0	1	0	3	4					
Max Alvis, R (1,5) OBP: 0.412, SLG: 0.700		0-0 FC5-4 WP		0-0 FC6-4			0-3 K		0-0 HR	4	1	1	1	0	1	2	AB 29 R 2 H 5 RBI 2 BB 7 SO 7 LOB 20				
Larry Brown, R (1,6) OBP: 0.364, SLG: 0.231		0-0 F8		4-0 FC1-5 BB		4-0 BB		0-0 5-3		2	0	0	0	2	0	1					
Luis Tiant, R (1,1) OBP: 0.206, SLG: 0.400 Leon Wagner, L (5, PH) Stan Williams, R (5, 1) Lee Mays, L (7, PH) Eddie Fisher, R (7, 1) Joe Azcue, R (5, PH)			0-3 K		4-0 FC1-5 BB		0-0 F7		0-0 5-3	1	0	0	0	0	1	0					
Inning Stats	R: 0 E: 0 K: 0 S: 3	H: 1 LOB: 1 BB: 1 P: 7	R: 0 E: 0 K: 1 S: 5	H: 0 LOB: 1 BB: 1 P: 9	R: 0 E: 0 K: 1 S: 5	H: 1 LOB: 0 BB: 0 P: 5	R: 1 E: 0 K: 0 S: 4	H: 1 LOB: 1 BB: 1 P: 8	R: 0 E: 0 K: 0 S: 2	H: 0 LOB: 1 BB: 2 P: 10	R: 0 E: 0 K: 1 S: 5	H: 0 LOB: 1 BB: 1 P: 9	R: 0 E: 1 K: 2 S: 9	H: 1 LOB: 2 BB: 0 P: 9	R: 1 E: 0 K: 1 S: 6	H: 1 LOB: 0 BB: 0 P: 6	1B: 3 2B: 1 3B: 0 HR: 1	SF: 1 SAC: 0 DP: 1 HBP: 0	WP: 2 PB: 0 SB: 1 CS: 1	PA: 38	
PITCHER Jerry Stephenson, R (1,1) ERA: 1.93	IP: 9.0 WLS: W BF: 37 H: 5 R: 2 ER: 2 SO: 7 BB: 7 IBB: 0 HBP: 0 BLK: 0 WP: 2 HR: 1 S: 44 P: 72 ERA: 2.00 WHIP: 1.333																				

Cleveland Indians @ Boston Red Sox
Fenway Park, Boston, MA
Sat Apr 20 1968, 3:33 AM EST
Att: 28,955 - Unknown

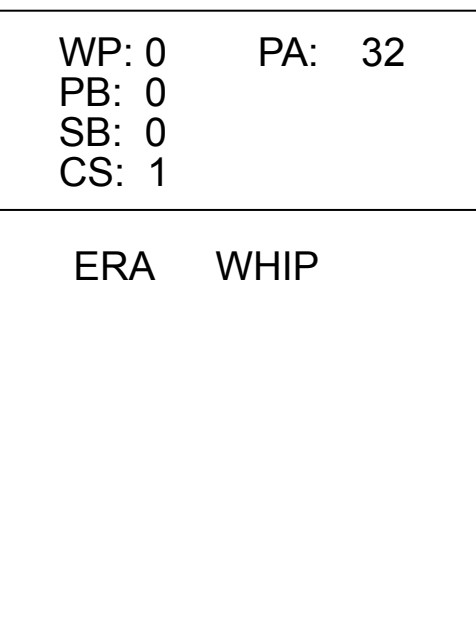
livebaseballscores.com



Batter	1	2	3	4	5	6	7	8	9	AB	R	H	RBI	BB	SO	LOB	BOTTOM				
Mike Andrews, R (1,4) OBP: 0.447, SLG: 0.531	0-0 F8 CS 2B			0-0 BB HR 1B	0-0 F8		0-0 4-3			4	1	2	0	0	0	2					
Joe Foy, R (1,5) OBP: 0.429, SLG: 0.400	0-3 K			4-0 HR BB	0-0 F7			0-0 F4		3	1	0	0	1	1	2					
Carl Yastrzemski, L (1,7) OBP: 0.450, SLG: 0.742	0-0 F8			0-0 F8		0-0 F5		0-0 G3		4	0	0	0	0	0	3					
Reggie Smith, S (1,8) OBP: 0.371, SLG: 0.464	0-0 CS	0-0 F8		0-0 HR		0-0 2B		0-0 4-3		4	1	2	3	0	0	0					
George Scott, R (1,3) OBP: 0.194, SLG: 0.100		0-0 F9		4-0 BB		0-3 K				2	0	0	0	1	1	1					
Joe Lahoud, L (1,9) OBP: 0.386, SLG: 0.379		0-3 K		0-3 K		0-0 5-3				3	0	0	0	0	2	2					
Rico Petrocelli, R (1,6) OBP: 0.500, SLG: 0.786			0-0 F6	0-0 F8		0-3 K				3	0	0	0	0	1	1	AB 28 R 3 H 5 RBI 3 BB 2 SO 6 LOB 12				
Gene Oliver, R (1,2) OBP: 0.250, SLG: 0.100			0-0 5-3		0-0 5-3		1-0 HBP			2	0	0	0	0	0	0					
Jerry Stephenson, L (1,1) OBP: 0.200, SLG: 0.200			0-3 K		0-0 1B		0-0 F3			3	0	1	0	0	1	1					
Inning Stats	R: 0 E: 0 K: 1 S: 5	H: 1 LOB: 0 BB: 0 P: 5	R: 0 E: 0 K: 1 S: 5	H: 0 LOB: 0 BB: 0 P: 5	R: 0 E: 0 K: 1 S: 5	H: 0 LOB: 0 BB: 0 P: 5	R: 3 E: 0 K: 1 S: 7	H: 2 LOB: 1 BB: 2 P: 15	R: 0 E: 0 K: 0 S: 4	H: 1 LOB: 1 BB: 0 P: 4	R: 0 E: 0 K: 1 S: 6	H: 1 LOB: 0 BB: 0 P: 6	R: 0 E: 0 K: 1 S: 5	H: 0 LOB: 1 BB: 0 P: 6	R: 0 E: 0 K: 0 S: 3	H: 0 LOB: 0 BB: 0 P: 3	1B: 2 2B: 2 3B: 0 HR: 1	SF: 0 SAC: 0 DP: 0 HBP: 1	WP: 0 PB: 0 SB: 0 CS: 1	PA: 32	
PITCHER Luis Tiant, R (1,1) ERA: 3.31 Stan Williams, R (5, 1) ERA: 1.8 Eddie Fisher, R (7, 1) ERA: 2.84	IP: 4.0 WLS: L BF: 16 H: 3 R: 3 ER: 3 SO: 4 BB: 2 IBB: 0 HBP: 0 BLK: 0 WP: 0 HR: 1 S: 22 P: 30 ERA: 6.75 WHIP: 1.250																				


Cleveland Indians @ Boston Red Sox
Fenway Park, Boston, MA
Sat Apr 20 1968, 3:33 AM EST
Att: 28,955 - Unknown

livebaseballscores.com




Batter	1	2	3	4	5	6	7	8	9	AB	R	H	RBI	BB	SO	LOB	TOP					
Mike Andrews, R (1, 4) OBP: 0.435, SLG: 0.575	FC4-6 BB 1B		G1-4-3 1B	F6			HR		SH1-4 1-2	4	1	3	1	0	0	2	Boston Red Sox @ Baltimore Orioles Memorial Stadium, Baltimore, MD Fri Apr 26 1968, 6:05 PM EST Att: 9,573 - Unknown					
Joe Foy, R (1, 5) OBP: 0.522, SLG: 0.500	FC4-6 BB 1-2		G1-4-3 1-2		1B FC6-4 BB		F5		6-3 2B 2B	3	2	1	1	2	0	1						
Carl Yastrzemski, L (1, 7) OBP: 0.389, SLG: 0.600	FC4-6 1-2 2-3		3-1		FC6-4 1-3 1B		4-3		6-3 2-3	5	0	1	0	0	0	3						
Reggie Smith, S (1, 8) OBP: 0.386, SLG: 0.472	K			G4-6-3 BB	FC6-4 1-2 3-H		E5		2B	4	0	1	2	1	1	3						
Joe Lahoud, L (1, 9) OBP: 0.368, SLG: 0.355	4-3			G4-6-3 BB	F8		6-3		F8 3-H	2	0	0	0	0	0	3						
Ken Harrelson, R (5, PH) OBP: 0.250, SLG: 0.143				G4-6-3 1-2	F8		6-3		F8	3	0	0	0	0	0	3						
Jose Tartabull, L (9, 9) OBP: 0.167, SLG: 0.167				1-2	1-2					0	0	0	0	0	0	0						
George Scott, R (1, 3) OBP: 0.205, SLG: 0.083		K		2B BB	F3				F6	3	1	0	0	1	1							
Rico Petrocelli, R (1, 6) OBP: 0.450, SLG: 0.706		F9		1-H 2B	F3				F5	4	1	1	1	0	0							
Elston Howard, R (1, 2) OBP: 0.333, SLG: 0.318				1B IBB	F9				F8	2	0	0	0	2	0							
Dick Ellsworth, L (1, 1)		K		1-2 2-H 1B	K				SH1-4 2B BB	1	0	0	0	0	1							
Dalton Jones, L (4, PH) OBP: 0.103, SLG: 0.103										1	0	1	1	0	0	0						
Lee Stange, R (4, 1)										1	1	0	0	1	1	0						
Inning Stats	R: 0 E: 0 K: 1 S: 6	H: 1 LOB: 2 BB: 1 P: 10	R: 0 E: 0 K: 2 S: 7	H: 0 LOB: 1 BB: 1 P: 11	R: 0 E: 0 K: 0 S: 3	H: 1 LOB: 0 BB: 0 P: 3	R: 2 E: 0 K: 0 S: 4	H: 2 LOB: 2 BB: 3 P: 16	R: 1 E: 0 K: 0 S: 4	H: 1 LOB: 1 BB: 1 P: 8	R: 0 E: 0 K: 1 S: 5	H: 0 LOB: 0 BB: 0 P: 5	R: 1 E: 1 K: 0 S: 5	H: 1 LOB: 1 BB: 0 P: 5	R: 0 E: 0 K: 0 S: 3	H: 0 LOB: 0 BB: 0 P: 3	R: 2 E: 0 K: 0 S: 5	H: 2 LOB: 1 BB: 1 P: 9	1B: 4 2B: 3 3B: 0 HR: 1	SF: 0 SAC: 1 DP: 2 HBP: 0	WP: 0 PB: 0 SB: 2 CS: 0	PA: 41
PITCHER	IP WLS BF H R ER SO BB IBB HBP BLK WP HR S P ERA WHIP																					
Bruce Howard, R (1, 1) ERA: 3.94	4.0	L	21	5	3	3	3	5	1	0	0	0	0	0	1	21	45	6.75	2.500			
Pete Richert, L (5, 1) ERA: 5.4	5.0	L	20	3	3	3	1	1	0	0	0	0	0	1	21	25	5.40	0.800				

AB	33
R	6
H	8
RBI	6
BB	7
SO	4
LOB	17



Batter	1	2	3	4	5	6	7	8	9	AB	R	H	RBI	BB	SO	LOB	BOTTOM					
Curt Blefary, L (1, 9) OBP: 0.309, SLG: 0.245	K		F6	F7			3-1		1-3 1B	5	0	1	0	0	1	1	Boston Red Sox @ Baltimore Orioles Memorial Stadium, Baltimore, MD Fri Apr 26 1968, 6:05 PM EST Att: 9,573 - Unknown					
Paul Blair, R (1, 8) OBP: 0.244, SLG: 0.308	E6 G6-4-3		E5 1B 2B		SH1-3 1B		F8		F4	5	1	1	0	0	0	2						
Curt Motton, R (1, 7) OBP: 0.375, SLG: 0.450	G6-4-3 1-2		1-2 2B 1B		SH1-3 1-2		F2			3	1	1	0	0	0	1						
Brooks Robinson, R (1, 5) OBP: 0.250, SLG: 0.367		5-3	1-H 2-H 1B 2B		F9				6-3	4	1	1	2	0	0	1						
Boog Powell, L (1, 3) OBP: 0.346, SLG: 0.457		4-3	2-H 1B		IBB				G3	3	0	1	1	1	0	0						
Davey Johnson, R (1, 4) OBP: 0.360, SLG: 0.415		2B 1B	K		F8				K	4	0	1	0	0	2	3						
Andy Etchebarren, R (1, 2) OBP: 0.397, SLG: 0.607							L8		FC3-6 HBP	3	0	2	0	0	0	0						
Chico Fernandez, R (9, PR) OBP: 0.500, SLG: 0.500							FC5-4 1B			0	0	0	0	0	0	0						
Mark Belanger, R (1, 6) OBP: 0.229, SLG: 0.344							F7		F8	3	0	0	0	0	0	3						
Don Buford, S (9, PH) OBP: 0.234, SLG: 0.267		1-3			FC5-4 SH1-4 1-2					1	0	0	0	0	0	1						
Bruce Howard, S (1, 1)									FC3-6 1B	1	0	0	0	0	1	0						
Pete Richert, L (5, 1)										1	0	0	0	0	1	0						
Elrod Hendricks, L (9, PH) OBP: 0.500, SLG: 0.333									1-2	1	0	0	0	0	0	1						
Inning Stats	R: 0 E: 1 K: 1 S: 5	H: 0 LOB: 0 BB: 0 P: 5	R: 0 E: 0 K: 0 S: 5	H: 2 LOB: 2 BB: 0 P: 5	R: 3 E: 1 K: 2 S: 11	H: 3 LOB: 1 BB: 0 P: 11	R: 0 E: 0 K: 0 S: 4	H: 1 LOB: 1 BB: 0 P: 4	R: 0 E: 0 K: 0 S: 4	H: 1 LOB: 2 BB: 1 P: 8	R: 0 E: 0 K: 1 S: 5	H: 0 LOB: 0 BB: 0 P: 5	R: 0 E: 0 K: 0 S: 3	H: 0 LOB: 0 BB: 0 P: 3	R: 0 E: 0 K: 1 S: 5	H: 1 LOB: 2 BB: 0 P: 5	R: 0 E: 0 K: 0 S: 4	H: 1 LOB: 2 BB: 0 P: 5	1B: 6 2B: 2 3B: 0 HR: 0	SF: 0 SAC: 2 DP: 1 HBP: 1	WP: 0 PB: 0 SB: 0 CS: 0	PA: 38
PITCHER	IP WLS BF H R ER SO BB IBB HBP BLK WP HR S P ERA WHIP																					
Dick Ellsworth, L (1, 1) ERA: 0.86	3.0	W	15	5	3	0	3	0	0	0	0	0	0	0	0	21	21	0.00	1.667			
Lee Stange, R (4, 1) ERA: 0.96	6.0	W	23	3	0	0	2	0	1	1	0	0	0	0	25	30	0.00	0.500				

AB	34
R	3
H	8
RBI	3
BB	1
SO	5
LOB	13



Batter	1	2	3	4	5	6	7	8	9	AB	R	H	RBI	BB	SO	LOB	TOP			
Mike Andrews, R (1,4) OBP: 0.417, SLG: 0.548 Dalton Jones, L (3,4) OBP: 0.097, SLG: 0.097	0-3 K		0-0 1-6-3			0-0 F9			0-0 1-3	2	0	0	0	0	1	0				
Joe Foy, R (1,5) OBP: 0.481, SLG: 0.421	4-0 CS WP BB					0-0 F9			0-3 K	3	0	0	0	1	2	1				
Carl Yastrzemski, L (1,7) OBP: 0.385, SLG: 0.571	4-0 BB					0-0 F5			0-0 4-3	2	0	0	0	1	0	0				
Reggie Smith, S (1,8)	0-0 4-3					0-0 F8			0-0 F9	3	0	0	0	0	0	1				
Joe Lahoud, L (1,9) OBP: 0.341, SLG: 0.324						0-0 F9			0-0 6-3	3	0	0	0	0	0	0				
George Scott, R (1,3) OBP: 0.191, SLG: 0.077						0-3 K			0-3 K	3	0	0	0	0	3	0				
Rico Petrocelli, R (1,6) OBP: 0.419, SLG: 0.649						0-0 K			0-0 L5	3	0	0	0	0	1	0				
Elston Howard, R (1,2) OBP: 0.321, SLG: 0.304 Gene Oliver, R (4,2) OBP: 0.276, SLG: 0.071						0-3 K			0-0 F3	1	0	0	0	0	1	0				
Gary Waslewski, R (1,1) OBP: 0.200, SLG: 0.111 Jose Tartabull, L (6, PH) OBP: 0.143, SLG: 0.143 Gary Roggenburk, R (6, 1) Norm Siebern, L (9, PH)						0-3 K			0-0 F3	1	0	0	0	0	1	0				
						0-0 F3			0-0 F7	1	0	0	0	0	1	0				
Inning Stats	R: 0 E: 0 K: 1 S: 4	H: 0 LOB: 1 BB: 2 P: 12	R: 0 E: 0 K: 2 S: 7	H: 0 LOB: 0 BB: 0 P: 7	R: 0 E: 0 K: 2 S: 7	H: 0 LOB: 0 BB: 0 P: 7	R: 0 E: 0 K: 0 S: 3	H: 0 LOB: 0 BB: 0 P: 3	R: 0 E: 0 K: 1 S: 5	H: 0 LOB: 1 BB: 1 P: 9	R: 0 E: 0 K: 0 S: 3	H: 0 LOB: 0 BB: 0 P: 3	R: 0 E: 0 K: 1 S: 5	H: 0 LOB: 0 BB: 0 P: 5	R: 0 E: 0 K: 1 S: 5	H: 0 LOB: 0 BB: 0 P: 5	1B: 0 2B: 0 3B: 0 HR: 0	SF: 0 SAC: 0 DP: 0 HBP: 0	WP: 1 PB: 0 SB: 0 CS: 1	PA: 29
PITCHER Tom Phoebus, R (1,1) ERA: 1.52	IP: 9.0 WLS: W BF: 29 H: 0 R: 0 ER: 0 SO: 9 BB: 3 IBB: 0 HBP: 0 BLK: 0 WP: 1 HR: 0 S: 44 P: 56 ERA: 0.00 WHIP: 0.333																			

Boston Red Sox @ Baltimore Orioles
Memorial Stadium, Baltimore, MD
Sat Apr 27 1968, 3:33 AM EST
Att: 3,147 - Cloudy - 60 F

AB 26
R 0
H 0
RBI 0
BB 3
SO 9
LOB 4



Batter	1	2	3	4	5	6	7	8	9	AB	R	H	RBI	BB	SO	LOB	BOTTOM			
Paul Blair, R (1,8) OBP: 0.239, SLG: 0.295	0-0 F8		0-0 E 2B 1B	0-3 K		0-0 F8		0-0 F7		5	1	1	0	0	1	1				
Curt Motton, R (1,7) OBP: 0.357, SLG: 0.417	0-3 K		0-0 F9			0-0 SH1-4 1B		0-0 6-3		4	1	1	0	0	1	2				
Curt Bielefy, L (1,2) OBP: 0.310, SLG: 0.250	0-0 WP 1B		0-0 E3 2B			0-0 SH1-4 1-2		0-0 F8		3	1	1	0	0	0	2				
Brooks Robinson, R (1,5) OBP: 0.268, SLG: 0.385	0-0 F7		0-0 WP 1B 2B			4-0 1B BB		0-0 E6		3	1	1	3	1	0	1				
Boog Powell, L (1,3) OBP: 0.357, SLG: 0.449			0-0 G6-4-3 1B			0-3 K		0-3 K		3	0	1	0	1	2	3				
Davey Johnson, R (1,4) OBP: 0.388, SLG: 0.467			0-0 G6-4-3 1-2			0-0 1-2 2-H 3-H		0-0 1B		4	1	3	2	0	0	1				
Dave May, L (1,9) OBP: 0.241, SLG: 0.192			0-0 3-4-1			0-0 F3		0-0 3-1		4	0	0	0	0	0	5				
Mark Belanger, R (1,6) OBP: 0.205, SLG: 0.306			0-0 F7			0-0 F6		0-0 F7		4	0	0	0	0	0	1				
Tom Phoebus, R (1,1) OBP: 0.167, SLG: 0.167			0-0 E 1B 2B			0-0 6-3		0-0 F8		4	1	2	1	0	0	0				
Inning Stats	R: 0 E: 0 K: 1 S: 6	H: 1 LOB: 1 BB: 0 P: 6	R: 0 E: 0 K: 0 S: 3	H: 1 LOB: 0 BB: 0 P: 3	R: 4 E: 1 K: 0 S: 8	H: 4 LOB: 2 BB: 1 P: 12	R: 0 E: 0 K: 1 S: 5	H: 0 LOB: 0 BB: 0 P: 5	R: 1 E: 0 K: 1 S: 7	H: 2 LOB: 2 BB: 1 P: 11	R: 0 E: 0 K: 0 S: 3	H: 0 LOB: 0 BB: 0 P: 3	R: 0 E: 1 K: 1 S: 6	H: 0 LOB: 1 BB: 0 P: 6	R: 1 E: 0 K: 0 S: 5	H: 2 LOB: 1 BB: 0 P: 5	1B: 8 2B: 2 3B: 0 HR: 0	SF: 0 SAC: 1 DP: 1 HBP: 0	WP: 2 PB: 0 SB: 0 CS: 0	PA: 37
PITCHER Gary Waslewski, R (1,1) ERA: 1.64 Gary Roggenburk, L (6,1) ERA: 1.8	IP: 5.0 WLS: L BF: 25 H: 8 R: 5 ER: 1 SO: 3 BB: 1 IBB: 0 HBP: 0 BLK: 0 WP: 2 HR: 0 S: 29 P: 37 ERA: 1.80 WHIP: 1.800																			


Boston Red Sox @ Baltimore Orioles
Memorial Stadium, Baltimore, MD
Sat Apr 27 1968, 3:33 AM EST
Att: 3,147 - Cloudy - 60 F


AB 34
R 6
H 10
RBI 6
BB 2
SO 4
LOB 16



Batter	1	2	3	4	5	6	7	8	9	AB	R	H	RBI	BB	SO	LOB	TOP				
Mike Andrews, R (1,4) OBP: 0.404, SLG: 0.511	F2		L7			1B BB		1-3		3	1	0	0	1	0	0	Boston Red Sox @ Baltimore Orioles Memorial Stadium, Baltimore, MD Sun Apr 28 1968, 3:33 AM EDT Cloudy				
Joe Foy, R (1,5) OBP: 0.452, SLG: 0.391	F3			5-3		1B PB 1B		F7		4	1	1	0	0	0						
Carl Yastrzemski, L (1,7) OBP: 0.393, SLG: 0.587				G3		1B PB E 1B		F4		4	1	2	1	0	0						
Reggie Smith, S (1,8) OBP: 0.333, SLG: 0.395	K			K		K			F8	4	0	0	0	0	3	2					
Ken Harrelson, R (1,9) OBP: 0.333, SLG: 0.273						E6			K	4	0	2	0	0	1	0					
George Scott, R (1,3) OBP: 0.196, SLG: 0.071		G5-4-3		F3		FC4-6			CS BB	3	0	0	0	1	0	3					
Rico Petrocelli, R (1,6) OBP: 0.391, SLG: 0.600				K		FC6-4		F9	CS	3	0	0	0	0	1	1					
Elston Howard, R (1,2) OBP: 0.290, SLG: 0.269				F4		4-3		1-3		3	0	0	0	0	0	1					
Jose Santiago, R (1,1) OBP: 0.290, SLG: 0.269				6-3		L7		K		3	0	0	0	0	1	0					
Inning Stats	R: 0 E: 0 K: 1 S: 6	H: 1 LOB: 1 BB: 0 P: 6	R: 0 E: 0 K: 1 S: 5	H: 1 LOB: 0 BB: 0 P: 5	R: 0 E: 0 K: 0 S: 3	H: 0 LOB: 0 BB: 0 P: 3	R: 0 E: 0 K: 1 S: 5	H: 0 LOB: 0 BB: 0 P: 5	R: 0 E: 0 K: 0 S: 4	H: 1 LOB: 1 BB: 0 P: 4	R: 3 E: 1 K: 1 S: 8	H: 2 LOB: 1 BB: 1 P: 12	R: 0 E: 0 K: 1 S: 5	H: 0 LOB: 0 BB: 0 P: 5	R: 0 E: 0 K: 1 S: 4	H: 0 LOB: 0 BB: 1 P: 8	1B: 4 2B: 1 3B: 0 HR: 0	SF: 0 SAC: 0 DP: 1 HBP: 0	WP: 0 PB: 1 SB: 0 CS: 1	PA: 34	
PITCHER	IP WLS BF H R ER SO BB IBB HBP BLK WP HR S P ERA WHIP	IP WLS BF H R ER SO BB IBB HBP BLK WP HR S P ERA WHIP	IP WLS BF H R ER SO BB IBB HBP BLK WP HR S P ERA WHIP	IP WLS BF H R ER SO BB IBB HBP BLK WP HR S P ERA WHIP	IP WLS BF H R ER SO BB IBB HBP BLK WP HR S P ERA WHIP	IP WLS BF H R ER SO BB IBB HBP BLK WP HR S P ERA WHIP	IP WLS BF H R ER SO BB IBB HBP BLK WP HR S P ERA WHIP	IP WLS BF H R ER SO BB IBB HBP BLK WP HR S P ERA WHIP	IP WLS BF H R ER SO BB IBB HBP BLK WP HR S P ERA WHIP	IP WLS BF H R ER SO BB IBB HBP BLK WP HR S P ERA WHIP	IP WLS BF H R ER SO BB IBB HBP BLK WP HR S P ERA WHIP	IP WLS BF H R ER SO BB IBB HBP BLK WP HR S P ERA WHIP	IP WLS BF H R ER SO BB IBB HBP BLK WP HR S P ERA WHIP	IP WLS BF H R ER SO BB IBB HBP BLK WP HR S P ERA WHIP	IP WLS BF H R ER SO BB IBB HBP BLK WP HR S P ERA WHIP	IP WLS BF H R ER SO BB IBB HBP BLK WP HR S P ERA WHIP	IP WLS BF H R ER SO BB IBB HBP BLK WP HR S P ERA WHIP	IP WLS BF H R ER SO BB IBB HBP BLK WP HR S P ERA WHIP	IP WLS BF H R ER SO BB IBB HBP BLK WP HR S P ERA WHIP	IP WLS BF H R ER SO BB IBB HBP BLK WP HR S P ERA WHIP	IP WLS BF H R ER SO BB IBB HBP BLK WP HR S P ERA WHIP
Dave McNally, L (1,1) ERA: 1.04	8.0	L	30	5	3	1	5	1	0	0	0	0	0	0	0	0	1.12	0.750			
Moe Drabowsky, R (9,1) ERA:	1.0		3	0	0	0	1	1	0	0	0	0	0	0	0	0	0.00	1.000			

Batter	1	2	3	4	5	6	7	8	9	AB	R	H	RBI	BB	SO	LOB	BOTTOM					
Paul Blair, R (1,8) OBP: 0.240, SLG: 0.292	5-3					F2		K		4	0	1	0	0	1	0	Boston Red Sox @ Baltimore Orioles Memorial Stadium, Baltimore, MD Sun Apr 28 1968, 3:33 AM EDT Cloudy					
Curt Motton, R (1,7) OBP: 0.344, SLG: 0.393	K					G1-6-3 1B		F6		4	0	1	0	0	1	1						
Curt Bielefy, L (1,2) OBP: 0.306, SLG: 0.250	F9					G1-6-3			1B	4	0	1	0	0	0	1						
Brooks Robinson, R (1,5) OBP: 0.267, SLG: 0.364						F4			F8	3	0	0	0	1	0	1						
Boog Powell, L (1,3) OBP: 0.350, SLG: 0.423						G5-3 BB			K	3	0	0	0	1	1	1						
Davey Johnson, R (1,4) OBP: 0.386, SLG: 0.458						G5-3 BB				3	0	1	0	0	1	2						
Dave May, L (1,9) OBP: 0.250, SLG: 0.179						K			4-3	2	0	0	0	1	1	2						
Mark Belanger, R (1,6) OBP: 0.190, SLG: 0.282						FC5-4 BB			L8	3	0	0	0	0	0	1						
Dave McNally, R (1,1) Don Buford, S (8,PH) Moe Drabowsky, R (9,1)						K2-3			1-3	2	0	0	0	0	1	1						
Inning Stats	R: 0 E: 0 K: 1 S: 5	H: 0 LOB: 0 BB: 0 P: 5	R: 0 E: 0 K: 1 S: 6	H: 1 LOB: 1 BB: 0 P: 6	R: 0 E: 0 K: 0 S: 4	H: 1 LOB: 1 BB: 0 P: 4	R: 0 E: 0 K: 0 S: 3	H: 0 LOB: 0 BB: 0 P: 3	R: 0 E: 0 K: 2 S: 7	H: 0 LOB: 1 BB: 1 P: 11	R: 0 E: 0 K: 0 S: 3	H: 1 LOB: 0 BB: 0 P: 3	R: 0 E: 0 K: 0 S: 2	H: 0 LOB: 1 BB: 2 P: 10	R: 0 E: 0 K: 1 S: 5	H: 0 LOB: 0 BB: 0 P: 5	R: 0 E: 0 K: 1 S: 6	H: 1 LOB: 1 BB: 0 P: 6	1B: 4 2B: 0 3B: 0 HR: 0	SF: 0 SAC: 0 DP: 2 HBP: 0	WP: 0 PB: 0 SB: 0 CS: 0	PA: 32
PITCHER	IP WLS BF H R ER SO BB IBB HBP BLK WP HR S P ERA WHIP	IP WLS BF H R ER SO BB IBB HBP BLK WP HR S P ERA WHIP	IP WLS BF H R ER SO BB IBB HBP BLK WP HR S P ERA WHIP	IP WLS BF H R ER SO BB IBB HBP BLK WP HR S P ERA WHIP	IP WLS BF H R ER SO BB IBB HBP BLK WP HR S P ERA WHIP	IP WLS BF H R ER SO BB IBB HBP BLK WP HR S P ERA WHIP	IP WLS BF H R ER SO BB IBB HBP BLK WP HR S P ERA WHIP	IP WLS BF H R ER SO BB IBB HBP BLK WP HR S P ERA WHIP	IP WLS BF H R ER SO BB IBB HBP BLK WP HR S P ERA WHIP	IP WLS BF H R ER SO BB IBB HBP BLK WP HR S P ERA WHIP	IP WLS BF H R ER SO BB IBB HBP BLK WP HR S P ERA WHIP	IP WLS BF H R ER SO BB IBB HBP BLK WP HR S P ERA WHIP	IP WLS BF H R ER SO BB IBB HBP BLK WP HR S P ERA WHIP	IP WLS BF H R ER SO BB IBB HBP BLK WP HR S P ERA WHIP	IP WLS BF H R ER SO BB IBB HBP BLK WP HR S P ERA WHIP	IP WLS BF H R ER SO BB IBB HBP BLK WP HR S P ERA WHIP	IP WLS BF H R ER SO BB IBB HBP BLK WP HR S P ERA WHIP	IP WLS BF H R ER SO BB IBB HBP BLK WP HR S P ERA WHIP	IP WLS BF H R ER SO BB IBB HBP BLK WP HR S P ERA WHIP	IP WLS BF H R ER SO BB IBB HBP BLK WP HR S P ERA WHIP	IP WLS BF H R ER SO BB IBB HBP BLK WP HR S P ERA WHIP	
Jose Santiago, R (1,1) ERA: 1.11	9.0	W	32	4	0	0	6	3	0	0	0	0	0	0	0	0	0.00	0.778				

Batter	1	2	3	4	5	6	7	8	9	AB	R	H	RBI	BB	SO	LOB	TOP			
Mike Andrews, R (1.4) OBP: 0.411, SLG: 0.500	4-0 BB 6-3	0-0 1-2 2-H 1B			0-0 1-2 G6-4-3			0-0 F6		3	0	1	1	1	0	2	Boston Red Sox @ Baltimore Orioles Memorial Stadium, Baltimore, MD Sun Apr 28 1968, 3:38 AM EDT Att: 22,179 - Unknown AB 30 R 1 H 6 RBI 1 BB 3 SO 5 LOB 14 			
Joe Foy, R (1.5) OBP: 0.400, SLG: 0.333	0-3 K	0-0 L8			0-0 5-3			0-0 G6-4-3		4	0	0	0	0	1	4				
Carl Yastrzemski, L (1.7) OBP: 0.490, SLG: 0.571	0-0 6-3			0-0 F7		4-0 BB G4-6-3		0-0 1B		3	0	1	0	1	0	1				
Reggie Smith, S (1.8) OBP: 0.327, SLG: 0.370	4-0 BB			0-0 1-5-3		0-0 BB G4-6-3		0-0 F8		3	0	0	0	1	0	2				
Ken Harrelson, R (1.9) OBP: 0.250, SLG: 0.200	0-3 K			0-0 F7		0-3 K		0-0 F9		4	0	0	0	0	2	3				
Norm Siebern, L (1.3)		0-0 F6		0-0 3-1			0-0 F7		0-0 4-3		4	0	0	0	0	1				
Rico Petrocelli, R (1.6) OBP: 0.388, SLG: 0.581		0-0 1B 1B		0-0 F5			0-0 F8			3	1	1	0	0	0	0				
Gene Oliver, R (1.2) OBP: 0.238, SLG: 0.059		0-3 K		0-0 1-3			0-3 K			3	0	0	0	0	2	1				
Jerry Stephenson, L (1.1) OBP: 0.429, SLG: 0.429		0-0 1B		0-0 G6-4-3			0-0 G6-4-3			2	0	2	0	0	0	0				
Ray Culp, R (5.1) OBP: 0.250, SLG: 0.250		1-2 1B								0	0	0	0	0	0	0				
John Wyatt, R (8.1)										0	1	0	0	0	0	0				
Inning Stats	R: 0 E: 0 K: 2 S: 7	H: 0 LOB: 2 BB: 2 P: 15	R: 1 E: 0 K: 1 S: 8	H: 3 LOB: 2 BB: 0 P: 8	R: 0 E: 0 K: 0 S: 3	H: 0 LOB: 0 BB: 0 P: 3	R: 0 E: 0 K: 0 S: 3	H: 0 LOB: 0 BB: 0 P: 3	R: 0 E: 0 K: 1 S: 4	H: 1 LOB: 0 BB: 1 P: 8	R: 0 E: 0 K: 1 S: 5	H: 0 LOB: 0 BB: 0 P: 5	R: 0 E: 0 K: 0 S: 3	H: 1 LOB: 0 BB: 0 P: 3	R: 0 E: 0 K: 0 S: 4	H: 1 LOB: 1 BB: 0 P: 4	1B: 6 2B: 0 3B: 0 HR: 0	SF: 0 SAC: 0 DP: 3 HBP: 0	WP: 0 PB: 0 SB: 0 CS: 0	PA: 33
PITCHER Jim Hardin, R (1.1) ERA: 1.88	IP: 9.0 WLS: W BF: 33 H: 6 R: 1 ER: 1 SO: 5 BB: 3 IBB: 0 HBP: 0 BLK: 0 WP: 0 HR: 0 S: 40 P: 52 ERA: 1.00 WHIP: 1.000															PITCHER				

Batter	1	2	3	4	5	6	7	8	9	AB	R	H	RBI	BB	SO	LOB	BOTTOM			
Paul Blair, R (1.8) OBP: 0.259, SLG: 0.308	0-0 F9		0-3 K		0-0 BB 2-H 1B		0-0 FC1-4 1B			4	0	2	1	0	1	0	Boston Red Sox @ Baltimore Orioles Memorial Stadium, Baltimore, MD Sun Apr 28 1968, 3:38 AM EDT Att: 22,179 - Unknown AB 28 R 6 H 8 RBI 5 BB 6 SO 8 LOB 11 			
Curt Motton, R (1.7) OBP: 0.361, SLG: 0.367	4-0 FC5-4 BB			0-3 K	4-0 BB BB		0-0 FC1-4			2	0	0	0	2	1	1				
Curt Bielefy, L (1.2) OBP: 0.318, SLG: 0.254	0-0 F7			0-0 2B 1B	4-0 1-2 2-3 BB G6-4-3		0-0 F9			3	1	1	0	1	0	2				
Brooks Robinson, R (1.5) OBP: 0.281, SLG: 0.379	0-0 FC5-4			0-0 2B 2B	0-0 G6-4-3			4-0 SH2-3 BB WP BB		3	2	1	1	1	0	4				
Boog Powell, L (1.3) OBP: 0.359, SLG: 0.436		0-3 K		0-0 1B 2B		0-3 K		4-0 WP SH2-3 1B BB		3	2	1	1	1	2	0				
Davey Johnson, R (1.4) OBP: 0.367, SLG: 0.431		0-0 6-3		0-0 F8		0-3 K		0-0 SH2-3		3	0	0	0	0	1	1				
Dave May, L (1.9) OBP: 0.306, SLG: 0.226		0-0 4-3		0-0 CS 1B		4-0 E S BB		0-0 S 1B		3	0	2	2	1	0	0				
Mark Belanger, R (1.6) OBP: 0.196, SLG: 0.279			0-0 1-3	0-0 CS	0-0 SH3-4 1B 1B	0-3 K		0-3 K		4	1	1	0	0	2	2				
Jim Hardin, R (1.1) OBP: 0.111, SLG: 0.333			0-0 6-3		0-0 SH3-4		0-3 K		0-0 1-3	3	0	0	0	0	1	1				
Inning Stats	R: 0 E: 0 K: 0 S: 3	H: 0 LOB: 1 BB: 1 P: 7	R: 0 E: 0 K: 1 S: 5	H: 0 LOB: 0 BB: 0 P: 5	R: 0 E: 0 K: 1 S: 5	H: 0 LOB: 0 BB: 0 P: 5	R: 3 E: 0 K: 1 S: 8	H: 4 LOB: 0 BB: 0 P: 8	R: 1 E: 0 K: 0 S: 4	H: 2 LOB: 2 BB: 2 P: 12	R: 0 E: 0 K: 3 S: 9	H: 0 LOB: 1 BB: 1 P: 13	R: 0 E: 0 K: 1 S: 6	H: 1 LOB: 0 BB: 0 P: 6	R: 2 E: 0 K: 1 S: 6	H: 1 LOB: 1 BB: 2 P: 14		1B: 6 2B: 2 3B: 0 HR: 0	SF: 0 SAC: 2 DP: 1 HBP: 0	WP: 1 PB: 0 SB: 2 CS: 1
PITCHER Jerry Stephenson, R (1.1) ERA: 3.44	IP: 4.1 WLS: L BF: 20 H: 6 R: 4 ER: 4 SO: 3 BB: 2 IBB: 0 HBP: 0 BLK: 0 WP: 0 HR: 0 S: 24 P: 32 ERA: 8.31 WHIP: 1.846															PITCHER				
Ray Culp, R (5.1) ERA: 11.7	IP: 2.2 WLS: L BF: 10 H: 1 R: 0 ER: 0 SO: 4 BB: 2 IBB: 0 HBP: 0 BLK: 0 WP: 0 HR: 0 S: 16 P: 24 ERA: 0.00 WHIP: 1.125															PITCHER				
John Wyatt, R (8.1) ERA: 12.0	IP: 1.0 WLS: L BF: 6 H: 2 R: 2 ER: 2 SO: 1 BB: 2 IBB: 0 HBP: 0 BLK: 0 WP: 1 HR: 0 S: 6 P: 14 ERA: 18.00 WHIP: 3.000															PITCHER				

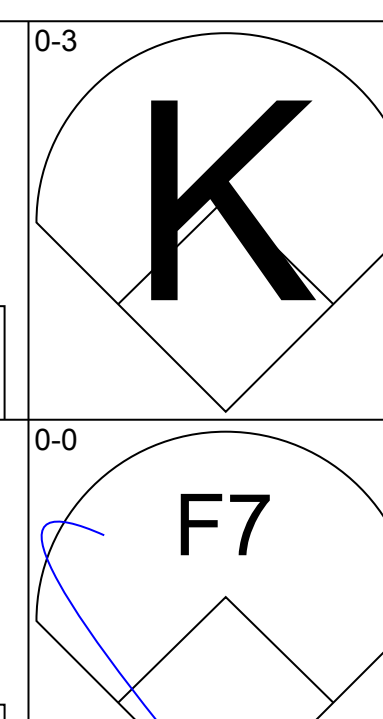
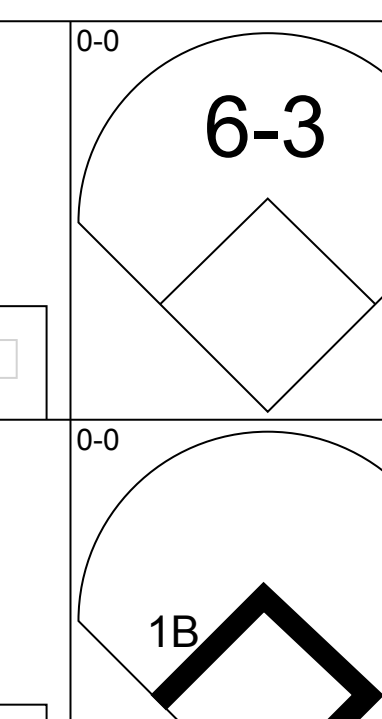
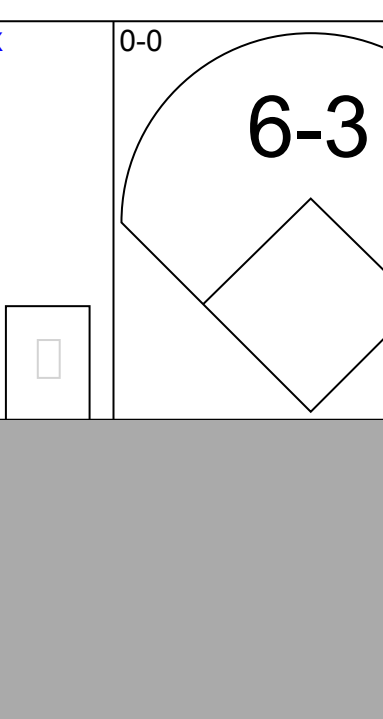
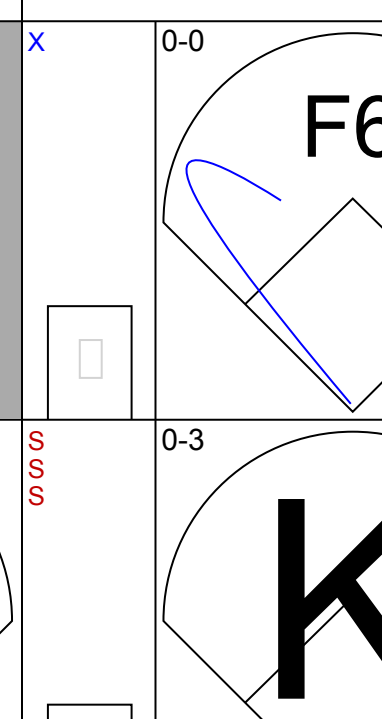
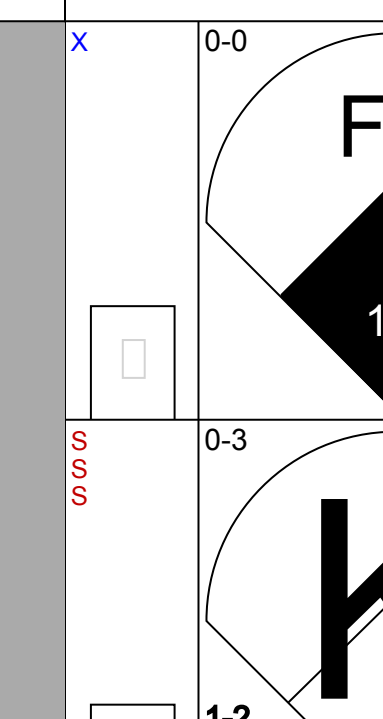
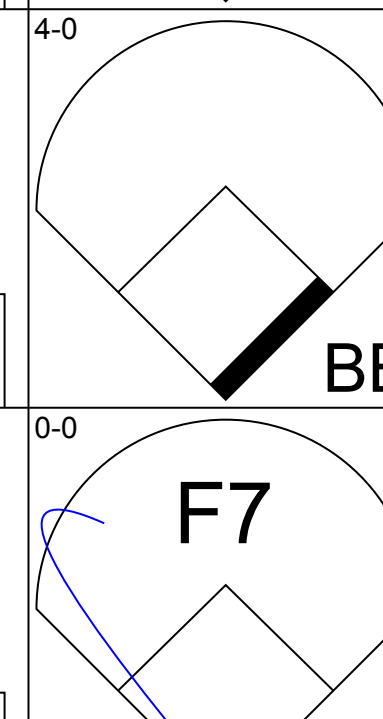
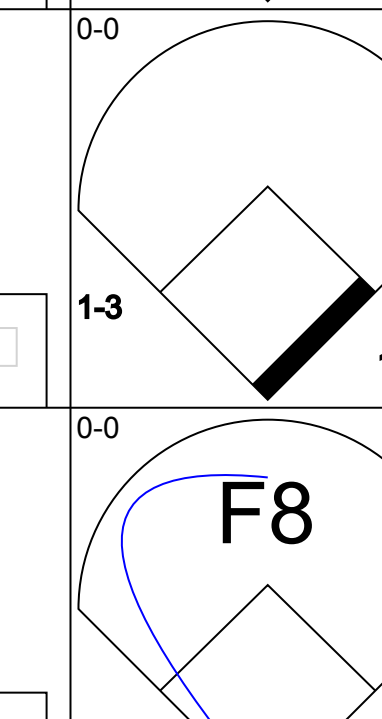
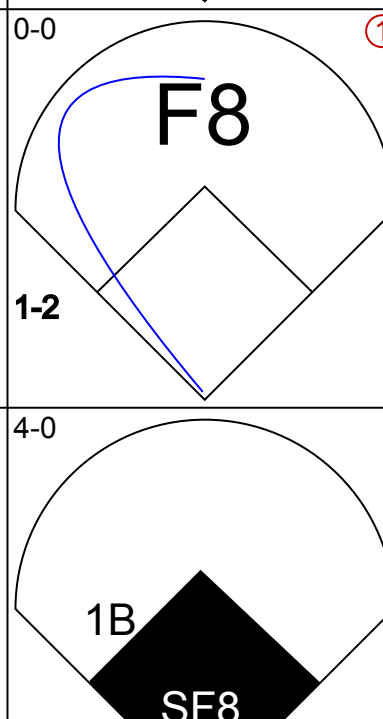

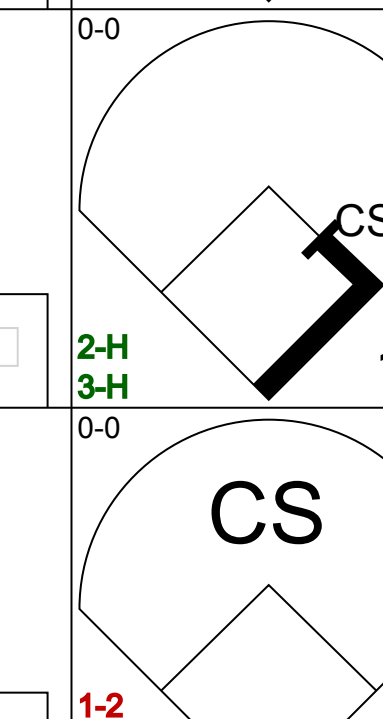


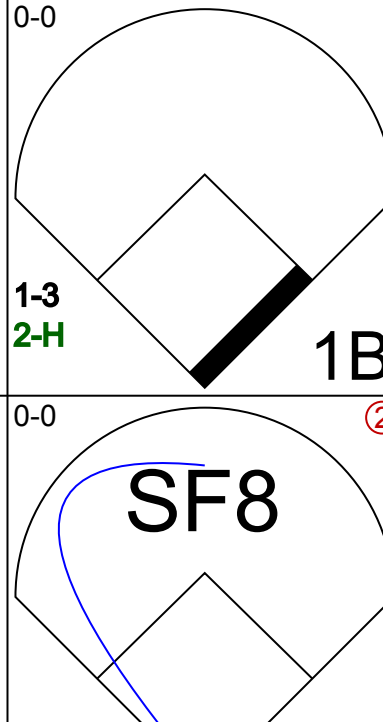
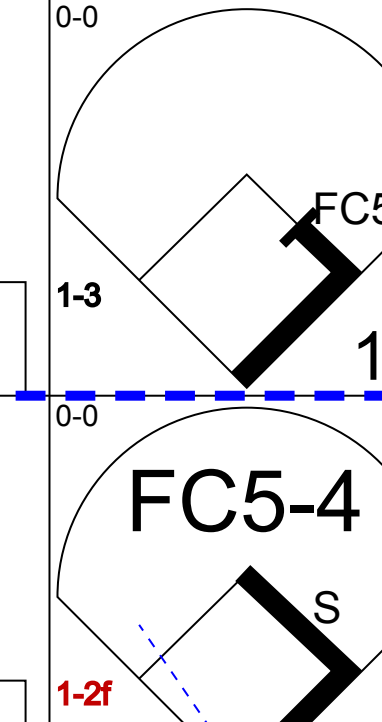



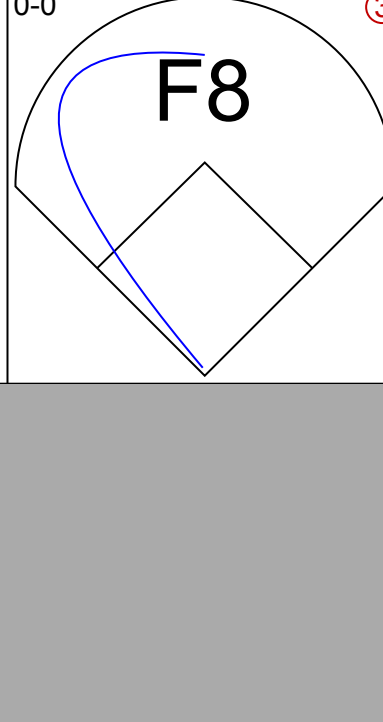
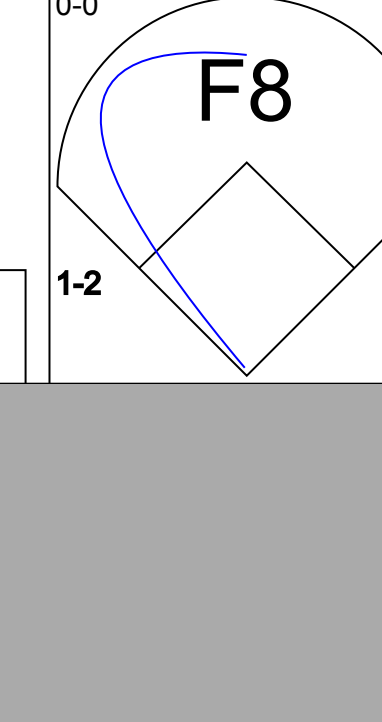
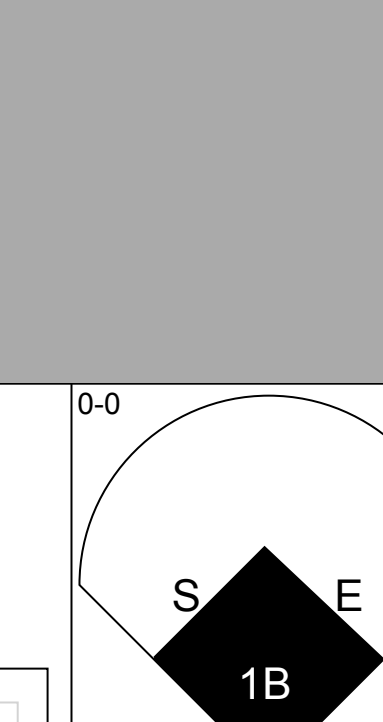
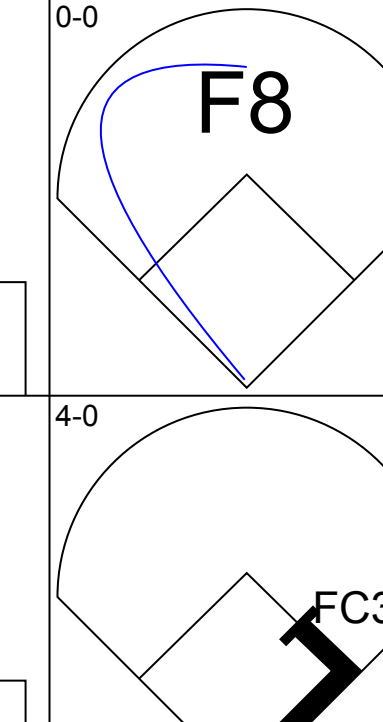
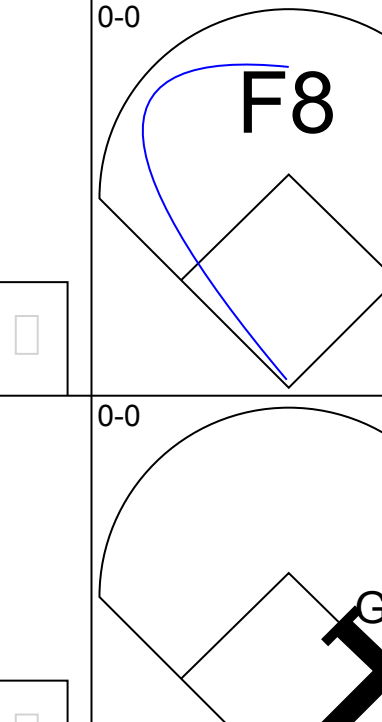
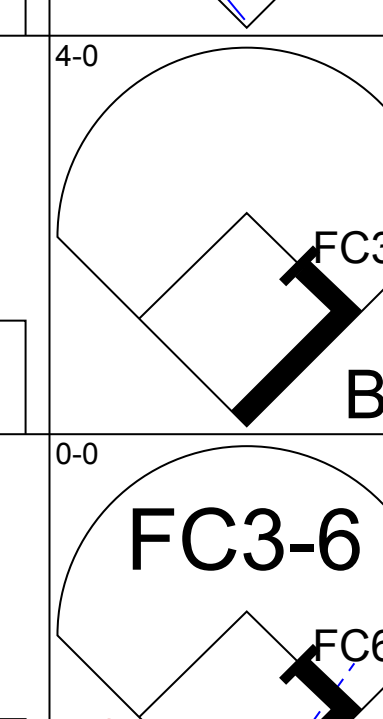
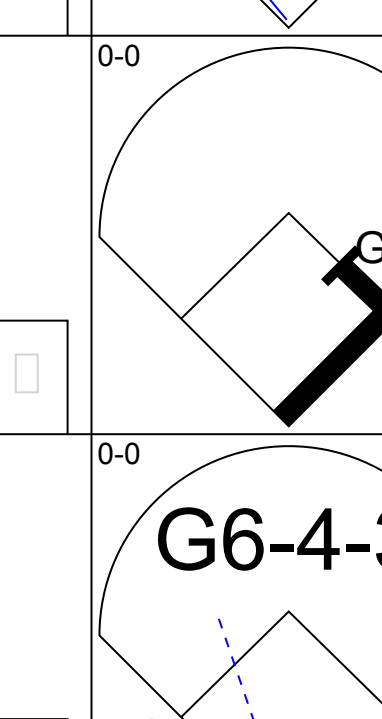
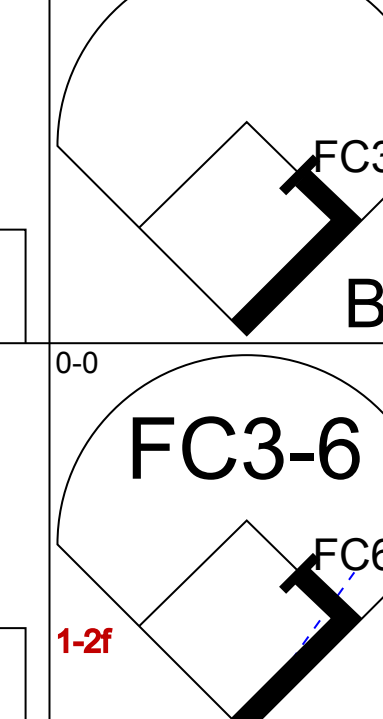
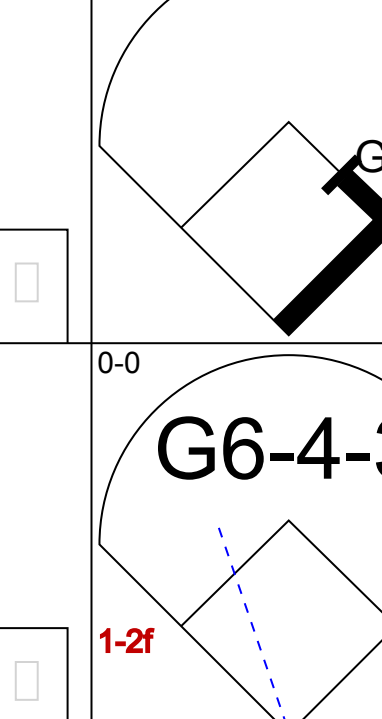
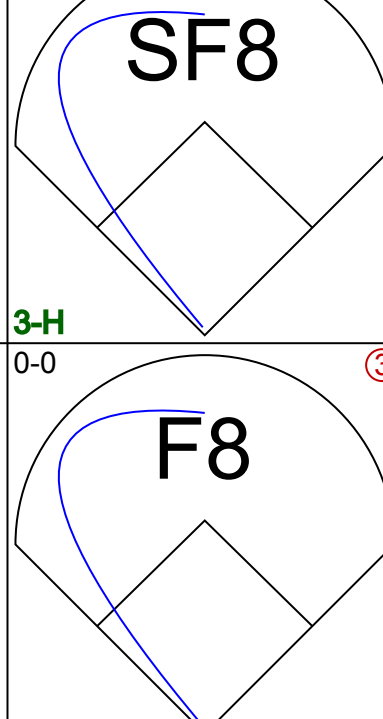
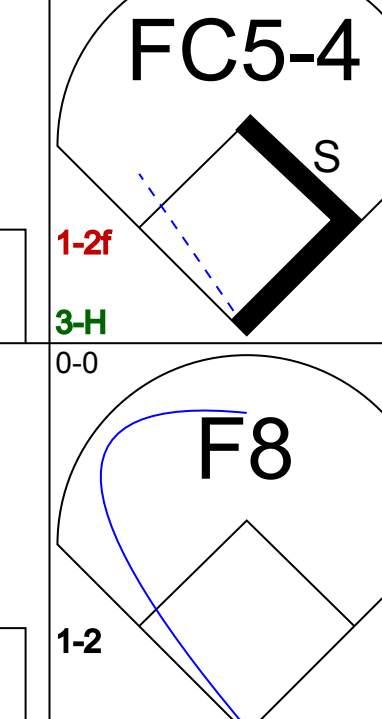
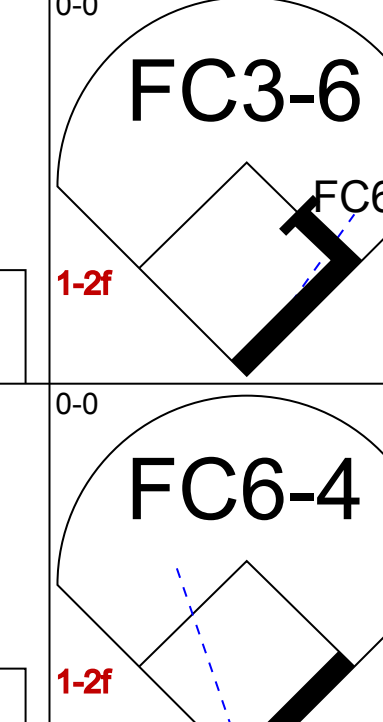
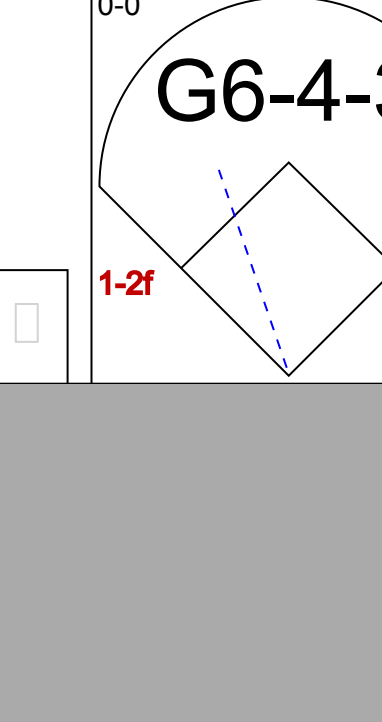
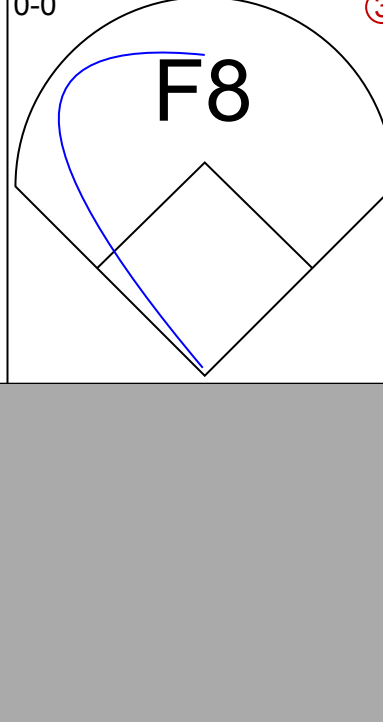
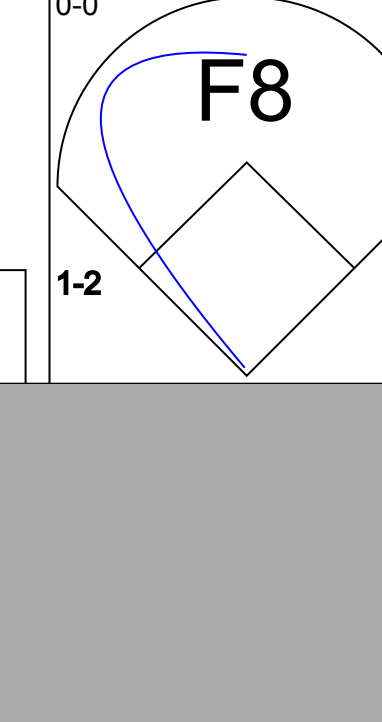
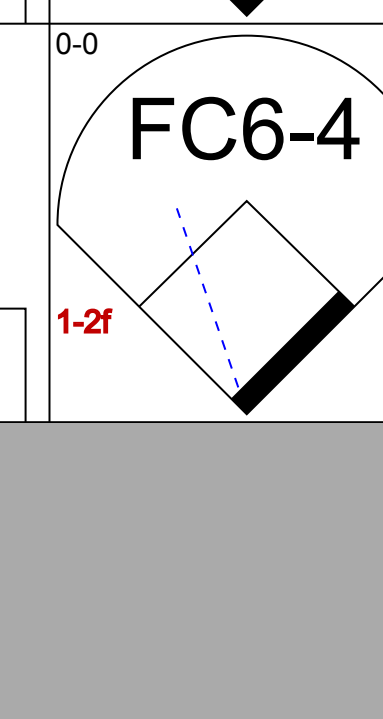
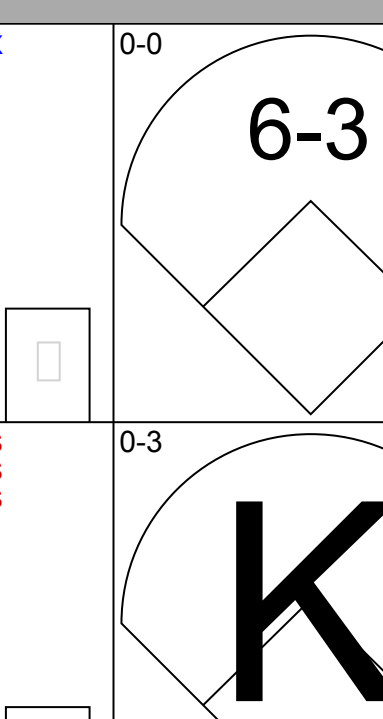
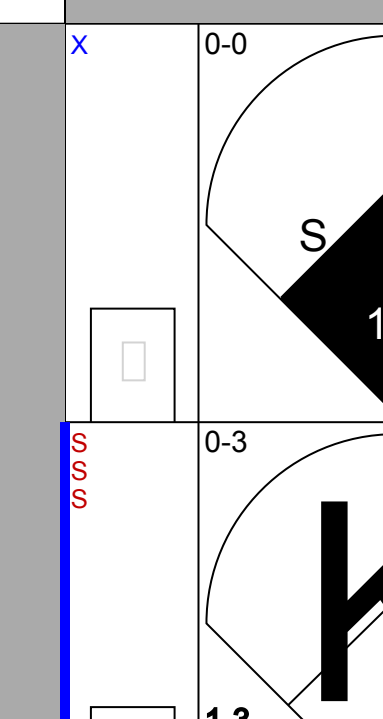
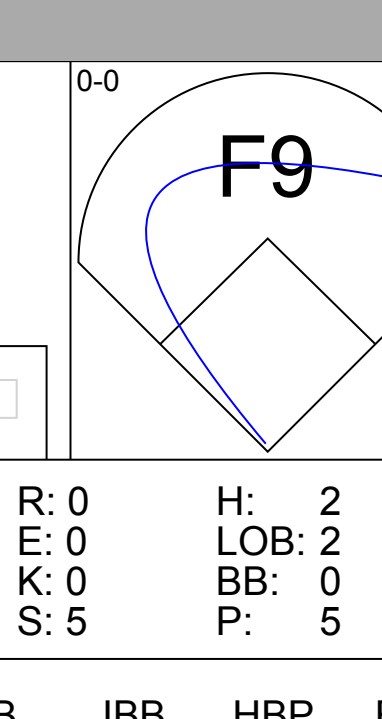
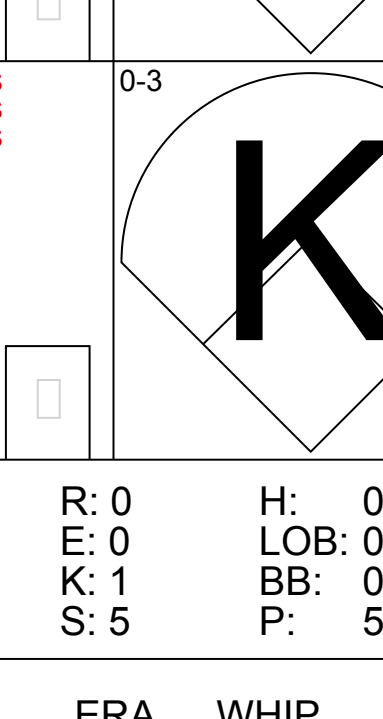
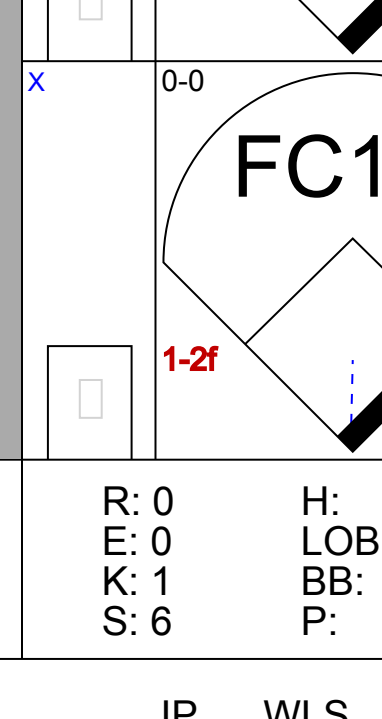
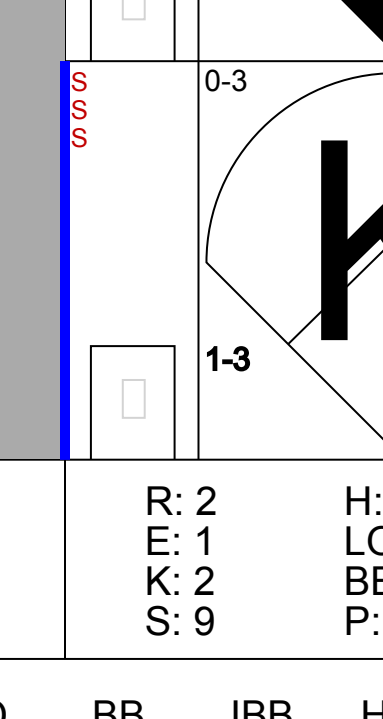

Batter	1	2	3	4	5	6	7	8	9	AB	R	H	RBI	BB	SO	LOB	TOP			
Cesar Tovar, R OBP: 0.338, SLG: 0.439 (1, 5) (8, 7)	F7	E	F3			F7		5-3 1B		5	1	2	1	0	0	0	Minnesota Twins @ Boston Red Sox Fenway Park, Boston, MA Mon Apr 29 1968, 7:05 PM EDT Att: 26,256 - Unknown - 66 F			
Rod Carew, L OBP: 0.381, SLG: 0.410 (1, 4)	2B HBP	E8 1B	6-3			4-3		5-3 1B		5	2	3	0	0	0	0				
Tony Oliva, L OBP: 0.319, SLG: 0.371 (1, 9)	HBP 1B	2B 1B				K		K		4	2	2	1	1	2	2				
Harmon Killebrew, R OBP: 0.373, SLG: 0.644 Ron Clark, R OBP: 0.500, SLG: 0.667 (8, 5)	HBP 1B	1B 2B				F8		5-3		4	2	1	1	1	0	3				
Bob Allison, R OBP: 0.393, SLG: 0.589 Rich Reese, L (8, 3)	1B HBP	F3				G1-4-3		4-3		2	0	0	1	0	0	2				
Ted Uhlhaender, L OBP: 0.395, SLG: 0.583 (1, 8)	1-2 2-3 3-H	1B				4-3		1B 1B		5	1	3	3	0	0	0				
Jackie Hernandez, R OBP: 0.281, SLG: 0.346 (1, 6)	K	5-3				K		1B 1B		5	0	1	0	0	2	2				
John Roseboro, L OBP: 0.258, SLG: 0.241 (1, 2)		SH5-4 1B	G3 WP 2B			1B		1B HR		5	3	5	2	0	0	0				
Jim Perry, S OBP: 0.182, SLG: 0.400 (1, 1)		SH5-4	G3			4-3		F3		4	0	0	0	0	0	4				
Inning Stats	R: 3 E: 0 K: 1 S: 7	H: 3 LOB: 1 BB: 1 P: 12	R: 5 E: 1 K: 0 S: 9	H: 6 LOB: 1 BB: 0 P: 9	R: 1 E: 0 K: 0 S: 4	H: 1 LOB: 0 BB: 0 P: 4	R: 0 E: 0 K: 0 S: 2	H: 0 LOB: 0 BB: 1 P: 6	R: 0 E: 0 K: 1 S: 5	H: 0 LOB: 0 BB: 0 P: 5	R: 1 E: 0 K: 0 S: 6	H: 3 LOB: 2 BB: 0 P: 6	R: 0 E: 0 K: 1 S: 7	H: 2 LOB: 2 BB: 0 P: 7	R: 1 E: 0 K: 0 S: 4	H: 1 LOB: 0 BB: 0 P: 4		1B: 13 2B: 3 3B: 0 HR: 1	SF: 0 SAC: 1 DP: 1 HBP: 1	WP: 1 PB: 0 SB: 0 CS: 0
PITCHER	IP WLS BF H R ER SO BB IBB HBP BLK WP HR S P ERA WHIP																			
Gary Bell, R ERA: 10.13 (1, 1)	1.1 L 11 6 6 6 1 0 0 1 1 0 0 0 0 0 0 0 40.50 4.500																			
Lee Stange, R ERA: 2.1 (2, 1)	0.2 5 3 2 2 0 0 0 0 0 0 0 0 0 0 5 5 27.00 4.500																			
John Wyatt, R ERA: 7.5 (3, 1)	3.0 11 2 1 1 1 1 0 0 0 0 1 0 12 16 3.00 1.000																			
Bill Landis, L ERA: 4.5 (6, 1)	2.0 9 3 1 1 1 0 0 0 0 0 0 0 11 11 4.50 1.500																			
Sparky Lyle, L ERA: 3.86 (8, 1)	2.0 9 3 1 1 1 0 0 0 0 0 0 1 11 11 4.50 1.500																			
Batter	1	2	3	4	5	6	7	8	9	AB	R	H	RBI	BB	SO	LOB	BOTTOM			
Mike Andrews, R OBP: 0.390, SLG: 0.471 (1, 4)	F3		F2			F9		G3		3	0	0	0	0	0	0	Minnesota Twins @ Boston Red Sox Fenway Park, Boston, MA Mon Apr 29 1968, 7:05 PM EDT Att: 26,256 - Unknown - 66 F			
Bill Landis, L (6, 1)										0	0	0	0	0	0	0				
Dalton Jones, L OBP: 0.094, SLG: 0.094 (7, PH)										1	0	0	0	0	0	0				
Sparky Lyle, L (8, 1)										0	0	0	0	0	0	0				
Joe Foy, R OBP: 0.385, SLG: 0.300 (1, 5)	6-3		E BB			F5		K		3	0	0	0	1	1	0				
Carl Yastrzemski, L OBP: 0.496, SLG: 0.558 (1, 7)								1B 1B		3	1	1	0	1	0	1				
Reggie Smith, S OBP: 0.322, SLG: 0.380 (1, 8)	F4		F8			F7		E 2B		4	0	1	0	0	0	4				
Ken Harrelson, R OBP: 0.250, SLG: 0.211 (1, 9)		E6 1B WP	F9			1B 1B		F3		4	1	1	0	0	0	3				
George Scott, R OBP: 0.200, SLG: 0.087 (1, 3)		WP 1B				F8		F9		4	0	1	0	0	0	3				
Rico Petrocelli, R OBP: 0.377, SLG: 0.553 (1, 6)		K				F5		FC6-4 1B		4	0	1	1	0	1	1				
Gene Oliver, R OBP: 0.240, SLG: 0.095 (1, 2)		F4				F7		FC6-4		4	0	1	0	0	0	3				
Gary Bell, R ERA: 10.13 (1, 1)										0	0	0	0	0	0	0				
Lee Stange, R ERA: 2.1 (2, PH)										1	0	0	0	0	0	1				
Norm Siebern, L ERA: 7.5 (3, 1)										0	0	0	0	0	0	0				
John Wyatt, R ERA: 4.5 (6, 1)										0	0	0	0	0	0	0				
Jerry Adair, R OBP: 0.258, SLG: 0.290 (8, 4)										3	0	0	0	0	0	1				
Inning Stats	R: 0 E: 0 K: 0 S: 3	H: 0 LOB: 1 BB: 1 P: 7	R: 1 E: 1 K: 1 S: 7	H: 1 LOB: 1 BB: 0 P: 7	R: 0 E: 0 K: 0 S: 4	H: 0 LOB: 0 BB: 1 P: 8	R: 0 E: 0 K: 0 S: 3	H: 0 LOB: 0 BB: 0 P: 3	R: 0 E: 0 K: 0 S: 6	H: 3 LOB: 2 BB: 0 P: 6	R: 0 E: 0 K: 1 S: 5	H: 0 LOB: 0 BB: 0 P: 5	R: 0 E: 1 K: 0 S: 4	H: 1 LOB: 1 BB: 0 P: 4	R: 0 E: 0 K: 0 S: 3	H: 1 LOB: 0 BB: 0 P: 3	1B: 5 2B: 1 3B: 0 HR: 0	SF: 0 SAC: 0 DP: 1 HBP: 0	WP: 1 PB: 0 SB: 0 CS: 0	PA: 36
PITCHER	IP WLS BF H R ER SO BB IBB HBP BLK WP HR S P ERA WHIP																			
Jim Perry, R ERA: 1.48 (1, 1)	9.0 W 36 6 2 1 2 2 0 0 0 0 1 0 38 46 1.00 0.889																			



Batter	1	2	3	4	5	6	7	8	9	AB	R	H	RBI	BB	SO	LOB	TOP								
Cesar Tovar, R OBP: 0.342, SLG: 0.451 (1, 5)										5	2	2	0	0	1	1	Minnesota Twins @ Boston Red Sox Fenway Park, Boston, MA Tue Apr 30 1968, 3:33 AM EDT Alt. 7, 310 - Unknown - 68 F								
Rod Carew, L OBP: 0.382, SLG: 0.424 (1, 4)										5	0	2	1	0	0	1									
Tony Oliva, L OBP: 0.338, SLG: 0.369 (1, 9)										3	0	1	1	1	0	1									
Harmon Killebrew, R OBP: 0.375, SLG: 0.667 Rich Reese, L (8, 3)										4	1	2	1	0	0	3									
Bob Allison, R OBP: 0.394, SLG: 0.567 Ron Clark, R OBP: 0.500, SLG: 0.667 (8, 5)										4	0	1	0	1	0	3									
Ted Uhlhaender, L OBP: 0.348, SLG: 0.569 (1, 8)										5	1	1	1	0	0	6									
Jackie Hernandez, R OBP: 0.290, SLG: 0.351 (1, 6)										5	1	2	1	0	2	1									
John Roseboro, L OBP: 0.242, SLG: 0.224 (1, 2)										4	0	0	0	0	1	2									
Dave Boswell, R OBP: 0.273, SLG: 0.600 Al Worthington, R (6, 1)										3	2	2	2	0	1	1									
Ron Perranoski, L (9, 1)										1	0	0	0	0	1	0									
Inning Stats	R: 0 E: 0 K: 1 S: 5	H: 0 LOB: 0 BB: 0 P: 5	R: 1 E: 0 K: 1 S: 7	H: 2 LOB: 1 BB: 0 P: 7	R: 2 E: 0 K: 0 S: 6	H: 3 LOB: 2 BB: 0 P: 7	R: 2 E: 0 K: 0 S: 6	H: 3 LOB: 2 BB: 1 P: 10	R: 1 E: 0 K: 2 S: 9	H: 2 LOB: 1 BB: 0 P: 9	R: 0 E: 1 K: 0 S: 5	H: 1 LOB: 3 BB: 1 P: 9	R: 0 E: 0 K: 2 S: 7	H: 0 LOB: 0 BB: 0 P: 7	R: 1 E: 0 K: 0 S: 5	H: 2 LOB: 1 BB: 0 P: 5	R: 0 E: 0 K: 0 S: 3	H: 0 LOB: 0 BB: 0 P: 3	1B: 7 2B: 4 3B: 1 HR: 1	SF: 1 SAC: 1 DP: 0 HBP: 1	WP: 0 PB: 0 SB: 0 CS: 0	PA: 44			
PITCHER	IP	WLS	BF	H	R	ER	SO	BB	IBB	HBP	BLK	WP	HR	S	P	ERA	WHIP								
Dick Ellsworth, L ERA: 2.95 (1, 1)	3.2	L	21	8	5	5	2	1	0	1	0	0	1	23	28	12.27	2.455								
Ray Culp, R ERA: 11.32 (4, 1)	0.1		1	0	0	0	0	0	0	0	0	0	0	1	1	0.00	0.000								
Gary Roggenbuck, L ERA: 2.97 (5, 1)	2.0		11	3	1	1	2	1	0	0	0	0	0	14	18	4.50	2.000								
Gary Bell, R ERA: 7.56 (7, 1)	3.0		11	2	1	1	2	0	0	0	0	0	0	15	15	3.00	0.667								

Batter	1	2	3	4	5	6	7	8	9	AB	R	H	RBI	BB	SO	LOB	BOTTOM								
Mike Andrews, R OBP: 0.422, SLG: 0.500 (1, 4)										3	1	2	1	2	0	2	Minnesota Twins @ Boston Red Sox Fenway Park, Boston, MA Tue Apr 30 1968, 3:33 AM EDT Alt. 7, 310 - Unknown - 68 F								
Joe Foy, R OBP: 0.364, SLG: 0.371 (1, 5)										5	1	1	2	0	2	3									
Carl Yastrzemski, L OBP: 0.391, SLG: 0.518 (1, 7)										4	0	0	0	1	1	3									
Reggie Smith, S OBP: 0.333, SLG: 0.377 (1, 8)										3	1	1	0	1	0	1									
Ken Harrelson, R OBP: 0.292, SLG: 0.227 (1, 9)										3	2	1	0	1	1	1									
George Scott, R OBP: 0.203, SLG: 0.100 (1, 3)										4	0	1	1	0	2	2									
Rico Petrocelli, R OBP: 0.351, SLG: 0.510 (1, 6)										4	0	0	0	0	2	4									
Russ Gibson, R OBP: 0.250, SLG: 0.500 (1, 2)										4	0	1	1	0	1	2									
Dick Ellsworth, L (1, 1)										1	0	0	0	0	1	0									
Ray Culp, R (4, 1)										0	0	0	0	0	0	0									
Dalton Jones, L OBP: 0.302, SLG: 0.193 (4, PH)										1	0	1	0	0	0	0									
Gary Roggenbuck, R (5, 1)										0	0	0	0	0	0	0									
Norm Siebern, L (5, PH)										1	0	0	0	0	0	1									
Gary Bell, R (7, 1)										0	0	0	0	0	0	0									
Jose Tartabull, L OBP: 0.333, SLG: 0.333 (9, PH)										1	1	1	0	0	0	0									
Inning Stats	R: 2 E: 0 K: 0 S: 5	H: 2 LOB: 0 BB: 0 P: 5	R: 0 E: 0 K: 0 S: 3	H: 0 LOB: 0 BB: 0 P: 3	R: 0 E: 0 K: 3 S: 9	H: 0 LOB: 1 BB: 1 P: 13	R: 2 E: 0 K: 1 S: 7	H: 2 LOB: 2 BB: 2 P: 15	R: 0 E: 0 K: 0 S: 2	H: 0 LOB: 0 BB: 1 P: 6	R: 1 E: 0 K: 3 S: 11	H: 2 LOB: 1 BB: 0 P: 11	R: 0 E: 0 K: 1 S: 4	H: 0 LOB: 0 BB: 1 P: 8	R: 0 E: 0 K: 2 S: 8	H: 1 LOB: 1 BB: 0 P: 8	R: 1 E: 0 K: 1 S: 7	H: 2 LOB: 1 BB: 0 P: 7	1B: 6 2B: 2 3B: 0 HR: 1	SF: 0 SAC: 0 DP: 2 HBP: 0	WP: 1 PB: 1 SB: 1 CS: 0	PA: 39			
PITCHER	IP	WLS	BF	H	R	ER	SO	BB	IBB	HBP	BLK	WP	HR	S	P	ERA	WHIP								
Dave Boswell, R ERA: 3.58 (1, 1)	5.2	W	26	6	5	5	6	4	0	0	0	0	0	34	50	7.94	1.765								
Al Worthington, R ERA: 1.59 (6, 1)	3.0		12	3	1	1	5	1	0	0	0	0	0	21	25	3.00	1.333								
Ron Perranoski, L ERA: 2.45 (9, 1)	0.1	S	1	0	0	0	0	0	0	0	0	0	0	1	1	0.00	0.000								

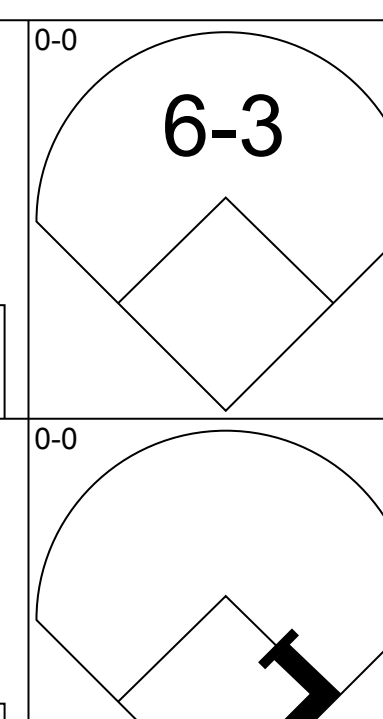
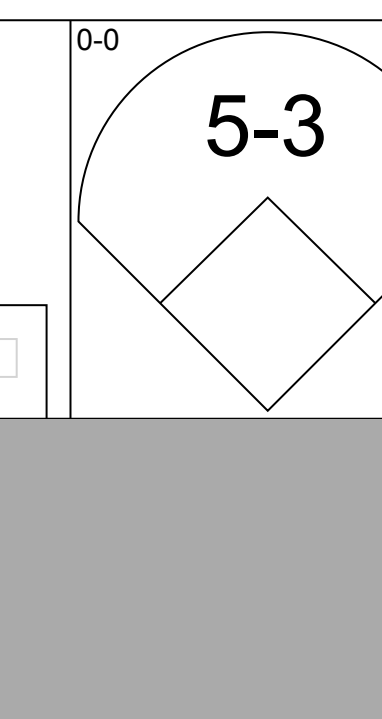
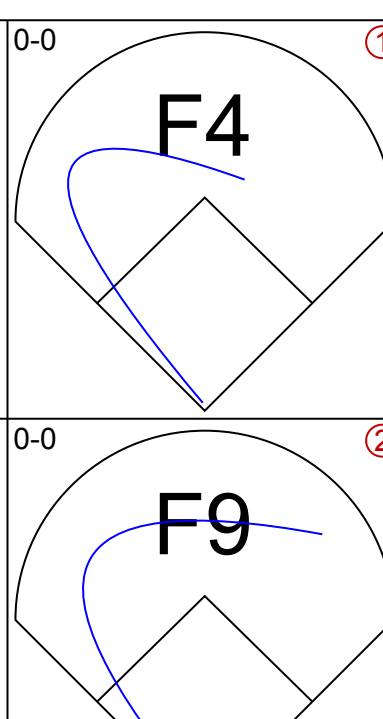
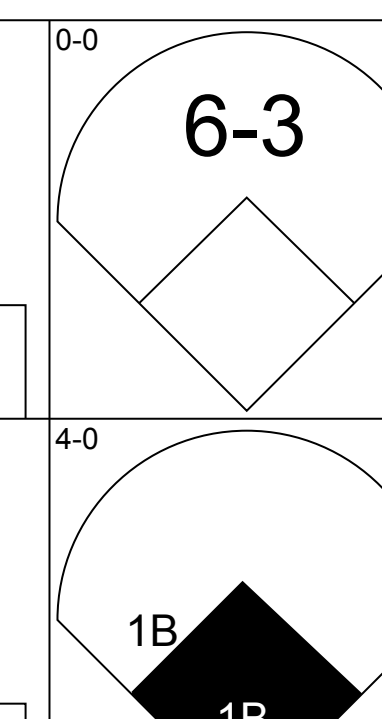
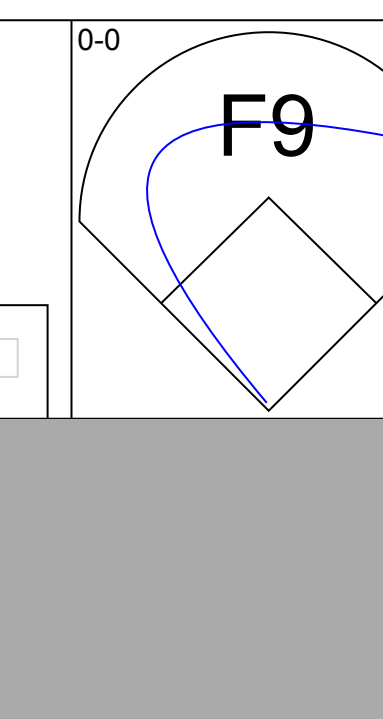
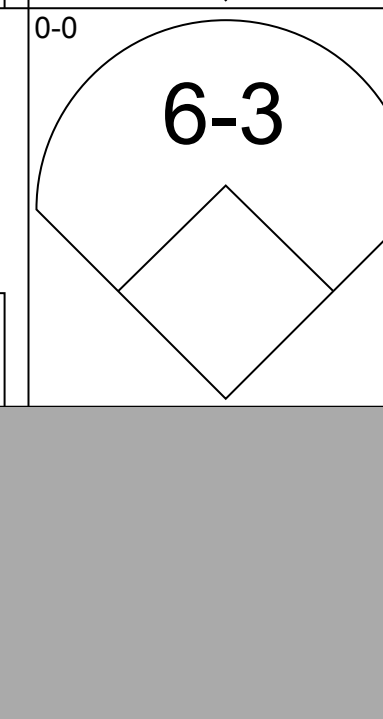
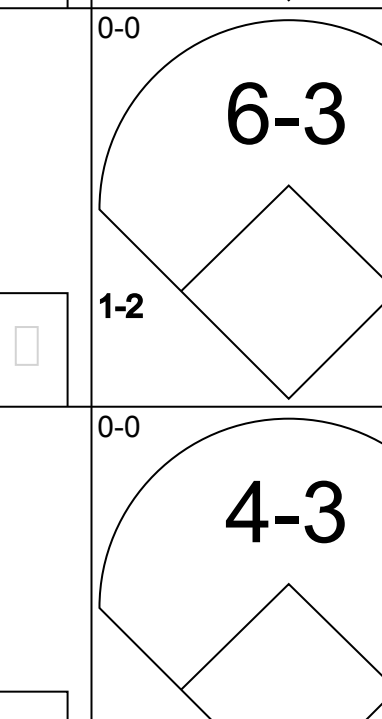

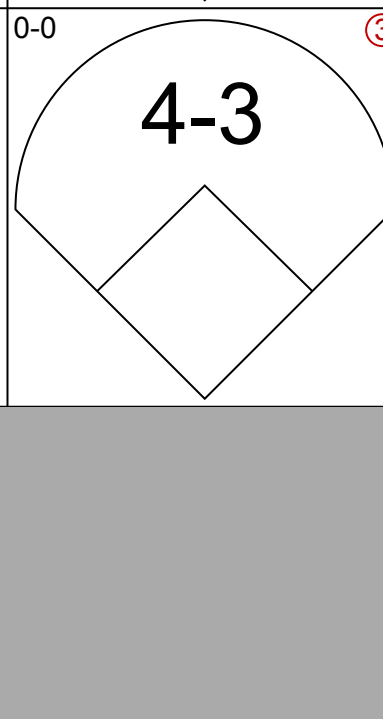
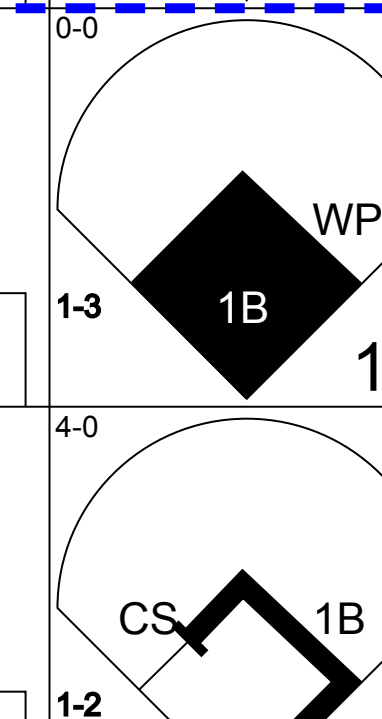

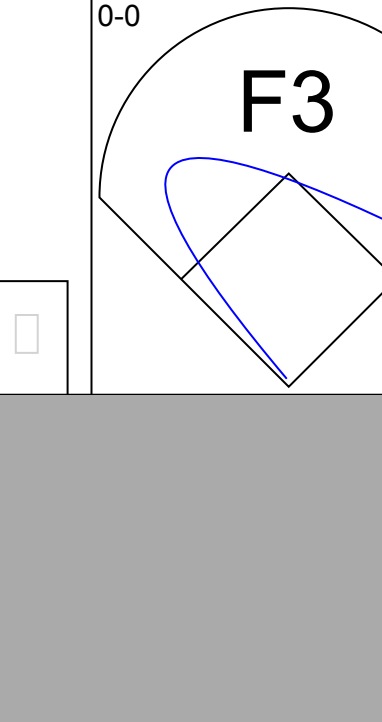

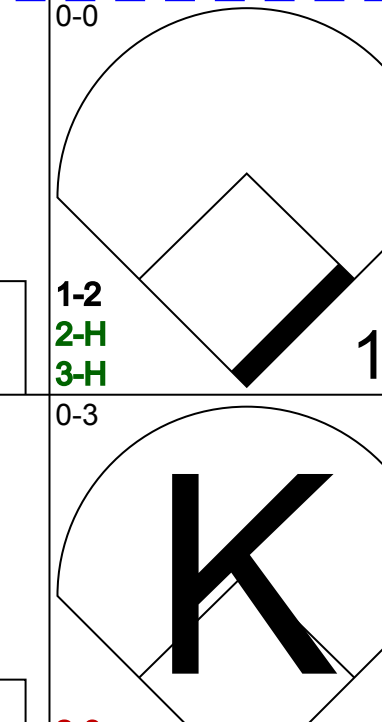
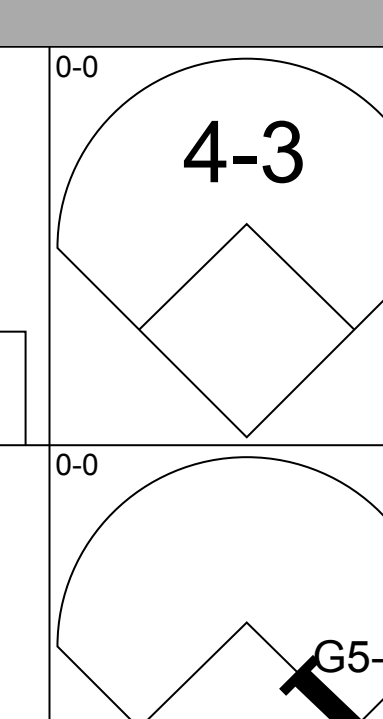
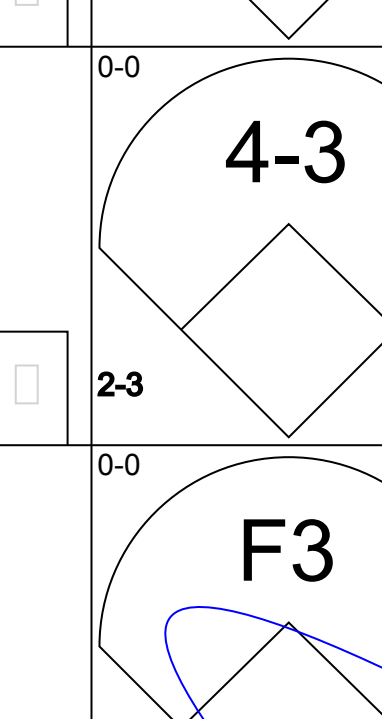
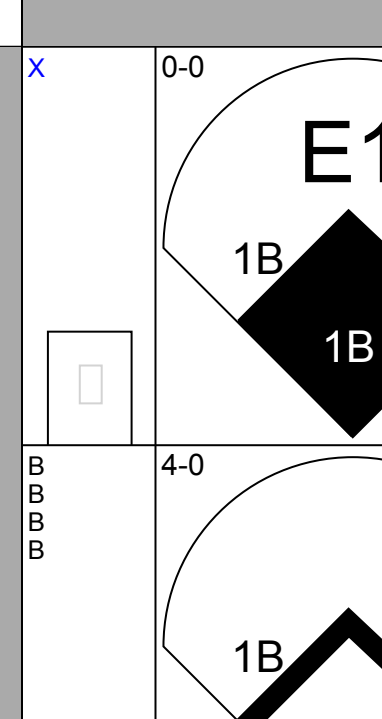
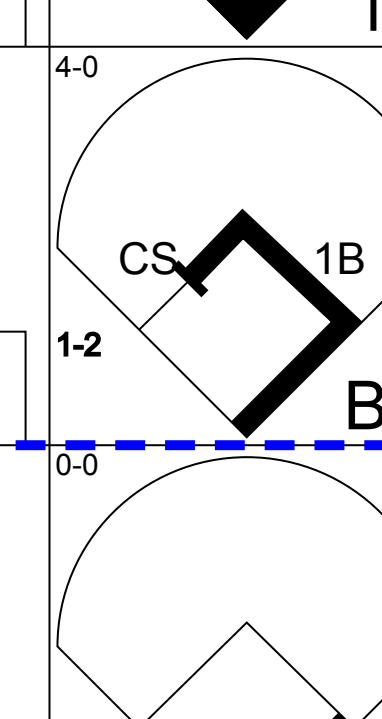

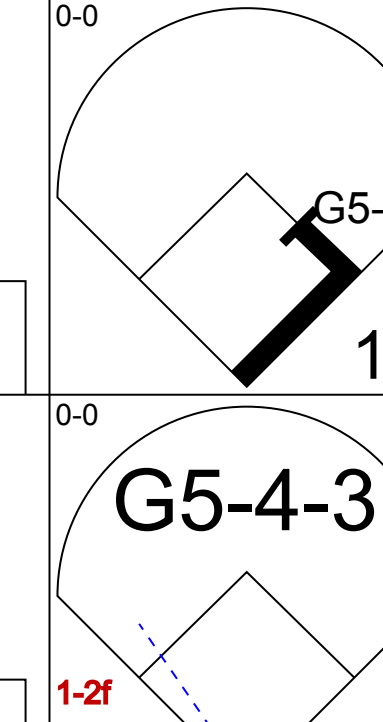
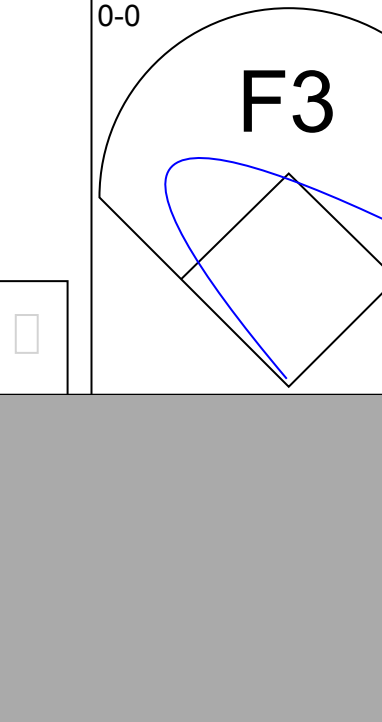
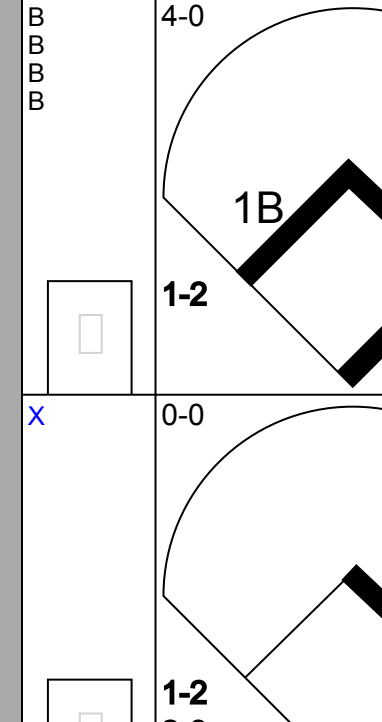
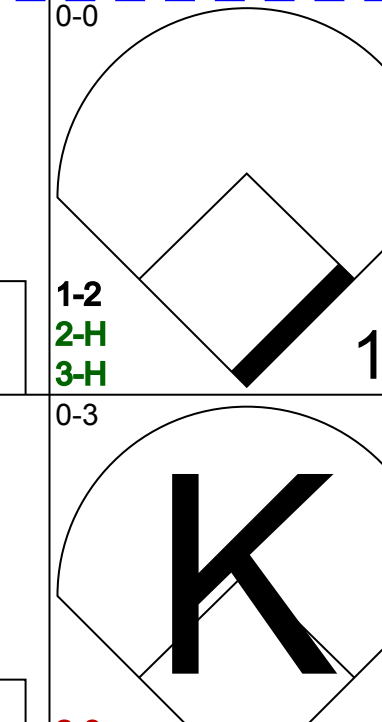

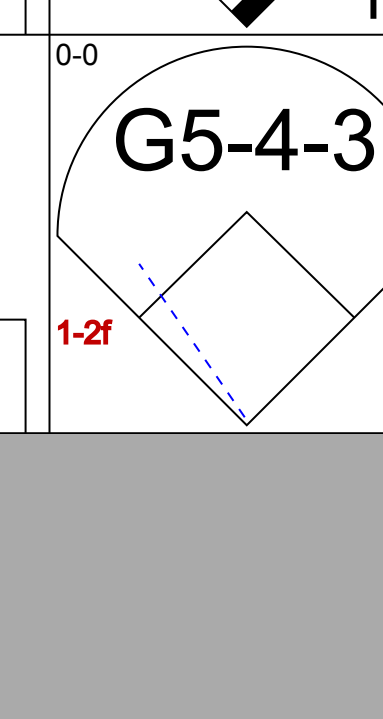
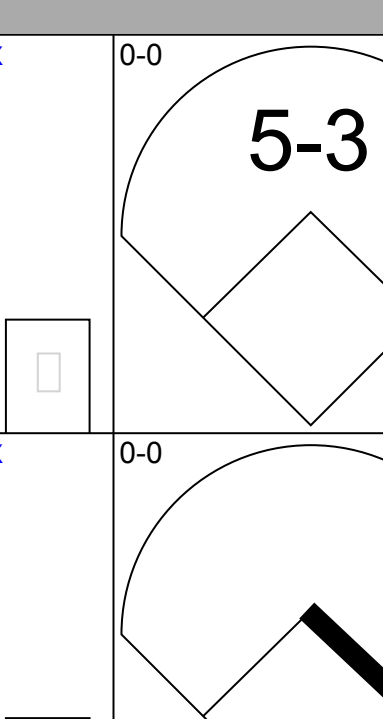
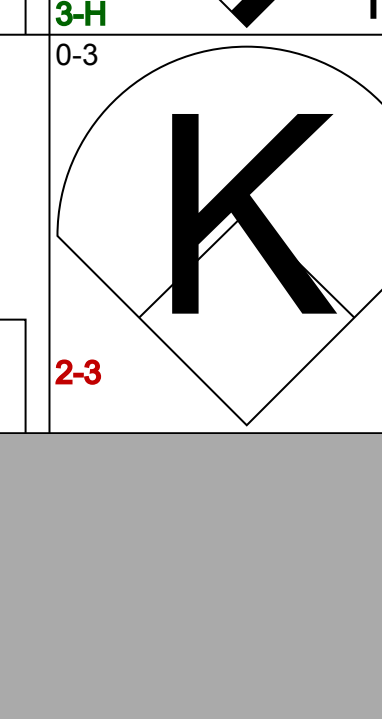
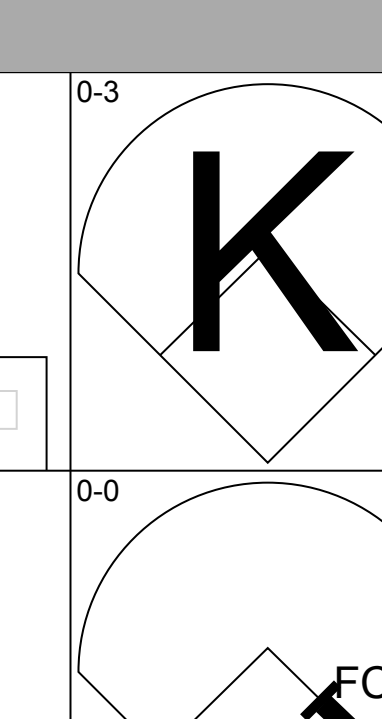
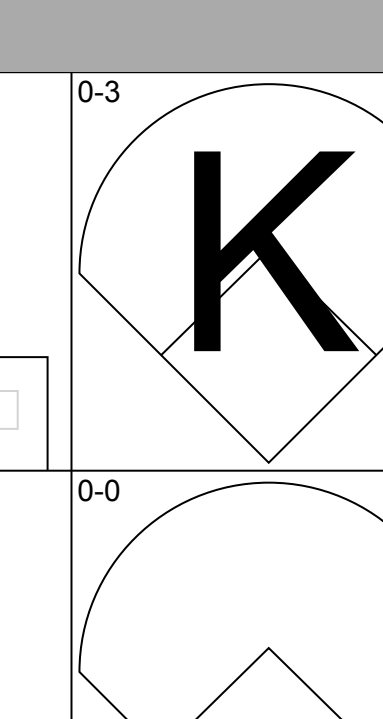


Batter	1	2	3	4	5	6	7	8	9	AB	R	H	RBI	BB	SO	LOB	TOP					
Paul Schaal, R OBP: 0.313, SLG: 0.286 (1, 5)										5	1	0	0	0	1	2						
Jim Fregosi, R OBP: 0.388, SLG: 0.380 (1, 6)										5	1	2	0	0	2	3						
Roger Repoz, L OBP: 0.351, SLG: 0.544 (1, 8)										4	0	2	2	1	1	1						
Don Mincher, L OBP: 0.297, SLG: 0.172 (1, 3)										2	2	0	0	2	0	3						
Jimmie Hall, L OBP: 0.321, SLG: 0.313 (8, PH)										3	0	1	1	0	0	0						
Bubba Morton, R OBP: 0.286, SLG: 0.308 (8, 9)										1	0	1	0	0	0	0						
Rick Reichardt, R OBP: 0.348, SLG: 0.500 (4, PR)										1	0	1	0	1	0	0						
Chuck Hinton, R OBP: 0.229, SLG: 0.318 (4, 7)										1	0	0	2	0	0	1						
Buck Rodgers, S OBP: 0.292, SLG: 0.284 (1, 2)										4	0	0	0	0	0	4						
Bobby Knoop, R OBP: 0.291, SLG: 0.319 (1, 4)										4	1	2	0	0	0	1						
Rickey Clark, R OBP: 0.125, SLG: 0.125 (8, 1)										3	0	0	0	0	1	1						
Tom Burgmeier, L OBP: 0.167, SLG: 0.167 (8, 1)										0	0	0	0	0	0	0						
Jack Hamilton, R OBP: 0.167, SLG: 0.167 (8, 1)										1	0	0	0	0	1	1						
Inning Stats	R: 0 E: 0 K: 1 S: 5	H: 0 LOB: 1 BB: 1 P: 9	R: 0 E: 0 K: 0 S: 3	H: 0 LOB: 1 BB: 1 P: 7	R: 0 E: 0 K: 0 S: 5	H: 2 LOB: 2 BB: 0 P: 5	R: 0 E: 0 K: 0 S: 3	H: 1 LOB: 1 BB: 0 P: 3	R: 0 E: 0 K: 1 S: 5	H: 0 LOB: 0 BB: 0 P: 5	R: 2 E: 0 K: 0 S: 5	H: 2 LOB: 1 BB: 1 P: 9	R: 0 E: 0 K: 1 S: 6	H: 1 LOB: 1 BB: 0 P: 6	R: 1 E: 0 K: 1 S: 6	H: 1 LOB: 1 BB: 1 P: 10	R: 2 E: 1 K: 2 S: 9	H: 2 LOB: 0 BB: 0 P: 9	1B: 9 2B: 0 3B: 0 HR: 0	SF: 1 SAC: 0 DP: 1 HBP: 0	WP: 1 PB: 0 SB: 3 CS: 1	PA: 40
PITCHER	IP	WLS	BF	H	R	ER	SO	BB	IBB	HBP	BLK	WP	HR	S	P	ERA	WHIP					
Gary Waslewski, R ERA: 1.86	(1, 1)	7.0	29	6	2	2	3	3	0	0	0	1	0	32	44	2.57	1.286					
Sparky Lyle, L ERA: 4.91	(8, 1)	0.1	3	1	1	1	1	1	0	0	0	0	0	4	8	27.00	6.000					
John Wyatt, R ERA: 5.87	(8, 1)	1.2	L	7	2	2	0	2	0	0	0	0	0	11	11	0.00	1.200					

California Angels @ Boston Red Sox
Fenway Park, Boston, MA
Wed May 01 1968, 7:05 PM EDT
Att: 12,001 - Unknown

AB 34
R 5
H 9
RBI 5
BB 4
SO 6
LOB 17



Batter	1	2	3	4	5	6	7	8	9	AB	R	H	RBI	BB	SO	LOB	BOTTOM				
Mike Andrews, R OBP: 0.391, SLG: 0.458 (1, 4)										5	0	0	0	0	0	2					
Joe Foy, R OBP: 0.396, SLG: 0.378 (1, 5)										2	1	1	0	2	0	0					
Carl Yastrzemski, L OBP: 0.384, SLG: 0.500 (1, 7)										4	1	1	0	0	0	1					
Reggie Smith, S OBP: 0.328, SLG: 0.357 (1, 8)										3	1	0	0	1	0	1					
Ken Harrelson, R OBP: 0.357, SLG: 0.280 (1, 9)										3	0	2	2	1	0	1					
George Scott, R OBP: 0.206, SLG: 0.111 (1, 3)										4	0	1	0	0	1	3					
Rico Petrocelli, R OBP: 0.344, SLG: 0.509 (1, 6)										4	0	1	0	0	2	3					
Russ Gibson, R OBP: 0.333, SLG: 0.500 (7, PH)										2	0	1	0	0	0	1					
Dalton Jones, L OBP: 0.147, SLG: 0.147 (8, 2)										1	0	1	1	0	0	0					
Elston Howard, R OBP: 0.313, SLG: 0.296 (9, PR)										1	0	1	0	0	0	0					
Jose Santiago, R OBP: 0.231, SLG: 0.091 (7, PH)										0	0	0	0	0	0	0					
Gary Waslewski, R OBP: 0.167, SLG: 0.091 (8, PH)										2	0	0	0	0	1	2					
Norm Siebern, L OBP: 0.167, SLG: 0.091 (8, 1)										1	0	0	0	0	0	3					
Sparky Lyle, L OBP: 0.167, SLG: 0.091 (8, 1)										0	0	0	0	0	0	0					
John Wyatt, R OBP: 0.167, SLG: 0.091 (8, PH)										0	0	0	0	0	0	0					
Gene Oliver, R OBP: 0.231, SLG: 0.091 (8, PH)										1	0	0	0	0	1	1					
Inning Stats	R: 0 E: 0 K: 0 S: 3	H: 1 LOB: 0 BB: 0 P: 3	R: 0 E: 0 K: 0 S: 3	H: 1 LOB: 0 BB: 0 P: 3	R: 0 E: 0 K: 1 S: 6	H: 1 LOB: 1 BB: 0 P: 6	R: 0 E: 0 K: 0 S: 3	H: 0 LOB: 1 BB: 1 P: 7	R: 0 E: 0 K: 1 S: 6	H: 1 LOB: 1 BB: 0 P: 6	R: 1 E: 0 K: 0 S: 5	H: 2 LOB: 2 BB: 1 P: 9	R: 2 E: 0 K: 1 S: 6	H: 2 LOB: 2 BB: 2 P: 14	R: 0 E: 0 K: 2 S: 8	H: 1 LOB: 1 BB: 0 P: 8	1B: 8 2B: 2 3B: 0 HR: 0	SF: 0 SAC: 0 DP: 3 HBP: 0	WP: 1 PB: 0 SB: 0 CS: 1	PA: 37	
PITCHER	IP	WLS	BF	H	R	ER	SO	BB	IBB	HBP	BLK	WP	HR	S	P	ERA	WHIP				
Rickey Clark, R ERA: 2.59	(1, 1)	7.1	29	6	2	1	2	3	0	0	0	1	0	30	42	1.23	1.227				
Tom Burgmeier, L ERA: 9.0	(8, 1)	0.0	2	1	0	0	0	1	0	0	0	1	0	1	5	∞	∞				
Jack Hamilton, R ERA: 3.13	(8, 1)	1.2	W	6	2	1	1	3	0	0	0	0	0	12	12	5.40	1.200				

California Angels @ Boston Red Sox
Fenway Park, Boston, MA
Wed May 01 1968, 7:05 PM EDT
Att: 12,001 - Unknown

AB 33
R 3
H 9
RBI 3
BB 4
SO 5
LOB 18



Batter	1	2	3	4	5	6	7	8	9	AB	R	H	RBI	BB	SO	LOB	TOP			
Paul Schaal, R (1.5) OBP: 0.321, SLG: 0.288	F9		FC6-4 BB		S 1B		F7			3	0	1	1	1	0	1	California Angels @ Boston Red Sox Fenway Park, Boston, MA Thu May 02 1968, 3:33 AM EDT Att: 4,699 - Unknown			
Jim Fregosi, R (1.6) OBP: 0.382, SLG: 0.373	1B		FC6-4 1-2		6-3 1-2			K		4	0	1	0	0	1	2				
Roger Repoz, L (1.8) OBP: 0.333, SLG: 0.514	K				K		K	F5		4	0	0	0	0	3	1				
Don Mincher, L (1.3) OBP: 0.293, SLG: 0.212	4-3				F5			4-3		4	0	1	0	0	0	1				
Jimmie Hall, L (1.9) OBP: 0.300, SLG: 0.288	K				4-3 2B		E4		F7	4	0	0	0	0	1	1				
Chuck Hinton, R (1.7) OBP: 0.212, SLG: 0.292	F4				F4		F6		E3 FC6-4	4	0	0	0	0	0	2				
Buck Rodgers, S (1.2) OBP: 0.276, SLG: 0.268	K				F7			4-3	F9	4	0	0	0	0	1	1				
Bobby Knoop, R (1.4) OBP: 0.288, SLG: 0.300			K		SH3-4 1B BB		K		FC6-4 1-2	3	1	0	0	1	2	1				
Sammy Ellis, L (1.1) Ed Kirkpatrick, L (7, PH) Bob Hefner, R (7.1) Pete Cimino, R (7.1) Tom Burgmeier, L (8.1)			K		SH3-4 1-2		HBP			1	0	0	0	0	1	0				
Inning Stats	R: 0 E: 0 K: 1 S: 6	H: 1 LOB: 1 BB: 0 P: 6	R: 0 E: 0 K: 2 S: 7	H: 0 LOB: 0 BB: 0 P: 7	R: 0 E: 0 K: 2 S: 7	H: 0 LOB: 1 BB: 1 P: 11	R: 0 E: 0 K: 1 S: 6	H: 1 LOB: 1 BB: 0 P: 6	R: 1 E: 0 K: 0 S: 4	H: 1 LOB: 1 BB: 1 P: 8	R: 0 E: 1 K: 1 S: 6	H: 0 LOB: 1 BB: 0 P: 6	R: 0 E: 0 K: 1 S: 5	H: 0 LOB: 0 BB: 0 P: 5	R: 0 E: 1 K: 0 S: 4	H: 0 LOB: 1 BB: 0 P: 4		1B: 2 2B: 1 3B: 0 HR: 0	SF: 0 SAC: 1 DP: 0 HBP: 1	WP: 0 PB: 0 SB: 1 CS: 0
PITCHER Jose Santiago, R (1.1) ERA: 1.08	IP: 9.0 WLS: W BF: 35 H: 3 R: 1 ER: 1 SO: 9 BB: 2 IBB: 0 HBP: 1 BLK: 0 WP: 0 HR: 0 S: 50 P: 59 ERA: 1.00 WHIP: 0.556															PITCHER				

AB	31
R	1
H	3
RBI	1
BB	2
SO	9
LOB	10



Batter	1	2	3	4	5	6	7	8	9	AB	R	H	RBI	BB	SO	LOB	BOTTOM			
Mike Andrews, R (1.4) OBP: 0.392, SLG: 0.444	F9		F3		BB 1B		F8		BB BB	4	0	1	0	1	0	1	California Angels @ Boston Red Sox Fenway Park, Boston, MA Thu May 02 1968, 3:33 AM EDT Att: 4,699 - Unknown			
Joe Foy, R (1.5) OBP: 0.415, SLG: 0.359	F3		K		BB BB		WP E 2B BB	G4-6-3 BB	2	1	0	0	3	1	0					
Carl Yastrzemski, L (1.7) OBP: 0.385, SLG: 0.494	1B		F5		BB BB		E3 2B WP	G4-6-3 1-2	4	0	1	0	1	0	4					
Reggie Smith, S (1.8) OBP: 0.338, SLG: 0.400 Jose Tartabull, L (7, PR) ERA: 8.8	F9				F9				4	1	2	1	0	0	4					
Ken Harrelson, R (1.9) OBP: 0.406, SLG: 0.448			BB 1B		1B		HR	K	0	0	0	0	0	0	0					
George Scott, R (1.3) OBP: 0.209, SLG: 0.105			BB BB		L4-3 1-2		E6 SF8	6-3	3	1	0	0	1	0	3					
Rico Petrocelli, R (1.6) OBP: 0.323, SLG: 0.475			K		5-3		E6	F8	4	0	0	0	0	1	5					
Russ Gibson, R (1.2) OBP: 0.300, SLG: 0.375			K		F4		SF8	BB SH3-1 BB	2	0	0	1	1	1	2					
Jose Santiago, R (1.1)			5-3		F9		K	SH3-1 1-2	3	0	0	0	0	1	3					
Inning Stats	R: 0 E: 0 K: 0 S: 4	H: 1 LOB: 2 BB: 1 P: 4	R: 0 E: 0 K: 2 S: 8	H: 1 LOB: 2 BB: 1 P: 12	R: 0 E: 0 K: 1 S: 5	H: 0 LOB: 0 BB: 0 P: 5	R: 1 E: 0 K: 0 S: 4	H: 2 LOB: 0 BB: 0 P: 4	R: 0 E: 0 K: 0 S: 4	H: 1 LOB: 3 BB: 2 P: 12	R: 2 E: 2 K: 1 S: 8	H: 1 LOB: 1 BB: 0 P: 8	R: 1 E: 1 K: 1 S: 7	H: 1 LOB: 2 BB: 1 P: 11	R: 0 E: 0 K: 0 S: 2	H: 0 LOB: 2 BB: 3 P: 14		1B: 4 2B: 3 3B: 0 HR: 1	SF: 1 SAC: 1 DP: 2 HBP: 0	WP: 1 PB: 0 SB: 1 CS: 0
PITCHER Sammy Ellis, R (1.1) ERA: 4.61 Bob Hefner, R (7.1) Pete Cimino, R (7.1) ERA: 1.69 Tom Burgmeier, L (8.1) ERA: 8.53	IP: 6.0 WLS: L BF: 28 H: 6 R: 3 ER: 2 SO: 4 BB: 3 IBB: 0 HBP: 0 BLK: 0 WP: 1 HR: 1 S: 33 P: 45 ERA: 3.00 WHIP: 1.500															PITCHER				


AB	30
R	4
H	7
RBI	4
BB	7
SO	5
LOB	24



Batter	1	2	3	4	5	6	7	8	9	AB	R	H	RBI	BB	SO	LOB	TOP										
Bert Campaneris, R OBP: 0.395, SLG: 0.321	0-0 6-3		0-0 F9		0-0 CS 2B		0-0 CS 1B	0-3 K		5	0	2	0	0	1	2											
Reggie Jackson, L OBP: 0.396, SLG: 0.556	0-0 1-3		0-0 4-3		4-0 BB		0-0 2B 1B	0-3 K		4	0	1	0	1	1	0											
Sal Bando, R OBP: 0.242, SLG: 0.314	0-0 1B 2B		0-0 1B		0-0 5-3		0-0 1-3 2B	0-0 1-3		5	1	3	0	0	0	2											
Ray Webster, L OBP: 0.244, SLG: 0.350	0-0 1B 2-3 1B		0-0 4-3		0-0 HR 1B		4-0 G5-4-3 1BB	0-0 2B		4	1	3	0	1	0	1											
Danny Cater, R OBP: 0.327, SLG: 0.340 Mike Hershberger, R OBP: 0.121, SLG: 0.067	0-0 1-3 3-H 1B		0-0 5-3		0-0 HR 1B		0-0 G5-4-3	0-0 5-3		4	1	2	3	0	0	3											
Jim Pagliaroni, R OBP: 0.333, SLG: 0.182	0-0 L6		0-0 5-3		0-0 6-3		0-0 5-3	0-0 5-3		4	0	0	0	0	0	2											
Dick Green, R OBP: 0.412, SLG: 0.286		0-3 K		0-3 K		0-3 K		4-0 S BB BB		3	0	0	0	1	3	0											
Rick Monday, L OBP: 0.336, SLG: 0.450		0-3 K		0-0 HR		4-0 BB		4-0 S BB		2	1	1	1	2	1	0											
Lew Krausse, R OBP: 0.250, SLG: 0.143 Jack Aker, R OBP: 0.333, SLG: 0.333 Paul Lindblad, L OBP: 0.400, SLG: 0.400 Ed Sprague, R	0-0 F9		0-0 F9		0-0 2B 1B		0-0 5-3	0-3 K		4	0	1	0	0	1	3											
Inning Stats	R: 1 E: 0 K: 0 S: 6	H: 3 LOB: 2 BB: 0 P: 6	R: 0 E: 0 K: 2 S: 7	H: 0 LOB: 0 BB: 0 P: 7	R: 0 E: 0 K: 1 S: 4	H: 1 LOB: 1 BB: 0 P: 4	R: 0 E: 0 K: 1 S: 5	H: 0 LOB: 0 BB: 0 P: 5	R: 1 E: 0 K: 0 S: 4	H: 3 LOB: 1 BB: 1 P: 8	R: 2 E: 0 K: 1 S: 7	H: 2 LOB: 1 BB: 1 P: 11	R: 0 E: 0 K: 0 S: 4	H: 3 LOB: 2 BB: 1 P: 8	R: 0 E: 0 K: 2 S: 7	H: 0 LOB: 2 BB: 2 P: 15	R: 0 E: 0 K: 1 S: 6	H: 1 LOB: 1 BB: 0 P: 6	1B: 7 2B: 4 3B: 0 HR: 2	SF: 0 SAC: 0 DP: 1 HBP: 0	WP: 0 PB: 0 SB: 2 CS: 2	PA: 41					
PITCHER	IP	WLS	BF	H	R	ER	SO	BB	IBB	HBP	BLK	WP	HR	S	P	ERA	WHIP										
Dick Ellsworth, L ERA: 3.34	5.0	L	23	9	4	4	3	1	0	0	0	0	2	28	32	7.20	2.000										
Ray Culp, R ERA: 5.49	2.0		9	3	0	0	1	1	1	0	0	0	0	9	17	0.00	2.000										
John Wyatt, R ERA: 5.19	1.0		5	0	0	0	2	2	0	0	0	0	0	7	15	0.00	2.000										
Sparky Lyle, L ERA: 4.32	1.0		4	1	0	0	1	0	0	0	0	0	0	6	6	0.00	1.000										

Oakland Athletics @ Boston Red Sox
Fenway Park, Boston, MA
Sat May 04 1968, 3:33 AM EDT
Att: 21,967 - Unknown - 72 F

AB 36
R 4
H 13
RBI 4
BB 5
SO 7
LOB 14



Batter	1	2	3	4	5	6	7	8	9	AB	R	H	RBI	BB	SO	LOB	BOTTOM										
Jose Tartabull, L OBP: 0.333, SLG: 0.333	0-0 WP BB BB 1B		0-0 F8		0-0 L9		0-0 1B	0-0 F3		5	1	2	0	0	0	1											
Mike Andrews, R OBP: 0.361, SLG: 0.403	0-3 K		0-0 F8		0-0 5-3		0-0 F8	0-0 BB 1B		5	0	1	0	0	1	3											
Carl Yastrzemski, L OBP: 0.379, SLG: 0.443	4-0 BB WP BB 1-2		0-0 F8		4-0 BB		0-0 4-3	4-0 1-2 FC6-4 BB		2	0	0	0	3	0	1											
Reggie Smith, S OBP: 0.338, SLG: 0.397	0-0 F9		0-0 F5		0-0 3-1		0-0 L3	0-0 F9		5	0	0	0	0	0	5											
Ken Harrelson, R OBP: 0.439, SLG: 0.528	4-0 BB 1-2 2-3 BB		0-0 FC5-4 1B		0-3 K		0-0 1B E 1B	0-0 FC6-4		4	1	2	0	1	1	2											
Joe Foy, R OBP: 0.443, SLG: 0.422	4-0 1-2 2-3 3-H BB		0-0 FC5-4		0-0 2B		0-0 E 1B	0-0 1-3 1B		3	0	2	1	1	0	1											
Rico Petrocelli, R OBP: 0.315, SLG: 0.439	0-0 F8		0-0 F9		0-0 F5		0-0 F9	0-0 E8		4	0	0	0	0	0	6											
Russ Gibson, R OBP: 0.235, SLG: 0.333 Dalton Jones, L OBP: 0.167, SLG: 0.167 Elston Howard, R OBP: 0.313, SLG: 0.296		0-0 2B		0-0 4-3		0-0 F3		0-0 E8 1-3 3-H 1B		3	0	1	0	0	0	1											
Dick Ellsworth, L Ray Culp, R Jerry Adair, R John Wyatt, R George Scott, R Sparky Lyle, L	0-3 K		0-3 K		0-0 F4		0-0 K	0-3 K		2	0	0	0	0	0	0											
Inning Stats	R: 1 E: 0 K: 1 S: 6	H: 1 LOB: 3 BB: 3 P: 18	R: 0 E: 0 K: 1 S: 6	H: 1 LOB: 1 BB: 0 P: 6	R: 0 E: 0 K: 0 S: 4	H: 1 LOB: 1 BB: 0 P: 4	R: 0 E: 0 K: 1 S: 5	H: 0 LOB: 0 BB: 0 P: 5	R: 0 E: 0 K: 1 S: 3	H: 0 LOB: 1 BB: 1 P: 7	R: 0 E: 0 K: 1 S: 6	H: 1 LOB: 1 BB: 0 P: 6	R: 0 E: 0 K: 0 S: 4	H: 1 LOB: 1 BB: 0 P: 4	R: 1 E: 1 K: 1 S: 8	H: 3 LOB: 2 BB: 0 P: 8	R: 0 E: 0 K: 0 S: 4	H: 1 LOB: 2 BB: 1 P: 8	1B: 7 2B: 2 3B: 0 HR: 0	SF: 0 SAC: 0 DP: 0 HBP: 0	WP: 1 PB: 0 SB: 0 CS: 0	PA: 41					
PITCHER	IP	WLS	BF	H	R	ER	SO	BB	IBB	HBP	BLK	WP	HR	S	P	ERA	WHIP										
Lew Krausse, R ERA: 3.7	7.1	W	32	6	2	2	4	4	0	0	0	0	0	36	52	2.46	1.364										
Jack Aker, R ERA:	1.0		6	3	0	0	1	0	0	0	0	0	0	8	8	0.00	3.000										
Paul Lindblad, L ERA: 1.37	0.1		2	0	0	0	0	1	0	0	0	0	0	1	5	0.00	3.000										
Ed Sprague, R ERA: 1.93	0.1	S	1	0	0	0	0	0	0	0	0	0	0	1	1	0.00	0.000										

Oakland Athletics @ Boston Red Sox
Fenway Park, Boston, MA
Sat May 04 1968, 3:33 AM EDT
Att: 21,967 - Unknown - 72 F

AB 36
R 2
H 9
RBI 2
BB 5
SO 5
LOB 23



Batter	1	2	3	4	5	6	7	8	9	AB	R	H	RBI	BB	SO	LOB	TOP					
Joe Foy, R OBP: 0.423, SLG: 0.419 (1, 5)										5	0	2	0	0	1	2	Boston Red Sox @ Washington Senators D.C. Stadium, Washington, DC Thu May 09 1968, 7:05 PM EDT Att. 5,413 - Unknown - 65 F					
Dalton Jones, L OBP: 0.176, SLG: 0.159 (1, 4)										4	0	1	0	1	0	4						
Carl Yastrzemski, L OBP: 0.385, SLG: 0.422 (1, 7)										4	0	1	0	1	1	3						
Ken Harrelson, R OBP: 0.397, SLG: 0.490 (1, 9)										4	0	0	0	1	1	6						
Reggie Smith, S OBP: 0.313, SLG: 0.393 (1, 8)										4	1	1	0	0	1	3						
George Scott, R OBP: 0.190, SLG: 0.108 (1, 3)										4	0	1	0	0	0	1						
Rico Petrocelli, R OBP: 0.303, SLG: 0.388 (1, 6)										4	0	0	0	0	1	3						
Elston Howard, R OBP: 0.364, SLG: 0.324 (9, PR)										3	0	3	0	1	0	0						
Jose Santiago, R OBP: 0.200, SLG: 0.154 (9, PR)										0	0	0	0	0	0	0						
Jerry Stephenson, L OBP: 0.400, SLG: 0.400 (6, 1)										2	0	1	1	0	0	1						
Bill Landis, L (7, PH)										0	0	0	0	0	0	0						
Jose Tarabull, L OBP: 0.250, SLG: 0.250 (7, PH)										1	0	0	0	0	0	1						
Ray Culp, R (7, 1)										0	0	0	0	0	0	0						
Norm Siebern, L (9, PH)										1	0	0	0	0	0	1						
Inning Stats	R: 0 E: 1 K: 2 S: 9	H: 1 LOB: 2 BB: 0 P: 9	R: 0 E: 0 K: 0 S: 4	H: 1 LOB: 1 BB: 0 P: 4	R: 0 E: 0 K: 0 S: 3	H: 1 LOB: 1 BB: 1 P: 7	R: 1 E: 0 K: 0 S: 5	H: 2 LOB: 2 BB: 1 P: 9	R: 0 E: 0 K: 0 S: 3	H: 0 LOB: 0 BB: 0 P: 3	R: 0 E: 0 K: 0 S: 3	H: 0 LOB: 0 BB: 0 P: 3	R: 0 E: 0 K: 0 S: 5	H: 2 LOB: 2 BB: 0 P: 5	R: 0 E: 0 K: 2 S: 7	H: 1 LOB: 2 BB: 1 P: 11	R: 0 E: 0 K: 1 S: 7	H: 2 LOB: 3 BB: 1 P: 11	1B: 9 2B: 2 3B: 0 HR: 0	SF: 0 SAC: 0 DP: 2 HBP: 0	WP: 0 PB: 0 SB: 0 CS: 1	PA: 40
PITCHER	IP WLS BF H R ER SO BB IBB HBP BLK WP HR S P ERA WHIP																					
Phil Ortega, R ERA: 3.66 (1, 1)	7.0 W 30 7 1 1 2 1 1 0 0 0 0 0 32 40 1.29 1.143																					
Dave Baldwin, R ERA: 2.51 (8, 1)	2.0 S 10 3 0 0 3 2 0 0 0 0 0 0 14 22 0.00 2.500																					

AB	36
R	1
H	10
RBI	1
BB	4
SO	5
LOB	25



Batter	1	2	3	4	5	6	7	8	9	AB	R	H	RBI	BB	SO	LOB	BOTTOM			
Del Unser, L OBP: 0.327, SLG: 0.382 (1, 8)										4	0	1	0	0	0	1	Boston Red Sox @ Washington Senators D.C. Stadium, Washington, DC Thu May 09 1968, 7:05 PM EDT Att. 5,413 - Unknown - 65 F			
Fred Valentine, S OBP: 0.256, SLG: 0.317 (1, 9)										4	1	2	0	0	1	1				
Frank Howard, R OBP: 0.366, SLG: 0.587 (1, 3)										4	0	1	0	0	2	3				
Billy Bryan, L OBP: 0.340, SLG: 0.372 (1, 2)										2	0	1	0	2	1	2				
Bernie Allen, L OBP: 0.318, SLG: 0.381 (1, 4)										3	0	0	1	1	1	4				
Ron Hansen, R OBP: 0.302, SLG: 0.329 (1, 5)										3	0	0	0	1	0	5				
Ed Stroud, L OBP: 0.333, SLG: 0.395 (1, 7)										4	2	2	0	0	0	3				
Ed Brinkman, R OBP: 0.100, SLG: 0.100 (1, 6)										4	0	0	0	0	0	2				
Phil Ortega, R OBP: 0.308, SLG: 0.333 (8, 1)										3	0	1	1	0	1	0				
Dave Baldwin, R (8, 1)										1	0	0	0	0	1	0				
Inning Stats	R: 0 E: 0 K: 2 S: 9	H: 2 LOB: 3 BB: 1 P: 13	R: 1 E: 0 K: 0 S: 4	H: 1 LOB: 0 BB: 0 P: 4	R: 0 E: 0 K: 2 S: 8	H: 1 LOB: 3 BB: 2 P: 16	R: 0 E: 0 K: 1 S: 5	H: 0 LOB: 0 BB: 0 P: 5	R: 1 E: 0 K: 1 S: 7	H: 2 LOB: 1 BB: 0 P: 7	R: 1 E: 0 K: 0 S: 5	H: 2 LOB: 1 BB: 0 P: 5	R: 0 E: 0 K: 0 S: 3	H: 0 LOB: 1 BB: 1 P: 7	R: 0 E: 0 K: 1 S: 5	H: 0 LOB: 0 BB: 0 P: 5	1B: 7 2B: 1 3B: 0 HR: 0	SF: 0 SAC: 0 DP: 0 HBP: 0	WP: 2 PB: 0 SB: 2 CS: 0	PA: 36
PITCHER	IP WLS BF H R ER SO BB IBB HBP BLK WP HR S P ERA WHIP																			
Jerry Stephenson, R ERA: 4.28 (1, 1)	5.1 L 27 8 3 3 3 6 2 1 0 0 1 1 36 48 5.06 1.875																			
Bill Landis, L ERA: 4.76 (6, 1)	0.2 2 0 0 0 0 0 0 0 0 0 0 2 2 0.00 0.000																			
Ray Culp, R ERA: 6.16 (7, 1)	2.0 7 0 0 0 0 1 1 0 0 0 0 0 8 12 0.00 0.500																			

AB	32
R	3
H	8
RBI	2
BB	4
SO	7
LOB	21



Batter	1	2	3	4	5	6	7	8	9	AB	R	H	RBI	BB	SO	LOB	TOP			
Jose Tartabull, L (1,9) OBP: 0.208, SLG: 0.208	5-3		1-3		4-3		4-3			4	0	0	0	0	0	1	Boston Red Sox @ New York Yankees Yankee Stadium, Bronx, NY Sat May 11 1968, 3:33 AM EDT Att: 15,751 - Unknown - 64 F livebaseballscorecards.com			
Mike Andrews, R (1,4) OBP: 0.343, SLG: 0.353	G3 1B BB		4-3		4-3		1B		0-3 K	3	0	1	0	1	1	0				
Carl Yastrzemski, L (1,7) OBP: 0.492, SLG: 0.433	G3 1B		1-2		4-3		4-3		0-0 6-3	4	0	2	0	0	0	1				
Reggie Smith, S (1,8) OBP: 0.317, SLG: 0.391	G3		1-2 2-3		K		F7		0-0 BB 1B	4	0	1	0	0	1	3				
Ken Harrelson, R (1,3) OBP: 0.364, SLG: 0.431	K				5-3		0-3 K		4-0 BB 1B	3	0	0	0	1	2	2				
Joe Foy, R (1,5) OBP: 0.395, SLG: 0.386					6-3		0-3 K		0-3 K	4	0	0	0	0	3	2				
Rico Petrocelli, R (1,6) OBP: 0.302, SLG: 0.379							0-0 SH2-3 1B		0-0 5-3	4	0	2	0	0	1	0				
Russ Gibson, R (1,2) OBP: 0.217, SLG: 0.286					FC6 1B		0-0 L9		0-3 K	4	0	1	0	0	1	2				
Jose Santiago, R (1,1) OBP: 0.176, SLG: 0.133					FC4-6 1B		0-0 SH2-3		0-3 K	2	0	0	0	0	0	1				
Dalton Jones, L (9,PH) OBP: 0.170, SLG: 0.152					FC4-6 1-2		0-0 F7		0-3 K	1	0	0	0	0	1	0				
Inning Stats	R: 0 E: 0 K: 1 S: 6	H: 1 LOB: 2 BB: 1 P: 10	R: 0 E: 0 K: 2 S: 8	H: 1 LOB: 1 BB: 0 P: 8	R: 0 E: 0 K: 1 S: 6	H: 1 LOB: 1 BB: 0 P: 6	R: 0 E: 0 K: 0 S: 4	H: 1 LOB: 1 BB: 0 P: 4	R: 0 E: 0 K: 0 S: 4	H: 0 LOB: 0 BB: 0 P: 7	R: 0 E: 0 K: 0 S: 4	H: 1 LOB: 1 BB: 0 P: 4	R: 0 E: 0 K: 2 S: 8	H: 1 LOB: 2 BB: 1 P: 12	R: 0 E: 0 K: 2 S: 7	H: 0 LOB: 0 BB: 0 P: 7	1B: 7 2B: 0 3B: 0 HR: 0	SF: 0 SAC: 1 DP: 0 HBP: 0	WP: 0 PB: 0 SB: 0 CS: 0	PA: 36
PITCHER Mel Stottlemyre, R (1,1) ERA: 2.03	IP: 9.0 WLS: W BF: 36 H: 7 R: 0 ER: 0 SO: 10 BB: 2 IBB: 0 HBP: 0 BLK: 0 WP: 0 HR: 0 S: 54 P: 62 ERA: 0.00 WHIP: 1.000															PITCHER				

Batter	1	2	3	4	5	6	7	8	9	AB	R	H	RBI	BB	SO	LOB	BOTTOM			
Horace Clarke, S (1,4) OBP: 0.241, SLG: 0.226	F4				K					4	0	0	0	0	1	2	Boston Red Sox @ New York Yankees Yankee Stadium, Bronx, NY Sat May 11 1968, 3:33 AM EDT Att: 15,751 - Unknown - 64 F livebaseballscorecards.com			
Roy White, S (1,8) OBP: 0.361, SLG: 0.453	F2 CS 1B				F2					3	1	2	1	0	0	0				
Joe Pepitone, L (1,3) OBP: 0.167, SLG: 0.091					4-0					2	0	0	0	1	1	1				
Ruben Amaro, R (8,3) OBP: 0.313, SLG: 0.286	K 1-2				BB					0	0	0	0	0	0	0				
Andy Kosco, R (1,9) OBP: 0.333, SLG: 0.458					F9					3	0	1	0	0	1	1				
Steve Whitaker, L (1,7) OBP: 0.217, SLG: 0.171					K					3	0	0	0	0	1	1				
Bobby Cox, R (1,5) OBP: 0.298, SLG: 0.220					K					3	0	0	0	0	3	1				
Jake Gibbs, L (1,2) OBP: 0.274, SLG: 0.203					F9					3	0	1	0	0	0	0				
Gene Michael, S (1,6) OBP: 0.173, SLG: 0.219					5-3					3	0	0	0	0	0	1				
Mel Stottlemyre, R (1,1) OBP: 0.222, SLG: 0.188					F6					2	0	1	0	1	0	0				
Inning Stats	R: 0 E: 0 K: 1 S: 5	H: 1 LOB: 1 BB: 0 P: 5	R: 0 E: 0 K: 3 S: 9	H: 0 LOB: 0 BB: 0 P: 9	R: 0 E: 0 K: 0 S: 3	H: 0 LOB: 0 BB: 0 P: 3	R: 0 E: 0 K: 1 S: 5	H: 0 LOB: 1 BB: 1 P: 9	R: 0 E: 0 K: 1 S: 5	H: 0 LOB: 0 BB: 0 P: 5	R: 0 E: 0 K: 0 S: 3	H: 1 LOB: 0 BB: 0 P: 3	R: 1 E: 0 K: 1 S: 7	H: 2 LOB: 1 BB: 0 P: 7	R: 0 E: 0 K: 0 S: 3	H: 1 LOB: 1 BB: 1 P: 7	1B: 3 2B: 2 3B: 0 HR: 1	SF: 0 SAC: 0 DP: 2 HBP: 0	WP: 0 PB: 0 SB: 0 CS: 1	PA: 28
PITCHER Jose Santiago, R (1,1) ERA: 1.29	IP: 8.0 WLS: L BF: 28 H: 5 R: 1 ER: 1 SO: 7 BB: 2 IBB: 0 HBP: 0 BLK: 0 WP: 0 HR: 1 S: 40 P: 48 ERA: 1.12 WHIP: 0.875															PITCHER				

Batter	1	2	3	4	5	6	7	8	9	AB	R	H	RBI	BB	SO	LOB	TOP			
Jose Tartabull, L OBP: 0.192, SLG: 0.192 George Scott, R OBP: 0.189, SLG: 0.101 (3, 3, FH)	F8	F5	1B IBB			K		F4		2	0	0	0	0	0	0	Boston Red Sox @ New York Yankees Yankee Stadium, Bronx, NY Sun May 12 1968, 3:33 AM EDT Overcast - 64 F			
Mike Andrews, R OBP: 0.356, SLG: 0.367	2B	6-3	1B			1B		K		3	5	1	3	2	0	1				
Carl Yastrzemski, L OBP: 0.419, SLG: 0.457	2B	HBP				K		1B		2	4	2	3	1	1	1				
Reggie Smith, S OBP: 0.330, SLG: 0.406	2B	HBP				G1		1B		3	4	1	2	1	0	0				
Ken Harrelson, R OBP: 0.352, SLG: 0.429	1B	F8				F8		K		1	5	1	1	1	0	1				
Joe Foy, R OBP: 0.418, SLG: 0.405	1B					K		1B		1	4	1	3	2	1	1				
Rico Petrocelli, R OBP: 0.297, SLG: 0.370	4-3					F5		F2		2	5	1	1	0	0	4				
Elston Howard, R OBP: 0.373, SLG: 0.341	1B					FC6-4		FC6-4		3	4	1	3	1	0	0				
Dick Ellsworth, L OBP: 0.111, SLG: 0.059	K					FC6-4		4-3		1	4	0	0	0	0	1				
Inning Stats	R: 5 E: 0 K: 1 S: 11	H: 6 LOB: 1 BB: 0 P: 11	R: 0 E: 0 K: 0 S: 3	H: 0 LOB: 2 BB: 1 P: 8	R: 2 E: 0 K: 0 S: 5	H: 4 LOB: 3 BB: 1 P: 9	R: 0 E: 0 K: 0 S: 3	H: 1 LOB: 0 BB: 0 P: 3	R: 0 E: 0 K: 1 S: 6	H: 1 LOB: 1 BB: 0 P: 6	R: 0 E: 0 K: 0 S: 3	H: 0 LOB: 1 BB: 1 P: 7	R: 0 E: 0 K: 1 S: 5	H: 0 LOB: 0 BB: 0 P: 5	R: 1 E: 0 K: 0 S: 7	H: 3 LOB: 1 BB: 0 P: 7	1B: 13 2B: 3 3B: 0 HR: 0	SF: 0 SAC: 0 DP: 2 HBP: 1	WP: 2 PB: 0 SB: 1 CS: 0	PA: 43
PITCHER	IP WLS BF H R ER SO BB IBB HBP BLK WP HR S P ERA WHIP																			
Bill Monbouquette, R ERA: 2.99	(1, 1)	2.0 L 17 9 7 7 1 1 1 0 1 0 0 0 0 17 22 31.50 5.000																		
Fritz Peterson, L ERA: 4.26	(3, 1)	3.0 10 3 0 0 1 0 1 0 0 0 0 0 11 15 0.00 1.000																		
Jim Bouton, R ERA: 4.32	(6, 1)	3.0 11 1 0 0 3 1 0 0 0 0 0 0 16 20 0.00 0.667																		
Dooley Wornack, R ERA: 4.91	(9, 1)	1.0 5 3 1 1 1 0 0 0 0 0 1 0 7 7 9.00 3.000																		

Batter	1	2	3	4	5	6	7	8	9	AB	R	H	RBI	BB	SO	LOB	BOTTOM					
Horace Clarke, S OBP: 0.231, SLG: 0.216	6-3		F8			FC6-4		F8		3	4	0	0	0	0	2	Boston Red Sox @ New York Yankees Yankee Stadium, Bronx, NY Sun May 12 1968, 3:33 AM EDT Overcast - 64 F					
Roy White, S OBP: 0.356, SLG: 0.444	6-3					6-3		6-3		1	4	0	1	0	0	0						
Mickey Mantle, S OBP: 0.368, SLG: 0.378	BB					K		6-3		2	3	0	0	0	1	1						
Andy Kosco, R OBP: 0.309, SLG: 0.423	K					K		K		3	4	0	0	0	0	3						
Frank Fernandez, R OBP: 0.333, SLG: 0.261			K			K		F7		1	4	0	0	0	0	2						
Bobby Cox, R OBP: 0.311, SLG: 0.245			6-3			1B E		6-3		2	3	1	1	0	1	0						
Bill Robinson, R OBP: 0.280, SLG: 0.254			L6			E		F8		3	4	0	1	0	0	3						
Gene Michael, S OBP: 0.167, SLG: 0.211			K			E5		6-3		1	3	0	0	1	0	1						
Bill Monbouquette, R ERA: 2.99 Fritz Peterson, S Charley Smith, R Jim Bouton, R Dick Howser, R Dooley Wornack, L	(1, 1) (3, 1) (5, PH) (6, 1) (8, PH) (9, 1)	9.0 W 34 3 1 1 9 2 0 0 0 0 0 0 50 58 1.00 0.556																				
Inning Stats	R: 0 E: 0 K: 1 S: 5	H: 0 LOB: 0 BB: 1 P: 9	R: 0 E: 0 K: 1 S: 5	H: 0 LOB: 0 BB: 0 P: 5	R: 0 E: 0 K: 2 S: 7	H: 0 LOB: 0 BB: 0 P: 7	R: 0 E: 0 K: 2 S: 7	H: 0 LOB: 0 BB: 0 P: 7	R: 1 E: 1 K: 2 S: 10	H: 2 LOB: 2 BB: 0 P: 10	R: 0 E: 0 K: 1 S: 5	H: 0 LOB: 0 BB: 0 P: 5	R: 0 E: 0 K: 0 S: 3	H: 0 LOB: 0 BB: 0 P: 3	R: 0 E: 0 K: 0 S: 3	H: 0 LOB: 0 BB: 0 P: 3	R: 0 E: 0 K: 0 S: 5	H: 1 LOB: 3 BB: 1 P: 9	1B: 2 2B: 1 3B: 0 HR: 0	SF: 0 SAC: 0 DP: 0 HBP: 0	WP: 0 PB: 0 SB: 0 CS: 0	PA: 34
PITCHER	IP WLS BF H R ER SO BB IBB HBP BLK WP HR S P ERA WHIP																					
Dick Ellsworth, L ERA: 2.54	(1, 1)	9.0 W 34 3 1 1 9 2 0 0 0 0 0 0 50 58 1.00 0.556																				

AB 39
R 8
H 16
RBI 8
BB 3
SO 6
LOB 17



AB 32
R 1
H 3
RBI 1
BB 2
SO 9
LOB 13



Batter	1	2	3	4	5	6	7	8	9	AB	R	H	RBI	BB	SO	LOB	TOP											
Mike Andrews, R OBP: 0.349, SLG: 0.358 (1, 4)	L1	1B		F3		F4		1-3		5	0	1	0	0	0	4	Boston Red Sox @ New York Yankees Yankee Stadium, Bronx, NY Sun May 12, 1968, 3:38 AM EDT Att: 20,093 - Overcast - 61 F											
Joe Foy, R OBP: 0.417, SLG: 0.405 (1, 5)	6-3	F9			1B		CS	F3		5	1	2	0	0	0	1												
Carl Yastrzemski, L OBP: 0.426, SLG: 0.469 (1, 7)	2B	BB		CS	F8		K			4	1	2	0	1	1	2												
Reggie Smith, S OBP: 0.342, SLG: 0.420 (1, 8)	2B	2B		F8	E9		E S	F7		4	1	2	0	1	0	2												
Ken Harrelson, R OBP: 0.368, SLG: 0.439 (1, 9)	1B	2B		K	HBP		5-3			3	1	1	2	2	1	2												
George Scott, R OBP: 0.204, SLG: 0.111 Jose Tartabull, L OBP: 0.179, SLG: 0.179 (5, PR)	1B			F8	G1-2-3			4-3	F2	2	0	1	1	0	0	0												
Rico Petrocelli, R OBP: 0.286, SLG: 0.354 (1, 6)	K			E6	G1-2-3			F9		4	0	0	0	0	1	4												
Russ Gibson, R OBP: 0.259, SLG: 0.360 (1, 2)		F3						F8		4	0	2	0	0	0	0												
Gary Bell, R OBP: 0.250, SLG: 0.500 (1, 1)	K			4-3				F6		4	0	1	0	0	1	2												
Inning Stats	R: 3 E: 0 K: 1 S: 8	H: 3 LOB: 1 BB: 1 P: 12	R: 0 E: 0 K: 1 S: 6	H: 1 LOB: 1 BB: 0 P: 6	R: 0 E: 0 K: 1 S: 5	H: 1 LOB: 1 BB: 0 P: 5	R: 0 E: 1 K: 0 S: 5	H: 1 LOB: 2 BB: 0 P: 5	R: 1 E: 1 K: 0 S: 4	H: 2 LOB: 2 BB: 1 P: 9	R: 0 E: 0 K: 0 S: 3	H: 0 LOB: 0 BB: 0 P: 3	R: 0 E: 0 K: 1 S: 5	H: 1 LOB: 1 BB: 1 P: 9	R: 0 E: 0 K: 0 S: 5	H: 2 LOB: 2 BB: 0 P: 5		R: 0 E: 0 K: 0 S: 4	H: 1 LOB: 2 BB: 1 P: 8	R: 0 E: 0 K: 0 S: 4	H: 1 LOB: 2 BB: 1 P: 8	1B: 7 2B: 8 3B: 0 HR: 0	SF: 0 SAC: 0 DP: 2 HBP: 1	WP: 0 PB: 0 SB: 1 CS: 2	PA: 42			
PITCHER	IP	WLS	BF	H	R	ER	SO	BB	IBB	HBP	BLK	WP	HR	S	P	ERA		WHIP	PITCHER									
Fred Talbot, R ERA: 4.55 (1, 1)	4.0	L	19	6	3	3	3	1	0	0	0	0	0	24	28	6.75		1.750										
Joe Verbanic, R ERA: 0.53 (5, 1)	3.0		13	3	1	1	1	2	0	1	0	0	0	12	21	3.00		1.667										
Steve Hamilton, L ERA: 3.0 (8, 1)	2.0		10	3	0	0	0	0	1	0	0	0	0	9	13	0.00		1.500										

AB	37
R	4
H	12
RBI	3
BB	4
SO	4
LOB	19



Batter	1	2	3	4	5	6	7	8	9	AB	R	H	RBI	BB	SO	LOB	BOTTOM											
Horace Clarke, S OBP: 0.221, SLG: 0.207 (1, 4)	K		1-3		F5		G3			4	0	0	0	0	1	0	Boston Red Sox @ New York Yankees Yankee Stadium, Bronx, NY Sun May 12, 1968, 3:38 AM EDT Att: 20,093 - Overcast - 61 F											
Roy White, S OBP: 0.343, SLG: 0.426 (1, 8)	4-3		F8		6-3		4-1			4	0	0	0	0	0	0												
Joe Pepitone, L OBP: 0.313, SLG: 0.400 (1, 3)	BB				HR		F2			4	1	3	0	0	0	0												
Andy Kosco, R OBP: 0.322, SLG: 0.473 (1, 9)	BB		K				5-3			3	1	1	2	1	1	1												
Tom Tresh, S OBP: 0.288, SLG: 0.230 (1, 7)	L7			FC3-6	F9		F4			3	0	0	0	1	0	2												
Jake Gibbs, L OBP: 0.273, SLG: 0.195 (1, 2)		4-3		FC3-6	F7		5-3			3	0	0	0	0	0	0												
Bobby Cox, R OBP: 0.292, SLG: 0.228 (1, 5)		K		F3	F7		6-3			4	0	0	0	0	1	2												
Gene Michael, S OBP: 0.177, SLG: 0.221 Mickey Mantle, S OBP: 0.394, SLG: 0.373 Ruben Amaro, R OBP: 0.278, SLG: 0.250 (4, PH)				FC3-6	L4		5-3			1	0	1	0	0	0	0												
Fred Talbot, R OBP: 0.286, SLG: 0.714 Steve Whitaker, L OBP: 0.213, SLG: 0.167 Joe Verbanic, R OBP: 0.342, SLG: 0.420 (4, PH)				1-2	F4		F7			1	0	0	0	0	0	2												
Dick Howser, R OBP: 0.267, SLG: 0.108 Steve Hamilton, L OBP: 0.342, SLG: 0.420 (7, PH)										0	0	0	0	0	0	0												
Inning Stats	R: 0 E: 0 K: 1 S: 6	H: 1 LOB: 2 BB: 1 P: 10	R: 0 E: 0 K: 2 S: 8	H: 1 LOB: 1 BB: 0 P: 8	R: 0 E: 0 K: 1 S: 6	H: 1 LOB: 1 BB: 0 P: 6	R: 0 E: 0 K: 0 S: 3	H: 0 LOB: 2 BB: 1 P: 8	R: 2 E: 0 K: 0 S: 5	H: 2 LOB: 0 BB: 0 P: 5	R: 0 E: 0 K: 0 S: 3	H: 0 LOB: 0 BB: 0 P: 3	R: 0 E: 0 K: 0 S: 3	H: 0 LOB: 0 BB: 0 P: 3	R: 0 E: 0 K: 0 S: 3	H: 0 LOB: 0 BB: 0 P: 3		R: 0 E: 0 K: 0 S: 3	H: 0 LOB: 0 BB: 0 P: 3	1B: 2 2B: 2 3B: 0 HR: 1	SF: 0 SAC: 0 DP: 0 HBP: 1	WP: 0 PB: 0 SB: 0 CS: 0	PA: 35					
PITCHER	IP	WLS	BF	H	R	ER	SO	BB	IBB	HBP	BLK	WP	HR	S	P	ERA		WHIP	PITCHER									
Gary Bell, R ERA: 3.98 (1, 1)	9.0	W	35	5	2	2	4	2	0	1	0	0	1	40	49	2.00		0.778										



Batter	1	2	3	4	5	6	7	8	9	10	AB	R	H	RBI	BB	SO	LOB	TOP	
Del Unser, L OBP: 0.331, SLG: 0.376 (1, 8)	0-0 WP HR 2B		0-0 FC5-4 1B		0-0 F2			0-0 G6-4-3 1B		0-0 F5	5	1	3	0	0	0	2		
Fred Valentine, S OBP: 0.232, SLG: 0.264 (1, 9)	0-0 4-3 2-3		0-0 P3		0-0 1-6-3			0-0 G6-4-3 1-2f		0-0 FC6-4 1-2f	5	0	0	0	0	0	5		
Frank Howard, R OBP: 0.376, SLG: 0.704 (1, 7)	0-0 HR		0-0 FC5-4 1-2f		0-0 HR			0-0 1B			4	2	3	3	0	0	1		
Ken McMullen, R OBP: 0.307, SLG: 0.438 (1, 5)	0-3 K		0-0 F7		0-0 L5			0-3 K			4	0	0	0	0	2	2		
Mike Epstein, L OBP: 0.160, SLG: 0.135 (1, 3)	0-3 K			4-0 G6-4-3 BB		0-0 L5			0-3 K		3	0	0	0	1	2	0		
Ron Hansen, R OBP: 0.287, SLG: 0.350 (1, 6)		0-0 HR		0-0 G6-4-3 1-2f		0-0 6-3			0-0 4-3		4	1	1	1	0	0	1		
Paul Casanova, R OBP: 0.113, SLG: 0.115 (1, 2)	0-3 K			0-0 F8				0-0 5-3		0-0 L8	4	0	0	0	0	1	0		
Frank Coggins, S OBP: 0.228, SLG: 0.256 (1, 4)		0-0 L4			0-0 SH2-4 1B			0-0 F7		0-0 6-3	4	0	1	0	0	0	0		
Phil Ortega, R OBP: 0.267, SLG: 0.286 (7, 1)	0-3 K				0-0 SH2-4			0-3 K		0-0 FC6-4 1B	2	0	0	0	0	2	0		
Sam Bowers, R OBP: 0.204, SLG: 0.313 (10, PH)					1-2						0	0	0	0	0	0	0		
Dennis Higgins, R (10, 1)											0	0	0	0	0	0	0		
Inning Stats	R: 2 E: 0 K: 2 S: 9	H: 2 LOB: 0 BB: 0 P: 9	R: 1 E: 0 K: 2 S: 8	H: 1 LOB: 0 BB: 0 P: 8	R: 0 E: 0 K: 0 S: 4	H: 1 LOB: 1 BB: 0 P: 4	R: 0 E: 0 K: 0 S: 2	H: 0 LOB: 0 BB: 1 P: 6	R: 0 E: 0 K: 1 S: 5	H: 0 LOB: 0 BB: 0 P: 5	R: 0 E: 0 K: 1 S: 6	H: 2 LOB: 1 BB: 0 P: 6	R: 0 E: 0 K: 1 S: 5	H: 0 LOB: 0 BB: 0 P: 5	R: 0 E: 0 K: 0 S: 4	H: 1 LOB: 1 BB: 0 P: 4	1B: 5 2B: 1 3B: 0 HR: 3	SF: 0 SAC: 1 DP: 2 HBP: 0	WP: 1 PA: 38
PITCHER	IP WLS BF H R ER SO ERA WHIP	IP WLS BF H R ER SO ERA WHIP	IP WLS BF H R ER SO ERA WHIP	IP WLS BF H R ER SO ERA WHIP	IP WLS BF H R ER SO ERA WHIP	IP WLS BF H R ER SO ERA WHIP	IP WLS BF H R ER SO ERA WHIP	IP WLS BF H R ER SO ERA WHIP	IP WLS BF H R ER SO ERA WHIP	IP WLS BF H R ER SO ERA WHIP	IP WLS BF H R ER SO ERA WHIP	IP WLS BF H R ER SO ERA WHIP	IP WLS BF H R ER SO ERA WHIP	IP WLS BF H R ER SO ERA WHIP	IP WLS BF H R ER SO ERA WHIP	IP WLS BF H R ER SO ERA WHIP	IP WLS BF H R ER SO ERA WHIP	IP WLS BF H R ER SO ERA WHIP	IP WLS BF H R ER SO ERA WHIP
Ray Culp, R ERA: 8.82 (1, 1)	2.0	18	3	3	3	4	0	0	0	0	0	0	0	0	0	0	0	13.50	1.500
Lee Stange, R ERA: 2.46 (3, 1)	5.0	11	3	0	0	2	0	0	0	0	0	0	0	0	0	0	0	1.80	0.800
Sparky Lytle, L ERA: 3.0 (8, 1)	3.0	11	3	0	0	2	0	0	0	0	0	0	0	0	0	0	0	0.00	1.000

Washington Senators @ Boston Red Sox
Fenway Park, Boston, MA
Tue May 14, 1968, 7:05 PM EDT
Att. 19,499 - Cloudy - 76 F

AB 36
R 4
H 9
RBI 4
BB 1
SO 7
LOB 11

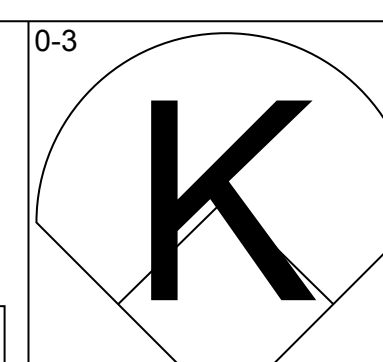
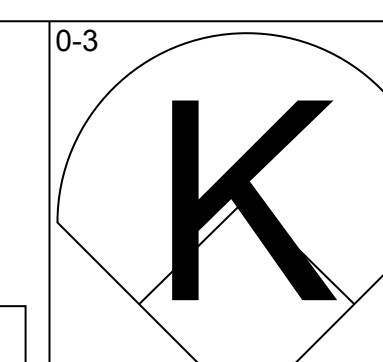
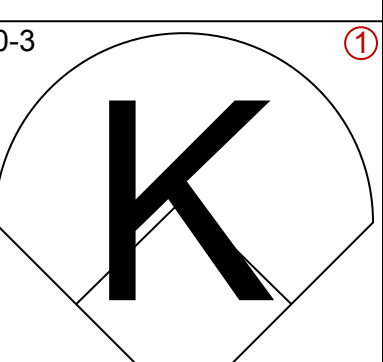
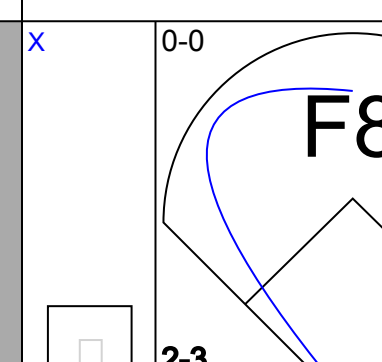
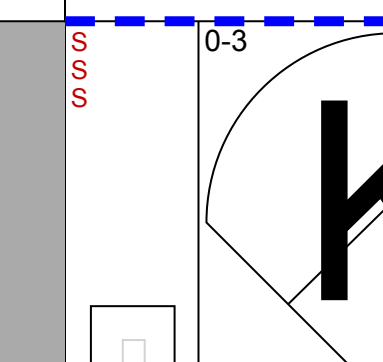
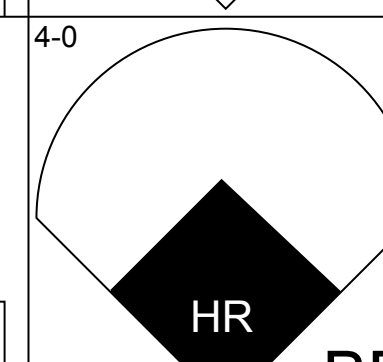
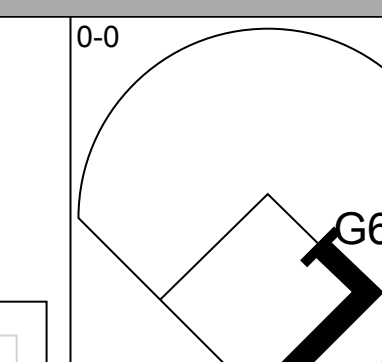
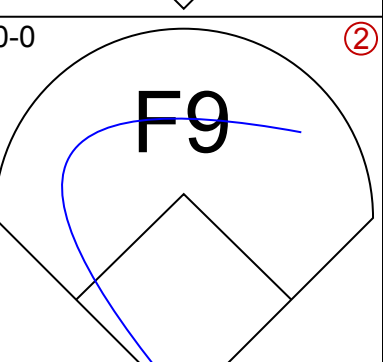
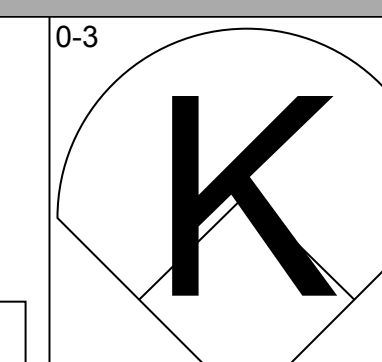
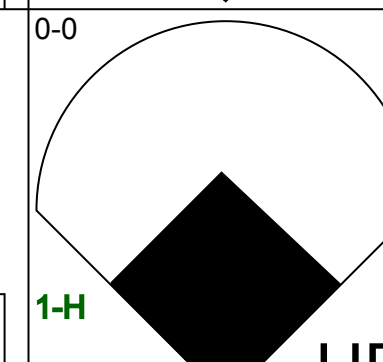
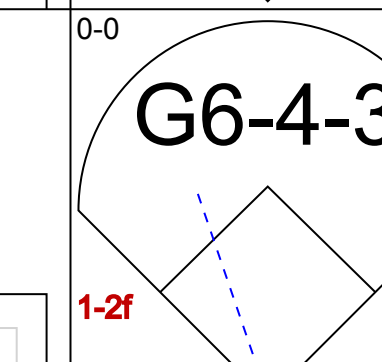
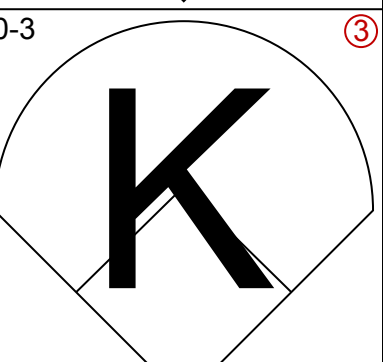
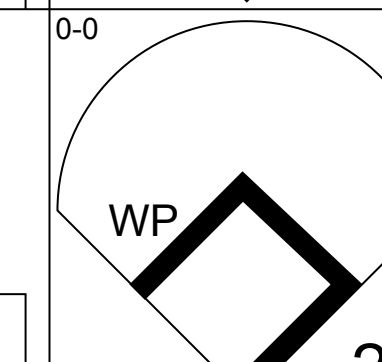
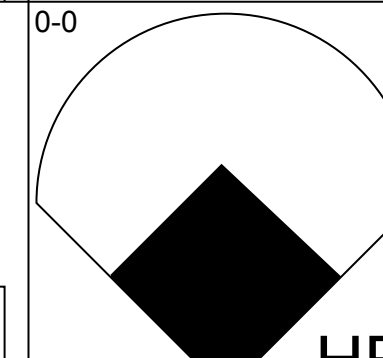
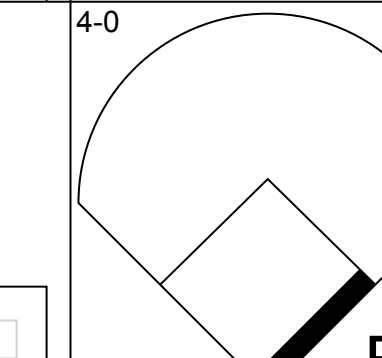
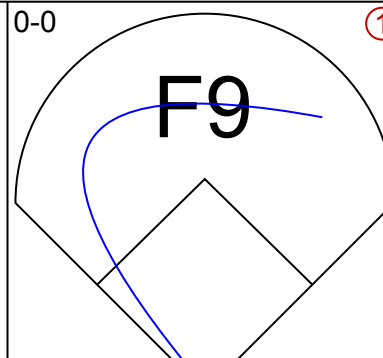
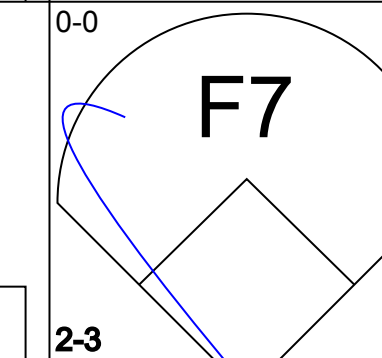
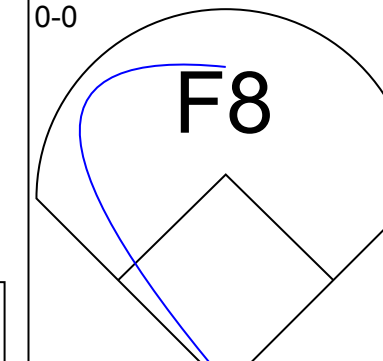
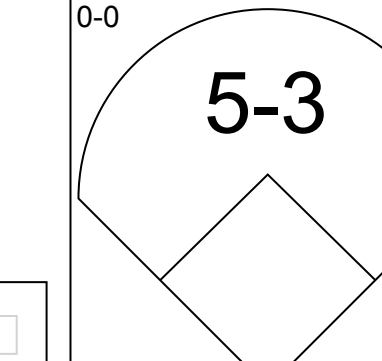
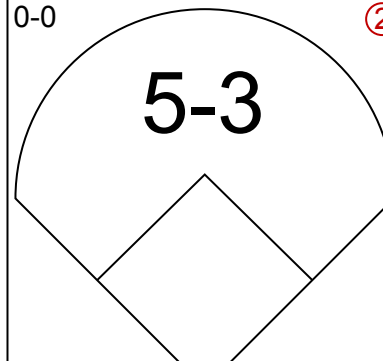
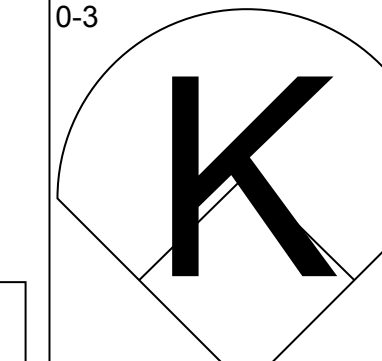
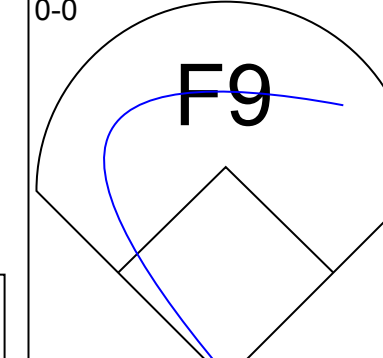
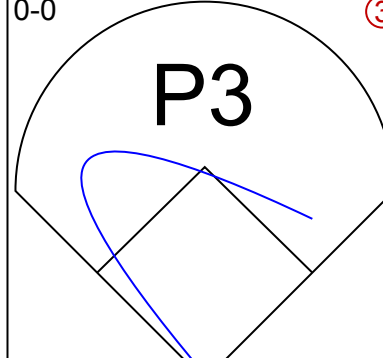
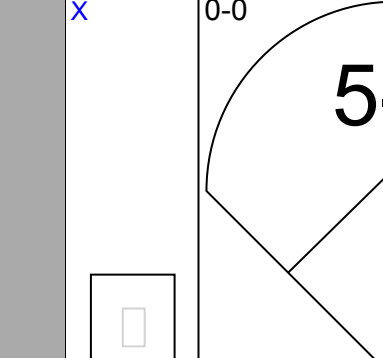
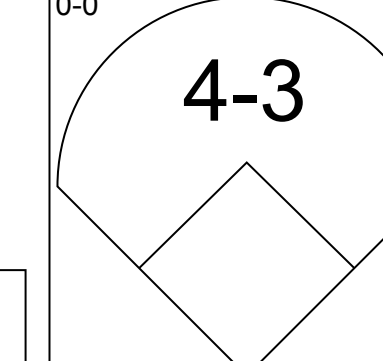

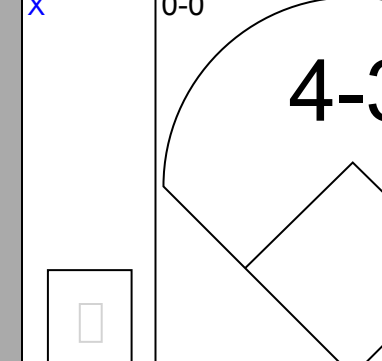
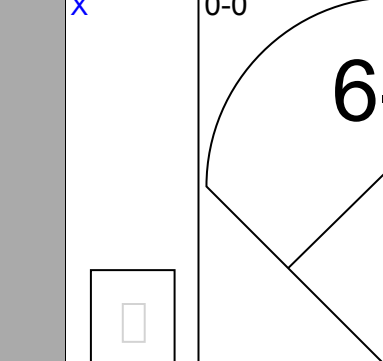
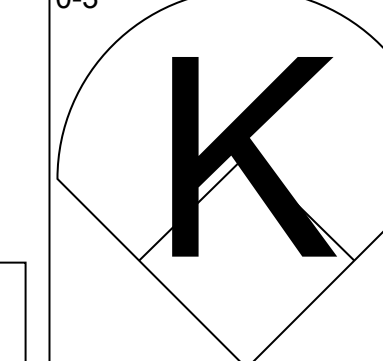
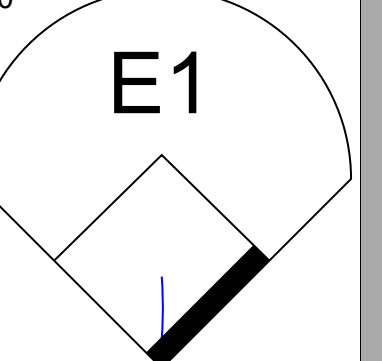
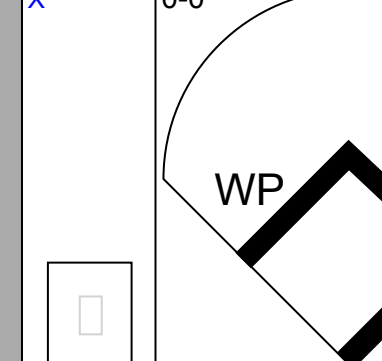
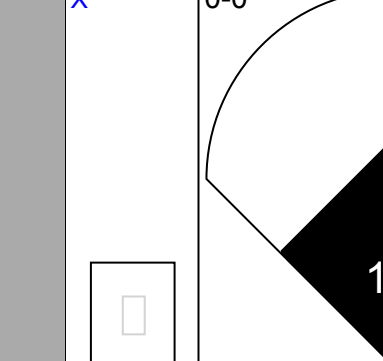
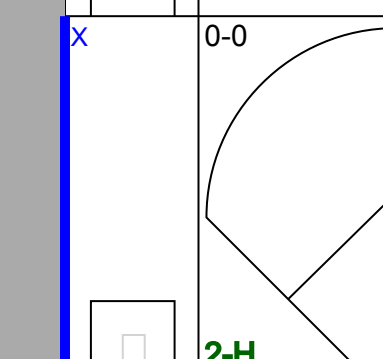


Batter	1	2	3	4	5	6	7	8	9	10	AB	R	H	RBI	BB	SO	LOB	BOTTOM	
Mike Andrews, R OBP: 0.342, SLG: 0.360 (1, 4)	0-0 6-3	0-0 4-3			0-0 F7			0-0 2B 2B		0-3 K	5	1	1	0	0	1	2		
Joe Foy, R OBP: 0.426, SLG: 0.464 (1, 5)	0-0 FC5 2B		0-3 K		0-0 6-3			0-0 2B 1B 2B		0-0 FC6-2 3B	5	1	3	1	0	1	0		
Carl Yastrzemski, L OBP: 0.448, SLG: 0.495 (1, 7)	4-0 BB		0-0 FC3-6 1B			0-0 HR 2B		0-0 2H 1B		4-0 IBB IBB	3	2	3	1	2	0	0		
Reggie Smith, S OBP: 0.336, SLG: 0.404 (1, 8)	0-3 K		0-0 FC3-6 1-2f		0-0 F2		0-0 4-3			4-0 E IBB	4	0	0	0	1	1	5		
Ken Harrelson, R OBP: 0.356, SLG: 0.465 (1, 9)	0-0 FC5 2-3f		0-0 F5		0-0 HR			0-0 F7		0-0 FC6-2 1-2 2H 3-H	5	1	1	2	0	0	5		
George Scott, R OBP: 0.206, SLG: 0.116 (1, 3)		0-0 FC5-4 BB 1B		0-0 6-3		0-0 L9		0-0 1-3			4	0	1	0	0	0	0		
Rico Petrocelli, R OBP: 0.275, SLG: 0.340 (1, 6)		0-3 K		0-0 F7		0-3 K		0-0 F7			4	0	0	0	0	2	1		
Elston Howard, R OBP: 0.364, SLG: 0.319 (1, 2)		4-0 FC5-4 BB		0-3 K		0-0 6-3		0-3 K		0-0 K	3	0	0	0	1	2	0		
Ray Culp, R (1, 1)		0-0 FC5-4			0-3 K			0-0 F8		0-0 1-3	0	0	0	0	0	0	0		
Gene Oliver, R OBP: 0.222, SLG: 0.087 (2, PH)											1	0	0	0	0	0	2		
Lee Stange, R (3, 1)											1	0	0	0	0	1	0		
Jose Tartabull, L OBP: 0.172, SLG: 0.172 (7, PH)											1	0	0	0	0	0	0		
Sparky Lytle, L (8, 1)											1	0	0	0	0	0	0		
Inning Stats	R: 0 E: 0 K: 1 S: 6	H: 1 LOB: 2 BB: 1 P: 10	R: 0 E: 0 K: 1 S: 6	H: 1 LOB: 1 BB: 0 P: 6	R: 0 E: 0 K: 1 S: 5	H: 0 LOB: 0 BB: 0 P: 5	R: 0 E: 0 K: 1 S: 5	H: 2 LOB: 0 BB: 0 P: 7	R: 2 E: 0 K: 0 S: 6	H: 3 LOB: 1 BB: 0 P: 6	R: 0 E: 0 K: 0 S: 3	H: 0 LOB: 0 BB: 0 P: 3	R: 0 E: 0 K: 2 S: 7	H: 0 LOB: 0 BB: 0 P: 7	R: 1 E: 1 K: 0 S: 2	H: 1 LOB: 3 BB: 2 P: 10	1B: 3 2B: 4 3B: 1 HR: 1	SF: 0 SAC: 0 DP: 0 HBP: 0	WP: 0 PA: 41
PITCHER	IP WLS BF H R ER SO ERA WHIP	IP WLS BF H R ER SO ERA WHIP	IP WLS BF H R ER SO ERA WHIP	IP WLS BF H R ER SO ERA WHIP	IP WLS BF H R ER SO ERA WHIP	IP WLS BF H R ER SO ERA WHIP	IP WLS BF H R ER SO ERA WHIP	IP WLS BF H R ER SO ERA WHIP	IP WLS BF H R ER SO ERA WHIP	IP WLS BF H R ER SO ERA WHIP	IP WLS BF H R ER SO ERA WHIP	IP WLS BF H R ER SO ERA WHIP	IP WLS BF H R ER SO ERA WHIP	IP WLS BF H R ER SO ERA WHIP	IP WLS BF H R ER SO ERA WHIP	IP WLS BF H R ER SO ERA WHIP	IP WLS BF H R ER SO ERA WHIP	IP WLS BF H R ER SO ERA WHIP	IP WLS BF H R ER SO ERA WHIP
Phil Ortega, R ERA: 3.72 (1, 1)	6.2	28	6	3	3	6	2	0	0	0	0	0	0	0	0	0	0	4.05	1.200
Dave Baldwin, R ERA: 2.7 (7, 1)	2.1	9	2	1	1	2	0	0	0	0	0	0	0	0	0	0	0	3.86	0.857
Dennis Higgins, R ERA: 3.76 (10, 1)	0.1	4	1	1	0	0	0	2	0	0	0	0	0	0	0	0	0	0.00	3.000

Washington Senators @ Boston Red Sox
Fenway Park, Boston, MA
Tue May 14, 1968, 7:05 PM EDT
Att. 19,499 - Cloudy - 76 F

AB 37
R 5
H 9
RBI 4
BB 4
SO 8
LOB 15

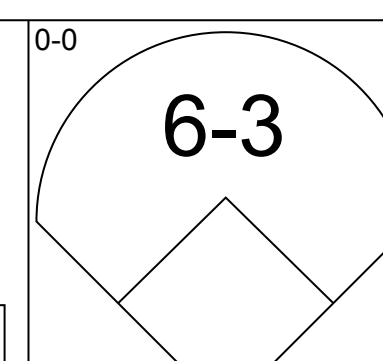
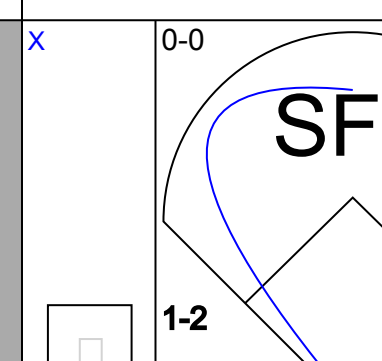
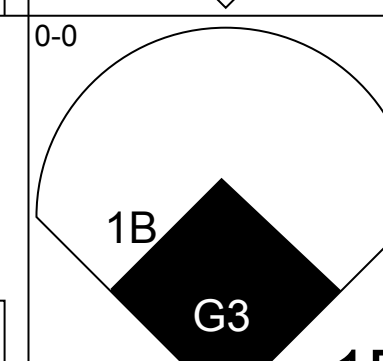
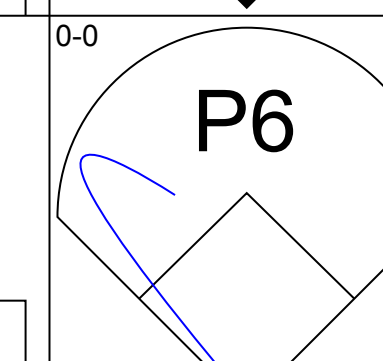
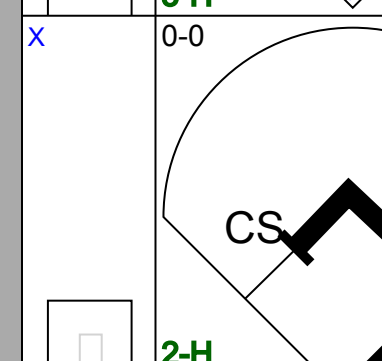
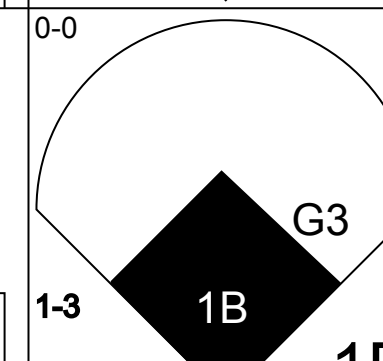
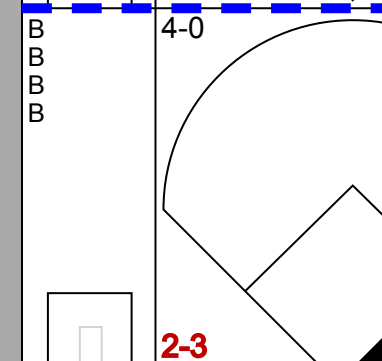
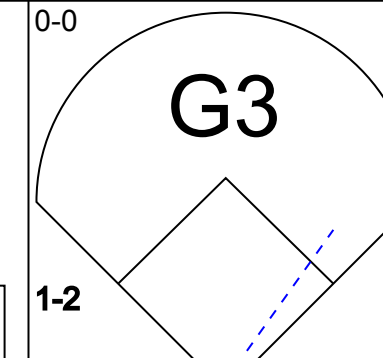
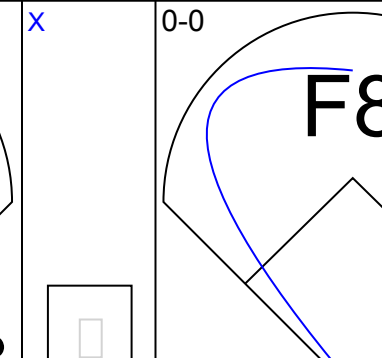
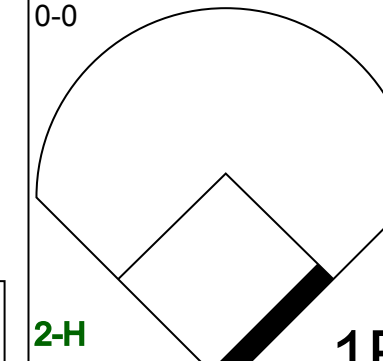
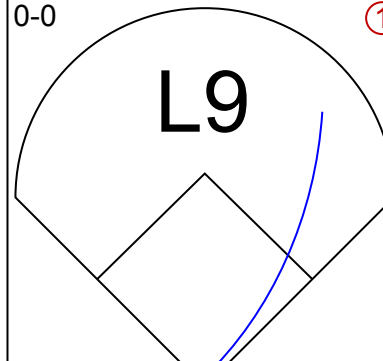
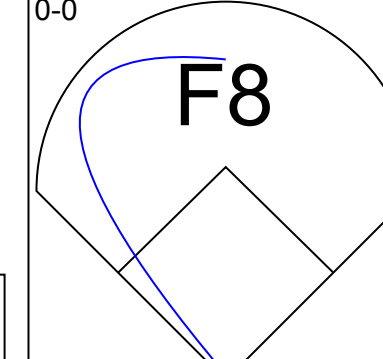
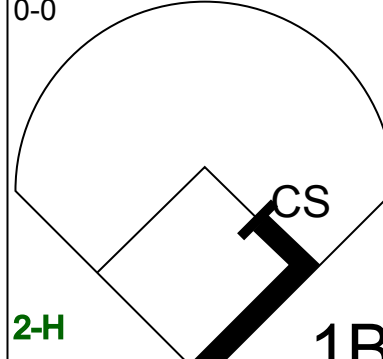
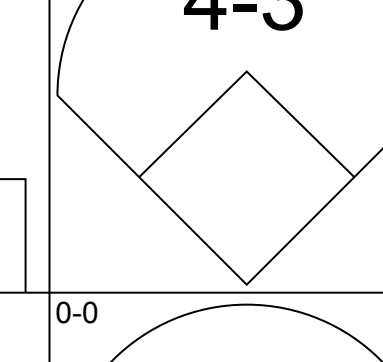


Batter	1	2	3	4	5	6	7	8	9	AB	R	H	RBI	BB	SO	LOB	TOP				
Del Unser, L OBP: 0.318, SLG: 0.361 (1, 8)										5	0	0	0	0	4	3					
Sam Bowers, R OBP: 0.226, SLG: 0.314 (1, 9)										3	1	1	0	1	1	0					
Frank Howard, R OBP: 0.380, SLG: 0.732 (1, 7)										4	1	2	2	0	1	1					
Ken McMullen, R OBP: 0.314, SLG: 0.467 (1, 5)										3	1	1	1	1	0	1					
Ron Hansen, R OBP: 0.287, SLG: 0.337 (1, 6)										4	0	0	0	0	1	2					
Paul Casanova, R OBP: 0.106, SLG: 0.108 (1, 2)										4	0	0	0	0	0	0					
Mike Epstein, L OBP: 0.153, SLG: 0.128 (1, 3)										4	0	0	0	0	1	0					
Frank Coggins, S OBP: 0.241, SLG: 0.293 (1, 4)										4	1	2	0	0	1	0					
Dick Bosman, R OBP: 0.250, SLG: 0.286 (1, 1)										1	0	0	0	1	0	1					
Ed Stroud, L OBP: 0.321, SLG: 0.373 (7, PH)										1	0	0	0	0	0	1					
Dennis Higgins, R (7, 1)										0	0	0	0	0	0	0					
Steve Jones, L (7, 1)										0	0	0	0	0	0	0					
Bernie Allen, L OBP: 0.400, SLG: 0.500 (9, PH)										1	0	1	1	0	0	0					
Inning Stats	R: 3 E: 0 K: 1 S: 7	H: 2 LOB: 0 BB: 1 P: 11	R: 0 E: 0 K: 2 S: 7	H: 0 LOB: 1 BB: 1 P: 11	R: 0 E: 0 K: 0 S: 3	H: 1 LOB: 1 BB: 1 P: 7	R: 0 E: 1 K: 1 S: 6	H: 0 LOB: 1 BB: 0 P: 6	R: 0 E: 0 K: 0 S: 3	H: 0 LOB: 0 BB: 0 P: 3	R: 0 E: 0 K: 0 S: 4	H: 1 LOB: 1 BB: 0 P: 4	R: 0 E: 0 K: 2 S: 8	H: 1 LOB: 1 BB: 0 P: 8	R: 1 E: 0 K: 1 S: 7	H: 2 LOB: 1 BB: 0 P: 7	1B: 2 2B: 3 3B: 0 HR: 2	SF: 0 SAC: 0 DP: 1 HBP: 0	WP: 2 PB: 2 SB: 0 CS: 0	PA: 37	
PITCHER	IP	WLS	BF	H	R	ER	SO	BB	IBB	HBP	BLK	WP	HR	S	P	ERA	WHIP				
Jose Santiago, R ERA: 1.72	(1, 1)	8.2	W	36	7	4	4	8	3	0	0	0	2	2	49	61	4.15	1.154			
Sparky Lyle, L ERA: 2.92	(9, 1)	0.1	S	1	0	0	0	1	0	0	0	0	0	3	3	0.00	0.000				

Washington Senators @ Boston Red Sox
Fenway Park, Boston, MA
Wed May 15 1968, 3:33 AM EDT
Att: 10,953 - Unknown - 80 F

AB 34
R 4
H 7
RBI 4
BB 3
SO 9
LOB 9



Batter	1	2	3	4	5	6	7	8	9	AB	R	H	RBI	BB	SO	LOB	BOTTOM			
Mike Andrews, R OBP: 0.339, SLG: 0.359 (1, 4)										3	0	1	2	0	0	0				
Joe Foy, R OBP: 0.429, SLG: 0.477 (1, 5)										4	1	2	1	0	0	1				
Carl Yastrzemski, L OBP: 0.490, SLG: 0.490 (1, 7)										3	1	1	0	1	0	0				
Reggie Smith, S OBP: 0.333, SLG: 0.407 (1, 8)										4	1	1	1	0	0	2				
Ken Harrelson, R OBP: 0.353, SLG: 0.453 (1, 9)										4	0	1	1	0	0	1				
George Scott, R OBP: 0.218, SLG: 0.146 (1, 3)										4	0	2	1	0	0	1				
Jerry Adair, R OBP: 0.286, SLG: 0.286 (1, 6)										3	0	1	0	0	0	1				
Rico Petrocelli, R OBP: 0.273, SLG: 0.337 (7, 6)										1	0	0	0	0	1	1				
Russ Gibson, R OBP: 0.258, SLG: 0.345 (1, 2)										4	1	1	0	0	0	1				
Jose Santiago, R OBP: 0.211, SLG: 0.235 Sparky Lyle, L (9, 1)										2	2	1	0	0	0	2				
Inning Stats	R: 2 E: 0 K: 0 S: 6	H: 3 LOB: 1 BB: 0 P: 6	R: 1 E: 0 K: 0 S: 5	H: 2 LOB: 1 BB: 0 P: 5	R: 0 E: 0 K: 0 S: 3	H: 0 LOB: 0 BB: 0 P: 3	R: 0 E: 0 K: 0 S: 4	H: 2 LOB: 1 BB: 0 P: 4	R: 0 E: 0 K: 0 S: 3	H: 0 LOB: 0 BB: 0 P: 3	R: 1 E: 0 K: 0 S: 4	H: 2 LOB: 0 BB: 1 P: 4	R: 2 E: 1 K: 0 S: 5	H: 1 LOB: 1 BB: 1 P: 9	R: 0 E: 0 K: 1 S: 6	H: 1 LOB: 1 BB: 0 P: 6	1B: 7 2B: 4 3B: 0 HR: 0	SF: 1 SAC: 1 DP: 1 HBP: 0	WP: 0 PB: 0 SB: 0 CS: 2	PA: 35
PITCHER	IP	WLS	BF	H	R	ER	SO	BB	IBB	HBP	BLK	WP	HR	S	P	ERA	WHIP			
Dick Bosman, R ERA: 4.54	(1, 1)	6.0	L	25	9	4	4	0	0	0	0	0	0	25	25	6.00	1.500			
Dennis Higgins, R ERA: 4.05	(7, 1)	0.1		4	1	2	1	0	0	0	0	0	0	4	4	27.00	3.000			
Steve Jones, L ERA:	(7, 1)	1.2		6	1	0	0	1	1	0	0	0	0	7	11	0.00	1.200			


Washington Senators @ Boston Red Sox
Fenway Park, Boston, MA
Wed May 15 1968, 3:33 AM EDT
Att: 10,953 - Unknown - 80 F

AB 32
R 6
H 11
RBI 6
BB 1
SO 1
LOB 10



Batter	1	2	3	4	5	6	7	8	9	AB	R	H	RBI	BB	SO	LOB	TOP					
Dick Houser, R (1,4) OBP: 0.327, SLG: 0.125	4-0 1B BB		4-0 1B BB	4-0 HR BB		4-0 1B BB		0-0 1-3		1	3	0	0	4	0	0	New York Yankees @ Boston Red Sox Fenway Park, Boston, MA Thu May 16 1968, 7:05 PM EDT Att: 22,879 - Overcast - 68 F					
Roy White, S (1,8) OBP: 0.353, SLG: 0.454	0-0 1B		0-0 F7	0-0 HR		0-0 1B		0-0 4-3		5	1	3	3	0	0	1						
Mickey Mantle, S (1,3) Horace Clarke, S (9, PR) OBP: 0.376, SLG: 0.385 OBP: 0.212, SLG: 0.190	4-0 1B BB		0-0 1B 1B	0-0 F5		0-3 K		0-0 1B	0-0 1B	4	1	2	0	1	1	2						
Andy Kosco, R (1,9) OBP: 0.319, SLG: 0.485	0-0 1B		0-0 2B 1B	0-0 HR		0-0 F3		0-0 F8		5	1	2	2	0	0	3						
Tom Tresh, S (1,7) OBP: 0.283, SLG: 0.232	0-0 G6-4-3		0-0 HR	0-0 F7		0-0 L8		0-0 L4-3		5	1	1	1	0	0	5						
Bobby Cox, R (1,5) OBP: 0.299, SLG: 0.224		0-0 5-3	4-0 HR		0-3 K		0-3 K			3	1	0	0	1	2	0						
Frank Fernandez, R (1,2) OBP: 0.324, SLG: 0.370		0-0 6-3	0-0 HR		0-0 5-3		0-3 K			4	1	1	4	0	1	0						
Ruben Amaro, R (1,6) OBP: 0.240, SLG: 0.182		0-0 6-3	0-0 BB		0-0 F3		0-0 L9			3	0	0	0	1	0	0						
Mel Stottlemyre, R (1,1) Joe Verbanic, R (8,1) Dooley Womack, L (8,1) OBP: 0.227, SLG: 0.158 OBP: 0.400, SLG: 0.460 OBP: 0.226, SLG: 0.161			F3			4-0 BB 1B BB		0-0 F3		3	1	0	0	1	1	1						
										0	0	0	0	0	0	0						
										0	0	0	0	0	0	0						
Inning Stats	R: 1 E: 0 K: 0 S: 3	H: 2 LOB: 1 BB: 2 P: 11	R: 0 E: 0 K: 0 S: 3	H: 0 LOB: 0 BB: 0 P: 3	R: 6 E: 0 K: 1 S: 9	H: 4 LOB: 1 BB: 3 P: 21	R: 2 E: 0 K: 0 S: 4	H: 1 LOB: 0 BB: 1 P: 8	R: 0 E: 0 K: 1 S: 5	H: 0 LOB: 0 BB: 0 P: 5	R: 1 E: 0 K: 1 S: 6	H: 1 LOB: 2 BB: 2 P: 14	R: 0 E: 0 K: 2 S: 7	H: 0 LOB: 0 BB: 0 P: 7	R: 0 E: 0 K: 0 S: 3	H: 1 LOB: 1 BB: 0 P: 3	1B: 6 2B: 2 3B: 0 HR: 2	SF: 0 SAC: 0 DP: 2 HBP: 0	WP: 0 PB: 0 SB: 0 CS: 0	PA: 41		
PITCHER	IP WLS BF H R ER SO BB IBB HBP BLK WP HR S P ERA WHIP	IP WLS BF H R ER SO BB IBB HBP BLK WP HR S P ERA WHIP	IP WLS BF H R ER SO BB IBB HBP BLK WP HR S P ERA WHIP	IP WLS BF H R ER SO BB IBB HBP BLK WP HR S P ERA WHIP	IP WLS BF H R ER SO BB IBB HBP BLK WP HR S P ERA WHIP	IP WLS BF H R ER SO BB IBB HBP BLK WP HR S P ERA WHIP	IP WLS BF H R ER SO BB IBB HBP BLK WP HR S P ERA WHIP	IP WLS BF H R ER SO BB IBB HBP BLK WP HR S P ERA WHIP	IP WLS BF H R ER SO BB IBB HBP BLK WP HR S P ERA WHIP	IP WLS BF H R ER SO BB IBB HBP BLK WP HR S P ERA WHIP	IP WLS BF H R ER SO BB IBB HBP BLK WP HR S P ERA WHIP	IP WLS BF H R ER SO BB IBB HBP BLK WP HR S P ERA WHIP	IP WLS BF H R ER SO BB IBB HBP BLK WP HR S P ERA WHIP	IP WLS BF H R ER SO BB IBB HBP BLK WP HR S P ERA WHIP	IP WLS BF H R ER SO BB IBB HBP BLK WP HR S P ERA WHIP	IP WLS BF H R ER SO BB IBB HBP BLK WP HR S P ERA WHIP	IP WLS BF H R ER SO BB IBB HBP BLK WP HR S P ERA WHIP	IP WLS BF H R ER SO BB IBB HBP BLK WP HR S P ERA WHIP	IP WLS BF H R ER SO BB IBB HBP BLK WP HR S P ERA WHIP	IP WLS BF H R ER SO BB IBB HBP BLK WP HR S P ERA WHIP	IP WLS BF H R ER SO BB IBB HBP BLK WP HR S P ERA WHIP	IP WLS BF H R ER SO BB IBB HBP BLK WP HR S P ERA WHIP

AB	33
R	10
H	9
RBI	10
BB	8
SO	5
LOB	12



Batter	1	2	3	4	5	6	7	8	9	AB	R	H	RBI	BB	SO	LOB	BOTTOM					
Mike Andrews, R (1,4) OBP: 0.341, SLG: 0.349	4-0 4-3 HR BB		0-0 F9	0-0 5-3		0-0 F9		4-0 2B 1B BB		3	2	0	1	2	0	3	New York Yankees @ Boston Red Sox Fenway Park, Boston, MA Thu May 16 1968, 7:05 PM EDT Att: 22,879 - Overcast - 68 F					
Joe Foy, R (1,5) OBP: 0.427, SLG: 0.478	0-0 5-3		0-0 F9	0-3 K		4-0 1-2 BB		0-0 1B 2B		4	1	1	2	1	1	2						
Carl Yastrzemski, L (1,7) John Wyatt, R (7,1) Dalton Jones, L (8, PH) Lee Stange, R (9,1) OBP: 0.492, SLG: 0.495 OBP: 0.188, SLG: 0.170 OBP: 0.233	4-0 HR BB		0-0 1-4-3	0-0 5-3		0-0 4-3		0-0 2B SF9 1B		3	1	1	0	1	0	2						
Reggie Smith, S (1,8) OBP: 0.336, SLG: 0.416	0-0 4-3		0-0 1-4-3	0-0 1B 1B		0-0 1-3		0-0 SF9 SH1-3 2B		5	2	2	1	0	0	3						
Ken Harrelson, R (1,9) OBP: 0.378, SLG: 0.500	0-0 HR		4-0 FC5-4 BB	0-0 1B 1B		0-0 6-3		1-3 SH1-3 SF9 IBB		3	1	2	3	2	0	0						
George Scott, R (1,3) OBP: 0.226, SLG: 0.161	0-3 K		0-0 FC5-4	0-0 1B		0-0 1-3 2H 1B		0-0 SF9		4	0	2	2	0	1	2						
Jerry Adair, R (1,6) OBP: 0.278, SLG: 0.278		0-0 1B 1B		0-0 5-3	0-0 4-1		0-0 FC6-4 1B	0-0 SH1-3		4	0	1	1	0	0	3						
Elston Howard, R (1,2) Bill Landis, L (5,1) Jose Tartabull, L (6, PH) Dick Ellsworth, L (1,1) Jerry Stephenson, L (3,1) Gene Oliver, R (4, PH) OBP: 0.386, SLG: 0.347 OBP: 0.156, SLG: 0.156 OBP: 0.105, SLG: 0.056 OBP: 0.400, SLG: 0.400 OBP: 0.300, SLG: 0.160	0-0 E9		0-0 6-3 1B	0-0 1B 5-3 1B		0-0 6-3		E5 2B 1B BB		2	1	2	0	0	0	0						
	0-0 6-3		0-0 1B	0-0 5-3 1B		4-0 BB BB		0-0 2B 1B		0	0	0	0	0	0	0						
	0-0 6-3		0-0 2-3	0-0 1-3		0-0 1-2		0-0 2B 1B		2	1	2	0	1	0	0						
Inning Stats	R: 3 E: 0 K: 1 S: 6	H: 1 LOB: 0 BB: 2 P: 14	R: 0 E: 1 K: 0 S: 4	H: 2 LOB: 1 BB: 0 P: 4	R: 0 E: 0 K: 0 S: 4	H: 1 LOB: 1 BB: 1 P: 8	R: 1 E: 0 K: 1 S: 7	H: 2 LOB: 1 BB: 0 P: 7	R: 1 E: 0 K: 0 S: 5	H: 3 LOB: 1 BB: 0 P: 5	R: 0 E: 0 K: 0 S: 3	H: 0 LOB: 2 BB: 2 P: 11	R: 0 E: 0 K: 0 S: 4	H: 1 LOB: 1 BB: 0 P: 4	R: 6 E: 1 K: 0 S: 8	H: 4 LOB: 1 BB: 2 P: 16	1B: 10 2B: 4 3B: 0 HR: 1	SF: 1 SAC: 1 DP: 1 HBP: 0	WP: 0 PB: 0 SB: 0 CS: 0	PA: 44		
PITCHER	IP WLS BF H R ER SO BB IBB HBP BLK WP HR S P ERA WHIP	IP WLS BF H R ER SO BB IBB HBP BLK WP HR S P ERA WHIP	IP WLS BF H R ER SO BB IBB HBP BLK WP HR S P ERA WHIP	IP WLS BF H R ER SO BB IBB HBP BLK WP HR S P ERA WHIP	IP WLS BF H R ER SO BB IBB HBP BLK WP HR S P ERA WHIP	IP WLS BF H R ER SO BB IBB HBP BLK WP HR S P ERA WHIP	IP WLS BF H R ER SO BB IBB HBP BLK WP HR S P ERA WHIP	IP WLS BF H R ER SO BB IBB HBP BLK WP HR S P ERA WHIP	IP WLS BF H R ER SO BB IBB HBP BLK WP HR S P ERA WHIP	IP WLS BF H R ER SO BB IBB HBP BLK WP HR S P ERA WHIP	IP WLS BF H R ER SO BB IBB HBP BLK WP HR S P ERA WHIP	IP WLS BF H R ER SO BB IBB HBP BLK WP HR S P ERA WHIP	IP WLS BF H R ER SO BB IBB HBP BLK WP HR S P ERA WHIP	IP WLS BF H R ER SO BB IBB HBP BLK WP HR S P ERA WHIP	IP WLS BF H R ER SO BB IBB HBP BLK WP HR S P ERA WHIP	IP WLS BF H R ER SO BB IBB HBP BLK WP HR S P ERA WHIP	IP WLS BF H R ER SO BB IBB HBP BLK WP HR S P ERA WHIP	IP WLS BF H R ER SO BB IBB HBP BLK WP HR S P ERA WHIP	IP WLS BF H R ER SO BB IBB HBP BLK WP HR S P ERA WHIP	IP WLS BF H R ER SO BB IBB HBP BLK WP HR S P ERA WHIP	IP WLS BF H R ER SO BB IBB HBP BLK WP HR S P ERA WHIP	IP WLS BF H R ER SO BB IBB HBP BLK WP HR S P ERA WHIP

AB	35
R	11
H	14
RBI	11
BB	7
SO	2
LOB	17



Batter	1	2	3	4	5	6	7	8	9	AB	R	H	RBI	BB	SO	LOB	TOP					
Dick Howser, R (1,4) OBP: 0.300, SLG: 0.125	0-3 K		0-0 F1			0-0 G6-4-3		0-0 G6-4-3		4	0	0	0	0	1	2						
Roy White, S (1,8) OBP: 0.362, SLG: 0.457	0-3 K			0-0 WP 1B		0-0 1B			0-0 5-3	4	0	2	0	0	1	0						
Mickey Mantle, S (1,3) OBP: 0.376, SLG: 0.371	4-0 BB			0-0 F7		0-0 G3			4-0 BB	2	0	0	0	2	0	2						
Joe Pepitone, L (1,7) OBP: 0.379, SLG: 0.375	0-0 G3			0-0 F2			0-0 F9		0-0 4-3	4	0	0	0	0	0	3						
Andy Kosco, R (1,9) OBP: 0.288, SLG: 0.434		0-0 L5		0-3 K			0-3 K		0-0 F7	4	0	0	0	0	2	2						
Tom Tresh, S (1,6) OBP: 0.275, SLG: 0.218	0-3 K				0-0 G3		4-0 BB			2	0	0	0	1	1	0						
Jake Gibbs, L (1,2) OBP: 0.311, SLG: 0.264	0-3 K				0-0 G5-4-3 1B		0-3 K			3	0	1	0	0	2	1						
Bobby Cox, R (1,5) OBP: 0.310, SLG: 0.233			0-3 K		0-0 G5-4-3			4-0 BB		2	0	0	0	1	1	1						
Fred Talbot, R (1,1) OBP: 0.250, SLG: 0.625			0-3 K					0-3 K		1	0	0	0	0	1	0						
Horace Clarke, S (6,PH) OBP: 0.219, SLG: 0.198										1	0	1	0	0	0	0						
Fritz Peterson, S (6,1) OBP: 0.192, SLG: 0.149										0	0	0	0	0	0	0						
Steve Whitaker, L (8,PH) OBP: 0.192, SLG: 0.149										1	0	0	0	0	1	1						
Dooley Womack, L (8,1)										0	0	0	0	0	0	0						
Inning Stats	R: 0 H: 0 E: 0 K: 2 S: 7	H: 0 LOB: 1 BB: 1 P: 11	R: 0 H: 0 E: 0 K: 2 S: 7	H: 0 LOB: 0 BB: 0 P: 7	R: 0 H: 0 E: 0 K: 1 S: 7	H: 0 LOB: 0 BB: 0 P: 7	R: 0 H: 1 E: 0 K: 1 S: 6	H: 1 LOB: 1 BB: 0 P: 6	R: 0 H: 1 E: 0 K: 0 S: 3	H: 1 LOB: 0 BB: 0 P: 3	R: 0 H: 2 E: 0 K: 0 S: 4	H: 2 LOB: 1 BB: 0 P: 4	R: 0 H: 0 E: 0 K: 1 S: 7	H: 0 LOB: 1 BB: 1 P: 11	R: 0 H: 0 E: 0 K: 1 S: 4	H: 0 LOB: 0 BB: 1 P: 8	R: 0 H: 0 E: 0 K: 0 S: 3	H: 0 LOB: 1 BB: 1 P: 7	1B: 4 2B: 0 3B: 0 HR: 0	SF: 0 SAC: 0 DP: 3 HBP: 0	WP: 2 PB: 0 CS: 0	PA: 32
PITCHER Ray Culp, R (1,1) ERA: 5.68	IP: 9.0 WLS: W BF: 32 H: 4 R: 0 ER: 0 SO: 10 BB: 4 IBB: 0 HBP: 0 BLK: 0 WP: 2 HR: 0 S: 48 P: 64 ERA: 0.00 WHIP: 0.889															PITCHER	IP: 9.0 WLS: W BF: 32 H: 4 R: 0 ER: 0 SO: 10 BB: 4 IBB: 0 HBP: 0 BLK: 0 WP: 2 HR: 0 S: 48 P: 64 ERA: 0.00 WHIP: 0.889					

New York Yankees @ Boston Red Sox
Fenway Park, Boston, MA
Sat May 18 1968, 7:05 PM EDT
Att: 32,889 - Unknown - 48 F

AB	28
R	0
H	4
RBI	0
BB	4
SO	10
LOB	12



Batter	1	2	3	4	5	6	7	8	9	AB	R	H	RBI	BB	SO	LOB	BOTTOM			
Mike Andrews, R (1,4) OBP: 0.351, SLG: 0.368	0-0 1-3 1B		0-0 E6 BB SF7	0-0 6-3			0-0 E5 FC6-4			4	1	1	0	0	0	0				
Joe Foy, R (1,5) OBP: 0.398, SLG: 0.440	0-0 1-3		0-0 E6 S BB E	0-0 6-3			0-0 FC6-4 FC4-6			4	1	0	0	0	0	3				
Carl Yastrzemski, L (1,7) OBP: 0.449, SLG: 0.478	4-0 BB BB		4-0 E WP 2B BB		0-0 F5		0-0 FC4-6			2	1	0	0	2	0	1				
Reggie Smith, S (1,8) OBP: 0.338, SLG: 0.402	4-0 BB		0-0 SF7		0-3 K		0-3 K			2	0	0	1	1	2	1				
Ken Harrelson, R (1,9) OBP: 0.388, SLG: 0.482	4-0 BB		4-0 E 2B IBB		0-3 K			0-0 5-3		2	1	0	0	2	1	0				
George Scott, R (1,3) OBP: 0.246, SLG: 0.198	0-3 K		0-0 E6 2B			0-0 6-3		0-0 G6-4-3 1B		4	0	1	1	0	1	5				
Jerry Adair, R (1,6) OBP: 0.320, SLG: 0.360		0-0 L8	0-0 2B			0-0 1-3		0-0 G6-4-3		4	0	1	2	0	0	1				
Elston Howard, R (1,2) OBP: 0.375, SLG: 0.327		0-0 1-3	0-0 L8							3	0	1	0	0	0	1				
Ray Culp, R (1,1)		0-0 1-3			0-3 K		0-3 K			3	0	0	0	0	2	1				
Inning Stats	R: 0 H: 1 E: 0 K: 1 S: 5	H: 1 LOB: 3 BB: 3 P: 17	R: 0 H: 0 E: 0 K: 0 S: 3	H: 0 LOB: 0 BB: 0 P: 3	R: 4 H: 1 E: 3 K: 0 S: 6	H: 1 LOB: 2 BB: 1 P: 14	R: 0 H: 0 E: 0 K: 1 S: 5	H: 0 LOB: 0 BB: 0 P: 5	R: 0 H: 1 E: 0 K: 2 S: 7	H: 0 LOB: 0 BB: 0 P: 7	R: 0 H: 1 E: 0 K: 1 S: 6	H: 1 LOB: 1 BB: 0 P: 6	R: 0 H: 0 E: 1 K: 1 S: 6	H: 0 LOB: 1 BB: 0 P: 6	R: 0 H: 1 E: 0 K: 0 S: 3	H: 1 LOB: 0 BB: 0 P: 3	1B: 3 2B: 2 3B: 0 HR: 0	SF: 1 SAC: 0 DP: 2 HBP: 0	WP: 1 PB: 0 CS: 0	PA: 34
PITCHER Fred Talbot, R (1,1) ERA: 3.86	IP: 5.0 WLS: L BF: 23 H: 2 R: 4 ER: 0 SO: 4 BB: 4 IBB: 1 HBP: 0 BLK: 0 WP: 1 HR: 0 S: 26 P: 46 ERA: 0.00 WHIP: 1.200															PITCHER	IP: 5.0 WLS: L BF: 23 H: 2 R: 4 ER: 0 SO: 4 BB: 4 IBB: 1 HBP: 0 BLK: 0 WP: 1 HR: 0 S: 26 P: 46 ERA: 0.00 WHIP: 1.200			
Fritz Peterson, L (6,1) ERA: 4.01	2.0 8 1 0 0 2 0 0 0 0 0 0 12 12 0.00 0.500															PITCHER	2.0 8 1 0 0 2 0 0 0 0 0 0 12 12 0.00 0.500			
Dooley Womack, R (8,1) ERA: 4.08	1.0 3 1 0 0 0 0 0 0 0 0 0 3 3 0.00 1.000															PITCHER	1.0 3 1 0 0 0 0 0 0 0 0 0 3 3 0.00 1.000			

New York Yankees @ Boston Red Sox
Fenway Park, Boston, MA
Sat May 18 1968, 7:05 PM EDT
Att: 32,889 - Unknown - 48 F

AB	28
R	4
H	4
RBI	4
BB	5
SO	6
LOB	13



Batter	1	2	3	4	5	6	7	8	9	AB	R	H	RBI	BB	SO	LOB	TOP				
Horace Clarke, S OBP: 0.218, SLG: 0.198 (1, 4)										5	1	1	0	0	2	4					
Roy White, S OBP: 0.384, SLG: 0.445 (1, 8)										3	1	0	0	2	0	2					
Joe Pepitone, L OBP: 0.412, SLG: 0.393 (1, 3)										4	3	2	1	1	0	1					
Andy Kosco, R OBP: 0.306, SLG: 0.494 (1, 9)										5	3	3	5	0	0	1					
Steve Whitaker, L OBP: 0.211, SLG: 0.140 (1, 7)										3	1	0	0	2	1	1					
Tom Tresh, S OBP: 0.280, SLG: 0.236 (1, 6)										5	0	2	4	0	0	2					
Jake Gibbs, L OBP: 0.315, SLG: 0.263 (1, 2)										4	0	1	0	1	1	2					
Bobby Cox, R OBP: 0.303, SLG: 0.221 (1, 5)										4	0	0	0	1	1	2					
Stan Bahnsen, R OBP: 0.278, SLG: 0.133 (6, PH)										1	1	0	0	1	1	0					
Dick Howser, R OBP: 0.311, SLG: 0.143 (6, 1)										1	1	1	0	0	0	0					
Joe Verbanic, R (6, 1)										2	0	0	0	0	0	2					
Inning Stats	R: 4 E: 1 K: 1 S: 9	H: 4 LOB: 1 BB: 1 P: 13	R: 4 E: 0 K: 1 S: 8	H: 3 LOB: 1 BB: 2 P: 16	R: 0 E: 0 K: 1 S: 5	H: 0 LOB: 0 BB: 0 P: 5	R: 0 E: 0 K: 0 S: 3	H: 0 LOB: 0 BB: 0 P: 3	R: 0 E: 0 K: 1 S: 6	H: 1 LOB: 1 BB: 0 P: 6	R: 0 E: 0 K: 1 S: 7	H: 2 LOB: 0 BB: 1 P: 11	R: 0 E: 0 K: 1 S: 5	H: 0 LOB: 2 BB: 2 P: 13	R: 0 E: 0 K: 0 S: 3	H: 0 LOB: 0 BB: 0 P: 3	1B: 7 2B: 2 3B: 0 HR: 1	SF: 0 SAC: 0 DP: 0 HBP: 0	WP: 4 PB: 2 CS: 0	PA: 45	
PITCHER	IP WLS BF H R ER SO BB IBB HBP BLK WP HR S P ERA WHIP	IP WLS BF H R ER SO BB IBB HBP BLK WP HR S P ERA WHIP	IP WLS BF H R ER SO BB IBB HBP BLK WP HR S P ERA WHIP	IP WLS BF H R ER SO BB IBB HBP BLK WP HR S P ERA WHIP	IP WLS BF H R ER SO BB IBB HBP BLK WP HR S P ERA WHIP	IP WLS BF H R ER SO BB IBB HBP BLK WP HR S P ERA WHIP	IP WLS BF H R ER SO BB IBB HBP BLK WP HR S P ERA WHIP	IP WLS BF H R ER SO BB IBB HBP BLK WP HR S P ERA WHIP	IP WLS BF H R ER SO BB IBB HBP BLK WP HR S P ERA WHIP	IP WLS BF H R ER SO BB IBB HBP BLK WP HR S P ERA WHIP	IP WLS BF H R ER SO BB IBB HBP BLK WP HR S P ERA WHIP	IP WLS BF H R ER SO BB IBB HBP BLK WP HR S P ERA WHIP	IP WLS BF H R ER SO BB IBB HBP BLK WP HR S P ERA WHIP	IP WLS BF H R ER SO BB IBB HBP BLK WP HR S P ERA WHIP	IP WLS BF H R ER SO BB IBB HBP BLK WP HR S P ERA WHIP	IP WLS BF H R ER SO BB IBB HBP BLK WP HR S P ERA WHIP	IP WLS BF H R ER SO BB IBB HBP BLK WP HR S P ERA WHIP	IP WLS BF H R ER SO BB IBB HBP BLK WP HR S P ERA WHIP	IP WLS BF H R ER SO BB IBB HBP BLK WP HR S P ERA WHIP	IP WLS BF H R ER SO BB IBB HBP BLK WP HR S P ERA WHIP	IP WLS BF H R ER SO BB IBB HBP BLK WP HR S P ERA WHIP
Gary Waslewski, R ERA: 3.14 (1, 1)	0.0 L 4 3 4 4 0 0 1 0 0 0 0 1 0 3 7																				
Lee Stange, R ERA: 3.8 (1, 1)	2.0 12 4 4 4 2 2 0 0 0 0 1 0 14 22																				
Bill Landis, L ERA: 3.72 (3, 1)	2.0 6 0 0 0 1 0 0 0 0 0 0 0 8 8																				
Jerry Stephenson, R ERA: 4.81 (5, 1)	5.0 23 3 3 3 3 4 1 0 0 2 1 24 44																				

New York Yankees @ Boston Red Sox
Fenway Park, Boston, MA
Sun May 19 1968, 3:33 AM EDT
Att: 34,727 - Cloudy - 62 F

AB 37
R 11
H 10
RBI 10
BB 8
SO 6
LOB 17



Batter	1	2	3	4	5	6	7	8	9	AB	R	H	RBI	BB	SO	LOB	BOTTOM					
Mike Andrews, R OBP: 0.346, SLG: 0.361 (1, 4)										5	1	1	0	0	0	2						
Joe Foy, R OBP: 0.402, SLG: 0.442 (1, 5)										4	0	2	0	0	0	1						
Carl Yastrzemski, L OBP: 0.442, SLG: 0.466 (1, 7)										3	0	0	0	1	0	3						
Reggie Smith, S OBP: 0.350, SLG: 0.412 (1, 8)										2	1	1	1	2	1	1						
Ken Harrelson, R OBP: 0.392, SLG: 0.494 (1, 9)										4	1	2	0	0	0	1						
George Scott, R OBP: 0.237, SLG: 0.190 (1, 3)										4	0	0	1	0	1	3						
Rico Petrocelli, R OBP: 0.287, SLG: 0.343 (1, 6)										3	0	1	1	1	0	1						
Russ Gibson, R OBP: 0.229, SLG: 0.303 (1, 2)										4	0	0	0	0	1	2						
Gary Waslewski, R OBP: 0.125, SLG: 0.087 (1, 1)										0	0	0	0	0	0	0						
Lee Stange, R (1, 1)										0	0	0	0	0	0	0						
Bill Landis, L (3, 1)										1	0	0	0	0	1	0						
Norm Siebern, L (4, PH)										1	0	0	0	0	1	0						
Jerry Stephenson, L OBP: 0.405, SLG: 0.420 (5, 1)										0	0	0	0	1	0	0						
Jose Tartabull, L OBP: 0.182, SLG: 0.182 (6, PH)										1	0	1	0	0	0	0						
Inning Stats	R: 0 E: 0 K: 1 S: 5	H: 0 LOB: 1 BB: 1 P: 9	R: 0 E: 0 K: 0 S: 3	H: 0 LOB: 1 BB: 1 P: 7	R: 0 E: 0 K: 1 S: 6	H: 1 LOB: 1 BB: 0 P: 6	R: 2 E: 0 K: 0 S: 5	H: 2 LOB: 1 BB: 1 P: 9	R: 1 E: 0 K: 0 S: 5	H: 2 LOB: 1 BB: 0 P: 5	R: 0 E: 0 K: 2 S: 7	H: 0 LOB: 0 BB: 0 P: 7	R: 0 E: 0 K: 0 S: 3	H: 1 LOB: 1 BB: 1 P: 7	R: 0 E: 0 K: 0 S: 3	H: 1 LOB: 1 BB: 1 P: 7	R: 0 E: 0 K: 0 S: 3	H: 1 LOB: 0 BB: 0 P: 3	1B: 6 2B: 2 3B: 0 HR: 0	SF: 0 SAC: 0 DP: 3 HBP: 0	WP: 0 PB: 0 CS: 0	PA: 37
PITCHER	IP WLS BF H R ER SO BB IBB HBP BLK WP HR S P ERA WHIP	IP WLS BF H R ER SO BB IBB HBP BLK WP HR S P ERA WHIP	IP WLS BF H R ER SO BB IBB HBP BLK WP HR S P ERA WHIP	IP WLS BF H R ER SO BB IBB HBP BLK WP HR S P ERA WHIP	IP WLS BF H R ER SO BB IBB HBP BLK WP HR S P ERA WHIP	IP WLS BF H R ER SO BB IBB HBP BLK WP HR S P ERA WHIP	IP WLS BF H R ER SO BB IBB HBP BLK WP HR S P ERA WHIP	IP WLS BF H R ER SO BB IBB HBP BLK WP HR S P ERA WHIP	IP WLS BF H R ER SO BB IBB HBP BLK WP HR S P ERA WHIP	IP WLS BF H R ER SO BB IBB HBP BLK WP HR S P ERA WHIP	IP WLS BF H R ER SO BB IBB HBP BLK WP HR S P ERA WHIP	IP WLS BF H R ER SO BB IBB HBP BLK WP HR S P ERA WHIP	IP WLS BF H R ER SO BB IBB HBP BLK WP HR S P ERA WHIP	IP WLS BF H R ER SO BB IBB HBP BLK WP HR S P ERA WHIP	IP WLS BF H R ER SO BB IBB HBP BLK WP HR S P ERA WHIP	IP WLS BF H R ER SO BB IBB HBP BLK WP HR S P ERA WHIP	IP WLS BF H R ER SO BB IBB HBP BLK WP HR S P ERA WHIP	IP WLS BF H R ER SO BB IBB HBP BLK WP HR S P ERA WHIP	IP WLS BF H R ER SO BB IBB HBP BLK WP HR S P ERA WHIP	IP WLS BF H R ER SO BB IBB HBP BLK WP HR S P ERA WHIP	IP WLS BF H R ER SO BB IBB HBP BLK WP HR S P ERA WHIP	
Stan Bahnsen, R ERA: 2.47 (1, 1)	5.0 W 23 3 0 0 2 2 0 0 0 0 0 0 24 36																					
Joe Verbanic, R ERA: 1.89 (6, 1)	4.0 S 14 3 0 0 2 2 0 0 0 0 0 0 16 24																					

New York Yankees @ Boston Red Sox
Fenway Park, Boston, MA
Sun May 19 1968, 3:33 AM EDT
Att: 34,727 - Cloudy - 62 F

AB 32
R 3
H 8
RBI 3
BB 5
SO 4
LOB 15



Batter	1	2	3	4	5	6	7	8	9	10	11	AB	R	H	RBI	BB	SO	LOB	TOP								
Mike Andrews, R OBP: 0.343, SLG: 0.366 (1, 4)	5-3		6-3			6-3		2B		SH3-4		4	0	1	0	0	0	0									
Joe Foy, R OBP: 0.394, SLG: 0.426 (1, 5)	F8			5-3		F7		F9		G3 BB		4	0	0	0	1	0	1									
Carl Yastrzemski, L OBP: 0.434, SLG: 0.455 (1, 7)	F8				BB 1B	K		K		G3		5	0	1	0	0	2	3									
Reggie Smith, S OBP: 0.369, SLG: 0.415 (1, 8)					BB 1B			F8		F9		4	0	2	0	1	0	2									
Ken Harrelson, R OBP: 0.383, SLG: 0.476 (1, 9)					G5-4-3 BB			F7				5	1	1	0	0	1	3									
George Scott, R OBP: 0.239, SLG: 0.216 (1, 3)						5-3		HR		K		5	1	1	1	0	3	3									
Rico Petrocelli, R OBP: 0.292, SLG: 0.373 (1, 6)												5	1	1	2	0	1	1									
Elston Howard, R OBP: 0.368, SLG: 0.373 (1, 2)								L6		F9		4	1	1	1	0	0	1									
Jose Santiago, R OBP: 0.190, SLG: 0.211 (1, 1)												2	0	0	0	0	1	0									
Jose Tartabull, L OBP: 0.176, SLG: 0.176 (8, PH)												1	0	0	0	0	0	0									
Sparky Lyle, L (8, 1)												0	0	0	0	0	0	0									
Dalton Jones, L OBP: 0.200, SLG: 0.184 (10, PH)												1	0	1	0	0	0	0									
Gary Waslewski, R OBP: 0.125, SLG: 0.067 (10, 1)												0	0	0	0	0	0	0									
Inning Stats	R: 0 E: 0 K: 0 S: 3	H: 0 LOB: 0 BB: 0 P: 3	R: 0 E: 0 K: 2 S: 8	H: 1 LOB: 1 BB: 0 P: 8	R: 0 E: 0 K: 1 S: 5	H: 0 LOB: 0 BB: 0 P: 5	R: 0 E: 0 K: 0 S: 3	H: 1 LOB: 1 BB: 1 P: 7	R: 1 E: 0 K: 1 S: 6	H: 1 LOB: 0 BB: 0 P: 6	R: 0 E: 0 K: 1 S: 5	H: 0 LOB: 0 BB: 0 P: 5	R: 1 E: 0 K: 0 S: 5	H: 2 LOB: 1 BB: 0 P: 5	R: 0 E: 0 K: 1 S: 6	H: 1 LOB: 1 BB: 0 P: 6	R: 2 E: 0 K: 1 S: 7	H: 3 LOB: 0 BB: 0 P: 7	R: 0 E: 0 K: 0 S: 4	H: 1 LOB: 2 BB: 1 P: 8	R: 0 E: 0 K: 1 S: 5	H: 0 LOB: 0 BB: 0 P: 5	1B: 6 2B: 2 3B: 0 HR: 3	SF: 0 SAC: 1 DP: 2 HBP: 0	WP: 0 PB: 0 SB: 0 CS: 2	PA: 43	
PITCHER	IP 7.0	WLS 26	BF 26	H 5	R 2	ER 2	SO 5	BB 1	IBB 0	HBP 0	BLK 0	WP 0	HR 2	S 35	P 39	ERA 2.57	WHIP 0.857										
George Brunet, L ERA: 2.36 (1, 1)	2.0	9	4	2	2	2	0	0	0	0	0	0	1	13	13	9.00	2.000										
Minnie Rojas, R ERA: 6.32 (8, 1)	0.1	3	1	0	0	0	1	0	0	0	0	0	0	2	6	0.00	6.000										
Bob Heffner, R ERA: 2.25 (10, 1)	1.2	W	5	0	0	0	1	0	0	0	0	0	0	7	7	0.00	0.000										
Clyde Wright, L ERA: 3.16 (10, 1)																											
Batter	1	2	3	4	5	6	7	8	9	10	11	AB	R	H	RBI	BB	SO	LOB	BOTTOM								
Paul Schaaf, R OBP: 0.301, SLG: 0.255 (1, 5)	K	K			F8					6-3		6	0	1	0	0	2	3									
Jim Fregosi, R OBP: 0.379, SLG: 0.407 (1, 6)	HR				1-3			CS 1B				5	3	4	2	1	0	0									
Roger Repoz, L OBP: 0.313, SLG: 0.468 (1, 8)	1-3				6-3							5	0	1	0	0	2	3									
Don Mincher, L OBP: 0.366, SLG: 0.337 (1, 3)	BLK 2B 1B				SF8							4	1	3	2	0	1	0									
Rick Reichardt, R OBP: 0.323, SLG: 0.417 (1, 7)	2B				K			WP S FC3-2 1B				5	0	2	1	0	2	3									
Jimmie Hall, L OBP: 0.278, SLG: 0.250 (1, 9)					F7							2	0	0	0	1	0	1									
Chuck Hinton, R OBP: 0.209, SLG: 0.333 (8, PH) (9, 9)												2	0	0	0	0	1	2									
Buck Rodgers, S OBP: 0.284, SLG: 0.282 (1, 2)	F7											5	0	1	0	0	2	5									
Tom Burgmeier, L (11, PR)					K							0	1	0	0	0	0	0									
Bobby Knoop, R OBP: 0.304, SLG: 0.307 (1, 4)												3	0	1	0	1	2	0									
George Brunet, R ERA: 1.95 (1, 1)	2.0	11	4	1	1	2	0	1	0	0	0	0	0	0	0	0	0	0									
Sparky Lyle, L ERA: 2.76 (8, 1)	1.2	L	8	3	1	1	1	0	1	0	0	0	0	0	0	0	0	0									
Gary Waslewski, R ERA: 3.22 (10, 1)																											
PITCHER	IP 7.0	WLS 11	BF 28	H 6	R 3	ER 3	SO 10	BB 2	IBB 0	HBP 0	BLK 1	WP 1	HR 1	S 46	P 54	ERA 3.86	WHIP 1.143										
Jose Santiago, R ERA: 1.95 (1, 1)	2.0	11	4	1	1	2	0	1	0	0	0	0	0	0	0	0	0	0									
Sparky Lyle, L ERA: 2.76 (8, 1)	1.2	L	8	3	1	1	1	0	1	0	0	0	0	0	0	0	0	0									
Gary Waslewski, R ERA: 3.22 (10, 1)																											
Inning Stats	R: 2 E: 0 K: 1 S: 8	H: 3 LOB: 2 BB: 1 P: 12	R: 0 E: 0 K: 2 S: 7	H: 0 LOB: 0 BB: 0 P: 7	R: 1 E: 0 K: 2 S: 8	H: 1 LOB: 0 BB: 0 P: 8	R: 0 E: 0 K: 2 S: 7	H: 0 LOB: 1 BB: 1 P: 11	R: 0 E: 0 K: 0 S: 3	H: 0 LOB: 0 BB: 0 P: 3	R: 0 E: 0 K: 2 S: 8	H: 1 LOB: 1 BB: 0 P: 8	R: 1 E: 0 K: 1 S: 5	H: 1 LOB: 1 BB: 0 P: 5	R: 0 E: 0 K: 1 S: 8	H: 3 LOB: 2 BB: 0 P: 8	R: 0 E: 0 K: 1 S: 6	H: 1 LOB: 1 BB: 1 P: 10	R: 0 E: 0 K: 1 S: 5	H: 1 LOB: 0 BB: 0 P: 5	R: 1 E: 0 K: 0 S: 4	H: 2 LOB: 2 BB: 1 P: 8	1B: 8 2B: 3 3B: 1 HR: 1	SF: 1 SAC: 2 DP: 0 HBP: 0	WP: 1 PB: 0 SB: 1 CS: 1	PA: 48	


Boston Red Sox @ California Angels
 Anaheim Stadium, Anaheim, CA
 Mon May 20 1968, 10:05 PM EDT
 Att: 10,384 - Unknown

AB	40
R	4
H	10
RBI	4
BB	2
SO	8
LOB	14



Boston Red Sox @ California Angels
 Anaheim Stadium, Anaheim, CA
 Mon May 20 1968, 10:05 PM EDT
 Att: 10,384 - Unknown

AB	40
R	5
H	13
RBI	5
BB	4
SO	13
LOB	18



Batter	1	2	3	4	5	6	7	8	9	AB	R	H	RBI	BB	SO	LOB	TOP					
Mike Andrews, R (1,4) OBP: 0.340, SLG: 0.362	0-0 6-3		0-0 F9			0-0 CS 1B		0-3 K		4	0	1	0	0	1	1	Boston Red Sox @ California Angels Anaheim Stadium, Anaheim, CA Tue May 21 1968, 10:05 PM EDT Att: 10,502 - Unknown					
Joe Foy, R (1,5) OBP: 0.389, SLG: 0.420	0-0 6-3		0-0 FC6-4			0-0 F9		0-0 1B		4	0	1	0	0	0	2						
Carl Yastrzemski, L (1,7) OBP: 0.429, SLG: 0.444	0-3 K			0-0 4-3		4-0 BB		0-0 F5		3	0	0	0	1	1	1						
Reggie Smith, S (1,8) OBP: 0.369, SLG: 0.433		0-0 4-3 WP SF8 1B		0-0 2B		0-0 F8			0-0 1B	4	1	3	0	0	0	1						
Ken Harrelson, R (1,9) OBP: 0.369, SLG: 0.458		0-0 4-3		0-3 K			0-3 K		0-0 F7	4	0	0	0	0	2	3						
George Scott, R (1,3) OBP: 0.228, SLG: 0.212		0-0 SF8		0-0 6-3			0-3 K		0-0 L6	3	0	0	1	0	1	2						
Rico Petrocelli, R (1,6) OBP: 0.290, SLG: 0.377		0-0 3-H 5-3			0-0 F8		0-0 2B		0-0 F8	4	0	1	0	0	0	1						
Elston Howard, R (1,2) OBP: 0.366, SLG: 0.371			0-0 FC6-4 1B		0-3 K		0-0 4-3			3	0	1	0	0	1	1						
Dick Ellsworth, L (1,1) OBP: 0.095, SLG: 0.050			0-3 K		0-3 K			0-0 4-3		2	0	0	0	0	2	1						
Jose Tartabull, L (8, PH) OBP: 0.171, SLG: 0.171										1	0	0	0	0	0	0						
Ray Culp, R (8, 1)										0	0	0	0	0	0	0						
Inning Stats	R: 0 E: 0 K: 1 S: 5	H: 0 LOB: 0 BB: 0 P: 5	R: 1 E: 0 K: 0 S: 4	H: 1 LOB: 0 BB: 0 P: 4	R: 0 E: 0 K: 1 S: 6	H: 1 LOB: 1 BB: 0 P: 6	R: 0 E: 0 K: 1 S: 6	H: 1 LOB: 1 BB: 0 P: 6	R: 0 E: 0 K: 2 S: 7	H: 0 LOB: 0 BB: 0 P: 7	R: 0 E: 0 K: 0 S: 3	H: 1 LOB: 1 BB: 1 P: 7	R: 0 E: 0 K: 2 S: 8	H: 1 LOB: 1 BB: 0 P: 8	R: 0 E: 0 K: 1 S: 6	H: 1 LOB: 1 BB: 0 P: 4	R: 0 E: 0 K: 0 S: 4	H: 1 LOB: 1 BB: 0 P: 4	1B: 5 2B: 2 3B: 0 HR: 0	SF: 1 SAC: 0 DP: 0 HBP: 0	WP: 1 PB: 0 SB: 0 CS: 1	PA: 34
PITCHER Jim McGlothlin, R (1,1) ERA: 3.66	IP: 9.0 WLS: W BF: 34 H: 7 R: 1 ER: 1 SO: 8 BB: 1 IBB: 0 HBP: 0 BLK: 0 WP: 1 HR: 0 S: 49 P: 53 ERA: 1.00 WHIP: 0.889															PITCHER						

Batter	1	2	3	4	5	6	7	8	9	AB	R	H	RBI	BB	SO	LOB	BOTTOM					
Paul Schaaf, R (1,5) OBP: 0.306, SLG: 0.270	0-0 1B		0-0 6-3			0-0 5-3	0-0 1-H 1B 2B			4	1	2	1	0	0	0	Boston Red Sox @ California Angels Anaheim Stadium, Anaheim, CA Tue May 21 1968, 10:05 PM EDT Att: 10,502 - Unknown					
Roger Repoz, L (1,8) OBP: 0.318, SLG: 0.470	0-3 K		0-3 K			0-0 HR 1B	0-0 2-H 1B			4	1	2	1	0	2	1						
Jim Fregosi, R (1,6) OBP: 0.383, SLG: 0.433	0-0 1-2 1B			0-0 6-3		0-0 1-H HR	0-0 5-3			4	1	2	2	0	0	1						
Rick Reichardt, R (1,7) OBP: 0.320, SLG: 0.438	0-0 F8			0-0 HR		0-0 E5		0-0 6-3		4	1	1	1	0	0	2						
Don Mincher, L (1,3) OBP: 0.352, SLG: 0.322	0-0 F9			0-3 K		0-3 K		0-3 K		4	0	0	0	0	3	3						
Chuck Hinton, R (1,9) OBP: 0.200, SLG: 0.318		0-3 K		0-3 K		0-3 K		0-0 F7		4	0	0	0	0	3	1						
Buck Rodgers, S (1,2) OBP: 0.277, SLG: 0.274		0-0 5-3			0-0 5-3		0-3 K			3	0	0	0	0	1	0						
Bobby Knoop, R (1,4) OBP: 0.297, SLG: 0.298		0-3 K			0-0 E3		0-0 L4			3	0	0	0	0	1	0						
Jim McGlothlin, R (1,1) OBP: 0.111, SLG: 0.111			0-0 6-3		0-3 K		0-0 2B 1B			3	1	1	0	0	1	1						
Inning Stats	R: 0 E: 0 K: 1 S: 7	H: 2 LOB: 2 BB: 0 P: 7	R: 0 E: 0 K: 2 S: 7	H: 0 LOB: 0 BB: 0 P: 7	R: 0 E: 0 K: 1 S: 5	H: 0 LOB: 0 BB: 0 P: 5	R: 1 E: 0 K: 2 S: 8	H: 1 LOB: 0 BB: 0 P: 8	R: 0 E: 1 K: 1 S: 5	H: 0 LOB: 1 BB: 0 P: 5	R: 2 E: 1 K: 2 S: 10	H: 2 LOB: 1 BB: 0 P: 10	R: 2 E: 0 K: 1 S: 8	H: 3 LOB: 1 BB: 0 P: 8	R: 0 E: 0 K: 1 S: 5	H: 0 LOB: 0 BB: 0 P: 5		R: 0 E: 0 K: 1 S: 5	H: 0 LOB: 0 BB: 0 P: 5	1B: 5 2B: 1 3B: 0 HR: 2	SF: 0 SAC: 0 DP: 0 HBP: 0	WP: 0 PB: 0 SB: 0 CS: 0
PITCHER Dick Ellsworth, L (1,1) ERA: 4.04	IP: 7.0 WLS: L BF: 30 H: 8 R: 5 ER: 5 SO: 10 BB: 0 IBB: 0 HBP: 0 BLK: 0 WP: 0 HR: 2 S: 50 P: 50 ERA: 6.43 WHIP: 1.143															PITCHER						
Ray Culp, R (8, 1) ERA: 5.47	IP: 1.0 WLS: L BF: 3 H: 0 R: 0 ER: 0 SO: 1 BB: 0 IBB: 0 HBP: 0 BLK: 0 WP: 0 HR: 0 S: 5 P: 5 ERA: 0.00 WHIP: 0.000															PITCHER						

Batter	1	2	3	4	5	6	7	8	9	AB R H RBI BB SO LOB	TOP							
Jose Tartabull, L (1,9) OBP: 0.150, SLG: 0.150	4-3		K	4-3			4-3		5-3	5 0 0 0 0 1 3	Boston Red Sox @ California Angels Anaheim Stadium, Anaheim, CA Wed May 22 1968, 10:05 PM EDT Att: 13,267 - Unknown							
Mike Andrews, R (1,4) OBP: 0.342, SLG: 0.359	L8		E 1B BB			CS 1B	F9		1-3	4 1 1 0 1 0 1								
Carl Yastrzemski, L (1,7) OBP: 0.439, SLG: 0.461			E9 WP 1-H 2-H			G3				4 0 3 1 0 0 1								
Reggie Smith, S (1,8) OBP: 0.359, SLG: 0.420	F5		K			K			F8	4 0 0 0 0 2 3								
Rico Petrocelli, R (1,6) OBP: 0.297, SLG: 0.376		5-3							5-3	3 1 1 0 1 0 0								
Joe Foy, R (1,5) OBP: 0.393, SLG: 0.448	4-3						F6			4 1 2 2 0 0 1								
George Scott, R (1,3) OBP: 0.229, SLG: 0.222	K						F5		G5-4-3	4 0 1 0 0 1 2								
Elston Howard, R (1,2) OBP: 0.373, SLG: 0.369			E SH1-4 BB				FC6-4 1B		E3 FC2-6	3 1 1 0 1 0 1								
Gary Bell, R (1,1) OBP: 0.125, SLG: 0.250			SH1-4				FC6-4		FC2-6	3 0 0 0 0 0 4								
Inning Stats	R: 0 E: 0 K: 0 S: 4	H: 1 LOB: 1 BB: 0 P: 4	R: 0 E: 0 K: 1 S: 5	H: 0 LOB: 0 BB: 0 P: 5	R: 2 E: 1 K: 2 S: 8	H: 1 LOB: 1 BB: 2 P: 16	R: 2 E: 0 K: 0 S: 5	H: 2 LOB: 1 BB: 0 P: 9	R: 0 E: 0 K: 1 S: 5	H: 1 LOB: 1 BB: 0 P: 5	R: 0 E: 0 K: 0 S: 3	H: 1 LOB: 0 BB: 0 P: 3	R: 0 E: 1 K: 0 S: 4	H: 0 LOB: 1 BB: 0 P: 4	1B: 6 2B: 2 3B: 0 HR: 1	SF: 0 SAC: 1 DP: 1 HBP: 0	WP: 1 PB: 0 SB: 0 CS: 1	PA: 38
PITCHER	IP WLS BF H R ER SO BB IBB HBP BLK WP HR S P ERA WHIP											PITCHER	IP WLS BF H R ER SO BB IBB HBP BLK WP HR S P ERA WHIP					
Rickey Clark, R (1,1) ERA: 2.75	3.0 L 16 4 4 4 3 3 0 0 0 0 1 1 19 31 12.00 2.333																	
Marty Pattin, R (4,1) ERA:	3.0 11 3 0 0 1 0 0 0 0 0 0 0 13 13 0.00 1.000																	
Jim Weaver, L (7,1) ERA: 1.59	2.0 7 2 0 0 0 0 0 0 0 0 0 0 7 7 0.00 1.000																	
Tom Burgmeier, L (9,1) ERA: 6.05	1.0 4 0 0 0 0 0 0 0 0 0 0 0 4 4 0.00 0.000																	

AB	34
R	4
H	9
RBI	3
BB	3
SO	4
LOB	16



Batter	1	2	3	4	5	6	7	8	9	AB R H RBI BB SO LOB	BOTTOM									
Paul Schaaf, R (1,5) OBP: 0.305, SLG: 0.283	5-3		F7						K	4 0 1 0 0 1 0	Boston Red Sox @ California Angels Anaheim Stadium, Anaheim, CA Wed May 22 1968, 10:05 PM EDT Att: 13,267 - Unknown									
Jim Fregosi, R (1,6) OBP: 0.379, SLG: 0.423	K								BB	3 0 0 0 1 3 1										
Roger Repoz, L (1,8) OBP: 0.324, SLG: 0.475									BB	3 0 1 0 1 0 1										
Don Mincher, L (1,3) OBP: 0.349, SLG: 0.319	3-1								G4-6-3	4 0 1 0 0 0 3										
Rick Reichardt, R (1,7) OBP: 0.321, SLG: 0.435	K								G3-6-3	3 0 1 0 0 1 1										
Jimmie Hall, L (1,9) OBP: 0.269, SLG: 0.241	K								G3-6-3	3 0 0 0 0 2 1										
Tom Satriono, L (1,2) OBP: 0.417, SLG: 0.455	K								L1	3 0 0 0 0 1 0										
Bobby Knoop, R (1,4) OBP: 0.289, SLG: 0.290			5-3						K	3 0 0 0 0 1 0										
Rickey Clark, R (1,1) OBP: 0.383, SLG: 0.083										1 0 0 0 0 0 0	Boston Red Sox @ California Angels Anaheim Stadium, Anaheim, CA Wed May 22 1968, 10:05 PM EDT Att: 13,267 - Unknown									
Marty Pattin, R (4,1) ERA:										0 0 0 0 0 0 0										
Bobby Trevino, R (6,10) ERA:										1 0 0 0 0 0 0										
Jim Weaver, L (7,1) ERA: 1.59										0 0 0 0 0 0 0										
Ed Kirkpatrick, L (8,10) OBP: 0.296, SLG: 0.500										1 0 0 0 0 0 0										
Tom Burgmeier, L (9,1) ERA: 6.05										0 0 0 0 0 0 0										
Inning Stats	R: 0 E: 1 K: 1 S: 6	H: 1 LOB: 1 BB: 0 P: 6	R: 0 E: 0 K: 3 S: 9	H: 0 LOB: 0 BB: 0 P: 9	R: 0 E: 0 K: 0 S: 3	H: 0 LOB: 0 BB: 0 P: 3	R: 0 E: 0 K: 1 S: 6	H: 1 LOB: 1 BB: 0 P: 6	R: 0 E: 0 K: 1 S: 5	H: 0 LOB: 0 BB: 0 P: 5		R: 0 E: 0 K: 1 S: 6	H: 1 LOB: 1 BB: 0 P: 6	R: 0 E: 0 K: 0 S: 3	H: 0 LOB: 0 BB: 0 P: 3	R: 0 E: 0 K: 1 S: 5	H: 0 LOB: 1 BB: 2 P: 12	1B: 2 2B: 1 3B: 1 HR: 0	SF: 0 SAC: 0 DP: 2 HBP: 0	WP: 0 PB: 0 SB: 0 CS: 0
PITCHER	IP WLS BF H R ER SO BB IBB HBP BLK WP HR S P ERA WHIP											PITCHER	IP WLS BF H R ER SO BB IBB HBP BLK WP HR S P ERA WHIP							
Gary Bell, R (1,1) ERA: 3.22	9.0 W 31 4 0 0 9 2 0 0 0 0 0 0 47 55 0.00 0.667																			



Batter	1	2	3	4	5	6	7	8	9	AB	R	H	RBI	BB	SO	LOB	TOP			
Mike Andrews, R OBP: 0.333, SLG: 0.343 (1,4)	F4		6-3		F9		FC1-6			4	0	0	0	0	0	2	Boston Red Sox @ Minnesota Twins Metropolitan Stadium, Bloomington, MI Sat May 25 1968, 4:33 AM EDT Att: 16,589 - Unknown - 58 F			
Joe Foy, R OBP: 0.403, SLG: 0.443 (1,5)	G3 WP 1B				K		PO	6-3		3	0	1	0	1	1					
Carl Yastrzemski, L OBP: 0.435, SLG: 0.478 (1,7)	G3		F8		F9			FC5-4 1B		4	0	1	0	0	0	2				
Reggie Smith, S OBP: 0.370, SLG: 0.416 (1,8)	F8		5-3		F3 BB 1B			K		4	0	1	0	0	1	3				
Rico Petrocelli, R OBP: 0.299, SLG: 0.392 (1,6)		F4		L6				FC5-4 1-2		3	0	0	0	1	0	1				
Ken Harrelson, R OBP: 0.365, SLG: 0.444 (1,9)		FC5-4 BB		F7		F3		F7		3	0	0	0	1	0	2				
George Scott, R OBP: 0.216, SLG: 0.208 (1,3)		FC5-4 1B 1-2		6-3		K		F9		4	0	0	0	0	1	3				
Russ Gibson, R OBP: 0.231, SLG: 0.297 (1,2)					6-3		F8	F4		4	0	1	0	0	0	0				
Jose Santiago, R OBP: 0.250, SLG: 0.273 (1,1)		L7						FC1-6 1B		3	0	2	0	0	0	2				
Inning Stats	R: 0 E: 0 K: 0 S: 4	H: 1 LOB: 1 BB: 0 P: 4	R: 0 E: 0 K: 0 S: 4	H: 1 LOB: 2 BB: 1 P: 8	R: 0 E: 0 K: 0 S: 3	H: 0 LOB: 1 BB: 1 P: 7	R: 0 E: 0 K: 0 S: 3	H: 0 LOB: 0 BB: 0 P: 3	R: 0 E: 0 K: 1 S: 6	H: 1 LOB: 2 BB: 1 P: 10	R: 0 E: 0 K: 0 S: 3	H: 1 LOB: 0 BB: 0 P: 3	R: 0 E: 0 K: 1 S: 6	H: 1 LOB: 1 BB: 0 P: 6	R: 0 E: 0 K: 0 S: 3	H: 0 LOB: 0 BB: 0 P: 3	1B: 6 2B: 0 3B: 0 HR: 0	SF: 0 SAC: 0 DP: 0 HBP: 0	WP: 1 PB: 0 SB: 0 CS: 0	PA: 36
PITCHER Jim Kaat, L ERA: 1.8 (1,1)	IP: 9.0 WLS: W BF: 35 H: 6 R: 0 ER: 0 SO: 3 BB: 3 IBB: 0 HBP: 0 BLK: 0 WP: 1 HR: 0 S: 38 P: 50 ERA: 0.00 WHIP: 1.000																			

Batter	1	2	3	4	5	6	7	8	9	AB	R	H	RBI	BB	SO	LOB	BOTTOM			
John Roseboro, L OBP: 0.289, SLG: 0.245 (1,2)	K		K		5-3		F7			4	0	0	0	0	2	1	Boston Red Sox @ Minnesota Twins Metropolitan Stadium, Bloomington, MI Sat May 25 1968, 4:33 AM EDT Att: 16,589 - Unknown - 58 F			
Rod Carew, L OBP: 0.328, SLG: 0.388 (1,4)	3-1		1B BB		F7			E6 5-3 SH1-4 1B		3	1	0	0	1	0	0				
Rich Reese, L OBP: 0.244, SLG: 0.341 (1,7)	1B BB					F3		SH1-4		2	0	1	0	1	0	0				
Harmon Killebrew, R OBP: 0.382, SLG: 0.496 (1,3)					F8			5-3		3	0	1	0	1	0	3				
Tony Oliva, L OBP: 0.289, SLG: 0.353 (1,9)					F8		F7			4	0	1	1	0	0	5				
Rich Rollins, R OBP: 0.291, SLG: 0.442 (1,5)					5-3		F3			3	0	1	0	0	0	1				
Cesar Tovar, R OBP: 0.292, SLG: 0.327 (1,6)					6-3		F8			3	0	0	0	0	0	1				
Ted Uhlhaender, L OBP: 0.315, SLG: 0.423 (1,8)					F4					3	0	1	0	0	0	1				
Jim Kaat, L OBP: 0.125, SLG: 0.125 (1,1)			K		5-3		F9			3	0	0	0	0	1	2				
Inning Stats	R: 0 E: 0 K: 1 S: 6	H: 1 LOB: 2 BB: 1 P: 10	R: 0 E: 0 K: 1 S: 6	H: 1 LOB: 1 BB: 0 P: 6	R: 0 E: 0 K: 1 S: 6	H: 1 LOB: 2 BB: 1 P: 10	R: 0 E: 0 K: 0 S: 3	H: 0 LOB: 0 BB: 0 P: 3	R: 0 E: 0 K: 0 S: 3	H: 0 LOB: 1 BB: 1 P: 7	R: 0 E: 0 K: 0 S: 4	H: 1 LOB: 1 BB: 0 P: 4	R: 1 E: 1 K: 0 S: 4	H: 1 LOB: 0 BB: 0 P: 4	R: 0 E: 0 K: 0 S: 3	H: 0 LOB: 0 BB: 0 P: 3	1B: 5 2B: 0 3B: 0 HR: 0	SF: 0 SAC: 1 DP: 0 HBP: 0	WP: 0 PB: 0 SB: 1 CS: 1	PA: 33
PITCHER Jose Santiago, R ERA: 1.73 (1,1)	IP: 8.0 WLS: L BF: 32 H: 5 R: 1 ER: 0 SO: 3 BB: 3 IBB: 0 HBP: 0 BLK: 0 WP: 0 HR: 0 S: 35 P: 47 ERA: 0.00 WHIP: 1.000																			

Batter	1	2	3	4	5	6	7	8	9	AB	R	H	RBI	BB	SO	LOB	TOP				
Mike Andrews, R OBP: 0.331, SLG: 0.340 (1, 4)	0-3 K		0-3 K		0-0 1-3		0-0 1B			4	0	1	0	0	2	0					
Joe Foy, R OBP: 0.405, SLG: 0.444 (1, 5)	0-0 5-3			0-0 1B	0-0 1B		0-0 F4			4	1	2	0	0	0	1					
Carl Yastrzemski, L OBP: 0.431, SLG: 0.472 (1, 7)	0-0 F5			0-0 1B	0-0 F2			0-0 L8		4	1	1	0	0	0	1					
Reggie Smith, S OBP: 0.367, SLG: 0.411 (1, 8)		0-0 F8		0-0 1B	0-0 1-3			0-0 F7		4	1	1	1	0	0	1					
Rico Petrocelli, R OBP: 0.291, SLG: 0.380 (1, 6)	0-3 K		0-3 K		0-0 F9			0-0 F9		4	0	0	0	0	2	2					
Ken Harrelson, R OBP: 0.370, SLG: 0.476 (1, 9)	0-0 1B			0-0 HR		0-0 6-3			0-0 F7	4	1	2	3	0	0	0					
Jerry Adair, R OBP: 0.333, SLG: 0.370 George Scott, R OBP: 0.213, SLG: 0.205 (5, 3)	0-3 K			0-0 6-3	0-0 1B		0-3 K		0-0 4-3	2	0	1	0	0	1	1	AB 35				
Elston Howard, R OBP: 0.369, SLG: 0.370 (1, 2)			0-0 6-3	0-0 6-3			0-0 6-3		0-0 6-3	4	0	0	0	0	0	1	R 4				
Dick Ellsworth, L OBP: 0.083, SLG: 0.043 Sparky Lyle, L (8, 1)			0-3 K	0-3 K			0-3 K			3	0	0	0	0	3	1	H 8				
Inning Stats	R: 0 E: 0 K: 1 S: 5	H: 0 LOB: 0 BB: 0 P: 5	R: 0 E: 0 K: 2 S: 8	H: 1 LOB: 1 BB: 0 P: 8	R: 0 E: 0 K: 2 S: 7	H: 0 LOB: 0 BB: 0 P: 7	R: 4 E: 0 K: 2 S: 12	H: 5 LOB: 1 BB: 0 P: 12	R: 0 E: 0 K: 1 S: 4	H: 0 LOB: 0 BB: 0 P: 5	R: 0 E: 0 K: 1 S: 6	H: 1 LOB: 1 BB: 0 P: 6	R: 0 E: 0 K: 0 S: 3	H: 0 LOB: 0 BB: 0 P: 3	R: 0 E: 0 K: 0 S: 3	H: 0 LOB: 0 BB: 0 P: 3	1B: 7 2B: 0 3B: 0 HR: 1	SF: 0 SAC: 0 DP: 0 HBP: 0	WP: 0 PB: 0 SB: 0 CS: 0	PA: 35	
PITCHER	IP	WLS	BF	H	R	ER	SO	BB	IBB	HBP	BLK	WP	HR	S	P	ERA	WHIP				
Jim Merritt, L ERA: 2.88 Bob Miller, R ERA: 5.79 Al Worthington, R ERA: 1.07	(1, 1)	6.0	25	7	4	4	8	0	0	0	0	0	1	41	41	6.00	1.167				
	(7, 1)	2.0	7	1	0	0	1	0	0	0	0	0	0	9	9	0.00	0.500				
	(9, 1)	1.0	W	3	0	0	0	0	0	0	0	0	0	3	3	0.00	0.000				

Boston Red Sox @ Minnesota Twins
Metropolitan Stadium, Bloomington, MI
Sun May 26 1968, 4:33 AM EDT
Att: 15,964 - Overcast - 49 F

AB 35
R 4
H 8
RBI 4
BB 0
SO 9
LOB 8



Batter	1	2	3	4	5	6	7	8	9	AB	R	H	RBI	BB	SO	LOB	BOTTOM					
Cesar Tovar, R OBP: 0.297, SLG: 0.331 (1, 4)	0-0 4-3		0-0 4-3			0-0 4-3		0-0 G4-6-3		4	0	2	1	0	0	1						
Tony Oliva, L OBP: 0.288, SLG: 0.350 (1, 9)	0-0 4-3			0-0 F8		0-0 G6-4-3		0-0 G4-6-3		4	0	1	1	0	0	3						
Harmon Killebrew, R OBP: 0.379, SLG: 0.511 (1, 3)	0-0 L7			0-0 F8		0-0 G6-4-3			0-0 HR	4	1	1	1	0	0	2						
Rich Rollins, R OBP: 0.271, SLG: 0.411 (1, 5)	0-3 K			0-0 1-3			0-3 K		0-0 5-3	4	0	0	0	0	2	1						
Bob Allison, R OBP: 0.331, SLG: 0.407 (1, 7)		0-3 K			0-0 6-3		0-0 5-3		0-0 6-3	4	0	0	0	0	1	0						
Ted Uhlhaender, L OBP: 0.320, SLG: 0.441 (1, 8)		0-0 3-1			4-0 BB		0-0 4-3		0-0 HR	3	1	1	1	1	0	0						
Jackie Hernandez, R OBP: 0.242, SLG: 0.280 (1, 6)	0-0 5-3				0-0 G6-4-3			0-3 K		3	0	0	0	0	1	1	AB 32					
Jerry Zimmerman, R OBP: 0.294, SLG: 0.287 Jim Holt, L OBP: 0.111, SLG: 0.111 John Roseboro, L OBP: 0.289, SLG: 0.245 (8, PR) (9, 2)			0-3 K			0-0 2B		0-0 1B		3	1	2	0	0	1	0	R 5					
Jim Merritt, L OBP: 0.240, SLG: 0.095 Ron Clark, R OBP: 0.379, SLG: 0.360 Bob Miller, R (7, 1) Frank Kostro, R OBP: 0.214, SLG: 0.333 Al Worthington, R (9, 1)			0-0 1-3			0-0 4-3		0-0 1B		1	0	0	0	0	0	0	H 9					
Inning Stats	R: 0 E: 0 K: 1 S: 6	H: 1 LOB: 1 BB: 0 P: 6	R: 0 E: 0 K: 1 S: 5	H: 0 LOB: 0 BB: 0 P: 5	R: 0 E: 0 K: 1 S: 5	H: 0 LOB: 0 BB: 0 P: 5	R: 0 E: 0 K: 0 S: 3	H: 0 LOB: 0 BB: 0 P: 3	R: 0 E: 0 K: 0 S: 2	H: 0 LOB: 0 BB: 1 P: 6	R: 2 E: 0 K: 0 S: 5	H: 3 LOB: 0 BB: 0 P: 5	R: 0 E: 0 K: 1 S: 5	H: 0 LOB: 0 BB: 0 P: 5	R: 1 E: 0 K: 1 S: 7	H: 3 LOB: 2 BB: 0 P: 7	R: 2 E: 0 K: 0 S: 4	H: 2 LOB: 0 BB: 0 P: 4	1B: 5 2B: 2 3B: 0 HR: 2	SF: 0 SAC: 0 DP: 3 HBP: 0	WP: 0 PB: 0 SB: 0 CS: 0	PA: 33
PITCHER	IP	WLS	BF	H	R	ER	SO	BB	IBB	HBP	BLK	WP	HR	S	P	ERA	WHIP					
Dick Ellsworth, L ERA: 4.0 Sparky Lyle, L ERA: 3.57	(1, 1)	7.1	28	7	3	3	5	1	0	0	0	0	2	5	5	13.50	1.500					
	(8, 1)	1.1	L	5	2	2	0	0	0	0	0	0	2	5	5	13.50	1.500					

Boston Red Sox @ Minnesota Twins
Metropolitan Stadium, Bloomington, MI
Sun May 26 1968, 4:33 AM EDT
Att: 15,964 - Overcast - 49 F

AB 32
R 5
H 9
RBI 5
BB 1
SO 5
LOB 8



Batter	1	2	3	4	5	6	7	8	9	AB	R	H	RBI	BB	SO	LOB	TOP					
Jose Tartabull, L (1, 9) OBP: 0.204, SLG: 0.189	0-3 K		0-0 F6		0-0 F7			0-0 4-3		4	0	0	0	0	1	0	Boston Red Sox @ Oakland Athletics Oakland-Alameda County Coliseum, Oakland, CA Tue May 28 1968, 7:05 PM PDT Att: 7,145 - Unknown livebaseballscorecards.com					
Dalton Jones, L (1, 4) OBP: 0.182, SLG: 0.167	0-0 F9		0-0 L7		0-0 6-3			0-0 F9		4	0	0	0	0	0	0						
Carl Yastrzemski, L (1, 7) OBP: 0.440, SLG: 0.513	0-0 2B		0-0 2B		0-0 F6			0-0 1B		4	0	3	0	0	0	0						
Reggie Smith, S (1, 8) OBP: 0.356, SLG: 0.392	0-0 F9		4-0 BB		0-0 4-3			0-0 G3		3	0	0	0	1	0	2						
Ken Harrelson, R (1, 3) OBP: 0.386, SLG: 0.550		0-0 HR	0-0 F4		0-0 2B			0-0 6-3		4	1	2	1	0	0	2						
Joe Foy, R (1, 5) OBP: 0.397, SLG: 0.424		0-0 F6		0-0 F8		0-0 F8		4-0 BB		3	0	0	0	1	0	1						
Rico Petrocelli, R (1, 6) OBP: 0.284, SLG: 0.368		0-0 F2		0-0 5-3			0-0 F8	0-3 K		4	0	0	0	0	1	1						
Elston Howard, R (1, 2) OBP: 0.359, SLG: 0.354		0-0 WP 1B		0-0 F2			0-0 1-3	0-0 F8		4	0	1	0	0	0	1						
Gary Waslewski, R (1, 1) OBP: 0.111, SLG: 0.059	0-3 K				0-3 K					2	0	0	0	0	2	1						
Jim Lonborg, R (6, 1)										1	0	0	0	0	1	0						
Bill Landis, L (8, 1)	1-2 K									0	0	0	0	0	0	0						
Inning Stats	R: 0 E: 0 K: 1 S: 6	H: 1 LOB: 1 BB: 0 P: 6	R: 1 E: 0 K: 1 S: 7	H: 2 LOB: 1 BB: 0 P: 7	R: 0 E: 0 K: 0 S: 4	H: 1 LOB: 2 BB: 1 P: 8	R: 0 E: 0 K: 0 S: 3	H: 0 LOB: 0 BB: 0 P: 3	R: 0 E: 0 K: 1 S: 5	H: 0 LOB: 0 BB: 0 P: 5	R: 0 E: 0 K: 0 S: 4	H: 1 LOB: 1 BB: 0 P: 4	R: 0 E: 0 K: 1 S: 5	H: 0 LOB: 0 BB: 0 P: 5	R: 0 E: 0 K: 0 S: 4	H: 1 LOB: 1 BB: 0 P: 4	R: 0 E: 0 K: 1 S: 5	H: 0 LOB: 1 BB: 1 P: 9	1B: 2 2B: 3 3B: 0 HR: 1	SF: 0 SAC: 0 DP: 0 HBP: 0	WP: 1 PB: 0 SB: 0 CS: 0	PA: 35
PITCHER Jim Nash, R (1, 1) ERA: 1.8	IP: 9.0 WLS: W BF: 35 H: 6 R: 1 ER: 1 SO: 5 BB: 2 IBB: 0 HBP: 0 BLK: 0 WP: 1 HR: 1 S: 43 P: 51 ERA: 1.00 WHIP: 0.889															PITCHER IP: WLS: BF: H: R: ER: SO: BB: IBB: HBP: BLK: WP: HR: S: P: ERA: WHIP:						



Batter	1	2	3	4	5	6	7	8	9	AB	R	H	RBI	BB	SO	LOB	BOTTOM			
Bert Campaneris, R (1, 6) OBP: 0.324, SLG: 0.333	0-0 5-3	0-0 S 1B		0-0 L5		0-0 F3				4	0	1	0	0	0	3	Boston Red Sox @ Oakland Athletics Oakland-Alameda County Coliseum, Oakland, CA Tue May 28 1968, 7:05 PM PDT Att: 7,145 - Unknown livebaseballscorecards.com			
Ted Kubiak, S (1, 4) OBP: 0.310, SLG: 0.231	0-0 G3 WP 1B	4-0 1-2 IBB			0-3 K		0-0 L5-3 1B			3	0	2	0	1	1	0				
Sal Bando, R (1, 5) OBP: 0.272, SLG: 0.324	0-0 G3 1-3	0-0 F8			0-0 6-3		0-0 L5-3 1-2			4	0	0	0	0	0	5				
Rick Monday, L (1, 8) OBP: 0.351, SLG: 0.462	0-0 6-3		0-0 L6		0-0 F6		0-0 F3			2	0	0	0	0	0	1				
Mike Hershberger, R (4, 9) OBP: 0.128, SLG: 0.057	0-0 6-3									2	0	0	0	0	0	0				
Danny Cater, R (1, 3) OBP: 0.337, SLG: 0.330		1-0 HR HBP	0-0 5-3		4-0 S 2B BB		0-3 K			2	2	0	0	1	1	0				
Jim Pagliaroni, R (1, 2) OBP: 0.363, SLG: 0.382		0-0 HR	0-3 K		0-3 K		0-3 K			4	1	1	2	0	3	1				
Jim Gosger, L (1, 9) OBP: 0.196, SLG: 0.118		0-0 F8 1-H		0-0 WP 1B		4-0 2B IBB		0-0 F7		3	0	1	0	1	0	0				
Joe Rudi, R (1, 7) OBP: 0.340, SLG: 0.396		0-0 1B 1B		0-0 6-3 1-2		0-0 1-3 2H 2B				3	0	2	1	0	0	1				
Jim Nash, R (1, 1) OBP: 0.056, SLG: 0.222	0-3 K				0-0 F3		0-3 K			3	0	0	0	0	2	4				
Inning Stats	R: 0 E: 0 K: 0 S: 4	H: 1 LOB: 1 BB: 0 P: 4	R: 2 E: 0 K: 1 S: 8	H: 3 LOB: 3 BB: 1 P: 13	R: 0 E: 0 K: 1 S: 5	H: 0 LOB: 0 BB: 0 P: 5	R: 0 E: 0 K: 0 S: 4	H: 1 LOB: 1 BB: 0 P: 4	R: 0 E: 0 K: 1 S: 5	H: 0 LOB: 0 BB: 0 P: 5	R: 1 E: 0 K: 2 S: 8	H: 1 LOB: 2 BB: 2 P: 16	R: 0 E: 0 K: 0 S: 3	H: 1 LOB: 0 BB: 0 P: 3	R: 0 E: 0 K: 2 S: 7	H: 0 LOB: 0 BB: 0 P: 7	1B: 5 2B: 2 3B: 0 HR: 1	SF: 0 SAC: 0 DP: 1 HBP: 1	WP: 2 PB: 0 SB: 2 CS: 0	PA: 34
PITCHER Gary Waslewski, R (1, 1) ERA: 3.42	IP: 5.1 WLS: L BF: 26 H: 6 R: 3 ER: 3 SO: 4 BB: 1 IBB: 2 HBP: 1 BLK: 0 WP: 2 HR: 1 S: 30 P: 43 ERA: 5.06 WHIP: 1.312															PITCHER IP: WLS: BF: H: R: ER: SO: BB: IBB: HBP: BLK: WP: HR: S: P: ERA: WHIP:				
Jim Lonborg, R (6, 1) ERA	1.2 5 1 0 0 1 0 0 0 0 0 0 7 7 0.00 0.600																			
Bill Landis, L (8, 1) ERA: 3.38	1.0 3 0 0 0 2 0 0 0 0 0 0 7 7 0.00 0.000																			



Batter	1	2	3	4	5	6	7	8	9	AB	R	H	RBI	BB	SO	LOB	TOP				
Jose Tartabull, L (1.9) OBP: 0.220, SLG: 0.207										5	1	2	0	0	0	2	Boston Red Sox @ Oakland Athletics Oakland-Alameda County Coliseum, Oakland, CA Wed May 29 1968, 7:05 PM PDT Att: 14,328 - Unknown - 65 F				
Dalton Jones, L (1.4) OBP: 0.203, SLG: 0.190										4	1	2	0	0	0	1					
Carl Yastrzemski, L (1.7) OBP: 0.441, SLG: 0.516										3	1	1	0	1	0	2					
Ken Harrelson, R (1.3) OBP: 0.374, SLG: 0.535										3	0	0	1	0	1	2					
Reggie Smith, S (1.8) OBP: 0.360, SLG: 0.404										3	1	2	1	0	0	0					
Joe Foy, R (1.5) OBP: 0.394, SLG: 0.419										4	0	1	0	0	2	2					
Rico Petrocelli, R (1.6) OBP: 0.283, SLG: 0.364									4	0	1	1	0	3	2	AB 34 R 4 H 10 RBI 3 BB 1 SO 8 LOB 13					
Elston Howard, R (1.2) OBP: 0.344, SLG: 0.337									4	0	0	0	0	1	2						
Jose Santiago, R (1.1) OBP: 0.247, SLG: 0.281										1	0	0	0	0	1	0					
Mike Andrews, R (5.1) OBP: 0.271, SLG: 0.329										1	0	0	0	0	0	0					
Bill Landis, L (5.1) OBP: 0.286, SLG: 0.154										0	0	0	0	0	0	0					
Gene Oliver, R (7.1) OBP: 0.265, SLG: 0.400										1	0	0	0	0	0	0					
Jerry Stephenson, L (7.1) OBP: 0.425, SLG: 0.400										0	0	0	0	0	0	0					
Norm Siebern, L (8.1) OBP: 0.071, SLG: 0.071										1	0	1	0	0	0	0					
Inning Stats	R: 3 E: 2 K: 1 S: 7	H: 2 LOB: 0 BB: 1 P: 11	R: 0 E: 0 K: 2 S: 7	H: 0 LOB: 0 BB: 0 P: 7	R: 0 E: 0 K: 1 S: 6	H: 1 LOB: 1 BB: 0 P: 6	R: 0 E: 0 K: 1 S: 6	H: 1 LOB: 1 BB: 0 P: 6	R: 0 E: 0 K: 0 S: 4	H: 1 LOB: 1 BB: 0 P: 4	R: 0 E: 0 K: 2 S: 8	H: 1 LOB: 1 BB: 0 P: 8	R: 0 E: 0 K: 1 S: 5	H: 0 LOB: 0 BB: 0 P: 5	R: 0 E: 0 K: 0 S: 3	H: 1 LOB: 0 BB: 0 P: 3	R: 1 E: 0 K: 0 S: 6	H: 3 LOB: 2 BB: 0 P: 6	1B: 8 2B: 2 3B: 0 HR: 0	SF: 2 SAC: 0 DP: 1 HBP: 0	WP: 0 PA: 37 PB: 0 SB: 1 CS: 0
PITCHER Caffish Hunter, R (1.1) ERA: 3.59	IP: 9.0 WLS: W BF: 37 H: 10 R: 4 ER: 2 SO: 8 BB: 1 IBB: 0 HBP: 0 BLK: 0 WP: 0 HR: 0 S: 52 P: 56 ERA: 2.00 WHIP: 1.222															PITCHER	IP: WLS: BF: H: R: ER: SO: BB: IBB: HBP: BLK: WP: HR: S: P: ERA: WHIP:				

Batter	1	2	3	4	5	6	7	8	9	AB	R	H	RBI	BB	SO	LOB	BOTTOM		
Bert Campaneris, R (1.6) OBP: 0.333, SLG: 0.339										3	2	2	0	1	0	0	Boston Red Sox @ Oakland Athletics Oakland-Alameda County Coliseum, Oakland, CA Wed May 29 1968, 7:05 PM PDT Att: 14,328 - Unknown - 65 F		
Ted Kubiak, S (1.4) OBP: 0.333, SLG: 0.267										4	1	2	2	0	1	1			
Sal Bando, R (1.5) OBP: 0.283, SLG: 0.329										3	2	2	0	1	0	1			
Jim Pagliaroni, R (1.2) OBP: 0.377, SLG: 0.391										3	1	2	0	1	0	2			
Danny Cater, R (1.3) OBP: 0.333, SLG: 0.341										3	0	1	4	0	0	1			
Joe Rudi, R (1.7) OBP: 0.316, SLG: 0.365										4	0	0	1	0	0	3			
Reggie Jackson, L (9.9) OBP: 0.276, SLG: 0.366										0	0	0	0	0	0	0			
Jim Gosger, L (1.8) OBP: 0.200, SLG: 0.127										4	0	1	0	0	0	1			
Mike Hershberger, R (1.9) OBP: 0.116, SLG: 0.051										4	0	0	0	0	0	1			
Caffish Hunter, R (1.1) OBP: 0.379, SLG: 0.483										4	1	1	0	0	0	0			
Inning Stats	R: 3 E: 0 K: 1 S: 8	H: 3 LOB: 1 BB: 1 P: 12	R: 0 E: 0 K: 0 S: 3	H: 1 LOB: 0 BB: 0 P: 3	R: 1 E: 0 K: 0 S: 5	H: 2 LOB: 1 BB: 0 P: 5	R: 2 E: 0 K: 0 S: 5	H: 3 LOB: 2 BB: 2 P: 13	R: 0 E: 0 K: 0 S: 3	H: 0 LOB: 0 BB: 0 P: 3	R: 0 E: 0 K: 0 S: 3	H: 0 LOB: 0 BB: 0 P: 3	R: 1 E: 0 K: 0 S: 5	H: 2 LOB: 1 BB: 0 P: 5	R: 0 E: 0 K: 0 S: 3	H: 0 LOB: 0 BB: 0 P: 3	1B: 9 2B: 2 3B: 0 HR: 0	SF: 1 SAC: 0 DP: 1 HBP: 0	WP: 1 PA: 37 PB: 0 SB: 2 CS: 1
PITCHER Jose Santiago, R (1.1) ERA: 2.95	IP: 4.0 WLS: L BF: 22 H: 6 R: 6 ER: 6 SO: 6 BB: 3 IBB: 0 HBP: 0 BLK: 0 WP: 1 HR: 0 S: 21 P: 33 ERA: 13.50 WHIP: 3.000															PITCHER	IP: WLS: BF: H: R: ER: SO: BB: IBB: HBP: BLK: WP: HR: S: P: ERA: WHIP:		
Bill Landis, L (5.1) ERA: 2.84	2.0 6 0 0 0 0 0 0 0 0 0 0 6 6 0.00 0.000																		
Jerry Stephenson, R (7.1) ERA: 4.79	2.0 8 2 1 1 0 0 0 0 0 0 0 8 8 4.50 1.000																		



Batter	1	2	3	4	5	6	7	8	9	AB	R	H	RBI	BB	SO	LOB	TOP			
Jose Tartabull, L (1.9) OBP: 0.222, SLG: 0.197	4-0 BB		4-3			F8		4-3		3	0	0	0	1	0	0				
Dalton Jones, L (1.4) OBP: 0.206, SLG: 0.180	0-0 F5			0-0 F9			2B SF8 BB	1-3	0-0 1-3	3	1	0	0	1	0	1				
Carl Yastrzemski, L (1.7) OBP: 0.442, SLG: 0.522	0-0 F7			0-0 F2			1-3 2B		0-0 PB 1B	4	0	2	0	0	0	1				
Ken Harrelson, R (1.3) OBP: 0.363, SLG: 0.521	0-0 F8			0-0 F8				SF8	0-0 F7	3	0	0	1	0	0	2				
Reggie Smith, S (1.8) OBP: 0.357, SLG: 0.400		0-0 1B			0-0 4-3			3-H L8	0-3 K	4	0	1	0	0	1	2				
Joe Foy, R (1.5) OBP: 0.387, SLG: 0.410		0-0 5-3-6-5			0-0 F8			0-0 5-3		3	0	0	0	0	0	2				
Rico Petrocelli, R (1.6) OBP: 0.277, SLG: 0.357		0-0 F8			0-0 F3				0-0 6-3	3	0	0	0	0	0	0				
Russ Gibson, R (1.2) OBP: 0.238, SLG: 0.375			0-3 K		0-0 F8				0-0 HR	3	1	1	1	0	1	0				
Dick Ellsworth, L (1.1) Lee Stange, R (3.1) Mike Anderson, R (6.1) Bill Landis, L (6.1) Norm Siebern, L (8.1) Sparky Lyle, L (8.1)			0-3 K		0-0 F8				0-0 4-3	1	0	0	0	0	0	0				
Inning Stats	R: 0 E: 0 K: 0 S: 3	H: 0 LOB: 1 BB: 1 P: 7	R: 0 E: 0 K: 0 S: 3	H: 1 LOB: 0 BB: 0 P: 3	R: 0 E: 0 K: 2 S: 7	H: 0 LOB: 0 BB: 0 P: 7	R: 0 E: 0 K: 0 S: 3	H: 0 LOB: 0 BB: 0 P: 3	R: 0 E: 0 K: 0 S: 3	H: 0 LOB: 0 BB: 0 P: 3	R: 1 E: 0 K: 0 S: 4	H: 1 LOB: 1 BB: 1 P: 8	R: 1 E: 0 K: 0 S: 4	H: 1 LOB: 0 BB: 0 P: 4	R: 0 E: 0 K: 1 S: 6	H: 1 LOB: 1 BB: 0 P: 6	1B: 2 2B: 2 3B: 0 HR: 1	SF: 1 SAC: 0 DP: 1 HBP: 0	WP: 0 PB: 1 SB: 0 CS: 0	PA: 32
PITCHER Lew Krausse, R (1.1) ERA: 3.07	IP: 9.0 WLS: W BF: 32 H: 4 R: 2 ER: 2 SO: 3 BB: 2 IBB: 0 HBP: 0 BLK: 0 WP: 0 HR: 1 S: 36 P: 44 ERA: 2.00 WHIP: 0.667															PITCHER				

Boston Red Sox @ Oakland Athletics
Oakland-Alameda County Coliseum, Oakland, CA
Thu May 30 1968, 3:33 AM PDT
Att: 19,964 - Unknown - 75 F

AB	29
R	2
H	4
RBI	2
BB	2
SO	3
LOB	8



Batter	1	2	3	4	5	6	7	8	9	AB	R	H	RBI	BB	SO	LOB	BOTTOM			
Bert Campaneris, R (1.6) OBP: 0.330, SLG: 0.341	0-0 6-3	0-3 K			0-3 K	SF8 1-3 2B		0-3 K		5	0	1	0	0	3	1				
Ted Kubiak, S (1.4) OBP: 0.351, SLG: 0.333	0-0 6-3		0-0 2B		0-0 1B 1B	SF8				3	2	2	1	0	0	0				
Sal Bando, R (1.5) OBP: 0.293, SLG: 0.362	0-0 HR		0-0 1B 2B		0-0 BB 1B 1B	F3				4	1	3	2	0	0	1				
Jim Pagliaroni, R (1.2) OBP: 0.391, SLG: 0.406	0-0 6-3		0-0 G6-3-4 1B		0-0 BB 1B			0-0 1B		4	0	3	1	0	0	0				
Danny Cater, R (1.3) OBP: 0.339, SLG: 0.351		0-0 1B 2B	0-0 G6-3-4 1B		0-0 BB			0-0 L7		3	0	1	0	1	0	3				
Joe Rudi, R (1.7) OBP: 0.295, SLG: 0.339		0-3 K	0-0 1-3		0-0 F3			0-0 F9		4	0	0	0	0	1	6				
Jim Gosger, L (1.8) OBP: 0.203, SLG: 0.136		0-0 2B 1B		0-0 F9	0-0 F5			0-3 K		4	1	1	0	0	1	4				
Mike Hershberger, R (1.9) OBP: 0.128, SLG: 0.070		0-0 FC5-2-5 2B		0-0 CS 1B		0-0 F9		0-0 5-3		4	1	1	0	0	0	2				
Lew Krausse, R (1.1) OBP: 0.263, SLG: 0.188		0-0 1-H 2-H 2B		0-3 K	0-0 1-2	0-0 2B SF8 BB		0-0 F7		3	1	1	2	1	1	1				
Inning Stats	R: 1 E: 0 K: 0 S: 4	H: 1 LOB: 0 BB: 0 P: 4	R: 2 E: 0 K: 2 S: 10	H: 3 LOB: 1 BB: 0 P: 10	R: 1 E: 0 K: 1 S: 5	H: 3 LOB: 1 BB: 0 P: 5	R: 0 E: 0 K: 1 S: 5	H: 1 LOB: 0 BB: 0 P: 5	R: 1 E: 0 K: 0 S: 8	H: 3 LOB: 3 BB: 1 P: 12	R: 1 E: 0 K: 0 S: 4	H: 1 LOB: 1 BB: 1 P: 8	R: 0 E: 0 K: 1 S: 6	H: 1 LOB: 0 BB: 0 P: 6	R: 0 E: 0 K: 1 S: 5	H: 0 LOB: 0 BB: 0 P: 5	1B: 7 2B: 6 3B: 0 HR: 1	SF: 1 SAC: 0 DP: 2 HBP: 0	WP: 0 PB: 0 SB: 0 CS: 1	PA: 37
PITCHER Dick Ellsworth, L (1.1) ERA: 4.43 Lee Stange, R (3.1) ERA: 3.77 Bill Landis, L (6.1) ERA: 3.07 Sparky Lyle, L (8.1) ERA: 3.38	IP: 2.0 WLS: L BF: 12 H: 5 R: 4 ER: 4 SO: 4 BB: 0 IBB: 0 HBP: 0 BLK: 0 WP: 0 HR: 1 S: 16 P: 16 ERA: 18.00 WHIP: 3.000															PITCHER				

Boston Red Sox @ Oakland Athletics
Oakland-Alameda County Coliseum, Oakland, CA
Thu May 30 1968, 3:33 AM PDT
Att: 19,964 - Unknown - 75 F

AB	34
R	6
H	13
RBI	6
BB	2
SO	6
LOB	18




Batter	1	2	3	4	5	6	7	8	9	AB	R	H	RBI	BB	SO	LOB	TOP			
Paul Blair, R OBP: 0.272, SLG: 0.292 (1, 8)										4	0	1	0	0	1	0	<p>Baltimore Orioles @ Boston Red Sox Fenway Park, Boston, MA Fri May 31 1968, 7:05 PM EDT Att: 29,301 - Unknown</p> <p>livebaseballscorecards.com</p> <p>AB 30 R 0 H 5 RBI 0 BB 1 SO 6 LOB 5</p>			
Curt Blefary, L OBP: 0.307, SLG: 0.268 (1, 9)										4	0	0	0	0	1	1				
Curt Motton, R OBP: 0.331, SLG: 0.382 (1, 7)										4	0	1	0	0	1	0				
Boog Powell, L OBP: 0.356, SLG: 0.420 (1, 3)										3	0	1	0	1	0	0				
Brooks Robinson, R OBP: 0.309, SLG: 0.388 (1, 5)										4	0	0	0	0	0	3				
Davey Johnson, R OBP: 0.372, SLG: 0.379 (1, 4)										0	0	0	0	0	0	0				
Don Buford, S OBP: 0.343, SLG: 0.400 (3, 4)										2	0	0	0	0	0	1				
Andy Etchebarren, R OBP: 0.326, SLG: 0.427 (1, 2)										3	0	1	0	0	0	0				
Mark Belanger, R OBP: 0.240, SLG: 0.281 (1, 6)										3	0	1	0	0	1	0				
Jim Hardin, R OBP: 0.174, SLG: 0.261 (1, 1)										2	0	0	0	0	1	0				
Frank Robinson, R OBP: 0.305, SLG: 0.282 (8, PH)										1	0	0	0	0	1	0				
Moe Drabowsky, R OBP: 0.343, SLG: 0.400 (8, 1)										0	0	0	0	0	0	0				
Inning Stats	R: 0 E: 0 K: 0 S: 3	H: 1 LOB: 0 BB: 0 P: 3	R: 0 E: 0 K: 0 S: 4	H: 2 LOB: 2 BB: 0 P: 5	R: 0 E: 0 K: 1 S: 5	H: 0 LOB: 0 BB: 0 P: 5	R: 0 E: 0 K: 1 S: 5	H: 0 LOB: 1 BB: 1 P: 9	R: 0 E: 0 K: 1 S: 5	H: 0 LOB: 0 BB: 0 P: 5	R: 0 E: 0 K: 0 S: 3	H: 0 LOB: 0 BB: 0 P: 3	R: 0 E: 0 K: 2 S: 7	H: 0 LOB: 0 BB: 0 P: 7	R: 0 E: 0 K: 0 S: 5	H: 2 LOB: 2 BB: 0 P: 5	1B: 5 2B: 1 3B: 0 HR: 0	SF: 0 SAC: 0 DP: 1 HBP: 1	WP: 0 PB: 0 SB: 0 CS: 0	PA: 32
PITCHER Gary Bell, R ERA: 2.32 (1, 1)	IP: 9.0 WLS: W BF: 32 H: 5 R: 0 ER: 0 SO: 6 BB: 1 IBB: 0 HBP: 1 BLK: 0 WP: 0 HR: 0 S: 42 P: 47 ERA: 0.00 WHIP: 0.667															PITCHER	IP: 9.0 WLS: W BF: 32 H: 5 R: 0 ER: 0 SO: 6 BB: 1 IBB: 0 HBP: 1 BLK: 0 WP: 0 HR: 0 S: 42 P: 47 ERA: 0.00 WHIP: 0.667			

Batter	1	2	3	4	5	6	7	8	9	AB	R	H	RBI	BB	SO	LOB	BOTTOM			
Joe Foy, R OBP: 0.383, SLG: 0.401 (1, 5)										3	0	0	0	1	0	1	<p>Baltimore Orioles @ Boston Red Sox Fenway Park, Boston, MA Fri May 31 1968, 7:05 PM EDT Att: 29,301 - Unknown</p> <p>livebaseballscorecards.com</p> <p>AB 30 R 3 H 6 RBI 3 BB 2 SO 7 LOB 7</p>			
Dalton Jones, L OBP: 0.194, SLG: 0.169 (1, 4)										4	0	0	0	0	1	4				
Carl Yastrzemski, L OBP: 0.443, SLG: 0.538 (1, 7)										3	2	1	1	1	0	0				
Ken Harrelson, R OBP: 0.367, SLG: 0.545 (1, 9)										4	1	2	2	0	1	0				
Reggie Smith, S OBP: 0.349, SLG: 0.390 (1, 8)										4	0	0	0	0	2	2				
George Scott, R OBP: 0.207, SLG: 0.198 (1, 3)										4	0	0	0	0	1	0				
Rico Petrocelli, R OBP: 0.272, SLG: 0.349 (1, 6)										3	0	0	0	0	1	0				
Elston Howard, R OBP: 0.354, SLG: 0.349 (1, 2)										3	0	2	0	0	1	0				
Gary Bell, R OBP: 0.154, SLG: 0.231 (1, 1)										2	0	1	0	0	0	0				
Inning Stats	R: 0 E: 0 K: 1 S: 6	H: 1 LOB: 2 BB: 1 P: 10	R: 0 E: 0 K: 1 S: 7	H: 2 LOB: 3 BB: 1 P: 11	R: 2 E: 1 K: 1 S: 7	H: 1 LOB: 0 BB: 0 P: 7	R: 0 E: 0 K: 1 S: 5	H: 0 LOB: 0 BB: 0 P: 5	R: 0 E: 0 K: 1 S: 5	H: 0 LOB: 0 BB: 0 P: 3	R: 0 E: 0 K: 0 S: 4	H: 1 LOB: 1 BB: 0 P: 4	R: 1 E: 0 K: 2 S: 8	H: 1 LOB: 0 BB: 0 P: 8	R: 0 E: 0 K: 0 S: 5	H: 1 LOB: 1 BB: 0 P: 4		1B: 4 2B: 0 3B: 0 HR: 2	SF: 0 SAC: 1 DP: 0 HBP: 0	WP: 0 PB: 0 SB: 0 CS: 0
PITCHER Jim Hardin, R ERA: 2.57 (1, 1)	IP: 7.0 WLS: L BF: 29 H: 5 R: 2 ER: 1 SO: 2 BB: 2 IBB: 0 HBP: 0 BLK: 0 WP: 0 HR: 1 S: 37 P: 45 ERA: 1.29 WHIP: 1.000															PITCHER	IP: 7.0 WLS: L BF: 29 H: 5 R: 2 ER: 1 SO: 2 BB: 2 IBB: 0 HBP: 0 BLK: 0 WP: 0 HR: 1 S: 37 P: 45 ERA: 1.29 WHIP: 1.000			
PITCHER Moe Drabowsky, R ERA: 1.23 (8, 1)	IP: 1.0 WLS: L BF: 4 H: 1 R: 1 ER: 1 SO: 2 BB: 0 IBB: 0 HBP: 0 BLK: 0 WP: 0 HR: 1 S: 8 P: 8 ERA: 9.00 WHIP: 1.000															PITCHER	IP: 1.0 WLS: L BF: 4 H: 1 R: 1 ER: 1 SO: 2 BB: 0 IBB: 0 HBP: 0 BLK: 0 WP: 0 HR: 1 S: 8 P: 8 ERA: 9.00 WHIP: 1.000			

Batter	1	2	3	4	5	6	7	8	9	AB	R	H	RBI	BB	SO	LOB	TOP			
Don Buford, S (1,4) OBP: 0.333, SLG: 0.382										4	0	1	0	0	0	0				
Paul Blair, R (1,8) OBP: 0.271, SLG: 0.297										4	1	1	0	0	1	1				
Curt Motton, R (1,7) OBP: 0.328, SLG: 0.377										4	0	1	0	0	0	1				
Boog Powell, L (1,3) OBP: 0.349, SLG: 0.412										3	0	0	1	0	0	1				
Brooks Robinson, R (1,5) OBP: 0.304, SLG: 0.382										3	0	0	0	0	2	1				
Curt Blefary, L (1,9) OBP: 0.306, SLG: 0.265										2	0	0	0	1	0	0				
Andy Etchebarren, R (1,2) OBP: 0.315, SLG: 0.410										3	0	0	0	0	0	2				
Mark Belanger, R (1,6) OBP: 0.235, SLG: 0.275										3	0	0	0	0	3	0				
Gene Brabender, R (1,1) OBP: 0.167, SLG: 0.294										2	0	0	0	0	2	0				
Bruce Howard, S (5,1) OBP: 0.429, SLG: 1.000										0	0	0	0	0	0	0				
Frank Robinson, R (8, PH) OBP: 0.301, SLG: 0.278										1	0	0	0	0	1	0				
Roger Nelson, R (8,1) OBP: 0.301, SLG: 0.278										0	0	0	0	0	0	0				
Inning Stats	R: 0 E: 0 K: 1 S: 6	H: 1 LOB: 1 BB: 0 P: 6	R: 0 E: 0 K: 0 S: 3	H: 0 LOB: 0 BB: 0 P: 3	R: 0 E: 0 K: 2 S: 7	H: 0 LOB: 0 BB: 0 P: 7	R: 1 E: 0 K: 1 S: 7	H: 2 LOB: 2 BB: 1 P: 11	R: 0 E: 0 K: 0 S: 7	H: 0 LOB: 0 BB: 0 P: 7	R: 0 E: 0 K: 0 S: 5	H: 0 LOB: 0 BB: 0 P: 5	R: 0 E: 0 K: 2 S: 7	H: 0 LOB: 0 BB: 0 P: 7	R: 0 E: 0 K: 0 S: 3	H: 0 LOB: 0 BB: 0 P: 3	1B: 2 2B: 1 3B: 0 HR: 0	SF: 1 SAC: 0 DP: 0 HBP: 0	WP: 0 PB: 0 SB: 2 CS: 0	PA: 31
PITCHER Ray Culp, R (1,1) ERA: 4.73	IP: 9.0 WLS: W BF: 31 H: 3 R: 1 ER: 1 SO: 9 BB: 1 IBB: 0 HBP: 0 BLK: 0 WP: 0 HR: 0 S: 48 P: 52 ERA: 1.00 WHIP: 0.444															PITCHER				

Baltimore Orioles @ Boston Red Sox
Fenway Park, Boston, MA
Sat Jun 01 1968, 3:33 AM EDT
Att: 25,608 - Unknown


AB 29
R 1
H 3
RBI 1
BB 1
SO 9
LOB 6



Batter	1	2	3	4	5	6	7	8	9	AB	R	H	RBI	BB	SO	LOB	BOTTOM			
Joe Foy, R (1,5) OBP: 0.384, SLG: 0.393										3	1	0	0	2	1	0				
Dalton Jones, L (1,4) OBP: 0.194, SLG: 0.171										5	0	1	0	0	1	2				
Carl Yastrzemski, L (1,7) OBP: 0.452, SLG: 0.545										5	2	4	0	0	0	1				
Ken Harrelson, R (1,9) OBP: 0.378, SLG: 0.573										3	1	2	4	1	1					
Reggie Smith, S (1,8) OBP: 0.353, SLG: 0.393										4	0	2	0	0	1	2				
George Scott, R (1,3) OBP: 0.208, SLG: 0.200										4	0	1	0	0	1	5				
Rico Petrocelli, R (1,6) OBP: 0.278, SLG: 0.369										3	1	1	1	1	0	3				
Russ Gibson, R (1,2) OBP: 0.217, SLG: 0.341										4	0	0	0	0	3					
Ray Culp, R (1,1) ERA: 4.73										4	0	0	0	0	1	2				
Inning Stats	R: 2 E: 0 K: 1 S: 8	H: 3 LOB: 2 BB: 1 P: 12	R: 0 E: 0 K: 0 S: 3	H: 0 LOB: 0 BB: 0 P: 3	R: 0 E: 0 K: 2 S: 8	H: 1 LOB: 2 BB: 1 P: 12	R: 1 E: 0 K: 0 S: 4	H: 1 LOB: 1 BB: 1 P: 8	R: 2 E: 0 K: 0 S: 8	H: 3 LOB: 2 BB: 1 P: 10	R: 0 E: 0 K: 2 S: 8	H: 1 LOB: 1 BB: 0 P: 8	R: 0 E: 0 K: 0 S: 4	H: 1 LOB: 1 BB: 0 P: 4	R: 0 E: 0 K: 1 S: 6	H: 1 LOB: 1 BB: 0 P: 6	1B: 9 2B: 0 3B: 0 HR: 2	SF: 0 SAC: 0 DP: 0 HBP: 0	WP: 0 PB: 0 SB: 5 CS: 0	PA: 39
PITCHER Gene Brabender, R (1,1) ERA: 3.18	IP: 4.1 WLS: L BF: 24 H: 8 R: 5 ER: 5 SO: 3 BB: 3 IBB: 0 HBP: 0 BLK: 0 WP: 0 HR: 2 S: 27 P: 39 ERA: 10.38 WHIP: 2.538															PITCHER				
Bruce Howard, R (5,1) ERA: 3.33	2.2 WLS: L BF: 11 H: 2 R: 0 ER: 0 SO: 2 BB: 1 IBB: 0 HBP: 0 BLK: 0 WP: 0 HR: 0 S: 14 P: 18 ERA: 0.00 WHIP: 1.125															PITCHER				
Roger Nelson, R (8,1) ERA: 1.69	1.0 WLS: L BF: 4 H: 1 R: 0 ER: 0 SO: 1 BB: 0 IBB: 0 HBP: 0 BLK: 0 WP: 0 HR: 0 S: 6 P: 6 ERA: 0.00 WHIP: 1.000															PITCHER				

Baltimore Orioles @ Boston Red Sox
Fenway Park, Boston, MA
Sat Jun 01 1968, 3:33 AM EDT
Att: 25,608 - Unknown

AB 35
R 5
H 11
RBI 5
BB 4
SO 6
LOB 19



Batter	1	2	3	4	5	6	7	8	9	AB	R	H	RBI	BB	SO	LOB	TOP		
Don Buford, S OBP: 0.397, SLG: 0.371 (1, 4)										1	2	0	0	2	0	1	Baltimore Orioles @ Boston Red Sox Fenway Park, Boston, MA Sun Jun 02 1968, 3:33 AM EDT Att: 34,053 - Unknown AB 23 R 4 H 7 RBI 4 BB 3 SO 4 LOB 11 		
Paul Blair, R OBP: 0.277, SLG: 0.299 (1, 8)										2	0	1	0	1	0	0			
Curt Motton, R OBP: 0.328, SLG: 0.376 (1, 7)										3	0	1	1	0	2	2			
Boog Powell, L OBP: 0.349, SLG: 0.411 (1, 3)										3	1	1	1	0	2	2			
Brooks Robinson, R OBP: 0.299, SLG: 0.375 (1, 5)										3	1	0	0	0	0	2			
Curt Blefary, L OBP: 0.313, SLG: 0.283 (1, 9)										3	0	2	2	0	0	0			
Andy Etchebarren, R OBP: 0.315, SLG: 0.407 (1, 2)										3	0	1	0	0	0	0			
Mark Belanger, R OBP: 0.237, SLG: 0.277 (1, 6)										3	0	1	0	0	0	2			
Tom Phoebus, R OBP: 0.103, SLG: 0.103 (1, 1)										2	0	0	0	0	0	2			
Inning Stats	R: 3 E: 0 K: 1 S: 6	H: 2 LOB: 1 BB: 2 P: 14	R: 0 E: 0 K: 0 S: 4	H: 1 LOB: 1 BB: 0 P: 4	R: 0 E: 0 K: 2 S: 7	H: 0 LOB: 0 BB: 0 P: 7	R: 0 E: 0 K: 0 S: 3	H: 0 LOB: 0 BB: 0 P: 3	R: 1 E: 0 K: 1 S: 7	H: 2 LOB: 2 BB: 1 P: 11	R: 0 E: 0 K: 0 S: 5	H: 2 LOB: 2 BB: 0 P: 5					1B: 6 2B: 0 3B: 1 HR: 0	SF: 0 SAC: 1 DP: 0 HBP: 0	WP: 0 PA: 27 PB: 0 SB: 1 CS: 0
PITCHER Lee Stange, R ERA: 4.15 (1, 1)	IP: 6.0 WLS: L BF: 27 H: 7 R: 4 ER: 4 SO: 4 BB: 3 IBB: 0 HBP: 0 BLK: 0 WP: 0 HR: 0 S: 32 P: 44 ERA: 6.00 WHIP: 1.667															PITCHER	IP: WLS: BF: H: R: ER: SO: BB: IBB: HBP: BLK: WP: HR: S: P: ERA: WHIP:		

Batter	1	2	3	4	5	6	7	8	9	AB	R	H	RBI	BB	SO	LOB	BOTTOM		
Joe Foy, R OBP: 0.377, SLG: 0.385 (1, 5)										3	0	0	0	0	1	3	Baltimore Orioles @ Boston Red Sox Fenway Park, Boston, MA Sun Jun 02 1968, 3:33 AM EDT Att: 34,053 - Unknown AB 22 R 3 H 7 RBI 3 BB 1 SO 4 LOB 12 		
Dalton Jones, L OBP: 0.187, SLG: 0.164 (1, 4)										3	0	0	0	0	0	0			
Carl Yastrzemski, L OBP: 0.495, SLG: 0.565 (1, 7)										3	1	2	1	0	0	0			
Ken Harrelson, R OBP: 0.377, SLG: 0.563 (1, 9)										2	0	0	0	1	0	1			
Reggie Smith, S OBP: 0.352, SLG: 0.398 (1, 8)										3	1	1	0	0	1	2			
George Scott, R OBP: 0.212, SLG: 0.204 (1, 3)										2	0	1	0	0	0	1			
Rico Petrocelli, R OBP: 0.287, SLG: 0.384 (1, 6)										2	0	2	0	0	0	0			
Elston Howard, R OBP: 0.347, SLG: 0.341 (1, 2)										2	1	0	1	0	1	3			
Lee Stange, R OBP: 0.429, SLG: 0.333 (1, 1)										2	0	1	1	0	1	2			
Inning Stats	R: 1 E: 0 K: 0 S: 4	H: 1 LOB: 1 BB: 1 P: 8	R: 0 E: 0 K: 3 S: 11	H: 2 LOB: 2 BB: 0 P: 11	R: 0 E: 0 K: 0 S: 3	H: 0 LOB: 0 BB: 0 P: 3	R: 2 E: 1 K: 0 S: 6	H: 3 LOB: 1 BB: 0 P: 6	R: 0 E: 0 K: 1 S: 6	H: 1 LOB: 1 BB: 0 P: 6	R: 0 E: 0 K: 0 S: 1	H: 1 LOB: 1 BB: 0 P: 1					1B: 4 2B: 2 3B: 0 HR: 1	SF: 0 SAC: 0 DP: 0 HBP: 0	WP: 1 PA: 23 PB: 0 SB: 0 CS: 0
PITCHER Tom Phoebus, R ERA: 2.08 (1, 1)	IP: 5.0 WLS: W BF: 23 H: 7 R: 3 ER: 2 SO: 4 BB: 1 IBB: 0 HBP: 0 BLK: 0 WP: 1 HR: 1 S: 30 P: 34 ERA: 3.60 WHIP: 1.600															PITCHER	IP: WLS: BF: H: R: ER: SO: BB: IBB: HBP: BLK: WP: HR: S: P: ERA: WHIP:		

Batter	1	2	3	4	5	6	7	8	9	AB	R	H	RBI	BB	SO	LOB	TOP			
Dick McAuliffe, L (1,4) OBP: 0.326, SLG: 0.421										4	2	3	1	1	0	0	Detroit Tigers @ Boston Red Sox Fenway Park, Boston, MA Mon Jun 03 1968, 3:33 AM EDT Att: 17,552 - Cloudy - 62 F			
Mickey Stanley, R (1,8) OBP: 0.294, SLG: 0.364										4	0	0	0	1	0	3				
Jim Northrup, L (1,9) OBP: 0.344, SLG: 0.429										5	0	3	2	0	0	2				
Bill Freehan, R (1,2) OBP: 0.358, SLG: 0.497										3	0	1	0	0	0	2				
Willie Horton, R (1,7) OBP: 0.380, SLG: 0.662										4	0	1	0	0	1	6				
Eddie Mathews, L (1,5)										4	0	0	0	0	0	1				
Norm Cash, L (1,3)										4	0	1	0	0	0	0				
Ray Oyler, R (1,6) OBP: 0.212, SLG: 0.216										2	0	0	0	0	2	1				
Tom Matchick, L (7,PH) OBP: 0.229, SLG: 0.242										2	0	0	0	0	0	0				
Joe Sparma, R (1,1) OBP: 0.074, SLG: 0.074										2	0	0	0	0	1	1				
Dennis Ribant, R (5,1) OBP: 1.000, SLG: 1.000										1	1	1	0	0	0	0				
Daryl Patterson, L (8,1)										0	0	0	0	0	0	0				
Gates Brown, L (9,PH) OBP: 0.556, SLG: 0.875										1	0	1	0	0	0	0				
Inning Stats	R: 0 E: 0 K: 1 S: 7	H: 2 LOB: 2 BB: 0 P: 7	R: 0 E: 0 K: 2 S: 8	H: 1 LOB: 1 BB: 0 P: 8	R: 1 E: 0 K: 0 S: 5	H: 2 LOB: 1 BB: 0 P: 5	R: 0 E: 0 K: 1 S: 5	H: 0 LOB: 0 BB: 0 P: 5	R: 0 E: 0 K: 0 S: 3	H: 2 LOB: 1 BB: 0 P: 4	R: 2 E: 0 K: 0 S: 6	H: 3 LOB: 3 BB: 1 P: 11	R: 0 E: 0 K: 0 S: 3	H: 0 LOB: 0 BB: 0 P: 3	R: 0 E: 0 K: 0 S: 3	H: 1 LOB: 1 BB: 1 P: 7	1B: 8 2B: 2 3B: 0 HR: 1	SF: 0 SAC: 0 DP: 2 HBP: 1	WP: 1 PB: 0 SB: 0 CS: 0	PA: 39
PITCHER	IP WLS BF H R ER SO BB IBB HBP BLK WP HR S P ERA WHIP	IP WLS BF H R ER SO BB IBB HBP BLK WP HR S P ERA WHIP																		
Jose Santiago, R (1,1) ERA: 2.48	6.2 W 29 9 3 3 4 1 0 0 0 0 1 1 36 40 4.05 1.500																			
Bill Landis, L (7,1) ERA: 3.07	0.0 1 1 0 0 0 0 0 0 0 0 0 0 1 1 ∞ ∞																			
Jim Lonborg, R (7,1) ERA: 3.07	2.0 8 1 0 0 0 1 0 0 1 0 0 0 6 11 0.00 1.000																			
Sparky Lyle, L (9,1) ERA: 3.32	0.1 S 1 0 0 0 0 0 0 0 0 0 0 0 1 1 0.00 0.000																			

Batter	1	2	3	4	5	6	7	8	9	AB	R	H	RBI	BB	SO	LOB	BOTTOM			
Jose Tartabull, L (1,8) OBP: 0.224, SLG: 0.215										5	0	1	0	0	0	0	Detroit Tigers @ Boston Red Sox Fenway Park, Boston, MA Mon Jun 03 1968, 3:33 AM EDT Att: 17,552 - Cloudy - 62 F			
Joe Foy, R (1,5) OBP: 0.383, SLG: 0.380										2	1	0	0	3	1	1				
Carl Yastrzemski, L (1,7) OBP: 0.499, SLG: 0.561										3	1	1	0	2	0	3				
Ken Harrelson, R (1,9) OBP: 0.371, SLG: 0.557										5	1	1	1	0	1	6				
Dalton Jones, L (1,4) OBP: 0.188, SLG: 0.156										4	0	0	1	1	1	5				
Mike Andrews, R (8,PR) OBP: 0.320, SLG: 0.327										0	0	0	0	0	0	0				
George Scott, R (1,3) OBP: 0.231, SLG: 0.234										4	1	3	0	1	0	3				
Rico Petrocelli, R (1,6) OBP: 0.287, SLG: 0.383										3	0	1	1	0	0	2				
Elston Howard, R (1,2) OBP: 0.352, SLG: 0.348										4	0	2	1	0	0	2				
Jose Santiago, R (1,1) OBP: 0.214, SLG: 0.231										3	0	0	0	0	1	5				
Bill Landis, L (7,1)										0	0	0	0	0	0	0				
Jim Lonborg, R (7,1)										1	0	0	0	0	1	1				
Sparky Lyle, L (9,1)										0	0	0	0	0	0	0				
Inning Stats	R: 0 E: 0 K: 1 S: 5	H: 0 LOB: 1 BB: 1 P: 9	R: 0 E: 0 K: 1 S: 7	H: 2 LOB: 2 BB: 0 P: 7	R: 0 E: 0 K: 1 S: 6	H: 1 LOB: 2 BB: 1 P: 10	R: 0 E: 0 K: 0 S: 4	H: 1 LOB: 1 BB: 0 P: 4	R: 4 E: 0 K: 0 S: 7	H: 4 LOB: 2 BB: 2 P: 15	R: 0 E: 1 K: 1 S: 6	H: 0 LOB: 2 BB: 1 P: 10	R: 0 E: 0 K: 1 S: 6	H: 1 LOB: 1 BB: 0 P: 6	R: 0 E: 1 K: 0 S: 4	H: 0 LOB: 3 BB: 2 P: 12	1B: 5 2B: 4 3B: 0 HR: 0	SF: 0 SAC: 1 DP: 0 HBP: 0	WP: 0 PB: 0 SB: 0 CS: 0	PA: 42
PITCHER	IP WLS BF H R ER SO BB IBB HBP BLK WP HR S P ERA WHIP	IP WLS BF H R ER SO BB IBB HBP BLK WP HR S P ERA WHIP																		
Jose Sparma, R (1,1) ERA: 3.33	4.2 L 26 8 4 4 3 4 0 0 0 0 0 0 28 44 7.71 2.571																			
Dennis Ribant, R (5,1) ERA: 3.33	3.0 15 1 0 0 2 2 1 0 0 0 0 0 16 28 0.00 1.000																			
Daryl Patterson, R (8,1) ERA: 2.93	0.1 1 0 0 0 0 0 0 0 0 0 0 0 1 1 0.00 0.000																			

Batter	1	2	3	4	5	6	7	8	9	AB	R	H	RBI	BB	SO	LOB	TOP					
Dick McAuliffe, L (1,4) OBP: 0.320, SLG: 0.411	F7			3-1		F7			1-3	4	0	0	0	0	0	1	Detroit Tigers @ Boston Red Sox Fenway Park, Boston, MA Tue Jun 04 1968, 3:33 AM EDT Unknown					
Mickey Stanley, R (1,8) OBP: 0.293, SLG: 0.357	F9			6-3		FC5-4			FC5 BB	3	0	0	0	1	0	1						
Jim Northrup, L (1,9) OBP: 0.337, SLG: 0.419	K			4-3				F7	F7	4	0	0	0	0	1	1						
Bill Freehan, R (1,2) OBP: 0.356, SLG: 0.489		F8			5-3			L5	L5	3	0	0	0	1	0	0						
Gates Brown, L (1,7) OBP: 0.571, SLG: 0.833		4-3			4-3				FC5	2	0	1	0	1	0	0						
Jim Price, R (9, PH) OBP: 0.200, SLG: 0.143					1B				FC5	1	0	0	0	0	0	2						
Norm Cash, L (1,3) OBP: 0.250, SLG: 0.299		F9			4-3			G3		3	0	0	0	0	0	2						
Don Wert, R (1,5) OBP: 0.267, SLG: 0.357			5-3			F9			L5	3	0	0	0	0	0	1						
Ray Oyler, R (1,6) OBP: 0.209, SLG: 0.213				6-3						2	0	0	0	0	1	0						
Tom Matchick, L (8, PH) OBP: 0.250, SLG: 0.265						K				1	0	1	0	0	0	0						
Mickey Lolich, S (1,1) OBP: 0.333, SLG: 0.158									G5-4-3	2	0	1	0	0	0	0						
Willie Horton, R (8, PH) OBP: 0.376, SLG: 0.658									G5-4-3	1	0	0	0	0	0	1						
Daryl Patterson, L (8,1)									G5-4-3	0	0	0	0	0	0	0						
Inning Stats	R: 0 E: 0 K: 1 S: 5	H: 0 LOB: 0 BB: 0 P: 5	R: 0 E: 0 K: 0 S: 3	H: 0 LOB: 0 BB: 0 P: 3	R: 0 E: 0 K: 0 S: 3	H: 0 LOB: 0 BB: 0 P: 3	R: 0 E: 0 K: 0 S: 3	H: 0 LOB: 0 BB: 0 P: 3	R: 0 E: 0 K: 0 S: 4	H: 1 LOB: 1 BB: 0 P: 4	R: 0 E: 0 K: 1 S: 6	H: 1 LOB: 1 BB: 0 P: 6	R: 0 E: 0 K: 0 S: 3	H: 0 LOB: 1 BB: 1 P: 7	R: 0 E: 0 K: 0 S: 3	H: 1 LOB: 0 BB: 0 P: 3	R: 0 E: 0 K: 0 S: 3	H: 0 LOB: 2 BB: 2 P: 11	1B: 3 2B: 0 3B: 0 HR: 0	SF: 0 SAC: 0 DP: 1 HBP: 0	WP: 0 PB: 0 SB: 0 CS: 0	PA: 32
PITCHER	IP WLS BF H R ER SO BB IBB HBP BLK WP HR S P ERA WHIP																					
Gary Bell, R (1,1) ERA: 2.0	8.2 W 31 3 0 0 2 3 0 0 0 0 0 0 32 44 0.00 0.692																					
Sparky Lyle, L (9,1) ERA: 3.25	0.1 S 1 0 0 0 0 0 0 0 0 0 0 0 0 1 1 0.00 0.000																					

Batter	1	2	3	4	5	6	7	8	9	AB	R	H	RBI	BB	SO	LOB	BOTTOM			
Mike Andrews, R (1,4) OBP: 0.327, SLG: 0.327	FC4-6 BB									0	0	0	0	2	0	0	Detroit Tigers @ Boston Red Sox Fenway Park, Boston, MA Tue Jun 04 1968, 3:33 AM EDT Unknown			
Jerry Adair, R (5,4) OBP: 0.345, SLG: 0.357	FC4-6 BB					FC5-4 BB			F4	1	0	0	0	1	0	1				
Joe Foy, R (1,5) OBP: 0.380, SLG: 0.373	FC4-6 BB					FC5-4				3	1	0	0	1	1	2				
Carl Yastrzemski, L (1,7) OBP: 0.495, SLG: 0.552	FC4-6					F2				3	1	0	0	1	0	2				
Ken Harrelson, R (1,9) OBP: 0.364, SLG: 0.545	G5-4-3					F3				3	0	0	0	0	0	4				
Jose Tartabull, L (7,9) OBP: 0.221, SLG: 0.212	G5-4-3					F3				1	0	0	0	0	0	0				
George Scott, R (1,3) OBP: 0.233, SLG: 0.243		5-3				L8				3	0	1	2	0	0	0				
Reggie Smith, S (1,8) OBP: 0.347, SLG: 0.391		6-3				5-3			F7	3	0	0	0	0	0	1				
Rico Petrocelli, R (1,6) OBP: 0.282, SLG: 0.376			K			K				3	0	0	0	0	2	0				
Elston Howard, R (1,2) OBP: 0.352, SLG: 0.340						L6				2	0	0	0	1	1	0				
Gary Bell, R (1,1) OBP: 0.188, SLG: 0.250						L6				3	0	1	0	0	1	1				
Sparky Lyle, L (9,1) ERA: 2.75						K				0	0	0	0	0	0	0				
Inning Stats	R: 0 E: 0 K: 0 S: 2	H: 0 LOB: 1 BB: 2 P: 10	R: 0 E: 0 K: 1 S: 5	H: 0 LOB: 0 BB: 0 P: 5	R: 0 E: 0 K: 1 S: 5	H: 0 LOB: 1 BB: 1 P: 9	R: 0 E: 0 K: 0 S: 3	H: 0 LOB: 0 BB: 0 P: 3	R: 0 E: 0 K: 0 S: 5	H: 0 LOB: 1 BB: 1 P: 9	R: 2 E: 1 K: 0 S: 4	H: 1 LOB: 1 BB: 2 P: 12	R: 0 E: 0 K: 1 S: 6	H: 1 LOB: 1 BB: 0 P: 6	R: 0 E: 0 K: 1 S: 5	H: 0 LOB: 0 BB: 0 P: 5	1B: 1 2B: 1 3B: 0 HR: 0	SF: 0 SAC: 0 DP: 1 HBP: 0	WP: 0 PB: 0 SB: 0 CS: 0	PA: 31
PITCHER	IP WLS BF H R ER SO BB IBB HBP BLK WP HR S P ERA WHIP																			
Mickey Lolich, L (1,1) ERA: 3.25	7.0 L 28 2 2 2 4 6 0 0 0 0 0 0 30 54 2.57 1.143																			
Daryl Patterson, R (8,1) ERA: 2.75	1.0 3 0 0 0 1 0 0 0 0 0 0 0 5 5 0.00 0.000																			



Batter	1	2	3	4	5	6	7	8	9	AB	R	H	RBI	BB	SO	LOB	TOP					
Dick McAuliffe, L (1, 4) OBP: 0.324, SLG: 0.400	L8		L4			G3	E BB		1B	4	1	1	0	1	0	0						
Mickey Stanley, R (1, 8) OBP: 0.293, SLG: 0.364	1-3			L9		HR	E6 BB		K	5	1	1	1	0	1	1						
Jim Northrup, L (1, 9) OBP: 0.345, SLG: 0.417	6-3			K		WP 1B	WP BB		1B	4	0	2	0	1	1	0						
Norm Cash, L (1, 3) OBP: 0.263, SLG: 0.302		K		BB		WP 1B	K		F9	4	0	1	0	1	2	4						
Willie Horton, R (1, 7) OBP: 0.361, SLG: 0.625		K		K		5-3	F2			4	0	0	0	0	2	6						
Don Wert, R (1, 5) OBP: 0.271, SLG: 0.376		2B			F8		E5	5-3		4	1	1	0	0	0	0						
Tom Matchick, L (1, 6) Ray Oyler, R (8, 6) OBP: 0.286, SLG: 0.444 OBP: 0.209, SLG: 0.213	6-3			G3		FC5-4	G4-3			4	0	2	0	0	0	1						
Jim Price, R (1, 2) OBP: 0.184, SLG: 0.139			6-3	K		FC5-4	G4-3			4	1	0	1	0	1	2						
Denny McLain, R (1, 1) Eddie Mathews, L (7, PH) Mickey Lolich, S (7, PR) Daryl Patterson, L (7, 1) OBP: 0.152, SLG: 0.152 OBP: 0.256, SLG: 0.444 OBP: 0.333, SLG: 0.158	4-3		4-3		F7	BB	E	5-3		2	0	0	0	0	0	0						
Inning Stats	R: 0 E: 0 K: 0 S: 3	H: 0 LOB: 0 BB: 0 P: 3	R: 0 E: 0 K: 2 S: 8	H: 1 LOB: 1 BB: 0 P: 8	R: 0 E: 0 K: 0 S: 3	H: 0 LOB: 0 BB: 0 P: 3	R: 0 E: 0 K: 2 S: 7	H: 0 LOB: 1 BB: 1 P: 11	R: 0 E: 0 K: 1 S: 5	H: 0 LOB: 0 BB: 0 P: 5	R: 1 E: 0 K: 0 S: 6	H: 3 LOB: 2 BB: 0 P: 6	R: 4 E: 2 K: 1 S: 9	H: 2 LOB: 3 BB: 2 P: 17	R: 0 E: 0 K: 0 S: 3	H: 1 LOB: 0 BB: 0 P: 3	R: 0 E: 0 K: 1 S: 7	H: 2 LOB: 2 BB: 0 P: 7	1B: 7 2B: 1 3B: 0 HR: 1	SF: 0 SAC: 0 DP: 1 HBP: 0	WP: 3 PB: 0 SB: 0 CS: 0	PA: 40
PITCHER	IP	WLS	BF	H	R	ER	SO	BB	IBB	HBP	BLK	WP	HR	S	P	ERA	WHIP					
Ray Culp, R (1, 1) ERA: 4.47	6.1		27	6	4	2	5	1	0	0	0	1	1	36	40	2.84	1.105					
Bill Landis, L (7, 1) ERA: 3.07	0.0	L	1	0	0	0	0	1	0	0	0	0	0	0	4	-	-					
Jim Lonborg, R (7, 1) ERA:	0.2		4	0	1	0	1	1	0	0	0	2	0	5	9	0.00	1.500					
Jerry Stephenson, R (8, 1) ERA: 4.54	2.0		8	3	0	0	1	0	0	0	0	0	0	10	10	0.00	1.500					

Detroit Tigers @ Boston Red Sox
Fenway Park, Boston, MA
Wed Jun 05 1968, 3:33 AM EDT
Att: 22,385 - Unknown - 85 F

AB 37
R 5
H 9
RBI 2
BB 3
SO 7
LOB 14



Batter	1	2	3	4	5	6	7	8	9	AB	R	H	RBI	BB	SO	LOB	BOTTOM					
Jose Tartabull, L (1, 9) OBP: 0.224, SLG: 0.216	1B	F7		6-3		6-3				4	1	1	0	0	0	1						
Reggie Smith, S (1, 8) OBP: 0.338, SLG: 0.379	S		4-3		4-3			K		4	1	1	0	0	1	0						
Carl Yastrzemski, L (1, 7) OBP: 0.452, SLG: 0.539	F8		F9		F3			BB		3	0	0	0	1	0	2						
Joe Foy, R (1, 5) OBP: 0.370, SLG: 0.360	K		6-3		E5	1B		K		4	1	0	0	0	2	3						
George Scott, R (1, 3) OBP: 0.246, SLG: 0.258	1B	2B		6-3		1B		6-3		4	1	2	3	0	0	1						
Jerry Adair, R (1, 4) OBP: 0.333, SLG: 0.344	1B		L7		F7			6-3		4	0	1	1	0	0	1						
Rico Petrocelli, R (1, 6) OBP: 0.273, SLG: 0.362	F8		F7		K			F5		4	0	0	0	0	1	1						
Gene Oliver, R (1, 2) OBP: 0.250, SLG: 0.129		F2		5-3		K		5-3		4	0	0	0	0	1	0						
Ray Culp, R (1, 1) Bill Landis, L (7, 1) Jim Lonborg, R (7, 1) Ken Harrelson, R (7, PH) Jose Santiago, R (7, PH) Jerry Stephenson, L (8, 1) OBP: 0.306, SLG: 0.346 OBP: 0.214, SLG: 0.231 OBP: 0.405, SLG: 0.420	F3			6-3		HBP				2	0	0	0	0	0	0						
Inning Stats	R: 3 E: 0 K: 1 S: 9	H: 4 LOB: 1 BB: 0 P: 9	R: 0 E: 0 K: 0 S: 3	H: 0 LOB: 0 BB: 0 P: 3	R: 0 E: 0 K: 0 S: 3	H: 0 LOB: 0 BB: 0 P: 3	R: 0 E: 0 K: 0 S: 3	H: 0 LOB: 0 BB: 0 P: 3	R: 1 E: 1 K: 0 S: 5	H: 1 LOB: 1 BB: 0 P: 5	R: 0 E: 0 K: 2 S: 7	H: 0 LOB: 1 BB: 0 P: 8	R: 0 E: 0 K: 2 S: 7	H: 0 LOB: 1 BB: 1 P: 11	R: 0 E: 0 K: 0 S: 3	H: 0 LOB: 0 BB: 0 P: 3	1B: 4 2B: 1 3B: 0 HR: 0	SF: 0 SAC: 0 DP: 0 HBP: 1	WP: 0 PB: 0 SB: 1 CS: 0	PA: 35		
PITCHER	IP	WLS	BF	H	R	ER	SO	BB	IBB	HBP	BLK	WP	HR	S	P	ERA	WHIP					
Denny McLain, R (1, 1) ERA: 2.18	6.0	W	24	5	4	3	1	0	0	0	0	0	0	26	26	4.50	0.833					
Daryl Patterson, R (7, 1) ERA: 2.33	3.0	S	11	0	0	0	4	1	0	1	0	0	0	17	22	0.00	0.333					

Detroit Tigers @ Boston Red Sox
Fenway Park, Boston, MA
Wed Jun 05 1968, 3:33 AM EDT
Att: 22,385 - Unknown - 85 F


AB 33
R 4
H 5
RBI 4
BB 1
SO 5
LOB 9



Batter	1	2	3	4	5	6	7	8	9	AB	R	H	RBI	BB	SO	LOB	TOP										
Dick McAuliffe, L (1, 4) OBP: 0.322, SLG: 0.397	0-0 HR 1B		0-0 4-3		0-0 3-1		0-0 6-3			4	1	1	0	0	0	1											
Mickey Stanley, R (1, 8) OBP: 0.298, SLG: 0.364	0-0 F9		0-0 BB HR 1B		0-3 K			4-0 FC5-6 BB		3	1	1	0	1	1	1											
Jim Northrup, L (1, 9) OBP: 0.348, SLG: 0.432	0-0 1-H HR		4-0 1-2 HR BB		0-0 4-3			0-0 FC5-6 1-2		3	2	1	2	1	0	1											
Norm Cash, L (1, 3) OBP: 0.270, SLG: 0.336	0-0 E4 1B		0-0 1-H 2-H HR		0-0 3-1			0-0 F2		4	1	2	3	0	0	1											
Willie Horton, R (1, 7) OBP: 0.353, SLG: 0.610	0-3 K		0-0 5-3		0-3 K			0-0 F8		4	0	0	0	0	2	2											
Don Wert, R (1, 5) OBP: 0.271, SLG: 0.370	0-0 E4 1-2		0-0 F8		0-0 4-3			1-0 G5-4-3 HBP		3	0	0	0	0	0	1											
Tom Matchick, L (1, 6) OBP: 0.255, SLG: 0.267		0-0 G3		0-0 4-3			0-0 F7		0-0 F8	3	0	0	0	0	0	0											
Ray Oyler, R (7, 6) OBP: 0.207, SLG: 0.211										1	0	0	0	0	0	1											
Jim Price, R (1, 2) OBP: 0.190, SLG: 0.150		0-0 6-3		0-0 F8			0-0 SH1 1B		0-0 G5-4-3 1-2	4	0	1	0	0	0	1											
Joe Sparna, R (1, 1) OBP: 0.069, SLG: 0.069		0-0 G3		0-0 6-3			0-0 SH1			2	0	0	0	0	0	0											
Fred Lasher, R (9, 1) OBP: 0.333, SLG: 0.333							1-2			0	0	0	0	0	0	0											
Inning Stats	R: 2 E: 1 K: 1 S: 8	H: 3 LOB: 1 BB: 0 P: 8	R: 0 E: 0 K: 0 S: 3	H: 0 LOB: 0 BB: 0 P: 3	R: 3 E: 0 K: 0 S: 5	H: 2 LOB: 0 BB: 1 P: 9	R: 0 E: 0 K: 0 S: 3	H: 0 LOB: 0 BB: 0 P: 3	R: 0 E: 0 K: 1 S: 5	H: 0 LOB: 0 BB: 0 P: 5	R: 0 E: 0 K: 0 S: 4	H: 1 LOB: 1 BB: 0 P: 4	R: 0 E: 0 K: 0 S: 3	H: 0 LOB: 0 BB: 0 P: 7	R: 0 E: 0 K: 0 S: 2	H: 0 LOB: 0 BB: 0 P: 3	1B: 4 2B: 0 3B: 0 HR: 2	SF: 0 SAC: 1 DP: 1 HBP: 1	WP: 0 PB: 0 SB: 0 CS: 0	PA: 35							
PITCHER	IP	WLS	BF	H	R	ER	SO	BB	IBB	HBP	BLK	WP	HR	S	P	ERA	WHIP										
Lee Stange, R (1, 1) ERA: 4.76	5.0	L	21	5	5	5	2	1	0	0	0	0	2	24	28	9.00	1.200										
Dick Ellsworth, L (6, 1) ERA: 4.3	2.0		7	1	0	0	1	0	0	0	0	0	0	9	9	0.00	0.500										
Bill Landis, L (8, 1) ERA: 2.7	2.0		7	0	0	0	0	1	0	1	0	0	0	5	10	0.00	0.500										

Detroit Tigers @ Boston Red Sox
Fenway Park, Boston, MA
Thu Jun 06 1968, 3:33 AM EDT
Att: 16,513 - Unknown - 98 F


AB 31
R 5
H 6
RBI 5
BB 2
SO 3
LOB 9



Batter	1	2	3	4	5	6	7	8	9	AB	R	H	RBI	BB	SO	LOB	BOTTOM										
Joe Foy, R (1, 5) OBP: 0.378, SLG: 0.366	0-0 1B HR 1B	0-3 K			4-0 BB			0-0 G6-3 1B		3	1	2	0	1	1	1											
Reggie Smith, S (1, 8) OBP: 0.337, SLG: 0.376	0-0 1-3 HR 1B		0-0 F9		0-0 F4			0-0 F8		4	1	1	0	0	0	2											
Carl Yastrzemski, L (1, 7) OBP: 0.453, SLG: 0.554	0-0 1-H 3-H HR		0-0		0-0 4-3			0-0 G6-3 1-2		4	1	2	3	0	0	2											
George Scott, R (1, 3) OBP: 0.240, SLG: 0.252	0-0 L5		0-0 F8		0-0 6-3			0-0 5-3		4	0	0	0	0	0	1											
Joe Lahoud, L (1, 9) OBP: 0.311, SLG: 0.289	0-0 F3		0-0 4-1		0-0 6-3			0-0 F3		4	0	0	0	0	0	1											
Jerry Adair, R (1, 4) OBP: 0.324, SLG: 0.333	0-0 6-3			0-0 5-3		0-0 6-3		0-0 BB BB 1B		4	0	1	0	0	0	0											
Rico Petrocelli, R (1, 6) OBP: 0.278, SLG: 0.361		0-0 FC6-4 1B		0-0 5-3		0-0 F8		4-0 BB BB		3	0	1	0	1	0	0											
Russ Gibson, R (1, 2) OBP: 0.196, SLG: 0.306		0-0 FC6-4		0-0 F8		0-0 F8		4-0 BB BB		3	0	0	0	0	0	1											
Ken Harrison, R (9, PH) OBP: 0.372, SLG: 0.545		1-2 PB						1-2 2-3 BB		0	0	0	0	1	0	0											
Jose Santiago, R (9, FR) OBP: 0.214, SLG: 0.231		1-2								0	0	0	0	0	0	0											
Lee Stange, R (1, 1) OBP: 0.275, SLG: 0.286		0-0 F8			0-0 4-3			0-3 K		1	0	0	0	0	0	1											
Norm Siebern, L (5, PH) OBP: 0.059, SLG: 0.059										1	0	0	0	0	0	0											
Dick Ellsworth, L (6, 1) OBP: 0.366, SLG: 0.442										0	0	0	0	0	0	0											
Dalton Jones, L (7, PH) OBP: 0.186, SLG: 0.159										1	0	0	0	0	0	0											
Bill Landis, L (8, 1) OBP: 0.349, SLG: 0.337										1	0	0	0	0	1	3											
Inning Stats	R: 3 E: 0 K: 0 S: 6	H: 3 LOB: 0 BB: 0 P: 6	R: 0 E: 0 K: 1 S: 6	H: 1 LOB: 1 BB: 0 P: 6	R: 0 E: 0 K: 0 S: 4	H: 1 LOB: 1 BB: 0 P: 4	R: 0 E: 0 K: 0 S: 3	H: 0 LOB: 0 BB: 0 P: 3	R: 0 E: 0 K: 0 S: 3	H: 0 LOB: 0 BB: 0 P: 3	R: 0 E: 0 K: 0 S: 3	H: 0 LOB: 0 BB: 0 P: 3	R: 0 E: 0 K: 0 S: 3	H: 1 LOB: 0 BB: 0 P: 3	R: 0 E: 0 K: 1 S: 6	H: 1 LOB: 3 BB: 2 P: 14	1B: 6 2B: 0 3B: 0 HR: 1	SF: 0 SAC: 0 DP: 1 HBP: 0	WP: 0 PB: 1 SB: 0 CS: 0	PA: 36							
PITCHER	IP	WLS	BF	H	R	ER	SO	BB	IBB	HBP	BLK	WP	HR	S	P	ERA	WHIP										
Joe Sparna, R (1, 1) ERA: 3.31	8.2		34	7	3	3	1	2	0	0	0	0	1	34	42	3.12	1.038										
Fred Lasher, R (9, 1) ERA: 2.33	0.1	S	2	0	0	0	1	1	0	0	0	0	0	3	7	0.00	3.000										

Detroit Tigers @ Boston Red Sox
Fenway Park, Boston, MA
Thu Jun 06 1968, 3:33 AM EDT
Att: 16,513 - Unknown - 98 F

AB 33
R 3
H 7
RBI 3
BB 3
SO 2
LOB 12



Batter	1	2	3	4	5	6	7	8	9	AB	R	H	RBI	BB	SO	LOB	TOP			
Buddy Bradford, R (1, 8) OBP: 0.195, SLG: 0.211	0-3 K		0-0 4-3			0-0 6-3		0-0 5-3 1B		4	0	1	0	0	1	0	Chicago White Sox @ Boston Red Sox Fenway Park, Boston, MA Fri Jun 07 1968, 7:05 PM EDT Att: 30,058 - Unknown - 82 F			
Tom McCraw, L (1, 3) OBP: 0.273, SLG: 0.370 Luis Aparicio, R (6, 6) OBP: 0.281, SLG: 0.323	0-3 K			0-0 4-3		0-0 1B		0-0 5-3 1-3		3	0	1	0	0	1	0				
Tommy Davis, R (1, 7) OBP: 0.243, SLG: 0.295	4-0 BB			0-0 F9		0-0 F7		0-0 6-3		3	0	0	0	1	0	2				
Pete Ward, L (1, 5) OBP: 0.386, SLG: 0.444	0-0 F2			0-0 1B			0-0 G3		0-0 F9	4	0	1	0	0	0	1				
Russ Snyder, L (1, 9) OBP: 0.153, SLG: 0.132		0-0 4-3		0-0 G3			0-0 2B		0-0 4-3	4	1	1	0	0	0	1				
Duane Josephson, R (1, 2) OBP: 0.282, SLG: 0.341		0-0 F9			0-0 F7		0-0 G3 2H		0-0 HR	4	1	2	2	0	0	0				
Sandy Alomar Sr., S (1, 6) OBP: 0.289, SLG: 0.306		0-0 5-3			0-0 CS 3B		0-0 G3 2-3		0-0 5-3	3	0	1	0	0	0	1				
Jerry McNertney, R (9, PH) OBP: 0.314, SLG: 0.273										1	0	0	0	0	0	0				
Tim Cullen, R (1, 4) OBP: 0.276, SLG: 0.263 Bob Locker, S (7, 1)			0-0 5-3		0-0 6-3 3H		0-0 L6			3	0	0	0	0	0	2				
Joe Horlen, R (1, 1) Wayne Causey, L (7, 4) OBP: 0.240, SLG: 0.140			0-0 F3			0-3 K		0-0 4-3		2	0	0	0	0	1	0				
Inning Stats	R: 0 E: 0 K: 2 S: 7	H: 0 LOB: 1 BB: 1 P: 11	R: 0 E: 0 K: 0 S: 3	H: 0 LOB: 0 BB: 0 P: 3	R: 0 E: 0 K: 0 S: 3	H: 1 LOB: 1 BB: 0 P: 4	R: 0 E: 0 K: 1 S: 3	H: 1 LOB: 0 BB: 0 P: 3	R: 0 E: 0 K: 1 S: 6	H: 1 LOB: 1 BB: 0 P: 6	R: 1 E: 0 K: 0 S: 5	H: 2 LOB: 1 BB: 0 P: 5	R: 0 E: 0 K: 0 S: 4	H: 1 LOB: 1 BB: 0 P: 4	R: 1 E: 0 K: 0 S: 4	H: 1 LOB: 0 BB: 0 P: 4	1B: 3 2B: 2 3B: 1 HR: 1	SF: 0 SAC: 0 DP: 0 HBP: 0	WP: 0 PB: 0 SB: 1 CS: 1	PA: 34
PITCHER Jose Santiago, R (1, 1) ERA: 2.44	IP: 9.0 WLS: W BF: 34 H: 7 R: 2 ER: 2 SO: 3 BB: 1 IBB: 0 HBP: 0 BLK: 0 WP: 0 HR: 1 S: 39 P: 43 ERA: 2.00 WHIP: 0.889															PITCHER				

Batter	1	2	3	4	5	6	7	8	9	AB	R	H	RBI	BB	SO	LOB	BOTTOM			
Joe Foy, R (1, 5) OBP: 0.378, SLG: 0.359	4-0 FC4-6 BB		0-0 FC3-6 5-3 1-2		0-0 E3 E		4-0 HR BB	0-0 FC1-2 3-H		3	2	0	0	2	0	4	Chicago White Sox @ Boston Red Sox Fenway Park, Boston, MA Fri Jun 07 1968, 7:05 PM EDT Att: 30,058 - Unknown - 82 F			
Reggie Smith, S (1, 8) OBP: 0.335, SLG: 0.373	0-0 F5		0-0 5-3 1-3		0-0 E6 1B 2H		0-0 F8			4	0	1	0	0	0	3				
Carl Yastrzemski, L (1, 7) OBP: 0.459, SLG: 0.570	0-0 FC4-6 1-2		4-0 FC5-4 IBB		4-0 FC6-4 IBB		0-0 HR 1-H			2	1	1	2	2	0	1				
George Scott, R (1, 3) OBP: 0.234, SLG: 0.245	0-0 F2		0-0 FC5-4 1-2		0-0 FC6-4 1-2		0-0 4-3			4	0	0	0	0	0	5				
Joe Lahoud, L (1, 9) OBP: 0.327, SLG: 0.275		4-0 BB		0-0 5-3		0-0 3-1		4-0 1B SH1-4 FC1-2 BB		2	0	0	0	2	0	0				
Jerry Adair, R (1, 4) OBP: 0.300, SLG: 0.308		0-0 F9		0-0 4-3		0-0 1-3		0-0 SH1-4 1-2		3	0	0	0	0	0	1				
Rico Petrocelli, R (1, 6) OBP: 0.283, SLG: 0.367		0-0 F7		0-0 F9		0-0 2B		4-0 1B IBB		3	0	1	0	1	0	1				
Russ Gibson, R (1, 2) OBP: 0.185, SLG: 0.288 Dalton Jones, L (8, PH) OBP: 0.198, SLG: 0.169 Elston Howard, R (9, 2) OBP: 0.349, SLG: 0.337	0-3 K				0-0 5-3		0-0 5-3		0-0 1-2 2-3 1B	3	0	0	0	0	1	2				
Jose Santiago, R (1, 1) OBP: 0.219, SLG: 0.233			0-0 FC3-6 1B		0-3 K		0-0 F7		0-3 K	4	0	1	0	0	2	3				
Inning Stats	R: 0 E: 0 K: 0 S: 3	H: 0 LOB: 1 BB: 1 P: 7	R: 0 E: 0 K: 1 S: 5	H: 0 LOB: 1 BB: 1 P: 9	R: 0 E: 0 K: 0 S: 4	H: 1 LOB: 2 BB: 1 P: 8	R: 0 E: 0 K: 0 S: 3	H: 0 LOB: 0 BB: 0 P: 3	R: 1 E: 2 K: 1 S: 7	H: 1 LOB: 2 BB: 1 P: 11	R: 0 E: 0 K: 0 S: 4	H: 1 LOB: 0 BB: 0 P: 4	R: 2 E: 0 K: 0 S: 4	H: 1 LOB: 0 BB: 1 P: 8	R: 0 E: 0 K: 1 S: 6	H: 1 LOB: 3 BB: 2 P: 14		1B: 3 2B: 1 3B: 0 HR: 1	SF: 0 SAC: 1 DP: 0 HBP: 0	WP: 0 PB: 0 SB: 1 CS: 0
PITCHER Joe Horlen, R (1, 1) ERA: 1.71 Bob Locker, R (7, 1) ERA: 3.24	IP: 1.1 WLS: L BF: 7 H: 1 R: 0 ER: 0 SO: 1 BB: 1 IBB: 1 HBP: 0 BLK: 0 WP: 0 HR: 0 S: 7 P: 15 ERA: 0.00 WHIP: 1.500															PITCHER				

AB	33
R	2
H	7
RBI	2
BB	1
SO	3
LOB	8



AB	29
R	3
H	5
RBI	2
BB	7
SO	3
LOB	20



Batter	1	2	3	4	5	6	7	8	9	AB	R	H	RBI	BB	SO	LOB	TOP					
Buddy Bradford, R OBP: 0.207, SLG: 0.263 (1, 8)	F4		E5		SF9		F8		HR	4	1	2	3	0	0	0	Chicago White Sox @ Boston Red Sox Fenway Park, Boston, MA Sat Jun 08 1968, 7:05 PM EDT Att: 24,287 - Unknown - 65 F					
Russ Snyder, L OBP: 0.169, SLG: 0.151 (1, 9)	1B		K		1B		4-3		3-1	5	0	2	0	0	1	1						
Pete Ward, L OBP: 0.388, SLG: 0.449 (1, 3)	F9			G6-4-3	F8			SF8		3	1	1	0	1	0	3						
Tommy Davis, R OBP: 0.243, SLG: 0.293 Ken Berry, R OBP: 0.259, SLG: 0.309 (8, 8)	4-3			1B		6-3		6-3		4	0	1	0	0	0	2						
Duane Josephson, R OBP: 0.281, SLG: 0.340 (1, 2)		4-3		G6-4-3		1B	WP	6-3		3	0	1	1	0	0	2						
Dick Kenworthy, R OBP: 0.290, SLG: 0.276 (1, 5)				1B		1B		1-3		3	0	1	0	1	0	1						
Sandy Alomar Sr., S OBP: 0.275, SLG: 0.289 Wayne Causey, L OBP: 0.255, SLG: 0.159 Luis Aparicio, R OBP: 0.280, SLG: 0.322 (6, 6)	G1-6-3				4-3			6-3		2	0	0	0	0	0	1						
Tim Cullen, R OBP: 0.282, SLG: 0.280 (1, 4)			1-6-3			1B	SF9	G5-2-3		4	2	2	0	0	0	3						
Gary Peters, L OBP: 0.295, SLG: 0.385 (1, 1)			K					G3		4	0	1	0	0	1	1						
Inning Stats	R: 0 E: 0 K: 0 S: 4	H: 1 LOB: 1 BB: 0 P: 4	R: 0 E: 0 K: 0 S: 3	H: 1 LOB: 0 BB: 0 P: 3	R: 0 E: 1 K: 2 S: 8	H: 1 LOB: 1 BB: 0 P: 8	R: 0 E: 0 K: 0 S: 3	H: 1 LOB: 1 BB: 1 P: 7	R: 1 E: 0 K: 0 S: 6	H: 3 LOB: 2 BB: 0 P: 6	R: 0 E: 0 K: 0 S: 4	H: 2 LOB: 0 BB: 1 P: 8	R: 0 E: 0 K: 0 S: 3	H: 0 LOB: 0 BB: 0 P: 3	R: 1 E: 0 K: 0 S: 4	H: 1 LOB: 0 BB: 0 P: 4		R: 2 E: 0 K: 0 S: 5	H: 2 LOB: 0 BB: 0 P: 5	1B: 9 2B: 2 3B: 0 HR: 1	SF: 2 SAC: 0 DP: 3 HBP: 0	WP: 1 PB: 0 SB: 0 CS: 0
PITCHER Gary Bell, R ERA: 2.25 (1, 1)	IP: 9.0 WLS: L BF: 38	H: 12 R: 4 ER: 4 SO: 2	BB: 2 IBB: 0 HBP: 0 BLK: 0	WP: 1 HR: 1 S: 40 P: 48	ERA: 4.00 WHIP: 1.556											ERA: 4.00 WHIP: 1.556						

Batter	1	2	3	4	5	6	7	8	9	AB	R	H	RBI	BB	SO	LOB	BOTTOM					
Joe Foy, R OBP: 0.371, SLG: 0.351 (1, 5)	F8			K		6-3			K	4	0	0	0	0	2	1	Chicago White Sox @ Boston Red Sox Fenway Park, Boston, MA Sat Jun 08 1968, 7:05 PM EDT Att: 24,287 - Unknown - 65 F					
Reggie Smith, S OBP: 0.343, SLG: 0.383 (1, 8)	1B			5-3			FC4-6		FC5	3	0	2	0	1	0	0						
Carl Yastrzemski, L OBP: 0.495, SLG: 0.561 (1, 7)	K			K			FC4-6			3	0	0	0	1	2	2						
Ken Harrelson, R OBP: 0.363, SLG: 0.529 (1, 9)		5-3			F8		L7		FC5	4	0	0	0	0	0	3						
George Scott, R OBP: 0.230, SLG: 0.241 (1, 3)		6-3			6-3		FC6-4			3	0	0	0	0	0	1						
Jerry Adair, R OBP: 0.279, SLG: 0.286 (1, 4)		5-3			1-3				F3	3	0	0	0	0	0	0						
Rico Petrocelli, R OBP: 0.283, SLG: 0.363 (1, 6)				G6-4-3		5-3		K		2	0	0	0	0	1	0						
Elston Howard, R OBP: 0.348, SLG: 0.337 (1, 2)				G6-4-3		SH5-4		5-3		3	0	1	0	0	0	1						
Gary Bell, R OBP: 0.176, SLG: 0.235 Mike Andrews, R OBP: 0.326, SLG: 0.325 (8, PH)				K		SH5-4		K		1	0	0	0	0	1	0						
Inning Stats	R: 0 E: 0 K: 1 S: 5	H: 0 LOB: 0 BB: 0 P: 5	R: 0 E: 0 K: 0 S: 3	H: 0 LOB: 0 BB: 0 P: 3	R: 0 E: 0 K: 1 S: 4	H: 0 LOB: 0 BB: 0 P: 5	R: 0 E: 0 K: 2 S: 7	H: 0 LOB: 0 BB: 0 P: 7	R: 0 E: 0 K: 0 S: 3	H: 0 LOB: 0 BB: 0 P: 3	R: 0 E: 0 K: 0 S: 4	H: 1 LOB: 1 BB: 0 P: 4	R: 0 E: 0 K: 0 S: 3	H: 0 LOB: 1 BB: 1 P: 7	R: 0 E: 0 K: 1 S: 5	H: 0 LOB: 0 BB: 0 P: 5		R: 0 E: 0 K: 2 S: 8	H: 1 LOB: 2 BB: 1 P: 12	1B: 2 2B: 1 3B: 0 HR: 0	SF: 0 SAC: 1 DP: 1 HBP: 1	WP: 0 PB: 0 SB: 0 CS: 0
PITCHER Gary Peters, L ERA: 3.07 (1, 1)	IP: 9.0 WLS: W BF: 31	H: 3 R: 0 ER: 0 SO: 7	BB: 2 IBB: 0 HBP: 1 BLK: 0	WP: 0 HR: 0 S: 42 P: 51	ERA: 0.00 WHIP: 0.556											ERA: 0.00 WHIP: 0.556						

Batter	1	2	3	4	5	6	7	8	9	AB	R	H	RBI	BB	SO	LOB	TOP					
Paul Schaaf, R (1, 5) Woodie Held, R (4, FR) OBP: 0.309, SLG: 0.281 OBP: 0.194, SLG: 0.152	G3 1B		1B BB	HBP			1B	F4		1	1	1	0	1	0	0	California Angels @ Boston Red Sox Fenway Park, Boston, MA Thu Jun 13 1968, 3:33 AM EDT Unknown					
Jim Fregosi, R (1, 6) OBP: 0.356, SLG: 0.392	G3		F3	F3			K	1B FC5-4		5	0	1	1	0	1	7						
Roger Repoz, L (1, 8) Chuck Hinton, R (7, PH) OBP: 0.219, SLG: 0.352	F9		1B 1B		F9		K	FC5-4		3	0	1	0	0	0	1						
Don Mincher, L (1, 3) OBP: 0.343, SLG: 0.366	FC6-4 BB		1B 1B		G3		F6		FC5-4 BB	3	0	1	1	2	0	2						
Rick Reichardt, R (1, 7) OBP: 0.319, SLG: 0.380	FC6-4		FC6-4		F8			FC5-4 BB		4	1	0	0	1	0	5						
Jimmie Hall, L (1, 9) Bobby Trevino, R (9, 8) OBP: 0.299, SLG: 0.256 OBP: 0.333, SLG: 0.346		G3		F9		G6-4-3 1B		1B 1B	G6-3	5	1	2	0	0	0	1						
Tom Satriano, L (1, 2) OBP: 0.361, SLG: 0.446	G3			HBP 1B		F9		K		4	0	1	0	0	1	3						
Bobby Knoop, R (1, 4) OBP: 0.290, SLG: 0.295	4-3			FC 1B		G6-4-3		1B 1B		4	1	2	1	0	0	1						
Tom Murphy, R (7, PH) Ed Kirkpatrick, L (7, PH) Minnie Rojas, R (8, PH) Bubba Morton, R (8, PH) Sammy Ellis, L (9, 1) Clyde Wright, L (9, 1) OBP: 0.296, SLG: 0.326			K	FC HBP			1B BB	1B 1B		2	0	0	0	0	1	2						
Inning Stats	R: 0 E: 0 K: 0 S: 4	H: 1 LOB: 2 BB: 1 P: 8	R: 0 E: 0 K: 0 S: 3	H: 0 LOB: 0 BB: 0 P: 3	R: 1 E: 0 K: 1 S: 7	H: 2 LOB: 2 BB: 1 P: 11	R: 0 E: 0 K: 0 S: 5	H: 2 LOB: 3 BB: 0 P: 6	R: 0 E: 0 K: 0 S: 3	H: 1 LOB: 0 BB: 0 P: 3	R: 0 E: 0 K: 2 S: 8	H: 1 LOB: 2 BB: 1 P: 12	R: 3 E: 0 K: 1 S: 9	H: 4 LOB: 2 BB: 1 P: 13	R: 0 E: 0 K: 0 S: 2	H: 0 LOB: 0 BB: 1 P: 6		1B: 11 2B: 0 3B: 0 HR: 0	SF: 0 SAC: 0 DP: 2 HBP: 1	WP: 0 PB: 0 SB: 0 CS: 0	PA: 42	
PITCHER	IP WLS BF H R ER SO BB IBB HBP BLK WP HR S P ERA WHIP	6.1 29 7 1 1 2 3 0 0 0 0 0 0 29 42 1.42 1.579	0.2 2 0 0 0 1 0 0 0 0 0 0 4 4 0.00 0.000	0.0 L 2 1 2 2 0 1 0 0 0 0 0 1 5 ∞ ∞	1.0 6 3 1 1 1 0 0 0 0 0 0 8 8 9.00 3.000	1.0 3 0 0 0 0 1 0 0 0 0 0 2 6 0.00 1.000																

AB	36
R	4
H	11
RBI	4
BB	5
SO	4
LOB	28



Batter	1	2	3	4	5	6	7	8	9	AB	R	H	RBI	BB	SO	LOB	BOTTOM					
Mike Andrews, R (1, 4) OBP: 0.324, SLG: 0.318	BB		K		K			G5-4-3		3	0	0	0	1	2	1	California Angels @ Boston Red Sox Fenway Park, Boston, MA Thu Jun 13 1968, 3:33 AM EDT Unknown					
Joe Foy, R (1, 5) OBP: 0.364, SLG: 0.343	K		K		F8			K		4	0	0	0	0	3	1						
Carl Yastrzemski, L (1, 7) OBP: 0.455, SLG: 0.555	F5			1B 2B BB		G6-4-3 BB		F5		2	1	0	0	2	0	1						
Ken Harrelson, R (1, 9) OBP: 0.366, SLG: 0.528	4-3			2B SF8 1B		G6-4-3		HBP 1B		4	1	2	0	0	0	2						
Reggie Smith, S (1, 8) OBP: 0.350, SLG: 0.393		5-3		1-3 3-H 2B		CS 1B		HBP		3	0	2	1	0	0	0						
George Scott, R (1, 3) Dalton Jones, L (9, PH) Gene Oliver, R (9, PH) OBP: 0.227, SLG: 0.236 OBP: 0.198, SLG: 0.169 OBP: 0.243, SLG: 0.125		K		K		CS	F8	K		3	0	0	0	0	2	2						
Rico Petrocelli, R (1, 6) OBP: 0.283, SLG: 0.368				SF8		F8		5-3		3	0	1	1	0	0	2						
Elston Howard, R (1, 2) OBP: 0.339, SLG: 0.327				5-3		F4				3	0	0	0	0	1	2						
Jose Santiago, R (1, 1) Bill Landis, L (7, 1) Jim Lonborg, R (8, 1) Sparky Lyle, L (8, 1) Joe Lahoud, L (9, PH) Lee Stange, R (9, 1) OBP: 0.267, SLG: 0.219 ERA: 4.2 ERA: 3.46 ERA: 3.88			F8		4-3			G5-4-3 1B		2	0	0	0	0	0	0						
Inning Stats	R: 0 E: 0 K: 1 S: 5	H: 0 LOB: 1 BB: 1 P: 9	R: 0 E: 0 K: 2 S: 8	H: 1 LOB: 0 BB: 0 P: 8	R: 0 E: 0 K: 2 S: 7	H: 0 LOB: 0 BB: 0 P: 7	R: 2 E: 0 K: 1 S: 7	H: 2 LOB: 1 BB: 1 P: 11	R: 0 E: 0 K: 1 S: 5	H: 0 LOB: 0 BB: 0 P: 5	R: 0 E: 0 K: 0 S: 2	H: 1 LOB: 0 BB: 1 P: 6	R: 0 E: 0 K: 0 S: 3	H: 0 LOB: 0 BB: 0 P: 3	R: 0 E: 0 K: 1 S: 5	H: 1 LOB: 0 BB: 0 P: 5		R: 0 E: 0 K: 1 S: 6	H: 1 LOB: 2 BB: 0 P: 7	1B: 4 2B: 2 3B: 0 HR: 0	SF: 1 SAC: 0 DP: 2 HBP: 1	WP: 0 PB: 0 SB: 0 CS: 1
PITCHER	IP WLS BF H R ER SO BB IBB HBP BLK WP HR S P ERA WHIP	6.0 23 4 2 2 7 3 0 0 0 0 0 0 3 3 0.00 0.000	1.0 W 3 0 0 0 0 0 0 0 0 0 0 3 3 0.00 0.000	1.1 6 2 0 0 1 0 0 0 1 0 0 7 8 0.00 1.500	0.2 S 2 0 0 0 1 0 0 0 0 0 0 4 4 0.00 0.000																	



Batter	1	2	3	4	5	6	7	8	9	AB	R	H	RBI	BB	SO	LOB	TOP					
Joe Foy, R OBP: 0.354, SLG: 0.326 (1, 5)										3	0	1	1	1	0	0	Boston Red Sox @ Cleveland Indians Cleveland Municipal Stadium, Cleveland, OH Sat Jun 15 1968, 3:33 AM EDT Att: 10,193 - Unknown					
Joe Lahoud, L OBP: 0.371, SLG: 0.286 (1, 9)										3	2	1	0	2	1	2						
Carl Yastrzemski, L OBP: 0.462, SLG: 0.562 (1, 7)										5	2	3	3	0	1	2						
Ken Harrelson, R OBP: 0.376, SLG: 0.600 (1, 3)										5	1	2	0	0	0	4						
Reggie Smith, S OBP: 0.356, SLG: 0.396 (1, 8)										4	1	1	1	1	2	5						
Rico Petrocelli, R OBP: 0.286, SLG: 0.386 (1, 6)										5	1	1	2	0	0	5						
Mike Andrews, R OBP: 0.337, SLG: 0.325 (1, 4)										5	1	2	1	0	0	1						
Russ Gibson, R OBP: 0.161, SLG: 0.250 (1, 2)										5	0	0	0	0	1	3						
Ray Culp, R OBP: 0.125, SLG: 0.067 Bill Landis, L (6, 1)										2	1	1	0	1	1	0						
Gary Waslewski, R OBP: 0.095, SLG: 0.050 (6, 1)										0	0	0	0	0	0	0						
Inning Stats	R: 0 E: 0 K: 2 S: 8	H: 1 LOB: 2 BB: 1 P: 12	R: 0 E: 0 K: 0 S: 3	H: 0 LOB: 0 BB: 0 P: 3	R: 2 E: 0 K: 0 S: 5	H: 2 LOB: 2 BB: 2 P: 13	R: 0 E: 0 K: 2 S: 7	H: 0 LOB: 0 BB: 0 P: 7	R: 0 E: 0 K: 1 S: 5	H: 0 LOB: 0 BB: 0 P: 5	R: 3 E: 0 K: 0 S: 8	H: 5 LOB: 2 BB: 0 P: 8	R: 1 E: 0 K: 1 S: 8	H: 3 LOB: 2 BB: 0 P: 8	R: 2 E: 0 K: 0 S: 4	H: 1 LOB: 0 BB: 1 P: 8	R: 1 E: 0 K: 0 S: 3	H: 0 LOB: 0 BB: 1 P: 7	1B: 10 2B: 0 3B: 0 HR: 2	SF: 0 SAC: 1 DP: 0 HBP: 0	WP: 0 PB: 1 SB: 1 CS: 0	PA: 44
PITCHER	IP WLS BF H R ER SO BB IBB HBP BLK WP HR S P ERA WHIP	5.1 L 24 5 4 4 5 3 0 0 0 0 1 31 43 6.75 1.500	0.2 5 3 1 1 0 0 0 0 0 0 0 0 5 5 13.50 4.500	2.0 11 4 3 3 1 1 0 0 0 0 0 1 12 16 13.50 2.500	1.0 4 0 1 0 0 1 0 0 0 0 0 0 3 7 0.00 1.000	PITCHER										IP WLS BF H R ER SO BB IBB HBP BLK WP HR S P ERA WHIP						
Stan Williams, R ERA: 1.83 Hal Kirtz, R ERA: 2.09 Mike Paul, L ERA: 2.77 Eddie Fisher, R ERA: 2.63																						

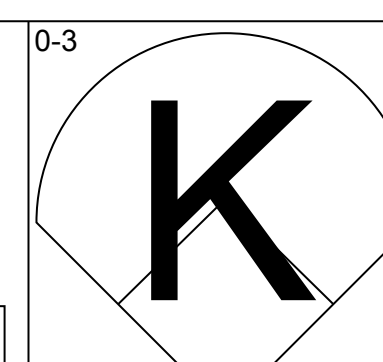
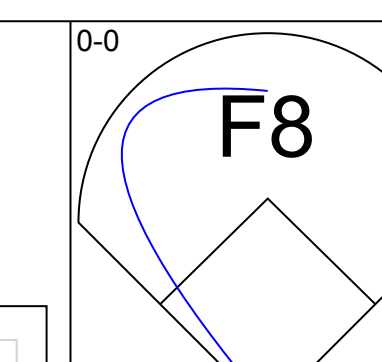
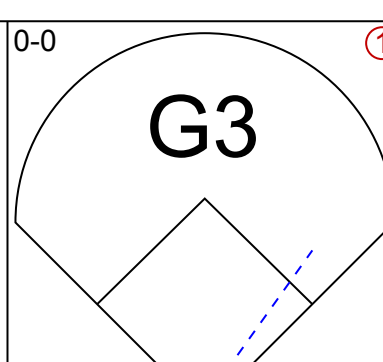
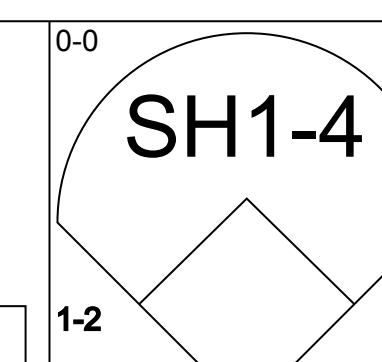
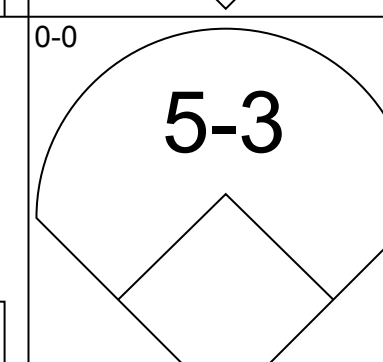
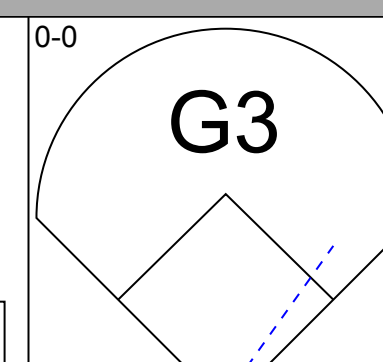
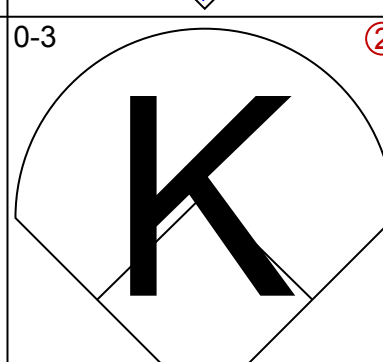
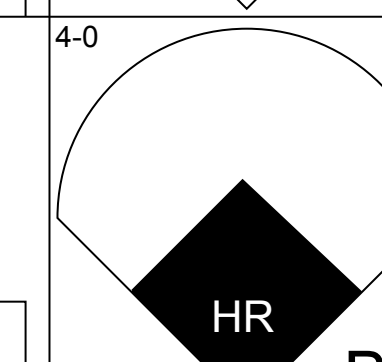
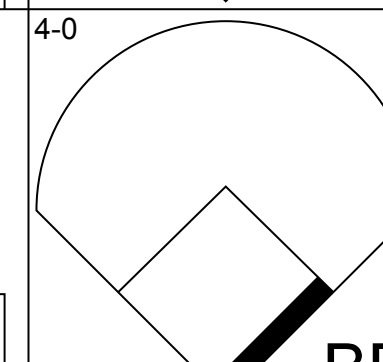
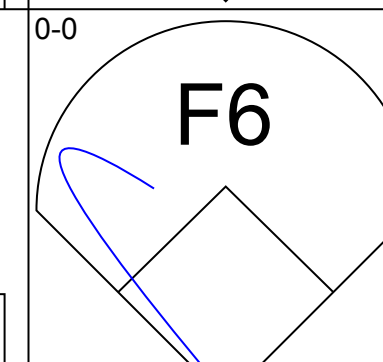
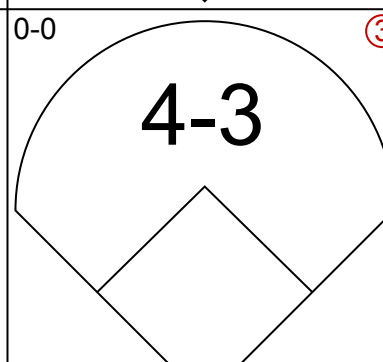
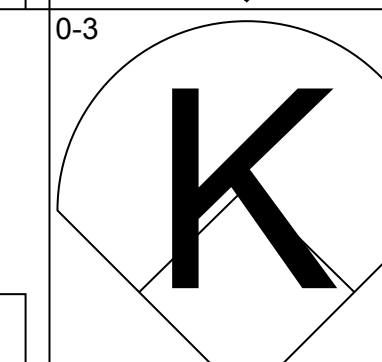
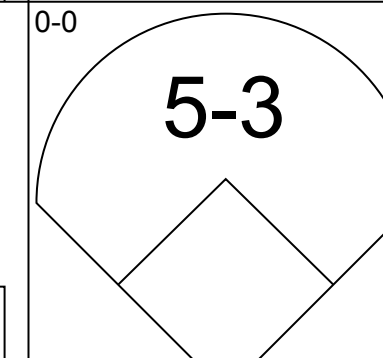
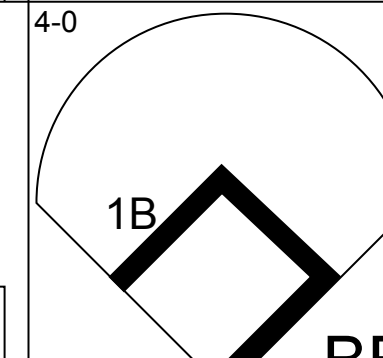
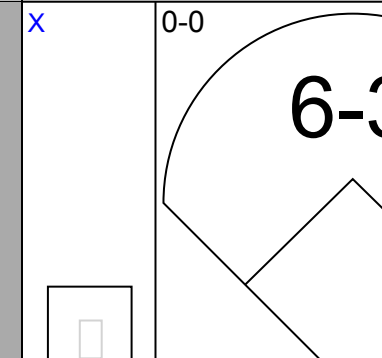
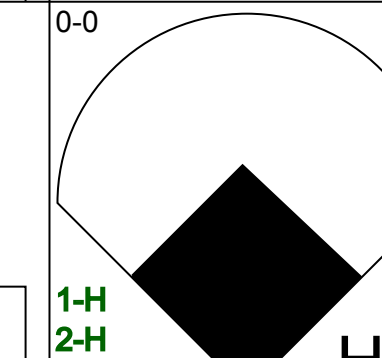
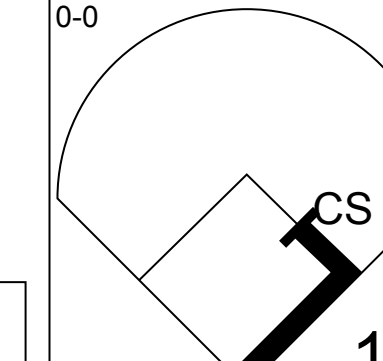
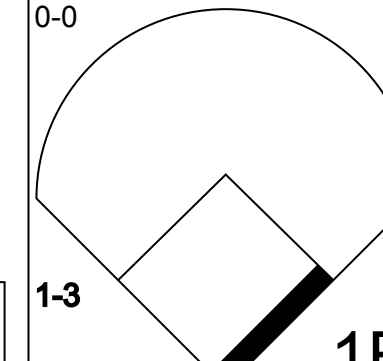
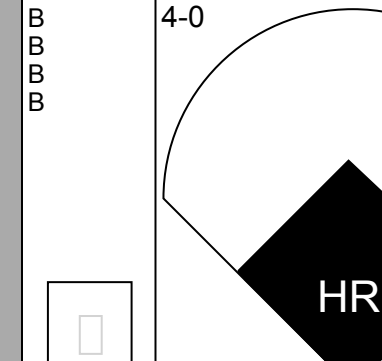
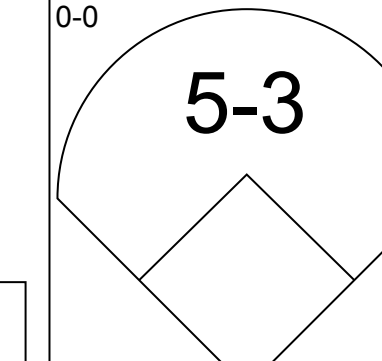

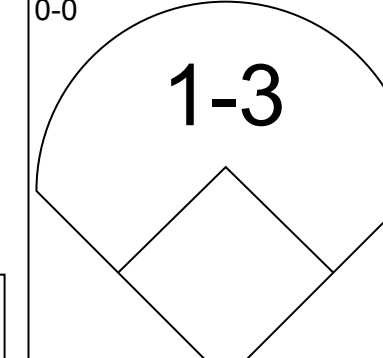
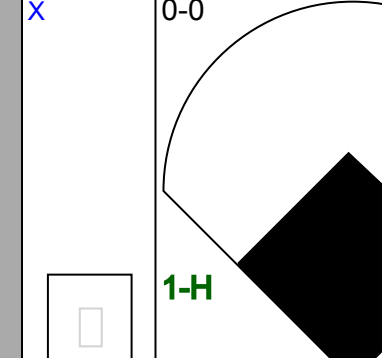
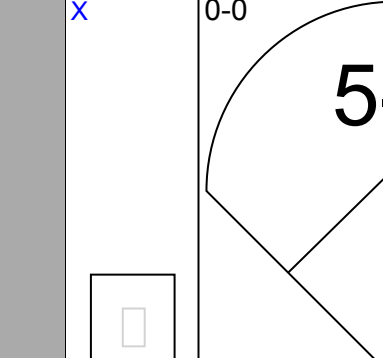
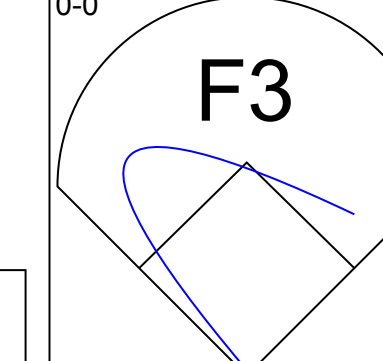
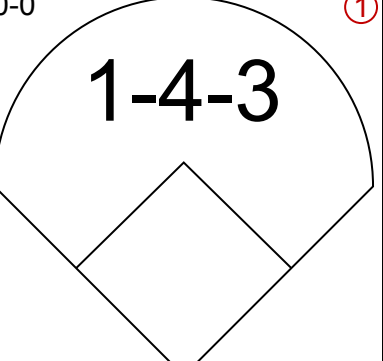
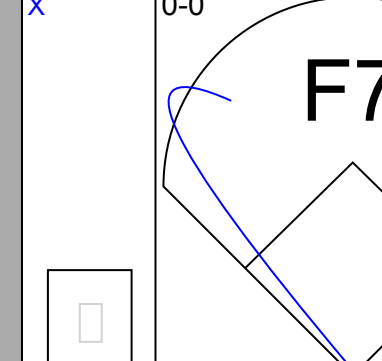
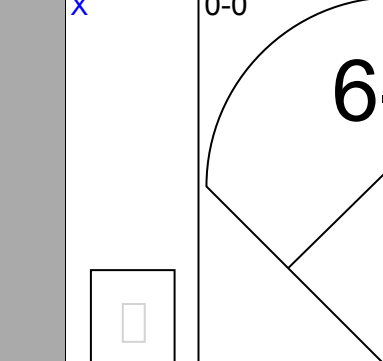
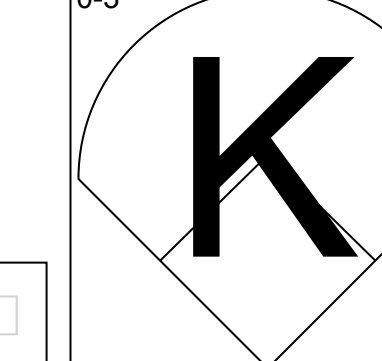
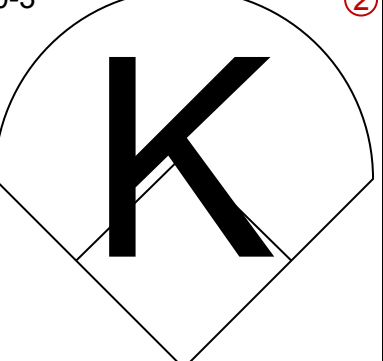
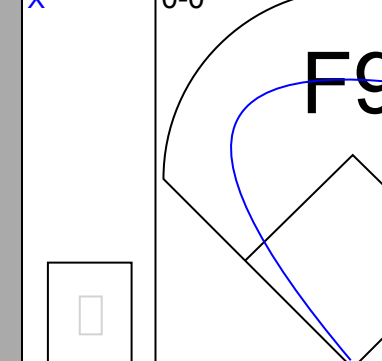
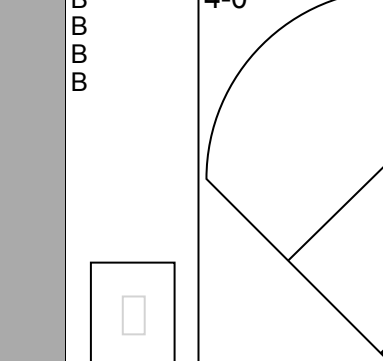
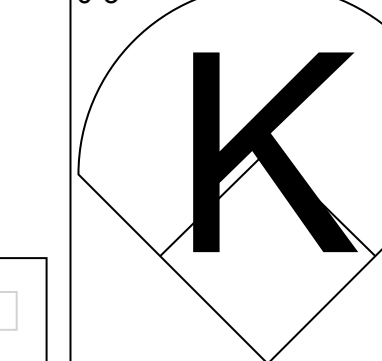
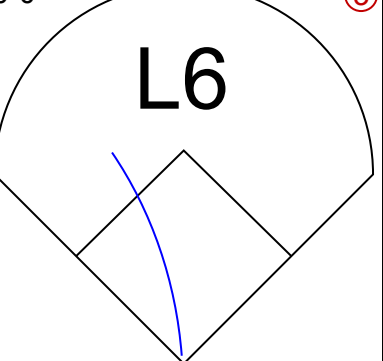
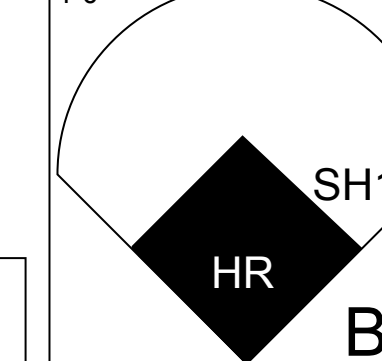
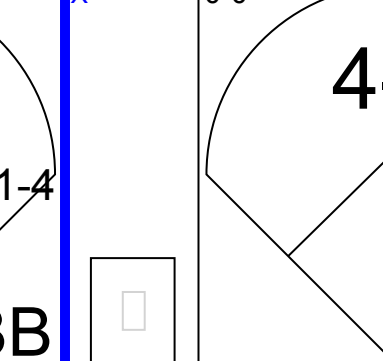
AB 38
R 9
H 12
RBI 8
BB 5
SO 6
LOB 22



Batter	1	2	3	4	5	6	7	8	9	AB	R	H	RBI	BB	SO	LOB	BOTTOM					
Jose Cardenal, R OBP: 0.274, SLG: 0.310 (1, 8)										4	1	0	0	1	3	4	Boston Red Sox @ Cleveland Indians Cleveland Municipal Stadium, Cleveland, OH Sat Jun 15 1968, 3:33 AM EDT Att: 10,193 - Unknown					
Larry Brown, R OBP: 0.280, SLG: 0.305 (1, 6)										5	0	1	0	0	2	2						
Russ Snyder, L OBP: 0.185, SLG: 0.218 (1, 9)										5	1	2	1	0	0	1						
Lee Mays, L OBP: 0.311, SLG: 0.434 (1, 7)										3	0	1	0	1	1	1						
Tony Horton, R OBP: 0.321, SLG: 0.437 (1, 3)										4	1	0	0	0	0	4						
Duke Sims, L OBP: 0.384, SLG: 0.463 (1, 2)										3	0	2	1	1	0	0						
Max Alvis, R OBP: 0.320, SLG: 0.382 (1, 5)										4	0	0	0	0	1	5						
Vern Fuller, R OBP: 0.316, SLG: 0.318 Joe Azcue, R OBP: 0.333, SLG: 0.347 Davey Nelson, R OBP: 0.235, SLG: 0.188 (6, PH) (6, PR) (7, 4)										1	0	0	0	1	1	2						
Stan Williams, R Hal Kirtz, R Willie Smith, L Tommy Harper, L Mike Paul, L Eddie Fisher, R Jose Vidaj, R (1, 1) (6, 1) (6, PH) (6, PR) (7, 1) (9, 1) (9, PH)										2	0	1	0	0	0	1						
Inning Stats	R: 1 E: 0 K: 2 S: 8	H: 1 LOB: 1 BB: 1 P: 12	R: 0 E: 0 K: 1 S: 5	H: 0 LOB: 1 BB: 1 P: 9	R: 0 E: 0 K: 1 S: 5	H: 0 LOB: 0 BB: 0 P: 5	R: 0 E: 0 K: 1 S: 6	H: 1 LOB: 2 BB: 1 P: 10	R: 0 E: 0 K: 1 S: 5	H: 1 LOB: 1 BB: 0 P: 5	R: 2 E: 0 K: 1 S: 7	H: 2 LOB: 3 BB: 3 P: 19	R: 0 E: 0 K: 0 S: 3	H: 0 LOB: 0 BB: 0 P: 3	R: 0 E: 1 K: 0 S: 4	H: 1 LOB: 1 BB: 0 P: 4		R: 0 E: 0 K: 1 S: 6	H: 1 LOB: 1 BB: 0 P: 6	1B: 5 2B: 3 3B: 0 HR: 0	SF: 0 SAC: 0 DP: 1 HBP: 0	WP: 0 PB: 1 SB: 1 CS: 0
PITCHER	IP WLS BF H R ER SO BB IBB HBP BLK WP HR S P ERA WHIP	5.2 W 26 5 3 3 6 5 0 0 0 0 0 33 53 4.76 1.765	0.0 1 0 0 0 0 1 0 0 0 0 0 0 4 ∞ ∞	3.1 S 12 2 0 0 2 0 0 0 0 0 0 16 16 0.00 0.600	PITCHER										IP WLS BF H R ER SO BB IBB HBP BLK WP HR S P ERA WHIP							
Ray Culp, R ERA: 4.5 Bill Landis, L ERA: 2.6 Gary Waslewski, R ERA: 3.15																						

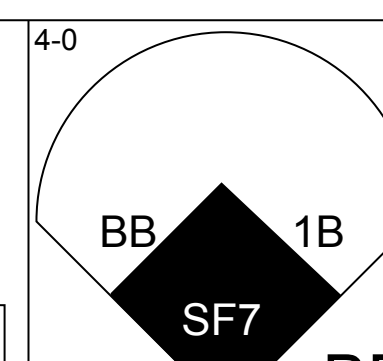
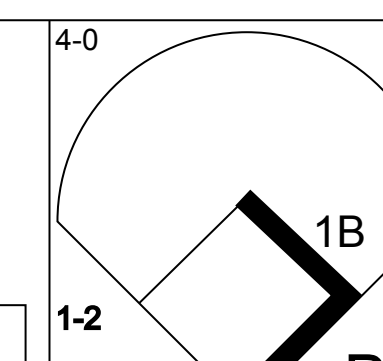
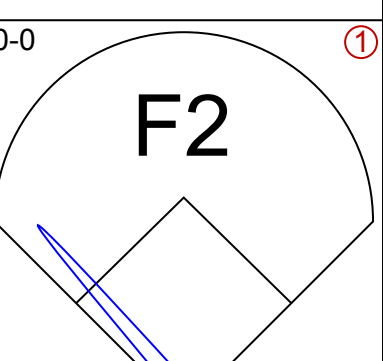
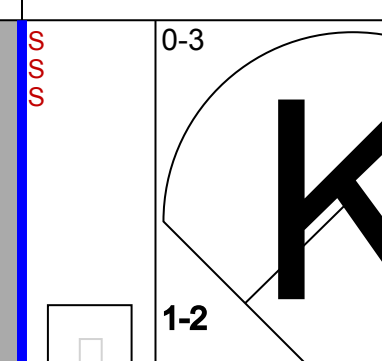
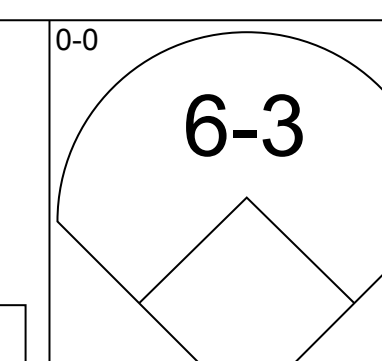
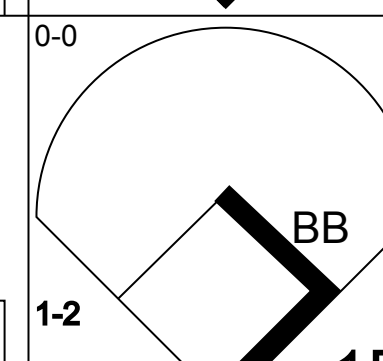
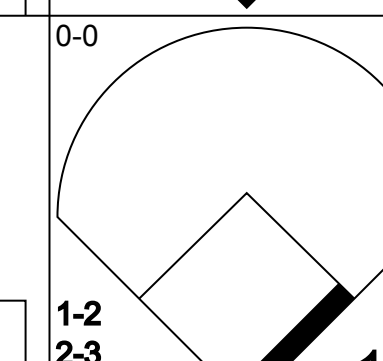
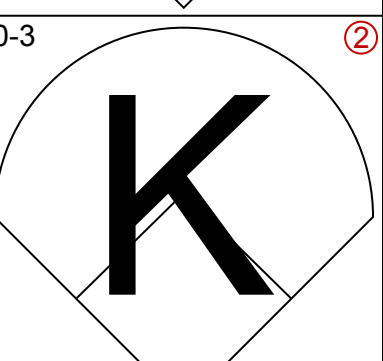
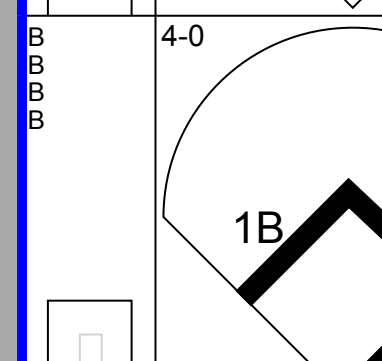
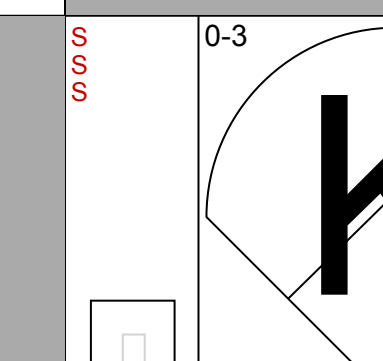
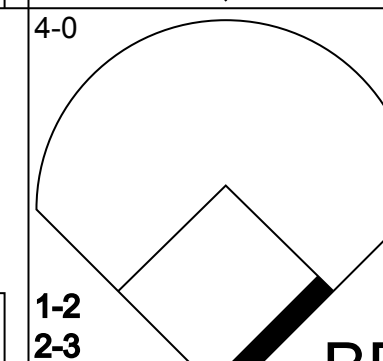
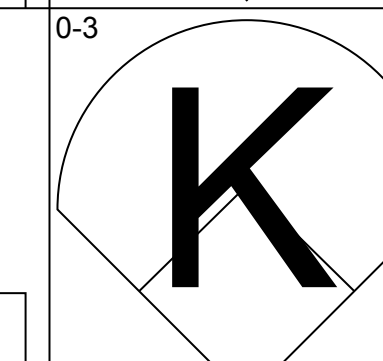
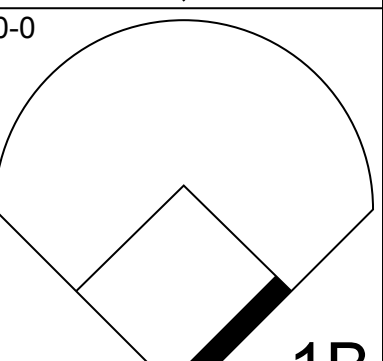
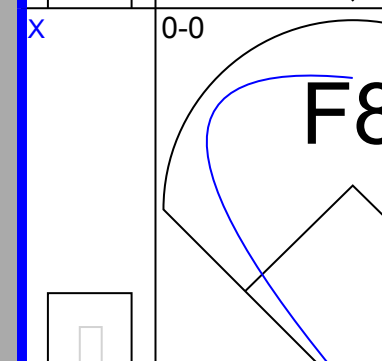
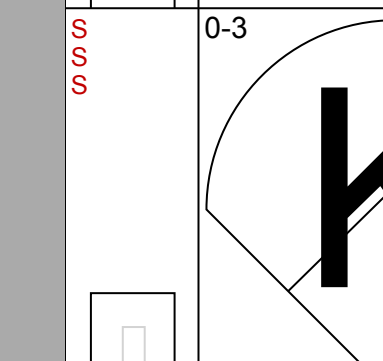
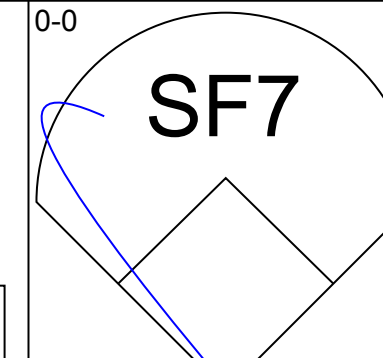
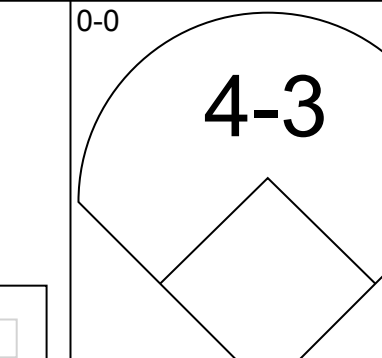
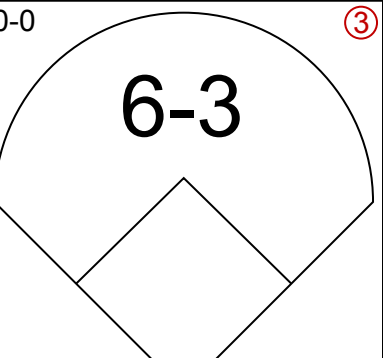
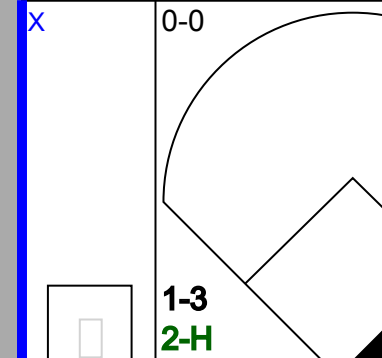
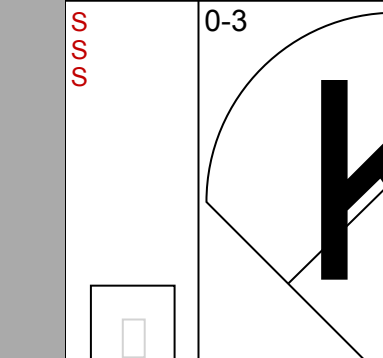
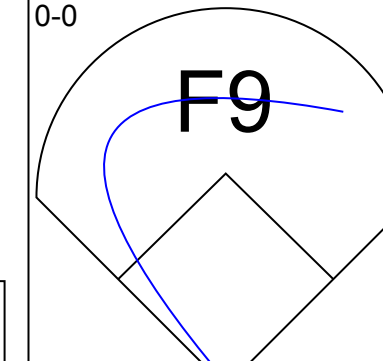
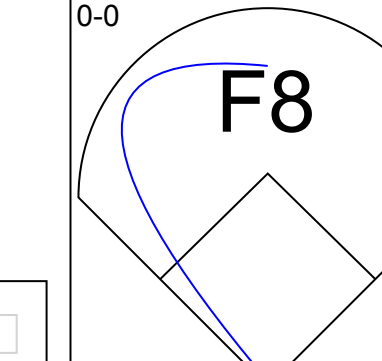
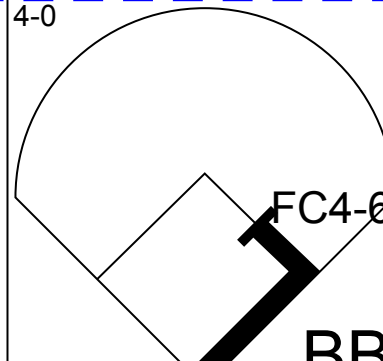
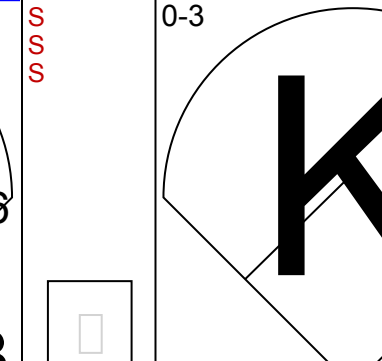
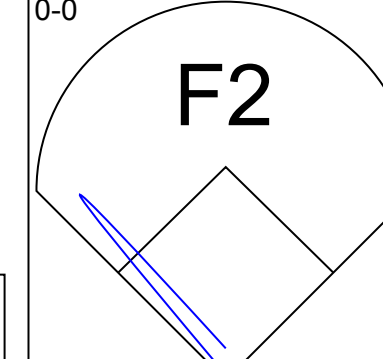
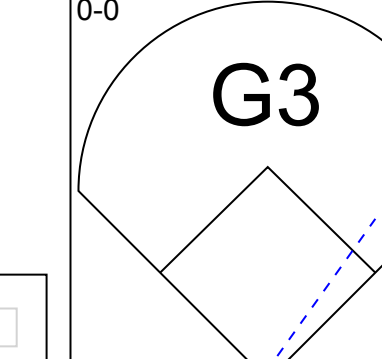
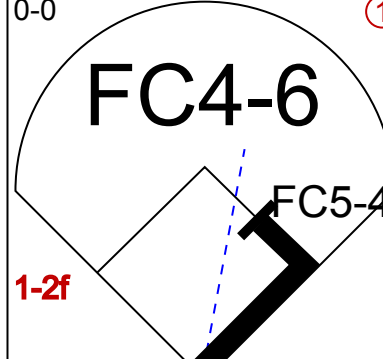
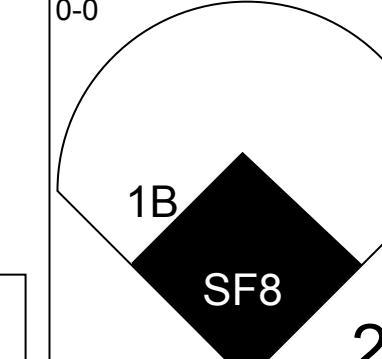
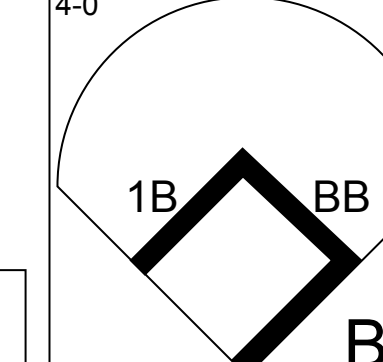
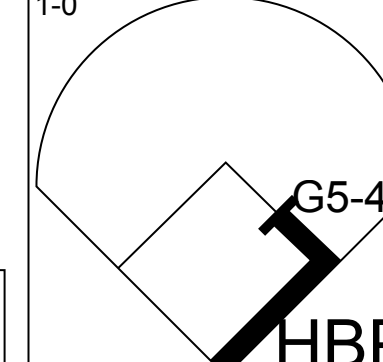
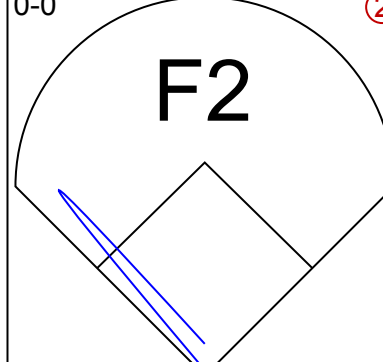
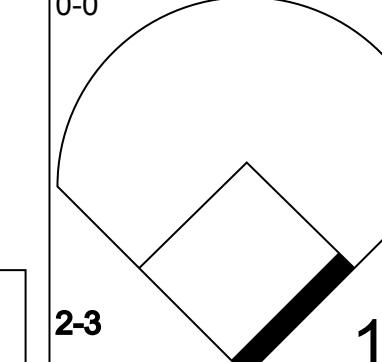
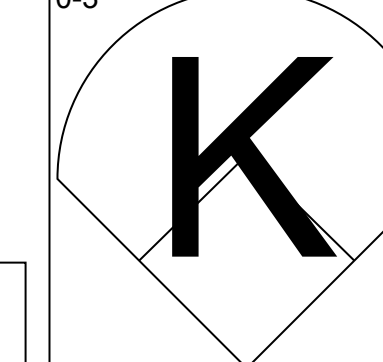
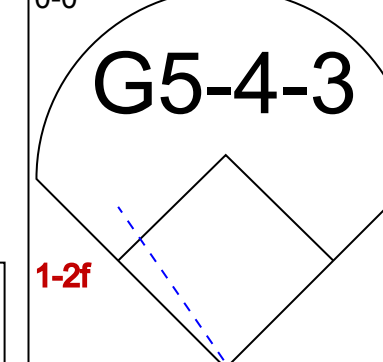
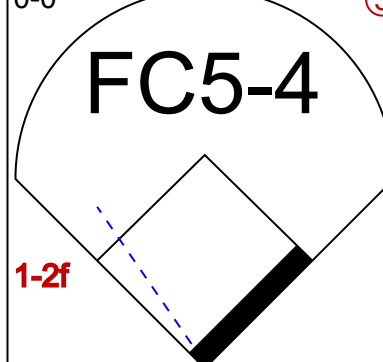
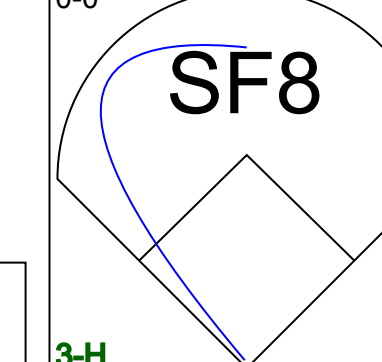
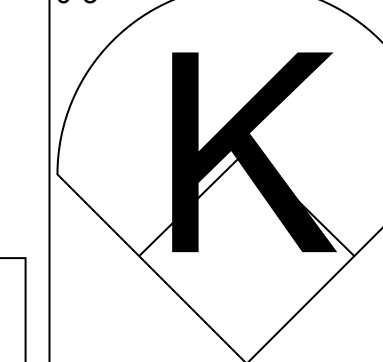
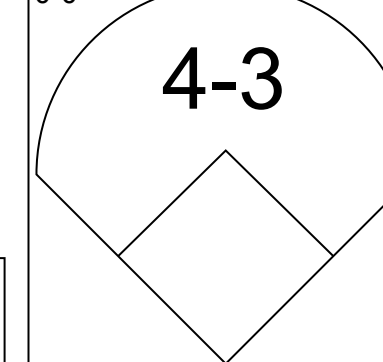
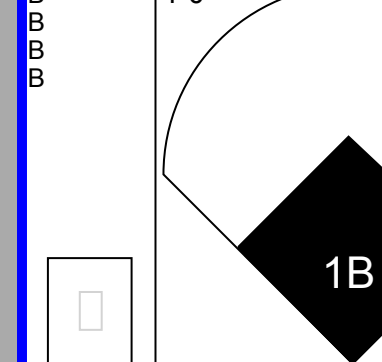
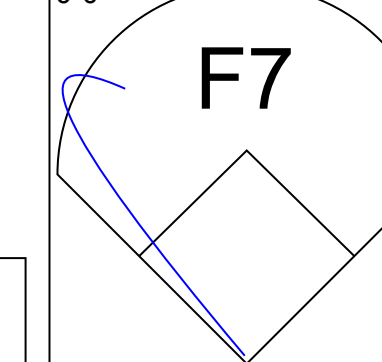
AB 33
R 3
H 7
RBI 3
BB 6
SO 8
LOB 21




Batter	1	2	3	4	5	6	7	8	9	AB	R	H	RBI	BB	SO	LOB	TOP																
Joe Foy, R OBP: 0.350, SLG: 0.321 (1, 5)										3	0	0	0	0	1	0	Boston Red Sox @ Cleveland Indians Cleveland Municipal Stadium, Cleveland, OH Sun Jun 16 1968, 3:33 AM EDT Att: 23,227 - Unknown																
Joe Lahoud, L OBP: 0.354, SLG: 0.269 George Scott, R OBP: 0.231, SLG: 0.236 (1, 9) (8, PH) (8, 3)										3	0	0	0	0	1	0																	
Carl Yastrzemski, L OBP: 0.459, SLG: 0.554 (1, 7)										3	0	0	0	1	1	2																	
Ken Harrelson, R OBP: 0.379, SLG: 0.614 (1, 3) (8, 9)										3	1	1	3	1	0	1																	
Reggie Smith, S OBP: 0.363, SLG: 0.400 (1, 8)										3	1	2	0	1	0	0																	
Rico Petrocelli, R OBP: 0.285, SLG: 0.399 (1, 6)										4	1	1	2	0	1	3																	
Mike Andrews, R OBP: 0.330, SLG: 0.318 (1, 4)										4	0	0	0	0	0	0																	
Elston Howard, R OBP: 0.325, SLG: 0.306 (1, 2)										3	0	0	0	1	2	0																	
Jim Lonborg, R (1, 1)										2	0	0	0	0	1	0																	
Bill Landis, L (6, 1)										0	0	0	0	0	0	0																	
Jerry Adair, R OBP: 0.289, SLG: 0.279 Lee Stange, R OBP: 0.300, SLG: 0.222 (8, PH) (8, 1)										0	1	0	0	1	0	0																	
										1	0	0	0	0	0	1																	
Inning Stats	R: 0 E: 0 K: 1 S: 5	H: 0 LOB: 1 P: 9	R: 0 E: 0 K: 1 S: 5	H: 1 LOB: 0 BB: 0 P: 5	R: 0 E: 0 K: 2 S: 7	H: 0 LOB: 0 BB: 0 P: 7	R: 0 E: 0 K: 0 S: 4	H: 1 LOB: 2 BB: 1 P: 8	R: 0 E: 0 K: 1 S: 5	H: 0 LOB: 0 BB: 0 P: 5	R: 2 E: 0 K: 0 S: 4	H: 1 LOB: 0 BB: 1 P: 8	R: 3 E: 0 K: 1 S: 6	H: 1 LOB: 0 BB: 2 P: 14	R: 0 E: 0 K: 0 S: 3	H: 0 LOB: 1 BB: 1 P: 7	1B: 2 2B: 0 3B: 0 HR: 2	SF: 0 SAC: 1 DP: 0 HBP: 0	WP: 0 PB: 0 SB: 0 CS: 1	PA: 36													
PITCHER	IP WLS BF H R ER SO BB IBB HBP BLK WP HR S P ERA WHIP																																
Sonny Siebert, R ERA: 2.43 (1, 1)	7.0	26	3	2	2	6	3	0	0	0	0	0	1	35	47	2.57	0.857																
Mike Paul, L ERA: 4.5 (8, 1)	1.0	L	6	1	3	3	1	2	0	0	0	0	1	6	14	27.00	3.000																
Hal Kurtz, R ERA: 1.96 (9, 1)	1.0		4	0	0	0	0	1	0	0	0	0	0	3	7	0.00	1.000																

AB	29
R	5
H	4
RBI	5
BB	6
SO	7
LOB	7



Batter	1	2	3	4	5	6	7	8	9	AB	R	H	RBI	BB	SO	LOB	BOTTOM																
Russ Snyder, L OBP: 0.200, SLG: 0.216 Vern Fuller, R OBP: 0.308, SLG: 0.309 (1, 9) (7, 4)										1	1	0	0	2	0	0	Boston Red Sox @ Cleveland Indians Cleveland Municipal Stadium, Cleveland, OH Sun Jun 16 1968, 3:33 AM EDT Att: 23,227 - Unknown																
Billy Harris, L OBP: 0.697, SLG: 0.667 Tommy Harper, R OBP: 0.263, SLG: 0.350 (1, 4) (7, 9)										3	0	2	0	0	1	0																	
Jimmie Hall, L OBP: 0.310, SLG: 0.266 Jose Cardenal, R OBP: 0.272, SLG: 0.307 (1, 8) (7, 8)										2	0	1	0	1	1	3																	
Lee Mays, L OBP: 0.302, SLG: 0.426 Joe Azcue, R OBP: 0.336, SLG: 0.350 (1, 7) (7, PH) (8, 2)										2	0	0	1	0	0	1																	
Duke Sims, L OBP: 0.381, SLG: 0.453 Mike Paul, L Hal Kurtz, R (1, 2) (8, 1) (9, 1)										3	0	0	0	1	1	4																	
Willie Smith, L OBP: 0.258, SLG: 0.192 Tony Horton, R OBP: 0.323, SLG: 0.442 (1, 3) (6, PH) (7, 3)										2	0	0	0	0	0	2																	
Larry Brown, R OBP: 0.288, SLG: 0.307 (1, 6)										2	0	1	0	1	0	1																	
Max Alvis, R OBP: 0.314, SLG: 0.377 (1, 5)										3	0	0	1	0	1	3																	
Sonny Siebert, R OBP: 0.205, SLG: 0.189 Jose Vidal, R OBP: 0.216, SLG: 0.343 (1, 1) (7, PH) (8, 7)										2	0	0	0	0	1	1																	
										1	1	0	0	1	0	1																	
Inning Stats	R: 1 E: 0 K: 0 S: 4	H: 1 LOB: 2 BB: 2 P: 12	R: 0 E: 0 K: 3 S: 10	H: 1 LOB: 3 BB: 2 P: 18	R: 0 E: 0 K: 0 S: 3	H: 0 LOB: 0 BB: 0 P: 3	R: 0 E: 0 K: 0 S: 2	H: 0 LOB: 0 BB: 0 P: 3	R: 0 E: 0 K: 1 S: 6	H: 1 LOB: 1 BB: 0 P: 6	R: 0 E: 0 K: 0 S: 3	H: 0 LOB: 1 BB: 1 P: 7	R: 1 E: 0 K: 2 S: 8	H: 1 LOB: 2 BB: 2 P: 16	R: 1 E: 0 K: 0 S: 5	H: 2 LOB: 1 BB: 0 P: 5	R: 0 E: 0 K: 3 S: 9	H: 0 LOB: 0 BB: 0 P: 9	1B: 5 2B: 1 3B: 0 HR: 0	SF: 2 SAC: 0 DP: 1 HBP: 1	WP: 0 PB: 0 SB: 1 CS: 0	PA: 40											
PITCHER	IP WLS BF H R ER SO BB IBB HBP BLK WP HR S P ERA WHIP																																
Jim Lonborg, R ERA: 2.89 (1, 1)	5.0	22	3	1	1	4	4	0	0	1	0	0	0	25	42	1.80	1.400																
Bill Landis, L ERA: 2.79 (6, 1)	2.0	W	10	1	1	1	2	3	0	0	0	0	0	11	23	4.50	2.000																
Lee Stange, R ERA: 4.34 (8, 1)	2.0	S	8	2	1	1	3	0	0	0	0	0	0	14	14	4.50	1.000																

AB	30
R	3
H	6
RBI	3
BB	7
SO	9
LOB	21



Batter	1	2	3	4	5	6	7	8	9	AB	R	H	RBI	BB	SO	LOB	TOP				
Mike Andrews, R (1,4) OBP: 0.337, SLG: 0.324	0-0 BB 1B 1B	0-0 2-4		4-0 CS BB			0-0 1B HR	0-0 SF8		3	2	1	1	0	1						
Joe Lahoud, L (1,9) OBP: 0.365, SLG: 0.283	0-0 1B BB 1-2	0-0 BB 2-H		0-3 K 1-2			0-0 F3	0-0 BB 1B		5	0	3	1	0	1	2					
Carl Yastrzemski, L (1,7) OBP: 0.482, SLG: 0.546	4-0 BB 1B	4-0 BB 1B			0-0 4-3		0-0 1B HR	4-0 BB 1B		1	0	0	0	2	0	0					
Joe Foy, R (5,5) OBP: 0.349, SLG: 0.318	1-2 2-3 BB	1-2 BB					1-2 1B HR	1-2 BB		1	1	1	0	1	0	0					
Ken Harrelson, R (1,3) OBP: 0.377, SLG: 0.617	0-0 1-2 2-3 3-H 1B	0-3 K			0-0 F8		0-0 1B HR	0-0 F8		5	1	2	4	0	1	4					
Reggie Smith, S (1,8) OBP: 0.370, SLG: 0.404	0-3 K		4-0 5-3 BB		0-3 K		0-0 F8		0-0 6-3 S 1B	4	0	1	0	1	2	3					
Rico Petrocelli, R (1,6) OBP: 0.276, SLG: 0.383	0-3 K		0-0 5-3		0-0 F7		0-0 BB E	4-0 BB E	0-3 K	4	1	0	0	1	2	5					
George Scott, R (1,5) OBP: 0.230, SLG: 0.231	0-3 K		0-0 F9		0-3 K		4-0 BB E	1-2 BB	0-0 6-3	4	1	0	0	1	2	5					
Elston Howard, R (1,2) OBP: 0.305, SLG: 0.284		0-0 6-3	0-0 6-3		0-0 6-3		0-0 SH5-4 2-H SF8	0-0 6-3		5	1	0	0	0	0	2					
Gary Bell, R (1,1) OBP: 0.200, SLG: 0.250		0-0 1B		0-0 1-3		0-3 K	0-0 SH5-4			2	1	1	0	0	0	0					
Bill Landis, L (6,1)										0	0	0	0	0	0	0					
Norm Siebern, L (7,PH) OBP: 0.053, SLG: 0.053		0-0 2-4 1B								1	0	0	0	0	1	0					
Lee Stange, R (7,1) OBP: 0.300, SLG: 0.222								2-3		0	0	0	0	0	0	0					
Inning Stats	R: 1 E: 0 K: 3 S: 12	H: 3 LOB: 3 BB: 1 P: 16	R: 1 E: 0 K: 1 S: 7	H: 2 LOB: 2 BB: 1 P: 11	R: 0 E: 0 K: 0 S: 3	H: 0 LOB: 1 BB: 1 P: 7	R: 0 E: 0 K: 1 S: 4	H: 0 LOB: 0 BB: 0 P: 8	R: 0 E: 0 K: 1 S: 5	H: 0 LOB: 0 BB: 0 P: 5	R: 3 E: 0 K: 1 S: 8	H: 3 LOB: 0 BB: 0 P: 8	R: 3 E: 1 K: 0 S: 5	H: 1 LOB: 2 BB: 3 P: 17	R: 0 E: 0 K: 1 S: 6	H: 1 LOB: 1 BB: 0 P: 6	1B: 9 2B: 1 3B: 0 HR: 1	SF: 1 SAC: 1 DP: 1 HBP: 0	WP: 0 PB: 0 SB: 1 CS: 1	PA: 44	
PITCHER	IP WLS BF H R ER SO BB IBB HBP BLK WP HR S P ERA WHIP	IP WLS BF H R ER SO BB IBB HBP BLK WP HR S P ERA WHIP	IP WLS BF H R ER SO BB IBB HBP BLK WP HR S P ERA WHIP	IP WLS BF H R ER SO BB IBB HBP BLK WP HR S P ERA WHIP	IP WLS BF H R ER SO BB IBB HBP BLK WP HR S P ERA WHIP	IP WLS BF H R ER SO BB IBB HBP BLK WP HR S P ERA WHIP	IP WLS BF H R ER SO BB IBB HBP BLK WP HR S P ERA WHIP	IP WLS BF H R ER SO BB IBB HBP BLK WP HR S P ERA WHIP	IP WLS BF H R ER SO BB IBB HBP BLK WP HR S P ERA WHIP	IP WLS BF H R ER SO BB IBB HBP BLK WP HR S P ERA WHIP	IP WLS BF H R ER SO BB IBB HBP BLK WP HR S P ERA WHIP	IP WLS BF H R ER SO BB IBB HBP BLK WP HR S P ERA WHIP	IP WLS BF H R ER SO BB IBB HBP BLK WP HR S P ERA WHIP	IP WLS BF H R ER SO BB IBB HBP BLK WP HR S P ERA WHIP	IP WLS BF H R ER SO BB IBB HBP BLK WP HR S P ERA WHIP	IP WLS BF H R ER SO BB IBB HBP BLK WP HR S P ERA WHIP	IP WLS BF H R ER SO BB IBB HBP BLK WP HR S P ERA WHIP	IP WLS BF H R ER SO BB IBB HBP BLK WP HR S P ERA WHIP	IP WLS BF H R ER SO BB IBB HBP BLK WP HR S P ERA WHIP	IP WLS BF H R ER SO BB IBB HBP BLK WP HR S P ERA WHIP	IP WLS BF H R ER SO BB IBB HBP BLK WP HR S P ERA WHIP

Boston Red Sox @ Detroit Tigers
Tiger Stadium, Detroit, MI
Wed Jun 19 1968, 4:33 AM EDT
Att: 30,573 - Unknown - 70 F

AB 35
R 8
H 10
RBI 6
BB 7
SO 9
LOB 22



Batter	1	2	3	4	5	6	7	8	9	AB	R	H	RBI	BB	SO	LOB	BOTTOM					
Dick McAuliffe, L (1,4) OBP: 0.328, SLG: 0.416	4-0 FC5-4 BB	4-0 FC5-4 IBB		4-0 S 1B BB		0-0 SH5-3 E 1B		0-0 G3		2	2	1	0	3	0	0						
Mickey Stanley, R (1,8) OBP: 0.305, SLG: 0.353	0-0 FC5-4 1-2	0-0 FC5-4 1-2		0-0 1B 1-H 1B		0-0 SH5-3		0-0 L8		4	0	1	1	0	0	4						
Jim Northrup, L (1,9) OBP: 0.316, SLG: 0.374	0-0 L9		0-0 4-3	0-0 1-3 1B		0-0 E1 2-H		0-3 K		5	0	1	0	0	1	1						
Bill Freehan, R (1,2) OBP: 0.368, SLG: 0.468	0-0 F6		4-0 BB BB	0-0 F3		0-0 1-3			0-0 F6	4	0	0	0	1	0	4						
Willie Horton, R (1,7) OBP: 0.360, SLG: 0.603		4-0 FC6-4 E 2B BB	4-0 1-2 BB		0-0 HR	4-0 BB		0-0 L5		2	2	1	1	3	0	0						
Norm Cash, L (1,3) OBP: 0.269, SLG: 0.372		0-0 E4 FC6-4	0-0 F7		0-0 4-3	0-3 K		0-0 HR		5	1	1	1	0	1	5						
Don Wert, R (1,5) OBP: 0.277, SLG: 0.358		0-0 FC6-4 2B 1-2 2-3	0-0 F6		0-0 E7 1B		0-0 F8		0-3 K	5	0	1	0	0	1	4						
Ray Oyler, R (1,6) OBP: 0.218, SLG: 0.223		0-0 2B		0-0 5-3	0-0 5-3		0-0 F8			3	0	1	1	0	0	1						
Tom Matchick, L (7,PH) OBP: 0.256, SLG: 0.242		1-3 3-H 2B		0-0 1-3	0-0 5-3		0-0 F8			1	0	0	0	0	0	0						
Joe Sparma, R (1,1) OBP: 0.057, SLG: 0.057		0-3 K		0-0 1-3	0-0 5-3		0-0 F8			3	0	0	0	0	1	3						
Fred Lasher, R (7,1) OBP: 0.333, SLG: 0.333										0	0	0	0	0	0	0						
Lenny Green, L (7,PH)										1	0	0	0	0	0	0						
Daryl Patterson, L (8,1)										0	0	0	0	0	0	0						
John Wyatt, R (8,1)										0	0	0	0	0	0	0						
Inning Stats	R: 0 E: 1 K: 0 S: 3	H: 0 LOB: 1 BB: 1 P: 7	R: 1 E: 1 K: 1 S: 7	H: 1 LOB: 3 BB: 2 P: 15	R: 0 E: 0 K: 0 S: 3	H: 0 LOB: 2 BB: 2 P: 11	R: 1 E: 0 K: 0 S: 5	H: 2 LOB: 2 BB: 1 P: 9	R: 1 E: 1 K: 0 S: 5	H: 2 LOB: 1 BB: 0 P: 5	R: 1 E: 1 K: 1 S: 7	H: 1 LOB: 2 BB: 1 P: 11	R: 0 E: 0 K: 0 S: 3	H: 0 LOB: 0 BB: 0 P: 3	R: 0 E: 0 K: 1 S: 5	H: 0 LOB: 0 BB: 0 P: 5	R: 1 E: 0 K: 1 S: 6	H: 1 LOB: 0 BB: 0 P: 6	1B: 4 2B: 1 3B: 0 HR: 2	SF: 0 SAC: 1 DP: 0 HBP: 0	WP: 0 PB: 0 SB: 1 CS: 0	PA: 43
PITCHER	IP WLS BF H R ER SO BB IBB HBP BLK WP HR S P ERA WHIP	IP WLS BF H R ER SO BB IBB HBP BLK WP HR S P ERA WHIP	IP WLS BF H R ER SO BB IBB HBP BLK WP HR S P ERA WHIP	IP WLS BF H R ER SO BB IBB HBP BLK WP HR S P ERA WHIP	IP WLS BF H R ER SO BB IBB HBP BLK WP HR S P ERA WHIP	IP WLS BF H R ER SO BB IBB HBP BLK WP HR S P ERA WHIP	IP WLS BF H R ER SO BB IBB HBP BLK WP HR S P ERA WHIP	IP WLS BF H R ER SO BB IBB HBP BLK WP HR S P ERA WHIP	IP WLS BF H R ER SO BB IBB HBP BLK WP HR S P ERA WHIP	IP WLS BF H R ER SO BB IBB HBP BLK WP HR S P ERA WHIP	IP WLS BF H R ER SO BB IBB HBP BLK WP HR S P ERA WHIP	IP WLS BF H R ER SO BB IBB HBP BLK WP HR S P ERA WHIP	IP WLS BF H R ER SO BB IBB HBP BLK WP HR S P ERA WHIP	IP WLS BF H R ER SO BB IBB HBP BLK WP HR S P ERA WHIP	IP WLS BF H R ER SO BB IBB HBP BLK WP HR S P ERA WHIP	IP WLS BF H R ER SO BB IBB HBP BLK WP HR S P ERA WHIP	IP WLS BF H R ER SO BB IBB HBP BLK WP HR S P ERA WHIP	IP WLS BF H R ER SO BB IBB HBP BLK WP HR S P ERA WHIP	IP WLS BF H R ER SO BB IBB HBP BLK WP HR S P ERA WHIP	IP WLS BF H R ER SO BB IBB HBP BLK WP HR S P ERA WHIP	IP WLS BF H R ER SO BB IBB HBP BLK WP HR S P ERA WHIP	

Boston Red Sox @ Detroit Tigers
Tiger Stadium, Detroit, MI
Wed Jun 19 1968, 4:33 AM EDT
Att: 30,573 - Unknown - 70 F

AB 35
R 5
H 7
RBI 4
BB 7
SO 4
LOB 22



Batter	1	2	3	4	5	6	7	8	9	AB	R	H	RBI	BB	SO	LOB	TOP		
Mike Andrews, R (1.4) OBP: 0.335, SLG: 0.318	E4 FC6-4		3-1			HBP		F2		3	0	0	0	0	0	0			
Joe Lahoud, L (1.9) OBP: 0.359, SLG: 0.270	F9					K		F9		3	0	0	0	1	1	2			
Carl Yastrzemski, L (1.7) OBP: 0.453, SLG: 0.536	K					K		F8		4	0	0	0	0	3	3			
Ken Harrelson, R (1.3) OBP: 0.369, SLG: 0.602	FC6-4 1-2					K		F8		4	0	0	0	0	1	2			
Reggie Smith, S (1.8) OBP: 0.368, SLG: 0.401		L8				K		1B		4	0	1	0	0	1	1			
Rico Petrocelli, R (1.6) OBP: 0.277, SLG: 0.377	F7					6-3		F8		3	1	0	0	1	0	1			
George Scott, R (1.5) OBP: 0.230, SLG: 0.231	K					L8		K		4	0	1	0	0	2	1			
Elston Howard, R (1.2) OBP: 0.306, SLG: 0.286			L8			L8		1B		3	0	1	1	0	0	0			
Dick Ellsworth, L (1.1) OBP: 0.097, SLG: 0.067			K					1B		1	0	0	0	0	1	0			
Gary Waslewski, R (4.1) OBP: 0.091, SLG: 0.048										1	0	0	0	0	0	0			
Dalton Jones, L (7, PH) OBP: 0.193, SLG: 0.165						1-3		K2-3		1	0	0	0	0	1	2			
Sparky Lyle, L (7.1) OBP: 0.193, SLG: 0.165										0	0	0	0	0	0	0			
Inning Stats	R: 0 E: 1 K: 1 S: 6	H: 0 LOB: 1 BB: 0 P: 6	R: 0 E: 0 K: 1 S: 5	H: 0 LOB: 0 BB: 0 P: 5	R: 0 E: 0 K: 1 S: 5	H: 0 LOB: 1 BB: 1 P: 13	R: 0 E: 0 K: 0 S: 3	H: 0 LOB: 1 BB: 0 P: 3	R: 0 E: 0 K: 2 S: 7	H: 0 LOB: 1 BB: 0 P: 8	R: 1 E: 0 K: 1 S: 7	H: 2 LOB: 2 BB: 1 P: 11	R: 0 E: 0 K: 0 S: 3	H: 0 LOB: 0 BB: 0 P: 3	R: 0 E: 0 K: 1 S: 6	H: 1 LOB: 1 BB: 0 P: 6	1B: 3 2B: 0 3B: 0 HR: 0	SF: 0 SAC: 0 DP: 0 HBP: 1	WP: 0 PA: 34 PB: 0 SB: 0 CS: 0
PITCHER Denny McLain, R (1.1) ERA: 1.99	IP: 9.0 WLS: W BF: 34 H: 3 R: 1 ER: 1 SO: 10 BB: 2 IBB: 0 HBP: 1 BLK: 0 WP: 0 HR: 0 S: 51 P: 60 ERA: 1.00 WHIP: 0.556																		

Boston Red Sox @ Detroit Tigers
Tiger Stadium, Detroit, MI
Thu Jun 20 1968, 7:05 PM EDT
Att: 30,977 - Unknown - 65 F

AB 31
R 1
H 3
RBI 1
BB 2
SO 10
LOB 12



Batter	1	2	3	4	5	6	7	8	9	AB	R	H	RBI	BB	SO	LOB	BOTTOM		
Dick McAuliffe, L (1.4) OBP: 0.327, SLG: 0.414	F8		E7 1B 2H		E3 HR		4-3			4	1	1	1	0	0	2			
Mickey Stanley, R (1.8) OBP: 0.313, SLG: 0.378	5-3		1B		HR		2-3			4	1	3	4	0	0	0			
Jim Northrup, L (1.9) OBP: 0.311, SLG: 0.368	4-3		1B		HR		3H	2B		4	0	0	0	0	1	3			
Bill Freehan, R (1.3) OBP: 0.362, SLG: 0.460		L7			F8		F8	K		4	0	0	0	0	1	0			
Willie Horton, R (1.7) OBP: 0.358, SLG: 0.596		F9			K		F8	1B L6-5		4	0	1	0	0	1	0			
Wayne Comer, R (8, PR) OBP: 0.182, SLG: 0.364								1B		0	0	0	0	0	0	0			
Don Wert, R (1.5) OBP: 0.280, SLG: 0.358	5-3				BB		5-3	1B		3	0	1	0	1	0	0			
Jim Price, R (1.2) OBP: 0.232, SLG: 0.177			5-3		6-3		6-3	L6-5		4	0	0	0	0	0	3			
Ray Oyler, R (1.6) OBP: 0.226, SLG: 0.221			SH1-4 E BB		K		4-3 SH5-4 2B BB			1	2	0	0	2	1	0			
Denny McLain, R (1.1) OBP: 0.146, SLG: 0.146			SH1-4 1-2		HR		SH5-4			1	1	1	0	0	0	0			
Inning Stats	R: 0 E: 0 K: 0 S: 3	H: 0 LOB: 0 BB: 0 P: 3	R: 0 E: 0 K: 0 S: 3	H: 0 LOB: 0 BB: 0 P: 3	R: 1 E: 1 K: 1 S: 7	H: 2 LOB: 2 BB: 1 P: 11	R: 0 E: 0 K: 1 S: 5	H: 0 LOB: 1 BB: 1 P: 9	R: 3 E: 1 K: 1 S: 8	H: 2 LOB: 0 BB: 0 P: 8	R: 0 E: 0 K: 0 S: 3	H: 0 LOB: 0 BB: 0 P: 3	R: 1 E: 0 K: 0 S: 4	H: 1 LOB: 1 BB: 1 P: 8	R: 0 E: 0 K: 1 S: 6	H: 2 LOB: 1 BB: 0 P: 6	1B: 5 2B: 2 3B: 0 HR: 1	SF: 0 SAC: 2 DP: 1 HBP: 0	WP: 0 PA: 34 PB: 0 SB: 0 CS: 0
PITCHER Dick Ellsworth, L (1.1) ERA: 3.95	IP: 3.2 WLS: L BF: 14 H: 2 R: 1 ER: 1 SO: 2 BB: 1 IBB: 0 HBP: 0 BLK: 0 WP: 0 HR: 0 S: 17 P: 21 ERA: 2.46 WHIP: 0.818																		
PITCHER Gary Waslewski, R (4.1) ERA: 3.32	IP: 2.1 WLS: 11 BF: 2 H: 3 R: 2 ER: 2 SO: 1 BB: 1 IBB: 0 HBP: 0 BLK: 0 WP: 0 HR: 1 S: 12 P: 16 ERA: 7.71 WHIP: 1.286																		
PITCHER Sparky Lyle, L (7.1) ERA: 3.42	IP: 2.0 WLS: 9 BF: 3 H: 1 R: 1 ER: 1 SO: 1 BB: 0 IBB: 0 HBP: 0 BLK: 0 WP: 0 HR: 0 S: 10 P: 14 ERA: 4.50 WHIP: 2.000																		

Boston Red Sox @ Detroit Tigers
Tiger Stadium, Detroit, MI
Thu Jun 20 1968, 7:05 PM EDT
Att: 30,977 - Unknown - 65 F

AB 29
R 5
H 7
RBI 5
BB 3
SO 4
LOB 8



Batter	1	2	3	4	5	6	7	8	9	AB	R	H	RBI	BB	SO	LOB	TOP					
Joe Lahoud, L OBP: 0.341, SLG: 0.250 (1, 9)	F2																					
Dalton Jones, L OBP: 0.183, SLG: 0.156 (1, 4)	F9																					
Carl Yastrzemski, L OBP: 0.462, SLG: 0.540 (1, 7)																						
Ken Harrelson, R OBP: 0.382, SLG: 0.611 (1, 3)																						
Reggie Smith, S OBP: 0.375, SLG: 0.415 (1, 8)																						
Rico Petrocelli, R OBP: 0.275, SLG: 0.370 (1, 6)																						
George Scott, R OBP: 0.235, SLG: 0.236 (1, 5)																						
Russ Gibson, R OBP: 0.167, SLG: 0.250 (1, 2)																						
Jerry Stephenson, L OBP: 0.357, SLG: 0.308 Norm Siebern, L OBP: 0.050, SLG: 0.050 (9, PH)																						
Inning Stats	R: 0 E: 0 K: 1 S: 5	H: 0 LOB: 1 BB: 1 P: 9	R: 0 E: 0 K: 1 S: 5	H: 0 LOB: 0 BB: 0 P: 5	R: 0 E: 0 K: 0 S: 4	H: 1 LOB: 1 BB: 0 P: 4	R: 2 E: 0 K: 0 S: 6	H: 4 LOB: 1 BB: 0 P: 6	R: 0 E: 0 K: 0 S: 3	H: 0 LOB: 0 BB: 1 P: 3	R: 0 E: 0 K: 0 S: 4	H: 1 LOB: 2 BB: 1 P: 8	R: 0 E: 0 K: 0 S: 3	H: 1 LOB: 0 BB: 0 P: 3	R: 2 E: 0 K: 0 S: 7	H: 4 LOB: 2 BB: 0 P: 7	R: 0 E: 0 K: 0 S: 3	H: 0 LOB: 0 BB: 0 P: 3	1B: 8 2B: 2 3B: 1 HR: 0	SF: 0 SAC: 0 DP: 1 HBP: 0	WP: 0 PB: 0 SB: 0 CS: 2	PA: 38
PITCHER	IP	WLS	BF	H	R	ER	SO	BB	IBB	HBP	BLK	WP	HR	S	P	ERA	WHIP					
Cisco Carlos, R ERA: 3.0 Hoyt Wilhelm, R ERA: 1.36	7.2	W	34	11	4	4	2	2	0	0	0	0	0	36	44	4.70	1.696					

Boston Red Sox @ Chicago White Sox
Comiskey Park, Chicago, IL
Fri Jun 21 1968, 8:05 PM EDT
Att: 18,445 - Unknown

AB 36
R 4
H 11
RBI 4
BB 2
SO 2
LOB 14



Batter	1	2	3	4	5	6	7	8	9	AB	R	H	RBI	BB	SO	LOB	BOTTOM				
Luis Aparicio, R OBP: 0.277, SLG: 0.313 Tim Cullen, R OBP: 0.288, SLG: 0.277 (7, 4)	F8																				
Sandy Alomar Sr., S OBP: 0.302, SLG: 0.286 (7, 6)																					
Bill Voss, L OBP: 0.243, SLG: 0.178 (1, 9)																					
Leon Wagner, L OBP: 0.376, SLG: 0.357 Buddy Bradford, R OBP: 0.196, SLG: 0.232 (6, PR)																					
Tom McCraw, L OBP: 0.290, SLG: 0.401 (1, 3)																					
Ken Berry, R OBP: 0.276, SLG: 0.332 (1, 8)																					
Pete Ward, L OBP: 0.366, SLG: 0.391 Dick Kenworthy, R OBP: 0.326, SLG: 0.302 (8, 5)																					
Duane Josephson, R OBP: 0.290, SLG: 0.331 (1, 2)																					
Cisco Carlos, R OBP: 0.167, SLG: 0.063 Hoyt Wilhelm, R (8, 1)																					
Inning Stats	R: 0 E: 0 K: 0 S: 3	H: 0 LOB: 0 BB: 0 P: 3	R: 2 E: 0 K: 1 S: 7	H: 2 LOB: 2 BB: 2 P: 15	R: 2 E: 1 K: 1 S: 7	H: 2 LOB: 2 BB: 2 P: 15	R: 0 E: 0 K: 2 S: 7	H: 0 LOB: 0 BB: 0 P: 7	R: 6 E: 1 K: 1 S: 11	H: 5 LOB: 1 BB: 1 P: 15	R: 0 E: 0 K: 0 S: 4	H: 2 LOB: 1 BB: 0 P: 4	R: 0 E: 0 K: 1 S: 7	H: 2 LOB: 2 BB: 0 P: 7	R: 0 E: 1 K: 1 S: 6	H: 0 LOB: 1 BB: 0 P: 6	1B: 11 2B: 2 3B: 1 HR: 0	SF: 2 SAC: 1 DP: 1 HBP: 0	WP: 0 PB: 0 SB: 2 CS: 0	PA: 43	
PITCHER	IP	WLS	BF	H	R	ER	SO	BB	IBB	HBP	BLK	WP	HR	S	P	ERA	WHIP				
Jerry Stephenson, R ERA: 5.12	8.0	L	43	13	10	7	7	5	0	0	0	0	0	52	72	7.88	2.250				

Boston Red Sox @ Chicago White Sox
Comiskey Park, Chicago, IL
Fri Jun 21 1968, 8:05 PM EDT
Att: 18,445 - Unknown

AB 35
R 10
H 13
RBI 9
BB 5
SO 7
LOB 21



Batter	1	2	3	4	5	6	7	8	9	AB	R	H	RBI	BB	SO	LOB	TOP											
Joe Foy, R OBP: 0.354, SLG: 0.322 (1, 5)	F7	WP E 2-H 3-H 1B				CS SH1 BB	F9		E 1B 1B	4	1	2	2	1	0	0												
Mike Andrews, R OBP: 0.330, SLG: 0.310 (1, 4)	1-3 BB	E4 WP			SH1		6-3		E7 1B 1B	3	0	1	0	1	0	1												
Carl Yastrzemski, L OBP: 0.497, SLG: 0.536 (1, 7)	1-3	K			F5				K	5	1	1	0	0	2	6												
Ken Harrelson, R OBP: 0.388, SLG: 0.609 (1, 9)	F7				6-3				1B 1B E BB	4	1	2	2	1	0	1												
Reggie Smith, S OBP: 0.371, SLG: 0.410 (1, 8)		F9			K				E 1B 1B	5	1	1	0	0	2	3												
Rico Petrocelli, R OBP: 0.279, SLG: 0.373 Jerry Adair, R OBP: 0.277, SLG: 0.267 (8, PR) (8, 6)		HBP E 1B			5-3				F1	4	1	2	0	0	0	2												
George Scott, R OBP: 0.240, SLG: 0.238 (1, 3)		E 1B 1B HBP			5-3				F9	3	1	1	0	0	0	1												
Elston Howard, R OBP: 0.310, SLG: 0.286 (1, 2)		E7 1B 1B			F7				E4	4	1	1	2	0	0	4												
Jose Santiago, R OBP: 0.200, SLG: 0.211 (1, 1)		K			K				FC4-6-2	4	0	0	1	0	2	6												
Inning Stats	R: 0 E: 0 K: 0 S: 3	H: 0 LOB: 1 BB: 1 P: 7	R: 3 E: 2 K: 2 S: 11	H: 3 LOB: 2 BB: 0 P: 12	R: 0 E: 0 K: 1 S: 5	H: 0 LOB: 0 BB: 0 P: 5	R: 0 E: 0 K: 1 S: 5	H: 0 LOB: 0 BB: 0 P: 5	R: 0 E: 0 K: 0 S: 2	H: 2 LOB: 1 BB: 1 P: 9	R: 1 E: 0 K: 0 S: 5	H: 2 LOB: 1 BB: 0 P: 5	R: 0 E: 1 K: 0 S: 4	H: 1 LOB: 2 BB: 0 P: 4	R: 1 E: 1 K: 3 S: 12	H: 3 LOB: 2 BB: 0 P: 12	1B: 10 2B: 2 3B: 0 HR: 0	SF: 0 SAC: 1 DP: 1 HBP: 1	WP: 1 PB: 0 SB: 0 CS: 1	PA: 42								
PITCHER	IP	WLS	BF	H	R	ER	SO	BB	IBB	HBP	BLK	WP	HR	S	P	ERA	WHIP											
Gary Peters, L ERA: 3.54 Bob Locker, R ERA: 3.58 Danny Lazar, L ERA: 3.0	(1, 1)	5.1	L	25	5	5	3	4	3	0	1	0	0	0	29	42	5.06	1.500										
	(6, 1)	2.2		11	3	1	1	0	0	0	0	0	0	0	11	11	3.38	1.125										
	(9, 1)	1.0		6	3	1	1	3	0	0	0	0	0	0	12	12	9.00	3.000										

Boston Red Sox @ Chicago White Sox
Comiskey Park, Chicago, IL
Sat Jun 22 1968, 4:33 AM EDT
Att. 8,020 - Unknown - 66 F

AB 37
R 7
H 11
RBI 7
BB 3
SO 7
LOB 26



Batter	1	2	3	4	5	6	7	8	9	AB	R	H	RBI	BB	SO	LOB	BOTTOM											
Luis Aparicio, R OBP: 0.284, SLG: 0.320 (1, 6)	CS 1B					5-3				4	0	3	1	0	0	0												
Sandy Alomar Sr., S OBP: 0.293, SLG: 0.289 Danny Lazar, L (9, 1)	L6				G4-3 1B	B1				3	0	0	0	1	0	2												
Bill Voss, L OBP: 0.243, SLG: 0.178 Buddy Bradford, R OBP: 0.181, SLG: 0.224 Tommy Davis, R OBP: 0.230, SLG: 0.283 (8, PH) (9, 7)	F9				G4-3 1B	B1				0	0	0	0	0	0	0												
Leon Wagner, L OBP: 0.360, SLG: 0.338 (1, 9)		K			G3					0	0	0	0	0	0	0												
Ken Berry, R OBP: 0.277, SLG: 0.330 (1, 8)		BB 1B			F8					4	0	1	0	0	0	0												
Pete Ward, L OBP: 0.370, SLG: 0.387 (1, 3)		L3 BB			4-3					2	0	0	0	2	0	0												
Wayne Causey, L OBP: 0.260, SLG: 0.188 (1, 4)		L3				F8				4	0	0	0	0	0	3												
Duane Josephson, R OBP: 0.296, SLG: 0.333 (1, 2)										2	1	1	0	1	0	0												
Gary Peters, L OBP: 0.294, SLG: 0.370 Bob Locker, S Dick Kenworthy, R OBP: 0.340, SLG: 0.318 (8, PH) (9, 5)					1B 1B	G4-6-3 BB				2	1	1	0	0	0	1												
					1B G4-3 1B	G4-6-3				0	0	0	0	0	0	0												
										1	0	1	0	0	0	0												
Inning Stats	R: 0 E: 0 K: 0 S: 3	H: 1 LOB: 0 BB: 0 P: 3	R: 0 E: 0 K: 1 S: 5	H: 1 LOB: 1 BB: 1 P: 9	R: 2 E: 0 K: 0 S: 5	H: 3 LOB: 0 BB: 0 P: 5	R: 0 E: 0 K: 0 S: 3	H: 0 LOB: 0 BB: 0 P: 3	R: 0 E: 0 K: 0 S: 2	H: 0 LOB: 0 BB: 1 P: 6	R: 0 E: 0 K: 0 S: 3	H: 0 LOB: 0 BB: 0 P: 3	R: 0 E: 0 K: 0 S: 5	H: 2 LOB: 3 BB: 1 P: 9	R: 0 E: 0 K: 1 S: 5	H: 0 LOB: 1 BB: 1 P: 9	1B: 7 2B: 1 3B: 0 HR: 0	SF: 0 SAC: 0 DP: 3 HBP: 0	WP: 0 PB: 0 SB: 0 CS: 1	PA: 34								
PITCHER	IP	WLS	BF	H	R	ER	SO	BB	IBB	HBP	BLK	WP	HR	S	P	ERA	WHIP											
Jose Santiago, R ERA: 2.28	(1, 1)	9.0	W	34	7	2	2	3	4	0	0	0	0	0	36	52	2.00	1.222										

Boston Red Sox @ Chicago White Sox
Comiskey Park, Chicago, IL
Sat Jun 22 1968, 4:33 AM EDT
Att. 8,020 - Unknown - 66 F

AB 30
R 2
H 7
RBI 1
BB 4
SO 3
LOB 9



Batter	1	2	3	4	5	6	7	8	9	AB	R	H	RBI	BB	SO	LOB	TOP																				
Joe Foy, R OBP: 0.344, SLG: 0.311 (1, 5)	0-0 6-3		0-0 F4		0-0 F5		0-0 5-3		0-0 6-3	5	0	0	0	0	0	4	Boston Red Sox @ Chicago White Sox Comiskey Park, Chicago, IL Sun Jun 23 1968, 4:38 AM EDT Att: 18,471 - Overcast																				
Jerry Adair, R OBP: 0.275, SLG: 0.265 (1, 4) (6, 6)	0-0 1B		0-0 F4			0-0 F4	0-0 F4			4	0	1	0	0	0	2																					
Carl Yastrzemski, L Norm Siebern, L OBP: 0.463, SLG: 0.534 OBP: 0.048, SLG: 0.048 (1, 7) (6, 7)	0-0 1B		0-0 F6			0-0 G3		0-3 K		3	0	1	0	0	0	0																					
Ken Harrelson, R Gary Waslewski, R Mike Andrews, R Sparky Lyle, L OBP: 0.384, SLG: 0.598 OBP: 0.091, SLG: 0.048 OBP: 0.335, SLG: 0.318 (1, 9) (7, 1) (8, PH) (8, 1)	4-0 1B			0-0 F9				0-0 1B		2	0	1	0	1	0	0																					
Reggie Smith, S Joe Lahoud, L OBP: 0.363, SLG: 0.400 OBP: 0.333, SLG: 0.243 (1, 8) (6, PH)	0-0 1B		0-0 F4			0-0 K		0-0 F8		2	0	0	0	0	0	3																					
Rico Petrocelli, R Dalton Jones, L OBP: 0.282, SLG: 0.373 OBP: 0.177, SLG: 0.151 (1, 6) (6, 4)		0-3 K		0-0 F7				0-0 F8	0-0 F3	2	0	0	0	0	1	0																					
George Scott, R OBP: 0.236, SLG: 0.233 (1, 3)		0-0 4-3			0-0 F9				0-0 F6	4	1	1	0	0	0	0																					
Russ Gibson, R OBP: 0.214, SLG: 0.309 (1, 2)									0-0 1B	4	0	4	0	0	0	0																					
Jim Lonborg, R Lee Stange, R Darrell Brandon, R Gene Oliver, R OBP: 0.256, SLG: 0.147 (1, 1) (1, 1) (3, 1) (7, PH) (7, 9)	0-0 1B		0-0 5-3					0-0 F8		0	0	0	0	0	0	0																					
Inning Stats	R: 0 E: 1 K: 0 S: 4	H: 2 LOB: 2 BB: 1 P: 8	R: 0 E: 0 K: 1 S: 6	H: 1 LOB: 1 BB: 0 P: 6	R: 0 E: 0 K: 0 S: 3	H: 0 LOB: 0 BB: 0 P: 3	R: 0 E: 0 K: 0 S: 3	H: 0 LOB: 0 BB: 0 P: 3	R: 0 E: 0 K: 1 S: 4	H: 1 LOB: 1 BB: 0 P: 4	R: 0 E: 0 K: 1 S: 6	H: 1 LOB: 2 BB: 0 P: 6	R: 1 E: 0 K: 0 S: 6	H: 3 LOB: 2 BB: 0 P: 6	R: 0 E: 0 K: 1 S: 6	H: 1 LOB: 1 BB: 0 P: 6		R: 0 E: 0 K: 1 S: 6	H: 1 LOB: 1 BB: 0 P: 6	1B: 9 2B: 1 3B: 0 HR: 0	SF: 0 SAC: 0 DP: 1 HBP: 0	WP: 0 PA: 37 PB: 0 SB: 0 CS: 0															
PITCHER	IP	WLS	BF	H	R	ER	SO	BB	IBB	HBP	BLK	WP	HR	S	P	ERA		WHIP	PITCHER		IP	WLS	BF	H	R	ER	SO	BB	IBB	HBP	BLK	WP	HR	S	P	ERA	WHIP
Wilbur Wood, L ERA: 1.65	(1, 1)	8.0	W	33	9	1	1	3	0	1	0	0	0	38	42	1.12		1.125																			
Hoyt Wilhelm, R ERA: 1.29	(9, 1)	1.0	S	4	1	0	0	1	0	0	0	0	0	6	6	0.00	1.000																				

AB	36
R	1
H	10
RBI	1
BB	1
SO	4
LOB	15



Batter	1	2	3	4	5	6	7	8	9	AB	R	H	RBI	BB	SO	LOB	BOTTOM																				
Luis Aparicio, R Sandy Alomar Sr., S OBP: 0.290, SLG: 0.323 OBP: 0.250, SLG: 0.254 (1, 6) (5, PH) (6, 6)	1-0 1B		0-0 F7				0-0 S		0-0 4-3	3	1	2	0	0	0	0	Boston Red Sox @ Chicago White Sox Comiskey Park, Chicago, IL Sun Jun 23 1968, 4:38 AM EDT Att: 18,471 - Overcast																				
Wayne Causey, L Tim Cullen, R OBP: 0.272, SLG: 0.197 OBP: 0.286, SLG: 0.275 (1, 4) (6, 4)	1-0 1B		0-0 6-3		0-0 F7		0-0 F7		0-0 5-3	3	2	1	0	0	0	2																					
Leon Wagner, L OBP: 0.357, SLG: 0.337 (1, 9)	0-0 F2		0-0 E3		0-0 F6				0-0 1B	5	2	2	0	0	5																						
Pete Ward, L OBP: 0.373, SLG: 0.398 (1, 3)	0-0 1B		0-0 HR		4-0 1B		4-0 1B		0-0 F8	3	3	2	5	2	0	1																					
Ken Berry, R OBP: 0.281, SLG: 0.346 (1, 8)	0-0 1B		0-0 6-3		0-0 F9		0-0 F5		0-0 G5-4-3	5	1	2	0	0	4																						
Tommy Davis, R Buddy Bradford, R OBP: 0.223, SLG: 0.275 OBP: 0.200, SLG: 0.252 (1, 7) (2, 7)	0-0 F9		0-0 F3		0-0 1B				0-0 G5-4-3	1	0	0	0	0	2																						
Dick Kenworthy, R OBP: 0.327, SLG: 0.308 (1, 5)	0-0 1B		0-0 F9		0-0 F9				0-0 6-3	5	0	1	1	0	1	3																					
Duane Josephson, R OBP: 0.306, SLG: 0.360 (1, 2)	0-0 1B		0-0 HR		0-0 1B				0-0 F8	4	1	3	3	0	0	1																					
Wilbur Wood, R Hoyt Wilhelm, R OBP: 0.272, SLG: 0.197 OBP: 0.286, SLG: 0.275 (1, 1) (9, 1)	0-3 K		0-0 6-3		0-0 1-3				0-3 K	4	0	0	0	0	2	5																					
Inning Stats	R: 4 E: 0 K: 1 S: 9	H: 4 LOB: 2 BB: 0 P: 11	R: 3 E: 1 K: 0 S: 6	H: 2 LOB: 0 BB: 0 P: 6	R: 1 E: 0 K: 0 S: 5	H: 2 LOB: 1 BB: 0 P: 5	R: 2 E: 0 K: 0 S: 6	H: 3 LOB: 2 BB: 1 P: 10	R: 0 E: 0 K: 0 S: 4	H: 1 LOB: 2 BB: 1 P: 8	R: 0 E: 0 K: 2 S: 8	H: 1 LOB: 1 BB: 0 P: 8	R: 0 E: 0 K: 0 S: 4	H: 1 LOB: 1 BB: 0 P: 4	R: 0 E: 0 K: 0 S: 3	H: 1 LOB: 0 BB: 0 P: 3		1B: 13 2B: 0 3B: 0 HR: 2	SF: 0 SAC: 0 DP: 1 HBP: 2	WP: 0 PA: 43 PB: 1 SB: 1 CS: 0																	
PITCHER	IP	WLS	BF	H	R	ER	SO	BB	IBB	HBP	BLK	WP	HR	S	P	ERA		WHIP	PITCHER		IP	WLS	BF	H	R	ER	SO	BB	IBB	HBP	BLK	WP	HR	S	P	ERA	WHIP
Jim Lonborg, R ERA: 4.82	(1, 1)	0.0	L	2	0	2	0	0	0	0	0	0	0	0	2	∞		∞																			
Lee Stange, R ERA: 4.7	(1, 1)	2.0		13	6	5	4	1	0	0	0	0	1	15	15	18.00	3.000																				
Darrell Brandon, R ERA: 6.75	(3, 1)	4.0		21	7	3	3	2	2	0	0	0	0	1	23	31	6.75	2.250																			
Gary Waslewski, R ERA: 3.27	(7, 1)	1.0		4	1	0	0	0	0	0	0	0	0	4	4	0.00	1.000																				
Sparky Lyle, L ERA: 3.28	(8, 1)	1.0		3	1	0	0	0	0	0	0	0	0	3	3	0.00	1.000																				



Batter	1	2	3	4	5	6	7	8	9	AB	R	H	RBI	BB	SO	LOB	TOP					
Joe Foy, R OBP: 0.339, SLG: 0.305 (1, 5)	0-0 3-1		0-0 5-3			0-3 K		0-0 F3		4	0	0	0	0	1	2	Boston Red Sox @ Baltimore Orioles Memorial Stadium, Baltimore, MD Tue Jun 25 1968, 7:05 PM EDT Att: 25,610 - Unknown					
Mike Andrews, R OBP: 0.329, SLG: 0.311 (1, 4)	0-0 F4			0-0 F7		0-0 F7			0-0 F2	4	0	0	0	0	0	0						
Carl Yastrzemski, L OBP: 0.460, SLG: 0.527 (1, 7)	0-0 F7			4-0 BB			0-3 K		0-0 F6	3	0	0	0	1	1	0						
Ken Harrelson, R OBP: 0.386, SLG: 0.596 (1, 9)		0-0 F4		0-0 F8			0-0 FC3-6 1B		0-0 1B	4	0	2	0	0	0	1						
Reggie Smith, S OBP: 0.361, SLG: 0.397 (1, 8)		0-0 G6-4-3 1B		0-3 K			0-0 FC3-6 WP 1-2		0-0 F7	4	0	1	0	0	1	3						
Rico Petrocelli, R OBP: 0.276, SLG: 0.368 (1, 6)	0-0 G6-4-3 1-2				0-0 5-3			0-0 F8 1-2		3	0	0	0	0	0	2						
George Scott, R OBP: 0.237, SLG: 0.235 (1, 3)				0-0 1B		0-3 K		0-0 6-3		3	0	1	0	0	1	0						
Elston Howard, R OBP: 0.315, SLG: 0.301 (1, 2)			0-3 K		0-3 K			0-0 2B		3	0	1	0	0	2	1						
Ray Culp, R SPARKY LYLE, L Joe Lahoud, L Gary Waslewski, R Dalton Jones, L Darrell Brandon, R (1, 1) (5, 1) (6, 1) (6, 1) (8, 1) (8, 1)			0-3 K			0-0 F9		0-0 6-3		1	0	0	0	0	1	1						
Inning Stats	R: 0 E: 0 K: 0 S: 3	H: 0 LOB: 0 BB: 0 P: 3	R: 0 E: 0 K: 0 S: 3	H: 1 LOB: 0 BB: 0 P: 3	R: 0 E: 0 K: 2 S: 8	H: 1 LOB: 1 BB: 0 P: 8	R: 0 E: 0 K: 1 S: 5	H: 0 LOB: 1 BB: 1 P: 9	R: 0 E: 0 K: 2 S: 7	H: 0 LOB: 0 BB: 0 P: 7	R: 0 E: 0 K: 1 S: 5	H: 0 LOB: 0 BB: 0 P: 5	R: 0 E: 0 K: 1 S: 6	H: 1 LOB: 1 BB: 0 P: 6	R: 0 E: 0 K: 0 S: 4	H: 1 LOB: 1 BB: 0 P: 4	R: 0 E: 0 K: 0 S: 4	H: 1 LOB: 1 BB: 0 P: 4	1B: 4 2B: 1 3B: 0 HR: 0	SF: 0 SAC: 0 DP: 1 HBP: 0	WP: 1 PB: 0 SB: 0 CS: 0	PA: 32
PITCHER Wally Bunker, R ERA: 1.5 (1, 1)	IP: 9.0 WLS: W BF: 32 H: 5 R: 0 ER: 0 SO: 7 BB: 1 IBB: 0 HBP: 0 BLK: 0 WP: 1 HR: 0 S: 45 P: 49 ERA: 0.00 WHIP: 0.667															PITCHER IP: 9.0 WLS: W BF: 32 H: 5 R: 0 ER: 0 SO: 7 BB: 1 IBB: 0 HBP: 0 BLK: 0 WP: 1 HR: 0 S: 45 P: 49 ERA: 0.00 WHIP: 0.667						

Batter	1	2	3	4	5	6	7	8	9	AB	R	H	RBI	BB	SO	LOB	BOTTOM	
Paul Blair, R OBP: 0.250, SLG: 0.261 (1, 8)	0-3 K		0-0 F8			0-0 1B 1B		0-0 F3		0-0 6-3	5	1	1	0	0	1	2	
Fred Valentine, S OBP: 0.297, SLG: 0.370 (1, 9)	0-3 K		0-0 F4		0-0 FC4-6 1-2 1B 1B		0-0 F4		0-0 L6	5	1	1	0	0	1	1		
Frank Robinson, R OBP: 0.378, SLG: 0.410 (1, 7)	0-3 K		0-0 HR		0-0 FC4-6 1-2 2-H 1B		0-0 1B 2B			4	2	3	3	0	1	0		
Boog Powell, L OBP: 0.338, SLG: 0.428 (1, 3)		0-0 2B 2B	0-0 G3		0-0 FC4-6 1-2 2-3 1B		0-0 1B 1B			4	1	2	1	0	0	2		
Brooks Robinson, R OBP: 0.286, SLG: 0.377 (1, 5)		0-0 2-3 2B		0-0 4-3		0-0 1-2 3-H 1B		0-0 5-3		4	0	2	1	0	0	1		
Curt Blefary, L OBP: 0.304, SLG: 0.316 (1, 2)	0-3 K		0-3 K		0-3 K		0-0 4-3		4-0 1B IBB	3	0	0	0	1	2	4		
Davey Johnson, R OBP: 0.359, SLG: 0.390 (1, 4)		0-0 F6		1-0 HBP		0-0 6-3		0-0 FC6-4 1-3 2-H 1B		3	0	1	1	0	0	2		
Mark Belanger, R OBP: 0.232, SLG: 0.250 (1, 6)		0-0 F7		0-0 F8		0-0 SH1-4 1B		0-0 FC6-4 1-2		4	0	1	0	0	0	5		
Wally Bunker, R (1, 1)			4-0 HR BB		0-3 K		0-0 SH1-4		0-3 K	2	1	0	0	1	2	0		
Inning Stats	R: 0 E: 0 K: 3 S: 9	H: 2 LOB: 2 BB: 0 P: 9	R: 2 E: 0 K: 0 S: 4	H: 1 LOB: 1 BB: 1 P: 8	R: 0 E: 0 K: 1 S: 5	H: 0 LOB: 1 BB: 0 P: 6	R: 2 E: 0 K: 1 S: 9	H: 4 LOB: 2 BB: 0 P: 9	R: 0 E: 0 K: 0 S: 4	H: 1 LOB: 1 BB: 0 P: 4	R: 2 E: 0 K: 0 S: 6	H: 3 LOB: 2 BB: 1 P: 10	R: 0 E: 0 K: 1 S: 5	H: 0 LOB: 0 BB: 0 P: 5	1B: 7 2B: 3 3B: 0 HR: 1	SF: 0 SAC: 1 DP: 0 HBP: 1	WP: 0 PB: 0 SB: 1 CS: 0	PA: 38
PITCHER Ray Culp, R ERA: 4.6 Sparky Lyle, L ERA: 3.2 Gary Waslewski, R ERA: 3.44 Darrell Brandon, R ERA: 5.4 (1, 1) (5, 1) (6, 1) (8, 1)	IP: 4.1 WLS: L BF: 21 H: 6 R: 4 ER: 4 SO: 6 BB: 1 IBB: 0 HBP: 0 BLK: 0 WP: 0 HR: 1 S: 31 P: 36 ERA: 8.31 WHIP: 1.615															PITCHER IP: 4.1 WLS: L BF: 21 H: 6 R: 4 ER: 4 SO: 6 BB: 1 IBB: 0 HBP: 0 BLK: 0 WP: 0 HR: 1 S: 31 P: 36 ERA: 8.31 WHIP: 1.615		



Batter	1	2	3	4	5	6	7	8	9	AB	R	H	RBI	BB	SO	LOB	TOP			
Joe Foy, R OBP: 0.345, SLG: 0.307 (1, 5)	F4		FC6-4 HBP			FC5-4 1B		FC4-6 BB		2	0	1	0	1	0	0	Boston Red Sox @ Baltimore Orioles Memorial Stadium, Baltimore, MD Wed Jun 26 1968, 7:05 PM EDT Att: 17,861 - Unknown			
Jerry Adair, R OBP: 0.255, SLG: 0.245 (1, 4)	F7		FC6-4 1-2f			FC5-4 1-2f		FC4-6 1-2f		4	0	0	0	0	0	3				
Carl Yastrzemski, L OBP: 0.454, SLG: 0.517 (1, 7)	3-1					F8		K		4	0	0	0	0	2	2				
Ken Harrelson, R OBP: 0.384, SLG: 0.589 (1, 9)		5-3				5-3		F5		4	0	1	0	0	0	2				
Reggie Smith, S OBP: 0.360, SLG: 0.395 (1, 8)		K				F4		F8		4	0	1	0	0	1	1				
Rico Petrocelli, R OBP: 0.276, SLG: 0.366 (1, 6)						L7		5-3		4	0	1	0	0	0	2				
George Scott, R OBP: 0.237, SLG: 0.240 (1, 3)								F4		4	1	1	0	0	2	2				
Elston Howard, R OBP: 0.314, SLG: 0.321 (1, 2)			5-3					K		4	1	1	2	0	1	1				
Bill Landis, L Gene Oliver, R (7, PH) Lee Stange, R OBP: 0.273, SLG: 0.200 (7, 1)			K					K		2	0	0	0	0	2	0				
								K		1	0	0	0	0	1	0				
								K		0	0	0	0	0	0	0				
Inning Stats	R: 0 E: 0 K: 0 S: 3	H: 0 LOB: 0 BB: 0 P: 3	R: 0 E: 0 K: 1 S: 6	H: 1 LOB: 1 BB: 0 P: 6	R: 0 E: 0 K: 1 S: 5	H: 0 LOB: 1 BB: 0 P: 6	R: 0 E: 0 K: 1 S: 6	H: 1 LOB: 1 BB: 0 P: 6	R: 0 E: 0 K: 3 S: 9	H: 0 LOB: 0 BB: 0 P: 9	R: 0 E: 0 K: 0 S: 4	H: 1 LOB: 1 BB: 0 P: 4	R: 2 E: 0 K: 1 S: 7	H: 2 LOB: 0 BB: 0 P: 7	R: 0 E: 0 K: 1 S: 5	H: 0 LOB: 1 BB: 1 P: 9	1B: 4 2B: 1 3B: 0 HR: 1	SF: 0 SAC: 0 DP: 0 HBP: 1	WP: 0 PB: 0 SB: 0 CS: 0	PA: 35
PITCHER Dave McNally, L ERA: 2.11 (1, 1)	IP: 9.0 WLS: W BF: 35 H: 6 R: 2 ER: 2 SO: 9 BB: 1 IBB: 0 HBP: 1 BLK: 0 WP: 0 HR: 1 S: 51 P: 56 ERA: 2.00 WHIP: 0.778															PITCHER				

AB 33
R 2
H 6
RBI 2
BB 1
SO 9
LOB 13



Batter	1	2	3	4	5	6	7	8	9	AB	R	H	RBI	BB	SO	LOB	BOTTOM			
Paul Blair, R OBP: 0.251, SLG: 0.261 (1, 8)	FC5 BB 1B		F2-3			F4		SH1-3		3	0	1	0	0	0	1	Boston Red Sox @ Baltimore Orioles Memorial Stadium, Baltimore, MD Wed Jun 26 1968, 7:05 PM EDT Att: 17,861 - Unknown			
Fred Valentine, S OBP: 0.296, SLG: 0.374 (1, 9)	K		6-3			F6		1B 2B		4	1	1	1	0	1	2				
Boog Powell, L OBP: 0.344, SLG: 0.443 (1, 3)	FC5 1-2 BB					K		HR		3	1	2	2	1	1	0				
Frank Robinson, R OBP: 0.381, SLG: 0.432 (1, 7)	FC5 1-2 2-3f					HR BB		HR		3	2	1	1	1	0	3				
Brooks Robinson, R OBP: 0.285, SLG: 0.387 (1, 5)	K					HR		HR		4	1	1	2	0	1	3				
Davey Johnson, R OBP: 0.357, SLG: 0.392 (1, 4)			F9			K		F7		4	0	1	0	0	1	0				
Andy Etchebarren, R OBP: 0.311, SLG: 0.374 (1, 2)			4-3			F9		K		4	0	0	0	0	1	1				
Mark Belanger, R OBP: 0.227, SLG: 0.244 (1, 6)			F4			1-3		F8		4	0	0	0	0	0	1				
Dave McNally, R (1, 1)			K			BB		SH1-3 2B BB		1	1	0	0	2	1	0				
Inning Stats	R: 0 E: 0 K: 2 S: 8	H: 1 LOB: 2 BB: 1 P: 12	R: 0 E: 0 K: 0 S: 3	H: 0 LOB: 0 BB: 0 P: 3	R: 0 E: 0 K: 1 S: 5	H: 0 LOB: 0 BB: 0 P: 5	R: 2 E: 0 K: 2 S: 8	H: 1 LOB: 0 BB: 1 P: 12	R: 0 E: 0 K: 0 S: 3	H: 0 LOB: 1 BB: 1 P: 7	R: 2 E: 0 K: 0 S: 6	H: 3 LOB: 1 BB: 0 P: 6	R: 2 E: 0 K: 0 S: 5	H: 2 LOB: 1 BB: 1 P: 9	R: 0 E: 0 K: 1 S: 5	H: 0 LOB: 0 BB: 0 P: 5		1B: 2 2B: 2 3B: 0 HR: 3	SF: 0 SAC: 1 DP: 0 HBP: 0	WP: 0 PB: 0 SB: 0 CS: 0
PITCHER Bill Landis, L Lee Stange, R ERA: 3.49 ERA: 4.86 (1, 1) (7, 1)	IP: 6.0 WLS: L BF: 26 H: 5 R: 4 ER: 4 SO: 5 BB: 3 IBB: 0 HBP: 0 BLK: 0 WP: 0 HR: 3 S: 33 P: 45 ERA: 6.00 WHIP: 1.333															PITCHER				

AB 30
R 6
H 7
RBI 6
BB 4
SO 6
LOB 11



Batter	1	2	3	4	5	6	7	8	9	AB	R	H	RBI	BB	SO	LOB	TOP										
Max Alvis, R OBP: 0.309, SLG: 0.368 Vern Fuller, R OBP: 0.307, SLG: 0.259	1-3	FC6-4			K	FC6			FC4-6	2	0	0	0	0	0	1	Cleveland Indians @ Boston Red Sox Fenway Park, Boston, MA Thu Jun 27 1968, 7:05 PM EDT Att: 21,062 - Overcast - 60 F										
Russ Snyder, L OBP: 0.265, SLG: 0.270	1B				1-3	FC4-6			FC4-6	4	2	1	0	1	0	3											
Jimmie Hall, L OBP: 0.293, SLG: 0.259	E8								PB	5	0	2	0	0	0	2											
Joe Azcue, R OBP: 0.323, SLG: 0.331 Vicente Romo, R OBP: 0.333, SLG: 0.280 Stan Williams, R OBP: 0.333, SLG: 0.280 Davey Nelson, R OBP: 0.211, SLG: 0.167	1B				E5				4-3	3	0	1	1	1	0	1											
Duke Sims, L OBP: 0.374, SLG: 0.439	K				K				G3	5	0	0	0	0	3	7											
Jose Cardenal, R OBP: 0.279, SLG: 0.307	K				F9				F6	4	1	1	0	0	1	4											
Billy Harris, L OBP: 0.343, SLG: 0.469					K					4	0	1	0	0	2	1											
Larry Brown, R OBP: 0.271, SLG: 0.286					F9				F8	4	0	1	0	0	0	2											
Sam McDowell, L OBP: 0.156, SLG: 0.116 Hal Kurtz, R OBP: 0.212, SLG: 0.300 Eddie Fisher, R OBP: 0.250, SLG: 0.250	K				6-3				K	1	0	0	0	0	1	1											
Inning Stats	R: 1 E: 1 K: 2 S: 10	H: 2 LOB: 2 BB: 0 P: 10	R: 0 E: 1 K: 1 S: 6	H: 0 LOB: 1 BB: 0 P: 6	R: 0 E: 0 K: 1 S: 5	H: 0 LOB: 0 BB: 0 P: 5	R: 0 E: 0 K: 1 S: 6	H: 1 LOB: 2 BB: 0 P: 10	R: 0 E: 0 K: 1 S: 8	H: 3 LOB: 2 BB: 0 P: 8	R: 0 E: 0 K: 1 S: 5	H: 0 LOB: 0 BB: 0 P: 5	R: 0 E: 0 K: 1 S: 6	H: 1 LOB: 1 BB: 0 P: 6	R: 1 E: 0 K: 0 S: 4	H: 1 LOB: 1 BB: 1 P: 8		1B: 6 2B: 2 3B: 0 HR: 0	SF: 0 SAC: 0 DP: 0 HBP: 0	WP: 1 PB: 1 SB: 0 CS: 0	PA: 41						
PITCHER	IP	WLS	BF	H	R	ER	SO	BB	IBB	HBP	BLK	WP	HR	S	P	ERA	WHIP										
Jose Santiago, R ERA: 2.18	5.0	W	23	3	1	0	6	2	0	0	0	0	0	33	41	0.00	1.000										
Gary Waslewski, R ERA: 3.42	3.0		13	4	1	1	3	0	0	0	0	1	0	19	19	3.00	1.333										
Sparky Lyle, L ERA: 3.08	1.0	S	5	1	1	0	0	1	0	0	0	0	0	4	8	0.00	2.000										

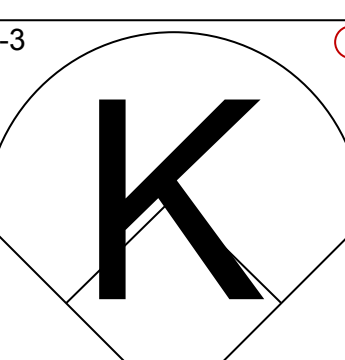
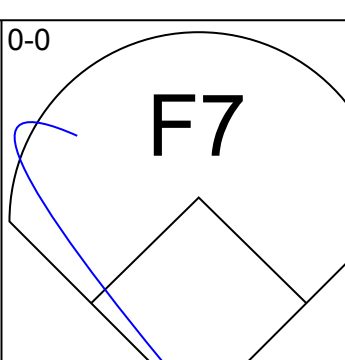
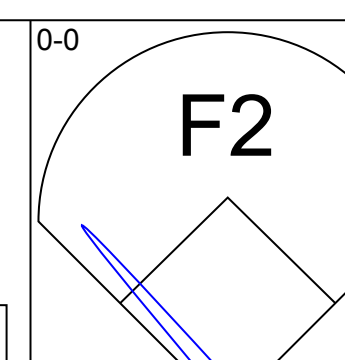
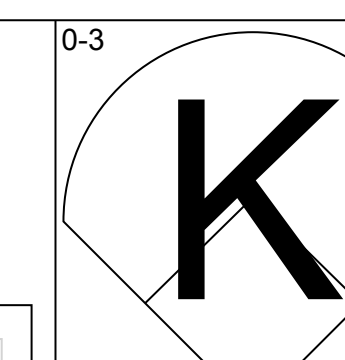
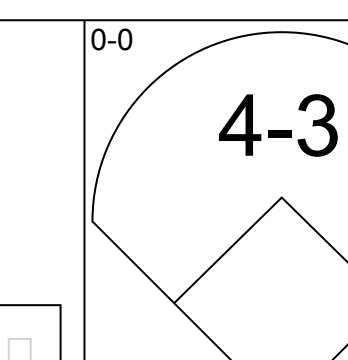
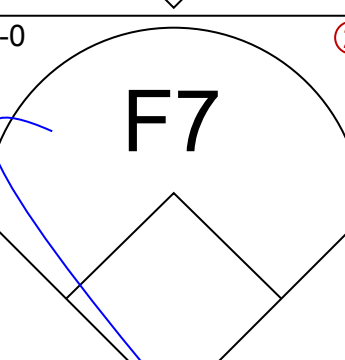
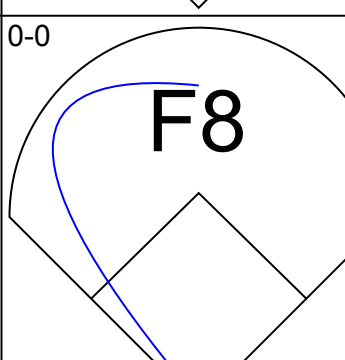
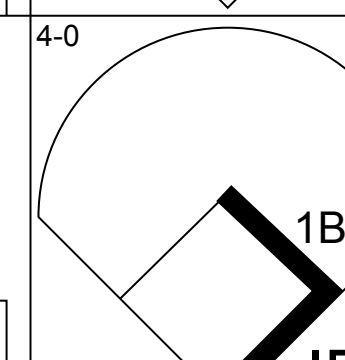
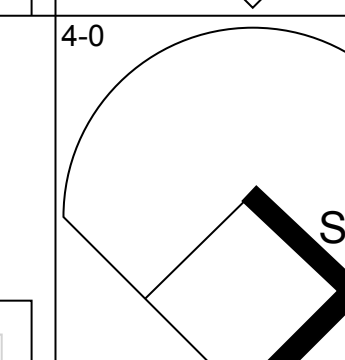

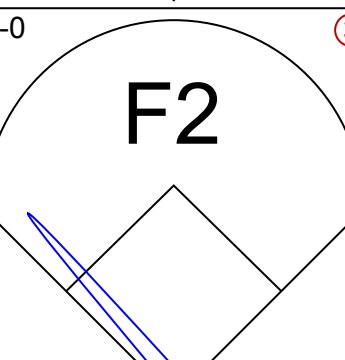
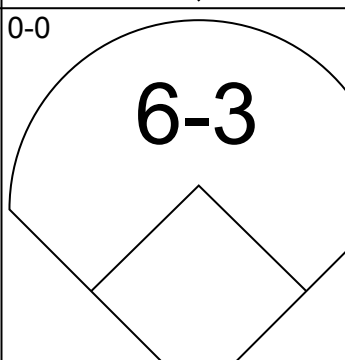
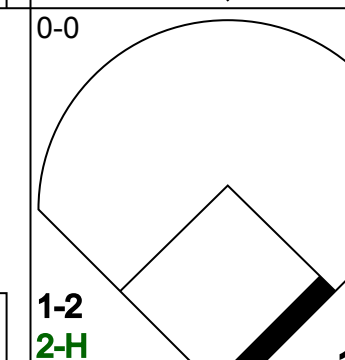
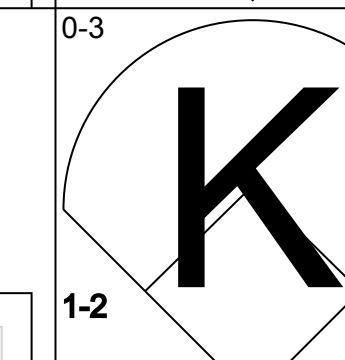

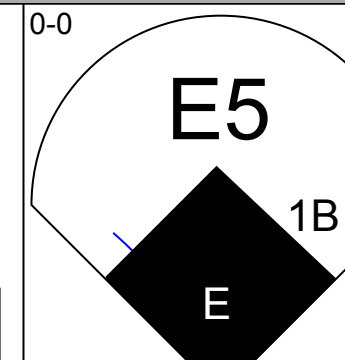
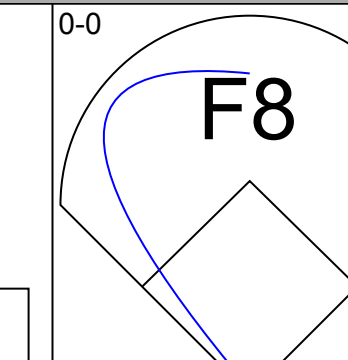
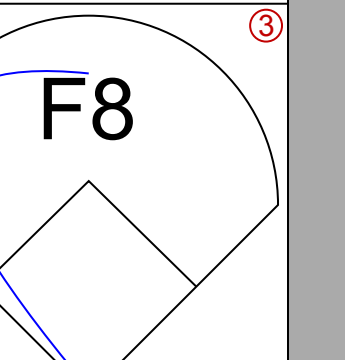
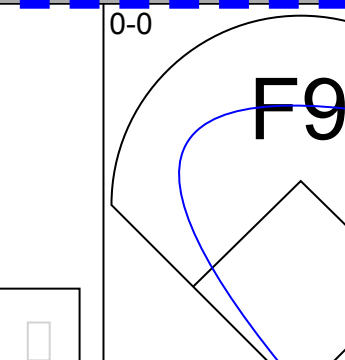
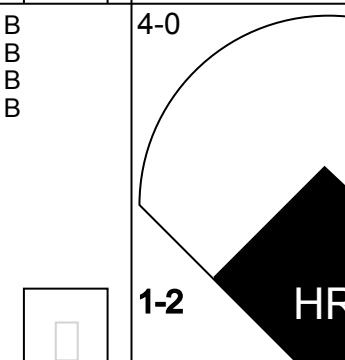
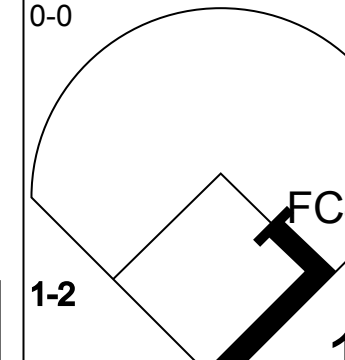
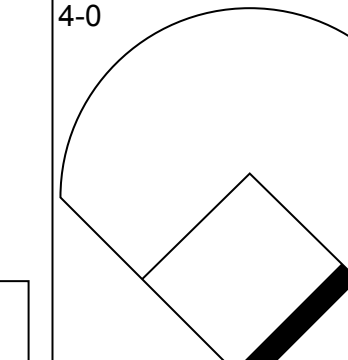
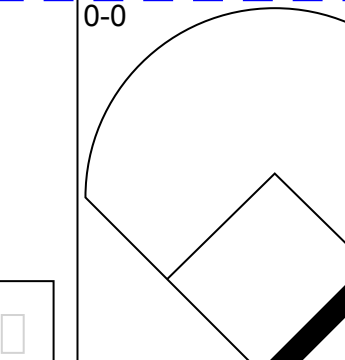
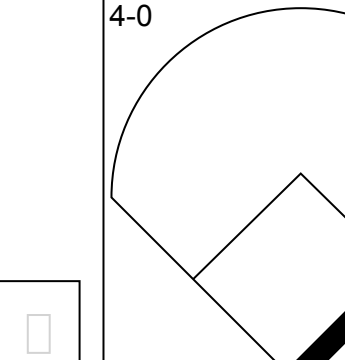
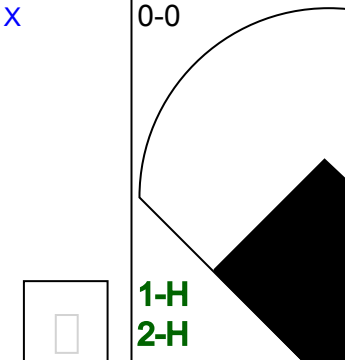
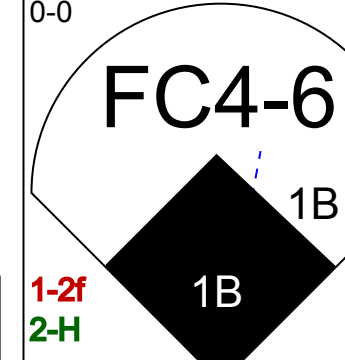
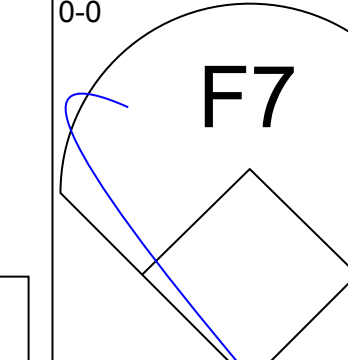
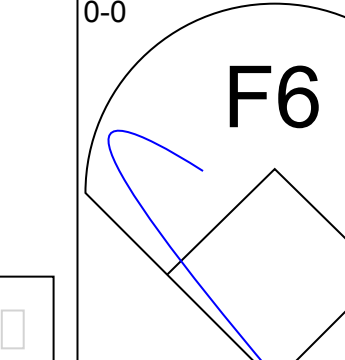
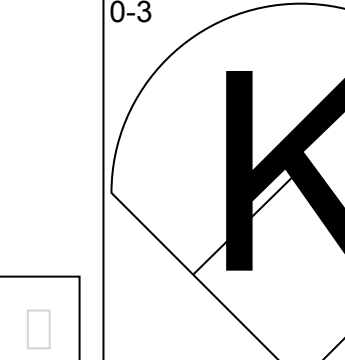
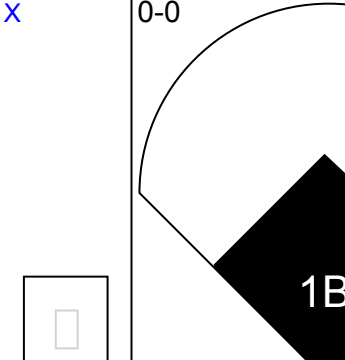
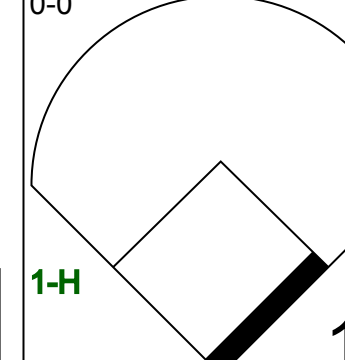
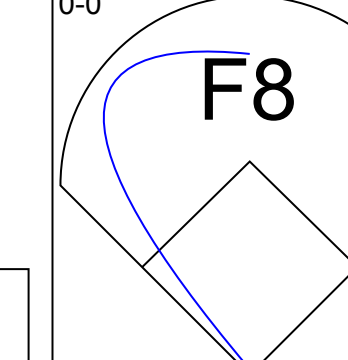
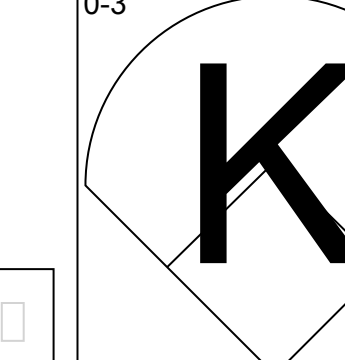
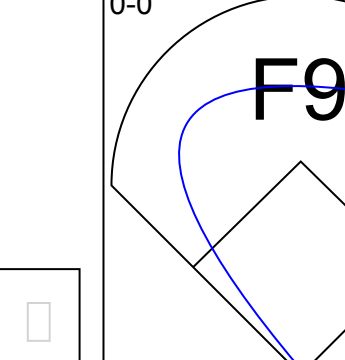
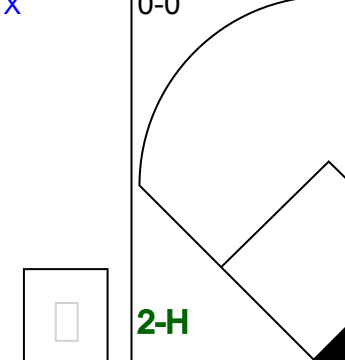
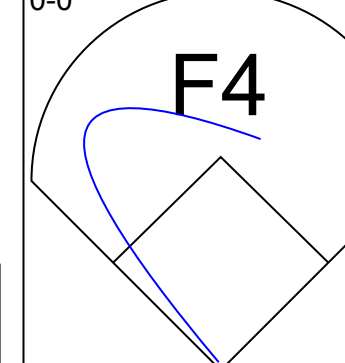
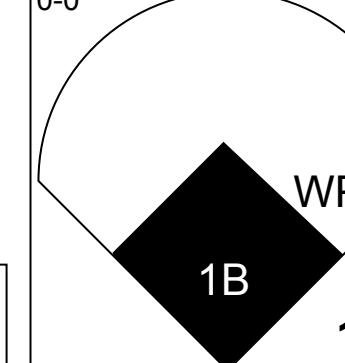
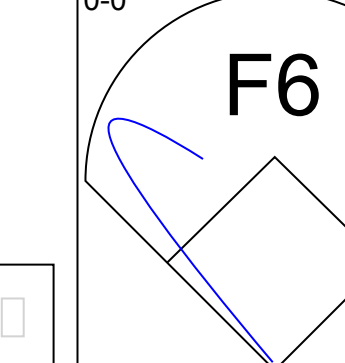

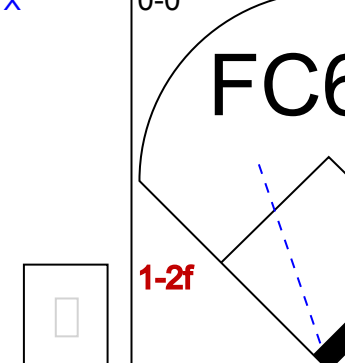
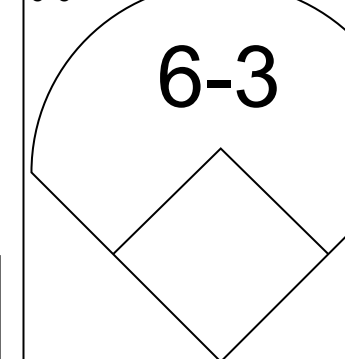
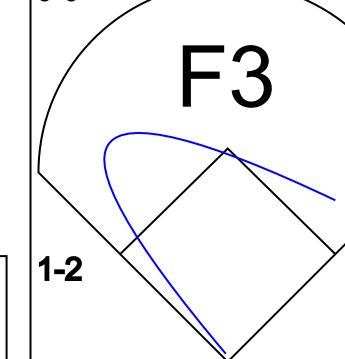
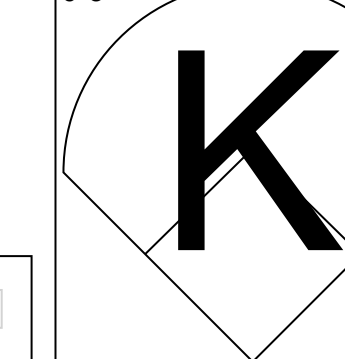

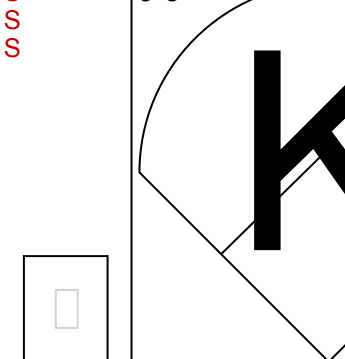
Batter	1	2	3	4	5	6	7	8	9	AB	R	H	RBI	BB	SO	LOB	BOTTOM										
Joe Foy, R OBP: 0.350, SLG: 0.311					F2					4	1	2	0	1	1	0	Cleveland Indians @ Boston Red Sox Fenway Park, Boston, MA Thu Jun 27 1968, 7:05 PM EDT Att: 21,062 - Overcast - 60 F										
Jerry Adair, R OBP: 0.250, SLG: 0.241					4-3					5	2	1	0	0	1	4											
Carl Yastrzemski, L OBP: 0.499, SLG: 0.519 Joe Lahoud, L OBP: 0.326, SLG: 0.237	K				1B					3	1	2	0	1	1	2											
Ken Harrelson, R OBP: 0.389, SLG: 0.594					1B					5	1	3	2	0	1	3											
Reggie Smith, S OBP: 0.357, SLG: 0.395	E6				L6					5	2	1	0	0	0	5											
Rico Petrocelli, R OBP: 0.281, SLG: 0.368 Gary Waslewski, R OBP: 0.091, SLG: 0.048 Norm Siebern, L OBP: 0.045, SLG: 0.045 Sparky Lyle, L	1B				6-3					4	1	2	1	0	0	3											
George Scott, R OBP: 0.237, SLG: 0.239	K				E5					5	0	1	0	0	2	4											
Russ Gibson, R OBP: 0.216, SLG: 0.296					F8					3	1	0	0	1	0	3											
Jose Santiago, R OBP: 0.209, SLG: 0.220 Dalton Jones, L OBP: 0.173, SLG: 0.147					F2					3	0	1	2	0	0	1											
Inning Stats	R: 6 E: 2 K: 3 S: 15	H: 4 LOB: 2 BB: 2 P: 23	R: 1 E: 1 K: 1 S: 8	H: 2 LOB: 2 BB: 0 P: 8	R: 0 E: 0 K: 0 S: 4	H: 1 LOB: 1 BB: 1 P: 8	R: 1 E: 0 K: 0 S: 5	H: 2 LOB: 1 BB: 0 P: 5	R: 1 E: 0 K: 0 S: 6	H: 3 LOB: 2 BB: 0 P: 6	R: 0 E: 0 K: 1 S: 5	H: 0 LOB: 0 BB: 0 P: 5	R: 0 E: 0 K: 2 S: 7	H: 0 LOB: 0 BB: 0 P: 7	R: 0 E: 0 K: 0 S: 4	H: 1 LOB: 1 BB: 0 P: 4		1B: 11 2B: 2 3B: 0 HR: 0	SF: 0 SAC: 0 DP: 0 HBP: 0	WP: 1 PB: 0 SB: 0 CS: 0	PA: 43						
PITCHER	IP	WLS	BF	H	R	ER	SO	BB	IBB	HBP	BLK	WP	HR	S	P	ERA	WHIP										
Sam McDowell, L ERA: 1.74	2.1	L	19	7	2	2	0	0	1	0	0	0	0	13	17	6.75	1.875										
Hal Kurtz, R ERA: 4.59	2.2		14	5	2	2	0	0	0	0	0	0	0	13	17	6.75	1.875										
Eddie Fisher, R ERA: 3.31	1.0		3	0	0	0	1	0	0	0	0	0	0	5	5	0.00	0.000										
Vicente Romo, R ERA	1.0		3	0	0	0	2	0	0	0	0	0	0	7	7	0.00	0.000										
Stan Williams, R ERA: 1.73	1.0		4	1	0	0	0	0	0	0	0	0	0	4	4	0.00	1.000										

Batter	1	2	3	4	5	6	7	8	9	AB	R	H	RBI	BB	SO	LOB	TOP										
Russ Snyder, L (1, 9) OBP: 0.273, SLG: 0.280 Tommy Harper, R (7, PH) OBP: 0.291, SLG: 0.408 (7, 9)	F6		1B		1B		HR		2B	3	0	2	2	0	0	0	Cleveland Indians @ Boston Red Sox Fenway Park, Boston, MA Sat Jun 29 1968, 3:33 AM EDT Att: 22,263 - Cloudy - 83 F										
Max Alvis, R (1, 5) OBP: 0.314, SLG: 0.367	K		BB		F7		G5-4-3		BB	3	0	1	0	2	1	1											
Jimmie Hall, L (1, 7) OBP: 0.288, SLG: 0.255 Lou Johnson, R (7, PH) OBP: 0.286, SLG: 0.354 (7, 7)	4-3		F7		G3		G5-4-3		BB	3	0	0	0	0	0	2											
Joe Azcue, R (1, 2) OBP: 0.326, SLG: 0.341		G3-6-3	1B		F7		F8		K	5	1	2	0	0	1	1											
Duke Sims, L (1, 3) OBP: 0.367, SLG: 0.429	G3-6-3		1-2		K		F8		4-3	4	0	0	0	0	1	2											
Jose Cardenal, R (1, 8) OBP: 0.282, SLG: 0.321	F8				6-3				2B	4	1	2	1	0	0	0											
Billy Harris, L (1, 4) OBP: 0.359, SLG: 0.472			SH1-4		K		1B		5-3	4	2	2	1	0	1	1											
Larry Brown, R (1, 6) OBP: 0.274, SLG: 0.290			F9		SH3-4		1B		6-3	4	2	2	0	0	0	2											
Luis Tiant, R (1, 1) OBP: 0.087, SLG: 0.109			SH1-4		SH3-4		F7		K	2	0	0	0	0	1	2											
Inning Stats	R: 0 E: 0 K: 1 S: 5	H: 0 LOB: 0 BB: 0 P: 5	R: 0 E: 0 K: 0 S: 3	H: 1 LOB: 0 BB: 0 P: 3	R: 1 E: 0 K: 0 S: 5	H: 2 LOB: 2 BB: 1 P: 9	R: 0 E: 0 K: 1 S: 5	H: 0 LOB: 0 BB: 0 P: 5	R: 1 E: 0 K: 1 S: 7	H: 2 LOB: 1 BB: 0 P: 7	R: 0 E: 0 K: 0 S: 3	H: 0 LOB: 0 BB: 0 P: 3	R: 4 E: 0 K: 0 S: 7	H: 5 LOB: 0 BB: 0 P: 7	R: 1 E: 0 K: 0 S: 5	H: 2 LOB: 1 BB: 0 P: 5		R: 1 E: 0 K: 2 S: 8	H: 1 LOB: 1 BB: 1 P: 12	1B: 8 2B: 3 3B: 1 HR: 1	SF: 1 SAC: 2 DP: 2 HBP: 0	WP: 1 PB: 0 SB: 0 CS: 0	PA: 40				
PITCHER	IP	WLS	BF	H	R	ER	SO	BB	IBB	HBP	BLK	WP	HR	S	P	ERA	WHIP										
Gary Bell, R (1, 1) ERA: 2.64	6.1	L	27	8	5	5	3	1	0	0	0	0	0	32	36	7.11	1.421										
Sparky Lyle, L (7, 1) ERA: 3.54	1.2		8	4	2	2	0	0	0	0	0	0	1	8	8	10.80	2.400										
Juan Pizarro, L (9, 1) ERA: 3.75	1.0		5	1	1	1	2	1	0	0	0	1	0	8	12	9.00	2.000										

Batter	1	2	3	4	5	6	7	8	9	AB	R	H	RBI	BB	SO	LOB	BOTTOM										
Joe Foy, R (1, 5) OBP: 0.348, SLG: 0.309	F8		F4		G4-3				6-3	4	0	1	0	0	0	1	Cleveland Indians @ Boston Red Sox Fenway Park, Boston, MA Sat Jun 29 1968, 3:33 AM EDT Att: 22,263 - Cloudy - 83 F										
Jerry Adair, R (1, 4) OBP: 0.234, SLG: 0.226	K		5-3		G4-3				K	4	0	0	0	0	2	3											
Carl Yastrzemski, L (1, 7) OBP: 0.495, SLG: 0.513	K		BB						F5	3	0	0	0	1	2	0											
Ken Harrelson, R (1, 9) OBP: 0.382, SLG: 0.583		6-3	K						K	4	0	0	0	0	3	2											
Reggie Smith, S (1, 8) OBP: 0.359, SLG: 0.394		1B			K				4-3	3	1	1	0	1	1	0											
Rico Petrocelli, R (1, 6) OBP: 0.281, SLG: 0.371		K			6-3				K	4	0	1	1	0	2	1											
George Scott, R (1, 3) OBP: 0.237, SLG: 0.239					F8				F3	4	0	1	0	0	0	1											
Elston Howard, R (1, 2) OBP: 0.314, SLG: 0.321									6-3	3	0	1	0	0	1	2											
Gary Bell, R (1, 1) OBP: 0.269, SLG: 0.346 Sparky Lyle, L (7, 1)									K	2	0	1	0	0	0	0											
Dalton Jones, L (8, PH) OBP: 0.172, SLG: 0.146 Juan Pizarro, L (9, 1)									K	1	0	0	0	0	1	0											
Inning Stats	R: 0 E: 0 K: 2 S: 7	H: 0 LOB: 0 BB: 0 P: 7	R: 0 E: 0 K: 2 S: 9	H: 2 LOB: 2 BB: 0 P: 9	R: 0 E: 0 K: 1 S: 6	H: 1 LOB: 2 BB: 1 P: 10	R: 0 E: 0 K: 1 S: 5	H: 0 LOB: 0 BB: 0 P: 5	R: 0 E: 0 K: 2 S: 7	H: 0 LOB: 0 BB: 0 P: 7	R: 0 E: 0 K: 1 S: 5	H: 0 LOB: 0 BB: 0 P: 5	R: 0 E: 0 K: 2 S: 7	H: 0 LOB: 0 BB: 0 P: 7	R: 1 E: 0 K: 1 S: 6	H: 1 LOB: 1 BB: 1 P: 10	1B: 5 2B: 1 3B: 0 HR: 0	SF: 0 SAC: 0 DP: 1 HBP: 0	WP: 1 PB: 0 SB: 0 CS: 0	PA: 34							
PITCHER	IP	WLS	BF	H	R	ER	SO	BB	IBB	HBP	BLK	WP	HR	S	P	ERA	WHIP										
Luis Tiant, R (1, 1) ERA: 1.19	9.0	W	34	6	1	1	13	2	0	0	0	1	0	58	66	1.00	0.889										

Batter	1	2	3	4	5	6	7	8	9	AB	R	H	RBI	BB	SO	LOB	TOP											
Russ Snyder, L (1, 9) OBP: 0.273, SLG: 0.279 Tommy Harper, R (9, PH) OBP: 0.289, SLG: 0.406	1-3		FC6-4 1B		2-3		F8		5-3	4	0	1	0	0	0	1	Cleveland Indians @ Boston Red Sox Fenway Park, Boston, MA Sat Jun 29 1968, 7:05 PM EDT Att: 25,078 - Unknown - 80 F											
Max Alvis, R (1, 5) OBP: 0.315, SLG: 0.369	K		FC6-4 1-2		4-0 WP BB		SF8 2B		K2-3	4	1	1	0	1	2	1												
Lou Johnson, R (1, 7) OBP: 0.286, SLG: 0.367	HR			E6 4-3 1B	F3		E5 2-3			4	2	1	1	0	0	3												
Joe Azcue, R (1, 2) OBP: 0.324, SLG: 0.336	F8			4-3	4-0 WP BB		SF8			2	0	0	1	1	0	1												
Duke Sims, L (1, 3) OBP: 0.369, SLG: 0.425		G3		1B IBB	4-0 1-2 2-3 3-H BB		F7			2	0	0	0	2	0	1												
Jose Cardenal, R (1, 8) OBP: 0.285, SLG: 0.324		CS S 1B		1-2 2-H 1B	F9				F5	4	0	2	1	0	0	3												
Billy Harris, L (1, 4) OBP: 0.326, SLG: 0.425				F7			F7		F7	4	0	0	0	0	0	3												
Larry Brown, R (1, 6) OBP: 0.274, SLG: 0.289			F7	K					6-3	4	0	1	0	0	1	2												
Sonny Siebert, R (1, 1) OBP: 0.208, SLG: 0.196			F6		BB WP 2-3 1B		4-3		K	4	1	1	0	0	1	0												
Inning Stats	R: 1 E: 0 K: 1 S: 6	H: 1 LOB: 0 BB: 0 P: 6	R: 0 E: 0 K: 0 S: 3	H: 1 LOB: 0 BB: 0 P: 3	R: 0 E: 0 K: 0 S: 4	H: 1 LOB: 1 BB: 0 P: 4	R: 1 E: 1 K: 1 S: 7	H: 1 LOB: 2 BB: 1 P: 11	R: 1 E: 0 K: 0 S: 4	H: 1 LOB: 3 BB: 3 P: 16	R: 0 E: 0 K: 0 S: 3	H: 1 LOB: 0 BB: 0 P: 3	R: 1 E: 1 K: 0 S: 5	H: 1 LOB: 1 BB: 0 P: 5	R: 0 E: 0 K: 2 S: 3	H: 0 LOB: 0 BB: 0 P: 3	R: 0 E: 0 K: 2 S: 7	H: 0 LOB: 0 BB: 0 P: 7	1B: 5 2B: 1 3B: 0 HR: 1	SF: 1 SAC: 0 DP: 0 HBP: 0	WP: 1 PB: 0 SB: 2 CS: 1	PA: 38						
PITCHER	IP	WLS	BF	H	R	ER	SO	BB	IBB	HBP	BLK	WP	HR	S	P	ERA	WHIP											
Ray Culp, R (1, 1) ERA: 4.54	4.2	L	22	5	3	2	2	2	1	0	0	0	1	0	1	5	3.86	1.500										
Juan Pizarro, L (5, 1) ERA: 3.65	0.1		2	0	0	0	0	1	0	0	0	0	1	0	1	5	0.00	3.000										
Lee Stange, R (6, 1) ERA: 4.61	3.0		11	2	1	0	0	0	0	0	0	0	0	0	11	11	0.00	0.667										
Bill Landis, L (9, 1) ERA: 3.38	1.0		3	0	0	0	2	0	0	0	0	0	0	0	7	7	0.00	0.000										

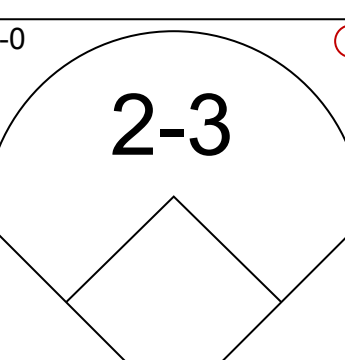
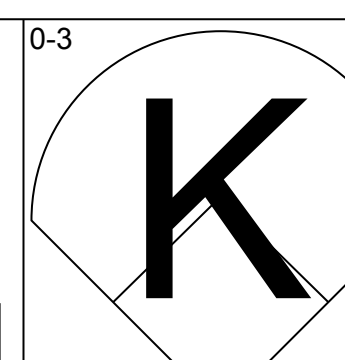
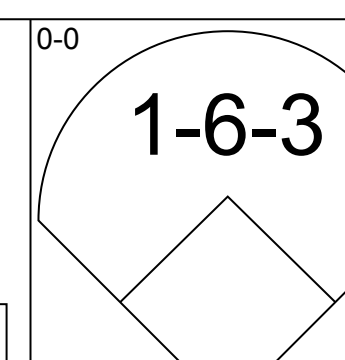
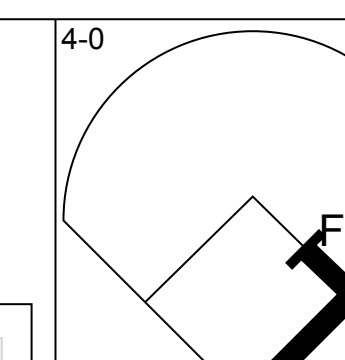
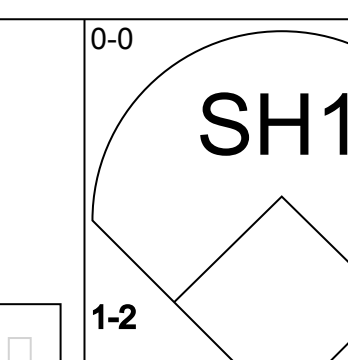
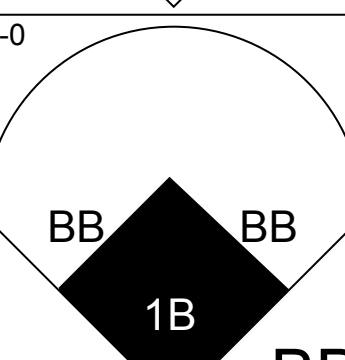
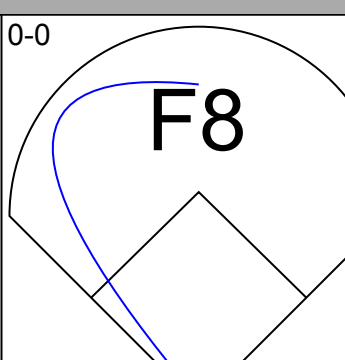
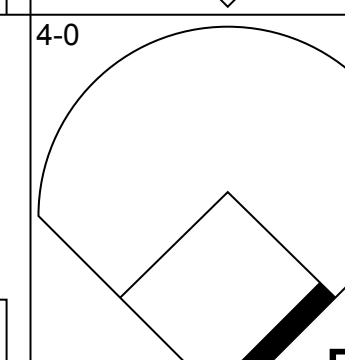
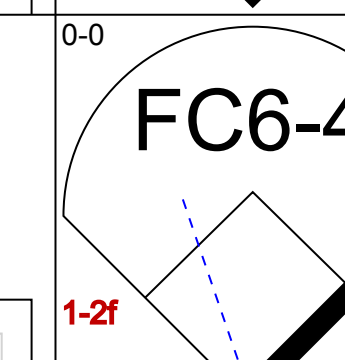

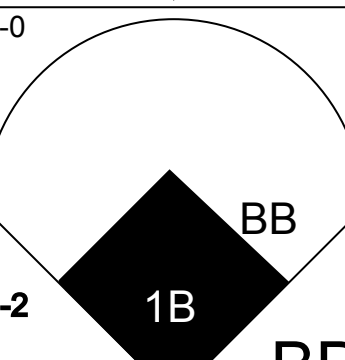
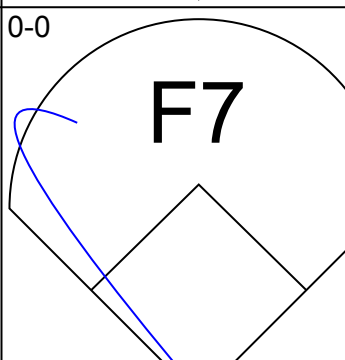
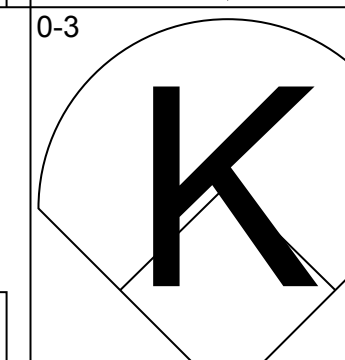
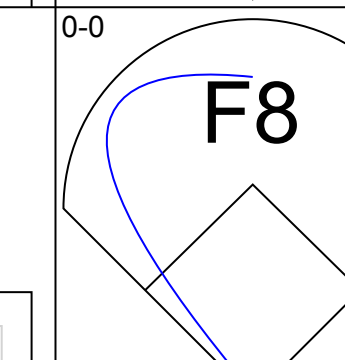

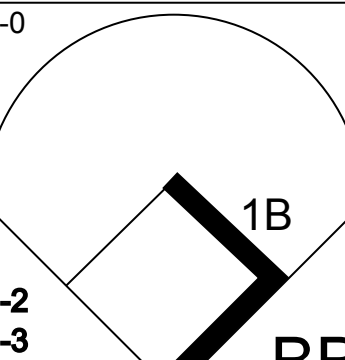
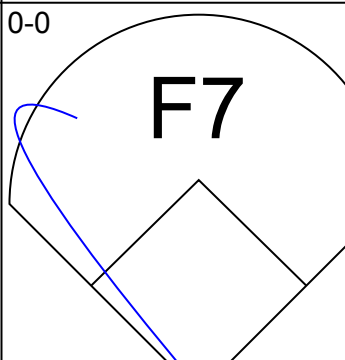
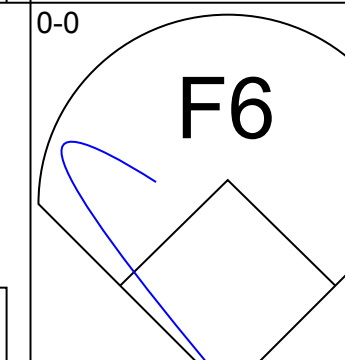


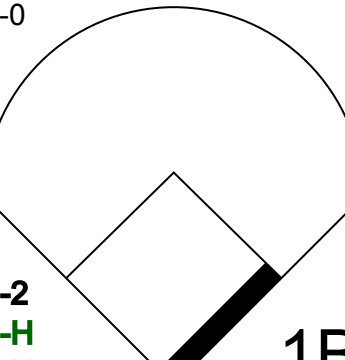
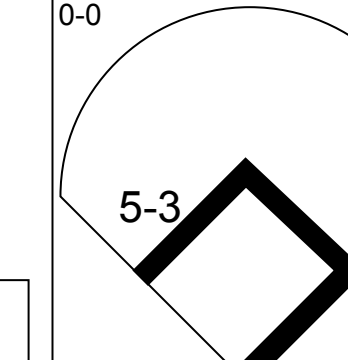
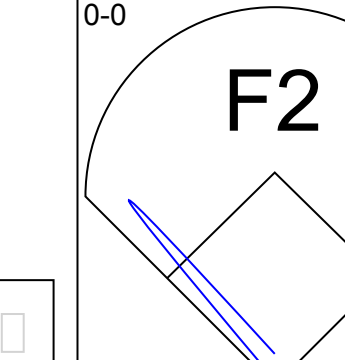
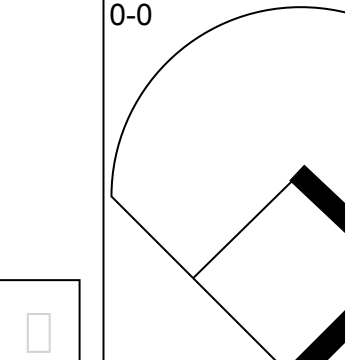
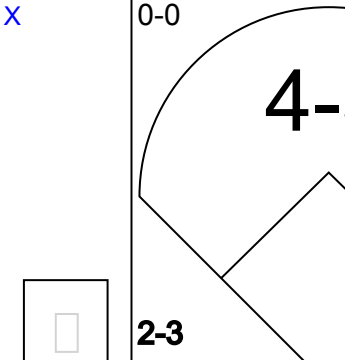
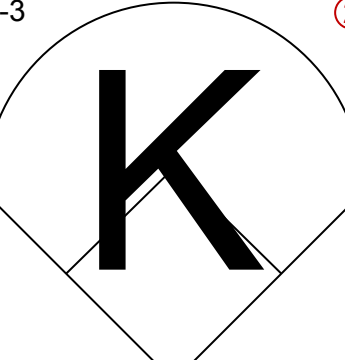
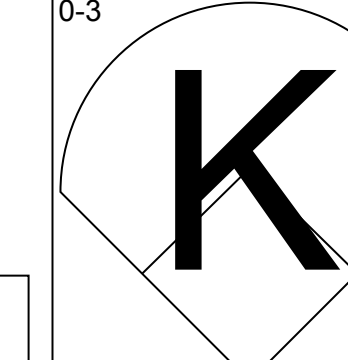
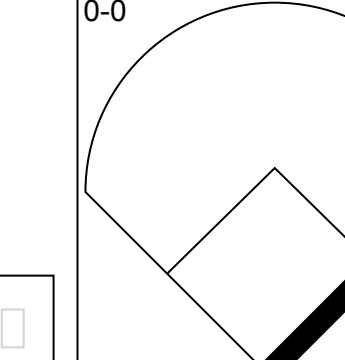
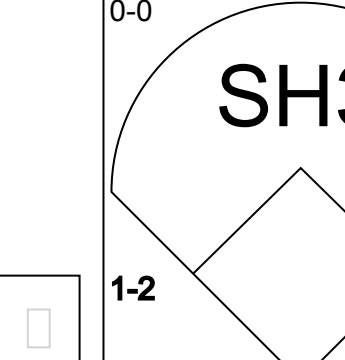
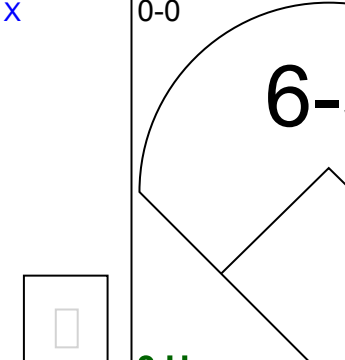
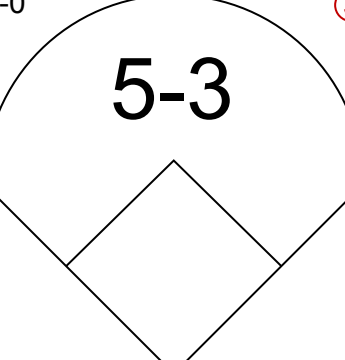
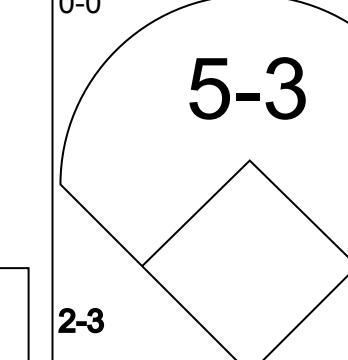
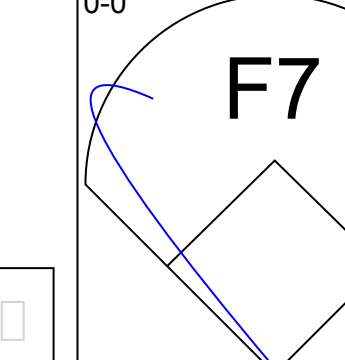
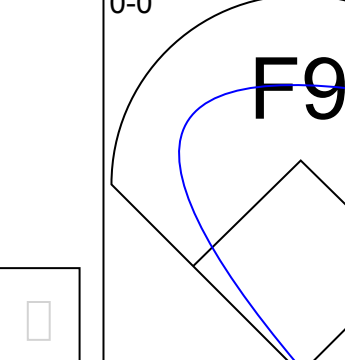
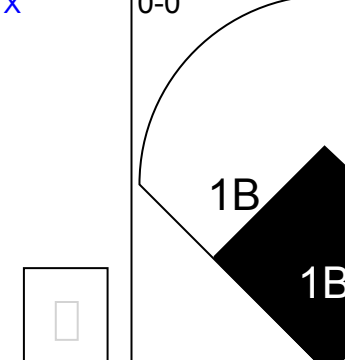
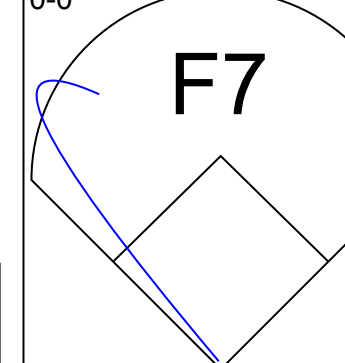
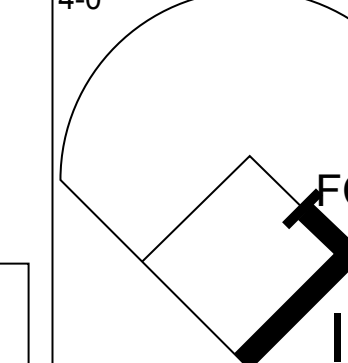
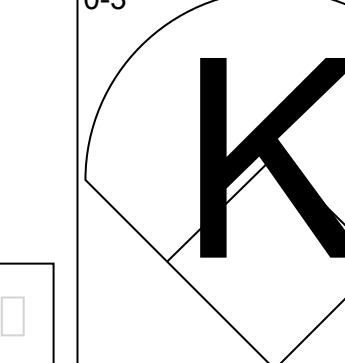
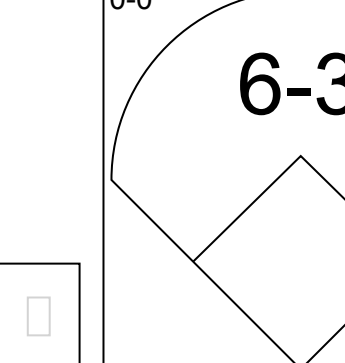
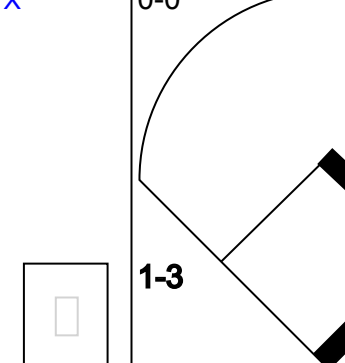



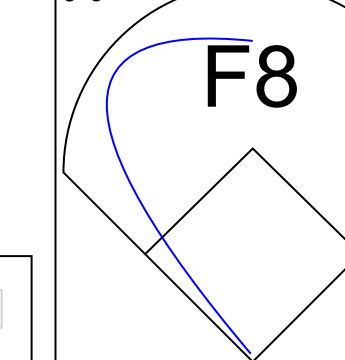

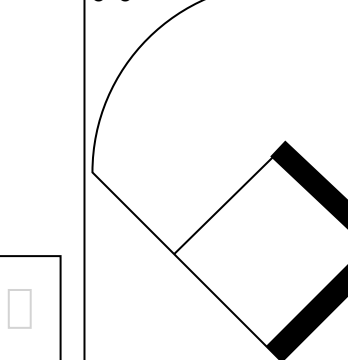
Batter	1	2	3	4	5	6	7	8	9	AB	R	H	RBI	BB	SO	LOB	BOTTOM										
Joe Foy, R (1, 5) OBP: 0.391, SLG: 0.313	1-3		F8							4	0	2	0	0	0	0	Cleveland Indians @ Boston Red Sox Fenway Park, Boston, MA Sat Jun 29 1968, 7:05 PM EDT Att: 25,078 - Unknown - 80 F										
Mike Andrews, R (1, 4) OBP: 0.329, SLG: 0.308 Lee Stange, R (6, 1) OBP: 0.273, SLG: 0.200 Joe Lahoud, L (6, PH) OBP: 0.323, SLG: 0.234 Bill Landis, L (9, 1)	5-3			4-3 WP BB 1B	F8				K	2	1	0	0	1	0	2											
Carl Yastrzemski, L (1, 7) OBP: 0.492, SLG: 0.506				4-3					K	3	0	0	0	1	1	2											
Ken Harrelson, R (1, 9) OBP: 0.376, SLG: 0.571	L6			1-3					K	4	0	0	0	0	1	2											
Reggie Smith, S (1, 8) OBP: 0.357, SLG: 0.392			4-3						F8	4	0	1	1	0	0	0											
Rico Petrocelli, R (1, 6) OBP: 0.280, SLG: 0.369			F9						F4	4	0	1	1	0	0	0											
George Scott, R (1, 3) OBP: 0.234, SLG: 0.236			F7						F6	4	0	1	0	0	0	1											
Russ Gibson, R (1, 2) OBP: 0.208, SLG: 0.284			F6						F6	3	0	0	0	0	0	1											
Ray Culp, R (1, 1) OBP: 0.136, SLG: 0.050 Juan Pizarro, L (5, 1) Dalton Jones, L (5, PH) OBP: 0.178, SLG: 0.163			K						F5	1	0	0	0	0	1	0											
Inning Stats	R: 0 E: 0 K: 0 S: 3	H: 0 LOB: 1 BB: 1 P: 7	R: 0 E: 0 K: 0 S: 3	H: 0 LOB: 0 BB: 0 P: 3	R: 0 E: 0 K: 1 S: 5	H: 0 LOB: 0 BB: 0 P: 5	R: 1 E: 0 K: 1 S: 6	H: 1 LOB: 1 BB: 1 P: 10	R: 0 E: 0 K: 0 S: 5	H: 2 LOB: 2 BB: 0 P: 5	R: 0 E: 0 K: 0 S: 3	H: 0 LOB: 0 BB: 0 P: 3	R: 0 E: 0 K: 2 S: 8	H: 1 LOB: 1 BB: 0 P: 8	R: 0 E: 0 K: 0 S: 3	H: 0 LOB: 0 BB: 0 P: 3	1B: 4 2B: 1 3B: 0 HR: 0	SF: 0 SAC: 0 DP: 1 HBP: 0	WP: 2 PB: 0 SB: 0 CS: 0	PA: 33							
PITCHER	IP	WLS	BF	H	R	ER	SO	BB	IBB	HBP	BLK	WP	HR	S	P	ERA	WHIP										
Sonny Siebert, R (1, 1) ERA: 2.27	9.0	W	33	5	1	1	4	2	0	0	0	2	0	39	47	1.00	0.778										

Batter	1	2	3	4	5	6	7	8	9	10	AB	R	H	RBI	BB	SO	LOB	TOP																																																																																																																		
Max Alvis, R OBP: 0.310, SLG: 0.363 (1.5)											5	0	0	0	0	2	1																																																																																																																			
Jimmie Hall, L OBP: 0.289, SLG: 0.251 (7, PH) Tommy Harper, R OBP: 0.298, SLG: 0.406 (7, 9)											2	0	0	0	1	0	0																																																																																																																			
Lou Johnson, R OBP: 0.284, SLG: 0.363 (1.7)											5	1	1	1	0	1	2																																																																																																																			
Joe Azcue, R OBP: 0.320, SLG: 0.326 (1.2)											4	2	0	0	1	0	2																																																																																																																			
Duke Sims, L OBP: 0.304, SLG: 0.451 (1.3)											3	1	3	3	2	0	0																																																																																																																			
Jose Cardenal, R OBP: 0.284, SLG: 0.325 (1.8)											5	2	1	0	0	1	4																																																																																																																			
Billy Harris, L OBP: 0.333, SLG: 0.429 (6, PH) Vern Fuller, R OBP: 0.308, SLG: 0.261 (6, 4)											2	0	1	1	0	0	1																																																																																																																			
Larry Brown, R OBP: 0.272, SLG: 0.287 (1.6)											5	1	1	0	0	0	3																																																																																																																			
Steve Hargan, R OBP: 0.216, SLG: 0.250 (1.1) Vicente Romo, R (1.1) Stan Williams, R OBP: 0.310, SLG: 0.259 (8.1)											0	0	0	0	0	0	0																																																																																																																			
Inning Stats	R: 0 E: 0 K: 1 S: 5	H: 0 LOB: 0 BB: 0 P: 5	R: 2 E: 2 K: 0 S: 6	H: 2 LOB: 1 BB: 0 P: 6	R: 0 E: 0 K: 0 S: 3	H: 0 LOB: 0 BB: 0 P: 3	R: 0 E: 0 K: 0 S: 3	H: 0 LOB: 1 BB: 1 P: 7	R: 1 E: 0 K: 0 S: 5	H: 2 LOB: 2 BB: 1 P: 9	R: 0 E: 0 K: 1 S: 6	H: 1 LOB: 1 BB: 0 P: 6	R: 0 E: 0 K: 3 S: 9	H: 0 LOB: 1 BB: 1 P: 13	R: 0 E: 0 K: 1 S: 5	H: 0 LOB: 0 BB: 0 P: 5	R: 4 E: 0 K: 1 S: 8	H: 3 LOB: 1 BB: 2 P: 16	1B: 6 2B: 1 3B: 0 HR: 1	SF: 0 SAC: 0 DP: 0 HBP: 0	WP: 1 PB: 0 SB: 1 CS: 0	PA: 45																																																																																																														
PITCHER	IP WLS BF H R ER SO BB IBB HBP BLK WP HR S P ERA WHIP	IP WLS BF H R ER SO BB IBB HBP BLK WP HR S P ERA WHIP	<table border="1"> <thead> <tr> <th>PITCHER</th> <th>IP</th> <th>WLS</th> <th>BF</th> <th>H</th> <th>R</th> <th>ER</th> <th>SO</th> <th>BB</th> <th>IBB</th> <th>HBP</th> <th>BLK</th> <th>WP</th> <th>HR</th> <th>S</th> <th>P</th> <th>ERA</th> <th>WHIP</th> </tr> </thead> <tbody> <tr> <td>Gary Waslewski, R ERA: 3.31</td> <td>5.0</td> <td></td> <td>22</td> <td>4</td> <td>3</td> <td>1</td> <td>1</td> <td>1</td> <td>1</td> <td>0</td> <td>0</td> <td>0</td> <td>0</td> <td>0</td> <td>15</td> <td>19</td> <td>0.00</td> <td>1.000</td> </tr> <tr> <td>Bill Landis, L ERA: 3.16</td> <td>2.0</td> <td></td> <td>8</td> <td>1</td> <td>0</td> <td>0</td> <td>4</td> <td>1</td> <td>0</td> <td>0</td> <td>0</td> <td>0</td> <td>0</td> <td>0</td> <td>14</td> <td>14</td> <td>0.00</td> <td>0.500</td> </tr> <tr> <td>Lee Stange, R ERA: 4.49</td> <td>2.0</td> <td></td> <td>7</td> <td>0</td> <td>0</td> <td>0</td> <td>2</td> <td>1</td> <td>0</td> <td>0</td> <td>0</td> <td>0</td> <td>0</td> <td>0</td> <td>4</td> <td>4</td> <td>=</td> <td>=</td> </tr> <tr> <td>Jerry Stephenson, R ERA: 5.32</td> <td>0.0</td> <td>L</td> <td>1</td> <td>0</td> <td>1</td> <td>1</td> <td>0</td> <td>1</td> <td>0</td> <td>0</td> <td>0</td> <td>0</td> <td>0</td> <td>0</td> <td>4</td> <td>4</td> <td>=</td> <td>=</td> </tr> <tr> <td>Sparky Lyle, L ERA: 4.45</td> <td>0.1</td> <td></td> <td>4</td> <td>2</td> <td>2</td> <td>2</td> <td>0</td> <td>1</td> <td>0</td> <td>0</td> <td>0</td> <td>0</td> <td>1</td> <td>3</td> <td>7</td> <td>54.00</td> <td>9.000</td> </tr> </tbody> </table>																		PITCHER	IP	WLS	BF	H	R	ER	SO	BB	IBB	HBP	BLK	WP	HR	S	P	ERA	WHIP	Gary Waslewski, R ERA: 3.31	5.0		22	4	3	1	1	1	1	0	0	0	0	0	15	19	0.00	1.000	Bill Landis, L ERA: 3.16	2.0		8	1	0	0	4	1	0	0	0	0	0	0	14	14	0.00	0.500	Lee Stange, R ERA: 4.49	2.0		7	0	0	0	2	1	0	0	0	0	0	0	4	4	=	=	Jerry Stephenson, R ERA: 5.32	0.0	L	1	0	1	1	0	1	0	0	0	0	0	0	4	4	=	=	Sparky Lyle, L ERA: 4.45	0.1		4	2	2	2	0	1	0	0	0	0	1	3	7	54.00	9.000
PITCHER	IP	WLS	BF	H	R	ER	SO	BB	IBB	HBP	BLK	WP	HR	S	P	ERA	WHIP																																																																																																																			
Gary Waslewski, R ERA: 3.31	5.0		22	4	3	1	1	1	1	0	0	0	0	0	15	19	0.00	1.000																																																																																																																		
Bill Landis, L ERA: 3.16	2.0		8	1	0	0	4	1	0	0	0	0	0	0	14	14	0.00	0.500																																																																																																																		
Lee Stange, R ERA: 4.49	2.0		7	0	0	0	2	1	0	0	0	0	0	0	4	4	=	=																																																																																																																		
Jerry Stephenson, R ERA: 5.32	0.0	L	1	0	1	1	0	1	0	0	0	0	0	0	4	4	=	=																																																																																																																		
Sparky Lyle, L ERA: 4.45	0.1		4	2	2	2	0	1	0	0	0	0	1	3	7	54.00	9.000																																																																																																																			

Cleveland Indians @ Boston Red Sox
Fenway Park, Boston, MA
Sun Jun 30 1968, 3:33 AM EDT
Att: 27,289 - Unknown - 92 F

AB 39
R 7
H 8
RBI 6
BB 6
SO 8
LOB 18



Batter	1	2	3	4	5	6	7	8	9	10	AB	R	H	RBI	BB	SO	LOB	BOTTOM																																																																										
Joe Foy, R OBP: 0.348, SLG: 0.307 (1.5)											4	0	0	0	1	1	2																																																																											
Mike Andrews, R OBP: 0.332, SLG: 0.305 (8, 1) Lee Stange, R OBP: 0.273, SLG: 0.200 (9, PH) Jerry Adair, R OBP: 0.231, SLG: 0.222 (10, 4)											2	1	0	0	2	0	1																																																																											
Carl Yastrzemski, L OBP: 0.448, SLG: 0.498 (1.7)											4	1	0	0	1	2	4																																																																											
Ken Harrelson, R OBP: 0.380, SLG: 0.589 (1.9)											4	2	2	1	1	0	1																																																																											
Reggie Smith, S OBP: 0.361, SLG: 0.400 (1.8)											5	0	3	2	0	0	1																																																																											
Rico Petrocelli, R OBP: 0.280, SLG: 0.367 (1.6)											4	0	1	1	0	2	3																																																																											
George Scott, R OBP: 0.232, SLG: 0.234 (7, 3) Dalton Jones, L OBP: 0.183, SLG: 0.168 (8, 4) (10, 3)											2	0	0	0	0	0	3																																																																											
Elston Howard, R OBP: 0.317, SLG: 0.319 (1.2)											4	0	1	0	1	1	2																																																																											
Gary Waslewski, R Bill Landis, L Norm Sartorius, L Joe Santiago, R Lee Stange, R Sparky Lyle, L Darrell Brandon, R Jim Lepore, L											2	0	0	0	0	0	2																																																																											
Inning Stats	R: 2 E: 0 K: 1 S: 6	H: 1 LOB: 2 BB: 3 P: 18	R: 0 E: 0 K: 1 S: 5	H: 0 LOB: 0 BB: 0 P: 5	R: 0 E: 0 K: 0 S: 3	H: 0 LOB: 0 BB: 0 P: 3	R: 0 E: 0 K: 1 S: 6	H: 1 LOB: 2 BB: 1 P: 10	R: 0 E: 0 K: 1 S: 5	H: 0 LOB: 1 BB: 0 P: 9	R: 0 E: 0 K: 0 S: 3	H: 0 LOB: 1 BB: 1 P: 7	R: 1 E: 0 K: 0 S: 5	H: 2 LOB: 1 BB: 0 P: 5	R: 0 E: 0 K: 1 S: 6	H: 1 LOB: 2 BB: 0 P: 6	R: 2 E: 0 K: 0 S: 7	H: 4 LOB: 2 BB: 0 P: 7	1B: 7 2B: 2 3B: 0 HR: 1	SF: 0 SAC: 2 DP: 0 HBP: 0	WP: 0 PB: 0 SB: 0 CS: 0	PA: 46																																																																						
PITCHER	IP WLS BF H R ER SO BB IBB HBP BLK WP HR S P ERA WHIP	IP WLS BF H R ER SO BB IBB HBP BLK WP HR S P ERA WHIP	<table border="1"> <thead> <tr> <th>PITCHER</th> <th>IP</th> <th>WLS</th> <th>BF</th> <th>H</th> <th>R</th> <th>ER</th> <th>SO</th> <th>BB</th> <th>IBB</th> <th>HBP</th> <th>BLK</th> <th>WP</th> <th>HR</th> <th>S</th> <th>P</th> <th>ERA</th> <th>WHIP</th> </tr> </thead> <tbody> <tr> <td>Steve Hargan, R ERA: 3.43</td> <td>0.1</td> <td></td> <td>5</td> <td>1</td> <td>2</td> <td>2</td> <td>0</td> <td>3</td> <td>0</td> <td>0</td> <td>0</td> <td>0</td> <td>0</td> <td>2</td> <td>14</td> <td>54.00</td> <td>12.000</td> </tr> <tr> <td>Vicente Romo, R ERA: 1.98</td> <td>6.2</td> <td></td> <td>25</td> <td>2</td> <td>0</td> <td>0</td> <td>5</td> <td>2</td> <td>1</td> <td>0</td> <td>0</td> <td>0</td> <td>0</td> <td>32</td> <td>44</td> <td>0.00</td> <td>0.600</td> </tr> <tr> <td>Stan Williams, R ERA: 1.98</td> <td>3.0</td> <td>W</td> <td>16</td> <td>7</td> <td>3</td> <td>3</td> <td>1</td> <td>0</td> <td>0</td> <td>0</td> <td>0</td> <td>0</td> <td>1</td> <td>18</td> <td>18</td> <td>9.00</td> <td>2.333</td> </tr> </tbody> </table>																		PITCHER	IP	WLS	BF	H	R	ER	SO	BB	IBB	HBP	BLK	WP	HR	S	P	ERA	WHIP	Steve Hargan, R ERA: 3.43	0.1		5	1	2	2	0	3	0	0	0	0	0	2	14	54.00	12.000	Vicente Romo, R ERA: 1.98	6.2		25	2	0	0	5	2	1	0	0	0	0	32	44	0.00	0.600	Stan Williams, R ERA: 1.98	3.0	W	16	7	3	3	1	0	0	0	0	0	1	18	18	9.00	2.333
PITCHER	IP	WLS	BF	H	R	ER	SO	BB	IBB	HBP	BLK	WP	HR	S	P	ERA	WHIP																																																																											
Steve Hargan, R ERA: 3.43	0.1		5	1	2	2	0	3	0	0	0	0	0	2	14	54.00	12.000																																																																											
Vicente Romo, R ERA: 1.98	6.2		25	2	0	0	5	2	1	0	0	0	0	32	44	0.00	0.600																																																																											
Stan Williams, R ERA: 1.98	3.0	W	16	7	3	3	1	0	0	0	0	0	1	18	18	9.00	2.333																																																																											

Cleveland Indians @ Boston Red Sox
Fenway Park, Boston, MA
Sun Jun 30 1968, 3:33 AM EDT
Att: 27,289 - Unknown - 92 F

AB 38
R 5
H 10
RBI 5
BB 6
SO 6
LOB 23



Batter	1	2	3	4	5	6	7	8	9	AB	R	H	RBI	BB	SO	LOB	TOP					
John Donaldson, L (1,4) OBP: 0.285, SLG: 0.251	K		BB WP 1B	F8			G6-3			4	0	1	0	0	1	2	Oakland Athletics @ Boston Red Sox Fenway Park, Boston, MA Mon Jul 01 1968, 7:05 PM EDT Att: 27,595 - Unknown - 96 F					
Bert Campaneris, R (1,6) OBP: 0.307, SLG: 0.320	F7		WP BB HBP		5-3		1-3			3	0	0	0	0	0	0						
Rick Monday, L (1,8) OBP: 0.411, SLG: 0.432			WP BB					K		1	0	0	0	3	1	0						
Sal Bando, R (1,5) OBP: 0.300, SLG: 0.337	F5		WP BB					E5		3	0	0	0	1	1	2						
Danny Cater, R (1,3) OBP: 0.323, SLG: 0.347		1B	F3					7-6-1		4	0	1	0	0	0	5						
Reggie Jackson, L (1,9) OBP: 0.334, SLG: 0.410		1B	K						K	4	0	1	0	0	2	3						
Joe Rudi, R (1,7) OBP: 0.248, SLG: 0.247	L7			5-3			F7		E5	4	0	0	0	0	0	2						
Dave Duncan, R (1,2) OBP: 0.284, SLG: 0.267	K						K		F8	4	0	1	0	0	2	3						
Chuck Dobson, R (1,1) OBP: 0.205, SLG: 0.256	F7								K	2	0	0	0	0	1	3						
Diego Segui, R (6,1)										0	0	0	0	0	0	0						
Dick Green, R (7, PH) OBP: 0.448, SLG: 0.273										0	0	0	0	1	0	0						
Ken Sanders, R (7,1)										0	0	0	0	0	0	0						
Ted Kubiak, S (9, PH)										1	0	0	0	0	1	1						
Inning Stats	R: 0 E: 0 K: 1 S: 5	H: 0 LOB: 1 BB: 1 P: 9	R: 0 E: 0 K: 1 S: 7	H: 2 LOB: 2 BB: 0 P: 7	R: 0 E: 0 K: 1 S: 5	H: 1 LOB: 3 BB: 2 P: 14	R: 0 E: 0 K: 1 S: 6	H: 1 LOB: 1 BB: 0 P: 6	R: 0 E: 0 K: 1 S: 5	H: 0 LOB: 1 BB: 1 P: 9	R: 0 E: 0 K: 1 S: 5	H: 0 LOB: 0 BB: 0 P: 5	R: 0 E: 0 K: 0 S: 2	H: 0 LOB: 0 BB: 1 P: 6	R: 0 E: 1 K: 2 S: 5	H: 0 LOB: 0 BB: 0 P: 5	R: 0 E: 1 K: 2 S: 8	H: 0 LOB: 1 BB: 0 P: 8	1B: 4 2B: 1 3B: 0 HR: 0	SF: 0 SAC: 0 DP: 2 HBP: 1	WP: 3 PB: 0 SB: 1 CS: 0	PA: 36
PITCHER	IP WLS BF H R ER SO BB IBB HBP BLK WP HR S P ERA WHIP																					
Dick Ellsworth, L (1,1) ERA: 3.68	6.0 W 27 4 0 0 6 4 1 1 0 3 0 0 33 54 0.00 1.333																					
Juan Pizarro, L (7,1) ERA: 2.93	3.0 S 9 0 0 0 3 0 0 0 0 0 0 0 15 15 0.00 0.000																					

Batter	1	2	3	4	5	6	7	8	9	AB	R	H	RBI	BB	SO	LOB	BOTTOM				
Mike Andrews, R (1,4) OBP: 0.331, SLG: 0.304	F4		F8				F3			4	0	1	0	0	0	2	Oakland Athletics @ Boston Red Sox Fenway Park, Boston, MA Mon Jul 01 1968, 7:05 PM EDT Att: 27,595 - Unknown - 96 F				
Dalton Jones, L (1,3) OBP: 0.185, SLG: 0.171	L7									4	0	1	0	0	2	1					
George Scott, R (9,3) OBP: 0.232, SLG: 0.234			BB 1B						K	0	0	0	0	0	0	0					
Carl Yastrzemski, L (1,7) OBP: 0.452, SLG: 0.496	FC5-4 BB		G6-3 BB							1	0	0	1	3	1	0					
Ken Harrelson, R (1,9) OBP: 0.378, SLG: 0.592	FC5-4		G6-3							4	1	1	0	0	0	5					
Reggie Smith, S (1,8) OBP: 0.361, SLG: 0.399		4-3								3	1	1	1	0	1	0					
Rico Petrocelli, R (1,6) OBP: 0.280, SLG: 0.366	F9									3	0	1	1	0	1	0					
Joe Foy, R (1,5) OBP: 0.344, SLG: 0.303	F3									3	0	0	0	0	1	1					
Elston Howard, R (1,2) OBP: 0.323, SLG: 0.327										3	1	2	0	0	1	0					
Dick Ellsworth, L (1,1) OBP: 0.091, SLG: 0.063			1B BB 1B							2	0	0	0	0	0	2					
Juan Pizarro, L (7,1)			E2 BB 1B							1	0	0	0	0	0	0					
Inning Stats	R: 0 E: 0 K: 0 S: 3	H: 0 LOB: 0 BB: 1 P: 7	R: 0 E: 0 K: 0 S: 3	H: 0 LOB: 0 BB: 0 P: 3	R: 1 E: 1 K: 0 S: 5	H: 2 LOB: 2 BB: 1 P: 9	R: 0 E: 0 K: 2 S: 7	H: 0 LOB: 0 BB: 0 P: 7	R: 0 E: 0 K: 1 S: 6	H: 2 LOB: 1 BB: 0 P: 6	R: 2 E: 0 K: 2 S: 9	H: 3 LOB: 1 BB: 0 P: 9	R: 0 E: 0 K: 1 S: 5	H: 0 LOB: 0 BB: 0 P: 5	R: 0 E: 0 K: 1 S: 4	H: 0 LOB: 0 BB: 1 P: 8		1B: 6 2B: 1 3B: 1 HR: 0	SF: 0 SAC: 0 DP: 3 HBP: 0	WP: 1 PB: 0 SB: 2 CS: 2	PA: 31
PITCHER	IP WLS BF H R ER SO BB IBB HBP BLK WP HR S P ERA WHIP																				
Chuck Dobson, R (1,1) ERA: 2.49	5.1 L 24 7 3 2 4 2 0 0 0 0 0 0 30 38 3.38 1.688																				
Diego Segui, R (6,1) ERA: 2.55	0.2 1 0 0 0 1 0 0 0 0 0 0 0 3 3 0.00 0.000																				
Ken Sanders, R (7,1) ERA:	2.0 6 0 0 0 2 1 0 0 0 0 0 0 9 13 0.00 0.500																				

Batter	1	2	3	4	5	6	7	8	9	AB	R	H	RBI	BB	SO	LOB	TOP										
Bert Campaneris, R OBP: 0.308, SLG: 0.321 (1, 6)	5-3		L5		6-3		BB 1B		BB 1B	5	0	2	0	0	0	0	Oakland Athletics @ Boston Red Sox Fenway Park, Boston, MA Tue Jul 02 1968, 7:05 PM EDT Att: 21,492 - Unknown - 92 F										
Reggie Jackson, L OBP: 0.339, SLG: 0.407 (1, 9)	K		S BB		1-3		G4-3 BB		BB	2	0	0	0	3	1	0											
Rick Monday, L OBP: 0.411, SLG: 0.429 (1, 8)	BB		K		1B		K		K	4	0	1	0	1	3	5											
Sal Bando, R OBP: 0.296, SLG: 0.332 (1, 5)	F9		5-3		F9		G4-3			4	0	0	0	0	0	5											
John Donaldson, L OBP: 0.288, SLG: 0.252 (1, 4)		FC6-4 SF9 1B		2B WP BB		1-3		1-3		3	2	1	0	1	0	0											
Danny Cater, R OBP: 0.327, SLG: 0.356 (1, 3)	E4 FC6-4			WP G5-4-3 2B		4-3 1B		F7		4	1	2	0	0	0	1											
Joe Rudi, R OBP: 0.249, SLG: 0.240 (1, 7)	FC6-4			G5-4-3 BB		4-3		5-3		3	0	0	0	1	0	3											
Jim Gosger, L OBP: 0.200, SLG: 0.118 (8, 7)	1-2 2-3			2-3 3-H BB		1-2				0	0	0	0	0	0	0											
Dave Duncan, R OBP: 0.282, SLG: 0.258 (1, 2)	SF9			G5-4-3		4-0			K	2	0	0	1	1	1	1											
Lew Krausse, R OBP: 0.265, SLG: 0.258 (1, 1)	F8			1-3		0-0			K	3	0	0	0	0	0	3											
Ed Sprague, R OBP: 0.375, SLG: 0.500 (6, 1)	F8			1-3		F7			K	0	0	0	0	0	0	0											
Paul Lindblad, L OBP: 0.200, SLG: 0.200 (8, 1)										0	0	0	0	0	0	0											
Jack Aker, R OBP: 0.200, SLG: 0.200 (8, 1)										0	0	0	0	0	0	0											
Dick Green, R OBP: 0.333, SLG: 0.261 (9, PH)										1	0	0	0	0	1	0											
Inning Stats	R: 0 E: 0 K: 1 S: 5	H: 0 LOB: 1 BB: 1 P: 9	R: 1 E: 1 K: 0 S: 5	H: 1 LOB: 1 BB: 0 P: 5	R: 0 E: 0 K: 1 S: 5	H: 0 LOB: 1 BB: 1 P: 9	R: 2 E: 0 K: 0 S: 3	H: 1 LOB: 1 BB: 2 P: 11	R: 0 E: 0 K: 0 S: 4	H: 1 LOB: 1 BB: 0 P: 4	R: 0 E: 0 K: 0 S: 4	H: 1 LOB: 1 BB: 1 P: 8	R: 0 E: 0 K: 1 S: 5	H: 0 LOB: 0 BB: 1 P: 9	R: 0 E: 0 K: 0 S: 3	H: 0 LOB: 2 BB: 1 P: 3	R: 0 E: 0 K: 3 S: 10	H: 1 LOB: 2 BB: 1 P: 14	1B: 5 2B: 1 3B: 0 HR: 0	SF: 1 SAC: 0 DP: 2 HBP: 0	WP: 1 PB: 0 SB: 1 CS: 0	PA: 39					
PITCHER	IP	WLS	BF	H	R	ER	SO	BB	IBB	HBP	BLK	WP	HR	S	P	ERA	WHIP										
Gary Bell, R ERA: 2.66 (1, 1)	6.0		29	5	3	2	2	5	1	0	0	1	0	27	51	3.00	1.667										
Sparky Lyle, L ERA: 4.02 (7, 1)	3.0	W	10	1	0	0	4	1	0	0	0	0	0	17	21	0.00	0.667										
Batter	1	2	3	4	5	6	7	8	9	AB	R	H	RBI	BB	SO	LOB	BOTTOM										
Mike Andrews, R OBP: 0.329, SLG: 0.303 (1, 4)	F6		F6		F8			FC4-6 1B		4	0	1	0	0	0	1	Oakland Athletics @ Boston Red Sox Fenway Park, Boston, MA Tue Jul 02 1968, 7:05 PM EDT Att: 21,492 - Unknown - 92 F										
Dalton Jones, L OBP: 0.205, SLG: 0.202 (1, 3)								FC4-6 1B		4	2	3	0	0	0	1											
Jose Tartabull, L OBP: 0.218, SLG: 0.211 (8, FR)								FC4-6 BB 2B		0	1	0	0	0	0	0											
George Scott, R OBP: 0.232, SLG: 0.234 (9, 3)								1-2 2B		0	0	0	0	0	0	0											
Carl Yastrzemski, L OBP: 0.453, SLG: 0.492 (1, 7)	K			4-3 BB		F8		1-2 2B		2	1	0	0	2	1	2											
Ken Harrelson, R OBP: 0.380, SLG: 0.595 (1, 9)	FC6			F9		F8		L7-6 2B		4	0	2	3	0	0	3											
Reggie Smith, S OBP: 0.356, SLG: 0.393 (1, 8)				4-3		F8		L7-6 2B		4	0	0	1	0	0	4											
Rico Petrocelli, R OBP: 0.277, SLG: 0.362 (1, 6)	6-3			F6		F8		2-3		3	0	0	0	0	0	2											
Joe Foy, R OBP: 0.341, SLG: 0.300 (1, 5)	F8					6-3		F9		3	0	0	0	0	0	0											
Elston Howard, R OBP: 0.323, SLG: 0.333 (1, 2)				F9				6-3		3	0	1	0	0	0	0											
Gary Bell, R OBP: 0.250, SLG: 0.321 (1, 1)				5-3		6-3		6-3		2	0	0	0	0	0	1											
Sparky Lyle, L ERA: 4.02 (7, 1)						6-3		6-3		1	0	0	0	0	0	0											
Inning Stats	R: 0 E: 0 K: 1 S: 6	H: 1 LOB: 0 BB: 0 P: 6	R: 0 E: 0 K: 0 S: 3	H: 0 LOB: 0 BB: 0 P: 3	R: 0 E: 0 K: 0 S: 3	H: 0 LOB: 0 BB: 0 P: 3	R: 1 E: 0 K: 0 S: 4	H: 1 LOB: 1 BB: 1 P: 8	R: 0 E: 0 K: 0 S: 4	H: 1 LOB: 1 BB: 0 P: 4	R: 1 E: 0 K: 0 S: 5	H: 2 LOB: 1 BB: 0 P: 5	R: 0 E: 0 K: 0 S: 3	H: 0 LOB: 0 BB: 1 P: 3	R: 2 E: 0 K: 0 S: 4	H: 2 LOB: 1 BB: 1 P: 8	1B: 4 2B: 4 3B: 0 HR: 0	SF: 0 SAC: 0 DP: 1 HBP: 0	WP: 0 PB: 0 SB: 0 CS: 0	PA: 32							
PITCHER	IP	WLS	BF	H	R	ER	SO	BB	IBB	HBP	BLK	WP	HR	S	P	ERA	WHIP										
Lew Krausse, R ERA: 2.74 (1, 1)	5.0		20	4	2	2	1	1	0	0	0	0	0	21	25	3.60	1.000										
Ed Sprague, R ERA: 1.43 (6, 1)	2.1		9	2	1	1	0	0	0	0	0	0	0	9	9	3.86	0.857										
Paul Lindblad, L ERA: 1.47 (8, 1)	0.0	L	1	0	0	0	0	1	0	0	0	0	0	4	4	∞	∞										
Jack Aker, R ERA: 3.65 (8, 1)	0.2		2	1	1	1	0	0	0	0	0	0	0	2	2	13.50	1.500										

Batter	1	2	3	4	5	6	7	8	9	AB	R	H	RBI	BB	SO	LOB	TOP																
John Donaldson, L (1,4) OBP: 0.291, SLG: 0.258										3	1	1	0	1	1	1	Oakland Athletics @ Boston Red Sox Fenway Park, Boston, MA Thu Jul 04 1968, 3:33 AM EDT Att: 14,332 - Overcast - 76 F																
Bert Campaneris, R (1,6) OBP: 0.309, SLG: 0.319										4	0	1	0	0	0	2																	
Reggie Jackson, L (1,9) OBP: 0.342, SLG: 0.404										3	0	1	0	1	2	1																	
Danny Cater, R (1,3) OBP: 0.337, SLG: 0.358										3	0	0	0	1	0	3																	
Rick Monday, L (1,8) OBP: 0.407, SLG: 0.421										3	0	0	0	1	1	1																	
Sal Bando, R (1,5) OBP: 0.292, SLG: 0.327										4	0	0	0	0	2	3																	
Joe Rudi, R (1,7) OBP: 0.237, SLG: 0.229										4	0	0	0	0	2	0																	
Dave Duncan, R (1,2) OBP: 0.276, SLG: 0.299										4	1	1	1	0	1	0																	
Blue Moon Odom, R (1,1) OBP: 0.205, SLG: 0.263										2	0	0	0	0	1	0																	
Ed Sprague, R (6,1)										0	0	0	0	0	0	0																	
Diego Segui, R (6,1)										0	0	0	0	0	0	0																	
Dick Green, R (7, PH) OBP: 0.452, SLG: 0.261										0	0	0	0	1	0	0																	
Jack Aker, R (7,1) OBP: 0.200, SLG: 0.200										0	0	0	0	0	0	0																	
Inning Stats	R: 0 E: 0 K: 0 S: 3	H: 1 LOB: 1 BB: 1 P: 7	R: 0 E: 0 K: 2 S: 7	H: 0 LOB: 0 BB: 0 P: 7	R: 2 E: 0 K: 2 S: 9	H: 2 LOB: 3 BB: 3 P: 21	R: 0 E: 0 K: 0 S: 3	H: 0 LOB: 0 BB: 0 P: 3	R: 0 E: 0 K: 1 S: 5	H: 0 LOB: 0 BB: 0 P: 5	R: 0 E: 0 K: 1 S: 5	H: 0 LOB: 1 BB: 1 P: 11	R: 0 E: 0 K: 1 S: 6	H: 1 LOB: 1 BB: 0 P: 6	R: 0 E: 0 K: 1 S: 5	H: 0 LOB: 0 BB: 0 P: 5	1B: 2 2B: 1 3B: 0 HR: 1	SF: 0 SAC: 0 DP: 1 HBP: 0	WP: 1 PB: 1 SB: 0 CS: 0	PA: 35													
PITCHER	IP WLS BF H R ER SO BB IBB HBP BLK WP HR S P ERA WHIP																																
Jose Santiago, R (1,1) ERA: 2.29	2.1	10	3	2	2	3	1	0	0	0	0	1	15	19	7.71	1.714																	
Juan Pizarro, L (3,1) ERA: 2.05	6.2	W	25	1	0	0	7	3	1	0	0	1	0	35	51	0.00	0.600																

AB	30
R	2
H	4
RBI	1
BB	5
SO	10
LOB	11



Batter	1	2	3	4	5	6	7	8	9	AB	R	H	RBI	BB	SO	LOB	BOTTOM			
Mike Andrews, R (1,4) OBP: 0.335, SLG: 0.307										5	1	2	1	0	0	1	Oakland Athletics @ Boston Red Sox Fenway Park, Boston, MA Thu Jul 04 1968, 3:33 AM EDT Att: 14,332 - Overcast - 76 F			
Dalton Jones, L (1,3) OBP: 0.205, SLG: 0.195										4	1	1	0	1	1	0				
Carl Yastrzemski, L (1,7) OBP: 0.453, SLG: 0.466										2	0	1	1	2	0	2				
Ken Harrelson, R (1,9) OBP: 0.382, SLG: 0.590										3	0	0	0	1	2	3				
Reggie Smith, S (1,8) OBP: 0.356, SLG: 0.393										3	1	0	0	1	0	5				
Rico Petrocelli, R (1,6) OBP: 0.286, SLG: 0.377										2	2	0	0	2	0	1				
Joe Foy, R (1,5) OBP: 0.345, SLG: 0.303										3	1	1	0	0	0	0				
Russ Gibson, R (1,2) OBP: 0.210, SLG: 0.282										4	1	1	1	0	0	1				
Jose Santiago, R (1,1) ERA: 2.26	5.0	L	25	5	6	5	2	5	0	0	0	0	0	0	0	0		Oakland Athletics @ Boston Red Sox Fenway Park, Boston, MA Thu Jul 04 1968, 3:33 AM EDT Att: 14,332 - Overcast - 76 F		
Ed Sprague, R (6,1) ERA: 1.8	0.1	3	2	0	0	0	0	0	0	0	0	3	3	0.00	6.000					
Diego Segui, R (6,1) ERA: 2.39	0.2	4	0	1	1	0	2	0	0	0	0	2	10	13.50	3.000					
Jack Aker, R (7,1) ERA: 3.38	2.0	6	0	0	0	1	0	0	0	0	0	8	8	0.00	0.000					
Inning Stats	R: 2 E: 1 K: 1 S: 8	H: 3 LOB: 1 BB: 0 P: 8	R: 0 E: 0 K: 0 S: 3	H: 0 LOB: 0 BB: 0 P: 3	R: 0 E: 0 K: 1 S: 5	H: 0 LOB: 1 BB: 1 P: 9	R: 2 E: 0 K: 0 S: 4	H: 1 LOB: 1 BB: 2 P: 12	R: 0 E: 0 K: 0 S: 3	H: 0 LOB: 1 BB: 1 P: 7	R: 3 E: 1 K: 0 S: 6	H: 3 LOB: 3 BB: 3 P: 18	R: 0 E: 0 K: 0 S: 3	H: 0 LOB: 0 BB: 0 P: 3	R: 0 E: 0 K: 1 S: 5	H: 0 LOB: 0 BB: 0 P: 5	1B: 7 2B: 0 3B: 0 HR: 0	SF: 1 SAC: 1 DP: 0 HBP: 0	WP: 0 PB: 0 SB: 3 CS: 0	PA: 38
PITCHER	IP WLS BF H R ER SO BB IBB HBP BLK WP HR S P ERA WHIP																			



Batter	1	2	3	4	5	6	7	8	9	AB	R	H	RBI	BB	SO	LOB	TOP					
Cesar Tovar, R OBP: 0.310, SLG: 0.360 (1, 5)	SH2-3 1B		1-3			HR	L5			4	1	2	1	0	0	2						
Ted Uhlhaender, L OBP: 0.313, SLG: 0.422 (1, 8)	SH2-3		4-3			F7		F2		3	0	0	0	0	0	0						
Harmon Killebrew, R OBP: 0.354, SLG: 0.495 (1, 3)	F2		K			F8		FC6-4 1B		4	0	1	0	0	1	1						
Tony Oliva, L OBP: 0.331, SLG: 0.466 (1, 9)	K				F5			FC6-4 1B		4	0	1	0	0	1	2						
Bob Allison, R OBP: 0.315, SLG: 0.393 (1, 7)		G4-6-3 1B			F7			FC6-4		4	1	1	0	0	0	2						
Frank Quilici, R OBP: 0.382, SLG: 0.478 (1, 6)		G4-6-3 1B			F4					4	0	1	0	0	0	0						
Rod Carew, L OBP: 0.318, SLG: 0.356 (1, 4)		G4-6-3				FC4-6 1B		G3		4	0	2	0	0	0	2						
John Roseboro, L OBP: 0.277, SLG: 0.254 (1, 2)					FC4-6			G3		4	0	2	1	0	0	1						
Jim Perry, S ERA: 2.195, SLG: 0.400 Bob Miller, R ERA: 3.97 Rich Rollins, R ERA: 3.95 Al Worthington, R ERA: 1.79 Frank Kostro, R ERA: 2.359 Ron Perranoski, L ERA: 2.88	F3				G6-4-3			K		1	0	0	0	0	0	1						
Inning Stats	R: 0 E: 0 K: 1 S: 6	H: 1 LOB: 1 BB: 0 P: 6	R: 1 E: 0 K: 0 S: 5	H: 3 LOB: 1 BB: 0 P: 5	R: 0 E: 0 K: 1 S: 5	H: 0 LOB: 0 BB: 0 P: 5	R: 0 E: 0 K: 0 S: 3	H: 0 LOB: 0 BB: 0 P: 3	R: 0 E: 0 K: 0 S: 3	H: 1 LOB: 0 BB: 0 P: 3	R: 1 E: 0 K: 0 S: 5	H: 2 LOB: 1 BB: 0 P: 5	R: 0 E: 0 K: 1 S: 7	H: 2 LOB: 2 BB: 0 P: 7	R: 0 E: 0 K: 0 S: 4	H: 1 LOB: 1 BB: 0 P: 4	R: 0 E: 0 K: 0 S: 3	H: 0 LOB: 0 BB: 0 P: 3	1B: 9 2B: 0 3B: 0 HR: 1	SF: 0 SAC: 1 DP: 2 HBP: 0	WP: 0 PB: 0 SB: 1 CS: 0	PA: 35
PITCHER	IP	WLS	BF	H	R	ER	SO	BB	IBB	HBP	BLK	WP	HR	S	P	ERA	WHIP					
Dick Ellsworth, L ERA: 3.61	(1, 1)	6.2	W	27	9	2	2	3	0	0	0	0	1	33	33	2.70	1.350					
Lee Stange, R ERA: 4.28	(7, 1)	2.1	S	8	1	0	0	0	0	0	0	0	0	8	8	0.00	0.429					

Minnesota Twins @ Boston Red Sox
Fenway Park, Boston, MA
Fri Jul 05 1968, 7:05 PM EDT
Att: 33,278 - Unknown - 83 F

AB	34
R	2
H	10
RBI	2
BB	0
SO	3
LOB	14





Batter	1	2	3	4	5	6	7	8	9	AB	R	H	RBI	BB	SO	LOB	BOTTOM					
Mike Andrews, R OBP: 0.341, SLG: 0.306 (1, 4)	FC4-6 BB		1B E				K			1	1	0	0	3	1	0						
Dalton Jones, L OBP: 0.206, SLG: 0.197 George Scott, R OBP: 0.232, SLG: 0.234 (8, 3)	FC4-6 2B HR		BB E 1B			F7	K			4	1	1	0	0	1	2						
Carl Yastrzemski, L OBP: 0.453, SLG: 0.488 (1, 7)	HR 2B		E7 BB			6-3				3	1	1	1	1	0	1						
Ken Harrelson, R OBP: 0.380, SLG: 0.597 (1, 9)	HR		F6			6-3		3-1		4	1	1	3	0	0	3						
Reggie Smith, S OBP: 0.358, SLG: 0.390 (1, 8)	F9					G3		CS SH1-4 BB		2	0	0	0	2	0	0						
Rico Petrocelli, R OBP: 0.297, SLG: 0.376 (1, 6)	F9		F9					SH1-4		3	0	1	0	0	0	3						
Joe Foy, R OBP: 0.344, SLG: 0.300 (1, 5)			F8					1B		3	0	0	0	1	0	4						
Russ Gibson, R OBP: 0.200, SLG: 0.268 (1, 2)			F4			5-3		F8		4	0	0	0	0	1	3						
Dick Ellsworth, L OBP: 0.083, SLG: 0.057 Lee Stange, R OBP: 0.273, SLG: 0.200 (7, 1)			4-3			K		K		3	0	0	0	0	2	1						
Inning Stats	R: 3 E: 0 K: 0 S: 5	H: 2 LOB: 0 BB: 1 P: 9	R: 0 E: 0 K: 0 S: 3	H: 0 LOB: 0 BB: 0 P: 3	R: 1 E: 1 K: 0 S: 5	H: 1 LOB: 3 BB: 2 P: 13	R: 0 E: 0 K: 1 S: 5	H: 0 LOB: 1 BB: 1 P: 9	R: 0 E: 0 K: 0 S: 3	H: 0 LOB: 0 BB: 0 P: 3	R: 0 E: 0 K: 1 S: 6	H: 1 LOB: 1 BB: 0 P: 6	R: 0 E: 0 K: 2 S: 7	H: 0 LOB: 1 BB: 1 P: 11	R: 0 E: 0 K: 1 S: 4	H: 0 LOB: 1 BB: 2 P: 12	R: 0 E: 0 K: 0 S: 3	H: 0 LOB: 0 BB: 0 P: 3	1B: 2 2B: 1 3B: 0 HR: 1	SF: 0 SAC: 1 DP: 0 HBP: 0	WP: 0 PB: 0 SB: 0 CS: 1	PA: 35
PITCHER	IP	WLS	BF	H	R	ER	SO	BB	IBB	HBP	BLK	WP	HR	S	P	ERA	WHIP					
Jim Perry, R ERA: 2.85	(1, 1)	2.1	L	14	3	4	4	0	0	0	0	0	0	7	11	0.00	0.600					
Bob Miller, R ERA: 3.97	(3, 1)	1.2		6	0	0	0	1	1	0	0	0	0	7	11	0.00	0.600					
Al Worthington, R ERA: 1.79	(5, 1)	2.0		7	1	0	0	1	0	0	0	0	0	9	9	0.00	0.500					
Ron Perranoski, L ERA: 2.88	(7, 1)	2.0		8	0	0	0	3	2	1	0	0	0	11	23	0.00	1.000					

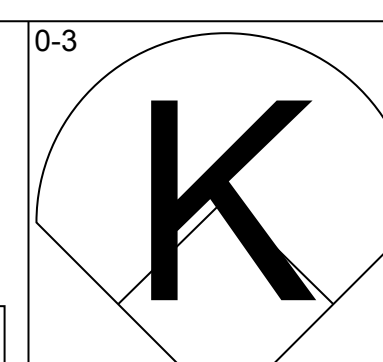
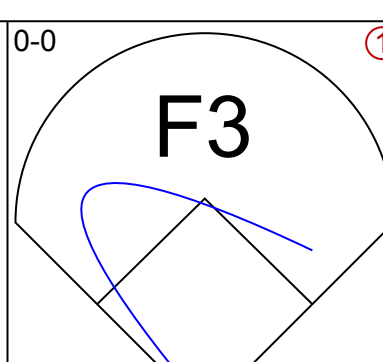
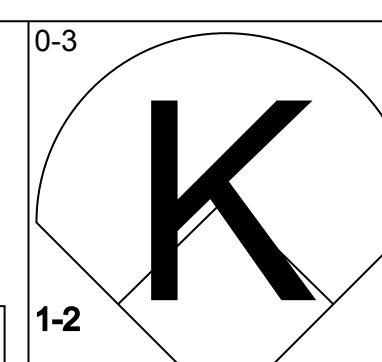
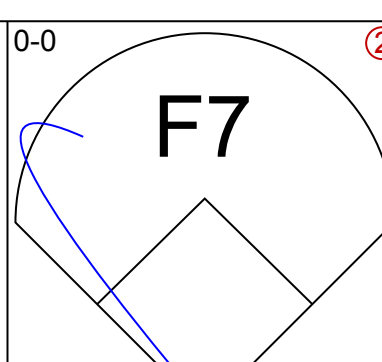
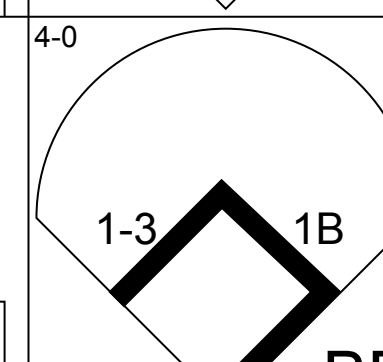
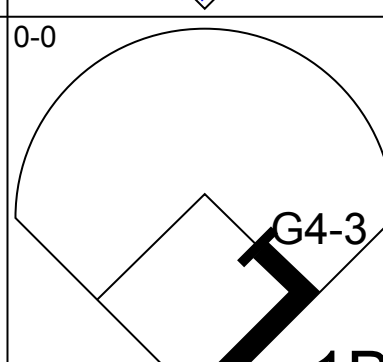
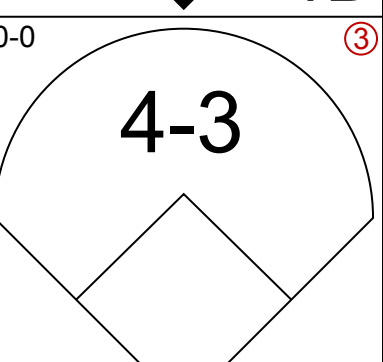
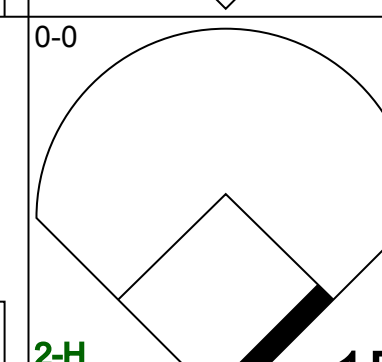
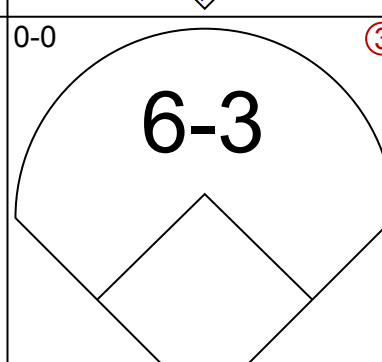
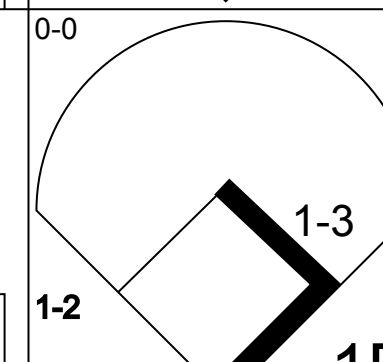
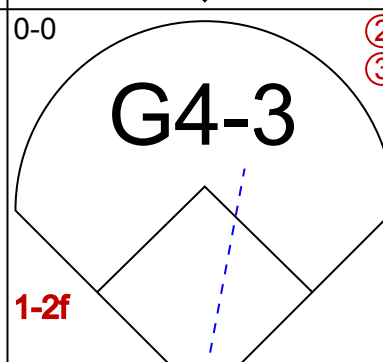
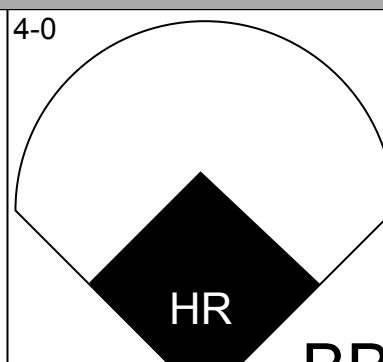
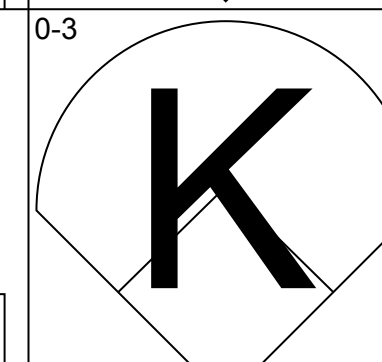
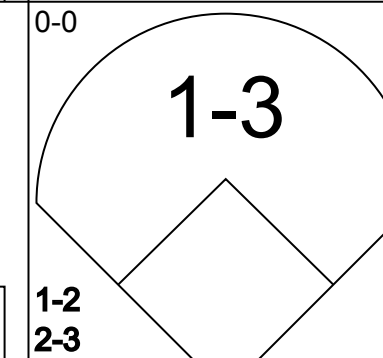
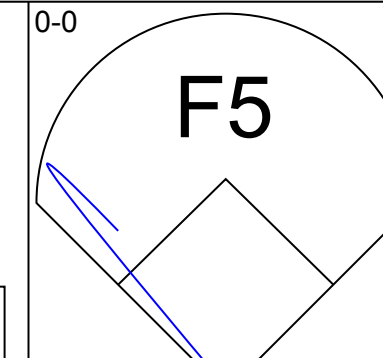
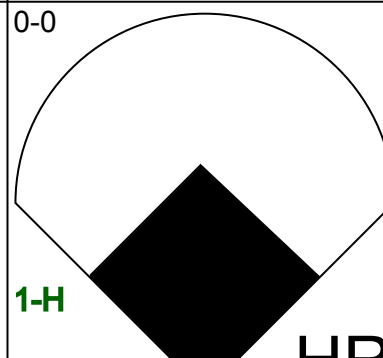
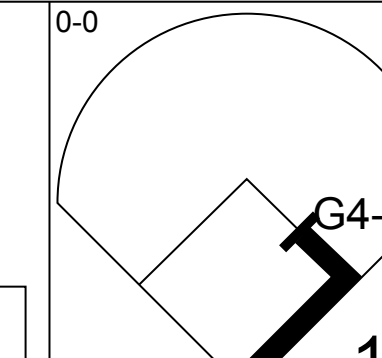
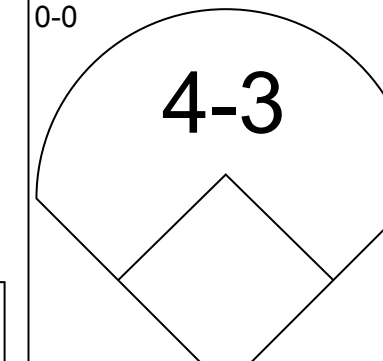
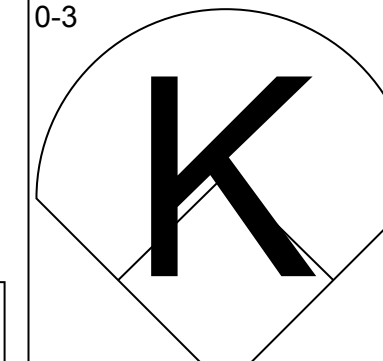
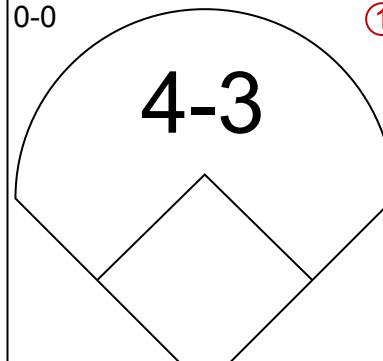
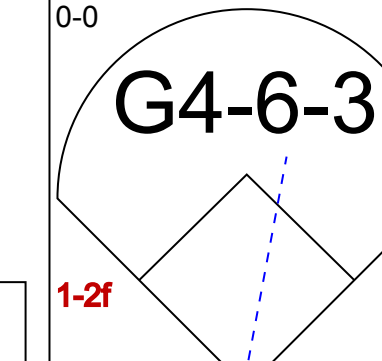
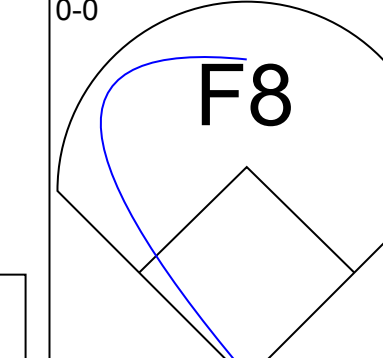
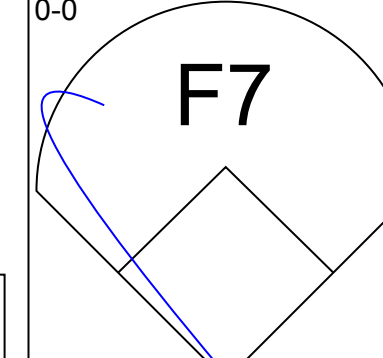
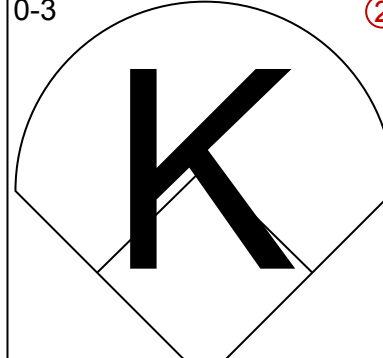
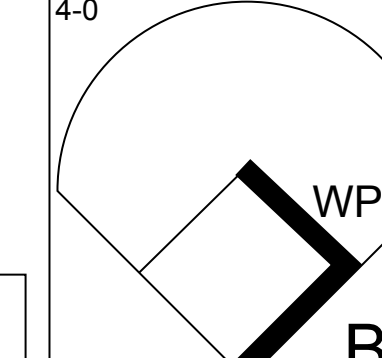
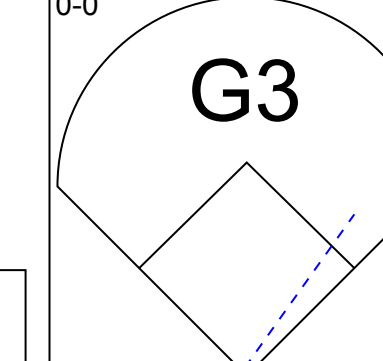
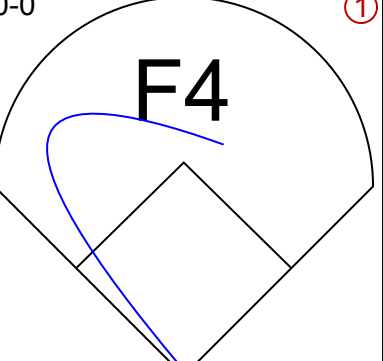
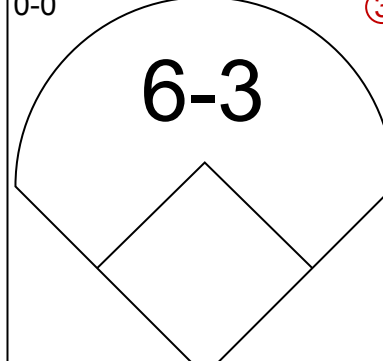
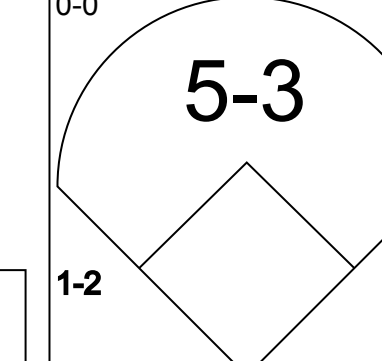
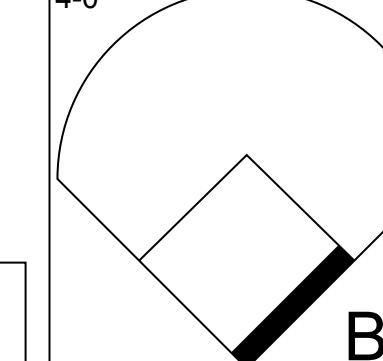
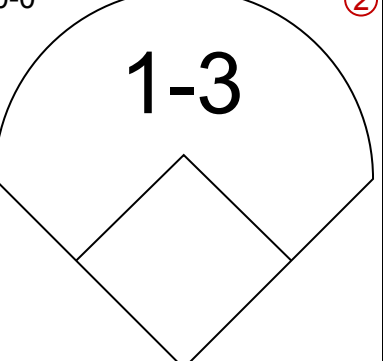
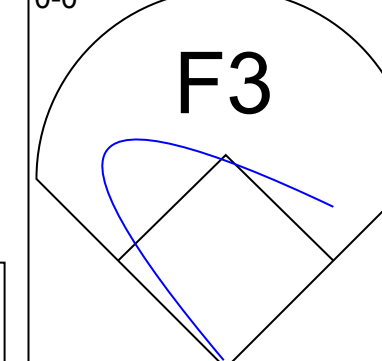
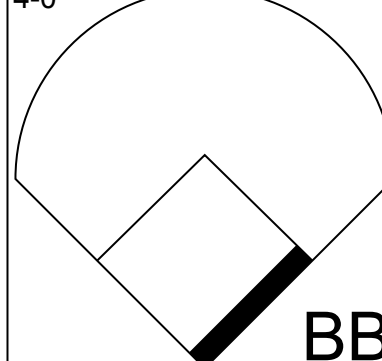
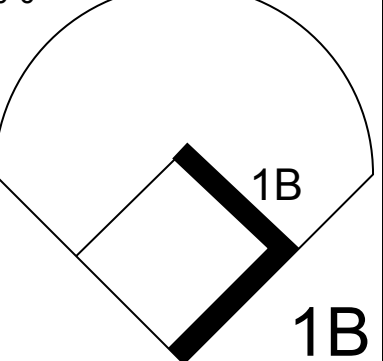
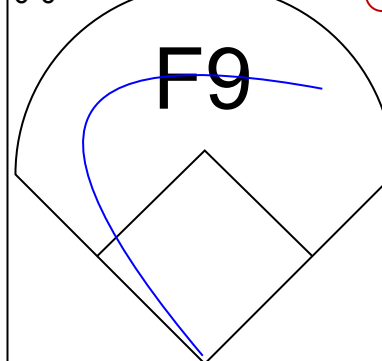
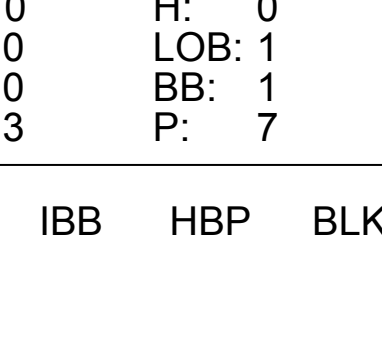




Minnesota Twins @ Boston Red Sox
Fenway Park, Boston, MA
Fri Jul 05 1968, 7:05 PM EDT
Att: 33,278 - Unknown - 83 F

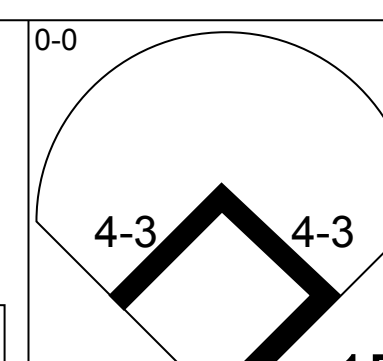
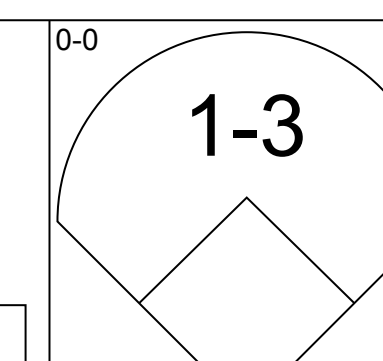
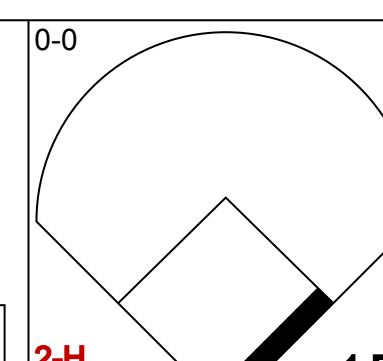
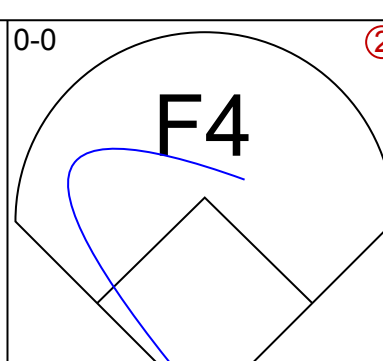
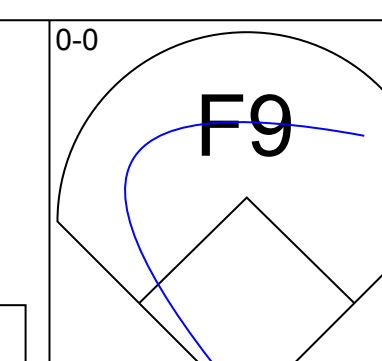
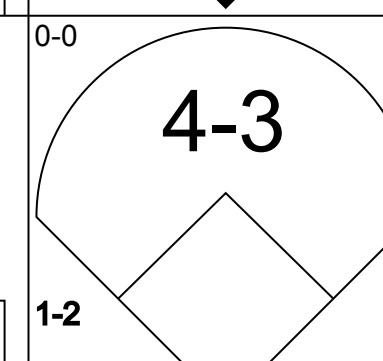
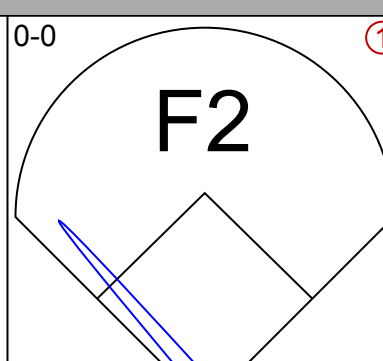
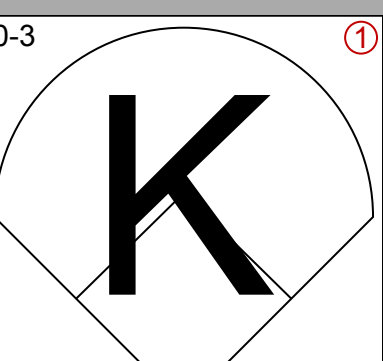
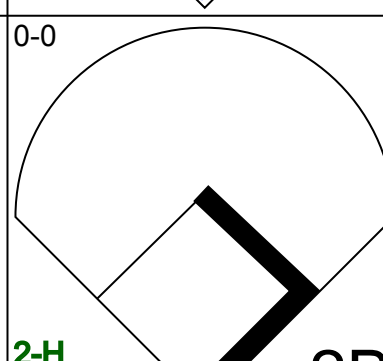
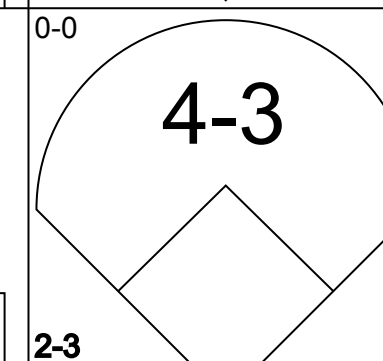
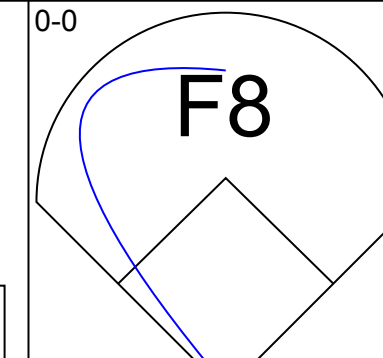
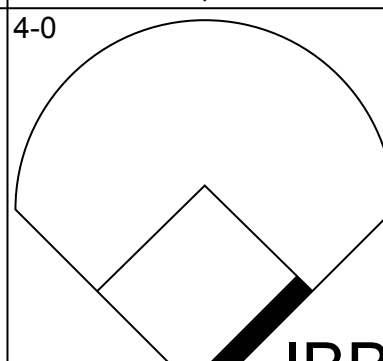
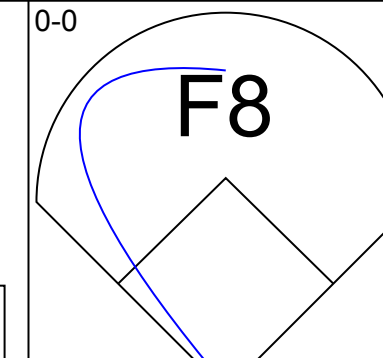


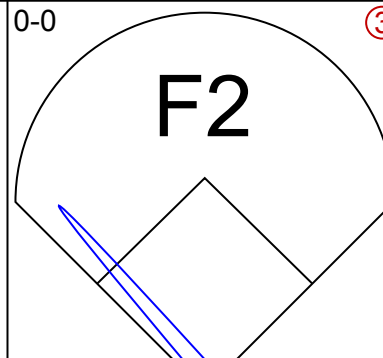

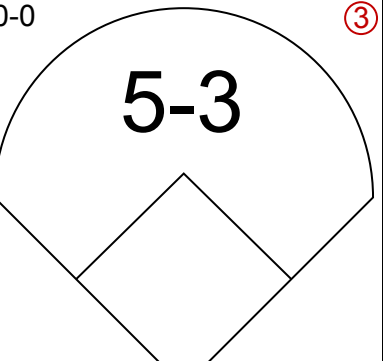
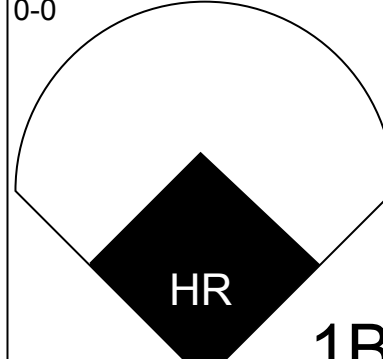
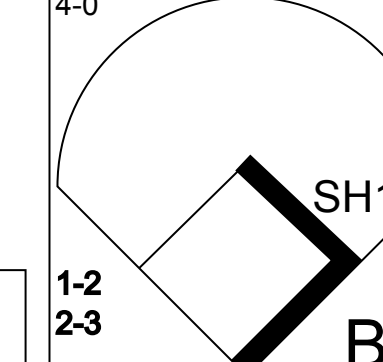

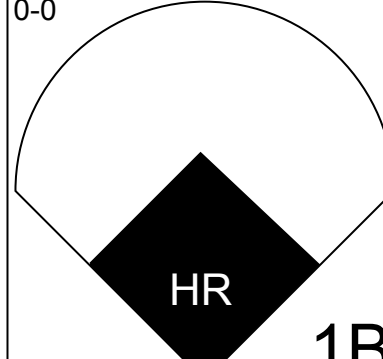
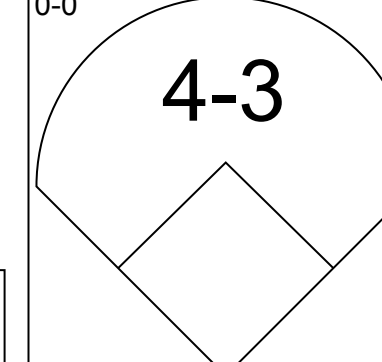
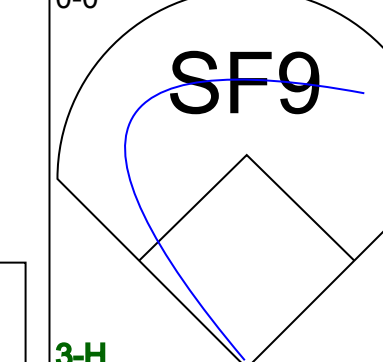
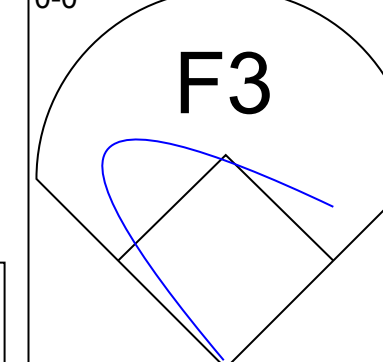
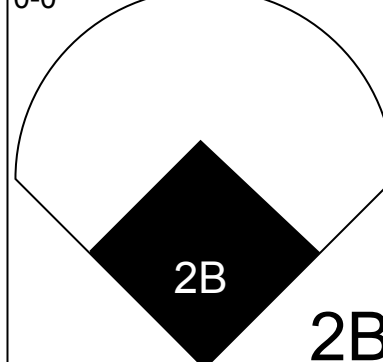

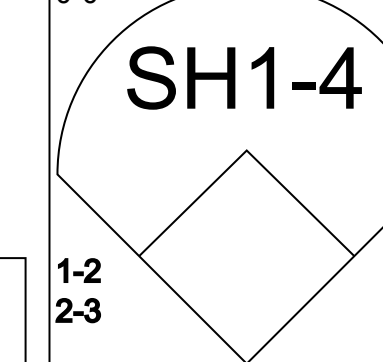
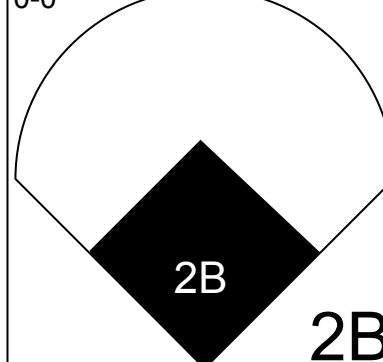
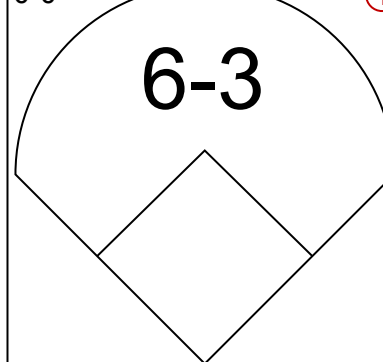

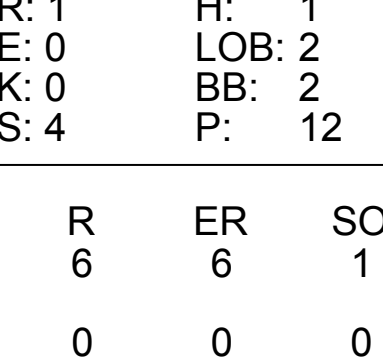
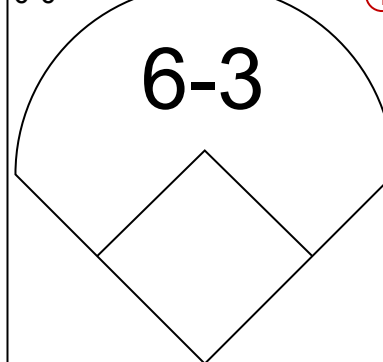
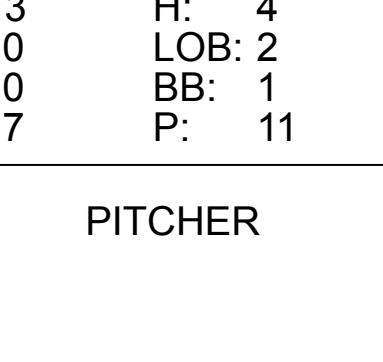
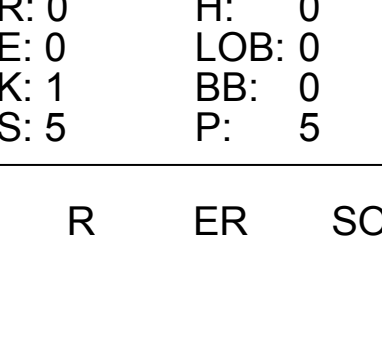

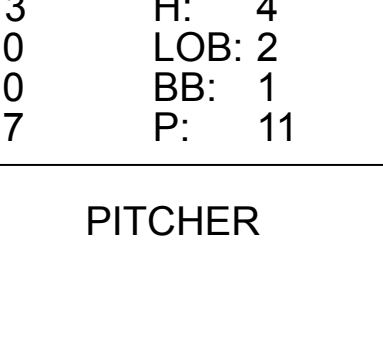


AB	27
R	4
H	4
RBI	4
BB	7
SO	5
LOB	17



Batter	1	2	3	4	5	6	7	8	9	AB	R	H	RBI	BB	SO	LOB	TOP					
Cesar Tovar, R OBP: 0.311, SLG: 0.365 (1, 5)	6-3			3-1 3B		3-1		G4-6-3 BB		3	1	1	0	1	0	0	Minnesota Twins @ Boston Red Sox Fenway Park, Boston, MA Sun Jul 07 1968, 3:33 AM EDT Unknown 					
Rod Carew, L OBP: 0.315, SLG: 0.357 (1, 4)	F9			3-1			1B SF7 2B	G4-6-3		4	1	1	1	0	0	2						
Harmon Killebrew, R OBP: 0.349, SLG: 0.394 (1, 3)	K			1-3			F5		BB	3	0	0	0	1	1	1						
Tony Oliva, L OBP: 0.329, SLG: 0.464 (1, 9)		6-3		K					BB	4	0	1	0	0	2	1						
Ted Uhlaender, L OBP: 0.308, SLG: 0.416 (1, 8)		K			3-1		SF7		F4	3	0	0	1	0	1	1						
John Roseboro, L OBP: 0.274, SLG: 0.250 Frank Quilici, R OBP: 0.358, SLG: 0.444 (8, PH)		F4			K		3H F9		F5	3	0	0	0	0	1	1						
Bob Allison, R OBP: 0.314, SLG: 0.401 (1, 7)			6-3		K					3	1	1	1	0	1	0						
Jackie Hernandez, R OBP: 0.215, SLG: 0.223 Jim Holt, L OBP: 0.278, SLG: 0.286 Rich Rollins, R OBP: 0.287, SLG: 0.360 (8, PH)			K			K				2	0	0	0	0	2	0						
Jim Kaat, L OBP: 0.118, SLG: 0.118 Frank Kostro, R OBP: 0.200, SLG: 0.250 Jim Perry, S OBP: 0.192, SLG: 0.400 (8, PH)			F2			3-1				2	0	0	0	0	0	0						
Inning Stats	R: 0 E: 0 K: 1 S: 5	H: 0 LOB: 0 BB: 0 P: 5	R: 0 E: 0 K: 1 S: 5	H: 0 LOB: 0 BB: 0 P: 5	R: 0 E: 0 K: 1 S: 5	H: 0 LOB: 0 BB: 0 P: 5	R: 1 E: 0 K: 1 S: 6	H: 1 LOB: 0 BB: 0 P: 6	R: 0 E: 0 K: 2 S: 7	H: 0 LOB: 0 BB: 0 P: 7	R: 1 E: 0 K: 0 S: 5	H: 2 LOB: 1 BB: 0 P: 5	R: 1 E: 0 K: 0 S: 4	H: 2 LOB: 1 BB: 1 P: 8	R: 0 E: 0 K: 1 S: 5	H: 0 LOB: 1 BB: 1 P: 9		1B: 2 2B: 1 3B: 1 HR: 1	SF: 1 SAC: 0 DP: 1 HBP: 0	WP: 0 PB: 0 SB: 0 CS: 0	PA: 33	
PITCHER	IP	WLS	BF	H	R	ER	SO	BB	IBB	HBP	BLK	WP	HR	S	P	ERA	WHIP					
Ray Culp, R ERA: 4.35 Juan Pizarro, L ERA: 1.89	(1, 1)	7.0	W	25	4	3	3	7	0	0	0	0	0	1	39	39	3.86	0.571				
	(8, 1)	2.0	S	8	1	0	0	1	2	0	0	0	0	0	8	16	0.00	1.500				

Batter	1	2	3	4	5	6	7	8	9	AB	R	H	RBI	BB	SO	LOB	BOTTOM					
Mike Andrews, R OBP: 0.342, SLG: 0.305 (1, 4)	G4-6-3 1B		E5 1B		F4		F8			4	1	1	0	0	0	1	Minnesota Twins @ Boston Red Sox Fenway Park, Boston, MA Sun Jul 07 1968, 3:33 AM EDT Unknown 					
Dalton Jones, L OBP: 0.209, SLG: 0.200 George Scott, R OBP: 0.232, SLG: 0.234 (8, 3)	F9		G3-6-3 1B		F9		K			4	0	1	1	0	1	2						
Carl Yastrzemski, L OBP: 0.449, SLG: 0.492 (1, 7)	G4-6-3		G3-6-3					F5		4	1	1	1	0	0	2						
Ken Harrelson, R OBP: 0.380, SLG: 0.588 (1, 9)		BB 1B		F8	F2			G3		4	0	1	0	0	0	0						
Reggie Smith, S OBP: 0.361, SLG: 0.399 (1, 8)		1-2 BB				5-3			BB	2	1	1	0	2	0	0						
Rico Petrocelli, R OBP: 0.289, SLG: 0.384 (1, 6)		K		3B	E 3B			F8		4	1	1	1	0	1	3						
Joe Foy, R OBP: 0.342, SLG: 0.296 (1, 5)		K		3H E6 F9						3	0	0	0	0	1	2						
Russ Gibson, R OBP: 0.207, SLG: 0.273 (1, 2)		F4		3H F9						3	0	1	0	0	0	3						
Ray Culp, R OBP: 0.111, SLG: 0.040 Juan Pizarro, L OBP: 0.167, SLG: 0.200 (8, 1)			6-3		K		SH1-4 1B			2	0	0	0	0	1	1						
Inning Stats	R: 0 E: 0 K: 0 S: 3	H: 1 LOB: 0 BB: 0 P: 3	R: 0 E: 0 K: 2 S: 8	H: 1 LOB: 2 BB: 1 P: 12	R: 1 E: 1 K: 0 S: 4	H: 1 LOB: 0 BB: 0 P: 4	R: 2 E: 1 K: 1 S: 8	H: 2 LOB: 1 BB: 0 P: 8	R: 1 E: 0 K: 0 S: 4	H: 1 LOB: 0 BB: 0 P: 4	R: 0 E: 0 K: 0 S: 3	H: 0 LOB: 0 BB: 0 P: 3	R: 0 E: 0 K: 1 S: 6	H: 1 LOB: 1 BB: 0 P: 6	R: 0 E: 0 K: 0 S: 3	H: 0 LOB: 1 BB: 1 P: 7		1B: 4 2B: 0 3B: 2 HR: 1	SF: 0 SAC: 1 DP: 2 HBP: 0	WP: 0 PB: 0 SB: 0 CS: 0	PA: 33	
PITCHER	IP	WLS	BF	H	R	ER	SO	BB	IBB	HBP	BLK	WP	HR	S	P	ERA	WHIP					
Jim Kaat, L ERA: 2.17 Jim Perry, R ERA: 2.81	(1, 1)	7.0	L	29	7	4	2	4	1	0	0	0	0	1	36	40	2.57	1.143				
	(8, 1)	1.0		4	0	0	0	0	1	0	0	0	0	0	3	7	0.00	1.000				


Batter	1	2	3	4	5	6	7	8	9	AB	R	H	RBI	BB	SO	LOB	TOP					
Cesar Tovar, R OBP: 0.310, SLG: 0.362 (1,6)										5	0	1	0	0	2	2	Minnesota Twins @ Boston Red Sox Fenway Park, Boston, MA Sun Jul 07 1968, 3:38 AM EDT Att: 33,486 - Unknown					
Ted Uhlhaender, L OBP: 0.313, SLG: 0.417 (1,8)										4	0	2	1	1	0	3						
Rod Carew, L OBP: 0.318, SLG: 0.357 (1,4)										3	1	1	0	1	1	2						
Tony Oliva, L OBP: 0.331, SLG: 0.474 (1,9)										4	1	2	2	0	0	2						
Rich Reese, L OBP: 0.231, SLG: 0.289 (1,3)										4	0	0	0	0	1	3						
Bob Allison, R OBP: 0.313, SLG: 0.395 (1,7)										3	0	0	0	1	1	0						
Ron Clark, R OBP: 0.228, SLG: 0.192 (1,5)										4	0	0	0	0	0	1						
Bruce Look, L OBP: 0.404, SLG: 0.333 (1,2)										1	0	0	0	1	0	0						
Frank Kostro, R OBP: 0.194, SLG: 0.241 (7, PH)										1	0	0	0	0	0	0						
John Roseboro, L OBP: 0.274, SLG: 0.250 (7,2)										1	1	1	0	0	0	0						
Rich Rollins, R OBP: 0.274, SLG: 0.360 (9, PH)										0	0	0	0	0	0	0						
Jim Merritt, L OBP: 0.239, SLG: 0.214 (1,1)										2	0	1	0	0	0	1						
Al Worthington, R OBP: 0.399, SLG: 0.452 (6,1)										0	0	0	0	0	0	0						
Frank Oulici, R OBP: 0.104, SLG: 0.065 (7, PH)										0	0	0	0	0	0	0						
Dean Chance, R OBP: 0.104, SLG: 0.065 (7,1)										0	0	0	0	0	0	0						
Harmon Killebrew, R OBP: 0.347, SLG: 0.582 (9, PH)										1	0	0	0	0	0	1						
Inning Stats	R: 0 E: 0 K: 1 S: 6	H: 1 LOB: 2 BB: 1 P: 10	R: 0 E: 0 K: 0 S: 3	H: 0 LOB: 1 BB: 1 P: 7	R: 0 E: 0 K: 0 S: 3	H: 1 LOB: 0 BB: 0 P: 3	R: 0 E: 0 K: 1 S: 5	H: 0 LOB: 0 BB: 0 P: 5	R: 0 E: 0 K: 0 S: 5	H: 2 LOB: 2 BB: 0 P: 5	R: 2 E: 0 K: 1 S: 6	H: 1 LOB: 0 BB: 1 P: 10	R: 1 E: 0 K: 2 S: 9	H: 2 LOB: 1 BB: 0 P: 9	R: 0 E: 0 K: 0 S: 3	H: 1 LOB: 1 BB: 1 P: 7	R: 0 E: 0 K: 0 S: 3	H: 0 LOB: 1 BB: 1 P: 7	1B: 7 2B: 0 3B: 0 HR: 1	SF: 0 SAC: 0 DP: 2 HBP: 0	WP: 2 PB: 0 SB: 0 CS: 0	PA: 38
PITCHER	IP	WLS	BF	H	R	ER	SO	BB	IBB	HBP	BLK	WP	HR	S	P	ERA	WHIP					
Gary Waslewski, R ERA: 3.29 (1,1)	6.0	W	25	5	2	2	3	3	0	0	0	0	1	28	40	3.00	1.333					
Bill Landis, L ERA: 3.24 (7,1)	2.0		10	3	1	1	2	2	0	0	0	2	0	12	20	4.50	2.500					
Lee Stange, R ERA: 4.04 (9,1)	1.0	S	3	0	0	0	0	0	0	0	0	0	0	3	3	0.00	0.000					

Batter	1	2	3	4	5	6	7	8	9	AB	R	H	RBI	BB	SO	LOB	BOTTOM				
Mike Andrews, R OBP: 0.343, SLG: 0.307 (1,4)										5	0	2	1	0	0	3	Minnesota Twins @ Boston Red Sox Fenway Park, Boston, MA Sun Jul 07 1968, 3:38 AM EDT Att: 33,486 - Unknown				
Dalton Jones, L OBP: 0.210, SLG: 0.209 (1,3)										4	0	1	1	0	1	1					
Bill Landis, L OBP: 0.250, SLG: 0.182 (7,1)										0	0	0	0	0	0	0					
Lee Stange, R OBP: 0.250, SLG: 0.182 (9,1)										0	0	0	0	0	0	0					
Carl Yastrzemski, L OBP: 0.452, SLG: 0.599 (1,7)										3	1	2	1	1	0	1					
Ken Harrelson, R OBP: 0.375, SLG: 0.578 (1,9)										4	0	0	0	0	0	4					
Reggie Smith, S OBP: 0.360, SLG: 0.395 (1,8)										3	1	0	0	1	0	1					
Rico Petrocelli, R OBP: 0.296, SLG: 0.390 (1,6)										4	2	3	0	0	0	0					
Joe Foy, R OBP: 0.348, SLG: 0.313 (1,5)										3	1	2	2	1	0	0					
Russ Gibson, R OBP: 0.208, SLG: 0.286 (1,2)										3	1	1	1	0	1	2					
Gary Waslewski, R OBP: 0.083, SLG: 0.043 (1,1)										0	0	0	0	0	0	0					
George Scott, R OBP: 0.230, SLG: 0.231 (6, PH)										2	0	0	0	0	0	1					
Inning Stats	R: 0 E: 0 K: 0 S: 4	H: 1 LOB: 1 BB: 0 P: 4	R: 1 E: 0 K: 0 S: 4	H: 1 LOB: 2 BB: 2 P: 12	R: 1 E: 0 K: 0 S: 4	H: 1 LOB: 0 BB: 0 P: 4	R: 1 E: 0 K: 0 S: 5	H: 3 LOB: 2 BB: 0 P: 5	R: 0 E: 0 K: 1 S: 6	H: 1 LOB: 1 BB: 0 P: 6	R: 3 E: 0 K: 0 S: 7	H: 4 LOB: 2 BB: 1 P: 11	R: 0 E: 0 K: 0 S: 3	H: 0 LOB: 0 BB: 0 P: 3	R: 0 E: 0 K: 1 S: 5	H: 0 LOB: 0 BB: 0 P: 5	1B: 6 2B: 3 3B: 0 HR: 2	SF: 1 SAC: 2 DP: 0 HBP: 0	WP: 0 PB: 0 SB: 0 CS: 0	PA: 37	
PITCHER	IP	WLS	BF	H	R	ER	SO	BB	IBB	HBP	BLK	WP	HR	S	P	ERA	WHIP				
Jim Merritt, L ERA: 3.13 (1,1)	5.0	L	26	10	6	6	1	2	0	0	0	0	0	26	34	10.80	2.400				
Al Worthington, R ERA: 1.75 (6,1)	1.0		5	1	0	0	0	0	1	0	0	0	0	4	8	0.00	1.000				
Dean Chance, R ERA: 2.65 (7,1)	2.0		6	0	0	0	1	0	0	0	0	0	0	8	8	0.00	0.000				

Batter	1	2	3	4	5	6	7	8	9	AB	R	H	RBI	BB	SO	LOB	TOP								
Mike Andrews, R (1, 4) OBP: 0.349, SLG: 0.309	F9			4-3		F9		SH1-4		3	0	0	1	0	0	0									
Dalton Jones, L (1, 3) George Scott, R (7, FR) (7, 3) OBP: 0.214, SLG: 0.213 OBP: 0.229, SLG: 0.230	F9			F7			E4 1B	4-3		3	0	1	0	0	0	0									
Carl Yastrzemski, L (1, 7) OBP: 0.442, SLG: 0.495	K			6-3			K		K	4	0	0	0	0	3	1									
Ken Harrelson, R (1, 9) OBP: 0.364, SLG: 0.560		K			6-3		F8		F8	4	0	0	0	0	1	1									
Reggie Smith, S (1, 8) OBP: 0.360, SLG: 0.395		K					3-1		1-3	4	0	1	0	0	1	1									
Rico Petrocelli, R (1, 6) OBP: 0.295, SLG: 0.396		6-3								2	1	0	0	1	1	1									
Joe Foy, R (1, 5) OBP: 0.346, SLG: 0.312										3	2	2	0	0	0	0									
Russ Gibson, R (1, 2) OBP: 0.208, SLG: 0.281										2	0	1	1	0	0	1									
Gary Bell, R (1, 1) Sparky Lyle, L (8, 1) OBP: 0.242, SLG: 0.313										2	0	0	1	0	0	2									
Inning Stats	R: 0 E: 0 K: 1 S: 5	H: 0 LOB: 0 BB: 0 P: 5	R: 0 E: 0 K: 2 S: 7	H: 0 LOB: 0 BB: 0 P: 7	R: 0 E: 0 K: 0 S: 3	H: 1 LOB: 0 BB: 0 P: 3	R: 0 E: 0 K: 0 S: 3	H: 0 LOB: 0 BB: 0 P: 3	R: 0 E: 0 K: 1 S: 5	H: 1 LOB: 0 BB: 0 P: 5	R: 1 E: 1 K: 0 S: 4	H: 0 LOB: 0 BB: 0 P: 4	R: 0 E: 1 K: 1 S: 6	H: 1 LOB: 1 BB: 0 P: 6	R: 2 E: 0 K: 0 S: 5	H: 2 LOB: 1 BB: 1 P: 9	R: 0 E: 0 K: 1 S: 5	H: 0 LOB: 0 BB: 0 P: 5	1B: 5 2B: 0 3B: 0 HR: 0	SF: 1 SAC: 2 DP: 1 HBP: 0	WP: 0 PB: 0 SB: 1 CS: 1	PA: 32			
PITCHER	IP	WLS	BF	H	R	ER	SO	BB	IBB	HBP	BLK	WP	HR	S	P	ERA	WHIP								
Tom Murphy, R (1, 1) ERA: 2.31	8.0	L	29	5	3	2	5	1	0	0	0	0	0	38	42	2.25	0.750								
Marty Pattin, R (9, 1) ERA: 4.75	1.0	S	3	0	0	0	1	0	0	0	0	0	0	5	5	0.00	0.000								

Boston Red Sox @ California Angels
Anaheim Stadium, Anaheim, CA
Fri Jul 12 1968, 10:05 PM EDT
Att: 18,314 - Unknown - 79 F


AB 28
R 3
H 5
RBI 3
BB 1
SO 6
LOB 8



Batter	1	2	3	4	5	6	7	8	9	AB	R	H	RBI	BB	SO	LOB	BOTTOM								
Vic Davallo, L (1, 8) OBP: 0.256, SLG: 0.332	L6		4-3			F7		SF8		3	0	0	1	0	0	0									
Jim Fregosi, R (1, 6) OBP: 0.347, SLG: 0.431	K			4-3		5-3		F3		4	0	0	0	0	1	1									
Roger Repoz, L (1, 9) Woodie Held, R (9, PH) OBP: 0.311, SLG: 0.381 OBP: 0.213, SLG: 0.122	F9			6-3					F9	3	0	0	0	0	1	0									
Don Mincher, L (1, 3) OBP: 0.311, SLG: 0.374		K			K				4-3	4	0	0	0	0	2	0									
Rick Reichardt, R (1, 7) OBP: 0.323, SLG: 0.395									E1	4	0	1	0	0	1	0									
Tom Satriano, L (1, 2) Tom Burgmeier, L (8, FR)										2	0	1	0	1	0	1									
Buck Rodgers, S (9, 2) OBP: 0.236, SLG: 0.247										0	1	0	0	0	0	0									
Bobby Knoop, R (1, 4) OBP: 0.287, SLG: 0.317										1	0	0	0	0	2										
Aurelio Rodriguez, R (1, 5) Ed Kirkpatrick, L (8, PH) Chuck Hinton, R (8, PH) OBP: 0.227, SLG: 0.210 OBP: 0.338, SLG: 0.296 OBP: 0.226, SLG: 0.333										2	0	0	0	0	1	1									
Tom Murphy, R (1, 1) Bubba Morton, R (8, PH) Marty Pattin, R (9, 1) OBP: 0.287, SLG: 0.317										0	0	0	0	0	0	0									
Inning Stats	R: 0 E: 0 K: 1 S: 5	H: 0 LOB: 0 BB: 0 P: 5	R: 0 E: 0 K: 1 S: 6	H: 1 LOB: 1 BB: 0 P: 6	R: 0 E: 0 K: 1 S: 5	H: 0 LOB: 0 BB: 0 P: 5	R: 0 E: 0 K: 1 S: 5	H: 0 LOB: 0 BB: 0 P: 5	R: 0 E: 0 K: 1 S: 5	H: 0 LOB: 0 BB: 0 P: 5	R: 2 E: 0 K: 1 S: 7	H: 2 LOB: 1 BB: 1 P: 11	R: 0 E: 1 K: 0 S: 4	H: 0 LOB: 1 BB: 0 P: 4	1B: 4 2B: 0 3B: 0 HR: 0	SF: 1 SAC: 0 DP: 0 HBP: 0	WP: 0 PB: 0 SB: 0 CS: 0	PA: 33							
PITCHER	IP	WLS	BF	H	R	ER	SO	BB	IBB	HBP	BLK	WP	HR	S	P	ERA	WHIP								
Gary Bell, R (1, 1) ERA: 2.66	7.0	W	25	3	2	2	8	1	0	0	0	0	0	40	44	2.57	0.571								
Sparky Lyle, L (8, 1) ERA: 3.5	2.0	S	8	1	0	0	1	0	0	0	0	0	0	10	10	0.00	0.500								

Boston Red Sox @ California Angels
Anaheim Stadium, Anaheim, CA
Fri Jul 12 1968, 10:05 PM EDT
Att: 18,314 - Unknown - 79 F

AB 31
R 2
H 4
RBI 2
BB 1
SO 9
LOB 8



Batter	1	2	3	4	5	6	7	8	9	AB	R	H	RBI	BB	SO	LOB	TOP					
Mike Andrews, R OBP: 0.354, SLG: 0.322	F6		F6	F6			4-3 WP BB		4-0 BB	3	2	1	2	2	0	2						
Dalton Jones, L OBP: 0.208, SLG: 0.207	K		F7		F9		4-3		3-4-3	4	0	0	0	0	1	1						
Norm Siebern, L OBP: 0.077, SLG: 0.077	K						4-3			0	0	0	0	0	0	0						
Lee Stange, R OBP: 0.250, SLG: 0.182							1-2			1	0	0	0	0	0	1						
Carl Yastrzemski, L OBP: 0.439, SLG: 0.499	4-3			BB WP 1B BB	1-3		4-3			3	1	0	0	1	0	1						
Ken Harrelson, R OBP: 0.362, SLG: 0.555		K		WP BB 1B	5-3		F4			4	1	1	0	0	1	0						
Reggie Smith, S OBP: 0.362, SLG: 0.392	L3			BB WP E BB					F7	2	2	0	0	2	0	0						
Rico Petrocelli, R OBP: 0.295, SLG: 0.391	K			1-2 2-3 3-H BB	5-3		5-3		L8	3	0	0	0	1	1	1						
Joe Foy, R OBP: 0.345, SLG: 0.308			F7	1-2 2-3 3-H BB			K		F8	3	0	0	1	1	1	1						
Russ Gibson, R OBP: 0.210, SLG: 0.280			K	1-1 3-H BB	K				6-3	4	0	1	1	0	2	2						
Ray Culp, R OBP: 0.133, SLG: 0.071				3-H																		
Sparky Lyle, L																						
Gary Waslewski, R OBP: 0.083, SLG: 0.043																						
George Scott, R OBP: 0.228, SLG: 0.229			HR	1B			K		F9	0	0	0	0	0	0	0						
Inning Stats	R: 0 E: 0 K: 1 S: 5	H: 0 LOB: 0 BB: 5	R: 0 E: 0 K: 2 S: 7	H: 0 LOB: 0 BB: 7	R: 2 E: 0 K: 1 S: 7	H: 2 LOB: 0 BB: 7	R: 3 E: 1 K: 2 S: 8	H: 1 LOB: 4 BB: 24	R: 0 E: 0 K: 0 S: 3	H: 0 LOB: 0 BB: 0	R: 1 E: 0 K: 2 S: 8	H: 1 LOB: 1 BB: 1	R: 1 E: 0 K: 0 S: 3	H: 0 LOB: 0 BB: 1	R: 0 E: 0 K: 0 S: 3	H: 0 LOB: 1 BB: 1	R: 0 E: 0 K: 0 S: 3	H: 0 LOB: 1 BB: 7	1B: 3 2B: 0 3B: 0 HR: 1	SF: 0 SAC: 0 DP: 0 HBP: 0	WP: 2 PB: 0 SB: 0 CS: 0	PA: 38
PITCHER	IP WLS BF H R ER SO BB IBB HBP BLK WP HR S P ERA WHIP																					
Jim McGlothlin, R ERA: 3.4	3.0 L 14 3 5 4 4 2 0 0 0 0 1 20 28 12.00 1.667																					
Andy Messersmith, R ERA: 4.35	3.0 13 1 1 1 4 3 0 0 1 1 0 18 30 3.00 1.333																					
Minnie Rojas, R ERA: 3.93	2.0 7 0 1 1 0 1 0 0 0 1 0 6 10 4.50 0.500																					
Bobby Locke, R ERA: 4.91	1.0 4 0 0 0 0 1 0 0 0 0 0 0 3 7 0.00 1.000																					

Boston Red Sox @ California Angels
Anaheim Stadium, Anaheim, CA

AB 31
R 7
H 4
RBI 4
BB 7
SO 8
LOB 12



Sat Jul 13 1968, 6:33 AM EDT
Att: 11,923 - Unknown

Batter	1	2	3	4	5	6	7	8	9	AB	R	H	RBI	BB	SO	LOB	BOTTOM					
Vic Davalillo, L OBP: 0.254, SLG: 0.328	K			3-1		F6			1-2 E 1B	3	0	0	0	0	1	0						
Bubba Morton, R OBP: 0.330, SLG: 0.299	K									1	1	1	0	0	0	0						
Jim Fregosi, R OBP: 0.344, SLG: 0.426	K			F8		F4		E1		4	0	0	0	0	1	0						
Roger Repoz, L OBP: 0.290, SLG: 0.377								1-H 2-H		3	0	0	0	0	1	0						
Orlando McFarlane, R										1	0	0	0	0	1	1						
Bobby Locke, R										0	0	0	0	0	0	0						
Don Mincher, L OBP: 0.314, SLG: 0.401		K					HR		K	4	2	2	2	0	2	1						
Rick Reichardt, R OBP: 0.319, SLG: 0.389		1-3					K		F4	4	0	0	0	0	1	0						
Tom Satriano, L OBP: 0.313, SLG: 0.329									F4													
Tom Satriano, L OBP: 0.313, SLG: 0.329									F4	4	0	0	0	0	1	0						
Bobby Knoop, R OBP: 0.317																						
Tom Burgmeier, L																						
Buck Rodgers, S OBP: 0.288, SLG: 0.253																						
Jim McGlothlin, R OBP: 0.125, SLG: 0.192																						
Andy Messersmith, R																						
Woodie Held, R ERA: 3.5																						
Minnie Rojas, R ERA: 3.28																						
Ed Kirkpatrick, L OBP: 0.348, SLG: 0.309																						
Inning Stats	R: 0 E: 0 K: 2 S: 7	H: 0 LOB: 0 BB: 0	R: 0 E: 0 K: 1 S: 5	H: 0 LOB: 0 BB: 0	R: 0 E: 0 K: 1 S: 5	H: 0 LOB: 0 BB: 0	R: 0 E: 0 K: 0 S: 3	H: 0 LOB: 0 BB: 0	R: 1 E: 0 K: 1 S: 6	H: 1 LOB: 0 BB: 0	R: 0 E: 0 K: 1 S: 5	H: 0 LOB: 0 BB: 0	R: 1 E: 0 K: 1 S: 6	H: 1 LOB: 1 BB: 1	R: 4 E: 1 K: 2 S: 11	H: 3 LOB: 1 BB: 1	R: 0 E: 0 K: 1 S: 6	H: 1 LOB: 1 BB: 0	1B: 3 2B: 1 3B: 0 HR: 2	SF: 0 SAC: 0 DP: 0 HBP: 0	WP: 0 PB: 0 SB: 0 CS: 0	PA: 35
PITCHER	IP WLS BF H R ER SO BB IBB HBP BLK WP HR S P ERA WHIP																					
Ray Culp, R ERA: 4.4	7.1 W 27 4 5 4 7 1 0 0 0 0 2 40 44 4.91 0.682																					
Sparky Lyle, L ERA: 3.5	0.0 2 1 1 0 0 0 0 0 0 0 0 2 2 * *																					
Gary Waslewski, R ERA: 3.28	0.1 1 0 0 0 1 0 0 0 0 0 0 0 3 3 0.00 0.000																					
Bill Landis, L ERA: 3.21	0.1 1 0 0 0 1 0 0 0 0 0 0 0 3 3 0.00 0.000																					
Lee Stange, R ERA: 3.96	1.0 S 4 1 0 0 1 0 0 0 0 0 0 0 6 6 0.00 1.000																					

Boston Red Sox @ California Angels
Anaheim Stadium, Anaheim, CA

AB 34
R 6
H 6
RBI 4
BB 1
SO 10
LOB 3



Sat Jul 13 1968, 6:33 AM EDT
Att: 11,923 - Unknown

Batter	1	2	3	4	5	6	7	8	9	AB	R	H	RBI	BB	SO	LOB	TOP										
Mike Andrews, R (1,4) OBP: 0.354, SLG: 0.321	F8		G4-6-3 BB		FC5-4			1B 2B 1B	K	4	1	1	0	1	1	1											
Dalton Jones, L (1,3) OBP: 0.214, SLG: 0.213	F4		G4-6-3		L7			2B SF8 1B		5	1	2	0	0	0	2											
Carl Yastrzemski, L (1,7) OBP: 0.439, SLG: 0.499 Norm Siebern, L (9,9) OBP: 0.077, SLG: 0.077	1B BB		4-3		6-3			SF8 SF9 2B	K	4	2	1	2	1	1	1											
Ken Harrelson, R (1,9) OBP: 0.361, SLG: 0.552 Gary Waslewski, R (8,1) OBP: 0.093, SLG: 0.043	FC6 1B			5-3	F8			SF8		3	0	1	2	0	0	0											
Reggie Smith, S (1,8) OBP: 0.360, SLG: 0.388	FC6			E4	K			HBP IBB		3	0	0	0	1	1	1											
Rico Petrocelli, R (1,6) OBP: 0.294, SLG: 0.391		BB 1B		F7			L7	SF9		3	0	1	1	0	0	1											
Joe Foy, R (1,5) OBP: 0.344, SLG: 0.305	F6			K			F8	FC6 HBP		3	0	0	0	0	1	2											
Russ Gibson, R (1,2) OBP: 0.220, SLG: 0.282		G4-3 BB			FC6-4 1B		K	FC6		3	0	1	0	1	1	2											
Juan Pizarro, L (1,1) OBP: 0.125, SLG: 0.143 Jose Tartabull, L (8,PH) OBP: 0.222, SLG: 0.215	G4-3				FC6-4 FC5-4			1B 2B 1B	F7	2	0	0	0	0	0	3											
Inning Stats	R: 1 E: 1 K: 0 S: 4	H: 1 LOB: 1 BB: 1 P: 8	R: 0 E: 0 K: 0 S: 3	H: 1 LOB: 1 BB: 1 P: 7	R: 0 E: 0 K: 0 S: 2	H: 0 LOB: 0 BB: 1 P: 6	R: 0 E: 1 K: 1 S: 6	H: 0 LOB: 1 BB: 0 P: 6	R: 0 E: 0 K: 0 S: 4	H: 0 LOB: 0 BB: 0 P: 5	R: 0 E: 0 K: 1 S: 5	H: 0 LOB: 0 BB: 0 P: 5	R: 0 E: 0 K: 1 S: 5	H: 0 LOB: 0 BB: 0 P: 5	R: 4 E: 0 K: 0 S: 7	H: 4 LOB: 2 BB: 1 P: 12	R: 0 E: 0 K: 2 S: 8	H: 1 LOB: 1 BB: 0 P: 8	1B: 7 2B: 1 3B: 0 HR: 0	SF: 2 SAC: 0 DP: 2 HBP: 1	WP: 0 PB: 0 SB: 0 CS: 0	PA: 39					
PITCHER	IP	WLS	BF	H	R	ER	SO	BB	IBB	HBP	BLK	WP	HR	S	P	ERA	WHIP										
Blue Moon Odom, R (1,1) ERA: 2.48	7.0	L	29	6	4	3	3	3	0	0	0	0	0	32	44	3.86	1.286										
Paul Lindblad, L (8,1) ERA: 1.77	0.0		1	1	0	0	0	0	0	0	0	0	0	1	1	∞	∞										
Jack Aker, R (8,1) ERA: 3.13	1.0		5	0	1	1	0	0	1	1	0	0	0	3	8	9.00	0.000										
Ed Sprague, R (9,1) ERA: 1.96	1.0		4	1	0	0	2	0	0	0	0	0	0	8	8	0.00	1.000										

Boston Red Sox @ Oakland Athletics
Oakland-Alameda County Coliseum, Oakland, CA

AB 32
R 5
H 8
RBI 5
BB 4
SO 5
LOB 13



WP: 0 PA: 39
PB: 0
SB: 0
CS: 0

Batter	1	2	3	4	5	6	7	8	9	AB	R	H	RBI	BB	SO	LOB	BOTTOM										
Bert Campaneris, R (1,6) OBP: 0.289, SLG: 0.300	F7		K	FC5		F7			6-3	5	0	0	0	0	1	3											
Danny Cater, R (1,3) OBP: 0.332, SLG: 0.369	1B 2B				F9			2B	4-3	5	1	3	0	0	0	0											
Rick Monday, L (1,8) OBP: 0.404, SLG: 0.427	BB 1B		F7		4-3			K	F8	5	0	1	1	0	1	1											
Sal Bando, R (1,5) OBP: 0.301, SLG: 0.361	2H BB		F4					S 4-3 BB		2	0	1	0	2	0	1											
Joe Rudi, R (1,7) OBP: 0.246, SLG: 0.235	F6			F8		4-3		4-3	4-3	3	0	0	0	1	0	3											
Jim Gosger, L (1,9) OBP: 0.194, SLG: 0.146	1-3			E6 1B		1-3		4-3	4-3	4	1	0	0	0	5												
Dick Green, R (1,4) OBP: 0.214, SLG: 0.310 John Donaldson, L (8,PH) OBP: 0.312, SLG: 0.283		K		FC1-5 1B		K		K	K	3	0	1	0	0	2	0											
Dave Duncan, R (1,2) OBP: 0.277, SLG: 0.315		L7		FC5 FC1-5 1B				K	K	4	1	2	2	0	1	0											
Blue Moon Odom, R (1,1) OBP: 0.214, SLG: 0.268 Paul Lindblad, L (8,1) OBP: 0.375, SLG: 0.500 Jack Aker, R (8,1) OBP: 0.200, SLG: 0.200 Floyd Robinson, L (8,PH) OBP: 0.280, SLG: 0.355 Ed Sprague, R (9,1)		K		FC1-5		2B 1B		G3		3	0	1	0	0	1	2											
Inning Stats	R: 1 E: 0 K: 0 S: 5	H: 2 LOB: 2 BB: 1 P: 9	R: 0 E: 0 K: 2 S: 7	H: 0 LOB: 0 BB: 0 P: 7	R: 0 E: 0 K: 1 S: 6	H: 1 LOB: 1 BB: 0 P: 6	R: 1 E: 1 K: 0 S: 6	H: 2 LOB: 2 BB: 0 P: 6	R: 0 E: 0 K: 1 S: 4	H: 1 LOB: 2 BB: 1 P: 8	R: 1 E: 0 K: 1 S: 7	H: 3 LOB: 2 BB: 0 P: 7	R: 0 E: 0 K: 1 S: 5	H: 0 LOB: 1 BB: 1 P: 9	R: 0 E: 0 K: 2 S: 7	H: 0 LOB: 0 BB: 0 P: 7	R: 0 E: 0 K: 0 S: 3	H: 0 LOB: 0 BB: 0 P: 3	1B: 5 2B: 3 3B: 0 HR: 1	SF: 0 SAC: 0 DP: 0 HBP: 0	WP: 0 PB: 0 SB: 1 CS: 0	PA: 39					
PITCHER	IP	WLS	BF	H	R	ER	SO	BB	IBB	HBP	BLK	WP	HR	S	P	ERA	WHIP										
Juan Pizarro, L (1,1) ERA: 2.03	7.0	W	33	9	3	2	5	3	0	0	0	0	0	40	52	0.00	1.714										
Gary Waslewski, R (8,1) ERA: 3.2	2.0	S	6	0	0	0	2	0	0	0	0	0	0	10	10	0.00	0.000										

Boston Red Sox @ Oakland Athletics
Oakland-Alameda County Coliseum, Oakland, CA

AB 36
R 3
H 9
RBI 3
BB 3
SO 7
LOB 15





WP: 0 PA: 39
PB: 0
SB: 1
CS: 0

Sun Jul 14 1968, 3:33 AM PDT
Att: 24,016 - Cloudy

livebaseballscorecards.com

livebaseballscorecards.com

Batter	1	2	3	4	5	6	7	8	9	AB	R	H	RBI	BB	SO	LOB	TOP								
Mike Andrews, R (1.4) OBP: 0.353, SLG: 0.320	6-3			6-3		F4		G1-6-3 1B		4	0	1	0	0	0	2	Boston Red Sox @ Oakland Athletics Oakland-Alameda County Coliseum, Oakland, CA Mon Jul 15 1968, 3:33 AM PDT Att: 7,713 - Unknown AB 33 R 5 H 7 RBI 5 BB 1 SO 6 LOB 9 								
Dalton Jones, L (1.3) OBP: 0.215, SLG: 0.214	F4			L4		HBP 1B		G1-6-3 1-2		4	0	1	1	0	0	1									
Carl Yastrzemski, L (1.7) OBP: 0.437, SLG: 0.466	K			F7		SF7		HR BB	2	1	0	1	1	1	0										
Ken Harrelson, R (1.9) OBP: 0.366, SLG: 0.576		K			HR	HBP		HR	3	2	2	3	0	1	0										
Reggie Smith, S (1.8) OBP: 0.356, SLG: 0.383		4-3			F9	K		6-3	4	0	0	0	0	1	2										
Rico Petrocelli, R (1.6) OBP: 0.294, SLG: 0.389		F3			5-3			FC5-4 1B	4	0	1	0	0	0	0										
Joe Foy, R (1.5) OBP: 0.340, SLG: 0.300				5-3	K			FC5-4 1B	4	0	0	0	0	1	1										
Russ Gibson, R (1.2) OBP: 0.221, SLG: 0.280				6-3		1B		E6	4	1	1	0	0	1	1										
Dick Ellsworth, L (1.1) OBP: 0.075, SLG: 0.051				K		1B		F2	1	0	0	0	0	0	0										
Jose Garbano, L (5. PH) OBP: 0.232, SLG: 0.225						SF7 1B		6-3	1	1	1	0	0	0	0										
Bill Landis, L (6.1) OBP: 0.059, SLG: 0.182									0	0	0	0	0	0	0										
Lee Stange, R (6. PH) OBP: 0.227, SLG: 0.279									0	0	0	0	0	0	0										
Jerry Adair, R (8.1) OBP: 0.227, SLG: 0.279									1	0	0	0	0	0	0										
Darrell Brandon, R (8.1) OBP: 0.227, SLG: 0.279									1	0	0	0	0	0	0										
George Scott, R (9. PH) OBP: 0.227, SLG: 0.279									1	0	0	0	0	0	2										
Inning Stats	R: 0 E: 0 K: 1 S: 5	H: 0 LOB: 0 BB: 0 P: 5	R: 0 E: 0 K: 1 S: 5	H: 0 LOB: 0 BB: 0 P: 5	R: 0 E: 0 K: 1 S: 5	H: 0 LOB: 0 BB: 0 P: 5	R: 0 E: 0 K: 0 S: 3	H: 0 LOB: 0 BB: 0 P: 3	R: 1 E: 0 K: 1 S: 6	H: 1 LOB: 0 BB: 0 P: 6	R: 2 E: 0 K: 1 S: 8	H: 3 LOB: 2 BB: 0 P: 9	R: 0 E: 0 K: 1 S: 5	H: 0 LOB: 0 BB: 0 P: 5	R: 0 E: 0 K: 0 S: 3	H: 1 LOB: 0 BB: 0 P: 3	R: 2 E: 1 K: 0 S: 6	H: 2 LOB: 2 BB: 1 P: 10	1B: 5 2B: 0 3B: 0 HR: 2	SF: 1 SAC: 0 DP: 1 HBP: 1	WP: 0 PA: 36 PB: 0 SB: 0 CS: 0				
PITCHER	IP WLS BF H R ER SO BB IBB HBP BLK WP HR S P ERA WHIP																								
Jim Nash, R (1.1) ERA: 2.14	5.2		22	4	3	3	4	0	0	1	0	0	0	0	1	29	30	4.76	0.706						
Diego Segui, R (6.1) ERA: 2.49	0.1	W	1	0	0	0	1	0	0	0	0	0	0	0	0	3	3	0.00	0.000						
Ed Sprague, R (7.1) ERA: 2.23	3.0	S	13	3	2	2	1	1	0	0	0	0	0	0	1	14	18	6.00	1.333						

Batter	1	2	3	4	5	6	7	8	9	AB	R	H	RBI	BB	SO	LOB	BOTTOM								
Bert Campaneris, R (1.6) OBP: 0.290, SLG: 0.300	2B 1B		K		5-3			L3		4	1	1	0	1	1	0	Boston Red Sox @ Oakland Athletics Oakland-Alameda County Coliseum, Oakland, CA Mon Jul 15 1968, 3:33 AM PDT Att: 7,713 - Unknown AB 37 R 12 H 17 RBI 10 BB 5 SO 4 LOB 12 								
Danny Cater, R (1.3) OBP: 0.342, SLG: 0.384	1B				E S 1B	F9		CS 1B	5	1	4	0	0	0	3										
Rick Monday, L (1.8) OBP: 0.404, SLG: 0.424	G5-4-3 2H 3H 1B		1-4-3		K		4-3	1B BB	4	1	1	2	1	1	2										
Sal Bando, R (1.5) OBP: 0.305, SLG: 0.363	G5-4-3 1-2				6-3			BB SH SF9 BB	4	3	2	0	1	0	1										
Joe Rudi, R (1.7) OBP: 0.261, SLG: 0.276	6-3				HR			SH 1B BB WP	4	4	3	2	0	0	0										
Dick Green, R (1.4) OBP: 0.436, SLG: 0.290			1-3		F7			WP 1B BB	2	0	0	0	0	0	0										
John Donaldson, L (6. PH) OBP: 0.319, SLG: 0.289								1-2 2-3 BB	2	1	2	2	1	0	0										
Jim Gosger, L (1.9) OBP: 0.210, SLG: 0.165								SF9	2	0	2	0	0	0	0										
Mike Hershberger, R (6. PH) OBP: 0.321, SLG: 0.368								1-2 2-3 BB	0	0	0	1	0	0	0										
Reggie Jackson, L (7.9) OBP: 0.349, SLG: 0.460								1-2 2-3 BB	1	1	1	3	1	0	0										
Dave Duncan, R (1.2) OBP: 0.274, SLG: 0.309	G6-4-3 1-2				FC6-4			3H WP 1B	5	0	1	0	0	0	4										
Jim Nash, R (1.1) OBP: 0.073, SLG: 0.146								L3	2	0	0	0	0	1	0										
Diego Segui, R (6.1) ERA: 5.79								F9	0	0	0	0	0	0	0										
Ted Kubiak, S (6. PH) OBP: 0.343, SLG: 0.359									1	0	0	0	0	0	2										
Ed Sprague, R (7.1) ERA: 6.75									1	0	0	0	0	1	0										
Inning Stats	R: 2 E: 0 K: 0 S: 5	H: 3 LOB: 0 BB: 0 P: 5	R: 0 E: 0 K: 0 S: 3	H: 1 LOB: 0 BB: 0 P: 3	R: 0 E: 0 K: 2 S: 8	H: 1 LOB: 1 BB: 0 P: 8	R: 1 E: 0 K: 0 S: 5	H: 2 LOB: 1 BB: 0 P: 5	R: 0 E: 0 K: 1 S: 6	H: 1 LOB: 1 BB: 0 P: 6	R: 2 E: 1 K: 0 S: 5	H: 1 LOB: 3 BB: 3 P: 17	R: 4 E: 0 K: 1 S: 9	H: 4 LOB: 0 BB: 0 P: 9	R: 3 E: 0 K: 0 S: 6	H: 4 LOB: 2 BB: 2 P: 14	1B: 14 2B: 1 3B: 0 HR: 2	SF: 1 SAC: 1 DP: 2 HBP: 0	WP: 1 PA: 44 PB: 1 SB: 1 CS: 1						
PITCHER	IP WLS BF H R ER SO BB IBB HBP BLK WP HR S P ERA WHIP																								
Dick Ellsworth, L (1.1) ERA: 3.57	5.0		21	8	3	3	3	0	0	0	0	0	0	0	0	27	27	5.40	1.600						
Jim Lomborg, R (6.1) ERA: 5.79	0.0	L	3	0	2	1	0	2	0	0	0	0	0	0	0	1	9	∞	∞						
Bill Landis, L (6.1) ERA: 3.15	0.2		4	1	0	0	0	1	0	0	0	0	0	0	0	3	7	0.00	3.000						
Lee Stange, R (6.1) ERA: 4.3	1.1		8	4	4	4	1	0	0	0	0	0	0	0	1	10	10	27.00	3.000						
Darrell Brandon, R (8.1) ERA: 6.75	1.0		8	4	3	2	0	2	0	0	0	0	0	0	6	14	18.00	6.000							

Batter	1	2	3	4	5	6	7	8	9	AB	R	H	RBI	BB	SO	LOB	TOP		
Jose Tartabull, L OBP: 0.221, SLG: 0.214	F9			5-3		E6 1B WP SF9		L7		4	1	0	0	0	0	0			
Mike Andrews, R OBP: 0.355, SLG: 0.320	F5			G3-6-3 1B		SF9 1B BB		F7		3	0	1	0	1	0	0			
Dalton Jones, L OBP: 0.222, SLG: 0.222	F9			G3-6-3 1-2		FC6-4 1B				4	0	2	0	0	0	1			
Ken Harrelson, R OBP: 0.365, SLG: 0.574		6-3			F8	SF9				3	0	1	1	0	0	0			
Reggie Smith, S OBP: 0.355, SLG: 0.391		G3			HR	FC6-4 1-2				4	1	1	1	0	1	4			
Rico Petrocelli, R OBP: 0.293, SLG: 0.387					L9					1	0	0	0	0	1	0			
George Scott, R OBP: 0.224, SLG: 0.225	K							L7		3	0	0	0	0	0	2			
Joe Foy, R OBP: 0.335, SLG: 0.296					F8			1-3		4	0	0	0	0	1	2			
Russ Gibson, R OBP: 0.216, SLG: 0.273					K					3	0	0	0	0	1	0			
Gary Bell, R Bill Landis, L Juan Pizarro, L Jerry Stephenson, R Jim Lonborg, R Norm Siebern, L Darrell Brandon, R					K2-3			G3		0	0	0	0	0	0	0			
Inning Stats	R: 0 E: 0 K: 0 S: 3	H: 0 LOB: 0 BB: 0 P: 3	R: 0 E: 0 K: 1 S: 5	H: 0 LOB: 0 BB: 0 P: 5	R: 0 E: 0 K: 2 S: 7	H: 0 LOB: 2 BB: 0 P: 7	R: 0 E: 0 K: 0 S: 3	H: 1 LOB: 0 BB: 0 P: 3	R: 1 E: 0 K: 1 S: 6	H: 1 LOB: 0 BB: 0 P: 6	R: 2 E: 1 K: 0 S: 6	H: 2 LOB: 2 BB: 1 P: 10	R: 0 E: 0 K: 0 S: 3	H: 0 LOB: 0 BB: 0 P: 3	R: 0 E: 0 K: 1 S: 7	H: 2 LOB: 2 BB: 0 P: 7	1B: 4 2B: 0 3B: 0 HR: 2	SF: 1 SAC: 0 DP: 1 HBP: 0	WP: 1 PA: 34 PB: 0 SB: 0 CS: 0
PITCHER Dean Chance, R ERA: 2.71	IP: 9.0 WLS: W BF: 34 H: 6 R: 3 ER: 2 SO: 5 BB: 1 IBB: 0 HBP: 0 BLK: 0 WP: 1 HR: 2 S: 43 P: 47 ERA: 2.00 WHIP: 0.778																		

Boston Red Sox @ Minnesota Twins
Metropolitan Stadium, Bloomington, MI
Tue Jul 16 1968, 8:05 PM EDT
Att: 19,431 - Unknown - 81 F

AB 32
R 3
H 6
RBI 3
BB 1
SO 5
LOB 9



Batter	1	2	3	4	5	6	7	8	9	AB	R	H	RBI	BB	SO	LOB	BOTTOM		
Cesar Tovar, R OBP: 0.311, SLG: 0.361	FC3-6 3B 1B		F9	6-3		WP G3 BB		4-3		3	2	1	0	2	0	4			
Jim Holt, L OBP: 0.244, SLG: 0.250										1	0	0	0	0	0	0			
Rich Reese, L OBP: 0.257, SLG: 0.304	FC3-6 1-2 1B	2B SF8 1B	2H 3H BB 1B	F7		G3		K		6	1	3	2	0	1	3			
Rod Carew, L OBP: 0.335, SLG: 0.364	FC3-6 3B 1-2 2-3	K				L8				3	1	0	0	2	1	4			
Tony Oliva, L OBP: 0.342, SLG: 0.485	1-2 3H 1B 3B		F7			BB HBP 1B		K		5	1	3	3	0	1	4			
Ted Uhlhaender, L OBP: 0.311, SLG: 0.405	S E 1B 3H	SF8		1B BB 1B		BB HBP		6-3		3	2	2	2	0	0	0			
Frank Quijci, R OBP: 0.355, SLG: 0.414	E2 HR 1B	L7		1B BB		F7		6-3		4	2	1	0	1	0	3			
John Roseboro, L ERA: 3.02										2	2	2	2	2	0	0			
Bruce Look, L OBP: 0.391, SLG: 0.302	HR		SH3-4 1B BB	SH1-4 1B BB						0	0	0	0	1	0	0			
Rick Renick, R OBP: 0.240, SLG: 0.333	K		SH3-4 1B 1B	SH1-4 1B		K		K		5	1	2	2	0	3	4			
Dean Chance, R OBP: 0.096, SLG: 0.060	K		SH3-4	SH1-4		K		K		3	0	0	0	0	3	0			
Inning Stats	R: 6 E: 1 K: 2 S: 13	H: 6 LOB: 0 BB: 0 P: 13	R: 2 E: 0 K: 1 S: 7	H: 2 LOB: 1 BB: 1 P: 11	R: 2 E: 0 K: 0 S: 5	H: 2 LOB: 2 BB: 2 P: 13	R: 2 E: 0 K: 0 S: 6	H: 3 LOB: 2 BB: 1 P: 10	R: 0 E: 0 K: 1 S: 6	H: 1 LOB: 3 BB: 1 P: 11	R: 0 E: 0 K: 2 S: 7	H: 0 LOB: 2 BB: 2 P: 15	R: 0 E: 0 K: 1 S: 5	H: 0 LOB: 1 BB: 1 P: 9	R: 0 E: 0 K: 2 S: 7	H: 0 LOB: 0 BB: 0 P: 7	1B: 11 2B: 1 3B: 1 HR: 1	SF: 1 SAC: 2 DP: 0 HBP: 1	WP: 1 PA: 47 PB: 0 SB: 2 CS: 0
PITCHER Gary Bell, R Bill Landis, L Jerry Stephenson, R Jim Lonborg, R Darrell Brandon, R	IP: 1.0 WLS: L BF: 9 H: 6 R: 6 ER: 5 SO: 2 BB: 0 IBB: 0 HBP: 0 BLK: 0 WP: 0 HR: 1 S: 13 P: 13 ERA: 45.00 WHIP: 6.000																		

Boston Red Sox @ Minnesota Twins
Metropolitan Stadium, Bloomington, MI
Tue Jul 16 1968, 8:05 PM EDT
Att: 19,431 - Unknown - 81 F


AB 35
R 12
H 14
RBI 11
BB 8
SO 9
LOB 22



Batter	1	2	3	4	5	6	7	8	9	AB	R	H	RBI	BB	SO	LOB	TOP		
Jose Tartabull, L OBP: 0.228, SLG: 0.233	F2		E		L7		L9			5	1	2	0	0	0	0	Boston Red Sox @ Minnesota Twins Metropolitan Stadium, Bloomington, MI Thu Jul 18 1968, 4:33 AM EDT Att: 20,548 - Unknown - 84 F		
Mike Andrews, R OBP: 0.350, SLG: 0.317	G3-6-3 BB		E7				K		5-3	4	0	1	0	1	1	2			
Dalton Jones, L OBP: 0.234, SLG: 0.224	G3-6-3		L8							3	0	1	0	1	0	2			
Ken Harrelson, R OBP: 0.362, SLG: 0.574		HR		4-3	5-3				G6-4-3	4	1	1	1	0	0	3			
Reggie Smith, S OBP: 0.350, SLG: 0.384	F7		K				4-3		1B	4	0	1	0	0	1	0			
Jerry Adair, R OBP: 0.243, SLG: 0.225	K		BB		5-3				1B	3	0	1	0	1	1	0			
Joe Foy, R OBP: 0.342, SLG: 0.305	5-3		BB		E7				F4	3	0	1	0	1	0	2			
Russ Nixon, L OBP: 0.400, SLG: 0.600			K		F5		K		2B	4	0	1	0	0	2	3			
Jose Santiago, R OBP: 0.329, SLG: 0.309	5-3				5-3		K		L8	1	0	0	0	0	0	0			
Gary Scott, R OBP: 0.228, SLG: 0.300										1	0	0	0	0	0	0			
Gary Waslewski, R OBP: 0.268, SLG: 0.243										0	0	0	0	0	0	0			
Norm Siebern, L OBP: 0.271, SLG: 0.297										1	0	0	0	0	0	1			
Darrell Brandon, R OBP: 0.291, SLG: 0.297										0	0	0	0	0	0	0			
George Scott, R OBP: 0.224, SLG: 0.228										1	0	0	0	0	0	1			
Inning Stats	R: 0 E: 0 K: 0 S: 2	H: 0 LOB: 0 BB: 1 P: 6	R: 1 E: 0 K: 1 S: 6	H: 1 LOB: 0 BB: 0 P: 6	R: 1 E: 1 K: 1 S: 7	H: 1 LOB: 1 BB: 0 P: 7	R: 0 E: 0 K: 1 S: 5	H: 0 LOB: 2 BB: 2 P: 13	R: 0 E: 0 K: 0 S: 4	H: 1 LOB: 2 BB: 1 P: 8	R: 0 E: 0 K: 2 S: 6	H: 0 LOB: 0 BB: 0 P: 7	R: 0 E: 0 K: 0 S: 5	H: 3 LOB: 3 BB: 0 P: 5	R: 0 E: 0 K: 0 S: 4	H: 2 LOB: 2 BB: 0 P: 4	1B: 6 2B: 2 3B: 0 HR: 1	SF: 0 SAC: 0 DP: 2 HBP: 0	WP: 0 PA: 38 PB: 0 SB: 1 CS: 0
PITCHER Dave Boswell, R ERA: 3.08	IP: 9.0 WLS: W BF: 38 H: 9 R: 2 ER: 1 SO: 6 BB: 4 IBB: 0 HBP: 0 BLK: 0 WP: 0 HR: 1 S: 46 P: 62 ERA: 1.00 WHIP: 1.444											PITCHER	IP: 9.0 WLS: W BF: 38 H: 9 R: 2 ER: 1 SO: 6 BB: 4 IBB: 0 HBP: 0 BLK: 0 WP: 0 HR: 1 S: 46 P: 62 ERA: 1.00 WHIP: 1.444						

Boston Red Sox @ Minnesota Twins
 Metropolitan Stadium, Bloomington, MI
 Thu Jul 18 1968, 4:33 AM EDT
 Att: 20,548 - Unknown - 84 F

AB 34
 R 2
 H 9
 RBI 1
 BB 4
 SO 6
 LOB 13



Batter	1	2	3	4	5	6	7	8	9	AB	R	H	RBI	BB	SO	LOB	BOTTOM																
Cesar Tovar, R OBP: 0.316, SLG: 0.370	6-3		F7							4	0	2	1	1	0	1	Boston Red Sox @ Minnesota Twins Metropolitan Stadium, Bloomington, MI Thu Jul 18 1968, 4:33 AM EDT Att: 20,548 - Unknown - 84 F																
Rich Reese, L OBP: 0.276, SLG: 0.315	FC4-6 1B		K		L1		5-3		FC6-4 HBP	5	0	1	1	0	1	4																	
Rod Carew, L OBP: 0.343, SLG: 0.361	FC4-6 BB		F7							3	1	1	0	1	0	2																	
Ron Clark, R OBP: 0.250, SLG: 0.189	1-2 BB						2B		1-3 1B	0	1	0	0	0	0	0																	
Tony Oliva, L OBP: 0.343, SLG: 0.485	4-0 1-2 BB				6-3				F7	4	1	1	0	1	0	3																	
Ted Uhlhaender, L OBP: 0.315, SLG: 0.412	F9						1B			4	1	2	2	0	0	4																	
Frank Quijci, R OBP: 0.370, SLG: 0.429			6-3		F7					4	1	2	2	0	0	1																	
John Roseboro, L OBP: 0.280, SLG: 0.270			F8		G3					4	0	0	0	0	1	3																	
Rick Renick, R OBP: 0.219, SLG: 0.323			K				F4		6-3	4	1	1	1	0	1	0																	
Dave Boswell, R OBP: 0.268, SLG: 0.436							F9		F8	4	1	2	0	0	0	1																	
Inning Stats	R: 0 E: 0 K: 0 S: 4	H: 1 LOB: 2 BB: 1 P: 8	R: 0 E: 0 K: 1 S: 5	H: 0 LOB: 0 BB: 0 P: 5	R: 0 E: 0 K: 1 S: 6	H: 1 LOB: 1 BB: 0 P: 6	R: 0 E: 0 K: 0 S: 4	H: 1 LOB: 1 BB: 0 P: 4	R: 0 E: 0 K: 0 S: 4	H: 1 LOB: 1 BB: 0 P: 4	R: 5 E: 0 K: 0 S: 9	H: 6 LOB: 1 BB: 0 P: 9	R: 1 E: 0 K: 1 S: 6	H: 1 LOB: 1 BB: 1 P: 10	R: 1 E: 0 K: 0 S: 4	H: 1 LOB: 2 BB: 1 P: 9	1B: 7 2B: 3 3B: 2 HR: 0	SF: 0 SAC: 0 DP: 0 HBP: 1	WP: 0 PA: 40 PB: 0 SB: 2 CS: 0														
PITCHER Jose Santiago, R ERA: 2.25	IP: 2.0 WLS: L BF: 16 H: 7 R: 4 ER: 4 SO: 1 BB: 0 IBB: 0 HBP: 0 BLK: 0 WP: 0 HR: 0 S: 18 P: 18 ERA: 12.00 WHIP: 2.333											PITCHER	IP: 2.0 WLS: L BF: 16 H: 7 R: 4 ER: 4 SO: 1 BB: 0 IBB: 0 HBP: 0 BLK: 0 WP: 0 HR: 0 S: 18 P: 18 ERA: 12.00 WHIP: 2.333																				
Gary Bell, R ERA: 3.24	3.0											3.0											3.0										
Gary Waslewski, R ERA: 3.48	1.0											1.0											1.0										
Darrell Brandon, R ERA: 6.52	2.0											2.0											2.0										

Boston Red Sox @ Minnesota Twins
 Metropolitan Stadium, Bloomington, MI
 Thu Jul 18 1968, 4:33 AM EDT
 Att: 20,548 - Unknown - 84 F

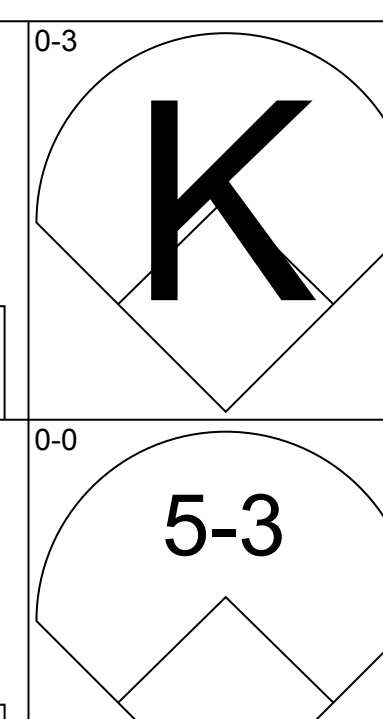
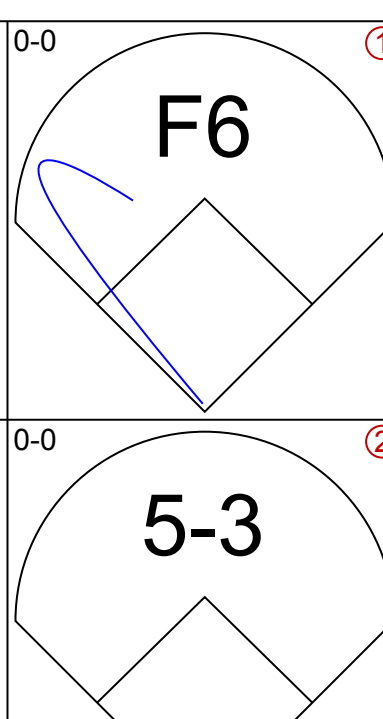
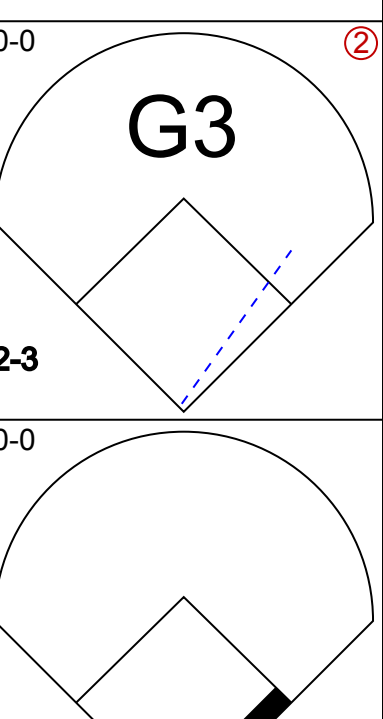
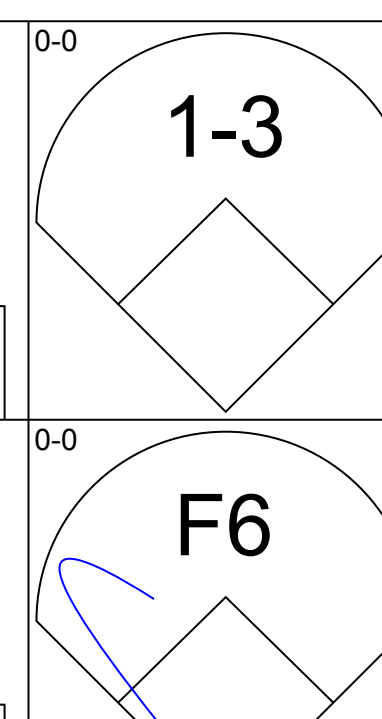

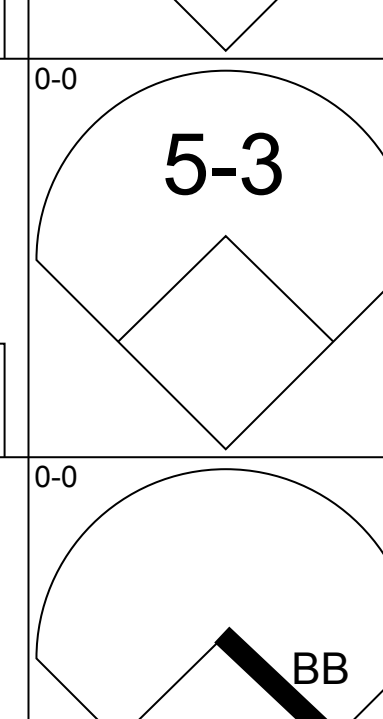
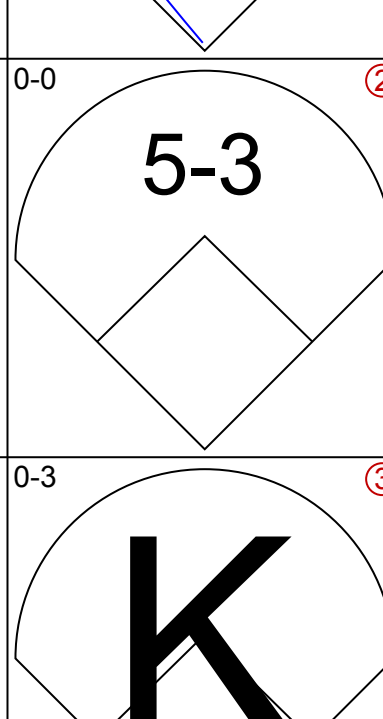
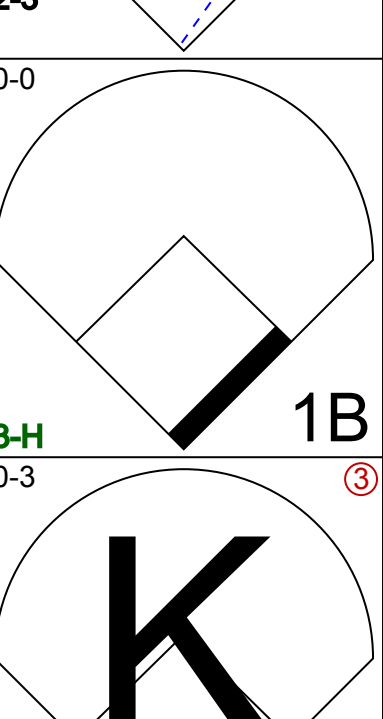
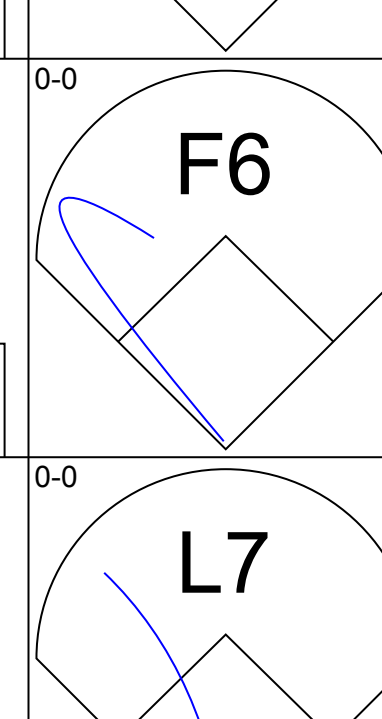
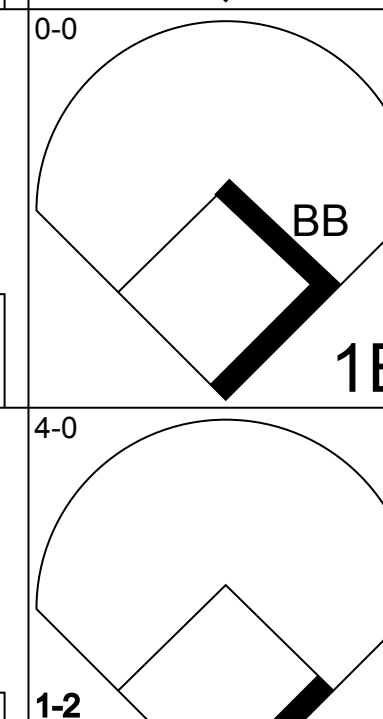


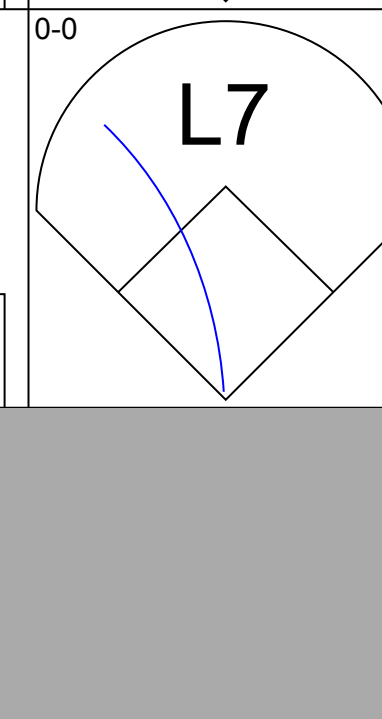
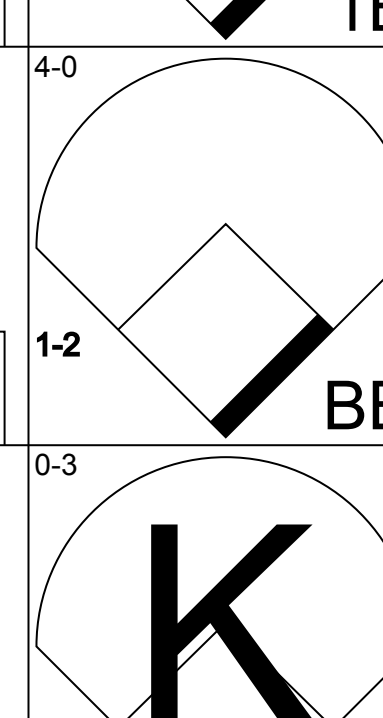
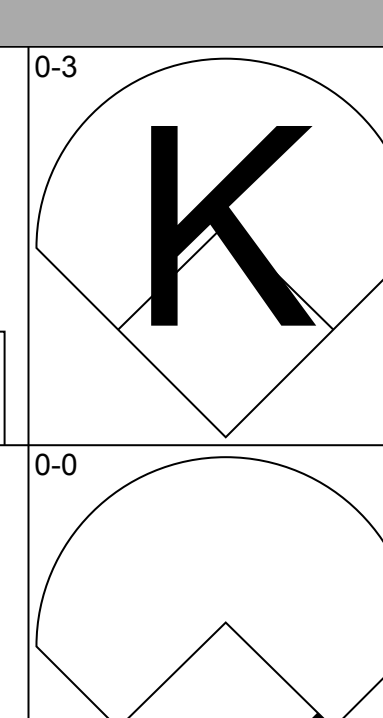
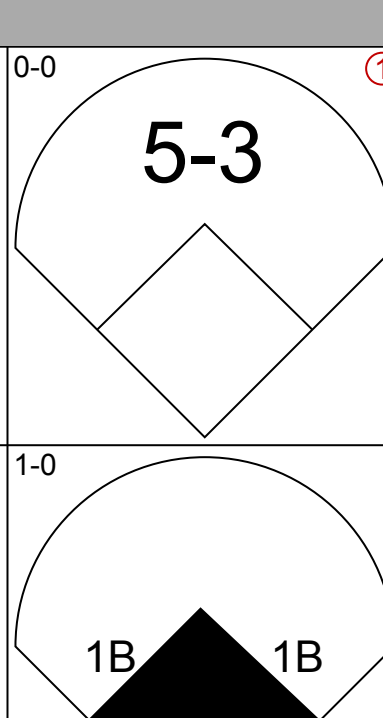
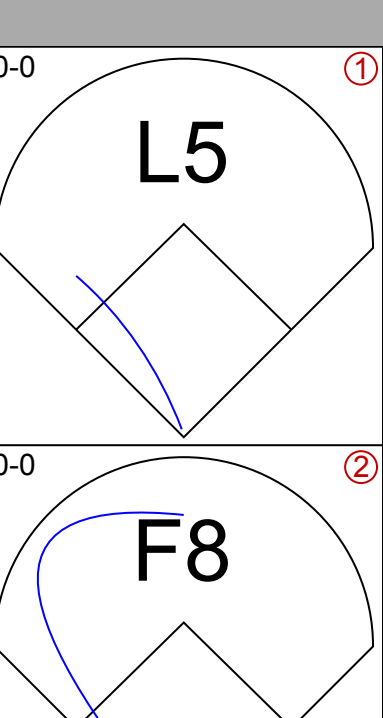
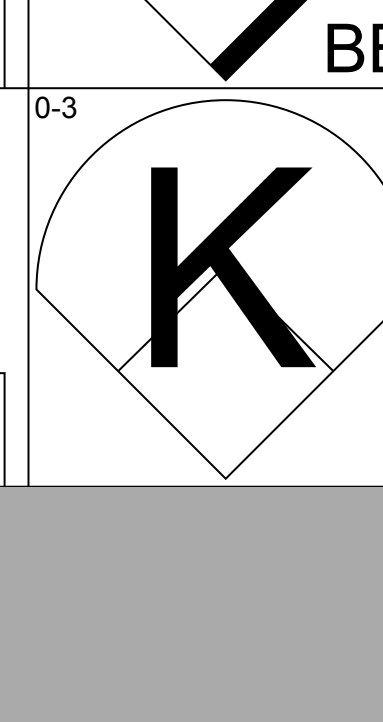
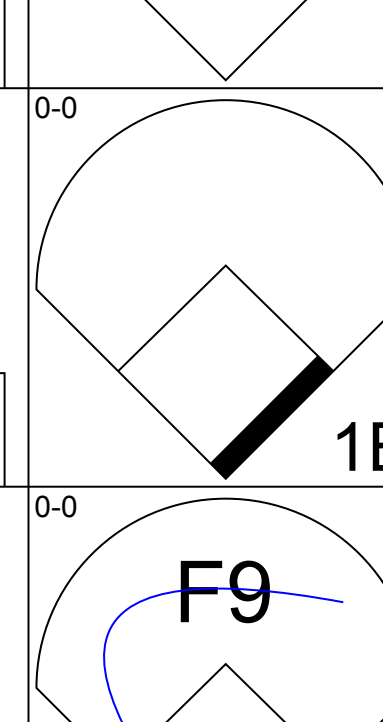
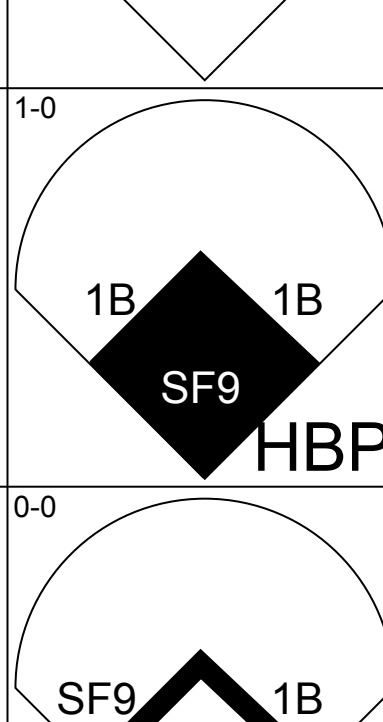
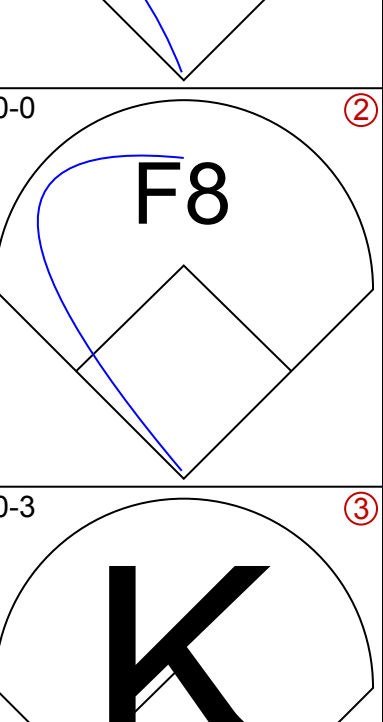
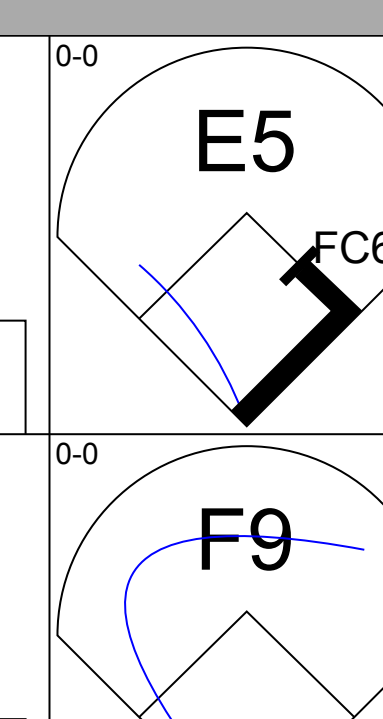
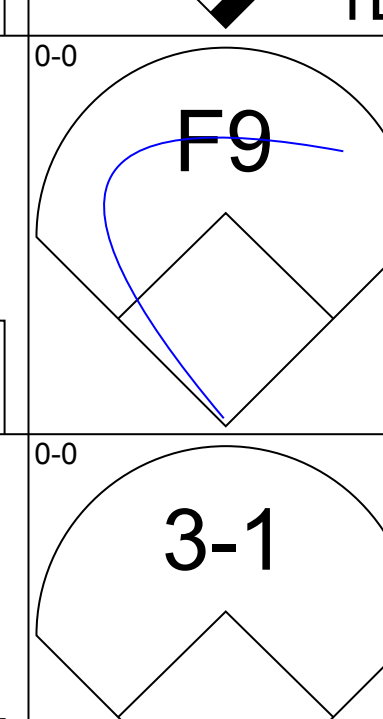
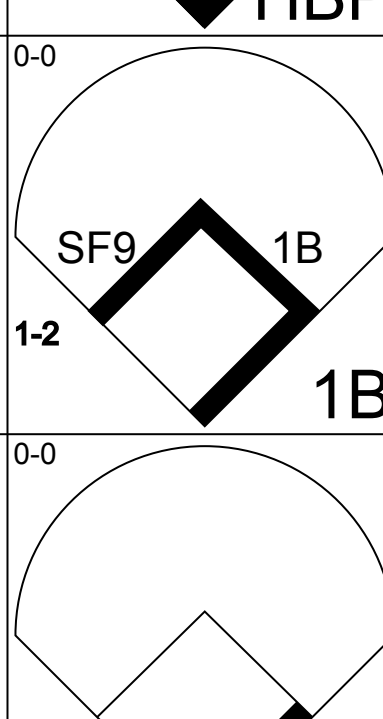
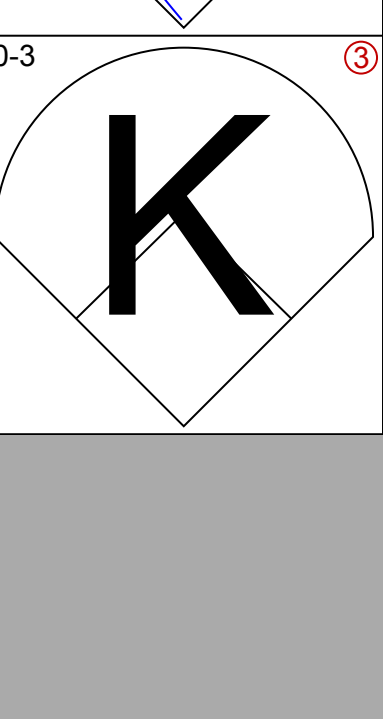
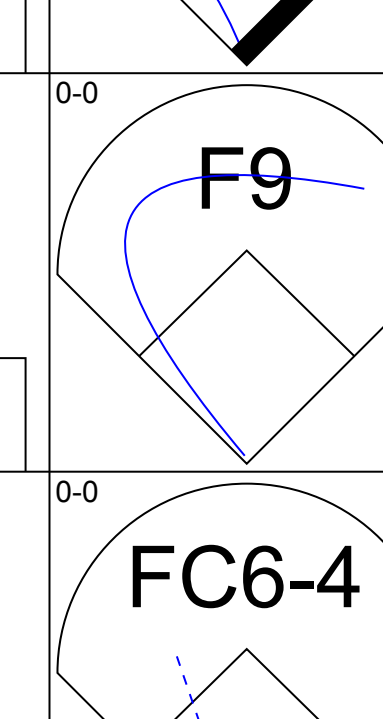
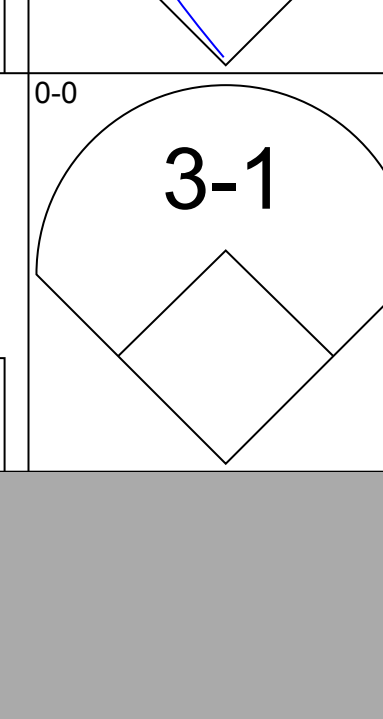
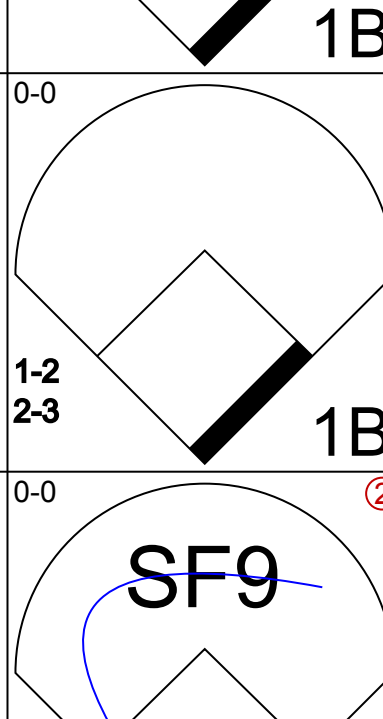

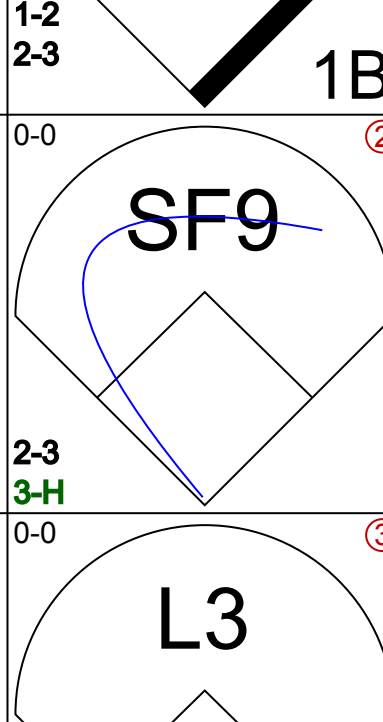
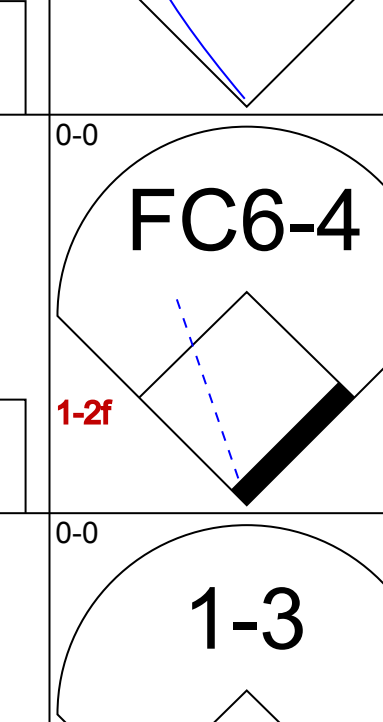
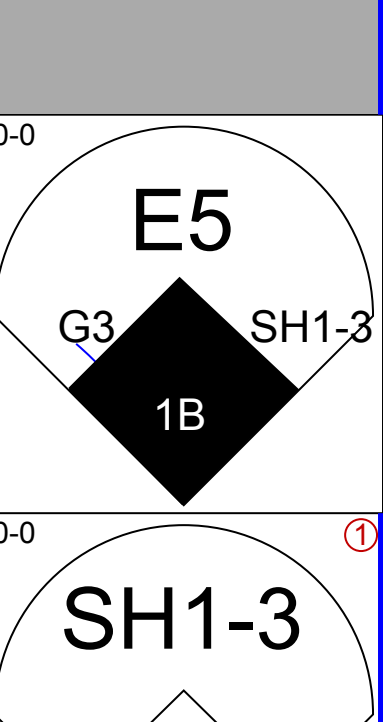
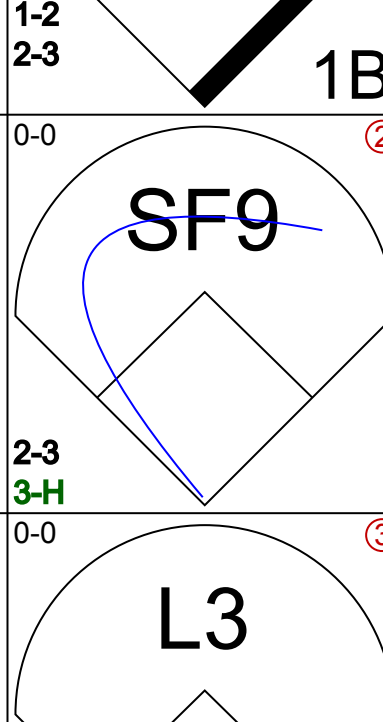

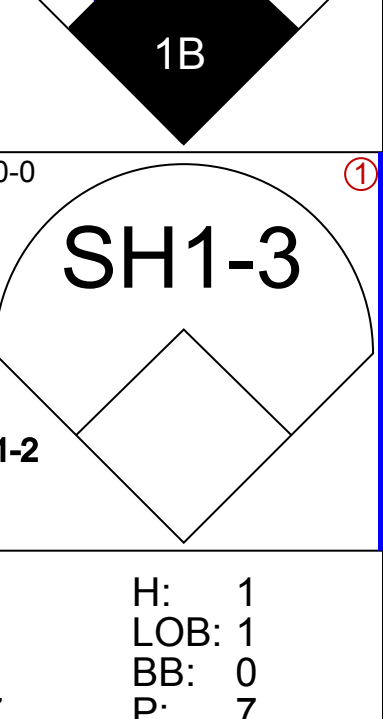
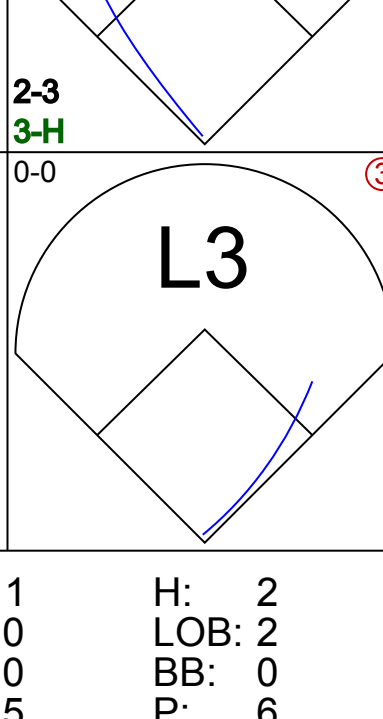

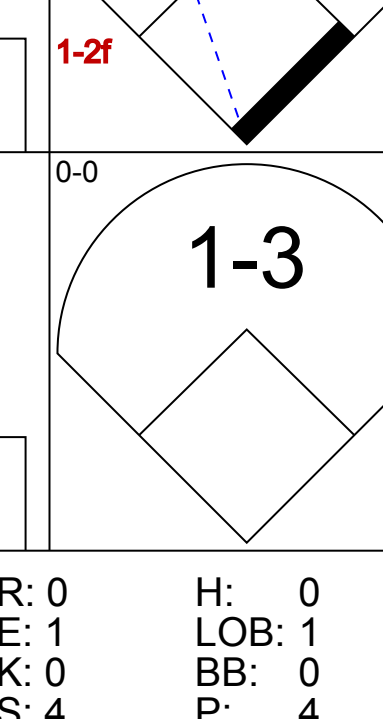
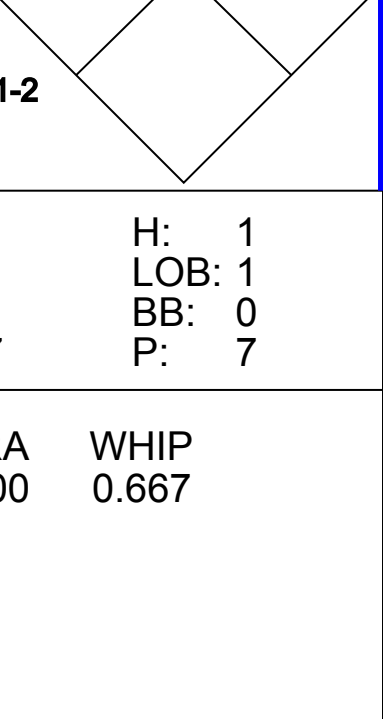
AB 36
 R 7
 H 12
 RBI 7
 BB 3
 SO 3
 LOB 19

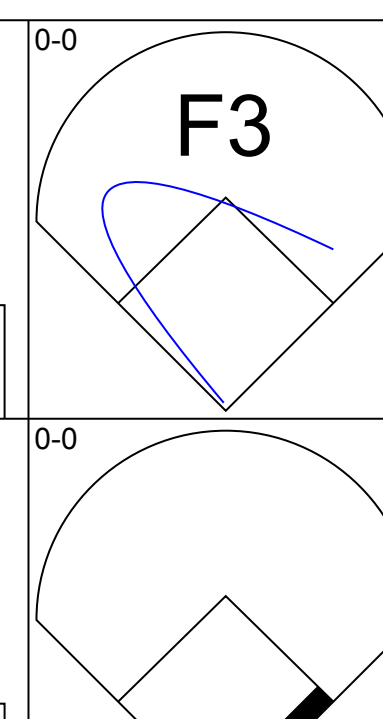
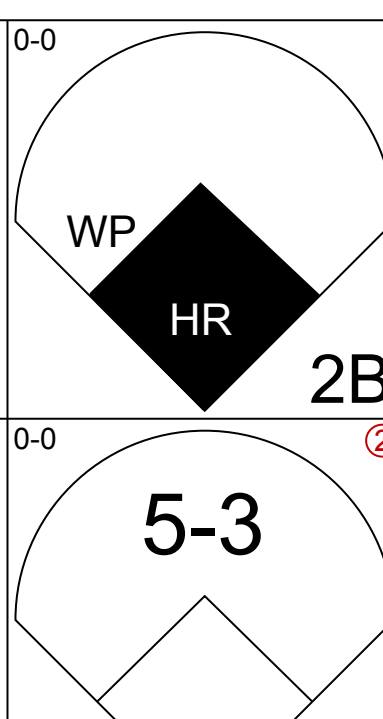
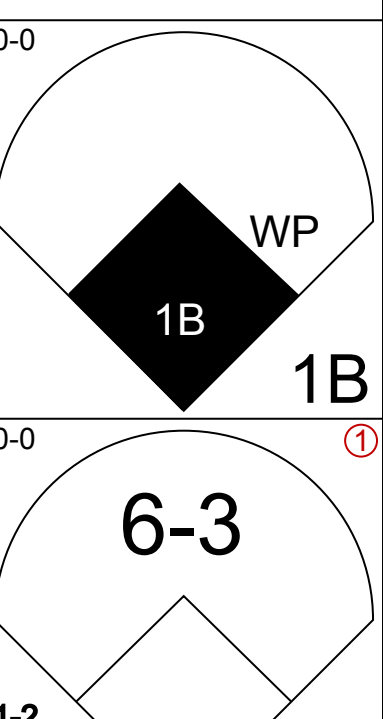
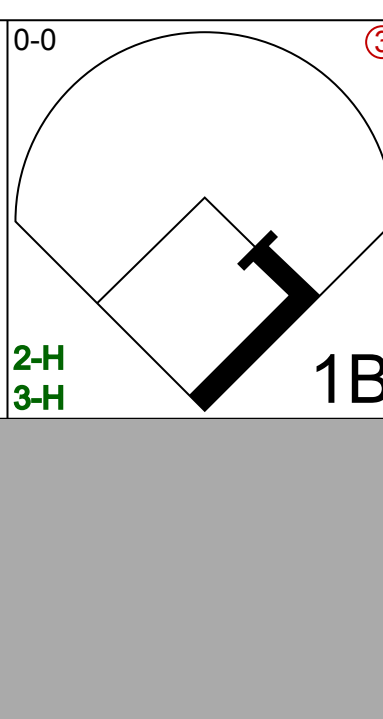
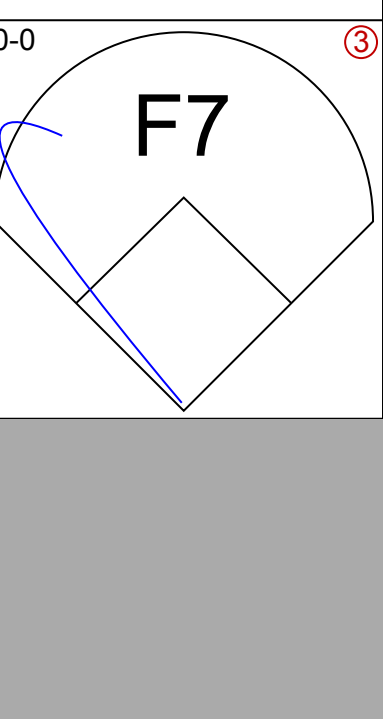

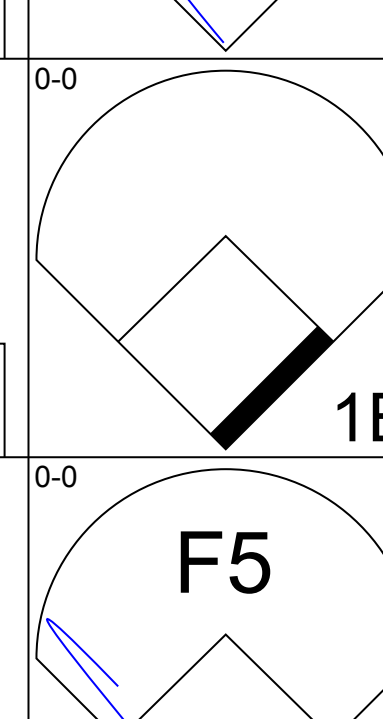
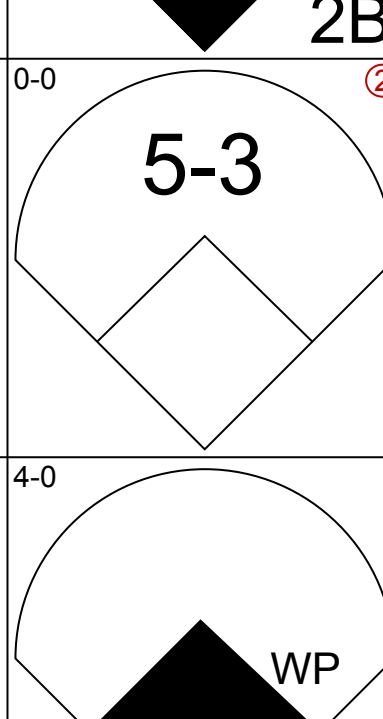
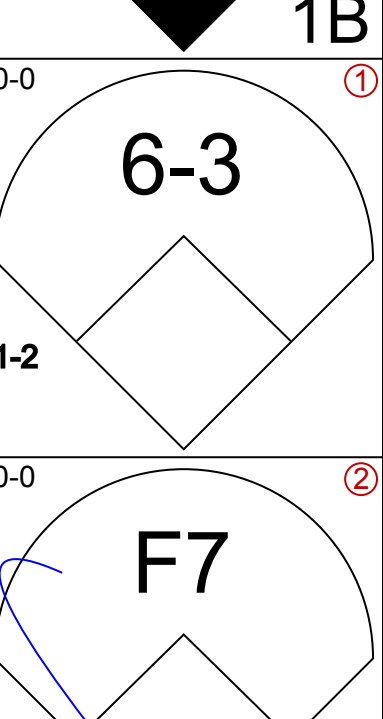
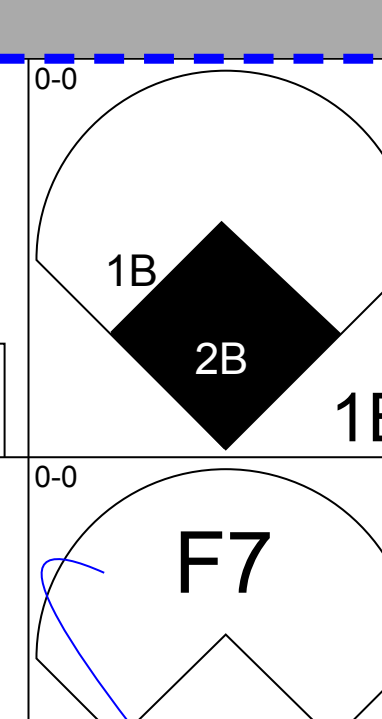
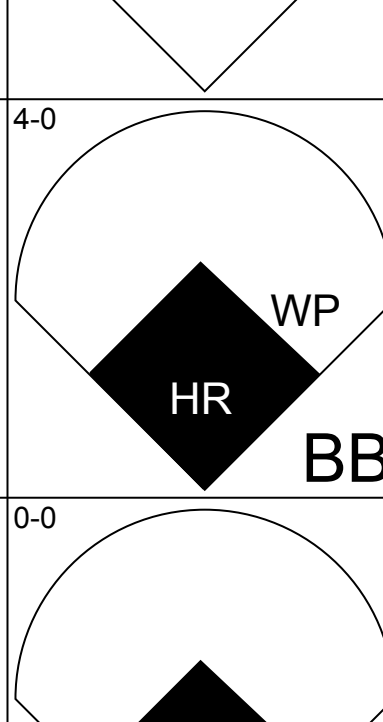
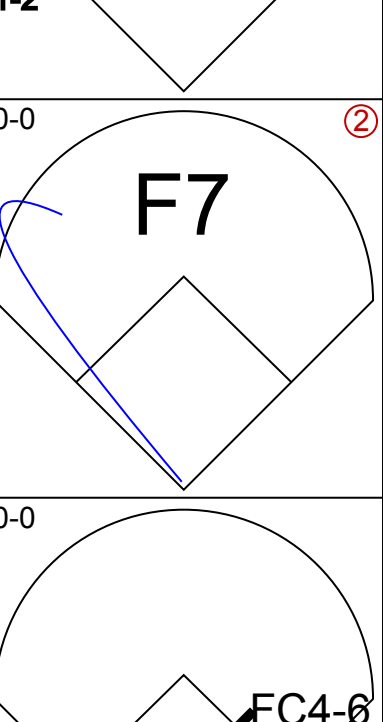
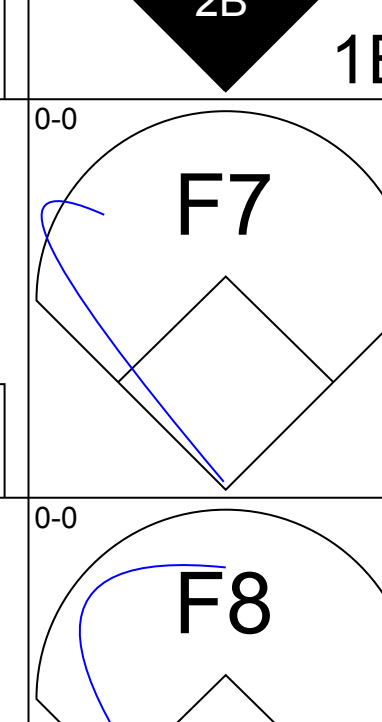
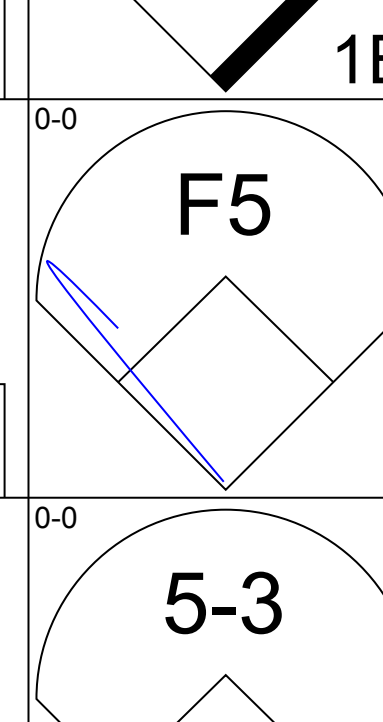
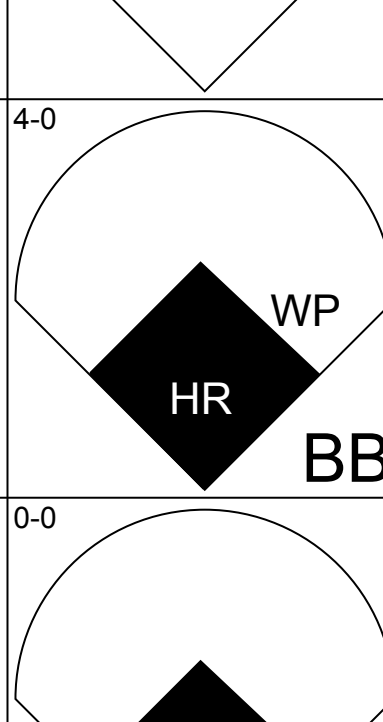
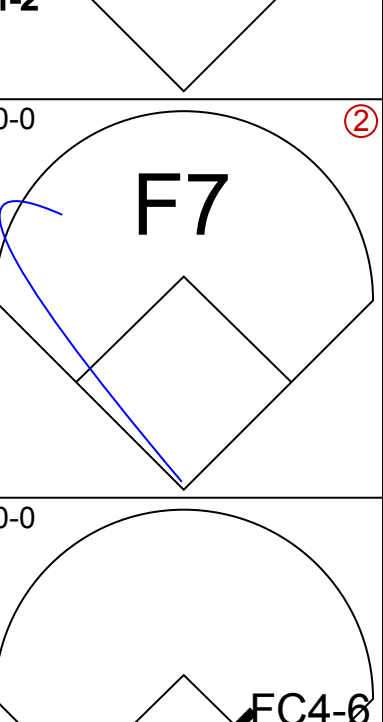
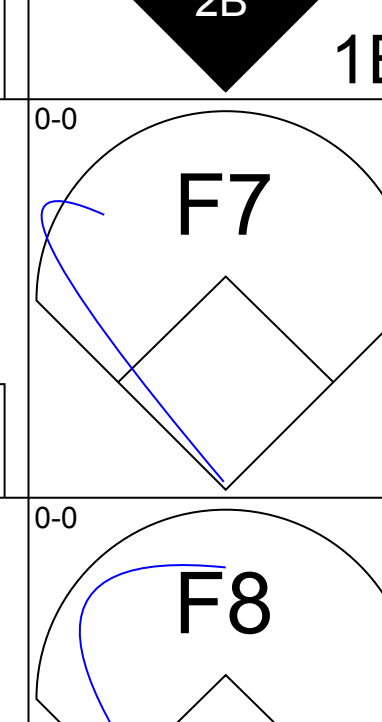
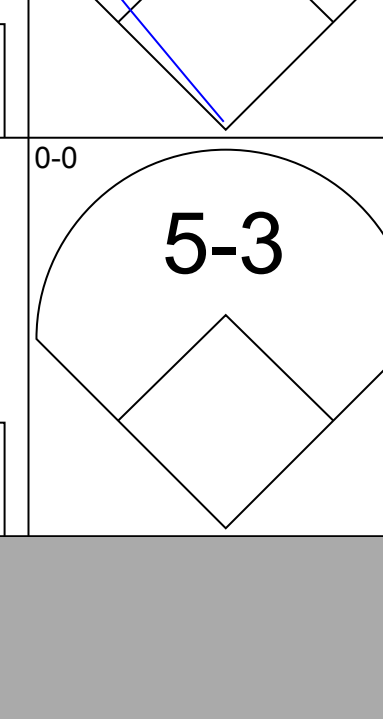
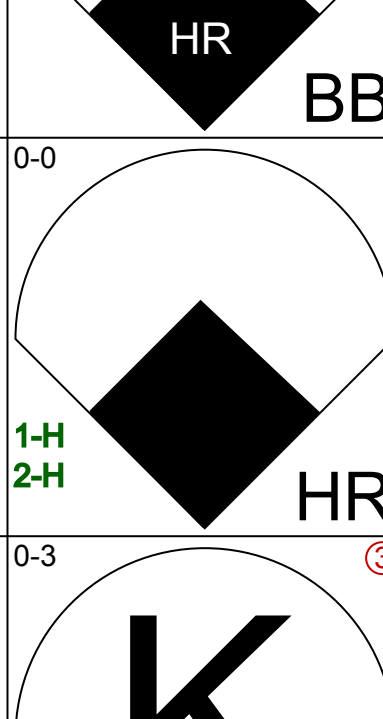
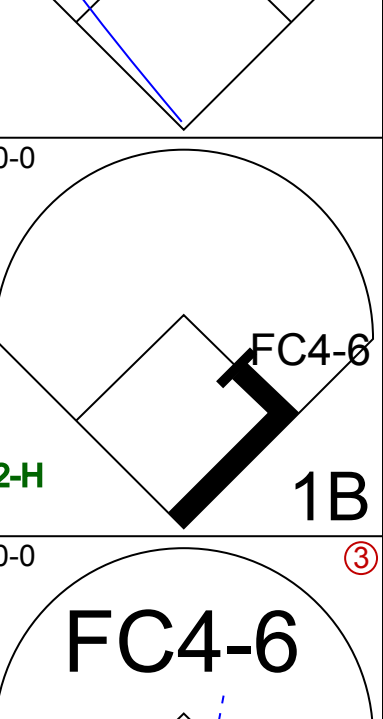


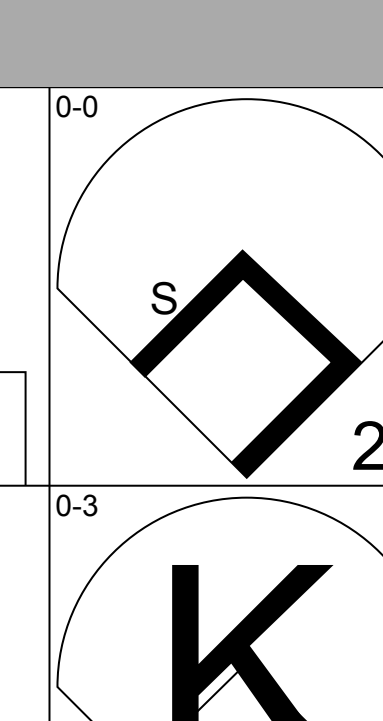
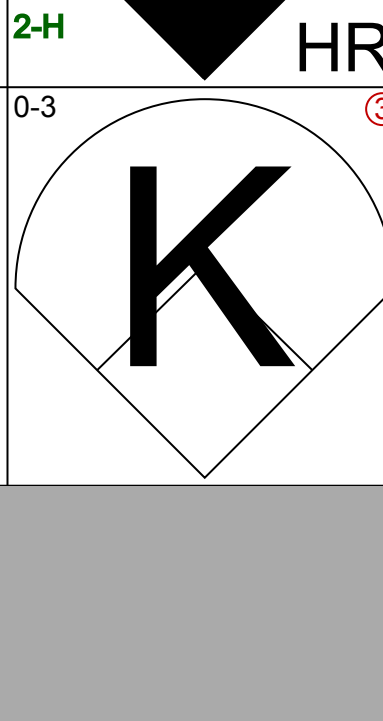
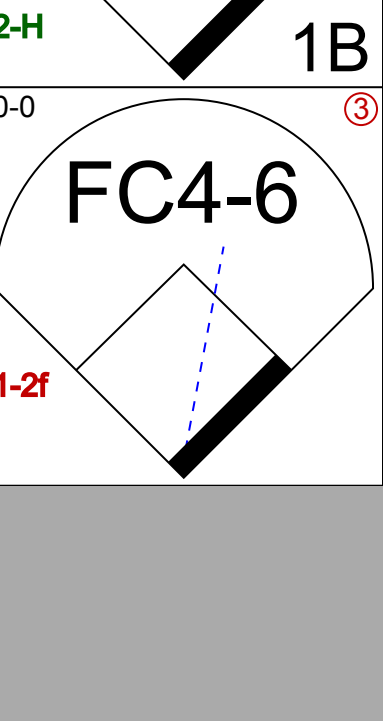
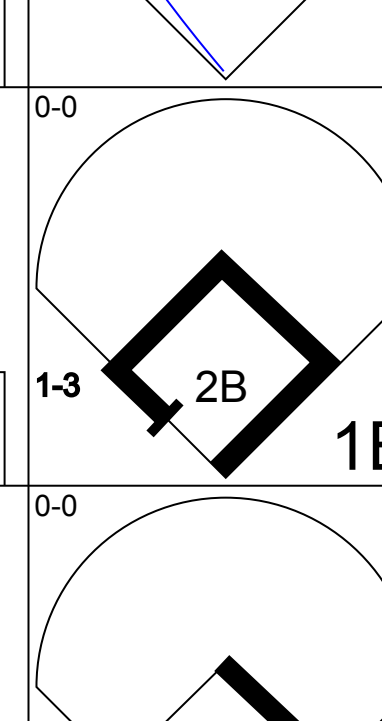
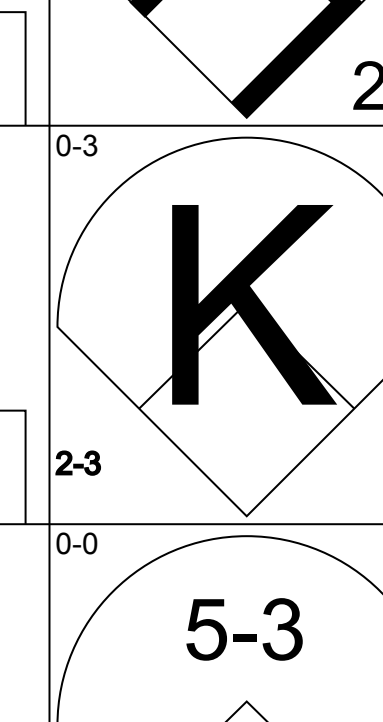
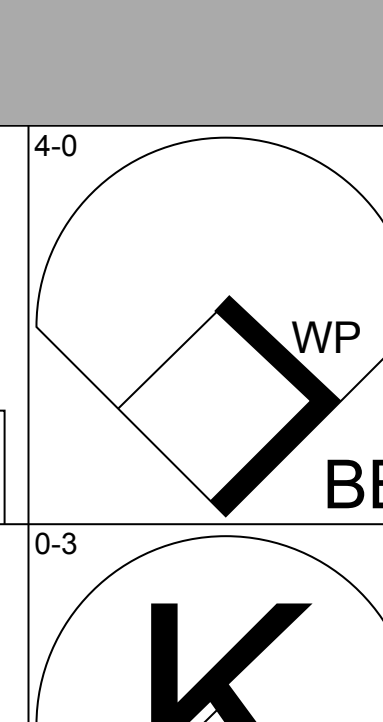
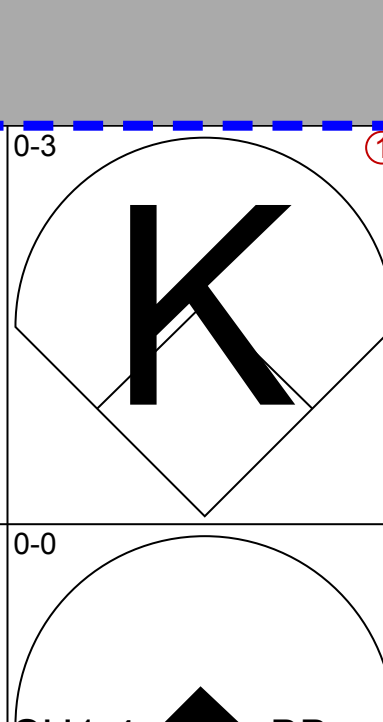

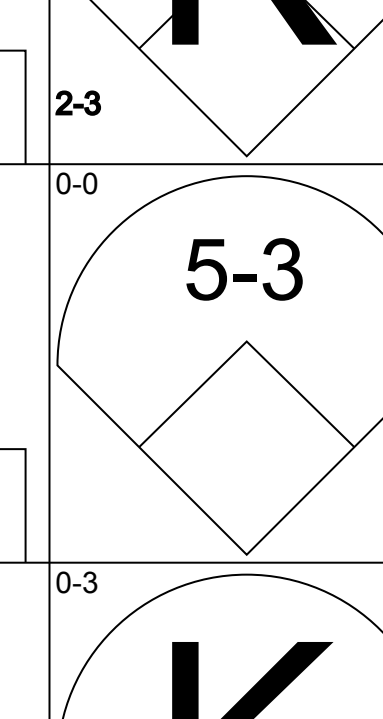
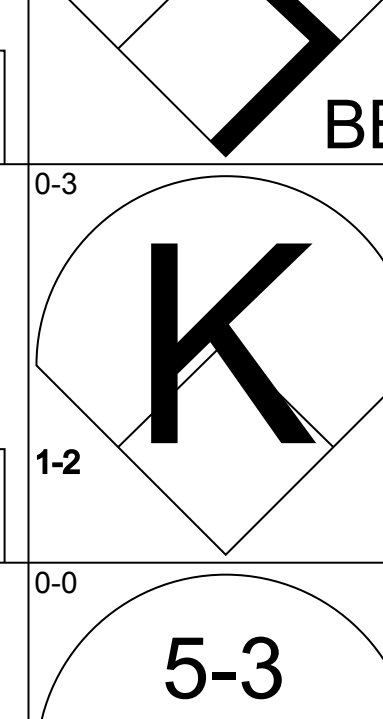
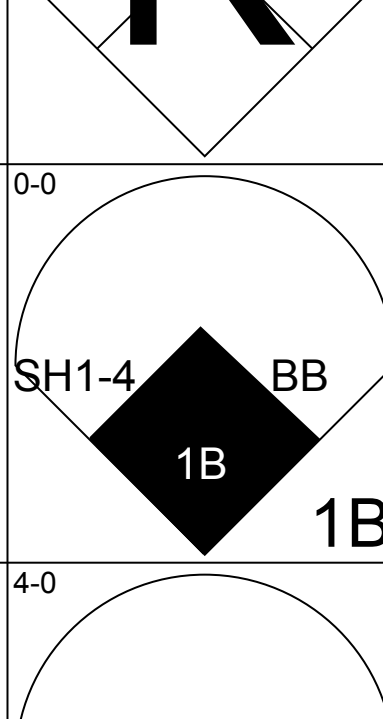

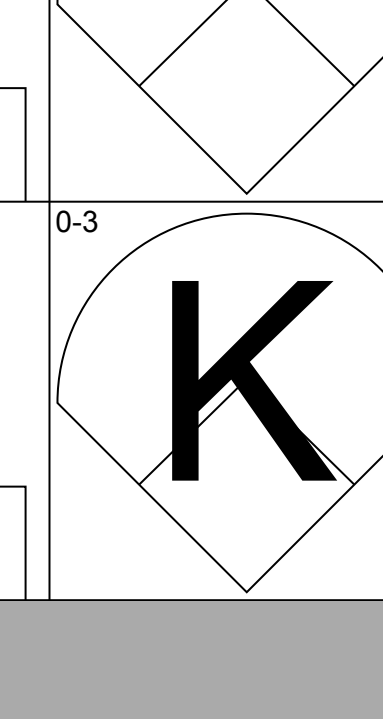
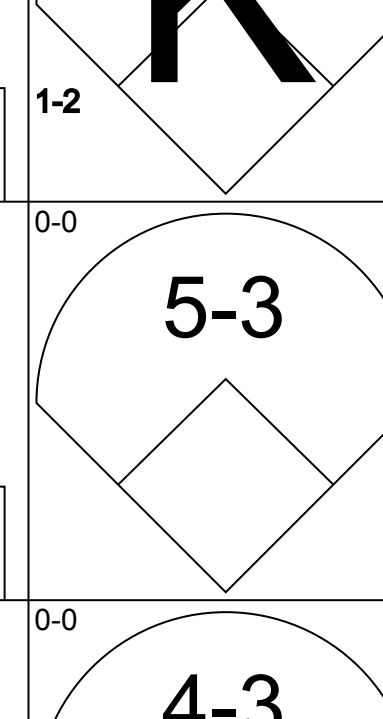
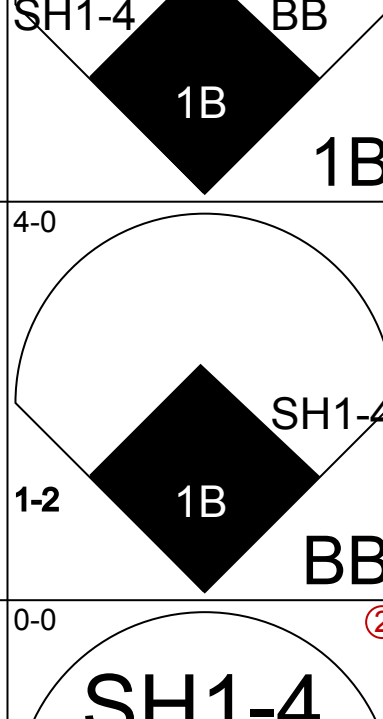
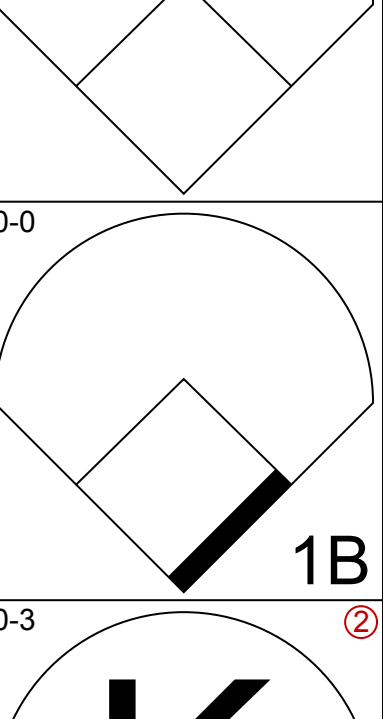
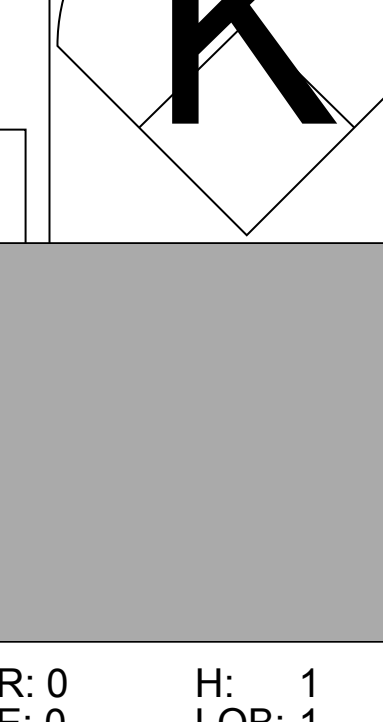
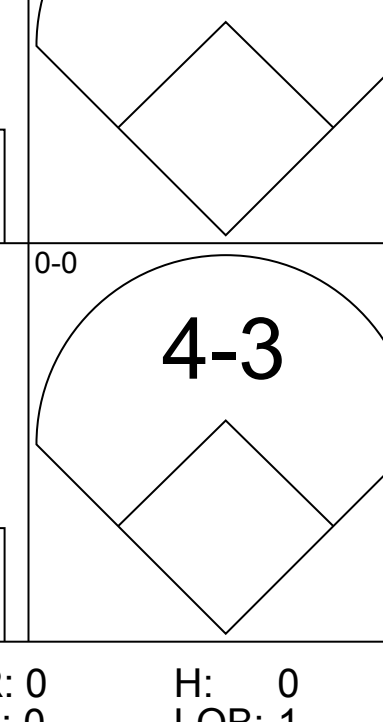
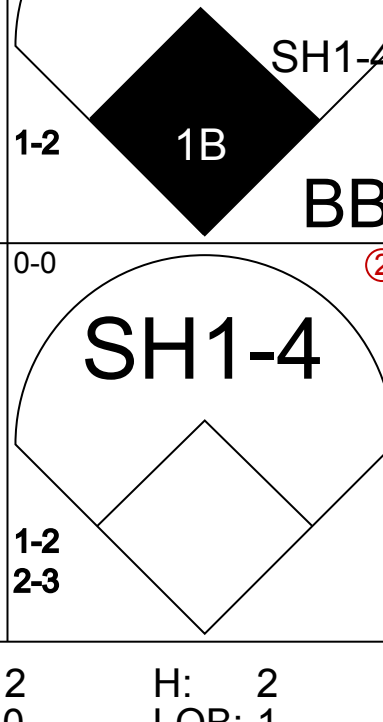

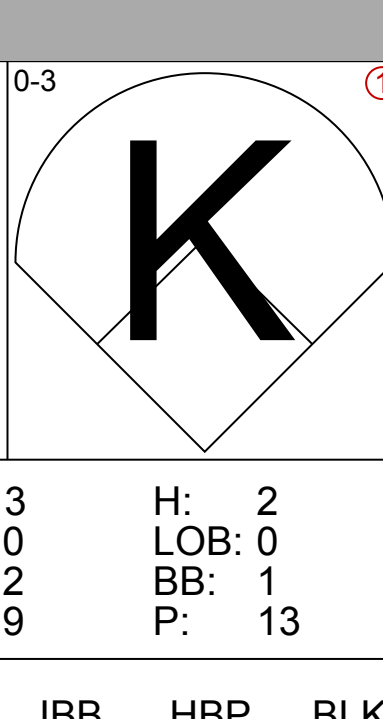
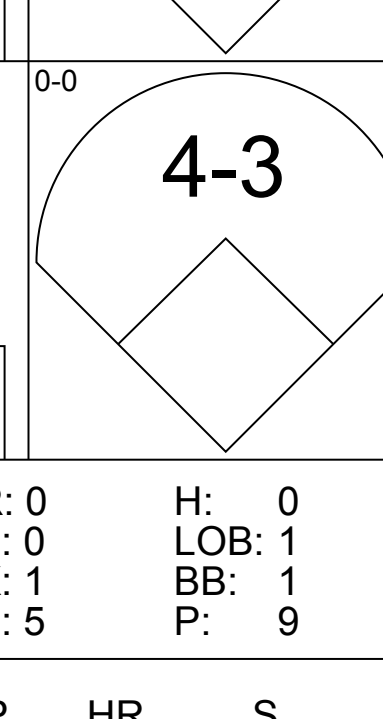
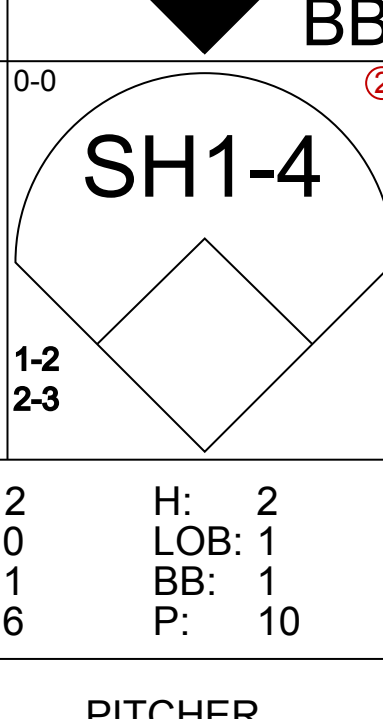
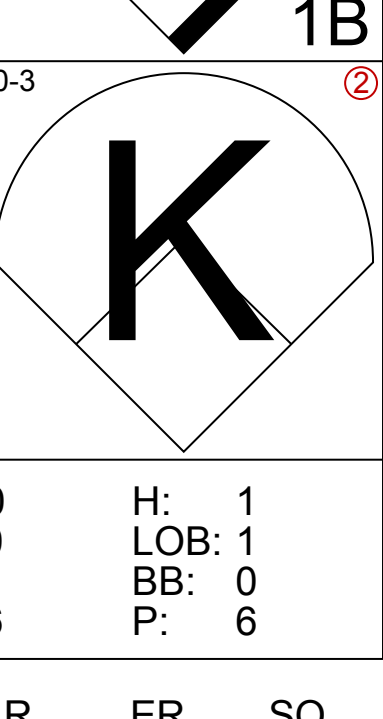


Batter	1	2	3	4	5	6	7	8	9	AB R H RBI BB SO LOB	TOP									
Del Unser, L OBP: 0.301, SLG: 0.312 (1, 8)	F5		3-1		4-3		K		2B IBB	4 1 0 0 1 1 0	Washington Senators @ Boston Red Sox Fenway Park, Boston, MA Fri Jul 19 1968, 7:05 PM EDT Att: 29,172 - Unknown - 86 F									
Cap Peterson, R OBP: 0.307, SLG: 0.339 (1, 9)	FC5-4 1B			L7	HR		K		2B 1-H 2-H	5 1 3 3 0 1 0										
Ken McMullen, R OBP: 0.323, SLG: 0.380 (1, 5)	FC5-4 1-2			2B	BB		5-3		F8	4 1 0 0 1 0 2										
Frank Howard, R OBP: 0.339, SLG: 0.570 (1, 7)	6-3			2B	1-H		6-3		F8	4 1 1 1 0 0 1										
Mike Epstein, L OBP: 0.288, SLG: 0.309 (1, 3)		K		2B			4-3			4 2 2 1 0 1 0										
Ron Hansen, R OBP: 0.274, SLG: 0.309 (1, 6)	K			5-3			E4 1B		6-3	4 0 0 0 0 1 2										
Bernie Allen, L OBP: 0.299, SLG: 0.350 (1, 4)				E6			F8			4 1 2 1 0 0 2										
Paul Casanova, R OBP: 0.186, SLG: 0.218 (1, 2)			K	K			1B		K	4 0 1 1 0 3 2										
Bruce Howard, S OBP: 0.143, SLG: 0.300 (1, 1)							4-3		SH3	3 0 0 0 0 1 2										
Dennis Higgins, R OBP: 0.111, SLG: 0.111 (7, 1)			F7				K		SH3	0 0 0 0 0 0 0										
Inning Stats	R: 0 E: 0 K: 0 S: 4	H: 1 LOB: 1 BB: 0 P: 4	R: 0 E: 0 K: 2 S: 7	H: 0 LOB: 0 BB: 0 P: 7	R: 0 E: 0 K: 1 S: 5	H: 0 LOB: 0 BB: 0 P: 5	R: 3 E: 1 K: 1 S: 8	H: 3 LOB: 1 BB: 1 P: 12	R: 1 E: 0 K: 0 S: 6	H: 1 LOB: 2 BB: 0 P: 6	R: 0 E: 0 K: 2 S: 7	H: 0 LOB: 0 BB: 0 P: 7	R: 0 E: 0 K: 0 S: 3	H: 0 LOB: 0 BB: 0 P: 3	R: 2 E: 0 K: 1 S: 7	H: 2 LOB: 1 BB: 1 P: 11	1B: 5 2B: 3 3B: 0 HR: 1	SF: 0 SAC: 1 DP: 0 HBP: 0	WP: 0 PB: 0 SB: 0 CS: 0	PA: 39
PITCHER	IP WLS BF H R ER SO BB IBB HBP BLK WP HR S P ERA WHIP											PITCHER	IP WLS BF H R ER SO BB IBB HBP BLK WP HR S P ERA WHIP							
Juan Pizarro, L ERA: 2.61 (1, 1)	7.0 L 30 7 5 4 7 1 0 0 0 0 1 43 47 5.14 1.143																			
Lee Stange, R ERA: 4.4 (8, 1)	2.0 9 2 2 2 1 0 1 0 0 0 0 10 14 9.00 1.000																			

Batter	1	2	3	4	5	6	7	8	9	AB R H RBI BB SO LOB	BOTTOM									
Jose Tartabull, L OBP: 0.237, SLG: 0.242 (1, 7)	5-3		4-3				2-3 1B		F4	5 0 2 0 0 0 0	Washington Senators @ Boston Red Sox Fenway Park, Boston, MA Fri Jul 19 1968, 7:05 PM EDT Att: 29,172 - Unknown - 86 F									
Mike Andrews, R OBP: 0.351, SLG: 0.318 (1, 4)	F7		F6		K		2-3 1B			5 0 2 1 0 1 2										
Dalton Jones, L OBP: 0.233, SLG: 0.223 (1, 3)	1B			F7	F8		F8		4-3	5 0 1 0 0 0 5										
Ken Harrelson, R OBP: 0.357, SLG: 0.565 (1, 9)	K			K			2-3			4 0 0 0 0 3 3										
Reggie Smith, S OBP: 0.352, SLG: 0.395 (1, 8)		K		1B	1B		L8			4 1 2 1 0 1 2										
Rico Petrocelli, R OBP: 0.301, SLG: 0.408 (1, 6)				1B	FC6-4 1B		F3		1-4-3	4 0 2 0 0 0 0										
Joe Foy, R OBP: 0.341, SLG: 0.302 (1, 5)	G4-6-3 1-2		G4-6-3 1-2	FC6-4 1-2			BB		5-3	3 0 0 0 1 0 3										
Russ Nixon, L OBP: 0.333, SLG: 0.444 (1, 2)			6-3				F8		K	4 0 1 0 0 1 1										
Juan Pizarro, L OBP: 0.182, SLG: 0.300 (1, 1)							F7		F3	2 1 1 0 0 0 1										
Jerry Adair, R OBP: 0.253, SLG: 0.236 (7, PH)										1 1 1 0 0 0 0										
Lee Stange, R OBP: 0.250, SLG: 0.182 (8, 1)							1B			0 0 0 0 0 0 0										
George Scott, R OBP: 0.223, SLG: 0.237 (8, PH)				E	2B		1B			1 0 0 0 0 0 0										
Inning Stats	R: 0 E: 0 K: 1 S: 6	H: 1 LOB: 1 BB: 0 P: 6	R: 0 E: 0 K: 1 S: 5	H: 1 LOB: 0 BB: 0 P: 5	R: 1 E: 1 K: 0 S: 4	H: 1 LOB: 0 BB: 0 P: 4	R: 0 E: 0 K: 1 S: 7	H: 2 LOB: 2 BB: 0 P: 7	R: 0 E: 0 K: 1 S: 6	H: 1 LOB: 1 BB: 1 P: 10	R: 1 E: 0 K: 0 S: 6	H: 3 LOB: 2 BB: 0 P: 6	R: 0 E: 0 K: 1 S: 5	H: 0 LOB: 0 BB: 0 P: 5	R: 0 E: 0 K: 0 S: 4	H: 1 LOB: 1 BB: 0 P: 4	1B: 10 2B: 1 3B: 0 HR: 1	SF: 0 SAC: 0 DP: 1 HBP: 0	WP: 0 PB: 0 SB: 0 CS: 0	PA: 39
PITCHER	IP WLS BF H R ER SO BB IBB HBP BLK WP HR S P ERA WHIP											PITCHER	IP WLS BF H R ER SO BB IBB HBP BLK WP HR S P ERA WHIP							
Bruce Howard, R ERA: 4.13 (1, 1)	6.0 W 29 11 3 2 5 1 0 0 0 0 0 0 12 12 3.00 2.000																			
Dennis Higgins, R ERA: 3.65 (7, 1)	3.0 S 10 1 0 0 1 0 0 0 0 0 0 0 12 12 0.00 0.333																			



Batter	1	2	3	4	5	6	7	8	9	AB	R	H	RBI	BB	SO	LOB	TOP			
Del Unser, L OBP: 0.297, SLG: 0.308 (1, 8)										4	0	0	0	0	1	1	Washington Senators @ Boston Red Sox Fenway Park, Boston, MA Sat Jul 20 1968, 3:33 AM EDT Att: 25,245 - Unknown 			
Cap Peterson, R OBP: 0.305, SLG: 0.336 (1, 9)										4	0	1	1	0	0	0				
Ken McMullen, R OBP: 0.322, SLG: 0.378 (1, 5)										4	0	1	0	0	2	1				
Frank Howard, R OBP: 0.338, SLG: 0.565 (1, 7)										3	0	0	0	1	1	0				
Mike Epstein, L OBP: 0.292, SLG: 0.309 (1, 3)										3	1	1	0	0	1	2				
Ron Hansen, R OBP: 0.274, SLG: 0.308 (1, 6)										4	0	1	0	0	1	1				
Bernie Allen, L OBP: 0.296, SLG: 0.346 (6, PH)										2	0	0	0	0	0	2				
Hank Allen, R OBP: 0.190, SLG: 0.190 (6, 4)										2	0	1	0	0	0	0				
Paul Casanova, R OBP: 0.182, SLG: 0.214 (1, 2)										3	1	0	1	0	0	1				
Frank Bertaina, L OBP: 0.235, SLG: 0.188 (6, PH)										1	0	0	0	0	0	1				
Gary Holman, L OBP: 0.385, SLG: 0.348 (6, PH)										1	0	0	0	0	0	2				
Bob Humphreys, R OBP: 0.667, SLG: 0.667 (6, 1)										0	0	0	0	0	0	0				
Phil Ortega, R OBP: 0.292, SLG: 0.238 (9, PH)										0	0	0	0	0	0	0				
Billy Bryan, L OBP: 0.374, SLG: 0.330 (9, PH)										1	0	0	0	0	0	0				
Inning Stats	R: 0 E: 0 K: 2 S: 8	H: 1 LOB: 2 BB: 1 P: 12	R: 0 E: 1 K: 0 S: 4	H: 0 LOB: 1 BB: 0 P: 4	R: 0 E: 0 K: 1 S: 5	H: 0 LOB: 0 BB: 0 P: 5	R: 0 E: 0 K: 1 S: 6	H: 1 LOB: 1 BB: 0 P: 6	R: 1 E: 1 K: 0 S: 7	H: 1 LOB: 1 BB: 0 P: 7	R: 1 E: 0 K: 0 S: 5	H: 2 LOB: 2 BB: 0 P: 6	R: 0 E: 0 K: 0 S: 3	H: 0 LOB: 0 BB: 0 P: 3	R: 0 E: 0 K: 1 S: 5	H: 0 LOB: 0 BB: 0 P: 3	1B: 5 2B: 0 3B: 0 HR: 0	SF: 1 SAC: 1 DP: 0 HBP: 1	WP: 0 PB: 0 SB: 0 CS: 0	PA: 36
PITCHER Dick Ellsworth, L ERA: 3.36 (1, 1)	IP: 9.0 WLS: W BF: 36 H: 5 R: 2 ER: 1 SO: 6 BB: 1 IBB: 0 HBP: 1 BLK: 0 WP: 0 HR: 0 S: 46 P: 51 ERA: 1.00 WHIP: 0.667																			

Batter	1	2	3	4	5	6	7	8	9	AB	R	H	RBI	BB	SO	LOB	BOTTOM	
Mike Andrews, R OBP: 0.355, SLG: 0.327 (1, 4)										5	2	3	2	0	0	1	Washington Senators @ Boston Red Sox Fenway Park, Boston, MA Sat Jul 20 1968, 3:33 AM EDT Att: 25,245 - Unknown 	
Jerry Adair, R OBP: 0.266, SLG: 0.250 (1, 5)										4	1	2	0	0	0	2		
Carl Yastrzemski, L OBP: 0.436, SLG: 0.461 (1, 7)										3	1	0	0	1	0	3		
Jose Tartabull, L OBP: 0.237, SLG: 0.242 (8, 7)										0	0	0	0	0	0	0		
Ken Harrelson, R OBP: 0.359, SLG: 0.575 (1, 9)										4	1	2	4	0	0	2		
Reggie Smith, S OBP: 0.353, SLG: 0.399 (1, 8)										4	0	2	0	0	1	1		
Rico Petrocelli, R OBP: 0.303, SLG: 0.410 (1, 6)										3	0	1	1	1	2	1		
Joe Foy, R OBP: 0.341, SLG: 0.302 (8, 5)										0	0	0	0	0	0	0		
George Scott, R OBP: 0.223, SLG: 0.237 (1, 3)										4	1	1	0	0	1	2		
Elston Howard, R OBP: 0.326, SLG: 0.331 (1, 2)										3	1	1	0	1	1	2		
Dick Ellsworth, L OBP: 0.070, SLG: 0.048 (1, 1)										3	0	0	0	0	2	2		
Inning Stats	R: 0 E: 0 K: 0 S: 4	H: 1 LOB: 1 BB: 0 P: 4	R: 3 E: 0 K: 2 S: 9	H: 2 LOB: 0 BB: 1 P: 13	R: 0 E: 0 K: 1 S: 5	H: 0 LOB: 1 BB: 1 P: 9	R: 1 E: 0 K: 0 S: 5	H: 2 LOB: 1 BB: 0 P: 5	R: 2 E: 0 K: 1 S: 6	H: 2 LOB: 1 BB: 1 P: 10	R: 1 E: 0 K: 0 S: 5	H: 3 LOB: 2 BB: 0 P: 5	R: 0 E: 0 K: 1 S: 6	H: 1 LOB: 1 BB: 0 P: 6	1B: 8 2B: 3 3B: 0 HR: 1	SF: 0 SAC: 1 DP: 0 HBP: 0	WP: 3 PB: 0 SB: 1 CS: 0	PA: 37
PITCHER Frank Bertaina, L ERA: 6.36 (1, 1)	IP: 5.0 WLS: L BF: 23 H: 6 R: 4 ER: 4 SO: 5 BB: 2 IBB: 0 HBP: 0 BLK: 0 WP: 3 HR: 1 S: 31 P: 39 ERA: 7.20 WHIP: 1.600																	
Bob Humphreys, R ERA: 3.99 (6, 1)	IP: 1.0 WLS: 5 BF: 2 H: 2 R: 2 ER: 2 SO: 1 BB: 1 IBB: 0 HBP: 0 BLK: 0 WP: 0 HR: 0 S: 6 P: 10 ERA: 18.00 WHIP: 3.000																	
Phil Ortega, R ERA: 4.99 (7, 1)	IP: 2.0 WLS: 9 BF: 4 H: 4 R: 1 ER: 1 SO: 1 BB: 0 IBB: 0 HBP: 0 BLK: 0 WP: 0 HR: 0 S: 11 P: 11 ERA: 4.50 WHIP: 2.000																	

Batter	1	2	3	4	5	6	7	8	9	AB	R	H	RBI	BB	SO	LOB	TOP								
Del Unser, L (1, 8) OBP: 0.299, SLG: 0.307 Hank Allen, R (9, PH) OBP: 0.182, SLG: 0.182	4-0 BB		0-3 K		4-0 3B BB		0-0 6-3		0-0 6-3	2	1	0	0	2	1	0									
Cap Peterson, R (1, 9) OBP: 0.296, SLG: 0.325	0-0 F8		0-0 F4		0-0 F5		0-0 5-3			4	0	0	0	0	0	2									
Mike Epstein, L (1, 3) OBP: 0.295, SLG: 0.309	0-3 K		0-3 K		4-0 3B BB			0-0 CS 1B		3	1	1	0	1	2	1									
Frank Howard, R (1, 7) OBP: 0.340, SLG: 0.579	0-0 F6			0-0 HR	0-0 3B			0-3 1-2 K		4	1	2	3	0	1	2									
Ken McMullen, R (1, 5) OBP: 0.327, SLG: 0.381		0-0 FC6-4 1B		1-0 HBP	0-0 F9			0-0 1B		3	0	2	0	0	0	1									
Bernie Allen, L (1, 4) OBP: 0.290, SLG: 0.339		0-0 FC6-4 S		0-0 F7		0-0 4-3		0-0 F9		4	0	0	0	0	0	3									
Billy Bryan, L (1, 2) OBP: 0.303, SLG: 0.318		0-3 K		0-3 K		0-0 4-3		0-0 3-1		4	0	0	0	0	2	2									
Ron Hansen, R (1, 6) OBP: 0.274, SLG: 0.305		4-0 IBB		0-3 K		0-0 F8		0-0 1-3		3	0	0	0	1	1	1									
Joe Coleman, R (1, 1) OBP: 0.238, SLG: 0.250 Gary Holman, L (9, PH) OBP: 0.407, SLG: 0.417		0-0 F4			0-3 K		0-0 F8		0-0 WP 2B	3	0	0	0	0	1	2									
Inning Stats	R: 0 E: 0 K: 1 S: 5	H: 0 LOB: 1 BB: 1 P: 9	R: 0 E: 0 K: 1 S: 6	H: 1 LOB: 2 BB: 1 P: 10	R: 0 E: 0 K: 2 S: 7	H: 0 LOB: 0 BB: 0 P: 7	R: 1 E: 0 K: 2 S: 8	H: 1 LOB: 1 BB: 0 P: 9	R: 2 E: 0 K: 1 S: 6	H: 1 LOB: 1 BB: 2 P: 14	R: 0 E: 0 K: 0 S: 3	H: 0 LOB: 0 BB: 0 P: 3	R: 0 E: 0 K: 0 S: 3	H: 0 LOB: 0 BB: 0 P: 3	R: 0 E: 0 K: 1 S: 6	H: 2 LOB: 1 BB: 0 P: 6	R: 0 E: 0 K: 0 S: 4	H: 1 LOB: 1 BB: 0 P: 4	1B: 3 2B: 2 3B: 1 HR: 1	SF: 0 SAC: 0 DP: 1 HBP: 1	WP: 1 PB: 0 SB: 1 CS: 1	PA: 37			
PITCHER	IP	WLS	BF	H	R	ER	SO	BB	IBB	HBP	BLK	WP	HR	S	P	ERA	WHIP								
Ray Culp, R (1, 1) ERA: 4.27	7.0		29	3	3	3	7	3	1	1	0	0	1	38	55	3.86	0.857								
Gary Waslewski, R (8, 1) ERA: 3.42	1.2	W	7	3	0	0	1	0	0	0	0	0	0	9	9	0.00	1.800								
Sparky Lyle, L (9, 1) ERA: 3.55	0.1	S	1	0	0	0	0	0	0	0	0	1	0	1	1	0.00	0.000								

Washington Senators @ Boston Red Sox
Fenway Park, Boston, MA
Sun Jul 21 1968, 3:33 AM EDT
Unknown - 83 F

AB 32
R 3
H 6
RBI 3
BB 4
SO 8
LOB 15



Batter	1	2	3	4	5	6	7	8	9	AB	R	H	RBI	BB	SO	LOB	BOTTOM								
Mike Andrews, R (1, 4) OBP: 0.353, SLG: 0.326	0-0 G4-6-3 1B		0-0 5-3		0-0 F4		0-0 6-3			4	0	1	0	0	0	0									
Jerry Adair, R (1, 5) OBP: 0.265, SLG: 0.250	0-0 G4-6-3 1-2		0-0 1B		0-0 F9			0-0 6-3		4	0	1	0	0	0	1									
Carl Yastrzemski, L (1, 7) OBP: 0.435, SLG: 0.479	0-3 K		0-0 1-3 1B		4-0 S BB			0-3 K		3	0	1	0	1	2	0									
Ken Harrelson, R (1, 9) OBP: 0.357, SLG: 0.570		0-3 K	0-0 1-3		0-3 K			0-0 HR 1B		4	1	1	0	0	2	3									
Reggie Smith, S (1, 8) OBP: 0.358, SLG: 0.420		0-0 HR	4-0 IBB		0-0 1-3		0-0 1-3	0-0 HR		3	2	2	3	1	0	0									
Rico Petrocelli, R (1, 6) OBP: 0.306, SLG: 0.407		1-0 1B WP HBP	0-0 F5		0-0 F8			1-0 HR		2	1	0	0	0	0	3									
George Scott, R (1, 3) OBP: 0.224, SLG: 0.237		0-0 4-3 WP 1B		0-0 6-3		0-0 F3		0-0 FC5-4		4	0	1	0	0	0	1									
Russ Nixon, L (1, 2) OBP: 0.250, SLG: 0.333		0-0 4-3		0-0 6-3				0-0 HR		3	0	0	0	0	0	1									
Ray Culp, R (1, 1) OBP: 0.114, SLG: 0.061 Jose Tartabull, L (7, PH) OBP: 0.235, SLG: 0.240 Gary Waslewski, R (8, 1) OBP: 0.083, SLG: 0.043 Sparky Lyle, L (9, 1)		0-0 3-H 3-1		0-0 4-3		0-0 F8		0-0 F9		2	0	0	0	0	0	1									
Inning Stats	R: 0 E: 0 K: 1 S: 5	H: 1 LOB: 0 BB: 0 P: 5	R: 2 E: 0 K: 1 S: 7	H: 2 LOB: 1 BB: 0 P: 8	R: 0 E: 0 K: 0 S: 5	H: 2 LOB: 3 BB: 1 P: 9	R: 0 E: 0 K: 0 S: 3	H: 0 LOB: 0 BB: 0 P: 3	R: 0 E: 0 K: 1 S: 5	H: 0 LOB: 1 BB: 1 P: 9	R: 0 E: 0 K: 0 S: 3	H: 0 LOB: 0 BB: 0 P: 3	R: 0 E: 0 K: 0 S: 3	H: 0 LOB: 0 BB: 0 P: 3	R: 2 E: 0 K: 1 S: 7	H: 2 LOB: 1 BB: 0 P: 8	1B: 5 2B: 0 3B: 0 HR: 2	SF: 0 SAC: 0 DP: 1 HBP: 2	WP: 1 PB: 0 SB: 1 CS: 0	PA: 34					
PITCHER	IP	WLS	BF	H	R	ER	SO	BB	IBB	HBP	BLK	WP	HR	S	P	ERA	WHIP								
Joe Coleman, R (1, 1) ERA: 3.34	8.0	L	34	7	4	4	4	1	1	2	0	1	2	38	48	4.50	1.000								

Washington Senators @ Boston Red Sox
Fenway Park, Boston, MA
Sun Jul 21 1968, 3:33 AM EDT
Unknown - 83 F

AB 30
R 4
H 7
RBI 3
BB 2
SO 4
LOB 10



Batter	1	2	3	4	5	6	7	8	9	AB	R	H	RBI	BB	SO	LOB	TOP										
Del Unser, L OBP: 0.295, SLG: 0.302 (1, 8)	F8	E5		F8			3-1		6-3	5	0	0	0	0	0	1											
Cap Peterson, R OBP: 0.293, SLG: 0.320 (1, 9)	K	4-3			WP		F3		F8	5	0	1	0	0	1	2											
Mike Epstein, L OBP: 0.293, SLG: 0.320 (1, 3)				F8			F8		6-3	5	1	1	1	0	0	1											
Gary Holman, L OBP: 0.407, SLG: 0.417 (9, 3)	HR						F8			0	0	0	0	0	0	0											
Frank Howard, R OBP: 0.339, SLG: 0.574 (1, 7)	E3			1B			5-3		4-3	3	0	0	0	1	0	1											
Ken McMullen, R OBP: 0.329, SLG: 0.389 (1, 5)	K			BB			F3		HR	4	1	2	0	0	1	2											
Jim French, L OBP: 0.269, SLG: 0.267 (1, 2)		2B		1B			F8		G3	3	0	1	0	1	0	3											
Bernie Allen, L OBP: 0.294, SLG: 0.358 (1, 4)		F8		G3					HR	4	1	2	2	0	0	3											
Ron Hansen, R OBP: 0.277, SLG: 0.309 (1, 6)		E		K			G6-4-3		BB	3	1	1	0	1	1	2											
Dick Bosman, R OBP: 0.240, SLG: 0.292 (1, 1)		FC6-5-2		K			6-3		K	4	0	0	0	0	2	4											
Dennis Higgins, R OBP: 0.111, SLG: 0.111 (8, 1)										0	0	0	0	0	0	0											
Barry Moore, L OBP: 0.143, SLG: 0.143 (9, 1)										0	0	0	0	0	0	0											
Inning Stats	R: 1 E: 1 K: 2 S: 9	H: 1 LOB: 1 BB: 0 P: 9	R: 1 E: 1 K: 0 S: 5	H: 1 LOB: 2 BB: 1 P: 9	R: 0 E: 0 K: 0 S: 4	H: 1 LOB: 0 BB: 1 P: 8	R: 0 E: 0 K: 2 S: 7	H: 0 LOB: 0 BB: 0 P: 7	R: 0 E: 0 K: 0 S: 4	H: 2 LOB: 1 BB: 0 P: 4	R: 0 E: 0 K: 0 S: 3	H: 0 LOB: 0 BB: 0 P: 3	R: 2 E: 0 K: 1 S: 7	H: 2 LOB: 1 BB: 1 P: 11	R: 0 E: 0 K: 0 S: 3	H: 0 LOB: 0 BB: 0 P: 3	1B: 4 2B: 1 3B: 1 HR: 2	SF: 0 SAC: 0 DP: 1 HBP: 0	WP: 1 PB: 0 SB: 0 CS: 0	PA: 39							
PITCHER	IP	WLS	BF	H	R	ER	SO	BB	IBB	HBP	BLK	WP	HR	S	P	ERA	WHIP										
Gary Bell, R ERA: 3.13 (1, 1)	7.0	L	30	6	2	1	4	2	0	0	0	1	1	36	44	1.29	1.143										
Lee Stange, R ERA: 4.52 (8, 1)	2.0		9	2	2	2	1	1	0	0	0	0	1	10	14	9.00	1.500										

Washington Senators @ Boston Red Sox
Fenway Park, Boston, MA
Sun Jul 21 1968, 3:38 AM EDT
Att: 32,391 - Unknown

AB 36
R 4
H 8
RBI 3
BB 3
SO 5
LOB 19





Batter	1	2	3	4	5	6	7	8	9	AB	R	H	RBI	BB	SO	LOB	BOTTOM										
Mike Andrews, R OBP: 0.354, SLG: 0.331 (1, 4)	5-3		6-3						F9	5	1	2	0	0	0	3											
Jerry Adair, R OBP: 0.253, SLG: 0.238 (1, 5)			2-3			2B			1B	4	0	0	0	0	1	3											
Russ Nixon, L OBP: 0.250, SLG: 0.333 (9, PH)	5-3		K			1-3			F8	0	0	0	0	0	0	0											
Russ Gibson, R OBP: 0.217, SLG: 0.272 (9, PH)									F3	1	0	0	0	0	0	2											
Carl Yastrzemski, L OBP: 0.434, SLG: 0.490 (1, 7)	4-3					L7			E7	4	1	1	0	0	0	1											
Ken Harrelson, R OBP: 0.356, SLG: 0.566 (1, 9)		6-3		5-3					F9	4	1	1	0	0	0	0											
Reggie Smith, S OBP: 0.359, SLG: 0.424 (1, 8)		6-3		F6					2B	4	0	2	1	0	0	0											
Rico Petrocelli, R OBP: 0.305, SLG: 0.405 (1, 6)						F3			5-3	4	0	1	1	0	0	2											
George Scott, R OBP: 0.224, SLG: 0.234 (1, 3)		FC6-4		1B		1-3			4-3	3	0	0	0	0	0	2											
Elston Howard, R OBP: 0.324, SLG: 0.325 (1, 2)									4-3	3	0	0	0	1	0	2											
Gary Waslewski, R OBP: 0.083, SLG: 0.043 (9, PR)				1-4-3		F3			E4	0	0	0	0	0	0	0											
Gary Bell, R OBP: 0.250, SLG: 0.343 (1, 1)									SH1-4	2	0	1	0	0	1	0											
Jose Tartabull, L OBP: 0.232, SLG: 0.237 (7, PH)									BB	1	0	0	0	0	0	3											
Lee Stange, R OBP: 0.250, SLG: 0.182 (8, 1)				6-3		K			F8	0	0	0	0	0	0	0											
Inning Stats	R: 0 E: 0 K: 0 S: 3	H: 0 LOB: 0 BB: 0 P: 3	R: 0 E: 0 K: 0 S: 4	H: 1 LOB: 1 BB: 0 P: 4	R: 0 E: 0 K: 1 S: 6	H: 1 LOB: 1 BB: 0 P: 6	R: 0 E: 0 K: 0 S: 3	H: 0 LOB: 0 BB: 0 P: 3	R: 0 E: 0 K: 1 S: 6	H: 1 LOB: 1 BB: 0 P: 6	R: 0 E: 1 K: 0 S: 5	H: 1 LOB: 3 BB: 0 P: 6	R: 3 E: 1 K: 0 S: 7	H: 4 LOB: 1 BB: 0 P: 7	R: 0 E: 0 K: 0 S: 3	H: 0 LOB: 2 BB: 1 P: 7	1B: 4 2B: 4 3B: 0 HR: 0	SF: 0 SAC: 1 DP: 0 HBP: 1	WP: 0 PB: 0 SB: 0 CS: 0	PA: 38							
PITCHER	IP	WLS	BF	H	R	ER	SO	BB	IBB	HBP	BLK	WP	HR	S	P	ERA	WHIP										
Dick Bosman, R ERA: 3.7 (1, 1)	7.1	W	30	6	2	2	2	0	0	0	0	0	0	6	10	6.75	2.250										
Dennis Higgins, R ERA: 3.71 (8, 1)	1.1		7	2	1	1	0	1	0	0	0	0	0	1	1	0.00	0.000										
Barry Moore, L ERA: 4.71 (9, 1)	0.1	S	1	0	0	0	0	0	0	0	0	0	0	1	1	0.00	0.000										

Washington Senators @ Boston Red Sox
Fenway Park, Boston, MA
Sun Jul 21 1968, 3:38 AM EDT
Att: 32,391 - Unknown

AB 35
R 3
H 8
RBI 2
BB 1
SO 2
LOB 18



Batter	1	2	3	4	5	6	7	8	9	AB	R	H	RBI	BB	SO	LOB	TOP			
Jose Tartabull, L (1, 7) OBP: 0.248, SLG: 0.262	0-0 6-3		0-0 6-3			0-0 FC5-4 1B		0-0 2B		4	0	2	0	0	0	0	Boston Red Sox @ New York Yankees Yankee Stadium, Bronx, NY Tue Jul 23 1968, 7:05 PM EDT Att: 19,195 - Unknown - 86 F AB 33 R 1 H 7 RBI 0 BB 1 SO 5 LOB 10 			
Mike Andrews, R (1, 4) OBP: 0.356, SLG: 0.334	0-0 F7		0-0 6-3			0-0 FC5-4 FC6-4 1-2		0-0 F7		4	0	0	0	0	0	2				
George Scott, R (1, 3) OBP: 0.224, SLG: 0.239 Dalton Jones, L (6, PH) OBP: 0.237, SLG: 0.241	0-0 F6			0-3 K		0-0 FC6-4 1-2		0-0 6-3		3	0	0	0	0	1	1				
Ken Harrelson, R (1, 9) OBP: 0.358, SLG: 0.568		4-0 FC5-4 BB		0-0 L5				0-0 F4		3	0	0	0	1	1	0				
Reggie Smith, S (1, 8) OBP: 0.358, SLG: 0.431		0-0 FC5-4 CS 1-2		0-0 4-3				0-0 2B E 1B		4	1	1	0	0	0	1				
Rico Petrocelli, R (1, 6) OBP: 0.309, SLG: 0.410 Carl Yastrzemski, L (7, PR) OBP: 0.430, SLG: 0.475 Jerry Adair, R (7, 6) OBP: 0.296, SLG: 0.241		0-0 1B 1-2			0-0 F4			0-0 E2 1-H 2B		3	0	2	0	0	0	0				
Joe Foy, R (1, 5) OBP: 0.344, SLG: 0.306		0-0 1B 1-2			0-3 K			0-0 F4 2B		4	0	1	0	0	2	2				
Russ Nixon, L (1, 2) OBP: 0.300, SLG: 0.278		0-0 F8			0-0 3-1			0-0 6-3		3	0	0	0	0	0	3				
Juan Pizarro, L (1, 1) OBP: 0.143, SLG: 0.231			0-0 F8			0-0 4-3		0-3 K		3	0	0	0	0	1	0				
Inning Stats	R: 0 E: 0 K: 0 S: 3	H: 0 LOB: 0 BB: 0 P: 3	R: 0 E: 0 K: 0 S: 4	H: 2 LOB: 2 BB: 1 P: 8	R: 0 E: 0 K: 0 S: 3	H: 0 LOB: 0 BB: 0 P: 3	R: 0 E: 0 K: 1 S: 5	H: 0 LOB: 0 BB: 0 P: 5	R: 0 E: 0 K: 0 S: 4	H: 1 LOB: 1 BB: 0 P: 4	R: 1 E: 1 K: 0 S: 5	H: 2 LOB: 1 BB: 0 P: 5	R: 0 E: 0 K: 1 S: 6	H: 1 LOB: 1 BB: 0 P: 6	R: 0 E: 0 K: 2 S: 8	H: 1 LOB: 1 BB: 0 P: 8		1B: 5 2B: 2 3B: 0 HR: 0	SF: 0 SAC: 0 DP: 0 HBP: 0	WP: 0 PB: 0 SB: 0 CS: 1
PITCHER Stan Bahnsen, R (1, 1) ERA: 2.0	IP: 9.0 WLS: W BF: 34	H: 7 R: 1 ER: 0 SO: 5	BB: 1 IBB: 0 HBP: 0 BLK: 0	WP: 0 HR: 0 S: 43 P: 47	ERA: 0.00 WHIP: 0.889	PITCHER										IP: 9.0 WLS: W BF: 34	H: 7 R: 1 ER: 0 SO: 5	BB: 1 IBB: 0 HBP: 0 BLK: 0	WP: 0 HR: 0 S: 43 P: 47	ERA: 0.00 WHIP: 0.889

Batter	1	2	3	4	5	6	7	8	9	AB	R	H	RBI	BB	SO	LOB	BOTTOM			
Horace Clarke, S (1, 4) OBP: 0.251, SLG: 0.265	0-0 FC4-6 1B			0-3 K		0-0 F9		0-0 S 1B		4	1	2	0	0	1	0	Boston Red Sox @ New York Yankees Yankee Stadium, Bronx, NY Tue Jul 23 1968, 7:05 PM EDT Att: 19,195 - Unknown - 86 F AB 28 R 4 H 8 RBI 4 BB 3 SO 8 LOB 12 			
Roy White, S (1, 7) OBP: 0.347, SLG: 0.408	0-0 FC4-6 G5-4-3 1-2			0-0 CS 1B			0-0 4-3 BB FC6-2 1B	0-0 1B 1-H 1B		4	1	3	1	0	0	1				
Mickey Mantle, S (1, 3) OBP: 0.410, SLG: 0.408 Gene Michael, S (6, PR) OBP: 0.206, SLG: 0.234 Ruben Amaro, R (9, 3) OBP: 0.266, SLG: 0.172	0-0 G5-4-3 1-2			0-3 K			4-0 FC6-2 BB 4-3 BB	0-0 CS 1B 2-H 1B		3	1	1	1	1	1	2				
Joe Pepitone, L (1, 8) OBP: 0.314, SLG: 0.459		0-3 K			0-0 G5-4-3 1B		0-0 4-3	0-3 K 1-2		4	0	1	0	0	2	3				
Andy Kosco, R (1, 9) OBP: 0.261, SLG: 0.358 Bill Robinson, R (8, 9) OBP: 0.243, SLG: 0.303		0-0 F8			0-0 G5-4-3 1-2		0-0 FC6-2 BB			3	0	0	0	0	0	3				
Tom Tresh, S (1, 6) OBP: 0.307, SLG: 0.341		0-0 F7			0-0 HR		0-0 FC5 BB IBB			2	1	1	1	1	0	0				
Frank Fernandez, R (1, 2) OBP: 0.301, SLG: 0.328			0-3 K		0-3 K		4-0 BB			2	0	0	1	1	2	0				
Dick Howser, R (1, 5) OBP: 0.321, SLG: 0.148					0-0 6-3		0-0 5-3			3	0	0	0	0	0	3				
Stan Bahnsen, R (1, 1) OBP: 0.149, SLG: 0.070			0-3 K			0-3 K		0-0 F8		3	0	0	0	0	2	0				
Inning Stats	R: 0 E: 0 K: 0 S: 3	H: 1 LOB: 0 BB: 0 P: 3	R: 0 E: 0 K: 1 S: 5	H: 0 LOB: 0 BB: 0 P: 5	R: 0 E: 0 K: 2 S: 7	H: 0 LOB: 0 BB: 0 P: 7	R: 0 E: 0 K: 2 S: 7	H: 1 LOB: 0 BB: 0 P: 7	R: 1 E: 0 K: 1 S: 6	H: 2 LOB: 0 BB: 0 P: 6	R: 0 E: 0 K: 1 S: 5	H: 0 LOB: 0 BB: 0 P: 5	R: 1 E: 0 K: 0 S: 4	H: 1 LOB: 3 BB: 3 P: 16	R: 2 E: 0 K: 1 S: 7	H: 3 LOB: 1 BB: 0 P: 7		1B: 7 2B: 0 3B: 0 HR: 1	SF: 0 SAC: 0 DP: 2 HBP: 0	WP: 0 PB: 0 SB: 1 CS: 2
PITCHER Juan Pizarro, L (1, 1) ERA: 2.93	IP: 8.0 WLS: L BF: 31	H: 8 R: 4 ER: 4 SO: 8	BB: 2 IBB: 1 HBP: 0 BLK: 0	WP: 0 HR: 1 S: 44 P: 56	ERA: 4.50 WHIP: 1.250	PITCHER										IP: 8.0 WLS: L BF: 31	H: 8 R: 4 ER: 4 SO: 8	BB: 2 IBB: 1 HBP: 0 BLK: 0	WP: 0 HR: 1 S: 44 P: 56	ERA: 4.50 WHIP: 1.250

Batter	1	2	3	4	5	6	7	8	9	AB	R	H	RBI	BB	SO	LOB	TOP										
Mike Andrews, R OBP: 0.360, SLG: 0.334 (1,4)										3	1	1	0	2	0	2											
Jerry Adair, R OBP: 0.263, SLG: 0.250 (1,5)										5	0	2	0	0	0	4											
George Scott, R OBP: 0.224, SLG: 0.235 (1,3)										4	0	0	0	0	1	4											
Ken Harrelson, R OBP: 0.357, SLG: 0.562 (1,9)										3	0	0	0	1	0	1											
Reggie Smith, S OBP: 0.360, SLG: 0.431 (1,8)										4	0	2	1	0	0	0											
Rico Petrocelli, R OBP: 0.305, SLG: 0.405 (1,6)										4	0	0	0	0	1	3											
Joe Foy, R OBP: 0.346, SLG: 0.304 (1,7)										2	0	0	0	2	0	0											
Elston Howard, R OBP: 0.328, SLG: 0.348 (1,2)										4	1	2	1	0	1	2											
Dick Ellsworth, L OBP: 0.064, SLG: 0.043 (1,1)										4	0	0	0	0	2	4											
Inning Stats	R: 0 E: 0 K: 0 S: 3	H: 1 LOB: 1 BB: 0 P: 4	R: 0 E: 0 K: 0 S: 4	H: 1 LOB: 2 BB: 1 P: 8	R: 1 E: 0 K: 0 S: 4	H: 1 LOB: 2 BB: 2 P: 12	R: 1 E: 0 K: 1 S: 7	H: 2 LOB: 2 BB: 1 P: 11	R: 0 E: 0 K: 1 S: 5	H: 0 LOB: 0 BB: 0 P: 5	R: 0 E: 0 K: 0 S: 3	H: 0 LOB: 0 BB: 0 P: 3	R: 0 E: 0 K: 1 S: 5	H: 0 LOB: 0 BB: 0 P: 5	R: 0 E: 0 K: 1 S: 6	H: 1 LOB: 1 BB: 0 P: 6	1B: 6 2B: 0 3B: 0 HR: 1	SF: 0 SAC: 0 DP: 1 HBP: 1	WP: 2 PB: 0 SB: 3 CS: 0	PA: 39							
PITCHER	IP	WLS	BF	H	R	ER	SO	BB	IBB	HBP	BLK	WP	HR	S	P	ERA	WHIP										
Frank Bertaina, L ERA: 6.28 (1,1)	3.2	L	20	5	2	2	0	4	0	1	0	2	1	15	32	4.91	2.455										
Dick Bosman, R ERA: 3.59 (4,1)	2.1		9	1	0	0	3	1	0	0	0	0	0	14	18	0.00	0.857										
Phil Ortega, R ERA: 4.76 (7,1)	3.0		10	1	0	0	2	0	0	0	0	0	0	14	14	0.00	0.333										

Boston Red Sox @ Washington Senators
D.C. Stadium, Washington, DC
Fri Jul 26 1968, 7:05 PM EDT
Att: 10,865 - Cloudy

livebaseballscorecards.com


AB	33
R	2
H	7
RBI	2
BB	5
SO	5
LOB	20


Batter	1	2	3	4	5	6	7	8	9	AB	R	H	RBI	BB	SO	LOB	BOTTOM										
Del Unser, L OBP: 0.295, SLG: 0.294 (1,8)										3	0	0	0	1	1	2											
Cap Peterson, R OBP: 0.295, SLG: 0.305 (1,9)										2	0	1	0	1	0	1											
Phil Ortega, R OBP: 0.280, SLG: 0.227 (7,1)										0	0	0	0	0	0	0											
Gary Holman, L OBP: 0.379, SLG: 0.385 (9, PH)										1	0	0	0	0	0	0											
Brant Alyea, R OBP: 0.250, SLG: 0.250 (1,7)										4	1	1	0	0	0	3											
Frank Howard, R OBP: 0.345, SLG: 0.585 (1,3)										4	0	2	0	0	1	1											
Ken McMullen, R OBP: 0.333, SLG: 0.394 (1,5)										4	0	1	0	0	1	2											
Paul Casanova, R OBP: 0.199, SLG: 0.225 (1,2)										4	0	1	1	0	0	1											
Bernie Allen, L OBP: 0.290, SLG: 0.343 (1,4)										2	0	0	0	0	1	1											
Hank Allen, R OBP: 0.281, SLG: 0.375 (6, PH) (9,4)										2	0	0	0	0	0	2											
Ron Hansen, R OBP: 0.278, SLG: 0.304 (1,6)										3	0	0	0	0	1	0											
Frank Bertaina, L OBP: 0.222, SLG: 0.176 (1,1)										1	0	0	0	0	1	0											
Dick Bosman, R OBP: 0.240, SLG: 0.292 (4,1)										0	0	0	0	0	0	0											
Ed Stroud, L OBP: 0.295, SLG: 0.446 (6, PH) (7,9)										1	0	1	0	1	0	0											
Inning Stats	R: 0 E: 0 K: 0 S: 2	H: 0 LOB: 0 BB: 1 P: 6	R: 0 E: 0 K: 0 S: 3	H: 0 LOB: 0 BB: 0 P: 3	R: 0 E: 0 K: 2 S: 7	H: 0 LOB: 0 BB: 0 P: 7	R: 0 E: 0 K: 0 S: 2	H: 0 LOB: 0 BB: 1 P: 6	R: 0 E: 0 K: 1 S: 6	H: 1 LOB: 1 BB: 0 P: 6	R: 0 E: 0 K: 0 S: 3	H: 1 LOB: 0 BB: 0 P: 3	R: 0 E: 0 K: 2 S: 8	H: 1 LOB: 1 BB: 0 P: 8	R: 0 E: 0 K: 1 S: 8	H: 1 LOB: 2 BB: 0 P: 8	R: 1 E: 0 K: 1 S: 8	H: 3 LOB: 2 BB: 0 P: 8	1B: 7 2B: 0 3B: 0 HR: 0	SF: 0 SAC: 0 DP: 2 HBP: 0	WP: 0 PB: 0 SB: 0 CS: 1	PA: 34					
PITCHER	IP	WLS	BF	H	R	ER	SO	BB	IBB	HBP	BLK	WP	HR	S	P	ERA	WHIP										
Dick Ellsworth, L ERA: 3.18 (1,1)	9.0	W	34	7	1	1	6	3	0	0	0	0	0	43	55	1.00	1.111										

Boston Red Sox @ Washington Senators
D.C. Stadium, Washington, DC
Fri Jul 26 1968, 7:05 PM EDT
Att: 10,865 - Cloudy

livebaseballscorecards.com

AB	31
R	1
H	7
RBI	1
BB	3
SO	6
LOB	13

Batter	1	2	3	4	5	6	7	8	9	10	AB	R	H	RBI	BB	SO	LOB	TOP				
Don Buford, S OBP: 0.370, SLG: 0.481 (1, 8)	0-0 HR	4-0 BB			0-0 1B		0-0 F5		0-0 1B		4	1	3	1	1	0	1	<p>Baltimore Orioles @ Boston Red Sox Fenway Park, Boston, MA Mon Jul 29 1968, 3:33 AM EDT Att: 20,539 - Unknown</p> <p>livebaseballscorecards.com</p> <p>AB 35 R 2 H 7 RBI 2 BB 6 SO 12 LOB 20</p> 				
Mark Belanger, R OBP: 0.232, SLG: 0.226 Fred Valentine, S OBP: 0.296, SLG: 0.376 (1, 6)	0-0 BB 1B	0-0 F7			0-0 F7		0-3 K		0-0 6-3		4	0	1	0	0	1	4					
Frank Robinson, R OBP: 0.373, SLG: 0.421 (1, 9)	0-3 K				0-0 5-3			1-0 1B G3 HBP		0-0 P3	3	1	0	0	1	1	2					
Boog Powell, L OBP: 0.365, SLG: 0.456 (1, 3)	4-0 P2-3 BB				0-0 L8		4-0 BB	0-0 G3 1B		0-0 6-3	3	0	1	0	2	0	1					
Brooks Robinson, R OBP: 0.293, SLG: 0.392 (1, 5)	0-0 P2-3				0-3 K		0-3 K	0-3 K		4-0 BB	4	0	0	0	1	3	7					
Eliot Hendricks, L OBP: 0.329, SLG: 0.557 (1, 2)		0-3 K	0-3 K				0-3 K	0-0 G3		0-0 F9	5	0	0	1	0	3	3					
Davey Johnson, R OBP: 0.337, SLG: 0.388 (9, 6)		0-3 K			0-3 K		0-0 F7	0-0 F8			4	0	0	0	0	2	1					
Curt Blefary, L OBP: 0.302, SLG: 0.314 (1, 7)		0-0 BB 1B			0-0 F9		0-0 P6		0-3 K		4	0	1	0	0	1	0					
Wally Bunker, R OBP: 0.308, SLG: 0.182 Dave May, L OBP: 0.250, SLG: 0.187 Eddie Watt, R (1, 1)	0-0 BB 1B				0-3 K			4-0 CS BB		0-0 6-3	2	0	1	0	0	1	0					
Curt Motton, R OBP: 0.312, SLG: 0.346 Moe Drabowsky, R OBP: 0.400, SLG: 0.400 (9, 1)	1-2 BB 1B										1	0	0	0	0	0	0					
Inning Stats	R: 1 E: 0 K: 1 S: 6	H: 2 LOB: 1 BB: 1 P: 10	R: 0 E: 0 K: 2 S: 9	H: 2 LOB: 3 BB: 1 P: 13	R: 0 E: 0 K: 2 S: 7	H: 0 LOB: 1 BB: 1 P: 11	R: 0 E: 0 K: 2 S: 7	H: 0 LOB: 0 BB: 0 P: 7	R: 0 E: 0 K: 1 S: 5	H: 0 LOB: 0 BB: 0 P: 5	R: 0 E: 0 K: 1 S: 4	H: 0 LOB: 0 BB: 1 P: 8	R: 1 E: 0 K: 1 S: 6	H: 1 LOB: 1 BB: 0 P: 7	R: 0 E: 0 K: 1 S: 3	H: 1 LOB: 0 BB: 1 P: 6	R: 0 E: 0 K: 0 S: 3	H: 0 LOB: 1 BB: 1 P: 7	1B: 6 2B: 1 3B: 0 HR: 1	SF: 0 SAC: 0 DP: 1 HBP: 1	WP: 0 PB: 0 SB: 2 CS: 1	PA: 42
PITCHER Ray Culp, R ERA: 4.05 (1, 1)	IP: 10.0 WLS: W BF: 42 H: 7 R: 2 ER: 2 SO: 12 BB: 6 IBB: 0 HBP: 1 BLK: 0 WP: 0 HR: 1 S: 59 P: 84 ERA: 1.80 WHIP: 1.300																					

Batter	1	2	3	4	5	6	7	8	9	10	AB	R	H	RBI	BB	SO	LOB	BOTTOM				
Jose Tartabull, L OBP: 0.263, SLG: 0.284 (1, 8)	0-0 SF9 2B	4-3		4-3			4-3			0-0 2B	5	2	2	0	0	0	2	<p>Baltimore Orioles @ Boston Red Sox Fenway Park, Boston, MA Mon Jul 29 1968, 3:33 AM EDT Att: 20,539 - Unknown</p> <p>livebaseballscorecards.com</p> <p>AB 34 R 3 H 7 RBI 3 BB 2 SO 7 LOB 12</p> 				
Mike Andrews, R OBP: 0.362, SLG: 0.339 (1, 4)	0-0 FC4 F8 SF9		0-3 K		0-0 F7		0-0 5-3			0-0 2B	5	0	1	1	0	1	1					
Carl Yastrzemski, L OBP: 0.425, SLG: 0.464 (1, 7)	0-0 SF9		0-0 4-3		0-3 K		0-0 6-3			2-H 2B	3	0	0	1	0	1	0					
Ken Harrelson, R OBP: 0.367, SLG: 0.572 (1, 9)	4-0 BB		4-0 BB		0-0 F8		0-0 1B				2	0	1	0	2	0	0					
George Scott, R OBP: 0.226, SLG: 0.234 (1, 3)	0-0 F8		0-0 F3		0-0 F8		0-0 P5				4	0	0	0	0	0	4					
Rico Petrocelli, R OBP: 0.303, SLG: 0.399 (1, 6)	0-3 K			0-0 2B SH1-3 1B		0-0 F8		0-0 F8		0-0 F8	4	1	1	0	0	1	2					
Joe Foy, R OBP: 0.344, SLG: 0.303 (1, 5)		0-0 E S 1B		0-3 K		0-0 F7				0-0 F8	4	0	1	0	0	1	1					
Eliot Howard, R OBP: 0.330, SLG: 0.355 Russ Nixon, L OBP: 0.269, SLG: 0.250 (1, 2)		0-3 K		0-0 SH1-3 2B			0-0 F8		0-0 6-3		2	0	1	0	0	1	1					
Ray Culp, R OBP: 0.105, SLG: 0.056 (1, 1)		0-3 K		0-0 SH1-3			0-0 6-3			0-3 K	3	0	0	1	0	2	1					
Inning Stats	R: 1 E: 1 K: 1 S: 7	H: 1 LOB: 2 BB: 1 P: 11	R: 0 E: 1 K: 2 S: 8	H: 1 LOB: 1 BB: 0 P: 8	R: 0 E: 0 K: 1 S: 5	H: 0 LOB: 1 BB: 1 P: 9	R: 1 E: 0 K: 1 S: 7	H: 2 LOB: 1 BB: 0 P: 7	R: 0 E: 0 K: 1 S: 5	H: 0 LOB: 0 BB: 0 P: 5	R: 0 E: 0 K: 0 S: 3	H: 0 LOB: 0 BB: 0 P: 3	R: 0 E: 0 K: 0 S: 4	H: 1 LOB: 1 BB: 0 P: 4	R: 0 E: 0 K: 0 S: 3	H: 0 LOB: 0 BB: 0 P: 3	R: 1 E: 0 K: 1 S: 5		H: 2 LOB: 1 BB: 0 P: 5	1B: 3 2B: 4 3B: 0 HR: 0	SF: 1 SAC: 1 DP: 0 HBP: 0	WP: 0 PB: 0 SB: 1 CS: 0
PITCHER Wally Bunker, R ERA: 3.4 Eddie Watt, R ERA: 2.52 Moe Drabowsky, R ERA: 2.13 (1, 1)	IP: 6.0 WLS: 2.0 BF: 25 H: 7 R: 1 ER: 1 SO: 6 BB: 2 IBB: 0 HBP: 0 BLK: 0 WP: 0 HR: 0 S: 35 P: 43 ERA: 1.50 WHIP: 1.000																					

Batter	1	2	3	4	5	6	7	8	9	AB	R	H	RBI	BB	SO	LOB	TOP					
Don Buford, S OBP: 0.362, SLG: 0.468 (1, 9)										5	0	0	0	0	1	5	Baltimore Orioles @ Boston Red Sox Fenway Park, Boston, MA Mon Jul 29 1968, 7:05 PM EDT Att: 28,328 - Unknown					
Mark Belanger, R OBP: 0.236, SLG: 0.231 Fred Valentine, S OBP: 0.294, SLG: 0.374 John Morris, R (7, 1)										3	0	2	0	0	0	0						
Moe Drabowsky, R OBP: 0.400, SLG: 0.400 Andy Etchebarren, R OBP: 0.312, SLG: 0.406 (9, PH)										1	0	0	0	0	0	0						
Curt Motton, R OBP: 0.306, SLG: 0.339 (1, 7)										4	0	0	0	0	2	3						
Boog Powell, L OBP: 0.364, SLG: 0.462 (1, 3)										4	1	1	1	0	1	0						
Brooks Robinson, R OBP: 0.292, SLG: 0.391 (1, 5)										4	0	1	0	0	0	0						
Davey Johnson, R OBP: 0.336, SLG: 0.396 (7, 6)										4	1	1	1	0	0	1						
Paul Blair, R OBP: 0.269, SLG: 0.283 (1, 8)										3	1	2	1	1	0	0						
Larry Haney, R OBP: 0.278, SLG: 0.389 (1, 2)										4	0	1	0	0	1	2						
Mike Adamson, R OBP: 0.333, SLG: 0.333 Gene Brabender, R OBP: 0.154, SLG: 0.280 Frank Robinson, R OBP: 0.377, SLG: 0.423 (7, 9)										2	0	1	0	0	1	0						
Inning Stats	R: 0 E: 0 K: 1 S: 5	H: 0 LOB: 0 BB: 0 P: 5	R: 1 E: 0 K: 1 S: 6	H: 1 LOB: 1 BB: 1 P: 10	R: 0 E: 0 K: 1 S: 6	H: 1 LOB: 1 BB: 0 P: 6	R: 0 E: 0 K: 0 S: 3	H: 1 LOB: 0 BB: 0 P: 3	R: 1 E: 0 K: 1 S: 8	H: 3 LOB: 2 BB: 0 P: 8	R: 0 E: 0 K: 1 S: 5	H: 0 LOB: 0 BB: 0 P: 5	R: 0 E: 0 K: 1 S: 6	H: 1 LOB: 2 BB: 1 P: 10	R: 0 E: 0 K: 0 S: 3	H: 0 LOB: 0 BB: 0 P: 3	R: 1 E: 0 K: 1 S: 8	H: 3 LOB: 2 BB: 0 P: 8	1B: 6 2B: 2 3B: 0 HR: 3	SF: 0 SAC: 0 DP: 1 HBP: 0	WP: 0 PB: 0 SB: 1 CS: 0	PA: 38
PITCHER Juan Pizarro, L ERA: 2.95 (1, 1)	IP: 9.0 WLS: W BF: 38 H: 10 R: 3 ER: 3 SO: 7 BB: 2 IBB: 0 HBP: 0 BLK: 0 WP: 0 HR: 3 S: 50 P: 58 ERA: 3.00 WHIP: 1.333															PITCHER Juan Pizarro, L ERA: 2.95 (1, 1)	IP: 9.0 WLS: W BF: 38 H: 10 R: 3 ER: 3 SO: 7 BB: 2 IBB: 0 HBP: 0 BLK: 0 WP: 0 HR: 3 S: 50 P: 58 ERA: 3.00 WHIP: 1.333					

Batter	1	2	3	4	5	6	7	8	9	AB	R	H	RBI	BB	SO	LOB	BOTTOM			
Jose Tartabull, L OBP: 0.269, SLG: 0.283 (1, 8)										4	2	1	0	1	1	2	Baltimore Orioles @ Boston Red Sox Fenway Park, Boston, MA Mon Jul 29 1968, 7:05 PM EDT Att: 28,328 - Unknown			
Mike Andrews, R OBP: 0.385, SLG: 0.349 (1, 4)										3	3	1	1	2	1	3				
Carl Yastrzemski, L OBP: 0.431, SLG: 0.479 (1, 7)										3	2	3	2	1	0	0				
Ken Harrelson, R OBP: 0.365, SLG: 0.566 (1, 9)										3	0	0	1	1	0	4				
Joe Foy, R OBP: 0.346, SLG: 0.318 (1, 5)										4	1	2	3	0	1	2				
Rico Petrocelli, R OBP: 0.300, SLG: 0.394 Jerry Adair, R OBP: 0.263, SLG: 0.250 (8, 6)										4	0	0	0	0	2	1				
George Scott, R OBP: 0.227, SLG: 0.234 (1, 3)										4	0	1	0	0	1	0				
Russ Nixon, L OBP: 0.233, SLG: 0.214 (1, 2)										4	0	0	0	0	0	1				
Juan Pizarro, L OBP: 0.167, SLG: 0.188 (1, 1)										3	0	0	0	1	1	0				
Inning Stats	R: 1 E: 0 K: 0 S: 4	H: 1 LOB: 1 BB: 1 P: 8	R: 0 E: 0 K: 0 S: 3	H: 0 LOB: 0 BB: 0 P: 3	R: 1 E: 0 K: 0 S: 5	H: 2 LOB: 1 BB: 0 P: 5	R: 1 E: 0 K: 1 S: 6	H: 1 LOB: 0 BB: 0 P: 6	R: 2 E: 0 K: 3 S: 10	H: 1 LOB: 1 BB: 2 P: 18	R: 0 E: 0 K: 2 S: 7	H: 0 LOB: 0 BB: 0 P: 7	R: 3 E: 0 K: 0 S: 5	H: 2 LOB: 1 BB: 2 P: 13	R: 0 E: 0 K: 1 S: 6	H: 1 LOB: 2 BB: 1 P: 10		1B: 2 2B: 4 3B: 0 HR: 2	SF: 0 SAC: 0 DP: 0 HBP: 0	WP: 2 PB: 0 SB: 3 CS: 0
PITCHER Mike Adamson, R ERA: 9.39 Gene Brabender, R ERA: 3.64 John Morris, L ERA: 9.0 Moe Drabowsky, R ERA: 2.04 (7, 1)	IP: 4.2 WLS: L BF: 21 H: 5 R: 5 ER: 5 SO: 3 BB: 2 IBB: 0 HBP: 0 BLK: 0 WP: 0 HR: 2 S: 25 P: 33 ERA: 9.64 WHIP: 1.500															PITCHER Mike Adamson, R ERA: 9.39 Gene Brabender, R ERA: 3.64 John Morris, L ERA: 9.0 Moe Drabowsky, R ERA: 2.04 (7, 1)	IP: 4.2 WLS: L BF: 21 H: 5 R: 5 ER: 5 SO: 3 BB: 2 IBB: 0 HBP: 0 BLK: 0 WP: 0 HR: 2 S: 25 P: 33 ERA: 9.64 WHIP: 1.500			

AB 36
R 3
H 10
RBI 3
BB 2
SO 7
LOB 15

AB 32
R 8
H 8
RBI 7
BB 6
SO 7
LOB 13

Batter	1	2	3	4	5	6	7	8	9	AB	R	H	RBI	BB	SO	LOB	TOP			
Horace Clarke, S OBP: 0.254, SLG: 0.267 (1, 4)	F9		6-3		3-1			F6		4	0	0	0	0	0	1				
Jake Gibbs, L OBP: 0.290, SLG: 0.296 (1, 2)	K		K			4-3		4-3		4	0	0	0	0	2	0				
Mickey Mantle, S OBP: 0.394, SLG: 0.384 (1, 3)	1B			B3		F9		F9		4	0	1	0	0	0	0				
Joe Pepitone, L OBP: 0.310, SLG: 0.445 (1, 8)	G3			L8		F3			F8	4	0	0	0	0	1					
Tom Tresh, S OBP: 0.310, SLG: 0.348 (1, 6)		G3							F8	4	1	2	0	0	0	0				
Andy Kosco, R OBP: 0.294, SLG: 0.341 (1, 7)				1B					F8	3	0	0	0	1	0	2				
Bill Robinson, R OBP: 0.251, SLG: 0.317 (1, 9)										3	0	2	1	0	1	1				
Bobby Cox, R OBP: 0.291, SLG: 0.304 (1, 5)										3	0	0	0	0	0	3				
Stan Bahnsen, R OBP: 0.135, SLG: 0.063 (1, 1)			K							2	0	0	0	0	1	1				
Inning Stats	R: 0 E: 0 K: 1 S: 6	H: 1 LOB: 1 BB: 0 P: 6	R: 0 E: 0 K: 1 S: 5	H: 0 LOB: 1 BB: 1 P: 9	R: 0 E: 0 K: 2 S: 7	H: 0 LOB: 0 BB: 0 P: 7	R: 0 E: 0 K: 0 S: 4	H: 1 LOB: 1 BB: 0 P: 4	R: 0 E: 0 K: 0 S: 4	H: 0 LOB: 0 BB: 0 P: 3	R: 1 E: 0 K: 0 S: 5	H: 2 LOB: 1 BB: 0 P: 5	R: 0 E: 0 K: 0 S: 3	H: 0 LOB: 0 BB: 0 P: 3	R: 0 E: 0 K: 0 S: 3	H: 0 LOB: 0 BB: 0 P: 3	1B: 4 2B: 1 3B: 0 HR: 0	SF: 0 SAC: 1 DP: 0 HBP: 0	WP: 0 PB: 0 SB: 1 CS: 0	PA: 33
PITCHER Dave Morehead, R ERA: 1.64 (1, 1)	IP: 9.0 WLS: L BF: 33	H: 5 R: 1 ER: 1 SO: 4	BB: 1 IBB: 0 HBP: 0 BLK: 0	WP: 0 HR: 0 S: 40 P: 44	ERA: 1.00 WHIP: 0.667															

New York Yankees @ Boston Red Sox
Fenway Park, Boston, MA
Thu Aug 01 1968, 7:05 PM EDT
Att: 24,672 - Unknown - 83 F

AB 31
R 1
H 5
RBI 1
BB 1
SO 4
LOB 9



Batter	1	2	3	4	5	6	7	8	9	AB	R	H	RBI	BB	SO	LOB	BOTTOM					
Mike Andrews, R OBP: 0.363, SLG: 0.341 (1, 4)	K			K		L7				4	0	1	0	0	2	1						
Joe Foy, R OBP: 0.340, SLG: 0.313 (1, 5)	K			F4					1B	4	0	0	0	0	1	1						
Carl Yastrzemski, L OBP: 0.429, SLG: 0.478 (1, 7)	4-3			F7						4	0	0	0	0	2	1						
Ken Harrelson, R OBP: 0.365, SLG: 0.577 (1, 9)		5-3			F8					3	0	0	0	0	1	0						
Reggie Smith, S OBP: 0.362, SLG: 0.437 (1, 8)		4-3			F4					3	0	1	0	0	0	0						
Rico Petrocelli, R OBP: 0.297, SLG: 0.387 (1, 6)								SH3-4 1B		2	0	0	0	0	0	0						
George Scott, R OBP: 0.225, SLG: 0.232 (1, 3)			K							3	0	1	0	0	2	1						
Russ Nixon, L OBP: 0.212, SLG: 0.194 (1, 2)			K							3	0	0	0	0	2	2						
Dave Morehead, R (1, 1)			K							2	0	0	0	0	2	1						
Jose Tartabull, L OBP: 0.274, SLG: 0.288 (8, PH)									L8	1	0	0	0	0	0	0						
Inning Stats	R: 0 E: 0 K: 2 S: 7	H: 0 LOB: 0 BB: 0 P: 7	R: 0 E: 0 K: 0 S: 3	H: 0 LOB: 0 BB: 0 P: 3	R: 0 E: 0 K: 3 S: 9	H: 0 LOB: 0 BB: 0 P: 9	R: 0 E: 0 K: 1 S: 5	H: 0 LOB: 0 BB: 0 P: 5	R: 0 E: 0 K: 0 S: 3	H: 0 LOB: 0 BB: 0 P: 3	R: 0 E: 0 K: 1 S: 6	H: 1 LOB: 1 BB: 0 P: 6	R: 0 E: 0 K: 2 S: 7	H: 0 LOB: 0 BB: 0 P: 7	R: 0 E: 0 K: 2 S: 8	H: 1 LOB: 1 BB: 0 P: 8	R: 0 E: 0 K: 1 S: 6	H: 1 LOB: 1 BB: 0 P: 6	1B: 3 2B: 0 3B: 0 HR: 0	SF: 0 SAC: 1 DP: 0 HBP: 0	WP: 0 PB: 0 SB: 2 CS: 0	PA: 30
PITCHER Stan Bahnsen, R ERA: 2.04 (1, 1)	IP: 9.0 WLS: W BF: 30	H: 3 R: 0 ER: 0 SO: 12	BB: 0 IBB: 0 HBP: 0 BLK: 0	WP: 0 HR: 0 S: 54 P: 54	ERA: 0.00 WHIP: 0.333																	

New York Yankees @ Boston Red Sox
Fenway Park, Boston, MA
Thu Aug 01 1968, 7:05 PM EDT
Att: 24,672 - Unknown - 83 F

AB 29
R 0
H 3
RBI 0
BB 0
SO 12
LOB 7



Batter	1	2	3	4	5	6	7	8	9	AB	R	H	RBI	BB	SO	LOB	TOP								
Vic Davallito, L OBP: 0.271, SLG: 0.347 Tom Burgmeier, L (7, 1) Orlando McFarlane, R OBP: 0.458, SLG: 0.316 (9, PH)	K	F8		F7					6-3	4	0	1	0	0	1	3									
Aurelio Rodriguez, R OBP: 0.327, SLG: 0.266 (1, 5)	1B		K		F9		K			4	0	1	0	0	2	1									
Jim Fregosi, R OBP: 0.332, SLG: 0.402 (1, 6)	F8		2B	1B	K		F6			4	1	1	0	0	1	2									
Roger Repoz, L OBP: 0.314, SLG: 0.393 (7, 8)					F5			6-3		3	0	2	1	0	0	0									
Bubba Morton, R OBP: 0.322, SLG: 0.296 (8, PH)	1-2	1B	1-H	2B						1	0	0	0	0	0	0									
Don Mincher, L OBP: 0.306, SLG: 0.373 Chuck Hinton, R OBP: 0.237, SLG: 0.327 (8, PH)	F7		F8			6-3		F9		3	0	0	0	0	0	3									
Chuck Hinton, R OBP: 0.237, SLG: 0.327 (8, PH)	F7		F8			6-3		F9		1	0	0	0	0	0	0									
Rick Reichardt, R OBP: 0.316, SLG: 0.391 (1, 7)		F6	F8			6-3				4	0	1	0	0	0	1									
Bobby Knoop, R OBP: 0.290, SLG: 0.313 (1, 4)		BB							K	3	0	2	0	1	1	1									
Buck Rodgers, S OBP: 0.244, SLG: 0.233 (1, 2)		BB			F9		G3		F8	3	0	0	0	1	0	2									
Rickey Clark, R OBP: 0.111, SLG: 0.111 (6, 1) Marty Pattin, R OBP: 0.317, SLG: 0.271 (7, PH)		K			4-3			F8		2	0	0	0	0	1	3									
Ed Kirkpatrick, L OBP: 0.317, SLG: 0.271 (7, PH)		K			4-3			F8		0	0	0	0	0	0	0									
Paul Schaal, R OBP: 0.200, SLG: 0.290 (9, PH)									5-3	1	0	0	0	0	0	0									
Inning Stats	R: 0 E: 0 K: 1 S: 7	H: 2 LOB: 2 BB: 0 P: 7	R: 0 E: 0 K: 1 S: 5	H: 0 LOB: 2 BB: 2 P: 13	R: 1 E: 0 K: 1 S: 7	H: 2 LOB: 1 BB: 0 P: 7	R: 0 E: 0 K: 0 S: 4	H: 1 LOB: 1 BB: 0 P: 4	R: 0 E: 0 K: 0 S: 5	H: 0 LOB: 0 BB: 0 P: 5	R: 0 E: 0 K: 0 S: 4	H: 1 LOB: 1 BB: 0 P: 4	R: 0 E: 0 K: 1 S: 6	H: 1 LOB: 1 BB: 0 P: 6	R: 0 E: 0 K: 1 S: 6	H: 1 LOB: 1 BB: 0 P: 6	R: 0 E: 0 K: 0 S: 3	H: 0 LOB: 0 BB: 0 P: 3	1B: 6 2B: 2 3B: 0 HR: 0	SF: 0 SAC: 0 DP: 0 HBP: 0	WP: 0 PB: 0 SB: 0 CS: 0	PA: 37			
PITCHER	IP	WLS	BF	H	R	ER	SO	BB	IBB	HBP	BLK	WP	HR	S	P	ERA	WHIP								
Jim Lonborg, R ERA: 4.13	(1, 1)	7.0	W	30	7	1	1	5	2	0	0	0	0	38	46	1.29	1.286								
Sparky Lyle, L ERA: 3.2	(8, 1)	2.0	S	7	1	0	0	1	0	0	0	0	0	9	9	0.00	0.500								

California Angels @ Boston Red Sox
Fenway Park, Boston, MA
Fri Aug 02 1968, 7:05 PM EDT
Att: 30,462 - Unknown

AB 35
R 1
H 8
RBI 1
BB 2
SO 6
LOB 16



Batter	1	2	3	4	5	6	7	8	9	AB	R	H	RBI	BB	SO	LOB	BOTTOM								
Mike Andrews, R OBP: 0.363, SLG: 0.340 (1, 4)	G3		F7		L5		G3			3	1	0	0	1	0	1									
Dalton Jones, L OBP: 0.241, SLG: 0.246 Sparky Lyle, L (8, 1)	G3		4-3		4-3		CS			4	0	1	0	0	0	2									
Carl Yastrzemski, L OBP: 0.429, SLG: 0.474 (1, 7)	1B		3-1				CS		6-3	3	1	1	0	1	0	0									
Ken Harrelson, R OBP: 0.371, SLG: 0.574 (1, 9)	G3				FC3-6		E			2	2	2	1	2	0	0									
Reggie Smith, S OBP: 0.355, SLG: 0.427 (1, 8)	G3		FC3-6		E		E		E	4	1	0	0	0	0	5									
Jerry Adair, R OBP: 0.277, SLG: 0.265 (1, 6)	5-3		5-3		5-3		G6-4-3			4	1	2	2	0	0	3									
Joe Foy, R OBP: 0.339, SLG: 0.315 (1, 5)			F4		F2		SF7			3	0	1	2	0	0	1									
Russ Nixon, L OBP: 0.216, SLG: 0.200 (1, 2)	G3				SH1-4		G6-4-3		F7	4	0	1	0	0	0	2									
Jim Lonborg, R OBP: 0.273, SLG: 0.545 George Scott, R OBP: 0.224, SLG: 0.231 (7, PH)	F5				SH1-4		1-3			1	0	0	0	0	0	0									
Inning Stats	R: 1 E: 0 K: 0 S: 4	H: 1 LOB: 2 BB: 2 P: 12	R: 0 E: 0 K: 0 S: 3	H: 0 LOB: 0 BB: 0 P: 3	R: 0 E: 0 K: 0 S: 3	H: 0 LOB: 0 BB: 0 P: 3	R: 0 E: 0 K: 0 S: 3	H: 0 LOB: 1 BB: 1 P: 7	R: 0 E: 0 K: 0 S: 4	H: 1 LOB: 1 BB: 0 P: 4	R: 3 E: 1 K: 0 S: 5	H: 2 LOB: 0 BB: 1 P: 9	R: 0 E: 0 K: 0 S: 3	H: 1 LOB: 0 BB: 0 P: 3	R: 2 E: 1 K: 0 S: 6	H: 3 LOB: 1 BB: 0 P: 6	1B: 7 2B: 1 3B: 0 HR: 0	SF: 1 SAC: 1 DP: 1 HBP: 0	WP: 0 PB: 0 SB: 1 CS: 1	PA: 36					
PITCHER	IP	WLS	BF	H	R	ER	SO	BB	IBB	HBP	BLK	WP	HR	S	P	ERA	WHIP								
Rickey Clark, R ERA: 3.53	(1, 1)	5.0	L	23	3	4	2	0	0	0	0	0	0	19	35	3.60	1.400								
Marty Pattin, R ERA: 4.46	(6, 1)	1.0		3	1	0	0	0	0	0	0	0	0	3	3	0.00	1.000								
Tom Burgmeier, L ERA: 4.53	(7, 1)	2.0		9	4	2	1	0	0	0	0	0	0	9	9	4.50	2.000								

California Angels @ Boston Red Sox
Fenway Park, Boston, MA
Fri Aug 02 1968, 7:05 PM EDT
Att: 30,462 - Unknown

AB 29
R 6
H 8
RBI 5
BB 4
SO 0
LOB 14



Batter	1	2	3	4	5	6	7	8	9	AB	R	H	RBI	BB	SO	LOB	TOP			
Vic Davallo, L OBP: 0.288, SLG: 0.343 Roger Repoz, L OBP: 0.313, SLG: 0.392	F4		F9		6-3			6-3	F8	4	0	0	0	0	0	1				
Aurelio Rodriguez, R OBP: 0.323, SLG: 0.380	K				6-3			K	4-3	5	0	1	1	0	2	2				
Jim Fregosi, R OBP: 0.331, SLG: 0.400	L5		F9							4	0	1	0	0	0	1				
Chuck Hinton, R OBP: 0.247, SLG: 0.340										4	0	3	0	0	0	1				
Rick Reichardt, R OBP: 0.318, SLG: 0.401										4	1	2	1	0	0	2				
Bubba Morton, R OBP: 0.320, SLG: 0.295	K									4	0	1	0	0	1	3				
Orlando McFarlane, R OBP: 0.464, SLG: 0.346	G6-4-3									4	1	2	0	0	0	4				
Bobby Knoop, R OBP: 0.292, SLG: 0.316										4	1	2	0	0	0	3				
Sammy Ellis, L OBP: 0.098, SLG: 0.095 Andy Messersmith, R OBP: 0.207, SLG: 0.279 Paul Schaal, R OBP: 0.122, SLG: 0.177 Tom Burgmeier, L OBP: 0.208, SLG: 0.375 Don Mincher, L OBP: 0.208, SLG: 0.375										0	0	0	0	0	0	0				
Inning Stats	R: 0 E: 0 K: 1 S: 5	H: 0 LOB: 0 BB: 0 P: 5	R: 0 E: 0 K: 1 S: 6	H: 2 LOB: 1 BB: 0 P: 6	R: 1 E: 0 K: 0 S: 5	H: 2 LOB: 1 BB: 0 P: 5	R: 0 E: 0 K: 0 S: 5	H: 2 LOB: 2 BB: 0 P: 5	R: 0 E: 0 K: 0 S: 4	H: 1 LOB: 1 BB: 0 P: 4	R: 0 E: 0 K: 0 S: 3	H: 1 LOB: 0 BB: 0 P: 3	R: 0 E: 0 K: 1 S: 6	H: 1 LOB: 1 BB: 0 P: 6	R: 2 E: 1 K: 0 S: 7	H: 4 LOB: 2 BB: 0 P: 7	1B: 11 2B: 1 3B: 0 HR: 1	SF: 0 SAC: 1 DP: 2 HBP: 0	WP: 1 PB: 0 SB: 0 CS: 0	PA: 38
PITCHER Dick Ellsworth, L ERA: 3.28	IP: 9.0 WLS: W BF: 38 H: 13 R: 3 ER: 3 SO: 3 BB: 0 IBB: 0 HBP: 0 BLK: 0 WP: 1 HR: 1 S: 44 P: 44 ERA: 3.00 WHIP: 1.444																			

California Angels @ Boston Red Sox
Fenway Park, Boston, MA
Sat Aug 03 1968, 3:33 AM EDT
Att. 23,929 - Cloudy

AB 37
R 3
H 13
RBI 3
BB 0
SO 3
LOB 19



Batter	1	2	3	4	5	6	7	8	9	AB	R	H	RBI	BB	SO	LOB	BOTTOM			
Mike Andrews, R OBP: 0.363, SLG: 0.337 George Scott, R OBP: 0.227, SLG: 0.238	G3		5-3							2	0	0	0	1	0	0				
Dalton Jones, L OBP: 0.246, SLG: 0.272	F7									4	2	2	2	0	0	2				
Carl Yastrzemski, L OBP: 0.429, SLG: 0.473 Russ Gibson, R OBP: 0.213, SLG: 0.267										3	2	1	1	1	1	2				
Ken Harrelson, R OBP: 0.375, SLG: 0.587 Floyd Robinson, L OBP: 0.276, SLG: 0.346										3	1	2	3	1	0	0				
Reggie Smith, S OBP: 0.353, SLG: 0.423 Jose Tartabull, L OBP: 0.270, SLG: 0.283	L3									3	0	0	0	0	1	1				
Jerry Adair, R OBP: 0.286, SLG: 0.275										4	1	2	0	0	1	1				
Joe Foy, R OBP: 0.338, SLG: 0.323										4	1	1	2	0	0	1				
Russ Nixon, L OBP: 0.220, SLG: 0.184										3	0	0	0	1	1	0				
Dick Ellsworth, L OBP: 0.058, SLG: 0.039										3	0	0	0	0	2	0				
Inning Stats	R: 1 E: 0 K: 0 S: 4	H: 1 LOB: 1 BB: 1 P: 8	R: 0 E: 0 K: 0 S: 3	H: 1 LOB: 0 BB: 0 P: 3	R: 3 E: 0 K: 1 S: 8	H: 3 LOB: 0 BB: 0 P: 8	R: 2 E: 0 K: 0 S: 5	H: 2 LOB: 2 BB: 2 P: 13	R: 0 E: 0 K: 1 S: 5	H: 0 LOB: 0 BB: 0 P: 5	R: 2 E: 0 K: 2 S: 9	H: 2 LOB: 1 BB: 1 P: 13	R: 0 E: 0 K: 1 S: 5	H: 0 LOB: 0 BB: 0 P: 5	R: 0 E: 0 K: 1 S: 5	H: 0 LOB: 0 BB: 0 P: 5	1B: 3 2B: 3 3B: 0 HR: 3	SF: 0 SAC: 1 DP: 1 HBP: 0	WP: 0 PB: 0 SB: 2 CS: 0	PA: 36
PITCHER Sammy Ellis, R ERA: 3.97 Andy Messersmith, R ERA: 2.05 Jim McGlothlin, R ERA: 4.01 Tom Burgmeier, L ERA: 4.44	IP: 3.0 WLS: L BF: 16 H: 7 R: 6 ER: 6 SO: 6 BB: 1 IBB: 0 HBP: 0 BLK: 0 WP: 0 HR: 2 S: 17 P: 21 ERA: 18.00 WHIP: 2.667																			

California Angels @ Boston Red Sox
Fenway Park, Boston, MA
Sat Aug 03 1968, 3:33 AM EDT
Att. 23,929 - Cloudy


AB 31
R 8
H 9
RBI 8
BB 4
SO 6
LOB 8



Batter	1	2	3	4	5	6	7	8	9	AB	R	H	RBI	BB	SO	LOB	TOP										
Vic Davallio, L OBP: 0.269, SLG: 0.343 Chuck Hinton, R OBP: 0.245, SLG: 0.338	0-0 4-3		0-0 1-2 1B		0-0 F8		0-0 L4			3	0	1	0	0	0	0											
Aurelio Rodriguez, R OBP: 0.316, SLG: 0.370	0-3 K		0-3 K		0-0 F9		0-3 K			4	0	0	0	0	3	3											
Jim Fregosi, R OBP: 0.330, SLG: 0.398	4-0 BB		0-0 F8		0-0 6-3			0-0 F9		3	0	0	0	1	0	2											
Roger Repoz, L OBP: 0.312, SLG: 0.390	0-0 L6		0-0 F9			0-0 F6				4	0	1	0	0	0	3											
Jim McGlothlin, R OBP: 0.122, SLG: 0.122										0	0	0	0	0	0	0											
Don Mincher, L OBP: 0.305, SLG: 0.370		0-0 F5		0-0 F4		0-0 G3		0-0 F7		4	0	0	0	0	0	1											
Rick Reichardt, R OBP: 0.322, SLG: 0.416		0-0 HR		0-0 2B		0-0 1-3				4	1	3	1	0	0	0											
Tom Satriano, L OBP: 0.337, SLG: 0.317 Tom Burgmeier, L OBP: 0.448, SLG: 0.333	0-0 4-3		0-0 BB		4-0 BB		4-0 2B 3-1 BB		0-3 K	1	0	0	0	2	0	0											
Bobby Knoop, R OBP: 0.292, SLG: 0.318	0-3 K		0-0 F4		0-0 3-1 PB 2B			0-0 F4		4	1	1	0	0	1	3											
Dennis Bennett, L OBP: 0.500, SLG: 0.500 Marty Pattin, R OBP: 0.313, SLG: 0.268 Bobby Locke, R OBP: 0.317, SLG: 0.292			0-0 1B		0-3 K		0-0 3-1		0-0 FC6-4	2	0	1	0	0	1	2											
Bubba Morton, R OBP: 0.292, SLG: 0.292			0-0 1B				2-3 3H		1-2 FC6-4	1	0	0	0	0	0	1											
Inning Stats	R: 0 E: 0 K: 1 S: 5	H: 0 LOB: 1 BB: 1 P: 9	R: 1 E: 0 K: 1 S: 6	H: 1 LOB: 0 BB: 0 P: 6	R: 0 E: 0 K: 1 S: 7	H: 2 LOB: 2 BB: 0 P: 7	R: 0 E: 0 K: 1 S: 6	H: 1 LOB: 2 BB: 1 P: 10	R: 0 E: 0 K: 0 S: 3	H: 0 LOB: 0 BB: 0 P: 3	R: 0 E: 0 K: 1 S: 6	H: 1 LOB: 1 BB: 1 P: 10	R: 0 E: 0 K: 0 S: 3	H: 1 LOB: 1 BB: 0 P: 3	R: 0 E: 0 K: 1 S: 6	H: 1 LOB: 1 BB: 0 P: 6	1B: 4 2B: 2 3B: 0 HR: 1	SF: 0 SAC: 0 DP: 0 HBP: 0	WP: 0 PB: 1 SB: 0 CS: 0	PA: 36							
PITCHER	IP	WLS	BF	H	R	ER	SO	BB	IBB	HBP	BLK	WP	HR	S	P	ERA	WHIP										
Ray Culp, R ERA: 3.99	6.1		27	5	3	2	4	3	0	0	0	0	1	32	44	2.84	1.263										
Sparky Lyle, L ERA: 3.09	1.2	W	5	1	0	0	1	0	0	0	0	0	0	7	7	0.00	0.600										
Lee Stange, R ERA: 4.71	1.0	S	4	1	0	0	1	0	0	0	0	0	0	6	6	0.00	1.000										

California Angels @ Boston Red Sox
Fenway Park, Boston, MA
Sat Aug 03 1968, 7:05 PM EDT
Att: 26,195 - Overcast - 90 F

AB 33
R 3
H 7
RBI 2
BB 3
SO 6
LOB 19



Batter	1	2	3	4	5	6	7	8	9	AB	R	H	RBI	BB	SO	LOB	BOTTOM										
Jose Tartabull, L OBP: 0.290, SLG: 0.315	0-0 CS 1B		0-0 S 2B 1B		0-0 1B 2B		0-0 2-3 SH3 1B	0-0 SF8		4	2	4	1	0	0	0											
Mike Andrews, R OBP: 0.370, SLG: 0.345	0-0 1-2 1B		0-0 1-H 2B		4-0 1B BB		0-0 SH3	4-0 BB BB		2	0	2	1	2	0	0											
Carl Yastrzemski, L OBP: 0.429, SLG: 0.469	0-0 F7		0-3 K		0-0 F8		4-0 2-3 IBB	4-0 1-2 BB		3	0	0	0	2	1	5											
Ken Harrelson, R OBP: 0.373, SLG: 0.581	0-3 K			0-0 6-3	0-0 1-2 2H 1B		0-0 2-3	0-0 F4		5	0	1	1	0	1	7											
Jerry Adair, R OBP: 0.294, SLG: 0.311		0-0 G5-4-3 1B		0-0 HR	0-0 K		0-0 K			4	1	2	1	0	2	4											
Joe Foy, R OBP: 0.337, SLG: 0.322		0-0 G5-4-3		0-3 K		0-0 F9		0-0 FC1-5 E 1B		4	0	1	0	0	1	1											
George Scott, R OBP: 0.231, SLG: 0.243		0-3 K		4-0 FC6 BB		0-0 F8		0-0 E3 FC1-5 1B		3	1	1	0	1	1												
Russ Gibson, R OBP: 0.206, SLG: 0.258			0-0 F8		0-0 FC6		0-0 F8	0-0 FC1-5 1B SF8		4	1	0	0	0	4												
Ray Culp, R OBP: 0.098, SLG: 0.051 Sparky Lyle, L OBP: 0.250, SLG: 0.276 Lee Stange, R OBP: 0.250, SLG: 0.182			0-0 4-3		0-0 K		0-3 K	0-0 SF8		3	0	0	0	0	2	1											
Inning Stats	R: 0 E: 0 K: 1 S: 6	H: 2 LOB: 2 BB: 0 P: 6	R: 0 E: 0 K: 1 S: 5	H: 1 LOB: 0 BB: 0 P: 5	R: 1 E: 0 K: 1 S: 7	H: 2 LOB: 1 BB: 0 P: 7	R: 1 E: 0 K: 2 S: 9	H: 2 LOB: 2 BB: 1 P: 13	R: 0 E: 0 K: 1 S: 6	H: 1 LOB: 1 BB: 0 P: 6	R: 0 E: 0 K: 1 S: 6	H: 1 LOB: 2 BB: 1 P: 10	R: 0 E: 1 K: 0 S: 6	H: 2 LOB: 2 BB: 2 P: 14	R: 2 E: 1 K: 0 S: 6	H: 2 LOB: 3 BB: 2 P: 14	1B: 8 2B: 4 3B: 0 HR: 1	SF: 1 SAC: 1 DP: 2 HBP: 0	WP: 0 PB: 0 SB: 1 CS: 1	PA: 40							
PITCHER	IP	WLS	BF	H	R	ER	SO	BB	IBB	HBP	BLK	WP	HR	S	P	ERA	WHIP										
Dennis Bennett, L ERA: 5.79	4.2		22	8	3	3	5	2	0	0	0	0	0	9	9	0.00	0.750										
Marty Pattin, R ERA: 4.32	1.1		5	1	0	0	2	0	0	0	0	0	0	9	9	0.00	2.400										
Bobby Locke, R ERA: 5.95	1.2	L	11	3	2	0	1	1	1	0	0	0	0	11	19	0.00	3.000										
Jim McGlothlin, R ERA: 4.0	0.1		2	0	0	0	0	1	0	0	0	0	0	1	5	0.00	3.000										

California Angels @ Boston Red Sox
Fenway Park, Boston, MA
Sat Aug 03 1968, 7:05 PM EDT
Att: 26,195 - Overcast - 90 F

AB 33
R 5
H 12
RBI 5
BB 5
SO 8
LOB 23



Batter	1	2	3	4	5	6	7	8	9	AB	R	H	RBI	BB	SO	LOB	TOP										
Woodie Held, R (1.5) OBP: 0.205, SLG: 0.143 Chuck Hinton, R (6.9) OBP: 0.217, SLG: 0.349	F6		FC6-4 BB		K			L6		2	0	0	0	1	1	0											
Jim Fregosi, R (1.6) OBP: 0.352, SLG: 0.385	K		FC6-4			F8			4-3	4	0	0	0	0	1	2											
Roger Repoz, L (1.8) OBP: 0.346, SLG: 0.445			SF7			4-3			4-3	2	0	0	1	1	0	0											
Don Mincher, L (1.3) OBP: 0.341, SLG: 0.359	G3		F7			F8				3	0	0	0	1	0	2											
Rick Reichardt, R (1.7) OBP: 0.318, SLG: 0.377					K			F4		4	0	1	0	0	1	1											
Jimmie Hall, L (1.9) OBP: 0.302, SLG: 0.260 Bill Harrelson, S (6.1)					G3			K		2	0	1	0	0	0	0											
Vic Davallio, L (9.8) OBP: 0.254, SLG: 0.317 Andy Messersmith, R (9.1)										0	0	0	0	0	0	0											
Tom Satriano, L (1.2) OBP: 0.360, SLG: 0.434					4-3			F5		2	0	0	0	1	0	0											
Bobby Knoop, R (1.4) OBP: 0.286, SLG: 0.291										3	0	0	0	0	1	2											
Jim McGlothlin, R (1.1) OBP: 0.125, SLG: 0.125 Aurelio Rodriguez, R (6.5) OBP: 0.214, SLG: 0.358										2	1	1	0	0	1	0											
										1	0	0	0	0	0	0											
Inning Stats	R: 0 E: 0 K: 1 S: 5	H: 0 LOB: 1 BB: 1 P: 9	R: 0 E: 0 K: 0 S: 3	H: 2 LOB: 1 BB: 1 P: 7	R: 1 E: 0 K: 0 S: 4	H: 1 LOB: 1 BB: 1 P: 8	R: 0 E: 0 K: 1 S: 5	H: 0 LOB: 0 BB: 0 P: 5	R: 0 E: 0 K: 0 S: 9	H: 0 LOB: 0 BB: 0 P: 9	R: 0 E: 0 K: 1 S: 5	H: 0 LOB: 0 BB: 0 P: 5	R: 0 E: 0 K: 0 S: 3	H: 0 LOB: 0 BB: 0 P: 3	R: 0 E: 0 K: 0 S: 3	H: 0 LOB: 0 BB: 0 P: 3	R: 0 E: 0 K: 0 S: 3	H: 0 LOB: 1 BB: 1 P: 7	1B: 3 2B: 0 3B: 0 HR: 0	SF: 1 SAC: 0 DP: 1 HBP: 0	WP: 0 PB: 0 SB: 1 CS: 0	PA: 32					
PITCHER	IP	WLS	BF	H	R	ER	SO	BB	IBB	HBP	BLK	WP	HR	S	P	ERA	WHIP										
Gary Bell, R (1.1) ERA: 2.19 Lee Stange, R (7.1) ERA: 4.33	6.0		22	3	1	1	5	3	0	0	0	0	0	29	41	1.50	1.000										
	3.0	W	10	0	0	0	1	1	0	0	0	0	0	11	15	0.00	0.333										

California Angels @ Boston Red Sox
Fenway Park, Boston, MA
Sun Aug 04 1968, 3:33 AM EDT
Att: 15,112 - Unknown

AB 27
R 1
H 3
RBI 1
BB 4
SO 6
LOB 7



Batter	1	2	3	4	5	6	7	8	9	AB	R	H	RBI	BB	SO	LOB	BOTTOM										
Mike Andrews, R (1.4) OBP: 0.328, SLG: 0.318	1-3		K							3	1	1	0	1	1	0											
Joe Foy, R (1.5) OBP: 0.362, SLG: 0.337	6-3		4-3							3	1	0	0	1	0	1											
Carl Yastrzemski, L (1.7) OBP: 0.456, SLG: 0.549						F8				2	1	0	0	2	0	0											
Ken Harrelson, R (1.3) OBP: 0.369, SLG: 0.545										3	1	1	4	1	0	0											
Reggie Smith, S (1.8) OBP: 0.350, SLG: 0.397										3	1	1	0	0	0	1											
Joe Lahoud, L (1.9) OBP: 0.346, SLG: 0.302 Jerry Adair, R (7.6) OBP: 0.273, SLG: 0.279										2	0	1	0	0	0	0											
Rico Petrocelli, R (1.6) OBP: 0.280, SLG: 0.366 Lee Stange, R (7.1) OBP: 0.333, SLG: 0.250										1	0	0	1	0	1	0											
Russ Gibson, R (1.2) OBP: 0.175, SLG: 0.273										3	0	0	0	0	0	1											
Gary Bell, R (1.1) OBP: 0.167, SLG: 0.222 Jose Tartabull, L (6. PH) OBP: 0.218, SLG: 0.211										1	0	0	0	0	0	0											
										2	0	0	0	0	0	1											
Inning Stats	R: 0 E: 0 K: 0 S: 2	H: 0 LOB: 0 BB: 1 P: 6	R: 1 E: 0 K: 0 S: 5	H: 2 LOB: 1 BB: 0 P: 5	R: 0 E: 0 K: 1 S: 5	H: 0 LOB: 0 BB: 0 P: 5	R: 0 E: 0 K: 0 S: 3	H: 0 LOB: 0 BB: 0 P: 3	R: 0 E: 0 K: 1 S: 5	H: 0 LOB: 0 BB: 0 P: 5	R: 0 E: 0 K: 0 S: 2	H: 0 LOB: 0 BB: 1 P: 6	R: 0 E: 0 K: 0 S: 2	H: 0 LOB: 0 BB: 1 P: 6	R: 0 E: 1 K: 0 S: 4	H: 0 LOB: 1 BB: 0 P: 4	R: 4 E: 0 K: 0 S: 2	H: 2 LOB: 2 BB: 2 P: 10	1B: 2 2B: 1 3B: 0 HR: 1	SF: 1 SAC: 0 DP: 1 HBP: 0	WP: 0 PB: 0 SB: 0 CS: 1	PA: 32					
PITCHER	IP	WLS	BF	H	R	ER	SO	BB	IBB	HBP	BLK	WP	HR	S	P	ERA	WHIP										
Jim McGlothlin, R (1.1) ERA: 3.4 Bill Harrelson, R (6.1) ERA: 9.0 Andy Messersmith, R (9.1) ERA:	5.0		17	2	1	1	2	1	0	0	0	0	0	20	24	1.80	0.600										
	3.0	L	13	1	3	3	0	4	0	0	0	0	0	9	25	9.00	1.667										
	0.0		1	1	1	1	0	0	0	0	0	0	1	1	1	*	*										

California Angels @ Boston Red Sox
Fenway Park, Boston, MA
Sun Aug 04 1968, 3:33 AM EDT
Att: 15,112 - Unknown


AB 25
R 5
H 4
RBI 5
BB 5
SO 2
LOB 4



Batter	1	2	3	4	5	6	7	8	9	10	AB	R	H	RBI	BB	SO	LOB	TOP	
Mike Andrews, R OBP: 0.371, SLG: 0.349 (1, 4)	F8		BB 1B			L5		F7		FC5-4	5	0	1	0	0	0	1		
Joe Foy, R OBP: 0.342, SLG: 0.325 (1, 5)	6-3		BB			G1-6-3 1B			F9		3	0	1	0	1	0	0		
Carl Yastrzemski, L OBP: 0.422, SLG: 0.459 (1, 7)	1-3					G1-6-3 1B			K		4	0	0	0	0	1	3		
Ken Harrelson, R OBP: 0.375, SLG: 0.587 (1, 9)						5-3			HR		3	1	2	1	1	0	0		
Reggie Smith, S OBP: 0.351, SLG: 0.421 (1, 8)						5-3			F8		4	0	0	0	0	0	2		
George Scott, R OBP: 0.241, SLG: 0.253 (1, 3)						K			K		3	1	0	0	1	2	1		
Jerry Adair, R OBP: 0.276, SLG: 0.292 (1, 6)						5-3			F7		3	0	0	0	0	0	1		
Russ Gibson, R OBP: 0.212, SLG: 0.262 (1, 2)						F4			K		4	0	1	1	0	1	0		
Dave Morehead, R Bill Landis, L (7, 1)						6-3			5-3		2	0	0	0	0	1	0		
						K			K		2	0	0	0	0	1	1		
Inning Stats	R: 0 E: 0 K: 0 S: 3	H: 0 LOB: 0 BB: 0 P: 3	R: 0 E: 0 K: 0 S: 3	H: 0 LOB: 1 BB: 1 P: 7	R: 0 E: 0 K: 1 S: 6	H: 1 LOB: 2 BB: 1 P: 10	R: 0 E: 0 K: 1 S: 5	H: 0 LOB: 0 BB: 0 P: 5	R: 0 E: 0 K: 0 S: 3	H: 1 LOB: 0 BB: 0 P: 3	R: 1 E: 0 K: 1 S: 6	H: 1 LOB: 0 BB: 0 P: 6	R: 0 E: 0 K: 1 S: 5	H: 0 LOB: 0 BB: 0 P: 5	R: 0 E: 0 K: 1 S: 6	H: 1 LOB: 1 BB: 1 P: 10	1B: 4 2B: 0 3B: 0 HR: 1	SF: 0 SAC: 1 DP: 1 HBP: 0	WP: 0 PA: 37
PITCHER	IP WLS BF H R ER SO BB IBB HBP BLK WP HR S P ERA WHIP																	PITCHER	IP WLS BF H R ER SO BB IBB HBP BLK WP HR S P ERA WHIP
Tommy John, L ERA: 2.04 Bob Locker, R ERA: 2.47 (1, 1)	9.0 L	33 3	4 1	2 0	2 0	5 1	3 0	0 0	0 0	0 0	0 0	0 0	0 0	0 0	0 0	0 0	0 0	2.00 0.00	0.778 1.000

Boston Red Sox @ Chicago White Sox
Comiskey Park, Chicago, IL
Mon Aug 05 1968, 8:05 PM EDT
Att: 8,595 - Overcast - 90 F


AB 33
R 2
H 5
RBI 2
BB 3
SO 6
LOB 9



Batter	1	2	3	4	5	6	7	8	9	10	AB	R	H	RBI	BB	SO	LOB	BOTTOM			
Luis Aparicio, R OBP: 0.314, SLG: 0.359 (1, 6)	5-3					4-3				5-3											
Tom McCraw, L OBP: 0.295, SLG: 0.380 (1, 3)	K					K															
Tommy Davis, R OBP: 0.285, SLG: 0.351 (1, 7)	K					2B															
Leon Wagner, L OBP: 0.350, SLG: 0.339 Woodie Held, R OBP: 0.256, SLG: 0.152 (1, 9)						2B															
Ron Hansen, R OBP: 0.295, SLG: 0.323 (1, 5)						CS 1B															
Jerry McNertney, R OBP: 0.330, SLG: 0.303 (1, 2)						2B															
Sandy Alomar Sr., S OBP: 0.328, SLG: 0.310 (1, 4)						2B															
Ken Berry, R OBP: 0.291, SLG: 0.347 (1, 8)						1B															
Tommy John, R OBP: 0.192, SLG: 0.269 Bob Locker, S Duane Josephson, R (10, PH) OBP: 0.288, SLG: 0.356 (1, 1)	4-3					1B															
4.0 W	13	2	0	0	3	0	0	0	0	0	0	0	0	0	0	0	0	0			
Inning Stats	R: 0 E: 0 K: 2 S: 7	H: 0 LOB: 0 BB: 0 P: 7	R: 0 E: 0 K: 1 S: 5	H: 0 LOB: 0 BB: 0 P: 5	R: 0 E: 0 K: 0 S: 3	H: 0 LOB: 0 BB: 0 P: 3	R: 0 E: 0 K: 1 S: 6	H: 1 LOB: 1 BB: 0 P: 6	R: 0 E: 0 K: 2 S: 9	H: 2 LOB: 3 BB: 0 P: 10	R: 1 E: 0 K: 0 S: 5	H: 3 LOB: 1 BB: 0 P: 5	R: 0 E: 0 K: 0 S: 3	H: 1 LOB: 0 BB: 0 P: 3	R: 0 E: 0 K: 2 S: 7	H: 0 LOB: 0 BB: 0 P: 7	R: 0 E: 0 K: 0 S: 3	H: 0 LOB: 0 BB: 0 P: 3	1B: 5 2B: 3 3B: 0 HR: 0	SF: 0 SAC: 0 DP: 0 HBP: 1	WP: 0 PA: 37
PITCHER	IP WLS BF H R ER SO BB IBB HBP BLK WP HR S P ERA WHIP																	PITCHER	IP WLS BF H R ER SO BB IBB HBP BLK WP HR S P ERA WHIP		
Dave Morehead, R ERA: 1.59 Bill Landis, L ERA: 3.12 (1, 1)	6.0	24	6	1	1	6	0	0	0	0	0	0	0	0	0	0	0	1.50	1.000		
7.1	4.0	W	13	2	0	0	3	0	0	0	0	0	0	0	0	0	0	0.00	0.500		

Boston Red Sox @ Chicago White Sox
Comiskey Park, Chicago, IL
Mon Aug 05 1968, 8:05 PM EDT
Att: 8,595 - Overcast - 90 F

AB 36
R 1
H 8
RBI 1
BB 0
SO 9
LOB 13



Batter	1	2	3	4	5	6	7	8	9	AB	R	H	RBI	BB	SO	LOB	TOP					
Mike Andrews, R OBP: 0.373, SLG: 0.354 (1, 4)										4	1	2	1	1	1	1	Boston Red Sox @ Chicago White Sox Comiskey Park, Chicago, IL Tue Aug 06 1968, 8:05 PM EDT Att: 10,185 - Cloudy - 90 F					
Dalton Jones, L OBP: 0.299, SLG: 0.286 Sparky Lyle, L (8, 1)										4	1	2	0	1	0	2						
Carl Yastrzemski, L OBP: 0.429, SLG: 0.468 Jose Tartabull, L OBP: 0.295, SLG: 0.320 (9, PR) (9, 7)										2	1	1	3	2	1	1						
Ken Harrelson, R OBP: 0.373, SLG: 0.580 (1, 9)										4	1	0	0	1	2	6						
Reggie Smith, S OBP: 0.349, SLG: 0.418 (1, 8)										5	0	1	1	0	1	2						
Joe Foy, R OBP: 0.340, SLG: 0.323 (1, 5)										5	1	1	1	0	0	2						
Jerry Adair, R OBP: 0.283, SLG: 0.299 (1, 6)										4	2	2	1	0	0	0						
Russ Nixon, L OBP: 0.213, SLG: 0.182 (1, 2)										4	0	1	0	0	1	1						
Jim Lonborg, R OBP: 0.357, SLG: 0.571 George Scott, R OBP: 0.240, SLG: 0.252 (8, PH) (8, 3)										3	1	2	0	0	0	0						
Inning Stats	R: 1 E: 0 K: 0 S: 4	H: 2 LOB: 0 BB: 0 P: 4	R: 0 E: 0 K: 0 S: 3	H: 0 LOB: 0 BB: 0 P: 3	R: 0 E: 0 K: 0 S: 4	H: 1 LOB: 1 BB: 0 P: 4	R: 5 E: 0 K: 1 S: 10	H: 5 LOB: 3 BB: 3 P: 22	R: 0 E: 0 K: 0 S: 3	H: 0 LOB: 0 BB: 0 P: 3	R: 0 E: 0 K: 2 S: 7	H: 0 LOB: 0 BB: 0 P: 7	R: 1 E: 0 K: 1 S: 7	H: 2 LOB: 1 BB: 0 P: 7	R: 1 E: 0 K: 0 S: 4	H: 2 LOB: 1 BB: 1 P: 8		R: 0 E: 0 K: 2 S: 7	H: 0 LOB: 1 BB: 1 P: 11	1B: 9 2B: 2 3B: 0 HR: 1	SF: 1 SAC: 0 DP: 2 HBP: 0	WP: 0 PB: 1 SB: 2 CS: 0
PITCHER	IP WLS BF H R ER SO BB IBB HBP BLK WP HR S P ERA WHIP																					
Cisco Carlos, R ERA: 3.96 (1, 1)	3.2 L 18 7 6 6 0 1 2 0 0 0 0 0 0 4 12 14.73 2.182																					
Dennis Ribant, R ERA: 5.4 (4, 1)	0.1 4 1 0 0 1 2 0 0 0 0 0 0 0 4 12 0.00 9.000																					
Danny Lazar, L ERA: 2.25 (5, 1)	3.0 11 2 1 1 3 0 0 0 0 0 0 0 17 12 3.00 0.667																					
Hoyt Wilhelm, R ERA: 1.99 (8, 1)	2.0 9 2 1 1 2 2 0 0 0 0 0 0 11 19 4.50 2.000																					

Batter	1	2	3	4	5	6	7	8	9	AB	R	H	RBI	BB	SO	LOB	BOTTOM			
Luis Aparicio, R OBP: 0.311, SLG: 0.356 (1, 6)										4	0	0	0	0	0	2	Boston Red Sox @ Chicago White Sox Comiskey Park, Chicago, IL Tue Aug 06 1968, 8:05 PM EDT Att: 10,185 - Cloudy - 90 F			
Tom McCraw, L OBP: 0.297, SLG: 0.388 (1, 3)										4	2	2	0	0	0	0				
Tommy Davis, R OBP: 0.285, SLG: 0.350 (1, 7)										4	0	1	1	0	1	0				
Leon Wagner, L OBP: 0.353, SLG: 0.343 (1, 9)										4	0	2	1	0	0	0				
Duane Josephson, R OBP: 0.284, SLG: 0.351 (1, 2)										4	0	0	0	0	1	3				
Ron Hansen, R OBP: 0.284, SLG: 0.321 Dick Kenworthy, R OBP: 0.272, SLG: 0.263 (5, 5)										2	0	0	0	0	0	0				
Sandy Alomar Sr., S OBP: 0.321, SLG: 0.303 (1, 4)										4	0	0	0	0	0	1				
Ken Berry, R OBP: 0.291, SLG: 0.347 (1, 8)										3	0	1	0	0	2	1				
Cisco Carlos, R OBP: 0.130, SLG: 0.048 Dennis Ribant, R OBP: 0.288, SLG: 0.167 Danny Lazar, L (7, PH) Walt Williams, R OBP: 0.208, SLG: 0.192 Hoyt Wilhelm, R (8, 1)										1	0	0	0	0	0	1				
Inning Stats	R: 1 E: 1 K: 0 S: 5	H: 3 LOB: 1 BB: 0 P: 5	R: 0 E: 0 K: 0 S: 4	H: 1 LOB: 1 BB: 0 P: 4	R: 0 E: 0 K: 0 S: 3	H: 0 LOB: 0 BB: 0 P: 3	R: 0 E: 0 K: 0 S: 3	H: 0 LOB: 0 BB: 0 P: 3	R: 0 E: 0 K: 1 S: 5	H: 2 LOB: 1 BB: 0 P: 5	R: 0 E: 0 K: 1 S: 7	H: 2 LOB: 2 BB: 0 P: 7	R: 0 E: 0 K: 1 S: 5	H: 0 LOB: 0 BB: 0 P: 5	R: 0 E: 0 K: 2 S: 7	H: 0 LOB: 0 BB: 0 P: 7		1B: 7 2B: 0 3B: 1 HR: 0	SF: 0 SAC: 0 DP: 1 HBP: 0	WP: 0 PB: 0 SB: 0 CS: 0
PITCHER	IP WLS BF H R ER SO BB IBB HBP BLK WP HR S P ERA WHIP																			
Jim Lonborg, R ERA: 3.82 (1, 1)	7.0 W 28 8 2 2 2 0 0 0 0 0 0 12 12 2.57 1.143																			
Sparky Lyle, L ERA: 2.96 (8, 1)	2.0 S 6 0 0 0 3 0 0 0 0 0 0 0 12 12 0.00 0.000																			

Batter	1	2	3	4	5	6	7	8	9	AB	R	H	RBI	BB	SO	LOB	TOP	
Mike Andrews, R OBP: 0.375, SLG: 0.355	F8			5-3			G4-6-3			4	0	2	0	0	0	1		
Dalton Jones, L OBP: 0.258, SLG: 0.281	HR	F8			F4		G4-6-3			3	1	0	0	1	0	2		
Carl Yastrzemski, L OBP: 0.422, SLG: 0.469	F8		F7		F8					4	0	1	0	0	0	1		
Ken Harrelson, R OBP: 0.374, SLG: 0.588	HR		CS	1B	K					4	1	2	2	0	1	1		
Reggie Smith, S OBP: 0.353, SLG: 0.418	2B		1-2	1B		6-3				2	1	1	0	2	0	0		
Joe Foy, R OBP: 0.339, SLG: 0.325	2B		K		F7		G6-4-3			4	0	1	1	0	1	4		
Jerry Adair, R OBP: 0.290, SLG: 0.306	F9		SH5-4	1B						4	0	2	0	0	0	1		
Russ Nixon, L OBP: 0.196, SLG: 0.167		L3		F2			F9			4	0	0	0	0	0	2		
Dick Ellsworth, L OBP: 0.055, SLG: 0.037		K		SH5-4			K			3	0	0	0	0	2	0		
Inning Stats	R: 3 E: 0 K: 0 S: 5	H: 2 LOB: 1 BB: 2 P: 13	R: 0 E: 0 K: 1 S: 6	H: 1 LOB: 1 BB: 0 P: 6	R: 0 E: 0 K: 1 S: 6	H: 2 LOB: 2 BB: 0 P: 6	R: 0 E: 0 K: 0 S: 4	H: 1 LOB: 1 BB: 0 P: 4	R: 0 E: 0 K: 1 S: 5	H: 1 LOB: 0 BB: 0 P: 5	R: 0 E: 0 K: 0 S: 3	H: 1 LOB: 1 BB: 1 P: 7	R: 0 E: 0 K: 0 S: 3	H: 0 LOB: 0 BB: 0 P: 3	1B: 6 2B: 3 3B: 0 HR: 1	SF: 0 SAC: 1 DP: 3 HBP: 0	WP: 0 PA: 36 PB: 0 SB: 0 CS: 1	
PITCHER	IP WLS BF H R ER SO BB IBB HBP BLK WP HR S P ERA WHIP																	
Bob Priddy, R ERA: 2.84	(1, 1)	7.0 L 29 8 3 3 4 2 0 0 0 0 1 35 43 3.86 1.429																
Bob Locker, R ERA: 2.39	(8, 1)	2.0 7 1 0 0 0 0 1 0 0 0 0 6 10 0.00 0.500																

Boston Red Sox @ Chicago White Sox
Comiskey Park, Chicago, IL
Wed Aug 07 1968, 4:33 AM EDT
Att: 5,429 - Cloudy - 85 F

AB 32
R 3
H 9
RBI 3
BB 3
SO 4
LOB 12



Batter	1	2	3	4	5	6	7	8	9	AB	R	H	RBI	BB	SO	LOB	BOTTOM	
Luis Aparicio, R OBP: 0.308, SLG: 0.352	4-3	G4-6-3					FC5-4			4	0	0	0	0	0	4		
Tom McCraw, L OBP: 0.294, SLG: 0.383	F9		3-1		4-3					4	0	0	0	0	0	0		
Woodie Held, R OBP: 0.268, SLG: 0.186	2B		FC5-4	1B	6-3					4	0	2	0	0	0	0		
Tommy Davis, R OBP: 0.284, SLG: 0.349		1B	FC5-4	1B		F3				4	1	1	0	0	0	1		
Duane Josephson, R OBP: 0.287, SLG: 0.353		1B	FC6	1B	F7					4	1	2	0	0	0	0		
Dick Kenworthy, R OBP: 0.271, SLG: 0.262		HBP	FC6	1B	4-3					4	0	1	0	0	0	2		
Ken Berry, R OBP: 0.293, SLG: 0.349		HBP		4-3						4	0	2	1	0	0	0		
Sandy Alomar Sr., S OBP: 0.320, SLG: 0.302		K		F9			FC5-4			4	0	1	0	0	1	4		
Bob Priddy, R OBP: 0.091, SLG: 0.190										1	0	0	1	0	1	0		
Walt Williams, R OBP: 0.204, SLG: 0.189										1	0	0	0	0	0	1		
Bob Locker, S										0	0	0	0	0	0	0		
Inning Stats	R: 2 E: 0 K: 0 S: 3	H: 4 LOB: 2 BB: 0 P: 9	R: 0 E: 0 K: 1 S: 5	H: 2 LOB: 0 BB: 0 P: 5	R: 0 E: 0 K: 1 S: 5	H: 0 LOB: 0 BB: 0 P: 5	R: 0 E: 0 K: 0 S: 3	H: 0 LOB: 0 BB: 0 P: 3	R: 0 E: 0 K: 0 S: 4	H: 1 LOB: 1 BB: 0 P: 4	R: 0 E: 0 K: 0 S: 3	H: 0 LOB: 0 BB: 0 P: 3	R: 0 E: 0 K: 0 S: 4	H: 1 LOB: 1 BB: 0 P: 4	1B: 8 2B: 1 3B: 0 HR: 0	SF: 0 SAC: 0 DP: 1 HBP: 1	WP: 0 PA: 35 PB: 0 SB: 0 CS: 0	
PITCHER	IP WLS BF H R ER SO BB IBB HBP BLK WP HR S P ERA WHIP																	
Dick Ellsworth, L ERA: 3.21	(1, 1)	9.0 W 35 9 2 2 2 0 0 0 1 0 0 38 39 2.00 1.000																

Boston Red Sox @ Chicago White Sox
Comiskey Park, Chicago, IL
Wed Aug 07 1968, 4:33 AM EDT
Att: 5,429 - Cloudy - 85 F

AB 34
R 2
H 9
RBI 2
BB 0
SO 2
LOB 12



Batter	1	2	3	4	5	6	7	8	9	AB	R	H	RBI	BB	SO	LOB	TOP			
Mike Andrews, R (1,4) OBP: 0.378, SLG: 0.358	F5																3 0 2 0 1 0 0			
Dalton Jones, L (1,3) George Scott, R (7,PH) OBP: 0.281, SLG: 0.289 OBP: 0.243, SLG: 0.252		G1-2-3															2 0 1 0 0 0 3 0 0 0 0 1 0 0			
Carl Yastrzemski, L (1,7) OBP: 0.419, SLG: 0.463	6-3		1-3														4 0 0 0 0 0 5			
Ken Harrelson, R (1,9) OBP: 0.373, SLG: 0.583			4-3														3 0 0 0 1 0 0			
Reggie Smith, S (1,8) OBP: 0.352, SLG: 0.417	4-3		G3														4 0 1 0 0 1 2			
Joe Foy, R (1,5) OBP: 0.338, SLG: 0.322																	3 0 0 0 1 0 1			
Jerry Adair, R (1,6) OBP: 0.289, SLG: 0.304																	4 1 1 0 0 1 2			
Russ Nixon, L (1,2) OBP: 0.200, SLG: 0.173																	4 0 1 0 0 0 0			
Ray Culp, R (1,1) OBP: 0.133, SLG: 0.116																	4 0 2 1 0 2 0			
Inning Stats	R: 0 E: 0 K: 0 S: 4	H: 1 LOB: 2 BB: 1 P: 8	R: 1 E: 0 K: 0 S: 6	H: 4 LOB: 2 BB: 0 P: 6	R: 0 E: 0 K: 0 S: 3	H: 0 LOB: 0 BB: 0 P: 3	R: 0 E: 0 K: 0 S: 2	H: 0 LOB: 0 BB: 1 P: 6	R: 0 E: 0 K: 1 S: 6	H: 1 LOB: 1 BB: 0 P: 6	R: 0 E: 0 K: 0 S: 4	H: 1 LOB: 2 BB: 2 P: 11	R: 0 E: 0 K: 1 S: 5	H: 0 LOB: 0 BB: 0 P: 5	R: 0 E: 0 K: 2 S: 7	H: 0 LOB: 0 BB: 0 P: 7	1B: 6 2B: 2 3B: 0 HR: 0	SF: 0 SAC: 1 DP: 3 HBP: 0	WP: 0 PB: 1 SB: 0 CS: 0	PA: 36
PITCHER	IP WLS BF H R ER SO BB IBB HBP BLK WP HR S P ERA WHIP																			
Joe Horlen, R (1,1) ERA: 2.76	6.1 L 28 8 1 1 1 3 0 0 0 0 0 27 39 1.42 1.737																			
Wilbur Wood, L (7,1) ERA: 1.79	1.2 5 0 0 0 1 0 1 0 0 0 0 6 10 0.00 0.000																			
Bob Locker, R (9,1) ERA: 2.35	1.0 3 0 0 0 2 0 0 0 0 0 0 7 7 0.00 0.000																			
Batter	1	2	3	4	5	6	7	8	9	AB	R	H	RBI	BB	SO	LOB	BOTTOM			
Luis Aparicio, R (1,6) OBP: 0.305, SLG: 0.349	6-3																4 0 0 0 0 0 0			
Tom McCraw, L (1,3) OBP: 0.294, SLG: 0.382																	4 0 1 0 0 0 0			
Tommy Davis, R (1,7) OBP: 0.287, SLG: 0.351																	4 0 2 0 0 0 1			
Leon Wagner, L (1,9) OBP: 0.346, SLG: 0.335																	4 0 0 0 0 1 3			
Duane Josephson, R (1,2) OBP: 0.284, SLG: 0.349																	3 0 0 0 0 0 1			
Dick Kenworthy, R (1,5) OBP: 0.273, SLG: 0.264																	3 0 1 0 0 1 0			
Ken Berry, R (1,8) OBP: 0.291, SLG: 0.346																	3 0 0 0 0 1 1			
Sandy Alomar Sr., S (1,4) OBP: 0.315, SLG: 0.297																	3 0 0 0 0 1 1			
Joe Horlen, R (1,1) OBP: 0.065, SLG: 0.044																	2 0 0 0 0 0 0			
Wilbur Wood, R (7,1) OBP: 0.125, SLG: 0.067																	0 0 0 0 0 0 0			
Gail Hopkins, L (6,PH) OBP: 0.304, SLG: 0.200																	1 0 0 0 0 1 1			
Bob Locker, S (9,1)																	0 0 0 0 0 0 0			
Inning Stats	R: 0 E: 0 K: 0 S: 4	H: 1 LOB: 1 BB: 0 P: 4	R: 0 E: 0 K: 1 S: 5	H: 0 LOB: 0 BB: 0 P: 5	R: 0 E: 0 K: 0 S: 4	H: 1 LOB: 1 BB: 0 P: 4	R: 0 E: 0 K: 0 S: 3	H: 0 LOB: 0 BB: 0 P: 3	R: 0 E: 0 K: 0 S: 3	H: 0 LOB: 0 BB: 0 P: 3	R: 0 E: 0 K: 2 S: 8	H: 1 LOB: 1 BB: 0 P: 8	R: 0 E: 0 K: 1 S: 6	H: 1 LOB: 1 BB: 0 P: 6	1B: 4 2B: 0 3B: 0 HR: 0	SF: 0 SAC: 0 DP: 0 HBP: 0	WP: 0 PB: 0 SB: 1 CS: 0	PA: 31		
PITCHER	IP WLS BF H R ER SO BB IBB HBP BLK WP HR S P ERA WHIP																			
Ray Culp, R (1,1) ERA: 3.71	9.0 W 31 4 0 0 5 0 0 0 0 0 0 41 41 0.00 0.444																			

Boston Red Sox @ Chicago White Sox
Milwaukee County Stadium, Milwaukee, WI
Thu Aug 08 1968, 8:05 PM EDT
Att: 33,872 - Unknown

AB 31
R 1
H 8
RBI 1
BB 4
SO 4
LOB 13



Boston Red Sox @ Chicago White Sox
Milwaukee County Stadium, Milwaukee, WI
Thu Aug 08 1968, 8:05 PM EDT
Att: 33,872 - Unknown

AB 31
R 0
H 4
RBI 0
BB 0
SO 5
LOB 8



Batter	1	2	3	4	5	6	7	8	9	AB	R	H	RBI	BB	SO	LOB	TOP					
Mike Andrews, R (1,4) OBP: 0.376, SLG: 0.359										5	0	1	0	0	0	1						
Dalton Jones, L (1,3) OBP: 0.265, SLG: 0.294										3	1	1	1	1	1	1						
Carl Yastrzemski, L (1,7) OBP: 0.419, SLG: 0.465										3	1	1	0	1	0	2						
Ken Harrelson, R (1,9) OBP: 0.369, SLG: 0.576										4	0	0	0	0	2	4						
Reggie Smith, S (1,8) OBP: 0.353, SLG: 0.416										3	1	1	0	1	0	0						
Joe Foy, R (1,5) OBP: 0.337, SLG: 0.330										4	1	1	4	0	0	1						
Jerry Adair, R (1,6) OBP: 0.288, SLG: 0.302										4	0	1	0	0	0	0						
Russ Nixon, L (1,2) OBP: 0.186, SLG: 0.161										4	0	0	0	0	2	2						
Juan Pizarro, L (1,1) OBP: 0.227, SLG: 0.300 (7, PH)										2	1	1	0	0	0	0						
Jose Tartabull, L (7, PH) OBP: 0.293, SLG: 0.317										1	0	0	0	0	1	2						
Lee Stange, R (7,1) OBP: 0.231, SLG: 0.167										1	0	0	0	0	1	0						
Inning Stats	R: 0 E: 0 K: 2 S: 8	H: 1 LOB: 1 BB: 0 P: 8	R: 0 E: 0 K: 0 S: 3	H: 0 LOB: 0 BB: 0 P: 3	R: 1 E: 0 K: 0 S: 5	H: 2 LOB: 1 BB: 0 P: 5	R: 0 E: 0 K: 1 S: 5	H: 0 LOB: 0 BB: 0 P: 5	R: 0 E: 0 K: 0 S: 3	H: 0 LOB: 0 BB: 0 P: 5	R: 0 E: 0 K: 0 S: 3	H: 2 LOB: 2 BB: 1 P: 7	R: 0 E: 0 K: 2 S: 9	H: 2 LOB: 2 BB: 0 P: 9	R: 4 E: 0 K: 0 S: 5	H: 2 LOB: 0 BB: 2 P: 13	R: 0 E: 0 K: 2 S: 7	H: 0 LOB: 0 BB: 0 P: 7	1B: 2 2B: 4 3B: 0 HR: 1	SF: 0 SAC: 0 DP: 0 HBP: 0	WP: 1 PB: 0 SB: 0 CS: 0	PA: 37
PITCHER	IP WLS BF H R ER SO BB IBB HBP BLK WP HR S P ERA WHIP																					
Pat Dobson, R (1,1) ERA: 2.32	7.1 L 30 6 3 3 5 2 0 0 0 0 1 0 38 46 3.68 1.091																					
John Wyatt, R (8,1) ERA: 2.79	0.2 4 1 2 2 0 0 1 0 0 0 1 3 7 27.00 1.500																					
Don McMahon, R (9,1) ERA: 2.2	1.0 3 0 0 0 2 0 0 0 0 0 0 7 7 0.00 0.000																					

Boston Red Sox @ Detroit Tigers
Tiger Stadium, Detroit, MI
Fri Aug 09 1968, 7:05 PM EDT
Att: 41,674 - Unknown - 85 F

AB 34
R 5
H 7
RBI 5
BB 3
SO 7
LOB 13



Batter	1	2	3	4	5	6	7	8	9	AB	R	H	RBI	BB	SO	LOB	BOTTOM					
Dick McAuliffe, L (1,4) OBP: 0.345, SLG: 0.449 (9,6)										3	0	1	0	1	1	0						
Mickey Stanley, R (1,8) OBP: 0.302, SLG: 0.378										3	1	1	1	0	1	1						
Al Kaline, R (1,3) OBP: 0.380, SLG: 0.392										4	0	0	0	0	0	2						
Bill Freehan, R (1,2) OBP: 0.358, SLG: 0.440										4	0	0	0	0	0	2						
Willie Horton, R (1,7) OBP: 0.347, SLG: 0.554										4	0	0	0	0	1	0						
Jim Northrup, L (1,9) OBP: 0.320, SLG: 0.436										4	0	0	0	0	1	0						
Don Wert, R (1,5) OBP: 0.264, SLG: 0.318										3	0	0	0	0	1	0						
Dick Tracewski, R (1,6) OBP: 0.237, SLG: 0.275										2	1	1	1	0	0	0						
Norm Cash, L (8, PH) OBP: 0.309, SLG: 0.459										1	0	0	0	0	0	0						
Dave Campbell, R (9,4) OBP: 0.125, SLG: 0.500										0	0	0	0	0	0	0						
Pat Dobson, R (1,1) OBP: 0.176, SLG: 0.125										2	0	0	0	0	0	0						
John Wyatt, R (8,1) ERA: 2.79										0	0	0	0	0	0	0						
Gates Brown, L (8, PH) OBP: 0.462, SLG: 0.660										1	1	1	1	0	0	0						
Don McMahon, R (9,1) OBP: 0.200, SLG: 0.200										0	0	0	0	0	0	0						
Inning Stats	R: 0 E: 1 K: 1 S: 6	H: 0 LOB: 1 BB: 0 P: 6	R: 0 E: 0 K: 1 S: 5	H: 0 LOB: 0 BB: 0 P: 5	R: 0 E: 0 K: 1 S: 5	H: 0 LOB: 0 BB: 0 P: 5	R: 1 E: 0 K: 1 S: 6	H: 1 LOB: 0 BB: 0 P: 6	R: 1 E: 0 K: 0 S: 4	H: 1 LOB: 0 BB: 0 P: 4	R: 0 E: 0 K: 0 S: 3	H: 0 LOB: 1 BB: 1 P: 7	R: 0 E: 0 K: 1 S: 5	H: 0 LOB: 0 BB: 0 P: 5	R: 1 E: 0 K: 0 S: 5	H: 2 LOB: 1 BB: 0 P: 5	R: 0 E: 0 K: 0 S: 3	H: 0 LOB: 0 BB: 0 P: 3	1B: 0 2B: 1 3B: 0 HR: 3	SF: 0 SAC: 1 DP: 0 HBP: 0	WP: 0 PB: 0 SB: 0 CS: 0	PA: 33
PITCHER	IP WLS BF H R ER SO BB IBB HBP BLK WP HR S P ERA WHIP																					
Juan Pizarro, L (1,1) ERA: 3.76	6.0 22 2 2 2 4 1 0 0 0 0 1 29 33 3.00 0.500																					
Lee Stange, R (7,1) ERA: 4.65	3.0 W 11 2 1 1 1 0 0 0 0 0 1 13 13 3.00 0.667																					

Boston Red Sox @ Detroit Tigers
Tiger Stadium, Detroit, MI
Fri Aug 09 1968, 7:05 PM EDT
Att: 41,674 - Unknown - 85 F

AB 31
R 3
H 4
RBI 3
BB 1
SO 5
LOB 5



Batter	1	2	3	4	5	6	7	8	9	AB	R	H	RBI	BB	SO	LOB	TOP										
Mike Andrews, R (1.4) OBP: 0.376, SLG: 0.356	F3		5-3														3 1 0 0 2 1 0										
Dalton Jones, L (1.3) OBP: 0.288, SLG: 0.301	F7		1B														5 1 2 1 0 1 1										
Carl Yastrzemski, L (1.7) OBP: 0.424, SLG: 0.465	1-3		1B														2 0 1 0 3 0 0										
Ken Harrelson, R (1.9) OBP: 0.367, SLG: 0.573			1B														4 0 1 2 0 2 3										
Reggie Smith, S (1.8) OBP: 0.350, SLG: 0.412	F7		CS														4 0 0 0 0 0 2										
Joe Foy, R (1.5) OBP: 0.339, SLG: 0.332																	4 0 2 0 0 2 0										
Rico Petrocelli, R (1.6) OBP: 0.293, SLG: 0.379																	3 0 0 0 0 0 2										
Russ Nixon, L (1.2) OBP: 0.177, SLG: 0.153																	3 0 0 0 0 0 2										
George Scott, R (8, PH) OBP: 0.242, SLG: 0.251																	1 0 0 0 0 1 2										
Russ Gibson, R (8.2) OBP: 0.212, SLG: 0.262																	0 0 0 0 0 0 0										
Dave Morehead, R (1.1) OBP: 0.214, SLG: 0.154																	1 1 0 0 0 1 0										
Lee Stange, R (6.1) OBP: 0.214, SLG: 0.154																	1 0 0 0 0 0 0										
Sparky Lyle, L (7.1) OBP: 0.286, SLG: 0.300																	0 0 0 0 0 0 0										
Jerry Adair, R (8, PH) OBP: 0.286, SLG: 0.300																	1 0 0 0 0 0 2										
Bill Landis, L (8.1) OBP: 0.286, SLG: 0.300																	0 0 0 0 0 0 0										
Inning Stats	R: 0 E: 0 K: 0 S: 3	H: 0 LOB: 0 BB: 0 P: 3	R: 0 E: 0 K: 1 S: 6	H: 1 LOB: 2 BB: 0 P: 7	R: 1 E: 0 K: 1 S: 6	H: 2 LOB: 1 BB: 1 P: 10	R: 0 E: 0 K: 1 S: 5	H: 0 LOB: 0 BB: 0 P: 5	R: 2 E: 0 K: 0 S: 4	H: 1 LOB: 2 BB: 2 P: 13	R: 0 E: 0 K: 1 S: 5	H: 0 LOB: 2 BB: 0 P: 5	R: 0 E: 0 K: 0 S: 3	H: 0 LOB: 2 BB: 2 P: 11	R: 0 E: 1 K: 1 S: 7	H: 1 LOB: 2 BB: 0 P: 7	R: 0 E: 0 K: 3 S: 10	H: 1 LOB: 1 BB: 0 P: 10	1B: 5 2B: 1 3B: 0 HR: 0	SF: 1 SAC: 0 DP: 0 HBP: 2	WP: 1 PB: 0 SB: 1 CS: 1	PA: 41					
PITCHER	IP	WLS	BF	H	R	ER	SO	BB	IBB	HBP	BLK	WP	HR	S	P	ERA	WHIP										
Daryl Patterson, R (1.1) ERA: 1.8	4.1		20	4	3	3	3	2	0	2	0	0	0	22	32	6.23	1.385										
John Hiller, L (5.1) ERA: 2.9	0.0		1	0	0	0	0	1	0	0	0	0	0	0	4	∞	∞										
Don McMahon, R (5.1) ERA: 2.17	0.2		2	0	0	0	0	0	0	0	0	0	0	2	2	0.00	0.000										
Fred Lasher, R (6.1) ERA: 2.66	2.0		8	0	0	0	1	2	0	0	0	1	0	8	16	0.00	1.000										
John Wyatt, R (8.1) ERA: 2.79	0.1		3	1	0	0	0	0	0	0	0	0	0	3	3	0.00	3.000										

Boston Red Sox @ Detroit Tigers
Tiger Stadium, Detroit, MI
Sat Aug 10 1968, 4:33 AM EDT
Att: 27,964 - Unknown - 70 F

AB 32
R 3
H 6
RBI 3
BB 5
SO 8
LOB 14



Batter	1	2	3	4	5	6	7	8	9	AB	R	H	RBI	BB	SO	LOB	BOTTOM										
Dick McAuliffe, L (1.4) OBP: 0.346, SLG: 0.451	PB 4-3 2B		CS BB														3 1 1 0 1 1 2										
Mickey Stanley, R (1.8) OBP: 0.304, SLG: 0.379	6-3		F8														4 1 2 1 0 0 2										
Jim Northrup, L (1.9) OBP: 0.317, SLG: 0.431	4-3																4 0 0 1 0 1 2										
Norm Cash, L (1.3) OBP: 0.316, SLG: 0.476	4-3																4 1 3 1 0 0 0										
Willie Horton, R (1.7) OBP: 0.349, SLG: 0.552																	3 0 1 0 1 0 1										
Bill Freehan, R (1.2) OBP: 0.355, SLG: 0.436																	3 0 0 1 0 0 2										
Don Wert, R (1.5) OBP: 0.264, SLG: 0.317																	4 0 1 0 0 0 2										
Dick Tracewski, R (1.6) OBP: 0.245, SLG: 0.273																	1 1 0 0 2 0 1										
Inning Stats	R: 1 E: 0 K: 0 S: 4	H: 1 LOB: 0 BB: 0 P: 4	R: 0 E: 0 K: 1 S: 4	H: 1 LOB: 0 BB: 0 P: 4	R: 0 E: 0 K: 1 S: 4	H: 0 LOB: 0 BB: 1 P: 8	R: 0 E: 0 K: 0 S: 4	H: 1 LOB: 1 BB: 0 P: 4	R: 0 E: 0 K: 1 S: 5	H: 0 LOB: 1 BB: 1 P: 9	R: 1 E: 1 K: 0 S: 5	H: 2 LOB: 2 BB: 1 P: 9	R: 1 E: 0 K: 3 S: 10	H: 1 LOB: 1 BB: 1 P: 14	R: 1 E: 0 K: 0 S: 4	H: 2 LOB: 0 BB: 0 P: 4	R: 1 E: 0 K: 0 S: 4	H: 2 LOB: 0 BB: 0 P: 4	1B: 6 2B: 1 3B: 0 HR: 1	SF: 1 SAC: 0 DP: 0 HBP: 0	WP: 2 PB: 1 SB: 0 CS: 2	PA: 34					
PITCHER	IP	WLS	BF	H	R	ER	SO	BB	IBB	HBP	BLK	WP	HR	S	P	ERA	WHIP										
Dave Morehead, R (1.1) ERA: 1.61	5.1		23	5	2	1	2	3	0	0	0	0	0	24	36	1.69	1.500										
Lee Stange, R (6.1) ERA: 4.72	0.2		3	0	1	1	0	1	0	0	0	0	0	2	6	13.50	1.500										
Sparky Lyle, L (7.1) ERA: 2.9	1.0		4	1	0	0	3	0	0	0	0	1	0	10	10	0.00	1.000										
Bill Landis, L (8.1) ERA: 3.27	1.0	L	4	2	1	1	0	0	0	0	0	0	1	4	4	9.00	2.000										

Boston Red Sox @ Detroit Tigers
Tiger Stadium, Detroit, MI
Sat Aug 10 1968, 4:33 AM EDT
Att: 27,964 - Unknown - 70 F

AB 29
R 4
H 8
RBI 4
BB 4
SO 5
LOB 14



Batter	1	2	3	4	5	6	7	8	9	AB	R	H	RBI	BB	SO	LOB	TOP										
Mike Andrews, R (1,4) OBP: 0.380, SLG: 0.357	F8			3-1		F8		5-3		5	0	1	1	0	0	0											
Joe Foy, R (1,5) OBP: 0.338, SLG: 0.335	5-3			K		6-3		K		4	0	0	0	0	2	0											
Carl Yastrzemski, L (1,7) OBP: 0.419, SLG: 0.455	K			1B				F8		3	0	1	0	1	1	0											
Ken Harrelson, R (1,9) OBP: 0.371, SLG: 0.568				1B				HR		3	1	1	0	1	1	1											
Reggie Smith, S (1,8) OBP: 0.349, SLG: 0.425	F8			1B						4	2	2	3	0	0	2											
Rico Petrocelli, R (1,6) OBP: 0.289, SLG: 0.374	K									4	0	0	0	0	2	0											
George Scott, R (1,3) OBP: 0.247, SLG: 0.251										2	1	1	0	2	0	0											
Russ Gibson, R (1,2) OBP: 0.225, SLG: 0.275										4	1	2	1	0	0	1											
Gary Bell, R (1,1) OBP: 0.222, SLG: 0.295										4	0	0	0	0	1	4											
Bill Landis, L (9,1)										0	0	0	0	0	0	0											
Jerry Stephenson, L (9,1) OBP: 0.333, SLG: 0.286										0	0	0	0	0	0	0											
Sparky Lyle, L (9,1)										0	0	0	0	0	0	0											
Inning Stats	R: 0 E: 0 K: 1 S: 5	H: 0 LOB: 0 BB: 0 P: 5	R: 0 E: 0 K: 1 S: 5	H: 0 LOB: 0 BB: 0 P: 5	R: 0 E: 0 K: 0 S: 3	H: 1 LOB: 0 BB: 0 P: 3	R: 0 E: 0 K: 1 S: 7	H: 2 LOB: 2 BB: 0 P: 7	R: 0 E: 0 K: 0 S: 3	H: 0 LOB: 0 BB: 0 P: 3	R: 2 E: 0 K: 1 S: 7	H: 2 LOB: 2 BB: 2 P: 15	R: 0 E: 0 K: 2 S: 7	H: 0 LOB: 1 BB: 1 P: 11	R: 3 E: 0 K: 0 S: 5	H: 3 LOB: 1 BB: 1 P: 9	1B: 5 2B: 1 3B: 0 HR: 2	SF: 0 SAC: 0 DP: 1 HBP: 0	WP: 1 PB: 0 SB: 0 CS: 0	PA: 37							
PITCHER	IP	WLS	BF	H	R	ER	SO	BB	IBB	HBP	BLK	WP	HR	S	P	ERA	WHIP										
John Hiller, L (1,1) ERA: 2.88	6.2		26	5	2	2	5	2	0	0	0	0	1	34	42	2.70	1.050										
Don McMahon, R (7,1) ERA: 2.09	0.1		1	0	0	0	0	0	0	0	0	0	0	1	1	0.00	0.000										
John Wyatt, R (8,1) ERA: 2.89	1.0		5	1	1	1	2	1	0	0	0	0	1	8	12	9.00	2.000										
Jon Warden, L (9,1) ERA: 4.05	1.0	W	5	2	2	2	0	1	0	0	0	0	0	4	8	18.00	3.000										

Boston Red Sox @ Detroit Tigers
Tiger Stadium, Detroit, MI
Sun Aug 11, 1968, 4:38 AM EDT
Att: 49,087 - Unknown - 65 F

AB 33
R 5
H 8
RBI 5
BB 4
SO 7
LOB 8



Batter	1	2	3	4	5	6	7	8	9	AB	R	H	RBI	BB	SO	LOB	BOTTOM										
Dick McAuliffe, L (1,4) OBP: 0.346, SLG: 0.446	3-1							K		4	1	1	1	1	1	1											
Mickey Stanley, R (1,8) OBP: 0.308, SLG: 0.381	F4									5	2	2	1	0	0	2											
Al Kaline, R (1,9) OBP: 0.375, SLG: 0.386	L6-3							L6		5	0	2	1	0	0	2											
Gates Brown, L (1,7) OBP: 0.483, SLG: 0.712										4	1	2	1	1	0	1											
Norm Cash, L (1,3) OBP: 0.318, SLG: 0.475										4	0	3	2	0	0	1											
Don Wert, R (1,5) OBP: 0.285, SLG: 0.322	K									4	0	1	0	0	2	4											
Jim Price, R (1,2) OBP: 0.259, SLG: 0.255										3	1	1	0	1	0	2											
Dick Tracewski, R (1,6) OBP: 0.239, SLG: 0.260										1	0	0	0	0	1	2											
Jim Northrup, L (7, PH) OBP: 0.312, SLG: 0.425										1	0	0	0	0	0	1											
Ray Oyler, R (8,6) OBP: 0.235, SLG: 0.208										0	0	0	0	0	0	0											
Wayne Comer, R (9, PH) OBP: 0.161, SLG: 0.276										1	0	0	0	0	0	1											
John Hiller, R (1,1) OBP: 0.283, SLG: 0.263										2	0	0	0	0	0	1											
Don McMahon, R (7,1) ERA: 3.49										0	0	0	0	0	0	0											
Willie Horton, R (7, PH) OBP: 0.206, SLG: 0.200										1	0	0	0	0	0	1											
John Wyatt, R (8,1) OBP: 0.343, SLG: 0.542										0	0	0	0	0	0	0											
Jon Warden, S (9,1) OBP: 0.356, SLG: 0.442										0	0	0	0	0	0	0											
Inning Stats	R: 0 E: 0 K: 0 S: 3	H: 0 LOB: 0 BB: 0 P: 3	R: 0 E: 0 K: 2 S: 9	H: 2 LOB: 2 BB: 0 P: 9	R: 0 E: 0 K: 0 S: 3	H: 0 LOB: 1 BB: 1 P: 7	R: 0 E: 0 K: 0 S: 4	H: 2 LOB: 1 BB: 0 P: 4	R: 0 E: 0 K: 0 S: 3	H: 1 LOB: 0 BB: 0 P: 3	R: 0 E: 0 K: 1 S: 6	H: 1 LOB: 1 BB: 0 P: 6	R: 2 E: 0 K: 2 S: 9	H: 2 LOB: 1 BB: 1 P: 13	R: 4 E: 0 K: 0 S: 6	H: 5 LOB: 2 BB: 1 P: 10	1B: 13 2B: 1 3B: 0 HR: 0	SF: 0 SAC: 0 DP: 2 HBP: 0	WP: 0 PB: 0 SB: 1 CS: 0	PA: 40							
PITCHER	IP	WLS	BF	H	R	ER	SO	BB	IBB	HBP	BLK	WP	HR	S	P	ERA	WHIP										
Gary Bell, R (1,1) ERA: 3.49	8.1		36	9	4	4	5	4	0	0	0	0	0	42	58	4.32	1.560										
Bill Landis, L (9,1) ERA: 3.48	0.0		1	1	0	0	0	0	0	0	0	0	0	1	1	*	*										
Jerry Stephenson, R (9,1) ERA: 5.77	0.0	L	2	2	1	1	0	0	0	0	0	0	0	2	2	*	*										
Sparky Lyle, L (9,1) ERA: 2.6	0.0		1	1	1	1	0	0	0	0	0	0	0	1	1	*	*										

Boston Red Sox @ Detroit Tigers
Tiger Stadium, Detroit, MI
Sun Aug 11, 1968, 4:38 AM EDT
Att: 49,087 - Unknown - 65 F

AB 36
R 6
H 13
RBI 6
BB 4
SO 5
LOB 19



Batter	1	2	3	4	5	6	7	8	9	AB	R	H	RBI	BB	SO	LOB	TOP										
Walt Williams, R (1,9) OBP: 0.203, SLG: 0.208 Dick Kenworthy, R (8,5) OBP: 0.254, SLG: 0.246	0-0 5-3		0-0 6-3			0-3 K		0-0 F7		4	0	0	0	0	1	0											
Luis Aparicio, R (1,6) OBP: 0.305, SLG: 0.347	0-0 6-3			0-0 5-3		0-0 F3			0-0 2B 1B	4	0	1	0	0	0	0											
Duane Josephson, R (1,2) OBP: 0.285, SLG: 0.348	0-0 6-3			0-0 6-3		0-0 F8			0-0 FC5 1-3 2B	4	0	1	0	0	0	0											
Tommy Davis, R (1,7) OBP: 0.283, SLG: 0.343		0-3 K		0-0 E5			0-0 6-3		0-0 6-3	4	0	0	0	0	1	2											
Tom McCraw, L (1,3) OBP: 0.298, SLG: 0.379		4-0 E S BB		0-0 4-3			0-0 4-3		4-0 IBB	2	0	0	0	2	0	1											
Ron Hansen, R (1,4) OBP: 0.284, SLG: 0.316 Wilbur Wood, R (7,1) OBP: 0.167, SLG: 0.063 Hoyt Wilhelm, R (8,1) Leon Wagner, L (9,PH) OBP: 0.343, SLG: 0.328 Jerry McNertney, R (9,PH) OBP: 0.319, SLG: 0.291	0-0 F5				0-0 6-3		0-0 1B		0-3 K	3	0	1	0	0	0	1											
Woodie Held, R (1,5) OBP: 0.253, SLG: 0.167	0-0 F2				0-0 L7		0-3 K		0-0 FC5 2-3F	4	0	0	0	0	1	5											
Ken Berry, R (1,8) OBP: 0.283, SLG: 0.342			0-0 F8			0-0 HR		0-0 6-3		3	1	1	1	0	0	0											
Jack Fisher, R (1,1) OBP: 0.182, SLG: 0.188 Sandy Alomar Sr., S (7,4) OBP: 0.350, SLG: 0.251			0-0 5-3		0-3 K			0-0 F8		2	0	0	0	0	1	0											
Inning Stats	R: 0 E: 0 K: 0 S: 3	H: 0 LOB: 0 BB: 0 P: 3	R: 0 E: 0 K: 1 S: 5	H: 0 LOB: 1 BB: 1 P: 9	R: 0 E: 0 K: 0 S: 3	H: 0 LOB: 0 BB: 0 P: 3	R: 0 E: 1 K: 0 S: 4	H: 0 LOB: 1 BB: 0 P: 4	R: 1 E: 0 K: 1 S: 6	H: 1 LOB: 0 BB: 0 P: 6	R: 0 E: 0 K: 1 S: 5	H: 0 LOB: 0 BB: 0 P: 5	R: 0 E: 0 K: 1 S: 6	H: 1 LOB: 1 BB: 0 P: 6	R: 0 E: 0 K: 0 S: 3	H: 0 LOB: 0 BB: 0 P: 3	R: 0 E: 0 K: 1 S: 7	H: 2 LOB: 3 BB: 1 P: 11	1B: 2 2B: 1 3B: 0 HR: 1	SF: 0 SAC: 0 DP: 0 HBP: 0	WP: 0 PB: 0 SB: 1 CS: 0	PA: 34					
PITCHER	IP	WLS	BF	H	R	ER	SO	BB	IBB	HBP	BLK	WP	HR	S	P	ERA	WHIP										
Ray Culp, R (1,1) ERA: 3.55 Bill Landis, L (9,1) ERA: 3.43	8.1	W	32	4	1	1	4	1	1	0	0	0	1	38	46	1.08	0.600										

Chicago White Sox @ Boston Red Sox
Fenway Park, Boston, MA
Mon Aug 12 1968, 7:05 PM EDT
Att: 23,235 - Unknown - 80 F

AB 32
R 1
H 4
RBI 1
BB 2
SO 5
LOB 12



Batter	1	2	3	4	5	6	7	8	9	AB	R	H	RBI	BB	SO	LOB	BOTTOM										
Mike Andrews, R (1,4) OBP: 0.380, SLG: 0.358	0-0 6-3		0-0 1B		0-3 K		0-0 1B 1B	0-0 F3		5	0	2	0	0	1	4											
Dalton Jones, L (1,3) OBP: 0.272, SLG: 0.318	0-0 4-3		0-3 K		0-0 1-2 1B		0-0 1-3 1B			4	0	2	1	0	1	1											
Carl Yastrzemski, L (1,7) OBP: 0.419, SLG: 0.453	4-0 WP BB		0-0 1-3		0-0 3-H G2		4-0 1-2 FC5-4 BB			2	0	0	0	2	0	3											
Ken Harrelson, R (1,9) OBP: 0.367, SLG: 0.562	0-0 F8			0-0 6-3		0-0 6-3	0-0 FC5-4			4	0	0	0	0	0	4											
Reggie Smith, S (1,8) OBP: 0.346, SLG: 0.420		0-0 F9		0-0 F7		0-3 K		0-0 1-3		4	0	0	0	0	1	0											
Joe Foy, R (1,5) OBP: 0.339, SLG: 0.335		0-0 1B		0-0 F2		4-0 BB		0-0 6-3		3	0	1	0	1	0	0											
Rico Petrocelli, R (1,6) OBP: 0.292, SLG: 0.375		0-0 F8			0-0 1B 1B		0-0 F9		0-0 1B 1B	4	2	2	0	0	2												
Russ Nixon, L (1,2) OBP: 0.203, SLG: 0.156 Russ Gibson, R (9,PH) OBP: 0.230, SLG: 0.280		0-0 F8			0-0 1B 1B		0-0 6-3		0-0 1B 1B	3	0	1	0	0	0	1											
Ray Culp, R (1,1) OBP: 0.143, SLG: 0.128 Bill Landis, L (9,1)			0-3 K		0-3 K		0-0 6-3		0-0 1-2 1B	4	0	1	1	0	2	2											
Inning Stats	R: 0 E: 0 K: 0 S: 3	H: 0 LOB: 1 BB: 1 P: 7	R: 0 E: 0 K: 0 S: 4	H: 1 LOB: 0 BB: 0 P: 4	R: 0 E: 0 K: 2 S: 8	H: 1 LOB: 1 BB: 0 P: 8	R: 0 E: 0 K: 0 S: 3	H: 0 LOB: 0 BB: 0 P: 3	R: 1 E: 0 K: 2 S: 10	H: 3 LOB: 2 BB: 0 P: 10	R: 0 E: 0 K: 1 S: 5	H: 0 LOB: 1 BB: 1 P: 9	R: 0 E: 0 K: 0 S: 5	H: 2 LOB: 3 BB: 1 P: 9	R: 0 E: 0 K: 0 S: 6	H: 3 LOB: 2 BB: 0 P: 6	1B: 10 2B: 0 3B: 0 HR: 0	SF: 0 SAC: 0 DP: 0 HBP: 0	WP: 1 PB: 0 SB: 0 CS: 0	PA: 37							
PITCHER	IP	WLS	BF	H	R	ER	SO	BB	IBB	HBP	BLK	WP	HR	S	P	ERA	WHIP										
Jack Fisher, R (1,1) ERA: 2.82 Wilbur Wood, L (7,1) ERA: 1.53 Hoyt Wilhelm, R (8,1) ERA: 1.49	6.2	L	7	3	1	1	0	1	0	0	0	0	0	6	10	9.00	4.000										

Chicago White Sox @ Boston Red Sox
Fenway Park, Boston, MA
Mon Aug 12 1968, 7:05 PM EDT
Att: 23,235 - Unknown - 80 F

AB 34
R 2
H 10
RBI 2
BB 3
SO 5
LOB 17



Batter	1	2	3	4	5	6	7	8	9	AB	R	H	RBI	BB	SO	LOB	TOP					
Luis Aparicio, R (1, 6) OBP: 0.309, SLG: 0.349	5-3		CS 1B			HR 1B	IBB			3	1	2	0	1	0	0	Chicago White Sox @ Boston Red Sox Fenway Park, Boston, MA Tue Aug 13 1968, 7:05 PM EDT Att: 23,648 - Overcast - 78 F					
Tom McCraw, L (1, 3) OBP: 0.297, SLG: 0.386	G3		F5			HR	K			4	1	1	2	0	1	3						
Tommy Davis, R (1, 7) OBP: 0.282, SLG: 0.339	K				CS BB	F9		6-3		3	0	0	0	1	1	0						
Duane Josephson, R (1, 2) OBP: 0.288, SLG: 0.360		F2			F8		3B	4-3 2B		4	0	2	0	0	0	1						
Ron Hansen, R (1, 5) OBP: 0.287, SLG: 0.318		2B 1B			1B	1-3		4-3		4	1	2	0	0	0	2						
Walt Williams, R (1, 9) OBP: 0.205, SLG: 0.224		1B			1B					4	0	1	1	0	1	3						
Woodie Held, R (8, 9) OBP: 0.253, SLG: 0.167		1-H 2B			6-3		K	F9		0	0	0	0	0	0	0						
Ken Berry, R (1, 8) OBP: 0.283, SLG: 0.341		1B				6-3		5-3		4	0	1	0	0	0	0						
Sandy Alomar Sr., S (1, 4) OBP: 0.299, SLG: 0.281		F3				K	SH1-3 1B	F8		4	0	1	0	0	1	1						
Joe Horlen, R (1, 1) OBP: 0.063, SLG: 0.043					6-3			4-3		2	0	0	0	0	1	0						
Wilbur Wood, R (7, 1) OBP: 0.167, SLG: 0.063						K	SH1-3	4-3		0	0	0	0	0	0	0						
Dick Kenworthy, R (9, PH) OBP: 0.252, SLG: 0.243							1-2			1	0	0	0	0	0	0						
Inning Stats	R: 0 E: 0 K: 1 S: 5	H: 0 LOB: 0 BB: 0 P: 5	R: 1 E: 0 K: 0 S: 5	H: 3 LOB: 1 BB: 0 P: 5	R: 0 E: 0 K: 0 S: 3	H: 1 LOB: 0 BB: 0 P: 3	R: 0 E: 0 K: 0 S: 3	H: 1 LOB: 1 BB: 1 P: 7	R: 0 E: 0 K: 2 S: 7	H: 0 LOB: 0 BB: 0 P: 7	R: 2 E: 0 K: 1 S: 8	H: 3 LOB: 1 BB: 0 P: 8	R: 0 E: 0 K: 1 S: 6	H: 1 LOB: 2 BB: 1 P: 10	R: 0 E: 0 K: 0 S: 4	H: 1 LOB: 1 BB: 0 P: 4	R: 0 E: 0 K: 0 S: 3	H: 0 LOB: 0 BB: 0 P: 3	1B: 6 2B: 2 3B: 1 HR: 1	SF: 0 SAC: 1 DP: 0 HBP: 0	WP: 0 PB: 0 SB: 0 CS: 2	PA: 36
PITCHER Juan Pizarro, L (1, 1) ERA: 3.68	IP: 9.0 WLS: W BF: 36 H: 10 R: 3 ER: 3 SO: 5 BB: 1 IBB: 1 HBP: 0 BLK: 0 WP: 0 HR: 1 S: 44 P: 52 ERA: 3.00 WHIP: 1.222															PITCHER						

Batter	1	2	3	4	5	6	7	8	9	AB	R	H	RBI	BB	SO	LOB	BOTTOM			
Mike Andrews, R (1, 4) OBP: 0.379, SLG: 0.356	5-3		F7							4	0	1	0	0	0	0	Chicago White Sox @ Boston Red Sox Fenway Park, Boston, MA Tue Aug 13 1968, 7:05 PM EDT Att: 23,648 - Overcast - 78 F			
Dalton Jones, L (1, 3) OBP: 0.273, SLG: 0.318	F8									3	0	1	0	0	0	0				
George Scott, R (7, PH) OBP: 0.249, SLG: 0.251										0	0	0	0	1	0	0				
Carl Yastrzemski, L (1, 7) OBP: 0.417, SLG: 0.451	6-3									4	1	1	0	0	0	3				
Ken Harrelson, R (1, 9) OBP: 0.371, SLG: 0.568		K								3	2	2	0	1	1	0				
Reggie Smith, S (1, 8) OBP: 0.343, SLG: 0.416		F2								4	0	0	0	0	0	4				
Joe Foy, R (1, 5) OBP: 0.343, SLG: 0.336		F8								2	0	1	0	2	0	0				
Rico Petrocelli, R (1, 6) OBP: 0.294, SLG: 0.389										3	1	2	3	0	0	1				
Russ Nixon, L (1, 2) OBP: 0.192, SLG: 0.147										4	0	0	0	0	0	3				
Juan Pizarro, L (1, 1) OBP: 0.200, SLG: 0.261										3	0	0	0	0	2	0				
Inning Stats	R: 0 E: 0 K: 0 S: 3	H: 0 LOB: 0 BB: 0 P: 3	R: 0 E: 0 K: 1 S: 5	H: 0 LOB: 0 BB: 0 P: 5	R: 1 E: 0 K: 1 S: 6	H: 1 LOB: 0 BB: 0 P: 6	R: 2 E: 1 K: 0 S: 5	H: 2 LOB: 2 BB: 2 P: 13	R: 0 E: 0 K: 1 S: 6	H: 1 LOB: 1 BB: 0 P: 6	R: 0 E: 0 K: 0 S: 4	H: 2 LOB: 1 BB: 0 P: 4	R: 0 E: 1 K: 0 S: 4	H: 1 LOB: 2 BB: 1 P: 8	R: 1 E: 0 K: 0 S: 4	H: 1 LOB: 1 BB: 1 P: 8	1B: 5 2B: 1 3B: 1 HR: 1	SF: 1 SAC: 0 DP: 0 HBP: 0	WP: 1 PB: 0 SB: 1 CS: 0	PA: 35
PITCHER Joe Horlen, R (1, 1) ERA: 2.82	IP: 6.2 WLS: L BF: 28 H: 7 R: 3 ER: 3 SO: 3 BB: 2 IBB: 0 HBP: 0 BLK: 0 WP: 0 HR: 1 S: 32 P: 40 ERA: 4.05 WHIP: 1.350															PITCHER				
Wilbur Wood, L (7, 1) ERA: 1.86	IP: 1.1 WLS: L BF: 7 H: 1 R: 1 ER: 1 SO: 0 BB: 1 IBB: 0 HBP: 0 BLK: 0 WP: 0 HR: 0 S: 5 P: 13 ERA: 6.75 WHIP: 1.500															PITCHER				

Batter	1	2	3	4	5	6	7	8	9	AB	R	H	RBI	BB	SO	LOB	TOP										
Luis Aparicio, R OBP: 0.313, SLG: 0.352 (1, 6)										4	1	1	1	1	1	2	Chicago White Sox @ Boston Red Sox Fenway Park, Boston, MA Wed Aug 14 1968, 7:05 PM EDT Att: 21,402 - Unknown - 82 F										
Tom McCraw, L OBP: 0.298, SLG: 0.386 (1, 3)										5	2	2	2	0	0	1											
Tommy Davis, R OBP: 0.280, SLG: 0.336 Leon Wagner, L OBP: 0.346, SLG: 0.337 (1, 7) (2, 7)										1	0	0	0	0	0	2											
Duane Josephson, R OBP: 0.288, SLG: 0.358 (1, 2)										5	0	1	1	0	2	4											
Ron Hansen, R OBP: 0.285, SLG: 0.315 (1, 5)										4	0	0	0	0	3	4											
Walt Williams, R OBP: 0.205, SLG: 0.235 Buddy Bradford, R OBP: 0.256, SLG: 0.304 (1, 9) (3, 9)										1	0	0	0	0	0	0											
Ken Berry, R OBP: 0.292, SLG: 0.349 (1, 8)										3	1	1	0	1	0	0											
Sandy Alomar Sr., S OBP: 0.307, SLG: 0.287 (1, 4)										4	0	1	0	0	2	3											
Bob Priddy, R OBP: 0.261, SLG: 0.190 Dennis Ribant, R OBP: 0.200, SLG: 0.111 Gary Peters, L OBP: 0.306, SLG: 0.400 (1, 1) (2, 1) (5, PH) (5, 1) Hoyt Wilhelm, R OBP: 0.206, SLG: 0.241 Dick Kenworthy, R OBP: 0.077, SLG: 0.040 Wilbur Wood, L OBP: 0.167, SLG: 0.063 (7, 1) (8, PH) (8, 1)										0	0	0	0	0	0	0											
Inning Stats	R: 0 E: 1 K: 2 S: 8	H: 0 LOB: 2 BB: 1 P: 12	R: 0 E: 0 K: 1 S: 5	H: 0 LOB: 0 BB: 0 P: 5	R: 0 E: 0 K: 0 S: 3	H: 0 LOB: 0 BB: 0 P: 3	R: 0 E: 0 K: 1 S: 5	H: 0 LOB: 2 BB: 2 P: 13	R: 1 E: 0 K: 2 S: 9	H: 2 LOB: 1 BB: 0 P: 9	R: 4 E: 0 K: 1 S: 10	H: 5 LOB: 1 BB: 0 P: 10	R: 0 E: 0 K: 2 S: 4	H: 1 LOB: 1 BB: 0 P: 4	R: 0 E: 0 K: 2 S: 8	H: 1 LOB: 1 BB: 0 P: 8		1B: 6 2B: 3 3B: 0 HR: 0	SF: 0 SAC: 0 DP: 0 HBP: 0	WP: 0 PB: 0 SB: 0 CS: 0	PA: 40						
PITCHER	IP	WLS	BF	H	R	ER	SO	BB	IBB	HBP	BLK	WP	HR	S	P	ERA	WHIP										
Jerry Stephenson, R ERA: 5.78 (1, 1)	6.1	W	28	5	4	4	8	3	0	0	0	0	0	41	53	5.68	1.263										
Gary Waslewski, R ERA: 3.82 (7, 1)	0.0		1	1	0	0	0	0	0	0	0	0	0	1	1												
Sparky Lyle, L ERA: 2.48 (7, 1)	2.2	S	11	3	1	1	2	0	0	0	1	0	0	15	15	3.38	1.125										

Batter	1	2	3	4	5	6	7	8	9	AB	R	H	RBI	BB	SO	LOB	BOTTOM										
Mike Andrews, R OBP: 0.382, SLG: 0.361 (1, 4)										5	1	2	0	0	0	3	Chicago White Sox @ Boston Red Sox Fenway Park, Boston, MA Wed Aug 14 1968, 7:05 PM EDT Att: 21,402 - Unknown - 82 F										
Dalton Jones, L OBP: 0.274, SLG: 0.319 (1, 3)										5	0	1	0	0	1	5											
Carl Yastrzemski, L OBP: 0.416, SLG: 0.452 (1, 7)										4	1	1	0	0	0	3											
Ken Harrelson, R OBP: 0.375, SLG: 0.592 (1, 9)										4	3	3	2	0	0	0											
Rico Petrocelli, R OBP: 0.295, SLG: 0.391 (1, 6)										4	0	1	1	0	1	1											
Reggie Smith, S OBP: 0.341, SLG: 0.415 (1, 8)										4	1	1	0	0	0	1											
Joe Foy, R OBP: 0.341, SLG: 0.331 (1, 5)										3	1	0	0	1	2	1											
Russ Nixon, L OBP: 0.208, SLG: 0.155 (1, 2)										3	0	1	1	1	1	0											
Jerry Stephenson, L OBP: 0.389, SLG: 0.353 Gary Waslewski, R OBP: 0.077, SLG: 0.040 Sparky Lyle, L (1, 1) (7, 1) (7, 1)										3	0	2	1	0	0	0											
Inning Stats	R: 2 E: 0 K: 0 S: 5	H: 2 LOB: 0 BB: 0 P: 5	R: 2 E: 0 K: 1 S: 8	H: 3 LOB: 2 BB: 1 P: 12	R: 0 E: 1 K: 0 S: 3	H: 0 LOB: 0 BB: 0 P: 3	R: 0 E: 0 K: 1 S: 7	H: 2 LOB: 2 BB: 0 P: 7	R: 1 E: 1 K: 1 S: 7	H: 2 LOB: 1 BB: 0 P: 7	R: 1 E: 0 K: 1 S: 6	H: 1 LOB: 0 BB: 0 P: 6	R: 0 E: 0 K: 1 S: 5	H: 0 LOB: 1 BB: 1 P: 9	R: 0 E: 0 K: 1 S: 8	H: 0 LOB: 1 BB: 1 P: 8		1B: 6 2B: 4 3B: 1 HR: 1	SF: 0 SAC: 0 DP: 1 HBP: 0	WP: 1 PB: 0 SB: 1 CS: 0	PA: 38						
PITCHER	IP	WLS	BF	H	R	ER	SO	BB	IBB	HBP	BLK	WP	HR	S	P	ERA	WHIP										
Bob Priddy, R ERA: 3.41 (1, 1)	1.0	L	8	4	4	4	0	1	0	0	0	0	0	16	16	0.00	1.000										
Dennis Ribant, R ERA: 3.98 (2, 1)	3.0		12	3	0	0	2	0	0	0	0	0	0	16	16	0.00	1.000										
Gary Peters, L ERA: 3.51 (5, 1)	2.0		11	5	3	1	2	0	0	0	0	0	0	15	15	4.50	2.500										
Hoyt Wilhelm, R ERA: 1.47 (7, 1)	1.0		3	0	0	0	1	0	0	0	0	0	0	5	5	0.00	0.000										
Wilbur Wood, L ERA: 1.87 (8, 1)	1.0		4	0	0	0	1	1	0	0	0	0	0	5	9	0.00	1.000										

Batter	1	2	3	4	5	6	7	8	9	AB	R	H	RBI	BB	SO	LOB	TOP			
Luis Aparicio, R (1, 6) OBP: 0.312, SLG: 0.351										4	0	1	0	0	0	1				
Tom McCraw, L (1, 3) OBP: 0.300, SLG: 0.388										4	0	2	0	0	0	0				
Tommy Davis, R (1, 7) OBP: 0.277, SLG: 0.332										4	0	0	0	0	0	3				
Duane Josephson, R (1, 2) OBP: 0.285, SLG: 0.354										4	0	0	0	0	0	3				
Pete Ward, L (1, 5) OBP: 0.350, SLG: 0.359										2	0	0	0	2	1	0				
Joe Horlen, R (9, PR) OBP: 0.063, SLG: 0.043										0	0	0	0	0	0	0				
Ken Berry, R (1, 8) OBP: 0.289, SLG: 0.345										4	0	0	0	0	0	3				
Buddy Bradford, R (1, 9) OBP: 0.257, SLG: 0.305										3	0	1	0	0	0	0				
Sandy Alomar Sr., S (1, 4) OBP: 0.303, SLG: 0.283										3	0	0	0	0	1	2				
Cisco Carlos, R (1, 1) OBP: 0.120, SLG: 0.043										2	0	0	0	0	2	2				
Wilbur Wood, R (5, 1) OBP: 0.167, SLG: 0.063										0	0	0	0	0	0	0				
Leon Wagner, L (6, PH) OBP: 0.349, SLG: 0.337										0	0	0	0	1	0	0				
Hoyt Wilhelm, R (8, 1) OBP: 0.229, SLG: 0.298										0	0	0	0	0	0	0				
Inning Stats	R: 0 E: 0 K: 0 S: 4	H: 2 LOB: 1 BB: 0 P: 4	R: 0 E: 0 K: 1 S: 6	H: 1 LOB: 2 BB: 1 P: 10	R: 0 E: 0 K: 1 S: 3	H: 0 LOB: 0 BB: 0 P: 3	R: 0 E: 0 K: 1 S: 5	H: 0 LOB: 0 BB: 0 P: 5	R: 0 E: 0 K: 2 S: 7	H: 0 LOB: 0 BB: 0 P: 7	R: 0 E: 0 K: 0 S: 3	H: 0 LOB: 0 BB: 0 P: 3	R: 0 E: 0 K: 0 S: 3	H: 0 LOB: 1 BB: 1 P: 7	R: 0 E: 0 K: 0 S: 4	H: 1 LOB: 2 BB: 1 P: 8	1B: 4 2B: 1 3B: 0 HR: 0	SF: 0 SAC: 0 DP: 1 HBP: 0	WP: 0 PB: 0 SB: 0 CS: 0	PA: 33
PITCHER Gary Bell, R (1, 1) ERA: 3.29	IP: 9.0 WLS: W BF: 33 H: 4 R: 0 ER: 0 SO: 4 BB: 3 IBB: 0 HBP: 0 BLK: 0 WP: 0 HR: 0 S: 38 P: 50 ERA: 0.00 WHIP: 0.778															PITCHER	IP: 9.0 WLS: W BF: 33 H: 4 R: 0 ER: 0 SO: 4 BB: 3 IBB: 0 HBP: 0 BLK: 0 WP: 0 HR: 0 S: 38 P: 50 ERA: 0.00 WHIP: 0.778			

Chicago White Sox @ Boston Red Sox
Fenway Park, Boston, MA
Thu Aug 15 1968, 3:33 AM EDT
Att: 21,260 - Unknown - 79 F

AB 30
R 0
H 4
RBI 0
BB 3
SO 4
LOB 14



Batter	1	2	3	4	5	6	7	8	9	AB	R	H	RBI	BB	SO	LOB	BOTTOM			
Mike Andrews, R (1, 4) OBP: 0.387, SLG: 0.364										2	2	2	0	2	0	0				
Dalton Jones, L (1, 3) OBP: 0.275, SLG: 0.319										3	1	1	0	0	0	2				
Carl Yastrzemski, L (1, 7) OBP: 0.417, SLG: 0.451										3	0	1	2	1	0	2				
Ken Harrelson, R (1, 9) OBP: 0.374, SLG: 0.589										4	0	1	1	0	0	4				
Rico Petrocelli, R (1, 6) OBP: 0.295, SLG: 0.388										3	0	0	0	1	0	0				
Reggie Smith, S (1, 8) OBP: 0.340, SLG: 0.414										4	0	1	0	0	0	1				
Joe Foy, R (1, 5) OBP: 0.343, SLG: 0.331										3	0	1	0	1	0	0				
Russ Nixon, L (1, 2) OBP: 0.215, SLG: 0.153										1	0	0	0	1	0	1				
Russ Gibson, R (6, PH) OBP: 0.236, SLG: 0.292										1	0	0	0	0	0	2				
Gary Bell, R (1, 1) ERA: 1.45										3	0	1	0	0	0	3				
Inning Stats	R: 0 E: 0 K: 0 S: 3	H: 0 LOB: 1 BB: 1 P: 7	R: 0 E: 0 K: 0 S: 3	H: 0 LOB: 1 BB: 1 P: 7	R: 0 E: 0 K: 0 S: 4	H: 2 LOB: 2 BB: 1 P: 8	R: 0 E: 0 K: 0 S: 2	H: 0 LOB: 0 BB: 1 P: 6	R: 2 E: 0 K: 0 S: 5	H: 3 LOB: 1 BB: 1 P: 9	R: 0 E: 0 K: 0 S: 5	H: 2 LOB: 2 BB: 0 P: 5	R: 1 E: 0 K: 0 S: 3	H: 1 LOB: 1 BB: 1 P: 7	R: 0 E: 0 K: 0 S: 3	H: 0 LOB: 0 BB: 0 P: 3	1B: 8 2B: 0 3B: 0 HR: 0	SF: 0 SAC: 1 DP: 1 HBP: 0	WP: 0 PB: 0 SB: 1 CS: 1	PA: 35
PITCHER Cisco Carlos, R (1, 1) ERA: 3.87	IP: 2.1 WLS: L BF: 11 H: 4 R: 1 ER: 1 SO: 0 BB: 1 IBB: 0 HBP: 0 BLK: 0 WP: 0 HR: 0 S: 15 P: 35 ERA: 3.86 WHIP: 2.143															PITCHER	IP: 2.1 WLS: L BF: 11 H: 4 R: 1 ER: 1 SO: 0 BB: 1 IBB: 0 HBP: 0 BLK: 0 WP: 0 HR: 0 S: 15 P: 35 ERA: 3.86 WHIP: 2.143			
Wilbur Wood, L (5, 1) ERA: 1.91	IP: 5.0 WLS: W BF: 20 H: 4 R: 2 ER: 2 SO: 2 BB: 2 IBB: 0 HBP: 0 BLK: 0 WP: 0 HR: 0 S: 10 P: 35 ERA: 1.929 WHIP: 1.929															PITCHER	IP: 5.0 WLS: W BF: 20 H: 4 R: 2 ER: 2 SO: 2 BB: 2 IBB: 0 HBP: 0 BLK: 0 WP: 0 HR: 0 S: 10 P: 35 ERA: 1.929 WHIP: 1.929			
Hoyt Wilhelm, R (8, 1) ERA: 1.45	IP: 1.0 WLS: W BF: 3 H: 0 R: 0 ER: 0 SO: 0 BB: 0 IBB: 0 HBP: 0 BLK: 0 WP: 0 HR: 0 S: 3 P: 3 ERA: 0.00 WHIP: 0.000															PITCHER	IP: 1.0 WLS: W BF: 3 H: 0 R: 0 ER: 0 SO: 0 BB: 0 IBB: 0 HBP: 0 BLK: 0 WP: 0 HR: 0 S: 3 P: 3 ERA: 0.00 WHIP: 0.000			

Chicago White Sox @ Boston Red Sox
Fenway Park, Boston, MA
Thu Aug 15 1968, 3:33 AM EDT
Att: 21,260 - Unknown - 79 F

AB 27
R 3
H 8
RBI 3
BB 6
SO 0
LOB 15



Batter	1	2	3	4	5	6	7	8	9	AB	R	H	RBI	BB	SO	LOB	TOP			
Dick McAuliffe, L (1.4) OBP: 0.344, SLG: 0.442	F2		HR 2B		4-3			WP 3B	4-3	5	2	2	0	0	0	0				
Mickey Stanley, R (1.8) OBP: 0.303, SLG: 0.380	5-3		6-3			1-3		BB 1B		4	1	1	0	0	0	1				
Al Kaline, R (1.9) OBP: 0.384, SLG: 0.407	L4		HR			G6-4-3 BB		3-H 4-0 1B BB		2	1	1	2	2	0	0				
Norm Cash, L (1.3) OBP: 0.317, SLG: 0.483		F8	4-1			G6-4-3 BB		1B		4	0	1	1	0	0	1				
Willie Horton, R (1.7) OBP: 0.345, SLG: 0.537	F4			K				F7		3	0	0	0	1	1	0				
Bill Freehan, R (1.2) OBP: 0.357, SLG: 0.443		BB HBP		G6-3 HBP				F7		1	0	0	0	0	0	3				
Tom Matchick, L (1.6) Ray Oyler, R (7.6) Gates Brown, L (8. PH) Dick Tracewski, R (8.6) Don Wert, R (1.5) Denny McLain, R (1.1)		FC6-4 BB		G6-3				F8	5-3	2	0	0	0	1	0	2				
		FC6-4		6-3				K		4	0	0	0	0	1	3				
		6-3		6-3				K	1-3	4	0	0	0	0	2	0				
Inning Stats	R: 0 E: 0 K: 0 S: 3	H: 0 LOB: 0 BB: 0 P: 3	R: 0 E: 0 K: 0 S: 3	H: 0 LOB: 2 BB: 1 P: 8	R: 2 E: 0 K: 0 S: 5	H: 2 LOB: 0 BB: 0 P: 5	R: 0 E: 0 K: 1 S: 4	H: 0 LOB: 0 BB: 0 P: 5	R: 0 E: 0 K: 1 S: 5	H: 0 LOB: 1 BB: 0 P: 6	R: 0 E: 0 K: 1 S: 5	H: 0 LOB: 1 BB: 0 P: 6	R: 2 E: 0 K: 1 S: 8	H: 3 LOB: 2 BB: 2 P: 16	R: 0 E: 0 K: 0 S: 3	H: 0 LOB: 0 BB: 0 P: 3	1B: 2 2B: 1 3B: 1 HR: 1	SF: 0 SAC: 0 DP: 2 HBP: 3	WP: 1 PB: 0 CS: 0	PA: 37
PITCHER	IP WLS BF H R ER SO BB IBB HBP BLK WP HR S P ERA WHIP																			
Jim Lonborg, R (1.1) ERA: 3.7	7.0 L 26 2 2 2 3 2 0 3 0 0 1 27 38 2.57 0.571																			
Sparky Lyle, L (8.1) ERA: 2.79	0.1 6 3 2 2 1 1 1 0 0 1 0 6 14 54.00 12.000																			
Lee Stange, R (8.1) ERA: 4.64	1.2 5 0 0 0 0 0 0 0 0 0 0 5 5 0.00 0.000																			

Detroit Tigers @ Boston Red Sox
Fenway Park, Boston, MA
Fri Aug 16 1968, 3:33 AM EDT
Att: 35,323 - Unknown - 77 F

AB 30
R 4
H 5
RBI 3
BB 4
SO 4
LOB 13



Batter	1	2	3	4	5	6	7	8	9	AB	R	H	RBI	BB	SO	LOB	BOTTOM					
Mike Andrews, R (1.4) OBP: 0.386, SLG: 0.363	5-3		5-3			E2 1B		L7		4	0	1	0	0	0	1						
Dalton Jones, L (1.3) OBP: 0.270, SLG: 0.313	K2-3		F2			K		K		4	0	0	0	0	3	3						
Carl Yastrzemski, L (1.7) OBP: 0.416, SLG: 0.449		FC6-4 1B		4-3		K		6-3		4	0	1	0	0	1	2						
Ken Harrelson, R (1.9) OBP: 0.371, SLG: 0.582		FC6-4		K		K			L6	4	0	0	0	0	2	3						
Rico Petrocelli, R (1.6) OBP: 0.295, SLG: 0.386		F5		K				L3 1B		4	0	1	0	0	2	0						
Reggie Smith, S (1.8) OBP: 0.338, SLG: 0.410		6-3				G3		L3		4	0	0	0	0	0	1						
Joe Foy, R (1.5) OBP: 0.345, SLG: 0.332		CS BB				F7		2B 1B		2	0	1	0	1	0	0						
Russ Nixon, L (1.2) OBP: 0.220, SLG: 0.173		CS		4-3		K				3	0	1	0	0	1	0						
Gary Waslewski, R (7. PR) OBP: 0.077, SLG: 0.040										0	0	0	0	0	0	0						
Russ Gibson, R (8.2) OBP: 0.236, SLG: 0.292		1-2								0	0	0	0	0	0	0						
Jim Lonborg, R (1.1) OBP: 0.421, SLG: 0.684										2	0	2	0	0	0	0						
Jose Tartabull, L (7. PH) OBP: 0.292, SLG: 0.315										1	0	0	0	0	0	2						
Sparky Lyle, L (8.1) Lee Stange, R (8.1) OBP: 0.214, SLG: 0.154										0	0	0	0	0	0	0						
										0	0	0	0	0	0	0						
Inning Stats	R: 0 E: 0 K: 1 S: 6	H: 1 LOB: 1 BB: 0 P: 6	R: 0 E: 0 K: 0 S: 2	H: 0 LOB: 0 BB: 1 P: 6	R: 0 E: 0 K: 0 S: 4	H: 1 LOB: 1 BB: 0 P: 4	R: 0 E: 0 K: 2 S: 7	H: 0 LOB: 0 BB: 0 P: 7	R: 0 E: 0 K: 1 S: 5	H: 0 LOB: 0 BB: 0 P: 5	R: 0 E: 1 K: 3 S: 11	H: 2 LOB: 2 BB: 0 P: 11	R: 0 E: 0 K: 0 S: 5	H: 3 LOB: 2 BB: 0 P: 5	R: 0 E: 0 K: 1 S: 5	H: 0 LOB: 0 BB: 0 P: 5	R: 0 E: 0 K: 1 S: 5	H: 0 LOB: 0 BB: 0 P: 5	1B: 5 2B: 3 3B: 0 HR: 0	SF: 0 SAC: 0 DP: 1 HBP: 0	WP: 0 PB: 0 CS: 1	PA: 34
PITCHER	IP WLS BF H R ER SO BB IBB HBP BLK WP HR S P ERA WHIP																					
Denny McLain, R (1.1) ERA: 1.87	9.0 W 33 7 0 0 9 1 0 0 0 0 0 50 54 0.00 0.889																					

Detroit Tigers @ Boston Red Sox
Fenway Park, Boston, MA
Fri Aug 16 1968, 3:33 AM EDT
Att: 35,323 - Unknown - 77 F

AB 32
R 0
H 7
RBI 0
BB 1
SO 9
LOB 12



Batter	1	2	3	4	5	6	7	8	9	AB	R	H	RBI	BB	SO	LOB	TOP					
Dick McAuliffe, L (1,4) OBP: 0.341, SLG: 0.443	0-3 K		0-0 F6			0-0 4-3 1B		0-3 K		4	0	1	0	0	2	0	Detroit Tigers @ Boston Red Sox Fenway Park, Boston, MA Sun Aug 18 1968, 3:33 AM EDT Att: 31,428 - Unknown - 70 F					
Mickey Stanley, R (1,8) OBP: 0.307, SLG: 0.381	0-3 K			0-0 6-3		0-0 4-3 1B		0-0 G3		4	0	1	0	0	1	0						
Al Kaline, R (1,9) OBP: 0.382, SLG: 0.398	0-0 L6-3			0-3 K		0-0 L5		0-0 L8		4	0	0	0	0	1	2						
Norm Cash, L (1,3)		0-0 F6		0-3 K		0-0 4-3			0-0 F4	4	0	0	0	0	1	2						
Willie Horton, R (1,7) OBP: 0.344, SLG: 0.538		0-0 F6			0-0 HR	0-0 4-3			0-0 F3	4	1	1	1	0	0	2						
Bill Freehan, R (1,2) OBP: 0.358, SLG: 0.446		4-0 FC6-4 BB			0-0 F9		0-0 G3 SH1-3 1B		0-3 K	3	0	1	0	1	1	0						
Don Wert, R (1,5) OBP: 0.261, SLG: 0.314		0-0 FC6-4			0-0 F8		0-0 SH1-3			2	0	0	0	0	0	1						
Dick Tracewski, R (1,6) OBP: 0.244, SLG: 0.255			0-0 F8		4-0 BB		0-0 G3			2	0	0	0	1	0	1						
Earl Wilson, R (1,1) OBP: 0.190, SLG: 0.365			0-3 K2-3		0-3 K		0-0 F8			3	0	0	0	0	2	2						
Daryl Patterson, L (7,1)										0	0	0	0	0	0	0						
Inning Stats	R: 0 E: 0 K: 2 S: 7	H: 0 LOB: 0 BB: 0 P: 7	R: 0 E: 0 K: 0 S: 3	H: 0 LOB: 1 BB: 1 P: 7	R: 0 E: 0 K: 1 S: 5	H: 0 LOB: 0 BB: 0 P: 5	R: 0 E: 0 K: 2 S: 7	H: 0 LOB: 0 BB: 0 P: 7	R: 1 E: 0 K: 1 S: 6	H: 1 LOB: 1 BB: 1 P: 10	R: 0 E: 0 K: 0 S: 5	H: 2 LOB: 2 BB: 0 P: 5	R: 0 E: 0 K: 0 S: 4	H: 1 LOB: 1 BB: 0 P: 4	R: 0 E: 0 K: 1 S: 5	H: 0 LOB: 0 BB: 0 P: 5	R: 0 E: 0 K: 1 S: 5	H: 0 LOB: 0 BB: 0 P: 5	1B: 3 2B: 0 3B: 0 HR: 1	SF: 0 SAC: 1 DP: 0 HBP: 0	WP: 0 PB: 0 SB: 0 CS: 0	PA: 33
PITCHER Juan Pizarro, L (1,1) ERA: 3.4	IP: 9.0 WLS: W BF: 33 H: 4 R: 1 ER: 1 SO: 8 BB: 2 IBB: 0 HBP: 0 BLK: 0 WP: 0 HR: 1 S: 47 P: 55 ERA: 1.00 WHIP: 0.667															PITCHER						

Batter	1	2	3	4	5	6	7	8	9	AB	R	H	RBI	BB	SO	LOB	BOTTOM			
Mike Andrews, R (1,4) OBP: 0.390, SLG: 0.373	0-3 K		0-0 SH1-3		4-0 FC4-6 BB		4-0 HR BB			1	1	0	0	2	1	0	Detroit Tigers @ Boston Red Sox Fenway Park, Boston, MA Sun Aug 18 1968, 3:33 AM EDT Att: 31,428 - Unknown - 70 F			
Dalton Jones, L (1,3) OBP: 0.273, SLG: 0.331	0-3 K		0-3 K		0-3 K		0-0 HR			4	1	1	2	0	3	3				
George Scott, R (8,3) OBP: 0.248, SLG: 0.247							1-H HR			0	0	0	0	0	0	0				
Carl Yastrzemski, L (1,7) OBP: 0.416, SLG: 0.448	0-0 1B		0-0 2-H 1B		0-0 FC4-6		0-0 1B			4	0	3	1	0	0	2				
Ken Harrelson, R (1,9) OBP: 0.371, SLG: 0.585	0-0 1-2 1B		0-3 K		0-0 F4		0-0 F2			4	0	1	0	0	1	2				
Rico Petrocelli, R (1,6) OBP: 0.295, SLG: 0.389	0-3 K			0-0 F8		0-0 F5		0-0 4-3		4	0	0	0	0	1	2				
Reggie Smith, S (1,8) OBP: 0.335, SLG: 0.405		0-0 L9		0-0 3-1		0-0 G3		0-0 6-3-5 S 1B		4	0	1	0	0	0	0				
Joe Foy, R (1,5) OBP: 0.340, SLG: 0.329		0-0 F4		0-0 5-3			0-0 SH3 SH4-3 2B	0-0 6-3-5 1-3F		4	1	1	0	0	0	1				
Russ Gibson, R (1,2) OBP: 0.240, SLG: 0.295		0-3 K			0-0 SH2-4 1B		0-0 SH3			2	0	1	0	0	1	0				
Juan Pizarro, L (1,1) OBP: 0.231, SLG: 0.261			4-0 SH1-3 1B BB		0-0 SH2-4		0-0 SH4-3			0	1	0	1	1	0	0				
Inning Stats	R: 0 E: 0 K: 3 S: 11	H: 2 LOB: 2 BB: 0 P: 11	R: 0 E: 0 K: 1 S: 5	H: 0 LOB: 0 BB: 0 P: 5	R: 1 E: 0 K: 2 S: 8	H: 1 LOB: 1 BB: 1 P: 12	R: 0 E: 0 K: 0 S: 3	H: 0 LOB: 0 BB: 0 P: 3	R: 0 E: 0 K: 0 S: 3	H: 0 LOB: 0 BB: 0 P: 3	R: 3 E: 0 K: 0 S: 6	H: 3 LOB: 1 BB: 1 P: 10	R: 0 E: 0 K: 0 S: 3	H: 1 LOB: 0 BB: 0 P: 3	R: 0 E: 0 K: 0 S: 3	H: 0 LOB: 0 BB: 0 P: 3	1B: 6 2B: 2 3B: 0 HR: 1	SF: 0 SAC: 4 DP: 1 HBP: 0	WP: 0 PB: 0 SB: 1 CS: 0	PA: 34
PITCHER Earl Wilson, R (1,1) ERA: 3.28	IP: 6.2 WLS: L BF: 30 H: 7 R: 4 ER: 4 SO: 7 BB: 3 IBB: 0 HBP: 0 BLK: 0 WP: 0 HR: 1 S: 41 P: 53 ERA: 5.40 WHIP: 1.500															PITCHER Daryl Patterson, R (7,1) ERA: 1.93				



Batter	1	2	3	4	5	6	7	8	9	AB	R	H	RBI	BB	SO	LOB	TOP										
Mike Andrews, R OBP: 0.389, SLG: 0.377 (1, 4)										4	0	1	0	0	0	1											
Dalton Jones, L OBP: 0.272, SLG: 0.333 (1, 3)										4	1	1	0	0	1	1											
Carl Yastrzemski, L OBP: 0.416, SLG: 0.450 (1, 7)										4	0	2	1	0	0	1											
Ken Harrelson, R OBP: 0.368, SLG: 0.580 (1, 9)										4	0	0	0	0	2	3											
Rico Petrocelli, R OBP: 0.297, SLG: 0.387 (1, 6)										2	1	0	0	2	2	1											
Reggie Smith, S OBP: 0.335, SLG: 0.402 (1, 8)										3	0	0	0	1	1	3											
Joe Foy, R OBP: 0.340, SLG: 0.327 (1, 5)										3	1	0	0	1	1	2											
Elston Howard, R OBP: 0.328, SLG: 0.341 (1, 2)										4	0	1	1	0	1	0											
Dave Morehead, R (1, 1)										4	0	0	1	0	2	1											
Inning Stats	R: 0 E: 0 K: 2 S: 8	H: 1 LOB: 1 BB: 0 P: 8	R: 2 E: 0 K: 1 S: 6	H: 1 LOB: 1 BB: 2 P: 14	R: 1 E: 0 K: 1 S: 7	H: 2 LOB: 2 BB: 1 P: 11	R: 0 E: 0 K: 1 S: 5	H: 0 LOB: 0 BB: 0 P: 5	R: 0 E: 0 K: 0 S: 4	H: 1 LOB: 2 BB: 1 P: 8	R: 0 E: 0 K: 0 S: 3	H: 0 LOB: 0 BB: 0 P: 3	R: 0 E: 0 K: 2 S: 7	H: 0 LOB: 0 BB: 0 P: 7	R: 0 E: 0 K: 0 S: 7	H: 0 LOB: 0 BB: 0 P: 7	1B: 2 2B: 2 3B: 1 HR: 0	SF: 0 SAC: 0 DP: 0 HBP: 0	WP: 0 PB: 0 SB: 0 CS: 0	PA: 36							
PITCHER	IP	WLS	BF	H	R	ER	SO	BB	IBB	HBP	BLK	WP	HR	S	P	ERA	WHIP										
Luis Tiant, R ERA: 1.62 (1, 1)	6.0	L	27	5	3	3	6	4	0	0	0	0	0	35	51	4.50	1.500										
Vicente Romo, R ERA: 1.45 (7, 1)	3.0		9	0	0	0	4	0	0	0	0	0	0	17	17	0.00	0.000										

Boston Red Sox @ Cleveland Indians
Cleveland Municipal Stadium, Cleveland, OH
Mon Aug 19 1968, 7:05 PM EDT
Att: 6,020 - Unknown

AB 32
R 3
H 5
RBI 3
BB 4
SO 10
LOB 13



Batter	1	2	3	4	5	6	7	8	9	AB	R	H	RBI	BB	SO	LOB	BOTTOM										
Jose Cardenal, R OBP: 0.299, SLG: 0.345 (1, 8)										3	0	0	0	1	1	0											
Davey Nelson, R OBP: 0.321, SLG: 0.343 (1, 4)										4	0	1	0	0	1	1											
Russ Snyder, L OBP: 0.315, SLG: 0.311 (1, 9)										2	0	0	0	1	0	1											
Vicente Romo, R OBP: 0.167, SLG: 0.167 (7, 1)										0	0	0	0	0	0	0											
Duke Sims, L (9, PH) OBP: 0.375, SLG: 0.417										1	0	0	0	0	0	0											
Tony Horton, R OBP: 0.305, SLG: 0.418 (1, 3)										4	0	0	0	0	0	1											
Lou Johnson, R OBP: 0.294, SLG: 0.378 (1, 7)										3	0	2	0	0	0	0											
Joe Azcue, R OBP: 0.326, SLG: 0.345 (1, 2)										3	0	1	0	0	1	1											
Max Alvis, R OBP: 0.296, SLG: 0.321 (1, 5)										3	0	0	0	0	0	3											
Larry Brown, R OBP: 0.295, SLG: 0.315 (8, PH)										1	0	0	0	1	0	0											
Lee Mays, L OBP: 0.330, SLG: 0.417 (6, PH)										1	0	0	0	0	0	0											
Vern Fuller, R OBP: 0.331, SLG: 0.278 (9, 6)										0	0	0	0	0	0	0											
Luis Tiant, R OBP: 0.081, SLG: 0.095 (1, 1)										1	0	0	0	0	0	1											
Jimmie Hall, L OBP: 0.280, SLG: 0.267 (6, PH)										2	0	0	0	0	0	0											
Inning Stats	R: 0 E: 0 K: 0 S: 3	H: 0 LOB: 0 BB: 0 P: 3	R: 0 E: 0 K: 0 S: 4	H: 2 LOB: 1 BB: 0 P: 4	R: 0 E: 0 K: 1 S: 4	H: 0 LOB: 1 BB: 2 P: 12	R: 0 E: 0 K: 0 S: 2	H: 0 LOB: 0 BB: 1 P: 6	R: 0 E: 0 K: 0 S: 3	H: 0 LOB: 0 BB: 0 P: 3	R: 0 E: 0 K: 0 S: 4	H: 1 LOB: 1 BB: 0 P: 4	R: 0 E: 0 K: 1 S: 6	H: 1 LOB: 1 BB: 0 P: 6	R: 0 E: 0 K: 1 S: 5	H: 0 LOB: 0 BB: 0 P: 5	R: 0 E: 0 K: 0 S: 3	H: 0 LOB: 0 BB: 0 P: 3	1B: 3 2B: 1 3B: 0 HR: 0	SF: 0 SAC: 0 DP: 3 HBP: 0	WP: 0 PB: 0 SB: 1 CS: 0	PA: 31					
PITCHER	IP	WLS	BF	H	R	ER	SO	BB	IBB	HBP	BLK	WP	HR	S	P	ERA	WHIP										
Dave Morehead, R ERA: 2.12 (1, 1)	9.0	W	31	4	0	0	3	3	0	0	0	0	0	34	46	0.00	0.778										

Boston Red Sox @ Cleveland Indians
Cleveland Municipal Stadium, Cleveland, OH
Mon Aug 19 1968, 7:05 PM EDT
Att: 6,020 - Unknown

AB 28
R 0
H 4
RBI 0
BB 3
SO 3
LOB 8



Batter	1	2	3	4	5	6	7	8	9	AB	R	H	RBI	BB	SO	LOB	TOP
Mike Andrews, R (1,4) OBP: 0.388, SLG: 0.374	F8			F6		F6			6-3	3	0	0	0	1	0	0	Boston Red Sox @ Cleveland Indians Cleveland Municipal Stadium, Cleveland, OH Tue Aug 20 1968, 7:05 PM EDT Att: 6,075 - Unknown
Joe Foy, R (1,5) OBP: 0.341, SLG: 0.328	5-3					PO			F9	4	0	2	0	0	0	0	
Carl Yastrzemski, L (1,7) OBP: 0.413, SLG: 0.446	K			L4-3					4-3	4	0	0	0	0	1	2	
Ken Harrelson, R (1,9) OBP: 0.366, SLG: 0.575		5-3							4-3	3	0	0	0	0	0	1	
Rico Petrocelli, R (1,6) OBP: 0.297, SLG: 0.385										2	0	0	0	1	1	0	
Jose Tartabull, L (8, PR) OBP: 0.297, SLG: 0.315	K									0	0	0	0	0	0	0	
Jerry Adair, R (8, 6) OBP: 0.270, SLG: 0.283										0	0	0	0	0	0	0	
Reggie Smith, S (1,8) OBP: 0.333, SLG: 0.399	F9								K	3	0	0	0	0	1	1	
George Scott, R (1,3) OBP: 0.249, SLG: 0.259				K					K	3	1	1	1	0	2	1	
Elston Howard, R (1,2) OBP: 0.329, SLG: 0.341				5-3					K	3	0	1	0	0	1	0	
Gary Bell, R (1,1) OBP: 0.216, SLG: 0.280				L6					K	3	0	0	0	0	1	2	
Inning Stats	R: 0 E: 0 K: 1 S: 5	H: 0 LOB: 0 BB: 0 P: 5	R: 0 E: 0 K: 1 S: 5	H: 0 LOB: 0 BB: 0 P: 5	R: 0 E: 0 K: 1 S: 5	H: 0 LOB: 0 BB: 0 P: 5	R: 0 E: 0 K: 0 S: 3	H: 1 LOB: 0 BB: 0 P: 3	R: 0 E: 0 K: 0 S: 3	H: 1 LOB: 0 BB: 0 P: 3	R: 0 E: 0 K: 3 S: 10	H: 1 LOB: 2 BB: 1 P: 14	R: 0 E: 0 K: 0 S: 3	H: 0 LOB: 0 BB: 0 P: 3	1B: 3 2B: 1 3B: 0 HR: 1	SF: 0 SAC: 0 DP: 2 HBP: 0	WP: 0 PA: 31 PB: 0 SB: 0 CS: 0
PITCHER Sam McDowell, L (1,1) ERA: 1.66	IP: 9.0 WLS: W BF: 30 H: 4 R: 1 ER: 1 SO: 7 BB: 2 IBB: 0 HBP: 0 BLK: 0 WP: 0 HR: 1 S: 42 P: 50 ERA: 1.00 WHIP: 0.667											PITCHER	IP: 9.0 WLS: W BF: 30 H: 4 R: 1 ER: 1 SO: 7 BB: 2 IBB: 0 HBP: 0 BLK: 0 WP: 0 HR: 1 S: 42 P: 50 ERA: 1.00 WHIP: 0.667				

AB 28
R 1
H 4
RBI 1
BB 2
SO 7
LOB 7



Batter	1	2	3	4	5	6	7	8	9	AB	R	H	RBI	BB	SO	LOB	BOTTOM		
Jose Cardenal, R (1,8) OBP: 0.299, SLG: 0.348	F7									4	1	1	0	0	0	0	Boston Red Sox @ Cleveland Indians Cleveland Municipal Stadium, Cleveland, OH Tue Aug 20 1968, 7:05 PM EDT Att: 6,075 - Unknown		
Davey Nelson, R (1,4) OBP: 0.313, SLG: 0.333	F8									3	0	0	0	0	0	0			
Russ Snyder, L (8, PH) OBP: 0.317, SLG: 0.314	F8									1	0	1	1	0	0	0			
Tommy Harper, R (8, PR) OBP: 0.286, SLG: 0.380										0	0	0	0	0	0	0			
Lee Maye, L (1,7) OBP: 0.342, SLG: 0.433										4	0	4	0	0	0	0			
Vern Fuller, R (9, 4) OBP: 0.331, SLG: 0.278										0	0	0	0	0	0	0			
Lou Johnson, R (1,9) OBP: 0.291, SLG: 0.374										4	0	0	0	0	0	4			
Duke Sims, L (1,3) OBP: 0.371, SLG: 0.413										3	0	0	0	0	0	1			
Joe Azcue, R (1,2) OBP: 0.322, SLG: 0.342										3	1	0	0	0	0	0			
Chico Salmon, R (1,6) OBP: 0.257, SLG: 0.290										3	0	1	0	0	1	0			
Max Alvis, R (1,5) OBP: 0.293, SLG: 0.320										2	0	0	1	0	1	0			
Sam McDowell, L (1,1) OBP: 0.169, SLG: 0.132										3	0	0	0	0	2	1			
Inning Stats	R: 0 E: 0 K: 0 S: 4	H: 1 LOB: 1 BB: 0 P: 4	R: 1 E: 1 K: 0 S: 5	H: 1 LOB: 1 BB: 0 P: 5	R: 0 E: 0 K: 0 S: 4	H: 1 LOB: 1 BB: 0 P: 4	R: 0 E: 0 K: 0 S: 3	H: 0 LOB: 0 BB: 0 P: 3	R: 0 E: 0 K: 2 S: 7	H: 0 LOB: 0 BB: 0 P: 7	R: 0 E: 1 K: 0 S: 4	H: 1 LOB: 1 BB: 0 P: 4	R: 0 E: 0 K: 1 S: 5	H: 0 LOB: 1 BB: 0 P: 5	R: 1 E: 0 K: 1 S: 7	H: 3 LOB: 1 BB: 0 P: 7	1B: 5 2B: 1 3B: 1 HR: 0	SF: 1 SAC: 0 DP: 0 HBP: 0	WP: 0 PA: 31 PB: 0 SB: 0 CS: 1
PITCHER Gary Bell, R (1,1) ERA: 3.19	IP: 8.0 WLS: L BF: 31 H: 7 R: 2 ER: 1 SO: 4 BB: 0 IBB: 0 HBP: 0 BLK: 0 WP: 0 HR: 0 S: 39 P: 39 ERA: 1.12 WHIP: 0.875											PITCHER	IP: 8.0 WLS: L BF: 31 H: 7 R: 2 ER: 1 SO: 4 BB: 0 IBB: 0 HBP: 0 BLK: 0 WP: 0 HR: 0 S: 39 P: 39 ERA: 1.12 WHIP: 0.875						

AB 30
R 2
H 7
RBI 2
BB 0
SO 4
LOB 6



Batter	1	2	3	4	5	6	7	8	9	AB	R	H	RBI	BB	SO	LOB	TOP					
Mike Andrews, R OBP: 0.384, SLG: 0.370	F9		K		1-3			E5		4	0	0	0	0	1	2	Boston Red Sox @ Cleveland Indians Cleveland Municipal Stadium, Cleveland, OH Wed Aug 21 1968, 7:05 PM EDT Att: 8,991 - Cloudy					
Dalton Jones, L OBP: 0.272, SLG: 0.332	F9			PB 1B		F6		FC3-6 1B		4	1	1	0	0	0	2						
Carl Yastrzemski, L OBP: 0.416, SLG: 0.446 Russ Gibson, R OBP: 0.240, SLG: 0.295				1B BB		4-3				2	0	1	1	2	0	0						
Ken Harrelson, R OBP: 0.363, SLG: 0.570 Gary Waslewski, R OBP: 0.077, SLG: 0.040				K		F6		F8		4	0	0	0	0	2	5						
Reggie Smith, S OBP: 0.336, SLG: 0.402										4	0	3	1	0	0	0						
Joe Foy, R OBP: 0.338, SLG: 0.325										4	0	0	0	0	1	4						
Jerry Adair, R OBP: 0.269, SLG: 0.282										4	0	1	0	0	0	1						
Elston Howard, R OBP: 0.325, SLG: 0.337 Jose Tartabull, L OBP: 0.307, SLG: 0.326				K		K		FC3-6 E 1B		2	0	0	0	0	2	1						
Jim Lonborg, R OBP: 0.400, SLG: 0.650 Bill Landis, L (5, 1)				5-3		SH1-4				1	0	0	0	0	0	0						
Floyd Robinson, L OBP: 0.275, SLG: 0.333								K		2	0	0	0	0	1	3						
Inning Stats	R: 0 E: 0 K: 1 S: 5	H: 0 LOB: 1 BB: 1 P: 9	R: 0 E: 0 K: 0 S: 3	H: 1 LOB: 0 BB: 0 P: 3	R: 0 E: 0 K: 2 S: 7	H: 0 LOB: 0 BB: 0 P: 7	R: 1 E: 0 K: 1 S: 6	H: 2 LOB: 1 BB: 1 P: 10	R: 0 E: 0 K: 1 S: 6	H: 1 LOB: 1 BB: 0 P: 6	R: 0 E: 0 K: 0 S: 3	H: 0 LOB: 0 BB: 0 P: 3	R: 0 E: 0 K: 1 S: 5	H: 0 LOB: 0 BB: 0 P: 5	R: 1 E: 1 K: 1 S: 8	H: 2 LOB: 2 BB: 0 P: 8	R: 0 E: 0 K: 0 S: 5	H: 2 LOB: 2 BB: 0 P: 5	1B: 8 2B: 0 3B: 0 HR: 0	SF: 0 SAC: 1 DP: 0 HBP: 0	WP: 0 PB: 1 SB: 0 CS: 2	PA: 36
PITCHER	IP WLS BF H R ER SO BB IBB HBP BLK WP HR S P ERA WHIP	8.2 W 35 8 2 1 7 2 0 0 0 0 0 0 47 55 1.04 1.154	0.1 S 1 0 0 0 0 0 0 0 0 0 0 0 1 1 0.00 0.000	PITCHER										IP WLS BF H R ER SO BB IBB HBP BLK WP HR S P ERA WHIP								
Horacio Pina, R ERA: 0.79											9.1											
Vicente Romo, R ERA: 1.47																						

Batter	1	2	3	4	5	6	7	8	9	AB	R	H	RBI	BB	SO	LOB	BOTTOM				
Jose Cardenal, R OBP: 0.300, SLG: 0.347	F4		6-3							2	1	0	0	2	0	0	Boston Red Sox @ Cleveland Indians Cleveland Municipal Stadium, Cleveland, OH Wed Aug 21 1968, 7:05 PM EDT Att: 8,991 - Cloudy				
Davey Nelson, R OBP: 0.311, SLG: 0.349	F9			6-3						4	1	1	2	0	1	1					
Lee Maye, L OBP: 0.347, SLG: 0.434 Tommy Harper, R OBP: 0.285, SLG: 0.379				4-3						2	1	1	0	1	0	0					
Lou Johnson, R OBP: 0.291, SLG: 0.372										1	0	0	0	0	1	0					
Duke Sims, L OBP: 0.372, SLG: 0.414 Tony Horton, R OBP: 0.306, SLG: 0.419										4	1	1	1	0	0	1					
Joe Azcue, R OBP: 0.322, SLG: 0.340										4	0	1	2	0	0	1					
Chico Salmon, R OBP: 0.261, SLG: 0.302										3	1	1	2	1	1	1					
Max Alvis, R OBP: 0.293, SLG: 0.317										3	1	0	0	0	0	1					
Horacio Pina, R Vicente Romo, R OBP: 0.167, SLG: 0.167										3	0	0	0	0	2	1					
Inning Stats	R: 0 E: 0 K: 0 S: 4	H: 1 LOB: 1 BB: 0 P: 4	R: 0 E: 0 K: 1 S: 5	H: 0 LOB: 0 BB: 0 P: 5	R: 0 E: 0 K: 0 S: 3	H: 0 LOB: 0 BB: 0 P: 3	R: 0 E: 0 K: 0 S: 3	H: 0 LOB: 0 BB: 0 P: 3	R: 8 E: 0 K: 2 S: 13	H: 6 LOB: 1 BB: 2 P: 22	R: 0 E: 0 K: 2 S: 7	H: 0 LOB: 1 BB: 1 P: 11	R: 0 E: 0 K: 1 S: 5	H: 0 LOB: 0 BB: 0 P: 5	R: 0 E: 0 K: 0 S: 2	H: 0 LOB: 0 BB: 1 P: 6		1B: 5 2B: 0 3B: 1 HR: 1	SF: 0 SAC: 0 DP: 1 HBP: 1	WP: 2 PB: 0 SB: 0 CS: 0	PA: 35
PITCHER	IP WLS BF H R ER SO BB IBB HBP BLK WP HR S P ERA WHIP	4.2 L 22 5 7 7 2 1 0 0 0 1 0 17 21 3.86 1.286	5.1 2.1 10 2 1 1 4 1 0 0 0 0 0 2 6 0.00 1.000	PITCHER										IP WLS BF H R ER SO BB IBB HBP BLK WP HR S P ERA WHIP							
Jim Lonborg, R ERA: 4.56											5.1										
Bill Landis, L ERA: 3.54																					
Gary Waslewski, R ERA: 3.75																					



Batter	1	2	3	4	5	6	7	8	9	AB	R	H	RBI	BB	SO	LOB	TOP					
Mike Andrews, R OBP: 0.383, SLG: 0.367 (1,4)	F9		F3			K			4-3 BB	3	0	0	0	1	1	0	Boston Red Sox @ Cleveland Indians Cleveland Municipal Stadium, Cleveland, OH Thu Aug 22 1968, 7:05 PM EDT Att: 6,049 - Unknown					
Dalton Jones, L OBP: 0.288, SLG: 0.327 (1,3)	5-3			4-3		F7			4-3	4	0	0	0	0	0	1						
Carl Yastrzemski, L OBP: 0.419, SLG: 0.448 (1,7)				K					FC5-4 1B	3	0	2	0	1	1	0						
Ken Harrelson, R OBP: 0.360, SLG: 0.564 (1,9)	F9			E3					FC5-4 8-3	4	0	0	0	0	0	4						
Reggie Smith, S OBP: 0.334, SLG: 0.400 (1,8)		G3		F2					8-3	3	0	0	0	0	0	2						
Joe Foy, R OBP: 0.336, SLG: 0.323 (1,5)		F6			6-3				F9	3	0	0	0	0	0	0						
Jerry Adair, R OBP: 0.270, SLG: 0.303 (1,6)		L4			K				HR	3	1	1	1	0	1	0						
Elston Howard, R OBP: 0.321, SLG: 0.332 (1,2)			6-3		K				6-3	3	0	0	0	0	1	0						
Ray Culp, R OBP: 0.137, SLG: 0.122 (6, PH)			1-3			F8			4-3	1	0	0	0	0	0	0						
Jose Tartabull, L OBP: 0.305, SLG: 0.323 (6, PH)										1	0	0	0	0	0	0						
Jerry Stephenson, L OBP: 0.389, SLG: 0.353 (6, PH)										0	0	0	0	0	0	0						
Floyd Robinson, L OBP: 0.272, SLG: 0.329 (8, PH)										1	0	0	0	0	0	0						
Lee Stange, R OBP: 0.200, SLG: 0.143 (8, 1)										0	0	0	0	0	0	0						
Inning Stats	R: 0 E: 0 K: 0 S: 4	H: 1 LOB: 1 BB: 0 P: 4	R: 0 E: 0 K: 0 S: 3	H: 0 LOB: 0 BB: 0 P: 3	R: 0 E: 0 K: 0 S: 3	H: 0 LOB: 0 BB: 0 P: 3	R: 0 E: 1 K: 1 S: 6	H: 0 LOB: 1 BB: 0 P: 6	R: 0 E: 0 K: 2 S: 7	H: 0 LOB: 0 BB: 0 P: 7	R: 0 E: 0 K: 1 S: 5	H: 0 LOB: 0 BB: 0 P: 5	R: 0 E: 0 K: 0 S: 3	H: 1 LOB: 0 BB: 0 P: 3	R: 1 E: 0 K: 0 S: 4	H: 1 LOB: 0 BB: 0 P: 4	R: 0 E: 0 K: 0 S: 2	H: 0 LOB: 1 BB: 2 P: 10	1B: 2 2B: 1 3B: 0 HR: 1	SF: 0 SAC: 0 DP: 2 HBP: 0	WP: 0 PB: 0 SB: 0 CS: 0	PA: 31
PITCHER	IP WLS BF H R ER SO BB IBB HBP BLK WP HR S P ERA WHIP																					
Stan Williams, R ERA: 2.42 (1, 1)	8.0 W 28 3 1 1 4 1 0 0 0 0 1 35 39 1.12 0.500																					
Vicente Romo, R ERA: 1.44 (9, 1)	1.0 S 3 0 0 0 0 1 0 0 0 0 0 0 2 6 0.00 1.000																					

Batter	1	2	3	4	5	6	7	8	9	AB	R	H	RBI	BB	SO	LOB	BOTTOM					
Jose Cardenal, R OBP: 0.300, SLG: 0.346 (1,8)	L7	E 1B			F8				FC6 1-2	4	0	1	1	0	0	1	Boston Red Sox @ Cleveland Indians Cleveland Municipal Stadium, Cleveland, OH Thu Aug 22 1968, 7:05 PM EDT Att: 6,049 - Unknown					
Davey Nelson, R OBP: 0.317, SLG: 0.348 (1,4)	S 1B	1-3 2-3							5-3	3	0	1	0	1	0	1						
Lee Maye, L OBP: 0.341, SLG: 0.426 (1,7)	F6 1-2				F9				F2	4	0	0	0	0	0	2						
Tommy Harper, R OBP: 0.285, SLG: 0.379 (9,9)					4-3					0	0	0	0	0	0	0						
Lou Johnson, R OBP: 0.290, SLG: 0.371 (9,7)	K				F8				S 1B	4	0	1	0	0	2	1						
Tony Horton, R OBP: 0.303, SLG: 0.414 (1,3)					F7				K	4	0	0	0	0	2	1						
Duke Sims, L OBP: 0.375, SLG: 0.412 (1,2)		PB E HBP BB			4-3 BB				F6	1	1	0	0	2	0	0						
Chico Salmon, R OBP: 0.285, SLG: 0.301 (1,6)		PB E HBP			4-3 1-2				FC6 BB	1	1	0	0	1	0	1						
Max Alvis, R OBP: 0.291, SLG: 0.314 (1,5)		K			F5				K	3	0	0	0	0	2	3						
Vern Fuller, R OBP: 0.331, SLG: 0.278 (8,5)									K	0	0	0	0	0	0	0						
Stan Williams, R OBP: 0.245, SLG: 0.200 (1, 1)		E5 WP 1B			K				K	3	1	0	0	0	2	1						
Vicente Romo, R OBP: 0.167, SLG: 0.167 (9, 1)										0	0	0	0	0	0	0						
Inning Stats	R: 0 E: 0 K: 1 S: 6	H: 1 LOB: 1 BB: 0 P: 6	R: 3 E: 2 K: 1 S: 7	H: 1 LOB: 1 BB: 1 P: 12	R: 0 E: 0 K: 0 S: 3	H: 0 LOB: 0 BB: 0 P: 3	R: 0 E: 0 K: 0 S: 2	H: 0 LOB: 0 BB: 1 P: 6	R: 0 E: 0 K: 2 S: 7	H: 0 LOB: 0 BB: 0 P: 7	R: 0 E: 0 K: 2 S: 7	H: 0 LOB: 0 BB: 0 P: 7	R: 0 E: 0 K: 2 S: 7	H: 0 LOB: 1 BB: 1 P: 11	R: 0 E: 0 K: 1 S: 6	H: 1 LOB: 1 BB: 0 P: 6	R: 0 E: 0 K: 0 S: 6	H: 0 LOB: 1 BB: 1 P: 6	1B: 3 2B: 1 3B: 0 HR: 0	SF: 0 SAC: 0 DP: 1 HBP: 1	WP: 1 PB: 1 SB: 2 CS: 0	PA: 32
PITCHER	IP WLS BF H R ER SO BB IBB HBP BLK WP HR S P ERA WHIP																					
Ray Culp, R ERA: 3.72 (1, 1)	5.0 L 21 2 3 0 3 3 0 1 0 0 0 0 23 36 0.00 1.000																					
Jerry Stephenson, R ERA: 5.43 (6, 1)	2.0 7 0 0 0 4 1 0 0 0 0 0 0 14 18 0.00 0.500																					
Lee Stange, R ERA: 4.53 (8, 1)	1.0 4 1 0 0 1 0 0 0 0 0 0 0 6 6 0.00 1.000																					


Batter	1	2	3	4	5	6	7	8	9	AB	R	H	RBI	BB	SO	LOB	TOP								
Jose Tartabull, L (1, 7) <small>OBP: 0.308, SLG: 0.326</small> Gary Waslewski, R (5, FR) <small>OBP: 0.077, SLG: 0.040</small> Ken Harrelson, R (5, 9) <small>OBP: 0.358, SLG: 0.561</small>	0-0 6-3		0-0 SH4-3		0-0 1B		0-0 F9		0-0 5-3	2	0	1	1	0	0	0	Boston Red Sox @ Baltimore Orioles Memorial Stadium, Baltimore, MD Fri Aug 23 1968, 7:05 PM EDT Att: 14,354 - Unknown								
Floyd Robinson, L (1, 9) <small>OBP: 0.286, SLG: 0.322</small> George Scott, R (5, PH) <small>OBP: 0.248, SLG: 0.257</small>	0-0 1-3		0-0 F5		0-0 F9		0-3 K			2	0	0	0	0	0	1									
Carl Yastrzemski, L (1, 3) <small>OBP: 0.419, SLG: 0.448</small>	0-0 F8		0-0 CS 1B		0-0 1-3 1B				0-0 4-3	4	0	2	1	0	0	0									
Reggie Smith, S (1, 8) <small>OBP: 0.335, SLG: 0.399</small>		0-0 F5	0-0 CS 1-2 1B	0-0 CS 1B	0-0 1-3				4-0 2B BB	3	0	1	0	1	0	3									
Dalton Jones, L (1, 4) <small>OBP: 0.271, SLG: 0.345</small>		0-0 F3		0-0 1-2 HR		0-0 6-3			0-0 1-3 2B	4	1	2	1	0	0	0									
Jerry Adair, R (1, 6) <small>OBP: 0.276, SLG: 0.304</small>		0-0 1B		0-0 5-3		0-3 K			4-0 G4-6-3 IBB	3	0	1	0	1	1	0									
Russ Nixon, L (1, 2) <small>OBP: 0.220, SLG: 0.179</small>	0-0 F8		0-0 6-3		0-0 2B 1B				0-0 G4-6-3 1-2	4	0	1	0	0	0	4									
Joe Foy, R (1, 5) <small>OBP: 0.340, SLG: 0.328</small>			0-0 S E 1B		4-0 SH3-4 1B BB		0-0 1-H 2B		0-0 F8	3	2	2	0	1	0	0									
Juan Pizarro, L (1, 1) <small>OBP: 0.241, SLG: 0.269</small>			0-0 SH4-3 1-H 1B 1B		0-0 SH3-4 1-2		0-3 K		0-0 3-1	3	1	1	0	0	1	0									
Inning Stats	R: 0 E: 0 K: 0 S: 3	H: 0 LOB: 0 BB: 0 P: 3	R: 0 E: 0 K: 0 S: 4	H: 1 LOB: 1 BB: 0 P: 4	R: 2 E: 1 K: 0 S: 5	H: 3 LOB: 0 BB: 0 P: 5	R: 1 E: 0 K: 0 S: 4	H: 2 LOB: 0 BB: 0 P: 4	R: 1 E: 0 K: 1 S: 5	H: 2 LOB: 3 BB: 1 P: 9	R: 0 E: 0 K: 2 S: 6	H: 2 LOB: 2 BB: 0 P: 6	R: 0 E: 0 K: 2 S: 7	H: 0 LOB: 0 BB: 0 P: 7	R: 0 E: 0 K: 0 S: 3	H: 1 LOB: 2 BB: 2 P: 11		R: 0 E: 0 K: 0 S: 3	H: 0 LOB: 0 BB: 0 P: 3	1B: 8 2B: 2 3B: 0 HR: 1	SF: 0 SAC: 2 DP: 1 HBP: 0	WP: 0 PB: 0 SB: 1 CS: 2	PA: 38		
PITCHER	IP	WLS	BF	H	R	ER	SO	BB	IBB	HBP	BLK	WP	HR	S	P	ERA	WHIP								
Dave Leonhard, R (1, 1) <small>ERA: 3.04</small>	4.1	L	19	7	4	4	0	1	0	0	0	0	1	18	22	8.31	1.846								
John Morris, L (5, 1) <small>ERA: 3.22</small>	1.2		7	3	0	0	1	0	0	0	0	0	0	9	9	0.00	1.800								
Wally Bunker, R (7, 1) <small>ERA: 2.91</small>	3.0		11	1	0	0	2	1	1	0	0	0	0	13	21	0.00	0.667								

Batter	1	2	3	4	5	6	7	8	9	AB	R	H	RBI	BB	SO	LOB	BOTTOM								
Don Buford, S (1, 7) <small>OBP: 0.372, SLG: 0.461</small>	0-0 1-3		0-0 F8	0-0 F8			0-0 F8		0-0 S 1B	5	0	1	0	0	0	0	Boston Red Sox @ Baltimore Orioles Memorial Stadium, Baltimore, MD Fri Aug 23 1968, 7:05 PM EDT Att: 14,354 - Unknown								
Mark Belanger, R (1, 6) <small>OBP: 0.295, SLG: 0.248</small>	0-0 BB 1B		0-3 K		0-3 K		0-3 K		0-0 1-3 4-3	5	0	1	0	0	3	2									
Frank Robinson, R (1, 9) <small>OBP: 0.381, SLG: 0.450</small>	0-0 1-2 1B		0-0 HR		0-0 F9		0-3 K			4	1	2	1	0	1	0									
Boog Powell, L (1, 3) <small>OBP: 0.338, SLG: 0.429</small>	4-0 1-2 2-3 BB		0-0 E 1B		4-0 1B BB				0-0 F9	2	1	1	0	2	0	0									
Brooks Robinson, R (1, 5) <small>OBP: 0.292, SLG: 0.391</small>	0-0 F4		0-0 E9 1-H 1B		0-0 1-3 1B				0-3 K	4	0	1	0	0	1	3									
Davey Johnson, R (1, 4) <small>OBP: 0.339, SLG: 0.389</small>	0-3 K		0-0 5-3		0-3 K				0-0 6-3	4	0	0	0	0	2	6									
Paul Blair, R (1, 8) <small>OBP: 0.271, SLG: 0.308</small>		0-0 F3		0-0 HR		0-0 F8			0-0 F3	4	1	1	1	0	0	0									
Larry Haney, R (1, 2) <small>OBP: 0.216, SLG: 0.314</small> Fred Valentine, S (9, PH) <small>OBP: 0.296, SLG: 0.358</small>		0-0 F3		0-3 K		0-0 F3			4-0 1B BB	3	0	0	0	0	1	0									
Dave Leonhard, R (1, 1) <small>OBP: 0.172, SLG: 0.143</small> John Morris, R (5, 1) <small>OBP: 0.306, SLG: 0.353</small> Curt Motton, R (6, PH) <small>OBP: 0.250, SLG: 0.143</small> Wally Bunker, R (7, 1) <small>OBP: 0.388, SLG: 0.133</small>		0-3 K		0-3 K		0-0 F3			0-0 F2	2	0	0	0	0	2	0									
Inning Stats	R: 0 E: 0 K: 1 S: 7	H: 2 LOB: 3 BB: 1 P: 11	R: 0 E: 0 K: 1 S: 5	H: 0 LOB: 0 BB: 0 P: 5	R: 2 E: 1 K: 1 S: 8	H: 2 LOB: 1 BB: 0 P: 8	R: 1 E: 0 K: 2 S: 8	H: 1 LOB: 0 BB: 0 P: 8	R: 0 E: 0 K: 2 S: 3	H: 1 LOB: 2 BB: 1 P: 12	R: 0 E: 0 K: 0 S: 3	H: 0 LOB: 0 BB: 0 P: 3	R: 0 E: 0 K: 2 S: 7	H: 0 LOB: 0 BB: 0 P: 7	R: 0 E: 0 K: 1 S: 5	H: 0 LOB: 0 BB: 0 P: 5		R: 0 E: 0 K: 0 S: 4	H: 1 LOB: 2 BB: 1 P: 8	1B: 5 2B: 0 3B: 0 HR: 2	SF: 0 SAC: 0 DP: 0 HBP: 0	WP: 0 PB: 0 SB: 1 CS: 0	PA: 38		
PITCHER	IP	WLS	BF	H	R	ER	SO	BB	IBB	HBP	BLK	WP	HR	S	P	ERA	WHIP								
Juan Pizarro, L (1, 1) <small>ERA: 3.27</small>	9.0	W	38	7	3	2	10	3	0	0	0	0	2	55	67	2.00	1.111								

AB	32
R	4
H	11
RBI	3
BB	3
SO	3
LOB	9



AB	35
R	3
H	7
RBI	2
BB	3
SO	10
LOB	12



Batter	1	2	3	4	5	6	7	8	9	AB	R	H	RBI	BB	SO	LOB	TOP					
Jerry Adair, R OBP: 0.268, SLG: 0.294 (1, 6)			6-3		G1-6-3		5-3		F5	5	0	0	0	0	1	2						
Dalton Jones, L OBP: 0.271, SLG: 0.341 (1, 4)	F8		4-3			F6		HR		3	1	0	0	1	0	0						
Carl Yastrzemski, L OBP: 0.421, SLG: 0.454 (1, 7)	2B			G3	1B	1B		F7		4	0	3	0	0	0	1						
Ken Harrelson, R OBP: 0.357, SLG: 0.558 (1, 9)	6-3			G3	1B	F8		K		4	0	1	0	0	1	3						
Reggie Smith, S OBP: 0.337, SLG: 0.407 (1, 8)		K		G3	1B			HR		4	1	2	2	0	1	2						
Joe Foy, R OBP: 0.339, SLG: 0.325 (1, 5)	S	BB		5-3		F7		K		3	0	0	0	1	1	4						
George Scott, R OBP: 0.245, SLG: 0.253 (1, 3)	F8			K			F6		4-3	4	0	0	0	0	1	3	AB 33					
Elston Howard, R OBP: 0.319, SLG: 0.345 (1, 2)	K				K		HR		6-3	4	1	1	1	0	2	1	R 3					
Dave Morehead, R Floyd Robinson, L Jerry Stephenson, L Mike Andrews, R Bill Landis, L Rico Petrocelli, R (1, 1) (5, PH) (5, 1) (7, PH) (7, 1) (5, PH)	K				K	G1-6-3	F5		BB	1	0	0	0	0	1	0	H 7					
Inning Stats	R: 0 E: 0 K: 1 S: 6	H: 1 LOB: 1 BB: 0 P: 6	R: 0 E: 0 K: 2 S: 7	H: 0 LOB: 1 BB: 1 P: 11	R: 0 E: 0 K: 1 S: 5	H: 0 LOB: 0 BB: 0 P: 5	R: 0 E: 0 K: 1 S: 7	H: 2 LOB: 2 BB: 0 P: 7	R: 0 E: 0 K: 0 S: 4	H: 0 LOB: 0 BB: 0 P: 5	R: 0 E: 0 K: 0 S: 5	H: 2 LOB: 2 BB: 0 P: 5	R: 1 E: 0 K: 0 S: 4	H: 1 LOB: 0 BB: 0 P: 4	R: 2 E: 0 K: 2 S: 8	H: 1 LOB: 0 BB: 1 P: 12	R: 0 E: 0 K: 0 S: 3	H: 0 LOB: 1 BB: 1 P: 7	1B: 4 2B: 1 3B: 0 HR: 2	SF: 0 SAC: 0 DP: 1 HBP: 1	WP: 0 PB: 0 SB: 1 CS: 0	PA: 37
PITCHER Jim Hardin, R ERA: 2.3 (1, 1)	IP: 9.0 WLS: W BF: 37 H: 7 R: 3 ER: 3 SO: 8 BB: 3 IBB: 0 HBP: 1 BLK: 0 WP: 0 HR: 2 S: 49 P: 62 ERA: 3.00 WHIP: 1.111																					

Boston Red Sox @ Baltimore Orioles
Memorial Stadium, Baltimore, MD
Sat Aug 24 1968, 7:05 PM EDT
Att: 16,222 - Unknown

AB 33
R 3
H 7
RBI 3
BB 3
SO 8
LOB 16



Batter	1	2	3	4	5	6	7	8	9	AB	R	H	RBI	BB	SO	LOB	BOTTOM			
Don Buford, S OBP: 0.378, SLG: 0.474 (1, 8) (7, 7)	FC5-4		E	S	3-4	1B		1B		5	2	4	3	0	0	0				
Mark Belanger, R OBP: 0.270, SLG: 0.253 (1, 6)	FC5-4		F6			1B		1B		5	0	3	1	0	0	2				
Frank Robinson, R OBP: 0.362, SLG: 0.449 Paul Blair, R OBP: 0.270, SLG: 0.307 (1, 7) (7, 8)	S	BB	F3		F9			F9		3	0	1	0	1	0	2				
Boog Powell, L OBP: 0.335, SLG: 0.424 (1, 3)	K		E3		L4		L6		K	5	0	0	0	0	2	7				
Brooks Robinson, R OBP: 0.292, SLG: 0.390 (1, 5)	6-3				F9			F9		4	0	1	1	0	0	2				
Curt Blefary, L OBP: 0.296, SLG: 0.310 Larry Haney, R OBP: 0.216, SLG: 0.314 (1, 2) (8, 2)	G3		F7		F9			F7		4	0	0	0	0	0	2				
Davey Johnson, R OBP: 0.339, SLG: 0.395 (1, 4)	F9				HR		6-3		K	4	1	1	1	0	1	0	AB 35			
Dave May, L OBP: 0.277, SLG: 0.237 (1, 9)				E4	SH5-4	3-4	1B	SH1-4	1B	2	2	2	0	2	0	0	R 6			
Jim Hardin, R OBP: 0.086, SLG: 0.129 (1, 1)	K			SH5-4		FC1-6	BB	SH1-4	BB	2	1	0	0	0	1	2	H 12			
Inning Stats	R: 0 E: 0 K: 1 S: 6	H: 1 LOB: 1 BB: 0 P: 10	R: 0 E: 0 K: 1 S: 6	H: 1 LOB: 0 BB: 0 P: 6	R: 1 E: 1 K: 0 S: 6	H: 2 LOB: 0 BB: 0 P: 6	R: 2 E: 1 K: 0 S: 6	H: 3 LOB: 1 BB: 0 P: 6	R: 0 E: 0 K: 0 S: 3	H: 0 LOB: 0 BB: 0 P: 3	R: 2 E: 0 K: 0 S: 6	H: 3 LOB: 2 BB: 1 P: 10	R: 0 E: 0 K: 1 S: 5	H: 0 LOB: 0 BB: 0 P: 5	R: 1 E: 0 K: 1 S: 7	H: 2 LOB: 2 BB: 1 P: 11	1B: 10 2B: 0 3B: 1 HR: 1	SF: 0 SAC: 2 DP: 0 HBP: 0	WP: 0 PB: 0 SB: 2 CS: 0	PA: 40
PITCHER Dave Morehead, R ERA: 2.37 Jerry Stephenson, R ERA: 5.54 Bill Landis, L ERA: 9.56 (1, 1) (5, 1) (7, 1)	IP: 4.0 WLS: L BF: 21 H: 7 R: 3 ER: 2 SO: 2 BB: 1 IBB: 0 HBP: 0 BLK: 0 WP: 0 HR: 1 S: 24 P: 28 ERA: 4.50 WHIP: 2.000																			

Boston Red Sox @ Baltimore Orioles
Memorial Stadium, Baltimore, MD
Sat Aug 24 1968, 7:05 PM EDT
Att: 16,222 - Unknown

AB 35
R 6
H 12
RBI 6
BB 3
SO 4
LOB 19



Batter	1	2	3	4	5	6	7	8	9	10	11	12	13	14	15	16	17	18	AB	R	H	RBI	BB	SO	LOB	TOP											
Mike Andrews, R OBP: 0.379, SLG: 0.361	5-3		F6		5-3			SH1-4		F5			FC6 BB			K		4-3	6	0	0	0	1	1	2												
Dalton Jones, L OBP: 0.270, SLG: 0.338	F8		FC6-4 1B		F7			F8		F5			B3			E3 1B		F5	8	0	2	0	0	0	4												
Carl Yastrzemski, L OBP: 0.419, SLG: 0.468	HR		K					1B					FC6			F7			7	1	2	1	0	2	3												
Ken Harrelson, R OBP: 0.354, SLG: 0.551	BB		FC6-4					5-3								K			6	0	0	0	1	3	4												
Reggie Smith, S OBP: 0.336, SLG: 0.409	F8				SH1-3 3B					4-3						F9		P6	7	1	2	0	0	0	1												
Jerry Adair, R OBP: 0.282, SLG: 0.288					4-3			CS		F9						K		P4	7	0	1	0	0	3	1												
Joe Foy, R OBP: 0.335, SLG: 0.321	F6				SH1-3			L5					L4				6-3	6	0	0	1	0	1	1													
Elton Howard, R OBP: 0.342, SLG: 0.337					5-3			5-3					F4			F7			5	0	0	0	0	0	1												
Gary Westra, R OBP: 0.374, SLG: 0.508										6-3									1	0	0	0	0	0	0												
Flory Hochstetler, L OBP: 0.281, SLG: 0.330																			1	0	1	0	0	0	0												
Jerry Stephenson, L OBP: 0.369, SLG: 0.353																			0	0	0	0	0	0	0												
Gary Bell, R OBP: 0.329, SLG: 0.289																			2	0	0	0	0	1	2												
Sparky Lyle, L OBP: 0.285, SLG: 0.440																			1	0	1	0	0	0	0												
Lee Stange, R OBP: 0.292, SLG: 0.440																			0	0	0	0	0	0	0												
Bill Landis, L OBP: 0.220, SLG: 0.179																			0	0	0	0	0	0	0												
Ryan Garber, R OBP: 0.255, SLG: 0.289																			3	0	0	0	0	2	1												
Inning Stats	R: 1 E: 0 K: 4	H: 1 LOB: 1 P: 8	R: 0 E: 0 K: 4	H: 1 LOB: 0 P: 4	R: 0 E: 0 K: 4	H: 1 LOB: 1 P: 6	R: 0 E: 0 K: 5	H: 0 LOB: 0 P: 5	R: 0 E: 0 K: 2	H: 1 LOB: 0 P: 7	R: 0 E: 0 K: 3	H: 0 LOB: 0 P: 3	R: 0 E: 0 K: 5	H: 0 LOB: 2 P: 5	R: 0 E: 0 K: 1	H: 0 LOB: 0 P: 5	R: 0 E: 0 K: 1	H: 1 LOB: 1 P: 8	R: 0 E: 0 K: 3	H: 0 LOB: 0 P: 3	R: 0 E: 0 K: 4	H: 1 LOB: 1 P: 4	R: 0 E: 0 K: 4	H: 0 LOB: 0 P: 3	R: 0 E: 0 K: 4	H: 1 LOB: 1 P: 4	1B: 7 2B: 0 3B: 1 HR: 1	SF: 0 SAC: 2 HBP: 0	WP: 0 PB: 1 CS: 1	PA: 66							
PITCHER	IP: 7.0 WLS: 2.45 BF: 26 H: 5 R: 2 ER: 2 SO: 4 BB: 1 IBB: 0 HBP: 0 BLK: 0 WP: 0 HR: 1 S: 33 P: 37 ERA: 2.57 WHIP: 0.857																			PITCHER	IP: 7.0 WLS: 2.45 BF: 26 H: 5 R: 2 ER: 2 SO: 4 BB: 1 IBB: 0 HBP: 0 BLK: 0 WP: 0 HR: 1 S: 33 P: 37 ERA: 2.57 WHIP: 0.857																
Tom Phoebus, R ERA: 2.45																			Eddie Watt, R ERA: 2.23																		
Pete Richert, L ERA: 3.47																			Moe Drabowsky, R ERA: 1.9																		
Roger Nelson, R ERA: 1.48																			Roger Nelson, R ERA: 1.48																		
Batter	1	2	3	4	5	6	7	8	9	10	11	12	13	14	15	16	17	18	AB	R	H	RBI	BB	SO	LOB	BOTTOM											
Don Buford, S OBP: 0.371, SLG: 0.461	4-3		F9		SH2-4 BB		F7		F9		FC4-6		B1-3		6-3			K	8	0	0	0	1	1	4												
Mark Belanger, R OBP: 0.272, SLG: 0.255	K		1B		SH2-4		2B 1B		K		K		B1-6-4 1B		K			K	8	1	3	0	0	5	1												
Frank Robinson, R OBP: 0.387, SLG: 0.452	6-3		1B		K		1B 2B		1B BB		1B IBB		B1-6-4 1B					K	4	0	2	1	2	1	2												
Roger Nelson, R ERA: 1.48			1B		K		2B		BB		IBB							K	3	0	0	0	2	1													
Boog Powell, L OBP: 0.326, SLG: 0.425					G3		F8		FC5-4 1B		K							G3	8	1	3	0	1	1	5												
Brooks Robinson, R OBP: 0.299, SLG: 0.388					1-3				FC5-4 1B									G3	7	1	2	1	1	2	3												
Elrod Hendricks, L OBP: 0.322, SLG: 0.481									FC5-6 BB SF9									K	4	0	2	0	4	1													
Davey Johnson, R OBP: 0.333, SLG: 0.388									FC5-6 BB SF9									K	7	0	0	0	2	9													
Curt Blefary, L OBP: 0.292, SLG: 0.306									FC5-6 BB SF9									K	4	0	0	1	0	3													
Paul Blair, R OBP: 0.273, SLG: 0.306									FC5-6 BB SF9									K	1	0	0	0	1	0	2												
Lee Stange, R OBP: 0.292, SLG: 0.440									FC5-6 BB SF9									K	1	0	0	0	0	0	0												
Sparky Lyle, L OBP: 0.285, SLG: 0.440									FC5-6 BB SF9									K	1	0	0	0	0	0	0												
Bill Landis, L OBP: 0.220, SLG: 0.179									FC5-6 BB SF9									K	1	0	0	0	0	0	0												
Ryan Garber, R OBP: 0.255, SLG: 0.289									FC5-6 BB SF9									K	1	0	0	0	0	0	0												
Inning Stats	R: 0 E: 0 K: 5	H: 0 LOB: 0 P: 5	R: 0 E: 0 K: 7	H: 0 LOB: 1 P: 11	R: 0 E: 0 K: 3	H: 0 LOB: 2 P: 11	R: 0 E: 0 K: 5	H: 1 LOB: 2 P: 10	R: 0 E: 0 K: 4	H: 1 LOB: 1 P: 4	R: 1 E: 0 K: 5	H: 2 LOB: 1 P: 5	R: 1 E: 0 K: 4	H: 1 LOB: 1 P: 8	R: 0 E: 0 K: 3	H: 1 LOB: 0 P: 3	R: 0 E: 0 K: 7	H: 0 LOB: 0 P: 5	R: 0 E: 0 K: 4	H: 0 LOB: 0 P: 7	R: 0 E: 0 K: 10	H: 0 LOB: 2 P: 10	R: 0 E: 0 K: 3	H: 0 LOB: 0 P: 3	R: 0 E: 0 K: 4	H: 1 LOB: 2 P: 8	R: 0 E: 0 K: 7	H: 0 LOB: 0 P: 7	R: 0 E: 0 K: 10	H: 1 LOB: 1 P: 11	1B: 9 2B: 3 3B: 1 HR: 0	SF: 1 SAC: 3 HBP: 1	WP: 1 PB: 0 CS: 0	PA: 77			
PITCHER	IP: 6.2 WLS: 3.12 BF: 30 H: 6 R: 1 ER: 1 SO: 4 BB: 5 IBB: 0 HBP: 0 BLK: 0 WP: 0 HR: 0 S: 33 P: 33 ERA: 1.35 WHIP: 1.650																			PITCHER	IP: 6.2 WLS: 3.12 BF: 30 H: 6 R: 1 ER: 1 SO: 4 BB: 5 IBB: 0 HBP: 0 BLK: 0 WP: 0 HR: 0 S: 33 P: 33 ERA: 1.35 WHIP: 1.650																
Gary Bell, R ERA: 3.12																			Jerry Stephenson, R ERA: 5.62																		
Sparky Lyle, L ERA: 2.85																			Lee Stange, R ERA: 4.35																		
Bill Landis, L ERA: 3.51																			Gary Waslewski, R ERA: 3.55																		

Boston Red Sox @ Baltimore Orioles
Memorial Stadium, Baltimore, MD
Sun Aug 25 1968, 7:05 PM EDT
Att. 12,714 - Unknown

AB 60
R 2
H 9
RBI 2
BB 3
SO 13
LOB 20



Boston Red Sox @ Baltimore Orioles
Memorial Stadium, Baltimore, MD
Sun Aug 25 1968, 7:05 PM EDT
Att. 12,714 - Unknown

AB 60
R 3
H 13
RBI 3
BB 12
SO 17
LOB 36



Batter	1	2	3	4	5	6	7	8	9	AB	R	H	RBI	BB	SO	LOB	TOP					
Jose Cardenal, R (1, 8) OBP: 0.307, SLG: 0.359	0-0 6-3		0-0 F7			0-3 K		0-0 6-3		4	0	0	0	0	1	0						
Davey Nelson, R (1, 4) OBP: 0.312, SLG: 0.320	0-0 F9			0-0 F9		0-0 6-3			0-3 K	3	0	0	0	0	0	0						
Duke Sims, L (9, PH) OBP: 0.373, SLG: 0.403										1	0	0	0	0	1	0						
Lee Maye, L (1, 7) OBP: 0.337, SLG: 0.415	0-0 G3			0-3 K		0-0 F8			0-0 F8	4	0	0	0	0	1	0						
Tony Horton, R (1, 3) OBP: 0.307, SLG: 0.417		0-0 F8		0-0 E5			0-0 F8		0-0 F7	4	0	0	0	0	0	0						
Lou Johnson, R (1, 9) OBP: 0.290, SLG: 0.369		0-0 1B		0-0 F8			0-3 K			3	0	1	0	0	1	1						
Joe Azcue, R (1, 2) OBP: 0.327, SLG: 0.341		0-0 G6-4-3			0-3 K		0-0 E5			3	0	1	0	0	1	0						
Larry Brown, R (1, 6) OBP: 0.295, SLG: 0.314										2	0	0	0	0	0	2						
Jimmie Hall, L (7, PH) OBP: 0.285, SLG: 0.267										1	0	0	0	0	1	1						
Chico Salmon, R (7, 6) OBP: 0.259, SLG: 0.293										0	0	0	0	0	0	0						
Max Alvis, R (1, 5) OBP: 0.295, SLG: 0.326			0-3 K		0-0 1B				0-0 F7	3	0	1	0	0	1	0						
Horacio Pina, R (1, 1) OBP: 0.310, SLG: 0.306			0-3 K						0-0 F8	2	0	0	0	0	2	1						
Russ Snyder, L (8, PH) OBP: 0.182, SLG: 0.100										1	0	0	0	0	0	0						
Mike Paul, L (8, 1) OBP: 0.182, SLG: 0.100										0	0	0	0	0	0	0						
Inning Stats	R: 0 E: 0 K: 0 S: 3	H: 0 LOB: 0 BB: 0 P: 3	R: 0 E: 0 K: 0 S: 4	H: 2 LOB: 1 BB: 0 P: 4	R: 0 E: 0 K: 2 S: 7	H: 0 LOB: 0 BB: 0 P: 7	R: 0 E: 1 K: 1 S: 6	H: 0 LOB: 1 BB: 0 P: 6	R: 0 E: 0 K: 2 S: 8	H: 1 LOB: 1 BB: 0 P: 8	R: 0 E: 0 K: 1 S: 5	H: 0 LOB: 0 BB: 0 P: 5	R: 0 E: 1 K: 2 S: 8	H: 0 LOB: 1 BB: 0 P: 8	R: 0 E: 0 K: 0 S: 3	H: 0 LOB: 0 BB: 0 P: 3	R: 0 E: 0 K: 1 S: 5	H: 0 LOB: 0 BB: 0 P: 5	1B: 3 2B: 0 3B: 0 HR: 0	SF: 0 SAC: 0 DP: 1 HBP: 0	WP: 0 PB: 0 SB: 0 CS: 0	PA: 31
PITCHER Jim Lonborg, R (1, 1) ERA: 3.9	IP: 9.0 WLS: W BF: 31 H: 3 R: 0 ER: 0 SO: 9 BB: 0 IBB: 0 HBP: 0 BLK: 0 WP: 0 HR: 0 S: 49 P: 49 ERA: 0.00 WHIP: 0.333															PITCHER	IP: 9.0 WLS: W BF: 31 H: 3 R: 0 ER: 0 SO: 9 BB: 0 IBB: 0 HBP: 0 BLK: 0 WP: 0 HR: 0 S: 49 P: 49 ERA: 0.00 WHIP: 0.333					

Cleveland Indians @ Boston Red Sox
Fenway Park, Boston, MA
Mon Aug 26 1968, 7:05 PM EDT
Att: 30,926 - Unknown - 80 F

AB 31
R 0
H 3
RBI 0
BB 0
SO 9
LOB 5



Batter	1	2	3	4	5	6	7	8	9	AB	R	H	RBI	BB	SO	LOB	BOTTOM			
Mike Andrews, R (1, 4) OBP: 0.380, SLG: 0.363	0-0 1B		0-0 F8			0-0 4-3		0-0 S		3	2	1	0	1	0	0				
Dalton Jones, L (1, 5) OBP: 0.270, SLG: 0.337	0-0 2B		0-0 4-3			0-0 4-3		0-3 K		4	1	1	0	0	1	1				
Carl Yastrzemski, L (1, 3) OBP: 0.420, SLG: 0.499	0-0 1B			0-0 G3		4-0 BB		0-0 F8		3	0	1	2	1	0	0				
Ken Harrelson, R (1, 9) OBP: 0.357, SLG: 0.549	0-0 BB			0-0 F9		4-0 BB		4-0 BB		1	0	0	0	3	0	0				
Reggie Smith, S (1, 8) OBP: 0.333, SLG: 0.406	0-3 K			0-3 K		0-0 4-3		0-0 F6		4	0	0	0	0	2	4				
Floyd Robinson, L (1, 7) OBP: 0.283, SLG: 0.330		0-0 G1-6-3			0-0 F9			0-0 F8		3	0	1	0	0	0	0				
George Scott, R (8, 3) OBP: 0.245, SLG: 0.253										0	0	0	0	0	0	0				
Jerry Adair, R (1, 6) OBP: 0.257, SLG: 0.282		0-0 G1-6-3			0-0 5-3			0-0 4-3		3	0	0	0	0	0	1				
Russ Gibson, R (1, 2) OBP: 0.243, SLG: 0.303			0-3 K							3	0	2	0	0	1	0				
Jim Lonborg, R (1, 1) OBP: 0.348, SLG: 0.565				0-0 4-3		0-3 K		0-3 K		3	0	0	0	0	2	2				
Inning Stats	R: 2 E: 0 K: 1 S: 6	H: 3 LOB: 1 BB: 1 P: 10	R: 0 E: 0 K: 1 S: 5	H: 1 LOB: 0 BB: 0 P: 5	R: 0 E: 0 K: 0 S: 3	H: 0 LOB: 0 BB: 0 P: 3	R: 0 E: 0 K: 1 S: 5	H: 0 LOB: 0 BB: 0 P: 5	R: 0 E: 0 K: 1 S: 6	H: 1 LOB: 1 BB: 0 P: 6	R: 0 E: 0 K: 0 S: 3	H: 0 LOB: 2 BB: 2 P: 11	R: 0 E: 0 K: 1 S: 6	H: 1 LOB: 1 BB: 0 P: 6	R: 1 E: 1 K: 1 S: 5	H: 0 LOB: 1 BB: 2 P: 13	1B: 3 2B: 4 3B: 0 HR: 0	SF: 0 SAC: 0 DP: 2 HBP: 0	WP: 0 PB: 0 SB: 1 CS: 1	PA: 32
PITCHER Horacio Pina, R (1, 1) ERA: 1.47	IP: 7.0 WLS: L BF: 27 H: 6 R: 2 ER: 2 SO: 5 BB: 3 IBB: 0 HBP: 0 BLK: 0 WP: 0 HR: 0 S: 34 P: 46 ERA: 2.57 WHIP: 1.286															PITCHER	IP: 7.0 WLS: L BF: 27 H: 6 R: 2 ER: 2 SO: 5 BB: 3 IBB: 0 HBP: 0 BLK: 0 WP: 0 HR: 0 S: 34 P: 46 ERA: 2.57 WHIP: 1.286			
PITCHER Mike Paul, L (8, 1) ERA: 4.25	IP: 1.0 WLS: L BF: 5 H: 0 R: 1 ER: 0 SO: 1 BB: 2 IBB: 0 HBP: 0 BLK: 0 WP: 0 HR: 0 S: 5 P: 13 ERA: 0.00 WHIP: 2.000															PITCHER	IP: 1.0 WLS: L BF: 5 H: 0 R: 1 ER: 0 SO: 1 BB: 2 IBB: 0 HBP: 0 BLK: 0 WP: 0 HR: 0 S: 5 P: 13 ERA: 0.00 WHIP: 2.000			

Cleveland Indians @ Boston Red Sox
Fenway Park, Boston, MA
Mon Aug 26 1968, 7:05 PM EDT
Att: 30,926 - Unknown - 80 F

AB 27
R 3
H 6
RBI 2
BB 5
SO 6
LOB 8



Batter	1	2	3	4	5	6	7	8	9	AB	R	H	RBI	BB	SO	LOB	TOP								
Bert Campaneris, R OBP: 0.340, SLG: 0.361 (1, 6)	F9		1B		F4		3B	K2-3		4	1	1	1	1	1	0	Oakland Athletics @ Boston Red Sox Fenway Park, Boston, MA Wed Aug 28 1968, 7:05 PM EDT Att: 25,865 - Unknown - 65 F								
Reggie Jackson, L OBP: 0.325, SLG: 0.472 (1, 9)	SF8		F2		F8		F6	G3		5	1	1	0	0	0	2									
Danny Cater, R OBP: 0.322, SLG: 0.370 (1, 3)	SF8		BB		5-3		L9		L4	4	0	1	1	0	0	1									
Sal Bando, R OBP: 0.325, SLG: 0.369 (1, 5)	1-3		BB		5-3		3B		L8	4	0	1	1	1	0	0									
Jim Pagliaroni, R OBP: 0.338, SLG: 0.371 (7, PH)		F8	F6		BB		BB		F8	3	0	1	0	0	0	3									
Ted Kubiak, S OBP: 0.303, SLG: 0.330 (7, 1)					1B		BB			0	0	0	0	1	0	0									
Diego Segui, R (7, 1)							BB			1	0	0	0	0	0	0									
Dick Green, R OBP: 0.343, SLG: 0.341 (1, 4)				FC6-4		F7	K			3	0	1	0	1	1	3									
Mike Hershberger, R OBP: 0.309, SLG: 0.351 (6, 8)				BB																					
Rick Monday, L OBP: 0.380, SLG: 0.417 (6, PH)																									
Joe Rudi, R OBP: 0.226, SLG: 0.233 (6, 7)																									
Jim Gosger, L OBP: 0.247, SLG: 0.196 (8, 8)																									
Blue Moon Odom, R OBP: 0.250, SLG: 0.238 (7, PH)																									
Dave Duncan, R OBP: 0.258, SLG: 0.311 (7, 2)					FC6-4		WP																		
Inning Stats	R: 1 E: 0 K: 0 S: 4	H: 1 LOB: 0 BB: 0 P: 4	R: 0 E: 0 K: 1 S: 5	H: 0 LOB: 1 BB: 1 P: 9	R: 0 E: 0 K: 1 S: 6	H: 1 LOB: 2 BB: 2 P: 14	R: 0 E: 0 K: 2 S: 8	H: 1 LOB: 1 BB: 0 P: 8	R: 0 E: 0 K: 0 S: 3	H: 0 LOB: 0 BB: 0 P: 3	R: 0 E: 0 K: 1 S: 4	H: 1 LOB: 2 BB: 1 P: 8	R: 2 E: 0 K: 1 S: 7	H: 2 LOB: 2 BB: 2 P: 15	R: 2 E: 0 K: 1 S: 7	H: 2 LOB: 0 BB: 0 P: 7	R: 0 E: 0 K: 0 S: 3	H: 0 LOB: 0 BB: 0 P: 3	1B: 4 2B: 0 3B: 2 HR: 2	SF: 1 SAC: 0 DP: 0 HBP: 0	WP: 1 PB: 0 SB: 0 CS: 0	PA: 41			
PITCHER	IP	WLS	BF	H	R	ER	SO	BB	IBB	HBP	BLK	WP	HR	S	P	ERA	WHIP								
Juan Pizarro, L ERA: 3.47 (1, 1)	7.1	L	36	8	5	5	5	6	0	0	0	1	2	40	64	6.14	1.909								
Lee Stange, R ERA: 4.28 (8, 1)	1.2		5	0	0	0	1	0	0	0	0	0	0	7	7	0.00	0.000								

AB	34
R	5
H	8
RBI	5
BB	6
SO	6
LOB	16



Batter	1	2	3	4	5	6	7	8	9	AB	R	H	RBI	BB	SO	LOB	BOTTOM								
Mike Andrews, R OBP: 0.378, SLG: 0.363 (1, 4)	4-3		WP	K		4-3			F5	5	1	1	0	0	1	2	Oakland Athletics @ Boston Red Sox Fenway Park, Boston, MA Wed Aug 28 1968, 7:05 PM EDT Att: 25,865 - Unknown - 65 F								
Dalton Jones, L OBP: 0.271, SLG: 0.336 (1, 3)	4-3		F6		6-3				F8	5	0	1	0	0	0	1									
Carl Yastrzemski, L OBP: 0.420, SLG: 0.465 (1, 7)	FC4-6		HR		5-3		F6			3	1	1	2	1	0	1									
Ken Harrelson, R OBP: 0.357, SLG: 0.546 (1, 9)	FC4-6		HR				F7			4	0	2	0	0	0	2									
Reggie Smith, S OBP: 0.335, SLG: 0.404 (1, 8)		L7			4-3		G3			3	0	0	0	1	0	2									
Jerry Adair, R OBP: 0.257, SLG: 0.276 (1, 6)		6-3		F7						4	0	0	0	0	1	2									
Joe Foy, R OBP: 0.336, SLG: 0.323 (1, 5)					L8		WP		4-3	3	1	1	0	1	0	0									
Russ Gibson, R OBP: 0.244, SLG: 0.309 (1, 2)		6-3				K			F4	4	0	1	0	0	1	1									
Juan Pizarro, L OBP: 0.219, SLG: 0.241 (1, 1)					4-3					3	0	0	0	0	0	2									
Lee Stange, R OBP: 0.250, SLG: 0.143 (8, 1)					L5					0	0	0	0	0	0	0									
Floyd Robinson, L OBP: 0.279, SLG: 0.323 (8, PH)										1	0	0	0	0	0	0									
Inning Stats	R: 0 E: 0 K: 0 S: 3	H: 0 LOB: 1 BB: 1 P: 7	R: 0 E: 0 K: 0 S: 4	H: 1 LOB: 1 BB: 0 P: 4	R: 2 E: 0 K: 0 S: 6	H: 3 LOB: 2 BB: 1 P: 10	R: 0 E: 0 K: 1 S: 6	H: 1 LOB: 1 BB: 0 P: 6	R: 0 E: 0 K: 0 S: 4	H: 1 LOB: 1 BB: 0 P: 4	R: 1 E: 0 K: 1 S: 6	H: 0 LOB: 1 BB: 1 P: 10	R: 0 E: 0 K: 0 S: 4	H: 1 LOB: 1 BB: 0 P: 4	R: 0 E: 0 K: 1 S: 5	H: 0 LOB: 0 BB: 0 P: 5		R: 0 E: 0 K: 0 S: 3	H: 0 LOB: 0 BB: 0 P: 3	1B: 3 2B: 3 3B: 0 HR: 1	SF: 0 SAC: 0 DP: 0 HBP: 0	WP: 3 PB: 0 SB: 2 CS: 0	PA: 38		
PITCHER	IP	WLS	BF	H	R	ER	SO	BB	IBB	HBP	BLK	WP	HR	S	P	ERA	WHIP								
Blue Moon Odom, R ERA: 2.76 (1, 1)	6.0		28	6	3	3	2	2	1	0	0	0	1	29	41	4.50	1.333								
Diego Segui, R ERA: 2.18 (7, 1)	3.0	W	10	1	0	0	1	0	0	0	0	0	0	12	12	0.00	0.333								

AB	35
R	3
H	7
RBI	2
BB	3
SO	3
LOB	13



Batter	1	2	3	4	5	6	7	8	9	AB	R	H	RBI	BB	SO	LOB	TOP					
Bert Campaneris, R OBP: 0.341, SLG: 0.362 (1, 6)										4	0	2	0	0	0	3	Oakland Athletics @ Boston Red Sox Fenway Park, Boston, MA Thu Aug 29 1968, 3:33 AM EDT Att: 19,101 - Unknown - 66 F					
Reggie Jackson, L OBP: 0.325, SLG: 0.470 (1, 9)										4	1	1	0	0	0	3						
Rick Monday, L OBP: 0.379, SLG: 0.414 (1, 8)										3	0	0	0	1	1	3						
Sal Bando, R OBP: 0.324, SLG: 0.369 (1, 5)										4	1	1	0	0	0	1						
Joe Keough, L OBP: 0.246, SLG: 0.355 (3, PH)										1	0	0	0	0	1	2						
Mike Hershberger, R OBP: 0.310, SLG: 0.351 (3, 7)										3	0	1	1	0	0	0						
Danny Cater, R OBP: 0.322, SLG: 0.369 (1, 3)										4	0	1	0	0	0	1						
Dave Duncan, R OBP: 0.258, SLG: 0.305 (1, 2)										3	0	0	0	1	0	1						
Dick Green, R OBP: 0.347, SLG: 0.346 (1, 4)										4	0	2	0	0	1	2						
Jim Nash, R OBP: 0.293, SLG: 0.161 (3, 1)										0	0	0	0	0	1	0						
Jack Aker, R OBP: 0.143, SLG: 0.143 (4, 1)										0	0	0	0	0	0	0						
Ed Sprague, R OBP: 0.229, SLG: 0.231 (7, PH)										0	0	0	0	0	0	1						
Joe Rydz, R OBP: 0.229, SLG: 0.231 (7, 1)										0	0	0	0	0	0	0						
Warren Bogle, L OBP: 0.203, SLG: 0.222 (9, PH)										1	0	0	0	0	1	0						
Phil Roof, R OBP: 0.203, SLG: 0.222 (9, PH)										0	0	0	0	0	1	0						
Inning Stats	R: 0 E: 0 K: 1 S: 6	H: 2 LOB: 2 BB: 1 P: 10	R: 0 E: 0 K: 1 S: 6	H: 1 LOB: 2 BB: 1 P: 10	R: 2 E: 2 K: 1 S: 7	H: 2 LOB: 0 BB: 0 P: 7	R: 0 E: 0 K: 0 S: 3	H: 0 LOB: 1 BB: 1 P: 7	R: 0 E: 0 K: 0 S: 3	H: 0 LOB: 0 BB: 0 P: 3	R: 0 E: 0 K: 0 S: 3	H: 0 LOB: 0 BB: 0 P: 3	R: 0 E: 0 K: 0 S: 5	H: 2 LOB: 2 BB: 0 P: 5	R: 0 E: 0 K: 0 S: 3	H: 0 LOB: 0 BB: 0 P: 3	R: 0 E: 0 K: 1 S: 5	H: 1 LOB: 0 BB: 0 P: 5	1B: 8 2B: 2 3B: 0 HR: 0	SF: 0 SAC: 1 DP: 2 HBP: 0	WP: 0 PB: 0 SB: 2 CS: 0	PA: 36
PITCHER	IP	WLS	BF	H	R	ER	SO	BB	IBB	HBP	BLK	WP	HR	S	P	ERA	WHIP					
Dave Morehead, R ERA: 2.31 (1, 1)	1.0		5	2	0	0	1	1	0	0	0	0	0	6	10	0.00	3.000					
Dick Ellsworth, L ERA: 3.1 (2, 1)	8.0	W	31	6	2	1	3	2	0	0	0	0	0	35	43	1.12	1.000					

AB	32
R	2
H	8
RBI	1
BB	3
SO	4
LOB	17



Batter	1	2	3	4	5	6	7	8	9	AB	R	H	RBI	BB	SO	LOB	BOTTOM				
Mike Andrews, R OBP: 0.381, SLG: 0.368 (1, 4)										5	2	3	0	0	2	1	Oakland Athletics @ Boston Red Sox Fenway Park, Boston, MA Thu Aug 29 1968, 3:33 AM EDT Att: 19,101 - Unknown - 66 F				
Dalton Jones, L OBP: 0.275, SLG: 0.337 (1, 3)										2	2	1	1	1	0	1					
George Scott, R OBP: 0.246, SLG: 0.255 (5, 3)										2	0	1	0	0	1	0					
Carl Yastrzemski, L OBP: 0.422, SLG: 0.466 (1, 7)										3	2	2	1	0	1	3					
Floyd Robinson, L OBP: 0.274, SLG: 0.316 (5, 7)										2	0	0	0	0	0	2					
Ken Harrelson, R OBP: 0.355, SLG: 0.544 (1, 9)										5	0	1	0	0	2	4					
Reggie Smith, S OBP: 0.338, SLG: 0.410 (1, 8)										3	1	1	5	2	0	1					
Jerry Adair, R OBP: 0.256, SLG: 0.274 (1, 6)										5	1	1	0	0	0	3					
Joe Foy, R OBP: 0.339, SLG: 0.340 (1, 5)										3	2	2	3	1	1	1					
Russ Gibson, R OBP: 0.244, SLG: 0.308 (1, 2)										4	0	1	0	0	0	2					
Dave Morehead, R (1, 1)										0	0	0	0	0	0	0					
Dick Ellsworth, L OBP: 0.088, SLG: 0.052 (2, 1)										4	1	1	0	0	2	1					
Inning Stats	R: 3 E: 2 K: 2 S: 10	H: 3 LOB: 1 BB: 1 P: 14	R: 0 E: 0 K: 1 S: 6	H: 1 LOB: 0 BB: 0 P: 6	R: 1 E: 0 K: 0 S: 5	H: 2 LOB: 2 BB: 1 P: 9	R: 6 E: 0 K: 1 S: 10	H: 5 LOB: 0 BB: 1 P: 14	R: 0 E: 0 K: 3 S: 9	H: 0 LOB: 0 BB: 0 P: 9	R: 0 E: 0 K: 1 S: 5	H: 0 LOB: 1 BB: 1 P: 9	R: 1 E: 0 K: 1 S: 8	H: 3 LOB: 2 BB: 0 P: 8	R: 0 E: 0 K: 0 S: 3	H: 0 LOB: 0 BB: 0 P: 3	1B: 9 2B: 2 3B: 0 HR: 3	SF: 0 SAC: 0 DP: 0 HBP: 0	WP: 2 PB: 0 SB: 2 CS: 0	PA: 42	
PITCHER	IP	WLS	BF	H	R	ER	SO	BB	IBB	HBP	BLK	WP	HR	S	P	ERA	WHIP				
Jim Nash, R ERA: 2.52 (1, 1)	2.0	L	13	5	4	3	3	1	0	0	0	1	0	18	22	13.50	3.500				
Jack Aker, R ERA: 4.2 (3, 1)	1.2		12	5	6	6	1	1	1	0	0	1	2	12	20	32.40	3.600				
Ed Sprague, R ERA: 2.47 (4, 1)	2.1		8	0	0	0	4	1	0	0	0	0	0	15	19	0.00	0.429				
Warren Bogle, L ERA: 5.0 (7, 1)	2.0		9	3	1	1	1	0	0	0	0	0	1	11	11	4.50	1.500				



Batter	1	2	3	4	5	6	7	8	9	AB R H RBI BB SO LOB	TOP										
Del Unser, L OBP: 0.294, SLG: 0.283 (1, 8)										4 1 0 0 1 0 1	Washington Senators @ Boston Red Sox Fenway Park, Boston, MA Fri Aug 30 1968, 7:05 PM EDT Att: 25,854 - Unknown - 66 F livebaseballscores.com										
Ed Stroud, L OBP: 0.287, SLG: 0.383 Brant Aylea, R OBP: 0.286, SLG: 0.373 (9, PH) (9, 9)										4 0 1 0 0 0 2 1 0 0 0 0 0 2											
Ken McMullen, R OBP: 0.323, SLG: 0.399 (1, 5) (9, 6)										5 1 2 1 0 0 2											
Frank Howard, R OBP: 0.332, SLG: 0.554 (1, 7)										5 1 2 2 0 2 2											
Mike Epstein, L OBP: 0.333, SLG: 0.349 (1, 3)										5 0 2 1 0 1 2											
Paul Casanova, R OBP: 0.209, SLG: 0.268 (1, 2)										5 0 2 0 0 0 1											
Tim Cullen, R OBP: 0.289, SLG: 0.310 Gary Holman, L OBP: 0.355, SLG: 0.328 Hank Allen, R OBP: 0.269, SLG: 0.310 (8, PH) (8, 4) (9, 5)										3 0 2 0 0 0 1 1 0 0 0 0 0 1 0 0 0 0 0 0 0											
Ed Brinkman, R OBP: 0.239, SLG: 0.167 Jim French, L OBP: 0.291, SLG: 0.277 Bernie Allen, L OBP: 0.298, SLG: 0.332 (9, PH) (9, 4)										2 0 0 0 1 0 4 0 1 0 0 1 0 0 0 0 0 0 0 0 0											
Joe Coleman, R OBP: 0.159, SLG: 0.164 (1, 1)										4 1 0 0 0 0 7											
Inning Stats	R: 0 E: 0 K: 1 S: 5	H: 0 LOB: 1 BB: 1 P: 9	R: 0 E: 0 K: 1 S: 7	H: 2 LOB: 2 BB: 7 P: 7	R: 0 E: 1 K: 0 S: 4	H: 1 LOB: 1 BB: 1 P: 4	R: 0 E: 0 K: 0 S: 4	H: 1 LOB: 2 BB: 1 P: 8	R: 0 E: 1 K: 0 S: 5	H: 2 LOB: 2 BB: 0 P: 5		R: 0 E: 0 K: 0 S: 3	H: 0 LOB: 0 BB: 3 P: 3	R: 0 E: 0 K: 1 S: 6	H: 1 LOB: 1 BB: 0 P: 6	R: 5 E: 2 K: 0 S: 7	H: 3 LOB: 0 BB: 1 P: 11	1B: 8 2B: 3 3B: 0 HR: 0	SF: 0 SAC: 0 DP: 1 HBP: 0	WP: 0 PB: 0 SB: 0 CS: 1	PA: 42
PITCHER	IP WLS BF H R ER SO BB IBB HBP BLK WP HR S P ERA WHIP																				
Gary Bell, R ERA: 2.98 Sparky Lyle, L ERA: 2.55 Lee Stange, R ERA: 4.23 (1, 1) (9, 1) (9, 1)	8.0 L 36 8 2 0 3 3 0 0 0 0 0 0 0 0 0.00 1.375																				

Batter	1	2	3	4	5	6	7	8	9	AB R H RBI BB SO LOB	BOTTOM										
Mike Andrews, R OBP: 0.380, SLG: 0.367 (1, 4)										4 0 1 0 0 0 1	Washington Senators @ Boston Red Sox Fenway Park, Boston, MA Fri Aug 30 1968, 7:05 PM EDT Att: 25,854 - Unknown - 66 F livebaseballscores.com										
Dalton Jones, L OBP: 0.276, SLG: 0.337 (1, 3)										3 0 1 0 1 1 1											
Carl Yastrzemski, L OBP: 0.421, SLG: 0.463 (1, 7)										3 0 0 0 1 0 3											
Ken Harrelson, R OBP: 0.354, SLG: 0.549 (1, 9)										4 1 1 1 0 1 3											
Reggie Smith, S OBP: 0.337, SLG: 0.408 (1, 8)										4 0 1 0 0 1 4											
Jerry Adair, R OBP: 0.255, SLG: 0.274 (1, 6)										4 0 1 0 0 1 2											
Joe Foy, R OBP: 0.339, SLG: 0.337 (1, 5)										3 0 0 0 0 1 1											
Russ Gibson, R OBP: 0.238, SLG: 0.300 (1, 2)										4 0 0 0 0 1 3											
Gary Bell, R OBP: 0.214, SLG: 0.273 Sparky Lyle, L OBP: 0.143, SLG: 0.143 Lee Stange, R OBP: 0.250, SLG: 0.143 (1, 1) (9, 1) (9, 1)										3 0 1 0 0 0 0 0 0 0 0 0 0 0 0 0 0 0 0 0 0											
Inning Stats	R: 0 E: 0 K: 0 S: 2	H: 0 LOB: 0 BB: 1 P: 6	R: 1 E: 0 K: 0 S: 4	H: 2 LOB: 0 BB: 0 P: 4	R: 0 E: 0 K: 0 S: 4	H: 1 LOB: 3 BB: 1 P: 9	R: 0 E: 0 K: 0 S: 4	H: 0 LOB: 0 BB: 0 P: 5	R: 0 E: 1 K: 0 S: 5	H: 0 LOB: 1 BB: 0 P: 4		R: 0 E: 0 K: 1 S: 5	H: 0 LOB: 0 BB: 0 P: 5	R: 0 E: 0 K: 2 S: 9	H: 2 LOB: 2 BB: 0 P: 9	R: 0 E: 0 K: 2 S: 7	H: 0 LOB: 0 BB: 0 P: 7	1B: 5 2B: 0 3B: 0 HR: 1	SF: 0 SAC: 0 DP: 1 HBP: 1	WP: 0 PB: 0 SB: 0 CS: 1	PA: 35
PITCHER	IP WLS BF H R ER SO BB IBB HBP BLK WP HR S P ERA WHIP																				
Joe Coleman, R ERA: 3.26 (1, 1)	9.0 W 35 6 1 1 6 2 0 1 0 0 1 1 44 53 1.00 0.889																				

Batter	1	2	3	4	5	6	7	8	9	AB	R	H	RBI	BB	SO	LOB	TOP																			
Del Unser, L OBP: 0.295, SLG: 0.283 (1, 8)										4	0	1	0	1	0	5	Washington Senators @ Boston Red Sox Fenway Park, Boston, MA Sat Aug 31 1968, 3:33 AM EDT Att: 21,599 - Unknown - 82 F																			
Ed Stroud, L OBP: 0.284, SLG: 0.378 (1, 9)										3	0	0	0	0	0	5																				
Brant Aylea, R OBP: 0.278, SLG: 0.362 (6, PH) (6, 9)										2	0	0	0	0	2	2																				
Ken McMullen, R OBP: 0.324, SLG: 0.400 (1, 5)										4	1	1	0	1	0	1																				
Frank Howard, R OBP: 0.336, SLG: 0.564 (1, 7)										5	2	4	2	0	1	2																				
Mike Epstein, L OBP: 0.332, SLG: 0.345 (1, 3)										4	1	0	0	1	2	4																				
Paul Casanova, R OBP: 0.209, SLG: 0.264 (1, 2)										4	0	0	0	1	2	4																				
Tim Cullen, R OBP: 0.270, SLG: 0.312 (1, 4)										2	0	1	2	0	0	1																				
Bernie Allen, L OBP: 0.297, SLG: 0.330 (4, 4)										2	0	0	0	0	1	1																				
Ed Brinkman, R OBP: 0.245, SLG: 0.182 (1, 6)										4	0	2	0	0	1	0																				
Frank Bertaina, L OBP: 0.188, SLG: 0.161 (1, 1)										2	0	1	0	0	0	2																				
Cap Peterson, R OBP: 0.270, SLG: 0.287 (6, PH)										1	0	1	0	0	0	0																				
Bob Humphreys, R OBP: 0.500, SLG: 0.500 (6, PH)										0	0	0	0	0	0	0																				
Hank Allen, R OBP: 0.275, SLG: 0.310 (8, PH)										0	0	0	0	1	0	0																				
Dennis Higgins, R OBP: 0.124, SLG: 0.154 (8, 1)										0	0	0	0	0	0	0																				
Inning Stats	R: 0 E: 0 K: 1 S: 7	H: 2 LOB: 2 BB: 0 P: 7	R: 0 E: 0 K: 0 S: 5	H: 2 LOB: 3 BB: 1 P: 9	R: 2 E: 0 K: 1 S: 8	H: 3 LOB: 2 BB: 1 P: 12	R: 2 E: 0 K: 0 S: 3	H: 1 LOB: 0 BB: 2 P: 11	R: 0 E: 0 K: 1 S: 6	H: 0 LOB: 0 BB: 0 P: 3	R: 0 E: 0 K: 1 S: 6	H: 1 LOB: 1 BB: 0 P: 6	R: 0 E: 0 K: 3 S: 10	H: 1 LOB: 1 BB: 0 P: 10	R: 0 E: 0 K: 2 S: 7	H: 0 LOB: 1 BB: 1 P: 11	R: 0 E: 0 K: 1 S: 6	H: 1 LOB: 1 BB: 0 P: 6	1B: 7 2B: 3 3B: 0 HR: 1	SF: 0 SAC: 0 DP: 1 HBP: 0	WP: 1 PB: 0 SB: 0 CS: 0	PA: 42														
PITCHER	IP	WLS	BF	H	R	ER	SO	BB	IBB	HBP	BLK	WP	HR	S	P	ERA	WHIP	PITCHER		IP	WLS	BF	H	R	ER	SO	BB	IBB	HBP	BLK	WP	HR	S	P	ERA	WHIP
Jim Lonborg, R ERA: 4.14 (1, 1)	5.0	W	26	8	4	4	2	4	0	0	0	1	1	26	42	7.20	2.400																			
Bill Landis, L ERA: 3.25 (6, 1)	4.0	S	16	3	0	0	7	1	0	0	0	0	0	29	33	0.00	1.000																			

AB	37
R	4
H	11
RBI	4
BB	5
SO	9
LOB	27



Batter	1	2	3	4	5	6	7	8	9	AB	R	H	RBI	BB	SO	LOB	BOTTOM																			
Mike Andrews, R OBP: 0.379, SLG: 0.364 (1, 4)										3	1	0	0	1	0	1	Washington Senators @ Boston Red Sox Fenway Park, Boston, MA Sat Aug 31 1968, 3:33 AM EDT Att: 21,599 - Unknown - 82 F																			
Joe Foy, R OBP: 0.340, SLG: 0.346 (1, 5)										4	1	2	4	0	1	0																				
Carl Yastrzemski, L OBP: 0.419, SLG: 0.499 (1, 7)										4	0	0	0	0	0	1																				
Ken Harrelson, R OBP: 0.352, SLG: 0.544 (1, 9)										4	0	0	0	0	1	1																				
Reggie Smith, S OBP: 0.338, SLG: 0.407 (1, 8)										2	1	0	0	2	0	0																				
Jerry Adair, R OBP: 0.255, SLG: 0.273 (1, 6)										4	1	1	0	0	0	3																				
George Scott, R OBP: 0.244, SLG: 0.252 (1, 3)										3	0	0	0	0	2	2																				
Russ Gibson, R OBP: 0.246, SLG: 0.321 (1, 2)										2	1	1	1	1	0	2																				
Jim Lonborg, R OBP: 0.333, SLG: 0.542 (1, 1)										1	0	0	0	0	1	0																				
Rico Petrocelli, R OBP: 0.300, SLG: 0.387 (5, PH)										1	1	1	1	0	0	0																				
Bill Landis, L ERA: 3.25 (6, 1)										1	0	0	0	0	0	1																				
Inning Stats	R: 0 E: 0 K: 1 S: 5	H: 0 LOB: 0 BB: 0 P: 5	R: 0 E: 0 K: 0 S: 3	H: 0 LOB: 0 BB: 0 P: 3	R: 1 E: 0 K: 2 S: 8	H: 1 LOB: 0 BB: 0 P: 8	R: 0 E: 0 K: 0 S: 3	H: 0 LOB: 0 BB: 0 P: 3	R: 5 E: 0 K: 1 S: 8	H: 3 LOB: 0 BB: 2 P: 16	R: 0 E: 1 K: 1 S: 5	H: 0 LOB: 0 BB: 0 P: 5	R: 0 E: 1 K: 0 S: 3	H: 0 LOB: 1 BB: 1 P: 7	R: 0 E: 0 K: 0 S: 4	H: 1 LOB: 2 BB: 1 P: 8	1B: 3 2B: 0 3B: 0 HR: 2	SF: 0 SAC: 0 DP: 0 HBP: 0	WP: 0 PB: 0 SB: 1 CS: 1	PA: 33																
PITCHER	IP	WLS	BF	H	R	ER	SO	BB	IBB	HBP	BLK	WP	HR	S	P	ERA	WHIP	PITCHER		IP	WLS	BF	H	R	ER	SO	BB	IBB	HBP	BLK	WP	HR	S	P	ERA	WHIP
Frank Bertaina, L ERA: 5.43 (1, 1)	5.0	L	21	4	6	6	4	2	0	0	0	0	0	27	35	10.80	1.200																			
Bob Humphreys, R ERA: 3.95 (6, 1)	2.0		7	0	0	0	1	1	0	0	0	0	0	8	12	0.00	0.500																			
Dennis Higgins, R ERA: 3.47 (8, 1)	1.0		5	1	0	0	0	0	1	0	0	0	0	4	8	0.00	1.000																			



Batter	1	2	3	4	5	6	7	8	9	AB	R	H	RBI	BB	SO	LOB	TOP					
Del Unser, L OBP: 0.292, SLG: 0.280 (1, 8)										5	0	0	0	0	1	5	Washington Senators @ Boston Red Sox Fenway Park, Boston, MA Sun Sep 01 1968, 3:33 AM EDT Att: 23,910 - Unknown					
Ken McMullen, R OBP: 0.324, SLG: 0.398 (1, 5) (8, 6)										4	0	1	0	0	2	2						
Frank Howard, R OBP: 0.337, SLG: 0.563 (1, 7)										3	1	1	0	1	0	1						
Brant Aleya, R OBP: 0.276, SLG: 0.397 (1, 9)										4	1	1	2	0	1	2						
Mike Epstein, L OBP: 0.329, SLG: 0.342 (1, 3)										3	0	0	0	0	0	2						
Phil Ortega, R OBP: 0.286, SLG: 0.208 (7, 1)										0	0	0	0	0	0	0						
Cap Peterson, R OBP: 0.269, SLG: 0.286 (9, PH)										1	0	0	0	0	0	0						
Paul Casanova, R OBP: 0.210, SLG: 0.264 (1, 2)										4	1	1	0	0	0	1						
Bernie Allen, L OBP: 0.305, SLG: 0.347 (1, 4)										3	1	3	2	1	0	0						
Ed Brinkman, R OBP: 0.242, SLG: 0.180 (1, 6)										2	0	0	0	0	0	2						
Jim French, L OBP: 0.299, SLG: 0.275 (8, PH)										1	0	0	0	0	0	1						
Hank Allen, R OBP: 0.273, SLG: 0.307 (8, 5)										1	0	0	0	0	0	0						
Camilo Pascual, R OBP: 0.190, SLG: 0.190 (1, 1)										1	0	1	0	0	0	0						
Ed Stroud, L OBP: 0.283, SLG: 0.377 (6, PH)										1	0	0	0	0	0	0						
Bill Haywood, R OBP: 0.273, SLG: 0.307 (6, 1)										0	0	0	0	0	0	0						
Gary Holman, L OBP: 0.359, SLG: 0.362 (7, 3)										2	0	1	0	0	0	2						
Inning Stats	R: 0 E: 0 K: 1 S: 5	H: 0 LOB: 0 BB: 0 P: 5	R: 0 E: 0 K: 1 S: 5	H: 0 LOB: 0 BB: 0 P: 5	R: 0 E: 0 K: 0 S: 4	H: 2 LOB: 1 BB: 0 P: 4	R: 0 E: 0 K: 0 S: 4	H: 1 LOB: 1 BB: 0 P: 4	R: 0 E: 0 K: 0 S: 3	H: 1 LOB: 0 BB: 0 P: 3	R: 0 E: 0 K: 0 S: 3	H: 0 LOB: 1 BB: 0 P: 3	R: 0 E: 0 K: 0 S: 3	H: 0 LOB: 1 BB: 1 P: 7	R: 0 E: 1 K: 2 S: 8	H: 0 LOB: 2 BB: 1 P: 12	R: 4 E: 0 K: 0 S: 8	H: 5 LOB: 1 BB: 0 P: 8	1B: 6 2B: 0 3B: 1 HR: 2	SF: 0 SAC: 0 DP: 2 HBP: 0	WP: 2 PB: 0 SB: 0 CS: 0	PA: 37
PITCHER Ray Culp, R ERA: 3.58 (1, 1)	IP: 9.0 WLS: W BF: 37 H: 9 R: 4 ER: 4 SO: 4 BB: 2 IBB: 0 HBP: 0 BLK: 0 WP: 1 HR: 2 S: 43 P: 51 ERA: 4.00 WHIP: 1.222															PITCHER						

Batter	1	2	3	4	5	6	7	8	9	AB	R	H	RBI	BB	SO	LOB	BOTTOM				
Mike Andrews, R OBP: 0.380, SLG: 0.374 (1, 4)										4	1	2	3	0	1	0	Washington Senators @ Boston Red Sox Fenway Park, Boston, MA Sun Sep 01 1968, 3:33 AM EDT Att: 23,910 - Unknown				
Dalton Jones, L OBP: 0.274, SLG: 0.331 (1, 3)										5	0	0	0	0	0	3					
Carl Yastrzemski, L OBP: 0.420, SLG: 0.467 (6, PR)										3	1	2	3	1	0	1					
Floyd Robinson, L OBP: 0.274, SLG: 0.316 (7, 7)										0	0	0	0	0	0	0					
Ken Harrelson, R OBP: 0.355, SLG: 0.543 (1, 9)										2	0	1	0	2	0	1					
Reggie Smith, S OBP: 0.336, SLG: 0.403 (1, 8)										4	0	0	0	0	2	5					
Jerry Adair, R OBP: 0.260, SLG: 0.270 (1, 6)										2	1	0	0	1	0	2					
Joe Foy, R OBP: 0.339, SLG: 0.347 (1, 5)										4	0	1	1	0	2	4					
Russ Gibson, R OBP: 0.251, SLG: 0.337 (1, 2)										4	2	2	0	0	0	0					
Ray Culp, R OBP: 0.175, SLG: 0.148 (1, 1)										2	2	0	0	1	1	0					
Inning Stats	R: 0 E: 0 K: 0 S: 4	H: 1 LOB: 2 BB: 1 P: 8	R: 3 E: 0 K: 1 S: 7	H: 2 LOB: 1 BB: 1 P: 11	R: 0 E: 0 K: 0 S: 4	H: 1 LOB: 2 BB: 1 P: 8	R: 0 E: 0 K: 0 S: 3	H: 0 LOB: 0 BB: 0 P: 3	R: 1 E: 0 K: 2 S: 8	H: 1 LOB: 2 BB: 1 P: 13	R: 2 E: 0 K: 0 S: 6	H: 2 LOB: 1 BB: 0 P: 6	R: 1 E: 0 K: 1 S: 5	H: 1 LOB: 0 BB: 1 P: 9	R: 0 E: 0 K: 2 S: 7	H: 0 LOB: 0 BB: 0 P: 7		1B: 3 2B: 2 3B: 1 HR: 2	SF: 0 SAC: 2 DP: 0 HBP: 1	WP: 1 PB: 0 SB: 0 CS: 0	PA: 38
PITCHER Camilo Pascual, R ERA: 2.72 (1, 1)	IP: 5.0 WLS: L BF: 25 H: 5 R: 4 ER: 4 SO: 3 BB: 4 IBB: 1 HBP: 0 BLK: 0 WP: 0 HR: 2 S: 26 P: 43 ERA: 7.20 WHIP: 1.800															PITCHER					
Bill Haywood, R ERA: 3.29 (6, 1)	IP: 1.0 WLS: L BF: 6 H: 2 R: 2 ER: 2 SO: 0 BB: 0 IBB: 0 HBP: 0 BLK: 0 WP: 0 HR: 0 S: 6 P: 6 ERA: 18.00 WHIP: 2.000																				
Phil Ortega, R ERA: 4.87 (7, 1)	IP: 2.0 WLS: L BF: 7 H: 1 R: 1 ER: 1 SO: 3 BB: 1 IBB: 0 HBP: 0 BLK: 0 WP: 0 HR: 0 S: 12 P: 16 ERA: 4.50 WHIP: 1.000																				

Batter	1	2	3	4	5	6	7	8	9	AB	R	H	RBI	BB	SO	LOB	TOP			
Mike Andrews, R (1.4) OBP: 0.378, SLG: 0.373	5-3		CS 1B			F5			K	4	0	1	0	0	1	0	Boston Red Sox @ Minnesota Twins Metropolitan Stadium, Bloomington, MI Mon Sep 02 1968, 4:33 AM EDT Att: 10,489 - Unknown - 79 F			
Joe Foy, R (1.5) OBP: 0.340, SLG: 0.349	BB		K			2B			6-3	3	0	1	0	1	1					
Carl Yastrzemski, L (1.7) OBP: 0.417, SLG: 0.463	F9					K			4-3	4	0	0	0	0	2	1				
Ken Harrelson, R (1.9) OBP: 0.353, SLG: 0.540	K					1-3			5-3	3	0	0	0	0	1	1				
Reggie Smith, S (1.8) OBP: 0.334, SLG: 0.401			K			F8			L6	3	0	0	0	0	1	0				
Jerry Adair, R (1.6) OBP: 0.282, SLG: 0.267			BB			F9			F3	2	0	0	0	1	0	0				
George Scott, R (1.3) OBP: 0.242, SLG: 0.250			K			K			K	3	0	0	0	0	3	1				
Russ Gibson, R (1.2) OBP: 0.253, SLG: 0.355			K			HR			K	3	1	1	1	0	2	1				
Juan Pizarro, L (1.1) OBP: 0.212, SLG: 0.233						G1			6-3	1	0	0	0	0	0	0				
Jose Tartabull, L (5. PH) OBP: 0.356, SLG: 0.324										1	0	0	0	0	0	0				
Gary Waslewski, R (5.1) OBP: 0.074, SLG: 0.038										0	0	0	0	0	0	0				
Rico Petrocelli, R (8. PH) OBP: 0.300, SLG: 0.386										1	0	0	0	0	0	0				
Jerry Stephenson, L (8.1) OBP: 0.369, SLG: 0.353										0	0	0	0	0	0	0				
Inning Stats	R: 0 E: 0 K: 1 S: 5	H: 0 LOB: 1 BB: 1 P: 9	R: 0 E: 0 K: 3 S: 9	H: 0 LOB: 1 BB: 1 P: 13	R: 0 E: 0 K: 1 S: 5	H: 1 LOB: 0 BB: 0 P: 5	R: 0 E: 0 K: 1 S: 5	H: 0 LOB: 0 BB: 0 P: 5	R: 1 E: 0 K: 1 S: 6	H: 1 LOB: 0 BB: 0 P: 6	R: 0 E: 0 K: 0 S: 3	H: 0 LOB: 0 BB: 0 P: 3	R: 0 E: 0 K: 2 S: 7	H: 0 LOB: 0 BB: 0 P: 7	R: 0 E: 0 K: 1 S: 5	H: 0 LOB: 0 BB: 0 P: 5	1B: 1 2B: 1 3B: 0 HR: 1	SF: 0 SAC: 0 DP: 0 HBP: 0	WP: 0 PB: 0 SB: 0 CS: 1	PA: 30
PITCHER Jim Kaat, L (1.1) ERA: 2.72	IP: 9.0 WLS: W BF: 30 H: 3 R: 1 ER: 1 SO: 11 BB: 2 IBB: 0 HBP: 0 BLK: 0 WP: 0 HR: 1 S: 50 P: 58 ERA: 1.00 WHIP: 0.556																			

Batter	1	2	3	4	5	6	7	8	9	AB	R	H	RBI	BB	SO	LOB	BOTTOM			
Cesar Tovar, R (1.8) OBP: 0.327, SLG: 0.375	G5-3 1B		K			S 1B			L9	4	1	2	0	0	1	1	Boston Red Sox @ Minnesota Twins Metropolitan Stadium, Bloomington, MI Mon Sep 02 1968, 4:33 AM EDT Att: 10,489 - Unknown - 79 F			
Rich Reese, L (1.3) OBP: 0.311, SLG: 0.363	G5-3 1B		HR 1B			6-3 1B			K2-3	4	1	3	1	0	1	0				
Rich Rollins, R (1.5) OBP: 0.290, SLG: 0.365	G5-3 1-2 2-3f		1-H 2-H HR			6-3 1-2			K	4	1	1	3	0	1	3				
Bob Allison, R (1.7) OBP: 0.334, SLG: 0.462	K		K			F7			S SH3-4 1B	4	1	1	0	0	2	2				
Ron Clark, R (1.6) OBP: 0.257, SLG: 0.247			F5			F6			SH3-4 1-2	3	0	0	0	0	0	0				
Frank Kostrz, R (1.9) OBP: 0.226, SLG: 0.257			1B			1B BB			K 2-3	3	0	1	0	1	1	1				
John Roseboro, L (1.2) OBP: 0.300, SLG: 0.310			F8			F5			1B IBB	3	0	0	0	1	0	2				
Frank Quilici, R (1.4) OBP: 0.306, SLG: 0.332			F7			K			1B 1-2	4	0	2	1	0	1	1				
Jim Kaat, L (1.1) OBP: 0.178, SLG: 0.197			HR 1B BB			3-1			K 3-H	3	1	0	0	1	2	4				
Inning Stats	R: 0 E: 0 K: 1 S: 6	H: 2 LOB: 1 BB: 0 P: 6	R: 0 E: 0 K: 0 S: 4	H: 1 LOB: 1 BB: 0 P: 4	R: 3 E: 0 K: 2 S: 9	H: 2 LOB: 0 BB: 1 P: 13	R: 0 E: 0 K: 1 S: 5	H: 0 LOB: 0 BB: 0 P: 5	R: 1 E: 0 K: 0 S: 5	H: 2 LOB: 1 BB: 0 P: 5	R: 0 E: 0 K: 1 S: 6	H: 1 LOB: 2 BB: 1 P: 10	R: 0 E: 0 K: 2 S: 7	H: 0 LOB: 0 BB: 0 P: 7	R: 1 E: 0 K: 2 S: 9	H: 2 LOB: 2 BB: 1 P: 13		1B: 9 2B: 0 3B: 0 HR: 1	SF: 0 SAC: 1 DP: 1 HBP: 0	WP: 0 PB: 0 SB: 2 CS: 0
PITCHER Juan Pizarro, L (1.1) ERA: 3.97	IP: 4.0 WLS: L BF: 17 H: 5 R: 3 ER: 3 SO: 3 BB: 1 IBB: 0 HBP: 0 BLK: 0 WP: 0 HR: 1 S: 24 P: 28 ERA: 6.75 WHIP: 1.500																			
PITCHER Gary Waslewski, R (5.1) ERA: 3.54	IP: 3.0 WLS: L BF: 13 H: 3 R: 1 ER: 1 SO: 3 BB: 1 IBB: 0 HBP: 0 BLK: 0 WP: 0 HR: 0 S: 18 P: 22 ERA: 3.00 WHIP: 1.333																			
PITCHER Jerry Stephenson, R (8.1) ERA: 5.67	IP: 1.0 WLS: L BF: 6 H: 2 R: 1 ER: 1 SO: 2 BB: 0 IBB: 1 HBP: 0 BLK: 0 WP: 0 HR: 0 S: 9 P: 13 ERA: 9.00 WHIP: 2.000																			

AB 28
R 1
H 3
RBI 1
BB 2
SO 11
LOB 5



AB 32
R 5
H 10
RBI 5
BB 3
SO 9
LOB 14



Batter	1	2	3	4	5	6	7	8	9	AB	R	H	RBI	BB	SO	LOB	TOP
Mike Andrews, R OBP: 0.380, SLG: 0.375 (1, 4)	F8		F8 1B		BB SH3-4 1B					3	1	2	0	0	0	0	Boston Red Sox @ Minnesota Twins Metropolitan Stadium, Bloomington, MI Tue Sep 03 1968, 8:05 PM EDT Att. 7,053 - Unknown - 60 F livebaseballscorecards.com
Jerry Adair, R OBP: 0.259, SLG: 0.265 (1, 6)	L3		F8 1-2		SH3-4					2	0	0	0	0	0	1	
Carl Yastrzemski, L OBP: 0.420, SLG: 0.463 (1, 7)	1B E BB				BB 1B BB					0	1	0	0	3	0	0	
Ken Harrelson, R OBP: 0.355, SLG: 0.540 (1, 9)	E 1B 1-2 1B		F3		1B 1-2 2-3 BB					2	0	1	0	1	0	1	
Joe Foy, R OBP: 0.344, SLG: 0.353 (1, 5)	E8 1-3 2-H 1B			HR 1B	1-3 2-H 3-H 1B					3	1	3	2	0	0	0	
Reggie Smith, S OBP: 0.336, SLG: 0.407 (1, 8)	L7			HR 1-H	1-2 BB					2	1	1	2	1	0	2	
Russ Gibson, R OBP: 0.249, SLG: 0.349 (1, 2)		L8		F9	4-3					3	0	0	0	0	0	3	
George Scott, R OBP: 0.240, SLG: 0.248 (1, 3)		5-3		K						2	0	0	0	0	1	0	
Dick Ellsworth, L OBP: 0.066, SLG: 0.050 (1, 1)			K		K					2	0	0	0	0	2	0	
Inning Stats	R: 1 E: 1 K: 0 S: 5	H: 2 LOB: 2 BB: 1 P: 9	R: 0 E: 0 K: 1 S: 5	H: 0 LOB: 0 BB: 0 P: 5	R: 0 E: 0 K: 0 S: 3	H: 1 LOB: 1 BB: 1 P: 7	R: 2 E: 0 K: 2 S: 9	H: 2 LOB: 0 BB: 0 P: 9	R: 1 E: 0 K: 0 S: 4	H: 2 LOB: 3 BB: 3 P: 16							
PITCHER	IP	WLS	BF	H	R	ER	SO	BB	IBB	HBP	BLK	WP	HR	S	P	ERA	WHIP
Jim Merritt, L ERA: 3.28 (1, 1)	4.2	L	23	7	4	4	3	4	0	0	0	0	1	25	41	7.71	2.357
Bob Miller, R ERA: 3.13 (5, 1)	0.1		2	0	0	0	0	1	0	0	0	0	0	1	5	0.00	3.000

Batter	1	2	3	4	5	6	7	8	9	AB	R	H	RBI	BB	SO	LOB	BOTTOM
Cesar Tovar, R OBP: 0.327, SLG: 0.374 (1, 8)	F8		5-3	1-2 2-3 1B						3	0	1	0	0	0	0	Boston Red Sox @ Minnesota Twins Metropolitan Stadium, Bloomington, MI Tue Sep 03 1968, 8:05 PM EDT Att. 7,053 - Unknown - 60 F livebaseballscorecards.com
Rich Reese, L OBP: 0.311, SLG: 0.363 (1, 3)	BB 1B 1B		G3	1-3						3	0	1	0	0	0	3	
Rich Rollins, R OBP: 0.296, SLG: 0.370 (1, 5)	BB 1-2 1B			1B						3	0	2	0	0	0	0	
Bob Allison, R OBP: 0.334, SLG: 0.459 (1, 7)	BB BB BB		1-3		F8					2	0	0	0	1	0	1	
John Roseboro, L OBP: 0.298, SLG: 0.307 (1, 2)			K		F6					3	0	0	0	0	2	3	
Graig Nettles, L OBP: 0.500, SLG: 1.000 (1, 9)			K		1B E 2B					2	1	1	0	0	1	3	
Rick Renick, R OBP: 0.267, SLG: 0.375 (1, 6)			F3		FC1-5 E 1B					2	0	1	0	0	0	0	
Frank Quilici, R OBP: 0.303, SLG: 0.329 (1, 4)			F7		E6 1B FC1-5					2	0	0	1	0	0	1	
Jim Merritt, L OBP: 0.208, SLG: 0.179 (1, 1)					3-H FC1-5					2	0	0	0	0	0	2	
Bob Miller, R OBP: 0.143, SLG: 0.143 (5, 1)			6-3		1-2 2-3 1B					0	0	0	0	0	0	0	
Inning Stats	R: 0 E: 0 K: 2 S: 9	H: 2 LOB: 3 BB: 1 P: 13	R: 0 E: 0 K: 0 S: 3	H: 0 LOB: 0 BB: 0 P: 3	R: 0 E: 0 K: 0 S: 4	H: 1 LOB: 1 BB: 0 P: 4	R: 1 E: 1 K: 0 S: 7	H: 3 LOB: 3 BB: 0 P: 7	R: 0 E: 0 K: 1 S: 5	H: 0 LOB: 0 BB: 0 P: 5							
PITCHER	IP	WLS	BF	H	R	ER	SO	BB	IBB	HBP	BLK	WP	HR	S	P	ERA	WHIP
Dick Ellsworth, L ERA: 3.06 (1, 1)	5.0	W	23	6	1	1	3	1	0	0	0	0	0	28	32	1.80	1.400

AB 19
R 4
H 7
RBI 4
BB 5
SO 3
LOB 7



AB 22
R 1
H 6
RBI 1
BB 1
SO 3
LOB 13



Batter	1	2	3	4	5	6	7	8	9	AB	R	H	RBI	BB	SO	LOB	TOP			
Mike Andrews, R OBP: 0.377, SLG: 0.371 (1, 4)										5	0	0	0	0	1	1				
Dalton Jones, L OBP: 0.276, SLG: 0.330 (1, 3)										4	2	1	0	1	2	0				
Carl Yastrzemski, L OBP: 0.423, SLG: 0.473 (1, 7)										5	2	4	1	0	1	1				
Ken Harrelson, R OBP: 0.355, SLG: 0.540 (1, 9)										5	1	2	1	0	0	2				
Joe Foy, R OBP: 0.343, SLG: 0.352 (1, 5)										5	0	1	0	0	0	3				
Reggie Smith, S OBP: 0.338, SLG: 0.409 (1, 8)										5	2	3	0	0	1	0				
Jerry Adair, R OBP: 0.254, SLG: 0.259 (1, 6)										4	1	0	0	0	2	3				
Russ Gibson, R OBP: 0.259, SLG: 0.358 (1, 2)										4	1	3	1	0	0	0				
Gary Bell, R OBP: 0.217, SLG: 0.276 (1, 1)										3	1	1	2	0	1	1				
Inning Stats	R: 1 E: 0 K: 1 S: 7	H: 2 LOB: 1 BB: 0 P: 7	R: 0 E: 0 K: 1 S: 6	H: 1 LOB: 1 BB: 0 P: 6	R: 0 E: 0 K: 2 S: 7	H: 0 LOB: 0 BB: 0 P: 7	R: 0 E: 0 K: 1 S: 5	H: 0 LOB: 0 BB: 0 P: 5	R: 1 E: 0 K: 0 S: 3	H: 1 LOB: 0 BB: 1 P: 7	R: 1 E: 0 K: 0 S: 5	H: 2 LOB: 1 BB: 0 P: 5	R: 6 E: 2 K: 0 S: 9	H: 5 LOB: 2 BB: 0 P: 9	R: 1 E: 0 K: 2 S: 10	H: 3 LOB: 2 BB: 0 P: 10	1B: 13 2B: 1 3B: 0 HR: 1	SF: 1 SAC: 1 DP: 1 HBP: 0	WP: 1 PB: 0 SB: 0 CS: 0	PA: 43
PITCHER	IP WLS BF H R ER SO BB IBB HBP BLK WP HR S P ERA WHIP																			
Dean Chance, R ERA: 2.51 (1, 1)	7.0 L 28 7 3 3 6 1 0 0 0 0 0 0 39 43 3.86 1.143																			
Jim Roland, L ERA: 3.32 (8, 1)	2.0 15 8 7 1 2 0 0 0 0 1 1 19 19 4.50 4.000																			

Boston Red Sox @ Minnesota Twins
Metropolitan Stadium, Bloomington, MI
Wed Sep 04 1968, 8:05 PM EDT
Att: 8,069 - Unknown - 63 F

AB 40
R 10
H 15
RBI 5
BB 1
SO 8
LOB 11



Batter	1	2	3	4	5	6	7	8	9	AB	R	H	RBI	BB	SO	LOB	BOTTOM					
Cesar Tovar, R OBP: 0.324, SLG: 0.372 (1, 8)										4	0	0	0	0	0	2						
Rich Reese, L OBP: 0.307, SLG: 0.358 (1, 3)										4	0	0	0	0	0	0						
Rod Carew, L OBP: 0.319, SLG: 0.355 (1, 4)										3	0	1	0	1	0	0						
Bob Allison, R OBP: 0.336, SLG: 0.458 (1, 7)										3	1	1	0	1	0	1						
Graig Nettles, L OBP: 0.333, SLG: 0.500 (1, 9)										4	1	1	0	0	0	2						
Rich Rollins, R OBP: 0.300, SLG: 0.373 (1, 5)										4	0	2	0	0	1	2						
John Roseboro, L OBP: 0.295, SLG: 0.304 (1, 2)										4	0	0	0	0	0	4						
Rick Renick, R OBP: 0.267, SLG: 0.361 (1, 6)										3	0	0	0	1	1	2						
Dean Chance, R OBP: 0.094, SLG: 0.061 Hamron Killebrew, R OBP: 0.348, SLG: 0.465 Jim Roland, R (8, 1)										2	0	1	2	0	1	0						
Inning Stats	R: 0 E: 0 K: 0 S: 3	H: 0 LOB: 0 BB: 0 P: 3	R: 2 E: 0 K: 0 S: 5	H: 2 LOB: 2 BB: 2 P: 13	R: 0 E: 0 K: 0 S: 2	H: 0 LOB: 0 BB: 1 P: 6	R: 0 E: 0 K: 0 S: 4	H: 1 LOB: 0 BB: 0 P: 4	R: 0 E: 0 K: 1 S: 5	H: 0 LOB: 0 BB: 0 P: 5	R: 0 E: 0 K: 0 S: 3	H: 0 LOB: 0 BB: 0 P: 3	R: 0 E: 0 K: 0 S: 4	H: 1 LOB: 1 BB: 0 P: 4	R: 0 E: 0 K: 0 S: 5	H: 2 LOB: 2 BB: 0 P: 5	R: 0 E: 0 K: 2 S: 7	H: 0 LOB: 0 BB: 0 P: 7	1B: 6 2B: 0 3B: 0 HR: 0	SF: 0 SAC: 0 DP: 1 HBP: 0	WP: 0 PB: 0 SB: 1 CS: 0	PA: 35
PITCHER	IP WLS BF H R ER SO BB IBB HBP BLK WP HR S P ERA WHIP																					
Gary Bell, R ERA: 2.94 (1, 1)	9.0 W 35 6 2 2 3 3 0 0 0 0 0 0 38 50 2.00 1.000																					

Boston Red Sox @ Minnesota Twins
Metropolitan Stadium, Bloomington, MI
Wed Sep 04 1968, 8:05 PM EDT
Att: 8,069 - Unknown - 63 F

AB 32
R 2
H 6
RBI 2
BB 3
SO 3
LOB 14



Batter	1	2	3	4	5	6	7	8	9	AB	R	H	RBI	BB	SO	LOB	TOP			
Mike Andrews, R (1.4) OBP: 0.376, SLG: 0.370	6-3		5-3			F5		BB WP 1B		4	0	1	0	0	0	0	Boston Red Sox @ California Angels Anaheim Stadium, Anaheim, CA Fri Sep 06 1968, 10:05 PM EDT Alt. 9/6/75 - Unknown - 84 F			
Dalton Jones, L (1.3) OBP: 0.272, SLG: 0.326	6-3			3-1		K		FC5 BB		4	0	0	0	0	2	1				
Carl Yastrzemski, L (1.7) OBP: 0.426, SLG: 0.472				K			WP 1B BB			1	0	0	0	3	1	0				
Ken Harrelson, R (1.9) OBP: 0.354, SLG: 0.537	F8						F9	FC5		3	0	0	0	1	0	5				
Joe Foy, R (1.5) OBP: 0.342, SLG: 0.351		F8					WP 1B			4	0	1	0	0	0	1				
Reggie Smith, S (1.8) OBP: 0.338, SLG: 0.407		CS BB			4-3		F5			3	0	0	0	1	0	2				
Jerry Adair, R (1.6) OBP: 0.254, SLG: 0.255			K		5-3		L9			3	0	0	0	1	1	3				
Russ Gibson, R (1.2) OBP: 0.254, SLG: 0.350			F8			F9		4-3	FC6-4	4	0	0	0	0	0	1				
Jim Lonborg, R (1.1) OBP: 0.308, SLG: 0.500										2	0	0	0	0	1	0				
Floyd Robinson, L (8. PH) OBP: 0.271, SLG: 0.313										1	0	0	0	0	1	0				
Jerry Stephenson, L (8.1) OBP: 0.389, SLG: 0.353						K				0	0	0	0	0	0	0				
Inning Stats	R: 0 E: 0 K: 0 S: 3	H: 0 LOB: 1 BB: 1 P: 7	R: 0 E: 0 K: 1 S: 4	H: 0 LOB: 1 BB: 1 P: 8	R: 0 E: 0 K: 1 S: 3	H: 0 LOB: 0 BB: 0 P: 3	R: 0 E: 0 K: 1 S: 5	H: 0 LOB: 1 BB: 1 P: 9	R: 0 E: 0 K: 0 S: 3	H: 0 LOB: 2 BB: 0 P: 3	R: 0 E: 0 K: 0 S: 4	H: 1 LOB: 2 BB: 1 P: 8	R: 0 E: 0 K: 2 S: 9	H: 1 LOB: 3 BB: 1 P: 13	R: 0 E: 0 K: 0 S: 3	H: 0 LOB: 1 BB: 1 P: 7	1B: 2 2B: 1 3B: 0 HR: 0	SF: 0 SAC: 0 DP: 1 HBP: 0	WP: 2 PB: 0 SB: 0 CS: 1	PA: 35
PITCHER Andy Messersmith, R (1.1) ERA: 1.57	IP: 9.0 WLS: W BF: 35 H: 2 R: 0 ER: 0 SO: 6 BB: 6 IBB: 0 HBP: 0 BLK: 0 WP: 2 HR: 0 S: 41 P: 65 ERA: 0.00 WHIP: 0.889											PITCHER	IP: 9.0 WLS: W BF: 35 H: 2 R: 0 ER: 0 SO: 6 BB: 6 IBB: 0 HBP: 0 BLK: 0 WP: 2 HR: 0 S: 41 P: 65 ERA: 0.00 WHIP: 0.889							

Boston Red Sox @ California Angels
 Anaheim Stadium, Anaheim, CA
 Fri Sep 06 1968, 10:05 PM EDT
 Alt. 9/6/75 - Unknown - 84 F

AB 29
 R 0
 H 2
 RBI 0
 BB 6
 SO 6
 LOB 13



Batter	1	2	3	4	5	6	7	8	9	AB	R	H	RBI	BB	SO	LOB	BOTTOM			
Vic Davallo, L (1.8) OBP: 0.302, SLG: 0.361	6-3		5-3 1B BB			5-3 BB		6-3		2	1	0	0	2	0	0	Boston Red Sox @ California Angels Anaheim Stadium, Anaheim, CA Fri Sep 06 1968, 10:05 PM EDT Alt. 9/6/75 - Unknown - 84 F			
Jim Fregosi, R (1.6) OBP: 0.321, SLG: 0.376	L7		5-3 1-2 2-3		5-3 1-2		6-3			4	0	0	0	0	0	3				
Roger Repoz, L (1.9) OBP: 0.313, SLG: 0.380		WP HBP		S 1B		FC5-4 IBB		F2		2	0	1	2	1	0	0				
Rick Reichardt, R (1.7) OBP: 0.332, SLG: 0.415	F8		6-3 1-2		FC5-4			2B HBP		3	1	0	0	0	0	4				
Tom Satriano, L (1.2) OBP: 0.344, SLG: 0.365		F6			F7		F7			4	0	0	0	0	1	1				
Bobby Knoop, R (1.4) OBP: 0.310, SLG: 0.340		G6-4-3 BB			FC5-4 1B		5-3			3	0	2	1	1	0	0				
Chuck Hinton, R (1.3) OBP: 0.260, SLG: 0.336		G6-4-3 1-2			FC5-4 WP 1-2			1B 2B		3	1	1	0	1	0	2				
Aurelio Rodriguez, R (1.5) OBP: 0.314, SLG: 0.356			5-3 SH1-4 1B BB		5-3 1-3					3	1	1	1	1	1	3				
Andy Messersmith, R (1.1) ERA: 5.72			SH1-4 1-2			L9		L7		2	0	0	0	0	0	1				
Inning Stats	R: 0 E: 0 K: 0 S: 3	H: 0 LOB: 0 BB: 0 P: 4	R: 0 E: 0 K: 0 S: 2	H: 0 LOB: 0 BB: 1 P: 6	R: 2 E: 0 K: 0 S: 4	H: 1 LOB: 1 BB: 2 P: 12	R: 0 E: 0 K: 0 S: 4	H: 1 LOB: 1 BB: 0 P: 4	R: 0 E: 0 K: 0 S: 3	H: 0 LOB: 2 BB: 2 P: 11	R: 1 E: 0 K: 0 S: 5	H: 2 LOB: 1 BB: 0 P: 5	R: 0 E: 0 K: 0 S: 3	H: 0 LOB: 0 BB: 0 P: 3	R: 1 E: 0 K: 2 S: 7	H: 1 LOB: 1 BB: 1 P: 12	1B: 3 2B: 2 3B: 0 HR: 0	SF: 0 SAC: 1 DP: 1 HBP: 2	WP: 2 PB: 0 SB: 1 CS: 1	PA: 35
PITCHER Jim Lonborg, R (1.1) ERA: 4.12	IP: 7.0 WLS: L BF: 30 H: 4 R: 3 ER: 3 SO: 3 BB: 4 IBB: 1 HBP: 1 BLK: 0 WP: 2 HR: 0 S: 24 P: 45 ERA: 3.86 WHIP: 1.143											PITCHER Jerry Stephenson, R (8.1) ERA: 5.72	IP: 1.0 WLS: L BF: 5 H: 1 R: 1 ER: 1 SO: 2 BB: 1 IBB: 0 HBP: 1 BLK: 0 WP: 0 HR: 0 S: 7 P: 12 ERA: 9.00 WHIP: 2.000							

Boston Red Sox @ California Angels
 Anaheim Stadium, Anaheim, CA
 Fri Sep 06 1968, 10:05 PM EDT
 Alt. 9/6/75 - Unknown - 84 F

AB 26
 R 4
 H 5
 RBI 4
 BB 6
 SO 2
 LOB 14



Batter	1	2	3	4	5	6	7	8	9	AB	R	H	RBI	BB	SO	LOB	TOP																				
Mike Andrews, R OBP: 0.375, SLG: 0.368										5	1	2	0	0	0	3																					
Dalton Jones, L OBP: 0.274, SLG: 0.324										4	1	1	0	1	1	3																					
Carl Yastrzemski, L OBP: 0.423, SLG: 0.477										4	0	0	0	0	1	4																					
Ken Harrelson, R OBP: 0.351, SLG: 0.529										3	0	0	0	1	0	1																					
Joe Foy, R OBP: 0.343, SLG: 0.349										3	0	1	1	1	0	0																					
Reggie Smith, S OBP: 0.336, SLG: 0.403										3	0	1	1	1	1	2																					
Rico Petrocelli, R OBP: 0.297, SLG: 0.382										4	0	0	0	0	0	3																					
Elston Howard, R OBP: 0.316, SLG: 0.337										3	0	1	0	1	0	0																					
Gary Waslewski, R OBP: 0.074, SLG: 0.038										0	0	0	0	0	0	0																					
Juan Pizarro, L OBP: 0.200, SLG: 0.219										2	0	0	0	0	1	1																					
Floyd Robinson, L OBP: 0.269, SLG: 0.310										1	0	0	0	0	0	1																					
Inning Stats	R: 1 E: 0 K: 1 S: 6	H: 2 LOB: 2 BB: 2 P: 14	R: 0 E: 0 K: 0 S: 3	H: 0 LOB: 1 BB: 1 P: 7	R: 1 E: 0 K: 1 S: 7	H: 2 LOB: 2 BB: 1 P: 11	R: 0 E: 0 K: 0 S: 4	H: 1 LOB: 1 BB: 0 P: 4	R: 0 E: 0 K: 0 S: 3	H: 0 LOB: 0 BB: 0 P: 3	R: 0 E: 0 K: 0 S: 3	H: 0 LOB: 0 BB: 0 P: 3	R: 0 E: 0 K: 2 S: 8	H: 1 LOB: 1 BB: 0 P: 8	R: 0 E: 0 K: 0 S: 3	H: 0 LOB: 1 BB: 1 P: 7	R: 0 E: 2 K: 0 S: 4	H: 0 LOB: 1 BB: 0 P: 4	1B: 6 2B: 0 3B: 0 HR: 0	SF: 0 SAC: 1 DP: 2 HBP: 0	WP: 0 PB: 0 SB: 2 CS: 0	PA: 38															
PITCHER	IP WLS BF H R ER SO BB IBB HBP BLK WP HR S P ERA WHIP																																				
Jim McGlothlin, R ERA: 3.46	(1, 1) 1.0	6	2	1	1	1	1	2	0	0	0	0	0	0	6	14	9.00	4.000																			
Clyde Wright, L ERA: 3.86	(2, 1) 6.2	W	27	4	1	1	3	3	0	0	0	0	0	30	42	1.35	1.050																				
Marty Pattin, R ERA: 3.27	(8, 1) 1.1	S	5	0	0	0	0	0	0	0	0	0	0	5	5	0.00	0.000																				

Boston Red Sox @ California Angels
 Anaheim Stadium, Anaheim, CA
 Sun Sep 08 1968, 6:33 AM EDT
 Att: 10,616 - Unknown - 95 F

AB 32
 R 2
 H 6
 RBI 2
 BB 5
 SO 4
 LOB 18





Batter	1	2	3	4	5	6	7	8	9	AB	R	H	RBI	BB	SO	LOB	BOTTOM																			
Vic Davallilo, L OBP: 0.303, SLG: 0.359										3	1	1	0	1	1	1																				
Jarvis Tatum, R OBP: 0.125, SLG: 0.125										4	1	1	0	0	1	4																				
Jim Fregosi, R OBP: 0.322, SLG: 0.375										3	1	0	0	1	0	0																				
Rick Reichardt, R OBP: 0.331, SLG: 0.412										2	0	1	1	1	0	0																				
Bobby Knoop, R OBP: 0.305, SLG: 0.335										4	0	0	0	0	0	4																				
Jim Spencer, L OBP: 0.250, SLG: 0.250										4	0	1	1	0	0	2																				
Tom Egan, R OBP: 0.176, SLG: 0.156										3	0	0	0	0	1	1																				
Tom Satriano, L OBP: 0.339, SLG: 0.359										0	0	0	0	0	0	0																				
Aurelio Rodriguez, R OBP: 0.314, SLG: 0.352										2	0	0	0	1	0	0																				
Jim McGlothlin, R OBP: 0.131, SLG: 0.150										0	0	0	0	0	0	0																				
Clyde Wright, R OBP: 0.286, SLG: 0.303										2	0	1	0	0	0	0																				
Marty Pattin, R OBP: 0.125, SLG: 0.125										0	0	0	0	0	0	0																				
Inning Stats	R: 3 E: 0 K: 1 S: 6	H: 2 LOB: 3 BB: 3 P: 18	R: 0 E: 0 K: 2 S: 7	H: 0 LOB: 1 BB: 1 P: 11	R: 0 E: 0 K: 0 S: 4	H: 1 LOB: 0 BB: 0 P: 4	R: 0 E: 0 K: 0 S: 3	H: 0 LOB: 0 BB: 0 P: 3	R: 0 E: 1 K: 0 S: 3	H: 0 LOB: 0 BB: 0 P: 3	R: 0 E: 0 K: 0 S: 3	H: 0 LOB: 0 BB: 0 P: 3	R: 0 E: 0 K: 0 S: 5	H: 2 LOB: 2 BB: 0 P: 5	R: 0 E: 1 K: 0 S: 4	H: 0 LOB: 1 BB: 0 P: 4	1B: 5 2B: 0 3B: 0 HR: 0	SF: 0 SAC: 2 DP: 2 HBP: 0	WP: 0 PB: 1 SB: 0 CS: 0	PA: 33																
PITCHER	IP WLS BF H R ER SO BB IBB HBP BLK WP HR S P ERA WHIP																																			
Juan Pizarro, L ERA: 3.58	(1, 1) 8.0	L	33	5	3	3	3	4	0	0	0	0	0	35	51	3.38	1.125																			


Boston Red Sox @ California Angels
 Anaheim Stadium, Anaheim, CA
 Sun Sep 08 1968, 6:33 AM EDT
 Att: 10,616 - Unknown - 95 F


AB 27
 R 3
 H 5
 RBI 2
 BB 4
 SO 3
 LOB 12



Batter	1	2	3	4	5	6	7	8	9	10	AB	R	H	RBI	BB	SO	LOB	TOP									
Mike Andrews, R OBP: 0.373, SLG: 0.366 (1.6)	5-3		5-3		FC6-4 1-2f		FC6-4 1B		F5		5	0	1	0	0	0	2	Boston Red Sox @ Oakland Athletics Oakland-Alameda County Coliseum, Oakland, CA Mon Sep 09 1968, 7:05 PM PDT Att: 3,997 - Unknown - 65 F livebaseballscorecards.com AB 40 R 6 H 11 RBI 5 BB 2 SO 6 LOB 12 									
Dalton Jones, L OBP: 0.273, SLG: 0.322 (1.4)	E6 1B			1B G6-4-3		4-3	FC6-4 1-2f		F9		5	1	1	0	0	0	1										
Carl Yastrzemski, L OBP: 0.423, SLG: 0.476 George Thomas, R (10.7)				1B G5-4-3		E4 BB SF9 1B			F7		5	1	2	0	0	0	0										
Ken Harrelson, R OBP: 0.353, SLG: 0.536 (1.9)	G5-4-3 1B			1B G6-4-3		SF9 BB 1B					5	2	3	1	0	0	3										
Joe Foy, R OBP: 0.341, SLG: 0.346 (1.5)		1-3		6-3					L3		4	0	0	0	1	0	1										
Reggie Smith, S OBP: 0.338, SLG: 0.414 (1.8)	F5										4	2	3	2	0	0	0										
Russ Gibson, R OBP: 0.249, SLG: 0.346 (1.2)	K										5	0	1	2	0	3	3										
George Scott, R OBP: 0.238, SLG: 0.245 (1.3)			K								4	0	0	0	0	2	2										
Dick Ellsworth, L OBP: 0.079, SLG: 0.049 Floyd Robinson, L OBP: 0.266, SLG: 0.307 Lee Stange, R OBP: 0.235, SLG: 0.133 (7.1)			K						4-3		1	0	0	0	1	1	0										
			K						5-3		1	0	0	0	0	0	0										
											1	0	0	0	0	0	0										
Inning Stats	R: 0 E: 1 K: 0 S: 4	H: 1 LOB: 1 BB: 0 P: 4	R: 0 E: 0 K: 1 S: 5	H: 0 LOB: 0 BB: 0 P: 5	R: 0 E: 0 K: 2 S: 7	H: 0 LOB: 0 BB: 0 P: 7	R: 1 E: 0 K: 2 S: 4	H: 2 LOB: 0 BB: 0 P: 4	R: 0 E: 0 K: 2 S: 8	H: 1 LOB: 2 BB: 1 P: 12	R: 1 E: 0 K: 1 S: 7	H: 1 LOB: 1 BB: 0 P: 11	R: 0 E: 0 K: 0 S: 4	H: 1 LOB: 1 BB: 0 P: 4	R: 2 E: 0 K: 0 S: 6	H: 3 LOB: 1 BB: 0 P: 6	R: 0 E: 0 K: 0 S: 3	H: 0 LOB: 0 BB: 0 P: 3	R: 2 E: 0 K: 0 S: 5	H: 2 LOB: 0 BB: 0 P: 5	1B: 7 2B: 2 3B: 0 HR: 2	SF: 1 SAC: 0 DP: 2 HBP: 0	WP: 0 PB: 0 SB: 1 CS: 0	PA: 43			
PITCHER	IP 7.2	WLS 34	BF 9	H 4	R 3	ER 6	SO 6	BB 2	IBB 0	HBP 0	BLK 0	WP 0	HR 0	S 44	P 52	ERA 3.52	WHIP 1.435										
Chuck Dobson, R ERA: 2.91 Diego Segui, R ERA: 2.35 (8.1)	2.1	L	9	2	2	2	0	0	0	0	0	0	0	2	9	7.71	0.857										

Batter	1	2	3	4	5	6	7	8	9	10	AB	R	H	RBI	BB	SO	LOB	BOTTOM									
Bert Campaneris, R OBP: 0.336, SLG: 0.371 (1.6)	2B 1B	FC5-4 1-2f					FC4-6 1B 2H		FC5-4 1-2f		5	1	2	1	0	0	2	Boston Red Sox @ Oakland Athletics Oakland-Alameda County Coliseum, Oakland, CA Mon Sep 09 1968, 7:05 PM PDT Att: 3,997 - Unknown - 65 F livebaseballscorecards.com AB 38 R 4 H 7 RBI 4 BB 0 SO 7 LOB 8 									
Rick Monday, L OBP: 0.364, SLG: 0.393 (1.8)	F3		K			FC4-6 1B 1-2f			F7		5	0	0	0	0	2	3										
Danny Cater, R OBP: 0.338, SLG: 0.390 Ray Webster, L OBP: 0.251, SLG: 0.320 (7.3)	4-3 1B 2B										3	1	1	1	0	1	1										
Sal Bando, R OBP: 0.325, SLG: 0.374 (1.5)	4-3 2-3										4	0	0	0	0	1	1										
Mike Hershberger, R OBP: 0.329, SLG: 0.386 (1.7)	FC4 1B										4	1	2	2	0	0	0										
Dick Green, R OBP: 0.339, SLG: 0.366 (1.4)	FC4 1-2f										4	0	0	0	0	2	1										
Reggie Jackson, L OBP: 0.317, SLG: 0.460 (1.9)			5-3								4	0	0	0	0	0	0										
Dave Duncan, R OBP: 0.274, SLG: 0.317 (1.2)											4	0	0	0	0	1	0										
Chuck Dobson, R OBP: 0.203, SLG: 0.246 Diego Segui, R ERA: 2.35 (8.1)											3	1	2	0	0	0	0										
John Donaldson, L OBP: 0.306, SLG: 0.274 (10.1)	E5 FC5-4										0	0	0	0	0	0	0										
											1	0	0	0	0	0	0										
Inning Stats	R: 2 E: 0 K: 0 S: 6	H: 3 LOB: 1 BB: 0 P: 6	R: 0 E: 1 K: 0 S: 4	H: 0 LOB: 1 BB: 0 P: 4	R: 0 E: 0 K: 1 S: 5	H: 0 LOB: 0 BB: 0 P: 5	R: 0 E: 0 K: 1 S: 5	H: 0 LOB: 0 BB: 0 P: 5	R: 1 E: 0 K: 1 S: 4	H: 1 LOB: 1 BB: 0 P: 4	R: 0 E: 0 K: 1 S: 6	H: 1 LOB: 1 BB: 0 P: 6	R: 0 E: 0 K: 1 S: 5	H: 0 LOB: 0 BB: 0 P: 5	R: 0 E: 0 K: 1 S: 5	H: 0 LOB: 0 BB: 0 P: 5	R: 0 E: 0 K: 1 S: 5	H: 0 LOB: 0 BB: 0 P: 5	1B: 4 2B: 2 3B: 0 HR: 1	SF: 0 SAC: 0 DP: 0 HBP: 0	WP: 0 PB: 0 SB: 1 CS: 0	PA: 38					
PITCHER	IP 6.0	WLS 25	BF 6	H 4	R 4	ER 3	SO 3	BB 0	IBB 0	HBP 0	BLK 0	WP 0	HR 1	S 31	P 31	ERA 6.00	WHIP 1.000										
Dick Ellsworth, L ERA: 3.16 Lee Stange, R ERA: 4.06 (7.1)	4.0	W	13	1	0	0	4	0	0	0	0	0	0	21	21	0.00	0.250										

Batter	1	2	3	4	5	6	7	8	9	AB	R	H	RBI	BB	SO	LOB	TOP		
Mike Andrews, R (1, 4) OBP: 0.374, SLG: 0.366	0-0 FC3-6 1B		4-0 BB			0-0 F4		0-0 F7		3	0	1	0	1	0	0	Boston Red Sox @ Oakland Athletics Oakland-Alameda County Coliseum, Oakland, CA Tue Sep 10 1968, 7:05 PM PDT Att. 4,588 - Unknown - 65 F		
Jerry Adair, R (1, 6) OBP: 0.254, SLG: 0.251	0-0 F9		0-0 F9			0-0 1B		0-0 F9		4	0	1	0	0	0	2			
Carl Yastrzemski, L (1, 7) George Thomas, R (9, PR)	0-0 FC3-6 1-2			0-0 G6-4-3 1B		0-0 FC6-4 1-2		0-0 BB 1B 1B		4	0	3	0	0	0	1			
Ken Harrelson, R (1, 9) OBP: 0.352, SLG: 0.533	0-0 F8			0-0 G6-4-3 1-2		0-0 FC6-4 1-2		0-0 1B BB SF8 1B		4	1	1	0	0	0	4			
Joe Foy, R (1, 5) OBP: 0.339, SLG: 0.343		0-0 F8		0-0 F5			0-0 4-3		0-3 K		4	0	0	0	0	1			
Reggie Smith, S (1, 8) OBP: 0.340, SLG: 0.419		0-0 G3			0-0 4-3		0-0 HR		4-0 SF8 1B BB		3	1	1	1	1	0			
Russ Gibson, R (1, 2) OBP: 0.249, SLG: 0.344		0-0 F4			0-0 4-3		0-0 F9		0-0 1-2 2-3 3-H 1B		4	0	1	1	0	0			
George Scott, R (1, 3) OBP: 0.235, SLG: 0.243			0-3 K		0-0 F9		0-0 F8		0-0 SF8		3	0	0	1	0	1			
Gary Bell, R (1, 1) Jose Garbano, L (6, PH) Bill Landis, L (6, 1) Floyd Robinson, L (6, PH) Jerry Stephenson, L (6, 1) Dalton Jones, L (6, PH)			0-0 6-3			0-0 F4		0-0 F9		0-0 F9		1	0	0	0	0			
Inning Stats	R: 0 E: 0 K: 0 S: 4	H: 1 LOB: 1 BB: 0 P: 4	R: 0 E: 0 K: 0 S: 3	H: 0 LOB: 0 BB: 0 P: 3	R: 0 E: 0 K: 1 S: 5	H: 0 LOB: 1 BB: 1 P: 9	R: 0 E: 0 K: 0 S: 3	H: 1 LOB: 0 BB: 0 P: 3	R: 0 E: 0 K: 0 S: 5	H: 2 LOB: 2 BB: 0 P: 5	R: 1 E: 0 K: 0 S: 4	H: 1 LOB: 0 BB: 0 P: 4	R: 0 E: 0 K: 0 S: 3	H: 0 LOB: 0 BB: 0 P: 3	R: 2 E: 0 K: 1 S: 8	H: 3 LOB: 2 BB: 1 P: 12			1B: 7 2B: 0 3B: 0 HR: 1
PITCHER	IP WLS BF H R ER SO BB IBB HBP BLK WP HR S P ERA WHIP	8.1 W 34 8 3 3 2 2 0 0 0 0 1 36 44 3.24 1.200	0.2 S 2 0 0 0 0 0 0 0 0 0 0 0 2 2 0.00 0.000																

Batter	1	2	3	4	5	6	7	8	9	AB	R	H	RBI	BB	SO	LOB	BOTTOM			
Bert Campaneris, R (1, 6) OBP: 0.336, SLG: 0.370	4-0 S 1B BB	0-0 E S 1B		0-0 F8		0-3 K		0-0 F9		4	1	1	0	1	1	2	Boston Red Sox @ Oakland Athletics Oakland-Alameda County Coliseum, Oakland, CA Tue Sep 10 1968, 7:05 PM PDT Att. 4,588 - Unknown - 65 F			
Rick Monday, L (1, 8) OBP: 0.307, SLG: 0.395	4-0 1B FC6-4 BB	0-3 K		0-0 FC5-4 2-H 1B		0-0 S 1B				3	1	2	1	1	1	1				
Danny Cater, R (1, 3) OBP: 0.338, SLG: 0.388	0-0 FC6-4 1-3 2-H 2B 1B	0-0 E6		0-0 FC5-4 1-2		0-3 K		0-0 K		4	1	1	1	0	1	3				
Sal Bando, R (1, 5) OBP: 0.323, SLG: 0.372	0-0 F4	0-0 F8			0-0 6-3		0-0 L7			4	0	0	0	0	0	5				
Reggie Jackson, L (1, 9) OBP: 0.318, SLG: 0.458	1-0 FC6-4 HBP		0-3 K		0-0 5-3		4-0 BB			2	0	0	0	1	1	0				
Joe Keough, L (1, 7) OBP: 0.284, SLG: 0.375	0-0 FC6-4		0-0 G3		0-0 2B		0-3 K			3	1	1	1	0	0	2				
Joe Rudi, R (7, PH) OBP: 0.227, SLG: 0.231	0-0 FC6-4		0-0 G3							1	0	0	0	0	1	2				
Jim Gosger, L (8, 7) OBP: 0.244, SLG: 0.193	1-2 2-3 3-H 2B		0-0 G3							0	0	0	0	0	0	0				
Dick Green, R (1, 4) OBP: 0.337, SLG: 0.369	0-0 1-H 3-H 2B		0-0 G3		0-0 F9		0-0 F9		0-0 6-3		4	0	1	2	0	1				
Dave Duncan, R (1, 2) OBP: 0.270, SLG: 0.311	0-3 K			0-0 F9		0-0 F9		0-0 6-3		4	0	0	0	0	1	1				
Lew Krausse, R (1, 1) OBP: 0.241, SLG: 0.264		0-0 F7		0-0 1B 2B		0-0 L5		0-0 2B		4	1	2	0	0	0	0				
Inning Stats	R: 4 E: 1 K: 1 S: 7	H: 2 LOB: 1 BB: 2 P: 16	R: 0 E: 1 K: 1 S: 7	H: 1 LOB: 2 BB: 0 P: 7	R: 0 E: 0 K: 1 S: 5	H: 0 LOB: 0 BB: 0 P: 5	R: 1 E: 0 K: 0 S: 5	H: 2 LOB: 1 BB: 0 P: 5	R: 0 E: 0 K: 0 S: 4	H: 1 LOB: 1 BB: 0 P: 4	R: 0 E: 0 K: 2 S: 8	H: 1 LOB: 2 BB: 1 P: 12	R: 0 E: 0 K: 0 S: 4	H: 1 LOB: 1 BB: 0 P: 4	R: 0 E: 0 K: 0 S: 4	H: 1 LOB: 1 BB: 0 P: 4		1B: 4 2B: 4 3B: 0 HR: 0	SF: 0 SAC: 0 DP: 0 HBP: 1	WP: 0 PA: 37 PB: 0 SB: 3 CS: 0
PITCHER	IP WLS BF H R ER SO BB IBB HBP BLK WP HR S P ERA WHIP	5.0 L 25 6 5 5 3 2 0 1 0 0 0 0 28 37 9.00 1.600	2.0 8 1 0 0 3 1 0 0 0 0 0 0 13 17 0.00 1.000	1.0 4 1 0 0 0 0 0 0 0 0 0 0 4 4 0.00 1.000																

Batter	1	2	3	4	5	6	7	8	9	10	11	12	AB	R	H	RBI	BB	SO	LOB	TOP						
Mike Andrews, R OBP: 0.372, SLG: 0.362 (1.6)	F7	6-3		K				F3		F6			5	0	0	0	1	1	3							
Dalton Jones, L OBP: 0.270, SLG: 0.318 (1.4)	4-3		FC5 1B		4-3	F8		F8		4-3			6	0	1	0	0	0	3							
Carl Yastrzemski, L OBP: 0.429, SLG: 0.486 (1.7)	BB BB		E 1B					1B 2B		WP 2B	F7		5	2	4	0	1	0	0							
Ken Harrelson, R OBP: 0.352, SLG: 0.530 (1.9)	BB BB		FC5 4-3		F8			FC5-4 1B		4-3	F2		5	0	1	0	1	0	3							
Joe Foy, R OBP: 0.340, SLG: 0.342 (1.5)			4-3					FC5-4 S		FC4-2-5-1	1-3		2	0	0	0	2	0	3							
Jerry Adair, R OBP: 0.251, SLG: 0.249 (8.5)	1-2 2-3 BB		4-3					1-2					2	0	0	0	0	0	1							
Reggie Smith, S OBP: 0.341, SLG: 0.417 (1.8)	1-2 2-3 3-H BB					K		F7					3	0	0	1	3	1	2							
Russ Gibson, R OBP: 0.244, SLG: 0.337 (9. PH)	K		6-3			K		K		F8			4	0	0	0	0	3	6	AB 42						
Floyd Robinson, L OBP: 0.281, SLG: 0.301 (9. PH)													1	0	0	0	0	0	2	R 2						
Elston Howard, R OBP: 0.319, SLG: 0.337 (9.2)													0	0	0	0	0	0	0	H 9						
George Scott, R OBP: 0.236, SLG: 0.242 (1.3)						E4 1B		SH3-4 BB		F3			5	0	1	0	1	1	4	RBI 1						
Jim Lonborg, R OBP: 0.333, SLG: 0.500 (1.1)			K			SH3-4 1B							4	0	2	0	0	1	1	BB 9						
Inning Stats	R: 1 E: 0 K: 1 S: 5	H: 0 LOB: 3 BB: 4 P: 21	R: 0 E: 0 K: 1 S: 5	H: 1 LOB: 1 BB: 0 P: 5	R: 1 E: 1 K: 0 S: 4	H: 2 LOB: 0 BB: 0 P: 4	R: 0 E: 1 K: 2 S: 9	H: 1 LOB: 2 BB: 0 P: 9	R: 0 E: 0 K: 0 S: 4	H: 1 LOB: 2 BB: 1 P: 6	R: 0 E: 0 K: 1 S: 7	H: 2 LOB: 3 BB: 1 P: 11	R: 0 E: 0 K: 0 S: 3	H: 0 LOB: 0 BB: 0 P: 3	R: 0 E: 0 K: 0 S: 4	H: 1 LOB: 2 BB: 1 P: 8	R: 0 E: 0 K: 0 S: 3	H: 0 LOB: 0 BB: 0 P: 3	R: 0 E: 0 K: 1 S: 4	H: 0 LOB: 1 BB: 0 P: 6	R: 0 E: 0 K: 1 S: 4	H: 0 LOB: 0 BB: 0 P: 6	1B: 7 2B: 3 3B: 0 HR: 0	SF: 0 SAC: 1 DP: 1 HBP: 1	WP: 1 PB: 0 SB: 1 CS: 2	PA: 53
PITCHER	IP	WLS	BF	H	R	ER	SO	BB	IBB	HBP	BLK	WP	HR	S	P	ERA	WHIP									
Blue Moon Odom, R ERA: 2.62 (1.1)	5.2		28	5	2	1	5	7	0	0	0	0	0	31	59	1.59	2.118									
Jim Nash, R ERA: 2.24 (6.1)	4.1		19	4	0	0	1	0	2	0	0	1	0	19	27	0.00	0.923									
Jack Aker, R ERA: 3.7 (11.1)	2.0	W	6	0	0	0	1	0	0	1	0	0	0	7	8	0.00	0.000									

Boston Red Sox @ Oakland Athletics
Oakland-Alameda County Coliseum, Oakland, CA

Wed Sep 11 1968, 7:05 PM PDT
Att: 5,393 - Unknown - 70 F

AB 42
R 2
H 9
RBI 1
BB 9
SO 7
LOB 28



Batter	1	2	3	4	5	6	7	8	9	10	11	12	AB	R	H	RBI	BB	SO	LOB	BOTTOM					
Bert Campaneris, R OBP: 0.335, SLG: 0.367 (1.6)	5-3		5-3			FC6 BB		K		F6		SF8	4	0	0	1	1	1	0						
Rick Monday, L OBP: 0.365, SLG: 0.392 (1.8)	K		K		FC6			F7			WP 1B		5	0	1	0	0	2	2						
Danny Cater, R OBP: 0.336, SLG: 0.386 (1.3)	F3		4-3			FC4-6 1B		L8			F5		5	0	1	0	0	0	1						
Sal Bando, R OBP: 0.320, SLG: 0.368 (1.5)		F4		6-3		F8		L9			F6		5	0	0	0	0	0	2						
Reggie Jackson, L OBP: 0.317, SLG: 0.454 (1.9)		1-3		F7		FC4-6 S		L9					4	0	0	0	1	0	1						
Dick Green, R OBP: 0.339, SLG: 0.366 (1.4)		BB 2B		K		FC6 BB		L7			F9		4	1	1	0	1	1	2						
Joe Kough, L OBP: 0.285, SLG: 0.366 (1.7)		2B BB											2	1	0	0	1	0	2	AB 39					
Mike Hershberger, R OBP: 0.331, SLG: 0.399 (7.7)		2B BB			4-3	FC6				6-3			2	0	1	0	0	0	0	R 3					
Allan Lewis, S OBP: 0.500, SLG: 0.333 (12. PR)		2B BB											0	1	0	0	0	0	0	H 6					
Dave Duncan, R OBP: 0.269, SLG: 0.314 (1.2)					5-3			K		1-3			4	0	1	2	0	1	0	RBI 3					
Blue Moon Odom, R OBP: 0.285, SLG: 0.286 (1.1)													2	0	1	0	0	0	1	BB 5					
Jim Nash, R OBP: 0.074, SLG: 0.149 (6.1)													1	0	0	0	0	0	0	SO 6					
John Donaldson, L OBP: 0.306, SLG: 0.273 (10. PH)													0	0	0	0	0	0	0	LOB 11					
Jack Aker, R OBP: 0.143, SLG: 0.143 (11.1)													0	0	0	0	0	0	0						
Jim Gosper, L OBP: 0.248, SLG: 0.193 (12. PH)													0	0	0	0	1	0	0						
Inning Stats	R: 0 E: 0 K: 1 S: 5	H: 0 LOB: 0 BB: 0 P: 5	R: 2 E: 0 K: 0 S: 5	H: 2 LOB: 1 BB: 1 P: 9	R: 0 E: 0 K: 1 S: 5	H: 0 LOB: 0 BB: 0 P: 5	R: 0 E: 0 K: 1 S: 9	H: 0 LOB: 0 BB: 0 P: 6	R: 0 E: 0 K: 0 S: 4	H: 1 LOB: 2 BB: 1 P: 8	R: 0 E: 0 K: 3 S: 9	H: 0 LOB: 0 BB: 0 P: 9	R: 0 E: 0 K: 0 S: 3	H: 0 LOB: 0 BB: 0 P: 3	R: 0 E: 0 K: 0 S: 3	H: 0 LOB: 0 BB: 0 P: 3	R: 0 E: 0 K: 0 S: 4	H: 1 LOB: 2 BB: 1 P: 8	R: 1 E: 0 K: 0 S: 3	H: 1 LOB: 2 BB: 1 P: 7	1B: 4 2B: 2 3B: 0 HR: 0	SF: 1 SAC: 1 DP: 0 HBP: 0	WP: 1 PB: 0 SB: 3 CS: 0	PA: 46	
PITCHER	IP	WLS	BF	H	R	ER	SO	BB	IBB	HBP	BLK	WP	HR	S	P	ERA	WHIP								
Jim Lonborg, R ERA: 3.87 (1.1)	11.2	L	46	6	3	3	6	3	2	0	0	1	0	53	73	2.31	0.771								

Boston Red Sox @ Oakland Athletics
Oakland-Alameda County Coliseum, Oakland, CA

Wed Sep 11 1968, 7:05 PM PDT
Att: 5,393 - Unknown - 70 F

AB 39
R 3
H 6
RBI 3
BB 5
SO 6
LOB 11



Batter	1	2	3	4	5	6	7	8	9	AB	R	H	RBI	BB	SO	LOB	TOP			
Cesar Tovar, R OBP: 0.325, SLG: 0.372 (1, 8)	6-3		K						5-3	4	0	0	0	0	1	0	Minnesota Twins @ Boston Red Sox Fenway Park, Boston, MA Fri Sep 13 1968, 7:05 PM EDT Att: 23,171 - Unknown - 69 F livebaseballscorecards.com			
Rich Reese, L OBP: 0.314, SLG: 0.364 (1, 3)	K				F9				1B	4	0	2	0	0	1	0				
Harmon Killebrew, R OBP: 0.351, SLG: 0.496 (1, 5)									2B	4	0	3	0	0	0	1				
Ted Uhlaender, L OBP: 0.324, SLG: 0.389 (9, PR)									1B	0	0	0	0	0	0	0				
Graig Nettles, L OBP: 0.267, SLG: 0.800 (1, 9)	4-3				F8				1B	4	0	0	0	0	0	4				
Bob Allison, R OBP: 0.324, SLG: 0.445 (1, 7)		K							L7	3	0	0	0	0	2	1				
Rod Carew, L OBP: 0.315, SLG: 0.347 (1, 4)		F7							K	3	0	1	0	0	1	0				
Jackie Hernandez, R OBP: 0.214, SLG: 0.217 (1, 6)										2	0	0	0	0	1	1				
Pat Kelly, L OBP: 0.333, SLG: 0.400 (8, PH)	3-1								K	1	0	0	0	0	1	0				
Rick Renick, R OBP: 0.258, SLG: 0.349 (8, 6)										0	0	0	0	0	0	0				
George Mitterwald, R OBP: 0.111, SLG: 0.111 (1, 2)				4-3					F6	3	0	0	0	0	1	1				
Dean Chance, R OBP: 0.089, SLG: 0.057 (1, 1)										2	0	0	0	0	1	1				
John Roseboro, L OBP: 0.294, SLG: 0.302 (8, PH)				F9					4-3	1	0	0	0	0	0	0				
Tom Hall, L (8, 1)										0	0	0	0	0	0	0				
Inning Stats	R: 0 E: 0 K: 1 S: 6	H: 1 LOB: 1 BB: 0 P: 6	R: 0 E: 0 K: 1 S: 5	H: 0 LOB: 0 BB: 0 P: 5	R: 0 E: 0 K: 1 S: 5	H: 0 LOB: 0 BB: 0 P: 5	R: 0 E: 0 K: 1 S: 6	H: 1 LOB: 1 BB: 0 P: 6	R: 0 E: 0 K: 3 S: 10	H: 1 LOB: 1 BB: 0 P: 10	R: 0 E: 0 K: 1 S: 3	H: 0 LOB: 0 BB: 0 P: 5	R: 0 E: 0 K: 1 S: 5	H: 0 LOB: 0 BB: 0 P: 5	R: 0 E: 0 K: 0 S: 4	H: 2 LOB: 2 BB: 0 P: 4	1B: 4 2B: 2 3B: 0 HR: 0	SF: 0 SAC: 0 DP: 2 HBP: 0	WP: 0 PB: 0 SB: 1 CS: 0	PA: 31
PITCHER Ray Culp, R ERA: 3.28 (1, 1)	IP: 9.0 WLS: W BF: 31 H: 6 R: 0 ER: 0 SO: 9 BB: 0 IBB: 0 HBP: 0 BLK: 0 WP: 0 HR: 0 S: 49 P: 49 ERA: 0.00 WHIP: 0.667															PITCHER IP: WLS: BF: H: R: ER: SO: BB: IBB: HBP: BLK: WP: HR: S: P: ERA: WHIP:				

Batter	1	2	3	4	5	6	7	8	9	AB	R	H	RBI	BB	SO	LOB	BOTTOM			
Mike Andrews, R OBP: 0.371, SLG: 0.361 (1, 4)	K	6-3								4	0	1	0	0	1	2	Minnesota Twins @ Boston Red Sox Fenway Park, Boston, MA Fri Sep 13 1968, 7:05 PM EDT Att: 23,171 - Unknown - 69 F livebaseballscorecards.com			
Dalton Jones, L OBP: 0.270, SLG: 0.315 (1, 3)	K		4-3							3	1	0	0	0	1	1				
Carl Yastrzemski, L OBP: 0.429, SLG: 0.494 (1, 7)	6-3									4	0	1	0	0	0	1				
Ken Harrelson, R OBP: 0.353, SLG: 0.536 (1, 9)										4	1	2	2	0	2	1				
Joe Foy, R OBP: 0.340, SLG: 0.342 (1, 5)										3	1	1	0	0	0	1				
Reggie Smith, S OBP: 0.341, SLG: 0.416 (1, 8)										3	0	1	0	0	0	1				
Russ Gibson, R OBP: 0.240, SLG: 0.332 (1, 2)										3	0	0	0	0	0	2				
Luis Alvarado, R OBP: 0.333, SLG: 0.333 (1, 6)										3	0	1	1	0	1	0				
Ray Culp, R OBP: 0.175, SLG: 0.150 (1, 1)										3	0	0	0	0	2	2				
Inning Stats	R: 0 E: 0 K: 2 S: 7	H: 0 LOB: 0 BB: 0 P: 7	R: 2 E: 0 K: 1 S: 9	H: 4 LOB: 2 BB: 0 P: 9	R: 0 E: 0 K: 1 S: 5	H: 0 LOB: 0 BB: 0 P: 5	R: 0 E: 0 K: 0 S: 3	H: 0 LOB: 0 BB: 0 P: 3	R: 0 E: 0 K: 1 S: 5	H: 0 LOB: 0 BB: 0 P: 5	R: 1 E: 0 K: 0 S: 4	H: 2 LOB: 1 BB: 0 P: 5	R: 0 E: 0 K: 1 S: 5	H: 0 LOB: 0 BB: 0 P: 5	R: 0 E: 0 K: 1 S: 6	H: 1 LOB: 1 BB: 0 P: 6		1B: 6 2B: 0 3B: 0 HR: 1	SF: 0 SAC: 0 DP: 0 HBP: 1	WP: 0 PB: 0 SB: 0 CS: 0
PITCHER Dean Chance, R ERA: 2.49 (1, 1)	IP: 7.0 WLS: L BF: 27 H: 6 R: 3 ER: 3 SO: 6 BB: 0 IBB: 1 HBP: 0 BLK: 0 WP: 0 HR: 1 S: 38 P: 39 ERA: 3.86 WHIP: 0.857															PITCHER IP: WLS: BF: H: R: ER: SO: BB: IBB: HBP: BLK: WP: HR: S: P: ERA: WHIP:				
Tom Hall, L ERA: 3.93 (8, 1)	1.0 L 4 1 0 0 1 0 0 0 0 0 0 6 6 0.00 1.000																			

Batter	1	2	3	4	5	6	7	8	9	AB	R	H	RBI	BB	SO	LOB	TOP								
Cesar Tovar, R OBP: 0.325, SLG: 0.371 (1, 8)										4	1	1	0	0	0	2									
Rich Reese, L OBP: 0.312, SLG: 0.371 (1, 3)										5	1	1	1	0	0	6									
Frank Kostro, R OBP: 0.245, SLG: 0.274 (1, 9)										3	0	0	0	2	0	1									
Bob Allison, R OBP: 0.321, SLG: 0.440 (1, 7)										5	1	0	1	0	0	4									
Graig Nettles, L OBP: 0.273, SLG: 0.758 (8, PH)										3	1	1	0	0	0	0									
Harmon Killebrew, R OBP: 0.353, SLG: 0.496 (8, PH)										0	0	0	0	1	0	0									
Ron Clark, R OBP: 0.250, SLG: 0.236 (8, PH)										0	1	0	0	0	0	0									
Rod Carew, L OBP: 0.314, SLG: 0.348 (1, 4)										4	1	1	3	0	0	1									
Jackie Hernandez, R OBP: 0.219, SLG: 0.223 (1, 6)										4	0	2	1	0	0	0									
George Mitterwald, R OBP: 0.077, SLG: 0.077 (1, 2)										4	0	0	0	0	2	3									
Dave Boswell, R OBP: 0.246, SLG: 0.362 (1, 1)										3	1	1	0	1	1	0									
Inning Stats	R: 0 E: 0 K: 0 S: 4	H: 1 LOB: 1 BB: 0 P: 4	R: 1 E: 1 K: 0 S: 6	H: 2 LOB: 3 BB: 1 P: 10	R: 0 E: 0 K: 0 S: 3	H: 0 LOB: 0 BB: 0 P: 3	R: 0 E: 0 K: 1 S: 5	H: 0 LOB: 0 BB: 0 P: 5	R: 0 E: 0 K: 0 S: 3	H: 0 LOB: 0 BB: 0 P: 3	R: 0 E: 0 K: 0 S: 3	H: 0 LOB: 0 BB: 0 P: 3	R: 0 E: 0 K: 0 S: 3	R: 5 E: 0 K: 1 S: 8	H: 3 LOB: 1 BB: 2 P: 17	R: 1 E: 0 K: 1 S: 6	H: 1 LOB: 1 BB: 1 P: 10	1B: 4 2B: 2 3B: 0 HR: 1	SF: 0 SAC: 0 DP: 0 HBP: 1	WP: 1 PB: 0 SB: 1 CS: 0	PA: 40				
PITCHER	IP	WLS	BF	H	R	ER	SO	BB	IBB	HBP	BLK	WP	HR	S	P	ERA	WHIP								
Dick Ellsworth, L ERA: 3.28 (1, 1)	8.0	L	35	6	6	5	2	2	1	1	1	0	0	35	48	5.62	1.000								
Sparky Lyle, L ERA: 2.95 (9, 1)	1.0		5	1	1	1	1	1	0	0	0	1	1	6	10	9.00	2.000								

Minnesota Twins @ Boston Red Sox
Fenway Park, Boston, MA
Sat Sep 14 1968, 3:33 AM EDT
Att: 22,530 - Unknown - 75 F

AB 35
R 7
H 7
RBI 6
BB 4
SO 3
LOB 17



Batter	1	2	3	4	5	6	7	8	9	AB	R	H	RBI	BB	SO	LOB	BOTTOM								
Luis Alvarado, R OBP: 0.250, SLG: 0.250 (1, 6)										5	1	1	0	0	1	2									
Mike Andrews, R OBP: 0.370, SLG: 0.359 (1, 4)										3	0	0	0	1	0	0									
Carl Yastrzemski, L OBP: 0.430, SLG: 0.490 (1, 7)										2	1	1	1	1	1	0									
Ken Harrelson, R OBP: 0.352, SLG: 0.533 (1, 9)										3	0	0	0	1	1	4									
Joe Foy, R OBP: 0.339, SLG: 0.340 (1, 5)										3	0	0	1	1	1	3									
Reggie Smith, S OBP: 0.341, SLG: 0.421 (1, 8)										4	1	1	1	0	0	3									
Russ Gibson, R OBP: 0.236, SLG: 0.325 (1, 2)										4	0	0	0	0	1	0									
George Scott, R OBP: 0.234, SLG: 0.239 (1, 3)										4	0	0	0	0	2	0									
Dick Ellsworth, L OBP: 0.076, SLG: 0.047 (1, 1)										3	0	0	0	0	1	0									
Sparky Lyle, L OBP: 0.143, SLG: 0.143 (9, 1)										0	0	0	0	0	0	0									
Floyd Robinson, L OBP: 0.288, SLG: 0.301 (9, PH)										0	0	0	0	1	0	0									
Inning Stats	R: 0 E: 0 K: 1 S: 6	H: 0 LOB: 2 BB: 0 P: 7	R: 0 E: 0 K: 1 S: 5	H: 0 LOB: 0 BB: 0 P: 5	R: 1 E: 0 K: 1 S: 6	H: 1 LOB: 3 BB: 3 P: 18	R: 0 E: 0 K: 0 S: 3	H: 0 LOB: 0 BB: 0 P: 3	R: 0 E: 0 K: 1 S: 5	H: 0 LOB: 0 BB: 0 P: 5	R: 0 E: 0 K: 2 S: 7	H: 0 LOB: 0 BB: 0 P: 7	R: 0 E: 0 K: 0 S: 4	R: 1 E: 0 K: 0 S: 4	H: 1 LOB: 1 BB: 1 P: 8	R: 1 E: 1 K: 1 S: 6	H: 1 LOB: 1 BB: 1 P: 10	1B: 1 2B: 0 3B: 0 HR: 2	SF: 0 SAC: 0 DP: 1 HBP: 1	WP: 0 PB: 0 SB: 0 CS: 0	PA: 37				
PITCHER	IP	WLS	BF	H	R	ER	SO	BB	IBB	HBP	BLK	WP	HR	S	P	ERA	WHIP								
Dave Boswell, R ERA: 3.08 (1, 1)	9.0	W	37	3	3	3	8	5	0	1	0	0	2	47	68	3.00	0.889								

Minnesota Twins @ Boston Red Sox
Fenway Park, Boston, MA
Sat Sep 14 1968, 3:33 AM EDT
Att: 22,530 - Unknown - 75 F

AB 31
R 3
H 3
RBI 3
BB 5
SO 8
LOB 12



Batter	1	2	3	4	5	6	7	8	9	AB	R	H	RBI	BB	SO	LOB	TOP					
Cesar Tovar, R (1, 8) OBP: 0.326, SLG: 0.371										5	2	2	0	0	1	1						
Rich Reese, L (1, 3) OBP: 0.313, SLG: 0.373										4	0	1	1	0	0	2						
Hamron Killebrew, R (1, 5) OBP: 0.359, SLG: 0.493										2	0	0	0	2	1	3						
Ted Uhlaender, L (7, PR) OBP: 0.324, SLG: 0.389										0	0	0	0	0	0	0						
Ron Clark, R (7, 5) OBP: 0.249, SLG: 0.235										1	0	0	0	0	1	1						
Bob Allison, R (1, 7) OBP: 0.324, SLG: 0.450										4	1	2	2	1	0	3						
Graig Nettles, L (1, 9) OBP: 0.263, SLG: 0.676										4	0	0	0	1	1	3						
Jim Holt, L (9, 9) OBP: 0.232, SLG: 0.250										0	0	0	0	0	0	0						
Rod Carew, L (1, 4) OBP: 0.311, SLG: 0.345										4	0	0	0	0	1	3						
Jackie Hernandez, R (1, 6) OBP: 0.219, SLG: 0.218										4	0	0	0	0	1	3						
George Mitterwald, R (1, 2) OBP: 0.176, SLG: 0.067										2	0	0	0	2	0	0						
Jim Kaat, L (1, 1) OBP: 0.179, SLG: 0.197										4	0	1	0	0	0	2						
Inning Stats	R: 1 E: 0 K: 2 S: 9	H: 2 LOB: 3 BB: 2 P: 17	R: 0 E: 1 K: 1 S: 6	H: 0 LOB: 2 BB: 0 P: 7	R: 1 E: 0 K: 0 S: 4	H: 1 LOB: 0 BB: 0 P: 4	R: 0 E: 0 K: 1 S: 6	H: 1 LOB: 1 BB: 0 P: 6	R: 0 E: 0 K: 0 S: 3	H: 0 LOB: 1 BB: 1 P: 7	R: 0 E: 1 K: 0 S: 4	H: 0 LOB: 2 BB: 1 P: 8	R: 0 E: 0 K: 0 S: 3	H: 0 LOB: 1 BB: 1 P: 7	R: 0 E: 0 K: 0 S: 3	H: 0 LOB: 1 BB: 1 P: 7	R: 1 E: 0 K: 1 S: 7	H: 2 LOB: 1 BB: 0 P: 7	1B: 3 2B: 2 3B: 0 HR: 1	SF: 0 SAC: 0 DP: 1 HBP: 1	WP: 0 PB: 0 SB: 1 CS: 0	PA: 41
PITCHER Dave Morehead, R (1, 1) ERA: 2.44	IP: 9.0 WLS: L BF: 41	H: 6 R: 3 ER: 3 SO: 6	BB: 6 IBB: 0 HBP: 1 BLK: 0	WP: 0 HR: 1 S: 46 P: 71	ERA: 3.00 WHIP: 1.333	PITCHER										IP: 9.0 WLS: W BF: 35	H: 6 R: 2 ER: 2 SO: 8	BB: 2 IBB: 0 HBP: 0 BLK: 0	WP: 0 HR: 1 S: 49 P: 57	ERA: 2.00 WHIP: 0.889		

Minnesota Twins @ Boston Red Sox
Fenway Park, Boston, MA
Sun Sep 15 1968, 3:33 AM EDT
Att: 26,983 - Unknown - 68 F

AB	34
R	3
H	6
RBI	3
BB	6
SO	6
LOB	21



Batter	1	2	3	4	5	6	7	8	9	AB	R	H	RBI	BB	SO	LOB	BOTTOM					
Luis Alvarado, R (1, 6) OBP: 0.167, SLG: 0.167										4	0	0	0	0	1	3						
Mike Andrews, R (1, 4) OBP: 0.388, SLG: 0.356										4	0	0	0	0	0	1						
Carl Yastrzemski, L (1, 7) OBP: 0.429, SLG: 0.488										4	0	1	0	0	2	0						
Ken Harrelson, R (1, 9) OBP: 0.352, SLG: 0.529										3	0	0	0	1	0	1						
Joe Foy, R (1, 5) OBP: 0.339, SLG: 0.339										4	0	1	0	0	1	1						
Reggie Smith, S (1, 8) OBP: 0.341, SLG: 0.420										3	1	1	0	0	2	0						
George Scott, R (1, 3) OBP: 0.234, SLG: 0.237										3	0	0	0	1	1	2						
Jerry Moses, R (1, 2) OBP: 0.250, SLG: 1.000										4	1	1	2	0	1	2						
Dave Morehead, R (1, 1) OBP: 0.200, SLG: 0.143										3	0	2	0	0	0	0						
Inning Stats	R: 0 E: 0 K: 0 S: 4	H: 1 LOB: 1 BB: 0 P: 4	R: 0 E: 0 K: 2 S: 7	H: 0 LOB: 0 BB: 0 P: 7	R: 0 E: 0 K: 0 S: 4	H: 1 LOB: 1 BB: 0 P: 4	R: 0 E: 0 K: 1 S: 5	H: 0 LOB: 0 BB: 0 P: 5	R: 0 E: 0 K: 2 S: 8	H: 1 LOB: 2 BB: 1 P: 12	R: 0 E: 0 K: 0 S: 3	H: 0 LOB: 1 BB: 1 P: 7	R: 2 E: 0 K: 1 S: 7	H: 2 LOB: 0 BB: 0 P: 7	R: 0 E: 0 K: 1 S: 5	H: 0 LOB: 0 BB: 0 P: 5	R: 0 E: 0 K: 1 S: 6	H: 1 LOB: 1 BB: 0 P: 6	1B: 5 2B: 0 3B: 0 HR: 1	SF: 0 SAC: 1 DP: 0 HBP: 0	WP: 0 PB: 0 SB: 0 CS: 0	PA: 35
PITCHER Jim Kaat, L (1, 1) ERA: 2.97	IP: 9.0 WLS: W BF: 35	H: 6 R: 2 ER: 2 SO: 8	BB: 2 IBB: 0 HBP: 0 BLK: 0	WP: 0 HR: 1 S: 49 P: 57	ERA: 2.00 WHIP: 0.889	PITCHER										IP: 9.0 WLS: W BF: 35	H: 6 R: 2 ER: 2 SO: 8	BB: 2 IBB: 0 HBP: 0 BLK: 0	WP: 0 HR: 1 S: 49 P: 57	ERA: 2.00 WHIP: 0.889		

Minnesota Twins @ Boston Red Sox
Fenway Park, Boston, MA
Sun Sep 15 1968, 3:33 AM EDT
Att: 26,983 - Unknown - 68 F


AB	32
R	2
H	6
RBI	2
BB	2
SO	8
LOB	10



Batter	1	2	3	4	5	6	7	8	9	AB	R	H	RBI	BB	SO	LOB	TOP					
Don Buford, S OBP: 0.367, SLG: 0.447 (1, 4)	0-0 1B	0-0 4-3		0-0 HR		0-0 FC6-4 1B		0-0 F7		5	1	3	4	0	0	2						
Mery Rettenmund, R OBP: 0.458, SLG: 0.533 (1, 8) (5, 9) (8, 7)	0-3 K		0-0 F5	0-0 5-3		0-0 FC6-4 1B		4-0 1B BB		4	0	1	0	1	1	1						
Frank Robinson, R OBP: 0.385, SLG: 0.442 (1, 9) (5, 7)	0-3 K		4-0 BB	0-3 K		0-3 K		0-0 1B		4	0	1	0	1	3	3						
Dave May, L OBP: 0.270, SLG: 0.250 (8, FR) (8, 9)	0-3 K		G4-6-3 BB	0-3 K		0-3 K		1-2 1B		0	0	0	0	0	0	0						
Boog Powell, L OBP: 0.334, SLG: 0.416 Paul Blair, R OBP: 0.277, SLG: 0.323 (1, 3) (5, 8)	0-0 F9		0-0 G4-6-3		0-0 HR	0-0 FC6-4		0-0 L5		3	1	1	1	0	0	2						
Brooks Robinson, R OBP: 0.300, SLG: 0.402 (1, 5)		0-0 HR		0-0 1B FC5-2	0-0 2B	0-0 F7		0-0 F8		5	2	3	1	0	0	4						
Eliot Hendricks, L OBP: 0.302, SLG: 0.414 (1, 2)	0-0 F9		0-0 FC5-2 1B	0-3 K		4-0 BB		0-0 G3		4	1	1	0	1	1	1						
Curt Bielefy, L OBP: 0.298, SLG: 0.325 (1, 7) (5, 3)	4-0 1B BB		4-0 1B FC5-2 HR BB	4-0 2B BB		0-3 K		0-0 4-3		2	1	0	0	3	1	1						
Mark Belanger, R OBP: 0.277, SLG: 0.253 (1, 6)	0-3 K		0-0 FC5-2 1B HR	0-0 2B		0-0 F8		0-0 1B		5	1	2	1	0	1	5						
Tom Phoebus, R OBP: 0.213, SLG: 0.247 Eddie Watt, R (9, 1)	0-0 1-2 1B		0-0 1-2 2-3 3-H HR	0-0 1-2 2-3 3-H HR	0-3 2B	0-3 K		0-0 5-3		5	1	2	1	0	2	3						
Inning Stats	R: 0 E: 0 K: 2 S: 8	H: 1 LOB: 1 BB: 1 P: 8	R: 1 E: 0 K: 1 S: 7	H: 2 LOB: 2 BB: 1 P: 11	R: 0 E: 0 K: 0 S: 2	H: 0 LOB: 0 BB: 1 P: 6	R: 5 E: 0 K: 1 S: 9	H: 4 LOB: 0 BB: 1 P: 13	R: 2 E: 0 K: 2 S: 9	H: 3 LOB: 1 BB: 1 P: 13	R: 0 E: 0 K: 1 S: 7	H: 2 LOB: 2 BB: 0 P: 7	R: 0 E: 0 K: 0 S: 4	H: 1 LOB: 2 BB: 1 P: 8	R: 0 E: 0 K: 0 S: 4	H: 1 LOB: 1 BB: 0 P: 4	1B: 9 2B: 2 3B: 0 HR: 3	SF: 0 SAC: 0 DP: 1 HBP: 0	WP: 0 PB: 0 SB: 0 CS: 0	PA: 45		
PITCHER	IP WLS BF H R ER SO BB IBB HBP BLK WP HR S P ERA WHIP	IP WLS BF H R ER SO BB IBB HBP BLK WP HR S P ERA WHIP	IP WLS BF H R ER SO BB IBB HBP BLK WP HR S P ERA WHIP	IP WLS BF H R ER SO BB IBB HBP BLK WP HR S P ERA WHIP	IP WLS BF H R ER SO BB IBB HBP BLK WP HR S P ERA WHIP	IP WLS BF H R ER SO BB IBB HBP BLK WP HR S P ERA WHIP	IP WLS BF H R ER SO BB IBB HBP BLK WP HR S P ERA WHIP	IP WLS BF H R ER SO BB IBB HBP BLK WP HR S P ERA WHIP	IP WLS BF H R ER SO BB IBB HBP BLK WP HR S P ERA WHIP	IP WLS BF H R ER SO BB IBB HBP BLK WP HR S P ERA WHIP	IP WLS BF H R ER SO BB IBB HBP BLK WP HR S P ERA WHIP	IP WLS BF H R ER SO BB IBB HBP BLK WP HR S P ERA WHIP	IP WLS BF H R ER SO BB IBB HBP BLK WP HR S P ERA WHIP	IP WLS BF H R ER SO BB IBB HBP BLK WP HR S P ERA WHIP	IP WLS BF H R ER SO BB IBB HBP BLK WP HR S P ERA WHIP	IP WLS BF H R ER SO BB IBB HBP BLK WP HR S P ERA WHIP	IP WLS BF H R ER SO BB IBB HBP BLK WP HR S P ERA WHIP	IP WLS BF H R ER SO BB IBB HBP BLK WP HR S P ERA WHIP	IP WLS BF H R ER SO BB IBB HBP BLK WP HR S P ERA WHIP	IP WLS BF H R ER SO BB IBB HBP BLK WP HR S P ERA WHIP	IP WLS BF H R ER SO BB IBB HBP BLK WP HR S P ERA WHIP	
Jim Lonborg, R ERA: 4.3 Gary Waslewski, R ERA: 3.69 Bill Landis, L ERA: 3.02 Darrell Brandon, R ERA: 5.91 Sparky Lyle, L ERA: 2.9	4.0 L	2.1 10	1.0 5	1.0 4	0.0 0	0.0 0	0.0 0	0.0 0	0.0 0	0.0 0	0.0 0	0.0 0	0.0 0	0.0 0	0.0 0	0.0 0	13.50 2.500	27.00 6.000	0.00 1.286	0.00 2.000	0.00 1.000	
Batter	1	2	3	4	5	6	7	8	9	AB	R	H	RBI	BB	SO	LOB	BOTTOM					
Mike Andrews, R OBP: 0.368, SLG: 0.355 George Scott, R OBP: 0.233, SLG: 0.235 (1, 4) (7, 3)	4-0 1B BB		0-0 5-3	0-0 5-3		0-0 1-3		0-0 4-3		2	1	0	0	1	0	2						
Dalton Jones, L OBP: 0.285, SLG: 0.311 (1, 3) (7, 4)	0-0 F3		0-3 K	0-0 3-1		4-0 BB		0-3 K		4	0	0	0	1	2	3						
Carl Yastrzemski, L OBP: 0.430, SLG: 0.648 George Thomas, R (1, 7) (6, 7)	0-0 1-2 1B		4-0 1B BB	0-3 K		0-3 K		0-0 5-3		2	0	1	1	1	1	0						
Ken Harrelson, R OBP: 0.353, SLG: 0.529 Sparky Lyle, L OBP: 0.143, SLG: 0.143 (1, 9) (9, 1)	0-3 K		0-0 FC6-4 1B	0-0 6-3		0-0 FC6-4 1B		0-0 FC6-4 1B		4	0	2	0	0	1	1						
Joe Foy, R OBP: 0.336, SLG: 0.336 (1, 5)	0-3 K		0-0 FC6-4	0-0 F3		0-0 F7		0-0 F7		4	0	0	0	0	1	4						
Reggie Smith, S OBP: 0.340, SLG: 0.419 (1, 8)	0-0 F8		0-0 G6-4-3 1B	0-0 F9		0-3 K		0-3 K		4	0	1	0	0	1	1						
Jerry Moses, R OBP: 0.250, SLG: 0.625 (1, 2)	0-0 FC6-4 1B		0-0 G6-4-3	0-0 5-3		0-0 FC6-4		0-0 FC6-4		4	0	1	0	0	0	2						
Luis Alvarado, R OBP: 0.250, SLG: 0.375 (1, 6)	0-0 F3		0-0 E3 1B	0-0 2B		0-0 4-3 2B		0-0 4-3 2B		4	0	2	0	0	0	1						
Jim Lonborg, R OBP: 0.325, SLG: 0.454 Jose Tartabull, L OBP: 0.308, SLG: 0.326 Gary Waslewski, R OBP: 0.294, SLG: 0.336 Bill Landis, L OBP: 0.274, SLG: 0.278 Russ Nixon, L OBP: 0.210, SLG: 0.176 Darrell Brandon, R OBP: 0.274, SLG: 0.323 Floyd Robinson, L OBP: 0.274, SLG: 0.323 (1, 1) (4, PH) (5, 1) (5, 1) (7, PH) (8, 1) (9, 9)	0-0 FC6-4		0-0 1-2 1B	0-0 1-3 1B		0-0 F9		4-0 BB		1	0	0	0	0	0	1						
Inning Stats	R: 1 E: 0 K: 2 S: 8	H: 1 LOB: 1 BB: 1 P: 12	R: 0 E: 0 K: 0 S: 4	H: 1 LOB: 1 BB: 0 P: 4	R: 0 E: 0 K: 1 S: 6	H: 1 LOB: 2 BB: 1 P: 10	R: 0 E: 0 K: 0 S: 5	H: 2 LOB: 2 BB: 0 P: 5	R: 0 E: 0 K: 0 S: 3	H: 0 LOB: 0 BB: 0 P: 3	R: 0 E: 0 K: 1 S: 6	H: 1 LOB: 2 BB: 1 P: 10	R: 0 E: 0 K: 1 S: 6	H: 1 LOB: 1 BB: 0 P: 6	R: 0 E: 0 K: 1 S: 6	H: 1 LOB: 2 BB: 1 P: 10	1B: 6 2B: 2 3B: 0 HR: 0	SF: 0 SAC: 0 DP: 1 HBP: 0	WP: 0 PB: 0 SB: 0 CS: 0	PA: 39		
PITCHER	IP WLS BF H R ER SO BB IBB HBP BLK WP HR S P ERA WHIP	IP WLS BF H R ER SO BB IBB HBP BLK WP HR S P ERA WHIP	IP WLS BF H R ER SO BB IBB HBP BLK WP HR S P ERA WHIP	IP WLS BF H R ER SO BB IBB HBP BLK WP HR S P ERA WHIP	IP WLS BF H R ER SO BB IBB HBP BLK WP HR S P ERA WHIP	IP WLS BF H R ER SO BB IBB HBP BLK WP HR S P ERA WHIP	IP WLS BF H R ER SO BB IBB HBP BLK WP HR S P ERA WHIP	IP WLS BF H R ER SO BB IBB HBP BLK WP HR S P ERA WHIP	IP WLS BF H R ER SO BB IBB HBP BLK WP HR S P ERA WHIP	IP WLS BF H R ER SO BB IBB HBP BLK WP HR S P ERA WHIP	IP WLS BF H R ER SO BB IBB HBP BLK WP HR S P ERA WHIP	IP WLS BF H R ER SO BB IBB HBP BLK WP HR S P ERA WHIP	IP WLS BF H R ER SO BB IBB HBP BLK WP HR S P ERA WHIP	IP WLS BF H R ER SO BB IBB HBP BLK WP HR S P ERA WHIP	IP WLS BF H R ER SO BB IBB HBP BLK WP HR S P ERA WHIP	IP WLS BF H R ER SO BB IBB HBP BLK WP HR S P ERA WHIP	IP WLS BF H R ER SO BB IBB HBP BLK WP HR S P ERA WHIP	IP WLS BF H R ER SO BB IBB HBP BLK WP HR S P ERA WHIP	IP WLS BF H R ER SO BB IBB HBP BLK WP HR S P ERA WHIP	IP WLS BF H R ER SO BB IBB HBP BLK WP HR S P ERA WHIP	IP WLS BF H R ER SO BB IBB HBP BLK WP HR S P ERA WHIP	
Tom Phoebus, R ERA: 2.49 Eddie Watt, R ERA: 2.34 (1, 1) (9, 1)	8.0 W	8.0 S	1.0 0	1.0 0	0.0 0	0.0 0	0.0 5	0.0 5	0.0 0	0.0 0	0.0 0	0.0 0	0.0 0	0.0 0	0.0 0	0.0 0	1.12 1.500	0.00 0.000	0.00 0.000	0.00 0.000	0.00 0.000	


Baltimore Orioles @ Boston Red Sox
Fenway Park, Boston, MA
Mon Sep 16 1968, 7:05 PM EDT
Att: 17,357 - Unknown

AB 39
R 8
H 14
RBI 8
BB 6
SO 9
LOB 26



Baltimore Orioles @ Boston Red Sox
Fenway Park, Boston, MA
Mon Sep 16 1968, 7:05 PM EDT
Att: 17,357 - Unknown

AB 35
R 1
H 8
RBI 1
BB 4
SO 7
LOB 23



Batter	1	2	3	4	5	6	7	8	9	AB	R	H	RBI	BB	SO	LOB	TOP			
Don Buford, S (1, 4) OBP: 0.366, SLG: 0.445	0-3 K		0-3 K		0-0 S 1B		0-0 4-3			4	0	1	0	0	2	1	Baltimore Orioles @ Boston Red Sox Fenway Park, Boston, MA Tue Sep 17 1968, 7:05 PM EDT Att: 17,523 - Unknown			
Mark Belanger, R (1, 6) OBP: 0.269, SLG: 0.251	0-0 F7		0-3 K		0-3 K 1-2		0-3 K			4	0	0	0	0	3	2				
Frank Robinson, R (1, 9) OBP: 0.386, SLG: 0.440	4-0 BB			0-0 5-3	0-0 5-3			4-0 BB		2	0	0	0	2	0	1				
Boog Powell, L (1, 3) OBP: 0.336, SLG: 0.415	0-0 4-3			0-0 2B 1B		4-0 1B PB BB		0-0 F6		3	0	1	0	1	0	2				
Brooks Robinson, R (1, 5) OBP: 0.299, SLG: 0.402		0-0 5-3		0-0 1-3 2B		0-0 F9		0-0 F3		4	0	1	0	0	0	2				
Mery Rettenmund, R (1, 8) OBP: 0.429, SLG: 0.490	0-3 K		0-3 K	0-0 1-3		0-3 K		0-0 F4		4	0	0	0	0	2	4				
Curt Blefary, L (1, 7) OBP: 0.300, SLG: 0.325	0-0 F8			4-0 IBB		0-0 2-3 1B		0-0 F6		3	0	1	0	1	0	0				
Larry Haney, R (1, 2) OBP: 0.233, SLG: 0.326			0-3 K	0-3 K				0-0 F8		3	0	0	0	0	3	5				
Eliot Hendricks, L (9, PH) OBP: 0.301, SLG: 0.411						0-3 K		0-0 F8		1	0	0	0	0	0	0				
Dave McNally, R (1, 1) OBP: 0.193, SLG: 0.228			0-0 K		0-3 K		0-3 K		0-0 5-3	2	0	1	0	0	1	0				
Dave May, L (7, PH) OBP: 0.269, SLG: 0.248										1	0	0	0	0	1	0				
Gene Brabender, R (7, 1) OBP: 0.108, SLG: 0.200										0	0	0	0	0	0	0				
Curt Motton, R (9, PH) OBP: 0.305, SLG: 0.351										1	0	0	0	0	0	0				
Inning Stats	R: 0 E: 0 K: 1 S: 5	H: 0 LOB: 1 BB: 1 P: 9	R: 0 E: 0 K: 1 S: 5	H: 0 LOB: 0 BB: 0 P: 5	R: 0 E: 0 K: 3 S: 10	H: 1 LOB: 1 BB: 0 P: 10	R: 0 E: 0 K: 1 S: 7	H: 2 LOB: 3 BB: 1 P: 11	R: 0 E: 0 K: 2 S: 8	H: 1 LOB: 2 BB: 1 P: 12	R: 0 E: 0 K: 2 S: 7	H: 0 LOB: 0 BB: 0 P: 7	R: 0 E: 0 K: 0 S: 3	H: 0 LOB: 1 BB: 1 P: 7	R: 0 E: 0 K: 0 S: 3	H: 0 LOB: 0 BB: 0 P: 3	1B: 4 2B: 1 3B: 0 HR: 0	SF: 0 SAC: 0 DP: 0 HBP: 0	WP: 0 PB: 1 SB: 1 CS: 0	PA: 36
PITCHER Ray Culp, R (1, 1) ERA: 3.12	IP: 9.0 WLS: W BF: 36 H: 5 R: 0 ER: 0 SO: 12 BB: 3 IBB: 1 HBP: 0 BLK: 0 WP: 0 HR: 0 S: 56 P: 72 ERA: 0.00 WHIP: 0.889																			

AB	32
R	0
H	5
RBI	0
BB	4
SO	12
LOB	17



Batter	1	2	3	4	5	6	7	8	9	AB	R	H	RBI	BB	SO	LOB	BOTTOM	
Luis Alvarado, R (1, 6) OBP: 0.250, SLG: 0.350	0-0 E1 6-3 3B 1B	0-0 F3			0-0 F8		0-0 PO 2-3	0-0 6-3		4	1	1	0	0	0	0	Baltimore Orioles @ Boston Red Sox Fenway Park, Boston, MA Tue Sep 17 1968, 7:05 PM EDT Att: 17,523 - Unknown	
Mike Andrews, R (1, 4) OBP: 0.385, SLG: 0.352	0-0 6-3 2-3		0-0 F7		0-0 F7		0-0 F8		4	0	0	0	0	0	1			
Carl Yastrzemski, L (1, 7) OBP: 0.431, SLG: 0.492	0-0		0-3 K		0-0 F6			0-0 BB 1B		4	1	2	1	0	1	0		
George Thomas, R (8, 7) OBP: 0.299, SLG: 0.352	0-0 2B 3B							4-0 BB 1B		0	0	0	0	0	0	0		
Ken Harrelson, R (1, 9) OBP: 0.356, SLG: 0.532	0-0 WP 2B		0-0 WP 1B		0-0 5-3		4-0 BB 1B		3	0	2	1	1	0	0			
Joe Foy, R (1, 5) OBP: 0.336, SLG: 0.334	0-0 F6 2-3		4-0 FC4 BB		0-0 5-3		0-0 F3		3	0	0	0	1	0	3			
Reggie Smith, S (1, 8) OBP: 0.340, SLG: 0.417	4-0 BB		0-0 FC4		0-0 F9				2	0	0	0	1	0	2			
Russ Gibson, R (1, 2) OBP: 0.237, SLG: 0.322	0-0 F8			4-0 G6-4-3 BB		0-3 K			2	0	0	0	1	1	2			
George Scott, R (1, 3) OBP: 0.234, SLG: 0.236		0-0 F9		0-0 G6-4-3		0-0 PO SH1-4 1B			3	0	1	0	0	0	1			
Ray Culp, R (1, 1) OBP: 0.169, SLG: 0.145	0-0 4-3		0-3 K			0-0 SH1-4			2	0	0	0	0	1	0			
Inning Stats	R: 2 E: 1 K: 0 S: 6	H: 3 LOB: 2 BB: 1 P: 10	R: 0 E: 0 K: 0 S: 3	H: 0 LOB: 0 BB: 0 P: 3	R: 0 E: 0 K: 1 S: 6	H: 1 LOB: 2 BB: 1 P: 10	R: 0 E: 0 K: 1 S: 4	H: 0 LOB: 0 BB: 1 P: 8	R: 0 E: 0 K: 0 S: 3	H: 0 LOB: 0 BB: 0 P: 3	R: 0 E: 0 K: 1 S: 5	H: 1 LOB: 0 BB: 0 P: 5	R: 0 E: 0 K: 0 S: 4	H: 1 LOB: 2 BB: 1 P: 8	1B: 4 2B: 1 3B: 1 HR: 0	SF: 0 SAC: 1 DP: 1 HBP: 0	WP: 2 PB: 0 SB: 0 CS: 0	PA: 33
PITCHER Dave McNally, L (1, 1) ERA: 2.05	IP: 6.0 WLS: L BF: 24 H: 4 R: 2 ER: 2 SO: 2 BB: 3 IBB: 0 HBP: 0 BLK: 0 WP: 2 HR: 0 S: 25 P: 37 ERA: 3.00 WHIP: 1.167																	
Gene Brabender, R (7, 1) ERA: 3.36	IP: 2.0 WLS: 8 BF: 2 H: 2 R: 0 ER: 0 SO: 1 BB: 1 IBB: 0 HBP: 0 BLK: 0 WP: 0 HR: 0 S: 9 P: 13 ERA: 0.00 WHIP: 1.500																	



Batter	1	2	3	4	5	6	7	8	9	AB	R	H	RBI	BB	SO	LOB	TOP					
Don Buford, S (1,4) OBP: 0.367, SLG: 0.447										3	0	1	0	1	0	2	<p>Baltimore Orioles @ Boston Red Sox Fenway Park, Boston, MA Wed Sep 18 1968, 3:33 AM EDT Att: 8,918 - Unknown</p> <p>livebaseballscorecards.com</p> <p>AB 30 R 0 H 7 RBI 0 BB 3 SO 2 LOB 18</p>					
Paul Blair, R (1,8) OBP: 0.277, SLG: 0.322										4	0	1	0	0	0	3						
Brooks Robinson, R (1,5) OBP: 0.301, SLG: 0.497										4	0	2	0	0	0	2						
Boog Powell, L (1,3) Bobby Floyd, R (9, PR)										3	0	0	0	1	0	3						
Curt Motton, R (1,7) OBP: 0.300, SLG: 0.345											4	0	0	0	0	1		4				
Mery Rettenmund, R (1,9) OBP: 0.418, SLG: 0.472											4	0	1	0	0	1		2				
Larry Haney, R (1,2) Elrod Hendricks, L (7,2) OBP: 0.326, SLG: 0.411											3	0	1	0	0	0		0				
Mark Belanger, R (1,6) OBP: 0.267, SLG: 0.249										3	0	0	0	0	0	2						
Roger Nelson, R (1,1) Pete Richert, L (7,1) Moe Drabowsky, R (7,1) Frank Robinson, R (8, PH) Fred Beene, S (8,1)										1	0	0	0	1	0	0						
Inning Stats	R: 0 E: 0 K: 0 S: 4	H: 1 LOB: 1 BB: 0 P: 4	R: 0 E: 0 K: 1 S: 5	H: 0 LOB: 0 BB: 0 P: 5	R: 0 E: 0 K: 0 S: 3	H: 0 LOB: 0 BB: 0 P: 3	R: 0 E: 1 K: 0 S: 4	H: 1 LOB: 1 BB: 0 P: 4	R: 0 E: 0 K: 0 S: 3	H: 2 LOB: 2 BB: 1 P: 8	R: 0 E: 0 K: 0 S: 3	H: 0 LOB: 0 BB: 0 P: 3	R: 0 E: 0 K: 1 S: 5	H: 0 LOB: 0 BB: 0 P: 5	R: 0 E: 0 K: 0 S: 3	H: 1 LOB: 1 BB: 1 P: 7		R: 0 E: 0 K: 0 S: 3	H: 1 LOB: 2 BB: 1 P: 7	1B: 3 2B: 4 3B: 0 HR: 0	SF: 0 SAC: 0 DP: 4 HBP: 0	WP: 0 PB: 0 SB: 0 CS: 0
PITCHER	IP WLS BF H R ER SO BB IBB HBP BLK WP HR S P ERA WHIP	7.1 W 28 6 0 0 2 2 0 0 0 0 0 0 30 38 0.00 1.091	1.2 S 5 1 0 0 0 1 0 0 0 0 0 0 4 8 0.00 1.200																			

Batter	1	2	3	4	5	6	7	8	9	AB	R	H	RBI	BB	SO	LOB	BOTTOM				
Luis Alvarado, R (1,6) OBP: 0.250, SLG: 0.304										3	0	0	0	1	3	3	<p>Baltimore Orioles @ Boston Red Sox Fenway Park, Boston, MA Wed Sep 18 1968, 3:33 AM EDT Att: 8,918 - Unknown</p> <p>livebaseballscorecards.com</p> <p>AB 27 R 4 H 5 RBI 4 BB 5 SO 17 LOB 15</p>				
Mike Andrews, R (1,4) OBP: 0.367, SLG: 0.353										2	2	1	0	1	1	0					
Carl Yastrzemski, L (1,7) George Thomas, R (8, PR)										3	1	1	0	1	1	1					
Ken Harrelson, R (1,9) OBP: 0.355, SLG: 0.530										4	1	1	0	0	1	3					
Reggie Smith, S (1,8) OBP: 0.339, SLG: 0.417										3	0	1	3	0	0	0					
Dalton Jones, L (1,3) OBP: 0.271, SLG: 0.311										3	0	1	0	1	2	0					
Joe Foy, R (1,5) OBP: 0.335, SLG: 0.332										3	0	0	1	1	3	2					
Jerry Moses, R (1,2) OBP: 0.182, SLG: 0.455										3	0	0	0	0	3	3					
Dick Ellsworth, L (1,1) Lee Stange, R (8,1) OBP: 0.072, SLG: 0.045										3	0	0	0	0	3	3					
Inning Stats	R: 0 E: 0 K: 1 S: 5	H: 0 LOB: 1 BB: 1 P: 9	R: 0 E: 0 K: 2 S: 7	H: 0 LOB: 0 BB: 0 P: 7	R: 0 E: 0 K: 3 S: 9	H: 0 LOB: 0 BB: 0 P: 9	R: 0 E: 0 K: 2 S: 7	H: 0 LOB: 0 BB: 0 P: 7	R: 0 E: 0 K: 2 S: 7	H: 0 LOB: 0 BB: 0 P: 7	R: 3 E: 0 K: 3 S: 12	H: 3 LOB: 3 BB: 3 P: 24	R: 1 E: 0 K: 1 S: 7	H: 2 LOB: 2 BB: 1 P: 11	1B: 5 2B: 0 3B: 0 HR: 0	SF: 1 SAC: 1 DP: 0 HBP: 0		WP: 0 PB: 0 SB: 0 CS: 0	PA: 34		
PITCHER	IP WLS BF H R ER SO BB IBB HBP BLK WP HR S P ERA WHIP	6.0 L 23 3 3 3 13 3 0 0 0 0 0 0 47 55 4.50 0.833	0.0 2 0 0 0 0 2 0 0 0 0 0 0 9 9 0.00 0.000	1.0 3 0 0 0 3 0 0 0 0 0 0 0 9 9 0.00 0.000	1.0 6 2 1 1 1 1 0 0 0 0 0 0 7 11 9.00 3.000																

Batter	1	2	3	4	5	6	7	8	9	AB	R	H	RBI	BB	SO	LOB	TOP					
Luis Alvarado, R OBP: 0.207, SLG: 0.250 (1, 6)	F6		5-3		K2-3		K		FC4-6	5	0	0	0	0	2	4						
Mike Andrews, R OBP: 0.386, SLG: 0.350 (1, 4)	1B 4-3 BB		5-3				K		6-3	3	1	0	0	1	1	0						
Carl Yastrzemski, L OBP: 0.433, SLG: 0.499 (1, 7)							F9			4	2	3	1	0	0	0						
Ken Harrelson, R OBP: 0.352, SLG: 0.526 (1, 9)	4-3				6-3		6-3		5-3	4	0	0	1	0	0	2						
Reggie Smith, S OBP: 0.340, SLG: 0.419 (1, 8)	F8								5-3	4	1	2	1	0	0	1						
Joe Foy, R OBP: 0.336, SLG: 0.333 (1, 5)										4	0	2	0	0	0	1						
Russ Gibson, R OBP: 0.234, SLG: 0.317 (1, 2)										3	0	0	0	0	0	2						
George Scott, R OBP: 0.236, SLG: 0.240 (1, 3)										3	0	1	0	1	0	0						
Jim Lonborg, R OBP: 0.314, SLG: 0.457 (1, 1)										4	0	1	1	0	0	2						
Inning Stats	R: 1 E: 1 K: 0 S: 4	H: 1 LOB: 1 BB: 1 P: 8	R: 0 E: 0 K: 0 S: 3	H: 1 LOB: 0 BB: 0 P: 3	R: 0 E: 0 K: 0 S: 3	H: 0 LOB: 0 BB: 0 P: 3	R: 1 E: 0 K: 0 S: 5	H: 2 LOB: 1 BB: 0 P: 5	R: 0 E: 0 K: 1 S: 5	H: 0 LOB: 0 BB: 0 P: 5	R: 0 E: 0 K: 1 S: 5	H: 0 LOB: 0 BB: 0 P: 5	R: 1 E: 0 K: 1 S: 7	H: 2 LOB: 2 BB: 1 P: 11	R: 1 E: 0 K: 0 S: 4	H: 1 LOB: 0 BB: 0 P: 4	R: 0 E: 0 K: 0 S: 5	H: 2 LOB: 2 BB: 0 P: 5	1B: 6 2B: 2 3B: 0 HR: 1	SF: 0 SAC: 1 DP: 1 HBP: 0	WP: 0 PB: 0 SB: 0 CS: 0	PA: 37
PITCHER	IP	WLS	BF	H	R	ER	SO	BB	IBB	HBP	BLK	WP	HR	S	P	ERA	WHIP					
Fritz Peterson, L ERA: 2.63 (1, 1)	8.0	L	32	7	4	4	3	1	1	0	0	0	1	36	44	4.50	1.000					
Joe Verbanic, R ERA: 2.9 (9, 1)	1.0		5	2	0	0	0	0	0	0	0	0	0	5	5	0.00	2.000					

Boston Red Sox @ New York Yankees
Yankee Stadium, Bronx, NY
Fri Sep 20 1968, 7:05 PM EDT
Att: 15,737 - Unknown


AB 34
R 4
H 9
RBI 4
BB 2
SO 3
LOB 12





Batter	1	2	3	4	5	6	7	8	9	AB	R	H	RBI	BB	SO	LOB	BOTTOM					
Horace Clarke, S OBP: 0.258, SLG: 0.257 (1, 4)	F8		3-1		F8				K	5	0	1	0	0	1	0						
Jake Gibbs, L OBP: 0.279, SLG: 0.287 (1, 2)	F4		5-3		K					4	0	0	0	0	2	2						
Mickey Mantle, S OBP: 0.392, SLG: 0.412 (1, 3)										4	1	2	1	0	1	2						
Roy White, S OBP: 0.356, SLG: 0.428 (1, 7)										3	0	1	0	1	0	0						
Joe Pepitone, L OBP: 0.310, SLG: 0.399 (1, 8)	K									3	0	1	1	1	1	2						
Tom Tresh, S OBP: 0.308, SLG: 0.318 (1, 6)										4	0	0	0	0	1	4						
Bill Robinson, R OBP: 0.299, SLG: 0.390 (1, 9)										4	1	2	1	0	0	1						
Mike Ferraro, R OBP: 0.180, SLG: 0.184 (1, 5)										4	0	1	0	0	1	2						
Fritz Peterson, S OBP: 0.111, SLG: 0.133 (8, PH)										2	0	0	0	0	0	1						
Dick Howser, R OBP: 0.324, SLG: 0.185 (9, PH)										1	1	1	0	0	0	0						
Joe Verbanic, R OBP: 0.120, SLG: 0.083 (9, PH)										0	0	0	0	0	0	0						
Steve Whitaker, L OBP: 0.221, SLG: 0.150 (9, PH)										1	0	0	0	0	1	0						
Inning Stats	R: 0 E: 0 K: 1 S: 6	H: 1 LOB: 2 BB: 1 P: 10	R: 0 E: 0 K: 0 S: 4	H: 1 LOB: 1 BB: 0 P: 4	R: 1 E: 0 K: 0 S: 4	H: 1 LOB: 0 BB: 0 P: 4	R: 0 E: 0 K: 0 S: 4	H: 1 LOB: 1 BB: 0 P: 4	R: 0 E: 0 K: 1 S: 5	H: 0 LOB: 0 BB: 0 P: 5	R: 0 E: 0 K: 0 S: 3	H: 0 LOB: 0 BB: 0 P: 3	R: 0 E: 0 K: 1 S: 5	H: 1 LOB: 0 BB: 0 P: 5	R: 1 E: 0 K: 2 S: 10	H: 3 LOB: 3 BB: 1 P: 14	R: 1 E: 0 K: 3 S: 10	H: 1 LOB: 0 BB: 0 P: 10	1B: 6 2B: 1 3B: 0 HR: 2	SF: 0 SAC: 0 DP: 1 HBP: 0	WP: 0 PB: 0 SB: 0 CS: 0	PA: 37
PITCHER	IP	WLS	BF	H	R	ER	SO	BB	IBB	HBP	BLK	WP	HR	S	P	ERA	WHIP					
Jim Lonborg, R ERA: 4.18 (1, 1)	9.0	W	37	9	3	3	8	2	0	0	0	0	2	51	59	3.00	1.222					

Boston Red Sox @ New York Yankees
Yankee Stadium, Bronx, NY
Fri Sep 20 1968, 7:05 PM EDT
Att: 15,737 - Unknown

AB 35
R 3
H 9
RBI 3
BB 2
SO 8
LOB 14




Batter	1	2	3	4	5	6	7	8	9	AB	R	H	RBI	BB	SO	LOB	TOP			
Luis Alvarado, R OBP: 0.182, SLG: 0.219 (1, 6)	0-0 4-3		0-0 6-3		0-0 FC6-4			0-0 6-3		4	0	0	0	0	0	1	Boston Red Sox @ New York Yankees Yankee Stadium, Bronx, NY Sat Sep 21 1968, 3:33 AM EDT Att: 32,721 - Unknown - 79 F livebaseballscorecards.com AB 33 R 2 H 7 RBI 2 BB 2 SO 5 LOB 13 			
Mike Andrews, R OBP: 0.385, SLG: 0.350 (1, 4)	0-0 1B		0-0 F9			0-0 L7		0-0 F7		4	0	1	0	0	0	0				
Carl Yastrzemski, L OBP: 0.432, SLG: 0.497 (1, 7)	0-3 K			0-3 K		0-0 F7		0-0 3B	1B	4	1	1	0	0	2	1				
Ken Harrelson, R OBP: 0.352, SLG: 0.527 (1, 9)	0-0 F7			0-0 F6		0-0 F8		0-0 3B	1B	4	0	1	1	0	0	1				
Dalton Jones, L OBP: 0.271, SLG: 0.310 (1, 3)		0-0 F7		0-0 F5			0-0 1B	0-0 4-3	3B	4	0	1	0	0	0	1				
Joe Foy, R OBP: 0.336, SLG: 0.331 (1, 5)		4-0 BB			0-0 6-3		0-0 F9		0-0 6-3	3	0	0	0	1	0	1				
George Thomas, R OBP: 0.500, SLG: 1.000 (1, 8)		0-3 K			0-0 HR		0-0 1B	4-0 G6-4-3	BB	3	1	2	1	1	1	1				
Russ Gibson, R OBP: 0.234, SLG: 0.316 (1, 2)		0-0 F4			0-0 FC6-4		0-3 K	0-0 G6-4-3	1-2	4	0	1	0	0	1	4				
Ray Culp, R OBP: 0.162, SLG: 0.138 (1, 1)			0-0 F5		0-0 F2		0-3 K			3	0	0	0	0	1	3				
Inning Stats	R: 0 E: 0 K: 1 S: 6	H: 1 LOB: 1 BB: 0 P: 6	R: 0 E: 0 K: 1 S: 5	H: 0 LOB: 1 BB: 1 P: 9	R: 0 E: 0 K: 0 S: 3	H: 0 LOB: 0 BB: 0 P: 3	R: 0 E: 0 K: 1 S: 5	H: 2 LOB: 1 BB: 0 P: 5	R: 0 E: 0 K: 0 S: 3	H: 0 LOB: 0 BB: 0 P: 3	R: 0 E: 0 K: 2 S: 9	H: 2 LOB: 2 BB: 0 P: 9	R: 1 E: 0 K: 0 S: 5	H: 2 LOB: 1 BB: 0 P: 5	R: 0 E: 0 K: 0 S: 2	H: 0 LOB: 0 BB: 1 P: 6	1B: 5 2B: 0 3B: 1 HR: 1	SF: 0 SAC: 0 DP: 1 HBP: 0	WP: 0 PB: 0 SB: 0 CS: 0	PA: 35
PITCHER Stan Bahnsen, R ERA: 2.0 (1, 1)	IP: 9.0 WLS: L BF: 35 H: 7 R: 2 ER: 2 SO: 5 BB: 2 IBB: 0 HBP: 0 BLK: 0 WP: 0 HR: 1 S: 43 P: 51 ERA: 2.00 WHIP: 1.000															PITCHER				

Batter	1	2	3	4	5	6	7	8	9	AB	R	H	RBI	BB	SO	LOB	BOTTOM				
Horace Clarke, S OBP: 0.256, SLG: 0.255 (1, 4)	0-0 F8			0-0 F4		0-0 4-3			0-0 F5	4	0	0	0	0	0	0	Boston Red Sox @ New York Yankees Yankee Stadium, Bronx, NY Sat Sep 21 1968, 3:33 AM EDT Att: 32,721 - Unknown - 79 F livebaseballscorecards.com AB 28 R 0 H 1 RBI 0 BB 1 SO 11 LOB 2 				
Jake Gibbs, L OBP: 0.277, SLG: 0.284 (1, 2)	0-3 K			0-3 K			0-0 6-3		0-0 5-3	4	0	0	0	0	2	0					
Mickey Mantle, S OBP: 0.392, SLG: 0.411 (1, 3)	0-3 K			4-0 BB			0-0 F7			2	0	0	0	1	1	0					
Roy White, S OBP: 0.356, SLG: 0.428 (1, 7)		0-0 F6		0-0 1-3			0-0 1B			3	0	1	0	0	0	1					
Joe Pepitone, L OBP: 0.308, SLG: 0.396 (1, 8)		0-0 3-1			0-3 K		0-0 F3			3	0	0	0	0	1	1					
Tom Tresh, S OBP: 0.306, SLG: 0.316 (1, 6)		0-3 K			0-3 K			0-0 F9		3	0	0	0	0	2	0					
Bill Robinson, R OBP: 0.297, SLG: 0.386 (1, 9)			0-3 K		0-3 K			0-3 K		3	0	0	0	0	3	0					
Bobby Cox, R OBP: 0.301, SLG: 0.309 (1, 5)				0-0 F8			0-0 F7		0-0 5-3	3	0	0	0	0	0	0					
Stan Bahnsen, R OBP: 0.122, SLG: 0.053 Dick Howser, R OBP: 0.322, SLG: 0.184 (9, PH)			0-3 K				0-3 K		0-0 6-3	2	0	0	0	0	2	0					
Inning Stats	R: 0 E: 0 K: 2 S: 7	H: 0 LOB: 0 BB: 0 P: 7	R: 0 E: 0 K: 1 S: 5	H: 0 LOB: 0 BB: 0 P: 5	R: 0 E: 0 K: 2 S: 7	H: 0 LOB: 0 BB: 0 P: 7	R: 0 E: 0 K: 1 S: 5	H: 0 LOB: 1 BB: 1 P: 9	R: 0 E: 0 K: 3 S: 9	H: 0 LOB: 0 BB: 0 P: 9	R: 0 E: 0 K: 1 S: 4	H: 1 LOB: 1 BB: 0 P: 4	R: 0 E: 0 K: 1 S: 5	H: 0 LOB: 0 BB: 0 P: 5	R: 0 E: 0 K: 0 S: 3	H: 0 LOB: 0 BB: 0 P: 3		1B: 1 2B: 0 3B: 0 HR: 0	SF: 0 SAC: 0 DP: 0 HBP: 0	WP: 0 PB: 0 SB: 0 CS: 0	PA: 29
PITCHER Ray Culp, R ERA: 2.98 (1, 1)	IP: 9.0 WLS: W BF: 29 H: 1 R: 0 ER: 0 SO: 11 BB: 1 IBB: 0 HBP: 0 BLK: 0 WP: 0 HR: 0 S: 50 P: 54 ERA: 0.00 WHIP: 0.222															PITCHER					

Batter	1	2	3	4	5	6	7	8	9	10	11	12	13	14	AB	R	H	RBI	BB	SO	LOB	TOP				
Luis Alvarado, R OBP: 0.182, SLG: 0.190 (1.6)	6-3	FC4-2-5 2-3 SH		K			5-3			F7		SH3-4 1-2		K	6	0	0	0	0	2	5					
Mike Andrews, R OBP: 0.368, SLG: 0.351 (1.4)	L4	1-3			5-3		G4-6-3 1B			5-3						6	0	2	0	1	0	2				
Carl Yastrzemski, L OBP: 0.428, SLG: 0.489 (1.7)	4-3		F8				G4-6-3 1B			4-3		F8 2-3		K	7	1	1	0	0	1	5					
Ken Harrelson, R OBP: 0.354, SLG: 0.524 (1.9)		FC 2B	FC5 BB					F8			F8			FC5-4 BB	4	1	2	0	2	0	0					
Joe Foy, R OBP: 0.335, SLG: 0.330 (1.5)		FC 2B 1B			SF9			K			E S G3 1B			K	4	2	1	1	1	2	2					
Reggie Smith, S OBP: 0.340, SLG: 0.419 (1.8)				K			G3				G3			FC5-4	5	1	1	2	1	1	4					
George Scott, R OBP: 0.238, SLG: 0.242 (1.3)											F9			F9	6	0	1	2	0	0	3					
Russ Gibson, R OBP: 0.170, SLG: 0.125 George Thomas, R (14, PR) OBP: 0.300, SLG: 0.556 Jerry Moses, R OBP: 0.207, SLG: 0.667																										
Dave Morehead, R OBP: 0.256, SLG: 0.133 Sparky Lyle, L OBP: 0.125, SLG: 0.125 Gary Bell, R OBP: 0.271, SLG: 0.271 Juan Pizarro, L OBP: 0.216, SLG: 0.212																										
Inning Stats	R: 0 E: 0 K: 0 S: 3	H: 4 LOB: 2 BB: 0 P: 10	R: 0 E: 0 K: 1 S: 5	H: 0 LOB: 2 BB: 2 P: 13	R: 0 E: 0 K: 1 S: 4	H: 0 LOB: 1 BB: 1 P: 8	R: 1 E: 0 K: 0 S: 5	H: 2 LOB: 1 BB: 0 P: 5	R: 0 E: 0 K: 2 S: 7	H: 0 LOB: 0 BB: 0 P: 7	R: 0 E: 0 K: 0 S: 3	H: 1 LOB: 0 BB: 0 P: 3	R: 0 E: 0 K: 0 S: 4	H: 0 LOB: 1 BB: 1 P: 8	R: 0 E: 0 K: 0 S: 3	H: 0 LOB: 0 BB: 0 P: 3	R: 1 E: 0 K: 0 S: 4	H: 1 LOB: 0 BB: 0 P: 4	R: 0 E: 0 K: 1 S: 5	H: 0 LOB: 1 BB: 1 P: 9	R: 0 E: 0 K: 3 S: 9	H: 0 LOB: 2 BB: 2 P: 17	1B: 7 2B: 2 3B: 0 HR: 0	SF: 1 SAC: 2 DP: 1 HBP: 0	WP: 0 PB: 0 SB: 0 CS: 2	PA: 58

Boston Red Sox @ Washington Senators
D.C. Stadium, Washington, DC
Mon Sep 23 1968, 7:05 PM EDT
Att. 2,370 - Unknown - 85 F

AB 46
R 5
H 9
RBI 5
BB 8
SO 10
LOB 24




PITCHER	IP	WLS	BF	H	R	ER	SO	BB	IBB	HBP	BLK	WP	HR	S	P	ERA	WHIP
Barry Moore, L ERA: 3.45	3.1		18	4	3	3	2	3	0	0	0	0	0	8	31	8.10	2.100
Casey Cox, R ERA: 2.95	1.2	6	2	1	1	1	1	0	0	0	0	0	0	8	8	5.40	1.200
Dick Bosman, R ERA: 3.87	2.0	6	1	0	0	2	0	0	0	0	0	0	0	10	10	0.00	0.500
Dennis Higgins, R ERA: 3.17	1.0	3	0	0	0	1	1	1	0	0	0	0	0	4	8	0.00	1.000
Bob Humphreys, R ERA: 3.86	3.0	10	1	1	0	0	0	0	0	0	0	0	0	10	10	0.00	0.333
Dave Baldwin, R ERA: 4.07	0.2		4	1	0	0	0	0	0	0	0	0	0	4	3	0	0
Steve Jones, L ERA: 5.91	2.1	W	10	0	0	0	4	3	0	0	0	0	0	15	27	0.00	1.286

Batter	1	2	3	4	5	6	7	8	9	10	11	12	13	14	AB	R	H	RBI	BB	SO	LOB	BOTTOM		
Del Unser, L OBP: 0.283, SLG: 0.277 (1.8)	1-3		4-3		G1		F9			L1	FC4-2 2-H			K	7	0	0	0	0	1	3			
Ed Stroud, L OBP: 0.289, SLG: 0.384 (1.9)	K		FC6-4 1B			G3				4-3	G3			SH1-4 1B	6	2	2	0	1	1	2			
Dick Billings, R OBP: 0.384, SLG: 0.412 (8.5)	F3		FC6-4 1-2			BB 1B		E 1B			5-3			F3	5	1	1	0	1	0	1			
Frank Howard, R OBP: 0.341, SLG: 0.558 (1.3)		F9			6-3			F8			K			1B	6	0	2	0	1	1	2			
Ken McMullen, R OBP: 0.321, SLG: 0.382 (8.6)		2B BB			L5			F6			E E WP 1B			F9	6	1	2	2	1	0	3			
Bernie Allen, L OBP: 0.303, SLG: 0.339 (1.4)					G3			E1 WP E			F8			F4	5	0	1	0	1	0	3			
Jim French, L OBP: 0.294, SLG: 0.280 Hank Allen, R OBP: 0.294, SLG: 0.280 Casey Cox, R OBP: 0.125, SLG: 0.125 Dick Bosman, R OBP: 0.384, SLG: 0.412 Dave Baldwin, R OBP: 0.207, SLG: 0.667 Steve Jones, L ERA: 5.91																								
Tim Cullen, R OBP: 0.294, SLG: 0.322 Dennis Higgins, R OBP: 0.200, SLG: 0.143 Paul Casanova, R OBP: 0.203, SLG: 0.245																								
Barry Moore, L ERA: 3.45 Casey Cox, R ERA: 2.95 Dick Bosman, R ERA: 3.87 Dennis Higgins, R ERA: 3.17 Bob Humphreys, R ERA: 3.86																								
Inning Stats	R: 0 E: 0 K: 1 S: 5	H: 0 LOB: 0 BB: 0 P: 5	R: 0 E: 0 K: 1 S: 6	H: 1 LOB: 1 BB: 1 P: 10	R: 0 E: 0 K: 0 S: 4	H: 1 LOB: 0 BB: 0 P: 4	R: 0 E: 0 K: 0 S: 4	H: 1 LOB: 3 BB: 2 P: 12	R: 0 E: 0 K: 0 S: 3	H: 0 LOB: 0 BB: 0 P: 3	R: 3 E: 2 K: 0 S: 7	H: 3 LOB: 1 BB: 0 P: 7	R: 0 E: 0 K: 0 S: 3	H: 0 LOB: 0 BB: 0 P: 5	R: 1 E: 0 K: 0 S: 5	H: 2 LOB: 2 BB: 1 P: 9	R: 0 E: 0 K: 1 S: 8	H: 1 LOB: 1 BB: 0 P: 8	R: 1 E: 0 K: 0 S: 2	H: 1 LOB: 2 BB: 2 P: 10	1B: 9 2B: 3 3B: 0 HR: 1	SF: 0 SAC: 1 DP: 0 HBP: 0	WP: 1 PB: 0 SB: 0 CS: 0	PA: 59

Boston Red Sox @ Washington Senators
D.C. Stadium, Washington, DC
Mon Sep 23 1968, 7:05 PM EDT
Att. 2,370 - Unknown - 85 F

AB 52
R 12
H 16
RBI 5
BB 6
SO 5
LOB 26



PITCHER	IP	WLS	BF	H	R	ER	SO	BB	IBB	HBP	BLK	WP	HR	S	P	ERA	WHIP
Dave Morehead, R ERA: 2.45	7.0		29	5	2	2	2	3	0	0	0	0	0	4	42	2.57	1.143
Lee Stange, L ERA: 3.96	0.1	4	2	0	0	0	0	0	0	0	0	0	0	4	4	0.00	6.000
Sparky Lyle, L ERA: 2.83	1.2	5	0	2	0	0	0	0	0	0	0	0	1	5	5	0.00	0.000
Gary Bell, R ERA: 3.12	1.1	7	2	1	1	1	1	1	0	0	0	0	0	8	12	6.75	2.250
Juan Pizarro, L ERA: 3.96	3.0	L	14	3	1	1	2	1	1	0	0	0	0	16	24	3.00	1.333

Batter	1	2	3	4	5	6	7	8	9	AB	R	H	RBI	BB	SO	LOB	TOP			
Luis Alvarado, R (1,6) OBP: 0.167, SLG: 0.174 Jose Tartabull, L (9, PH) OBP: 0.306, SLG: 0.324	F7		FC1-5			F5		F4	4-3	4	0	0	0	0	0	2				
Mike Andrews, R (1,4) OBP: 0.366, SLG: 0.349	6-3		F7			6-3		F8		4	0	0	0	0	0	2				
Carl Yastrzemski, L (1,7) OBP: 0.427, SLG: 0.404 George Thomas, R (8,7) OBP: 0.300, SLG: 0.556			1-3			4-1				4	1	2	1	0	0	2				
Ken Harrelson, R (1,9) OBP: 0.352, SLG: 0.520 Floyd Robinson, L (8,9) OBP: 0.274, SLG: 0.301										0	0	0	0	0	0	0				
Joe Foy, R (1,5) OBP: 0.336, SLG: 0.330 Jerry Adair, R (4, PH) OBP: 0.252, SLG: 0.250										4	0	0	0	0	0	1				
Reggie Smith, S (1,8) OBP: 0.340, SLG: 0.420										0	0	0	0	1	0	0				
George Scott, R (1,3) OBP: 0.238, SLG: 0.240										3	0	1	0	0	1	2				
Jerry Moses, R (1,2) OBP: 0.366, SLG: 0.667										3	0	2	0	1	0	0				
Jim Lonborg, R (1,1) Bill Landis, L (6,1) Gary Waslewski, R (6,1) Rico Petrocelli, R (7, PH) Darrell Brandon, R (7,1) Dalton Jones, L (6, PH) OBP: 0.273, SLG: 0.315										1	0	0	0	0	0	0				
Inning Stats	R: 0 E: 0 K: 0 S: 4	H: 1 LOB: 1 BB: 0 P: 4	R: 0 E: 0 K: 0 S: 2	H: 0 LOB: 0 BB: 1 P: 6	R: 0 E: 0 K: 0 S: 5	H: 1 LOB: 2 BB: 0 P: 5	R: 0 E: 0 K: 0 S: 3	H: 0 LOB: 0 BB: 0 P: 3	R: 0 E: 0 K: 0 S: 3	H: 0 LOB: 0 BB: 0 P: 3	R: 0 E: 0 K: 0 S: 5	H: 2 LOB: 3 BB: 1 P: 9	R: 1 E: 0 K: 1 S: 4	H: 1 LOB: 0 BB: 0 P: 4	R: 1 E: 0 K: 1 S: 7	H: 2 LOB: 2 BB: 1 P: 11	1B: 4 2B: 2 3B: 0 HR: 1	SF: 0 SAC: 1 DP: 1 HBP: 0	WP: 1 PB: 0 SB: 0 CS: 0	PA: 37
PITCHER	IP WLS BF H R ER SO BB IBB HBP BLK WP HR S P ERA WHIP																			
Frank Bertaina, L (1,1) ERA: 4.66	7.0 W 27 4 0 0 0 2 0 0 0 0 1 0 25 33 0.00 0.857																			
Dennis Higgins, R (8,1) ERA: 3.26	2.0 S 10 3 2 2 1 1 0 0 0 0 0 1 11 15 9.00 2.000																			

Boston Red Sox @ Washington Senators
D.C. Stadium, Washington, DC
Tue Sep 24 1968, 7:05 PM EDT
Att: 2,730 - Unknown

AB 33
R 2
H 7
RBI 2
BB 3
SO 1
LOB 16



Batter	1	2	3	4	5	6	7	8	9	AB	R	H	RBI	BB	SO	LOB	BOTTOM			
Del Unser, L (1,8) OBP: 0.282, SLG: 0.277	L7		4-3			4-3				5	0	1	2	0	1	1				
Dick Billings, R (1,7) OBP: 0.333, SLG: 0.409	1-3									5	1	1	0	0	2	3				
Brant Alyea, R (1,9) OBP: 0.318, SLG: 0.486										4	2	2	2	1	1	0				
Frank Howard, R (1,3) OBP: 0.339, SLG: 0.554 Dennis Higgins, R (8,1) OBP: 0.166, SLG: 0.133										4	0	0	0	0	1	2				
Ken McMullen, R (1,5) OBP: 0.326, SLG: 0.387										1	0	0	0	0	0	0				
Bernie Allen, L (1,4) OBP: 0.305, SLG: 0.343										4	4	4	0	1	0	0				
Jim French, L (1,2) OBP: 0.290, SLG: 0.258										5	1	2	2	0	0	4				
Tim Cullen, R (1,6) OBP: 0.293, SLG: 0.318										1	0	0	0	2	1	2				
Frank Bertaina, L (1,1) OBP: 0.175, SLG: 0.132 Gary Holman, L (8,3) OBP: 0.375, SLG: 0.361										3	1	0	0	1	0	3				
Frank Bertaina, L (1,1) ERA: 4.31	5.1 L 24 6 6 4 1 2 0 0 0 0 0 0 4 12 27.00 9.000																			
Bill Landis, L (6,1) ERA: 3.15	0.1 4 1 1 1 1 2 0 0 0 0 0 0 4 12 27.00 9.000																			
Gary Waslewski, R (6,1) ERA: 3.67	0.1 1 0 0 0 1 0 0 0 0 0 0 0 3 3 0.00 0.000																			
Darrell Brandon, R (7,1) ERA: 6.39	2.0 13 4 3 2 3 2 0 0 0 0 0 0 17 25 9.00 3.000																			
Inning Stats	R: 0 E: 0 K: 1 S: 5	H: 0 LOB: 0 BB: 0 P: 5	R: 1 E: 1 K: 0 S: 4	H: 1 LOB: 1 BB: 1 P: 8	R: 1 E: 0 K: 0 S: 5	H: 2 LOB: 1 BB: 0 P: 5	R: 1 E: 0 K: 0 S: 4	H: 1 LOB: 0 BB: 0 P: 4	R: 0 E: 0 K: 0 S: 3	H: 0 LOB: 0 BB: 0 P: 3	R: 4 E: 0 K: 2 S: 10	H: 3 LOB: 2 BB: 3 P: 22	R: 1 E: 0 K: 1 S: 6	H: 1 LOB: 2 BB: 2 P: 14	R: 2 E: 1 K: 2 S: 11	H: 3 LOB: 2 BB: 0 P: 11	1B: 7 2B: 3 3B: 1 HR: 0	SF: 0 SAC: 1 DP: 0 HBP: 0	WP: 1 PB: 1 SB: 0 CS: 0	PA: 42
PITCHER	IP WLS BF H R ER SO BB IBB HBP BLK WP HR S P ERA WHIP																			

Boston Red Sox @ Washington Senators
D.C. Stadium, Washington, DC
Tue Sep 24 1968, 7:05 PM EDT
Att: 2,730 - Unknown

AB 35
R 10
H 11
RBI 7
BB 6
SO 6
LOB 15



Batter	1	2	3	4	5	6	7	8	9	AB	R	H	RBI	BB	SO	LOB	TOP										
Mike Andrews, R OBP: 0.365, SLG: 0.348										4	1	1	0	0	1	0											
Dalton Jones, L OBP: 0.273, SLG: 0.315										4	0	1	0	0	0	0											
Carl Yastrzemski, L OBP: 0.427, SLG: 0.493										3	0	1	1	1	1	0											
Ken Harrelson, R OBP: 0.353, SLG: 0.519										3	0	1	0	1	0	2											
Reggie Smith, S OBP: 0.342, SLG: 0.423										3	0	2	0	1	0	1											
Rico Petrocelli, R OBP: 0.296, SLG: 0.378										3	0	0	0	1	1	3											
George Scott, R OBP: 0.236, SLG: 0.237										4	0	0	0	0	2	4											
Russ Gibson, R OBP: 0.237, SLG: 0.314										4	0	0	0	0	0	0											
Ray Culp, R OBP: 0.153, SLG: 0.130										4	0	0	0	0	3	1											
Inning Stats	R: 1 E: 0 K: 0 S: 5	H: 3 LOB: 3 BB: 2 P: 13	R: 0 E: 0 K: 2 S: 7	H: 0 LOB: 0 BB: 0 P: 7	R: 0 E: 0 K: 0 S: 2	H: 0 LOB: 1 BB: 2 P: 10	R: 0 E: 1 K: 2 S: 8	H: 0 LOB: 1 BB: 0 P: 8	R: 0 E: 0 K: 1 S: 5	H: 1 LOB: 1 BB: 0 P: 6	R: 0 E: 0 K: 0 S: 3	H: 0 LOB: 0 BB: 0 P: 3	R: 0 E: 0 K: 0 S: 5	H: 2 LOB: 2 BB: 0 P: 5	R: 0 E: 0 K: 2 S: 7	H: 0 LOB: 0 BB: 0 P: 7	1B: 5 2B: 1 3B: 0 HR: 0	SF: 0 SAC: 0 DP: 1 HBP: 0	WP: 0 PB: 1 SB: 0 CS: 1	PA: 36							
PITCHER	IP	WLS	BF	H	R	ER	SO	BB	IBB	HBP	BLK	WP	HR	S	P	ERA	WHIP										
Jim Hannan, R ERA: 3.01	(1, 1)	0.2	L	6	3	1	1	0	2	0	0	0	0	4	12	13.50	7.500										
Dick Bosman, R ERA: 3.59	(1, 1)	6.1		22	1	0	0	6	2	0	0	0	0	32	40	0.00	0.474										
Bob Humphreys, R ERA: 3.77	(8, 1)	2.0		8	2	0	0	2	0	0	0	0	0	12	12	0.00	1.000										

Boston Red Sox @ Washington Senators
D.C. Stadium, Washington, DC
Wed Sep 25 1968, 7:05 PM EDT
Att. 3,625 - Unknown - 85 F

AB 32
R 1
H 6
RBI 1
BB 4
SO 8
LOB 11

Batter	1	2	3	4	5	6	7	8	9	AB	R	H	RBI	BB	SO	LOB	BOTTOM											
Del Unser, L OBP: 0.283, SLG: 0.278										4	0	2	0	0	1	1												
Dick Billings, R OBP: 0.355, SLG: 0.400										3	0	1	0	1	1	2												
Brant Alyea, R OBP: 0.316, SLG: 0.479										4	0	1	0	0	1	4												
Frank Howard, R OBP: 0.337, SLG: 0.550										4	0	0	0	0	3	5												
Ken McMullen, R OBP: 0.327, SLG: 0.386										3	0	1	0	1	0	2												
Bernie Allen, L OBP: 0.302, SLG: 0.339										4	0	0	0	0	2	3												
Jim French, L OBP: 0.283, SLG: 0.252										4	0	0	0	0	1	1												
Tim Cullen, R OBP: 0.297, SLG: 0.319										2	0	1	0	1	0	0												
Jim Hannan, R OBP: 0.120, SLG: 0.064										0	0	0	0	0	0	0												
Dick Bosman, R OBP: 0.226, SLG: 0.267										1	0	0	0	0	1	1												
Mike Epstein, L OBP: 0.339, SLG: 0.363										1	0	0	0	0	1	0												
Bob Humphreys, R OBP: 0.400, SLG: 0.400										0	0	0	0	0	0	0												
Inning Stats	R: 0 E: 0 K: 1 S: 6	H: 1 LOB: 2 BB: 1 P: 10	R: 0 E: 0 K: 1 S: 5	H: 0 LOB: 1 BB: 1 P: 9	R: 0 E: 0 K: 1 S: 6	H: 1 LOB: 1 BB: 0 P: 6	R: 0 E: 0 K: 2 S: 6	H: 0 LOB: 1 BB: 1 P: 10	R: 0 E: 0 K: 2 S: 8	H: 1 LOB: 1 BB: 0 P: 8	R: 0 E: 0 K: 1 S: 6	H: 2 LOB: 1 BB: 0 P: 6	R: 0 E: 0 K: 1 S: 5	H: 0 LOB: 0 BB: 0 P: 5	R: 0 E: 0 K: 1 S: 6	H: 1 LOB: 1 BB: 0 P: 6	R: 0 E: 0 K: 1 S: 5	H: 0 LOB: 0 BB: 0 P: 5	1B: 6 2B: 1 3B: 0 HR: 0	SF: 0 SAC: 1 DP: 2 HBP: 0	WP: 1 PB: 1 SB: 0 CS: 1	PA: 34						
PITCHER	IP	WLS	BF	H	R	ER	SO	BB	IBB	HBP	BLK	WP	HR	S	P	ERA	WHIP											
Ray Culp, R ERA: 2.85	(1, 1)	9.0	W	34	6	0	0	11	3	0	0	0	1	0	53	65	0.00	1.000										

Boston Red Sox @ Washington Senators
D.C. Stadium, Washington, DC
Wed Sep 25 1968, 7:05 PM EDT
Att. 3,625 - Unknown - 85 F

AB 30
R 0
H 6
RBI 0
BB 3
SO 11
LOB 19

Batter	1	2	3	4	5	6	7	8	9	AB	R	H	RBI	BB	SO	LOB	TOP			
Horace Clarke, S OBP: 0.257, SLG: 0.254	F8		L9-6 BB 1B		G6-4-3 1B		1B		G6-4-3 1-2	5	0	3	0	0	0	2	New York Yankees @ Boston Red Sox Fenway Park, Boston, MA Fri Sep 27 1968, 7:05 PM EDT Att: 28,796 - Overcast - 64 F			
Tom Tresh, S OBP: 0.305, SLG: 0.311	1B BB		L8		F8		1B			3	0	1	0	1	0	2				
Mickey Mantle, S OBP: 0.385, SLG: 0.399	F9				G6-4-3 1-2		F7			3	0	0	0	1	0	4				
Ruben Amaro, R OBP: 0.280, SLG: 0.146										0	0	0	0	0	0	0				
Roy White, S OBP: 0.351, SLG: 0.418			L9-6 2-3			G3			G6-4-3 1B	4	0	2	0	0	0	2				
Bill Robinson, R OBP: 0.290, SLG: 0.373	6-3			L9		L7			G6-4-3 1-2	4	0	0	0	0	0	3				
Andy Kosco, R OBP: 0.266, SLG: 0.373				1B G6-4-3 2B		1B 2B			F8	4	1	2	0	0	1	0				
Frank Fernandez, R OBP: 0.345, SLG: 0.385						K			5-3	4	0	2	0	0	1	1				
Bobby Cox, R OBP: 0.301, SLG: 0.316										3	1	2	1	1	0	1				
Joe Verbanic, R OBP: 0.115, SLG: 0.080										0	0	0	0	0	0	0				
Fritz Peterson, S OBP: 0.106, SLG: 0.107										1	0	0	0	0	0	0				
Rocky Colangelo, R OBP: 0.132, SLG: 0.094										1	0	0	0	0	0	0				
Fred Talbot, R OBP: 0.132, SLG: 0.094										0	0	0	0	0	0	0				
Dick Howser, R OBP: 0.137, SLG: 0.094										0	0	0	0	0	0	0				
John Cumberland, R OBP: 0.137, SLG: 0.094										0	0	0	0	0	0	0				
Charley Smith, R OBP: 0.280, SLG: 0.343										1	0	0	0	0	1	2				
Inning Stats	R: 0 E: 0 K: 0 S: 4	H: 1 LOB: 2 BB: 1 P: 8	R: 1 E: 0 K: 0 S: 4	H: 2 LOB: 0 BB: 0 P: 4	R: 0 E: 0 K: 0 S: 3	H: 1 LOB: 1 BB: 1 P: 7	R: 0 E: 0 K: 1 S: 7	H: 2 LOB: 2 BB: 0 P: 7	R: 0 E: 0 K: 0 S: 3	H: 0 LOB: 0 BB: 0 P: 3	R: 1 E: 0 K: 1 S: 6	H: 3 LOB: 2 BB: 0 P: 6	R: 0 E: 0 K: 1 S: 5	H: 1 LOB: 1 BB: 1 P: 5	R: 0 E: 0 K: 1 S: 5	H: 1 LOB: 1 BB: 1 P: 9	1B: 9 2B: 3 3B: 0 HR: 1	SF: 0 SAC: 0 DP: 5 HBP: 0	WP: 0 PB: 0 SB: 0 CS: 0	PA: 37
PITCHER	IP WLS BF H R ER SO BB IBB HBP BLK WP HR S P ERA WHIP																			
Dick Ellsworth, L ERA: 3.03	(1, 1)	6.2 W 29 10 2 2 1 2 2 0 0 0 0 1 29 37 2.70 1.800																		
Lee Stange, R ERA: 3.53	(7, 1)	1.1 4 1 0 0 1 0 0 0 0 0 0 0 6 6 0.00 0.750																		
Sparky Lyle, L ERA: 2.78	(9, 1)	1.0 S 4 1 0 0 1 1 0 0 0 0 0 0 5 9 0.00 2.000																		

AB	34
R	2
H	12
RBI	1
BB	3
SO	3
LOB	19



Batter	1	2	3	4	5	6	7	8	9	AB	R	H	RBI	BB	SO	LOB	BOTTOM			
Mike Andrews, R OBP: 0.369, SLG: 0.357	L7									3	2	3	2	0	0		New York Yankees @ Boston Red Sox Fenway Park, Boston, MA Fri Sep 27 1968, 7:05 PM EDT Att: 28,796 - Overcast - 64 F			
Dalton Jones, L OBP: 0.272, SLG: 0.316	L9	2H								5	1	1	0	0	1	3				
Carl Yastrzemski, L OBP: 0.427, SLG: 0.501										4	1	2	1	0	0	0				
Floyd Robinson, L OBP: 0.272, SLG: 0.298										1	0	0	0	0	0	0				
Ken Harrelson, R OBP: 0.355, SLG: 0.520										3	1	2	0	1	0	1				
George Thomas, R OBP: 0.300, SLG: 0.559	2B 1B BB									0	1	0	0	0	0	0				
Reggie Smith, S OBP: 0.343, SLG: 0.431										4	2	2	2	0	0	2				
Joe Foy, R OBP: 0.337, SLG: 0.330										3	1	1	2	1	0	2				
Rico Petrocelli, R OBP: 0.295, SLG: 0.377	CS									4	2	1	0	0	0	1				
Russ Gibson, R OBP: 0.237, SLG: 0.313										4	1	1	0	0	1	3				
Dick Ellsworth, L OBP: 0.081, SLG: 0.056										2	0	1	2	0	1	1				
Lee Stange, R OBP: 0.235, SLG: 0.133										0	0	0	0	0	0	0				
Elston Howard, R OBP: 0.317, SLG: 0.335										1	0	0	0	0	0	0				
Sparky Lyle, L OBP: 0.125, SLG: 0.125										0	0	0	0	0	0	0				
Inning Stats	R: 3 E: 0 K: 0 S: 5	H: 3 LOB: 0 BB: 1 P: 9	R: 1 E: 1 K: 1 S: 7	H: 1 LOB: 1 BB: 0 P: 7	R: 0 E: 0 K: 0 S: 3	H: 1 LOB: 0 BB: 0 P: 3	R: 2 E: 1 K: 0 S: 4	H: 2 LOB: 1 BB: 2 P: 12	R: 0 E: 0 K: 0 S: 4	H: 1 LOB: 1 BB: 0 P: 4	R: 2 E: 0 K: 1 S: 7	H: 2 LOB: 0 BB: 0 P: 7	R: 2 E: 1 K: 1 S: 6	H: 1 LOB: 0 BB: 1 P: 10	R: 2 E: 0 K: 1 S: 6	H: 1 LOB: 1 BB: 1 P: 10	1B: 6 2B: 4 3B: 0 HR: 3	SF: 0 SAC: 1 DP: 2 HBP: 0	WP: 0 PB: 0 SB: 1 CS: 1	PA: 40
PITCHER	IP WLS BF H R ER SO BB IBB HBP BLK WP HR S P ERA WHIP																			
Joe Verbanic, R ERA: 3.15	(1, 1)	0.2 L 6 3 3 3 0 0 0 0 0 0 0 0 10 10 40.50 6.000																		
Fritz Peterson, L ERA: 2.63	(1, 1)	2.1 8 2 1 0 1 0 0 0 0 0 0 0 10 10 0.00 0.857																		
Fred Talbot, R ERA: 3.36	(4, 1)	3.0 15 5 4 3 1 2 0 0 0 0 0 1 15 23 9.00 2.333																		
John Cumberland, L ERA: 9.0	(7, 1)	2.0 10 3 4 2 1 1 0 0 0 0 0 1 11 15 9.00 2.000																		



Batter	1	2	3	4	5	6	7	8	9	AB	R	H	RBI	BB	SO	LOB	TOP			
Horace Clarke, S (1,4) OBP: 0.257, SLG: 0.253	4-0 S BB		0-0 F8			0-0 F9		0-0 6-3		3	0	0	0	1	0	0	New York Yankees @ Boston Red Sox Fenway Park, Boston, MA Sat Sep 28 1968, 3:33 AM EDT Att: 25,534 - Unknown - 75 F			
Jake Gibbs, L (1,2) OBP: 0.271, SLG: 0.278	0-0 F7		0-0 4-3			0-0 G3		0-0 F8		4	0	0	0	0	0	1				
Mickey Mantle, S (1,3) OBP: 0.385, SLG: 0.398 Andy Kosco, R (1,3) OBP: 0.266, SLG: 0.379	0-0 P6		0-3 K			0-0 F2		0-0 HR		1	0	0	0	0	0	1				
Roy White, S (1,7) OBP: 0.351, SLG: 0.416	0-3 K					0-0 F8		0-0 4-3		3	1	1	1	0	1	0				
Joe Pepitone, L (1,8) OBP: 0.313, SLG: 0.403		4-0 1B BB				0-0 3-1		4-0 SF9 F8 2B BB		2	2	1	1	2	0	0				
Tom Tresh, S (1,6) OBP: 0.303, SLG: 0.309		0-0 F4				0-3 K		0-0 F8		4	0	0	0	0	2	3				
Bill Robinson, R (1,9) OBP: 0.292, SLG: 0.376		0-0 1B				0-0 F5		0-0 SF9		3	0	2	1	0	0	0				
Bobby Cox, R (1,5) OBP: 0.300, SLG: 0.318		0-3 K				0-0 6-3		0-0 2B		4	0	1	1	0	1	3				
Mel Stottlemyre, R (1,1) OBP: 0.210, SLG: 0.176 Rocky Colavito, R (7,PH) OBP: 0.311, SLG: 0.373 Lindy McDaniel, R (7,1)		0-3 K				0-3 K		0-3 K		2	0	0	0	0	2	2				
Inning Stats	R: 0 E: 0 K: 1 S: 5	H: 0 LOB: 1 BB: 1 P: 9	R: 0 E: 0 K: 2 S: 8	H: 1 LOB: 2 BB: 1 P: 12	R: 0 E: 0 K: 1 S: 5	H: 0 LOB: 0 BB: 0 P: 5	R: 0 E: 0 K: 1 S: 5	H: 0 LOB: 0 BB: 0 P: 5	R: 0 E: 0 K: 0 S: 3	H: 0 LOB: 0 BB: 0 P: 3	R: 2 E: 0 K: 1 S: 6	H: 1 LOB: 1 BB: 2 P: 14	R: 1 E: 0 K: 2 S: 4	H: 1 LOB: 0 BB: 0 P: 4	R: 1 E: 0 K: 2 S: 9	H: 2 LOB: 1 BB: 0 P: 9	1B: 2 2B: 1 3B: 0 HR: 2	SF: 1 SAC: 0 DP: 0 HBP: 0	WP: 0 PB: 0 SB: 1 CS: 0	PA: 36
PITCHER Jim Lonborg, R (1,1) ERA: 4.29	IP: 9.0 WLS: L BF: 36 H: 5 R: 4 ER: 4 SO: 9 BB: 4 IBB: 0 HBP: 0 BLK: 0 WP: 0 HR: 2 S: 50 P: 66 ERA: 4.00 WHIP: 1.000															PITCHER				

Batter	1	2	3	4	5	6	7	8	9	AB	R	H	RBI	BB	SO	LOB	BOTTOM			
Mike Andrews, R (1,4) OBP: 0.370, SLG: 0.356	4-0 F9 CS BB		0-0 L8			4-0 1B E BB		0-0 L7		2	1	0	0	2	0	0	New York Yankees @ Boston Red Sox Fenway Park, Boston, MA Sat Sep 28 1968, 3:33 AM EDT Att: 25,534 - Unknown - 75 F			
Dalton Jones, L (1,3) OBP: 0.272, SLG: 0.315	0-0 4-3				0-0 K		0-0 E6 1B		0-0 4-3	4	0	1	1	0	1	1				
Carl Yastrzemski, L (1,7) OBP: 0.429, SLG: 0.500	4-0 BB				4-0 1B FC4-6 BB		4-0 E IBB		0-0 4-3	1	1	0	0	3	0	0				
Ken Harrelson, R (1,9) OBP: 0.355, SLG: 0.519 George Thomas, R (6,PH) OBP: 0.273, SLG: 0.500	0-0 F9				0-0 FC4-6 1B		0-0 E6		0-0 F9	3	0	1	0	0	0	4				
Reggie Smith, S (1,8) OBP: 0.341, SLG: 0.428	0-0 CS		0-0 L8		0-0 FC4-6 S		0-0 F9		0-3 K	4	0	0	1	0	1	1				
Joe Foy, R (1,5) OBP: 0.335, SLG: 0.327		0-0 4-3			0-0 F6		0-0 6-3		0-0 5-3	4	0	0	0	0	0	1				
Rico Petrocelli, R (1,6) OBP: 0.293, SLG: 0.373		0-0 F6			0-0 F7		0-0 5-3		0-0 6-3	4	0	0	0	0	0	0				
Russ Gibson, R (1,2) OBP: 0.238, SLG: 0.313			0-0 5-3		0-0 FC1-6 1B		0-0 1-3			3	0	1	0	0	0	0				
Jim Lonborg, R (1,1) OBP: 0.282, SLG: 0.410			0-0 6-3		0-0 FC1-6 1B		0-3 K			3	1	0	0	0	1	1				
Inning Stats	R: 0 E: 0 K: 0 S: 2	H: 0 LOB: 2 BB: 2 P: 10	R: 0 E: 0 K: 0 S: 3	H: 0 LOB: 0 BB: 0 P: 3	R: 0 E: 0 K: 0 S: 3	H: 0 LOB: 0 BB: 0 P: 3	R: 1 E: 0 K: 1 S: 6	H: 1 LOB: 1 BB: 1 P: 10	R: 2 E: 1 K: 0 S: 5	H: 2 LOB: 2 BB: 2 P: 13	R: 0 E: 0 K: 1 S: 5	H: 0 LOB: 0 BB: 0 P: 5	R: 0 E: 0 K: 0 S: 3	H: 0 LOB: 0 BB: 0 P: 3	R: 0 E: 0 K: 1 S: 5	H: 0 LOB: 0 BB: 0 P: 5	1B: 3 2B: 0 3B: 0 HR: 0	SF: 0 SAC: 0 DP: 0 HBP: 0	WP: 0 PB: 0 SB: 1 CS: 1	PA: 35
PITCHER Mel Stottlemyre, R (1,1) ERA: 2.45 Lindy McDaniel, R (7,1) ERA: 3.39	IP: 6.0 WLS: W BF: 25 H: 3 R: 3 ER: 2 SO: 1 BB: 4 IBB: 1 HBP: 0 BLK: 0 WP: 0 HR: 0 S: 22 P: 42 ERA: 3.00 WHIP: 1.167															PITCHER				

AB	31
R	4
H	5
RBI	4
BB	4
SO	9
LOB	13



AB	29
R	3
H	3
RBI	2
BB	5
SO	3
LOB	8



