

Boston Red Sox - 1969

Batter	1	2	3	4	5	6	7	8	9	10	11	12	AB	R	H	RBI	BB	SO	LOB	TOP		
Reggie Smith, S OBP: 0.286, SLG: 0.167		6-3											6	1	1	0	1	0	6			
Mike Andrews, R OBP: 0.400, SLG: 0.250			6-3	1-3			5-3				SH3		4	0	1	0	1	0	1			
Carl Yastrzemski, L OBP: 0.500, SLG: 0.600				K			4-3						5	1	2	1	1	1	3			
Ken Harrelson, R OBP: 0.167, SLG: 0.167								6-3				6-3	6	1	1	1	0	0	4			
Tony Conigliaro, R OBP: 0.667, SLG: 1.250	K													4	2	2	2	2	1	2		
George Scott, R OBP: 0.333, SLG: 0.200														5	0	1	0	1	0	3		
Rico Petrocelli, R OBP: 0.500, SLG: 0.400														5	0	2	0	1	0	3		
Russ Gibson, R OBP: 0.167, SLG: 0.167														6	0	1	0	0	1	8		
Jim Lonborg, R Lee Stange, R Sparky Lyle, L Fred Wenz, R Joe Lahoud, L Bill Landis, L Dutton Jones, L Juan Pizarro, L														0	0	0	0	0	0	0		
Inning Stats	R: 1 E: 0 K: 1 S: 7	H: 2 LOB: 2 BB: 1	R: 0 E: 0 K: 0 S: 4	H: 1 LOB: 1 BB: 0 P: 4	R: 1 E: 0 K: 0 S: 5	H: 2 LOB: 3 BB: 2 P: 13	R: 0 E: 0 K: 2 S: 8	H: 1 LOB: 1 BB: 0 P: 8	R: 0 E: 0 K: 0 S: 3	H: 1 LOB: 0 BB: 0 P: 3	R: 0 E: 0 K: 1 S: 5	H: 0 LOB: 2 BB: 2 P: 13	R: 0 E: 0 K: 0 S: 3	H: 0 LOB: 2 BB: 2 P: 11	R: 1 E: 0 K: 0 S: 4	H: 1 LOB: 2 BB: 2 P: 12	1B: 9 2B: 1 3B: 0 HR: 1	SF: 1 SAC: 3 DP: 2 HBP: 0	WP: 3 PB: 0 SB: 0 CS: 0	PA: 55		
PITCHER	IP: 2.1 WLS: 2 BF: 15 H: 5 R: 2 ER: 0 SO: 1	IP: 2.2 WLS: 9 BF: 2 H: 0 R: 0 ER: 0 SO: 2	IP: 3.0 WLS: 10 BF: 1 H: 0 R: 0 ER: 0 SO: 0	IP: 0.2 WLS: 4 BF: 0 H: 0 R: 0 ER: 1 SO: 1	IP: 1.1 WLS: 6 BF: 2 H: 2 R: 2 ER: 1 SO: 0	IP: 2.0 WLS: 11 BF: 1 H: 1 R: 1 ER: 1 SO: 0	IP: 2.0 WLS: 11 BF: 1 H: 1 R: 1 ER: 1 SO: 0	IP: 2.0 WLS: 11 BF: 1 H: 1 R: 1 ER: 1 SO: 0	IP: 2.0 WLS: 11 BF: 1 H: 1 R: 1 ER: 1 SO: 0	IP: 2.0 WLS: 11 BF: 1 H: 1 R: 1 ER: 1 SO: 0	IP: 2.0 WLS: 11 BF: 1 H: 1 R: 1 ER: 1 SO: 0	IP: 2.0 WLS: 11 BF: 1 H: 1 R: 1 ER: 1 SO: 0	IP: 2.0 WLS: 11 BF: 1 H: 1 R: 1 ER: 1 SO: 0	IP: 2.0 WLS: 11 BF: 1 H: 1 R: 1 ER: 1 SO: 0	IP: 2.0 WLS: 11 BF: 1 H: 1 R: 1 ER: 1 SO: 0	IP: 2.0 WLS: 11 BF: 1 H: 1 R: 1 ER: 1 SO: 0	IP: 2.0 WLS: 11 BF: 1 H: 1 R: 1 ER: 1 SO: 0	IP: 2.0 WLS: 11 BF: 1 H: 1 R: 1 ER: 1 SO: 0	IP: 2.0 WLS: 11 BF: 1 H: 1 R: 1 ER: 1 SO: 0	IP: 2.0 WLS: 11 BF: 1 H: 1 R: 1 ER: 1 SO: 0	IP: 2.0 WLS: 11 BF: 1 H: 1 R: 1 ER: 1 SO: 0	IP: 2.0 WLS: 11 BF: 1 H: 1 R: 1 ER: 1 SO: 0

Boston Red Sox @ Baltimore Orioles
 Memorial Stadium, Baltimore, MD
 Tue Apr 08 1969, 3:33 AM EST
 Att: 36,100 - Unknown - 72 F

AB	42
R	5
H	11
RBI	5
BB	9
SO	4
LOB	30



Batter	1	2	3	4	5	6	7	8	9	10	11	12	AB	R	H	RBI	BB	SO	LOB	BOTTOM				
Don Buford, S (1.7)													2	1	0	1	3	0	0					
Paul Blair, R (1.8)													5	0	0	0	1	0	4					
Frank Robinson, R OBP: 0.167, SLG: 0.667 (10.3)													6	1	1	2	0	0	2					
Boog Powell, L (1.3)													3	0	0	0	1	0	0					
Merv Rettenmund, R OBP: 0.500, SLG: 1.000 (10.9)													2	0	1	0	0	0	0					
Brooks Robinson, R (1.5)													4	0	0	0	1	0	0					
Davey Johnson, R (1.4)													4	0	0	0	1	1	2					
Andy Etchebarren, R (1.2)													3	0	0	0	0	0	2					
Mark Belanger, R OBP: 0.600, SLG: 1.200 (1.6)													5	2	3	1	0	1	4					
Dave McNally, R Lee Stange, R Sparky Lyle, L Fred Wenz, R Joe Lahoud, L Bill Landis, L Dutton Jones, L Juan Pizarro, L													0	0	0	0	0	0	0					
Inning Stats	R: 0 E: 0 K: 0 S: 3	H: 0 LOB: 0 BB: 0 P: 3	R: 0 E: 0 K: 0 S: 3	H: 0 LOB: 0 BB: 0 P: 3	R: 1 E: 0 K: 1 S: 6	H: 1 LOB: 1 BB: 1 P: 10	R: 0 E: 0 K: 0 S: 3	H: 0 LOB: 0 BB: 0 P: 3	R: 0 E: 0 K: 0 S: 3	H: 0 LOB: 0 BB: 0 P: 3	R: 1 E: 0 K: 0 S: 5	H: 2 LOB: 2 BB: 1 P: 9	R: 0 E: 1 K: 1 S: 5	H: 0 LOB: 2 BB: 2 P: 13	R: 2 E: 0 K: 0 S: 5	H: 2 LOB: 2 BB: 2 P: 13	R: 0 E: 0 K: 0 S: 3	H: 0 LOB: 2 BB: 1 P: 8	R: 0 E: 0 K: 0 S: 3	H: 0 LOB: 0 BB: 0 P: 3	1B: 3 2B: 2 3B: 0 HR: 2	SF: 1 SAC: 2 DP: 2 HBP: 2	WP: 0 PB: 0 SB: 0 CS: 1	PA: 50
PITCHER	IP: 2.2 WLS: 24 BF: 10 H: 3 R: 1 ER: 1 SO: 1	IP: 5.2 WLS: 3 BF: 1 H: 1 R: 1 ER: 1 SO: 1	IP: 1.1 WLS: 6 BF: 2 H: 2 R: 2 ER: 2 SO: 1	IP: 0.1 WLS: 2 BF: 0 H: 0 R: 0 ER: 0 SO: 0	IP: 1.0 WLS: 5 BF: 0 H: 0 R: 0 ER: 0 SO: 0	IP: 1.0 WLS: 3 BF: 0 H: 0 R: 0 ER: 0 SO: 0	IP: 1.0 WLS: 3 BF: 0 H: 0 R: 0 ER: 0 SO: 0	IP: 1.0 WLS: 3 BF: 0 H: 0 R: 0 ER: 0 SO: 0	IP: 1.0 WLS: 3 BF: 0 H: 0 R: 0 ER: 0 SO: 0	IP: 1.0 WLS: 3 BF: 0 H: 0 R: 0 ER: 0 SO: 0	IP: 1.0 WLS: 3 BF: 0 H: 0 R: 0 ER: 0 SO: 0	IP: 1.0 WLS: 3 BF: 0 H: 0 R: 0 ER: 0 SO: 0	IP: 1.0 WLS: 3 BF: 0 H: 0 R: 0 ER: 0 SO: 0	IP: 1.0 WLS: 3 BF: 0 H: 0 R: 0 ER: 0 SO: 0	IP: 1.0 WLS: 3 BF: 0 H: 0 R: 0 ER: 0 SO: 0	IP: 1.0 WLS: 3 BF: 0 H: 0 R: 0 ER: 0 SO: 0	IP: 1.0 WLS: 3 BF: 0 H: 0 R: 0 ER: 0 SO: 0	IP: 1.0 WLS: 3 BF: 0 H: 0 R: 0 ER: 0 SO: 0	IP: 1.0 WLS: 3 BF: 0 H: 0 R: 0 ER: 0 SO: 0	IP: 1.0 WLS: 3 BF: 0 H: 0 R: 0 ER: 0 SO: 0	IP: 1.0 WLS: 3 BF: 0 H: 0 R: 0 ER: 0 SO: 0	IP: 1.0 WLS: 3 BF: 0 H: 0 R: 0 ER: 0 SO: 0		

Boston Red Sox @ Baltimore Orioles
 Memorial Stadium, Baltimore, MD
 Tue Apr 08 1969, 3:33 AM EST
 Att: 36,100 - Unknown - 72 F

AB	38
R	4
H	6
RBI	4
BB	7
SO	3
LOB	16



Batter	1	2	3	4	5	6	7	8	9	10	11	12	13	AB	R	H	RBI	BB	SO	LOB	TOP	
Reggie Smith, S OBP: 0.306, SLG: 0.333 (1, 8)	F9		1B		K			5-3		K					6	0	2	0	0	2	1	
Mike Andrews, R OBP: 0.162, SLG: 0.100 (1, 4)	L6		F2		F7			F7			P5		P4		6	0	0	0	0	0	2	
Carl Yastrzemski, L OBP: 0.500, SLG: 0.444 (1, 7)	F5		1B			F9-3 BB			F5		F8		G5-4-3 1BB		4	0	1	0	2	0	0	
Ken Harrelson, R OBP: 0.167, SLG: 0.167 (1, 3)		F8	FC6-2-5		F9-3				6-3				G5-4-3 1BB		6	0	1	0	0	0	5	
Tony Conigliaro, R OBP: 0.845, SLG: 0.750 (1, 9)			K		6-3					FC6-4 BB			F8		4	1	1	0	1	1	3	
George Scott, R OBP: 0.162, SLG: 0.100 (1, 5)			1B												5	0	0	0	0	1	1	
Rico Petrocelli, R OBP: 0.364, SLG: 0.300 (1, 6)															5	0	1	0	0	2	2	
Russ Gibson, R OBP: 0.162, SLG: 0.100 (1, 2)															4	0	0	0	1	0	1	
Ray Culp, R OBP: 0.250, SLG: 0.500 Juan Pizarro, L (11, 1)															4	0	1	0	0	1	3	
															1	0	0	0	0	0	1	
Inning Stats	R: 0 E: 0 K: 0 S: 3	H: 0 LOB: 0 BB: 0 P: 3	R: 1 E: 1 K: 0 S: 5	H: 1 LOB: 3 BB: 1 P: 9	R: 0 E: 0 K: 1 S: 7	H: 2 LOB: 2 BB: 0 P: 7	R: 0 E: 0 K: 2 S: 5	H: 0 LOB: 0 BB: 0 P: 5	R: 0 E: 0 K: 0 S: 2	H: 0 LOB: 0 BB: 0 P: 3	R: 0 E: 0 K: 0 S: 3	H: 0 LOB: 1 BB: 1 P: 7	R: 0 E: 0 K: 2 S: 8	H: 1 LOB: 1 BB: 0 P: 8	R: 0 E: 0 K: 0 S: 6	H: 1 LOB: 1 BB: 0 P: 6	R: 0 E: 0 K: 0 S: 3	H: 1 LOB: 1 BB: 1 P: 7	1B: 5 2B: 3 3B: 0 HR: 0	SF: 0 SAC: 0 DP: 2 HBP: 0	WP: 0 PB: 1 SB: 0 CS: 0	PA: 49
PITCHER	IP 10.0	WLS 37	BF 4	H 1	R 0	ER 0	SO 6	BB 3	IBB 0	HBP 0	BLK 0	WP 0	HR 0	S 46	P 58	ERA 0.00	WHIP 0.700					
Mike Cuellar, L ERA: (1, 1)	2.0	8	2	0	0	1	0	0	0	0	0	0	0	10	10	0.00	1.000					
Dick Hall, R ERA: (11, 1)	1.0	W	4	1	0	0	0	0	1	0	0	0	0	3	7	0.00	1.000					
Dave Leonhard, R ERA: (13, 1)																						

Boston Red Sox @ Baltimore Orioles
Memorial Stadium, Baltimore, MD
Thu Apr 10 1969, 3:33 AM EST
Att. 3,091 - Unknown

AB 45
R 1
H 7
RBI 0
BB 4
SO 7
LOB 19



Batter	1	2	3	4	5	6	7	8	9	10	11	12	13	AB	R	H	RBI	BB	SO	LOB	BOTTOM							
Don Buford, S OBP: 0.417, SLG: 0.286 (1, 7)	F5		1B		F9		4-3			S BB		P4		5	1	1	0	1	0	2								
Paul Blair, R OBP: 0.167, SLG: 0.091 (1, 8)	5-3		BB WP 2H		P4			K		K		L7		6	0	1	1	0	2	1								
Frank Robinson, R OBP: 0.333, SLG: 0.727 (1, 9)	F7		BB			5-3				P5			1B 2B	5	1	2	0	1	0	1								
Boog Powell, L OBP: 0.400, SLG: 0.250 (1, 3)		FC6-4 1B	1-2 2-3 BB			G3		G3			4-3		2H 1B	5	0	2	1	1	0	1								
Brooks Robinson, R (1, 5)		FC6-4 3-1	F7			F3		F8			6-3			5	0	0	0	0	0	5								
Elrod Hendricks, L OBP: 0.500, SLG: 0.400 (1, 2)		3-1			F9					F9		BB BB		4	0	1	0	1	0	1								
Davey Johnson, R (1, 4)		5-3			5-3			FC1-6 1B		K		BB BB		4	0	0	0	1	1	2								
Mark Belanger, R OBP: 0.444, SLG: 0.750 Merv Rettenmund, R OBP: 0.333, SLG: 0.667 Bobby Floyd, R (12, 6)			K		K					F3		6-3		3	0	0	0	1	2	0								
														1	0	0	0	0	0	2								
														0	0	0	0	0	0	0								
Mike Cuellar, L Dave May, L Dick Hall, R Curt Motton, R Dave Leonhard, R (1, 1) (10, PH) (11, 1) (12, PH) (13, 1)			K2-3		3-1					F9		5-3		3	0	0	0	0	2	2								
														1	0	0	0	0	0	0								
														0	0	0	0	0	0	0								
														1	0	0	0	0	0	0								
														0	0	0	0	0	0	0								
Inning Stats	R: 0 E: 0 K: 0 S: 3	H: 0 LOB: 0 BB: 0 P: 3	R: 0 E: 0 K: 0 S: 4	H: 1 LOB: 1 BB: 0 P: 4	R: 1 E: 2 K: 2 S: 9	H: 2 LOB: 3 BB: 2 P: 17	R: 0 E: 0 K: 1 S: 5	H: 0 LOB: 0 BB: 0 P: 5	R: 0 E: 0 K: 0 S: 2	H: 0 LOB: 0 BB: 0 P: 3	R: 0 E: 0 K: 1 S: 6	H: 1 LOB: 2 BB: 1 P: 10	R: 0 E: 0 K: 1 S: 6	H: 1 LOB: 1 BB: 0 P: 6	R: 0 E: 0 K: 1 S: 5	H: 0 LOB: 0 BB: 0 P: 5	R: 0 E: 0 K: 1 S: 5	H: 0 LOB: 1 BB: 1 P: 9	R: 0 E: 0 K: 0 S: 3	H: 0 LOB: 2 BB: 2 P: 11	R: 0 E: 0 K: 0 S: 3	H: 0 LOB: 0 BB: 0 P: 3	R: 1 E: 0 K: 0 S: 2	H: 2 LOB: 1 BB: 0 P: 2	1B: 4 2B: 3 3B: 0 HR: 0	SF: 0 SAC: 0 DP: 0 HBP: 0	WP: 1 PB: 0 SB: 1 CS: 0	PA: 49
PITCHER	IP 10.0	WLS 39	BF 5	H 1	R 1	ER 1	SO 7	BB 4	IBB 0	HBP 0	BLK 0	WP 1	HR 0	S 49	P 65	ERA 0.90	WHIP 0.900											
Ray Culp, R ERA: 0.9 Juan Pizarro, L ERA: 3.0 (1, 1) (11, 1)	2.0	L	10	2	1	1	0	2	0	0	0	0	0	8	16	4.50	2.000											

Boston Red Sox @ Baltimore Orioles
Memorial Stadium, Baltimore, MD
Thu Apr 10 1969, 3:33 AM EST
Att. 3,091 - Unknown

AB 43
R 2
H 7
RBI 2
BB 6
SO 7
LOB 17



Batter	1	2	3	4	5	6	7	8	9	10	11	12	13	14	15	16	AB	R	H	RBI	BB	SO	LOB	TOP								
Reggie Smith, S OBP: 0.333, SLG: 0.316 (1.8)	4-3		K		G3		BB 1B		F9			K				FC6-4 IBB	7	0	2	1	1	2	1									
Mike Andrews, R OBP: 0.269, SLG: 0.188 (1.4)	2B		P4				F8			K				9-2		FC6-4	6	0	1	0	2	1	5									
Carl Yastrzemski, L OBP: 0.368, SLG: 0.267 (1.7)	4-3		L3		F8		FC6-4 BB			F8		G4-6-3					6	0	0	0	1	0	4									
Ken Harrelson, R OBP: 0.211, SLG: 0.118 (1.3)	K				F7		6-3			FC6-4 BB							5	0	0	0	2	2	3									
Tony Conigliaro, R OBP: 0.412, SLG: 0.500 (1.9)		F8			F8					L4				SH2-4 BB			6	0	1	0	0	0	1									
George Scott, R OBP: 0.222, SLG: 0.067 (1.5)		K			BB BB		P4			P5				SH2-4 BB		1-3	5	0	0	0	2	2	1									
Rico Petrocelli, R OBP: 0.444, SLG: 0.286 (1.6)		BB			BB		K			P6				G5-4-3		1B 4-3 1B	4	1	1	0	3	1	3									
Russ Gibson, R OBP: 0.333, SLG: 0.250 (1.2)		BB			BB											1B 4-3 1B	6	1	3	0	1	0	3									
Jack Elsworth, L ERA: 1.13 Sandy Lyle, L ERA: 4.16 Dick Schofield, R ERA: 3.00 Ray Campbell, R ERA: 1.50 Paul Hogue, R ERA: 1.50 Dwight Gooden, L ERA: 1.50 George Thomas, R ERA: 3.96		K			4-3		SH5-4 BB			F9						4-3	0	0	0	0	0	0	0									
Inning Stats	R: 0 E: 0 K: 1 S: 6	H: 1 LOB: 1 BB: 0 P: 6	R: 0 E: 0 K: 2 S: 6	H: 1 LOB: 2 BB: 1 P: 12	R: 0 E: 0 K: 1 S: 5	H: 0 LOB: 0 BB: 0 P: 5	R: 0 E: 0 K: 0 S: 3	H: 0 LOB: 2 BB: 2 P: 11	R: 0 E: 0 K: 0 S: 3	H: 0 LOB: 1 BB: 1 P: 7	R: 0 E: 0 K: 1 S: 6	H: 1 LOB: 0 BB: 0 P: 6	R: 1 E: 0 K: 0 S: 4	H: 1 LOB: 2 BB: 1 P: 12	R: 0 E: 0 K: 0 S: 3	H: 0 LOB: 0 BB: 0 P: 3	R: 0 E: 0 K: 2 S: 7	H: 0 LOB: 0 BB: 0 P: 7	R: 0 E: 0 K: 1 S: 5	H: 0 LOB: 1 BB: 1 P: 9	R: 0 E: 0 K: 0 S: 2	H: 1 LOB: 1 BB: 2 P: 10	R: 0 E: 0 K: 1 S: 6	H: 2 LOB: 1 BB: 0 P: 6	R: 0 E: 0 K: 0 S: 5	H: 0 LOB: 0 BB: 1 P: 6	R: 1 E: 0 K: 0 S: 5	H: 2 LOB: 2 BB: 1 P: 9	1B: 8 2B: 2 3B: 0 HR: 0	SF: 0 SAC: 2 DP: 3 HBP: 0	WP: 1 PB: 0 SB: 1 CS: 1	PA: 65
PITCHER	IP 9.0	WLS 37	BF 4	H 1	R 0	ER 0	SO 5	BB 0	IBB 0	HBP 0	BLK 0	WP 0	HR 0	S 41	P 65	ERA 1.00	WHIP 1.111															
Sonny Siebert, R ERA: 1.13	2.0	7	0	0	0	3	1	0	0	0	0	0	0	12	16	0.00	0.500															
Vicente Romo, R ERA: 1.13	0.1	3	1	0	0	1	1	0	0	0	0	0	0	4	8	0.00	6.000															
Larry Burchart, R ERA: 1.13	0.2	1	0	0	0	0	0	0	0	0	0	0	0	1	1	0.00	0.000															
Mike Paul, L ERA: 16.2	4.0	L	17	4	1	1	1	3	1	0	0	1	0	15	31	2.25	1.750															
Jack Hamilton, R ERA: 3.96																																
Batter	1	2	3	4	5	6	7	8	9	10	11	12	13	14	15	16	AB	R	H	RBI	BB	SO	LOB	BOTTOM								
Jose Cardenal, R OBP: 0.125, SLG: 0.133 (1.8)	5-3		5-3		F9		L7		E1 CS		K					L9	7	0	0	0	1	1	1									
Larry Brown, R OBP: 0.375, SLG: 0.571 (1.8)	BB 1B		BB 1B		6-3		BB		CS		3-1		K		G5-3		7	0	3	0	1	1	2									
Richie Scheinblum, S OBP: 0.250, SLG: 0.250 (1.9)	G6-4-3		P6		F9		L8				BB		K			K	7	0	0	0	1	2	4									
Tony Horton, R OBP: 0.357, SLG: 0.786 (1.3)		HR			1B		5-3				K						7	1	4	1	0	1	1									
Chuck Hinton, R OBP: 0.222, SLG: 0.222 (1.7)		1-3					1B				1B						5	0	1	0	0	1	4									
Jimmie Hall, L ERA: 12.00					F8												0	0	0	0	1	0	0									
Jack Hamilton, R ERA: 3.96							1B										1	0	0	0	0	1	0									
Joe Azcue, R OBP: 0.500, SLG: 0.417 (1.2)					4-3		BB 1B				5-3						6	0	2	0	1	0	2									
Zolo Versalles, R OBP: 0.308, SLG: 0.364 (1.5)		K															6	0	1	0	1	2	6									
Vern Fuller, R OBP: 0.308, SLG: 0.111 (1.4)					2B												4	0	1	0	3	2	2									
Sonny Siebert, R ERA: 1.13																																
Max Ables, R ERA: 1.13																																
Vicente Romo, R ERA: 1.13																																
Russ Snyder, L ERA: 1.13																																
Larry Burchart, R ERA: 1.13																																
Mike Paul, L ERA: 16.2																																
Lee Maye, L ERA: 15.75																																
Inning Stats	R: 0 E: 0 K: 0 S: 3	H: 1 LOB: 0 BB: 3 P: 3	R: 1 E: 0 K: 1 S: 7	H: 2 LOB: 2 BB: 1 P: 11	R: 0 E: 0 K: 1 S: 6	H: 1 LOB: 1 BB: 0 P: 6	R: 0 E: 0 K: 0 S: 3	H: 0 LOB: 0 BB: 0 P: 3	R: 0 E: 0 K: 0 S: 3	H: 0 LOB: 0 BB: 0 P: 3	R: 0 E: 0 K: 1 S: 6	H: 1 LOB: 2 BB: 1 P: 10	R: 0 E: 0 K: 3 S: 10	H: 1 LOB: 3 BB: 2 P: 18	R: 0 E: 0 K: 1 S: 5	H: 0 LOB: 0 BB: 0 P: 5	R: 0 E: 0 K: 0 S: 2	H: 0 LOB: 0 BB: 1 P: 6	R: 0 E: 0 K: 1 S: 6	H: 1 LOB: 1 BB: 0 P: 6	R: 0 E: 0 K: 0 S: 5	H: 0 LOB: 0 BB: 1 P: 6	R: 0 E: 0 K: 1 S: 6	H: 1 LOB: 1 BB: 0 P: 6	1B: 9 2B: 2 3B: 0 HR: 1	SF: 0 SAC: 0 DP: 2 HBP: 0	WP: 0 PB: 0 SB: 1 CS: 2	PA: 67				
PITCHER	IP 8.0	WLS 34	BF 8	H 4	R 1	ER 0	SO 3	BB 3	IBB 0	HBP 0	BLK 0	WP 0	HR 0	S 37	P 49	ERA 1.12	WHIP 1.375															
Dick Elsworth, L ERA: 1.13	3.0	12	2	0	0	4	1	0	0	0	0	0	0	19	23	0.00	1.000															
Sparky Lyle, L ERA: 4.16	2.0	10	1	0	0	3	2	2	0	0	1	0	0	12	28	0.00	1.500															
Fred Wenz, R ERA: 1.13	2.0	W	6	0	0	0	1	1	0	0	0	0	0	7	11	0.00	0.500															
Bill Landis, L ERA: 2.25	1.0	S	4	1	0	0	1	0	0	0	0	0	0	6	6	0.00	1.000															
Juan Pizarro, L ERA: 2.25																																
PITCHER	IP 8.0	WLS 34	BF 8	H 4	R 1	ER 0	SO 3	BB 3	IBB 0	HBP 0	BLK 0	WP 0	HR 0	S 37	P 49	ERA 1.12	WHIP 1.375															
Dick Elsworth, L ERA: 1.13	3.0	12	2	0	0	4	1	0	0	0	0	0	0	19	23	0.00	1.000															
Sparky Lyle, L ERA: 4.16	2.0	10	1	0	0	3	2	2	0	0	1	0	0	12	28	0.00	1.500															
Fred Wenz, R ERA: 1.13	2.0	W	6	0	0	0	1	1	0	0	0	0	0	7	11	0.00	0.500															
Bill Landis, L ERA: 2.25	1.0	S	4	1	0	0	1	0	0	0	0	0	0	6	6	0.00	1.000															
Juan Pizarro, L ERA: 2.25																																

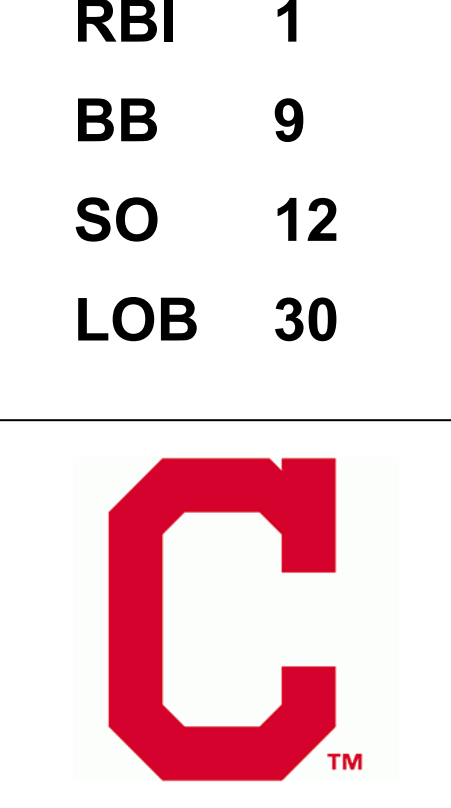
Boston Red Sox @ Cleveland Indians
Cleveland Municipal Stadium, Cleveland, OH
Fri Apr 11 1969, 3:33 AM EST
Att. 25,596 - Unknown

AB 49
R 9
H 2
RBI 2
BB 12
SO 9
LOB 23



Boston Red Sox @ Cleveland Indians
Cleveland Municipal Stadium, Cleveland, OH
Fri Apr 11 1969, 3:33 AM EST
Att. 25,596 - Unknown

AB 57
R 1
H 12
RBI 1
BB 9
SO 12
LOB 30



Batter	1	2	3	4	5	6	7	8	9	AB	R	H	RBI	BB	SO	LOB	TOP		
Reggie Smith, S OBP: 0.258, SLG: 0.345	F3		1-3		HR		4-3		F7	5	1	1	1	0	0	3	Boston Red Sox @ Cleveland Indians Cleveland Municipal Stadium, Cleveland, OH Sun Apr 13 1969, 3:33 AM EST Att: 7,555 - Unknown		
Mike Andrews, R OBP: 0.357, SLG: 0.273	K						F4			2	0	0	0	2	1				
Carl Yastrzemski, L OBP: 0.321, SLG: 0.217	3-1		G3				F8		CS 1B	4	0	1	0	0	0	2			
Ken Harrelson, R OBP: 0.258, SLG: 0.320		BB BB			F9		K		K 1-2	3	0	0	0	1	2	2			
Tony Conigliaro, R OBP: 0.423, SLG: 0.368	K				F4		K		F3	4	0	0	0	0	2	1			
Dalton Jones, L OBP: 0.500, SLG: 0.429		FC5-4 BB			HR 1B		L6		2B 1B	3	1	2	0	1	0	0			
Rico Petrocelli, R OBP: 0.444, SLG: 0.565	P7				HR		6-3		1-3 2B	4	1	2	2	0	0	2			
Russ Gibson, R OBP: 0.308, SLG: 0.261	FC5-4				K				1-3	4	0	1	0	0	1	4			
Lee Stange, R (1, 1)			K				SH1 1B		K	3	0	0	0	0	3	2			
Inning Stats	R: 0 E: 0 K: 1 S: 5	H: 0 LOB: 0 BB: 0 P: 5	R: 0 E: 0 K: 1 S: 5	H: 0 LOB: 2 BB: 2 P: 13	R: 0 E: 0 K: 1 S: 5	H: 0 LOB: 1 BB: 1 P: 9	R: 2 E: 0 K: 1 S: 7	H: 2 LOB: 0 BB: 0 P: 7	R: 1 E: 0 K: 2 S: 8	H: 1 LOB: 1 BB: 1 P: 12	R: 0 E: 0 K: 0 S: 4	H: 1 LOB: 1 BB: 0 P: 4	R: 0 E: 0 K: 1 S: 5	H: 1 LOB: 0 BB: 0 P: 5	R: 0 E: 0 K: 1 S: 7	H: 2 LOB: 2 BB: 0 P: 7	1B: 4 2B: 2 3B: 0 HR: 2	SF: 0 SAC: 1 DP: 1 HBP: 0	WP: 0 PA: 37 PB: 0 SB: 0 CS: 1
PITCHER Luis Tiant, R ERA: 5.14	IP: 9.0 WLS: L BF: 37 H: 7 R: 3 ER: 3 SO: 9 BB: 4 IBB: 0 HBP: 0 BLK: 0 WP: 0 HR: 2 S: 51 P: 67 ERA: 3.00 WHIP: 1.222																		

Batter	1	2	3	4	5	6	7	8	9	AB	R	H	RBI	BB	SO	LOB	BOTTOM		
Russ Snyder, L OBP: 0.286, SLG: 0.286	1B 1B	F9			FC3-5 1B		3-1			4	1	2	0	0	0	2	Boston Red Sox @ Cleveland Indians Cleveland Municipal Stadium, Cleveland, OH Sun Apr 13 1969, 3:33 AM EST Att: 7,555 - Unknown		
Larry Brown, R OBP: 0.375, SLG: 0.476	1B 1-2		6-3		FC3-5 1-2 2-3f		F8			4	0	1	0	0	0	2			
Lee Maye, L OBP: 0.167, SLG: 0.167	1-2 2-H G1-6-3 1B		F8		P4		P6			4	0	1	1	0	0	2			
Tony Horton, R OBP: 0.273, SLG: 0.524	F5				F9		6-3			3	0	0	0	1	0	4			
Jimmie Hall, L (1, 8)	G1-6-3 1-2f		F8				F3		F7	4	0	0	0	0	0	3			
Joe Azcue, R OBP: 0.444, SLG: 0.375		6-3			G6-4-3 1B		5-3		4-3	4	0	1	0	0	0	0			
Max Alvis, R (1, 5)	F7				G6-4-3 1-2f		F7		L5	4	0	0	0	0	0	1			
Vern Fuller, R OBP: 0.300, SLG: 0.188		1B 1B			1-3		K			3	0	1	0	0	1	0			
Luis Tiant, R OBP: 0.400, SLG: 0.400		1-2			FC3-5 1B		6-3			3	0	2	0	0	0	0			
Inning Stats	R: 1 E: 0 K: 0 S: 5	H: 3 LOB: 1 BB: 0 P: 5	R: 0 E: 0 K: 0 S: 5	H: 2 LOB: 2 BB: 0 P: 5	R: 0 E: 0 K: 0 S: 3	H: 0 LOB: 1 BB: 1 P: 7	R: 0 E: 0 K: 0 S: 3	H: 1 LOB: 0 BB: 0 P: 3	R: 0 E: 0 K: 0 S: 5	H: 2 LOB: 2 BB: 0 P: 5	R: 0 E: 0 K: 0 S: 3	H: 0 LOB: 0 BB: 0 P: 3	R: 0 E: 0 K: 1 S: 5	H: 0 LOB: 0 BB: 0 P: 5	R: 0 E: 0 K: 0 S: 3	H: 0 LOB: 0 BB: 0 P: 3	1B: 8 2B: 0 3B: 0 HR: 0	SF: 0 SAC: 0 DP: 2 HBP: 0	WP: 0 PA: 34 PB: 0 SB: 0 CS: 0
PITCHER Lee Stange, R ERA: 1.23	IP: 9.0 WLS: W BF: 34 H: 8 R: 1 ER: 1 SO: 1 BB: 1 IBB: 0 HBP: 0 BLK: 0 WP: 0 HR: 0 S: 35 P: 39 ERA: 1.00 WHIP: 1.000																		

Batter	1	2	3	4	5	6	7	8	9	AB	R	H	RBI	BB	SO	LOB	TOP						
Don Buford, S OBP: 0.333, SLG: 0.364 (1, 7)	E4		3-1		E2 1B		6-3			4	0	0	0	0	0	0	<p>Baltimore Orioles @ Boston Red Sox Fenway Park, Boston, MA Mon Apr 14 1969, 3:33 AM EST Att: 33,899 - Unknown</p>						
Paul Blair, R OBP: 0.303, SLG: 0.438 (1, 8)	K		F7					6-3		4	0	1	0	0	1	1							
Frank Robinson, R OBP: 0.455, SLG: 0.793 (1, 9)	F8			HR BB	5-3			BB 1B		3	1	1	0	1	0	2							
Boog Powell, L OBP: 0.438, SLG: 0.217 (1, 3)	BB			HR BB		1B 1B		G6-4-3 BB		1	1	1	0	3	0	0							
Elrod Hendricks, L OBP: 0.579, SLG: 0.667 Merv Rettenmund, R OBP: 0.590, SLG: 1.000 Andy Etchebarren, R OBP: 0.417, SLG: 0.222 (1, 2)	1-3			HR		1B 1B		G1-6-3 1B		3	1	2	3	0	0	2							
Brooks Robinson, R OBP: 0.281, SLG: 0.148 (1, 5)		6-3		P4		F8		L8		4	0	0	0	0	0	2							
Davey Johnson, R OBP: 0.300, SLG: 0.240 (1, 4)	K			F8		G1-6-3		1B		4	0	1	0	0	1	2							
Mark Belanger, R OBP: 0.255, SLG: 0.391 Curt Motton, R (9, PH)	K			F8			F9	F7		3	0	0	0	0	1	0							
Mike Cuellar, L Mike Adamson, R Dave Leonhard, R Dave May, L Dick Hall, R Chico Salmon, R (1, 1)			F3		K		F9	5-3		1	0	0	0	0	0	0							
Inning Stats	R: 0 E: 1 K: 1 S: 6	H: 0 LOB: 2 BB: 1 P: 10	R: 0 E: 0 K: 2 S: 7	H: 0 LOB: 0 BB: 0 P: 7	R: 0 E: 0 K: 0 S: 3	H: 0 LOB: 0 BB: 0 P: 3	R: 3 E: 0 K: 0 S: 4	H: 1 LOB: 3 BB: 2 P: 12	R: 0 E: 1 K: 1 S: 6	H: 1 LOB: 1 BB: 0 P: 6	R: 0 E: 0 K: 0 S: 4	H: 2 LOB: 1 BB: 0 P: 4	R: 0 E: 0 K: 0 S: 3	H: 0 LOB: 0 BB: 0 P: 3	R: 0 E: 0 K: 0 S: 3	H: 1 LOB: 1 BB: 1 P: 7		R: 0 E: 0 K: 0 S: 4	H: 1 LOB: 1 BB: 0 P: 4	1B: 5 2B: 0 3B: 0 HR: 1	SF: 0 SAC: 0 DP: 2 HBP: 0	WP: 0 PB: 0 SB: 0 CS: 0	PA: 36
PITCHER	IP WLS BF H R ER SO BB IBB HBP BLK WP HR S P ERA WHIP	7.1 W 30 5 3 3 4 3 0 0 0 0 1 35 47 3.68 1.091	1.2 S 6 1 0 0 0 1 0 0 0 0 0 5 9 0.00 1.200	PITCHER																			

AB	32
R	3
H	6
RBI	3
BB	4
SO	4
LOB	13



Batter	1	2	3	4	5	6	7	8	9	AB	R	H	RBI	BB	SO	LOB	BOTTOM				
Reggie Smith, S OBP: 0.278, SLG: 0.412 (1, 8)	2-3			F9	PO 1B			F7		5	0	2	2	0	0	1	<p>Baltimore Orioles @ Boston Red Sox Fenway Park, Boston, MA Mon Apr 14 1969, 3:33 AM EST Att: 33,899 - Unknown</p>				
Mike Andrews, R OBP: 0.384, SLG: 0.296 (1, 4)	1B 1B	4-3		1B BB	PO 1B	5-3		4-3		5	1	2	0	0	0	1					
Carl Yastrzemski, L OBP: 0.344, SLG: 0.296 (1, 7)	1B 1-3			P5		4-3				4	0	2	0	0	0	2					
Ken Harrelson, R OBP: 0.313, SLG: 0.357 (1, 3)	FC6-4 1B			F9	1B BB			1B		3	0	2	1	1	0	1					
Tony Conigliaro, R OBP: 0.400, SLG: 0.348 (1, 9)	F9			FC6-5-2-6 1B	FC6-4 1B			K		4	1	1	1	0	1	4					
George Scott, R OBP: 0.291, SLG: 0.105 (1, 5)	FC6-4			1B	FC6-4			3-1		4	0	1	1	0	0	5					
Rico Petrocelli, R OBP: 0.452, SLG: 0.593 (1, 6)			F8		1B 2B			P4		4	1	2	0	0	0	0					
Russ Gibson, R OBP: 0.300, SLG: 0.259 (1, 2)				F7				P6		4	0	1	0	0	0	3					
Ray Culp, R OBP: 0.286, SLG: 0.571 Sparky Lyle, L (8, 1)	FC5-4 3B			1B 2B	K			F8		3	2	1	0	0	1	2					
Inning Stats	R: 1 E: 0 K: 0 S: 6	H: 3 LOB: 2 BB: 0 P: 6	R: 1 E: 0 K: 0 S: 5	H: 2 LOB: 1 BB: 0 P: 5	R: 1 E: 0 K: 0 S: 6	H: 3 LOB: 2 BB: 0 P: 6	R: 1 E: 0 K: 0 S: 6	H: 3 LOB: 3 BB: 1 P: 10	R: 1 E: 0 K: 1 S: 6	H: 2 LOB: 0 BB: 0 P: 6	R: 0 E: 0 K: 1 S: 6	H: 1 LOB: 1 BB: 0 P: 6	R: 0 E: 0 K: 0 S: 3	H: 0 LOB: 0 BB: 0 P: 3	R: 0 E: 0 K: 0 S: 3	H: 0 LOB: 0 BB: 0 P: 3		1B: 10 2B: 3 3B: 1 HR: 0	SF: 0 SAC: 0 DP: 0 HBP: 0	WP: 0 PB: 0 SB: 0 CS: 0	PA: 39
PITCHER	IP WLS BF H R ER SO BB IBB HBP BLK WP HR S P ERA WHIP	3.2 L 21 10 4 4 0 0 0 0 0 0 0 8 12 9.00 4.000	1.0 7 3 1 1 1 1 0 0 0 0 0 0 6 6 0.00 0.750	2.0 6 0 0 0 0 0 0 0 0 0 0 0 6 6 0.00 0.000	PITCHER																



Batter	1	2	3	4	5	6	7	8	9	AB	R	H	RBI	BB	SO	LOB	TOP													
Don Buford, S (1,7) <small>OBP: 0.371, SLG: 0.407</small> Merv Rettenmund, R (8,7) <small>OBP: 0.500, SLG: 1.000</small>	F8		FC3-6 1-3 1B	1B				HR 1B		5	2	3	4	0	0	1														
Paul Blair, R (1,8) <small>OBP: 0.368, SLG: 0.486</small>	1B		1B	1B		L7		HR 1B		5	2	4	1	0	0	1														
Frank Robinson, R (1,9) <small>OBP: 0.474, SLG: 0.941</small> Dave May, L (8,9)	F8		1-3					HR 1B		5	1	3	3	0	0	3														
Boog Powell, L (1,3) <small>OBP: 0.432, SLG: 0.222</small>	K		1B			4-3		BB G5-4-3		4	0	1	2	1	2	3														
Brooks Robinson, R (1,5) <small>OBP: 0.243, SLG: 0.125</small>	F8		L5			5-3		BB G5-4-3		5	0	0	0	0	1	4														
Davey Johnson, R (1,4) <small>OBP: 0.257, SLG: 0.200</small>	6-3					G3				5	0	0	0	0	0	2														
Andy Etchebarren, R (1,2) <small>OBP: 0.471, SLG: 0.398</small>	1B					6-3		BB SH5-4 1B		4	2	2	0	1	0	0														
Mark Belanger, R (1,6) <small>OBP: 0.313, SLG: 0.385</small>	4-3					4-3		BB SH5-4 1B		3	2	1	0	2	0	2														
Jim Hardin, R (1,1) <small>OBP: 0.600, SLG: 0.333</small> Eddie Watt, R (6,1) Pete Richert, L (6,1)			BB FC3-6 BB	1B		P4		SH5-4 1B		2	1	1	0	1	0	1														
Inning Stats	R: 0 E: 0 K: 1 S: 6	H: 1 LOB: 1 BB: 0 P: 6	R: 0 E: 0 K: 0 S: 4	H: 1 LOB: 1 BB: 0 P: 4	R: 2 E: 0 K: 0 S: 5	H: 2 LOB: 1 BB: 1 P: 9	R: 2 E: 0 K: 0 S: 6	H: 4 LOB: 2 BB: 0 P: 6	R: 0 E: 0 K: 0 S: 4	H: 1 LOB: 1 BB: 0 P: 4	R: 1 E: 0 K: 0 S: 4	H: 1 LOB: 1 BB: 1 P: 8	R: 0 E: 0 K: 2 S: 8	H: 1 LOB: 1 BB: 0 P: 8	R: 5 E: 0 K: 0 S: 6	H: 4 LOB: 0 BB: 2 P: 14	R: 0 E: 0 K: 0 S: 3	H: 0 LOB: 1 BB: 1 P: 7	1B: 12 2B: 1 3B: 1 HR: 1	SF: 0 SAC: 1 DP: 1 HBP: 0	WP: 1 PB: 0 SB: 1 CS: 0	PA: 45								
PITCHER	IP WLS BF H R ER SO BB IBB HBP BLK WP HR S P ERA WHIP																													
Dick Ellsworth, L (1,1) <small>ERA: 3.75</small> Ray Jarvis, R (5,1) <small>ERA: 4.5</small> Bill Landis, L (7,1) <small>ERA: 4.0</small> Fred Wenz, R (8,1) <small>ERA: 3.0</small> Juan Pizarro, L (9,1) <small>ERA: 1.8</small>	4.0 2.0 1.1 0.2 1.0	L	20 9 9 3 4	8 2 4 1 0	4 1 4 1 0	4 1 2 1 0	1 0 2 0 0	1 0 0 0 0	0 0 0 0 0	0 0 0 1 0	21 8 12 6 7	25 16 6 3	9.00 4.50 27.00 13.50 0.00	2.250 1.500 3.750 3.000 1.000																
Reggie Smith, S (1,8) <small>OBP: 0.244, SLG: 0.368</small>	4-3		L9			FC6-5 FC5-4		SF8		4	0	0	1	0	0	1														
Mike Andrews, R (1,4) <small>OBP: 0.395, SLG: 0.400</small>	HR		BB FC5-2 BB			FC5-4		BB		3	1	1	1	2	0	1														
Carl Yastrzemski, L (1,7) <small>OBP: 0.324, SLG: 0.258</small>	F9		BB FC5-2 BB			F7		G3		4	0	0	0	1	0	1														
Ken Harrelson, R (1,3) <small>OBP: 0.297, SLG: 0.333</small>	E7 1B		BB FC5-2 1B			P6		K		5	0	1	0	0	1	0														
Tony Conigliaro, R (1,9) <small>OBP: 0.394, SLG: 0.346</small> Billy Conigliaro, R (6,9)	1B		BB FC5-2			P6		K		3	0	1	0	0	0	3														
George Scott, R (1,5) <small>OBP: 0.299, SLG: 0.130</small>	F9		BB L6			P6		1B		4	0	1	0	0	0	5														
Rico Petrocelli, R (1,6) <small>OBP: 0.486, SLG: 0.733</small>			BB CS BB			1B		HR		3	2	2	1	1	0	1														
Russ Gibson, R (1,2) <small>OBP: 0.313, SLG: 0.276</small> Jerry Moses, R (6,PH) <small>OBP: 0.500, SLG: 1.000</small>	K		BB K			FC6-5 WP 1B		K		2	0	1	1	0	1	1														
Dick Ellsworth, L (1,1) <small>ERA: 3.75</small> Joe Lahoud, L (4,PH) Ray Jarvis, R (5,1) <small>ERA: 4.5</small> Dalton Jones, L (6,PH) <small>OBP: 0.394, SLG: 0.346</small> Bill Landis, L (7,1) <small>ERA: 4.0</small> Fred Wenz, R (8,1) <small>ERA: 3.0</small> Syd O'Brien, R (8,PH) Juan Pizarro, L (9,1) <small>ERA: 1.8</small>	5.1 0.1 3.1	W	26 3 11	7 4 1	4 4 0	4 3 0	3 0 4	0 0 0	0 0 0	0 0 0	2 2 19	29 6 19	6.75 0.00 0.00	1.875 6.000 0.300																
PITCHER	IP WLS BF H R ER SO BB IBB HBP BLK WP HR S P ERA WHIP																													
Jim Hardin, R (1,1) <small>ERA: 3.85</small> Eddie Watt, R (6,1) <small>ERA: 3.85</small> Pete Richert, L (6,1) <small>ERA: 1.93</small>	5.1 0.1 3.1	W	26 3 11	7 4 1	4 4 0	4 3 0	3 0 4	0 0 0	0 0 0	0 0 0	2 2 19	29 6 19	6.75 0.00 0.00	1.875 6.000 0.300																
Inning Stats	R: 1 E: 1 K: 0 S: 6	H: 2 LOB: 2 BB: 0 P: 6	R: 0 E: 0 K: 2 S: 6	H: 0 LOB: 0 BB: 1 P: 10	R: 0 E: 0 K: 0 S: 4	H: 1 LOB: 3 BB: 2 P: 12	R: 1 E: 0 K: 1 S: 7	H: 2 LOB: 1 BB: 0 P: 7	R: 0 E: 0 K: 0 S: 3	H: 0 LOB: 0 BB: 0 P: 3	R: 3 E: 1 K: 0 S: 6	H: 3 LOB: 1 BB: 1 P: 10	R: 0 E: 0 K: 2 S: 8	H: 1 LOB: 1 BB: 0 P: 8	R: 0 E: 0 K: 2 S: 7	H: 0 LOB: 0 BB: 0 P: 7	R: 0 E: 0 K: 0 S: 3	H: 0 LOB: 0 BB: 0 P: 3	1B: 5 2B: 2 3B: 0 HR: 2	SF: 1 SAC: 0 DP: 0 HBP: 0	WP: 1 PB: 0 SB: 0 CS: 1	PA: 40								
PITCHER	IP WLS BF H R ER SO BB IBB HBP BLK WP HR S P ERA WHIP																													

Baltimore Orioles @ Boston Red Sox
Fenway Park, Boston, MA
Tue Apr 15 1969, 3:33 AM EST
Att: 9,673 - Unknown

AB 39
R 10
H 15
RBI 10
BB 5
SO 3
LOB 18



Baltimore Orioles @ Boston Red Sox
Fenway Park, Boston, MA
Tue Apr 15 1969, 3:33 AM EST
Att: 9,673 - Unknown

AB 35
R 5
H 9
RBI 5
BB 4
SO 7
LOB 14



Batter	1	2	3	4	5	6	7	8	9	AB	R	H	RBI	BB	SO	LOB	TOP
Don Buford, S OBP: 0.390, SLG: 0.515 Merv Rettenmund, R OBP: 0.500, SLG: 1.000	6-3	FC6-4		HR	1B		WP 1B	4-3		6	2	3	4	0	0	3	
Paul Blair, R OBP: 0.419, SLG: 0.575	HR		HR	BB	BB		6-3			3	2	2	1	2	0	2	
Frank Robinson, R OBP: 0.512, SLG: 0.946	6-3		HR	BB	1B		1B	1B		3	1	2	0	2	0	0	
Boog Powell, L OBP: 0.429, SLG: 0.226	F8		F9	BB	G5-4-3		F7	1B		4	0	1	2	1	0	3	
Brooks Robinson, R OBP: 0.286, SLG: 0.250		1B	HR	G5-4-3		K	G6-4-3	1B		4	2	2	3	1	1	4	
Andy Etchebarren, R OBP: 0.364, SLG: 0.222	F9	6-3			E5	1-3	G6-4-3			5	1	0	0	0	0	5	
Davey Johnson, R OBP: 0.325, SLG: 0.286	1B	1B	1B		1B	1B	5-3			5	1	4	0	0	0	0	
Mark Belanger, R OBP: 0.351, SLG: 0.400	FC6-4	1B	K		F8		1B	BB		4	1	2	1	1	1	3	
Dave McNally, R Dave Leonhard, R Dick Hall, R	K			K	K		WP 1B	K		1	0	0	0	0	1	2	
Inning Stats	R: 1 E: 0 K: 0 S: 4	H: 1 LOB: 0 BB: 0 P: 4	R: 1 E: 0 K: 1 S: 7	H: 2 LOB: 2 BB: 1 P: 11	R: 3 E: 0 K: 1 S: 7	H: 2 LOB: 1 BB: 2 P: 15	R: 1 E: 0 K: 1 S: 6	H: 2 LOB: 2 BB: 0 P: 14	R: 1 E: 1 K: 1 S: 8	H: 3 LOB: 2 BB: 0 P: 8	R: 0 E: 0 K: 1 S: 6	H: 1 LOB: 1 BB: 0 P: 6	R: 4 E: 0 K: 0 S: 7	H: 5 LOB: 2 BB: 2 P: 15	R: 0 E: 0 K: 1 S: 5	H: 0 LOB: 1 BB: 1 P: 9	
PITCHER	IP	WLS	BF	H	R	ER	SO	BB	IBB	HBP	BLK	WP	HR	S	P	ERA	WHIP
Ken Brett, L	3.0	L	17	5	5	5	2	3	0	0	0	0	2	18	30	15.00	2.667
Juan Pizarro, L	3.0		19	8	5	4	3	3	0	0	0	0	1	22	34	12.00	3.667
Sparky Lyle, L	0.1		5	3	1	1	0	0	1	0	0	1	0	4	8	27.00	9.000
Ray Jarvis, R	1.2		5	0	0	0	1	1	0	0	0	0	0	6	10	0.00	0.600

Baltimore Orioles @ Boston Red Sox
Fenway Park, Boston, MA
Wed Apr 16 1969, 3:33 AM EST
Att: 8,328 - Unknown

AB 38
R 11
H 16
RBI 11
BB 8
SO 6
LOB 25



WP: 1 PA: 46
PB: 0
SB: 0
CS: 0
1B: 12 SF: 0
2B: 1 SAC: 0
3B: 0 DP: 2
HR: 3 HBP: 0

Batter	1	2	3	4	5	6	7	8	9	AB	R	H	RBI	BB	SO	LOB	BOTTOM
Reggie Smith, S OBP: 0.267, SLG: 0.405	F8		2B	2B		F9				4	1	2	0	0	0	1	
Mike Andrews, R OBP: 0.381, SLG: 0.412	5-3		E	P3		1-3				4	1	1	1	0	0	2	
Carl Yastrzemski, L OBP: 0.293, SLG: 0.229	P6		K		F2		6-3			4	0	0	0	0	1	2	
Ken Harrelson, R OBP: 0.293, SLG: 0.333		5-3	SF8		F8		HR	1B		3	1	1	1	0	0	0	
George Scott, R OBP: 0.355, SLG: 0.481		HR	1B		S		HR			4	2	4	3	0	0	0	
Rico Petrocelli, R OBP: 0.482, SLG: 0.667		BB	F9		F8		F7			3	0	0	0	1	0	2	
Billy Conigliaro, R OBP: 0.400, SLG: 1.600		K			HR		K			4	2	2	2	0	2	1	
Jerry Moses, R OBP: 0.333, SLG: 0.500		K			P6		K			4	0	1	0	0	2	1	
Ken Brett, L Syd O'Brien, R Juan Pizarro, L Sparky Lyle, L Ray Jarvis, R Joe Lahoud, L			1B	2B	3-1		1B			0	0	0	0	0	0	0	
Inning Stats	R: 0 E: 0 K: 0 S: 3	H: 0 LOB: 0 BB: 0 P: 3	R: 1 E: 0 K: 2 S: 8	H: 1 LOB: 1 BB: 1 P: 12	R: 3 E: 1 K: 1 S: 9	H: 4 LOB: 1 BB: 0 P: 9	R: 1 E: 0 K: 0 S: 5	H: 2 LOB: 1 BB: 0 P: 5	R: 0 E: 0 K: 1 S: 7	H: 1 LOB: 1 BB: 0 P: 4	R: 1 E: 0 K: 1 S: 7	H: 2 LOB: 0 BB: 0 P: 7	R: 2 E: 0 K: 1 S: 7	H: 2 LOB: 0 BB: 0 P: 7	R: 0 E: 0 K: 0 S: 1	H: 1 LOB: 1 BB: 0 P: 1	
PITCHER	IP	WLS	BF	H	R	ER	SO	BB	IBB	HBP	BLK	WP	HR	S	P	ERA	WHIP
Dave McNally, L	1.1		14	5	4	4	3	1	0	0	0	0	1	19	23	13.50	2.250
Dave Leonhard, R	3.1	W	17	6	3	3	1	0	0	0	0	0	2	19	19	7.36	1.636
Dick Hall, R	0.2	S	5	2	1	1	1	0	0	0	0	0	1	6	6	13.50	3.000

Baltimore Orioles @ Boston Red Sox
Fenway Park, Boston, MA
Wed Apr 16 1969, 3:33 AM EST
Att: 8,328 - Unknown

AB 34
R 8
H 13
RBI 7
BB 1
SO 5
LOB 10



WP: 0 PA: 36
PB: 0
SB: 1
CS: 0
1B: 6 SF: 1
2B: 3 SAC: 0
3B: 0 DP: 0
HR: 4 HBP: 0

Batter	1	2	3	4	5	6	7	8	9	AB	R	H	RBI	BB	SO	LOB	TOP					
Russ Snyder, L (1, 9) OBP: 0.364, SLG: 0.476										5	2	1	0	1	2		Cleveland Indians @ Boston Red Sox Fenway Park, Boston, MA Fri Apr 18 1969, 3:33 AM EST Att: 7,232 - Unknown					
Larry Brown, R (1, 6) OBP: 0.442, SLG: 0.486										3	1	1	0	2	1	0						
Jose Cardenal, R (1, 8) OBP: 0.220, SLG: 0.343										4	2	2	2	0	0	1						
Tony Horton, R (1, 3) OBP: 0.341, SLG: 0.641										5	1	3	2	0	0	0						
Duke Sims, L (1, 2) OBP: 0.857, SLG: 0.500										2	1	1	0	3	0	0						
Chuck Hinton, R (1, 7) OBP: 0.389, SLG: 0.412										5	0	1	0	0	0	6						
Zolio Versailles, R (1, 4) OBP: 0.265, SLG: 0.290										4	0	1	1	0	2	2						
Max Alvis, R (1, 5) OBP: 0.118, SLG: 0.125										3	0	1	1	0	0	1						
Luis Tiant, R (1, 1) OBP: 0.250, SLG: 0.250										3	0	0	0	0	3	3						
Larry Burchart, R (6, 1) Mike Paul, L (7, 1) Lee Maye, L (9, PH) OBP: 0.250, SLG: 0.267										0	0	0	0	0	0	0						
Inning Stats	R: 1 E: 0 K: 0 S: 5	H: 3 LOB: 2 BB: 1 P: 9	R: 0 E: 0 K: 2 S: 7	H: 0 LOB: 0 BB: 0 P: 7	R: 0 E: 0 K: 0 S: 2	H: 0 LOB: 0 BB: 1 P: 6	R: 2 E: 0 K: 1 S: 8	H: 3 LOB: 2 BB: 1 P: 12	R: 1 E: 0 K: 1 S: 6	H: 1 LOB: 0 BB: 0 P: 6	R: 0 E: 0 K: 2 S: 8	H: 1 LOB: 1 BB: 0 P: 8	R: 1 E: 0 K: 0 S: 4	H: 1 LOB: 0 BB: 0 P: 4	R: 0 E: 1 K: 0 S: 4	H: 1 LOB: 1 BB: 0 P: 4	R: 2 E: 0 K: 1 S: 7	H: 2 LOB: 2 BB: 2 P: 15	1B: 8 2B: 2 3B: 0 HR: 2	SF: 2 SAC: 0 DP: 3 HBP: 0	WP: 0 PB: 0 SB: 1 CS: 0	PA: 42
PITCHER	IP WLS BF H R ER SO BB IBB HBP BLK WP HR S P ERA WHIP																					
Ray Culp, R (1, 1) ERA: 3.81	8.2 W 41 12 7 7 7 4 1 0 0 0 2 50 70 7.27 1.846																					
Bill Landis, L (9, 1) ERA: 3.95	0.1 S 1 0 0 0 0 0 0 0 0 0 0 0 1 1 0.00 0.000																					

AB	35
R	7
H	12
RBI	7
BB	5
SO	7
LOB	15



Batter	1	2	3	4	5	6	7	8	9	AB	R	H	RBI	BB	SO	LOB	BOTTOM			
Reggie Smith, S (1, 8) OBP: 0.300, SLG: 0.468										4	1	2	1	0	1	0	Cleveland Indians @ Boston Red Sox Fenway Park, Boston, MA Fri Apr 18 1969, 3:33 AM EST Att: 7,232 - Unknown			
Billy Conigliaro, R (7, 8) OBP: 0.455, SLG: 1.354										1	0	0	0	0	2					
Mike Andrews, R (1, 4) OBP: 0.423, SLG: 0.425										3	1	1	1	2	0	3				
Carl Yastrzemski, L (1, 7) OBP: 0.314, SLG: 0.286										4	1	1	2	1	1	6				
Joe Lahoud, L (8, 7)										0	0	0	0	0	0	0				
Ken Harrelson, R (1, 3) OBP: 0.275, SLG: 0.435										5	2	2	3	0	0	2				
Tony Conigliaro, R (1, 9) OBP: 0.421, SLG: 0.500										4	1	2	1	1	0	2				
George Thomas, R (9, 9)										0	0	0	0	0	0	0				
George Scott, R (1, 5) OBP: 0.275, SLG: 0.361										5	0	0	0	0	2	2				
Rico Petrocelli, R (1, 6) OBP: 0.457, SLG: 0.775										3	1	1	1	0	0	0				
Dick Schofield, S (7, 6) OBP: 0.500, SLG: 0.333										1	1	0	0	1	0	1				
Jerry Moses, R (1, 2) OBP: 0.500, SLG: 0.643										4	1	3	0	0	0	0				
Ray Culp, R (1, 1) OBP: 0.273, SLG: 0.545										4	1	1	1	0	1	3				
Bill Landis, L (9, 1) ERA: 5.4										0	0	0	0	0	0	0				
Inning Stats	R: 0 E: 0 K: 1 S: 6	H: 1 LOB: 2 BB: 1 P: 10	R: 1 E: 0 K: 0 S: 6	H: 3 LOB: 3 BB: 1 P: 10	R: 1 E: 0 K: 1 S: 6	H: 1 LOB: 0 BB: 0 P: 6	R: 0 E: 0 K: 1 S: 5	H: 0 LOB: 0 BB: 0 P: 5	R: 2 E: 0 K: 1 S: 6	H: 1 LOB: 0 BB: 1 P: 10	R: 5 E: 0 K: 0 S: 9	H: 6 LOB: 1 BB: 0 P: 9	R: 1 E: 1 K: 0 S: 5	H: 1 LOB: 2 BB: 1 P: 9	R: 0 E: 0 K: 1 S: 5	H: 0 LOB: 1 BB: 1 P: 9	1B: 2 2B: 6 3B: 0 HR: 5	SF: 0 SAC: 0 DP: 0 HBP: 0	WP: 0 PB: 0 SB: 0 CS: 0	PA: 43
PITCHER	IP WLS BF H R ER SO BB IBB HBP BLK WP HR S P ERA WHIP																			
Luis Tiant, R (1, 1) ERA: 7.78	5.2 L 31 11 9 9 4 0 0 0 0 0 0 5 36 48 14.29 2.471																			
Larry Burchart, R (6, 1) ERA: 6.75	1.0 7 2 1 0 0 1 0 0 0 0 0 0 6 10 0.00 3.000																			
Mike Paul, L (7, 1) ERA: 5.4	1.1 5 0 0 0 0 1 1 0 0 0 0 0 6 10 0.00 0.750																			

AB	38
R	10
H	13
RBI	10
BB	5
SO	5
LOB	21



Batter	1	2	3	4	5	6	7	8	9	AB	R	H	RBI	BB	SO	LOB	TOP																
Davey Nelson, R OBP: 0.167, SLG: 0.167 (1, 4)										5	1	1	0	0	1	1	Cleveland Indians @ Boston Red Sox Fenway Park, Boston, MA Sun Apr 20 1969, 3:33 AM EST Att: 29,074 - Unknown																
Larry Brown, R OBP: 0.438, SLG: 0.462 (1, 6)										4	2	1	1	1	1	0																	
Jose Cardenal, R OBP: 0.200, SLG: 0.308 (1, 8)										4	0	0	0	0	1	2																	
Tony Horton, R OBP: 0.356, SLG: 0.619 (1, 3)										3	1	1	1	1	0	0																	
Chuck Hinton, R OBP: 0.409, SLG: 0.450 (1, 7)										3	0	1	1	0	1	1																	
Zoilo Versalles, R OBP: 0.289, SLG: 0.273 (1, 5)										2	0	0	0	2	1	0																	
Duke Sims, L OBP: 0.727, SLG: 0.400 (1, 2)										3	0	1	1	1	1	2																	
Richie Scheinblum, S (1, 9)										4	0	0	0	0	1	6																	
Steve Hargan, R (1, 1)										1	0	0	0	0	1	3																	
Mike Paul, L (2, 1)										0	0	0	0	0	0	0																	
Lee Maye, L OBP: 0.235, SLG: 0.250 (4, PH)										1	0	0	0	0	1	0																	
Jack Hamilton, R (4, 1)										1	0	0	0	0	0	1																	
Russ Snyder, L OBP: 0.391, SLG: 0.476 (9, PH)										0	0	0	0	1	0	0																	
Inning Stats	R: 3 E: 1 K: 3 S: 12	H: 3 LOB: 3 BB: 3 P: 24	R: 0 E: 0 K: 1 S: 5	H: 0 LOB: 0 BB: 0 P: 5	R: 0 E: 0 K: 0 S: 3	H: 0 LOB: 2 BB: 1 P: 8	R: 0 E: 0 K: 2 S: 7	H: 0 LOB: 0 BB: 0 P: 7	R: 0 E: 0 K: 0 S: 3	H: 0 LOB: 0 BB: 0 P: 3	R: 0 E: 0 K: 1 S: 6	H: 1 LOB: 1 BB: 0 P: 6	R: 1 E: 0 K: 1 S: 6	H: 1 LOB: 1 BB: 1 P: 10	R: 0 E: 0 K: 1 S: 5	H: 0 LOB: 0 BB: 0 P: 5	R: 0 E: 0 K: 0 S: 2	H: 0 LOB: 0 BB: 1 P: 6	1B: 4 2B: 1 3B: 0 HR: 0	SF: 0 SAC: 0 DP: 1 HBP: 1	WP: 1 PB: 0 SB: 0 CS: 0	PA: 38											
PITCHER	IP WLS BF H R ER SO BB IBB HBP BLK WP HR S P ERA WHIP																																
Ken Brett, L ERA: 12.91 (1, 1)	0.1	7	3	3	3	1	3	0	0	1	0	0	6	18	81.00	18.000																	
Ray Jarvis, R ERA: 2.03 (1, 1)	8.2	W	31	2	1	1	8	3	0	1	0	1	0	43	56	1.04	0.577																

AB	31
R	4
H	5
RBI	4
BB	6
SO	9
LOB	16



Batter	1	2	3	4	5	6	7	8	9	AB	R	H	RBI	BB	SO	LOB	BOTTOM																
Billy Conigliaro, R OBP: 0.500, SLG: 1.143 (1, 8)										3	1	1	0	2	0	0	Cleveland Indians @ Boston Red Sox Fenway Park, Boston, MA Sun Apr 20 1969, 3:33 AM EST Att: 29,074 - Unknown																
Mike Andrews, R OBP: 0.421, SLG: 0.409 (1, 4)										4	0	1	1	1	1	4																	
Carl Yastrzemski, L OBP: 0.321, SLG: 0.340 (1, 7)										5	1	2	1	0	0	3																	
Dalton Jones, L OBP: 0.471, SLG: 0.333 (1, 3)										3	1	0	0	1	0	1																	
Tony Conigliaro, R OBP: 0.419, SLG: 0.486 (1, 9)										5	1	2	1	0	0	2																	
George Thomas, R (9, 9)										0	0	0	0	0	0	0																	
George Scott, R OBP: 0.311, SLG: 0.425 (1, 5)										4	2	2	0	1	0	1																	
Rico Petrocelli, R OBP: 0.510, SLG: 0.780 (1, 6)										1	2	1	1	4	0	0																	
Jerry Moses, R OBP: 0.474, SLG: 0.789 (1, 2)										5	1	2	5	0	2	5																	
Ken Brett, L (1, 1)										0	0	0	0	0	0	0																	
Ray Jarvis, R (1, 1)										5	0	0	0	0	5	5																	
Inning Stats	R: 0 E: 0 K: 1 S: 5	H: 4 LOB: 2 BB: 3 P: 22	R: 0 E: 0 K: 2 S: 8	H: 1 LOB: 3 BB: 2 P: 16	R: 1 E: 0 K: 1 S: 7	H: 2 LOB: 1 BB: 1 P: 11	R: 0 E: 0 K: 0 S: 3	H: 0 LOB: 0 BB: 0 P: 3	R: 1 E: 0 K: 1 S: 7	H: 2 LOB: 2 BB: 1 P: 11	R: 1 E: 0 K: 1 S: 7	H: 2 LOB: 2 BB: 1 P: 11	R: 1 E: 0 K: 1 S: 7	H: 2 LOB: 2 BB: 1 P: 11	R: 1 E: 0 K: 1 S: 7	H: 2 LOB: 2 BB: 1 P: 11	1B: 6 2B: 3 3B: 1 HR: 1	SF: 0 SAC: 0 DP: 0 HBP: 1	WP: 1 PB: 0 SB: 1 CS: 0	PA: 45													
PITCHER	IP WLS BF H R ER SO BB IBB HBP BLK WP HR S P ERA WHIP																																
Steve Hargan, R ERA: 40.5 (1, 1)	1.1	L	10	3	6	2	3	0	0	0	0	0	11	23	40.50	4.500																	
Mike Paul, L ERA: 4.05 (2, 1)	1.2		10	2	0	0	2	2	0	1	0	0	0	11	20	0.00	2.400																
Jack Hamilton, R ERA: 3.45 (4, 1)	5.0		25	6	3	3	4	3	1	0	0	1	0	29	45	5.40	1.800																

AB	35
R	9
H	11
RBI	9
BB	9
SO	8
LOB	21



Batter	1	2	3	4	5	6	7	8	9	AB	R	H	RBI	BB	SO	LOB	TOP										
Horace Clarke, S OBP: 0.404, SLG: 0.388 (1.4)										3	0	0	1	3	0	1											
Jerry Kenney, L OBP: 0.327, SLG: 0.392 (1.8)										5	0	1	0	1	0	4											
Bobby Murcer, L OBP: 0.368, SLG: 0.642 (1.5)										5	1	0	0	1	0	4											
Roy White, S OBP: 0.434, SLG: 0.444 (1.7)										5	3	1	0	1	0	5											
Joe Pepitone, L OBP: 0.296, SLG: 0.566 (1.3)										5	0	1	0	0	0	6											
Jimmie Hall, L OBP: 0.400, SLG: 0.385 (1.9)										3	0	2	1	2	0	3											
Tom Tresh, S OBP: 0.273, SLG: 0.179 (1.6)										4	2	1	1	1	0	5											
Jake Gibbs, L OBP: 0.324, SLG: 0.343 (1.2)										4	0	2	1	1	0	3											
Mel Stottlemyre, R OBP: 0.286, SLG: 0.167 Lindy McDaniel, R (7.1)										3	0	1	0	1	1	3											
Inning Stats	R: 0 E: 1 K: 0 S: 5	H: 1 LOB: 3 BB: 1 P: 9	R: 1 E: 0 K: 0 S: 5	H: 2 LOB: 1 BB: 0 P: 5	R: 1 E: 1 K: 1 S: 8	H: 2 LOB: 3 BB: 1 P: 12	R: 0 E: 0 K: 0 S: 3	H: 0 LOB: 0 BB: 0 P: 3	R: 0 E: 0 K: 0 S: 4	H: 1 LOB: 2 BB: 1 P: 8	R: 0 E: 0 K: 0 S: 3	H: 0 LOB: 3 BB: 0 P: 3	R: 3 E: 0 K: 0 S: 5	H: 2 LOB: 3 BB: 4 P: 21	R: 1 E: 1 K: 0 S: 3	H: 0 LOB: 1 BB: 2 P: 11	R: 0 E: 0 K: 0 S: 4	H: 1 LOB: 3 BB: 2 P: 12	1B: 6 2B: 3 3B: 0 HR: 0	SF: 0 SAC: 1 DP: 0 HBP: 0	WP: 1 PB: 0 SB: 4 CS: 0	PA: 49					
PITCHER	IP	WLS	BF	H	R	ER	SO	BB	IBB	HBP	BLK	WP	HR	S	P	ERA	WHIP										
Lee Stange, R ERA: 3.42 Bill Landis, L ERA: 4.5 Sparky Lyle, L ERA: 3.72 Mike Nagy, R ERA:	6.0	L	31	7	4	3	1	3	1	0	0	0	0	29	45	4.50	1.667										

New York Yankees @ Boston Red Sox
Fenway Park, Boston, MA
Mon Apr 21 1969, 3:33 AM EST
Att: 35,190 - Unknown - 61 F

AB	37
R	6
H	9
RBI	4
BB	11
SO	1
LOB	34



Batter	1	2	3	4	5	6	7	8	9	AB	R	H	RBI	BB	SO	LOB	BOTTOM										
Mike Andrews, R OBP: 0.419, SLG: 0.383 (1.4)										3	0	0	0	2	0	4											
Dalton Jones, L OBP: 0.455, SLG: 0.313 (1.3)										4	0	1	0	1	0	2											
Carl Yastrzemski, L OBP: 0.317, SLG: 0.333 (1.7)										4	0	1	0	0	0	3											
Joe Lahoud, L OBP: 0.273, SLG: 0.111 (1.8)										4	0	1	0	0	0	4											
Tony Conigliaro, R OBP: 0.404, SLG: 0.462 (1.9)										4	0	1	0	0	2	2											
George Scott, R OBP: 0.306, SLG: 0.477 (1.5)										4	1	1	1	0	0	2											
Rico Petrocelli, R OBP: 0.545, SLG: 0.791 (1.6)										2	2	2	0	2	0	0											
Jerry Moses, R OBP: 0.478, SLG: 0.870 (1.2)										4	1	2	2	0	0	1											
Lee Stange, R Bill Landis, L Sparky Lyle, L Dick Schofield, S Mike Nagy, R Billy Conigliaro, R	IP	WLS	BF	H	R	ER	SO	BB	IBB	HBP	BLK	WP	HR	S	P	ERA	WHIP										
6.1	W	27	7	2	2	1	1	5	0	0	0	0	1	24	44	2.84	1.895										
Inning Stats	R: 0 E: 0 K: 0 S: 2	H: 0 LOB: 1 BB: 2 P: 10	R: 0 E: 0 K: 0 S: 3	H: 1 LOB: 1 BB: 0 P: 3	R: 0 E: 0 K: 0 S: 3	H: 0 LOB: 1 BB: 1 P: 7	R: 0 E: 0 K: 0 S: 4	H: 2 LOB: 1 BB: 0 P: 4	R: 0 E: 0 K: 0 S: 3	H: 1 LOB: 1 BB: 1 P: 7	R: 0 E: 0 K: 1 S: 6	H: 1 LOB: 1 BB: 0 P: 6	R: 2 E: 0 K: 0 S: 4	H: 2 LOB: 0 BB: 1 P: 8	R: 0 E: 0 K: 1 S: 6	H: 1 LOB: 1 BB: 0 P: 6	R: 2 E: 0 K: 0 S: 6	H: 3 LOB: 1 BB: 0 P: 6	1B: 9 2B: 1 3B: 0 HR: 2	SF: 0 SAC: 0 DP: 4 HBP: 0	WP: 0 PB: 0 SB: 0 CS: 0	PA: 38					
PITCHER	IP	WLS	BF	H	R	ER	SO	BB	IBB	HBP	BLK	WP	HR	S	P	ERA	WHIP										
Mel Stottlemyre, R ERA: 2.36 Lindy McDaniel, R ERA: 8.1	2.2	S	11	4	2	2	1	0	0	0	0	0	1	13	13	6.75	1.500										

New York Yankees @ Boston Red Sox
Fenway Park, Boston, MA
Mon Apr 21 1969, 3:33 AM EST
Att: 35,190 - Unknown - 61 F

AB	33
R	4
H	11
RBI	4
BB	5
SO	2
LOB	20



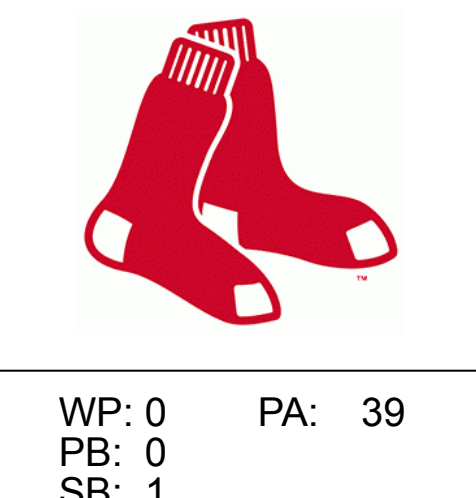
Batter	1	2	3	4	5	6	7	8	9	AB	R	H	RBI	BB	SO	LOB	TOP			
Horace Clarke, S OBP: 0.377, SLG: 0.358 (1, 4)	4-3		K		1-3			4-3		4	0	0	0	0	1	0	New York Yankees @ Boston Red Sox Fenway Park, Boston, MA Tue Apr 22 1969, 3:33 AM EST Att: 15,469 - Overcast - 54 F			
Jerry Kenney, L OBP: 0.322, SLG: 0.382 (1, 8)	B2		1B			1-3		4-3		4	0	1	0	0	0	0				
Bobby Murcer, L OBP: 0.344, SLG: 0.596 (1, 5)	4-3		P6			G3		G3		4	0	0	0	0	0	1				
Roy White, S OBP: 0.421, SLG: 0.410 (1, 7)		HR			F6					3	1	0	0	1	0	0				
Joe Pepitone, L OBP: 0.310, SLG: 0.632 (1, 3)		HR			4-3					4	2	2	2	0	0	0				
Jimmie Hall, L OBP: 0.382, SLG: 0.367 (1, 9)					E3			E4		4	0	1	0	0	0	0				
Tom Tresh, S OBP: 0.243, SLG: 0.156 (1, 6)			K		K			K		4	0	0	0	0	3	3				
Jake Gibbs, L OBP: 0.300, SLG: 0.316 (1, 2)			F8			6-3		3-1		3	0	0	0	0	0	1				
Stan Bahnsen, R (1, 1)					1-3			6-3		2	0	0	0	0	1	0				
Len Boehmer, R (7, PH)										1	0	0	0	0	0	1				
Don Nottebart, R (7, 1)										0	0	0	0	0	0	0				
Inning Stats	R: 0 E: 0 K: 0 S: 3	H: 0 LOB: 0 BB: 0 P: 3	R: 2 E: 0 K: 1 S: 6	H: 1 LOB: 0 BB: 1 P: 10	R: 0 E: 0 K: 2 S: 8	H: 1 LOB: 1 BB: 0 P: 8	R: 0 E: 1 K: 1 S: 6	H: 0 LOB: 1 BB: 0 P: 6	R: 0 E: 0 K: 0 S: 3	H: 0 LOB: 0 BB: 0 P: 3	R: 1 E: 0 K: 1 S: 7	H: 1 LOB: 1 BB: 0 P: 7	R: 0 E: 0 K: 0 S: 3	H: 0 LOB: 0 BB: 0 P: 3	R: 0 E: 0 K: 0 S: 4	H: 1 LOB: 1 BB: 0 P: 4	1B: 2 2B: 1 3B: 0 HR: 1	SF: 0 SAC: 0 DP: 0 HBP: 0	WP: 0 PB: 0 SB: 2 CS: 0	PA: 34
PITCHER Ray Culp, R ERA: 3.34 (1, 1)	IP: 9.0 WLS: W BF: 34 H: 4 R: 3 ER: 2 SO: 5 BB: 1 IBB: 0 HBP: 0 BLK: 0 WP: 0 HR: 1 S: 43 P: 47 ERA: 2.00 WHIP: 0.556																			

AB	33
R	3
H	4
RBI	2
BB	1
SO	5
LOB	6



Batter	1	2	3	4	5	6	7	8	9	AB	R	H	RBI	BB	SO	LOB	BOTTOM			
Billy Conigliaro, R OBP: 0.500, SLG: 0.947 (1, 8)	F8		F8		F8					4	0	1	1	0	0	1	New York Yankees @ Boston Red Sox Fenway Park, Boston, MA Tue Apr 22 1969, 3:33 AM EST Att: 15,469 - Overcast - 54 F			
Mike Andrews, R OBP: 0.433, SLG: 0.451 (1, 4)	HR		4-3			FC6-4				4	1	2	2	1	0	2				
Carl Yastrzemski, L OBP: 0.559, SLG: 0.933 Joe Lahoud, L OBP: 0.273, SLG: 0.111 (1, 7) (9, 7)			P4		G4-6-3					5	1	2	1	0	1	3				
George Scott, R OBP: 0.302, SLG: 0.458 (1, 5)										0	0	0	0	0	0	0				
Dalton Jones, L OBP: 0.423, SLG: 0.300 (1, 3)										4	1	1	0	0	0	2				
Tony Conigliaro, R OBP: 0.412, SLG: 0.524 George Thomas, R (8, 9)										3	1	1	3	1	0	0				
Rico Petrocelli, R OBP: 0.559, SLG: 0.848 Syd O'Brien, R OBP: 0.333, SLG: 0.667 (6, PR) (9, 6)										3	2	2	1	1	0	1				
Jerry Moses, R OBP: 0.444, SLG: 0.778 (1, 2)										0	1	0	0	0	0	0				
Ray Culp, R OBP: 0.214, SLG: 0.429 (1, 1)										3	0	0	0	0	2	3				
Inning Stats	R: 1 E: 0 K: 0 S: 5	H: 2 LOB: 1 BB: 0 P: 5	R: 1 E: 0 K: 1 S: 6	H: 1 LOB: 0 BB: 0 P: 6	R: 0 E: 0 K: 0 S: 3	H: 0 LOB: 0 BB: 0 P: 3	R: 3 E: 0 K: 0 S: 6	H: 3 LOB: 1 BB: 1 P: 10	R: 0 E: 1 K: 0 S: 3	H: 0 LOB: 1 BB: 1 P: 7	R: 1 E: 0 K: 0 S: 5	H: 2 LOB: 2 BB: 1 P: 9	R: 1 E: 0 K: 0 S: 4	H: 1 LOB: 0 BB: 0 P: 4	R: 1 E: 0 K: 3 S: 11	H: 2 LOB: 2 BB: 0 P: 12	1B: 7 2B: 0 3B: 0 HR: 4	SF: 0 SAC: 1 DP: 1 HBP: 1	WP: 0 PB: 0 SB: 1 CS: 0	PA: 39
PITCHER Stan Bahnsen, R ERA: 6.43 Don Nottebart, R ERA: 5.4 (1, 1) (7, 1)	IP: 6.0 WLS: L BF: 29 H: 8 R: 6 ER: 6 SO: 1 BB: 3 IBB: 0 HBP: 0 BLK: 0 WP: 0 HR: 3 S: 28 P: 40 ERA: 9.00 WHIP: 1.833																			

AB	34
R	8
H	11
RBI	8
BB	3
SO	4
LOB	15



Batter	1	2	3	4	5	6	7	8	9	AB	R	H	RBI	BB	SO	LOB	TOP					
Del Unser, L OBP: 0.307, SLG: 0.294 (1, 8)										2	1	1	0	2	0	0	Washington Senators @ Boston Red Sox Fenway Park, Boston, MA Wed Apr 23 1969, 3:33 AM EST Att: 28,972 - Unknown					
Ed Brinkman, R OBP: 0.294, SLG: 0.299 (1, 6)										5	1	1	0	0	1	4						
Frank Howard, R OBP: 0.329, SLG: 0.554 (7, 3)										5	1	1	1	0	1	2						
Gary Holman, L OBP: 0.667, SLG: 0.800 (8, 3)										0	0	0	0	0	0	0						
Mike Epstein, L OBP: 0.340, SLG: 0.475 (7, PH)										2	1	1	3	1	1	0						
Brant Aiyee, R OBP: 0.500, SLG: 0.500 (7, 7)										0	1	0	0	2	0	0						
Hank Allen, R OBP: 0.424, SLG: 0.515 (1, 9)										5	2	3	0	0	0	2						
Ken McMullen, R OBP: 0.250, SLG: 0.328 (1, 5)										5	1	1	3	0	2	3						
Bernie Allen, L OBP: 0.476, SLG: 0.611 (7, PH)										3	1	3	1	0	0	0						
Tim Cullen, R OBP: 0.265, SLG: 0.227 (7, 4)										1	0	0	0	0	0	0						
Paul Casanova, R OBP: 0.222, SLG: 0.400 (1, 2)										4	0	1	1	0	1	3						
Joe Coleman, R OBP: 0.222, SLG: 0.125 (7, PH)										2	0	0	0	1	1	0						
Dick Billings, R OBP: 0.500, SLG: 0.333 (7, 1)										1	0	0	0	0	0	0						
Dennis Higgins, R (7, 1)										0	0	0	0	0	0	0						
Inning Stats	R: 0 E: 0 K: 1 S: 4	H: 0 LOB: 0 BB: 1 P: 8	R: 0 E: 0 K: 3 S: 11	H: 2 LOB: 2 BB: 0 P: 11	R: 5 E: 0 K: 1 S: 10	H: 5 LOB: 1 BB: 1 P: 14	R: 0 E: 0 K: 2 S: 7	H: 0 LOB: 0 BB: 0 P: 7	R: 0 E: 0 K: 0 S: 3	H: 0 LOB: 1 BB: 1 P: 7	R: 0 E: 0 K: 0 S: 5	H: 2 LOB: 2 BB: 1 P: 9	R: 3 E: 0 K: 0 S: 5	H: 2 LOB: 0 BB: 1 P: 9	R: 0 E: 0 K: 0 S: 3	H: 1 LOB: 0 BB: 1 P: 3	R: 0 E: 0 K: 0 S: 2	H: 0 LOB: 0 BB: 1 P: 6	1B: 7 2B: 4 3B: 0 HR: 2	SF: 0 SAC: 1 DP: 3 HBP: 0	WP: 0 PB: 0 SB: 1 CS: 0	PA: 42
PITCHER	IP	WLS	BF	H	R	ER	SO	BB	IBB	HBP	BLK	WP	HR	S	P	ERA	WHIP					
Sonny Siebert, R ERA: 5.0	4.0	L	20	7	5	5	7	2	0	0	0	0	1	32	40	11.25	2.250					
Mike Nagy, R ERA: 2.55	2.0		10	2	1	1	0	2	0	0	0	0	0	8	16	4.50	2.000					
Bill Landis, L ERA: 5.54	3.0		12	3	3	3	0	2	0	0	0	0	1	10	18	9.00	1.667					

Batter	1	2	3	4	5	6	7	8	9	AB	R	H	RBI	BB	SO	LOB	BOTTOM					
Dalton Jones, L OBP: 0.387, SLG: 0.280 (1, 3)										5	0	1	0	0	0	3	Washington Senators @ Boston Red Sox Fenway Park, Boston, MA Wed Apr 23 1969, 3:33 AM EST Att: 28,972 - Unknown					
Mike Andrews, R OBP: 0.408, SLG: 0.418 (1, 4)										4	0	0	0	0	1	1						
Carl Yastrzemski, L OBP: 0.319, SLG: 0.373 (1, 7)										3	0	0	0	1	1	1						
George Scott, R OBP: 0.281, SLG: 0.423 (1, 5)										4	0	0	0	0	0	1						
Tony Conigliaro, R OBP: 0.436, SLG: 0.609 (1, 9)										4	2	3	1	0	0	0						
Joe Azcue, R OBP: 0.375, SLG: 0.370 (1, 2)										3	1	0	0	1	0	2						
Rico Petrocelli, R OBP: 0.556, SLG: 0.820 (1, 6)										4	0	2	0	0	1	1						
Joe Lahoud, L OBP: 0.333, SLG: 0.091 (1, 8)										2	0	0	0	2	0	1						
Sonny Siebert, R ERA: 5.0										1	0	0	0	0	0	2						
Dick Schofield, S ERA: 0.67										0	0	0	1	1	0	0						
Mike Nagy, R ERA: 2.55										0	0	0	0	0	0	0						
Billy Conigliaro, R OBP: 0.408, SLG: 0.418 (6, PH)										1	0	0	0	0	0	1						
Bill Landis, L ERA: 5.54										0	0	0	0	0	0	0						
Syd O'Brien, R OBP: 0.250, SLG: 0.500 (8, PH)										1	0	0	0	0	0	0						
Inning Stats	R: 0 E: 0 K: 0 S: 2	H: 0 LOB: 0 BB: 1 P: 6	R: 1 E: 0 K: 0 S: 5	H: 2 LOB: 2 BB: 1 P: 9	R: 0 E: 0 K: 0 S: 3	H: 0 LOB: 0 BB: 0 P: 3	R: 1 E: 0 K: 0 S: 4	H: 1 LOB: 3 BB: 3 P: 16	R: 0 E: 0 K: 1 S: 5	H: 0 LOB: 0 BB: 0 P: 5	R: 1 E: 2 K: 0 S: 5	H: 1 LOB: 1 BB: 0 P: 5	R: 0 E: 0 K: 1 S: 6	H: 1 LOB: 1 BB: 0 P: 6	R: 0 E: 0 K: 1 S: 5	H: 1 LOB: 0 BB: 0 P: 5	R: 0 E: 0 K: 0 S: 3	H: 0 LOB: 0 BB: 0 P: 3	1B: 5 2B: 0 3B: 0 HR: 1	SF: 0 SAC: 0 DP: 1 HBP: 0	WP: 0 PB: 0 SB: 0 CS: 1	PA: 38
PITCHER	IP	WLS	BF	H	R	ER	SO	BB	IBB	HBP	BLK	WP	HR	S	P	ERA	WHIP					
Joe Coleman, R ERA: 3.21	6.0	W	27	4	3	2	1	5	0	0	0	0	0	24	44	3.00	1.500					
Dennis Higgins, R ERA: 2.7	3.0	S	10	2	0	0	2	0	0	0	0	0	0	14	14	0.00	0.667					

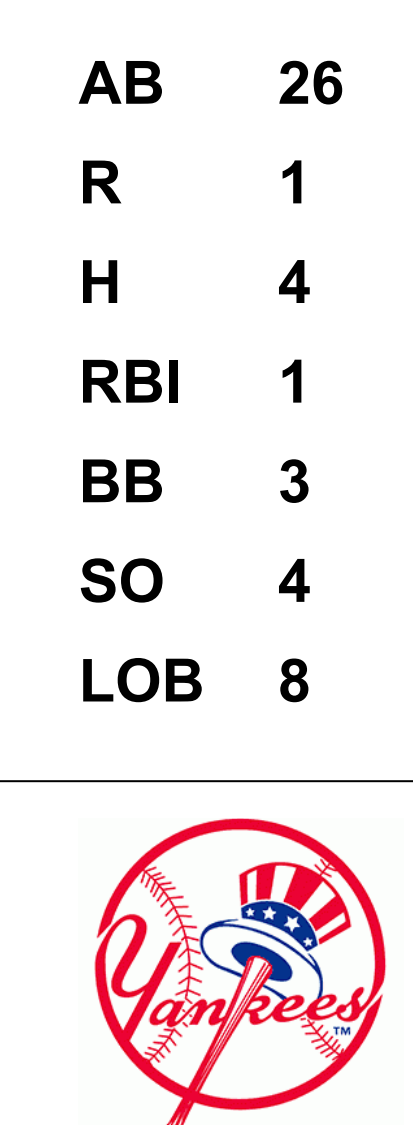
Batter	1	2	3	4	5	6	7	8	9	AB	R	H	RBI	BB	SO	LOB	TOP									
Billy Conigliaro, R OBP: 0.464, SLG: 0.920 (1, 8)	0-3 K		0-0 1B		0-0 1-H HR		0-3 K		0-0 6-3	5	1	2	2	0	2	1	Boston Red Sox @ Detroit Tigers Tiger Stadium, Detroit, MI Fri Apr 25 1969, 6:05 PM EST Att: 31,461 - Unknown									
Mike Andrews, R OBP: 0.413, SLG: 0.492 (1, 4)	0-0 P6		0-0 L7		0-0 HR		0-0 2B			4	1	2	2	0	0	1										
Carl Yastrzemski, L OBP: 0.315, SLG: 0.355 (1, 7)	4-0 BB		0-0 F8		0-3 K		0-0 G3			3	0	0	0	1	1	2										
Tony Conigliaro, R OBP: 0.407, SLG: 0.560 (1, 9)	0-3 K			0-3 K		0-0 5-3		0-0 5-3		4	0	0	0	0	2	1										
George Scott, R OBP: 0.262, SLG: 0.393 (1, 5)		0-0 5-3		0-3 K		0-3 K		0-0 5-3		4	0	0	0	0	2	0										
Dalton Jones, L OBP: 0.371, SLG: 0.310 (1, 3)		0-0 P6		0-0 G3		0-0 P4		0-0 2B		4	0	1	0	0	0	0										
Rico Petrocelli, R OBP: 0.552, SLG: 0.870 (1, 6)		0-0 2B			0-0 5-3		0-0 HR	0-0 P4		4	1	2	1	0	0	1										
Joe Azcue, R OBP: 0.361, SLG: 0.333 (1, 2)		0-0 4-3			0-0 6-3		4-0 SH3-4 2B BB	0-0 4-3		3	1	0	0	1	0	1										
Jim Lonborg, R Sparky Lyle, L Vicente Romo, R OBP: 0.333, SLG: 0.333 (8, 1)			0-3 K		4-0 WP HR BB		0-0 SH3-4	0-0 1-3		1	1	0	0	1	1	0										
Inning Stats	R: 0 E: 0 K: 2 S: 7	H: 0 LOB: 1 BB: 1 P: 11	R: 0 E: 0 K: 0 S: 4	H: 1 LOB: 1 BB: 0 P: 4	R: 0 E: 0 K: 1 S: 6	H: 1 LOB: 1 BB: 0 P: 6	R: 0 E: 0 K: 2 S: 7	H: 0 LOB: 0 BB: 0 P: 7	R: 3 E: 0 K: 1 S: 7	H: 2 LOB: 0 BB: 1 P: 11	R: 0 E: 0 K: 1 S: 5	H: 0 LOB: 0 BB: 0 P: 5	R: 2 E: 0 K: 1 S: 7	H: 2 LOB: 1 BB: 1 P: 11	R: 0 E: 0 K: 0 S: 4	H: 1 LOB: 1 BB: 0 P: 4	R: 0 E: 0 K: 0 S: 3	H: 0 LOB: 0 BB: 0 P: 3	1B: 1 2B: 3 3B: 0 HR: 3	SF: 0 SAC: 1 DP: 0 HBP: 0	WP: 1 PB: 0 SB: 0 CS: 0	PA: 37				
PITCHER	IP	WLS	BF	H	R	ER	SO	BB	IBB	HBP	BLK	WP	HR	S	P	ERA	WHIP									
Mickey Lolich, L ERA: 3.76	(1, 1)	7.0	L	30	6	5	5	8	3	0	0	0	1	3	43	55	6.43	1.286								
Fred Lasher, R ERA:	(8, 1)	2.0		7	1	0	0	0	0	0	0	0	0	0	7	7	0.00	0.500								

Batter	1	2	3	4	5	6	7	8	9	AB	R	H	RBI	BB	SO	LOB	BOTTOM									
Tom Matchick, L OBP: 0.333, SLG: 0.333 (1, 4)	0-0 1B	0-0 F5			0-0 G5-4-3 1B			0-0 1-3		4	0	2	0	0	0	1	Boston Red Sox @ Detroit Tigers Tiger Stadium, Detroit, MI Fri Apr 25 1969, 6:05 PM EST Att: 31,461 - Unknown									
Mickey Stanley, R OBP: 0.323, SLG: 0.444 (1, 6)	0-0 1-2 1B		0-0 HR		0-0 G5-4-3 1-2 1B		0-0 6-3 WP 1B	0-0 1B		4	2	3	1	0	0	1										
Al Kaline, R OBP: 0.258, SLG: 0.483 (1, 9)	0-3 K		0-0 L7		0-0 L5-3		0-0 WP 6-3 1B	0-0 1B		4	1	1	0	0	1	2										
Norm Cash, L OBP: 0.356, SLG: 0.392 (1, 3)	0-0 P3		0-0 4-3			0-0 6-3		0-0 6-3		4	0	0	0	0	0	4										
Willie Horton, R OBP: 0.313, SLG: 0.441 (1, 7)	0-3 K		4-0 BB			0-3 K		0-0 2-H 3-H 1B		3	0	1	1	1	2	2										
Jim Northrup, L OBP: 0.295, SLG: 0.382 (1, 8)		0-0 HR	0-0 P6			0-0 4-3		0-0 F8		4	1	1	1	0	0	2										
Bill Freehan, R OBP: 0.390, SLG: 0.468 (1, 2)		4-0 FC1-6 BB		0-0 G5-4-3 1B			0-0 5-3		0-0 P6	3	0	1	0	1	0	0										
Don Wert, R OBP: 0.170, SLG: 0.102 Gates Brown, L OBP: 0.571, SLG: 0.500 (9, PH)		0-3 K		0-0 G5-4-3 1-2 1B			0-0 F8		0-0 E4	3	0	0	0	0	1	2										
Mickey Lolich, S Ron Woods, R Fred Lasher, R Jim Price, R (7, PH)		0-0 FC1-6		0-0 6-3			0-3 K		0-3 K	2	0	0	0	0	0	1										
Inning Stats	R: 0 E: 0 K: 2 S: 9	H: 2 LOB: 2 BB: 0 P: 9	R: 1 E: 0 K: 1 S: 6	H: 1 LOB: 1 BB: 1 P: 10	R: 1 E: 0 K: 0 S: 4	H: 1 LOB: 1 BB: 1 P: 8	R: 0 E: 0 K: 0 S: 3	H: 1 LOB: 0 BB: 0 P: 3	R: 0 E: 0 K: 1 S: 5	H: 0 LOB: 0 BB: 0 P: 5	R: 0 E: 0 K: 1 S: 5	H: 0 LOB: 0 BB: 0 P: 5	R: 2 E: 0 K: 0 S: 6	H: 3 LOB: 1 BB: 0 P: 6	R: 0 E: 1 K: 1 S: 5	H: 0 LOB: 0 BB: 0 P: 5	1B: 7 2B: 0 3B: 0 HR: 2	SF: 0 SAC: 0 DP: 2 HBP: 0	WP: 1 PB: 0 SB: 0 CS: 0	PA: 36						
PITCHER	IP	WLS	BF	H	R	ER	SO	BB	IBB	HBP	BLK	WP	HR	S	P	ERA	WHIP									
Jim Lonborg, R ERA: 4.5	(1, 1)	7.1	W	30	8	4	4	5	2	0	0	0	0	2	38	46	4.91	1.364								
Sparky Lyle, L ERA: 3.5	(8, 1)	0.1		1	0	0	0	0	0	0	0	0	0	1	1	0.00	0.000									
Vicente Romo, R ERA: 1.93	(8, 1)	1.1	S	5	1	0	0	1	0	0	0	0	1	0	7	7	0.00	0.750								

Batter	1	2	3	4	5	6	7	8	9	AB	R	H	RBI	BB	SO	LOB	TOP			
Billy Conigliaro, R (1.8) OBP: 0.432, SLG: 0.742	0-3 K		0-0 5-3			0-3 K		4-0 BB		3	0	0	0	1	2	0	Boston Red Sox @ New York Yankees Yankee Stadium, Bronx, NY Mon Apr 28 1969, 7:05 PM EDT Att: 15,248 - Unknown - 74 F			
Mike Andrews, R (1.4) OBP: 0.416, SLG: 0.522	4-0 BB			0-0 2B		0-0 6-3		0-0 L8		3	0	1	0	1	0	1				
Carl Yastrzemski, L (1.7) OBP: 0.322, SLG: 0.419	0-3 K			0-0 P4		4-0 BB		0-0 F9		3	0	0	0	1	1	2				
Tony Conigliaro, R (1.9) OBP: 0.370, SLG: 0.484	0-0 6-3			0-0 6-3		0-0 L7		0-0 1-3		4	0	0	0	0	0	3				
George Scott, R (1.5) OBP: 0.257, SLG: 0.377		0-0 F8		0-0 F9			0-0 1-3		0-0 1B	4	0	1	0	0	0	1				
Dalton Jones, L (1.3) OBP: 0.340, SLG: 0.341		0-0 1-3			0-0 3-1		0-0 1-3		0-0 4-3	4	0	0	0	0	0	1				
Rico Petrocelli, R (1.6) OBP: 0.526, SLG: 0.815		0-0 F8			0-0 6-3		0-0 5-3			3	0	0	0	0	0	0				
Joe Azcue, R (1.2) OBP: 0.340, SLG: 0.300			0-0 6-3		0-0 1B			0-0 6-3		3	0	1	0	0	0	0				
Ray Jarvis, R (1.1) Jerry Moses, R (8, PH) Sparky Lyle, L (8, 1)			0-3 K		0-0 4-3			0-0 L9		2	0	0	0	0	1	1				
Inning Stats	R: 0 E: 0 K: 2 S: 7	H: 0 LOB: 1 BB: 1 P: 11	R: 0 E: 0 K: 0 S: 3	H: 0 LOB: 0 BB: 0 P: 3	R: 0 E: 0 K: 1 S: 5	H: 0 LOB: 0 BB: 0 P: 5	R: 0 E: 0 K: 0 S: 4	H: 1 LOB: 1 BB: 0 P: 4	R: 0 E: 0 K: 0 S: 4	H: 1 LOB: 1 BB: 0 P: 4	R: 0 E: 0 K: 1 S: 5	H: 0 LOB: 1 BB: 1 P: 9	R: 0 E: 0 K: 0 S: 3	H: 0 LOB: 0 BB: 0 P: 3	R: 0 E: 0 K: 0 S: 3	H: 1 LOB: 1 BB: 0 P: 4	1B: 2 2B: 1 3B: 0 HR: 0	SF: 0 SAC: 0 DP: 0 HBP: 0	WP: 0 PB: 0 SB: 0 CS: 0	PA: 33
PITCHER Fritz Peterson, L (1.1) ERA: 2.87	IP: 9.0 WLS: W BF: 33 H: 3 R: 0 ER: 0 SO: 4 BB: 3 IBB: 0 HBP: 0 BLK: 0 WP: 0 HR: 0 S: 38 P: 50 ERA: 0.00 WHIP: 0.667															PITCHER Fritz Peterson, L (1.1) ERA: 2.87				

Batter	1	2	3	4	5	6	7	8	9	AB	R	H	RBI	BB	SO	LOB	BOTTOM			
Horace Clarke, S (1.4) OBP: 0.398, SLG: 0.382	0-3 K		0-0 P6		0-0 4-3			4-0 BB		3	0	0	0	1	1	1	Boston Red Sox @ New York Yankees Yankee Stadium, Bronx, NY Mon Apr 28 1969, 7:05 PM EDT Att: 15,248 - Unknown - 74 F			
Jerry Kenney, L (1.8) OBP: 0.277, SLG: 0.316	0-0 5-3			0-0 4-3		0-0 1-3		0-3 K		4	0	0	0	0	1	1				
Bobby Murcer, L (1.5) OBP: 0.345, SLG: 0.614	0-0 G3			0-0 F9		0-0 2B		0-3 K		4	1	1	0	0	1	0				
Roy White, S (1.7) OBP: 0.451, SLG: 0.458		0-0 1-3		4-0 1B		0-0 FC1-2		0-0 K		2	0	1	1	1	0	0				
Jimmie Hall, L (1.9) OBP: 0.358, SLG: 0.417		0-3 K		0-0 BB		0-0 FC1-2		0-0 K		3	0	1	0	0	1	1				
Tom Tresh, S (1.6) OBP: 0.271, SLG: 0.264		0-0 FC6		1-3 1B		0-0 FC1-2		0-0 K		3	0	1	0	0	0	3				
Jake Gibbs, L (1.2) OBP: 0.283, SLG: 0.268		0-0 FC6			4-0 SH5-4		0-0 F7			2	0	0	0	1	0	1				
Len Boehmer, R (1.3) Fritz Peterson, S (1.1) OBP: 0.308, SLG: 0.273			0-0 6-3		0-0 F9		0-0 F3		0-0 4-3	2	0	0	0	0	0	0				
Inning Stats	R: 0 E: 0 K: 1 S: 5	H: 0 LOB: 0 BB: 0 P: 5	R: 0 E: 0 K: 1 S: 6	H: 1 LOB: 0 BB: 0 P: 6	R: 0 E: 0 K: 0 S: 3	H: 0 LOB: 0 BB: 0 P: 3	R: 0 E: 0 K: 0 S: 4	H: 1 LOB: 2 BB: 1 P: 8	R: 0 E: 0 K: 0 S: 3	H: 0 LOB: 0 BB: 0 P: 3	R: 1 E: 0 K: 0 S: 5	H: 2 LOB: 1 BB: 0 P: 5	R: 0 E: 0 K: 0 S: 3	H: 0 LOB: 0 BB: 0 P: 3	R: 0 E: 0 K: 2 S: 6	H: 0 LOB: 0 BB: 1 P: 10	1B: 3 2B: 1 3B: 0 HR: 0	SF: 0 SAC: 1 DP: 0 HBP: 0	WP: 0 PB: 0 SB: 0 CS: 0	PA: 30
PITCHER Ray Jarvis, R (1.1) Sparky Lyle, L (8, 1) ERA: 3.27	IP: 7.0 WLS: L BF: 27 H: 4 R: 1 ER: 1 SO: 2 BB: 2 IBB: 0 HBP: 0 BLK: 0 WP: 0 HR: 0 S: 29 P: 37 ERA: 1.29 WHIP: 0.857															PITCHER Fritz Peterson, S (1.1) ERA: 2.87				

AB	30
R	0
H	3
RBI	0
BB	3
SO	4
LOB	9



Batter	1	2	3	4	5	6	7	8	9	AB	R	H	RBI	BB	SO	LOB	TOP					
Joe Lahoud, L OBP: 0.360, SLG: 0.111 (1, 8)										4	0	1	0	0	0	0	Boston Red Sox @ New York Yankees Yankee Stadium, Bronx, NY Tue Apr 29 1969, 7:05 PM EDT Att: 10,983 - Unknown - 62 F					
Mike Andrews, R OBP: 0.409, SLG: 0.507 (1, 4)										4	0	1	0	0	1	1						
Carl Yastrzemski, L OBP: 0.319, SLG: 0.403 (1, 7)										3	0	0	0	1	1	2						
Tony Conigliaro, R OBP: 0.398, SLG: 0.493 Billy Conigliaro, R OBP: 0.421, SLG: 0.719 (1, 9)										3	1	1	0	0	0	2						
Dalton Jones, L OBP: 0.347, SLG: 0.349 Syd O'Brien, R OBP: 0.333, SLG: 0.500 (1, 3)										2	0	1	0	0	0	0						
George Scott, R OBP: 0.256, SLG: 0.370 (1, 5)										4	0	1	0	0	2	3						
Rico Petrocelli, R OBP: 0.512, SLG: 0.779 (1, 6)										3	0	0	0	1	1	1						
Joe Azcue, R OBP: 0.320, SLG: 0.279 (1, 2)										3	0	0	1	0	0	1						
Mike Nagy, R Sparky Lyle, L (1, 1)										3	0	0	0	0	1	1						
										0	0	0	0	0	0	0						
Inning Stats	R: 0 E: 0 K: 2 S: 8	H: 1 LOB: 1 BB: 0 P: 8	R: 0 E: 0 K: 0 S: 3	H: 1 LOB: 0 BB: 0 P: 3	R: 0 E: 0 K: 0 S: 3	H: 0 LOB: 0 BB: 0 P: 3	R: 0 E: 0 K: 1 S: 7	H: 2 LOB: 2 BB: 0 P: 7	R: 0 E: 0 K: 1 S: 5	H: 0 LOB: 0 BB: 0 P: 5	R: 0 E: 0 K: 0 S: 3	H: 0 LOB: 0 BB: 0 P: 3	R: 2 E: 0 K: 2 S: 9	H: 2 LOB: 1 BB: 1 P: 13	R: 0 E: 1 K: 0 S: 3	H: 0 LOB: 1 BB: 1 P: 7	R: 0 E: 0 K: 0 S: 3	H: 0 LOB: 0 BB: 0 P: 3	1B: 5 2B: 1 3B: 0 HR: 0	SF: 0 SAC: 0 DP: 1 HBP: 0	WP: 1 PB: 0 CS: 1	PA: 34
PITCHER Mel Stottlemyre, R ERA: 2.24 (1, 1)	IP: 9.0 WLS: L BF: 34	H: 6 R: 2 ER: 2 SO: 6	BB: 1 IBB: 1 HBP: 0 BLK: 0	WP: 1 HR: 0 S: 44 P: 52	ERA: 2.00 WHIP: 0.778	PITCHER IP: WLS: BF: H: R: ER: SO: BB: IBB: HBP: BLK: WP: HR: S: P: ERA: WHIP																



Batter	1	2	3	4	5	6	7	8	9	AB	R	H	RBI	BB	SO	LOB	BOTTOM			
Horace Clarke, S OBP: 0.398, SLG: 0.375 (1, 4)										4	0	1	1	1	0	1	Boston Red Sox @ New York Yankees Yankee Stadium, Bronx, NY Tue Apr 29 1969, 7:05 PM EDT Att: 10,983 - Unknown - 62 F			
Jerry Kenney, L OBP: 0.276, SLG: 0.305 (1, 8)										3	0	0	0	1	0	3				
Bobby Murcer, L OBP: 0.352, SLG: 0.616 (1, 5)										3	0	1	0	0	1	2				
Roy White, S OBP: 0.442, SLG: 0.435 (1, 7)										3	0	0	0	1	0	4				
Jimmie Hall, L OBP: 0.339, SLG: 0.392 Billy Cowan, R OBP: 0.500, SLG: 0.333 (8, PH) (9, 9)										3	0	0	0	0	0	5				
Tom Tresh, S OBP: 0.270, SLG: 0.250 (1, 6)										3	0	0	0	1	1	0				
Jake Gibbs, L OBP: 0.286, SLG: 0.288 Frank Fernandez, R OBP: 0.375, SLG: 0.714 (8, PH) (9, 2)										3	1	1	0	0	0	1				
Len Boehmer, R (1, 3)										4	0	0	0	0	0	2				
Mel Stottlemyre, R OBP: 0.286, SLG: 0.118 Bill Robinson, R OBP: 0.175, SLG: 0.086 (8, PH) (9, PH)										2	0	0	0	1	1	2				
										1	0	0	0	0	1	0				
Inning Stats	R: 0 E: 0 K: 0 S: 2	H: 0 LOB: 2 BB: 2 P: 11	R: 1 E: 0 K: 1 S: 8	H: 2 LOB: 2 BB: 0 P: 8	R: 0 E: 0 K: 0 S: 3	H: 0 LOB: 0 BB: 0 P: 3	R: 0 E: 0 K: 0 S: 3	H: 0 LOB: 3 BB: 2 P: 14	R: 0 E: 0 K: 0 S: 3	H: 0 LOB: 1 BB: 1 P: 7	R: 0 E: 0 K: 0 S: 4	H: 1 LOB: 1 BB: 0 P: 4	R: 0 E: 0 K: 1 S: 5	H: 0 LOB: 0 BB: 0 P: 5	R: 0 E: 0 K: 1 S: 5	H: 0 LOB: 0 BB: 0 P: 5	1B: 1 2B: 2 3B: 0 HR: 0	SF: 0 SAC: 0 DP: 1 HBP: 1	WP: 0 PB: 1 CS: 0	PA: 37
PITCHER Mike Nagy, R ERA: 0.84 Sparky Lyle, L ERA: 2.7 (7, 1)	IP: 6.2 WLS: W BF: 30	H: 3 R: 1 ER: 0 SO: 2	BB: 5 IBB: 0 HBP: 0 BLK: 0	WP: 0 HR: 0 S: 28 P: 49	ERA: 0.00 WHIP: 1.200	PITCHER IP: WLS: BF: H: R: ER: SO: BB: IBB: HBP: BLK: WP: HR: S: P: ERA: WHIP														



Batter	1	2	3	4	5	6	7	8	9	AB	R	H	RBI	BB	SO	LOB	TOP					
Syd O'Brien, R OBP: 0.300, SLG: 0.333 (1, 5)	G6-3			G6-3		G6-3		F9		3	0	0	0	1	0	0	Boston Red Sox @ Washington Senators Robert F. Kennedy Memorial Stadium, Washington, DC Wed Apr 30 1969, 7:05 PM EDT Att: 9,574 - Unknown livebaseballscorecards.com					
Dick Schofield, S OBP: 0.384, SLG: 0.222 (1, 4)	G4-1			F5		G3			K	4	0	0	0	0	1	1						
Carl Yastrzemski, L OBP: 0.326, SLG: 0.400 (1, 7)	K							G1-3		3	0	1	0	1	1	0						
Tony Conigliaro, R OBP: 0.375, SLG: 0.493 Billy Conigliaro, R OBP: 0.421, SLG: 0.719 (9, PR)			F9							4	0	2	0	0	1	1						
Joe Lahoud, L OBP: 0.310, SLG: 0.091 (1, 8)										0	0	0	0	0	0	0						
George Scott, R OBP: 0.256, SLG: 0.364 (1, 3)										4	0	0	0	2	3							
Rico Petrocelli, R OBP: 0.506, SLG: 0.775 (1, 6)										4	0	1	0	0	1	2						
Russ Gibson, R OBP: 0.286, SLG: 0.250 (1, 2)										3	0	0	0	0	1	1						
Lee Stange, R (1, 1)										2	0	0	0	0	1	1						
Jerry Moses, R OBP: 0.414, SLG: 0.724 (8, PH)										1	0	0	0	0	0	0						
Vicente Romo, R OBP: 0.333, SLG: 0.333 (8, 1)										0	0	0	0	0	0	0						
Sparky Lyle, L (8, 1)										0	0	0	0	0	0	0						
Inning Stats	R: 0 E: 0 K: 1 S: 5	H: 0 LOB: 0 BB: 0 P: 5	R: 0 E: 0 K: 2 S: 7	H: 0 LOB: 0 BB: 0 P: 7	R: 0 E: 0 K: 0 S: 3	H: 1 LOB: 0 BB: 0 P: 3	R: 0 E: 0 K: 1 S: 6	H: 1 LOB: 1 BB: 0 P: 6	R: 0 E: 0 K: 0 S: 3	H: 0 LOB: 0 BB: 0 P: 3	R: 0 E: 0 K: 1 S: 5	H: 0 LOB: 1 BB: 1 P: 9	R: 0 E: 0 K: 0 S: 5	H: 2 LOB: 2 BB: 0 P: 5	R: 0 E: 0 K: 1 S: 5	H: 0 LOB: 0 BB: 0 P: 5	R: 0 E: 0 K: 2 S: 8	H: 1 LOB: 2 BB: 1 P: 12	1B: 4 2B: 2 3B: 0 HR: 0	SF: 0 SAC: 0 DP: 1 HBP: 0	WP: 0 PB: 0 SB: 0 CS: 0	PA: 33
PITCHER	IP	WLS	BF	H	R	ER	SO	BB	IBB	HBP	BLK	WP	HR	S	P	ERA	WHIP					
Jim Hannan, R ERA: 2.96 (1, 1)	7.0	W	25	4	0	0	5	1	0	0	0	0	0	34	38	0.00	0.714					
Dennis Higgins, R ERA: 2.04 (8, 1)	2.0	S	8	1	0	0	3	1	0	0	0	0	0	13	17	0.00	1.000					

Batter	1	2	3	4	5	6	7	8	9	AB	R	H	RBI	BB	SO	LOB	BOTTOM				
Del Unser, L OBP: 0.298, SLG: 0.277 (1, 8)	G5-4-3 1B			G4-3						4	0	3	0	0	0	0	Boston Red Sox @ Washington Senators Robert F. Kennedy Memorial Stadium, Washington, DC Wed Apr 30 1969, 7:05 PM EDT Att: 9,574 - Unknown livebaseballscorecards.com				
Ed Brinkman, R OBP: 0.300, SLG: 0.326 (1, 6)	G5-4-3 1B			K						4	0	2	0	0	1	1					
Frank Howard, R OBP: 0.564, SLG: 0.563 (1, 7)	G5-4-3									3	1	1	1	1	0	3					
Ed Stroud, L OBP: 0.286, SLG: 0.216 (9, PR)	G5-4-3									0	0	0	0	0	0	0					
Mike Epstein, L OBP: 0.349, SLG: 0.442 (1, 3)	G5-4-3									1	0	0	0	2	0	0					
Brant Aiyee, R OBP: 0.494, SLG: 0.591 (9, 3)	G5-4-3									1	0	0	0	0	1	3					
Hank Allen, R OBP: 0.400, SLG: 0.466 (1, 9)	G5-4-3									4	0	0	0	0	1	7					
Ken McMullen, R OBP: 0.298, SLG: 0.369 (1, 5)	G5-4-3									4	0	1	0	0	1	3					
Bernie Allen, L OBP: 0.441, SLG: 0.552 (1, 4)	G5-4-3									2	0	0	0	0	0	0					
Paul Casanova, R OBP: 0.242, SLG: 0.344 (1, 2)	G5-4-3									3	0	0	0	0	0	1					
Jim Hannan, R OBP: 0.300, SLG: 0.300 (1, 1)	G5-4-3									2	0	0	0	0	1	0					
Gary Holman, L OBP: 0.500, SLG: 0.571 (7, PH)	G5-4-3									1	0	0	0	0	0	1					
Dennis Higgins, R (8, 1)	G5-4-3									0	0	0	0	0	0	0					
Inning Stats	R: 0 E: 0 K: 0 S: 4	H: 2 LOB: 2 BB: 1 P: 8	R: 0 E: 0 K: 0 S: 3	H: 0 LOB: 0 BB: 0 P: 3	R: 0 E: 0 K: 1 S: 5	H: 0 LOB: 0 BB: 0 P: 5	R: 1 E: 0 K: 0 S: 4	H: 1 LOB: 0 BB: 0 P: 4	R: 0 E: 0 K: 1 S: 5	H: 0 LOB: 0 BB: 0 P: 5	R: 0 E: 0 K: 0 S: 4	H: 1 LOB: 2 BB: 1 P: 8	R: 0 E: 0 K: 0 S: 4	H: 1 LOB: 1 BB: 0 P: 4	R: 0 E: 0 K: 3 S: 11	H: 2 LOB: 3 BB: 1 P: 15	1B: 6 2B: 0 3B: 0 HR: 1	SF: 0 SAC: 1 DP: 1 HBP: 0	WP: 0 PB: 0 SB: 1 CS: 0	PA: 33	
PITCHER	IP	WLS	BF	H	R	ER	SO	BB	IBB	HBP	BLK	WP	HR	S	P	ERA	WHIP				
Lee Stange, R ERA: 2.84 (1, 1)	7.0	L	27	5	1	1	2	1	1	0	0	0	0	29	37	1.29	0.857				
Vicente Romo, R ERA: 1.93 (8, 1)	0.0		3	2	0	0	0	1	0	0	0	0	0	2	6						
Sparky Lyle, L ERA: 2.51 (8, 1)	1.0		3	0	0	0	3	0	0	0	0	0	0	9	9	0.00	0.000				

Batter	1	2	3	4	5	6	7	8	9	AB	R	H	RBI	BB	SO	LOB	TOP			
George Thomas, R OBP: 0.333, SLG: 0.200 (1, 3)										4	2	1	1	0	0	0	Boston Red Sox @ Washington Senators Robert F. Kennedy Memorial Stadium, Washington, DC Thu May 01 1969, 7:05 PM EDT Att: 10,396 - Unknown AB 35 R 6 H 11 RBI 6 BB 3 SO 4 LOB 18 			
Mike Andrews, R OBP: 0.408, SLG: 0.500 (1, 4)										5	2	2	0	0	0	2				
Carl Yastrzemski, L OBP: 0.330, SLG: 0.393 (1, 7)										4	0	1	1	1	0	3				
Tony Conigliaro, R OBP: 0.376, SLG: 0.493 (1, 9)										4	0	2	3	0	0	1				
George Scott, R OBP: 0.256, SLG: 0.358 (1, 5)										4	0	1	0	0	0	2				
Billy Conigliaro, R OBP: 0.436, SLG: 0.719 (8, PH)										0	0	0	0	1	0	0				
Joe Lahoud, L OBP: 0.344, SLG: 0.125 (4, PH)										2	1	1	0	1	1	3				
Rico Petrocelli, R OBP: 0.493, SLG: 0.733 (1, 6)										4	0	0	0	0	1	5				
Joe Azcue, R OBP: 0.333, SLG: 0.319 (8, PR)										4	0	2	1	0	0	0				
Syd O'Brien, R OBP: 0.300, SLG: 0.333 (8, 2)										0	0	0	0	0	0	0				
Ray Culp, R OBP: 0.256, SLG: 0.421 (8, 1)										2	1	1	0	0	1	1				
Vicente Romo, R OBP: 0.333, SLG: 0.333 (7, PH)										0	0	0	0	0	0	0				
Dick Schofield, R OBP: 0.333, SLG: 0.200 (7, 1)										0	0	0	0	0	0	0				
Fred Wenz, R OBP: 0.333, SLG: 0.200 (7, 1)										0	0	0	0	0	0	0				
Reggie Smith, S OBP: 0.256, SLG: 0.458 (8, PH)										0	0	0	0	0	0	0				
Bill Landis, L OBP: 0.256, SLG: 0.458 (8, 1)										0	0	0	0	0	0	0				
Inning Stats	R: 1 E: 0 K: 1 S: 7	H: 2 LOB: 3 BB: 2 P: 15	R: 1 E: 0 K: 0 S: 4	H: 2 LOB: 0 BB: 0 P: 4	R: 0 E: 0 K: 0 S: 3	H: 0 LOB: 0 BB: 0 P: 3	R: 1 E: 0 K: 1 S: 5	H: 1 LOB: 1 BB: 1 P: 9	R: 2 E: 0 K: 0 S: 5	H: 0 LOB: 0 BB: 0 P: 5	R: 0 E: 0 K: 0 S: 3	H: 1 LOB: 0 BB: 0 P: 3	R: 1 E: 0 K: 2 S: 10	H: 3 LOB: 3 BB: 0 P: 11	R: 0 E: 0 K: 0 S: 3	H: 1 LOB: 1 BB: 0 P: 3	1B: 9 2B: 4 3B: 0 HR: 0	SF: 1 SAC: 0 DP: 3 HBP: 1	WP: 1 PB: 0 SB: 0 CS: 1	PA: 41
PITCHER	IP WLS BF H R ER SO BB IBB HBP BLK WP HR S P ERA WHIP																			
Barry Moore, L ERA: 2.31 (1, 1)	2.0	11	4	2	2	1	2	0	0	0	0	1	0	11	19	9.00	3.000			
Casey Cox, R ERA: 2.57 (3, 1)	4.0	W	15	2	3	1	1	0	0	0	0	0	0	16	20	2.25	0.750			
Bob Humphreys, R ERA: 6.39 (7, 1)	2.2		13	5	1	1	2	0	0	1	0	0	0	16	17	3.38	1.875			
Dave Baldwin, R ERA: (9, 1)	0.1	S	1	0	0	0	0	0	0	0	0	0	0	1	1	0.00	0.000			

Batter	1	2	3	4	5	6	7	8	9	AB	R	H	RBI	BB	SO	LOB	BOTTOM			
Del Unser, L OBP: 0.312, SLG: 0.286 (1, 8)										4	1	2	2	1	1	1	Boston Red Sox @ Washington Senators Robert F. Kennedy Memorial Stadium, Washington, DC Thu May 01 1969, 7:05 PM EDT Att: 10,396 - Unknown AB 30 R 7 H 8 RBI 7 BB 7 SO 5 LOB 17 			
Ed Stroud, L OBP: 0.261, SLG: 0.195 (1, 9)										4	0	0	0	0	1	4				
Frank Howard, R OBP: 0.359, SLG: 0.589 (1, 3)										3	2	1	2	1	1	1				
Hank Allen, R OBP: 0.391, SLG: 0.484 (1, 7)										4	1	1	1	0	1	1				
Ken McMullen, R OBP: 0.316, SLG: 0.407 (1, 5)										2	1	1	2	2	1	0				
Bernie Allen, L OBP: 0.421, SLG: 0.500 (1, 4)										3	1	0	0	1	0	2				
Tim Cullen, R OBP: 0.305, SLG: 0.296 (8, 4)										0	0	0	0	0	0	0				
Ed Brinkman, R OBP: 0.308, SLG: 0.333 (1, 6)										4	1	2	0	0	0	1				
Jim French, L OBP: 0.261, SLG: 0.059 (1, 2)										1	0	0	0	2	0	1				
Dick Billings, R OBP: 0.333, SLG: 0.200 (8, PH)										1	0	0	0	0	0	0				
Paul Casanova, R OBP: 0.242, SLG: 0.344 (9, 2)										0	0	0	0	0	0	0				
Barry Moore, L OBP: 0.500, SLG: 0.333 (3, 1)										1	0	0	0	0	0	1				
Casey Cox, R (3, 1)										1	0	0	0	0	0	2				
Gary Holman, L OBP: 0.444, SLG: 0.500 (6, PH)										1	0	0	0	0	0	3				
Bob Humphreys, R OBP: 0.200, SLG: 0.200 (7, 1)										1	0	1	0	0	0	0				
Dave Baldwin, R (9, 1)										0	0	0	0	0	0	0				
Inning Stats	R: 3 E: 0 K: 0 S: 5	H: 2 LOB: 1 BB: 1 P: 9	R: 0 E: 0 K: 0 S: 3	H: 1 LOB: 0 BB: 0 P: 3	R: 0 E: 0 K: 1 S: 6	H: 1 LOB: 1 BB: 0 P: 6	R: 0 E: 0 K: 0 S: 3	H: 0 LOB: 2 BB: 2 P: 11	R: 2 E: 0 K: 2 S: 8	H: 1 LOB: 0 BB: 1 P: 12	R: 2 E: 0 K: 0 S: 4	H: 2 LOB: 1 BB: 2 P: 12	R: 0 E: 0 K: 1 S: 5	H: 0 LOB: 0 BB: 1 P: 9	R: 0 E: 0 K: 1 S: 6	H: 1 LOB: 1 BB: 0 P: 6	1B: 5 2B: 0 3B: 1 HR: 2	SF: 0 SAC: 0 DP: 2 HBP: 0	WP: 0 PB: 0 SB: 0 CS: 0	PA: 37
PITCHER	IP WLS BF H R ER SO BB IBB HBP BLK WP HR S P ERA WHIP																			
Ray Culp, R ERA: 4.41 (1, 1)	5.0	L	26	6	7	7	3	5	0	0	0	0	0	26	50	12.60	2.200			
Vicente Romo, R ERA: 1.74 (6, 1)	1.0		3	1	0	0	0	0	0	0	0	0	0	3	3	0.00	1.000			
Fred Wenz, R ERA: 1.8 (7, 1)	1.0		4	0	0	0	1	1	0	0	0	0	0	5	9	0.00	1.000			
Bill Landis, L ERA: 6.19 (8, 1)	1.0		4	1	0	0	1	0	0	0	0	0	0	6	6	0.00	1.000			

Batter	1	2	3	4	5	6	7	8	9	AB	R	H	RBI	BB	SO	LOB	TOP				
Dick McAuliffe, L (1,4) OBP: 0.419, SLG: 0.571	4-0 L5-4-3 1B BB	0-0 L9			0-0 G4-3			0-0 FC1-5-6-3 2B		3	0	1	0	1	0	1	Detroit Tigers @ Boston Red Sox Fenway Park, Boston, MA Fri May 02 1969, 7:05 PM EDT Att: 35,894 - Unknown				
Mickey Stanley, R (1,8) OBP: 0.274, SLG: 0.359	0-0 L5-4-3 1B		0-0 G1-3		0-0 G1-3			0-0 FC1-5-6-3 2-3		4	0	1	0	0	0	1					
Al Kaline, R (1,9) OBP: 0.333, SLG: 0.481	0-0 L5-4-3 1-2 2-3		0-0 F8		0-0 L1-3			4-0 CS BB		3	0	0	0	1	0	2					
Norm Cash, L (1,3) OBP: 0.316, SLG: 0.368	0-0 L9		0-0 HBP 1B		0-0 G4-3			0-0 L 1-2	0-0 P5	5	0	1	0	0	0	2					
Willie Horton, R (1,7) OBP: 0.317, SLG: 0.467		4-0 HR BB	1-0 HBP		0-3 K				0-0 L7	2	1	0	0	1	1	0					
Bill Freehan, R (1,2) OBP: 0.384, SLG: 0.549		0-0 1-H HR	0-3 HBP K		0-3 K				0-0 FC5 2B	4	1	2	2	0	2	2					
Don Wert, R (1,5) OBP: 0.159, SLG: 0.094 Gates Brown, L (9,PH) OBP: 0.375, SLG: 0.286 Dave Campbell, R (9,PH)		0-0 G4-3		0-3 K					4-0 BB	3	0	0	0	0	1	0					
Dick Tracewski, R (1,6) Jim Price, R (9,PH)		0-0 F8		0-3 K					0-0 FC5	3	0	0	0	0	1	0					
Earl Wilson, R (1,1) OBP: 0.294, SLG: 0.200 Dick Radatz, R (3,1) Fred Lasher, R (8,1)		4-0 BB		0-3 K					2-3	1	0	0	0	0	0	2					
										0	0	0	0	1	0	0					
										2	0	0	0	0	2	0					
										0	0	0	0	0	0	0					
Inning Stats	R: 0 E: 0 K: 0 S: 3	H: 1 LOB: 1 BB: 1 P: 7	R: 2 E: 0 K: 0 S: 4	H: 1 LOB: 1 BB: 2 P: 12	R: 0 E: 0 K: 1 S: 6	H: 1 LOB: 2 BB: 0 P: 7	R: 0 E: 0 K: 3 S: 9	H: 0 LOB: 0 BB: 0 P: 9	R: 0 E: 0 K: 2 S: 7	H: 0 LOB: 0 BB: 0 P: 7	R: 0 E: 0 K: 1 S: 5	H: 0 LOB: 0 BB: 0 P: 5	R: 0 E: 0 K: 0 S: 2	H: 1 LOB: 2 BB: 1 P: 6	R: 0 E: 0 K: 0 S: 4	H: 1 LOB: 2 BB: 1 P: 8	1B: 2 2B: 3 3B: 0 HR: 1	SF: 0 SAC: 0 DP: 2 HBP: 1	WP: 0 PB: 0 SB: 0 CS: 1	PA: 36	
PITCHER	IP WLS BF H R ER SO BB IBB HBP BLK WP HR S P ERA WHIP	8.2 W 34 5 2 2 7 4 0 1 0 0 1 42 59 2.08 1.038	0.1 S 2 0 0 0 0 1 0 0 0 0 0 1 5 0.00 3.000																		

AB	30
R	2
H	5
RBI	2
BB	5
SO	7
LOB	10



Batter	1	2	3	4	5	6	7	8	9	AB	R	H	RBI	BB	SO	LOB	BOTTOM				
George Thomas, R (1,3) OBP: 0.200, SLG: 0.111	0-3 K		0-3 K			0-0 P6		0-0 P1		4	0	0	0	0	2	0	Detroit Tigers @ Boston Red Sox Fenway Park, Boston, MA Fri May 02 1969, 7:05 PM EDT Att: 35,894 - Unknown				
Mike Andrews, R (1,4) OBP: 0.402, SLG: 0.500	0-0 G5-3		0-0 F5			0-0 2B		0-0 P4		4	1	1	0	0	0	0					
Carl Yastrzemski, L (1,8) OBP: 0.346, SLG: 0.499	0-0 HR		0-0 F8			0-0 2-H 2B		0-0 HR		4	2	3	3	0	0	0					
Tony Conigliaro, R (1,9) OBP: 0.382, SLG: 0.500	0-0 2B				0-3 K			4-0 CS BB		3	0	1	0	1	2	1					
Reggie Smith, S (1,7) OBP: 0.278, SLG: 0.431	0-0 F7				0-0 P5			0-0 CS		3	0	0	0	0	0	2					
George Scott, R (1,5) OBP: 0.247, SLG: 0.345		0-0 F9			0-0 L8			0-0 P6		3	0	0	0	0	0	0					
Rico Petrocelli, R (1,6) OBP: 0.478, SLG: 0.718		0-0 G1-3 1B			0-0 G6-3			0-3 K		3	0	1	0	0	1	0					
Russ Gibson, R (1,2) OBP: 0.289, SLG: 0.286		0-0 G1-3			0-3 K			0-0 2B		3	0	1	0	0	1	1					
Sonny Siebert, R (1,1) OBP: 0.200, SLG: 0.200 Sparky Lyle, L (9,1)		0-3 K			0-0 P6			0-0 G3-1		3	0	0	0	0	1	2					
										0	0	0	0	0	0	0					
Inning Stats	R: 1 E: 0 K: 1 S: 7	H: 2 LOB: 1 BB: 0 P: 7	R: 0 E: 0 K: 1 S: 6	H: 1 LOB: 0 BB: 0 P: 6	R: 0 E: 0 K: 1 S: 5	H: 0 LOB: 0 BB: 0 P: 5	R: 0 E: 0 K: 1 S: 5	H: 0 LOB: 0 BB: 0 P: 5	R: 1 E: 0 K: 1 S: 7	H: 2 LOB: 1 BB: 0 P: 7	R: 0 E: 0 K: 1 S: 6	H: 1 LOB: 1 BB: 0 P: 6	R: 1 E: 0 K: 0 S: 3	H: 1 LOB: 0 BB: 1 P: 7	R: 1 E: 0 K: 0 S: 3	H: 1 LOB: 0 BB: 1 P: 7	1B: 1 2B: 4 3B: 0 HR: 2	SF: 0 SAC: 0 DP: 0 HBP: 0	WP: 0 PB: 0 SB: 1 CS: 1	PA: 32	
PITCHER	IP WLS BF H R ER SO BB IBB HBP BLK WP HR S P ERA WHIP	2.0 L 22 4 2 2 5 1 0 0 0 0 1 31 35 3.18 0.882	0.1 0 0 0 0 0 0 0 0 0 0 0 0 0 0 0.00 0.000																		



Batter	1	2	3	4	5	6	7	8	9	AB	R	H	RBI	BB	SO	LOB	TOP																
Dick McAuliffe, L (1.4)										4	1	1	0	1	1	0	Detroit Tigers @ Boston Red Sox Fenway Park, Boston, MA Sat May 03 1969, 3:33 AM EDT Att: 26,017 - Unknown																
Mickey Stanley, R (1.8)										5	0	1	0	0	0	4																	
Al Kaline, R (1.9)										5	2	3	1	0	0	2																	
Norm Cash, L (1.3)										4	1	2	1	1	0	1																	
Willie Horton, R (1.7)										4	0	1	0	1	1	1																	
Bill Freehan, R (1.2)										5	1	2	1	0	0	5																	
Dave Campbell, R (1.5)										4	0	1	0	0	0	1																	
Jim Northrup, L (0. PH)										1	0	0	0	0	1	0																	
Dick Tracewski, R (1.6)										3	0	1	1	1	0	0																	
Mickey Lolich, S (1.1)										3	0	0	0	0	2	2																	
Don McMahon, R (7.1)										0	0	0	0	0	0	0																	
Mike Kilkenny, R (8.1)										0	0	0	0	0	0	0																	
Fred Lasher, R (8.1)										0	0	0	0	0	0	0																	
Inning Stats	R: 1 E: 0 K: 0 S: 6	H: 3 LOB: 2 BB: 0 P: 6	R: 0 E: 0 K: 0 S: 3	H: 0 LOB: 0 BB: 0 P: 3	R: 0 E: 0 K: 0 S: 4	H: 1 LOB: 1 BB: 0 P: 4	R: 1 E: 0 K: 0 S: 6	H: 3 LOB: 3 BB: 1 P: 10	R: 2 E: 1 K: 1 S: 8	H: 3 LOB: 2 BB: 1 P: 12	R: 0 E: 0 K: 0 S: 4	H: 1 LOB: 3 BB: 2 P: 12	R: 0 E: 0 K: 1 S: 5	H: 0 LOB: 0 BB: 0 P: 5	R: 1 E: 0 K: 1 S: 6	H: 1 LOB: 0 BB: 0 P: 6	R: 0 E: 0 K: 2 S: 7	H: 0 LOB: 0 BB: 0 P: 7	1B: 9 2B: 2 3B: 0 HR: 1	SF: 0 SAC: 1 DP: 0 HBP: 0	WP: 1 PB: 0 SB: 0 CS: 0	PA: 43											
PITCHER	IP WLS BF H R ER SO BB IBB HBP BLK WP HR S P ERA WHIP																																
Ray Jarvis, R (1.1)	4.1	24	10	4	4	0	0	1	0	0	0	0	23	27	8.31	2.308																	
Vicente Romo, R (5.1)	1.2	9	1	0	0	1	2	1	0	0	1	0	8	20	0.00	1.800																	
Fred Wenz, R (7.1)	3.0	W	10	1	1	1	4	0	0	0	0	0	1	18	18	3.00	0.333																

Batter	1	2	3	4	5	6	7	8	9	AB	R	H	RBI	BB	SO	LOB	BOTTOM																
George Thomas, R (1.3)										4	1	1	0	1	1	3	Detroit Tigers @ Boston Red Sox Fenway Park, Boston, MA Sat May 03 1969, 3:33 AM EDT Att: 26,017 - Unknown																
Mike Andrews, R (1.4)										5	1	2	0	0	0	1																	
Carl Yastrzemski, L (1.8)										5	1	1	0	0	1	5																	
Tony Conigliaro, R (1.9)										4	2	2	1	1	0	1																	
Reggie Smith, S (1.7)										3	1	2	3	2	0	1																	
George Scott, R (1.5)										3	0	0	0	0	3	3																	
Rico Petrocelli, R (1.6)										1	0	1	1	3	0	0																	
Russ Gibson, R (1.2)										4	0	1	2	0	0	5																	
Ray Jarvis, R (1.1)										2	0	0	0	0	1	2																	
Vicente Romo, R (5.1)										0	0	0	0	0	0	0																	
Jerry Moses, R (6. PH)										1	0	0	0	0	0	1																	
Fred Wenz, R (7.1)										0	1	0	0	1	0	0																	
Inning Stats	R: 0 E: 0 K: 2 S: 7	H: 0 LOB: 0 BB: 0 P: 7	R: 0 E: 0 K: 1 S: 5	H: 0 LOB: 2 BB: 2 P: 13	R: 0 E: 0 K: 0 S: 3	H: 0 LOB: 1 BB: 1 P: 7	R: 2 E: 0 K: 1 S: 7	H: 2 LOB: 2 BB: 2 P: 15	R: 0 E: 0 K: 0 S: 4	H: 1 LOB: 1 BB: 0 P: 4	R: 0 E: 0 K: 1 S: 5	H: 0 LOB: 1 BB: 1 P: 9	R: 3 E: 0 K: 1 S: 9	H: 4 LOB: 2 BB: 1 P: 13	R: 2 E: 0 K: 0 S: 5	H: 3 LOB: 2 BB: 1 P: 9	1B: 7 2B: 3 3B: 0 HR: 0	SF: 0 SAC: 1 DP: 0 HBP: 0	WP: 1 PB: 0 SB: 0 CS: 0	PA: 41													
PITCHER	IP WLS BF H R ER SO BB IBB HBP BLK WP HR S P ERA WHIP																																
Mickey Lolich, L (1.1)	6.1	32	6	5	5	5	5	2	0	0	0	0	7	11	18.00	3.000																	
Don McMahon, R (7.1)	1.0	L	6	2	2	2	1	1	0	0	0	0	0	7	11	18.00	3.000																
Mike Kilkenny, L (8.1)	0.1	1	0	0	0	0	0	0	0	0	0	0	1	1	0.00	0.000																	
Fred Lasher, R (8.1)	0.1	2	2	0	0	0	0	0	0	0	0	0	2	2	0.00	6.000																	

Batter	1	2	3	4	5	6	7	8	9	10	11	AB	R	H	RBI	BB	SO	LOB	TOP								
Dick McAuliffe, L OBP: 0.412, SLG: 0.526 (1, 4)												4	0	0	0	2	1	3									
Mickey Stanley, R OBP: 0.264, SLG: 0.350 (1, 6)												6	0	1	0	0	0	4									
Al Kaline, R OBP: 0.399, SLG: 0.516 (1, 9)													5	1	2	0	1	1									
Bill Freehan, R OBP: 0.371, SLG: 0.519 (1, 2)													5	0	0	0	1	1	4								
Norm Cash, L OBP: 0.348, SLG: 0.373 (1, 3)													3	1	1	0	2	0	1								
Willie Horton, R OBP: 0.315, SLG: 0.440 (1, 7)														5	0	1	0	0	1	4							
Jim Northrup, L OBP: 0.299, SLG: 0.364 (1, 8)													4	0	3	2	1	0	2								
Dick Tracewski, R OBP: 0.390, SLG: 0.071 Jim Price, R (10, PH)													2	0	0	0	1	0	3								
Don Wert, R OBP: 0.199, SLG: 0.094 (10, 5)													1	0	0	0	0	1	2								
Pat Dobson, R OBP: 0.125, SLG: 0.125 Denny McLain, R OBP: 0.286, SLG: 0.286 Ron Woods, R OBP: 0.375, SLG: 0.286 Don McMahon, R (11, 1)													4	0	0	0	0	2	3								
Inning Stats	R: 0 E: 0 K: 1 S: 4	H: 0 LOB: 0 BB: 1 P: 8	R: 0 E: 0 K: 0 S: 4	H: 1 LOB: 2 BB: 1 P: 8	R: 0 E: 0 K: 0 S: 3	H: 0 LOB: 0 BB: 0 P: 3	R: 0 E: 0 K: 0 S: 2	H: 0 LOB: 0 BB: 1 P: 6	R: 0 E: 0 K: 1 S: 6	H: 1 LOB: 2 BB: 1 P: 10	R: 0 E: 0 K: 1 S: 6	H: 1 LOB: 2 BB: 1 P: 10	R: 2 E: 0 K: 0 S: 5	H: 2 LOB: 1 BB: 1 P: 9	R: 0 E: 0 K: 3 S: 4	H: 1 LOB: 1 BB: 0 P: 4	R: 0 E: 0 K: 3 S: 10	H: 0 LOB: 2 BB: 1 P: 14	R: 0 E: 0 K: 1 S: 6	H: 1 LOB: 2 BB: 1 P: 10	1B: 6 2B: 1 3B: 1 HR: 0	SF: 0 SAC: 1 DP: 2 HBP: 0	WP: 1 PB: 1 SB: 0 CS: 0	PA: 49			
PITCHER	IP ERA WLS BF H R ER SO BB IBB HBP BLK WP HR S P ERA WHIP	(1, 1) ERA: 1.37	(10, 1) ERA: 2.16	(1, 1) ERA: 1.37	(10, 1) ERA: 2.16	(1, 1) ERA: 1.37	(10, 1) ERA: 2.16	(1, 1) ERA: 1.37	(10, 1) ERA: 2.16	(1, 1) ERA: 1.37	(10, 1) ERA: 2.16	(1, 1) ERA: 1.37	(10, 1) ERA: 2.16	(1, 1) ERA: 1.37	(10, 1) ERA: 2.16	(1, 1) ERA: 1.37	(10, 1) ERA: 2.16	(1, 1) ERA: 1.37	(10, 1) ERA: 2.16	(1, 1) ERA: 1.37	(10, 1) ERA: 2.16	(1, 1) ERA: 1.37	(10, 1) ERA: 2.16	(1, 1) ERA: 1.37	(10, 1) ERA: 2.16	(1, 1) ERA: 1.37	(10, 1) ERA: 2.16

Detroit Tigers @ Boston Red Sox
Fenway Park, Boston, MA
Sun May 04 1969, 3:33 AM EDT
Att: 33,515 - Unknown

AB 39
R 2
H 8
RBI 2
BB 9
SO 7
LOB 27





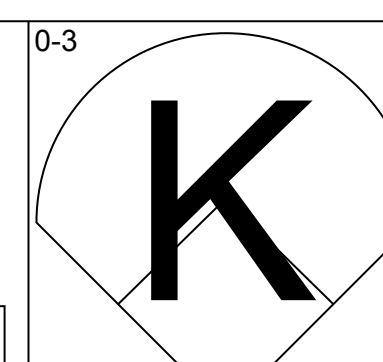
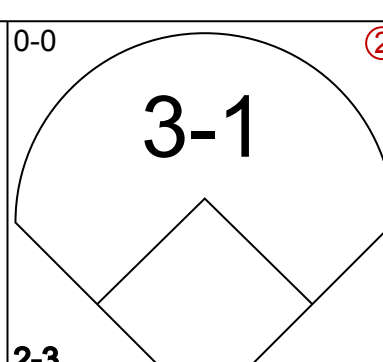
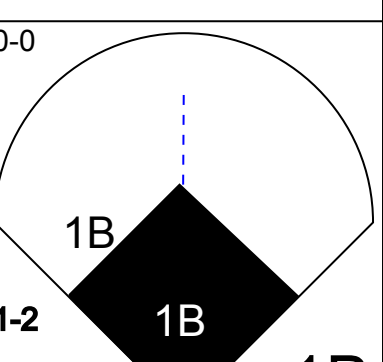
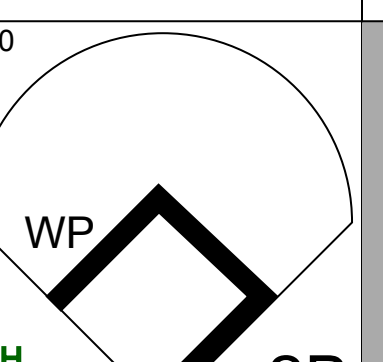
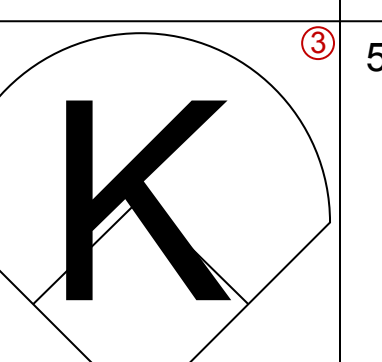
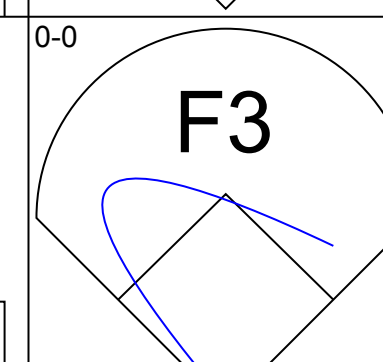
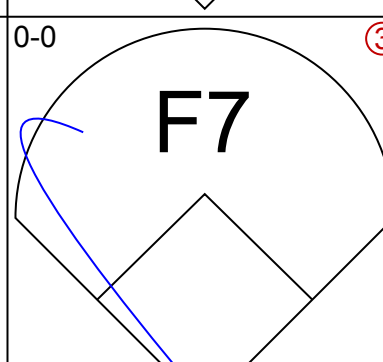
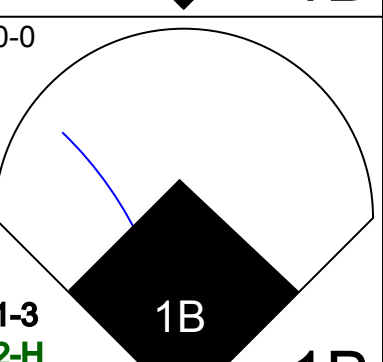
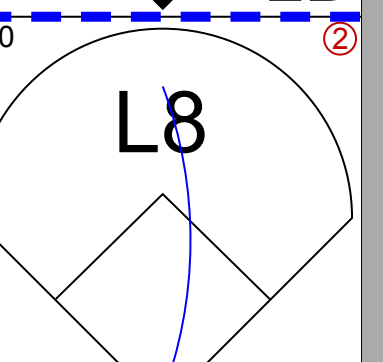
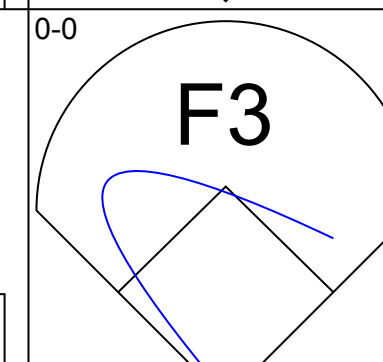
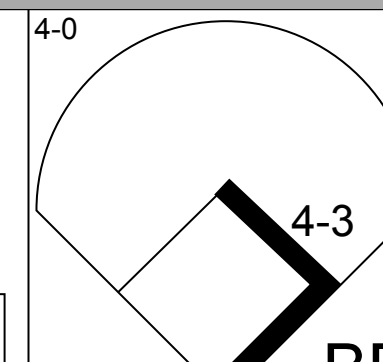
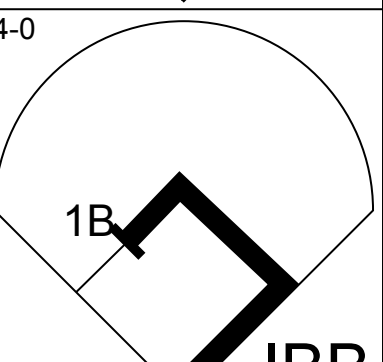
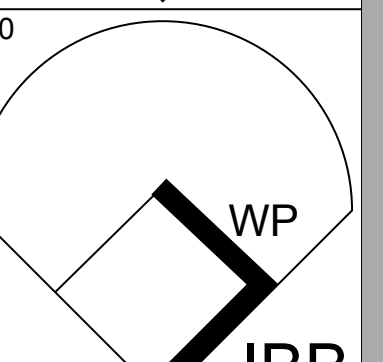
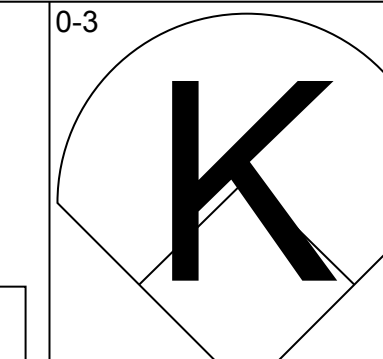
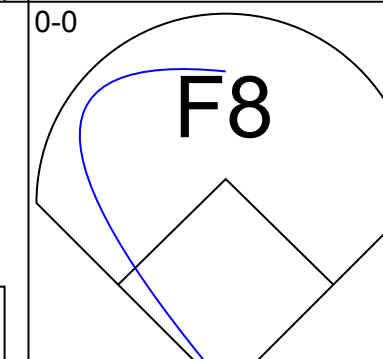
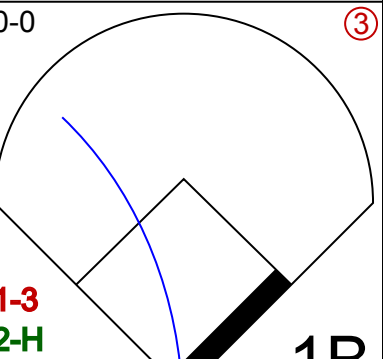
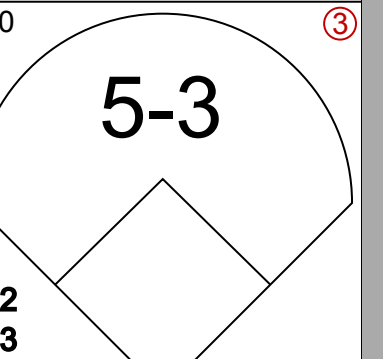
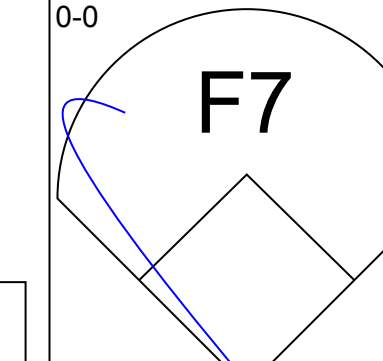
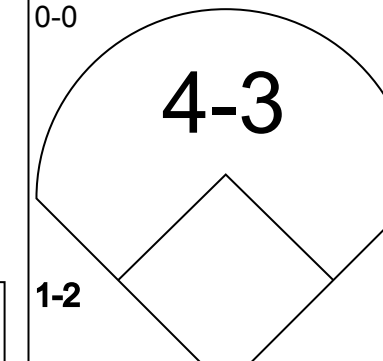
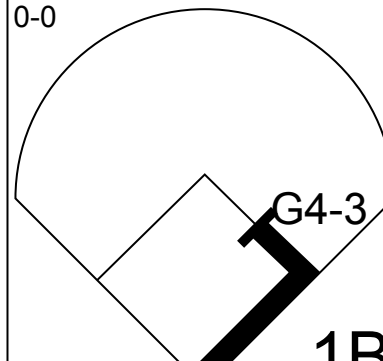
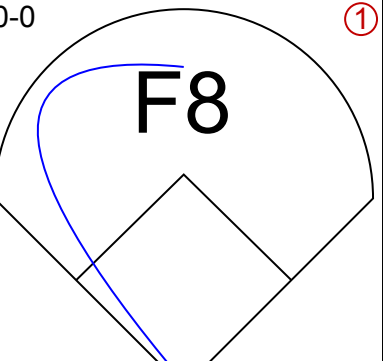
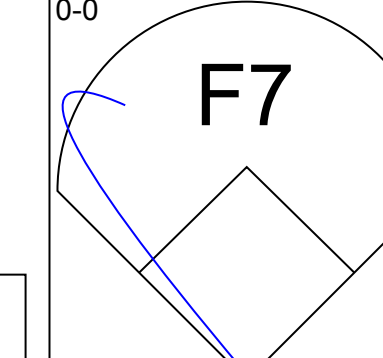
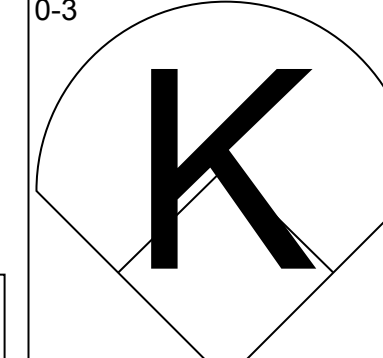
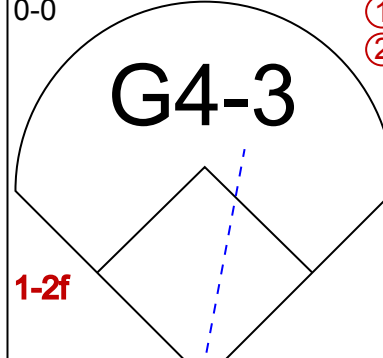
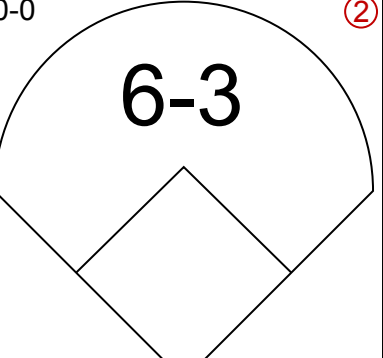
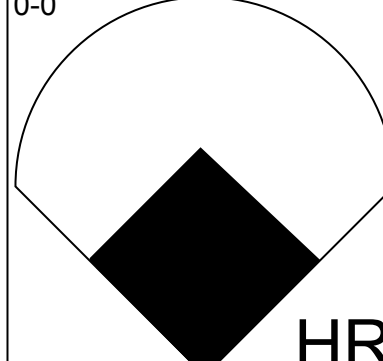
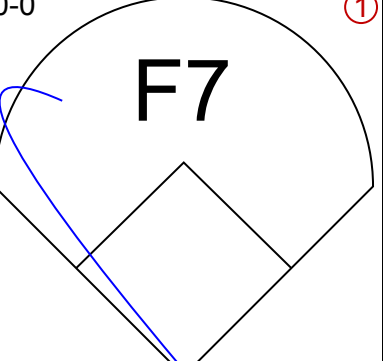
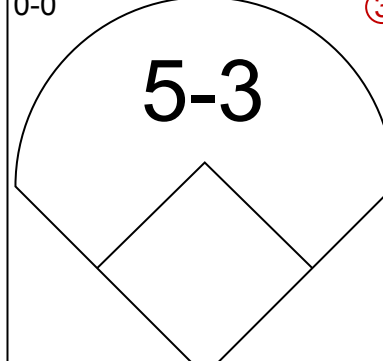
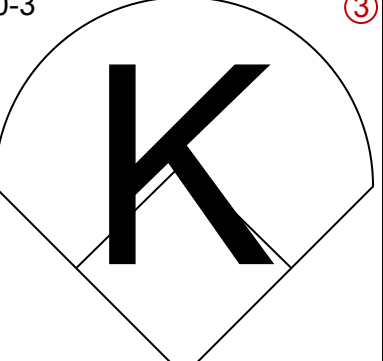
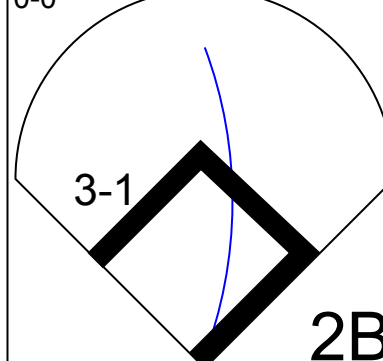
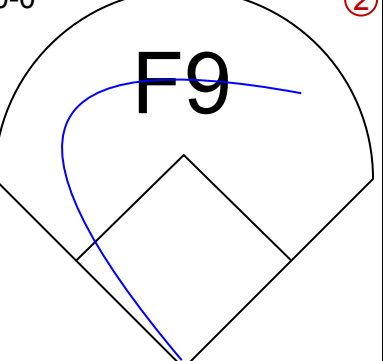
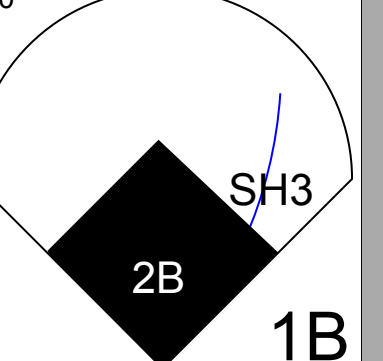
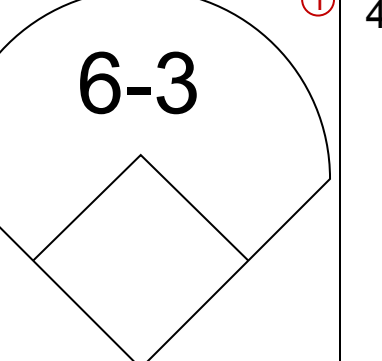
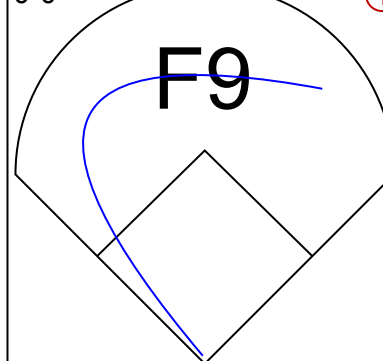
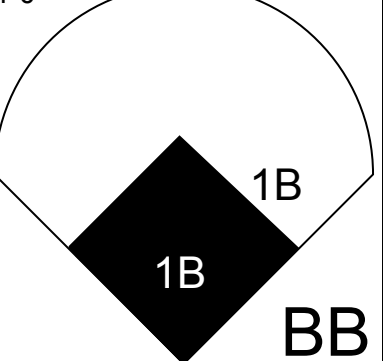
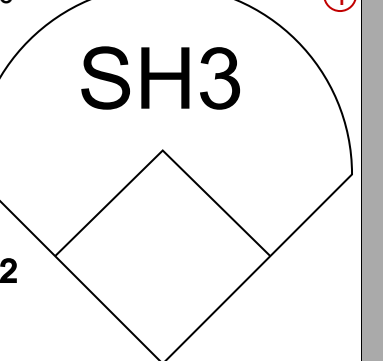
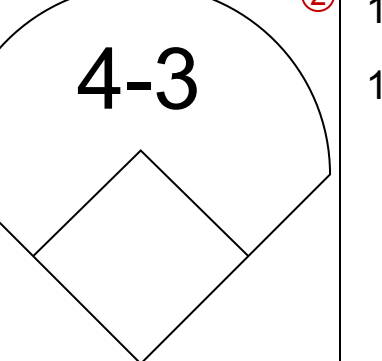
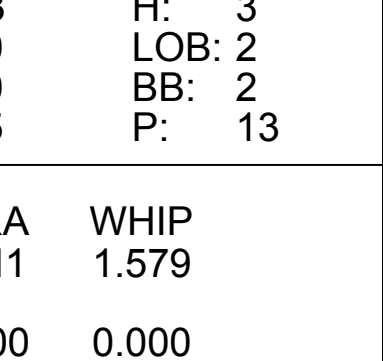
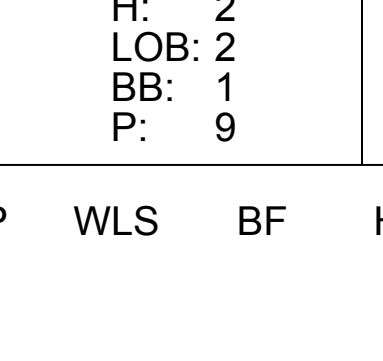
Batter	1	2	3	4	5	6	7	8	9	10	11	AB	R	H	RBI	BB	SO	LOB	BOTTOM						
George Thomas, R OBP: 0.316, SLG: 0.313 Sparky Lyle, L (10, 1)												3	1	1	0	1	0	2							
Mike Andrews, R OBP: 0.364, SLG: 0.476 (1, 4)												5	0	0	0	0	1	3							
Carl Yastrzemski, L OBP: 0.342, SLG: 0.458 (1, 8)												3	0	0	0	2	0	1							
Tony Conigliaro, R OBP: 0.374, SLG: 0.488 (1, 9)												4	0	0	1	0	4	1							
Reggie Smith, S OBP: 0.344, SLG: 0.474 (1, 7)												3	1	1	0	2	0	1							
Russ Gibson, R OBP: 0.289, SLG: 0.268 Joe Lahoud, L OBP: 0.353, SLG: 0.120 (9, PH)												2	0	0	0	1	0	0							
Rico Petrocelli, R OBP: 0.495, SLG: 0.735 (1, 6)												4	1	1	2	1	0	2							
George Scott, R OBP: 0.240, SLG: 0.330 (1, 5)												4	0	1	0	0	0	2							
Mike Nagy, R OBP: 0.385, SLG: 0.273 Joe Azcue, R OBP: 0.333, SLG: 0.319 (10, 2)												2	0	0	0	1	1	1							
Inning Stats	R: 1 E: 0 K: 4 S: 4	H: 1 LOB: 1 BB: 1 P: 8	R: 0 E: 0 K: 0 S: 3	H: 0 LOB: 0 BB: 0 P: 3	R: 0 E: 0 K: 0 S: 3	H: 0 LOB: 1 BB: 1 P: 7	R: 0 E: 0 K: 1 S: 5	H: 1 LOB: 1 BB: 1 P: 9	R: 0 E: 0 K: 1 S: 4	H: 0 LOB: 0 BB: 1 P: 8	R: 0 E: 0 K: 1 S: 5	H: 1 LOB: 1 BB: 1 P: 9	R: 1 E: 0 K: 0 S: 4	H: 1 LOB: 2 BB: 2 P: 12	R: 0 E: 0 K: 1 S: 5	H: 0 LOB: 0 BB: 0 P: 5	R: 2 E: 0 K: 0 S: 2	H: 1 LOB: 0 BB: 1 P: 6	1B: 2 2B: 1 3B: 1 HR: 1	SF: 1 SAC: 1 DP: 1 HBP: 0	WP: 0 PB: 0 SB: 1 CS: 1	PA: 44			
PITCHER	IP ERA WLS BF H R ER SO BB IBB HBP BLK WP HR S P ERA WHIP	(1, 1) ERA: 3.29	(9, 1) ERA: 2.34	(11, 1) ERA: 9.0	(1, 1) ERA: 3.29	(9, 1) ERA: 2.34	(11, 1) ERA: 9.0	(1, 1) ERA: 3.29	(9, 1) ERA: 2.34	(11, 1) ERA: 9.0	(1, 1) ERA: 3.29	(9, 1) ERA: 2.34	(11, 1) ERA: 9.0	(1, 1) ERA: 3.29	(9, 1) ERA: 2.34	(11, 1) ERA: 9.0	(1, 1) ERA: 3.29	(9, 1) ERA: 2.34	(11, 1) ERA: 9.0	(1, 1) ERA: 3.29	(9, 1) ERA: 2.34	(11, 1) ERA: 9.0	(1, 1) ERA: 3.29	(9, 1) ERA: 2.34	(11, 1) ERA: 9.0

Detroit Tigers @ Boston Red Sox
Fenway Park, Boston, MA
Sun May 04 1969, 3:33 AM EDT
Att: 33,515 - Unknown

AB 32
R 4
H 5
RBI 4
BB 9
SO 6
LOB 14



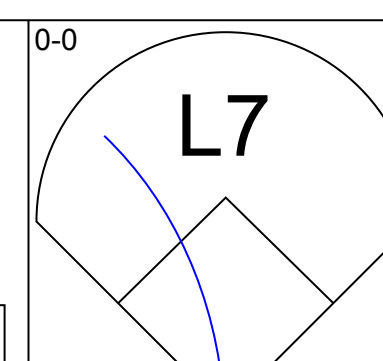
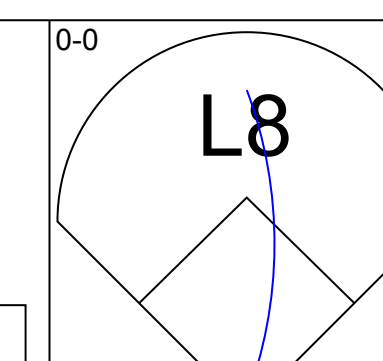
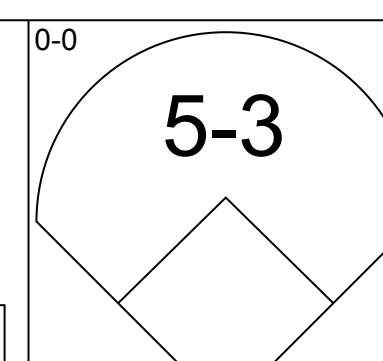
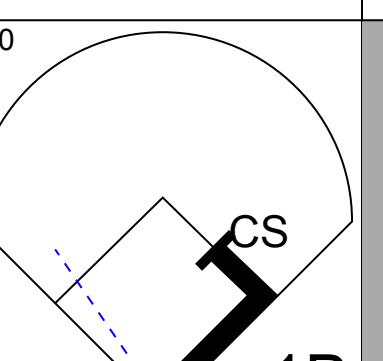
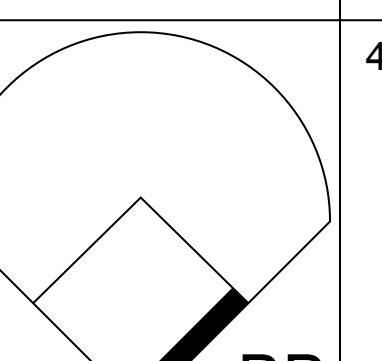
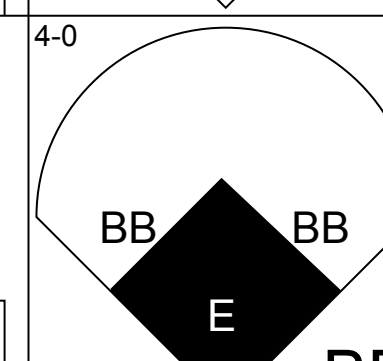
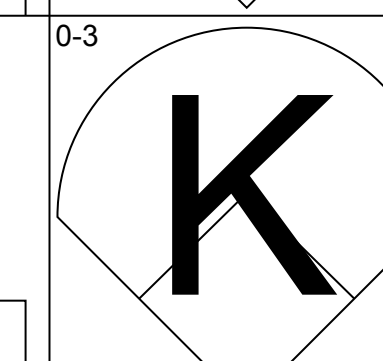
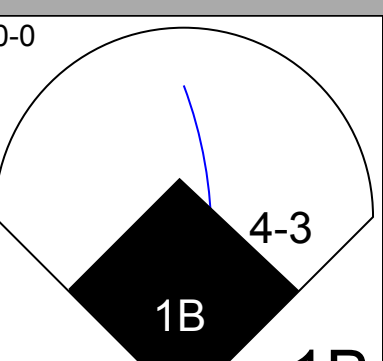
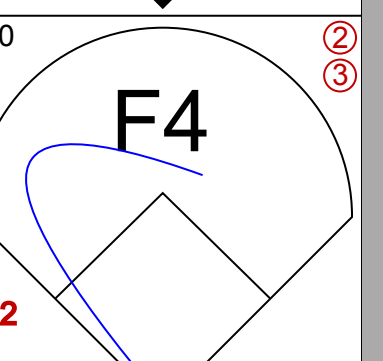
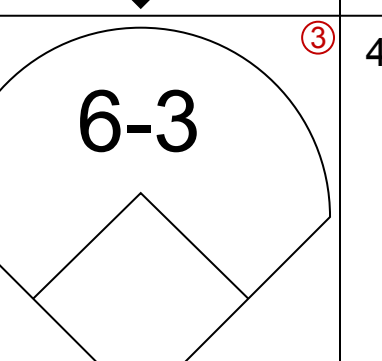
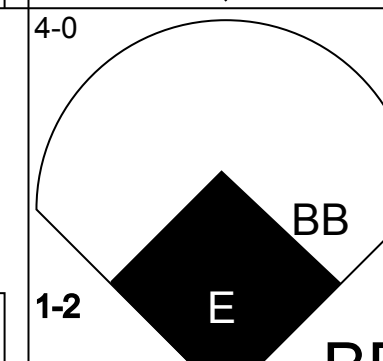
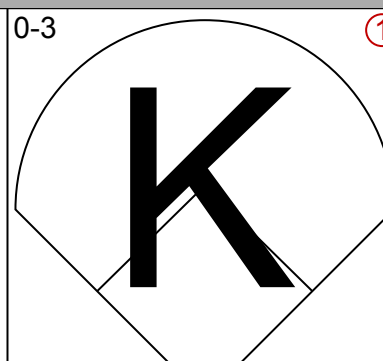
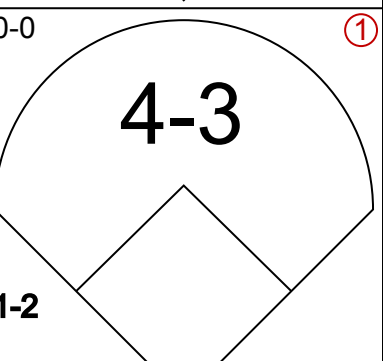
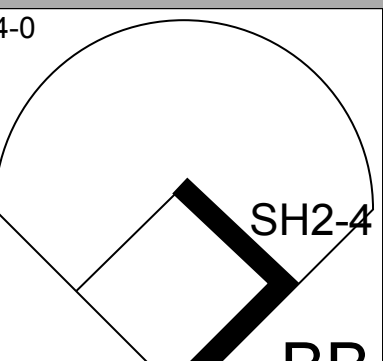
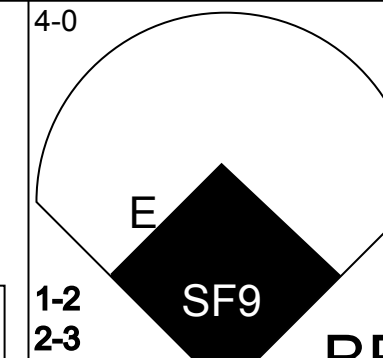
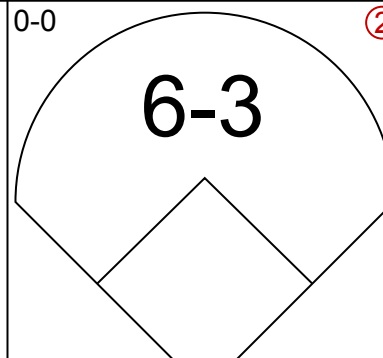
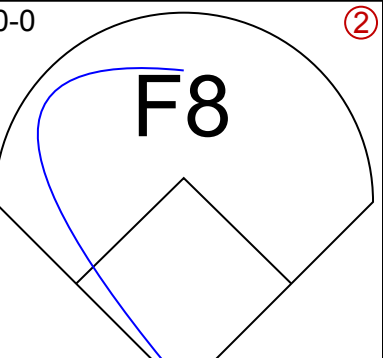
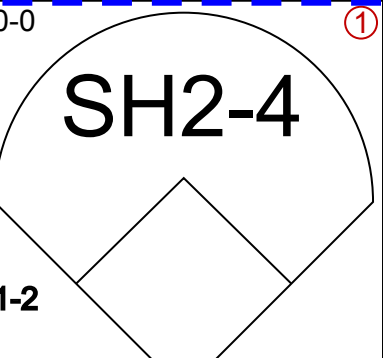
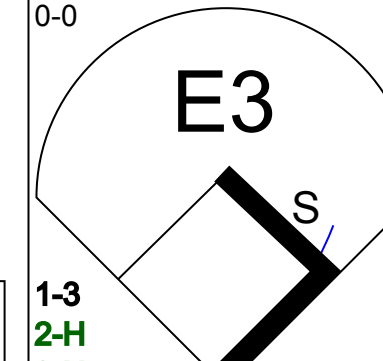
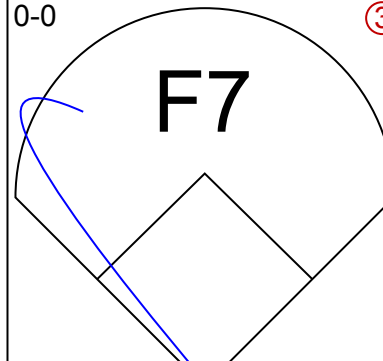
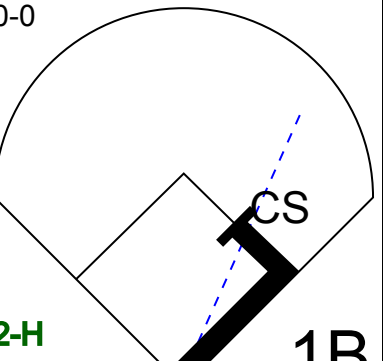
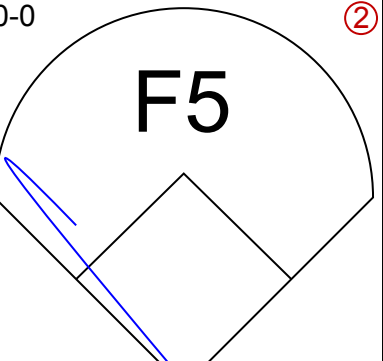
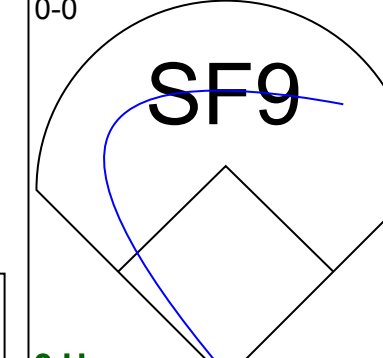
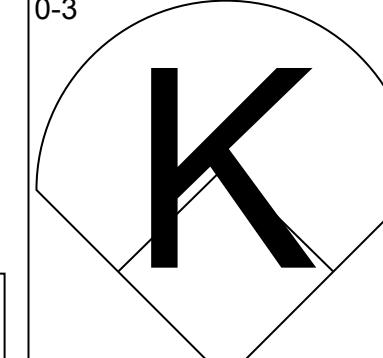
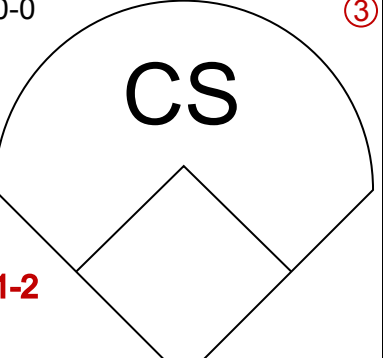
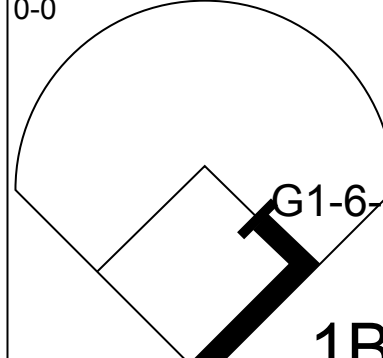
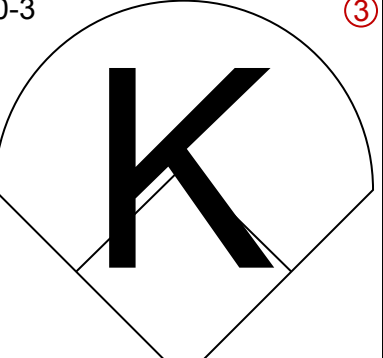
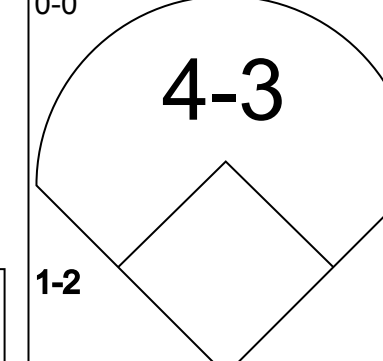
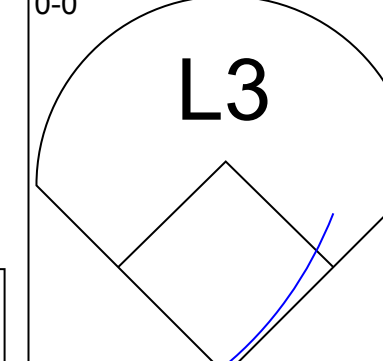
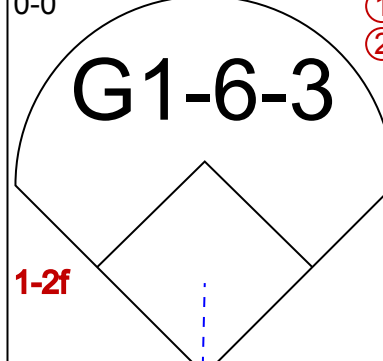
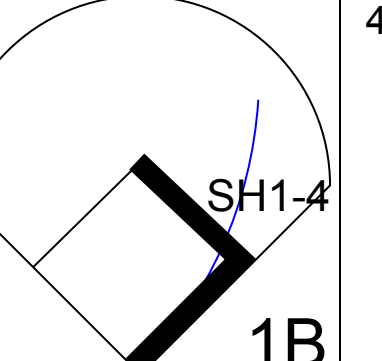
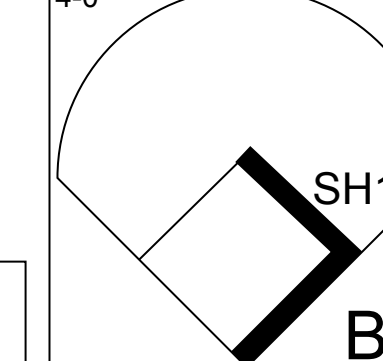
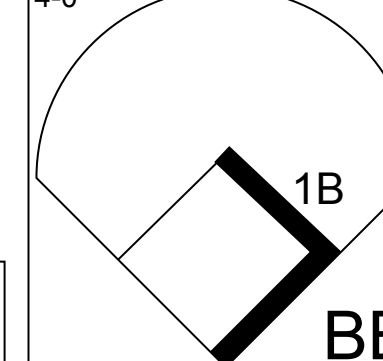
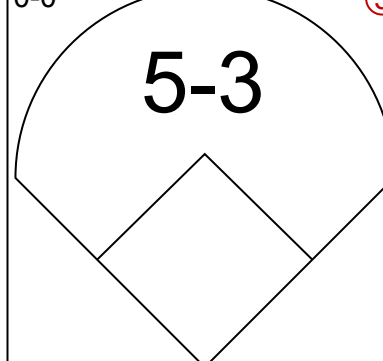
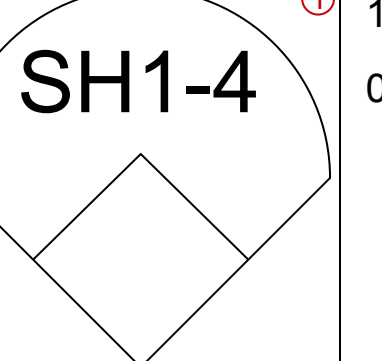
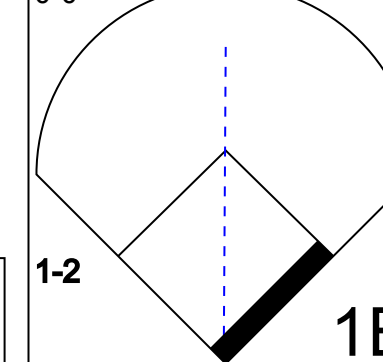
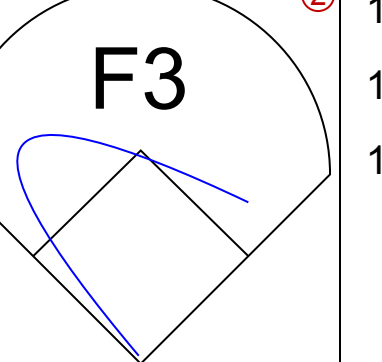
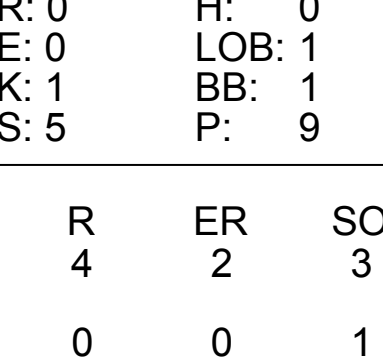
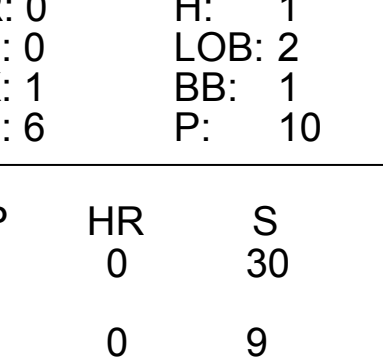
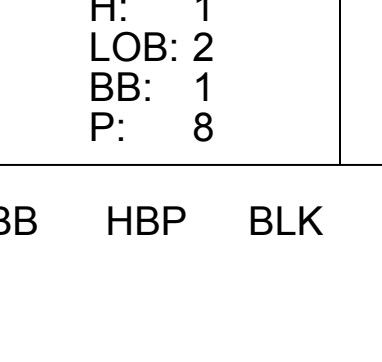

Batter	1	2	3	4	5	6	7	8	9	AB	R	H	RBI	BB	SO	LOB	TOP										
George Thomas, R OBP: 0.360, SLG: 0.409 (1, 3)	0-0 5-3	0-3 K		0-0 1-2	0-0 1B	0-0 1B			0-0 6-3	6	1	3	2	0	1	3	Boston Red Sox @ Seattle Pilots Sicks Stadium, Boston, MA Tue May 06 1969, 10:05 PM EDT Att: 9,427 - Unknown AB 41 R 12 H 11 RBI 9 BB 8 SO 6 LOB 30 										
Mike Andrews, R OBP: 0.388, SLG: 0.474 (1, 4)	0-0 BB	0-0 E6		0-0 F5	0-0 1B	0-0 5-3			0-0 HR	3	1	1	1	1	0	3											
Syd O'Brien, R OBP: 0.333, SLG: 0.636 (6, PH) (6, 4)	0-0 1B	0-0 1B		0-0 1-2	0-0 E	0-0 BB			0-0 HR	2	1	1	1	0	0	2											
Carl Yastrzemski, L OBP: 0.350, SLG: 0.465 Joe Lahoud, L OBP: 0.333, SLG: 0.111 (1, 7) (6, 7)	4-0 1-2	0-0 1B		0-0 4-3	0-0 E3	0-0 1B			0-0 F4	3	0	2	3	1	0	2											
Tony Conigliaro, R OBP: 0.362, SLG: 0.467 (1, 9)	0-0 F8	0-0 F9		0-0 1B	0-0 3-1				0-3 K	6	1	1	0	0	1	5											
Reggie Smith, S OBP: 0.333, SLG: 0.443 (1, 8)	0-3 K		0-0 6-3		4-0 E	0-0 6-3			0-0 L8	4	1	0	0	1	1	2											
Russ Gibson, R OBP: 0.320, SLG: 0.311 (1, 2)		0-0 BB	0-0 L7		0-0 F4	0-0 1B			4-0 BB	4	2	2	0	1	0	2											
Rico Petrocelli, R OBP: 0.486, SLG: 0.709 Dick Schofield, S OBP: 0.357, SLG: 0.250 (1, 6) (6, 6)		0-3 K	0-0 5-3		4-0 1B	0-0 1-3			0-3 K	3	1	0	0	1	1	2											
George Scott, R OBP: 0.238, SLG: 0.316 (1, 5)		0-0 E5		0-0 6-3	0-0 E6	4-0 1B			0-0 F8	4	3	0	1	1	0	4											
Ray Culp, R OBP: 0.320, SLG: 0.409 (1, 1)	4-0 1-2	0-0 E		4-0 1B	0-0 F9	0-0 1B			0-0 4-3	3	1	1	1	2	0	4											
Inning Stats	R: 0 E: 0 K: 1 S: 6	H: 1 LOB: 2 BB: 1 P: 10	R: 3 E: 2 K: 2 S: 11	H: 2 LOB: 1 BB: 1 P: 15	R: 0 E: 0 K: 0 S: 3	H: 0 LOB: 0 BB: 0 P: 3	R: 0 E: 0 K: 0 S: 4	H: 1 LOB: 2 BB: 1 P: 8	R: 6 E: 2 K: 0 S: 7	H: 3 LOB: 1 BB: 3 P: 19	R: 2 E: 0 K: 0 S: 6	H: 3 LOB: 2 BB: 1 P: 10	R: 0 E: 0 K: 1 S: 5	H: 0 LOB: 0 BB: 0 P: 5	R: 0 E: 0 K: 1 S: 5	H: 0 LOB: 1 BB: 1 P: 9	R: 1 E: 0 K: 1 S: 6	H: 1 LOB: 0 BB: 0 P: 6	1B: 8 2B: 2 3B: 0 HR: 1	SF: 0 SAC: 0 DP: 0 HBP: 0	WP: 0 PB: 0 SB: 0 CS: 0	PA: 49					
PITCHER	IP	WLS	BF	H	R	ER	SO	BB	IBB	HBP	BLK	WP	HR	S	P	ERA	WHIP										
Gene Brabender, R ERA: 9.92 (1, 1)	4.0	L	21	4	3	0	3	3	0	0	0	0	0	24	36	0.00	1.750										
Diego Segui, R ERA: 2.92 (5, 1)	0.2		8	2	6	1	0	3	0	0	0	0	0	5	17	13.50	7.500										
Jack Aker, R ERA: 5.02 (5, 1)	1.0		8	4	2	2	0	0	1	0	0	0	0	7	11	18.00	4.000										
Jim Bouton, R ERA: 6.75 (6, 1)	1.1		4	0	0	0	1	0	0	0	0	0	0	6	6	0.00	0.000										
Darrell Brandon, R ERA: 9.45 (8, 1)	2.0		8	1	1	1	2	1	0	0	0	0	1	11	15	4.50	1.000										
Batter	1	2	3	4	5	6	7	8	9	AB	R	H	RBI	BB	SO	LOB	BOTTOM										
Tommy Harper, R OBP: 0.418, SLG: 0.378 (1, 4)	0-0 BB	4-0 S		0-0 F8					0-0 5-3	2	1	1	0	2	0	0	Boston Red Sox @ Seattle Pilots Sicks Stadium, Boston, MA Tue May 06 1969, 10:05 PM EDT Att: 9,427 - Unknown AB 32 R 2 H 5 RBI 2 BB 7 SO 10 LOB 21 										
Darrell Brandon, R OBP: 0.360, SLG: 0.350 (8, 1)	0-0 1B	0-0 BB							0-0 5-3	0	0	0	0	0	0	0											
Jose Vidal, R OBP: 0.360, SLG: 0.350 (9, PH)	0-0 BB	0-0 S							0-0 5-3	1	0	0	0	0	0	0											
Mike Hegan, L OBP: 0.474, SLG: 0.492 (1, 9)	4-0 1-2	4-0 1B			0-0 4-3				0-0 F8	3	0	1	0	2	0	0											
Wayne Comer, R OBP: 0.412, SLG: 0.453 (1, 7)	4-0 1-2	0-0 1B			0-0 6-3				0-0 5-3	4	0	1	2	1	1	2											
Don Mincher, L OBP: 0.306, SLG: 0.412 (1, 3)	0-3 K	0-3 K			0-3 K				0-0 FC1-2	4	0	1	0	0	3	5											
Rich Rollins, R OBP: 0.290, SLG: 0.310 (1, 5)	0-3 K		0-0 F7						0-0 F8	4	0	0	0	0	2	4											
Jim Gosger, L OBP: 0.234, SLG: 0.244 (1, 8)	0-0 F8		0-0 3-1						0-0 FC1-2	3	0	0	0	1	0	3											
Larry Haney, R OBP: 0.387, SLG: 0.517 (1, 2)		0-3 K	0-0 L7						0-0 FC1-2	4	0	1	0	0	1	0											
Ray Oyler, R OBP: 0.310, SLG: 0.258 (1, 6)		4-0 E		0-0 F8					0-0 FC1-2	3	1	0	0	1	0	3											
Gene Brabender, R OBP: 0.290, SLG: 0.200 (4, PH) (5, 1) (5, 1) (5, 1) (6, 1) (7, PH) (8, 4)		0-3 K	0-0 L7		0-3 K				0-0 FC6-4	1	0	0	0	0	1	1											
Inning Stats	R: 0 E: 0 K: 2 S: 8	H: 1 LOB: 3 BB: 2 P: 16	R: 2 E: 1 K: 3 S: 10	H: 1 LOB: 2 BB: 3 P: 22	R: 0 E: 0 K: 0 S: 3	H: 0 LOB: 0 BB: 0 P: 3	R: 0 E: 0 K: 1 S: 5	H: 0 LOB: 0 BB: 0 P: 5	R: 0 E: 0 K: 1 S: 5	H: 0 LOB: 0 BB: 0 P: 5	R: 0 E: 0 K: 2 S: 8	H: 1 LOB: 2 BB: 1 P: 12	R: 0 E: 0 K: 0 S: 5	H: 2 LOB: 3 BB: 1 P: 9	R: 0 E: 0 K: 0 S: 3	H: 0 LOB: 0 BB: 0 P: 3	1B: 5 2B: 0 3B: 0 HR: 0	SF: 0 SAC: 0 DP: 0 HBP: 0	WP: 0 PB: 0 SB: 2 CS: 0	PA: 39							
PITCHER	IP	WLS	BF	H	R	ER	SO	BB	IBB	HBP	BLK	WP	HR	S	P	ERA	WHIP										
Ray Culp, R ERA: 4.03 (1, 1)	9.0	W	39	5	2	2	10	7	0	0	0	0	0	52	80	2.00	1.333										

Batter	1	2	3	4	5	6	7	8	9	AB	R	H	RBI	BB	SO	LOB	TOP					
George Thomas, R OBP: 0.367, SLG: 0.444 (1, 3)										5	1	2	1	0	2	1						
Mike Andrews, R OBP: 0.383, SLG: 0.465 (1, 4)										4	1	1	1	0	0	2						
Carl Yastrzemski, L OBP: 0.369, SLG: 0.460 (1, 7)										1	0	0	0	3	0	0						
Tony Conigliaro, R OBP: 0.358, SLG: 0.458 (1, 9)										4	0	1	2	0	1	3						
Reggie Smith, S OBP: 0.329, SLG: 0.431 (1, 8)										4	0	1	0	0	0	1						
Russ Gibson, R OBP: 0.296, SLG: 0.286 (1, 2)										4	0	0	0	0	1	2						
Rico Petrocelli, R OBP: 0.477, SLG: 0.722 (1, 6)										4	1	1	1	0	1	0						
George Scott, R OBP: 0.248, SLG: 0.333 (1, 5)										4	1	2	0	0	0	0						
Sonny Siebert, R OBP: 0.250, SLG: 0.182 (1, 1)										1	1	0	0	1	0	1						
Vicente Romo, R OBP: 0.250, SLG: 0.250 (8, 1)										1	0	0	0	0	0	0						
Inning Stats	R: 0 E: 0 K: 1 S: 5	H: 0 LOB: 0 BB: 0 P: 5	R: 0 E: 0 K: 1 S: 5	H: 0 LOB: 0 BB: 0 P: 5	R: 1 E: 0 K: 0 S: 5	H: 2 LOB: 1 BB: 0 P: 5	R: 0 E: 0 K: 1 S: 5	H: 0 LOB: 1 BB: 1 P: 9	R: 3 E: 0 K: 0 S: 5	H: 3 LOB: 2 BB: 2 P: 13	R: 0 E: 0 K: 0 S: 3	H: 1 LOB: 0 BB: 0 P: 3	R: 1 E: 0 K: 0 S: 5	H: 2 LOB: 2 BB: 1 P: 9	R: 0 E: 0 K: 1 S: 5	H: 0 LOB: 0 BB: 0 P: 5	R: 0 E: 0 K: 1 S: 5	H: 0 LOB: 0 BB: 0 P: 5	1B: 5 2B: 2 3B: 0 HR: 1	SF: 0 SAC: 1 DP: 1 HBP: 0	WP: 1 PB: 0 SB: 0 CS: 0	PA: 37
PITCHER	IP	WLS	BF	H	R	ER	SO	BB	IBB	HBP	BLK	WP	HR	S	P	ERA	WHIP					
Gary Bell, R ERA: 4.05 (1, 1)	6.1	L	28	8	5	5	3	2	1	0	0	0	1	31	43	7.11	1.579					
Diego Segui, R ERA: 2.63 (7, 1)	2.2		9	0	0	0	2	0	1	0	0	1	0	12	16	0.00	0.000					

Boston Red Sox @ Seattle Pilots
Sicks Stadium, Boston, MA
Wed May 07 1969, 10:05 PM EDT
Att: 7,084 - Unknown

AB 32
R 5
H 8
RBI 5
BB 4
SO 5
LOB 10



Batter	1	2	3	4	5	6	7	8	9	AB	R	H	RBI	BB	SO	LOB	BOTTOM					
Tommy Harper, R OBP: 0.417, SLG: 0.372 (1, 4)										4	0	1	0	1	0	3						
Gus Gil, R OBP: 0.423, SLG: 0.348 (1, 5)										4	2	1	0	1	1	4						
Mike Hegan, L OBP: 0.476, SLG: 0.476 (1, 9)										2	1	0	0	2	1	1						
Wayne Comer, R OBP: 0.408, SLG: 0.436 (1, 8)										2	1	0	0	1	0	1						
Don Mincher, L OBP: 0.304, SLG: 0.404 (1, 3)										4	0	1	2	0	0	2						
Jerry McNertney, R OBP: 0.340, SLG: 0.364 (1, 2)										3	0	1	1	0	2	1						
Steve Whitaker, L OBP: 0.250, SLG: 0.261 (1, 7)										4	0	1	0	0	0	2						
Ray Oyler, R OBP: 0.324, SLG: 0.254 (1, 6)										1	0	0	0	2	0	0						
Jim Gosger, L OBP: 0.234, SLG: 0.244 (9, PH)										0	0	0	0	0	0	0						
Gary Bell, R OBP: 0.182, SLG: 0.273 (1, 1)										1	0	1	0	0	0	0						
Diego Segui, R OBP: 0.250, SLG: 0.143 (7, 1)										1	0	0	0	0	0	0						
Tommy Davis, R OBP: 0.242, SLG: 0.310 (9, PH)										1	0	0	0	0	0	1						
Inning Stats	R: 3 E: 1 K: 0 S: 4	H: 0 LOB: 1 BB: 3 P: 16	R: 0 E: 0 K: 1 S: 5	H: 0 LOB: 1 BB: 1 P: 9	R: 0 E: 0 K: 1 S: 5	H: 0 LOB: 0 BB: 0 P: 5	R: 0 E: 0 K: 1 S: 6	H: 1 LOB: 2 BB: 1 P: 10	R: 1 E: 0 K: 0 S: 4	H: 2 LOB: 0 BB: 0 P: 4	R: 0 E: 0 K: 0 S: 3	H: 1 LOB: 0 BB: 0 P: 3	R: 0 E: 0 K: 0 S: 3	H: 1 LOB: 0 BB: 0 P: 3	R: 0 E: 0 K: 1 S: 5	H: 0 LOB: 1 BB: 1 P: 9	R: 0 E: 0 K: 1 S: 4	H: 1 LOB: 2 BB: 1 P: 8	1B: 6 2B: 0 3B: 0 HR: 0	SF: 1 SAC: 3 DP: 1 HBP: 0	WP: 0 PB: 0 SB: 1 CS: 2	PA: 39
PITCHER	IP	WLS	BF	H	R	ER	SO	BB	IBB	HBP	BLK	WP	HR	S	P	ERA	WHIP					
Sonny Siebert, R ERA: 4.19 (1, 1)	7.0	W	30	5	4	2	3	6	0	0	0	0	0	30	54	2.57	1.571					
Vicente Romo, R ERA: 1.29 (8, 1)	2.0	S	8	1	0	0	1	1	0	0	0	0	0	9	13	0.00	1.000					

Boston Red Sox @ Seattle Pilots
Sicks Stadium, Boston, MA
Wed May 07 1969, 10:05 PM EDT
Att: 7,084 - Unknown

AB 27
R 4
H 6
RBI 3
BB 7
SO 4
LOB 15



Batter	1	2	3	4	5	6	7	8	9	AB	R	H	RBI	BB	SO	LOB	TOP										
Dalton Jones, L OBP: 0.352, SLG: 0.340 (1, 3)										4	1	1	0	1	1	0	Boston Red Sox @ California Angels Anaheim Stadium, Anaheim, CA Fri May 09 1969, 10:05 PM EDT Att: 12,127 - Unknown										
Mike Andrews, R OBP: 0.384, SLG: 0.481 (1, 4)										5	1	2	3	0	1	1											
Carl Yastrzemski, L Vicente Romo, R OBP: 0.376, SLG: 0.490 OBP: 0.250, SLG: 0.250 (1, 7) (9, 1)										4	2	2	2	1	1	0											
Tony Conigliaro, R OBP: 0.368, SLG: 0.490 (1, 9)										4	1	2	2	1	1	0											
Reggie Smith, S OBP: 0.333, SLG: 0.420 (1, 8)										4	0	1	0	0	0	2											
Russ Gibson, R OBP: 0.298, SLG: 0.288 (1, 2)										3	0	1	0	0	0	0											
Rico Petrocelli, R OBP: 0.478, SLG: 0.710 (1, 6)										3	0	1	0	1	0	2											
George Scott, R OBP: 0.239, SLG: 0.320 (1, 5)										4	1	0	0	0	2	3											
Mike Nagy, R Joe Lahoud, L Lee Stange, R Sparky Lyle, L Dick Schofield, S George Thomas, R OBP: 0.324, SLG: 0.107 OBP: 0.250, SLG: 0.444 (5, PH) (8, 1) (8, 1) (9, PH) (9, 7)										2	0	0	0	0	2	1											
Inning Stats	R: 0 E: 0 K: 0 S: 5	H: 3 LOB: 2 BB: 0 P: 5	R: 0 E: 0 K: 2 S: 8	H: 1 LOB: 1 BB: 0 P: 8	R: 2 E: 0 K: 1 S: 7	H: 2 LOB: 2 BB: 1 P: 12	R: 0 E: 0 K: 1 S: 5	H: 0 LOB: 0 BB: 0 P: 5	R: 0 E: 0 K: 2 S: 4	H: 1 LOB: 2 BB: 1 P: 8	R: 0 E: 0 K: 1 S: 5	H: 1 LOB: 0 BB: 0 P: 5	R: 0 E: 0 K: 0 S: 3	H: 0 LOB: 0 BB: 0 P: 3	R: 5 E: 1 K: 1 S: 8	H: 2 LOB: 0 BB: 1 P: 13		1B: 7 2B: 0 3B: 1 HR: 2	SF: 0 SAC: 1 DP: 1 HBP: 2	WP: 0 PB: 0 SB: 2 CS: 1	PA: 42						
PITCHER	IP	WLS	BF	H	R	ER	SO	BB	IBB	HBP	BLK	WP	HR	S	P	ERA	WHIP										
Andy Messersmith, R ERA: 3.85 (1, 1)	7.0		30	8	2	2	8	3	0	1	0	0	1	42	55	2.57	1.571										
Hoyt Wilhelm, R ERA: 2.65 (8, 1)	1.1	L	8	1	4	3	0	1	0	1	0	0	0	6	11	20.25	1.500										
George Brunet, L ERA: 5.63 (9, 1)	0.2		3	1	1	1	1	0	0	0	0	0	1	5	5	13.50	1.500										

AB	34
R	7
H	10
RBI	7
BB	4
SO	9
LOB	11



Batter	1	2	3	4	5	6	7	8	9	AB	R	H	RBI	BB	SO	LOB	BOTTOM										
Lou Johnson, R OBP: 0.311, SLG: 0.317 (1, 9)										4	1	2	0	1	0	0	Boston Red Sox @ California Angels Anaheim Stadium, Anaheim, CA Fri May 09 1969, 10:05 PM EDT Att: 12,127 - Unknown										
Jim Fregosi, R OBP: 0.381, SLG: 0.393 (1, 6)										5	0	1	1	0	2	3											
Jay Johnstone, L OBP: 0.311, SLG: 0.448 (1, 8)										4	0	1	0	0	1	2											
Rick Reichardt, R OBP: 0.398, SLG: 0.413 (1, 7)										4	1	1	1	0	0	1											
Tom Satriano, L OBP: 0.462, SLG: 0.444 (1, 3) (9, 2)										3	0	3	0	1	0	0											
Aurelio Rodriguez, R OBP: 0.300, SLG: 0.384 (1, 5)										4	0	0	0	0	0	5											
Tom Egan, R OBP: 0.190, SLG: 0.211 (1, 2)										3	0	0	0	0	1	2											
Roger Repoz, L OBP: 0.317, SLG: 0.182 (8, PH)										0	0	0	0	0	0	0											
Bubba Morton, R OBP: 0.444, SLG: 0.500 (8, PH)										0	0	0	0	1	0	0											
Ruben Amaro, R OBP: 0.750, SLG: 0.667 (9, 3)										0	0	0	0	0	0	0											
Bobby Knoop, R OBP: 0.295, SLG: 0.227 (1, 4)										2	0	0	0	0	1	1											
Vic Davallio, L OBP: 0.226, SLG: 0.208 (7, PH)										1	0	0	0	0	0	0											
Chuck Cottier, R (8, 4)										1	0	0	0	0	0	3											
Andy Messersmith, R (1, 1)										1	0	0	0	1	1	0											
Dick Stuart, R OBP: 0.152, SLG: 0.290 (7, PH)										1	0	0	0	0	0	0											
Hoyt Wilhelm, R (8, 1)										0	0	0	0	0	0	0											
George Brunet, R (9, 1)										0	0	0	0	0	0	0											
Bill Voss, L OBP: 0.216, SLG: 0.242 (9, PH)										1	0	0	0	0	0	0											
Inning Stats	R: 0 E: 0 K: 1 S: 5	H: 0 LOB: 0 BB: 0 P: 5	R: 0 E: 0 K: 0 S: 4	H: 1 LOB: 1 BB: 0 P: 4	R: 1 E: 1 K: 3 S: 11	H: 2 LOB: 1 BB: 0 P: 11	R: 1 E: 1 K: 0 S: 5	H: 2 LOB: 1 BB: 0 P: 5	R: 0 E: 0 K: 1 S: 4	H: 0 LOB: 1 BB: 2 P: 12	R: 0 E: 0 K: 1 S: 6	H: 1 LOB: 1 BB: 0 P: 6	R: 0 E: 0 K: 0 S: 4	H: 1 LOB: 3 BB: 2 P: 12	R: 0 E: 0 K: 0 S: 4	H: 0 LOB: 0 BB: 0 P: 3	1B: 7 2B: 0 3B: 0 HR: 1	SF: 0 SAC: 0 DP: 1 HBP: 0	WP: 0 PB: 0 SB: 2 CS: 0	PA: 38							
PITCHER	IP	WLS	BF	H	R	ER	SO	BB	IBB	HBP	BLK	WP	HR	S	P	ERA	WHIP										
Mike Nagy, R ERA: 1.46 (1, 1)	5.0		21	5	2	1	5	2	0	0	0	0	0	13	17	0.00	1.500										
Lee Stange, R ERA: 2.62 (6, 1)	2.2		12	3	0	0	1	1	0	0	0	0	0	1	5	0.00	3.000										
Sparky Lyle, L ERA: 2.12 (8, 1)	0.1	W	2	0	0	0	0	1	0	0	0	0	0	1	5	0.00	3.000										
Vicente Romo, R ERA: 1.2 (9, 1)	1.0	S	3	0	0	0	0	0	0	0	0	0	0	3	3	0.00	0.000										

AB	34
R	2
H	8
RBI	2
BB	4
SO	6
LOB	17



Batter	1	2	3	4	5	6	7	8	9	10	AB	R	H	RBI	BB	SO	LOB	TOP				
Dalton Jones, L OBP: 0.339, SLG: 0.346 Syd O'Brien, R OBP: 0.233, SLG: 0.636 Vicente Romo, R OBP: 0.250, SLG: 0.250	F9		2B			K		G6-3		FC3-6 1B 3B	5	0	1	0	0	1	1					
Mike Andrews, R OBP: 0.385, SLG: 0.472	L9		HBP			G1-3		G5-3		3B 1B	4	1	1	0	0	0	0					
Carl Yastrzemski, L OBP: 0.386, SLG: 0.491	1B		K			G1-3			1B 1B	4	2	2	0	1	1	2						
Tony Conigliaro, R OBP: 0.370, SLG: 0.505	K					G5-3		HR 1B	P4	5	1	2	3	0	1	2						
Reggie Smith, S OBP: 0.337, SLG: 0.452	F7		L3			L3		HR	P1	4	1	1	2	1	0	2						
Russ Gibson, R OBP: 0.283, SLG: 0.273 Dick Schofield, S OBP: 0.412, SLG: 0.286	G4-3		G4-3			G4-3		G4-3	FC5-2 BB	3	0	0	0	0	0	0						
Rico Petrocelli, R OBP: 0.462, SLG: 0.680	K					P6		G1-3	FC5-2 1B	4	0	0	0	0	1	2						
George Scott, R OBP: 0.230, SLG: 0.308 Joe Azcue, R OBP: 0.333, SLG: 0.319	G4-3		G4-3			G1-3		G5-3	K	4	0	0	0	0	1	2						
Ray Culp, R OBP: 0.286, SLG: 0.360 Sparky Lyle, L OBP: 0.387, SLG: 0.484	K		K			G3		F7	FC3-6 1B	3	0	0	0	0	1	0						
Inning Stats	R: 0 E: 0 K: 1 S: 5	H: 1 LOB: 1 BB: 0 P: 6	R: 0 E: 0 K: 1 S: 5	H: 0 LOB: 0 BB: 0 P: 5	R: 0 E: 0 K: 2 S: 8	H: 1 LOB: 2 BB: 0 P: 9	R: 0 E: 0 K: 0 S: 3	H: 0 LOB: 0 BB: 0 P: 3	R: 0 E: 0 K: 0 S: 3	H: 0 LOB: 0 BB: 0 P: 5	R: 2 E: 0 K: 0 S: 5	H: 2 LOB: 0 BB: 0 P: 5	R: 0 E: 0 K: 0 S: 3	H: 0 LOB: 0 BB: 0 P: 3	R: 1 E: 0 K: 1 S: 7	H: 2 LOB: 2 BB: 1 P: 11	R: 3 E: 0 K: 0 S: 6	H: 3 LOB: 2 BB: 1 P: 10	1B: 6 2B: 1 3B: 1 HR: 1	SF: 0 SAC: 0 DP: 0 HBP: 1	WP: 0 PB: 0 SB: 0 CS: 0	PA: 42
PITCHER	IP	WLS	BF	H	R	ER	SO	BB	IBB	HBP	BLK	WP	HR	S	P	ERA	WHIP					
Jim McGlothlin, R ERA: 2.72	(1.1)	8.1	33	6	3	3	5	1	0	0	0	0	0	4	4	3.24	0.840					
Eddie Fisher, R ERA: 3.80	(9.1)	0.2	2	0	0	0	1	0	0	0	0	0	0	4	4	0.00	0.000					
Clyde Wright, L ERA: 9.53	(10.1)	0.1	L	4	2	3	3	0	1	0	0	0	0	3	7	81.00	9.000					
Rickey Clark, R ERA:	(10.1)	0.2	3	1	0	0	0	0	0	0	0	0	0	3	3	0.00	1.500					

Boston Red Sox @ California Angels
Anaheim Stadium, Anaheim, CA
Sat May 10 1969, 10:05 PM EDT
Att. 13,409 - Unknown

AB 39
R 6
H 9
RBI 6
BB 2
SO 6
LOB 13



Batter	1	2	3	4	5	6	7	8	9	10	AB	R	H	RBI	BB	SO	LOB	BOTTOM				
Lou Johnson, R OBP: 0.320, SLG: 0.311	G5-3		F7					F8 SH1-4 WP 1B		G4-3	4	1	1	0	1	0	1					
Jim Fregosi, R OBP: 0.367, SLG: 0.376	F8		L8					SH1-4		K	4	0	0	0	0	1	3					
Jay Johnstone, L OBP: 0.296, SLG: 0.426	K		L7					F8		F7	5	0	0	0	0	2	3					
Rick Reichardt, R OBP: 0.402, SLG: 0.446		S BB						P6		G5-3	3	1	1	1	1	0	0					
Tom Satriano, L OBP: 0.435, SLG: 0.414	F9		G3-1					K		G3-1	4	0	0	0	0	1	1					
Roger Repoz, L OBP: 0.318, SLG: 0.278 Bobby Knoop, R OBP: 0.304, SLG: 0.227 Vic Davalillo, L OBP: 0.226, SLG: 0.208	P4							K		S BB	3	1	1	1	0	1	1					
Aurelio Rodriguez, R OBP: 0.287, SLG: 0.367	P4							K		P3	4	0	0	0	0	1	2					
Ruben Amaro, R OBP: 0.571, SLG: 0.500			G6-3					F7		P3	3	0	1	0	0	0	0					
Bubba Morton, R OBP: 0.500, SLG: 0.500 Andy Messersmith, R OBP: 0.190, SLG: 0.211								SH1-4 1B		1B IBB	0	0	0	0	1	0	0					
Jim McGlothlin, R Eddie Fisher, R Bill Voss, L OBP: 0.240 Dick Stuart, R OBP: 0.190, SLG: 0.281 Clyde Wright, R Rickey Clark, R								SH1-4		P3	1	0	0	0	1	1	0					
Inning Stats	R: 0 E: 0 K: 1 S: 5	H: 0 LOB: 0 BB: 0 P: 5	R: 0 E: 0 K: 0 S: 3	H: 0 LOB: 1 BB: 1 P: 7	R: 0 E: 0 K: 0 S: 3	H: 0 LOB: 1 BB: 1 P: 7	R: 2 E: 0 K: 1 S: 7	H: 2 LOB: 0 BB: 0 P: 7	R: 0 E: 0 K: 1 S: 6	H: 1 LOB: 2 BB: 1 P: 10	R: 0 E: 0 K: 2 S: 5	H: 0 LOB: 0 BB: 0 P: 5	R: 1 E: 0 K: 0 S: 4	H: 1 LOB: 0 BB: 0 P: 4	R: 0 E: 0 K: 0 S: 3	H: 0 LOB: 2 BB: 2 P: 11	R: 0 E: 0 K: 1 S: 5	H: 0 LOB: 0 BB: 0 P: 5	1B: 2 2B: 0 3B: 0 HR: 2	SF: 0 SAC: 2 DP: 0 HBP: 0	WP: 1 PB: 0 SB: 2 CS: 0	PA: 39
PITCHER	IP	WLS	BF	H	R	ER	SO	BB	IBB	HBP	BLK	WP	HR	S	P	ERA	WHIP					
Ray Culp, R ERA: 3.92	(1.1)	8.2	35	4	3	3	6	4	0	0	0	1	2	42	62	3.12	0.923					
Sparky Lyle, L ERA: 2.08	(9.1)	0.1	W	1	0	0	0	0	0	0	0	0	0	1	1	0.00	0.000					
Vicente Romo, R ERA: 1.13	(10.1)	1.0	S	3	0	0	1	0	0	0	0	0	0	5	5	0.00	0.000					

Boston Red Sox @ California Angels
Anaheim Stadium, Anaheim, CA
Sat May 10 1969, 10:05 PM EDT
Att. 13,409 - Unknown

AB 32
R 3
H 4
RBI 2
BB 5
SO 7
LOB 13



Batter	1	2	3	4	5	6	7	8	9	AB	R	H	RBI	BB	SO	LOB	TOP					
Dalton Jones, L OBP: 0.344, SLG: 0.339										4	0	1	0	1	0	0						
Mike Andrews, R OBP: 0.383, SLG: 0.468										3	0	1	0	0	0	2						
Syd O'Brien, R OBP: 0.286, SLG: 0.538										2	0	0	0	0	1	2						
Carl Yastrzemski, L OBP: 0.390, SLG: 0.500										4	2	2	0	0	1	1						
Joe Lahoud, L OBP: 0.324, SLG: 0.107										0	0	0	0	0	0	0						
Tony Conigliaro, R OBP: 0.366, SLG: 0.491										3	1	0	0	1	3	1						
Reggie Smith, S OBP: 0.329, SLG: 0.440										2	0	0	1	0	1	1						
Don Lock, R OBP: 0.200, SLG: 0.400										1	0	1	0	0	0	0						
Russ Gibson, R OBP: 0.302, SLG: 0.345										3	2	2	1	0	0	1						
Joe Azcue, R OBP: 0.327, SLG: 0.313										1	0	0	0	0	1	1						
Rico Petrocelli, R OBP: 0.467, SLG: 0.740										3	2	2	4	0	0	0						
Dick Schofield, S OBP: 0.444, SLG: 0.333										1	0	1	0	0	0	0						
George Scott, R OBP: 0.231, SLG: 0.300										3	0	0	0	1	1	1						
Sonny Siebert, R OBP: 0.200, SLG: 0.143										3	0	0	0	0	2	1						
Vicente Romo, R OBP: 0.250, SLG: 0.250										0	0	0	0	0	0	0						
Inning Stats	R: 0 E: 0 K: 1 S: 5	H: 1 LOB: 1 BB: 0 P: 5	R: 1 E: 0 K: 1 S: 6	H: 1 LOB: 0 BB: 0 P: 6	R: 0 E: 0 K: 0 S: 3	H: 1 LOB: 1 BB: 1 P: 7	R: 3 E: 1 K: 1 S: 7	H: 2 LOB: 0 BB: 1 P: 11	R: 0 E: 0 K: 1 S: 5	H: 0 LOB: 0 BB: 0 P: 5	R: 3 E: 2 K: 2 S: 8	H: 3 LOB: 0 BB: 0 P: 8	R: 0 E: 0 K: 2 S: 7	H: 0 LOB: 0 BB: 0 P: 7	R: 0 E: 0 K: 2 S: 8	H: 1 LOB: 1 BB: 0 P: 8	R: 0 E: 0 K: 1 S: 6	H: 1 LOB: 2 BB: 1 P: 10	1B: 5 2B: 4 3B: 0 HR: 3	SF: 0 SAC: 2 DP: 2 HBP: 0	WP: 0 PB: 0 SB: 0 CS: 2	PA: 38
PITCHER	IP	WLS	BF	H	R	ER	SO	BB	IBB	HBP	BLK	WP	HR	S	P	ERA	WHIP					
Rudy May, L ERA: 3.83	5.2	L	25	8	7	7	5	2	0	0	0	0	3	33	41	11.12	1.765					
Eddie Fisher, R ERA: 3.8	0.1		1	0	0	0	0	0	0	0	0	0	0	1	1	0.00	0.000					
Rickey Clark, R ERA:	3.0		12	2	0	0	5	0	1	0	0	0	0	21	25	0.00	0.667					

Boston Red Sox @ California Angels
Anaheim Stadium, Anaheim, CA
Sun May 11 1969, 6:33 AM EDT
Att: 12,519 - Unknown

AB 33
R 7
H 10
RBI 6
BB 3
SO 10
LOB 11




Batter	1	2	3	4	5	6	7	8	9	AB	R	H	RBI	BB	SO	LOB	BOTTOM					
Lou Johnson, R OBP: 0.296, SLG: 0.286										4	0	0	0	0	0	1						
Jim Fregosi, R OBP: 0.381, SLG: 0.423										4	2	3	1	0	0	0						
Jay Johnstone, L OBP: 0.304, SLG: 0.429										4	1	2	0	0	0	2						
Rick Reichardt, R OBP: 0.396, SLG: 0.448										4	0	1	1	0	2	3						
Tom Satriano, L OBP: 0.435, SLG: 0.414										0	0	0	0	0	0	0						
Tom Egan, R OBP: 0.196, SLG: 0.214										4	0	1	1	0	1	2						
Roger Repoz, L OBP: 0.298, SLG: 0.256										3	0	0	0	0	1	2						
Rickey Clark, R										0	0	0	0	0	0	0						
Bubba Morton, R OBP: 0.545, SLG: 0.500										0	0	0	0	1	0	0						
Clyde Wright, R										0	0	0	0	0	0	0						
Aurelio Rodriguez, R OBP: 0.286, SLG: 0.362										4	0	1	0	0	0	1						
Ruben Amaro, R OBP: 0.556, SLG: 0.500										2	0	1	0	0	0	0						
Bill Voss, L OBP: 0.211, SLG: 0.235										1	0	0	0	0	0	1						
Bobby Knoop, R OBP: 0.300, SLG: 0.224										1	0	0	0	0	0	1						
Rudy May, L OBP: 0.100, SLG: 0.100										1	0	0	0	0	0	1						
Eddie Fisher, R										0	0	0	0	0	0	0						
Vic Davallilo, L OBP: 0.218, SLG: 0.200										2	0	0	0	0	0	1						
Inning Stats	R: 0 E: 0 K: 0 S: 4	H: 1 LOB: 1 BB: 0 P: 4	R: 0 E: 0 K: 0 S: 3	H: 0 LOB: 0 BB: 0 P: 3	R: 0 E: 0 K: 0 S: 3	H: 1 LOB: 0 BB: 0 P: 3	R: 0 E: 0 K: 1 S: 6	H: 1 LOB: 0 BB: 0 P: 6	R: 0 E: 0 K: 1 S: 5	H: 0 LOB: 0 BB: 0 P: 5	R: 2 E: 1 K: 0 S: 7	H: 3 LOB: 2 BB: 0 P: 7	R: 0 E: 0 K: 0 S: 4	H: 1 LOB: 1 BB: 0 P: 4	R: 1 E: 0 K: 2 S: 8	H: 2 LOB: 1 BB: 0 P: 8	R: 0 E: 0 K: 0 S: 2	H: 0 LOB: 1 BB: 1 P: 6	1B: 7 2B: 2 3B: 0 HR: 1	SF: 0 SAC: 0 DP: 3 HBP: 0	WP: 0 PB: 0 SB: 1 CS: 1	PA: 35
PITCHER	IP	WLS	BF	H	R	ER	SO	BB	IBB	HBP	BLK	WP	HR	S	P	ERA	WHIP					
Sonny Siebert, R ERA: 3.74	7.0		30	9	3	1	2	0	0	0	0	0	1	34	34	1.29	1.286					
Vicente Romo, R ERA: 1.0	2.0	S	5	0	0	0	2	1	0	0	0	0	0	8	12	0.00	0.500					

Boston Red Sox @ California Angels
Anaheim Stadium, Anaheim, CA
Sun May 11 1969, 6:33 AM EDT
Att: 12,519 - Unknown

AB 34
R 3
H 9
RBI 3
BB 1
SO 4
LOB 15



Batter	1	2	3	4	5	6	7	8	9	AB	R	H	RBI	BB	SO	LOB	TOP			
Dalton Jones, L (1, 3) OBP: 0.333, SLG: 0.328	F7			G1-3 2B 1B	E4 FC6-4			L7	FC6-4 1-2	5	1	1	0	0	0	1	Boston Red Sox @ Oakland Athletics Oakland-Alameda County Coliseum, Oakland, CA Tue May 13 1969, 7:05 PM PDT Att: 7,873 - Unknown			
Mike Andrews, R (1, 4) OBP: 0.380, SLG: 0.461	L8			F9	FC6-4 1-2			HR		4	1	1	0	0	0	2				
Carl Yastrzemski, L (1, 7) OBP: 0.490, SLG: 0.539	F7			G1-3 1-3 1B 2B		4-0 FC5-4 BB		HR		3	2	2	2	1	0	0				
Tony Conigliaro, R (1, 9) OBP: 0.370, SLG: 0.486				G1-3 2-3 3-H		FC5-4 1-2		BB		3	0	1	1	1	0	2				
Reggie Smith, S (1, 8) OBP: 0.326, SLG: 0.430	G4-6-3 1B 1-2			1B		P4		L7		4	0	1	1	0	0	3				
Russ Gibson, R (1, 2) OBP: 0.299, SLG: 0.339	K			1B		F9		F7		4	0	1	0	0	1	2				
Rico Petrocelli, R (1, 6) OBP: 0.460, SLG: 0.721				F8 1B		K		G5-3		4	0	1	0	0	1	2				
George Scott, R (1, 5) OBP: 0.225, SLG: 0.292				G6-4-3 1-2		G6-3		G4-3		3	0	0	0	0	1	1				
Joe Lahoud, L (9, FH) OBP: 0.116, SLG: 0.103				K		K		K		1	0	0	0	0	0	0				
Mike Nagy, R (1, 1) Vicente Romo, R (8, 1) Sparky Lyle, L (8, 1) Dick Schofield, S (9, FH) OBP: 0.474, SLG: 0.375				K		K		FC6-4 1B		3	0	0	0	0	3	0		AB 35 R 4 H 9 RBI 4 BB 2 SO 6 LOB 13 		
Inning Stats	R: 0 E: 0 K: 0 S: 3	H: 0 LOB: 0 BB: 0 P: 3	R: 0 E: 0 K: 1 S: 5	H: 1 LOB: 0 BB: 0 P: 5	R: 0 E: 0 K: 1 S: 5	H: 1 LOB: 0 BB: 0 P: 5	R: 2 E: 0 K: 0 S: 7	H: 4 LOB: 2 BB: 0 P: 7	R: 0 E: 0 K: 1 S: 6	H: 0 LOB: 1 BB: 1 P: 6	R: 0 E: 0 K: 3 S: 9	H: 0 LOB: 0 BB: 0 P: 9	R: 2 E: 0 K: 0 S: 5	H: 2 LOB: 1 BB: 1 P: 9	R: 0 E: 0 K: 0 S: 4	H: 1 LOB: 1 BB: 0 P: 4	1B: 7 2B: 1 3B: 0 HR: 1	SF: 0 SAC: 0 DP: 2 HBP: 0	WP: 0 PB: 0 SB: 0 CS: 0	PA: 37
PITCHER	IP WLS BF H R ER SO BB IBB HBP BLK WP HR S P ERA WHIP																			
Jim Nash, R (1, 1) ERA: 2.35	7.1		31	8	4	4	6	2	0	0	0	0	0	0	0	0	0	4.91	1.364	
Paul Lindblad, L (8, 1) ERA: 1.8	0.2	W	2	0	0	0	0	0	0	0	0	0	0	0	2	2	0.00	0.000		
Rollie Fingers, R (9, 1) ERA: 3.33	1.0	S	4	1	0	0	0	0	0	0	0	0	0	0	4	4	0.00	1.000		

Batter	1	2	3	4	5	6	7	8	9	AB	R	H	RBI	BB	SO	LOB	BOTTOM			
Bert Campaneris, R (1, 6) OBP: 0.223, SLG: 0.234	L5			G5-3	G6-3 HR 1B			G5-3		4	1	1	0	0	0	0	Boston Red Sox @ Oakland Athletics Oakland-Alameda County Coliseum, Oakland, CA Tue May 13 1969, 7:05 PM PDT Att: 7,873 - Unknown			
Tommie Reynolds, R (1, 7) OBP: 0.350, SLG: 0.366				K	G6-3 1-2			P4		3	0	0	0	0	1	1				
Rollie Fingers, R (9, 1) OBP: 0.182, SLG: 0.182	WP HBP									0	0	0	0	0	0	0				
Reggie Jackson, L (1, 9) OBP: 0.440, SLG: 0.719	K				2B BB			2B HR		3	3	2	2	1	1	1				
Sal Bando, R (1, 5) OBP: 0.385, SLG: 0.542					1B H			G6-3		3	0	1	1	0	0	1				
Danny Cater, R (1, 3) OBP: 0.357, SLG: 0.425	G4-3				F8			G4-3		4	1	1	1	0	0	3				
Rick Monday, L (1, 8) OBP: 0.375, SLG: 0.461					P6			K		4	0	1	1	0	1	1				
Dick Green, R (1, 4) OBP: 0.341, SLG: 0.473					G1-3			P3		4	0	2	0	0	0	1				
Phil Roof, R (1, 2) OBP: 0.244, SLG: 0.200					K			G1-3		4	0	0	0	0	2	4				
Jim Nash, R (1, 1) OBP: 0.235, SLG: 0.313					K			G5-3		3	0	0	0	0	2	0				
Paul Lindblad, L (8, 1) OBP: 1.000, SLG: 1.000								K		0	0	0	0	0	0	0				
Joe Nosssek, R (9, 7)								K		0	0	0	0	0	0	0				
Inning Stats	R: 0 E: 0 K: 1 S: 5	H: 0 LOB: 2 BB: 0 P: 7	R: 0 E: 0 K: 1 S: 5	H: 0 LOB: 0 BB: 0 P: 5	R: 0 E: 0 K: 2 S: 7	H: 0 LOB: 0 BB: 0 P: 7	R: 1 E: 0 K: 0 S: 5	H: 2 LOB: 2 BB: 1 P: 9	R: 2 E: 0 K: 0 S: 5	H: 2 LOB: 0 BB: 0 P: 5	R: 0 E: 0 K: 1 S: 6	H: 1 LOB: 1 BB: 0 P: 6	R: 0 E: 0 K: 1 S: 5	H: 0 LOB: 0 BB: 0 P: 5	R: 2 E: 0 K: 1 S: 8	H: 3 LOB: 1 BB: 0 P: 8	1B: 4 2B: 3 3B: 0 HR: 1	SF: 0 SAC: 0 DP: 0 HBP: 2	WP: 1 PB: 0 SB: 0 CS: 0	PA: 35
PITCHER	IP WLS BF H R ER SO BB IBB HBP BLK WP HR S P ERA WHIP																			
Mike Nagy, R (1, 1) ERA: 2.27	7.0		30	6	4	4	6	1	0	2	0	0	0	0	0	0	5.14	1.000		
Vicente Romo, R (8, 1) ERA: 1.57	0.1	L	2	1	0	0	0	0	0	0	0	0	0	2	2	0.00	3.000			
Sparky Lyle, L (8, 1) ERA: 2.0	0.2		3	1	1	1	1	0	0	0	0	0	0	5	5	13.50	1.500			



Batter	1	2	3	4	5	6	7	8	9	AB	R	H	RBI	BB	SO	LOB	TOP					
Dalton Jones, L OBP: 0.342, SLG: 0.354 (1, 3)	F9		L7 1B		F7			1B 2B		4	1	2	0	0	0	1	Boston Red Sox @ Oakland Athletics Oakland-Alameda County Coliseum, Oakland, CA Wed May 14 1969, 7:05 PM PDT Att: 9,865 - Unknown					
Mike Andrews, R OBP: 0.376, SLG: 0.454 (1, 4)	L4		1-2 1B		K			L6		4	0	1	0	0	1	2						
Carl Yastrzemski, L OBP: 0.493, SLG: 0.530 (1, 7)	1B BB		L7		F7			1B 1-3-2 IBB		2	1	0	0	2	0	2						
Tony Conigliaro, R OBP: 0.374, SLG: 0.487 (1, 9)	1-2 1B		K		K			1-3 2H 1B		4	0	2	2	0	2	2						
Reggie Smith, S OBP: 0.312, SLG: 0.410 (1, 8)	P6		K		K			1-3-2		4	0	0	0	0	2	5						
Russ Gibson, R OBP: 0.282, SLG: 0.318 (1, 2)		P4		G3-1			K		F3	4	0	0	0	0	1	0						
Rico Petrocelli, R OBP: 0.469, SLG: 0.717 (1, 6)		FC6-4 BB		G6-4-3 1B			5-3 BB		G6-3	2	0	1	0	2	0	0						
George Scott, R OBP: 0.218, SLG: 0.282 (1, 5)		FC6-4 1-2		G6-4-3 1-2			5-3		F8	4	0	0	0	0	0	3						
Ray Culp, R OBP: 0.290, SLG: 0.357 (1, 1)		K					5-3			3	0	1	0	0	1	2						
Inning Stats	R: 1 E: 0 K: 0 S: 4	H: 1 LOB: 1 BB: 1 P: 8	R: 0 E: 0 K: 1 S: 5	H: 0 LOB: 1 BB: 1 P: 9	R: 0 E: 0 K: 2 S: 9	H: 2 LOB: 2 BB: 0 P: 9	R: 0 E: 0 K: 0 S: 3	H: 1 LOB: 0 BB: 0 P: 3	R: 0 E: 0 K: 1 S: 5	H: 1 LOB: 1 BB: 1 P: 5	R: 0 E: 0 K: 2 S: 7	H: 0 LOB: 0 BB: 0 P: 7	R: 0 E: 0 K: 1 S: 5	H: 0 LOB: 1 BB: 1 P: 9	R: 1 E: 0 K: 0 S: 4	H: 2 LOB: 1 BB: 1 P: 8	R: 0 E: 0 K: 0 S: 3	H: 0 LOB: 0 BB: 0 P: 3	1B: 6 2B: 3 3B: 0 HR: 0	SF: 0 SAC: 0 DP: 3 HBP: 0	WP: 0 PB: 0 SB: 1 CS: 1	PA: 35
PITCHER Chuck Dobson, R ERA: 3.47 (1, 1)	IP: 9.0 WLS: L BF: 35 H: 7 R: 2 ER: 2 SO: 7 BB: 3 IBB: 1 HBP: 0 BLK: 0 WP: 0 HR: 0 S: 45 P: 61 ERA: 2.00 WHIP: 1.111															PITCHER	IP: 9.0 WLS: W BF: 36 H: 6 R: 1 ER: 1 SO: 11 BB: 2 IBB: 1 HBP: 0 BLK: 0 WP: 0 HR: 0 S: 55 P: 67 ERA: 1.00 WHIP: 0.889					

Batter	1	2	3	4	5	6	7	8	9	AB	R	H	RBI	BB	SO	LOB	BOTTOM					
Bert Campaneris, R OBP: 0.224, SLG: 0.234 (1, 6)	K		B4-3		1B S		F5			4	0	1	0	0	1	0	Boston Red Sox @ Oakland Athletics Oakland-Alameda County Coliseum, Oakland, CA Wed May 14 1969, 7:05 PM PDT Att: 9,865 - Unknown					
Tommie Reynolds, R OBP: 0.346, SLG: 0.365 (1, 7)	1B		K		SF9		F8			3	0	1	1	0	1	0						
Reggie Jackson, L OBP: 0.433, SLG: 0.696 (1, 9)	F9				F8		1B IBB		K	3	0	0	0	1	1	1						
Sal Bando, R OBP: 0.388, SLG: 0.536 (1, 5)	F7			PB BB	1-2 2-3 1B		K		K	3	0	1	0	1	1	1						
Danny Cater, R OBP: 0.346, SLG: 0.411 (1, 3)		G1-3		K	G6-3		K		K	4	0	0	0	0	2	4						
Rick Monday, L OBP: 0.370, SLG: 0.446 (1, 8)		P4		BB			P6		K	3	0	0	0	1	1	0						
Dick Green, R OBP: 0.346, SLG: 0.474 (1, 4)		1B		K			1B		G6-3	4	0	2	0	0	1	2						
Phil Roof, R OBP: 0.250, SLG: 0.209 (9, PH) Jose Tartabull, L (9, PH)		K			1B SH1-4 SF9 1B		K		F7	3	1	1	0	0	2	2						
Chuck Dobson, R OBP: 0.200, SLG: 0.200 (9, PH) John Donaldson, L (9, PH)			K		SH1-4		F2		4-3	2	0	0	0	0	1	1						
Inning Stats	R: 0 E: 0 K: 1 S: 6	H: 1 LOB: 0 BB: 0 P: 6	R: 0 E: 0 K: 1 S: 6	H: 1 LOB: 0 BB: 0 P: 6	R: 0 E: 0 K: 2 S: 7	H: 0 LOB: 0 BB: 0 P: 7	R: 0 E: 0 K: 2 S: 7	H: 0 LOB: 2 BB: 2 P: 15	R: 1 E: 0 K: 0 S: 6	H: 3 LOB: 3 BB: 1 P: 10	R: 0 E: 0 K: 1 S: 6	H: 1 LOB: 0 BB: 0 P: 6	R: 0 E: 0 K: 1 S: 5	H: 0 LOB: 0 BB: 0 P: 5	R: 0 E: 0 K: 3 S: 9	H: 0 LOB: 0 BB: 0 P: 9	R: 0 E: 0 K: 0 S: 3	H: 0 LOB: 0 BB: 0 P: 3	1B: 6 2B: 0 3B: 0 HR: 0	SF: 1 SAC: 1 DP: 0 HBP: 0	WP: 0 PB: 1 SB: 1 CS: 0	PA: 36
PITCHER Ray Culp, R ERA: 3.57 (1, 1)	IP: 9.0 WLS: W BF: 36 H: 6 R: 1 ER: 1 SO: 11 BB: 2 IBB: 1 HBP: 0 BLK: 0 WP: 0 HR: 0 S: 55 P: 67 ERA: 1.00 WHIP: 0.889															PITCHER	IP: 9.0 WLS: W BF: 36 H: 6 R: 1 ER: 1 SO: 11 BB: 2 IBB: 1 HBP: 0 BLK: 0 WP: 0 HR: 0 S: 55 P: 67 ERA: 1.00 WHIP: 0.889					



Batter	1	2	3	4	5	6	7	8	9	10	11	AB	R	H	RBI	BB	SO	LOB	TOP								
Tommy Harper, R OBP: 0.430, SLG: 0.403 (1, 4)	5-3	6-3			6-3				K		HR	5	1	1	1	1	1	3									
Mike Hegan, L OBP: 0.430, SLG: 0.419 (1, 9)	K		F2		F7				CI		4-3	4	0	0	0	1	1	1									
Tommy Davis, R OBP: 0.243, SLG: 0.304 Ray Oylar, R OBP: 0.314, SLG: 0.222 (1, 7) (11, 6)	5-3		5-3			6-3	G6-4-3		K		2B	5	1	0	0	1	1	5									
Don Mincher, L OBP: 0.357, SLG: 0.473 (1, 3)		HR	F7			F9			SH5-4		4-3	5	2	2	1	1	0	0									
Wayne Comer, R OBP: 0.404, SLG: 0.481 (1, 8) (11, 7)		HR			F5				SH5-4		K	4	2	2	4	1	1	0									
Rich Rollins, R OBP: 0.285, SLG: 0.321 Mike Marshall, R OBP: 0.278, SLG: 0.235 Jack Aker, R OBP: 0.278, SLG: 0.235 John O'Donoghue, R OBP: 0.278, SLG: 0.235 (1, 5) (11, PR) (11, 1) (11, 1)		HR	4-3		4-3				5-3		5-3	6	0	2	0	0	0	2									
Jerry McNettrey, R OBP: 0.273, SLG: 0.333 Joe Vanni, R OBP: 0.273, SLG: 0.333 Gene Brabender, R OBP: 0.273, SLG: 0.333 Gus Gil, R OBP: 0.273, SLG: 0.333 Jim Bouton, R OBP: 0.273, SLG: 0.333 Jim Goggin, L OBP: 0.273, SLG: 0.333 (1, 2) (7, PR) (7, 1) (8, PH) (8, 1) (11, PH) (11, 8)		6-3	5-3		5-3				G3			3	0	1	0	0	0	1	AB 43								
John Kennedy, R OBP: 0.407, SLG: 0.478 (1, 6) (11, 5)	FC6-2-5				6-3				K		HR	4	2	2	2	1	1	2	R 10								
Marty Pattin, R OBP: 0.273, SLG: 0.273 Diego Segui, R OBP: 0.200, SLG: 0.111 Steve Whitaker, L OBP: 0.342, SLG: 0.364 Larry Haney, R OBP: 0.432, SLG: 0.515 (1, 1) (6, 1) (7, PH) (7, PH) (7, 2)	E7		1B		6-3				SH1-4		L9	2	0	1	1	0	0	1	H 13								
Inning Stats	R: 0 E: 0 K: 1 S: 5	H: 0 LOB: 0 BB: 0 P: 5	R: 3 E: 2 K: 0 S: 6	H: 3 LOB: 1 BB: 1 P: 10	R: 0 E: 0 K: 0 S: 3	H: 0 LOB: 0 BB: 0 P: 3	R: 0 E: 0 K: 0 S: 3	H: 0 LOB: 0 BB: 0 P: 3	R: 0 E: 0 K: 0 S: 4	H: 1 LOB: 1 BB: 0 P: 4	R: 0 E: 0 K: 0 S: 3	H: 0 LOB: 1 BB: 0 P: 7	R: 1 E: 0 K: 1 S: 6	H: 2 LOB: 2 BB: 2 P: 14	R: 0 E: 0 K: 0 S: 4	H: 1 LOB: 1 BB: 1 P: 4	R: 0 E: 1 K: 2 S: 8	H: 0 LOB: 2 BB: 1 P: 12	R: 0 E: 0 K: 1 S: 5	H: 0 LOB: 0 BB: 0 P: 5	R: 6 E: 0 K: 0 S: 9	H: 6 LOB: 1 BB: 1 P: 13	1B: 4 2B: 4 3B: 1 HR: 4	SF: 0 SAC: 2 DP: 1 HBP: 0	WP: 1 PB: 0 SB: 0 CS: 0	PA: 52	
PITCHER	IP	WLS	BF	H	R	ER	SO	BB	IBB	HBP	BLK	WP	HR	S	P	ERA	WHIP										
Sonny Siebert, R ERA: 3.81 Sparky Lyle, L ERA: 2.0 Vicente Romo, R ERA: 3.52 (1, 1) (7, 1) (7, 1)	5.2	0.0	23	7	6	6	3	2	0	0	0	1	3	27	35	11.57	1.929										

Seattle Pilots @ Boston Red Sox
Fenway Park, Boston, MA
Fri May 16 1969, 7:05 PM EDT
Att: 33,709 - Unknown

AB 43
R 10
H 13
RBI 10
BB 6
SO 5
LOB 17



Batter	1	2	3	4	5	6	7	8	9	10	11	AB	R	H	RBI	BB	SO	LOB	BOTTOM								
Reggie Smith, S OBP: 0.313, SLG: 0.438 (1, 8)	HR		1-3		G3				FC3-6		E7	6	2	2	1	0	0	2									
Mike Andrews, R OBP: 0.367, SLG: 0.444 (1, 4)	L5		L7			WP			CS		SF9	5	1	1	1	0	0	0									
Carl Yastrzemski, L OBP: 0.407, SLG: 0.533 (1, 7)	K				G6-4-3						G3	5	1	2	0	1	2	0									
Tony Conigliaro, R OBP: 0.380, SLG: 0.467 (1, 9)	K				G6-4-3				K		K	5	0	0	0	0	4	3									
Dalton Jones, L OBP: 0.346, SLG: 0.357 (1, 3)		F8				FC4-6			F5		HR	5	2	2	1	0	0	1									
George Scott, R OBP: 0.217, SLG: 0.273 (1, 5)		1-3				1B			6-3		5-3	4	0	0	0	1	1	2									
Rico Petrocelli, R OBP: 0.466, SLG: 0.730 (1, 6)						K			5-3			5	1	2	2	0	1	2									
Russ Gibson, R OBP: 0.293, SLG: 0.319 Syd O'Brien, R OBP: 0.286, SLG: 0.538 Joe Azcue, R OBP: 0.339, SLG: 0.327 (1, 2) (9, PR) (10, 2)		F9				K			FC1-6		1B	3	0	1	1	1	1	1	AB 43								
Sonny Siebert, R OBP: 0.222, SLG: 0.176 Sparky Lyle, L ERA: 2.0 Vicente Romo, R OBP: 0.200, SLG: 0.200 Joe Lahoud, L OBP: 0.333, SLG: 0.103 (1, 1) (7, 1) (7, 1) (11, PH)			F8			L8			FC1-6		E	3	0	1	0	0	0	2	R 9								
Inning Stats	R: 1 E: 0 K: 2 S: 8	H: 1 LOB: 0 BB: 0 P: 8	R: 0 E: 0 K: 0 S: 4	H: 1 LOB: 1 BB: 0 P: 4	R: 0 E: 0 K: 0 S: 3	H: 0 LOB: 0 BB: 0 P: 3	R: 0 E: 0 K: 1 S: 6	H: 2 LOB: 1 BB: 0 P: 6	R: 0 E: 0 K: 2 S: 8	H: 0 LOB: 0 BB: 0 P: 3	R: 0 E: 0 K: 0 S: 3	H: 0 LOB: 1 BB: 1 P: 6	R: 0 E: 0 K: 1 S: 9	H: 4 LOB: 0 BB: 1 P: 13	1B: 9 2B: 1 3B: 0 HR: 2	SF: 1 SAC: 0 DP: 1 HBP: 0	WP: 2 PB: 0 SB: 0 CS: 1	PA: 49									
PITCHER	IP	WLS	BF	H	R	ER	SO	BB	IBB	HBP	BLK	WP	HR	S	P	ERA	WHIP										
Marty Pattin, R ERA: 4.0 Diego Segui, R ERA: 3.12 Gene Brabender, R ERA: 6.59 Jim Bouton, R ERA: 4.76 Jack Aker, R ERA: 7.56 (1, 1) (6, 1) (7, 1) (8, 1) (11, 1)	0.2	0.0	3	1	1	0	1	0	0	0	0	0	0	6	6	6.35	1.588										
John O'Donoghue, L ERA: 7.56 (11, 1)	0.2	0.0	3	1	1	0	1	0	0	0	0	0	0	6	6	81.00	12.000										

Seattle Pilots @ Boston Red Sox
Fenway Park, Boston, MA
Fri May 16 1969, 7:05 PM EDT
Att: 33,709 - Unknown

AB 43
R 9
H 12
RBI 6
BB 4
SO 9
LOB 14



Batter	1	2	3	4	5	6	7	8	9	AB	R	H	RBI	BB	SO	LOB	TOP			
Tommy Harper, R (1,4) OBP: 0.431, SLG: 0.415	0-3 K		0-0 FC3-6 1B			0-0 F5		0-0 2B		4	0	2	1	0	1	0				
Mike Hegan, L (1,9) OBP: 0.435, SLG: 0.400	0-0 F7		0-0 FC3-6			0-0 F8		0-3 K		4	0	0	0	0	1	2				
Tommy Davis, R (1,7) OBP: 0.235, SLG: 0.292	0-0 3-1		0-0 1-3			0-0 2-3		0-0 6-3		4	0	0	0	0	0	2				
Don Mincher, L (1,3) OBP: 0.353, SLG: 0.465		0-0 1B		0-0 L9			0-3 K		0-0 F8	4	0	1	0	0	1	0				
Wayne Comer, R (1,8) OBP: 0.388, SLG: 0.458		0-3 K		0-0 F3			0-0 F3		0-0 5-3	4	0	0	0	0	1	1				
Gus Gil, R (1,5) OBP: 0.421, SLG: 0.382		0-0 F3		0-3 K			0-0 BB 1B		0-0 1B	4	0	2	0	0	1	1				
Larry Haney, R (1,2) OBP: 0.415, SLG: 0.472		0-0 5-3			0-0 F3		4-0 1-2 BB		0-0 F8	3	0	0	0	1	0	2				
John Kennedy, R (1,6) OBP: 0.400, SLG: 0.462			0-0 SH3 1B 1B		0-0 1-4-3		0-0 F8			3	1	1	0	0	0	2				
Gary Bell, R (1,1) OBP: 0.308, SLG: 0.273			0-0 SH3		0-0 F8			0-0 F8		0	0	0	0	0	0	0				
Steve Whitaker, L (5, PH) OBP: 0.333, SLG: 0.353										1	0	0	0	0	0	0				
Darrell Brandon, R (5, 1) OBP: 0.214, SLG: 0.260										0	0	0	0	0	0	0				
Jim Gosger, L (8, PH) OBP: 0.214, SLG: 0.260										1	0	0	0	0	0	0				
Diego Segui, R (8, 1) OBP: 0.200, SLG: 0.111										0	0	0	0	0	0	0				
Inning Stats	R: 0 E: 0 K: 1 S: 5	H: 0 LOB: 0 BB: 0 P: 5	R: 0 E: 0 K: 1 S: 6	H: 1 LOB: 1 BB: 0 P: 6	R: 1 E: 0 K: 0 S: 5	H: 2 LOB: 1 BB: 0 P: 5	R: 0 E: 0 K: 1 S: 5	H: 0 LOB: 0 BB: 0 P: 5	R: 0 E: 0 K: 0 S: 3	H: 0 LOB: 0 BB: 0 P: 3	R: 0 E: 0 K: 1 S: 6	H: 1 LOB: 2 BB: 1 P: 10	R: 0 E: 0 K: 1 S: 6	H: 1 LOB: 1 BB: 0 P: 6	R: 0 E: 0 K: 0 S: 4	H: 1 LOB: 1 BB: 0 P: 4	1B: 5 2B: 1 3B: 0 HR: 0	SF: 0 SAC: 1 DP: 0 HBP: 0	WP: 0 PB: 0 SB: 0 CS: 0	PA: 34
PITCHER	IP WLS BF H R ER SO BB IBB HBP BLK WP HR S P ERA WHIP																	PITCHER	IP WLS BF H R ER SO BB IBB HBP BLK WP HR S P ERA WHIP	
Mike Nagy, R (1,1) ERA: 1.99	9.0 W 34 6 1 1 5 1 0 0 0 0 0 43 47 1.00 0.778																			

Seattle Pilots @ Boston Red Sox
Fenway Park, Boston, MA
Sat May 17 1969, 3:33 AM EDT
Att: 21,172 - Unknown

AB 32
R 1
H 6
RBI 1
BB 1
SO 5
LOB 10

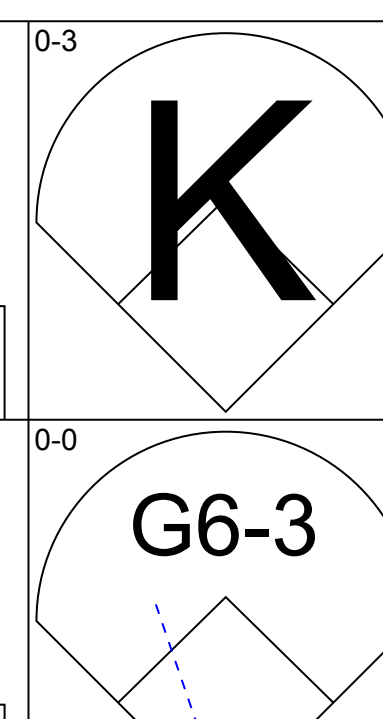
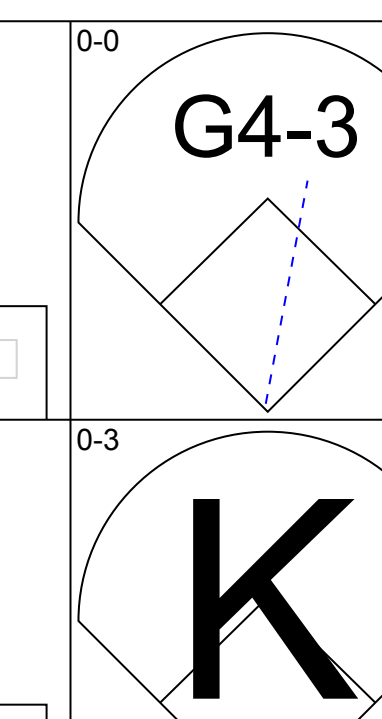
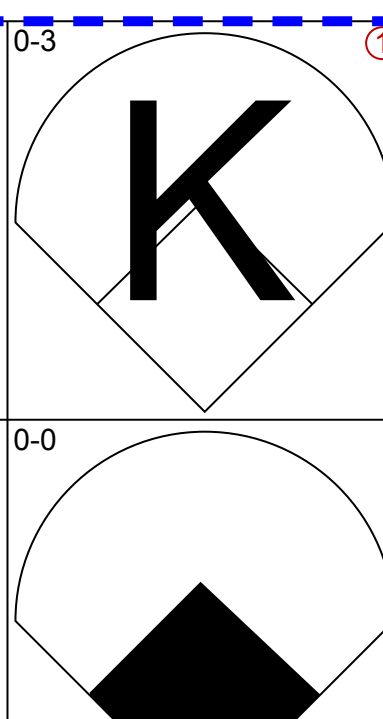
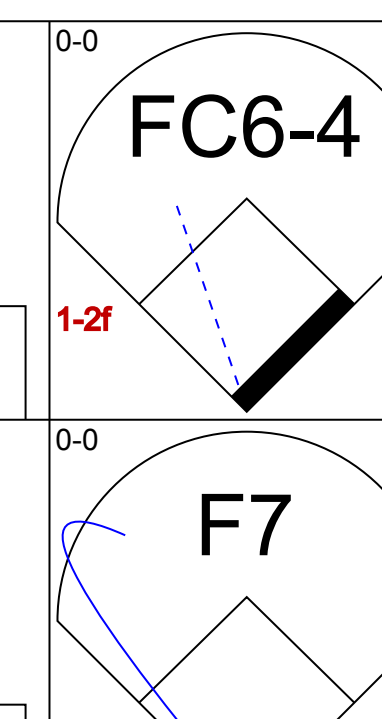
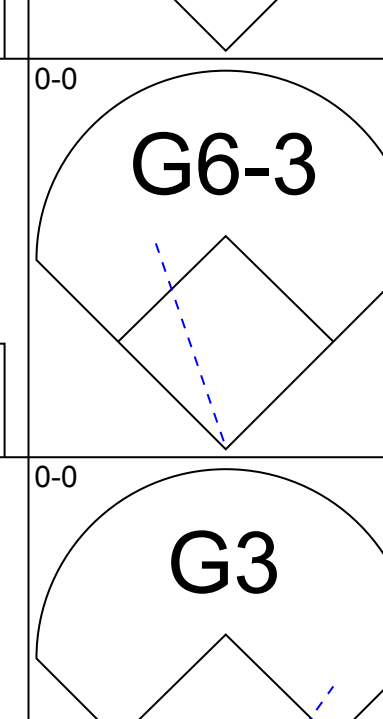
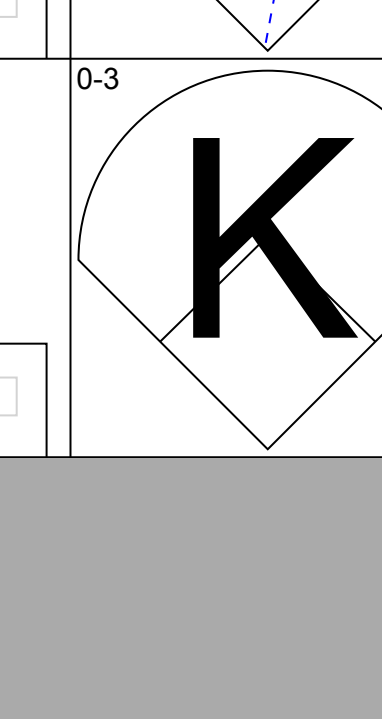
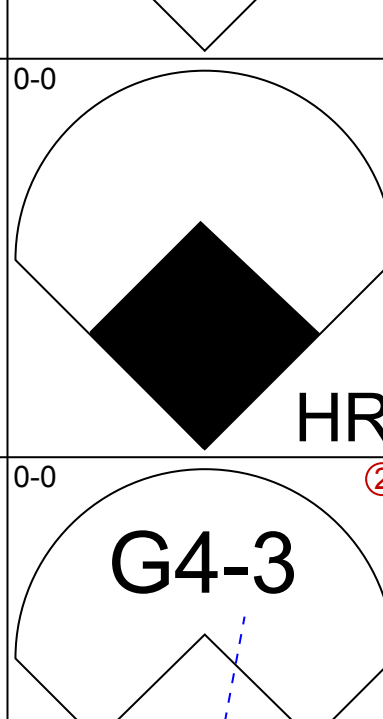
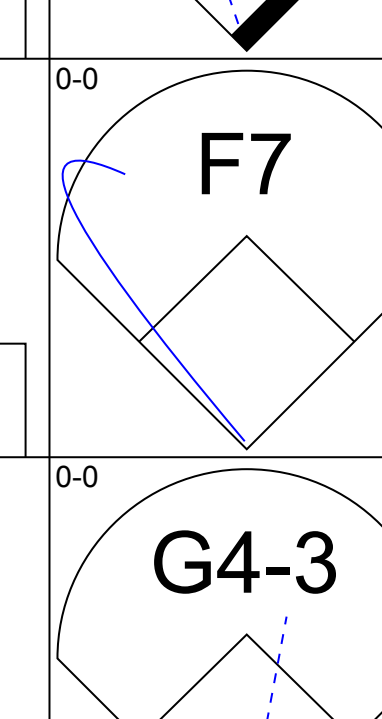
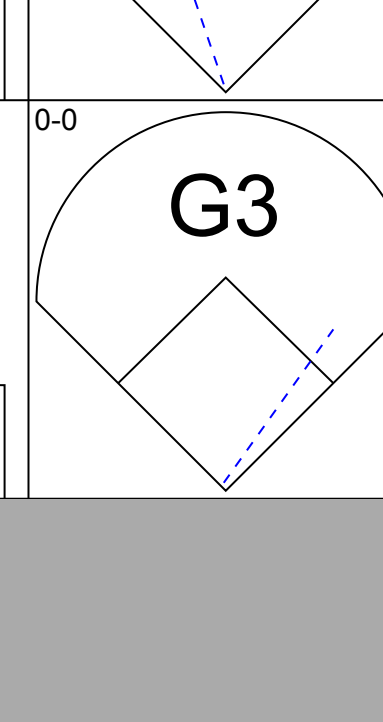
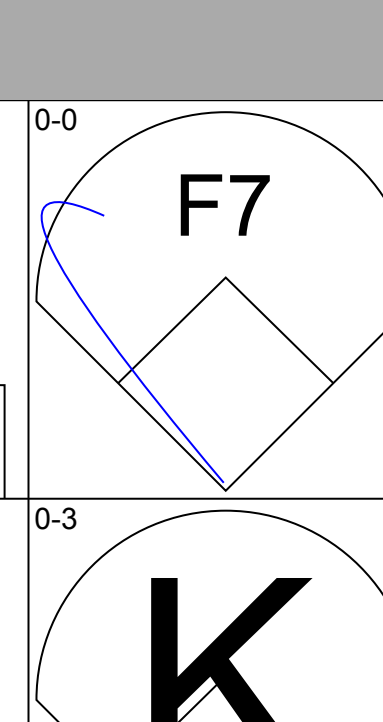
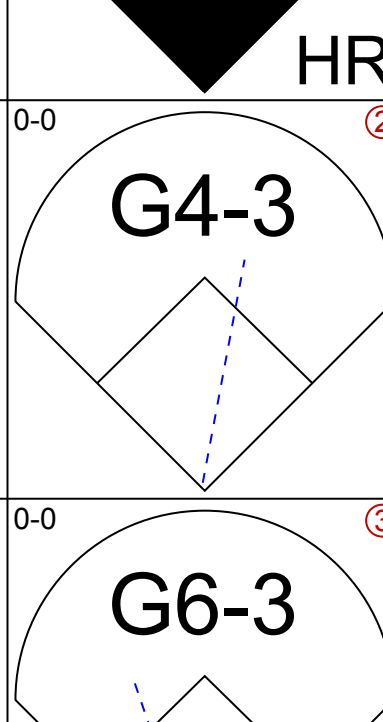
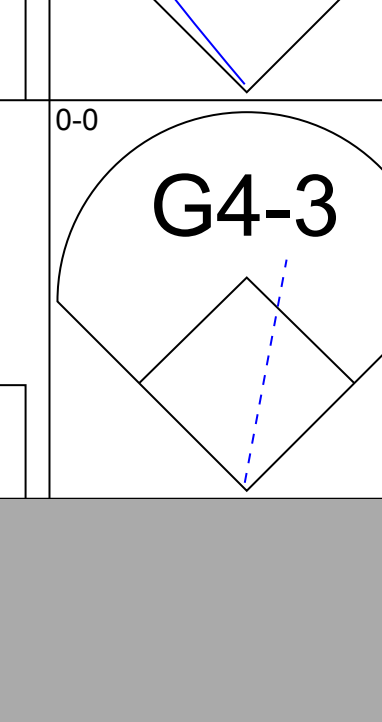
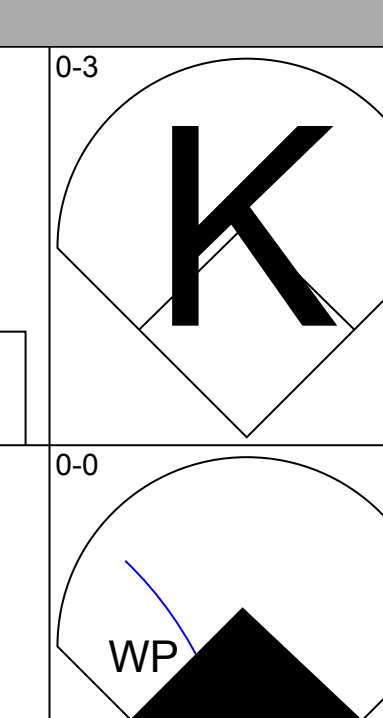
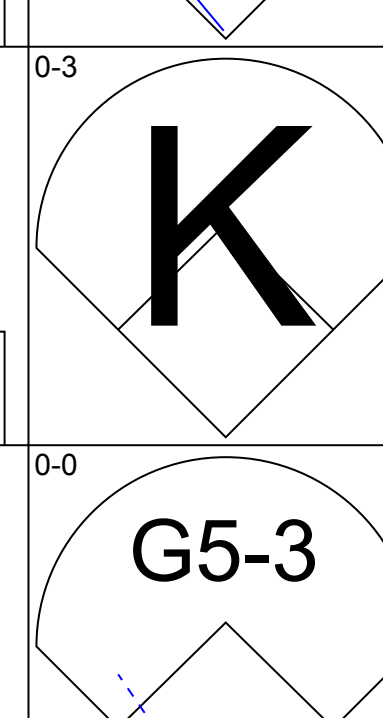
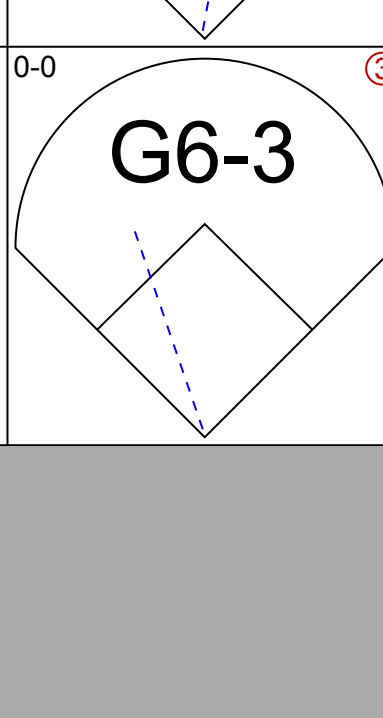
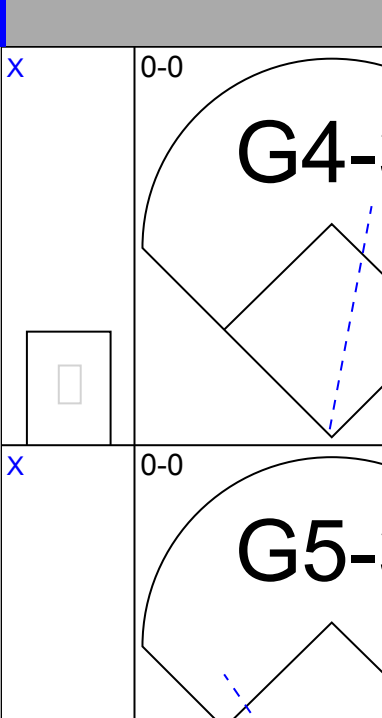
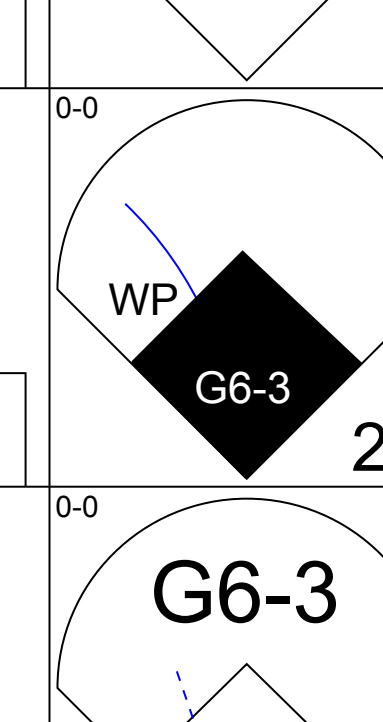
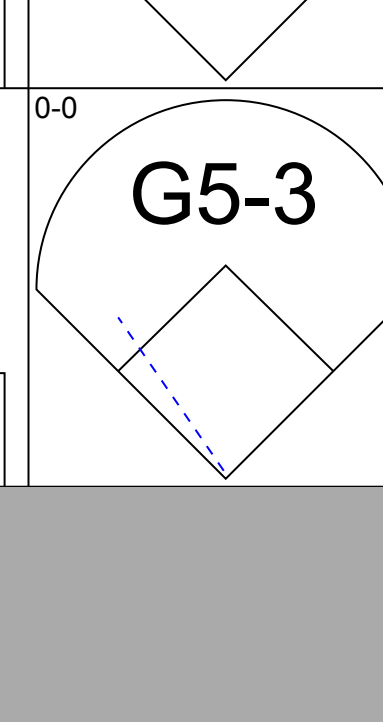
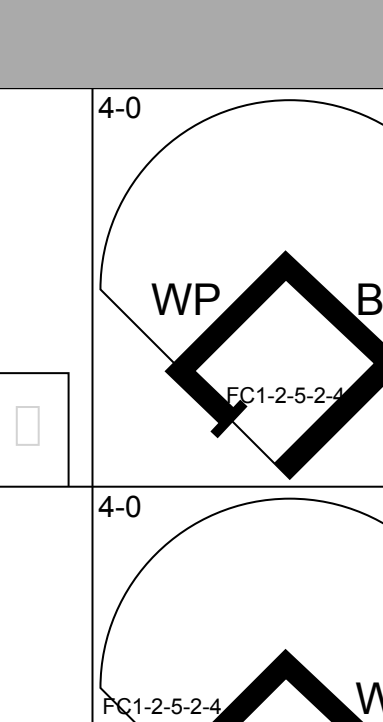
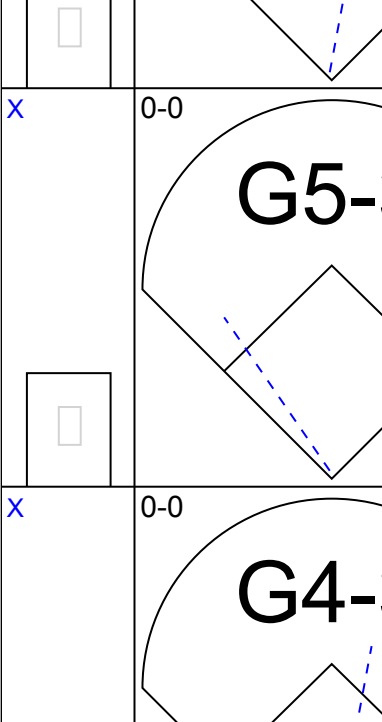

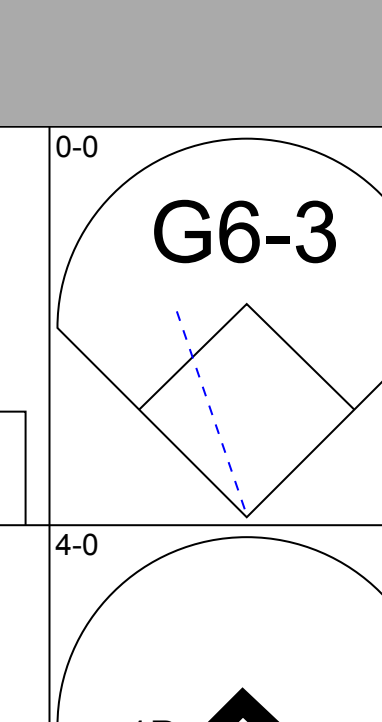
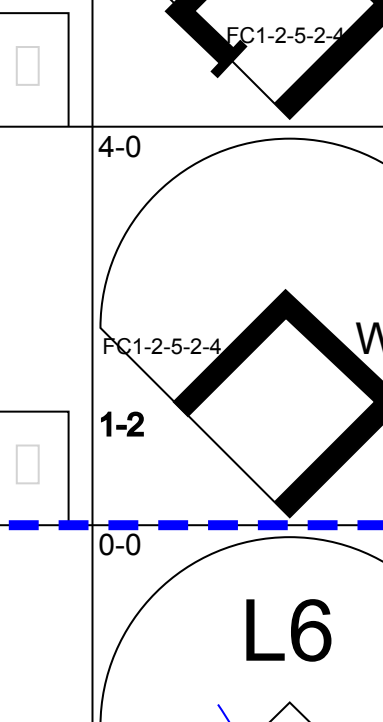
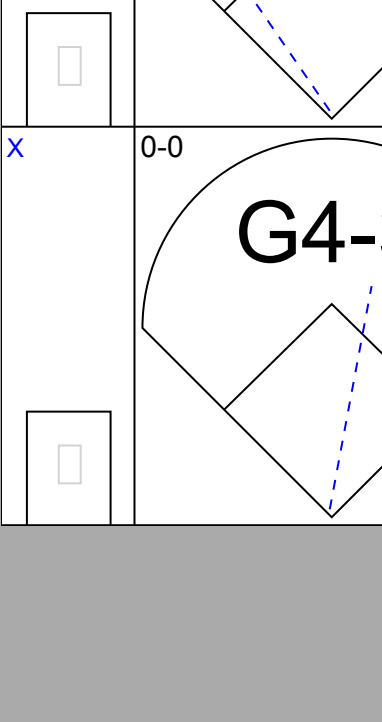
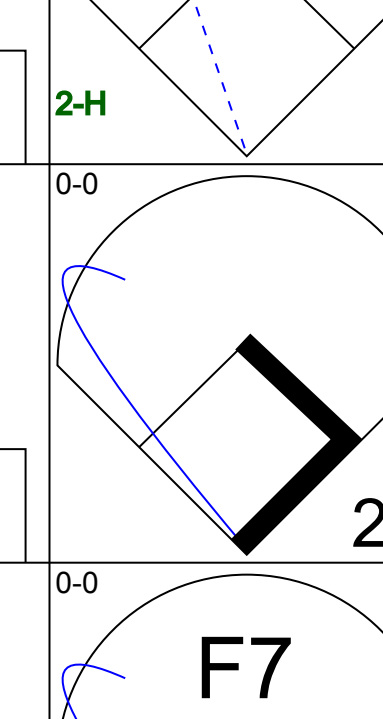
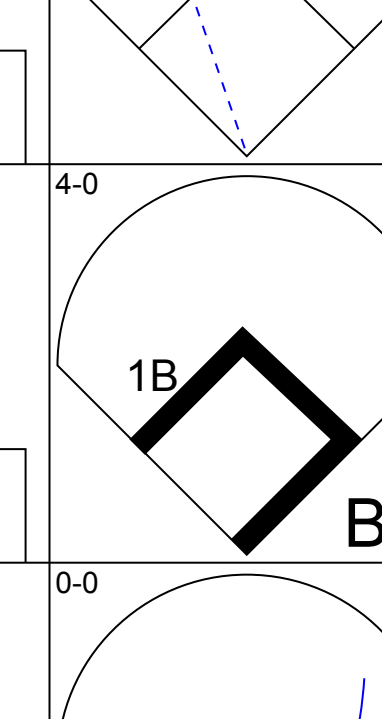
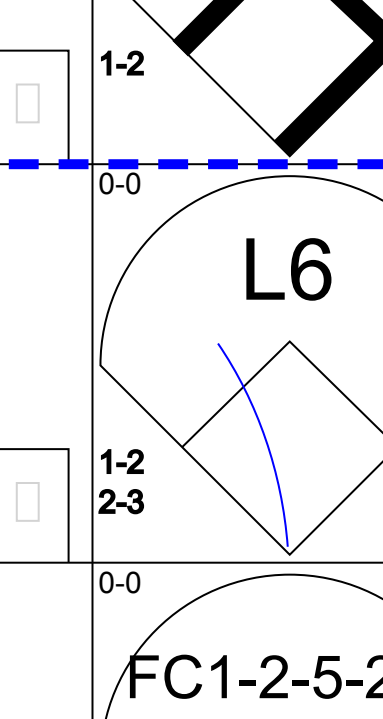
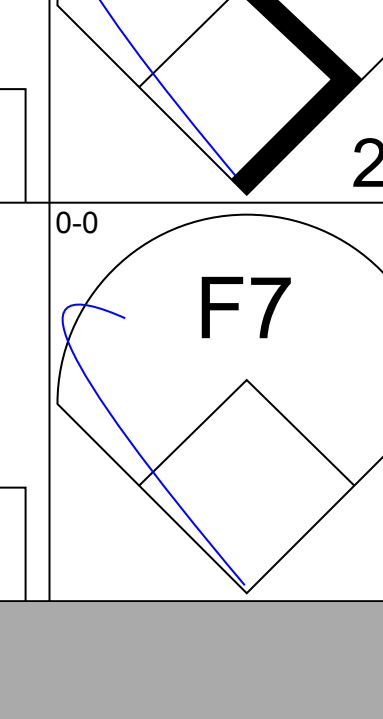
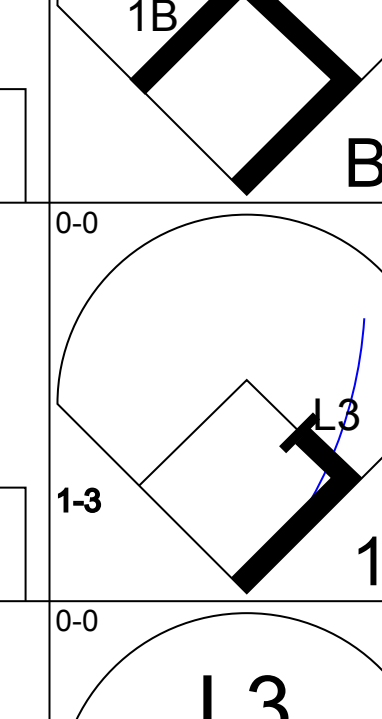
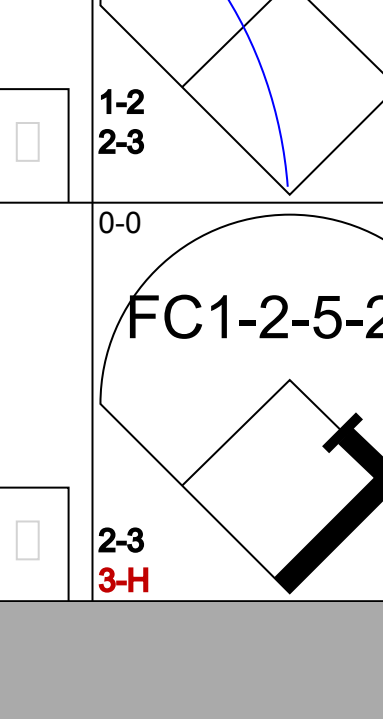
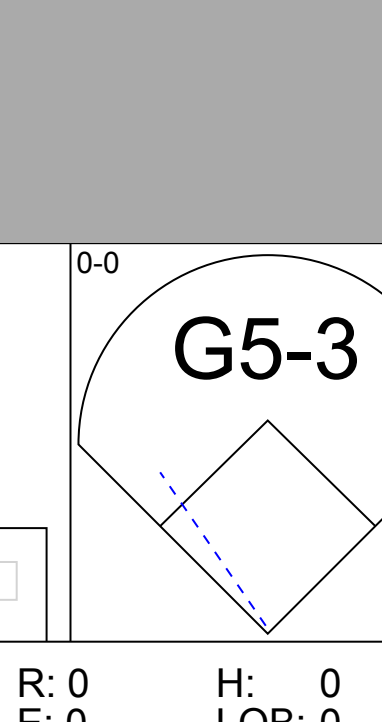
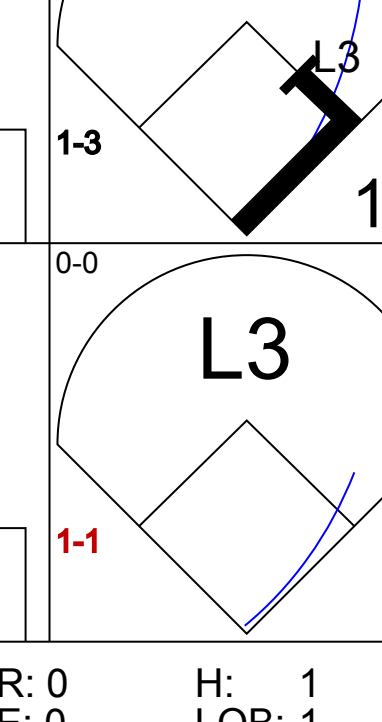
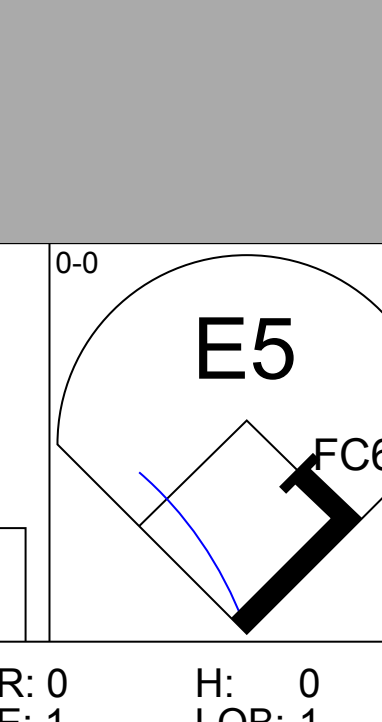


Batter	1	2	3	4	5	6	7	8	9	AB	R	H	RBI	BB	SO	LOB	BOTTOM			
Reggie Smith, S (1,8) OBP: 0.317, SLG: 0.430	0-0 F5	0-3 K		0-0 S 1B		4-0 E BB		0-3 K		4	1	1	0	1	2	0				
Mike Andrews, R (1,4) OBP: 0.375, SLG: 0.473	0-0 HR			0-0 HR 1B		0-0 F5		0-0 F7		5	2	3	2	0	0	1				
Carl Yastrzemski, L (1,7) OBP: 0.403, SLG: 0.548	0-0 G3			0-0 HR 1B		0-3 K				4	1	1	2	0	1	2				
Don Lock, R (7,7) OBP: 0.200, SLG: 0.400		0-0 F9		0-0 HR 1B						0	0	0	0	0	0	0				
Tony Conigliaro, R (1,9) OBP: 0.350, SLG: 0.452	0-0 E5		0-0 5-3	0-0 1-3			0-0 6-3			4	1	0	0	0	0	0				
Joe Lahoud, L (8,9) OBP: 0.333, SLG: 0.103	0-0 HR									0	0	0	0	0	0	0				
Dalton Jones, L (1,3) OBP: 0.366, SLG: 0.411	0-0 HR		4-0 BB		0-0 F2		0-0 FC5 WP 1B			3	1	2	2	1	0	0				
George Scott, R (1,5) OBP: 0.226, SLG: 0.274	0-0 WP 1B		0-0 F2		1-0 BB HBP		0-0 F9			3	0	1	0	0	0	2				
Rico Petrocelli, R (1,6) OBP: 0.474, SLG: 0.723	4-0 1-2 IBB		0-3 K		4-0 G6-4-3 BB		4-0 1-2 BB			1	0	0	0	3	1	1				
Syd O'Brien, R (7, PR) OBP: 0.286, SLG: 0.538										0	0	0	0	0	0	0				
Russ Gibson, R (1,2) OBP: 0.291, SLG: 0.315	0-3 K			0-0 B3-6-4 1B		0-0 G6-4-3		0-0 FC5		4	0	1	0	0	1	6				
Mike Nagy, R (1,1)		0-0 F3		0-0 B3-6-4 1B		0-0 F8		0-3 K		4	0	0	0	0	1	1				
Inning Stats	R: 3 E: 1 K: 1 S: 9	H: 3 LOB: 2 BB: 1 P: 13	R: 0 E: 0 K: 1 S: 6	H: 1 LOB: 1 BB: 0 P: 6	R: 0 E: 0 K: 1 S: 5	H: 0 LOB: 1 BB: 1 P: 9	R: 3 E: 0 K: 0 S: 6	H: 4 LOB: 0 BB: 0 P: 6	R: 0 E: 0 K: 0 S: 2	H: 0 LOB: 1 BB: 1 P: 7	R: 0 E: 1 K: 1 S: 5	H: 0 LOB: 1 BB: 1 P: 9	R: 0 E: 0 K: 0 S: 4	H: 1 LOB: 2 BB: 1 P: 8	R: 0 E: 0 K: 2 S: 7	H: 0 LOB: 0 BB: 0 P: 7	1B: 6 2B: 0 3B: 0 HR: 3	SF: 0 SAC: 0 DP: 2 HBP: 1	WP: 2 PB: 0 SB: 1 CS: 0	PA: 38
PITCHER	IP WLS BF H R ER SO BB IBB HBP BLK WP HR S P ERA WHIP																	PITCHER	IP WLS BF H R ER SO BB IBB HBP BLK WP HR S P ERA WHIP	
Gary Bell, R (1,1) ERA: 4.27	3.0 L 13 1 0 0 1 3 0 1 0 1 0 11 24 0.00 1.333																			
Darrell Brandon, R (5, 1) ERA: 8.25	1.0 3 0 0 0 0 2 0 0 0 0 0 0 7 7 0.00 0.000																			
Diego Segui, R (8, 1) ERA: 3.03																				


Seattle Pilots @ Boston Red Sox
Fenway Park, Boston, MA
Sat May 17 1969, 3:33 AM EDT
Att: 21,172 - Unknown

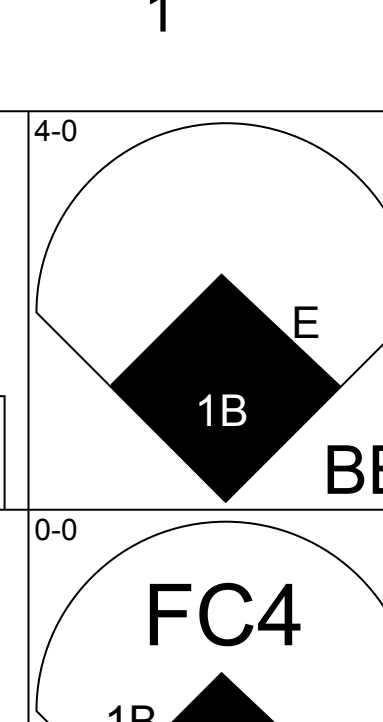
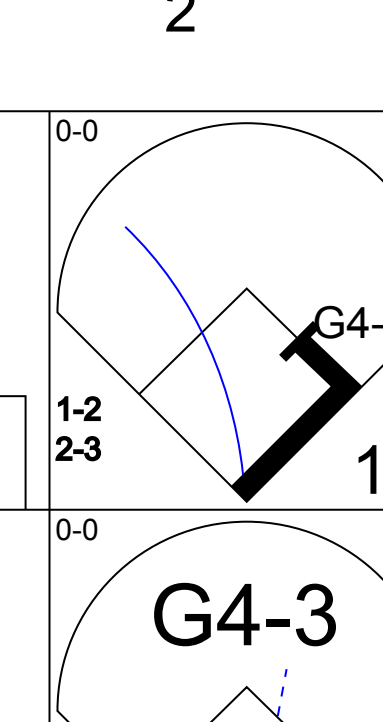
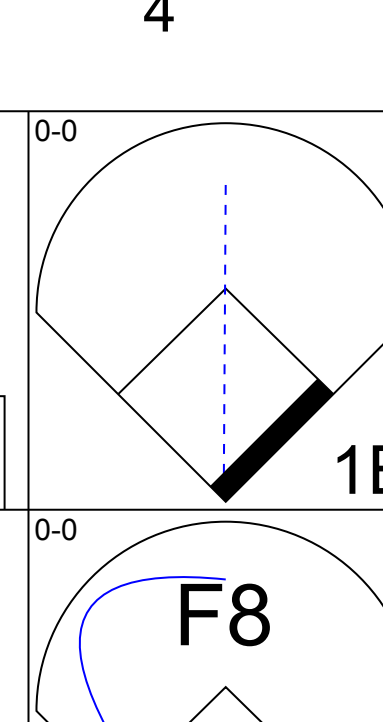
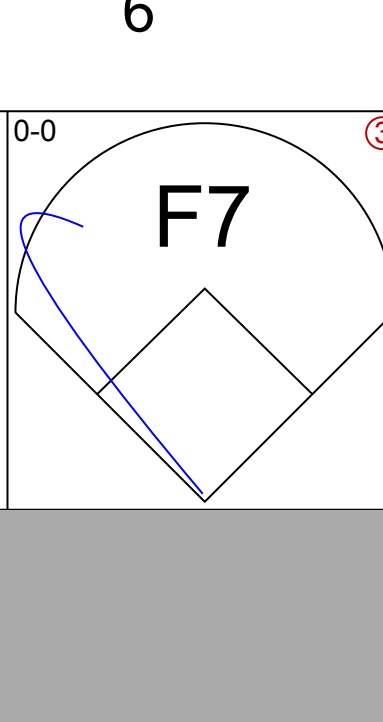
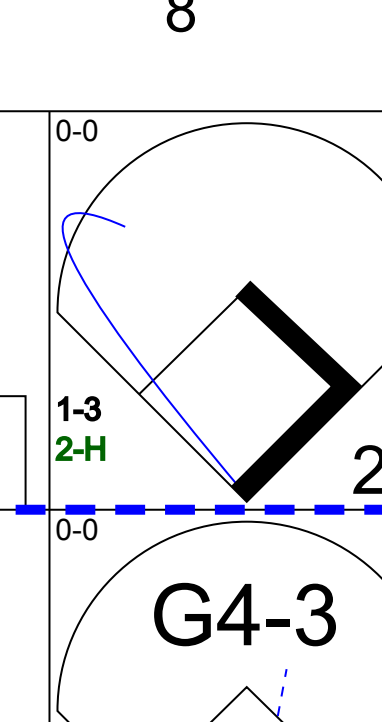
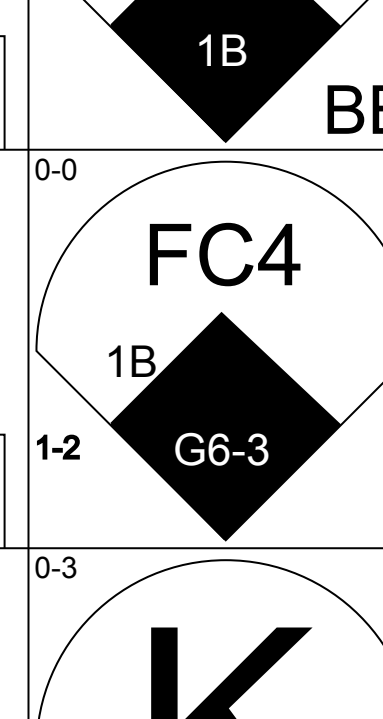
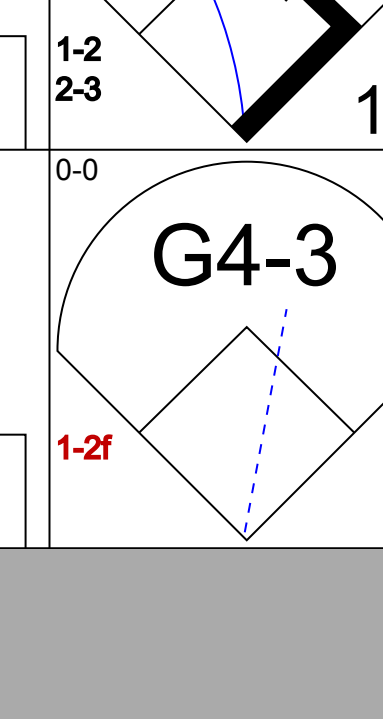
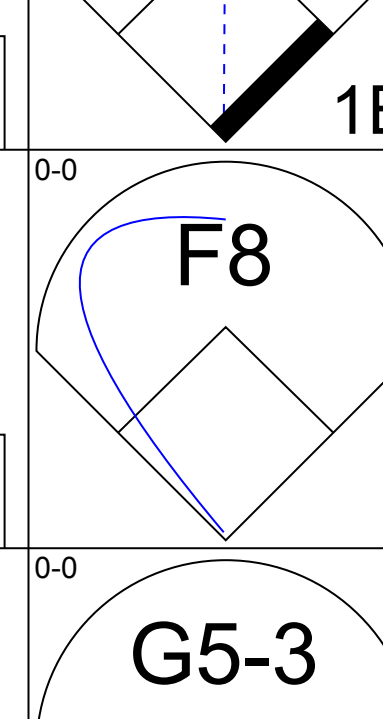
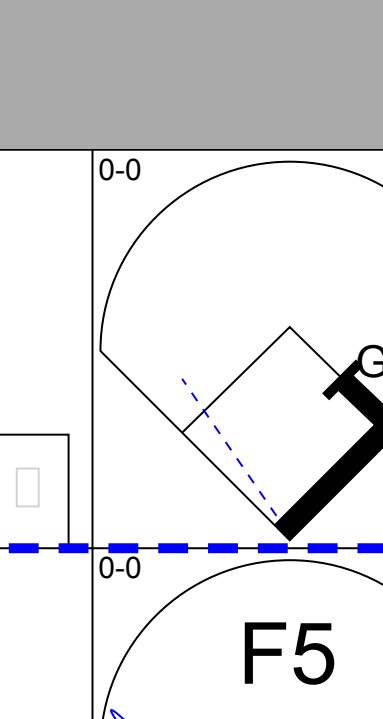
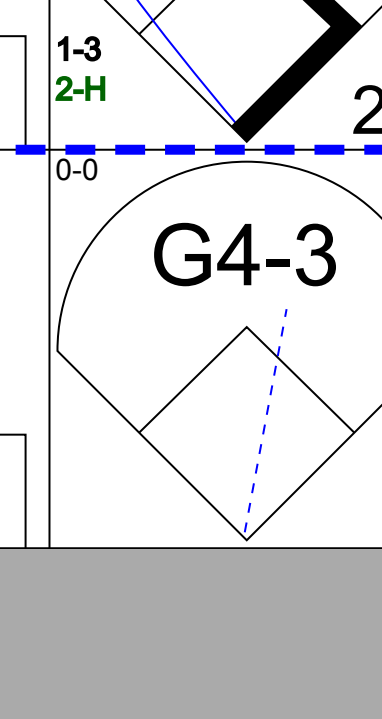
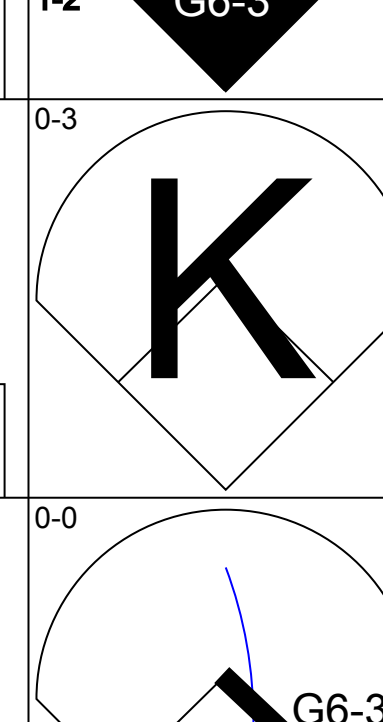
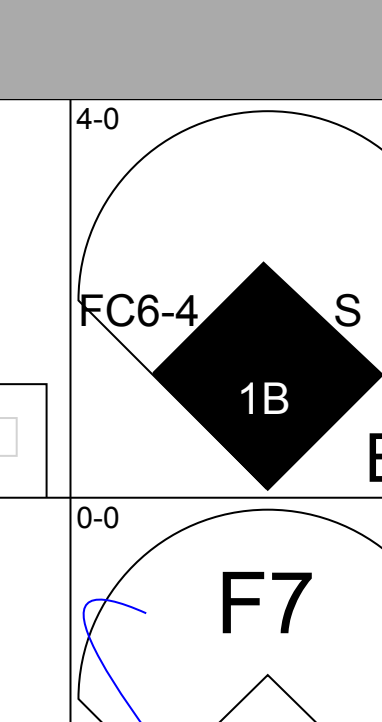
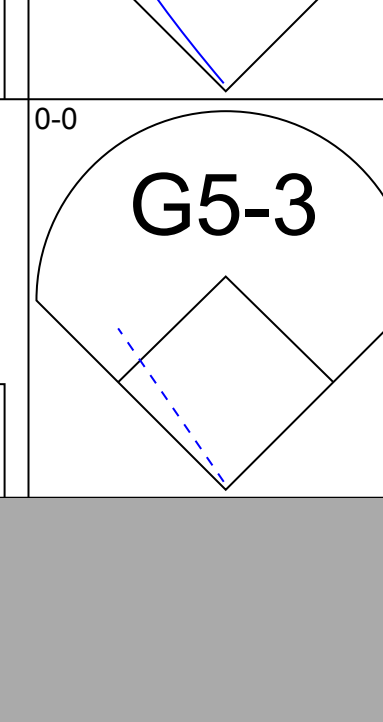
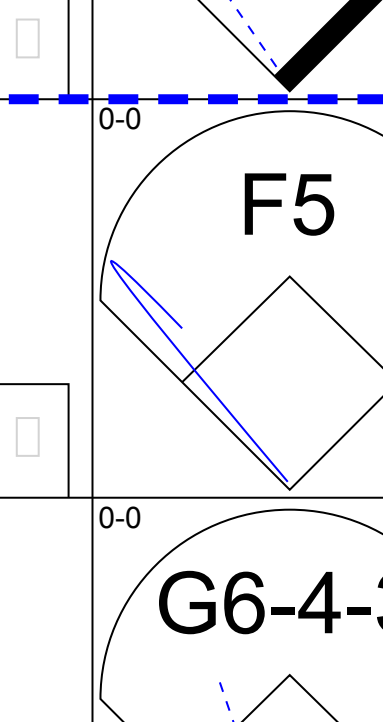
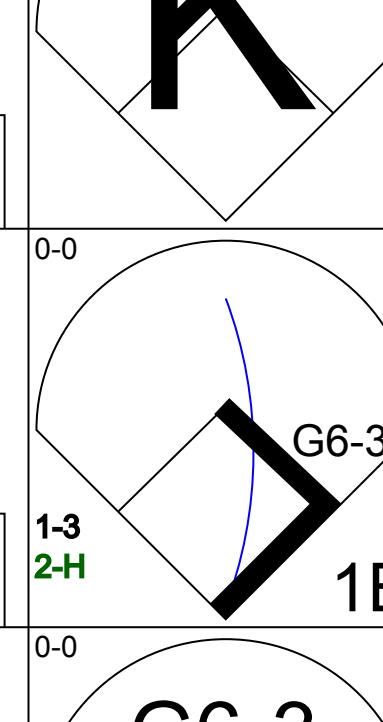
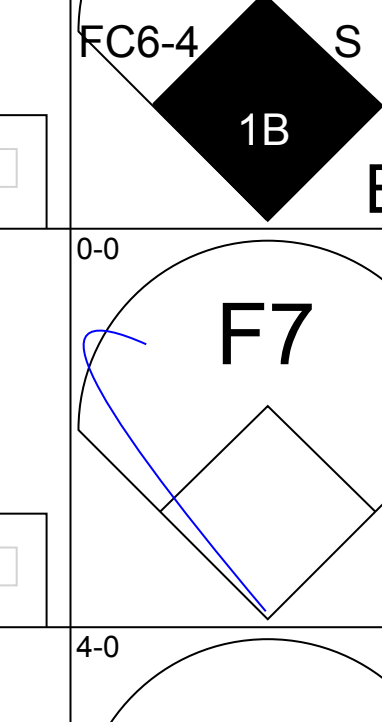
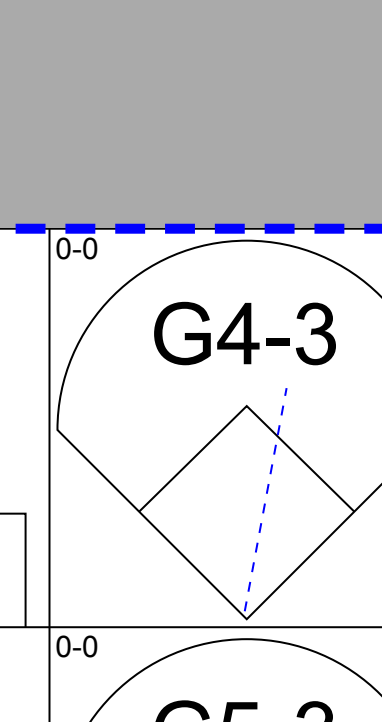
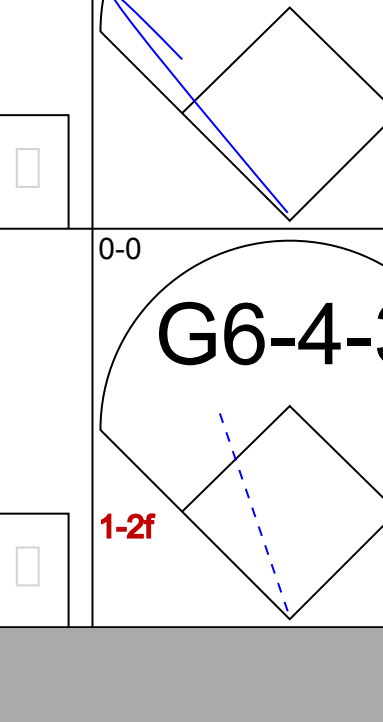
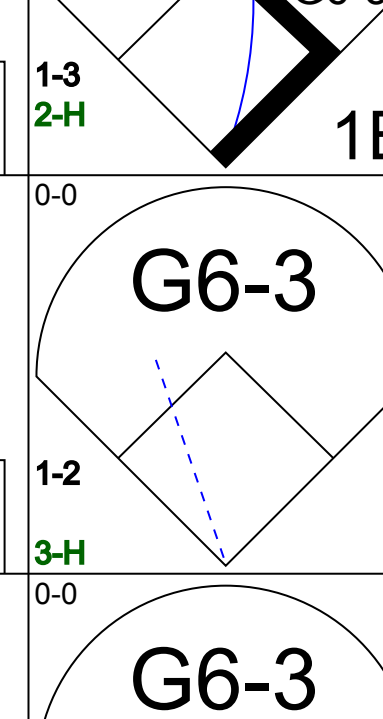
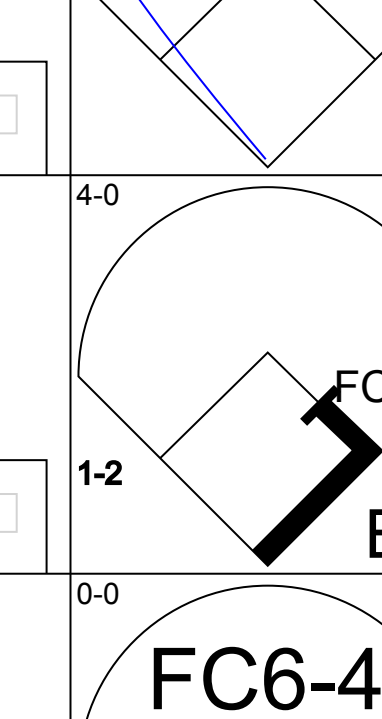
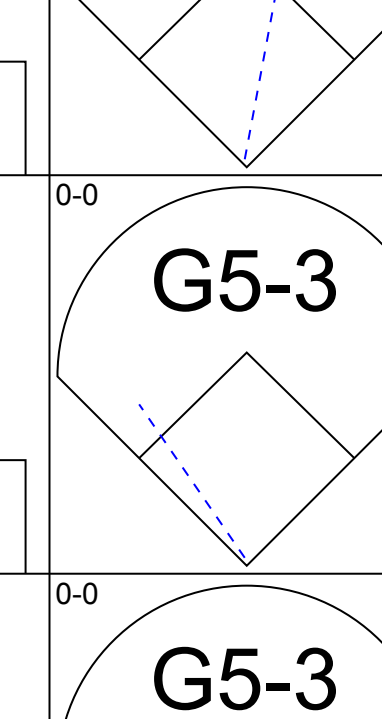
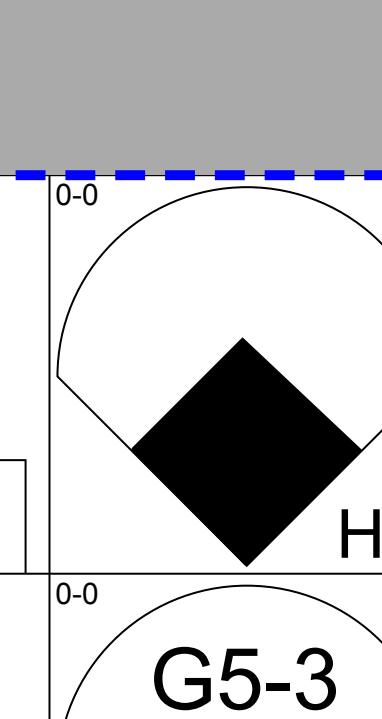
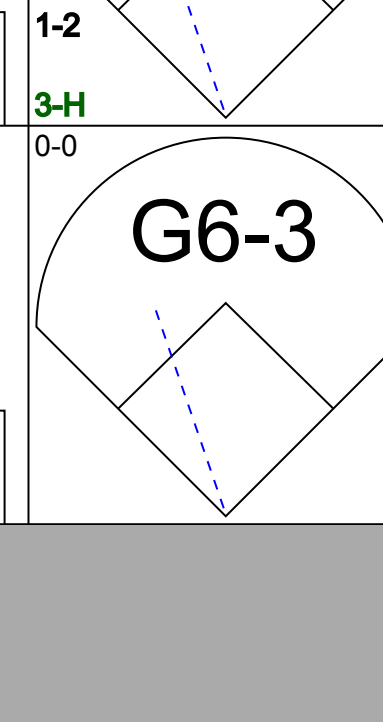
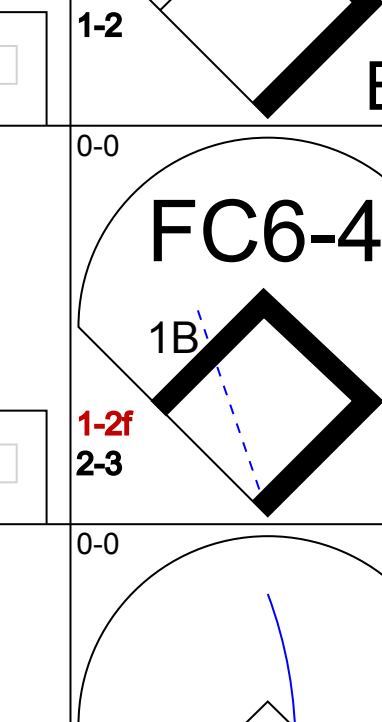
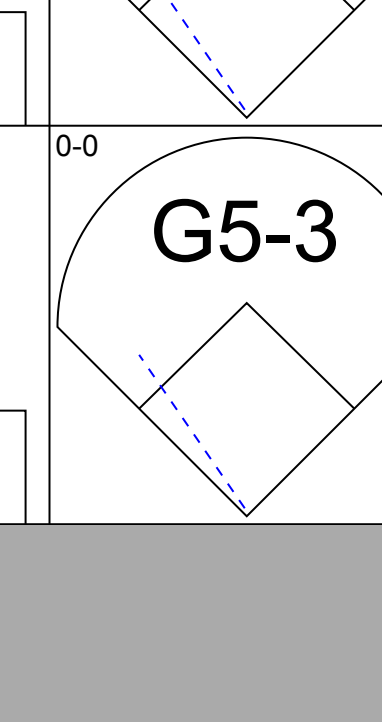
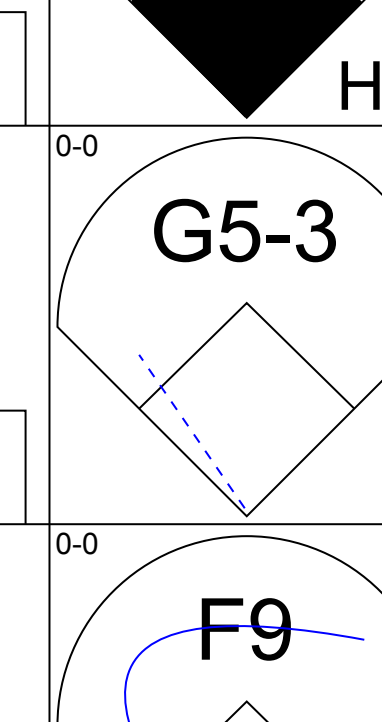
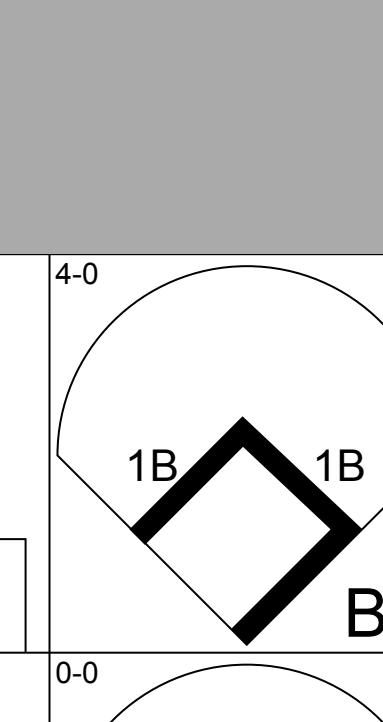
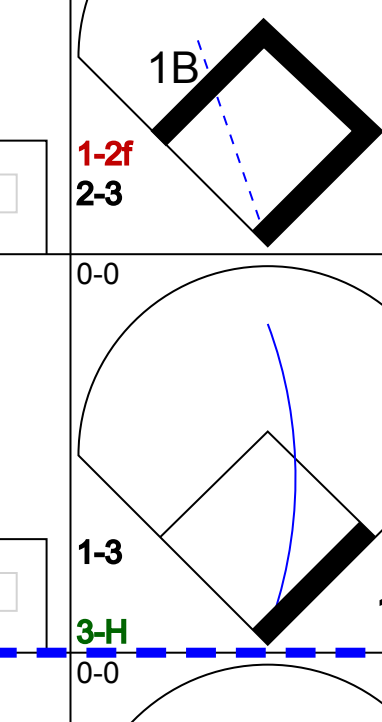

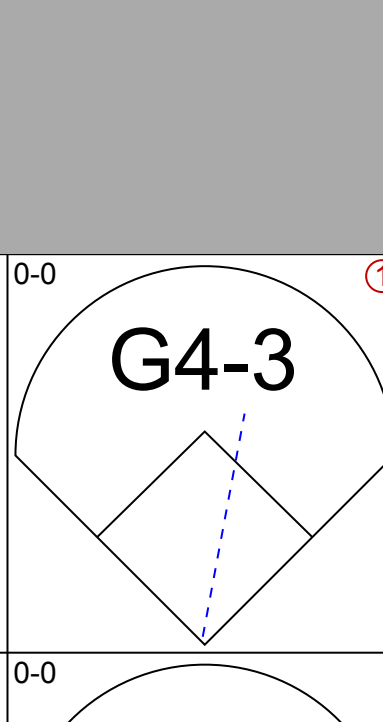
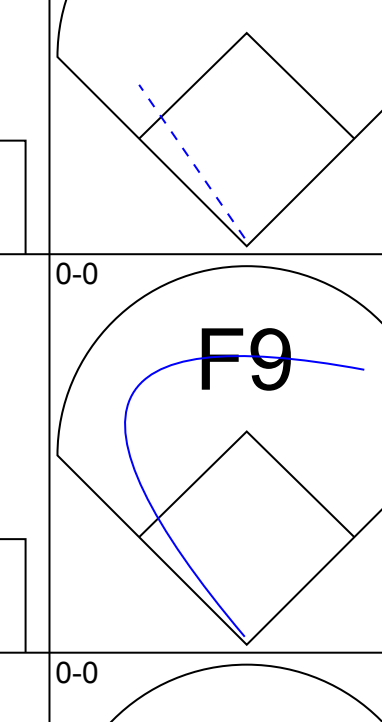
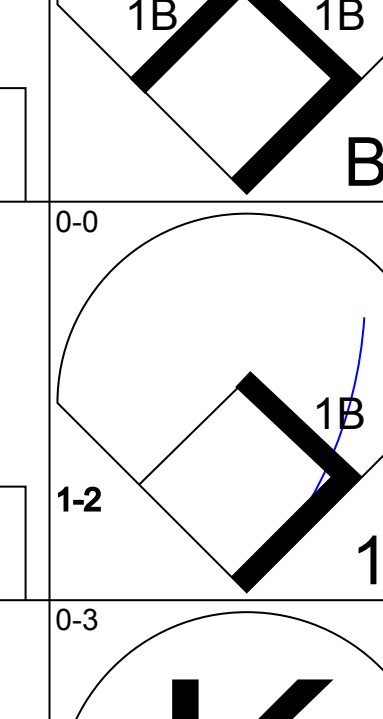
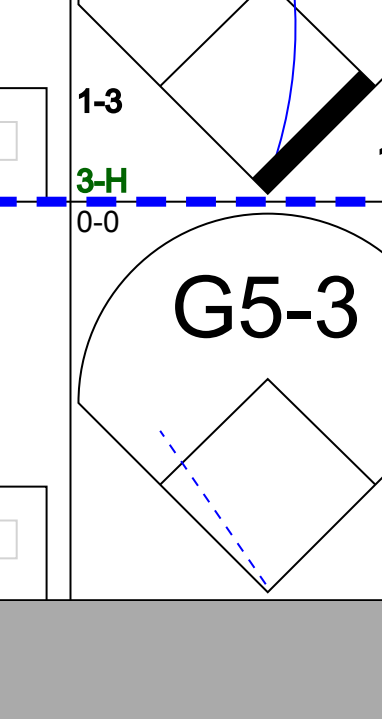
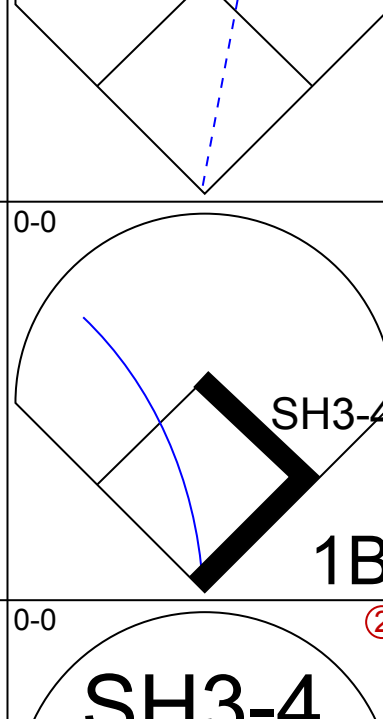
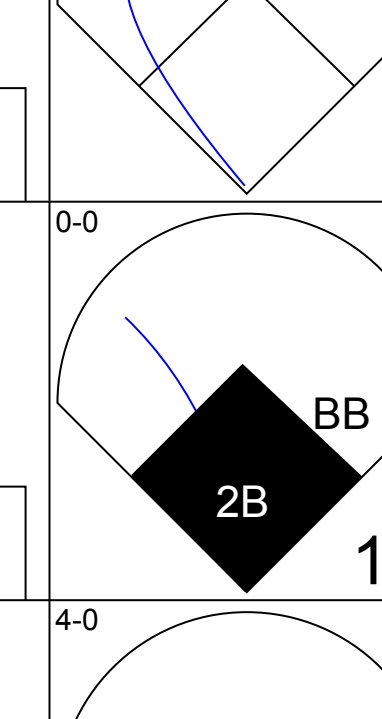
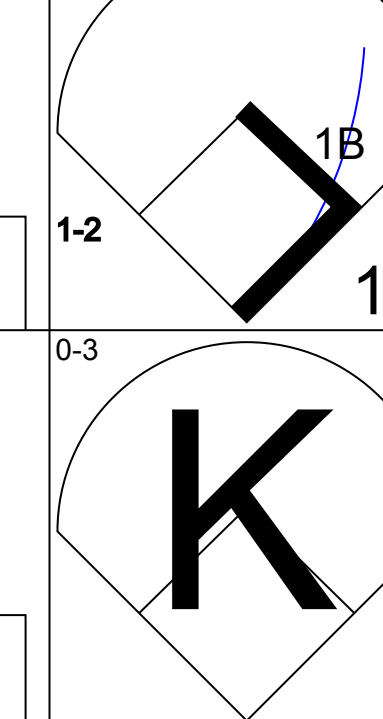
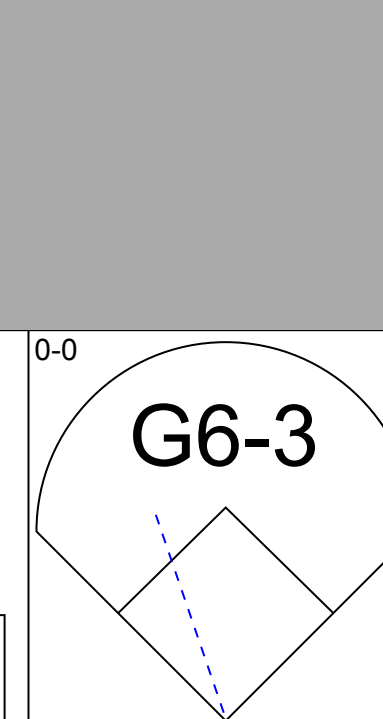
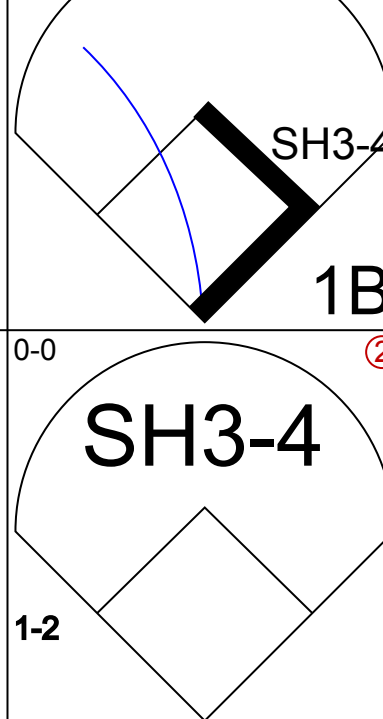
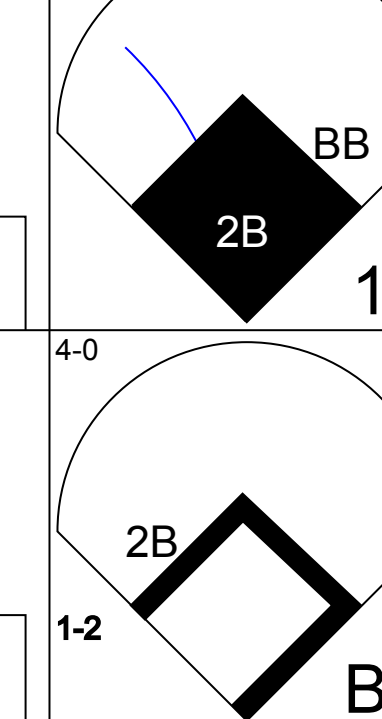
AB 32
R 6
H 9
RBI 6
BB 5
SO 6
LOB 13



Batter	1	2	3	4	5	6	7	8	9	AB	R	H	RBI	BB	SO	LOB	TOP										
Sandy Alomar Sr. S OBP: 0.259, SLG: 0.237 (1, 4)										4	0	0	0	0	2	1	California Angels @ Boston Red Sox Fenway Park, Boston, MA Wed May 21 1969, 7:05 PM EDT Unknown										
Jim Fregosi R OBP: 0.359, SLG: 0.405 (1, 6)										4	1	1	1	0	1	1											
Jay Johnstone L OBP: 0.266, SLG: 0.378 Eddie Fisher R (8, 1) Hoyt Wilhelm R (8, 1)										4	0	0	0	0	0	1											
Rick Reichardt R OBP: 0.375, SLG: 0.410 (1, 7)										4	0	0	0	0	2	0											
Lou Johnson R OBP: 0.284, SLG: 0.258 (1, 9)										3	1	1	0	1	0	0											
Dick Stuart R OBP: 0.205, SLG: 0.268 Vic Davallillo L OBP: 0.229, SLG: 0.203 (7, PR) (7, 3) (8, 8)										2	0	0	1	1	0	0											
Aurelio Rodriguez R OBP: 0.276, SLG: 0.339 (1, 5)										2	0	1	0	1	0	2											
Tom Satriano L OBP: 0.423, SLG: 0.394 (1, 2)										3	0	1	0	0	0	4											
Jim McGlothlin R (1, 1) Rickey Clark R (3, 1) Roger Repoz L OBP: 0.346, SLG: 0.279 (5, PH) Bob Priddy R (5, 1) Clyde Wright R (7, 1) Bubba Morton R OBP: 0.478, SLG: 0.558 (8, PH) (8, 3)										1	0	0	0	0	0	0											
Inning Stats	R: 0 E: 0 K: 1 S: 5	H: 0 LOB: 0 BB: 0 P: 5	R: 1 E: 0 K: 1 S: 7	H: 2 LOB: 1 BB: 0 P: 7	R: 0 E: 0 K: 1 S: 5	H: 0 LOB: 0 BB: 0 P: 5	R: 0 E: 0 K: 1 S: 3	H: 1 LOB: 1 BB: 1 P: 7	R: 1 E: 0 K: 1 S: 6	H: 1 LOB: 0 BB: 0 P: 6	R: 0 E: 0 K: 0 S: 2	H: 0 LOB: 2 BB: 2 P: 10	R: 0 E: 1 K: 0 S: 4	H: 0 LOB: 1 BB: 0 P: 4	R: 0 E: 0 K: 0 S: 3	H: 0 LOB: 0 BB: 0 P: 3		1B: 1 2B: 4 3B: 0 HR: 1	SF: 0 SAC: 0 DP: 2 HBP: 0	WP: 2 PB: 0 SB: 0 CS: 0	PA: 33						
PITCHER	IP	WLS	BF	H	R	ER	SO	BB	IBB	HBP	BLK	WP	HR	S	P	ERA	WHIP										
Jim Lonborg R ERA: 3.6 (1, 1)	5.0	W	18	3	1	1	4	1	0	0	0	1	0	25	29	1.80	0.800										
Lee Stange R ERA: 2.72 (6, 1)	1.0		6	1	1	1	1	2	0	0	0	0	1	6	14	9.00	3.000										
Sparky Lyle L ERA: 1.69 (7, 1)	3.0	S	9	0	0	0	0	0	0	0	0	1	0	9	9	0.00	0.000										

AB	30
R	2
H	4
RBI	2
BB	3
SO	5
LOB	11



Batter	1	2	3	4	5	6	7	8	9	AB	R	H	RBI	BB	SO	LOB	BOTTOM										
Mike Andrews R OBP: 0.395, SLG: 0.489 (1, 4)										4	1	3	1	1	0	1	California Angels @ Boston Red Sox Fenway Park, Boston, MA Wed May 21 1969, 7:05 PM EDT Unknown										
Dalton Jones L OBP: 0.355, SLG: 0.390 (1, 3)										5	1	1	0	0	7												
Carl Yastrzemski L OBP: 0.399, SLG: 0.552 (1, 7)										3	1	0	0	1	4												
Reggie Smith S OBP: 0.319, SLG: 0.422 (1, 8)										4	0	1	1	0	2												
Rico Petrocelli R OBP: 0.476, SLG: 0.754 (1, 6)										3	1	1	2	1	0												
Tony Conigliaro R OBP: 0.336, SLG: 0.429 (1, 9)										4	0	0	0	0	3												
George Scott R OBP: 0.232, SLG: 0.273 (1, 5)										3	0	1	1	1	0												
Joe Azcue R OBP: 0.367, SLG: 0.358 (1, 2)										4	1	3	0	0	2												
Jim Lonborg R (1, 1) Lee Stange R (6, 1) Sparky Lyle L (7, 1)										2	0	0	0	0	1	2											
Inning Stats	R: 2 E: 1 K: 1 S: 7	H: 1 LOB: 1 BB: 1 P: 11	R: 0 E: 0 K: 1 S: 6	H: 2 LOB: 1 BB: 1 P: 10	R: 1 E: 0 K: 0 S: 4	H: 1 LOB: 2 BB: 2 P: 12	R: 0 E: 0 K: 0 S: 4	H: 1 LOB: 1 BB: 0 P: 4	R: 0 E: 0 K: 0 S: 3	H: 0 LOB: 0 BB: 0 P: 3	R: 0 E: 0 K: 0 S: 3	H: 1 LOB: 0 BB: 0 P: 3	R: 2 E: 0 K: 0 S: 6	H: 3 LOB: 2 BB: 1 P: 10	R: 0 E: 0 K: 0 S: 3	H: 0 LOB: 0 BB: 0 P: 3		1B: 8 2B: 1 3B: 0 HR: 1	SF: 0 SAC: 1 DP: 2 HBP: 0	WP: 0 PB: 0 SB: 1 CS: 0	PA: 38						
PITCHER	IP	WLS	BF	H	R	ER	SO	BB	IBB	HBP	BLK	WP	HR	S	P	ERA	WHIP										
Jim McGlothlin R ERA: 2.42 (3, 1)	1.1	L	5	1	0	0	0	0	0	0	0	0	0	5	5	0.00	0.750										
Rickey Clark R (5, 1)	2.0		8	2	0	0	0	0	0	0	0	0	0	8	8	0.00	1.000										
Bob Priddy R ERA: 4.09 (7, 1)	1.0		2	0	0	0	0	0	0	0	0	0	0	2	2	0.00	0.000										
Clyde Wright L ERA: 7.04 Eddie Fisher R ERA: 4.66 (8, 1)	0.2		6	3	2	2	0	1	0	0	0	0	1	5	9	27.00	6.000										



Batter	1	2	3	4	5	6	7	8	9	AB	R	H	RBI	BB	SO	LOB	TOP										
Sandy Alomar Sr. S OBP: 0.279, SLG: 0.250 (1,4)	F8		K														4 0 2 1 1 1 0										
Jim Fregosi R OBP: 0.358, SLG: 0.411 Ruben Amaro, R OBP: 0.263, SLG: 0.222 Vic Davallillo, L OBP: 0.225, SLG: 0.200 (1,6) (5,6) (9,PH)	K			F9			FC5-4 BB		FC4-6 1B	3 0 1 1 0 1 0	1 1 0 0 0 0 1	1 0 0 0 0 0 1															
Jay Johnstone, L OBP: 0.264, SLG: 0.371 (1,8)	G1-3			F8	F9				FC4-6 1B	5 0 1 1 0 0 0 3																	
Rick Reichardt, R OBP: 0.376, SLG: 0.410 (1,7)		F8				K			P5	5 0 2 0 0 1 1																	
Lou Johnson, R OBP: 0.276, SLG: 0.250 Bob Priddy, R (7,1)	G4-3			FC6-4			BB 1B			2 0 0 0 0 0 1	0 0 0 0 0 0 0																
Dick Stuart, R OBP: 0.229, SLG: 0.289 (1,3)						K			F8	4 0 2 0 0 1 2																	
Aurelio Rodriguez, R OBP: 0.275, SLG: 0.344 (1,5)			K							4 1 1 0 0 2 3																	
Tom Egan, R OBP: 0.239, SLG: 0.175 (1,2)									F5	2 1 1 0 2 0 0																	
Rudy May, L OBP: 0.077, SLG: 0.077 Rickey Clark, R (2,1)										0 0 0 0 0 0 0	1 0 0 0 0 0 1	1 0 1 0 0 0 0	3 0 0 0 0 0 5	1 0 1 1 0 0 0													
Clyde Wright, L OBP: 1.000, SLG: 1.000 Roger Repoz, L OBP: 0.293, SLG: 0.266 Bill Voss, L OBP: 0.250, SLG: 0.256 (7,PH)	G6-4-3																										
Inning Stats	R: 0 E: 0 K: 1 S: 5	H: 0 LOB: 0 BB: 0 P: 5	R: 0 E: 0 K: 1 S: 6	H: 1 LOB: 0 BB: 0 P: 6	R: 0 E: 0 K: 1 S: 5	H: 1 LOB: 0 BB: 0 P: 5	R: 0 E: 0 K: 0 S: 4	H: 1 LOB: 1 BB: 0 P: 4	R: 2 E: 0 K: 1 S: 8	H: 3 LOB: 2 BB: 1 P: 12	R: 0 E: 0 K: 2 S: 9	H: 2 LOB: 3 BB: 1 P: 13	R: 1 E: 0 K: 0 S: 5	H: 3 LOB: 2 BB: 1 P: 9	R: 0 E: 0 K: 0 S: 3	H: 0 LOB: 0 BB: 0 P: 3	R: 0 E: 0 K: 0 S: 4	H: 1 LOB: 1 BB: 0 P: 4	1B: 10 2B: 2 3B: 0 HR: 0	SF: 0 SAC: 0 DP: 1 HBP: 0	WP: 0 PB: 0 SB: 0 CS: 0	PA: 40					
PITCHER	IP	WLS	BF	H	R	ER	SO	BB	IBB	HBP	BLK	WP	HR	S	P	ERA	WHIP										
Sonny Siebert, R ERA: 3.86 Vicente Romo, R ERA: 3.16	(1,1)	6.1	W	31	10	3	3	6	3	0	0	0	0	40	52	4.26	2.053										
	(7,1)	2.2	S	9	2	0	0	0	0	0	0	0	0	9	9	0.00	0.750										

California Angels @ Boston Red Sox
Fenway Park, Boston, MA
Wed May 21 1969, 7:05 PM EDT
Att: 25,439 - Unknown

AB	37
R	3
H	12
RBI	3
BB	3
SO	6
LOB	18



Batter	1	2	3	4	5	6	7	8	9	AB	R	H	RBI	BB	SO	LOB	BOTTOM										
Mike Andrews, R OBP: 0.400, SLG: 0.493 Syd O'Brien, R OBP: 0.267, SLG: 0.500 (1,4) (5,4)	F8									3 2 2 0 0 0 0	1 0 0 0 0 0 0																
Dalton Jones, L OBP: 0.385, SLG: 0.417 (1,3)										2 3 2 2 2 0 0																	
Carl Yastrzemski, L OBP: 0.494, SLG: 0.551 George Thomas, R OBP: 0.375, SLG: 0.448 (1,7) (5,7)										2 1 1 0 1 0 1	1 0 0 0 0 0 1																
Reggie Smith, S OBP: 0.319, SLG: 0.423 Don Lock, R OBP: 0.286, SLG: 0.333 (1,8) (5,8)										2 0 1 3 0 0 0	1 0 0 0 0 0 0																
Rico Petrocelli, R OBP: 0.480, SLG: 0.748 Dick Schofield, S OBP: 0.429, SLG: 0.333 (1,6) (5,6)										1 1 0 0 2 0 1	1 0 0 0 0 0 0																
Tony Conigliaro, R OBP: 0.336, SLG: 0.441 Joe Lahoud, L OBP: 0.341, SLG: 0.100 (1,9) (5,9)										3 0 1 2 0 1 3	1 0 0 0 0 0 0																
George Scott, R OBP: 0.226, SLG: 0.265 (1,5)										4 0 0 0 0 1 1																	
Russ Gibson, R OBP: 0.276, SLG: 0.288 (1,2)										3 1 0 0 1 0 1																	
Sonny Siebert, R OBP: 0.200, SLG: 0.158 Vicente Romo, R OBP: 0.167, SLG: 0.167 (1,1) (7,1)										2 0 0 0 0 0 0	1 0 0 0 0 0 0																
Inning Stats	R: 3 E: 1 K: 0 S: 5	H: 2 LOB: 1 BB: 2 P: 13	R: 3 E: 1 K: 0 S: 6	H: 2 LOB: 2 BB: 2 P: 14	R: 0 E: 1 K: 0 S: 3	H: 0 LOB: 0 BB: 0 P: 3	R: 2 E: 0 K: 1 S: 6	H: 2 LOB: 1 BB: 2 P: 14	R: 0 E: 0 K: 0 S: 3	H: 1 LOB: 0 BB: 0 P: 3	R: 0 E: 0 K: 0 S: 3	H: 0 LOB: 0 BB: 0 P: 3	R: 0 E: 0 K: 1 S: 5	H: 0 LOB: 0 BB: 0 P: 5	R: 0 E: 0 K: 0 S: 5	H: 0 LOB: 0 BB: 0 P: 5	1B: 5 2B: 2 3B: 1 HR: 0	SF: 1 SAC: 1 DP: 2 HBP: 0	WP: 0 PB: 0 SB: 0 CS: 0	PA: 36							
PITCHER	IP	WLS	BF	H	R	ER	SO	BB	IBB	HBP	BLK	WP	HR	S	P	ERA	WHIP										
Rudy May, L ERA: 4.32 Rickey Clark, R ERA: 2.7 Clyde Wright, L ERA: 5.06 Bob Priddy, R ERA: 3.46	(1,1)	1.1	L	11	4	6	5	0	3	0	0	0	0	7	19	10.80	2.400										
	(2,1)	1.2		10	1	2	2	0	3	0	0	0	0	11	11	0.00	0.667										
	(4,1)	3.0		9	2	0	0	1	0	0	0	0	0	8	8	0.00	0.000										
	(7,1)	2.0		6	0	0	0	1	0	0	0	0	0	8	8	0.00	0.000										

California Angels @ Boston Red Sox
Fenway Park, Boston, MA
Wed May 21 1969, 7:05 PM EDT
Att: 25,439 - Unknown

AB	28
R	8
H	7
RBI	7
BB	6
SO	2
LOB	8



Batter	1	2	3	4	5	6	7	8	9	AB	R	H	RBI	BB	SO	LOB	TOP					
Mike Andrews, R (1,4) OBP: 0.408, SLG: 0.493										4	1	2	0	1	0	1	Boston Red Sox @ Chicago White Sox Comiskey Park, Chicago, IL Fri May 23 1969, 8:05 PM EDT Att: 9,922 - Unknown					
Dalton Jones, L (1,3) OBP: 0.387, SLG: 0.413										5	1	2	1	0	0	4						
Carl Yastrzemski, L (1,7) OBP: 0.415, SLG: 0.546										2	0	0	1	2	0	1						
Reggie Smith, S (1,8) OBP: 0.328, SLG: 0.418										3	0	1	1	0	0	4						
Rico Petrocelli, R (1,6) OBP: 0.468, SLG: 0.714										4	0	1	0	0	0	3						
Tony Conigliaro, R (1,9) OBP: 0.338, SLG: 0.455										4	1	2	1	0	0	0						
George Scott, R (1,5) OBP: 0.221, SLG: 0.252										4	0	0	0	0	1	2						
Joe Azcue, R (1,2) OBP: 0.353, SLG: 0.350										3	1	1	0	1	0	0						
Ray Culp, R (1,1) OBP: 0.257, SLG: 0.313										3	0	0	0	0	1	3						
Vicente Romo, R (9,1) OBP: 0.167, SLG: 0.167										0	0	0	0	0	0	0						
Inning Stats	R: 0 E: 0 K: 0 S: 4	H: 1 LOB: 2 BB: 1 P: 8	R: 1 E: 1 K: 0 S: 5	H: 1 LOB: 1 BB: 0 P: 5	R: 0 E: 0 K: 0 S: 3	H: 1 LOB: 0 BB: 0 P: 3	R: 0 E: 0 K: 1 S: 5	H: 0 LOB: 0 BB: 0 P: 3	R: 1 E: 0 K: 0 S: 5	H: 1 LOB: 2 BB: 1 P: 9	R: 0 E: 0 K: 0 S: 4	H: 2 LOB: 2 BB: 1 P: 8	R: 1 E: 0 K: 0 S: 4	H: 1 LOB: 1 BB: 1 P: 8	R: 0 E: 0 K: 0 S: 3	H: 0 LOB: 0 BB: 0 P: 3	R: 1 E: 0 K: 1 S: 6	H: 2 LOB: 2 BB: 0 P: 6	1B: 5 2B: 3 3B: 0 HR: 1	SF: 2 SAC: 1 DP: 1 HBP: 0	WP: 1 PB: 0 SB: 2 CS: 1	PA: 40
PITCHER	IP WLS BF H R ER SO BB IBB HBP BLK WP HR S P ERA WHIP																					
Joe Horlen, R (1,1) ERA: 3.18	7.0 L 32 7 3 3 1 2 2 0 0 0 1 30 46 3.86 1.286																					
Bob Locker, R (8,1) ERA: 5.28	2.0 7 2 1 1 1 0 0 0 0 1 0 9 9 4.50 1.000																					

AB	32
R	4
H	9
RBI	4
BB	4
SO	2
LOB	18



Batter	1	2	3	4	5	6	7	8	9	AB	R	H	RBI	BB	SO	LOB	BOTTOM					
Walt Williams, R (1,9) OBP: 0.333, SLG: 0.323										5	0	2	0	0	1	2	Boston Red Sox @ Chicago White Sox Comiskey Park, Chicago, IL Fri May 23 1969, 8:05 PM EDT Att: 9,922 - Unknown					
Luis Aparicio, R (1,6) OBP: 0.342, SLG: 0.349										4	1	2	0	1	0	3						
Carlos May, L (1,7) OBP: 0.400, SLG: 0.630										3	1	0	0	1	0	4						
Gail Hopkins, L (1,3) OBP: 0.386, SLG: 0.373										3	0	2	2	1	0	1						
Buddy Bradford, R (8, PR) OBP: 0.376, SLG: 0.495										0	0	0	0	0	0	0						
Ron Hansen, R (9, 3) OBP: 0.289, SLG: 0.333										0	0	0	0	0	0	0						
Duane Josephson, R (1,2) OBP: 0.259, SLG: 0.260										4	0	0	0	0	0	4						
Bill Melton, R (1,5) OBP: 0.311, SLG: 0.463										4	0	1	0	0	1	1						
Bobby Knoop, R (1,4) OBP: 0.294, SLG: 0.206										2	0	0	0	0	1	1						
Tom McCraw, L (7, PH) OBP: 0.344, SLG: 0.345										1	0	0	0	0	0	0						
Rich Morales, R (8,4) OBP: 0.167, SLG: 0.167										1	0	1	0	0	0	0						
Ken Berry, R (1,8) OBP: 0.306, SLG: 0.219										4	0	3	0	0	1	0						
Joe Horlen, R (1,1) OBP: 0.300, SLG: 0.350										2	0	0	0	0	1	1						
Pete Ward, L (7, PH) OBP: 0.344, SLG: 0.345										1	0	0	0	0	1	1						
Bob Locker, S (8,1) OBP: 0.167, SLG: 0.167										0	0	0	0	0	0	0						
Woodie Held, R (8, PH) OBP: 0.385, SLG: 0.526										0	0	0	0	0	0	0						
Inning Stats	R: 0 E: 0 K: 0 S: 4	H: 1 LOB: 1 BB: 0 P: 4	R: 0 E: 0 K: 0 S: 3	H: 1 LOB: 0 BB: 0 P: 3	R: 0 E: 0 K: 2 S: 7	H: 0 LOB: 0 BB: 0 P: 7	R: 0 E: 0 K: 0 S: 3	H: 1 LOB: 1 BB: 1 P: 7	R: 0 E: 0 K: 0 S: 8	H: 1 LOB: 1 BB: 0 P: 8	R: 0 E: 0 K: 0 S: 4	H: 2 LOB: 2 BB: 1 P: 8	R: 0 E: 0 K: 1 S: 6	H: 1 LOB: 1 BB: 0 P: 6	R: 2 E: 0 K: 1 S: 7	H: 2 LOB: 1 BB: 1 P: 11	R: 0 E: 0 K: 0 S: 5	H: 2 LOB: 2 BB: 0 P: 5	1B: 10 2B: 0 3B: 1 HR: 0	SF: 0 SAC: 1 DP: 2 HBP: 0	WP: 0 PB: 0 SB: 0 CS: 1	PA: 38
PITCHER	IP WLS BF H R ER SO BB IBB HBP BLK WP HR S P ERA WHIP																					
Ray Culp, R (1,1) ERA: 3.7	8.0 W 34 10 2 2 6 3 0 0 0 0 43 55 2.25 1.625																					
Vicente Romo, R (9,1) ERA: 3.04	1.0 S 4 1 0 0 0 0 0 0 0 0 0 4 4 0.00 1.000																					



Batter	1	2	3	4	5	6	7	8	9	AB	R	H	RBI	BB	SO	LOB	TOP					
Mike Andrews, R OBP: 0.402, SLG: 0.483 (1, 4)										5	0	1	0	0	0	2	Boston Red Sox @ Chicago White Sox Comiskey Park, Chicago, IL Sat May 24 1969, 4:33 AM EDT Att: 5,584 - Unknown					
Dalton Jones, L OBP: 0.373, SLG: 0.396 (1, 3)										4	0	0	0	0	2	3						
Carl Yastrzemski, L OBP: 0.496, SLG: 0.531 Don Lock, R OBP: 0.296, SLG: 0.333 (1, 7) (8, 7)										4	0	0	0	0	1	3						
Reggie Smith, S OBP: 0.318, SLG: 0.404 (1, 8)										4	0	0	0	0	0	1						
Rico Petrocelli, R OBP: 0.469, SLG: 0.703 Dick Schofield, S OBP: 0.455, SLG: 0.333 (1, 6) (8, 6)										2	1	0	0	2	0	1						
Tony Conigliaro, R OBP: 0.348, SLG: 0.479 (1, 9)										3	2	2	2	1	0	1						
George Scott, R OBP: 0.228, SLG: 0.265 (1, 5)										4	0	2	1	0	0	2						
Joe Azcue, R OBP: 0.333, SLG: 0.328 (1, 2)										4	0	0	0	0	1	3						
Lee Stange, R Fred Wenz, R Syd O'Brien, R Ray Jarvis, R George Thomas, R Sparky Lyle, L Jerry Moses, R (1, 1) (3, 1) (5, PH) (5, 1) (6, PH) (6, 1) (9, PH)										0	0	0	0	1	0	0						
Inning Stats	R: 0 E: 0 K: 1 S: 6	H: 1 LOB: 1 BB: 0 P: 6	R: 0 E: 0 K: 0 S: 3	H: 0 LOB: 1 BB: 1 P: 7	R: 0 E: 0 K: 1 S: 5	H: 0 LOB: 1 BB: 1 P: 9	R: 1 E: 0 K: 0 S: 5	H: 2 LOB: 1 BB: 0 P: 5	R: 0 E: 0 K: 0 S: 3	H: 0 LOB: 1 BB: 1 P: 7	R: 2 E: 0 K: 1 S: 7	H: 2 LOB: 1 BB: 1 P: 11	R: 0 E: 0 K: 0 S: 5	H: 0 LOB: 0 BB: 0 P: 5	R: 0 E: 1 K: 0 S: 3	H: 0 LOB: 1 BB: 1 P: 7		R: 0 E: 0 K: 0 S: 3	H: 0 LOB: 0 BB: 0 P: 3	1B: 3 2B: 1 3B: 0 HR: 1	SF: 0 SAC: 0 DP: 1 HBP: 0	WP: 0 PB: 0 SB: 0 CS: 0
PITCHER Gary Peters, L ERA: 3.48 (1, 1)	IP: 9.0 WLS: W BF: 37 H: 5 R: 3 ER: 3 SO: 4 BB: 5 IBB: 0 HBP: 0 BLK: 0 WP: 0 HR: 1 S: 40 P: 60 ERA: 3.00 WHIP: 1.111															PITCHER	IP: 9.0 WLS: W BF: 37 H: 5 R: 3 ER: 3 SO: 4 BB: 5 IBB: 0 HBP: 0 BLK: 0 WP: 0 HR: 1 S: 40 P: 60 ERA: 3.00 WHIP: 1.111					



Batter	1	2	3	4	5	6	7	8	9	AB	R	H	RBI	BB	SO	LOB	BOTTOM	
Walt Williams, R OBP: 0.357, SLG: 0.409 Buddy Bradford, R OBP: 0.373, SLG: 0.489 (1, 9) (6, PR) (7, 9)										4	2	3	2	0	0	0	Boston Red Sox @ Chicago White Sox Comiskey Park, Chicago, IL Sat May 24 1969, 4:33 AM EDT Att: 5,584 - Unknown	
Luis Aparicio, R OBP: 0.333, SLG: 0.338 (1, 6)										4	0	0	0	0	2			
Carlos May, L OBP: 0.411, SLG: 0.652 (1, 7)										4	2	3	1	0	1			
Gail Hopkins, L OBP: 0.391, SLG: 0.371 Tom McCraw, L (1, 3) (8, 3)										3	1	1	0	1	0			
Ed Herrmann, L OBP: 0.250, SLG: 0.167 (1, 2)										3	1	1	1	1	0			
Bill Melton, R OBP: 0.306, SLG: 0.480 (1, 5)										4	1	1	4	0	1			
Rich Morales, R OBP: 0.100, SLG: 0.100 (1, 4)										4	0	0	0	0	2			
Ken Berry, R OBP: 0.303, SLG: 0.265 (1, 8)										4	1	1	1	0	1			
Gary Peters, L OBP: 0.200, SLG: 0.333 (1, 1)										4	1	1	0	0	0			
Inning Stats	R: 0 E: 0 K: 0 S: 5	H: 2 LOB: 2 BB: 0 P: 5	R: 0 E: 0 K: 0 S: 3	H: 0 LOB: 0 BB: 0 P: 3	R: 5 E: 0 K: 1 S: 8	H: 3 LOB: 0 BB: 2 P: 16	R: 2 E: 0 K: 1 S: 7	H: 2 LOB: 0 BB: 0 P: 7	R: 0 E: 0 K: 1 S: 5	H: 0 LOB: 0 BB: 0 P: 5	R: 1 E: 1 K: 1 S: 5	H: 2 LOB: 1 BB: 0 P: 7	R: 0 E: 0 K: 1 S: 5	H: 0 LOB: 0 BB: 0 P: 5	1B: 5 2B: 3 3B: 0 HR: 3	SF: 0 SAC: 0 DP: 0 HBP: 0		WP: 0 PB: 0 SB: 0 CS: 0
PITCHER Lee Stange, R ERA: 3.89 Fred Wenz, R ERA: 5.73 Ray Jarvis, R ERA: 2.84 Sparky Lyle, L ERA: 2.22 (1, 1) (3, 1) (5, 1) (6, 1)	IP: 2.2 WLS: L BF: 15 H: 5 R: 5 ER: 5 SO: 0 BB: 2 IBB: 0 HBP: 0 BLK: 0 WP: 0 HR: 1 S: 13 P: 21 ERA: 16.88 WHIP: 2.625															PITCHER	IP: 2.2 WLS: L BF: 15 H: 5 R: 5 ER: 5 SO: 0 BB: 2 IBB: 0 HBP: 0 BLK: 0 WP: 0 HR: 1 S: 13 P: 21 ERA: 16.88 WHIP: 2.625	



Batter	1	2	3	4	5	6	7	8	9	AB	R	H	RBI	BB	SO	LOB	TOP										
Mike Andrews, R OBP: 0.393, SLG: 0.471 (1, 4)	G2-3		G6-3		G5-3			G6-3		4	0	0	0	0	0	1	Boston Red Sox @ Chicago White Sox Comiskey Park, Chicago, IL Sun May 25 1969, 4:33 AM EDT Att. 7,110 - Unknown - 46 F										
Dalton Jones, L OBP: 0.380, SLG: 0.380 (1, 3)	G3		G6-3				G3-1	G4-3		4	0	0	0	0	0	0											
Carl Yastrzemski, L OBP: 0.492, SLG: 0.523 (1, 7)	F9			F7			G5-4-3 1B		P4	4	0	1	0	0	0	0											
Reggie Smith, S OBP: 0.316, SLG: 0.393 (1, 8)		FC1-6 BB		G6-3			G5-4-3 1-2	G6-3	G6-3	3	0	0	0	1	0	1											
Rico Petrocelli, R OBP: 0.457, SLG: 0.682 (1, 6)	FC1-6 BB 1-2		G6-3					L6	G6-3	4	0	0	0	0	0	1											
Tony Conigliaro, R OBP: 0.341, SLG: 0.470 (1, 9)	F8				L6			G6-3		3	0	0	0	0	0	1											
George Scott, R OBP: 0.242, SLG: 0.291 (1, 5)		BB 1-2							HR BB	1	1	1	1	2	0	0											
Joe Azcue, R OBP: 0.320, SLG: 0.313 (1, 2)	G1-3				F9			F8		3	0	0	0	0	0	3											
Jim Lonborg, R (1, 1)										1	0	0	0	1	0	0											
George Thomas, R OBP: 0.353, SLG: 0.419 (8, PH)										1	0	0	0	0	1	0											
Vicente Romo, R OBP: 0.167, SLG: 0.167 (8, 1)				G3					K	0	0	0	0	0	0	0											
Inning Stats	R: 0 E: 0 K: 0 S: 3	H: 0 LOB: 0 BB: 0 P: 3	R: 0 E: 0 K: 0 S: 3	H: 0 LOB: 2 BB: 2 P: 11	R: 0 E: 0 K: 0 S: 3	H: 0 LOB: 0 BB: 0 P: 3	R: 0 E: 0 K: 0 S: 3	H: 0 LOB: 0 BB: 0 P: 3	R: 1 E: 0 K: 0 S: 4	H: 1 LOB: 1 BB: 1 P: 8	R: 0 E: 0 K: 0 S: 3	H: 0 LOB: 1 BB: 1 P: 7	R: 0 E: 0 K: 1 S: 5	H: 0 LOB: 0 BB: 0 P: 5	R: 0 E: 0 K: 0 S: 3	H: 0 LOB: 0 BB: 0 P: 3	1B: 1 2B: 0 3B: 0 HR: 1	SF: 0 SAC: 0 DP: 1 HBP: 0	WP: 0 PB: 0 SB: 0 CS: 0	PA: 32							
PITCHER	IP	WLS	BF	H	R	ER	SO	BB	IBB	HBP	BLK	WP	HR	S	P	ERA	WHIP										
Tommy John, L ERA: 2.65 (1, 1)	7.0	L	26	2	1	1	0	4	0	0	0	0	1	22	38	1.29	0.857										
Wilbur Wood, L ERA: 2.61 (8, 1)	2.0		6	0	0	0	1	0	0	0	0	0	0	8	8	0.00	0.000										

Batter	1	2	3	4	5	6	7	8	9	AB	R	H	RBI	BB	SO	LOB	BOTTOM										
Walt Williams, R OBP: 0.338, SLG: 0.386 (1, 9)	G4-3		F9		FC4-6 1-2			G4-3		4	0	0	0	0	0	1	Boston Red Sox @ Chicago White Sox Comiskey Park, Chicago, IL Sun May 25 1969, 4:33 AM EDT Att. 7,110 - Unknown - 46 F										
Luis Aparicio, R OBP: 0.331, SLG: 0.336 (1, 6)	G6-3				K			G1-3		4	0	1	0	0	1	1											
Carlos May, L OBP: 0.406, SLG: 0.635 (1, 7)		BB		F7			E4 G6-4-3	P6		3	0	0	0	1	0	1											
Gail Hopkins, L OBP: 0.385, SLG: 0.356 (1, 3)	G4-3				G5-4-3 1B BB		F9	G3-1		3	0	0	0	1	0	2											
Duane Josephson, R OBP: 0.268, SLG: 0.288 (1, 2)		F2			G5-4-3 1B		G6-4-3 1-2			4	0	2	0	0	0	1											
Bill Melton, R OBP: 0.308, SLG: 0.469 (1, 5)					G5-4-3 BB			K		3	0	0	0	1	2	3											
Bobby Knoop, R OBP: 0.283, SLG: 0.218 (1, 4)		K			F8			G1-3		4	0	1	0	0	1	3											
Ken Berry, R OBP: 0.295, SLG: 0.257 (1, 8)										2	0	0	0	0	0	1											
Pete Ward, L OBP: 0.338, SLG: 0.339 (7, PH)		L6						F9		1	0	0	0	0	0	1											
Buddy Bradford, R OBP: 0.373, SLG: 0.489 (8, 8)										0	0	0	0	0	0	0											
Tommy John, R OBP: 0.160, SLG: 0.125 (1, 1)										2	0	1	0	0	0	0											
Tom McCraw, L (7, PH)										1	0	0	0	0	0	1											
Wilbur Wood, R (8, 1)										0	0	0	0	0	0	0											
Inning Stats	R: 0 E: 0 K: 0 S: 3	H: 0 LOB: 1 BB: 1 P: 7	R: 0 E: 0 K: 1 S: 5	H: 0 LOB: 1 BB: 1 P: 9	R: 0 E: 0 K: 0 S: 4	H: 1 LOB: 1 BB: 0 P: 4	R: 0 E: 0 K: 0 S: 3	H: 1 LOB: 1 BB: 1 P: 7	R: 0 E: 0 K: 1 S: 6	H: 1 LOB: 1 BB: 0 P: 6	R: 0 E: 0 K: 0 S: 3	H: 0 LOB: 0 BB: 0 P: 3	R: 0 E: 0 K: 1 S: 6	H: 1 LOB: 1 BB: 0 P: 6	R: 0 E: 0 K: 0 S: 3	H: 1 LOB: 1 BB: 0 P: 6	1B: 3 2B: 1 3B: 1 HR: 0	SF: 0 SAC: 0 DP: 2 HBP: 0	WP: 0 PB: 0 SB: 0 CS: 0	PA: 34							
PITCHER	IP	WLS	BF	H	R	ER	SO	BB	IBB	HBP	BLK	WP	HR	S	P	ERA	WHIP										
Jim Lonborg, R ERA: 2.45 (1, 1)	7.0	W	27	4	0	0	3	3	0	0	0	0	0	30	42	0.00	1.000										
Vicente Romo, R ERA: 2.63 (8, 1)	2.0	S	7	1	0	0	1	0	0	0	0	0	0	9	9	0.00	0.500										

AB	28
R	1
H	2
RBI	1
BB	4
SO	1
LOB	7



AB	31
R	0
H	5
RBI	0
BB	3
SO	4
LOB	15



WP	0
PB	0
SB	0
CS	0

Batter	1	2	3	4	5	6	7	8	9	AB	R	H	RBI	BB	SO	LOB	TOP					
Mike Andrews, R (1,4) OBP: 0.390, SLG: 0.465			SH1-3						G6-4-3	4	1	1	0	0	2	1	Boston Red Sox @ Kansas City Royals Municipal Stadium, Kansas City, MO Tue May 27 1969, 8:05 PM EDT Att: 12,985 - Unknown - 82 F AB 33 R 4 H 8 RBI 4 BB 3 SO 7 LOB 14 					
Dalton Jones, L (1,3) OBP: 0.394, SLG: 0.385			F5				F8			4	0	2	0	0	0	1						
Carl Yastrzemski, L (1,7) OBP: 0.494, SLG: 0.526	L1-3		HR				F8			3	1	1	1	1	0	1						
Reggie Smith, S (1,8) OBP: 0.321, SLG: 0.417		P6	HR						4-3	3	1	1	3	1	0	0						
Rico Petrocelli, R (1,6) OBP: 0.446, SLG: 0.662		E6	6-3				P6		F9	4	0	0	0	0	0	3						
Tony Conigliaro, R (1,9) OBP: 0.339, SLG: 0.464		P4								4	0	1	0	0	1	4						
George Scott, R (1,5) OBP: 0.242, SLG: 0.289							6-3		6-3	4	0	1	0	0	1	1						
Joe Azcue, R (1,2) OBP: 0.308, SLG: 0.300							1-3			3	0	0	0	0	2	2						
Dick Schofield, S (9, PH) OBP: 0.478, SLG: 0.368										1	0	1	0	0	0	0						
Syd O'Brien, R (9, FR) OBP: 0.313, SLG: 0.500										0	0	0	0	0	0	0						
Sonny Siebert, R (1,1) OBP: 0.217, SLG: 0.143			SH1-3				5-3		F9	2	1	0	0	1	1	0						
Sparky Lyle, L (7,1)			HR							0	0	0	0	0	0	0						
Vicente Romo, R (8,1) OBP: 0.167, SLG: 0.167										0	0	0	0	0	0	0						
Joe Lahoud, L (9, PH) OBP: 0.326, SLG: 0.094										1	0	0	0	0	0	1						
Inning Stats	R: 0 E: 0 K: 1 S: 5	H: 1 LOB: 0 BB: 0 P: 5	R: 0 E: 1 K: 1 S: 7	H: 1 LOB: 2 BB: 0 P: 7	R: 3 E: 0 K: 0 S: 4	H: 1 LOB: 0 BB: 2 P: 12	R: 0 E: 0 K: 2 S: 7	H: 0 LOB: 0 BB: 0 P: 7	R: 1 E: 0 K: 2 S: 10	H: 3 LOB: 3 BB: 1 P: 14	R: 0 E: 0 K: 0 S: 3	H: 0 LOB: 0 BB: 0 P: 3	R: 0 E: 0 K: 1 S: 5	H: 0 LOB: 0 BB: 0 P: 5	R: 0 E: 0 K: 0 S: 4	H: 1 LOB: 1 BB: 0 P: 4	R: 0 E: 0 K: 0 S: 3	H: 1 LOB: 1 BB: 0 P: 3	1B: 6 2B: 2 3B: 0 HR: 1	SF: 0 SAC: 1 DP: 2 HBP: 0	WP: 0 PB: 0 SB: 0 CS: 0	PA: 37
PITCHER	IP WLS BF H R ER SO BB IBB HBP BLK WP HR S P ERA WHIP																					
Dick Drago, R (1,1) ERA: 3.41	7.0 W 30 6 4 4 7 2 1 0 0 0 1 41 53 5.14 1.143																					
Dave Wickersham, R (8,1) ERA: 2.16	2.0 S 7 2 0 0 0 0 0 0 0 0 0 7 7 0.00 1.000																					

Batter	1	2	3	4	5	6	7	8	9	AB	R	H	RBI	BB	SO	LOB	BOTTOM			
Jackie Hernandez, R (1,6) OBP: 0.320, SLG: 0.311			2B							4	1	2	2	0	1	1	Boston Red Sox @ Kansas City Royals Municipal Stadium, Kansas City, MO Tue May 27 1969, 8:05 PM EDT Att: 12,985 - Unknown - 82 F AB 32 R 5 H 10 RBI 3 BB 1 SO 4 LOB 14 			
Pat Kelly, L (1,9) OBP: 0.288, SLG: 0.323	G3		WP				F7		F8	4	0	1	0	0	0	1				
Mike Fiore, L (1,3) OBP: 0.404, SLG: 0.391			4-3				FC5-4		G3	4	1	2	1	0	0	1				
Joe Foy, R (1,5) OBP: 0.320, SLG: 0.325			2-3				FC5-4		5-3	4	0	0	0	0	1	1				
Lou Piniella, R (1,7) OBP: 0.309, SLG: 0.489		F3					CS		CS	4	1	2	0	0	0	0				
Jerry Adair, R (1,4) OBP: 0.321, SLG: 0.320		4-0					6-3		6-3	2	0	1	0	1	0	0				
Tom Burgmeier, L (7, FR) OBP: 0.250, SLG: 0.250							6-3		6-3	0	1	0	0	0	0	0				
Juan Rios, R (8,4) OBP: 0.346, SLG: 0.277									E	1	0	1	0	0	0	0				
Bob Oliver, R (1,8) OBP: 0.292, SLG: 0.411							F8		E3	4	1	0	0	0	1	4				
Ellie Rodriguez, R (1,2) OBP: 0.316, SLG: 0.286			F9						1-3	3	0	1	0	0	0	3				
Dick Drago, R (1,1) ERA: 3.76							SH1-4		1-3	1	0	0	0	0	0	0				
Ed Kirkpatrick, L (7, PH) OBP: 0.244, SLG: 0.329							SH1-4		F7	0	0	0	0	0	0	0				
Hawk Taylor, R (7, PH) OBP: 0.313, SLG: 0.594										1	0	0	0	0	0	3				
Dave Wickersham, R (8,1) ERA: 2.79										0	0	0	0	0	0	0				
Inning Stats	R: 1 E: 0 K: 2 S: 8	H: 1 LOB: 0 BB: 0 P: 8	R: 0 E: 0 K: 1 S: 4	H: 0 LOB: 1 BB: 1 P: 8	R: 1 E: 0 K: 1 S: 7	H: 2 LOB: 1 BB: 0 P: 7	R: 0 E: 0 K: 0 S: 3	H: 0 LOB: 0 BB: 0 P: 3	R: 0 E: 0 K: 0 S: 3	H: 1 LOB: 0 BB: 0 P: 3	R: 3 E: 1 K: 0 S: 7	H: 3 LOB: 1 BB: 0 P: 7	R: 0 E: 0 K: 0 S: 5	H: 2 LOB: 2 BB: 0 P: 5	R: 0 E: 0 K: 0 S: 5	H: 2 LOB: 2 BB: 0 P: 5	1B: 7 2B: 2 3B: 0 HR: 1	SF: 0 SAC: 1 DP: 0 HBP: 0	WP: 1 PB: 0 SB: 0 CS: 1	PA: 35
PITCHER	IP WLS BF H R ER SO BB IBB HBP BLK WP HR S P ERA WHIP																			
Sonny Siebert, R (1,1) ERA: 3.76	6.1 L 26 7 5 2 4 1 1 0 0 0 0 33 37 2.84 1.263																			
Sparky Lyle, L (7,1)	1.1 7 3 0 0 0 0 0 0 0 0 0 7 7 0.00 2.250																			
Vicente Romo, R (8,1) ERA: 2.79	0.1 1 0 0 0 0 0 0 0 0 0 0 1 1 0.00 0.000																			

Batter	1	2	3	4	5	6	7	8	9	AB	R	H	RBI	BB	SO	LOB	TOP			
Mike Andrews, R (1, 4) OBP: 0.382, SLG: 0.454	L8		K		P4		L4-5			4	0	0	0	0	1	2				
Dalton Jones, L (1, 3) OBP: 0.352, SLG: 0.370	4-3		P6		G3			L7		4	0	0	0	0	0	0				
Carl Yastrzemski, L (1, 7) OBP: 0.496, SLG: 0.532	P4			E				K		4	1	2	0	0	1	0				
Reggie Smith, S (1, 8) OBP: 0.333, SLG: 0.427		HR		E8	CS			K		4	2	3	1	0	1	0				
Rico Petrocelli, R (1, 6) OBP: 0.453, SLG: 0.693		HR		1B						4	1	3	2	0	0	1				
Tony Conigliaro, R (1, 9) OBP: 0.331, SLG: 0.455	F2		SF8		G6-4-3			K		3	0	0	1	0	1	2				
George Scott, R (1, 5) OBP: 0.254, SLG: 0.297	F3									3	0	2	0	1	0	0				
Russ Gibson, R (1, 2) OBP: 0.275, SLG: 0.286	G3		F7					F7		4	0	1	0	0	0	4				
Ray Culp, R (1, 1) OBP: 0.237, SLG: 0.286			F7		K			K		3	0	0	0	0	2	4				
Inning Stats	R: 0 E: 0 K: 0 S: 3	H: 0 LOB: 0 BB: 0 P: 3	R: 2 E: 0 K: 0 S: 5	H: 2 LOB: 0 BB: 0 P: 5	R: 0 E: 0 K: 1 S: 5	H: 0 LOB: 0 BB: 0 P: 5	R: 2 E: 1 K: 1 S: 9	H: 4 LOB: 2 BB: 0 P: 9	R: 0 E: 0 K: 0 S: 3	H: 1 LOB: 0 BB: 0 P: 3	R: 0 E: 0 K: 0 S: 4	H: 2 LOB: 1 BB: 0 P: 4	R: 0 E: 0 K: 2 S: 7	H: 0 LOB: 0 BB: 0 P: 7	R: 0 E: 0 K: 2 S: 8	H: 1 LOB: 2 BB: 1 P: 12	1B: 8 2B: 3 3B: 0 HR: 1	SF: 1 SAC: 1 DP: 2 HBP: 0	WP: 0 PB: 0 SB: 1 CS: 0	PA: 37
PITCHER	IP	WLS	BF	H	R	ER	SO	BB	IBB	HBP	BLK	WP	HR	S	P	ERA	WHIP			
Mike Hedlund, R (1, 1) ERA: 3.94	5.0	L	21	7	4	4	2	0	0	0	0	0	1	25	25	7.20	1.400			
Tom Burgmeier, L (6, 1) ERA: 2.35	2.0		7	3	0	0	0	0	0	0	0	0	0	7	7	0.00	1.500			
Bill Butler, L (8, 1) ERA: 3.42	2.0		8	1	0	0	4	1	0	0	0	0	0	15	19	0.00	1.000			

Boston Red Sox @ Kansas City Royals
Municipal Stadium, Kansas City, MO
Wed May 28 1969, 8:05 PM EDT
Att: 13,443 - Unknown - 84 F

AB 33
R 4
H 11
RBI 4
BB 1
SO 6
LOB 13



Batter	1	2	3	4	5	6	7	8	9	AB	R	H	RBI	BB	SO	LOB	BOTTOM			
Jackie Hernandez, R (1, 6) OBP: 0.311, SLG: 0.302	K		K		F2			L7		4	0	0	0	0	2	1				
Pat Kelly, L (1, 9) OBP: 0.296, SLG: 0.360	HR		1B		F8			3-1		4	1	2	2	0	0	0				
Mike Fiore, L (1, 3) OBP: 0.407, SLG: 0.422	6-3		IBB					HR		3	1	1	1	1	1	0				
Joe Foy, R (1, 5) OBP: 0.313, SLG: 0.316	K		F7		F5			P6		4	0	0	0	0	1	2				
Lou Piniella, R (1, 7) OBP: 0.321, SLG: 0.493		G6-4-3						K		3	0	2	0	0	1	0				
Jerry Adair, R (1, 4) OBP: 0.319, SLG: 0.318		HBP			1B					4	0	1	0	0	0	3				
Jim Rooker, R (9, FR)		G6-4-3			P5					0	0	0	0	0	0	0				
Bob Oliver, R (1, 8) OBP: 0.282, SLG: 0.397		F8			K					4	0	0	0	0	1	2				
Ellie Rodriguez, R (1, 2) OBP: 0.301, SLG: 0.270			F7		1-3			G3		4	0	0	0	0	0	2				
Mike Hedlund, R (1, 1) OBP: 0.200, SLG: 0.200					1-3					1	1	1	0	0	0	0				
Tom Burgmeier, L (5, PH) OBP: 0.200, SLG: 0.200										1	0	0	0	0	0	0				
Ed Kirkpatrick, L (7, PH) OBP: 0.241, SLG: 0.325										1	0	0	0	0	0	0				
Bill Butler, L (8, 1) OBP: 0.383, SLG: 0.083										0	0	0	0	0	0	0				
Inning Stats	R: 1 E: 0 K: 2 S: 8	H: 1 LOB: 0 BB: 0 P: 8	R: 0 E: 0 K: 0 S: 2	H: 0 LOB: 0 BB: 0 P: 3	R: 1 E: 0 K: 1 S: 7	H: 2 LOB: 1 BB: 1 P: 11	R: 0 E: 0 K: 1 S: 6	H: 1 LOB: 0 BB: 0 P: 6	R: 0 E: 0 K: 1 S: 6	H: 1 LOB: 1 BB: 0 P: 6	R: 0 E: 0 K: 1 S: 5	H: 0 LOB: 0 BB: 0 P: 5	R: 0 E: 0 K: 0 S: 4	H: 1 LOB: 0 BB: 0 P: 4	R: 0 E: 0 K: 1 S: 6	H: 1 LOB: 1 BB: 0 P: 6	1B: 5 2B: 0 3B: 0 HR: 2	SF: 0 SAC: 0 DP: 1 HBP: 1	WP: 0 PB: 0 SB: 1 CS: 0	PA: 35
PITCHER	IP	WLS	BF	H	R	ER	SO	BB	IBB	HBP	BLK	WP	HR	S	P	ERA	WHIP			
Ray Culp, R (1, 1) ERA: 3.83	9.0	W	35	7	3	3	7	0	1	1	0	0	2	47	52	3.00	0.778			

Boston Red Sox @ Kansas City Royals
Municipal Stadium, Kansas City, MO
Wed May 28 1969, 8:05 PM EDT
Att: 13,443 - Unknown - 84 F

AB 33
R 3
H 7
RBI 3
BB 1
SO 7
LOB 10



Batter	1	2	3	4	5	6	7	8	9	AB	R	H	RBI	BB	SO	LOB	TOP										
Mike Andrews, R OBP: 0.378, SLG: 0.443 (1, 4)										4	0	0	0	1	0	3											
Dalton Jones, L OBP: 0.346, SLG: 0.372 (1, 3)										5	1	1	0	0	0	0											
Carl Yastrzemski, L OBP: 0.491, SLG: 0.519 George Thomas, R OBP: 0.353, SLG: 0.419 (1, 7) (9, 7)										4	1	0	0	1	0	0											
Reggie Smith, S OBP: 0.349, SLG: 0.496 (1, 8)										5	3	4	4	0	0	0											
Rico Petrocelli, R OBP: 0.458, SLG: 0.694 (1, 6)										4	1	2	0	1	1	0											
Tony Conigliaro, R OBP: 0.335, SLG: 0.472 Don Lock, R OBP: 0.286, SLG: 0.333 (1, 9) (8, 9)										3	1	1	1	1	0	2											
George Scott, R OBP: 0.260, SLG: 0.302 (1, 5)										4	1	2	1	0	0	1											
Russ Gibson, R OBP: 0.280, SLG: 0.282 Dick Schofield, S OBP: 0.458, SLG: 0.350 Joe Azcue, R OBP: 0.316, SLG: 0.310 (1, 2) (7, PH) (7, 2)										1	0	0	1	1	0	1											
Mike Nagy, R OBP: 0.316, SLG: 0.091 Joe Lahoud, L OBP: 0.667, SLG: 0.500 Sparky Lyle, L OBP: 0.667, SLG: 0.500 Ray Jarvis, R OBP: 0.286, SLG: 0.333 (1, 1) (7, PH) (7, 1) (9, 1)										2	0	0	0	0	1	2											
Inning Stats	R: 0 E: 0 K: 0 S: 3	H: 0 LOB: 0 BB: 0 P: 3	R: 2 E: 0 K: 1 S: 8	H: 3 LOB: 1 BB: 0 P: 8	R: 0 E: 0 K: 0 S: 3	H: 0 LOB: 0 BB: 0 P: 3	R: 0 E: 0 K: 0 S: 3	H: 0 LOB: 1 BB: 1 P: 7	R: 1 E: 0 K: 0 S: 4	H: 2 LOB: 1 BB: 0 P: 4	R: 0 E: 0 K: 1 S: 5	H: 0 LOB: 1 BB: 1 P: 9	R: 5 E: 0 K: 1 S: 10	H: 6 LOB: 2 BB: 2 P: 18	R: 0 E: 0 K: 0 S: 3	H: 1 LOB: 1 BB: 1 P: 7	1B: 6 2B: 3 3B: 0 HR: 3	SF: 0 SAC: 0 DP: 0 HBP: 0	WP: 2 PB: 1 SB: 1 CS: 1	PA: 42							
PITCHER	IP	WLS	BF	H	R	ER	SO	BB	IBB	HBP	BLK	WP	HR	S	P	ERA	WHIP										
Roger Nelson, R ERA: 3.04 (1, 1)	6.0		23	5	3	3	1	1	0	0	0	2	1	24	28	4.50	1.000										
Moe Drabowsky, R ERA: 2.32 (7, 1)	1.2	L	11	4	5	5	2	3	0	0	0	0	2	12	24	27.00	4.200										
Dave Wickersham, R ERA: 2.14 (8, 1)	0.1		3	2	0	0	0	0	0	0	0	0	0	3	3	0.00	6.000										
Dave Morehead, R ERA: 6.48 (9, 1)	1.0		4	1	0	0	0	1	0	0	0	0	0	3	7	0.00	2.000										

Boston Red Sox @ Kansas City Royals
Municipal Stadium, Kansas City, MO
Thu May 29 1969, 4:33 AM EDT
Att: 9,355 - Cloudy - 80 F

AB	36
R	8
H	12
RBI	8
BB	5
SO	3
LOB	11



Batter	1	2	3	4	5	6	7	8	9	AB	R	H	RBI	BB	SO	LOB	BOTTOM										
Jackie Hernandez, R OBP: 0.308, SLG: 0.294 (1, 6)										4	1	0	0	0	1	1											
Pat Kelly, L OBP: 0.301, SLG: 0.385 (1, 9)										4	2	1	2	1	1	0											
Mike Fiore, L OBP: 0.425, SLG: 0.441 (1, 3)										3	1	2	2	2	0	0											
Joe Foy, R OBP: 0.321, SLG: 0.327 (1, 5)										4	1	2	1	0	0	2											
Ed Kirkpatrick, L OBP: 0.242, SLG: 0.321 (1, 7)										4	0	1	1	0	1	3											
Juan Rios, R OBP: 0.339, SLG: 0.275 (1, 4)										4	0	1	0	0	0	2											
Bob Oliver, R OBP: 0.273, SLG: 0.383 (1, 8)										4	0	0	0	0	1	2											
Ellie Rodriguez, R OBP: 0.322, SLG: 0.286 (1, 2)										3	1	2	0	1	0	0											
Roger Nelson, R OBP: 0.206, SLG: 0.167 Jim Camparis, R OBP: 0.198, SLG: 0.226 Moe Drabowsky, R OBP: 0.254 Dave Wickersham, R OBP: 0.286, SLG: 0.333 Dave Morehead, R OBP: 0.286, SLG: 0.333 (1, 1) (6, PH) (7, 1) (8, 1) (9, 1) (9, PH)										2	0	0	0	0	0	1											
Inning Stats	R: 2 E: 0 K: 2 S: 8	H: 1 LOB: 2 BB: 1 P: 14	R: 0 E: 0 K: 0 S: 3	H: 0 LOB: 0 BB: 0 P: 3	R: 0 E: 0 K: 0 S: 4	H: 1 LOB: 1 BB: 0 P: 4	R: 0 E: 0 K: 0 S: 4	H: 1 LOB: 1 BB: 0 P: 4	R: 2 E: 0 K: 0 S: 5	H: 3 LOB: 2 BB: 1 P: 9	R: 0 E: 0 K: 1 S: 5	H: 1 LOB: 2 BB: 1 P: 9	R: 0 E: 0 K: 0 S: 3	H: 0 LOB: 0 BB: 0 P: 3	R: 2 E: 1 K: 2 S: 9	H: 1 LOB: 1 BB: 1 P: 13	1B: 6 2B: 3 3B: 0 HR: 1	SF: 0 SAC: 0 DP: 1 HBP: 2	WP: 0 PB: 0 SB: 1 CS: 0	PA: 40							
PITCHER	IP	WLS	BF	H	R	ER	SO	BB	IBB	HBP	BLK	WP	HR	S	P	ERA	WHIP										
Mike Nagy, R ERA: 2.45 (1, 1)	6.0		27	7	4	4	2	2	0	0	0	0	1	16	24	6.00	1.500										
Sparky Lyle, L ERA: 2.54 (7, 1)	2.2	W	12	2	2	2	3	2	0	0	0	0	1	16	24	6.75	1.500										
Ray Jarvis, R ERA: 2.81 (9, 1)	0.1	S	1	0	0	0	0	0	0	0	0	0	0	1	1	0.00	0.000										

Boston Red Sox @ Kansas City Royals
Municipal Stadium, Kansas City, MO
Thu May 29 1969, 4:33 AM EDT
Att: 9,355 - Cloudy - 80 F

AB	34
R	6
H	9
RBI	6
BB	4
SO	5
LOB	13



Batter	1	2	3	4	5	6	7	8	9	AB	R	H	RBI	BB	SO	LOB	TOP					
Ted Uhlhaender, L (1.8) OBP: 0.341, SLG: 0.305	F8		K		K	4-3		K		5	0	0	0	0	3	3	Minnesota Twins @ Boston Red Sox Fenway Park, Boston, MA Fri May 30 1969, 7:05 PM EDT Att: 35,434 - Unknown - 61 F					
Rod Carew, L (1.4) OBP: 0.461, SLG: 0.614	2B		G3		FC6-4		G3	WP		5	0	3	0	0	0	0						
Tony Oliva, L (1.9) OBP: 0.385, SLG: 0.448					FC6-4			HR		3	1	2	0	1	1	2						
Harmon Killebrew, R (1.3) OBP: 0.394, SLG: 0.510					FC6-4			HR		4	1	1	2	1	1	5						
Jim Perry, S (9. PR) OBP: 0.143, SLG: 0.077	K		F5		FC6-4			HR		0	0	0	0	0	0	0						
Charlie Manuel, L (1.7) OBP: 0.377, SLG: 0.448	K				WP		F8			4	0	0	0	1	1	5						
Cesar Tovar, R (1.5) OBP: 0.238, SLG: 0.277					BB		F7			5	0	1	0	0	0	3						
Leo Cardenas, R (1.6) OBP: 0.381, SLG: 0.373					F5		5-3			4	0	0	0	0	2	2						
Rich Reese, L (9. PH) OBP: 0.313, SLG: 0.494					6-3		K			1	0	0	0	0	1	2						
John Roseboro, L (1.2) OBP: 0.381, SLG: 0.357					1-2					1	0	1	0	2	0	0						
George Mitterwald, R (8. PH) OBP: 0.288, SLG: 0.371					IBB					1	0	0	0	0	1	0						
Dave Boswell, R (11.1) OBP: 0.118, SLG: 0.231					K					2	0	0	0	0	2	3						
Graig Nettles, L (5. PH) OBP: 0.306, SLG: 0.493										0	0	0	0	0	0	0						
Dean Chance, R (6.1) OBP: 0.154, SLG: 0.083										0	0	0	0	0	0	0						
Ron Perranoski, L (7.1) OBP: 0.154, SLG: 0.083										0	0	0	0	0	0	0						
Rick Renick, R (8. PH) OBP: 0.227, SLG: 0.293										0	0	0	0	1	0	0						
Joe Grzenda, R (8.1) OBP: 0.187, SLG: 0.167										0	0	0	0	0	0	0						
Bob Miller, R (8.1)										0	0	0	0	0	0	0						
Inning Stats	R: 0 E: 0 K: 2 S: 9	H: 2 LOB: 2 BB: 0 P: 9	R: 0 E: 0 K: 1 S: 6	H: 1 LOB: 1 BB: 0 P: 6	R: 0 E: 0 K: 1 S: 5	H: 0 LOB: 1 BB: 0 P: 6	R: 0 E: 0 K: 1 S: 5	H: 0 LOB: 2 BB: 2 P: 13	R: 0 E: 0 K: 1 S: 6	H: 1 LOB: 2 BB: 1 P: 10	R: 0 E: 0 K: 1 S: 5	H: 0 LOB: 2 BB: 1 P: 10	R: 2 E: 0 K: 1 S: 8	H: 3 LOB: 1 BB: 0 P: 8	R: 0 E: 0 K: 3 S: 10	H: 1 LOB: 2 BB: 1 P: 14	R: 0 E: 0 K: 1 S: 5	H: 0 LOB: 2 BB: 1 P: 9	1B: 5 2B: 2 3B: 0 HR: 1	SF: 0 SAC: 0 DP: 0 HBP: 2	WP: 2 PB: 1 SB: 0 CS: 0	PA: 43
PITCHER	IP WLS BF H R ER SO BB IBB HBP BLK WP HR S P ERA WHIP																					
Jim Lonborg, R (1.1) ERA: 2.94	6.1 W 31 6 2 2 7 3 1 2 0 1 1 39 57 2.84 1.421																					
Sparky Lyle, L (7.1) ERA: 2.4	1.2 8 2 0 0 4 1 0 0 0 1 0 15 19 0.00 1.800																					
Ray Jarvis, R (9.1) ERA: 2.81	0.0 1 0 0 0 0 1 0 0 0 0 0 0 4 ∞ ∞																					
Garry Roggenburk, L (9.1) ERA:	0.1 1 0 0 0 0 0 0 0 0 0 0 1 1 0.00 0.000																					
Vicente Romo, R (9.1) ERA: 2.75	0.2 S 2 0 0 0 1 0 0 0 0 0 0 4 4 0.00 0.000																					

Batter	1	2	3	4	5	6	7	8	9	AB	R	H	RBI	BB	SO	LOB	BOTTOM			
Mike Andrews, R (1.4) OBP: 0.381, SLG: 0.443	1B		1B		F8					0	1	0	0	0	0	0	Minnesota Twins @ Boston Red Sox Fenway Park, Boston, MA Fri May 30 1969, 7:05 PM EDT Att: 35,434 - Unknown - 61 F			
Dick Schofield, S (2.4) OBP: 0.481, SLG: 0.364	2B									2	0	1	0	1	0	0				
Dalton Jones, L (1.3) OBP: 0.344, SLG: 0.368	L9				K					4	0	1	0	0	1	3				
Carl Yastrzemski, L (1.7) OBP: 0.389, SLG: 0.599	F2				4-3					3	0	0	0	0	1	3				
Reggie Smith, S (1.8) OBP: 0.356, SLG: 0.500										3	2	2	0	0	0	2				
Don Lock, R (7.8) OBP: 0.250, SLG: 0.286	2B				P5					1	0	0	0	0	0	1				
Rico Petrocelli, R (1.6) OBP: 0.453, SLG: 0.689					K					4	0	1	2	0	2	3				
Tony Conigliaro, R (1.9) OBP: 0.335, SLG: 0.469	K				F3					3	0	1	1	0	1	1				
George Scott, R (1.5) OBP: 0.256, SLG: 0.296					E6					3	0	0	0	0	1	1				
Russ Gibson, R (1.2) OBP: 0.281, SLG: 0.284	K				5-3					3	0	1	0	0	1	1				
Jim Lonborg, R (1.1) ERA: 3.42										2	0	0	0	0	2	1				
Sparky Lyle, L (7.1) OBP: 0.687, SLG: 0.500										0	0	0	0	0	0	0				
Ray Jarvis, R (9.1)										0	0	0	0	0	0	0				
Garry Roggenburk, R (9.1)										0	0	0	0	0	0	0				
Vicente Romo, R (9.1) OBP: 0.187, SLG: 0.167										0	0	0	0	0	0	0				
Inning Stats	R: 2 E: 0 K: 1 S: 7	H: 2 LOB: 1 BB: 0 P: 8	R: 0 E: 0 K: 3 S: 9	H: 0 LOB: 0 BB: 0 P: 9	R: 0 E: 0 K: 2 S: 9	H: 2 LOB: 0 BB: 0 P: 9	R: 0 E: 1 K: 1 S: 6	H: 0 LOB: 1 BB: 0 P: 6	R: 0 E: 0 K: 1 S: 5	H: 0 LOB: 0 BB: 0 P: 5	R: 1 E: 1 K: 0 S: 4	H: 2 LOB: 0 BB: 0 P: 4	R: 0 E: 0 K: 0 S: 3	H: 1 LOB: 1 BB: 1 P: 7	R: 0 E: 0 K: 1 S: 4	H: 0 LOB: 0 BB: 0 P: 5	1B: 6 2B: 2 3B: 0 HR: 0	SF: 0 SAC: 1 DP: 3 HBP: 2	WP: 0 PB: 0 SB: 0 CS: 0	PA: 32
PITCHER	IP WLS BF H R ER SO BB IBB HBP BLK WP HR S P ERA WHIP																			
Dave Boswell, R (6.1) ERA: 2.32	1.1 7 3 1 0 0 1 0 0 0 0 0 6 10 0.00 3.000																			
Ron Perranoski, L (7.1) ERA: 1.93	0.2 1 0 0 0 0 0 0 0 0 0 0 1 1 0.00 0.000																			
Joe Grzenda, L (8.1) ERA: 2.66	0.0 1 0 0 0 0 0 0 0 1 0 0 0 1 ∞ ∞																			
Bob Miller, R (8.1) ERA: 1.69	1.0 2 0 0 0 1 0 0 0 0 0 0 4 4 0.00 0.000																			

Batter	1	2	3	4	5	6	7	8	9	AB	R	H	RBI	BB	SO	LOB	TOP								
Ted Uhlhaender, L OBP: 0.337, SLG: 0.301	F8	FC6-4 E 1-2 2-H 2B 1B		1-3	F7		1-3			5	1	1	1	0	0	1	Minnesota Twins @ Boston Red Sox Fenway Park, Boston, MA Sat May 31 1969, 3:33 AM EDT Att: 25,540 - Unknown - 83 F								
Rod Carew, L OBP: 0.456, SLG: 0.604	K	E3 FC6-4 1-2 2-3		F8		BLK 1B 1B		CS 1B HBP		4	1	1	0	0	1	2									
Tony Oliva, L OBP: 0.391, SLG: 0.453	F4	FC6-4 2B		WP 1B		1B BLK 1B		CS 1B		5	1	3	1	0	0	2									
Harmon Killebrew, R OBP: 0.399, SLG: 0.513										3	1	1	2	2	1	3									
Rich Reese, L OBP: 0.313, SLG: 0.494				6-3		1B		K		0	0	0	0	0	0	0									
Charlie Manuel, L OBP: 0.397, SLG: 0.459						2B WP BB		F8		3	2	2	1	1	1	1									
Cesar Tovar, R OBP: 0.236, SLG: 0.275						1-2 2-3 3-H 1B				1	0	0	0	0	0	1									
Graig Nettles, L OBP: 0.354, SLG: 0.480										4	1	1	1	0	1	4									
Frank Quilici, R OBP: 0.180, SLG: 0.146				4-3		F8		K		1	0	0	0	0	0	0									
Leo Cardenas, R OBP: 0.335, SLG: 0.373										5	1	1	1	0	1	4									
John Roseboro, L OBP: 0.392, SLG: 0.371										5	1	3	1	0	0	0									
Tom Tischenki, R OBP: 0.143, SLG: 0.143										0	0	0	0	0	0	0									
Dick Woodson, R OBP: 0.188, SLG: 0.071										3	1	0	0	1	2	3									
Bob Allison, R OBP: 0.322, SLG: 0.404										1	0	0	0	0	0	1									
Ron Perranoski, L OBP: 0.200, SLG: 0.200										0	0	0	0	0	0	0									
Inning Stats	R: 0 E: 0 K: 1 S: 5	H: 0 LOB: 0 BB: 0 P: 5	R: 7 E: 2 K: 1 S: 12	H: 5 LOB: 1 BB: 1 P: 16	R: 0 E: 0 K: 2 S: 8	H: 1 LOB: 1 BB: 0 P: 8	R: 0 E: 0 K: 0 S: 4	H: 1 LOB: 1 BB: 0 P: 4	R: 2 E: 0 K: 0 S: 4	H: 1 LOB: 1 BB: 2 P: 12	R: 1 E: 0 K: 1 S: 7	H: 3 LOB: 2 BB: 1 P: 11	R: 0 E: 0 K: 1 S: 5	H: 0 LOB: 0 BB: 0 P: 5	R: 0 E: 0 K: 1 S: 5	H: 1 LOB: 1 BB: 0 P: 6	R: 0 E: 0 K: 0 S: 4	H: 1 LOB: 1 BB: 0 P: 4	1B: 11 2B: 2 3B: 0 HR: 0	SF: 0 SAC: 0 DP: 1 HBP: 1	WP: 2 PB: 0 SB: 0 CS: 2	PA: 45			
PITCHER	IP	WLS	BF	H	R	ER	SO	BB	IBB	HBP	BLK	WP	HR	S	P	ERA	WHIP								
Sonny Siebert, R ERA: 4.08	1.1	L	10	4	6	3	1	1	0	0	0	0	0	11	15	20.25	3.750								
Lee Stange, R ERA: 3.46	2.2		12	3	1	0	3	0	0	0	0	1	0	18	18	0.00	1.125								
Bill Landis, L ERA: 6.75	1.0		9	3	3	2	0	3	0	0	1	1	0	6	18	18.00	6.000								
Garry Roggenburk, L ERA:	3.0		10	2	0	0	3	0	0	1	0	0	0	15	16	0.00	0.667								
Ray Jarvis, R ERA: 2.75	1.0		4	1	0	0	0	0	0	0	0	0	0	4	4	0.00	1.000								

Batter	1	2	3	4	5	6	7	8	9	AB	R	H	RBI	BB	SO	LOB	BOTTOM								
Dick Schofield, S OBP: 0.438, SLG: 0.333	BB 1B 1B		F8	L8		E3		F9		5	0	1	0	0	0	2	Minnesota Twins @ Boston Red Sox Fenway Park, Boston, MA Sat May 31 1969, 3:33 AM EDT Att: 25,540 - Unknown - 83 F								
Joe Lahoud, L OBP: 0.286, SLG: 0.079	F5		K		G3	F8		F8		5	0	0	0	0	1	2									
Carl Yastrzemski, L OBP: 0.490, SLG: 0.524	F2									3	1	1	1	1	0	1									
George Thomas, R OBP: 0.343, SLG: 0.406						FC5-4 BB		K2-3		1	0	0	0	0	1	0									
Rico Petrocelli, R OBP: 0.457, SLG: 0.687										2	1	1	0	1	0	1									
Syd O'Brien, R OBP: 0.333, SLG: 0.500						FC5-4 BB HR		K		2	0	1	0	0	1	0									
Dalton Jones, L OBP: 0.356, SLG: 0.370										2	1	1	0	2	0	1									
Tony Conigliaro, R OBP: 0.333, SLG: 0.482										4	1	1	3	0	2	6									
George Scott, R OBP: 0.256, SLG: 0.295										4	0	1	0	0	0	0									
Joe Azcue, R OBP: 0.313, SLG: 0.307										4	0	1	0	0	0	1									
Sonny Siebert, R ERA: 4.08	8.0	W	37	8	4	4	5	4	0	0	0	0	0	0	0	0		0							
Lee Stange, R ERA: 3.12	1.0	S	3	0	0	0	2	0	0	0	0	0	0	0	0	0		0							
Don Lock, R OBP: 0.222, SLG: 0.250										0	0	0	0	0	0	0	0								
Bill Landis, L ERA: 6.75										1	0	0	0	0	0	0	0								
Garry Roggenburk, R ERA:										1	0	0	0	0	0	0	0								
Reggie Smith, S ERA: 3.00										0	0	0	0	0	0	0	0								
Ray Jarvis, R ERA: 2.75										0	0	0	0	0	0	0	0								
Inning Stats	R: 0 E: 0 K: 1 S: 7	H: 2 LOB: 3 BB: 1 P: 11	R: 0 E: 0 K: 1 S: 5	H: 0 LOB: 0 BB: 0 P: 5	R: 1 E: 0 K: 2 S: 9	H: 2 LOB: 2 BB: 1 P: 13	R: 0 E: 0 K: 1 S: 6	H: 1 LOB: 1 BB: 0 P: 6	R: 3 E: 1 K: 0 S: 4	H: 1 LOB: 1 BB: 0 P: 12	R: 0 E: 0 K: 0 S: 4	H: 0 LOB: 1 BB: 0 P: 4	R: 0 E: 0 K: 0 S: 4	H: 1 LOB: 1 BB: 0 P: 4	R: 0 E: 0 K: 0 S: 4	H: 1 LOB: 1 BB: 0 P: 4	R: 0 E: 0 K: 2 S: 7	H: 0 LOB: 0 BB: 0 P: 7	1B: 6 2B: 0 3B: 0 HR: 2	SF: 0 SAC: 0 DP: 0 HBP: 0	WP: 0 PB: 0 SB: 0 CS: 0	PA: 40			
PITCHER	IP	WLS	BF	H	R	ER	SO	BB	IBB	HBP	BLK	WP	HR	S	P	ERA	WHIP								
Dick Woodson, R ERA: 3.12	8.0	W	37	8	4	4	5	4	0	0	0	0	0	0	0	0	0								
Ron Perranoski, L ERA: 1.87	1.0	S	3	0	0	0	2	0	0	0	0	0	0	7	7	0.00	0.000								



Batter	1	2	3	4	5	6	7	8	9	AB	R	H	RBI	BB	SO	LOB	TOP								
Walt Williams, R OBP: 0.371, SLG: 0.418	G6-3			F8		G4-3		1B HR BB		3	1	0	0	1	0	0	Chicago White Sox @ Boston Red Sox Fenway Park, Boston, MA Mon Jun 02 1969, 7:05 PM EDT Att: 21,265 - Unknown - 80 F								
Luis Aparicio, R OBP: 0.341, SLG: 0.344	L7			G4-3			G6-3	1B HR 1B		4	1	2	1	0	0	0									
Carlos May, L OBP: 0.421, SLG: 0.599	G5-3			K			G6-3	HR		4	1	1	4	0	1	1									
Pete Ward, L Dan Osinski, R Wilbur Wood, R		G1-3		F8			F9	L1		4	0	0	0	0	0	1									
Duane Josephson, R Ed Herrmann, L		G5-3		G6-3				K	G4-3	3	0	0	0	0	1	0									
Bobby Knoop, R		F9						1B BB	K	2	1	0	0	2	1	0									
Woodie Held, R				K				K	K	4	0	1	0	0	3	2									
Ken Berry, R Gail Hopkins, L Buddy Bradford, R				G4-3-6		G6-3		1B 1B 1B		2	0	0	0	0	0	1									
Joe Horlen, R Cisco Carlos, R Tom McCraw, L				K		G6-3		1B BB HR 1B		2	0	0	0	0	1	0									
Inning Stats	R: 0 E: 0 K: 0 S: 3	H: 0 LOB: 0 BB: 0 P: 3	R: 0 E: 0 K: 0 S: 3	H: 0 LOB: 0 BB: 0 P: 3	R: 0 E: 0 K: 1 S: 5	H: 1 LOB: 0 BB: 0 P: 5	R: 0 E: 0 K: 1 S: 5	H: 0 LOB: 0 BB: 0 P: 5	R: 0 E: 0 K: 1 S: 5	H: 0 LOB: 1 BB: 1 P: 9	R: 0 E: 0 K: 0 S: 3	H: 0 LOB: 0 BB: 0 P: 3	R: 0 E: 0 K: 0 S: 3	H: 1 LOB: 0 BB: 0 P: 3	R: 6 E: 0 K: 2 S: 11	H: 4 LOB: 1 BB: 2 P: 19		R: 0 E: 0 K: 2 S: 7	H: 0 LOB: 0 BB: 0 P: 7	1B: 5 2B: 0 3B: 0 HR: 1	SF: 0 SAC: 0 DP: 2 HBP: 0	WP: 0 PB: 0 SB: 0 CS: 0	PA: 34		
PITCHER	IP	WLS	BF	H	R	ER	SO	BB	IBB	HBP	BLK	WP	HR	S	P	ERA	WHIP								
Mike Nagy, R ERA: 2.75	(1, 1)	7.2	28	4	4	4	5	3	0	0	0	0	0	35	47	4.70	0.913								
Vicente Romo, R ERA: 3.03	(8, 1)	0.0	L	1	1	0	0	0	0	0	0	0	0	1	1	∞	∞								
Sparky Lyle, L ERA: 2.43	(8, 1)	1.1	5	1	2	2	2	0	0	0	0	0	1	9	9	13.50	0.750								

Batter	1	2	3	4	5	6	7	8	9	AB	R	H	RBI	BB	SO	LOB	BOTTOM								
Dick Schofield, S OBP: 0.405, SLG: 0.333	G1-3		G3		FC4-6 BB CS 1B		F8		1-3 2B	5	0	2	0	0	0	0	Chicago White Sox @ Boston Red Sox Fenway Park, Boston, MA Mon Jun 02 1969, 7:05 PM EDT Att: 21,265 - Unknown - 80 F								
Dalton Jones, L OBP: 0.388, SLG: 0.414	HR 1B		2B		F7		G1-3 2B		P6	5	2	3	0	0	0	3									
Carl Yastrzemski, L OBP: 0.397, SLG: 0.534	1-H HR		2B		FC4-6 1-2 BB		G1-3		P6	4	1	2	3	1	0	3									
Reggie Smith, S OBP: 0.354, SLG: 0.486	G5-4-3 1B		K		FC4-6 1-2 2-3		G4-3			4	0	1	0	0	1	4									
Rico Petrocelli, R OBP: 0.458, SLG: 0.712	G5-4-3		BB		CS			G5-3		3	1	1	1	1	0	1									
Tony Conigliaro, R OBP: 0.340, SLG: 0.511		K	K		3-H			F9		4	0	0	0	0	2	2									
George Scott, R OBP: 0.281, SLG: 0.291		G6-3		G6-3				G1-3		4	0	1	0	0	0	0									
Russ Gibson, R Joe Lahoud, L				G4-3				1B 1B	2B BB	3	0	2	0	0	0	0									
Mike Nagy, R Vicente Romo, R Sparky Lyle, L Don Lock, R		K		K				F7		3	0	0	0	0	3	2									
Inning Stats	R: 2 E: 0 K: 0 S: 5	H: 3 LOB: 0 BB: 0 P: 5	R: 0 E: 0 K: 2 S: 8	H: 1 LOB: 0 BB: 0 P: 8	R: 1 E: 0 K: 2 S: 9	H: 2 LOB: 1 BB: 1 P: 13	R: 0 E: 0 K: 1 S: 5	H: 0 LOB: 0 BB: 0 P: 5	R: 0 E: 0 K: 0 S: 3	H: 1 LOB: 1 BB: 1 P: 7	R: 1 E: 0 K: 1 S: 7	H: 3 LOB: 1 BB: 0 P: 7	R: 0 E: 0 K: 0 S: 4	H: 1 LOB: 0 BB: 0 P: 4	R: 0 E: 0 K: 0 S: 3	H: 0 LOB: 0 BB: 0 P: 3		R: 0 E: 0 K: 0 S: 4	H: 1 LOB: 2 BB: 1 P: 8	1B: 6 2B: 4 3B: 0 HR: 2	SF: 0 SAC: 0 DP: 1 HBP: 0	WP: 0 PB: 1 SB: 0 CS: 1	PA: 40		
PITCHER	IP	WLS	BF	H	R	ER	SO	BB	IBB	HBP	BLK	WP	HR	S	P	ERA	WHIP								
Joe Horlen, R ERA: 3.36	(1, 1)	6.0	27	10	4	4	6	2	0	0	0	0	0	4	45	6.00	2.000								
Cisco Carlos, R ERA: 1.96	(7, 1)	1.0	W	4	1	0	0	0	0	0	0	0	0	4	4	0.00	1.000								
Dan Osinski, R ERA: 1.96	(8, 1)	1.1	6	1	0	0	0	1	0	0	0	0	0	5	9	0.00	1.500								
Wilbur Wood, L ERA: 3.06	(9, 1)	0.2	S	2	0	0	0	0	0	0	0	0	0	2	2	0.00	0.000								

Batter	1	2	3	4	5	6	7	8	9	AB	R	H	RBI	BB	SO	LOB	TOP			
Walt Williams, R OBP: 0.367, SLG: 0.412 (1, 9)	G1-3		F9				K			4	0	1	0	0	1	0	Chicago White Sox @ Boston Red Sox Fenway Park, Boston, MA Tue Jun 03 1969, 7:05 PM EDT Att: 21,481 - Unknown - 77 F			
Luis Aparicio, R OBP: 0.344, SLG: 0.365 (1, 6)					FC4-6 1B		G6-3			4	0	2	0	0	0	1				
Carlos May, L OBP: 0.417, SLG: 0.589 (1, 7)	F8		F7		FC3-6					4	0	1	0	0	0	3				
Pete Ward, L OBP: 0.359, SLG: 0.403 Bob Locker, S (5, 1)	G3			BB 1B		F8			G5-3	2	1	0	0	1	0	2				
Ron Hansen, R OBP: 0.260, SLG: 0.298 Dan Osinski, R (8, 1)									F2	0	0	0	0	0	0	0				
Bobby Knoop, R OBP: 0.318, SLG: 0.333 (1, 4)		P4		1B 1-2 BB		WP G3 1B			G3	1	0	0	0	0	0	0				
Ed Herrmann, L OBP: 0.350, SLG: 0.306 (1, 2)					FC4-6 1B				G3	4	0	2	1	0	0	1				
Woodie Held, R OBP: 0.324, SLG: 0.433 (1, 5)							G6-3			4	0	0	1	0	2	3				
Ken Berry, R OBP: 0.270, SLG: 0.253 Don Secrist, L (2, 1)									P1	1	0	0	0	0	1	1				
Bill Melton, R OBP: 0.317, SLG: 0.463 Cisco Carlos, R (4, 1)									G3	0	0	0	0	0	0	0				
Gail Hopkins, L OBP: 0.389, SLG: 0.355 (5, 3)										1	0	0	0	0	0	0				
Gary Peters, L OBP: 0.179, SLG: 0.296 Sammy Ellis, L OBP: 0.286, SLG: 0.167 Tom McCraw, L OBP: 0.235, SLG: 0.071 (2, 8)			G3-1	FC4-6			G6-3			0	0	0	0	0	0	0				
									K	4	0	0	0	0	1	3				
Inning Stats	R: 0 E: 0 K: 0 S: 4	H: 1 LOB: 1 BB: 0 P: 4	R: 0 E: 0 K: 2 S: 8	H: 1 LOB: 1 BB: 0 P: 8	R: 0 E: 0 K: 0 S: 4	H: 1 LOB: 1 BB: 0 P: 4	R: 1 E: 0 K: 2 S: 8	H: 1 LOB: 2 BB: 2 P: 16	R: 0 E: 0 K: 0 S: 4	H: 1 LOB: 1 BB: 1 P: 8	R: 0 E: 0 K: 1 S: 5	H: 1 LOB: 1 BB: 0 P: 5	R: 0 E: 0 K: 0 S: 3	H: 0 LOB: 0 BB: 0 P: 3	R: 0 E: 0 K: 1 S: 5	H: 0 LOB: 0 BB: 0 P: 5	1B: 5 2B: 1 3B: 1 HR: 0	SF: 0 SAC: 0 DP: 0 HBP: 0	WP: 1 PB: 0 SB: 0 CS: 0	PA: 36
PITCHER Jim Lonborg, R ERA: 2.41 (1, 1)	IP: 9.0 WLS: W BF: 36 H: 7 R: 2 ER: 2 SO: 6 BB: 3 IBB: 0 HBP: 0 BLK: 0 WP: 1 HR: 0 S: 45 P: 57 ERA: 2.00 WHIP: 1.11															PITCHER				

Batter	1	2	3	4	5	6	7	8	9	AB	R	H	RBI	BB	SO	LOB	BOTTOM			
Dick Schofield, S OBP: 0.447, SLG: 0.425 (1, 4)	E6 1B HR			FC6-5 F9 1B						4	2	3	1	1	0	0	Chicago White Sox @ Boston Red Sox Fenway Park, Boston, MA Tue Jun 03 1969, 7:05 PM EDT Att: 21,481 - Unknown - 77 F			
Dalton Jones, L OBP: 0.382, SLG: 0.406 (1, 3)		G4-3		F9 1-2	FC4-6 1B		G4-3			5	1	1	0	0	0	6				
Carl Yastrzemski, L OBP: 0.494, SLG: 0.567 Don Lock, R OBP: 0.182, SLG: 0.200 (7, 7)				FC6-5 S			K			4	2	3	4	0	0	1				
Reggie Smith, S OBP: 0.356, SLG: 0.503 Joe Lathoud, L OBP: 0.300, SLG: 0.079 (9, 8)										1	0	0	0	0	1	2				
Rico Petrocelli, R OBP: 0.287, SLG: 0.293 George Thomas, R OBP: 0.361, SLG: 0.424 (7, 5)										5	1	2	1	0	0	2				
Rico Petrocelli, R OBP: 0.287, SLG: 0.293 George Thomas, R OBP: 0.361, SLG: 0.424 (7, 5)										0	0	0	0	0	0	0				
Rico Petrocelli, R OBP: 0.287, SLG: 0.293 George Thomas, R OBP: 0.361, SLG: 0.424 (7, 5)										3	1	2	2	1	0	2				
Rico Petrocelli, R OBP: 0.287, SLG: 0.293 George Thomas, R OBP: 0.361, SLG: 0.424 (7, 5)										1	0	1	0	0	0	0				
Tony Conigliaro, R OBP: 0.337, SLG: 0.508 (1, 9)										5	0	1	0	0	1	4				
George Scott, R OBP: 0.287, SLG: 0.293 Syd O'Brien, R OBP: 0.350, SLG: 0.500 (6, 5)										2	0	1	0	0	1	0				
Russ Gibson, R OBP: 0.287, SLG: 0.283 (1, 2)										2	1	1	0	0	1	2				
George Scott, R OBP: 0.287, SLG: 0.293 Syd O'Brien, R OBP: 0.350, SLG: 0.500 (6, 5)										4	0	1	0	1	0	2				
Jim Lonborg, R OBP: 0.231, SLG: 0.091 (1, 1)										5	0	1	0	0	1	8				
										2	0	1	0	0	1	0				
Inning Stats	R: 4 E: 2 K: 0 S: 8	H: 4 LOB: 2 BB: 1 P: 12	R: 1 E: 0 K: 0 S: 6	H: 3 LOB: 0 BB: 0 P: 6	R: 0 E: 0 K: 1 S: 5	H: 0 LOB: 0 BB: 0 P: 5	R: 0 E: 0 K: 0 S: 4	H: 1 LOB: 1 BB: 0 P: 4	R: 2 E: 0 K: 2 S: 10	H: 3 LOB: 2 BB: 0 P: 11	R: 1 E: 0 K: 0 S: 5	H: 3 LOB: 0 BB: 0 P: 5	R: 0 E: 0 K: 1 S: 6	H: 1 LOB: 2 BB: 1 P: 10	R: 0 E: 0 K: 1 S: 7	H: 2 LOB: 3 BB: 1 P: 11	1B: 10 2B: 1 3B: 3 HR: 3	SF: 0 SAC: 0 DP: 1 HBP: 1	WP: 0 PB: 0 SB: 1 CS: 0	PA: 45
PITCHER Gary Peters, L ERA: 3.86 Sammy Ellis, R ERA: 6.04 Don Secrist, L ERA: 8.22 Cisco Carlos, R ERA: 1.38 Bob Locker, R ERA: 6.86 (1, 1)	IP: 0.1 WLS: L BF: 7 H: 4 R: 4 ER: 3 SO: 0 BB: 0 IBB: 0 HBP: 0 BLK: 0 WP: 0 HR: 2 S: 6 P: 10 ERA: 81.00 WHIP: 15.000															PITCHER Dan Osinski, R ERA: 1.86 (8, 1)				
PITCHER Jim Lonborg, R ERA: 2.41 (1, 1)	IP: 1.0 WLS: L BF: 6 H: 2 R: 0 ER: 0 SO: 1 BB: 0 IBB: 1 HBP: 0 BLK: 0 WP: 0 HR: 0 S: 7 P: 11 ERA: 0.00 WHIP: 2.000															PITCHER				

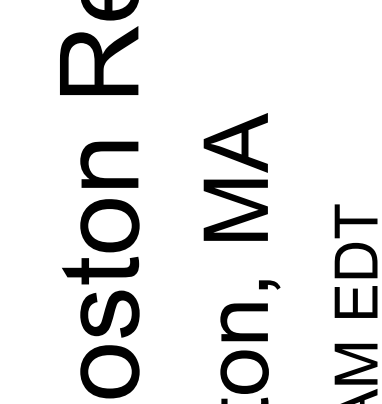
Batter	1	2	3	4	5	6	7	8	9	AB	R	H	RBI	BB	SO	LOB	TOP																			
Walt Williams, R OBP: 0.363, SLG: 0.406 Ken Berry, R OBP: 0.277, SLG: 0.253 (7, PR) (7, 8)	G1-3		G6-3		G6-3		E		2B	4	0	1	0	0	0	0	Chicago White Sox @ Boston Red Sox Fenway Park, Boston, MA Wed Jun 04 1969, 3:33 AM EDT Att: 23,721 - Unknown - 77 F																			
Luis Aparicio, R OBP: 0.356, SLG: 0.380 (1, 6)	BB		1B		F8		E8		1-3	4	1	3	0	1	0																					
Carlos May, L OBP: 0.410, SLG: 0.575 (1, 7)	F7		HR		HR		G4-3		G1-3	5	1	1	0	0	1	6																				
Gail Hopkins, L OBP: 0.398, SLG: 0.405 Tom McCraw, L OBP: 0.211, SLG: 0.063 (6, PR) (6, 3)	F8		HR		HR		E4		G4-3	3	1	2	3	0	0	1																				
Bill Melton, R OBP: 0.316, SLG: 0.464 (1, 5)		G6-3	K		G6-3		G6-3		G4-3	4	1	1	0	0	1	1																				
Bobby Knoop, R OBP: 0.323, SLG: 0.362 (1, 4)	F9				G3-6-1		HR		G4-3	4	1	2	2	0	0	1																				
Ed Herrmann, L OBP: 0.364, SLG: 0.425 (1, 2)	HR		G3-6-1		G4-3		G4-3		2B	4	1	2	2	0	0	2																				
Buddy Bradford, R OBP: 0.339, SLG: 0.438 (7, 9)	K		F8		F8		K		F2	4	0	0	0	0	2	1																				
Tommy John, R OBP: 0.125, SLG: 0.097 (1, 1)			F9		G6-3		G1-3		K	4	0	0	0	0	1	0																				
Inning Stats	R: 0 E: 0 K: 0 S: 3	H: 0 LOB: 1 BB: 1 P: 7	R: 1 E: 0 K: 1 S: 6	H: 1 LOB: 0 BB: 0 P: 6	R: 3 E: 0 K: 1 S: 8	H: 3 LOB: 0 BB: 0 P: 8	R: 0 E: 0 K: 0 S: 3	H: 1 LOB: 0 BB: 0 P: 3	R: 0 E: 0 K: 0 S: 3	H: 0 LOB: 0 BB: 0 P: 3	R: 2 E: 1 K: 1 S: 5	H: 2 LOB: 1 BB: 0 P: 5	R: 0 E: 1 K: 1 S: 7	H: 2 LOB: 3 BB: 0 P: 7	R: 1 E: 0 K: 0 S: 5	H: 2 LOB: 1 BB: 0 P: 5		R: 0 E: 0 K: 3 S: 10	H: 1 LOB: 2 BB: 1 P: 14	1B: 6 2B: 3 3B: 0 HR: 3	SF: 0 SAC: 0 DP: 1 HBP: 0	WP: 1 PB: 0 SB: 0 CS: 0	PA: 40													
PITCHER	IP	WLS	BF	H	R	ER	SO	BB	IBB	HBP	BLK	WP	HR	S	P	ERA	WHIP	PITCHER		IP	WLS	BF	H	R	ER	SO	BB	IBB	HBP	BLK	WP	HR	S	P	ERA	WHIP
Sonny Siebert, R ERA: 4.43 Ray Jarvis, R ERA: 2.92 Bill Landis, L ERA: 6.52	(1, 1)	3.0	L	15	5	4	4	2	1	0	0	0	0	2	18	22	12.00	2.000																		

Batter	1	2	3	4	5	6	7	8	9	AB	R	H	RBI	BB	SO	LOB	BOTTOM																					
Dick Schofield, S OBP: 0.442, SLG: 0.422 (1, 4)	FC4-6				G5-3		K		K	5	0	2	1	0	2	3	Chicago White Sox @ Boston Red Sox Fenway Park, Boston, MA Wed Jun 04 1969, 3:33 AM EDT Att: 23,721 - Unknown - 77 F																					
Dalton Jones, L OBP: 0.351, SLG: 0.391 (1, 3)	FC4-6				P6		G4-3		P4	5	1	0	0	0	1	6																						
Carl Yastrzemski, L OBP: 0.491, SLG: 0.558 (1, 7)	K				G5-4-3				G3	3	0	0	0	1	2	3																						
Reggie Smith, S OBP: 0.359, SLG: 0.503 (1, 8)	1B				G5-4-3				1B	4	0	2	0	0	0	4																						
Rico Petrocelli, R OBP: 0.465, SLG: 0.735 (1, 6)	1B				G6-3				K	3	0	1	1	1	1	1																						
Tony Conigliaro, R OBP: 0.330, SLG: 0.497 (1, 9)	F9				G6-4-3		K		G1-3	4	0	0	0	0	1	4																						
Syd O'Brien, R OBP: 0.375, SLG: 0.636 (1, 5)					G4-3		G1-3			4	1	2	0	0	0	0																						
Russ Gibson, R OBP: 0.286, SLG: 0.282 (1, 2)							G6-3		G5-3	4	0	1	0	0	1	2																						
Sonny Siebert, R OBP: 0.250, SLG: 0.143 Ray Jarvis, R	(1, 1)	9.0	W	38	8	2	2	8	4	0	0	0	0	0	0	0		2.00	1.333	PITCHER		IP	WLS	BF	H	R	ER	SO	BB	IBB	HBP	BLK	WP	HR	S	P	ERA	WHIP
Jerry Moses, R OBP: 0.375, SLG: 0.656 Bill Landis, L Don Lock, R OBP: 0.250, SLG: 0.200 (9, PH)	(4, 1)	(7, PH)	(8, 1)	(9, PH)																																		

AB 38
R 7
H 12
RBI 7
BB 2
SO 6
LOB 14



AB 33
R 2
H 8
RBI 2
BB 4
SO 8
LOB 23




Batter	1	2	3	4	5	6	7	8	9	10	11	AB	R	H	RBI	BB	SO	LOB	TOP																			
Jackie Hernandez, R OBP: 0.303, SLG: 0.295	(1, 6) 0-3 K			(1, 6) 0-0 P6		(1, 6) 0-3 K			(1, 6) 0-3 K		(1, 6) 0-3 K	5	0	0	0	0	0	4	0																			
Mike Fiore, L OBP: 0.413, SLG: 0.462	(1, 3) 0-0 F3			(1, 3) 0-0 HR			(1, 3) 0-0 F9			(1, 3) 0-0 1B FC3-2 1B	(1, 3) 0-0 4-3	5	1	2	1	0	0	0	0																			
Joe Foy, R OBP: 0.354, SLG: 0.355	(1, 5) 0-3 K			(1, 5) 0-0 P5			(1, 5) 0-0 BB			(1, 5) 0-0 FC3-2 1B		3	1	1	0	1	1	0																				
Ed Kirkpatrick, L OBP: 0.282, SLG: 0.371		(1, 8) 0-0 B1-3		(1, 8) 0-0 4-3			(1, 8) 0-0 K			(1, 8) 0-0 1B FC3-2 1B		4	0	1	0	0	1	1																				
Lou Piniella, R OBP: 0.326, SLG: 0.471	(1, 7) 0-0 F2				(1, 7) 0-0 2B				(1, 7) 0-0 F8		(1, 7) 0-0 F9	4	0	1	0	0	0	3																				
Pat Kelly, L OBP: 0.338, SLG: 0.388	(1, 9) 0-0 4-3				(1, 9) 0-0 CS 1B				(1, 9) 0-0 F9		(1, 9) 0-0 FC3-2 1B	3	0	1	0	0	0	0	0																			
Hawk Taylor, R OBP: 0.314, SLG: 0.600	(10, PH)								(10, PH) 0-0 F9		(10, PH) 0-0 FC3-2 1B	1	0	0	0	0	0	0	3																			
Bob Oliver, R OBP: 0.259, SLG: 0.356	(10, PR)								(10, PR) 0-0 6-3		(10, PR) 0-0 1B	0	0	0	0	0	0	0	0																			
Jerry Adair, R OBP: 0.309, SLG: 0.310	(1, 4) 0-0 F8			(1, 4) 0-0 F9					(1, 4) 0-0 6-3		(1, 4) 0-0 1B	4	0	1	1	0	0	1																				
Ellie Rodriguez, R OBP: 0.333, SLG: 0.306	(1, 2) 0-0 G5-6-4 1B			(1, 2) 0-0 CS		(1, 2) 0-0 6-3			(1, 2) 0-0 6-3		(1, 2) 0-0 4-3	4	0	1	0	0	0	3																				
Bill Butler, L OBP: 0.063, SLG: 0.063	(11, 1) 0-0 G5-6-4			(11, 1) 0-0 K					(11, 1) 0-0 6-3		(11, 1) 0-0 5-3	3	0	0	0	0	1	1																				
Chuck Harrison, R OBP: 0.282, SLG: 0.324	(11, 1) 0-0 G5-6-4											1	0	0	0	0	0	0																				
Moe Drabowsky, R ERA: 2.31	(11, 1) 0-0 G5-6-4											0	0	0	0	0	0	0																				
Inning Stats	R: 0 E: 0 K: 2 S: 7	H: 0 LOB: 0 BB: 0 P: 7	R: 0 E: 0 K: 0 S: 3	H: 0 LOB: 0 BB: 0 P: 3	R: 0 E: 0 K: 0 S: 3	H: 1 LOB: 0 BB: 0 P: 3	R: 1 E: 0 K: 0 S: 4	H: 1 LOB: 0 BB: 0 P: 4	R: 0 E: 0 K: 0 S: 3	H: 2 LOB: 0 BB: 0 P: 3	R: 0 E: 0 K: 2 S: 7	H: 0 LOB: 0 BB: 0 P: 7	R: 0 E: 0 K: 1 S: 4	H: 0 LOB: 0 BB: 1 P: 8	R: 0 E: 0 K: 0 S: 3	H: 0 LOB: 0 BB: 0 P: 3	R: 0 E: 0 K: 1 S: 5	H: 0 LOB: 0 BB: 0 P: 5	R: 1 E: 0 K: 0 S: 7	H: 4 LOB: 3 BB: 0 P: 7	R: 0 E: 0 K: 1 S: 5	H: 0 LOB: 0 BB: 0 P: 5	1B: 6 2B: 1 3B: 0 HR: 1	SF: 0 SAC: 0 DP: 1 HBP: 0	WP: 0 PB: 0 SB: 0 CS: 1	PA: 39												
PITCHER	IP 9.0	WLS 0.1	BF 31	H 7	R 2	ER 2	SO 6	BB 1	IBB 0	HBP 0	BLK 0	WP 0	HR 1	S 42	P 46	ERA 2.00	WHIP 0.889																					
Ray Culp, R ERA: 3.43	(1, 1)																																					
Vicente Romo, R ERA: 3.0	(10, 1)																																					
Spanky Lyle, L ERA: 2.31	(10, 1)	1.2	W	6	1	0	0	1	0	0	0	0	0	0	8	8	0.00	0.600																				

Kansas City Royals @ Boston Red Sox
 Fenway Park, Boston, MA
 Fri Jun 06 1969, 7:05 PM EDT
 Att. 29,438 - Unknown - 75 F

livebaseballscores.com

AB 37
 R 2
 H 8
 RBI 2
 BB 1
 SO 7
 LOB 12




Batter	1	2	3	4	5	6	7	8	9	10	11	AB	R	H	RBI	BB	SO	LOB	BOTTOM																		
Dick Schofield, S OBP: 0.439, SLG: 0.460	(1, 4) 0-0 6-3		(1, 4) 0-0 F7			(1, 4) 0-0 F7			(1, 4) 0-0 2B		(1, 4) 0-0 HR 2B	5	1	2	0	0	0	0																			
Dalton Jones, L OBP: 0.346, SLG: 0.406	(1, 3) 0-0 4-3		(1, 3) 0-0 F2			(1, 3) 0-0 G3			(1, 3) 0-0 B2		(1, 3) 0-0 HR	5	1	1	2	0	0	1																			
Carl Yastrzemski, L OBP: 0.398, SLG: 0.557	(1, 7) 0-0 1B 2B			(1, 7) 0-0 G3		(1, 7) 0-0 F9			(1, 7) 0-3 K			4	1	1	0	0	1	1																			
Reggie Smith, S OBP: 0.363, SLG: 0.516	(1, 8) 0-0 1B			(1, 8) 0-0 3B		(1, 8) 0-0 F9			(1, 8) 0-0 L8			4	0	2	1	0	0	1																			
Rico Petrocelli, R OBP: 0.456, SLG: 0.717	(1, 6) 0-0 F7			(1, 6) 0-3 K		(1, 6) 0-0 L7			(1, 6) 0-0 P3			4	0	0	0	0	1	2																			
Tony Contelaro, R OBP: 0.324, SLG: 0.487	(1, 9) 0-0 F7		(1, 9) 0-0 P6			(1, 9) 0-3 K			(1, 9) 0-0 5-3			4	0	0	0	0	1	1																			
George Scott, R OBP: 0.267, SLG: 0.309	(1, 5) 0-0 K				(1, 5) 0-3 K				(1, 5) 0-0 F8		(1, 5) 0-0 HR	4	1	1	1	0	2	0																			
Russ Gibson, R OBP: 0.276, SLG: 0.271	(1, 2) 0-0 6-3				(1, 2) 0-0 3-1				(1, 2) 0-0 F5		(1, 2) 0-0 6-3	4	0	0	0	0	0	0																			
Ray Culp, R ERA: 3.09	(11, 1) 0-0 K				(11, 1) 0-3 K				(11, 1) 0-0 P5		(11, 1) 0-0 1-3	3	0	0	0	0	2	0																			
Vicente Romo, R ERA: 2.78	(10, 1) 0-0 K											0	0	0	0	0	0	0																			
Spanky Lyle, L ERA: 2.31	(10, 1) 0-0 K											0	0	0	0	0	0	0																			
Joe Lahoud, L ERA: 2.78	(11, PH) 0-0 K											1	0	0	0	0	0	0																			
Inning Stats	R: 1 E: 0 K: 0 S: 5	H: 2 LOB: 1 BB: 0 P: 5	R: 0 E: 0 K: 1 S: 5	H: 0 LOB: 0 BB: 0 P: 5	R: 0 E: 0 K: 1 S: 5	H: 0 LOB: 0 BB: 0 P: 5	R: 0 E: 0 K: 1 S: 6	H: 1 LOB: 1 BB: 0 P: 6	R: 0 E: 0 K: 2 S: 7	H: 0 LOB: 0 BB: 0 P: 7	R: 0 E: 0 K: 0 S: 3	H: 0 LOB: 0 BB: 0 P: 3	R: 0 E: 0 K: 1 S: 5	H: 0 LOB: 0 BB: 1 P: 5	R: 0 E: 0 K: 0 S: 3	H: 0 LOB: 0 BB: 0 P: 3	R: 0 E: 0 K: 1 S: 6	H: 1 LOB: 1 BB: 0 P: 6	R: 1 E: 0 K: 0 S: 4	H: 1 LOB: 0 BB: 0 P: 4	R: 2 E: 0 K: 0 S: 3	H: 2 LOB: 0 BB: 0 P: 3	1B: 1 2B: 3 3B: 1 HR: 2	SF: 0 SAC: 0 DP: 0 HBP: 0	WP: 0 PB: 0 SB: 0 CS: 0	PA: 38											
PITCHER	IP 10.0	WLS 0.1	BF 35	H 5	R 2	ER 2	SO 7	BB 0	IBB 0	HBP 0	BLK 0	WP 0	HR 1	S 49	P 49	ERA 1.80	WHIP 0.500																				
Bill Butler, L ERA: 3.09	(11, 1)																																				
Moe Drabowsky, R ERA: 2.78	(11, 1)	0.1	L	3	2	2	0	0	0	0	0	0	0	1	3	3	54.00	6.000																			

Kansas City Royals @ Boston Red Sox
 Fenway Park, Boston, MA
 Fri Jun 06 1969, 7:05 PM EDT
 Att. 29,438 - Unknown - 75 F

livebaseballscores.com

AB 38
 R 4
 H 7
 RBI 4
 BB 0
 SO 7
 LOB 6



Batter	1	2	3	4	5	6	7	8	9	AB	R	H	RBI	BB	SO	LOB	TOP					
Jackie Hernandez, R (1, 6) OBP: 0.307, SLG: 0.295 Chuck Harrison, R (9, PH) OBP: 0.260, SLG: 0.321	F2		1B				1-3		F8	3	0	1	0	1	0	0	Kansas City Royals @ Boston Red Sox Fenway Park, Boston, MA Sat Jun 07 1969, 3:33 AM EDT Att: 24,717 - Sunny - 74 F					
Mike Fiore, L (1, 3) OBP: 0.405, SLG: 0.447	K		F8						G3	4	0	0	0	1	1	4						
Joe Foy, R (1, 5) OBP: 0.352, SLG: 0.353	F9									4	0	1	0	0	0	3						
Ed Kirkpatrick, L (1, 8) OBP: 0.273, SLG: 0.358		4-3	G3						F9	4	0	0	0	0	0	2						
Lou Piniella, R (1, 7) OBP: 0.319, SLG: 0.460		5-3							F8	4	0	0	0	0	0	0						
Jerry Adair, R (1, 4) OBP: 0.321, SLG: 0.322										4	0	3	0	0	0	0						
Bob Oliver, R (1, 9) OBP: 0.265, SLG: 0.360										4	0	2	0	0	0	1						
Dennis Paepke, R (1, 2)									F2	4	0	0	0	0	1	4						
Wally Bunker, R (1, 1) OBP: 0.143, SLG: 0.214 Tom Burgmeier, L (5, 1) OBP: 0.162, SLG: 0.162 Billy Harris, L (9, PH) OBP: 1.000, SLG: 2.000										2	0	1	0	0	0	0						
										1	0	0	0	0	0	0						
										1	0	1	0	0	0	0						
Inning Stats	R: 0 E: 0 K: 1 S: 5	H: 0 LOB: 0 BB: 0 P: 5	R: 0 E: 0 K: 0 S: 5	H: 2 LOB: 0 BB: 0 P: 5	R: 0 E: 0 K: 0 S: 5	H: 2 LOB: 2 BB: 0 P: 5	R: 0 E: 0 K: 0 S: 3	H: 0 LOB: 0 BB: 0 P: 3	R: 0 E: 0 K: 1 S: 6	H: 1 LOB: 2 BB: 1 P: 10	R: 0 E: 0 K: 0 S: 5	H: 2 LOB: 2 BB: 0 P: 5	R: 0 E: 0 K: 0 S: 3	H: 0 LOB: 1 BB: 1 P: 7	R: 0 E: 0 K: 0 S: 4	H: 1 LOB: 1 BB: 0 P: 4	R: 0 E: 0 K: 0 S: 4	H: 1 LOB: 1 BB: 0 P: 4	1B: 8 2B: 1 3B: 0 HR: 0	SF: 0 SAC: 0 DP: 0 HBP: 0	WP: 0 PB: 0 SB: 1 CS: 0	PA: 38
PITCHER Mike Nagy, R (1, 1) ERA: 2.38	IP: 9.0 WLS: W BF: 38 H: 9 R: 0 ER: 0 SO: 2 BB: 2 IBB: 0 HBP: 0 BLK: 0 WP: 0 HR: 0 S: 40 P: 48 ERA: 0.00 WHIP: 1.222															PITCHER						

Batter	1	2	3	4	5	6	7	8	9	AB	R	H	RBI	BB	SO	LOB	BOTTOM			
Dick Schofield, S (1, 4) OBP: 0.435, SLG: 0.444	K	K							4-3	4	1	1	0	1	2	2	Kansas City Royals @ Boston Red Sox Fenway Park, Boston, MA Sat Jun 07 1969, 3:33 AM EDT Att: 24,717 - Sunny - 74 F			
Dalton Jones, L (1, 3) OBP: 0.341, SLG: 0.399	P4	F9							6-3	5	1	1	0	0	0	3				
Carl Yastrzemski, L (1, 7) OBP: 0.490, SLG: 0.561 Don Lock, R (5, PR) OBP: 0.308, SLG: 0.273										2	1	2	1	1	0	0				
										1	0	1	0	0	0	0				
Reggie Smith, S (1, 8) OBP: 0.366, SLG: 0.516 George Thomas, R (7, PR) OBP: 0.361, SLG: 0.424										2	0	1	1	1	0	1				
										0	0	0	0	0	0	0				
Rico Petrocelli, R (1, 6) OBP: 0.457, SLG: 0.718										4	0	2	1	0	0	1				
Joe Lahoud, L (1, 9) OBP: 0.291, SLG: 0.071	L9									3	0	0	0	1	0	4				
George Scott, R (1, 5) OBP: 0.276, SLG: 0.328										2	1	1	1	2	0	2				
Russ Gibson, R (1, 2) OBP: 0.275, SLG: 0.288										4	0	1	0	0	1	4				
Mike Nagy, R (1, 1) OBP: 0.080, SLG: 0.083										4	0	1	0	0	1	2				
Inning Stats	R: 1 E: 0 K: 1 S: 6	H: 1 LOB: 2 BB: 2 P: 14	R: 1 E: 0 K: 2 S: 9	H: 2 LOB: 1 BB: 0 P: 9	R: 0 E: 0 K: 0 S: 3	H: 1 LOB: 0 BB: 0 P: 3	R: 0 E: 0 K: 0 S: 3	H: 0 LOB: 1 BB: 1 P: 7	R: 2 E: 0 K: 1 S: 6	H: 3 LOB: 3 BB: 2 P: 14	R: 0 E: 0 K: 1 S: 4	H: 0 LOB: 0 BB: 1 P: 8	R: 0 E: 0 K: 0 S: 5	H: 3 LOB: 2 BB: 0 P: 5	R: 0 E: 0 K: 0 S: 4	H: 1 LOB: 1 BB: 0 P: 4	1B: 7 2B: 2 3B: 1 HR: 1	SF: 1 SAC: 0 DP: 1 HBP: 0	WP: 0 PB: 0 SB: 1 CS: 1	PA: 38
PITCHER Wally Bunker, R (1, 1) ERA: 3.88 Tom Burgmeier, L (5, 1) ERA: 1.24	IP: 4.0 WLS: L BF: 21 H: 7 R: 4 ER: 4 SO: 3 BB: 3 IBB: 0 HBP: 0 BLK: 0 WP: 0 HR: 1 S: 24 P: 36 ERA: 9.00 WHIP: 2.500															PITCHER				

Batter	1	2	3	4	5	6	7	8	9	AB	R	H	RBI	BB	SO	LOB	TOP			
Jackie Hernandez, R OBP: 0.311, SLG: 0.300	5-3		P4			1B		1B HBP		4	0	2	0	0	0	0				
Jerry Adair, R OBP: 0.321, SLG: 0.322	F9			P6				1B		3	0	1	0	0	0	0				
Jim Rooker, R										0	0	0	0	0	0	0				
Juan Rios, R OBP: 0.338, SLG: 0.329								1B		0	0	0	0	0	0	0				
Dave Morehead, R										0	0	0	0	0	0	0				
Joe Foy, R OBP: 0.351, SLG: 0.351	F8			1-3		F8				4	0	1	1	0	0	2				
Ed Kirkpatrick, L OBP: 0.272, SLG: 0.354		G1-4-3		F9				3-1		4	0	1	0	0	1	3				
Lou Piniella, R OBP: 0.318, SLG: 0.455		G1-4-3			F8			6-3		4	0	1	0	0	0	4				
Bob Oliver, R OBP: 0.286, SLG: 0.350		F8			K			FC5-4		4	0	0	0	0	2	1				
Chuck Harrison, R OBP: 0.279, SLG: 0.313				P4				1-3		3	0	0	0	1	0	1				
Ellie Rodriguez, R OBP: 0.340, SLG: 0.360						P3		6-3		4	1	2	1	0	0	0				
Dick Drago, R																				
Steve Jones, L OBP: 0.300, SLG: 0.125						6-3				0	0	0	0	0	0	0				
Billy Harris, L OBP: 0.500, SLG: 0.750								HBP 1B		3	1	1	0	0	0	1				
Inning Stats	R: 0 E: 0 K: 0 S: 3	H: 0 LOB: 0 BB: 0 P: 3	R: 0 E: 0 K: 0 S: 3	H: 1 LOB: 0 BB: 0 P: 3	R: 1 E: 0 K: 1 S: 5	H: 1 LOB: 0 BB: 1 P: 9	R: 0 E: 0 K: 0 S: 3	H: 0 LOB: 0 BB: 0 P: 3	R: 0 E: 0 K: 1 S: 5	H: 2 LOB: 2 BB: 0 P: 5	R: 0 E: 0 K: 0 S: 4	H: 1 LOB: 1 BB: 0 P: 4	R: 1 E: 0 K: 1 S: 8	H: 3 LOB: 3 BB: 0 P: 9	R: 0 E: 0 K: 1 S: 6	H: 1 LOB: 1 BB: 0 P: 6	1B: 7 2B: 1 3B: 0 HR: 1	SF: 0 SAC: 0 DP: 1 HBP: 1	WP: 0 PB: 0 SB: 0 CS: 1	PA: 36
PITCHER Jim Lonborg, R ERA: 2.33	IP: 9.0 WLS: W BF: 36 H: 9 R: 2 ER: 2 SO: 4 BB: 1 IBB: 0 HBP: 1 BLK: 0 WP: 0 HR: 1 S: 42 P: 47 ERA: 2.00 WHIP: 1.11															PITCHER				

Kansas City Royals @ Boston Red Sox
Fenway Park, Boston, MA
Sun Jun 08 1969, 3:33 AM EDT
Att: 32,897 - Cloudy - 82 F

AB	34
R	2
H	9
RBI	2
BB	1
SO	4
LOB	12



Batter	1	2	3	4	5	6	7	8	9	AB	R	H	RBI	BB	SO	LOB	BOTTOM			
Dick Schofield, S OBP: 0.439, SLG: 0.448	6-3		HR	K						4	1	2	0	0	1	1				
Dalton Jones, L OBP: 0.338, SLG: 0.414	F8			L9						4	1	1	3	0	1	2				
Carl Yastrzemski, L OBP: 0.399, SLG: 0.550	P5		F8							4	0	0	0	0	1	1				
Reggie Smith, S OBP: 0.374, SLG: 0.538						L8				3	2	2	1	1	0	0				
Rico Petrocelli, R OBP: 0.462, SLG: 0.751										3	2	2	3	1	0	0				
Joe Lahoud, L OBP: 0.305, SLG: 0.089										3	0	1	0	1	0	1				
George Scott, R OBP: 0.276, SLG: 0.322										3	0	0	0	1	2	3				
Russ Gibson, R OBP: 0.274, SLG: 0.287										4	2	1	0	0	0	2				
Jim Lonborg, R OBP: 0.250, SLG: 0.214										3	0	1	1	0	1	1				
Inning Stats	R: 0 E: 0 K: 0 S: 3	H: 0 LOB: 0 BB: 0 P: 3	R: 0 E: 0 K: 1 S: 5	H: 1 LOB: 1 BB: 1 P: 9	R: 5 E: 1 K: 0 S: 7	H: 4 LOB: 0 BB: 1 P: 11	R: 1 E: 1 K: 1 S: 6	H: 1 LOB: 1 BB: 1 P: 10	R: 0 E: 0 K: 0 S: 5	H: 0 LOB: 0 BB: 0 P: 5	R: 0 E: 0 K: 0 S: 2	H: 0 LOB: 0 BB: 1 P: 6	R: 0 E: 0 K: 2 S: 8	H: 1 LOB: 1 BB: 0 P: 8	R: 2 E: 0 K: 1 S: 7	H: 3 LOB: 0 BB: 0 P: 7	1B: 5 2B: 1 3B: 0 HR: 4	SF: 0 SAC: 0 DP: 2 HBP: 0	WP: 0 PB: 0 SB: 0 CS: 1	PA: 35
PITCHER Dick Drago, R ERA: 3.69	IP: 3.1 WLS: L BF: 18 H: 6 R: 6 ER: 5 SO: 1 BB: 3 IBB: 0 HBP: 0 BLK: 0 WP: 0 HR: 2 S: 17 P: 29 ERA: 13.50 WHIP: 2.700															PITCHER				
Steve Jones, L ERA: 3.79	IP: 1.2 WLS: L BF: 5 H: 0 R: 0 ER: 0 SO: 2 BB: 0 IBB: 0 HBP: 0 BLK: 0 WP: 0 HR: 0 S: 9 P: 9 ERA: 0.00 WHIP: 0.000															PITCHER				
Jim Rooker, L ERA: 5.19	IP: 2.0 WLS: L BF: 7 H: 1 R: 0 ER: 0 SO: 2 BB: 1 IBB: 0 HBP: 0 BLK: 0 WP: 0 HR: 0 S: 10 P: 14 ERA: 0.00 WHIP: 1.000															PITCHER				
Dave Morehead, R ERA: 6.1	IP: 1.0 WLS: L BF: 5 H: 3 R: 2 ER: 2 SO: 1 BB: 0 IBB: 0 HBP: 0 BLK: 0 WP: 0 HR: 2 S: 7 P: 7 ERA: 18.00 WHIP: 3.000															PITCHER				

Kansas City Royals @ Boston Red Sox
Fenway Park, Boston, MA
Sun Jun 08 1969, 3:33 AM EDT
Att: 32,897 - Cloudy - 82 F

AB	31
R	8
H	10
RBI	8
BB	4
SO	6
LOB	11



Batter	1	2	3	4	5	6	7	8	9	AB	R	H	RBI	BB	SO	LOB	TOP					
Dick Schofield, S OBP: 0.437, SLG: 0.444										5	1	2	0	0	0	2						
Dalton Jones, L OBP: 0.337, SLG: 0.410										4	0	1	0	0	0	2						
Carl Yastrzemski, L OBP: 0.491, SLG: 0.562										3	1	1	2	1	1	2						
Reggie Smith, S OBP: 0.366, SLG: 0.525										4	0	0	0	0	1	1						
Rico Petrocelli, R OBP: 0.458, SLG: 0.757										4	1	1	1	0	1	0						
Joe Lahoud, L OBP: 0.302, SLG: 0.083										3	1	0	0	1	2	0						
George Scott, R OBP: 0.280, SLG: 0.323										3	1	1	0	1	1	0						
Russ Gibson, R OBP: 0.273, SLG: 0.286										4	0	1	1	0	0	1						
Ray Jarvis, R										3	0	0	0	0	2	2						
Sparky Lyle, L Vicente Romo, R										0	0	0	0	0	0	0						
										1	0	0	0	0	0	0						
Inning Stats	R: 2 E: 0 K: 1 S: 7	H: 2 LOB: 0 BB: 0 P: 7	R: 0 E: 0 K: 2 S: 7	H: 0 LOB: 1 BB: 1 P: 11	R: 0 E: 0 K: 0 S: 3	H: 0 LOB: 1 BB: 1 P: 7	R: 3 E: 0 K: 2 S: 10	H: 3 LOB: 1 BB: 1 P: 14	R: 0 E: 0 K: 3 S: 9	H: 0 LOB: 0 BB: 0 P: 9	R: 0 E: 0 K: 1 S: 5	H: 0 LOB: 0 BB: 0 P: 5	R: 0 E: 0 K: 1 S: 4	H: 2 LOB: 1 BB: 0 P: 4	R: 0 E: 0 K: 1 S: 5	H: 0 LOB: 0 BB: 0 P: 5	R: 0 E: 1 K: 0 S: 4	H: 0 LOB: 1 BB: 0 P: 4	1B: 5 2B: 0 3B: 0 HR: 2	SF: 0 SAC: 0 DP: 1 HBP: 0	WP: 1 PB: 0 SB: 0 CS: 0	PA: 37
PITCHER	IP WLS BF H R ER SO BB IBB HBP BLK WP HR S P ERA WHIP																					
Dick Woodson, R ERA: 3.71	(1, 1) 3.0 L 16 4 5 5 3 3 0 0 0 0 0 2 19 31 15.00 2.333																					
Jerry Crider, R ERA:	(4, 1) 0.1 2 1 0 0 1 0 0 0 0 0 1 0 4 4 0.00 3.000																					
Tom Hall, L ERA: 3.88	(4, 1) 1.2 5 0 0 0 4 0 0 0 0 0 0 0 13 13 0.00 0.000																					
Joe Grzenda, L ERA: 3.24	(6, 1) 2.0 7 2 0 0 1 0 0 0 0 0 0 0 9 9 0.00 1.000																					
Bob Miller, R ERA: 1.69	(8, 1) 2.0 7 0 0 0 1 0 0 0 0 0 0 0 9 9 0.00 0.000																					

Boston Red Sox @ Minnesota Twins
 Metropolitan Stadium, Bloomington, MI
 Mon Jun 09 1969, 8:05 PM EDT
 Att: 14,233 - Unknown - 77 F

AB 34
 R 5
 H 7
 RBI 4
 BB 3
 SO 10
 LOB 10



Batter	1	2	3	4	5	6	7	8	9	AB	R	H	RBI	BB	SO	LOB	BOTTOM					
Ted Uhlhaender, L OBP: 0.316, SLG: 0.277										5	0	0	0	0	1	1						
Rod Carew, L OBP: 0.448, SLG: 0.579										3	1	1	0	1	0	0						
Bob Miller, R										0	0	0	0	0	0	0						
Charlie Manuel, L OBP: 0.393, SLG: 0.411										1	0	0	0	0	0	0						
Tony Oliva, L OBP: 0.388, SLG: 0.458										4	1	2	0	1	0	1						
Harmon Killebrew, R OBP: 0.410, SLG: 0.552										3	0	0	0	2	1	1						
Rich Reese, L OBP: 0.308, SLG: 0.494										5	1	2	2	0	1	2						
Graig Nettles, L OBP: 0.352, SLG: 0.446										4	0	1	0	1	1	2						
Leo Cardenas, R OBP: 0.338, SLG: 0.381										2	0	0	0	2	0	4						
John Roseboro, L OBP: 0.395, SLG: 0.408										3	0	0	0	1	0	3						
Dick Woodson, R ERA: 3.71	(1, 1) 3.0 L 16 4 5 5 3 3 0 0 0 0 0 2 19 31 15.00 2.333																					
Jerry Crider, R ERA:	(4, 1) 0.1 2 1 0 0 1 0 0 0 0 0 1 0 4 4 0.00 3.000																					
Tom Hall, L ERA: 3.88	(4, 1) 1.2 5 0 0 0 4 0 0 0 0 0 0 0 13 13 0.00 0.000																					
Joe Grzenda, L ERA: 3.24	(6, 1) 2.0 7 2 0 0 1 0 0 0 0 0 0 0 9 9 0.00 1.000																					
Bob Miller, R ERA: 1.69	(8, 1) 2.0 7 0 0 0 1 0 0 0 0 0 0 0 9 9 0.00 0.000																					
Inning Stats	R: 0 E: 0 K: 1 S: 5	H: 0 LOB: 0 BB: 0 P: 5	R: 1 E: 1 K: 0 S: 5	H: 1 LOB: 2 BB: 1 P: 9	R: 0 E: 0 K: 1 S: 6	H: 1 LOB: 1 BB: 0 P: 6	R: 0 E: 0 K: 0 S: 3	H: 0 LOB: 1 BB: 1 P: 7	R: 0 E: 0 K: 1 S: 5	H: 0 LOB: 1 BB: 1 P: 9	R: 0 E: 0 K: 0 S: 4	H: 1 LOB: 2 BB: 1 P: 8	R: 2 E: 0 K: 0 S: 6	H: 4 LOB: 3 BB: 2 P: 14	R: 0 E: 0 K: 1 S: 5	H: 0 LOB: 0 BB: 0 P: 5	R: 0 E: 0 K: 2 S: 7	H: 0 LOB: 2 BB: 2 P: 15	1B: 5 2B: 0 3B: 2 HR: 0	SF: 0 SAC: 0 DP: 1 HBP: 0	WP: 1 PB: 0 SB: 1 CS: 0	PA: 42
PITCHER	IP WLS BF H R ER SO BB IBB HBP BLK WP HR S P ERA WHIP																					
Ray Jarvis, R ERA: 2.89	(1, 1) 6.2 W 31 6 3 3 2 3 5 0 0 0 0 1 0 32 52 2.70 1.650																					
Sparky Lyle, L ERA: 2.31	(7, 1) 0.0 2 1 0 0 0 1 0 0 0 0 0 0 1 5 ∞ ∞																					
Vicente Romo, R ERA: 2.78	(7, 1) 2.1 S 9 0 0 0 3 2 0 0 0 0 0 0 13 21 0.00 0.857																					

Boston Red Sox @ Minnesota Twins
 Metropolitan Stadium, Bloomington, MI
 Mon Jun 09 1969, 8:05 PM EDT
 Att: 14,233 - Unknown - 77 F

AB 34
 R 3
 H 7
 RBI 2
 BB 8
 SO 6
 LOB 16



Batter	1	2	3	4	5	6	7	8	9	AB	R	H	RBI	BB	SO	LOB	TOP					
Dick Schofield, S OBP: 0.427, SLG: 0.448 (1, 4)	6-3		G5-3 2-3f			L8		2B		4	0	1	0	0	0	3						
Dalton Jones, L OBP: 0.330, SLG: 0.400 (1, 3)	4-3			4-3		FC9-6 1-2f HR		K		4	1	0	0	0	1	2						
Carl Yastrzemski, L OBP: 0.389, SLG: 0.571 (1, 7)	F9			F8		HR		K		4	1	1	2	0	1	1						
Reggie Smith, S OBP: 0.369, SLG: 0.524 (1, 8)		6-3						5-3		4	0	2	0	0	0	1						
Rico Petrocelli, R OBP: 0.450, SLG: 0.740 (1, 6)		F3			1B					4	0	0	0	0	0	2						
Don Lock, R OBP: 0.353, SLG: 0.286 (1, 9)		F7								3	0	1	0	1	0	0						
George Scott, R OBP: 0.280, SLG: 0.317 (1, 5)										3	0	0	0	1	0	2						
Russ Gibson, R OBP: 0.265, SLG: 0.276 (1, 2)										4	0	0	0	0	0	3						
Ray Culp, R OBP: 0.241, SLG: 0.286 (3, 1)										1	0	1	0	0	0	0						
Bill Landis, L OBP: 0.226, SLG: 0.267 (6, PH)										0	0	0	0	0	0	0						
Jerry Moses, R OBP: 0.226, SLG: 0.267 (6, PH)										1	0	1	0	0	0	0						
Lee Stange, R OBP: 0.226, SLG: 0.267 (6, PH)										0	0	0	0	0	0	0						
Syd O'Brien, R OBP: 0.226, SLG: 0.267 (7, PH)										1	0	0	0	0	0	1						
Garry Roggenburk, R OBP: 0.226, SLG: 0.267 (7, PH)										0	0	0	0	0	0	0						
Inning Stats	R: 0 E: 0 K: 0 S: 3	H: 0 LOB: 0 BB: 0 P: 3	R: 0 E: 0 K: 0 S: 3	H: 0 LOB: 0 BB: 0 P: 3	R: 0 E: 0 K: 0 S: 3	H: 1 LOB: 1 BB: 1 P: 7	R: 0 E: 0 K: 0 S: 4	H: 1 LOB: 1 BB: 0 P: 4	R: 0 E: 0 K: 0 S: 3	H: 0 LOB: 0 BB: 0 P: 3	R: 2 E: 0 K: 0 S: 6	H: 3 LOB: 1 BB: 0 P: 6	R: 0 E: 0 K: 0 S: 4	H: 1 LOB: 1 BB: 0 P: 4	R: 0 E: 0 K: 2 S: 8	H: 1 LOB: 1 BB: 0 P: 8	R: 0 E: 0 K: 0 S: 3	H: 0 LOB: 1 BB: 1 P: 7	1B: 5 2B: 1 3B: 0 HR: 1	SF: 0 SAC: 0 DP: 1 HBP: 0	WP: 0 PB: 0 SB: 0 CS: 0	PA: 35
PITCHER Jim Kaat, L ERA: 2.48 (1, 1)	IP: 9.0 WLS: W BF: 35 H: 7 R: 2 ER: 2 SO: 2 BB: 2 IBB: 0 HBP: 0 BLK: 0 WP: 0 HR: 1 S: 37 P: 45 ERA: 2.00 WHIP: 1.000															PITCHER	IP: 9.0 WLS: W BF: 35 H: 7 R: 2 ER: 2 SO: 2 BB: 2 IBB: 0 HBP: 0 BLK: 0 WP: 0 HR: 1 S: 37 P: 45 ERA: 2.00 WHIP: 1.000					

Boston Red Sox @ Minnesota Twins
Metropolitan Stadium, Bloomington, MI
Tue Jun 10 1969, 8:05 PM EDT
Att: 14,663 - Unknown - 70 F

AB 33
R 2
H 7
RBI 2
BB 2
SO 2
LOB 15



Batter	1	2	3	4	5	6	7	8	9	AB	R	H	RBI	BB	SO	LOB	BOTTOM			
Ted Uhlhaender, L OBP: 0.314, SLG: 0.276 (1, 8)	F8									4	1	1	1	0	1	0				
Rod Carew, L OBP: 0.444, SLG: 0.571 (1, 4)	6-3									4	1	1	0	0	2	0				
Tony Oliva, L OBP: 0.385, SLG: 0.454 (1, 9)	4-3									4	0	1	0	0	0	2				
Harmon Killebrew, R OBP: 0.416, SLG: 0.563 (8, PR)		6-3								2	2	1	2	2	0	0				
Cesar Tovar, R OBP: 0.242, SLG: 0.266 (9, 7)										0	0	0	0	0	0	0				
Rich Reese, L OBP: 0.305, SLG: 0.484 (9, 3)										4	0	1	1	0	1	2				
Graig Nettles, L OBP: 0.343, SLG: 0.432 (1, 5)										3	0	0	0	0	1	2				
Frank Quilici, R OBP: 0.167, SLG: 0.135 (7, 5)										1	0	0	0	0	0	1				
Leo Cardenas, R OBP: 0.342, SLG: 0.385 (1, 6)										3	1	2	1	0	0	0				
John Roseboro, L OBP: 0.385, SLG: 0.396 (1, 2)										3	0	0	0	0	0	2				
Jim Kaat, L OBP: 0.167, SLG: 0.206 (1, 1)										3	1	1	1	0	1	0				
Inning Stats	R: 0 E: 0 K: 0 S: 3	H: 0 LOB: 0 BB: 0 P: 3	R: 0 E: 0 K: 0 S: 3	H: 0 LOB: 0 BB: 0 P: 3	R: 5 E: 0 K: 1 S: 11	H: 6 LOB: 1 BB: 0 P: 11	R: 0 E: 0 K: 1 S: 5	H: 0 LOB: 0 BB: 0 P: 5	R: 0 E: 0 K: 1 S: 5	H: 0 LOB: 0 BB: 0 P: 5	R: 1 E: 0 K: 0 S: 6	H: 1 LOB: 1 BB: 1 P: 10	R: 0 E: 0 K: 2 S: 7	H: 0 LOB: 0 BB: 0 P: 7	R: 0 E: 0 K: 0 S: 3	H: 1 LOB: 1 BB: 1 P: 7	1B: 6 2B: 1 3B: 1 HR: 0	SF: 0 SAC: 0 DP: 0 HBP: 0	WP: 3 PB: 0 SB: 1 CS: 1	PA: 33
PITCHER Ray Culp, R ERA: 3.75 Bill Landis, L ERA: 5.82 Lee Stange, R ERA: 0.99 Garry Roggenburk, L ERA: 0.99	IP: 2.2 WLS: L BF: 14 H: 6 R: 5 ER: 5 SO: 0 BB: 0 IBB: 0 HBP: 0 BLK: 0 WP: 2 HR: 0 S: 14 P: 14 ERA: 16.88 WHIP: 2.250															PITCHER	IP: 2.2 WLS: L BF: 14 H: 6 R: 5 ER: 5 SO: 0 BB: 0 IBB: 0 HBP: 0 BLK: 0 WP: 2 HR: 0 S: 14 P: 14 ERA: 16.88 WHIP: 2.250			

Boston Red Sox @ Minnesota Twins
Metropolitan Stadium, Bloomington, MI
Tue Jun 10 1969, 8:05 PM EDT
Att: 14,663 - Unknown - 70 F

AB 31
R 6
H 8
RBI 6
BB 2
SO 6
LOB 9




Batter	1	2	3	4	5	6	7	8	9	AB	R	H	RBI	BB	SO	LOB	TOP										
Bert Campaneris, R OBP: 0.289, SLG: 0.316 (1, 6)	G5-3	S 2B		FC6-4 1-2			SH1-4 1B	F7		5	0	2	0	0	0	1											
Joe Rudi, R OBP: 0.222, SLG: 0.294 (1, 7)	P3	2-3 BB			E5 CS		SH1-4 1-2		L6	3	0	0	0	1	0	0											
Reggie Jackson, L OBP: 0.387, SLG: 0.661 (1, 9)	HR	F5			F8				K	4	1	1	1	1	1	3											
Sal Bando, R OBP: 0.404, SLG: 0.479 (1, 5)	2B 1B			E6 G6-4-3			F8			4	1	1	0	1	0	3											
Danny Cater, R OBP: 0.308, SLG: 0.372 (1, 3)	2B 1-H			G6-4-3 1-2			G5-3		K	5	0	1	1	0	1	4											
Rick Monday, L OBP: 0.380, SLG: 0.405 (1, 8)	FC6-4 BB			G3-1			BB BB		G1-3	2	0	0	0	2	0	0											
Dick Green, R OBP: 0.330, SLG: 0.403 (1, 4)	FC6-4 1-2			G6-3			BB 1-2		F5	3	0	0	0	1	0	2											
Phil Roof, R OBP: 0.293, SLG: 0.259 (1, 2)				G4-3			P4		HR 1B	4	1	1	0	0	0	2											
Chuck Dobson, R OBP: 0.226, SLG: 0.172 (1, 1)							F2			2	0	0	0	1	0	2											
Lew Krausse, R OBP: 0.125, SLG: 0.500 (6, 1)										1	1	1	2	0	0	0											
Rollie Fingers, R OBP: 0.267, SLG: 0.267 (9, 1)				FC6-4 BB					HR 1-H	0	0	0	0	0	0	0											
Inning Stats	R: 2 E: 0 K: 0 S: 6	H: 3 LOB: 2 BB: 1 P: 10	R: 0 E: 0 K: 0 S: 4	H: 1 LOB: 2 BB: 1 P: 8	R: 0 E: 1 K: 0 S: 3	H: 0 LOB: 0 BB: 0 P: 3	R: 0 E: 0 K: 0 S: 3	H: 0 LOB: 1 BB: 1 P: 7	R: 0 E: 1 K: 0 S: 3	H: 0 LOB: 0 BB: 0 P: 3	R: 0 E: 0 K: 0 S: 3	H: 0 LOB: 2 BB: 2 P: 11	R: 0 E: 0 K: 0 S: 4	H: 1 LOB: 2 BB: 1 P: 8	R: 2 E: 0 K: 0 S: 5	H: 2 LOB: 0 BB: 0 P: 5	R: 0 E: 0 K: 2 S: 7	H: 0 LOB: 1 BB: 1 P: 11	1B: 3 2B: 2 3B: 0 HR: 2	SF: 0 SAC: 1 DP: 1 HBP: 0	WP: 0 PB: 0 SB: 1 CS: 1	PA: 41					
PITCHER	IP	WLS	BF	H	R	ER	SO	BB	IBB	HBP	BLK	WP	HR	S	P	ERA	WHIP										
Jim Lonborg, R ERA: 2.41 (1, 1)	6.0	L	27	4	2	2	0	5	0	0	0	0	1	22	42	3.00	1.500										
Vicente Romo, R ERA: 3.06 (7, 1)	3.0		14	3	2	2	2	1	1	0	0	0	1	16	24	6.00	1.333										

Oakland Athletics @ Boston Red Sox
Fenway Park, Boston, MA
Fri Jun 13 1969, 7:05 PM EDT
Att: 33,745 - Unknown - 88 F

livebaseballscorecards.com

AB 33
R 4
H 7
RBI 4
BB 7
SO 2
LOB 17




Batter	1	2	3	4	5	6	7	8	9	AB	R	H	RBI	BB	SO	LOB	BOTTOM										
Dick Schofield, S OBP: 0.419, SLG: 0.468 (1, 4)	K			G1-6-3 1-2			F9		L7	5	0	0	0	0	1	4											
Dalton Jones, L OBP: 0.316, SLG: 0.380 (1, 3)	G6-3			G4-3			G4-3		G3	5	0	0	0	0	0	3											
Carl Yastrzemski, L OBP: 0.404, SLG: 0.562 (1, 7)	G4-3				E BB		WP PB 1B		P5	3	1	1	0	1	0	0											
Reggie Smith, S OBP: 0.367, SLG: 0.517 (1, 8)				P4			F3		G3	4	0	0	0	0	1	2											
Rico Petrocelli, R OBP: 0.454, SLG: 0.726 (1, 6)				FC6-4 BB BB			E5 1-2		F9	2	0	0	0	2	0	1											
Tony Conigliaro, R OBP: 0.327, SLG: 0.481 (1, 9)				FC6-4 BB 1-2			F7		K	2	0	0	0	2	1	2											
George Scott, R OBP: 0.295, SLG: 0.323 (1, 5)				FC6-4 1-2 2-3			G4-3		BB BB	2	0	0	0	2	0	4											
Russ Gibson, R OBP: 0.255, SLG: 0.265 (1, 2)				F7					F8	4	0	1	0	0	0	6											
Jim Lonborg, R OBP: 0.278, SLG: 0.250 (1, 1)							L7 1B			2	0	1	0	0	0	1											
Joe Lahoud, L OBP: 0.319, SLG: 0.296 (6, PH)									L8	1	0	0	0	0	0	3											
Vicente Romo, R OBP: 0.143, SLG: 0.143 (7, 1)										0	0	0	0	0	0	0											
Don Lock, R OBP: 0.421, SLG: 0.333 (9, PH)										0	0	0	0	1	0	0											
Inning Stats	R: 0 E: 0 K: 1 S: 5	H: 0 LOB: 0 BB: 0 P: 5	R: 0 E: 0 K: 0 S: 3	H: 0 LOB: 2 BB: 2 P: 11	R: 0 E: 0 K: 0 S: 3	H: 1 LOB: 0 BB: 0 P: 3	R: 0 E: 1 K: 0 S: 4	H: 0 LOB: 2 BB: 1 P: 8	R: 0 E: 0 K: 0 S: 4	H: 1 LOB: 1 BB: 0 P: 4	R: 1 E: 0 K: 1 S: 6	H: 1 LOB: 3 BB: 3 P: 18	R: 0 E: 0 K: 0 S: 3	H: 0 LOB: 0 BB: 0 P: 3	R: 0 E: 0 K: 1 S: 5	H: 0 LOB: 0 BB: 0 P: 5	R: 0 E: 0 K: 0 S: 3	H: 0 LOB: 2 BB: 2 P: 11	1B: 3 2B: 0 3B: 0 HR: 0	SF: 0 SAC: 0 DP: 1 HBP: 0	WP: 1 PB: 1 SB: 0 CS: 0	PA: 38					
PITCHER	IP	WLS	BF	H	R	ER	SO	BB	IBB	HBP	BLK	WP	HR	S	P	ERA	WHIP										
Chuck Dobson, R ERA: 3.04 (1, 1)	5.1	W	24	3	1	1	2	5	0	0	0	0	0	23	43	1.69	1.500										
Lew Krausse, R ERA: 4.34 (6, 1)	3.0		12	0	0	0	1	3	0	0	0	0	0	11	23	0.00	1.000										
Rollie Fingers, R ERA: 2.66 (9, 1)	0.2	S	2	0	0	0	0	0	0	0	0	0	0	2	2	0.00	0.000										

Oakland Athletics @ Boston Red Sox
Fenway Park, Boston, MA
Fri Jun 13 1969, 7:05 PM EDT
Att: 33,745 - Unknown - 88 F

livebaseballscorecards.com

AB 30
R 1
H 3
RBI 0
BB 8
SO 3
LOB 26



Batter	1	2	3	4	5	6	7	8	9	AB	R	H	RBI	BB	SO	LOB	TOP								
Bert Campaneris, R (1,6) OBP: 0.300, SLG: 0.327 Ted Kubiak, S (8,6) OBP: 0.455, SLG: 0.500										4	2	2	0	1	0	0	Oakland Athletics @ Boston Red Sox Fenway Park, Boston, MA Sun Jun 15 1969, 3:33 AM EDT Att: 25,733 - Unknown								
Joe Rudi, R (1,7) OBP: 0.241, SLG: 0.286										6	2	2	0	0	2	3									
Reggie Jackson, L (1,9) OBP: 0.411, SLG: 0.740										4	3	3	4	0	1	1									
Sal Bando, R (1,5) OBP: 0.405, SLG: 0.482										4	2	1	4	1	0	1									
Danny Cater, R (1,3) OBP: 0.321, SLG: 0.385										4	1	3	0	1	0	0									
Rick Monday, L (1,8) OBP: 0.387, SLG: 0.434										5	1	2	3	0	1	5									
Dick Green, R (1,4) OBP: 0.339, SLG: 0.410										5	1	1	0	0	1	2									
Larry Haney, R (1,2) OBP: 0.300, SLG: 0.375										5	0	0	0	0	2	1									
Jim Nash, R (1,1) OBP: 0.182, SLG: 0.238 Lew Krausse, R (7,1) OBP: 0.200, SLG: 0.500										3	0	0	0	0	3	0									
Inning Stats	R: 0 E: 0 K: 2 S: 8	H: 1 LOB: 3 BB: 2 P: 16	R: 0 E: 0 K: 2 S: 7	H: 0 LOB: 0 BB: 0 P: 7	R: 1 E: 0 K: 0 S: 3	H: 1 LOB: 0 BB: 1 P: 7	R: 2 E: 0 K: 1 S: 7	H: 2 LOB: 0 BB: 0 P: 7	R: 3 E: 1 K: 0 S: 7	H: 3 LOB: 1 BB: 0 P: 7	R: 0 E: 0 K: 2 S: 7	H: 0 LOB: 0 BB: 0 P: 7	R: 1 E: 0 K: 2 S: 9	H: 2 LOB: 1 BB: 0 P: 9	R: 6 E: 0 K: 1 S: 11	H: 6 LOB: 1 BB: 0 P: 12		R: 0 E: 0 K: 1 S: 6	H: 1 LOB: 1 BB: 0 P: 6	1B: 8 2B: 5 3B: 1 HR: 3	SF: 0 SAC: 0 DP: 1 HBP: 1	WP: 0 PB: 0 SB: 3 CS: 0	PA: 47		
PITCHER	IP	WLS	BF	H	R	ER	SO	BB	IBB	HBP	BLK	WP	HR	S	P	ERA	WHIP								
Ray Culp, R (1,1) ERA: 3.97	4.1	L	22	6	6	4	5	3	0	0	0	0	1	29	41	8.31	2.077								
Sonny Siebert, R (5,1) ERA: 4.11	2.2		11	3	1	1	4	0	0	0	0	0	1	19	19	3.38	1.125								
Bill Landis, L (8,1) ERA: 9.0	0.1		6	4	5	5	0	0	0	1	0	0	0	5	6	135.00	12.000								
Garry Roggenburk, L (8,1) ERA: 7.27	1.2		8	3	1	1	2	0	0	0	0	0	1	12	12	5.40	1.800								

AB	43
R	13
H	16
RBI	12
BB	3
SO	11
LOB	13



Batter	1	2	3	4	5	6	7	8	9	AB	R	H	RBI	BB	SO	LOB	BOTTOM								
Dick Schofield, S (1,4) OBP: 0.416, SLG: 0.500 Syd O'Brien, R (8,4) OBP: 0.323, SLG: 0.517										3	1	1	1	0	1	1	Oakland Athletics @ Boston Red Sox Fenway Park, Boston, MA Sun Jun 15 1969, 3:33 AM EDT Att: 25,733 - Unknown								
Dalton Jones, L (1,3) OBP: 0.306, SLG: 0.363										4	0	0	0	0	0	0									
Carl Yastrzemski, L (1,7) OBP: 0.413, SLG: 0.599										3	1	0	0	1	0	0									
Reggie Smith, S (1,8) OBP: 0.371, SLG: 0.546										4	1	2	2	0	0	0									
Rico Petrocelli, R (1,6) OBP: 0.455, SLG: 0.721										4	0	2	0	0	0	1									
Tony Conigliaro, R (1,9) OBP: 0.323, SLG: 0.472 Sam Rice, R (8,1) OBP: 0.269, SLG: 0.174 Don Lock, R (7,9) OBP: 0.281, SLG: 0.294 Bill Landis, L (8,1) OBP: 0.200, SLG: 0.500 Garry Roggenburk, R (8,1) OBP: 0.378, SLG: 0.611 Jerry Moses, R (8,9)										2	0	0	0	0	1	2									
George Scott, R (1,5) OBP: 0.298, SLG: 0.340										4	1	2	2	0	1	0									
Russ Gibson, R (1,2) OBP: 0.255, SLG: 0.265										4	0	1	0	0	0	1									
Ray Culp, R (1,1) OBP: 0.239, SLG: 0.279 Joe Lahoud, L (5,9) OBP: 0.299, SLG: 0.274										1	0	0	0	0	0	1									
Inning Stats	R: 0 E: 0 K: 1 S: 5	H: 0 LOB: 0 BB: 0 P: 5	R: 0 E: 0 K: 1 S: 5	H: 1 LOB: 0 BB: 0 P: 5	R: 0 E: 0 K: 1 S: 6	H: 1 LOB: 1 BB: 0 P: 6	R: 0 E: 1 K: 0 S: 5	H: 1 LOB: 2 BB: 0 P: 5	R: 0 E: 0 K: 0 S: 4	H: 0 LOB: 0 BB: 0 P: 4	R: 0 E: 0 K: 0 S: 4	H: 1 LOB: 0 BB: 0 P: 4	R: 0 E: 0 K: 0 S: 3	H: 0 LOB: 0 BB: 0 P: 3	R: 0 E: 0 K: 0 S: 3	H: 0 LOB: 0 BB: 0 P: 3		R: 4 E: 0 K: 1 S: 8	H: 3 LOB: 0 BB: 1 P: 12	1B: 5 2B: 0 3B: 0 HR: 3	SF: 0 SAC: 0 DP: 0 HBP: 0	WP: 0 PB: 0 SB: 0 CS: 0	PA: 36		
PITCHER	IP	WLS	BF	H	R	ER	SO	BB	IBB	HBP	BLK	WP	HR	S	P	ERA	WHIP								
Jim Nash, R (1,1) ERA: 2.97	6.0	W	22	4	1	1	3	0	0	0	0	0	2	15	19	1.50	0.667								
Lew Krausse, R (7,1) ERA: 5.00	3.0	S	14	4	4	4	1	1	0	0	0	0	2	15	19	12.00	1.667								



Batter	1	2	3	4	5	6	7	8	9	AB	R	H	RBI	BB	SO	LOB	TOP			
Dick Schofield, S OBP: 0.426, SLG: 0.494										3	2	1	0	2	1	2	Boston Red Sox @ Cleveland Indians Cleveland Municipal Stadium, Cleveland, OH Mon Jun 16 1969, 7:05 PM EDT Att: 7,160 - Unknown			
Dalton Jones, L OBP: 0.393, SLG: 0.359										5	1	1	0	0	1	3				
Carl Yastrzemski, L OBP: 0.499, SLG: 0.593 George Thomas, R OBP: 0.399, SLG: 0.417										5	1	1	2	0	1	2				
Reggie Smith, S OBP: 0.376, SLG: 0.585										5	3	3	4	0	0	0				
Rico Petrocelli, R OBP: 0.454, SLG: 0.710										3	1	0	0	2	2	0				
Joe Lahoud, L OBP: 0.305, SLG: 0.284										5	0	2	0	0	2	3				
George Scott, R OBP: 0.300, SLG: 0.338										4	0	1	0	1	0	2				
Russ Gibson, R OBP: 0.255, SLG: 0.264										4	0	1	2	0	0	3				
Mike Nagy, R OBP: 0.067, SLG: 0.069 Sonny Siebert, R OBP: 0.269, SLG: 0.174 Lee Stange, R OBP: 0.231, SLG: 0.091										3	0	0	0	0	1	5				
Inning Stats	R: 2 E: 0 K: 1 S: 6	H: 1 LOB: 0 BB: 1 P: 10	R: 0 E: 0 K: 1 S: 6	H: 1 LOB: 1 BB: 0 P: 6	R: 0 E: 0 K: 1 S: 5	H: 0 LOB: 0 BB: 0 P: 5	R: 2 E: 0 K: 2 S: 9	H: 2 LOB: 2 BB: 2 P: 17	R: 0 E: 0 K: 0 S: 3	H: 1 LOB: 2 BB: 1 P: 10	R: 3 E: 0 K: 1 S: 7	H: 2 LOB: 0 BB: 1 P: 11	R: 0 E: 0 K: 0 S: 5	H: 2 LOB: 2 BB: 0 P: 5	R: 1 E: 0 K: 1 S: 7	H: 2 LOB: 1 BB: 0 P: 7		1B: 7 2B: 1 3B: 0 HR: 3	SF: 0 SAC: 0 DP: 0 HBP: 0	WP: 0 PB: 0 SB: 0 CS: 0
PITCHER	IP WLS BF H R ER SO BB IBB HBP BLK WP HR S P ERA WHIP																			
Luis Tiant, R ERA: 4.83	(1, 1) 6.0 27 5 4 4 6 3 1 0 0 0 1 35 51 6.00 1.333																			
Juan Pizarro, L ERA: 4.21	(7, 1) 2.0 L 11 4 3 3 1 1 0 0 0 0 1 12 16 13.50 2.500																			
Mike Paul, L ERA: 4.12	(9, 1) 1.0 5 2 1 1 1 0 0 0 0 0 1 7 7 9.00 2.000																			

AB	38
R	8
H	11
RBI	8
BB	5
SO	8
LOB	20



Batter	1	2	3	4	5	6	7	8	9	AB	R	H	RBI	BB	SO	LOB	BOTTOM					
Zoilo Versalles, R OBP: 0.329, SLG: 0.338										3	0	0	0	0	0	1	Boston Red Sox @ Cleveland Indians Cleveland Municipal Stadium, Cleveland, OH Mon Jun 16 1969, 7:05 PM EDT Att: 7,160 - Unknown					
Lou Klimchok, L OBP: 0.395, SLG: 0.525 Chuck Hinton, R OBP: 0.283, SLG: 0.341 Vern Fuller, R OBP: 0.300, SLG: 0.328										4	0	0	0	1	0	2						
Larry Brown, R OBP: 0.348, SLG: 0.348										4	1	2	2	1	1	0						
Ken Harrelson, R OBP: 0.301, SLG: 0.379										5	0	1	0	0	0	5						
Tony Horton, R OBP: 0.296, SLG: 0.463										5	0	1	0	0	0	5						
Russ Snyder, L OBP: 0.362, SLG: 0.340										5	0	1	0	0	0	1						
Jose Cardenal, R OBP: 0.278, SLG: 0.344										3	1	0	0	1	0	1						
Max Alvis, R OBP: 0.288, SLG: 0.313										4	1	1	0	0	0	3						
Ken Suarez, R OBP: 0.421, SLG: 0.588										3	1	2	0	1	0	2						
Luis Tiant, R OBP: 0.267, SLG: 0.345 Lee Maye, L OBP: 0.299, SLG: 0.318 Juan Pizarro, L OBP: 0.143, SLG: 0.143 Riche Scheinlum, S OBP: 0.211, SLG: 0.199 Mike Paul, L										1	0	0	0	0	0	0						
Inning Stats	R: 0 E: 0 K: 1 S: 5	H: 0 LOB: 0 BB: 0 P: 5	R: 0 E: 0 K: 0 S: 4	H: 1 LOB: 1 BB: 1 P: 8	R: 0 E: 0 K: 0 S: 3	H: 0 LOB: 0 BB: 0 P: 3	R: 1 E: 0 K: 0 S: 5	H: 2 LOB: 1 BB: 0 P: 5	R: 0 E: 1 K: 0 S: 5	H: 1 LOB: 3 BB: 1 P: 9	R: 4 E: 1 K: 0 S: 7	H: 3 LOB: 2 BB: 2 P: 15	R: 0 E: 0 K: 0 S: 3	H: 0 LOB: 0 BB: 0 P: 3	R: 0 E: 0 K: 0 S: 4	H: 1 LOB: 1 BB: 0 P: 4	R: 0 E: 0 K: 0 S: 3	H: 0 LOB: 0 BB: 0 P: 3	1B: 6 2B: 1 3B: 0 HR: 1	SF: 0 SAC: 1 DP: 0 HBP: 0	WP: 0 PB: 1 SB: 1 CS: 0	PA: 41
PITCHER	IP WLS BF H R ER SO BB IBB HBP BLK WP HR S P ERA WHIP																					
Mike Nagy, R ERA: 2.69	(1, 1) 5.1 26 5 4 2 2 1 0 0 0 0 0 25 37 3.38 1.500																					
Sonny Siebert, R ERA: 4.21	(6, 1) 0.1 4 2 1 0 0 1 0 0 0 0 0 3 7 0.00 9.000																					
Lee Stange, R ERA: 3.17	(6, 1) 3.1 W 11 1 0 0 0 0 0 0 0 0 0 11 11 0.00 0.300																					


AB	36
R	5
H	8
RBI	5
BB	4
SO	1
LOB	19



Batter	1	2	3	4	5	6	7	8	9	AB	R	H	RBI	BB	SO	LOB	TOP					
Dick Schofield, S OBP: 0.324, SLG: 0.489 (1, 4)	L5		1B		E9 SF7		G3		K								5 1 2 0 0 1 1					
Dalton Jones, L OBP: 0.302, SLG: 0.358 (1, 3)	BB 1B		P5		SF7		G3										3 0 1 1 1 0 0 1					
Carl Yastrzemski, L OBP: 0.493, SLG: 0.583 (1, 7)	F7		F9		G4-3			G3-1									4 0 0 0 0 0 2					
Reggie Smith, S OBP: 0.374, SLG: 0.576 (1, 8)	1-2 BB		K		G4-1			F7									3 0 0 0 1 1 1					
Rico Petrocelli, R OBP: 0.455, SLG: 0.719 (1, 6)	K			HR			G5-3	BB									3 1 1 1 1 1 2					
Joe Lahoud, L OBP: 0.302, SLG: 0.271 (1, 9)		FC5-4 BB		K			F2	BB	K								3 0 0 0 1 2 1					
George Scott, R OBP: 0.304, SLG: 0.346 (1, 5)		K		2B			K										4 0 2 0 0 2 1					
Tom Satriano, L OBP: 0.353, SLG: 0.295 (1, 2)		FC5-4 1-2		F9			G4-3		K								4 0 0 0 0 1 4					
Jim Lonborg, R OBP: 0.238, SLG: 0.211 Sparky Lyle, L OBP: 0.500, SLG: 0.333 Tony Conigliaro, R OBP: 0.321, SLG: 0.469 (1, 1) (8, 1) (9, PH)		K		K			B1		K								3 0 0 0 0 2 2 0 0 0 0 0 0 0 1 0 0 0 0 1 1					
Inning Stats	R: 0 E: 0 K: 1 S: 6	H: 1 LOB: 2 BB: 1 P: 10	R: 0 E: 0 K: 2 S: 7	H: 0 LOB: 1 BB: 1 P: 11	R: 0 E: 0 K: 1 S: 6	H: 1 LOB: 1 BB: 0 P: 6	R: 1 E: 0 K: 2 S: 9	H: 2 LOB: 1 BB: 0 P: 9	R: 1 E: 1 K: 0 S: 4	H: 1 LOB: 0 BB: 0 P: 4	R: 0 E: 0 K: 1 S: 6	H: 0 LOB: 1 BB: 0 P: 6	R: 0 E: 0 K: 0 S: 3	H: 0 LOB: 0 BB: 0 P: 3	R: 0 E: 0 K: 1 S: 5	H: 0 LOB: 1 BB: 1 P: 9	R: 0 E: 0 K: 3 S: 10	H: 1 LOB: 1 BB: 0 P: 10	1B: 4 2B: 1 3B: 0 HR: 1	SF: 1 SAC: 0 DP: 0 HBP: 0	WP: 0 PB: 1 SB: 0 CS: 0	PA: 37
PITCHER Stan Williams, R ERA: 4.52 (1, 1)	IP: 9.0 WLS: W BF: 37 H: 6 R: 2 ER: 1 SO: 11 BB: 3 IBB: 0 HBP: 0 BLK: 0 WP: 0 HR: 1 S: 56 P: 68 ERA: 1.00 WHIP: 1.000															PITCHER						

Boston Red Sox @ Cleveland Indians
Cleveland Municipal Stadium, Cleveland, OH
Tue Jun 17 1969, 7:05 PM EDT
Att: 7,737 - Unknown


AB 33
R 2
H 6
RBI 2
BB 3
SO 11
LOB 16



Batter	1	2	3	4	5	6	7	8	9	AB	R	H	RBI	BB	SO	LOB	BOTTOM			
Richie Scheinblum, S OBP: 0.213, SLG: 0.163 Davey Nelson, R OBP: 0.182, SLG: 0.182 (1, 9) (8, PR) (9, 7)	G3-1	G4-3			G1			G4-3 WP 1B									4 0 1 1 0 0 0 2 0 1 0 0 0 0 0 0			
Larry Brown, R OBP: 0.350, SLG: 0.360 (1, 6)	G6-4-3 1B			3B	G6-3			G4-3 1-3									4 0 2 0 0 0 1			
Ken Harrelson, R OBP: 0.300, SLG: 0.377 (1, 7) (9, 3)	G6-4-3 1-2			F6	F8			1B SF8 1B									4 1 1 1 1 0 0 2			
Tony Horton, R OBP: 0.300, SLG: 0.461 Chuck Hinton, R OBP: 0.293, SLG: 0.341 (1, 3) (8, PR) (9, 8)		2B BB		K			F3	1-3 1B									3 1 1 0 1 1 1 0 0 0 0 0 0 0			
Russ Snyder, L OBP: 0.361, SLG: 0.349 Cap Peterson, R OBP: 0.405, SLG: 0.300 (1, 8) (8, PH) (9, 9)		G4-3 1-H 1B 2B		P6			L7	SF8									3 1 1 1 1 0 0 1 0 0 0 1 0 0 0 0			
Zoilo Versalles, R OBP: 0.322, SLG: 0.329 (1, 4)		G4-3		G5-3			K	L4									4 0 0 0 0 1 2			
Max Alvis, R OBP: 0.301, SLG: 0.322 (1, 5)		1B BB		1B				CS 1B									2 0 2 0 1 0 0			
Ken Suarez, R OBP: 0.364, SLG: 0.500 (1, 2)		K		K				K									3 0 0 0 0 3 4			
Stan Williams, R OBP: 0.100, SLG: 0.100 (1, 1)		1-2 3-H 1B		K				P4									3 0 1 1 0 1 1			
Inning Stats	R: 2 E: 0 K: 0 S: 3	H: 1 LOB: 0 BB: 0 P: 3	R: 2 E: 0 K: 1 S: 7	H: 2 LOB: 2 BB: 2 P: 15	R: 0 E: 0 K: 1 S: 6	H: 1 LOB: 0 BB: 0 P: 6	R: 0 E: 0 K: 2 S: 8	H: 1 LOB: 1 BB: 0 P: 8	R: 0 E: 0 K: 0 S: 3	H: 0 LOB: 0 BB: 0 P: 3	R: 0 E: 0 K: 1 S: 5	H: 0 LOB: 0 BB: 0 P: 5	R: 0 E: 0 K: 1 S: 5	H: 1 LOB: 0 BB: 0 P: 5	R: 2 E: 0 K: 0 S: 6	H: 3 LOB: 1 BB: 0 P: 6	1B: 7 2B: 1 3B: 1 HR: 0	SF: 1 SAC: 0 DP: 1 HBP: 0	WP: 1 PB: 0 SB: 0 CS: 1	PA: 33
PITCHER Jim Lonborg, R ERA: 2.72 Sparky Lyle, L ERA: 2.45 (1, 1) (8, 1)	IP: 7.1 WLS: L BF: 31 H: 9 R: 4 ER: 0 SO: 4 BB: 0 IBB: 0 HBP: 0 BLK: 0 WP: 0 HR: 0 S: 41 P: 49 ERA: 4.91 WHIP: 1.500															PITCHER				

Boston Red Sox @ Cleveland Indians
Cleveland Municipal Stadium, Cleveland, OH
Tue Jun 17 1969, 7:05 PM EDT
Att: 7,737 - Unknown

AB 30
R 4
H 9
RBI 4
BB 2
SO 6
LOB 14





Batter	1	2	3	4	5	6	7	8	9	AB	R	H	RBI	BB	SO	LOB	TOP		
Dick Schofield, S OBP: 0.427, SLG: 0.489										4	0	2	0	0	1	1	Boston Red Sox @ Cleveland Indians Cleveland Municipal Stadium, Cleveland, OH Wed Jun 18 1969, 7:05 PM EDT Att: 14,058 - Unknown		
Dalton Jones, L OBP: 0.297, SLG: 0.351										4	0	0	0	0	0	2			
Carl Yastrzemski, L OBP: 0.397, SLG: 0.572										4	0	0	0	0	0	2			
Reggie Smith, S OBP: 0.376, SLG: 0.585										4	1	2	0	0	0	0			
Rico Petrocelli, R OBP: 0.459, SLG: 0.719										3	0	2	1	1	0	0			
Tony Conigliaro, R OBP: 0.315, SLG: 0.460										4	0	0	0	0	1	5			
George Scott, R OBP: 0.303, SLG: 0.344										4	0	1	0	0	1	0			
Russ Gibson, R OBP: 0.261, SLG: 0.271										4	0	2	0	0	1	0			
Ray Jarvis, R George Thomas, R (9, PH) OBP: 0.350, SLG: 0.405										3	0	0	0	0	3	1			
Inning Stats	R: 0 E: 0 K: 1 S: 7	H: 2 LOB: 3 BB: 1 P: 11	R: 0 E: 0 K: 2 S: 8	H: 1 LOB: 1 BB: 0 P: 8	R: 1 E: 0 K: 0 S: 5	H: 2 LOB: 1 BB: 0 P: 5	R: 0 E: 0 K: 3 S: 9	H: 0 LOB: 0 BB: 0 P: 9	R: 0 E: 0 K: 0 S: 3	H: 0 LOB: 0 BB: 0 P: 3	R: 0 E: 0 K: 1 S: 5	H: 0 LOB: 0 BB: 0 P: 5	R: 0 E: 0 K: 0 S: 3	H: 0 LOB: 0 BB: 0 P: 3	R: 0 E: 1 K: 0 S: 6	H: 3 LOB: 3 BB: 0 P: 6	1B: 8 2B: 0 3B: 1 HR: 0	SF: 0 SAC: 0 DP: 1 HBP: 0	WP: 0 PA: 36 PB: 0 SB: 0 CS: 0
PITCHER Sam McDowell, L ERA: 2.46	IP: 9.0 WLS: W BF: 36 H: 9 R: 1 ER: 1 SO: 7 BB: 0 IBB: 1 HBP: 0 BLK: 0 WP: 0 HR: 0 S: 49 P: 53 ERA: 1.00 WHIP: 1.000															PITCHER			

Batter	1	2	3	4	5	6	7	8	9	AB	R	H	RBI	BB	SO	LOB	BOTTOM
Richie Scheinblum, S OBP: 0.216, SLG: 0.199										2	0	0	0	1	0	0	Boston Red Sox @ Cleveland Indians Cleveland Municipal Stadium, Cleveland, OH Wed Jun 18 1969, 7:05 PM EDT Att: 14,058 - Unknown
Davey Nelson, R OBP: 0.192, SLG: 0.182										0	0	0	0	0	0	0	
Chuck Hinton, R OBP: 0.283, SLG: 0.341										0	0	0	0	0	0	0	
Larry Brown, R OBP: 0.344, SLG: 0.353										4	0	0	0	0	0	3	
Ken Harrelson, R OBP: 0.303, SLG: 0.390										3	1	1	1	1	0	3	
Tony Horton, R OBP: 0.296, SLG: 0.455										3	0	0	0	0	0	1	
Russ Snyder, L OBP: 0.361, SLG: 0.349										3	1	1	0	0	0	0	
Zoilo Versalles, R OBP: 0.322, SLG: 0.329										3	0	1	0	0	0	0	
Max Alvis, R OBP: 0.296, SLG: 0.315										3	0	0	1	0	0	2	
Ken Suarez, R OBP: 0.360, SLG: 0.455										2	0	0	0	1	0	2	
Sam McDowell, L OBP: 0.237, SLG: 0.263										3	0	0	0	0	3	1	
Inning Stats	R: 1 E: 0 K: 0 S: 4	H: 1 LOB: 0 BB: 0 P: 4	R: 0 E: 0 K: 0 S: 3	H: 0 LOB: 0 BB: 0 P: 3	R: 0 E: 0 K: 1 S: 5	H: 0 LOB: 0 BB: 0 P: 5	R: 0 E: 0 K: 0 S: 2	H: 0 LOB: 0 BB: 1 P: 6	R: 0 E: 0 K: 0 S: 3	H: 0 LOB: 0 BB: 0 P: 3	R: 0 E: 0 K: 1 S: 5	H: 2 LOB: 1 BB: 0 P: 5	R: 0 E: 1 K: 0 S: 6	H: 0 LOB: 1 BB: 0 P: 6	1B: 2 2B: 0 3B: 0 HR: 1	SF: 0 SAC: 0 DP: 3 HBP: 0	WP: 0 PA: 30 PB: 1 SB: 0 CS: 0
PITCHER Ray Jarvis, R ERA: 3.5	IP: 8.0 WLS: L BF: 30 H: 3 R: 2 ER: 2 SO: 3 BB: 3 IBB: 0 HBP: 0 BLK: 0 WP: 0 HR: 1 S: 33 P: 45 ERA: 2.25 WHIP: 0.750															PITCHER	

Batter	1	2	3	4	5	6	7	8	9	AB	R	H	RBI	BB	SO	LOB	TOP			
Dick Schofield, S OBP: 0.417, SLG: 0.474	G6-3	E8 1B		F2		F5			F7	5	1	1	0	0	0	2	Boston Red Sox @ Cleveland Indians Cleveland Municipal Stadium, Cleveland, OH Thu Jun 19 1969, 7:05 PM EDT Att: 6,009 - Unknown livebaseballscorecards.com			
George Thomas, R OBP: 0.376, SLG: 0.452	HR	1B		F9			G4-3			5	1	3	1	0	0	1				
Carl Yastrzemski, L OBP: 0.394, SLG: 0.577	HR	G3-1			K		G3-1		F5	5	1	1	2	0	1	1				
Reggie Smith, S OBP: 0.377, SLG: 0.580	1B			G5-3		F9			G1-3	5	0	2	0	0	0	1				
Rico Petrocelli, R OBP: 0.460, SLG: 0.713	L6			CS						3	0	1	0	1	0	2				
Tony Conigliaro, R OBP: 0.323, SLG: 0.471	1B									4	0	3	0	0	1	1				
George Scott, R OBP: 0.306, SLG: 0.347	1B									4	0	2	0	0	1	3				
Russ Gibson, R OBP: 0.268, SLG: 0.277	L9									4	0	2	0	0	0	4				
Ray Culp, R OBP: 0.224, SLG: 0.261										3	0	0	0	0	2	3				
Inning Stats	R: 2 E: 0 K: 0 S: 8	H: 5 LOB: 3 BB: 0 P: 8	R: 1 E: 1 K: 1 S: 6	H: 2 LOB: 0 BB: 0 P: 6	R: 0 E: 0 K: 1 S: 6	H: 2 LOB: 2 BB: 0 P: 6	R: 0 E: 0 K: 0 S: 4	H: 1 LOB: 1 BB: 0 P: 4	R: 0 E: 0 K: 2 S: 7	H: 0 LOB: 1 BB: 1 P: 11	R: 0 E: 0 K: 0 S: 4	H: 1 LOB: 1 BB: 0 P: 4	R: 0 E: 0 K: 1 S: 6	H: 1 LOB: 1 BB: 0 P: 6	R: 0 E: 0 K: 0 S: 4	H: 1 LOB: 1 BB: 0 P: 4	1B: 12 2B: 3 3B: 0 HR: 1	SF: 0 SAC: 1 DP: 2 HBP: 0	WP: 0 PB: 0 SB: 0 CS: 1	PA: 40
PITCHER	IP WLS BF H R ER SO BB IBB HBP BLK WP HR S P ERA WHIP																			
Dick Ellsworth, L ERA: 4.26	(1, 1)	0.0	L	0	0	0	0	0	0	0	0	0	0	0	0	0	∞	∞		
Gary Kroll, R ERA: 2.5	(3, 1)	2.2	10	2	0	0	3	1	0	0	0	0	0	0	15	19	0.00	1.125		
Horacio Pina, R ERA: 5.34	(6, 1)	2.0	8	3	0	0	0	0	0	0	0	0	0	8	8	0.00	1.500			
Mike Paul, L ERA: 3.94	(8, 1)	2.0	8	2	0	0	1	0	0	0	0	0	0	10	10	0.00	1.000			

Batter	1	2	3	4	5	6	7	8	9	AB	R	H	RBI	BB	SO	LOB	BOTTOM					
Richie Scheinblum, S OBP: 0.208, SLG: 0.152	G3								F8	4	0	0	0	0	1	1	Boston Red Sox @ Cleveland Indians Cleveland Municipal Stadium, Cleveland, OH Thu Jun 19 1969, 7:05 PM EDT Att: 6,009 - Unknown livebaseballscorecards.com					
Larry Brown, R OBP: 0.339, SLG: 0.347	K								F8	4	0	0	0	0	1	0						
Ken Harrelson, R OBP: 0.300, SLG: 0.385	G6-3									3	0	0	0	0	1	0						
Mike Paul, L										0	0	0	0	0	0	0						
Tony Horton, R OBP: 0.292, SLG: 0.449										3	0	0	0	0	0	0						
Russ Snyder, L OBP: 0.352, SLG: 0.339										3	0	0	0	0	0	0						
Zoilo Versalles, R OBP: 0.320, SLG: 0.327										1	0	0	0	0	1	0						
Gary Kroll, R										0	0	0	0	0	0	0						
Lee Maye, L OBP: 0.305, SLG: 0.324										1	0	1	0	0	0	0						
Horacio Pina, R OBP: 0.333, SLG: 0.333										0	0	0	0	0	0	0						
Cap Peterson, R OBP: 0.395, SLG: 0.290										1	0	0	0	0	0	0						
Max Alvis, R OBP: 0.296, SLG: 0.311										2	0	0	0	1	1	1						
Ken Suarez, R OBP: 0.333, SLG: 0.417										2	0	0	0	0	2	0						
Chuck Hinton, R OBP: 0.277, SLG: 0.333										1	0	0	0	0	1	1						
Vern Fuller, R OBP: 0.300, SLG: 0.328										0	0	0	0	0	0	0						
Dick Ellsworth, L OBP: 0.208, SLG: 0.174										0	0	0	0	0	0	0						
Lou Klimchok, L OBP: 0.391, SLG: 0.512										3	0	1	0	0	0	0						
Inning Stats	R: 0 E: 0 K: 1 S: 5	H: 0 LOB: 0 BB: 0 P: 5	R: 0 E: 0 K: 1 S: 5	H: 0 LOB: 0 BB: 0 P: 5	R: 0 E: 0 K: 3 S: 10	H: 1 LOB: 1 BB: 0 P: 10	R: 0 E: 0 K: 0 S: 3	H: 0 LOB: 0 BB: 0 P: 3	R: 0 E: 0 K: 0 S: 3	H: 1 LOB: 0 BB: 0 P: 3	R: 0 E: 0 K: 1 S: 5	H: 0 LOB: 0 BB: 0 P: 5	R: 0 E: 0 K: 1 S: 5	H: 0 LOB: 0 BB: 0 P: 5	R: 0 E: 0 K: 1 S: 5	H: 0 LOB: 1 BB: 1 P: 9	R: 0 E: 0 K: 0 S: 3	H: 0 LOB: 0 BB: 0 P: 3	1B: 2 2B: 0 3B: 0 HR: 0	SF: 0 SAC: 0 DP: 1 HBP: 0	WP: 0 PB: 0 SB: 0 CS: 0	PA: 29
PITCHER	IP WLS BF H R ER SO BB IBB HBP BLK WP HR S P ERA WHIP																					
Ray Culp, R ERA: 3.64	(1, 1)	9.0	W	29	2	0	0	8	1	0	0	0	0	0	44	48	0.00	0.333				

Batter	1	2	3	4	5	6	7	8	9	AB	R	H	RBI	BB	SO	LOB	TOP					
Horace Clarke, S OBP: 0.330, SLG: 0.319	G6-3		K		K		E 2B 1B		E 3B 1B	5	2	2	0	0	2	0	New York Yankees @ Boston Red Sox Fenway Park, Boston, MA Sat Jun 21 1969, 7:05 PM EDT Att: 30,571 - Unknown AB 34 R 6 H 9 RBI 6 BB 8 SO 11 LOB 23 					
Jerry Kenney, L OBP: 0.345, SLG: 0.342	L8-3 1B		BB		L8		F8 1-H 2B		SH 3B 1B	3	1	2	1	1	0	0						
Bobby Murcer, L OBP: 0.342, SLG: 0.488	L8-3 1-2		K		2B		F8 BB		3B BB	3	1	1	0	2	1	2						
Joe Pepitone, L OBP: 0.272, SLG: 0.488		G4-3	P4		P6		F8 1-2 2-3		K	5	0	0	0	0	1	7						
Roy White, S OBP: 0.402, SLG: 0.439		BB 2B			G6-3 3B		K BB		1-H 2-H 3-H SF8 3B	4	2	3	3	1	1	0						
Jimme Hall, L OBP: 0.288, SLG: 0.354										1	0	0	0	2	0	0						
Tom Wickens, R OBP: 0.320, SLG: 0.429										0	0	0	0	0	0	0						
Jim Lytle, L OBP: 0.228, SLG: 0.250										1	0	0	0	0	1	3						
Bill Robinson, R OBP: 0.218, SLG: 0.257										0	0	0	1	0	0	0						
Gene Michael, S OBP: 0.373, SLG: 0.364		K			F8				G3	4	0	1	0	1	1	4						
Jake Gibbs, L OBP: 0.278, SLG: 0.230					G6-3		K		P4	4	0	0	1	1	1	3						
Mel Stottlemyre, R OBP: 0.259, SLG: 0.286									FC4-6 1B	3	0	0	0	0	2	4						
Steve Hamilton, L										2	2	4	1	1	1	1						
Bobby Cox, R OBP: 0.312, SLG: 0.262									G4-3	0	0	0	0	0	0	0						
Jack Aker, R										1	0	0	0	0	1	0						
Jack Aker, R										0	0	0	0	0	0	0						
Inning Stats	R: 0 E: 0 K: 0 S: 3	H: 1 LOB: 0 BB: 0 P: 3	R: 0 E: 0 K: 2 S: 8	H: 1 LOB: 3 BB: 2 P: 16	R: 0 E: 0 K: 2 S: 7	H: 0 LOB: 1 BB: 1 P: 11	R: 1 E: 0 K: 1 S: 6	H: 1 LOB: 1 BB: 1 P: 10	R: 0 E: 0 K: 1 S: 6	H: 0 LOB: 1 BB: 1 P: 6	R: 0 E: 0 K: 2 S: 7	H: 0 LOB: 1 BB: 1 P: 11	R: 1 E: 1 K: 1 S: 7	H: 2 LOB: 2 BB: 2 P: 15	R: 0 E: 0 K: 1 S: 5	H: 0 LOB: 0 BB: 0 P: 5	R: 4 E: 1 K: 1 S: 9	H: 3 LOB: 1 BB: 1 P: 13	1B: 4 2B: 4 3B: 2 HR: 0	SF: 1 SAC: 1 DP: 1 HBP: 0	WP: 0 PB: 0 SB: 0 CS: 0	PA: 44
PITCHER	IP WLS BF H R ER SO BB IBB HBP BLK WP HR S P ERA WHIP																					
Jim Lonborg, R ERA: 2.73	(1, 1) 6.1 30 6 2 2 8 6 0 0 0 0 0 0 40 64 2.84 1.895																					
Bill Landis, L ERA: 8.89	(7, 1) 0.1 2 0 0 0 0 1 0 0 0 0 0 0 1 5 0.00 3.000																					
Lee Stange, R ERA: 3.08	(7, 1) 1.1 5 1 1 1 2 0 0 0 0 0 0 0 9 9 6.75 0.750																					
Sparky Lyle, L ERA: 2.63	(9, 1) 1.0 L 7 2 3 1 1 1 0 0 0 0 0 0 8 12 9.00 3.000																					

Batter	1	2	3	4	5	6	7	8	9	AB	R	H	RBI	BB	SO	LOB	BOTTOM					
Dick Schofield, S OBP: 0.412, SLG: 0.448	G4-6-3 1B		F8		G4-6-3 BB		WP E BB		G4-3	3	0	1	0	2	0	2	New York Yankees @ Boston Red Sox Fenway Park, Boston, MA Sat Jun 21 1969, 7:05 PM EDT Att: 30,571 - Unknown AB 31 R 3 H 4 RBI 2 BB 6 SO 6 LOB 19 					
Dalton Jones, L OBP: 0.294, SLG: 0.344	G4-6-3 1-2		F5		G4-6-3 1-2		FC6 WP			4	0	0	0	0	5							
Carl Yastrzemski, L OBP: 0.385, SLG: 0.570	K		F7		BB		K 1-2 2-3			3	0	0	0	1	2	2						
Reggie Smith, S OBP: 0.371, SLG: 0.563		E4 BB 1B	G3-1		F9		K			4	1	0	0	0	1	3						
Rico Petrocelli, R OBP: 0.459, SLG: 0.705		BB 1B BB	L7				F9		K	3	1	0	0	1	1	0						
Tony Conigliaro, R OBP: 0.318, SLG: 0.457		1B BB			E6 G3 1B B1-5		P4		K	3	1	0	0	1	1	0						
George Scott, R OBP: 0.315, SLG: 0.355		E8 1-H 2-H 3-H 1B			G3 1B				G3-1	4	0	3	2	0	0	0						
Tom Satriano, L OBP: 0.355, SLG: 0.287					G3		G1-3		G6-3	3	0	0	0	1	0	3						
Jim Lonborg, R OBP: 0.217, SLG: 0.190										2	0	0	0	0	1	4						
Bill Landis, L										0	0	0	0	0	0	0						
Lee Stange, R OBP: 0.214, SLG: 0.083										1	0	0	0	0	0	0						
Sparky Lyle, L OBP: 0.400, SLG: 0.250										0	0	0	0	0	0	0						
Joe Lefourd, L OBP: 0.303, SLG: 0.288										1	0	0	0	0	0	0						
Inning Stats	R: 0 E: 0 K: 1 S: 5	H: 1 LOB: 0 BB: 0 P: 5	R: 3 E: 2 K: 1 S: 7	H: 1 LOB: 2 BB: 3 P: 19	R: 0 E: 0 K: 0 S: 3	H: 0 LOB: 0 BB: 0 P: 3	R: 0 E: 1 K: 0 S: 4	H: 1 LOB: 1 BB: 0 P: 4	R: 0 E: 0 K: 0 S: 2	H: 0 LOB: 1 BB: 2 P: 10	R: 0 E: 0 K: 0 S: 4	H: 1 LOB: 1 BB: 0 P: 4	R: 0 E: 1 K: 2 S: 8	H: 0 LOB: 2 BB: 1 P: 12	R: 0 E: 0 K: 2 S: 7	H: 0 LOB: 0 BB: 0 P: 7	R: 0 E: 0 K: 0 S: 3	H: 0 LOB: 0 BB: 0 P: 3	1B: 4 2B: 1 3B: 0 HR: 0	SF: 0 SAC: 0 DP: 3 HBP: 0	WP: 1 PB: 0 SB: 0 CS: 0	PA: 37
PITCHER	IP WLS BF H R ER SO BB IBB HBP BLK WP HR S P ERA WHIP																					
Mel Stottlemyre, R ERA: 2.65	(1, 1) 6.1 29 4 3 1 2 6 0 0 0 0 1 0 6 6 1.42 1.579																					
Steve Hamilton, L ERA: 3.21	(7, 1) 0.2 2 0 0 0 2 0 0 0 0 0 1 0 6 6 0.00 0.000																					
Jack Aker, R ERA: 4.09	(8, 1) 2.0 W 6 0 0 0 2 0 0 0 0 0 0 0 10 10 0.00 0.000																					

Batter	1	2	3	4	5	6	7	8	9	10	AB	R	H	RBI	BB	SO	LOB	TOP				
Horace Clarke, S (1.4) OBP: 0.334, SLG: 0.325	K						G4-3											4 1 2 1 1 1 0				
Jerry Kenney, L (1.5) OBP: 0.344, SLG: 0.338	E6 1B						G4-3											3 1 0 0 1 0 1				
Bobby Murcer, L (1.9) OBP: 0.339, SLG: 0.480	1B						P4											4 0 0 0 1 1 5				
Joe Pepitone, L (1.3) OBP: 0.229, SLG: 0.480	L9						G4-3											4 0 0 0 0 0 3				
Len Boehmer, R (8.3) OBP: 0.133, SLG: 0.037	L9						G3-1											1 1 1 1 1 0 0 0				
Roy White, S (1.7) OBP: 0.410, SLG: 0.445	1B																	4 1 3 2 1 0 0				
Jim Lyttle, L (1.8) OBP: 0.229, SLG: 0.241	1B																	3 0 0 0 1 0 4				
Ron Woods, R (10. PH) OBP: 0.346, SLG: 0.409	G4-3						F7											1 0 0 0 0 0 1				
Gene Michael, S (1.6) OBP: 0.369, SLG: 0.359																		4 0 1 0 0 0 1				
Jake Gibbs, L (1.2) OBP: 0.287, SLG: 0.241																		3 1 2 0 0 0 0				
Bobby Cox, R (9. PH) OBP: 0.308, SLG: 0.262																		0 0 0 1 1 0 0 0				
Frank Fernandez, R (9.2) OBP: 0.366, SLG: 0.395																		0 0 0 0 0 0 0 0				
Bill Burbach, R (7. PH) OBP: 0.156, SLG: 0.160																		2 0 1 0 0 0 1 1				
Lindy McDaniel, R (7.1) OBP: 0.348, SLG: 0.362																		1 0 0 0 0 0 0 0				
Bill Robinson, R (9. PH) OBP: 0.257, SLG: 0.255																		1 0 0 0 0 0 0 1				
Jack Aker, R (9.1) OBP: 0.310, SLG: 0.297																		0 0 0 0 0 0 0 0				
Steve Hamilton, L (10.1) OBP: 0.311, SLG: 0.297																		0 0 0 0 0 0 0 0				
Inning Stats	R: 1 E: 1 K: 1 S: 7	H: 1 LOB: 2 BB: 1 P: 11	R: 1 E: 0 K: 0 S: 5	H: 3 LOB: 2 BB: 1 P: 9	R: 0 E: 0 K: 1 S: 5	H: 0 LOB: 0 BB: 1 P: 6	R: 0 E: 0 K: 1 S: 5	H: 1 LOB: 0 BB: 0 P: 5	R: 0 E: 0 K: 0 S: 4	H: 0 LOB: 0 BB: 1 P: 6	R: 0 E: 0 K: 0 S: 3	H: 0 LOB: 0 BB: 0 P: 3	R: 0 E: 0 K: 0 S: 3	H: 0 LOB: 0 BB: 0 P: 3	R: 1 E: 0 K: 0 S: 5	H: 2 LOB: 1 BB: 0 P: 5	R: 2 E: 0 K: 1 S: 7	H: 2 LOB: 1 BB: 1 P: 11	1B: 9 2B: 1 3B: 0 HR: 0	SF: 1 SAC: 1 DP: 1 HBP: 0	WP: 1 PB: 0 SB: 2 CS: 3	PA: 43
PITCHER	IP	WLS	BF	H	R	ER	SO	BB	IBB	HBP	BLK	WP	HR	S	P	ERA	WHIP					
Ray Jarvis, R ERA: 3.32	8.1		34	8	3	2	2	4	0	0	0	1	0	34	50	2.16	1.440					
Bill Landis, L ERA: 3.76	0.1		1	0	0	0	0	0	0	0	0	0	0	1	1	0.00	0.000					
Vicente Romo, R ERA: 3.95	0.1		1	0	0	0	0	0	0	0	0	0	0	1	1	0.00	0.000					
Garry Roggenburk, L ERA: 9.38	1.0	L	6	2	2	2	1	1	0	0	0	0	0	7	11	18.00	3.000					

New York Yankees @ Boston Red Sox
Fenway Park, Boston, MA
Sun Jun 22 1969, 3:33 AM EDT
Att: 29,901 - Unknown

AB 35
R 5
H 10
RBI 5
BB 5
SO 3
LOB 17



Batter	1	2	3	4	5	6	7	8	9	10	AB	R	H	RBI	BB	SO	LOB	BOTTOM				
Dick Schofield, S (1.4) OBP: 0.395, SLG: 0.427	G1-5-3																	5 0 0 0 0 0 3				
Dalton Jones, L (1.3) OBP: 0.289, SLG: 0.337	G3																	4 0 0 0 0 0 1 1				
George Thomas, R (10. PH) OBP: 0.385, SLG: 0.449	G3																	1 0 0 0 0 0 1 0				
Carl Yastrzemski, L (1.7) OBP: 0.399, SLG: 0.567	G4-3																	3 0 1 0 2 0 0				
Reggie Smith, S (1.8) OBP: 0.367, SLG: 0.554																		5 0 1 0 0 3 2				
Rico Petrocelli, R (1.6) OBP: 0.455, SLG: 0.706																		5 1 1 1 0 1 2				
Tony Conigliaro, R (1.9) OBP: 0.325, SLG: 0.474																		3 2 2 1 1 0 0				
George Scott, R (1.5) OBP: 0.314, SLG: 0.351																		3 0 0 0 1 1 1				
Russ Gibson, R (1.2) OBP: 0.279, SLG: 0.279																		3 0 2 1 1 0 0				
Syd O'Brien, R (9. PR) OBP: 0.323, SLG: 0.517																		0 0 0 0 0 0 0				
Tom Satriano, L (10.2) OBP: 0.355, SLG: 0.287																		0 0 0 0 0 0 0				
Ray Jarvis, R (1.1) OBP: 0.311, SLG: 0.297																		3 0 0 0 0 2 3				
Bill Landis, L (9.1) OBP: 0.143, SLG: 0.143																		0 0 0 0 0 0 0				
Vicente Romo, R (9.1) OBP: 0.310, SLG: 0.297																		0 0 0 0 0 0 0				
Joe Lahoud, L (9. PH) OBP: 0.310, SLG: 0.297																		1 0 1 0 0 0 0				
Garry Roggenburk, R (10.1) OBP: 0.311, SLG: 0.297																		0 0 0 0 0 0 0				
Inning Stats	R: 0 E: 0 K: 0 S: 3	H: 0 LOB: 0 BB: 0 P: 3	R: 1 E: 0 K: 3 S: 11	H: 2 LOB: 2 BB: 1 P: 15	R: 0 E: 0 K: 1 S: 6	H: 1 LOB: 1 BB: 0 P: 6	R: 2 E: 0 K: 0 S: 5	H: 2 LOB: 0 BB: 0 P: 5	R: 0 E: 0 K: 0 S: 2	H: 1 LOB: 1 BB: 1 P: 9	R: 0 E: 0 K: 1 S: 6	H: 1 LOB: 1 BB: 0 P: 6	R: 0 E: 0 K: 1 S: 5	H: 0 LOB: 0 BB: 0 P: 5	R: 0 E: 0 K: 0 S: 4	H: 1 LOB: 2 BB: 1 P: 8	R: 0 E: 0 K: 2 S: 7	H: 0 LOB: 1 BB: 1 P: 11	1B: 6 2B: 0 3B: 0 HR: 2	SF: 0 SAC: 0 DP: 0 HBP: 0	WP: 0 PB: 0 SB: 0 CS: 2	PA: 42
PITCHER	IP	WLS	BF	H	R	ER	SO	BB	IBB	HBP	BLK	WP	HR	S	P	ERA	WHIP					
Bill Burbach, R ERA: 2.84	6.0		25	6	3	3	5	3	0	0	0	0	2	32	44	4.50	1.500					
Lindy McDaniel, R ERA: 3.48	2.0		7	1	0	0	2	0	0	0	0	0	0	11	11	0.00	0.500					
Jack Aker, R ERA: 3.97	1.0	W	5	1	0	0	0	1	0	0	0	0	0	4	8	0.00	2.000					
Steve Hamilton, L ERA: 3.1	1.0	S	4	0	0	0	2	1	0	0	0	0	0	7	11	0.00	1.000					

New York Yankees @ Boston Red Sox
Fenway Park, Boston, MA
Sun Jun 22 1969, 3:33 AM EDT
Att: 29,901 - Unknown

AB 36
R 3
H 8
RBI 3
BB 5
SO 9
LOB 12



Batter	1	2	3	4	5	6	7	8	9	AB	R	H	RBI	BB	SO	LOB	TOP			
Jose Cardenal, R OBP: 0.286, SLG: 0.335 (1, 8)	G5-3			G4-3 WP 2B	FC5-4 1B		K		BB	4	1	2	0	1	1	0	Cleveland Indians @ Boston Red Sox Fenway Park, Boston, MA Tue Jun 24 1969, 3:33 AM EDT Att: 18,447 - Unknown			
Lary Brown, R OBP: 0.326, SLG: 0.329 (1, 6)	G5-3			G4-3	FC5-4			G6-3	F9	5	0	0	0	0	0	4				
Duke Sims, L OBP: 0.360, SLG: 0.526 (1, 2)	K			G3-1 HR BB		G4-3		G6-4-3 1B		3	1	1	0	1	1	0				
Tony Horton, R OBP: 0.301, SLG: 0.451 (1, 3)		G4-3		G3-1 HR 1B		K		G6-4-3		4	1	1	0	0	1	1				
Ken Harrelson, R OBP: 0.296, SLG: 0.369 (1, 9)	K			G3-1		HBP BB		2B SH BB		2	1	0	0	2	1	2				
Cap Peterson, R OBP: 0.380, SLG: 0.381 (9, PR)	L9			1-2 2-3		1-2 BB		SH SF9 2B		3	1	2	3	0	0	0				
Chuck Hinton, R OBP: 0.292, SLG: 0.333 (9, 7)				2H 3H HR		1-2 HBP				0	1	0	0	0	0	0				
Max Alvis, R OBP: 0.286, SLG: 0.294 (1, 5)			F7	K		K		K		4	0	0	0	0	3	4				
Vern Fuller, R OBP: 0.289, SLG: 0.342 (1, 4)			K		K		F9	SH		3	0	0	1	0	2	0				
Luis Tiant, R OBP: 0.270, SLG: 0.412 (1, 1)			K		K		K	SF9		3	0	0	1	0	3	0				
Inning Stats	R: 0 E: 0 K: 1 S: 5	H: 0 LOB: 0 BB: 0 P: 5	R: 0 E: 0 K: 1 S: 5	H: 0 LOB: 0 BB: 0 P: 5	R: 0 E: 0 K: 2 S: 7	H: 0 LOB: 0 BB: 0 P: 7	R: 4 E: 0 K: 1 S: 8	H: 3 LOB: 0 BB: 1 P: 12	R: 0 E: 0 K: 2 S: 8	H: 1 LOB: 1 BB: 0 P: 8	R: 0 E: 0 K: 2 S: 7	H: 0 LOB: 0 BB: 0 P: 12	R: 0 E: 0 K: 0 S: 3	H: 1 LOB: 0 BB: 0 P: 3	R: 0 E: 0 K: 1 S: 7	H: 1 LOB: 2 BB: 2 P: 15	1B: 3 2B: 2 3B: 0 HR: 1	SF: 1 SAC: 1 DP: 1 HBP: 1	WP: 1 PB: 0 SB: 0 CS: 0	PA: 38
PITCHER	IP	WLS	BF	H	R	ER	SO	BB	IBB	HBP	BLK	WP	HR	S	P	ERA	WHIP			
Ray Culp, R ERA: 3.71 (1, 1)	7.0	L	28	4	4	4	11	2	0	1	0	1	1	47	56	5.14	0.857			
Vicente Romo, R ERA: 3.63 (8, 1)	2.0		10	2	2	2	1	2	0	0	0	0	0	10	18	9.00	2.000			

AB	31
R	6
H	6
RBI	5
BB	4
SO	12
LOB	11



Batter	1	2	3	4	5	6	7	8	9	AB	R	H	RBI	BB	SO	LOB	BOTTOM					
Dick Schofield, S OBP: 0.380, SLG: 0.409 (1, 4)	K		G6-3		F5		FC6		G3	5	0	0	0	0	1	2	Cleveland Indians @ Boston Red Sox Fenway Park, Boston, MA Tue Jun 24 1969, 3:33 AM EDT Att: 18,447 - Unknown					
Dalton Jones, L OBP: 0.288, SLG: 0.340 (1, 3)	F5		L9			K		G3 2B		4	0	1	0	0	1	0						
Carl Yastrzemski, L OBP: 0.397, SLG: 0.560 (1, 7)	G3		K			BB BB		F3		3	0	0	0	1	1	1						
Reggie Smith, S OBP: 0.365, SLG: 0.548 (1, 8)		CS 1B		L9		F7		G3		4	0	1	0	0	0	2						
Rico Petrocelli, R OBP: 0.451, SLG: 0.698 (1, 6)	K		G5-3			BB BB		K		3	0	0	0	1	2	2						
Tony Conigliaro, R OBP: 0.324, SLG: 0.468 (1, 9)		2B BB		G6-3		K		K		3	1	0	0	1	2	2						
George Scott, R OBP: 0.324, SLG: 0.391 (1, 5)		1H 2B			HR		FC6 1B		HR	4	2	4	3	0	0	0						
Tom Satriano, L OBP: 0.359, SLG: 0.282 (1, 2)			FC5-4 IBB		G3-1		K		BB	2	0	0	0	2	1	1						
Ray Culp, R OBP: 0.216, SLG: 0.250 (7, PH)	FC5-4				F9		F2		K	2	0	0	0	0	0	2						
Joe Lahoud, L OBP: 0.308, SLG: 0.293 (8, 1)										1	0	0	0	0	0	1						
Vicente Romo, R OBP: 0.143, SLG: 0.143 (9, PH)										0	0	0	0	0	0	0						
Don Lock, R OBP: 0.364, SLG: 0.278 (9, PH)										1	0	0	0	0	1	1						
Inning Stats	R: 0 E: 0 K: 1 S: 5	H: 0 LOB: 0 BB: 0 P: 5	R: 1 E: 0 K: 1 S: 6	H: 2 LOB: 2 BB: 2 P: 14	R: 0 E: 0 K: 1 S: 5	H: 0 LOB: 0 BB: 0 P: 5	R: 0 E: 0 K: 0 S: 3	H: 0 LOB: 0 BB: 0 P: 3	R: 1 E: 0 K: 0 S: 4	H: 1 LOB: 0 BB: 0 P: 4	R: 0 E: 0 K: 2 S: 7	H: 0 LOB: 2 BB: 2 P: 15	R: 0 E: 0 K: 1 S: 6	H: 1 LOB: 1 BB: 0 P: 6	R: 0 E: 0 K: 1 S: 6	H: 1 LOB: 0 BB: 0 P: 6	R: 1 E: 0 K: 2 S: 8	H: 1 LOB: 1 BB: 1 P: 12	1B: 2 2B: 3 3B: 0 HR: 2	SF: 0 SAC: 0 DP: 1 HBP: 0	WP: 0 PB: 0 SB: 0 CS: 1	PA: 37
PITCHER	IP	WLS	BF	H	R	ER	SO	BB	IBB	HBP	BLK	WP	HR	S	P	ERA	WHIP					
Luis Tiant, R ERA: 4.32 (1, 1)	9.0	W	37	6	3	3	9	4	1	0	0	0	2	50	70	3.00	1.111					

AB	32
R	3
H	6
RBI	3
BB	5
SO	9
LOB	14



Batter	1	2	3	4	5	6	7	8	9	AB	R	H	RBI	BB	SO	LOB	TOP				
Jose Cardenal, R OBP: 0.281, SLG: 0.329 (1, 8)										4	0	0	0	0	0	2	Cleveland Indians @ Boston Red Sox Fenway Park, Boston, MA Tue Jun 24 1969, 7:05 PM EDT Att: 26,862 - Unknown				
Larry Brown, R OBP: 0.325, SLG: 0.332 (1, 6)										4	0	1	0	0	0	2					
Zolio Versalles, R OBP: 0.317, SLG: 0.323 (1, 5)										4	0	2	1	0	2	1					
Tony Horton, R OBP: 0.300, SLG: 0.448 Chuck Hinton, R OBP: 0.292, SLG: 0.333 (1, 3) (8, 9)										4	0	1	0	0	1	4					
Ken Harrelson, R OBP: 0.292, SLG: 0.363 (8, 3)										4	0	0	0	0	1	1					
Cap Peterson, R OBP: 0.370, SLG: 0.370 (1, 7)										4	0	1	0	0	0	2					
Vern Fuller, R OBP: 0.282, SLG: 0.333 Russ Snyder, L OBP: 0.331, SLG: 0.311 Larry Burchart, R (7, 1) (7, 1)										2	0	0	0	0	0	1					
Juan Pizarro, L OBP: 0.143, SLG: 0.143 Duke Sims, L OBP: 0.357, SLG: 0.520 (8, 1) (9, PH)										3	1	2	0	0	0	1					
Ken Suarez, R OBP: 0.343, SLG: 0.438 (1, 2)										0	0	0	0	0	0	0					
Dick Ellsworth, L OBP: 0.192, SLG: 0.160 Lou Klimchuck, L OBP: 0.333, SLG: 0.426 (7, PH) (7, 4)										1	0	0	0	0	1	0					
Inning Stats	R: 0 E: 0 K: 0 S: 4	H: 1 LOB: 1 BB: 0 P: 4	R: 0 E: 0 K: 1 S: 5	H: 1 LOB: 3 BB: 0 P: 5	R: 1 E: 1 K: 1 S: 8	H: 2 LOB: 2 BB: 0 P: 8	R: 0 E: 0 K: 0 S: 3	H: 0 LOB: 0 BB: 0 P: 3	R: 0 E: 0 K: 1 S: 6	H: 1 LOB: 1 BB: 0 P: 6	R: 0 E: 0 K: 1 S: 5	H: 0 LOB: 0 BB: 0 P: 5	R: 0 E: 0 K: 2 S: 8	H: 1 LOB: 1 BB: 0 P: 8	R: 0 E: 0 K: 0 S: 3	H: 0 LOB: 0 BB: 0 P: 3		1B: 6 2B: 1 3B: 0 HR: 0	SF: 0 SAC: 0 DP: 3 HBP: 0	WP: 0 PB: 1 SB: 0 CS: 0	PA: 34
PITCHER Lee Stange, R ERA: 2.61 (1, 1)	IP: 9.0 WLS: W BF: 34 H: 7 R: 1 ER: 0 SO: 7 BB: 0 IBB: 0 HBP: 0 BLK: 0 WP: 0 HR: 0 S: 48 P: 48 ERA: 0.00 WHIP: 0.778																				

Batter	1	2	3	4	5	6	7	8	9	AB	R	H	RBI	BB	SO	LOB	BOTTOM				
Syd O'Brien, R OBP: 0.361, SLG: 0.618 (1, 4)										5	2	3	1	0	0	1	Cleveland Indians @ Boston Red Sox Fenway Park, Boston, MA Tue Jun 24 1969, 7:05 PM EDT Att: 26,862 - Unknown				
George Thomas, R OBP: 0.400, SLG: 0.451 Dalton Jones, L OBP: 0.295, SLG: 0.343 (1, 3) (6, PH) (7, 3)										2	1	1	0	1	0	1					
Carl Yastrzemski, L OBP: 0.460, SLG: 0.571 (1, 7)										4	1	3	1	0	0	2					
Reggie Smith, S OBP: 0.367, SLG: 0.543 (1, 8)										2	1	0	0	2	0	2					
Rico Petrocelli, R OBP: 0.445, SLG: 0.688 (1, 6)										3	0	0	1	0	0	5					
Tony Conigliaro, R OBP: 0.327, SLG: 0.477 (1, 9)										4	1	2	2	0	1	3					
George Scott, R OBP: 0.327, SLG: 0.393 (1, 5)										4	0	2	1	0	0	1					
Russ Gibson, R OBP: 0.284, SLG: 0.285 (1, 2)										4	0	2	0	0	0	1					
Lee Stange, R OBP: 0.176, SLG: 0.067 (1, 1)										3	0	0	0	0	2	2					
Inning Stats	R: 5 E: 0 K: 0 S: 7	H: 4 LOB: 1 BB: 2 P: 15	R: 0 E: 0 K: 0 S: 5	H: 2 LOB: 3 BB: 1 P: 9	R: 0 E: 0 K: 1 S: 5	H: 0 LOB: 0 BB: 0 P: 5	R: 0 E: 0 K: 0 S: 5	H: 2 LOB: 2 BB: 0 P: 5	R: 0 E: 0 K: 0 S: 4	H: 2 LOB: 0 BB: 0 P: 4	R: 0 E: 0 K: 1 S: 5	H: 1 LOB: 2 BB: 1 P: 8	R: 0 E: 0 K: 0 S: 4	H: 1 LOB: 2 BB: 1 P: 8	R: 0 E: 0 K: 0 S: 4	H: 1 LOB: 2 BB: 1 P: 8		1B: 10 2B: 3 3B: 1 HR: 1	SF: 2 SAC: 1 DP: 2 HBP: 0	WP: 0 PB: 0 SB: 0 CS: 1	PA: 40
PITCHER Dick Ellsworth, L ERA: 4.67 (1, 1)	IP: 6.0 WLS: L BF: 31 H: 12 R: 6 ER: 6 SO: 2 BB: 2 IBB: 1 HBP: 0 BLK: 0 WP: 0 HR: 1 S: 32 P: 44 ERA: 9.00 WHIP: 2.333																				
Larry Burchart, R ERA: 3.09 (7, 1)	IP: 1.2 WLS: 7 BF: 2 H: 0 R: 0 ER: 0 SO: 1 BB: 0 IBB: 0 HBP: 0 BLK: 0 WP: 0 HR: 0 S: 8 P: 12 ERA: 0.00 WHIP: 1.800																				
Juan Pizarro, L ERA: 4.03 (8, 1)	IP: 0.1 WLS: 1 BF: 0 H: 0 R: 0 ER: 0 SO: 0 BB: 0 IBB: 0 HBP: 0 BLK: 0 WP: 0 HR: 0 S: 1 P: 1 ERA: 0.00 WHIP: 0.000																				

Batter	1	2	3	4	5	6	7	8	9	AB	R	H	RBI	BB	SO	LOB	TOP					
Jose Cardenal, R OBP: 0.285, SLG: 0.343			G6-3		P5					3	1	1	1	1	0	0	Cleveland Indians @ Boston Red Sox Fenway Park, Boston, MA Wed Jun 25 1969, 7:05 PM EDT Unknown					
Lary Brown, R OBP: 0.324, SLG: 0.331			G6-3			G5-3				4	0	1	0	0	0	1						
Duke Sims, L OBP: 0.345, SLG: 0.500			K			G4-3			F7	4	0	0	0	0	1	1						
Tony Horton, R OBP: 0.303, SLG: 0.447					G1-3					3	0	1	0	1	0	0						
Ken Harrelson, R OBP: 0.288, SLG: 0.357					G6-3		K			4	0	0	0	0	1	3						
Cap Peterson, R OBP: 0.382, SLG: 0.347							K			3	0	0	0	1	2	3						
Zolio Versailles, R OBP: 0.313, SLG: 0.318		K			F3		G6-3			3	0	0	0	0	1	1						
Max Alvis, R OBP: 0.281, SLG: 0.289		G4-3				F7			F7	3	0	0	0	0	0	0						
Steve Hargan, R OBP: 0.273, SLG: 0.273									F7	2	0	0	0	0	2	0						
Lou Klimchuck, L OBP: 0.328, SLG: 0.418										1	0	0	0	0	0	0						
Juan Pizarro, L OBP: 0.143, SLG: 0.143										0	0	0	0	0	0	0						
Gary Kroll, R OBP: 0.143, SLG: 0.143										0	0	0	0	0	0	0						
Inning Stats	R: 1 E: 0 K: 0 S: 5	H: 2 LOB: 2 BB: 1 P: 9	R: 0 E: 0 K: 2 S: 7	H: 0 LOB: 0 BB: 0 P: 7	R: 0 E: 0 K: 1 S: 5	H: 0 LOB: 1 BB: 1 P: 5	R: 0 E: 0 K: 0 S: 3	H: 0 LOB: 0 BB: 0 P: 7	R: 0 E: 0 K: 1 S: 5	H: 0 LOB: 0 BB: 0 P: 5	R: 0 E: 0 K: 0 S: 3	H: 0 LOB: 0 BB: 0 P: 3	R: 0 E: 0 K: 2 S: 7	H: 0 LOB: 1 BB: 0 P: 7	R: 0 E: 0 K: 0 S: 3	H: 0 LOB: 1 BB: 1 P: 7	R: 0 E: 0 K: 1 S: 6	H: 1 LOB: 1 BB: 0 P: 6	1B: 2 2B: 0 3B: 0 HR: 1	SF: 0 SAC: 0 DP: 0 HBP: 0	WP: 0 PB: 0 SB: 3 CS: 0	PA: 33
PITCHER Sonny Siebert, R ERA: 3.87	IP: 9.0 WLS: W BF: 33	H: 3 R: 1 ER: 1 SO: 7	BB: 3 IBB: 0 HBP: 0 BLK: 0	WP: 0 HR: 1 S: 44 P: 56	ERA: 1.00 WHIP: 0.667	PITCHER										IP: 9.0 WLS: W BF: 33	H: 3 R: 1 ER: 1 SO: 7	BB: 3 IBB: 0 HBP: 0 BLK: 0	WP: 0 HR: 1 S: 44 P: 56	ERA: 1.00 WHIP: 0.667		

Batter	1	2	3	4	5	6	7	8	9	AB	R	H	RBI	BB	SO	LOB	BOTTOM			
Dick Schofield, S OBP: 0.368, SLG: 0.395	G4-3		F2		G1-3		G3-1			4	0	0	0	0	0	1	Cleveland Indians @ Boston Red Sox Fenway Park, Boston, MA Wed Jun 25 1969, 7:05 PM EDT Unknown			
Dalton Jones, L OBP: 0.294, SLG: 0.346	K		2B		B1-3			G4-3		4	1	1	1	0	1	0				
Carl Yastrzemski, L OBP: 0.389, SLG: 0.570	G6-3		2B		G1			G4-3		4	0	1	1	0	0	0				
Reggie Smith, S OBP: 0.373, SLG: 0.541		BB	BB			G3		BB	BB	1	0	0	0	3	0	0				
Rico Petrocelli, R OBP: 0.442, SLG: 0.679	F8		K			P4		BB	BB	3	0	0	0	1	1	3				
Tony Conigliaro, R OBP: 0.329, SLG: 0.475	K				1B		G6-3		BB	3	0	1	0	1	1	1				
George Scott, R OBP: 0.330, SLG: 0.395	K				G1-6-3		G6-4-3	F9		4	0	2	0	0	1	4				
Tom Satriano, L OBP: 0.352, SLG: 0.275			G4-3		K			G6-4-3		3	0	0	0	0	1	3				
Sonny Siebert, R OBP: 0.310, SLG: 0.385			2B		G1-6-3			HR		3	2	2	1	0	0	2				
Inning Stats	R: 0 E: 0 K: 1 S: 5	H: 0 LOB: 0 BB: 0 P: 5	R: 0 E: 0 K: 2 S: 7	H: 0 LOB: 1 BB: 1 P: 11	R: 2 E: 0 K: 1 S: 8	H: 3 LOB: 2 BB: 1 P: 12	R: 0 E: 0 K: 1 S: 6	H: 2 LOB: 1 BB: 0 P: 6	R: 0 E: 0 K: 0 S: 3	H: 0 LOB: 0 BB: 0 P: 3	R: 0 E: 0 K: 0 S: 3	H: 0 LOB: 0 BB: 0 P: 3	R: 1 E: 0 K: 0 S: 4	H: 2 LOB: 2 BB: 0 P: 4	R: 0 E: 0 K: 0 S: 3	H: 0 LOB: 3 BB: 3 P: 15	1B: 3 2B: 3 3B: 0 HR: 1	SF: 0 SAC: 0 DP: 2 HBP: 0	WP: 0 PB: 0 SB: 0 CS: 0	PA: 34
PITCHER Steve Hargan, R ERA: 6.86	IP: 7.0 WLS: L	H: 7 R: 3 ER: 3 SO: 5	BB: 2 IBB: 0 HBP: 0 BLK: 0	WP: 0 HR: 1 S: 36 P: 44	ERA: 3.86 WHIP: 1.286	PITCHER										IP: 7.0 WLS: L	H: 7 R: 3 ER: 3 SO: 5	BB: 2 IBB: 0 HBP: 0 BLK: 0	WP: 0 HR: 1 S: 36 P: 44	ERA: 3.86 WHIP: 1.286
Juan Pizarro, L ERA: 3.96	0.2	4	0	0	0	0	2	0	0	0	0	2	10	0.00	3.000					
Gary Kroll, R ERA: 2.79	0.1	2	0	0	0	0	1	0	0	0	0	1	5	0.00	3.000					

Batter	1	2	3	4	5	6	7	8	9	AB	R	H	RBI	BB	SO	LOB	TOP					
Jose Cardenal, R OBP: 0.283, SLG: 0.341 (1, 8)										4	1	1	1	0	0	1	Cleveland Indians @ Boston Red Sox Fenway Park, Boston, MA Wed Jun 25 1969, 7:05 PM EDT Att: 30,401 - Unknown					
Larry Brown, R OBP: 0.325, SLG: 0.329 (1, 6)										4	1	1	1	1	0	2						
Duke Sims, L OBP: 0.355, SLG: 0.495 (1, 7)										3	1	1	0	2	2	1						
Tony Horton, R OBP: 0.308, SLG: 0.451 (1, 3)										4	1	2	1	1	1	1						
Ken Harrelson, R OBP: 0.286, SLG: 0.354 (1, 9)										5	1	1	0	0	2	5						
Lou Klimchuck, L OBP: 0.350, SLG: 0.418 Max Alvis, R OBP: 0.283, SLG: 0.287 (1, 5) (3, 5)										0	1	0	1	2	0	0						
Vern Fuller, R OBP: 0.279, SLG: 0.329 Russ Snyder, L OBP: 0.336, SLG: 0.311 Zolo Versalles, R OBP: 0.309, SLG: 0.314 (1, 4) (3, PH) (3, 4)										1	0	0	0	0	1	3						
Ken Suarez, R OBP: 0.333, SLG: 0.400 (1, 2)										3	0	0	1	1	0	1						
Stan Williams, R OBP: 0.160, SLG: 0.087 (1, 1)										2	0	0	1	2	1	0						
Inning Stats	R: 1 E: 0 K: 2 S: 9	H: 2 LOB: 3 P: 17	R: 0 E: 0 K: 0 S: 3	H: 0 LOB: 0 BB: 0 P: 3	R: 5 E: 0 K: 0 S: 5	H: 2 LOB: 5 BB: 5 P: 25	R: 0 E: 0 K: 1 S: 4	H: 0 LOB: 1 BB: 2 P: 12	R: 0 E: 0 K: 2 S: 7	H: 0 LOB: 0 BB: 0 P: 7	R: 1 E: 1 K: 2 S: 9	H: 2 LOB: 1 BB: 0 P: 9	R: 0 E: 0 K: 0 S: 2	H: 0 LOB: 0 BB: 1 P: 6	R: 0 E: 0 K: 0 S: 2	H: 0 LOB: 0 BB: 0 P: 6		R: 0 E: 0 K: 2 S: 7	H: 0 LOB: 0 BB: 0 P: 7	1B: 5 2B: 1 3B: 0 HR: 0	SF: 1 SAC: 0 DP: 3 HBP: 0	WP: 0 PB: 0 SB: 1 CS: 0
PITCHER	IP	WLS	BF	H	R	ER	SO	BB	IBB	HBP	BLK	WP	HR	S	P	ERA	WHIP					
Mike Nagy, R ERA: 3.19 (1, 1)	2.1	L	16	4	6	6	2	4	1	0	0	0	0	15	35	23.14	3.429					
Vicente Romo, R ERA: 3.76 (3, 1)	0.2		4	0	0	0	0	2	0	0	0	0	0	2	10	0.00	3.000					
Bill Lee, L ERA: 2.25 (4, 1)	4.0		15	2	1	1	5	3	0	0	0	0	0	22	34	2.25	1.250					
Sparky Lyle, L ERA: 2.51 (8, 1)	2.0		6	0	0	0	2	1	0	0	0	0	0	9	13	0.00	0.500					

Batter	1	2	3	4	5	6	7	8	9	AB	R	H	RBI	BB	SO	LOB	BOTTOM				
Syd O'Brien, R OBP: 0.375, SLG: 0.711 (1, 4)										4	1	2	2	0	0	0	Cleveland Indians @ Boston Red Sox Fenway Park, Boston, MA Wed Jun 25 1969, 7:05 PM EDT Att: 30,401 - Unknown				
Dalton Jones, L OBP: 0.293, SLG: 0.344 (1, 3)										4	0	1	0	0	0	1					
Carl Yastrzemski, L OBP: 0.386, SLG: 0.563 (1, 7)										3	0	0	0	1	0	2					
Reggie Smith, S OBP: 0.368, SLG: 0.531 (1, 8)										4	0	0	0	0	1	3					
Rico Petrocelli, R OBP: 0.439, SLG: 0.670 (1, 6)										3	1	0	0	1	0	1					
Tony Conigliaro, R OBP: 0.328, SLG: 0.476 (1, 9)										4	0	1	1	0	2	0					
George Scott, R OBP: 0.325, SLG: 0.389 (1, 5)										4	0	0	0	0	2	0					
Russ Gibson, R OBP: 0.283, SLG: 0.280 (1, 2)										3	0	0	0	0	1	1					
Mike Nagy, R ERA: 3.19 (1, 1)										0	0	0	0	0	0	0					
Vicente Romo, R ERA: 3.76 (3, 1)										0	0	0	0	0	0	0					
Jerry Moses, K OBP: 0.326, SLG: 0.622 (4, 1)										1	1	1	0	0	0	0					
Bill Lee, L ERA: 2.25 (4, 1)										1	0	0	0	0	1	1					
Joe Lahoud, L OBP: 0.304, SLG: 0.289 (7, PH)										1	0	0	0	0	1	0					
Sparky Lyle, L ERA: 2.51 (8, 1)										0	0	0	0	0	0	0					
Inning Stats	R: 0 E: 0 K: 1 S: 5	H: 0 LOB: 1 P: 9	R: 1 E: 0 K: 1 S: 5	H: 1 LOB: 1 BB: 1 P: 9	R: 2 E: 0 K: 0 S: 6	H: 3 LOB: 1 BB: 0 P: 6	R: 0 E: 0 K: 3 S: 9	H: 0 LOB: 1 BB: 0 P: 10	R: 0 E: 0 K: 0 S: 3	H: 0 LOB: 0 BB: 0 P: 3	R: 0 E: 0 K: 2 S: 7	H: 0 LOB: 0 BB: 0 P: 7	R: 0 E: 0 K: 0 S: 4	H: 1 LOB: 1 BB: 0 P: 4	R: 0 E: 1 K: 1 S: 6	H: 0 LOB: 1 BB: 0 P: 6	1B: 2 2B: 2 3B: 0 HR: 1	SF: 0 SAC: 0 DP: 0 HBP: 1	WP: 1 PB: 0 SB: 1 CS: 0	PA: 35	
PITCHER	IP	WLS	BF	H	R	ER	SO	BB	IBB	HBP	BLK	WP	HR	S	P	ERA	WHIP				
Stan Williams, R ERA: 4.36 (1, 1)	9.0	W	35	5	3	3	8	2	0	1	0	1	1	48	57	3.00	0.778				

Batter	1	2	3	4	5	6	7	8	9	AB	R	H	RBI	BB	SO	LOB	TOP						
Dick Schofield, S (1, 4) OBP: 0.371, SLG: 0.400										3	1	1	1	1	0	0							
Dalton Jones, L (1, 5) OBP: 0.299, SLG: 0.352										3	0	1	0	1	0	3							
Carl Yastrzemski, L (1, 3) OBP: 0.389, SLG: 0.546										4	0	0	0	0	2	3							
Reggie Smith, S (1, 8) OBP: 0.370, SLG: 0.541										4	1	2	2	0	1	0							
Syd O'Brien, R (1, 6) OBP: 0.348, SLG: 0.636										4	1	1	0	0	0	1							
Tony Conigliaro, R (1, 9) OBP: 0.326, SLG: 0.468										4	1	1	0	0	0	0							
Don Lock, R (1, 7) OBP: 0.333, SLG: 0.227										3	0	0	0	1	1	0	AB 32						
Russ Gibson, R (1, 2) OBP: 0.282, SLG: 0.274										4	0	0	0	0	0	2	R 4						
Bill Landis, L (1, 1)										1	0	0	0	1	1	0	H 6						
Tom Satriano, L (7, PH) OBP: 0.349, SLG: 0.273										1	0	0	0	0	0	0	RBI 3						
Sparky Lyle, L (7, 1) OBP: 0.333, SLG: 0.200										1	0	0	0	0	0	0	BB 4						
										1	0	0	0	0	0	0	SO 5						
																	LOB 9						
Inning Stats	R: 1 E: 0 K: 1 S: 6	H: 1 LOB: 1 BB: 1 P: 10	R: 0 E: 0 K: 0 S: 3	H: 0 LOB: 0 BB: 0 P: 3	R: 0 E: 0 K: 2 S: 8	H: 1 LOB: 1 BB: 0 P: 8	R: 3 E: 0 K: 0 S: 6	H: 4 LOB: 2 BB: 2 P: 14	R: 0 E: 0 K: 0 S: 5	H: 0 LOB: 0 BB: 0 P: 5	R: 0 E: 0 K: 0 S: 3	H: 0 LOB: 1 BB: 1 P: 7	R: 0 E: 0 K: 0 S: 3	H: 0 LOB: 0 BB: 0 P: 3	R: 0 E: 0 K: 1 S: 5	H: 0 LOB: 0 BB: 0 P: 5	1B: 5 2B: 0 3B: 0 HR: 1	SF: 0 SAC: 0 DP: 1 HBP: 0	WP: 1 PB: 0 SB: 0 CS: 0	PA: 36			
PITCHER	IP WLS BF H R ER SO BB IBB HBP BLK WP HR S P ERA WHIP	IP WLS BF H R ER SO BB IBB HBP BLK WP HR S P ERA WHIP	IP WLS BF H R ER SO BB IBB HBP BLK WP HR S P ERA WHIP	IP WLS BF H R ER SO BB IBB HBP BLK WP HR S P ERA WHIP	IP WLS BF H R ER SO BB IBB HBP BLK WP HR S P ERA WHIP	IP WLS BF H R ER SO BB IBB HBP BLK WP HR S P ERA WHIP	IP WLS BF H R ER SO BB IBB HBP BLK WP HR S P ERA WHIP	IP WLS BF H R ER SO BB IBB HBP BLK WP HR S P ERA WHIP	IP WLS BF H R ER SO BB IBB HBP BLK WP HR S P ERA WHIP	IP WLS BF H R ER SO BB IBB HBP BLK WP HR S P ERA WHIP	IP WLS BF H R ER SO BB IBB HBP BLK WP HR S P ERA WHIP	IP WLS BF H R ER SO BB IBB HBP BLK WP HR S P ERA WHIP	IP WLS BF H R ER SO BB IBB HBP BLK WP HR S P ERA WHIP	IP WLS BF H R ER SO BB IBB HBP BLK WP HR S P ERA WHIP	IP WLS BF H R ER SO BB IBB HBP BLK WP HR S P ERA WHIP	IP WLS BF H R ER SO BB IBB HBP BLK WP HR S P ERA WHIP	IP WLS BF H R ER SO BB IBB HBP BLK WP HR S P ERA WHIP	IP WLS BF H R ER SO BB IBB HBP BLK WP HR S P ERA WHIP	IP WLS BF H R ER SO BB IBB HBP BLK WP HR S P ERA WHIP	IP WLS BF H R ER SO BB IBB HBP BLK WP HR S P ERA WHIP	IP WLS BF H R ER SO BB IBB HBP BLK WP HR S P ERA WHIP		
Barry Moore, L (1, 1) ERA: 3.0	5.0 L 23 6 4 4 4 3 0 0 0 1 1 28 40 7.20 1.800	5.0 L 23 6 4 4 4 3 0 0 0 1 1 28 40 7.20 1.800	5.0 L 23 6 4 4 4 3 0 0 0 1 1 28 40 7.20 1.800	5.0 L 23 6 4 4 4 3 0 0 0 1 1 28 40 7.20 1.800	5.0 L 23 6 4 4 4 3 0 0 0 1 1 28 40 7.20 1.800	5.0 L 23 6 4 4 4 3 0 0 0 1 1 28 40 7.20 1.800	5.0 L 23 6 4 4 4 3 0 0 0 1 1 28 40 7.20 1.800	5.0 L 23 6 4 4 4 3 0 0 0 1 1 28 40 7.20 1.800	5.0 L 23 6 4 4 4 3 0 0 0 1 1 28 40 7.20 1.800	5.0 L 23 6 4 4 4 3 0 0 0 1 1 28 40 7.20 1.800	5.0 L 23 6 4 4 4 3 0 0 0 1 1 28 40 7.20 1.800	5.0 L 23 6 4 4 4 3 0 0 0 1 1 28 40 7.20 1.800	5.0 L 23 6 4 4 4 3 0 0 0 1 1 28 40 7.20 1.800	5.0 L 23 6 4 4 4 3 0 0 0 1 1 28 40 7.20 1.800	5.0 L 23 6 4 4 4 3 0 0 0 1 1 28 40 7.20 1.800	5.0 L 23 6 4 4 4 3 0 0 0 1 1 28 40 7.20 1.800	5.0 L 23 6 4 4 4 3 0 0 0 1 1 28 40 7.20 1.800	5.0 L 23 6 4 4 4 3 0 0 0 1 1 28 40 7.20 1.800	5.0 L 23 6 4 4 4 3 0 0 0 1 1 28 40 7.20 1.800	5.0 L 23 6 4 4 4 3 0 0 0 1 1 28 40 7.20 1.800	5.0 L 23 6 4 4 4 3 0 0 0 1 1 28 40 7.20 1.800	5.0 L 23 6 4 4 4 3 0 0 0 1 1 28 40 7.20 1.800	
Casey Cox, R ERA: 2.03	2.0 7 0 0 0 0 1 0 0 0 0 0 6 10 0.00 0.500	2.0 7 0 0 0 0 1 0 0 0 0 0 6 10 0.00 0.500	2.0 7 0 0 0 0 1 0 0 0 0 0 6 10 0.00 0.500	2.0 7 0 0 0 0 1 0 0 0 0 0 6 10 0.00 0.500	2.0 7 0 0 0 0 1 0 0 0 0 0 6 10 0.00 0.500	2.0 7 0 0 0 0 1 0 0 0 0 0 6 10 0.00 0.500	2.0 7 0 0 0 0 1 0 0 0 0 0 6 10 0.00 0.500	2.0 7 0 0 0 0 1 0 0 0 0 0 6 10 0.00 0.500	2.0 7 0 0 0 0 1 0 0 0 0 0 6 10 0.00 0.500	2.0 7 0 0 0 0 1 0 0 0 0 0 6 10 0.00 0.500	2.0 7 0 0 0 0 1 0 0 0 0 0 6 10 0.00 0.500	2.0 7 0 0 0 0 1 0 0 0 0 0 6 10 0.00 0.500	2.0 7 0 0 0 0 1 0 0 0 0 0 6 10 0.00 0.500	2.0 7 0 0 0 0 1 0 0 0 0 0 6 10 0.00 0.500	2.0 7 0 0 0 0 1 0 0 0 0 0 6 10 0.00 0.500	2.0 7 0 0 0 0 1 0 0 0 0 0 6 10 0.00 0.500	2.0 7 0 0 0 0 1 0 0 0 0 0 6 10 0.00 0.500	2.0 7 0 0 0 0 1 0 0 0 0 0 6 10 0.00 0.500	2.0 7 0 0 0 0 1 0 0 0 0 0 6 10 0.00 0.500	2.0 7 0 0 0 0 1 0 0 0 0 0 6 10 0.00 0.500	2.0 7 0 0 0 0 1 0 0 0 0 0 6 10 0.00 0.500	2.0 7 0 0 0 0 1 0 0 0 0 0 6 10 0.00 0.500	
Dave Baldwin, R ERA: 2.89	2.0 6 0 0 0 1 0 0 0 0 0 0 8 8 0.00 0.000	2.0 6 0 0 0 1 0 0 0 0 0 0 8 8 0.00 0.000	2.0 6 0 0 0 1 0 0 0 0 0 0 8 8 0.00 0.000	2.0 6 0 0 0 1 0 0 0 0 0 0 8 8 0.00 0.000	2.0 6 0 0 0 1 0 0 0 0 0 0 8 8 0.00 0.000	2.0 6 0 0 0 1 0 0 0 0 0 0 8 8 0.00 0.000	2.0 6 0 0 0 1 0 0 0 0 0 0 8 8 0.00 0.000	2.0 6 0 0 0 1 0 0 0 0 0 0 8 8 0.00 0.000	2.0 6 0 0 0 1 0 0 0 0 0 0 8 8 0.00 0.000	2.0 6 0 0 0 1 0 0 0 0 0 0 8 8 0.00 0.000	2.0 6 0 0 0 1 0 0 0 0 0 0 8 8 0.00 0.000	2.0 6 0 0 0 1 0 0 0 0 0 0 8 8 0.00 0.000	2.0 6 0 0 0 1 0 0 0 0 0 0 8 8 0.00 0.000	2.0 6 0 0 0 1 0 0 0 0 0 0 8 8 0.00 0.000	2.0 6 0 0 0 1 0 0 0 0 0 0 8 8 0.00 0.000	2.0 6 0 0 0 1 0 0 0 0 0 0 8 8 0.00 0.000	2.0 6 0 0 0 1 0 0 0 0 0 0 8 8 0.00 0.000	2.0 6 0 0 0 1 0 0 0 0 0 0 8 8 0.00 0.000	2.0 6 0 0 0 1 0 0 0 0 0 0 8 8 0.00 0.000	2.0 6 0 0 0 1 0 0 0 0 0 0 8 8 0.00 0.000	2.0 6 0 0 0 1 0 0 0 0 0 0 8 8 0.00 0.000	2.0 6 0 0 0 1 0 0 0 0 0 0 8 8 0.00 0.000	2.0 6 0 0 0 1 0 0 0 0 0 0 8 8 0.00 0.000

Boston Red Sox @ Washington Senators
 Robert F. Kennedy Memorial Stadium, Washington, DC
 Fri Jun 27 1969, 7:05 PM EDT
 Att: 29,032 - Unknown

AB	32
R	4
H	6
RBI	3
BB	4
SO	5
LOB	9

Batter	1	2	3	4	5	6	7	8	9	AB	R	H	RBI	BB	SO	LOB	BOTTOM						
Ed Brinkman, R (1, 6) OBP: 0.330, SLG: 0.334										3	1	2	0	1	0	1							
Hank Allen, R (1, 5) OBP: 0.295, SLG: 0.338										4	0	1	0	0	0	3							
Frank Howard, R (1, 7) OBP: 0.381, SLG: 0.573										3	0	0	0	1	0	3							
Brant Aleya, R (1, 9) OBP: 0.389, SLG: 0.604										4	1	2	2	0	1	2							
Mike Epstein, L (1, 3) OBP: 0.421, SLG: 0.566										4	0	0	0	0	2	3							
Sam Bowers, R (1, 8) OBP: 0.111, SLG: 0.111										4	0	0	0	0	2	1							
Tim Cullen, R (1, 4) OBP: 0.250, SLG: 0.215										3	0	0	0	1	1	0	AB 32						
Paul Casanova, R (1, 2) OBP: 0.226, SLG: 0.254										4	0	1	0	0	1	1	R 2						
Barry Moore, L (1, 1) OBP: 0.321, SLG: 0.240										1	0	0	0	0	0	0	H 6						
Ken McMullen, R (5, PH) OBP: 0.318, SLG: 0.358										1	0	0	0	0	0	1	RBI 2						
Casey Cox, R (6, 1)										0	0	0	0	0	0	0	BB 3						
Ed Stroud, L (7, PH) OBP: 0.346, SLG: 0.339										1	0	0	0	0	0	1	SO 7						
Dave Baldwin, R (8, 1)										0	0	0	0	0	0	0	LOB 16						
Inning Stats	R: 0 E: 0 K: 0 S: 3	H: 1 LOB: 0 BB: 0 P: 3	R: 1 E: 0 K: 0 S: 4	H: 1 LOB: 0 BB: 0 P: 4	R: 0 E: 0 K: 0 S: 3	H: 0 LOB: 1 BB: 1 P: 7	R: 0 E: 0 K: 1 S: 5	H: 0 LOB: 1 BB: 1 P: 9	R: 0 E: 0 K: 0 S: 3	H: 0 LOB: 1 BB: 1 P: 7	R: 0 E: 0 K: 1 S: 6	H: 1 LOB: 1 BB: 0 P: 6	R: 0 E: 0 K: 1 S: 6	H: 1 LOB: 1 BB: 0 P: 6	R: 1 E: 0 K: 1 S: 7	H: 2 LOB: 1 BB: 0 P: 7	R: 0 E: 0 K: 3 S: 9	H: 0 LOB: 0 BB: 0 P: 9	1B: 5 2B: 0 3B: 0 HR: 1	SF: 0 SAC: 0 DP: 1 HBP: 0	WP: 0 PB: 0 SB: 0 CS: 0	PA: 35	
PITCHER	IP WLS BF H R ER SO BB IBB HBP BLK WP HR S P ERA WHIP	IP WLS BF H R ER SO BB IBB HBP BLK WP HR S P ERA WHIP	IP WLS BF H R ER SO BB IBB HBP BLK WP HR S P ERA WHIP	IP WLS BF H R ER SO BB IBB HBP BLK WP HR S P ERA WHIP	IP WLS BF H R ER SO BB IBB HBP BLK WP HR S P ERA WHIP	IP WLS BF H R ER SO BB IBB HBP BLK WP HR S P ERA WHIP	IP WLS BF H R ER SO BB IBB HBP BLK WP HR S P ERA WHIP	IP WLS BF H R ER SO BB IBB HBP BLK WP HR S P ERA WHIP	IP WLS BF H R ER SO BB IBB HBP BLK WP HR S P ERA WHIP	IP WLS BF H R ER SO BB IBB HBP BLK WP HR S P ERA WHIP	IP WLS BF H R ER SO BB IBB HBP BLK WP HR S P ERA WHIP	IP WLS BF H R ER SO BB IBB HBP BLK WP HR S P ERA WHIP	IP WLS BF H R ER SO BB IBB HBP BLK WP HR S P ERA WHIP	IP WLS BF H R ER SO BB IBB HBP BLK WP HR S P ERA WHIP	IP WLS BF H R ER SO BB IBB HBP BLK WP HR S P ERA WHIP	IP WLS BF H R ER SO BB IBB HBP BLK WP HR S P ERA WHIP	IP WLS BF H R ER SO BB IBB HBP BLK WP HR S P ERA WHIP	IP WLS BF H R ER SO BB IBB HBP BLK WP HR S P ERA WHIP	IP WLS BF H R ER SO BB IBB HBP BLK WP HR S P ERA WHIP	IP WLS BF H R ER SO BB IBB HBP BLK WP HR S P ERA WHIP	IP WLS BF H R ER SO BB IBB HBP BLK WP HR S P ERA WHIP		
Bill Landis, L (1, 1) ERA: 7.34	6.0 W 23 3 1 1 2 3 1 1 2 0 0 24 36 1.50 1.000	6.0 W 23 3 1 1 2 3 1 1 2 0 0 24 36 1.50 1.000	6.0 W 23 3 1 1 2 3 1 1 2 0 0 24 36 1.50 1.000	6.0 W 23 3 1 1 2 3 1 1 2 0 0 24 36 1.50 1.000	6.0 W 23 3 1 1 2 3 1 1 2 0 0 24 36 1.50 1.000	6.0 W 23 3 1 1 2 3 1 1 2 0 0 24 36 1.50 1.000	6.0 W 23 3 1 1 2 3 1 1 2 0 0 24 36 1.50 1.000	6.0 W 23 3 1 1 2 3 1 1 2 0 0 24 36 1.50 1.000	6.0 W 23 3 1 1 2 3 1 1 2 0 0 24 36 1.50 1.000	6.0 W 23 3 1 1 2 3 1 1 2 0 0 24 36 1.50 1.000	6.0 W 23 3 1 1 2 3 1 1 2 0 0 24 36 1.50 1.000	6.0 W 23 3 1 1 2 3 1 1 2 0 0 24 36 1.50 1.000	6.0 W 23 3 1 1 2 3 1 1 2 0 0 24 36 1.50 1.000	6.0 W 23 3 1 1 2 3 1 1 2 0 0 24 36 1.50 1.000	6.0 W 23 3 1 1 2 3 1 1 2 0 0 24 36 1.50 1.000	6.0 W 23 3 1 1 2 3 1 1 2 0 0 24 36 1.50 1.000	6.0 W 23 3 1 1 2 3 1 1 2 0 0 24 36 1.50 1.000	6.0 W 23 3 1 1 2 3 1 1 2 0 0 24 36 1.50 1.000	6.0 W 23 3 1 1 2 3 1 1 2 0 0 24 36 1.50 1.000	6.0 W 23 3 1 1 2 3 1 1 2 0 0 24 36 1.50 1.000	6.0 W 23 3 1 1 2 3 1 1 2 0 0 24 36 1.50 1.000	6.0 W 23 3 1 1 2 3 1 1 2 0 0 24 36 1.50 1.000	6.0 W 23 3 1 1 2 3 1 1 2 0 0 24 36 1.50 1.000
Sparky Lyle, L (7, 1) ERA: 2.54	3.0 S 12 3 1 1 5 0 0 0 0 0 0 22 22 3.00 1.000	3.0 S 12 3 1 1 5 0 0 0 0 0 0 22 22 3.00 1.000	3.0 S 12 3 1 1 5 0 0 0 0 0 0 22 22 3.00 1.000	3.0 S 12 3 1 1 5 0 0 0 0 0 0 22 22 3.00 1.00																			

Batter	1	2	3	4	5	6	7	8	9	10	AB	R	H	RBI	BB	SO	LOB	TOP				
Dick Schofield, S OBP: 0.359, SLG: 0.385 (1, 4)	G4-3		G4-3			P6	F8		L7		5	0	0	0	0	0	2	Boston Red Sox @ Washington Senators Robert F. Kennedy Memorial Stadium, Washington, DC Sat Jun 28 1969, 3:33 AM EDT Att: 9,125 - Unknown livebaseballscorecards.com				
Joe Lahoud, L OBP: 0.320, SLG: 0.282 Don Lock, R OBP: 0.357, SLG: 0.281 (10, PH) (10, 7)	G4-3			BB		G4-3		2B SH1-3 BB		FC6-4 1B	2	1	0	0	2	0	0					
Carl Yastrzemski, L OBP: 0.385, SLG: 0.538 (1, 3)	G6-3			K				K		K	4	0	0	0	1	3	3					
Reggie Smith, S OBP: 0.371, SLG: 0.550 (1, 8)		G3 3B		K				K		FC6-4	5	1	2	0	0	2	3					
Dalton Jones, L OBP: 0.298, SLG: 0.347 (1, 5)		G3				F5				F7	3	0	0	2	1	0	2					
Tony Conigliaro, R OBP: 0.328, SLG: 0.471 (1, 9)		K									3	1	1	0	1	1	0					
Syd O'Brien, R OBP: 0.340, SLG: 0.596 (1, 6)		G5-3									3	0	0	0	1	0	2					
Tom Satriano, L OBP: 0.347, SLG: 0.272 (1, 2)											4	0	1	0	0	1	2					
Ray Culp, R OBP: 0.222, SLG: 0.255 Sparky Lyle, L OBP: 0.167, SLG: 0.167 Vicente Romo, R OBP: 0.111, SLG: 0.111 (8, 1) (9, 1)											3	0	1	1	0	0	1					
											1	0	0	0	0	1	0					
											0	0	0	0	0	0	0					
Inning Stats	R: 0 E: 0 K: 0 S: 3	H: 0 LOB: 0 BB: 0 P: 3	R: 1 E: 0 K: 1 S: 6	H: 1 LOB: 0 BB: 0 P: 6	R: 0 E: 0 K: 0 S: 3	H: 0 LOB: 0 BB: 0 P: 3	R: 0 E: 0 K: 2 S: 7	H: 0 LOB: 1 BB: 1 P: 11	R: 0 E: 0 K: 0 S: 5	H: 0 LOB: 1 BB: 1 P: 9	R: 1 E: 0 K: 0 S: 4	H: 2 LOB: 2 BB: 2 P: 12	R: 1 E: 0 K: 1 S: 6	H: 1 LOB: 2 BB: 2 P: 14	R: 0 E: 0 K: 2 S: 7	H: 0 LOB: 0 BB: 0 P: 7	R: 0 E: 0 K: 1 S: 6	H: 1 LOB: 1 BB: 0 P: 6	1B: 3 2B: 2 3B: 1 HR: 0	SF: 0 SAC: 1 DP: 0 HBP: 0	WP: 0 PB: 0 SB: 0 CS: 1	PA: 41
PITCHER	IP 7.0	WLS 28	BF 4	H 4	R 2	ER 2	SO 4	BB 4	IBB 0	HBP 0	BLK 0	WP 0	HR 0	S 32	P 48	ERA 2.57	WHIP 1.143					
Dick Bosman, R ERA: 2.24 (1, 1)	0.2	5	1	1	1	1	1	1	0	0	0	0	0	5	13	13.50	3.000					
Jim Shellenback, L ERA: 4.33 (8, 1)	1.1	4	0	0	0	2	0	0	0	0	0	0	0	8	8	0.00	0.000					
Camilo Pascual, R ERA: 6.28 Darold Knowles, L ERA: 2.05 (8, 1) (10, 1)	1.0	W	4	1	0	0	1	0	0	0	0	0	0	6	6	0.00	1.000					

Boston Red Sox @ Washington Senators
 Robert F. Kennedy Memorial Stadium, Washington, DC
 Sat Jun 28 1969, 3:33 AM EDT
 Att: 9,125 - Unknown

AB 34
 R 3
 H 6
 RBI 3
 BB 6
 SO 8
 LOB 15



Batter	1	2	3	4	5	6	7	8	9	10	AB	R	H	RBI	BB	SO	LOB	BOTTOM				
Del Unser, L OBP: 0.333, SLG: 0.345 (1, 8)	G4-3		E1 1B		F8			WP G3-1 2B	FC6-2 E BB		4	1	2	0	1	0	2	Boston Red Sox @ Washington Senators Robert F. Kennedy Memorial Stadium, Washington, DC Sat Jun 28 1969, 3:33 AM EDT Att: 9,125 - Unknown livebaseballscorecards.com				
Lee Maye, L OBP: 0.298, SLG: 0.308 Paul Cassanova, R OBP: 0.225, SLG: 0.253 (1, 9) (9, PH) (10, 2)	G3		E1 1B		G4-3			G3-1	E2 FC6-2		4	0	1	1	0	0	2					
Frank Howard, R OBP: 0.361, SLG: 0.581 (1, 7) (9, 3)			E1						FC6-2		5	1	2	1	0	0	5					
Mike Epstein, L OBP: 0.419, SLG: 0.560 Brant Aylea, R OBP: 0.391, SLG: 0.602 (1, 3) (8, PH) (9, 7)	FC5-6										2	0	0	0	0	0	1					
											2	0	1	0	0	1	3					
Hank Allen, R OBP: 0.298, SLG: 0.330 (1, 5) (9, 4)		F3			P3						5	0	0	0	0	0	5					
Bernie Allen, L OBP: 0.350, SLG: 0.415 Ken McMullen, R OBP: 0.323, SLG: 0.375 (1, 4) (8, PH) (9, 5)		K			K						3	0	0	0	0	2	1					
											2	1	2	1	0	0	0					
Ed Brinkman, R OBP: 0.326, SLG: 0.330 (1, 6)		L7									4	0	0	0	0	1	2					
											3	0	1	0	0	0	0					
											0	1	0	0	1	0	0					
											0	0	0	0	0	0	0					
											1	0	0	0	0	1	0					
											1	0	0	0	0	1	0					
											0	0	0	0	0	0	0					
											0	0	0	0	0	0	0					
											0	0	0	0	0	0	0					
Inning Stats	R: 0 E: 0 K: 0 S: 4	H: 1 LOB: 1 BB: 0 P: 4	R: 0 E: 0 K: 1 S: 5	H: 0 LOB: 0 BB: 0 P: 5	R: 0 E: 0 K: 1 S: 7	H: 0 LOB: 2 BB: 0 P: 7	R: 0 E: 0 K: 1 S: 5	H: 0 LOB: 0 BB: 0 P: 5	R: 0 E: 0 K: 0 S: 3	H: 0 LOB: 1 BB: 1 P: 4	R: 0 E: 0 K: 1 S: 5	H: 0 LOB: 0 BB: 0 P: 5	R: 2 E: 0 K: 1 S: 9	H: 4 LOB: 2 BB: 0 P: 9	R: 1 E: 2 K: 1 S: 7	H: 0 LOB: 3 BB: 2 P: 15	R: 1 E: 0 K: 0 S: 1	H: 1 LOB: 0 BB: 0 P: 1	1B: 6 2B: 1 3B: 0 HR: 2	SF: 0 SAC: 2 DP: 0 HBP: 1	WP: 1 PB: 0 SB: 0 CS: 0	PA: 42
PITCHER	IP 7.1	WLS 30	BF 6	H 2	R 2	ER 0	SO 4	BB 0	IBB 0	HBP 1	BLK 0	WP 1	HR 1	S 37	P 38	ERA 2.46	WHIP 0.818					
Ray Culp, R ERA: 3.65 (1, 1)	0.2	7	2	1	0	1	2	0	0	0	0	0	0	7	15	0.00	6.000					
Sparky Lyle, L ERA: 2.51 (8, 1)	1.0	L	5	1	1	1	1	0	0	0	0	0	1	7	7	9.00	1.000					
Vicente Romo, R ERA: 3.47 (9, 1)																						

Boston Red Sox @ Washington Senators
 Robert F. Kennedy Memorial Stadium, Washington, DC
 Sat Jun 28 1969, 3:33 AM EDT
 Att: 9,125 - Unknown

AB 37
 R 4
 H 9
 RBI 3
 BB 2
 SO 6
 LOB 23



Batter	1	2	3	4	5	6	7	8	9	AB	R	H	RBI	BB	SO	LOB	TOP				
Dick Schofield, S OBP: 0.353, SLG: 0.373 (1,4)	G3		F3		F8		K		BB WP BB	4	0	0	0	1	1	2					
Joe Lahoud, L OBP: 0.343, SLG: 0.288 (1,7)	G4-6-3 1B		F4						G3-1-3 BB	2	0	1	0	3	0	1					
Carl Yastrzemski, L OBP: 0.385, SLG: 0.534 (1,3)	G4-6-3 1-2			1B HR 1B	F8				P5	4	1	1	0	1	0	4					
Reggie Smith, S OBP: 0.368, SLG: 0.543 (1,8)		K		1B HR 1B	P5				G3-1-3 G3	5	1	1	0	0	1	6					
Rico Petrocelli, R OBP: 0.438, SLG: 0.671 (1,6)	L5			1-H HR 3-H		F8				3	1	1	3	1	0	0					
Tony Conigliaro, R OBP: 0.327, SLG: 0.465 (1,9)	BB			K		F8			IBB	3	0	0	0	1	2	2					
Dalton Jones, L OBP: 0.297, SLG: 0.345 (1,5)	G4-3			G4-3		F7				4	1	1	0	0	0	1					
Tom Satriano, L OBP: 0.344, SLG: 0.273 (1,2)				L8		F7			SF8 1B	3	0	1	1	0	0	0					
Lee Stange, R OBP: 0.190, SLG: 0.105 Mike Nagy, R OBP: 0.094, SLG: 0.097 Bill Landis, L Vicente Romo, R OBP: 0.111, SLG: 0.111 Sparky Lyle, L OBP: 0.286, SLG: 0.167 (1,1) (9,1) (9,1) (9,1) (9,1)			K			F2			F9	4	0	1	0	0	1	1					
Inning Stats	R: 0 E: 0 K: 0 S: 3	H: 1 LOB: 0 BB: 0 P: 3	R: 0 E: 0 K: 1 S: 5	H: 0 LOB: 1 BB: 1 P: 9	R: 0 E: 0 K: 1 S: 6	H: 1 LOB: 1 BB: 0 P: 6	R: 3 E: 0 K: 1 S: 8	H: 3 LOB: 0 BB: 0 P: 8	R: 0 E: 0 K: 0 S: 4	H: 0 LOB: 0 BB: 0 P: 3	R: 0 E: 0 K: 1 S: 5	H: 0 LOB: 0 BB: 0 P: 5	R: 0 E: 0 K: 1 S: 5	H: 0 LOB: 2 BB: 2 P: 13	R: 1 E: 1 K: 0 S: 4	H: 1 LOB: 3 BB: 3 P: 16	1B: 6 2B: 0 3B: 0 HR: 1	SF: 1 SAC: 0 DP: 1 HBP: 0	WP: 1 PB: 0 SB: 0 CS: 0	PA: 40	
PITCHER	IP	WLS	BF	H	R	ER	SO	BB	IBB	HBP	BLK	WP	HR	S	P	ERA	WHIP				
Jim Hannan, R ERA: 4.03 Bob Humphreys, R ERA: 3.1 Dennis Higgins, R ERA: 3.4 (1,1) (6,1) (9,1)	5.0		22	6	3	3	3	2	0	0	0	0	1	26	34	5.40	1.600				
	3.0		11	0	0	0	2	1	1	0	0	0	0	13	21	0.00	0.333				
	1.0	W	7	1	1	1	0	3	0	0	0	1	0	4	16	9.00	4.000				

Boston Red Sox @ Washington Senators
 Robert F. Kennedy Memorial Stadium, Washington, DC
 Sun Jun 29 1969, 3:33 AM EDT
 Unknown

AB 32
 R 4
 H 7
 RBI 4
 BB 7
 SO 5
 LOB 17



Batter	1	2	3	4	5	6	7	8	9	AB	R	H	RBI	BB	SO	LOB	BOTTOM				
Del Unser, L OBP: 0.328, SLG: 0.338 (1,8)	G3-1		F8		F7			F9	FC6-2	5	0	0	0	0	0	3					
Lee Maye, L OBP: 0.303, SLG: 0.308 Dennis Higgins, R OBP: 0.125, SLG: 0.125 (1,9) (9,1)	G4-1		F7			G1-4-3 BB		FC4		3	0	1	0	1	0	0					
Frank Howard, R OBP: 0.379, SLG: 0.576 (1,7)	1B		L9			G1-4-3		FC4		4	0	1	0	0	0	2					
Mike Epstein, L OBP: 0.425, SLG: 0.578 (1,3)	F8			G4-6-3 1B		HR			FC1 1B BB	3	2	2	1	1	0	1					
Ken McMullen, R OBP: 0.322, SLG: 0.373 (1,5)		P6		F8		K			E SF8 1B	4	1	1	0	0	1	1					
Bernie Allen, L OBP: 0.344, SLG: 0.407 Sam Bowens, R OBP: 0.107, SLG: 0.107 (1,4) (9, PH)	L8			G4-6-3			F3		FC1 FC6-2	3	0	0	0	0	0	1					
Ed Brinkman, R OBP: 0.328, SLG: 0.330 (1,6)	E6 2B 1B				G5-3		K		SF8 E BB	3	2	1	0	1	1	0					
Jim French, L OBP: 0.348, SLG: 0.352 Brant Aiyee, R OBP: 0.388, SLG: 0.602 (1,2) (9, PH)							G4-1		SF8	3	0	2	1	0	0	0					
Jim Hannan, R OBP: 0.192, SLG: 0.192 Ed Stroud, L OBP: 0.341, SLG: 0.333 Bob Humphreys, R OBP: 0.182, SLG: 0.100 Hank Allen, R OBP: 0.290, SLG: 0.328 (1,1) (5, PH) (6,1) (8, PH) (9,9)							G4-3		E IBB	1	0	0	0	0	1	1					
Inning Stats	R: 0 E: 0 K: 0 S: 4	H: 1 LOB: 1 BB: 0 P: 4	R: 1 E: 1 K: 1 S: 7	H: 2 LOB: 1 BB: 0 P: 7	R: 0 E: 0 K: 0 S: 3	H: 0 LOB: 0 BB: 0 P: 3	R: 0 E: 0 K: 0 S: 3	H: 1 LOB: 1 BB: 0 P: 3	R: 0 E: 0 K: 1 S: 5	H: 1 LOB: 0 BB: 1 P: 9	R: 0 E: 0 K: 1 S: 5	H: 0 LOB: 0 BB: 0 P: 5	R: 0 E: 0 K: 0 S: 4	H: 1 LOB: 1 BB: 0 P: 4	R: 3 E: 2 K: 0 S: 4	H: 1 LOB: 3 BB: 3 P: 16	1B: 5 2B: 2 3B: 0 HR: 1	SF: 1 SAC: 0 DP: 2 HBP: 0	WP: 0 PB: 0 SB: 0 CS: 0	PA: 37	
PITCHER	IP	WLS	BF	H	R	ER	SO	BB	IBB	HBP	BLK	WP	HR	S	P	ERA	WHIP				
Lee Stange, R ERA: 2.57 Mike Nagy, R ERA: 3.19 Bill Landis, L ERA: 7.34 Vicente Romo, R ERA: 3.47 Sparky Lyle, L ERA: 2.47 (1,1) (9,1) (9,1) (9,1) (9,1) (9,1)	8.0		31	7	3	2	3	2	0	0	0	0	0	1	43	2.25	1.125				
	0.0		1	1	0	0	0	0	0	0	0	0	0	1	1	∞	∞				
	0.0	L	1	0	0	0	0	0	0	0	0	0	0	1	1	∞	∞				
	0.0		1	0	0	0	0	1	0	0	0	0	0	0	4	∞	∞				
	0.2		3	0	2	0	0	0	1	0	0	0	0	2	6	0.00	0.000				

Boston Red Sox @ Washington Senators
 Robert F. Kennedy Memorial Stadium, Washington, DC
 Sun Jun 29 1969, 3:33 AM EDT
 Unknown

AB 32
 R 5
 H 8
 RBI 3
 BB 4
 SO 3
 LOB 11



Batter	1	2	3	4	5	6	7	8	9	AB	R	H	RBI	BB	SO	LOB	TOP			
Dick Schofield, S (1,4) OBP: 0.391, SLG: 0.370										4	1	1	0	0	1	0	Boston Red Sox @ Washington Senators Robert F. Kennedy Memorial Stadium, Washington, DC Sun Jun 29 1969, 3:38 AM EDT Att: 28,631 - Unknown			
Joe Lahoud, L (1,9) OBP: 0.340, SLG: 0.277										3	1	0	0	1	0	0				
Carl Yastrzemski, L (1,7) OBP: 0.384, SLG: 0.540										4	1	1	3	0	0	0				
Reggie Smith, S (1,8) OBP: 0.370, SLG: 0.541										3	0	1	0	1	0	0				
Rico Petrocelli, R (1,6) OBP: 0.435, SLG: 0.662										3	1	0	0	1	1	2				
Dalton Jones, L (1,3) OBP: 0.308, SLG: 0.348										1	0	1	0	3	0	0				
Syd O'Brien, R (1,5) OBP: 0.333, SLG: 0.569										4	0	1	1	0	0	4				
Russ Gibson, R (1,2) OBP: 0.276, SLG: 0.267										4	0	0	0	0	0	3				
Sonny Siebert, R (1,1) OBP: 0.300, SLG: 0.370										1	0	0	0	0	1	0				
Don Lock, R (4, PH) OBP: 0.345, SLG: 0.250										1	0	0	0	0	0	1				
Bill Lee, L (4, 1)										0	0	0	0	0	0	0				
Tony Conigliaro, R (7, PH) OBP: 0.326, SLG: 0.463										1	0	0	0	0	0	0				
Mike Nagy, R (7, 1) OBP: 0.094, SLG: 0.097										0	0	0	0	0	0	0				
Inning Stats	R: 3 E: 0 K: 0 S: 5	H: 3 LOB: 1 BB: 2 P: 13	R: 0 E: 0 K: 1 S: 5	H: 0 LOB: 0 BB: 0 P: 5	R: 0 E: 0 K: 0 S: 3	H: 0 LOB: 0 BB: 0 P: 3	R: 1 E: 0 K: 0 S: 4	H: 2 LOB: 1 BB: 1 P: 8	R: 0 E: 0 K: 1 S: 5	H: 0 LOB: 0 BB: 2 P: 13	R: 0 E: 0 K: 1 S: 5	H: 0 LOB: 0 BB: 0 P: 5	R: 0 E: 0 K: 0 S: 3	H: 0 LOB: 0 BB: 1 P: 6	R: 0 E: 0 K: 0 S: 2	H: 0 LOB: 0 BB: 1 P: 6	1B: 4 2B: 0 3B: 0 HR: 1	SF: 0 SAC: 0 DP: 2 HBP: 0	WP: 0 PB: 0 SB: 0 CS: 0	PA: 35
PITCHER Joe Coleman, R (1,1) ERA: 4.35	IP: 9.0 WLS: W BF: 35 H: 5 R: 4 ER: 4 SO: 3 BB: 6 IBB: 0 HBP: 0 BLK: 0 WP: 0 HR: 1 S: 35 P: 59 ERA: 4.00 WHIP: 1.222															PITCHER				

AB	29
R	4
H	5
RBI	4
BB	6
SO	3
LOB	10



Batter	1	2	3	4	5	6	7	8	9	AB	R	H	RBI	BB	SO	LOB	BOTTOM			
Del Unser, L (1,8) OBP: 0.332, SLG: 0.354										5	2	3	2	0	0	1	Boston Red Sox @ Washington Senators Robert F. Kennedy Memorial Stadium, Washington, DC Sun Jun 29 1969, 3:38 AM EDT Att: 28,631 - Unknown			
Lee Maye, L (1,9) OBP: 0.313, SLG: 0.319										2	1	2	1	0	0	0				
Hank Allen, R (4, PH) OBP: 0.300, SLG: 0.338										3	2	3	0	0	0	0				
Frank Howard, R (1,7) OBP: 0.377, SLG: 0.580										5	2	1	2	0	1	5				
Sam Bowers, R (6, 7) OBP: 0.107, SLG: 0.107										0	0	0	0	0	0	0				
Mike Epstein, L (1,3) OBP: 0.429, SLG: 0.592										4	1	2	3	1	1	0				
Ken McMullen, R (1,5) OBP: 0.323, SLG: 0.371										4	0	1	1	1	1	2				
Bernie Allen, L (1,4) OBP: 0.347, SLG: 0.412										3	2	1	0	1	2	2				
Tim Cullen, R (7, 4) OBP: 0.254, SLG: 0.214										1	0	0	0	0	1	1				
Ed Brinkman, R (1,6) OBP: 0.323, SLG: 0.325										5	0	0	0	0	1	5				
Paul Casanova, R (1,2) OBP: 0.230, SLG: 0.262										4	1	2	1	0	2	0				
Joe Coleman, R (1,1) OBP: 0.128, SLG: 0.105										4	0	0	0	0	3	3				
Inning Stats	R: 0 E: 0 K: 2 S: 8	H: 1 LOB: 2 BB: 1 P: 12	R: 6 E: 1 K: 1 S: 10	H: 4 LOB: 0 BB: 1 P: 14	R: 1 E: 0 K: 1 S: 7	H: 2 LOB: 1 BB: 0 P: 7	R: 2 E: 0 K: 1 S: 7	H: 2 LOB: 0 BB: 0 P: 7	R: 0 E: 0 K: 3 S: 9	H: 0 LOB: 0 BB: 0 P: 9	R: 2 E: 0 K: 1 S: 9	H: 4 LOB: 2 BB: 0 P: 9	R: 0 E: 0 K: 1 S: 7	H: 2 LOB: 2 BB: 0 P: 7	R: 0 E: 0 K: 2 S: 7	H: 0 LOB: 1 BB: 1 P: 11	1B: 10 2B: 2 3B: 0 HR: 3	SF: 0 SAC: 0 DP: 0 HBP: 0	WP: 1 PB: 0 SB: 0 CS: 0	PA: 43
PITCHER Sonny Siebert, R (1,1) ERA: 4.04	IP: 3.0 WLS: L BF: 19 H: 7 R: 7 ER: 3 SO: 4 BB: 2 IBB: 0 HBP: 0 BLK: 0 WP: 0 HR: 1 S: 25 P: 33 ERA: 9.00 WHIP: 3.000															PITCHER				
Bill Lee, L (4, 1) ERA: 6.43	3.0 L 15 6 4 4 5 0 0 0 0 0 2 25 25 12.00 2.000																			
Mike Nagy, R (7, 1) ERA: 3.12	2.0 9 2 0 0 3 1 0 0 0 0 1 0 14 18 0.00 1.500																			


AB	40
R	11
H	15
RBI	10
BB	3
SO	12
LOB	19



Batter	1	2	3	4	5	6	7	8	9	AB	R	H	RBI	BB	SO	LOB	TOP				
Dick Schofield, S OBP: 0.346, SLG: 0.364 (1, 4)	G3		K		G5-3			K	1-2 2-H 1B	5	0	1	1	0	2	1					
Joe Lahoud, L OBP: 0.333, SLG: 0.264 (1, 9)	G3		G3			L9		1B BB	K	4	0	0	0	1	1	2					
Carl Yastrzemski, L OBP: 0.385, SLG: 0.551 (1, 7)	HR		F7			F8		1-2 1B		4	1	2	1	0	0	0					
Reggie Smith, S OBP: 0.368, SLG: 0.548 (1, 8)	HR				F8			K		4	1	1	1	0	1	2					
Rico Petrocelli, R OBP: 0.436, SLG: 0.662 (1, 6)	BB				L6			G3-1		3	1	1	0	1	0	2					
George Scott, R OBP: 0.324, SLG: 0.383 (1, 5)	K				F8			G1-3	BB 1B	4	1	1	0	0	1	2					
Dalton Jones, L OBP: 0.304, SLG: 0.342 (1, 3)			F8			G3-1		G4-3	F7	4	0	0	0	0	0	2					
Russ Gibson, R OBP: 0.280, SLG: 0.273 (1, 2)			L7			WP G4-3 1B		3-H 1B	P3	4	0	2	1	0	0	1					
Ray Jarvis, R Mike Nagy, R Mike Andrews, R Bill Lee, L Tom Satriano, L Sonny Siebert, R Tony Conigliaro, R (1, 1) (2, 1) (5, PH) (5, 1) (7, PH) (7, 1) (9, PH)	K				G4-3			F7	1B BB	1	0	0	0	0	1	0					
Inning Stats	R: 2 E: 0 K: 1 S: 7	H: 2 LOB: 1 BB: 1 P: 11	R: 0 E: 0 K: 1 S: 5	H: 0 LOB: 0 BB: 0 P: 5	R: 0 E: 0 K: 1 S: 5	H: 0 LOB: 0 BB: 0 P: 5	R: 0 E: 0 K: 0 S: 3	H: 0 LOB: 0 BB: 0 P: 3	R: 0 E: 0 K: 0 S: 4	H: 1 LOB: 1 BB: 0 P: 4	R: 0 E: 0 K: 0 S: 3	H: 0 LOB: 0 BB: 0 P: 3	R: 1 E: 0 K: 0 S: 5	H: 2 LOB: 1 BB: 0 P: 5	R: 0 E: 0 K: 2 S: 8	H: 1 LOB: 2 BB: 1 P: 12	R: 1 E: 0 K: 1 S: 7	H: 2 LOB: 2 BB: 1 P: 11	1B: 5 2B: 1 3B: 0 HR: 2	SF: 0 SAC: 0 DP: 0 HBP: 0	WP: 1 PA: 38 PB: 0 SB: 0 CS: 0
PITCHER Pat Dobson, R ERA: 3.53 (1, 1)	IP: 9.0 WLS: W BF: 38 H: 8 R: 4 ER: 4 SO: 6 BB: 3 IBB: 0 HBP: 0 BLK: 0 WP: 1 HR: 2 S: 47 P: 59 ERA: 4.00 WHIP: 1.222											PITCHER	IP: 9.0 WLS: W BF: 38 H: 8 R: 4 ER: 4 SO: 6 BB: 3 IBB: 0 HBP: 0 BLK: 0 WP: 1 HR: 2 S: 47 P: 59 ERA: 4.00 WHIP: 1.222								

Boston Red Sox @ Detroit Tigers
Tiger Stadium, Detroit, MI
Tue Jul 01 1969, 7:05 PM EDT
Att: 20,261 - Unknown


AB 35
R 4
H 8
RBI 4
BB 3
SO 6
LOB 14

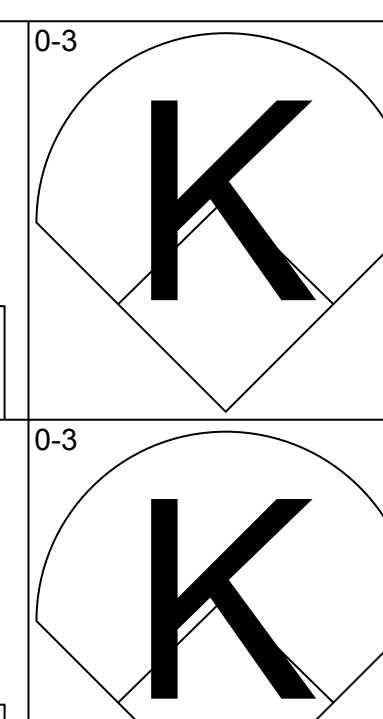
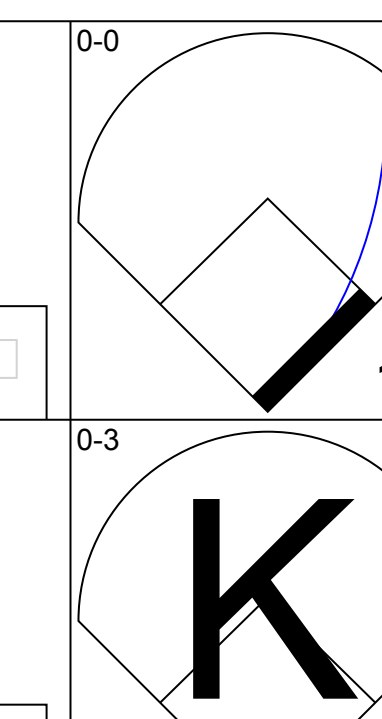
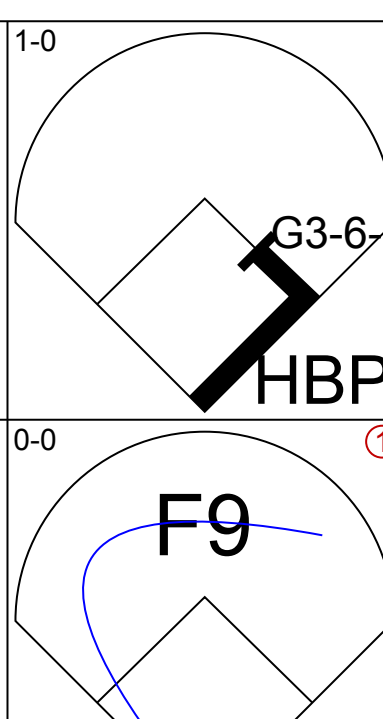
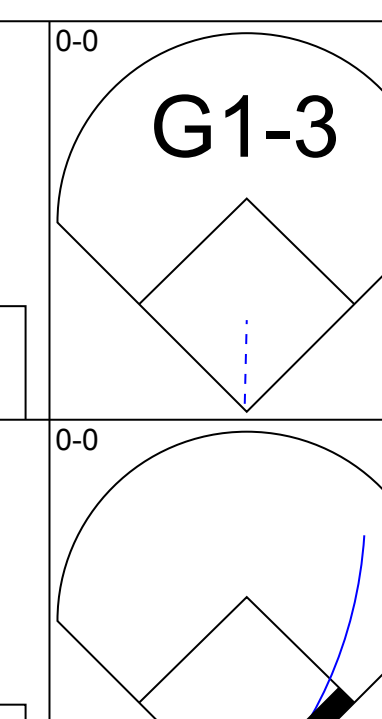
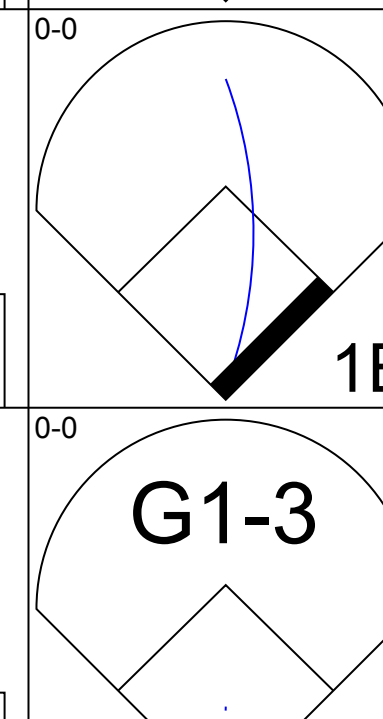

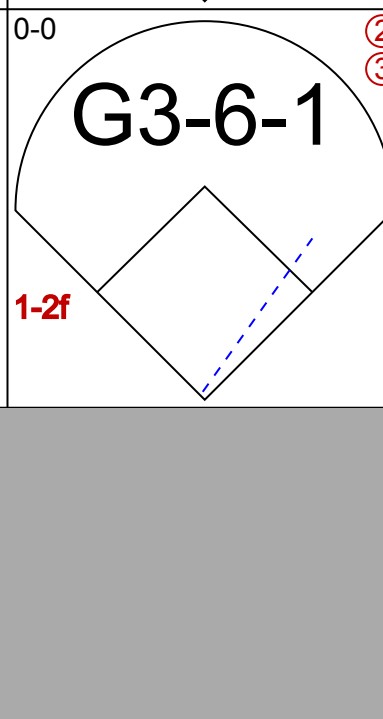
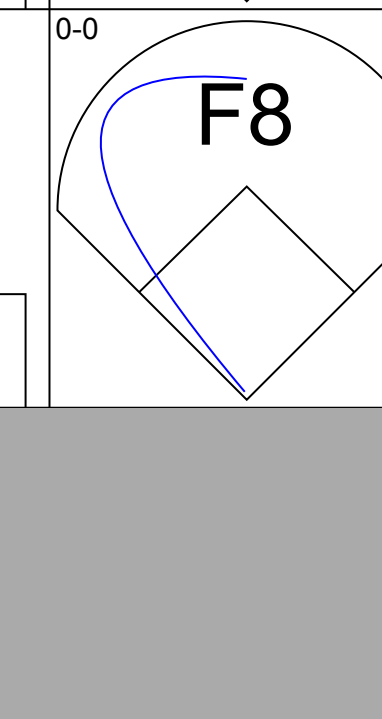

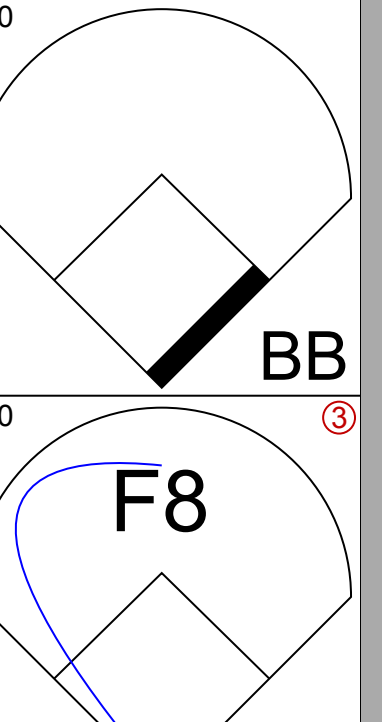




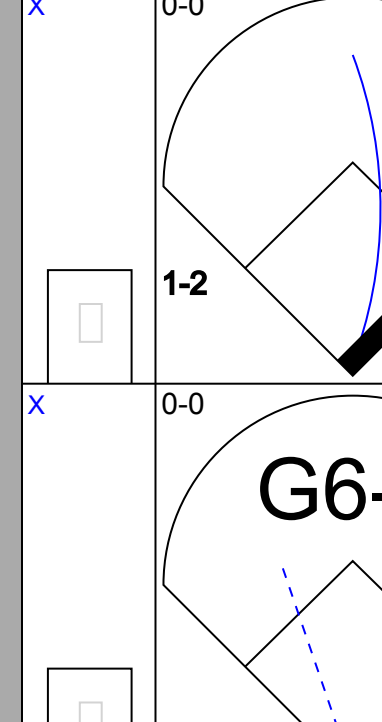
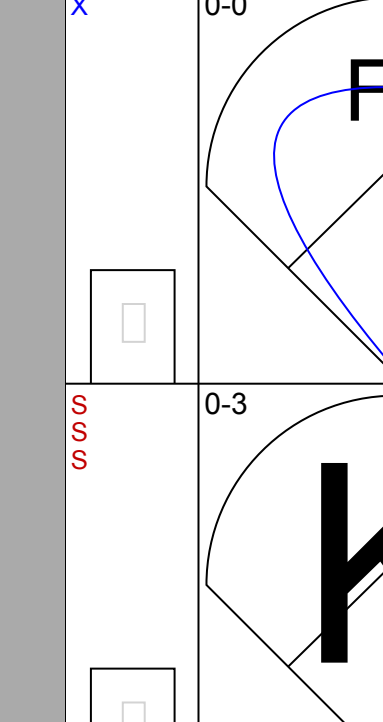
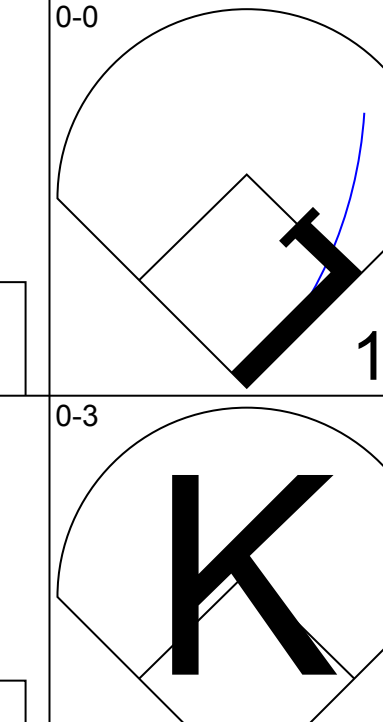
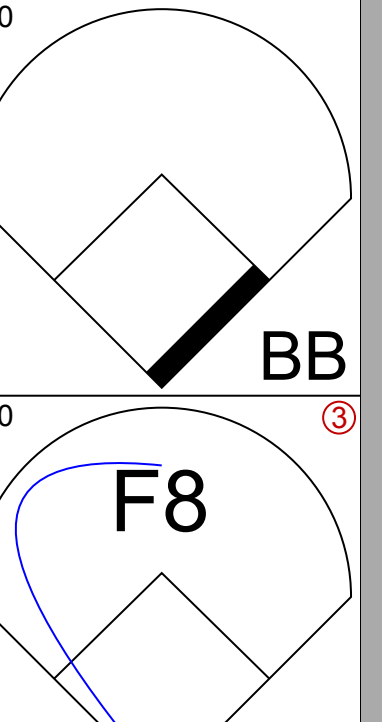
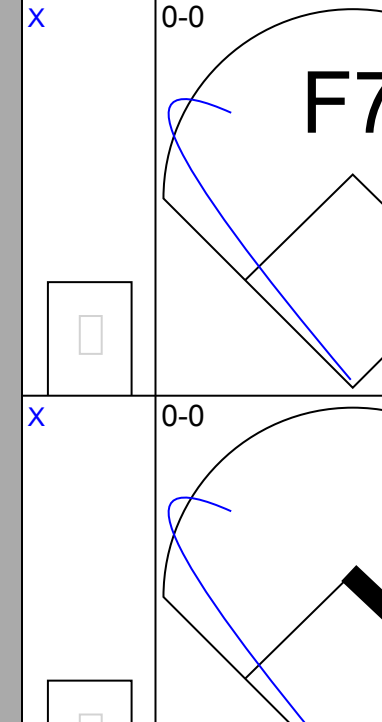
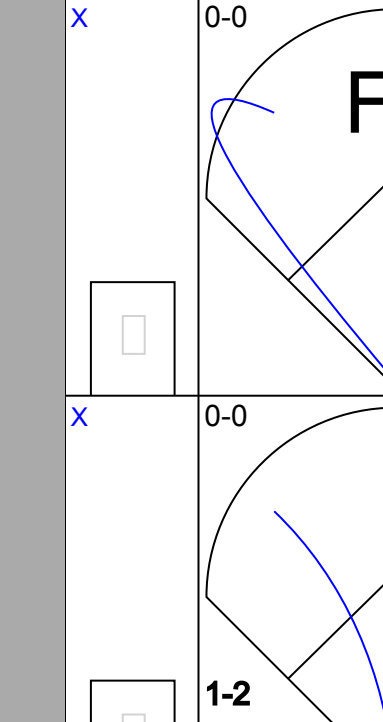
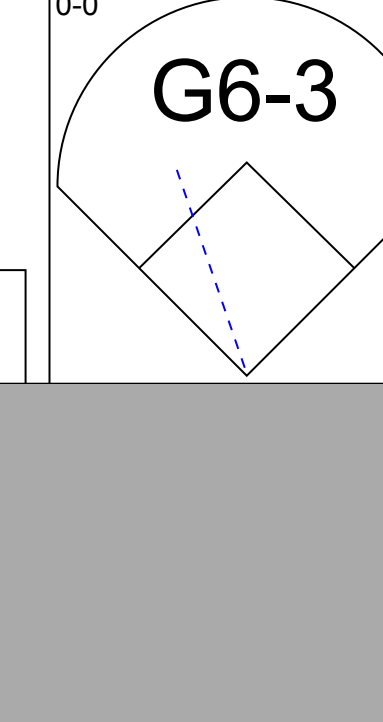

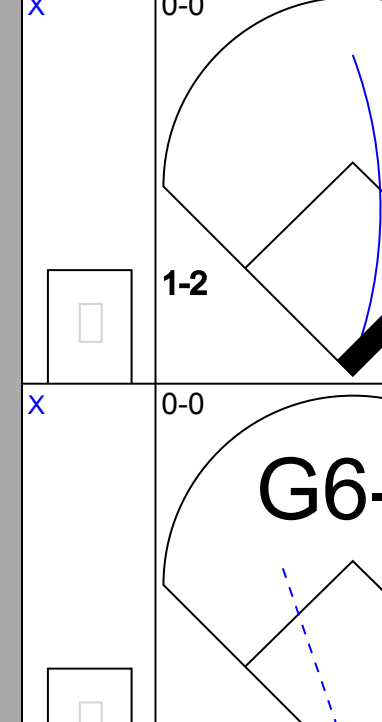
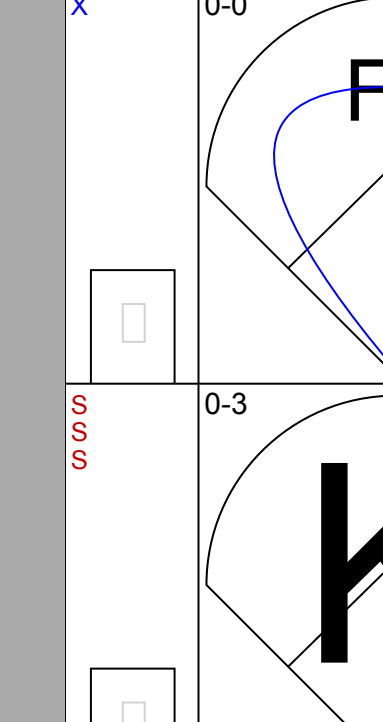
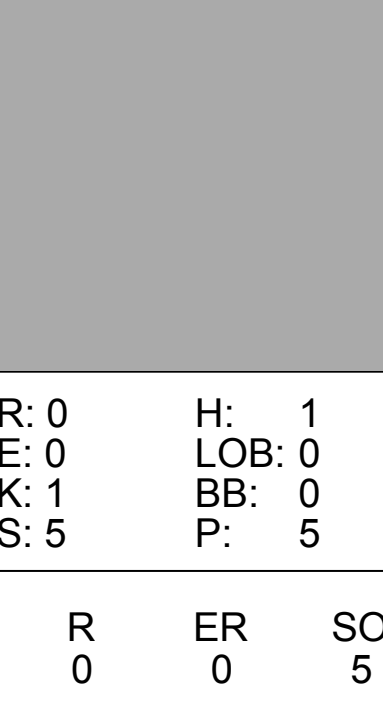
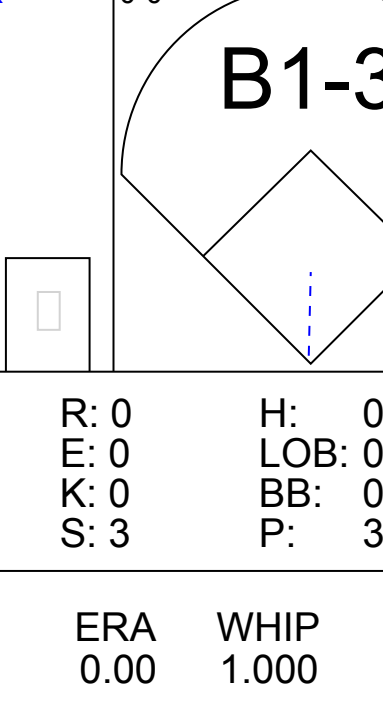
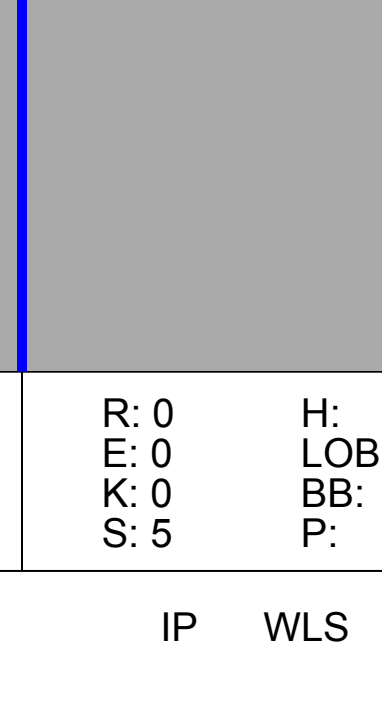
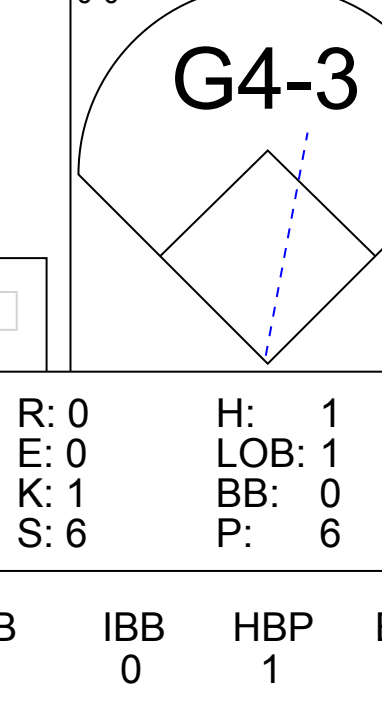
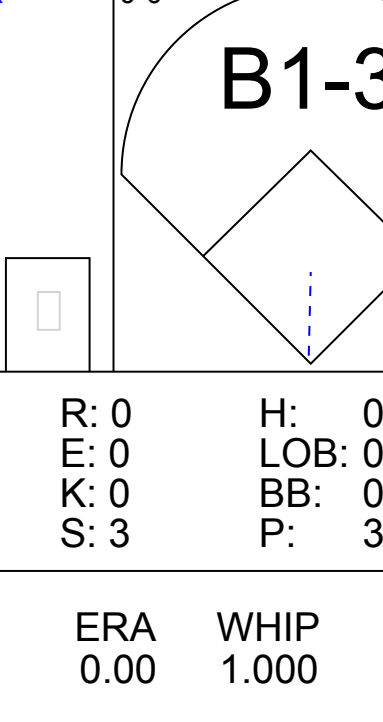
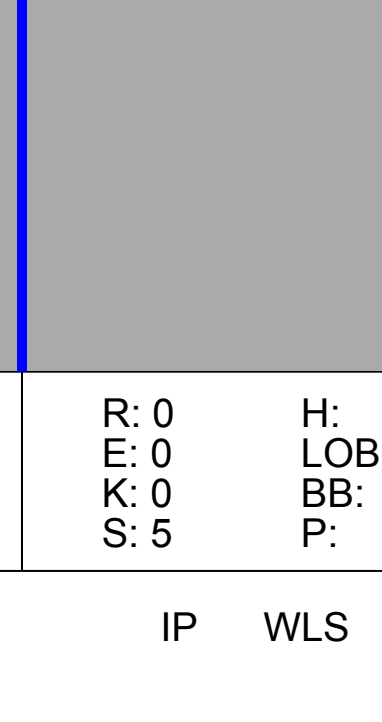
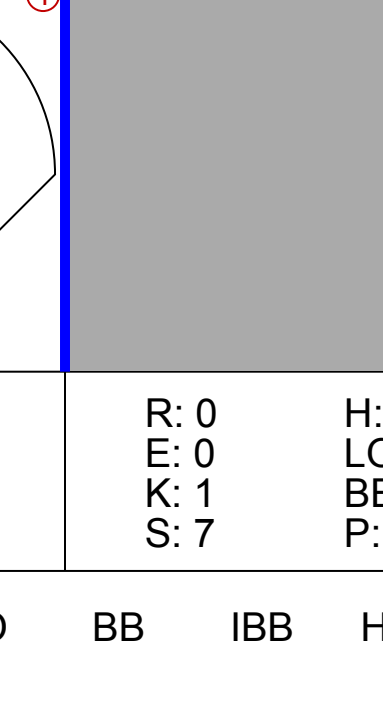
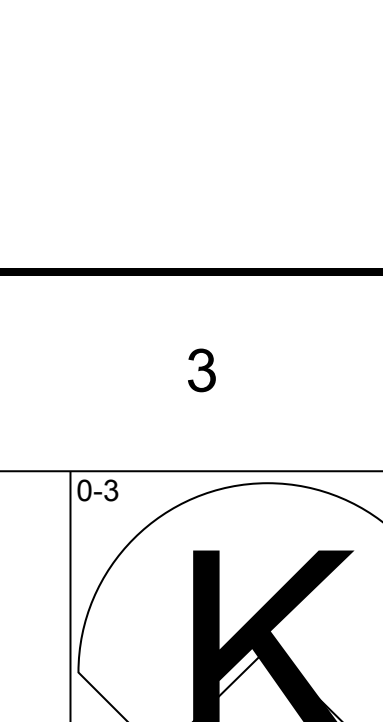
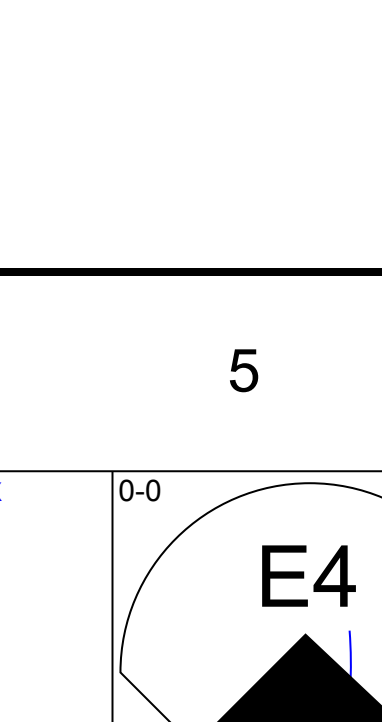
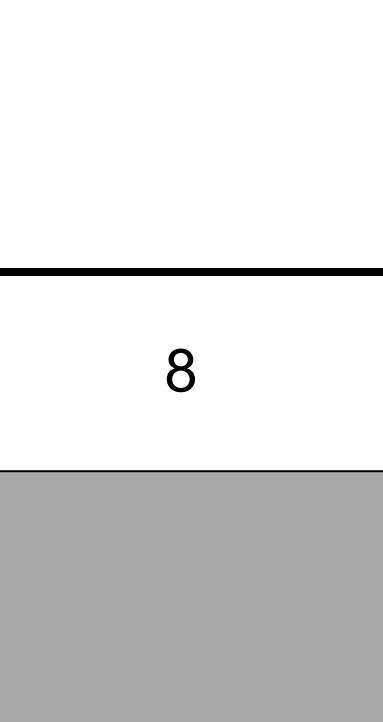


Batter	1	2	3	4	5	6	7	8	9	AB	R	H	RBI	BB	SO	LOB	BOTTOM		
Dick McAuliffe, L OBP: 0.374, SLG: 0.444 (1, 4)	G3	2B BB		G4-3		1B FC4-6 BB	G1-3			3	2	0	0	2	0	0			
Tom Tresh, S OBP: 0.289, SLG: 0.321 (1, 6) (9, 7)	HR	1-1 2-H 1B 2B		HR		FC4-6 1B		2B BB		4	4	4	4	1	0	0			
Al Kaline, R Dick Tracewski, R OBP: 0.354, SLG: 0.460 OBP: 0.347, SLG: 0.189 (1, 9) (9, 6)	K	1B 3B 1B		L5-3		FC4-6 HR	F8			5	2	1	2	0	1	2			
Norm Cash, L Don Wert, R OBP: 0.337, SLG: 0.439 OBP: 0.228, SLG: 0.197 (1, 3) (7, 5)	1B	3B 1B		E8		K	G4-3 1-H 2B			4	1	2	0	0	1	1			
Jim Northrup, L OBP: 0.329, SLG: 0.502 (1, 7) (9, 9)	FC6-4 1B	1-1 3-H 3B		P6		HR	G4-3			5	1	3	4	0	0	2			
Bill Freehan, R OBP: 0.348, SLG: 0.408 (1, 2)	FC6-4	K		G1-3 G3		HR	L7			5	1	2	1	0	1	4			
Tom Matchick, L OBP: 0.283, SLG: 0.294 (1, 5) (7, 3)		F7	G1		G3	K				4	0	0	0	0	1	1			
Mickey Stanley, R OBP: 0.281, SLG: 0.332 (1, 8)		SH1-4 2B 1B	G6-3		G1-3		G4-3			4	1	1	0	0	0	1			
Pat Dobson, R OBP: 0.077, SLG: 0.077 (1, 1)		SH1-4	G1-3		F9		K			3	0	0	0	0	1	1			
Inning Stats	R: 1 E: 0 K: 1 S: 8	H: 3 LOB: 2 BB: 0 P: 8	R: 5 E: 0 K: 1 S: 10	H: 5 LOB: 1 BB: 1 P: 14	R: 0 E: 0 K: 0 S: 3	H: 0 LOB: 0 BB: 0 P: 3	R: 1 E: 1 K: 0 S: 5	H: 1 LOB: 1 BB: 0 P: 5	R: 0 E: 0 K: 0 S: 4	H: 1 LOB: 1 BB: 0 P: 4	R: 4 E: 0 K: 2 S: 10	H: 3 LOB: 0 BB: 1 P: 14	R: 0 E: 0 K: 1 S: 5	H: 0 LOB: 0 BB: 0 P: 5	R: 1 E: 0 K: 0 S: 4	H: 1 LOB: 1 BB: 1 P: 8	1B: 7 2B: 2 3B: 1 HR: 4	SF: 0 SAC: 1 DP: 0 HBP: 0	WP: 0 PA: 42 PB: 0 SB: 0 CS: 0
PITCHER Ray Jarvis, R Mike Nagy, R Bill Lee, L Sonny Siebert, R (1, 1) (2, 1) (5, 1) (7, 1)	IP: 1.2 WLS: L BF: 13 H: 7 R: 6 ER: 6 SO: 1 BB: 0 IBB: 0 HBP: 0 BLK: 0 WP: 0 HR: 1 S: 14 P: 18 ERA: 32.40 WHIP: 4.800											PITCHER	IP: 1.2 WLS: L BF: 13 H: 7 R: 6 ER: 6 SO: 1 BB: 0 IBB: 0 HBP: 0 BLK: 0 WP: 0 HR: 1 S: 14 P: 18 ERA: 32.40 WHIP: 4.800						

Boston Red Sox @ Detroit Tigers
Tiger Stadium, Detroit, MI
Tue Jul 01 1969, 7:05 PM EDT
Att: 20,261 - Unknown

AB 38
R 12
H 14
RBI 12
BB 3
SO 5
LOB 12

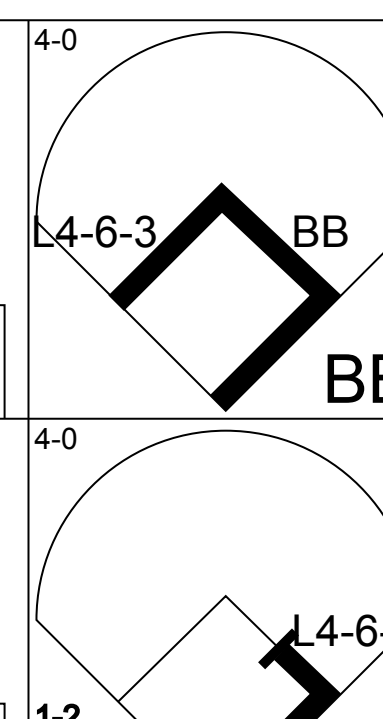
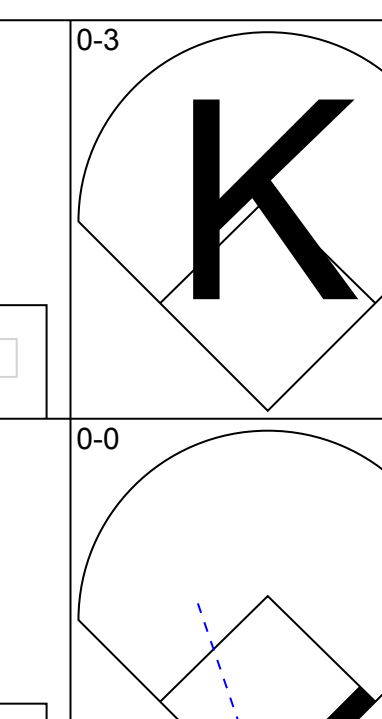
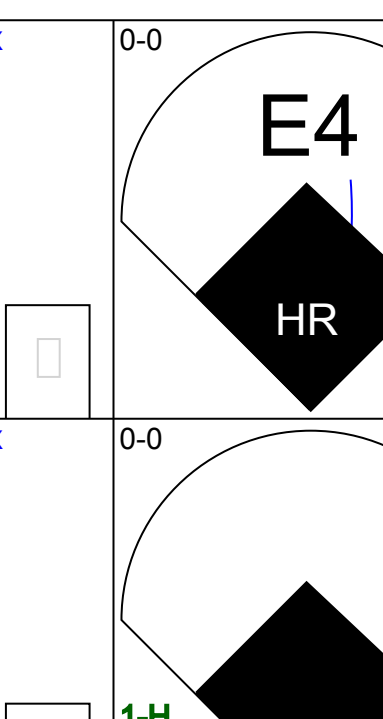
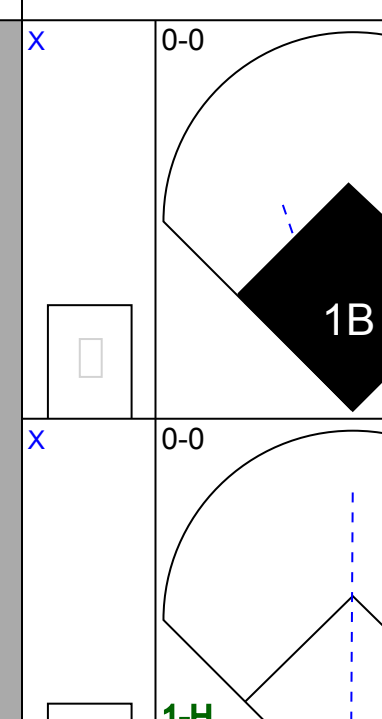
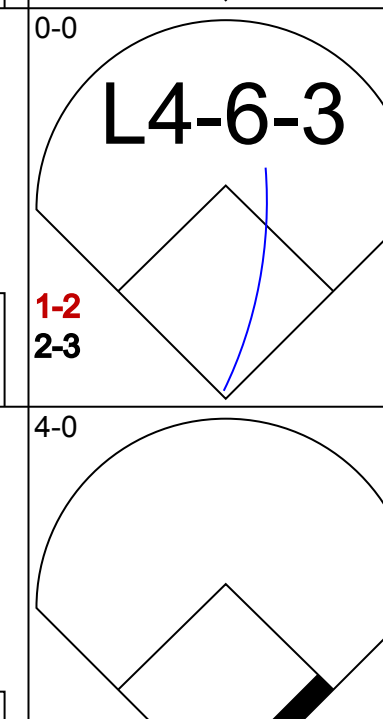
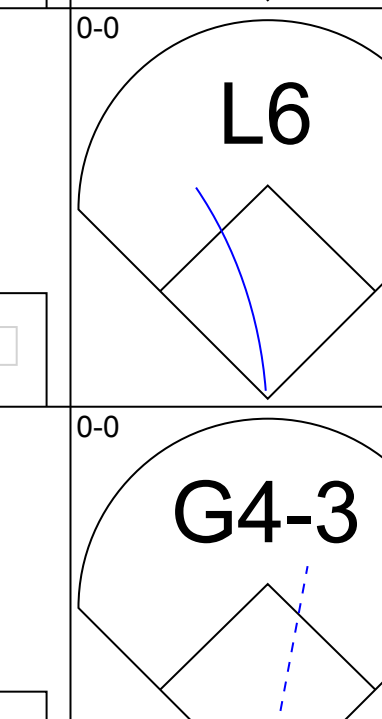
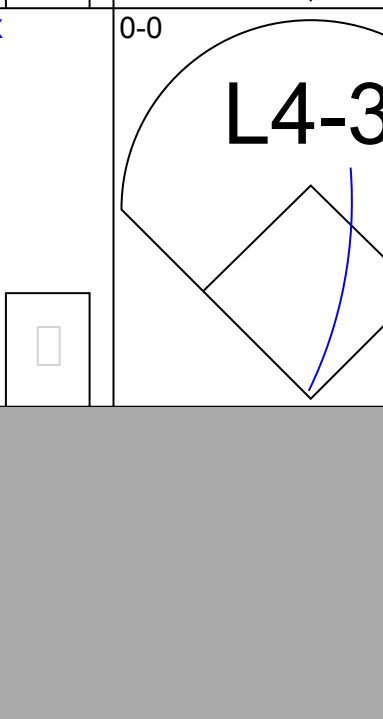
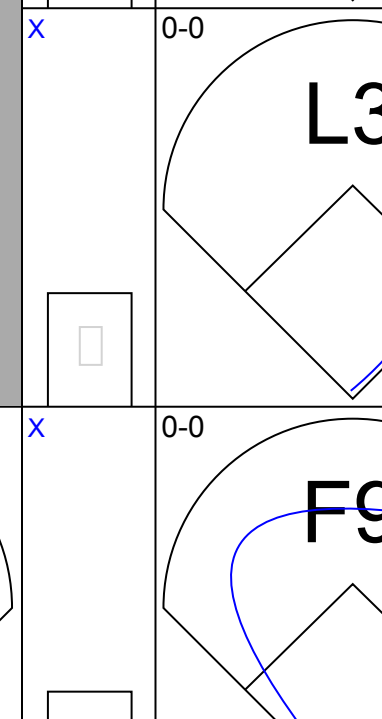



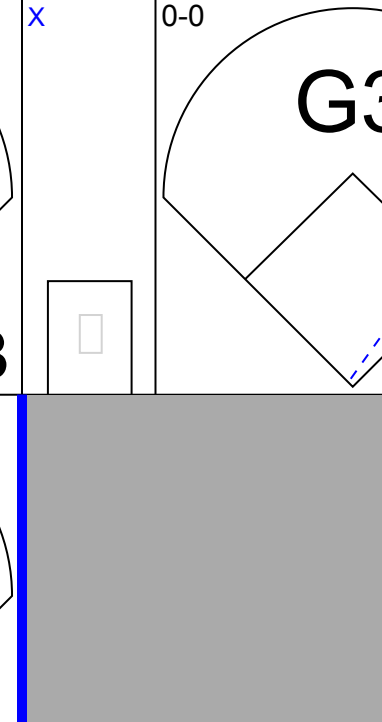


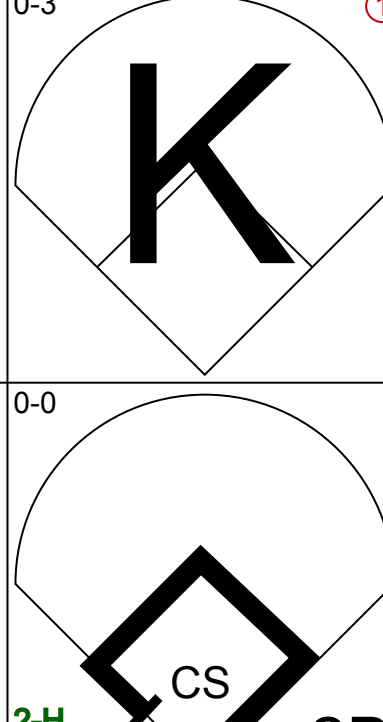
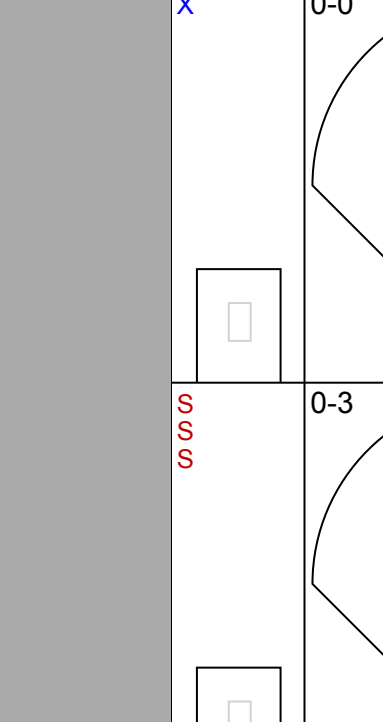

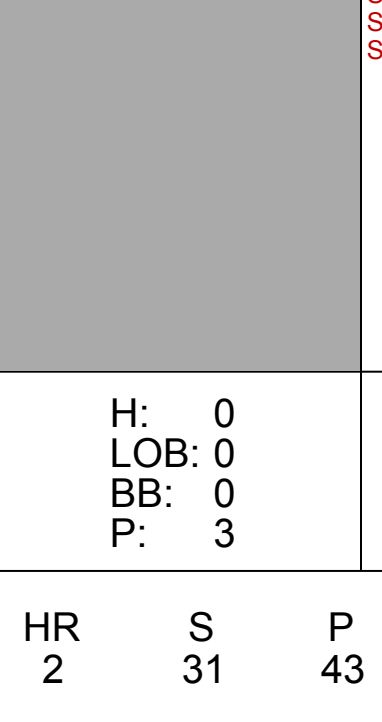
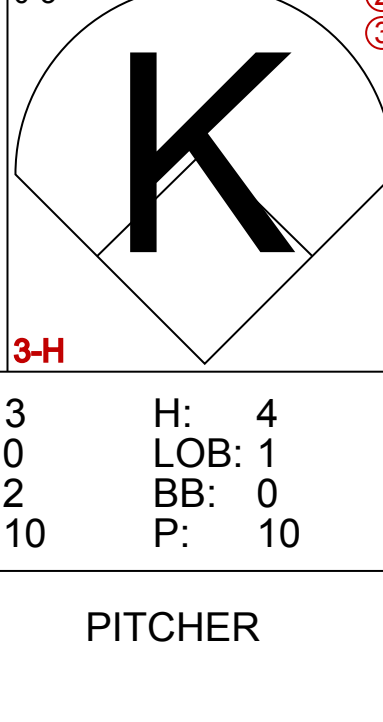
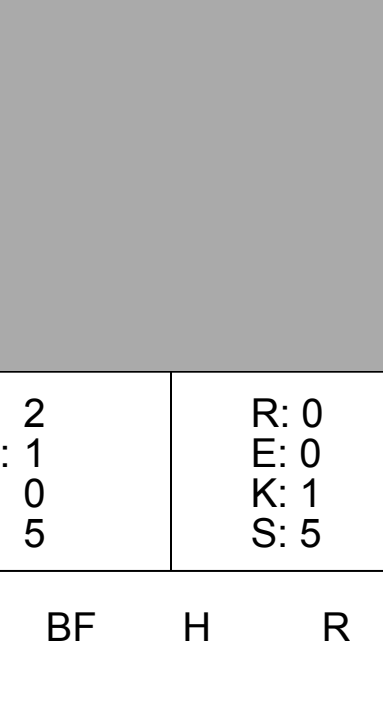
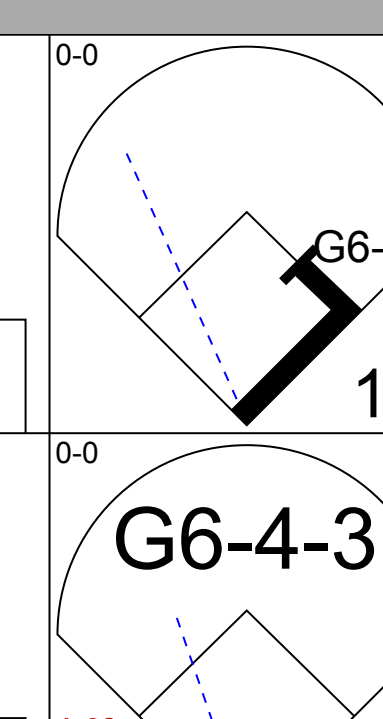
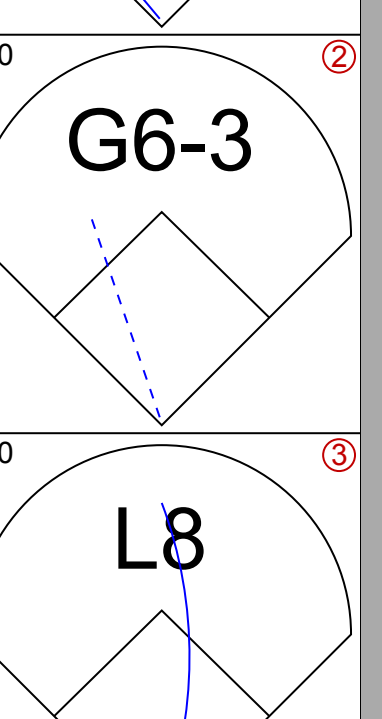
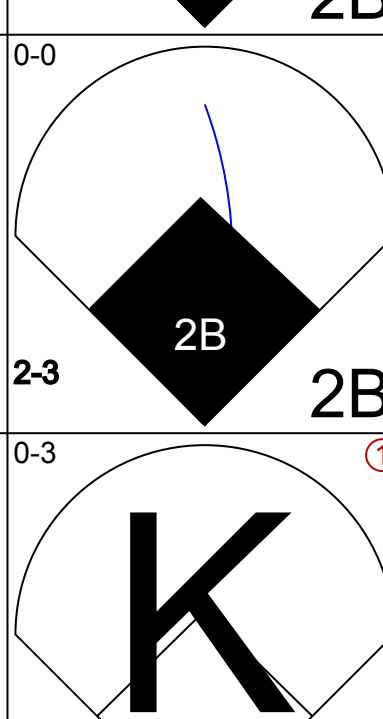
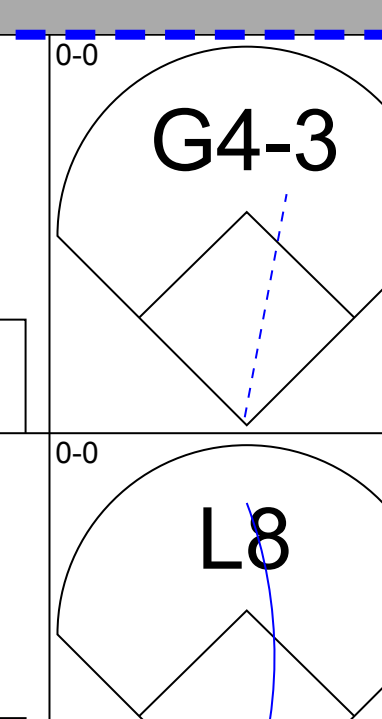
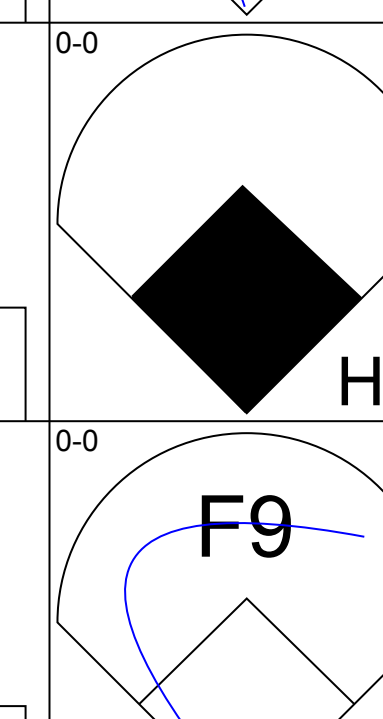

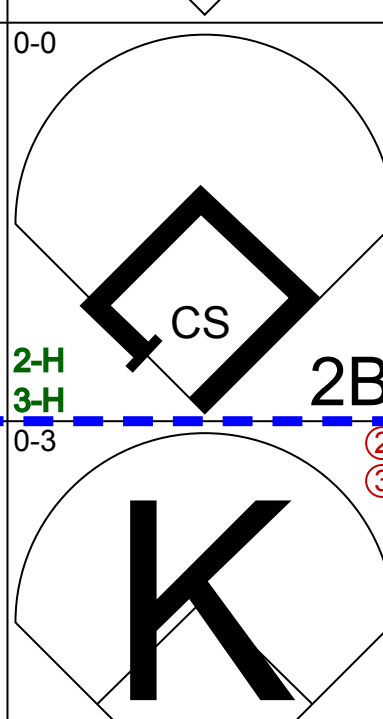
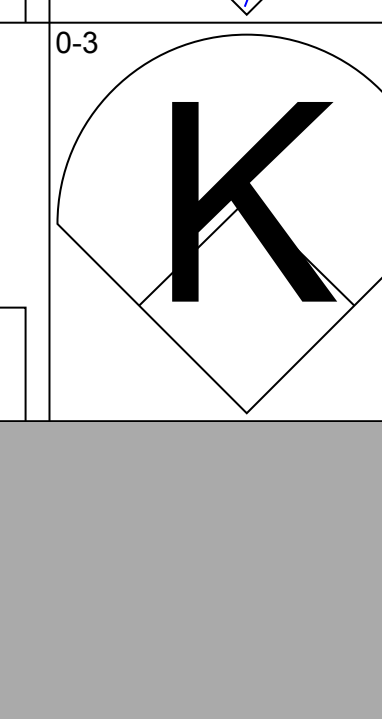
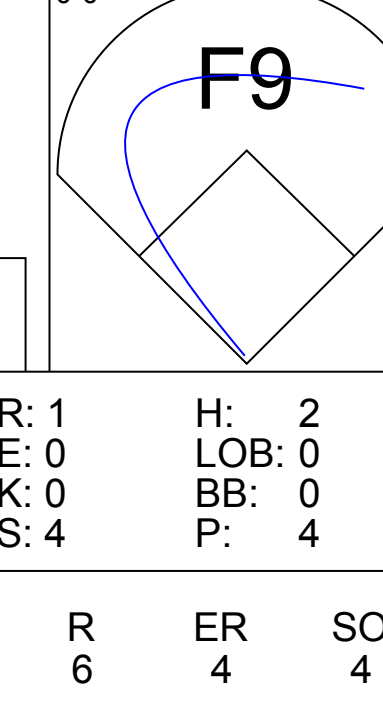
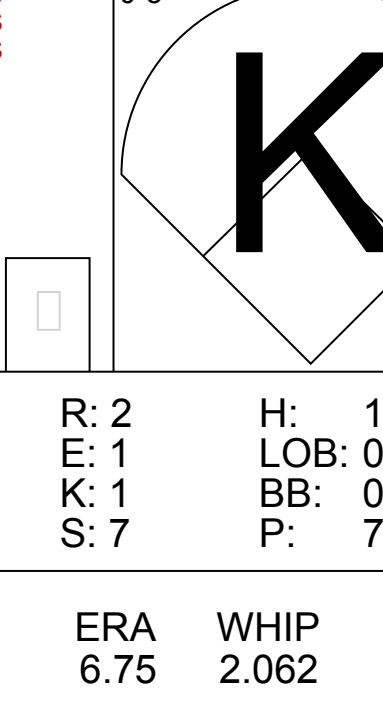
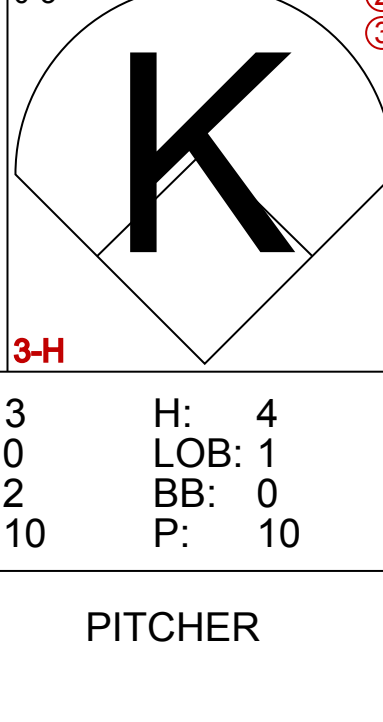

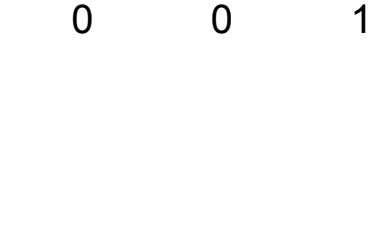




Batter	1	2	3	4	5	6	7	8	9	AB	R	H	RBI	BB	SO	LOB	TOP					
Dick Schofield, S (1,4) OBP: 0.350, SLG: 0.363										3	0	1	0	0	1	0						
Joe Lahoud, L (1,7) OBP: 0.330, SLG: 0.264										4	0	1	0	0	2	2						
Carl Yastrzemski, L (1,3) OBP: 0.383, SLG: 0.546										4	0	1	0	0	0	2						
Reggie Smith, S (1,8) OBP: 0.366, SLG: 0.543										4	0	1	0	0	0	1						
Rico Petrocelli, R (1,6) OBP: 0.437, SLG: 0.658										3	0	1	0	1	0	1						
Tony Conigliaro, R (1,9) OBP: 0.331, SLG: 0.463										4	0	2	0	0	1	1						
George Scott, R (1,5) OBP: 0.323, SLG: 0.381										4	0	1	0	0	0	2						
Russ Gibson, R (1,2) OBP: 0.275, SLG: 0.267										4	0	0	0	0	1	4						
Bill Landis, L (1,1) Vicente Romo, R (6,1) Dalton Jones, L (8,PH) Sparky Lyle, L (8,1)										2	0	0	0	0	0	0						
Inning Stats	R: 0 E: 0 K: 2 S: 8	H: 1 LOB: 1 BB: 0 P: 8	R: 0 E: 0 K: 1 S: 5	H: 1 LOB: 0 BB: 0 P: 5	R: 0 E: 0 K: 1 S: 6	H: 1 LOB: 1 BB: 0 P: 6	R: 0 E: 0 K: 0 S: 3	H: 0 LOB: 1 BB: 1 P: 7	R: 0 E: 0 K: 0 S: 3	H: 0 LOB: 0 BB: 0 P: 3	R: 0 E: 0 K: 0 S: 2	H: 0 LOB: 0 BB: 0 P: 3	R: 0 E: 0 K: 0 S: 5	H: 2 LOB: 2 BB: 0 P: 5	R: 0 E: 0 K: 0 S: 4	H: 1 LOB: 1 BB: 0 P: 4	R: 0 E: 0 K: 1 S: 7	H: 2 LOB: 2 BB: 0 P: 7	1B: 8 2B: 0 3B: 0 HR: 0	SF: 0 SAC: 0 DP: 1 HBP: 1	WP: 0 PB: 0 SB: 0 CS: 0	PA: 35
PITCHER Denny McLain, R (1,1) ERA: 2.37	IP: 9.0 WLS: W BF: 35 H: 8 R: 0 ER: 0 SO: 5 BB: 1 IBB: 0 HBP: 1 BLK: 0 WP: 0 HR: 0 S: 43 P: 48 ERA: 0.00 WHIP: 1.000											PITCHER	IP: 9.0 WLS: W BF: 35 H: 8 R: 0 ER: 0 SO: 5 BB: 1 IBB: 0 HBP: 1 BLK: 0 WP: 0 HR: 0 S: 43 P: 48 ERA: 0.00 WHIP: 1.000									

Boston Red Sox @ Detroit Tigers
Tiger Stadium, Detroit, MI
Wed Jul 02 1969, 7:05 PM EDT
Att: 25,487 - Unknown

AB 33
R 0
H 8
RBI 0
BB 1
SO 5
LOB 13



Batter	1	2	3	4	5	6	7	8	9	AB	R	H	RBI	BB	SO	LOB	BOTTOM					
Mickey Stanley, R (1,8) OBP: 0.284, SLG: 0.332										3	2	1	0	1	1	0						
Tom Tresh, S (1,6) OBP: 0.302, SLG: 0.347										3	1	3	3	1	0	0						
Al Kaline, R (1,9) OBP: 0.349, SLG: 0.453										4	0	0	0	0	0	4						
Bill Freehan, R (1,3) OBP: 0.350, SLG: 0.411										3	1	1	0	1	0	2						
Jim Northrup, L (1,7) OBP: 0.327, SLG: 0.502										4	1	1	1	0	1	3						
Jim Price, R (1,2) OBP: 0.344, SLG: 0.630										3	0	2	0	0	0	0						
Dick Tracewski, R (6,FR) OBP: 0.347, SLG: 0.189										0	1	0	0	0	0	0						
Norm Cash, L (7,3) OBP: 0.356, SLG: 0.437										1	0	0	0	0	0	0						
Ike Brown, R (1,4) OBP: 0.294, SLG: 0.319										4	0	0	0	0	1	3						
Don Wert, R (1,5) OBP: 0.235, SLG: 0.237										4	1	2	3	0	1	0						
Denny McLain, R (1,1) OBP: 0.254, SLG: 0.217										3	0	0	0	0	2	2						
Inning Stats	R: 0 E: 0 K: 1 S: 4	H: 0 LOB: 2 BB: 3 P: 16	R: 1 E: 0 K: 0 S: 4	H: 2 LOB: 0 BB: 0 P: 4	R: 0 E: 0 K: 1 S: 6	H: 1 LOB: 0 BB: 0 P: 6	R: 0 E: 0 K: 0 S: 3	H: 0 LOB: 0 BB: 0 P: 3	R: 2 E: 1 K: 1 S: 7	H: 1 LOB: 0 BB: 0 P: 7	R: 3 E: 0 K: 2 S: 10	H: 4 LOB: 1 BB: 0 P: 10	R: 1 E: 0 K: 0 S: 5	H: 2 LOB: 1 BB: 0 P: 5	R: 0 E: 0 K: 1 S: 5	H: 0 LOB: 0 BB: 0 P: 5	R: 0 E: 0 K: 1 S: 5	H: 0 LOB: 0 BB: 0 P: 5	1B: 4 2B: 4 3B: 0 HR: 2	SF: 0 SAC: 0 DP: 2 HBP: 0	WP: 0 PB: 0 SB: 1 CS: 1	PA: 35
PITCHER Bill Landis, L (1,1) ERA: 7.25	IP: 5.1 WLS: L BF: 26 H: 8 R: 6 ER: 4 SO: 4 BB: 3 IBB: 0 HBP: 0 BLK: 0 WP: 0 HR: 2 S: 31 P: 43 ERA: 6.75 WHIP: 2.062											PITCHER	IP: 5.1 WLS: L BF: 26 H: 8 R: 6 ER: 4 SO: 4 BB: 3 IBB: 0 HBP: 0 BLK: 0 WP: 0 HR: 2 S: 31 P: 43 ERA: 6.75 WHIP: 2.062									
Vicente Romo, R (6,1) ERA: 3.54	IP: 1.2 WLS: L BF: 6 H: 2 R: 1 ER: 1 SO: 1 BB: 0 IBB: 0 HBP: 0 BLK: 0 WP: 0 HR: 0 S: 8 P: 8 ERA: 5.40 WHIP: 1.200											PITCHER	IP: 1.2 WLS: L BF: 6 H: 2 R: 1 ER: 1 SO: 1 BB: 0 IBB: 0 HBP: 0 BLK: 0 WP: 0 HR: 0 S: 8 P: 8 ERA: 5.40 WHIP: 1.200									
Sparky Lyle, L (8,1) ERA: 2.42	IP: 1.0 WLS: L BF: 3 H: 0 R: 0 ER: 0 SO: 1 BB: 0 IBB: 0 HBP: 0 BLK: 0 WP: 0 HR: 0 S: 5 P: 5 ERA: 0.00 WHIP: 0.000											PITCHER	IP: 1.0 WLS: L BF: 3 H: 0 R: 0 ER: 0 SO: 1 BB: 0 IBB: 0 HBP: 0 BLK: 0 WP: 0 HR: 0 S: 5 P: 5 ERA: 0.00 WHIP: 0.000									

Boston Red Sox @ Detroit Tigers
Tiger Stadium, Detroit, MI
Wed Jul 02 1969, 7:05 PM EDT
Att: 25,487 - Unknown

AB 32
R 7
H 10
RBI 7
BB 3
SO 6
LOB 14



Batter	1	2	3	4	5	6	7	8	9	AB	R	H	RBI	BB	SO	LOB	TOP										
Dick Schofield, S (1,4) OBP: 0.347, SLG: 0.360	G4-3			1B		K		G4-3		4	0	1	0	0	1	0	Boston Red Sox @ Detroit Tigers Tiger Stadium, Detroit, MI Thu Jul 03 1969, 4:33 AM EDT Att: 15,549 - Unknown										
Joe Lahoud, L (1,7) OBP: 0.336, SLG: 0.258	F2			G4-3				FC4-6 BB		2	0	0	0	2	0												
Carl Yastrzemski, L (1,3) OBP: 0.382, SLG: 0.553	G1-3			HR		L9		FC4-6 FC6-4 1-2		4	1	1	1	0	0												
Reggie Smith, S (1,8) OBP: 0.368, SLG: 0.553		CS BB		F8				FC6-4 1-2		3	1	1	1	1	0												
Rico Petrocelli, R (1,6) OBP: 0.434, SLG: 0.652	K				G5-3			F3		4	1	1	0	0	1												
Tony Conigliaro, R (1,9) OBP: 0.330, SLG: 0.460	K				K2-3			F9		4	0	1	0	0	2												
George Scott, R (1,5) OBP: 0.322, SLG: 0.377					G5-3			K		3	0	0	0	1	2												
Tom Satriano, L (1,2) OBP: 0.335, SLG: 0.265					G4-3					3	0	0	1	0	0												
Ray Culp, R (1,1) OBP: 0.218, SLG: 0.250					K					1	0	0	0	0	1												
Syd O'Brien, R (6, PH) OBP: 0.327, SLG: 0.558										1	0	0	0	0	0												
Sparky Lyle, L (6, 1) OBP: 0.286, SLG: 0.167										0	0	0	0	0	0												
Dalton Jones, L (7, PH) OBP: 0.301, SLG: 0.339										1	0	0	0	0	0												
Vicente Romo, R (7, 1) OBP: 0.111, SLG: 0.111										0	0	0	0	0	0												
Inning Stats	R: 0 E: 0 K: 0 S: 3	H: 0 LOB: 0 BB: 0 P: 3	R: 0 E: 0 K: 2 S: 6	H: 0 LOB: 1 BB: 1 P: 10	R: 0 E: 0 K: 1 S: 5	H: 0 LOB: 0 BB: 0 P: 5	R: 1 E: 0 K: 0 S: 4	H: 2 LOB: 0 BB: 0 P: 4	R: 0 E: 0 K: 1 S: 5	H: 0 LOB: 1 BB: 1 P: 9	R: 2 E: 0 K: 0 S: 6	H: 3 LOB: 1 BB: 0 P: 6	R: 0 E: 0 K: 0 S: 3	H: 0 LOB: 1 BB: 1 P: 7	R: 0 E: 0 K: 1 S: 5	H: 0 LOB: 0 BB: 0 P: 5	1B: 3 2B: 1 3B: 0 HR: 2	SF: 0 SAC: 0 DP: 1 HBP: 0	WP: 0 PB: 0 SB: 0 CS: 1	PA: 34							
PITCHER	IP	WLS	BF	H	R	ER	SO	BB	IBB	HBP	BLK	WP	HR	S	P	ERA	WHIP										
Joe Sparna, R (1, 1) ERA: 4.5	6.0	W	24	5	3	3	5	3	0	0	0	0	2	31	43	4.50	1.333										
Tom Timmermann, R (7, 1) ERA: 2.25	1.1		5	0	0	0	0	1	0	0	0	0	0	4	8	0.00	0.750										
Mike Kilkenny, L (8, 1) ERA: 0.55	1.2	S	5	0	0	0	1	0	0	0	0	0	0	7	7	0.00	0.000										

AB	30
R	3
H	5
RBI	3
BB	4
SO	6
LOB	10



Batter	1	2	3	4	5	6	7	8	9	AB	R	H	RBI	BB	SO	LOB	BOTTOM										
Mickey Stanley, R (1,8) OBP: 0.286, SLG: 0.331	1B BB		F8	FC3-6 1B		G6-3		F9		4	0	1	2	1	0	2	Boston Red Sox @ Detroit Tigers Tiger Stadium, Detroit, MI Thu Jul 03 1969, 4:33 AM EDT Att: 15,549 - Unknown										
Tom Tresh, S (1,7) OBP: 0.301, SLG: 0.342	K		F8	FC3-6 1-2 2-H 3-H						3	0	0	0	1	1												
Dick McAuliffe, L (1,4) OBP: 0.372, SLG: 0.447	F2		SF8	2B		P4				3	0	1	1	0	0												
Norm Cash, L (1,3) OBP: 0.358, SLG: 0.436	1B		K			F7				3	0	1	0	1	1												
Jim Northrup, L (1,9) OBP: 0.326, SLG: 0.498	F8		G3-1			F9				4	0	1	0	0	0												
Bill Freehan, R (1,2) OBP: 0.349, SLG: 0.421		F7		HR		G5-3		L5		4	1	1	1	0	0												
Tom Matchick, L (1,6) OBP: 0.282, SLG: 0.293										4	1	1	0	0	2												
Dick Tracewski, R (9, 6) OBP: 0.347, SLG: 0.189				E3 1B BB		K		K		0	0	0	0	0	0												
Don Wert, R (1,5) OBP: 0.242, SLG: 0.239	G6-4-3			1B BB		P6		SH2-4 1B		3	1	1	0	1	0												
Joe Sparna, R (1, 1) OBP: 0.174, SLG: 0.136										3	1	2	0	0	0												
Tom Timmermann, R (7, 1) ERA: 2.25										0	0	0	0	0	0												
Mike Kilkenny, R (8, 1) ERA: 0.55				2B		G6-3		SH2-4		0	0	0	0	0	0												
Inning Stats	R: 0 E: 0 K: 1 S: 6	H: 1 LOB: 2 BB: 1 P: 10	R: 0 E: 0 K: 0 S: 3	H: 1 LOB: 0 BB: 0 P: 3	R: 0 E: 0 K: 0 S: 5	H: 2 LOB: 3 BB: 1 P: 9	R: 4 E: 1 K: 1 S: 9	H: 3 LOB: 1 BB: 1 P: 13	R: 0 E: 0 K: 1 S: 6	H: 1 LOB: 1 BB: 0 P: 6	R: 0 E: 0 K: 0 S: 3	H: 0 LOB: 1 BB: 1 P: 7	R: 0 E: 0 K: 0 S: 3	H: 0 LOB: 0 BB: 0 P: 3	R: 0 E: 0 K: 1 S: 6	H: 1 LOB: 1 BB: 0 P: 6	1B: 7 2B: 1 3B: 0 HR: 1	SF: 1 SAC: 1 DP: 1 HBP: 0	WP: 0 PB: 0 SB: 1 CS: 0	PA: 37							
PITCHER	IP	WLS	BF	H	R	ER	SO	BB	IBB	HBP	BLK	WP	HR	S	P	ERA	WHIP										
Ray Culp, R (1, 1) ERA: 3.65	5.0	L	26	8	4	2	3	3	0	0	0	0	1	29	41	3.60	2.200										
Sparky Lyle, L (6, 1) ERA: 2.37	1.0		4	0	0	0	0	1	0	0	0	0	0	3	7	0.00	1.000										
Vicente Romo, R (7, 1) ERA: 3.4	2.0		7	1	0	0	1	0	0	0	0	0	0	9	9	0.00	0.500										

AB	31
R	4
H	9
RBI	4
BB	4
SO	4
LOB	18



Batter	1	2	3	4	5	6	7	8	9	AB	R	H	RBI	BB	SO	LOB	TOP					
Del Unser, L OBP: 0.322, SLG: 0.339 (1, 8)	G5-3						F8	F9	G4-3								4 0 0 0 1 0 3					
Lee Mays, L OBP: 0.296, SLG: 0.300 (1, 9)	G3						F5										4 0 0 1 0 0 2					
Camilo Pascual, R OBP: 0.235, SLG: 0.235 (7, PR)	G3							FC4									0 1 0 0 0 0 0					
Tim Cullen, R OBP: 0.265, SLG: 0.228 (7, 4)								1B									1 0 0 0 0 1 0					
Frank Howard, R OBP: 0.397, SLG: 0.626 (7, 3)	HR						FC6-4	1B									3 2 3 1 2 0 0					
Mike Epstein, L OBP: 0.418, SLG: 0.599 (7, PH)	K						F5										3 0 0 0 0 1 2					
Hank Allen, R OBP: 0.301, SLG: 0.338 (7, 7)								P6	F2								2 0 0 0 0 1 4					
Ken McMullen, R OBP: 0.331, SLG: 0.371 (1, 5)							FC6-4										5 0 4 3 0 0 1					
Bernie Allen, L OBP: 0.358, SLG: 0.406 (7, PH)	G3-6							1B									2 0 1 0 1 0 1					
Brant Aleya, R OBP: 0.387, SLG: 0.581 (7, 1)	G3-6																1 0 0 0 0 1 2					
Dennis Higgins, R OBP: 0.111, SLG: 0.111 (7, 1)								1B									1 0 0 0 0 1 1					
Ed Brinkman, R OBP: 0.324, SLG: 0.330 (1, 6)	F7							FC5-4									3 0 0 0 1 0 3					
Jim French, L OBP: 0.321, SLG: 0.308 (1, 2)							F9	FC5-4									4 1 1 0 0 1 3					
Jim Hannan, R OBP: 0.179, SLG: 0.179 (7, PH)																	2 0 0 0 0 1 0					
Ed Stroud, L OBP: 0.341, SLG: 0.333 (7, PR)																	1 0 1 0 0 0 0					
Sam Bowers, R OBP: 0.176, SLG: 0.152 (7, 9)																	1 1 1 0 0 0 0					
Inning Stats	R: 1 E: 0 K: 1 S: 6	H: 1 LOB: 0 BB: 0 P: 6	R: 0 E: 0 K: 0 S: 3	H: 1 LOB: 0 BB: 0 P: 3	R: 0 E: 0 K: 1 S: 5	H: 0 LOB: 1 BB: 1 P: 9	R: 0 E: 0 K: 0 S: 4	H: 1 LOB: 3 BB: 2 P: 12	R: 0 E: 0 K: 0 S: 3	H: 0 LOB: 0 BB: 0 P: 3	R: 0 E: 0 K: 0 S: 4	H: 2 LOB: 2 BB: 1 P: 8	R: 3 E: 0 K: 1 S: 9	H: 3 LOB: 2 BB: 1 P: 13	R: 0 E: 0 K: 1 S: 6	H: 1 LOB: 1 BB: 0 P: 6	R: 1 E: 0 K: 3 S: 11	H: 2 LOB: 1 BB: 0 P: 11	1B: 9 2B: 1 3B: 0 HR: 1	SF: 0 SAC: 0 DP: 2 HBP: 0	WP: 0 PB: 0 SB: 0 CS: 0	PA: 42
PITCHER	IP	WLS	BF	H	R	ER	SO	BB	IBB	HBP	BLK	WP	HR	S	P	ERA	WHIP					
Lee Stange, R ERA: 2.84	6.1	L	30	7	4	4	2	5	0	0	0	0	1	29	49	5.68	1.895					
Sparky Lyle, L ERA: 2.34	0.2		3	1	0	0	1	0	0	0	0	0	0	5	5	0.00	1.500					
Vicente Romo, R ERA: 3.44	2.0		9	3	1	1	4	0	0	0	0	0	0	17	17	4.50	1.500					

Washington Senators @ Boston Red Sox
Fenway Park, Boston, MA
Fri Jul 04 1969, 3:33 AM EDT
Unknown

AB 37
R 5
H 11
RBI 5
BB 5
SO 7
LOB 22





Batter	1	2	3	4	5	6	7	8	9	AB	R	H	RBI	BB	SO	LOB	BOTTOM					
Dick Schofield, S OBP: 0.345, SLG: 0.357 (1, 4)	G4-3		F7														4 0 1 0 0 1 0					
Joe Lahoud, L OBP: 0.341, SLG: 0.278 (1, 7)																	4 1 2 0 0 0 1					
Carl Yastrzemski, L OBP: 0.376, SLG: 0.545 (1, 3)	F8																4 0 0 0 0 0 3					
Reggie Smith, S OBP: 0.373, SLG: 0.554 (1, 8)	G4-3																3 0 2 1 1 0 1					
Rico Petrocelli, R OBP: 0.435, SLG: 0.646 (1, 6)																	2 0 0 0 2 0 3					
Tony Conigliaro, R OBP: 0.329, SLG: 0.455 (1, 9)	G4-6-3																3 0 0 0 1 1 3					
George Scott, R OBP: 0.317, SLG: 0.371 (1, 5)	K																4 0 0 0 0 2 2					
Russ Gibson, R OBP: 0.277, SLG: 0.269 (7, PH)																	2 0 1 0 0 0 0					
Dalton Jones, L OBP: 0.266, SLG: 0.338 (8, 1)																	1 0 0 0 0 1 1					
Vicente Romo, R OBP: 0.111, SLG: 0.111 (8, 1)																	0 0 0 0 0 0 0					
Lee Stange, R OBP: 0.174, SLG: 0.095 (7, 1)	G3-6-4																2 0 0 0 0 0 1					
Sparky Lyle, L OBP: 0.266, SLG: 0.167 (7, PH)	G3-6-4																0 0 0 0 0 0 0					
Jerry Moses, R OBP: 0.385, SLG: 0.605 (8, 2)																	1 0 0 0 0 0 1					
Inning Stats	R: 0 E: 0 K: 0 S: 4	H: 1 LOB: 1 BB: 0 P: 4	R: 0 E: 0 K: 1 S: 4	H: 0 LOB: 0 BB: 1 P: 8	R: 0 E: 0 K: 0 S: 3	H: 1 LOB: 0 BB: 0 P: 3	R: 1 E: 0 K: 1 S: 6	H: 2 LOB: 1 BB: 1 P: 10	R: 0 E: 0 K: 0 S: 4	H: 1 LOB: 2 BB: 1 P: 8	R: 0 E: 0 K: 1 S: 5	H: 0 LOB: 1 BB: 1 P: 9	R: 0 E: 0 K: 1 S: 5	H: 0 LOB: 0 BB: 0 P: 5	R: 0 E: 0 K: 0 S: 4	H: 1 LOB: 1 BB: 0 P: 4	R: 0 E: 0 K: 0 S: 4	H: 1 LOB: 1 BB: 0 P: 4	1B: 5 2B: 1 3B: 0 HR: 0	SF: 0 SAC: 0 DP: 2 HBP: 0	WP: 1 PB: 0 SB: 0 CS: 1	PA: 34
PITCHER	IP	WLS	BF	H	R	ER	SO	BB	IBB	HBP	BLK	WP	HR	S	P	ERA	WHIP					
Jim Hannan, R ERA: 3.86	6.0	W	23	5	1	1	3	3	0	0	0	0	0	26	38	1.50	1.333					
Dennis Higgins, R ERA: 3.04	3.0	S	11	1	0	0	2	1	0	0	0	1	0	14	18	0.00	0.667					

Washington Senators @ Boston Red Sox
Fenway Park, Boston, MA
Fri Jul 04 1969, 3:33 AM EDT
Unknown

AB 30
R 1
H 6
RBI 1
BB 4
SO 5
LOB 16



Batter	1	2	3	4	5	6	7	8	9	AB	R	H	RBI	BB	SO	LOB	TOP				
Del Unser, L OBP: 0.329, SLG: 0.342 Bob Humphreys, R OBP: 0.182, SLG: 0.100 Paul Casanova, R OBP: 0.235, SLG: 0.280	(1, 8) 0-3 K			X 0-0 BB 1B	X 0-0 G4-3		X 0-0 G4-3		X 0-0 G5-3	4	0	1	0	0	1	1	Washington Senators @ Boston Red Sox Fenway Park, Boston, MA Sat Jul 05 1969, 7:05 PM EDT Att: 24,040 - Unknown 				
Ed Brinkman, R OBP: 0.326, SLG: 0.331 Tim Cullen, R OBP: 0.267, SLG: 0.230	(1, 6) 0-0 G6-3			X 0-3 K		X 0-0 G6-3		X 0-0 G4-3		3	0	0	0	0	1	1					
Frank Howard, R OBP: 0.396, SLG: 0.629	(1, 7) 0-0 L9			X 4-0 BB 1-2		X 0-3 K		X 1-0 HBP		2	0	0	0	1	1	0					
Mike Epstein, L OBP: 0.429, SLG: 0.594	(1, 3)			X 0-0 P5		X 0-0 S 1B		X 0-0 F7		3	0	1	0	1	0	3					
Ken McMullen, R OBP: 0.324, SLG: 0.365	(1, 5)			X 0-0 F9		X 0-0 G6-3		X 0-3 K		4	0	0	0	0	2	5					
Brant Aleva, R OBP: 0.396, SLG: 0.596	(1, 9)			X 0-0 G6-4-3		X 0-0 G1		X 0-0 HR 1B		4	1	1	0	0	0	2					
Bernie Allen, L OBP: 0.353, SLG: 0.414	(1, 4)			X 0-3 K		X 0-0 P4		X 0-0 HR		4	1	1	2	0	1	0					
Jim French, L OBP: 0.318, SLG: 0.294	(1, 2)			X 0-0 G4-3		X 4-0 HR BB		X 0-0 G1-3		3	1	0	0	1	0	0					
Casey Cox, R OBP: 0.341, SLG: 0.352 Ed Stroud, L OBP: 0.351, SLG: 0.311 Jim Shellenback, L OBP: 0.222, SLG: 0.222 Dave Baldwin, R OBP: 0.374, SLG: 0.508 Darold Knowles, L OBP: 0.142, SLG: 0.143 Lee Maye, L OBP: 0.265, SLG: 0.269 Sam Bowers, R OBP: 0.171, SLG: 0.147	(1, 1) (5, PH) (5, 1) (6, 1) (6, 1) (7, PH) (7, 8)			X 0-3 K		X 0-0 HR		X 0-0 WP 1B		1	0	0	0	0	1	1					
Inning Stats	R: 0 E: 0 K: 1 S: 5	H: 0 LOB: 0 BB: 0 P: 5	R: 0 E: 0 K: 0 S: 2	H: 0 LOB: 0 BB: 1 P: 6	R: 0 E: 0 K: 2 S: 7	H: 0 LOB: 2 BB: 1 P: 7	R: 0 E: 0 K: 2 S: 8	H: 1 LOB: 0 BB: 1 P: 12	R: 2 E: 0 K: 0 S: 4	H: 1 LOB: 0 BB: 0 P: 8	R: 0 E: 0 K: 1 S: 6	H: 1 LOB: 1 BB: 0 P: 6	R: 2 E: 0 K: 0 S: 6	H: 3 LOB: 1 BB: 0 P: 6	R: 0 E: 0 K: 1 S: 5	H: 0 LOB: 1 BB: 0 P: 6		1B: 4 2B: 0 3B: 0 HR: 2	SF: 0 SAC: 0 DP: 1 HBP: 1	WP: 1 PB: 0 SB: 1 CS: 0	PA: 37
PITCHER Sonny Siebert, R ERA: 4.05	(1, 1)	IP: 9.0 WLS: W BF: 37 H: 6 R: 4 ER: 4 SO: 8 BB: 3 IBB: 0 HBP: 1 BLK: 0 WP: 1 HR: 2 S: 49 P: 62 ERA: 4.00 WHIP: 1.000																			

Batter	1	2	3	4	5	6	7	8	9	AB	R	H	RBI	BB	SO	LOB	BOTTOM				
Dick Schofield, S OBP: 0.341, SLG: 0.352	(1, 4) 0-3 K			X 0-0 G1-3		X 0-0 1B 1B		X 0-0 G4-3		5	1	1	2	0	1	1	Washington Senators @ Boston Red Sox Fenway Park, Boston, MA Sat Jul 05 1969, 7:05 PM EDT Att: 24,040 - Unknown 				
Joe Lahoud, L OBP: 0.351, SLG: 0.311	(1, 7) 4-0 HR BB			X 0-0 G4-3		X 0-0 K 1B		X 0-0 HR		4	3	2	2	1	1	0					
Carl Yastrzemski, L OBP: 0.575, SLG: 0.543 Syd O'Brien, R OBP: 0.313, SLG: 0.508	(1, 3) (6, PR) (9, 6)			X 0-0 P3		X 0-3 K 1B		X 4-0 BB BB		4	1	1	1	1	2	1					
Reggie Smith, S OBP: 0.384, SLG: 0.596 Don Lock, R OBP: 0.371, SLG: 0.379	(1, 8) (6, PR) (9, 8)			X 0-0 HR		X 0-3 K 1B		X 4-0 BB BB		4	2	3	4	1	1	0					
Rico Petrocelli, R OBP: 0.439, SLG: 0.643 Dalton Jones, L OBP: 0.300, SLG: 0.338	(1, 6) (9, 3)			X 0-0 E7 1B		X 0-0 K 1B		X 0-3 K 1-2		3	1	2	1	1	1	2					
Tony Conigliaro, R OBP: 0.328, SLG: 0.447	(1, 9) 0-3 K			X 4-0 BB		X 0-0 K 1B		X 0-3 K		3	1	1	0	2	2	3					
George Scott, R OBP: 0.316, SLG: 0.371	(1, 5)			X 0-0 G5-3		X 0-0 F9		X 0-0 K		4	1	1	1	0	0	4					
Tom Satriano, L OBP: 0.343, SLG: 0.263	(1, 2)			X 4-0 SH3-4 BB		X 0-0 G5-3		X 4-0 1B 1B		2	1	0	0	2	0	0					
Sonny Siebert, R OBP: 0.273, SLG: 0.333	(1, 1)			X 0-0 SH3-4		X 0-0 G4-3		X 0-3 K K		3	0	0	0	0	2	3					
Inning Stats	R: 2 E: 1 K: 2 S: 9	H: 2 LOB: 1 BB: 1 P: 13	R: 0 E: 0 K: 0 S: 3	H: 0 LOB: 1 BB: 1 P: 7	R: 0 E: 0 K: 1 S: 7	H: 2 LOB: 3 BB: 1 P: 11	R: 0 E: 0 K: 0 S: 3	H: 0 LOB: 0 BB: 0 P: 3	R: 0 E: 0 K: 3 S: 9	H: 0 LOB: 0 BB: 0 P: 9	R: 8 E: 0 K: 1 S: 11	H: 6 LOB: 1 BB: 3 P: 23	R: 0 E: 0 K: 1 S: 5	H: 0 LOB: 0 BB: 0 P: 5	R: 1 E: 0 K: 2 S: 7	H: 1 LOB: 2 BB: 2 P: 15		1B: 6 2B: 2 3B: 1 HR: 2	SF: 1 SAC: 1 DP: 0 HBP: 0	WP: 0 PB: 0 SB: 0 CS: 0	PA: 42
PITCHER Casey Cox, R ERA: 2.03 Jim Shellenback, L ERA: 4.75 Dave Baldwin, R ERA: 3.74 Darold Knowles, L ERA: 2.4 Bob Humphreys, R ERA: 3.23	(1, 1) (5, 1) (6, 1) (6, 1) (7, 1)	IP: 4.0 WLS: L BF: 5 H: 1 R: 2 ER: 2 SO: 3 BB: 1 IBB: 0 HBP: 0 BLK: 0 WP: 0 HR: 1 S: 10 P: 14 ERA: 18.00 WHIP: 2.000																			

Batter	1	2	3	4	5	6	7	8	9	AB	R	H	RBI	BB	SO	LOB	TOP										
Ed Brinkman, R OBP: 0.327, SLG: 0.335 (1, 6)	G3	P4		G6-4-3						5	0	2	0	0	0	3	Washington Senators @ Boston Red Sox Fenway Park, Boston, MA Sun Jul 06 1969, 3:33 AM EDT Att: 23,862 - Unknown										
Ken McMullen, R OBP: 0.325, SLG: 0.363 (1, 5)	1B			BB		L5	G6-3	F3		4	1	1	0	1	0	3											
Frank Howard, R OBP: 0.398, SLG: 0.627 (1, 3)	F9			E					G6-3	3	1	1	0	2	0	1											
Brant Alyea, R OBP: 0.396, SLG: 0.588 (1, 7)	1B			E2					G6-3	5	1	2	1	0	0	3											
Sam Bowens, R OBP: 0.200, SLG: 0.158 (1, 9)	K			P4						4	1	1	0	1	1	4											
Del Unser, L OBP: 0.334, SLG: 0.345 (1, 8)				CS					CS	3	1	2	3	1	0	0											
Tim Cullen, R OBP: 0.266, SLG: 0.225 (1, 4)	F8			G1-3						3	0	0	0	1	0	3											
Paul Casanova, R OBP: 0.235, SLG: 0.279 (1, 2)	F9								G6-3	4	0	1	0	0	0	3											
Dick Bosman, R OBP: 0.259, SLG: 0.130 (1, 1)				FC2-6					P4	3	0	1	1	1	0	1											
Inning Stats	R: 0 E: 0 K: 1 S: 7	H: 2 LOB: 2 BB: 0 P: 7	R: 0 E: 0 K: 0 S: 3	H: 0 LOB: 2 BB: 2 P: 11	R: 3 E: 1 K: 0 S: 4	H: 2 LOB: 0 BB: 2 P: 12	R: 0 E: 0 K: 0 S: 3	H: 1 LOB: 0 BB: 0 P: 3	R: 0 E: 0 K: 0 S: 3	H: 0 LOB: 1 BB: 1 P: 7	R: 0 E: 0 K: 0 S: 4	H: 1 LOB: 2 BB: 1 P: 8	R: 2 E: 0 K: 0 S: 6	H: 3 LOB: 2 BB: 1 P: 10	R: 0 E: 0 K: 0 S: 3	H: 1 LOB: 0 BB: 0 P: 3		1B: 10 2B: 1 3B: 0 HR: 0	SF: 0 SAC: 0 DP: 2 HBP: 0	WP: 0 PB: 0 SB: 2 CS: 2	PA: 42						
PITCHER	IP	WLS	BF	H	R	ER	SO	BB	IBB	HBP	BLK	WP	HR	S	P	ERA	WHIP										
Bill Landis, L ERA: 6.64 (1, 1)	6.0	L	26	6	3	2	1	5	0	0	0	0	0	23	43	3.00	1.833										
Vicente Romo, R ERA: 3.62 (7, 1)	2.0		12	4	2	2	0	1	1	0	0	0	0	10	18	9.00	2.500										
Sparky Lyle, L ERA: 2.26 (9, 1)	1.0		3	1	0	0	0	0	0	0	0	0	0	3	3	0.00	1.000										

Batter	1	2	3	4	5	6	7	8	9	AB	R	H	RBI	BB	SO	LOB	BOTTOM										
Dick Schofield, S OBP: 0.333, SLG: 0.344 (1, 4)	G3			G3-1					F8	4	0	0	0	0	0	0	Washington Senators @ Boston Red Sox Fenway Park, Boston, MA Sun Jul 06 1969, 3:33 AM EDT Att: 23,862 - Unknown										
Joe Lahoud, L OBP: 0.346, SLG: 0.308 (1, 7)	P4			1B					P3	4	0	1	0	0	0	0											
Carl Yastrzemski, L OBP: 0.374, SLG: 0.539 (1, 3)	G3-1			F5					1B	4	0	1	0	0	0	1											
Reggie Smith, S OBP: 0.385, SLG: 0.595 (1, 8)				K					1B	4	0	2	0	0	1	1											
Rico Petrocelli, R OBP: 0.437, SLG: 0.637 (1, 6)									1B	4	0	1	0	0	1	1											
Tony Conigliaro, R OBP: 0.323, SLG: 0.440 (1, 9)									1B	4	0	0	0	0	2	4											
George Scott, R OBP: 0.316, SLG: 0.371 (1, 5)				G6-3					G5-3	3	0	1	0	0	0	0											
Russ Gibson, R OBP: 0.275, SLG: 0.267 (1, 2)				F2					E9	2	0	0	0	0	1	1											
Tom Satriano, L OBP: 0.347, SLG: 0.268 (8, PH) (9, 2)									1B	1	0	1	0	0	0	0											
Bill Landis, L OBP: 0.308, SLG: 0.500 (6, PH) (7, 1)				B1					K	1	0	0	0	0	0	0											
Syd O'Brien, R OBP: 0.111, SLG: 0.111 (8, PH) (9, 1)									K	0	0	0	0	0	0	0											
Dalton Jones, L OBP: 0.299, SLG: 0.336 (8, PH) (9, 1)									K	1	0	0	0	0	1	1											
Sparky Lyle, L OBP: 0.286, SLG: 0.167 (9, 1)									K	0	0	0	0	0	0	0											
Inning Stats	R: 0 E: 0 K: 0 S: 3	H: 0 LOB: 0 BB: 0 P: 3	R: 0 E: 1 K: 0 S: 3	H: 0 LOB: 0 BB: 0 P: 3	R: 0 E: 0 K: 0 S: 3	H: 0 LOB: 0 BB: 0 P: 3	R: 0 E: 0 K: 1 S: 6	H: 1 LOB: 1 BB: 0 P: 6	R: 0 E: 0 K: 3 S: 10	H: 1 LOB: 1 BB: 0 P: 10	R: 0 E: 0 K: 0 S: 3	H: 0 LOB: 0 BB: 0 P: 3	R: 0 E: 1 K: 2 S: 8	H: 1 LOB: 1 BB: 0 P: 8	R: 0 E: 0 K: 0 S: 6	H: 3 LOB: 3 BB: 0 P: 6	1B: 7 2B: 0 3B: 0 HR: 0	SF: 0 SAC: 0 DP: 2 HBP: 0	WP: 0 PB: 0 SB: 0 CS: 0	PA: 33							
PITCHER	IP	WLS	BF	H	R	ER	SO	BB	IBB	HBP	BLK	WP	HR	S	P	ERA	WHIP										
Dick Bosman, R ERA: 1.89 (1, 1)	9.0	W	33	7	0	0	6	0	0	0	0	0	0	45	45	0.00	0.778										



Batter	1	2	3	4	5	6	7	8	9	AB	R	H	RBI	BB	SO	LOB	TOP			
Dick McAuliffe, L (1,4) OBP: 0.374, SLG: 0.453	F8		SF9 BB		K			L9		3	0	0	0	1	1	2				
Tom Tresh, S (1,6) OBP: 0.300, SLG: 0.351	G3-1		SF9		F8			F7		3	0	0	1	0	0	1				
Al Kaline, R (1,9) OBP: 0.353, SLG: 0.467	K		K		L6-3			F7		4	0	0	0	0	2	1				
Norm Cash, L (1,3) OBP: 0.360, SLG: 0.449		BB		G3-1		P4		1B 2B		3	1	1	0	1	0	0				
Jim Northrup, L (1,7) OBP: 0.321, SLG: 0.480	P5			P6		G6-4-3 1B		P5		4	0	1	0	0	0	2				
Bill Freehan, R (1,2) OBP: 0.342, SLG: 0.409	F7			F5		F8		F8		4	0	1	1	0	0	2				
Mickey Stanley, R (1,8) OBP: 0.289, SLG: 0.338	F8			G6-3		G6-4-3 1-2		G1-3		4	0	0	0	0	0	3				
Don Wert, R (1,5) OBP: 0.248, SLG: 0.241			WP SF9 1B		1B			K		3	1	2	0	0	1	0				
Joe Sparna, R (1,1) OBP: 0.167, SLG: 0.130			SH3-4		K					1	0	0	0	0	1	1				
John Hiller, R (6,1) OBP: 0.286, SLG: 0.231										0	0	0	0	0	0	0				
Fred Lasher, R (7,1) OBP: 0.285, SLG: 0.289										0	0	0	0	0	0	0				
Tom Matchick, L (8,PH) OBP: 0.285, SLG: 0.289										1	0	1	0	0	0	0				
Tom Timmermann, R (8,1) OBP: 0.285, SLG: 0.289								1B		0	0	0	0	0	0	0				
Inning Stats	R: 0 E: 0 K: 1 S: 5	H: 0 LOB: 0 BB: 0 P: 5	R: 0 E: 0 K: 0 S: 3	H: 0 LOB: 1 BB: 1 P: 7	R: 1 E: 0 K: 1 S: 6	H: 1 LOB: 1 BB: 1 P: 10	R: 0 E: 0 K: 0 S: 3	H: 0 LOB: 0 BB: 0 P: 3	R: 0 E: 0 K: 2 S: 8	H: 1 LOB: 1 BB: 0 P: 8	R: 0 E: 0 K: 0 S: 3	H: 0 LOB: 0 BB: 0 P: 3	R: 0 E: 0 K: 1 S: 6	H: 1 LOB: 1 BB: 0 P: 6	R: 1 E: 0 K: 0 S: 5	H: 2 LOB: 1 BB: 0 P: 5	1B: 5 2B: 1 3B: 0 HR: 0	SF: 1 SAC: 1 DP: 1 HBP: 0	WP: 1 PB: 0 SB: 0 CS: 0	PA: 34
PITCHER Ray Culp, R (1,1) ERA: 3.55	IP: 9.0 WLS: W BF: 34 H: 6 R: 2 ER: 2 SO: 5 BB: 2 IBB: 0 HBP: 0 BLK: 0 WP: 1 HR: 0 S: 42 P: 50 ERA: 2.00 WHIP: 0.889											PITCHER	IP: 9.0 WLS: W BF: 34 H: 6 R: 2 ER: 2 SO: 5 BB: 2 IBB: 0 HBP: 0 BLK: 0 WP: 1 HR: 0 S: 42 P: 50 ERA: 2.00 WHIP: 0.889							

Detroit Tigers @ Boston Red Sox
Fenway Park, Boston, MA
Mon Jul 07 1969, 7:05 PM EDT
Att: 26,020 - Unknown

AB	30
R	2
H	6
RBI	2
BB	2
SO	5
LOB	12



Batter	1	2	3	4	5	6	7	8	9	AB	R	H	RBI	BB	SO	LOB	BOTTOM			
Dick Schofield, S (1,4) OBP: 0.351, SLG: 0.358	G1-3 BB			FC6 1B		2B		FC1-4 BB		2	0	2	1	3	0	0				
Joe Lahoud, L (1,9) OBP: 0.341, SLG: 0.300	G3			P6		F7		FC1-4 BB		3	0	0	0	0	0	5				
Tony Conigliaro, R (6,PH) OBP: 0.321, SLG: 0.437								1B		2	1	0	0	0	0	2				
Carl Yastrzemski, L (1,7) OBP: 0.374, SLG: 0.534	G1-3 BB		G5-3	FC6 1-2		F7		1B E BB		3	1	0	0	2	0	2				
Reggie Smith, S (1,8) OBP: 0.389, SLG: 0.594	G1-3			1B		F9		1B E BB		4	2	2	1	1	0	2				
Rico Petrocelli, R (1,6) OBP: 0.436, SLG: 0.633	G6-3			F7		K		G5-3 E 1B		5	0	2	1	0	1	3				
Dalton Jones, L (1,3) OBP: 0.295, SLG: 0.332				G3		F9		3H K		3	0	0	0	0	0	1				
Syd O'Brien, R (7,PH) OBP: 0.313, SLG: 0.500						F9		1-2 2H 1B		2	0	1	0	0	1	1				
George Scott, R (1,5) OBP: 0.321, SLG: 0.389								G5-3 1B		5	3	3	0	0	0	3				
Tom Satriano, L (1,2) OBP: 0.357, SLG: 0.277				L4		1B		G1-3		3	0	2	1	1	0	1				
Ray Culp, R (1,1) OBP: 0.220, SLG: 0.250				BB 1B		K		G6-4-3 1B		4	0	1	1	0	2	6				
Inning Stats	R: 0 E: 0 K: 0 S: 3	H: 0 LOB: 2 BB: 2 P: 11	R: 1 E: 0 K: 0 S: 5	H: 2 LOB: 2 BB: 1 P: 9	R: 0 E: 0 K: 0 S: 4	H: 1 LOB: 1 BB: 0 P: 4	R: 1 E: 0 K: 1 S: 8	H: 3 LOB: 2 BB: 0 P: 8	R: 0 E: 0 K: 1 S: 5	H: 0 LOB: 0 BB: 0 P: 5	R: 1 E: 0 K: 0 S: 5	H: 3 LOB: 1 BB: 0 P: 5	R: 1 E: 1 K: 1 S: 7	H: 2 LOB: 3 BB: 2 P: 15	R: 3 E: 1 K: 1 S: 7	H: 2 LOB: 1 BB: 2 P: 15	1B: 10 2B: 1 3B: 2 HR: 0	SF: 0 SAC: 0 DP: 1 HBP: 0	WP: 0 PB: 0 SB: 0 CS: 0	PA: 43
PITCHER Joe Sparna, R (1,1) ERA: 4.57	IP: 5.0 WLS: L BF: 26 H: 8 R: 3 ER: 3 SO: 2 BB: 3 IBB: 0 HBP: 0 BLK: 0 WP: 0 HR: 0 S: 27 P: 39 ERA: 5.40 WHIP: 2.200											PITCHER	IP: 5.0 WLS: L BF: 26 H: 8 R: 3 ER: 3 SO: 2 BB: 3 IBB: 0 HBP: 0 BLK: 0 WP: 0 HR: 0 S: 27 P: 39 ERA: 5.40 WHIP: 2.200							
John Hiller, L (6,1) ERA: 4.17	1.1	6	2	1	1	0	1	0	0	0	0	5	9	6.75	2.250					
Fred Lasher, R (7,1) ERA: 2.89	0.2	4	1	0	0	1	0	1	0	0	0	5	9	0.00	1.500					
Tom Timmermann, R (8,1) ERA: 2.45	1.0	7	2	3	1	1	2	0	0	0	0	7	15	9.00	4.000					

Detroit Tigers @ Boston Red Sox
Fenway Park, Boston, MA
Mon Jul 07 1969, 7:05 PM EDT
Att: 26,020 - Unknown

AB	36
R	7
H	13
RBI	5
BB	7
SO	4
LOB	26



Batter	1	2	3	4	5	6	7	8	9	AB	R	H	RBI	BB	SO	LOB	TOP			
Dick McAuliffe, L (1,4) OBP: 0.372, SLG: 0.450	G6-3		F8		P6			1B		4	0	1	0	0	0	2	Detroit Tigers @ Boston Red Sox Fenway Park, Boston, MA Tue Jul 08 1969, 7:05 PM EDT Att: 32,523 - Unknown			
Tom Tresh, S (1,6) OBP: 0.300, SLG: 0.354	2B		F8			G6-3		G3		4	0	1	0	0	0	1				
Al Kaline, R (1,9) OBP: 0.348, SLG: 0.460	L5-3			F9		F8		L6-3		4	0	0	0	0	0	1				
Norm Cash, L (1,3) OBP: 0.358, SLG: 0.443	G6-3			F8		F2		2B G3 HBP		3	1	0	0	0	0	1				
Jim Northrup, L (1,7) OBP: 0.323, SLG: 0.482		G4-3 BB		F2			K	G3 1-3 2B		3	0	1	0	1	1	0				
Bill Freehan, R (1,2) OBP: 0.338, SLG: 0.403	L6				F8		G5-3	G3		4	0	0	1	0	0	2				
Mickey Stanley, R (1,8) OBP: 0.288, SLG: 0.334		G4-3			G4-3 BB		F9	2-3 3-H 0-0 F9		3	0	0	0	1	0	2				
Don Wert, R (1,5) OBP: 0.250, SLG: 0.238								K		2	0	0	0	1	2	1				
Mickey Lolich, S (1,1) OBP: 0.205, SLG: 0.128										1	0	0	0	0	1	0				
Gates Brown, L (5, PH) OBP: 0.213, SLG: 0.227										1	0	0	0	0	0	2				
Fred Lasher, R (5, PH)										0	0	0	0	0	0	0				
Tom Matchick, L (8, PH)										1	0	0	0	0	1	0				
Daryl Patterson, L (8,1)										0	0	0	0	0	0	0				
Inning Stats	R: 0 E: 0 K: 0 S: 4	H: 1 LOB: 1 BB: 0 P: 4	R: 0 E: 0 K: 1 S: 5	H: 0 LOB: 1 BB: 1 P: 9	R: 0 E: 0 K: 1 S: 5	H: 0 LOB: 0 BB: 0 P: 5	R: 0 E: 0 K: 0 S: 3	H: 0 LOB: 0 BB: 0 P: 3	R: 0 E: 0 K: 0 S: 3	H: 0 LOB: 2 BB: 2 P: 11	R: 0 E: 0 K: 1 S: 5	H: 0 LOB: 0 BB: 0 P: 5	R: 0 E: 0 K: 2 S: 8	H: 1 LOB: 1 BB: 0 P: 8	R: 1 E: 0 K: 0 S: 4	H: 1 LOB: 1 BB: 0 P: 5	1B: 1 2B: 2 3B: 0 HR: 0	SF: 0 SAC: 0 DP: 0 HBP: 1	WP: 0 PB: 0 CS: 0	PA: 34
PITCHER Mike Nagy, R (1,1) ERA: 3.06	IP: 9.0 WLS: W BF: 34 H: 3 R: 1 ER: 1 SO: 5 BB: 3 IBB: 0 HBP: 1 BLK: 0 WP: 0 HR: 0 S: 40 P: 53 ERA: 1.00 WHIP: 0.667																			

Batter	1	2	3	4	5	6	7	8	9	AB	R	H	RBI	BB	SO	LOB	BOTTOM
Dick Schofield, S (1,5) OBP: 0.349, SLG: 0.351	1B BB	K		F9			K			3	0	0	0	1	2	2	Detroit Tigers @ Boston Red Sox Fenway Park, Boston, MA Tue Jul 08 1969, 7:05 PM EDT Att: 32,523 - Unknown
Mike Andrews, R (1,4) OBP: 0.381, SLG: 0.448	1-3 1B	F9		G5-3			2B			4	0	2	0	0	0	2	
Carl Yastrzemski, L (1,7) OBP: 0.375, SLG: 0.535	K			1B 2B		K		BB		3	1	1	0	1	2	1	
Reggie Smith, S (1,8) OBP: 0.387, SLG: 0.589	K			1B IBB		K		P5		4	1	1	0	0	2	3	
Rico Petrocelli, R (1,6) OBP: 0.434, SLG: 0.631		F8		P6		L6 2B		K		4	0	1	0	0	1	4	
Tony Conigliaro, R (1,9) OBP: 0.322, SLG: 0.435										1	1	0	0	1	0	2	
Joe Lahoud, L (5, PH) OBP: 0.343, SLG: 0.297		BB 1B BB		F2		L6		FC6-4 BB		1	0	0	0	1	0	1	
George Scott, R (1,3) OBP: 0.323, SLG: 0.386		BB 1B BB		1B IBB				FC6-4 G4-6-3		2	1	0	0	2	1	1	
Russ Gibson, R (1,2) OBP: 0.279, SLG: 0.268		S 1B BB		1-3 2-H 3-H 1B		G4-3		G4-6-3		3	0	1	2	1	0	1	
Mike Nagy, R (1,1) OBP: 0.105, SLG: 0.108	1-2 2-H 3-H 1B			K		G6-3				3	0	1	2	0	1	2	
Inning Stats	R: 0 E: 0 K: 2 S: 7	H: 1 LOB: 1 BB: 1 P: 11	R: 2 E: 0 K: 1 S: 6	H: 3 LOB: 2 BB: 1 P: 18	R: 0 E: 0 K: 1 S: 5	H: 0 LOB: 0 BB: 0 P: 5	R: 0 E: 0 K: 1 S: 5	H: 1 LOB: 0 BB: 0 P: 5	R: 0 E: 0 K: 2 S: 8	H: 1 LOB: 2 BB: 1 P: 12	R: 0 E: 0 K: 0 S: 2	H: 0 LOB: 0 BB: 1 P: 6	1B: 4 2B: 4 3B: 0 HR: 0	SF: 0 SAC: 0 DP: 2 HBP: 0	WP: 0 PB: 0 CS: 0	PA: 35	
PITCHER Mickey Lolich, L (1,1) ERA: 2.86	IP: 4.0 WLS: L BF: 21 H: 5 R: 4 ER: 3 SO: 5 BB: 4 IBB: 1 HBP: 0 BLK: 0 WP: 0 HR: 0 S: 26 P: 46 ERA: 6.75 WHIP: 2.250																
Fred Lasher, R (5,1) ERA: 2.49	IP: 3.0 WLS: L BF: 11 H: 2 R: 0 ER: 0 SO: 4 BB: 1 IBB: 0 HBP: 0 BLK: 0 WP: 0 HR: 0 S: 18 P: 22 ERA: 0.00 WHIP: 1.000																
Daryl Patterson, R (8,1) ERA: 5.4	IP: 1.0 WLS: L BF: 3 H: 0 R: 0 ER: 0 SO: 0 BB: 0 IBB: 0 HBP: 0 BLK: 0 WP: 0 HR: 0 S: 2 P: 6 ERA: 0.00 WHIP: 1.000																

Batter	1	2	3	4	5	6	7	8	9	AB	R	H	RBI	BB	SO	LOB	TOP					
Mike Andrews, R OBP: 0.379, SLG: 0.453	5-3		FC4-6 1B		6-3		F7			4	0	1	0	0	0	0						
Dick Schofield, S OBP: 0.340, SLG: 0.341	F7		FC4-6 1-2f		P6			3-1		4	0	0	0	0	0	1						
Carl Yastrzemski, L OBP: 0.375, SLG: 0.550			K			HR		K		4	1	2	1	0	2	1						
Reggie Smith, S OBP: 0.387, SLG: 0.590	F3			F8 1B	2B	F2		F7		4	1	1	0	0	0	1						
Rico Petrocelli, R OBP: 0.433, SLG: 0.634		HR		K		6-3		F7		4	1	1	1	0	1	1						
Joe Lahoud, L OBP: 0.351, SLG: 0.333		K		F8			BB		HR	3	1	1	1	1	1	1						
George Scott, R OBP: 0.321, SLG: 0.380	5-3				1B	4-1		F8		4	0	1	1	0	0	1						
Tom Satriano, L OBP: 0.341, SLG: 0.264	F3			F7				F3		4	0	0	0	0	0	1						
Sonny Siebert, R OBP: 0.250, SLG: 0.303								5-3		3	0	0	0	0	0	0						
Vicente Romo, R OBP: 0.111, SLG: 0.111			F8		P4			5-3		0	0	0	0	0	0	0						
Inning Stats	R: 0 E: 0 K: 0 S: 4	H: 1 LOB: 1 BB: 0 P: 4	R: 1 E: 0 K: 1 S: 6	H: 1 LOB: 0 BB: 0 P: 6	R: 0 E: 0 K: 1 S: 6	H: 1 LOB: 1 BB: 0 P: 6	R: 1 E: 0 K: 1 S: 7	H: 2 LOB: 1 BB: 0 P: 7	R: 0 E: 0 K: 0 S: 3	H: 0 LOB: 0 BB: 0 P: 3	R: 1 E: 0 K: 0 S: 4	H: 1 LOB: 1 BB: 1 P: 8	R: 0 E: 0 K: 0 S: 3	H: 0 LOB: 0 BB: 0 P: 3	R: 0 E: 0 K: 1 S: 5	H: 0 LOB: 0 BB: 0 P: 5	R: 1 E: 0 K: 0 S: 4	H: 1 LOB: 0 BB: 0 P: 4	1B: 3 2B: 1 3B: 0 HR: 3	SF: 0 SAC: 0 DP: 0 HBP: 0	WP: 0 PB: 0 SB: 0 CS: 0	PA: 35
PITCHER Jim Hardin, R ERA: 3.8	IP: 9.0 WLS: W BF: 35 H: 7 R: 4 ER: 4 SO: 4 BB: 1 IBB: 0 HBP: 0 BLK: 0 WP: 0 HR: 3 S: 42 P: 46 ERA: 4.00 WHIP: 0.889															PITCHER						

Boston Red Sox @ Baltimore Orioles
Memorial Stadium, Baltimore, MD
Thu Jul 10 1969, 7:05 PM EDT
Att: 11,278 - Unknown

AB 34
R 4
H 7
RBI 4
BB 1
SO 4
LOB 7



Batter	1	2	3	4	5	6	7	8	9	AB	R	H	RBI	BB	SO	LOB	BOTTOM					
Don Buford, S OBP: 0.392, SLG: 0.433	K		1B			K	4-3		FC1-6 BB	4	0	1	0	1	2	0						
Paul Blair, R OBP: 0.361, SLG: 0.528	F7		FC6-4 1B			1B	K		FC1-6 1B	5	2	2	0	0	1	1						
Frank Robinson, R OBP: 0.430, SLG: 0.583		HR	FC6-4 1-2f			5-3		P6	1B	5	1	2	2	0	0	3						
Boog Powell, L OBP: 0.397, SLG: 0.588	P4			G1-4-3 1B		1B	BB	6-3		3	1	1	0	1	0	0						
Brooks Robinson, R OBP: 0.297, SLG: 0.406			G6-4-3 1B		F8	1B	1B			4	0	3	1	0	0	1						
Davey Johnson, R OBP: 0.344, SLG: 0.380		G6-4-3 1-2f		G1-4-3 1-2f		1B	1B		BB	3	0	1	1	1	0	2						
Mark Belanger, R OBP: 0.366, SLG: 0.366	F7				L4	P4		BB		3	0	0	0	1	0	2						
Andy Etchebarren, R OBP: 0.390, SLG: 0.417			F3		K			K		4	1	1	1	0	2	3						
Jim Hardin, R OBP: 0.250, SLG: 0.308			5-3		F7			L7		3	0	0	0	0	0	0						
Elrod Hendricks, L OBP: 0.319, SLG: 0.373								5-3		1	0	0	0	0	0	0						
Inning Stats	R: 1 E: 0 K: 1 S: 6	H: 1 LOB: 0 BB: 0 P: 6	R: 0 E: 0 K: 0 S: 3	H: 1 LOB: 0 BB: 0 P: 3	R: 0 E: 0 K: 0 S: 5	H: 2 LOB: 2 BB: 0 P: 5	R: 0 E: 0 K: 0 S: 3	H: 1 LOB: 0 BB: 0 P: 3	R: 0 E: 0 K: 1 S: 5	H: 0 LOB: 0 BB: 0 P: 5	R: 2 E: 0 K: 1 S: 8	H: 3 LOB: 2 BB: 1 P: 12	R: 1 E: 0 K: 1 S: 6	H: 1 LOB: 0 BB: 0 P: 6	R: 0 E: 0 K: 1 S: 6	H: 1 LOB: 3 BB: 2 P: 14	R: 1 E: 0 K: 0 S: 3	H: 1 LOB: 1 BB: 1 P: 7	1B: 7 2B: 1 3B: 1 HR: 2	SF: 0 SAC: 0 DP: 2 HBP: 0	WP: 0 PB: 0 SB: 1 CS: 0	PA: 39
PITCHER Sonny Siebert, R ERA: 4.1	IP: 7.2 WLS: L BF: 34 H: 10 R: 4 ER: 4 SO: 4 BB: 3 IBB: 0 HBP: 0 BLK: 0 WP: 0 HR: 2 S: 39 P: 51 ERA: 4.70 WHIP: 1.696															PITCHER						
PITCHER Vicente Romo, R ERA: 3.72	IP: 1.0 WLS: L BF: 5 H: 1 R: 1 ER: 1 SO: 1 BB: 1 IBB: 0 HBP: 0 BLK: 0 WP: 0 HR: 0 S: 6 P: 10 ERA: 9.00 WHIP: 2.000															PITCHER						

Boston Red Sox @ Baltimore Orioles
Memorial Stadium, Baltimore, MD
Thu Jul 10 1969, 7:05 PM EDT
Att: 11,278 - Unknown

AB 35
R 5
H 11
RBI 5
BB 4
SO 5
LOB 12

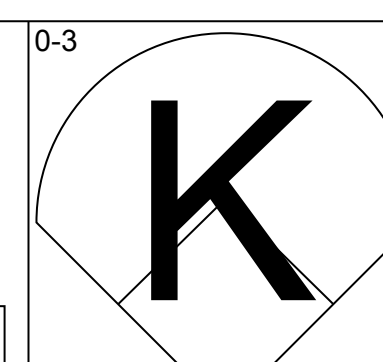
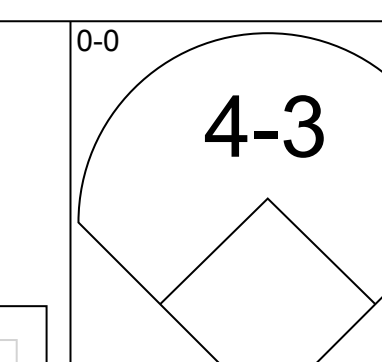
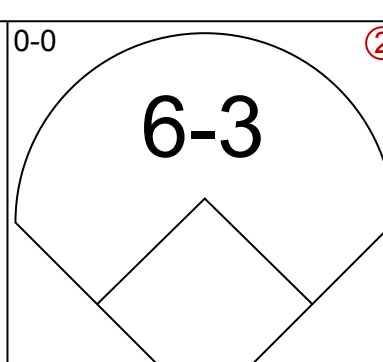
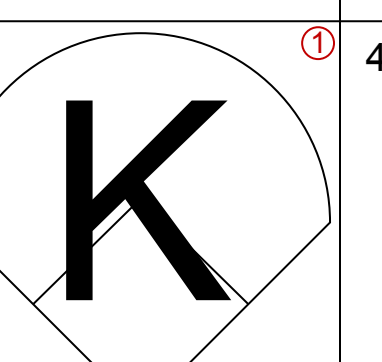
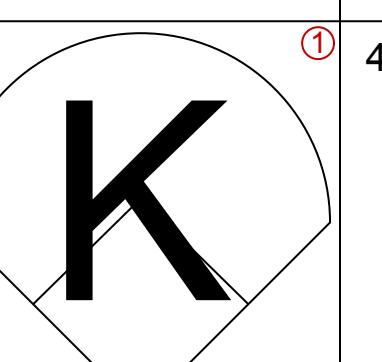
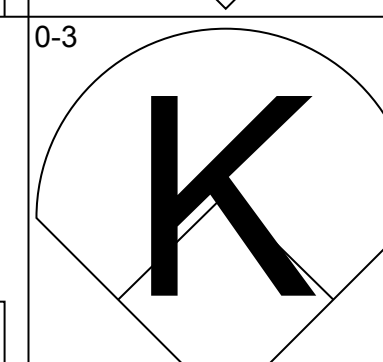
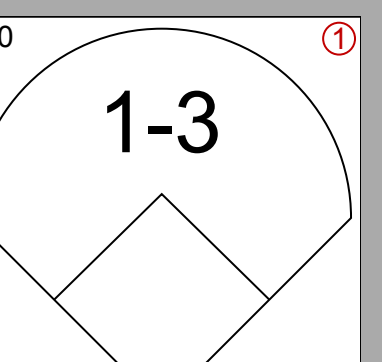
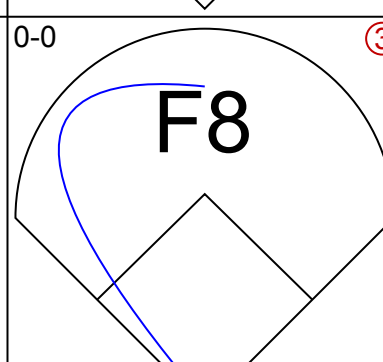


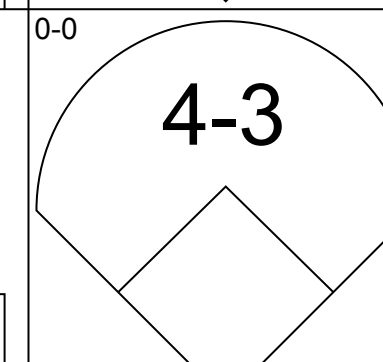
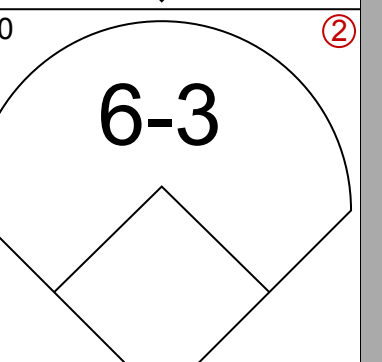
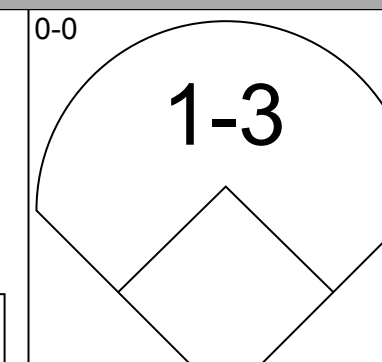
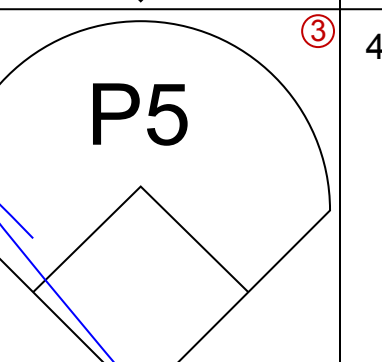
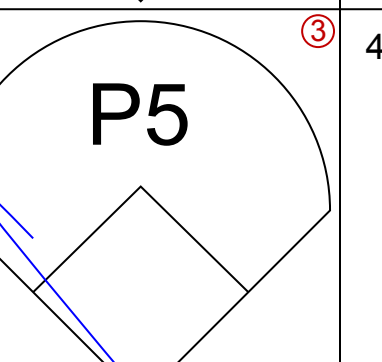
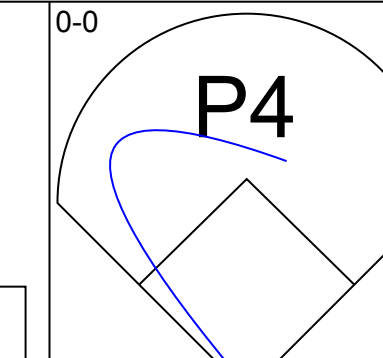
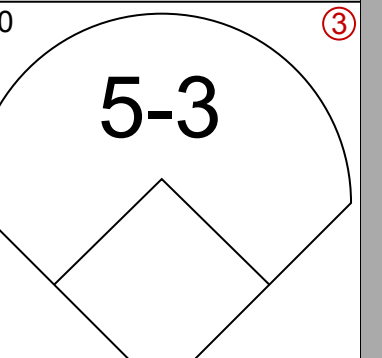
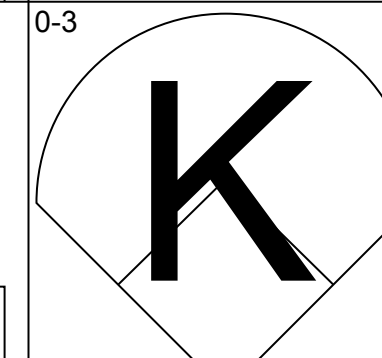
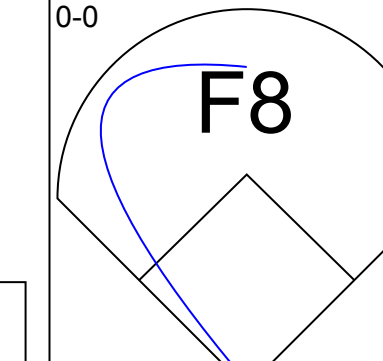
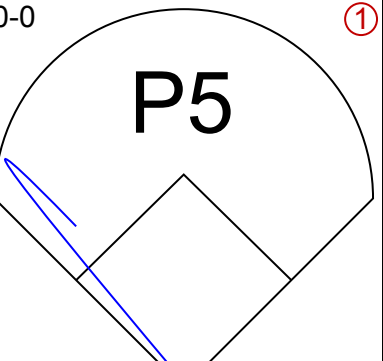
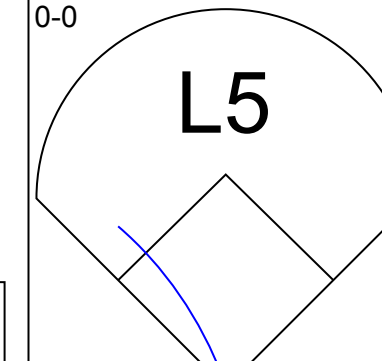
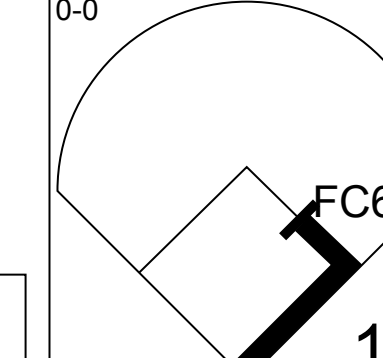
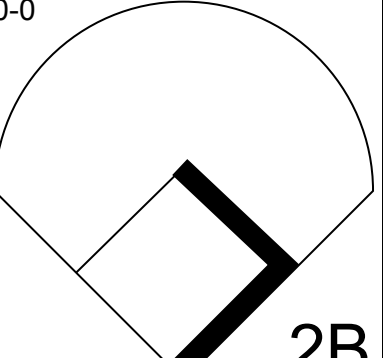
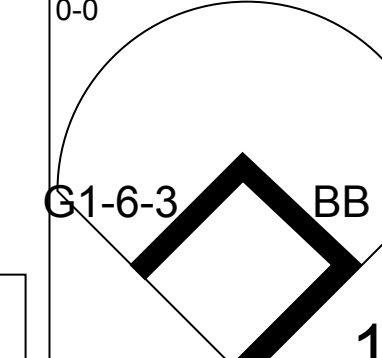
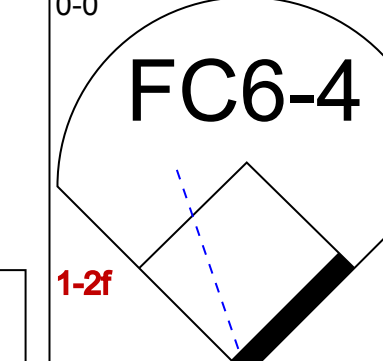
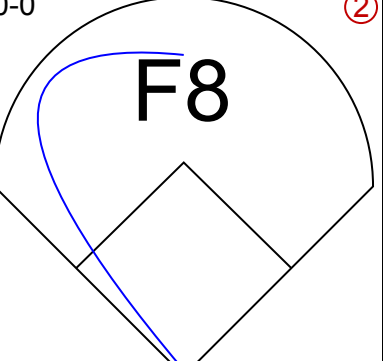
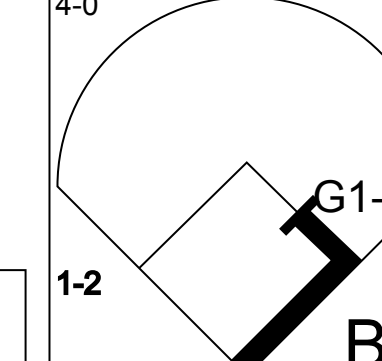
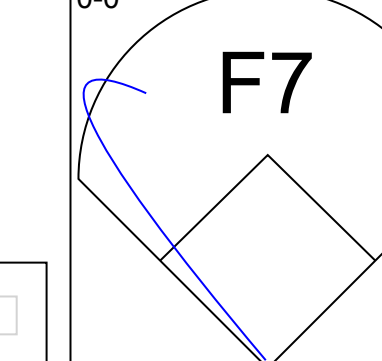
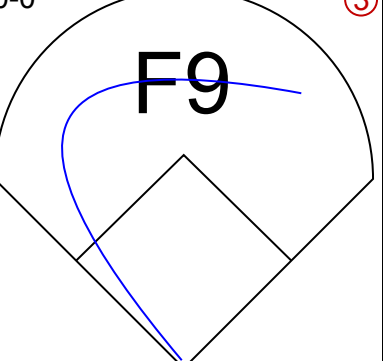
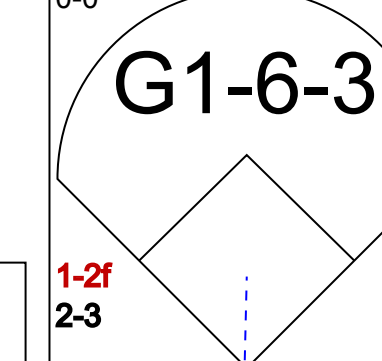
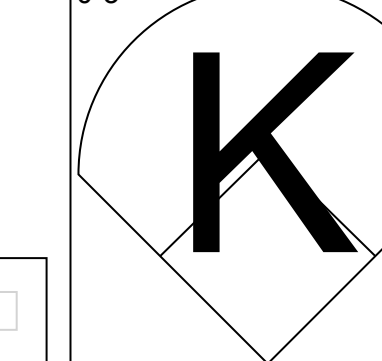
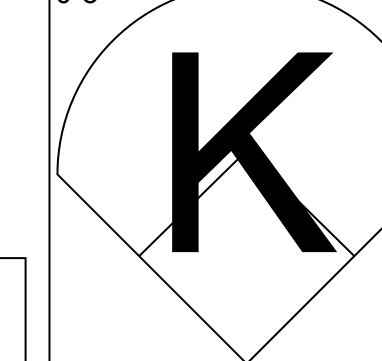
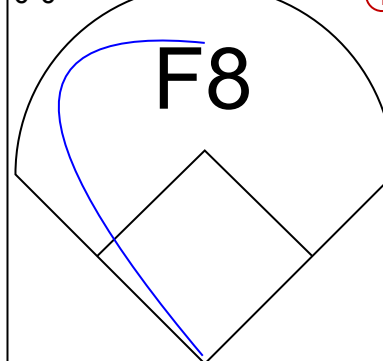


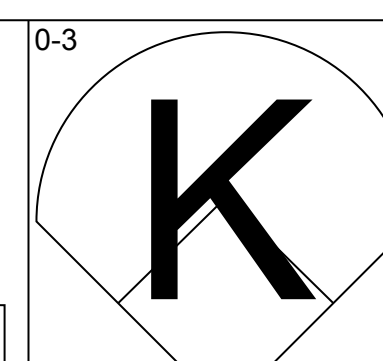
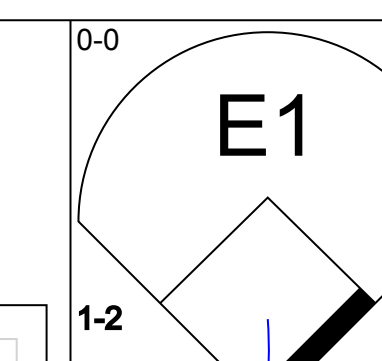
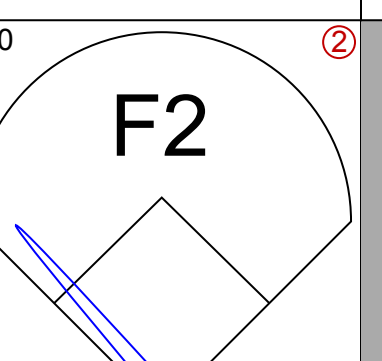
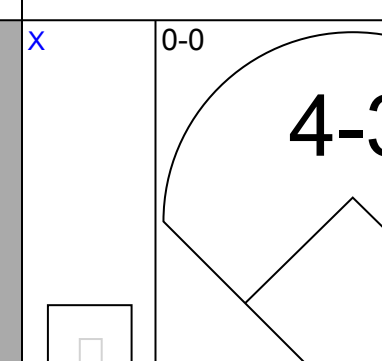
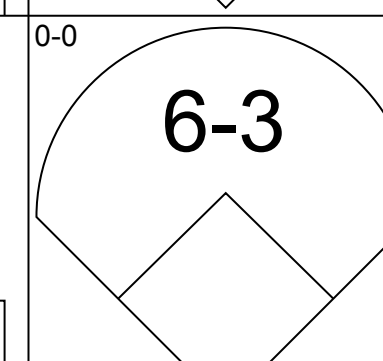
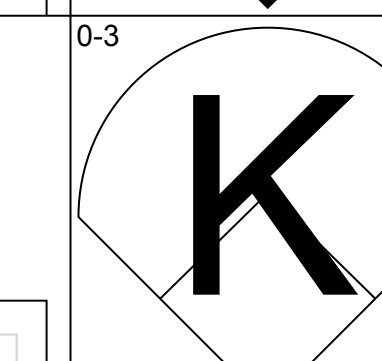
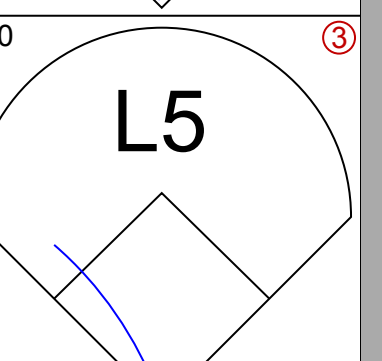
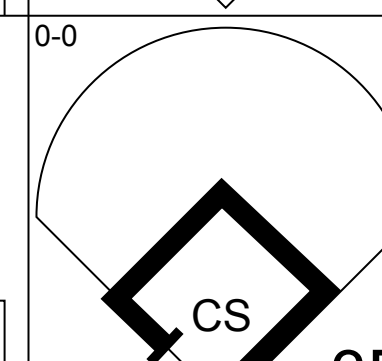
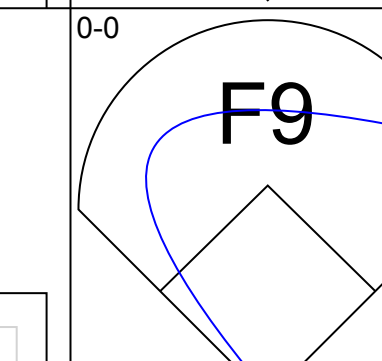
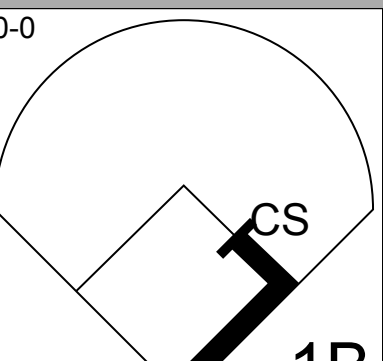
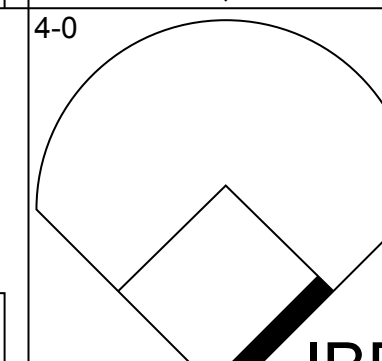
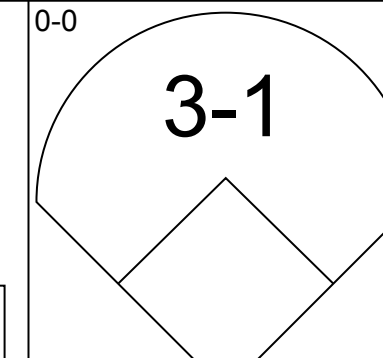
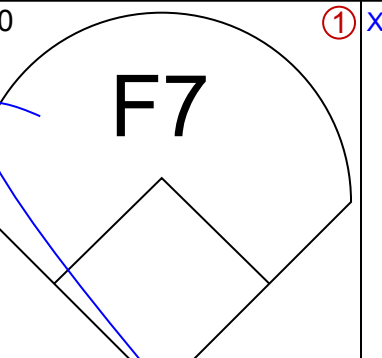
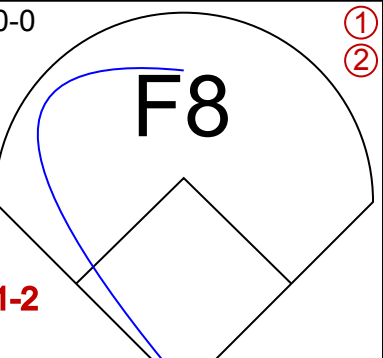
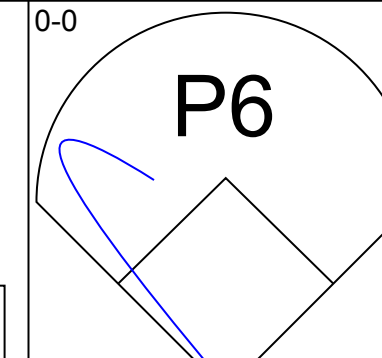
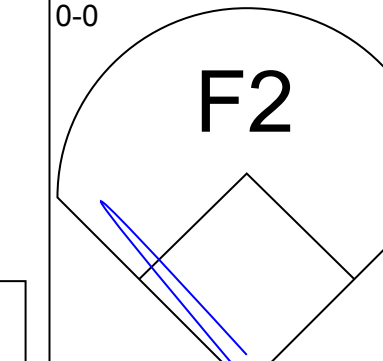
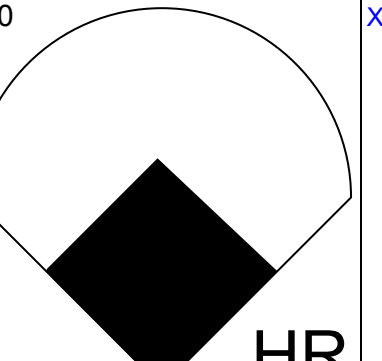
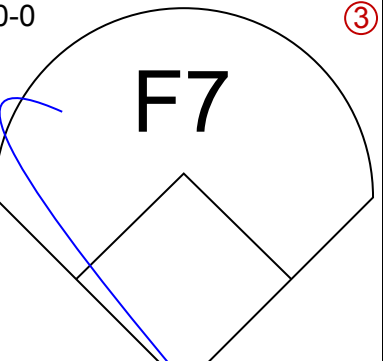
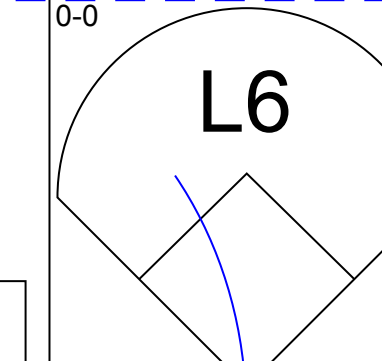

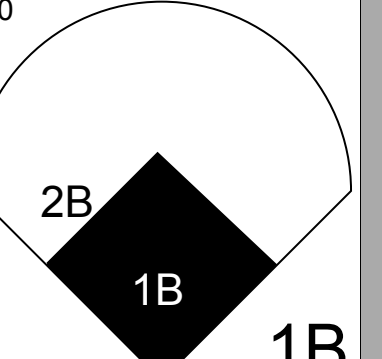
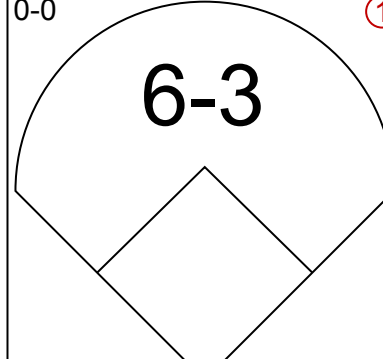
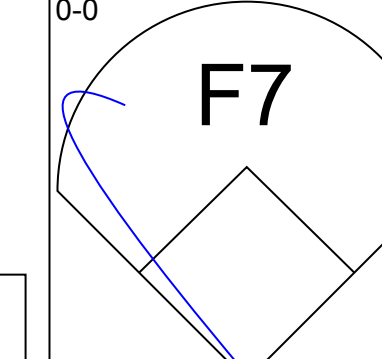
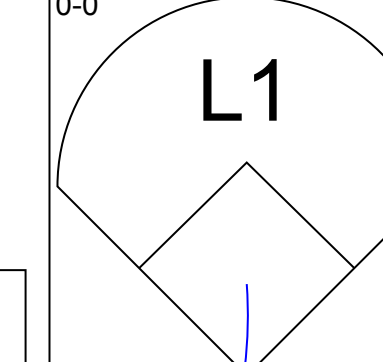
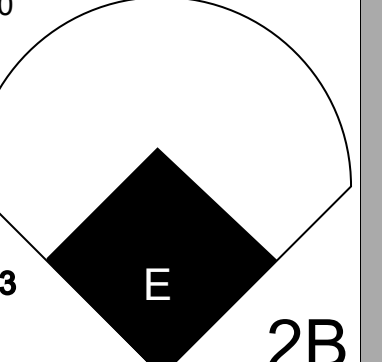
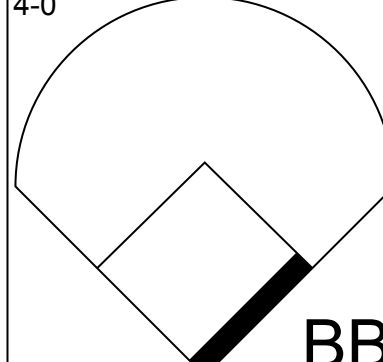
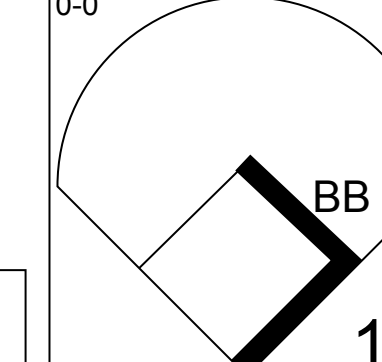
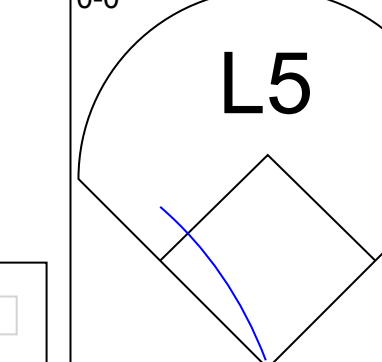
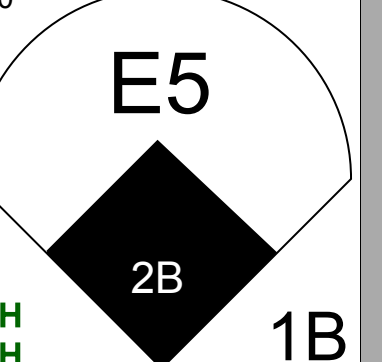
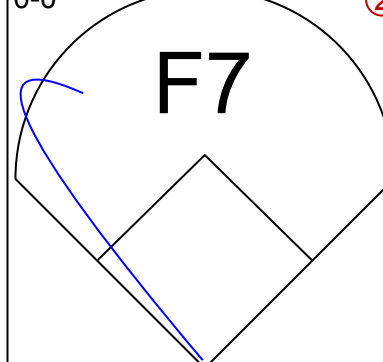
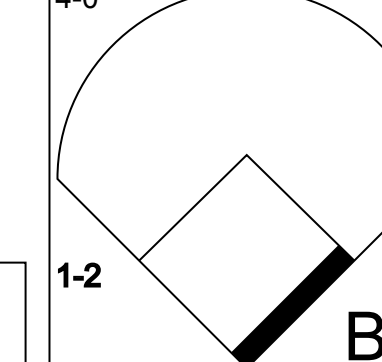
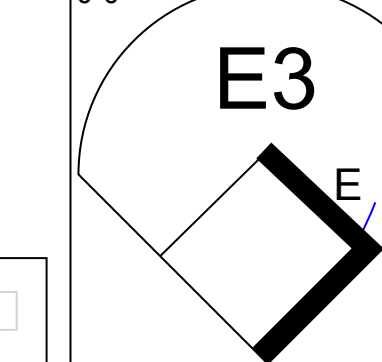
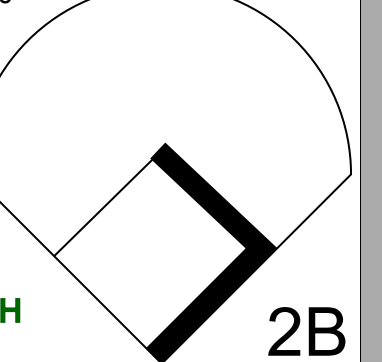
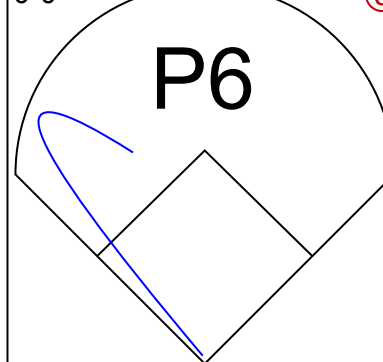
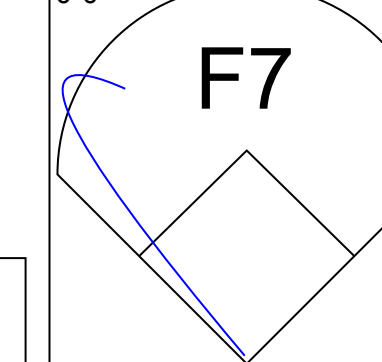
Batter	1	2	3	4	5	6	7	8	9	AB	R	H	RBI	BB	SO	LOB	TOP					
Mike Andrews, R (1,4) OBP: 0.380, SLG: 0.446			F2	5-3				F2		3	0	0	0	2	0	1	Boston Red Sox @ Baltimore Orioles Memorial Stadium, Baltimore, MD Fri Jul 11 1969, 7:05 PM EDT Unknown					
Dick Schofield, S (1,5) OBP: 0.347, SLG: 0.341				4-3				F8		3	2	1	0	2	0	2						
Carl Yastrzemski, L (1,7) OBP: 0.376, SLG: 0.557	P3									5	2	2	1	0	1	4						
Reggie Smith, S (1,8) OBP: 0.396, SLG: 0.608										3	2	3	3	2	0	0						
Rico Petrocelli, R (1,6) OBP: 0.434, SLG: 0.636										4	0	2	2	0	0	4						
Syd O'Brien, R (9,6) OBP: 0.309, SLG: 0.492	F5									0	0	0	0	0	0	0						
Tony Conigliaro, R (1,9) OBP: 0.323, SLG: 0.429										3	0	0	0	2	1	5						
George Scott, R (1,3) OBP: 0.316, SLG: 0.375										4	0	0	1	0	1	2						
Russ Gibson, R (1,2) OBP: 0.273, SLG: 0.262										5	0	0	0	0	0	5						
Ray Culp, R (1,1) OBP: 0.213, SLG: 0.241										2	0	0	0	0	1	0						
Dalton Jones, L (8,PH) OBP: 0.295, SLG: 0.328										0	1	0	0	1	0	0						
Sparky Lyle, L (8,1) OBP: 0.250, SLG: 0.143										1	0	0	0	0	0	0						
Inning Stats	R: 0 E: 0 K: 1 S: 5	H: 0 LOB: 3 BB: 3 P: 17	R: 0 E: 0 K: 1 S: 5	H: 0 LOB: 0 BB: 0 P: 5	R: 3 E: 0 K: 0 S: 5	H: 2 LOB: 2 BB: 3 P: 17	R: 0 E: 0 K: 0 S: 3	H: 0 LOB: 0 BB: 0 P: 3	R: 0 E: 0 K: 0 S: 4	H: 1 LOB: 1 BB: 0 P: 4	R: 0 E: 1 K: 0 S: 4	H: 0 LOB: 2 BB: 1 P: 8	R: 1 E: 0 K: 0 S: 5	H: 2 LOB: 2 BB: 1 P: 9	R: 3 E: 0 K: 1 S: 8	H: 3 LOB: 1 BB: 1 P: 12	R: 0 E: 0 K: 1 S: 5	H: 0 LOB: 0 BB: 0 P: 5	1B: 4 2B: 2 3B: 0 HR: 2	SF: 1 SAC: 2 DP: 0 HBP: 0	WP: 0 PB: 0 SB: 0 CS: 0	PA: 45
PITCHER	IP WLS BF H R ER SO BB IBB HBP BLK WP HR S P ERA WHIP																					
Marcelino Lopez, L (1,1) ERA: 2.68	2.1 15 2 3 3 2 5 1 0 0 0 0 0 13 37 11.57 3.000																					
Tom Phoebus, R (3,1) ERA: 3.59	2.2 9 1 0 0 0 0 0 0 0 0 0 0 9 9 0.00 0.375																					
Al Severinsen, R (6,1) ERA: 5.63	1.1 L 9 2 1 1 0 1 1 0 0 0 0 1 7 15 6.75 2.250																					
Dick Hall, R (7,1) ERA: 2.01	1.0 5 1 2 2 0 1 0 0 0 0 0 0 4 8 18.00 2.000																					
Pete Richert, L (8,1) ERA: 2.49	1.2 7 2 1 1 2 0 0 0 0 0 0 1 11 11 5.40 1.200																					
Batter	1	2	3	4	5	6	7	8	9	AB	R	H	RBI	BB	SO	LOB	BOTTOM					
Don Buford, S (1,7) OBP: 0.393, SLG: 0.434	6-3		E8		6-3					4	1	2	0	0	0	2	Boston Red Sox @ Baltimore Orioles Memorial Stadium, Baltimore, MD Fri Jul 11 1969, 7:05 PM EDT Unknown					
Paul Blair, R (1,8) OBP: 0.365, SLG: 0.542										4	2	3	1	0	0	1						
Frank Robinson, R (1,9) OBP: 0.428, SLG: 0.577										3	0	0	0	1	1	1						
Boog Powell, L (1,3) OBP: 0.395, SLG: 0.593	4-3									4	1	1	2	0	0	2						
Brooks Robinson, R (1,5) OBP: 0.294, SLG: 0.401										4	0	0	0	0	2	1						
Eliod Hendricks, L (1,2) OBP: 0.314, SLG: 0.366										3	0	0	0	0	0	0						
Curt Motton, R (9,PH) OBP: 0.250, SLG: 0.290	1-3									1	0	1	0	0	0	0						
Mark Belanger, R (1,6) OBP: 0.366, SLG: 0.362										3	0	0	0	1	0	1						
Chico Salmon, R (1,4) OBP: 0.375, SLG: 0.370										3	0	0	0	1	2	0						
Marcelino Lopez, R (1,1) OBP: 0.231, SLG: 0.091										0	0	0	0	0	0	0						
Tom Phoebus, R (3,1) OBP: 0.276, SLG: 0.341										1	0	0	0	0	0	0						
Dave May, L (5,PH) OBP: 0.226, SLG: 0.277										0	0	0	0	0	0	0						
Al Severinsen, R (6,1) ERA: 5.63										0	0	0	0	0	0	0						
Dick Hall, R (7,1) ERA: 2.01										1	0	0	0	0	0	0						
Pete Richert, L (8,1) ERA: 2.49										0	0	0	0	0	0	0						
Inning Stats	R: 1 E: 0 K: 1 S: 6	H: 1 LOB: 0 BB: 0 P: 6	R: 0 E: 0 K: 1 S: 4	H: 0 LOB: 1 BB: 1 P: 8	R: 0 E: 1 K: 0 S: 4	H: 1 LOB: 1 BB: 0 P: 4	R: 0 E: 0 K: 0 S: 3	H: 0 LOB: 0 BB: 0 P: 3	R: 0 E: 0 K: 0 S: 4	H: 1 LOB: 2 BB: 1 P: 8	R: 2 E: 0 K: 0 S: 5	H: 2 LOB: 0 BB: 0 P: 5	R: 0 E: 0 K: 1 S: 5	H: 0 LOB: 0 BB: 0 P: 5	R: 1 E: 0 K: 1 S: 6	H: 2 LOB: 1 BB: 1 P: 10	R: 0 E: 0 K: 1 S: 5	H: 1 LOB: 0 BB: 0 P: 5	1B: 5 2B: 1 3B: 0 HR: 2	SF: 0 SAC: 0 DP: 2 HBP: 0	WP: 0 PB: 0 SB: 0 CS: 1	PA: 36
PITCHER	IP WLS BF H R ER SO BB IBB HBP BLK WP HR S P ERA WHIP																					
Ray Culp, R (1,1) ERA: 3.57	7.0 27 5 3 3 3 2 0 0 0 0 0 2 31 39 3.86 1.000																					
Sparky Lyle, L (8,1) ERA: 2.22	2.0 S 8 3 1 1 2 1 0 0 0 0 0 0 11 15 4.50 2.000																					

Batter	1	2	3	4	5	6	7	8	9	AB R H RBI BB SO LOB	TOP												
Mike Andrews, R OBP: 0.396, SLG: 0.466 (1, 4)	0-0 BB HR 1B	0-0 BB 1B		0-0 1B 1B		0-0 E 2B	0-0 1B 1B		4-0 1B BB	5 2 5 0 1 0 0	Boston Red Sox @ Baltimore Orioles Memorial Stadium, Baltimore, MD Fri Jul 11 1969, 7:05 PM EDT Att: 30,844 - Unknown livebaseballscores.com												
Dalton Jones, L OBP: 0.308, SLG: 0.336 (1, 3)	4-0 HR BB	4-0 BB 1B		0-0 1B 1B		0-0 SH5-4 2H	0-0 1B 1B		0-0 1B E	3 3 3 1 2 0 0													
Carl Yastrzemski, L OBP: 0.379, SLG: 0.567 Don Lock, R OBP: 0.368, SLG: 0.375 (1, 7) (7, PR) (7, 7) (9, 8)	0-0 HR 2H	0-0 F8		0-0 F9		0-0 2B SF8 1B	0-0 FC5 1B 2H		0-0 E SF8 1B	5 2 3 4 0 0 4 1 1 1 0 0 0 0													
Reggie Smith, S OBP: 0.401, SLG: 0.612 Jim Lonborg, R OBP: 0.217, SLG: 0.190 (1, 8) (9, 1)	0-0 F7		0-0 P4		0-0 1B E 1B	0-0 SF8 WP 2B	0-0 1B 1B		0-0 E9 SF8 1B	6 2 4 1 0 0 0 0 0 0 0 0 0 0													
Rico Petrocelli, R OBP: 0.433, SLG: 0.630 Lee Stange, R OBP: 0.174, SLG: 0.095 Dick Schofield, S OBP: 0.345, SLG: 0.341 (1, 6) (7, 1) (9, PH) (9, 7)	0-0 F5		0-0 6-3		0-0 E CS 1B	4-0 WP IBB	0-0 FC5 2-3f		0-0 SF8 2-3 3-H	4 0 1 0 1 0 2 0 0 0 0 0 0 0 0 0 0 1 0 0 0													
Joe Lahoud, L OBP: 0.394, SLG: 0.350 Tony Conigliaro, R OBP: 0.323, SLG: 0.433 (1, 9) (6, PH) (6, 9)	0-0 1B		0-0 1B		0-0 E9 1-3 2H 1B	0-0 SF8 2-3 3-H		0-0 F9 SF9 2B	0-0 K	3 0 3 1 0 0 0 2 1 1 1 0 1 1													
George Scott, R OBP: 0.311, SLG: 0.369 (1, 5)	0-0 P4		0-0 F7		0-3 K 3-H	0-0 6-3 3-H		0-0 F9 2-3		5 0 0 0 0 1 6													
Tom Satriano, L OBP: 0.337, SLG: 0.258 (1, 2)		0-0 6-3		0-0 6-3 IBB		0-0 4-1		0-0 SF9 3-H		3 0 0 1 1 0 0													
Ray Jarvis, R OBP: 0.040, SLG: 0.040 Syd O'Brien, R OBP: 0.304, SLG: 0.485 (1, 1) (7, PR) (7, 6)	0-0 5-3		0-0 5-3		0-3 K 3	0-0 1B 1B		0-0 5-3		4 0 1 0 0 1 2 1 1 0 0 0 0 0													
Inning Stats	R: 3 E: 0 K: 0 S: 6	H: 3 LOB: 1 BB: 1 P: 10	R: 0 E: 0 K: 0 S: 4	H: 1 LOB: 2 BB: 1 P: 8	R: 0 E: 0 K: 0 S: 4	H: 1 LOB: 1 BB: 0 P: 4	R: 0 E: 0 K: 0 S: 5	H: 2 LOB: 2 BB: 0 P: 5	R: 1 E: 1 K: 2 S: 9	H: 3 LOB: 2 BB: 1 P: 13		R: 3 E: 0 K: 0 S: 6	H: 3 LOB: 1 BB: 0 P: 10	R: 2 E: 0 K: 0 S: 7	H: 5 LOB: 2 BB: 0 P: 7	R: 1 E: 0 K: 0 S: 4	H: 1 LOB: 0 BB: 0 P: 4	R: 2 E: 1 K: 1 S: 7	H: 3 LOB: 1 BB: 1 P: 11	1B: 18 2B: 3 3B: 0 HR: 1	SF: 3 SAC: 1 DP: 0 HBP: 0	WP: 1 PB: 0 SB: 0 CS: 1	PA: 51
PITCHER	IP WLS BF H R ER SO BB IBB HBP BLK WP HR S P ERA WHIP																						
Dave Leonhard, R ERA: 2.44 (1, 1)	4.0 L 24 10 4 0 4 0 2 0 0 0 0 0 1 22 30 9.00 3.000																						
Al Severinsen, R ERA: 5.0 (5, 1)	1.0 3 0 0 0 2 0 1 0 0 0 0 0 6 10 0.00 0.000																						
Marcelino Lopez, L ERA: 3.57 (6, 1)	1.2 13 8 5 5 0 0 1 0 0 0 1 0 12 16 27.00 4.800																						
Eddie Watt, R ERA: 2.27 (7, 1)	2.1 11 4 3 3 1 1 0 0 0 0 0 0 12 16 11.57 2.143																						

Batter	1	2	3	4	5	6	7	8	9	AB R H RBI BB SO LOB	BOTTOM												
Mark Belanger, R OBP: 0.362, SLG: 0.357 (1, 6)	0-3 K		0-3 K			0-0 5-3		0-0 F9		4 0 0 0 0 2 0	Boston Red Sox @ Baltimore Orioles Memorial Stadium, Baltimore, MD Fri Jul 11 1969, 7:05 PM EDT Att: 30,844 - Unknown livebaseballscores.com												
Mery Rettenmund, R OBP: 0.321, SLG: 0.348 (1, 7)	0-0 F9			0-0 5-3		0-0 1B 1B		0-0 E9		4 1 1 0 0 0 0													
Paul Blair, R OBP: 0.366, SLG: 0.541 (1, 8)	0-0 FC6 1B			0-0 F9		0-0 1B 1B		0-0 F5		4 1 2 0 0 0 1													
Boog Powell, L OBP: 0.393, SLG: 0.589 (1, 3)	0-0 FC6 1-2f			0-0 4-3		0-0 1B 1B		0-0 F9		4 0 1 0 0 0 2													
Brooks Robinson, R OBP: 0.296, SLG: 0.402 (1, 5)		0-0 F9			0-0 FC 1B	0-0 FC6-4 1-2 2-H 3-H 1B		0-0 5-3		4 0 2 2 0 0 0													
Davey Johnson, R OBP: 0.346, SLG: 0.380 (1, 4)		4-0 G6-3 BB			0-0 FC E 1-2f	0-0 FC6-4 1-2f		0-0 HBP 1B		3 1 1 0 1 0 2													
Dave May, L OBP: 0.255, SLG: 0.280 (1, 9)		0-0 G6-3 1-2f			0-0 E1 1-H 1B		0-0 F2		1-0 G6-3 HBP 1B	3 0 1 0 0 0 1													
Andy Etchebarren, R OBP: 0.386, SLG: 0.412 (1, 2)			0-0 1-3			0-0 1B		0-0 F9		4 0 1 0 0 0 2													
Dave Leonhard, R (1, 1)				0-0 1-3			0-3 K			1 0 0 0 0 0 0 0 0 0 0 0 0 0 1 0 0 0 0 0 1 0 0 0 0 0 0 0 1 0 0 0 0 1 0													
Inning Stats	R: 0 E: 0 K: 1 S: 6	H: 1 LOB: 0 BB: 0 P: 6	R: 0 E: 0 K: 0 S: 2	H: 0 LOB: 0 BB: 1 P: 6	R: 0 E: 0 K: 1 S: 5	H: 0 LOB: 0 BB: 0 P: 5	R: 0 E: 0 K: 0 S: 3	H: 0 LOB: 0 BB: 0 P: 3	R: 1 E: 1 K: 0 S: 5	H: 3 LOB: 1 BB: 0 P: 5		R: 2 E: 0 K: 0 S: 6	H: 4 LOB: 1 BB: 0 P: 6	R: 0 E: 0 K: 1 S: 5	H: 0 LOB: 0 BB: 0 P: 5	R: 0 E: 1 K: 0 S: 4	H: 0 LOB: 1 BB: 0 P: 4	R: 0 E: 0 K: 0 S: 3	H: 1 LOB: 0 BB: 0 P: 4	1B: 9 2B: 0 3B: 0 HR: 0	SF: 0 SAC: 0 DP: 2 HBP: 1	WP: 0 PB: 0 SB: 0 CS: 0	PA: 35
PITCHER	IP WLS BF H R ER SO BB IBB HBP BLK WP HR S P ERA WHIP																						
Ray Jarvis, R ERA: 4.48 (1, 1)	6.0 W 24 8 3 3 2 1 0 0 0 0 0 0 9 9 0.00 0.000																						
Lee Stange, R ERA: 3.0 (7, 1)	2.0 S 7 0 0 0 1 0 0 0 0 0 0 0 9 9 0.00 0.000																						
Jim Lonborg, R ERA: 2.69 (9, 1)	1.0 4 1 0 0 0 0 0 0 1 0 0 0 3 4 0.00 1.000																						



Batter	1	2	3	4	5	6	7	8	9	AB	R	H	RBI	BB	SO	LOB	TOP					
Mike Andrews, R (1,4) OBP: 0.389, SLG: 0.456										4	0	0	0	0	2	0	Boston Red Sox @ Baltimore Orioles Memorial Stadium, Baltimore, MD Sat Jul 12 1969, 3:33 AM EDT Att: 36,048 - Unknown livebaseballscorecards.com					
Dick Schofield, S (1,5) OBP: 0.338, SLG: 0.333										4	0	0	0	0	1	0						
Carl Yastrzemski, L (1,7) OBP: 0.375, SLG: 0.560										4	0	0	0	0	0	0						
Reggie Smith, S (1,8) OBP: 0.397, SLG: 0.606										3	0	0	0	0	1	0						
Rico Petrocelli, R (1,6) OBP: 0.429, SLG: 0.624										3	0	0	0	0	0	0						
Tony Conigliaro, R (1,9) OBP: 0.329, SLG: 0.443										3	0	3	0	0	0	0						
George Scott, R (1,3) OBP: 0.312, SLG: 0.366										2	0	0	0	1	0	2						
Jerry Moses, R (1,2) OBP: 0.349, SLG: 0.548										3	0	0	0	0	0	3						
Mike Nagy, R (1,1) OBP: 0.103, SLG: 0.105										1	0	0	0	0	1	0						
Syd O'Brien, R (6,PH) OBP: 0.300, SLG: 0.478										1	0	0	0	0	0	0						
Bill Landis, L (6,PH)										0	0	0	0	0	0	0						
Don Lock, R (8,PH) OBP: 0.359, SLG: 0.364										1	0	0	0	0	1	1						
Ron Kline, R (8,1) OBP: 0.359, SLG: 0.364										0	0	0	0	0	0	0						
Inning Stats	R: 0 E: 0 K: 2 S: 7	H: 0 LOB: 0 BB: 0 P: 7	R: 0 E: 0 K: 0 S: 4	H: 1 LOB: 1 BB: 0 P: 4	R: 0 E: 0 K: 1 S: 5	H: 0 LOB: 0 BB: 0 P: 5	R: 0 E: 0 K: 0 S: 3	H: 0 LOB: 0 BB: 0 P: 3	R: 0 E: 0 K: 0 S: 4	H: 1 LOB: 1 BB: 0 P: 4	R: 0 E: 0 K: 0 S: 3	H: 0 LOB: 0 BB: 0 P: 3	R: 0 E: 0 K: 1 S: 5	H: 0 LOB: 0 BB: 0 P: 5	R: 0 E: 0 K: 1 S: 5	H: 1 LOB: 1 BB: 1 P: 9	R: 0 E: 0 K: 1 S: 5	H: 0 LOB: 0 BB: 0 P: 5	1B: 2 2B: 1 3B: 0 HR: 0	SF: 0 SAC: 0 DP: 1 HBP: 0	WP: 0 PB: 0 SB: 0 CS: 0	PA: 30
PITCHER	IP WLS BF H R ER SO BB IBB HBP BLK WP HR S P ERA WHIP																					
Mike Cuellar, L (1,1) ERA: 2.26	9.0 W 30 H 3 R 0 ER 0 SO 6 BB 1 IBB 0 HBP 0 BLK 0 WP 0 HR 0 S 41 P 45 ERA 0.00 WHIP 0.444																					

Batter	1	2	3	4	5	6	7	8	9	AB	R	H	RBI	BB	SO	LOB	BOTTOM						
Don Buford, S (1,7) OBP: 0.388, SLG: 0.426										4	0	0	0	0	1	2	Boston Red Sox @ Baltimore Orioles Memorial Stadium, Baltimore, MD Sat Jul 12 1969, 3:33 AM EDT Att: 36,048 - Unknown livebaseballscorecards.com						
Paul Blair, R (1,8) OBP: 0.365, SLG: 0.543										4	0	1	0	0	1	3							
Merv Rettenmund, R (8,8) OBP: 0.321, SLG: 0.348										0	0	0	0	0	0	0							
Frank Robinson, R (1,9) OBP: 0.432, SLG: 0.577										2	0	1	0	1	0	2							
Boog Powell, L (1,3) OBP: 0.389, SLG: 0.581										4	0	0	0	0	0	3							
Brooks Robinson, R (1,5) OBP: 0.296, SLG: 0.409										4	1	1	1	0	0	0							
Eliod Hendricks, L (1,2) OBP: 0.313, SLG: 0.364										4	1	1	0	0	1	0							
Davey Johnson, R (1,4) OBP: 0.350, SLG: 0.386										3	1	2	0	1	0	0							
Mark Belanger, R (1,6) OBP: 0.364, SLG: 0.357										3	1	1	1	1	0	1							
Mike Cuellar, L (1,1) OBP: 0.078, SLG: 0.137										4	0	1	1	0	0	3							
Inning Stats	R: 0 E: 0 K: 1 S: 5	H: 0 LOB: 1 BB: 0 P: 6	R: 0 E: 0 K: 1 S: 5	H: 0 LOB: 0 BB: 0 P: 5	R: 0 E: 2 K: 1 S: 7	H: 0 LOB: 2 BB: 0 P: 7	R: 4 E: 1 K: 0 S: 8	H: 5 LOB: 1 BB: 0 P: 8	R: 0 E: 0 K: 0 S: 3	H: 1 LOB: 0 BB: 0 P: 3	R: 0 E: 0 K: 0 S: 3	H: 0 LOB: 1 BB: 1 P: 7	R: 0 E: 0 K: 0 S: 3	H: 1 LOB: 1 BB: 1 P: 7	R: 0 E: 0 K: 0 S: 4	H: 1 LOB: 2 BB: 1 P: 8		R: 0 E: 0 K: 0 S: 4	H: 1 LOB: 2 BB: 1 P: 8	1B: 4 2B: 2 3B: 1 HR: 1	SF: 0 SAC: 0 DP: 0 HBP: 1	WP: 0 PB: 0 SB: 0 CS: 2	PA: 36
PITCHER	IP WLS BF H R ER SO BB IBB HBP BLK WP HR S P ERA WHIP																						
Mike Nagy, R (1,1) ERA: 3.16	5.0 L 23 H 6 R 4 ER 3 SO 6 BB 4 IBB 3 BLK 3 WP 0 HR 1 S 28 P 29 ERA 5.40 WHIP 1.200																						
Bill Landis, L (6,1) ERA: 6.34	2.0 H 8 R 1 ER 0 SO 0 BB 1 IBB 0 BLK 0 WP 0 HR 6 S 14 P 14 ERA 0.00 WHIP 1.000																						
Ron Kline, R (8,1) ERA: 5.2	1.0 H 5 R 1 ER 0 SO 0 BB 1 IBB 0 BLK 0 WP 0 HR 4 S 8 P 8 ERA 0.00 WHIP 2.000																						

AB 29
R 0
H 3
RBI 0
BB 1
SO 6
LOB 6



AB 32
R 4
H 8
RBI 3
BB 3
SO 3
LOB 14




Batter	1	2	3	4	5	6	7	8	9	AB	R	H	RBI	BB	SO	LOB	TOP															
Mike Andrews, R (1, 4) <small>OBP: 0.394, SLG: 0.450</small>										4	2	2	1	1	0	1	Boston Red Sox @ New York Yankees Yankee Stadium, Bronx, NY Tue Jul 15 1969, 3:33 AM EDT Cloudy - 83 F															
Joe Lighoud, L (1, 7) <small>OBP: 0.339, SLG: 0.339</small> Sparky Lyle, L (6, PH) <small>OBP: 0.222, SLG: 0.125</small> Vicente Romo, R (8, 1) <small>OBP: 0.111, SLG: 0.111</small> Bill Landis, L (8, 1) <small>OBP: 0.111, SLG: 0.111</small> Ron Kline, R (8, 1)										3	0	0	0	0	0	1																
Carl Yastrzemski, L (1, 3) <small>OBP: 0.371, SLG: 0.549</small>										3	2	0	0	2	2	2																
Reggie Smith, S (1, 8) <small>OBP: 0.407, SLG: 0.621</small>										5	2	5	2	0	0	0																
Rico Petrocelli, R (1, 6) <small>OBP: 0.430, SLG: 0.621</small>										3	0	1	2	1	0	3																
Tony Conigliaro, R (1, 9) <small>OBP: 0.332, SLG: 0.462</small>											4	0	1	1	0	1																
George Scott, R (1, 5) <small>OBP: 0.310, SLG: 0.361</small>										4	0	1	0	0	0	4																
Tom Satriano, L (1, 2) <small>OBP: 0.337, SLG: 0.261</small>										4	0	0	0	0	0	3																
Ray Culp, R (1, 1) <small>OBP: 0.206, SLG: 0.233</small> Syd O'Brien, R (6, PH) <small>OBP: 0.293, SLG: 0.472</small>										2	0	0	0	0	1	1																
Inning Stats	R: 3 E: 0 K: 0 S: 5	H: 2 LOB: 2 BB: 3 P: 17	R: 0 E: 0 K: 1 S: 5	H: 0 LOB: 0 BB: 0 P: 5	R: 1 E: 0 K: 0 S: 3	H: 1 LOB: 0 BB: 1 P: 7	R: 0 E: 0 K: 0 S: 4	H: 1 LOB: 1 BB: 0 P: 4	R: 1 E: 0 K: 0 S: 5	H: 2 LOB: 2 BB: 0 P: 6	R: 2 E: 0 K: 1 S: 8	H: 3 LOB: 2 BB: 1 P: 12	R: 0 E: 0 K: 1 S: 5	H: 1 LOB: 0 BB: 0 P: 5	R: 0 E: 0 K: 1 S: 6	H: 1 LOB: 1 BB: 0 P: 6		1B: 8 2B: 3 3B: 0 HR: 0	SF: 1 SAC: 0 DP: 0 HBP: 1	WP: 2 PB: 0 SB: 0 CS: 0	PA: 42											
PITCHER	IP: 5.1 WLS: L BF: 28 ERA: 2.74	H: 8 R: 7 ER: 7 SO: 1	BB: 4 IBB: 0 HBP: 1 BLK: 0	WP: 1 HR: 0 S: 25 P: 42 ERA: 11.81 WHIP: 2.250	IP: 2.2 WLS: 10 BF: 2 ERA: 3.05	H: 2 R: 0 ER: 0 SO: 3	BB: 1 IBB: 0 HBP: 0 BLK: 0	WP: 0 HR: 0 S: 15 P: 19 ERA: 0.00 WHIP: 1.125	IP: 1.0 WLS: 4 BF: 1 ERA: 4.94	H: 1 R: 0 ER: 0 SO: 1	BB: 0 IBB: 0 HBP: 0 BLK: 0	WP: 0 HR: 0 S: 6 P: 6 ERA: 0.00 WHIP: 1.000	IP: 5.0 WLS: L BF: 27 ERA: 3.67	H: 4 R: 4 ER: 4 SO: 3	BB: 6 IBB: 0 HBP: 0 BLK: 0	WP: 0 HR: 1 S: 36 P: 64 ERA: 7.20 WHIP: 2.200	IP: 3.0 WLS: 14 BF: 4 ERA: 2.11	H: 0 R: 0 ER: 0 SO: 3	BB: 1 IBB: 0 HBP: 0 BLK: 0	WP: 0 HR: 0 S: 19 P: 23 ERA: 0.00 WHIP: 1.667	IP: 0.1 WLS: 4 BF: 2 ERA: 4.03	H: 2 R: 2 ER: 2 SO: 1	BB: 1 IBB: 0 HBP: 0 BLK: 0	WP: 0 HR: 1 S: 5 P: 9 ERA: 54.00 WHIP: 9.000	IP: 0.1 WLS: 2 BF: 1 ERA: 6.41	H: 0 R: 0 ER: 0 SO: 0	BB: 0 IBB: 0 HBP: 0 BLK: 0	WP: 0 HR: 0 S: 2 P: 2 ERA: 0.00 WHIP: 3.000	IP: 0.1 WLS: S BF: 1 ERA: 5.16	H: 0 R: 0 ER: 0 SO: 0	BB: 0 IBB: 0 HBP: 0 BLK: 0	WP: 0 HR: 0 S: 1 P: 1 ERA: 0.00 WHIP: 0.000

AB 35
R 7
H 11
RBI 6
BB 5
SO 5
LOB 16





AB 39
R 6
H 12
RBI 6
BB 9
SO 12
LOB 27

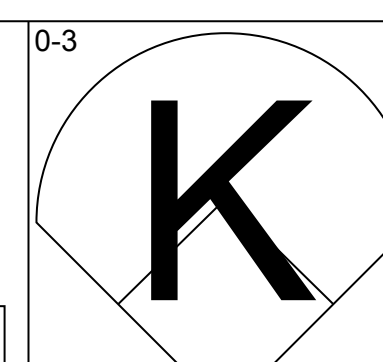
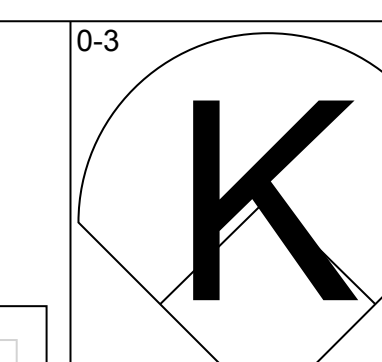
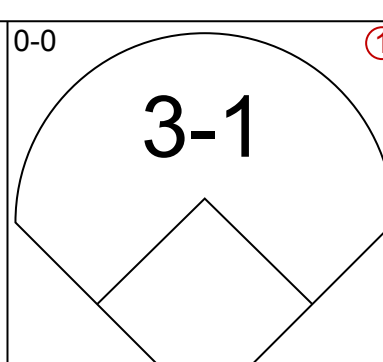
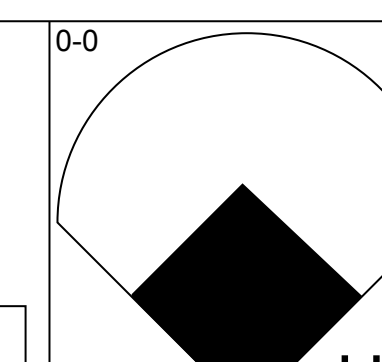

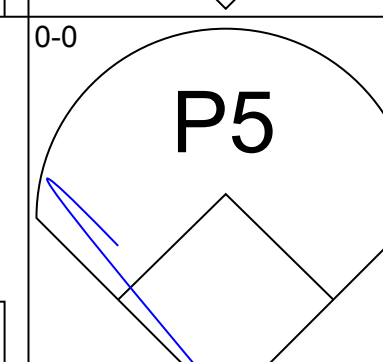
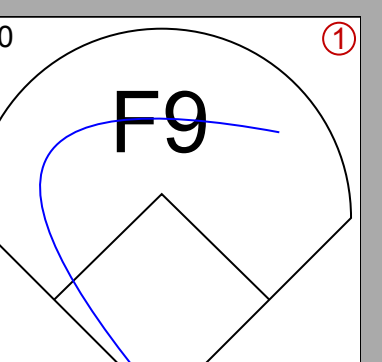
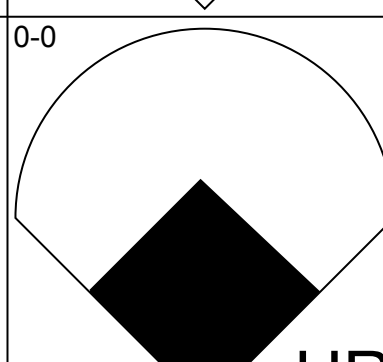
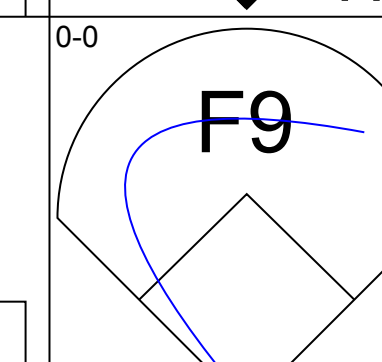
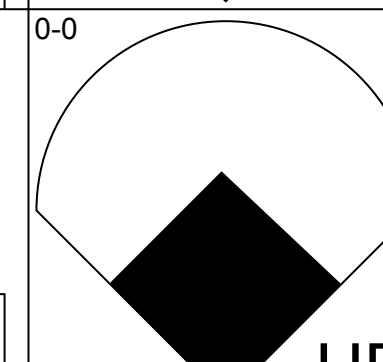
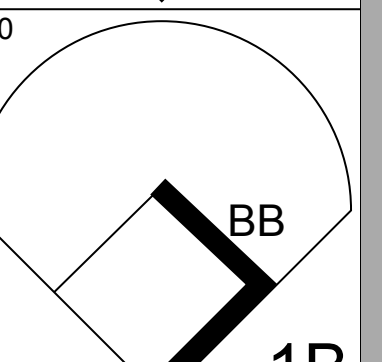
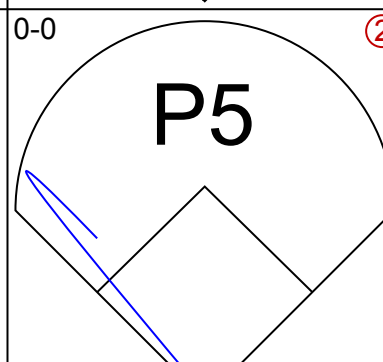
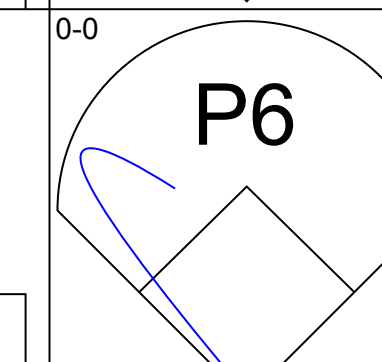
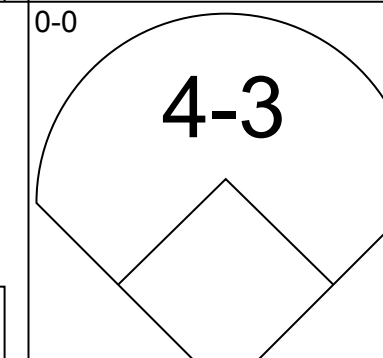
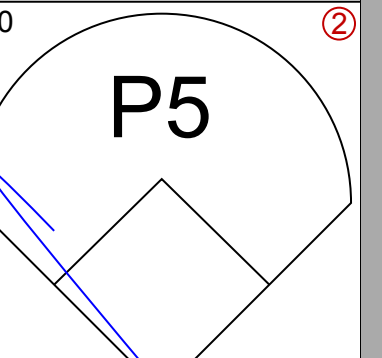
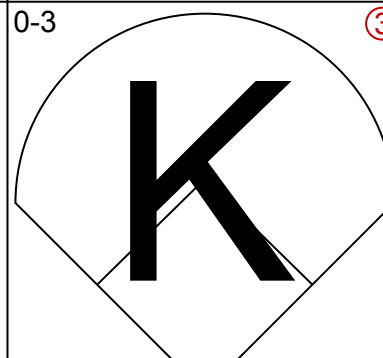
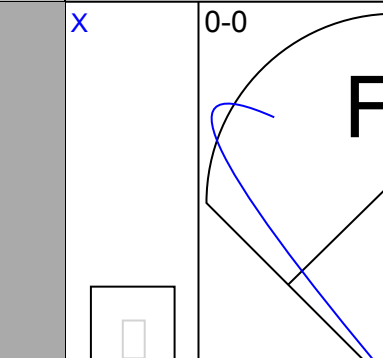
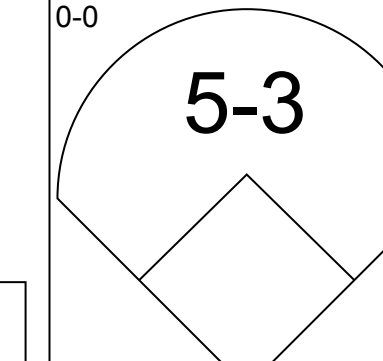
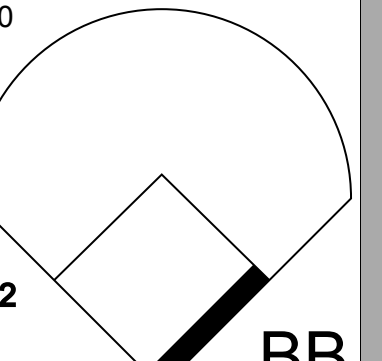

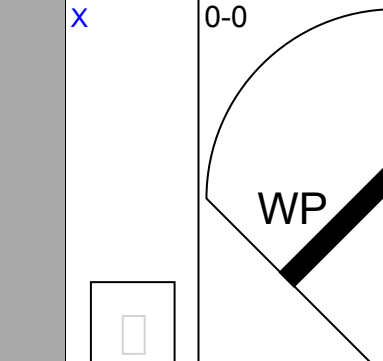
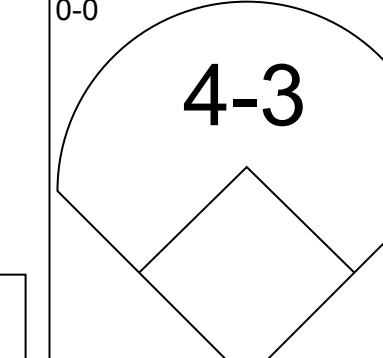
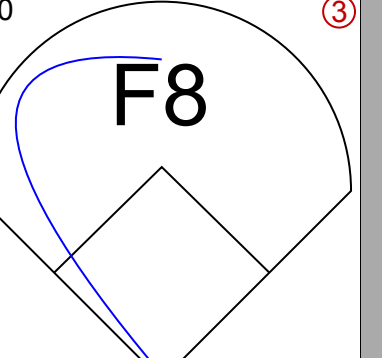

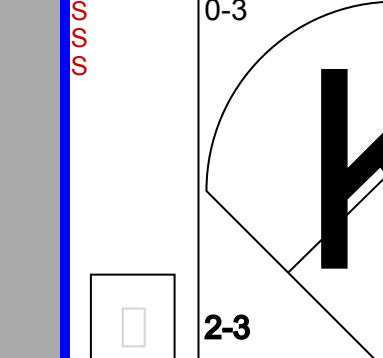
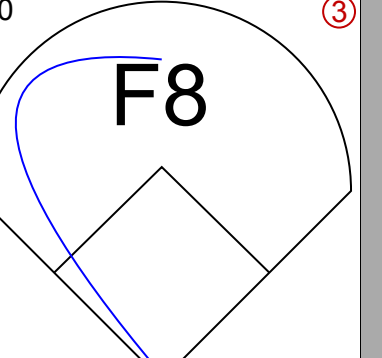
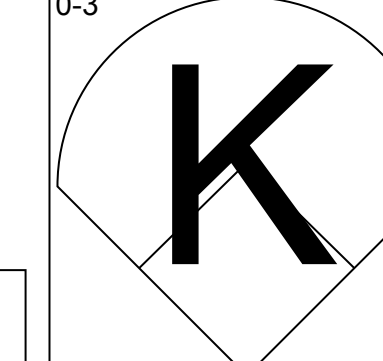
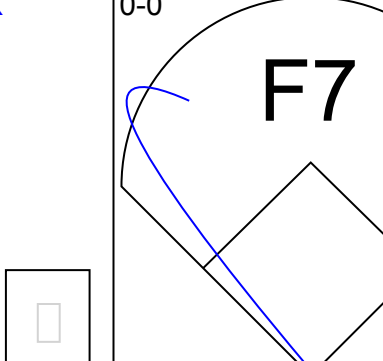

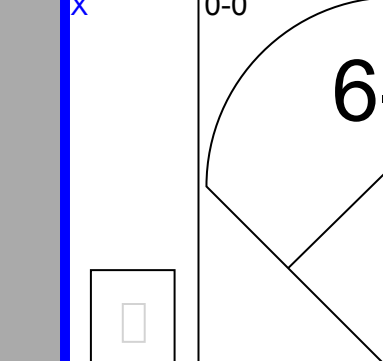
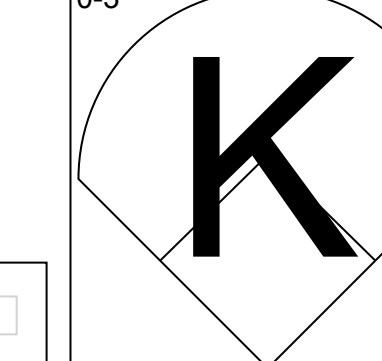
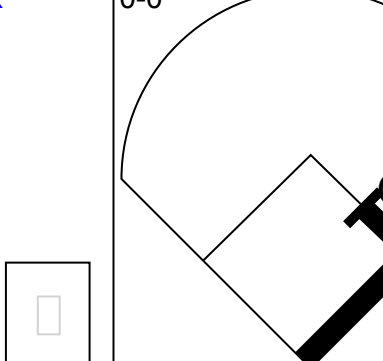

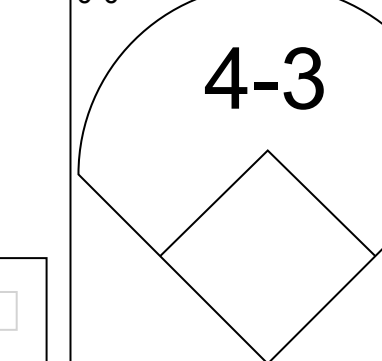
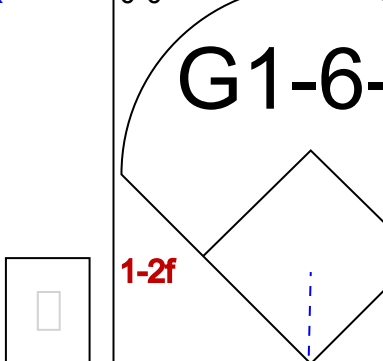
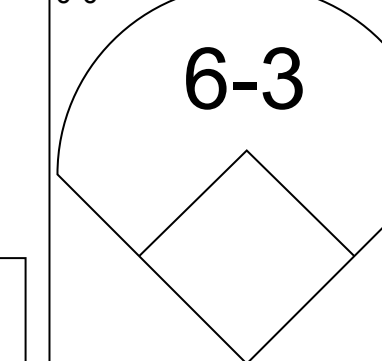


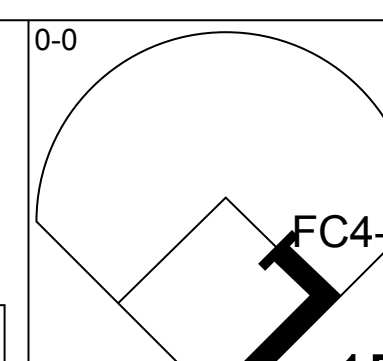
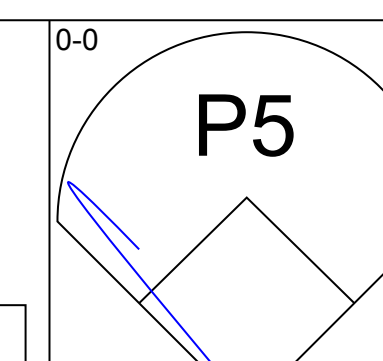



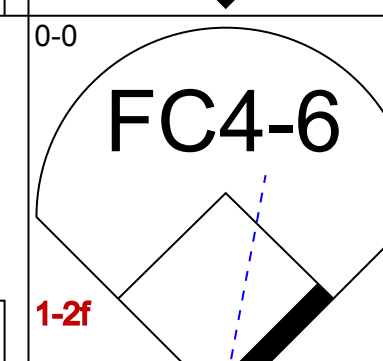
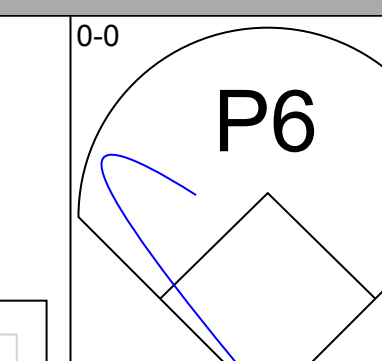
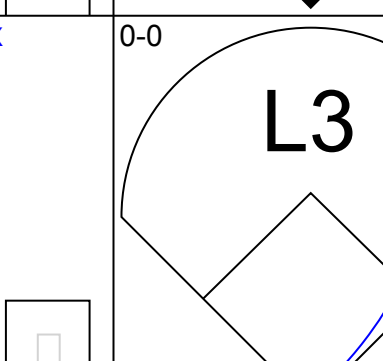

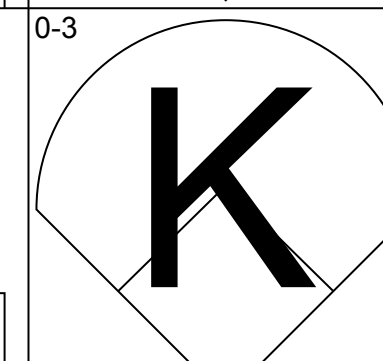
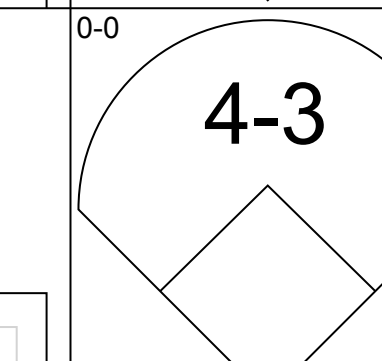
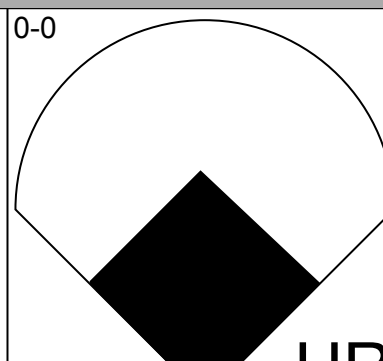

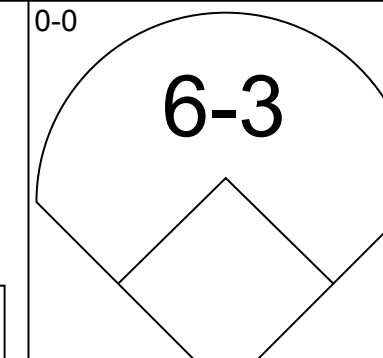
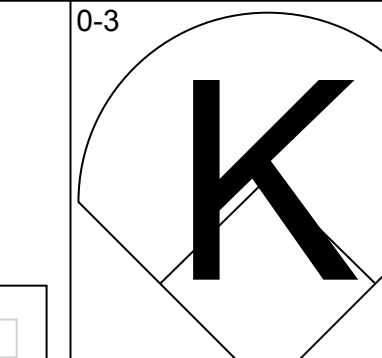
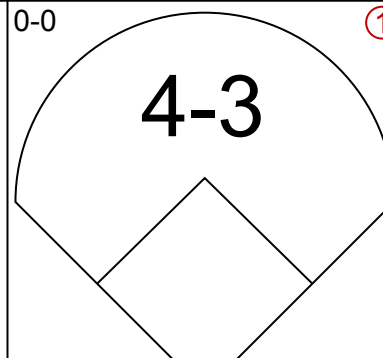
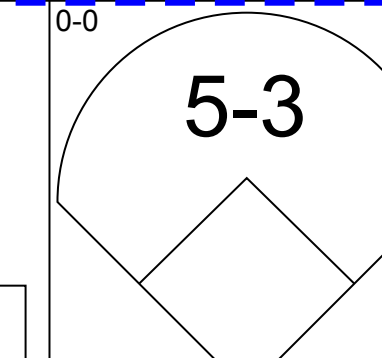
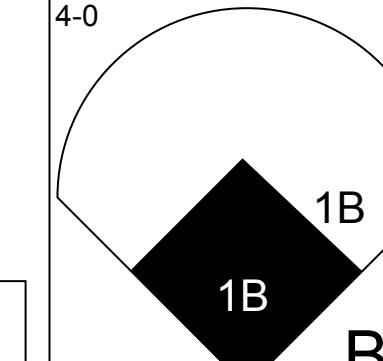
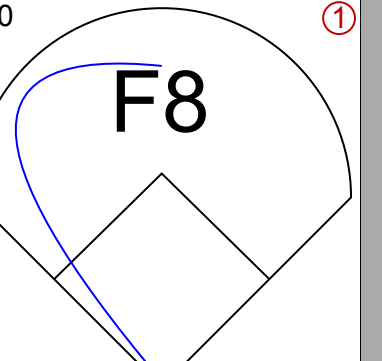
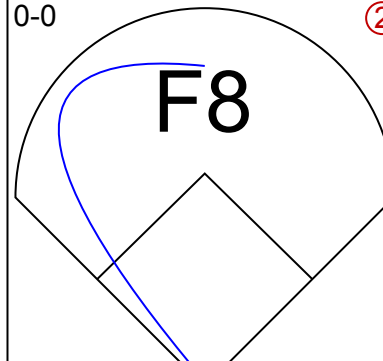
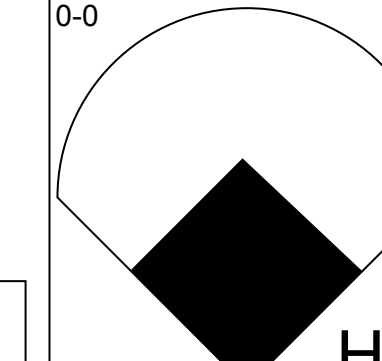
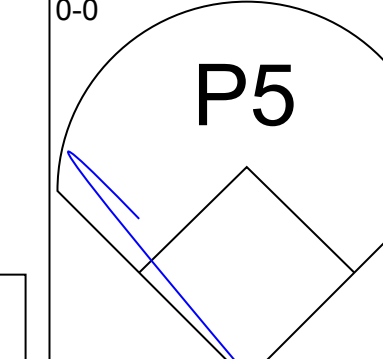
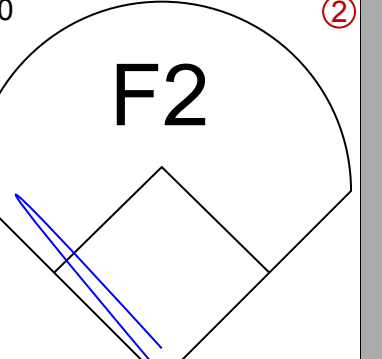
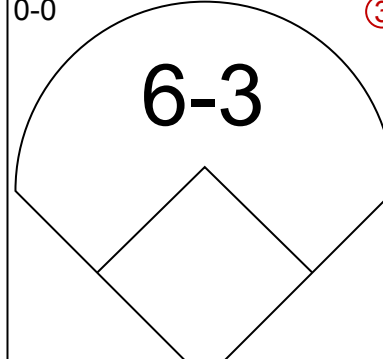
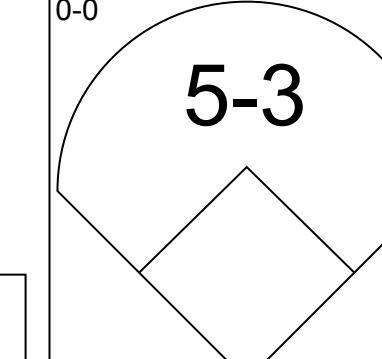
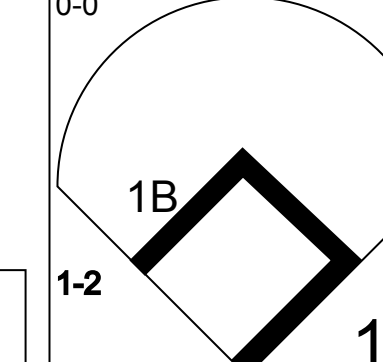
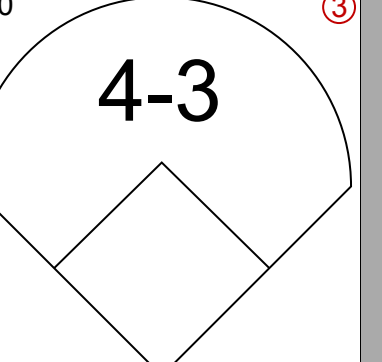

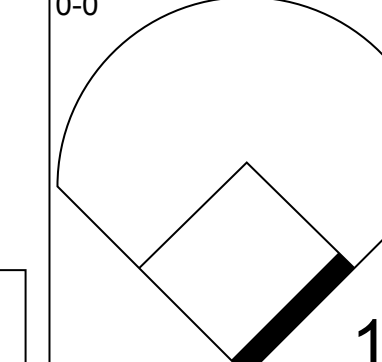
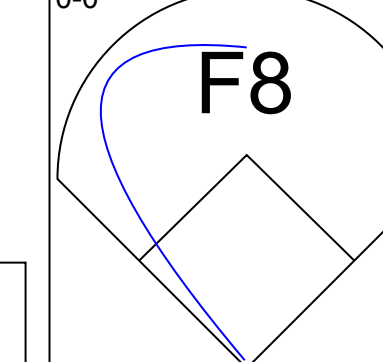
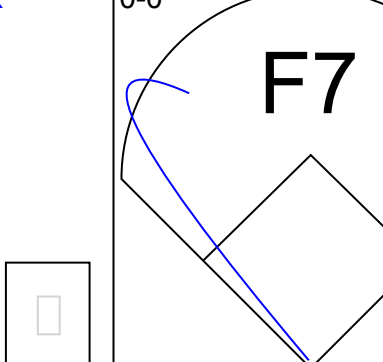

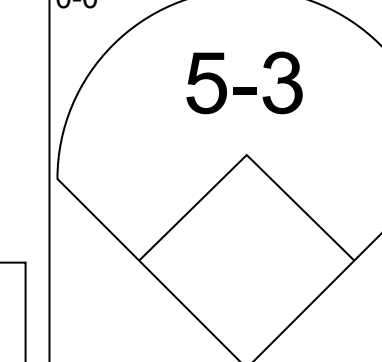
Batter	1	2	3	4	5	6	7	8	9	AB	R	H	RBI	BB	SO	LOB	TOP					
Mike Andrews, R (1,4) OBP: 0.392, SLG: 0.446										4	0	1	0	0	0	0	Boston Red Sox @ New York Yankees Yankee Stadium, Bronx, NY Tue Jul 15 1969, 7:05 PM EDT Att: 26,133 - Cloudy - 84 F					
Joe Lahoud, L (1,7) OBP: 0.356, SLG: 0.367										4	1	2	1	0	1	1						
Carl Yastrzemski, L (1,3) OBP: 0.369, SLG: 0.542										4	0	0	0	0	0	1						
Reggie Smith, S (1,8) OBP: 0.405, SLG: 0.616										4	0	1	0	0	2	0						
Rico Petrocelli, R (1,6) OBP: 0.429, SLG: 0.622										3	0	1	0	0	0	0						
Tony Conigliaro, R (1,9) OBP: 0.329, SLG: 0.457										3	0	0	0	0	1	1						
George Scott, R (1,5) OBP: 0.307, SLG: 0.358										3	0	0	0	0	0	1						
Russ Gibson, R (1,2) OBP: 0.274, SLG: 0.268										3	0	1	0	0	0	1						
Syd O'Brien, R (8, PR) OBP: 0.293, SLG: 0.472										0	0	0	0	0	0	0						
Tom Satriano, L (8, 2) OBP: 0.337, SLG: 0.261										0	0	0	0	0	0	0						
Sonny Siebert, R (1, 1) OBP: 0.237, SLG: 0.286										2	0	0	0	0	2	0						
Dick Schofield, S (8, PH) OBP: 0.340, SLG: 0.335										1	0	0	0	0	1	1						
Lee Stange, R (8, 1) OBP: 0.167, SLG: 0.091										0	0	0	0	0	0	0						
Bill Lee, L (8, 1)										0	0	0	0	0	0	0						
Inning Stats	R: 0 E: 0 K: 0 S: 4	H: 2 LOB: 1 BB: 0 P: 4	R: 0 E: 0 K: 0 S: 4	H: 1 LOB: 1 BB: 0 P: 4	R: 0 E: 0 K: 1 S: 5	H: 1 LOB: 0 BB: 0 P: 5	R: 0 E: 0 K: 0 S: 3	H: 0 LOB: 0 BB: 0 P: 3	R: 0 E: 0 K: 0 S: 3	H: 0 LOB: 0 BB: 0 P: 3	R: 0 E: 0 K: 2 S: 7	H: 0 LOB: 0 BB: 0 P: 7	R: 0 E: 0 K: 1 S: 5	H: 0 LOB: 0 BB: 0 P: 5	R: 0 E: 0 K: 2 S: 8	H: 1 LOB: 1 BB: 0 P: 8	R: 1 E: 0 K: 1 S: 6	H: 1 LOB: 0 BB: 0 P: 6	1B: 3 2B: 2 3B: 0 HR: 1	SF: 0 SAC: 0 DP: 1 HBP: 0	WP: 0 PB: 0 SB: 0 CS: 1	PA: 32
PITCHER Stan Bahnsen, R (1, 1) ERA: 4.11	IP: 9.0 WLS: W BF: 31 H: 6 R: 1 ER: 1 SO: 7 BB: 0 IBB: 0 HBP: 0 BLK: 0 WP: 0 HR: 1 S: 45 P: 45 ERA: 1.00 WHIP: 0.667															PITCHER						

Batter	1	2	3	4	5	6	7	8	9	AB	R	H	RBI	BB	SO	LOB	BOTTOM	
Horace Clarke, S (1,4) OBP: 0.339, SLG: 0.346										3	1	1	2	0	0	0	Boston Red Sox @ New York Yankees Yankee Stadium, Bronx, NY Tue Jul 15 1969, 7:05 PM EDT Att: 26,133 - Cloudy - 84 F	
Jerry Kenney, L (1,5) OBP: 0.337, SLG: 0.324										4	0	1	1	0	0	1		
Jimmie Hall, L (1,9) OBP: 0.265, SLG: 0.340										3	0	0	0	0	1	0		
Bill Robinson, R (8, PH) OBP: 0.233, SLG: 0.281										1	0	0	0	0	0	1		
Joe Pepitone, L (1,3) OBP: 0.292, SLG: 0.480										3	0	1	0	0	0	0		
Roy White, S (1,7) OBP: 0.426, SLG: 0.455										2	0	0	0	1	0	0		
Frank Fernandez, R (1,2) OBP: 0.369, SLG: 0.417										3	0	0	0	0	1	1		
Ron Woods, R (1,8) OBP: 0.353, SLG: 0.368										3	2	2	0	0	1	0		
Gene Michael, S (1,6) OBP: 0.355, SLG: 0.386										3	1	2	1	0	0	0		
Stan Bahnsen, R (1, 1) OBP: 0.105, SLG: 0.081										3	0	0	0	0	1	3		
Inning Stats	R: 0 E: 0 K: 1 S: 5	H: 0 LOB: 0 BB: 0 P: 5	R: 0 E: 0 K: 0 S: 3	H: 0 LOB: 0 BB: 0 P: 3	R: 0 E: 0 K: 1 S: 5	H: 0 LOB: 0 BB: 0 P: 5	R: 0 E: 0 K: 0 S: 3	H: 0 LOB: 0 BB: 0 P: 3	R: 1 E: 0 K: 1 S: 7	H: 2 LOB: 1 BB: 0 P: 7	R: 0 E: 0 K: 0 S: 3	H: 1 LOB: 1 BB: 1 P: 7	R: 3 E: 1 K: 0 S: 6	H: 4 LOB: 0 BB: 0 P: 6	1B: 6 2B: 1 3B: 1 HR: 0	SF: 1 SAC: 0 DP: 1 HBP: 0	WP: 0 PB: 0 SB: 1 CS: 1	PA: 30
PITCHER Sonny Siebert, R (1, 1) ERA: 3.92	IP: 7.0 WLS: L BF: 24 H: 3 R: 1 ER: 1 SO: 4 BB: 1 IBB: 0 HBP: 0 BLK: 0 WP: 0 HR: 0 S: 31 P: 35 ERA: 1.29 WHIP: 0.571															PITCHER		
Lee Stange, R (8, 1) ERA: 3.22	0.1	5	4	3	3	0	0	0	0	0	0	5	5	81.00	12.000			
Bill Lee, L (8, 1) ERA: 6.91	0.2	1	0	0	0	0	0	0	0	0	0	1	1	0.00	0.000			

Batter	1	2	3	4	5	6	7	8	9	AB	R	H	RBI	BB	SO	LOB	TOP			
Don Buford, S OBP: 0.384, SLG: 0.416 (1, 7)	2-3		F9			FC5-4 1B		1B		4	0	1	1	0	0	2	<p>Baltimore Orioles @ Boston Red Sox Fenway Park, Boston, MA Fri Jul 18, 1969, 7:05 PM EDT Att: 31,607 - Unknown</p> <p>livebaseballscores.com</p> <p>AB 31 R 1 H 6 RBI 1 BB 2 SO 2 LOB 9</p> 			
Paul Blair, R OBP: 0.361, SLG: 0.532 (1, 8)	F8			5-3		1B		1B		4	0	2	0	0	0	0				
Frank Robinson, R OBP: 0.435, SLG: 0.583 (1, 9)	6-3			6-3		F9		5-3		4	0	0	0	0	0	3				
Boog Powell, L OBP: 0.388, SLG: 0.572 (1, 3)		G6-4-3 1B		P6			F8		G3	4	0	1	0	0	0	0				
Brooks Robinson, R OBP: 0.299, SLG: 0.416 (1, 5)		G6-4-3 1-2		G1		4-3 2B		F9		4	0	1	0	0	0	1				
Eliot Hendricks, L OBP: 0.316, SLG: 0.381 (1, 2)		3-1		4-3		4-3		3-1		4	0	0	0	0	0	1				
Mark Belanger, R OBP: 0.359, SLG: 0.350 (1, 6)			1-3	6-3		5-3				3	0	0	0	0	0	1				
Chico Salmon, R OBP: 0.395, SLG: 0.375 (1, 4)			6-3 1B			K		K		3	0	1	0	0	2	0				
Dave Leonhard, R Marcelino Lopez, R Jim Hardin, R Curt Mottishaw, R Al Severinsen, R Dave May, L Eddie Watt, R (1, 1) (4, 1) (5, 1) (6, PH) (6, 1) (8, PH) (8, 1)			6-3			FC5-4 BB		1B BB		1	0	0	0	0	0	1				
Inning Stats	R: 0 E: 0 K: 0 S: 3	H: 0 LOB: 0 BB: 0 P: 3	R: 0 E: 0 K: 0 S: 3	H: 1 LOB: 0 BB: 0 P: 3	R: 0 E: 0 K: 0 S: 4	H: 1 LOB: 1 BB: 0 P: 4	R: 0 E: 0 K: 0 S: 3	H: 0 LOB: 0 BB: 0 P: 3	R: 0 E: 0 K: 1 S: 6	H: 1 LOB: 2 BB: 1 P: 10	R: 0 E: 0 K: 0 S: 4	H: 1 LOB: 1 BB: 0 P: 4	R: 1 E: 0 K: 1 S: 6	H: 2 LOB: 1 BB: 1 P: 10	R: 0 E: 0 K: 0 S: 3	H: 0 LOB: 0 BB: 0 P: 3	1B: 5 2B: 1 3B: 0 HR: 0	SF: 0 SAC: 0 DP: 1 HBP: 0	WP: 0 PB: 0 SB: 0 CS: 0	PA: 33
PITCHER Ray Jarvis, R ERA: 4.13 (1, 1)	IP: 9.0 WLS: W BF: 33 H: 6 R: 1 ER: 1 SO: 2 BB: 2 IBB: 0 HBP: 0 BLK: 0 WP: 0 HR: 0 S: 35 P: 43 ERA: 1.00 WHIP: 0.889																			

Batter	1	2	3	4	5	6	7	8	9	AB	R	H	RBI	BB	SO	LOB	BOTTOM			
Mike Andrews, R OBP: 0.388, SLG: 0.451 (1, 4)	HR	F7		1-2 BB		FC6-4 1B		K		4	1	2	1	1	1	1	<p>Baltimore Orioles @ Boston Red Sox Fenway Park, Boston, MA Fri Jul 18, 1969, 7:05 PM EDT Att: 31,607 - Unknown</p> <p>livebaseballscores.com</p> <p>AB 31 R 6 H 8 RBI 6 BB 5 SO 4 LOB 12</p> 			
Joe Lohoud, L OBP: 0.355, SLG: 0.353 Syd O'Brien, R OBP: 0.286, SLG: 0.459 (1, 7) (4, PH) (5, 5)	F8		G3	K		FC6-4 1-2				2	0	0	0	0	0	0				
Carl Yastrzemski, L OBP: 0.369, SLG: 0.548 (1, 3) (5, 7)	F8		F8		F7	F2				4	0	0	0	0	0	1				
Reggie Smith, S OBP: 0.403, SLG: 0.609 (1, 8)	2B		4-3		BB 1B BB	5-3				3	1	1	0	1	0	1				
Rico Petrocelli, R OBP: 0.429, SLG: 0.615 (1, 6)	F6			E 3B 1B	P5			6-3		4	1	1	0	0	0	2				
Tony Conigliaro, R OBP: 0.326, SLG: 0.448 (1, 9)		K		F9	1-2 BB BB	F9				3	1	0	0	1	1	1				
George Scott, R OBP: 0.319, SLG: 0.381 (1, 5) (5, 3)		E FC3 CS 1B		2H SF9 3B	1-2 2-3 BB	6-3				3	1	2	1	1	0	0				
Tom Satriano, L OBP: 0.337, SLG: 0.256 (1, 2)	FC3 1B			BB IBB	1-3 2H 3H 1B	4-3				3	1	1	2	1	0	1				
Ray Jarvis, R OBP: 0.069, SLG: 0.071 (1, 1)		2H 3H 1B		SF9		F7		K		3	0	1	2	0	1	2				
Inning Stats	R: 1 E: 0 K: 0 S: 5	H: 2 LOB: 1 BB: 0 P: 5	R: 1 E: 1 K: 1 S: 7	H: 2 LOB: 1 BB: 0 P: 7	R: 0 E: 0 K: 0 S: 3	H: 0 LOB: 0 BB: 0 P: 3	R: 2 E: 1 K: 1 S: 7	H: 2 LOB: 2 BB: 2 P: 15	R: 2 E: 0 K: 0 S: 4	H: 1 LOB: 2 BB: 3 P: 16	R: 0 E: 0 K: 0 S: 4	H: 1 LOB: 1 BB: 0 P: 4	R: 0 E: 0 K: 2 S: 7	H: 0 LOB: 0 BB: 0 P: 7	R: 0 E: 0 K: 0 S: 3	H: 0 LOB: 0 BB: 0 P: 3	1B: 5 2B: 1 3B: 1 HR: 1	SF: 1 SAC: 0 DP: 0 HBP: 0	WP: 0 PB: 0 SB: 0 CS: 1	PA: 37
PITCHER Dave Leonhard, R ERA: 2.74 Marcelino Lopez, L ERA: 3.89 Jim Hardin, R ERA: 3.81 Al Severinsen, R ERA: 3.29 Eddie Watt, R ERA: 2.06 (1, 1) (4, 1) (5, 1) (6, 1) (8, 1)	IP: 3.2 WLS: L BF: 19 H: 6 R: 4 ER: 4 SO: 1 BB: 1 IBB: 0 HBP: 0 BLK: 0 WP: 0 HR: 1 S: 19 P: 27 ERA: 9.82 WHIP: 1.909																			

Batter	1	2	3	4	5	6	7	8	9	AB	R	H	RBI	BB	SO	LOB	TOP					
Don Buford, S OBP: 0.382, SLG: 0.424										4	1	1	1	0	2	0	<p>Baltimore Orioles @ Boston Red Sox Fenway Park, Boston, MA Sat Jul 19 1969, 7:05 PM EDT Att: 32,947 - Unknown</p> <p>livebaseballscores.com</p> <p>AB 32 R 3 H 6 RBI 3 BB 2 SO 6 LOB 7</p> 					
Paul Blair, R OBP: 0.360, SLG: 0.537									4	1	1	1	0	0	0							
Frank Robinson, R OBP: 0.436, SLG: 0.591									4	1	2	1	0	0	0							
Boog Powell, L OBP: 0.384, SLG: 0.565										4	0	0	0	0	1	1						
Brooks Robinson, R OBP: 0.301, SLG: 0.418										3	0	1	0	1	0	0						
Davey Johnson, R OBP: 0.354, SLG: 0.383										1	0	0	0	0	0	0						
Bobby Floyd, R OBP: 0.195, SLG: 0.184										2	0	0	0	0	2							
Curt Motton, R OBP: 0.341, SLG: 0.459										1	0	0	0	0	1							
Elrod Hendricks, L OBP: 0.376, SLG: 0.577										2	0	0	0	1	1	0						
Andy Etchebarena, R OBP: 0.369, SLG: 0.389										1	0	0	0	0	0	1						
Mark Belanger, R OBP: 0.359, SLG: 0.350										3	0	1	0	0	1	1						
Tom Phoebus, R OBP: 0.286, SLG: 0.298										2	0	0	0	0	0	1						
Dave McNally, R OBP: 0.127, SLG: 0.059										0	0	0	0	0	0	0						
Dave May, L OBP: 0.276, SLG: 0.275										1	0	0	0	0	0	0						
Jim Hardin, R OBP: 0.226, SLG: 0.276										0	0	0	0	0	0	0						
Inning Stats	R: 1 E: 0 K: 1 S: 6	H: 1 LOB: 0 BB: 0 P: 6	R: 0 E: 0 K: 1 S: 5	H: 0 LOB: 0 BB: 0 P: 5	R: 0 E: 0 K: 2 S: 7	H: 0 LOB: 0 BB: 0 P: 7	R: 0 E: 0 K: 0 S: 4	H: 1 LOB: 2 BB: 1 P: 8	R: 0 E: 0 K: 0 S: 3	H: 1 LOB: 0 BB: 0 P: 3	R: 1 E: 0 K: 1 S: 6	H: 1 LOB: 0 BB: 1 P: 6	R: 0 E: 0 K: 0 S: 3	H: 0 LOB: 1 BB: 1 P: 7	R: 1 E: 0 K: 0 S: 4	H: 1 LOB: 0 BB: 0 P: 4	R: 0 E: 0 K: 1 S: 6	H: 1 LOB: 1 BB: 0 P: 6	1B: 2 2B: 1 3B: 0 HR: 3	SF: 0 SAC: 0 DP: 1 HBP: 0	WP: 1 PB: 0 SB: 0 CS: 0	PA: 34
PITCHER	IP WLS BF H R ER SO BB IBB HBP BLK WP HR S P ERA WHIP																					
Sonny Siebert, R ERA: 3.85	(1, 1) 7.0 W 26 4 2 2 5 2 0 0 0 0 0 2 34 42 2.57 0.857																					
Lee Stange, R ERA: 3.27	(8, 1) 1.2 7 2 1 1 1 0 0 0 0 0 1 1 9 9 5.40 1.200																					
Sparky Lyle, L ERA: 2.1	(9, 1) 0.1 S 1 0 0 0 0 0 0 0 0 0 0 0 1 1 0.00 0.000																					

Batter	1	2	3	4	5	6	7	8	9	AB	R	H	RBI	BB	SO	LOB	BOTTOM					
Mike Andrews, R OBP: 0.394, SLG: 0.458										3	1	2	0	1	0	2	<p>Baltimore Orioles @ Boston Red Sox Fenway Park, Boston, MA Sat Jul 19 1969, 7:05 PM EDT Att: 32,947 - Unknown</p> <p>livebaseballscores.com</p> <p>AB 32 R 5 H 8 RBI 5 BB 3 SO 4 LOB 12</p> 					
Dalton Jones, L OBP: 0.338, SLG: 0.337										4	0	1	2	0	0	2						
Carl Yastrzemski, L OBP: 0.369, SLG: 0.553										4	1	1	1	0	2	2						
Reggie Smith, S OBP: 0.399, SLG: 0.601										4	0	0	0	0	1	1						
Rico Petrocelli, R OBP: 0.430, SLG: 0.622										3	2	1	1	1	0	0						
Tony Conigliaro, R OBP: 0.323, SLG: 0.442										4	0	0	0	0	0	1						
Joe Lahoud, L OBP: 0.359, SLG: 0.358										4	0	2	0	0	0	0						
Tom Satriano, L OBP: 0.335, SLG: 0.251										3	1	0	0	1	0	3						
Sonny Siebert, R ERA: 3.58	(1, 1) 6.2 L 29 6 4 4 3 3 0 0 0 0 0 0 1 32 44 5.40 1.350																					
Dick Schofield, S ERA: 2.99	(7, PH) 0.1 1 0 0 0 1 0 0 0 0 0 0 0 3 3 0.00 0.000																					
Lee Stange, R OBP: 0.167, SLG: 0.091	(8, 1) 1.0 5 2 1 1 0 0 0 0 0 0 0 1 5 5 9.00 2.000																					
Sparky Lyle, L OBP: 0.222, SLG: 0.125	(9, 1) 1-3 2H 1B																					
Inning Stats	R: 0 E: 0 K: 1 S: 6	H: 1 LOB: 1 BB: 0 P: 6	R: 1 E: 0 K: 0 S: 5	H: 2 LOB: 2 BB: 1 P: 9	R: 0 E: 0 K: 1 S: 5	H: 0 LOB: 0 BB: 0 P: 5	R: 0 E: 0 K: 0 S: 3	H: 0 LOB: 0 BB: 0 P: 3	R: 0 E: 0 K: 0 S: 4	H: 1 LOB: 1 BB: 0 P: 4	R: 1 E: 0 K: 0 S: 4	H: 1 LOB: 0 BB: 0 P: 4	R: 2 E: 0 K: 2 S: 8	H: 1 LOB: 1 BB: 2 P: 16	R: 1 E: 0 K: 0 S: 5	H: 2 LOB: 1 BB: 0 P: 5	R: 0 E: 0 K: 1 S: 6	H: 1 LOB: 0 BB: 0 P: 6	1B: 4 2B: 2 3B: 0 HR: 2	SF: 0 SAC: 0 DP: 0 HBP: 0	WP: 0 PB: 0 SB: 0 CS: 0	PA: 35
PITCHER	IP WLS BF H R ER SO BB IBB HBP BLK WP HR S P ERA WHIP																					
Tom Phoebus, R ERA: 3.87	(1, 1) 0.1 1 0 0 0 1 0 0 0 0 0 0 0 3 3 0.00 0.000																					
Dave McNally, L ERA: 2.99	(7, PH) 1.0 5 2 1 1 0 0 0 0 0 0 0 1 5 5 9.00 2.000																					
Jim Hardin, R ERA: 3.87	(8, 1) 1.0 5 2 1 1 0 0 0 0 0 0 0 1 5 5 9.00 2.000																					

Batter	1	2	3	4	5	6	7	8	9	AB	R	H	RBI	BB	SO	LOB	TOP						
Don Buford, S OBP: 0.385, SLG: 0.437 (1, 4)										4	1	3	2	0	0	3	Baltimore Orioles @ Boston Red Sox Fenway Park, Boston, MA Sun Jul 20 1969, 3:33 AM EDT Att: 31,174 - Unknown						
Paul Blair, R OBP: 0.358, SLG: 0.533 (1, 8)										5	0	1	1	0	1	4							
Frank Robinson, R OBP: 0.431, SLG: 0.582 (1, 9)										5	0	0	0	0	2	5							
Boog Powell, L OBP: 0.384, SLG: 0.561 (1, 3)										4	0	1	1	1	1	1							
Brooks Robinson, R OBP: 0.297, SLG: 0.412 (1, 5)										5	1	0	0	0	1	2							
Eliot Hendricks, L OBP: 0.315, SLG: 0.374 (1, 2)										4	0	1	0	0	2	0							
Merv Rettenmund, R OBP: 0.355, SLG: 0.408 (1, 7)										3	1	2	0	1	1	0							
Mark Belanger, R OBP: 0.360, SLG: 0.350 (1, 6)										3	1	1	0	1	0	4							
Mike Cuellar, L OBP: 0.294, SLG: 0.151 (5, PH)										2	0	1	0	0	0	0							
Dave May, L OBP: 0.276, SLG: 0.275 (5, PH)										0	0	0	0	0	0	0							
Curt Minton, R OBP: 0.227, SLG: 0.459 (5, PH)										0	0	0	1	1	0	0							
Dave Leonard, R OBP: 0.229, SLG: 0.391 (5, PH)										0	0	0	0	0	0	0							
Marcelino Lopez, R OBP: 0.229, SLG: 0.391 (5, PH)										0	0	0	0	0	0	0							
Eddie Watt, R OBP: 0.229, SLG: 0.391 (5, PH)										0	0	0	0	0	0	0							
Clay Dalrymple, R OBP: 0.229, SLG: 0.429 (5, PH)										0	1	0	0	1	0	0							
Inning Stats	R: 0 E: 0 K: 3 S: 10	H: 1 LOB: 1 BB: 0 P: 10	R: 0 E: 0 K: 0 S: 4	H: 1 LOB: 1 BB: 0 P: 4	R: 0 E: 0 K: 1 S: 6	H: 2 LOB: 1 BB: 0 P: 6	R: 0 E: 0 K: 1 S: 5	H: 0 LOB: 0 BB: 0 P: 5	R: 1 E: 0 K: 0 S: 6	H: 3 LOB: 2 BB: 0 P: 6	R: 1 E: 0 K: 0 S: 4	H: 1 LOB: 3 BB: 3 P: 16	R: 0 E: 0 K: 0 S: 3	H: 0 LOB: 0 BB: 0 P: 3	R: 0 E: 0 K: 3 S: 9	H: 0 LOB: 0 BB: 0 P: 9	R: 3 E: 0 K: 0 S: 5	H: 2 LOB: 1 BB: 2 P: 13	1B: 8 2B: 1 3B: 1 HR: 0	SF: 1 SAC: 0 DP: 0 HBP: 0	WP: 0 PB: 0 SB: 0 CS: 1	PA: 41	
PITCHER	IP	WLS	BF	H	R	ER	SO	BB	IBB	HBP	BLK	WP	HR	S	P	ERA	WHIP			ERA	WHIP		
Ray Culp, R ERA: 3.62 (1, 1)	5.0	W	21	7	1	1	5	0	0	0	0	0	0	31	31	1.80	1.400			0.00	3.000		
Vicente Romo, R ERA: 4.14 (6, 1)	0.2		5	1	1	1	0	2	0	0	0	0	0	3	11	13.50	4.500						
Bill Landis, L ERA: 6.36 (6, 1)	0.1		2	0	0	0	0	1	0	0	0	0	0	1	5	0.00	3.000						
Jim Lonborg, R ERA: 3.33 (7, 1)	2.0		9	1	3	3	3	2	0	0	0	0	0	13	21	13.50	1.500						
Ray Jarvis, R ERA: 4.1 (9, 1)	0.2		2	0	0	0	0	0	0	0	0	0	0	2	2	0.00	0.000						

AB	35
R	5
H	10
RBI	5
BB	5
SO	8
LOB	19



Batter	1	2	3	4	5	6	7	8	9	AB	R	H	RBI	BB	SO	LOB	BOTTOM						
Syd O'Brien, R OBP: 0.305, SLG: 0.532 (1, 5)										5	1	3	3	0	1	0	Baltimore Orioles @ Boston Red Sox Fenway Park, Boston, MA Sun Jul 20 1969, 3:33 AM EDT Att: 31,174 - Unknown						
Mike Andrews, R OBP: 0.394, SLG: 0.455 (1, 4)										4	0	1	0	1	0	1							
Carl Yastrzemski, L OBP: 0.387, SLG: 0.549 (1, 7)										3	0	0	1	1	0	1							
Reggie Smith, S OBP: 0.395, SLG: 0.594 (1, 8)										4	0	0	0	0	0	4							
Rico Petrocelli, R OBP: 0.428, SLG: 0.621 (1, 6)										4	0	1	0	0	0	0							
Tony Conigliaro, R OBP: 0.325, SLG: 0.441 (1, 9)										3	1	1	0	1	1	1							
Don Lock, R OBP: 0.349, SLG: 0.333 (1, 3)										2	1	0	0	0	1	1							
Dalton Jones, L OBP: 0.313, SLG: 0.337 (6, PH) (7, 3)										0	1	0	0	2	0	0							
Russ Gibson, R OBP: 0.280, SLG: 0.280 (6, PH) (7, 2)										2	1	2	1	0	0	0							
Ray Culp, R OBP: 0.203, SLG: 0.230 (5, PH)										1	0	0	0	0	0	1							
Vicente Romo, R OBP: 0.111, SLG: 0.111 (5, PH)										0	0	0	0	0	0	0							
Bill Landis, L OBP: 0.273, SLG: 0.332 (5, PH)										0	0	0	0	0	0	0							
Dick Schofield, S OBP: 0.269, SLG: 0.190 (7, 1)										0	0	0	1	0	0	2							
Jim Lonborg, R OBP: 0.329, SLG: 0.271 (5, PH)										0	0	0	1	0	0	0							
Ray Jarvis, R OBP: 0.329, SLG: 0.271 (5, PH)										0	0	0	0	0	0	0							
Sparky Lyle, L OBP: 0.125, SLG: 0.125 (5, PH)										0	0	0	0	0	0	0							
Inning Stats	R: 0 E: 0 K: 0 S: 3	H: 0 LOB: 0 BB: 0 P: 3	R: 0 E: 0 K: 0 S: 3	H: 0 LOB: 0 BB: 0 P: 3	R: 1 E: 0 K: 1 S: 7	H: 2 LOB: 3 BB: 2 P: 15	R: 1 E: 1 K: 0 S: 4	H: 1 LOB: 1 BB: 1 P: 8	R: 1 E: 0 K: 0 S: 4	H: 1 LOB: 0 BB: 0 P: 4	R: 0 E: 0 K: 1 S: 6	H: 1 LOB: 2 BB: 1 P: 10	R: 0 E: 0 K: 1 S: 6	H: 1 LOB: 1 BB: 0 P: 6	R: 3 E: 0 K: 0 S: 5	H: 2 LOB: 1 BB: 2 P: 13	1B: 4 2B: 2 3B: 1 HR: 1	SF: 1 SAC: 1 DP: 0 HBP: 0	WP: 0 PB: 0 SB: 0 CS: 0	PA: 38			
PITCHER	IP	WLS	BF	H	R	ER	SO	BB	IBB	HBP	BLK	WP	HR	S	P	ERA	WHIP			ERA	WHIP		
Mike Cuellar, L ERA: 2.51 (6, 1)	5.0	L	22	4	3	2	1	3	0	0	0	0	0	4	8	0.00	3.000						
Dave Leonard, R ERA: 2.73 (6, 1)	0.1		3	1	0	0	1	0	1	0	0	0	0	4	8	0.00	3.000						
Marcelino Lopez, L ERA: 4.28 (6, 1)	2.0		10	2	3	3	1	2	0	0	0	0	0	10	18	13.50	2.000						
Eddie Watt, R ERA: 2.03 (8, 1)	0.2		3	1	0	0	0	0	0	0	0	0	0	3	3	0.00	1.500						



Batter	1	2	3	4	5	6	7	8	9	AB	R	H	RBI	BB	SO	LOB	TOP										
Syd O'Brien, R OBP: 0.309, SLG: 0.484 (1, 5)	5-3		FC1-4	F8			FC6-4		5-3	5	0	1	0	0	0	4											
Mike Andrews, R OBP: 0.398, SLG: 0.446 (1, 4)	F8		CS	F6	1B	1B	FC6-4			4	0	1	0	1	0	1											
Carl Yastrzemski, L OBP: 0.369, SLG: 0.542 (1, 7)	L6			1B	1B	1B	L8		4-3	5	1	2	0	0	0	2											
Reggie Smith, S OBP: 0.393, SLG: 0.599 (1, 8)		HR		FC3-2	1B		L3-6-5			4	2	3	1	0	0	2											
Rico Petrocelli, R OBP: 0.424, SLG: 0.609 (1, 6)	5-3			FC3-2	1B	3-H				3	1	1	1	1	0	2											
Joe Lahoud, L OBP: 0.341, SLG: 0.336 (1, 9)	3-1			FC3-2	1B		F6		G3	4	1	0	0	0	0	4											
George Scott, R OBP: 0.325, SLG: 0.386 (1, 3)	K			1B	2B		F8		F8	4	0	1	2	0	1	0											
Tom Satriano, L OBP: 0.343, SLG: 0.264 (1, 2)				1B	1B		F8		F5	3	0	1	0	1	0	0											
Sonny Siebert, R OBP: 0.266, SLG: 0.300 Sparky Lyle, L OBP: 0.222, SLG: 0.125 Ron Kline, R OBP: 0.254 Bill Landis, L OBP: 0.286, SLG: 0.320 Jim Lonborg, R OBP: 0.361, SLG: 0.394 Dick Scholfield, S OBP: 0.222, SLG: 0.125 (1, 1) (6, 1) (6, 1) (7, 1) (7, 1) (6, PH)			K		1B				4-3	3	0	1	1	0	1	1											
Inning Stats	R: 0 E: 0 K: 0 S: 3	H: 0 LOB: 0 BB: 0 P: 3	R: 1 E: 0 K: 1 S: 6	H: 1 LOB: 0 BB: 0 P: 6	R: 0 E: 0 K: 1 S: 5	H: 1 LOB: 0 BB: 0 P: 5	R: 3 E: 0 K: 0 S: 7	H: 4 LOB: 2 BB: 2 P: 15	R: 1 E: 0 K: 0 S: 4	H: 2 LOB: 1 BB: 1 P: 8	R: 0 E: 0 K: 0 S: 3	H: 0 LOB: 0 BB: 0 P: 3	R: 0 E: 0 K: 0 S: 5	H: 2 LOB: 2 BB: 0 P: 5	R: 0 E: 0 K: 0 S: 3	H: 0 LOB: 0 BB: 0 P: 3	R: 0 E: 0 K: 0 S: 4	H: 1 LOB: 1 BB: 0 P: 4	1B: 7 2B: 4 3B: 0 HR: 1	SF: 0 SAC: 0 DP: 1 HBP: 0	WP: 0 PB: 0 SB: 1 CS: 1	PA: 40					
PITCHER	IP	WLS	BF	H	R	ER	SO	BB	IBB	HBP	BLK	WP	HR	S	P	ERA	WHIP										
Fred Talbot, R ERA: 3.53 Jim Bouton, R ERA: 3.59 Bob Locker, R ERA: 4.06 (1, 1) (5, 1) (7, 1)	4.2		23	8	5	5	2	1	2	0	0	0	1	24	36	9.64	1.929										

Boston Red Sox @ Seattle Pilots
Sicks Stadium, Boston, MA
Sat Jul 26 1969, 10:05 PM EDT
Att: 13,632 - Unknown

AB 36
R 5
H 11
RBI 5
BB 3
SO 2
LOB 16



Batter	1	2	3	4	5	6	7	8	9	AB	R	H	RBI	BB	SO	LOB	BOTTOM										
Tommy Harper, R OBP: 0.359, SLG: 0.306 (1, 8)	K		F8			BB	BB			3	2	1	0	1	1	0											
John Donaldson, L OBP: 0.305, SLG: 0.281 (1, 4)	1B			L6		BB	BB		E1	2	1	1	0	2	0	0											
Steve Hovley, L OBP: 0.392, SLG: 0.468 (1, 9)	1B			4-3		BB	BB		SF9	2	1	1	1	1	0	0											
Tommy Davis, R OBP: 0.279, SLG: 0.325 (1, 7)	G5-4-3			4-3		HR	2B		K	4	1	1	2	0	1	3											
Greg Goossen, R OBP: 0.667, SLG: 1.000 (1, 3)			F3			1B	BB		K	3	1	1	1	1	1	1											
Jerry McNettney, R OBP: 0.305, SLG: 0.415 (1, 2)	5-3			F7		HR			5-3	4	1	1	3	0	0	1											
Ron Clark, R OBP: 0.276, SLG: 0.276 Gus Gil, R OBP: 0.276, SLG: 0.254 (1, 5) (4, 5)	6-3					1B	BB		F8	1	0	0	0	0	0	0											
Ray Oyler, R OBP: 0.270, SLG: 0.282 (1, 6)			K			G6-4-3	F8		K	4	0	0	0	0	2	2											
Fred Talbot, R OBP: 0.286, SLG: 0.320 Jim Bouton, R OBP: 0.286, SLG: 0.320 Steve Whitaker, L OBP: 0.361, SLG: 0.394 Bob Locker, S OBP: 0.222, SLG: 0.125 (1, 1) (5, 1) (6, PH) (7, 1)			6-3			BB	BB		1B	1	0	0	0	0	0	0											
Inning Stats	R: 0 E: 0 K: 1 S: 5	H: 1 LOB: 1 BB: 1 P: 9	R: 0 E: 0 K: 0 S: 3	H: 0 LOB: 0 BB: 0 P: 3	R: 0 E: 0 K: 1 S: 5	H: 0 LOB: 0 BB: 0 P: 5	R: 0 E: 0 K: 0 S: 3	H: 0 LOB: 0 BB: 0 P: 3	R: 0 E: 0 K: 0 S: 3	H: 1 LOB: 1 BB: 1 P: 7	R: 6 E: 0 K: 0 S: 5	H: 3 LOB: 4 BB: 4 P: 21	R: 2 E: 1 K: 2 S: 10	H: 3 LOB: 1 BB: 0 P: 10	R: 0 E: 0 K: 1 S: 5	H: 0 LOB: 0 BB: 0 P: 5	1B: 6 2B: 1 3B: 0 HR: 1	SF: 1 SAC: 0 DP: 2 HBP: 0	WP: 0 PB: 0 SB: 1 CS: 0	PA: 35							
PITCHER	IP	WLS	BF	H	R	ER	SO	BB	IBB	HBP	BLK	WP	HR	S	P	ERA	WHIP										
Sonny Siebert, R ERA: 3.83 Sparky Lyle, L ERA: 2.54 Ron Kline, R ERA: 5.25 Bill Landis, L ERA: 6.26 Jim Lonborg, R ERA: 3.25 (1, 1) (6, 1) (6, 1) (7, 1) (7, 1)	5.1		20	2	2	2	2	5	0	0	0	0	0	2	6	3.38	1.312										

Boston Red Sox @ Seattle Pilots
Sicks Stadium, Boston, MA
Sat Jul 26 1969, 10:05 PM EDT
Att: 13,632 - Unknown

AB 28
R 8
H 8
RBI 7
BB 6
SO 5
LOB 7



Batter	1	2	3	4	5	6	7	8	9	AB	R	H	RBI	BB	SO	LOB	TOP								
Syd O'Brien, R OBP: 0.306, SLG: 0.457 (1, 5)	G5-3		FC5-4 1B		WP 1B		P2		G5-4-3	5	1	1	1	0	0	2									
Mike Andrews, R OBP: 0.395, SLG: 0.438 (1, 4)	G3-1 1B		1-3 1B		1-H 2-H 1B		F5			4	0	3	2	0	0	0									
Carl Yastrzemski, L OBP: 0.363, SLG: 0.531 (1, 7)	G3-1		F8		G1-3				K	4	0	0	0	0	1	4									
Rico Petrocelli, R OBP: 0.422, SLG: 0.601 (1, 6)	L5				F8				E 1B	3	0	1	0	1	0	1									
Joe Lahoud, L OBP: 0.330, SLG: 0.342 (1, 9)					F9				F2	4	0	0	0	0	1	3									
George Scott, R OBP: 0.323, SLG: 0.378 (1, 3)	G5-3				F3				E4	4	0	0	0	0	0	1									
Don Lock, R OBP: 0.320, SLG: 0.286 (1, 8)	G1-3								K	3	1	0	0	1	2	2									
Tom Satriano, L OBP: 0.336, SLG: 0.261 (9, PR)			P6		F8				G5-4-3 1B	4	0	1	0	0	0	1									
Bill Landis, L (9, PR)										0	0	0	0	0	0	0									
Russ Gibson, R OBP: 0.284, SLG: 0.299 (9, 2)										0	0	0	0	0	0	0									
Jim Lonborg, R OBP: 0.269, SLG: 0.227 (5, PH)										0	0	0	0	1	0	0									
Dalton Jones, L OBP: 0.316, SLG: 0.337 (5, 1)										0	1	0	0	0	0	0									
Vicente Romo, R OBP: 0.091, SLG: 0.091 (5, 1)										2	0	0	0	0	1	1									
Inning Stats	R: 0 E: 0 K: 0 S: 4	H: 1 LOB: 1 BB: 0 P: 4	R: 0 E: 0 K: 1 S: 5	H: 0 LOB: 0 BB: 0 P: 5	R: 0 E: 0 K: 0 S: 4	H: 1 LOB: 2 BB: 1 P: 8	R: 0 E: 0 K: 0 S: 3	H: 0 LOB: 0 BB: 0 P: 3	R: 3 E: 0 K: 0 S: 5	H: 2 LOB: 2 BB: 2 P: 14	R: 0 E: 0 K: 1 S: 5	H: 0 LOB: 0 BB: 0 P: 5	R: 0 E: 0 K: 0 S: 3	H: 0 LOB: 0 BB: 0 P: 3	R: 0 E: 1 K: 2 S: 9	H: 1 LOB: 2 BB: 0 P: 9	R: 0 E: 0 K: 1 S: 5	H: 1 LOB: 1 BB: 0 P: 5	1B: 6 2B: 0 3B: 0 HR: 0	SF: 0 SAC: 0 DP: 1 HBP: 1	WP: 1 PB: 0 SB: 0 CS: 0	PA: 37			
PITCHER	IP	WLS	BF	H	R	ER	SO	BB	IBB	HBP	BLK	WP	HR	S	P	ERA	WHIP								
Tom Murphy, R ERA: 3.92 Clyde Wright, L ERA: 4.54	(1, 1)	4.1	20	4	3	3	1	2	0	1	0	1	0	19	28	6.23	1.385								
	(5, 1)	4.2	W	17	2	0	0	4	0	1	0	0	0	24	28	0.00	0.429								

Boston Red Sox @ California Angels
Anaheim Stadium, Anaheim, CA
Tue Jul 29 1969, 10:05 PM EDT
Att: 10,688 - Unknown

AB 33
R 3
H 6
RBI 3
BB 3
SO 5
LOB 15



Batter	1	2	3	4	5	6	7	8	9	AB	R	H	RBI	BB	SO	LOB	BOTTOM								
Sandy Alomar Sr., S OBP: 0.285, SLG: 0.275 (1, 4)	G6-3		1B		K		P6			4	0	1	0	0	1	2									
Jim Spencer, L OBP: 0.321, SLG: 0.347 (1, 3)	F8		1-3 1B		K				F9	4	0	1	1	0	1	0									
Rick Reichardt, R OBP: 0.340, SLG: 0.407 (1, 7)	F8		3-H 0-0 G5-3		K				F8	4	0	0	0	0	1	2									
Jim Fregosi, R OBP: 0.350, SLG: 0.391 (1, 6)					F8				K	3	1	0	0	1	2	0									
Jay Johnstone, L OBP: 0.288, SLG: 0.368 (1, 8)					BB 1B				G3	3	2	2	1	1	0	0									
Bill Voss, L OBP: 0.307, SLG: 0.300 (1, 9)					BB 1B				HR	3	0	0	0	0	1	3									
Aurelio Rodriguez, R OBP: 0.286, SLG: 0.325 (1, 5)									F3	3	1	2	1	0	0	0									
Joe Azcue, R OBP: 0.294, SLG: 0.265 (1, 2)									F7	3	0	1	1	0	1	1									
Tom Murphy, R OBP: 0.143, SLG: 0.128 Clyde Wright, R OBP: 0.143, SLG: 0.143 (5, 1)									K	2	0	0	0	0	1	3									
									K	1	0	0	0	0	1	0									
Inning Stats	R: 0 E: 0 K: 0 S: 3	H: 0 LOB: 0 BB: 0 P: 3	R: 0 E: 0 K: 1 S: 5	H: 1 LOB: 0 BB: 0 P: 5	R: 1 E: 0 K: 1 S: 8	H: 3 LOB: 2 BB: 0 P: 8	R: 2 E: 0 K: 3 S: 11	H: 2 LOB: 2 BB: 2 P: 19	R: 0 E: 0 K: 2 S: 7	H: 0 LOB: 0 BB: 0 P: 7	R: 0 E: 0 K: 0 S: 3	H: 0 LOB: 0 BB: 0 P: 3	R: 0 E: 0 K: 1 S: 5	H: 0 LOB: 0 BB: 0 P: 5	R: 0 E: 0 K: 1 S: 5	H: 0 LOB: 0 BB: 0 P: 5	R: 1 E: 0 K: 0 S: 1	H: 1 LOB: 0 BB: 0 P: 1	1B: 6 2B: 0 3B: 0 HR: 1	SF: 0 SAC: 0 DP: 0 HBP: 0	WP: 0 PB: 0 SB: 0 CS: 1	PA: 32			
PITCHER	IP	WLS	BF	H	R	ER	SO	BB	IBB	HBP	BLK	WP	HR	S	P	ERA	WHIP								
Jim Lonborg, R ERA: 3.53 Vicente Romo, R ERA: 3.95	(1, 1)	4.0	19	6	3	3	5	2	0	0	0	0	0	27	35	6.75	2.000								
	(5, 1)	4.0	L	13	1	1	1	4	0	0	0	0	1	21	21	2.25	0.250								

Boston Red Sox @ California Angels
Anaheim Stadium, Anaheim, CA
Tue Jul 29 1969, 10:05 PM EDT
Att: 10,688 - Unknown

AB 30
R 4
H 7
RBI 4
BB 2
SO 9
LOB 11



Batter	1	2	3	4	5	6	7	8	9	AB	R	H	RBI	BB	SO	LOB	TOP			
Syd O'Brien, R OBP: 0.304, SLG: 0.450 (1, 5)	G5-3		G4-6-3 1B		G6-3			G1-6-3		4	0	1	0	0	0	0	Boston Red Sox @ California Angels Anaheim Stadium, Anaheim, CA Wed Jul 30 1969, 10:05 PM EDT Att: 11,181 - Unknown			
Mike Andrews, R OBP: 0.390, SLG: 0.431 (1, 4)	P6		F3		F7			F2		4	0	0	0	0	0	1				
Carl Yastrzemski, L OBP: 0.362, SLG: 0.531 (1, 7)	K		G4-6-3 1-2		P5			WP 2B		4	1	1	0	0	1	1				
Rico Petrocelli, R OBP: 0.420, SLG: 0.596 (1, 6)		BB 1B		K		P6		F7		4	0	1	0	0	1	1				
George Scott, R OBP: 0.322, SLG: 0.376 (1, 3)		K		FC3-6 1B		G5-3		L5		4	0	1	0	0	1	1				
Tom Satriano, L OBP: 0.339, SLG: 0.258 (1, 2)		BB 1-2 BB		FC3-6 1-2 BB			F7	F9		2	0	0	0	2	0	0				
Joe Lahoud, L OBP: 0.325, SLG: 0.335 (7, 8)		K		FC3-6 1-2 2-3			F7			3	0	0	0	0	1	4				
Don Lock, R OBP: 0.327, SLG: 0.279 (7, PH)				K			G4-3			1	0	0	0	1	1	2				
Dick Schofield, S OBP: 0.332, SLG: 0.323 (7, 9)		1-2 2-3 BB								1	0	0	0	0	0	0				
Sonny Siebert, R OBP: 0.250, SLG: 0.293 (5, PH)		K								1	0	0	0	0	1	3				
Jerry Moses, R OBP: 0.333, SLG: 0.511 (5, PH)					F5					1	0	0	0	0	0	0				
Bill Lee, L (5, 1)										0	0	0	0	0	0	0				
Dalton Jones, L OBP: 0.314, SLG: 0.336 (8, PH)										1	0	0	0	0	1	0				
Ron Kline, R (8, 1)										0	0	0	0	0	0	0				
Inning Stats	R: 0 E: 0 K: 1 S: 5	H: 0 LOB: 0 BB: 0 P: 5	R: 0 E: 0 K: 3 S: 10	H: 1 LOB: 2 BB: 2 P: 18	R: 0 E: 0 K: 0 S: 3	H: 1 LOB: 0 BB: 0 P: 3	R: 0 E: 0 K: 2 S: 8	H: 1 LOB: 2 BB: 1 P: 12	R: 0 E: 0 K: 0 S: 3	H: 0 LOB: 0 BB: 0 P: 3	R: 0 E: 0 K: 0 S: 3	H: 0 LOB: 0 BB: 0 P: 3	R: 0 E: 0 K: 1 S: 5	H: 0 LOB: 0 BB: 0 P: 5	R: 1 E: 0 K: 0 S: 4	H: 1 LOB: 0 BB: 0 P: 4	1B: 3 2B: 1 3B: 0 HR: 0	SF: 0 SAC: 0 DP: 1 HBP: 0	WP: 2 PB: 2 SB: 0 CS: 0	PA: 33
PITCHER	IP WLS BF H R ER SO BB IBB HBP BLK WP HR S P ERA WHIP	9.0 W 33 4 1 1 7 3 0 0 0 1 0 44 56 1.00 0.778																		

Batter	1	2	3	4	5	6	7	8	9	AB	R	H	RBI	BB	SO	LOB	BOTTOM			
Sandy Alomar Sr., S OBP: 0.287, SLG: 0.278 (1, 4)	K				WP 1B	G1-3				4	1	2	1	0	1	2	Boston Red Sox @ California Angels Anaheim Stadium, Anaheim, CA Wed Jul 30 1969, 10:05 PM EDT Att: 11,181 - Unknown			
Jim Spencer, L OBP: 0.319, SLG: 0.345 (1, 3)	P4				K					4	0	1	0	0	2	3				
Rick Reichardt, R OBP: 0.339, SLG: 0.405 (1, 7)	CS 1B		K2-3		F3			FC5-4 1B		4	0	1	0	0	1	1				
Jim Fregosi, R OBP: 0.352, SLG: 0.406 (1, 6)	CS 1-2		K		3H 3B			G6-4-3		4	1	2	1	0	1	1				
Jay Johnstone, L OBP: 0.290, SLG: 0.367 (1, 8)		G4-3 1B			K			G3		3	1	1	0	1	1	1				
Bill Voss, L OBP: 0.311, SLG: 0.304 (1, 9)		K		F8		G5-3 1B		G5-3 1B		4	0	2	0	0	1	2				
Aurelio Rodriguez, R OBP: 0.263, SLG: 0.321 (1, 5)		G4-3			F8			G5-3		4	0	0	0	0	0	3				
Joe Azcue, R OBP: 0.302, SLG: 0.264 (1, 2)		G5-3 1B			G5-3					1	1	0	0	3	0	0				
Andy Messersmith, R OBP: 0.235, SLG: 0.174 (1, 1)		1B 1-3 2H			K			K		4	0	1	1	0	3	4				
Inning Stats	R: 0 E: 0 K: 1 S: 5	H: 1 LOB: 0 BB: 0 P: 5	R: 3 E: 0 K: 2 S: 11	H: 4 LOB: 1 BB: 1 P: 15	R: 0 E: 0 K: 2 S: 7	H: 0 LOB: 1 BB: 1 P: 11	R: 0 E: 0 K: 1 S: 5	H: 0 LOB: 0 BB: 0 P: 5	R: 1 E: 0 K: 2 S: 9	H: 2 LOB: 1 BB: 0 P: 9	R: 0 E: 0 K: 1 S: 6	H: 1 LOB: 2 BB: 1 P: 10	R: 0 E: 0 K: 0 S: 3	H: 1 LOB: 0 BB: 0 P: 3	R: 0 E: 0 K: 1 S: 6	H: 1 LOB: 2 BB: 1 P: 10		1B: 8 2B: 0 3B: 1 HR: 1	SF: 0 SAC: 0 DP: 1 HBP: 0	WP: 1 PB: 0 SB: 1 CS: 1
PITCHER	IP WLS BF H R ER SO BB IBB HBP BLK WP HR S P ERA WHIP	4.0 L 18 5 3 3 6 1 1 0 0 0 1 0 18 22 3.00 1.667																		

Batter	1	2	3	4	5	6	7	8	9	AB	R	H	RBI	BB	SO	LOB	TOP										
Syd O'Brien, R OBP: 0.304, SLG: 0.422 (1, 5)										3	1	0	0	2	2	2											
Mike Andrews, R OBP: 0.391, SLG: 0.447 (1, 4)										4	1	1	0	0	1	2											
Carl Yastrzemski, L OBP: 0.359, SLG: 0.525 Joe Lahoud, L OBP: 0.332, SLG: 0.353 (1, 7) (2, 7)										1	0	0	1	0	0	1											
Reggie Smith, S OBP: 0.395, SLG: 0.606 (1, 8)										4	0	2	0	0	0	1											
Rico Petrocelli, R OBP: 0.420, SLG: 0.601 (1, 6)										2	0	0	1	1	1	1											
Tony Conigliaro, R OBP: 0.324, SLG: 0.444 (1, 9)										3	1	0	0	1	1	4											
George Scott, R OBP: 0.315, SLG: 0.366 (1, 3)										4	0	0	0	0	0	4											
Russ Gibson, R OBP: 0.291, SLG: 0.310 (1, 2)										4	0	2	1	0	0	0											
Jim Lonborg, R OBP: 0.241, SLG: 0.200 (1, 1)										3	0	0	0	0	3	1											
Inning Stats	R: 2 E: 1 K: 1 S: 8	H: 2 LOB: 2 BB: 1 P: 12	R: 0 E: 0 K: 2 S: 8	H: 1 LOB: 1 BB: 0 P: 8	R: 0 E: 0 K: 0 S: 4	H: 1 LOB: 1 BB: 0 P: 4	R: 0 E: 0 K: 1 S: 5	H: 0 LOB: 0 BB: 0 P: 5	R: 0 E: 0 K: 0 S: 3	H: 0 LOB: 1 BB: 1 P: 7	R: 0 E: 1 K: 2 S: 7	H: 0 LOB: 1 BB: 1 P: 11	R: 0 E: 0 K: 1 S: 5	H: 1 LOB: 0 BB: 0 P: 5	R: 1 E: 0 K: 1 S: 6	H: 1 LOB: 1 BB: 1 P: 10	1B: 5 2B: 1 3B: 0 HR: 0	SF: 1 SAC: 1 DP: 1 HBP: 0	WP: 0 PB: 0 SB: 1 CS: 0	PA: 37							
PITCHER	IP	WLS	BF	H	R	ER	SO	BB	IBB	HBP	BLK	WP	HR	S	P	ERA	WHIP										
Blue Moon Odom, R ERA: 2.43 (1, 1)	8.0		32	5	2	2	7	3	0	0	0	0	0	43	55	2.25	1.000										
Rollie Fingers, R ERA: 2.62 (9, 1)	1.0	W	5	1	1	1	1	1	0	0	0	0	0	6	10	9.00	2.000										

Boston Red Sox @ Oakland Athletics
Oakland-Alameda County Coliseum, Oakland, CA
Fri Aug 01 1969, 7:05 PM PDT
Att: 11,781 - Unknown

livebaseballscores.com


AB 31
R 3
H 6
RBI 3
BB 4
SO 8
LOB 16


Batter	1	2	3	4	5	6	7	8	9	AB	R	H	RBI	BB	SO	LOB	BOTTOM										
Jose Tartabull, L OBP: 0.289, SLG: 0.316 (1, 7)										4	0	0	0	0	1	1											
Ted Kubiak, S OBP: 0.332, SLG: 0.310 (1, 6)										4	0	2	0	0	0	0											
Reggie Jackson, L OBP: 0.415, SLG: 0.715 (1, 9)										3	1	0	0	1	1	1											
Sal Bando, R OBP: 0.404, SLG: 0.497 (1, 5)										4	1	0	0	0	0	2											
Danny Cater, R OBP: 0.329, SLG: 0.410 (1, 3)										4	1	3	1	0	0	0											
Rick Monday, L OBP: 0.376, SLG: 0.422 (1, 8)										3	0	0	0	1	1	2											
Dick Green, R OBP: 0.339, SLG: 0.394 (1, 4)										3	0	1	1	0	1	1											
Phil Roof, R OBP: 0.318, SLG: 0.300 Larry Haney, R OBP: 0.289, SLG: 0.359 Bert Campaneris, R OBP: 0.300, SLG: 0.312 Dave Duncan, R OBP: 0.212, SLG: 0.123 (1, 2) (2, 2) (8, PH) (9, 2)										0	0	0	0	0	0	0											
Blue Moon Odom, R OBP: 0.270, SLG: 0.417 Bob Johnson, R OBP: 0.316, SLG: 0.361 Rollie Fingers, R OBP: 0.250, SLG: 0.250 (1, 1) (8, PH) (9, 1)										2	1	0	0	0	0	0											
Inning Stats	R: 0 E: 0 K: 0 S: 3	H: 0 LOB: 0 BB: 0 P: 3	R: 0 E: 0 K: 1 S: 6	H: 1 LOB: 1 BB: 0 P: 6	R: 1 E: 1 K: 2 S: 8	H: 0 LOB: 0 BB: 0 P: 8	R: 0 E: 0 K: 1 S: 5	H: 0 LOB: 0 BB: 0 P: 5	R: 0 E: 0 K: 0 S: 4	H: 1 LOB: 1 BB: 0 P: 4	R: 0 E: 0 K: 0 S: 3	H: 1 LOB: 0 BB: 0 P: 3	R: 0 E: 0 K: 0 S: 3	H: 0 LOB: 1 BB: 0 P: 4	R: 3 E: 1 K: 0 S: 4	H: 3 LOB: 2 BB: 2 P: 12	1B: 6 2B: 0 3B: 0 HR: 0	SF: 0 SAC: 1 DP: 1 HBP: 1	WP: 0 PB: 1 SB: 0 CS: 0	PA: 34							
PITCHER	IP	WLS	BF	H	R	ER	SO	BB	IBB	HBP	BLK	WP	HR	S	P	ERA	WHIP										
Jim Lonborg, R ERA: 3.3 (1, 1)	8.1	L	34	6	4	1	5	1	1	1	0	0	0	41	50	1.08	0.840										

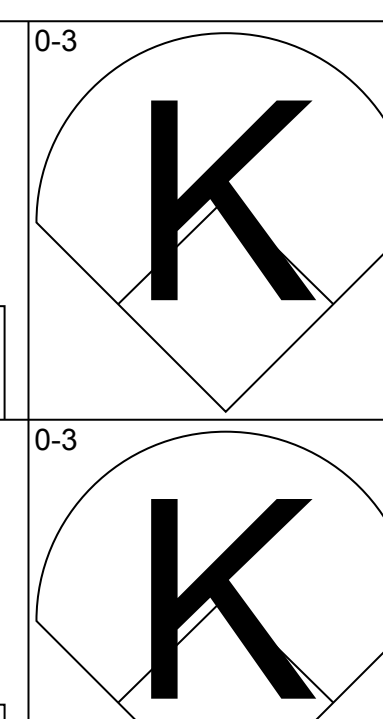
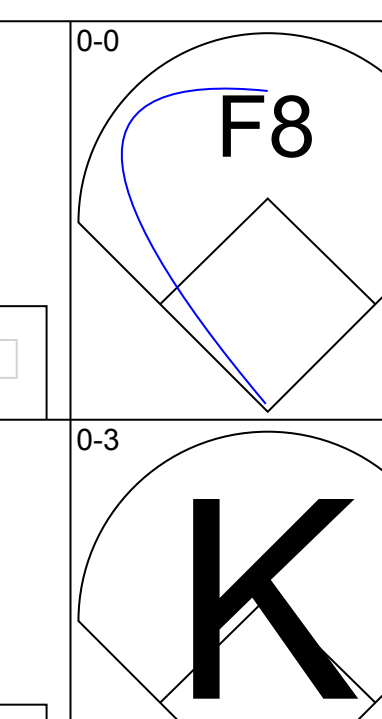
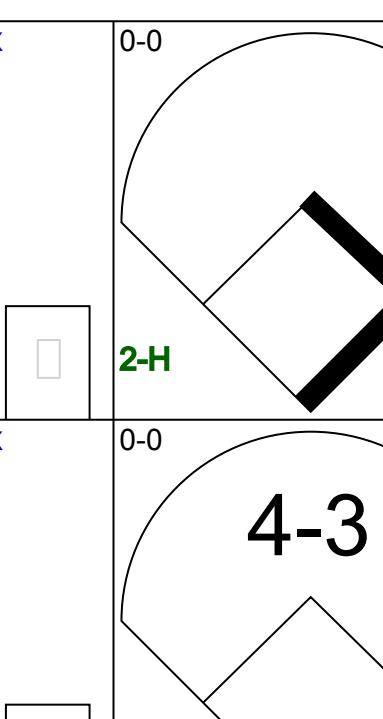
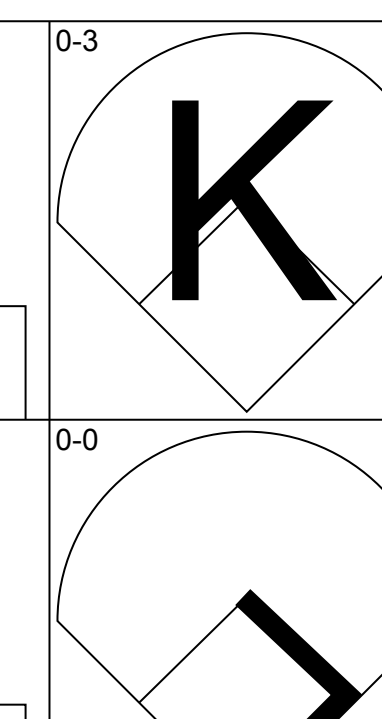
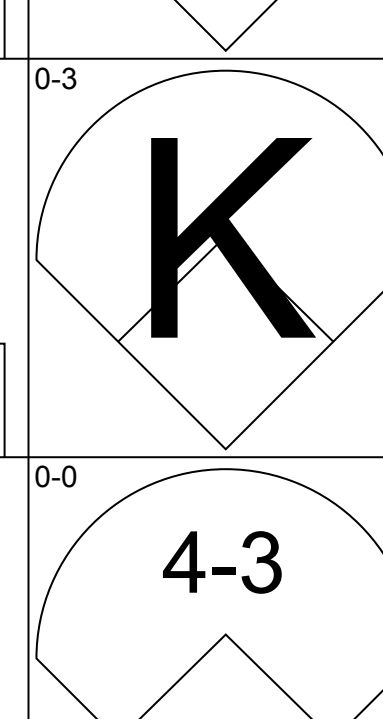
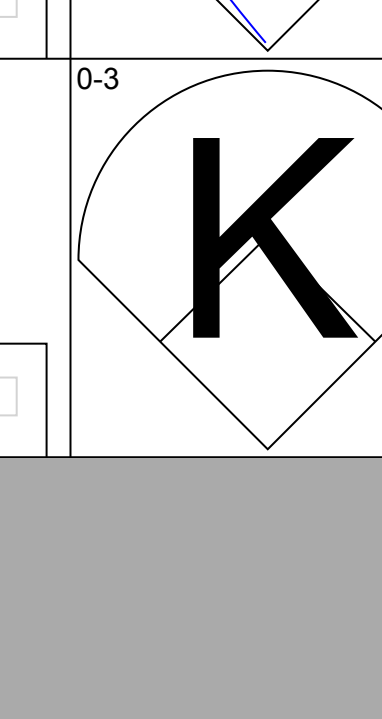
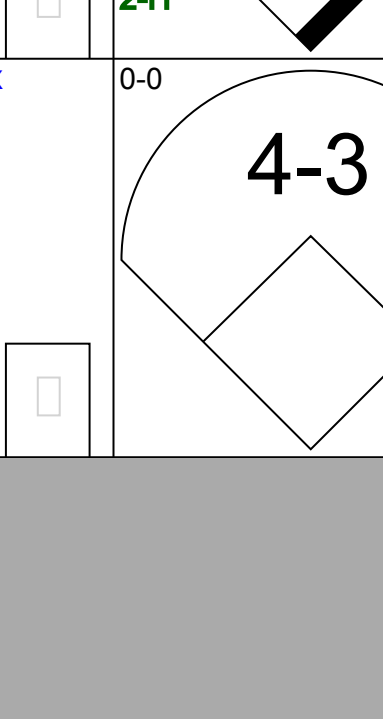
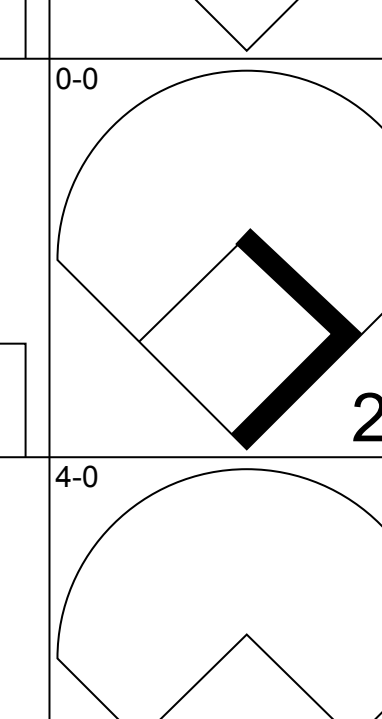
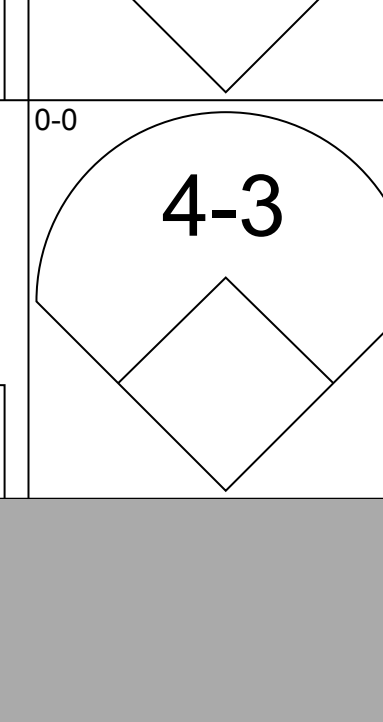
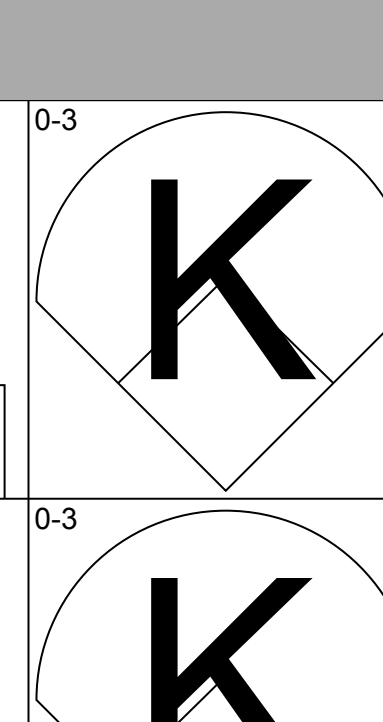
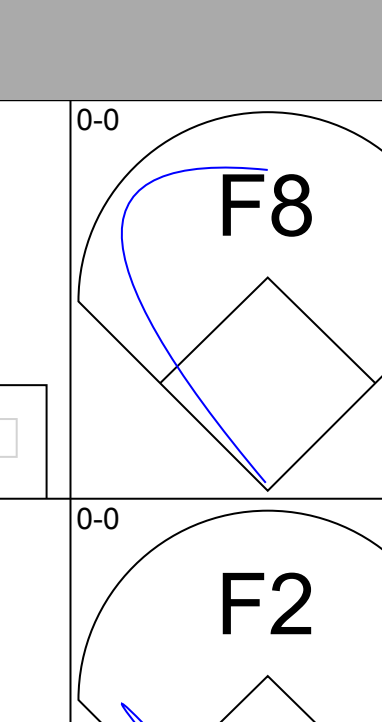
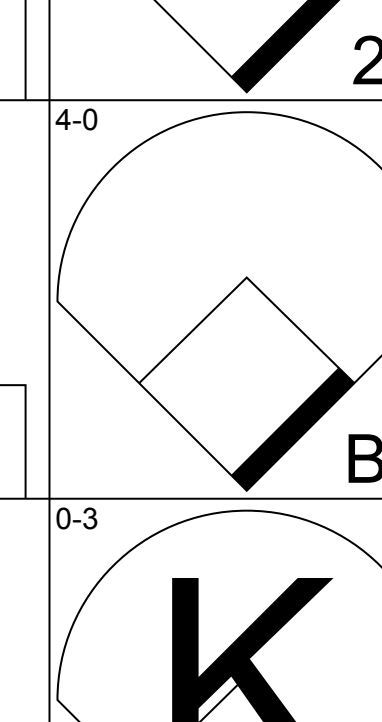
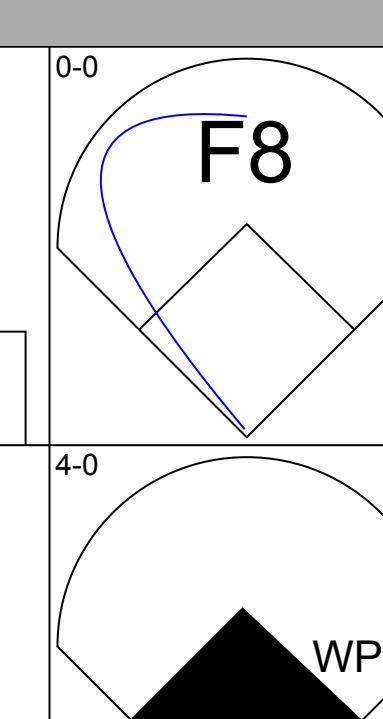
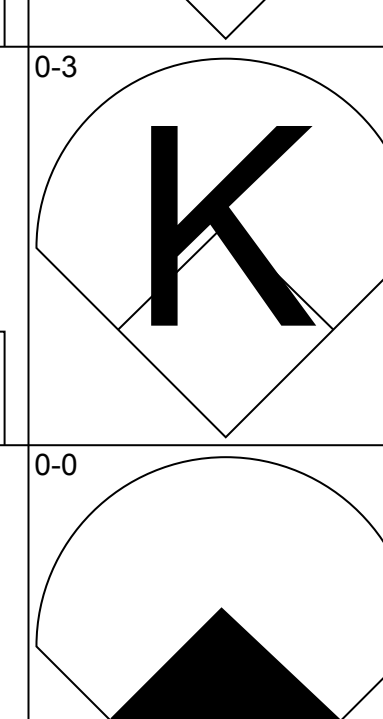
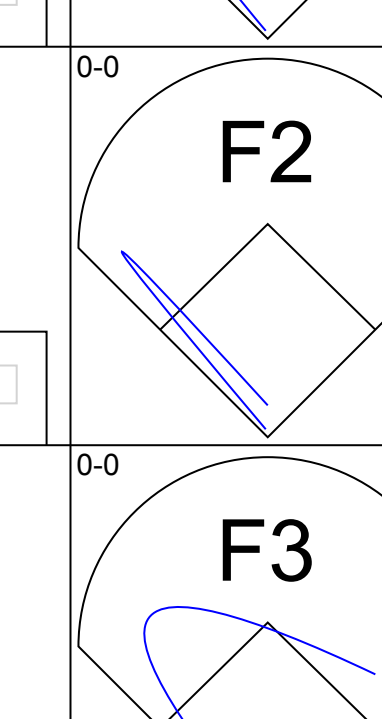
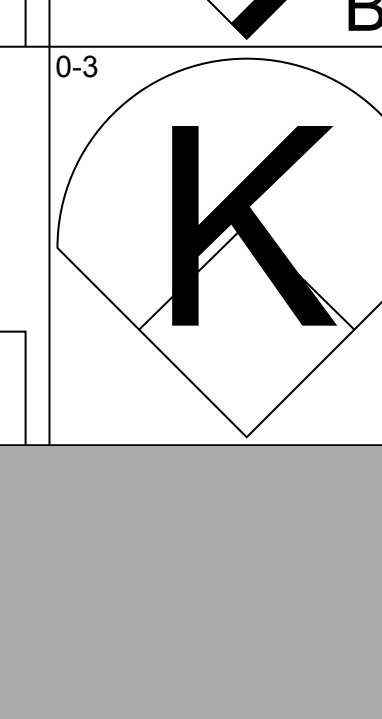
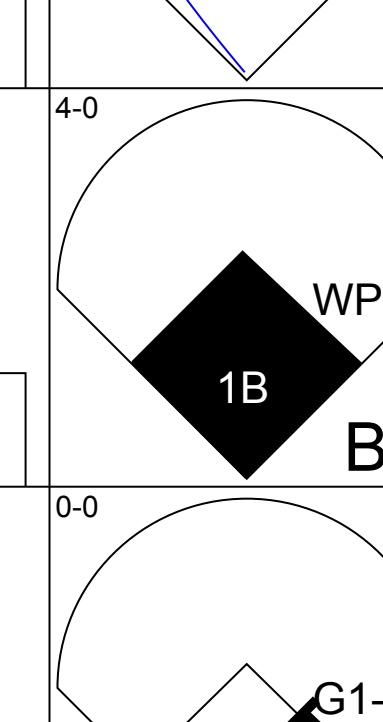
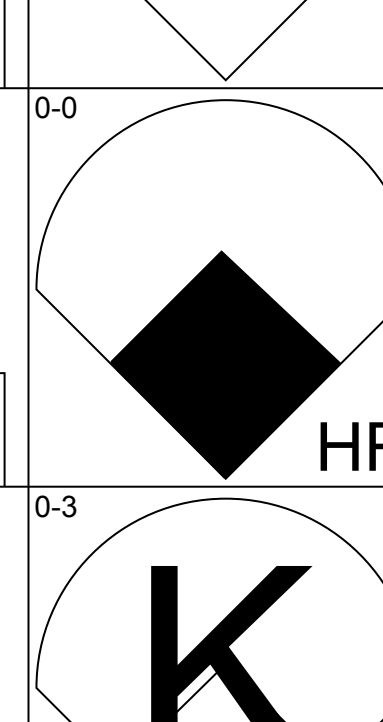
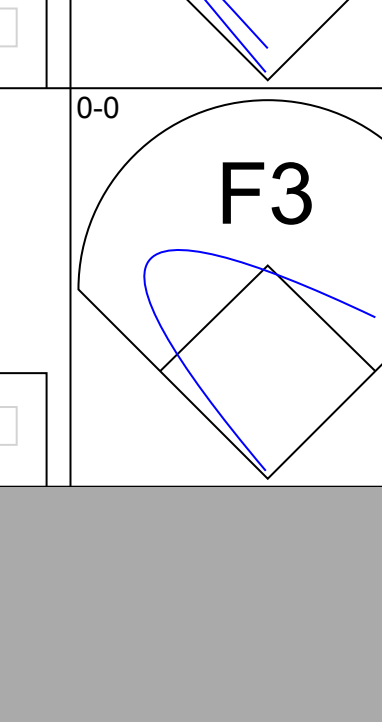
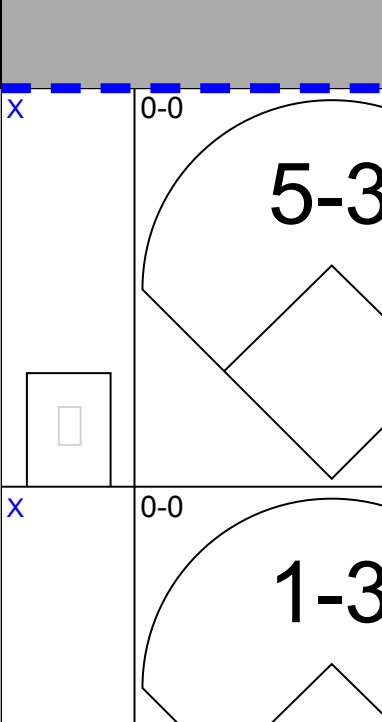
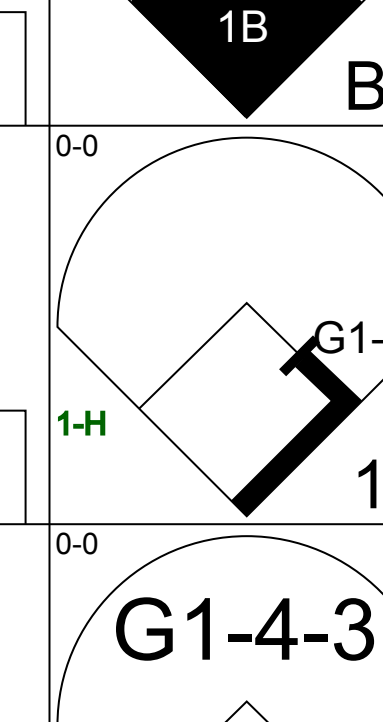
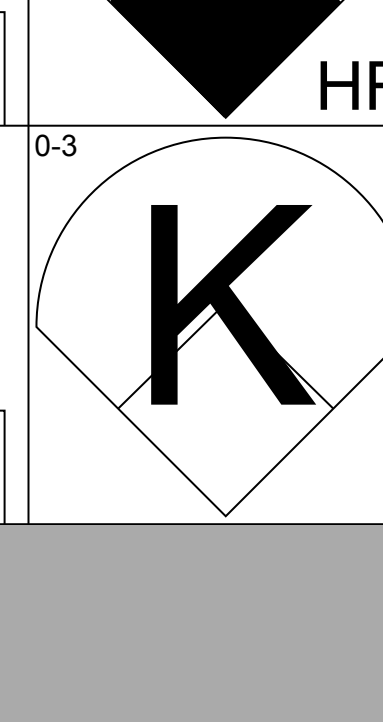
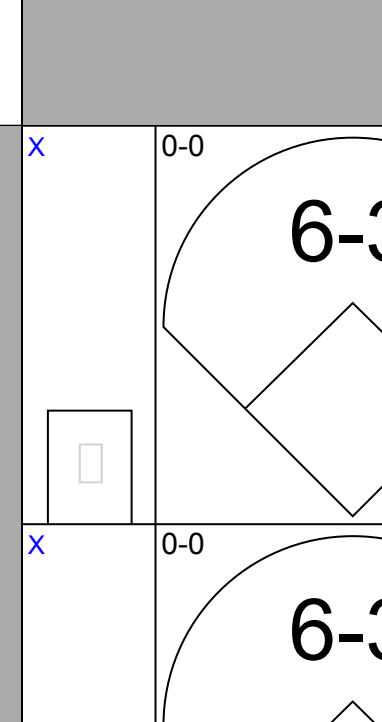
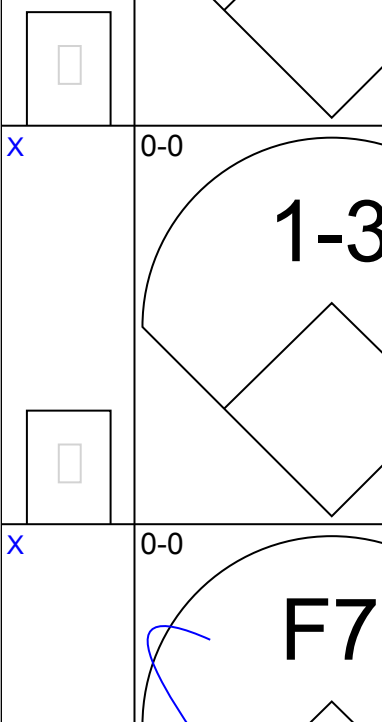
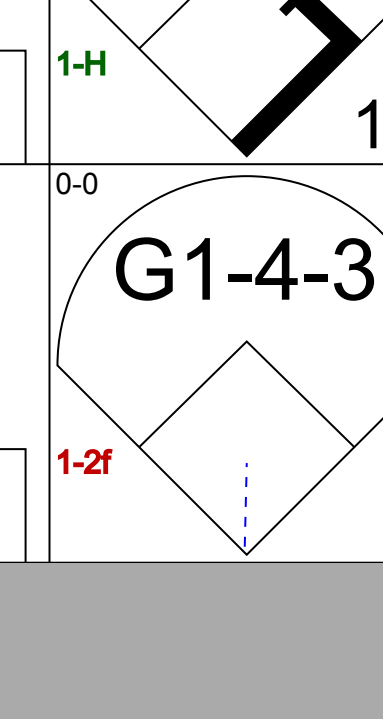
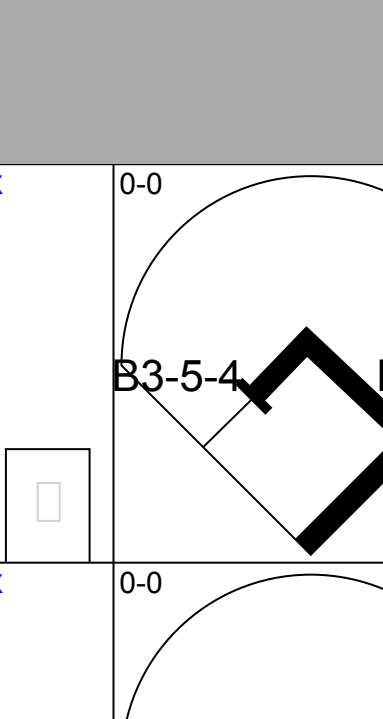
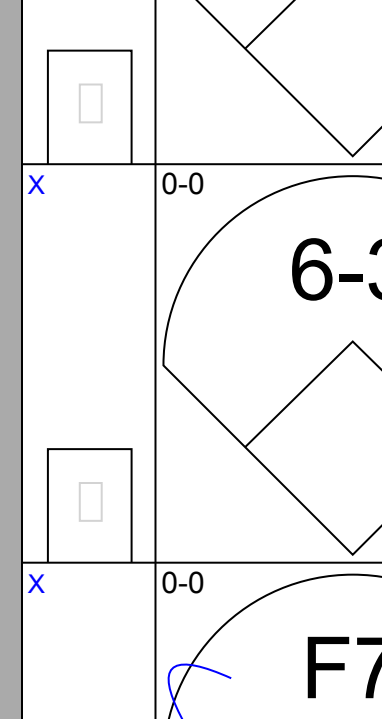
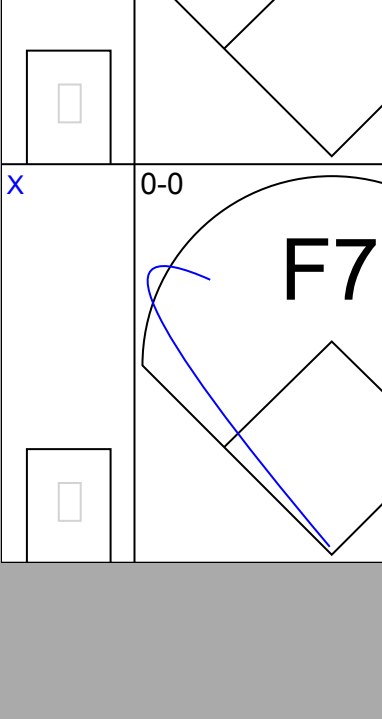
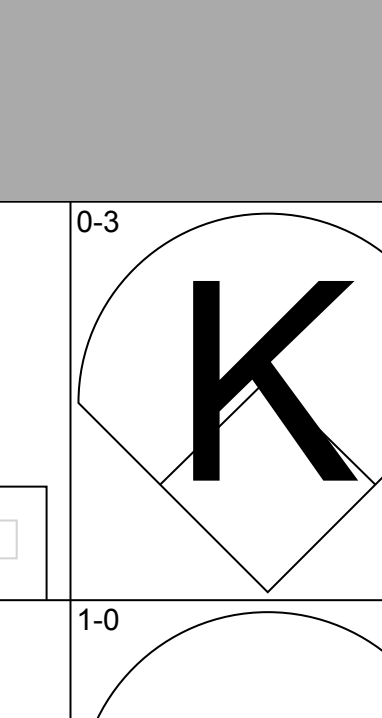
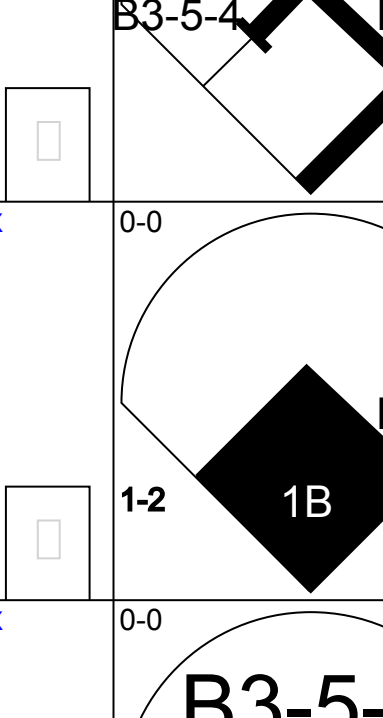
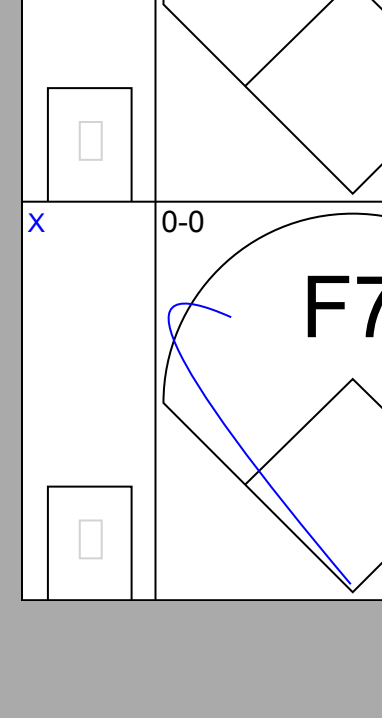
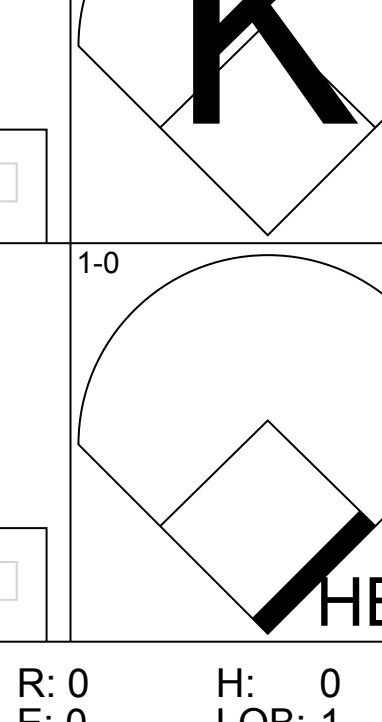
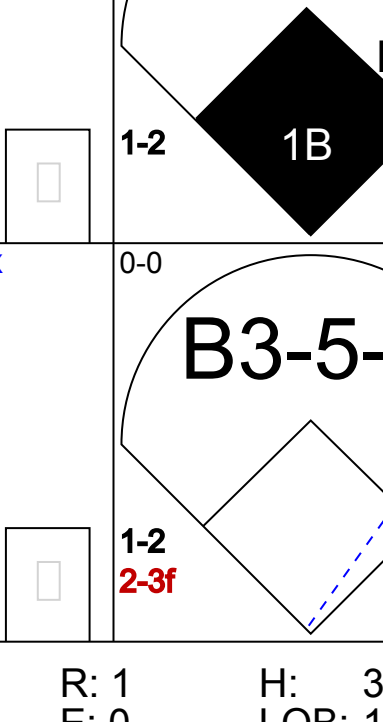
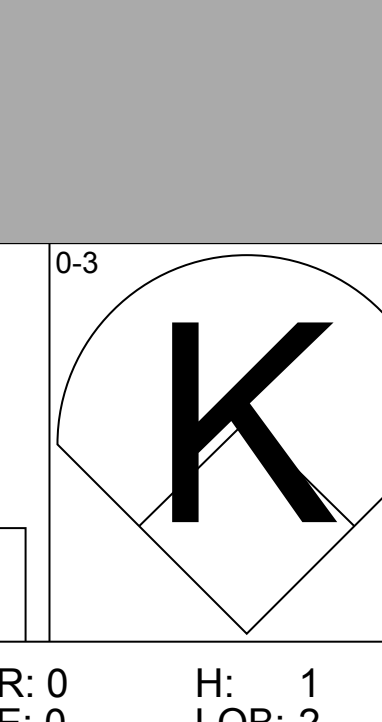
Boston Red Sox @ Oakland Athletics
Oakland-Alameda County Coliseum, Oakland, CA
Fri Aug 01 1969, 7:05 PM PDT
Att: 11,781 - Unknown

livebaseballscores.com

AB 30
R 4
H 6
RBI 2
BB 2
SO 5
LOB 8

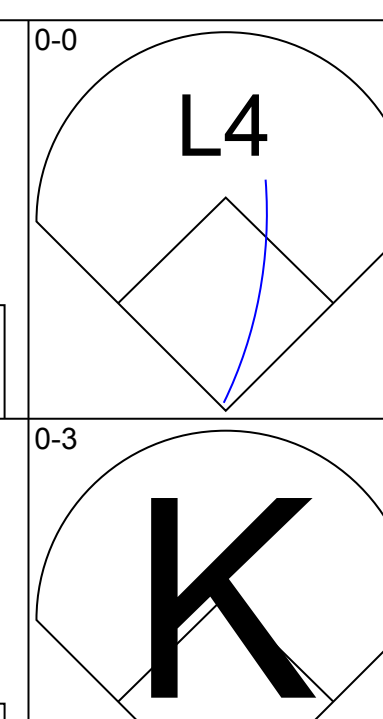
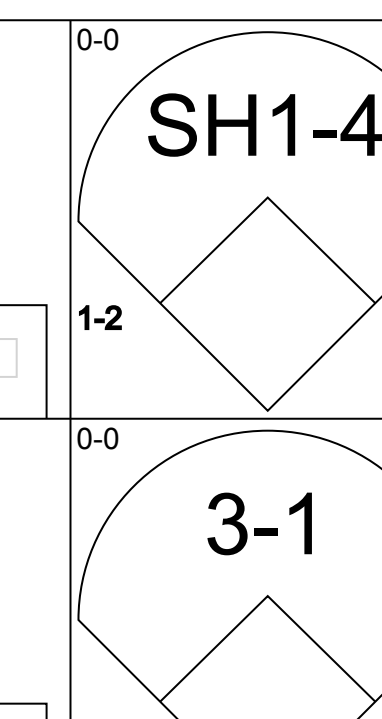
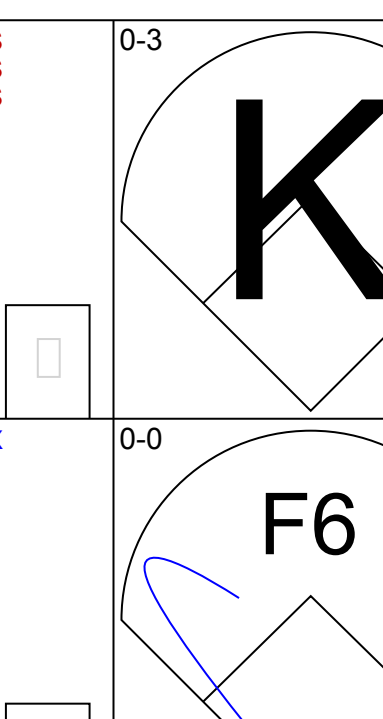
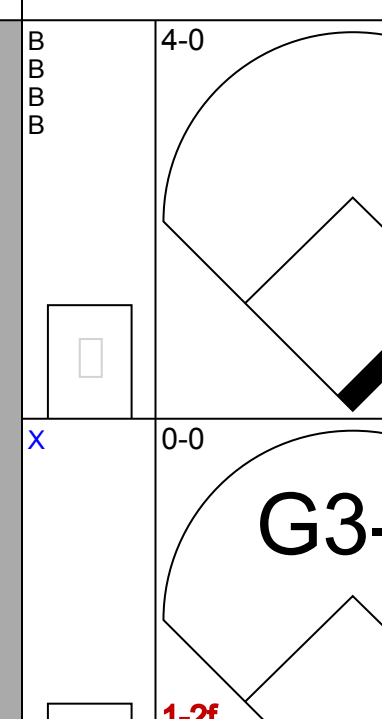
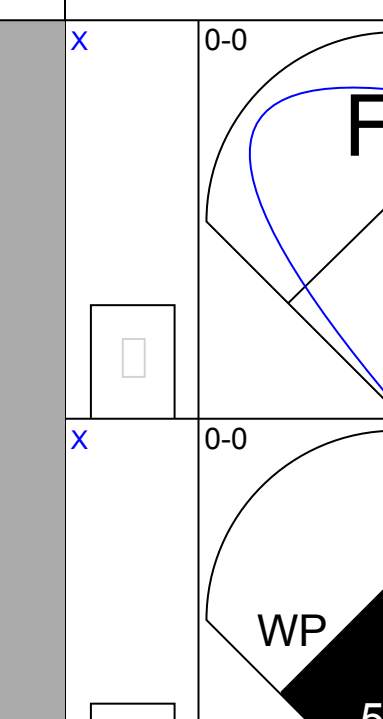
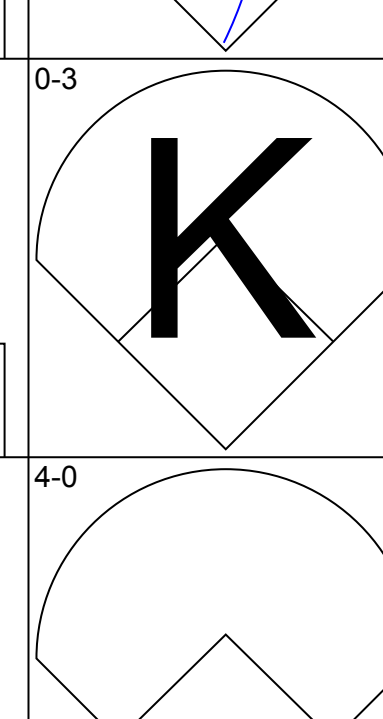
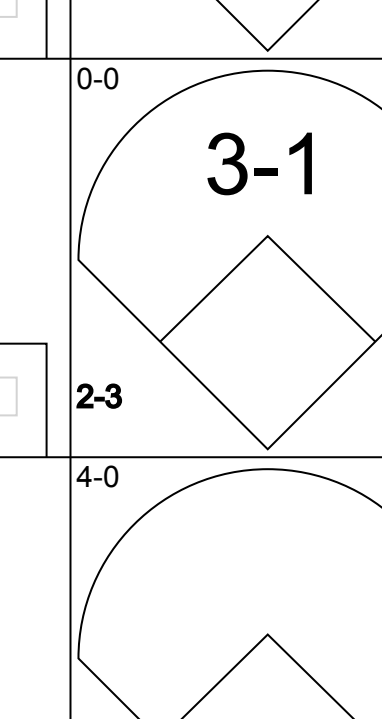
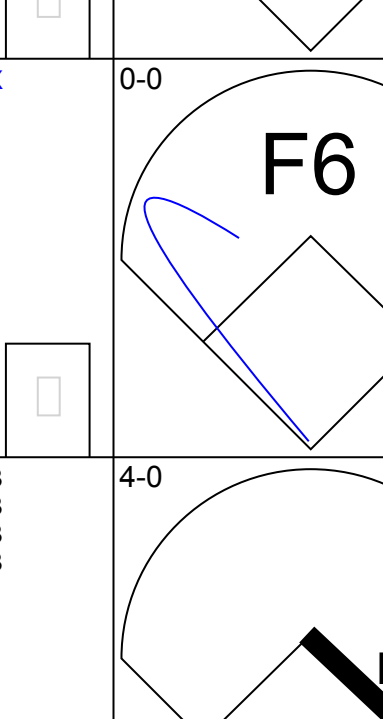
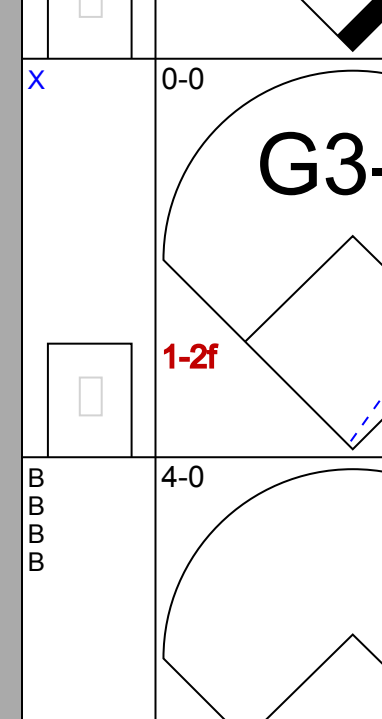
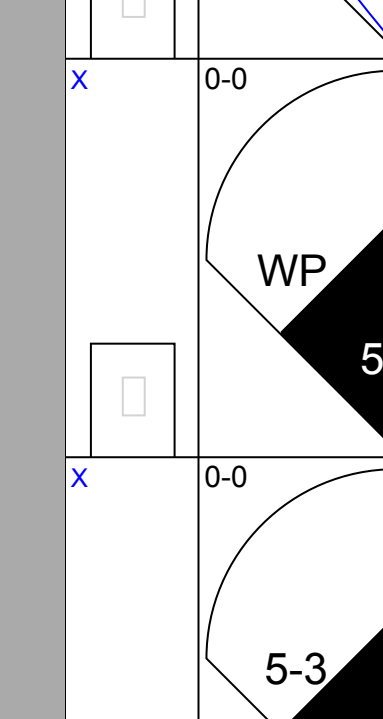
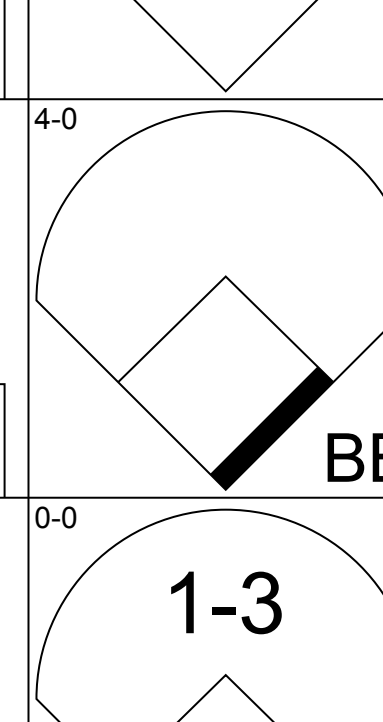
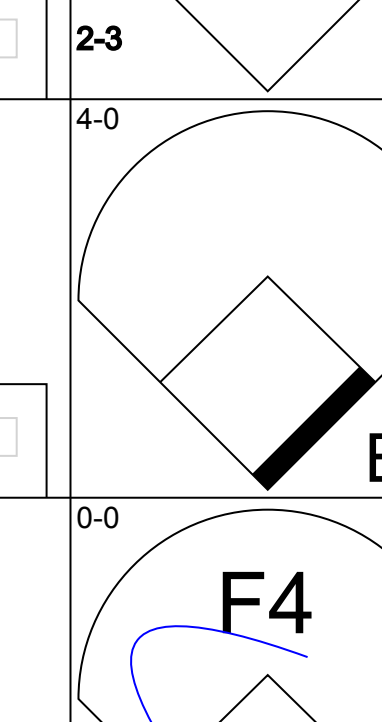
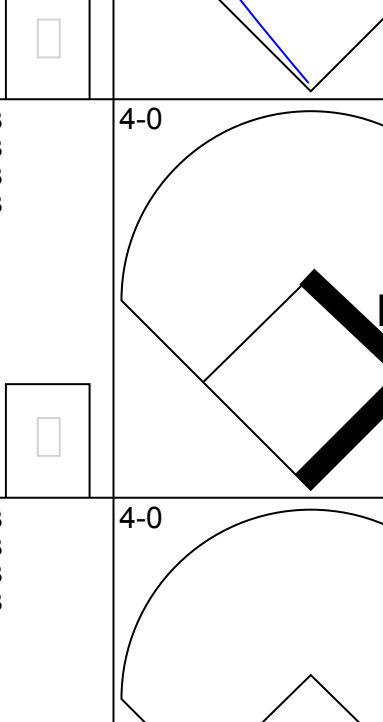
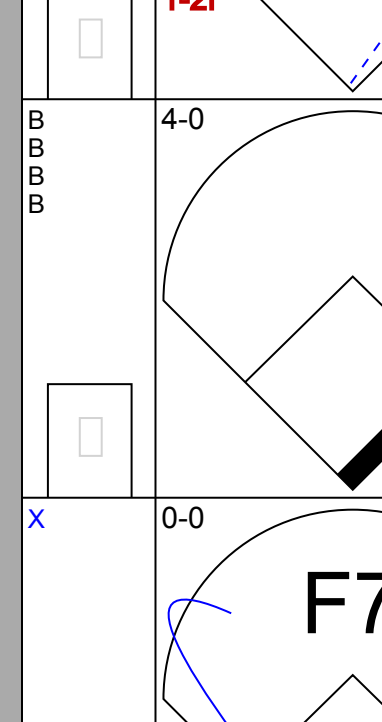
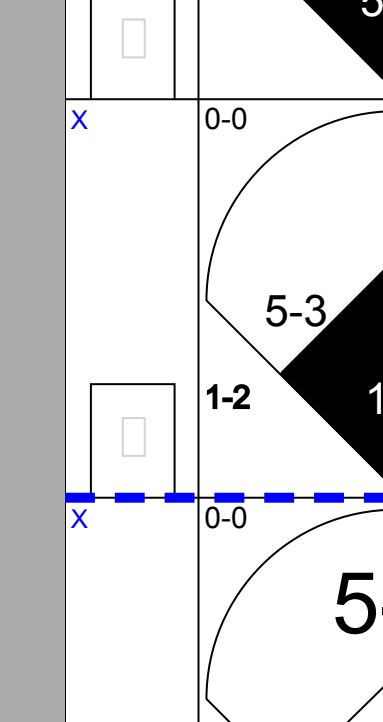
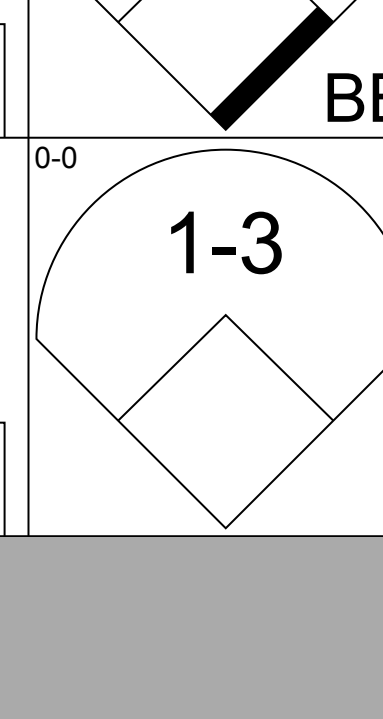
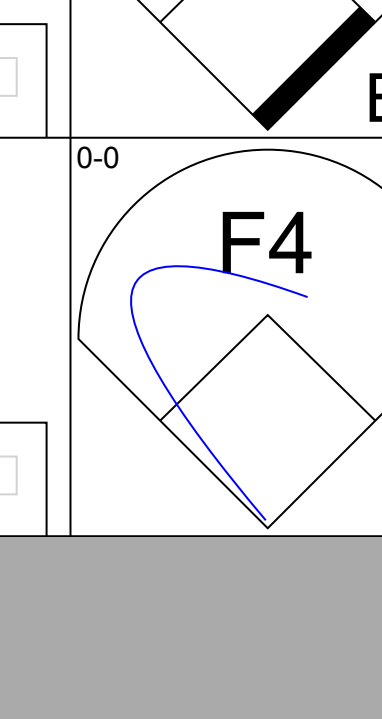
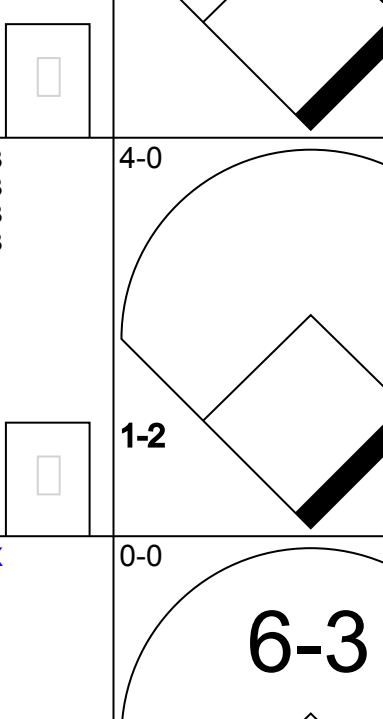
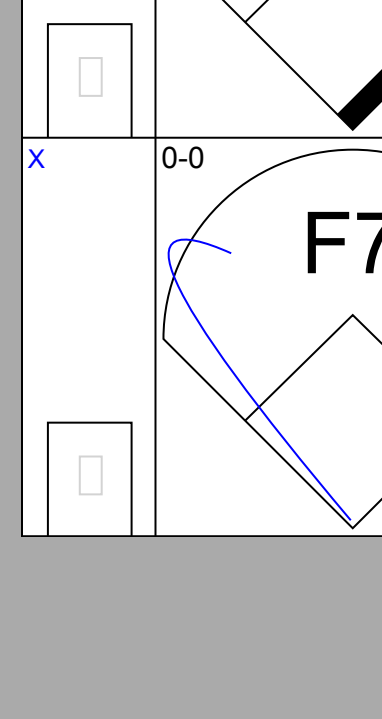
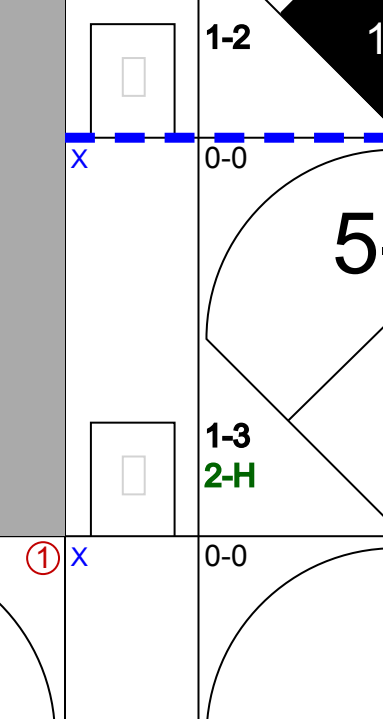
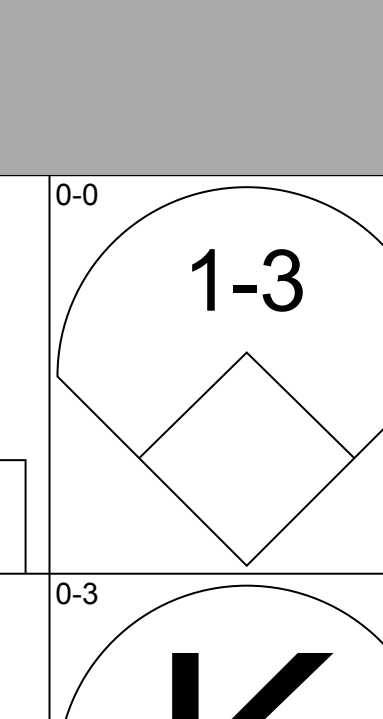
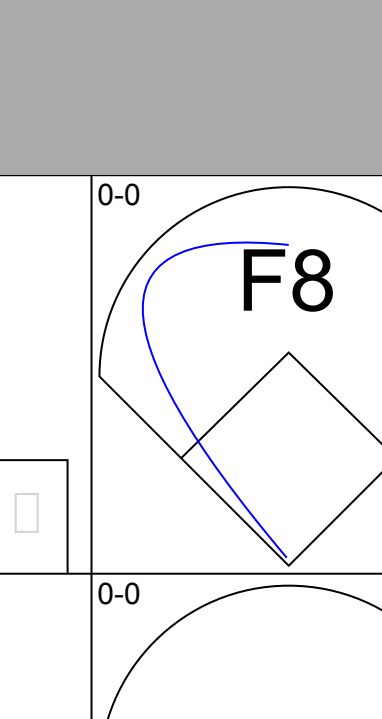
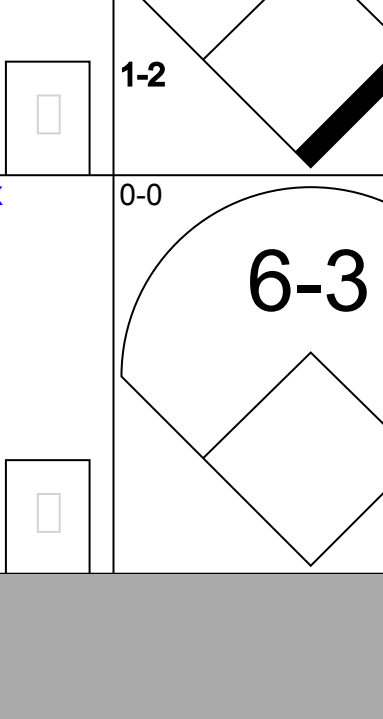
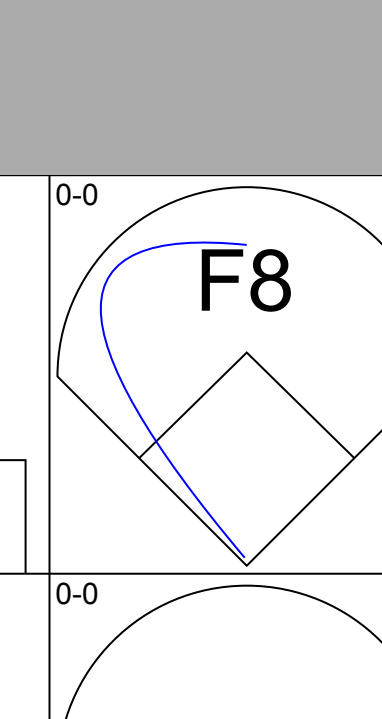
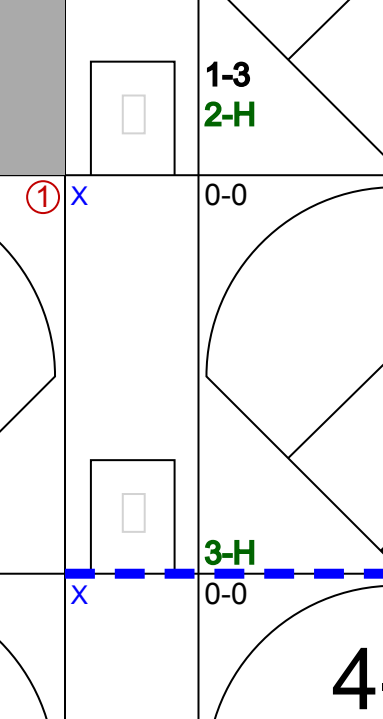

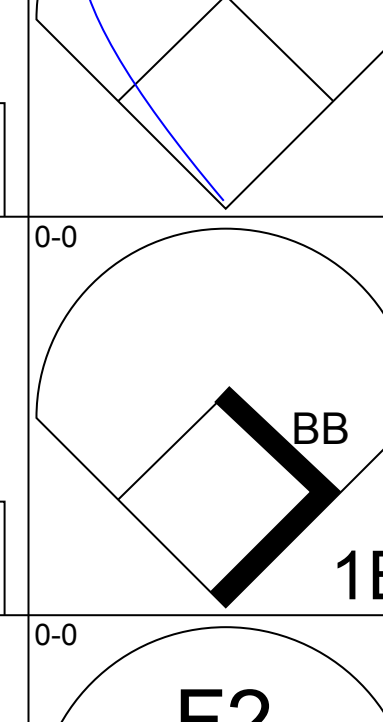
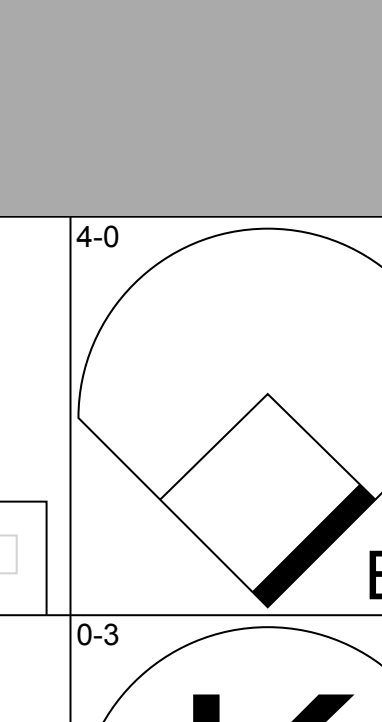
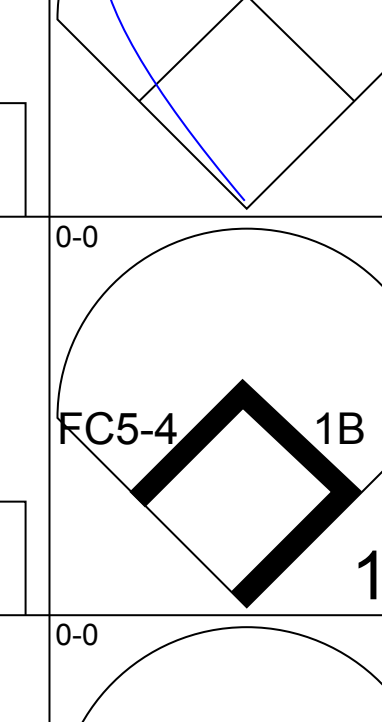
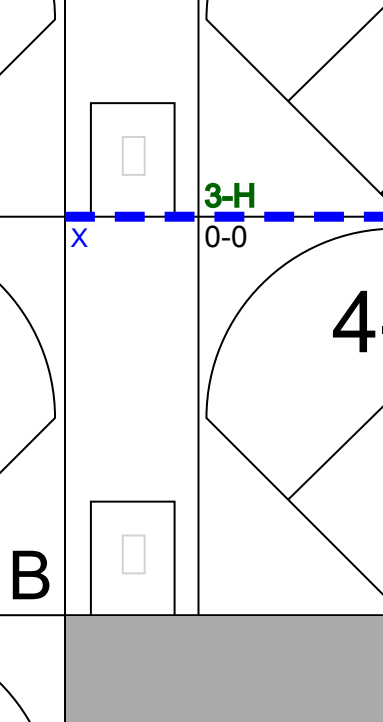
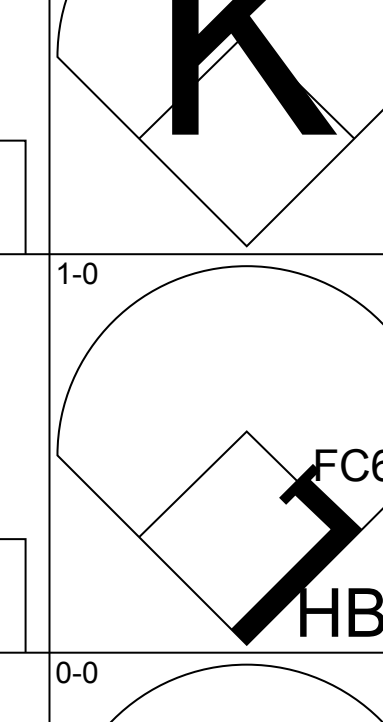
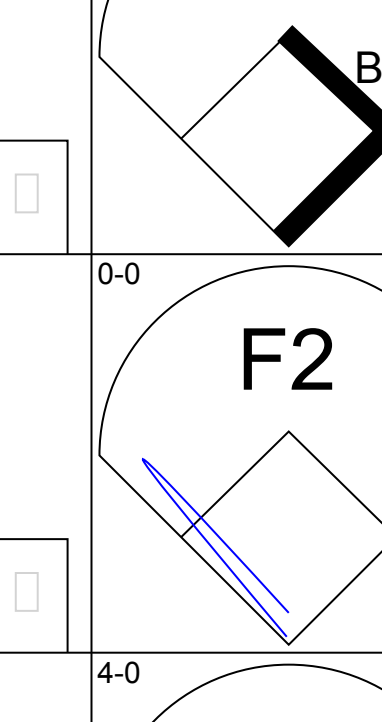
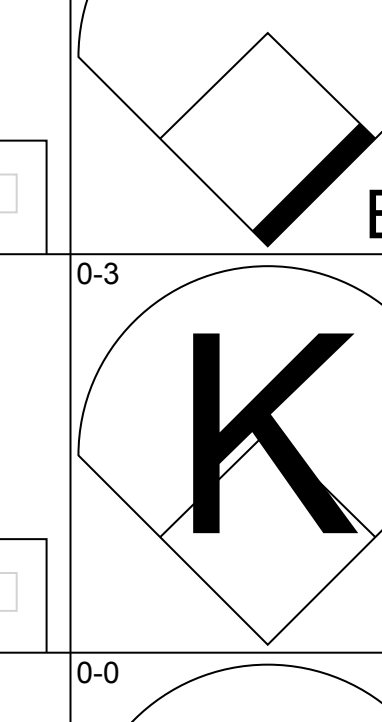
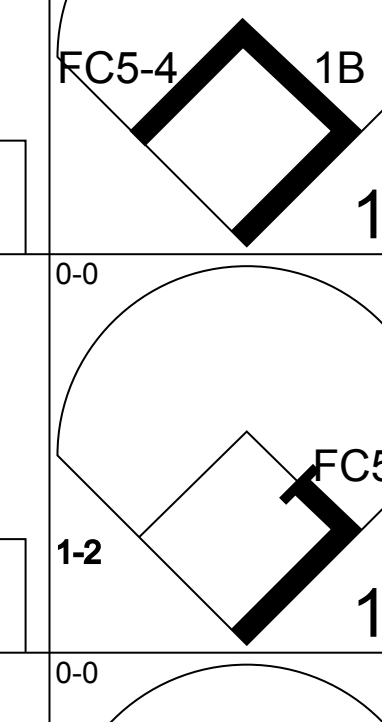
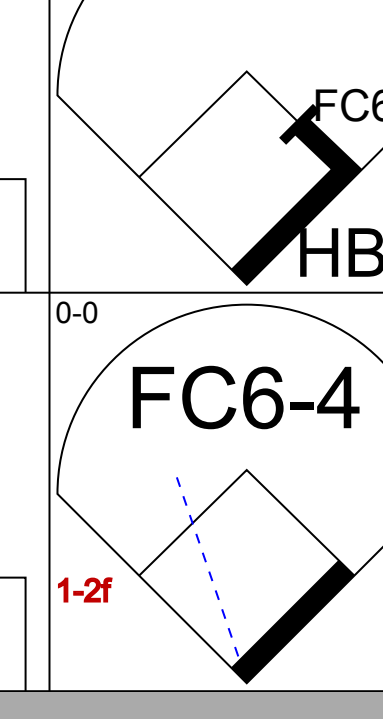
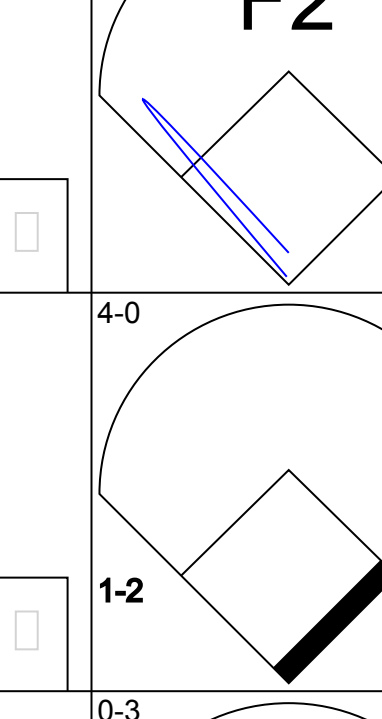
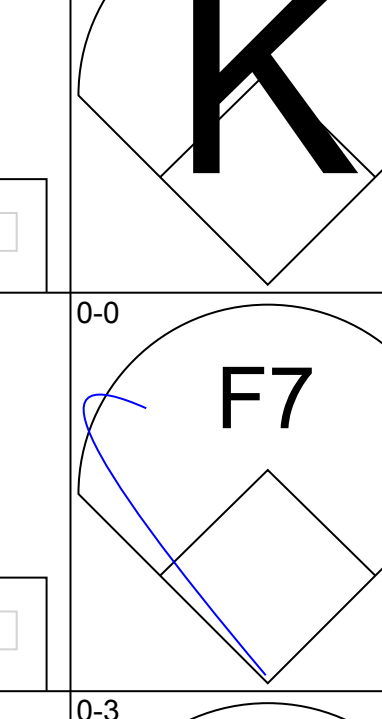
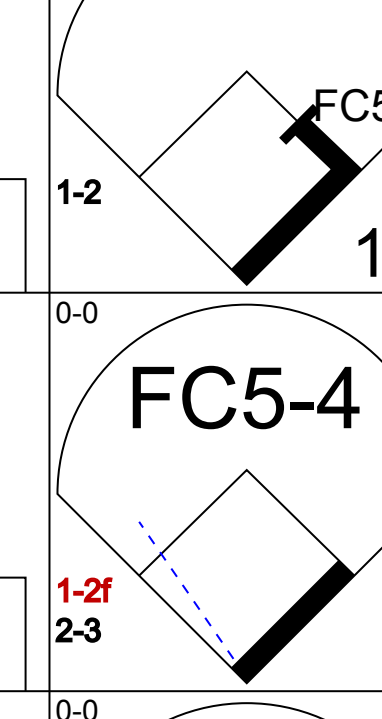
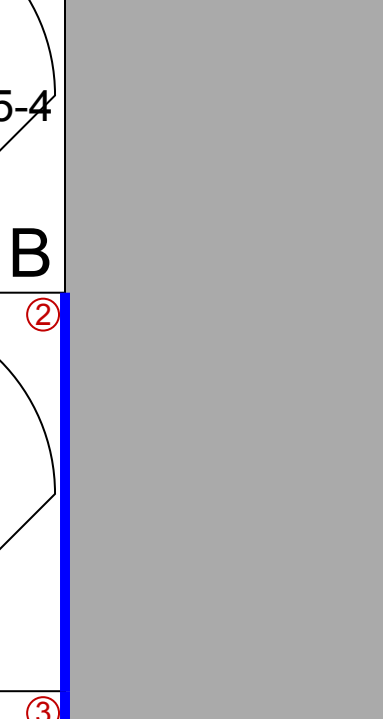
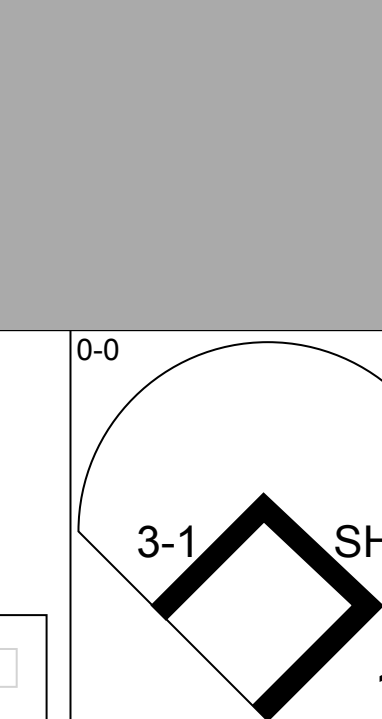
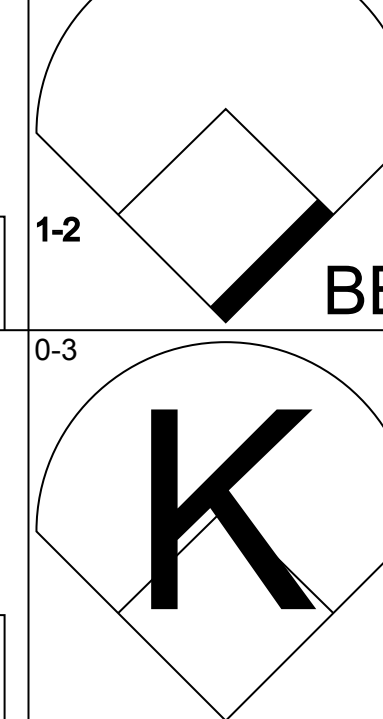
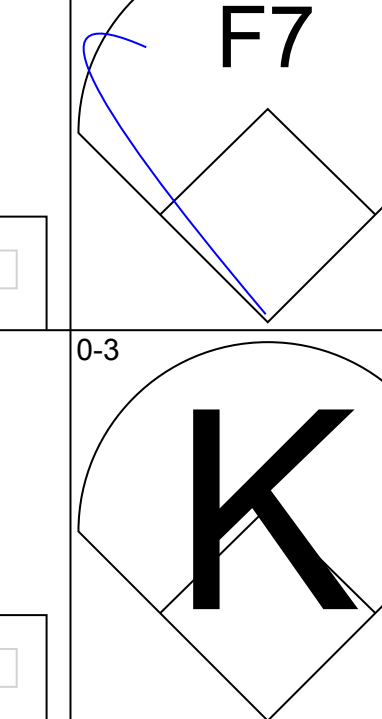
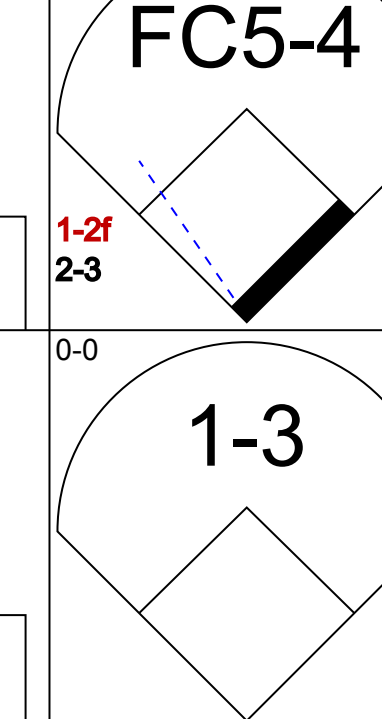
Batter	1	2	3	4	5	6	7	8	9	AB	R	H	RBI	BB	SO	LOB	TOP								
Syd O'Brien, R OBP: 0.301, SLG: 0.407 Dalton Jones, L OBP: 0.319, SLG: 0.343 (6, FH) (6, 3)	F3		K		E	G3		2B		3	1	1	0	0	1	1	Boston Red Sox @ Oakland Athletics Oakland-Alameda County Coliseum, Oakland, CA Sun Aug 03 1969, 3:33 AM PDT Unknown AB 33 R 7 H 9 RBI 5 BB 6 SO 5 LOB 13 								
Mike Andrews, R OBP: 0.392, SLG: 0.445 (1, 4)	F8		1B		WP	1B		6-3		5	1	3	4	0	0	1									
Carl Yastrzemski, L OBP: 0.360, SLG: 0.519 (1, 7)	BB		G3		FC5	G3			K	3	0	0	0	2	1	3									
Reggie Smith, S OBP: 0.393, SLG: 0.596 (1, 8)	K				5-3				4-3	5	0	0	0	0	1	2									
Rico Petrocelli, R OBP: 0.422, SLG: 0.604 (1, 6)		6-3			F7				G3	4	0	1	0	1	0	0									
Tony Conigliaro, R OBP: 0.316, SLG: 0.438 (1, 9)	F8				4-3	FC5				4	0	0	0	0	1	3									
George Scott, R OBP: 0.315, SLG: 0.372 (6, 5)	F5									4	2	2	1	0	0	1									
Russ Gibson, R OBP: 0.302, SLG: 0.315 (1, 2)			SH1-4		1B	SH3-4			5-3	2	3	1	0	2	0	0									
Lee Stange, R OBP: 0.160, SLG: 0.087 Bill Landis, L (6, 1)			SH1-4							1	0	0	0	0	1	2									
Jim Lonborg, R OBP: 0.241, SLG: 0.200 Jerry Moses, R OBP: 0.327, SLG: 0.500 Ron Kline, R (8, 1)			1-2		SH3-4				1-3	0	0	0	0	0	0	0									
Inning Stats	R: 0 E: 0 K: 1 S: 5	H: 0 LOB: 1 BB: 1 P: 9	R: 0 E: 0 K: 0 S: 3	H: 0 LOB: 0 BB: 0 P: 3	R: 1 E: 0 K: 1 S: 6	H: 1 LOB: 1 BB: 1 P: 10	R: 0 E: 0 K: 0 S: 3	H: 0 LOB: 0 BB: 0 P: 3	R: 4 E: 1 K: 0 S: 6	H: 3 LOB: 2 BB: 3 P: 18	R: 2 E: 0 K: 1 S: 7	H: 3 LOB: 1 BB: 1 P: 11	R: 0 E: 0 K: 1 S: 6	H: 1 LOB: 1 BB: 0 P: 6	R: 0 E: 0 K: 0 S: 4	H: 1 LOB: 1 BB: 0 P: 4	R: 0 E: 0 K: 1 S: 5	H: 0 LOB: 0 BB: 0 P: 5	1B: 7 2B: 1 3B: 0 HR: 1	SF: 0 SAC: 2 DP: 0 HBP: 0	WP: 1 PB: 0 SB: 0 CS: 0	PA: 41			
PITCHER	IP	WLS	BF	H	R	ER	SO	BB	IBB	HBP	BLK	WP	HR	S	P	ERA	WHIP								
Vida Blue, L ERA: 5.6 Ed Sprague, R ERA: 3.29 Paul Lindblad, L ERA: 3.71	(1, 1)	4.1	21	4	5	4	2	4	0	0	0	1	1	21	37	8.31	1.846								

Batter	1	2	3	4	5	6	7	8	9	AB	R	H	RBI	BB	SO	LOB	BOTTOM								
Jose Tartabull, L OBP: 0.278, SLG: 0.295 (1, 8)	L4		4-3		F8	3-1		1B		5	1	1	0	0	0	2	Boston Red Sox @ Oakland Athletics Oakland-Alameda County Coliseum, Oakland, CA Sun Aug 03 1969, 3:33 AM PDT Unknown AB 33 R 10 H 8 RBI 9 BB 9 SO 5 LOB 17 								
Ted Kubiak, S OBP: 0.338, SLG: 0.320 (1, 6)	G3		BB		F8			BB		4	2	2	0	1	0	0									
Reggie Jackson, L OBP: 0.425, SLG: 0.725 (1, 9)	K		HR		E5			BB		2	3	0	0	3	1	0									
Sal Bando, R OBP: 0.407, SLG: 0.503 (1, 5)		F6			HR					3	3	2	3	2	0	0									
Danny Cater, R OBP: 0.328, SLG: 0.414 (1, 7)		1B			HR			BB		4	1	1	4	1	1	6									
Ray Webster, L OBP: 0.364, SLG: 0.342 (1, 3)					F5					5	0	2	2	0	0	3									
Dick Green, R OBP: 0.339, SLG: 0.393 (1, 4)					F4					4	0	0	0	0	0	3									
Larry Haney, R OBP: 0.293, SLG: 0.355 (1, 2)			K							3	0	0	0	1	2	3									
Vida Blue, S Ed Sprague, R Paul Lindblad, L	(1, 1)	(5, 1)	(6, 1)							2	0	0	0	0	1	0									
Inning Stats	R: 0 E: 0 K: 1 S: 5	H: 0 LOB: 0 BB: 0 P: 5	R: 0 E: 0 K: 1 S: 6	H: 1 LOB: 2 BB: 1 P: 10	R: 4 E: 0 K: 1 S: 7	H: 2 LOB: 0 BB: 2 P: 15	R: 0 E: 0 K: 1 S: 5	H: 0 LOB: 0 BB: 0 P: 5	R: 2 E: 1 K: 0 S: 5	H: 1 LOB: 0 BB: 0 P: 5	R: 0 E: 0 K: 0 S: 3	H: 0 LOB: 2 BB: 2 P: 11	R: 3 E: 1 K: 1 S: 7	H: 2 LOB: 1 BB: 2 P: 15	R: 1 E: 0 K: 0 S: 5	H: 2 LOB: 3 BB: 2 P: 13		1B: 5 2B: 1 3B: 0 HR: 2	SF: 0 SAC: 0 DP: 0 HBP: 0	WP: 1 PB: 0 SB: 1 CS: 0	PA: 42				
PITCHER	IP	WLS	BF	H	R	ER	SO	BB	IBB	HBP	BLK	WP	HR	S	P	ERA	WHIP								
Lee Stange, R ERA: 3.38 Bill Landis, L ERA: 6.36 Jim Lonborg, R ERA: 3.26 Ron Kline, R ERA: 5.19	(1, 1)	5.2	27	4	6	4	4	4	1	0	0	0	0	1	9	54.00	6.000								

Batter	1	2	3	4	5	6	7	8	9	AB	R	H	RBI	BB	SO	LOB	TOP					
Mike Andrews, R OBP: 0.390, SLG: 0.442 (1, 4)										4	0	1	1	0	2	1	Boston Red Sox @ Oakland Athletics Oakland-Alameda County Coliseum, Oakland, CA Sun Aug 03 1969, 3:38 AM PDT Att: 29,655 - Unknown					
Dalton Jones, L OBP: 0.318, SLG: 0.345 (1, 3)										4	0	1	0	0	2	2						
Carl Yastrzemski, L OBP: 0.359, SLG: 0.515 (1, 7)										3	0	0	0	1	1	0						
Reggie Smith, S OBP: 0.389, SLG: 0.590 (1, 8)										4	0	0	0	0	2	2						
Rico Petrocelli, R OBP: 0.423, SLG: 0.610 (1, 6)										3	2	1	1	1	0	0						
Tony Conigliaro, R OBP: 0.318, SLG: 0.436 (1, 9)										4	0	1	1	0	1	0						
George Scott, R OBP: 0.314, SLG: 0.371 (1, 5)										4	0	1	0	0	0	1						
Tom Satriano, L OBP: 0.336, SLG: 0.255 Jerry Moses, R OBP: 0.333, SLG: 0.550 (1, 2) (4, 2)										1	0	0	0	0	1	0						
Sonny Siebert, R OBP: 0.255, SLG: 0.279 Jim Lonborg, R OBP: 0.241, SLG: 0.200 Sparky Lyle, L OBP: 0.182, SLG: 0.100 (1, 1) (9, 1) (9, 1)										2	0	0	0	0	1	2						
Inning Stats	R: 0 E: 0 K: 2 S: 7	H: 0 LOB: 0 BB: 0 P: 7	R: 1 E: 0 K: 0 S: 3	H: 1 LOB: 0 BB: 1 P: 7	R: 0 E: 0 K: 2 S: 7	H: 0 LOB: 1 BB: 0 P: 8	R: 1 E: 0 K: 3 S: 10	H: 3 LOB: 0 BB: 0 P: 10	R: 1 E: 0 K: 0 S: 5	H: 0 LOB: 0 BB: 0 P: 3	R: 0 E: 0 K: 0 S: 3	H: 0 LOB: 0 BB: 0 P: 3	R: 0 E: 0 K: 3 S: 10	H: 1 LOB: 2 BB: 1 P: 14	R: 0 E: 0 K: 0 S: 3	H: 0 LOB: 0 BB: 0 P: 3		1B: 4 2B: 1 3B: 0 HR: 1	SF: 0 SAC: 0 DP: 2 HBP: 1	WP: 1 PB: 1 SB: 0 CS: 0	PA: 34	
PITCHER	IP WLS BF H R ER SO BB IBB HBP BLK WP HR S P ERA WHIP	8.0 L 31 6 3 3 10 2 0 1 0 1 1 48 57 3.38 1.000	1.0 3 0 0 0 0 0 0 0 0 0 0 0 3 3 0.00 0.000																			

AB	31
R	3
H	6
RBI	3
BB	2
SO	10
LOB	8



Batter	1	2	3	4	5	6	7	8	9	AB	R	H	RBI	BB	SO	LOB	BOTTOM				
Jose Tartabull, L OBP: 0.275, SLG: 0.292 Rick Monday, L OBP: 0.376, SLG: 0.420 (1, 8) (5, PH) (6, 8)										1	0	0	0	0	0	0	Boston Red Sox @ Oakland Athletics Oakland-Alameda County Coliseum, Oakland, CA Sun Aug 03 1969, 3:38 AM PDT Att: 29,655 - Unknown				
Ted Kubiak, S OBP: 0.335, SLG: 0.317 (1, 6)										5	1	1	0	0	1	2					
Reggie Jackson, L OBP: 0.431, SLG: 0.725 (1, 9)										1	1	1	0	4	0	0					
Sal Bando, R OBP: 0.405, SLG: 0.497 (1, 5)										4	0	0	1	1	0	5					
Danny Cater, R OBP: 0.327, SLG: 0.412 (1, 7)											5	0	1	1	0	2					
Ray Webster, L OBP: 0.388, SLG: 0.357 (1, 3)											4	0	2	0	1	1					
Dick Green, R OBP: 0.341, SLG: 0.392 (1, 4)											3	0	1	0	0	2					
Larry Haney, R OBP: 0.294, SLG: 0.348 Bob Johnson, R OBP: 0.325, SLG: 0.351 Dave Duncan, R OBP: 0.212, SLG: 0.123 (1, 2) (8, PH) (9, 2)											2	0	0	0	1	0		2			
Caffish Hunter, R OBP: 0.230, SLG: 0.259 Bert Campaneris, R OBP: 0.301, SLG: 0.314 Rollie Fingers, R OBP: 0.250, SLG: 0.250 (1, 1) (8, PH) (9, 1)										3	0	1	0	0	2	3					
Inning Stats	R: 0 E: 0 K: 1 S: 5	H: 0 LOB: 1 BB: 1 P: 9	R: 0 E: 0 K: 1 S: 5	H: 0 LOB: 0 BB: 0 P: 6	R: 0 E: 0 K: 0 S: 4	H: 1 LOB: 2 BB: 1 P: 8	R: 0 E: 0 K: 1 S: 6	H: 1 LOB: 2 BB: 1 P: 10	R: 0 E: 0 K: 2 S: 7	H: 0 LOB: 1 BB: 1 P: 11	R: 0 E: 0 K: 0 S: 2	H: 0 LOB: 1 BB: 2 P: 10	R: 0 E: 0 K: 0 S: 5	H: 2 LOB: 2 BB: 0 P: 5	R: 2 E: 0 K: 0 S: 6	H: 3 LOB: 1 BB: 0 P: 6		1B: 7 2B: 0 3B: 0 HR: 0	SF: 0 SAC: 1 DP: 1 HBP: 1	WP: 1 PB: 0 SB: 0 CS: 0	PA: 42
PITCHER	IP WLS BF H R ER SO BB IBB HBP BLK WP HR S P ERA WHIP	8.1 W 39 6 2 2 6 8 0 1 0 0 0 2 2 0.00 3.000	0.1 S 1 0 0 0 0 0 0 0 0 0 0 1 1 0.00 0.000																		

AB	32
R	2
H	7
RBI	2
BB	8
SO	6
LOB	21



Batter	1	2	3	4	5	6	7	8	9	AB	R	H	RBI	BB	SO	LOB	TOP											
Tommy Harper, R OBP: 0.360, SLG: 0.323 (1, 5)	F9			3B 1B	1B BB		F9		HR BB	3	3	1	0	2	0	0	Seattle Pilots @ Boston Red Sox Fenway Park, Boston, MA Tue Aug 05 1969, 7:05 PM EDT Att: 25,977 - Unknown											
Steve Hovley, L OBP: 0.367, SLG: 0.444 (1, 9)	F8			2B 3B	1B 1B		K		HR	5	2	3	3	0	1	0												
Wayne Comer, R OBP: 0.347, SLG: 0.387 (1, 8)	6-3			1B 2B	F3		1-3		5-3	5	1	1	1	0	0	3												
Tommy Davis, R OBP: 0.284, SLG: 0.333 (1, 7)		L6		F3	1B				BB PB 2B	5	1	3	2	0	0	1												
Don Mincher, L OBP: 0.362, SLG: 0.445 (1, 3)	F6			1B BB	F7				F5 BB	3	0	0	0	2	0	3												
Jim Pagliaroni, R OBP: 0.323, SLG: 0.450 (1, 2)	6-3			K					5-3 BB	3	0	0	0	2	1	3												
John Donaldson, L OBP: 0.316, SLG: 0.267 (1, 4)			G3	1B					4-3 BB	4	0	1	1	1	1	2												
Ron Clark, R OBP: 0.268, SLG: 0.257 (1, 6)		L5		1B SH1-4 BB	F7				6-3 FC6-4	4	1	0	0	1	0	4												
Gene Brabender, R OBP: 0.184, SLG: 0.213 (1, 1)			K		SH1-4				HR	3	1	1	1	0	2	1	AB 35 R 9 H 10 RBI 8 BB 8 SO 5 LOB 17											
Inning Stats	R: 0 E: 0 K: 0 S: 3	H: 0 LOB: 0 BB: 0 P: 3	R: 0 E: 0 K: 0 S: 3	H: 0 LOB: 0 BB: 0 P: 3	R: 0 E: 0 K: 1 S: 5	H: 0 LOB: 0 BB: 0 P: 5	R: 3 E: 0 K: 1 S: 8	H: 4 LOB: 2 BB: 1 P: 12	R: 2 E: 0 K: 0 S: 5	H: 2 LOB: 2 BB: 2 P: 13	R: 0 E: 0 K: 2 S: 7	H: 0 LOB: 1 BB: 1 P: 11	R: 0 E: 1 K: 0 S: 4	H: 1 LOB: 1 BB: 0 P: 4	R: 4 E: 0 K: 0 S: 6	H: 3 LOB: 3 BB: 4 P: 22		1B: 5 2B: 2 3B: 1 HR: 2	SF: 0 SAC: 1 DP: 0 HBP: 0	WP: 0 PB: 1 SB: 1 CS: 0	PA: 44							
PITCHER	IP	WLS	BF	H	R	ER	SO	BB	IBB	HBP	BLK	WP	HR	S	P	ERA	WHIP											
Ray Culp, R ERA: 3.51 (1, 1)	4.2	L	22	6	5	5	2	3	0	0	0	0	0	0	23	35	9.64	1.929										
Bill Landis, L ERA: 5.32 (5, 1)	0.1		1	0	0	0	0	0	0	0	0	0	0	1	1	0.00	0.000											
Bill Lee, L ERA: 5.24 (6, 1)	3.0		11	1	0	0	3	1	0	0	0	0	0	16	20	0.00	0.667											
Ron Kline, R ERA: 5.82 (9, 1)	0.2		8	3	4	4	0	3	0	0	0	0	2	5	17	54.00	9.000											
Sparky Lyle, L ERA: 2.49 (9, 1)	0.1		2	0	0	0	0	1	0	0	0	0	0	1	5	0.00	3.000											

Batter	1	2	3	4	5	6	7	8	9	AB	R	H	RBI	BB	SO	LOB	BOTTOM										
Syd O'Brien, R OBP: 0.297, SLG: 0.398 (1, 5)	K		SH3 1B		4-3			L8	L7	5	0	1	0	0	1	2	Seattle Pilots @ Boston Red Sox Fenway Park, Boston, MA Tue Aug 05 1969, 7:05 PM EDT Att: 25,977 - Unknown										
Mike Andrews, R OBP: 0.389, SLG: 0.441 (1, 4)	PB 1B		SH3				K	6-3		3	0	1	0	0	1	0											
Carl Yastrzemski, L OBP: 0.359, SLG: 0.512 (1, 7)	F8		F5				3-1	PB 1B		4	0	1	0	0	0	2											
Reggie Smith, S OBP: 0.385, SLG: 0.583 (1, 8)	F7		F4				4-3	K		4	0	0	0	0	1	3											
Rico Petrocelli, R OBP: 0.426, SLG: 0.617 (1, 6)		1-4-3 S 1B		K				2B	1B SF7 2B	4	1	3	0	0	1	0											
Tony Conigliaro, R OBP: 0.317, SLG: 0.434 (1, 9)	K		F2				5-3	BB 1B		4	0	1	0	0	1	2											
George Scott, R OBP: 0.314, SLG: 0.368 (1, 3)	1-4-3		5-3				5-3	BB		3	0	0	0	1	0	2											
Russ Gibson, R OBP: 0.301, SLG: 0.312 (1, 2)			4-3		4-3		6-3	BB	SF7	2	0	0	1	1	0	1											
Ray Culp, R OBP: 0.194, SLG: 0.206 (5, 1)					3-1					1	0	0	0	0	1	2											
Joe Lahoud, L OBP: 0.333, SLG: 0.351 (5, 1)										0	0	0	0	0	0	0											
Bill Lee, L OBP: 0.355, SLG: 0.342 (5, 1)										0	0	0	0	0	0	0											
Dick Schofield, S OBP: 0.162, SLG: 0.100 (9, 1)										0	0	0	0	0	0	0											
Ron Kline, R OBP: 0.162, SLG: 0.100 (9, 1)										0	0	0	0	0	0	0											
Sparky Lyle, L OBP: 0.162, SLG: 0.100 (9, 1)										0	0	0	0	0	0	0											
Dalton Jones, L OBP: 0.317, SLG: 0.344 (9, 1)										1	0	0	0	0	1	2											
Inning Stats	R: 0 E: 0 K: 1 S: 6	H: 1 LOB: 1 BB: 0 P: 6	R: 0 E: 0 K: 2 S: 8	H: 1 LOB: 2 BB: 1 P: 12	R: 0 E: 0 K: 0 S: 4	H: 1 LOB: 1 BB: 0 P: 4	R: 0 E: 0 K: 1 S: 5	H: 0 LOB: 0 BB: 0 P: 5	R: 0 E: 0 K: 0 S: 3	H: 0 LOB: 0 BB: 0 P: 3	R: 0 E: 0 K: 1 S: 5	H: 0 LOB: 0 BB: 0 P: 5	R: 0 E: 0 K: 0 S: 4	H: 1 LOB: 1 BB: 0 P: 4	R: 1 E: 0 K: 1 S: 7	H: 2 LOB: 1 BB: 0 P: 7	R: 1 E: 0 K: 1 S: 7	H: 2 LOB: 2 BB: 1 P: 11	1B: 5 2B: 2 3B: 0 HR: 1	SF: 1 SAC: 1 DP: 0 HBP: 0	WP: 0 PB: 2 SB: 1 CS: 0	PA: 37					
PITCHER	IP	WLS	BF	H	R	ER	SO	BB	IBB	HBP	BLK	WP	HR	S	P	ERA	WHIP										
Gene Brabender, R ERA: 4.56 (1, 1)	9.0	W	37	8	2	2	7	2	0	0	0	0	1	49	57	2.00	1.111										



Batter	1	2	3	4	5	6	7	8	9	10	AB	R	H	RBI	BB	SO	LOB	TOP									
Tommy Harper, R OBP: 0.358, SLG: 0.322 (1, 5)	E5 1B	WP 1B		K			K		SF8		4	1	1	1	0	2	1	Seattle Pilots @ Boston Red Sox Fenway Park, Boston, MA Wed Aug 06 1969, 7:05 PM EDT Att: 22,186 - Unknown									
Steve Hovley, L OBP: 0.368, SLG: 0.450 (1, 9)	BB 1B	K					G3		1-3		5	0	2	0	0	1	2										
Wayne Comer, R OBP: 0.348, SLG: 0.388 (1, 8)	F6							2B		G1 2B	4	2	1	0	1	0	3										
Tommy Davis, R OBP: 0.286, SLG: 0.337 (1, 7)	BB 1B						F7		G1		5	1	2	2	0	0	2										
Mike Hegan, L OBP: 0.424, SLG: 0.450 (1, 3)	G6-4-3 BB							1B		2B	3	0	1	1	2	1	1										
Jerry McNertney, R OBP: 0.302, SLG: 0.412 (1, 2)	G6-4-3							K		1B	5	1	2	1	0	1	4										
John Donaldson, L OBP: 0.318, SLG: 0.266 (1, 4)		F7						G3		1B	4	0	1	0	1	0	1										
Ron Clark, R OBP: 0.271, SLG: 0.260 Greg Goossen, R OBP: 0.432, SLG: 0.586 Ray Oyler, R OBP: 0.263, SLG: 0.274 (9, PH)	F8							K		6-3	3	0	1	0	0	1	0										
Diego Segui, R OBP: 0.348, SLG: 0.095 Don Mitchell, L OBP: 0.341, SLG: 0.444 Marty Pattin, R OBP: 0.348, SLG: 0.173 Jim Bouton, R OBP: 0.291, SLG: 0.291 Steve Barber, L OBP: 0.300, SLG: 0.500 Bob Locker, R OBP: 0.209, SLG: 0.111 (1, 11)	WP 1B							G4-6-3		K	1	0	0	0	0	0	0										
Inning Stats	R: 1 E: 1 K: 0 S: 5	H: 2 LOB: 2 BB: 1 P: 9	R: 0 E: 0 K: 1 S: 7	H: 2 LOB: 2 BB: 0 P: 7	R: 0 E: 0 K: 0 S: 3	H: 0 LOB: 0 BB: 1 P: 3	R: 1 E: 0 K: 1 S: 7	H: 3 LOB: 1 BB: 0 P: 7	R: 0 E: 0 K: 1 S: 6	H: 1 LOB: 1 BB: 0 P: 6	R: 0 E: 0 K: 1 S: 5	H: 0 LOB: 0 BB: 0 P: 5	R: 0 E: 0 K: 1 S: 5	H: 0 LOB: 0 BB: 1 P: 5	R: 2 E: 0 K: 1 S: 6	H: 2 LOB: 0 BB: 1 P: 10	R: 1 E: 0 K: 0 S: 4		H: 1 LOB: 0 BB: 0 P: 4	R: 1 E: 0 K: 2 S: 9	H: 2 LOB: 3 BB: 2 P: 17	1B: 8 2B: 4 3B: 1 HR: 0	SF: 1 SAC: 0 DP: 3 HBP: 0	WP: 1 PB: 0 SB: 0 CS: 0	PA: 45		
PITCHER	IP	WLS	BF	H	R	ER	SO	BB	IBB	HBP	BLK	WP	HR	S	P	ERA	WHIP										
Jim Lonborg, R ERA: 3.29 (1, 1)	7.0		31	9	4	3	5	2	0	0	0	1	0	39	47	3.86	1.571										
Sparky Lyle, L ERA: 2.55 (8, 1)	2.0		7	2	1	1	1	0	0	0	0	0	0	9	9	4.50	1.000										
Vicente Romo, R ERA: 3.93 (10, 1)	1.0	L	7	2	1	1	2	0	2	0	0	0	0	9	17	9.00	2.000										

Batter	1	2	3	4	5	6	7	8	9	10	AB	R	H	RBI	BB	SO	LOB	BOTTOM									
Mike Andrews, R OBP: 0.389, SLG: 0.449 (1, 4)	FC4-6 BB HR	4-3							5-3		4	2	1	1	1	0	4	Seattle Pilots @ Boston Red Sox Fenway Park, Boston, MA Wed Aug 06 1969, 7:05 PM EDT Att: 22,186 - Unknown									
Dalton Jones, L OBP: 0.316, SLG: 0.340 Syd O'Brien, R OBP: 0.302, SLG: 0.403 Vicente Romo, R OBP: 0.077, SLG: 0.077 (1, 3)	FC4-6 BB								1B		3	0	0	0	1	1	0										
Carl Yastrzemski, L OBP: 0.361, SLG: 0.513 (1, 7)	FC4-6 HR								1B		5	1	3	0	0	1	2										
Reggie Smith, S OBP: 0.385, SLG: 0.588 (1, 8)	HR								1B		4	1	1	3	1	0	2										
Rico Petrocelli, R OBP: 0.423, SLG: 0.612 (1, 6)	WP 1B								1B		5	0	1	0	0	1	5										
Tony Conigliaro, R OBP: 0.316, SLG: 0.433 (1, 9)	F6								1B		5	0	2	0	0	0	1										
George Scott, R OBP: 0.315, SLG: 0.367 (1, 5)	F8								1B		4	0	1	0	1	1	2										
Jerry Moses, R OBP: 0.321, SLG: 0.473 (1, 2)		5-3							1B		5	0	1	0	0	1	3										
Jim Lonborg, R OBP: 0.220, SLG: 0.185 Sparky Lyle, L OBP: 0.152, SLG: 0.100 Dick Schofield, S OBP: 0.336, SLG: 0.340 (1, 1)	K								1B		2	0	0	0	1	2	1										
Inning Stats	R: 3 E: 0 K: 0 S: 5	H: 2 LOB: 1 BB: 2 P: 13	R: 0 E: 0 K: 1 S: 5	H: 0 LOB: 0 BB: 0 P: 5	R: 0 E: 0 K: 0 S: 4	H: 1 LOB: 1 BB: 0 P: 4	R: 0 E: 0 K: 1 S: 6	H: 2 LOB: 1 BB: 0 P: 6	R: 1 E: 0 K: 2 S: 9	H: 2 LOB: 1 BB: 0 P: 9	R: 0 E: 0 K: 0 S: 4	H: 0 LOB: 0 BB: 0 P: 5	R: 0 E: 0 K: 1 S: 5	H: 0 LOB: 0 BB: 0 P: 5	R: 0 E: 0 K: 1 S: 5	H: 2 LOB: 3 BB: 2 P: 13	R: 0 E: 0 K: 1 S: 5		H: 0 LOB: 1 BB: 1 P: 9	1B: 9 2B: 1 3B: 0 HR: 2	SF: 0 SAC: 0 DP: 2 HBP: 0	WP: 1 PB: 0 SB: 0 CS: 0	PA: 45				
PITCHER	IP	WLS	BF	H	R	ER	SO	BB	IBB	HBP	BLK	WP	HR	S	P	ERA	WHIP										
Diego Segui, R ERA: 3.61 (1, 1)	3.0		14	3	3	3	1	2	0	0	0	1	1	14	22	9.00	1.667										
Marty Pattin, R ERA: 4.99 (4, 1)	2.1		13	6	1	1	3	1	0	0	0	0	1	18	22	3.86	3.000										
Jim Bouton, R ERA: 3.3 (6, 1)	0.2		1	0	0	0	0	0	0	0	0	0	0	1	1	0.00	0.000										
Steve Barber, L ERA: 5.8 (7, 1)	2.2		11	2	1	1	2	1	0	0	0	0	0	14	18	3.38	1.125										
Bob Locker, R ERA: 4.31 (9, 1)	1.1	W	6	0	0	0	1	1	1	0	0	0	0	6	14	0.00	0.750										

Batter	1	2	3	4	5	6	7	8	9	AB	R	H	RBI	BB	SO	LOB	TOP				
Tommy Harper, R OBP: 0.356, SLG: 0.320 (1, 5)										5	1	1	0	0	0	1					
Steve Hoyley, L OBP: 0.372, SLG: 0.448 (1, 9)										3	1	1	0	1	0	1					
Wayne Comer, R OBP: 0.350, SLG: 0.388 (1, 8)										3	1	1	1	1	1	0					
Tommy Davis, R OBP: 0.288, SLG: 0.339 Ray Oyer, R OBP: 0.263, SLG: 0.274 (1, 7)										4	0	2	1	0	0	2					
Don Mincher, L OBP: 0.357, SLG: 0.438 (1, 3)										4	0	0	0	0	1	5					
Jim Pagliaroni, R OBP: 0.309, SLG: 0.434 Jerry McNertney, R OBP: 0.302, SLG: 0.412 (1, 2)										3	0	0	1	0	0	1					
John Donaldson, L OBP: 0.317, SLG: 0.261 (1, 4)										3	0	0	0	1	0	1					
Ron Clark, R OBP: 0.270, SLG: 0.250 (1, 6)										3	0	0	0	1	1	1					
Fred Talbot, R OBP: 0.257, SLG: 0.375 Bob Locker, S OBP: 0.200, SLG: 0.111 John O'Donoghue, R (1, 1)										4	1	1	1	0	2	2					
Inning Stats	R: 3 E: 0 K: 1 S: 9	H: 4 LOB: 1 BB: 0 P: 9	R: 0 E: 0 K: 1 S: 5	H: 0 LOB: 1 BB: 1 P: 9	R: 0 E: 0 K: 1 S: 6	H: 1 LOB: 1 BB: 0 P: 6	R: 0 E: 0 K: 1 S: 5	H: 0 LOB: 0 BB: 0 P: 5	R: 0 E: 0 K: 0 S: 3	H: 0 LOB: 2 BB: 2 P: 11	R: 0 E: 0 K: 0 S: 3	H: 0 LOB: 0 BB: 0 P: 3	R: 0 E: 0 K: 0 S: 3	H: 0 LOB: 0 BB: 0 P: 3	R: 1 E: 0 K: 0 S: 4	H: 1 LOB: 0 BB: 0 P: 4	1B: 5 2B: 0 3B: 0 HR: 1	SF: 1 SAC: 0 DP: 0 HBP: 0	WP: 0 PB: 0 SB: 2 CS: 0	PA: 37	
PITCHER	IP: 7.0 WLS: 3 BF: 30 ERA: 3.26	WLS: 7 BF: 7 ERA: 3.4	H: 5 R: 3 ER: 3 SO: 5	H: 3 R: 3 ER: 3 SO: 5	H: 0 R: 0 ER: 0 SO: 5	H: 0 R: 0 ER: 0 SO: 5	H: 0 R: 0 ER: 0 SO: 5	H: 0 R: 0 ER: 0 SO: 5	H: 0 R: 0 ER: 0 SO: 5	H: 0 R: 0 ER: 0 SO: 5	H: 0 R: 0 ER: 0 SO: 5	H: 0 R: 0 ER: 0 SO: 5	H: 0 R: 0 ER: 0 SO: 5	H: 0 R: 0 ER: 0 SO: 5	H: 1 R: 0 ER: 0 SO: 4	H: 1 R: 0 ER: 0 SO: 4	ERA: 3.86 WHIP: 1.286	ERA: 4.50 WHIP: 0.500			

Seattle Pilots @ Boston Red Sox
Fenway Park, Boston, MA
Thu Aug 07 1969, 3:33 AM EDT
Att: 30,706 - Unknown

AB 32
R 4
H 6
RBI 4
BB 4
SO 5
LOB 14



Batter	1	2	3	4	5	6	7	8	9	AB	R	H	RBI	BB	SO	LOB	BOTTOM					
Mike Andrews, R OBP: 0.390, SLG: 0.446 (1, 4)										4	1	1	1	1	1	2						
Dalton Jones, L OBP: 0.312, SLG: 0.335 Don Lock, R OBP: 0.345, SLG: 0.292 (1, 3)										4	0	0	0	0	1	3						
Carl Yastrzemski, L OBP: 0.397, SLG: 0.597 (1, 7)										5	0	0	0	0	0	3						
Reggie Smith, S OBP: 0.385, SLG: 0.585 (1, 8)										5	0	2	2	0	0	1						
Rico Petrocelli, R OBP: 0.424, SLG: 0.613 Syd O'Brien, R OBP: 0.302, SLG: 0.403 (1, 6)										4	1	2	0	0	0	1						
Tony Conigliaro, R OBP: 0.375, SLG: 0.428 (1, 9)										4	0	0	0	0	1	4						
George Scott, R OBP: 0.321, SLG: 0.376 (1, 5)										4	2	4	1	0	0	0						
Jerry Moses, R OBP: 0.317, SLG: 0.458 (1, 2)										4	0	1	0	0	0	4						
Mike Nagy, R OBP: 0.125, SLG: 0.109 Joe Lahoud, L OBP: 0.332, SLG: 0.349 Lee Stange, R OBP: 0.160, SLG: 0.087 Dick Schofield, S OBP: 0.339, SLG: 0.344 (1, 1)										1	0	0	0	1	0	1						
Inning Stats	R: 0 E: 0 K: 0 S: 3	H: 0 LOB: 1 BB: 1 P: 7	R: 1 E: 0 K: 1 S: 7	H: 2 LOB: 1 BB: 0 P: 7	R: 0 E: 0 K: 1 S: 5	H: 0 LOB: 0 BB: 0 P: 5	R: 0 E: 0 K: 0 S: 5	H: 2 LOB: 2 BB: 0 P: 5	R: 0 E: 0 K: 0 S: 2	H: 0 LOB: 0 BB: 1 P: 6	R: 1 E: 1 K: 1 S: 7	H: 2 LOB: 1 BB: 0 P: 7	R: 0 E: 1 K: 0 S: 4	H: 1 LOB: 1 BB: 0 P: 4	R: 3 E: 1 K: 1 S: 9	H: 4 LOB: 2 BB: 0 P: 9	1B: 9 2B: 3 3B: 0 HR: 0	SF: 0 SAC: 0 DP: 1 HBP: 0	WP: 0 PB: 0 SB: 0 CS: 0	PA: 40		
PITCHER	IP: 8.0 WLS: 3 BF: 34 ERA: 3.49	WLS: 1 BF: 3 ERA: 4.29	H: 8 R: 3 ER: 2 SO: 3	H: 3 R: 0 ER: 0 SO: 3	H: 0 R: 0 ER: 0 SO: 3	H: 0 R: 0 ER: 0 SO: 3	H: 0 R: 0 ER: 0 SO: 3	H: 0 R: 0 ER: 0 SO: 3	H: 0 R: 0 ER: 0 SO: 3	H: 0 R: 0 ER: 0 SO: 3	H: 0 R: 0 ER: 0 SO: 3	H: 0 R: 0 ER: 0 SO: 3	H: 0 R: 0 ER: 0 SO: 3	H: 0 R: 0 ER: 0 SO: 3	H: 0 R: 0 ER: 0 SO: 3	H: 0 R: 0 ER: 0 SO: 3	ERA: 2.25 WHIP: 1.250	ERA: 0.00 WHIP: 6.000	ERA: 0.00 WHIP: 3.000			

Seattle Pilots @ Boston Red Sox
Fenway Park, Boston, MA
Thu Aug 07 1969, 3:33 AM EDT
Att: 30,706 - Unknown


AB 38
R 5
H 11
RBI 5
BB 2
SO 4
LOB 23



Batter	1	2	3	4	5	6	7	8	9	AB	R	H	RBI	BB	SO	LOB	TOP								
Sandy Alomar Sr. S OBP: 0.284, SLG: 0.273 (1.4)	0-3 K	0-0 1B	0-0 6-3			0-0 F3		0-0 4-3		5	0	1	1	0	1	2									
Jim Spencer L OBP: 0.320, SLG: 0.365 (1.3)	0-0 F5	0-0 F3			0-0 F9	0-3 K		0-0 2B		5	0	1	0	0	1	3									
Rick Reichardt R OBP: 0.332, SLG: 0.390 (1.7)	0-3 K		0-0 1B 1B		0-0 F6		1-0 HBP 1B	0-0 6-3		4	1	1	0	0	1	1									
Jim Fregosi R OBP: 0.355, SLG: 0.398 (1.6)		4-0 1B 1B BB	0-0 1B 1B		0-0 1-3		0-3 K		0-0 2B 1B	4	3	2	0	1	1	1									
Jay Johnstone L OBP: 0.297, SLG: 0.365 (1.8)	0-0 BB 1B 1B	0-0 F4			0-3 K		0-0 HBP 1B	0-0 L9		5	1	2	0	0	1	3									
Bill Voos L OBP: 0.306, SLG: 0.296 (7.9)	0-0 1B BB	0-0 F6			0-0 F6		1-0 HBP 1B	4-0 2B		3	1	2	2	0	0	0									
Bubba Morton R OBP: 0.373, SLG: 0.446 (7.9)	0-0 1B BB	0-0 F6			0-0 F6		1-0 HBP 1B	4-0 2B		0	1	0	0	1	0	0									
Roger Repoz L OBP: 0.259, SLG: 0.270 (9.9)	1-2 3-H 1B	1-3 2-H 1B			1-3 2-H 1B		1-2 2-3 HBP	1-2 2B		0	0	0	0	0	0	0									
Aurelio Rodriguez R OBP: 0.289, SLG: 0.320 (1.5)	0-3 K	0-0 K	1-0 1B		0-0 1B		0-3 K	0-0 2B		4	0	2	2	0	2	5									
Tom Egan R OBP: 0.233, SLG: 0.239 (7.1)	4-0 1B	0-0 K			0-3 K		0-3 K	0-3 K		3	0	1	2	1	2	4									
Ken Tatum R OBP: 0.275, SLG: 0.545 (7.1)	1-2 2-3 BB	1-2 2-3 1B			0-3 K		0-3 K	0-3 K		1	0	0	0	0	1	1									
Andy Messersmith R OBP: 0.218, SLG: 0.160 (5.1)	0-0 F2	0-0 F8			0-0 1-4-3		0-0 3-1	0-0 F4		2	0	0	0	0	0	5									
Clyde Wright R OBP: 0.553, SLG: 0.143 (6.9)	0-0 F2	0-0 F8			0-0 1-4-3		0-0 3-1	0-0 F4		0	0	0	0	0	0	0									
Jim Hicks R OBP: 0.538, SLG: 0.337 (6.1)	0-0 F2	0-0 F8			0-0 1-4-3		0-0 3-1	0-0 F4		1	0	0	0	0	0	0									
Steve Kealey R OBP: 0.289, SLG: 0.253 (7.2)	0-0 F2	0-0 F8			0-0 1-4-3		0-0 3-1	0-0 F4		0	0	0	0	0	0	1									
Joe Azcue R OBP: 0.289, SLG: 0.253 (7.2)	0-0 F2	0-0 F8			0-0 1-4-3		0-0 3-1	0-0 F4		2	0	0	0	0	0	1									
Inning Stats	R: 0 E: 0 K: 2 S: 7	H: 0 LOB: 0 BB: 0 P: 7	R: 2 E: 0 K: 1 S: 8	H: 3 LOB: 3 BB: 2 P: 16	R: 3 E: 0 K: 0 S: 7	H: 4 LOB: 2 BB: 0 P: 8	R: 0 E: 0 K: 0 S: 3	H: 0 LOB: 0 BB: 0 P: 3	R: 0 E: 0 K: 2 S: 8	H: 1 LOB: 1 BB: 0 P: 8	R: 0 E: 0 K: 1 S: 5	H: 0 LOB: 0 BB: 0 P: 5	R: 0 E: 0 K: 3 S: 10	H: 1 LOB: 3 BB: 0 P: 12	R: 0 E: 0 K: 0 S: 4	H: 1 LOB: 1 BB: 0 P: 4	R: 2 E: 0 K: 1 S: 7	H: 2 LOB: 1 BB: 1 P: 11	1B: 10 2B: 2 3B: 0 HR: 0	SF: 0 SAC: 0 DP: 0 HBP: 3	WP: 0 PB: 0 SB: 0 CS: 0	PA: 45			
PITCHER	IP	WLS	BF	H	R	ER	SO	BB	IBB	HBP	BLK	WP	HR	S	P	ERA	WHIP								
Sonny Siebert R ERA: 4.07 (1.1)	2.1		16	6	5	5	3	2	0	1	0	0	0	19	28	19.29	3.429								
Bill Landis L ERA: 5.89 (3.1)	4.0		16	3	0	0	4	0	0	1	0	0	0	23	24	0.00	0.750								
Lee Stange R ERA: 3.49 (7.1)	2.2	L	13	3	2	2	3	1	0	1	0	0	0	17	22	6.75	1.500								

California Angels @ Boston Red Sox
Fenway Park, Boston, MA
Fri Aug 08 1969, 7:05 PM EDT
Att: 28,608 - Unknown

AB 39
R 7
H 12
RBI 7
BB 3
SO 10
LOB 26



Batter	1	2	3	4	5	6	7	8	9	AB	R	H	RBI	BB	SO	LOB	BOTTOM									
Syd O'Brien R OBP: 0.292, SLG: 0.388 (1.6)	0-0 F8		0-0 5-3		0-0 6-3	0-3 K			0-0 6-3	5	0	0	0	0	1	2										
Dick Schofield S OBP: 0.338, SLG: 0.352 (1.4)	0-0 4-3 3B		0-0 4-3		0-0 4-3		0-3 K			4	1	1	0	0	1	0										
Carl Yastrzemski L OBP: 0.356, SLG: 0.512 (1.7)	0-0 4-3		0-0 F6		0-0 HR		0-3 K			4	1	1	2	0	1	0										
Reggie Smith S OBP: 0.389, SLG: 0.588 (1.8)	4-0 BB		0-0 2B		0-0 2B		0-0 4-3			3	2	2	0	1	0	0										
George Scott R OBP: 0.323, SLG: 0.378 (1.5)	0-0 5-3		4-0 2B 4-3 BB		0-0 2B		0-0 L5			3	1	1	1	1	0	1										
Tony Conigliaro R OBP: 0.317, SLG: 0.430 (1.9)		4-0 BB	0-0 4-3 SF8 2B		0-0 5-3		0-0 5-3			3	1	1	1	1	0	0										
Dalton Jones L OBP: 0.311, SLG: 0.331 (1.3)	0-3 K		0-0 4-3		0-0 4-3		4-0 K		0-3 K	3	0	0	1	1	2	2										
Jerry Moses R OBP: 0.297, SLG: 0.435 (1.2)	0-3 K		0-0 SF8		0-0 K		0-3 K		0-3 K	3	0	0	1	0	3	2										
Sonny Siebert R OBP: 0.250, SLG: 0.273 (3.1)	0-3 K		0-3 K		4-0 K		4-0 F2			1	0	0	0	0	1	1										
Lee Stange R OBP: 0.160, SLG: 0.087 (7.1)	0-3 K		0-3 K		0-3 K		0-3 K			0	0	0	0	0	0	0										
Joe Lahoud L OBP: 0.330, SLG: 0.347 (9.9)	0-3 K		0-3 K		0-3 K		1-2 BB			1	0	0	0	0	0	0										
Inning Stats	R: 1 E: 0 K: 0 S: 4	H: 1 LOB: 1 BB: 1 P: 8	R: 0 E: 0 K: 3 S: 9	H: 0 LOB: 1 BB: 1 P: 13	R: 0 E: 0 K: 1 S: 3	H: 0 LOB: 0 BB: 0 P: 3	R: 3 E: 0 K: 1 S: 7	H: 2 LOB: 1 BB: 1 P: 11	R: 2 E: 0 K: 0 S: 5	H: 3 LOB: 1 BB: 0 P: 5	R: 0 E: 0 K: 2 S: 7	H: 0 LOB: 2 BB: 2 P: 15	R: 0 E: 0 K: 2 S: 7	H: 0 LOB: 0 BB: 0 P: 7	R: 0 E: 0 K: 1 S: 5	H: 0 LOB: 0 BB: 0 P: 5	R: 0 E: 0 K: 1 S: 5	H: 0 LOB: 0 BB: 0 P: 5	1B: 1 2B: 3 3B: 1 HR: 1	SF: 1 SAC: 0 DP: 0 HBP: 0	WP: 0 PB: 0 SB: 0 CS: 0	PA: 37				
PITCHER	IP	WLS	BF	H	R	ER	SO	BB	IBB	HBP	BLK	WP	HR	S	P	ERA	WHIP									
Andy Messersmith R ERA: 2.58 (1.1)	4.2		22	5	6	6	4	3	0	0	0	0	0	1	27	39	11.57	1.714								
Clyde Wright L ERA: 4.4 (5.1)	0.1		1	1	0	0	0	0	0	0	0	0	0	1	1	0.00	3.000									
Steve Kealey R ERA: 6.0 (6.1)	1.0		5	0	0	0	2	2	0	0	0	0	0	7	15	0.00	2.000									
Ken Tatum R ERA: 1.7 (7.1)	3.0	W	9	0	0	0	4	0	0	0	0	0	0	17	17	0.00	0.000									

California Angels @ Boston Red Sox
Fenway Park, Boston, MA
Fri Aug 08 1969, 7:05 PM EDT
Att: 28,608 - Unknown

AB 31
R 6
H 6
RBI 6
BB 5
SO 10
LOB 8



Batter	1	2	3	4	5	6	7	8	9	AB	R	H	RBI	BB	SO	LOB	TOP								
Sandy Alomar Sr., S OBP: 0.284, SLG: 0.272 (1, 4)	0-0 6-3	0-0 F8		0-0 FC4-6 1B 1-2F SF8	0-0 FC6-4 1-2F		0-0 3-1		0-0 F4	6	1	0	0	0	0	5									
Jim Spencer, L OBP: 0.328, SLG: 0.379 (1, 3)	0-0 BB 2B	4-0 1B BB		0-0 WP 1B 1-3	0-0 4-3		0-0 4-3		0-0 HR	5	3	3	1	1	0	1									
Jay Johnstone, L OBP: 0.303, SLG: 0.376 (1, 8)	0-0 F2	0-0 1B 1-2		0-0 SF8 1-2 3-H	0-0 4-3 2B		0-0 L3			4	0	2	1	0	0	1									
Jim Fregosi, R OBP: 0.357, SLG: 0.398 (1, 6)	4-0 2B BB	0-0 FC5-4 1B 1-3 2-H		0-0 F8	0-0 4-3 2-3		0-0 FC4-6 1B			4	1	2	1	1	0	2									
Bubba Morton, R OBP: 0.388, SLG: 0.447 Billy Cowan, R OBP: 0.241, SLG: 0.241 (6, PR) (6, 7)	4-0 2B BB	0-0 FC5-4 1-2F		0-0 1B BB	4-0 FC6-4 BB		0-0 FC4-6 3B			1	1	0	0	3	0	2									
Bill Voss, L OBP: 0.310, SLG: 0.318 (1, 9)	0-0 1B 2B 1-H 2-H 3-H		0-0 F8	0-0 1B 1B 1-2	0-0 FC6-4 1-2F		0-0 3B			5	1	3	4	0	0	2									
Aurelio Rodriguez, R OBP: 0.287, SLG: 0.318 (1, 5)	0-0 1B		0-3 K	0-0 1B 1-2	0-0 1B 1-2		0-0 F6		0-0 L6	5	1	2	1	0	1	1									
Tom Egan, R OBP: 0.239, SLG: 0.246 (1, 2)	0-0 F8		0-0 5-3	0-0 1B 1-3 2-H	0-0 1B 1-2		0-3 K		0-0 1B	5	0	2	0	0	1	1									
Tom Murphy, R OBP: 0.182, SLG: 0.173 Ken Tatum, R OBP: 0.250, SLG: 0.500 (7, 1)		0-3 K		4-0 FC4-6 BB	0-0 FC6-4 1-2 3-H		0-0 2B		0-3 K	3	0	2	1	1	1	0									
Inning Stats	R: 4 E: 0 K: 0 S: 6	H: 3 LOB: 1 BB: 2 P: 14	R: 1 E: 0 K: 1 S: 7	H: 2 LOB: 2 BB: 1 P: 11	R: 0 E: 0 K: 1 S: 5	H: 0 LOB: 0 BB: 0 P: 5	R: 1 E: 0 K: 0 S: 4	H: 1 LOB: 1 BB: 1 P: 8	R: 1 E: 0 K: 0 S: 5	H: 4 LOB: 2 BB: 1 P: 9	R: 0 E: 0 K: 0 S: 4	H: 1 LOB: 2 BB: 0 P: 8	R: 0 E: 0 K: 1 S: 6	H: 1 LOB: 1 BB: 0 P: 6	R: 2 E: 0 K: 0 S: 6	H: 3 LOB: 1 BB: 0 P: 6	R: 0 E: 0 K: 1 S: 6	H: 1 LOB: 1 BB: 0 P: 6	1B: 11 2B: 3 3B: 1 HR: 1	SF: 1 SAC: 0 DP: 0 HBP: 0	WP: 1 PB: 0 SB: 0 CS: 0	PA: 47			
PITCHER	IP	WLS	BF	H	R	ER	SO	BB	IBB	HBP	BLK	WP	HR	S	P	ERA	WHIP								
Jim Lonborg, R ERA: 3.65 Bill Lee, L ERA: 5.55 Ray Jarvis, R ERA: 4.63 Ron Kline, R ERA: 5.71	(1, 1)	3.0	L	17	5	5	2	3	0	0	0	0	0	18	30	15.00	2.667								
	(4, 1)	2.0		11	5	2	2	2	0	0	0	1	0	9	17	9.00	3.500								
	(6, 1)	3.0		15	5	2	1	1	0	0	0	0	1	16	20	6.00	2.000								
	(9, 1)	1.0		4	1	0	0	0	0	0	0	0	0	6	6	0.00	1.000								

California Angels @ Boston Red Sox
Fenway Park, Boston, MA
Sun Aug 10 1969, 3:33 AM EDT
Att: 25,996 - Unknown

AB	40
R	9
H	16
RBI	9
BB	6
SO	4
LOB	17



Batter	1	2	3	4	5	6	7	8	9	AB	R	H	RBI	BB	SO	LOB	BOTTOM									
Dick Schofield, S OBP: 0.346, SLG: 0.365 (1, 6)	0-0 1-3 1B		1-0 BB 1B HBP		0-0 1-3 1-2		4-0 BB BB			2	0	1	0	1	0	1										
Mike Andrews, R OBP: 0.395, SLG: 0.458 (1, 4)	0-0 1-3 1-2		4-0 1B BB		0-0 2B 2-H		4-0 BB			2	0	1	1	2	0	1										
Carl Yastrzemski, L OBP: 0.397, SLG: 0.507 (1, 7)	4-0 BB G1-6-3		0-0 F7		0-0 F8		0-0 F6			3	0	0	0	1	0	6										
Reggie Smith, S OBP: 0.387, SLG: 0.585 (1, 8)	0-0 G1-6-3 1-2F		0-0 1B 1-2 2-H		0-0 L3		0-0 G3			4	0	1	0	0	0	2										
George Scott, R OBP: 0.326, SLG: 0.377 Syd O'Brien, R OBP: 0.297, SLG: 0.399 (3, 5)		0-3 K		0-0 1-3		0-0 6-3		0-0 1B		1	0	0	0	0	1	0										
Tony Conigliaro, R OBP: 0.318, SLG: 0.430 (1, 9)		0-0 1B		0-3 K		0-0 4-3		0-0 F5		4	0	1	0	0	1	0										
Dalton Jones, L OBP: 0.306, SLG: 0.325 (1, 3)		0-0 F8		0-3 K		0-0 F8		0-0 F4		4	0	0	0	0	1	1										
Russ Gibson, R OBP: 0.296, SLG: 0.306 (1, 2)		0-0 F9		0-0 4-3		0-0 F8		0-3 K		4	0	0	0	0	1	1										
Jim Lonborg, R OBP: 0.265, SLG: 0.185 Don Lock, R OBP: 0.339, SLG: 0.286 Bill Lee, L OBP: 0.337, SLG: 0.337 Ray Jarvis, R OBP: 0.292, SLG: 0.299 Ron Kline, R OBP: 0.292, SLG: 0.429 (9, PH)	(1, 1)	6.2	W	29	4	1	1	3	6	0	1	0	0	0	0	0										
	(3, PH)	0.0		0	0	0	0	0	0	0	0	0	0	0	0	0										
	(4, 1)	0.0		0	0	0	0	0	0	0	0	0	0	0	0	0										
	(5, PH)	0.0		0	0	0	0	0	0	0	0	0	0	0	0	0										
	(6, 1)	0.0		0	0	0	0	0	0	0	0	0	0	0	0	0										
	(9, 1)	0.0		0	0	0	0	0	0	0	0	0	0	0	0	0										
	(9, PH)	0.0		0	0	0	0	0	0	0	0	0	0	0	0	0										
Inning Stats	R: 0 E: 0 K: 0 S: 3	H: 1 LOB: 1 BB: 1 P: 7	R: 0 E: 0 K: 1 S: 6	H: 1 LOB: 1 BB: 0 P: 6	R: 0 E: 0 K: 0 S: 3	H: 1 LOB: 2 BB: 1 P: 8	R: 0 E: 0 K: 2 S: 7	H: 0 LOB: 0 BB: 0 P: 7	R: 1 E: 0 K: 0 S: 4	H: 1 LOB: 1 BB: 1 P: 8	R: 0 E: 0 K: 0 S: 3	H: 0 LOB: 0 BB: 0 P: 3	R: 0 E: 0 K: 0 S: 3	H: 0 LOB: 3 BB: 3 P: 15	R: 0 E: 0 K: 0 S: 3	H: 1 LOB: 0 BB: 0 P: 3	R: 0 E: 0 K: 1 S: 5	H: 0 LOB: 0 BB: 0 P: 5	1B: 4 2B: 1 3B: 0 HR: 0	SF: 0 SAC: 0 DP: 1 HBP: 1	WP: 0 PB: 0 SB: 0 CS: 0	PA: 36				
PITCHER	IP	WLS	BF	H	R	ER	SO	BB	IBB	HBP	BLK	WP	HR	S	P	ERA	WHIP									
Tom Murphy, R ERA: 3.98 Ken Tatum, R ERA: 1.62	(1, 1)	6.2	W	29	4	1	1	3	6	0	1	0	0	0	9	9	0.00	0.429								
	(7, 1)	2.1	S	7	1	0	0	1	0	0	0	0	0	9	9	0.00	0.429									

California Angels @ Boston Red Sox
Fenway Park, Boston, MA
Sun Aug 10 1969, 3:33 AM EDT
Att: 25,996 - Unknown

AB	29
R	1
H	5
RBI	1
BB	6
SO	4
LOB	12



Batter	1	2	3	4	5	6	7	8	9	AB	R	H	RBI	BB	SO	LOB	TOP									
Mike Andrews, R OBP: 0.399, SLG: 0.460 (1, 4)										3	1	2	1	0	0	0										
Dalton Jones, L OBP: 0.306, SLG: 0.321 (1, 3)										3	1	0	0	1	0	2										
Carl Yastrzemski, L OBP: 0.356, SLG: 0.507 (1, 7)										4	1	1	2	0	1	1										
Reggie Smith, S OBP: 0.386, SLG: 0.589 (1, 8)										4	1	1	2	0	1	1										
Rico Petrocelli, R OBP: 0.422, SLG: 0.610 Syd O'Brien, R OBP: 0.293, SLG: 0.393 (1, 6) (4, 6)										2	0	0	0	0	0	0										
Tony Conigliaro, R OBP: 0.315, SLG: 0.425 (1, 9)										4	0	0	0	0	2	0										
George Scott, R OBP: 0.325, SLG: 0.374 (1, 5)										3	0	0	0	1	2	0										
Russ Gibson, R OBP: 0.296, SLG: 0.310 (1, 2)										3	1	1	0	0	0	1										
Mike Nagy, R OBP: 0.118, SLG: 0.102 Sparky Lyle, L OBP: 0.182, SLG: 0.100 (1, 1) (7, 1)										3	0	0	0	0	3	2										
										0	0	0	0	0	0	0										
Inning Stats	R: 4 E: 0 K: 0 S: 6	H: 3 LOB: 0 BB: 1 P: 10	R: 1 E: 0 K: 1 S: 6	H: 2 LOB: 0 BB: 0 P: 6	R: 0 E: 0 K: 1 S: 5	H: 0 LOB: 0 BB: 0 P: 5	R: 0 E: 0 K: 2 S: 7	H: 0 LOB: 1 BB: 1 P: 11	R: 0 E: 0 K: 0 S: 3	H: 0 LOB: 0 BB: 0 P: 7	R: 0 E: 0 K: 2 S: 7	H: 0 LOB: 1 BB: 0 P: 7	R: 0 E: 0 K: 0 S: 3	H: 0 LOB: 0 BB: 0 P: 4	R: 0 E: 0 K: 1 S: 5	H: 0 LOB: 0 BB: 0 P: 5	1B: 2 2B: 2 3B: 0 HR: 1	SF: 0 SAC: 0 DP: 1 HBP: 1	WP: 0 PB: 0 SB: 0 CS: 0	PA: 34						
PITCHER	IP WLS BF H R ER SO BB IBB HBP BLK WP HR S P ERA WHIP	IP WLS BF H R ER SO BB IBB HBP BLK WP HR S P ERA WHIP																								
Paul Edmondson, R ERA: 4.68 (1, 1)	1.1 L 10 5 5 5 1	Danny Lazar, L ERA: 6.35 (2, 1)	1.2 4 0 0 0 1 0 0 0 0 0 0 6 6 0.00 0.000	Gary Bell, R ERA: 5.57 (4, 1)	2.0 7 0 0 0 2 1 0 0 0 0 0 14 14 0.00 0.500	Danny Murphy, R ERA: (6, 1)	2.0 6 0 0 0 4 0 0 0 0 0 0 14 14 0.00 0.000	Wilbur Wood, L ERA: 3.2 (8, 1)	2.0 7 0 0 0 1 0 0 1 0 0 0 8 9 0.00 0.000																	
Batter	1	2	3	4	5	6	7	8	9	AB	R	H	RBI	BB	SO	LOB	BOTTOM									
Walt Williams, R OBP: 0.325, SLG: 0.369 (1, 9)										5	0	1	0	0	0	1										
Luis Aparicio, R OBP: 0.344, SLG: 0.358 (1, 6)										3	0	0	0	1	0	1										
Gail Hopkins, L OBP: 0.361, SLG: 0.396 Wilbur Wood, R (1, 3) (8, 1)										3	0	0	0	1	0	2										
										0	0	0	0	0	0	0										
Bill Melton, R OBP: 0.318, SLG: 0.435 (1, 5)										4	0	1	0	0	0	1										
Ed Herrmann, L OBP: 0.312, SLG: 0.333 (1, 2)										4	0	0	0	0	1	2										
Bob Christian, R OBP: 0.194, SLG: 0.212 (1, 7)										3	0	1	0	1	1	1										
Ken Berry, R OBP: 0.285, SLG: 0.322 (1, 8)										4	0	3	0	0	0	2										
Rich Morales, R OBP: 0.193, SLG: 0.164 (1, 4)										4	1	1	0	0	1	5										
Paul Edmondson, R OBP: 0.313, SLG: 0.313 Danny Lazar, L ERA: 6.35 Woody Held, R OBP: 0.346 Gary Bell, R OBP: 0.344, SLG: 0.358 Don Pavletich, R OBP: 0.347, SLG: 0.413 Danny Murphy, L OBP: 0.347, SLG: 0.413 Pete Ward, L OBP: 0.334, SLG: 0.388 (1, 1) (2, 1) (3, PH) (4, 1) (5, PH) (6, 1) (7, PH) (8, 3)										0	0	0	0	0	0	0										
										0	0	0	0	0	0	0										
										1	0	0	0	0	0	0										
Inning Stats	R: 0 E: 0 K: 0 S: 3	H: 0 LOB: 0 BB: 0 P: 3	R: 0 E: 0 K: 0 S: 5	H: 2 LOB: 2 BB: 0 P: 5	R: 0 E: 0 K: 0 S: 4	H: 1 LOB: 1 BB: 0 P: 4	R: 0 E: 0 K: 0 S: 5	H: 2 LOB: 2 BB: 0 P: 5	R: 0 E: 0 K: 1 S: 5	H: 0 LOB: 0 BB: 2 P: 13	R: 2 E: 0 K: 0 S: 4	H: 2 LOB: 0 BB: 1 P: 8	R: 0 E: 0 K: 1 S: 5	H: 0 LOB: 0 BB: 0 P: 5	R: 0 E: 0 K: 2 S: 8	H: 1 LOB: 1 BB: 0 P: 8	1B: 6 2B: 1 3B: 0 HR: 1	SF: 0 SAC: 0 DP: 1 HBP: 0	WP: 0 PB: 0 SB: 0 CS: 0	PA: 37						
PITCHER	IP WLS BF H R ER SO BB IBB HBP BLK WP HR S P ERA WHIP	IP WLS BF H R ER SO BB IBB HBP BLK WP HR S P ERA WHIP																								
Mike Nagy, R ERA: 3.24 (1, 1)	6.1 W 29 7 2 2 1	Sparky Lyle, L ERA: 2.44 (7, 1)	2.2 S 8 1 0 0 3																							

Boston Red Sox @ Chicago White Sox
Comiskey Park, Chicago, IL
Mon Aug 11 1969, 8:05 PM EDT
Att: 8,355 - Unknown

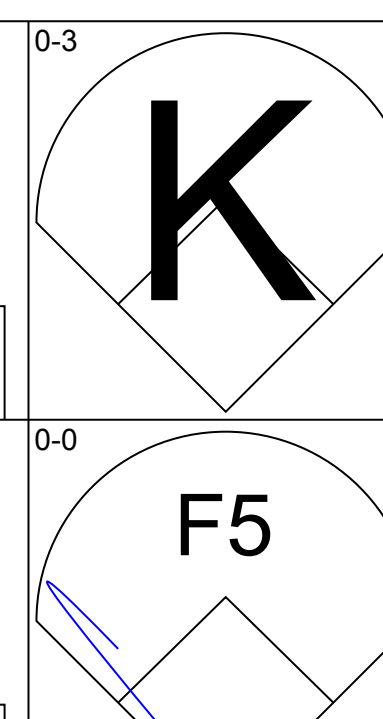
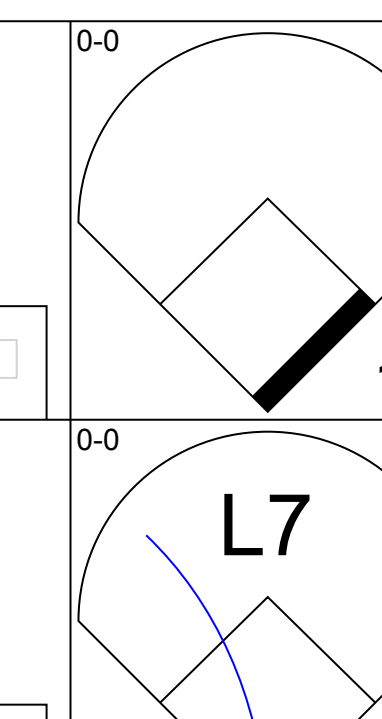
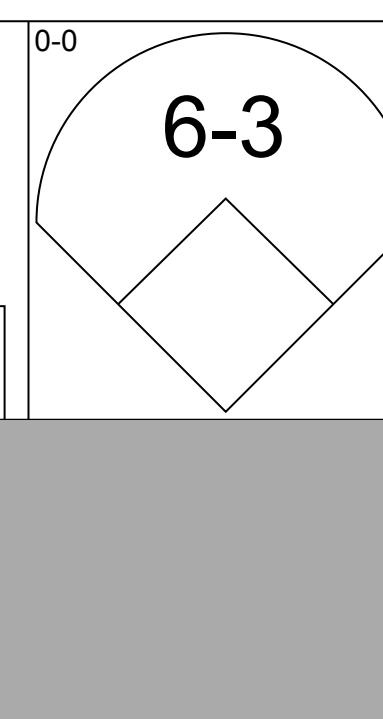
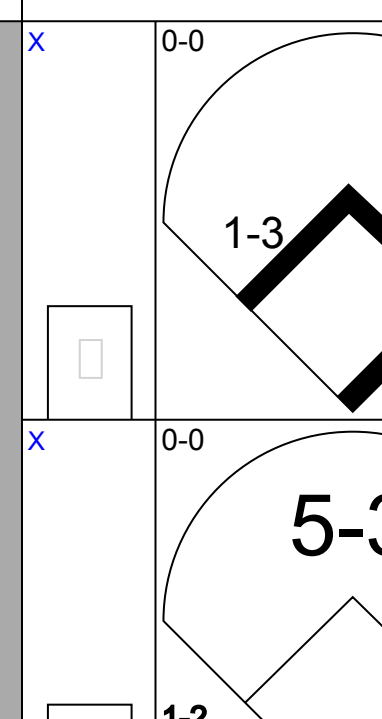
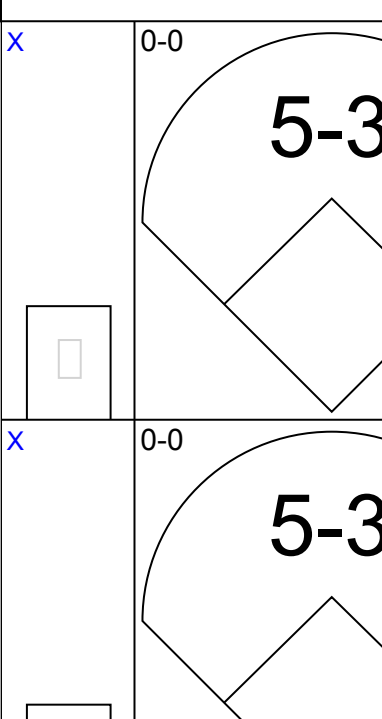
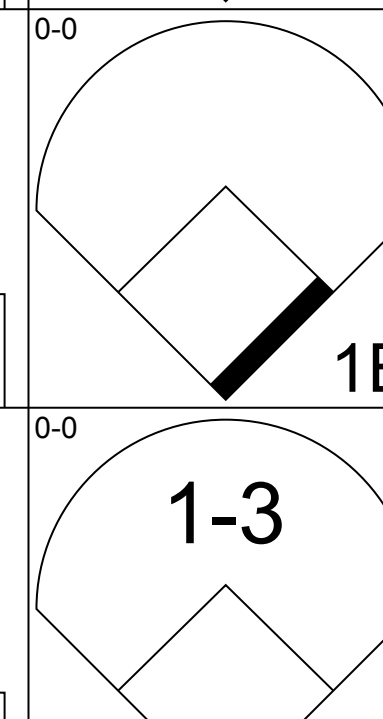
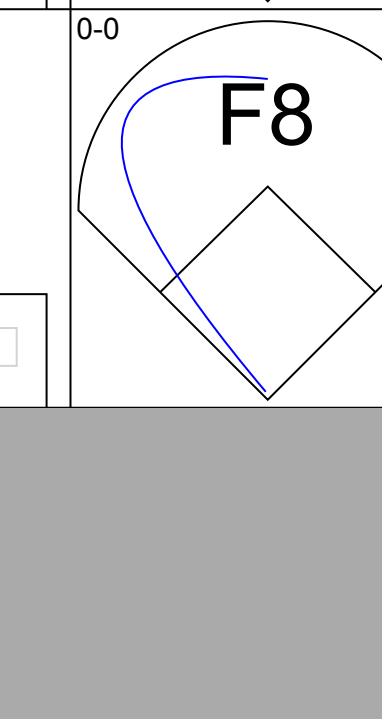
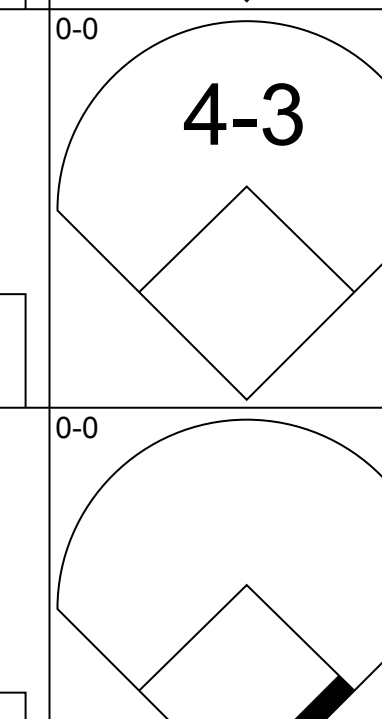
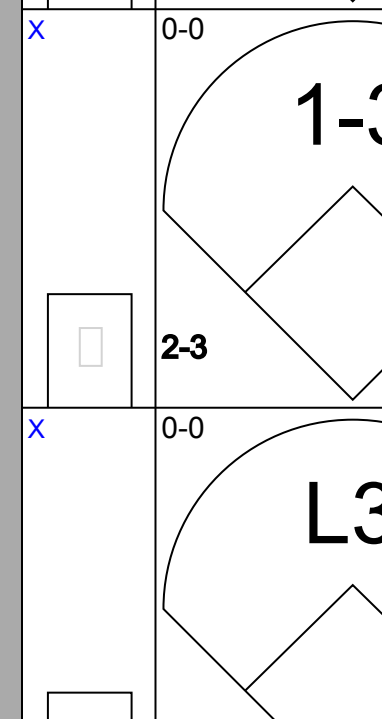



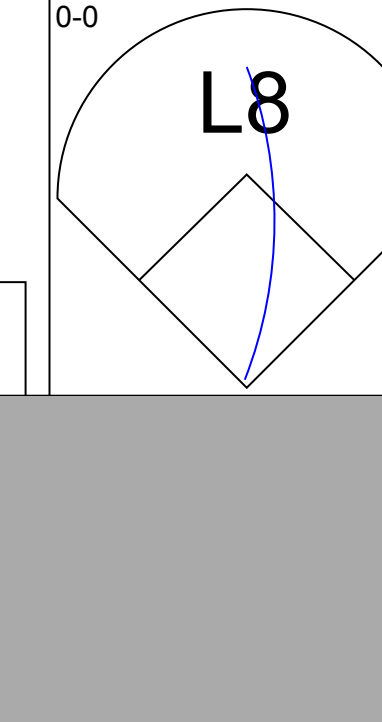


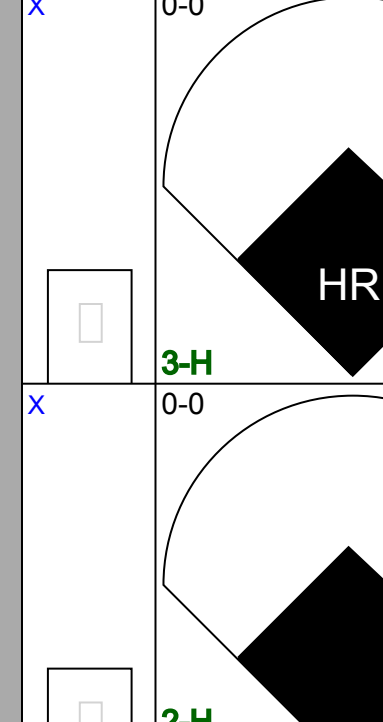



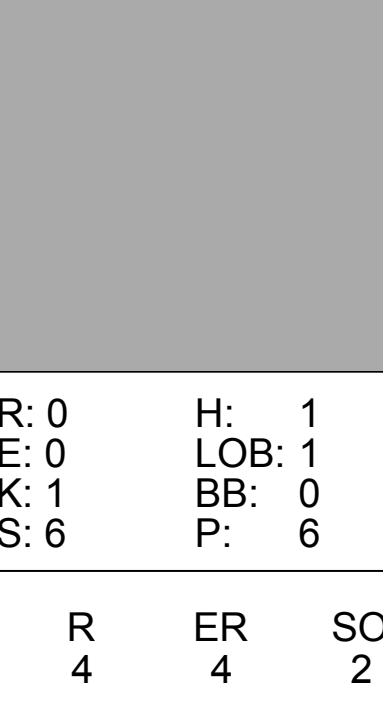
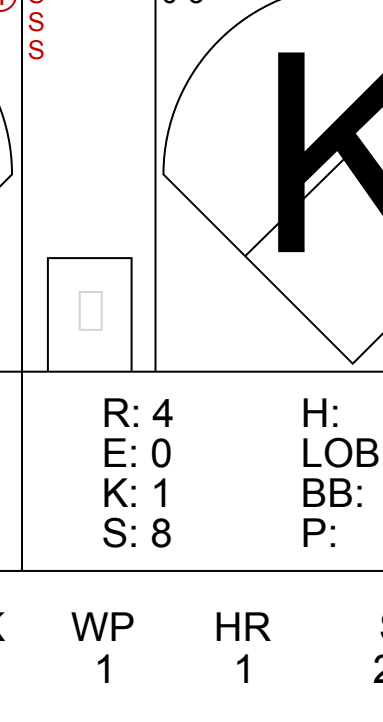
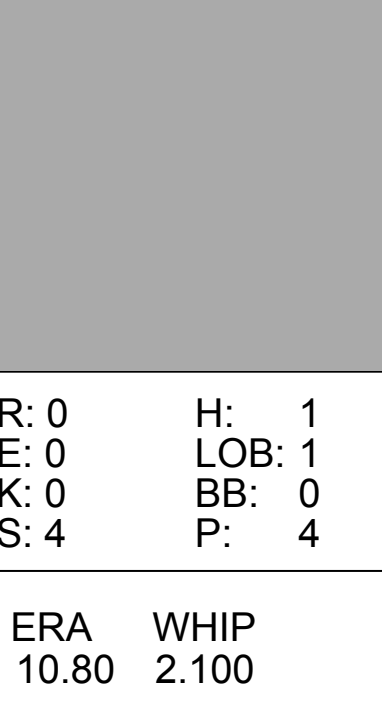
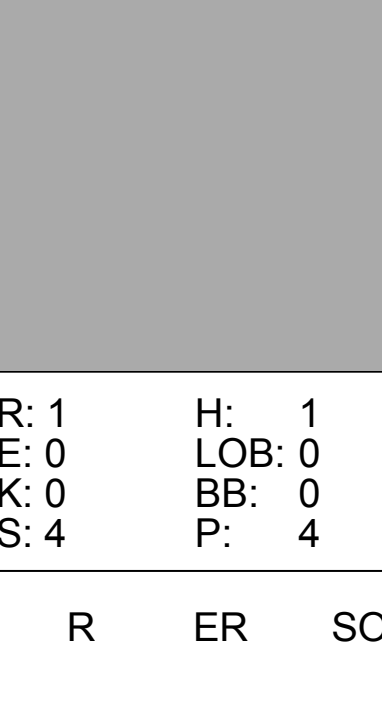
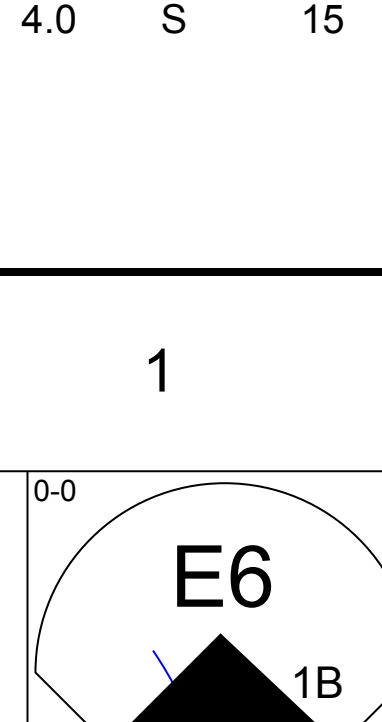
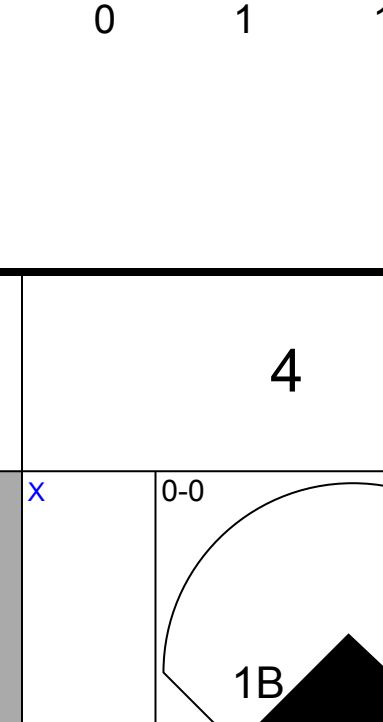
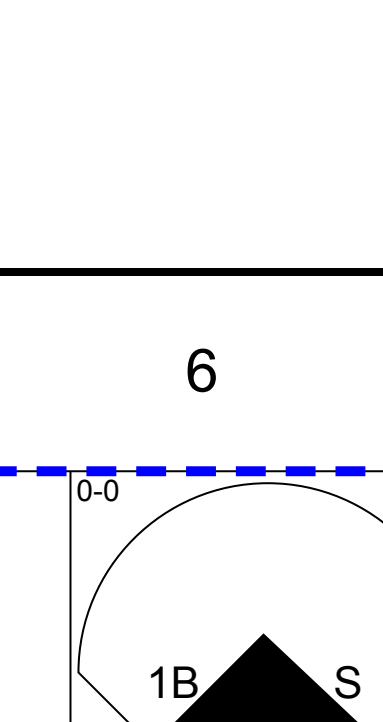
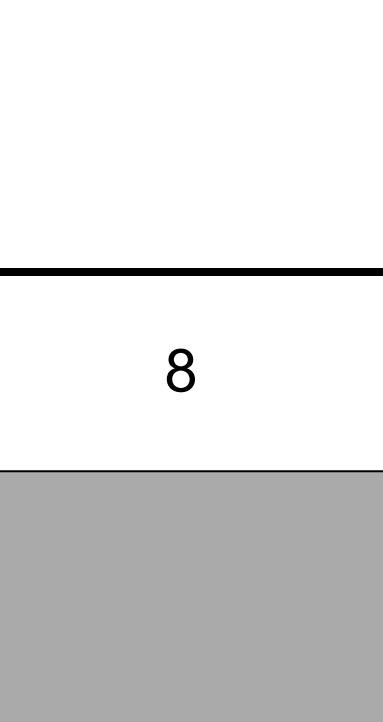
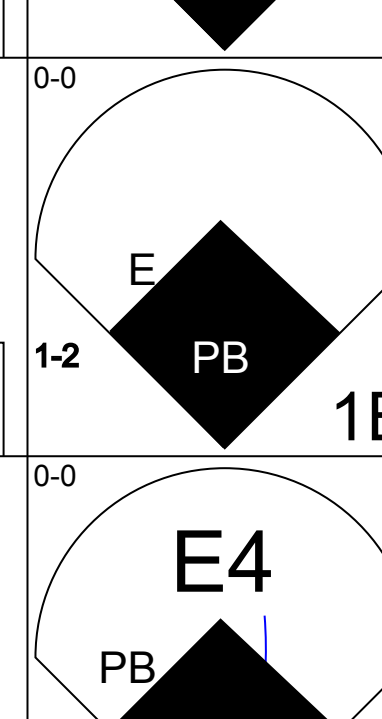
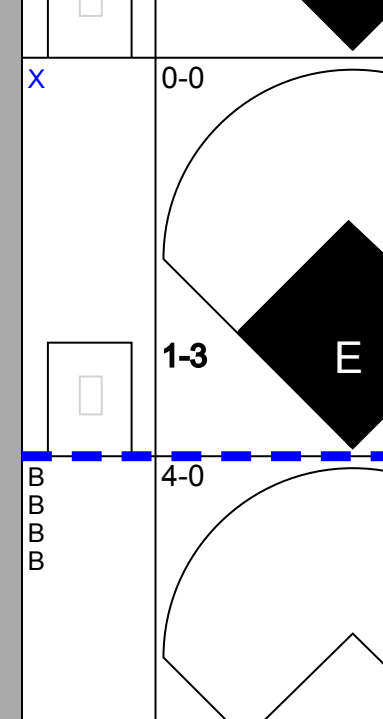
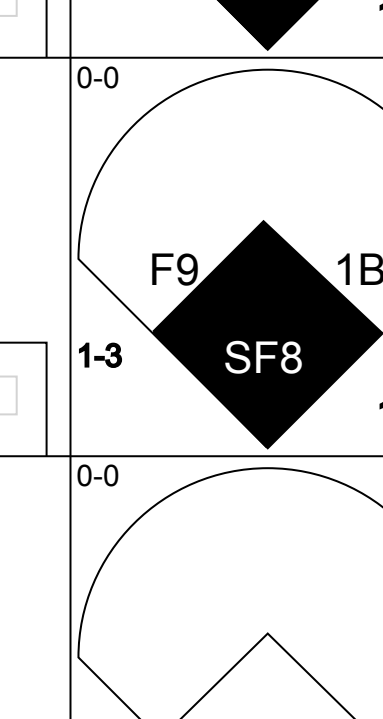

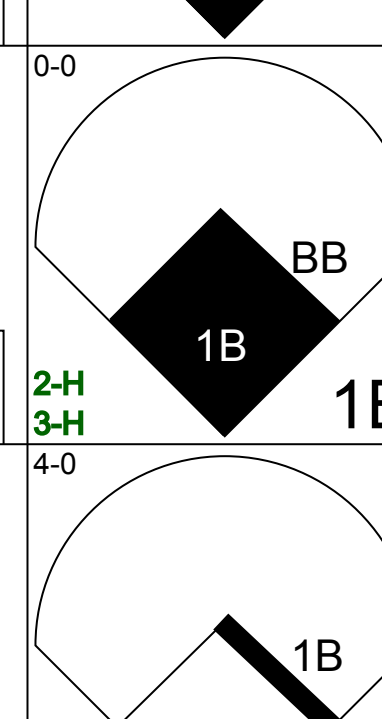
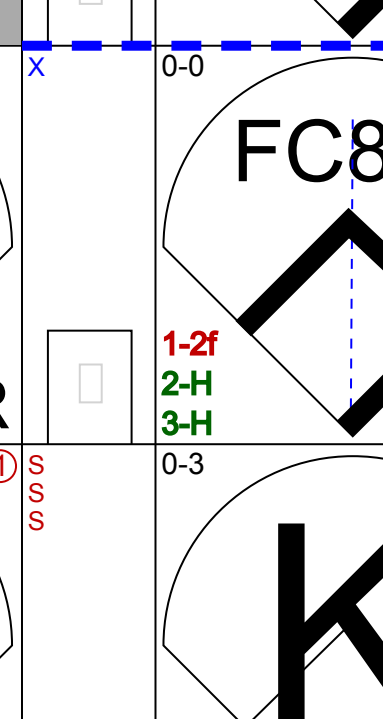
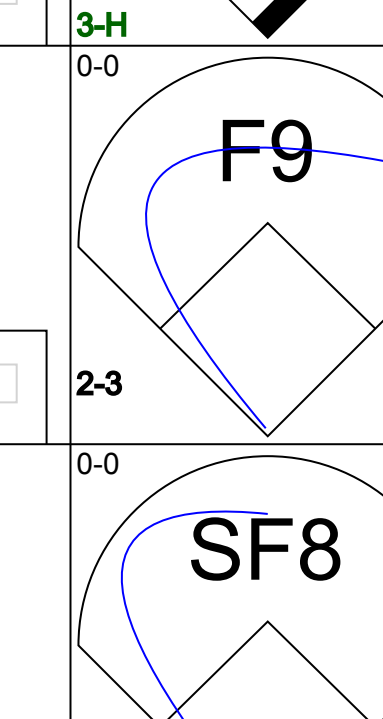
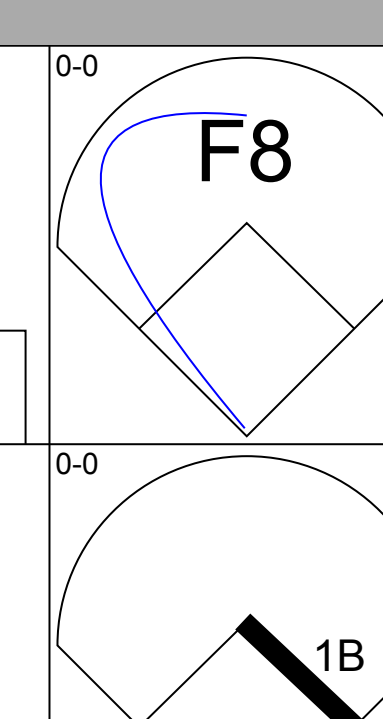
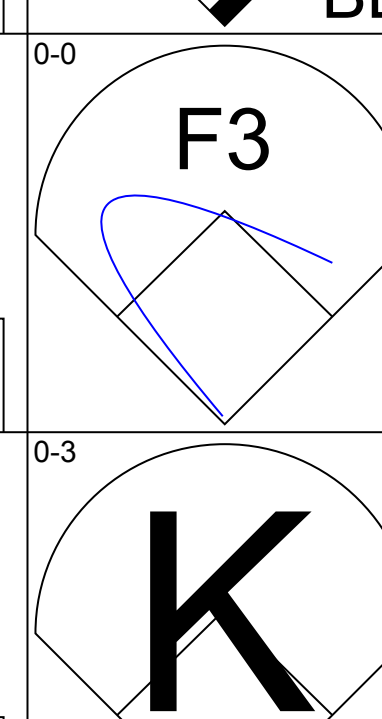
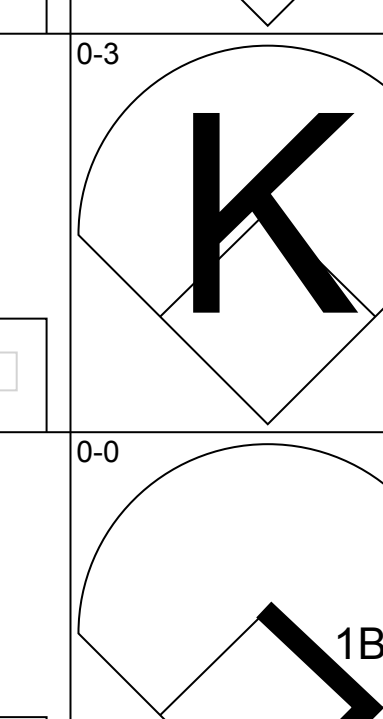
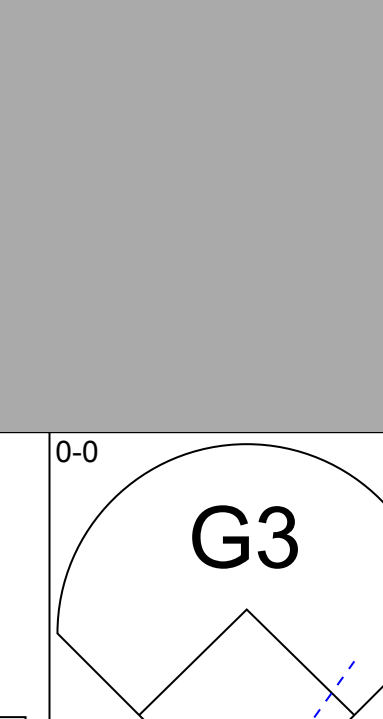


AB 31
R 5
H 5
RBI 5
BB 2
SO 9
LOB 7

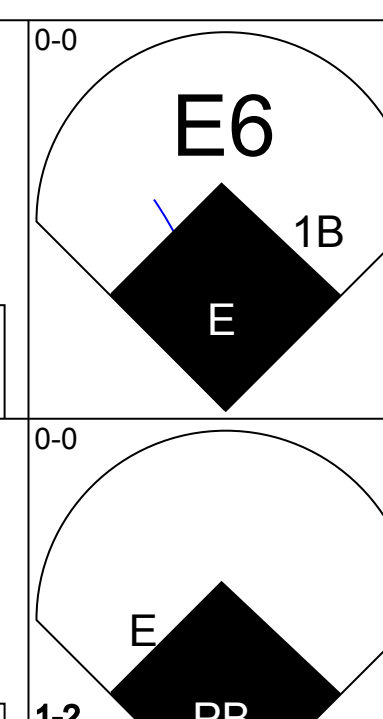
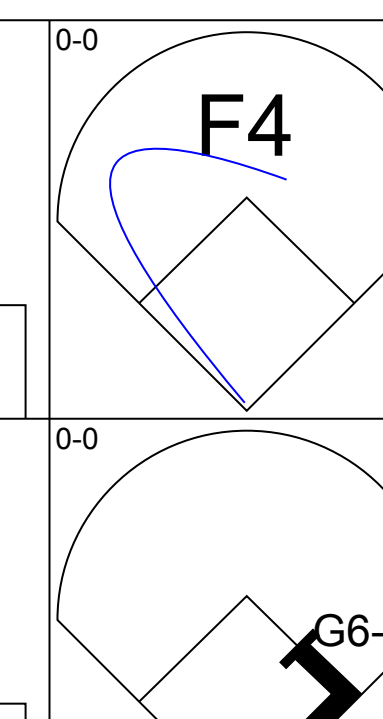
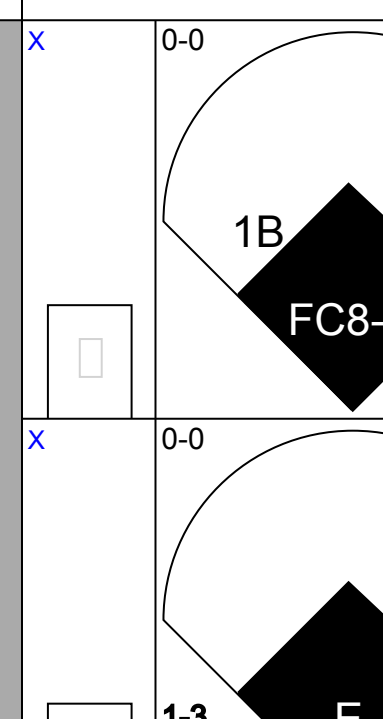
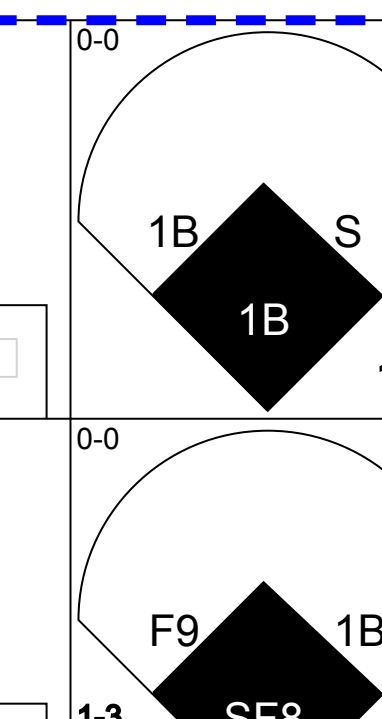
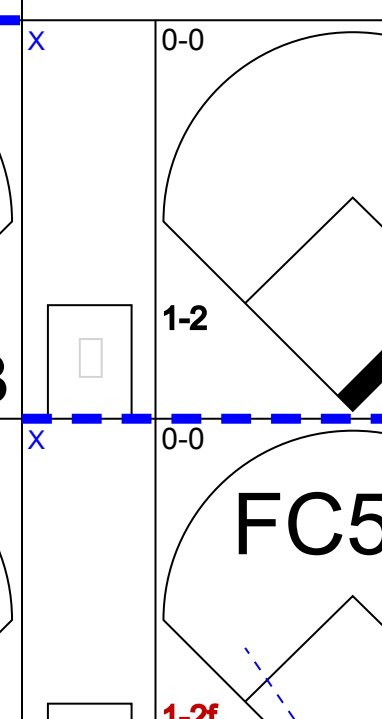
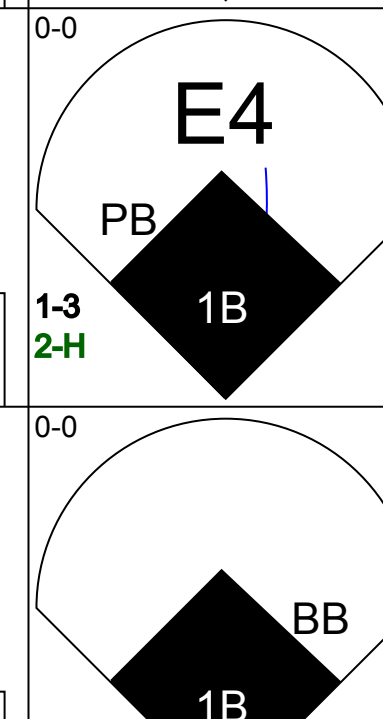
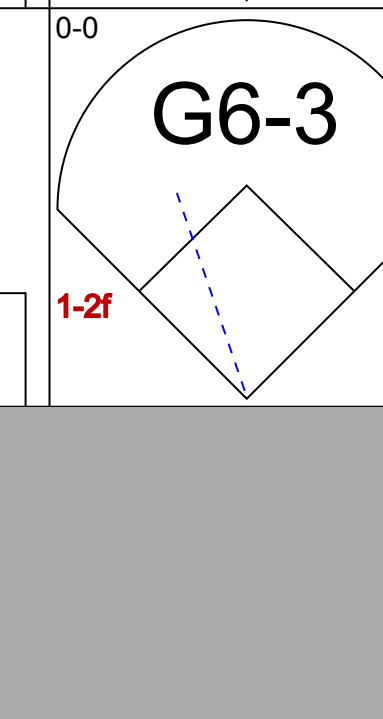
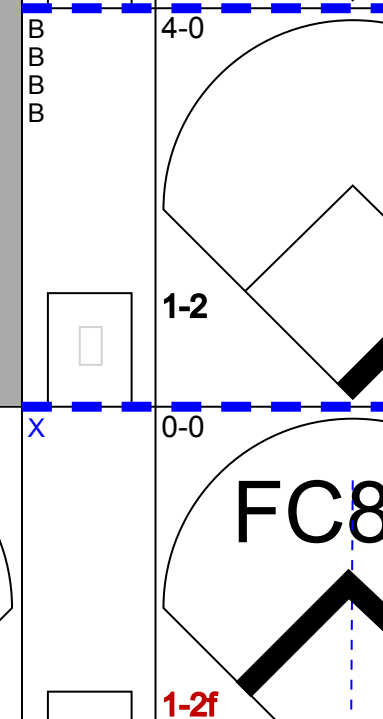
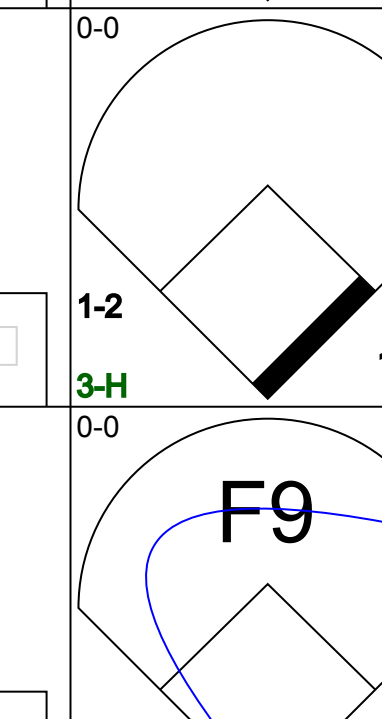
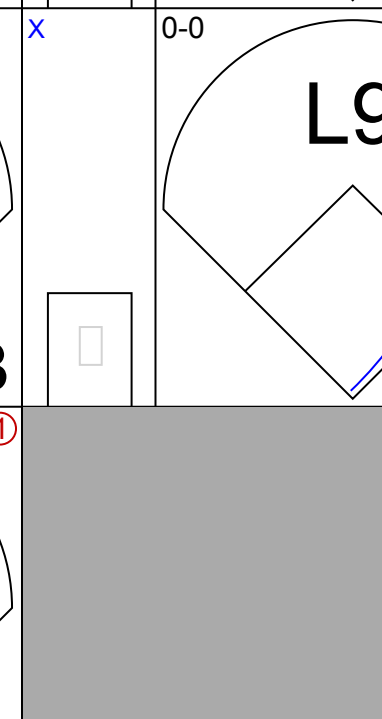
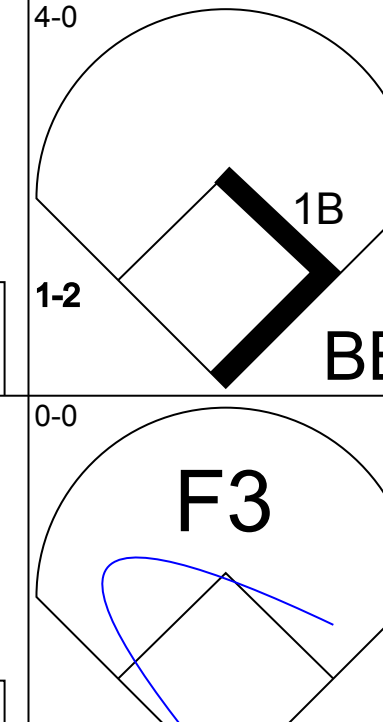

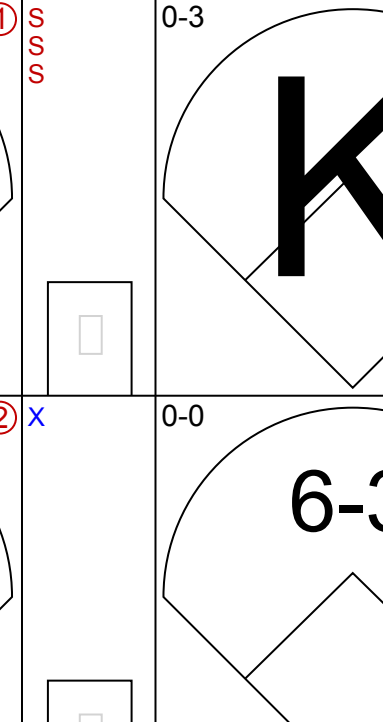
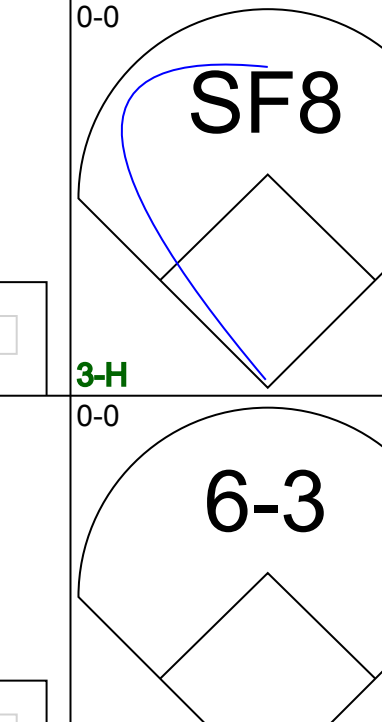

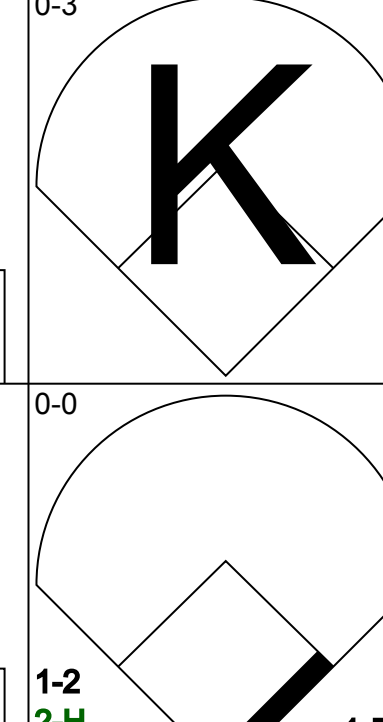


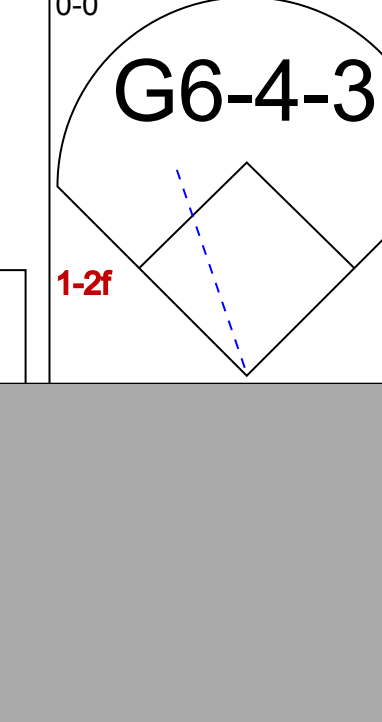
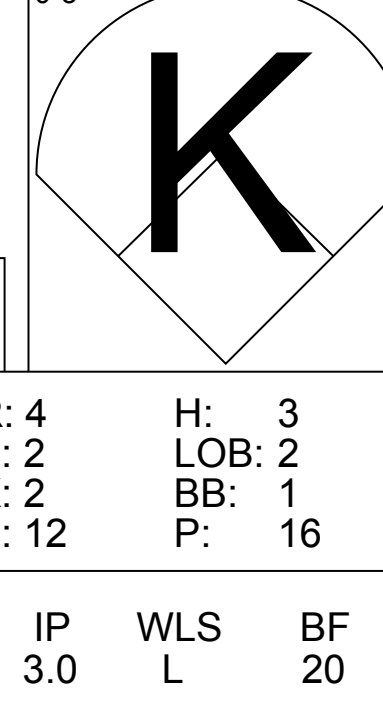
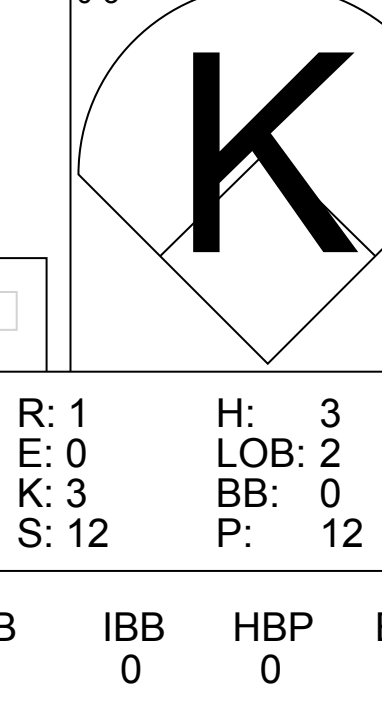

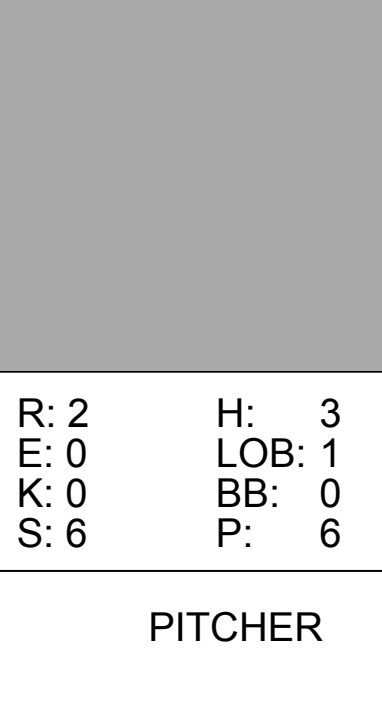
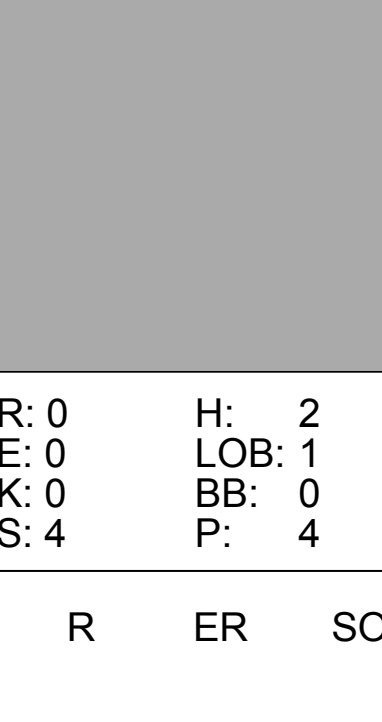








Boston Red Sox @ Chicago White Sox
Comiskey Park, Chicago, IL
Mon Aug 11 1969, 8:05 PM EDT
Att: 8,355 - Unknown

AB 34
R 2
H 8
RBI 2
BB 3
SO 4
LOB 16



Batter	1	2	3	4	5	6	7	8	9	AB	R	H	RBI	BB	SO	LOB	TOP				
Syd O'Brien, R OBP: 0.297, SLG: 0.393 (1, 6)										5	0	2	0	0	1	0	Boston Red Sox @ Chicago White Sox Comiskey Park, Chicago, IL Tue Aug 12 1969, 8:05 PM EDT Att: 6,453 - Unknown				
Mike Andrews, R OBP: 0.394, SLG: 0.452 (1, 4)										5	0	0	0	0	0	2					
Carl Yastrzemski, L OBP: 0.355, SLG: 0.505 (1, 7)										4	0	1	0	0	0	2					
Reggie Smith, S OBP: 0.387, SLG: 0.588 (1, 8)										4	1	2	0	0	0	2					
George Scott, R OBP: 0.324, SLG: 0.371 (1, 5)										3	1	0	0	1	1	1					
Tony Conigliaro, R OBP: 0.317, SLG: 0.433 (1, 9)										3	1	1	1	1	0	1					
Dalton Jones, L OBP: 0.311, SLG: 0.331 (1, 3)										4	1	3	1	0	0	0					
Russ Gibson, R OBP: 0.295, SLG: 0.322 (1, 2)										4	1	1	2	0	0	3					
Sonny Siebert, R OBP: 0.247, SLG: 0.261 Bill Landis, L (4, 1)										2	0	0	0	0	0	1					
Lee Stange, R OBP: 0.256, SLG: 0.087 Dick Schofield, S (6, PH) Ray Jarvis, R OBP: 0.097, SLG: 0.099 Bill Lee, L (7, 1) Don Lock, R OBP: 0.333, SLG: 0.280 (9, PH)										0	0	0	0	0	0	0					
Inning Stats	R: 0 E: 0 K: 1 S: 6	H: 1 LOB: 1 BB: 0 P: 6	R: 0 E: 0 K: 1 S: 6	H: 1 LOB: 1 BB: 0 P: 6	R: 0 E: 0 K: 0 S: 4	H: 1 LOB: 1 BB: 0 P: 4	R: 4 E: 0 K: 1 S: 8	H: 3 LOB: 1 BB: 1 P: 12	R: 0 E: 0 K: 0 S: 3	H: 1 LOB: 1 BB: 0 P: 7	R: 0 E: 0 K: 0 S: 4	H: 1 LOB: 0 BB: 0 P: 4	R: 1 E: 0 K: 0 S: 4	H: 1 LOB: 0 BB: 0 P: 4	R: 0 E: 0 K: 1 S: 5	H: 0 LOB: 0 BB: 0 P: 5	1B: 7 2B: 1 3B: 0 HR: 2	SF: 0 SAC: 0 DP: 1 HBP: 0	WP: 1 PB: 1 SB: 0 CS: 0	PA: 38	
PITCHER	IP WLS BF H R ER SO BB IBB HBP BLK WP HR S P ERA WHIP	3.1 0 17 6 4 4 2 1 0 0 0 0 1 20 24 10.80 2.100	1.2 W 6 1 0 0 1 0 0 0 0 0 0 0 8 8 0.00 0.600	4.0 S 15 3 1 1 1 1 0 0 0 0 0 1 16 20 2.25 1.000																	

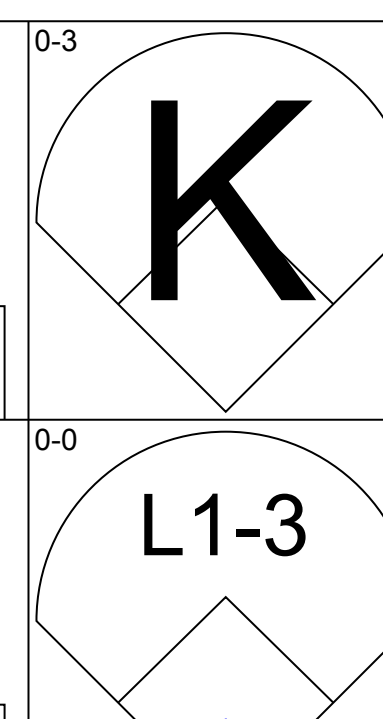
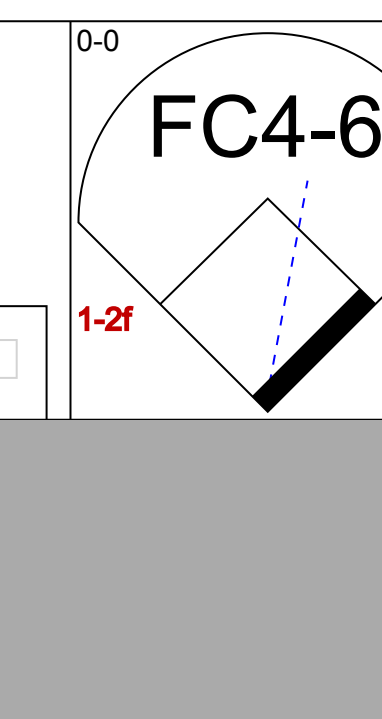
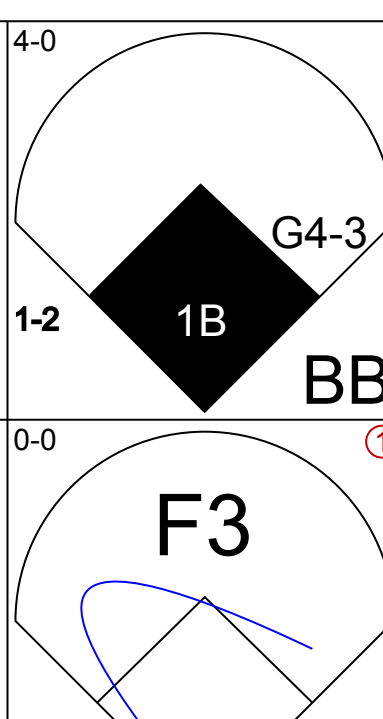
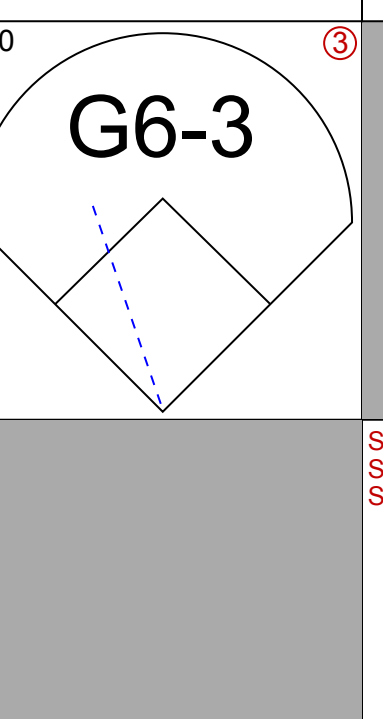
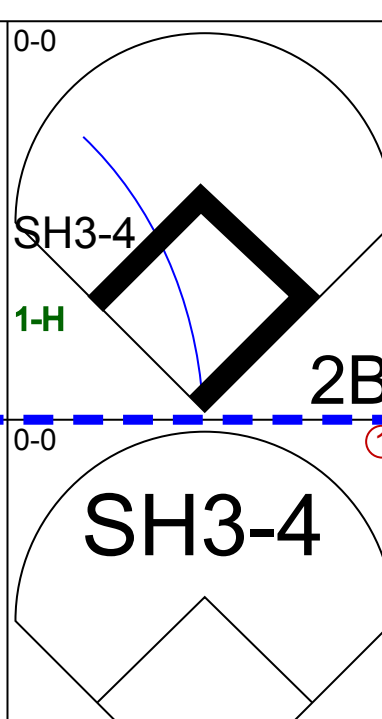

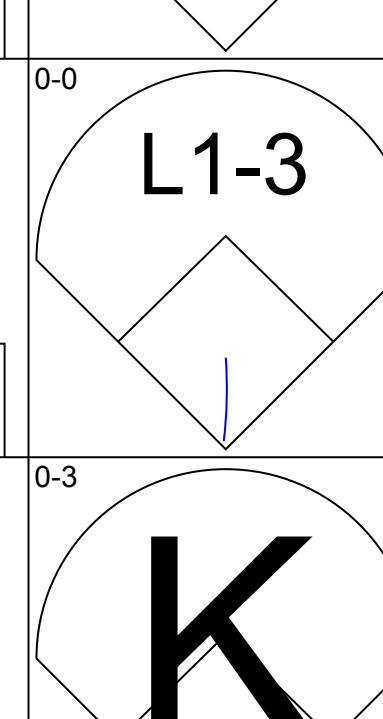
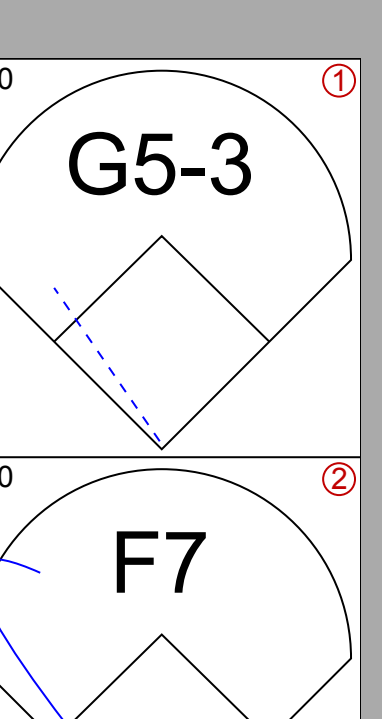
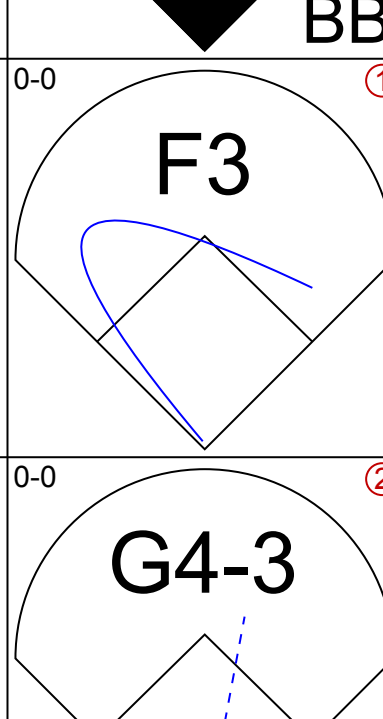
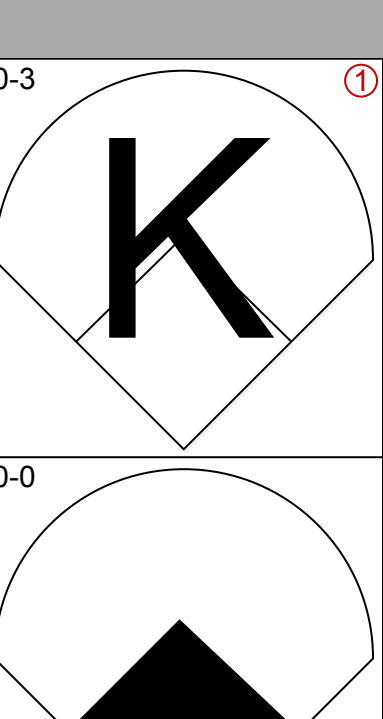
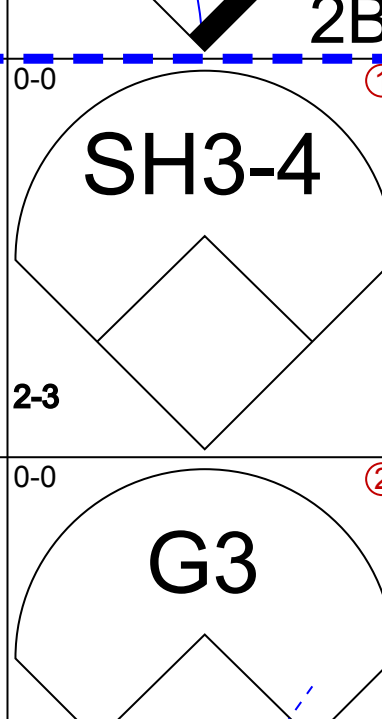
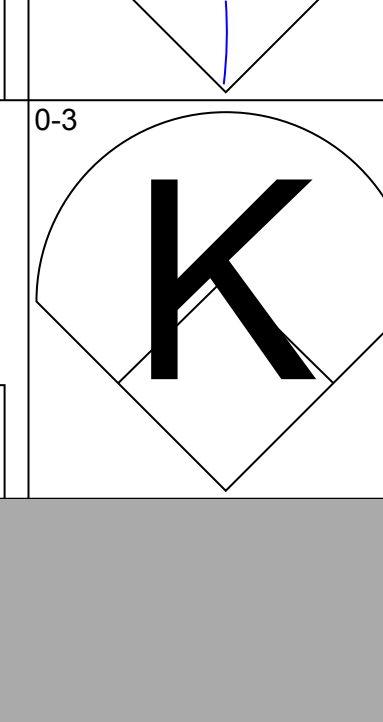
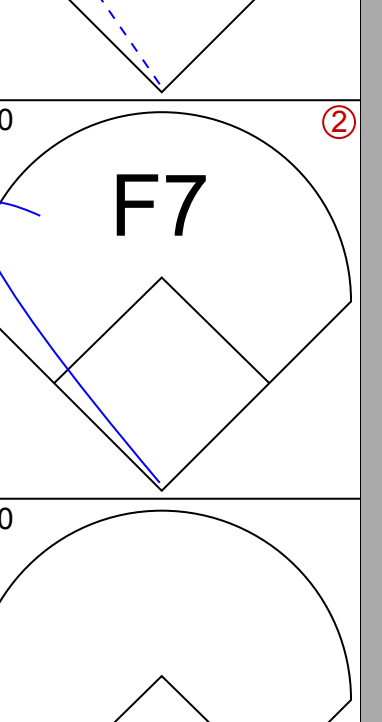
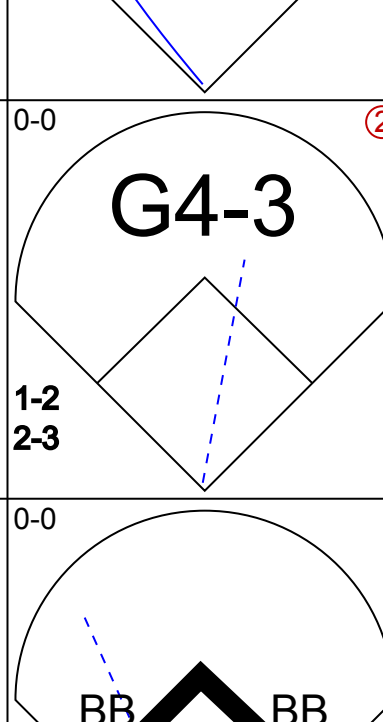
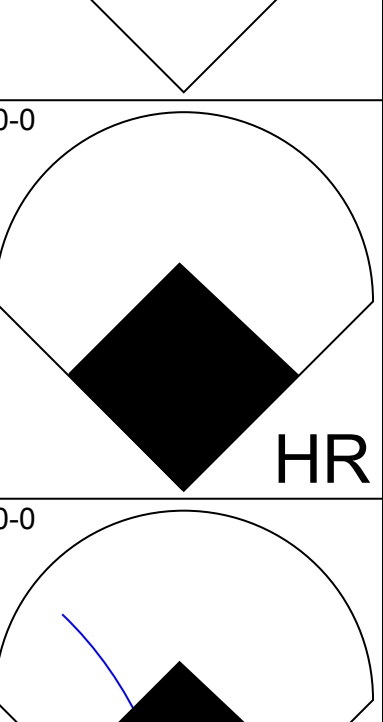
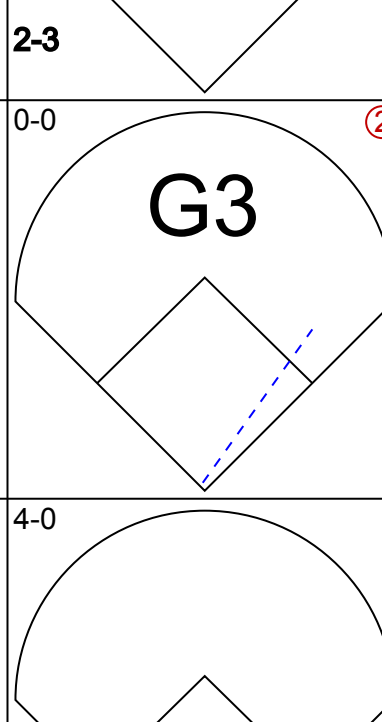
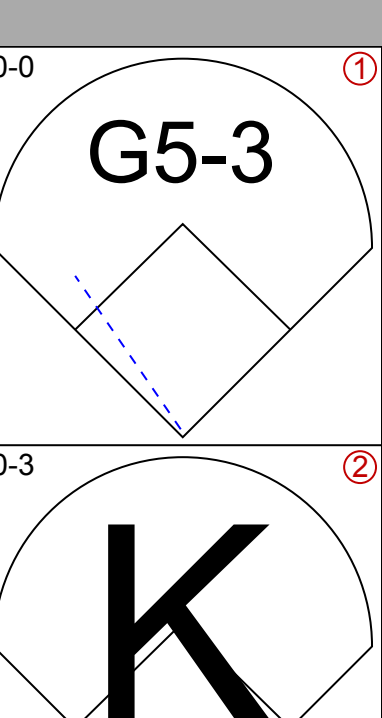
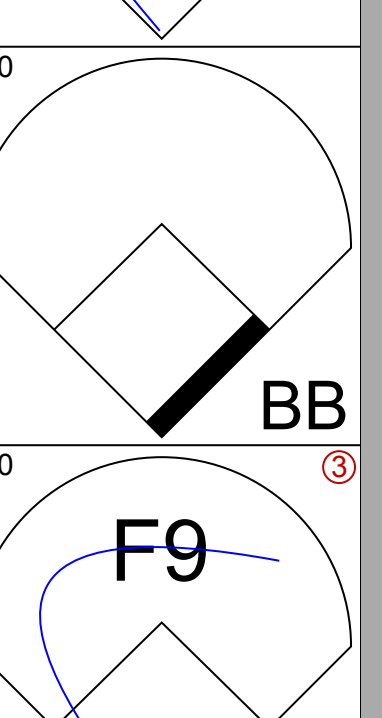
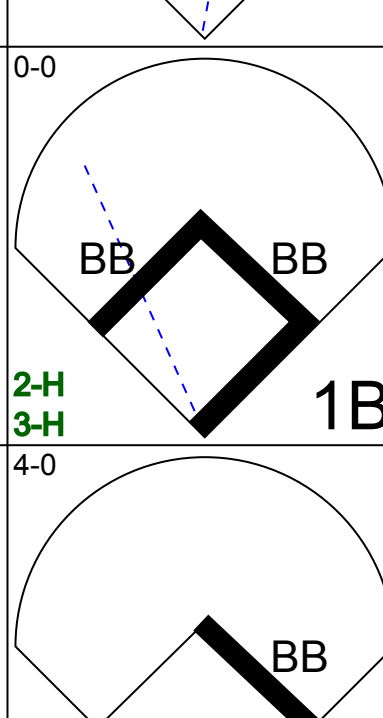
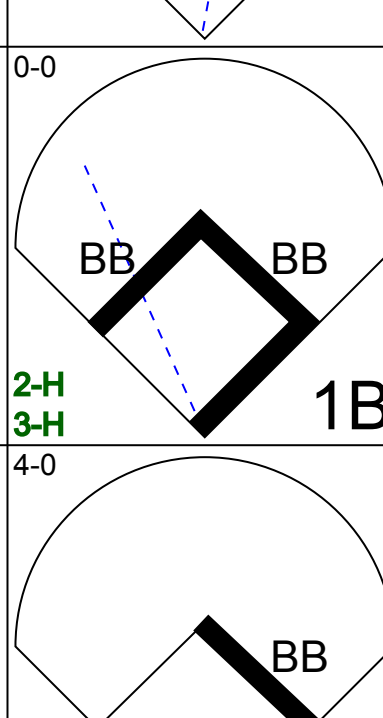
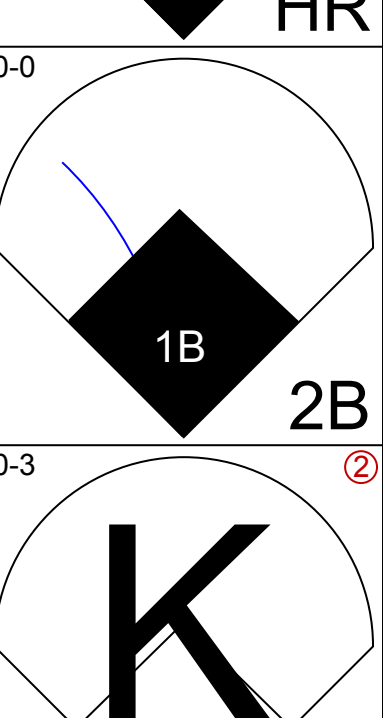
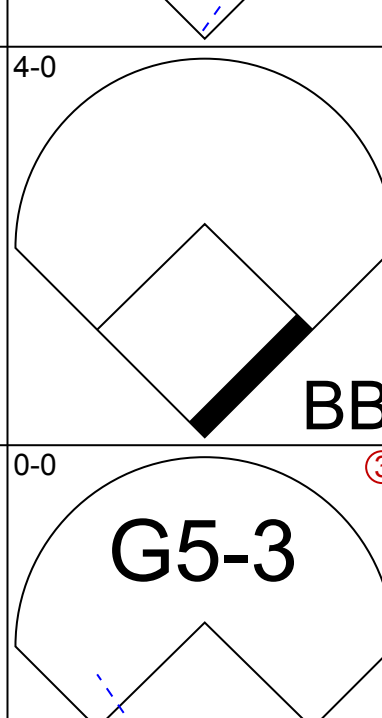

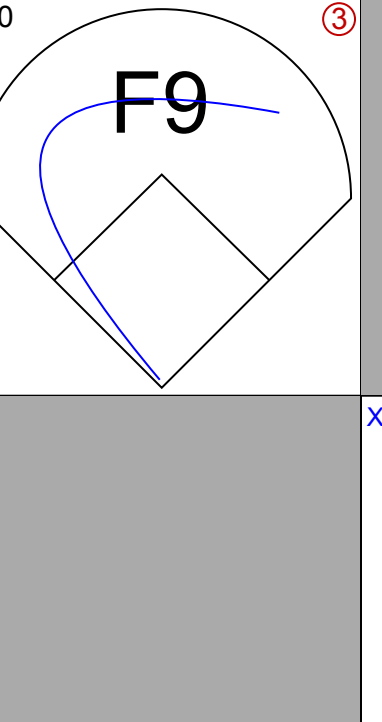
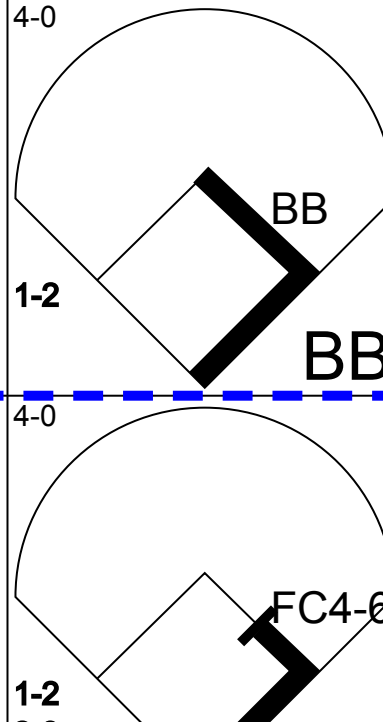
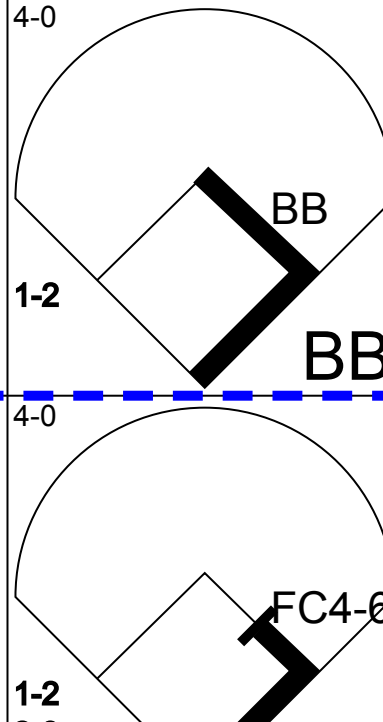
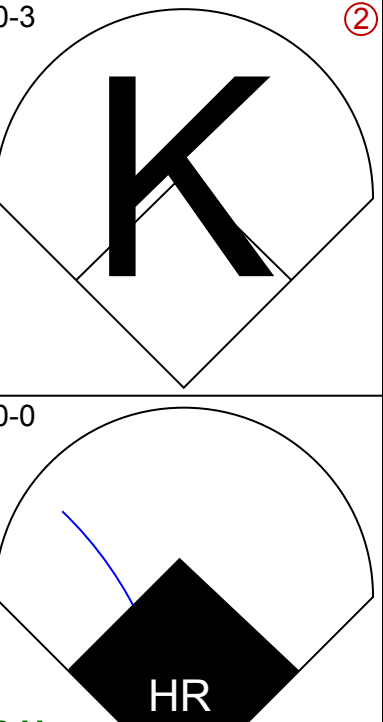
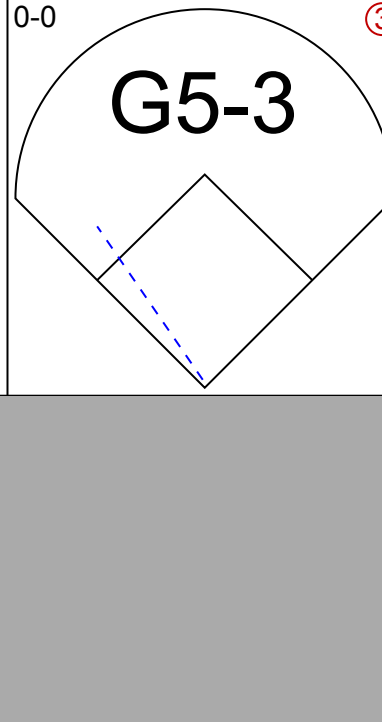

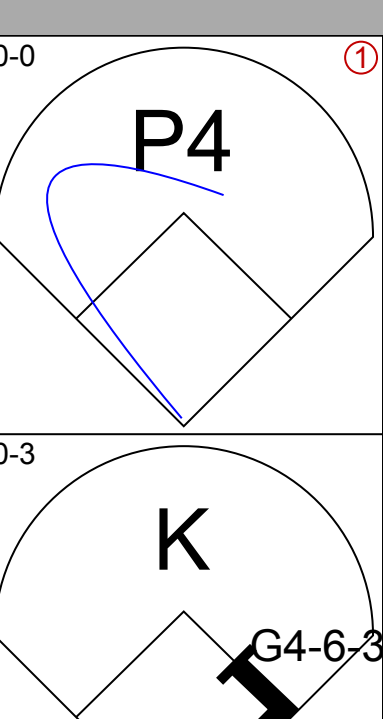
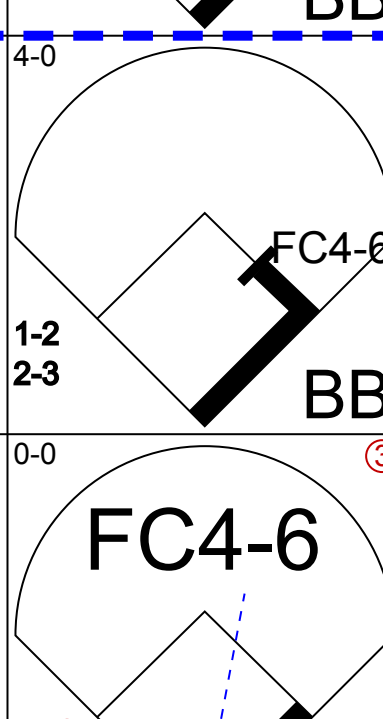
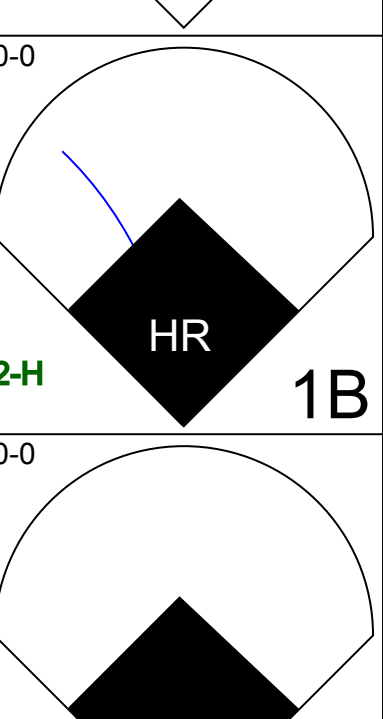
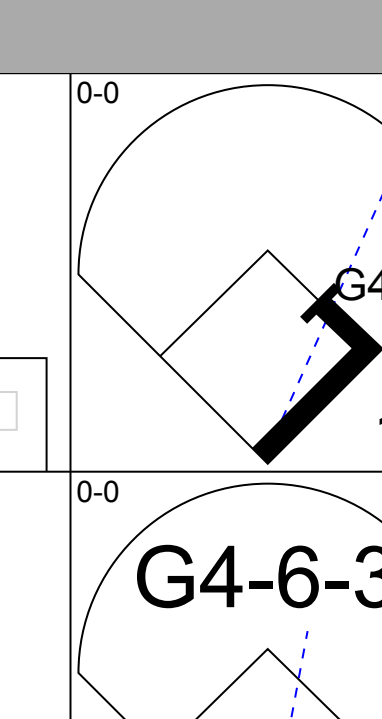
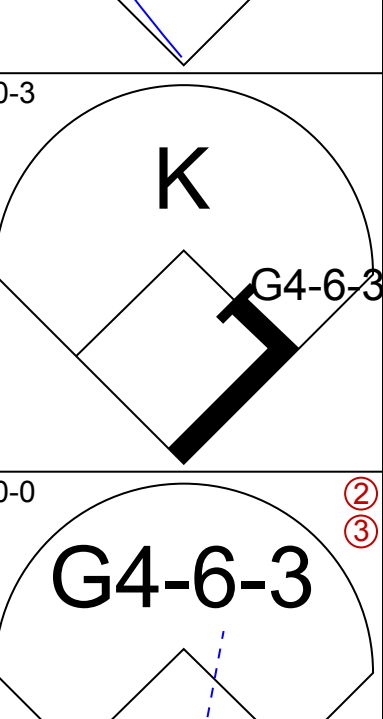
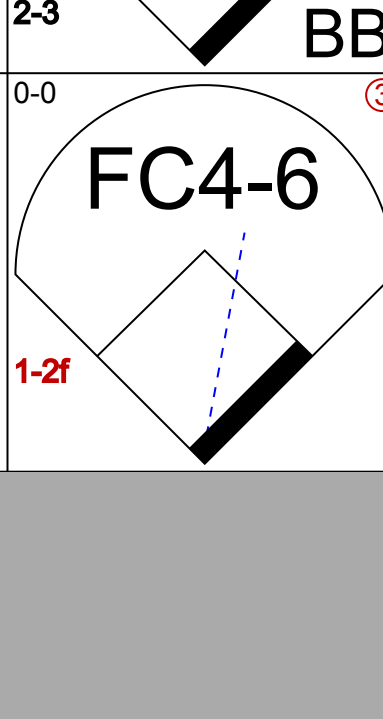
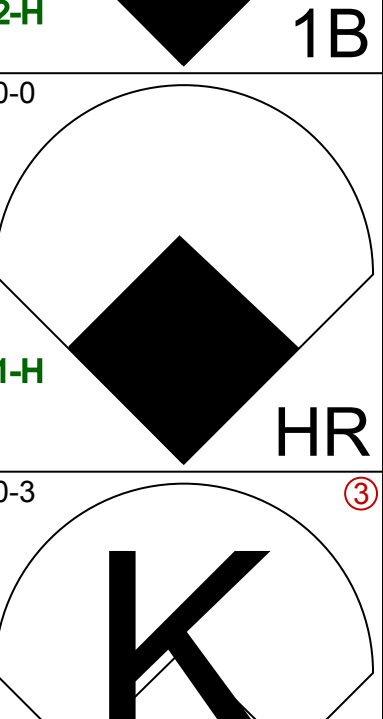
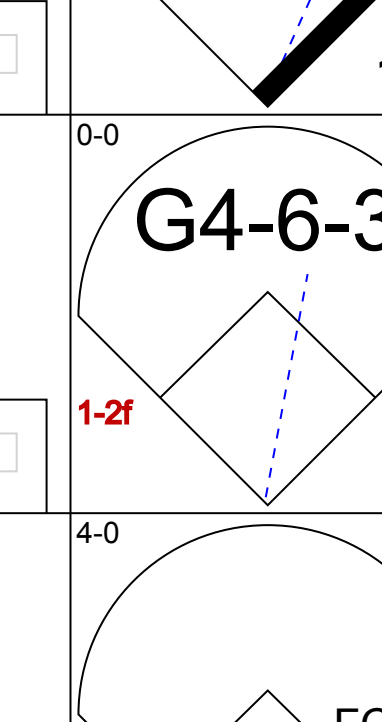
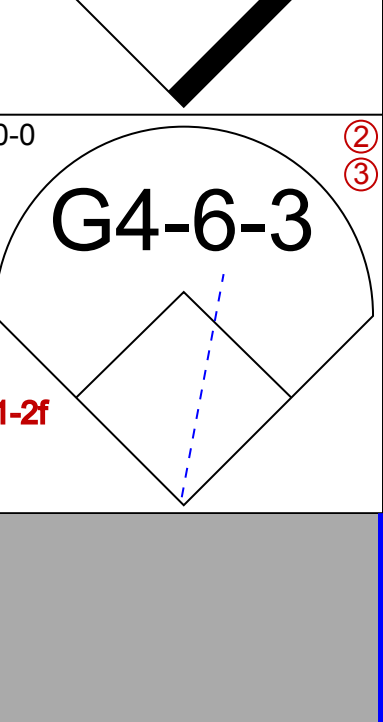
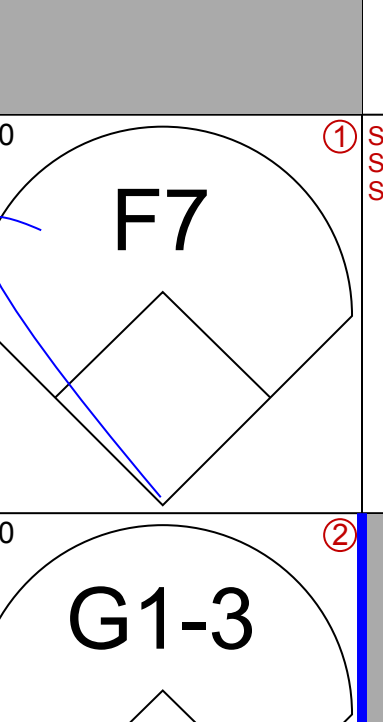

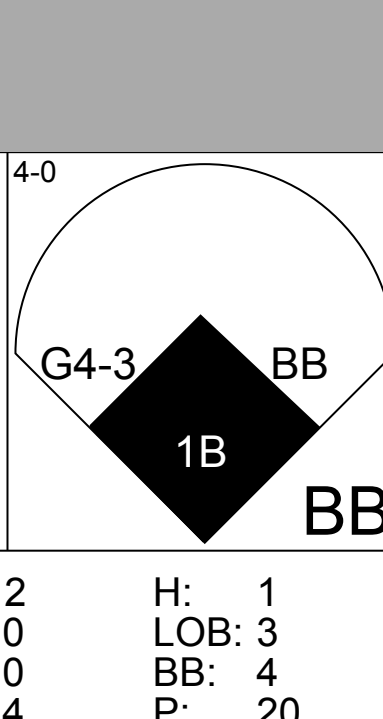
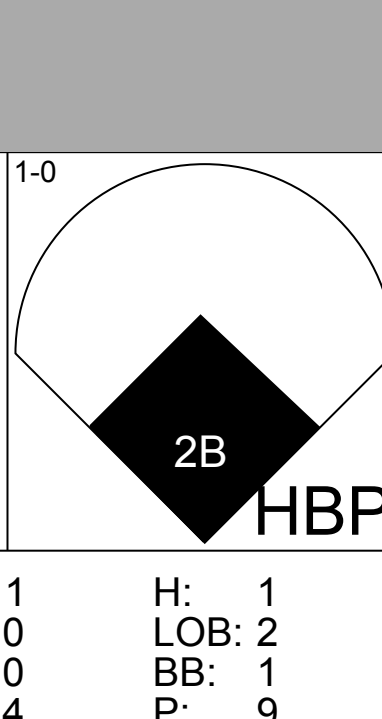
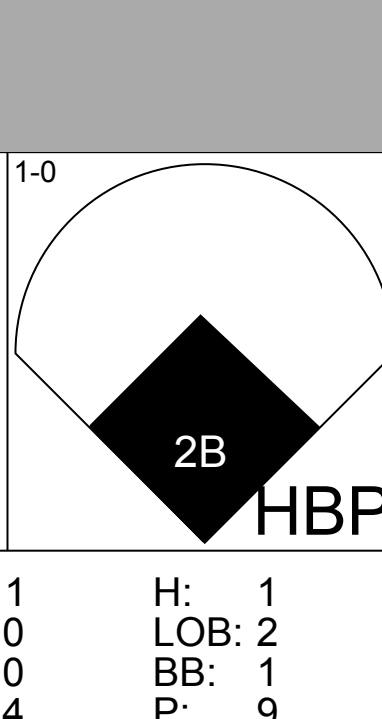
Batter	1	2	3	4	5	6	7	8	9	AB	R	H	RBI	BB	SO	LOB	BOTTOM						
Walt Williams, R OBP: 0.330, SLG: 0.374 (1, 9)										5	3	3	0	0	0	0	Boston Red Sox @ Chicago White Sox Comiskey Park, Chicago, IL Tue Aug 12 1969, 8:05 PM EDT Att: 6,453 - Unknown						
Luis Aparicio, R OBP: 0.349, SLG: 0.363 (1, 6)										5	3	4	0	0	0	2							
Gail Hopkins, L OBP: 0.362, SLG: 0.394 (1, 3)										4	1	1	1	1	0	4							
Bill Melton, R OBP: 0.319, SLG: 0.442 (1, 5)										5	2	2	3	0	0	3							
Ed Herrmann, L OBP: 0.314, SLG: 0.333 (1, 2)										3	0	1	1	1	2	1							
Bob Christian, R OBP: 0.195, SLG: 0.211 (1, 7)										5	0	1	0	0	1	4							
Ken Berry, R OBP: 0.288, SLG: 0.338 (1, 8)										5	1	2	1	0	1	4							
Rich Morales, R OBP: 0.213, SLG: 0.186 (1, 4)										4	0	2	1	0	1	0							
Cisco Carlos, R (1, 1) Dan Osinski, R (4, 1) Woodie Held, R OBP: 0.281, SLG: 0.340 (5, PH) Wilbur Wood, R (6, 1)										2	0	0	0	0	2	4							
Inning Stats	R: 4 E: 2 K: 2 S: 12	H: 3 LOB: 2 BB: 1 P: 16	R: 0 E: 0 K: 0 S: 3	H: 1 LOB: 0 BB: 0 P: 3	R: 1 E: 0 K: 3 S: 12	H: 3 LOB: 2 BB: 0 P: 12	R: 2 E: 1 K: 1 S: 7	H: 2 LOB: 1 BB: 1 P: 11	R: 0 E: 0 K: 1 S: 5	H: 0 LOB: 0 BB: 0 P: 5	R: 2 E: 0 K: 0 S: 6	H: 3 LOB: 1 BB: 0 P: 6	R: 1 E: 0 K: 0 S: 5	H: 2 LOB: 2 BB: 0 P: 6	R: 0 E: 0 K: 0 S: 4	H: 2 LOB: 1 BB: 0 P: 4			1B: 14 2B: 0 3B: 0 HR: 2	SF: 1 SAC: 0 DP: 2 HBP: 1	WP: 0 PB: 1 SB: 2 CS: 0	PA: 43	
PITCHER	IP WLS BF H R ER SO BB IBB HBP BLK WP HR S P ERA WHIP	3.0 L 20 9 7 2 5 1 0 0 0 0 0 0 29 33 6.00 3.333	0.0 1 0 0 0 0 1 0 0 0 0 0 0 4 4 0.00 0.000	2.0 6 0 0 0 2 0 0 0 0 0 0 0 10 10 0.00 0.000	1.1 10 5 3 3 0 0 0 1 0 0 0 1 9 10 20.25 3.750	1.2 6 2 0 0 0 0 0 0 0 0 0 0 6 6 0.00 1.200																	

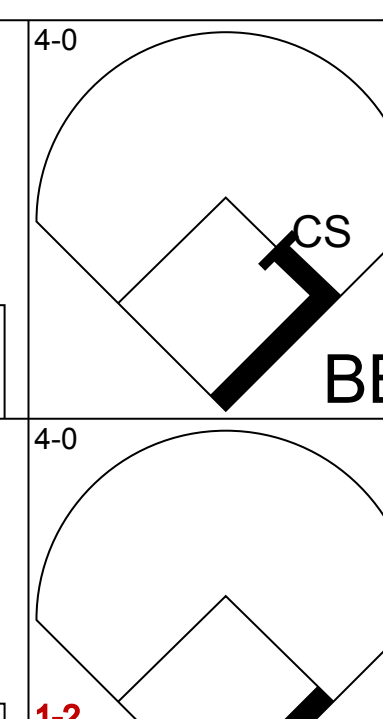
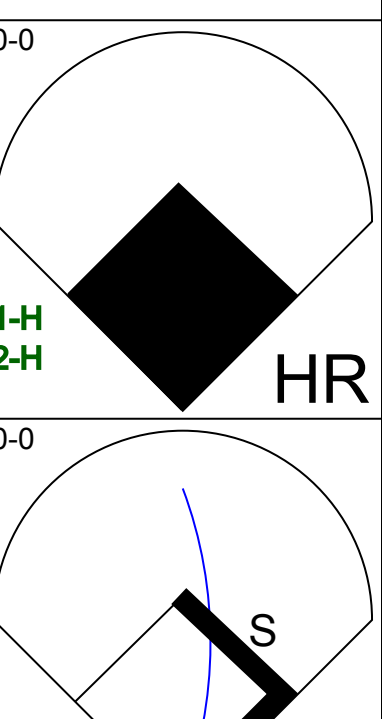
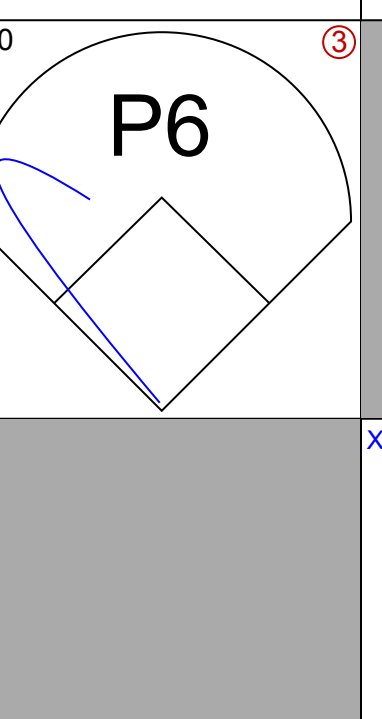
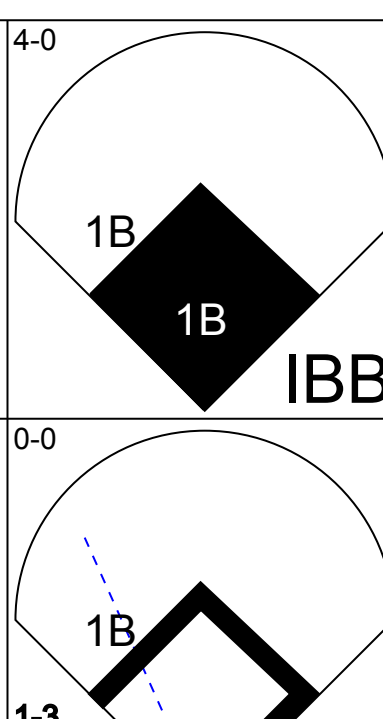
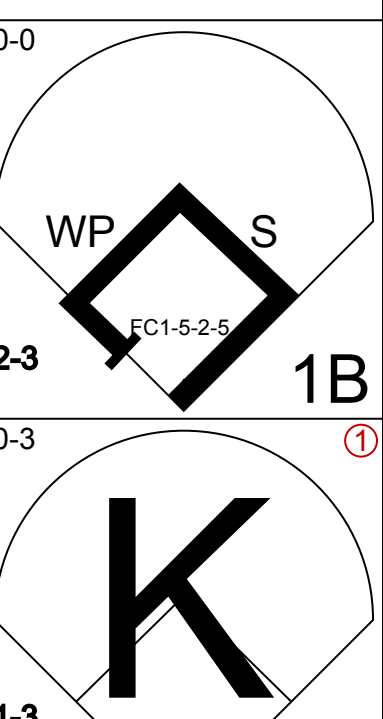

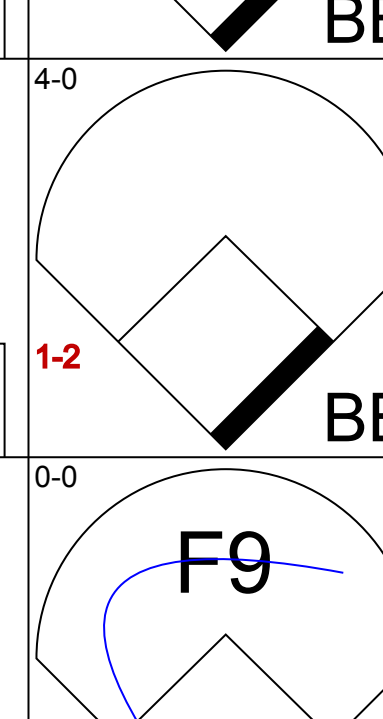
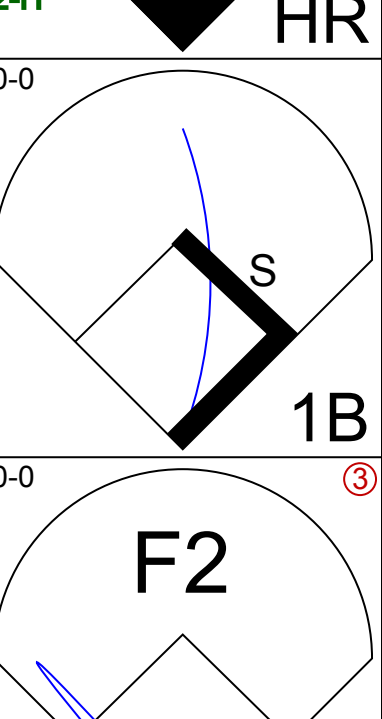
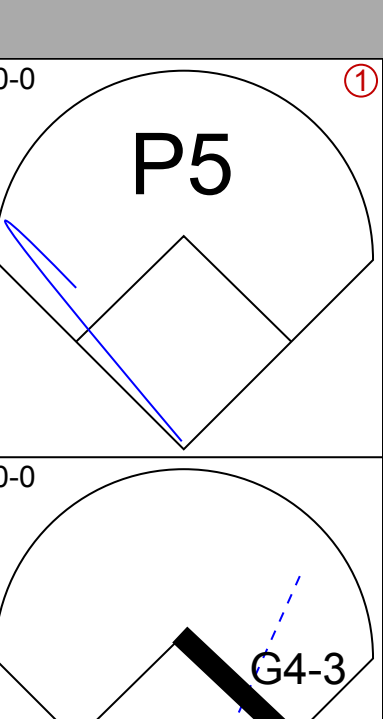
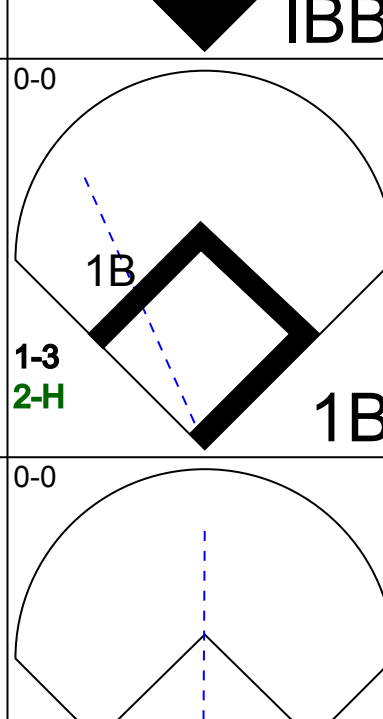
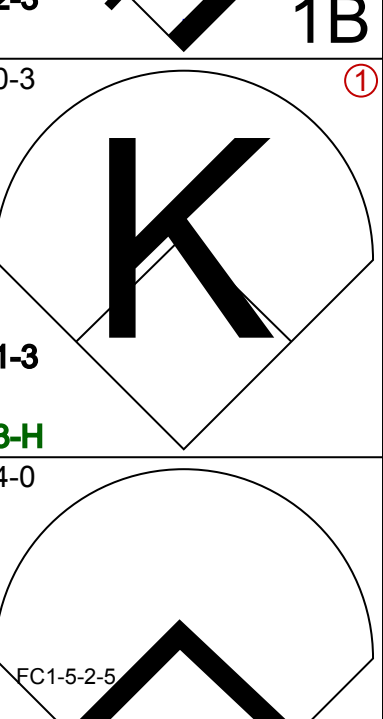
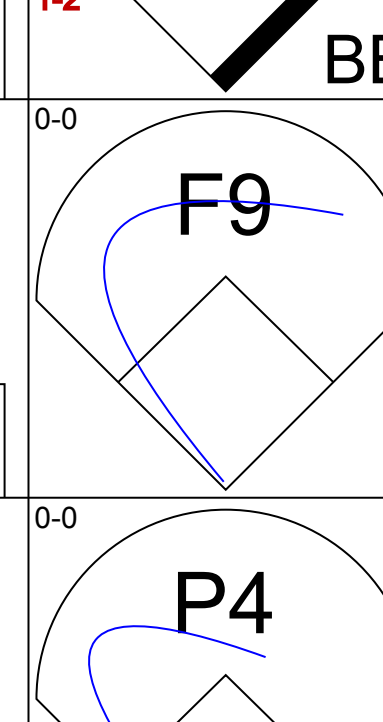
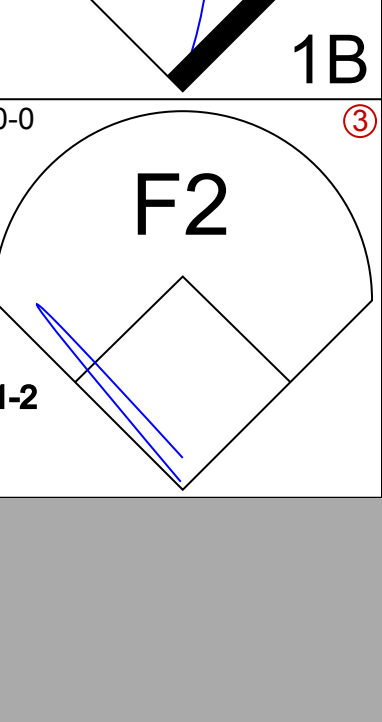
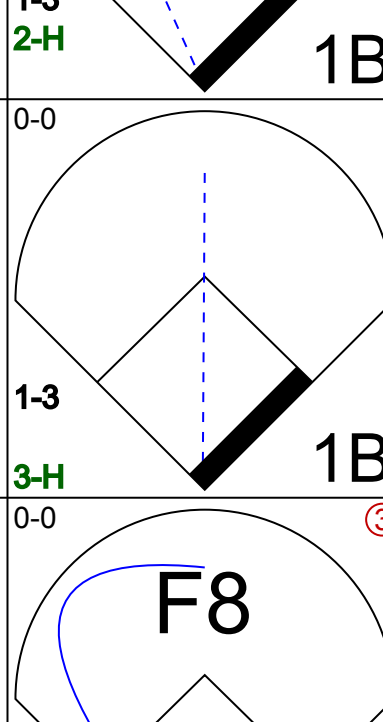
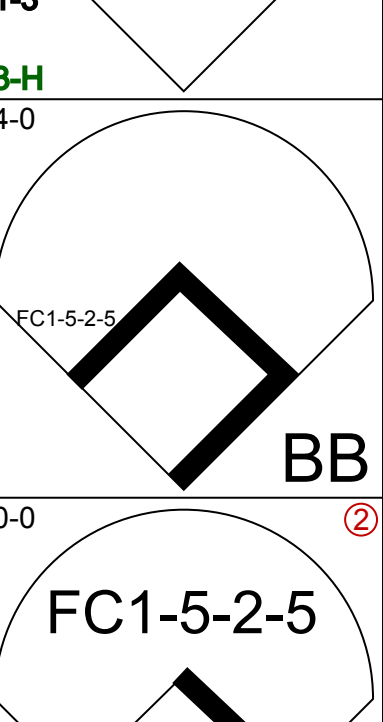
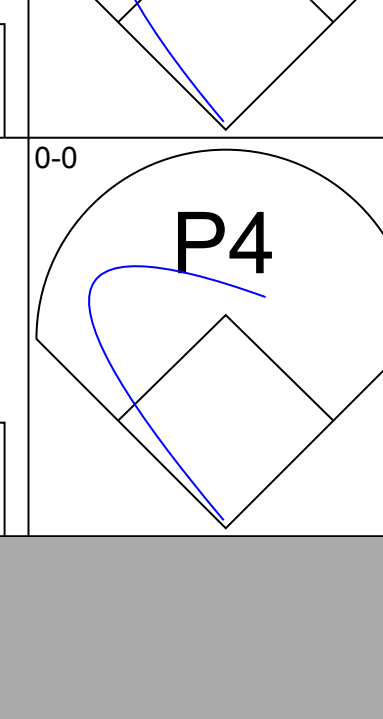
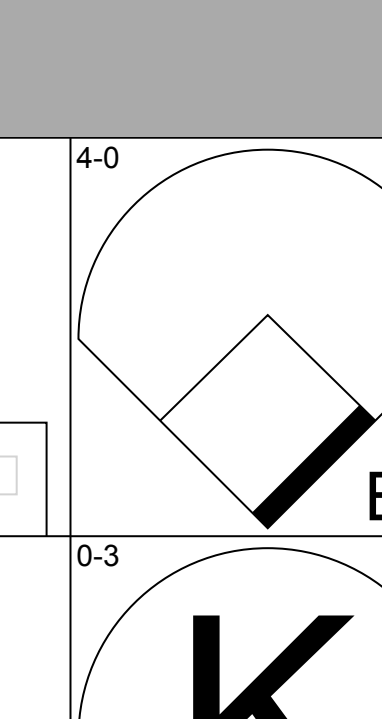
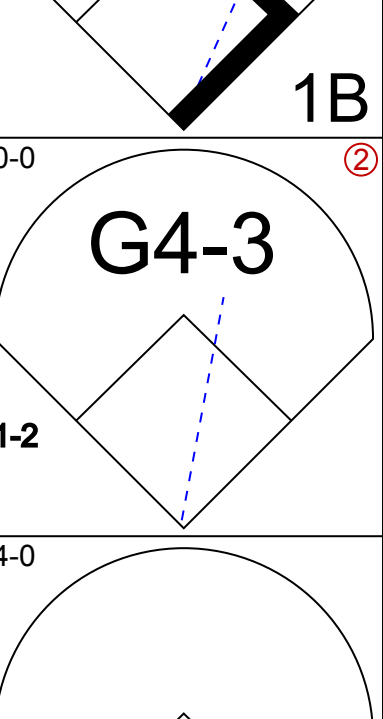
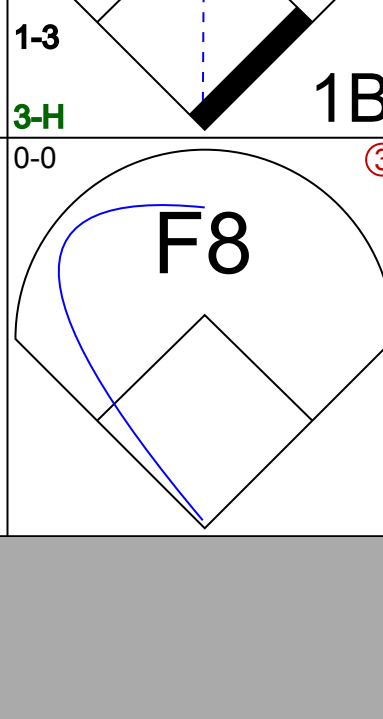
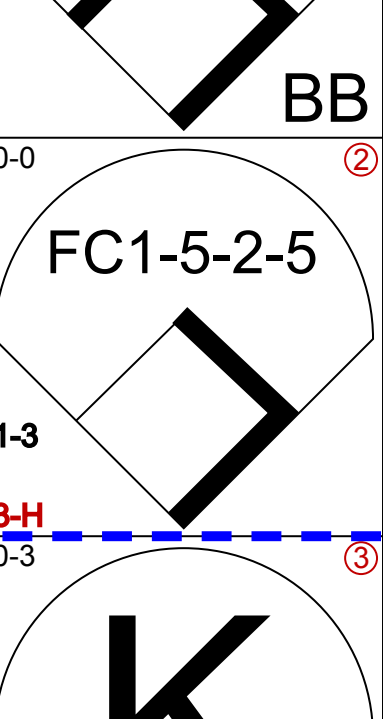
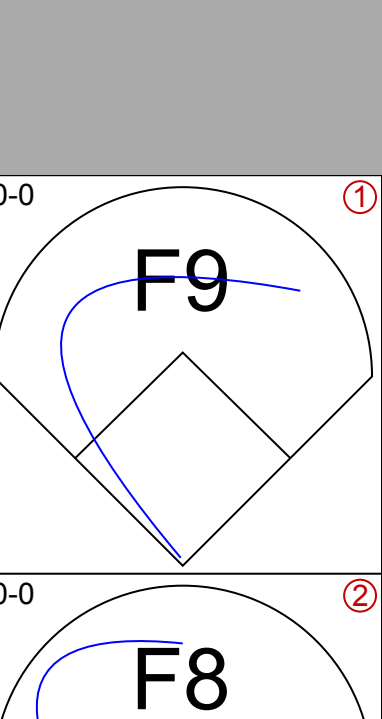
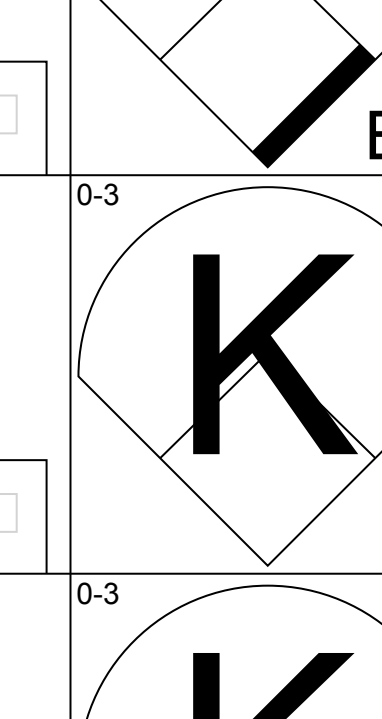
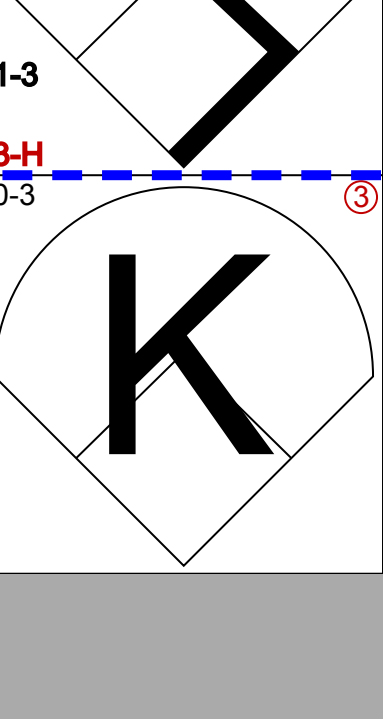
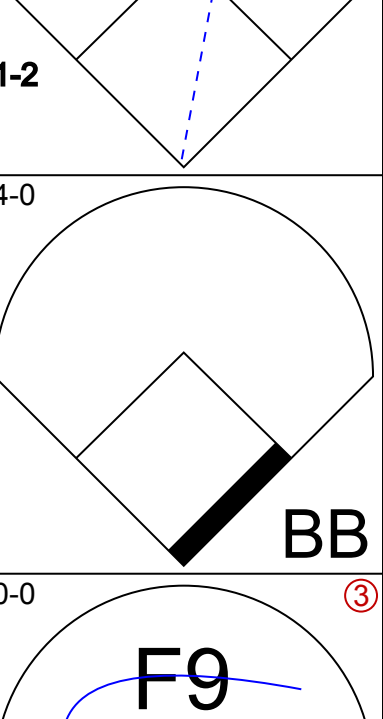
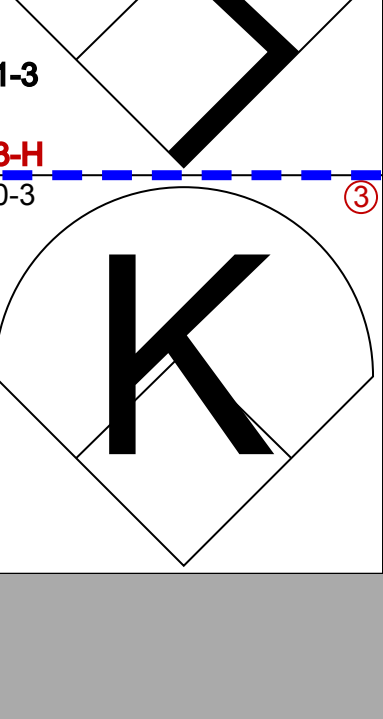
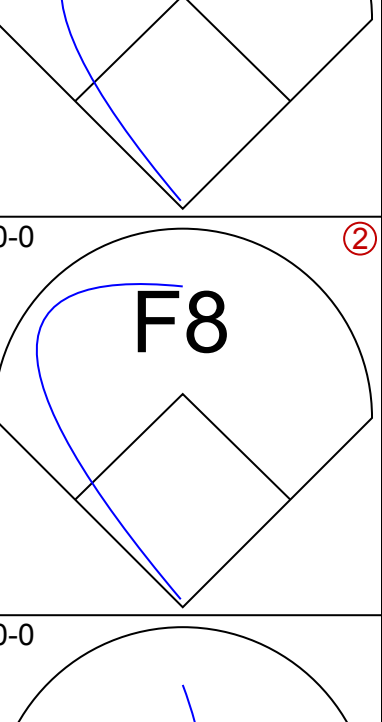
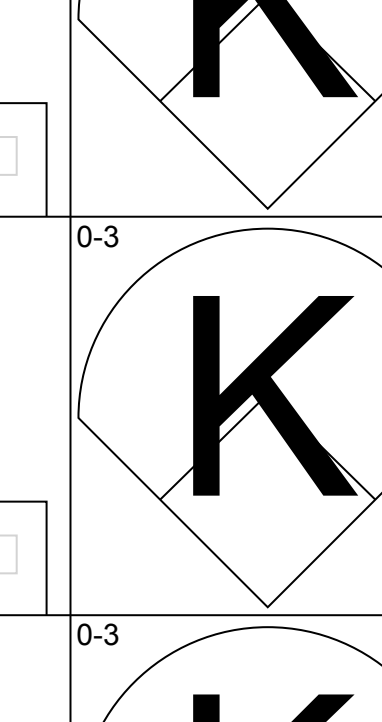
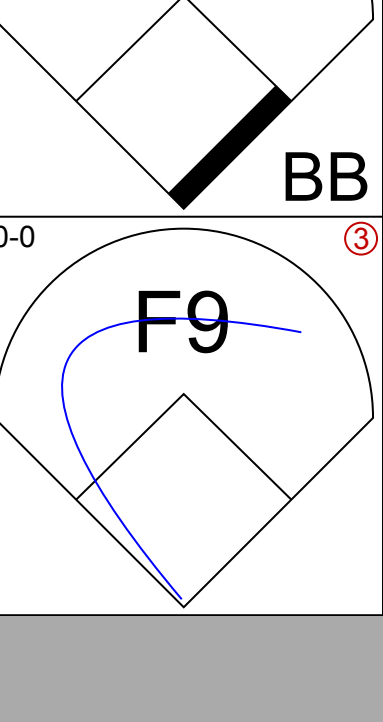
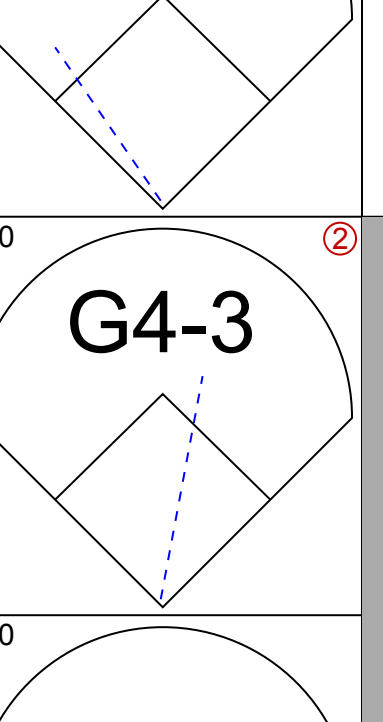
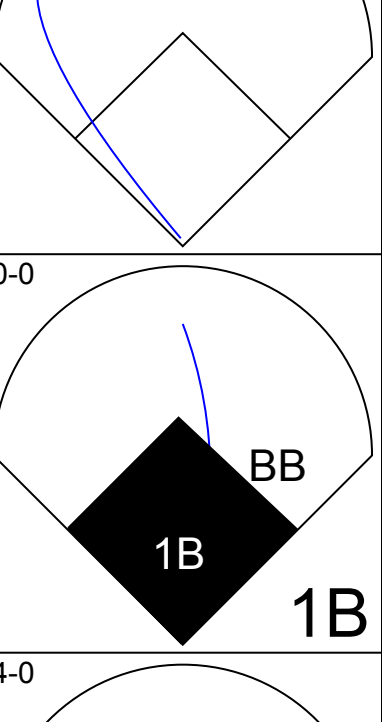
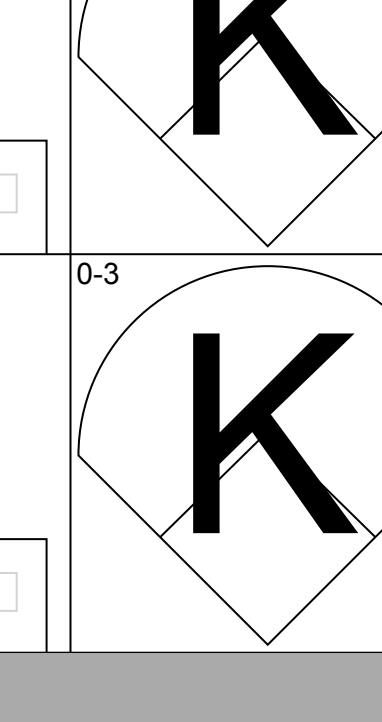
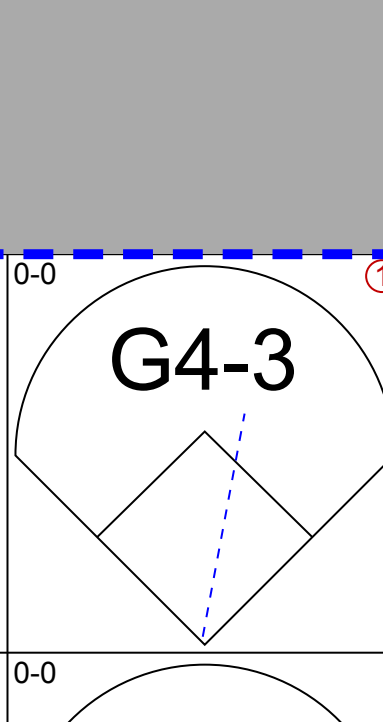

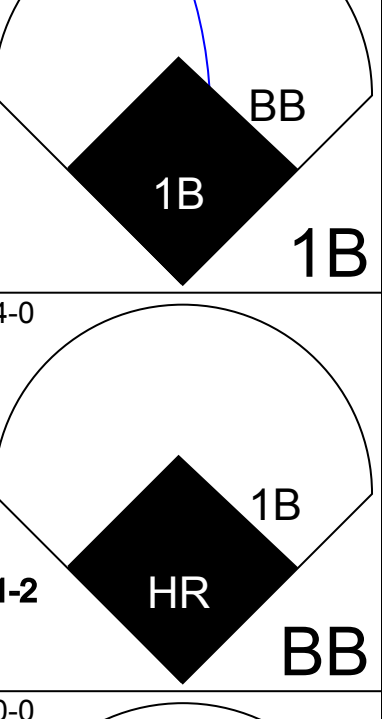
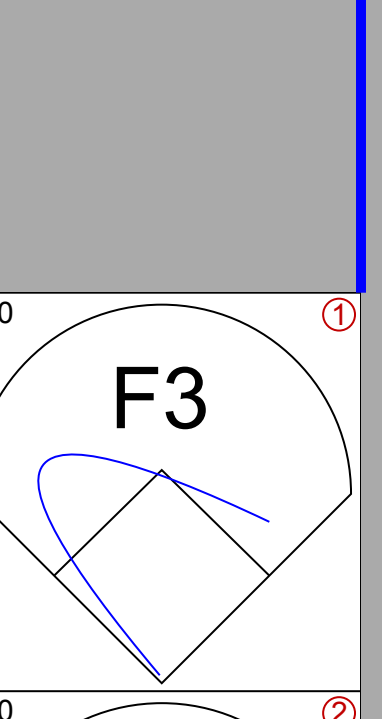
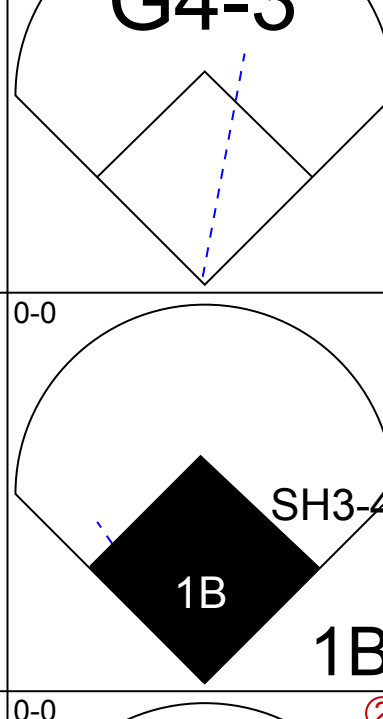

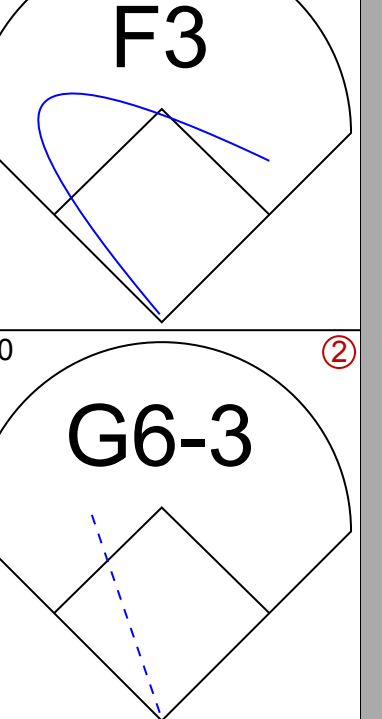
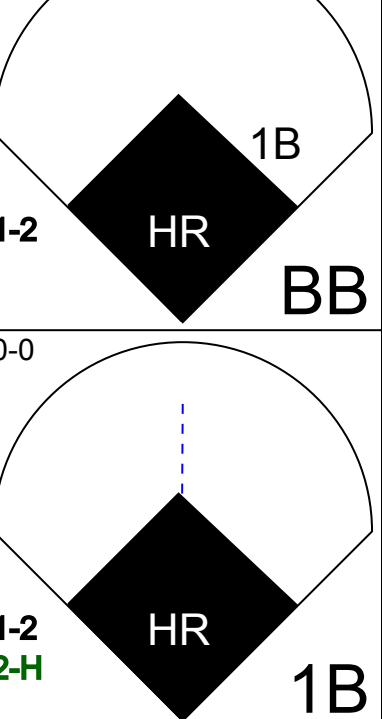
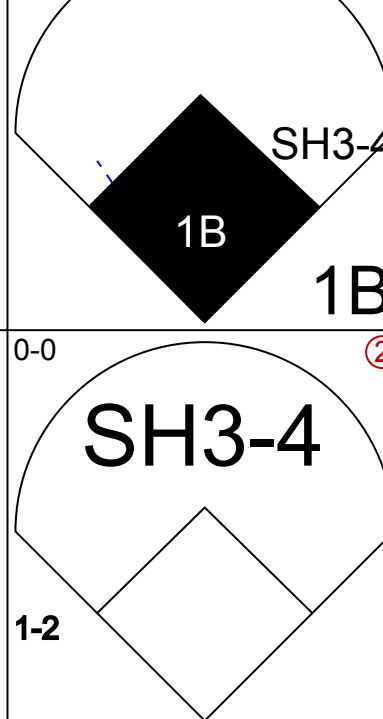
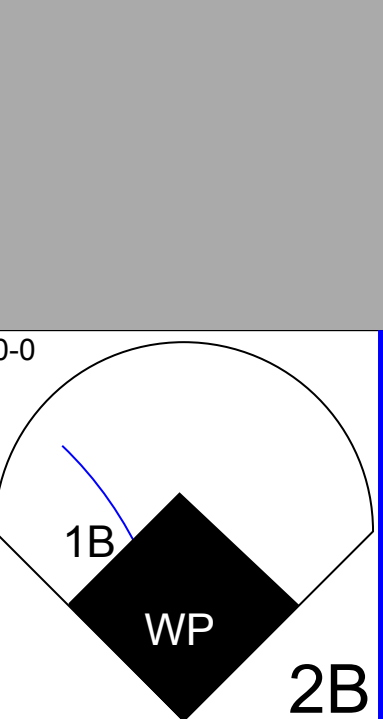
Batter	1	2	3	4	5	6	7	8	9	AB	R	H	RBI	BB	SO	LOB	TOP			
Dick Schofield, S OBP: 0.343, SLG: 0.357										3	0	0	0	1	2	0	Boston Red Sox @ Chicago White Sox Milwaukee County Stadium, Milwaukee, WI Wed Aug 13 1969, 8:05 PM EDT Att: 24,708 - Unknown			
Mike Andrews, R OBP: 0.392, SLG: 0.460										4	1	1	1	0	1	1				
Carl Yastrzemski, L OBP: 0.354, SLG: 0.501										3	0	0	0	1	0	1				
Reggie Smith, S OBP: 0.386, SLG: 0.584										3	1	0	0	1	0	1				
George Scott, R OBP: 0.326, SLG: 0.372										4	1	2	0	0	0	1				
Tony Conigliaro, R OBP: 0.319, SLG: 0.434										4	0	2	0	0	0	1				
Dalton Jones, L OBP: 0.314, SLG: 0.331										3	0	1	1	1	0	2				
Russ Gibson, R OBP: 0.295, SLG: 0.321										4	0	1	1	0	0	3				
Ray Culp, R OBP: 0.208, SLG: 0.260										2	0	0	0	0	0	2				
Joe Lahoud, L OBP: 0.335, SLG: 0.355										1	0	0	0	0	0	0				
Vicente Romo, R OBP: 0.071, SLG: 0.071										0	0	0	0	0	0	0				
Tom Satriano, L OBP: 0.335, SLG: 0.254										1	0	0	0	0	0	1				
Inning Stats	R: 0 E: 0 K: 1 S: 5	H: 0 LOB: 0 BB: 0 P: 5	R: 1 E: 0 K: 0 S: 4	H: 1 LOB: 2 BB: 2 P: 12	R: 0 E: 0 K: 1 S: 5	H: 0 LOB: 1 BB: 1 P: 9	R: 0 E: 0 K: 0 S: 4	H: 2 LOB: 1 BB: 0 P: 4	R: 0 E: 0 K: 1 S: 5	H: 0 LOB: 0 BB: 0 P: 3	R: 0 E: 0 K: 0 S: 3	H: 0 LOB: 0 BB: 0 P: 3	R: 1 E: 0 K: 0 S: 4	H: 1 LOB: 0 BB: 0 P: 4	R: 1 E: 0 K: 0 S: 5	H: 3 LOB: 1 BB: 0 P: 5	1B: 6 2B: 1 3B: 0 HR: 1	SF: 0 SAC: 0 DP: 2 HBP: 0	WP: 0 PB: 0 SB: 0 CS: 0	PA: 36
PITCHER	IP WLS BF H R ER SO BB IBB HBP BLK WP HR S P ERA WHIP																			
Joe Horlen, R ERA: 4.26	(1, 1) 8.0 W 33 6 3 3 3 4 0 0 0 0 0 1 35 51 3.38 1.250																			
Danny Murphy, R ERA:	(9, 1) 1.0 S 3 1 0 0 0 0 0 0 0 0 0 0 0 3 3 0.00 1.000																			



Batter	1	2	3	4	5	6	7	8	9	AB	R	H	RBI	BB	SO	LOB	BOTTOM			
Walt Williams, R OBP: 0.329, SLG: 0.372										4	2	1	0	0	0	0	Boston Red Sox @ Chicago White Sox Milwaukee County Stadium, Milwaukee, WI Wed Aug 13 1969, 8:05 PM EDT Att: 24,708 - Unknown			
Luis Aparicio, R OBP: 0.350, SLG: 0.363										3	1	1	0	1	0	1				
Gail Hopkins, L OBP: 0.364, SLG: 0.396										4	1	2	1	0	1	1				
Bill Melton, R OBP: 0.320, SLG: 0.441										3	1	1	0	0	0	4				
Ed Herrmann, L OBP: 0.318, SLG: 0.337										4	0	2	2	0	0	3				
Bob Christian, R OBP: 0.200, SLG: 0.220										3	0	1	2	0	0	5				
Ken Berry, R OBP: 0.283, SLG: 0.332										4	0	0	0	0	3	4				
Rich Morales, R OBP: 0.200, SLG: 0.175										4	0	0	0	0	1	1				
Joe Horlen, R OBP: 0.196, SLG: 0.214										4	0	0	0	0	2	0				
Danny Murphy, L ERA:	(9, 1)																			
Inning Stats	R: 0 E: 0 K: 0 S: 3	H: 0 LOB: 0 BB: 0 P: 3	R: 1 E: 0 K: 1 S: 7	H: 2 LOB: 1 BB: 0 P: 7	R: 3 E: 0 K: 1 S: 9	H: 5 LOB: 1 BB: 0 P: 9	R: 0 E: 0 K: 2 S: 7	H: 0 LOB: 0 BB: 0 P: 7	R: 1 E: 2 K: 1 S: 8	H: 1 LOB: 3 BB: 0 P: 9	R: 0 E: 0 K: 0 S: 3	H: 0 LOB: 0 BB: 0 P: 3	R: 0 E: 1 K: 1 S: 6	H: 0 LOB: 2 BB: 1 P: 10	R: 0 E: 0 K: 1 S: 5	H: 0 LOB: 0 BB: 0 P: 5	1B: 8 2B: 0 3B: 0 HR: 0	SF: 1 SAC: 0 DP: 0 HBP: 1	WP: 0 PB: 0 SB: 0 CS: 0	PA: 37
PITCHER	IP WLS BF H R ER SO BB IBB HBP BLK WP HR S P ERA WHIP																			
Ray Culp, R ERA: 3.64	(1, 1) 6.0 L 28 8 5 4 5 0 0 0 0 0 0 0 11 15 6.00 1.333																			
Vicente Romo, R ERA: 3.7	(7, 1) 2.0 8 0 0 0 2 1 0 0 0 0 0 0 11 15 0.00 0.500																			



Batter	1	2	3	4	5	6	7	8	9	AB	R	H	RBI	BB	SO	LOB	TOP					
Syd O'Brien, R OBP: 0.304, SLG: 0.400 (1, 5)										4	1	1	1	1	1	1	Boston Red Sox @ Kansas City Royals Municipal Stadium, Kansas City, MO Sat Aug 16 1969, 8:05 PM EDT Att: 15,278 - Unknown AB 32 R 7 H 7 RBI 7 BB 7 SO 7 LOB 15 					
Mike Andrews, R OBP: 0.386, SLG: 0.449 (1, 4)										4	0	0	0	0	1	2						
Carl Yastrzemski, L OBP: 0.354, SLG: 0.509 (1, 7)										5	1	1	1	0	1	3						
Rico Petrocelli, R OBP: 0.430, SLG: 0.620 (1, 6)										3	1	2	2	2	0	0						
George Scott, R OBP: 0.325, SLG: 0.377 (1, 3)										4	0	0	0	1	2	4						
Tony Conigliaro, R OBP: 0.321, SLG: 0.431 (1, 9)										3	1	1	1	1	0	0						
Joe Lahoud, L OBP: 0.335, SLG: 0.371 (1, 8)										4	1	2	2	0	1	3						
Tom Satriano, L OBP: 0.329, SLG: 0.249 (1, 2)										4	0	0	0	0	1	2						
Jim Lonborg, R OBP: 0.272, SLG: 0.185 (6, PH)										0	0	0	0	1	0	0						
Dick Schofield, S OBP: 0.347, SLG: 0.357 (6, PH)										0	1	0	0	1	0	0						
Lee Stange, R OBP: 0.246, SLG: 0.087 (7, PH)										0	0	0	0	0	0	0						
Dalton Jones, L OBP: 0.162, SLG: 0.332 (7, PH)										0	0	0	0	0	0	0						
Sparky Lyle, L OBP: 0.192, SLG: 0.100 (7, 1)										0	0	0	0	0	0	0						
Sonny Siebert, R OBP: 0.061, SLG: 0.263 (8, 1)										0	0	0	0	0	0	0						
Jerry Moses, R OBP: 0.303, SLG: 0.429 (9, PH)										0	1	0	0	0	0	0						
Inning Stats	R: 0 E: 0 K: 2 S: 7	H: 0 LOB: 0 BB: 0 P: 7	R: 0 E: 0 K: 1 S: 5	H: 0 LOB: 0 BB: 0 P: 5	R: 0 E: 0 K: 0 S: 3	H: 1 LOB: 1 BB: 1 P: 7	R: 0 E: 0 K: 0 S: 3	H: 0 LOB: 1 BB: 1 P: 7	R: 0 E: 0 K: 1 S: 5	H: 0 LOB: 0 BB: 0 P: 5	R: 2 E: 0 K: 0 S: 4	H: 1 LOB: 3 BB: 4 P: 20	R: 0 E: 0 K: 0 S: 3	H: 0 LOB: 0 BB: 0 P: 3	R: 4 E: 0 K: 3 S: 13	H: 4 LOB: 0 BB: 0 P: 13	R: 1 E: 0 K: 0 S: 4	H: 1 LOB: 2 BB: 1 P: 9	1B: 3 2B: 2 3B: 0 HR: 2	SF: 0 SAC: 1 DP: 2 HBP: 1	WP: 0 PB: 1 SB: 0 CS: 0	PA: 41
PITCHER	IP WLS BF H R ER SO BB IBB HBP BLK WP HR S P ERA WHIP																					
Jim Rooker, L ERA: 4.04 (1, 1)	5.2 W 23 2 2 2 4 5 0 0 0 0 0 0 26 46 3.18 1.235																					
Moe Drabowsky, R ERA: 2.69 (6, 1)	2.1 14 5 5 5 3 1 0 1 0 0 0 2 18 23 19.29 2.571																					
Galen Cisco, R ERA: 3.86 (9, 1)	1.0 S 4 0 0 0 0 1 0 0 0 0 0 0 3 7 0.00 1.000																					

Batter	1	2	3	4	5	6	7	8	9	AB	R	H	RBI	BB	SO	LOB	BOTTOM			
Pat Kelly, L OBP: 0.372, SLG: 0.403 (1, 8)										3	2	2	3	2	0	0	Boston Red Sox @ Kansas City Royals Municipal Stadium, Kansas City, MO Sat Aug 16 1969, 8:05 PM EDT Att: 15,278 - Unknown AB 33 R 8 H 11 RBI 7 BB 7 SO 6 LOB 16 			
Joe Foy, R OBP: 0.352, SLG: 0.358 (1, 5)										4	0	2	1	1	1	1				
Mike Fiore, L OBP: 0.414, SLG: 0.431 (1, 3)										4	0	2	1	1	0	2				
Ed Kirkpatrick, L OBP: 0.344, SLG: 0.373 (1, 9)										4	0	0	0	1	0	6				
Lou Piniella, R OBP: 0.326, SLG: 0.444 (1, 7)										2	0	0	0	1	1	1				
Bob Oliver, R OBP: 0.286, SLG: 0.396 (7, 7)										2	0	0	0	0	1	2				
Jerry Adair, R OBP: 0.276, SLG: 0.265 (1, 4)										4	0	0	0	0	1	3				
Elie Rodriguez, R OBP: 0.342, SLG: 0.325 (1, 2)										2	1	1	0	0	1	1				
Buck Martinez, R OBP: 0.278, SLG: 0.402 (5, 2)										2	1	1	1	0	0	0				
Jackie Hernandez, R OBP: 0.286, SLG: 0.306 (1, 6)										3	2	1	0	1	1	0				
Jim Rooker, R OBP: 0.286, SLG: 0.588 (1, 1)										2	1	1	1	0	0	0				
Moe Drabowsky, R OBP: 0.200, SLG: 0.300 (6, 1)										1	1	1	0	0	0	0				
Galen Cisco, R (9, 1)										0	0	0	0	0	0	0				
Inning Stats	R: 0 E: 0 K: 0 S: 2	H: 0 LOB: 1 BB: 2 P: 10	R: 4 E: 0 K: 0 S: 7	H: 4 LOB: 1 BB: 1 P: 11	R: 0 E: 0 K: 3 S: 9	H: 0 LOB: 1 BB: 1 P: 13	R: 0 E: 0 K: 0 S: 3	H: 0 LOB: 0 BB: 0 P: 3	R: 0 E: 0 K: 0 S: 4	H: 1 LOB: 2 BB: 1 P: 8	R: 2 E: 0 K: 0 S: 6	H: 3 LOB: 2 BB: 1 P: 10	R: 1 E: 0 K: 1 S: 6	H: 1 LOB: 0 BB: 0 P: 6	R: 1 E: 0 K: 2 S: 9	H: 2 LOB: 2 BB: 1 P: 13	1B: 8 2B: 1 3B: 0 HR: 2	SF: 0 SAC: 1 DP: 0 HBP: 0	WP: 1 PB: 0 SB: 2 CS: 1	PA: 41
PITCHER	IP WLS BF H R ER SO BB IBB HBP BLK WP HR S P ERA WHIP																			
Jim Lonborg, R ERA: 3.82 (1, 1)	5.0 L 24 5 4 4 3 5 0 0 0 0 0 0 6 10 7.20 2.000																			
Lee Stange, R ERA: 3.57 (6, 1)	1.0 7 3 2 2 0 0 1 0 0 0 0 0 6 10 18.00 3.000																			
Sparky Lyle, L ERA: 2.63 (7, 1)	1.2 9 3 2 2 2 1 0 0 0 1 1 12 16 10.80 2.400																			
Sonny Siebert, R ERA: 4.1 (8, 1)	0.1 1 0 0 0 1 0 0 0 0 0 0 0 3 3 0.00 0.000																			

Batter	1	2	3	4	5	6	7	8	9	AB	R	H	RBI	BB	SO	LOB	TOP										
Mike Andrews, R OBP: 0.385, SLG: 0.448 (1, 4)	F2		G4-3			G3 1B		SH3		3	1	1	0	0	0	1											
Dalton Jones, L OBP: 0.310, SLG: 0.328 (1, 3)	L3-1			F8		F3		F9		4	0	0	0	0	0	2											
Carl Yastrzemski, L OBP: 0.351, SLG: 0.504 (1, 7)	L3-1			L8		G3		G3-1		4	0	0	0	0	0	2											
Reggie Smith, S OBP: 0.382, SLG: 0.576 (1, 8)		G4-3		G3					K	4	0	1	1	0	1	0											
Rico Petrocelli, R OBP: 0.429, SLG: 0.615 (1, 6)		G5-3			F7	F7			CS BB	3	0	0	0	1	0	1											
Tony Conigliaro, R OBP: 0.321, SLG: 0.427 (1, 9)		B2			K			G5-3	BB BB BB BB	3	0	0	0	1	1	0											
George Scott, R OBP: 0.329, SLG: 0.380 (1, 5)			E6 SH3 WP		1B	1B		CS 1B	BB 1-2	4	0	3	0	0	0	0											
Russ Gibson, R OBP: 0.297, SLG: 0.327 (1, 2)			SH3		1B			G3	BB BB BB	3	0	1	0	0	1	3											
Vicente Romo, R OBP: 0.118, SLG: 0.118 (1, 1)			K							3	0	1	0	0	1	3											
Sparky Lyle, L OBP: 0.162, SLG: 0.100 (8, 1)					P4					0	0	0	0	0	0	0											
Sonny Siebert, R OBP: 0.240, SLG: 0.261 (9, 1)								SH3 1B		0	0	0	0	0	0	0											
Inning Stats	R: 0 E: 0 K: 0 S: 3	H: 0 LOB: 0 BB: 0 P: 3	R: 0 E: 0 K: 0 S: 3	H: 0 LOB: 0 BB: 0 P: 3	R: 0 E: 1 K: 1 S: 6	H: 0 LOB: 1 BB: 0 P: 6	R: 0 E: 0 K: 0 S: 3	H: 0 LOB: 0 BB: 0 P: 3	R: 0 E: 0 K: 1 S: 7	H: 2 LOB: 2 BB: 0 P: 7	R: 1 E: 0 K: 0 S: 5	H: 2 LOB: 1 BB: 0 P: 5	R: 0 E: 0 K: 0 S: 3	H: 1 LOB: 0 BB: 0 P: 3	R: 0 E: 0 K: 0 S: 4	H: 1 LOB: 1 BB: 0 P: 4	R: 0 E: 0 K: 2 S: 7	H: 1 LOB: 2 BB: 2 P: 15	1B: 7 2B: 0 3B: 0 HR: 0	SF: 0 SAC: 2 DP: 0 HBP: 0	WP: 1 PB: 0 CS: 2	PA: 35					
PITCHER	IP	WLS	BF	H	R	ER	SO	BB	IBB	HBP	BLK	WP	HR	S	P	ERA	WHIP										
Roger Nelson, R ERA: 2.95 (1, 1)	8.0	L	30	6	1	1	2	0	0	0	0	1	0	34	34	1.12	0.750										
Dick Drago, R ERA: 4.35 (9, 1)	1.0	S	5	1	0	0	2	2	0	0	0	0	0	7	15	0.00	3.000										

Boston Red Sox @ Kansas City Royals
Municipal Stadium, Kansas City, MO
Sun Aug 17 1969, 4:33 AM EDT
Att: 14,455 - Unknown - 84 F

AB 31
R 1
H 7
RBI 1
BB 2
SO 4
LOB 12



Batter	1	2	3	4	5	6	7	8	9	AB	R	H	RBI	BB	SO	LOB	BOTTOM										
Pat Kelly, L OBP: 0.369, SLG: 0.399 (1, 9)	B1-3		K			K		F2		3	0	0	0	0	2	1											
Hawk Taylor, R OBP: 0.329, SLG: 0.449 (8, PH)										1	0	0	0	0	0	2											
Dick Drago, R (9, 1)										0	0	0	0	0	0	0											
Paul Schaaf, R OBP: 0.343, SLG: 0.293 (1, 5)	F3			G5-3		F7				4	0	0	0	0	0	0											
Mike Fiore, L OBP: 0.409, SLG: 0.424 (1, 3)	G4-3				F8					4	0	0	0	0	0	0											
Ed Kirkpatrick, L OBP: 0.342, SLG: 0.367 (1, 7)		F3				F9				3	0	0	0	1	0	0											
Buck Martinez, R OBP: 0.277, SLG: 0.397 (1, 2)		G5-3			P4					4	0	1	0	0	1	1											
Joe Keough, L OBP: 0.256, SLG: 0.208 (9, PR)								BB		0	0	0	0	0	0	0											
Joe Foy, R OBP: 0.351, SLG: 0.355 (1, 8)		F7			K					3	0	0	0	1	1	0											
Jerry Adair, R OBP: 0.275, SLG: 0.261 (1, 4)			P4		P3			P6		4	0	0	0	0	0	3											
Jackie Hernandez, R OBP: 0.288, SLG: 0.311 (1, 6)						G5-3				3	0	2	0	0	0	0											
Roger Nelson, R OBP: 0.145, SLG: 0.115 (1, 1)										2	0	0	0	0	1	1											
Lou Piniella, R OBP: 0.328, SLG: 0.446 (8, PH)										1	0	1	0	0	0	0											
Bob Oliver, R OBP: 0.286, SLG: 0.396 (9, PR)										0	0	0	0	0	0	0											
Inning Stats	R: 0 E: 0 K: 0 S: 3	H: 0 LOB: 0 BB: 0 P: 3	R: 0 E: 0 K: 0 S: 3	H: 0 LOB: 0 BB: 0 P: 3	R: 0 E: 0 K: 1 S: 6	H: 1 LOB: 1 BB: 0 P: 6	R: 0 E: 0 K: 0 S: 3	H: 0 LOB: 1 BB: 1 P: 7	R: 0 E: 0 K: 2 S: 7	H: 0 LOB: 0 BB: 0 P: 7	R: 0 E: 0 K: 1 S: 5	H: 0 LOB: 0 BB: 0 P: 5	R: 0 E: 0 K: 0 S: 3	H: 0 LOB: 0 BB: 0 P: 3	R: 0 E: 0 K: 0 S: 4	H: 2 LOB: 2 BB: 0 P: 5	R: 0 E: 0 K: 0 S: 5	H: 1 LOB: 3 BB: 1 P: 9	1B: 3 2B: 1 3B: 0 HR: 0	SF: 0 SAC: 0 DP: 0 HBP: 0	WP: 0 PB: 0 CS: 0	PA: 34					
PITCHER	IP	WLS	BF	H	R	ER	SO	BB	IBB	HBP	BLK	WP	HR	S	P	ERA	WHIP										
Vicente Romo, R ERA: 3.36 (1, 1)	7.2	W	27	3	0	0	5	1	0	0	0	0	0	36	40	0.00	0.522										
Sparky Lyle, L ERA: 2.59 (8, 1)	1.0	S	5	1	0	0	0	0	0	0	0	0	0	5	5	0.00	1.000										
Sonny Siebert, R ERA: 4.09 (9, 1)	0.1	S	2	0	0	0	0	1	0	0	0	0	0	1	5	0.00	3.000										

Boston Red Sox @ Kansas City Royals
Municipal Stadium, Kansas City, MO
Sun Aug 17 1969, 4:33 AM EDT
Att: 14,455 - Unknown - 84 F

AB 32
R 0
H 4
RBI 0
BB 2
SO 5
LOB 8



Batter	1	2	3	4	5	6	7	8	9	10	AB	R	H	RBI	BB	SO	LOB	TOP			
Cesar Tovar, R OBP: 0.318, SLG: 0.379 (1, 4)	5-3					F7			F8		4	1	1	0	1	0	2				
Ted Uhlhaender, L OBP: 0.327, SLG: 0.348 (1, 8)	4-3								6-3		5	1	1	0	0	0	3				
Tony Oliva, L OBP: 0.376, SLG: 0.497 (1, 9)	K					HR			F4		5	1	2	1	0	1	0				
Harmon Killebrew, R OBP: 0.418, SLG: 0.564 (1, 5)		F7				HR			6-3		5	1	1	3	0	1	1				
Rich Reese, L OBP: 0.371, SLG: 0.562 (1, 3)	4-3					F3			K		5	0	2	0	0	1	0				
Graig Nettles, L OBP: 0.308, SLG: 0.380 (1, 7)																					
Bob Allison, R OBP: 0.325, SLG: 0.357 (8, PH) (8, 7)	1-3								5-3		3	1	1	1	0	0	1				
Leo Cardenas, R OBP: 0.350, SLG: 0.392 (1, 6)						HR			K		3	0	0	0	1	2	0				
George Mittenwald, R OBP: 0.320, SLG: 0.384 (1, 2)		1-3									4	1	2	0	0	0	1				
Dave Boswell, R OBP: 0.179, SLG: 0.262 (8, 1)											3	0	1	1	0	0	1				
Bill Zepp, R (8, 1)											0	0	0	0	0	0	0				
Rick Renick, R OBP: 0.300, SLG: 0.316 (9, PH)											0	0	0	0	0	0	0				
Dick Woodson, R OBP: 0.143, SLG: 0.077 (9, 1)											0	0	0	0	0	0	0				
Ron Perranoski, L OBP: 0.136, SLG: 0.095 (9, 1)											0	0	0	0	0	0	0				
Inning Stats	R: 0 E: 0 K: 1 S: 5	H: 0 LOB: 0 BB: 0 P: 5	R: 0 E: 0 K: 0 S: 3	H: 0 LOB: 0 BB: 0 P: 3	R: 0 E: 0 K: 1 S: 5	H: 0 LOB: 0 BB: 1 P: 5	R: 6 E: 0 K: 0 S: 10	H: 7 LOB: 2 BB: 1 P: 14	R: 0 E: 0 K: 0 S: 4	H: 2 LOB: 1 BB: 0 P: 4	R: 0 E: 0 K: 0 S: 3	H: 0 LOB: 0 BB: 1 P: 7	R: 0 E: 0 K: 2 S: 7	H: 0 LOB: 0 BB: 0 P: 7	R: 0 E: 1 K: 0 S: 4	H: 1 LOB: 1 BB: 0 P: 4	R: 0 E: 0 K: 1 S: 6	H: 1 LOB: 1 BB: 0 P: 6	1B: 7 2B: 2 3B: 0 HR: 2	SF: 0 SAC: 1 DP: 1 HBP: 0	WP: 0 PA: 42 PB: 0 SB: 0 CS: 0
PITCHER	IP WLS BF H R ER SO	IP WLS BF H R ER SO	IP WLS BF H R ER SO	IP WLS BF H R ER SO	IP WLS BF H R ER SO	IP WLS BF H R ER SO	IP WLS BF H R ER SO	IP WLS BF H R ER SO	IP WLS BF H R ER SO	IP WLS BF H R ER SO	IP WLS BF H R ER SO	IP WLS BF H R ER SO	IP WLS BF H R ER SO	IP WLS BF H R ER SO	IP WLS BF H R ER SO	IP WLS BF H R ER SO	IP WLS BF H R ER SO	ERA WHIP	ERA WHIP		
Ray Culp, R ERA: 3.83 (1, 1)	3.2	18	7	6	6	2	0	0	0	0	0	0	0	0	0	0	0	14.73	1.909		
Lee Stange, R ERA: 3.45 (4, 1)	3.1	13	2	0	0	0	2	0	0	0	0	0	0	0	0	0	0	0.00	1.200		
Bill Lee, L ERA: 5.0 (8, 1)	1.0	4	1	0	0	2	0	0	0	0	0	0	0	0	0	0	0	0.00	1.000		
Sonny Siebert, R ERA: 4.07 (9, 1)	0.2	2	0	0	0	0	0	0	0	0	0	0	0	0	0	0	0	0.00	0.000		
Sparky Lyle, L ERA: 2.55 (9, 1)	1.1	W	5	1	0	0	1	0	0	0	0	0	0	0	0	0	0	0.00	0.750		
Batter	1	2	3	4	5	6	7	8	9	10	AB	R	H	RBI	BB	SO	LOB	BOTTOM			
Mike Andrews, R OBP: 0.391, SLG: 0.450 (1, 4)	3B	K									3	1	2	0	2	1	0				
Dalton Jones, L OBP: 0.310, SLG: 0.333 (1, 3)		K									4	1	1	1	0	2	2				
Syd O'Brien, R OBP: 0.309, SLG: 0.400 (9, PH) (10, 5)	1B	K									0	0	0	0	1	0	0				
Carl Yastrzemski, L OBP: 0.352, SLG: 0.505 (1, 7)	F7										5	1	2	0	0	0	3				
Reggie Smith, S OBP: 0.362, SLG: 0.572 (1, 8)	1-3										3	2	0	0	2	1	2				
Rico Petrocelli, R OBP: 0.429, SLG: 0.612 (1, 6)	1B										2	1	0	0	2	1	2				
Tony Conigliaro, R OBP: 0.324, SLG: 0.436 (1, 9)											4	1	2	4	1	1	1				
George Scott, R OBP: 0.328, SLG: 0.380 (1, 5) (10, 3)	E5										5	0	1	1	0	0	1				
Russ Gibson, R OBP: 0.283, SLG: 0.321 (1, 2)	F6										4	0	0	0	0	0	2				
Ray Culp, R ERA: 3.41 (1, 1)	7.0	29	5	3	3	6	3	0	0	0	0	0	0	0	0	0	0	2.57	1.143		
Bill Zepp, R ERA: 11.57 (8, 1)	1.0	6	2	3	3	1	0	0	0	0	0	1	7	11	27.00	3.000					
Dick Schofield, S OBP: 0.146, SLG: 0.186 (7, PH)	0.1	3	0	0	0	0	2	0	0	0	0	0	1	9	0.00	6.000					
Bill Lee, L ERA: 5.0 (8, 1)																					
Sonny Siebert, R ERA: 4.07 (9, 1)																					
Sparky Lyle, L ERA: 2.55 (9, 1)																					
Inning Stats	R: 3 E: 1 K: 0 S: 6	H: 2 LOB: 2 BB: 2 P: 14	R: 0 E: 0 K: 3 S: 9	H: 0 LOB: 0 BB: 0 P: 9	R: 0 E: 0 K: 1 S: 5	H: 0 LOB: 1 BB: 1 P: 9	R: 0 E: 0 K: 0 S: 3	H: 0 LOB: 0 BB: 0 P: 3	R: 0 E: 0 K: 2 S: 8	H: 2 LOB: 1 BB: 0 P: 8	R: 0 E: 0 K: 0 S: 3	H: 1 LOB: 1 BB: 0 P: 4	R: 3 E: 0 K: 1 S: 7	H: 2 LOB: 0 BB: 1 P: 11	R: 0 E: 0 K: 0 S: 2	H: 0 LOB: 1 BB: 2 P: 10	R: 1 E: 0 K: 0 S: 2	H: 1 LOB: 2 BB: 2 P: 10	1B: 4 2B: 3 3B: 1 HR: 1	SF: 0 SAC: 1 DP: 1 HBP: 0	WP: 0 PA: 43 PB: 0 SB: 0 CS: 0
PITCHER	IP WLS BF H R ER SO	IP WLS BF H R ER SO	IP WLS BF H R ER SO	IP WLS BF H R ER SO	IP WLS BF H R ER SO	IP WLS BF H R ER SO	IP WLS BF H R ER SO	IP WLS BF H R ER SO	IP WLS BF H R ER SO	IP WLS BF H R ER SO	IP WLS BF H R ER SO	IP WLS BF H R ER SO	IP WLS BF H R ER SO	IP WLS BF H R ER SO	IP WLS BF H R ER SO	IP WLS BF H R ER SO	IP WLS BF H R ER SO	ERA WHIP	ERA WHIP		
Dave Boswell, R ERA: 3.41 (1, 1)	7.0	29	5	3	3	6	3	0	0	0	0	0	0	0	0	0	0	2.57	1.143		
Bill Zepp, R ERA: 11.57 (8, 1)	1.0	6	2	3	3	1	0	0	0	0	0	1	7	11	27.00	3.000					
Dick Woodson, R ERA: 3.94 (9, 1)	0.1	3	0	0	0	0	2	0	0	0	0	0	1	9	0.00	6.000					
Ron Perranoski, L ERA: 2.08 (9, 1)	1.0	L	5	1	1	1	0	1	1	0	0	0	3	11	9.00	2.000					

Minnesota Twins @ Boston Red Sox
Fenway Park, Boston, MA
Mon Aug 18 1969, 7:05 PM EDT
Att: 28,062 - Unknown - 87 F

AB	39
R	6
H	11
RBI	6
BB	2
SO	5
LOB	10



Minnesota Twins @ Boston Red Sox
Fenway Park, Boston, MA
Mon Aug 18 1969, 7:05 PM EDT
Att: 28,062 - Unknown - 87 F

AB	34
R	7
H	8
RBI	6
BB	8
SO	7
LOB	13



Batter	1	2	3	4	5	6	7	8	9	AB	R	H	RBI	BB	SO	LOB	TOP			
Ted Uhlhaender, L OBP: 0.327, SLG: 0.347 (1, 8)	0-3 K		0-0 2B 1B	1-0 E HBP		0-0 L8			0-0 E4 CS	4	2	1	0	0	1	0				
Cesar Tovar, R OBP: 0.319, SLG: 0.381 (9, 7)	0-3 K		0-0 2B 2B	0-0 FC5-2		0-0 4-3			4-0 HR BB	4	2	1	1	1	1	1				
Harmon Killebrew, R OBP: 0.419, SLG: 0.569 (1, 5)	4-0 BB		0-3 K	0-0 BB BB		0-0 F8			0-0 HR	3	1	1	2	2	1	1				
Tony Oliva, L OBP: 0.374, SLG: 0.496 (1, 9)	0-0 F7		0-0 E 2B	0-0 4-3		0-0 4-3			0-0 F8	5	1	1	1	0	0	3				
Rich Reese, L OBP: 0.372, SLG: 0.562 (1, 3)		0-0 1B 2B	0-0 E1 CS	0-0 E3 FC1-5		0-0 WP 1B			0-0 4-3	5	1	2	0	0	0	0				
Charlie Manuel, L OBP: 0.343, SLG: 0.322 (7, PH)	0-3 K		0-3 K	0-0 FC1-5-6		0-3 K				3	0	0	0	0	2	3				
Rick Renick, R OBP: 0.297, SLG: 0.313 (7, 7)			0-3 K	0-3 K		0-3 K				1	0	0	0	0	1	1				
Frank Quijici, R OBP: 0.246, SLG: 0.259 (9, 4)			1-2 K	2-3 K		1-2 K				0	0	0	0	0	0	0				
Leo Cardenas, R OBP: 0.348, SLG: 0.389 (1, 6)	0-3 K		0-0 F9	0-3 K		0-0 5-3				4	0	0	0	0	2	2				
John Roseboro, L OBP: 0.342, SLG: 0.320 (1, 2)	4-0 1B 1B BB		4-0 HBP FC5-2 BB	0-0 L3		0-3 K				2	0	0	0	2	1	1				
Jim Perry, S OBP: 0.235, SLG: 0.238 (7, 1)	0-0 E8		4-0 HBP E BB	0-0 G3		0-0 1-3				2	1	1	1	1	0	0				
Tom Hall, L OBP: 0.194, SLG: 0.200 (7, 1)			1-2 E BB							0	0	0	0	0	0	0				
Dean Chance, R OBP: 0.167, SLG: 0.063 (7, 1)										1	0	0	0	0	0	0				
Inning Stats	R: 0 E: 0 K: 2 S: 7	H: 0 LOB: 1 BB: 1 P: 11	R: 1 E: 1 K: 2 S: 8	H: 2 LOB: 2 BB: 1 P: 12	R: 3 E: 1 K: 2 S: 10	H: 3 LOB: 0 BB: 0 P: 10	R: 2 E: 1 K: 0 S: 3	H: 0 LOB: 2 BB: 3 P: 16	R: 0 E: 0 K: 1 S: 6	H: 0 LOB: 1 BB: 0 P: 6	R: 0 E: 0 K: 1 S: 6	H: 1 LOB: 1 BB: 0 P: 6	R: 0 E: 0 K: 1 S: 5	H: 0 LOB: 0 BB: 0 P: 5	R: 2 E: 1 K: 0 S: 4	H: 1 LOB: 0 BB: 1 P: 8	1B: 3 2B: 3 3B: 0 HR: 1	SF: 0 SAC: 0 DP: 0 HBP: 1	WP: 1 PB: 0 SB: 1 CS: 2	PA: 41
PITCHER	IP	WLS	BF	H	R	ER	SO	BB	IBB	HBP	BLK	WP	HR	S	P	ERA	WHIP			
Jim Lonborg, R ERA: 3.97	3.0		15	5	4	3	6	2	0	0	0	0	0	25	33	9.00	2.333			
Bill Landis, L ERA: 5.0	0.1		3	0	2	1	0	2	0	0	0	0	0	1	9	27.00	6.000			
Bill Lee, L ERA: 4.88	0.2		4	0	0	0	0	1	0	1	0	0	0	2	7	0.00	1.500			
Lee Stange, R ERA: 3.39	2.0		7	0	0	0	1	0	0	0	0	0	0	9	9	0.00	0.000			
Sparky Lyle, L ERA: 2.69	3.0	L	12	2	2	2	2	1	0	0	0	1	1	15	19	6.00	1.000			

Batter	1	2	3	4	5	6	7	8	9	AB	R	H	RBI	BB	SO	LOB	BOTTOM					
Mike Andrews, R OBP: 0.389, SLG: 0.444 (1, 4)	0-0 5-3		4-0 1B HR BB		0-3 K	0-0 6-3			0-0 F2	4	1	0	0	1	1	1						
Dalton Jones, L OBP: 0.311, SLG: 0.334 (1, 3)	0-3 K		0-0 HR 1B		0-3 K				0-0 F9	5	2	2	0	0	2	0						
Carl Yastrzemski, L OBP: 0.352, SLG: 0.511 (1, 7)	0-0 F8		0-0 HR		0-0 1B 2B	0-0 L8			0-0 L8	5	2	2	4	0	0	1						
Reggie Smith, S OBP: 0.383, SLG: 0.576 (1, 8)		0-0 F7	0-0 F4		0-0 2B 1B	0-0 3B 1B				4	0	2	1	0	0	0						
Rico Petrocelli, R OBP: 0.428, SLG: 0.611 (1, 6)		0-0 F4	0-0 1-3		0-0 2B	0-3 K				4	0	1	1	0	1	1						
Tony Conigliaro, R OBP: 0.323, SLG: 0.433 (1, 9)	4-0 BB		0-3 K		0-0 F4	0-0 6-3				3	0	0	0	1	1	3						
George Scott, R OBP: 0.327, SLG: 0.379 (1, 5)	0-3 K		0-0 E6		0-0 FC5-6 1B	0-0 5-3				4	0	1	0	0	1	1						
Russ Gibson, R OBP: 0.288, SLG: 0.316 (1, 2)			0-0 4-3		0-3 K	0-0 F2			0-0 F8	4	0	0	0	0	1	2						
Jim Lonborg, R OBP: 0.223, SLG: 0.185 (3, PH)			4-0 1B BB		0-3 K	0-0 FC5-6				0	0	0	0	0	0	0						
Don Lock, R OBP: 0.379, SLG: 0.275 (4, 1)										0	0	0	0	0	0	0						
Bill Landis, L OBP: 0.339, SLG: 0.275 (4, 1)										0	0	0	0	0	0	0						
Bill Lee, L OBP: 0.352, SLG: 0.354 (4, PH)										0	0	0	0	0	0	0						
Dick Schofield, S OBP: 0.154, SLG: 0.083 (5, 1)										0	0	0	0	0	0	0						
Lee Stange, R OBP: 0.235, SLG: 0.263 (5, PH)										0	0	0	0	0	0	0						
Joe Lahoud, R OBP: 0.333, SLG: 0.369 (7, 1)										1	0	0	0	0	0	1						
Sparky Lyle, L OBP: 0.154, SLG: 0.083 (7, 1)										1	0	0	0	0	0	1						
Inning Stats	R: 0 E: 0 K: 1 S: 5	H: 0 LOB: 0 BB: 0 P: 5	R: 0 E: 0 K: 1 S: 5	H: 0 LOB: 1 BB: 1 P: 9	R: 4 E: 0 K: 0 S: 5	H: 2 LOB: 0 BB: 2 P: 13	R: 0 E: 1 K: 3 S: 10	H: 0 LOB: 1 BB: 0 P: 10	R: 1 E: 0 K: 2 S: 10	H: 3 LOB: 2 BB: 0 P: 10	R: 0 E: 0 K: 0 S: 4	H: 1 LOB: 1 BB: 0 P: 4	R: 1 E: 0 K: 1 S: 7	H: 2 LOB: 1 BB: 0 P: 7	R: 0 E: 0 K: 1 S: 5	H: 0 LOB: 0 BB: 0 P: 5	R: 0 E: 0 K: 0 S: 3	H: 0 LOB: 0 BB: 0 P: 3	1B: 5 2B: 1 3B: 1 HR: 1	SF: 0 SAC: 0 DP: 0 HBP: 0	WP: 0 PB: 0 SB: 0 CS: 0	PA: 39
PITCHER	IP	WLS	BF	H	R	ER	SO	BB	IBB	HBP	BLK	WP	HR	S	P	ERA	WHIP					
Jim Perry, R ERA: 2.96	6.0		29	7	6	6	7	3	0	0	0	0	0	40	52	9.00	1.667					
Tom Hall, L ERA: 3.45	0.1		2	1	0	0	0	0	0	0	0	0	0	2	2	0.00	3.000					
Dean Chance, R ERA: 2.84	2.2	W	8	0	0	0	2	0	0	0	0	0	0	12	12	0.00	0.000					

Minnesota Twins @ Boston Red Sox
Fenway Park, Boston, MA
Tue Aug 19 1969, 7:05 PM EDT
Att: 29,296 - Unknown - 83 F

AB 34
R 8
H 7
RBI 5
BB 6
SO 9
LOB 12



Minnesota Twins @ Boston Red Sox
Fenway Park, Boston, MA
Tue Aug 19 1969, 7:05 PM EDT
Att: 29,296 - Unknown - 83 F

AB 36
R 6
H 8
RBI 6
BB 3
SO 9
LOB 11



Batter	1	2	3	4	5	6	7	8	9	AB	R	H	RBI	BB	SO	LOB	TOP										
Cesar Tovar, R OBP: 0.322, SLG: 0.388 (1, 4)	5-3		F3														3 2 1 2 2 0 0										
Ted Uhlhaender, L OBP: 0.326, SLG: 0.346 (1, 8)	6-3		K														4 0 1 0 1 1 1										
Harmon Killebrew, R OBP: 0.419, SLG: 0.573 (1, 5)	E1																4 1 1 2 1 1 3										
Tony Oliva, L OBP: 0.372, SLG: 0.495 (1, 9)	F7		K														5 1 1 0 0 1 2										
Rich Reese, L OBP: 0.369, SLG: 0.557 (1, 3)		F6															5 1 1 0 0 0 0										
Graig Nettles, L OBP: 0.308, SLG: 0.385 (7, PH)	F3																3 0 1 0 0 0 0										
Rick Renick, R OBP: 0.290, SLG: 0.305 (7, 7)																	2 0 0 0 0 1 1										
Dean Chance, R OBP: 0.167, SLG: 0.063 (9, 1)																	0 0 0 0 0 0 0										
John Roseboro, L OBP: 0.339, SLG: 0.316 (8, PH)	E4																3 0 0 0 0 0 2										
George Mitterwald, R OBP: 0.318, SLG: 0.381 (8, 2)																	1 0 0 0 0 1 0										
Leo Cardenas, R OBP: 0.349, SLG: 0.389 (1, 6)	E6																4 0 2 1 0 1 1										
Jim Kaat, L OBP: 0.300, SLG: 0.316 (8, PH)	K																1 0 0 0 0 0 1										
Bill Zepp, R OBP: 0.300, SLG: 0.316 (8, PH)																	0 0 0 0 0 0 0										
Dick Woodson, R OBP: 0.300, SLG: 0.316 (8, PH)																	0 0 0 0 0 0 0										
Al Worthington, R OBP: 0.300, SLG: 0.316 (8, PH)																	0 0 0 0 0 0 0										
Bob Meacham, R OBP: 0.300, SLG: 0.316 (8, PH)																	0 0 0 0 0 0 0										
Jerry Corder, R OBP: 0.300, SLG: 0.316 (8, PH)																	0 0 0 0 0 0 0										
Ron Peterson, L OBP: 0.300, SLG: 0.316 (8, PH)																	0 0 0 0 0 0 0										
Frank Cashen, R OBP: 0.300, SLG: 0.316 (8, PH)																	0 0 0 0 0 0 0										
Inning Stats	R: 0 E: 1 K: 0 S: 4	H: 0 LOB: 1 BB: 0 P: 4	R: 0 E: 2 K: 1 S: 7	H: 0 LOB: 2 BB: 0 P: 7	R: 0 E: 0 K: 2 S: 7	H: 0 LOB: 1 BB: 1 P: 11	R: 0 E: 0 K: 0 S: 3	H: 0 LOB: 0 BB: 0 P: 3	R: 0 E: 0 K: 1 S: 5	H: 1 LOB: 2 BB: 2 P: 13	R: 1 E: 0 K: 0 S: 5	H: 3 LOB: 3 BB: 0 P: 5	R: 3 E: 1 K: 1 S: 8	H: 2 LOB: 1 BB: 1 P: 12	R: 2 E: 0 K: 2 S: 10	H: 3 LOB: 1 BB: 0 P: 10	R: 0 E: 0 K: 0 S: 3	H: 0 LOB: 0 BB: 0 P: 3	1B: 5 2B: 3 3B: 0 HR: 2	SF: 0 SAC: 0 DP: 1 HBP: 0	WP: 0 PA: 42 PB: 0 SB: 1 CS: 0						
PITCHER	IP	WLS	BF	H	R	ER	SO	BB	IBB	HBP	BLK	WP	HR	S	P	ERA	WHIP										
Mike Nagy, R ERA: 3.14 (1, 1)	6.2		31	6	4	3	4	4	0	0	0	0	1	35	13	4.05	1.500										
Bill Lee, L ERA: 5.34 (7, 1)	1.0		7	3	2	2	3	0	0	0	0	0	1	13	13	18.00	3.000										
Sonny Siebert, R ERA: 4.06 (8, 1)	0.1		1	0	0	0	0	0	0	0	0	0	0	1	1	0.00	0.000										
Sparky Lyle, L ERA: 2.64 (9, 1)	1.0	W	3	0	0	0	0	0	0	0	0	0	0	3	3	0.00	0.000										

Minnesota Twins @ Boston Red Sox
Fenway Park, Boston, MA
Wed Aug 20 1969, 3:33 AM EDT
Att: 30,003 - Unknown - 75 F

AB	38
R	6
H	9
RBI	5
BB	4
SO	7
LOB	13



Batter	1	2	3	4	5	6	7	8	9	AB	R	H	RBI	BB	SO	LOB	BOTTOM										
Syd O'Brien, R OBP: 0.307, SLG: 0.416 (1, 5)	K		F9														4 2 1 2 0 1 2										
Dick Schofield, S OBP: 0.343, SLG: 0.352 (8, PH)																	1 0 0 0 0 0 2										
Mike Andrews, R OBP: 0.387, SLG: 0.440 (1, 4)	F7		F4														3 1 0 0 1 0 1										
Carl Yastrzemski, L OBP: 0.353, SLG: 0.510 (7, PR)	4-3																3 0 1 0 1 0 0										
Don Lock, R OBP: 0.339, SLG: 0.275 (8, 7)																	0 0 0 0 0 0 0										
Reggie Smith, S OBP: 0.384, SLG: 0.575 (1, 8)		6-3															3 0 1 1 1 0 1										
Rico Petrocelli, R OBP: 0.425, SLG: 0.606 (1, 6)	F5																5 1 1 1 0 1 4										
Tony Conigliaro, R OBP: 0.324, SLG: 0.432 (1, 9)	F8																5 0 2 1 0 0 2										
George Scott, R OBP: 0.328, SLG: 0.388 (1, 3)																	4 1 2 2 0 0 0										
Jerry Moses, R OBP: 0.314, SLG: 0.448 (1, 2)																	4 0 2 0 0 0 2										
Mike Nagy, R OBP: 0.143, SLG: 0.113 (7, 1)																	2 2 1 0 1 0 1										
Bill Lee, L ERA: 5.1 (7, 1)																	0 0 0 0 0 0 0										
Sonny Siebert, R OBP: 0.240, SLG: 0.261 (8, 1)																	0 0 0 0 0 0 0										
Dalton Jones, L OBP: 0.313, SLG: 0.334 (8, PH)																	0 0 0 0 1 0 0										
Sparky Lyle, L OBP: 0.154, SLG: 0.083 (9, 1)																	0 0 0 0 0 0 0										
Inning Stats	R: 0 E: 0 K: 1 S: 5	H: 0 LOB: 0 BB: 0 P: 5	R: 0 E: 0 K: 0 S: 3	H: 0 LOB: 0 BB: 0 P: 3	R: 1 E: 0 K: 0 S: 5	H: 2 LOB: 1 BB: 0 P: 5	R: 1 E: 0 K: 0 S: 6	H: 3 LOB: 2 BB: 0 P: 6	R: 2 E: 1 K: 0 S: 5	H: 1 LOB: 2 BB: 2 P: 13	R: 2 E: 0 K: 0 S: 5	H: 2 LOB: 0 BB: 0 P: 5	R: 0 E: 0 K: 0 S: 3	H: 1 LOB: 1 BB: 0 P: 3	R: 0 E: 0 K: 0 S: 4	H: 1 LOB: 2 BB: 1 P: 8	R: 1 E: 0 K: 1 S: 5	H: 1 LOB: 2 BB: 2 P: 13	1B: 8 2B: 1 3B: 0 HR: 2	SF: 1 SAC: 2 DP: 1 HBP: 0	WP: 1 PA: 42 PB: 0 SB: 0 CS: 0						
PITCHER	IP	WLS	BF	H	R	ER	SO	BB	IBB	HBP	BLK	WP	HR	S	P	ERA	WHIP										
Jim Kaat, L ERA: 3.32 (4, 1)	1.0		7	1	2	0	0	1	1	0	0	0	0	5	13	0.00	2.000										
Dick Woodson, R ERA: 4.08 (5, 1)	1.1		6	2	2	2	0	0	0	0	0	0	1	6	6	13.50	1.500										
Al Worthington, R ERA: 4.56 (7, 1)	1.0		3	1	0	0	0	0	0	0	0	0	0	3	3	0.00	1.000										
Jerry Corder, R ERA: 4.71 (8, 1)	0.2		4	1	0	0	0	1	0	0	0	0	0	3	7	0.00	1.500										
Ron Perranoski, L ERA: 2.16 (8, 1)	0.2	L	4	0	1	0	0	0	0	0	0	0	0	0	0	0.00	3.000										
Dean Chance, R ERA: 2.62 (9, 1)	0.1		2	1	0	0	1	0	0	0	0	0	0	0	0	0.00	3.000										

Minnesota Twins @ Boston Red Sox
Fenway Park, Boston, MA
Wed Aug 20 1969, 3:33 AM EDT
Att: 30,003 - Unknown - 75 F

AB	34
R	7
H	11
RBI	7
BB	5
SO	2
LOB	15





Batter	1	2	3	4	5	6	7	8	9	AB	R	H	RBI	BB	SO	LOB	TOP					
Walt Williams, R (1.9) OBP: 0.333, SLG: 0.378	5-3		SF9 1-3 2-H 2B				SH3		G4-6-3 1B	4	0	3	1	0	0	0	Chicago White Sox @ Boston Red Sox Fenway Park, Boston, MA Fri Aug 22 1969, 7:05 PM EDT Att: 27,402 - Unknown					
Luis Aparicio, R (1.6) OBP: 0.353, SLG: 0.365	F5		SF9			6-3	6-3		G4-6-3 1B	4	0	1	1	0	0	2						
Gail Hopkins, L (1.3) OBP: 0.349, SLG: 0.375	F7		F4			G3	G3		G4-6-3 1B	5	0	0	0	0	0	4						
Bill Melton, R (1.5) OBP: 0.317, SLG: 0.434		6-3		K		HBP 2B 1B			K L9	5	1	1	0	0	2	1						
Ed Herrmann, L (1.2) OBP: 0.311, SLG: 0.322		G3		BB 1B		2B 1-2 HBP			K	3	0	1	0	0	1	0						
Buddy Bradford, R (1.8) OBP: 0.353, SLG: 0.413		K		G3-6-3 BB		K			S 1B	3	1	1	0	1	2	2						
Tom McCraw, L (1.7) OBP: 0.290, SLG: 0.294			FC1-5 1B	G3-6-3 BB					1B 1-2 IBB	3	0	2	1	1	0	2						
Rich Morales, R (1.4) OBP: 0.239, SLG: 0.202			FC1-5 2B 1B		6-3		F4		S 1-3 2-H 1B	4	1	2	1	0	0	2						
Gary Peters, L (1.1) OBP: 0.203, SLG: 0.344			FC1-5 2B SF9		F9		SH3 2B		G3	4	1	1	0	0	0	4						
Inning Stats	R: 0 E: 0 K: 0 S: 3	H: 0 LOB: 0 BB: 0 P: 3	R: 0 E: 0 K: 1 S: 5	H: 0 LOB: 0 BB: 0 P: 5	R: 2 E: 0 K: 0 S: 6	H: 3 LOB: 1 BB: 0 P: 6	R: 0 E: 0 K: 1 S: 5	H: 1 LOB: 1 BB: 1 P: 9	R: 0 E: 0 K: 0 S: 4	H: 1 LOB: 1 BB: 0 P: 4	R: 1 E: 0 K: 1 S: 7	H: 2 LOB: 2 BB: 0 P: 8	R: 0 E: 0 K: 0 S: 4	H: 1 LOB: 1 BB: 0 P: 4	R: 1 E: 0 K: 2 S: 9	H: 2 LOB: 2 BB: 1 P: 13	R: 0 E: 0 K: 0 S: 4	H: 2 LOB: 1 BB: 0 P: 4	1B: 9 2B: 3 3B: 0 HR: 0	SF: 1 SAC: 1 DP: 2 HBP: 1	WP: 0 PB: 0 SB: 2 CS: 0	PA: 40
PITCHER	IP WLS BF H R ER SO BB IBB HBP BLK WP HR S P ERA WHIP	7.0 L 30 8 3 3 3 1 0 1 0 0 0 0 34 39 3.86 1.286	2.0 L 10 4 1 1 2 0 1 0 0 0 0 0 13 17 4.50 2.000	PITCHER																		
Vicente Romo, R (1.1) ERA: 3.4																						
Lee Stange, R (8.1) ERA: 3.41																						

Batter	1	2	3	4	5	6	7	8	9	AB	R	H	RBI	BB	SO	LOB	BOTTOM					
Syd O'Brien, R (1.5) OBP: 0.300, SLG: 0.405	6-3		6-3		K		G3-6-3			4	0	0	0	0	1	1	Chicago White Sox @ Boston Red Sox Fenway Park, Boston, MA Fri Aug 22 1969, 7:05 PM EDT Att: 27,402 - Unknown					
Mike Andrews, R (1.4) OBP: 0.388, SLG: 0.441	6-3		BB 1B						F7	4	0	2	0	0	0	0						
Carl Yastrzemski, L (1.7) OBP: 0.352, SLG: 0.506	F5		FC6 BB		4-3				4-3	3	0	0	0	1	0	1						
Reggie Smith, S (1.8) OBP: 0.385, SLG: 0.573		5-3 BB 1B	FC6		F4				BB	3	0	1	0	1	0	2						
Rico Petrocelli, R (1.6) OBP: 0.426, SLG: 0.611		K		HR		1B BB			F8	3	1	1	1	1	1	2						
Tony Conigliaro, R (1.9) OBP: 0.328, SLG: 0.434		5-3 BB		6-3		G6-4-3 1B			G6-4-3 1B	3	0	2	0	1	0	0						
George Scott, R (1.3) OBP: 0.326, SLG: 0.384	5-3			K		G6-4-3			G6-4-3	4	0	0	0	0	1	5						
Russ Gibson, R (1.2) OBP: 0.288, SLG: 0.315	6-3			6-3					F8	4	0	1	0	0	0	2						
Vicente Romo, R (1.1) OBP: 0.105, SLG: 0.105					6-3					2	0	0	0	0	1	0						
Don Lock, R (7, PH) OBP: 0.333, SLG: 0.269			K							1	0	0	0	0	0	1						
Lee Stange, R (8.1) OBP: 0.154, SLG: 0.083							F3			0	0	0	0	0	0	0						
Inning Stats	R: 0 E: 0 K: 0 S: 3	H: 0 LOB: 0 BB: 0 P: 3	R: 0 E: 0 K: 1 S: 6	H: 1 LOB: 2 BB: 1 P: 10	R: 0 E: 0 K: 1 S: 6	H: 1 LOB: 2 BB: 1 P: 10	R: 1 E: 0 K: 1 S: 6	H: 1 LOB: 0 BB: 0 P: 6	R: 0 E: 0 K: 1 S: 6	H: 1 LOB: 1 BB: 0 P: 6	R: 0 E: 0 K: 0 S: 3	H: 1 LOB: 1 BB: 1 P: 7	R: 0 E: 0 K: 0 S: 3	H: 1 LOB: 0 BB: 0 P: 3	R: 0 E: 0 K: 0 S: 3	H: 0 LOB: 1 BB: 1 P: 7	R: 0 E: 0 K: 0 S: 3	H: 1 LOB: 0 BB: 0 P: 3	1B: 6 2B: 0 3B: 0 HR: 1	SF: 0 SAC: 0 DP: 3 HBP: 0	WP: 0 PB: 0 SB: 0 CS: 0	PA: 35
PITCHER	IP WLS BF H R ER SO BB IBB HBP BLK WP HR S P ERA WHIP	9.0 W 35 7 1 1 4 4 0 0 0 0 1 39 55 1.00 1.222	PITCHER																			
Gary Peters, L (1.1) ERA: 3.94																						

Batter	1	2	3	4	5	6	7	8	9	AB	R	H	RBI	BB	SO	LOB	TOP	
Walt Williams, R OBP: 0.332, SLG: 0.377 (1, 9)										4	0	1	0	0	0	0	Chicago White Sox @ Boston Red Sox Fenway Park, Boston, MA Sat Aug 23 1969, 3:33 AM EDT Att: 23,922 - Unknown	
Luis Aparicio, R OBP: 0.351, SLG: 0.362 (1, 6)										4	0	0	0	0	0	1		
Gail Hopkins, L OBP: 0.348, SLG: 0.372 (1, 3)										3	0	0	0	1	0	0		
Bill Melton, R OBP: 0.317, SLG: 0.432 (1, 5)										4	0	1	0	0	1	2		
Ed Herrmann, L OBP: 0.315, SLG: 0.330 (1, 2)										4	0	2	0	0	1	2		
Buddy Bradford, R OBP: 0.347, SLG: 0.406 (1, 8)										4	0	0	0	0	0	3		
Tom McCraw, L OBP: 0.291, SLG: 0.294 (1, 7)										3	0	1	0	0	0	2		
Rich Morales, R OBP: 0.233, SLG: 0.198 (7, PH)										2	0	0	0	0	0	1		
Pete Ward, L OBP: 0.352, SLG: 0.385 (7, 4)										1	0	0	0	0	0	2		
Ron Hansen, R OBP: 0.300, SLG: 0.329 (7, 4)										0	0	0	0	0	0	0		
Billy Wynne, L OBP: 0.103, SLG: 0.103 (8, PH)										2	0	0	0	0	1	1		
Don Pavletich, R OBP: 0.326, SLG: 0.378 (8, 1)										1	0	0	0	0	0	0		
Danny Murphy, L (8, 1)										0	0	0	0	0	0	0		
Inning Stats	R: 0 E: 0 K: 1 S: 6	H: 1 LOB: 2 BB: 1 P: 10	R: 0 E: 0 K: 0 S: 4	H: 1 LOB: 1 BB: 0 P: 4	R: 0 E: 0 K: 0 S: 3	H: 0 LOB: 0 BB: 0 P: 3	R: 0 E: 0 K: 1 S: 5	H: 0 LOB: 0 BB: 0 P: 5	R: 0 E: 0 K: 0 S: 3	H: 2 LOB: 2 BB: 0 P: 5	R: 0 E: 0 K: 0 S: 3	H: 0 LOB: 0 BB: 0 P: 3	R: 0 E: 0 K: 0 S: 4	H: 1 LOB: 1 BB: 0 P: 4	1B: 4 2B: 1 3B: 0 HR: 0	SF: 0 SAC: 0 DP: 0 HBP: 0	WP: 0 PB: 0 SB: 0 CS: 0	PA: 33
PITCHER Ray Culp, R ERA: 3.68 (1, 1)	IP: 9.0 WLS: W BF: 33	H: 5 R: 0 ER: 0 SO: 3	BB: 1 IBB: 0 HBP: 0 BLK: 0	WP: 0 HR: 0 S: 38 P: 42	ERA: 0.00 WHIP: 0.667	PITCHER IP: 9.0 WLS: W BF: 33 H: 5 R: 0 ER: 0 SO: 3 BB: 1 IBB: 0 HBP: 0 BLK: 0 WP: 0 HR: 0 S: 38 P: 42 ERA: 0.00 WHIP: 0.667												

Batter	1	2	3	4	5	6	7	8	9	AB	R	H	RBI	BB	SO	LOB	BOTTOM			
Mike Andrews, R OBP: 0.387, SLG: 0.437 (1, 4)										3	1	0	0	1	2	1	Chicago White Sox @ Boston Red Sox Fenway Park, Boston, MA Sat Aug 23 1969, 3:33 AM EDT Att: 23,922 - Unknown			
Dalton Jones, L OBP: 0.313, SLG: 0.334 (1, 3)										3	0	1	0	0	0	0				
Carl Yastrzemski, L OBP: 0.350, SLG: 0.503 (1, 7)										3	0	0	0	0	1	1				
Reggie Smith, S OBP: 0.384, SLG: 0.571 (1, 8)										3	0	1	0	0	0	0				
Rico Petrocelli, R OBP: 0.425, SLG: 0.617 (1, 6)										3	1	1	1	0	1	1				
Tony Conigliaro, R OBP: 0.326, SLG: 0.431 (1, 9)										3	0	0	0	0	0	0				
George Scott, R OBP: 0.326, SLG: 0.384 (1, 5)										3	0	1	0	0	0	0				
Jerry Moses, R OBP: 0.315, SLG: 0.457 (1, 2)										3	0	1	0	0	1	1				
Ray Culp, R OBP: 0.198, SLG: 0.247 (1, 1)										3	0	0	0	0	1	2				
Inning Stats	R: 0 E: 0 K: 1 S: 5	H: 0 LOB: 0 BB: 0 P: 5	R: 0 E: 0 K: 1 S: 5	H: 0 LOB: 0 BB: 0 P: 5	R: 0 E: 0 K: 0 S: 3	H: 1 LOB: 0 BB: 0 P: 3	R: 1 E: 0 K: 0 S: 3	H: 1 LOB: 1 BB: 0 P: 7	R: 1 E: 0 K: 2 S: 9	H: 2 LOB: 1 BB: 0 P: 9	R: 0 E: 0 K: 1 S: 5	H: 0 LOB: 0 BB: 0 P: 5	R: 0 E: 0 K: 0 S: 3	H: 1 LOB: 1 BB: 0 P: 3	R: 0 E: 0 K: 1 S: 6	H: 1 LOB: 1 BB: 0 P: 6		1B: 3 2B: 1 3B: 0 HR: 1	SF: 0 SAC: 0 DP: 1 HBP: 0	WP: 0 PB: 0 SB: 1 CS: 1
PITCHER Billy Wynne, R ERA: 3.93 Danny Murphy, R ERA: (8, 1)	IP: 7.0 WLS: L BF: 24	H: 4 R: 2 ER: 2 SO: 5	BB: 1 IBB: 0 HBP: 0 BLK: 0	WP: 0 HR: 1 S: 33 P: 37	ERA: 2.57 WHIP: 0.714	PITCHER IP: 1.0 WLS: L BF: 4 H: 1 R: 0 ER: 0 SO: 1 BB: 0 IBB: 0 HBP: 0 BLK: 0 WP: 0 HR: 0 S: 6 P: 6 ERA: 0.00 WHIP: 1.000														

Batter	1	2	3	4	5	6	7	8	9	AB	R	H	RBI	BB	SO	LOB	TOP											
Walt Williams, R OBP: 0.336, SLG: 0.376 (1, 7)	F8		BB				F3		FC4-6 1B BB	3	0	1	0	2	0	0	Chicago White Sox @ Boston Red Sox Fenway Park, Boston, MA Sun Aug 24 1969, 3:33 AM EDT Att: 25,615 - Unknown livebaseballscores.com											
Luis Aparicio, R OBP: 0.349, SLG: 0.360 (1, 6)	F9		FC5				6-3		FC4-6 1B	5	0	1	0	0	0	3												
Tom McCraw, L OBP: 0.289, SLG: 0.297 (1, 3)	4-3						4-3		FC4-6	5	1	1	0	0	0	2												
Bill Melton, R OBP: 0.318, SLG: 0.432 (1, 5)									L6	5	1	2	1	0	0	2												
Ed Herrmann, L OBP: 0.318, SLG: 0.330 (1, 2)	F8									3	0	1	0	1	0	1												
Buddy Bradford, R OBP: 0.350, SLG: 0.405 (1, 9)	F8									3	1	1	1	1	0	1												
Ken Berry, R OBP: 0.278, SLG: 0.321 (1, 8)										3	0	0	0	1	0	3												
Rich Morales, R OBP: 0.247, SLG: 0.205 (1, 4)										2	0	1	1	0	1	2												
Joe Horlen, R OBP: 0.183, SLG: 0.200 Wilbur Wood, R (9, 1)										3	0	0	0	0	2	3												
Inning Stats	R: 0 E: 0 K: 0 S: 3	H: 0 LOB: 0 BB: 0 P: 3	R: 0 E: 0 K: 0 S: 3	H: 0 LOB: 0 BB: 0 P: 3	R: 0 E: 0 K: 0 S: 4	H: 1 LOB: 2 BB: 1 P: 8	R: 1 E: 0 K: 0 S: 5	H: 2 LOB: 3 BB: 1 P: 10	R: 1 E: 0 K: 1 S: 5	H: 0 LOB: 0 BB: 1 P: 9	R: 0 E: 0 K: 0 S: 3	H: 0 LOB: 0 BB: 0 P: 3	R: 0 E: 0 K: 1 S: 6	H: 1 LOB: 2 BB: 1 P: 10	R: 0 E: 0 K: 1 S: 6	H: 1 LOB: 2 BB: 1 P: 10		1B: 7 2B: 1 3B: 0 HR: 0	SF: 0 SAC: 2 DP: 0 HBP: 1	WP: 0 PB: 0 SB: 1 CS: 0	PA: 40							
PITCHER	IP	WLS	BF	H	R	ER	SO	BB	IBB	HBP	BLK	WP	HR	S	P	ERA	WHIP											
Jim Lonborg, R ERA: 3.99 Sonny Siebert, R ERA: 4.0 Jose Santiago, R ERA:	(1, 1)	(7, 1)	(9, 1)	6.0	L	27	6	3	3	1	3	3	0	0	0	0	4.50	1.500										

Batter	1	2	3	4	5	6	7	8	9	AB	R	H	RBI	BB	SO	LOB	BOTTOM											
Mike Andrews, R OBP: 0.388, SLG: 0.441 (1, 4)										4	0	2	0	0	0	0	Chicago White Sox @ Boston Red Sox Fenway Park, Boston, MA Sun Aug 24 1969, 3:33 AM EDT Att: 25,615 - Unknown livebaseballscores.com											
Dalton Jones, L OBP: 0.305, SLG: 0.330 (1, 3)	F8									4	0	0	0	0	1	2												
Carl Yastrzemski, L OBP: 0.351, SLG: 0.504 (1, 7)										3	0	1	0	1	0	1												
Reggie Smith, S OBP: 0.381, SLG: 0.566 (1, 8)	F8									4	0	0	0	0	0	4												
Rico Petrocelli, R OBP: 0.422, SLG: 0.611 (1, 6)										4	0	0	0	0	0	1												
Tony Conigliaro, R OBP: 0.323, SLG: 0.426 (1, 9)										4	0	0	0	0	2	1												
George Scott, R OBP: 0.328, SLG: 0.391 (1, 5)										2	1	1	1	1	0	0												
Jerry Moses, R OBP: 0.316, SLG: 0.466 (1, 2)										3	0	1	0	0	0	1												
Jim Lonborg, R OBP: 0.257, SLG: 0.172 Sonny Siebert, R OBP: 0.240, SLG: 0.261 Dick Schofield, S OBP: 0.342, SLG: 0.351 Jose Santiago, R (9, 1)										2	0	0	0	0	1	1												
Inning Stats	R: 0 E: 0 K: 0 S: 3	H: 1 LOB: 1 BB: 1 P: 7	R: 1 E: 0 K: 1 S: 7	H: 2 LOB: 1 BB: 0 P: 7	R: 0 E: 0 K: 0 S: 3	H: 0 LOB: 0 BB: 0 P: 3	R: 0 E: 0 K: 0 S: 3	H: 0 LOB: 0 BB: 0 P: 3	R: 0 E: 0 K: 1 S: 5	H: 0 LOB: 0 BB: 0 P: 5	R: 0 E: 0 K: 0 S: 4	H: 1 LOB: 1 BB: 0 P: 4	R: 0 E: 0 K: 0 S: 3	H: 0 LOB: 0 BB: 1 P: 7	R: 0 E: 0 K: 1 S: 5	H: 0 LOB: 0 BB: 0 P: 5		R: 0 E: 0 K: 1 S: 6	H: 1 LOB: 1 BB: 0 P: 6	1B: 1 2B: 3 3B: 0 HR: 1	SF: 0 SAC: 0 DP: 0 HBP: 0	WP: 0 PB: 0 SB: 0 CS: 0	PA: 33					
PITCHER	IP	WLS	BF	H	R	ER	SO	BB	IBB	HBP	BLK	WP	HR	S	P	ERA	WHIP											
Joe Horlen, R ERA: 4.11 Wilbur Wood, L ERA: 3.05	(1, 1)	(9, 1)	8.0	W	30	8	0	0	0	0	0	0	0	0	1	0	1.12	0.875										

Batter	1	2	3	4	5	6	7	8	9	AB	R	H	RBI	BB	SO	LOB	TOP					
Pat Kelly, L (1, 9) OBP: 0.354, SLG: 0.386	4-3		1B		CS		G4-3			4	0	2	0	0	0	0	Kansas City Royals @ Boston Red Sox Fenway Park, Boston, MA Tue Aug 26 1969, 7:05 PM EDT Att: 21,523 - Unknown					
Mike Fiore, L (1, 3) OBP: 0.425, SLG: 0.432	F7		1B		BB			G6-4-3		3	0	2	0	1	0	0						
Joe Foy, R (1, 5) OBP: 0.352, SLG: 0.353	P4		F3		F3			G6-4-3		4	0	0	0	0	0	4						
Ed Kirkpatrick, L (1, 8) OBP: 0.349, SLG: 0.384		BB	F3		G5-3			F8		3	1	1	0	1	0	2						
Buck Martinez, R (1, 2) OBP: 0.278, SLG: 0.377		BB	G4-3		F4			F6		3	0	0	0	1	0	3						
Lou Piniella, R (1, 7) OBP: 0.327, SLG: 0.439		CS			G5-4-3			G6-4-3		3	0	3	1	1	0	0						
Jerry Adair, R (1, 4) OBP: 0.278, SLG: 0.269		FC5-2	G5-4-3		G5-3			G6-4-3		4	0	0	0	0	0	6						
Jackie Hernandez, R (1, 6) OBP: 0.282, SLG: 0.303		K								2	0	0	0	0	2	2						
Joe Keough, L (7, PH) OBP: 0.259, SLG: 0.203		K								0	0	0	0	0	0	0						
Juan Rios, R (7, 6) OBP: 0.270, SLG: 0.289		K								0	0	0	0	0	0	0						
Bill Butler, L (1, 1) OBP: 0.115, SLG: 0.061					G1-3					2	0	0	0	0	1	2						
Hawk Taylor, R (7, PH) OBP: 0.311, SLG: 0.422										1	0	0	0	0	0	1						
Moe Drabowsky, R (7, 1) OBP: 0.200, SLG: 0.300										0	0	0	0	0	0	0						
Inning Stats	R: 0 E: 0 K: 0 S: 3	H: 0 LOB: 0 BB: 0 P: 3	R: 1 E: 0 K: 2 S: 8	H: 1 LOB: 2 BB: 2 P: 16	R: 0 E: 0 K: 0 S: 5	H: 2 LOB: 2 BB: 0 P: 5	R: 0 E: 0 K: 1 S: 4	H: 0 LOB: 0 BB: 1 P: 8	R: 0 E: 0 K: 0 S: 3	H: 1 LOB: 1 BB: 1 P: 7	R: 0 E: 0 K: 0 S: 4	H: 2 LOB: 1 BB: 0 P: 4	R: 0 E: 0 K: 0 S: 2	H: 0 LOB: 0 BB: 0 P: 3	R: 0 E: 0 K: 0 S: 3	H: 1 LOB: 0 BB: 0 P: 3	R: 0 E: 0 K: 0 S: 3	H: 1 LOB: 0 BB: 0 P: 3	1B: 8 2B: 0 3B: 0 HR: 0	SF: 0 SAC: 0 DP: 5 HBP: 1	WP: 0 PB: 0 SB: 0 CS: 3	PA: 34
PITCHER Mike Nagy, R (1, 1) ERA: 3.02	IP: 9.0 WLS: W BF: 34 H: 8 R: 1 ER: 1 SO: 3 BB: 4 IBB: 0 HBP: 1 BLK: 0 WP: 0 HR: 0 S: 35 P: 52 ERA: 1.00 WHIP: 1.333															PITCHER						

AB	29
R	1
H	8
RBI	1
BB	4
SO	3
LOB	20



Batter	1	2	3	4	5	6	7	8	9	AB	R	H	RBI	BB	SO	LOB	BOTTOM					
Syd O'Brien, R (1, 5) OBP: 0.295, SLG: 0.398	F3		F5		SH		FC1-6			3	1	0	1	0	0	1	Kansas City Royals @ Boston Red Sox Fenway Park, Boston, MA Tue Aug 26 1969, 7:05 PM EDT Att: 21,523 - Unknown					
Mike Andrews, R (1, 4) OBP: 0.389, SLG: 0.443	HR		F7		K		1B			3	1	1	0	1	1	2						
Carl Yastrzemski, L (1, 7) OBP: 0.354, SLG: 0.513	1H		K				BB			4	1	3	3	0	1	0						
Reggie Smith, S (1, 8) OBP: 0.384, SLG: 0.568	2B				K		1B			2	0	1	0	2	1	0						
Rico Petrocelli, R (1, 6) OBP: 0.419, SLG: 0.606	5-3				G5-3		SH5-3			3	0	0	0	0	1	4						
Tony Conigliaro, R (1, 9) OBP: 0.320, SLG: 0.422	1-5-3				F7		K			4	0	0	0	0	1	6						
George Scott, R (1, 3) OBP: 0.329, SLG: 0.391			F2		2B		SH			3	1	1	0	1	0	0						
Russ Gibson, R (1, 2) OBP: 0.287, SLG: 0.318			F8		SH		FC4-6			4	0	1	0	0	0	3						
Mike Nagy, R (1, 1) OBP: 0.150, SLG: 0.107			K		L8		BB			3	0	0	0	1	1	2						
Inning Stats	R: 2 E: 0 K: 0 S: 5	H: 2 LOB: 1 BB: 1 P: 9	R: 0 E: 0 K: 1 S: 5	H: 0 LOB: 0 BB: 0 P: 5	R: 0 E: 0 K: 1 S: 5	H: 0 LOB: 0 BB: 0 P: 5	R: 0 E: 0 K: 1 S: 5	H: 0 LOB: 0 BB: 0 P: 5	R: 1 E: 0 K: 1 S: 7	H: 2 LOB: 2 BB: 0 P: 7	R: 0 E: 0 K: 1 S: 6	H: 1 LOB: 2 BB: 2 P: 14	R: 1 E: 0 K: 1 S: 7	H: 2 LOB: 3 BB: 2 P: 15	R: 0 E: 0 K: 0 S: 3	H: 0 LOB: 0 BB: 0 P: 3		R: 0 E: 0 K: 0 S: 3	H: 0 LOB: 0 BB: 0 P: 3	1B: 3 2B: 4 3B: 0 HR: 1	SF: 0 SAC: 2 DP: 1 HBP: 0	WP: 0 PB: 0 SB: 0 CS: 1
PITCHER Bill Butler, L (1, 1) ERA: 3.63	IP: 6.0 WLS: L BF: 26 H: 5 R: 3 ER: 3 SO: 3 BB: 2 IBB: 1 HBP: 0 BLK: 0 WP: 0 HR: 1 S: 33 P: 45 ERA: 4.50 WHIP: 1.167															PITCHER						
PITCHER Moe Drabowsky, R (7, 1) ERA: 2.7	IP: 2.0 WLS: L BF: 10 H: 2 R: 1 ER: 1 SO: 1 BB: 2 IBB: 0 HBP: 0 BLK: 0 WP: 0 HR: 0 S: 10 P: 18 ERA: 4.50 WHIP: 2.000															PITCHER						

AB	29
R	4
H	7
RBI	4
BB	5
SO	6
LOB	18



Batter	1	2	3	4	5	6	7	8	9	AB	R	H	RBI	BB	SO	LOB	TOP								
Pat Kelly, L OBP: 0.353, SLG: 0.393 (1, 9)	B1-3		F8		1-H HR		G4-3			4	1	1	2	0	0	1	Kansas City Royals @ Boston Red Sox Fenway Park, Boston, MA Wed Aug 27 1969, 7:05 PM EDT Att: 20,717 - Unknown livebaseballscorecards.com								
Mike Fiore, L OBP: 0.420, SLG: 0.425 (1, 3)	F7		P6		K		K			4	0	0	0	0	2	1									
Lou Piniella, R OBP: 0.329, SLG: 0.440 (1, 7)			FC6-4					F9		4	0	2	0	0	0	1									
Ed Kirkpatrick, L OBP: 0.344, SLG: 0.378 (1, 8)									G3	4	0	0	0	0	2	2									
Joe Foy, R OBP: 0.353, SLG: 0.355 (1, 5)										4	0	2	0	0	0	0									
Jerry Adair, R OBP: 0.281, SLG: 0.281 (1, 4)										4	1	2	1	0	0	1									
Elie Rodriguez, R OBP: 0.300, SLG: 0.316 Jackie Hernandez, R OBP: 0.282, SLG: 0.303 Buck Martinez, R OBP: 0.278, SLG: 0.377 (9, PR) (9, 2)										3	0	1	0	1	0	1									
Juan Rios, R OBP: 0.264, SLG: 0.283 (1, 6)										0	0	0	0	0	0	0									
Jim Rooker, R OBP: 0.326, SLG: 0.585 (1, 1)										0	0	0	0	0	0	0									
Inning Stats	R: 0 E: 0 K: 1 S: 6	H: 1 LOB: 1 BB: 0 P: 6	R: 0 E: 1 K: 1 S: 6	H: 0 LOB: 1 BB: 0 P: 6	R: 0 E: 0 K: 0 S: 4	H: 1 LOB: 1 BB: 0 P: 4	R: 0 E: 0 K: 0 S: 3	H: 1 LOB: 1 BB: 1 P: 7	R: 2 E: 1 K: 3 S: 12	H: 2 LOB: 1 BB: 0 P: 12	R: 0 E: 0 K: 0 S: 4	H: 1 LOB: 0 BB: 0 P: 4	R: 0 E: 0 K: 0 S: 7	H: 0 LOB: 0 BB: 0 P: 7	R: 0 E: 0 K: 0 S: 3	H: 1 LOB: 1 BB: 0 P: 3		R: 1 E: 0 K: 0 S: 4	H: 2 LOB: 1 BB: 0 P: 4	1B: 7 2B: 0 3B: 0 HR: 2	SF: 0 SAC: 0 DP: 1 HBP: 0	WP: 1 PB: 0 SB: 1 CS: 2	PA: 38		
PITCHER Vicente Romo, R ERA: 3.27 (1, 1)	IP: 9.0 WLS: W BF: 36	H: 9 R: 3 ER: 2 SO: 7	BB: 1 IBB: 0 HBP: 0 BLK: 0	WP: 1 HR: 2 S: 49 P: 53	ERA: 2.00 WHIP: 1.111																				

Batter	1	2	3	4	5	6	7	8	9	AB	R	H	RBI	BB	SO	LOB	BOTTOM								
Syd O'Brien, R OBP: 0.298, SLG: 0.398 (1, 5)	F5	FC6-4								5	0	2	1	0	0	2	Kansas City Royals @ Boston Red Sox Fenway Park, Boston, MA Wed Aug 27 1969, 7:05 PM EDT Att: 20,717 - Unknown livebaseballscorecards.com								
Mike Andrews, R OBP: 0.386, SLG: 0.439 (1, 4)	L8									3	0	0	0	0	1	1									
Carl Yastrzemski, L OBP: 0.354, SLG: 0.599 (1, 7)	G4-3									3	0	0	0	1	2	1									
Reggie Smith, S OBP: 0.383, SLG: 0.564 (1, 8)										3	1	0	0	1	0	2									
Rico Petrocelli, R OBP: 0.418, SLG: 0.610 (1, 6)										4	1	1	2	0	0	0									
Tony Conigliaro, R OBP: 0.378, SLG: 0.419 (1, 9)										3	0	0	0	1	0	0									
George Scott, R OBP: 0.333, SLG: 0.396 (1, 3)										4	2	3	0	0	0	1									
Russ Gibson, R OBP: 0.290, SLG: 0.321 (1, 2)										4	0	2	1	0	0	1									
Vicente Romo, R OBP: 0.136, SLG: 0.182 Dick Schofield, S OBP: 0.344, SLG: 0.351 (9, PH)										3	0	1	0	0	0	2									
Inning Stats	R: 0 E: 0 K: 0 S: 3	H: 0 LOB: 0 BB: 0 P: 3	R: 3 E: 0 K: 0 S: 6	H: 3 LOB: 1 BB: 1 P: 10	R: 0 E: 0 K: 2 S: 7	H: 0 LOB: 0 BB: 0 P: 7	R: 0 E: 0 K: 0 S: 2	H: 0 LOB: 0 BB: 1 P: 6	R: 0 E: 0 K: 0 S: 4	H: 1 LOB: 1 BB: 0 P: 4	R: 0 E: 0 K: 0 S: 2	H: 0 LOB: 0 BB: 1 P: 6	R: 0 E: 0 K: 0 S: 4	H: 1 LOB: 1 BB: 0 P: 4	R: 0 E: 0 K: 1 S: 6	H: 1 LOB: 0 BB: 0 P: 6		R: 0 E: 0 K: 0 S: 5	H: 3 LOB: 3 BB: 1 P: 9	1B: 6 2B: 2 3B: 0 HR: 1	SF: 0 SAC: 1 DP: 1 HBP: 0	WP: 0 PB: 0 SB: 0 CS: 1	PA: 38		
PITCHER Jim Rooker, L ERA: 3.88 (1, 1)	IP: 8.2 WLS: L BF: 37	H: 9 R: 4 ER: 4 SO: 3	BB: 4 IBB: 0 HBP: 0 BLK: 0	WP: 0 HR: 1 S: 39 P: 55	ERA: 4.15 WHIP: 1.500																				

Batter	1	2	3	4	5	6	7	8	9	AB	R	H	RBI	BB	SO	LOB	TOP					
Pat Kelly, L OBP: 0.357, SLG: 0.402 (1, 9)										3	1	1	1	2	0	2	Kansas City Royals @ Boston Red Sox Fenway Park, Boston, MA Thu Aug 28 1969, 3:33 AM EDT Att: 23,359 - Sunny					
Paul Schaaf, R OBP: 0.351, SLG: 0.329 Ellie Rodriguez, R OBP: 0.340, SLG: 0.316 (1, 5) (8, 2)										5	1	1	0	0	0	5						
Mike Fiore, L OBP: 0.419, SLG: 0.423 (1, 3)										4	1	1	0	1	0	5						
Lou Piniella, R OBP: 0.332, SLG: 0.439 (1, 7)										3	1	1	0	2	1	0						
Joe Foy, R OBP: 0.351, SLG: 0.351 (1, 8) (8, 5)										4	1	0	1	1	1	4						
Jerry Adair, R OBP: 0.286, SLG: 0.301 Juan Rios, R OBP: 0.268, SLG: 0.286 (1, 4) (8, PR) (8, 4)										4	1	3	4	0	0	2						
Buck Martinez, R OBP: 0.277, SLG: 0.373 Ed Kirkpatrick, L OBP: 0.344, SLG: 0.378 (1, 2) (8, PR) (8, 8)										4	0	1	1	0	2	1		AB 38 R 8 H 12 RBI 8 BB 6 SO 6 LOB 22				
Hawk Taylor, R OBP: 0.319, SLG: 0.429 Joe Keough, L OBP: 0.259, SLG: 0.203 (9, PH) (9, PR)										5	0	1	1	0	1	3						
Jackie Hernandez, R OBP: 0.281, SLG: 0.301 (1, 6)										2	0	0	0	0	1	0						
Wally Bunker, R OBP: 0.175, SLG: 0.182 Chuck Harrison, R OBP: 0.259, SLG: 0.280 Moe Drabowsky, R OBP: 0.273, SLG: 0.364 (1, 1) (6, PH) (6, 1)										1	0	0	0	0	0	0						
Inning Stats	R: 0 E: 0 K: 0 S: 2	H: 0 LOB: 0 BB: 1 P: 6	R: 1 E: 0 K: 1 S: 6	H: 1 LOB: 0 BB: 0 P: 6	R: 0 E: 0 K: 0 S: 3	H: 0 LOB: 1 BB: 1 P: 7	R: 3 E: 0 K: 1 S: 7	H: 3 LOB: 0 BB: 1 P: 11	R: 2 E: 1 K: 1 S: 8	H: 2 LOB: 2 BB: 1 P: 12	R: 0 E: 0 K: 0 S: 3	H: 0 LOB: 2 BB: 0 P: 3	R: 0 E: 0 K: 1 S: 5	H: 0 LOB: 2 BB: 2 P: 13	R: 2 E: 0 K: 0 S: 7	H: 4 LOB: 3 BB: 0 P: 7	R: 0 E: 0 K: 2 S: 9	H: 2 LOB: 2 BB: 0 P: 9	1B: 9 2B: 1 3B: 1 HR: 2	SF: 0 SAC: 0 DP: 1 HBP: 0	WP: 2 PB: 1 SB: 0 CS: 1	PA: 44
PITCHER	IP WLS BF H R ER SO BB IBB HBP BLK WP HR S P ERA WHIP																					
Ray Culp, R ERA: 3.81 (1, 1)	4.1	21	6	6	5	3	3	0	0	0	0	0	0	2	24	36	10.38	2.077				
Lee Stange, R ERA: 3.59 (5, 1)	0.2	3	0	0	0	0	1	0	0	0	0	0	0	2	6	0.00	1.500					
Bill Landis, L ERA: 5.83 (6, 1)	1.2	6	0	0	0	0	1	0	0	0	0	0	0	5	9	0.00	0.600					
Sonny Siebert, R ERA: 4.12 (7, 1)	0.1	6	4	2	2	1	1	0	0	0	2	0	7	11	54.00	15.000						
Sparky Lyle, L ERA: 2.59 (8, 1)	2.0	W	8	2	0	0	2	0	0	0	0	0	12	12	0.00	1.000						

Batter	1	2	3	4	5	6	7	8	9	AB	R	H	RBI	BB	SO	LOB	BOTTOM			
Syd O'Brien, R OBP: 0.301, SLG: 0.415 (1, 5)										5	1	2	0	0	0	4	Kansas City Royals @ Boston Red Sox Fenway Park, Boston, MA Thu Aug 28 1969, 3:33 AM EDT Att: 23,359 - Sunny			
Mike Andrews, R OBP: 0.386, SLG: 0.440 (1, 4)										4	1	1	1	1	1	2				
Carl Yastrzemski, L OBP: 0.352, SLG: 0.512 (1, 7)										5	1	1	2	0	0	2				
Reggie Smith, S OBP: 0.387, SLG: 0.565 (1, 8)										3	2	2	0	2	0	2				
Rico Petrocelli, R OBP: 0.418, SLG: 0.614 (1, 6)										4	2	1	2	1	1	5				
Tony Conigliaro, R OBP: 0.318, SLG: 0.424 (1, 9)										5	1	1	3	0	0	2				
George Scott, R OBP: 0.335, SLG: 0.399 (1, 3)										5	1	3	0	0	0	1		AB 39 R 9 H 15 RBI 9 BB 4 SO 5 LOB 22		
Jerry Moses, R OBP: 0.333, SLG: 0.474 (1, 2)										5	0	3	0	0	1	2				
Ray Culp, R ERA: 3.81 (1, 1)	5.0	28	11	6	6	4	2	0	0	0	0	0	0	0	0	0				
Lee Stange, R ERA: 3.59 (5, 1)	0.2	3	0	0	0	0	1	0	0	0	0	0	0	0	0	0				
Bill Landis, L ERA: 5.83 (6, 1)	1.2	6	0	0	0	0	1	0	0	0	0	0	0	0	0	0				
Sonny Siebert, R ERA: 4.12 (7, 1)	0.1	6	4	2	2	1	1	0	0	0	2	0	7	11	54.00	15.000				
Sparky Lyle, L ERA: 2.59 (8, 1)	2.0	W	8	2	0	0	2	0	0	0	0	0	12	12	0.00	1.000				
Inning Stats	R: 0 E: 0 K: 2 S: 8	H: 1 LOB: 2 BB: 1 P: 12	R: 0 E: 0 K: 1 S: 6	H: 1 LOB: 0 BB: 0 P: 6	R: 3 E: 1 K: 0 S: 6	H: 3 LOB: 1 BB: 1 P: 10	R: 0 E: 0 K: 1 S: 6	H: 1 LOB: 1 BB: 0 P: 6	R: 3 E: 0 K: 0 S: 8	H: 5 LOB: 2 BB: 0 P: 8	R: 0 E: 1 K: 0 S: 4	H: 0 LOB: 2 BB: 1 P: 8	R: 0 E: 0 K: 1 S: 6	H: 1 LOB: 1 BB: 0 P: 6	R: 3 E: 0 K: 0 S: 6	H: 3 LOB: 1 BB: 1 P: 10	1B: 9 2B: 2 3B: 1 HR: 3	SF: 0 SAC: 1 DP: 1 HBP: 0	WP: 0 PB: 0 SB: 0 CS: 0	PA: 44
PITCHER	IP WLS BF H R ER SO BB IBB HBP BLK WP HR S P ERA WHIP																			
Wally Bunker, R ERA: 3.51 (1, 1)	5.0	28	11	6	6	4	2	0	0	0	0	0	0	0	0	0				
Moe Drabowsky, R ERA: 2.54 (6, 1)	3.0	L	16	4	3	3	1	2	0	0	0	1	16	24	9.00	2.000				



Batter	1	2	3	4	5	6	7	8	9	AB	R	H	RBI	BB	SO	LOB	TOP					
Syd O'Brien, R OBP: 0.294, SLG: 0.406 (1, 5)	5-3		K		F9		F6			4	0	0	0	0	1	2						
Mike Andrews, R OBP: 0.388, SLG: 0.449 (1, 4)	F6		L5-3 1B			5-3		HR		4	1	2	1	0	0	0						
Carl Yastrzemski, L OBP: 0.350, SLG: 0.509 Dalton Jones, L OBP: 0.309, SLG: 0.329 (1, 7) (7, 3)	K		L5-3			K		4-3		3	0	0	0	0	2	1						
Reggie Smith, S OBP: 0.386, SLG: 0.562 (1, 8)		HR 1B			F6		F8			4	1	1	0	0	1	0						
Rico Petrocelli, R OBP: 0.421, SLG: 0.622 Ron Kline, R (7, 1)		HR					G5-4-3 BB	K		1	1	1	2	2	0	0						
Jerry Moses, R OBP: 0.329, SLG: 0.468 Jose Santiago, R (8, PH) (8, 1)	HR				FC5-4 BB					1	0	0	0	0	0	0						
Tony Conigliaro, R OBP: 0.315, SLG: 0.420 (1, 9)	F7				K		G5-4-3 1-2		K	4	0	0	0	0	2	2						
George Scott, R OBP: 0.337, SLG: 0.399 Don Lock, R OBP: 0.333, SLG: 0.273 (4, PH) (4, 3) (7, 7)	F9 BB				FC5-4 1-2			1B 1B	K	0	0	0	0	1	0	0						
Russ Gibson, R OBP: 0.290, SLG: 0.320 (1, 2)	F9 1-2				6-3			1B 1B	F3	4	0	1	0	0	0	1						
Jim Lonborg, R OBP: 0.250, SLG: 0.167 Bill Lee, L (4, 1)	K				F9			1-2 1B		1	0	0	0	0	1	1						
Dick Schofield, S OBP: 0.347, SLG: 0.354 (7, PH) (7, 6)					F9			1-2 2-H 1B		1	0	0	0	0	0	0						
Inning Stats	R: 0 E: 0 K: 1 S: 5	H: 0 LOB: 0 BB: 0 P: 5	R: 2 E: 0 K: 1 S: 7	H: 2 LOB: 1 BB: 1 P: 11	R: 0 E: 0 K: 1 S: 5	H: 1 LOB: 0 BB: 0 P: 5	R: 0 E: 0 K: 2 S: 7	H: 0 LOB: 1 BB: 1 P: 11	R: 0 E: 0 K: 0 S: 3	H: 0 LOB: 0 BB: 0 P: 3	R: 0 E: 0 K: 1 S: 5	H: 0 LOB: 0 BB: 0 P: 5	R: 1 E: 0 K: 0 S: 5	H: 3 LOB: 2 BB: 1 P: 9	R: 1 E: 0 K: 1 S: 6	H: 1 LOB: 0 BB: 0 P: 6	R: 0 E: 0 K: 2 S: 7	H: 0 LOB: 0 BB: 0 P: 7	1B: 5 2B: 1 3B: 0 HR: 2	SF: 0 SAC: 0 DP: 2 HBP: 0	WP: 0 PB: 0 SB: 0 CS: 0	PA: 35
PITCHER Tom Hall, L ERA: 3.21 (1, 1)	IP: 9.0 WLS: W BF: 35 H: 7 R: 4 ER: 4 SO: 9 BB: 3 IBB: 0 HBP: 0 BLK: 0 WP: 0 HR: 2 S: 50 P: 62 ERA: 4.00 WHIP: 1.111															PITCHER						

Boston Red Sox @ Minnesota Twins
Metropolitan Stadium, Bloomington, MI
Fri Aug 29 1969, 8:05 PM EDT
Att: 24,913 - Unknown - 86 F

AB 32
R 4
H 7
RBI 4
BB 3
SO 9
LOB 8



Batter	1	2	3	4	5	6	7	8	9	AB	R	H	RBI	BB	SO	LOB	BOTTOM			
Ted Uhlhaender, L OBP: 0.337, SLG: 0.354 (1, 8)	4-3 HBP 1B		6-3	SH3-4	K					4	1	2	0	0	1	2				
Cesar Tovar, R OBP: 0.322, SLG: 0.379 (1, 4)	4-3 HBP		S 1B BB	1B SF9 1B	6-3					3	2	1	0	1	1	3				
Tony Oliva, L OBP: 0.368, SLG: 0.503 (1, 9)	4-3		K	1-3 1B			F4			5	1	2	2	0	1	4				
Harmon Killebrew, R OBP: 0.423, SLG: 0.572 Frank Quilici, R OBP: 0.237, SLG: 0.248 (1, 5) (7, 5)	3-4 BB		1B HR BB	SF9			4-3			1	2	1	2	2	0	0				
Rich Reese, L OBP: 0.372, SLG: 0.545 (1, 3)	SF9-3-6		HR 1B	4-3			BB 1B			4	1	2	2	0	0	1				
Graig Nettles, L OBP: 0.315, SLG: 0.404 (1, 7)			HR				4-3			4	2	2	3	1	1	1				
John Roseboro, L OBP: 0.330, SLG: 0.309 (1, 2)	F7		2B		E2 SH1-4 1B		K		L3	5	0	1	0	0	1	3				
Leo Cardenas, R OBP: 0.354, SLG: 0.384 (1, 6)	F7		F7		SH1-4 1B					3	0	1	1	1	0	2				
Tom Hall, L OBP: 0.216, SLG: 0.200 (1, 1)	5-3			1B SH3-4 1B	SH1-4		K			3	1	1	0	0	1	3				
Inning Stats	R: 1 E: 0 K: 0 S: 3	H: 1 LOB: 1 BB: 1 P: 8	R: 0 E: 0 K: 0 S: 4	H: 1 LOB: 1 BB: 0 P: 4	R: 4 E: 0 K: 1 S: 8	H: 3 LOB: 1 BB: 2 P: 16	R: 2 E: 0 K: 0 S: 6	H: 3 LOB: 1 BB: 0 P: 6	R: 1 E: 0 K: 1 S: 7	H: 1 LOB: 2 BB: 1 P: 11	R: 2 E: 0 K: 3 S: 12	H: 3 LOB: 2 BB: 1 P: 16	R: 0 E: 0 K: 1 S: 6	H: 1 LOB: 1 BB: 0 P: 6	R: 0 E: 0 K: 0 S: 3	H: 0 LOB: 0 BB: 0 P: 3	1B: 9 2B: 2 3B: 0 HR: 3	SF: 2 SAC: 2 DP: 1 HBP: 1	WP: 0 PB: 0 SB: 1 CS: 0	PA: 43
PITCHER Jim Lonborg, R ERA: 4.42 Bill Lee, L ERA: 5.74 Ron Kline, R ERA: 5.6 Jose Santiago, R ERA: (1, 1) (4, 1) (7, 1) (8, 1)	IP: 3.1 WLS: L BF: 21 H: 4 R: 3 ER: 3 SO: 4 BB: 2 IBB: 0 HBP: 0 BLK: 0 WP: 0 HR: 1 S: 19 P: 32 ERA: 18.90 WHIP: 3.300															PITCHER				

Boston Red Sox @ Minnesota Twins
Metropolitan Stadium, Bloomington, MI
Fri Aug 29 1969, 8:05 PM EDT
Att: 24,913 - Unknown - 86 F


AB 33
R 10
H 13
RBI 10
BB 5
SO 6
LOB 20





Batter	1	2	3	4	5	6	7	8	9	AB	R	H	RBI	BB	SO	LOB	TOP										
Syd O'Brien, R OBP: 0.296, SLG: 0.415 (1, 5)	F9		K			L6		1B		4	0	1	1	0	1	1	Boston Red Sox @ Minnesota Twins Metropolitan Stadium, Bloomington, MI Sun Aug 31 1969, 4:33 AM EDT Att: 25,371 - Unknown - 74 F										
Mike Andrews, R OBP: 0.391, SLG: 0.459 (1, 4)	F2		6-3			4-3		1B		4	0	1	1	0	0	1											
Carl Yastrzemski, L OBP: 0.350, SLG: 0.505 (1, 7)	1B				4-3	4-3		G6-3		4	0	1	0	0	0	2											
Reggie Smith, S OBP: 0.381, SLG: 0.552 (1, 8)	G3				F8			G3		4	0	0	0	0	0	1											
Rico Petrocelli, R OBP: 0.418, SLG: 0.615 (1, 6)		L6			L7			K		4	0	1	0	0	1	0											
Tony Conigliaro, R OBP: 0.316, SLG: 0.424 (1, 9)	F4					4-3		F8		4	0	1	0	0	0	1											
Dalton Jones, L OBP: 0.304, SLG: 0.324 (1, 3)	F8					4-3		1B		4	1	1	0	0	0	2											
Russ Gibson, R OBP: 0.294, SLG: 0.324 (1, 2)					6-3			1B		3	1	2	0	0	0	1											
Vicente Romo, R OBP: 0.136, SLG: 0.152 (5, PH)			SH1-4					1B		0	0	0	0	0	0	0											
Joe Mauer, L OBP: 0.379, SLG: 0.370 (5, 1)								1B		1	0	0	0	0	0	1											
Bill Landis, L OBP: 0.330, SLG: 0.333 (8, PH)			SH1-4					1B		0	0	0	0	0	0	0											
Dick Schofield, S OBP: 0.246, SLG: 0.352 (8, 1)								1B		1	0	0	0	0	0	1											
Jose Santiago, R OBP: 0.143, SLG: 0.077 (8, 1)								K		0	0	0	0	0	0	0											
Sparky Lyle, L OBP: 0.143, SLG: 0.077 (8, 1)										0	0	0	0	0	0	0											
Inning Stats	R: 0 E: 0 K: 0 S: 4	H: 1 LOB: 1 BB: 0 P: 4	R: 0 E: 0 K: 0 S: 3	H: 0 LOB: 0 BB: 0 P: 3	R: 0 E: 0 K: 1 S: 6	H: 1 LOB: 1 BB: 0 P: 6	R: 0 E: 0 K: 0 S: 3	H: 0 LOB: 0 BB: 0 P: 3	R: 0 E: 0 K: 0 S: 4	H: 1 LOB: 1 BB: 0 P: 4	R: 0 E: 0 K: 0 S: 3	H: 0 LOB: 0 BB: 0 P: 3	R: 0 E: 0 K: 1 S: 5	H: 0 LOB: 0 BB: 0 P: 5	R: 2 E: 0 K: 1 S: 8	H: 4 LOB: 1 BB: 0 P: 8	R: 0 E: 0 K: 0 S: 4	H: 1 LOB: 1 BB: 0 P: 4	1B: 8 2B: 0 3B: 0 HR: 0	SF: 0 SAC: 1 DP: 1 HBP: 0	WP: 0 PB: 0 SB: 0 CS: 0	PA: 34					
PITCHER	IP	WLS	BF	H	R	ER	SO	BB	IBB	HBP	BLK	WP	HR	S	P	ERA	WHIP										
Jim Perry, R ERA: 2.91 (1, 1)	7.1	W	29	7	2	2	3	0	0	0	0	0	0	35	35	2.46	0.955										
Ron Perranoski, L ERA: 2.12 (8, 1)	1.2	S	5	1	0	0	0	0	0	0	0	0	0	5	5	0.00	0.600										


Batter	1	2	3	4	5	6	7	8	9	AB	R	H	RBI	BB	SO	LOB	BOTTOM										
Ted Uhlhaender, L OBP: 0.335, SLG: 0.360 (1, 8)	L7		HR		FC1-6			L8		4	1	1	3	0	0	2	Boston Red Sox @ Minnesota Twins Metropolitan Stadium, Bloomington, MI Sun Aug 31 1969, 4:33 AM EDT Att: 25,371 - Unknown - 74 F										
Cesar Tovar, R OBP: 0.323, SLG: 0.387 (1, 4)	K		F4		CS			E6		3	1	0	0	1	1	0											
Tony Oliva, L OBP: 0.365, SLG: 0.496 (1, 9)	BB		K		CS			L9		3	0	0	0	1	1	1											
Harmon Killebrew, R OBP: 0.422, SLG: 0.573 (8, PH)	F7		HR		BB			5-3		3	1	1	1	1	0	1											
Frank Quilici, R OBP: 0.237, SLG: 0.248 (9, 5)								FC8-4		0	0	0	0	0	0	0											
Rich Reese, L OBP: 0.370, SLG: 0.541 (1, 3)		F4	F8					FC8-4		4	1	1	0	0	0	2											
Graig Nettles, L OBP: 0.314, SLG: 0.397 (1, 7)	F9							1B		2	0	0	0	1	0	1											
Rick Renick, R OBP: 0.330, SLG: 0.333 (8, PH)					5-3-5			G3		1	0	1	1	0	0	0											
John Roseboro, L OBP: 0.330, SLG: 0.310 (1, 2)	F4				5-3-5			1B		4	0	2	1	0	0	1											
Leo Cardenas, R OBP: 0.356, SLG: 0.383 (1, 6)			HR		L7			SH1-3		2	1	0	0	1	0	2											
Jim Perry, S OBP: 0.231, SLG: 0.233 (1, 1)								F7		3	1	2	0	0	0	1											
Ron Perranoski, L OBP: 0.136, SLG: 0.095 (8, 1)			HR		FC1-6			F8		0	0	0	0	0	0	0											
Inning Stats	R: 0 E: 0 K: 1 S: 5	H: 0 LOB: 1 BB: 1 P: 9	R: 0 E: 0 K: 0 S: 3	H: 0 LOB: 0 BB: 0 P: 3	R: 4 E: 0 K: 1 S: 8	H: 3 LOB: 0 BB: 1 P: 12	R: 0 E: 0 K: 0 S: 2	H: 0 LOB: 0 BB: 1 P: 6	R: 0 E: 0 K: 0 S: 4	H: 1 LOB: 1 BB: 0 P: 4	R: 0 E: 0 K: 0 S: 4	H: 1 LOB: 1 BB: 0 P: 4	R: 2 E: 1 K: 0 S: 6	H: 2 LOB: 2 BB: 1 P: 10	R: 0 E: 0 K: 0 S: 4	H: 1 LOB: 1 BB: 0 P: 4	1B: 6 2B: 1 3B: 0 HR: 2	SF: 0 SAC: 1 DP: 1 HBP: 0	WP: 0 PB: 0 SB: 0 CS: 2	PA: 36							
PITCHER	IP	WLS	BF	H	R	ER	SO	BB	IBB	HBP	BLK	WP	HR	S	P	ERA	WHIP										
Vicente Romo, R ERA: 3.5 (5, 1)	3.0	L	11	3	0	0	0	1	0	0	0	0	0	10	14	0.00	1.333										
Jose Santiago, R ERA: 5.65 (8, 1)	0.1		3	0	2	0	0	1	0	0	0	0	0	2	6	0.00	3.000										
Sparky Lyle, L ERA: 2.49 (8, 1)	0.2		4	2	0	0	0	0	0	0	0	0	0	4	4	0.00	3.000										



Batter	1	2	3	4	5	6	7	8	9	AB	R	H	RBI	BB	SO	LOB	TOP										
Bert Campaneris, R OBP: 0.288, SLG: 0.295 (1, 6)	0-0 6-3		0-3 K		0-3 K		4-0 5-3 BB		0-0 F9	4	0	0	0	1	2	2	Oakland Athletics @ Boston Red Sox Fenway Park, Boston, MA Mon Sep 01 1969, 3:33 AM EDT Att: 22,930 - Unknown AB 33 R 2 H 6 RBI 2 BB 5 SO 6 LOB 18 										
Jose Tartabull, L OBP: 0.274, SLG: 0.296 (1, 8)	0-0 HR		0-0 BB		0-0 4-3		0-0 5-3		0-0 G1-6-3	5	1	2	0	0	0	4											
Reggie Jackson, L OBP: 0.423, SLG: 0.655 (1, 9)	0-0 F5		4-0 1-2 BB		0-0 2B 1B		4-0 BB			2	0	1	0	2	0	1											
Sal Bando, R OBP: 0.390, SLG: 0.455 (1, 5)	0-0 2H HR		0-0 4-3		0-0 F9		0-0 5-3			4	1	1	2	0	0	6											
Danny Cater, R OBP: 0.298, SLG: 0.376 (1, 3)	0-0 F7			0-0 6-3		0-0 F4		0-0 L7		4	0	0	0	0	0	1											
Dick Green, R OBP: 0.355, SLG: 0.415 (1, 4)		0-3 K		0-3 K		0-0 2B		0-0 E5		4	0	1	0	0	2	0											
Tommie Reynolds, R OBP: 0.344, SLG: 0.319 (1, 7)		0-0 F9		0-0 F9		0-0 F7		0-3 K		4	0	0	0	0	1	3											
Phil Roof, R OBP: 0.329, SLG: 0.302 (7, PH)		0-0 F9			0-0 F4		0-0 L9		0-3 K	2	0	0	0	0	0	0											
Bob Johnson, R OBP: 0.301, SLG: 0.309 (7, PH)										1	0	0	0	0	0	0											
Larry Haney, R OBP: 0.270, SLG: 0.316 (7, 2)										1	0	0	0	0	1	1											
Chuck Dobson, R OBP: 0.145, SLG: 0.136 (1, 1)										0	0	0	0	0	0	0											
Jim Roland, L OBP: 0.200, SLG: 0.200 (5, PH)										1	0	0	0	0	0	0											
Bobby Brooks, R OBP: 0.260, SLG: 0.260 (5, PH)										0	0	0	0	0	0	0											
Marcel Lachemann, R OBP: 0.260, SLG: 0.260 (7, PH)										0	0	0	0	0	0	0											
Ray Webster, L OBP: 0.260, SLG: 0.260 (7, PH)										0	0	0	0	0	0	0											
Rollie Fingers, R OBP: 0.260, SLG: 0.260 (9, PH)										0	0	0	0	0	0	0											
Tito Francona, L OBP: 0.260, SLG: 0.260 (9, PH)										0	0	0	0	0	0	0											
Allan Lewis, S OBP: 0.260, SLG: 0.260 (9, PH)										0	0	0	0	0	0	0											
Inning Stats	R: 2 E: 0 K: 0 S: 5	H: 2 LOB: 0 BB: 0 P: 5	R: 0 E: 0 K: 1 S: 5	H: 0 LOB: 0 BB: 0 P: 5	R: 0 E: 0 K: 1 S: 6	H: 1 LOB: 2 BB: 1 P: 10	R: 0 E: 0 K: 1 S: 5	H: 0 LOB: 0 BB: 0 P: 5	R: 0 E: 0 K: 0 S: 6	H: 1 LOB: 1 BB: 0 P: 6	R: 0 E: 0 K: 0 S: 3	H: 2 LOB: 2 BB: 3 P: 15	R: 0 E: 1 K: 2 S: 8	H: 0 LOB: 1 BB: 0 P: 8	R: 0 E: 0 K: 0 S: 2	H: 0 LOB: 1 BB: 1 P: 6	1B: 2 2B: 3 3B: 0 HR: 1	SF: 0 SAC: 0 DP: 1 HBP: 0	WP: 1 PB: 0 SB: 0 CS: 0	PA: 38							
PITCHER	IP	WLS	BF	H	R	ER	SO	BB	IBB	HBP	BLK	WP	HR	S	P	ERA	WHIP										
Lee Stange, R ERA: 3.36 (1, 1)	6.1	W	28	6	2	2	4	3	0	0	0	1	1	33	45	2.84	1.421										
Sparky Lyle, L ERA: 2.49 (7, 1)	0.1		2	0	0	0	0	1	0	0	0	0	0	1	5	0.00	3.000										
Sonny Siebert, R ERA: 4.05 (7, 1)	2.1	S	8	0	0	0	2	1	0	0	0	0	0	11	15	0.00	0.429										

Batter	1	2	3	4	5	6	7	8	9	AB	R	H	RBI	BB	SO	LOB	BOTTOM											
Syd O'Brien, R OBP: 0.290, SLG: 0.406 (1, 5)	E6 1B BB			0-0 F2		0-0 5-3				4	1	0	0	0	1	3	Oakland Athletics @ Boston Red Sox Fenway Park, Boston, MA Mon Sep 01 1969, 3:33 AM EDT Att: 22,930 - Unknown AB 33 R 6 H 10 RBI 6 BB 3 SO 2 LOB 14 											
Mike Andrews, R OBP: 0.390, SLG: 0.455 (1, 4)	4-0 1B 1B HR BB	0-0 5-3		0-0 FC5-4		0-0 F7				3	1	0	0	1	0	1												
Carl Yastrzemski, L OBP: 0.391, SLG: 0.505 (1, 7)	0-0 1-2 2-3 HR	0-0 4-3		0-0 F7		0-0 E 1B				4	1	2	0	0	0	1												
Reggie Smith, S OBP: 0.380, SLG: 0.549 (1, 8)	0-0 1-2 2-3 3-H HR	0-0 F4		0-0 4-3		0-0 F7				4	1	1	1	0	0	1												
Rico Petrocelli, R OBP: 0.419, SLG: 0.621 (1, 6)	0-0 1-H 2-H 3-H HR		0-0 F9		0-0 5-3 1B		0-0 F9			4	2	2	4	0	0	1												
Tony Conigliaro, R OBP: 0.316, SLG: 0.423 (1, 9)	0-0 5-3		0-0 1B		0-0 5-3		0-3 K			4	0	1	0	0	1	2												
George Scott, R OBP: 0.338, SLG: 0.398 (1, 3)	0-0 FC1-5 1B		0-0 L9		4-0 1B IBB		0-0 5-3			3	0	1	0	1	0	1												
Jerry Moses, R OBP: 0.344, SLG: 0.488 (1, 2)	0-0 1-2 2-3 FC1-5 1B		0-0 F7		0-0 1-3 2-H 1B		4-0 B1-6-4 BB			3	0	2	1	1	0	1												
Lee Stange, R OBP: 0.172, SLG: 0.111 (1, 1)	0-0 FC1-5		0-0 FC5-4 1B		0-0 6-3		0-0 B1-6-4			3	0	1	0	0	0	2												
Sparky Lyle, L OBP: 0.143, SLG: 0.077 (7, 1)										0	0	0	0	0	0	0												
Sonny Siebert, R OBP: 0.235, SLG: 0.255 (7, 1)	1-2 2-3 HR									1	0	0	0	0	0	1												
Inning Stats	R: 5 E: 1 K: 1 S: 11	H: 5 LOB: 2 BB: 1 P: 15	R: 0 E: 0 K: 0 S: 3	H: 0 LOB: 0 BB: 0 P: 3	R: 0 E: 0 K: 0 S: 4	H: 1 LOB: 1 BB: 0 P: 4	R: 0 E: 0 K: 0 S: 4	H: 1 LOB: 0 BB: 0 P: 4	R: 1 E: 0 K: 0 S: 4	H: 2 LOB: 2 BB: 1 P: 8	R: 0 E: 0 K: 1 S: 6	H: 0 LOB: 0 BB: 0 P: 3	R: 0 E: 1 K: 1 S: 8	H: 0 LOB: 1 BB: 0 P: 6	R: 0 E: 0 K: 0 S: 2	H: 0 LOB: 0 BB: 1 P: 6		1B: 9 2B: 0 3B: 0 HR: 1	SF: 0 SAC: 0 DP: 1 HBP: 0	WP: 0 PB: 0 SB: 0 CS: 0	PA: 36							
PITCHER	IP	WLS	BF	H	R	ER	SO	BB	IBB	HBP	BLK	WP	HR	S	P	ERA		WHIP										
Chuck Dobson, R ERA: 3.38 (1, 1)	0.1	L	7	4	5	4	0	1	0	0	0	0	0	6	10	108.00		15.000										
Jim Roland, L ERA: 2.1 (1, 1)	3.2		14	3	0	0	1	0	0	0	0	0	0	16	16	0.00		0.818										
Marcel Lachemann, R ERA: 2.88 (5, 1)	2.0		8	2	1	1	0	0	1	0	0	0	0	7	11	4.50	1.000											
Rollie Fingers, R ERA: 2.71 (7, 1)	2.0		7	1	0	0	1	1	0	0	0	0	0	8	12	0.00	1.000											


Batter	1	2	3	4	5	6	7	8	9	AB	R	H	RBI	BB	SO	LOB	TOP										
Bert Campaneris, R OBP: 0.285, SLG: 0.291 (1, 6)	5-3		G5-4-3			F4	E2		K	5	0	0	0	0	1	2	Oakland Athletics @ Boston Red Sox Fenway Park, Boston, MA Wed Sep 03 1969, 3:33 AM EDT Unknown livebaseballscorecards.com AB 37 R 7 H 11 RBI 6 BB 3 SO 9 LOB 20 										
Jose Tartabull, L OBP: 0.276, SLG: 0.295 (1, 8)	L6			F6			FC6-4			4	1	1	0	1	0	2											
Reggie Jackson, L OBP: 0.422, SLG: 0.652 (1, 9)						F8	K		K	5	0	2	0	0	2	4											
Sal Bando, R OBP: 0.389, SLG: 0.459 (1, 5)	K			G6-4-3		L6			L9	5	1	1	3	0	1	4											
Danny Cater, R OBP: 0.298, SLG: 0.375 (1, 3)		6-3				L7				4	1	1	0	0	1	1											
Dick Green, R OBP: 0.356, SLG: 0.428 (1, 4)		K								4	1	3	2	0	1	0											
Tommie Reynolds, R OBP: 0.343, SLG: 0.316 (1, 7)						F7				3	1	0	0	1	0	2											
Phil Roof, R OBP: 0.335, SLG: 0.305 (7, PH)										1	0	1	0	1	0	0											
Bob Johnson, R OBP: 0.311, SLG: 0.319 (7, PR)										1	0	1	0	0	0	0											
Allan Lewis, S (7, PR)										0	1	0	0	0	0	0											
Larry Haney, R OBP: 0.268, SLG: 0.313 (7, 2)										1	0	0	0	0	0	1											
Fred Talbot, R OBP: 0.214, SLG: 0.309 (3, 1)										1	0	0	0	0	1	1											
Marcel Lachemann, R OBP: 0.250, SLG: 1.000 (5, PH)										0	0	0	0	0	0	0											
Bobby Brooks, R OBP: 0.225, SLG: 0.100 (5, 1)										0	0	0	0	0	0	0											
Jim Roland, L OBP: 0.203, SLG: 0.238 (7, PH)										0	0	1	1	0	0	0											
Tilo Francona, L OBP: 0.203, SLG: 0.392 (7, PR)										0	1	0	0	0	0	0											
Mike Hershberger, R OBP: 0.225, SLG: 0.333 (7, 1)										0	1	0	0	0	0	0											
Paul Lindblad, L OBP: 0.320, SLG: 0.333 (7, 1)										1	0	0	0	0	1	1											
Inning Stats	R: 0 E: 0 K: 1 S: 6	H: 1 LOB: 1 BB: 0 P: 6	R: 0 E: 0 K: 1 S: 5	H: 0 LOB: 0 BB: 0 P: 5	R: 0 E: 0 K: 1 S: 5	H: 1 LOB: 0 BB: 0 P: 5	R: 0 E: 0 K: 0 S: 3	H: 1 LOB: 0 BB: 0 P: 3	R: 0 E: 0 K: 0 S: 6	H: 1 LOB: 2 BB: 1 P: 10	R: 0 E: 0 K: 0 S: 3	H: 0 LOB: 1 BB: 1 P: 7	R: 7 E: 1 K: 2 S: 13	H: 5 LOB: 1 BB: 1 P: 17	R: 0 E: 0 K: 1 S: 6	H: 1 LOB: 1 BB: 0 P: 6	R: 0 E: 0 K: 2 S: 8	H: 1 LOB: 1 BB: 0 P: 8	1B: 8 2B: 1 3B: 0 HR: 2	SF: 0 SAC: 0 DP: 2 HBP: 0	WP: 0 PB: 0 SB: 0 CS: 0	PA: 40					
PITCHER	IP	WLS	BF	H	R	ER	SO	BB	IBB	HBP	BLK	WP	HR	S	P	ERA	WHIP										
Jim Lonborg, R ERA: 4.43 (1, 1)	6.0		25	6	3	3	4	3	0	0	0	0	1	30	42	4.50	1.500										
Sonny Siebert, R ERA: 4.04 (7, 1)	0.1	L	4	2	1	0	0	0	0	0	0	0	0	4	4	0.00	6.000										
Sparky Lyle, L ERA: 2.51 (7, 1)	2.2		11	3	3	1	5	0	0	0	0	0	1	21	21	3.38	1.125										

Batter	1	2	3	4	5	6	7	8	9	AB	R	H	RBI	BB	SO	LOB	BOTTOM											
Syd O'Brien, R OBP: 0.293, SLG: 0.411 (1, 5)	5-3			K		6-3				5	0	2	2	0	1	0	Oakland Athletics @ Boston Red Sox Fenway Park, Boston, MA Wed Sep 03 1969, 3:33 AM EDT Unknown livebaseballscorecards.com AB 35 R 4 H 10 RBI 4 BB 2 SO 6 LOB 10 											
Mike Andrews, R OBP: 0.388, SLG: 0.460 (1, 4)	6-3									5	1	1	1	0	1	2												
Carl Yastrzemski, L OBP: 0.352, SLG: 0.504 (1, 7)										3	0	1	0	1	0	0												
Reggie Smith, S OBP: 0.379, SLG: 0.546 (1, 8)										4	0	1	0	0	1	2												
Rico Petrocelli, R OBP: 0.416, SLG: 0.615 (1, 6)										4	0	0	0	0	2	2												
Tony Conigliaro, R OBP: 0.319, SLG: 0.426 (1, 9)										4	1	3	0	0	0	0												
George Scott, R OBP: 0.339, SLG: 0.398 (1, 3)										3	1	1	0	1	0	1												
Russ Gibson, R OBP: 0.293, SLG: 0.323 (1, 2)										4	1	1	1	0	0	3												
Jim Lonborg, R OBP: 0.237, SLG: 0.156 (1, 1)										2	0	0	0	0	1	0												
Sonny Siebert, R OBP: 0.235, SLG: 0.255 (7, 1)										0	0	0	0	0	0	0												
Sparky Lyle, L OBP: 0.143, SLG: 0.077 (7, 1)										0	0	0	0	0	0	0												
Jerry Moses, R OBP: 0.341, SLG: 0.483 (9, PH)										1	0	0	0	0	0	0												
Inning Stats	R: 0 E: 0 K: 1 S: 5	H: 0 LOB: 1 BB: 1 P: 9	R: 3 E: 1 K: 0 S: 7	H: 4 LOB: 1 BB: 0 P: 7	R: 0 E: 0 K: 1 S: 7	H: 2 LOB: 3 BB: 1 P: 11	R: 1 E: 0 K: 1 S: 6	H: 1 LOB: 0 BB: 0 P: 6	R: 0 E: 0 K: 0 S: 4	H: 2 LOB: 1 BB: 0 P: 4	R: 0 E: 0 K: 1 S: 5	H: 0 LOB: 0 BB: 0 P: 5	R: 0 E: 0 K: 0 S: 3	H: 0 LOB: 0 BB: 0 P: 3	R: 0 E: 0 K: 1 S: 5	H: 0 LOB: 0 BB: 0 P: 5		R: 0 E: 0 K: 1 S: 6	H: 1 LOB: 1 BB: 0 P: 6	1B: 8 2B: 1 3B: 0 HR: 1	SF: 0 SAC: 1 DP: 1 HBP: 0	WP: 0 PB: 1 SB: 0 CS: 0	PA: 38					
PITCHER	IP	WLS	BF	H	R	ER	SO	BB	IBB	HBP	BLK	WP	HR	S	P	ERA		WHIP										
Fred Talbot, R ERA: 4.37 (3, 1)	1.1		5	1	1	1	1	0	0	0	0	0	1	7	7	6.75		0.750										
Marcel Lachemann, R ERA: 3.08 (5, 1)	2.0	W	7	2	0	0	1	0	0	0	0	0	0	9	9	0.00	1.000											
Jim Roland, L ERA: 2.03 (7, 1)	3.0	S	10	1	0	0	2	0	0	0	0	0	0	14	14	0.00	0.333											

Batter	1	2	3	4	5	6	7	8	9	AB	R	H	RBI	BB	SO	LOB	TOP										
Bert Campaneris, R OBP: 0.288, SLG: 0.293 (1, 6)	0-0 5-3		0-0 S 5-3 1B	0-0 1-2 2-3 3-H 1B		0-0 6-3 BB	0-0 L7			4	0	2	1	1	0	3											
Jose Tartabull, L OBP: 0.275, SLG: 0.293 (1, 8)	0-0 G6-3 1B		0-0 5-3	0-0 L7		0-0 5-3		0-0 F8		5	0	1	0	0	0	5											
Reggie Jackson, L OBP: 0.421, SLG: 0.647 (1, 9)	0-0 G6-3		0-0 F4		4-0 G6-4-3 BB		0-0 6-3		0-0 F7	4	0	0	0	1	0	3											
Sal Bando, R OBP: 0.389, SLG: 0.458 (1, 5)		0-0 1B	0-0 6-3		0-0 G6-4-3		0-0 F8		0-0 1B	5	0	2	0	0	0	3											
Dick Green, R OBP: 0.359, SLG: 0.428 Ted Kubiak, S OBP: 0.325, SLG: 0.313 (5, PH) (5, 4)	0-0 1-3 1B		0-0 F8		0-3 K		0-0 WP 1B		0-0 F8	2	0	1	0	0	0	0											
Danny Cater, R OBP: 0.301, SLG: 0.378 (1, 3)	0-3 K		0-0 BB HBP 1B		0-0 FC6-4 1B		0-0 WP 1B			4	1	3	0	0	1	2											
Bobby Brooks, R OBP: 0.500, SLG: 0.500 (1, 7)	4-0 1-2 BB		1-0 1B BB HBP		0-0 FC6-4 1B		0-3 K			2	0	0	0	1	1	3											
Phil Roof, R OBP: 0.333, SLG: 0.304 Tito Francona, L OBP: 0.372, SLG: 0.384 Larry Haney, R OBP: 0.267, SLG: 0.311 Gene Tenace, R OBP: 0.241, SLG: 0.296 (8, PH) (8, 2)	0-3 K		4-0 1-2 BB		0-0 FC6-4 1B		0-0 F8			1	0	0	0	0	1	3											
George Lauzerique, R OBP: 0.106, SLG: 0.106 Ed Sprague, R OBP: 0.335, SLG: 0.687 Bob Johnson, R OBP: 0.207, SLG: 0.314 Marcel Lachemann, R OBP: 0.346, SLG: 0.376 Ray Webster, L OBP: 0.274, SLG: 0.300 Fred Talbot, R OBP: 0.245, SLG: 0.316 Tommie Reynolds, R OBP: 0.225, SLG: 0.235 (8, 1) (8, 1)	0-0 1-3		0-0 F8		0-0 G3		4-0 BB			1	0	0	0	0	0	3											
Inning Stats	R: 0 E: 0 K: 0 S: 3	H: 1 LOB: 0 BB: 0 P: 3	R: 0 E: 0 K: 2 S: 9	H: 2 LOB: 3 BB: 1 P: 13	R: 0 E: 0 K: 0 S: 4	H: 1 LOB: 1 BB: 0 P: 4	R: 1 E: 0 K: 0 S: 5	H: 2 LOB: 3 BB: 1 P: 10	R: 0 E: 0 K: 1 S: 4	H: 0 LOB: 0 BB: 1 P: 8	R: 0 E: 0 K: 0 S: 4	H: 1 LOB: 1 BB: 0 P: 4	R: 0 E: 0 K: 0 S: 3	H: 0 LOB: 1 BB: 1 P: 7	R: 0 E: 0 K: 1 S: 7	H: 2 LOB: 3 BB: 1 P: 11	R: 0 E: 0 K: 0 S: 4	H: 1 LOB: 1 BB: 0 P: 4	1B: 10 2B: 0 3B: 0 HR: 0	SF: 0 SAC: 0 DP: 2 HBP: 1	WP: 1 PB: 0 SB: 1 CS: 0	PA: 41					
PITCHER Mike Nagy, R ERA: 3.06 (1, 1)	IP 9.0	WLS W	BF 41	H 10	R 1	ER 1	SO 4	BB 5	IBB 0	HBP 1	BLK 0	WP 1	HR 0	S 43	P 64	ERA 1.00	WHIP 1.667										

Oakland Athletics @ Boston Red Sox
Fenway Park, Boston, MA
Wed Sep 03 1969, 3:38 AM EDT
Att: 10,681 - Unknown

AB 35
R 1
H 10
RBI 1
BB 5
SO 4
LOB 33



Batter	1	2	3	4	5	6	7	8	9	AB	R	H	RBI	BB	SO	LOB	BOTTOM										
Syd O'Brien, R OBP: 0.297, SLG: 0.434 (1, 5)	0-0 1B SF9		0-0 HR		0-0 F3		0-0 6-3			4	2	2	1	0	0	0											
Mike Andrews, R OBP: 0.389, SLG: 0.459 (1, 4)	0-0 FC5 BB		0-0 6-3		4-0 1B FC4-6 BB		0-0 F5			3	1	1	0	1	0	0											
Carl Yastrzemski, L OBP: 0.397, SLG: 0.507 (1, 7)	4-0 1-2 BB		0-0 FC6-4 PB 1B		0-0 FC4-6 1B		0-0 FC5-4 1B			3	1	3	0	1	0	0											
Reggie Smith, S OBP: 0.378, SLG: 0.543 (1, 8)	0-3 K		4-0 FC6-4 BB		0-0 FC4-6 CS WP		0-0 F4			3	0	0	1	1	1	5											
Rico Petrocelli, R OBP: 0.415, SLG: 0.612 (1, 6)	0-0 SF9		0-0 FC6-4 FC6-4		4-0 1B BB		0-0 FC5-4			2	0	0	1	1	0	3											
Tony Conigliaro, R OBP: 0.319, SLG: 0.424 (1, 9)	0-0 FC5		0-0 FC6-4 FC4		0-0 FC5-4 1B		0-0 4-3			4	0	1	1	0	0	3											
George Scott, R OBP: 0.337, SLG: 0.394 (1, 3)		0-0 1-3	0-0 FC4		0-0 FC5-4		0-0 6-3			4	0	0	0	0	0	3											
Jerry Moses, R OBP: 0.337, SLG: 0.505 (1, 2)		0-0 HR		0-3 K		0-0 F7		0-3 K		4	1	1	1	0	2	0											
Mike Nagy, R OBP: 0.152, SLG: 0.098 (1, 1)		0-0 6-3		0-3 K		0-3 K				3	0	0	0	0	2	0											
Inning Stats	R: 1 E: 0 K: 1 S: 7	H: 2 LOB: 2 BB: 1 P: 11	R: 2 E: 0 K: 0 S: 5	H: 2 LOB: 0 BB: 0 P: 5	R: 1 E: 0 K: 0 S: 4	H: 1 LOB: 1 BB: 1 P: 8	R: 0 E: 0 K: 2 S: 7	H: 0 LOB: 0 BB: 0 P: 7	R: 1 E: 0 K: 0 S: 4	H: 2 LOB: 2 BB: 2 P: 12	R: 0 E: 0 K: 1 S: 5	H: 0 LOB: 0 BB: 0 P: 5	R: 0 E: 0 K: 0 S: 4	H: 1 LOB: 1 BB: 0 P: 4	R: 0 E: 0 K: 1 S: 5	H: 0 LOB: 0 BB: 0 P: 5	1B: 5 2B: 1 3B: 0 HR: 2	SF: 1 SAC: 0 DP: 0 HBP: 0	WP: 1 PB: 1 SB: 0 CS: 1	PA: 35							
PITCHER George Lauzerique, R ERA: 4.50 Ed Sprague, R ERA: 4.15 Marcel Lachemann, R ERA: 3.16 Fred Talbot, R ERA: 4.31 Rolie Fingers, R ERA: 2.68 (1, 1) (2, 1) (4, 1) (6, 1) (8, 1)	IP 1.2	WLS L	BF 10	H 4	R 3	ER 3	SO 1	BB 1	IBB 0	HBP 0	BLK 0	WP 0	HR 2	S 11	P 15	ERA 16.20	WHIP 3.000										

Oakland Athletics @ Boston Red Sox
Fenway Park, Boston, MA
Wed Sep 03 1969, 3:38 AM EDT
Att: 10,681 - Unknown

AB 30
R 5
H 8
RBI 5
BB 4
SO 5
LOB 14



Batter	1	2	3	4	5	6	7	8	9	AB	R	H	RBI	BB	SO	LOB	TOP				
Del Unser, L OBP: 0.338, SLG: 0.345 (1, 8)										5	2	2	0	0	0	1	Washington Senators @ Boston Red Sox Fenway Park, Boston, MA Fri Sep 05 1969, 7:05 PM EDT Att: 25,976 - Unknown				
Lee Maye, L OBP: 0.333, SLG: 0.423 (1, 9)										4	1	0	0	1	0	2					
Frank Howard, R OBP: 0.413, SLG: 0.606 (1, 7)										4	1	0	0	1	2	2					
Mike Epstein, L OBP: 0.414, SLG: 0.540 (1, 3)										4	2	1	1	1	2	0					
Ken McMullen, R OBP: 0.353, SLG: 0.418 (9, PR)										4	1	3	2	1	1	0					
Tim Cullen, R OBP: 0.253, SLG: 0.249 (9, 4)										0	1	0	0	0	0	0					
Bernie Allen, L OBP: 0.341, SLG: 0.394 (9, PH)										2	0	0	1	2	1	3					
Zoilo Versalles, R OBP: 0.296, SLG: 0.300 (9, 5)										1	0	1	0	0	0	0					
Ed Brinkman, R OBP: 0.327, SLG: 0.333 (1, 6)										5	0	1	2	0	0	5					
Paul Casanova, R OBP: 0.251, SLG: 0.289 (1, 2)										5	0	2	1	0	1	4					
Dick Bosman, R OBP: 0.179, SLG: 0.100 (7, 1)										3	0	0	0	0	0	2					
Casey Cox, R OBP: 0.172, SLG: 0.077 (8, PH)										0	0	0	0	0	0	0					
Ed Strou, L OBP: 0.262, SLG: 0.376 (8, PH)										1	0	0	0	0	0	1					
Brant Alyea, R OBP: 0.142, SLG: 0.048 (8, PH)										0	0	0	0	0	0	0					
Bob Humphreys, R OBP: 0.142, SLG: 0.077 (8, 1)										0	0	0	0	0	0	0					
Darold Knowles, L OBP: 0.231, SLG: 0.289 (8, 1)										0	0	0	0	0	0	0					
Inning Stats	R: 0 E: 0 K: 1 S: 5	H: 0 LOB: 0 BB: 0 P: 5	R: 0 E: 0 K: 1 S: 6	H: 1 LOB: 2 BB: 1 P: 10	R: 3 E: 1 K: 2 S: 10	H: 3 LOB: 1 BB: 1 P: 14	R: 0 E: 0 K: 0 S: 3	H: 0 LOB: 0 BB: 0 P: 3	R: 4 E: 1 K: 2 S: 10	H: 2 LOB: 2 BB: 3 P: 22	R: 0 E: 0 K: 0 S: 3	H: 0 LOB: 1 BB: 1 P: 11	R: 0 E: 0 K: 1 S: 6	H: 1 LOB: 1 BB: 0 P: 6	R: 1 E: 0 K: 1 S: 8	H: 3 LOB: 2 BB: 0 P: 8	1B: 7 2B: 3 3B: 0 HR: 0	SF: 0 SAC: 0 DP: 0 HBP: 0	WP: 0 PB: 0 SB: 0 CS: 0	PA: 44	
PITCHER	IP	WLS	BF	H	R	ER	SO	BB	IBB	HBP	BLK	WP	HR	S	P	ERA	WHIP			ERA	WHIP
Vicente Romo, R ERA: 3.89 (1, 1)	4.1		23	5	7	4	5	5	0	0	0	0	0	28	48	8.31	2.308			0.00	1.500
Jose Santiago, R ERA: (5, 1)	0.2		4	1	0	0	1	0	0	0	0	0	0	6	6	0.00	1.500				
Bill Landis, L ERA: 5.37 (6, 1)	2.0		7	0	0	0	2	1	0	0	0	0	0	14	14	0.00	0.500				
Ron Kline, R ERA: 5.6 (8, 1)	0.0		1	1	0	0	0	0	0	0	0	0	0	1	1	∞	∞				
Sparky Lyle, L ERA: 2.56 (8, 1)	1.2		8	3	1	1	1	0	0	0	0	0	0	10	10	5.40	1.800				

Batter	1	2	3	4	5	6	7	8	9	AB	R	H	RBI	BB	SO	LOB	BOTTOM					
Syd O'Brien, R OBP: 0.304, SLG: 0.432 (1, 5)										3	3	1	0	2	0	1	Washington Senators @ Boston Red Sox Fenway Park, Boston, MA Fri Sep 05 1969, 7:05 PM EDT Att: 25,976 - Unknown					
Mike Andrews, R OBP: 0.387, SLG: 0.456 (1, 4)										4	1	1	1	0	1	2						
Carl Yastrzemski, L OBP: 0.397, SLG: 0.508 (1, 7)										5	1	2	3	0	0	1						
Reggie Smith, S OBP: 0.378, SLG: 0.540 (1, 8)										4	1	1	0	1	0	1						
Rico Petrocelli, R OBP: 0.416, SLG: 0.618 (1, 6)										4	1	2	4	1	0	0						
Tony Conigliaro, R OBP: 0.320, SLG: 0.430 (1, 9)										4	1	2	0	0	0	1						
George Scott, R OBP: 0.334, SLG: 0.391 (1, 3)										4	0	0	0	0	0	3						
Tom Satriano, L OBP: 0.332, SLG: 0.254 (1, 2)										4	1	2	1	0	0	1						
Vicente Romo, R OBP: 0.130, SLG: 0.174 (5, 1)										1	0	0	0	0	1	1						
Joe Lahoud, L OBP: 0.353, SLG: 0.368 (5, PH)										0	0	0	0	0	0	0						
Bill Landis, L OBP: 0.241 (7, PH)										1	0	0	0	0	0	0						
Dick Schofield, S OBP: 0.142, SLG: 0.030 (8, 1)										0	0	0	0	0	0	0						
Ron Kline, R ERA: 2.8 (8, 1)										0	0	0	0	0	0	0						
Sparky Lyle, L OBP: 0.153, SLG: 0.071 (8, 1)										1	0	0	0	0	0	0						
Sonny Siebert, R ERA: 2.23 (8, 1)										0	0	0	0	0	0	0						
Inning Stats	R: 0 E: 0 K: 0 S: 3	H: 0 LOB: 0 BB: 0 P: 3	R: 0 E: 0 K: 0 S: 4	H: 1 LOB: 0 BB: 0 P: 4	R: 0 E: 0 K: 2 S: 8	H: 1 LOB: 1 BB: 0 P: 8	R: 0 E: 0 K: 0 S: 3	H: 0 LOB: 0 BB: 0 P: 3	R: 4 E: 0 K: 0 S: 7	H: 4 LOB: 1 BB: 1 P: 11	R: 0 E: 0 K: 0 S: 4	H: 1 LOB: 1 BB: 0 P: 4	R: 4 E: 1 K: 0 S: 7	H: 4 LOB: 0 BB: 0 P: 7	R: 0 E: 0 K: 0 S: 3	H: 0 LOB: 0 BB: 0 P: 3	R: 1 E: 1 K: 0 S: 2	H: 0 LOB: 3 BB: 3 P: 14	1B: 7 2B: 3 3B: 0 HR: 1	SF: 0 SAC: 1 DP: 0 HBP: 0	WP: 0 PB: 0 SB: 0 CS: 0	PA: 41
PITCHER	IP	WLS	BF	H	R	ER	SO	BB	IBB	HBP	BLK	WP	HR	S	P	ERA	WHIP			ERA	WHIP	
Dick Bosman, R ERA: 2.27 (7, 1)	0.1		3	2	2	2	0	0	0	0	0	0	1	3	3	54.00	6.000					
Casey Cox, R ERA: 2.41 (8, 1)	1.1	L	5	0	1	0	0	1	0	0	0	0	0	4	8	0.00	0.750					
Bob Humphreys, R ERA: 2.8 (9, 1)	0.0		3	0	0	0	0	1	1	0	0	0	0	1	9	∞	∞					

Batter	1	2	3	4	5	6	7	8	9	10	AB	R	H	RBI	BB	SO	LOB	TOP			
Ed Brinkman, R OBP: 0.328, SLG: 0.338 (1, 6)	6-3			5-3 WP 2B		6-3		1B		1B	5	1	3	0	0	0	0				
Lee Mays, L OBP: 0.329, SLG: 0.429 (1, 8) (10, 9)	L1			5-3 2-3		L8		4-3		4-3	5	0	0	0	0	0	3				
Frank Howard, R OBP: 0.412, SLG: 0.606 (1, 7)	G1			K		HR				5-3	4	1	1	1	0	1	0				
Mike Epstein, L OBP: 0.413, SLG: 0.533 (1, 3)		F6				L7				FC5-4 1B	3	0	1	0	1	0	0				
Ken McMullen, R OBP: 0.350, SLG: 0.420 (1, 5)				F7						K	4	0	1	0	0	1	2				
Brant Alyea, R OBP: 0.435, SLG: 0.435 (1, 9)																					
Tim Cullen, R OBP: 0.253, SLG: 0.249 (10, 4)																					
Bernie Allen, L OBP: 0.339, SLG: 0.387 (1, 4)																					
Darold Knowles, L OBP: 0.231, SLG: 0.091 (10, 1)				3-1						4-3	3	0	0	0	1	0	0				
Jim French, L OBP: 0.350, SLG: 0.318 (1, 2)				F7		F3				6-3	4	0	0	0	0	0	1				
Jim Hannan, R OBP: 0.140, SLG: 0.119 (1, 1)																					
Ed Stroud, L OBP: 0.350, SLG: 0.392 (5, PH)																					
Casey Cox, R OBP: 0.119, SLG: 0.075 (5, 1)																					
Del Unser, L OBP: 0.340, SLG: 0.353 (10, 8)										HR	1	1	1	1	0	0	0				
Inning Stats	R: 0 E: 0 K: 0 S: 3	H: 0 LOB: 0 BB: 0 P: 3	R: 0 E: 0 K: 0 S: 3	H: 1 LOB: 0 BB: 0 P: 3	R: 0 E: 0 K: 1 S: 5	H: 0 LOB: 0 BB: 0 P: 5	R: 1 E: 0 K: 1 S: 6	H: 1 LOB: 1 BB: 1 P: 10	R: 0 E: 0 K: 1 S: 5	H: 0 LOB: 0 BB: 1 P: 9	R: 1 E: 0 K: 0 S: 4	H: 1 LOB: 0 BB: 0 P: 4	R: 0 E: 0 K: 1 S: 5	H: 0 LOB: 0 BB: 0 P: 5	R: 0 E: 0 K: 0 S: 6	H: 1 LOB: 1 BB: 0 P: 6	R: 1 E: 0 K: 0 S: 5	H: 2 LOB: 1 BB: 0 P: 5	1B: 4 2B: 1 3B: 0 HR: 2	SF: 0 SAC: 0 DP: 1 HBP: 0	WP: 1 PA: 38
PITCHER Jim Lonborg, R ERA: 4.3 (1, 1)	IP 10.0	WLS L	BF 38	H 7	R 3	ER 3	SO 5	BB 2	IBB 0	HBP 0	BLK 0	WP 1	HR 2	S 46	P 54	ERA 2.70	WHIP 0.900				

Washington Senators @ Boston Red Sox
Fenway Park, Boston, MA
Sun Sep 07 1969, 3:33 AM EDT
Att: 24,880 - Unknown

AB 36
R 3
H 7
RBI 2
BB 2
SO 5
LOB 9



Batter	1	2	3	4	5	6	7	8	9	10	AB	R	H	RBI	BB	SO	LOB	BOTTOM	
Syd O'Brien, R OBP: 0.314, SLG: 0.471 (1, 5)	6-3										5	0	2	0	0	1	0		
Mike Andrews, R OBP: 0.392, SLG: 0.481 (1, 4)											3	2	1	1	1	0	2		
Carl Yastrzemski, L OBP: 0.360, SLG: 0.514 (1, 7)											3	0	0	0	2	1	2		
Reggie Smith, S OBP: 0.377, SLG: 0.535 (1, 8)											5	0	1	1	0	1	2		
Rico Petrocelli, R OBP: 0.419, SLG: 0.616 (1, 6)											5	0	2	0	0	1	2		
Tony Conigliaro, R OBP: 0.320, SLG: 0.429 (1, 9)											5	0	1	0	0	1	4		
George Scott, R OBP: 0.334, SLG: 0.388 (1, 3)											4	0	2	0	0	0	0		
Tom Satriano, L OBP: 0.333, SLG: 0.251 (1, 2)											3	0	1	0	1	0	2		
Don Lock, R OBP: 0.328, SLG: 0.268 (9, PR)											0	0	0	0	0	0	0		
Jerry Moses, R OBP: 0.337, SLG: 0.505 (10, 2)											0	0	0	0	0	0	0		
Jim Lonborg, R OBP: 0.214, SLG: 0.139 (1, 1)											4	0	0	0	0	1	6		
Inning Stats	R: 1 E: 0 K: 1 S: 6	H: 1 LOB: 2 BB: 1 P: 11	R: 0 E: 0 K: 0 S: 3	H: 0 LOB: 0 BB: 0 P: 3	R: 1 E: 0 K: 1 S: 5	H: 1 LOB: 0 BB: 1 P: 9	R: 0 E: 0 K: 0 S: 5	H: 2 LOB: 2 BB: 0 P: 5	R: 0 E: 0 K: 0 S: 3	H: 0 LOB: 0 BB: 0 P: 3	R: 0 E: 0 K: 1 S: 5	H: 0 LOB: 0 BB: 0 P: 5	R: 0 E: 0 K: 1 S: 7	H: 2 LOB: 2 BB: 0 P: 7	R: 0 E: 1 K: 2 S: 8	H: 1 LOB: 1 BB: 0 P: 8	1B: 8 2B: 1 3B: 1 HR: 1	SF: 0 SAC: 0 DP: 3 HBP: 1	WP: 0 PA: 42
PITCHER Jim Hannan, R ERA: 3.48 (1, 1)	IP 4.0	WLS W	BF 20	H 5	R 0	ER 0	SO 2	BB 2	IBB 0	HBP 0	BLK 0	WP 0	HR 1	S 19	P 28	ERA 4.50	WHIP 1.500		
Casey Cox, R ERA: 2.33 (5, 1)	5.0	W	20	5	0	0	2	2	0	0	0	0	0	0	22	30	0.00	1.400	
Darold Knowles, L ERA: 2.2 (10, 1)	1.0	S	4	1	0	0	2	0	0	0	0	0	0	8	8	0.00	1.000		

Washington Senators @ Boston Red Sox
Fenway Park, Boston, MA
Sun Sep 07 1969, 3:33 AM EDT
Att: 24,880 - Unknown

AB 37
R 2
H 10
RBI 2
BB 4
SO 6
LOB 20



Batter	1	2	3	4	5	6	7	8	9	AB	R	H	RBI	BB	SO	LOB	TOP																			
Syd O'Brien, R OBP: 0.313, SLG: 0.472 (1,5)	E6		FC6-4 SF8 2B		K		K		SH2-4	4	1	1	0	0	2	1	Boston Red Sox @ Cleveland Indians Cleveland Municipal Stadium, Cleveland, OH Mon Sep 08 1969, 7:05 PM EDT Att: 3,530 - Unknown																			
Mike Andrews, R OBP: 0.390, SLG: 0.456 (1,4)	F3		FC6-4 BB		K			F7	F8	4	0	0	0	1	1	3																				
Carl Yastrzemski, L OBP: 0.359, SLG: 0.512 Joe Lahoud, L OBP: 0.332, SLG: 0.366 (1,7) (3,7)	F8		FC6-4 CS 1-2 2-3		F9			K	4-3	2	0	0	0	0	0	3																				
Reggie Smith, S OBP: 0.378, SLG: 0.537 (1,8)	K		SF8							2	1	1	1	1	1	1																				
Rico Petrocelli, R OBP: 0.421, SLG: 0.622 (1,6)			CS	5-3						2	2	1	1	2	0	0																				
Tony Conigliaro, R OBP: 0.322, SLG: 0.436 (1,9)	1-3			HR						4	1	2	1	0	0	2																				
George Scott, R OBP: 0.333, SLG: 0.387 (1,3)	6-3				F4					4	0	1	2	0	0	2																				
Jerry Moses, R OBP: 0.333, SLG: 0.495 (1,2)					L1					4	0	1	0	0	1	2																				
Bill Landis, L Sonny Siebert, R OBP: 0.245, SLG: 0.265 (1,1) (5,1)	5-3									1	0	0	0	1	0	1																				
Inning Stats	R: 0 E: 1 K: 1 S: 6	H: 0 LOB: 1 BB: 0 P: 6	R: 1 E: 0 K: 0 S: 5	H: 2 LOB: 1 BB: 0 P: 5	R: 1 E: 0 K: 0 S: 3	H: 1 LOB: 0 BB: 1 P: 7	R: 1 E: 0 K: 0 S: 4	H: 1 LOB: 0 BB: 0 P: 4	R: 0 E: 0 K: 2 S: 7	H: 0 LOB: 1 BB: 2 P: 10	R: 0 E: 0 K: 2 S: 7	H: 0 LOB: 0 BB: 0 P: 7	R: 2 E: 0 K: 2 S: 10	H: 3 LOB: 2 BB: 1 P: 14	R: 0 E: 0 K: 0 S: 4	H: 1 LOB: 1 BB: 0 P: 4	1B: 4 2B: 2 3B: 0 HR: 2	SF: 1 SAC: 1 DP: 1 HBP: 0	WP: 0 PB: 0 SB: 1 CS: 1	PA: 40																
PITCHER	IP	WLS	BF	H	R	ER	SO	BB	IBB	HBP	BLK	WP	HR	S	P	ERA	WHIP	PITCHER		IP	WLS	BF	H	R	ER	SO	BB	IBB	HBP	BLK	WP	HR	S	P	ERA	WHIP
Steve Hargan, R ERA: 5.61 (1,1)	4.0		18	4	3	3	1	2	0	0	0	0	2	18	26	6.75	1.500																			
Gary Boyd, R ERA: 16.2 (5,1)	1.0		3	0	0	0	2	0	0	0	0	0	0	7	7	0.00	0.000																			
Ron Law, R ERA: 4.85 (6,1)	0.0		2	0	0	0	0	2	0	0	0	0	0	0	8	∞	∞																			
Phil Hennigan, R ERA: 7.71 (6,1)	4.0	L	16	4	2	2	4	0	1	0	0	0	0	23	27	4.50	1.000																			


AB 32
R 5
H 8
RBI 5
BB 5
SO 7
LOB 17





Batter	1	2	3	4	5	6	7	8	9	AB	R	H	RBI	BB	SO	LOB	BOTTOM																			
Eddie Leon, R OBP: 0.339, SLG: 0.365 (1,6)	F3		F7		1B 2H 1B		K			4	1	1	1	0	1	0	Boston Red Sox @ Cleveland Indians Cleveland Municipal Stadium, Cleveland, OH Mon Sep 08 1969, 7:05 PM EDT Att: 3,530 - Unknown																			
Davey Nelson, R OBP: 0.280, SLG: 0.207 (1,4)	6-3			G3	1B S 1B		K			4	0	1	0	0	1	0																				
Ken Harrelson, R OBP: 0.338, SLG: 0.429 (1,9)				F6	1B BB			5-3		2	0	0	0	2	0	0																				
Tony Horton, R OBP: 0.330, SLG: 0.474 (1,3)	5-3			F8	FC4 1B			F8		4	0	1	1	0	0	1																				
Jose Cardenal, R OBP: 0.309, SLG: 0.357 (1,8)			K		SF8 FC4 2B			F8		4	1	1	0	0	1	3																				
Ray Fosse, R OBP: 0.293, SLG: 0.264 (1,2)	F3				2B SF7 1B		K			3	1	1	0	0	1	0																				
Frank Baker, L OBP: 0.351, SLG: 0.490 (9,PH)								K		1	0	0	0	0	1	0																				
Richie Scheinblum, S OBP: 0.251, SLG: 0.241 (1,7)	6-3				SF9 F7			K		2	0	0	1	0	0	0																				
Larry Brown, R OBP: 0.296, SLG: 0.292 (1,5)				5-3	1B 2B			F4		3	1	1	0	0	0	0																				
Russ Snyder, L OBP: 0.316, SLG: 0.313 (9,PH)									4-3	1	0	0	0	0	0	0																				
Steve Hargan, R OBP: 0.182, SLG: 0.163 (1,1)										1	0	0	0	0	0	0																				
Gary Boyd, R (5,1)										0	0	0	0	0	0	0																				
Chuck Hinton, R OBP: 0.300, SLG: 0.373 (5,PH)										0	0	0	1	0	0	0																				
Ron Law, R (6,1)										0	0	0	0	0	0	0																				
Phil Hennigan, R (6,1)										1	0	0	0	0	0	0																				
Inning Stats	R: 0 E: 0 K: 0 S: 3	H: 0 LOB: 1 BB: 1 P: 7	R: 0 E: 0 K: 1 S: 5	H: 0 LOB: 0 BB: 0 P: 5	R: 0 E: 0 K: 0 S: 3	H: 0 LOB: 0 BB: 0 P: 3	R: 0 E: 0 K: 0 S: 3	H: 0 LOB: 0 BB: 0 P: 3	R: 4 E: 0 K: 0 S: 9	H: 6 LOB: 3 BB: 1 P: 13	R: 0 E: 0 K: 1 S: 5	H: 0 LOB: 0 BB: 0 P: 5	R: 0 E: 0 K: 2 S: 7	H: 0 LOB: 0 BB: 0 P: 7	R: 0 E: 0 K: 0 S: 3	H: 0 LOB: 0 BB: 0 P: 3	R: 0 E: 0 K: 2 S: 7	H: 0 LOB: 0 BB: 0 P: 7	1B: 4 2B: 2 3B: 0 HR: 0	SF: 2 SAC: 0 DP: 0 HBP: 0	WP: 0 PB: 0 SB: 1 CS: 0	PA: 35														
PITCHER	IP	WLS	BF	H	R	ER	SO	BB	IBB	HBP	BLK	WP	HR	S	P	ERA	WHIP	PITCHER		IP	WLS	BF	H	R	ER	SO	BB	IBB	HBP	BLK	WP	HR	S	P	ERA	WHIP
Bill Landis, L (1,1)	4.2		20	5	4	4	1	1	0	0	0	0	0	21	25	7.71	1.286																			
Sonny Siebert, R (5,1)	4.1	W	15	1	0	0	5	1	0	0	0	0	0	24	28	0.00	0.462																			

AB 31
R 4
H 6
RBI 4
BB 2
SO 6
LOB 4



Batter	1	2	3	4	5	6	7	8	9	AB	R	H	RBI	BB	SO	LOB	TOP			
Syd O'Brien, R OBP: 0.310, SLG: 0.465 (1, 5)	E6 1B 2B	K			K		K		F9	5	2	1	0	0	2	0	Boston Red Sox @ Cleveland Indians Cleveland Municipal Stadium, Cleveland, OH Tue Sep 09 1969, 7:05 PM EDT Att: 3,237 - Unknown livebaseballscores.com AB 37 R 3 H 10 RBI 3 BB 2 SO 12 LOB 13 			
Mike Andrews, R OBP: 0.388, SLG: 0.453 (1, 4)			K		F4		F7		L5	5	0	1	0	0	1	2				
Carl Yastrzemski, L OBP: 0.397, SLG: 0.510 (1, 7)	K		K		F6		1B		4-3	5	0	1	1	0	2	1				
Reggie Smith, S OBP: 0.381, SLG: 0.541 (1, 8)	BB				K					4	0	3	2	0	1	0				
Rico Petrocelli, R OBP: 0.422, SLG: 0.620 (1, 6)	FC5		K		1B		F7			3	0	1	0	1	1	3				
Tony Conigliaro, R OBP: 0.323, SLG: 0.435 (1, 9)					K				6-3	3	0	1	0	1	1	0				
George Scott, R OBP: 0.333, SLG: 0.386 (1, 3)	FC5				F5		6-3			4	0	1	0	0	0	5				
Jerry Moses, R OBP: 0.320, SLG: 0.475 (1, 2)		1-3			K		K		F8	4	0	0	0	0	2	1				
Vicente Romo, R OBP: 0.148, SLG: 0.185 (1, 1)		F4			K				K	4	1	1	0	0	2	1				
Inning Stats	R: 1 E: 1 K: 1 S: 7	H: 2 LOB: 3 BB: 2 P: 15	R: 0 E: 0 K: 1 S: 5	H: 0 LOB: 0 BB: 0 P: 5	R: 0 E: 0 K: 3 S: 10	H: 1 LOB: 1 BB: 0 P: 10	R: 0 E: 0 K: 2 S: 7	H: 0 LOB: 0 BB: 0 P: 7	R: 0 E: 0 K: 1 S: 7	H: 2 LOB: 2 BB: 0 P: 7	R: 2 E: 0 K: 1 S: 9	H: 4 LOB: 2 BB: 0 P: 9	R: 0 E: 0 K: 1 S: 6	H: 1 LOB: 1 BB: 0 P: 6	R: 0 E: 0 K: 0 S: 3	H: 0 LOB: 0 BB: 0 P: 3	1B: 9 2B: 1 3B: 0 HR: 0	SF: 0 SAC: 0 DP: 0 HBP: 0	WP: 0 PB: 0 SB: 0 CS: 0	PA: 39
PITCHER	IP WLS BF H R ER SO BB IBB HBP BLK WP HR S P ERA WHIP	8.0 L 36 10 3 2 12 2 0 0 0 0 0 58 66 2.25 1.500	1.0 3 0 0 0 0 0 0 0 0 0 0 0 3 3 0.00 0.000	PITCHER																
Sam McDowell, L ERA: 2.9 (1, 1)																				
Stan Williams, R ERA: 4.01 (9, 1)																				

Batter	1	2	3	4	5	6	7	8	9	AB	R	H	RBI	BB	SO	LOB	BOTTOM					
Jose Cardenal, R OBP: 0.311, SLG: 0.360 (1, 8)	F7		K			2B		1B		4	0	2	0	0	1	1	Boston Red Sox @ Cleveland Indians Cleveland Municipal Stadium, Cleveland, OH Tue Sep 09 1969, 7:05 PM EDT Att: 3,237 - Unknown livebaseballscores.com AB 34 R 1 H 7 RBI 1 BB 0 SO 11 LOB 13 					
Lou Klimchok, L OBP: 0.326, SLG: 0.423 (1, 5)	4-3		K			F3		1B		4	0	1	0	0	1	2						
Frank Baker, L OBP: 0.348, SLG: 0.481 (1, 7)					K		K		K	4	0	1	0	0	3	3						
Tony Horton, R OBP: 0.329, SLG: 0.477 (1, 3)	4-3				HR		F8		K	4	1	1	1	0	1	4						
Ken Harrelson, R OBP: 0.338, SLG: 0.427 (1, 9)		K			K		FC5-4		K	4	0	1	0	0	3	0						
Duke Sims, L OBP: 0.381, SLG: 0.411 (1, 2)	4-3				F8		F7		F4	4	0	0	0	0	0	1						
Eddie Leon, R OBP: 0.331, SLG: 0.356 (1, 6)	6-3				L6		K		F4	4	0	0	0	0	1	1						
Davey Nelson, R OBP: 0.256, SLG: 0.203 (7, PH)			F6		6-3		FC5-4			2	0	0	0	0	0	0						
Russ Snyder, L OBP: 0.315, SLG: 0.312 (8, PH)							1-2			1	0	0	0	0	0	1						
Vern Fuller, R OBP: 0.293, SLG: 0.323 (8, 4)										0	0	0	0	0	0	0						
Sam McDowell, L OBP: 0.167, SLG: 0.193 (1, 1)									F6	2	0	1	0	0	1	0						
Richie Scheinblum, S OBP: 0.230, SLG: 0.239 (8, PH)										1	0	0	0	0	0	0						
Stan Williams, R OBP: 0.194, SLG: 0.094 (9, 1)										0	0	0	0	0	0	0						
Inning Stats	R: 0 E: 0 K: 0 S: 4	H: 1 LOB: 1 BB: 0 P: 4	R: 0 E: 0 K: 1 S: 5	H: 0 LOB: 0 BB: 0 P: 5	R: 0 E: 0 K: 2 S: 8	H: 1 LOB: 1 BB: 0 P: 8	R: 1 E: 0 K: 2 S: 8	H: 1 LOB: 0 BB: 0 P: 8	R: 0 E: 0 K: 1 S: 5	H: 0 LOB: 0 BB: 0 P: 5	R: 0 E: 0 K: 1 S: 6	H: 1 LOB: 1 BB: 0 P: 6	R: 0 E: 0 K: 1 S: 6	H: 1 LOB: 1 BB: 0 P: 6	R: 0 E: 0 K: 2 S: 9	H: 2 LOB: 2 BB: 0 P: 9	R: 0 E: 0 K: 1 S: 5	H: 0 LOB: 0 BB: 0 P: 5	1B: 5 2B: 1 3B: 0 HR: 1	SF: 0 SAC: 0 DP: 0 HBP: 0	WP: 0 PB: 0 SB: 0 CS: 0	PA: 34
PITCHER	IP WLS BF H R ER SO BB IBB HBP BLK WP HR S P ERA WHIP	9.0 W 34 7 1 1 11 0 0 0 0 0 1 56 56 1.00 0.778	PITCHER																			
Vicente Romo, R ERA: 3.48 (1, 1)																						

Batter	1	2	3	4	5	6	7	8	9	AB	R	H	RBI	BB	SO	LOB	TOP			
Syd O'Brien, R OBP: 0.314, SLG: 0.476 (1, 5)	0-0 5-3		0-0 6-3		0-0 F9			0-0 F5		4	0	0	0	0	0	1	Boston Red Sox @ Baltimore Orioles Memorial Stadium, Baltimore, MD Thu Sep 11 1969, 7:05 PM EDT Att: 7,284 - Unknown livebaseballscorecards.com			
Mike Andrews, R OBP: 0.389, SLG: 0.452 (1, 4)	4-0 BB		0-0 F4		0-0 L7			0-0 L6		3	0	0	0	1	0	1				
Carl Yastrzemski, L OBP: 0.359, SLG: 0.511 (1, 7)	0-0 F6			4-0 HR BB		0-0 G3		0-0 F8		3	1	0	0	1	0	1				
Reggie Smith, S OBP: 0.380, SLG: 0.536 (1, 8)	0-0 F9			0-0 F9		0-0 5-3			0-0 G6-4-3 1B	4	0	1	0	0	0	2				
Rico Petrocelli, R OBP: 0.418, SLG: 0.619 (1, 6)		0-0 L7		0-0 HR		0-0 5-3			0-0 F7	4	1	1	2	0	0	1				
Tony Conigliaro, R OBP: 0.325, SLG: 0.438 (1, 9)		0-0 F2		0-0 F4					0-0 G6-4-3 1-2f	4	0	1	0	0	0	1				
George Scott, R OBP: 0.331, SLG: 0.382 (1, 3)		0-0 4-3								2	0	0	0	1	1	1				
Russ Gibson, R OBP: 0.293, SLG: 0.326 (1, 2)			0-0 SH5-3 2B		0-3 K					3	0	1	0	0	1	2				
Lee Stange, R OBP: 0.152, SLG: 0.097 Jose Santiago, R (6, 1) Billy Conigliaro, R OBP: 0.425, SLG: 0.697 Ron Kline, R (7, 1)			0-0 SH5-3 2-3		0-3 K				0-0 F8	1	0	0	0	0	1	0				
Inning Stats	R: 0 E: 0 K: 0 S: 3	H: 0 LOB: 1 BB: 1 P: 7	R: 0 E: 0 K: 0 S: 3	H: 0 LOB: 0 BB: 0 P: 3	R: 0 E: 0 K: 0 S: 4	H: 1 LOB: 1 BB: 0 P: 4	R: 2 E: 0 K: 1 S: 6	H: 1 LOB: 1 BB: 2 P: 14	R: 0 E: 0 K: 1 S: 5	H: 0 LOB: 0 BB: 0 P: 5	R: 0 E: 0 K: 0 S: 3	H: 1 LOB: 1 BB: 0 P: 6	R: 0 E: 0 K: 0 S: 3	H: 0 LOB: 0 BB: 0 P: 3	R: 0 E: 0 K: 0 S: 3	H: 1 LOB: 0 BB: 0 P: 3	1B: 2 2B: 1 3B: 0 HR: 1	SF: 0 SAC: 1 DP: 1 HBP: 0	WP: 0 PB: 0 SB: 0 CS: 0	PA: 33
PITCHER Dave McNally, L ERA: 3.31 (1, 1)	IP: 9.0 WLS: W BF: 33 H: 4 R: 2 ER: 2 SO: 3 BB: 3 IBB: 0 HBP: 0 BLK: 0 WP: 0 HR: 1 S: 36 P: 48 ERA: 2.00 WHIP: 0.778															PITCHER				

Batter	1	2	3	4	5	6	7	8	9	AB	R	H	RBI	BB	SO	LOB	BOTTOM			
Don Buford, S OBP: 0.400, SLG: 0.423 (1, 7)	0-0 4-3	0-0 3-1		0-0 3-1		0-0 FC4-2		0-0 F5		5	0	0	0	0	0	7	Boston Red Sox @ Baltimore Orioles Memorial Stadium, Baltimore, MD Thu Sep 11 1969, 7:05 PM EDT Att: 7,284 - Unknown livebaseballscorecards.com			
Paul Blair, R OBP: 0.343, SLG: 0.503 (1, 8)	0-0 F9		0-0 F6		0-0 CS S 1B	0-0 FC5		0-0 F3		5	0	1	0	0	0	5				
Frank Robinson, R OBP: 0.420, SLG: 0.558 (1, 9)	0-0 1B		0-0 F9		0-3 K		0-0 G3			4	0	1	0	0	1	1				
Boog Powell, L OBP: 0.397, SLG: 0.595 (1, 3)	0-0 1-3 1B		0-0 F5		4-0 E IBB		4-0 BB			2	1	1	0	2	0	0				
Brooks Robinson, R OBP: 0.291, SLG: 0.397 (1, 5)	0-0 F8			0-0 5-3	0-0 4-3		0-0 F8			4	0	0	0	0	0	4				
Davey Johnson, R OBP: 0.352, SLG: 0.386 (1, 4)		0-0 F4		0-0 2B 2B		0-0 1B FC4-2 2B		0-0 F7		4	1	2	0	0	0	1				
Andy Etchebarren, R OBP: 0.364, SLG: 0.397 (1, 2)		1-0 2B HBP		0-0 2B 2B		1-0 FC4-2 1B HBP		4-0 FC1-5 1B BB		1	2	1	1	1	0	0				
Mark Belanger, R OBP: 0.346, SLG: 0.333 (1, 6)		0-3 K		0-0 2B		0-0 FC5 FC4-2 1B		0-0 WP FC1-5 1B		4	0	3	1	0	1	1				
Dave McNally, R OBP: 0.141, SLG: 0.118 (1, 1)		0-0 1-H 2B		0-3 K		0-3 K		0-0 FC1-5 WP		4	0	1	1	0	2	6				
Inning Stats	R: 0 E: 0 K: 0 S: 5	H: 2 LOB: 2 BB: 0 P: 5	R: 1 E: 0 K: 1 S: 6	H: 1 LOB: 1 BB: 0 P: 7	R: 0 E: 0 K: 0 S: 3	H: 0 LOB: 0 BB: 0 P: 3	R: 2 E: 0 K: 1 S: 8	H: 3 LOB: 1 BB: 0 P: 8	R: 1 E: 0 K: 1 S: 5	H: 1 LOB: 1 BB: 1 P: 9	R: 0 E: 0 K: 1 S: 7	H: 2 LOB: 3 BB: 0 P: 8	R: 0 E: 0 K: 0 S: 3	H: 0 LOB: 1 BB: 1 P: 7	R: 0 E: 0 K: 0 S: 4	H: 1 LOB: 2 BB: 1 P: 8	1B: 5 2B: 5 3B: 0 HR: 0	SF: 0 SAC: 0 DP: 0 HBP: 2	WP: 1 PB: 0 SB: 1 CS: 1	PA: 38
PITCHER Lee Stange, R ERA: 3.54 Jose Santiago, R ERA: 2.25 Ron Kline, R ERA: 5.4 (1, 1)	IP: 5.0 WLS: L BF: 26 H: 9 R: 4 ER: 3 SO: 3 BB: 0 IBB: 1 HBP: 2 BLK: 0 WP: 0 HR: 0 S: 29 P: 35 ERA: 5.40 WHIP: 1.800															PITCHER				

Batter	1	2	3	4	5	6	7	8	9	AB	R	H	RBI	BB	SO	LOB	TOP		
Syd O'Brien, R OBP: 0.313, SLG: 0.472 (1, 5)										4	0	1	0	0	1	2			
Mike Andrews, R OBP: 0.388, SLG: 0.451 (1, 4)										3	0	1	1	0	0	1			
Carl Yastrzemski, L OBP: 0.360, SLG: 0.513 (1, 7)										4	1	2	0	0	1	1			
Reggie Smith, S OBP: 0.377, SLG: 0.532 (1, 8)										4	0	0	0	0	3	3			
Rico Petrocelli, R OBP: 0.415, SLG: 0.614 (1, 6)										4	0	0	0	0	1	1			
Tony Conigliaro, R OBP: 0.325, SLG: 0.436 (1, 9)										4	0	1	1	0	1	0			
George Scott, R OBP: 0.331, SLG: 0.383 (1, 3)										4	0	1	0	0	0	0			
Jerry Moses, R OBP: 0.321, SLG: 0.467 (1, 2)										3	1	1	0	1	0	0			
Jim Lonborg, R OBP: 0.205, SLG: 0.132 Bill Lee, L (5, 1)										2	0	0	0	0	2	3			
Billy Conigliaro, R OBP: 0.439, SLG: 0.735 Bill Landis, L (7, 1)										0	0	0	0	0	0	0			
Russ Gibson, R OBP: 0.292, SLG: 0.325 (9, PH)										1	1	1	0	0	0	0			
Inning Stats	R: 0 E: 0 K: 1 S: 6	H: 1 LOB: 1 BB: 0 P: 6	R: 0 E: 0 K: 0 S: 3	H: 0 LOB: 0 BB: 0 P: 3	R: 0 E: 0 K: 1 S: 6	H: 1 LOB: 1 BB: 0 P: 6	R: 1 E: 0 K: 1 S: 8	H: 3 LOB: 3 BB: 1 P: 12	R: 0 E: 0 K: 1 S: 5	H: 0 LOB: 0 BB: 0 P: 5	R: 2 E: 0 K: 1 S: 7	H: 2 LOB: 0 BB: 0 P: 7	R: 0 E: 0 K: 2 S: 7	H: 0 LOB: 0 BB: 0 P: 7	R: 0 E: 0 K: 0 S: 3	H: 0 LOB: 0 BB: 0 P: 3	1B: 5 2B: 3 3B: 0 HR: 0	SF: 1 SAC: 0 DP: 0 HBP: 0	WP: 1 PA: 36
PITCHER	IP WLS BF H R ER SO BB IBB HBP BLK WP HR S P ERA WHIP																		
Al Downing, L ERA: 3.07 (1, 1)	9.0 W 36 8 3 3 9 0 1 0 0 1 0 53 57 3.00 0.889																		

Boston Red Sox @ New York Yankees
Yankee Stadium, Bronx, NY
Fri Sep 12 1969, 7:05 PM EDT
Unknown - 77 F

AB 34
R 3
H 8
RBI 2
BB 1
SO 9
LOB 11



Batter	1	2	3	4	5	6	7	8	9	AB	R	H	RBI	BB	SO	LOB	BOTTOM		
Horace Clarke, S OBP: 0.355, SLG: 0.379 (1, 4)										3	2	3	1	1	0	0			
Jerry Kenney, L OBP: 0.323, SLG: 0.308 (1, 6)										3	1	2	2	0	0	1			
Roy White, S OBP: 0.399, SLG: 0.437 (1, 7)										4	0	1	0	0	1	2			
Joe Pepitone, L OBP: 0.279, SLG: 0.441 (1, 3)										4	0	1	0	0	0	3			
Bobby Murcer, L OBP: 0.308, SLG: 0.446 (7, 9)										4	1	1	1	0	1	1			
Jake Gibbs, L OBP: 0.282, SLG: 0.284 (1, 2)										4	0	0	0	0	1	0			
Tom Shopay, L OBP: 0.106, SLG: 0.139 Ron Woods, R OBP: 0.281, SLG: 0.265 (6, PH) (7, 8)										2	0	0	0	0	0	0			
Bobby Cox, R OBP: 0.330, SLG: 0.299 (1, 5)										3	1	2	0	0	0	0			
Al Downing, R OBP: 0.091, SLG: 0.091 (1, 1)										2	0	0	0	0	1	1			
Inning Stats	R: 2 E: 0 K: 0 S: 5	H: 3 LOB: 0 BB: 0 P: 5	R: 0 E: 0 K: 0 S: 4	H: 1 LOB: 0 BB: 0 P: 4	R: 0 E: 0 K: 1 S: 5	H: 0 LOB: 1 BB: 1 P: 9	R: 0 E: 0 K: 0 S: 3	H: 0 LOB: 0 BB: 0 P: 3	R: 2 E: 1 K: 0 S: 6	H: 4 LOB: 1 BB: 0 P: 6	R: 1 E: 0 K: 1 S: 6	H: 1 LOB: 1 BB: 0 P: 6	R: 0 E: 0 K: 2 S: 7	H: 0 LOB: 0 BB: 0 P: 7	R: 0 E: 0 K: 0 S: 3	H: 0 LOB: 0 BB: 0 P: 3	1B: 6 2B: 2 3B: 0 HR: 2	SF: 0 SAC: 2 DP: 1 HBP: 0	WP: 0 PA: 34
PITCHER	IP WLS BF H R ER SO BB IBB HBP BLK WP HR S P ERA WHIP																		
Jim Lonborg, R ERA: 4.42 Bill Lee, L ERA: 5.73 Bill Landis, L ERA: 5.35	4.1 L 21 8 4 4 1 1 0 0 0 0 0 1 7 7 5.40 0.600																		

Boston Red Sox @ New York Yankees
Yankee Stadium, Bronx, NY
Fri Sep 12 1969, 7:05 PM EDT
Unknown - 77 F

AB 30
R 5
H 10
RBI 4
BB 1
SO 5
LOB 8



Batter	1	2	3	4	5	6	7	8	9	AB	R	H	RBI	BB	SO	LOB	TOP				
Syd O'Brien, R OBP: 0.308, SLG: 0.464			6-3		G6-4-3		F6			4	0	0	0	0	1	2	Boston Red Sox @ New York Yankees Yankee Stadium, Bronx, NY Fri Sep 12, 1969, 7:05 PM EDT Att: 13,898 - Unknown - 73 F				
Mike Andrews, R OBP: 0.389, SLG: 0.454				F8 1B 2B		F9		G4-6-3 1B	4	1	2	0	0	1	0						
Carl Yastrzemski, L OBP: 0.399, SLG: 0.510				L7		G3		G4-6-3 1-2	3	0	0	0	1	0	2						
Reggie Smith, S OBP: 0.376, SLG: 0.528	CS 1-2	2-3		1B BB		6-3		6-3	3	0	0	0	1	0	0						
Rico Petrocelli, R OBP: 0.416, SLG: 0.613		L6		F8 2-3		SH2-3 2B 1B		G4-6-3 1B	4	1	2	0	0	0	2						
Tony Conigliaro, R OBP: 0.325, SLG: 0.435		5-3		FC5-4 1-3 3-H 1B		SH2-3 1-2		G4-6-3 1-2	3	0	1	1	0	0	1						
George Scott, R OBP: 0.332, SLG: 0.383				G4-6-3 1B		FC5-4 1-2		F5	3	1	1	0	1	0	2						
Russ Gibson, R OBP: 0.289, SLG: 0.322			G4-6-3 1-2		F4		F7		3	0	0	0	0	0	3						
Ken Brett, L OBP: 0.800, SLG: 1.750									3	1	3	3	0	0	0						
Sonny Siebert, R OBP: 0.245, SLG: 0.265				HR		G6-4-3 1B		1-H 2-H 2B	0	0	0	0	0	0	0						
Inning Stats	R: 0 E: 0 K: 2 S: 6	H: 0 LOB: 0 BB: 1 P: 10	R: 0 E: 0 K: 0 S: 3	H: 0 LOB: 0 BB: 0 P: 3	R: 1 E: 0 K: 0 S: 4	H: 2 LOB: 2 BB: 0 P: 4	R: 1 E: 0 K: 0 S: 5	H: 2 LOB: 2 BB: 1 P: 9	R: 0 E: 0 K: 0 S: 3	H: 1 LOB: 0 BB: 0 P: 3	R: 0 E: 0 K: 0 S: 3	H: 0 LOB: 0 BB: 0 P: 3	R: 2 E: 0 K: 0 S: 5	H: 2 LOB: 1 BB: 1 P: 9	R: 0 E: 0 K: 0 S: 3	H: 1 LOB: 0 BB: 0 P: 3	1B: 6 2B: 2 3B: 0 HR: 1	SF: 0 SAC: 1 DP: 4 HBP: 0	WP: 0 PB: 0 SB: 0 CS: 1	PA: 35	
PITCHER	IP	WLS	BF	H	R	ER	SO	BB	IBB	HBP	BLK	WP	HR	S	P	ERA	WHIP			ERA	WHIP
Mike Kekich, L ERA: 4.97	7.0	L	28	7	4	4	2	2	1	0	0	0	1	29	41	5.14	1.286				
Steve Hamilton, L ERA: 3.36	2.0		6	2	0	0	0	0	0	0	0	0	0	6	6	0.00	1.000				


AB 30
R 4
H 9
RBI 4
BB 3
SO 2
LOB 12




Batter	1	2	3	4	5	6	7	8	9	AB	R	H	RBI	BB	SO	LOB	BOTTOM					
Horace Clarke, S OBP: 0.354, SLG: 0.377	G6-4-3 1B BB		F4		F3		F8		L9	4	0	0	0	1	0	2	Boston Red Sox @ New York Yankees Yankee Stadium, Bronx, NY Fri Sep 12, 1969, 7:05 PM EDT Att: 13,898 - Unknown - 73 F					
Jerry Kenney, L OBP: 0.326, SLG: 0.310	G6-4-3 1-2 1B		G5-4-3 1B		6-3		1-2 BB		6-3	4	0	2	0	1	0	1						
Thurman Munson, R OBP: 0.409, SLG: 0.395	G6-4-3 1-2 2-3		G5-4-3 1-2		F8		5-3			4	0	0	0	0	0	5						
Roy White, S OBP: 0.396, SLG: 0.433					F8		1-3		5-3	4	0	0	0	0	1	1						
Frank Fernandez, R OBP: 0.399, SLG: 0.435		1-3		B1-3 HBP		HR 3B		F5	3	1	1	0	0	0	0							
Bobby Murcer, L OBP: 0.312, SLG: 0.459		FC6-4 1B BB		B1-3 1-2		HR		HR	3	2	2	3	1	0	1							
Joe Pepitone, L OBP: 0.280, SLG: 0.442				G3		1-3		1B	4	0	2	0	0	0	1							
Len Boehmer, R OBP: 0.233, SLG: 0.213		FC6-4 1-2 2-3		G3		SH1 1B		F7	4	0	1	0	0	0	3							
Mike Kekich, R OBP: 0.158, SLG: 0.211									1	0	0	0	0	0	2							
Bobby Cox, R OBP: 0.333, SLG: 0.303		FC6-4			SH1				1	0	1	0	0	0	0							
Steve Hamilton, L ERA: 3.36									0	0	0	0	0	0	0							
Tom Shopay, L OBP: 0.105, SLG: 0.135									1	0	0	0	0	0	0							
Inning Stats	R: 0 E: 0 K: 1 S: 5	H: 1 LOB: 1 BB: 1 P: 9	R: 0 E: 0 K: 0 S: 4	H: 1 LOB: 2 BB: 1 P: 8	R: 0 E: 0 K: 0 S: 3	H: 1 LOB: 0 BB: 0 P: 3	R: 0 E: 0 K: 0 S: 3	H: 0 LOB: 1 BB: 0 P: 4	R: 0 E: 0 K: 0 S: 4	H: 1 LOB: 1 BB: 0 P: 4	R: 2 E: 0 K: 0 S: 5	H: 2 LOB: 0 BB: 0 P: 5	R: 0 E: 0 K: 0 S: 4	H: 1 LOB: 2 BB: 1 P: 8	R: 0 E: 0 K: 0 S: 5	H: 2 LOB: 1 BB: 0 P: 5	R: 0 E: 0 K: 0 S: 3	H: 0 LOB: 0 BB: 0 P: 3	1B: 6 2B: 0 3B: 1 HR: 2	SF: 0 SAC: 1 DP: 2 HBP: 1	WP: 0 PB: 0 SB: 0 CS: 0	PA: 38
PITCHER	IP	WLS	BF	H	R	ER	SO	BB	IBB	HBP	BLK	WP	HR	S	P	ERA	WHIP			ERA	WHIP	
Ken Brett, L ERA: 8.22	7.2		34	9	3	3	1	3	0	1	0	0	2	32	45	3.52	1.565					
Sonny Siebert, R ERA: 3.85	1.1	S	4	0	0	0	0	0	0	0	0	0	0	4	4	0.00	0.000					

AB 33
R 3
H 9
RBI 3
BB 3
SO 1
LOB 16



Batter	1	2	3	4	5	6	7	8	9	AB	R	H	RBI	BB	SO	LOB	TOP										
Syd O'Brien, R OBP: 0.303, SLG: 0.456 (1, 5)	F9		F8		5-3		SH5-4		6-3	4	0	0	0	0	0	1	Boston Red Sox @ New York Yankees Yankee Stadium, Bronx, NY Sat Sep 13 1969, 3:33 AM EDT Att: 13,687 - Unknown - 81 F										
Mike Andrews, R OBP: 0.387, SLG: 0.454 (1, 4)	F7		2B			L7	K		K	5	0	1	1	0	2	2											
Carl Yastrzemski, L OBP: 0.360, SLG: 0.508 (1, 7)	K		G3			3B				2	1	0	0	2	1	1											
Reggie Smith, S OBP: 0.379, SLG: 0.536 (1, 8)		F7	1B			SF7	G3			4	2	3	1	0	0	3											
Rico Petrocelli, R OBP: 0.417, SLG: 0.617 (1, 6)	F7		F9			3B			HR	3	1	1	1	1	0	2											
Tony Conigliaro, R OBP: 0.324, SLG: 0.435 (1, 9)						IBB	SF7		6-3	3	0	1	2	0	0	1											
George Scott, R OBP: 0.330, SLG: 0.380 (1, 3)		G6-4-3	1B				F9		6-3	4	0	0	0	0	0	3											
Jerry Moses, R OBP: 0.328, SLG: 0.464 (1, 2)			F8			F4			6-3	3	1	1	0	1	0	0											
Vicente Romo, R OBP: 0.148, SLG: 0.185 Gary Wagner, R OBP: 0.143, SLG: 0.125 Sparky Lyle, L OBP: 0.176, SLG: 0.125 (6, 1)			SH1-4			K			K	0	0	0	0	0	0	0											
										1	0	0	0	0	1	0											
										2	0	1	0	0	1	0											
Inning Stats	R: 0 E: 0 K: 1 S: 5	H: 0 LOB: 0 BB: 0 P: 5	R: 1 E: 0 K: 0 S: 4	H: 2 LOB: 0 BB: 0 P: 4	R: 1 E: 0 K: 0 S: 5	H: 2 LOB: 1 BB: 0 P: 5	R: 0 E: 0 K: 0 S: 4	H: 1 LOB: 1 BB: 0 P: 4	R: 0 E: 0 K: 1 S: 5	H: 0 LOB: 0 BB: 0 P: 5	R: 2 E: 0 K: 0 S: 4	H: 1 LOB: 1 BB: 2 P: 12	R: 0 E: 0 K: 1 S: 6	H: 1 LOB: 3 BB: 2 P: 14	R: 1 E: 0 K: 0 S: 4	H: 1 LOB: 0 BB: 0 P: 4	R: 0 E: 0 K: 2 S: 7	H: 0 LOB: 0 BB: 0 P: 7	1B: 4 2B: 2 3B: 1 HR: 1	SF: 1 SAC: 2 DP: 1 HBP: 0	WP: 0 PB: 0 SB: 1 CS: 0	PA: 38					
PITCHER	IP	WLS	BF	H	R	ER	SO	BB	IBB	HBP	BLK	WP	HR	S	P	ERA	WHIP										
Fritz Peterson, L ERA: 2.57 (1, 1)	5.1	L	23	6	4	4	2	1	1	0	0	0	0	25	33	6.75	1.312										
Bill Burbach, R ERA: 3.69 (6, 1)	2.2		12	2	1	1	1	2	0	0	0	0	1	12	20	3.38	1.500										
Lindy McDaniel, R ERA: 3.55 (9, 1)	1.0		3	0	0	0	2	0	0	0	0	0	0	7	7	0.00	0.000										


Batter	1	2	3	4	5	6	7	8	9	AB	R	H	RBI	BB	SO	LOB	BOTTOM										
Horace Clarke, S OBP: 0.353, SLG: 0.375 (1, 4)	L7		FC1-4			F8		L8		3	0	0	0	1	0	0	Boston Red Sox @ New York Yankees Yankee Stadium, Bronx, NY Sat Sep 13 1969, 3:33 AM EDT Att: 13,687 - Unknown - 81 F										
Jerry Kenney, L OBP: 0.325, SLG: 0.308 (1, 6)	F9		FC1-4			FC6-4		5-3		3	0	0	0	1	0	2											
Roy White, S OBP: 0.397, SLG: 0.431 (1, 7)			FC6-4			FC6-4				2	1	0	1	2	0	2											
Bobby Murcer, L OBP: 0.313, SLG: 0.462 (8, 9)			CS			5-3				3	0	1	1	1	0	2											
Joe Pepitone, L OBP: 0.278, SLG: 0.438 (1, 3)	K		G3-6-3					F9		4	0	0	0	0	1	3											
Thurman Munson, R OBP: 0.375, SLG: 0.357 (1, 2)		6-3				5-3		1-3		4	0	0	0	0	0	1											
Tom Shopay, L OBP: 0.160, SLG: 0.128 Len Boehmer, R OBP: 0.241, SLG: 0.222 Ron Woods, R OBP: 0.281, SLG: 0.265 (7, PH)		6-3				L8				2	0	0	0	0	0	0											
										1	0	1	0	0	0	0											
Bobby Cox, R OBP: 0.328, SLG: 0.298 (1, 5)								K		3	0	0	0	0	2	1											
Fritz Peterson, S OBP: 0.160, SLG: 0.122 Bill Burbach, R OBP: 0.143, SLG: 0.125 Frank Fernandez, R OBP: 0.397, SLG: 0.433 Lindy McDaniel, R (9, 1)			FC1-4			K		L7		2	1	1	0	0	1	0											
										0	0	0	0	0	0	0											
										1	0	0	0	0	0	0											
Inning Stats	R: 1 E: 0 K: 1 S: 6	H: 1 LOB: 1 BB: 1 P: 10	R: 0 E: 0 K: 1 S: 5	H: 0 LOB: 0 BB: 0 P: 5	R: 1 E: 0 K: 0 S: 3	H: 1 LOB: 0 BB: 1 P: 7	R: 0 E: 0 K: 0 S: 2	H: 0 LOB: 0 BB: 1 P: 6	R: 0 E: 0 K: 1 S: 5	H: 0 LOB: 0 BB: 0 P: 5	R: 0 E: 0 K: 0 S: 3	H: 0 LOB: 1 BB: 1 P: 7	R: 0 E: 0 K: 1 S: 6	H: 1 LOB: 1 BB: 0 P: 6	R: 0 E: 0 K: 0 S: 3	H: 0 LOB: 0 BB: 0 P: 3	R: 0 E: 0 K: 0 S: 3	H: 0 LOB: 1 BB: 1 P: 7	1B: 2 2B: 0 3B: 1 HR: 0	SF: 0 SAC: 0 DP: 1 HBP: 0	WP: 0 PB: 0 SB: 0 CS: 1	PA: 34					
PITCHER	IP	WLS	BF	H	R	ER	SO	BB	IBB	HBP	BLK	WP	HR	S	P	ERA	WHIP										
Vicente Romo, R ERA: 3.48 (1, 1)	0.0		0	0	0	0	0	0	0	0	0	0	0	23	39	3.18	1.059										
Gary Wagner, R ERA: 6.43 (1, 1)	5.2	W	21	2	2	2	3	4	0	0	0	0	0	23	39	3.18	1.059										
Sparky Lyle, L ERA: 2.47 (6, 1)	3.1	S	12	1	0	0	1	1	0	0	0	0	0	13	17	0.00	0.600										

Batter	1	2	3	4	5	6	7	8	9	AB	R	H	RBI	BB	SO	LOB	TOP																	
Tony Muser, L (1, 3) OBP: 0.200, SLG: 0.200	6-3		K		4-3			F8	1B	5	0	1	1	0	1	1	Boston Red Sox @ New York Yankees Yankee Stadium, Bronx, NY Sun Sep 14 1969, 3:33 AM EDT Att: 17,112 - Unknown - 83 F																	
Mike Andrews, R (1, 4) OBP: 0.388, SLG: 0.453	FC4-6 1B		F8			F7		FC4-6 BB 1-2	CS 3-H	3	0	1	0	1	0	0																		
Carl Yastrzemski, L (1, 7) OBP: 0.359, SLG: 0.506	L8		K			F8		FC4-6 BB 1-2 2-3		3	0	0	0	1	1	1																		
Reggie Smith, S (1, 8) OBP: 0.378, SLG: 0.534	FC4-6 1-2				F7			FC4-6 S 1-2		4	0	1	1	0	0	3																		
Rico Petrocelli, R (1, 6) OBP: 0.415, SLG: 0.614		BB 1B			F8			F8 1-2		4	0	1	0	0	0	3																		
Tony Conigliaro, R (1, 9) OBP: 0.324, SLG: 0.433		F9			FC5-4 1B					4	0	1	0	0	0	1																		
George Scott, R (1, 5) OBP: 0.329, SLG: 0.378		F9			FC5-4 1-2					3	1	0	0	1	0	2																		
Tom Satriano, L (1, 2) OBP: 0.336, SLG: 0.249					F8					2	0	0	0	2	0	1																		
Luis Alvarado, R (9, PR)										0	0	0	0	0	0	0																		
Russ Gibson, R (9, 2) OBP: 0.289, SLG: 0.322		BB								0	0	0	0	0	0	0																		
Bill Landis, L (1, 1)										2	0	0	0	0	1	2																		
Joe Lahoud, L (8, PH) OBP: 0.333, SLG: 0.364					6-3					0	1	0	0	1	0	0																		
Sonny Siebert, R (8, 1) OBP: 0.245, SLG: 0.265										0	0	0	0	0	0	0																		
Dalton Jones, L (9, PH) OBP: 0.305, SLG: 0.327										1	0	0	0	0	2																			
Sparky Lyle, L (9, 1) OBP: 0.176, SLG: 0.125								BB FC4-6 BB		0	0	0	0	0	0	0																		
Inning Stats	R: 0 E: 0 K: 0 S: 4	H: 1 LOB: 1 BB: 0 P: 4	R: 0 E: 0 K: 1 S: 6	H: 1 LOB: 2 BB: 1 P: 10	R: 0 E: 0 K: 2 S: 7	H: 0 LOB: 0 BB: 0 P: 7	R: 0 E: 0 K: 0 S: 4	H: 1 LOB: 1 BB: 0 P: 4	R: 0 E: 0 K: 0 S: 3	H: 0 LOB: 0 BB: 0 P: 3	R: 0 E: 0 K: 0 S: 4	H: 1 LOB: 1 BB: 0 P: 4	R: 0 E: 0 K: 0 S: 2	H: 0 LOB: 0 BB: 1 P: 6	R: 1 E: 0 K: 0 S: 3	H: 0 LOB: 2 BB: 3 P: 15	R: 1 E: 1 K: 0 S: 4	H: 1 LOB: 1 BB: 1 P: 8	1B: 5 2B: 0 3B: 0 HR: 0	SF: 0 SAC: 0 DP: 1 HBP: 0	WP: 0 PB: 0 SB: 1 CS: 1	PA: 38												
PITCHER	IP WLS BF H R ER SO BB IBB HBP BLK WP HR S P ERA WHIP																																	
Mel Stottlemyre, R (1, 1) ERA: 2.79	7.1	30	4	1	1	3	5	0	0	0	0	0	0	0	31	51	1.23	1.227																
Jack Aker, R (8, 1) ERA: 3.04	1.2	W 7	1	1	0	0	1	0	0	0	0	0	0	0	6	10	0.00	1.200																

AB	31
R	2
H	5
RBI	2
BB	6
SO	3
LOB	16



Batter	1	2	3	4	5	6	7	8	9	AB	R	H	RBI	BB	SO	LOB	BOTTOM																	
Horace Clarke, S (1, 4) OBP: 0.354, SLG: 0.377	SH1-3 1B 2B		S 1B 3-H		5-3			K		4	1	2	1	0	1	0	Boston Red Sox @ New York Yankees Yankee Stadium, Bronx, NY Sun Sep 14 1969, 3:33 AM EDT Att: 17,112 - Unknown - 83 F																	
Jerry Kenney, L (1, 6) OBP: 0.323, SLG: 0.305	SH1-3 2-3		F6			L4		K		3	0	0	0	0	1	1																		
Roy White, S (1, 7) OBP: 0.398, SLG: 0.434			F6					F8		4	0	2	1	0	0	1																		
Bobby Murcer, L (1, 8) OBP: 0.313, SLG: 0.461	3-H 1B		F8			F9				4	1	1	0	0	0	3																		
Frank Fernandez, R (1, 9) OBP: 0.393, SLG: 0.427					F7					3	0	0	0	0	2	2																		
Ron Woods, R (7, 8) OBP: 0.281, SLG: 0.265			K							0	0	0	0	0	0	0																		
Thurman Munson, R (1, 2) OBP: 0.365, SLG: 0.348		1-3			F4					4	0	1	1	0	0	0																		
Joe Pepitone, L (1, 3) OBP: 0.278, SLG: 0.436					4-3					2	0	0	0	1	1	0																		
Len Boehmer, R (1, 5) OBP: 0.233, SLG: 0.214										3	0	0	0	0	0	1																		
Mel Stottlemyre, R (1, 1) ERA: 3.53										3	1	1	0	0	1	1																		
Jack Aker, R (8, 1) OBP: 0.200, SLG: 0.111										0	0	0	0	0	0	0																		
Inning Stats	R: 1 E: 0 K: 1 S: 7	H: 2 LOB: 1 BB: 0 P: 7	R: 0 E: 0 K: 0 S: 3	H: 0 LOB: 0 BB: 0 P: 3	R: 1 E: 0 K: 0 S: 5	H: 2 LOB: 1 BB: 0 P: 5	R: 0 E: 0 K: 1 S: 5	H: 0 LOB: 0 BB: 0 P: 5	R: 0 E: 0 K: 1 S: 6	H: 1 LOB: 1 BB: 0 P: 6	R: 0 E: 0 K: 1 S: 5	H: 0 LOB: 1 BB: 1 P: 9	R: 0 E: 0 K: 2 S: 7	H: 0 LOB: 0 BB: 0 P: 7	R: 1 E: 0 K: 0 S: 3	H: 2 LOB: 1 BB: 0 P: 3	1B: 4 2B: 2 3B: 1 HR: 0	SF: 0 SAC: 2 DP: 0 HBP: 0	WP: 1 PB: 0 SB: 1 CS: 0	PA: 33														
PITCHER	IP WLS BF H R ER SO BB IBB HBP BLK WP HR S P ERA WHIP																																	
Bill Landis, L (1, 1) ERA: 5.1	7.0	27	5	2	2	4	1	0	0	0	0	0	0	0	34	38	2.57	0.857																
Sonny Siebert, R (8, 1) ERA: 3.53	1.0	3	0	0	0	2	0	0	0	0	0	0	0	7	7	0.00	0.000																	
Sparky Lyle, L (9, 1) ERA: 2.56	0.1	L 3	2	1	1	0	0	0	0	0	0	0	0	3	3	27.00	6.000																	




Batter	1	2	3	4	5	6	7	8	9	AB	R	H	RBI	BB	SO	LOB	TOP										
Jose Cardenal, R (1, 8) OBP: 0.309, SLG: 0.355	0-0 6-3		0-0 5-3			0-0 1-3			0-0 S 1B	4	1	1	0	0	0	0											
Frank Baker, L (1, 7) OBP: 0.324, SLG: 0.433	0-0 5-3			0-0 G3			0-0 4-3		0-0 1-H HR	4	1	1	1	0	0	0											
Duke Sims, L (1, 2) OBP: 0.378, SLG: 0.424	0-0 F7			0-0 F9			0-0 G3		0-0 1-H HR	4	1	1	2	0	0	0											
Ken Harrelson, R (1, 9)		0-0 F4		0-0 F7			4-0 BB		4-0 2B SF8	2	1	0	0	2	0	0											
Tony Horton, R (1, 3) OBP: 0.328, SLG: 0.476		0-0 2B			0-0 G3			0-0 F4	0-0 1-3 2B	4	0	2	0	0	0	1											
Lou Klimchok, L (1, 5) OBP: 0.332, SLG: 0.433		0-0 1B			0-0 5-3				0-0 SF8	3	0	2	1	0	0	0											
Eddie Leon, R (1, 6) OBP: 0.317, SLG: 0.339		0-0 1-3			0-0 5-3				0-3 2B K	4	0	0	0	0	2	3											
Vern Fuller, R (1, 4) OBP: 0.300, SLG: 0.335			0-0 F7			0-0 F7			0-3 K	4	0	0	0	0	2	2											
Luis Tiant, R (1, 1) OBP: 0.275, SLG: 0.382			0-0 F7			0-0 6-3			0-0 G3	2	0	0	0	0	0	0											
Russ Nagelson, L (8, PH) OBP: 0.462, SLG: 0.417										1	0	0	0	0	0	1											
Phil Hennigan, R (8, 1)										0	0	0	0	0	0	0											
Inning Stats	R: 0 E: 0 K: 0 S: 3	H: 0 LOB: 0 BB: 0 P: 3	R: 0 E: 0 K: 0 S: 4	H: 2 LOB: 1 BB: 0 P: 4	R: 0 E: 0 K: 0 S: 3	H: 0 LOB: 0 BB: 0 P: 3	R: 0 E: 0 K: 0 S: 3	H: 0 LOB: 0 BB: 0 P: 3	R: 0 E: 0 K: 0 S: 3	H: 0 LOB: 0 BB: 0 P: 3	R: 0 E: 0 K: 0 S: 3	H: 0 LOB: 0 BB: 1 P: 7	R: 0 E: 0 K: 2 S: 8	H: 1 LOB: 1 BB: 0 P: 8	R: 4 E: 0 K: 2 S: 11	H: 4 LOB: 1 BB: 1 P: 15	1B: 3 2B: 3 3B: 0 HR: 1	SF: 1 SAC: 0 DP: 0 HBP: 0	WP: 0 PB: 0 SB: 1 CS: 0	PA: 35							
PITCHER	IP	WLS	BF	H	R	ER	SO	BB	IBB	HBP	BLK	WP	HR	S	P	ERA	WHIP										
Lee Stange, R (1, 1) ERA: 3.8	8.0	L	31	6	4	4	2	2	0	0	0	0	1	33	41	4.50	1.000										
Sonny Siebert, R (9, 1) ERA: 3.8	1.0		4	1	0	0	2	0	0	0	0	0	0	8	8	0.00	1.000										

Cleveland Indians @ Boston Red Sox
 Fenway Park, Boston, MA
 Mon Sep 15 1969, 7:05 PM EDT
 Att: 15,829 - Unknown

livebaseballscores.com

AB	32
R	4
H	7
RBI	4
BB	2
SO	4
LOB	7




Batter	1	2	3	4	5	6	7	8	9	AB	R	H	RBI	BB	SO	LOB	BOTTOM										
Syd O'Brien, R (1, 5) OBP: 0.298, SLG: 0.449	0-0 6-3		0-0 5-3			0-0 6-3			0-0 F2	4	0	0	0	0	0	0											
Mike Andrews, R (1, 4) OBP: 0.389, SLG: 0.461				0-3 K			0-0 5-3		0-0 FC5-4 1B	4	1	2	1	0	1	0											
Carl Yastrzemski, L (1, 7) OBP: 0.360, SLG: 0.504	0-0 F7			4-0 G4-6-3 BB			4-0 1B BB		0-0 F8	2	0	0	0	2	0	1											
Reggie Smith, S (1, 8) OBP: 0.375, SLG: 0.530	0-3 K			0-0 G4-6-3			0-0 F9		0-0 FC5-4	4	0	0	0	0	1	3											
Rico Petrocelli, R (1, 6) OBP: 0.417, SLG: 0.614		4-0 G6-4-3 BB			0-3 K			0-0 1-2 1B		2	0	1	0	1	1	0											
Tony Conigliaro, R (1, 9) OBP: 0.322, SLG: 0.430		0-0 F7			0-0 F2			0-0 F9		3	0	0	0	0	0	3											
George Scott, R (1, 3) OBP: 0.327, SLG: 0.375		0-0 G6-4-3			0-0 6-3				0-0 F9	3	0	0	0	0	0	1											
Tom Satriano, L (1, 2) OBP: 0.332, SLG: 0.245			0-3 K			0-0 F8			0-0 2-3	3	0	0	0	0	1	0											
Lee Stange, R (1, 1) OBP: 0.139, SLG: 0.088			0-3 K			0-3 K			0-3 K	3	0	0	0	0	3	0											
Sonny Siebert, R (9, 1) OBP: 0.245, SLG: 0.265										0	0	0	0	0	0	0											
Inning Stats	R: 1 E: 0 K: 1 S: 6	H: 1 LOB: 0 BB: 0 P: 6	R: 0 E: 0 K: 0 S: 2	H: 0 LOB: 0 BB: 1 P: 6	R: 0 E: 0 K: 2 S: 7	H: 0 LOB: 0 BB: 0 P: 7	R: 0 E: 0 K: 1 S: 4	H: 0 LOB: 0 BB: 1 P: 8	R: 0 E: 0 K: 1 S: 5	H: 0 LOB: 0 BB: 0 P: 5	R: 0 E: 0 K: 1 S: 5	H: 1 LOB: 2 BB: 1 P: 8	R: 0 E: 0 K: 1 S: 5	H: 0 LOB: 0 BB: 0 P: 5	R: 0 E: 0 K: 0 S: 4	H: 1 LOB: 1 BB: 0 P: 4	1B: 2 2B: 0 3B: 0 HR: 1	SF: 0 SAC: 0 DP: 2 HBP: 0	WP: 0 PB: 0 SB: 0 CS: 0	PA: 31							
PITCHER	IP	WLS	BF	H	R	ER	SO	BB	IBB	HBP	BLK	WP	HR	S	P	ERA	WHIP										
Luis Tiant, R (1, 1) ERA: 3.81	7.0		24	2	1	1	6	3	0	0	0	0	1	33	45	1.29	0.714										
Phil Hennigan, R (8, 1) ERA: 5.99	2.0	W	7	1	0	0	1	0	0	0	0	0	0	9	9	0.00	0.500										

Cleveland Indians @ Boston Red Sox
 Fenway Park, Boston, MA
 Mon Sep 15 1969, 7:05 PM EDT
 Att: 15,829 - Unknown

livebaseballscores.com

AB	28
R	1
H	3
RBI	1
BB	3
SO	7
LOB	8



Batter	1	2	3	4	5	6	7	8	9	AB	R	H	RBI	BB	SO	LOB	TOP			
Jose Cardenal, R (1,8) OBP: 0.310, SLG: 0.361	F8		HR			F3		HR	F7	5	2	1	0	0	1		Cleveland Indians @ Boston Red Sox Fenway Park, Boston, MA Tue Sep 16 1969, 7:05 PM EDT Att: 16,579 - Unknown			
Frank Baker, L (1,7) OBP: 0.321, SLG: 0.435	3-1		F4			1B		K		4	1	1	0	0	1					
Duke Sims, L (1,2) OBP: 0.379, SLG: 0.423	F6				F3	G5-3 2H		HR		3	1	1	1	1	0	0				
Ken Harrelson, R (1,9) OBP: 0.335, SLG: 0.427		5-3			G6-4-3 1B			HR		3	1	2	3	1	0	0				
Tony Horton, R (1,3) OBP: 0.328, SLG: 0.475		4-3			G6-4-3 1-2f			HR		4	0	1	0	0	0	3				
Lou Klimchuck, L (1,5) OBP: 0.331, SLG: 0.430								HR		4	0	1	0	0	0	1				
Eddie Leon, R (1,6) OBP: 0.321, SLG: 0.339										3	0	1	0	1	1					
Vern Fuller, R (1,4) OBP: 0.295, SLG: 0.329			K							4	0	0	0	0	1	2				
Stan Williams, R (1,1) OBP: 0.220, SLG: 0.111			K							4	0	1	0	0	2	2				
Inning Stats	R: 0 E: 0 K: 0 S: 3	H: 0 LOB: 0 BB: 0 P: 3	R: 0 E: 0 K: 1 S: 6	H: 1 LOB: 1 BB: 0 P: 6	R: 1 E: 0 K: 2 S: 8	H: 1 LOB: 0 BB: 0 P: 8	R: 0 E: 0 K: 0 S: 3	H: 1 LOB: 0 BB: 1 P: 3	R: 0 E: 0 K: 1 S: 4	H: 1 LOB: 1 BB: 1 P: 8	R: 0 E: 0 K: 1 S: 6	H: 1 LOB: 1 BB: 0 P: 6	R: 3 E: 0 K: 1 S: 7	H: 3 LOB: 0 BB: 1 P: 11	R: 0 E: 0 K: 0 S: 4	H: 1 LOB: 1 BB: 0 P: 4	1B: 7 2B: 1 3B: 0 HR: 2	SF: 0 SAC: 0 DP: 3 HBP: 0	WP: 1 PB: 0 SB: 1 CS: 0	PA: 37
PITCHER	IP WLS BF H R ER SO BB IBB HBP BLK WP HR S P ERA WHIP																			
Jim Lonborg, R (1,1) ERA: 4.51	7.1 L 31 8 5 5 5 2 1 0 0 0 1 2 38 50 6.14 1.364																			
Jose Santiago, R (8,1) ERA: 1.59	1.2 6 2 0 0 0 0 0 0 0 0 0 0 6 6 0.00 1.200																			

Batter	1	2	3	4	5	6	7	8	9	AB	R	H	RBI	BB	SO	LOB	BOTTOM					
Syd O'Brien, R (1,5) OBP: 0.295, SLG: 0.443	F7		F5		F4			F5		3	0	0	0	0	0	1	Cleveland Indians @ Boston Red Sox Fenway Park, Boston, MA Tue Sep 16 1969, 7:05 PM EDT Att: 16,579 - Unknown					
Dalton Jones, L (8, PH) OBP: 0.304, SLG: 0.326										1	0	0	0	0	0	0						
Mike Andrews, R (1,4) OBP: 0.385, SLG: 0.456	K		F7			K		6-3		4	0	0	0	0	2	0						
Carl Yastrzemski, L (1,7) OBP: 0.361, SLG: 0.593					6-3					3	0	1	0	1	0	0						
Reggie Smith, S (1,8) OBP: 0.373, SLG: 0.526						K		F9		4	0	0	0	0	1	2						
Rico Petrocelli, R (1,6) OBP: 0.416, SLG: 0.617			F8		F8					4	1	1	1	0	1	0						
Tony Conigliaro, R (1,9) OBP: 0.321, SLG: 0.431			F8			HR		F7		4	1	1	0	0	1	0						
George Scott, R (1,3) OBP: 0.327, SLG: 0.375								F3		3	0	1	0	0	1	1						
Tom Satriano, L (1,2) OBP: 0.328, SLG: 0.242								E7		3	0	0	0	0	2	2						
Jim Lonborg, R (1,1) OBP: 0.191, SLG: 0.122										3	0	0	0	0	2	1						
Jose Santiago, R (8,1) ERA: 1.59			K							0	0	0	0	0	0	0						
Inning Stats	R: 0 E: 0 K: 1 S: 5	H: 0 LOB: 1 BB: 1 P: 9	R: 0 E: 0 K: 1 S: 6	H: 1 LOB: 0 BB: 0 P: 6	R: 0 E: 0 K: 1 S: 5	H: 0 LOB: 0 BB: 0 P: 5	R: 0 E: 0 K: 1 S: 5	H: 0 LOB: 0 BB: 0 P: 5	R: 1 E: 1 K: 2 S: 9	H: 1 LOB: 1 BB: 0 P: 9	R: 0 E: 0 K: 1 S: 5	H: 1 LOB: 0 BB: 0 P: 5	R: 1 E: 1 K: 1 S: 7	H: 1 LOB: 1 BB: 0 P: 7	R: 0 E: 0 K: 0 S: 3	H: 0 LOB: 0 BB: 0 P: 3	R: 0 E: 0 K: 2 S: 7	H: 0 LOB: 0 BB: 0 P: 7	1B: 2 2B: 1 3B: 0 HR: 1	SF: 0 SAC: 0 DP: 1 HBP: 0	WP: 0 PB: 0 SB: 0 CS: 0	PA: 33
PITCHER	IP WLS BF H R ER SO BB IBB HBP BLK WP HR S P ERA WHIP																					
Stan Williams, R (1,1) ERA: 3.9	9.0 W 33 4 2 1 10 1 0 0 0 0 1 52 56 1.00 0.556																					

Batter	1	2	3	4	5	6	7	8	9	AB	R	H	RBI	BB	SO	LOB	TOP											
Chico Salmon, R OBP: 0.389, SLG: 0.494 (1, 6)	FC6-4 2B		WP 1B		FC1-5 1B		2B		K	4	2	3	0	1	1	1	Baltimore Orioles @ Boston Red Sox Fenway Park, Boston, MA Thu Sep 18 1969, 7:05 PM EDT Unknown											
Curt Motton, R OBP: 0.412, SLG: 0.630 (1, 7)	FC6-4 BB		5-3		FC1-5 1B		5-3		HR	4	1	1	2	1	0	5												
Frank Robinson, R OBP: 0.420, SLG: 0.555 (1, 9)	FC6-4 G3-6-1		BB 1B		G4-6-3 1B			FC6-5-4-3 1B	5-3	5	0	3	3	0	0	2												
Boog Powell, L OBP: 0.390, SLG: 0.577 Mark Belanger, R OBP: 0.352, SLG: 0.342 (8, 6)	G3-6-1		BB		G4-6-3			FC6-5-4-3	BLK 2B	3	0	0	0	1	0	5												
Brooks Robinson, R OBP: 0.295, SLG: 0.397 (1, 5)		5-3	F4					BB BB	2B	4	0	1	1	1	0	2												
Davey Johnson, R OBP: 0.357, SLG: 0.392 (1, 4)	5-3				F8			BB BB	F7	4	0	0	0	1	0	1												
Eliot Hendricks, L OBP: 0.331, SLG: 0.379 (1, 2)	4-3				F6			BB		3	0	0	0	1	0	0												
Merv Rettenmund, R OBP: 0.336, SLG: 0.385 (1, 8)			5-3		5-3			F8	K	4	0	0	0	0	1	3												
Mike Cuellar, L OBP: 0.110, SLG: 0.163 Don Buford, S OBP: 0.399, SLG: 0.420 Dick Hall, R OBP: 0.375, SLG: 0.286 (9, PH)			WP 1B		FC1-5 BB			G3	E6 HR	3	1	2	0	0	0	0												
Inning Stats	R: 0 E: 0 K: 0 S: 3	H: 1 LOB: 1 BB: 1 P: 7	R: 0 E: 0 K: 0 S: 3	H: 0 LOB: 0 BB: 0 P: 3	R: 2 E: 0 K: 0 S: 6	H: 3 LOB: 2 BB: 1 P: 10	R: 0 E: 0 K: 0 S: 3	H: 0 LOB: 0 BB: 0 P: 3	R: 1 E: 0 K: 0 S: 4	H: 2 LOB: 1 BB: 1 P: 8	R: 0 E: 0 K: 0 S: 3	H: 0 LOB: 0 BB: 0 P: 3	R: 0 E: 0 K: 0 S: 4	H: 1 LOB: 1 BB: 0 P: 4	R: 0 E: 0 K: 1 S: 5	H: 1 LOB: 3 BB: 3 P: 17		R: 3 E: 1 K: 1 S: 9	H: 4 LOB: 1 BB: 0 P: 9	1B: 8 2B: 4 3B: 0 HR: 1	SF: 0 SAC: 0 DP: 3 HBP: 0	WP: 1 PB: 1 SB: 0 CS: 0	PA: 42					
PITCHER	IP	WLS	BF	H	R	ER	SO	BB	IBB	HBP	BLK	WP	HR	S	P	ERA		WHIP										
Mike Nagy, R ERA: 3.1 Gary Wagner, R ERA: 6.9	7.0	L	29	7	3	3	0	3	0	0	0	1	0	26	38	3.86		1.429										

Batter	1	2	3	4	5	6	7	8	9	AB	R	H	RBI	BB	SO	LOB	BOTTOM											
Syd O'Brien, R OBP: 0.294, SLG: 0.438 Dalton Jones, L OBP: 0.303, SLG: 0.325 (9, PH)	K		FC1-4 BB		K		FC3-6		F6	3	0	0	0	1	2	1	Baltimore Orioles @ Boston Red Sox Fenway Park, Boston, MA Thu Sep 18 1969, 7:05 PM EDT Unknown											
Mike Andrews, R OBP: 0.384, SLG: 0.453 (1, 4)	F8		FC1-4 1B		FC5-4 1B		L5		F4	5	1	1	0	0	0	2												
Carl Yastrzemski, L OBP: 0.363, SLG: 0.593 (1, 7)	2B		2B		F7			E FC1 FC6-4	BB	2	2	1	0	2	0	1												
Reggie Smith, S OBP: 0.372, SLG: 0.525 (1, 8)	BB		F8		FC5-4			FC1 FC6-4	SF8	4	1	1	0	0	0	4												
Rico Petrocelli, R OBP: 0.418, SLG: 0.618 (1, 6)	BB		2B		1B			FC6-4	IBB	2	0	1	2	2	0	0												
Tony Conigliaro, R OBP: 0.319, SLG: 0.427 (1, 9)	L7		G2		K		K	FC6-4		4	0	0	1	0	1	6												
George Scott, R OBP: 0.325, SLG: 0.373 (1, 3)			F8		F5		F3	SF8		3	0	0	1	0	0	0												
Carlton Fisk, R (1, 2)	5-3				6-3			F4		4	0	0	0	0	1	1												
Mike Nagy, R OBP: 0.171, SLG: 0.095 Billy Conigliaro, R OBP: 0.652, SLG: 0.743 Gary Wagner, R (8, 1) Dick Schofield, S OBP: 0.345, SLG: 0.349 (9, PH)	F7				K		FC3-6 1B		K	2	0	0	0	0	1	0												
Inning Stats	R: 0 E: 0 K: 1 S: 6	H: 1 LOB: 3 BB: 2 P: 14	R: 0 E: 0 K: 0 S: 3	H: 0 LOB: 0 BB: 0 P: 3	R: 2 E: 0 K: 0 S: 5	H: 2 LOB: 1 BB: 1 P: 9	R: 0 E: 0 K: 1 S: 5	H: 0 LOB: 0 BB: 0 P: 5	R: 0 E: 0 K: 1 S: 6	H: 1 LOB: 1 BB: 0 P: 6	R: 0 E: 0 K: 1 S: 6	H: 0 LOB: 2 BB: 2 P: 12	R: 0 E: 0 K: 1 S: 5	H: 0 LOB: 0 BB: 0 P: 5	1B: 3 2B: 2 3B: 0 HR: 0	SF: 1 SAC: 0 DP: 0 HBP: 0		WP: 0 PB: 0 SB: 0 CS: 0	PA: 38									
PITCHER	IP	WLS	BF	H	R	ER	SO	BB	IBB	HBP	BLK	WP	HR	S	P	ERA		WHIP										
Mike Cuellar, L ERA: 2.34 Dick Hall, R ERA: 1.99	8.0	W	35	5	4	2	5	4	1	0	0	0	0	40	60	0.00		0.000										

Batter	1	2	3	4	5	6	7	8	9	AB	R	H	RBI	BB	SO	LOB	TOP	
Don Buford, S OBP: 0.398, SLG: 0.420 (1, 4)	L9		4-3		2B		G3			4	0	1	0	0	0	2	Baltimore Orioles @ Boston Red Sox Fenway Park, Boston, MA Thu Sep 18 1969, 7:05 PM EDT Att: 20,430 - Unknown	
Mark Belanger, R OBP: 0.351, SLG: 0.343 (1, 6)	FC5		4-3		1-3			5-3		4	0	1	0	0	0	1		
Terry Crowley, L OBP: 0.368, SLG: 0.353 (1, 3)	K		F8					4-3		4	0	1	0	0	1	1		
Brooks Robinson, R OBP: 0.295, SLG: 0.395 Bobby Floyd, R OBP: 0.241, SLG: 0.234 (1, 5)	BB		F8					F6		3	0	0	0	1	0	1		
Curt Motton, R OBP: 0.404, SLG: 0.610 (1, 7)	FC5		6-3							0	0	0	0	0	0	0		
Dave May, L OBP: 0.296, SLG: 0.368 (1, 9)										4	0	2	0	0	0	1		
Merv Rettenmund, R OBP: 0.335, SLG: 0.383 (1, 8)										4	0	1	0	0	1	1		
Clay Dalrymple, L OBP: 0.344, SLG: 0.395 (1, 2)										3	0	1	0	0	0	2		
Jim Hardin, R OBP: 0.200, SLG: 0.302 Boog Powell, L OBP: 0.391, SLG: 0.578 Chico Salmon, R OBP: 0.389, SLG: 0.494 Dave Leonhard, R OBP: 0.174, SLG: 0.143 (1, 1)										2	0	0	0	0	1	1		
Inning Stats	R: 0 E: 0 K: 1 S: 6	H: 1 LOB: 2 BB: 1 P: 10	R: 0 E: 0 K: 1 S: 6	H: 2 LOB: 1 BB: 0 P: 6	R: 0 E: 0 K: 0 S: 3	H: 0 LOB: 0 BB: 0 P: 3	R: 0 E: 0 K: 0 S: 4	H: 1 LOB: 1 BB: 0 P: 4	R: 0 E: 0 K: 1 S: 5	H: 1 LOB: 0 BB: 0 P: 5	R: 0 E: 0 K: 1 S: 7	H: 2 LOB: 2 BB: 0 P: 7	R: 0 E: 0 K: 0 S: 3	H: 0 LOB: 0 BB: 0 P: 3	R: 0 E: 0 K: 0 S: 3	H: 1 LOB: 0 BB: 0 P: 3		1B: 7 2B: 2 3B: 0 HR: 0 SF: 0 SAC: 0 DP: 3 HBP: 0 WP: 0 PA: 34 FB: 0 SB: 0 CS: 0
PITCHER Vicente Romo, R ERA: 3.23 (1, 1)	IP: 9.0 WLS: W BF: 34 H: 9 R: 0 ER: 0 SO: 4 BB: 1 IBB: 0 HBP: 0 BLK: 0 WP: 0 HR: 0 S: 41 P: 45 ERA: 0.00 WHIP: 1.111															PITCHER		

Batter	1	2	3	4	5	6	7	8	9	AB	R	H	RBI	BB	SO	LOB	BOTTOM	
Tony Muser, L OBP: 0.200, SLG: 0.111 (1, 3)	6-3	F8		F9			4-3			4	0	0	0	1	0	3	Baltimore Orioles @ Boston Red Sox Fenway Park, Boston, MA Thu Sep 18 1969, 7:05 PM EDT Att: 20,430 - Unknown	
Mike Andrews, R OBP: 0.328, SLG: 0.448 (1, 4)	E5		K		K		L1			5	1	0	0	0	2	1		
Carl Yastrzemski, L OBP: 0.394, SLG: 0.591 Joe Lahoud, L OBP: 0.333, SLG: 0.364 (1, 7)	2B		6-3		F7					2	1	0	0	2	0	0		
Rico Petrocelli, R OBP: 0.419, SLG: 0.619 Luis Alvarado, R (8, 6)	BB		F6		F6					0	0	0	0	0	0	0		
Tony Conigliaro, R OBP: 0.322, SLG: 0.429 (1, 9)	2B									3	1	1	1	1	0	0		
Billy Conigliaro, R OBP: 0.435, SLG: 0.718 (1, 8)	IBB									0	0	0	0	0	0	0		
George Scott, R OBP: 0.328, SLG: 0.375 Syd O'Brien, R OBP: 0.294, SLG: 0.438 (1, 5)										3	1	2	0	1	0	2		
Jerry Moses, R OBP: 0.325, SLG: 0.465 (1, 2)										0	0	0	0	0	0	0		
Vicente Romo, R OBP: 0.133, SLG: 0.167 (1, 1)										4	0	1	1	0	1	2		
Inning Stats	R: 1 E: 1 K: 0 S: 4	H: 1 LOB: 2 BB: 2 P: 12	R: 0 E: 0 K: 1 S: 6	H: 1 LOB: 0 BB: 0 P: 6	R: 0 E: 0 K: 1 S: 5	H: 0 LOB: 0 BB: 0 P: 5	R: 1 E: 1 K: 2 S: 10	H: 2 LOB: 2 BB: 0 P: 10	R: 0 E: 0 K: 1 S: 5	H: 0 LOB: 0 BB: 0 P: 5	R: 1 E: 0 K: 1 S: 6	H: 1 LOB: 1 BB: 1 P: 10	R: 2 E: 0 K: 0 S: 5	H: 2 LOB: 2 BB: 2 P: 13	R: 0 E: 0 K: 0 S: 3	H: 0 LOB: 1 BB: 1 P: 7		1B: 4 2B: 3 3B: 0 HR: 0 SF: 0 SAC: 1 DP: 1 HBP: 0 WP: 0 PA: 38 FB: 0 SB: 0 CS: 0
PITCHER Jim Hardin, R ERA: 3.72 Dave Leonhard, R ERA: 2.6 (7, 1)	IP: 6.0 WLS: L BF: 27 H: 5 R: 3 ER: 2 SO: 3 BB: 2 IBB: 0 HBP: 0 BLK: 0 WP: 0 HR: 0 S: 36 P: 48 ERA: 1.50 WHIP: 1.167															PITCHER		

Batter	1	2	3	4	5	6	7	8	9	AB	R	H	RBI	BB	SO	LOB	TOP			
Dalton Jones, L OBP: 0.302, SLG: 0.322	F6	F6																		
Mike Andrews, R OBP: 0.379, SLG: 0.447	L6-3																			
Carl Yastrzemski, L OBP: 0.365, SLG: 0.510																				
Reggie Smith, S OBP: 0.371, SLG: 0.529																				
Rico Petrocelli, R OBP: 0.417, SLG: 0.616																				
Tony Conigliaro, R OBP: 0.322, SLG: 0.427																				
George Scott, R OBP: 0.327, SLG: 0.372																				
Tom Satriano, L OBP: 0.331, SLG: 0.247																				
Ken Brett, L OBP: 0.667, SLG: 1.400																				
Sonny Siebert, R OBP: 0.241, SLG: 0.260																				
Inning Stats	R: 2 E: 0 K: 1 S: 9	H: 4 LOB: 2 BB: 0 P: 9	R: 0 E: 0 K: 0 S: 4	H: 2 LOB: 2 BB: 0 P: 4	R: 0 E: 0 K: 0 S: 3	H: 0 LOB: 0 BB: 0 P: 3	R: 0 E: 0 K: 1 S: 5	H: 0 LOB: 1 BB: 1 P: 9	R: 0 E: 0 K: 1 S: 5	H: 0 LOB: 1 BB: 0 P: 5	R: 0 E: 0 K: 1 S: 4	H: 1 LOB: 1 BB: 0 P: 4	R: 1 E: 0 K: 0 S: 4	H: 1 LOB: 0 BB: 0 P: 4	R: 0 E: 0 K: 1 S: 5	H: 0 LOB: 0 BB: 0 P: 5	1B: 5 2B: 0 3B: 1 HR: 2	SF: 0 SAC: 3 DP: 0 HBP: 0	WP: 0 PB: 0 SB: 0 CS: 0	PA: 36
PITCHER Denny McLain, R ERA: 2.76	IP: 9.0 WLS: L BF: 36	H: 8 R: 3 ER: 3 SO: 5	BB: 2 IBB: 0 HBP: 0 BLK: 0	WP: 0 HR: 2 S: 44 P: 52	ERA: 3.00 WHIP: 1.111	PITCHER	IP: 9.0 WLS: L BF: 36	H: 8 R: 3 ER: 3 SO: 5	BB: 2 IBB: 0 HBP: 0 BLK: 0	WP: 0 HR: 2 S: 44 P: 52	ERA: 3.00 WHIP: 1.111	PITCHER	IP: 9.0 WLS: L BF: 36	H: 8 R: 3 ER: 3 SO: 5	BB: 2 IBB: 0 HBP: 0 BLK: 0	WP: 0 HR: 2 S: 44 P: 52	ERA: 3.00 WHIP: 1.111			

Boston Red Sox @ Detroit Tigers
Tiger Stadium, Detroit, MI
Fri Sep 19 1969, 7:05 PM EDT
Att: 15,538 - Unknown

AB 31
R 3
H 8
RBI 3
BB 2
SO 5
LOB 9





Batter	1	2	3	4	5	6	7	8	9	AB	R	H	RBI	BB	SO	LOB	BOTTOM	
Mickey Stanley, R OBP: 0.298, SLG: 0.365	E5																	
Jim Northrup, L OBP: 0.354, SLG: 0.514																		
Al Kaline, R OBP: 0.341, SLG: 0.444																		
Willie Horton, R OBP: 0.330, SLG: 0.472																		
Bill Freehan, R OBP: 0.343, SLG: 0.408																		
Don Wert, R OBP: 0.300, SLG: 0.362																		
Ike Brown, R OBP: 0.335, SLG: 0.382																		
Norm Cash, L OBP: 0.359, SLG: 0.438																		
Cesar Gutierrez, R OBP: 0.328, SLG: 0.273																		
Gates Brown, L OBP: 0.247, SLG: 0.291																		
Denny McLain, R OBP: 0.187, SLG: 0.158																		
Tom Tresh, S OBP: 0.286, SLG: 0.352																		
Inning Stats	R: 1 E: 1 K: 0 S: 5	H: 1 LOB: 2 BB: 1 P: 9	R: 0 E: 0 K: 1 S: 5	H: 0 LOB: 0 BB: 0 P: 5	R: 0 E: 0 K: 1 S: 5	H: 0 LOB: 0 BB: 0 P: 3	R: 0 E: 0 K: 1 S: 6	H: 2 LOB: 2 BB: 0 P: 6	R: 0 E: 0 K: 1 S: 4	H: 1 LOB: 2 BB: 1 P: 8	R: 0 E: 0 K: 0 S: 4	H: 1 LOB: 1 BB: 0 P: 4	R: 0 E: 0 K: 3 S: 10	H: 1 LOB: 1 BB: 0 P: 10	1B: 4 2B: 1 3B: 1 HR: 0	SF: 1 SAC: 1 DP: 0 HBP: 0	WP: 0 PB: 1 SB: 0 CS: 0	PA: 36
PITCHER Ken Brett, L ERA: 5.64	IP: 7.0 WLS: S BF: 29	H: 5 R: 1 ER: 0 SO: 4	BB: 3 IBB: 0 HBP: 0 BLK: 0	WP: 0 HR: 0 S: 34 P: 46	ERA: 0.00 WHIP: 1.143	PITCHER	IP: 9.0 WLS: L BF: 36	H: 8 R: 3 ER: 3 SO: 5	BB: 2 IBB: 0 HBP: 0 BLK: 0	WP: 0 HR: 2 S: 44 P: 52	ERA: 3.00 WHIP: 1.111	PITCHER	IP: 9.0 WLS: L BF: 36	H: 8 R: 3 ER: 3 SO: 5	BB: 2 IBB: 0 HBP: 0 BLK: 0	WP: 0 HR: 2 S: 44 P: 52	ERA: 3.00 WHIP: 1.111	

Boston Red Sox @ Detroit Tigers
Tiger Stadium, Detroit, MI
Fri Sep 19 1969, 7:05 PM EDT
Att: 15,538 - Unknown

AB 31
R 1
H 6
RBI 1
BB 3
SO 7
LOB 13



Batter	1	2	3	4	5	6	7	8	9	AB	R	H	RBI	BB	SO	LOB	TOP										
Dalton Jones, L OBP: 0.303, SLG: 0.320 (1, 3)	0-0 G3	0-0 1B		4-0 1B BB		0-0 F9	0-0 F4		0-0 3-1	5	0	1	1	1	0	3	Boston Red Sox @ Detroit Tigers Tiger Stadium, Detroit, MI Sat Sep 20 1969, 4:33 AM EDT Att: 17,211 - Unknown livebaseballscorecards.com										
Mike Andrews, R OBP: 0.380, SLG: 0.445 (1, 4)	4-0 4-3 BB	0-0 F7		0-3 K		0-0 2B	0-3 K			4	1	1	0	1	2	7											
Carl Yastrzemski, L OBP: 0.369, SLG: 0.513 (1, 7)	0-0 4-3		4-0 FC4-6 BB	0-0 1B		0-0 HR		4-0 2B		3	2	2	1	2	0	1											
Reggie Smith, S OBP: 0.371, SLG: 0.536 (1, 8)	0-0 4-3		0-0 FC4-6 1B	0-0 F3		0-0 HR		0-0 5-3		5	2	2	2	0	0	4											
Rico Petrocelli, R OBP: 0.416, SLG: 0.611 (1, 6)		0-0 BB 1B	0-0 F3	0-0 L7		0-0 K		0-0 5-3		5	1	1	0	0	1	5											
Tony Conigliaro, R OBP: 0.322, SLG: 0.426 (1, 9)	0-3 K	0-0 1B	0-0 1B		0-0 F8		4-0 BLK FC4-2 BB	0-0 5-3		4	0	1	1	1	1	2											
George Scott, R OBP: 0.328, SLG: 0.373 (1, 5)	0-0 F7	0-0 1B	0-0 1B		0-0 6-3		0-0 FC4-2 BLK	0-0 5-3		5	0	2	1	0	0	2											
Tom Satriano, L OBP: 0.336, SLG: 0.248 (1, 2)	0-0 1B BB	0-0 1B	4-0 1B	0-0 BB	0-0 F5		1-0 FC4-2		0-0 4-3	3	0	1	0	1	0	0											
Lee Stange, R Joe Ladd Bill Landis Billy Conigliaro Bill Lee Jose Santiago Sparky Lyle (1, 1) (2, PH) (2, 1) (3, PH) (3, 1) (3, 1) (3, 1)	4-0 1B	0-0 F7		0-0 BB		0-3 K	0-0 FC4-2	0-3 K	0-0 K	0	0	0	0	0	0	0											
Inning Stats	R: 0 E: 0 K: 0 S: 3	H: 0 LOB: 1 BB: 1 P: 7	R: 1 E: 0 K: 1 S: 8	H: 3 LOB: 3 BB: 1 P: 12	R: 1 E: 0 K: 0 S: 5	H: 2 LOB: 2 BB: 2 P: 13	R: 0 E: 0 K: 1 S: 6	H: 1 LOB: 2 BB: 1 P: 10	R: 0 E: 0 K: 0 S: 3	H: 0 LOB: 0 BB: 0 P: 3	R: 3 E: 0 K: 2 S: 10	H: 3 LOB: 0 BB: 0 P: 10	R: 0 E: 0 K: 1 S: 6	H: 1 LOB: 3 BB: 1 P: 11	R: 1 E: 0 K: 0 S: 4	H: 1 LOB: 1 BB: 1 P: 8			R: 0 E: 0 K: 1 S: 5	H: 0 LOB: 0 BB: 0 P: 5	1B: 8 2B: 2 3B: 0 HR: 1	SF: 0 SAC: 0 DP: 0 HBP: 1	WP: 0 PA: 46				
PITCHER	IP	WLS	BF	H	R	ER	SO	BB	IBB	HBP	BLK	WP	HR	S	P	ERA	WHIP										
Bob Reed, R ERA: 2.45 (1, 1)	2.2		16	5	2	2	1	3	0	0	0	0	0	15	27	6.75	3.000										
Gary Taylor, R ERA: 3.39 (3, 1)	3.0	L	15	4	3	3	2	2	0	0	0	0	1	17	25	9.00	2.000										
Daryl Patterson, R ERA: 3.05 (6, 1)	0.1		3	1	0	0	1	1	0	0	0	0	0	4	8	0.00	6.000										
Fred Lasher, R ERA: 2.74 (7, 1)	1.0		4	0	0	0	1	0	0	1	1	0	0	5	6	0.00	0.000										
Joe Sparna, R ERA: 4.53 (8, 1)	2.0		8	1	1	1	1	1	0	0	0	0	0	9	13	4.50	1.000										
Batter	1	2	3	4	5	6	7	8	9	AB	R	H	RBI	BB	SO	LOB	BOTTOM										
Mickey Stanley, R OBP: 0.299, SLG: 0.364 (1, 8)	0-0 FC4-6 1B	0-0 FC5-4			4-0 FC4-6 BB		0-3 K		0-0 F9	4	0	1	0	1	1	2	Boston Red Sox @ Detroit Tigers Tiger Stadium, Detroit, MI Sat Sep 20 1969, 4:33 AM EDT Att: 17,211 - Unknown livebaseballscorecards.com										
Tom Tresh, S OBP: 0.287, SLG: 0.351 (1, 6)	0-0 FC4-6 2B		0-3 K		0-0 F8		0-0 1B		4-0 BB BB	4	1	1	0	1	1	2											
Jim Northrup, L OBP: 0.354, SLG: 0.511 (1, 9)	0-0 F7		4-0 1B BB		0-0 FC4-6		0-0 4-3		4-0 BB	3	0	0	0	2	0	4											
Norm Cash, L OBP: 0.358, SLG: 0.439 Al Kaline, R OBP: 0.342, SLG: 0.444 (9, PH)	0-0 HR		0-3 K		0-0 4-3		0-0 4-3		4-0 BB	4	1	1	1	0	1	2											
Willie Horton, R OBP: 0.335, SLG: 0.481 (1, 7)	0-0 HR		0-0 1B		0-0 G3-6 1B		0-0 1B		0-0 L7	5	1	4	2	0	0	3											
Tom Matchick, L OBP: 0.286, SLG: 0.283 Ike Brown, R OBP: 0.331, SLG: 0.377 (6, PH) (7, 4)	0-0 4-3		0-3 K		0-0 G3-6		0-0 F9			2	0	0	0	0	1	2											
Don Wert, R OBP: 0.300, SLG: 0.361 (1, 5)		0-0 5-3		0-0 F9		0-0 F8		0-0 1B		4	0	1	0	0	0	0											
Jim Price, R OBP: 0.299, SLG: 0.433 (1, 2)		0-0 FC5-4 1B		0-0 F4		4-0 1B BB		0-0 F4		3	0	1	0	1	0	2											
Bob Reed, R Gary Taylor Daryl Patterson Fred Lasher Dave Campbell Joe Sparna Bill Freehan (1, 1) (3, 1) (3, 1) (7, 1) (7, PH) (8, 1) (8, PH) (9, PH)	0-3 K		0-3 K		0-3 K		0-3 K		0-0 F8	1	0	0	0	0	1	1											
Inning Stats	R: 3 E: 0 K: 0 S: 6	H: 3 LOB: 0 BB: 0 P: 6	R: 0 E: 0 K: 1 S: 6	H: 1 LOB: 0 BB: 0 P: 6	R: 0 E: 0 K: 3 S: 10	H: 1 LOB: 1 BB: 1 P: 14	R: 0 E: 0 K: 1 S: 5	H: 0 LOB: 0 BB: 0 P: 5	R: 0 E: 0 K: 0 S: 3	H: 0 LOB: 1 BB: 1 P: 7	R: 0 E: 0 K: 2 S: 8	H: 1 LOB: 2 BB: 1 P: 12	R: 0 E: 0 K: 0 S: 5	H: 2 LOB: 0 BB: 0 P: 5	R: 0 E: 0 K: 0 S: 3	H: 0 LOB: 3 BB: 3 P: 15			1B: 7 2B: 1 3B: 0 HR: 1	SF: 0 SAC: 0 DP: 1 HBP: 0	WP: 0 PA: 41						
PITCHER	IP	WLS	BF	H	R	ER	SO	BB	IBB	HBP	BLK	WP	HR	S	P	ERA	WHIP										
Lee Stange, R ERA: 3.77 (1, 1)	1.0		4	1	0	0	1	0	0	0	0	0	0	6	6	0.00	1.000										
Bill Landis, L ERA: 5.03 (2, 1)	1.0		4	1	0	0	1	0	0	0	0	0	0	6	6	0.00	1.000										
Bill Lee, L ERA: 4.76 (3, 1)	6.2	W	29	5	0	0	6	5	0	0	0	0	0	36	56	0.00	1.500										
Jose Santiago, R ERA: 1.59 (9, 1)	0.0		1	0	0	0	0	1	0	0	0	0	0	4													
Sparky Lyle, L ERA: 2.55 (9, 1)	0.1	S	1	0	0	0	0	0	0	0	0	0	0	1	1	0.00	0.000										


Batter	1	2	3	4	5	6	7	8	9	AB	R	H	RBI	BB	SO	LOB	TOP
Billy Conigliaro, R OBP: 0.392, SLG: 0.636 (1, 7)	L9		L9		F8			K		4	0	0	0	0	1	1	Boston Red Sox @ Detroit Tigers Tiger Stadium, Detroit, MI Sun Sep 21 1969, 4:33 AM EDT Att: 17,895 - Unknown
Mike Andrews, R OBP: 0.380, SLG: 0.445 (1, 4)	1B		L9		F5			1B		4	0	2	0	0	0	0	
Carl Yastrzemski, L OBP: 0.387, SLG: 0.510 (1, 3)	K		FC4-6		4-3			F7		3	0	0	0	1	1	3	
Reggie Smith, S OBP: 0.370, SLG: 0.533 (1, 8)	1B		FC4-6		F8			K		4	0	1	0	0	1	1	
Rico Petrocelli, R OBP: 0.413, SLG: 0.606 (1, 6)	F6				F3			F5		4	0	0	0	0	0	2	
Tony Conigliaro, R OBP: 0.320, SLG: 0.423 (1, 9)					F7			6-3		4	0	0	0	0	0	0	
George Scott, R OBP: 0.326, SLG: 0.370 (1, 5)	L9				K			5-3		3	0	0	0	0	1	1	
Jerry Moses, R OBP: 0.325, SLG: 0.457 (1, 2)					6-3			F6		2	0	0	0	1	0	0	
Gary Wagner, R Luis Alvarado, R Bill Landis, L Ray Jarvis, R Jose Santiago, R Syd O'Brien, R Ron Kline, R (1, 1) (5, PH) (5, 1) (6, 1) (7, 1) (8, PH) (8, 1)	G5-4-3				K			E6		1	0	0	0	0	0	2	
Inning Stats	R: 0 E: 0 K: 1 S: 7	H: 2 LOB: 2 BB: 0 P: 7	R: 0 E: 1 K: 0 S: 3	H: 0 LOB: 1 BB: 1 P: 7	R: 0 E: 0 K: 1 S: 3	H: 0 LOB: 0 BB: 0 P: 5	R: 0 E: 0 K: 1 S: 5	H: 0 LOB: 0 BB: 0 P: 3	R: 0 E: 1 K: 1 S: 7	H: 1 LOB: 2 BB: 0 P: 7	R: 0 E: 0 K: 1 S: 5	H: 0 LOB: 0 BB: 0 P: 5	1B: 3 2B: 0 3B: 0 HR: 0	SF: 0 SAC: 0 DP: 1 HBP: 0	WP: 0 PB: 0 SB: 0 CS: 0	PA: 33	
PITCHER Mike Kilkenny, L ERA: 3.41 (1, 1)	IP: 9.0 WLS: W BF: 33 H: 3 R: 0 ER: 0 SO: 5 BB: 2 IBB: 0 HBP: 0 BLK: 0 WP: 0 HR: 0 S: 41 P: 49 ERA: 0.00 WHIP: 0.556											PITCHER	IP: 9.0 WLS: W BF: 33 H: 3 R: 0 ER: 0 SO: 5 BB: 2 IBB: 0 HBP: 0 BLK: 0 WP: 0 HR: 0 S: 41 P: 49 ERA: 0.00 WHIP: 0.556				

Batter	1	2	3	4	5	6	7	8	9	AB	R	H	RBI	BB	SO	LOB	BOTTOM	
Tom Tresh, S OBP: 0.289, SLG: 0.351 Cesar Gutierrez, R OBP: 0.323, SLG: 0.268 (6, PR) (7, 6)	F8		4-3		F8	SF8		F5		3	1	1	0	0	0	0	Boston Red Sox @ Detroit Tigers Tiger Stadium, Detroit, MI Sun Sep 21 1969, 4:33 AM EDT Att: 17,895 - Unknown	
Jim Northrup, L OBP: 0.351, SLG: 0.507 (1, 8)	6-3		4-3		F5	SF8		E3		4	0	0	1	0	0	1		
Al Kaline, R OBP: 0.345, SLG: 0.444 (1, 9)	K		3B		L4-3	CS		BB		3	1	1	2	2	1	0		
Norm Cash, L OBP: 0.362, SLG: 0.448 (1, 3)			BB		BB	BB		K		5	2	3	2	1	1	1		
Willie Horton, R OBP: 0.335, SLG: 0.479 (1, 7)			1B		L7	E7		F8		4	1	1	0	1	0	4		
Tom Matchick, L OBP: 0.276, SLG: 0.290 (1, 4)			1B		1-3	1B		1B		3	1	3	2	1	0	0		
Bill Freehan, R OBP: 0.344, SLG: 0.408 (1, 2)	F8		1-3		1-3	SF8		1B		4	1	2	0	0	0	3		
Don Wert, R OBP: 0.297, SLG: 0.358 (1, 5)	G6-4-3		K		K	SF9		5-3		3	0	0	1	0	1	5		
Mike Kilkenny, R OBP: 0.118, SLG: 0.063 (1, 1)			K		K	E1		K		4	1	0	0	0	3	2		
Inning Stats	R: 0 E: 0 K: 1 S: 5	H: 0 LOB: 0 BB: 0 P: 5	R: 1 E: 0 K: 0 S: 4	H: 2 LOB: 1 BB: 1 P: 8	R: 2 E: 0 K: 1 S: 7	H: 2 LOB: 1 BB: 1 P: 11	R: 0 E: 0 K: 2 S: 7	H: 0 LOB: 1 BB: 1 P: 11	R: 0 E: 2 K: 0 S: 8	H: 5 LOB: 1 BB: 0 P: 9	R: 0 E: 0 K: 1 S: 7	H: 2 LOB: 2 BB: 0 P: 7	R: 0 E: 1 K: 1 S: 6	H: 0 LOB: 3 BB: 2 P: 14	1B: 9 2B: 1 3B: 1 HR: 0	SF: 2 SAC: 0 DP: 1 HBP: 1		WP: 0 PB: 0 SB: 1 CS: 1
PITCHER Gary Wagner, R ERA: 6.88 Bill Landis, L ERA: 5.31 Ray Jarvis, R ERA: 4.79 Jose Santiago, R ERA: 1.35 Ron Kline, R ERA: 5.3	IP: 4.0 WLS: L BF: 18 H: 4 R: 3 ER: 3 SO: 3 BB: 3 IBB: 0 HBP: 0 BLK: 0 WP: 0 HR: 0 S: 23 P: 35 ERA: 6.75 WHIP: 1.750											PITCHER	IP: 4.0 WLS: L BF: 18 H: 4 R: 3 ER: 3 SO: 3 BB: 3 IBB: 0 HBP: 0 BLK: 0 WP: 0 HR: 0 S: 23 P: 35 ERA: 6.75 WHIP: 1.750					

Batter	1	2	3	4	5	6	7	8	9	AB	R	H	RBI	BB	SO	LOB	TOP					
Horace Clarke, S (1,4) OBP: 0.343, SLG: 0.368	4-0 WP BB 4-3 BB	0-0 4-3		0-0 4-3			0-0 3-1		0-0 E1	4	1	0	0	1	0	1						
Gene Michael, S (1,6) OBP: 0.344, SLG: 0.371	4-0 4-3 WP BB 1-2		0-0 4-3		0-0 3-1 4-3		0-0 1B		0-3 K	4	0	2	0	1	1	1						
Roy White, S (1,7) OBP: 0.396, SLG: 0.427	0-3 K		4-0 1B 1B BB		0-0 4-3		0-0 4-3			3	1	0	0	1	1	4						
Bobby Murcer, L (1,8) OBP: 0.317, SLG: 0.463	4-0 4-3 BB 1-2 2-3		0-0 1B FC4-6 1B		0-0 3-1		0-0 BB		4-0 FC1-6-4 BB	2	1	1	0	2	0	1						
Frank Tepedino, L (1,9) OBP: 0.333, SLG: 0.333	0-0 4-3		0-0 FC4-6 1B		0-0 6-3		0-0 BB		0-0 FC1-6-4 BB	4	0	1	2	0	0	4						
Dave McDonald, L (1,3) OBP: 0.283, SLG: 0.278	0-0 1-3		0-0 FC4-6		0-0 1B		0-0 BB		4-0 BB	3	0	1	1	0	0	3						
Frank Fernandez, R (8,PH) OBP: 0.395, SLG: 0.423										0	0	0	0	1	0	0						
Bobby Cox, R (8,5) OBP: 0.325, SLG: 0.299										0	0	0	0	0	0	0						
Thurman Munson, R (1,2) OBP: 0.310, SLG: 0.302		0-3 K	0-3 K		0-0 G5-4-3		0-0 K		0-0 G5-3	4	0	0	0	0	2	4						
Len Boehmer, R (1,5) OBP: 0.245, SLG: 0.224		0-3 K		0-0 G3		0-3 K			0-0 6-3	4	0	0	0	0	2	0						
Fritz Peterson, S (1,1) OBP: 0.188, SLG: 0.143		4-0 BB		0-0 F7			0-3 K		0-0 5-3	1	0	0	0	1	0	0						
Tom Shopay, L (7,PH) OBP: 0.116, SLG: 0.122										1	0	0	0	0	1	0						
Stan Bahnsen, R (7,1) OBP: 0.113, SLG: 0.100										0	0	0	0	0	0	0						
John Ellis, R (9,PH) OBP: 0.317, SLG: 0.417										1	0	0	0	0	0	0						
Inning Stats	R: 1 E: 0 K: 1 S: 5	H: 0 LOB: 2 BB: 3 P: 17	R: 0 E: 0 K: 2 S: 7	H: 0 LOB: 1 BB: 1 P: 11	R: 2 E: 0 K: 1 S: 7	H: 2 LOB: 1 BB: 1 P: 11	R: 0 E: 0 K: 0 S: 3	H: 0 LOB: 0 BB: 0 P: 3	R: 0 E: 0 K: 0 S: 4	H: 1 LOB: 1 BB: 0 P: 4	R: 0 E: 0 K: 1 S: 5	H: 1 LOB: 0 BB: 0 P: 5	R: 0 E: 0 K: 1 S: 6	H: 1 LOB: 1 BB: 0 P: 6	R: 0 E: 0 K: 0 S: 2	H: 0 LOB: 1 BB: 2 P: 10	R: 0 E: 1 K: 1 S: 6	H: 0 LOB: 1 BB: 0 P: 6	1B: 5 2B: 0 3B: 0 HR: 0	SF: 0 SAC: 0 DP: 2 HBP: 0	WP: 1 PB: 0 SB: 0 CS: 0	PA: 38
PITCHER	IP	WLS	BF	H	R	ER	SO	BB	IBB	HBP	BLK	WP	HR	S	P	ERA	WHIP					
Mike Garman, R (1,1) ERA: 3.86	7.0	W	31	5	3	3	6	6	0	0	0	1	0	37	61	3.86	1.571					
Sparky Lyle, L (8,1) ERA: 2.5	2.0	S	7	0	0	0	1	1	0	0	0	0	0	8	12	0.00	0.500					

New York Yankees @ Boston Red Sox
Fenway Park, Boston, MA
Mon Sep 22 1969, 7:05 PM EDT
Att: 12,961 - Unknown - 66 F


AB 31
R 3
H 5
RBI 3
BB 7
SO 7
LOB 18



Batter	1	2	3	4	5	6	7	8	9	AB	R	H	RBI	BB	SO	LOB	BOTTOM				
Billy Conigliaro, R (1,7) OBP: 0.364, SLG: 0.583	0-0 6-3		0-0 5-3		0-3 K		0-0 E6 BB			4	0	0	0	0	1	2					
Mike Andrews, R (1,4) OBP: 0.381, SLG: 0.443	4-0 BB		0-0 5-3		0-0 F5		4-0 BB			2	0	0	0	2	0	1					
Carl Yastrzemski, L (1,3) OBP: 0.387, SLG: 0.508	0-3 K			0-0 FC1-4 1B E 1B	0-0 4-3		0-3 K			4	1	1	0	0	2	4					
Reggie Smith, S (1,8) OBP: 0.369, SLG: 0.531	0-0 L4			0-0 FC1-4 1B		0-0 F9	0-0 F4			4	0	1	0	0	0	4					
Rico Petrocelli, R (1,6) OBP: 0.412, SLG: 0.604		0-0 6-3		0-0 FC1-4 E 1-2 2-3		0-0 F8		0-0 G6-4-3 1B		4	1	1	0	0	2						
Tony Conigliaro, R (1,9) OBP: 0.321, SLG: 0.423		0-0 5-3		0-0 E9 3B 1B		0-0 1B		0-0 G6-4-3 1B		4	1	2	1	0	0	1					
George Scott, R (1,5) OBP: 0.328, SLG: 0.374		0-0 F8		0-0 SF8 3B		0-0 F8		4-0 BB		3	1	1	1	1	0	1					
Jerry Moses, R (1,2) OBP: 0.323, SLG: 0.462			0-0 5-3 2B		0-0 SF8		0-0 F5	0-0 5-3		3	0	1	1	0	0	1					
Mike Garman, R (1,1) OBP: 0.333, SLG: 0.333			0-3 K		0-0 3-1					3	0	1	0	0	1	1					
Sparky Lyle, L (8,1) OBP: 0.176, SLG: 0.125										0	0	0	0	0	0	0					
Inning Stats	R: 0 E: 0 K: 1 S: 5	H: 0 LOB: 1 BB: 1 P: 9	R: 0 E: 0 K: 0 S: 3	H: 0 LOB: 0 BB: 0 P: 3	R: 0 E: 0 K: 1 S: 6	H: 1 LOB: 0 BB: 0 P: 6	R: 4 E: 1 K: 0 S: 7	H: 4 LOB: 0 BB: 0 P: 7	R: 0 E: 0 K: 1 S: 5	H: 0 LOB: 0 BB: 0 P: 5	R: 0 E: 0 K: 0 S: 4	H: 1 LOB: 1 BB: 0 P: 4	R: 0 E: 1 K: 1 S: 7	H: 1 LOB: 3 BB: 1 P: 11	R: 0 E: 0 K: 0 S: 3	H: 1 LOB: 1 BB: 1 P: 7	1B: 6 2B: 1 3B: 1 HR: 0	SF: 1 SAC: 0 DP: 1 HBP: 0	WP: 0 PB: 0 SB: 0 CS: 0	PA: 35	
PITCHER	IP	WLS	BF	H	R	ER	SO	BB	IBB	HBP	BLK	WP	HR	S	P	ERA	WHIP				
Fritz Peterson, L (1,1) ERA: 2.63	6.0	L	25	6	4	4	3	6	4	4	3	1	0	0	0	6.00	1.167				
Stan Bahnsen, R (7,1) ERA: 3.64	2.0		10	2	0	0	1	2	0	0	0	0	0	10	18	0.00	2.000				

New York Yankees @ Boston Red Sox
Fenway Park, Boston, MA
Mon Sep 22 1969, 7:05 PM EDT
Att: 12,961 - Unknown - 66 F


AB 31
R 4
H 8
RBI 3
BB 3
SO 4
LOB 17



Batter	1	2	3	4	5	6	7	8	9	AB	R	H	RBI	BB	SO	LOB	TOP					
Horace Clarke, S OBP: 0.342, SLG: 0.367 (1, 4)	6-3		1-3		F7			2B PB 1B	F7	5	1	1	0	0	0	0						
Gene Michael, S OBP: 0.346, SLG: 0.372 (1, 6)	K		1B			FC4-6 1B		F8		4	0	2	0	0	1	1						
Roy White, S OBP: 0.397, SLG: 0.430 (1, 7)	F4		1B			FC4-6 1B 1-2		PB E 2B		4	1	2	0	0	0	1						
Bobby Murcer, L OBP: 0.319, SLG: 0.463 (1, 8)		L3 1B	L3			G3-6-3 1B		F6		4	0	2	0	0	0	3						
Frank Tepedino, L OBP: 0.280, SLG: 0.280 (1, 9)	L3			6-3		G3-6-3 1B 1-2		E9		4	0	0	0	0	0	3						
Dave McDonald, L OBP: 0.304, SLG: 0.266 (1, 3)		BLK BB		F8			G6-4-3 BB 1B	F8		3	0	1	0	1	0	1						
Thurman Munson, R OBP: 0.320, SLG: 0.292 (1, 2)		BB		K			G6-4-3 BB	F3		2	0	0	0	2	1	0						
Len Boehmer, R OBP: 0.236, SLG: 0.216 (1, 5)	F8				6-3		G6-4-3 1-2 2-3	F8		4	0	0	0	0	0	4						
Mel Stottlemyre, R Tom Schoeny, L Bill Burbach, L Frank Fontenot, R Lindy McDaniel, R Joe Peptoni, L OBP: 0.246, SLG: 0.235 OBP: 0.114, SLG: 0.119 OBP: 0.143, SLG: 0.135 OBP: 0.246, SLG: 0.242 OBP: 0.143, SLG: 0.135 OBP: 0.276, SLG: 0.441 (1, 1) (5, PH) (5, L) (7, PH) (7, L) (9, PH)			5-3		4-3		F6			1	0	0	0	0	0	0						
Inning Stats	R: 0 E: 0 K: 1 S: 5	H: 0 LOB: 0 BB: 0 P: 5	R: 0 E: 0 K: 0 S: 3	H: 1 LOB: 2 BB: 2 P: 11	R: 0 E: 0 K: 0 S: 5	H: 2 LOB: 2 BB: 0 P: 5	R: 0 E: 0 K: 1 S: 5	H: 0 LOB: 0 BB: 0 P: 5	R: 0 E: 0 K: 0 S: 3	H: 0 LOB: 0 BB: 0 P: 3	R: 0 E: 0 K: 0 S: 4	H: 2 LOB: 1 BB: 0 P: 4	R: 0 E: 0 K: 0 S: 3	H: 1 LOB: 1 BB: 1 P: 7	R: 2 E: 1 K: 0 S: 6	H: 2 LOB: 1 BB: 0 P: 6	R: 1 E: 0 K: 0 S: 4	H: 1 LOB: 0 BB: 0 P: 4	1B: 7 2B: 2 3B: 0 HR: 1	SF: 0 SAC: 0 DP: 3 HBP: 0	WP: 0 PB: 1 SB: 0 CS: 0	PA: 37
PITCHER Vicente Romo, R ERA: 3.08 (1, 1)	IP: 9.0 WLS: W BF: 37 H: 9 R: 3 ER: 1 SO: 2 BB: 3 IBB: 0 HBP: 0 BLK: 1 WP: 0 HR: 1 S: 38 P: 50 ERA: 1.00 WHIP: 1.333															PITCHER						

New York Yankees @ Boston Red Sox
Fenway Park, Boston, MA
Tue Sep 23 1969, 7:05 PM EDT
Att: 14,491 - Unknown


AB 34
R 3
H 9
RBI 1
BB 3
SO 2
LOB 14



Batter	1	2	3	4	5	6	7	8	9	AB	R	H	RBI	BB	SO	LOB	BOTTOM			
Mike Andrews, R OBP: 0.382, SLG: 0.443 (1, 4)	5-3	F5		1B PB 1B		1-3		FC1-6 1B		5	1	2	0	0	0	2				
Joe Lahoud, L OBP: 0.336, SLG: 0.370 (1, 7)	FC5-4 2B	F8		F6				FC1-6 HR 1-2		5	1	2	0	0	0	5				
Carl Yastrzemski, L OBP: 0.370, SLG: 0.520 (1, 3)	FC5-4 BB			HR	WP PB 2B 1B		F8	HR 1-H		4	3	3	4	1	0	1				
Reggie Smith, S OBP: 0.370, SLG: 0.534 (1, 8)	FC5-4 1-2 2-3			2B	1-H 3-H		F6	L7		5	0	2	1	0	0	3				
Rico Petrocelli, R Luis Alvarado, R OBP: 0.410, SLG: 0.599 OBP: 0.368, SLG: 0.620 (1, 6) (9, 6)	F8		F9	5-3			K	BB BB BB BB	BB	4	0	0	0	1	1	4				
Tony Conigliaro, R Billy Conigliaro, R OBP: 0.323, SLG: 0.429 OBP: 0.368, SLG: 0.620 (1, 9) (6, 9)		1B 1B 1-3 HBP	1-3		HR		FC5-2 3B	F9		2	2	1	1	0	0	1				
George Scott, R OBP: 0.327, SLG: 0.372 (1, 5)		1-3	6-3		5-3		FC5-2 IBB			3	0	0	0	1	0	2				
Jerry Moses, R OBP: 0.321, SLG: 0.455 (1, 2)		1B 1B		F2	4-3		FC5-2			4	0	1	0	0	0	2				
Vicente Romo, R OBP: 0.176, SLG: 0.182 (1, 1)		1-2 3-H		1B BB	F6		L9			3	1	1	1	1	0	2				
Inning Stats	R: 0 E: 0 K: 0 S: 4	H: 1 LOB: 2 BB: 1 P: 8	R: 1 E: 0 K: 0 S: 5	H: 2 LOB: 1 BB: 0 P: 6	R: 1 E: 0 K: 0 S: 6	H: 3 LOB: 1 BB: 1 P: 10	R: 1 E: 0 K: 0 S: 4	H: 1 LOB: 0 BB: 0 P: 4	R: 0 E: 0 K: 0 S: 4	H: 1 LOB: 1 BB: 0 P: 4	R: 0 E: 0 K: 1 S: 6	H: 1 LOB: 2 BB: 1 P: 10	R: 2 E: 0 K: 0 S: 5	H: 2 LOB: 1 BB: 1 P: 9	R: 1 E: 0 K: 0 S: 4	H: 1 LOB: 0 BB: 0 P: 4	1B: 6 2B: 3 3B: 1 HR: 3	SF: 0 SAC: 0 DP: 0 HBP: 1	WP: 1 PB: 1 SB: 0 CS: 0	PA: 42
PITCHER Mel Stottlemyre, R ERA: 2.88 Bill Burbach, R ERA: 3.7 Lindy McDaniel, R ERA: 3.59 (1, 1) (5, 1) (7, 1)	IP: 4.0 WLS: L BF: 23 H: 8 R: 5 ER: 2 SO: 0 BB: 2 IBB: 0 HBP: 0 BLK: 0 WP: 1 HR: 1 S: 20 P: 29 ERA: 11.25 WHIP: 2.500															PITCHER				

New York Yankees @ Boston Red Sox
Fenway Park, Boston, MA
Tue Sep 23 1969, 7:05 PM EDT
Att: 14,491 - Unknown


AB 37
R 8
H 13
RBI 7
BB 4
SO 1
LOB 23



Batter	1	2	3	4	5	6	7	8	9	10	11	12	13	14	AB	R	H	RBI	BB	SO	LOB	TOP
Horace Clarke, S OBP: 0.341, SLG: 0.365 (1, 4)															6	0	1	0	0	0	3	
Gene Michael, S OBP: 0.344, SLG: 0.370 (1, 6)															5	0	1	0	0	1	0	
Roy White, S OBP: 0.362, SLG: 0.424 (1, 7)															6	0	0	0	0	1	2	
Bobby Murcer, L OBP: 0.321, SLG: 0.463 (1, 9)																4	0	1	0	2	1	
Joe Pepitone, L OBP: 0.278, SLG: 0.438 (1, 3)																6	0	1	0	0	1	2
Frank Fernandez, R Tom Shogay, L Jack Aker, R Steve Hamilton, L Lindy McDaniel, R Dave McDonald, L Stan Bahnsen, R (10, 9)															2	0	1	0	2	1	0	
Thurman Munson, R OBP: 0.313, SLG: 0.286 (1, 2)															5	0	1	0	0	1	2	
Len Boehmer, R OBP: 0.235, SLG: 0.215 (1, 5)															5	0	1	0	0	0	1	
Ron Klimkowski, R Frank Tepedino, L (10, 9)															3	0	0	0	0	2	0	
Inning Stats	R: 0 H: 1 E: 0 LOB: 1 K: 0 BB: 0 S: 4 P: 4	R: 0 H: 0 E: 0 LOB: 0 K: 0 BB: 1 S: 2 P: 6	R: 0 H: 0 E: 0 LOB: 0 K: 1 BB: 0 S: 5 P: 5	R: 0 H: 2 E: 0 LOB: 3 K: 0 BB: 1 S: 4 P: 8	R: 0 H: 0 E: 0 LOB: 0 K: 1 BB: 0 S: 5 P: 5	R: 0 H: 1 E: 0 LOB: 0 K: 2 BB: 0 S: 3 P: 3	R: 0 H: 0 E: 0 LOB: 0 K: 2 BB: 0 S: 7 P: 7	R: 0 H: 0 E: 1 LOB: 1 K: 0 BB: 0 S: 6 P: 6	R: 0 H: 1 E: 0 LOB: 1 K: 0 BB: 1 S: 4 P: 4	R: 0 H: 1 E: 0 LOB: 2 K: 0 BB: 1 S: 4 P: 8	R: 0 H: 0 E: 0 LOB: 1 K: 1 BB: 1 S: 5 P: 9	R: 0 H: 1 E: 0 LOB: 0 K: 2 BB: 0 S: 7 P: 3	R: 0 H: 0 E: 0 LOB: 0 K: 2 BB: 0 S: 7 P: 7	R: 0 H: 0 E: 0 LOB: 0 K: 1 BB: 0 S: 5 P: 5	1B: 6 SF: 0 2B: 1 SAC: 1 3B: 0 DP: 1 HR: 0 HBP: 0	WP: 0 PA: 50 PB: 0 CS: 2						
PITCHER	IP WLS BF H R ER SO BB IBB HBP BLK WP HR S P ERA WHIP	Ken Brett, L ERA: 3.98 Sonny Siebert, R ERA: 3.05	IP WLS BF H R ER SO BB IBB HBP BLK WP HR S P ERA WHIP																			

New York Yankees @ Boston Red Sox
Fenway Park, Boston, MA
Wed Sep 24 1969, 7:05 PM EDT
Att. 13,614 - Unknown - 61 F

AB 45
R 0
H 7
RBI 0
BB 4
SO 9
LOB 13



Batter	1	2	3	4	5	6	7	8	9	10	11	12	13	14	AB	R	H	RBI	BB	SO	LOB	BOTTOM
Mike Andrews, R OBP: 0.384, SLG: 0.447 (1, 4)															5	0	2	1	2	1	0	
Joe Lahoud, L OBP: 0.333, SLG: 0.364 (1, 7)															6	0	1	0	0	1	2	
Carl Yastrzemski, L OBP: 0.388, SLG: 0.518 (1, 3)															6	0	1	0	0	1	4	
Reggie Smith, S OBP: 0.369, SLG: 0.530 (1, 9)															4	0	0	0	2	1	1	
Rico Petrocelli, R OBP: 0.406, SLG: 0.592 (1, 6)															6	0	0	0	0	0	4	
Billy Conigliaro, R OBP: 0.444, SLG: 0.636 (1, 9)															5	0	2	0	1	0	2	
George Scott, R OBP: 0.327, SLG: 0.371 (1, 5)															6	1	2	0	0	0	4	
Tom Satriano, L OBP: 0.337, SLG: 0.244 (1, 2)															3	0	0	0	2	0	1	
Ken Brett, L OBP: 0.444, SLG: 0.875 Sonny Siebert, R OBP: 0.232, SLG: 0.250 Dalton Jones, L OBP: 0.305, SLG: 0.320 (14, PH)															3	0	0	0	0	0	5	
Inning Stats	R: 0 H: 1 E: 0 LOB: 2 K: 0 BB: 1 S: 4 P: 7	R: 0 H: 1 E: 0 LOB: 1 K: 0 BB: 1 S: 3 P: 7	R: 0 H: 0 E: 0 LOB: 0 K: 1 BB: 0 S: 5 P: 5	R: 0 H: 0 E: 0 LOB: 0 K: 0 BB: 0 S: 3 P: 3	R: 0 H: 1 E: 0 LOB: 0 K: 0 BB: 0 S: 3 P: 3	R: 0 H: 0 E: 0 LOB: 0 K: 0 BB: 1 S: 3 P: 7	R: 0 H: 0 E: 0 LOB: 0 K: 0 BB: 1 S: 3 P: 7	R: 0 H: 0 E: 0 LOB: 0 K: 1 BB: 0 S: 5 P: 5	R: 0 H: 0 E: 1 LOB: 1 K: 0 BB: 0 S: 4 P: 4	R: 0 H: 1 E: 0 LOB: 2 K: 0 BB: 1 S: 4 P: 8	R: 0 H: 1 E: 0 LOB: 1 K: 1 BB: 0 S: 6 P: 6	R: 0 H: 0 E: 0 LOB: 0 K: 2 BB: 0 S: 7 P: 3	R: 0 H: 0 E: 0 LOB: 0 K: 2 BB: 0 S: 7 P: 7	R: 0 H: 1 E: 0 LOB: 2 K: 0 BB: 1 S: 4 P: 8	1B: 4 SF: 0 2B: 3 SAC: 1 3B: 1 DP: 2 HR: 0 HBP: 0	WP: 0 PA: 55 PB: 0 CS: 0						
PITCHER	IP WLS BF H R ER SO BB IBB HBP BLK WP HR S P ERA WHIP	Ron Klimkowski, R ERA: 0.64 Jack Aker, R ERA: 3.14 Steve Hamilton, L ERA: 3.32 Lindy McDaniel, R ERA: 3.55 Stan Bahnsen, R ERA: 3.84	IP WLS BF H R ER SO BB IBB HBP BLK WP HR S P ERA WHIP																			


New York Yankees @ Boston Red Sox
Fenway Park, Boston, MA
Wed Sep 24 1969, 7:05 PM EDT
Att. 13,614 - Unknown - 61 F

AB 46
R 1
H 8
RBI 1
BB 8
SO 5
LOB 23




Batter	1	2	3	4	5	6	7	8	9	AB	R	H	RBI	BB	SO	LOB	TOP			
Horace Clarke, S (1,4) OBP: 0.343, SLG: 0.372										4	2	2	1	1	0	0	New York Yankees @ Boston Red Sox Fenway Park, Boston, MA Thu Sep 25 1969, 3:33 AM EDT Att: 5,371 - Cloudy - 64 F			
Gene Michael, S (1,6) OBP: 0.242, SLG: 0.371										5	0	1	0	0	0	3				
Roy White, S (1,7) OBP: 0.391, SLG: 0.422										4	1	1	1	0	1	1				
Bobby Murcer, L (1,8) OBP: 0.322, SLG: 0.463										4	0	2	0	0	0	3				
Joe Pepitone, L (1,3) OBP: 0.279, SLG: 0.438										4	0	2	1	0	0	1				
Frank Tenedino, L (1,9) OBP: 0.276, SLG: 0.250										1	0	0	0	1	0	1				
Frank Fernandez, R (6, PH) OBP: 0.399, SLG: 0.420										1	0	0	0	1	1	0				
Jake Gibbs, L (1,2) OBP: 0.289, SLG: 0.281										2	0	0	0	0	0	1				
John Ellis, R (6, PH) OBP: 0.313, SLG: 0.410										1	0	0	0	0	1	3				
Thurman Munson, R (6,2) OBP: 0.309, SLG: 0.282										1	0	0	0	0	0	0				
Bobby Cox, R (1,5) OBP: 0.319, SLG: 0.293										4	0	0	0	0	1	4				
Al Downing, R (1,1) OBP: 0.146, SLG: 0.103										1	0	0	0	1	1	1				
Bill Robinson, R (7, PH) OBP: 0.226, SLG: 0.279										1	0	0	0	0	1	0				
Bill Burbach, R (7,1) OBP: 0.143, SLG: 0.125										0	0	0	0	0	0	0				
Len Boehmer, R (9, PH) OBP: 0.233, SLG: 0.213										1	0	0	0	0	0	0				
Inning Stats	R: 2 E: 0 K: 0 S: 4	H: 2 LOB: 0 BB: 1 P: 8	R: 0 E: 0 K: 1 S: 5	H: 0 LOB: 1 BB: 1 P: 9	R: 0 E: 0 K: 0 S: 3	H: 0 LOB: 0 BB: 0 P: 3	R: 0 E: 0 K: 0 S: 3	H: 1 LOB: 0 BB: 0 P: 3	R: 0 E: 0 K: 0 S: 4	H: 2 LOB: 3 BB: 1 P: 8	R: 0 E: 0 K: 2 S: 9	H: 1 LOB: 2 BB: 0 P: 9	R: 0 E: 0 K: 1 S: 5	H: 0 LOB: 0 BB: 0 P: 5	R: 1 E: 0 K: 1 S: 6	H: 1 LOB: 0 BB: 0 P: 6	1B: 5 2B: 3 3B: 0 HR: 1	SF: 0 SAC: 0 DP: 1 HBP: 0	WP: 0 PB: 1 CS: 1	PA: 39
PITCHER	IP WLS BF H R ER SO BB IBB HBP BLK WP HR S P ERA WHIP																			
Mike Nagy, R (1,1) ERA: 3.11	5.1 W 23 6 2 2 1 3 0 0 0 0 0 22 34 3.38 1.688																			
Sparky Lyle, L (6,1) ERA: 2.5	3.2 S 15 2 1 1 5 1 0 0 0 0 1 24 28 2.46 0.818																			

AB	34
R	3
H	8
RBI	3
BB	4
SO	6
LOB	18



Batter	1	2	3	4	5	6	7	8	9	AB	R	H	RBI	BB	SO	LOB	BOTTOM			
Mike Andrews, R (1,4) OBP: 0.387, SLG: 0.448										3	0	2	0	1	1	0	New York Yankees @ Boston Red Sox Fenway Park, Boston, MA Thu Sep 25 1969, 3:33 AM EDT Att: 5,371 - Cloudy - 64 F			
Billy Conigliaro, R (1,9) OBP: 0.373, SLG: 0.627										4	1	1	0	0	1	3				
Carl Yastrzemski, L (1,7) OBP: 0.366, SLG: 0.515										4	0	0	0	0	0	4				
Reggie Smith, S (1,8) OBP: 0.368, SLG: 0.528										2	0	0	0	0	1	2				
Don Lock, R (4,9) OBP: 0.333, SLG: 0.276										2	0	1	1	0	1	0				
Rico Petrocelli, R (1,6) OBP: 0.405, SLG: 0.589										4	0	1	0	0	0	1				
Syd O'Brien, R (1,5) OBP: 0.293, SLG: 0.433										4	1	1	0	0	1	1				
George Scott, R (1,3) OBP: 0.327, SLG: 0.377										3	1	1	2	0	0	1				
Jerry Moses, R (1,2) OBP: 0.328, SLG: 0.484										3	1	2	1	0	0	0				
Mike Nagy, R (1,1) OBP: 0.167, SLG: 0.092										2	0	0	0	0	1	2				
Sparky Lyle, L (6,1) OBP: 0.167, SLG: 0.118										1	0	0	0	0	1	0				
Inning Stats	R: 0 E: 0 K: 1 S: 5	H: 0 LOB: 1 BB: 1 P: 9	R: 0 E: 0 K: 2 S: 9	H: 2 LOB: 2 BB: 0 P: 9	R: 0 E: 0 K: 0 S: 4	H: 1 LOB: 1 BB: 0 P: 4	R: 2 E: 0 K: 0 S: 5	H: 2 LOB: 0 BB: 0 P: 5	R: 1 E: 0 K: 1 S: 7	H: 2 LOB: 1 BB: 0 P: 7	R: 1 E: 0 K: 1 S: 6	H: 1 LOB: 0 BB: 0 P: 6	R: 0 E: 0 K: 1 S: 5	H: 1 LOB: 0 BB: 0 P: 5	R: 0 E: 0 K: 1 S: 5	H: 0 LOB: 0 BB: 0 P: 5	1B: 6 2B: 1 3B: 0 HR: 2	SF: 0 SAC: 0 DP: 1 HBP: 0	WP: 0 PB: 0 CS: 0	PA: 33
PITCHER	IP WLS BF H R ER SO BB IBB HBP BLK WP HR S P ERA WHIP																			
Al Downing, L (1,1) ERA: 3.55	6.0 L 27 8 4 4 5 1 0 0 0 0 0 2 36 40 6.00 1.500																			
Bill Burbach, R (7,1) ERA: 3.65	2.0 6 1 0 0 2 0 0 0 0 0 0 0 10 10 0.00 0.500																			


AB	32
R	4
H	9
RBI	4
BB	1
SO	7
LOB	14



Batter	1	2	3	4	5	6	7	8	9	AB	R	H	RBI	BB	SO	LOB	TOP					
Mickey Stanley, R OBP: 0.299, SLG: 0.361 (1, 8)	F7		5-3		F7	4-3		BB		4	0	1	1	0	4							
Ike Brown, R OBP: 0.319, SLG: 0.360 (1, 4)	F9		L9		K	K		BB		5	0	0	0	0	3	5						
Jim Northrup, L OBP: 0.354, SLG: 0.507 (1, 9)	1B		G3		BB			3B		4	2	2	0	1	0	1						
Norm Cash, L OBP: 0.364, SLG: 0.463 (1, 3)	2B			3-1	F9			SF9		5	1	3	2	0	0	3						
Willie Horton, R OBP: 0.330, SLG: 0.473 (1, 7)		L6		K		K		SF9		4	0	0	1	0	2	1						
Bill Freehan, R OBP: 0.344, SLG: 0.406 (1, 2)	BB	BB		1B	2B	1B		E5		4	1	2	0	1	0	1						
Don Wert, R OBP: 0.300, SLG: 0.356 (1, 5)	BB			2B	1B	1B		F6		4	1	2	0	1	1	2						
Cesar Gutierrez, R OBP: 0.360, SLG: 0.281 (6, PH)	F6				BB	1B		L9		1	0	0	0	1	0	2						
Gates Brown, L OBP: 0.250, SLG: 0.292 (6, PH)					BB	1B				1	0	1	1	0	0	0						
Norm McRae, R (6, 1)										0	0	0	0	0	0	0						
Al Kaline, R OBP: 0.344, SLG: 0.440 (7, PH)					BB	1B				1	0	0	0	0	0	1						
John Hiller, R OBP: 0.318, SLG: 0.333 (7, 1)					BB	1B				0	0	0	0	0	0	0						
Joe Sparna, R OBP: 0.197, SLG: 0.138 (4, 1)										1	0	0	0	0	1	2						
Bob Fingers, R OBP: 0.200, SLG: 0.500 (5, PH)										1	0	1	0	0	0	0						
Tom Matlack, L OBP: 0.232, SLG: 0.299 (5, 1)										0	0	0	0	0	0	0						
Fred Lasher, R (5, 1)										0	0	0	0	0	0	0						
Tom Tresh, S OBP: 0.289, SLG: 0.344 (6, PH)										1	0	0	0	1	0	0						
Tom Tresh, S OBP: 0.289, SLG: 0.344 (6, 9)										1	0	0	0	1	0	0						
Inning Stats	R: 1 E: 0 K: 0 S: 4	H: 2 LOB: 1 BB: 0 P: 4	R: 0 E: 0 K: 1 S: 5	H: 0 LOB: 2 BB: 2 P: 13	R: 0 E: 0 K: 0 S: 3	H: 0 LOB: 0 BB: 0 P: 3	R: 0 E: 0 K: 1 S: 6	H: 2 LOB: 2 BB: 0 P: 6	R: 0 E: 0 K: 2 S: 6	H: 1 LOB: 3 BB: 1 P: 14	R: 2 E: 0 K: 0 S: 6	H: 3 LOB: 2 BB: 1 P: 14	R: 2 E: 1 K: 1 S: 6	H: 2 LOB: 1 BB: 0 P: 6	R: 0 E: 0 K: 1 S: 5	H: 0 LOB: 1 BB: 1 P: 9	R: 0 E: 0 K: 1 S: 6	H: 1 LOB: 1 BB: 0 P: 6	1B: 8 2B: 2 3B: 1 HR: 0	SF: 1 SAC: 0 DP: 0 HBP: 0	WP: 0 PB: 0 SB: 0 CS: 0	PA: 43
PITCHER	IP	WLS	BF	H	R	ER	SO	BB	IBB	HBP	BLK	WP	HR	S	P	ERA	WHIP					
Mike Garman, R ERA: 4.38 (1, 1)	5.1		26	8	3	3	4	4	0	0	0	0	0	30	46	5.06	2.250					
Sonny Siebert, R ERA: 3.69 (6, 1)	3.2	W	17	3	2	2	3	2	0	0	0	0	0	21	29	4.91	1.364					

Detroit Tigers @ Boston Red Sox
Fenway Park, Boston, MA
Fri Sep 26 1969, 7:05 PM EDT
Att: 20,820 - Unknown


AB	36
R	5
H	11
RBI	5
BB	6
SO	7
LOB	22



Batter	1	2	3	4	5	6	7	8	9	AB	R	H	RBI	BB	SO	LOB	BOTTOM				
Mike Andrews, R OBP: 0.388, SLG: 0.454 (1, 4)	HR		FC4-6 2B	F7			E4 2B			3	3	1	1	1	0	1					
Joe Lahoud, L OBP: 0.336, SLG: 0.360 (1, 9)	G4-6-3 BB		FC4-6 BB	F3			K			2	0	0	0	2	1	2					
Carl Yastrzemski, L OBP: 0.364, SLG: 0.511 (1, 7)	G4-6-3 1-2		FC4-6 2B WP		F8		L8			4	1	0	0	0	0	4					
Rico Petrocelli, R OBP: 0.405, SLG: 0.592 (1, 6)	5-3		WP 2B		5-3		2B			4	0	2	2	0	0	0					
Dalton Jones, L OBP: 0.302, SLG: 0.317 (1, 3)		F9	G3		F9		F3			3	0	0	0	0	0	1					
Syd O'Brien, R OBP: 0.292, SLG: 0.431 (7, PH)										1	0	0	0	0	0	1					
George Scott, R OBP: 0.330, SLG: 0.377 (8, 3)		BB	L8			F9 SF8 1B		S BB		2	1	1	0	2	0	1					
Billy Conigliaro, R OBP: 0.360, SLG: 0.607 (1, 8)		BB		G3 1B BB		F9		K		2	1	0	0	2	1	2					
Tom Satriano, L OBP: 0.332, SLG: 0.241 (1, 2)		F5		G3		SF8		K		3	0	0	1	0	1	4					
Mike Garman, R OBP: 0.400, SLG: 0.400 (1, 1)								K		2	0	1	1	0	1	2					
Sonny Siebert, R OBP: 0.224, SLG: 0.241 (6, 1)		K				1-6-3		K		2	0	0	0	0	1	1					
Inning Stats	R: 1 E: 0 K: 0 S: 3	H: 1 LOB: 0 BB: 1 P: 7	R: 0 E: 0 K: 1 S: 5	H: 0 LOB: 2 BB: 2 P: 13	R: 2 E: 0 K: 0 S: 4	H: 1 LOB: 1 BB: 2 P: 12	R: 1 E: 0 K: 0 S: 4	H: 1 LOB: 1 BB: 1 P: 8	R: 0 E: 0 K: 0 S: 3	H: 0 LOB: 0 BB: 0 P: 3	R: 1 E: 0 K: 0 S: 4	H: 1 LOB: 0 BB: 0 P: 4	R: 1 E: 1 K: 1 S: 7	H: 1 LOB: 1 BB: 0 P: 7	R: 0 E: 0 K: 3 S: 9	H: 0 LOB: 1 BB: 1 P: 13	1B: 2 2B: 2 3B: 0 HR: 1	SF: 1 SAC: 0 DP: 1 HBP: 0	WP: 2 PB: 0 SB: 1 CS: 0	PA: 36	
PITCHER	IP	WLS	BF	H	R	ER	SO	BB	IBB	HBP	BLK	WP	HR	S	P	ERA	WHIP				
Joe Sparna, R ERA: 4.76 (1, 1)	3.1		18	3	4	4	1	6	0	0	0	0	0	2	2	0.00	0.000				
Bob Reed, R ERA: 1.64 (4, 1)	0.2		2	0	0	0	0	0	0	0	0	0	0	2	2	0.00	0.000				
Fred Lasher, R ERA: 3.07 (5, 1)	1.0		3	0	0	0	0	0	0	0	0	0	0	3	3	0.00	0.000				
Norm McRae, R ERA: 6.0 (6, 1)	1.0	L	4	1	1	1	0	0	0	0	0	1	0	4	4	9.00	1.000				
John Hiller, L ERA: 3.99 (7, 1)	2.0		9	1	1	0	4	1	0	0	0	0	0	16	20	0.00	1.000				

Detroit Tigers @ Boston Red Sox
Fenway Park, Boston, MA
Fri Sep 26 1969, 7:05 PM EDT
Att: 20,820 - Unknown

AB	28
R	6
H	5
RBI	5
BB	7
SO	5
LOB	19





Batter	1	2	3	4	5	6	7	8	9	AB	R	H	RBI	BB	SO	LOB	TOP					
Mickey Stanley, R (1, 8) OBP: 0.299, SLG: 0.366	3-1		5-3		F6		HR	F7		6	1	2	3	0	0	4	Detroit Tigers @ Boston Red Sox Fenway Park, Boston, MA Sun Sep 28 1969, 3:33 AM EDT Att: 26,621 - Unknown					
Tom Tresh, S (1, 6) OBP: 0.295, SLG: 0.351	HR		4-3		HR		F2		F8 BB	5	2	2	2	1	0	4						
Al Kaline, R (1, 3) OBP: 0.346, SLG: 0.447	HR	L9		WP FC4	1B		1B		FC6-4	2	1	1	2	0	0	0						
Norm Cash, L (2, 3) OBP: 0.370, SLG: 0.469	1-H			2B	1B		1B		BB	3	1	3	0	1	0	0						
Willie Horton, R (1, 7) OBP: 0.333, SLG: 0.471	2B	F7		FC4	1B		F4		F8	5	1	2	0	1	0	3						
Jim Northrup, L (1, 9) OBP: 0.355, SLG: 0.511	1B			BB	1B				F6	6	1	3	1	0	0	5						
Bill Freehan, R (1, 2) OBP: 0.341, SLG: 0.399	BB	F3		F8			F7		FC6-4	5	1	0	0	1	0	6						
Don Wert, R (1, 5) OBP: 0.298, SLG: 0.351	F8		SH2-4	FC6-4			6-3		L1-5-3	4	0	1	0	1	0	4						
Ike Brown, R (1, 4) OBP: 0.337, SLG: 0.372	BB			SH2-4	HR				PB L1-5-3	3	2	3	2	2	0	0						
Mickey Lolich, S (1, 1) OBP: 0.175, SLG: 0.115	1-2		SH2-4		SH1-4		K		L1-5-3	2	0	0	0	1	1	3						
Inning Stats	R: 6 E: 0 K: 0 S: 9	H: 6 LOB: 2 BB: 2 P: 17	R: 0 E: 0 K: 0 S: 4	H: 1 LOB: 1 BB: 0 P: 4	R: 0 E: 0 K: 0 S: 3	H: 0 LOB: 2 BB: 2 P: 11	R: 1 E: 0 K: 0 S: 4	H: 1 LOB: 1 BB: 1 P: 8	R: 2 E: 0 K: 1 S: 7	H: 4 LOB: 2 BB: 0 P: 7	R: 0 E: 0 K: 1 S: 6	H: 1 LOB: 1 BB: 0 P: 6	R: 1 E: 0 K: 0 S: 6	H: 3 LOB: 2 BB: 0 P: 6	R: 0 E: 0 K: 0 S: 3	H: 1 LOB: 1 BB: 2 P: 7	R: 0 E: 0 K: 0 S: 3	H: 0 LOB: 2 BB: 1 P: 11	1B: 11 2B: 3 3B: 0 HR: 3	SF: 0 SAC: 2 DP: 1 HBP: 0	WP: 1 PB: 1 SB: 0 CS: 0	PA: 51
PITCHER	IP: 0.2 WLS: L BF: 9 H: 5 R: 6 ER: 6 SO: 0 BB: 1 IBB: 1 HBP: 0 BLK: 0 WP: 0 HR: 1 S: 7 P: 15 ERA: 81.00 WHIP: 9.000	IP: 1.1 WLS: L BF: 6 H: 2 R: 0 ER: 0 SO: 0 BB: 0 IBB: 0 HBP: 0 BLK: 0 WP: 0 HR: 0 S: 6 P: 6 ERA: 0.00 WHIP: 1.500	IP: 2.0 WLS: L BF: 10 H: 1 R: 1 ER: 0 SO: 0 BB: 3 IBB: 0 HBP: 0 BLK: 0 WP: 1 HR: 0 S: 7 P: 19 ERA: 4.50 WHIP: 2.000	IP: 5.1 WLS: L BF: 7 H: 4 R: 2 ER: 2 SO: 0 BB: 0 IBB: 0 HBP: 0 BLK: 0 WP: 1 HR: 7 S: 7 P: 7 ERA: 18.00 WHIP: 4.000	IP: 6.1 WLS: L BF: 14 H: 5 R: 1 ER: 1 SO: 1 BB: 0 IBB: 0 HBP: 0 BLK: 0 WP: 0 HR: 1 S: 15 P: 19 ERA: 3.00 WHIP: 2.000	PITCHER	IP: 9.1 WLS: L BF: 5 H: 0 R: 0 ER: 0 SO: 0 BB: 2 IBB: 0 HBP: 0 BLK: 0 WP: 0 HR: 0 S: 11 P: 11 ERA: 0.00 WHIP: 2.000															

Batter	1	2	3	4	5	6	7	8	9	AB	R	H	RBI	BB	SO	LOB	BOTTOM					
Mike Andrews, R (1, 4) OBP: 0.387, SLG: 0.452	BB		F8		1B		6-3		F3	3	2	1	0	2	0	0	Detroit Tigers @ Boston Red Sox Fenway Park, Boston, MA Sun Sep 28 1969, 3:33 AM EDT Att: 26,621 - Unknown					
Reggie Smith, S (1, 8) OBP: 0.368, SLG: 0.527	K		5-3		6-3		6-3		1B	1	0	0	0	0	1	1						
Don Lock, R (2, 7) OBP: 0.329, SLG: 0.274										4	0	1	0	0	0	2						
Carl Yastrzemski, L (1, 3) OBP: 0.394, SLG: 0.508	F5				K				6-3	3	0	1	1	1	1	2						
Luis Alvarado, R (7, PR)										1	0	0	0	0	0	1						
Rico Petrocelli, R (1, 6) OBP: 0.405, SLG: 0.591	K		K				F3			4	0	1	1	0	2	3						
Syd O'Brien, R (8, 5) OBP: 0.292, SLG: 0.430										0	0	0	0	0	0	0						
Tony Conigliaro, R (1, 9) OBP: 0.321, SLG: 0.427		F8		5-3	B5-3				FC5-4	3	0	0	0	0	0	1						
Ron Kline, R (6, 1)									1B	0	0	0	0	0	0	0						
Dick Schofield, S (8, PH)										1	0	1	0	0	0	0						
Bill Landis, L (9, 1)										0	0	0	0	0	0	0						
George Scott, R (1, 5) OBP: 0.329, SLG: 0.378				5-3			F9		F8	4	0	1	0	0	0	1						
Dalton Jones, L (8, 3) OBP: 0.302, SLG: 0.317		1B								0	0	0	0	0	0	0						
Billy Conigliaro, R (1, 7) OBP: 0.372, SLG: 0.588	F7			1B			K		FC5-4	4	1	1	0	0	1	2						
Jerry Moses, R (1, 2) OBP: 0.333, SLG: 0.485							F2		FC6-4	4	0	2	1	0	0	1						
Ken Brett, L (1, 1) OBP: 0.444, SLG: 0.875										0	0	0	0	0	0	0						
Gary Wagner, R (1, 1)										0	0	0	0	0	0	0						
Carlton Fisk, R (2, PH)										1	0	0	0	0	1	2						
Ray Jarvis, R (3, 1) OBP: 0.387, SLG: 0.509										1	0	0	0	0	0	0						
Russ Gibson, R (4, PH) OBP: 0.330, SLG: 0.323										1	0	0	0	0	0	1						
Jose Santiago, R (5, 1) OBP: 0.330, SLG: 0.323										0	0	0	0	0	0	0						
Joe Lahoud, R (8, 9) OBP: 0.350, SLG: 0.350										2	0	0	0	0	1	0						
Inning Stats	R: 0 E: 0 K: 2 S: 7	H: 0 LOB: 1 BB: 1 P: 11	R: 0 E: 0 K: 1 S: 7	H: 2 LOB: 2 BB: 0 P: 7	R: 0 E: 0 K: 1 S: 5	H: 0 LOB: 1 BB: 1 P: 9	R: 1 E: 0 K: 0 S: 5	H: 2 LOB: 1 BB: 0 P: 5	R: 1 E: 0 K: 1 S: 7	H: 2 LOB: 1 BB: 0 P: 7	R: 0 E: 0 K: 1 S: 5	H: 0 LOB: 0 BB: 0 P: 5	R: 1 E: 0 K: 1 S: 6	H: 1 LOB: 1 BB: 1 P: 10	R: 0 E: 0 K: 0 S: 4	H: 1 LOB: 1 BB: 0 P: 4	R: 0 E: 0 K: 0 S: 4	H: 1 LOB: 1 BB: 0 P: 4	1B: 7 2B: 2 3B: 0 HR: 0	SF: 0 SAC: 0 DP: 0 HBP: 0	WP: 0 PB: 0 SB: 0 CS: 0	PA: 39
PITCHER	IP: 9.0 WLS: W BF: 39 H: 9 R: 3 ER: 3 SO: 7 BB: 3 IBB: 0 HBP: 0 BLK: 0 WP: 0 HR: 0 S: 50 P: 62 ERA: 3.00 WHIP: 1.333						PITCHER	IP: 9.0 WLS: W BF: 39 H: 9 R: 3 ER: 3 SO: 7 BB: 3 IBB: 0 HBP: 0 BLK: 0 WP: 0 HR: 0 S: 50 P: 62 ERA: 3.00 WHIP: 1.333														

Batter	1	2	3	4	5	6	7	8	9	AB	R	H	RBI	BB	SO	LOB	TOP						
Dick Schofield, S OBP: 0.352, SLG: 0.353 (1, 5)										4	1	2	1	1	1	1	Boston Red Sox @ Washington Senators Robert F. Kennedy Memorial Stadium, Washington, DC Mon Sep 29 1969, 7:05 PM EDT Att: 7,436 - Unknown						
Mike Andrews, R OBP: 0.389, SLG: 0.454 (1, 4)										4	2	2	1	1	0	3							
Carl Yastrzemski, L OBP: 0.363, SLG: 0.505 (1, 7)										5	0	1	1	0	1	3							
Rico Petrocelli, R OBP: 0.407, SLG: 0.597 (1, 6)										5	2	3	1	0	0	1							
Joe Lahoud, L OBP: 0.327, SLG: 0.348 Reggie Smith, S OBP: 0.369, SLG: 0.528 (7, PR) (7, 8)										4	0	1	0	0	1	2							
George Scott, R OBP: 0.330, SLG: 0.384 (1, 3)										5	1	2	2	0	0	3							
Billy Conigliaro, R OBP: 0.369, SLG: 0.599 (7, 9)										5	2	3	0	0	1	3							
Tom Satriano, L OBP: 0.336, SLG: 0.251 (1, 2)										3	0	2	0	0	0	1							
Sonny Siebert, R OBP: 0.213, SLG: 0.228 Sparky Lyle, L OBP: 0.167, SLG: 0.116 Lee Stange, R OBP: 0.135, SLG: 0.086 (7, 1) (7, 1)										3	0	0	0	0	1	4							
Inning Stats	R: 2 E: 0 K: 0 S: 6	H: 3 LOB: 1 BB: 0 P: 6	R: 1 E: 0 K: 0 S: 5	H: 3 LOB: 1 BB: 0 P: 5	R: 0 E: 0 K: 0 S: 3	H: 0 LOB: 0 BB: 0 P: 3	R: 2 E: 0 K: 0 S: 6	H: 3 LOB: 2 BB: 0 P: 10	R: 0 E: 0 K: 1 S: 8	H: 1 LOB: 1 BB: 0 P: 8	R: 1 E: 0 K: 1 S: 6	H: 2 LOB: 1 BB: 0 P: 6	R: 0 E: 0 K: 1 S: 5	H: 1 LOB: 0 BB: 0 P: 5	R: 2 E: 0 K: 1 S: 8	H: 3 LOB: 2 BB: 1 P: 12		1B: 13 2B: 2 3B: 0 HR: 2	SF: 0 SAC: 1 DP: 1 HBP: 0	WP: 0 PB: 0 SB: 0 CS: 2	PA: 43		
PITCHER	IP WLS BF H R ER SO BB IBB HBP BLK WP HR S P ERA WHIP																						
Casey Cox, R ERA: 2.78 Jim Shellenback, L ERA: 3.91 Dave Baldwin, R ERA: 4.03 Bob Humphreys, R ERA: 3.05	(1, 1) (4, 1) (7, 1) (8, 1)	3.0 16 1 10	L 5 0 2	8 1 0 4	5 1 0 2	5 1 0 2	0 4 0 2	0 1 0 2	0 0 0 0	0 0 0 0	0 0 0 0	0 0 0 0	0 0 0 0	0 0 0 0	0 0 0 0	0 0 0 0	0 0 0 0	0 0 0 0	0 0 0 0	0 0 0 0	0 0 0 0	15.00 2.70 0.00 9.00	2.667 1.800 0.000 2.500

Batter	1	2	3	4	5	6	7	8	9	AB	R	H	RBI	BB	SO	LOB	BOTTOM						
Del Unser, L OBP: 0.348, SLG: 0.378 (1, 8)										5	0	1	1	0	0	2	Boston Red Sox @ Washington Senators Robert F. Kennedy Memorial Stadium, Washington, DC Mon Sep 29 1969, 7:05 PM EDT Att: 7,436 - Unknown						
Lee Maye, L OBP: 0.333, SLG: 0.423 (1, 9)										5	1	1	0	0	0	3							
Frank Howard, R OBP: 0.402, SLG: 0.579 (1, 7)										3	1	1	2	1	0	1							
Mike Epstein, L OBP: 0.413, SLG: 0.538 (1, 3)										3	0	1	0	1	0	1							
Ken McMullen, R OBP: 0.348, SLG: 0.427 (1, 5)										4	1	1	0	0	0	2							
Ed Brinkman, R OBP: 0.328, SLG: 0.327 (1, 6)										4	0	1	0	0	0	1							
Tim Cullen, R OBP: 0.253, SLG: 0.245 Bernie Allen, L OBP: 0.337, SLG: 0.389 Toby Harrah, R (9, PR) (9, PR)										3	0	1	1	0	0	1							
Jim French, L OBP: 0.348, SLG: 0.297 (1, 2)										3	1	1	0	1	0	2							
Casey Cox, R OBP: 0.143, SLG: 0.106 Jim Shellenback, L OBP: 0.179, SLG: 0.179 Dave Baldwin, R OBP: 0.143, SLG: 0.077 Ed Stroud, L OBP: 0.143, SLG: 0.106 Bob Humphreys, R OBP: 0.143, SLG: 0.077 Brant Alyea, R OBP: 0.135, SLG: 0.086 (1, 1) (4, 1) (7, 1) (7, PH) (8, 1) (9, PH)										1	0	0	0	0	1	0							
Inning Stats	R: 0 E: 0 K: 0 S: 3	H: 0 LOB: 1 BB: 1 P: 7	R: 0 E: 0 K: 0 S: 3	H: 0 LOB: 0 BB: 0 P: 3	R: 0 E: 0 K: 1 S: 5	H: 0 LOB: 0 BB: 0 P: 5	R: 2 E: 0 K: 0 S: 7	H: 4 LOB: 2 BB: 0 P: 7	R: 0 E: 0 K: 0 S: 3	H: 0 LOB: 0 BB: 0 P: 3	R: 1 E: 0 K: 0 S: 5	H: 2 LOB: 1 BB: 0 P: 5	R: 2 E: 0 K: 0 S: 4	H: 2 LOB: 0 BB: 1 P: 8	R: 0 E: 0 K: 0 S: 2	H: 0 LOB: 0 BB: 1 P: 6		R: 0 E: 0 K: 1 S: 6	H: 1 LOB: 2 BB: 1 P: 10	1B: 6 2B: 0 3B: 2 HR: 1	SF: 0 SAC: 0 DP: 2 HBP: 0	WP: 0 PB: 0 SB: 0 CS: 0	PA: 38
PITCHER	IP WLS BF H R ER SO BB IBB HBP BLK WP HR S P ERA WHIP																						
Sonny Siebert, R ERA: 3.76 Sparky Lyle, L ERA: 2.57 Lee Stange, R ERA: 3.88	(1, 1) (7, 1) (7, 1)	6.0 3 2.2	W 3 S	26 2 9	6 1 1	4 1 0	1 0 1	0 0 0	0 0 0	0 0 0	0 0 0	0 0 0	0 0 0	0 0 0	0 0 0	0 0 0	0 0 0	0 0 0	0 0 0	0 0 0	0 0 0	6.00 27.00 0.00	1.333 6.000 1.125

Batter	1	2	3	4	5	6	7	8	9	AB	R	H	RBI	BB	SO	LOB	TOP			
Dick Schofield, S OBP: 0.349, SLG: 0.350 (1, 5)	F5		K		K				4-3	5	0	1	0	0	2	0	Boston Red Sox @ Washington Senators Robert F. Kennedy Memorial Stadium, Washington, DC Tue Sep 30 1969, 7:05 PM EDT Att: 9,619 - Unknown livebaseballscorecards.com			
Mike Andrews, R OBP: 0.390, SLG: 0.455 (1, 4)	1-3		1B		F7					4	0	2	1	0	0					
Carl Yastrzemski, L OBP: 0.362, SLG: 0.593 Don Lock, R OBP: 0.329, SLG: 0.274 (1, 7) (7, 7)	K		1B		F7					4	0	1	0	0	2	2				
Rico Petrocelli, R OBP: 0.406, SLG: 0.593 Luis Alvarado, R (8, 6)		E6			F2			F4		3	0	0	0	1	0	0				
Joe Lahoud, L OBP: 0.322, SLG: 0.341 (1, 9)	F5		F6		3-1			F4		4	0	0	0	0	0	4				
George Scott, R OBP: 0.331, SLG: 0.385 (1, 3)					F6			1B		4	0	2	0	0	1	0				
Billy Conigliaro, R OBP: 0.379, SLG: 0.594 (1, 8)	K							K		4	1	1	0	0	2	3				
Tom Satriano, L OBP: 0.335, SLG: 0.251 (1, 2)	FC6-4				F7			4-3		4	0	1	1	0	0	2				
Bill Lee, L Ray Jarvis, R Dalton Johnson, R Gary Wagner, R Bill Landis, L Syd O'Brien, R OBP: 0.291, SLG: 0.429 (1, 1) (6, 1) (7, PH) (7, 1) (7, 1) (6, PH)			K		B3-6-4			K		2	0	0	0	0	1	1				
Inning Stats	R: 0 E: 0 K: 1 S: 5	H: 0 LOB: 0 BB: 0 P: 5	R: 0 E: 1 K: 1 S: 7	H: 1 LOB: 2 BB: 0 P: 7	R: 0 E: 0 K: 2 S: 9	H: 2 LOB: 3 BB: 1 P: 13	R: 1 E: 0 K: 1 S: 6	H: 2 LOB: 0 BB: 0 P: 6	R: 0 E: 0 K: 0 S: 3	H: 0 LOB: 0 BB: 0 P: 3	R: 1 E: 0 K: 1 S: 8	H: 3 LOB: 2 BB: 0 P: 8	R: 0 E: 0 K: 1 S: 6	H: 1 LOB: 1 BB: 0 P: 6	R: 0 E: 0 K: 1 S: 5	H: 0 LOB: 0 BB: 0 P: 5		1B: 8 2B: 1 3B: 0 HR: 0	SF: 0 SAC: 0 DP: 1 HBP: 0	WP: 0 PB: 0 SB: 0 CS: 0
PITCHER	IP WLS BF H R ER SO BB IBB HBP BLK WP HR S P ERA WHIP																			
Dick Bosman, R ERA: 2.19 (1, 1)	6.2 W 29 8 2 2 6 1 0 0 0 0 0 0 40 44 2.70 1.350																			
Jan Dukes, L ERA: 2.45 (7, 1)	0.1 1 0 0 0 1 0 0 0 0 0 0 0 3 3 0.00 0.000																			
Dennis Higgins, R ERA: 3.48 (8, 1)	2.0 S 7 1 0 0 2 0 0 0 0 0 0 0 11 11 0.00 0.500																			

Batter	1	2	3	4	5	6	7	8	9	AB	R	H	RBI	BB	SO	LOB	BOTTOM			
Ed Brinkman, R OBP: 0.327, SLG: 0.326 (1, 6)	4-3				F7				4-3	5	0	1	1	0	0	2	Boston Red Sox @ Washington Senators Robert F. Kennedy Memorial Stadium, Washington, DC Tue Sep 30 1969, 7:05 PM EDT Att: 9,619 - Unknown livebaseballscorecards.com			
Tim Cullen, R OBP: 0.253, SLG: 0.249 (1, 4)	F9				BB					4	0	1	0	0	0	2				
Frank Howard, R OBP: 0.403, SLG: 0.577 Hank Allen, R OBP: 0.312, SLG: 0.344 (1, 7) (9, 7)	6-3				F2					2	2	0	0	2	0	1				
Ken McMullen, R OBP: 0.350, SLG: 0.428 (1, 5)		F7			BB					2	2	1	0	2	0	0				
Brant Aylea, R OBP: 0.338, SLG: 0.406 Lee Mays, L OBP: 0.332, SLG: 0.422 (1, 9) (7, PH) (8, 9)										2	0	1	0	1	1	2				
Mike Epstein, L OBP: 0.413, SLG: 0.544 (1, 3)										1	0	0	0	0	1	2				
Del Unser, L OBP: 0.347, SLG: 0.381 (1, 8)					F7					3	2	1	3	1	1	4				
Paul Casanova, R OBP: 0.253, SLG: 0.279 (1, 2)					F4					3	1	1	0	1	0	0				
Dick Bosman, R OBP: 0.183, SLG: 0.109 Jan Dukes, L Dennis Higgins, R OBP: 0.091, SLG: 0.091 (1, 1) (7, 1) (8, 1)					K					2	0	0	0	1	1	2				
Inning Stats	R: 0 E: 0 K: 0 S: 3	H: 0 LOB: 0 BB: 0 P: 3	R: 0 E: 0 K: 0 S: 3	H: 1 LOB: 0 BB: 0 P: 3	R: 0 E: 0 K: 1 S: 5	H: 0 LOB: 0 BB: 0 P: 5	R: 0 E: 0 K: 1 S: 6	H: 1 LOB: 2 BB: 2 P: 14	R: 1 E: 0 K: 0 S: 4	H: 2 LOB: 1 BB: 1 P: 8	R: 3 E: 0 K: 1 S: 7	H: 2 LOB: 3 BB: 3 P: 19	R: 3 E: 0 K: 1 S: 6	H: 1 LOB: 2 BB: 2 P: 14	R: 0 E: 0 K: 1 S: 5	H: 0 LOB: 0 BB: 0 P: 5		1B: 4 2B: 1 3B: 1 HR: 1	SF: 0 SAC: 0 DP: 1 HBP: 0	WP: 1 PB: 0 SB: 0 CS: 1
PITCHER	IP WLS BF H R ER SO BB IBB HBP BLK WP HR S P ERA WHIP																			
Bill Lee, L ERA: 4.5 (6, 1)	0.2 2 0 0 0 0 0 0 0 0 0 0 0 2 2 0.00 0.000																			
Gary Wagner, R ERA: 7.07 (7, 1)	0.1 3 0 2 2 0 2 0 0 0 0 0 0 1 9 54.00 6.000																			
Bill Landis, L ERA: 5.25 (7, 1)	1.2 6 1 1 1 2 0 0 0 0 0 0 1 10 10 5.40 0.600																			

Batter	1	2	3	4	5	6	7	8	9	AB	R	H	RBI	BB	SO	LOB	TOP			
Syd O'Brien, R OBP: 0.287, SLG: 0.422 (1, 4)	5-3		1-3		6-3			5-3		4	0	0	0	0	0	0				
Joe Lahoud, L OBP: 0.317, SLG: 0.335 (1, 9)	F4				F6		4-3		F6	4	0	0	0	0	0	0				
Carl Yastrzemski, L OBP: 0.362, SLG: 0.507 (1, 7)					F6					3	1	1	1	0	0	0				
George Thomas, R OBP: 0.400, SLG: 0.451 (6, 7)					4-3					0	0	0	0	0	0	0				
Don Lock, R OBP: 0.329, SLG: 0.274 (7, 7)										0	0	0	0	0	0	0				
Reggie Smith, S OBP: 0.369, SLG: 0.527 (9, PH)	HR									1	0	0	0	0	1	0				
Rico Petrocelli, R OBP: 0.403, SLG: 0.589 (1, 5)	K				E3 FC5 1B		F8		6-3	4	0	0	0	0	1	0				
George Scott, R OBP: 0.331, SLG: 0.384 (1, 3)							F8			3	0	1	0	0	0	0				
Jerry Moses, R OBP: 0.326, SLG: 0.474 (1, 2)					1B					3	0	0	0	0	0	2				
Billy Conigliaro, R OBP: 0.367, SLG: 0.563 (1, 8)					FC5 2-3f					3	1	0	0	0	1	-1				
Luis Alvarado, R (1, 6)					F3		F9		K	3	0	0	0	0	1	0				
Ken Brett, L OBP: 0.364, SLG: 0.700 (1, 1)										2	0	0	0	0	0	0				
Dalton Jones, L OBP: 0.303, SLG: 0.318 (8, PH)					F2		4-3		F9	1	0	0	0	0	0	0				
Sparky Lyle, L OBP: 0.167, SLG: 0.118 (8, 1)										0	0	0	0	0	0	0				
Inning Stats	R: 1 E: 0 K: 1 S: 6	H: 1 LOB: 0 BB: 0 P: 6	R: 0 E: 0 K: 1 S: 5	H: 0 LOB: 0 BB: 0 P: 5	R: 0 E: 0 K: 0 S: 3	H: 1 LOB: 2 BB: 0 P: 3	R: 1 E: 1 K: 0 S: 4	H: 0 LOB: 0 BB: 0 P: 4	R: 0 E: 0 K: 0 S: 3	H: 0 LOB: 0 BB: 0 P: 3	R: 0 E: 0 K: 1 S: 5	H: 0 LOB: 0 BB: 0 P: 5	R: 0 E: 0 K: 1 S: 5	H: 0 LOB: 0 BB: 0 P: 5	R: 0 E: 0 K: 1 S: 5	H: 0 LOB: 0 BB: 0 P: 5	1B: 1 2B: 0 3B: 0 HR: 1	SF: 0 SAC: 0 DP: 0 HBP: 0	WP: 0 PB: 0 SB: 0 CS: 0	PA: 31
PITCHER Joe Coleman, R ERA: 3.27 (1, 1)	IP: 9.0 WLS: W BF: 31 H: 2 R: 2 ER: 1 SO: 4 BB: 0 IBB: 0 HBP: 0 BLK: 0 WP: 0 HR: 1 S: 39 P: 39 ERA: 1.00 WHIP: 0.222															PITCHER				

Boston Red Sox @ Washington Senators
 Robert F. Kennedy Memorial Stadium, Washington, DC
 Wed Oct 01 1969, 7:05 PM EDT
 Att: 17,482 - Unknown

AB 31
 R 2
 H 2
 RBI 1
 BB 0
 SO 4
 LOB 1



Batter	1	2	3	4	5	6	7	8	9	AB	R	H	RBI	BB	SO	LOB	BOTTOM			
Frank Howard, R OBP: 0.402, SLG: 0.574 (1, 7)	4-3	4-3			K					3	0	0	0	1	1	1				
Ed Brinkman, R OBP: 0.328, SLG: 0.325 (1, 6)	BB HR BB		L7					BB K		2	1	0	0	1	1	2				
Ken McMullen, R OBP: 0.348, SLG: 0.425 (1, 5)	F6		5-3		K					4	0	0	0	0	1	2				
Brant Aleya, R OBP: 0.341, SLG: 0.405 (1, 9)										3	1	1	0	1	0	0				
Hank Allen, R OBP: 0.312, SLG: 0.344 (8, PR) (9, 9)	HR BB		F7							0	0	0	0	0	0	0				
Mike Epstein, L OBP: 0.414, SLG: 0.551 (1, 3)	HR				1B CS 1B		K		K	4	1	2	3	0	2	2				
Tim Cullen, R OBP: 0.253, SLG: 0.249 (1, 4)	F9				1B					4	0	1	0	0	0	2				
Del Unser, L OBP: 0.349, SLG: 0.382 (1, 8)					1B					3	0	2	0	0	1	0				
Paul Casanova, R OBP: 0.264, SLG: 0.282 (1, 2)		G4-3			1B					3	0	1	0	0	0	2				
Joe Coleman, R OBP: 0.148, SLG: 0.119 (1, 1)					F9					3	0	0	0	0	1	1				
Inning Stats	R: 3 E: 0 K: 0 S: 4	H: 1 LOB: 2 BB: 2 P: 12	R: 0 E: 1 K: 0 S: 4	H: 1 LOB: 1 BB: 0 P: 4	R: 0 E: 0 K: 0 S: 3	H: 3 LOB: 1 BB: 0 P: 4	R: 0 E: 0 K: 2 S: 7	H: 0 LOB: 1 BB: 0 P: 8	R: 0 E: 0 K: 1 S: 5	H: 0 LOB: 0 BB: 0 P: 5	R: 0 E: 0 K: 3 S: 10	H: 1 LOB: 2 BB: 1 P: 14	R: 0 E: 1 K: 1 S: 6	H: 1 LOB: 2 BB: 0 P: 6	R: 0 E: 1 K: 1 S: 6	H: 1 LOB: 2 BB: 0 P: 6	1B: 5 2B: 1 3B: 0 HR: 1	SF: 0 SAC: 0 DP: 2 HBP: 1	WP: 0 PB: 0 SB: 0 CS: 1	PA: 33
PITCHER Ken Brett, L ERA: 5.26 (8, 1)	IP: 1.0 WLS: L BF: 4 H: 1 R: 0 ER: 0 SO: 1 BB: 0 IBB: 0 HBP: 0 BLK: 0 WP: 0 HR: 0 S: 6 P: 6 ERA: 0.00 WHIP: 1.000															PITCHER				

Boston Red Sox @ Washington Senators
 Robert F. Kennedy Memorial Stadium, Washington, DC
 Wed Oct 01 1969, 7:05 PM EDT
 Att: 17,482 - Unknown

AB 29
 R 3
 H 7
 RBI 3
 BB 3
 SO 7
 LOB 12

