Boston Red Sox - 1970

Batter	1	2	3	4	5	6	7	8	9	AB	R	H	RBI	BB	SO	LOB
Mike Andrews, R (1, 4)	F8	6-3		FC2-6 BB		5-3		K		4	0	0	0	1	1	3
Reggie Smith, S (1, 8) OBP: 0.200, SLG: 0.200	F8		6-3	FC2-6 1-2f		L8			4-3 1B	5	0	1	0	0	0	1
Carl Yastrzemski, L (1, 7) OBP: 0.400, SLG: 0.400	E S 1B		1B 2B 1B	L8			F5		4-3 1-2	5	1	2	0	0	0	2
George Scott, R (1, 3) OBP: 0.600, SLG: 1.000	BB 1-3		2B 1-2 1B		2B 3B		F8		F5	4	1	2	0	1	0	1
Rico Petrocelli, R (1, 6) OBP: 0.400, SLG: 0.800	F5		1-3 2-H 2B		1B 2B 3-H		F6		F2	5	1	2	2	0	0	3
Tony Conigliaro, R (1, 9) OBP: 0.750, SLG: 0.500		FC5-4 1B	IBB		K			BB SH3-4		2	0	1	0	2	1	1
Luis Alvarado, R (1, 5)		FC5-4 1-2f	L5		5-3			SH3-4 1-2		3	1	0	0	0	0	5
Jerry Moses, R (1, 2) OBP: 0.750, SLG: 0.667		1-3 1B	F8		2-H 1B			BB		3	0	2	1	1	0	3
Gary Peters, L (1, 1) OBP: 0.333, SLG: 0.667		3-H 2B		6-3		G3		K		3	0	1	1	0	0	0
Bill Lee, L (6, 1)										1	0	0	0	0	1	2
Inning Stats	R: 0 E: 0 K: 0 S: 4 H: 1 LOB: 2 BB: 1 P: 8	R: 1 E: 0 K: 0 S: 5 H: 3 LOB: 1 BB: 0 P: 5	R: 1 E: 0 K: 0 S: 6 H: 3 LOB: 3 BB: 1 P: 10	R: 0 E: 0 K: 0 S: 3 H: 0 LOB: 1 BB: 1 P: 7	R: 2 E: 0 K: 1 S: 7 H: 3 LOB: 1 BB: 0 P: 7	R: 0 E: 0 K: 0 S: 3 H: 0 LOB: 0 BB: 0 P: 3	R: 0 E: 0 K: 0 S: 3 H: 0 LOB: 0 BB: 0 P: 3	R: 0 E: 0 K: 2 S: 7 H: 0 LOB: 2 BB: 2 P: 15	R: 0 E: 0 K: 0 S: 4 H: 1 LOB: 1 BB: 0 P: 4	1B: 7 2B: 3 3B: 1 HR: 0	SF: 0 SAC: 1 DP: 0 HBP: 0					

PITCHER	IP	WLS	BF	H	R	ER	SO	BB	IBB	HBP	BLK	WP	HR	S	P	ERA	WHIP
Mel Stottlemyre, R (1, 1) ERA: 7.2	5.0	L	26	10	4	4	1	2	1	0	0	0	0	25	37	7.20	2.400
Ron Klimkowski, R (6, 1) ERA:	1.0		3	0	0	0	0	0	0	0	0	0	0	3	3	0.00	0.000
Joe Verbanic, R (7, 1) ERA:	2.0		8	0	0	0	2	2	0	0	0	0	0	10	18	0.00	1.000
Jack Aker, R (9, 1) ERA:	1.0		4	1	0	0	0	0	0	0	0	0	0	4	4	0.00	1.000

PITCHER	IP	WLS	BF	H	R	ER	SO	BB	IBB	HBP	BLK	WP	HR	S	P	ERA	WHIP

TOP

Boston Red Sox @ New York Yankees

Yankee Stadium, Bronx, NY

Tue Apr 07 1970, 3:33 AM EST
Att. 21,379 - Unknown - 56 F

livebaseballscorecards.com

AB	35
R	4
H	11
RBI	4
BB	5
SO	3
LOB	21

1B: 7	SF: 0	WP: 0	PA: 41
2B: 3	SAC: 1	PB: 0	
3B: 1	DP: 0	SB: 1	
HR: 0	HBP: 0	CS: 0	

Batter	1	2	3	4	5	6	7	8	9	AB	R	H	RBI	BB	SO	LOB
Horace Clarke, S (1, 4) OBP: 0.400, SLG: 0.400	0-0 5-3 SH1-3 1B		0-0 FC6-4 BB 1B		0-0 F3 ②	0-0 1-3 ③			0-0 5-3 ①	5	0	2	0	0	0	2
Thurman Munson, R (1, 2)	0-0 SH1-3 ① 1-2		B B B B 4-0 FC6-4 BB 1-2		0-0 L7 ③		0-0 4-3 ①		0-0 5-3 ②	3	0	0	0	1	0	0
Roy White, S (1, 7)	0-0 5-3 ② 2-3		S S S 0-3 K ①			0-0 P4 ①	0-0 5-3 ②		0-0 1-3 ③	5	0	0	0	0	1	3
John Ellis, R (1, 3) OBP: 0.500, SLG: 0.333	S S S 0-3 K ③		0-0 FC6-4 ② 1-2f 2-3			H 1-0 BB 1B HBP	0-0 FC4-6 1B			3	1	1	0	0	1	3
Danny Cater, R (1, 5)		0-0 6-3 ①	0-0 F7 ③			B B B B 4-0 E 1B 1-2 2B BB	0-0 FC4-6 ③ 1-2f			3	1	0	0	1	0	3
Bobby Murcer, L (1, 8) OBP: 0.500, SLG: 0.500		0-0 1B 1B		S S S 0-3 K ①		0-0 E7 1-3 2-H 2B 1B		0-0 F5 ①		4	1	2	1	0	1	0
Curt Blefary, L (1, 9) OBP: 0.250, SLG: 0.500		0-0 L6 ②		0-0 F4 ②		0-0 2-H 3-H 2B		0-0 F8 ②		4	0	1	2	0	0	1
Gene Michael, S (1, 6) OBP: 0.750, SLG: 0.500		0-0 1-3 1B		S S S 0-3 K ③		B B B B 4-0 BB		B B B B 4-0 BB		2	0	1	0	2	1	0
Mel Stottlemyre, R (1, 1)		0-0 F7 ③			0-0 F2 ①	0-0 L8 ②		S S S 0-3 K ③		1	0	0	0	0	0	2
Ron Woods, R (5, PH)										1	0	0	0	0	0	0
Ron Klimkowski, R (6, 1)										0	0	0	0	0	0	0
Ron Hansen, R (6, PH)										1	0	0	0	0	0	2
Joe Verbanic, R (7, 1)										0	0	0	0	0	0	0
Pete Ward, L (8, PH)										1	0	0	0	0	1	1
Jack Aker, R (9, 1)										0	0	0	0	0	0	0
Inning Stats	R: 0 E: 0 K: 1 S: 6 H: 1 LOB: 1 BB: 0 P: 6	R: 0 E: 0 K: 0 S: 5 H: 2 LOB: 2 BB: 0 P: 5	R: 0 E: 0 K: 1 S: 6 H: 1 LOB: 2 BB: 1 P: 10	R: 0 E: 0 K: 2 S: 7 H: 0 LOB: 0 BB: 0 P: 7	R: 0 E: 0 K: 0 S: 3 H: 0 LOB: 0 BB: 0 P: 3	R: 3 E: 1 K: 0 S: 5 H: 2 LOB: 2 BB: 2 P: 14	R: 0 E: 0 K: 0 S: 4 H: 1 LOB: 1 BB: 0 P: 4	R: 0 E: 0 K: 1 S: 5 H: 0 LOB: 1 BB: 1 P: 9	R: 0 E: 0 K: 0 S: 3 H: 0 LOB: 0 BB: 0 P: 3	1B: 6 2B: 1 3B: 0 HR: 0	SF: 0 SAC: 1 DP: 0 HBP: 1			WP: 0 PB: 0 SB: 0 CS: 0	PA: 39		

PITCHER		IP	WLS	BF	H	R	ER	SO	BB	IBB	HBP	BLK	WP	HR	S	P	ERA	WHIP
Gary Peters, L ERA: 5.06	(1, 1)	5.1	W	25	6	3	3	4	2	0	1	0	0	0	30	39	5.06	1.500
Bill Lee, L ERA:	(6, 1)	3.2	S	14	1	0	0	1	2	0	0	0	0	0	14	22	0.00	0.818

PITCHER	IP	WLS	BF	H	R	ER	SO	BB	IBB	HBP	BLK	WP	HR	S	P	ERA	WHIP

BOTTOM

Boston Red Sox @ New York Yankees

Yankee Stadium, Bronx, NY

Tue Apr 07 1970, 3:33 AM EST
Att. 21,379 - Unknown - 56 F

livebaseballscorecards.com

AB	33
R	3
H	7
RBI	3
BB	4
SO	5
LOB	17

Boston Red Sox @ New York Yankees

Yankee Stadium, Bronx, NY

Thu Apr 09 1970, 3:33 AM EST

Att. 7,039 - Overcast - 75 F

TOP

livebaseballscorecards.com

Batter	1	2	3	4	5	6	7	8	9	AB	R	H	RBI	BB	SO	LOB
Mike Andrews, R (1, 4)	6-3		F7			BBBB 4-0 1B 1B BB	L5			3	1	0	0	1	0	3
Reggie Smith, S (1, 8) OBP: 0.222, SLG: 0.222	1-3			F9		0-0 1B G3 1-2 2-H 1B	0-3 K			4	1	1	1	0	1	2
Carl Yastrzemski, L (1, 7) OBP: 0.333, SLG: 0.333	F7			F8		0-0 G3 1-3 2-H 1B		F7		4	0	1	1	0	0	0
George Scott, R (1, 3) OBP: 0.444, SLG: 0.571		5-3		1-3		4-0 G3 IBB		F9		3	0	0	0	1	0	0
Rico Petrocelli, R (1, 6) OBP: 0.222, SLG: 0.444		5-3			F7	0-0 G3 1-2 2-3 3-H		K2-3		4	0	0	1	0	1	2
Tony Conigliaro, R (1, 9) OBP: 0.500, SLG: 0.333		F9			F9	0-0 F6			6-3 1B	4	0	1	0	0	0	2
Luis Alvarado, R (1, 5) OBP: 0.143, SLG: 0.143			6-3		6-3		1B 1B		6-3 1-2	4	0	1	0	0	0	1
Jerry Moses, R (1, 2) OBP: 0.625, SLG: 0.571			E5			0-0 SH2-4 1B 1B	5-3 1-3 1B		F9	4	1	2	0	0	0	1
Ray Culp, R (1, 1)			5-3			0-0 SH2-4 1-2	0-0 5-3 1-2		SSS K	1	0	0	0	0	0	1
Dick Schofield, S (7, PH)										1	0	0	0	0	0	2
Vicente Romo, R (7, 1)										0	0	0	0	0	0	0
Sparky Lyle, L (8, 1)										0	0	0	0	0	0	0
Ed Phillips, R (8, 1)										0	0	0	0	0	0	0
Mike Derrick, L (9, PH)										1	0	0	0	0	1	1

	AB	33
	R	3
	H	6
	RBI	3
	BB	2
	SO	3
	LOB	15

Inning Stats																																		
	R: 0	H: 0		R: 0	H: 0		R: 0	H: 0		R: 0	H: 0		R: 0	H: 0		R: 3	H: 3		R: 0	H: 2		R: 0	H: 0		R: 0	H: 1		1B: 6	SF: 0		WP: 0	PA: 36		
	E: 0	LOB: 0		E: 0	LOB: 0		E: 1	LOB: 1		E: 0	LOB: 0		E: 0	LOB: 0		E: 0	LOB: 2		E: 0	LOB: 2		E: 0	LOB: 0		E: 0	LOB: 1		2B: 0	SAC: 1		PB: 0			
	K: 0	BB: 0		K: 0	BB: 0		K: 0	BB: 1		K: 0	BB: 0		K: 0	BB: 0		K: 0	BB: 2		K: 1	BB: 0		K: 1	BB: 0		K: 1	BB: 0		3B: 0	DP: 0		SB: 0			
	S: 3	P: 3		S: 3	P: 3		S: 4	P: 4		S: 3	P: 3		S: 3	P: 3		S: 6	P: 14		S: 7	P: 7		S: 5	P: 5		S: 6	P: 6		HR: 0	HBP: 0		CS: 0			

PITCHER		IP	WLS	BF	H	R	ER	SO	BB	IBB	HBP	BLK	WP	HR	S	P	ERA	WHIP
Fritz Peterson, L	(1, 1)	6.0	W	26	5	3	3	0	1	1	0	0	0	0	24	32	4.50	1.000
ERA: 4.5																		
Jack Aker, R	(7, 1)	3.0	S	10	1	0	0	3	0	0	0	0	0	0	16	16	0.00	0.333
ERA:																		

PITCHER	IP	WLS	BF	H	R	ER	SO	BB	IBB	HBP	BLK	WP	HR	S	P	ERA	WHIP

Batter	1	2	3	4	5	6	7	8	9	AB	R	H	RBI	BB	SO	LOB
Horace Clarke, S (1, 4) OBP: 0.222, SLG: 0.222	L8		L9			L7		1-3		4	0	0	0	0	0	1
Thurman Munson, R (1, 2) OBP: 0.250, SLG: 0.143	K		K			HR, BB, 1B		5-3		4	1	1	0	0	2	1
Roy White, S (1, 7) OBP: 0.333, SLG: 0.625	HR		F6			1-2 HR, BB		BB, S, 1B		3	2	2	1	1	0	1
Bobby Murcer, L (1, 8) OBP: 0.625, SLG: 1.000	BB			F9		1-H 2-H HR		1-2 BB		2	1	1	3	2	0	0
Curt Blefary, L (1, 9) OBP: 0.250, SLG: 0.286	K			5-3		K		1-2 2-3 BB		3	0	0	0	1	2	1
Jim Lyttle, L (9, 9)										0	0	0	0	0	0	0
John Ellis, R (1, 3) OBP: 0.250, SLG: 0.143		6-3		F7		6-3		F3		4	0	0	0	0	0	3
Danny Cater, R (1, 5)		K			6-3		4-3			3	0	0	0	0	1	0
Gene Michael, S (1, 6) OBP: 0.429, SLG: 0.200		F7			F9		G3			3	0	0	0	0	0	0
Fritz Peterson, S (1, 1) OBP: 0.500, SLG: 0.500			1B		K		K			2	0	1	0	0	1	0
Jack Aker, R (7, 1)										1	0	0	0	0	1	0
Inning Stats	R: 1 H: 1 E: 0 LOB: 1 K: 2 BB: 1 S: 8 P: 12	R: 0 H: 0 E: 0 LOB: 0 K: 1 BB: 0 S: 5 P: 5	R: 0 H: 1 E: 0 LOB: 1 K: 1 BB: 0 S: 6 P: 6	R: 0 H: 0 E: 0 LOB: 0 K: 0 BB: 0 S: 3 P: 3	R: 0 H: 0 E: 0 LOB: 0 K: 1 BB: 0 S: 5 P: 5	R: 3 H: 2 E: 0 LOB: 0 K: 1 BB: 1 S: 7 P: 11	R: 0 H: 0 E: 0 LOB: 0 K: 1 BB: 0 S: 5 P: 5	R: 0 H: 1 E: 0 LOB: 3 K: 0 BB: 2 S: 4 P: 12		1B: 3 SF: 0 2B: 0 SAC: 0 3B: 0 DP: 0 HR: 2 HBP: 0						WP: 0 PA: 33 PB: 0 SB: 1 CS: 0

PITCHER		IP	WLS	BF	H	R	ER	SO	BB	IBB	HBP	BLK	WP	HR	S	P	ERA	WHIP
Ray Culp, R ERA: 6.0	(1, 1)	6.0	L	24	4	4	4	6	2	0	0	0	0	2	34	42	6.00	1.000
Vicente Romo, R ERA:	(7, 1)	1.2		6	1	0	0	1	0	0	0	0	0	0	8	8	0.00	0.600
Sparky Lyle, L ERA:	(8, 1)	0.0		2	0	0	0	0	2	0	0	0	0	0	0	8	∞	∞
Ed Phillips, R ERA:	(8, 1)	0.1		1	0	0	0	0	0	0	0	0	0	0	1	1	0.00	0.000

PITCHER	IP	WLS	BF	H	R	ER	SO	BB	IBB	HBP	BLK	WP	HR	S	P	ERA	WHIP

BOTTOM

Boston Red Sox @ New York Yankees

Yankee Stadium, Bronx, NY

Thu Apr 09 1970, 3:33 AM EST
Att. 7,039 - Overcast - 75 F

livebaseballscorecards.com

AB	29
R	4
H	5
RBI	4
BB	4
SO	7
LOB	7

Batter	1	2	3	4	5	6	7	8	9	AB	R	H	RBI	BB	SO	LOB
Mike Andrews, R (1, 4)	BBBB 4-0 F9 5-3 BB		x 0-0 ① 5-3	BBBB 4-0 1-2 2-3 BB		SSS 0-3 ③ K		x 0-0 ③ L7		3	0	0	0	2	1	2
Reggie Smith, S (1, 8) OBP: 0.286, SLG: 0.286	x 0-0 ① 5-3 1-2		x 0-0 2B BLK 3-1 1B	x 0-0 ③ P6			x 0-0 ① 3-1		x 0-0 1B 2B 1B	5	2	2	0	0	0	4
Carl Yastrzemski, L (1, 7) OBP: 0.500, SLG: 0.615	BBBB 4-0 BB		x 0-0 3-1 1-3 WP 2B		x 0-0 PB S 1B		x 0-0 2B		x 0-0 ① P4	4	1	3	0	1	0	1
George Scott, R (1, 3) OBP: 0.357, SLG: 0.417	x 0-0 ② F9 2-3		x 0-0 ② 3-1 2-3 3-H		x 0-0 ① 6-3 1-2		x 0-0 ② P5		x 0-0 2B 1-2 SF7 1B	5	1	1	1	0	0	5
Rico Petrocelli, R (1, 6) OBP: 0.214, SLG: 0.429	SSS 0-3 ③ K2-3		x 0-0 ③ L5 3-H		SSS 0-3 ② K 2-3		SSS 0-3 ③ K		x 0-0 SF7 1-3 2-H 2B	5	0	1	1	0	3	4
Tony Conigliaro, R (1, 9) OBP: 0.538, SLG: 0.333		SSS 0-3 ① K	x 0-0 ① 1-6-3	4-0 IBB				x 0-0 FC3-6 1B	4-0 SF7 IBB	3	0	1	0	2	1	0
Luis Alvarado, R (1, 5) OBP: 0.083, SLG: 0.091		SSS 0-3 ② K	x 0-0 ② F8	SSS 0-3 ③ K				x 0-0 ① FC3-6 1B 1-2f	x 0-0 ② SF7 1-2 2-3 3-H	4	0	0	1	0	2	3
Jerry Moses, R (1, 2) OBP: 0.615, SLG: 0.500		x 0-0 1B	BBBB 4-0 WP 1B BB			x 0-0 ① 5-3		x 0-0 ② F9	4-0 IBB	3	0	1	0	2	0	1
Jim Lonborg, R (1, 1) OBP: 0.333, SLG: 0.333		SSS 0-3 ③ K	x 0-0 WP 1-2 1B			x 0-0 ② 5-3		x 0-0 1-3 1B	x 0-0 ③ 3-1	3	0	1	0	0	1	1
Dick Schofield, S (8, PH) OBP: 0.500, SLG: 0.500										1	0	1	0	0	0	0
Lee Stange, R (8, 1)										0	0	0	0	0	0	0
Sparky Lyle, L (8, 1)										1	0	0	0	0	0	3
Inning Stats	R: 0 E: 0 K: 1 S: 5 H: 0 LOB: 2 BB: 2 P: 13	R: 0 E: 0 K: 3 S: 10 H: 1 LOB: 1 BB: 0 P: 10	R: 2 E: 0 K: 0 S: 5 H: 2 LOB: 0 BB: 0 P: 5	R: 0 E: 0 K: 0 S: 4 H: 1 LOB: 3 BB: 2 P: 12	R: 0 E: 0 K: 2 S: 8 H: 1 LOB: 2 BB: 1 P: 12	R: 0 E: 0 K: 1 S: 5 H: 0 LOB: 0 BB: 0 P: 5	R: 0 E: 0 K: 1 S: 6 H: 1 LOB: 1 BB: 0 P: 6	R: 0 E: 0 K: 0 S: 5 H: 2 LOB: 2 BB: 0 P: 5	R: 2 E: 0 K: 0 S: 6 H: 3 LOB: 3 BB: 2 P: 14	1B: 8 2B: 3 3B: 0 HR: 0 SF: 1 SAC: 0 DP: 0 HBP: 0						

PITCHER		IP	WLS	BF	H	R	ER	SO	BB	IBB	HBP	BLK	WP	HR	S	P	ERA	WHIP
Joe Coleman, R ERA: 2.57	(1, 1)	7.0	L	32	6	2	2	8	4	1	0	1	2	0	43	63	2.57	1.429
Darold Knowles, L ERA: 9.0	(8, 1)	2.0		13	5	2	2	0	0	2	0	0	0	0	11	19	9.00	2.500

PITCHER	IP	WLS	BF	H	R	ER	SO	BB	IBB	HBP	BLK	WP	HR	S	P	ERA	WHIP

TOP

Boston Red Sox @ Washington Senators

Robert F. Kennedy Memorial Stadium, Washington, DC

Fri Apr 10 1970, 6:05 PM EST

Att. 12,026 - Unknown

livebaseballscorecards.com

AB	37
R	4
H	11
RBI	3
BB	7
SO	8
LOB	24

WP: 2 PB: 1 SB: 1 CS: 0 PA: 45

Batter	1	2	3	4	5	6	7	8	9	AB	R	H	RBI	BB	SO	LOB
Del Unser, L (1, 8) OBP: 0.421, SLG: 0.471	BB 1B		G6-4-3 1B		G3		F8		1-3	5	0	2	0	0	0	2
Ed Brinkman, R (1, 6) OBP: 0.632, SLG: 0.600	1-2 BB		K			BB 1B		1B HBP		2	0	1	0	1	1	1
Frank Howard, R (1, 7) OBP: 0.389, SLG: 0.267	K		G6-4-3 1-2f			1-2 BB		K		3	0	0	0	1	2	4
Mike Epstein, L (1, 3) OBP: 0.444, SLG: 0.733	K			HR		K		K		4	1	1	1	0	3	5
Ken McMullen, R (1, 5) OBP: 0.235, SLG: 0.294	K			K		F3		1-2 FC6-4 1B		4	0	1	0	0	2	4
Lee Maye, L (1, 9) OBP: 0.333, SLG: 0.545		6-3		F7		G3		FC6-4 1-2f		3	0	0	0	0	0	2
Hank Allen, R (8, PH) (9, 9)										1	0	0	0	0	0	2
John Roseboro, L (1, 2) OBP: 0.417, SLG: 0.125		1B BB		F8			F2		4-3	3	0	0	0	1	0	0
Tim Cullen, R (1, 4) OBP: 0.333, SLG: 0.333					F9		4-3		BB	2	0	1	0	0	0	0
Bernie Allen, L (6, 4)		G6-3 1-2 1B								1	0	0	0	1	0	0
Joe Coleman, R (1, 1)					K2-3				F9	2	0	0	0	0	1	2
Ed Stroud, L (7, PH) OBP: 0.333, SLG: 0.333										1	0	1	0	0	0	0
Darold Knowles, L (8, 1)										0	0	0	0	0	0	0
Paul Casanova, R (9, PH) OBP: 0.200, SLG: 0.200		G6-3 1-2f					1B			1	0	0	0	0	0	1
Inning Stats	R: 0 E: 0 K: 3 S: 10 H: 1 LOB: 2 BB: 1 P: 14	R: 0 E: 0 K: 0 S: 3 H: 1 LOB: 1 BB: 1 P: 7	R: 0 E: 0 K: 1 S: 5 H: 1 LOB: 0 BB: 0 P: 5	R: 1 E: 0 K: 1 S: 6 H: 1 LOB: 0 BB: 0 P: 6	R: 0 E: 0 K: 1 S: 5 H: 0 LOB: 0 BB: 0 P: 5	R: 0 E: 0 K: 1 S: 6 H: 1 LOB: 2 BB: 1 P: 10	R: 0 E: 0 K: 0 S: 4 H: 1 LOB: 1 BB: 0 P: 4	R: 0 E: 0 K: 2 S: 8 H: 1 LOB: 2 BB: 0 P: 9	R: 0 E: 0 K: 0 S: 3 H: 0 LOB: 1 BB: 1 P: 7	1B: 6 2B: 0 3B: 0 HR: 1	SF: 0 SAC: 0 DP: 2 HBP: 1						

PITCHER		IP	WLS	BF	H	R	ER	SO	BB	IBB	HBP	BLK	WP	HR	S	P	ERA	WHIP
Jim Lonborg, R ERA: 1.29	(1, 1)	7.0	W	28	6	1	1	7	3	0	0	0	0	1	39	51	1.29	1.286
Lee Stange, R ERA:	(8, 1)	0.2		4	1	0	0	2	0	0	1	0	0	0	7	8	0.00	1.500
Sparky Lyle, L ERA:	(8, 1)	1.1	S	5	0	0	0	0	1	0	0	0	0	0	4	8	0.00	0.750

PITCHER	IP	WLS	BF	H	R	ER	SO	BB	IBB	HBP	BLK	WP	HR	S	P	ERA	WHIP

BOTTOM

Boston Red Sox @ Washington Senators

Robert F. Kennedy Memorial Stadium, Washington, DC

Fri Apr 10 1970, 6:05 PM EST

Att. 12,026 - Unknown

livebaseballscorecards.com

AB	32
R	1
H	7
RBI	1
BB	4
SO	9
LOB	23

WP: 0 PB: 0 SB: 0 CS: 0 PA: 37

Batter	1	2	3	4	5	6	7	8	9	AB	R	H	RBI	BB	SO	LOB
Mike Andrews, R (1, 4) OBP: 0.263, SLG: 0.067	5-3		5-3		BB 1B 1B		6-3		FC6-4 5-3 1-2f	5	0	1	0	0	0	1
Reggie Smith, S (1, 8) OBP: 0.263, SLG: 0.263	K		4-3		BB 1-2 1B		5-3		5-3 1-2	5	0	1	0	0	1	1
Carl Yastrzemski, L (1, 7) OBP: 0.474, SLG: 0.529	F7		4-3		BB 1-2 2-3		1B		K	4	0	1	0	1	1	1
George Scott, R (1, 3) OBP: 0.389, SLG: 0.400		F8		FC5-4 BB	F3		FC6-4 1-3 1B			3	0	1	0	1	0	3
Rico Petrocelli, R (1, 6) OBP: 0.167, SLG: 0.333		F9		FC5-4 1-2f		F3	FC6-4 1-2f			4	0	0	0	0	0	3
Tony Conigliaro, R (1, 9) OBP: 0.529, SLG: 0.333		2B BB		F2		2B 1B		L8		3	2	1	0	1	0	1
Luis Alvarado, R (1, 5) OBP: 0.188, SLG: 0.333		1B 1-H 2B		L5		WP 1-H 2B		K		4	1	2	2	0	1	1
Jerry Moses, R (1, 2) OBP: 0.529, SLG: 0.429		1B 2-H			P6	F2		K		4	0	1	1	0	1	1
Sonny Siebert, R (1, 1)		4-3			6-3	K 2-3			FC6-4 1B	2	0	0	0	0	0	1
Mike Derrick, L (6, PH)										1	0	0	0	0	1	1
Ken Brett, L (6, 1)										0	0	0	0	0	0	0
Dick Schofield, S (9, PH) OBP: 0.667, SLG: 0.667										1	0	1	0	0	0	0
Inning Stats	R: 0 E: 0 K: 1 S: 5 H: 0 LOB: 0 BB: 0 P: 5	R: 2 E: 0 K: 0 S: 5 H: 2 LOB: 1 BB: 1 P: 9	R: 0 E: 0 K: 0 S: 3 H: 0 LOB: 0 BB: 0 P: 3	R: 0 E: 0 K: 0 S: 3 H: 0 LOB: 1 BB: 1 P: 7	R: 0 E: 0 K: 0 S: 5 H: 2 LOB: 3 BB: 1 P: 9	R: 1 E: 0 K: 1 S: 7 H: 2 LOB: 1 BB: 0 P: 7	R: 0 E: 0 K: 0 S: 5 H: 2 LOB: 2 BB: 0 P: 5	R: 0 E: 0 K: 2 S: 7 H: 0 LOB: 0 BB: 0 P: 7	R: 0 E: 0 K: 1 S: 6 H: 1 LOB: 1 BB: 0 P: 6	1B: 7 2B: 2 3B: 0 HR: 0	SF: 0 SAC: 0 DP: 0 HBP: 0						

TOP

Boston Red Sox @ Washington Senators

Robert F. Kennedy Memorial Stadium, Washington, DC

Sat Apr 11 1970, 6:05 PM EST

Att. 9,669 - Unknown

livebaseballscorecards.com

AB	36
R	3
H	9
RBI	3
BB	3
SO	5
LOB	14

PITCHER		IP	WLS	BF	H	R	ER	SO	BB	IBB	HBP	BLK	WP	HR	S	P	ERA	WHIP
Dick Bosman, R ERA: 4.5	(1, 1)	7.0	W	32	8	3	3	2	3	0	0	0	1	0	33	45	3.86	1.571
Pedro Ramos, R ERA:	(8, 1)	1.1		5	1	0	0	2	0	0	0	0	0	0	9	9	0.00	0.750
Darold Knowles, L ERA: 6.75	(9, 1)	0.2	S	2	0	0	0	1	0	0	0	0	0	0	4	4	0.00	0.000

PITCHER	IP	WLS	BF	H	R	ER	SO	BB	IBB	HBP	BLK	WP	HR	S	P	ERA	WHIP

WP: 1 PB: 0 SB: 0 CS: 0 PA: 39

Batter	1	2	3	4	5	6	7	8	9	AB	R	H	RBI	BB	SO	LOB
Del Unser, L (1, 8) OBP: 0.391, SLG: 0.429	6-3		K		FC6-2 1B 1B		FC3-6 1-2f			4	0	1	0	0	1	2
Ed Brinkman, R (1, 6) OBP: 0.609, SLG: 0.556	4-3		BBBB HR 2-3 BB		FC6-2 1-3 1B		F8			3	1	1	0	1	0	1
Frank Howard, R (1, 7) OBP: 0.364, SLG: 0.421 Ed Stroud, L (9, 7) OBP: 0.333, SLG: 0.333	6-3		HR 1-H 3-H		FC6-2 G6-4-3 1-2 3-H			6-3		4 0	1 0	1 0	3 0	0 0	0 0	2 0
Mike Epstein, L (1, 3) OBP: 0.409, SLG: 0.611		K	BBBB BB		G6-4-3 1-2f			K		3	0	0	0	1	2	2
Lee Maye, L (1, 9) OBP: 0.250, SLG: 0.400		4-3	P4			K		F9		4	0	0	0	0	1	1
Ken McMullen, R (1, 5) OBP: 0.200, SLG: 0.250		K	1-3			K				3	0	0	0	0	2	0
Bernie Allen, L (1, 4) OBP: 0.286, SLG: 0.333			1B 2B	3-1		K				3	1	1	0	0	1	0
John Roseboro, L (1, 2) OBP: 0.533, SLG: 0.300			WP SH2-3 HR 2-H 1B	BBBB BB			FC1-6 1B			2	1	2	1	1	0	0
Dick Bosman, R (1, 1) Pedro Ramos, S (7, PR) (8, 1) Darold Knowles, L (9, 1)			SH2-3 1-2	5-3			FC1-6 FC3-6 1-2f			2 0 0	0 0 0	0 0 0	0 0 0	0 0 0	0 0 0	2 0 0
Inning Stats	R: 0 H: 0 E: 0 LOB: 0 K: 0 BB: 0 S: 3 P: 3	R: 0 H: 0 E: 0 LOB: 0 K: 2 BB: 0 S: 7 P: 7	R: 4 H: 3 E: 0 LOB: 1 K: 1 BB: 2 S: 8 P: 16	R: 0 H: 0 E: 0 LOB: 1 K: 0 BB: 1 S: 3 P: 7	R: 0 H: 2 E: 0 LOB: 1 K: 0 BB: 0 S: 4 P: 4	R: 0 H: 0 E: 0 LOB: 0 K: 3 BB: 0 S: 9 P: 9	R: 0 H: 1 E: 0 LOB: 1 K: 0 BB: 0 S: 4 P: 4	R: 0 H: 0 E: 0 LOB: 0 K: 1 BB: 0 S: 5 P: 5		1B: 4 SF: 0 2B: 1 SAC: 1 3B: 0 DP: 1 HR: 1 HBP: 0						

PITCHER	IP	WLS	BF	H	R	ER	SO	BB	IBB	HBP	BLK	WP	HR	S	P	ERA	WHIP
Sonny Siebert, R (1, 1) ERA: 7.2	5.0	L	22	5	4	4	3	3	0	0	0	1	1	25	37	7.20	1.600
Ken Brett, L (6, 1) ERA:	3.0		10	1	0	0	4	0	0	0	0	0	0	18	18	0.00	0.333

PITCHER	IP	WLS	BF	H	R	ER	SO	BB	IBB	HBP	BLK	WP	HR	S	P	ERA	WHIP

BOTTOM

Boston Red Sox @ Washington Senators

Robert F. Kennedy Memorial Stadium, Washington, DC

Sat Apr 11 1970, 6:05 PM EST

Att. 9,669 - Unknown

livebaseballscorecards.com

AB	28
R	4
H	6
RBI	4
BB	3
SO	7
LOB	10

Batter	1	2	3	4	5	6	7	8	9	AB	R	H	RBI	BB	SO	LOB
Mike Andrews, R (1, 4) OBP: 0.250, SLG: 0.100	SSS 0-3 ① K		x 0-0 G4-6-3 1B		x 0-0 ①② G6-4-3 1-2f		x 0-0 ① F9		x 0-0 ① F3	5	0	1	0	0	1	1
Reggie Smith, S (1, 8) OBP: 0.292, SLG: 0.333	x 0-0 ② 4-3		x 0-0 ①② G4-6-3 1-2f		x 0-0 E 2B		x 0-0 ② 4-1		x 0-0 2B 4-3 1B	5	1	2	0	0	0	1
Carl Yastrzemski, L (1, 7) OBP: 0.542, SLG: 0.762	BBBB 4-0 1B BB		x 0-0 S 1B		x 0-0 E4 2-3		x 0-0 HR		x 0-0 4-3 1-3 1B 2B	4	2	3	1	1	0	1
George Scott, R (1, 3) OBP: 0.348, SLG: 0.350	x 0-0 FC5-4 1-3 1B		x 0-0 ③ 5-3 1-2		x 0-0 ③ 6-3		x 0-0 ③ 4-3		x 0-0 E5 4-3 1B	5	1	1	0	0	0	5
Rico Petrocelli, R (1, 6) OBP: 0.174, SLG: 0.304	x 0-0 ③ FC5-4 1-2f			SSS 0-3 ① K		x 0-0 FC6-4 1B		x 0-0 ① P4	x 0-0 ② 4-3 1-2 2-3 3-H	5	0	1	1	0	1	4
Tony Conigliaro, R (1, 9) OBP: 0.500, SLG: 0.353		x 0-0 ① F5		x 0-0 WP 1B		x 0-0 ① P6		x 0-0 ② 4-3	x 0-0 FC5-4 2-H 3-H 1B	5	0	2	2	0	0	1
Luis Alvarado, R (1, 5) OBP: 0.190, SLG: 0.300		x 0-0 ② 6-3		SSS 0-3 ② K 1-2		x 0-0 ② FC6-4 2B 1-2f		x 0-0 1B 1B	x 0-0 ③ FC5-4 1-2f	5	0	1	0	0	1	3
Jerry Moses, R (1, 2) OBP: 0.571, SLG: 0.722		x 0-0 HR		x 0-0 ③ 5-3		x 0-0 1-3 2B		x 0-0 1-2 1B		4	1	3	1	0	0	1
Gary Peters, L (1, 1) OBP: 0.400, SLG: 0.600 Lee Stange, R (5, 1) Tom Matchick, L (6, PH) Ray Jarvis, R (6, 1) Mike Derrick, L (8, PH) Ed Phillips, R (8, 1)		x 0-0 ③ 1-3			x 0-0 G6-4-3 1B	x 0-0 ③ 3-1		x 0-0 ③ 4-3		2 0 1 0 1 0	0 0 0 0 0 0	1 0 0 0 0 0	0 0 0 0 0 0	0 0 0 0 0 0	0 0 0 0 0 0	0 0 2 0 2 0

TOP

Boston Red Sox @ Washington Senators

Robert F. Kennedy Memorial Stadium, Washington, DC

Sun Apr 12 1970, 6:05 PM EST
Att. 20,133 - Unknown

livebaseballscorecards.com

AB	42
R	5
H	15
RBI	5
BB	1
SO	3
LOB	21

Inning Stats	1	2	3	4	5	6	7	8	9
	R: 0 E: 0 K: 1 S: 6	H: 1 LOB: 2 BB: 1 P: 10	R: 1 E: 0 K: 0 S: 4	H: 1 LOB: 0 BB: 0 P: 4	R: 0 E: 0 K: 0 S: 4	H: 2 LOB: 1 BB: 0 P: 4	R: 0 E: 0 K: 2 S: 8	H: 1 LOB: 1 BB: 0 P: 8	R: 0 E: 1 K: 0 S: 5	H: 2 LOB: 2 BB: 0 P: 5	R: 0 E: 0 K: 0 S: 5	H: 2 LOB: 2 BB: 0 P: 5	R: 1 E: 0 K: 0 S: 4	H: 1 LOB: 0 BB: 0 P: 4	R: 0 E: 0 K: 0 S: 5	H: 2 LOB: 2 BB: 0 P: 5	R: 3 E: 1 K: 0 S: 7	H: 3 LOB: 1 BB: 0 P: 7

| | | |

BOTTOM

Boston Red Sox @ Washington Senators

Robert F. Kennedy Memorial Stadium, Washington, DC

Sun Apr 12 1970, 6:05 PM EST

Att. 20,133 - Unknown

livebaseballscorecards.com

Batter	1	2	3	4	5	6	7	8	9	AB	R	H	RBI	BB	SO	LOB
Del Unser, L (1, 8) OBP: 0.370, SLG: 0.375	6-3		F8		WP 1B 2B BB		F9			3	1	0	0	1	0	1
Ed Brinkman, R (1, 6) OBP: 0.556, SLG: 0.500	3-1		1-3		1-2 2-3 WP 2B 1B		F9			4	1	1	0	0	0	1
Frank Howard, R (1, 7) OBP: 0.423, SLG: 0.545 Ed Stroud, L (9, 7) OBP: 0.333, SLG: 0.333	6-3			HR 2B	1-H 2-H 3-H 2B		BB BB			3 0	1 0	2 0	2 0	1 0	0 0	0 0
Ken McMullen, R (1, 5) OBP: 0.208, SLG: 0.217		F7		5-3	F9		1-2 BB			3	0	0	0	1	0	2
Mike Epstein, L (1, 3) OBP: 0.423, SLG: 0.714		E4 WP SF7		2-H HR	IBB		K			3	2	1	2	1	1	2
Hank Allen, R (1, 9)		SF7 2-H		6-3	F9			K		3	0	0	1	0	1	2
Bernie Allen, L (1, 4) OBP: 0.273, SLG: 0.300		4-3		P6		F7		1B		4	0	1	0	0	0	0
Paul Casanova, R (1, 2) OBP: 0.333, SLG: 0.250			BB		1B WP SH1-4 1B	K		K		3	1	1	0	1	2	1
Casey Cox, R (1, 1) Jim Shellenback, L (9, 1) Horacio Pina, R (9, 1)			K		SH1-4 1-2	4-3		K		3 0 0	0 0 0	0 0 0	0 0 0	0 0 0	2 0 0	2 0 0
Inning Stats	R: 0 E: 0 K: 0 S: 3 H: 0 LOB: 0 BB: 0 P: 3	R: 1 E: 1 K: 0 S: 4 H: 0 LOB: 0 BB: 0 P: 4	R: 0 E: 0 K: 1 S: 5 H: 0 LOB: 1 BB: 1 P: 9	R: 2 E: 0 K: 0 S: 5 H: 2 LOB: 0 BB: 0 P: 5	R: 3 E: 0 K: 0 S: 6 H: 3 LOB: 2 BB: 2 P: 14	R: 0 E: 0 K: 1 S: 5 H: 0 LOB: 0 BB: 0 P: 5	R: 0 E: 0 K: 1 S: 5 H: 0 LOB: 2 BB: 2 P: 13	R: 0 E: 0 K: 3 S: 10 H: 1 LOB: 1 BB: 0 P: 10		1B: 3 2B: 2 3B: 0 HR: 1	SF: 1 SAC: 1 DP: 0 HBP: 0			WP: 2 PB: 0 SB: 0 CS: 0		PA: 36	

PITCHER		IP	WLS	BF	H	R	ER	SO	BB	IBB	HBP	BLK	WP	HR	S	P	ERA	WHIP
Gary Peters, L ERA: 7.45	(1, 1)	4.1	L	21	5	6	5	1	2	0	0	0	2	1	21	29	10.38	1.615
Lee Stange, R ERA:	(5, 1)	0.2		3	0	0	0	0	0	1	0	0	0	0	2	6	0.00	0.000
Ray Jarvis, R ERA:	(6, 1)	2.0		8	0	0	0	2	2	0	0	0	0	0	10	18	0.00	1.000
Ed Phillips, R ERA:	(8, 1)	1.0		4	1	0	0	3	0	0	0	0	0	0	10	10	0.00	1.000

PITCHER	IP	WLS	BF	H	R	ER	SO	BB	IBB	HBP	BLK	WP	HR	S	P	ERA	WHIP

AB	29
R	6
H	6
RBI	5
BB	5
SO	6
LOB	11

Batter	1	2	3	4	5	6	7	8	9	AB	R	H	RBI	BB	SO	LOB
Horace Clarke, S (1, 4) OBP: 0.345, SLG: 0.308	4-3 1B	1-3 2B			F7		F8		G4-6-3 1-2 1B	5	0	3	0	0	0	0
Frank Tepedino, L (1, 7) OBP: 0.200, SLG: 0.200	4-3 1-2	F9			HR 1B		G3		G4-6-3 1-2f	5	1	1	0	0	0	5
Danny Cater, R (1, 3) OBP: 0.375, SLG: 0.450	F4		5-3		1-H HR		K			4	1	1	2	0	1	1
Bobby Murcer, L (1, 8) OBP: 0.360, SLG: 0.316	IBB		K		K			F9		3	0	0	0	1	2	0
John Ellis, R (1, 2) OBP: 0.320, SLG: 0.150	K		F8		1B			F7		4	0	1	0	0	1	2
Curt Blefary, L (1, 9) OBP: 0.250, SLG: 0.222		L9		3-1	K			1B		4	0	1	0	0	1	1
Jerry Kenney, L (1, 5)		L8		E4 1B		4-3		2-3		4	0	0	0	0	0	1
Gene Michael, S (1, 6) OBP: 0.458, SLG: 0.450		1B 2B		K		4-3			L9	4	1	1	0	0	1	1
Fritz Peterson, S (1, 1) OBP: 0.750, SLG: 0.750		2B 2-H 1B		2-H 1B		K			1B	2	0	2	1	0	0	0
Joe Verbanic, R (5, 1)										1	0	0	0	0	1	0
Pete Ward, L (9, PH) OBP: 0.500, SLG: 0.333										1	0	1	0	0	0	0
Inning Stats	R: 0 E: 0 K: 1 S: 6 H: 1 LOB: 2 BB: 1 P: 10	R: 1 E: 0 K: 0 S: 6 H: 3 LOB: 2 BB: 0 P: 6	R: 0 E: 0 K: 1 S: 5 H: 0 LOB: 0 BB: 0 P: 5	R: 0 E: 1 K: 1 S: 6 H: 1 LOB: 2 BB: 0 P: 6	R: 2 E: 0 K: 2 S: 10 H: 3 LOB: 1 BB: 0 P: 10	R: 0 E: 0 K: 1 S: 5 H: 0 LOB: 0 BB: 0 P: 5	R: 0 E: 0 K: 1 S: 5 H: 0 LOB: 0 BB: 0 P: 5	R: 0 E: 0 K: 0 S: 4 H: 1 LOB: 1 BB: 0 P: 4	R: 0 E: 0 K: 0 S: 4 H: 2 LOB: 1 BB: 0 P: 4	1B: 8 2B: 2 3B: 0 HR: 1	SF: 0 SAC: 0 DP: 1 HBP: 0						

PITCHER	IP	WLS	BF	H	R	ER	SO	BB	IBB	HBP	BLK	WP	HR	S	P	ERA	WHIP
Ray Culp, R (1, 1) ERA: 4.2	9.0	W	38	11	3	3	7	0	1	0	0	0	1	51	55	3.00	1.222

PITCHER	IP	WLS	BF	H	R	ER	SO	BB	IBB	HBP	BLK	WP	HR	S	P	ERA	WHIP

New York Yankees @ Boston Red Sox

Fenway Park, Boston, MA

Tue Apr 14 1970, 3:33 AM EST
Att. 34,002 - Unknown - 60 F

TOP

livebaseballscorecards.com

AB	37
R	3
H	11
RBI	3
BB	1
SO	7
LOB	11

BOTTOM

New York Yankees @ Boston Red Sox

Fenway Park, Boston, MA

Tue Apr 14 1970, 3:33 AM EST
Att. 34,002 - Unknown - 60 F

Batter	1	2	3	4	5	6	7	8	9	AB	R	H	RBI	BB	SO	LOB
Mike Andrews, R (1, 4) OBP: 0.207, SLG: 0.080	F8		FC3-6 1-2f 3-H		F6	6-3		F4		5	0	0	1	0	0	4
Reggie Smith, S (1, 8) OBP: 0.345, SLG: 0.586	F4		F2		HR		PB 3B	2-H 3-H 2B		5	2	3	3	0	0	1
Carl Yastrzemski, L (1, 7) OBP: 0.517, SLG: 0.680	CS 1B			G3 B B B	1B BB		F4 3-H	S S S K		4	0	1	0	1	1	1
George Scott, R (1, 3) OBP: 0.370, SLG: 0.500	CS 1-2	F9		HR	1-2 1B		F6			4	1	2	1	0	0	0
Rico Petrocelli, R (1, 6) OBP: 0.185, SLG: 0.269		F9		5-3	5-3		B B B B BB			3	0	0	0	1	0	2
Tony Conigliaro, R (1, 9) OBP: 0.500, SLG: 0.571		6-3		HR	2B 2B		F6			4	2	2	1	0	0	1
Luis Alvarado, R (1, 5) OBP: 0.280, SLG: 0.391			1B FC3-6 2B	FC6-4 1B	6-3			SH3-4 HBP 2B BB		3	2	2	0	1	0	1
Jerry Moses, R (1, 2) OBP: 0.600, SLG: 0.762			FC3-6 2-3 1B	FC6-4 1-2f	2-H 2B			SH3-4 1-2 2B HBP		3	1	2	1	0	0	1
Ray Culp, R (1, 1)			S S S K		4-3	4-3		SH3-4 1-2 2-3		3	0	0	0	0	1	3
Inning Stats	R: 0 E: 0 K: 0 S: 3 H: 1 LOB: 0 BB: 0 P: 3	R: 0 E: 0 K: 0 S: 3 H: 0 LOB: 0 BB: 0 P: 3	R: 1 E: 0 K: 1 S: 7 H: 2 LOB: 1 BB: 0 P: 7	R: 2 E: 0 K: 0 S: 6 H: 3 LOB: 1 BB: 0 P: 6	R: 1 E: 0 K: 0 S: 5 H: 2 LOB: 2 BB: 1 P: 9	R: 1 E: 0 K: 0 S: 5 H: 2 LOB: 1 BB: 0 P: 5	R: 1 E: 0 K: 0 S: 4 H: 1 LOB: 1 BB: 1 P: 8	R: 2 E: 0 K: 1 S: 6 H: 1 LOB: 1 BB: 1 P: 11		1B: 4 2B: 4 3B: 1 HR: 3 SF: 0 SAC: 1 DP: 0 HBP: 1						

livebaseballscorecards.com

AB	34
R	8
H	12
RBI	7
BB	3
SO	2
LOB	14

PITCHER		IP	WLS	BF	H	R	ER	SO	BB	IBB	HBP	BLK	WP	HR	S	P	ERA	WHIP
Fritz Peterson, L ERA: 5.91	(1, 1)	4.2	L	22	8	4	4	1	1	0	0	0	0	3	23	27	7.71	1.929
Joe Verbanic, R ERA: 5.06	(5, 1)	3.1		17	4	4	3	1	2	0	1	0	0	0	16	25	8.10	1.800

PITCHER	IP	WLS	BF	H	R	ER	SO	BB	IBB	HBP	BLK	WP	HR	S	P	ERA	WHIP

Batter	1	2	3	4	5	6	7	8	9	AB	R	H	RBI	BB	SO	LOB
Horace Clarke, S (1, 4) OBP: 0.333, SLG: 0.300	x 0-0 CS 1B			x 0-0 ① F7		x 0-0 ② 4-3		x 0-0 ② 4-3 2-H 3-H		4	0	1	1	0	0	0
Gene Michael, S (1, 6) OBP: 0.464, SLG: 0.500	S S S 0-3 ① ② K 1-2			x 0-0 ② 4-3		x 0-0 1B		x 0-0 2B		4	0	2	0	0	1	1
Roy White, S (1, 7) OBP: 0.444, SLG: 0.571	x 0-0 ③ G3			B B B B 4-0 S BB		x 0-0 ③ 4-3		x 0-0 ③ 6-3		3	0	0	0	1	0	2
Bobby Murcer, L (1, 8) OBP: 0.310, SLG: 0.261		x 0-0 ① 1-3		S S S 0-3 ③ K 1-2			x 0-0 ① F9		x 0-0 ① F8	4	0	0	0	0	1	1
Curt Blefary, L (1, 9) OBP: 0.250, SLG: 0.227		x 0-0 ② G3			x 0-0 FC5-4 1B		x 0-0 ② F8		x 0-0 ② 4-3	4	0	1	0	0	0	0
Danny Cater, R (1, 3) OBP: 0.360, SLG: 0.429 John Ellis, R (2, 3) OBP: 0.286, SLG: 0.130		x 0-0 ③ L1			x 0-0 ① FC5-4 FC6-4 1-2f		x 0-0 ③ F4		x 0-0 ③ 5-3	1 3	0 0	0 0	0 0	0 0	0 0	0 1
Jerry Kenney, L (1, 5) OBP: 0.143, SLG: 0.143			x 0-0 ① 6-3		x 0-0 ② FC6-4 FC4-6 1-2f			x 0-0 2B WP 1B		3	1	1	0	0	0	1
Jake Gibbs, L (1, 2) OBP: 0.333, SLG: 0.667			x 0-0 ② F7		x 0-0 ③ FC4-6 1-2f			x 0-0 WP 1-3 4-3 2B		3	1	1	0	0	0	1
Bill Burbach, R (1, 1) Frank Tepedino, L (6, PH) OBP: 0.167, SLG: 0.167 Ron Klimkowski, R (6, 1) Pete Ward, L (8, PH) OBP: 0.400, SLG: 0.250 Lindy McDaniel, R (8, 1)			S S S 0-3 ③ K			x 0-0 ① 6-3		S S S 0-3 ① K		1 1 0 1 0	0 0 0 0 0	0 0 0 0 0	0 0 0 0 0	1 0 0 0 0	0 0 0 1 0	0 0 0 2 0
Inning Stats	R: 0 H: 1 E: 0 LOB: 0 K: 1 BB: 0 S: 5 P: 5	R: 0 H: 0 E: 0 LOB: 0 K: 0 BB: 0 S: 3 P: 3	R: 0 H: 0 E: 0 LOB: 0 K: 1 BB: 0 S: 5 P: 5	R: 0 H: 0 E: 0 LOB: 1 K: 1 BB: 1 S: 5 P: 9	R: 0 H: 1 E: 0 LOB: 1 K: 0 BB: 0 S: 4 P: 4	R: 0 H: 1 E: 0 LOB: 1 K: 0 BB: 0 S: 4 P: 4	R: 0 H: 0 E: 0 LOB: 0 K: 0 BB: 0 S: 3 P: 3	R: 2 H: 3 E: 0 LOB: 1 K: 1 BB: 0 S: 8 P: 8	R: 0 H: 0 E: 0 LOB: 0 K: 0 BB: 0 S: 3 P: 3	1B: 4 2B: 2 3B: 0 HR: 0	SF: 0 SAC: 0 DP: 0 HBP: 0				WP: 1 PB: 0 SB: 1 CS: 1	PA: 33	

PITCHER		IP	WLS	BF	H	R	ER	SO	BB	IBB	HBP	BLK	WP	HR	S	P	ERA	WHIP
Jim Lonborg, R ERA: 1.84	(1, 1)	7.2	W	29	6	2	2	4	1	0	0	0	1	0	36	40	2.35	0.913
Sparky Lyle, L ERA:	(8, 1)	1.1	S	4	0	0	0	0	0	0	0	0	0	0	4	4	0.00	0.000

PITCHER	IP	WLS	BF	H	R	ER	SO	BB	IBB	HBP	BLK	WP	HR	S	P	ERA	WHIP

TOP

New York Yankees @ Boston Red Sox

Fenway Park, Boston, MA

Wed Apr 15 1970, 3:33 AM EST
Att. 7,906 - Unknown - 60 F

livebaseballscorecards.com

AB	32
R	2
H	6
RBI	1
BB	1
SO	4
LOB	9

Batter	1	2	3	4	5	6	7	8	9	AB	R	H	RBI	BB	SO	LOB
Mike Andrews, R (1, 4) OBP: 0.273, SLG: 0.172	0-0 BB 1B 1B		0-0 E3 G4-6-3		0-0 1B 4-3 1B	0-0 1B				4	2	3	0	0	0	0
Reggie Smith, S (1, 8) OBP: 0.364, SLG: 0.563	BBBB 4-0 1B SF9 1-2 BB		0-0 ① L9		0-0 4-3 WP 1-3 1B 1B	0-0 ③ 4-3				3	2	1	0	1	0	2
Carl Yastrzemski, L (1, 7) OBP: 0.485, SLG: 0.621	0-0 WP S 1-3 2-H 2 1B		0-0 ②③ G4-6-3 1-2f		0-0 ① 4-3 1-3 3-H		0-0 ① 4-3			4	0	1	2	0	0	2
George Scott, R (1, 3) OBP: 0.323, SLG: 0.444	0-0 ① SF9 3-H			0-0 ① 5-3	0-0 ② 5-3		SSS 0-3 ② K			3	0	0	1	0	1	1
Rico Petrocelli, R (1, 6) OBP: 0.226, SLG: 0.276	SSS 0-3 ② K 1-2			BBBB 4-0 1B 1B BB	0-0 3-H 1B		0-0 ③ 5-3			3	1	1	1	1	1	1
Tony Conigliaro, R (1, 9) OBP: 0.467, SLG: 0.520	0-0 ③ 2 2-H	0-0 ① 6-3		0-0 1-3 1B 1B	0-0 ③ F7			0-0 ① 5-3		4	0	1	0	0	0	1
Luis Alvarado, R (1, 5) OBP: 0.241, SLG: 0.333		0-0 ② F4		0-0 ② F5		0-0 ① L7		0-0 ② F6		4	0	0	0	0	0	2
Jerry Moses, R (1, 2) OBP: 0.621, SLG: 0.792		BBBB 4-0 BB		0-0 1-2 3-H 1B		0-0 ② 5-3		0-0 2B		3	0	2	1	1	0	0
Jim Lonborg, R (1, 1) OBP: 0.333, SLG: 0.833 Sparky Lyle, L (8, 1)		0-0 ③ 1-3		SSS 0-3 ③ K		0-0 HR		SSS 0-3 ③ K		3	1	1	1	0	1	3
										1	0	0	0	0	1	1
Inning Stats	R: 2 H: 2 E: 0 LOB: 1 K: 1 BB: 1 S: 6 P: 10	R: 0 H: 0 E: 0 LOB: 1 K: 0 BB: 1 S: 3 P: 7	R: 0 H: 0 E: 1 LOB: 0 K: 0 BB: 0 S: 3 P: 3	R: 1 H: 2 E: 0 LOB: 2 K: 1 BB: 1 S: 7 P: 11	R: 2 H: 3 E: 0 LOB: 1 K: 0 BB: 0 S: 6 P: 6	R: 1 H: 2 E: 0 LOB: 1 K: 0 BB: 0 S: 5 P: 5	R: 0 H: 0 E: 0 LOB: 0 K: 1 BB: 0 S: 5 P: 5	R: 0 H: 1 E: 0 LOB: 1 K: 1 BB: 0 S: 6 P: 6		1B: 8 SF: 1 2B: 1 SAC: 0 3B: 0 DP: 1 HR: 1 HBP: 0						

BOTTOM

New York Yankees @ Boston Red Sox

Fenway Park, Boston, MA

Wed Apr 15 1970, 3:33 AM EST
Att. 7,906 - Unknown - 60 F

livebaseballscorecards.com

AB	32
R	6
H	10
RBI	6
BB	3
SO	4
LOB	13

PITCHER		IP	WLS	BF	H	R	ER	SO	BB	IBB	HBP	BLK	WP	HR	S	P	ERA	WHIP
Bill Burbach, R ERA: 9.0	(1, 1)	5.0	L	25	7	5	5	2	3	0	0	0	2	0	25	37	9.00	2.000
Ron Klimkowski, R ERA: 1.29	(6, 1)	2.0		8	2	1	1	1	0	0	0	0	0	1	10	10	4.50	1.000
Lindy McDaniel, R ERA:	(8, 1)	1.0		4	1	0	0	1	0	0	0	0	0	0	6	6	0.00	1.000

PITCHER	IP	WLS	BF	H	R	ER	SO	BB	IBB	HBP	BLK	WP	HR	S	P	ERA	WHIP

WP: 2 PA: 36
PB: 0
SB: 1
CS: 0

Batter	1	2	3	4	5	6	7	8	9	AB	R	H	RBI	BB	SO	LOB
Horace Clarke, S (1, 4) OBP: 0.316, SLG: 0.286	F9		2B 1B 1B 4-3			F7	L4			5	1	1	0	0	0	4
Thurman Munson, R (1, 2) OBP: 0.231, SLG: 0.048	BBBB 4-0 1B 1B BB		F7	F8		BBBB 4-0 F8 WP 1B BB		F6		3	1	0	0	2	0	1
Roy White, S (1, 7) OBP: 0.469, SLG: 0.600	0-0 1B 1-2 1B		0-0 1-3 1B 2B	BBBB 4-0 S BB		0-0 F8 1-3		0-0 L9		4	1	2	0	1	0	1
Bobby Murcer, L (1, 8) OBP: 0.353, SLG: 0.296	0-0 G6-4-3 1-2 2-3 1B		0-0 BB 1B 2-H 3-H 1B	SSS 0-3 K 1-2		BBBB 4-0 1B BB		0-0 F9		4	1	2	2	1	1	1
Curt Blefary, L (1, 9) OBP: 0.276, SLG: 0.231	0-0 G6-4-3 1-2f		BBBB 4-0 1B 1-2 1B BB	0-0 F7		0-0 FC6-4 1-3 3-H 1B			0-0 3-1	4	1	1	1	1	0	4
Danny Cater, R (1, 3) OBP: 0.367, SLG: 0.462		0-0 2B	0-0 BB 1B 1-3 2-H 1B	SSS 0-3 K		0-0 FC6-4 1-2f			0-0 6-3	5	0	2	1	0	1	2
Jerry Kenney, L (1, 5) OBP: 0.250, SLG: 0.182		0-0 L1	0-0 BB 1-2 3-H 1B	BBBB 4-0 BB			0-0 1-3		0-0 5-3	4	0	1	1	1	0	1
Gene Michael, S (1, 6) OBP: 0.469, SLG: 0.462		0-0 F9	BBBB 4-0 1-2 2-3 BB	0-0 F9			BBBB 4-0 SH2-4 BB			2	0	0	0	2	0	2
Stan Bahnsen, R (1, 1) Jack Aker, R (7, 1)		0-0 3-1	0-0 F6	SSS 0-3 K			0-0 SH2-4 1-2			3 0 0 0 0 1 5 0 0 0 0 0 0 0						
Inning Stats	R: 0 H: 2 E: 0 LOB: 2 K: 0 BB: 1 S: 4 P: 8	R: 0 H: 1 E: 0 LOB: 1 K: 0 BB: 0 S: 4 P: 4	R: 4 H: 5 E: 0 LOB: 3 K: 0 BB: 2 S: 8 P: 16	R: 0 H: 0 E: 0 LOB: 1 K: 1 BB: 1 S: 5 P: 9	R: 0 H: 0 E: 0 LOB: 1 K: 2 BB: 1 S: 7 P: 11	R: 1 H: 1 E: 0 LOB: 2 K: 0 BB: 2 S: 4 P: 12	R: 0 H: 0 E: 0 LOB: 1 K: 0 BB: 1 S: 3 P: 7	R: 0 H: 0 E: 0 LOB: 0 K: 0 BB: 0 S: 3 P: 3	R: 0 H: 0 E: 0 LOB: 0 K: 0 BB: 0 S: 3 P: 3	1B: 7 SF: 0 2B: 2 SAC: 1 3B: 0 DP: 1 HR: 0 HBP: 0						

TOP

New York Yankees @ Boston Red Sox

Fenway Park, Boston, MA

Thu Apr 16 1970, 3:33 AM EST
Att. 8,217 - Unknown - 58 F

livebaseballscorecards.com

AB	34
R	5
H	9
RBI	5
BB	8
SO	3
LOB	21

PITCHER		IP	WLS	BF	H	R	ER	SO	BB	IBB	HBP	BLK	WP	HR	S	P	ERA	WHIP
Sonny Siebert, R ERA: 9.82	(1, 1)	2.1		15	7	4	4	0	2	0	0	0	0	0	13	21	15.43	3.857
Lee Stange, R ERA: 1.5	(3, 1)	4.2	W	22	2	1	1	3	6	0	0	0	1	0	22	46	1.93	1.714
Vicente Romo, R ERA:	(8, 1)	2.0	S	6	0	0	0	0	0	0	0	0	0	0	6	6	0.00	0.000

PITCHER	IP	WLS	BF	H	R	ER	SO	BB	IBB	HBP	BLK	WP	HR	S	P	ERA	WHIP

Batter	1	2	3	4	5	6	7	8	9	AB	R	H	RBI	BB	SO	LOB
Mike Andrews, R (1, 4) OBP: 0.324, SLG: 0.364	1-3 ①		HR		4-3 2B		1B FC 1B 1-2			4	2	3	1	0	0	0
Reggie Smith, S (1, 8) OBP: 0.378, SLG: 0.556	F9 ②		BB HR 1B		4-3 ① 2-3		S FC E 1B 1-3 2-H			4	2	2	1	0	0	1
Carl Yastrzemski, L (1, 7) OBP: 0.486, SLG: 0.594	S 1B		BBBB 4-0 HR BB 1-2		4-3 ②		FC S SF7 1-2 3-H			3	2	1	1	1	0	2
George Scott, R (1, 3) OBP: 0.314, SLG: 0.400	F8 ③ 1-2		F8 ②		F9 ③		BBBB 4-0 BB 1-3 2-H			3	0	0	0	1	0	4
Rico Petrocelli, R (1, 6) OBP: 0.229, SLG: 0.375		F7 ①	1-H 2-H HR			F8 ①	SF7 ② 3-H			3	1	1	4	0	0	0
Tony Conigliaro, R (1, 9) OBP: 0.471, SLG: 0.500		BBBB 4-0 BB	F4 ③			G4-6-3 1B	F6 ③			3	0	1	0	1	0	1
Luis Alvarado, R (1, 5) OBP: 0.212, SLG: 0.290		L1 ②		6-3 ①		G4-6-3 ②③ 1-2f		1-3 ①		4	0	0	0	0	0	2
Jerry Moses, R (1, 2) OBP: 0.545, SLG: 0.679		F8 ③		G3 ②			SSS 0-3 K2-3 ① 0-2	6-3 ②		4	0	0	0	0	1	1
Sonny Siebert, R (1, 1)			SSS 0-3 K ①	SSS 0-3 K ③			0-0 1B 1B 1B	6-3 ③		0	0	0	0	0	0	0
Lee Stange, R (3, 1)										2	0	0	0	0	2	0
Dick Schofield, S (7, PH) OBP: 0.750, SLG: 0.750										1	1	1	0	0	0	0
Vicente Romo, R (8, 1)										1	0	0	0	0	0	0
Inning Stats	R: 0 E: 0 K: 0 S: 4 H: 1 LOB: 1 BB: 0 P: 4	R: 0 E: 0 K: 0 S: 3 H: 0 LOB: 1 BB: 1 P: 7	R: 4 E: 0 K: 1 S: 8 H: 3 LOB: 0 BB: 1 P: 12	R: 0 E: 0 K: 1 S: 5 H: 0 LOB: 0 BB: 0 P: 5	R: 0 E: 0 K: 0 S: 4 H: 1 LOB: 1 BB: 0 P: 4	R: 0 E: 0 K: 0 S: 3 H: 1 LOB: 0 BB: 0 P: 3	R: 4 E: 0 K: 1 S: 9 H: 3 LOB: 1 BB: 1 P: 13	R: 0 E: 0 K: 0 S: 3 H: 0 LOB: 0 BB: 0 P: 3		1B: 6 2B: 1 3B: 0 HR: 2	SF: 1 SAC: 0 DP: 1 HBP: 0			WP: 0 PB: 0 SB: 4 CS: 0	PA: 36		

PITCHER		IP	WLS	BF	H	R	ER	SO	BB	IBB	HBP	BLK	WP	HR	S	P	ERA	WHIP
Stan Bahnsen, R ERA: 4.73	(1, 1)	6.1		27	7	5	5	3	2	0	0	0	0	2	31	39	7.11	1.421
Jack Aker, R ERA: 3.0	(7, 1)	1.2	L	9	2	3	2	0	1	0	0	0	0	0	8	12	10.80	1.800

PITCHER	IP	WLS	BF	H	R	ER	SO	BB	IBB	HBP	BLK	WP	HR	S	P	ERA	WHIP

BOTTOM

New York Yankees @ Boston Red Sox

Fenway Park, Boston, MA

Thu Apr 16 1970, 3:33 AM EST
Att. 8,217 - Unknown - 58 F

livebaseballscorecards.com

AB	32
R	8
H	9
RBI	7
BB	3
SO	3
LOB	11

Batter	1	2	3	4	5	6	7	8	9	10	11	AB	R	H	RBI	BB	SO	LOB
Mike Andrews, R (1, 4) OBP: 0.310, SLG: 0.342	HR 1B		F8			L9		1-3		CS 1-2	F8	5	1	1	0	0	0	1
Reggie Smith, S (1, 8) OBP: 0.405, SLG: 0.615	1-H HR		2-3			F8			BBBB 1B S FC5-2 BB		H BB HBP	3	1	1	2	1	0	0
Carl Yastrzemski, L (1, 7) OBP: 0.476, SLG: 0.543	SSS K			L7		BBBB CS BB			SSS K 1-2		BBBB G4-6-3 1-2 BB	3	0	0	0	2	2	1
George Scott, R (1, 3) OBP: 0.325, SLG: 0.400	4-3			F9		CS 1-2	G6-3 1B		FC5-2 2-3 1B		G4-6-3 1-2f	5	0	2	0	0	0	2
Rico Petrocelli, R (1, 6) OBP: 0.205, SLG: 0.333	SSS K			L7			G6-3 1-2f		FC5-2 1-2 3-H			4	0	0	0	0	1	3
Tony Conigliaro, R (1, 9) OBP: 0.421, SLG: 0.438		5-3			6-3		L6		F6			4	0	0	0	0	0	2
Luis Alvarado, R (1, 5) OBP: 0.216, SLG: 0.286		F6			1B			E5 SH3-4		F2		4	0	1	0	0	0	0
Jerry Moses, R (1, 2) OBP: 0.486, SLG: 0.594		L9			L9			F5		L8		4	0	0	0	0	0	2
Gary Peters, L (1, 1) OBP: 0.286, SLG: 0.429 Ray Jarvis, R (7, 1) Sparky Lyle, L (8, 1) Vicente Romo, R (8, 1) Mike Derrick, L (10, PH) OBP: 0.250, SLG: 0.250 Ken Brett, L (10, 1)			F5		G3			SH3-4 1-2		CS 1B		2 0 0 0 1 0	0 0 0 0 0 0	0 0 0 0 1 0	0 0 0 0 0 0	0 0 0 0 0 0	0 0 0 0 0 0	1 0 0 0 0 0
Inning Stats	R: 2 H: 2 E: 0 LOB: 0 K: 2 BB: 0 S: 9 P: 9	R: 0 H: 0 E: 0 LOB: 0 K: 0 BB: 0 S: 3 P: 3	R: 0 H: 0 E: 0 LOB: 0 K: 0 BB: 0 S: 3 P: 3	R: 0 H: 0 E: 0 LOB: 0 K: 0 BB: 0 S: 3 P: 3	R: 0 H: 0 E: 0 LOB: 1 K: 0 BB: 0 S: 4 P: 4	R: 0 H: 0 E: 0 LOB: 0 K: 0 BB: 1 S: 2 P: 6	R: 0 H: 1 E: 0 LOB: 0 K: 0 BB: 0 S: 3 P: 3	R: 0 H: 1 E: 1 LOB: 0 K: 0 BB: 0 S: 4 P: 4	R: 0 H: 1 E: 0 LOB: 2 K: 1 BB: 1 S: 6 P: 10	R: 0 H: 1 E: 0 LOB: 0 K: 0 BB: 0 S: 3 P: 3	R: 0 H: 0 E: 0 LOB: 1 K: 0 BB: 1 S: 2 P: 7						

PITCHER		IP	WLS	BF	H	R	ER	SO	BB	IBB	HBP	BLK	WP	HR	S	P	ERA	WHIP
Joe Niekro, R ERA: 1.4	(1, 1)	8.0		28	4	2	2	2	1	0	0	0	0	1	31	35	2.25	0.625
Fred Lasher, R ERA:	(9, 1)	3.0	W	12	2	0	0	1	2	0	1	0	0	0	11	20	0.00	1.333

PITCHER	IP	WLS	BF	H	R	ER	SO	BB	IBB	HBP	BLK	WP	HR	S	P	ERA	WHIP

TOP

Boston Red Sox @ Detroit Tigers

Tiger Stadium, Detroit, MI

Fri Apr 17 1970, 3:33 AM EST
Att. 7,390 - Unknown

livebaseballscorecards.com

AB	35
R	2
H	6
RBI	2
BB	3
SO	3
LOB	12

1B: 5	SF: 0	WP: 0	PA: 42
2B: 0	SAC: 1	PB: 0	
3B: 0	DP: 2	SB: 1	
HR: 1	HBP: 1	CS: 2	

Batter	1	2	3	4	5	6	7	8	9	10	11	AB	R	H	RBI	BB	SO	LOB
Mickey Stanley, R (1, 3) OBP: 0.238, SLG: 0.211	SH1-3 L5-3 2B		6-3		5-3		6-3	FC5 5-3 1-2 2-3f 3-H		4-3		6	1	1	1	0	0	2
Dick McAuliffe, L (1, 4) OBP: 0.457, SLG: 0.412	SH1-3 2-3		1B BB		K		L6-3 2B	5-3 1-2 2-3			K	4	0	1	0	1	2	2
Al Kaline, R (1, 9) OBP: 0.432, SLG: 0.364	L5-3 3-H		1-2 1B		FC6-4 BB		L6-3 2-3	BB			2B BB	3	1	1	1	3	0	1
Willie Horton, R (1, 7) OBP: 0.415, SLG: 0.429	6-3		6-3		FC6-4 1-2f		HBP IBB	1-3			F3	5	0	0	0	1	0	7
Jim Northrup, L (1, 8) OBP: 0.439, SLG: 0.472		F2		1B BB		4-3	1-2 HBP		1-3		1-H 2B	4	0	1	1	1	0	0
Bill Freehan, R (1, 2) OBP: 0.488, SLG: 0.548		FC4-6 BB		1-2 1B		BB 1B BB	1-3		F6			3	0	1	0	2	0	3
Don Wert, R (1, 5) OBP: 0.385, SLG: 0.263 Elliott Maddox, R (8, PR) (9, 5)	K			F6		1B 1-2 BB		SH FC5 2B	K			3	0	1	0	1	1	3
												1	1	0	0	0	1	0
Cesar Gutierrez, R (1, 6) OBP: 0.375, SLG: 0.405 Gates Brown, L (8, PH) Jim Price, R (8, PH) Ken Szotkiewicz, L (9, 6)	FC4-6 1-2f			F3		1-3 2-H FC6-4 1B		FC5 SH BB			K	3	0	1	0	0	0	3
												0	0	0	0	0	0	0
												0	0	0	0	1	0	0
												1	0	0	0	0	1	0
Joe Niekro, R (1, 1) OBP: 0.125, SLG: 0.375 Ike Brown, R (8, PH) Fred Lasher, R (9, 1)			K	K		FC6-4 1-2f		SH 5-3 FC5 1-2 2-3			K	3	0	0	0	0	2	4
												0	0	0	0	0	0	0
												1	0	0	0	0	1	0
Inning Stats	R: 1 H: 1 E: 0 LOB: 0 K: 0 BB: 0 S: 4 P: 4	R: 0 H: 0 E: 0 LOB: 1 K: 1 BB: 1 S: 5 P: 9	R: 0 H: 1 E: 0 LOB: 2 K: 1 BB: 1 S: 6 P: 10	R: 0 H: 1 E: 0 LOB: 2 K: 1 BB: 1 S: 6 P: 10	R: 0 H: 0 E: 0 LOB: 1 K: 1 BB: 1 S: 5 P: 9	R: 0 H: 1 E: 0 LOB: 2 K: 0 BB: 2 S: 3 P: 11	R: 0 H: 1 E: 0 LOB: 3 K: 0 BB: 1 S: 4 P: 9	R: 1 H: 1 E: 1 LOB: 3 K: 0 BB: 2 S: 5 P: 13	R: 0 H: 0 E: 0 LOB: 0 K: 1 BB: 0 S: 5 P: 5	R: 0 H: 0 E: 0 LOB: 0 K: 2 BB: 0 S: 7 P: 7	R: 1 H: 1 E: 0 LOB: 1 K: 1 BB: 1 S: 5 P: 9	1B: 3 SF: 0 2B: 4 SAC: 2 3B: 0 DP: 0 HR: 0 HBP: 1						

PITCHER		IP	WLS	BF	H	R	ER	SO	BB	IBB	HBP	BLK	WP	HR	S	P	ERA	WHIP
Gary Peters, L ERA: 4.96	(1, 1)	6.2		32	5	1	1	4	6	1	1	0	0	0	2	32	61	1.35	1.650
Ray Jarvis, R ERA: 3.86	(7, 1)	0.1		2	1	1	1	0	0	0	0	0	0	0	0	2	2	27.00	3.000
Sparky Lyle, L ERA:	(8, 1)	0.2		5	0	0	0	0	2	0	0	0	0	0	0	3	11	0.00	3.000
Vicente Romo, R ERA:	(8, 1)	1.1		4	0	0	0	1	0	0	0	0	0	0	0	6	6	0.00	0.000
Ken Brett, L ERA: 1.93	(10, 1)	1.2	L	7	1	1	1	3	1	0	0	0	0	0	0	12	16	5.40	1.200

PITCHER	IP	WLS	BF	H	R	ER	SO	BB	IBB	HBP	BLK	WP	HR	S	P	ERA	WHIP

BOTTOM

Boston Red Sox @ Detroit Tigers

Tiger Stadium, Detroit, MI

Fri Apr 17 1970, 3:33 AM EST

Att. 7,390 - Unknown

livebaseballscorecards.com

AB	37
R	3
H	7
RBI	3
BB	10
SO	8
LOB	25

Batter	1	2	3	4	5	6	7	8	9	AB	R	H	RBI	BB	SO	LOB
Mike Andrews, R (1, 4) OBP: 0.340, SLG: 0.341	F3		HBP 1B BB BB	BB		G6-4-3 1-2f			G6-4-3 1B	3	1	1	0	2	0	2
Reggie Smith, S (1, 8) OBP: 0.404, SLG: 0.614	2B		BB HBP 1-2 1B	K			F5		G6-4-3 1-2f	5	0	2	0	0	1	2
Carl Yastrzemski, L (1, 7) OBP: 0.447, SLG: 0.500	K		K		G6-4-3 1B		K		G3	5	0	1	0	0	3	3
George Scott, R (1, 3) OBP: 0.341, SLG: 0.378	BB		BB HBP 1-2 2-3		G6-4-3 1-2f		K			2	0	0	0	1	1	1
Rico Petrocelli, R (1, 6) OBP: 0.256, SLG: 0.359	F4		BB 1-2 2-3 3-H		1B			FC5-4 1B		3	0	2	1	1	0	2
Tony Conigliaro, R (1, 9) OBP: 0.381, SLG: 0.389		F3	L9		5-3			FC5-4 1-2f	1B	4	0	0	0	0	0	5
Luis Alvarado, R (1, 5) OBP: 0.244, SLG: 0.308		1B	F4			F3		1-2 1B		4	0	2	0	0	0	3
Jerry Moses, R (1, 2) OBP: 0.463, SLG: 0.583		K		L3		1B 2B		L7		4	0	1	0	0	1	3
Bill Lee, L (1, 1)		K		4-3		G6-4-3 2-3 1B		F4		1	0	0	0	0	1	1
Ed Phillips, R (2, 1)										1	0	0	0	0	0	0
Billy Conigliaro, R (6, PH) OBP: 1.000, SLG: 1.000										1	0	1	0	0	0	0
Ray Jarvis, R (6, 1)										0	0	0	0	0	0	0
Don Pavletich, R (8, PH)										1	0	0	0	0	0	2
Ken Brett, L (8, 1)										0	0	0	0	0	0	0

TOP

Boston Red Sox @ Detroit Tigers

Tiger Stadium, Detroit, MI

Sat Apr 18 1970, 3:33 AM EST

Att. 19,461 - Unknown

| | | | | | | | | | |

Batter	1	2	3	4	5	6	7	8	9	AB	R	H	RBI	BB	SO	LOB
Mickey Stanley, R (1, 3) OBP: 0.320, SLG: 0.348	HR 2B	6-3 2-3		1-2 1B		WP 1B		SH1 1-2		4	1	3	0	0	0	1
Dick McAuliffe, L (1, 4) OBP: 0.471, SLG: 0.486	2-H HR	B B B B 1B BB		L8		5-3 1-2		B B B B 2B BB		3	1	1	2	2	0	3
Al Kaline, R (1, 9) OBP: 0.429, SLG: 0.395	L6-3	1-2 3-H 1B		L7		S S S K		1-3 2-H 2B		5	0	2	2	0	1	3
Willie Horton, R (1, 7) OBP: 0.435, SLG: 0.421	E 1B 1B	F8			E BB HBP	6-3		I I I I IBB		3	1	1	0	1	0	3
Jim Northrup, L (1, 8) OBP: 0.435, SLG: 0.450	E 1-2 1B 1B		F5		S S S K		H 6-3 HBP	S S S K		4	0	1	0	0	2	4
Bill Freehan, R (1, 2) OBP: 0.457, SLG: 0.486	F9	S S S K		B B B E 1-2 BB			x 6-3 1-2	S S S K		4	0	0	0	1	2	6
Don Wert, R (1, 5) OBP: 0.407, SLG: 0.300 Elliott Maddox, R (3, 5)	E8 1-H 2-H 1B	5-3		E6 1-2 2-3			5-3			1 3	0 0	1 0	1 0	0 0	0 0	0 3
Cesar Gutierrez, R (1, 6) OBP: 0.364, SLG: 0.390		6-3 SH1-4 1B 1B		E5 1B	S S S K		3-1			4	1	1	0	0	1	4
Mickey Lolich, S (1, 1) OBP: 0.267, SLG: 0.154		SH1-4 1-2		F2	F9			B B B B SH1 2B BB		2	1	0	0	1	0	4
Inning Stats	R: 3 E: 1 K: 0 S: 7 H: 5 LOB: 1 BB: 0 P: 7	R: 1 E: 0 K: 0 S: 5 H: 2 LOB: 2 BB: 1 P: 9	R: 0 E: 0 K: 1 S: 5 H: 0 LOB: 0 BB: 0 P: 5	R: 0 E: 1 K: 0 S: 5 H: 1 LOB: 2 BB: 0 P: 5	R: 0 E: 1 K: 2 S: 8 H: 0 LOB: 3 BB: 1 P: 13	R: 0 E: 0 K: 1 S: 6 H: 1 LOB: 1 BB: 0 P: 6	R: 0 E: 0 K: 0 S: 3 H: 0 LOB: 1 BB: 0 P: 4	R: 1 E: 0 K: 2 S: 8 H: 1 LOB: 3 BB: 3 P: 20		1B: 7 2B: 2 3B: 0 HR: 1 SF: 0 SAC: 2 DP: 0 HBP: 2						

PITCHER		IP	WLS	BF	H	R	ER	SO	BB	IBB	HBP	BLK	WP	HR	S	P	ERA	WHIP
Bill Lee, L ERA: 6.75	(1, 1)	1.2	L	11	6	4	4	0	1	0	0	0	0	1	10	14	21.60	4.200
Ed Phillips, R ERA:	(2, 1)	3.1		16	2	0	0	3	1	0	1	0	0	0	20	25	0.00	0.900
Ray Jarvis, R ERA: 2.08	(6, 1)	2.0		8	1	0	0	1	0	0	1	0	1	0	9	10	0.00	0.500
Ken Brett, L ERA: 3.18	(8, 1)	1.0		7	1	1	1	2	2	1	0	0	0	0	8	20	9.00	3.000

PITCHER	IP	WLS	BF	H	R	ER	SO	BB	IBB	HBP	BLK	WP	HR	S	P	ERA	WHIP

BOTTOM

Boston Red Sox @ Detroit Tigers

Tiger Stadium, Detroit, MI

Sat Apr 18 1970, 3:33 AM EST

Att. 19,461 - Unknown

AB	33
R	5
H	10
RBI	5
BB	5
SO	6
LOB	31

livebaseballscorecards.com

Batter	1	2	3	4	5	6	7	8	9	AB	R	H	RBI	BB	SO	LOB
Don Buford, S (1, 7) OBP: 0.292, SLG: 0.390	F8		F8		F7					3	0	0	0	0	0	0
Mark Belanger, R (1, 6) OBP: 0.188, SLG: 0.217	5-3 3B			K		F7				3	1	1	0	0	1	0
Frank Robinson, R (1, 9) OBP: 0.419, SLG: 0.556	5-3 3-H			1B 2B		5-3				3	1	1	1	0	0	0
Boog Powell, L (1, 3) OBP: 0.286, SLG: 0.326	4-3			1B 2-H 1B		HR				3	1	2	2	0	0	0
Paul Blair, R (1, 8) OBP: 0.400, SLG: 0.357		F3		F8		K				3	0	0	0	0	1	1
Brooks Robinson, R (1, 5) OBP: 0.380, SLG: 0.489		4-3		FC4-6 1-2 1B			2B			3	0	2	0	0	0	0
Davey Johnson, R (1, 4) OBP: 0.489, SLG: 0.641		F2		FC4-6 1-2f						2	0	0	0	0	0	2
Andy Etchebarren, R (1, 2) OBP: 0.316, SLG: 0.471			K		L6					2	0	0	0	0	1	0
Jim Palmer, R (1, 1) OBP: 0.286, SLG: 0.167			F8		F8					2	0	0	0	0	0	0
Inning Stats	R: 1 E: 0 K: 0 S: 4 H: 1 LOB: 0 BB: 0 P: 4	R: 0 E: 0 K: 0 S: 3 H: 0 LOB: 0 BB: 0 P: 3	R: 0 E: 0 K: 1 S: 5 H: 0 LOB: 0 BB: 0 P: 5	R: 1 E: 0 K: 1 S: 8 H: 3 LOB: 2 BB: 0 P: 8	R: 0 E: 0 K: 0 S: 3 H: 0 LOB: 0 BB: 0 P: 3	R: 1 E: 0 K: 1 S: 6 H: 1 LOB: 0 BB: 0 P: 6	R: 0 E: 0 K: 0 S: 1 H: 1 LOB: 1 BB: 0 P: 1			1B: 2 2B: 2 3B: 1 HR: 1	SF: 0 SAC: 0 DP: 0 HBP: 0					

PITCHER	IP	WLS	BF	H	R	ER	SO	BB	IBB	HBP	BLK	WP	HR	S	P	ERA	WHIP
Ray Culp, R (1, 1) ERA: 4.29	6.0	L	24	6	3	3	3	0	0	0	0	0	1	30	30	4.50	1.000

PITCHER	IP	WLS	BF	H	R	ER	SO	BB	IBB	HBP	BLK	WP	HR	S	P	ERA	WHIP

TOP

Baltimore Orioles @ Boston Red Sox

Fenway Park, Boston, MA

Mon Apr 20 1970, 3:33 AM EST

Att. 29,000 - Unknown

livebaseballscorecards.com

AB	24
R	3
H	6
RBI	3
BB	0
SO	3
LOB	3

PA: 24

WP: 0 PB: 0 SB: 0 CS: 0

Baltimore Orioles @ Boston Red Sox

Fenway Park, Boston, MA

Mon Apr 20 1970, 3:33 AM EST

Att. 29,000 - Unknown

BOTTOM

Batter	1	2	3	4	5	6	7	8	9	AB	R	H	RBI	BB	SO	LOB
Mike Andrews, R (1, 4) OBP: 0.353, SLG: 0.326	BBBB 4-0 BB	x 0-0 ③ F6		BBBB 4-0 BB		x 0-0 ③ F4				2	0	0	0	2	0	2
Reggie Smith, S (1, 8) OBP: 0.400, SLG: 0.587	x 0-0 ① F9		x 0-0 ① F4	BBBB 4-0 1-2 BB						2	0	0	0	1	0	1
Carl Yastrzemski, L (1, 7) OBP: 0.440, SLG: 0.476	x 0-0 ② F3		BBBB 4-0 WP 1B BB	x 0-0 ③ F7						2	1	0	0	1	0	3
George Scott, R (1, 3) OBP: 0.319, SLG: 0.350	SSS 0-3 ③ K		x 0-0 ② F4 1-3		x 0-0 ① 1-3					3	0	0	0	0	1	2
Rico Petrocelli, R (1, 6) OBP: 0.283, SLG: 0.350		BBBB 4-0 1B 1B BB	BBBB 4-0 1B BB		x 0-0 ② F8					1	1	0	0	2	0	0
Tony Conigliaro, R (1, 9) OBP: 0.422, SLG: 0.421		x 0-0 F3 1B 1-2 1B	x 0-0 1-2 3-H 1B		BBBB 4-0 BB					2	0	2	1	1	0	0
Luis Alvarado, R (1, 5) OBP: 0.250, SLG: 0.310		x 0-0 1B 1-2 2-H 1B	SSS 0-3 ③ K		x 0-0 ③ F5					3	0	1	1	0	1	3
Jerry Moses, R (1, 2) OBP: 0.455, SLG: 0.564		x 0-0 ①② F3 2-3		x 0-0 ① L4		x 0-0 B1-6-4 1B				3	0	1	0	0	0	2
Ray Culp, R (1, 1) OBP: 0.143, SLG: 0.143		x 0-0 1-3 1B		SSS 0-3 ② K		x 0-0 ①② B1-6-4 1-2f				3	0	1	0	0	1	1
Inning Stats	R: 0 E: 0 K: 1 S: 5 H: 0 LOB: 1 BB: 1 P: 9	R: 1 E: 0 K: 0 S: 5 H: 3 LOB: 2 BB: 1 P: 9	R: 1 E: 0 K: 1 S: 6 H: 1 LOB: 2 BB: 2 P: 14	R: 0 E: 0 K: 1 S: 5 H: 0 LOB: 2 BB: 2 P: 13	R: 0 E: 0 K: 0 S: 3 H: 0 LOB: 1 BB: 1 P: 7	R: 0 E: 0 K: 0 S: 3 H: 1 LOB: 0 BB: 0 P: 3				1B: 5 2B: 0 3B: 0 HR: 0		SF: 0 SAC: 0 DP: 1 HBP: 0				

livebaseballscorecards.com

AB	21
R	2
H	5
RBI	2
BB	7
SO	3
LOB	14

WP: 2 PB: 0 SB: 0 CS: 0 PA: 28

PITCHER	IP	WLS	BF	H	R	ER	SO	BB	IBB	HBP	BLK	WP	HR	S	P	ERA	WHIP
Jim Palmer, R (1, 1) ERA: 3.72	6.0	W	28	5	2	2	3	7	0	0	0	1	0	27	55	3.00	2.000

PITCHER	IP	WLS	BF	H	R	ER	SO	BB	IBB	HBP	BLK	WP	HR	S	P	ERA	WHIP

Baltimore Orioles @ Boston Red Sox

Fenway Park, Boston, MA

Wed Apr 22 1970, 3:33 AM EST

Att. 25,660 - Unknown

livebaseballscorecards.com

Batter	1	2	3	4	5	6	7	8	9	AB	R	H	RBI	BB	SO	LOB
Don Buford, S (1, 7) OBP: 0.321, SLG: 0.400	0-0 1-4-3 SF8 1B	0-0 F7			0-3 K		4-0 G6-3 BB		0-0 1B	4	1	2	0	1	1	1
Mark Belanger, R (1, 6) OBP: 0.192, SLG: 0.220	0-0 1-4-3 1B		0-3 K		0-0 F4		0-0 G6-3		0-0 F8	4	1	1	0	0	1	2
Merv Rettenmund, R (9, PH) OBP: 0.308, SLG: 0.250										1	0	0	0	0	0	2
Frank Robinson, R (1, 9) OBP: 0.447, SLG: 0.575	0-0 1-4-3		0-0 1B		0-0 1B			0-0 4-3 1B		4	0	3	0	0	0	2
Boog Powell, L (1, 3) OBP: 0.264, SLG: 0.304	0-0 SF8		0-3 K		0-0 F7			0-0 4-3		3	0	0	1	0	1	3
Paul Blair, R (1, 8) OBP: 0.389, SLG: 0.348	0-0 S		0-0 6-3			0-0 5-3		0-0 F8		4	0	1	1	0	0	2
Brooks Robinson, R (1, 5) OBP: 0.352, SLG: 0.449	0-0 6-3			0-0 6-3		0-0 L7		0-0 F3		4	0	0	0	0	0	2
Davey Johnson, R (1, 4) OBP: 0.471, SLG: 0.605		0-0 1B		0-0 F8		0-3 K			0-3 K	4	0	1	0	0	2	0
Andy Etchebarren, R (1, 2) OBP: 0.318, SLG: 0.450		0-3 K		0-0 1B			0-0 6-3		0-0 FC6-4 1B	3	0	1	0	0	1	1
Dave May, L (9, PH) OBP: 0.600, SLG: 0.500										1	0	1	0	0	0	0
Dave McNally, R (1, 1) OBP: 0.333, SLG: 0.300		0-3 K		0-3 K			4-0 BB		0-0 FC6-4 1B	2	0	0	0	1	2	2
Dave Leonhard, R (8, 1)										0	0	0	0	0	0	0
Terry Crowley, L (9, PH) OBP: 0.250, SLG: 0.273										1	0	0	0	0	0	1

Inning Stats	1	2	3	4	5	6	7	8	9
	R: 2 E: 0 K: 0 S: 6	H: 3 LOB: 1 BB: 0 P: 6	R: 0 E: 0 K: 2 S: 8	H: 1 LOB: 1 BB: 0 P: 8	R: 0 E: 0 K: 2 S: 8	H: 1 LOB: 1 BB: 0 P: 8	R: 0 E: 0 K: 1 S: 6	H: 1 LOB: 1 BB: 0 P: 6	R: 0 E: 0 K: 1 S: 6	H: 1 LOB: 1 BB: 0 P: 6	R: 0 E: 0 K: 1 S: 5	H: 0 LOB: 0 BB: 0 P: 5	R: 0 E: 0 K: 0 S: 2	H: 0 LOB: 1 BB: 2 P: 10	R: 0 E: 0 K: 0 S: 4	H: 1 LOB: 1 BB: 0 P: 4	R: 0 E: 0 K: 1 S: 7	H: 2 LOB: 2 BB: 0 P: 7

PITCHER		IP	WLS	BF	H	R	ER	SO	BB	IBB	HBP	BLK	WP	HR	S	P	ERA	WHIP	PITCHER	IP	WLS	BF	H	R	ER	SO	BB	IBB	HBP	BLK	WP	HR	S	P	ERA	WHIP
Jim Lonborg, R ERA: 2.14	(1, 1)	6.1		28	7	2	2	7	2	0	0	0	0	0	40	48	2.84	1.421																	
Vicente Romo, R ERA:	(7, 1)	2.2	W	10	3	0	0	1	0	0	0	0	0	0	12	12	0.00	1.125																	

TOP	
AB	35
R	2
H	10
RBI	2
BB	2
SO	8
LOB	18

1B: 10	SF: 1	WP: 0	PA: 38
2B: 0	SAC: 0	PB: 0	
3B: 0	DP: 1	SB: 1	
HR: 0	HBP: 0	CS: 0	

Batter	1	2	3	4	5	6	7	8	9	AB	R	H	RBI	BB	SO	LOB
Mike Andrews, R (1, 4) OBP: 0.364, SLG: 0.362	FC4-6 BB 1B		WP 1B 2B 2-H		L8-3 1-2		F8			4	1	2	1	0	0	1
Reggie Smith, S (1, 8) OBP: 0.426, SLG: 0.592	BBBB FC4-6 BB 1-2		FC3-6 1B 2-H		F5		S 1B 1B			3	1	2	1	1	0	0
Carl Yastrzemski, L (1, 7) OBP: 0.426, SLG: 0.457	FC4-6 G1-6-3 1-2f 2-3		FC3-6 5-3 1-2f			3-1	1-H 1B			4	0	1	1	0	0	3
George Scott, R (1, 3) OBP: 0.314, SLG: 0.341	G1-6-3 1-2f		5-3 1-2			BB 1B 1B	5-3			4	0	1	0	0	0	4
Rico Petrocelli, R (1, 6) OBP: 0.280, SLG: 0.341		F8	5-3			F9		1-3 2B 1B		4	1	1	0	0	0	2
Tony Conigliaro, R (1, 9) OBP: 0.408, SLG: 0.405		F9		F8		BB 1B 1-2		1-3 1-2		4	0	1	0	0	0	1
Luis Alvarado, R (1, 5) OBP: 0.292, SLG: 0.356		1B		F2		BBBB FC6-4 BB 1-2 2-3		1B 2B 2-H		3	1	2	1	1	0	0
Jerry Moses, R (1, 2) OBP: 0.438, SLG: 0.535	SSS K		SSS K			FC6-4 1-2f		2-H 1B		4	0	1	1	0	2	4
Jim Lonborg, R (1, 1) OBP: 0.500, SLG: 1.000 Vicente Romo, R (7, 1)			2B 2B		L8-3 1B		SSS F9	K		2 2	1 0	2 0	0 0	0 0	0 1	0 0
Inning Stats	R: 0 H: 1 E: 0 LOB: 1 K: 0 BB: 1 S: 3 P: 7	R: 0 H: 1 E: 0 LOB: 1 K: 1 BB: 0 S: 6 P: 6	R: 2 H: 3 E: 0 LOB: 1 K: 0 BB: 0 S: 6 P: 6	R: 0 H: 0 E: 0 LOB: 0 K: 1 BB: 0 S: 5 P: 5	R: 0 H: 1 E: 0 LOB: 0 K: 0 BB: 0 S: 3 P: 3	R: 0 H: 2 E: 0 LOB: 3 K: 0 BB: 1 S: 5 P: 9	R: 1 H: 2 E: 0 LOB: 1 K: 0 BB: 0 S: 5 P: 5	R: 2 H: 3 E: 0 LOB: 0 K: 1 BB: 0 S: 7 P: 7		1B: 10 SF: 0 2B: 4 SAC: 0 3B: 0 DP: 2 HR: 0 HBP: 0						

PITCHER		IP	WLS	BF	H	R	ER	SO	BB	IBB	HBP	BLK	WP	HR	S	P	ERA	WHIP
Dave McNally, L ERA: 3.73	(1, 1)	7.1	L	34	12	5	5	2	2	0	0	0	1	0	36	44	6.14	1.909
Dave Leonhard, R ERA: 15.0	(8, 1)	0.2		2	1	0	0	1	0	0	0	0	0	0	4	4	0.00	1.500

PITCHER	IP	WLS	BF	H	R	ER	SO	BB	IBB	HBP	BLK	WP	HR	S	P	ERA	WHIP

BOTTOM

Baltimore Orioles @ Boston Red Sox

Fenway Park, Boston, MA

Wed Apr 22 1970, 3:33 AM EST

Att. 25,660 - Unknown

livebaseballscorecards.com

AB	34
R	5
H	13
RBI	5
BB	2
SO	3
LOB	15

WP: 1 PA: 36
PB: 0
SB: 1
CS: 0

Batter	1	2	3	4	5	6	7	8	9	AB	R	H	RBI	BB	SO	LOB
Tommy Harper, R (1, 4) OBP: 0.377, SLG: 0.377	WP S WP 1B	S 1B 2-3 3-H 1B	WP 1B 1B 1-2 2-3 3-H 1B	5-3			G4-6-3 1B		WP BB	5	3	4	2	1	0	1
Russ Snyder, L (1, 8) OBP: 0.354, SLG: 0.317	FC5-4 1-3 BB	1B 1-2 BB	1B SF8 WP 1-2 2-3 3-H 1B		K		G4-6-3 1-2f		F7 1-2	4	1	1	1	2	1	2
Steve Hovley, L (1, 9) OBP: 0.431, SLG: 0.448	FC5-4 S 1-2f 3-H	1B 1-2 2-H 3-H 1B	1B 1-2 2-3 3-H BB		FC5 2B		F8		5-3	5	0	2	2	1	0	2
Danny Walton, R (1, 7) OBP: 0.426, SLG: 0.709	K 1-2	F2	1B 1-2 2-3 3-H 1B		BB			5-3		4	0	1	1	1	1	3
Mike Hegan, L (1, 3) OBP: 0.185, SLG: 0.130	F7		E5 SF 2B SF8 3-H		K			BB BB		3	1	0	1	1	1	3
Jerry McNertney, R (1, 2) OBP: 0.238, SLG: 0.211		SH1-4 BB 1B 1B	SF 1-3 1B 2B K		FC5 2-3f			L8		5	2	2	0	0	1	5
Rich Rollins, R (1, 5) OBP: 0.286, SLG: 0.182 John Kennedy, R (8, PR) OBP: 0.500, SLG: 0.429 (8, 5)	K	SF 1B 1B 2-3 3-H	5-3		K			BB 1-2 BB		3 0	1 0	0 0	1 0	1 0	2 0	1 0
Ted Kubiak, S (1, 6) OBP: 0.339, SLG: 0.196		1B SH1-4 1B 1-2 BB	1-3	SH1-4 BB	K			6-3		3	1	0	0	2	1	4
Lew Krausse, R (1, 1) OBP: 0.200, SLG: 0.200 Bob Locker, S (9, 1)		SH1-4 1-2 2-3	E4 1B 1B WP	SH1-4 1-2	K				5-3	3 0	1 0	0 0	0 0	0 0	1 0	2 0

TOP

Milwaukee Brewers @ Boston Red Sox

Fenway Park, Boston, MA

Sat Apr 25 1970, 3:33 AM EST

Unknown

livebaseballscorecards.com

AB	35
R	10
H	10
RBI	8
BB	9
SO	8
LOB	23

Inning Stats	1	2	3	4	5	6	7	8	9	1B: 8	SF: 2	WP: 4	PA: 48
	R: 1 E: 0 K: 1 S: 6 H: 1 LOB: 1 BB: 1 P: 10	R: 3 E: 0 K: 1 S: 8 H: 3 LOB: 2 BB: 2 P: 16	R: 6 E: 3 K: 1 S: 12 H: 4 LOB: 2 BB: 1 P: 16	R: 0 E: 0 K: 0 S: 3 H: 0 LOB: 1 BB: 1 P: 7	R: 0 E: 0 K: 2 S: 8 H: 1 LOB: 2 BB: 1 P: 12	R: 0 E: 0 K: 3 S: 9 H: 0 LOB: 0 BB: 0 P: 9	R: 0 E: 0 K: 0 S: 3 H: 1 LOB: 0 BB: 0 P: 3	R: 0 E: 0 K: 0 S: 3 H: 0 LOB: 2 BB: 2 P: 11	R: 0 E: 0 K: 0 S: 3 H: 0 LOB: 1 BB: 1 P: 7	2B: 2 3B: 0 HR: 0	SAC: 2 DP: 1 HBP: 0	PB: 0 SB: 3 CS: 0	

PITCHER		IP	WLS	BF	H	R	ER	SO	BB	IBB	HBP	BLK	WP	HR	S	P	ERA	WHIP
Sonny Siebert, R ERA: 12.0	(1, 1)	1.2		11	3	4	4	2	3	0	0	0	2	0	12	24	21.60	3.600
Lee Stange, R ERA: 1.35	(2, 1)	0.2	L	8	3	5	1	0	0	0	0	0	0	0	8	8	13.50	4.500
Ray Jarvis, R ERA: 3.0	(3, 1)	1.2		9	2	1	0	1	2	0	0	0	1	0	9	17	0.00	2.400
Ken Brett, L ERA: 2.35	(5, 1)	2.0		8	1	0	0	5	1	0	0	0	0	0	17	21	0.00	1.000
Bill Lee, L ERA: 4.32	(7, 1)	3.0		12	1	0	0	0	3	0	0	0	1	0	9	21	0.00	1.333

PITCHER	IP	WLS	BF	H	R	ER	SO	BB	IBB	HBP	BLK	WP	HR	S	P	ERA	WHIP

BOTTOM

Milwaukee Brewers @ Boston Red Sox

Fenway Park, Boston, MA

Sat Apr 25 1970, 3:33 AM EST

Unknown

livebaseballscorecards.com

Batter	1	2	3	4	5	6	7	8	9	AB	R	H	RBI	BB	SO	LOB
Mike Andrews, R (1, 4) OBP: 0.350, SLG: 0.353	F7	SF8 3-H		4-3			F3		1B 1-2	4	0	1	1	0	0	2
Reggie Smith, S (1, 8) OBP: 0.407, SLG: 0.547	WP HR BB	F8			G3		3-1		F8	4	1	0	0	1	0	3
Carl Yastrzemski, L (1, 7) OBP: 0.441, SLG: 0.460	HR 1-2 BB		G3		1B		4-3		G4-6-3 1-2 2-3	4	1	2	0	1	0	0
George Scott, R (1, 3) OBP: 0.304, SLG: 0.327	K		G5-4-3 1B		F3			5-3	G4-6-3 1-2f	5	0	1	0	0	1	6
Rico Petrocelli, R (1, 6) OBP: 0.296, SLG: 0.417	HR 1-H 2-H		G5-4-3 1-2f		K			1B		4	1	2	3	0	1	2
Tony Conigliaro, R (1, 9) OBP: 0.377, SLG: 0.370	F2			1-3		G3		F9		4	0	0	0	0	0	1
Luis Alvarado, R (1, 5) OBP: 0.327, SLG: 0.388		SH1-4 SF8 1B		F2		1B		FC6-4 1-2 1B		4	1	3	0	0	0	0
Jerry Moses, R (1, 2) OBP: 0.442, SLG: 0.553		SH1-4 1-2 1B		2B		F8		FC6-4 1-2f		4	0	2	0	0	0	3
Sonny Siebert, R (1, 1) Lee Stange, R (2, 1) Ray Jarvis, R (3, 1) Mike Derrick, L (4, PH) OBP: 0.200, SLG: 0.200 Ken Brett, L (5, 1) Tom Matchick, L (6, PH) Bill Lee, L (7, 1) Dick Schofield, S (9, PH) OBP: 0.800, SLG: 0.800		SH1-4 1-2 2-3		E3		F8			1B 1B	0 0 0 1 0 1 0 1 1	0 0 0 0 0 0 0 0 0	0 0 0 0 0 0 0 1 0	0 0 0 0 0 0 0 1 0	0 0 0 0 0 0 0 0 0	0 0 0 0 0 0 0 1 0	0 0 0 1 0 1 0 1 0
Inning Stats	R: 3 E: 0 K: 1 S: 6 H: 1 LOB: 0 BB: 2 P: 14	R: 1 E: 0 K: 0 S: 5 H: 2 LOB: 1 BB: 0 P: 5	R: 0 E: 0 K: 0 S: 3 H: 1 LOB: 0 BB: 0 P: 3	R: 0 E: 1 K: 0 S: 5 H: 1 LOB: 2 BB: 0 P: 5	R: 0 E: 0 K: 1 S: 6 H: 1 LOB: 1 BB: 0 P: 6	R: 0 E: 0 K: 0 S: 4 H: 1 LOB: 1 BB: 0 P: 4	R: 0 E: 0 K: 0 S: 3 H: 0 LOB: 0 BB: 0 P: 3	R: 0 E: 0 K: 0 S: 5 H: 2 LOB: 2 BB: 0 P: 5	R: 0 E: 0 K: 0 S: 5 H: 3 LOB: 2 BB: 0 P: 5	1B: 10 2B: 1 3B: 0 HR: 1 SF: 1 SAC: 1 DP: 2 HBP: 0	WP: 1 PB: 0 SB: 0 CS: 0 PA: 40					

	AB	36
	R	4
	H	12
	RBI	4
	BB	2
	SO	2
	LOB	19

PITCHER		IP	WLS	BF	H	R	ER	SO	BB	IBB	HBP	BLK	WP	HR	S	P	ERA	WHIP
Lew Krausse, R ERA: 6.53	(1, 1)	8.1	W	39	12	4	4	2	2	0	0	0	1	1	41	49	4.32	1.680
Bob Locker, R ERA: 1.17	(9, 1)	0.2	S	1	0	0	0	0	0	0	0	0	0	0	1	1	0.00	0.000

PITCHER	IP	WLS	BF	H	R	ER	SO	BB	IBB	HBP	BLK	WP	HR	S	P	ERA	WHIP

Batter	1	2	3	4	5	6	7	8	9	AB	R	H	RBI	BB	SO	LOB
Tommy Harper, R (1, 4) OBP: 0.369, SLG: 0.368	0-0 S S 1B		0-0 F3 ②		0-0 1-3 ③		0-0 F8 ③			4	0	1	0	0	0	3
Ted Savage, R (1, 3) OBP: 0.273, SLG: 0.273	0-0 F4 ① 1-2		0-0 5-3 ③			0-0 6-3 ①		0-0 G3-6-3 1B		4	0	1	0	0	0	1
Mike Hershberger, R (1, 9) OBP: 0.375, SLG: 0.429	B B B B 4-0 S BB			0-0 2B		S S S 0-3 K2-3 ②		0-0 ①② G3-6-3 1-2f		3	0	1	0	1	1	1
Danny Walton, R (1, 7) OBP: 0.415, SLG: 0.678	0-0 F8 ② 1-2 2-3			0-0 6-3 ①		0-0 1B		S S S 0-3 ③ K		4	0	1	0	0	1	3
Wayne Comer, R (1, 8)	0-0 6-3 ③			0-0 F8 ②		0-0 5-3 ③			0-0 4-3 ①	4	0	0	0	0	0	4
Max Alvis, R (1, 5) OBP: 0.220, SLG: 0.174		0-0 F4 ①		B B B B 4-0 BB			B B B B 4-0 5-3 BB		0-0 4-3 ②	2	0	0	0	2	0	0
Phil Roof, R (1, 2) OBP: 0.238, SLG: 0.167 Marty Pattin, R (7, PR) John Gelnar, R (7, 1) Greg Goossen, R (9, PH) OBP: 0.400, SLG: 0.429		0-0 5-3 ②		0-0 F3 ③			B B B B 4-0 1-2 5-3 BB		0-0 1-6-3 ③	2 0 0 1	0 0 0 0	0 0 0 0	0 0 0 0	1 0 0 0	0 0 0 0	2 0 0 0
Ted Kubiak, S (1, 6) OBP: 0.322, SLG: 0.184		0-0 6-3 ③			0-0 5-3 ①		0-0 5-3 ① 1-2 2-3			3	0	0	0	0	0	2
Bobby Bolin, R (1, 1) Jerry McNertney, R (7, PH) OBP: 0.233, SLG: 0.205 (7, 2)			S S S 0-3 K ①		S S S 0-3 K ②		0-0 F6 ②			2 1	0 0	0 0	0 0	0 0	2 0	0 3
Inning Stats	R: 0 H: 1 E: 0 LOB: 2 K: 0 BB: 1 S: 4 P: 8	R: 0 H: 0 E: 0 LOB: 0 K: 0 BB: 0 S: 3 P: 3	R: 0 H: 0 E: 0 LOB: 0 K: 1 BB: 0 S: 5 P: 5	R: 0 H: 1 E: 0 LOB: 2 K: 0 BB: 1 S: 4 P: 8	R: 0 H: 0 E: 0 LOB: 0 K: 1 BB: 0 S: 5 P: 5	R: 0 H: 1 E: 0 LOB: 1 K: 1 BB: 0 S: 6 P: 6	R: 0 H: 0 E: 0 LOB: 3 K: 0 BB: 2 S: 3 P: 11	R: 0 H: 1 E: 0 LOB: 0 K: 1 BB: 0 S: 5 P: 5	R: 0 H: 0 E: 0 LOB: 0 K: 0 BB: 0 S: 3 P: 3	1B: 3 SF: 0 2B: 1 SAC: 0 3B: 0 DP: 1 HR: 0 HBP: 0						WP: 0 PA: 34 PB: 0 SB: 3 CS: 0

PITCHER		IP	WLS	BF	H	R	ER	SO	BB	IBB	HBP	BLK	WP	HR	S	P	ERA	WHIP
Gary Peters, L ERA: 3.2	(1, 1)	9.0	W	34	4	0	0	4	4	0	0	0	0	0	38	54	0.00	0.889

PITCHER	IP	WLS	BF	H	R	ER	SO	BB	IBB	HBP	BLK	WP	HR	S	P	ERA	WHIP

TOP

Milwaukee Brewers @ Boston Red Sox

Fenway Park, Boston, MA

Sat Apr 25 1970, 3:38 AM EST

Att. 22,004 - Unknown

livebaseballscorecards.com

AB	30
R	0
H	4
RBI	0
BB	4
SO	4
LOB	19

Batter	1	2	3	4	5	6	7	8	9	AB	R	H	RBI	BB	SO	LOB
Mike Andrews, R (1, 4) OBP: 0.344, SLG: 0.400	G3		K		HR		K			4	1	1	1	0	2	0
Reggie Smith, S (1, 8) OBP: 0.381, SLG: 0.509	K		F6		L3		4-3			4	0	0	0	0	1	0
Carl Yastrzemski, L (1, 7) OBP: 0.460, SLG: 0.451	S BB		F2		BB		BB			1	0	0	0	3	0	0
George Scott, R (1, 3) OBP: 0.300, SLG: 0.377	F2 (1-2)			HR	F8		F2			4	1	1	1	0	0	3
Rico Petrocelli, R (1, 6) OBP: 0.310, SLG: 0.431		1B 2B		E BB	F7			E5		3	1	1	0	1	0	1
Tony Conigliaro, R (1, 9) OBP: 0.386, SLG: 0.367		FC1-4 (2-H) 1B		F8				F2		3	0	1	1	1	0	2
Luis Alvarado, R (1, 5) OBP: 0.304, SLG: 0.358		F8		E4 (1-3)		F7		F6		4	0	0	0	0	0	4
Don Pavletich, R (1, 2)		FC1-4 (1-2f)		K		F8		K		4	0	0	0	0	2	5
Gary Peters, L (1, 1) OBP: 0.200, SLG: 0.300		F7		F3		G3				3	0	0	0	0	0	4
Inning Stats	R: 0 H: 0 E: 0 LOB: 1 K: 1 BB: 1 S: 5 P: 9	R: 1 H: 2 E: 0 LOB: 1 K: 0 BB: 0 S: 5 P: 5	R: 0 H: 0 E: 0 LOB: 0 K: 1 BB: 0 S: 5 P: 5	R: 1 H: 1 E: 1 LOB: 2 K: 1 BB: 1 S: 7 P: 11	R: 1 H: 1 E: 0 LOB: 1 K: 0 BB: 1 S: 4 P: 8	R: 0 H: 0 E: 0 LOB: 1 K: 0 BB: 1 S: 3 P: 7	R: 0 H: 0 E: 0 LOB: 1 K: 1 BB: 1 S: 5 P: 9	R: 0 H: 0 E: 1 LOB: 1 K: 1 BB: 0 S: 6 P: 6		1B: 1 SF: 0 2B: 1 SAC: 0 3B: 0 DP: 0 HR: 2 HBP: 0						WP: 0 PA: 35 PB: 0 SB: 1 CS: 0

PITCHER	IP	WLS	BF	H	R	ER	SO	BB	IBB	HBP	BLK	WP	HR	S	P	ERA	WHIP
Bobby Bolin, R (1, 1) ERA: 4.86	6.0	L	27	4	3	3	3	4	0	0	0	0	2	29	45	4.50	1.333
John Gelnar, R (7, 1) ERA: 7.59	2.0		8	0	0	0	2	1	0	0	0	0	0	11	15	0.00	0.500

PITCHER	IP	WLS	BF	H	R	ER	SO	BB	IBB	HBP	BLK	WP	HR	S	P	ERA	WHIP

BOTTOM

Milwaukee Brewers @ Boston Red Sox

Fenway Park, Boston, MA

Sat Apr 25 1970, 3:38 AM EST

Att. 22,004 - Unknown

livebaseballscorecards.com

AB	30
R	3
H	4
RBI	3
BB	5
SO	5
LOB	19

Batter	1	2	3	4	5	6	7	8	9	AB	R	H	RBI	BB	SO	LOB
Tommy Harper, R (1, 4) OBP: 0.357, SLG: 0.344	F7		F6		F7		BB	K		4	0	0	0	1	1	4
Russ Snyder, L (1, 8) OBP: 0.340, SLG: 0.304	F5		K		L6		4-3		1B	5	0	1	0	0	1	4
Steve Hovley, L (1, 9) OBP: 0.426, SLG: 0.443	F5			1B BB SF7 1B		G3		BB BB 2B	F8	3	1	1	0	0	0	0
Mike Hershberger, R (8, PH) OBP: 0.400, SLG: 0.556 (8, 9)										2	1	1	0	0	0	0
Danny Walton, R (1, 7) OBP: 0.414, SLG: 0.645		L8		K2-5-2 1B 1-2 BB		K		BB BB 1B BB	F2	3	1	0	0	2	1	0
Wayne Comer, R (9, 7)										0	0	0	0	0	0	0
Mike Hegan, L (1, 3) OBP: 0.226, SLG: 0.154		4-3		1-2 2-3 1B		F8		1-2 2-3 BB 1B BB		3	1	1	0	1	0	0
Jerry McNertney, R (1, 2) OBP: 0.277, SLG: 0.225		1B		SF7 3-H			FC2-4 BB	1-2 2-3 3-H 1B BB		1	0	1	2	2	0	0
Max Alvis, R (1, 5) OBP: 0.222, SLG: 0.180		F2		K2-5-2 2-3f			FC2-4 1B 1-2f WP	1-2 2-H 3-H 1B		4	1	1	2	0	1	4
Ted Kubiak, S (1, 6) OBP: 0.349, SLG: 0.212			SH3-4 BB		1B		WP 1-3 1B	F6		3	0	2	0	1	0	2
Gene Brabender, R (1, 1) OBP: 0.111, SLG: 0.222			SH3-4 1-2		K		K 1-2 3-H	K		3	0	0	0	0	3	4
Bob Locker, S (9, 1)										0	0	0	0	0	0	0
Inning Stats	R: 0 E: 0 K: 0 S: 3 / H: 0 LOB: 0 BB: 0 P: 3	R: 0 E: 0 K: 0 S: 4 / H: 1 LOB: 1 BB: 0 P: 4	R: 0 E: 0 K: 1 S: 5 / H: 0 LOB: 1 BB: 1 P: 9	R: 1 E: 0 K: 1 S: 6 / H: 2 LOB: 2 BB: 1 P: 10	R: 0 E: 0 K: 1 S: 6 / H: 1 LOB: 1 BB: 0 P: 6	R: 0 E: 0 K: 1 S: 5 / H: 0 LOB: 0 BB: 0 P: 5	R: 1 E: 0 K: 1 S: 6 / H: 1 LOB: 2 BB: 2 P: 14	R: 3 E: 0 K: 2 S: 9 / H: 2 LOB: 2 BB: 3 P: 21	R: 0 E: 0 K: 0 S: 3 / H: 1 LOB: 0 BB: 0 P: 3	1B: 7 2B: 2 3B: 0 HR: 0	SF: 1 SAC: 1 DP: 1 HBP: 0						

PITCHER		IP	WLS	BF	H	R	ER	SO	BB	IBB	HBP	BLK	WP	HR	S	P	ERA	WHIP
Ray Culp, R ERA: 3.86	(1, 1)	7.0	L	29	5	2	2	5	4	0	0	0	1	0	35	51	2.57	1.286
Ken Brett, L ERA: 5.87	(8, 1)	0.0		3	1	3	3	0	2	0	0	0	0	0	1	9	∞	∞
Ed Phillips, R ERA:	(8, 1)	2.0		8	2	0	0	2	1	0	0	0	0	0	11	15	0.00	1.500

PITCHER	IP	WLS	BF	H	R	ER	SO	BB	IBB	HBP	BLK	WP	HR	S	P	ERA	WHIP

TOP

Milwaukee Brewers @ Boston Red Sox

Fenway Park, Boston, MA

Sun Apr 26 1970, 3:33 AM EDT

Att. 19,811 - Unknown

livebaseballscorecards.com

AB	31
R	5
H	8
RBI	4
BB	7
SO	7
LOB	18

1B: 7	SF: 1	WP: 1	PA: 40
2B: 2	SAC: 1	PB: 0	
3B: 0	DP: 1	SB: 0	
HR: 0	HBP: 0	CS: 0	

BOTTOM

Batter	1	2	3	4	5	6	7	8	9	AB	R	H	RBI	BB	SO	LOB
Mike Andrews, R (1, 4) OBP: 0.348, SLG: 0.379	BBBB 4-0 G4-6-3 BB BB		BBBB 4-0 BB BB FC BB		SSS 0-3 ① K		x 0-0 ③ F4		x 0-0 ③ FC6-4 1-2f	3	1	0	0	2	1	2
Reggie Smith, S (1, 8) OBP: 0.388, SLG: 0.492	BBBB 4-0 1-2 G4-6-3 BB		BBBB 4-0 FC BB 1-2 BB		x 0-0 ② 4-3			x 0-0 ① F3		2	0	0	0	2	0	0
Carl Yastrzemski, L (1, 7) OBP: 0.448, SLG: 0.426	x 0-0 ① ② G4-6-3 1-2f 2-3		BBBB 4-0 FC 1-2 2-3 BB		x 0-0 ③ 4-3			x 0-0 ② 1-3		3	0	0	0	1	0	2
George Scott, R (1, 3) OBP: 0.281, SLG: 0.351	x 0-0 ③ 4-3		x 0-0 FC 1-2 2-3 3-H			SSS 0-3 ① K		x 0-0 ③ 6-3		4	0	0	1	0	1	3
Rico Petrocelli, R (1, 6) OBP: 0.290, SLG: 0.400		x 0-0 ① 5-3	SSS 0-3 ③ K			x 0-0 ② 1-3			x 0-0 ① 1-3	4	0	0	0	0	1	3
Tony Conigliaro, R (1, 9) OBP: 0.377, SLG: 0.358		x 0-0 ② 1-3		x 0-0 FC5-4 1B		x 0-0 ③ L8			x 0-0 ② 5-3	4	0	1	0	0	0	0
Luis Alvarado, R (1, 5) Tom Matchick, L (9, PH)		x 0-0 ③ 2-3		SSS 0-3 ① K			x 0-0 ① 5-3		BBBB 4-0 HR BB	3 0	0 1	0 0	0 0	0 1	1 0	1 0
Jerry Moses, R (1, 2) OBP: 0.446, SLG: 0.608			x 0-0 ① F7	x 0-0 ② FC5-4 1-2f			x 0-0 1B		x 0-0 1-H HR	4	1	2	2	0	0	1
Ray Culp, R (1, 1) OBP: 0.111, SLG: 0.111 Dick Schofield, S (7, PH) OBP: 0.667, SLG: 0.667 Ken Brett, L (8, 1) Ed Phillips, R (8, 1) Mike Derrick, L (9, PH) OBP: 0.333, SLG: 0.333			x 0-0 ② 4-3	SSS 0-3 ③ K			SSS 0-3 ② K		x 0-0 FC6-4 1B	2 1 0 0 1	0 0 0 0 0	0 0 0 0 1	0 0 0 0 0	0 0 0 0 0	1 1 0 0 0	1 1 0 0 0
Inning Stats	R: 0 E: 0 K: 0 S: 2 H: 0 LOB: 1 BB: 2 P: 10	R: 0 E: 0 K: 0 S: 3 H: 0 LOB: 0 BB: 0 P: 3	R: 1 E: 0 K: 1 S: 6 H: 0 LOB: 3 BB: 3 P: 18	R: 0 E: 0 K: 2 S: 8 H: 1 LOB: 1 BB: 0 P: 8	R: 0 E: 0 K: 1 S: 5 H: 0 LOB: 0 BB: 0 P: 5	R: 0 E: 0 K: 1 S: 5 H: 0 LOB: 0 BB: 0 P: 5	R: 0 E: 0 K: 1 S: 6 H: 1 LOB: 1 BB: 0 P: 6	R: 0 E: 0 K: 0 S: 3 H: 0 LOB: 0 BB: 0 P: 3	R: 2 E: 0 K: 0 S: 5 H: 2 LOB: 1 BB: 1 P: 9	1B: 3 2B: 0 3B: 0 HR: 1	SF: 0 SAC: 0 DP: 1 HBP: 0			WP: 0 PB: 0 SB: 0 CS: 0	PA: 37		

PITCHER		IP	WLS	BF	H	R	ER	SO	BB	IBB	HBP	BLK	WP	HR	S	P	ERA	WHIP
Gene Brabender, R ERA: 3.96	(1, 1)	8.2	W	35	3	3	3	6	6	0	0	0	0	1	41	65	3.12	1.038
Bob Locker, R ERA: 1.13	(9, 1)	0.1	S	2	1	0	0	0	0	0	0	0	0	0	2	2	0.00	3.000

PITCHER	IP	WLS	BF	H	R	ER	SO	BB	IBB	HBP	BLK	WP	HR	S	P	ERA	WHIP

Milwaukee Brewers @ Boston Red Sox

Fenway Park, Boston, MA

Sun Apr 26 1970, 3:33 AM EDT

Att. 19,811 - Unknown

livebaseballscorecards.com

AB	31
R	3
H	4
RBI	3
BB	6
SO	6
LOB	14

Batter	1	2	3	4	5	6	7	8	9	AB	R	H	RBI	BB	SO	LOB
Felipe Alou, R (1, 7) OBP: 0.311, SLG: 0.324	F7		E8 1B		K			F6		4	0	1	0	0	1	0
Rick Monday, L (1, 8) OBP: 0.459, SLG: 0.609	F8 1B		2-3 1B		4-3			HR		4	1	3	1	0	0	0
Reggie Jackson, L (1, 9) OBP: 0.296, SLG: 0.345	F8 1-2		K			G3		F5		4	0	0	0	0	1	3
Sal Bando, R (1, 5) OBP: 0.300, SLG: 0.423		F3	5-3			1B		6-3		4	0	1	0	0	0	2
Don Mincher, L (1, 3) OBP: 0.362, SLG: 0.694 Jose Tartabull, L (9, PR)		BB 1B		F8		HR			G5-4-3 1B	3 0	1 0	2 0	1 0	1 0	0 0	0 0
Dick Green, R (1, 4) OBP: 0.309, SLG: 0.300		1-2 1B		K		F6			G5-4-3 1-2f	4	0	1	0	0	1	1
Frank Fernandez, R (1, 2) OBP: 0.391, SLG: 0.313		K		HR			F8		K	4	1	1	1	0	2	3
Roberto Pena, R (1, 6) OBP: 0.294, SLG: 0.286		F7		F3			F9			3	0	0	0	0	0	2
Catfish Hunter, R (1, 1) OBP: 0.231, SLG: 0.167			F9		6-3		K			3	0	0	0	0	1	0
Inning Stats	R: 0 E: 0 K: 0 S: 3 H: 1 LOB: 1 BB: 0 P: 3	R: 0 E: 0 K: 1 S: 6 H: 1 LOB: 2 BB: 1 P: 10	R: 0 E: 1 K: 1 S: 7 H: 2 LOB: 2 BB: 0 P: 7	R: 1 E: 0 K: 1 S: 6 H: 1 LOB: 0 BB: 0 P: 6	R: 0 E: 0 K: 1 S: 5 H: 0 LOB: 0 BB: 0 P: 5	R: 1 E: 0 K: 0 S: 4 H: 2 LOB: 0 BB: 0 P: 4	R: 0 E: 0 K: 1 S: 5 H: 0 LOB: 0 BB: 0 P: 5	R: 1 E: 0 K: 0 S: 4 H: 1 LOB: 0 BB: 0 P: 4	R: 0 E: 0 K: 1 S: 5 H: 1 LOB: 1 BB: 0 P: 5	1B: 6 2B: 0 3B: 0 HR: 3 SF: 0 SAC: 0 DP: 1 HBP: 0						

PITCHER		IP	WLS	BF	H	R	ER	SO	BB	IBB	HBP	BLK	WP	HR	S	P	ERA	WHIP
Vicente Romo, R ERA: 1.72	(1, 1)	8.0	W	32	9	3	3	5	1	0	0	0	0	3	41	45	3.38	1.250
Sparky Lyle, L ERA:	(9, 1)	1.0	S	2	0	0	0	1	0	0	0	0	0	0	4	4	0.00	0.000

PITCHER		IP	WLS	BF	H	R	ER	SO	BB	IBB	HBP	BLK	WP	HR	S	P	ERA	WHIP

TOP

Oakland Athletics @ Boston Red Sox

Fenway Park, Boston, MA

Mon Apr 27 1970, 3:33 AM EDT

Att. 5,085 - Unknown

livebaseballscorecards.com

AB	33
R	3
H	9
RBI	3
BB	1
SO	6
LOB	11

WP: 0 PB: 0 SB: 0 CS: 0 PA: 34

Oakland Athletics @ Boston Red Sox

Fenway Park, Boston, MA

Mon Apr 27 1970, 3:33 AM EDT

Att. 5,085 - Unknown

BOTTOM

livebaseballscorecards.com

Batter	1	2	3	4	5	6	7	8	9	AB	R	H	RBI	BB	SO	LOB
Mike Andrews, R (1, 4) OBP: 0.342, SLG: 0.361	S S S 0-3 ① K		B B B B 4-0 1B 1B BB		x 0-0 ③ 5-3		x 0-0 ③ F6			3	1	0	0	1	1	2
Reggie Smith, S (1, 8) OBP: 0.423, SLG: 0.597	x 0-0 WP 3B		x 0-0 1B 1-2 1B			B B B B 4-0 L3 BB		x 0-0 HR		3	2	3	1	1	0	0
Carl Yastrzemski, L (1, 7) OBP: 0.437, SLG: 0.414	x 0-0 ② F7 3-H		x 0-0 S 1-3 2-H 1B			x 0-0 ① ② L3 1-2		x 0-0 ① 3-1		4	0	1	1	0	0	1
Tony Conigliaro, R (1, 9) OBP: 0.354, SLG: 0.333	x 0-0 ③ 5-3		x 0-0 ③ F8 1-2			x 0-0 ③ 6-3		x 0-0 ② 5-3		4	0	0	0	0	0	2
Rico Petrocelli, R (1, 6) OBP: 0.303, SLG: 0.424		x 0-0 ① F5		S S S 0-3 ① K			x 0-0 2B 2B	x 0-0 FC5-4 1B		4	1	2	0	0	1	0
George Scott, R (1, 3) OBP: 0.279, SLG: 0.361		x 0-0 ② L1		S S S 0-3 ② K			x 0-0 SH6-4 2-H 2B	x 0-0 ③ FC5-4 1-2f		4	0	1	1	0	1	1
Jerry Moses, R (1, 2) OBP: 0.424, SLG: 0.574		x 0-0 ③ 6-3		x 0-0 ③ F6			x 0-0 ① 5-3			3	0	0	0	0	0	1
Luis Alvarado, R (1, 5) OBP: 0.306, SLG: 0.345			x 0-0 ① 5-3		x 0-0 L4-3 1B		4-0 SH6-4 IBB			2	0	1	0	1	0	0
Vicente Romo, R (1, 1) Sparky Lyle, L (9, 1)			x 0-0 ② 6-3		x 0-0 ① ② L4-3 1-2		x 0-0 ② SH6-4 1-2 2-3			2 0	0 0	0 0	0 0	0 0	0 0	1 0
Inning Stats	R: 1 E: 0 K: 1 S: 6 H: 1 LOB: 0 BB: 0 P: 6	R: 0 E: 0 K: 0 S: 3 H: 0 LOB: 0 BB: 0 P: 3	R: 1 E: 0 K: 0 S: 5 H: 2 LOB: 2 BB: 1 P: 9	R: 0 E: 0 K: 2 S: 7 H: 0 LOB: 0 BB: 0 P: 7	R: 0 E: 0 K: 0 S: 3 H: 1 LOB: 0 BB: 0 P: 3	R: 0 E: 0 K: 0 S: 2 H: 0 LOB: 0 BB: 1 P: 6	R: 1 E: 0 K: 0 S: 5 H: 2 LOB: 2 BB: 1 P: 9	R: 1 E: 0 K: 0 S: 5 H: 2 LOB: 1 BB: 0 P: 5		1B: 4 2B: 4 3B: 1 HR: 1	SF: 0 SAC: 1 DP: 2 HBP: 0					

	AB	29
	R	4
	H	8
	RBI	3
	BB	3
	SO	3
	LOB	8

WP: 1 PB: 0 SB: 1 CS: 0 PA: 33

PITCHER		IP	WLS	BF	H	R	ER	SO	BB	IBB	HBP	BLK	WP	HR	S	P	ERA	WHIP
Catfish Hunter, R ERA: 1.85	(1, 1)	8.0	L	33	8	4	4	3	2	1	0	0	1	1	36	48	4.50	1.250

PITCHER	IP	WLS	BF	H	R	ER	SO	BB	IBB	HBP	BLK	WP	HR	S	P	ERA	WHIP

Oakland Athletics @ Boston Red Sox

Fenway Park, Boston, MA

Tue Apr 28 1970, 7:05 PM EDT

Att. 14,941 - Unknown

livebaseballscorecards.com

TOP

Batter	1	2	3	4	5	6	7	8	9	AB	R	H	RBI	BB	SO	LOB
Felipe Alou, R (1, 7) OBP: 0.295, SLG: 0.307	F6			5-3		6-3		F8		4	0	0	0	0	0	2
Rick Monday, L (1, 8) OBP: 0.436, SLG: 0.574	K			4-3			K		K	4	0	0	0	0	3	0
Reggie Jackson, L (1, 9) OBP: 0.293, SLG: 0.355	F7			2B			L6		4-3	4	0	1	0	0	0	0
Sal Bando, R (1, 5) OBP: 0.265, SLG: 0.367		L7		5-3			K		F4	4	0	0	0	0	1	1
Dick Green, R (1, 4) OBP: 0.296, SLG: 0.286		4-3			6-3			1-3		3	0	0	0	0	0	0
Don Mincher, L (1, 3) OBP: 0.344, SLG: 0.654		K			G3			K		3	0	0	0	0	2	0
Frank Fernandez, R (1, 2) OBP: 0.385, SLG: 0.316			6-3		K			1B		3	0	1	0	0	1	0
Jose Tartabull, L (8, PR)										0	1	0	0	0	0	0
Dave Duncan, R (8, 2) OBP: 0.275, SLG: 0.421										0	0	0	0	0	0	0
Roberto Pena, R (1, 6) OBP: 0.296, SLG: 0.288			5-3			5-3		1B 1-2		3	0	1	0	0	0	0
Al Downing, R (1, 1) OBP: 0.286, SLG: 0.286			4-3			6-3		1-2 2-H		1	0	0	0	0	0	0
Bob Johnson, R (6, PH) OBP: 0.273, SLG: 0.333										1	0	0	0	0	0	0
Mudcat Grant, R (6, 1)										0	0	0	0	0	0	0
Bert Campaneris, R (8, PH) OBP: 0.237, SLG: 0.297										1	0	1	1	0	0	0
Blue Moon Odom, R (8, PR) OBP: 0.154, SLG: 0.154										0	0	0	0	0	0	0
Diego Segui, R (8, 1)										0	0	0	0	0	0	0
Inning Stats	R: 0 E: 0 K: 1 S: 5 H: 0 LOB: 0 BB: 0 P: 5	R: 0 E: 0 K: 1 S: 5 H: 0 LOB: 0 BB: 0 P: 5	R: 0 E: 0 K: 0 S: 3 H: 0 LOB: 0 BB: 0 P: 3	R: 0 E: 0 K: 0 S: 4 H: 1 LOB: 1 BB: 0 P: 4	R: 0 E: 0 K: 1 S: 5 H: 0 LOB: 0 BB: 0 P: 5	R: 0 E: 0 K: 0 S: 3 H: 0 LOB: 0 BB: 0 P: 3	R: 0 E: 0 K: 2 S: 7 H: 0 LOB: 0 BB: 0 P: 7	R: 1 E: 0 K: 1 S: 8 H: 3 LOB: 2 BB: 0 P: 8	R: 0 E: 0 K: 1 S: 5 H: 0 LOB: 0 BB: 0 P: 5	1B: 3 2B: 1 3B: 0 HR: 0 SF: 0 SAC: 0 DP: 0 HBP: 0						

	AB	31
	R	1
	H	4
	RBI	1
	BB	0
	SO	7
	LOB	3

PITCHER		IP	WLS	BF	H	R	ER	SO	BB	IBB	HBP	BLK	WP	HR	S	P	ERA	WHIP
Bill Lee, L ERA: 2.81	(1, 1)	7.2	W	27	4	1	1	6	0	0	0	0	0	0	39	39	1.17	0.522
Ray Jarvis, R ERA: 2.84	(8, 1)	0.1		1	0	0	0	0	0	0	0	0	0	0	1	1	0.00	0.000
Sparky Lyle, L ERA:	(9, 1)	1.0	S	3	0	0	0	1	0	0	0	0	0	0	5	5	0.00	0.000

PITCHER	IP	WLS	BF	H	R	ER	SO	BB	IBB	HBP	BLK	WP	HR	S	P	ERA	WHIP

Oakland Athletics @ Boston Red Sox

Fenway Park, Boston, MA

Tue Apr 28 1970, 7:05 PM EDT

Att. 14,941 - Unknown

BOTTOM

Batter	1	2	3	4	5	6	7	8	9	AB	R	H	RBI	BB	SO	LOB
Mike Andrews, R (1, 4) OBP: 0.351, SLG: 0.431	2B		K		HR		L1			4	1	2	1	0	1	0
Reggie Smith, S (1, 8) OBP: 0.400, SLG: 0.561	K			L8	F9			3-1		4	0	0	0	0	1	1
Carl Yastrzemski, L (1, 7) OBP: 0.413, SLG: 0.387	F6			1-3		4-3		4-3		4	0	0	0	0	0	1
Tony Conigliaro, R (1, 9) OBP: 0.348, SLG: 0.377	1-3			HR		5-3		F4		4	1	1	1	0	0	1
Rico Petrocelli, R (1, 6) OBP: 0.319, SLG: 0.417		L7		BB		BB				1	0	0	0	2	0	0
George Scott, R (1, 3) OBP: 0.296, SLG: 0.375		5-3		1B		1B				3	0	2	0	0	0	0
Jerry Moses, R (1, 2) OBP: 0.403, SLG: 0.544		L9		F3		4-3				3	0	0	0	0	0	4
Luis Alvarado, R (1, 5) OBP: 0.292, SLG: 0.328			6-3		F7		F2			3	0	0	0	0	0	0
Bill Lee, L (1, 1)			1-5-3		1-3		L6			3	0	0	0	0	0	0
Ray Jarvis, R (8, 1)										0	0	0	0	0	0	0
Sparky Lyle, L (9, 1)										0	0	0	0	0	0	0
Inning Stats	R: 0 E: 0 K: 1 S: 6 H: 1 LOB: 1 BB: 0 P: 6	R: 0 E: 0 K: 0 S: 3 H: 0 LOB: 0 BB: 0 P: 3	R: 0 E: 0 K: 1 S: 5 H: 0 LOB: 0 BB: 0 P: 5	R: 1 E: 0 K: 0 S: 5 H: 2 LOB: 2 BB: 1 P: 9	R: 1 E: 0 K: 0 S: 4 H: 1 LOB: 0 BB: 0 P: 4	R: 0 E: 0 K: 0 S: 4 H: 1 LOB: 2 BB: 1 P: 8	R: 0 E: 0 K: 0 S: 3 H: 0 LOB: 0 BB: 0 P: 3	R: 0 E: 0 K: 0 S: 3 H: 0 LOB: 0 BB: 0 P: 3		1B: 2 2B: 1 3B: 0 HR: 2	SF: 0 SAC: 0 DP: 0 HBP: 0						

PITCHER		IP	WLS	BF	H	R	ER	SO	BB	IBB	HBP	BLK	WP	HR	S	P	ERA	WHIP
Al Downing, L ERA: 3.0	(1, 1)	5.0	L	20	4	2	2	2	1	0	0	0	0	2	23	27	3.60	1.000
Mudcat Grant, R ERA:	(6, 1)	2.0		8	1	0	0	0	1	0	0	0	0	0	7	11	0.00	1.000
Diego Segui, R ERA: 3.65	(8, 1)	1.0		3	0	0	0	0	0	0	0	0	0	0	3	3	0.00	0.000

PITCHER	IP	WLS	BF	H	R	ER	SO	BB	IBB	HBP	BLK	WP	HR	S	P	ERA	WHIP

livebaseballscorecards.com

AB	29
R	2
H	5
RBI	2
BB	2
SO	2
LOB	7

WP: 0 PA: 31
PB: 0
SB: 0
CS: 0

Batter	1	2	3	4	5	6	7	8	9	AB	R	H	RBI	BB	SO	LOB
Felipe Alou, R (1, 7) (6, 9) OBP: 0.313, SLG: 0.316	4-3		F4		1B		FC6 BB		SH1-3 1B	4	0	2	0	1	0	0
Rick Monday, L (1, 8) OBP: 0.410, SLG: 0.534	K			K	K		K		K	5	0	0	0	0	5	4
Reggie Jackson, L (1, 9) OBP: 0.308, SLG: 0.359	K			S S 1B		BB HBP	FC6		SH1-3	2	0	1	0	0	1	0
Jose Tartabull, L (6, PR) (6, 7)										1	0	0	0	0	0	1
Sal Bando, R (1, 5) OBP: 0.282, SLG: 0.333		K		S BB		F3		2B 6-3 BB	L4	3	1	0	0	2	1	2
Don Mincher, L (1, 3) OBP: 0.354, SLG: 0.655		K		K		BB		WP E 2B		3	1	1	0	1	2	2
Dick Green, R (1, 4) OBP: 0.293, SLG: 0.284		1B		K		K		6-3		4	0	1	1	0	2	5
Dave Duncan, R (1, 2) OBP: 0.273, SLG: 0.405		F2			1B 1B	K		K		4	0	1	0	0	2	4
Roberto Pena, R (1, 6) OBP: 0.293, SLG: 0.286			L8		F9		F8	E4		4	0	1	1	0	0	1
Chuck Dobson, R (1, 1) OBP: 0.111, SLG: 0.222			K		F3		HR	F7		2	0	0	0	0	1	1
Paul Lindblad, L (5, 1)										0	0	0	0	0	0	0
Tito Francona, L (7, PH) OBP: 0.455, SLG: 0.667										1	1	1	1	0	0	0
Diego Segui, R (7, 1)										0	0	0	0	0	0	0
Mudcat Grant, R (7, 1)										0	0	0	0	0	0	0
Bob Johnson, R (8, PH) OBP: 0.265, SLG: 0.323										1	0	0	0	0	0	1
Rollie Fingers, R (8, 1)										0	0	0	0	0	0	0
Inning Stats	R: 0 E: 0 K: 2 S: 7 H: 0 LOB: 0 BB: 0 P: 7	R: 0 E: 0 K: 2 S: 8 H: 1 LOB: 1 BB: 0 P: 8	R: 0 E: 0 K: 1 S: 5 H: 0 LOB: 0 BB: 0 P: 5	R: 0 E: 0 K: 3 S: 10 H: 1 LOB: 2 BB: 1 P: 14	R: 0 E: 0 K: 1 S: 7 H: 2 LOB: 2 BB: 0 P: 7	R: 0 E: 0 K: 2 S: 7 H: 0 LOB: 2 BB: 1 P: 12	R: 1 E: 0 K: 1 S: 6 H: 1 LOB: 1 BB: 1 P: 10	R: 2 E: 1 K: 1 S: 7 H: 2 LOB: 1 BB: 1 P: 11	R: 0 E: 0 K: 1 S: 6 H: 1 LOB: 1 BB: 0 P: 6	1B: 6 2B: 1 3B: 0 HR: 1 SF: 0 SAC: 1 DP: 0 HBP: 1	WP: 1 PB: 0 SB: 3 CS: 0 PA: 40					

PITCHER		IP	WLS	BF	H	R	ER	SO	BB	IBB	HBP	BLK	WP	HR	S	P	ERA	WHIP
Sonny Siebert, R ERA: 7.71	(1, 1)	5.0	W	21	4	0	0	9	1	0	1	0	0	0	37	42	0.00	1.000
Lee Stange, R ERA: 2.25	(6, 1)	1.1		6	1	1	1	2	1	0	0	0	0	1	9	13	6.75	1.500
Ken Brett, L ERA: 7.56	(7, 1)	0.2		5	1	2	2	1	2	0	0	0	0	0	5	13	27.00	4.500
Ed Phillips, R ERA:	(8, 1)	1.0		5	2	0	0	1	0	0	0	0	1	0	7	7	0.00	2.000
Sparky Lyle, L ERA:	(9, 1)	1.0	S	3	0	0	0	1	0	0	0	0	0	0	5	5	0.00	0.000

PITCHER	IP	WLS	BF	H	R	ER	SO	BB	IBB	HBP	BLK	WP	HR	S	P	ERA	WHIP

TOP

Oakland Athletics @ Boston Red Sox

Fenway Park, Boston, MA

Wed Apr 29 1970, 7:05 PM EDT

Att. 14,297 - Unknown

livebaseballscorecards.com

AB	34
R	3
H	8
RBI	3
BB	4
SO	14
LOB	21

Batter	1	2	3	4	5	6	7	8	9	AB	R	H	RBI	BB	SO	LOB
Mike Andrews, R (1, 4) OBP: 0.358, SLG: 0.435	WP 1B 1B 1B	L9			2B 1-2 1B		F3			4	2	2	0	0	0	1
Luis Alvarado, R (1, 5) OBP: 0.319, SLG: 0.385	WP 1-2 1B 1B	F6			1B 1-3 2-H G5-2-3 2B		1B 2B			4	2	3	1	0	0	0
Carl Yastrzemski, L (1, 7) OBP: 0.430, SLG: 0.391	CS 1-H 2-H 1B	F7			1B IBB		1B IBB			2	0	1	2	2	0	0
Tony Conigliaro, R (1, 9) OBP: 0.370, SLG: 0.391 Reggie Smith, S (7, PR) OBP: 0.400, SLG: 0.561 (8, 8)	BBBB FC6-4 1-2 BB	5-3			1-2 2-3 3-H 1B		G4-6-3 1-3 2-H 1B			3 0	0 0	2 0	2 0	1 0	0 0	0 0
Rico Petrocelli, R (1, 6) OBP: 0.314, SLG: 0.410 Dick Schofield, S (4, 6) OBP: 0.444, SLG: 0.444	F3			F8	G5-2-3 3-Hf		G4-6-3 1-2f			1 3	0 0	0 0	0 0	0 0	0 0	1 5
George Scott, R (1, 3) OBP: 0.307, SLG: 0.412	FC6-4 1-2f			SSS K		9-2 3B		F8 WP 1B		4	0	2	0	0	1	1
Billy Conigliaro, R (1, 8) (8, 9) OBP: 0.200, SLG: 0.200		5-3		2-3		SSS K		F8 1-3		4	0	0	0	0	1	2
Tom Satriano, L (1, 2) OBP: 0.500, SLG: 0.333		1-3 1B			F5	BBBB BB		5-3		3	0	1	0	1	0	1
Sonny Siebert, R (1, 1) Lee Stange, R (6, 1) Ken Brett, L (7, 1) Ed Phillips, R (8, 1) Sparky Lyle, L (9, 1)		1-3 1-2			H 1B 2B HBP		9-2 3-Hf		5-3	1 1 0 1 0	1 0 0 0 0	0 0 0 0 0	0 0 0 0 0	0 0 0 0 0	0 0 0 0 0	1 2 0 1 0
Inning Stats	R: 2 E: 0 K: 0 S: 5 H: 3 LOB: 1 BB: 1 P: 9	R: 0 E: 0 K: 0 S: 4 H: 1 LOB: 1 BB: 0 P: 4	R: 0 E: 0 K: 0 S: 3 H: 0 LOB: 0 BB: 0 P: 3	R: 0 E: 0 K: 1 S: 5 H: 0 LOB: 0 BB: 0 P: 5	R: 2 E: 0 K: 0 S: 5 H: 3 LOB: 2 BB: 1 P: 10	R: 0 E: 0 K: 1 S: 5 H: 1 LOB: 1 BB: 1 P: 9	R: 1 E: 0 K: 0 S: 4 H: 2 LOB: 2 BB: 1 P: 8	R: 0 E: 0 K: 0 S: 4 H: 1 LOB: 1 BB: 0 P: 4		1B: 8 2B: 3 3B: 1 HR: 0 SF: 0 SAC: 0 DP: 3 HBP: 1						

PITCHER		IP	WLS	BF	H	R	ER	SO	BB	IBB	HBP	BLK	WP	HR	S	P	ERA	WHIP
Chuck Dobson, R ERA: 6.0	(1, 1)	4.1	L	22	7	4	4	1	1	1	1	0	1	0	21	30	8.31	1.846
Paul Lindblad, L ERA:	(5, 1)	1.2		5	1	0	0	1	1	0	0	0	0	0	6	10	0.00	1.200
Diego Segui, R ERA: 4.26	(7, 1)	0.1		4	2	1	1	0	0	1	0	0	0	0	3	7	27.00	6.000
Mudcat Grant, R ERA:	(7, 1)	0.2		1	0	0	0	0	0	0	0	0	0	0	1	1	0.00	0.000
Rollie Fingers, R ERA: 4.5	(8, 1)	1.0		4	1	0	0	0	0	0	0	0	1	0	4	4	0.00	1.000

PITCHER	IP	WLS	BF	H	R	ER	SO	BB	IBB	HBP	BLK	WP	HR	S	P	ERA	WHIP

BOTTOM

Oakland Athletics @ Boston Red Sox

Fenway Park, Boston, MA

Wed Apr 29 1970, 7:05 PM EDT

Att. 14,297 - Unknown

livebaseballscorecards.com

AB	31
R	5
H	11
RBI	5
BB	4
SO	2
LOB	15

WP: 2 PA: 36
PB: 0
SB: 0
CS: 1

Batter	1	2	3	4	5	6	7	8	9	AB	R	H	RBI	BB	SO	LOB
Bert Campaneris, R (1, 6) OBP: 0.262, SLG: 0.325	B B B B 4-0 HR 1B BB		x 0-0 ① 6-3		x 0-0 ③ 5-3			x 0-0 WP 1B 2B	x 0-0 ③ F5	3	1	1	0	1	0	0
Roberto Pena, R (8, PR) OBP: 0.288, SLG: 0.281 (8, 6)										1	1	0	0	0	0	1
Joe Rudi, R (1, 7) OBP: 0.273, SLG: 0.545	x 0-0 1-2 HR 1B		x 0-0 ② F8			x 0-0 HR		B B B B 4-0 2-3 1B BB		3	2	2	1	0	0	0
Rick Monday, L (8, PH) OBP: 0.417, SLG: 0.534 (8, 8)										0	0	0	0	1	0	0
Reggie Jackson, L (1, 8) OBP: 0.293, SLG: 0.338 (8, 9)	x 0-0 ① F3		x 0-0 ③ L7			S S S 0-3 ① K		S S S 0-3 ① K		4	0	0	0	0	2	5
Sal Bando, R (1, 5) OBP: 0.279, SLG: 0.324	S S S 0-3 ② K			x 0-0 ① F4		x 0-0 ② F8		x 0-0 1-2 3-H 1B		4	0	1	1	0	1	2
Felipe Alou, R (1, 9) OBP: 0.310, SLG: 0.349 (8, 7)	x 0-0 1-H 2-H HR			x 0-0 ② 6-3		x 0-0 ③ F4		x 0-0 ② L8		4	1	1	3	0	0	2
Don Mincher, L (1, 3) OBP: 0.333, SLG: 0.610	x 0-0 ③ F8			x 0-0 ③ F6			x 0-0 ① F4	x 0-0 ③ L3		4	0	0	0	0	0	2
Dave Duncan, R (1, 2) OBP: 0.271, SLG: 0.413		S S S 0-3 ① K			x 0-0 PB G6-4-3 2B		x 0-0 ② F8		x 0-0 ① 6-3	4	1	1	0	0	1	0
Dick Green, R (1, 4) OBP: 0.291, SLG: 0.271		S S S 0-3 ② K			B B B B 4-0 2-3 G6-4-3 BB		x 0-0 ③ F9		x 0-0 ② L8	3	0	0	0	1	1	0
Jim Roland, R (1, 1) Roberto Rodriguez, R (3, 1) Bob Johnson, R (5, PH) OBP: 0.257, SLG: 0.313 Paul Lindblad, L (5, 1) Frank Fernandez, R (8, PH) OBP: 0.407, SLG: 0.500 Rollie Fingers, R (8, 1) Tito Francona, L (9, PH) OBP: 0.500, SLG: 0.667 Jose Tartabull, L (9, PR)		S S S 0-3 ③ K			x 0-0 ① ② G6-4-3 1-2f 3-H			x 0-0 B B B B HR	4-0 BB	1 0 1 0 1 0 1 0 0	0 0 0 0 1 0 0 0 0	0 0 0 0 1 0 0 0 0	0 0 0 0 0 0 0 0 0	1 0 0 0 0 0 0 1 0	0 0 0 0 0 0 0 0 0	0 1 0 0 0 0 0 0 0
Inning Stats	R: 3 H: 2 E: 0 LOB: 0 K: 1 BB: 1 S: 7 P: 11	R: 0 H: 0 E: 0 LOB: 0 K: 3 BB: 0 S: 9 P: 9	R: 0 H: 0 E: 0 LOB: 0 K: 0 BB: 0 S: 3 P: 3	R: 0 H: 0 E: 0 LOB: 0 K: 0 BB: 0 S: 3 P: 3	R: 1 H: 1 E: 0 LOB: 0 K: 0 BB: 1 S: 3 P: 7	R: 1 H: 1 E: 0 LOB: 0 K: 1 BB: 0 S: 6 P: 6	R: 0 H: 0 E: 0 LOB: 0 K: 0 BB: 0 S: 3 P: 3	R: 2 H: 3 E: 0 LOB: 2 K: 1 BB: 1 S: 8 P: 12	R: 0 H: 0 E: 0 LOB: 1 K: 0 BB: 1 S: 3 P: 7	1B: 2 SF: 0 2B: 2 SAC: 0 3B: 0 DP: 1 HR: 3 HBP: 0						

TOP

Oakland Athletics @ Boston Red Sox

Fenway Park, Boston, MA

Thu Apr 30 1970, 3:33 AM EDT

Att. 6,225 - Unknown

livebaseballscorecards.com

AB	33
R	7
H	7
RBI	6
BB	4
SO	6
LOB	13

PITCHER		IP	WLS	BF	H	R	ER	SO	BB	IBB	HBP	BLK	WP	HR	S	P	ERA	WHIP
Gary Peters, L ERA: 4.18	(1, 1)	7.0	W	28	6	7	6	5	2	0	0	0	0	3	36	44	7.71	1.143
Ray Jarvis, R ERA: 2.84	(8, 1)	0.0		1	0	0	0	0	1	0	0	0	1	0	0	4	∞	∞
Bill Lee, L ERA: 2.76	(8, 1)	0.1		1	0	0	0	1	0	0	0	0	0	0	3	3	0.00	0.000
Ed Phillips, R ERA:	(8, 1)	0.1		2	1	0	0	0	0	0	0	0	0	0	2	2	0.00	3.000
Sparky Lyle, L ERA:	(8, 1)	1.1	S	5	0	0	0	0	1	0	0	0	0	0	4	8	0.00	0.750

PITCHER	IP	WLS	BF	H	R	ER	SO	BB	IBB	HBP	BLK	WP	HR	S	P	ERA	WHIP

WP: 1 PA: 37
PB: 1
SB: 0
CS: 0

Oakland Athletics @ Boston Red Sox

Fenway Park, Boston, MA

Thu Apr 30 1970, 3:33 AM EDT

Att. 6,225 - Unknown

BOTTOM

Batter	1	2	3	4	5	6	7	8	9	AB	R	H	RBI	BB	SO	LOB
Mike Andrews, R (1, 4) OBP: 0.341, SLG: 0.411	6-3	F3		F7		4-3				4	0	0	0	0	0	2
Reggie Smith, S (1, 8) OBP: 0.405, SLG: 0.557	G4-6-3, 1B		6-3		F5		4-3, 1B			4	0	2	0	0	0	0
Carl Yastrzemski, L (1, 7) OBP: 0.422, SLG: 0.373	G4-6-3 1-2f		BBB, HR, BB		SSS, K		4-3 1-2			3	1	0	0	1	1	2
Rico Petrocelli, R (1, 6) OBP: 0.338, SLG: 0.492		2B, SF9, 1B	1-H, HR		HR, 2B		SSS, K			4	3	3	2	0	1	1
George Scott, R (1, 3) OBP: 0.329, SLG: 0.500		SF9, E, 1-3, 2B	1B, 2B		2-H, HR		6-3			4	3	3	2	0	0	1
Billy Conigliaro, R (1, 9) OBP: 0.333, SLG: 0.750		SF9 2-3 3-H	CS, 1B 2-H		HR			5-3		3	1	2	3	0	0	0
Luis Alvarado, R (1, 5) OBP: 0.315, SLG: 0.391		F6	F8 1-2		5-3			2B		4	0	1	0	0	0	2
Jerry Moses, R (1, 2) OBP: 0.394, SLG: 0.525		E6, 1B 3-H		F5		1-3		L4		4	0	1	1	0	0	1
Gary Peters, L (1, 1) OBP: 0.231, SLG: 0.250		BBB, BB		L9		SSS, K		3-1		2	0	0	0	1	1	0
Ray Jarvis, R (8, 1)										0	0	0	0	0	0	0
Bill Lee, L (8, 1)										0	0	0	0	0	0	0
Ed Phillips, R (8, 1)										0	0	0	0	0	0	0
Sparky Lyle, L (8, 1)										1	0	0	0	0	0	1
Inning Stats	R: 0 E: 0 K: 0 S: 3 H: 1 LOB: 0 BB: 0 P: 3	R: 2 E: 1 K: 0 S: 6 H: 3 LOB: 2 BB: 1 P: 10	R: 3 E: 0 K: 0 S: 5 H: 3 LOB: 0 BB: 1 P: 9	R: 0 E: 0 K: 0 S: 3 H: 0 LOB: 0 BB: 0 P: 3	R: 3 E: 0 K: 1 S: 8 H: 3 LOB: 0 BB: 0 P: 8	R: 0 E: 0 K: 1 S: 5 H: 0 LOB: 0 BB: 0 P: 5	R: 0 E: 0 K: 1 S: 6 H: 1 LOB: 1 BB: 0 P: 6	R: 0 E: 0 K: 0 S: 4 H: 1 LOB: 1 BB: 0 P: 4		1B: 5 2B: 4 3B: 0 HR: 3 SF: 1 SAC: 0 DP: 1 HBP: 0				WP: 0 PB: 0 SB: 0 CS: 1 PA: 36	

livebaseballscorecards.com

AB	33
R	8
H	12
RBI	8
BB	2
SO	3
LOB	10

PITCHER		IP	WLS	BF	H	R	ER	SO	BB	IBB	HBP	BLK	WP	HR	S	P	ERA	WHIP
Jim Roland, L ERA: 5.4	(1, 1)	2.1	L	13	5	4	4	0	2	0	0	0	0	1	11	19	15.43	3.000
Roberto Rodriguez, R ERA: 4.15	(3, 1)	1.2		6	2	1	1	0	0	0	0	0	0	0	6	6	5.40	1.200
Paul Lindblad, L ERA: 3.0	(5, 1)	3.0		13	4	3	3	3	0	0	0	0	0	2	19	19	9.00	1.333
Rollie Fingers, R ERA: 4.0	(8, 1)	1.0		4	1	0	0	0	0	0	0	0	0	0	4	4	0.00	1.000

PITCHER	IP	WLS	BF	H	R	ER	SO	BB	IBB	HBP	BLK	WP	HR	S	P	ERA	WHIP

California Angels @ Boston Red Sox

Fenway Park, Boston, MA

Fri May 01 1970, 7:05 PM EDT

Att. 23,292 - Unknown

TOP

livebaseballscorecards.com

Batter	1	2	3	4	5	6	7	8	9	AB	R	H	RBI	BB	SO	LOB
Sandy Alomar Sr., S (1, 4) OBP: 0.330, SLG: 0.308	0-0 1B S 1B		0-0 E5 1B BB 1B		0-0 ① F8			0-3 ① K		4	1	1	0	0	1	0
Roger Repoz, L (1, 8) OBP: 0.391, SLG: 0.583	S S S 0-3 ① K 1-2		B B B B 4-0 1B 1B 1-2 BB		x 0-0 ② G3			S S S 0-3 ② K		3	1	0	0	1	2	1
Jim Fregosi, R (1, 6) OBP: 0.359, SLG: 0.460	x 0-0 G4-3 2-3 1B		x 0-0 1B 1-2 2-3 1B		x 0-0 ③ 4-3			x 0-0 ③ 6-3		4	0	2	0	0	0	0
Alex Johnson, R (1, 7) OBP: 0.356, SLG: 0.464	x 0-0 ② ③ G4-3 1-2f		x 0-0 1-3 2-H 3-H 1B			x 0-0 ① F8			x 0-0 ① 1-3	4	0	1	2	0	0	2
Jim Spencer, L (1, 3) OBP: 0.340, SLG: 0.356		x 0-0 ① G3	S S S 0-3 ③ K			S S S 0-3 ② K			x 0-0 ② F8	4	0	0	0	0	2	2
Ken McMullen, R (1, 5) OBP: 0.291, SLG: 0.315		S S S 0-3 ② K		x 0-0 G3 SF8 2B		S S S 0-3 ③ K			x 0-0 1B	4	1	2	0	0	2	0
Bill Voss, L (1, 9) OBP: 0.383, SLG: 0.409		x 0-0 ③ F8		x 0-0 ① G3 2-3			x 0-0 ① F8		x 0-0 ③ F5	4	0	0	0	0	0	2
Joe Azcue, R (1, 2) OBP: 0.232, SLG: 0.327			x 0-0 ① F2	x 0-0 ② SF8 3-H			S S S 0-3 ② K			2	0	0	1	0	1	0
Tom Murphy, R (1, 1) OBP: 0.067, SLG: 0.071			x 0-0 ② S S S 6-3	0-3 ③ K			x 0-0 ③ F3			2	0	0	0	0	1	0
Eddie Fisher, R (4, 1)										0	0	0	0	0	0	0
Jay Johnstone, L (7, PH) OBP: 0.291, SLG: 0.434										1	0	0	0	0	0	0
Wally Wolf, R (7, 1)										0	0	0	0	0	0	0

Inning Stats	1	2	3	4	5	6	7	8	9
	R: 0 H: 2 E: 0 LOB: 1 K: 1 BB: 0 S: 6 P: 6	R: 0 H: 0 E: 0 LOB: 0 K: 1 BB: 0 S: 5 P: 5	R: 2 H: 2 E: 1 LOB: 2 K: 1 BB: 1 S: 8 P: 12	R: 1 H: 1 E: 0 LOB: 0 K: 1 BB: 0 S: 6 P: 6	R: 0 H: 0 E: 0 LOB: 0 K: 0 BB: 0 S: 3 P: 3	R: 0 H: 0 E: 0 LOB: 0 K: 2 BB: 0 S: 7 P: 7	R: 0 H: 0 E: 0 LOB: 0 K: 1 BB: 0 S: 5 P: 5	R: 0 H: 0 E: 0 LOB: 0 K: 2 BB: 0 S: 7 P: 7	R: 0 H: 1 E: 0 LOB: 1 K: 0 BB: 0 S: 4 P: 4

1B: 5 SF: 1
2B: 1 SAC: 0
3B: 0 DP: 1
HR: 0 HBP: 0

WP: 0 PA: 34
PB: 0
SB: 1
CS: 0

	AB	32
	R	3
	H	6
	RBI	3
	BB	1
	SO	9
	LOB	7

PITCHER	IP	WLS	BF	H	R	ER	SO	BB	IBB	HBP	BLK	WP	HR	S	P	ERA	WHIP
Ray Culp, R (1, 1) ERA: 3.16	9.0	W	34	6	3	1	9	1	0	0	0	0	0	51	55	1.00	0.778

PITCHER	IP	WLS	BF	H	R	ER	SO	BB	IBB	HBP	BLK	WP	HR	S	P	ERA	WHIP

BOTTOM

California Angels @ Boston Red Sox

Fenway Park, Boston, MA

Fri May 01 1970, 7:05 PM EDT

Att. 23,292 - Unknown

livebaseballscorecards.com

Batter	1	2	3	4	5	6	7	8	9	AB	R	H	RBI	BB	SO	LOB
Mike Andrews, R (1, 4) OBP: 0.326, SLG: 0.390	F5	G1-4-3 1-2f			5-3		F9			4	0	0	0	0	0	1
Reggie Smith, S (1, 8) OBP: 0.410, SLG: 0.595	S WP HR 1B		3-1		4-3		HR			4	2	2	1	0	0	0
Carl Yastrzemski, L (1, 7) OBP: 0.437, SLG: 0.471	1-H HR		4-3		HR		BBBB 4-0 S 2B BB			3	3	2	3	1	0	0
Tony Conigliaro, R (1, 9) OBP: 0.377, SLG: 0.388	BBBB 4-0 G6-4-3 BB		5-3		1B		SSS 0-3 K 1-2			3	0	1	0	1	1	1
Rico Petrocelli, R (1, 6) OBP: 0.346, SLG: 0.522	G6-4-3 1-2f			2B	F7		2-H 2B			4	1	2	1	0	0	2
George Scott, R (1, 3) OBP: 0.349, SLG: 0.566		HR		3-1 2-H 2B		FC4-6 1B	SSS K			4	1	3	2	0	1	1
Luis Alvarado, R (1, 5) OBP: 0.312, SLG: 0.397		F9 1B 2B		3-1 2-3	SSS K			F8		4	1	1	0	0	1	2
Jerry Moses, R (1, 2) OBP: 0.371, SLG: 0.492		F9 2-3		6-3		F7		SSS K		4	0	0	0	0	1	3
Ray Culp, R (1, 1) OBP: 0.154, SLG: 0.154		G1-4-3 3-H 1B		5-3		FC4-6 1-2f		SSS K		4	0	1	1	0	1	2
Inning Stats	R: 2 E: 0 K: 0 S: 4 H: 2 LOB: 0 BB: 1 P: 8	R: 2 E: 0 K: 0 S: 5 H: 3 LOB: 0 BB: 0 P: 5	R: 0 E: 0 K: 0 S: 3 H: 0 LOB: 0 BB: 0 P: 3	R: 1 E: 0 K: 0 S: 5 H: 2 LOB: 1 BB: 0 P: 5	R: 1 E: 0 K: 0 S: 5 H: 2 LOB: 1 BB: 0 P: 5	R: 0 E: 0 K: 1 S: 6 H: 1 LOB: 1 BB: 0 P: 6	R: 2 E: 0 K: 2 S: 9 H: 2 LOB: 1 BB: 1 P: 13	R: 0 E: 0 K: 2 S: 7 H: 0 LOB: 0 BB: 0 P: 7		1B: 4 2B: 4 3B: 0 HR: 4	SF: 0 SAC: 0 DP: 2 HBP: 0						

	AB	34
	R	8
	H	12
	RBI	8
	BB	2
	SO	5
	LOB	12

WP: 1 PB: 0 SB: 2 CS: 0 PA: 36

PITCHER		IP	WLS	BF	H	R	ER	SO	BB	IBB	HBP	BLK	WP	HR	S	P	ERA	WHIP
Tom Murphy, R ERA: 4.58	(1, 1)	3.0	L	15	7	5	5	0	1	0	0	0	1	2	14	18	15.00	2.667
Eddie Fisher, R ERA: 0.48	(4, 1)	3.0		12	3	1	1	1	0	0	0	0	0	1	14	14	3.00	1.000
Wally Wolf, R ERA: 5.4	(7, 1)	2.0		9	2	2	2	4	1	0	0	0	0	1	16	20	9.00	1.500

PITCHER	IP	WLS	BF	H	R	ER	SO	BB	IBB	HBP	BLK	WP	HR	S	P	ERA	WHIP

California Angels @ Boston Red Sox

Fenway Park, Boston, MA

Sat May 02 1970, 3:33 AM EDT

Att. 26,144 - Unknown

TOP

livebaseballscorecards.com

Batter	1	2	3	4	5	6	7	8	9	AB	R	H	RBI	BB	SO	LOB
Sandy Alomar Sr., S (1, 4) OBP: 0.327, SLG: 0.305	6-3			FC3-6 1B	F7		SH 1-3 2B	F7 1-2		4	1	1	0	0	0	1
Roger Repoz, L (1, 8) (7, 9) OBP: 0.392, SLG: 0.609	G3			FC3-6 1-2f BLK 1B	BBBB BB		G3		HR	4	2	1	1	1	0	3
Jim Fregosi, R (1, 6) OBP: 0.361, SLG: 0.467	F2			1-H 3B 1B	F8		2-H 3-H 1B 2B		F7	5	2	2	3	0	0	1
Alex Johnson, R (1, 7) OBP: 0.359, SLG: 0.461		5-3		F4		1B G6-4-3 1B	S 2-H 1B		6-3	5	1	2	1	0	0	1
Jim Spencer, L (1, 3) OBP: 0.364, SLG: 0.408		F8		1-H 1B 3B		SSS G6-4-3 1-3 1B	K 1-2		BBBB BB	4	1	2	1	1	1	1
Ken McMullen, R (1, 5) OBP: 0.298, SLG: 0.303		6-3		BBBB 1B BB		G6-4-3 1-2f 3-H	IBB		F7	3	0	0	0	2	0	2
Bill Voss, L (1, 9) OBP: 0.393, SLG: 0.412			4-3	1-2 3-H 1B		BBBB BB	SSS K			2	0	1	1	1	0	0
Giraldo Ruiz, S (7, PH) OBP: 0.167, SLG: 0.333										1	0	0	0	0	1	2
Ken Tatum, R (7, 1)										0	0	0	0	0	0	0
Joe Azcue, R (1, 2) OBP: 0.250, SLG: 0.345			2B	5-3		F8		BBBB FC5-4 BB		3	0	1	0	1	0	3
Clyde Wright, R (1, 1)			6-3		G3		E5 SH 2B	FC5-4 1-2f F7		1	0	0	0	0	0	0
Greg Garrett, S (4, 1)										1	0	0	0	0	0	0
Tom Silverio, L (7, PH)										2	1	0	0	0	0	1
(7, 8)																

	AB	35
	R	8
	H	10
	RBI	7
	BB	6
	SO	2
	LOB	15

Inning Stats																																		
	R: 0	H: 0		R: 0	H: 0		R: 0	H: 1		R: 3	H: 4		R: 0	H: 0		R: 1	H: 2		R: 3	H: 2		R: 0	H: 0		R: 1	H: 1		1B: 6	SF: 0		WP: 0	PA: 42	
	E: 0	LOB: 0		E: 0	LOB: 0		E: 0	LOB: 0		E: 0	LOB: 2		E: 0	LOB: 1		E: 0	LOB: 1		E: 2	LOB: 2		E: 0	LOB: 1		E: 0	LOB: 1		2B: 2	SAC: 1		PB: 0		
	K: 0	BB: 0		K: 0	BB: 0		K: 0	BB: 0		K: 0	BB: 1		K: 0	BB: 1		K: 0	BB: 1		K: 2	BB: 1		K: 0	BB: 1		K: 0	BB: 1		3B: 1	DP: 1		SB: 1		
	S: 3	P: 3		S: 3	P: 3		S: 3	P: 3		S: 7	P: 11		S: 3	P: 7		S: 4	P: 8		S: 11	P: 15		S: 2	P: 6		S: 4	P: 8		HR: 1	HBP: 0		CS: 0		

PITCHER		IP	WLS	BF	H	R	ER	SO	BB	IBB	HBP	BLK	WP	HR	S	P	ERA	WHIP
Vicente Romo, R ERA: 3.05	(1, 1)	5.0		23	7	4	4	0	2	0	0	1	0	0	21	29	7.20	1.800
Ray Jarvis, R ERA: 2.35	(6, 1)	1.1	L	8	2	3	0	0	1	0	0	0	0	0	7	11	0.00	2.250
Ken Brett, L ERA: 6.3	(7, 1)	1.2		6	0	0	0	2	1	1	0	0	0	0	8	16	0.00	0.600
Ed Phillips, R ERA: 1.0	(9, 1)	1.0		5	1	1	1	0	1	0	0	0	0	1	4	8	9.00	2.000

PITCHER	IP	WLS	BF	H	R	ER	SO	BB	IBB	HBP	BLK	WP	HR	S	P	ERA	WHIP

BOTTOM

California Angels @ Boston Red Sox

Fenway Park, Boston, MA

Sat May 02 1970, 3:33 AM EDT

Att. 26,144 - Unknown

Batter	1	2	3	4	5	6	7	8	9	AB	R	H	RBI	BB	SO	LOB
Mike Andrews, R (1, 4) OBP: 0.309, SLG: 0.366	F4	F8		F8		F7		F7		5	0	0	0	0	0	2
Reggie Smith, S (1, 8) OBP: 0.420, SLG: 0.590	FC4-6, 1B		BB, 1B, SF9	BB, 1-2		F6		K		4	1	2	0	1	1	0
Carl Yastrzemski, L (1, 7) OBP: 0.446, SLG: 0.466	FC4-6, WP, HR, 1-2f		1B, BB, 1-2	BBB, 1-2, 2-3		BLK, IBB			4-3	3	1	1	0	2	0	1
Tony Conigliaro, R (1, 9) OBP: 0.390, SLG: 0.386	BBBB, HR, 1-2		BBBB, 1B, 1-2, 2-3	F5		K, 1-2			1B	3	1	1	0	2	1	4
Rico Petrocelli, R (1, 6) OBP: 0.361, SLG: 0.589	HR, 1-H, 2-H		SF9, 3-H		2B		F8		1B, 1-2	4	1	3	4	0	0	0
George Scott, R (1, 3) OBP: 0.352, SLG: 0.580	5-3		FC5-4, 1-2, 2-3		K		3B		K	5	0	2	0	0	2	3
Luis Alvarado, R (1, 5) OBP: 0.313, SLG: 0.395		5-3	FC5-4, 1-2f		1B, 2-3		K		F5	3	0	1	0	0	0	2
Tom Matchick, L (7, PH) (8, 5)										2	0	0	0	0	1	3
Jerry Moses, R (1, 2) OBP: 0.365, SLG: 0.478		F8		FC1-6, 1B		F8				4	0	1	0	0	0	3
Vicente Romo, R (1, 1)		HBP		FC1-6, BB, BB, 1-2f		F9		F8		2	0	0	0	0	0	3
Ray Jarvis, R (6, 1)										0	0	0	0	0	0	0
Ken Brett, L (7, 1)										0	0	0	0	0	0	0
Dick Schofield, S (8, PH) OBP: 0.400, SLG: 0.400										1	0	0	0	0	0	0
Ed Phillips, R (9, 1)										0	0	0	0	0	0	0
Inning Stats	R: 3 E: 0 K: 0 S: 5 H: 2 LOB: 0 BB: 1 P: 9	R: 0 E: 0 K: 0 S: 3 H: 0 LOB: 1 BB: 0 P: 4	R: 1 E: 0 K: 0 S: 5 H: 3 LOB: 2 BB: 1 P: 9	R: 0 E: 0 K: 0 S: 4 H: 1 LOB: 3 BB: 2 P: 12	R: 0 E: 0 K: 1 S: 7 H: 2 LOB: 2 BB: 0 P: 7	R: 0 E: 0 K: 1 S: 5 H: 0 LOB: 1 BB: 1 P: 9	R: 0 E: 0 K: 1 S: 6 H: 1 LOB: 1 BB: 0 P: 6	R: 0 E: 0 K: 1 S: 5 H: 0 LOB: 0 BB: 0 P: 5	R: 0 E: 0 K: 1 S: 7 H: 2 LOB: 2 BB: 0 P: 7	1B: 8 2B: 1 3B: 1 HR: 1 SF: 1 SAC: 0 DP: 0 HBP: 1	WP: 1 PB: 0 SB: 0 CS: 0 PA: 43					

livebaseballscorecards.com

	AB	36
	R	4
	H	11
	RBI	4
	BB	5
	SO	5
	LOB	21

PITCHER		IP	WLS	BF	H	R	ER	SO	BB	IBB	HBP	BLK	WP	HR	S	P	ERA	WHIP
Clyde Wright, L ERA: 3.67	(1, 1)	3.2		20	6	4	4	0	3	0	1	0	1	1	16	29	9.82	2.455
Greg Garrett, L ERA:	(4, 1)	2.1	W	11	2	0	0	2	1	1	0	1	0	0	13	21	0.00	1.286
Ken Tatum, R ERA: 0.93	(7, 1)	3.0	S	12	3	0	0	3	0	0	0	0	0	0	18	18	0.00	1.000

PITCHER	IP	WLS	BF	H	R	ER	SO	BB	IBB	HBP	BLK	WP	HR	S	P	ERA	WHIP

Boston Red Sox @ Milwaukee Brewers

Milwaukee County Stadium, Milwaukee, WI

Tue May 05 1970, 8:05 PM EDT
Att. 6,780 - Unknown

livebaseballscorecards.com

Batter	1	2	3	4	5	6	7	8	9	AB	R	H	RBI	BB	SO	LOB
Mike Andrews, R (1, 4) OBP: 0.303, SLG: 0.349	L8			F7		2B 1B BB	FC5-4 1B 1-2f		F9	4	1	0	0	1	0	1
Reggie Smith, S (1, 8) OBP: 0.419, SLG: 0.585	K			K		1B BB 2B 1-3 2-H 3-H	K		G4-6-3 HBP	4	1	1	2	0	3	1
Carl Yastrzemski, L (1, 7) OBP: 0.443, SLG: 0.455	F7			6-3		BB 1B E IBB	FC5-4 1B 1-3		G4-6-3 1-2f	4	1	1	0	1	0	1
Tony Conigliaro, R (1, 9) OBP: 0.384, SLG: 0.378		F9			6-3	E BB 1B 1-2 2-3 3-H	FC5-4 1-2f			4	0	1	1	0	0	2
Rico Petrocelli, R (1, 6) OBP: 0.356, SLG: 0.571		F2			K	K		2B 1B		4	1	1	0	0	2	3
George Scott, R (1, 3) OBP: 0.359, SLG: 0.583		4-3			4-3	E BB 1-2 2-3 3-H		WP 2B 1-H		3	0	1	2	1	0	0
Luis Alvarado, R (1, 5) OBP: 0.298, SLG: 0.375			1-3			6-3 / E5		F3 2-3		4	0	0	0	0	0	3
Tom Satriano, L (1, 2) OBP: 0.375, SLG: 0.167			G3			2B 2B BB / 3-1		F7		3	1	0	0	1	0	4
Sonny Siebert, R (1, 1) OBP: 0.375, SLG: 0.333			G3			2B 2B 1-3	FC5-4 BB	K		3	1	1	0	1	1	1

Inning Stats	1	2	3	4	5	6	7	8	9	AB	R	H	RBI	BB	SO	LOB
	R: 0 E: 0 K: 1 S: 5	H: 0 LOB: 0 BB: 0 P: 5	R: 0 E: 0 K: 0 S: 3	H: 0 LOB: 0 BB: 0 P: 3	R: 0 E: 0 K: 0 S: 3	H: 0 LOB: 0 BB: 0 P: 3	R: 0 E: 0 K: 1 S: 5	H: 0 LOB: 0 BB: 0 P: 5	R: 0 E: 0 K: 1 S: 5	H: 0 LOB: 0 BB: 0 P: 5	R: 5 E: 1 K: 1 S: 9	H: 3 LOB: 3 BB: 4 P: 25	R: 0 E: 0 K: 1 S: 6	H: 1 LOB: 2 BB: 1 P: 10	R: 1 E: 0 K: 1 S: 7	H: 2 LOB: 1 BB: 0 P: 7	R: 0 E: 0 K: 0 S: 2	H: 0 LOB: 0 BB: 0 P: 3

1B: 3	SF: 0
2B: 3	SAC: 0
3B: 0	DP: 1
HR: 0	HBP: 1

WP: 1 PA: 39
PB: 0
SB: 0
CS: 0

PITCHER		IP	WLS	BF	H	R	ER	SO	BB	IBB	HBP	BLK	WP	HR	S	P	ERA	WHIP
Gene Brabender, R ERA: 4.54	(1, 1)	6.0	L	26	3	5	4	4	3	1	0	0	0	0	30	46	6.00	1.000
Bob Locker, R ERA: 3.31	(7, 1)	3.0		13	3	1	1	2	1	0	1	0	1	0	15	20	3.00	1.333

PITCHER	IP	WLS	BF	H	R	ER	SO	BB	IBB	HBP	BLK	WP	HR	S	P	ERA	WHIP

Batter	1	2	3	4	5	6	7	8	9	AB	R	H	RBI	BB	SO	LOB
Tommy Harper, R (1, 5) OBP: 0.313, SLG: 0.320	K S 1B		F4			G6-4-3 1-2f			FC5-4 1-2f S	4	0	1	0	0	0	2
Mike Hegan, L (1, 3) OBP: 0.268, SLG: 0.170	K 1-3			6-3			4-3		K 1-2	4	0	0	0	0	2	2
Russ Snyder, L (1, 8) OBP: 0.360, SLG: 0.318	F7			F7			F2			3	0	0	0	0	0	0
Danny Walton, R (1, 7) OBP: 0.389, SLG: 0.596		1B		F7			6-3			3	0	1	0	0	0	0
Steve Hovley, L (1, 9) OBP: 0.393, SLG: 0.400		K			F8			F7		3	0	0	0	0	1	1
Jerry McNertney, R (1, 2) OBP: 0.321, SLG: 0.366		F9			F8			6-3		3	0	0	0	0	0	1
Ted Kubiak, S (1, 6) OBP: 0.340, SLG: 0.247		4-3			F6			1-3		3	0	0	0	0	0	1
John Kennedy, R (1, 4) OBP: 0.385, SLG: 0.417			1-3			F7			F8	3	0	0	0	0	0	0
Gene Brabender, R (1, 1) OBP: 0.182, SLG: 0.273			K			E6 G6-4-3			FC5-4 1B	1	0	0	0	0	1	0
Rich Rollins, R (6, PH) OBP: 0.276, SLG: 0.240										1	0	0	0	0	0	0
Bob Locker, S (7, 1)										0	0	0	0	0	0	0
Greg Goossen, R (9, PH) OBP: 0.392, SLG: 0.405										1	0	1	0	0	0	0
Wayne Comer, R (9, PR)										0	0	0	0	0	0	0
Inning Stats	R: 0 E: 0 K: 1 S: 5 H: 1 LOB: 0 BB: 0 P: 5	R: 0 E: 0 K: 1 S: 6 H: 1 LOB: 1 BB: 0 P: 6	R: 0 E: 0 K: 1 S: 5 H: 0 LOB: 0 BB: 0 P: 5	R: 0 E: 0 K: 0 S: 3 H: 0 LOB: 0 BB: 0 P: 3	R: 0 E: 0 K: 0 S: 3 H: 0 LOB: 0 BB: 0 P: 3	R: 0 E: 1 K: 0 S: 3 H: 0 LOB: 0 BB: 0 P: 3	R: 0 E: 0 K: 0 S: 3 H: 0 LOB: 0 BB: 0 P: 3	R: 0 E: 0 K: 0 S: 3 H: 0 LOB: 0 BB: 0 P: 3	R: 0 E: 0 K: 1 S: 6 H: 1 LOB: 2 BB: 0 P: 6	1B: 3 2B: 0 3B: 0 HR: 0 SF: 0 SAC: 0 DP: 1 HBP: 0						

PITCHER	IP	WLS	BF	H	R	ER	SO	BB	IBB	HBP	BLK	WP	HR	S	P	ERA	WHIP
Sonny Siebert, R (1, 1) ERA: 4.7	9.0	W	29	3	0	0	4	0	0	0	0	0	0	37	37	0.00	0.333

PITCHER	IP	WLS	BF	H	R	ER	SO	BB	IBB	HBP	BLK	WP	HR	S	P	ERA	WHIP

BOTTOM

Boston Red Sox @ Milwaukee Brewers

Milwaukee County Stadium, Milwaukee, WI

Tue May 05 1970, 8:05 PM EDT

Att. 6,780 - Unknown

livebaseballscorecards.com

AB	29
R	0
H	3
RBI	0
BB	0
SO	4
LOB	7

Boston Red Sox @ Milwaukee Brewers

Milwaukee County Stadium, Milwaukee, WI

Wed May 06 1970, 8:05 PM EDT

Att. 5,320 - Unknown

TOP

livebaseballscorecards.com

Batter	1	2	3	4	5	6	7	8	9	AB	R	H	RBI	BB	SO	LOB
Mike Andrews, R (1, 4) OBP: 0.291, SLG: 0.333	F9		F9			F8		F7		4	0	0	0	0	0	0
Reggie Smith, S (1, 8) OBP: 0.433, SLG: 0.593	1B			CS, BB 1B		4-3		HR 1B		4	1	3	0	0	0	0
Carl Yastrzemski, L (1, 7) OBP: 0.455, SLG: 0.494	K			CS 1-2 BB		BB		1-H HR		2	1	1	2	2	1	1
Rico Petrocelli, R (1, 6) OBP: 0.341, SLG: 0.543	K			K 1-2 2-3		F3		F8		4	0	0	0	0	2	4
George Scott, R (1, 3) OBP: 0.354, SLG: 0.563		K		BB			K		6-3	3	0	0	0	1	2	0
Billy Conigliaro, R (1, 9) OBP: 0.385, SLG: 0.917		K		K			HR		G4-3 1B	4	1	2	1	0	2	2
Luis Alvarado, R (1, 5) OBP: 0.291, SLG: 0.366		K			K		F9		G4-3 1-2f	2	0	0	0	0	2	0
Dick Schofield, S (7, PH) (7, 5)										2	0	0	0	0	0	1
Jerry Moses, R (1, 2) OBP: 0.351, SLG: 0.458			K		F8		F6			3	0	0	0	0	1	0
Gary Peters, L (1, 1) OBP: 0.200, SLG: 0.214			F3		F9			F8		2	0	0	0	0	0	0
Mike Derrick, L (8, PH) OBP: 0.286, SLG: 0.286										1	0	0	0	0	0	0
Ed Phillips, R (8, 1)										0	0	0	0	0	0	0
Inning Stats	R: 0 E: 0 K: 2 S: 8 H: 1 LOB: 1 BB: 0 P: 8	R: 0 E: 0 K: 3 S: 9 H: 0 LOB: 0 BB: 0 P: 9	R: 0 E: 0 K: 1 S: 5 H: 0 LOB: 0 BB: 0 P: 5	R: 0 E: 0 K: 2 S: 7 H: 1 LOB: 2 BB: 2 P: 15	R: 0 E: 0 K: 1 S: 5 H: 0 LOB: 0 BB: 0 P: 5	R: 0 E: 0 K: 0 S: 3 H: 0 LOB: 1 BB: 1 P: 7	R: 1 E: 0 K: 1 S: 6 H: 1 LOB: 0 BB: 0 P: 6	R: 2 E: 0 K: 0 S: 5 H: 2 LOB: 0 BB: 0 P: 5	R: 0 E: 0 K: 0 S: 3 H: 1 LOB: 0 BB: 0 P: 3	1B: 4 2B: 0 3B: 0 HR: 2 SF: 0 SAC: 0 DP: 1 HBP: 0						

AB	31	
R	3	
H	6	
RBI	3	
BB	3	
SO	10	
LOB	8	

WP: 0 PA: 34
PB: 0
SB: 0
CS: 2

PITCHER		IP	WLS	BF	H	R	ER	SO	BB	IBB	HBP	BLK	WP	HR	S	P	ERA	WHIP
Bobby Bolin, R ERA: 5.65	(1, 1)	8.0	W	31	5	3	3	10	3	0	0	0	0	2	48	60	3.38	1.000
John Gelnar, R ERA: 6.61	(9, 1)	1.0	S	3	1	0	0	0	0	0	0	0	0	0	3	3	0.00	1.000

PITCHER	IP	WLS	BF	H	R	ER	SO	BB	IBB	HBP	BLK	WP	HR	S	P	ERA	WHIP

BOTTOM

Boston Red Sox @ Milwaukee Brewers

Milwaukee County Stadium, Milwaukee, WI

Wed May 06 1970, 8:05 PM EDT

Att. 5,320 - Unknown

livebaseballscorecards.com

Batter	1	2	3	4	5	6	7	8	9	AB	R	H	RBI	BB	SO	LOB
Tommy Harper, R (1, 5) OBP: 0.310, SLG: 0.327	F8		F4	2B			F6			4	0	1	0	0	0	0
Steve Hovley, L (1, 9) OBP: 0.387, SLG: 0.393	K		6-3	K			FC6-4 1B			4	0	1	0	0	2	1
Ted Savage, R (1, 8) OBP: 0.324, SLG: 0.444	BB		1B		5-3		F9			3	0	1	0	1	0	1
Danny Walton, R (1, 7) OBP: 0.375, SLG: 0.571	F9		K		K		FC6-4 1-2f			4	0	0	0	0	2	3
Jerry McNertney, R (1, 2) OBP: 0.306, SLG: 0.347		1-3		F8	5-3			K		4	0	0	0	0	1	0
Greg Goossen, R (1, 3) OBP: 0.407, SLG: 0.395		BB 1B		BB 1B HR		5-3		CS 1B		1	1	0	0	2	0	0
Mike Hegan, L (8, PH) OBP: 0.281, SLG: 0.188 (9, 3)										1	0	1	0	0	0	0
Ted Kubiak, S (1, 6) OBP: 0.356, SLG: 0.303		1-2 1B		1-2 HR 1B		L5		1-2 HR		4	2	3	1	0	0	0
John Kennedy, R (1, 4) OBP: 0.400, SLG: 0.519		K		1-H 2-H HR		BB		K		3	1	1	3	1	2	2
Bobby Bolin, R (1, 1)		K		K		F7				3	0	0	0	0	2	3
John Gelnar, R (9, 1)										0	0	0	0	0	0	0
Inning Stats	R: 0 E: 0 K: 1 S: 5 H: 0 LOB: 1 BB: 1 P: 9	R: 0 E: 0 K: 2 S: 8 H: 1 LOB: 2 BB: 1 P: 12	R: 0 E: 0 K: 1 S: 6 H: 1 LOB: 1 BB: 0 P: 6	R: 3 E: 0 K: 2 S: 10 H: 3 LOB: 1 BB: 1 P: 14	R: 0 E: 0 K: 1 S: 5 H: 0 LOB: 0 BB: 0 P: 5	R: 0 E: 0 K: 0 S: 3 H: 0 LOB: 1 BB: 1 P: 7	R: 0 E: 0 K: 0 S: 4 H: 1 LOB: 1 BB: 0 P: 4	R: 1 E: 0 K: 2 S: 8 H: 2 LOB: 0 BB: 0 P: 8		1B: 5 2B: 1 3B: 0 HR: 2	SF: 0 SAC: 0 DP: 0 HBP: 0						

	AB	31
	R	4
	H	8
	RBI	4
	BB	4
	SO	9
	LOB	10

WP: 0 PB: 0 SB: 0 CS: 1 PA: 35

PITCHER		IP	WLS	BF	H	R	ER	SO	BB	IBB	HBP	BLK	WP	HR	S	P	ERA	WHIP
Gary Peters, L ERA: 4.12	(1, 1)	7.0		31	6	3	3	7	4	0	0	0	0	1	41	57	3.86	1.429
Ed Phillips, R ERA: 1.8	(8, 1)	1.0	L	4	2	1	1	2	0	0	0	0	0	1	8	8	9.00	2.000

PITCHER	IP	WLS	BF	H	R	ER	SO	BB	IBB	HBP	BLK	WP	HR	S	P	ERA	WHIP

Batter	1	2	3	4	5	6	7	8	9	AB	R	H	RBI	BB	SO	LOB
Mike Andrews, R (1, 4) OBP: 0.299, SLG: 0.340	S S S 0-3 ① K		x 0-0 ② F8			x 0-0 E5 4-3 1B		x 0-0 G4-6-3 1-2 1B		4	0	2	0	0	1	1
Reggie Smith, S (1, 8) OBP: 0.416, SLG: 0.567	x 0-0 ② 3-1		x 0-0 ③ 4-1			x 0-0 ① F3		x 0-0 ① ② G4-6-3 1-2f 2-3		4	0	0	0	0	0	4
Carl Yastrzemski, L (1, 7) OBP: 0.457, SLG: 0.488	B B B B 4-0 S BB			x 0-0 ① 5-3		x 0-0 ② 4-3 2-3		x 0-0 3-H 1B		3	0	1	1	1	0	1
Tony Conigliaro, R (1, 9) OBP: 0.378, SLG: 0.364	S S S 0-3 ③ K 1-2			B B B B 4-0 BB		x 0-0 ③ F8		x 0-0 ③ F7		3	0	0	0	1	1	3
Rico Petrocelli, R (1, 6) OBP: 0.326, SLG: 0.518		x 0-0 ① F6		S S S 0-3 ② K			x 0-0 ① F8		x 0-0 ① F8	4	0	0	0	0	1	1
George Scott, R (1, 3) OBP: 0.340, SLG: 0.538		x 0-0 ② L9		S S S 0-3 ③ K			x 0-0 ② F8		S S S 0-3 ② K	4	0	0	0	0	2	1
Luis Alvarado, R (1, 5) OBP: 0.300, SLG: 0.372		x 0-0 CS 1B			x 0-0 ① F7		x 0-0 E6		x 0-0 1B 1B	4	0	2	0	0	0	0
Jerry Moses, R (1, 2) OBP: 0.358, SLG: 0.461		0-0 ③ CS 1-2	x 0-0 ① 6-3		x 0-0 CS 1B		x 0-0 ③ F9		x 0-0 1-2 1B	4	0	2	0	0	0	1
Ray Culp, R (1, 1) OBP: 0.133, SLG: 0.133			S S S 0-3 K		x 0-0 ② ③ F9 1-2			B B B B 4-0 G4-6-3 1B 1B BB	x 0-0 ③ F6	2	0	0	0	0	1	1
Dick Schofield, S (8, PH) OBP: 0.385, SLG: 0.333										0	1	0	0	1	0	0
Sparky Lyle, L (8, 1)										0	0	0	0	0	0	0
Mike Derrick, L (9, PH) OBP: 0.250, SLG: 0.250										1	0	0	0	0	0	2
Inning Stats	R: 0 E: 0 K: 2 S: 7 H: 0 LOB: 1 BB: 1 P: 11	R: 0 E: 0 K: 0 S: 3 H: 1 LOB: 0 BB: 0 P: 3	R: 0 E: 0 K: 1 S: 6 H: 0 LOB: 1 BB: 0 P: 6	R: 0 E: 0 K: 2 S: 7 H: 0 LOB: 1 BB: 1 P: 11	R: 0 E: 0 K: 0 S: 3 H: 1 LOB: 0 BB: 0 P: 3	R: 0 E: 1 K: 0 S: 4 H: 1 LOB: 1 BB: 0 P: 4	R: 0 E: 1 K: 0 S: 4 H: 0 LOB: 1 BB: 0 P: 4	R: 1 E: 0 K: 0 S: 4 H: 2 LOB: 1 BB: 1 P: 8	R: 0 E: 0 K: 1 S: 7 H: 2 LOB: 2 BB: 0 P: 7	1B: 7 2B: 0 3B: 0 HR: 0 SF: 0 SAC: 0 DP: 1 HBP: 0						

TOP

Boston Red Sox @ Milwaukee Brewers

Milwaukee County Stadium, Milwaukee, WI

Thu May 07 1970, 8:05 PM EDT

Att. 8,194 - Unknown

livebaseballscorecards.com

AB	33
R	1
H	7
RBI	1
BB	3
SO	6
LOB	15

PITCHER		IP	WLS	BF	H	R	ER	SO	BB	IBB	HBP	BLK	WP	HR	S	P	ERA	WHIP
Lew Krausse, R ERA: 4.87	(1, 1)	7.2	W	30	5	1	1	5	3	0	0	0	1	0	37	49	1.17	1.043
John Gelnar, R ERA: 6.11	(8, 1)	1.1	S	6	2	0	0	1	0	0	0	0	0	0	8	8	0.00	1.500

PITCHER	IP	WLS	BF	H	R	ER	SO	BB	IBB	HBP	BLK	WP	HR	S	P	ERA	WHIP

BOTTOM

Boston Red Sox @ Milwaukee Brewers
Milwaukee County Stadium, Milwaukee, WI
Thu May 07 1970, 8:05 PM EDT
Att. 8,194 - Unknown

livebaseballscorecards.com

Batter	1	2	3	4	5	6	7	8	9	AB	R	H	RBI	BB	SO	LOB
Tommy Harper, R (1, 5) OBP: 0.317, SLG: 0.336	0-0 3-1 4-3 2B		0-0 F5 ②			0-0 F4 ①		4-0 1B 1-2 E BB		3	2	1	0	1	0	0
Mike Hegan, L (1, 3) OBP: 0.295, SLG: 0.196	0-0 3-1 ① 2-3		4-0 BB			0-0 F2 ②		0-0 E 1-2 2-3 1B		3	1	1	0	1	0	1
Russ Snyder, L (1, 8) OBP: 0.342, SLG: 0.300	0-0 4-3 ② 3-H		0-0 4-3 ③			0-0 L9 ③		0-0 E4 IBB 1-H 2-H 3-H		4	0	0	2	0	0	1
Danny Walton, R (1, 7) OBP: 0.388, SLG: 0.604	0-0 1B			0-0 5-3 ①			0-0 HR	4-0 FC4-6 1-2 IBB		3	1	2	1	1	0	0
Steve Hovley, L (1, 9) OBP: 0.381, SLG: 0.379	0-0 F3 ③			4-0 G4-6-3 BB			0-0 F6 ①	0-3 K ②		3	0	0	0	1	1	3
Ted Kubiak, S (1, 6) OBP: 0.343, SLG: 0.290		0-0 3-1 ①		0-0 G4-6-3 ② ③ 1-2f			0-0 4-3 ②	0-0 FC4-6 ③ 1-2f		4	0	0	0	0	0	3
John Kennedy, R (1, 4) OBP: 0.364, SLG: 0.467		0-0 5-3 ②			0-3 K ①		0-3 K ③			3	0	0	0	0	2	0
Phil Roof, R (1, 2) OBP: 0.231, SLG: 0.136		0-3 K ③			4-0 CS BB			0-0 F4 ①		2	0	0	0	1	1	0
Lew Krausse, R (1, 1) OBP: 0.250, SLG: 0.182 John Gelnar, R (8, 1)			0-3 K ①		0-3 K ② ③ 1-2			4-0 1B BB E BB		2 0	0 1	0 0	0 0	0 1	2 0	1 0
Inning Stats	R: 1 E: 0 K: 0 S: 5 H: 2 LOB: 1 BB: 0 P: 5	R: 0 E: 0 K: 1 S: 5 H: 0 LOB: 0 BB: 0 P: 5	R: 0 E: 0 K: 1 S: 5 H: 0 LOB: 1 BB: 1 P: 9	R: 0 E: 0 K: 0 S: 2 H: 0 LOB: 0 BB: 1 P: 6	R: 0 E: 0 K: 2 S: 6 H: 0 LOB: 0 BB: 1 P: 10	R: 0 E: 0 K: 0 S: 3 H: 0 LOB: 0 BB: 0 P: 3	R: 1 E: 0 K: 1 S: 6 H: 1 LOB: 0 BB: 0 P: 6	R: 3 E: 1 K: 1 S: 7 H: 1 LOB: 2 BB: 3 P: 19		1B: 2 2B: 1 3B: 0 HR: 1	SF: 0 SAC: 0 DP: 1 HBP: 0			WP: 0 PB: 0 SB: 0 CS: 1		PA: 33	

	AB	27
	R	5
	H	4
	RBI	3
	BB	6
	SO	6
	LOB	9

PITCHER		IP	WLS	BF	H	R	ER	SO	BB	IBB	HBP	BLK	WP	HR	S	P	ERA	WHIP
Ray Culp, R ERA: 3.07	(1, 1)	7.0	L	25	3	2	2	5	3	0	0	0	0	1	32	44	2.57	0.857
Sparky Lyle, L ERA: 1.04	(8, 1)	1.0		8	1	3	1	1	2	1	0	0	0	0	7	19	9.00	3.000

PITCHER	IP	WLS	BF	H	R	ER	SO	BB	IBB	HBP	BLK	WP	HR	S	P	ERA	WHIP

Batter	1	2	3	4	5	6	7	8	9	AB	R	H	RBI	BB	SO	LOB
Mike Andrews, R (1, 4) OBP: 0.297, SLG: 0.347	F4		F8			FC5 2B		F2		4	0	1	0	0	0	1
Reggie Smith, S (1, 8) OBP: 0.400, SLG: 0.543	1-3		K			F4		K		4	0	0	0	0	2	2
Carl Yastrzemski, L (1, 7) OBP: 0.459, SLG: 0.518	K			L8		BB			HR	3	1	1	1	1	1	0
Tony Conigliaro, R (1, 9) OBP: 0.362, SLG: 0.346		F8		F6		FC5 2-3f			F2	4	0	0	0	0	0	2
Rico Petrocelli, R (1, 6) OBP: 0.313, SLG: 0.494		F8		F9			5-3		L7	4	0	0	0	0	0	0
George Scott, R (1, 3) OBP: 0.337, SLG: 0.526		E6			F8		FC6-4 1B		6-3	4	0	1	0	0	0	0
Luis Alvarado, R (1, 5) OBP: 0.290, SLG: 0.360		F9			F9		FC6-4 1-2f			3	0	0	0	0	0	2
Jerry Moses, R (1, 2) OBP: 0.357, SLG: 0.456			1B		F2		1-3			3	0	1	0	0	0	1
Jim Lonborg, R (1, 1) OBP: 0.444, SLG: 0.889			F8			K		F8		1	0	0	0	0	0	1
Ray Jarvis, R (5, 1)										0	0	0	0	0	0	0
Tom Matchick, L (6, PH)										1	0	0	0	0	1	0
Bill Lee, L (6, 1)										0	0	0	0	0	0	0
Mike Derrick, L (8, PH) OBP: 0.222, SLG: 0.222										1	0	0	0	0	0	0
Ken Brett, L (8, 1)										0	0	0	0	0	0	0
Inning Stats	R: 0 E: 0 K: 1 S: 5 H: 0 LOB: 0 BB: 0 P: 5	R: 0 E: 1 K: 0 S: 4 H: 0 LOB: 1 BB: 0 P: 4	R: 0 E: 0 K: 1 S: 6 H: 1 LOB: 1 BB: 0 P: 6	R: 0 E: 0 K: 0 S: 3 H: 0 LOB: 0 BB: 0 P: 3	R: 0 E: 0 K: 0 S: 3 H: 0 LOB: 0 BB: 0 P: 3	R: 0 E: 0 K: 1 S: 6 H: 1 LOB: 2 BB: 1 P: 10	R: 0 E: 0 K: 0 S: 4 H: 1 LOB: 1 BB: 0 P: 4	R: 0 E: 0 K: 1 S: 5 H: 0 LOB: 0 BB: 0 P: 5	R: 1 E: 0 K: 0 S: 4 H: 1 LOB: 0 BB: 0 P: 4	1B: 2 2B: 1 3B: 0 HR: 1	SF: 0 SAC: 0 DP: 0 HBP: 0						

TOP

Boston Red Sox @ Oakland Athletics

Oakland-Alameda County Coliseum, Oakland, CA

Fri May 08 1970, 7:05 PM PDT

Att. 6,815 - Unknown

livebaseballscorecards.com

AB	32
R	1
H	4
RBI	1
BB	1
SO	4
LOB	9

PITCHER		IP	WLS	BF	H	R	ER	SO	BB	IBB	HBP	BLK	WP	HR	S	P	ERA	WHIP
Chuck Dobson, R ERA: 5.4	(1, 1)	9.0	W	33	4	1	1	4	1	0	0	0	0	1	40	44	1.00	0.556

PITCHER	IP	WLS	BF	H	R	ER	SO	BB	IBB	HBP	BLK	WP	HR	S	P	ERA	WHIP

BOTTOM

Boston Red Sox @ Oakland Athletics

Oakland-Alameda County Coliseum, Oakland, CA

Fri May 08 1970, 7:05 PM PDT

Att. 6,815 - Unknown

livebaseballscorecards.com

Batter	1	2	3	4	5	6	7	8	9	AB	R	H	RBI	BB	SO	LOB
Bert Campaneris, R (1, 6) OBP: 0.275, SLG: 0.360	F7	2-H 1B		5-3		FC6-4 3-H 2B		L6		5	0	2	2	0	0	0
Joe Rudi, R (1, 7) OBP: 0.452, SLG: 0.571	S HR 1B	6-3			2B 1B 1B	4-0 FC6-4 IBB		S S S K		4	2	2	0	1	1	1
Rick Monday, L (1, 8) OBP: 0.396, SLG: 0.521	S S S K 1-2		G1		1-3 1B 2B	FC6-4 1-2f 2-3				4	1	1	0	0	1	3
Sal Bando, R (1, 5) OBP: 0.364, SLG: 0.516	2-H HR		L9		2-H 3-H CS 1B	6-3				4	1	2	4	0	0	2
Felipe Alou, R (1, 9) OBP: 0.333, SLG: 0.436	E8		2B		1-2 F8		4-3			4	0	1	0	0	0	1
Don Mincher, L (1, 3) OBP: 0.298, SLG: 0.549	F7		B B B 4-0 FC5-4 BB		G3		4-3			3	0	0	0	1	0	1
Dave Duncan, R (1, 2) OBP: 0.324, SLG: 0.508		5-3	FC5-4 1-2f			IHR	1B			4	1	2	1	0	0	2
Dick Green, R (1, 4) OBP: 0.283, SLG: 0.297		B B B B 4-0 6-3 1B BB		5-3		SH3-4 2B 2B	F3			3	2	1	0	1	0	1
Chuck Dobson, R (1, 1) OBP: 0.083, SLG: 0.167		6-3 1-2		F5		2-3 SH3-4		6-3		3	0	0	0	0	0	1
Inning Stats	R: 2 E: 1 K: 1 S: 8 H: 2 LOB: 1 BB: 0 P: 8	R: 1 E: 0 K: 0 S: 4 H: 1 LOB: 1 BB: 1 P: 8	R: 0 E: 0 K: 0 S: 4 H: 1 LOB: 2 BB: 1 P: 8	R: 0 E: 0 K: 0 S: 3 H: 0 LOB: 0 BB: 0 P: 3	R: 2 E: 0 K: 0 S: 5 H: 3 LOB: 0 BB: 0 P: 5	R: 2 E: 0 K: 0 S: 6 H: 3 LOB: 2 BB: 1 P: 10	R: 0 E: 0 K: 0 S: 4 H: 1 LOB: 1 BB: 0 P: 4	R: 0 E: 0 K: 1 S: 5 H: 0 LOB: 0 BB: 0 P: 5		1B: 5 2B: 4 3B: 0 HR: 2	SF: 0 SAC: 1 DP: 0 HBP: 0						

	AB	34
	R	7
	H	11
	RBI	7
	BB	3
	SO	2
	LOB	12

WP: 0 PB: 0 SB: 1 CS: 1 PA: 38

PITCHER		IP	WLS	BF	H	R	ER	SO	BB	IBB	HBP	BLK	WP	HR	S	P	ERA	WHIP
Jim Lonborg, R ERA: 3.6	(1, 1)	4.0	L	22	7	5	5	1	2	0	0	0	0	1	22	30	11.25	2.250
Ray Jarvis, R ERA: 2.08	(5, 1)	1.0		2	0	0	0	0	0	0	0	0	0	0	2	2	0.00	0.000
Bill Lee, L ERA: 3.44	(6, 1)	2.0		11	4	2	2	0	0	1	0	0	0	0	10	14	9.00	2.000
Ken Brett, L ERA: 5.73	(8, 1)	1.0		3	0	0	0	1	0	0	0	0	0	0	5	5	0.00	0.000

PITCHER	IP	WLS	BF	H	R	ER	SO	BB	IBB	HBP	BLK	WP	HR	S	P	ERA	WHIP

Batter	1	2	3	4	5	6	7	8	9	AB	R	H	RBI	BB	SO	LOB
Mike Andrews, R (1, 4) OBP: 0.293, SLG: 0.350	0-0 2B		0-0 L7 ③		0-0 6-3 ②		0-3 K ②		0-0 6-3 ①	5	0	1	0	0	1	1
Reggie Smith, S (1, 8) OBP: 0.382, SLG: 0.515	0-3 K ①			0-0 3-1 ①	0-3 K ③		0-0 E3 BB 2-3		0-3 K ②	5	0	0	0	0	3	2
Carl Yastrzemski, L (1, 7) OBP: 0.474, SLG: 0.596	0-0 6-3 ②			0-0 HR		0-0 HR	4-0 BB 1-2		0-0 HR 1B	4	3	3	2	1	0	1
Tony Conigliaro, R (1, 9) OBP: 0.354, SLG: 0.372	0-3 K ③			0-0 F8 ②		0-0 5-3 ①	0-0 F2 ③		0-0 HR 1-H	5	1	1	2	0	1	4
Rico Petrocelli, R (1, 6) OBP: 0.298, SLG: 0.468		0-0 F8 ①		0-0 E2 1B		0-0 E5		0-0 5-3 ①	0-0 6-3 ③	5	1	0	0	0	0	0
George Scott, R (1, 3) OBP: 0.343, SLG: 0.525		0-0 5-3 ②		0-0 BB 1B 2-H		0-3 K ②		0-0 1B 1B		4	0	2	1	0	1	1
Luis Alvarado, R (1, 5) OBP: 0.299, SLG: 0.359		0-0 F4 ③		4-0 BB 1-2		0-0 F8 ③		0-0 1B 1-2		3	0	1	0	1	0	1
Tom Satriano, L (1, 2) OBP: 0.250, SLG: 0.100			0-0 1-3 ①	0-3 K ③			0-0 F7 ①	0-3 K ②		4	0	0	0	0	2	4
Sonny Siebert, R (1, 1) OBP: 0.333, SLG: 0.400			0-0 F9 ②		0-0 F5 ①		0-0 E 2B	0-0 F8 ③		4	0	1	0	0	0	2
Inning Stats	R: 0 E: 0 K: 2 S: 8 H: 1 LOB: 1 BB: 0 P: 8	R: 0 E: 0 K: 0 S: 3 H: 0 LOB: 0 BB: 0 P: 3	R: 0 E: 0 K: 0 S: 3 H: 0 LOB: 0 BB: 0 P: 3	R: 2 E: 1 K: 1 S: 8 H: 2 LOB: 2 BB: 1 P: 12	R: 0 E: 0 K: 1 S: 5 H: 0 LOB: 0 BB: 0 P: 5	R: 1 E: 1 K: 1 S: 7 H: 1 LOB: 1 BB: 0 P: 7	R: 0 E: 1 K: 1 S: 7 H: 1 LOB: 3 BB: 1 P: 11	R: 0 E: 0 K: 1 S: 7 H: 2 LOB: 2 BB: 0 P: 7	R: 2 E: 0 K: 1 S: 7 H: 2 LOB: 0 BB: 0 P: 7	1B: 4 2B: 2 3B: 0 HR: 3 SF: 0 SAC: 0 DP: 0 HBP: 0						

PITCHER		IP	WLS	BF	H	R	ER	SO	BB	IBB	HBP	BLK	WP	HR	S	P	ERA	WHIP
Catfish Hunter, R ERA: 2.1	(1, 1)	6.2		29	5	3	2	6	1	0	0	0	0	2	40	44	2.70	0.900
Paul Lindblad, L ERA: 4.85	(7, 1)	0.0		1	0	0	0	0	1	0	0	0	0	0	0	4	∞	∞
Mudcat Grant, R ERA: 1.76	(7, 1)	1.1		6	2	0	0	1	0	0	0	0	0	0	8	8	0.00	1.500
Diego Segui, R ERA: 4.35	(9, 1)	1.0	L	5	2	2	2	1	0	0	0	0	0	1	7	7	18.00	2.000

PITCHER	IP	WLS	BF	H	R	ER	SO	BB	IBB	HBP	BLK	WP	HR	S	P	ERA	WHIP

TOP

Boston Red Sox @ Oakland Athletics

Oakland-Alameda County Coliseum, Oakland, CA

Sat May 09 1970, 3:33 AM PDT
Att. 33,203 - Unknown

livebaseballscorecards.com

AB	39
R	5
H	9
RBI	5
BB	2
SO	8
LOB	16

Batter	1	2	3	4	5	6	7	8	9	AB	R	H	RBI	BB	SO	LOB
Bert Campaneris, R (1, 6) OBP: 0.274, SLG: 0.392	F8			L6		HR		F8		4	1	1	1	0	0	1
Joe Rudi, R (1, 7) OBP: 0.429, SLG: 0.531	G6-4-3, 1B			K		F2			6-3	4	0	1	0	0	1	0
Rick Monday, L (1, 8) OBP: 0.382, SLG: 0.500	G6-4-3 1-2f			4-3			K		F8	4	0	0	0	0	1	1
Sal Bando, R (1, 5) OBP: 0.346, SLG: 0.485		F8			F8		F6		L6	4	0	0	0	0	0	0
Felipe Alou, R (1, 9) OBP: 0.333, SLG: 0.433		1B			F9		F6			3	0	1	0	0	0	0
Don Mincher, L (1, 3) OBP: 0.299, SLG: 0.576		4-1			F7			HR		3	1	1	1	0	0	0
Dave Duncan, R (1, 2) OBP: 0.324, SLG: 0.544			6-3			HR		5-3		3	1	1	1	0	0	0
Dick Green, R (1, 4) OBP: 0.276, SLG: 0.288			F7			K		F6		3	0	0	0	0	1	0
Catfish Hunter, R (1, 1) OBP: 0.261, SLG: 0.300			L9			4-3		BB		2	0	0	0	0	0	0
Paul Lindblad, L (7, 1)										0	0	0	0	0	0	0
Mudcat Grant, R (7, 1)										0	0	0	0	0	0	0
Tito Francona, L (8, PH) OBP: 0.500, SLG: 0.533										0	0	0	0	1	0	0
Reggie Jackson, L (8, PR) OBP: 0.315, SLG: 0.438										0	0	0	0	0	0	0
Diego Segui, R (9, 1)										0	0	0	0	0	0	0
Inning Stats	R: 0 E: 0 K: 0 S: 3 H: 1 LOB: 0 BB: 0 P: 3	R: 0 E: 0 K: 0 S: 3 H: 1 LOB: 0 BB: 0 P: 3	R: 0 E: 0 K: 0 S: 3 H: 0 LOB: 0 BB: 0 P: 3	R: 0 E: 0 K: 1 S: 5 H: 0 LOB: 0 BB: 0 P: 5	R: 0 E: 0 K: 0 S: 3 H: 0 LOB: 0 BB: 0 P: 3	R: 2 E: 0 K: 1 S: 7 H: 2 LOB: 0 BB: 0 P: 7	R: 0 E: 0 K: 1 S: 5 H: 0 LOB: 0 BB: 0 P: 5	R: 1 E: 0 K: 0 S: 4 H: 1 LOB: 1 BB: 1 P: 8	R: 0 E: 0 K: 0 S: 3 H: 0 LOB: 0 BB: 0 P: 3	1B: 2 2B: 0 3B: 0 HR: 3 SF: 0 SAC: 0 DP: 1 HBP: 0						

PITCHER		IP	WLS	BF	H	R	ER	SO	BB	IBB	HBP	BLK	WP	HR	S	P	ERA	WHIP
Sonny Siebert, R ERA: 4.22	(1, 1)	9.0	W	31	5	3	3	3	1	0	0	0	0	3	36	40	3.00	0.667

PITCHER	IP	WLS	BF	H	R	ER	SO	BB	IBB	HBP	BLK	WP	HR	S	P	ERA	WHIP

BOTTOM

Boston Red Sox @ Oakland Athletics

Oakland-Alameda County Coliseum, Oakland, CA

Sat May 09 1970, 3:33 AM PDT

Att. 33,203 - Unknown

livebaseballscorecards.com

AB	30
R	3
H	5
RBI	3
BB	1
SO	3
LOB	2

WP: 0 PA: 31
PB: 0
SB: 0
CS: 0

Batter	1	2	3	4	5	6	7	8	9	AB	R	H	RBI	BB	SO	LOB
Mike Andrews, R (1, 4) OBP: 0.298, SLG: 0.340	F8	BB 1-2 BB		1B BB		K		F5		3	0	0	0	2	1	0
Reggie Smith, S (1, 8) OBP: 0.391, SLG: 0.524	G3	1-2 2-3 BB		S 1-3 1B		L4-6 2B			G3	4	0	2	0	1	0	0
Carl Yastrzemski, L (1, 7) OBP: 0.471, SLG: 0.617	HR	L3		K 1-2		L4-6 2-3			1B	5	1	2	1	0	1	6
Tony Conigliaro, R (1, 9) OBP: 0.365, SLG: 0.411	1B		K	G6-4-3 IBB			HR		F5	4	1	2	1	1	1	1
Rico Petrocelli, R (1, 6) OBP: 0.294, SLG: 0.455	K		E 1B 1B	G6-4-3 1-2f			F5		5-3	5	1	1	0	0	1	5
George Scott, R (1, 3) OBP: 0.330, SLG: 0.505		1-3	E4 1-3 1B		K		5-3			4	0	0	0	0	1	1
Luis Alvarado, R (1, 5) OBP: 0.297, SLG: 0.365		1B 2B	K		F3		K			4	1	1	0	0	2	2
Jerry Moses, R (1, 2) OBP: 0.364, SLG: 0.458		F4	1-2 3-H 1B		FC6 1B			E8 G6-3		4	0	2	1	0	0	1
Gary Peters, L (1, 1) OBP: 0.235, SLG: 0.250										2	0	1	1	0	0	2
Lee Stange, R (4, 1)										0	0	0	0	0	0	0
Mike Derrick, L (5, PH) OBP: 0.200, SLG: 0.200										1	0	0	0	0	0	1
Bill Lee, L (5, 1)										0	0	0	0	0	0	0
Vicente Romo, R (7, 1)										0	0	0	0	0	0	0
Dick Schofield, S (8, PH) OBP: 0.357, SLG: 0.308										1	0	0	0	0	0	1
Sparky Lyle, L (8, 1)		BB BB 2-H 1B	1-3		FC6 1-2f			G6-3 1-2f		0	0	0	0	0	0	0
Inning Stats	R: 1 E: 0 K: 1 S: 7 H: 2 LOB: 1 BB: 0 P: 7	R: 1 E: 0 K: 0 S: 5 H: 2 LOB: 3 BB: 2 P: 13	R: 1 E: 1 K: 2 S: 10 H: 2 LOB: 2 BB: 0 P: 10	R: 0 E: 0 K: 1 S: 5 H: 1 LOB: 2 BB: 2 P: 13	R: 0 E: 0 K: 1 S: 6 H: 1 LOB: 1 BB: 0 P: 6	R: 0 E: 0 K: 1 S: 5 H: 1 LOB: 0 BB: 0 P: 5	R: 1 E: 0 K: 1 S: 6 H: 1 LOB: 0 BB: 0 P: 6	R: 0 E: 1 K: 0 S: 3 H: 0 LOB: 0 BB: 0 P: 3	R: 0 E: 0 K: 0 S: 4 H: 1 LOB: 1 BB: 0 P: 4	1B: 7 2B: 3 3B: 0 HR: 2 SF: 0 SAC: 0 DP: 3 HBP: 0						

PITCHER	IP	WLS	BF	H	R	ER	SO	BB	IBB	HBP	BLK	WP	HR	S	P	ERA	WHIP
Blue Moon Odom, R (1, 1) ERA: 5.01	1.2		11	4	2	2	1	2	0	0	0	0	1	11	19	10.80	3.600
Rollie Fingers, R (2, 1) ERA: 3.0	7.1	W	30	7	2	1	6	1	1	0	0	0	1	40	48	1.23	1.091

PITCHER	IP	WLS	BF	H	R	ER	SO	BB	IBB	HBP	BLK	WP	HR	S	P	ERA	WHIP

TOP

Boston Red Sox @ Oakland Athletics

Oakland-Alameda County Coliseum, Oakland, CA

Sun May 10 1970, 3:33 AM PDT

Att. 10,972 - Unknown

livebaseballscorecards.com

AB	37
R	4
H	11
RBI	4
BB	4
SO	7
LOB	20

WP: 0 PB: 0 SB: 1 CS: 0 PA: 41

BOTTOM

Boston Red Sox @ Oakland Athletics

Oakland-Alameda County Coliseum, Oakland, CA

Sun May 10 1970, 3:33 AM PDT

Att. 10,972 - Unknown

livebaseballscorecards.com

Batter	1	2	3	4	5	6	7	8	9	AB	R	H	RBI	BB	SO	LOB
Bert Campaneris, R (1, 6) OBP: 0.284, SLG: 0.398	6-3		6-3	G4-6-3 1-2 2-H 3-H 1B			1-3 2B 1B			4	1	2	2	0	0	0
Rick Monday, L (1, 8) OBP: 0.377, SLG: 0.500	1-3			4-3 G4-6-3 1-2f			2-H 3-H 2B			4	0	1	1	0	0	2
Reggie Jackson, L (1, 9) OBP: 0.313, SLG: 0.430	4-3			WP 1B 1B	F5		3-1			4	1	1	0	0	0	1
Sal Bando, R (1, 5) OBP: 0.353, SLG: 0.471		FC1-6 BB		1B HR 1-2 BB	K		F2			2	1	0	0	2	1	1
Felipe Alou, R (1, 7) OBP: 0.338, SLG: 0.435		FC1-6 1-2f		HR 1-2 2-H 1B	F9			SH3-4 1B		4	1	2	1	0	0	1
Dave Duncan, R (1, 2) OBP: 0.324, SLG: 0.577	K			HR 1-H 2-H		5-3		SH3-4 1-2		3	1	1	3	0	1	1
Don Mincher, L (1, 3) OBP: 0.297, SLG: 0.562	F3			1B BB 1B 1B		K		G3		4	1	1	0	0	1	2
Dick Green, R (1, 4) OBP: 0.275, SLG: 0.280			5-3	1B 1B 1-2 BB		F2		1-3		3	1	0	0	1	0	1
Blue Moon Odom, R (1, 1) OBP: 0.154, SLG: 0.154			5-3	1B 1-2 2-3 1B			1B 2B 1B			0	0	0	0	0	0	0
Rollie Fingers, R (2, 1) OBP: 0.250, SLG: 0.250										3	0	2	0	0	0	0

	AB	31
	R	7
	H	10
	RBI	7
	BB	3
	SO	3
	LOB	9

Inning Stats	1	2	3	4	5	6	7	8	9
	R: 0 E: 0 K: 0 S: 3	H: 0 LOB: 0 BB: 0 P: 3	R: 0 E: 0 K: 1 S: 5	H: 0 LOB: 1 BB: 1 P: 9	R: 0 E: 0 K: 0 S: 3	H: 0 LOB: 0 BB: 0 P: 3	R: 6 E: 0 K: 0 S: 8	H: 6 LOB: 1 BB: 2 P: 16	R: 0 E: 0 K: 1 S: 5	H: 0 LOB: 0 BB: 0 P: 5	R: 0 E: 0 K: 1 S: 5	H: 0 LOB: 0 BB: 0 P: 5	R: 1 E: 0 K: 0 S: 5	H: 3 LOB: 1 BB: 0 P: 5	R: 0 E: 0 K: 0 S: 4	H: 1 LOB: 1 BB: 0 P: 4

	1B: 8	SF: 0	WP: 1	PA: 35
	2B: 1	SAC: 1	PB: 0	
	3B: 0	DP: 1	SB: 0	
	HR: 1	HBP: 0	CS: 0	

PITCHER		IP	WLS	BF	H	R	ER	SO	BB	IBB	HBP	BLK	WP	HR	S	P	ERA	WHIP
Gary Peters, L ERA: 5.06	(1, 1)	3.1	L	17	4	6	6	1	3	0	0	0	1	1	16	28	16.20	2.100
Lee Stange, R ERA: 2.08	(4, 1)	0.2		3	2	0	0	0	0	0	0	0	0	0	3	3	0.00	3.000
Bill Lee, L ERA: 3.43	(5, 1)	2.2		10	3	1	1	2	0	0	0	0	0	0	14	14	3.38	1.125
Vicente Romo, R ERA: 3.0	(7, 1)	0.1		1	0	0	0	0	0	0	0	0	0	0	1	1	0.00	0.000
Sparky Lyle, L ERA: 0.93	(8, 1)	1.0		4	1	0	0	0	0	0	0	0	0	0	4	4	0.00	1.000

PITCHER		IP	WLS	BF	H	R	ER	SO	BB	IBB	HBP	BLK	WP	HR	S	P	ERA	WHIP

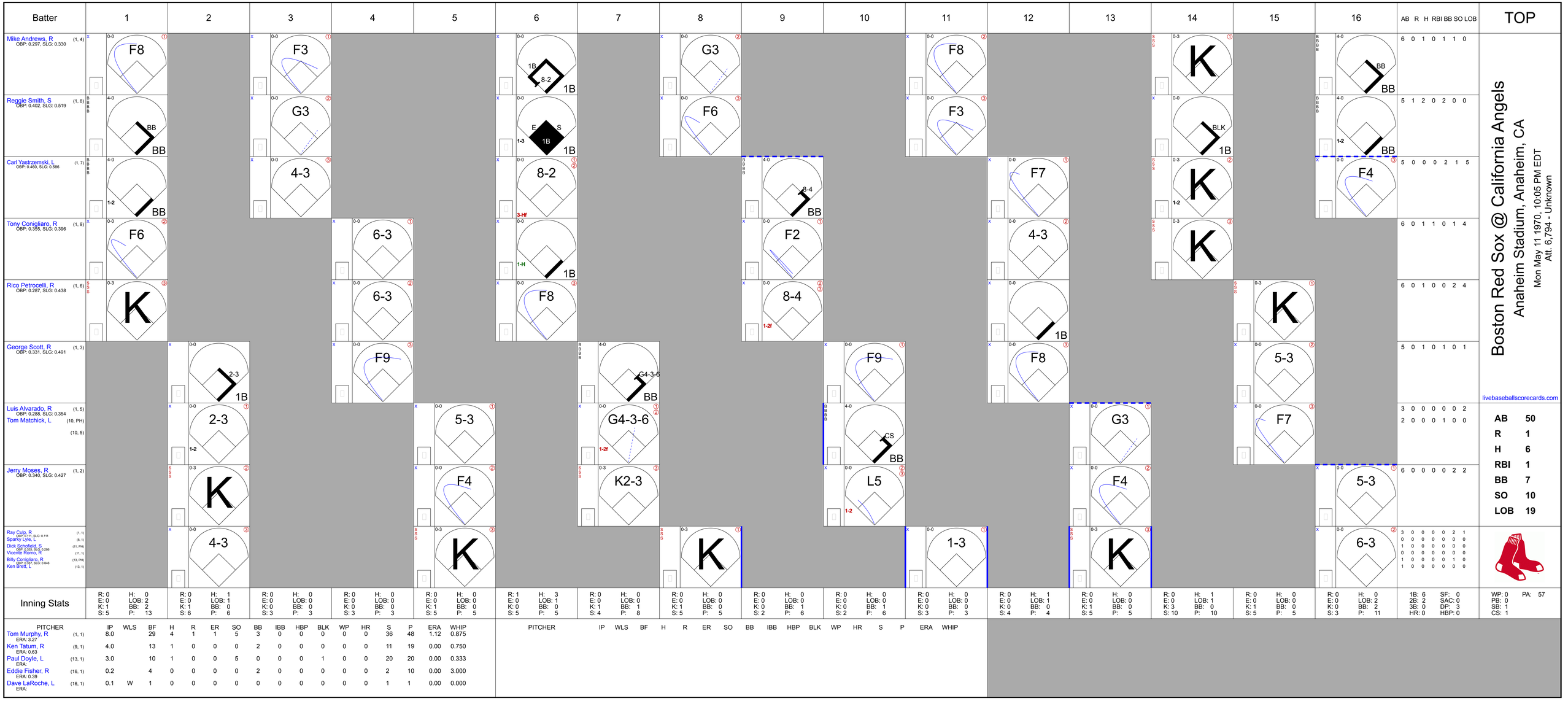
Batter
1
2
3
4
5
6
7
8
9
10
11
12
13
14
15
16
AB R H RBI BB SO LOB
TOP
Mike Andrews, R (1, 4) OBP: 0.297, SLG: 0.330
6 0 1 0 1 1 0
Reggie Smith, S (1, 8) OBP: 0.402, SLG: 0.519
5 1 2 0 2 0 0
Carl Yastrzemski, L (1, 7) OBP: 0.460, SLG: 0.586
5 0 0 0 2 1 5
Tony Conigliaro, R (1, 9) OBP: 0.355, SLG: 0.396
6 0 1 1 0 1 4
Rico Petrocelli, R (1, 6) OBP: 0.287, SLG: 0.438
6 0 1 0 0 2 4
George Scott, R (1, 3) OBP: 0.331, SLG: 0.491
5 0 1 0 1 0 1
Luis Alvarado, R (1, 5) OBP: 0.288, SLG: 0.354
3 0 0 0 0 0 2
Tom Matchick, L (10, PH) (10, 5)
2 0 0 0 1 0 0
Jerry Moses, R (1, 2) OBP: 0.340, SLG: 0.427
6 0 0 0 0 2 2
Ray Culp, R (1, 1) OBP: 0.111, SLG: 0.111
Sparky Lyle, L (8, 1)
Dick Schofield, S (11, PH) OBP: 0.286, SLG: 0.286
Vicente Romo, R (11, 1)
Billy Conigliaro, R (13, PH) OBP: 0.667, SLG: 0.846
Ken Brett, L (13, 1)
3 0 0 0 0 2 1
0 0 0 0 0 0 0
1 0 0 0 0 0 0
0 0 0 0 0 0 0
1 0 0 0 0 1 0
1 0 0 0 0 0 0
Boston Red Sox @ California Angels
Anaheim Stadium, Anaheim, CA
Mon May 11 1970, 10:05 PM EDT
Att. 6,794 - Unknown
livebaseballscorecards.com
AB 50
R 1
H 6
RBI 1
BB 7
SO 10
LOB 19
Inning Stats
R: 0 E: 0 K: 1 S: 5 H: 0 LOB: 2 BB: 2 P: 13
R: 0 E: 0 K: 1 S: 6 H: 1 LOB: 1 BB: 0 P: 6
R: 0 E: 0 K: 0 S: 3 H: 0 LOB: 0 BB: 0 P: 3
R: 0 E: 0 K: 0 S: 3 H: 0 LOB: 0 BB: 0 P: 3
R: 0 E: 0 K: 1 S: 5 H: 0 LOB: 0 BB: 0 P: 5
R: 1 E: 0 K: 0 S: 5 H: 3 LOB: 1 BB: 0 P: 5
R: 0 E: 0 K: 1 S: 4 H: 0 LOB: 0 BB: 1 P: 8
R: 0 E: 0 K: 1 S: 5 H: 0 LOB: 0 BB: 0 P: 5
R: 0 E: 0 K: 0 S: 2 H: 0 LOB: 0 BB: 1 P: 6
R: 0 E: 0 K: 0 S: 2 H: 0 LOB: 0 BB: 1 P: 6
R: 0 E: 0 K: 0 S: 3 H: 0 LOB: 0 BB: 0 P: 3
R: 0 E: 0 K: 0 S: 4 H: 1 LOB: 1 BB: 0 P: 4
R: 0 E: 0 K: 1 S: 5 H: 0 LOB: 0 BB: 0 P: 5
R: 0 E: 0 K: 3 S: 10 H: 1 LOB: 1 BB: 0 P: 10
R: 0 E: 0 K: 1 S: 5 H: 0 LOB: 0 BB: 0 P: 5
R: 0 E: 0 K: 0 S: 3 H: 0 LOB: 2 BB: 2 P: 11
1B: 6 2B: 2 3B: 0 HR: 0
SF: 0 SAC: 0 DP: 3 HBP: 0
WP: 0 PB: 0 SB: 1 CS: 1
PA: 57
PITCHER IP WLS BF H R ER SO BB IBB HBP BLK WP HR S P ERA WHIP
Tom Murphy, R (1, 1) ERA: 3.27 8.0 29 4 1 1 5 3 0 0 0 0 0 36 48 1.12 0.875
Ken Tatum, R (9, 1) ERA: 0.63 4.0 13 1 0 0 0 2 0 0 0 0 0 11 19 0.00 0.750
Paul Doyle, L (13, 1) ERA: 3.0 10 1 0 0 5 0 0 0 1 0 0 20 20 0.00 0.333
Eddie Fisher, R (16, 1) ERA: 0.39 0.2 4 0 0 0 0 2 0 0 0 0 0 2 10 0.00 3.000
Dave LaRoche, L (16, 1) ERA: 0.1 W 1 0 0 0 0 0 0 0 0 0 0 1 1 0.00 0.000
PITCHER IP WLS BF H R ER SO BB IBB HBP BLK WP HR S P ERA WHIP

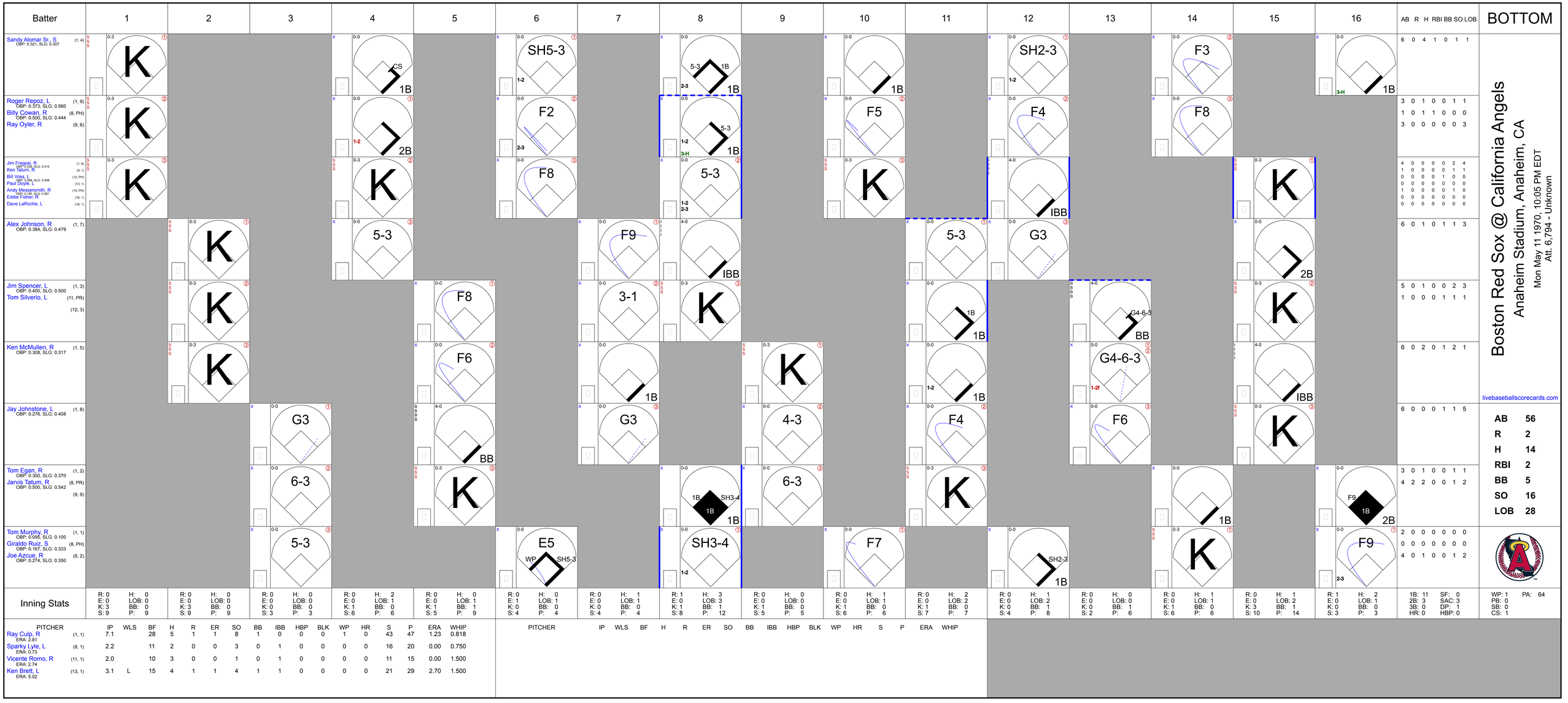
Batter
1
2
3
4
5
6
7
8
9
10
11
12
13
14
15
16
AB R H RBI BB SO LOB
BOTTOM
Sandy Alomar Sr., S (1, 4) OBP: 0.321, SLG: 0.307
Roger Repoz, L (1, 9) OBP: 0.373, SLG: 0.560
Billy Cowan, R (8, PH) OBP: 0.500, SLG: 0.444
Ray Oyler, R (9, 6)
Jim Fregosi, R (1, 6) OBP: 0.284, SLG: 0.415
Ken Tatum, R (9, 1)
Bill Voss, L (12, PH) OBP: 0.000, SLG: 0.408
Paul Doyle, L (13, 1)
Andy Messersmith, R (15, PH) OBP: 0.190, SLG: 0.381
Eddie Fisher, R (16, 1)
Dave LaRoche, L (16, 1)
Alex Johnson, R (1, 7) OBP: 0.384, SLG: 0.479
Jim Spencer, L (1, 3) OBP: 0.400, SLG: 0.500
Tom Silverio, L (11, PR) (12, 3)
Ken McMullen, R (1, 5) OBP: 0.308, SLG: 0.317
Jay Johnstone, L (1, 8) OBP: 0.276, SLG: 0.408
Tom Egan, R (1, 2) OBP: 0.300, SLG: 0.370
Jarvis Tatum, R (8, PR) OBP: 0.500, SLG: 0.542 (9, 9)
Tom Murphy, R (1, 1) OBP: 0.095, SLG: 0.100
Giraldo Ruiz, S (8, PH) OBP: 0.167, SLG: 0.333
Joe Azcue, R (9, 2) OBP: 0.274, SLG: 0.350
Boston Red Sox @ California Angels
Anaheim Stadium, Anaheim, CA
Mon May 11 1970, 10:05 PM EDT
Att. 6,794 - Unknown
livebaseballscorecards.com
AB 56
R 2
H 14
RBI 2
BB 5
SO 16
LOB 28
Inning Stats
PITCHER IP WLS BF H R ER SO BB IBB HBP BLK WP HR S P ERA WHIP
Ray Culp, R (1, 1) ERA: 2.81
Sparky Lyle, L (8, 1) ERA: 0.73
Vicente Romo, R (11, 1) ERA: 2.74
Ken Brett, L (13, 1) ERA: 5.02
WP: 1 PB: 0 SB: 0 CS: 1
PA: 64

Boston Red Sox @ California Angels

Anaheim Stadium, Anaheim, CA

Tue May 12 1970, 10:05 PM EDT

Att. 7,806 - Unknown

TOP

livebaseballscorecards.com

Batter	1	2	3	4	5	6	7	8	9	AB	R	H	RBI	BB	SO	LOB
Mike Andrews, R (1, 4) OBP: 0.293, SLG: 0.319	6-3		FC, BB, 1B, BB	G3			F4		F5	4	1	0	0	1	0	0
Reggie Smith, S (1, 8) OBP: 0.413, SLG: 0.518	CS, BB		1-2 FC, 1B, BB		1B, SF9, 1B		F3		F8	2	2	1	0	2	0	0
Billy Conigliaro, R (7, 8) OBP: 0.333, SLG: 0.786										1	0	0	0	0	0	0
Carl Yastrzemski, L (1, 7) OBP: 0.450, SLG: 0.567	1-2 4-3		F5		F9		WP, S, HR, 1B		G3	5	1	1	0	0	0	4
Tony Conigliaro, R (1, 9) OBP: 0.360, SLG: 0.430		F9	F8		1-3		1-H HR			4	1	2	2	0	0	2
Rico Petrocelli, R (1, 6) OBP: 0.286, SLG: 0.430		1B, BB, BB	1-2 2-3 FC, 1B		3-H SF9		F9			2	0	0	1	1	0	2
George Scott, R (1, 3) OBP: 0.336, SLG: 0.486		1-2 1B, BB	1-2 2-H 3-H 1B		K			K		3	0	1	2	1	2	1
Luis Alvarado, R (1, 5) OBP: 0.287, SLG: 0.350		1-2 2-3 1B	5-3		K	K		K		4	0	1	0	0	2	2
Don Pavletich, R (1, 2)		F8		6-3		F9		BB		3	0	0	0	1	0	3
Bill Lee, L (1, 1)		K		K	K			F6		3	0	0	0	0	3	3
Ray Jarvis, R (6, 1)										0	0	0	0	0	0	0
Sparky Lyle, L (7, 1)										1	0	0	0	0	0	1
Vicente Romo, R (9, 1)										0	0	0	0	0	0	0

	AB	32
	R	5
	H	6
	RBI	5
	BB	6
	SO	7
	LOB	18

Inning Stats										
	R: 0 E: 0 K: 0 S: 2	H: 0 LOB: 0 BB: 1 P: 6	R: 0 E: 0 K: 1 S: 6	H: 1 LOB: 3 BB: 2 P: 14	R: 2 E: 0 K: 0 S: 5	H: 1 LOB: 2 BB: 2 P: 13	R: 0 E: 0 K: 1 S: 5	H: 0 LOB: 0 BB: 0 P: 5	R: 1 E: 0 K: 1 S: 7	H: 2 LOB: 1 BB: 0 P: 7
	R: 0 E: 0 K: 2 S: 7	H: 0 LOB: 0 BB: 0 P: 7	R: 2 E: 0 K: 0 S: 5	H: 2 LOB: 0 BB: 0 P: 5	R: 0 E: 0 K: 2 S: 7	H: 0 LOB: 1 BB: 1 P: 11	R: 0 E: 0 K: 0 S: 3	H: 0 LOB: 0 BB: 0 P: 3	1B: 5 2B: 0 3B: 0 HR: 1	SF: 1 SAC: 0 DP: 0 HBP: 0

WP: 1 PB: 0 SB: 1 CS: 1 PA: 39

PITCHER		IP	WLS	BF	H	R	ER	SO	BB	IBB	HBP	BLK	WP	HR	S	P	ERA	WHIP
Clyde Wright, L ERA: 3.67	(1, 1)	6.0		27	4	3	3	5	5	0	0	0	0	0	32	52	4.50	1.500
Eddie Fisher, R ERA: 1.07	(7, 1)	2.0		9	2	2	2	2	1	0	0	0	1	1	12	16	9.00	1.500
Greg Garrett, L ERA:	(9, 1)	1.0	W	3	0	0	0	0	0	0	0	0	0	0	3	3	0.00	0.000

PITCHER		IP	WLS	BF	H	R	ER	SO	BB	IBB	HBP	BLK	WP	HR	S	P	ERA	WHIP

BOTTOM

Boston Red Sox @ California Angels

Anaheim Stadium, Anaheim, CA

Tue May 12 1970, 10:05 PM EDT

Att. 7,806 - Unknown

livebaseballscorecards.com

Batter	1	2	3	4	5	6	7	8	9	AB	R	H	RBI	BB	SO	LOB
Sandy Alomar Sr., S (1, 4) OBP: 0.331, SLG: 0.313	S 1B		1B		F7		FC5-4 BB	K		4	0	2	0	1	1	3
Jarvis Tatum, R (1, 9) OBP: 0.452, SLG: 0.464	K 1-2		1-3		K		FC5-4 5-3 BB 1-2f		1B HBP BB BB	4	1	0	0	1	2	5
Jim Fregosi, R (1, 6) OBP: 0.348, SLG: 0.408	F4			FC6-4 BB		E5 1B 1B	5-3 1-2 BB		BB 1B SF9 1-2 HBP	2	2	0	0	2	0	1
Alex Johnson, R (1, 7) OBP: 0.385, SLG: 0.476	K			F9		1B 1-2 1B	5-3 1-2 2-3		SF9 BB FC1-2 1-2 2-3 1B	5	1	2	0	0	1	4
Ken McMullen, R (1, 5) OBP: 0.320, SLG: 0.318		4-3		FC6-4 1-2f		1B 1-3 2-H 1B	HBP		FC1-2 1-2 2-3 3-H 1B BB	3	1	1	2	1	0	1
Jim Spencer, L (1, 3) OBP: 0.389, SLG: 0.488		K		4-3		1-2 3-H 1B	G3		SF9 2-3 3-H	4	0	1	2	0	1	4
Tom Egan, R (1, 2) OBP: 0.265, SLG: 0.323 Bill Voss, L (9, PH) OBP: 0.393, SLG: 0.403		6-3			1-3	F5		5-3	FC1-2 1-3 3-H 1B	4 1	0 1	0 0	0 0	0 0	0 0	2 2
Roger Repoz, L (1, 8) OBP: 0.371, SLG: 0.553 Billy Cowan, R (8, PH) OBP: 0.500, SLG: 0.455 (9, 8)			K		1B 1B	F9		1-3	2-H 3-H 1B	3 2	0 0	1 1	0 2	0 0	1 0	2 0
Clyde Wright, R (1, 1) OBP: 0.143, SLG: 0.100 Jay Johnstone, L (6, PH) OBP: 0.273, SLG: 0.403 Eddie Fisher, R (7, 1) Giraldo Ruiz, S (8, PH) OBP: 0.286, SLG: 0.429 Greg Garrett, S (9, 1)			4-3		1-2 1B	F4		1B		2 1 0 1 0	0 0 0 0 0	1 0 0 1 0	0 0 0 0 0	0 0 0 0 0	0 0 0 0 0	0 2 0 0 0
Inning Stats	R: 0 E: 0 K: 2 S: 8 H: 1 LOB: 1 BB: 0 P: 8	R: 0 E: 0 K: 1 S: 5 H: 0 LOB: 0 BB: 0 P: 5	R: 0 E: 0 K: 1 S: 6 H: 1 LOB: 1 BB: 0 P: 6	R: 0 E: 0 K: 0 S: 3 H: 0 LOB: 1 BB: 1 P: 7	R: 0 E: 0 K: 1 S: 7 H: 2 LOB: 2 BB: 0 P: 7	R: 2 E: 1 K: 0 S: 7 H: 3 LOB: 2 BB: 0 P: 7	R: 0 E: 0 K: 0 S: 3 H: 0 LOB: 3 BB: 2 P: 12	R: 0 E: 0 K: 1 S: 6 H: 1 LOB: 1 BB: 0 P: 6	R: 4 E: 0 K: 0 S: 4 H: 2 LOB: 1 BB: 2 P: 13	1B: 10 2B: 0 3B: 0 HR: 0 SF: 1 SAC: 0 DP: 0 HBP: 2						WP: 0 PB: 0 SB: 1 CS: 0 PA: 44

	AB	36
	R	6
	H	10
	RBI	6
	BB	5
	SO	6
	LOB	26

PITCHER		IP	WLS	BF	H	R	ER	SO	BB	IBB	HBP	BLK	WP	HR	S	P	ERA	WHIP
Bill Lee, L ERA: 3.12	(1, 1)	5.0		24	7	2	1	5	1	0	0	0	0	0	33	37	1.80	1.600
Ray Jarvis, R ERA: 1.74	(6, 1)	1.2		8	0	0	0	0	2	0	1	0	0	0	5	14	0.00	1.200
Sparky Lyle, L ERA: 3.21	(7, 1)	1.2	L	10	2	4	4	1	2	0	1	0	0	0	9	18	21.60	2.400
Vicente Romo, R ERA: 2.7	(9, 1)	0.1		2	1	0	0	0	0	0	0	0	0	0	2	2	0.00	3.000

PITCHER	IP	WLS	BF	H	R	ER	SO	BB	IBB	HBP	BLK	WP	HR	S	P	ERA	WHIP

Boston Red Sox @ California Angels

Anaheim Stadium, Anaheim, CA

Wed May 13 1970, 10:05 PM EDT

Att. 9,852 - Unknown

TOP

livebaseballscorecards.com

Batter	1	2	3	4	5	6	7	8	9	AB	R	H	RBI	BB	SO	LOB
Dick Schofield, S (1, 5) OBP: 0.316, SLG: 0.235	BBBB 4-0 G3-6 BB		SSS 0-3 ② K	x 0-0 ③ F6		x 0-0 ③ 4-3				3	0	0	0	1	1	1
Reggie Smith, S (1, 8) OBP: 0.408, SLG: 0.504	x 0-0 ①② G3-6 1-2f		SSS 0-3 ③ K			BBBB 4-0 1B BB		x 0-0 ① 6-3		3	0	0	0	1	1	1
Carl Yastrzemski, L (1, 7) OBP: 0.444, SLG: 0.556	x 0-0 ③ 4-3			x 0-0 HR 1B		SSS 0-3 ① K		SSS 0-3 ② K		4	1	1	0	0	2	1
Tony Conigliaro, R (1, 9) OBP: 0.364, SLG: 0.490		x 0-0 ① F4		x 0-0 1-H HR		x 0-0 ② F7		x 0-0 HR		4	2	2	3	0	0	1
Rico Petrocelli, R (1, 6) OBP: 0.285, SLG: 0.423		SSS 0-3 ② K		SSS 0-3 ① K		x 0-0 1-2 1B		x 0-0 ③ 4-3		4	0	1	0	0	2	0
George Scott, R (1, 3) OBP: 0.341, SLG: 0.482		BBBB 4-0 BB BB		x 0-0 CS 1B		x 0-0 ③ 4-3			x 0-0 ① 4-3	3	0	1	0	1	0	2
Mike Andrews, R (1, 4) OBP: 0.292, SLG: 0.311		BBBB 4-0 FC4-6 1-2 BB		SSS 0-3 ②③ K 1-2			x 0-0 ① F6		x 0-0 ② F9	3	0	0	0	1	1	1
Tom Satriano, L (1, 2) OBP: 0.214, SLG: 0.083 Jerry Moses, R (7, PH) OBP: 0.354, SLG: 0.451 (7, 2)		x 0-0 ③ FC4-6 1-2f			x 0-0 ① 4-3		x 0-0 2B		x 0-0 1B	2 2	0 0	0 2	0 0	0 0	0 0	2 0
Sonny Siebert, R (1, 1) OBP: 0.286, SLG: 0.333 Billy Conigliaro, R (7, PH) OBP: 0.313, SLG: 0.733 Lee Stange, R (7, 1) Sparky Lyle, L (8, 1) Vicente Romo, R (8, 1) Mike Derrick, L (9, PH) OBP: 0.182, SLG: 0.182			x 0-0 ① 5-3		x 0-0 ② 6-3		SSS 0-3 ② K		SSS 0-3 ③ K	2 1 0 0 0 1	0 0 0 0 0 0	0 0 0 0 0 0	0 0 0 0 0 0	0 1 0 0 0 1	0 1 0 0 0 1	0 1 0 0 0 1
AB 32 **R** 3 **H** 7 **RBI** 3 **BB** 4 **SO** 9 **LOB** 11																
Inning Stats	R: 0 E: 0 K: 0 S: 2 H: 0 LOB: 0 BB: 1 P: 6	R: 0 E: 0 K: 1 S: 5 H: 0 LOB: 2 BB: 2 P: 13	R: 0 E: 0 K: 2 S: 7 H: 0 LOB: 0 BB: 0 P: 7	R: 2 E: 0 K: 2 S: 9 H: 3 LOB: 0 BB: 0 P: 9	R: 0 E: 0 K: 0 S: 3 H: 0 LOB: 0 BB: 0 P: 3	R: 0 E: 0 K: 1 S: 6 H: 1 LOB: 2 BB: 1 P: 10	R: 0 E: 0 K: 1 S: 6 H: 1 LOB: 1 BB: 0 P: 6	R: 1 E: 0 K: 1 S: 6 H: 1 LOB: 0 BB: 0 P: 6	R: 0 E: 0 K: 1 S: 6 H: 1 LOB: 1 BB: 0 P: 6	1B: 4 2B: 1 3B: 0 HR: 2	SF: 0 SAC: 0 DP: 1 HBP: 0			WP: 0 PB: 0 SB: 0 CS: 1	PA: 36	

PITCHER		IP	WLS	BF	H	R	ER	SO	BB	IBB	HBP	BLK	WP	HR	S	P	ERA	WHIP
Andy Messersmith, R ERA: 3.41	(1, 1)	5.0		19	3	2	2	5	3	0	0	0	0	1	26	38	3.60	1.200
Paul Doyle, L ERA: 0.59	(6, 1)	2.2		12	3	1	1	3	1	0	0	0	0	1	17	21	3.38	1.500
Ken Tatum, R ERA: 0.57	(8, 1)	1.1	W	5	1	0	0	1	0	0	0	0	0	0	7	7	0.00	0.750

PITCHER		IP	WLS	BF	H	R	ER	SO	BB	IBB	HBP	BLK	WP	HR	S	P	ERA	WHIP

Batter	1	2	3	4	5	6	7	8	9	AB	R	H	RBI	BB	SO	LOB
Sandy Alomar Sr., S (1, 4) OBP: 0.336, SLG: 0.319	F8		E S 1B 1B		F7			SH1-4 E BB 1B		4	2	2	0	0	0	0
Jim Fregosi, R (1, 6) OBP: 0.353, SLG: 0.411	WP 2B 1B		1-H 1B		F9			E6 BB SH1-4 FC5 1-2		4	2	2	1	0	0	1
Roger Repoz, L (1, 9) OBP: 0.370, SLG: 0.542	BBBB 1-2 2B BB		F4		S S S K			SH1-4 1-2 2-3		2	0	0	0	1	1	1
Alex Johnson, R (1, 7) OBP: 0.388, SLG: 0.480	1-H 2-H 2B		S S S K			F8		FC5 BB IBB		3	0	1	1	1	1	1
Jim Spencer, L (1, 3) OBP: 0.383, SLG: 0.471	L4			G3		F4		BBBB 1-2 2-3 3-H FC5 BB		3	0	0	1	1	0	1
Ken McMullen, R (1, 5) OBP: 0.310, SLG: 0.306		F4		S S S K		S S S K		FC5 1-2 2-3f 3-H		4	0	0	1	0	2	2
Jay Johnstone, L (1, 8) OBP: 0.272, SLG: 0.395		F8		2B 1B			F9	3-1		4	1	1	0	0	0	2
Tom Egan, R (1, 2) OBP: 0.270, SLG: 0.353		S S S K		1-H 2B			S S S K			3	0	1	1	0	2	0
Andy Messersmith, R (1, 1) OBP: 0.174, SLG: 0.348 Paul Doyle, L (6, 1) Ken Tatum, R (8, 1)			5-3	S S S K			S S S K			2 1 0	0 0 0	0 0 0	0 0 0	0 0 0	1 1 0	1 0 0
Inning Stats	R: 1 H: 2 E: 0 LOB: 1 K: 0 BB: 1 S: 4 P: 8	R: 0 H: 0 E: 0 LOB: 0 K: 1 BB: 0 S: 5 P: 5	R: 1 H: 2 E: 0 LOB: 1 K: 1 BB: 0 S: 7 P: 7	R: 1 H: 2 E: 0 LOB: 1 K: 2 BB: 0 S: 9 P: 9	R: 0 H: 0 E: 0 LOB: 0 K: 1 BB: 0 S: 5 P: 5	R: 0 H: 0 E: 0 LOB: 0 K: 1 BB: 0 S: 5 P: 5	R: 0 H: 0 E: 0 LOB: 0 K: 2 BB: 0 S: 7 P: 7	R: 2 H: 1 E: 1 LOB: 2 K: 0 BB: 2 S: 5 P: 13		1B: 5 SF: 0 2B: 2 SAC: 1 3B: 0 DP: 0 HR: 0 HBP: 0						WP: 1 PA: 34 PB: 0 SB: 1 CS: 0

PITCHER		IP	WLS	BF	H	R	ER	SO	BB	IBB	HBP	BLK	WP	HR	S	P	ERA	WHIP
Sonny Siebert, R ERA: 4.26	(1, 1)	6.0		24	6	3	3	6	1	0	0	0	1	0	35	39	4.50	1.167
Lee Stange, R ERA: 1.8	(7, 1)	1.1	L	6	1	2	0	2	0	0	0	0	0	0	10	10	0.00	0.750
Sparky Lyle, L ERA: 3.21	(8, 1)	0.0		2	0	0	0	0	1	1	0	0	0	0	0	8	∞	∞
Vicente Romo, R ERA: 2.63	(8, 1)	0.2		2	0	0	0	0	0	0	0	0	0	0	2	2	0.00	0.000

PITCHER	IP	WLS	BF	H	R	ER	SO	BB	IBB	HBP	BLK	WP	HR	S	P	ERA	WHIP

BOTTOM

Boston Red Sox @ California Angels

Anaheim Stadium, Anaheim, CA

Wed May 13 1970, 10:05 PM EDT

Att. 9,852 - Unknown

livebaseballscorecards.com

AB	30
R	5
H	7
RBI	5
BB	3
SO	8
LOB	9

Batter	1	2	3	4	5	6	7	8	9	AB	R	H	RBI	BB	SO	LOB
Larry Brown, R (1, 4) OBP: 0.389, SLG: 0.455	0-0 1B 2B 1B		0-0 F8			0-0 G1-6-3 1B		0-0 F8		4	1	2	0	0	0	1
Ted Uhlaender, L (1, 8) OBP: 0.339, SLG: 0.406	0-0 2B 1-3 1B 1B		0-0 F4			0-0 G1-6-3 1-2f		0-0 1-3 1B		4	1	2	0	0	0	1
Tony Horton, R (1, 3) OBP: 0.307, SLG: 0.382	0-0 1B 1-3 3-H 2B		0-3 K			0-0 F7		0-0 5-3		4	1	1	1	0	1	1
Chuck Hinton, R (1, 7) OBP: 0.450, SLG: 0.375	0-0 G5-4-3 2-H 3-H 1B			0-0 L6			BBB 4-0 FC5 1B BB		0-0 G6-4-3 1B	3	0	2	2	1	0	0
Roy Foster, R (1, 9) OBP: 0.288, SLG: 0.368 Vada Pinson, L (9, 9) OBP: 0.355, SLG: 0.500	SSS 0-3 K			0-0 F8			SSS 0-3 K		0-0 1-2 G6-4-3 1B	4 0	0 0	1 0	0 0	0 0	2 0	2 0
Ray Fosse, R (1, 2) OBP: 0.333, SLG: 0.324	0-0 G5-4-3 1-2f			0-0 F8			0-0 F6		0-0 G6-4-3 1-2f 2-3	4	0	0	0	0	0	4
Graig Nettles, L (1, 5) OBP: 0.292, SLG: 0.233		SSS 0-3 K			SSS 0-3 K		0-0 1-2 1B		SSS 0-3 K	4	0	1	0	0	3	1
Jack Heidemann, R (1, 6) OBP: 0.215, SLG: 0.230		0-0 F3			SSS 0-3 K		0-0 FC5 2-3f			3	0	0	0	0	1	2
Sam McDowell, L (1, 1) OBP: 0.267, SLG: 0.367		0-0 5-3			SSS 0-3 K			0-0 1B 1B		3	0	1	0	0	1	0
Inning Stats	R: 3 E: 0 K: 1 S: 8 H: 4 LOB: 0 BB: 0 P: 8	R: 0 E: 0 K: 1 S: 5 H: 0 LOB: 0 BB: 0 P: 5	R: 0 E: 0 K: 1 S: 5 H: 0 LOB: 0 BB: 0 P: 5	R: 0 E: 0 K: 0 S: 3 H: 0 LOB: 0 BB: 0 P: 3	R: 0 E: 0 K: 3 S: 9 H: 0 LOB: 0 BB: 0 P: 9	R: 0 E: 0 K: 0 S: 3 H: 1 LOB: 0 BB: 0 P: 3	R: 0 E: 0 K: 1 S: 6 H: 1 LOB: 2 BB: 1 P: 10	R: 0 E: 0 K: 0 S: 4 H: 2 LOB: 1 BB: 0 P: 4	R: 0 E: 0 K: 1 S: 6 H: 2 LOB: 1 BB: 0 P: 6	1B: 9 2B: 1 3B: 0 HR: 0	SF: 0 SAC: 0 DP: 3 HBP: 0						

PITCHER	IP	WLS	BF	H	R	ER	SO	BB	IBB	HBP	BLK	WP	HR	S	P	ERA	WHIP
Gary Peters, L (1, 1) ERA: 4.7	9.0	L	34	10	3	3	8	1	0	0	0	0	0	49	53	3.00	1.222

PITCHER	IP	WLS	BF	H	R	ER	SO	BB	IBB	HBP	BLK	WP	HR	S	P	ERA	WHIP

TOP

Cleveland Indians @ Boston Red Sox

Fenway Park, Boston, MA

Fri May 15 1970, 3:33 AM EDT

Att. 23,102 - Unknown

livebaseballscorecards.com

AB	33
R	3
H	10
RBI	3
BB	1
SO	8
LOB	12

1B: 9	SF: 0	WP: 0	PA: 34
2B: 1	SAC: 0	PB: 0	
3B: 0	DP: 3	SB: 0	
HR: 0	HBP: 0	CS: 0	

Batter	1	2	3	4	5	6	7	8	9	AB	R	H	RBI	BB	SO	LOB
Dick Schofield, S (1, 5) OBP: 0.261, SLG: 0.190	F2			F2		6-3			K	4	0	0	0	0	1	1
Reggie Smith, S (1, 8) OBP: 0.403, SLG: 0.496	K			1B		K			4-3	4	0	1	0	0	2	1
Carl Yastrzemski, L (1, 7) OBP: 0.435, SLG: 0.541	F8			F8			4-3			3	0	0	0	0	0	1
Tony Conigliaro, R (1, 9) OBP: 0.364, SLG: 0.486		1B		K			K			3	0	1	0	0	2	1
Rico Petrocelli, R (1, 6) OBP: 0.278, SLG: 0.412		6-3			F7		F8			3	0	0	0	0	0	0
George Scott, R (1, 3) OBP: 0.333, SLG: 0.470		K			F3			1-3		3	0	0	0	0	1	0
Mike Andrews, R (1, 4) OBP: 0.286, SLG: 0.303			K		5-3			F6		3	0	0	0	0	1	0
Jerry Moses, R (1, 2) OBP: 0.354, SLG: 0.457			5-3			2B		F7		3	0	1	0	0	0	0
Gary Peters, L (1, 1) OBP: 0.211, SLG: 0.222			F8			F7			K	2	0	0	0	0	0	1
Billy Conigliaro, R (9, PH) OBP: 0.294, SLG: 0.688										1	0	0	0	0	1	0

Inning Stats									
	R: 0 E: 0 K: 1 S: 5	H: 0 LOB: 0 BB: 0 P: 5	R: 0 E: 0 K: 1 S: 5	H: 1 LOB: 0 BB: 0 P: 5	R: 0 E: 0 K: 1 S: 5	H: 0 LOB: 0 BB: 0 P: 5	R: 0 E: 0 K: 1 S: 6	H: 1 LOB: 1 BB: 0 P: 6	R: 0 E: 0 K: 0 S: 3	H: 0 LOB: 0 BB: 0 P: 3
	R: 0 E: 0 K: 1 S: 6	H: 1 LOB: 1 BB: 0 P: 6	R: 0 E: 0 K: 1 S: 5	H: 0 LOB: 0 BB: 0 P: 5	R: 0 E: 0 K: 0 S: 3	H: 0 LOB: 0 BB: 0 P: 3	R: 0 E: 0 K: 2 S: 7	H: 0 LOB: 0 BB: 0 P: 7	1B: 2 2B: 1 3B: 0 HR: 0	SF: 0 SAC: 0 DP: 0 HBP: 0	WP: 0 PB: 0 SB: 0 CS: 0	PA: 29

PITCHER	IP	WLS	BF	H	R	ER	SO	BB	IBB	HBP	BLK	WP	HR	S	P	ERA	WHIP
Sam McDowell, L (1, 1) ERA: 2.33	9.0	W	29	3	0	0	8	0	0	0	0	0	0	45	45	0.00	0.333

PITCHER	IP	WLS	BF	H	R	ER	SO	BB	IBB	HBP	BLK	WP	HR	S	P	ERA	WHIP

BOTTOM

Cleveland Indians @ Boston Red Sox

Fenway Park, Boston, MA

Fri May 15 1970, 3:33 AM EDT

Att. 23,102 - Unknown

livebaseballscorecards.com

AB	29
R	0
H	3
RBI	0
BB	0
SO	8
LOB	5

Batter	1	2	3	4	5	6	7	8	9	AB	R	H	RBI	BB	SO	LOB
Larry Brown, R (1, 4) OBP: 0.350, SLG: 0.405	F6		FC5-4 (1-2f, 2-3)		5-3		F7			4	0	0	0	0	0	3
Ted Uhlaender, L (1, 8) OBP: 0.336, SLG: 0.394	K		F3		F5			BB, G5-4-3		3	0	0	0	1	1	2
Tony Horton, R (1, 3) OBP: 0.305, SLG: 0.376	S, 1B		FC5-4 (1-2f)			5-3		G5-4-3 (1-2f)		4	0	1	0	0	0	3
Vada Pinson, L (1, 9) OBP: 0.360, SLG: 0.500	K (1-2)			E 1B, 1B		1B		F9		4	1	2	0	0	1	1
Duke Sims, L (1, 7) OBP: 0.256, SLG: 0.364		F9		F9		K			F8	4	0	0	0	0	1	2
Graig Nettles, L (1, 5) OBP: 0.291, SLG: 0.233		K		E, SH1-3 (1-2), 1B		4-3			F7	4	1	1	0	0	1	1
Ray Fosse, R (1, 2) OBP: 0.321, SLG: 0.311		K		SH1-3 (1-H, 2-H)			K		F7	3	0	0	1	0	2	0
Jack Heidemann, R (1, 6) OBP: 0.229, SLG: 0.236			FC5-4, E, 1B	G3			BB			2	0	1	0	1	0	0
Dean Chance, R (1, 1) Russ Nagelson, L (7, PH) OBP: 0.208, SLG: 0.318 Dennis Higgins, R (7, 1)			E1, FC5-4 (1-2)		K		K			2 1 0	0 0 0	0 0 0	0 0 0	0 0 0	1 1 0	1 1 0
Inning Stats	R: 0 E: 0 K: 2 S: 8 H: 1 LOB: 1 BB: 0 P: 8	R: 0 E: 0 K: 2 S: 7 H: 0 LOB: 0 BB: 0 P: 7	R: 0 E: 1 K: 0 S: 5 H: 1 LOB: 2 BB: 0 P: 5	R: 2 E: 1 K: 0 S: 5 H: 2 LOB: 0 BB: 0 P: 5	R: 0 E: 0 K: 1 S: 5 H: 0 LOB: 0 BB: 0 P: 5	R: 0 E: 0 K: 1 S: 6 H: 1 LOB: 1 BB: 0 P: 6	R: 0 E: 0 K: 2 S: 7 H: 0 LOB: 1 BB: 1 P: 11	R: 0 E: 0 K: 0 S: 2 H: 0 LOB: 0 BB: 1 P: 6	R: 0 E: 0 K: 0 S: 3 H: 0 LOB: 0 BB: 0 P: 3	1B: 5 2B: 0 3B: 0 HR: 0	SF: 0 SAC: 1 DP: 1 HBP: 0						

TOP

Cleveland Indians @ Boston Red Sox

Fenway Park, Boston, MA

Sat May 16 1970, 3:33 AM EDT

Att. 19,485 - Unknown

livebaseballscorecards.com

AB	31
R	2
H	5
RBI	1
BB	2
SO	8
LOB	14

PITCHER	IP	WLS	BF	H	R	ER	SO	BB	IBB	HBP	BLK	WP	HR	S	P	ERA	WHIP
Ray Culp, R (1, 1) ERA: 2.39	9.0	W	34	5	2	0	8	2	0	0	0	0	0	48	56	0.00	0.778

PITCHER	IP	WLS	BF	H	R	ER	SO	BB	IBB	HBP	BLK	WP	HR	S	P	ERA	WHIP

BOTTOM

Cleveland Indians @ Boston Red Sox

Fenway Park, Boston, MA

Sat May 16 1970, 3:33 AM EDT

Att. 19,485 - Unknown

livebaseballscorecards.com

Batter	1	2	3	4	5	6	7	8	9	AB	R	H	RBI	BB	SO	LOB
Dick Schofield, S (1, 5) OBP: 0.296, SLG: 0.174	1-3		HBP		K			BB		2	1	0	0	1	1	0
Reggie Smith, S (1, 8) OBP: 0.413, SLG: 0.508	1B		2B			L8		BB		3	1	2	0	1	0	0
Carl Yastrzemski, L (1, 7) OBP: 0.444, SLG: 0.579	F8		IBB			2B		HR		3	2	2	3	1	0	1
Tony Conigliaro, R (1, 9) OBP: 0.368, SLG: 0.514	FC5-4		G1-2-3			HR		3-1		4	1	2	2	0	0	3
Rico Petrocelli, R (1, 6) OBP: 0.285, SLG: 0.441	FC5-4			G5-4-3		6-3		HR		4	1	2	1	0	0	2
George Scott, R (1, 3) OBP: 0.323, SLG: 0.455		1-3		K		6-3		1-3		4	0	0	0	0	1	1
Mike Andrews, R (1, 4) OBP: 0.292, SLG: 0.298		F4		G5-4-3			CS HBP	IBB		2	0	0	0	1	0	1
Jerry Moses, R (1, 2) OBP: 0.350, SLG: 0.443		5-3			F7		5-3	IBB		3	0	0	0	1	0	1
Ray Culp, R (1, 1) OBP: 0.091, SLG: 0.091			1-3		5-3		K	F2		4	0	0	0	0	1	2
Inning Stats	R: 0 E: 0 K: 0 S: 5 H: 2 LOB: 2 BB: 0 P: 5	R: 0 E: 0 K: 0 S: 3 H: 0 LOB: 0 BB: 0 P: 3	R: 0 E: 0 K: 0 S: 3 H: 1 LOB: 2 BB: 1 P: 8	R: 0 E: 0 K: 1 S: 5 H: 1 LOB: 0 BB: 0 P: 5	R: 0 E: 0 K: 1 S: 5 H: 0 LOB: 0 BB: 0 P: 5	R: 2 E: 0 K: 0 S: 5 H: 2 LOB: 0 BB: 0 P: 5	R: 0 E: 0 K: 1 S: 4 H: 0 LOB: 0 BB: 0 P: 5	R: 4 E: 0 K: 0 S: 5 H: 2 LOB: 2 BB: 4 P: 21		1B: 3 2B: 2 3B: 0 HR: 3 SF: 0 SAC: 0 DP: 2 HBP: 2				WP: 0 PB: 0 SB: 0 CS: 1 PA: 36	

	AB	29
	R	6
	H	8
	RBI	6
	BB	5
	SO	3
	LOB	11

PITCHER		IP	WLS	BF	H	R	ER	SO	BB	IBB	HBP	BLK	WP	HR	S	P	ERA	WHIP
Dean Chance, R ERA: 3.68	(1, 1)	6.0		24	6	2	2	2	0	1	1	0	0	1	26	31	3.00	1.000
Dennis Higgins, R ERA: 7.16	(7, 1)	2.0	L	12	2	4	4	1	3	1	1	0	0	2	9	26	18.00	2.500

PITCHER	IP	WLS	BF	H	R	ER	SO	BB	IBB	HBP	BLK	WP	HR	S	P	ERA	WHIP

Detroit Tigers @ Boston Red Sox

Fenway Park, Boston, MA

Tue May 19 1970, 7:05 PM EDT

Att. 18,415 - Unknown

TOP

Batter	1	2	3	4	5	6	7	8	9	AB	R	H	RBI	BB	SO	LOB
Dick McAuliffe, L (1, 4) OBP: 0.411, SLG: 0.407	G3		FC6-4 1-2f	BB 1-2 2-3		6-3 BB		G3		3	0	0	0	2	0	1
Cesar Gutierrez, R (1, 6) OBP: 0.313, SLG: 0.351	PB 1B		FC6-4 PB 1-2f	F8		6-3 1-2 2-3		F5		5	0	1	0	0	0	6
Al Kaline, R (1, 9) OBP: 0.408, SLG: 0.525	L1-3 1-2		L6-3 1-2		HR 1B	BB			CS 1B	4	1	2	0	1	0	2
Norm Cash, L (1, 3) OBP: 0.343, SLG: 0.473	F6			K	HR 1-H	K			F5 1-2	5	1	1	2	0	2	5
Willie Horton, R (1, 7) OBP: 0.377, SLG: 0.471		4-3		E BB 1B 1B	K		F4		F9	5	1	1	0	0	1	0
Jim Northrup, L (1, 8) OBP: 0.418, SLG: 0.479		F8		E 1B 1-2 BB	F2		BB			2	1	0	0	2	0	0
Bill Freehan, R (1, 2) OBP: 0.352, SLG: 0.449		BB		F8	F8		F4			3	0	0	0	1	0	3
Don Wert, R (1, 5) OBP: 0.322, SLG: 0.245		1-3		E5 BB 1B 1-2 2-3		6-3 SH1-4 1B	4-3			4	0	1	0	0	0	4
Joe Niekro, R (1, 1) OBP: 0.316, SLG: 0.412			FC6-4 1B	BB 1B 1-2 2-H 3-H		SH1-4 1-2		F6		1	0	1	0	0	0	0
Gates Brown, L (4, PH) OBP: 0.077, SLG: 0.077										1	0	1	2	0	0	0
Norm McRae, R (4, 1)										1	0	0	0	0	0	0
Fred Lasher, R (8, 1)										0	0	0	0	0	0	0
Inning Stats	R: 0 E: 0 K: 0 S: 4 H: 1 LOB: 1 BB: 0 P: 4	R: 0 E: 0 K: 0 S: 3 H: 0 LOB: 1 BB: 1 P: 7	R: 0 E: 0 K: 0 S: 4 H: 1 LOB: 1 BB: 0 P: 4	R: 2 E: 1 K: 1 S: 8 H: 2 LOB: 3 BB: 2 P: 16	R: 2 E: 0 K: 1 S: 7 H: 2 LOB: 0 BB: 0 P: 7	R: 0 E: 0 K: 1 S: 6 H: 1 LOB: 3 BB: 2 P: 14	R: 0 E: 0 K: 0 S: 3 H: 0 LOB: 1 BB: 1 P: 7	R: 0 E: 0 K: 0 S: 3 H: 0 LOB: 0 BB: 0 P: 3	R: 0 E: 0 K: 0 S: 3 H: 1 LOB: 0 BB: 0 P: 3	1B: 7 2B: 0 3B: 0 HR: 1 SF: 0 SAC: 1 DP: 0 HBP: 0						

livebaseballscorecards.com

	AB	34
	R	4
	H	8
	RBI	4
	BB	6
	SO	3
	LOB	21

WP: 0 PB: 2 SB: 0 CS: 1 PA: 41

PITCHER		IP	WLS	BF	H	R	ER	SO	BB	IBB	HBP	BLK	WP	HR	S	P	ERA	WHIP
Mike Nagy, R ERA:	(1, 1)	3.2		19	4	2	0	1	3	0	0	0	0	0	18	30	0.00	1.909
Lee Stange, R ERA: 3.18	(4, 1)	1.1		6	2	2	2	1	0	0	0	0	0	1	8	8	13.50	1.500
Ray Jarvis, R ERA: 1.64	(6, 1)	0.2		5	1	0	0	0	2	0	0	0	0	0	3	11	0.00	4.500
Ken Brett, L ERA: 4.6	(6, 1)	1.1		5	0	0	0	1	1	0	0	0	0	0	6	10	0.00	0.750
Jim Lonborg, R ERA: 3.33	(8, 1)	2.0	W	6	1	0	0	0	0	0	0	0	0	0	6	6	0.00	0.500

PITCHER	IP	WLS	BF	H	R	ER	SO	BB	IBB	HBP	BLK	WP	HR	S	P	ERA	WHIP

Batter	1	2	3	4	5	6	7	8	9	AB	R	H	RBI	BB	SO	LOB
Dick Schofield, S (1, 5) OBP: 0.281, SLG: 0.148	S S S 0-3 K ①	S S S 0-3 K ②			B B B 4-0 BB		x 0-0 1-3 ③		x 0-0 FC BB FC2-5 1B 1-2	4	1	0	0	1	2	3
Reggie Smith, S (1, 8) OBP: 0.413, SLG: 0.500	x 0-0 HR 1B	x 0-0 F4 ③			x 0-0 F4 ②			B B B B 4-0 1B 1B BB	x 0-0 FC2-5 ① 1B BB 1-2 2-3f	4	2	1	0	1	0	5
Carl Yastrzemski, L (1, 7) OBP: 0.442, SLG: 0.593	x 0-0 1-H HR		x 0-0 L8 ①		S S S 0-3 K ③			x 0-0 F7 ①	B B B B 4-0 1B 1-2 2-3 BB	4	1	1	2	1	1	2
Tony Conigliaro, R (1, 9) OBP: 0.377, SLG: 0.517	S S S 0-3 K ②		x 0-0 G1 ②			x 0-0 BB 1B		x 0-0 1B 1-3 1B	x 0-0 1-2 2-3 3-H 1B	5	0	3	1	0	1	0
Rico Petrocelli, R (1, 6) OBP: 0.276, SLG: 0.426	x 0-0 L8 ③		S S S 0-3 K ③			S S S 0-3 K ①		x 0-0 F6 ②		4	0	0	0	0	2	3
George Scott, R (1, 3) OBP: 0.328, SLG: 0.452		x 0-0 F3 ①		x 0-0 F3 ①		B B B 4-0 L1-3 1-2 BB		x 0-0 BB 1-3 3-H 1B		3	0	1	1	1	0	0
Mike Andrews, R (1, 4) OBP: 0.297, SLG: 0.294		B B B B 4-0 1B 1B BB		x 0-0 3-1 ②		x 0-0 L1-3 ② ③ 1-2		B B B B 4-0 1-2 BB		2	1	0	0	2	0	2
Jerry Moses, R (1, 2) OBP: 0.355, SLG: 0.446		x 0-0 1B 1-3 1B		S S S 0-3 K ③			x 0-0 G4-6-3 1B	x 0-0 4-3 ③		4	0	2	0	0	1	3
Mike Nagy, R (1, 1) OBP: 1.000, SLG: 1.000 Lee Stange, R (4, 1) Tom Matchick, L (5, PH) Ray Jarvis, R (6, 1) Ken Brett, L (8, 1) Mike Derrick, L (7, PH) OBP: 0.167, SLG: 0.167 Jim Lonborg, R (8, 1) OBP: 0.000, SLG: 0.000 Tom Satriano, L (9, PH) OBP: 0.000, SLG: 0.000 Luis Alvarado, R (9, PH) OBP: 0.267, SLG: 0.300	x 0-0 1-3 3-H 1B				x 0-0 1-3 ①		x 0-0 G4-6-3 ① ② 1-2f		B B B B 4-0 FC2-5 E BB	1 0 1 0 0 1 0 0 0	0 0 0 0 0 0 0 0 0	1 0 0 0 0 0 0 0 0	1 0 0 0 0 0 0 0 0	0 0 0 0 0 0 1 0 0	0 0 0 0 0 0 0 0 0	0 0 1 0 0 0 1 0 0
Inning Stats	R: 2 E: 0 K: 2 S: 9 H: 2 LOB: 0 BB: 0 P: 9	R: 1 E: 0 K: 1 S: 7 H: 2 LOB: 2 BB: 1 P: 11	R: 0 E: 0 K: 1 S: 5 H: 0 LOB: 0 BB: 0 P: 5	R: 0 E: 0 K: 1 S: 5 H: 0 LOB: 0 BB: 0 P: 5	R: 0 E: 0 K: 1 S: 5 H: 0 LOB: 1 BB: 1 P: 9	R: 0 E: 0 K: 1 S: 5 H: 1 LOB: 1 BB: 1 P: 9	R: 0 E: 0 K: 0 S: 3 H: 1 LOB: 0 BB: 0 P: 3	R: 1 E: 0 K: 0 S: 5 H: 2 LOB: 3 BB: 2 P: 13	R: 1 E: 1 K: 0 S: 3 H: 1 LOB: 3 BB: 2 P: 11	1B: 8 2B: 1 3B: 0 HR: 1	SF: 0 SAC: 0 DP: 2 HBP: 0	WP: 0 PB: 0 SB: 0 CS: 0	PA: 40			

PITCHER		IP	WLS	BF	H	R	ER	SO	BB	IBB	HBP	BLK	WP	HR	S	P	ERA	WHIP
Joe Niekro, R ERA: 3.5	(1, 1)	3.0		14	4	3	3	4	1	0	0	0	0	1	21	25	9.00	1.667
Norm McRae, R ERA: 2.57	(4, 1)	4.2		20	4	1	1	3	4	0	0	0	0	0	22	38	1.93	1.714
Fred Lasher, R ERA: 5.0	(8, 1)	0.2	L	6	1	1	1	0	2	0	0	0	0	0	4	12	13.50	4.500

PITCHER	IP	WLS	BF	H	R	ER	SO	BB	IBB	HBP	BLK	WP	HR	S	P	ERA	WHIP

BOTTOM

Detroit Tigers @ Boston Red Sox

Fenway Park, Boston, MA

Tue May 19 1970, 7:05 PM EDT

Att. 18,415 - Unknown

livebaseballscorecards.com

AB	33
R	5
H	9
RBI	5
BB	7
SO	7
LOB	19

Batter	1	2	3	4	5	6	7	8	9	AB	R	H	RBI	BB	SO	LOB
Dick Schofield, S (1, 5) OBP: 0.333, SLG: 0.172	BBBB 4-0 1B 1B BB	BBBB 4-0 BB			x 0-0 ② G3			x 0-0 FC4-6 1B		2	1	1	0	2	0	0
Reggie Smith, S (1, 8) OBP: 0.415, SLG: 0.523	x 0-0 1B 1-2 1B	SSS 0-3 ③ K			x 0-0 HR			SSS 0-3 ① K		4	1	2	1	0	2	2
Carl Yastrzemski, L (1, 7) OBP: 0.437, SLG: 0.582	x 0-0 BB 1-3 2-H 1B		x 0-0 ① F3		x 0-0 ③ 4-3			x 0-0 ② FC4-6 1-2f		4	0	1	1	0	0	1
Tony Conigliaro, R (1, 9) OBP: 0.366, SLG: 0.500	x 0-0 ① F1		SSS 0-3 ② K			x 0-0 ① 5-3		SSS 0-3 ③ K		4	0	0	0	0	2	3
Rico Petrocelli, R (1, 6) OBP: 0.268, SLG: 0.413	SSS 0-3 ② K		x 0-0 ③ F3			x 0-0 ② 5-3			x 0-0 ① 5-3	4	0	0	0	0	1	2
George Scott, R (1, 3) OBP: 0.326, SLG: 0.441	BBBB 4-0 1-2 BB			x 0-0 ① F7		SSS 0-3 ③ K			x 0-0 ② F8	3	0	0	0	1	1	0
Mike Andrews, R (1, 4) OBP: 0.289, SLG: 0.285	SSS 0-3 ③ K			x 0-0 ② F9			x 0-0 ① 5-3		SSS 0-3 ③ K	4	0	0	0	0	2	3
Tom Satriano, L (1, 2)		SSS 0-3 ① K		x 0-0 ③ L7			x 0-0 ② 4-3			3	0	0	0	0	1	0
Sonny Siebert, R (1, 1) OBP: 0.235, SLG: 0.267 Sparky Lyle, L (7, 1) Vicente Romo, R (8, 1)		x 0-0 ② F9			x 0-0 ① F9		SSS 0-3 ③ K			3 0 0	0 0 0	0 0 0	0 0 0	0 0 0	1 0 0	0 0 0
Inning Stats	R: 1 E: 0 K: 2 S: 9 H: 2 LOB: 3 BB: 2 P: 17	R: 0 E: 0 K: 2 S: 7 H: 0 LOB: 1 BB: 1 P: 11	R: 0 E: 0 K: 1 S: 5 H: 0 LOB: 0 BB: 0 P: 5	R: 0 E: 0 K: 0 S: 3 H: 0 LOB: 0 BB: 0 P: 3	R: 1 E: 0 K: 0 S: 4 H: 1 LOB: 0 BB: 0 P: 4	R: 0 E: 0 K: 1 S: 5 H: 0 LOB: 0 BB: 0 P: 5	R: 0 E: 0 K: 1 S: 5 H: 0 LOB: 0 BB: 0 P: 5	R: 0 E: 0 K: 2 S: 8 H: 1 LOB: 1 BB: 0 P: 8	R: 0 E: 0 K: 1 S: 5 H: 0 LOB: 0 BB: 0 P: 5	1B: 3 2B: 0 3B: 0 HR: 1 SF: 0 SAC: 0 DP: 0 HBP: 0						

PITCHER	IP	WLS	BF	H	R	ER	SO	BB	IBB	HBP	BLK	WP	HR	S	P	ERA	WHIP
Sam McDowell, L (1, 1) ERA: 2.3	9.0	W	34	4	2	2	10	3	0	0	0	0	1	51	63	2.00	0.778

PITCHER	IP	WLS	BF	H	R	ER	SO	BB	IBB	HBP	BLK	WP	HR	S	P	ERA	WHIP

Boston Red Sox @ Cleveland Indians

Cleveland Municipal Stadium, Cleveland, OH

Wed May 20 1970, 7:05 PM EDT

Att. 4,930 - Unknown

TOP

livebaseballscorecards.com

AB	31
R	2
H	4
RBI	2
BB	3
SO	10
LOB	11

WP: 0 PB: 0 SB: 0 CS: 0 PA: 34

BOTTOM

Boston Red Sox @ Cleveland Indians

Cleveland Municipal Stadium, Cleveland, OH

Wed May 20 1970, 7:05 PM EDT

Att. 4,930 - Unknown

livebaseballscorecards.com

Batter	1	2	3	4	5	6	7	8	9	AB	R	H	RBI	BB	SO	LOB
Ted Uhlaender, L (1, 8) OBP: 0.311, SLG: 0.359	G3		6-3		K		G6-3 1-2f			4	0	0	0	0	1	3
Eddie Leon, R (1, 4) OBP: 0.265, SLG: 0.297	6-3			FC3-6 1B		6-3		FC1-6 1B		4	0	2	0	0	0	0
Vada Pinson, L (1, 9) OBP: 0.350, SLG: 0.504	G3			FC3-6 1-2f HR		F6		FC1-6 1-2f HR		4	2	0	0	0	0	2
Tony Horton, R (1, 3) OBP: 0.305, SLG: 0.390		F6		F7		BB HBP		1-H HR		3	1	1	2	0	0	1
Duke Sims, L (1, 7) OBP: 0.283, SLG: 0.421		K		2-H HR		1-2 BB		2B BB		2	1	1	2	1	1	0
Roy Foster, R (8, PH) (9, 7) OBP: 0.296, SLG: 0.367										0	1	0	0	1	0	0
Graig Nettles, L (1, 5) OBP: 0.269, SLG: 0.212		5-3		G3		F6		K		4	0	0	0	0	1	3
Ray Fosse, R (1, 2) OBP: 0.337, SLG: 0.333			K		F8		1-3 1B	1-H 1B 2B		4	2	2	1	0	1	0
Jack Heidemann, R (1, 6) OBP: 0.229, SLG: 0.237			1B		6-3		1-3 1-2	3-H 1B		4	0	2	1	0	0	1
Sam McDowell, L (1, 1) OBP: 0.294, SLG: 0.382			F5		1B		G6-3 2-H 1B	1-3		4	0	2	1	0	0	2
Inning Stats	R: 0 E: 0 K: 0 S: 3 H: 0 LOB: 0 BB: 0 P: 3	R: 0 E: 0 K: 1 S: 5 H: 0 LOB: 0 BB: 0 P: 5	R: 0 E: 0 K: 1 S: 6 H: 1 LOB: 1 BB: 0 P: 6	R: 2 E: 1 K: 0 S: 5 H: 2 LOB: 0 BB: 0 P: 5	R: 0 E: 0 K: 1 S: 6 H: 1 LOB: 1 BB: 0 P: 6	R: 0 E: 0 K: 0 S: 3 H: 0 LOB: 2 BB: 1 P: 8	R: 1 E: 0 K: 0 S: 4 H: 2 LOB: 0 BB: 0 P: 4	R: 4 E: 0 K: 1 S: 9 H: 4 LOB: 1 BB: 1 P: 13		1B: 7 2B: 1 3B: 0 HR: 2 SF: 0 SAC: 0 DP: 1 HBP: 1						

AB	33
R	7
H	10
RBI	7
BB	2
SO	4
LOB	12

WP: 0 PB: 0 SB: 0 CS: 0 PA: 36

PITCHER		IP	WLS	BF	H	R	ER	SO	BB	IBB	HBP	BLK	WP	HR	S	P	ERA	WHIP
Sonny Siebert, R ERA: 4.26	(1, 1)	6.1	L	27	6	3	3	3	1	0	1	0	0	1	31	36	4.26	1.105
Sparky Lyle, L ERA: 5.28	(7, 1)	1.1		7	3	4	4	1	1	0	0	0	0	1	8	12	27.00	3.000
Vicente Romo, R ERA: 2.59	(8, 1)	0.1		2	1	0	0	0	0	0	0	0	0	0	2	2	0.00	3.000

PITCHER	IP	WLS	BF	H	R	ER	SO	BB	IBB	HBP	BLK	WP	HR	S	P	ERA	WHIP

Boston Red Sox @ Cleveland Indians

Cleveland Municipal Stadium, Cleveland, OH

Thu May 21 1970, 7:05 PM EDT

Att. 4,073 - Unknown

TOP

livebaseballscorecards.com

Batter	1	2	3	4	5	6	7	8	9	AB	R	H	RBI	BB	SO	LOB
Dick Schofield, S (1, 4) OBP: 0.317, SLG: 0.176	L7		F6		6-3	WP 1-H 2-H 3-H 1B		F7		5	0	1	2	0	0	1
Reggie Smith, S (1, 8) OBP: 0.421, SLG: 0.527	2B		F3		F7	1-2 BB		BB		3	0	1	0	2	0	0
Carl Yastrzemski, L (1, 7) OBP: 0.442, SLG: 0.573	BB			E 1B G5-4-3 BB		HR BB L9		G3		2	2	0	0	3	0	4
Tony Conigliaro, R (1, 9) OBP: 0.360, SLG: 0.488	K			E6 G5-4-3 1-3 1B		F3	F8		6-3	5	0	1	0	0	1	3
Rico Petrocelli, R (1, 5) OBP: 0.266, SLG: 0.405	F3			G5-4-3 1-2f 3-H		F3	L6-3 1B		E4 1-6-3	5	0	1	0	0	0	4
George Scott, R (1, 3) OBP: 0.329, SLG: 0.470		6-3		1B 2B		1-H HR	L6-3 1-2		1-6-3 1-2	5	1	2	2	0	0	2
Luis Alvarado, R (1, 6) OBP: 0.301, SLG: 0.361		F9		2-3 1B		BB WP 1B		2B 1B	K	5	2	3	0	0	1	1
Jerry Moses, R (1, 2) OBP: 0.360, SLG: 0.457		K		4-3		WP BB 1-2 1B 1B		1-H 2B		4	1	2	1	0	1	2
Bill Lee, L (1, 1) Tom Matchick, L (5, PH) Vicente Romo, R (5, 1) Ray Jarvis, R (5, 1) Ken Brett, L (5, 1) Billy Conigliaro, R (8, PH) OBP: 0.278, SLG: 0.647 Sparky Lyle, L (8, 1)			L4		6-3	WP 1-2 2-3 BB		6-3		1 1 0 0 0 1 0	0 0 0 0 1 0 0	0 0 0 0 0 0 0	0 0 0 0 1 0 0	0 0 0 0 0 0 0	0 0 0 0 0 0 0	0 0 0 0 0 1 0

	AB	37
	R	7
	H	11
	RBI	5
	BB	6
	SO	3
	LOB	18

Inning Stats	1	2	3	4	5	6	7	8	9
	R: 0 E: 0 K: 1 S: 6	R: 0 E: 0 K: 1 S: 5	R: 0 E: 0 K: 0 S: 3	R: 1 E: 1 K: 0 S: 5	R: 0 E: 0 K: 0 S: 3	R: 5 E: 0 K: 0 S: 7	R: 0 E: 0 K: 0 S: 3	R: 1 E: 0 K: 0 S: 5	R: 0 E: 1 K: 1 S: 6
	H: 1 LOB: 2 BB: 1 P: 10	H: 0 LOB: 0 BB: 0 P: 5	H: 0 LOB: 0 BB: 0 P: 3	H: 3 LOB: 2 BB: 1 P: 9	H: 0 LOB: 0 BB: 0 P: 3	H: 4 LOB: 2 BB: 3 P: 19	H: 1 LOB: 0 BB: 0 P: 3	H: 2 LOB: 2 BB: 1 P: 9	H: 0 LOB: 1 BB: 0 P: 6

	1B: 7	SF: 0	WP: 2	PA: 43
	2B: 4	SAC: 0	PB: 0	
	3B: 0	DP: 2	SB: 0	
	HR: 1	HBP: 0	CS: 0	

PITCHER		IP	WLS	BF	H	R	ER	SO	BB	IBB	HBP	BLK	WP	HR	S	P	ERA	WHIP
Bob Miller, R ERA: 4.05	(1, 1)	5.0	W	20	4	1	1	2	2	0	0	0	0	0	22	30	1.80	1.200
Dennis Higgins, R ERA: 9.53	(6, 1)	0.2		7	3	5	5	0	2	0	0	0	0	1	5	13	67.50	7.500
Vince Colbert, R ERA:	(6, 1)	0.0		2	1	0	0	0	1	0	0	0	2	0	1	5	∞	∞
Dick Ellsworth, L ERA: 6.0	(6, 1)	3.1	S	14	3	1	1	1	1	0	0	0	0	0	15	19	2.70	1.200

PITCHER		IP	WLS	BF	H	R	ER	SO	BB	IBB	HBP	BLK	WP	HR	S	P	ERA	WHIP

BOTTOM

Batter	1	2	3	4	5	6	7	8	9	AB	R	H	RBI	BB	SO	LOB
Ted Uhlaender, L (1, 8) OBP: 0.307, SLG: 0.347	4-3	G4-3-5-6 1-3f 2-3			BB E4		1-3 1-2 2-3			4	2	0	0	1	0	4
Eddie Leon, R (1, 4) OBP: 0.265, SLG: 0.305	6-3		5-3		SH1-4 2B		L9			4	0	1	1	0	0	2
Vada Pinson, L (1, 9) OBP: 0.360, SLG: 0.504	1B		CS 1B		IBB F8			1-3		4	2	2	0	1	0	1
Tony Horton, R (1, 3) OBP: 0.309, SLG: 0.385 Chuck Hinton, R (9, 3) OBP: 0.391, SLG: 0.316	1B 1-2		F6 1-2		HR 1-2 2-3	K		4-3		4 0	1 0	1 0	0 0	1 0	1 0	1 0
Ray Fosse, R (1, 2) OBP: 0.350, SLG: 0.375	1B 1-2 2-H			6-3	HR 1-H 2-H 3-H	L8		BB		4	1	2	5	1	0	0
Rich Rollins, R (1, 5) OBP: 0.265, SLG: 0.333 Graig Nettles, L (5, PH) OBP: 0.270, SLG: 0.245 (6, 5)	F8			HR	HR	F8		K		2 3	1 1	1 1	1 1	0 0	0 1	2 1
Roy Foster, R (1, 7) OBP: 0.313, SLG: 0.370		F2		E3 1B	2B BB		1-3 FC BB			2	1	1	0	2	0	0
Jack Heidemann, R (1, 6) OBP: 0.248, SLG: 0.270		WP 2B		G1-6-3 BB	E 1-H 2B		K			3	1	2	1	1	1	1
Bob Miller, R (1, 1) Russ Nagelson, L (5, PH) OBP: 0.222, SLG: 0.292 Dennis Higgins, R (6, 1) Vince Colbert, R (6, 1) Dick Ellsworth, L (6, 1)		WP G4-3-5-6 BB		G1-6-3 1-2f	K		FC 1-3 1-2			1 1 0 0 1	0 0 0 0 0	0 0 0 0 0	0 0 0 0 0	1 0 0 0 0	0 1 0 0 0	2 1 0 0 1
Inning Stats	R: 1 E: 0 K: 0 S: 6 H: 3 LOB: 2 BB: 0 P: 6	R: 0 E: 0 K: 0 S: 3 H: 1 LOB: 1 BB: 1 P: 7	R: 0 E: 0 K: 0 S: 3 H: 1 LOB: 0 BB: 0 P: 3	R: 1 E: 1 K: 0 S: 4 H: 2 LOB: 1 BB: 1 P: 8	R: 8 E: 1 K: 1 S: 10 H: 4 LOB: 1 BB: 4 P: 26	R: 0 E: 0 K: 1 S: 5 H: 0 LOB: 0 BB: 0 P: 5	R: 0 E: 0 K: 1 S: 6 H: 0 LOB: 2 BB: 1 P: 10	R: 0 E: 0 K: 1 S: 5 H: 0 LOB: 1 BB: 1 P: 9		1B: 5 2B: 3 3B: 0 HR: 3 SF: 0 SAC: 1 DP: 2 HBP: 0						

PITCHER		IP	WLS	BF	H	R	ER	SO	BB	IBB	HBP	BLK	WP	HR	S	P	ERA	WHIP
Bill Lee, L ERA: 3.3	(1, 1)	4.0	L	18	7	2	2	0	2	0	0	0	1	1	16	24	4.50	2.250
Vicente Romo, R ERA: 4.01	(5, 1)	0.1		5	1	4	4	0	2	1	0	0	0	1	2	14	108.00	9.000
Ray Jarvis, R ERA: 3.18	(5, 1)	0.1		6	3	4	2	1	1	0	0	0	0	1	7	11	54.00	12.000
Ken Brett, L ERA: 4.0	(5, 1)	2.1		9	0	0	0	2	1	0	0	0	0	0	12	16	0.00	0.429
Sparky Lyle, L ERA: 4.96	(8, 1)	1.0		4	0	0	0	1	1	0	0	0	0	0	5	9	0.00	1.000

PITCHER	IP	WLS	BF	H	R	ER	SO	BB	IBB	HBP	BLK	WP	HR	S	P	ERA	WHIP

Boston Red Sox @ Cleveland Indians

Cleveland Municipal Stadium, Cleveland, OH

Thu May 21 1970, 7:05 PM EDT

Att. 4,073 - Unknown

livebaseballscorecards.com

AB	33
R	10
H	11
RBI	9
BB	8
SO	4
LOB	16

WP: 1 PA: 42
PB: 0
SB: 0
CS: 1

Batter	1	2	3	4	5	6	7	8	9	AB	R	H	RBI	BB	SO	LOB
Dick Schofield, S (1, 4) OBP: 0.311, SLG: 0.184	F8		4-3		G3 1-2		1B			4	0	1	0	0	0	1
Reggie Smith, S (1, 8) OBP: 0.410, SLG: 0.511	F8		F8		G3 2-3		F5			4	0	0	0	0	0	2
Carl Yastrzemski, L (1, 7) OBP: 0.431, SLG: 0.555	F8		F6		K 3-H			6-3		4	0	0	0	0	1	0
Tony Conigliaro, R (1, 9) OBP: 0.378, SLG: 0.504		2B 1B 1B		1B 2B 1B		G6-4-3 1B		S 1B		4	2	4	0	0	0	0
Rico Petrocelli, R (1, 5) OBP: 0.265, SLG: 0.400		F9		1-3 1B		G6-4-3 1-2f		K 1-2		4	0	1	0	0	1	3
George Scott, R (1, 3) OBP: 0.340, SLG: 0.515		1-3 1B 2B		3-H 2B		HR		F9		4	1	3	2	0	0	1
Luis Alvarado, R (1, 6) OBP: 0.302, SLG: 0.355		B B B 4-0 1B BB		K		B1-3			4-3	2	0	0	0	1	1	1
Tom Matchick, L (9, PH)										1	0	0	0	0	0	0
Jerry Moses, R (1, 2) OBP: 0.348, SLG: 0.440		K		6-3			F7		F8	4	0	0	0	0	1	4
Gary Peters, L (1, 1) OBP: 0.273, SLG: 0.286		1-2 2-H 3-H 1B			G3 WP G3 1B		F5		F8	3	1	2	1	0	0	0
Lee Stange, R (8, 1)										0	0	0	0	0	0	0
Mike Derrick, L (9, PH) OBP: 0.154, SLG: 0.154										1	0	0	0	0	0	0
Inning Stats	R: 0 E: 0 K: 0 S: 3 H: 0 LOB: 0 BB: 0 P: 3	R: 1 E: 0 K: 1 S: 7 H: 3 LOB: 2 BB: 1 P: 11	R: 0 E: 0 K: 0 S: 3 H: 0 LOB: 0 BB: 0 P: 3	R: 1 E: 0 K: 1 S: 7 H: 3 LOB: 1 BB: 0 P: 7	R: 1 E: 0 K: 1 S: 6 H: 1 LOB: 0 BB: 0 P: 6	R: 1 E: 0 K: 0 S: 4 H: 2 LOB: 0 BB: 0 P: 4	R: 0 E: 0 K: 0 S: 4 H: 1 LOB: 1 BB: 0 P: 4	R: 0 E: 0 K: 1 S: 6 H: 1 LOB: 1 BB: 0 P: 6	R: 0 E: 0 K: 0 S: 3 H: 0 LOB: 0 BB: 0 P: 3	1B: 8 2B: 2 3B: 0 HR: 1 SF: 0 SAC: 0 DP: 1 HBP: 0						

PITCHER	IP	WLS	BF	H	R	ER	SO	BB	IBB	HBP	BLK	WP	HR	S	P	ERA	WHIP
Jim Hardin, R (1, 1) ERA: 4.91	5.0		22	8	4	4	3	1	0	0	0	1	0	27	31	7.20	1.800
Dick Hall, R (6, 1) ERA: 2.21	4.0	W	14	3	0	0	1	0	0	0	0	0	1	16	16	0.00	0.750

PITCHER	IP	WLS	BF	H	R	ER	SO	BB	IBB	HBP	BLK	WP	HR	S	P	ERA	WHIP

TOP

Boston Red Sox @ Baltimore Orioles

Memorial Stadium, Baltimore, MD

Fri May 22 1970, 7:05 PM EDT

Att. 16,904 - Unknown

livebaseballscorecards.com

AB	35
R	4
H	11
RBI	3
BB	1
SO	4
LOB	12

PA: 36

WP: 1
PB: 0
SB: 1
CS: 0

BOTTOM

Boston Red Sox @ Baltimore Orioles

Memorial Stadium, Baltimore, MD

Fri May 22 1970, 7:05 PM EDT

Att. 16,904 - Unknown

livebaseballscorecards.com

Batter	1	2	3	4	5	6	7	8	9	AB	R	H	RBI	BB	SO	LOB
Merv Rettenmund, R (1, 7) OBP: 0.392, SLG: 0.622	BBBB 4-0 3B BB	SSS 0-3 ② K			x 0-0 ① 5-3		x 0-0 ② F7			3	1	0	0	1	1	0
Mark Belanger, R (1, 6) OBP: 0.287, SLG: 0.268	x 0-0 1-H 1B 3B	x 0-0 E1			x 0-0 ② F9		x 0-0 ③ 5-3			4	1	1	1	0	0	0
Frank Robinson, R (1, 9) Dave May, L (9, 9) OBP: 0.357, SLG: 0.417	x 0-0 2B FC6-5 3-H 1B	SSS 0-3 ③ K			x 0-0 ③ F9			x 0-0 ① 6-3		4 0	1 0	1 0	1 0	0 0	1 0	1 0
Boog Powell, L (1, 3) OBP: 0.418, SLG: 0.635	x 0-0 FC6-5 1-3 2B	x 0-0 WP 2B				x 0-0 HR		x 0-0 ② F5		4	1	3	1	0	0	0
Paul Blair, R (1, 8) OBP: 0.325, SLG: 0.423	x 0-0 ① FC6-5 S E 2-3 3-H	x 0-0 ①② 5-3 2-3				x 0-0 ① F8		x 0-0 2B 1B		4	2	1	1	0	0	2
Brooks Robinson, R (1, 5) OBP: 0.333, SLG: 0.477	x 0-0 E9 1-H	x 0-0 ③ 6-3				x 0-0 ② 5-3		x 0-0 1-H 1B 2B		4	1	1	1	0	0	0
Davey Johnson, R (1, 4) OBP: 0.412, SLG: 0.477	SSS 0-3 ② K			x 0-0 ① 5-3		BBBB 4-0 BB		x 0-0 2-H 1B		3	0	1	1	1	1	1
Andy Etchebarren, R (1, 2) OBP: 0.238, SLG: 0.250	x 0-0 ③ L6			SSS 0-3 ② K		SSS 0-3 ③ K		x 0-0 ③ F9		4	0	0	0	0	2	3
Jim Hardin, R (1, 1) Dick Hall, R (6, 1)		x 0-0 ① F9		x 0-0 ③ 4-3			x 0-0 ① 6-3			2 1	0 0	0 0	0 0	0 0	0 0	0 0
Inning Stats	R: 4 E: 1 K: 1 S: 9 H: 3 LOB: 1 BB: 1 P: 13	R: 0 E: 1 K: 2 S: 8 H: 0 LOB: 1 BB: 0 P: 8	R: 0 E: 0 K: 0 S: 3 H: 1 LOB: 0 BB: 0 P: 3	R: 0 E: 0 K: 1 S: 5 H: 0 LOB: 0 BB: 0 P: 5	R: 0 E: 0 K: 0 S: 3 H: 0 LOB: 0 BB: 0 P: 3	R: 1 E: 0 K: 1 S: 6 H: 1 LOB: 1 BB: 1 P: 10	R: 0 E: 0 K: 0 S: 3 H: 0 LOB: 0 BB: 0 P: 3	R: 2 E: 0 K: 0 S: 6 H: 3 LOB: 1 BB: 0 P: 6		1B: 3 2B: 3 3B: 1 HR: 1	SF: 0 SAC: 0 DP: 0 HBP: 0		WP: 1 PB: 0 SB: 1 CS: 0	PA: 35		

	AB	33
	R	7
	H	8
	RBI	6
	BB	2
	SO	5
	LOB	7

PITCHER		IP	WLS	BF	H	R	ER	SO	BB	IBB	HBP	BLK	WP	HR	S	P	ERA	WHIP
Gary Peters, L ERA: 5.01	(1, 1)	7.2	L	33	7	7	6	5	2	0	0	0	1	1	41	49	7.04	1.174
Lee Stange, R ERA: 3.09	(8, 1)	0.1		2	1	0	0	0	0	0	0	0	0	0	2	2	0.00	3.000

PITCHER	IP	WLS	BF	H	R	ER	SO	BB	IBB	HBP	BLK	WP	HR	S	P	ERA	WHIP

Boston Red Sox @ Baltimore Orioles

Memorial Stadium, Baltimore, MD

Sat May 23 1970, 3:33 AM EDT
Att. 11,819 - Unknown

livebaseballscorecards.com

Batter	1	2	3	4	5	6	7	8	9	AB	R	H	RBI	BB	SO	LOB
Dick Schofield, S (1, 4) OBP: 0.306, SLG: 0.190	F8		3-1 2-3			4-3		1B		4	0	1	0	0	0	1
Reggie Smith, S (1, 8) OBP: 0.413, SLG: 0.511	E9 1B		L8			E1 WP 1B		F8		4	0	2	0	0	0	2
Carl Yastrzemski, L (1, 7) OBP: 0.421, SLG: 0.538	F7			F8		F8 2-3			F5	4	0	0	0	0	0	2
Tony Conigliaro, R (1, 9) OBP: 0.367, SLG: 0.489	K			K		F9			K	4	0	0	0	0	3	2
Rico Petrocelli, R (1, 5) OBP: 0.265, SLG: 0.403		K		2B			5-3		6-3	4	0	1	0	0	1	0
George Scott, R (1, 3) OBP: 0.340, SLG: 0.518		K		K			L4-6 2B			3	0	1	0	0	2	1
Luis Alvarado, R (1, 6) OBP: 0.303, SLG: 0.354		CS 1B			F7		L4-6 2-3			3	0	1	0	0	0	1
Jerry Moses, R (1, 2) OBP: 0.347, SLG: 0.446		CS 1-2	3-1 2B		F8			6-3		3	0	1	0	0	0	0
Ray Culp, R (1, 1) OBP: 0.083, SLG: 0.083			B1		F8			4-3		2	0	0	0	0	0	1
Mike Derrick, L (8, PH) OBP: 0.143, SLG: 0.143										1	0	0	0	0	0	0
Ken Brett, L (8, 1)										0	0	0	0	0	0	0

Inning Stats	1	2	3	4	5	6	7	8	9		
	R: 0 H: 1 E: 1 LOB: 1 K: 1 BB: 0 S: 6 P: 6	R: 0 H: 1 E: 0 LOB: 0 K: 2 BB: 0 S: 7 P: 7	R: 0 H: 1 E: 0 LOB: 1 K: 0 BB: 0 S: 4 P: 4	R: 0 H: 1 E: 0 LOB: 1 K: 2 BB: 0 S: 8 P: 8	R: 0 H: 0 E: 0 LOB: 0 K: 0 BB: 0 S: 3 P: 3	R: 0 H: 1 E: 1 LOB: 1 K: 0 BB: 0 S: 4 P: 4	R: 0 H: 1 E: 0 LOB: 0 K: 0 BB: 0 S: 3 P: 3	R: 0 H: 1 E: 0 LOB: 1 K: 0 BB: 0 S: 4 P: 4	R: 0 H: 0 E: 0 LOB: 0 K: 1 BB: 0 S: 5 P: 5	1B: 4 SF: 0 2B: 4 SAC: 0 3B: 0 DP: 1 HR: 0 HBP: 0	WP: 1 PA: 33 PB: 0 SB: 0 CS: 1

PITCHER	IP	WLS	BF	H	R	ER	SO	BB	IBB	HBP	BLK	WP	HR	S	P	ERA	WHIP
Jim Palmer, R (1, 1) ERA: 2.37	9.0	W	32	7	0	0	6	0	0	0	0	1	0	44	44	0.00	0.778

PITCHER	IP	WLS	BF	H	R	ER	SO	BB	IBB	HBP	BLK	WP	HR	S	P	ERA	WHIP

AB	R	H	RBI	BB	SO	LOB
4	0	1	0	0	0	1
4	0	2	0	0	0	2
4	0	0	0	0	0	2
4	0	0	0	0	3	2
4	0	1	0	0	1	0
3	0	1	0	0	2	1
3	0	1	0	0	0	1
3	0	1	0	0	0	0
2	0	0	0	0	0	1
1	0	0	0	0	0	0
0	0	0	0	0	0	0

AB	32
R	0
H	7
RBI	0
BB	0
SO	6
LOB	10

Boston Red Sox @ Baltimore Orioles

Memorial Stadium, Baltimore, MD

Sat May 23 1970, 3:33 AM EDT

Att. 11,819 - Unknown

livebaseballscorecards.com

BOTTOM

Batter	1	2	3	4	5	6	7	8	9	AB	R	H	RBI	BB	SO	LOB
Don Buford, S (1, 7) OBP: 0.349, SLG: 0.371	E4 S		L4		2B HBP		F7			3	1	0	0	0	0	0
Mark Belanger, R (1, 6) OBP: 0.280, SLG: 0.261	B5 1-2		5-3		F8		K			4	0	0	0	0	1	3
Terry Crowley, L (1, 9) OBP: 0.364, SLG: 0.407 Merv Rettenmund, R (6, 9) OBP: 0.385, SLG: 0.609	F7		F7		1-H 2-H 2B			6-3		3 1	0 0	1 0	2 0	0 0	0 0	1 0
Boog Powell, L (1, 3) OBP: 0.420, SLG: 0.626	BB			K	IBB			6-3		2	0	0	0	2	1	0
Paul Blair, R (1, 8) OBP: 0.329, SLG: 0.441	4-3			FC6-4 BB	F8			HR		3	1	1	1	1	0	4
Brooks Robinson, R (1, 5) OBP: 0.331, SLG: 0.471		F9		F2		1-3		BB 1B		4	0	1	0	0	0	1
Davey Johnson, R (1, 4) OBP: 0.408, SLG: 0.467		K		FC6-4 1-2f		F4		1-2 BB		3	0	0	0	1	1	1
Elrod Hendricks, L (1, 2) OBP: 0.312, SLG: 0.403		FC5-4 1B			SH1-4 2B 1B	F7		6-3		4	1	2	0	0	0	2
Jim Palmer, R (1, 1) OBP: 0.194, SLG: 0.167		FC5-4 1-2f			SH1-4 1-2		K			2	0	0	0	0	1	1
Inning Stats	R: 0 E: 1 K: 0 S: 4 H: 0 LOB: 2 BB: 1 P: 8	R: 0 E: 0 K: 1 S: 6 H: 1 LOB: 1 BB: 0 P: 6	R: 0 E: 0 K: 0 S: 3 H: 0 LOB: 0 BB: 0 P: 3	R: 0 E: 0 K: 1 S: 5 H: 0 LOB: 1 BB: 1 P: 9	R: 2 E: 0 K: 0 S: 5 H: 2 LOB: 2 BB: 1 P: 10	R: 0 E: 0 K: 0 S: 3 H: 0 LOB: 0 BB: 0 P: 3	R: 0 E: 0 K: 2 S: 7 H: 0 LOB: 0 BB: 0 P: 7	R: 1 E: 0 K: 0 S: 5 H: 2 LOB: 2 BB: 1 P: 9		1B: 3 2B: 1 3B: 0 HR: 1	SF: 0 SAC: 1 DP: 0 HBP: 1		WP: 0 PB: 0 SB: 1 CS: 0	PA: 35		

PITCHER		IP	WLS	BF	H	R	ER	SO	BB	IBB	HBP	BLK	WP	HR	S	P	ERA	WHIP
Ray Culp, R ERA: 2.41	(1, 1)	7.0	L	29	3	2	2	4	2	1	1	0	0	0	33	46	2.57	0.714
Ken Brett, L ERA: 4.26	(8, 1)	1.0		6	2	1	1	0	1	0	0	0	0	1	5	9	9.00	3.000

PITCHER	IP	WLS	BF	H	R	ER	SO	BB	IBB	HBP	BLK	WP	HR	S	P	ERA	WHIP

AB	29
R	3
H	5
RBI	3
BB	4
SO	4
LOB	13

Batter	1	2	3	4	5	6	7	8	9	10	AB	R	H	RBI	BB	SO	LOB
Dick Schofield, S (1, 4) OBP: 0.283, SLG: 0.174	6-3		K		K			F3			4	0	0	0	0	2	0
Reggie Smith, S (1, 8) OBP: 0.402, SLG: 0.497	F9		5-3			F6			6-3		4	0	0	0	0	0	0
Carl Yastrzemski, L (1, 7) OBP: 0.423, SLG: 0.530	FC5-4 BB			G5-4-3 BB		K			4-3		2	0	0	0	2	1	0
Tony Conigliaro, R (1, 9) OBP: 0.364, SLG: 0.478	FC5-4 1-2f			G5-4-3 1-2f		5-3			BB		3	0	0	0	1	0	2
Rico Petrocelli, R (1, 5) OBP: 0.265, SLG: 0.399		4-3		BB 1B			F4		L8		4	0	1	0	0	0	1
George Scott, R (1, 3) OBP: 0.344, SLG: 0.535		HR		1-2 BB			6-3			K	3	1	1	1	1	1	0
Luis Alvarado, R (1, 6) OBP: 0.293, SLG: 0.342		F7		K			6-3			F8	4	0	0	0	0	1	2
Jerry Moses, R (1, 2) OBP: 0.336, SLG: 0.431		F3			F3			4-3		F6	4	0	0	0	0	0	0
Mike Nagy, R (1, 1) OBP: 0.250, SLG: 0.250			F7		1-3			1-3			3	0	0	0	0	0	0
Vicente Romo, R (8, 1)											0	0	0	0	0	0	0
Sparky Lyle, L (9, 1)											0	0	0	0	0	0	0
Inning Stats	R: 0 E: 0 K: 0 S: 3 H: 0 LOB: 1 BB: 1 P: 7	R: 1 E: 0 K: 0 S: 4 H: 1 LOB: 0 BB: 0 P: 4	R: 0 E: 0 K: 1 S: 5 H: 0 LOB: 0 BB: 0 P: 5	R: 0 E: 0 K: 1 S: 5 H: 1 LOB: 2 BB: 2 P: 13	R: 0 E: 0 K: 1 S: 5 H: 0 LOB: 0 BB: 0 P: 5	R: 0 E: 0 K: 1 S: 5 H: 0 LOB: 0 BB: 0 P: 5	R: 0 E: 0 K: 0 S: 3 H: 0 LOB: 0 BB: 0 P: 3	R: 0 E: 0 K: 0 S: 3 H: 0 LOB: 0 BB: 0 P: 3	R: 0 E: 0 K: 0 S: 3 H: 0 LOB: 1 BB: 1 P: 7	R: 0 E: 0 K: 1 S: 5 H: 0 LOB: 0 BB: 0 P: 5	1B: 1 2B: 0 3B: 0 HR: 1	SF: 0 SAC: 0 DP: 1 HBP: 0						

PITCHER		IP	WLS	BF	H	R	ER	SO	BB	IBB	HBP	BLK	WP	HR	S	P	ERA	WHIP
Mike Cuellar, L ERA: 4.29	(1, 1)	9.0		32	2	1	1	4	4	0	0	0	0	1	36	52	1.00	0.667
Eddie Watt, R ERA: 1.02	(10, 1)	1.0	W	3	0	0	0	1	0	0	0	0	0	0	5	5	0.00	0.000

PITCHER	IP	WLS	BF	H	R	ER	SO	BB	IBB	HBP	BLK	WP	HR	S	P	ERA	WHIP

TOP

Boston Red Sox @ Baltimore Orioles

Memorial Stadium, Baltimore, MD

Sun May 24 1970, 3:33 AM EDT

Unknown

livebaseballscorecards.com

AB	31
R	1
H	2
RBI	1
BB	4
SO	5
LOB	5

1B: 1	SF: 0	WP: 0	PA: 35
2B: 0	SAC: 0	PB: 0	
3B: 0	DP: 1	SB: 0	
HR: 1	HBP: 0	CS: 0	

Boston Red Sox @ Baltimore Orioles

Memorial Stadium, Baltimore, MD

Sun May 24 1970, 3:33 AM EDT

Unknown

livebaseballscorecards.com

Batter	1	2	3	4	5	6	7	8	9	10	AB	R	H	RBI	BB	SO	LOB
Don Buford, S (1, 7) OBP: 0.351, SLG: 0.367	BBBB 4-0 1B BB		x 0-0 ① F6		x 0-0 FC5-4 1B		x 0-0 ② F8		x 0-0 ① FC1-5 BB 1B 1-2 2-3f		4	0	1	0	1	0	2
Mark Belanger, R (1, 6) OBP: 0.273, SLG: 0.255 Curt Motton, R (9, PH) OBP: 0.400, SLG: 0.250 Eddie Watt, R (10, 1) OBP: 0.333, SLG: 0.333	x 0-0 ① F3		x 0-0 ② 6-3		x 0-0 ② FC5-4 1-2f		x 0-0 ③ F3		x 0-0 BB 1B 1-2 2-H		4 1 0	0 0 0	0 1 0	0 1 0	0 0 0	0 0 0	2 0 0
Terry Crowley, L (1, 9) OBP: 0.378, SLG: 0.452 Merv Rettenmund, R (9, PH) OBP: 0.396, SLG: 0.609 (10, 9)	x 0-0 FC5-4 1B 1-2		x 0-0 ③ 4-1		x 0-0 ③ F8			x 0-0 1B 2B	BBBB 4-0 FC6-4 BB 1-2 2-3		4 0	0 0	2 0	0 0	0 1	0 0	1 0
Boog Powell, L (1, 3) OBP: 0.425, SLG: 0.622	x 0-0 ② F8			x 0-0 FC6-4 HBP 1B		BBBB 4-0 BB BB		x 0-0 ① SSS 6-3 BB 1B 2-H	0-3 ② K		4	0	2	0	1	1	5
Paul Blair, R (1, 8) OBP: 0.326, SLG: 0.429	x 0-0 ③ FC5-4 1-2f			SSS 0-3 ① K		x 0-0 ① F7		BBBB 4-0 6-3 BB 1-2	x 0-0 ③ FC6-4 1-2f		4	0	0	0	1	1	7
Brooks Robinson, R (1, 5) OBP: 0.333, SLG: 0.484		x 0-0 ① F4		H 1-0 FC6-4 HBP 1-2		x 0-0 ② F6		x 0-0 ② 6-3 1-2 2-3		x 0-0 HR	4	1	1	1	0	0	3
Davey Johnson, R (1, 4) OBP: 0.410, SLG: 0.460	BBBB 4-0 BB			x 0-0 ② FC6-4 1-2f 2-3		BBBB 4-0 BB 1-2		x 0-0 ③ F9			2	0	0	0	2	0	4
Elrod Hendricks, L (1, 2) OBP: 0.309, SLG: 0.387		x 0-0 ② F8		x 0-0 ③ 1-3		x 0-0 ③ F4			BBBB 4-0 FC1-5 BB BB		3	0	0	0	1	0	5
Mike Cuellar, L (1, 1) OBP: 0.077, SLG: 0.192 Dave May, L (9, PH) OBP: 0.400, SLG: 0.417 Chico Salmon, R (10, 6) OBP: 0.389, SLG: 0.500		SSS 0-3 ③ K			x 0-0 ① 4-3		SSS 0-3 ① K		BBBB 4-0 FC1-5 1B BB 1-2		3 0 0	0 1 0	0 0 0	0 0 0	0 1 0	2 0 0	1 0 0
Inning Stats	R: 0 H: 1 E: 0 LOB: 2 K: 0 BB: 1 S: 4 P: 8	R: 0 H: 0 E: 0 LOB: 1 K: 1 BB: 1 S: 5 P: 9	R: 0 H: 0 E: 0 LOB: 0 K: 0 BB: 0 S: 3 P: 3	R: 0 H: 1 E: 0 LOB: 2 K: 1 BB: 0 S: 6 P: 7	R: 0 H: 1 E: 0 LOB: 2 K: 0 BB: 0 S: 4 P: 4	R: 0 H: 0 E: 0 LOB: 2 K: 0 BB: 2 S: 3 P: 11	R: 0 H: 0 E: 0 LOB: 0 K: 1 BB: 0 S: 5 P: 5	R: 0 H: 2 E: 0 LOB: 2 K: 0 BB: 1 S: 4 P: 8	R: 1 H: 1 E: 0 LOB: 3 K: 1 BB: 3 S: 6 P: 18	R: 1 H: 1 E: 0 LOB: 0 K: 0 BB: 0 S: 1 P: 1	1B: 5 2B: 1 3B: 0 HR: 1	SF: 0 SAC: 0 DP: 0 HBP: 1						

BOTTOM		
	AB	33
	R	2
	H	7
	RBI	2
	BB	8
	SO	4
	LOB	30

PITCHER		IP	WLS	BF	H	R	ER	SO	BB	IBB	HBP	BLK	WP	HR	S	P	ERA	WHIP
Mike Nagy, R ERA:	(1, 1)	7.1		31	5	0	0	3	4	0	1	0	0	0	32	49	0.00	1.227
Vicente Romo, R ERA: 4.26	(8, 1)	0.2		5	0	1	1	0	3	0	0	0	0	0	2	14	13.50	4.500
Sparky Lyle, L ERA: 5.19	(9, 1)	1.0	L	6	2	1	1	1	1	0	0	0	0	1	7	11	9.00	3.000

PITCHER	IP	WLS	BF	H	R	ER	SO	BB	IBB	HBP	BLK	WP	HR	S	P	ERA	WHIP

Batter	1	2	3	4	5	6	7	8	9	AB	R	H	RBI	BB	SO	LOB
Tom Matchick, L (1, 4) (9, 6) OBP: 0.188, SLG: 0.071	F8			E HBP 1B 1B	4-3			3-1		4	1	1	0	0	0	0
Reggie Smith, S (1, 8) OBP: 0.411, SLG: 0.510	CS BB			1-0 1-2 E 1B HBP		SF9 3B		K		2	2	1	0	1	1	0
Carl Yastrzemski, L (1, 7) OBP: 0.413, SLG: 0.518	L7 1-2			E3 1B 1-2 2-3		SF9 3-H		F8		3	0	0	1	0	0	3
Tony Conigliaro, R (1, 9) OBP: 0.368, SLG: 0.475		K		1-2 2-H 3-H 1B		6-3			1B SH3-4 SF8 BB	3	1	1	2	1	1	0
Rico Petrocelli, R (1, 5) OBP: 0.259, SLG: 0.390		6-3		F7		F3			SH3-4 1-2	3	0	0	0	0	0	2
George Scott, R (1, 3) OBP: 0.342, SLG: 0.527		K		K			K		SF8 2-3 1B	4	0	1	0	0	3	2
Luis Alvarado, R (1, 6) OBP: 0.294, SLG: 0.336		G2		K			3-1 BB		SF8 1-2 3-H	2	0	0	0	1	1	2
Dick Schofield, S (9, PH) (9, 4) OBP: 0.278, SLG: 0.174										0	0	0	1	0	0	0
Tom Satriano, L (1, 2) OBP: 0.182, SLG: 0.053		F9			L6		3-1 1-2		K	4	0	0	0	0	1	2
Sonny Siebert, R (1, 1) OBP: 0.200, SLG: 0.222		F4			K		1-3			3	0	0	0	0	1	1
Inning Stats	R: 0 E: 0 K: 0 S: 2 H: 0 LOB: 0 BB: 1 P: 6	R: 0 E: 0 K: 2 S: 7 H: 0 LOB: 0 BB: 0 P: 7	R: 0 E: 0 K: 0 S: 3 H: 0 LOB: 0 BB: 0 P: 3	R: 2 E: 1 K: 2 S: 10 H: 2 LOB: 2 BB: 0 P: 11	R: 0 E: 0 K: 1 S: 5 H: 0 LOB: 0 BB: 0 P: 5	R: 1 E: 0 K: 0 S: 4 H: 1 LOB: 0 BB: 0 P: 4	R: 0 E: 0 K: 1 S: 5 H: 0 LOB: 1 BB: 1 P: 9	R: 0 E: 0 K: 1 S: 5 H: 0 LOB: 0 BB: 0 P: 5	R: 1 E: 0 K: 1 S: 6 H: 1 LOB: 1 BB: 1 P: 10	1B: 3 2B: 0 3B: 1 HR: 0	SF: 2 SAC: 1 DP: 0 HBP: 1	WP: 0 PB: 0 SB: 0 CS: 1	PA: 35				

PITCHER		IP	WLS	BF	H	R	ER	SO	BB	IBB	HBP	BLK	WP	HR	S	P	ERA	WHIP
Tom Phoebus, R ERA: 2.15	(1, 1)	8.1	L	33	4	4	3	7	3	0	1	0	0	0	43	56	3.24	0.840
Eddie Watt, R ERA: 0.98	(9, 1)	0.2		2	0	0	0	1	0	0	0	0	0	0	4	4	0.00	0.000

PITCHER	IP	WLS	BF	H	R	ER	SO	BB	IBB	HBP	BLK	WP	HR	S	P	ERA	WHIP

TOP

Boston Red Sox @ Baltimore Orioles

Memorial Stadium, Baltimore, MD

Sun May 24 1970, 7:05 PM EDT

Att. 22,681 - Unknown

livebaseballscorecards.com

AB	28
R	4
H	4
RBI	4
BB	3
SO	8
LOB	12

Batter	1	2	3	4	5	6	7	8	9	AB	R	H	RBI	BB	SO	LOB
Dave May, L (1, 9) OBP: 0.350, SLG: 0.353	K		F5		K		K		1-3 1B	5	0	1	0	0	3	0
Chico Salmon, R (1, 6) OBP: 0.435, SLG: 0.524	4-3 1B			G4-6-3 1B	6-3			2B 1B	K	5	0	3	0	0	1	2
Terry Crowley, L (1, 7) OBP: 0.341, SLG: 0.400	4-3 1-2			G4-6-3 1-2f	F7			F7		4	0	0	0	0	0	3
Boog Powell, L (1, 3) OBP: 0.427, SLG: 0.646	F8			HR		F7		1-3 2B		4	1	2	1	0	0	1
Paul Blair, R (1, 8) OBP: 0.330, SLG: 0.447		F5		BB 1B BB		HR		K		3	2	1	1	1	1	2
Brooks Robinson, R (1, 5) OBP: 0.331, SLG: 0.475		K		1B 1-2 BB		F4		F6		3	0	0	0	1	1	2
Davey Johnson, R (1, 4) OBP: 0.406, SLG: 0.454		F8		IBB 1-3 2-H 1B		K			K	4	0	1	1	0	2	0
Clay Dalrymple, L (1, 2) OBP: 0.389, SLG: 0.308		K		1-2 IBB			G3		1B	2	0	0	0	1	1	0
Don Buford, S (9, PH) OBP: 0.355, SLG: 0.372										1	0	1	0	0	0	0
Tom Phoebus, R (1, 1) OBP: 0.167, SLG: 0.167		K		K			6-3		F3	3	0	0	0	0	2	3
Eddie Watt, R (9, 1) OBP: 0.333, SLG: 0.333										0	0	0	0	0	0	0
Elrod Hendricks, L (9, PH) OBP: 0.305, SLG: 0.382										1	0	0	0	0	0	1
Inning Stats	R: 0 E: 0 K: 1 S: 6 H: 1 LOB: 1 BB: 0 P: 6	R: 0 E: 0 K: 1 S: 5 H: 0 LOB: 0 BB: 0 P: 5	R: 0 E: 0 K: 2 S: 7 H: 0 LOB: 0 BB: 0 P: 7	R: 2 E: 0 K: 1 S: 7 H: 3 LOB: 3 BB: 3 P: 19	R: 0 E: 0 K: 1 S: 5 H: 0 LOB: 0 BB: 0 P: 5	R: 1 E: 0 K: 1 S: 6 H: 1 LOB: 0 BB: 0 P: 6	R: 0 E: 0 K: 1 S: 5 H: 0 LOB: 0 BB: 0 P: 5	R: 0 E: 0 K: 1 S: 7 H: 2 LOB: 2 BB: 0 P: 7	R: 0 E: 0 K: 2 S: 9 H: 2 LOB: 2 BB: 0 P: 9	1B: 6 2B: 1 3B: 0 HR: 2	SF: 0 SAC: 0 DP: 1 HBP: 0						

PITCHER	IP	WLS	BF	H	R	ER	SO	BB	IBB	HBP	BLK	WP	HR	S	P	ERA	WHIP
Sonny Siebert, R (1, 1) ERA: 4.05	9.0	W	38	9	3	3	11	2	1	0	0	0	2	57	69	3.00	1.222

PITCHER	IP	WLS	BF	H	R	ER	SO	BB	IBB	HBP	BLK	WP	HR	S	P	ERA	WHIP

BOTTOM

Boston Red Sox @ Baltimore Orioles

Memorial Stadium, Baltimore, MD

Sun May 24 1970, 7:05 PM EDT

Att. 22,681 - Unknown

livebaseballscorecards.com

AB	35
R	3
H	9
RBI	3
BB	3
SO	11
LOB	14

1B: 6	SF: 0	WP: 0	PA: 38
2B: 1	SAC: 0	PB: 0	
3B: 0	DP: 1	SB: 0	
HR: 2	HBP: 0	CS: 0	

Washington Senators @ Boston Red Sox

Fenway Park, Boston, MA

Mon May 25 1970, 3:33 AM EDT

Att. 14,825 - Unknown

TOP

livebaseballscorecards.com

Batter	1	2	3	4	5	6	7	8	9	AB	R	H	RBI	BB	SO	LOB
Ed Brinkman, R (1, 6) OBP: 0.346, SLG: 0.301	S S S 0-3 ① K		x 0-0 FC5-2 2-3 1B		x 0-0 ① F7	x 0-0 FC5-4 1-3 1B		x 0-0 ③ F7		5	0	2	0	0	1	0
Wayne Comer, R (1, 9) OBP: 0.171, SLG: 0.128	x 0-0 ② F2		x 0-0 ② FC5-2 FC4 1-2 3-H		x 0-0 ② 4-3	x 0-0 ③ FC5-4 1-2f			x 0-0 ① 4-3	4	0	0	0	0	0	4
Jim French, L (7, 2) OBP: 0.326, SLG: 0.184										0	0	0	0	0	0	0
John Roseboro, L (9, PH) OBP: 0.410, SLG: 0.277										1	0	0	0	0	0	0
Frank Howard, R (1, 3) OBP: 0.438, SLG: 0.581	B B B B 4-0 BB		x 0-0 ③ FC4 1-2f		B B B B 4-0 1B 1B BB		x 0-0 1B 1B		x 0-0 ② F9	3	1	1	0	2	0	2
Rick Reichardt, R (1, 7) OBP: 0.389, SLG: 0.683	x 0-0 ③ P4			x 0-0 ① F9	x 0-0 1B 1-2 1B		x 0-0 1B 1-2 1B		x 0-0 ③ F9	5	0	2	0	0	0	1
(7, 9)																
Aurelio Rodriguez, R (1, 5) OBP: 0.305, SLG: 0.388		x 0-0 ① 1B		B B B B 4-0 S 2B BB	x 0-0 1-2 2-H 1B		x 0-0 ① P1			3	1	2	1	1	0	2
Paul Casanova, R (1, 2) OBP: 0.207, SLG: 0.200		x 0-0 ② L9		S S S 0-3 ② K	x 0-0 ③ 1-3		x 0-0 ② L9			3	0	0	0	0	1	3
Lee Maye, L (7, PH) OBP: 0.315, SLG: 0.406										1	0	0	0	0	0	2
(7, 7)																
Ed Stroud, L (1, 8) OBP: 0.367, SLG: 0.403		x 0-0 ③ F7		x 0-0 1-H 1B 2B		x 0-0 ① 4-3	x 0-0 ③ 4-3			4	1	1	1	0	0	2
Tim Cullen, R (1, 4) OBP: 0.355, SLG: 0.269			x 0-0 1B SH1-4 FC5-2 1B	x 0-0 2-H 1B		x 0-0 1B 1B		x 0-0 ① L9		3	0	3	1	0	0	0
Bernie Allen, L (8, PH) OBP: 0.412, SLG: 0.468										1	0	0	0	0	0	0
(8, 4)																
Dick Bosman, R (1, 1) OBP: 0.130, SLG: 0.130			x 0-0 ① SH1-4 1-2	x 0-0 ③ F2		x 0-0 ② F9		x 0-0 ② F7		1	0	0	0	0	0	1
Davey Nelson, R (6, PH) OBP: 0.196, SLG: 0.140										1	0	0	0	0	0	1
Bob Humphreys, R (6, 1)										0	0	0	0	0	0	0
Jim Shellenback, L (7, 1) OBP: 0.200, SLG: 0.400										0	0	0	0	0	0	0
Mike Epstein, L (8, PH) OBP: 0.382, SLG: 0.448										1	0	0	0	0	0	0
Horacio Pina, R (8, 1)										0	0	0	0	0	0	0
Inning Stats	R: 0 E: 0 K: 1 S: 5 H: 0 LOB: 1 BB: 1 P: 9	R: 0 E: 0 K: 0 S: 3 H: 1 LOB: 0 BB: 0 P: 3	R: 0 E: 0 K: 0 S: 5 H: 2 LOB: 2 BB: 0 P: 5	R: 2 E: 0 K: 1 S: 7 H: 2 LOB: 1 BB: 1 P: 11	R: 1 E: 0 K: 0 S: 5 H: 2 LOB: 2 BB: 1 P: 9	R: 0 E: 0 K: 0 S: 5 H: 2 LOB: 2 BB: 0 P: 5	R: 0 E: 0 K: 0 S: 5 H: 2 LOB: 2 BB: 0 P: 5	R: 0 E: 0 K: 0 S: 3 H: 0 LOB: 0 BB: 0 P: 3	R: 0 E: 0 K: 0 S: 3 H: 0 LOB: 0 BB: 0 P: 3	1B: 10 2B: 1 3B: 0 HR: 0	SF: 0 SAC: 1 DP: 0 HBP: 0						

	AB	36
	R	3
	H	11
	RBI	3
	BB	3
	SO	2
	LOB	18

WP: 0 PB: 0 SB: 1 CS: 0 PA: 40

PITCHER		IP	WLS	BF	H	R	ER	SO	BB	IBB	HBP	BLK	WP	HR	S	P	ERA	WHIP
Bill Lee, L (1, 1) ERA: 3.5		6.0	W	30	10	3	3	2	3	0	0	0	0	0	31	43	4.50	2.167
Lee Stange, R (7, 1) ERA: 2.45		3.0	S	10	1	0	0	0	0	0	0	0	0	0	10	10	0.00	0.333

PITCHER	IP	WLS	BF	H	R	ER	SO	BB	IBB	HBP	BLK	WP	HR	S	P	ERA	WHIP

BOTTOM

Washington Senators @ Boston Red Sox

Fenway Park, Boston, MA

Mon May 25 1970, 3:33 AM EDT

Att. 14,825 - Unknown

livebaseballscorecards.com

Batter	1	2	3	4	5	6	7	8	9	AB	R	H	RBI	BB	SO	LOB
Mike Andrews, R (1, 4) OBP: 0.282, SLG: 0.276	4-3		P6		K		F8 1-2			4	0	0	0	0	1	1
Reggie Smith, S (1, 8) OBP: 0.409, SLG: 0.507	CS 1B		K		F9		BB			3	0	1	0	0	1	0
Billy Conigliaro, R (7, 8) OBP: 0.316, SLG: 0.647										0	0	0	0	1	0	0
Carl Yastrzemski, L (1, 7) OBP: 0.409, SLG: 0.532	K 1-2		4-3		HR		P5			4	1	1	1	0	1	2
Tony Conigliaro, R (1, 9) OBP: 0.377, SLG: 0.521		P3		HR	FC6-4 BB			HR		3	2	2	2	1	0	0
Rico Petrocelli, R (1, 5) OBP: 0.265, SLG: 0.389		1B 2B BB		F9	FC6-4 1-2f			1-3 1B		3	1	1	0	1	0	1
George Scott, R (1, 3) OBP: 0.339, SLG: 0.517		K		5-3		CS BB		1-3 1-2		3	0	0	0	1	1	2
Luis Alvarado, R (1, 6) OBP: 0.300, SLG: 0.341		2B 1-2 1B		2B 1B	K 1-2			K		4	1	2	0	0	2	2
Jerry Moses, R (1, 2) OBP: 0.349, SLG: 0.454		1-3 2-H 2B		1-H 2B	3-1			FC6-4 IBB		3	0	2	2	1	0	0
Bill Lee, L (1, 1) Lee Stange, R (7, 1)		1-3		P6			F8 BB	FC6-4 1-2f		2	0	0	0	0	0	3
										1	0	0	0	1	0	2
Inning Stats	R: 0 E: 0 K: 1 S: 5 H: 1 LOB: 1 BB: 0 P: 5	R: 1 E: 0 K: 1 S: 7 H: 2 LOB: 2 BB: 1 P: 11	R: 0 E: 0 K: 1 S: 5 H: 0 LOB: 0 BB: 0 P: 5	R: 2 E: 0 K: 0 S: 6 H: 3 LOB: 1 BB: 0 P: 6	R: 1 E: 0 K: 1 S: 6 H: 1 LOB: 1 BB: 1 P: 10	R: 0 E: 0 K: 1 S: 4 H: 0 LOB: 0 BB: 1 P: 8	R: 0 E: 0 K: 0 S: 2 H: 0 LOB: 1 BB: 2 P: 10	R: 1 E: 0 K: 1 S: 7 H: 2 LOB: 2 BB: 1 P: 11		1B: 4 2B: 4 3B: 0 HR: 3	SF: 0 SAC: 0 DP: 2 HBP: 0					WP: 0 PB: 0 SB: 0 CS: 2	PA: 36

PITCHER		IP	WLS	BF	H	R	ER	SO	BB	IBB	HBP	BLK	WP	HR	S	P	ERA	WHIP
Dick Bosman, R ERA: 3.64	(1, 1)	5.0	L	23	7	4	4	4	2	0	0	0	0	2	29	37	7.20	1.800
Bob Humphreys, R ERA:	(6, 1)	1.2		6	0	0	0	1	3	0	0	0	0	0	5	17	0.00	1.800
Jim Shellenback, L ERA: 5.4	(7, 1)	0.1		1	0	0	0	0	0	0	0	0	0	0	1	1	0.00	0.000
Horacio Pina, R ERA: 2.42	(8, 1)	1.0		6	2	1	1	1	0	1	0	0	0	1	7	11	9.00	2.000

PITCHER	IP	WLS	BF	H	R	ER	SO	BB	IBB	HBP	BLK	WP	HR	S	P	ERA	WHIP

Batter	1	2	3	4	5	6	7	8	9	AB	R	H	RBI	BB	SO	LOB
Ed Brinkman, R (1, 6) OBP: 0.347, SLG: 0.304	1B	6-3		L8			G1-6-3		F8	5	1	2	0	0	0	1
Wayne Comer, R (1, 9) OBP: 0.182, SLG: 0.143	1B	5-3			1-3		G1-6-3		FC6-4	3	1	1	0	0	0	0
Del Unser, L (7, PH) (7, 8) OBP: 0.292, SLG: 0.228										2	0	1	0	0	0	1
Frank Howard, R (1, 3) OBP: 0.443, SLG: 0.582	2B				4-3		FC6-4		FC6-4	5	1	3	1	0	0	2
Rick Reichardt, R (1, 7) OBP: 0.368, SLG: 0.641	P3	1-3			F9		FC6-4			4	0	0	0	0	0	4
Aurelio Rodriguez, R (1, 5) OBP: 0.309, SLG: 0.409	2B		6-3			HR		F9		4	2	2	2	0	0	0
Paul Casanova, R (1, 2) OBP: 0.226, SLG: 0.254	1B		K			1B		4-3		4	2	2	2	0	1	0
Ed Stroud, L (1, 8) (7, 9) OBP: 0.371, SLG: 0.406			6-3			G6-4-3		1-4-3		4	0	2	2	0	0	0
Tim Cullen, R (1, 4) OBP: 0.343, SLG: 0.267	F9			F9		G6-4-3			1B	4	0	1	0	0	0	2
Joe Grzenda, R (1, 1) Casey Cox, R (9, 1) OBP: 0.118, SLG: 0.118	K			K		K			K	4 0	0 0	0 0	0 0	0 0	4 0	2 0
Inning Stats	R: 5 E: 0 K: 1 S: 11 H: 6 LOB: 1 BB: 0 P: 11	R: 0 E: 0 K: 0 S: 4 H: 1 LOB: 1 BB: 0 P: 4	R: 0 E: 0 K: 1 S: 5 H: 0 LOB: 0 BB: 0 P: 5	R: 0 E: 0 K: 1 S: 5 H: 0 LOB: 0 BB: 0 P: 5	R: 0 E: 0 K: 0 S: 3 H: 0 LOB: 0 BB: 0 P: 3	R: 2 E: 0 K: 1 S: 7 H: 3 LOB: 0 BB: 0 P: 7	R: 0 E: 0 K: 0 S: 4 H: 2 LOB: 1 BB: 0 P: 4	R: 0 E: 0 K: 0 S: 3 H: 0 LOB: 0 BB: 0 P: 3	R: 0 E: 0 K: 1 S: 7 H: 2 LOB: 2 BB: 0 P: 7	1B: 11 2B: 2 3B: 0 HR: 1 SF: 0 SAC: 0 DP: 2 HBP: 0	WP: 0 PB: 0 SB: 0 CS: 0 PA: 39					

PITCHER		IP	WLS	BF	H	R	ER	SO	BB	IBB	HBP	BLK	WP	HR	S	P	ERA	WHIP
Gary Peters, L ERA: 5.73	(1, 1)	0.1	L	7	6	5	5	0	0	0	0	0	0	0	7	7	135.00	18.000
Vicente Romo, R ERA: 4.2	(1, 1)	4.2		18	4	2	2	3	0	0	0	0	0	1	24	24	3.86	0.857
Jim Lonborg, R ERA: 3.0	(6, 1)	3.0		9	2	0	0	1	0	0	0	0	0	0	11	11	0.00	0.667
Ray Jarvis, R ERA: 2.92	(9, 1)	1.0		5	2	0	0	1	0	0	0	0	0	0	7	7	0.00	2.000

PITCHER	IP	WLS	BF	H	R	ER	SO	BB	IBB	HBP	BLK	WP	HR	S	P	ERA	WHIP

TOP

Washington Senators @ Boston Red Sox

Fenway Park, Boston, MA

Tue May 26 1970, 7:05 PM EDT

Att. 12,647 - Unknown

livebaseballscorecards.com

AB	39
R	7
H	14
RBI	7
BB	0
SO	5
LOB	12

Batter	1	2	3	4	5	6	7	8	9	AB	R	H	RBI	BB	SO	LOB
Mike Andrews, R (1, 4) OBP: 0.275, SLG: 0.268	5-3		F9		K			6-3		4	0	0	0	0	1	0
Luis Alvarado, R (1, 6) OBP: 0.291, SLG: 0.331	E3 3B		6-3			4-3			6-3	4	1	0	0	0	0	0
Carl Yastrzemski, L (1, 7) OBP: 0.406, SLG: 0.524	E6 3B		4-3			F8			HR 1B	4	2	1	0	0	0	1
Tony Conigliaro, R (1, 9) OBP: 0.380, SLG: 0.555	6-3 1-H 2-H 3B			4-3		4-3			1-H HR	4	2	2	4	0	0	0
Rico Petrocelli, R (1, 5) OBP: 0.259, SLG: 0.379	6-3 3-H			6-3			F9		L9	4	0	0	1	0	0	0
George Scott, R (1, 3) OBP: 0.337, SLG: 0.507	5-3			B B B 4-0 PB BB			F9		S S S 0-3 K	3	0	0	0	1	1	0
Billy Conigliaro, R (1, 8) OBP: 0.273, SLG: 0.550		6-3		F7 1-2			F8			3	0	0	0	0	0	1
Jerry Moses, R (1, 2) OBP: 0.341, SLG: 0.443		5-3			6-3			F2		3	0	0	0	0	0	0
Gary Peters, L (1, 1) OBP: 0.273, SLG: 0.286		5-3			F9			6-3		0	0	0	0	0	0	0
Vicente Romo, R (1, 1)										2	0	0	0	0	0	0
Jim Lonborg, R (6, 1) OBP: 0.444, SLG: 0.889										0	0	0	0	0	0	0
Don Pavletich, R (8, PH)										1	0	0	0	0	0	0
Ray Jarvis, R (9, 1)										0	0	0	0	0	0	0
Inning Stats	R: 3 H: 1 E: 2 LOB: 0 K: 0 BB: 0 S: 6 P: 6		R: 0 H: 0 E: 0 LOB: 0 K: 0 BB: 0 S: 3 P: 3	R: 0 H: 0 E: 0 LOB: 0 K: 0 BB: 0 S: 3 P: 3	R: 0 H: 0 E: 0 LOB: 1 K: 0 BB: 1 S: 3 P: 7	R: 0 H: 0 E: 0 LOB: 0 K: 1 BB: 0 S: 5 P: 5	R: 0 H: 0 E: 0 LOB: 0 K: 0 BB: 0 S: 3 P: 3	R: 0 H: 0 E: 0 LOB: 0 K: 0 BB: 0 S: 3 P: 3	R: 0 H: 0 E: 0 LOB: 0 K: 0 BB: 0 S: 3 P: 3	R: 2 H: 2 E: 0 LOB: 0 K: 1 BB: 0 S: 7 P: 7	1B: 1 SF: 0 2B: 0 SAC: 0 3B: 1 DP: 0 HR: 1 HBP: 0						

PITCHER		IP	WLS	BF	H	R	ER	SO	BB	IBB	HBP	BLK	WP	HR	S	P	ERA	WHIP
Joe Grzenda, L ERA: 2.96	(1, 1)	8.1	W	31	3	5	2	1	1	0	0	0	0	1	32	36	2.16	0.480
Casey Cox, R ERA: 4.96	(9, 1)	0.2	S	2	0	0	0	1	0	0	0	0	0	0	4	4	0.00	0.000

PITCHER	IP	WLS	BF	H	R	ER	SO	BB	IBB	HBP	BLK	WP	HR	S	P	ERA	WHIP

BOTTOM

Washington Senators @ Boston Red Sox

Fenway Park, Boston, MA

Tue May 26 1970, 7:05 PM EDT

Att. 12,647 - Unknown

livebaseballscorecards.com

AB	32
R	5
H	3
RBI	5
BB	1
SO	2
LOB	2

WP: 0	PA: 33
PB: 1	
SB: 0	
CS: 0	

Washington Senators @ Boston Red Sox

Fenway Park, Boston, MA

Wed May 27 1970, 7:05 PM EDT

Att. 16,867 - Unknown

TOP

livebaseballscorecards.com

Batter	1	2	3	4	5	6	7	8	9	AB	R	H	RBI	BB	SO	LOB
Del Unser, L (1, 8) OBP: 0.314, SLG: 0.306	HR	1-3			1B E 1B		1B 1B 1B		K	5	3	3	1	0	1	0
Ed Stroud, L (1, 9) OBP: 0.378, SLG: 0.409	P4		BBBB S BB		E G3 1-2 1B		S 1-3 1B		6-3	4	2	2	0	1	0	0
Frank Howard, R (1, 7) OBP: 0.431, SLG: 0.562 Wayne Comer, R (9, 7) OBP: 0.182, SLG: 0.143	K	K	K		E5 G3 1-3 2-H		F3		K	5 0	0 0	0 0	0 0	0 0	3 0	4 0
Mike Epstein, L (1, 3) OBP: 0.385, SLG: 0.465	1B 3B	K 1-2			G3 2-3 3-H		3B 1-H 3-H 1B			4	2	2	3	0	1	2
Bernie Allen, L (1, 4) OBP: 0.416, SLG: 0.494	1B 3-H 1B	6-3			P4		1-H 3B			4	0	2	2	0	0	2
Aurelio Rodriguez, R (1, 5) OBP: 0.308, SLG: 0.405	1-2 1B		K	1-3		1-3	1-3			4	0	1	0	0	1	1
Ed Brinkman, R (1, 6) OBP: 0.345, SLG: 0.299	K			5-3		G3-6-3 HBP		P4		3	0	0	0	0	1	2
Jim French, L (1, 2) OBP: 0.306, SLG: 0.171 Darold Knowles, L (6, 1)		6-3		4-3		G3-6-3 1-2f		4-3		3 1	0 0	0 0	0 0	0 0	0 0	1 0
Jim Hannan, R (1, 1) OBP: 0.500, SLG: 0.500 Casey Cox, R (1, 1) OBP: 0.111, SLG: 0.111 Davey Nelson, R (5, PH) OBP: 0.193, SLG: 0.137 Jim Shellenback, L (5, 1) OBP: 0.200, SLG: 0.400 Horacio Pina, R (5, 1) John Roseboro, L (6, 2) OBP: 0.397, SLG: 0.265		K			1-3		P4	1-3		0 1 1 0 0 2	0 0 0 0 0 0	0 0 0 0 0 0	0 0 0 0 0 0	0 1 0 0 0 0	0 0 0 0 0 0	0 0 0 0 0 0
Inning Stats	R: 2 E: 0 K: 2 S: 11 H: 4 LOB: 2 BB: 0 P: 11	R: 0 E: 0 K: 1 S: 5 H: 0 LOB: 0 BB: 0 P: 5	R: 0 E: 0 K: 2 S: 7 H: 0 LOB: 1 BB: 1 P: 11	R: 0 E: 0 K: 1 S: 5 H: 0 LOB: 0 BB: 0 P: 5	R: 2 E: 1 K: 0 S: 6 H: 2 LOB: 1 BB: 0 P: 6	R: 0 E: 0 K: 0 S: 2 H: 0 LOB: 0 BB: 0 P: 3	R: 3 E: 0 K: 0 S: 7 H: 4 LOB: 1 BB: 0 P: 7	R: 0 E: 0 K: 0 S: 3 H: 0 LOB: 0 BB: 0 P: 3	R: 0 E: 0 K: 2 S: 7 H: 0 LOB: 0 BB: 0 P: 7	1B: 7 2B: 0 3B: 2 HR: 1 SF: 0 SAC: 0 DP: 1 HBP: 1	WP: 0 PB: 0 SB: 2 CS: 0 PA: 39					

	AB	37
	R	7
	H	10
	RBI	6
	BB	1
	SO	8
	LOB	12

PITCHER		IP	WLS	BF	H	R	ER	SO	BB	IBB	HBP	BLK	WP	HR	S	P	ERA	WHIP
Ray Culp, R ERA: 2.8	(1, 1)	6.2	L	32	10	7	5	6	1	0	1	0	0	1	42	47	6.75	1.650
Lee Stange, R ERA: 2.25	(7, 1)	1.1		4	0	0	0	0	0	0	0	0	0	0	4	4	0.00	0.000
Sparky Lyle, L ERA: 4.91	(9, 1)	1.0		3	0	0	0	2	0	0	0	0	0	0	7	7	0.00	0.000

PITCHER		IP	WLS	BF	H	R	ER	SO	BB	IBB	HBP	BLK	WP	HR	S	P	ERA	WHIP

BOTTOM

Batter	1	2	3	4	5	6	7	8	9	AB	R	H	RBI	BB	SO	LOB
Mike Andrews, R (1, 4) OBP: 0.279, SLG: 0.280	4-3; 2B; 2B	BB; 1B	P4		6-3			F8; 2-3		5	1	2	0	0	0	4
Luis Alvarado, R (1, 6) OBP: 0.288, SLG: 0.321	4-3; 2B; BB	F2		5-3		F8		P4		4	1	0	0	1	0	2
Carl Yastrzemski, L (1, 7) OBP: 0.405, SLG: 0.514	4-3; 1-2; 2-3	FC6-4; 1-2; BB		FC6-4; BB		K			P5	3	0	0	0	2	1	2
Tony Conigliaro, R (1, 9) OBP: 0.383, SLG: 0.550	2B; SF7; BB	FC6-4; 1-2f		L9		1B			K	3	1	1	0	1	0	3
Reggie Smith, S (8, 8) OBP: 0.407, SLG: 0.503										1	0	0	0	0	1	0
Rico Petrocelli, R (1, 5) OBP: 0.269, SLG: 0.411	1-3; 2-H; 3-H; 2B		HR	FC6-4; 1-2f			K		WP; 1B	5	1	3	3	0	1	1
Billy Conigliaro, R (1, 8) OBP: 0.296, SLG: 0.500 (8, 9)	BB	F8			BB; WP; 1B		5-3		K; 1-2	4	1	1	0	1	1	1
Mike Derrick, L (1, 3) OBP: 0.188, SLG: 0.200	SF7; 3-H		2B; 1B		WP; 1-2; BB		5-3			1	0	1	1	0	0	0
Don Pavletich, R (5, PH) (6, 3)										1	0	0	0	1	0	0
Jerry Moses, R (1, 2) OBP: 0.338, SLG: 0.444	F8	F7			5-3; 1-3; 2-H			F8; 2B		4	0	1	0	0	0	4
Ray Culp, R (1, 1) OBP: 0.111, SLG: 0.148		L4	1-3; 2B		K			5-3		3	0	1	0	0	1	1
Lee Stange, R (7, 1)										0	0	0	0	0	0	0
Dick Schofield, S (8, PH) OBP: 0.273, SLG: 0.170										1	0	0	0	0	0	1
Sparky Lyle, L (9, 1)										0	0	0	0	0	0	0
Inning Stats	R: 3 E: 0 K: 0 S: 5 H: 2 LOB: 2 BB: 3 P: 17	R: 0 E: 0 K: 0 S: 4 H: 1 LOB: 2 BB: 1 P: 8	R: 1 E: 0 K: 0 S: 6 H: 3 LOB: 2 BB: 0 P: 6	R: 0 E: 0 K: 0 S: 3 H: 0 LOB: 1 BB: 1 P: 7	R: 1 E: 0 K: 1 S: 6 H: 1 LOB: 1 BB: 1 P: 10	R: 0 E: 0 K: 1 S: 5 H: 1 LOB: 1 BB: 0 P: 5	R: 0 E: 0 K: 1 S: 5 H: 0 LOB: 0 BB: 0 P: 5	R: 0 E: 0 K: 0 S: 4 H: 1 LOB: 1 BB: 0 P: 4	R: 0 E: 0 K: 2 S: 8 H: 1 LOB: 1 BB: 0 P: 8	1B: 5 2B: 4 3B: 0 HR: 1	SF: 1 SAC: 0 DP: 0 HBP: 0						

PITCHER		IP	WLS	BF	H	R	ER	SO	BB	IBB	HBP	BLK	WP	HR	S	P	ERA	WHIP
Jim Hannan, R ERA: 3.21	(1, 1)	0.1		5	2	3	3	0	2	0	0	0	0	0	3	11	81.00	12.000
Casey Cox, R ERA: 4.79	(1, 1)	3.2		18	4	1	1	0	3	0	0	0	0	1	15	27	2.46	1.909
Jim Shellenback, L ERA: 5.82	(5, 1)	0.0		2	1	1	1	0	1	0	0	0	0	0	1	5	∞	∞
Horacio Pina, R ERA: 2.31	(5, 1)	1.0		3	0	0	0	1	0	0	0	0	1	0	5	5	0.00	0.000
Darold Knowles, L ERA: 1.83	(6, 1)	4.0	W	14	3	0	0	4	0	0	0	0	1	0	22	22	0.00	0.750

PITCHER		IP	WLS	BF	H	R	ER	SO	BB	IBB	HBP	BLK	WP	HR	S	P	ERA	WHIP

Washington Senators @ Boston Red Sox

Fenway Park, Boston, MA

Wed May 27 1970, 7:05 PM EDT

Att. 16,867 - Unknown

livebaseballscorecards.com

AB	35
R	5
H	10
RBI	4
BB	6
SO	5
LOB	19

WP: 3	PA: 42				
PB: 0					
SB: 0					
CS: 0					

Batter	1	2	3	4	5	6	7	8	9	AB	R	H	RBI	BB	SO	LOB
Tom McCraw, L (1, 9) (7, 3) OBP: 0.364, SLG: 0.360	F7		F7		F2		2B 1B		1B	5	0	2	0	0	0	1
Luis Aparicio, R (1, 6) OBP: 0.394, SLG: 0.405	G5-3		F7		FC6-4 1-2f S		1-3 2B		G1-3	5	0	1	0	0	0	2
Gail Hopkins, L (1, 3) OBP: 0.410, SLG: 0.421	1B		F5		BB 1-2		G6-3			3	0	1	0	1	0	2
Ken Berry, R (7, 8) OBP: 0.339, SLG: 0.354										0	0	0	0	0	0	0
Carlos May, L (1, 7) OBP: 0.379, SLG: 0.503	G4-3			G6-4-3 1B	K			WP SF8 2B		4	1	2	0	0	1	3
Duane Josephson, R (1, 2) OBP: 0.366, SLG: 0.403		F9		G6-4-3 1-2f		G6-4-3 1B		SF8 2-H		3	0	1	1	0	0	1
Danny Murphy, L (9, 1)										0	0	0	0	0	0	0
Bill Melton, R (1, 5) OBP: 0.333, SLG: 0.439		1B 2B		HR		F3		P3		4	2	2	1	0	0	1
Syd O'Brien, R (1, 4) OBP: 0.299, SLG: 0.284		G5-3		1B		G6-4-3 1-2f		2-4 1B		4	0	2	0	0	0	2
Bobby Knoop, R (8, 4) OBP: 0.256, SLG: 0.287										0	0	0	0	0	0	0
Buddy Bradford, R (1, 8) (7, 9) OBP: 0.276, SLG: 0.321		2-H 1B		K			P3	2-4 1-2	K	4	0	1	1	0	2	1
Tommy John, R (1, 1) OBP: 0.185, SLG: 0.120		F9					G1-3		F8	3	0	0	0	1	0	1
Wilbur Wood, R (9, 1)										0	0	0	0	0	0	0
Ed Herrmann, L (9, 2) OBP: 0.394, SLG: 0.512					FC6-4 BB					0	0	0	0	0	0	0
Inning Stats	R: 0 E: 0 K: 0 S: 4 H: 1 LOB: 1 BB: 0 P: 4	R: 1 E: 0 K: 0 S: 5 H: 2 LOB: 1 BB: 0 P: 5	R: 0 E: 0 K: 0 S: 3 H: 0 LOB: 0 BB: 0 P: 3	R: 1 E: 0 K: 1 S: 7 H: 3 LOB: 1 BB: 0 P: 7	R: 0 E: 0 K: 1 S: 5 H: 0 LOB: 2 BB: 2 P: 13	R: 0 E: 0 K: 0 S: 3 H: 1 LOB: 0 BB: 0 P: 3	R: 0 E: 0 K: 0 S: 5 H: 2 LOB: 2 BB: 0 P: 5	R: 1 E: 0 K: 0 S: 4 H: 2 LOB: 1 BB: 0 P: 4	R: 0 E: 0 K: 1 S: 6 H: 1 LOB: 1 BB: 0 P: 6	1B: 8 2B: 3 3B: 0 HR: 1	SF: 1 SAC: 0 DP: 2 HBP: 0					

PITCHER	IP	WLS	BF	H	R	ER	SO	BB	IBB	HBP	BLK	WP	HR	S	P	ERA	WHIP
Sonny Siebert, R (1, 1) ERA: 3.88	7.0		30	9	2	2	2	2	0	0	0	0	1	32	40	2.57	1.571
Jim Lonborg, R (8, 1) ERA: 3.09	2.0	W	9	3	1	1	1	0	0	0	0	1	0	10	10	4.50	1.500

PITCHER	IP	WLS	BF	H	R	ER	SO	BB	IBB	HBP	BLK	WP	HR	S	P	ERA	WHIP

TOP

Chicago White Sox @ Boston Red Sox

Fenway Park, Boston, MA

Fri May 29 1970, 7:05 PM EDT

Att. 22,737 - Unknown - 62 F

AB	35
R	3
H	12
RBI	3
BB	2
SO	3
LOB	14

WP: 1	PA: 38		
PB: 0			
SB: 1			
CS: 0			

livebaseballscorecards.com

BOTTOM

Chicago White Sox @ Boston Red Sox

Fenway Park, Boston, MA

Fri May 29 1970, 7:05 PM EDT

Att. 22,737 - Unknown - 62 F

Batter	1	2	3	4	5	6	7	8	9	AB	R	H	RBI	BB	SO	LOB
Mike Andrews, R (1, 4) OBP: 0.276, SLG: 0.272	0-0 ① G6-3		0-0 ② FC4-6 BB 1-2f		0-3 ② K		0-0 ② G5-3		4-0 1B 1B 1-2 2-3 BB	4	1	0	0	1	1	1
Reggie Smith, S (1, 8) OBP: 0.408, SLG: 0.500 Billy Conigliaro, R (4, 8) OBP: 0.300, SLG: 0.481 (5, 9)	0-0 ② G4-3		B B B B 4-0 1-2 BB		0-0 E4		0-0 ③ L6		0-0 1B BB 1-3 2-H 3-H 1B	1	0	0	0	1	0	0
										3	0	1	2	0	0	0
Carl Yastrzemski, L (1, 7) OBP: 0.411, SLG: 0.513 (5, 8)	0-0 1B		0-0 ③ F8		0-0 ③ G6-3			0-0 F8 WP SF8 1B	B B B B 4-0 1B 1-2 BB	4	1	2	0	1	0	3
Tony Conigliaro, R (1, 9) OBP: 0.379, SLG: 0.543 Jerry Moses, R (4, PR) OBP: 0.338, SLG: 0.442 (5, 7)	0-0 ③ G1-3			0-0 E1 BB		0-0 E4 FC5-4		0-0 ① F8 1-3	0-0 1-2 2-3 3-H 1B	2	0	0	0	0	0	1
										3	0	1	1	0	0	1
Rico Petrocelli, R (1, 5) OBP: 0.263, SLG: 0.404		0-0 ① F9		0-0 ① F8		0-0 ① FC5-4 FC6-4 BB 1-2f		0-0 ② SF8 3-H		3	0	0	1	0	0	2
George Scott, R (1, 3) OBP: 0.341, SLG: 0.500		S S S 0-3 ② K		B B B B 4-0 1-2 BB		B B B B 4-0 FC6-4 1-2 BB		0-0 ③ G3		2	0	0	0	2	1	0
Luis Alvarado, R (1, 6) OBP: 0.287, SLG: 0.313		0-0 ③ G5-3		0-0 ② F8		0-0 ② FC6-4 FC6 1-2f 2-3			B B B B 4-0 BB 1B 1B BB	3	1	0	0	1	0	4
Tom Satriano, L (1, 2) OBP: 0.208, SLG: 0.095 Don Pavletich, R (6, PH) (7, 2)			0-0 FC1-6 1B	0-0 ③ G1-3		0-0 ③ FC6 1-2f			0-0 ① F8	2	0	1	0	0	0	2
										2	0	0	0	0	0	3
Sonny Siebert, R (1, 1) OBP: 0.182, SLG: 0.200 Dick Schofield, S (7, PH) OBP: 0.268, SLG: 0.167 Jim Lonborg, R (8, 1) OBP: 0.444, SLG: 0.889 Jose Santiago, R (9, PH) OBP: 1.000, SLG: 1.000			0-0 ① FC1-6 FC4-6 1-2f		0-0 ① G6-3		0-0 ① G6-3		0-0 BB 1B 1-2 1B	2	0	0	0	0	0	1
										1	0	0	0	0	0	0
										0	0	0	0	0	0	0
										1	1	1	0	0	0	0
Inning Stats	R: 0 E: 0 K: 0 S: 4 H: 1 LOB: 1 BB: 0 P: 4	R: 0 E: 0 K: 1 S: 5 H: 0 LOB: 0 BB: 0 P: 5	R: 0 E: 0 K: 0 S: 4 H: 1 LOB: 2 BB: 1 P: 8	R: 0 E: 1 K: 0 S: 4 H: 0 LOB: 2 BB: 1 P: 8	R: 0 E: 1 K: 1 S: 6 H: 0 LOB: 1 BB: 0 P: 6	R: 0 E: 1 K: 0 S: 4 H: 0 LOB: 2 BB: 1 P: 8	R: 0 E: 0 K: 0 S: 3 H: 0 LOB: 0 BB: 0 P: 3	R: 1 E: 0 K: 0 S: 4 H: 1 LOB: 0 BB: 0 P: 4	R: 3 E: 0 K: 0 S: 4 H: 3 LOB: 3 BB: 3 P: 16	1B: 6 2B: 0 3B: 0 HR: 0	SF: 1 SAC: 0 DP: 0 HBP: 0						

livebaseballscorecards.com

	AB	33
	R	4
	H	6
	RBI	4
	BB	6
	SO	2
	LOB	18

WP: 1 PA: 40
PB: 0
SB: 0
CS: 0

PITCHER		IP	WLS	BF	H	R	ER	SO	BB	IBB	HBP	BLK	WP	HR	S	P	ERA	WHIP
Tommy John, L ERA: 3.52	(1, 1)	8.0		34	3	2	2	2	4	0	0	0	1	0	34	50	2.25	0.875
Wilbur Wood, L ERA: 3.09	(9, 1)	0.1	L	5	2	1	1	0	2	0	0	0	0	0	3	11	27.00	12.000
Danny Murphy, R ERA: 5.87	(9, 1)	0.0		1	1	1	1	0	0	0	0	0	0	0	1	1	∞	∞

PITCHER	IP	WLS	BF	H	R	ER	SO	BB	IBB	HBP	BLK	WP	HR	S	P	ERA	WHIP

Batter	1	2	3	4	5	6	7	8	9	AB	R	H	RBI	BB	SO	LOB
Tom McCraw, L (1, 9) OBP: 0.365, SLG: 0.371	F7		BB 1B G5-3 1B		1B SF7 2B	G3			L1	5	2	2	0	0	0	0
Luis Aparicio, R (1, 6) OBP: 0.400, SLG: 0.418	G6-3 1B 2B		G5-3 BB 1-2 1B		G3-1 BB 1B 2-3 1B		F8		G6-3	5	2	3	0	0	0	0
Gail Hopkins, L (1, 3) OBP: 0.417, SLG: 0.418	G6-3 2-3		B B B B 4-0 G5-3 1-2 2-3 BB		B B B B 4-0 G3-1 1B 1-2 BB		F7		1B	3	1	1	0	2	0	1
Ken Berry, R (9, PR) OBP: 0.339, SLG: 0.354										0	0	0	0	0	0	0
Carlos May, L (1, 7) OBP: 0.379, SLG: 0.510	3-H 1B		G5-3 1-2 2-3 3-H		SF7 3-H		F8 2B		F8	4	0	2	3	0	0	3
Ed Herrmann, L (1, 2) OBP: 0.379, SLG: 0.489	G4-3		F7		G3-1 1-2 2-3		P4			4	0	0	0	0	0	6
Bill Melton, R (1, 5) OBP: 0.331, SLG: 0.434		G5-3	G5-3		2-H 3-H 1B			S S S K		4	0	1	2	0	1	2
Buddy Bradford, R (1, 8) OBP: 0.264, SLG: 0.305		G1-3		S S S K	S S S K			G3		4	0	0	0	0	2	1
Bobby Knoop, R (1, 4) OBP: 0.258, SLG: 0.282		B B B B 4-0 BB		F3		S S S K		1B		2	0	0	0	1	1	0
Ossie Blanco, R (8, PH) OBP: 0.222, SLG: 0.222										1	0	1	0	0	0	0
Syd O'Brien, R (8, 4) OBP: 0.299, SLG: 0.284										0	0	0	0	0	0	0
Bart Johnson, R (1, 1)		P4		G6-3		S S S K		F9		2	0	0	0	0	0	1
Jerry Crider, R (5, 1)										1	0	0	0	0	1	0
John Matias, L (8, PH) OBP: 0.247, SLG: 0.309										1	0	0	0	0	0	1
Floyd Weaver, R (8, 1)										0	0	0	0	0	0	0
Inning Stats	R: 1 E: 0 K: 0 S: 5 H: 2 LOB: 1 BB: 0 P: 5	R: 0 E: 0 K: 0 S: 3 H: 0 LOB: 1 BB: 1 P: 7	R: 1 E: 0 K: 0 S: 5 H: 2 LOB: 2 BB: 1 P: 9	R: 0 E: 0 K: 1 S: 5 H: 0 LOB: 0 BB: 0 P: 5	R: 3 E: 0 K: 1 S: 8 H: 3 LOB: 1 BB: 1 P: 12	R: 0 E: 0 K: 2 S: 7 H: 0 LOB: 0 BB: 0 P: 7	R: 0 E: 0 K: 0 S: 4 H: 1 LOB: 1 BB: 0 P: 4	R: 0 E: 0 K: 1 S: 6 H: 1 LOB: 1 BB: 0 P: 6	R: 0 E: 0 K: 0 S: 4 H: 1 LOB: 1 BB: 0 P: 4	1B: 7 2B: 3 3B: 0 HR: 0 SF: 1 SAC: 0 DP: 0 HBP: 0							

TOP

Chicago White Sox @ Boston Red Sox

Fenway Park, Boston, MA

Sat May 30 1970, 7:05 PM EDT

Att. 21,026 - Unknown - 75 F

livebaseballscorecards.com

AB	36
R	5
H	10
RBI	5
BB	3
SO	5
LOB	15

WP: 0 PB: 0 SB: 0 CS: 0 PA: 40

PITCHER		IP	WLS	BF	H	R	ER	SO	BB	IBB	HBP	BLK	WP	HR	S	P	ERA	WHIP
Mike Nagy, R ERA: 2.87	(1, 1)	4.2		24	7	5	5	1	3	0	0	0	0	0	23	35	9.64	2.143
Vicente Romo, R ERA: 3.71	(5, 1)	4.0	W	15	3	0	0	4	0	0	0	0	0	0	23	23	0.00	0.750
Sparky Lyle, L ERA: 4.82	(9, 1)	0.1	S	1	0	0	0	0	0	0	0	0	0	0	1	1	0.00	0.000

PITCHER	IP	WLS	BF	H	R	ER	SO	BB	IBB	HBP	BLK	WP	HR	S	P	ERA	WHIP

Batter	1	2	3	4	5	6	7	8	9	AB	R	H	RBI	BB	SO	LOB
Mike Andrews, R (1, 4) OBP: 0.291, SLG: 0.289	BBBB 4-0 BB BB	x 0-0 1-H 1B 3-H 3B 3B		BBBB 4-0 FC4 BB		SSS 0-3 ① K		BBBB 4-0 E BB		2	1	1	2	3	1	0
Mike Derrick, L (1, 7)	SSS 0-3 ① K	x 0-0 3-H 1B		x 0-0 ② FC4 1-2f 2-3 3-H		x 0-0 E G4-3 1B		SSS 0-3 ② K 1-2		5	1	2	2	0	2	4
Carl Yastrzemski, L (1, 8) OBP: 0.410, SLG: 0.503	BBBB 4-0 1-2 BB	SSS 0-3 ③ K		x 0-0 ③ G4-3		x 0-0 ② G4-3 1-2		BBBB 4-0 BB		3	0	0	0	2	1	4
Rico Petrocelli, R (1, 5) OBP: 0.267, SLG: 0.410	SSS 0-3 ② K	x 0-0 ① G6-3			x 0-0 1B 2B	x 0-0 E6 2-H 1B		x 0-0 ③ F8		5	1	2	0	0	1	4
George Scott, R (1, 3) OBP: 0.339, SLG: 0.494	x 0-0 ③ G3-1	x 0-0 ② G5-3			x 0-0 2-H CS 1B	SSS 0-3 ③ K				4	0	1	1	0	1	3
Billy Conigliaro, R (1, 9) OBP: 0.324, SLG: 0.467		x 0-0 F8 FC 3B 1B	SSS 0-3 ③ K		SSS 0-3 ①② K 1-2		BBBB 4-0 G6-3 BB			3	1	1	0	1	2	1
Jerry Moses, R (1, 2) OBP: 0.341, SLG: 0.443 Tom Satriano, L (5, 2) OBP: 0.231, SLG: 0.174		x 0-0 FC 1-2 3B		x 0-0 1B FC4 1B	x 0-0 2B		x 0-0 ①② G6-3 1-2f			2 2	2 0	1 1	0 0	0 0	0 0	1 1
Luis Alvarado, R (1, 6) OBP: 0.286, SLG: 0.312		SSS 0-3 ① K		x 0-0 FC4 G1-3 1-3 1B	x 0-0 ③ P6		x 0-0 ③ F9			4	0	1	0	0	1	3
Mike Nagy, R (1, 1) OBP: 0.167, SLG: 0.167 Vicente Romo, R (5, 1) OBP: 0.167, SLG: 0.364 Sparky Lyle, L (9, 1)		x 0-0 ② F8 2-3		x 0-0 ① G1-3 1-2		x 0-0 HR		x 0-0 ① G5-3		2 2 0	0 1 0	0 1 0	0 1 0	0 0 0	0 0 0	4 0 0
Inning Stats	R: 0 H: 0 E: 0 LOB: 2 K: 2 BB: 2 S: 7 P: 15	R: 3 H: 3 E: 0 LOB: 1 K: 2 BB: 0 S: 11 P: 11	R: 0 H: 0 E: 0 LOB: 0 K: 1 BB: 0 S: 5 P: 5	R: 1 H: 2 E: 0 LOB: 2 K: 0 BB: 1 S: 5 P: 9	R: 1 H: 3 E: 0 LOB: 1 K: 1 BB: 0 S: 7 P: 7	R: 2 H: 3 E: 1 LOB: 1 K: 2 BB: 0 S: 10 P: 10	R: 0 H: 0 E: 0 LOB: 0 K: 0 BB: 1 S: 2 P: 6	R: 0 H: 0 E: 1 LOB: 2 K: 1 BB: 2 S: 5 P: 13		1B: 7 SF: 0 2B: 3 SAC: 0 3B: 1 DP: 2 HR: 1 HBP: 0						

BOTTOM

Chicago White Sox @ Boston Red Sox

Fenway Park, Boston, MA

Sat May 30 1970, 7:05 PM EDT

Att. 21,026 - Unknown - 75 F

livebaseballscorecards.com

AB	34
R	7
H	11
RBI	6
BB	6
SO	9
LOB	25

WP: 0 PB: 0 SB: 0 CS: 1 PA: 40

PITCHER		IP	WLS	BF	H	R	ER	SO	BB	IBB	HBP	BLK	WP	HR	S	P	ERA	WHIP
Bart Johnson, R ERA: 8.4	(1, 1)	4.0		23	7	5	5	5	3	0	0	0	0	0	30	42	11.25	2.500
Jerry Crider, R ERA: 2.95	(5, 1)	3.0	L	12	4	2	1	3	1	0	0	0	0	1	17	21	3.00	1.667
Floyd Weaver, R ERA:	(8, 1)	1.0		5	0	0	0	1	2	0	0	0	0	0	5	13	0.00	2.000

PITCHER	IP	WLS	BF	H	R	ER	SO	BB	IBB	HBP	BLK	WP	HR	S	P	ERA	WHIP

Chicago White Sox @ Boston Red Sox

Fenway Park, Boston, MA

Sun May 31 1970, 3:33 AM EDT

Att. 21,952 - Unknown - 84 F

livebaseballscorecards.com

Batter	1	2	3	4	5	6	7	8	9	AB	R	H	RBI	BB	SO	LOB
Walt Williams, R (1, 9) OBP: 0.339, SLG: 0.363	E 2B P5			1B G6-3 1B	S 3B 1B	1B 1B 2-3 3-H		2B 1B 1-2 3-H	G5-3	7	5	5	2	0	0	1
Luis Aparicio, R (1, 6) OBP: 0.417, SLG: 0.449	E8 1B 1B 2-H	G5-3 1B		G6-3 2B 1B 1-3	3B 1B 1-H	1B 1B 2-3 3-H		1B 1B 2B 1-3 2-H		5	3	5	3	0	0	0
Syd O'Brien, R (7, 6) OBP: 0.305, SLG: 0.300										1	1	1	1	0	0	0
Ossie Blanco, R (1, 3) OBP: 0.286, SLG: 0.286	BB 1B E 1B 2-3	G5-3 1B 1-2		G6-3 1-2 3-H	G6-3	CS 1B 2-H 3-H		G3		5	1	2	3	0	0	3
John Matias, L (7, 3) OBP: 0.244, SLG: 0.305										1	0	0	0	0	0	2
Carlos May, L (1, 7) OBP: 0.383, SLG: 0.506	K	F8		2B WP IBB		2B 1B K		1B 1B 2-3 3-H		5	2	2	1	1	2	4
Duane Josephson, R (1, 2) OBP: 0.377, SLG: 0.441	K	G3		2B 1-3 2-H	2B 2B 1-3	K		1B 1-2 3-H		6	1	3	2	0	2	3
Bill Melton, R (1, 5) OBP: 0.338, SLG: 0.465	BB E 1B 1-2 3-H	HR	K 3-H	2B 2B 2-H 3-H	F7	K				6	3	3	4	0	2	3
Buddy Bradford, R (1, 8) OBP: 0.268, SLG: 0.291	E BB 1-2 2-3	K	G1-3	2B 1B BB	F9	G4-3				4	2	0	0	2	1	3
Bobby Knoop, R (1, 4) OBP: 0.262, SLG: 0.293	E8 1B 1-H 2-H 3-H	F8		K 1-3 2-H	1B 1B 2B 1-3 2-H			E SH 1B 1B	L6	6	3	2	1	0	1	0
Gerry Janeski, R (1, 1) OBP: 0.077, SLG: 0.077	1B 2-H	P5		K	F9			SH 1B 2B 1-3	G4-3	3	0	1	1	0	1	0
Floyd Weaver, R (5, 1)										2	1	0	0	0	0	2
Inning Stats	R: 6 E: 2 K: 2 S: 13 H: 5 LOB: 1 BB: 1 P: 17	R: 0 E: 0 K: 0 S: 4 H: 1 LOB: 1 BB: 0 P: 4	R: 1 E: 0 K: 1 S: 6 H: 1 LOB: 0 BB: 0 P: 6	R: 3 E: 0 K: 1 S: 8 H: 3 LOB: 1 BB: 1 P: 12	R: 1 E: 0 K: 2 S: 9 H: 2 LOB: 1 BB: 0 P: 9	R: 7 E: 0 K: 1 S: 11 H: 7 LOB: 1 BB: 1 P: 15	R: 0 E: 0 K: 1 S: 5 H: 0 LOB: 0 BB: 0 P: 5	R: 4 E: 1 K: 1 S: 11 H: 5 LOB: 2 BB: 0 P: 11	R: 0 E: 0 K: 0 S: 3 H: 0 LOB: 0 BB: 0 P: 3	1B: 16 2B: 7 3B: 1 HR: 1	SF: 0 SAC: 1 DP: 1 HBP: 0					

TOP	
AB	51
R	22
H	24
RBI	18
BB	3
SO	9
LOB	21

WP: 1	PA: 55
PB: 0	
SB: 1	
CS: 1	

PITCHER		IP	WLS	BF	H	R	ER	SO	BB	IBB	HBP	BLK	WP	HR	S	P	ERA	WHIP
Gary Peters, L ERA: 5.97	(1, 1)	0.2	L	9	5	6	2	2	1	0	0	0	0	0	12	16	27.00	9.000
Lee Stange, R ERA: 3.86	(1, 1)	2.2		14	5	4	4	1	0	1	0	0	0	1	15	19	13.50	1.875
Ken Brett, L ERA: 4.12	(4, 1)	0.2		2	0	0	0	1	0	0	0	0	1	0	4	4	0.00	0.000
Bill Lee, L ERA: 4.62	(5, 1)	1.0		9	5	5	5	2	1	0	0	0	0	0	12	16	45.00	6.000
Jose Santiago, R ERA: 13.5	(6, 1)	2.0		9	4	3	3	2	0	0	0	0	0	0	13	13	13.50	2.000

PITCHER		IP	WLS	BF	H	R	ER	SO	BB	IBB	HBP	BLK	WP	HR	S	P	ERA	WHIP
Sparky Lyle, L ERA: 6.1	(8, 1)	2.0		12	5	4	4	1	0	0	0	0	0	0	14	14	18.00	2.500

Batter	1	2	3	4	5	6	7	8	9	AB	R	H	RBI	BB	SO	LOB
Mike Andrews, R (1, 4) OBP: 0.309, SLG: 0.327	x 0-0 FC4-6 1B		BBB 4-0 FC4-6 BB	x 0-0 ③ G6-3		x 0-0 1-3 2B 2B		x 0-0 HR	BBB 4-0 BB	4	2	3	1	2	0	0
Mike Derrick, L (1, 7) OBP: 0.259, SLG: 0.308	x 0-0 ① FC4-6 1-2f HR		x 0-0 ② FC4-6 1-2f		x 0-0 1B BB SF9 1B	x 0-0 WP 2-H 3-H 2B		SSS 0-3 ① K	x 0-0 ③ G3-1	6	2	2	2	0	1	3
Carl Yastrzemski, L (1, 8) OBP: 0.415, SLG: 0.522	x 0-0 1-H HR		x 0-0 ③ G4-3		BBB 4-0 F9 1B 1-2 BB	SSS 0-3 ② K 2-3		x 0-0 1B		4	1	2	2	1	1	2
Rico Petrocelli, R (1, 5) OBP: 0.270, SLG: 0.406	x 0-0 ② F7			BBB 4-0 2B G6-3 BB	x 0-0 1-2 2-3 1B	x 0-0 ③ G6-3		x 0-0 ② F8		4	1	1	0	1	0	2
George Scott, R (1, 3) OBP: 0.341, SLG: 0.506	x 0-0 ③ G6-3			x 0-0 1B 1-3 3B 2B	x 0-0 ① SF9 3-H		x 0-0 F8 SF8 2B	x 0-0 ③ P4		4	2	2	1	0	0	1
Billy Conigliaro, R (1, 9) OBP: 0.333, SLG: 0.457		x 0-0 G3-6 1B		x 0-0 ① G6-3 3-H	x 0-0 ② F9 2-3		x 0-0 ① F8 2-3		x 0-0 2B 1B	5	1	2	1	0	0	4
Luis Alvarado, R (1, 6) OBP: 0.283, SLG: 0.310		x 0-0 ① ② G3-6 1-2f		x 0-0 2-3 3B 1B	x 0-0 ③ G1-3		x 0-0 ② SF8 3-H		x 0-0 ① F9	4	1	1	1	0	0	4
Tom Satriano, L (1, 2) OBP: 0.323, SLG: 0.370		x 0-0 ③ G4-3		x 0-0 1-H G4-3 3B 3-H		BBB 4-0 2B 2B BB	x 0-0 1B		x 0-0 WP 1-H G6-3 2B	4	3	3	3	1	0	0
Gary Peters, L (1, 1) ERA: 2.25, SLG: 0.296 Lee Stange, R (1, 1) Ken Brett, L (4, 1) Mike Fiore, L (4, PH) OPP: 0.500, SLG: 0.200 Bill Lee, L (5, 1) Jose Santiago, R (6, 1) OPP: 0.667, SLG: 0.500 Dick Schofield, S (7, PH) OPP: 0.400, SLG: 0.160 Sparky Lyle, L (8, 1) Don Pavletich, R (9, PH)			SSS 0-3 ① K	x 0-0 ② G4-3 3-H		x 0-0 ① P4	x 0-0 ③ F8		x 0-0 ② G6-3 2-H	0 0 0 0 0 0 0 1 0 0 0 0 1 0 0 0 0 0 0 0 0 1 0 0 1 0 0 0 0 0 0 0 0 0 0 1 0 0 0 0 0 1 1 0 0 0 0 0 1 0 0 0 0 0 0 0 1 0 0 1 0 0 0							
Inning Stats	R: 2 E: 0 K: 0 S: 5 H: 2 LOB: 0 BB: 0 P: 5	R: 0 E: 0 K: 0 S: 3 H: 1 LOB: 0 BB: 0 P: 3	R: 0 E: 0 K: 1 S: 5 H: 0 LOB: 1 BB: 1 P: 9	R: 4 E: 0 K: 0 S: 6 H: 3 LOB: 0 BB: 1 P: 10	R: 1 E: 0 K: 0 S: 5 H: 2 LOB: 2 BB: 1 P: 9	R: 2 E: 0 K: 1 S: 7 H: 2 LOB: 1 BB: 1 P: 11	R: 1 E: 0 K: 0 S: 5 H: 2 LOB: 1 BB: 0 P: 5	R: 1 E: 0 K: 1 S: 7 H: 2 LOB: 1 BB: 0 P: 7	R: 2 E: 0 K: 0 S: 5 H: 2 LOB: 1 BB: 1 P: 9	1B: 8 2B: 5 3B: 1 HR: 2 SF: 2 SAC: 0 DP: 1 HBP: 0						

PITCHER		IP	WLS	BF	H	R	ER	SO	BB	IBB	HBP	BLK	WP	HR	S	P	ERA	WHIP
Gerry Janeski, R ERA: 3.93	(1, 1)	4.0		21	7	7	7	1	3	0	0	0	0	1	20	32	15.75	2.500
Floyd Weaver, R ERA: 7.71	(5, 1)	5.0	W	26	9	6	6	2	2	0	0	0	2	1	28	36	10.80	2.200

PITCHER	IP	WLS	BF	H	R	ER	SO	BB	IBB	HBP	BLK	WP	HR	S	P	ERA	WHIP

BOTTOM

Chicago White Sox @ Boston Red Sox

Fenway Park, Boston, MA

Sun May 31 1970, 3:33 AM EDT
Att. 21,952 - Unknown - 84 F

livebaseballscorecards.com

AB	40
R	13
H	16
RBI	13
BB	5
SO	3
LOB	18

WP: 2	PA: 47		
PB: 0			
SB: 0			
CS: 0			

Batter	1	2	3	4	5	6	7	8	9	AB	R	H	RBI	BB	SO	LOB
Cesar Tovar, R (1, 8) OBP: 0.371, SLG: 0.500	S S S 0-3 ① K		x 0-0 1-2 1B		B B B 4-0 2B BB		x 0-0 ② F7			3	0	1	0	1	1	0
Rod Carew, L (1, 4) OBP: 0.424, SLG: 0.559	x 0-0 ② G3		x 0-0 ② F8		x 0-0 1-3 3-H 2B		x 0-0 ③ 4-3			4	0	1	1	0	0	2
Tony Oliva, L (1, 9) OBP: 0.364, SLG: 0.522	x 0-0 1B		S S S 0-3 ③ K		x 0-0 ② F7			x 0-0 ① 5-3		4	0	1	0	0	1	4
Harmon Killebrew, R (1, 5) OBP: 0.449, SLG: 0.662	x 0-0 ③ 6-3			B B B 4-0 L3 BB	x 0-0 ③ 6-3			B B B 4-0 BB		2	0	0	0	2	0	3
Rich Reese, L (1, 3) OBP: 0.322, SLG: 0.379		x 0-0 WP 2B	x 0-0 ① ② L3 1-2			x 0-0 6-3 2B		S S S 0-3 ② K		4	0	2	0	0	1	2
Brant Alyea, R (1, 7) OBP: 0.360, SLG: 0.509		x 0-0 ① ② 5-3 2-3	x 0-0 1B			x 0-0 ① F3		S S S 0-3 ③ K		4	0	1	0	0	1	3
Leo Cardenas, R (1, 6) OBP: 0.330, SLG: 0.426		x 0-0 ③ F4	S S S 0-3 ③ K			x 0-0 ② 6-3 2-3			x 0-0 ① F4	4	0	0	0	0	1	2
Paul Ratliff, L (1, 2) OBP: 0.368, SLG: 0.448			S S S 0-3 ① K		S S S 0-3 ① K	x 0-0 ③ F3			S S S 0-3 ② K	3	0	0	0	0	2	1
Jim Perry, S (1, 1) OBP: 0.259, SLG: 0.269 Dick Woodson, R (6, 1) George Mitterwald, R (6, 2) OBP: 0.262, SLG: 0.361 Charlie Manuel, L (9, PH) OBP: 0.231, SLG: 0.182			x 0-0 1B 1B		x 0-0 E9 2B 1B		x 0-0 ① F7		S S S 0-3 ③ K	2	1	2	0	0	0	0
										0	0	0	0	0	0	0
										2	0	0	0	0	1	0
										1	0	0	0	0	1	0
Inning Stats	R: 0 E: 0 K: 1 S: 6 H: 1 LOB: 1 BB: 0 P: 6	R: 0 E: 0 K: 0 S: 3 H: 1 LOB: 0 BB: 0 P: 3	R: 0 E: 0 K: 2 S: 9 H: 2 LOB: 2 BB: 0 P: 9	R: 0 E: 0 K: 1 S: 5 H: 1 LOB: 1 BB: 1 P: 9	R: 1 E: 1 K: 1 S: 7 H: 2 LOB: 2 BB: 1 P: 11	R: 0 E: 0 K: 0 S: 4 H: 1 LOB: 1 BB: 0 P: 4	R: 0 E: 0 K: 0 S: 3 H: 0 LOB: 0 BB: 0 P: 3	R: 0 E: 0 K: 2 S: 7 H: 0 LOB: 1 BB: 1 P: 11	R: 0 E: 0 K: 2 S: 7 H: 0 LOB: 0 BB: 0 P: 7	1B: 5 2B: 4 3B: 0 HR: 0		SF: 0 SAC: 0 DP: 1 HBP: 0				

PITCHER	IP	WLS	BF	H	R	ER	SO	BB	IBB	HBP	BLK	WP	HR	S	P	ERA	WHIP
Ray Culp, R (1, 1) ERA: 2.6	9.0	W	36	8	1	1	9	3	0	0	0	1	0	51	63	1.00	1.222

PITCHER	IP	WLS	BF	H	R	ER	SO	BB	IBB	HBP	BLK	WP	HR	S	P	ERA	WHIP

TOP

Minnesota Twins @ Boston Red Sox

Fenway Park, Boston, MA

Tue Jun 02 1970, 7:05 PM EDT

Att. 19,080 - Unknown - 80 F

livebaseballscorecards.com

AB	33
R	1
H	8
RBI	1
BB	3
SO	9
LOB	17

WP: 1	PA: 36		
PB: 0			
SB: 0			
CS: 0			

BOTTOM

Minnesota Twins @ Boston Red Sox

Fenway Park, Boston, MA

Tue Jun 02 1970, 7:05 PM EDT

Att. 19,080 - Unknown - 80 F

livebaseballscorecards.com

Batter	1	2	3	4	5	6	7	8	9	AB	R	H	RBI	BB	SO	LOB
Mike Andrews, R (1, 4) OBP: 0.323, SLG: 0.348	0-0 BB, 2B, 1B	0-0 ② F8		0-0 1-3 2-H 2B		0-0 FC4-6 1B		0-0 ① 1B		5	1	4	1	0	0	1
Mike Fiore, L (1, 9) OBP: 0.297, SLG: 0.195	0-0 ① L8	0-0 ③ F6		0-0 ② F7		0-0 ① FC4-6 1B 1B 1-2f		BBBB 4-0 FC3-6 BB		4	1	0	0	1	0	5
Carl Yastrzemski, L (1, 7) OBP: 0.420, SLG: 0.519	BBBB 4-0 2B 1-2 BB		0-0 ① F9	4-0 IBB		0-0 1B 1-3 1B		0-0 ② FC3-6 WP 1-2f		3	0	1	0	2	0	1
Rico Petrocelli, R (1, 5) OBP: 0.268, SLG: 0.406	0-0 1-3 2-H 2B		0-0 ② L7	0-0 ③ F2		SSS 0-3 ② K		0-0 ③ F8 1-2		5	0	1	1	0	1	6
George Scott, R (1, 3) OBP: 0.339, SLG: 0.500	SSS 0-3 ② K		0-0 ③ 6-3		0-0 ① F9	0-0 1-3 3-H 1B				4	0	1	1	0	1	2
Billy Conigliaro, R (1, 8) OBP: 0.372, SLG: 0.541	BBBB 4-0 BB			0-0 HR	H 1-0 2B HBP	0-0 ③ F7				2	2	1	1	1	0	2
Luis Alvarado, R (1, 6) OBP: 0.282, SLG: 0.315	SSS 0-3 ③ K			SSS 0-3 ① K	0-0 1-H 2B		0-0 ① 5-3			4	0	1	1	0	2	3
Tom Satriano, L (1, 2) OBP: 0.371, SLG: 0.400		0-0 SH3-4 1B		0-0 1B 2B 1B	0-0 ② F9		BBBB 4-0 1-3-4 BB			3	1	2	0	1	0	1
Ray Culp, R (1, 1) OBP: 0.133, SLG: 0.167		0-0 ① SH3-4 1-2		0-0 2B 1-2 1B	0-0 ③ 4-3		0-0 ② ③ 1-3-4 1-2f			3	0	1	0	0	0	2
Inning Stats	R: 1 E: 0 K: 2 S: 9 H: 2 LOB: 3 BB: 2 P: 17	R: 0 E: 0 K: 0 S: 4 H: 1 LOB: 1 BB: 0 P: 4	R: 0 E: 0 K: 0 S: 3 H: 0 LOB: 0 BB: 0 P: 3	R: 2 E: 0 K: 1 S: 9 H: 4 LOB: 3 BB: 1 P: 13	R: 1 E: 0 K: 0 S: 4 H: 1 LOB: 1 BB: 0 P: 5	R: 1 E: 0 K: 1 S: 8 H: 3 LOB: 2 BB: 0 P: 8	R: 0 E: 0 K: 0 S: 2 H: 0 LOB: 0 BB: 1 P: 6	R: 0 E: 0 K: 0 S: 3 H: 1 LOB: 1 BB: 1 P: 7		1B: 8 2B: 4 3B: 0 HR: 1	SF: 0 SAC: 1 DP: 1 HBP: 1					

AB	33
R	5
H	12
RBI	5
BB	5
SO	4
LOB	23

WP: 1 PB: 0 SB: 0 CS: 0 PA: 40

PITCHER		IP	WLS	BF	H	R	ER	SO	BB	IBB	HBP	BLK	WP	HR	S	P	ERA	WHIP
Jim Perry, R ERA: 3.0	(1, 1)	5.0	L	28	9	5	5	3	2	1	1	0	0	1	30	43	9.00	2.200
Dick Woodson, R ERA: 3.86	(6, 1)	3.0		12	3	0	0	1	2	0	0	0	1	0	12	20	0.00	1.667

PITCHER	IP	WLS	BF	H	R	ER	SO	BB	IBB	HBP	BLK	WP	HR	S	P	ERA	WHIP

Minnesota Twins @ Boston Red Sox

Fenway Park, Boston, MA

Thu Jun 04 1970, 3:33 AM EDT

Att. 19,098 - Cloudy - 66 F

livebaseballscorecards.com

Batter	1	2	3	4	5	6	7	8	9	AB	R	H	RBI	BB	SO	LOB
Cesar Tovar, R (1, 8) OBP: 0.368, SLG: 0.495	0-0 1B 1B		0-3 K		0-0 F8		0-0 F9			4	0	1	0	0	1	1
Rod Carew, L (1, 4) OBP: 0.426, SLG: 0.557	0-0 1-2 1B		0-0 E4 WP		0-0 E8 2-H 1B			0-0 L7		4	0	2	1	0	0	0
Tony Oliva, L (1, 9) OBP: 0.356, SLG: 0.511	0-0 F7		0-0 4-3 1-2		0-0 G3			0-0 F9		4	0	0	0	0	0	4
Harmon Killebrew, R (1, 5) OBP: 0.445, SLG: 0.650	0-0 F9			4-0 FC5-4 BB		0-0 5-3		0-0 5-3		3	0	0	0	1	0	2
Rich Reese, L (1, 3) OBP: 0.313, SLG: 0.368	0-0 4-3			0-0 F9		0-0 3-1			0-0 4-3	4	0	0	0	0	0	3
Rick Renick, R (1, 7) OBP: 0.375, SLG: 0.730		0-0 5-3		0-3 K		0-0 2B			0-0 F8	4	0	1	0	0	1	1
Leo Cardenas, R (1, 6) OBP: 0.323, SLG: 0.416		0-0 F9		0-0 FC5-4 1-2f		0-0 F9			0-0 6-3	4	0	0	0	0	0	2
Paul Ratliff, L (1, 2) OBP: 0.367, SLG: 0.443		0-3 K			0-0 SH5-4 E 1B		0-3 K			3	1	1	0	0	2	0
Jim Kaat, L (1, 1) OBP: 0.250, SLG: 0.207			0-0 F5		0-0 SH5-4 1-2		0-0 6-3			1	0	0	0	0	0	0
Bill Zepp, R (6, 1)										0	0	0	0	0	0	0
Brant Alyea, R (7, PH) OBP: 0.357, SLG: 0.504										1	0	0	0	0	0	0
Steve Barber, R (7, 1)										0	0	0	0	0	0	0

TOP	
AB	32
R	1
H	5
RBI	1
BB	1
SO	4
LOB	13

Inning Stats	1	2	3	4	5	6	7	8	9		
	R: 0 H: 2 E: 0 LOB: 2 K: 0 BB: 0 S: 5 P: 5	R: 0 H: 0 E: 0 LOB: 0 K: 1 BB: 0 S: 5 P: 5	R: 0 H: 0 E: 1 LOB: 1 K: 1 BB: 0 S: 6 P: 6	R: 0 H: 0 E: 0 LOB: 1 K: 1 BB: 1 S: 5 P: 9	R: 1 H: 2 E: 1 LOB: 1 K: 0 BB: 0 S: 5 P: 5	R: 0 H: 1 E: 0 LOB: 1 K: 0 BB: 0 S: 4 P: 4	R: 0 H: 0 E: 0 LOB: 0 K: 1 BB: 0 S: 5 P: 5	R: 0 H: 0 E: 0 LOB: 0 K: 0 BB: 0 S: 3 P: 3	R: 0 H: 0 E: 0 LOB: 0 K: 0 BB: 0 S: 3 P: 3	1B: 4 SF: 0 2B: 1 SAC: 1 3B: 0 DP: 0 HR: 0 HBP: 0	WP: 1 PA: 34 PB: 0 SB: 0 CS: 0

PITCHER	IP	WLS	BF	H	R	ER	SO	BB	IBB	HBP	BLK	WP	HR	S	P	ERA	WHIP
Sonny Siebert, R (1, 1) ERA: 3.5	9.0	W	34	5	1	1	4	1	0	0	0	1	0	41	45	1.00	0.667

PITCHER	IP	WLS	BF	H	R	ER	SO	BB	IBB	HBP	BLK	WP	HR	S	P	ERA	WHIP

Batter	1	2	3	4	5	6	7	8	9	AB	R	H	RBI	BB	SO	LOB
Mike Andrews, R (1, 4) OBP: 0.335, SLG: 0.373	F3		FC6-4 1B		1B E BB	2-H HR		BB		3	2	2	2	2	0	0
Billy Conigliaro, R (1, 9) OBP: 0.354, SLG: 0.571	K		FC6-4 1B 1-2f		F8	HR		F7		5	2	1	1	0	1	3
Carl Yastrzemski, L (1, 7) OBP: 0.431, SLG: 0.527	BB 1B		1B 1-2		E 1-2	G4-6-3 1B				3	0	3	0	1	0	0
Reggie Smith, S (1, 8) OBP: 0.410, SLG: 0.500	1-2 1B		K		E9 1-3 2-H	G4-6-3 1-2f				4	0	2	1	0	1	3
Rico Petrocelli, R (1, 5) OBP: 0.273, SLG: 0.404	F9		1-2 2-H 1B		5-3		G5-4-3 BB			3	0	1	1	1	0	4
George Scott, R (1, 3) OBP: 0.342, SLG: 0.494		1B BB	F7		FC6-4 IBB		F9			2	0	0	0	2	0	3
Luis Alvarado, R (1, 6) OBP: 0.281, SLG: 0.313		G4-6-3 1-2 1B		1-3	FC6-4 1-2f		G5-4-3 1-2f			4	0	1	0	0	0	4
Tom Satriano, L (1, 2) OBP: 0.359, SLG: 0.364		K		K		SH3-4 HR HBP		L9		3	1	0	0	0	2	2
Sonny Siebert, R (1, 1) OBP: 0.160, SLG: 0.174		G4-6-3 1-2f		4-3		SH3-4 1-2		F2		3	0	0	0	0	0	2
Inning Stats	R: 0 H: 1 E: 0 LOB: 2 K: 1 BB: 1 S: 6 P: 10	R: 0 H: 1 E: 0 LOB: 1 K: 1 BB: 1 S: 5 P: 9	R: 1 H: 3 E: 0 LOB: 2 K: 1 BB: 0 S: 8 P: 8	R: 0 H: 0 E: 0 LOB: 0 K: 1 BB: 0 S: 5 P: 5	R: 1 H: 2 E: 1 LOB: 3 K: 0 BB: 2 S: 5 P: 13	R: 3 H: 3 E: 0 LOB: 0 K: 0 BB: 0 S: 5 P: 6	R: 0 H: 0 E: 0 LOB: 0 K: 0 BB: 1 S: 2 P: 6	R: 0 H: 0 E: 0 LOB: 1 K: 0 BB: 1 S: 3 P: 7		1B: 8 SF: 0 2B: 0 SAC: 1 3B: 0 DP: 3 HR: 2 HBP: 1						

PITCHER		IP	WLS	BF	H	R	ER	SO	BB	IBB	HBP	BLK	WP	HR	S	P	ERA	WHIP
Jim Kaat, L ERA: 3.64	(1, 1)	5.1	L	28	8	4	4	4	3	1	1	0	0	1	31	48	6.75	2.062
Bill Zepp, R ERA: 3.45	(6, 1)	0.2		3	2	1	1	0	0	0	0	0	0	1	3	3	13.50	3.000
Steve Barber, R ERA: 3.38	(7, 1)	2.0		7	0	0	0	0	2	0	0	0	0	0	5	13	0.00	1.000

PITCHER	IP	WLS	BF	H	R	ER	SO	BB	IBB	HBP	BLK	WP	HR	S	P	ERA	WHIP

BOTTOM

Minnesota Twins @ Boston Red Sox

Fenway Park, Boston, MA

Thu Jun 04 1970, 3:33 AM EDT
Att. 19,098 - Cloudy - 66 F

livebaseballscorecards.com

AB	30
R	5
H	10
RBI	5
BB	6
SO	4
LOB	21

Kansas City Royals @ Boston Red Sox

Fenway Park, Boston, MA

Fri Jun 05 1970, 7:05 PM EDT

Att. 19,412 - Unknown

TOP

livebaseballscorecards.com

Batter	1	2	3	4	5	6	7	8	9	AB	R	H	RBI	BB	SO	LOB
Jackie Hernandez, R (1, 6) OBP: 0.290, SLG: 0.282	F9		L9		F8	5-3			G1 1B	4	0	0	0	0	0	1
Pat Kelly, L (9, PH) OBP: 0.381, SLG: 0.319										1	0	1	0	0	0	0
Joe Keough, L (1, 3) OBP: 0.420, SLG: 0.482	FC6-4 BB		2B		1B 1B BB		G6-4-3 1B		G1 1-2	3	1	2	0	2	0	1
Amos Otis, R (1, 8) OBP: 0.348, SLG: 0.448	K		F9		BB 1B 1-2 1B		G6-4-3 1-2f		F8	5	0	1	0	0	1	4
Bob Oliver, R (1, 5) OBP: 0.330, SLG: 0.533	FC6-4 1-2f			HR	BB 1-2 2-H 1B		F2			4	1	2	2	0	0	1
Lou Piniella, R (1, 7) OBP: 0.362, SLG: 0.500		F4		F4	1-2 2-3 BB			L6		3	0	0	0	1	0	0
Ed Kirkpatrick, L (1, 9) OBP: 0.287, SLG: 0.423		4-3		FC6-4 BB	L8			2B		3	0	1	0	1	0	3
Ellie Rodriguez, R (1, 2) OBP: 0.367, SLG: 0.370		BB		FC6-4 FC6-4 1-2f		2B		6-3		3	0	1	0	1	0	2
Luis Alcaraz, R (1, 4) OBP: 0.190, SLG: 0.250		F4		FC6-4 1-2f	K			K		3	0	0	0	0	1	3
Hawk Taylor, R (8, PH) OBP: 0.421, SLG: 0.529										1	0	0	0	0	1	1
Rich Severson, R (8, 4) OBP: 0.299, SLG: 0.301										0	0	0	0	0	0	0
Bill Butler, L (1, 1) OBP: 0.111, SLG: 0.040			K		K	F7			F9	2	0	0	0	0	2	0
Bill Sorrell, L (6, PH)										1	0	0	0	0	0	1
Al Fitzmorris, S (6, 1) OBP: 0.333, SLG: 0.333										0	0	0	0	0	0	0
Paul Schaal, R (9, PH) OBP: 0.344, SLG: 0.375										1	0	0	0	0	0	0

	AB	34
	R	2
	H	8
	RBI	2
	BB	5
	SO	5
	LOB	17

Inning Stats	1	2	3	4	5	6	7	8	9
	R: 0 E: 0 K: 1 S: 5	H: 0 LOB: 1 BB: 1 P: 9	R: 0 E: 0 K: 0 S: 3	H: 0 LOB: 1 BB: 1 P: 7	R: 0 E: 0 K: 1 S: 6	H: 1 LOB: 1 BB: 0 P: 6	R: 1 E: 0 K: 0 S: 4	H: 1 LOB: 1 BB: 1 P: 8	R: 1 E: 0 K: 1 S: 7	H: 2 LOB: 3 BB: 2 P: 15	R: 0 E: 0 K: 1 S: 6	H: 1 LOB: 1 BB: 0 P: 6	R: 0 E: 0 K: 0 S: 3	H: 1 LOB: 0 BB: 0 P: 3	R: 0 E: 0 K: 1 S: 6	H: 1 LOB: 1 BB: 0 P: 6	R: 0 E: 0 K: 0 S: 4	H: 1 LOB: 1 BB: 0 P: 4

1B: 4	SF: 0	WP: 0	PA: 39
2B: 3	SAC: 0	PB: 0	
3B: 0	DP: 1	SB: 0	
HR: 1	HBP: 0	CS: 0	

PITCHER		IP	WLS	BF	H	R	ER	SO	BB	IBB	HBP	BLK	WP	HR	S	P	ERA	WHIP
Mike Nagy, R ERA: 2.74	(1, 1)	7.1	W	33	7	2	2	4	5	0	0	0	0	1	36	56	2.46	1.636
Vicente Romo, R ERA: 3.53	(8, 1)	1.2	S	6	1	0	0	1	0	0	0	0	0	0	8	8	0.00	0.600

PITCHER	IP	WLS	BF	H	R	ER	SO	BB	IBB	HBP	BLK	WP	HR	S	P	ERA	WHIP

Batter	1	2	3	4	5	6	7	8	9	AB	R	H	RBI	BB	SO	LOB
Mike Andrews, R (1, 4) OBP: 0.328, SLG: 0.364	F6		F5		E2 4-3 HR		F7			4	1	0	0	0	0	0
Reggie Smith, S (1, 8) OBP: 0.412, SLG: 0.500	BB 1B 1B		1B		4-3 2-3		F8			4	1	2	0	0	0	1
Carl Yastrzemski, L (1, 7) OBP: 0.432, SLG: 0.542	BBBB 1B FC5-4 1-2 BB		F6		HR 3-H		K			3	2	1	2	1	1	1
Tony Conigliaro, R (1, 9) OBP: 0.376, SLG: 0.535 Billy Conigliaro, R (9, 9) OBP: 0.354, SLG: 0.571	FC5-4 1-3 2-H 1B		F8		F7			K		4 0	0 0	1 0	1 0	0 0	1 0	1 0
Rico Petrocelli, R (1, 5) OBP: 0.273, SLG: 0.407	FC5-4 1-2f 3-H			K	2B			F3		4	0	1	1	0	1	1
George Scott, R (1, 3) OBP: 0.340, SLG: 0.494	K			2B	L9			F8		4	0	1	0	0	1	2
Don Pavletich, R (1, 2)		F8		6-3		6-3				3	0	0	0	0	0	1
Luis Alvarado, R (1, 6) OBP: 0.282, SLG: 0.309		K		IBB		F8				2	0	0	0	1	1	0
Mike Nagy, R (1, 1) OBP: 0.111, SLG: 0.111 Vicente Romo, R (8, 1) OBP: 0.167, SLG: 0.364		G3		L7		5-3				3 0	0 0	0 0	0 0	0 0	0 0	2 0
Inning Stats	R: 2 E: 0 K: 1 S: 7 H: 2 LOB: 1 BB: 1 P: 11	R: 0 E: 0 K: 1 S: 5 H: 0 LOB: 0 BB: 0 P: 5	R: 0 E: 0 K: 0 S: 4 H: 1 LOB: 1 BB: 0 P: 4	R: 0 E: 0 K: 1 S: 6 H: 1 LOB: 2 BB: 1 P: 10	R: 2 E: 1 K: 0 S: 6 H: 2 LOB: 1 BB: 0 P: 6	R: 0 E: 0 K: 0 S: 3 H: 0 LOB: 0 BB: 0 P: 3	R: 0 E: 0 K: 1 S: 5 H: 0 LOB: 0 BB: 0 P: 5	R: 0 E: 0 K: 1 S: 5 H: 0 LOB: 0 BB: 0 P: 5		1B: 3 2B: 2 3B: 0 HR: 1 SF: 0 SAC: 0 DP: 0 HBP: 0						

PITCHER	IP	WLS	BF	H	R	ER	SO	BB	IBB	HBP	BLK	WP	HR	S	P	ERA	WHIP
Bill Butler, L (1, 1) ERA: 3.82	5.0	L	24	6	4	3	3	1	1	0	0	0	1	28	36	5.40	1.400
Al Fitzmorris, R (6, 1) ERA: 3.03	3.0		9	0	0	0	2	0	0	0	0	0	0	13	13	0.00	0.000

PITCHER	IP	WLS	BF	H	R	ER	SO	BB	IBB	HBP	BLK	WP	HR	S	P	ERA	WHIP

BOTTOM

Kansas City Royals @ Boston Red Sox

Fenway Park, Boston, MA

Fri Jun 05 1970, 7:05 PM EDT

Att. 19,412 - Unknown

livebaseballscorecards.com

AB	31
R	4
H	6
RBI	4
BB	2
SO	5
LOB	9

Batter	1	2	3	4	5	6	7	8	9	AB	R	H	RBI	BB	SO	LOB
Pat Kelly, L (1, 9) OBP: 0.386, SLG: 0.341	CS 1B		1-H HR	4-3		FC5 G3 1-2 BB		3-1		4	1	2	2	1	0	1
Rich Severson, R (1, 4) OBP: 0.293, SLG: 0.295	K 1-2		1B 1B	6-3		G3 1-2 2-3		F8		5	0	1	0	0	1	4
Amos Otis, R (1, 8) OBP: 0.345, SLG: 0.439	F5		K		K	BB		K		4	0	0	0	1	3	1
Bob Oliver, R (1, 5) OBP: 0.322, SLG: 0.520		F8	L7		6-3	FC5 2-3f			K	5	0	0	0	0	1	4
Lou Piniella, R (1, 7) OBP: 0.378, SLG: 0.516		BB 1B	BB 1-3 1B		F7		BB BB		4-3 2B	4	0	3	0	1	0	0
Joe Keough, L (1, 3) OBP: 0.419, SLG: 0.470		F7	FC6-4 1-2 BB			HR BB	F6		4-3 2-3	3	1	0	0	2	0	3
Jackie Hernandez, R (1, 6) OBP: 0.300, SLG: 0.303		BB 1-2 BB	FC6-4 1-2f			1-H HR	BB 1-2 BB		4-3	3	1	1	2	2	0	4
Ed Kirkpatrick, L (1, 2) OBP: 0.287, SLG: 0.423 Jim Campanis, R (1, 2) OBP: 0.263, SLG: 0.353		K		4-3 HBP		FC1-6 BB	K			0 2	0 0	0 0	0 0	0 1	0 2	0 4
Dave Morehead, R (1, 1) OBP: 0.227, SLG: 0.238 Tom Burgmeier, L (1, 1) OBP: 0.333, SLG: 0.200 Ken Wright, R (6, 1) Hawk Taylor, R (7, PH) OBP: 0.400, SLG: 0.500 Moe Drabowsky, R (7, 1) OBP: 0.250, SLG: 0.250			HR 1B	K		FC1-6 G3 BB 1-2f	K			0 3 0 1 0	0 1 0 0 0	0 1 0 0 0	0 0 0 0 0	0 0 0 0 0	0 1 0 1 0	0 2 0 2 0
Inning Stats	R: 0 E: 0 K: 1 S: 5 H: 1 LOB: 0 BB: 0 P: 5	R: 0 E: 0 K: 1 S: 6 H: 1 LOB: 2 BB: 1 P: 10	R: 2 E: 0 K: 1 S: 9 H: 4 LOB: 3 BB: 1 P: 13	R: 0 E: 0 K: 1 S: 5 H: 0 LOB: 1 BB: 0 P: 6	R: 0 E: 0 K: 1 S: 5 H: 0 LOB: 0 BB: 0 P: 5	R: 2 E: 0 K: 0 S: 4 H: 1 LOB: 3 BB: 4 P: 20	R: 0 E: 0 K: 2 S: 7 H: 0 LOB: 2 BB: 2 P: 15	R: 0 E: 0 K: 1 S: 5 H: 0 LOB: 0 BB: 0 P: 5	R: 0 E: 0 K: 1 S: 6 H: 1 LOB: 1 BB: 0 P: 6	1B: 5 2B: 1 3B: 0 HR: 2	SF: 0 SAC: 0 DP: 0 HBP: 1	WP: 0 PB: 0 SB: 0 CS: 1	PA: 43				

TOP

Kansas City Royals @ Boston Red Sox

Fenway Park, Boston, MA

Sun Jun 07 1970, 3:33 AM EDT

Unknown

livebaseballscorecards.com

AB	34
R	4
H	8
RBI	4
BB	8
SO	9
LOB	25

PITCHER		IP	WLS	BF	H	R	ER	SO	BB	IBB	HBP	BLK	WP	HR	S	P	ERA	WHIP
Ray Culp, R ERA: 2.86	(1, 1)	5.0		26	7	4	4	5	4	0	1	0	0	2	31	48	7.20	2.200
Lee Stange, R ERA: 3.66	(6, 1)	1.0	W	5	0	0	0	0	2	0	0	0	0	0	3	11	0.00	2.000
Ken Brett, L ERA: 3.57	(7, 1)	3.0	S	12	1	0	0	4	2	0	0	0	0	0	18	26	0.00	1.000

PITCHER	IP	WLS	BF	H	R	ER	SO	BB	IBB	HBP	BLK	WP	HR	S	P	ERA	WHIP

BOTTOM

Kansas City Royals @ Boston Red Sox

Fenway Park, Boston, MA

Sun Jun 07 1970, 3:33 AM EDT

Unknown

livebaseballscorecards.com

Batter	1	2	3	4	5	6	7	8	9	AB	R	H	RBI	BB	SO	LOB
Mike Andrews, R (1, 4) OBP: 0.335, SLG: 0.363	BBBB 4-0 1B E BB	BBBB 4-0 FC6-4 BB		x 0-0 FC4-6 1B		x 0-0 E1 SF7 1B 1-3		x 0-0 ① F2		3	2	1	0	2	0	1
Reggie Smith, S (1, 8) OBP: 0.406, SLG: 0.494	x 0-0 BB E 1B 1-3	x 0-0 ③ FC6-4 1-2f		x 0-0 ③ FC4-6 1-2f		x 0-0 ① SF7 1-2 3-H		SSS 0-3 ② K		4	1	1	1	0	1	2
Carl Yastrzemski, L (1, 7) OBP: 0.431, SLG: 0.532	BBBB 4-0 E 1B G6-3 1-2 BB		x 0-0 ① 1-6-3		x 0-0 ① 4-3	x 0-0 ② F9		BBBB 4-0 BB		3	1	0	0	2	0	1
Tony Conigliaro, R (1, 9) OBP: 0.382, SLG: 0.538	x 0-0 E7 G6-3 BB 1B 1-3 2-H 3-H		x 0-0 ② 6-3		x 0-0 FC4-6 1B	x 0-0 FC5-4 1B 2-H		x 0-0 ③ F9		5	0	3	3	0	0	1
Rico Petrocelli, R (1, 5) OBP: 0.277, SLG: 0.416	BBBB 4-0 G6-3 BB 1-2		x 0-0 1B 3B		x 0-0 ② FC4-6 BB 1B 1-2f	x 0-0 ③ FC5-4 1-2f				3	1	1	0	1	0	2
George Scott, R (1, 3) OBP: 0.343, SLG: 0.494 Mike Fiore, L (8, 3) OBP: 0.297, SLG: 0.195	x 0-0 ① ② G6-3 1-2f 2-3 3-H		x 0-0 FC5-4 1B 3-H		x 0-0 BB 1B 1-2		SSS 0-3 ① K			4	0	2	1	0	1	2
										0	0	0	0	0	0	0
Tom Satriano, L (1, 2) OBP: 0.349, SLG: 0.333	x 0-0 ③ 6-3	x 0-0 ③ FC5-4 1-2f		BBBB 4-0 BB 1-2 2-3			x 0-0 ② F9			3	0	0	0	1	0	2
Luis Alvarado, R (1, 6) OBP: 0.275, SLG: 0.301		x 0-0 ① F9		SSS 0-3 ① K	x 0-0 ③ F8		x 0-0 ③ 1-3			4	0	0	0	0	1	3
Ray Culp, R (1, 1) OBP: 0.125, SLG: 0.156 Lee Stange, R (6, 1) Dick Schofield, S (6, PH) OBP: 0.276, SLG: 0.163 Ken Brett, L (7, 1) OBP: 0.667, SLG: 2.000		SSS 0-3 ② K		x 0-0 ② 6-3		BBBB 4-0 E SF7 BB		x 0-0 HR		2	0	0	0	0	1	0
										0	0	0	0	0	0	0
										0	1	0	0	1	0	0
										1	1	1	1	0	0	0
Inning Stats	R: 3 E: 1 K: 0 S: 4 H: 2 LOB: 1 BB: 3 P: 16	R: 0 E: 0 K: 1 S: 5 H: 0 LOB: 1 BB: 1 P: 9	R: 1 E: 0 K: 0 S: 5 H: 2 LOB: 1 BB: 0 P: 5	R: 0 E: 0 K: 1 S: 6 H: 1 LOB: 1 BB: 0 P: 6	R: 0 E: 0 K: 0 S: 5 H: 2 LOB: 3 BB: 1 P: 9	R: 2 E: 1 K: 0 S: 5 H: 1 LOB: 1 BB: 1 P: 9	R: 0 E: 0 K: 1 S: 5 H: 0 LOB: 0 BB: 0 P: 5	R: 1 E: 0 K: 1 S: 6 H: 1 LOB: 1 BB: 1 P: 10		1B: 7 2B: 0 3B: 1 HR: 1	SF: 1 SAC: 0 DP: 1 HBP: 0				WP: 0 PB: 0 SB: 0 CS: 0	PA: 40	

	AB	32
	R	7
	H	9
	RBI	6
	BB	7
	SO	4
	LOB	14

PITCHER		IP	WLS	BF	H	R	ER	SO	BB	IBB	HBP	BLK	WP	HR	S	P	ERA	WHIP
Dave Morehead, R ERA: 4.37	(1, 1)	0.0		4	2	3	3	0	2	0	0	0	0	0	2	10	∞	∞
Tom Burgmeier, L ERA: 2.76	(1, 1)	5.2	L	27	6	3	1	2	4	0	0	0	0	0	27	43	1.59	1.765
Ken Wright, R ERA: 2.63	(6, 1)	0.1		1	0	0	0	0	0	0	0	0	0	0	1	1	0.00	0.000
Moe Drabowsky, R ERA: 3.77	(7, 1)	2.0		8	1	1	1	2	1	0	0	0	0	1	11	15	4.50	1.000

PITCHER		IP	WLS	BF	H	R	ER	SO	BB	IBB	HBP	BLK	WP	HR	S	P	ERA	WHIP

Batter	1	2	3	4	5	6	7	8	9	AB	R	H	RBI	BB	SO	LOB
Pat Kelly, L (1, 9) OBP: 0.391, SLG: 0.345	F7		FC4, 1B		S, BB		E7, BB, 1B 1-2 2-H 3-H		L7	4	0	2	1	1	0	1
Paul Schaal, R (1, 5) OBP: 0.347, SLG: 0.370	1B, 1B		FC4, FC5-4 1-2f		5-3 1-2		BB 1-2 2-3		F9	4	0	1	0	1	0	3
Amos Otis, R (1, 8) OBP: 0.343, SLG: 0.435	1B 1-2		FC5-4 1-2f			F8	F8			4	0	1	0	0	0	4
Bob Oliver, R (1, 3) OBP: 0.321, SLG: 0.512	K			5-3, BB		F8	K			3	0	0	0	1	2	5
Lou Piniella, R (1, 7) OBP: 0.367, SLG: 0.500	F4			F8		6-3		6-3		4	0	0	0	0	0	3
Luis Alcaraz, R (1, 4) OBP: 0.192, SLG: 0.250		F7		5-3 1-2			PB, 1B, 1B	F8		4	1	1	0	0	0	1
Jackie Hernandez, R (1, 6) OBP: 0.305, SLG: 0.309		G4-6-3, 1B		F8			1B, PB, E 1-2	F6		4	1	2	0	0	0	1
Ellie Rodriguez, R (1, 2) OBP: 0.364, SLG: 0.360		G4-6-3 1-2f			F9		BB, E 1-2 2-3		5-3	3	0	0	0	1	0	1
Bob Johnson, L (1, 1)			K		K		K		1B	2	0	0	0	0	2	0
Hawk Taylor, R (7, PH) OBP: 0.381, SLG: 0.474										1	0	0	0	0	1	3
Al Fitzmorris, S (7, 1) OBP: 0.333, SLG: 0.333										0	0	0	0	0	0	0
Rich Severson, R (9, PH) OBP: 0.301, SLG: 0.304										1	0	1	0	0	0	0
Inning Stats	R: 0 E: 0 K: 1 S: 7 H: 2 LOB: 2 BB: 0 P: 7	R: 0 E: 0 K: 0 S: 3 H: 1 LOB: 0 BB: 0 P: 3	R: 0 E: 0 K: 1 S: 6 H: 1 LOB: 0 BB: 0 P: 6	R: 0 E: 0 K: 0 S: 3 H: 0 LOB: 1 BB: 1 P: 7	R: 0 E: 0 K: 1 S: 5 H: 0 LOB: 1 BB: 1 P: 9	R: 0 E: 0 K: 0 S: 3 H: 0 LOB: 0 BB: 0 P: 3	R: 2 E: 1 K: 2 S: 10 H: 3 LOB: 3 BB: 2 P: 18	R: 0 E: 0 K: 0 S: 3 H: 0 LOB: 0 BB: 0 P: 3	R: 0 E: 0 K: 0 S: 4 H: 1 LOB: 1 BB: 0 P: 4	1B: 8 2B: 0 3B: 0 HR: 0 SF: 0 SAC: 0 DP: 1 HBP: 0	WP: 0 PB: 1 SB: 1 CS: 0 PA: 38					

PITCHER		IP	WLS	BF	H	R	ER	SO	BB	IBB	HBP	BLK	WP	HR	S	P	ERA	WHIP
Gary Peters, L ERA: 5.67	(1, 1)	6.1		28	7	2	2	4	3	0	0	0	0	0	33	45	2.84	1.579
Vicente Romo, R ERA: 3.38	(7, 1)	1.2	W	6	0	0	0	1	1	0	0	0	0	0	7	11	0.00	0.600
Sparky Lyle, L ERA: 5.82	(9, 1)	1.0	S	4	1	0	0	0	0	0	0	0	0	0	4	4	0.00	1.000

PITCHER	IP	WLS	BF	H	R	ER	SO	BB	IBB	HBP	BLK	WP	HR	S	P	ERA	WHIP

TOP

Kansas City Royals @ Boston Red Sox

Fenway Park, Boston, MA

Sun Jun 07 1970, 3:38 AM EDT

Att. 30,434 - Unknown

livebaseballscorecards.com

AB	34
R	2
H	8
RBI	1
BB	4
SO	5
LOB	22

Batter	1	2	3	4	5	6	7	8	9	AB	R	H	RBI	BB	SO	LOB
Mike Andrews, R (1, 4) OBP: 0.335, SLG: 0.363	5-3		F6			SH3 1-2		BB BB HR 1B		3	1	1	0	0	0	1
Reggie Smith, S (1, 8) OBP: 0.403, SLG: 0.488	F5			3-1		PB WP 2-H 1B		F6		4	0	1	1	0	0	1
Carl Yastrzemski, L (1, 7) OBP: 0.428, SLG: 0.523	6-3			F3		K 1-3		BB HR 1-2 BB		3	1	0	0	1	1	1
Tony Conigliaro, R (1, 9) OBP: 0.385, SLG: 0.531		K		HBP		K		HR 1-2 2-3 BB		2	1	0	0	1	2	1
Rico Petrocelli, R (1, 5) (8, 6) OBP: 0.277, SLG: 0.429		F6		F3			5-3	HR 1-H 2-H 3-H		4	1	1	4	0	0	1
George Scott, R (1, 3) OBP: 0.337, SLG: 0.483		K	K		K		5-3	F9		4	0	0	0	0	2	0
Don Pavletich, R (1, 2) OBP: 0.143, SLG: 0.053			F3		K		1B			3	0	1	0	0	1	0
Luis Alvarado, R (1, 6) OBP: 0.278, SLG: 0.304			S 1B		F9		G3			2	0	1	0	0	0	0
Dick Schofield, S (7, PH) (8, 5) OBP: 0.271, SLG: 0.160										1	0	0	0	0	0	1
Gary Peters, L (1, 1) OBP: 0.292, SLG: 0.304			K 1-2			SH3 1B 1B		1-3		2	1	1	0	0	1	1
Vicente Romo, R (7, 1) OBP: 0.167, SLG: 0.364										0	0	0	0	0	0	0
Mike Derrick, L (8, PH) OBP: 0.250, SLG: 0.296										1	0	0	0	0	0	0
Sparky Lyle, L (9, 1)										0	0	0	0	0	0	0
Inning Stats	R: 0 E: 0 K: 0 S: 3 H: 0 LOB: 0 BB: 0 P: 3	R: 0 E: 0 K: 2 S: 7 H: 0 LOB: 0 BB: 0 P: 7	R: 0 E: 0 K: 1 S: 6 H: 1 LOB: 1 BB: 0 P: 6	R: 0 E: 0 K: 0 S: 3 H: 0 LOB: 1 BB: 0 P: 4	R: 0 E: 0 K: 2 S: 7 H: 0 LOB: 0 BB: 0 P: 7	R: 1 E: 0 K: 2 S: 9 H: 2 LOB: 1 BB: 0 P: 9	R: 0 E: 0 K: 0 S: 4 H: 1 LOB: 1 BB: 0 P: 4	R: 4 E: 0 K: 0 S: 5 H: 2 LOB: 0 BB: 2 P: 13		1B: 5 2B: 0 3B: 0 HR: 1	SF: 0 SAC: 1 DP: 0 HBP: 1			WP: 1 PB: 1 SB: 1 CS: 0	PA: 33		

PITCHER		IP	WLS	BF	H	R	ER	SO	BB	IBB	HBP	BLK	WP	HR	S	P	ERA	WHIP
Bob Johnson, R ERA: 2.7	(1, 1)	6.0		22	3	1	1	7	0	0	1	0	1	0	35	36	1.50	0.500
Al Fitzmorris, R ERA: 3.89	(7, 1)	2.0	L	11	3	4	4	0	2	0	0	0	0	1	9	17	18.00	2.500

PITCHER	IP	WLS	BF	H	R	ER	SO	BB	IBB	HBP	BLK	WP	HR	S	P	ERA	WHIP

BOTTOM

Kansas City Royals @ Boston Red Sox

Fenway Park, Boston, MA

Sun Jun 07 1970, 3:38 AM EDT

Att. 30,434 - Unknown

livebaseballscorecards.com

AB	29
R	5
H	6
RBI	5
BB	2
SO	7
LOB	7

Batter	1	2	3	4	5	6	7	8	9	AB	R	H	RBI	BB	SO	LOB
Mike Andrews, R (1, 4) OBP: 0.329, SLG: 0.354	F7		G3			F3		G6-3		4	0	0	0	0	0	0
Reggie Smith, S (1, 8) OBP: 0.405, SLG: 0.488	G4-3		G4-3			HR 1B		1B		4	1	2	0	0	0	0
Carl Yastrzemski, L (1, 7) OBP: 0.429, SLG: 0.545	2B		G6-3			1-H HR		G4-3		4	1	2	2	0	0	1
Tony Conigliaro, R (1, 9) OBP: 0.382, SLG: 0.524	K			G1-4-3 1B		G5-3			F8	4	0	1	0	0	1	1
Rico Petrocelli, R (1, 5) (7, 6) OBP: 0.271, SLG: 0.420		K		G1-4-3 1-2f		K			G5-3	4	0	0	0	0	2	1
George Scott, R (1, 3) OBP: 0.335, SLG: 0.478		E 1B		G6-3			F3		G5-3	4	0	1	0	0	0	0
Tom Satriano, L (1, 2) OBP: 0.370, SLG: 0.342		L6	BBBB	G6-4-3 BB			G4-6-3 1B			2	0	1	0	1	0	1
Luis Alvarado, R (1, 6) OBP: 0.275, SLG: 0.300 Dick Schofield, S (7, PH) OBP: 0.267, SLG: 0.157 (7, 5)		E5 FC6-4 1-3			F9		G4-6-3 1-2f			2 1	0 0	0 0	0 0	0 0	0 0	2 1
Sonny Siebert, R (1, 1) OBP: 0.148, SLG: 0.160 Mike Fiore, L (8, PH) OBP: 0.293, SLG: 0.192 Vicente Romo, R (8, 1) OBP: 0.167, SLG: 0.364		FC6-4 1-2f			G6-4-3 1-2f			F7		2 1 0	0 0 0	0 0 0	0 0 0	0 0 0	0 0 0	3 0 0
Inning Stats	R: 0 E: 0 K: 1 S: 6 H: 1 LOB: 1 BB: 0 P: 6	R: 0 E: 1 K: 1 S: 7 H: 1 LOB: 2 BB: 0 P: 7	R: 0 E: 0 K: 0 S: 3 H: 0 LOB: 0 BB: 0 P: 3	R: 0 E: 0 K: 0 S: 3 H: 1 LOB: 0 BB: 0 P: 3	R: 0 E: 0 K: 0 S: 2 H: 0 LOB: 0 BB: 1 P: 6	R: 2 E: 0 K: 1 S: 7 H: 2 LOB: 0 BB: 0 P: 7	R: 0 E: 0 K: 0 S: 3 H: 1 LOB: 0 BB: 0 P: 3	R: 0 E: 0 K: 0 S: 4 H: 1 LOB: 1 BB: 0 P: 4	R: 0 E: 0 K: 0 S: 3 H: 0 LOB: 0 BB: 0 P: 3	1B: 5 2B: 1 3B: 0 HR: 1	SF: 0 SAC: 0 DP: 3 HBP: 0						

PITCHER		IP	WLS	BF	H	R	ER	SO	BB	IBB	HBP	BLK	WP	HR	S	P	ERA	WHIP
Gerry Janeski, R ERA: 3.86	(1, 1)	9.0	W	33	7	2	2	3	1	0	0	0	0	1	38	42	2.00	0.889

PITCHER		IP	WLS	BF	H	R	ER	SO	BB	IBB	HBP	BLK	WP	HR	S	P	ERA	WHIP

Boston Red Sox @ Chicago White Sox

Comiskey Park, Chicago, IL

Tue Jun 09 1970, 8:05 PM EDT

Att. 6,981 - Unknown

TOP

livebaseballscorecards.com

AB	32
R	2
H	7
RBI	2
BB	1
SO	3
LOB	10

PA: 33

Batter	1	2	3	4	5	6	7	8	9	AB	R	H	RBI	BB	SO	LOB
Tom McCraw, L (1, 9) OBP: 0.352, SLG: 0.396	F7		E4 G6-3 1-2 2-3 3-H	1B 1-2 2-H 3-H			K			4	0	1	2	0	1	2
Luis Aparicio, R (1, 6) OBP: 0.402, SLG: 0.415	F9		K		F8		G5-3			4	0	0	0	0	1	3
Carlos May, L (1, 7) OBP: 0.357, SLG: 0.450	G6-3		G6-3 1-2f		F9		G4-3			4	0	0	0	0	0	3
Bill Melton, R (1, 5) OBP: 0.321, SLG: 0.486		P5	HR	HR				G6-3		4	2	2	2	0	0	0
Duane Josephson, R (1, 2) OBP: 0.358, SLG: 0.400		G6-3	BB E 1B 1B	1B				F8		3	1	1	0	1	0	0
Gail Hopkins, L (1, 3) OBP: 0.404, SLG: 0.411 John Matias, L (8, PR) OBP: 0.233, SLG: 0.291 (9, 3)		K	1B 1-2 E 1B	L4				2B		4 0	0 0	2 0	0 0	0 0	1 0	1 0
Bobby Knoop, R (1, 4) OBP: 0.277, SLG: 0.313			1B SH 1B E	K		2B F8 L1-5		G6-3		4	1	2	0	0	1	3
Ken Berry, R (1, 8) OBP: 0.336, SLG: 0.370			1B E SH 1-2	E6 1-2 2-3		F8 2-3				3	0	1	0	0	0	3
Gerry Janeski, R (1, 1) OBP: 0.069, SLG: 0.069			SH E 1-2 2-3	K		L1-5 3-H				2	0	0	0	0	1	4
Inning Stats	R: 0 H: 0 E: 0 LOB: 0 K: 0 BB: 0 S: 3 P: 3	R: 0 H: 0 E: 0 LOB: 0 K: 1 BB: 0 S: 5 P: 5	R: 1 H: 2 E: 2 LOB: 2 K: 1 BB: 0 S: 8 P: 8	R: 2 H: 3 E: 1 LOB: 2 K: 2 BB: 1 S: 10 P: 14	R: 1 H: 2 E: 0 LOB: 1 K: 0 BB: 0 S: 5 P: 5	R: 0 H: 1 E: 0 LOB: 0 K: 0 BB: 0 S: 3 P: 3	R: 0 H: 0 E: 0 LOB: 0 K: 1 BB: 0 S: 5 P: 5	R: 0 H: 1 E: 0 LOB: 1 K: 0 BB: 0 S: 4 P: 4		1B: 5 SF: 0 2B: 3 SAC: 1 3B: 0 DP: 2 HR: 2 HBP: 0						WP: 0 PA: 34 PB: 0 SB: 0 CS: 0	

PITCHER	IP	WLS	BF	H	R	ER	SO	BB	IBB	HBP	BLK	WP	HR	S	P	ERA	WHIP
Sonny Siebert, R (1, 1) ERA: 3.54	7.0	L	30	8	4	3	5	1	0	0	0	0	2	39	43	3.86	1.286
Vicente Romo, R (8, 1) ERA: 3.29	1.0		4	1	0	0	0	0	0	0	0	0	0	4	4	0.00	1.000

PITCHER	IP	WLS	BF	H	R	ER	SO	BB	IBB	HBP	BLK	WP	HR	S	P	ERA	WHIP

BOTTOM

Boston Red Sox @ Chicago White Sox

Comiskey Park, Chicago, IL

Tue Jun 09 1970, 8:05 PM EDT

Att. 6,981 - Unknown

livebaseballscorecards.com

AB	32
R	4
H	9
RBI	4
BB	1
SO	5
LOB	19

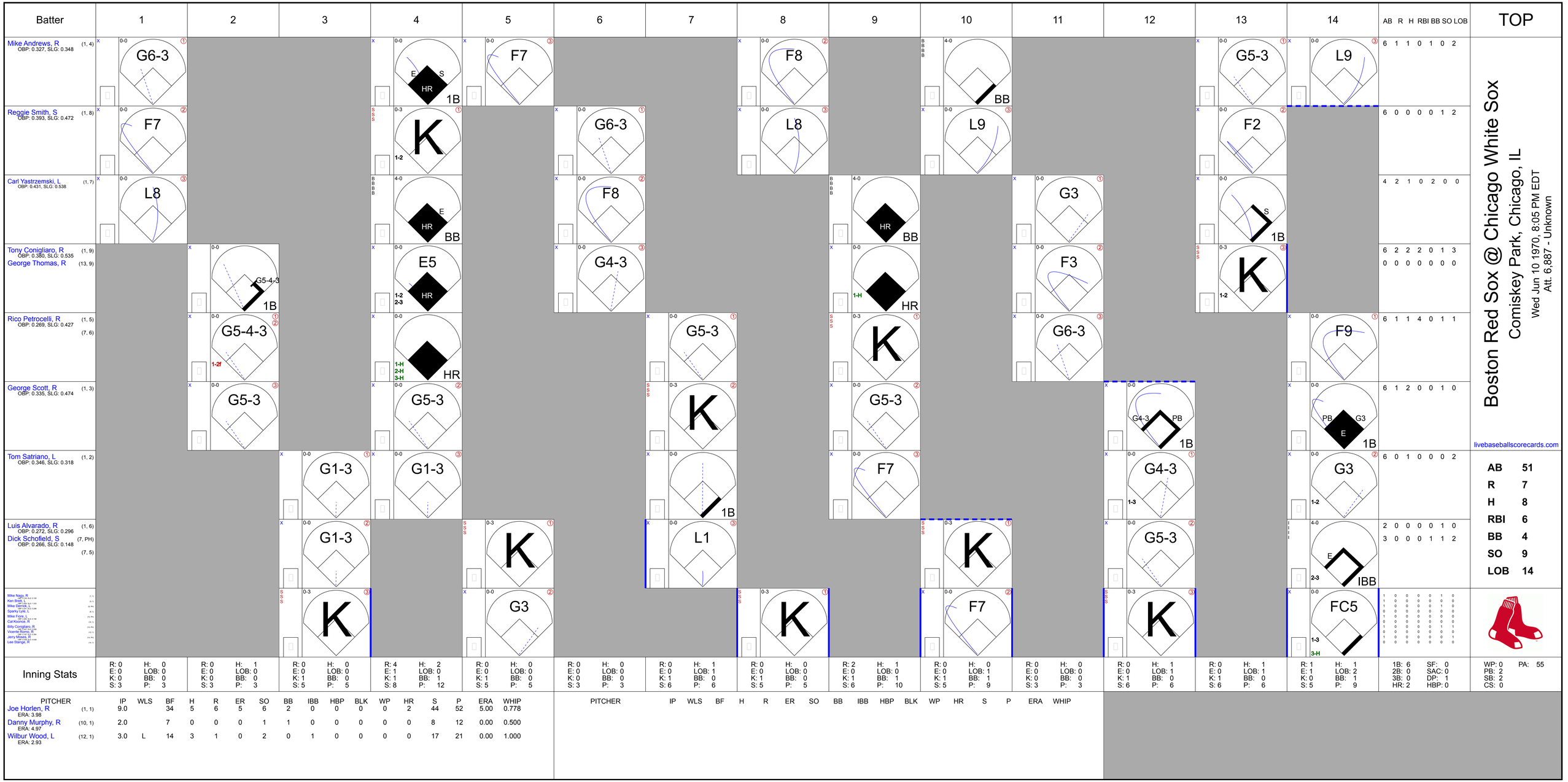

Boston Red Sox @ Chicago White Sox

Comiskey Park, Chicago, IL

Wed Jun 10 1970, 8:05 PM EDT

Att. 6,887 - Unknown

livebaseballscorecards.com

Batter	1	2	3	4	5	6	7	8	9	10	11	12	13	14	AB R H RBI BB SO LOB
Mike Andrews, R (1, 4) OBP: 0.327, SLG: 0.348	G6-3			E S HR 1B	F7			F8		BB			G5-3	L9	6 1 1 0 1 0 2
Reggie Smith, S (1, 8) OBP: 0.393, SLG: 0.472	F7			K 1-2		G6-3		L8		L9			F2		6 0 0 0 0 1 2
Carl Yastrzemski, L (1, 7) OBP: 0.431, SLG: 0.538	L8			E HR BB		F8			HR BB		G3		S 1B		4 2 1 0 2 0 0
Tony Conigliaro, R (1, 9) OBP: 0.380, SLG: 0.535		G5-4-3 1B		E5 1-2 2-3 HR		G4-3			1-H HR		F3		K 1-2		6 2 2 2 0 1 3
George Thomas, R (13, 9)															0 0 0 0 0 0 0
Rico Petrocelli, R (1, 5) OBP: 0.269, SLG: 0.427		G5-4-3 1-2f		1-H 2-H 3-H HR			G5-3		K		G6-3			F9	6 1 1 4 0 1 1
(7, 6)															
George Scott, R (1, 3) OBP: 0.335, SLG: 0.474		G5-3		G5-3			K		G5-3			G4-3 PB 1B		PB G3 E 1B	6 1 2 0 0 1 0
Tom Satriano, L (1, 2) OBP: 0.346, SLG: 0.318			G1-3	G1-3			1B		F7			G4-3 1-3		G3 1-2	6 0 1 0 0 0 2
Luis Alvarado, R (1, 6) OBP: 0.272, SLG: 0.296			G1-3		K		L1			K		G5-3		E IBB 2-3	2 0 0 0 0 1 0
Dick Schofield, S (7, PH) OBP: 0.266, SLG: 0.148															3 0 0 0 1 1 2
(7, 5)			K		G3			K		F7		K		FC5 1-3 3-H	
Mike Nagy, R															1 0 0 0 0 1 0
Ken Brett, L															1 0 0 0 0 0 0
Mike Derrick, L															1 0 0 0 0 1 0
Sparky Lyle, L															0 0 0 0 0 0 0
Mike Fiore, L															1 0 0 0 0 0 0
Cal Koonce, R															0 0 0 0 0 1 0
Billy Conigliaro, R															1 0 0 0 0 1 1
Vicente Romo, R															0 0 0 0 0 0 0
Jerry Moses, R															1 0 0 0 0 0 1
Lee Stange, R															0 0 0 0 0 0 0

Inning Stats	1	2	3	4	5	6	7	8	9	10	11	12	13	14	AB	R	H	RBI	BB	SO	LOB
	R: 0 E: 0 K: 0 S: 3	H: 0 LOB: 0 BB: 0 P: 3	R: 0 E: 0 K: 0 S: 3	H: 1 LOB: 0 BB: 0 P: 3	R: 0 E: 0 K: 1 S: 5	H: 0 LOB: 0 BB: 0 P: 5	R: 4 E: 1 K: 1 S: 8	H: 2 LOB: 0 BB: 1 P: 12	R: 0 E: 0 K: 1 S: 5	H: 0 LOB: 0 BB: 0 P: 5	R: 0 E: 0 K: 0 S: 3	H: 0 LOB: 0 BB: 0 P: 3	R: 0 E: 0 K: 1 S: 6	H: 1 LOB: 1 BB: 0 P: 6	R: 0 E: 0 K: 1 S: 5	H: 0 LOB: 0 BB: 0 P: 5	R: 2 E: 0 K: 1 S: 6	H: 1 LOB: 0 BB: 1 P: 10	R: 0 E: 0 K: 1 S: 5	H: 0 LOB: 1 BB: 1 P: 9	R: 0 E: 0 K: 0 S: 3	H: 0 LOB: 0 BB: 0 P: 3	R: 0 E: 0 K: 1 S: 6	H: 1 LOB: 1 BB: 0 P: 6	R: 0 E: 0 K: 1 S: 6	H: 1 LOB: 1 BB: 0 P: 6	R: 1 E: 1 K: 0 S: 5	H: 1 LOB: 2 BB: 1 P: 9	1B: 6 2B: 0 3B: 0 HR: 2	SF: 0 SAC: 0 DP: 1 HBP: 0	WP: 0 PB: 2 SB: 2 CS: 0	PA: 55

PITCHER		IP	WLS	BF	H	R	ER	SO	BB	IBB	HBP	BLK	WP	HR	S	P	ERA	WHIP
Joe Horlen, R ERA: 3.98	(1, 1)	9.0		34	5	6	5	6	2	0	0	0	0	2	44	52	5.00	0.778
Danny Murphy, R ERA: 4.97	(10, 1)	2.0		7	0	0	0	1	1	0	0	0	0	0	8	12	0.00	0.500
Wilbur Wood, L ERA: 2.93	(12, 1)	3.0	L	14	3	1	0	2	0	1	0	0	0	0	17	21	0.00	1.000

PITCHER	IP	WLS	BF	H	R	ER	SO	BB	IBB	HBP	BLK	WP	HR	S	P	ERA	WHIP

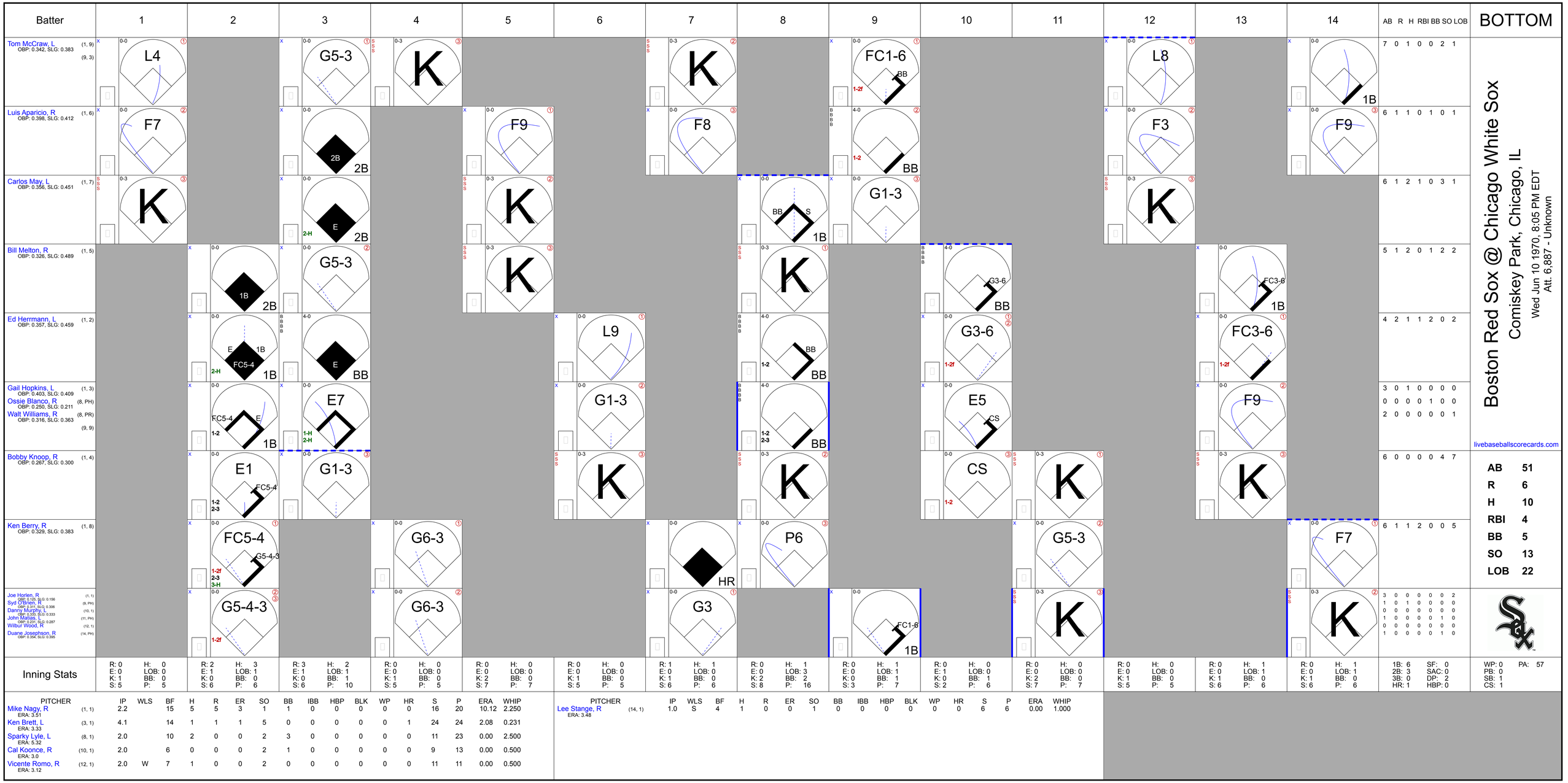
Batter
1
2
3
4
5
6
7
8
9
10
11
12
13
14
AB R H RBI BB SO LOB
BOTTOM
Tom McCraw, L (1, 9) (9, 3) OBP: 0.342, SLG: 0.383
L4
G5-3
K
K
FC1-6 BB 1-2f
L8
1B
7 0 1 0 0 2 1
Luis Aparicio, R (1, 6) OBP: 0.398, SLG: 0.412
F7
2B
F9
F8
BB 1-2
F3
F9
6 1 1 0 1 0 1
Carlos May, L (1, 7) OBP: 0.356, SLG: 0.451
K
E 2B 2-H
K
BB S 1B
G1-3
K
6 1 2 1 0 3 1
Bill Melton, R (1, 5) OBP: 0.326, SLG: 0.489
1B 2B
G5-3
K
G3-6 BB
FC3-6 1B
5 1 2 0 1 2 2
Ed Herrmann, L (1, 2) OBP: 0.357, SLG: 0.459
E 1B FC5-4 1B 2-H
E BB
L9
BB 1-2
G3-6 1-2f
FC3-6 1-2f
4 2 1 1 2 0 2
Gail Hopkins, L (1, 3) OBP: 0.403, SLG: 0.409
Ossie Blanco, R (8, PH) OBP: 0.250, SLG: 0.211
Walt Williams, R (8, PR) OBP: 0.316, SLG: 0.363 (9, 9)
FC5-4 E 1-2 1B
E7 1-H 2-H
G1-3
1-2 2-3 BB
E5 CS
F9
3 0 1 0 0 0 0
0 0 0 0 1 0 0
2 0 0 0 0 0 1
Bobby Knoop, R (1, 4) OBP: 0.267, SLG: 0.300
E1 FC5-4 1-2 2-3
G1-3
K
K
CS 1-2
K
K
6 0 0 0 0 4 7
Ken Berry, R (1, 8) OBP: 0.329, SLG: 0.383
FC5-4 G5-4-3 1-2f 2-3 3-H
G6-3
HR
P6
G5-3
F7
6 1 1 2 0 0 5
Joe Horlen, R (1, 1) ORP: 0.125, SLG: 0.156
Syd O'Brien, R (9, PH) OBP: 0.311, SLG: 0.306
Danny Murphy, L (10, 1) OBP: 0.333, SLG: 0.333
John Matias, L (11, PH) OBP: 0.231, SLG: 0.287
Wilbur Wood, R (12, 1)
Duane Josephson, R (14, PH) OBP: 0.304, SLG: 0.395
G5-4-3 1-2f
G6-3
G3
FC1-6 1B
K
K
3 0 0 0 0 0 2
1 0 1 0 0 0 0
0 0 0 0 0 0 0
1 0 0 0 0 1 0
0 0 0 0 0 0 0
1 0 0 0 0 1 0
Boston Red Sox @ Chicago White Sox
Comiskey Park, Chicago, IL
Wed Jun 10 1970, 8:05 PM EDT
Att. 6,887 - Unknown
livebaseballscorecards.com
AB 51
R 6
H 10
RBI 4
BB 5
SO 13
LOB 22
Inning Stats
R: 0 E: 0 K: 1 S: 5 H: 0 LOB: 0 BB: 0 P: 5
R: 2 E: 1 K: 0 S: 6 H: 3 LOB: 1 BB: 0 P: 6
R: 3 E: 1 K: 0 S: 6 H: 2 LOB: 1 BB: 1 P: 10
R: 0 E: 0 K: 1 S: 5 H: 0 LOB: 0 BB: 0 P: 5
R: 0 E: 0 K: 2 S: 7 H: 0 LOB: 0 BB: 0 P: 7
R: 0 E: 0 K: 1 S: 5 H: 0 LOB: 0 BB: 0 P: 5
R: 1 E: 0 K: 1 S: 6 H: 1 LOB: 0 BB: 0 P: 6
R: 0 E: 0 K: 2 S: 8 H: 1 LOB: 3 BB: 2 P: 16
R: 0 E: 0 K: 0 S: 3 H: 1 LOB: 1 BB: 1 P: 7
R: 0 E: 1 K: 0 S: 2 H: 0 LOB: 0 BB: 1 P: 6
R: 0 E: 0 K: 2 S: 7 H: 0 LOB: 0 BB: 0 P: 7
R: 0 E: 0 K: 1 S: 5 H: 0 LOB: 0 BB: 0 P: 5
R: 0 E: 0 K: 1 S: 6 H: 1 LOB: 1 BB: 0 P: 6
R: 0 E: 0 K: 1 S: 6 H: 1 LOB: 1 BB: 0 P: 6
1B: 6 2B: 3 3B: 0 HR: 1
SF: 0 SAC: 0 DP: 2 HBP: 0
WP: 0 PB: 0 SB: 1 CS: 1
PA: 57
PITCHER IP WLS BF H R ER SO BB IBB HBP BLK WP HR S P ERA WHIP
Mike Nagy, R (1, 1) ERA: 3.51 2.2 15 5 5 3 1 1 0 0 0 0 0 16 20 10.12 2.250
Ken Brett, L (3, 1) ERA: 3.33 4.1 14 1 1 1 5 0 0 0 0 0 1 24 24 2.08 0.231
Sparky Lyle, L (8, 1) ERA: 5.32 2.0 10 2 0 0 2 3 0 0 0 0 0 11 23 0.00 2.500
Cal Koonce, R (10, 1) ERA: 3.0 2.0 6 0 0 0 2 1 0 0 0 0 0 9 13 0.00 0.500
Vicente Romo, R (12, 1) ERA: 3.12 2.0 W 7 1 0 0 2 0 0 0 0 0 0 11 11 0.00 0.500
PITCHER IP WLS BF H R ER SO BB IBB HBP BLK WP HR S P ERA WHIP
Lee Stange, R (14, 1) ERA: 3.48 1.0 S 4 1 0 0 1 0 0 0 0 0 0 0 6 6 0.00 1.000

Boston Red Sox @ Minnesota Twins

Metropolitan Stadium, Bloomington , MI

Fri Jun 12 1970, 8:05 PM EDT

Att. 18,489 - Unknown - 67 F

TOP

livebaseballscorecards.com

Batter	1	2	3	4	5	6	7	8	9	AB	R	H	RBI	BB	SO	LOB
Mike Andrews, R (1, 4) OBP: 0.330, SLG: 0.351	G3-6 1B		L7			1B 1B	K			4	0	2	0	0	1	3
Dick Schofield, S (1, 5) OBP: 0.279, SLG: 0.158	G3-6 1-2f			CS BB		1-2 1B		6-3		3	0	1	0	1	0	1
Carl Yastrzemski, L (1, 7) OBP: 0.428, SLG: 0.530	CS BB			F7 1-2		L9		K		3	0	0	0	1	1	3
Reggie Smith, S (1, 8) OBP: 0.385, SLG: 0.461	CS 1-2	4-3		F3		4-3		6-3		4	0	0	0	0	0	2
Rico Petrocelli, R (1, 6) OBP: 0.268, SLG: 0.424		E6 CS			F8		1B 1B 1B		5-3	4	1	1	0	0	0	0
George Scott, R (1, 3) OBP: 0.333, SLG: 0.469		K 1-2			6-3		L9		5-3 1B	4	0	1	0	0	1	2
Billy Conigliaro, R (1, 9) OBP: 0.321, SLG: 0.511			K		L6		F6		5-3 1-2	4	0	0	0	0	1	2
Tom Satriano, L (1, 2) OBP: 0.364, SLG: 0.404			K			HR	1B 1-2 1B		B1	3	1	2	1	0	1	0
Jerry Moses, R (9, PH) OBP: 0.336, SLG: 0.436										1	0	0	0	0	0	1
Gary Peters, L (1, 1) OBP: 0.320, SLG: 0.333			1B			K	1-3 2-H 1B			1	0	1	0	0	0	0
Mike Derrick, L (6, PH) OBP: 0.233, SLG: 0.276										1	0	0	0	0	1	0
Lee Stange, R (6, 1)										0	0	0	0	0	0	0
Mike Fiore, L (7, PH) OBP: 0.298, SLG: 0.200										1	0	1	1	0	0	0
Cal Koonce, R (7, 1)										0	0	0	0	0	0	0
Sparky Lyle, L (8, 1)										0	0	0	0	0	0	0

	AB	33
	R	2
	H	9
	RBI	2
	BB	2
	SO	6
	LOB	14

Inning Stats	1	2	3	4	5	6	7	8	9
	R: 0 E: 0 K: 0 S: 2	R: 0 E: 1 K: 1 S: 5	R: 0 E: 0 K: 2 S: 8	R: 0 E: 0 K: 0 S: 2	R: 0 E: 0 K: 0 S: 3	R: 1 E: 0 K: 1 S: 8	R: 1 E: 0 K: 1 S: 8	R: 0 E: 0 K: 1 S: 5	R: 0 E: 0 K: 0 S: 4
	H: 1 LOB: 0 BB: 1 P: 6	H: 0 LOB: 1 BB: 0 P: 5	H: 1 LOB: 1 BB: 0 P: 8	H: 0 LOB: 0 BB: 1 P: 6	H: 0 LOB: 0 BB: 0 P: 3	H: 3 LOB: 2 BB: 0 P: 8	H: 3 LOB: 2 BB: 0 P: 8	H: 0 LOB: 0 BB: 0 P: 5	H: 1 LOB: 1 BB: 0 P: 4

1B: 8	SF: 0
2B: 1	SAC: 0
3B: 0	DP: 2
HR: 1	HBP: 0

WP: 0	PA: 36
PB: 0	
SB: 0	
CS: 3	

PITCHER		IP	WLS	BF	H	R	ER	SO	BB	IBB	HBP	BLK	WP	HR	S	P	ERA	WHIP
Jim Perry, R ERA: 2.81	(1, 1)	6.0	W	22	5	1	1	4	2	0	0	0	0	1	28	36	1.50	1.167
Stan Williams, R ERA: 2.21	(7, 1)	0.2		5	3	1	1	0	0	0	0	0	0	0	5	5	13.50	4.500
Ron Perranoski, L ERA: 2.0	(7, 1)	2.1	S	8	1	0	0	2	0	0	0	0	0	0	12	12	0.00	0.429

PITCHER	IP	WLS	BF	H	R	ER	SO	BB	IBB	HBP	BLK	WP	HR	S	P	ERA	WHIP

BOTTOM

Boston Red Sox @ Minnesota Twins

Metropolitan Stadium, Bloomington , MI

Fri Jun 12 1970, 8:05 PM EDT

Att. 18,489 - Unknown - 67 F

livebaseballscorecards.com

Batter	1	2	3	4	5	6	7	8	9	AB	R	H	RBI	BB	SO	LOB
Cesar Tovar, R (1, 8) OBP: 0.364, SLG: 0.481	F9	BB		K		6-3		L7		4	0	0	0	1	1	2
Rod Carew, L (1, 4) OBP: 0.410, SLG: 0.530	5-3	F7		L7		4-3		2B		5	0	1	1	0	0	3
Harmon Killebrew, R (1, 3) (8, 5) OBP: 0.445, SLG: 0.624 Frank Quilici, R (8, PR) (9, 5) OBP: 0.267, SLG: 0.170	BB		1B BB	F4			L1-3 1B	IBB		2 0	0 0	1 0	0 0	3 0	0 0	0 0
Tony Oliva, L (1, 9) OBP: 0.367, SLG: 0.514	F9		1B BB	WP 2B 1B			L1-3	F8		4	1	1	0	1	0	5
Rick Renick, R (1, 5) OBP: 0.347, SLG: 0.622 Rich Reese, L (7, PH) (8, 3) OBP: 0.296, SLG: 0.357		6-3	F6	F7			4-3			3 1	0 0	0 0	0 0	0 0	0 0	3 0
Brant Alyea, R (1, 7) OBP: 0.364, SLG: 0.508 Jim Holt, L (5, PR) (6, 7) OBP: 0.286, SLG: 0.286	E5 F9 1B 1B	K		1B 2B				1B BB		3 0	1 2	1 0	1 0	0 1	1 0	2 0
Leo Cardenas, R (1, 6) OBP: 0.333, SLG: 0.423	BB 1B 1B			FC4 1B				1B 2B 1B		4	1	4	1	0	0	0
George Mitterwald, R (1, 2) OBP: 0.261, SLG: 0.339	F9	F8		FC4				2B 1B		4	0	1	1	0	0	7
Jim Perry, S (1, 1) OBP: 0.303, SLG: 0.344 Charlie Manuel, L (6, PH) OBP: 0.250, SLG: 0.214 Stan Williams, R (7, 1) Ron Perranoski, L (7, 1)		BB 1B		F6		F6		K		2 1 0 1	0 0 0 0	1 0 0 0	1 0 0 0	0 0 0 1	0 0 0 2	0 0 0 0
Inning Stats	R: 0 E: 0 K: 0 S: 3 H: 0 LOB: 1 BB: 1 P: 7	R: 1 E: 1 K: 0 S: 6 H: 2 LOB: 3 BB: 1 P: 10	R: 0 E: 0 K: 1 S: 6 H: 1 LOB: 3 BB: 2 P: 14	R: 0 E: 0 K: 1 S: 5 H: 0 LOB: 0 BB: 0 P: 5	R: 2 E: 0 K: 0 S: 6 H: 3 LOB: 2 BB: 0 P: 6	R: 0 E: 0 K: 0 S: 3 H: 0 LOB: 0 BB: 0 P: 3	R: 0 E: 0 K: 0 S: 3 H: 1 LOB: 0 BB: 0 P: 3	R: 2 E: 0 K: 1 S: 8 H: 3 LOB: 3 BB: 2 P: 16		1B: 8 2B: 3 3B: 0 HR: 0	SF: 0 SAC: 0 DP: 1 HBP: 0						

	AB	34
	R	5
	H	10
	RBI	5
	BB	6
	SO	3
	LOB	24

WP: 1 PB: 0 SB: 0 CS: 0 PA: 40

PITCHER		IP	WLS	BF	H	R	ER	SO	BB	IBB	HBP	BLK	WP	HR	S	P	ERA	WHIP
Gary Peters, L ERA: 5.53	(1, 1)	5.0	L	26	6	3	2	2	4	0	0	0	1	0	26	42	3.60	2.000
Lee Stange, R ERA: 3.32	(6, 1)	1.0		3	0	0	0	0	0	0	0	0	0	0	3	3	0.00	0.000
Cal Koonce, R ERA: 3.6	(7, 1)	1.0		6	3	2	2	0	1	0	0	0	0	0	5	9	18.00	4.000
Sparky Lyle, L ERA: 5.11	(8, 1)	1.0		5	1	0	0	1	0	1	0	0	0	0	6	10	0.00	1.000

PITCHER	IP	WLS	BF	H	R	ER	SO	BB	IBB	HBP	BLK	WP	HR	S	P	ERA	WHIP

Boston Red Sox @ Minnesota Twins

Metropolitan Stadium, Bloomington , MI

Sat Jun 13 1970, 4:33 AM EDT

Att. 19,815 - Cloudy - 74 F

TOP

livebaseballscorecards.com

Batter	1	2	3	4	5	6	7	8	9	AB	R	H	RBI	BB	SO	LOB
Mike Andrews, R (1, 4) OBP: 0.327, SLG: 0.347	F8		4-3 4-3 1B		6-3	FC5 2-3f			F6	5	0	1	0	0	0	2
George Thomas, R (1, 5) OBP: 0.800, SLG: 1.250	G3 WP 2B		4-3 1-2			1B 2B	BB E 1B		4-3 HBP	4	3	3	0	0	0	1
Carl Yastrzemski, L (1, 7) OBP: 0.427, SLG: 0.524	G3 2-3		4-3 2-3			2B 1B 1B 2-H	FC3-6 BB 1-2		4-3 1-2	4	1	1	1	1	0	3
Reggie Smith, S (1, 8) OBP: 0.386, SLG: 0.470	3-H 2B		L8			1B 2B 1-3	FC3-6 1-2f 2-H		4-3	5	1	2	0	0	0	3
Rico Petrocelli, R (1, 6) OBP: 0.263, SLG: 0.415	F7			F9		L9	6-3			4	0	0	0	0	0	4
George Scott, R (1, 3) OBP: 0.332, SLG: 0.465		WP 1B		6-3		K	5-3			4	0	1	0	0	1	3
Billy Conigliaro, R (1, 9) OBP: 0.316, SLG: 0.490		F3		6-3		1B 1B 1B 2-H 3-H		K		4	1	1	2	0	1	1
Jerry Moses, R (1, 2) OBP: 0.333, SLG: 0.431		F5	F7			FC5 1B 1B 1-2		F8		4	0	1	0	0	0	1
Ray Culp, R (1, 1) OBP: 0.139, SLG: 0.167		5-3 1-2	L9			1-2 2-H		5-3		4	0	1	1	0	0	1
Vicente Romo, R (9, 1) OBP: 0.167, SLG: 0.364										0	0	0	0	0	0	0
Sparky Lyle, L (9, 1)										0	0	0	0	0	0	0
Inning Stats	R: 1 E: 0 K: 0 S: 5 H: 2 LOB: 1 BB: 0 P: 5	R: 0 E: 0 K: 0 S: 4 H: 1 LOB: 1 BB: 0 P: 4	R: 0 E: 0 K: 0 S: 4 H: 1 LOB: 1 BB: 0 P: 4	R: 0 E: 0 K: 0 S: 3 H: 0 LOB: 0 BB: 0 P: 3	R: 0 E: 0 K: 0 S: 3 H: 0 LOB: 0 BB: 0 P: 3	R: 4 E: 0 K: 1 S: 11 H: 6 LOB: 2 BB: 0 P: 11	R: 1 E: 1 K: 0 S: 4 H: 1 LOB: 1 BB: 1 P: 8	R: 0 E: 0 K: 1 S: 5 H: 0 LOB: 0 BB: 0 P: 5	R: 0 E: 0 K: 0 S: 3 H: 0 LOB: 1 BB: 0 P: 4	1B: 7 2B: 4 3B: 0 HR: 0	SF: 0 SAC: 0 DP: 0 HBP: 1			WP: 2 PB: 0 SB: 0 CS: 0	PA: 40			

	AB	38
	R	6
	H	11
	RBI	4
	BB	1
	SO	2
	LOB	19

PITCHER		IP	WLS	BF	H	R	ER	SO	BB	IBB	HBP	BLK	WP	HR	S	P	ERA	WHIP
Jim Kaat, L ERA: 3.86	(1, 1)	5.0	L	22	7	4	4	0	0	0	0	0	2	0	22	22	7.20	1.400
Bill Zepp, R ERA: 3.18	(6, 1)	2.0		11	4	2	1	1	1	0	0	0	0	0	12	16	4.50	2.500
Stan Williams, R ERA: 2.09	(8, 1)	2.0		7	0	0	0	1	0	0	1	0	0	0	8	9	0.00	0.000

PITCHER	IP	WLS	BF	H	R	ER	SO	BB	IBB	HBP	BLK	WP	HR	S	P	ERA	WHIP

BOTTOM

Boston Red Sox @ Minnesota Twins

Metropolitan Stadium, Bloomington , MI

Sat Jun 13 1970, 4:33 AM EDT

Att. 19,815 - Cloudy - 74 F

livebaseballscorecards.com

Batter	1	2	3	4	5	6	7	8	9	AB	R	H	RBI	BB	SO	LOB
Cesar Tovar, R (1, 8) OBP: 0.365, SLG: 0.481	E1 4-3 WP 1B	E 1-2 1B 1B		L7			5-3		SF8 3-H	4	2	2	1	0	0	0
Rod Carew, L (1, 4) OBP: 0.410, SLG: 0.538	K	E2 1B 1-3 2-H 1B		F7			3B		K	5	0	2	0	0	2	3
Tony Oliva, L (1, 9) OBP: 0.363, SLG: 0.507	4-3 2-3	G6-4-3 1-3 3-H 1B			G3		3-1		FC4-6 1-2f	5	0	1	1	0	0	4
Harmon Killebrew, R (1, 5) OBP: 0.446, SLG: 0.619	1B 3-H BB	G6-4-3 1-2f			L6			FC3-6 1B		3	0	1	0	1	0	2
Rich Reese, L (1, 3) OBP: 0.301, SLG: 0.367	1-3 1B		4-3 2B		L7			FC3-6 G4-6-3 1-2f		4	0	2	0	0	0	1
Jim Holt, L (1, 7) OBP: 0.284, SLG: 0.275	FC6-4 BB		4-3 2-3			1-3		G4-6-3 1-2f		3	0	0	0	1	0	2
Leo Cardenas, R (1, 6) OBP: 0.327, SLG: 0.415	FC6-4 1-2f		F5			K			E6 BB 1B SF8	4	1	0	0	0	1	4
Paul Ratliff, L (1, 2) OBP: 0.356, SLG: 0.438		FC4-6 BB	F9			F8			BB 1-2 1B	3	0	1	0	1	0	1
Jim Kaat, L (1, 1) OBP: 0.216, SLG: 0.176		FC4-6 1B 1B E 1-2f		6-3			K		FC4-6 1-2 2-3 BB	2	1	0	0	0	0	1
Bill Zepp, R (6, 1)										0	0	0	0	0	0	0
Charlie Manuel, L (7, PH) OBP: 0.235, SLG: 0.200										1	0	0	0	0	1	0
Stan Williams, R (8, 1)										0	0	0	0	0	0	0
Rick Renick, R (9, PH) OBP: 0.360, SLG: 0.622										0	0	0	0	1	0	0
Inning Stats	R: 1 E: 1 K: 1 S: 7 H: 2 LOB: 3 BB: 2 P: 15	R: 2 E: 1 K: 0 S: 5 H: 3 LOB: 1 BB: 1 P: 9	R: 0 E: 0 K: 0 S: 4 H: 1 LOB: 1 BB: 0 P: 4	R: 0 E: 0 K: 0 S: 3 H: 0 LOB: 0 BB: 0 P: 3	R: 0 E: 0 K: 0 S: 3 H: 0 LOB: 0 BB: 0 P: 3	R: 0 E: 0 K: 1 S: 5 H: 0 LOB: 0 BB: 0 P: 5	R: 0 E: 0 K: 1 S: 6 H: 1 LOB: 1 BB: 0 P: 6	R: 0 E: 0 K: 0 S: 3 H: 1 LOB: 0 BB: 0 P: 3	R: 1 E: 1 K: 1 S: 7 H: 1 LOB: 2 BB: 1 P: 11	1B: 7 2B: 1 3B: 1 HR: 0 SF: 1 SAC: 0 DP: 2 HBP: 0	WP: 1 PB: 0 SB: 0 CS: 0 PA: 39					

	AB	34
	R	4
	H	9
	RBI	2
	BB	4
	SO	4
	LOB	18

PITCHER		IP	WLS	BF	H	R	ER	SO	BB	IBB	HBP	BLK	WP	HR	S	P	ERA	WHIP
Ray Culp, R ERA: 2.81	(1, 1)	8.0	W	35	9	4	2	3	3	0	0	0	1	0	38	50	2.25	1.500
Vicente Romo, R ERA: 3.1	(9, 1)	0.1		2	0	0	0	0	1	0	0	0	0	0	1	5	0.00	3.000
Sparky Lyle, L ERA: 4.97	(9, 1)	0.2	S	2	0	0	0	1	0	0	0	0	0	0	4	4	0.00	0.000

PITCHER	IP	WLS	BF	H	R	ER	SO	BB	IBB	HBP	BLK	WP	HR	S	P	ERA	WHIP

Boston Red Sox @ Minnesota Twins

Metropolitan Stadium, Bloomington , MI

Sun Jun 14 1970, 4:33 AM EDT

Att. 27,434 - Overcast - 73 F

TOP

livebaseballscorecards.com

Batter	1	2	3	4	5	6	7	8	9	AB	R	H	RBI	BB	SO	LOB
Mike Andrews, R (1, 4) OBP: 0.320, SLG: 0.338	6-3		5-3	K		E3 1-2 2-3		F9		5	0	0	0	0	1	6
George Thomas, R (1, 5) OBP: 0.700, SLG: 1.000	2B 1B		K		F9 2B	F9			G3 WP 1B	5	1	3	0	0	1	3
Carl Yastrzemski, L (1, 7) OBP: 0.427, SLG: 0.523	1-H 2B		F6		L8		BB		F5	4	0	1	1	1	0	2
Reggie Smith, S (1, 8) OBP: 0.377, SLG: 0.458	L9			K	F9 2-3		L4		G3 1-3	5	0	0	0	0	1	4
Rico Petrocelli, R (1, 6) OBP: 0.266, SLG: 0.412	BB			1B 2B 1B	K		F8		F6	4	1	1	0	1	1	3
George Scott, R (1, 3) OBP: 0.330, SLG: 0.460	K			2B 1-3 1B		F9	K			4	0	1	0	0	2	3
Billy Conigliaro, R (1, 9) OBP: 0.328, SLG: 0.545		K		1-3 3-H 2B		F3		3B		4	0	2	1	0	1	0
Tom Satriano, L (1, 2) OBP: 0.373, SLG: 0.388		F8		IBB		E BB		G3		2	0	0	0	2	0	1
Sonny Siebert, R (1, 1) OBP: 0.136, SLG: 0.148		4-3		K		E 1-2 BB		K		2	0	0	0	0	1	3
Ken Brett, L (5, 1) OBP: 0.500, SLG: 1.333										0	0	0	0	0	0	0
Mike Fiore, L (6, PH) OBP: 0.305, SLG: 0.200										0	0	0	0	1	0	0
Jose Santiago, R (6, 1) OBP: 0.500, SLG: 0.500										0	0	0	0	0	0	0
Dick Schofield, S (8, PH) OBP: 0.275, SLG: 0.155										1	0	0	0	0	1	1
Lee Stange, R (8, 1)										0	0	0	0	0	0	0

AB	36
R	2
H	8
RBI	2
BB	5
SO	9
LOB	26

Inning Stats	1	2	3	4	5	6	7	8	9
	R: 1 E: 0 K: 1 S: 7	R: 0 E: 0 K: 1 S: 5	R: 0 E: 0 K: 1 S: 5	R: 1 E: 0 K: 3 S: 12	R: 0 E: 0 K: 1 S: 6	R: 0 E: 1 K: 0 S: 4	R: 0 E: 0 K: 1 S: 5	R: 0 E: 0 K: 1 S: 6	R: 0 E: 0 K: 0 S: 4
	H: 2 LOB: 2 BB: 1 P: 11	H: 0 LOB: 0 BB: 0 P: 5	H: 0 LOB: 0 BB: 0 P: 5	H: 3 LOB: 3 BB: 1 P: 16	H: 1 LOB: 1 BB: 0 P: 6	H: 0 LOB: 3 BB: 2 P: 12	H: 0 LOB: 1 BB: 1 P: 9	H: 1 LOB: 1 BB: 0 P: 6	H: 1 LOB: 1 BB: 0 P: 4

1B: 4	SF: 0
2B: 3	SAC: 0
3B: 1	DP: 0
HR: 0	HBP: 0

WP: 1	PA: 41
PB: 0	
SB: 0	
CS: 0	

PITCHER		IP	WLS	BF	H	R	ER	SO	BB	IBB	HBP	BLK	WP	HR	S	P	ERA	WHIP
Bert Blyleven, R ERA: 2.37	(1, 1)	5.0	W	23	6	2	2	7	1	1	0	0	0	0	35	43	3.60	1.400
Stan Williams, R ERA: 1.9	(6, 1)	4.0	S	18	2	0	0	2	3	0	0	0	1	0	19	31	0.00	1.250

PITCHER	IP	WLS	BF	H	R	ER	SO	BB	IBB	HBP	BLK	WP	HR	S	P	ERA	WHIP

Batter	1	2	3	4	5	6	7	8	9	AB	R	H	RBI	BB	SO	LOB
Cesar Tovar, R (1, 8) OBP: 0.362, SLG: 0.475	4-3 S WP 1B	F7		F4	FC1-2 FC4-6 1-2 2-3 3-Hf		6-3			5	1	1	0	0	0	5
Rod Carew, L (1, 4) OBP: 0.409, SLG: 0.534	L5 1-2	L7		1B 2-H 1B	FC4-6 1-2f			1B 1B 1B		5	2	2	1	0	0	4
Tony Oliva, L (1, 9) OBP: 0.368, SLG: 0.507	4-3 2-3	F7		1B 2-H 1B		BBB FC4-6 1B BB		1B 1-3 FC6-4 1B		4	1	2	1	1	0	1
Harmon Killebrew, R (1, 5) OBP: 0.453, SLG: 0.627 Frank Quilici, R (8, PR) OBP: 0.267, SLG: 0.170 (9, 5)	BBBB 1B WP BB	2B	6-3			FC4-6 1-2 1B		FC6-4 1-3 3-H 1B		4 0	0 0	3 0	1 0	1 0	0 0	1 0
Rich Reese, L (1, 3) OBP: 0.303, SLG: 0.368	1-3 3-H 1B	4-3			BB 1B BB 1B	FC4-6 1-2f 2-3		FC6-4 1-2f HR 3-H		5	2	2	1	0	0	4
Leo Cardenas, R (1, 6) OBP: 0.329, SLG: 0.415	6-3			3B 1B	BB BB 1-2 FC1-2 1B	SSS K		F8		5	1	2	0	0	1	5
Jim Holt, L (1, 7) OBP: 0.290, SLG: 0.341		B1-3		1B 1-H 3B	F7	F8		1B 1-H HR		5	2	2	3	0	0	4
George Mitterwald, R (1, 2) OBP: 0.274, SLG: 0.345		1B		SH3-4 1B 3-H 1B	BBB FC1-2 BB 1-2 2-3 BB		4-3	K		4	1	2	1	1	1	1
Bert Blyleven, R (1, 1) OBP: 0.200, SLG: 0.200 Rick Renick, R (5, PH) OBP: 0.373, SLG: 0.622 Stan Williams, R (6, 1)	SSS K			SH3-4 1-2	BBB FC1-2 1-2 2-3 3-H BB		SSS K			1 0 1	0 0 0	0 0 0	0 1 0	0 1 0	1 0 1	1 0 0
Inning Stats	R: 1 E: 0 K: 0 S: 5 H: 2 LOB: 2 BB: 1 P: 9	R: 0 E: 0 K: 1 S: 6 H: 1 LOB: 1 BB: 0 P: 6	R: 0 E: 0 K: 0 S: 4 H: 1 LOB: 1 BB: 0 P: 4	R: 4 E: 0 K: 0 S: 8 H: 5 LOB: 1 BB: 0 P: 8	R: 1 E: 0 K: 0 S: 5 H: 2 LOB: 3 BB: 2 P: 13	R: 0 E: 0 K: 1 S: 6 H: 1 LOB: 2 BB: 1 P: 10	R: 0 E: 0 K: 1 S: 5 H: 0 LOB: 0 BB: 0 P: 5	R: 4 E: 0 K: 1 S: 9 H: 4 LOB: 1 BB: 0 P: 9		1B: 13 2B: 1 3B: 1 HR: 1 SF: 0 SAC: 1 DP: 0 HBP: 0				WP: 1 PB: 0 SB: 1 CS: 0 PA: 44		

PITCHER		IP	WLS	BF	H	R	ER	SO	BB	IBB	HBP	BLK	WP	HR	S	P	ERA	WHIP
Sonny Siebert, R ERA: 4.03	(1, 1)	4.0	L	24	11	6	6	1	1	0	0	0	1	0	25	29	13.50	3.000
Ken Brett, L ERA: 3.21	(5, 1)	1.0		5	0	0	0	0	2	0	0	0	0	0	3	11	0.00	2.000
Jose Santiago, R ERA: 6.75	(6, 1)	2.0		8	1	0	0	2	1	0	0	0	0	0	11	15	0.00	1.000
Lee Stange, R ERA: 4.76	(8, 1)	1.0		7	4	4	4	1	0	0	0	0	0	1	9	9	36.00	4.000

PITCHER	IP	WLS	BF	H	R	ER	SO	BB	IBB	HBP	BLK	WP	HR	S	P	ERA	WHIP

BOTTOM

Boston Red Sox @ Minnesota Twins

Metropolitan Stadium, Bloomington , MI

Sun Jun 14 1970, 4:33 AM EDT

Att. 27,434 - Overcast - 73 F

livebaseballscorecards.com

AB	39
R	10
H	16
RBI	9
BB	4
SO	4
LOB	26

Batter	1	2	3	4	5	6	7	8	9	AB	R	H	RBI	BB	SO	LOB
Mike Andrews, R (1, 4) OBP: 0.335, SLG: 0.348	G1-6-3 1B		FC4-6 E 2-H 1B		6-3 1B BB		FC4-6 1B	1-2 BB		3	1	3	1	2	0	0
George Thomas, R (1, 5) OBP: 0.467, SLG: 0.643	G1-6-3 1-2f		FC4 FC4-6 1-2		6-3 1-2		K	4-3		5	0	0	0	0	1	6
Carl Yastrzemski, L (1, 7) OBP: 0.422, SLG: 0.515	E 1B 1B		FC4-6 1-2f 2-3		K		L8		F5	5	1	1	0	0	1	4
Reggie Smith, S (1, 8) OBP: 0.382, SLG: 0.462	E9 1-H 1B		L9		2-H 1B		FC4-6 1-2f		1B E 1B	5	1	3	1	0	0	3
Rico Petrocelli, R (1, 6) OBP: 0.274, SLG: 0.411		K		G6-4-3 BB	L8			1B FC6-4 BB	S 1-3 1B	3	1	1	0	2	1	1
George Scott, R (1, 3) OBP: 0.328, SLG: 0.454		L4		G6-4-3 1-2f		F8		FC6-4 1-3 1B	K 1-3 3-H	5	0	1	0	0	1	2
Billy Conigliaro, R (1, 9) OBP: 0.348, SLG: 0.552		K		E BB		2B		FC6-4 1B 1-2f FC5-4 3-H	PB BB	3	1	1	1	2	1	1
Jerry Moses, R (1, 2) OBP: 0.342, SLG: 0.433			SH2-4 1B 1B	E6 1-2		F8		FC5-4 1-3 1B	1-2 BB	4	1	2	0	1	0	2
Mike Nagy, R (1, 1) OBP: 0.091, SLG: 0.091			SH2-4 1-2	3-1		K		FC5-4 BB 1-2f 3-H	B1	1	0	0	0	0	0	2
Don Pavletich, R (6, PH) OBP: 0.136, SLG: 0.050										1	0	0	0	0	1	1
Vicente Romo, R (6, 1) OBP: 0.167, SLG: 0.364										0	0	0	0	0	0	0
Dick Schofield, S (8, PH) OBP: 0.271, SLG: 0.153										1	0	0	1	0	0	1
Sparky Lyle, L (8, 1)										1	0	0	0	0	0	3
Cal Koonce, R (9, 1)										0	0	0	0	0	0	0
Inning Stats	R: 1 E: 1 K: 0 S: 4 H: 3 LOB: 1 BB: 0 P: 4	R: 0 E: 0 K: 2 S: 7 H: 0 LOB: 0 BB: 0 P: 7	R: 1 E: 1 K: 0 S: 6 H: 2 LOB: 2 BB: 0 P: 6	R: 0 E: 1 K: 0 S: 3 H: 0 LOB: 2 BB: 2 P: 11	R: 1 E: 0 K: 1 S: 6 H: 1 LOB: 1 BB: 1 P: 10	R: 0 E: 0 K: 1 S: 6 H: 1 LOB: 1 BB: 0 P: 6	R: 0 E: 0 K: 1 S: 6 H: 1 LOB: 1 BB: 0 P: 6	R: 2 E: 0 K: 0 S: 5 H: 2 LOB: 2 BB: 2 P: 13	R: 1 E: 1 K: 1 S: 7 H: 2 LOB: 3 BB: 2 P: 15	1B: 11 2B: 1 3B: 0 HR: 0 SF: 0 SAC: 1 DP: 2 HBP: 0						

PITCHER		IP	WLS	BF	H	R	ER	SO	BB	IBB	HBP	BLK	WP	HR	S	P	ERA	WHIP
Jim Rooker, L ERA: 3.55	(1, 1)	8.1		41	12	6	4	5	5	0	0	0	0	0	46	66	4.32	2.040
Ken Wright, R ERA: 5.06	(9, 1)	0.1		3	0	0	0	1	2	0	0	0	0	0	3	11	0.00	6.000
Aurelio Monteagudo, R ERA: 6.23	(9, 1)	0.1	W	1	0	0	0	0	0	0	0	0	0	0	1	1	0.00	0.000

PITCHER	IP	WLS	BF	H	R	ER	SO	BB	IBB	HBP	BLK	WP	HR	S	P	ERA	WHIP

TOP

Boston Red Sox @ Kansas City Royals

Municipal Stadium, Kansas City, MO

Mon Jun 15 1970, 8:05 PM EDT

Att. 7,324 - Unknown - 89 F

livebaseballscorecards.com

AB	37
R	6
H	12
RBI	4
BB	7
SO	6
LOB	26

WP: 0 PA: 45
PB: 1
SB: 2
CS: 0

BOTTOM

Batter	1	2	3	4	5	6	7	8	9	AB	R	H	RBI	BB	SO	LOB
Pat Kelly, L (1, 9) OBP: 0.378, SLG: 0.369	6-3		K		HR 2-H		K		SF7 2-3 3-H	4	1	1	3	0	2	2
Amos Otis, R (1, 8) OBP: 0.362, SLG: 0.455	F3			6-3	PO 1B			BB L8 SH2-3	1B 1-2 3-H	4	0	2	1	1	0	0
Joe Keough, L (1, 3) OBP: 0.413, SLG: 0.453	6-3			F8	PO 1-2	4-3		SH2-3 1-2		3	0	0	0	0	0	0
Bob Oliver, R (1, 5) OBP: 0.331, SLG: 0.520		F3		HR 1B		G3-6-3 1B		L8 2-3		4	1	2	0	0	0	1
Ed Kirkpatrick, L (1, 2) OBP: 0.283, SLG: 0.438		F2		1-H HR		G3-6-3 1-2f		4-3		4	1	1	2	0	0	2
Lou Piniella, R (1, 7) OBP: 0.346, SLG: 0.486		1B		4-3			K		1B E 1B	4	1	2	0	0	1	0
Paul Schaal, R (1, 4) OBP: 0.333, SLG: 0.327		F8			F7		BB S		E SF7 1-2 1B	3	1	1	0	1	0	1
Jackie Hernandez, R (1, 6) OBP: 0.289, SLG: 0.287			F8		F7		BB 1-2		E3 SF7 1-3 2-H 1B	3	1	1	0	1	0	0
Jim Rooker, R (1, 1) OBP: 0.233, SLG: 0.310 Ken Wright, R (9, 1) Aurelio Monteagudo, R (9, 1) Bill Sorrell, L (9, PH) OBP: 0.400, SLG: 0.250			K		HR 2B		K		1B IBB	3 0 0 0	1 0 0 0	1 0 0 0	0 0 0 0	0 0 0 1	2 0 0 0	2 0 0 0
Inning Stats	R: 0 E: 0 K: 0 S: 3 H: 0 LOB: 0 BB: 0 P: 3	R: 0 E: 0 K: 0 S: 4 H: 1 LOB: 1 BB: 0 P: 4	R: 0 E: 0 K: 2 S: 7 H: 0 LOB: 0 BB: 0 P: 7	R: 2 E: 0 K: 0 S: 5 H: 2 LOB: 0 BB: 0 P: 5	R: 2 E: 0 K: 0 S: 5 H: 3 LOB: 0 BB: 0 P: 5	R: 0 E: 0 K: 0 S: 3 H: 1 LOB: 0 BB: 0 P: 3	R: 0 E: 0 K: 3 S: 9 H: 0 LOB: 2 BB: 2 P: 17	R: 0 E: 0 K: 0 S: 3 H: 0 LOB: 1 BB: 1 P: 7	R: 3 E: 1 K: 0 S: 5 H: 4 LOB: 2 BB: 1 P: 9	1B: 8 2B: 1 3B: 0 HR: 2	SF: 1 SAC: 1 DP: 1 HBP: 0						

PITCHER		IP	WLS	BF	H	R	ER	SO	BB	IBB	HBP	BLK	WP	HR	S	P	ERA	WHIP
Mike Nagy, R ERA: 4.11	(1, 1)	5.0		20	6	4	4	2	0	0	0	0	0	2	24	24	7.20	1.200
Vicente Romo, R ERA: 2.95	(6, 1)	2.0		8	1	0	0	3	2	0	0	0	0	0	12	20	0.00	1.500
Sparky Lyle, L ERA: 5.47	(8, 1)	1.0		6	2	2	2	0	1	0	0	0	0	0	5	9	18.00	3.000
Cal Koonce, R ERA: 3.91	(9, 1)	0.1	L	4	2	1	1	0	0	1	0	0	0	0	3	7	27.00	6.000

PITCHER	IP	WLS	BF	H	R	ER	SO	BB	IBB	HBP	BLK	WP	HR	S	P	ERA	WHIP

Boston Red Sox @ Kansas City Royals

Municipal Stadium, Kansas City, MO

Mon Jun 15 1970, 8:05 PM EDT

Att. 7,324 - Unknown - 89 F

livebaseballscorecards.com

AB	32
R	7
H	11
RBI	6
BB	4
SO	5
LOB	8

WP: 0 PB: 0 SB: 1 CS: 0 PA: 39

Batter	1	2	3	4	5	6	7	8	9	AB	R	H	RBI	BB	SO	LOB
Mike Andrews, R (1, 4) OBP: 0.340, SLG: 0.363	BBBB 4-0 6-3 BB		X 0-0 ② 6-3		SSS 0-3 ③ K			BBBB 4-0 1B BB	X 0-0 1-H 2-H 3-H HR	3	1	1	4	2	1	0
George Thomas, R (1, 5) OBP: 0.500, SLG: 0.667	X 0-0 ① 6-3 1-2		X 0-0 2B			BBBB 4-0 HR BB		X 0-0 FC6-4 1-3 1B	SSS 0-3 ② K	4	1	2	0	1	1	1
Carl Yastrzemski, L (1, 7) OBP: 0.418, SLG: 0.512	SSS 0-3 ② K		SSS 0-3 ③ K			X 0-0 ① F5		X 0-0 ① F2	X 0-0 1B 2B	5	1	1	0	0	2	5
Reggie Smith, S (1, 8) OBP: 0.378, SLG: 0.455	X 0-0 ③ F2			X 0-0 ① F3		X 0-0 ② F9		X 0-0 ② F9	X 0-0 BB 2-H 1B	5	0	1	1	0	0	4
Rico Petrocelli, R (1, 6) OBP: 0.280, SLG: 0.424		BBBB 4-0 BB		X 0-0 ② F3		X 0-0 1-H HR		X 0-0 ③ FC6-4 1-2f	BBBB 4-0 1-2 BB	3	1	1	2	2	0	2
George Scott, R (1, 3) OBP: 0.329, SLG: 0.448		X 0-0 ① L8		BBBB 4-0 BB		X 0-0 ③ F8			BBBB 4-0 SH5-4 WP HR BB SSS 0-3 ③ K	3	1	0	0	2	1	3
Billy Conigliaro, R (1, 9) OBP: 0.343, SLG: 0.525		X 0-0 ② F3		SSS 0-3 ③ K			SSS 0-3 ① K		BBBB 4-0 SH5-4 1-2 HR BB	3	1	0	0	1	2	2
Jerry Moses, R (1, 2) OBP: 0.336, SLG: 0.424		SSS 0-3 ③ K			SSS 0-3 ① K		X 0-0 ② F7		X 0-0 ① SH5-4 1-2 2-3	3	0	0	0	0	2	1
Gary Peters, L (1, 1) OBP: 0.286, SLG: 0.296			SSS 0-3 ① K		X 0-0 ② F2		SSS 0-3 ③ K		4-0 HR IBB	3	0	0	0	0	2	0
Dick Schofield, S (9, PH) OBP: 0.282, SLG: 0.153										0	1	0	0	1	0	0
Vicente Romo, R (9, 1) OBP: 0.167, SLG: 0.364										0	0	0	0	0	0	0
Jose Santiago, R (9, 1) OBP: 0.500, SLG: 0.500										0	0	0	0	0	0	0
Inning Stats	R: 0 E: 0 K: 1 S: 5 H: 0 LOB: 1 BB: 1 P: 9	R: 0 E: 0 K: 1 S: 5 H: 0 LOB: 1 BB: 1 P: 9	R: 0 E: 0 K: 2 S: 8 H: 1 LOB: 1 BB: 0 P: 8	R: 0 E: 0 K: 1 S: 5 H: 0 LOB: 1 BB: 1 P: 9	R: 0 E: 0 K: 2 S: 7 H: 0 LOB: 0 BB: 0 P: 7	R: 2 E: 0 K: 0 S: 4 H: 1 LOB: 0 BB: 1 P: 8	R: 0 E: 0 K: 2 S: 7 H: 0 LOB: 0 BB: 0 P: 7	R: 0 E: 0 K: 0 S: 4 H: 1 LOB: 2 BB: 1 P: 8	R: 5 E: 0 K: 2 S: 10 H: 3 LOB: 2 BB: 4 P: 26	1B: 2 2B: 2 3B: 0 HR: 2 SF: 0 SAC: 1 DP: 0 HBP: 0							

PITCHER	IP	WLS	BF	H	R	ER	SO	BB	IBB	HBP	BLK	WP	HR	S	P	ERA	WHIP
Bill Butler, L (1, 1) ERA: 3.78	8.0	L	33	3	3	3	9	6	0	0	0	0	1	45	69	3.38	1.125
Bob Johnson, R (9, 1) ERA: 3.27	0.2		7	3	4	4	1	1	1	0	0	1	1	7	15	54.00	6.000
Ken Wright, R (9, 1) ERA: 4.96	0.1		2	0	0	0	1	1	0	0	0	0	0	3	7	0.00	3.000

PITCHER	IP	WLS	BF	H	R	ER	SO	BB	IBB	HBP	BLK	WP	HR	S	P	ERA	WHIP

TOP

Boston Red Sox @ Kansas City Royals

Municipal Stadium, Kansas City, MO

Tue Jun 16 1970, 8:05 PM EDT

Att. 7,666 - Unknown - 88 F

livebaseballscorecards.com

AB	32
R	7
H	6
RBI	7
BB	9
SO	11
LOB	18

1B: 2	SF: 0	WP: 1	PA: 42		
2B: 2	SAC: 1	PB: 0			
3B: 0	DP: 0	SB: 0			
HR: 2	HBP: 0	CS: 0			

Batter	1	2	3	4	5	6	7	8	9	AB	R	H	RBI	BB	SO	LOB
Paul Schaal, R (1, 5) OBP: 0.344, SLG: 0.342	BBBB 4-0 G6-4-3 BB		x 0-0 ③ 5-3		x 0-0 ③ FC4 1-2f			x 0-0 2B 2B	x 0-0 1B 1B 1-2 6-3 3-H 1B	4	2	2	1	1	0	2
Cookie Rojas, R (1, 4) OBP: 0.196, SLG: 0.135	x 0-0 ①② G6-4-3 1-2f			x 0-0 ① G3		x 0-0 2B 1B		SSS 0-3 ① K	x 0-0 6-3 1B 1-2 2-H 1B	5	0	2	1	0	1	2
Amos Otis, R (1, 8) OBP: 0.366, SLG: 0.456	BBBB 4-0 BB			x 0-0 G5-4-3 1B		x 0-0 ① F8		x 0-0 ② F3	x 0-0 6-3 1-2 2-3 1B	4	0	2	0	1	0	2
Bob Oliver, R (1, 3) OBP: 0.332, SLG: 0.526	x 0-0 ③ L8			x 0-0 ②③ G5-4-3 1-2f		x 0-0 ② E 1-H 2B		x 0-0 2-H 2B	x 0-0 ② 6-3 1-2 2-3 3-H	5	0	2	2	0	0	4
Lou Piniella, R (1, 7) OBP: 0.347, SLG: 0.487		x 0-0 ① F6			x 0-0 1B SF7 2B	x 0-0 E1 FC4-6 2-3		4-0 IBB	x 0-0 ③ F8	4	1	1	0	1	0	3
Joe Keough, L (1, 9) OBP: 0.409, SLG: 0.448		x 0-0 ② 5-3			x 0-0 BB 2-3 1B	x 0-0 ③ FC4-6 1-2f		x 0-0 ③ F8		4	0	1	0	0	0	4
Ellie Rodriguez, R (1, 2) OBP: 0.338, SLG: 0.336 Bill Sorrell, L (9, PH) OBP: 0.333, SLG: 0.200	SSS 0-3 ③ K				x 0-0 ① SF7 3-H		SSS 0-3 ① K		SSS 0-3 ① K	2 1	0 0	0 0	1 0	0 0	2 1	0 0
Jackie Hernandez, R (1, 6) OBP: 0.284, SLG: 0.282 Hawk Taylor, R (9, PH) OBP: 0.333, SLG: 0.400			x 0-0 ① 4-3		x 0-0 ② F3		SSS 0-3 ② K		x 0-0 1B 1B	3 1	0 1	0 1	0 0	0 0	1 0	1 0
Bill Butler, L (1, 1) OBP: 0.133, SLG: 0.037 Bob Johnson, L (9, 1) Ken Wright, R (9, 1) Ed Kirkpatrick, L (9, PH) OBP: 0.288, SLG: 0.442			SSS 0-3 ② K		BBBB 4-0 1-2 FC4 BB		SSS 0-3 ③ K		x 0-0 1B 1B 1-3 1B	2 0 0 1	0 0 0 1	0 0 0 1	0 0 0 0	1 0 0 0	2 0 0 0	0 0 0 0
Inning Stats	R: 0 E: 0 K: 0 S: 2 H: 0 LOB: 1 BB: 2 P: 10	R: 0 E: 0 K: 1 S: 5 H: 0 LOB: 0 BB: 0 P: 5	R: 0 E: 0 K: 1 S: 5 H: 0 LOB: 0 BB: 0 P: 5	R: 0 E: 0 K: 0 S: 3 H: 1 LOB: 0 BB: 0 P: 3	R: 1 E: 0 K: 0 S: 5 H: 2 LOB: 2 BB: 1 P: 9	R: 0 E: 1 K: 0 S: 5 H: 2 LOB: 2 BB: 0 P: 5	R: 0 E: 0 K: 3 S: 9 H: 0 LOB: 0 BB: 0 P: 9	R: 1 E: 0 K: 1 S: 7 H: 2 LOB: 2 BB: 1 P: 11	R: 3 E: 0 K: 1 S: 10 H: 5 LOB: 2 BB: 0 P: 10	1B: 8 2B: 4 3B: 0 HR: 0	SF: 1 SAC: 0 DP: 2 HBP: 0						

PITCHER		IP	WLS	BF	H	R	ER	SO	BB	IBB	HBP	BLK	WP	HR	S	P	ERA	WHIP
Gary Peters, L ERA: 5.2	(1, 1)	8.0	W	33	7	2	2	6	3	1	0	0	0	0	41	57	2.25	1.250
Vicente Romo, R ERA: 3.56	(9, 1)	0.1		6	5	3	3	1	0	0	0	0	0	0	8	8	81.00	15.000
Jose Santiago, R ERA: 5.79	(9, 1)	0.2	S	2	0	0	0	0	0	0	0	0	0	0	2	2	0.00	0.000

PITCHER	IP	WLS	BF	H	R	ER	SO	BB	IBB	HBP	BLK	WP	HR	S	P	ERA	WHIP

BOTTOM

Boston Red Sox @ Kansas City Royals

Municipal Stadium, Kansas City, MO

Tue Jun 16 1970, 8:05 PM EDT

Att. 7,666 - Unknown - 88 F

livebaseballscorecards.com

AB	36
R	5
H	12
RBI	5
BB	4
SO	7
LOB	18

WP: 0	PB: 0	SB: 0	CS: 0
PA: 41			

Boston Red Sox @ Kansas City Royals

Municipal Stadium, Kansas City, MO

Wed Jun 17 1970, 8:05 PM EDT

Att. 9,493 - Unknown - 93 F

TOP

livebaseballscorecards.com

Batter	1	2	3	4	5	6	7	8	9	AB	R	H	RBI	BB	SO	LOB
Mike Andrews, R (1, 4) OBP: 0.339, SLG: 0.361	0-0 2B 4-3 1B		0-0 L7		0-0 L6-4 2-3		0-0 6-3		0-0 F7	4	1	1	0	0	0	2
Dick Schofield, S (8, 4) OBP: 0.278, SLG: 0.150										1	0	0	0	0	0	1
George Thomas, R (1, 5) OBP: 0.400, SLG: 0.522	0-3 K		0-0 6-3			0-0 F8	0-3 K		0-0 G4-6-3 1-2f	5	0	0	0	0	2	2
Carl Yastrzemski, L (1, 7) OBP: 0.423, SLG: 0.517	0-0 4-3 1-3 2B		4-0 CS BB			4-0 BB WP FC6-4 BB		0-0 E6 SH1-4 1B FC5-2		2	1	1	0	2	0	0
Reggie Smith, S (1, 8) OBP: 0.380, SLG: 0.453	0-0 4-3 2-3 3-H		0-0 CS 1-2	0-0 F8		4-0 BB E 1-2 BB		0-0 FC5-2 SH1-4 1-2 1B		3	1	1	1	1	0	1
Rico Petrocelli, R (1, 6) OBP: 0.285, SLG: 0.422	4-0 BB			0-0 F9		4-0 FC6-4 1-2 2-3 BB		0-0 SH1-4 1-2 2-3		1	0	0	0	2	0	0
George Scott, R (1, 3) OBP: 0.328, SLG: 0.441	0-3 K			0-0 6-3		0-0 FC6-4 1-2f 2-H 3-H		4-0 FC5-2 IBB		3	0	0	1	1	1	3
Billy Conigliaro, R (1, 9) OBP: 0.351, SLG: 0.508		0-0 1-3			4-0 FC4-6 BB	4-0 BB		0-0 FC5-2 1-2 2-3 3-Hf		2	0	0	0	2	0	3
Jerry Moses, R (1, 2) OBP: 0.327, SLG: 0.412		0-0 F3			0-0 FC4-6 L6-4 BB 1-2f	0-3 K		0-0 F7		4	0	0	0	0	1	6
Ken Brett, L (1, 1) OBP: 0.500, SLG: 0.833		0-3 K			4-0 BB 1-2		0-0 F5		0-0 G4-6-3 1B	3	0	1	0	1	1	0

	AB	28
	R	3
	H	4
	RBI	2
	BB	9
	SO	5
	LOB	18

Inning Stats	1	2	3	4	5	6	7	8	9	1B: 3 SF: 0	WP: 1 PA: 39
R	1	0	0	0	0	2	0	0	0	2B: 2 SAC: 1	PB: 0
E	0	0	0	0	0	1	0	1	0	3B: 0 DP: 2	SB: 0
K	2	1	0	3	2	1	5	0	3	HR: 0 HBP: 0	CS: 1
S	9	5	2	3	2	5	5	5	3		
H	2	0	0	0	0	0	0	1	1		
LOB	2	0	0	0	1	2	0	3	0		
BB	1	0	1	0	2	4	0	1	0		
P	13	5	6	3	10	21	5	9	3		

PITCHER		IP	WLS	BF	H	R	ER	SO	BB	IBB	HBP	BLK	WP	HR	S	P	ERA	WHIP
Dave Morehead, R ERA: 4.0	(1, 1)	6.0	L	26	2	3	2	4	8	0	0	0	1	0	26	58	3.00	1.667
Tom Burgmeier, L ERA: 2.86	(7, 1)	1.0		3	0	0	0	1	0	0	0	0	0	0	5	5	0.00	0.000
Al Fitzmorris, R ERA: 3.93	(8, 1)	2.0		9	2	0	0	0	0	1	0	0	0	0	8	12	0.00	1.000

PITCHER	IP	WLS	BF	H	R	ER	SO	BB	IBB	HBP	BLK	WP	HR	S	P	ERA	WHIP

Batter	1	2	3	4	5	6	7	8	9	AB	R	H	RBI	BB	SO	LOB
Paul Schaal, R (1, 5) OBP: 0.348, SLG: 0.336	6-3	BB			K		BB			2	0	0	0	2	1	0
Cookie Rojas, R (1, 4) OBP: 0.183, SLG: 0.125	F8	F9			F7		B4			4	0	0	0	0	0	3
Amos Otis, R (1, 8) OBP: 0.361, SLG: 0.448	E4 S 1B		F4			K2-3		F8		4	1	0	0	0	1	0
Bob Oliver, R (1, 3) OBP: 0.339, SLG: 0.530	1B 1-2 BB		F2			E BB		2B		2	0	1	0	2	0	0
Lou Piniella, R (1, 7) OBP: 0.345, SLG: 0.481	FC4-6 1-2 2-H 1B		6-3			FC5 1-2		F8		4	0	1	1	0	0	1
Joe Keough, L (1, 9) OBP: 0.399, SLG: 0.435	FC4-6 1-2f			3-1		L9			F5	4	0	0	0	0	0	4
Bobby Floyd, R (1, 6)		F9		K		K			K	4	0	0	0	0	3	2
Ed Kirkpatrick, L (1, 2) OBP: 0.287, SLG: 0.444		2B		K			B1		1-3	4	0	1	0	0	1	0
Dave Morehead, R (1, 1) OBP: 0.200, SLG: 0.208		K			6-3		K			2	0	0	0	0	1	1
Tom Burgmeier, L (7, 1) OBP: 0.250, SLG: 0.143										0	0	0	0	0	0	0
Jim Campanis, R (7, PH) OBP: 0.256, SLG: 0.343										1	0	0	0	0	1	0
Al Fitzmorris, S (8, 1) OBP: 0.333, SLG: 0.333										0	0	0	0	0	0	0
Inning Stats	R: 1 E: 1 K: 0 S: 5 H: 1 LOB: 2 BB: 1 P: 9	R: 0 E: 0 K: 1 S: 6 H: 1 LOB: 2 BB: 1 P: 10	R: 0 E: 0 K: 0 S: 3 H: 0 LOB: 0 BB: 0 P: 3	R: 0 E: 0 K: 2 S: 7 H: 0 LOB: 0 BB: 0 P: 7	R: 0 E: 0 K: 1 S: 5 H: 0 LOB: 0 BB: 0 P: 5	R: 0 E: 1 K: 2 S: 8 H: 0 LOB: 2 BB: 1 P: 12	R: 0 E: 0 K: 1 S: 5 H: 0 LOB: 1 BB: 1 P: 9	R: 0 E: 0 K: 0 S: 3 H: 1 LOB: 0 BB: 0 P: 3	R: 0 E: 0 K: 1 S: 5 H: 0 LOB: 0 BB: 0 P: 5							

PITCHER	IP	WLS	BF	H	R	ER	SO	BB	IBB	HBP	BLK	WP	HR	S	P	ERA	WHIP
Ken Brett, L (1, 1) ERA: 2.43	9.0	W	35	3	1	0	8	4	0	0	0	0	0	47	63	0.00	0.778

PITCHER	IP	WLS	BF	H	R	ER	SO	BB	IBB	HBP	BLK	WP	HR	S	P	ERA	WHIP

BOTTOM

Boston Red Sox @ Kansas City Royals

Municipal Stadium, Kansas City, MO

Wed Jun 17 1970, 8:05 PM EDT
Att. 9,493 - Unknown - 93 F

livebaseballscorecards.com

AB	31
R	1
H	3
RBI	1
BB	4
SO	8
LOB	11

1B: 1	SF: 0	WP: 0	PA: 35
2B: 2	SAC: 0	PB: 0	
3B: 0	DP: 0	SB: 1	
HR: 0	HBP: 0	CS: 0	

New York Yankees @ Boston Red Sox

Fenway Park, Boston, MA

Thu Jun 18 1970, 7:05 PM EDT

Att. 26,305 - Unknown - 79 F

livebaseballscorecards.com

Batter	1	2	3	4	5	6	7	8	9	AB	R	H	RBI	BB	SO	LOB
Horace Clarke, S (1, 4) OBP: 0.309, SLG: 0.343	F8	G3-6-1 1B			4-1		K			4	0	1	0	0	1	0
Jerry Kenney, L (1, 5) OBP: 0.288, SLG: 0.301	E BB 2B	G3-6-1 1-2f			S 1B BB			4-3		3	2	1	0	1	0	2
Bobby Murcer, L (1, 8) OBP: 0.379, SLG: 0.423	BB E HBP		F5		CS 1B 1-H			F9		3	0	1	1	0	0	0
Roy White, S (1, 7) OBP: 0.437, SLG: 0.560	E6 BB 1-2 2-3		K		6-3 1-2			4-3		4	0	0	0	0	1	3
Danny Cater, R (1, 3) OBP: 0.331, SLG: 0.424	F7		6-3			6-3			F3	4	0	0	0	0	0	3
Thurman Munson, R (1, 2) OBP: 0.382, SLG: 0.330	BB 1-2 2-3 3-H			K		E5			E5 1B	3	0	1	1	1	1	0
Curt Blefary, L (1, 9) OBP: 0.303, SLG: 0.250	F2			HR		4-3			E5 1-2	3	1	1	1	0	0	3
Ron Woods, R (8, 9) OBP: 0.324, SLG: 0.374										1	0	0	0	0	0	1
Gene Michael, S (1, 6) OBP: 0.328, SLG: 0.298		1B SH1-3 1B		K2-3			F8		IBB	3	0	1	0	1	1	0
Gary Waslewski, R (1, 1)		SH1-3 1-2		K			K		6-3	2	0	0	0	0	2	0
Lindy McDaniel, R (7, 1) OBP: 0.091, SLG: 0.091										1	0	0	0	0	0	2

Inning Stats	1	2	3	4	5	6	7	8	9	AB	R	H	RBI	BB	SO	LOB
	R: 1 E: 1 K: 0 S: 5	R: 0 E: 0 K: 0 S: 4	R: 0 E: 0 K: 1 S: 5	R: 1 E: 0 K: 3 S: 10	R: 1 E: 0 K: 0 S: 3	R: 0 E: 1 K: 0 S: 3	R: 0 E: 0 K: 2 S: 7	R: 0 E: 0 K: 0 S: 3	R: 0 E: 1 K: 0 S: 4	1B: 4 2B: 1 3B: 0 HR: 1	SF: 0 SAC: 1 DP: 1 HBP: 1	WP: 0 PB: 0 SB: 1 CS: 1	PA: 36			

PITCHER		IP	WLS	BF	H	R	ER	SO	BB	IBB	HBP	BLK	WP	HR	S	P	ERA	WHIP
Ray Culp, R ERA: 2.8	(1, 1)	7.0	L	28	5	3	2	6	2	0	1	0	0	1	37	46	2.57	1.000
Vicente Romo, R ERA: 3.4	(8, 1)	2.0		8	1	0	0	0	0	1	0	0	0	0	7	11	0.00	0.500

PITCHER	IP	WLS	BF	H	R	ER	SO	BB	IBB	HBP	BLK	WP	HR	S	P	ERA	WHIP

Batter	1	2	3	4	5	6	7	8	9	AB	R	H	RBI	BB	SO	LOB
Mike Andrews, R (1, 4) OBP: 0.333, SLG: 0.354	F8		F8			F9	L8			4	0	0	0	0	0	2
Reggie Smith, S (1, 8) OBP: 0.382, SLG: 0.451	P6			WP, 1B		BB		6-3		3	0	1	0	1	0	0
Carl Yastrzemski, L (1, 7) OBP: 0.420, SLG: 0.510	4-1			6-3		G6-4-3		K		3	0	0	0	1	1	1
Tony Conigliaro, R (1, 9) OBP: 0.378, SLG: 0.528		1B		F9		G6-4-3		B1		4	0	1	0	0	0	3
Rico Petrocelli, R (1, 6) OBP: 0.293, SLG: 0.452		F3		BB			HR		HR	3	2	2	2	1	0	1
George Scott, R (1, 3) OBP: 0.322, SLG: 0.433		K		F9			K		5-3	4	0	0	0	0	2	3
George Thomas, R (1, 5) OBP: 0.393, SLG: 0.480 Mike Fiore, L (9, PH) OBP: 0.313, SLG: 0.210		1-3			G6-4-3, HBP		P6		1B	2 1	0 0	0 1	0 0	0 0	0 0	1 0
Jerry Moses, R (1, 2) OBP: 0.325, SLG: 0.408			K		G6-4-3		1B		L5	4	0	1	0	0	1	2
Ray Culp, R (1, 1) OBP: 0.132, SLG: 0.158 Dick Schofield, S (7, PH) OBP: 0.288, SLG: 0.164 Vicente Romo, R (8, 1) OBP: 0.167, SLG: 0.364 Mike Derrick, L (9, PH) OBP: 0.226, SLG: 0.267			K		6-3		1-3, 1B		K	2 1 0 1	0 0 0 0	0 1 0 0	0 0 0 0	1 0 0 1	0 0 0 1	0 0 0 1
Inning Stats	R: 0 E: 0 K: 0 S: 3 H: 0 LOB: 0 BB: 0 P: 3	R: 0 E: 0 K: 1 S: 6 H: 1 LOB: 1 BB: 0 P: 6	R: 0 E: 0 K: 2 S: 7 H: 0 LOB: 0 BB: 0 P: 7	R: 0 E: 0 K: 0 S: 4 H: 1 LOB: 2 BB: 1 P: 8	R: 0 E: 0 K: 0 S: 2 H: 0 LOB: 0 BB: 0 P: 3	R: 0 E: 0 K: 0 S: 2 H: 0 LOB: 1 BB: 2 P: 10	R: 1 E: 0 K: 1 S: 8 H: 3 LOB: 2 BB: 0 P: 8	R: 0 E: 0 K: 1 S: 5 H: 0 LOB: 0 BB: 0 P: 5	R: 1 E: 0 K: 1 S: 7 H: 2 LOB: 1 BB: 0 P: 7	1B: 5 2B: 0 3B: 0 HR: 2	SF: 0 SAC: 0 DP: 2 HBP: 1			WP: 1 PB: 0 SB: 0 CS: 0	PA: 36		

PITCHER	IP	WLS	BF	H	R	ER	SO	BB	IBB	HBP	BLK	WP	HR	S	P	ERA	WHIP
Gary Waslewski, R (1, 1) ERA: 3.95	6.0	W	23	3	1	1	3	3	0	1	0	1	1	25	38	1.50	1.000
Lindy McDaniel, R (7, 1) ERA: 1.23	3.0	S	13	4	1	1	3	0	0	0	0	0	1	19	19	3.00	1.333

PITCHER	IP	WLS	BF	H	R	ER	SO	BB	IBB	HBP	BLK	WP	HR	S	P	ERA	WHIP

BOTTOM

New York Yankees @ Boston Red Sox

Fenway Park, Boston, MA

Thu Jun 18 1970, 7:05 PM EDT
Att. 26,305 - Unknown - 79 F

livebaseballscorecards.com

AB	32
R	2
H	7
RBI	2
BB	3
SO	6
LOB	14

New York Yankees @ Boston Red Sox

Fenway Park, Boston, MA

Fri Jun 19 1970, 7:05 PM EDT

Att. 32,311 - Unknown - 87 F

TOP

livebaseballscorecards.com

Batter	1	2	3	4	5	6	7	8	9	AB	R	H	RBI	BB	SO	LOB
Horace Clarke, S (1, 4) OBP: 0.309, SLG: 0.341	F2		F5			F5			2B 1B 1B	4	1	1	0	0	0	0
Jerry Kenney, L (1, 5) OBP: 0.292, SLG: 0.306	BB			F8		F2			1-3 1B 2B	3	1	1	0	1	0	0
Bobby Murcer, L (1, 8) OBP: 0.381, SLG: 0.422	F6			BB G3			L6		2-H 3-H HR 1B	3	1	1	2	1	0	1
Roy White, S (1, 7) OBP: 0.434, SLG: 0.567	F5			1-2 G3			3-1		1-H HR	4	1	1	2	0	0	2
Danny Cater, R (1, 3) OBP: 0.326, SLG: 0.417		F3		L7			6-3		5-3	4	0	0	0	0	0	1
Thurman Munson, R (1, 2) OBP: 0.375, SLG: 0.323		1-4-3			L9			F7	L7	4	0	0	0	0	0	0
Curt Blefary, L (1, 9) OBP: 0.303, SLG: 0.247		F5			F1			BB	G3	2	0	0	0	1	0	0
Ron Woods, R (9, PH) OBP: 0.321, SLG: 0.370										1	0	0	0	0	0	0
Ron Hansen, R (1, 6) OBP: 0.390, SLG: 0.222			6-3		K			F7		3	0	0	0	0	1	1
Stan Bahnsen, R (1, 1) OBP: 0.182, SLG: 0.194			K			5-3		4-3		1	0	0	0	0	1	0
Frank Tepedino, L (6, PH) OBP: 0.267, SLG: 0.400										1	0	0	0	0	0	0
Ron Klimkowski, R (6, 1)										0	0	0	0	0	0	0
Pete Ward, L (8, PH) OBP: 0.303, SLG: 0.429										1	0	0	0	0	0	1
Mike Kekich, R (8, 1) OBP: 0.214, SLG: 0.214										0	0	0	0	0	0	0
Inning Stats	R: 0 E: 0 K: 0 S: 3 H: 0 LOB: 1 BB: 1 P: 7	R: 0 E: 0 K: 0 S: 3 H: 0 LOB: 0 BB: 0 P: 3	R: 0 E: 0 K: 1 S: 5 H: 0 LOB: 0 BB: 0 P: 5	R: 0 E: 0 K: 0 S: 3 H: 0 LOB: 1 BB: 1 P: 7	R: 0 E: 0 K: 1 S: 5 H: 0 LOB: 0 BB: 0 P: 5	R: 0 E: 0 K: 0 S: 3 H: 0 LOB: 0 BB: 0 P: 3	R: 0 E: 0 K: 0 S: 3 H: 0 LOB: 0 BB: 0 P: 3	R: 0 E: 0 K: 0 S: 3 H: 0 LOB: 1 BB: 1 P: 7	R: 4 E: 0 K: 0 S: 7 H: 4 LOB: 0 BB: 0 P: 7	1B: 2 2B: 1 3B: 0 HR: 1	SF: 0 SAC: 0 DP: 0 HBP: 0						

AB	31
R	4
H	4
RBI	4
BB	3
SO	2
LOB	6

WP: 0 PB: 0 SB: 0 CS: 0 PA: 34

PITCHER	IP	WLS	BF	H	R	ER	SO	BB	IBB	HBP	BLK	WP	HR	S	P	ERA	WHIP
Sonny Siebert, R (1, 1) ERA: 4.08	8.0	W	31	4	4	4	2	3	0	0	0	0	1	32	44	4.50	0.875
Sparky Lyle, L (9, 1) ERA: 5.27	1.0	S	3	0	0	0	0	0	0	0	0	0	0	3	3	0.00	0.000

PITCHER	IP	WLS	BF	H	R	ER	SO	BB	IBB	HBP	BLK	WP	HR	S	P	ERA	WHIP

BOTTOM

New York Yankees @ Boston Red Sox

Fenway Park, Boston, MA

Fri Jun 19 1970, 7:05 PM EDT
Att. 32,311 - Unknown - 87 F

livebaseballscorecards.com

Batter	1	2	3	4	5	6	7	8	9	AB	R	H	RBI	BB	SO	LOB
Mike Andrews, R (1, 4) OBP: 0.340, SLG: 0.373	HR		2B 1B		HR BB		L4			3	3	2	1	1	0	0
Reggie Smith, S (1, 8) OBP: 0.384, SLG: 0.471	F3		1-H 2B		1-H HR		K			4	1	2	3	0	1	0
Carl Yastrzemski, L (1, 3) OBP: 0.422, SLG: 0.524	S 1B		6-3		HR		G3			4	1	2	1	0	0	1
Tony Conigliaro, R (1, 9) OBP: 0.370, SLG: 0.517	K 1-2		F8		L8			6-3		4	0	0	0	0	1	2
Rico Petrocelli, R (1, 6) OBP: 0.296, SLG: 0.451	1-3			6-3	1B			3B BB		3	1	1	0	1	0	1
George Scott, R (1, 5) OBP: 0.325, SLG: 0.441		F9		BB BB	F8			1-H SF8 3B		3	1	1	1	1	0	1
Billy Conigliaro, R (1, 7) OBP: 0.346, SLG: 0.492		4-3		1-2 G4-6-3 BB		K		3-H SF8		2	0	0	1	1	1	0
Tom Satriano, L (1, 2) OBP: 0.349, SLG: 0.358		1-3		1-2f G4-6-3		1-3		G3		4	0	0	0	0	0	2
Sonny Siebert, R (1, 1) OBP: 0.125, SLG: 0.133 Sparky Lyle, L (9, 1)			K		6-3	1-3				3 0	0 0	0 0	0 0	0 0	1 0	0 0
Inning Stats	R: 1 H: 2 E: 0 LOB: 1 K: 1 BB: 0 S: 7 P: 7	R: 0 H: 0 E: 0 LOB: 0 K: 0 BB: 0 S: 3 P: 3	R: 1 H: 2 E: 0 LOB: 1 K: 1 BB: 0 S: 7 P: 7	R: 0 H: 0 E: 0 LOB: 1 K: 0 BB: 2 S: 2 P: 10	R: 3 H: 3 E: 0 LOB: 1 K: 0 BB: 1 S: 6 P: 10	R: 0 H: 0 E: 0 LOB: 0 K: 1 BB: 0 S: 5 P: 5	R: 0 H: 0 E: 0 LOB: 0 K: 1 BB: 0 S: 5 P: 5	R: 2 H: 1 E: 0 LOB: 0 K: 0 BB: 1 S: 4 P: 8		1B: 3 SF: 1 2B: 1 SAC: 0 3B: 1 DP: 1 HR: 3 HBP: 0						

	AB	30
	R	7
	H	8
	RBI	7
	BB	4
	SO	4
	LOB	7

PITCHER		IP	WLS	BF	H	R	ER	SO	BB	IBB	HBP	BLK	WP	HR	S	P	ERA	WHIP
Stan Bahnsen, R ERA: 3.14	(1, 1)	5.0	L	24	7	5	5	2	3	0	0	0	0	3	25	37	9.00	2.000
Ron Klimkowski, R ERA: 2.8	(6, 1)	2.0		6	0	0	0	2	0	0	0	0	0	0	10	10	0.00	0.000
Mike Kekich, L ERA: 7.56	(8, 1)	1.0		5	1	2	2	0	1	0	0	0	0	0	4	8	18.00	2.000

PITCHER	IP	WLS	BF	H	R	ER	SO	BB	IBB	HBP	BLK	WP	HR	S	P	ERA	WHIP

New York Yankees @ Boston Red Sox

Fenway Park, Boston, MA

Sat Jun 20 1970, 7:05 PM EDT

Att. 30,789 - Unknown - 64 F

TOP

livebaseballscorecards.com

Batter	1	2	3	4	5	6	7	8	9	AB	R	H	RBI	BB	SO	LOB
Horace Clarke, S (1, 4) OBP: 0.306, SLG: 0.338	K	F7		F4	1-3 1B			F7	3-1	6	0	1	0	0	1	2
Jerry Kenney, L (1, 5) OBP: 0.300, SLG: 0.316	E S 1B	1-H 2B		K	F8			2B BB		4	2	2	1	1	1	2
Bobby Murcer, L (1, 8) OBP: 0.385, SLG: 0.427	E9 WP 1B 1-H	BB		2B		F5		F5		4	1	2	1	1	0	1
Roy White, S (1, 7) OBP: 0.431, SLG: 0.563	F5 3-H	F7		1-4-3		F7		1B 2B 1-H		5	1	1	1	0	0	3
Danny Cater, R (1, 3) OBP: 0.331, SLG: 0.421	1B 1B		P4		HBP 1B 1B	5-3		2-H 1B		5	1	3	1	0	0	0
Curt Blefary, L (1, 9) OBP: 0.308, SLG: 0.248 Jim Lyttle, L (7, 9)	1-3 1B		1-3		1B SF8 HBP 1-2		F5	K		3 1	1 0	1 0	0 0	0 0	0 1	0 1
Ron Hansen, R (1, 6) OBP: 0.391, SLG: 0.250	P3		E 1B		1B 1-3 2-H 1B		L8		F8	5	1	2	1	0	0	2
Jake Gibbs, L (1, 2) OBP: 0.325, SLG: 0.333		F8	E6 1-H 2B		SF8 3-H		1B		P6	4	0	2	2	0	0	0
Mel Stottlemyre, R (1, 1) OBP: 0.304, SLG: 0.275		2B BB	P4		P6		K		1B	4	1	1	0	1	1	3
Inning Stats	R: 2 E: 1 K: 1 S: 9 H: 4 LOB: 2 BB: 0 P: 9	R: 1 E: 0 K: 0 S: 4 H: 1 LOB: 2 BB: 2 P: 12	R: 1 E: 1 K: 0 S: 5 H: 2 LOB: 1 BB: 0 P: 5	R: 0 E: 0 K: 1 S: 6 H: 1 LOB: 1 BB: 0 P: 6	R: 2 E: 0 K: 0 S: 6 H: 3 LOB: 2 BB: 0 P: 7	R: 0 E: 0 K: 0 S: 3 H: 0 LOB: 0 BB: 0 P: 3	R: 0 E: 0 K: 1 S: 6 H: 1 LOB: 1 BB: 0 P: 6	R: 2 E: 0 K: 1 S: 7 H: 2 LOB: 1 BB: 1 P: 11	R: 0 E: 0 K: 0 S: 4 H: 1 LOB: 1 BB: 0 P: 4	1B: 11 2B: 4 3B: 0 HR: 0 SF: 1 SAC: 0 DP: 0 HBP: 1						

	AB	41
	R	8
	H	15
	RBI	7
	BB	3
	SO	4
	LOB	14

WP: 1 PB: 0 SB: 1 CS: 0 PA: 46

PITCHER		IP	WLS	BF	H	R	ER	SO	BB	IBB	HBP	BLK	WP	HR	S	P	ERA	WHIP
Mike Nagy, R ERA: 4.67	(1, 1)	4.0	L	22	8	4	4	2	2	0	0	0	1	0	24	32	9.00	2.500
Lee Stange, R ERA: 4.91	(5, 1)	3.0		14	4	2	2	1	0	0	1	0	0	0	15	16	6.00	1.333
Jose Santiago, R ERA: 6.75	(8, 1)	2.0		10	3	2	2	1	1	0	0	0	0	0	11	15	9.00	2.000

PITCHER	IP	WLS	BF	H	R	ER	SO	BB	IBB	HBP	BLK	WP	HR	S	P	ERA	WHIP

BOTTOM

New York Yankees @ Boston Red Sox

Fenway Park, Boston, MA

Sat Jun 20 1970, 7:05 PM EDT

Att. 30,789 - Unknown - 64 F

livebaseballscorecards.com

Batter	1	2	3	4	5	6	7	8	9	AB	R	H	RBI	BB	SO	LOB
Mike Andrews, R (1, 4) OBP: 0.341, SLG: 0.370	1B		BB		5-3		F9		F6	4	1	1	0	1	0	0
Reggie Smith, S (1, 8) OBP: 0.382, SLG: 0.472	F8		4-3		G3		2B			4	0	1	0	0	0	2
Carl Yastrzemski, L (1, 3) OBP: 0.419, SLG: 0.516	BB		4-3		P6		4-3			3	0	0	0	1	0	2
Tony Conigliaro, R (1, 9) OBP: 0.363, SLG: 0.505	K		F8			L7		F9		4	0	0	0	0	1	3
Rico Petrocelli, R (1, 6) OBP: 0.299, SLG: 0.465	1B			F8		HR		L8		4	1	2	2	0	0	0
George Scott, R (1, 5) OBP: 0.324, SLG: 0.438	K			F9		FC6-4 1B		K		4	0	1	0	0	2	2
Billy Conigliaro, R (1, 7) OBP: 0.354, SLG: 0.529		5-3		BB		FC6-4			HR	3	1	1	1	1	0	1
Jerry Moses, R (1, 2) OBP: 0.323, SLG: 0.404		6-3		1B		L6			6-3	4	0	1	0	0	0	1
Mike Nagy, R (1, 1) OBP: 0.083, SLG: 0.083 Mike Derrick, L (4, PH) OBP: 0.219, SLG: 0.258 Lee Stange, R (5, 1) Dick Schofield, S (7, PH) OBP: 0.284, SLG: 0.161 Jose Santiago, R (8, 1) OBP: 0.500, SLG: 0.500 Tom Satriano, L (9, PH) OBP: 0.344, SLG: 0.352		K		K			G3		F7	1 1 0 1 0 1	0 0 0 0 0 0	0 0 0 0 0 0	0 0 0 0 0 0	0 1 0 0 0 0	1 2 0 0 0 0	0 0 0 0 0 0
Inning Stats	R: 1 E: 0 K: 2 S: 9 H: 2 LOB: 2 BB: 1 P: 13	R: 0 E: 0 K: 1 S: 5 H: 0 LOB: 0 BB: 0 P: 5	R: 0 E: 0 K: 0 S: 3 H: 0 LOB: 1 BB: 1 P: 7	R: 0 E: 0 K: 1 S: 6 H: 1 LOB: 2 BB: 1 P: 10	R: 0 E: 0 K: 0 S: 3 H: 0 LOB: 0 BB: 0 P: 3	R: 1 E: 0 K: 0 S: 5 H: 2 LOB: 1 BB: 0 P: 5	R: 0 E: 0 K: 0 S: 4 H: 1 LOB: 1 BB: 0 P: 4	R: 0 E: 0 K: 1 S: 5 H: 0 LOB: 0 BB: 0 P: 5	R: 1 E: 0 K: 0 S: 4 H: 1 LOB: 0 BB: 0 P: 4	1B: 4 2B: 1 3B: 0 HR: 2	SF: 0 SAC: 0 DP: 0 HBP: 0			WP: 0 PB: 0 SB: 0 CS: 0	PA: 37		

	AB	34
	R	3
	H	7
	RBI	3
	BB	3
	SO	5
	LOB	13

PITCHER	IP	WLS	BF	H	R	ER	SO	BB	IBB	HBP	BLK	WP	HR	S	P	ERA	WHIP
Mel Stottlemyre, R (1, 1) ERA: 3.03	9.0	W	37	7	3	3	5	3	0	0	0	0	2	44	56	3.00	1.111

PITCHER	IP	WLS	BF	H	R	ER	SO	BB	IBB	HBP	BLK	WP	HR	S	P	ERA	WHIP

Batter	1	2	3	4	5	6	7	8	9	10	11	AB	R	H	RBI	BB	SO	LOB
Horace Clarke, S (1, 4) OBP: 0.312, SLG: 0.347	FC3-6 1B	5-3		2-H 1B 2B		P6		E S 1B 1B		E5	1-2 2B SF9 1B	7	3	4	1	0	0	2
Bobby Murcer, L (1, 8) OBP: 0.382, SLG: 0.427	FC3-6 FC6-4 1-2f		SSS K	2-H WP 1B 1B		4-3		1-2 F9		F9	1-3 2-H SF9 2B	7	1	2	2	0	1	3
Roy White, S (1, 7) OBP: 0.430, SLG: 0.556	SSS K		1B SF8 1B	BBB 1-2 1B 2B BB		F7		E6 1B 2-3		4-3	IBB	5	2	1	0	2	1	3
Danny Cater, R (1, 5) OBP: 0.340, SLG: 0.434 (6, 3)	FC6-4 1-2f		1-3 1B	1-3 2-H 2B 1B			1B FC5-2 2B	1-2 3-H 1B			1B E 1B SF9 2-3 3-H	6	2	5	3	0	0	1
Thurman Munson, R (1, 2) OBP: 0.377, SLG: 0.333		P4	SF8 3-H	1-H 3-H 2B			FC6-4 FC5-2 2-3 1B	SSS K			1B E 1B 6-3	6	1	3	3	0	1	4
Ron Hansen, R (1, 6) OBP: 0.365, SLG: 0.237		E5 1B 1B	F6	F7			FC5-2 FC6-4 1-2 3-H	SSS K			E 1-2 2-3 1B	6	2	1	0	0	1	4
Ron Woods, R (1, 9) OBP: 0.316, SLG: 0.362		1-2 1B	SSS K	SSS K			FC6-4 1-2f 2-3	F3		F6		5	0	1	0	0	2	2
Curt Blefary, L (11, PH) OBP: 0.306, SLG: 0.247 (11, 9)												1	0	0	0	0	0	3
John Ellis, R (1, 3) OBP: 0.296, SLG: 0.329		1-2 2-H 1B		2B 2B			G3	6-3			E7 1-3 2-H 3-H 1B	3	1	2	1	0	1	0
Jerry Kenney, L (6, 5) OBP: 0.300, SLG: 0.316												3	1	1	2	0	0	2
Fritz Peterson, S (1, 1) OBP: 0.275, SLG: 0.436	SSS K			1-3		6-3		SSS K		5-3	2-H 3-H 2B 1B	1	0	0	0	0	1	2
Ron Klimkowski, R (3, 1)												2	0	0	0	0	0	1
Steve Hamilton, L (6, 1)												0	0	0	0	0	0	0
Jack Aker, R (6, 1) OBP: 0.125, SLG: 0.125												0	0	0	0	0	0	0
Pete Ward, L (8, PH) OBP: 0.294, SLG: 0.414												1	0	0	0	0	1	0
Lindy McDaniel, R (8, 1) OBP: 0.154, SLG: 0.154												2	1	1	2	0	0	0
Inning Stats	R: 0 E: 0 K: 1 S: 6 H: 1 LOB: 1 BB: 0 P: 6	R: 1 E: 1 K: 1 S: 8 H: 2 LOB: 2 BB: 0 P: 8	R: 1 E: 0 K: 1 S: 7 H: 2 LOB: 1 BB: 0 P: 7	R: 5 E: 0 K: 1 S: 10 H: 5 LOB: 1 BB: 1 P: 14	R: 0 E: 0 K: 2 S: 7 H: 0 LOB: 0 BB: 0 P: 7	R: 0 E: 0 K: 0 S: 3 H: 0 LOB: 0 BB: 0 P: 3	R: 0 E: 0 K: 0 S: 5 H: 2 LOB: 2 BB: 0 P: 5	R: 1 E: 1 K: 2 S: 10 H: 2 LOB: 2 BB: 0 P: 10	R: 0 E: 0 K: 1 S: 5 H: 0 LOB: 0 BB: 0 P: 5	R: 0 E: 1 K: 0 S: 4 H: 0 LOB: 1 BB: 0 P: 4	R: 6 E: 1 K: 0 S: 10 H: 7 LOB: 2 BB: 1 P: 14							

PITCHER		IP	WLS	BF	H	R	ER	SO	BB	IBB	HBP	BLK	WP	HR	S	P	ERA	WHIP
Gary Peters, L ERA: 5.51	(1, 1)	3.2		21	8	6	5	4	1	0	0	0	1	0	28	32	12.27	2.455
Vicente Romo, R ERA: 3.42	(4, 1)	2.1		9	2	1	1	2	0	0	0	0	0	0	13	13	3.86	0.857
Cal Koonce, R ERA: 3.71	(7, 1)	1.1		7	3	1	0	1	0	0	0	0	0	0	9	9	0.00	2.250
Sparky Lyle, L ERA: 4.8	(8, 1)	2.2		11	1	0	0	2	0	0	0	0	0	0	15	15	0.00	0.375
Jose Santiago, R ERA: 11.57	(11, 1)	0.1	L	5	4	4	4	0	0	0	0	0	0	0	5	5	108.00	12.000

PITCHER		IP	WLS	BF	H	R	ER	SO	BB	IBB	HBP	BLK	WP	HR	S	P	ERA	WHIP
Lee Stange, R ERA: 5.47	(11, 1)	0.2		6	3	2	2	0	0	1	0	0	0	0	5	9	27.00	4.500

TOP

New York Yankees @ Boston Red Sox

Fenway Park, Boston, MA

Sun Jun 21 1970, 3:33 AM EDT

Att. 31,073 - Overcast - 76 F

livebaseballscorecards.com

AB	55
R	14
H	21
RBI	14
BB	2
SO	9
LOB	27

1B: 16	SF: 2	WP: 1	PA: 59
2B: 5	SAC: 0	PB: 0	
3B: 0	DP: 0	SB: 1	
HR: 0	HBP: 0	CS: 0	

Batter	1	2	3	4	5	6	7	8	9	10	11	AB	R	H	RBI	BB	SO	LOB
Mike Andrews, R (1, 4) OBP: 0.349, SLG: 0.392	F4	FC6-4 1-2 2-H 1B		2B		1B 1-H 2-H 2B	K			2B		6	1	4	3	0	1	2
Reggie Smith, S (1, 8) OBP: 0.385, SLG: 0.470	5-3	FC6-4 1-2f		G3		BB 2-H 1B		FC4-6 1B		G4-6-3 BB		5	0	2	1	1	0	3
Carl Yastrzemski, L (1, 3) OBP: 0.417, SLG: 0.509	F6		F8 WP E 1B		1-3	BB 1-2		L8		G4-6-3 1-2f		5	1	1	0	1	0	3
Tony Conigliaro, R (1, 9) OBP: 0.362, SLG: 0.503 George Thomas, R (6, 7) OBP: 0.387, SLG: 0.464		1B 1B 1B	K 1-2		K	F7		FC4-6 1-2f			1B 1B	3 3	1 1	1 1	0 0	0 0	2 0	1 3
Rico Petrocelli, R (1, 6) OBP: 0.296, SLG: 0.457		L4	F8 2-3		K	E6 BB 1B		6-3			1B 1B FC4 1-2 1B	6	2	1	0	0	1	3
George Scott, R (1, 5) OBP: 0.332, SLG: 0.439	1B 1-3 1B 1B		S BB	2B BB	F8		F9		FC4 1-2 2-H 1B			4	2	2	1	2	0	1
Billy Conigliaro, R (1, 7) OBP: 0.364, SLG: 0.521 (6, 9)	K	K 1-3 3-H		2B 1-2 1B		SH1-4 1-2 BB	F9		FC4 1-2 2-3 1B			5	1	2	0	1	2	3
Jerry Moses, R (1, 2) OBP: 0.324, SLG: 0.401		1B 1-2 3-H 1B		F7	F7	SH1-4 1-2 2-H 1B	3-1			FC4 G6-3 1-2f 2-3 3-H		6	1	2	3	0	0	4
Gary Peters, L (1, 1) ERA: 4.50, SLG: 0.321 Vicente Romo, R (8, 1) ERA: 0.00, SLG: 0.000 Dick Schofield, S (8, PH) OBP: 0.000, SLG: 0.000 Cal Koonce, R (7, 1) Sparky Lyle, L (8, 1) Mike Derrick, L (10, PH) OBP: 0.000, SLG: 0.000 Jose Santiago, R (11, 1) OBP: 0.000, SLG: 0.000 Lee Stange, R (11, 1) Tom Satriano, L (11, PH) OBP: 0.000, SLG: 0.000		1B 1-2 2-H 1B		5-3		F5	SH1-4 1-2 2-3		K	G6-3 1-2f		1 1 1 0 0 0 1 0 0 1	0 0 0 0 0 0 0 0 0 0	1 0 0 0 0 0 0 0 0 0	1 0 0 0 0 0 0 1 0 0	0 0 0 0 0 0 0 0 0 0	0 0 0 0 0 0 0 0 0 0	0 0 0 0 0 0 0 0 0 2
Inning Stats	R: 0 E: 0 K: 0 S: 3 H: 0 LOB: 0 BB: 0 P: 3	R: 3 E: 0 K: 1 S: 10 H: 5 LOB: 2 BB: 0 P: 10	R: 1 E: 0 K: 2 S: 8 H: 1 LOB: 1 BB: 1 P: 12	R: 0 E: 0 K: 0 S: 4 H: 1 LOB: 1 BB: 0 P: 4	R: 0 E: 0 K: 2 S: 7 H: 0 LOB: 0 BB: 0 P: 7	R: 3 E: 0 K: 0 S: 6 H: 3 LOB: 2 BB: 2 P: 14	R: 1 E: 1 K: 1 S: 7 H: 1 LOB: 2 BB: 1 P: 11	R: 0 E: 0 K: 0 S: 4 H: 1 LOB: 1 BB: 0 P: 4	R: 0 E: 0 K: 0 S: 3 H: 0 LOB: 0 BB: 0 P: 3	R: 0 E: 0 K: 1 S: 5 H: 1 LOB: 1 BB: 1 P: 9	R: 2 E: 0 K: 0 S: 6 H: 4 LOB: 1 BB: 0 P: 6	1B: 14 2B: 3 3B: 0 HR: 0 SF: 0 SAC: 1 DP: 2 HBP: 0	WP: 1 PB: 0 SB: 2 CS: 0 PA: 54					

PITCHER		IP	WLS	BF	H	R	ER	SO	BB	IBB	HBP	BLK	WP	HR	S	P	ERA	WHIP
Fritz Peterson, L ERA: 3.67	(1, 1)	2.0		12	6	4	3	1	0	0	0	0	0	0	14	14	13.50	3.000
Ron Klimkowski, R ERA: 3.23	(3, 1)	3.2		17	4	3	3	4	2	0	0	0	1	0	23	31	7.36	1.636
Steve Hamilton, L ERA: 2.54	(6, 1)	0.0		1	0	0	0	0	1	0	0	0	0	0	0	4	∞	∞
Jack Aker, R ERA: 1.8	(6, 1)	1.1		7	1	1	0	1	1	0	0	0	0	0	8	12	0.00	1.500
Lindy McDaniel, R ERA: 1.46	(8, 1)	4.0	W	17	6	2	2	1	1	0	0	0	0	0	18	22	4.50	1.750

PITCHER	IP	WLS	BF	H	R	ER	SO	BB	IBB	HBP	BLK	WP	HR	S	P	ERA	WHIP

BOTTOM

New York Yankees @ Boston Red Sox

Fenway Park, Boston, MA

Sun Jun 21 1970, 3:33 AM EDT

Att. 31,073 - Overcast - 76 F

livebaseballscorecards.com

AB	48
R	10
H	17
RBI	9
BB	5
SO	7
LOB	27

Baltimore Orioles @ Boston Red Sox

Fenway Park, Boston, MA

Mon Jun 22 1970, 7:05 PM EDT

Att. 22,676 - Unknown

TOP

livebaseballscorecards.com

Batter	1	2	3	4	5	6	7	8	9	AB	R	H	RBI	BB	SO	LOB
Merv Rettenmund, R (1, 9) (7, 7) OBP: 0.318, SLG: 0.500	4-3	BB 1-2 2-3 3-H		1B 1-2			FC4-6 BB BB 1-2 2-3		2B 2B 2-H 1B	3	1	2	2	3	0	0
Paul Blair, R (1, 8) OBP: 0.336, SLG: 0.458	2B	P6		1-2 2-3 1B			FC4-6 1B HR 1-2 B1-3		2B 1-3 2B	6	2	3	0	0	0	7
Brooks Robinson, R (1, 5) OBP: 0.330, SLG: 0.443	L6		K	F3			K	F3	2B FC6-2 IBB	5	0	0	0	1	2	5
Frank Robinson, R (1, 3) (7, 9) OBP: 0.427, SLG: 0.569	K		2B		P4		HR 1-2 1B	5-3	FC6-2 1-3 2-H 3-H 2B	6	1	3	2	0	1	1
Curt Motton, R (1, 7) OBP: 0.417, SLG: 0.389 Elrod Hendricks, L (7, 2) OBP: 0.308, SLG: 0.344		BB 1B BB BB	K		5-3		HR 1-H 2-H HR	BB 1B 1B	FC6-2 IBB	3 1	2 0	1 1	3 0	1 1	1 0	1 0
Davey Johnson, R (1, 4) OBP: 0.392, SLG: 0.435		BB BB 1-3 1B	4-3		4-3		HR 3B	1B 1-2 BB	FC6-2 1-2 2-3 3-Hf	5	1	2	0	1	0	4
Chico Salmon, R (1, 6) OBP: 0.358, SLG: 0.484 Pete Richert, L (9, 1) Eddie Watt, R (9, 1) OBP: 0.200, SLG: 0.200	K	5-3		P6		HR 3-H	1B 1-2 2-H	F7	6 0 0	1 0 0	2 0 0	2 0 0	0 0 0	1 0 0	5 0 0
Andy Etchebarren, R (1, 2) OBP: 0.272, SLG: 0.284 Dick Hall, R (7, 1) Mark Belanger, R (9, PH) (9, 6) OBP: 0.255, SLG: 0.220	K	1B 1B BB		P3	E6 BB BB		6-3	3	0	0	0	1	1	2
Tom Phoebus, R (1, 1) OBP: 0.185, SLG: 0.185 Dave Leonhard, R (1, 1) Don Buford, S (2, PH) OBP: 0.373, SLG: 0.387 Marcelino Lopez, R (2, 1) OBP: 0.400, SLG: 0.250 Terry Crowley, L (4, PH) OBP: 0.387, SLG: 0.360 Moe Drabowsky, R (4, 1) OBP: 0.200, SLG: 0.200 Boog Powell, L (7, PH) OBP: 0.426, SLG: 0.603 (7, 3)		BB 1-2 BB		F7	K		BB 1-2 BB		1B 2B	0 0 0 0 1 1 1	0 0 0 0 0 0 1	0 0 0 0 0 1 0	0 0 0 0 0 0 1	0 0 1 0 0 0 0	0 0 0 0 0 0 1	0 0 0 0 1 0 0

Inning Stats	1	2	3	4	5	6	7	8	9
R:	0	1	0	0	0	0	5	0	3
E:	0	0	0	0	0	0	1	0	0
K:	1	2	2	0	0	1	1	0	0
S:	6	8	8	5	3	5	10	4	7
H:	1	1	1	2	0	0	4	2	4
LOB:	1	3	0	3	0	0	3	2	3
BB:	0	3	0	1	0	0	3	1	2
P:	6	20	8	9	3	5	22	8	15

1B:	7
2B:	5
3B:	1
HR:	2
SF:	0
SAC:	0
DP:	0
HBP:	0
WP:	0
PB:	0
SB:	0
CS:	0
PA:	52

	AB	42
	R	9
	H	15
	RBI	9
	BB	10
	SO	7
	LOB	26

PITCHER		IP	WLS	BF	H	R	ER	SO	BB	IBB	HBP	BLK	WP	HR	S	P	ERA	WHIP
Ken Brett, L ERA: 3.3	(1, 1)	6.2		34	9	6	6	7	5	0	0	0	0	2	43	63	8.10	2.100
Vicente Romo, R ERA: 3.33	(7, 1)	1.1		9	2	0	0	0	3	0	0	0	0	0	6	18	0.00	3.750
Sparky Lyle, L ERA: 5.64	(9, 1)	0.1	L	4	3	3	3	0	0	0	0	0	0	0	4	4	81.00	9.000
Cal Koonce, R ERA: 3.62	(9, 1)	0.2		5	1	0	0	0	0	2	0	0	0	0	3	11	0.00	1.500

PITCHER	IP	WLS	BF	H	R	ER	SO	BB	IBB	HBP	BLK	WP	HR	S	P	ERA	WHIP

BOTTOM

Baltimore Orioles @ Boston Red Sox

Fenway Park, Boston, MA

Mon Jun 22 1970, 7:05 PM EDT

Att. 22,676 - Unknown

Batter	1	2	3	4	5	6	7	8	9	AB	R	H	RBI	BB	SO	LOB
Mike Andrews, R (1, 4) OBP: 0.350, SLG: 0.389	K 5-3		4-0 1-2 2-3 BB			0-0 ② F8		0-0 2-H 1B		4	0	1	1	1	1	1
Reggie Smith, S (1, 8) OBP: 0.381, SLG: 0.462	4-0 HR BB	0-0 ① P3	0-3 ③ K			0-0 ③ F5		0-0 ③ 6-3		4	1	0	0	1	1	4
Carl Yastrzemski, L (1, 3) (8, 7) OBP: 0.417, SLG: 0.518	0-0 1-H HR	0-0 ② F8		0-0 ① 4-3			0-0 ① F9		4-0 SH3-4 BB	4	1	1	2	1	0	0
Tony Conigliaro, R (1, 9) OBP: 0.370, SLG: 0.524 Mike Fiore, L (8, 3) OBP: 0.313, SLG: 0.210 Don Pavletich, R (9, PH) OBP: 0.136, SLG: 0.050 Tom Satriano, L (9, PH) OBP: 0.338, SLG: 0.345	0-0 HBP E 2B 1B	0-0 1B 1B		0-3 ② K			0-0 HR		0-0 ① SH3-4 1-2	4 0 0 0	2 0 0 0	3 0 0 0	1 0 0 0	0 0 0 0	1 0 0 0	0 0 0 0
Rico Petrocelli, R (1, 6) OBP: 0.294, SLG: 0.452	0-0 E5 HBP 1-2 2B	0-0 ③ 1-3 1B		0-0 F8			0-0 ② 6-3		0-0 ② F8	5	1	1	0	0	0	2
George Scott, R (1, 5) OBP: 0.330, SLG: 0.433	0-0 ② P6		0-0 BB 1B 1B		0-0 ① 6-3		0-3 ③ K		0-3 ③ K	5	0	1	0	0	2	3
Billy Conigliaro, R (1, 7) (8, 9) OBP: 0.370, SLG: 0.513	H 1-0 2B E 1-2 2-3 HBP		0-0 ① F8		0-0 ② F8			0-0 G3 1B 1B		3	2	1	0	0	0	1
Jerry Moses, R (1, 2) OBP: 0.322, SLG: 0.404	0-0 E 1-3 2-H 3-H 2B		0-0 ② F9		0-0 ③ F5			0-0 ① F7		4	1	1	2	0	0	2
Ken Brett, L (1, 1) OBP: 0.455, SLG: 0.667 Vicente Romo, R (7, 1) OBP: 0.154, SLG: 0.333 Dick Schofield, S (8, PH) OBP: 0.276, SLG: 0.156 Sparky Lyle, L (9, 1) Cal Koonce, R (9, 1)	0-0 E3 2-H 3-H		0-0 BB 1-2 1B			0-0 ① 3-1		0-0 ② G3 1-2		3 0 1 0 0	0 0 0 0 0	1 0 0 0 0	0 0 0 0 0	0 0 0 0 0	0 0 0 0 0	0 0 1 0 0
Inning Stats	R: 6 E: 2 K: 1 S: 10 H: 3 LOB: 1 BB: 1 P: 15	R: 0 E: 0 K: 0 S: 4 H: 2 LOB: 2 BB: 0 P: 4	R: 0 E: 0 K: 1 S: 7 H: 2 LOB: 3 BB: 1 P: 11	R: 0 E: 0 K: 1 S: 5 H: 0 LOB: 0 BB: 0 P: 5	R: 0 E: 0 K: 0 S: 3 H: 0 LOB: 0 BB: 0 P: 3	R: 0 E: 0 K: 0 S: 3 H: 0 LOB: 0 BB: 0 P: 3	R: 1 E: 0 K: 1 S: 6 H: 1 LOB: 0 BB: 0 P: 6	R: 1 E: 0 K: 0 S: 5 H: 2 LOB: 1 BB: 0 P: 5	R: 0 E: 0 K: 1 S: 5 H: 0 LOB: 1 BB: 1 P: 9	1B: 7 2B: 1 3B: 0 HR: 2 SF: 0 SAC: 1 DP: 0 HBP: 1						

livebaseballscorecards.com

AB	37
R	8
H	10
RBI	6
BB	3
SO	5
LOB	14

WP: 0 PA: 42
PB: 0
SB: 0
CS: 0

PITCHER		IP	WLS	BF	H	R	ER	SO	BB	IBB	HBP	BLK	WP	HR	S	P	ERA	WHIP
Tom Phoebus, R ERA: 2.64	(1, 1)	0.2		8	3	6	2	1	1	0	1	0	0	1	8	13	27.00	6.000
Dave Leonhard, R ERA: 8.76	(1, 1)	0.1		2	0	0	0	0	0	0	0	0	0	0	2	2	0.00	0.000
Marcelino Lopez, L ERA: 2.7	(2, 1)	2.0		10	4	0	0	1	1	0	0	0	0	0	11	15	0.00	2.500
Moe Drabowsky, R ERA: 3.79	(4, 1)	3.0		9	0	0	0	1	0	0	0	0	0	0	11	11	0.00	0.000
Dick Hall, R ERA: 3.3	(7, 1)	2.0	W	9	3	2	2	1	0	0	0	0	0	1	11	11	9.00	1.500

PITCHER		IP	WLS	BF	H	R	ER	SO	BB	IBB	HBP	BLK	WP	HR	S	P	ERA	WHIP
Pete Richert, L ERA: 1.44	(9, 1)	0.0		1	0	0	0	0	1	0	0	0	0	0	0	4	∞	∞
Eddie Watt, R ERA: 2.63	(9, 1)	1.0	S	3	0	0	0	1	0	0	0	0	0	0	5	5	0.00	0.000

Baltimore Orioles @ Boston Red Sox

Fenway Park, Boston, MA

Tue Jun 23 1970, 7:05 PM EDT

Att. 23,798 - Unknown

TOP

livebaseballscorecards.com

Batter	1	2	3	4	5	6	7	8	9	AB	R	H	RBI	BB	SO	LOB
Don Buford, S (1, 7) OBP: 0.375, SLG: 0.384	BBBB 4-0 FC5-4 BB		BBBB 4-0 WP S BB		x 0-0 ② F8			x 0-0 ② 6-3		2	0	0	0	2	0	0
Paul Blair, R (1, 8) OBP: 0.330, SLG: 0.448	x 0-0 ① FC5-4 G6-4-3 1-2f		x 0-0 ② 1-3 1-3		x 0-0 ③ F2			SSS 0-3 ③ K		4	0	0	0	0	1	2
Frank Robinson, R (1, 9) OBP: 0.420, SLG: 0.558	x 0-0 ②③ G6-4-3 1-2f		x 0-0 ③ P4			SSS 0-3 ① K			SSS 0-3 ① K	4	0	0	0	0	2	2
Boog Powell, L (1, 3) OBP: 0.420, SLG: 0.593		x 0-0 ① L4		x 0-0 ① F8		x 0-0 ② G3			x 0-0 ② F8	4	0	0	0	0	0	0
Brooks Robinson, R (1, 5) OBP: 0.329, SLG: 0.440		x 0-0 ② 5-3		x 0-0 E5 1B		SSS 0-3 ③ K			x 0-0 1B	4	1	1	0	0	1	0
Davey Johnson, R (1, 4) OBP: 0.394, SLG: 0.434		BBBB 4-0 1B BB		x 0-0 2-H 1B			x 0-0 ① 6-3		x 0-0 ③ 5-3	3	0	1	1	1	0	1
Elrod Hendricks, L (1, 2) OBP: 0.309, SLG: 0.343		x 0-0 1-3 1B		SSS 0-3 ② K			SSS 0-3 ② K			3	0	1	0	0	2	1
Chico Salmon, R (1, 6) OBP: 0.343, SLG: 0.463		x 0-0 ③ L7		x 0-0 ③ F8			x 0-0 ③ 5-3			3	0	0	0	0	0	3
Jim Palmer, R (1, 1) OBP: 0.220, SLG: 0.265			SSS 0-3 ① K		SSS 0-3 ① K					2	0	0	0	0	2	0
Dave Leonhard, R (7, 1)										0	0	0	0	0	0	0
Merv Rettenmund, R (8, PH) OBP: 0.315, SLG: 0.496										1	0	0	0	0	0	0
Marcelino Lopez, R (8, 1) OBP: 0.400, SLG: 0.250								x 0-0 ① 5-3		0	0	0	0	0	0	0

	AB	30
	R	1
	H	3
	RBI	1
	BB	3
	SO	8
	LOB	9

Inning Stats	1	2	3	4	5	6	7	8	9
	R: 0 E: 0 K: 0 S: 2	H: 0 LOB: 0 BB: 1 P: 6	R: 0 E: 0 K: 0 S: 4	H: 1 LOB: 2 BB: 1 P: 8	R: 0 E: 0 K: 1 S: 5	H: 0 LOB: 1 BB: 1 P: 9	R: 1 E: 1 K: 1 S: 7	H: 1 LOB: 1 BB: 0 P: 7	R: 0 E: 0 K: 1 S: 5	H: 0 LOB: 0 BB: 0 P: 5	R: 0 E: 0 K: 2 S: 7	H: 0 LOB: 0 BB: 0 P: 7	R: 0 E: 0 K: 1 S: 5	H: 0 LOB: 0 BB: 0 P: 5	R: 0 E: 0 K: 1 S: 5	H: 0 LOB: 0 BB: 0 P: 5	R: 0 E: 0 K: 1 S: 6	H: 1 LOB: 1 BB: 0 P: 6

1B: 3	SF: 0	WP: 1	PA: 33
2B: 0	SAC: 0	PB: 0	
3B: 0	DP: 1	SB: 1	
HR: 0	HBP: 0	CS: 0	

PITCHER		IP	WLS	BF	H	R	ER	SO	BB	IBB	HBP	BLK	WP	HR	S	P	ERA	WHIP
Ray Culp, R ERA: 2.57	(1, 1)	9.0	W	33	3	1	0	8	3	0	0	0	1	0	46	58	0.00	0.667

PITCHER		IP	WLS	BF	H	R	ER	SO	BB	IBB	HBP	BLK	WP	HR	S	P	ERA	WHIP

Baltimore Orioles @ Boston Red Sox

Fenway Park, Boston, MA

Tue Jun 23 1970, 7:05 PM EDT

Att. 23,798 - Unknown

BOTTOM

Batter	1	2	3	4	5	6	7	8	9	AB	R	H	RBI	BB	SO	LOB
Mike Andrews, R (1, 4) OBP: 0.344, SLG: 0.383	F9		5-3		6-3	P3				4	0	0	0	0	0	0
Reggie Smith, S (1, 8) OBP: 0.383, SLG: 0.463	CS 1B		1B 1B		4-3		F5			4	1	2	0	0	0	0
Carl Yastrzemski, L (1, 3) OBP: 0.422, SLG: 0.526	F5 1-2		1B 1-2		HR 2B		BB 1B			4	1	3	0	0	0	1
Tony Conigliaro, R (1, 9) OBP: 0.377, SLG: 0.541		K	1-2 2-H 1B		2-H HR		BBBB 1-2 BB			3	1	2	3	1	1	0
Rico Petrocelli, R (1, 6) OBP: 0.294, SLG: 0.461		K	K		HR		F2			4	1	1	1	0	2	4
George Scott, R (1, 5) OBP: 0.336, SLG: 0.447		S 1B		1B 2B	2B		6-3			4	1	3	0	0	0	2
Billy Conigliaro, R (1, 7) OBP: 0.375, SLG: 0.506		BBBB 1-2 BB		K	F9			G3-6-1 1B		3	0	1	0	1	1	2
Tom Satriano, L (1, 2) OBP: 0.333, SLG: 0.339		K		2-H 1B		L9		G3-6-1 1-2f		4	0	1	1	0	1	3
Ray Culp, R (1, 1) OBP: 0.119, SLG: 0.143			K	6-3		F8		F7		4	0	0	0	0	1	0
Inning Stats	R: 0 E: 0 K: 0 S: 3 H: 1 LOB: 0 BB: 0 P: 3	R: 0 E: 0 K: 3 S: 10 H: 1 LOB: 2 BB: 1 P: 14	R: 1 E: 0 K: 2 S: 10 H: 3 LOB: 2 BB: 0 P: 10	R: 1 E: 0 K: 1 S: 6 H: 2 LOB: 0 BB: 0 P: 6	R: 3 E: 0 K: 0 S: 7 H: 4 LOB: 1 BB: 0 P: 7	R: 0 E: 0 K: 0 S: 3 H: 0 LOB: 0 BB: 0 P: 3	R: 0 E: 0 K: 0 S: 4 H: 1 LOB: 2 BB: 1 P: 8	R: 0 E: 0 K: 0 S: 3 H: 1 LOB: 0 BB: 0 P: 3		1B: 8 2B: 3 3B: 0 HR: 2	SF: 0 SAC: 0 DP: 1 HBP: 0						

AB	34
R	5
H	13
RBI	5
BB	2
SO	6
LOB	12

WP: 0 PB: 0 SB: 1 CS: 1 PA: 36

livebaseballscorecards.com

PITCHER		IP	WLS	BF	H	R	ER	SO	BB	IBB	HBP	BLK	WP	HR	S	P	ERA	WHIP
Jim Palmer, R ERA: 2.92	(1, 1)	6.1	L	31	12	5	5	6	2	0	0	0	0	2	41	49	7.11	2.211
Dave Leonhard, R ERA: 8.31	(7, 1)	0.2		2	0	0	0	0	0	0	0	0	0	0	2	2	0.00	0.000
Marcelino Lopez, L ERA: 2.59	(8, 1)	1.0		3	1	0	0	0	0	0	0	0	0	0	3	3	0.00	1.000

PITCHER	IP	WLS	BF	H	R	ER	SO	BB	IBB	HBP	BLK	WP	HR	S	P	ERA	WHIP

Batter	1	2	3	4	5	6	7	8	9	AB	R	H	RBI	BB	SO	LOB
Don Buford, S (1, 7) OBP: 0.379, SLG: 0.388	G6-4-3 1B		S HR 1B		4-3		3-1 BB BLK 1B	E3 1-2 2-3		5	2	3	0	0	0	2
Paul Blair, R (1, 8) OBP: 0.336, SLG: 0.470	K		1-H HR		S 2B		BLK 3-1 1-2 BB	F7		4	1	2	2	1	1	4
Frank Robinson, R (1, 9) OBP: 0.416, SLG: 0.564	G6-4-3 1-2f		HR		1-3 2-3		3-1 1-2 2-3		K	5	1	1	1	0	1	4
Boog Powell, L (1, 3) OBP: 0.420, SLG: 0.586 Merv Rettenmund, R (9, PR) OBP: 0.315, SLG: 0.496		L3	4-3		P5		BLK IBB		WP 5-3 BB	3 0	0 0	0 0	0 0	2 0	0 0	1 0
Brooks Robinson, R (1, 5) OBP: 0.330, SLG: 0.450		1B	HR		5-3		L6 1-2 2-3 3-H		5-3 1-2	5	1	2	1	0	0	3
Davey Johnson, R (1, 4) OBP: 0.394, SLG: 0.430		K	F8		WP 1-3 BB			FC1-5 BB 1B	K 2-3	4	0	1	0	1	2	3
Elrod Hendricks, L (1, 2) OBP: 0.314, SLG: 0.343		F8	1B		1-3 1-2			E FC1-5 1-2 BB		3	0	1	0	1	0	2
Mark Belanger, R (1, 6) OBP: 0.251, SLG: 0.216			K	L9	K 2-3			FC1-5 E 1-2 2-3f		4	0	0	0	0	2	4
Jim Hardin, R (1, 1) Eddie Watt, R (7, 1) OBP: 0.200, SLG: 0.200 Pete Richert, L (7, 1) Moe Drabowsky, R (7, 1) OBP: 0.200, SLG: 0.200 Terry Crowley, L (8, PH) OBP: 0.381, SLG: 0.353 Tom Phoebus, R (8, 1) OBP: 0.185, SLG: 0.185			6-3	K				K		3 0 0 0 1 0	0 0 0 0 0 0	0 0 0 0 0 0	0 0 0 0 0 0	0 0 0 0 0 0	1 0 0 0 1 0	1 0 0 0 2 0

TOP

Baltimore Orioles @ Boston Red Sox

Fenway Park, Boston, MA

Wed Jun 24 1970, 7:05 PM EDT

Att. 25,003 - Unknown

livebaseballscorecards.com

AB	37
R	5
H	10
RBI	4
BB	5
SO	8
LOB	26

Inning Stats	1	2	3	4	5	6	7	8	9
	R: 0 E: 0 K: 1 S: 5	R: 0 E: 0 K: 1 S: 6	R: 3 E: 0 K: 1 S: 8	R: 1 E: 0 K: 1 S: 7	R: 0 E: 0 K: 0 S: 4	R: 0 E: 0 K: 1 S: 5	R: 1 E: 0 K: 0 S: 4	R: 0 E: 1 K: 1 S: 7	R: 0 E: 0 K: 2 S: 7
	H: 1 LOB: 0 BB: 0 P: 5	H: 1 LOB: 1 BB: 0 P: 6	H: 3 LOB: 0 BB: 0 P: 8	H: 2 LOB: 1 BB: 0 P: 7	H: 1 LOB: 1 BB: 0 P: 4	H: 0 LOB: 1 BB: 1 P: 9	H: 1 LOB: 2 BB: 2 P: 12	H: 1 LOB: 3 BB: 1 P: 11	H: 0 LOB: 2 BB: 1 P: 11

1B: 6	SF: 0	WP: 2
2B: 1	SAC: 0	PB: 0
3B: 0	DP: 1	SB: 2
HR: 3	HBP: 0	CS: 0

PA: 42

PITCHER		IP	WLS	BF	H	R	ER	SO	BB	IBB	HBP	BLK	WP	HR	S	P	ERA	WHIP
Sonny Siebert, R ERA: 4.27	(1, 1)	4.1		20	8	4	4	4	0	0	0	0	0	3	28	28	8.31	1.846
Lee Stange, R ERA: 5.33	(5, 1)	0.2		2	0	0	0	0	0	0	0	0	0	0	2	2	0.00	0.000
Gary Wagner, R ERA: 4.5	(6, 1)	2.0	W	10	1	1	1	1	2	1	0	1	1	0	9	21	4.50	1.500
Vicente Romo, R ERA: 3.2	(8, 1)	2.0	S	10	1	0	0	3	2	0	0	0	1	0	14	22	0.00	1.500

PITCHER		IP	WLS	BF	H	R	ER	SO	BB	IBB	HBP	BLK	WP	HR	S	P	ERA	WHIP

Baltimore Orioles @ Boston Red Sox

Fenway Park, Boston, MA

Wed Jun 24 1970, 7:05 PM EDT

Att. 25,003 - Unknown

BOTTOM

Batter	1	2	3	4	5	6	7	8	9	AB	R	H	RBI	BB	SO	LOB
Dick Schofield, S (1, 4) OBP: 0.275, SLG: 0.191	F8		4-3 2-3			G3	SF8 1-H 2-H 3-H 3B			4	1	1	3	0	0	1
Reggie Smith, S (1, 8) OBP: 0.381, SLG: 0.474	HR		F8			F5	SF8 3-H			3	1	1	2	0	0	1
Carl Yastrzemski, L (1, 3) OBP: 0.423, SLG: 0.528	F8			K		2B	BB			3	0	1	0	1	1	0
Tony Conigliaro, R (1, 9) OBP: 0.370, SLG: 0.530	F9			K		K	5-3			4	0	0	0	0	2	2
Rico Petrocelli, R (1, 6) OBP: 0.289, SLG: 0.453		F9		F8			P6	K		4	0	0	0	0	1	0
George Scott, R (1, 5) OBP: 0.342, SLG: 0.450		CS 1B			K		S 1B BB	CS 1B		3	1	2	0	1	1	0
Billy Conigliaro, R (1, 7) OBP: 0.380, SLG: 0.500		F5 1-2			1B		BB 1B 3B 1-2 BB	F8 1-2		3	1	1	0	1	0	2
Tom Satriano, L (1, 2) OBP: 0.333, SLG: 0.339			F3		K		BB 3B 1B 1-2 2-H			3	1	1	1	0	1	1
Sonny Siebert, R (1, 1) OBP: 0.121, SLG: 0.129 Lee Stange, R (5, 1) Mike Derrick, L (5, PH) OBP: 0.206, SLG: 0.242 Gary Wagner, R (6, 1) Mike Fiore, L (7, PH) OBP: 0.320, SLG: 0.210 Vicente Romo, R (8, 1) OBP: 0.154, SLG: 0.333			E6 4-3		F5		3B BB 1-2 2-3			1 0 1 0 0 0	0 0 0 0 1 0	0 0 0 0 0 0	0 0 0 0 1 0	0 0 0 0 0 0	0 0 1 0 0 0	0 0 1 0 0 0
Inning Stats	R: 1 E: 0 K: 0 S: 4 H: 1 LOB: 0 BB: 0 P: 4	R: 0 E: 0 K: 0 S: 3 H: 1 LOB: 0 BB: 0 P: 3	R: 0 E: 1 K: 0 S: 4 H: 0 LOB: 1 BB: 0 P: 4	R: 0 E: 0 K: 2 S: 7 H: 0 LOB: 0 BB: 0 P: 7	R: 0 E: 0 K: 2 S: 8 H: 1 LOB: 1 BB: 0 P: 8	R: 0 E: 0 K: 1 S: 6 H: 1 LOB: 1 BB: 0 P: 6	R: 5 E: 0 K: 0 S: 5 H: 2 LOB: 1 BB: 4 P: 21	R: 0 E: 0 K: 1 S: 5 H: 1 LOB: 0 BB: 0 P: 5		1B: 4 2B: 1 3B: 1 HR: 1 SF: 1 SAC: 0 DP: 0 HBP: 0		WP: 0 PB: 0 SB: 1 CS: 2 PA: 34			

livebaseballscorecards.com

	AB	29
	R	6
	H	7
	RBI	6
	BB	4
	SO	6
	LOB	8

PITCHER		IP	WLS	BF	H	R	ER	SO	BB	IBB	HBP	BLK	WP	HR	S	P	ERA	WHIP
Jim Hardin, R ERA: 3.24	(1, 1)	6.1		26	5	4	4	5	2	0	0	0	0	1	34	42	5.68	1.105
Eddie Watt, R ERA: 3.29	(7, 1)	0.0	L	2	1	1	1	0	1	0	0	0	0	0	1	5	∞	∞
Pete Richert, L ERA: 1.42	(7, 1)	0.1		2	0	1	1	0	1	0	0	0	0	0	1	5	27.00	3.000
Moe Drabowsky, R ERA: 3.76	(7, 1)	0.1		1	0	0	0	0	0	0	0	0	0	0	1	1	0.00	0.000
Tom Phoebus, R ERA: 2.61	(8, 1)	1.0		3	1	0	0	1	0	0	0	0	0	0	5	5	0.00	1.000

PITCHER	IP	WLS	BF	H	R	ER	SO	BB	IBB	HBP	BLK	WP	HR	S	P	ERA	WHIP

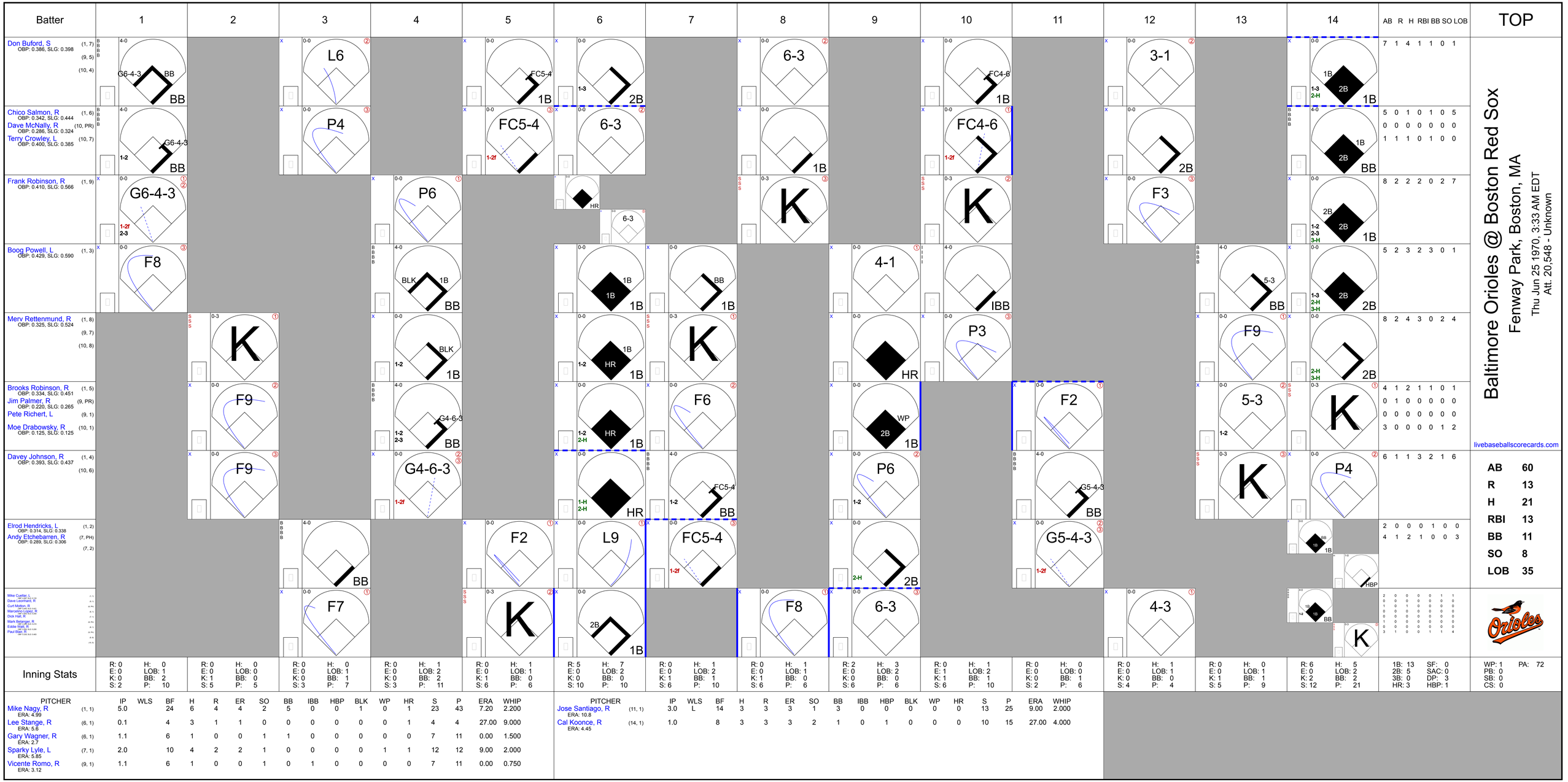
Batter
1
2
3
4
5
6
7
8
9
10
11
12
13
14
AB R H RBI BB SO LOB
TOP
Baltimore Orioles @ Boston Red Sox
Fenway Park, Boston, MA
Thu Jun 25 1970, 3:33 AM EDT
Att. 20,548 - Unknown
livebaseballscorecards.com
Don Buford, S
OBP: 0.386, SLG: 0.398
Chico Salmon, R
OBP: 0.342, SLG: 0.444
Dave McNally, R
OBP: 0.286, SLG: 0.324
Terry Crowley, L
OBP: 0.400, SLG: 0.385
Frank Robinson, R
OBP: 0.410, SLG: 0.566
Boog Powell, L
OBP: 0.429, SLG: 0.590
Merv Rettenmund, R
OBP: 0.325, SLG: 0.524
Brooks Robinson, R
OBP: 0.334, SLG: 0.451
Jim Palmer, R
OBP: 0.220, SLG: 0.265
Pete Richert, L
Moe Drabowsky, R
OBP: 0.125, SLG: 0.125
Davey Johnson, R
OBP: 0.393, SLG: 0.437
Elrod Hendricks, L
OBP: 0.314, SLG: 0.338
Andy Etchebarren, R
OBP: 0.289, SLG: 0.306
Mike Cuellar, L
Dave Leonhard, R
Curt Motton, R
Marcelino Lopez, R
Dick Hall, R
Mark Belanger, R
Eddie Watt, R
Paul Blair, R
AB 60
R 13
H 21
RBI 13
BB 11
SO 8
LOB 35
Inning Stats
PITCHER
IP WLS BF H R ER SO BB IBB HBP BLK WP HR S P ERA WHIP
Mike Nagy, R (1, 1) ERA: 4.99 5.0 24 6 4 4 2 5 0 0 1 0 1 23 43 7.20 2.200
Lee Stange, R (6, 1) ERA: 5.6 0.1 4 3 1 1 0 0 0 0 0 1 4 4 27.00 9.000
Gary Wagner, R (6, 1) ERA: 2.7 1.1 6 1 0 0 1 1 0 0 0 0 0 7 11 0.00 1.500
Sparky Lyle, L (7, 1) ERA: 5.85 2.0 10 4 2 2 1 0 0 0 0 1 1 12 12 9.00 2.000
Vicente Romo, R (9, 1) ERA: 3.12 1.1 6 1 0 0 1 0 1 0 0 0 0 7 11 0.00 0.750
Jose Santiago, R (11, 1) ERA: 10.8 3.0 L 14 3 3 3 1 3 0 0 0 0 0 13 25 9.00 2.000
Cal Koonce, R (14, 1) ERA: 4.45 1.0 8 3 3 3 2 1 0 1 0 0 0 10 15 27.00 4.000
1B: 13 SF: 0
2B: 5 SAC: 0
3B: 0 DP: 3
HR: 3 HBP: 1
WP: 1 PA: 72
PB: 0
SB: 0
CS: 0

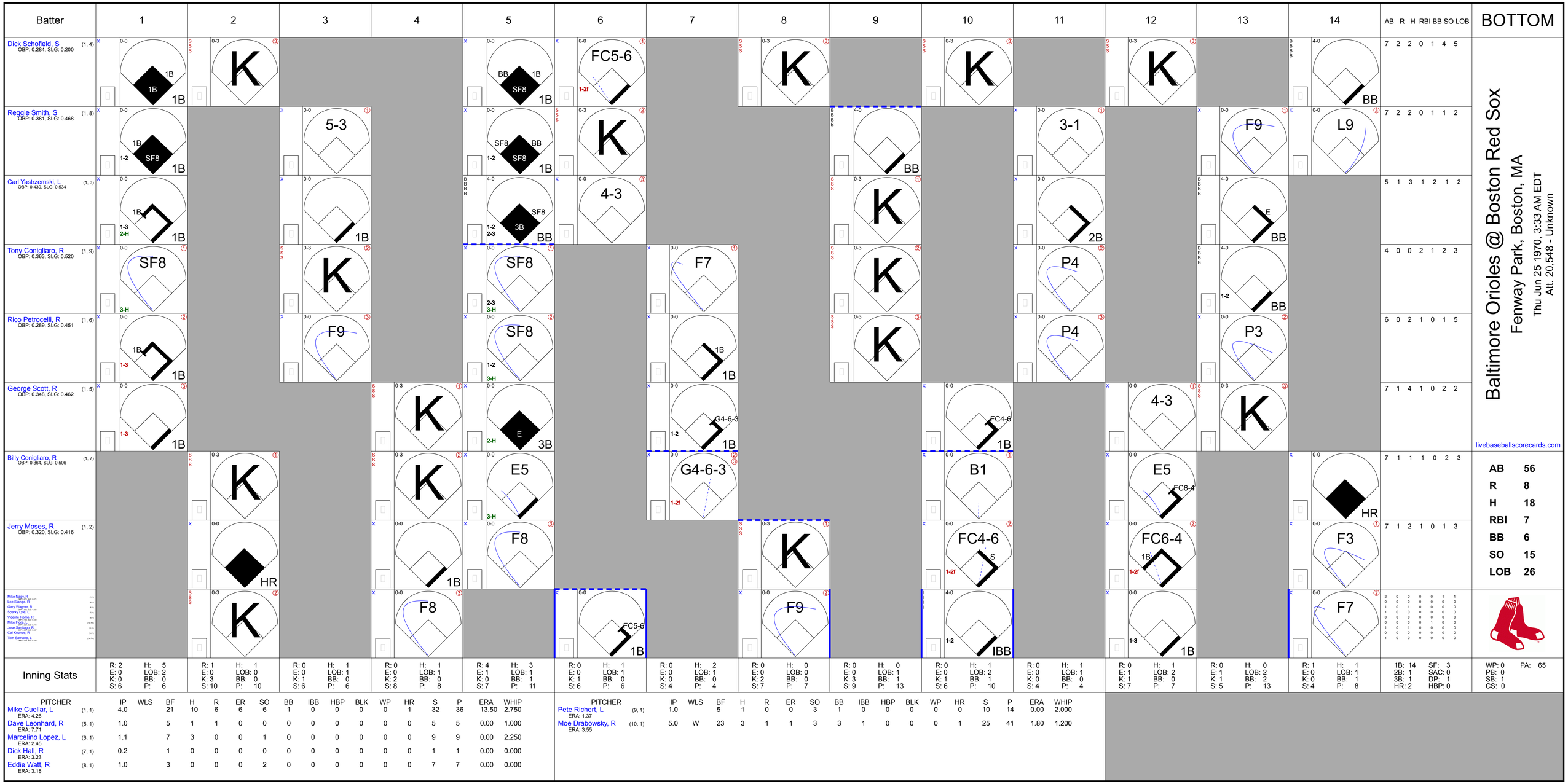
Batter
1
2
3
4
5
6
7
8
9
10
11
12
13
14
AB R H RBI BB SO LOB
BOTTOM
Dick Schofield, S (1, 4) OBP: 0.284, SLG: 0.200
7 2 2 0 1 4 5
Reggie Smith, S (1, 8) OBP: 0.381, SLG: 0.468
7 2 2 0 1 1 2
Carl Yastrzemski, L (1, 3) OBP: 0.430, SLG: 0.534
5 1 3 1 2 1 2
Tony Conigliaro, R (1, 9) OBP: 0.363, SLG: 0.520
4 0 0 2 1 2 3
Rico Petrocelli, R (1, 6) OBP: 0.289, SLG: 0.451
6 0 2 1 0 1 5
George Scott, R (1, 5) OBP: 0.348, SLG: 0.462
7 1 4 1 0 2 2
Billy Conigliaro, R (1, 7) OBP: 0.364, SLG: 0.506
7 1 1 1 0 2 3
Jerry Moses, R (1, 2) OBP: 0.320, SLG: 0.416
7 1 2 1 0 1 3
Baltimore Orioles @ Boston Red Sox
Fenway Park, Boston, MA
Thu Jun 25 1970, 3:33 AM EDT
Att. 20,548 - Unknown
livebaseballscorecards.com
AB 56
R 8
H 18
RBI 7
BB 6
SO 15
LOB 26
Inning Stats
R: 2 E: 0 K: 0 S: 6 H: 5 LOB: 2 BB: 0 P: 6
R: 1 E: 0 K: 3 S: 10 H: 1 LOB: 0 BB: 0 P: 10
R: 0 E: 0 K: 1 S: 6 H: 1 LOB: 1 BB: 0 P: 6
R: 0 E: 0 K: 2 S: 8 H: 1 LOB: 1 BB: 0 P: 8
R: 4 E: 1 K: 0 S: 7 H: 3 LOB: 1 BB: 1 P: 11
R: 0 E: 0 K: 1 S: 6 H: 1 LOB: 1 BB: 0 P: 6
R: 0 E: 0 K: 0 S: 4 H: 2 LOB: 1 BB: 0 P: 4
R: 0 E: 0 K: 2 S: 7 H: 0 LOB: 0 BB: 0 P: 7
R: 0 E: 0 K: 3 S: 9 H: 0 LOB: 1 BB: 1 P: 13
R: 0 E: 0 K: 1 S: 6 H: 1 LOB: 2 BB: 1 P: 10
R: 0 E: 0 K: 0 S: 4 H: 1 LOB: 1 BB: 0 P: 4
R: 0 E: 1 K: 1 S: 7 H: 1 LOB: 2 BB: 0 P: 7
R: 0 E: 1 K: 1 S: 5 H: 0 LOB: 2 BB: 2 P: 13
R: 1 E: 0 K: 0 S: 4 H: 1 LOB: 1 BB: 1 P: 8
1B: 14 2B: 1 3B: 1 HR: 2 SF: 3 SAC: 0 DP: 1 HBP: 0
WP: 0 PB: 0 SB: 1 CS: 0 PA: 65
PITCHER IP WLS BF H R ER SO BB IBB HBP BLK WP HR S P ERA WHIP
Mike Cuellar, L (1, 1) ERA: 4.26 4.0 21 10 6 6 6 1 0 0 0 0 0 32 36 13.50 2.750
Dave Leonhard, R (5, 1) ERA: 7.71 1.0 5 1 1 0 0 0 0 0 0 0 0 5 5 0.00 1.000
Marcelino Lopez, L (6, 1) ERA: 2.45 1.1 7 3 0 0 1 0 0 0 0 0 0 9 9 0.00 2.250
Dick Hall, R (7, 1) ERA: 3.23 0.2 1 0 0 0 0 0 0 0 0 0 0 1 1 0.00 0.000
Eddie Watt, R (8, 1) ERA: 3.18 1.0 3 0 0 0 2 0 0 0 0 0 0 7 7 0.00 0.000
PITCHER IP WLS BF H R ER SO BB IBB HBP BLK WP HR S P ERA WHIP
Pete Richert, L (9, 1) ERA: 1.37 1.0 5 1 0 0 3 1 0 0 0 0 0 10 14 0.00 2.000
Moe Drabowsky, R (10, 1) ERA: 3.55 5.0 W 23 3 1 1 3 3 1 0 0 0 1 25 41 1.80 1.200

Batter	1	2	3	4	5	6	7	8	9	AB	R	H	RBI	BB	SO	LOB
Mike Andrews, R (1, 4) OBP: 0.345, SLG: 0.385	F8 2B		L5		P6		BB		K	4	0	1	0	1	1	0
Reggie Smith, S (1, 8) OBP: 0.374, SLG: 0.459	1-3			1-3	L9		F8		F7	5	0	0	0	0	0	2
Carl Yastrzemski, L (1, 3) OBP: 0.427, SLG: 0.527	F8 2-3			PB E 1B BB		3-1		F9		3	1	0	0	1	0	1
Tony Conigliaro, R (1, 9) OBP: 0.365, SLG: 0.519	5-3			PB 1B 1-2		F8		1B 1B 1B		4	1	2	0	0	0	1
Rico Petrocelli, R (1, 6) OBP: 0.292, SLG: 0.449		F2		FC6-4 1B IBB 1-2 2-3		F3		1B 1-2		3	0	1	0	1	0	0
George Scott, R (1, 5) OBP: 0.357, SLG: 0.468		CS BB		FC6-4 1B 1-2 2-H 3-H			HR 1B	1B 1-2 2-3		3	1	3	2	1	0	0
Billy Conigliaro, R (1, 7) OBP: 0.360, SLG: 0.527		K		FC6-4 1-2f 2-3			1-H HR	K		4	1	1	2	0	2	6
Jerry Moses, R (1, 2) OBP: 0.314, SLG: 0.407		CS 1-2	5-3	L5			5-3	5-3		4	0	0	0	0	0	5
Gary Peters, L (1, 1) OBP: 0.273, SLG: 0.281			4-3		F9		F9		P4	4	0	0	0	0	0	0
Inning Stats	R: 0 E: 0 K: 0 S: 4 H: 1 LOB: 1 BB: 0 P: 4	R: 0 E: 0 K: 1 S: 4 H: 0 LOB: 0 BB: 1 P: 8	R: 0 E: 0 K: 0 S: 3 H: 0 LOB: 0 BB: 0 P: 3	R: 2 E: 1 K: 0 S: 5 H: 2 LOB: 2 BB: 2 P: 13	R: 0 E: 0 K: 0 S: 3 H: 0 LOB: 0 BB: 0 P: 3	R: 0 E: 0 K: 0 S: 3 H: 0 LOB: 0 BB: 0 P: 3	R: 2 E: 0 K: 0 S: 5 H: 2 LOB: 1 BB: 1 P: 9	R: 0 E: 0 K: 1 S: 8 H: 3 LOB: 3 BB: 0 P: 8	R: 0 E: 0 K: 1 S: 5 H: 0 LOB: 0 BB: 0 P: 5	1B: 6 2B: 1 3B: 0 HR: 1 SF: 0 SAC: 0 DP: 0 HBP: 0						

TOP

Boston Red Sox @ New York Yankees

Yankee Stadium, Bronx, NY

Sat Jun 27 1970, 3:33 AM EDT

Att. 21,801 - Cloudy - 72 F

livebaseballscorecards.com

AB	34
R	4
H	8
RBI	4
BB	4
SO	3
LOB	15

WP: 0 PB: 1 SB: 0 CS: 1 PA: 39

PITCHER		IP	WLS	BF	H	R	ER	SO	BB	IBB	HBP	BLK	WP	HR	S	P	ERA	WHIP
Gary Waslewski, R ERA: 4.14	(1, 1)	6.2	L	28	5	4	4	1	3	1	0	0	0	1	26	42	5.40	1.200
Steve Hamilton, L ERA: 2.35	(7, 1)	1.1		7	3	0	0	1	0	0	0	0	0	0	9	9	0.00	2.250
John Cumberland, L ERA: 3.31	(9, 1)	1.0		3	0	0	0	1	0	0	0	0	0	0	5	5	0.00	0.000

PITCHER	IP	WLS	BF	H	R	ER	SO	BB	IBB	HBP	BLK	WP	HR	S	P	ERA	WHIP

Batter	1	2	3	4	5	6	7	8	9	AB	R	H	RBI	BB	SO	LOB
Horace Clarke, S (1, 4) OBP: 0.303, SLG: 0.335	5-3		FC6 1B			F3			L7	4	0	1	0	0	0	0
Bobby Murcer, L (1, 8) OBP: 0.385, SLG: 0.471	K		FC6 1-2f			K			K	4	0	0	0	0	3	1
Roy White, S (1, 7) OBP: 0.428, SLG: 0.559	K			K		F9			FC6-4 1B	4	0	1	0	0	2	0
Danny Cater, R (1, 3) OBP: 0.340, SLG: 0.428		1B		1B HBP			G6-4-3 1B		FC6-4 1-2f	3	0	2	0	0	0	1
Thurman Munson, R (1, 2) OBP: 0.382, SLG: 0.338		L9		G4-6-3 1-2 1B			L7			3	0	1	0	0	0	2
Ron Woods, R (1, 9) OBP: 0.302, SLG: 0.336		F7		G4-6-3 1-2f			G6-4-3 1-2f			3	0	0	0	0	0	4
Gene Michael, S (1, 6) OBP: 0.316, SLG: 0.291		F4			F2			5-3		3	0	0	0	0	0	1
Jerry Kenney, L (1, 5) OBP: 0.296, SLG: 0.312			F5		K			4-3		3	0	0	0	0	1	0
Gary Waslewski, R (1, 1) Steve Hamilton, L (7, 1) Ron Hansen, R (8, PH) OBP: 0.352, SLG: 0.225 John Cumberland, R (9, 1) OBP: 0.071, SLG: 0.071			K		K			P6		2 0 1 0	0 0 0 0	0 0 0 0	0 0 0 0	0 0 0 0	2 0 0 0	0 0 0 0
Inning Stats	R: 0 E: 0 K: 2 S: 7 H: 0 LOB: 0 BB: 0 P: 7	R: 0 E: 0 K: 0 S: 4 H: 1 LOB: 1 BB: 0 P: 4	R: 0 E: 0 K: 1 S: 6 H: 1 LOB: 1 BB: 0 P: 6	R: 0 E: 0 K: 1 S: 5 H: 1 LOB: 1 BB: 0 P: 6	R: 0 E: 0 K: 2 S: 7 H: 0 LOB: 0 BB: 0 P: 7	R: 0 E: 0 K: 1 S: 5 H: 0 LOB: 0 BB: 0 P: 5	R: 0 E: 0 K: 0 S: 3 H: 1 LOB: 0 BB: 0 P: 3	R: 0 E: 0 K: 0 S: 3 H: 0 LOB: 0 BB: 0 P: 3	R: 0 E: 0 K: 1 S: 6 H: 1 LOB: 1 BB: 0 P: 6	1B: 5 2B: 0 3B: 0 HR: 0	SF: 0 SAC: 0 DP: 2 HBP: 1					

PITCHER		IP	WLS	BF	H	R	ER	SO	BB	IBB	HBP	BLK	WP	HR	S	P	ERA	WHIP
Gary Peters, L ERA: 4.97	(1, 1)	9.0	W	31	5	0	0	8	0	0	1	0	0	0	46	47	0.00	0.556

PITCHER	IP	WLS	BF	H	R	ER	SO	BB	IBB	HBP	BLK	WP	HR	S	P	ERA	WHIP

BOTTOM

Boston Red Sox @ New York Yankees

Yankee Stadium, Bronx, NY

Sat Jun 27 1970, 3:33 AM EDT
Att. 21,801 - Cloudy - 72 F

livebaseballscorecards.com

AB	30
R	0
H	5
RBI	0
BB	0
SO	8
LOB	9

PA: 31

WP: 0
PB: 0
SB: 0
CS: 0

Boston Red Sox @ New York Yankees

Yankee Stadium, Bronx, NY

Sun Jun 28 1970, 3:33 AM EDT

Sunny - 76 F

TOP

livebaseballscorecards.com

Batter	1	2	3	4	5	6	7	8	9	AB	R	H	RBI	BB	SO	LOB
Mike Andrews, R (1, 4) OBP: 0.344, SLG: 0.382	1-3		1B HR 1B 1-2		K			F3		4	1	1	0	0	1	0
Reggie Smith, S (1, 8) OBP: 0.372, SLG: 0.455	F8		HR 1B 1-3 2-H		4-3			L7		4	1	1	1	0	0	0
Carl Yastrzemski, L (1, 3) OBP: 0.428, SLG: 0.539	3-1		HR 1-H 3-H			F9		CS 1B		4	1	2	3	0	0	0
Tony Conigliaro, R (1, 9) OBP: 0.368, SLG: 0.517		BB B B B	G6-4-3 1B			G1		CS 1-2	5-3	3	0	1	0	1	0	0
Rico Petrocelli, R (1, 6) OBP: 0.292, SLG: 0.446		L8	G6-4-3 1-2f			E 1B			F9	4	0	1	0	0	0	2
George Scott, R (1, 5) OBP: 0.356, SLG: 0.476		F4		F8		E5 PO 1-2			HR	4	1	1	1	0	0	2
Billy Conigliaro, R (1, 7) OBP: 0.348, SLG: 0.505		F4		F7		PO 1-2	F9		6-3	4	0	0	0	0	0	1
Jerry Moses, R (1, 2) OBP: 0.314, SLG: 0.406			5-3	F7			G6-3 1B			3	0	1	0	0	0	0
Ken Brett, L (1, 1) OBP: 0.429, SLG: 0.583			1B 1B 1B		5-3		G6-3 1-2f			3	1	1	0	0	0	1
Sparky Lyle, L (9, 1)										0	0	0	0	0	0	0

	AB	33
	R	5
	H	9
	RBI	5
	BB	1
	SO	1
	LOB	6

Inning Stats	1	2	3	4	5	6	7	8	9	1B: 7 SF: 0	WP: 0 PA: 36
	R: 0 H: 0 E: 0 LOB: 0 K: 0 BB: 0 S: 3 P: 3	R: 0 H: 0 E: 0 LOB: 1 K: 0 BB: 1 S: 3 P: 7	R: 4 H: 5 E: 0 LOB: 0 K: 0 BB: 0 S: 7 P: 7	R: 0 H: 0 E: 0 LOB: 0 K: 0 BB: 0 S: 3 P: 3	R: 0 H: 0 E: 0 LOB: 0 K: 1 BB: 0 S: 5 P: 5	R: 0 H: 1 E: 1 LOB: 1 K: 0 BB: 0 S: 4 P: 4	R: 0 H: 1 E: 0 LOB: 0 K: 0 BB: 0 S: 3 P: 3	R: 0 H: 1 E: 0 LOB: 0 K: 0 BB: 0 S: 3 P: 3	R: 1 H: 1 E: 0 LOB: 0 K: 0 BB: 0 S: 4 P: 4	2B: 0 SAC: 0 3B: 0 DP: 2 HR: 2 HBP: 0	PB: 0 SB: 0 CS: 1

PITCHER		IP	WLS	BF	H	R	ER	SO	BB	IBB	HBP	BLK	WP	HR	S	P	ERA	WHIP
Mel Stottlemyre, R ERA: 3.18	(1, 1)	7.0	L	27	7	4	4	1	1	0	0	0	0	1	28	32	5.14	1.143
John Cumberland, L ERA: 3.35	(8, 1)	2.0		7	2	1	1	0	0	0	0	0	0	1	7	7	4.50	1.000

PITCHER	IP	WLS	BF	H	R	ER	SO	BB	IBB	HBP	BLK	WP	HR	S	P	ERA	WHIP

Batter	1	2	3	4	5	6	7	8	9	AB	R	H	RBI	BB	SO	LOB
Horace Clarke, S (1, 4) OBP: 0.301, SLG: 0.331	BBBB 4-0 BB S BB	x 0-0 ③ L7			x 0-0 ② F7		x 0-0 ③ P6		x 0-0 ② F4	4	0	0	0	1	0	3
Bobby Murcer, L (1, 8) OBP: 0.382, SLG: 0.477	SSS 0-3 ① K		x 0-0 ① F9		x 0-0 ③ G3			x 0-0 HR	x 0-0 ③ FC6-4 1-2f	5	1	1	1	0	1	2
Roy White, S (1, 7) OBP: 0.425, SLG: 0.553	BBBB 4-0 BB 1-2 BB		x 0-0 ② L7			x 0-0 ① F8		x 0-0 ① 5-3		3	0	0	0	1	0	0
Danny Cater, R (1, 5) OBP: 0.342, SLG: 0.427	BBBB 4-0 1-2 2-3 BB		x 0-0 1B			x 0-0 ② L7		x 0-0 ② P6		3	0	1	0	1	0	0
Thurman Munson, R (1, 2) OBP: 0.384, SLG: 0.355	x 0-0 ② F8		x 0-0 ③ F4			x 0-0 1B		x 0-0 HR		4	1	2	1	0	0	4
John Ellis, R (1, 3) OBP: 0.282, SLG: 0.311	x 0-0 ③ F9			x 0-0 ① 1-3		x 0-0 ③ F3		x 0-0 ③ F6		4	0	0	0	0	0	4
Ron Woods, R (1, 9) OBP: 0.308, SLG: 0.368		x 0-0 L6-3 1B		x 0-0 ② F7			x 0-0 ① L7		x 0-0 HR	4	1	2	1	0	0	0
Gene Michael, S (1, 6) OBP: 0.315, SLG: 0.290		x 0-0 ① ② L6-3 1-2		x 0-0 ③ L6			x 0-0 1B	SSS 0-3 ① K		4	0	1	0	0	1	1
Mel Stottlemyre, R (1, 1) OBP: 0.306, SLG: 0.279 Ron Hansen, R (7, PH) OBP: 0.345, SLG: 0.220 John Cumberland, R (8, 1) OBP: 0.071, SLG: 0.071 Curt Blefary, L (9, PH) OBP: 0.307, SLG: 0.264		x 0-0 1B			SSS 0-3 ① K		SSS 0-3 ② K		BBBB 4-0 FC6-4 BB	2 1 0 0	0 0 0 0	1 0 0 0	0 0 0 0	0 1 0 1	1 1 0 0	0 1 0 0
Inning Stats	R: 0 H: 0 E: 0 LOB: 3 K: 1 BB: 3 S: 5 P: 17	R: 0 H: 2 E: 0 LOB: 1 K: 0 BB: 0 S: 4 P: 4	R: 0 H: 1 E: 0 LOB: 1 K: 0 BB: 0 S: 4 P: 4	R: 0 H: 0 E: 0 LOB: 0 K: 0 BB: 0 S: 3 P: 3	R: 0 H: 0 E: 0 LOB: 0 K: 1 BB: 0 S: 5 P: 5	R: 0 H: 1 E: 0 LOB: 1 K: 0 BB: 0 S: 4 P: 4	R: 0 H: 1 E: 0 LOB: 1 K: 1 BB: 0 S: 6 P: 6	R: 2 H: 2 E: 0 LOB: 0 K: 0 BB: 0 S: 5 P: 5	R: 1 H: 1 E: 0 LOB: 1 K: 1 BB: 1 S: 6 P: 10	1B: 5 2B: 1 3B: 0 HR: 3	SF: 0 SAC: 0 DP: 1 HBP: 0						

PITCHER		IP	WLS	BF	H	R	ER	SO	BB	IBB	HBP	BLK	WP	HR	S	P	ERA	WHIP
Ken Brett, L ERA: 3.31	(1, 1)	8.0	W	34	8	3	3	3	3	0	0	0	0	3	37	49	3.38	1.375
Sparky Lyle, L ERA: 5.67	(9, 1)	1.0	S	4	0	0	0	1	1	0	0	0	0	0	5	9	0.00	1.000

PITCHER	IP	WLS	BF	H	R	ER	SO	BB	IBB	HBP	BLK	WP	HR	S	P	ERA	WHIP

BOTTOM

Boston Red Sox @ New York Yankees

Yankee Stadium, Bronx, NY

Sun Jun 28 1970, 3:33 AM EDT

Sunny - 76 F

livebaseballscorecards.com

AB	34
R	3
H	8
RBI	3
BB	4
SO	4
LOB	15

WP: 0	PA: 38					
PB: 0						
SB: 1						
CS: 0						

Batter	1	2	3	4	5	6	7	8	9	AB	R	H	RBI	BB	SO	LOB
Mike Andrews, R (1, 4) OBP: 0.339, SLG: 0.376	E5 F8 1B		F7 ①		F6 ③			F8 ①		4	0	0	0	0	0	0
Reggie Smith, S (1, 8) OBP: 0.370, SLG: 0.456	F8 ①		F7 ②			4-3 ①		2B		4	0	1	0	0	0	1
Carl Yastrzemski, L (1, 3) OBP: 0.429, SLG: 0.537	F8 1-2 1B		BBBB 4-0 BB			F7 ②		P6 ②		3	0	1	0	1	0	1
Tony Conigliaro, R (1, 9) OBP: 0.361, SLG: 0.507	F8 ② 1-2 2-3		SSS 0-3 ③ K			4-3 ③		6-3 ③		4	0	0	0	0	1	4
Rico Petrocelli, R (1, 6) OBP: 0.291, SLG: 0.443	6-3 ③			L8 ①			P4 ①		G6-4-3 1B	4	0	1	0	0	0	2
George Scott, R (1, 5) OBP: 0.351, SLG: 0.469		1-3 ①		6-3 ②			SSS 0-3 K ②		G6-4-3 ①② 1-2f	4	0	0	0	0	1	1
Billy Conigliaro, R (1, 7) OBP: 0.345, SLG: 0.495		SSS 0-3 K ②		1-3 ③			HR 1B		SSS 0-3 K ③	4	1	1	0	0	2	0
Tom Satriano, L (1, 2) OBP: 0.342, SLG: 0.409		2B			F7 ①		1-H HR			3	1	2	2	0	0	0
Ray Culp, R (1, 1) OBP: 0.116, SLG: 0.140		SSS 0-3 K ③			SSS 0-3 K ②		4-3 ③			1	0	0	0	0	1	1
George Thomas, R (5, PH) OBP: 0.375, SLG: 0.448										1	0	0	0	0	1	0
Mike Nagy, R (5, 1) OBP: 0.071, SLG: 0.071										0	0	0	0	0	0	0
Dick Schofield, S (7, PH) OBP: 0.281, SLG: 0.197										1	0	0	0	0	0	0
Gary Wagner, R (7, 1) OBP: 1.000, SLG: 1.000										0	0	0	0	0	0	0
Inning Stats	R: 0 E: 1 K: 0 S: 5 H: 1 LOB: 2 BB: 0 P: 5	R: 0 E: 0 K: 2 S: 8 H: 1 LOB: 1 BB: 0 P: 8	R: 0 E: 0 K: 1 S: 5 H: 0 LOB: 1 BB: 1 P: 9	R: 0 E: 0 K: 0 S: 3 H: 0 LOB: 0 BB: 0 P: 3	R: 0 E: 0 K: 1 S: 5 H: 0 LOB: 0 BB: 0 P: 5	R: 0 E: 0 K: 0 S: 3 H: 0 LOB: 0 BB: 0 P: 3	R: 2 E: 0 K: 1 S: 7 H: 2 LOB: 0 BB: 0 P: 7	R: 0 E: 0 K: 0 S: 4 H: 1 LOB: 1 BB: 0 P: 4	R: 0 E: 0 K: 1 S: 5 H: 1 LOB: 0 BB: 0 P: 5	1B: 3 2B: 2 3B: 0 HR: 1	SF: 0 SAC: 0 DP: 1 HBP: 0						

TOP

Boston Red Sox @ New York Yankees

Yankee Stadium, Bronx, NY

Sun Jun 28 1970, 3:38 AM EDT

Att. 56,412 - Sunny - 79 F

livebaseballscorecards.com

AB	33
R	2
H	6
RBI	2
BB	1
SO	6
LOB	10

PITCHER		IP	W/L/S	BF	H	R	ER	SO	BB	IBB	HBP	BLK	WP	HR	S	P	ERA	WHIP
Stan Bahnsen, R ERA: 3.07	(1, 1)	9.0	W	34	6	2	2	6	1	0	0	0	0	1	45	49	2.00	0.778

PITCHER		IP	W/L/S	BF	H	R	ER	SO	BB	IBB	HBP	BLK	WP	HR	S	P	ERA	WHIP

Batter	1	2	3	4	5	6	7	8	9	AB	R	H	RBI	BB	SO	LOB
Horace Clarke, S (1, 4) OBP: 0.300, SLG: 0.329	F7		3-1 E 1B	K		1-3		F8		5	0	1	0	0	1	3
Jerry Kenney, L (1, 5) OBP: 0.295, SLG: 0.316	4-3		F7 1-2	1-3 2-H 3-H 2B			E3 HR			4	1	1	2	0	0	1
Bobby Murcer, L (1, 8) OBP: 0.378, SLG: 0.470	5-3		3-1 2-3	K			F7			4	0	0	0	0	1	4
Ron Woods, R (8, 8) OBP: 0.308, SLG: 0.368										0	0	0	0	0	0	0
Roy White, S (1, 7) OBP: 0.429, SLG: 0.566		6-3 HR 1B	K		1-3 1B		1-H HR			4	2	3	2	0	1	1
Danny Cater, R (1, 3) OBP: 0.341, SLG: 0.422		6-3 1-2		L4	1-3 1-2		BBBB BB			3	0	0	0	1	0	2
Curt Blefary, L (1, 9) OBP: 0.311, SLG: 0.261		BBBB HR BB		BBBB 1B 1B BB	K		F8			2	2	0	0	2	1	2
Jim Lyttle, L (8, 9)										0	0	0	0	0	0	0
Jake Gibbs, L (1, 2) OBP: 0.341, SLG: 0.432		1-H 2-H HR		1B 1-3 2B 1B	4-3		1-3			4	2	2	3	0	0	2
Gene Michael, S (1, 6) OBP: 0.314, SLG: 0.286		K		1B 2B IBB		F7		4-3		3	1	0	0	1	1	0
Stan Bahnsen, R (1, 1) OBP: 0.179, SLG: 0.189		K		2B 1-2 2-3 3-H 1B		6-3		K		4	0	1	1	0	2	0
Inning Stats	R: 0 E: 0 K: 0 S: 3 H: 0 LOB: 0 BB: 0 P: 3	R: 3 E: 0 K: 2 S: 9 H: 2 LOB: 0 BB: 1 P: 13	R: 0 E: 1 K: 1 S: 6 H: 1 LOB: 1 BB: 0 P: 6	R: 3 E: 0 K: 2 S: 10 H: 3 LOB: 2 BB: 2 P: 18	R: 0 E: 0 K: 1 S: 6 H: 1 LOB: 1 BB: 0 P: 6	R: 0 E: 0 K: 0 S: 3 H: 0 LOB: 0 BB: 0 P: 3	R: 2 E: 1 K: 0 S: 5 H: 1 LOB: 1 BB: 1 P: 9	R: 0 E: 0 K: 1 S: 5 H: 0 LOB: 0 BB: 0 P: 5		1B: 5 2B: 1 3B: 0 HR: 2	SF: 0 SAC: 0 DP: 0 HBP: 0						

PITCHER		IP	WLS	BF	H	R	ER	SO	BB	IBB	HBP	BLK	WP	HR	S	P	ERA	WHIP
Ray Culp, R ERA: 2.95	(1, 1)	4.0	L	21	6	6	6	5	2	1	0	0	0	1	28	40	13.50	2.000
Mike Nagy, R ERA: 4.75	(5, 1)	2.0		7	1	0	0	1	0	0	0	0	0	0	9	9	0.00	0.500
Gary Wagner, R ERA: 3.38	(7, 1)	2.0		9	1	2	1	1	1	0	0	0	0	1	10	14	4.50	1.000

PITCHER	IP	WLS	BF	H	R	ER	SO	BB	IBB	HBP	BLK	WP	HR	S	P	ERA	WHIP

BOTTOM

Boston Red Sox @ New York Yankees

Yankee Stadium, Bronx, NY

Sun Jun 28 1970, 3:38 AM EDT
Att. 56,412 - Sunny - 79 F

livebaseballscorecards.com

AB	33
R	8
H	8
RBI	8
BB	4
SO	7
LOB	15

WP: 0	PB: 0	SB: 0	CS: 0
PA: 37			

Batter	1	2	3	4	5	6	7	8	9	AB	R	H	RBI	BB	SO	LOB
Ed Stroud, L (1, 8) OBP: 0.348, SLG: 0.366	F7		F9			F7		B1		4	0	0	0	0	0	0
Lee Maye, L (1, 9) OBP: 0.358, SLG: 0.447	1B 2B		K			3-1		CS 1B		4	0	2	0	0	1	0
Tim Cullen, R (8, 4) OBP: 0.264, SLG: 0.247										0	0	0	0	0	0	0
Frank Howard, R (1, 7) OBP: 0.416, SLG: 0.533	G5-3 BB 1B 2-3			K			F8	K 1-2		4	0	1	0	0	2	1
Wayne Comer, R (8, 9) OBP: 0.265, SLG: 0.216										0	0	0	0	0	0	0
Mike Epstein, L (1, 3) OBP: 0.357, SLG: 0.434	BB 1-2			K			G3		K	3	0	0	0	1	2	0
Aurelio Rodriguez, R (1, 5) OBP: 0.312, SLG: 0.466	G5-3 2-3f			K			S 1B BB		K	3	1	0	0	1	2	3
Bernie Allen, L (1, 4) OBP: 0.367, SLG: 0.410		K			G6-4-3 1B		1B 1B BB 1-2		6-3	2	1	1	0	1	1	0
Rick Reichardt, R (8, 7) OBP: 0.353, SLG: 0.563										1	0	0	0	0	0	0
Ed Brinkman, R (1, 6) OBP: 0.341, SLG: 0.311		P4			G6-4-3 1-2f		1B WP 1B 1-3 2-H			3	1	1	1	0	0	1
Paul Casanova, R (1, 2) OBP: 0.309, SLG: 0.403		6-3			F8		WP 1B 1-3 3-H			3	0	1	1	0	0	0
Dick Bosman, R (1, 1) OBP: 0.143, SLG: 0.143			K			K	3-1 1-2 3-H			2	0	0	0	0	2	0
Del Unser, L (7, PH) OBP: 0.262, SLG: 0.290										1	0	0	0	0	0	1
Darold Knowles, L (7, 1) OBP: 0.100, SLG: 0.100										0	0	0	0	0	0	0
Inning Stats	R: 0 E: 0 K: 0 S: 4 H: 2 LOB: 2 BB: 1 P: 8	R: 0 E: 0 K: 1 S: 5 H: 0 LOB: 0 BB: 0 P: 5	R: 0 E: 0 K: 2 S: 7 H: 0 LOB: 0 BB: 0 P: 7	R: 0 E: 0 K: 3 S: 9 H: 0 LOB: 0 BB: 0 P: 9	R: 0 E: 0 K: 0 S: 3 H: 1 LOB: 0 BB: 0 P: 3	R: 0 E: 0 K: 1 S: 5 H: 0 LOB: 0 BB: 0 P: 5	R: 3 E: 0 K: 0 S: 5 H: 2 LOB: 1 BB: 2 P: 13	R: 0 E: 0 K: 1 S: 5 H: 1 LOB: 0 BB: 0 P: 5	R: 0 E: 0 K: 2 S: 7 H: 0 LOB: 0 BB: 0 P: 7	1B: 5 2B: 1 3B: 0 HR: 0 SF: 0 SAC: 0 DP: 2 HBP: 0						

PITCHER		IP	WLS	BF	H	R	ER	SO	BB	IBB	HBP	BLK	WP	HR	S	P	ERA	WHIP
Sonny Siebert, R ERA: 4.26	(1, 1)	6.2	L	25	4	3	3	7	3	0	0	0	0	0	36	48	4.05	1.050
Vicente Romo, R ERA: 3.1	(7, 1)	0.1		2	1	0	0	0	0	0	0	0	1	0	2	2	0.00	3.000
Gary Wagner, R ERA: 2.45	(8, 1)	2.0		6	1	0	0	3	0	0	0	0	0	0	12	12	0.00	0.500

PITCHER	IP	WLS	BF	H	R	ER	SO	BB	IBB	HBP	BLK	WP	HR	S	P	ERA	WHIP

TOP

Washington Senators @ Boston Red Sox

Fenway Park, Boston, MA

Tue Jun 30 1970, 7:05 PM EDT

Att. 19,797 - Unknown

livebaseballscorecards.com

AB	30
R	3
H	6
RBI	2
BB	3
SO	10
LOB	6

WP: 1 PB: 0 SB: 1 CS: 1 PA: 33

Batter	1	2	3	4	5	6	7	8	9	AB	R	H	RBI	BB	SO	LOB
Mike Andrews, R (1, 4) OBP: 0.340, SLG: 0.371	P6	BB 1-2 2-3			G4-3 1-2f		HBP 1-2		FC6-4 1-2f	3	0	0	0	1	0	2
Reggie Smith, S (1, 8) OBP: 0.368, SLG: 0.451	F5	3-1			4-3		BB 1-2 2-3			3	0	0	0	1	0	3
Carl Yastrzemski, L (1, 3) OBP: 0.430, SLG: 0.538	2B		F8			BB G5-4-3	G3			3	0	1	0	1	0	3
Tony Conigliaro, R (1, 9) OBP: 0.360, SLG: 0.500	F5		BB L9			G5-4-3 1-2f		4-3		3	0	0	0	1	0	2
Rico Petrocelli, R (1, 6) OBP: 0.291, SLG: 0.440		5-3	L9 1-2			FC6-4		L8		4	0	1	0	0	0	1
George Scott, R (1, 5) OBP: 0.349, SLG: 0.469		1B 2B		5-3		FC6-4 1-2f		F9		4	1	1	0	0	0	1
Billy Conigliaro, R (1, 7) OBP: 0.341, SLG: 0.486		5-3		F8			1B 1B		6-3	4	0	1	0	0	0	1
Tom Satriano, L (1, 2) OBP: 0.346, SLG: 0.403		BB 1B IBB		F7			BB HBP 1-2		3-1	1	0	0	0	1	0	0
George Thomas, R (7, PH) OBP: 0.394, SLG: 0.467										1	0	1	0	0	0	0
Gary Wagner, R (8, 1) OBP: 1.000, SLG: 1.000										0	0	0	0	0	0	0
Dick Schofield, S (9, PH) OBP: 0.278, SLG: 0.195										1	0	0	0	0	0	0
Sonny Siebert, R (1, 1) OBP: 0.143, SLG: 0.152		BB 1-2 2-H			E6 G4-3		L9		FC6-4	2	0	1	1	0	0	0
Vicente Romo, R (7, 1) OBP: 0.154, SLG: 0.333		1B							BB	0	0	0	0	0	0	0
Jerry Moses, R (7, PH) OBP: 0.316, SLG: 0.403										1	0	0	0	1	0	1
(8, 2)																
Inning Stats	R: 0 E: 0 K: 0 S: 4 H: 1 LOB: 1 BB: 0 P: 4	R: 1 E: 0 K: 0 S: 5 H: 2 LOB: 3 BB: 2 P: 13	R: 0 E: 0 K: 0 S: 2 H: 0 LOB: 0 BB: 1 P: 6	R: 0 E: 0 K: 0 S: 3 H: 0 LOB: 0 BB: 0 P: 3	R: 0 E: 1 K: 0 S: 3 H: 0 LOB: 0 BB: 0 P: 3	R: 0 E: 0 K: 0 S: 3 H: 1 LOB: 1 BB: 1 P: 7	R: 0 E: 0 K: 0 S: 4 H: 2 LOB: 3 BB: 1 P: 9	R: 0 E: 0 K: 0 S: 3 H: 0 LOB: 0 BB: 0 P: 3	R: 0 E: 0 K: 0 S: 3 H: 0 LOB: 1 BB: 1 P: 7	1B: 4 2B: 2 3B: 0 HR: 0	SF: 0 SAC: 0 DP: 2 HBP: 1					

PITCHER	IP	WLS	BF	H	R	ER	SO	BB	IBB	HBP	BLK	WP	HR	S	P	ERA	WHIP
Dick Bosman, R (1, 1) ERA: 3.7	6.0	W	24	4	1	1	0	3	1	0	0	0	0	20	36	1.50	1.167
Darold Knowles, L (7, 1) ERA: 1.44	3.0	S	13	2	0	0	0	2	0	1	0	0	0	10	19	0.00	1.333

PITCHER	IP	WLS	BF	H	R	ER	SO	BB	IBB	HBP	BLK	WP	HR	S	P	ERA	WHIP

BOTTOM

Washington Senators @ Boston Red Sox

Fenway Park, Boston, MA

Tue Jun 30 1970, 7:05 PM EDT

Att. 19,797 - Unknown

livebaseballscorecards.com

AB	30
R	1
H	6
RBI	1
BB	6
SO	0
LOB	14

Washington Senators @ Boston Red Sox

Fenway Park, Boston, MA

Wed Jul 01 1970, 7:05 PM EDT

Att. 22,218 - Unknown

TOP

livebaseballscorecards.com

Batter	1	2	3	4	5	6	7	8	9	AB	R	H	RBI	BB	SO	LOB
Ed Stroud, L (1, 8) OBP: 0.350, SLG: 0.366	K		WP 1-2		G4-6-3 1-2f		BB G4-6-3	F9		3	1	1	0	1	1	1
Rick Reichardt, R (8, PH) OBP: 0.351, SLG: 0.558										1	0	0	0	0	0	3
Jim Hannan, R (8, 1) OBP: 0.375, SLG: 0.286										0	0	0	0	0	0	0
Joe Grzenda, R (8, 1)										0	0	0	0	0	0	0
Lee Maye, L (1, 9) OBP: 0.355, SLG: 0.442	3-1		K		1B		G4-6-3 1-2f		4-3	4	0	1	0	0	1	4
Wayne Comer, R (9, PH) OBP: 0.263, SLG: 0.213										1	0	0	0	0	0	0
Frank Howard, R (1, 7) OBP: 0.416, SLG: 0.531	K		1B 1-H 2-H		1-3			K	F9	5	0	2	2	0	2	0
Mike Epstein, L (1, 3) OBP: 0.366, SLG: 0.442		FC4-6 BB	1-2		4-3			BB 1B 1B	2B	3	2	2	0	2	0	2
Aurelio Rodriguez, R (1, 5) OBP: 0.314, SLG: 0.465		F8	P4			F7		1B BB 1-2 BB	2-H	5	1	2	1	0	0	3
Bernie Allen, L (1, 4) OBP: 0.370, SLG: 0.404		L8		F8		CS BB		BB 1B 1-2 2-3 BB	F9	2	0	0	0	2	0	1
Paul Casanova, R (9, PH) OBP: 0.307, SLG: 0.400										1	0	0	0	0	0	1
Ed Brinkman, R (1, 6) OBP: 0.337, SLG: 0.307	FC4-6 1-2f			L7		K 1-2		K		4	0	0	0	0	2	5
Jim French, L (1, 2) OBP: 0.388, SLG: 0.301			FC4-6 BB		K			SH1-4 BB 1-2 2-3 3-H BB 1B		2	0	1	1	2	1	0
Joe Coleman, R (1, 1) OBP: 0.311, SLG: 0.167			FC4-6 WP 1B 1-2f 1B		G4-6-3 1B		SH1-4 1-2	BB 1-2 2-3 3-H BB		2	1	1	0	0	0	1
Horacio Pina, R (7, 1)										0	0	0	0	0	0	0
Del Unser, L (8, PH) OBP: 0.268, SLG: 0.290										0	0	0	1	1	0	0
(8, 8)																

	AB	33
	R	5
	H	10
	RBI	5
	BB	8
	SO	7
	LOB	21

Inning Stats																																		
	R: 0	H: 0	R: 0	H: 0	R: 2	H: 3	R: 0	H: 0	R: 0	H: 3	R: 0	H: 0	R: 0	H: 0	R: 2	H: 2	R: 1	H: 2	1B: 9	SF: 0	WP: 1	PA: 42
	E: 0	LOB: 0	E: 0	LOB: 1	E: 0	LOB: 2	E: 0	LOB: 0	E: 0	LOB: 1	E: 0	LOB: 1	E: 0	LOB: 1	E: 0	LOB: 3	E: 0	LOB: 1	2B: 2	SAC: 1	PB: 0	
	K: 2	BB: 0	K: 0	BB: 1	K: 1	BB: 1	K: 1	BB: 0	K: 0	BB: 0	K: 0	BB: 1	K: 1	BB: 1	K: 2	BB: 3	K: 0	BB: 0	3B: 0	DP: 3	SB: 0	
	S: 7	P: 7	S: 3	P: 7	S: 8	P: 12	S: 5	P: 5	S: 5	P: 5	S: 4	P: 8	S: 2	P: 10	S: 9	P: 21	S: 5	P: 5	HR: 0	HBP: 0	CS: 1	

PITCHER		IP	WLS	BF	H	R	ER	SO	BB	IBB	HBP	BLK	WP	HR	S	P	ERA	WHIP
Mike Nagy, R ERA: 4.78	(1, 1)	7.1	W	33	7	4	4	6	7	0	0	0	1	0	38	66	4.91	1.909
Vicente Romo, R ERA: 3.08	(8, 1)	0.1		3	1	0	0	1	1	0	0	0	0	0	4	8	0.00	6.000
Sparky Lyle, L ERA: 5.71	(8, 1)	1.1	S	6	2	1	1	0	0	0	0	0	0	0	6	6	6.75	1.500

PITCHER	IP	WLS	BF	H	R	ER	SO	BB	IBB	HBP	BLK	WP	HR	S	P	ERA	WHIP

Batter	1	2	3	4	5	6	7	8	9	AB	R	H	RBI	BB	SO	LOB
Mike Andrews, R (1, 4) OBP: 0.338, SLG: 0.368	K		BB 1B 1-2	K		F2		5-3		5	0	1	0	0	2	3
Reggie Smith, S (1, 8) OBP: 0.372, SLG: 0.455	L9		K	FC6-4 BB			HR 2B	1B		4	1	2	0	1	1	2
Carl Yastrzemski, L (1, 3) OBP: 0.433, SLG: 0.553	WP 2B		FC4 BB 1-2 2-3		FC6-4 1B 1-2f		HR 2-H	P6		4	2	2	2	1	0	2
Tony Conigliaro, R (1, 9) OBP: 0.358, SLG: 0.495	6-3 2-H		FC4 1-2f		FC6-4 1B 1-2		F7			4	0	1	0	0	0	3
Rico Petrocelli, R (1, 6) OBP: 0.297, SLG: 0.445		G4-6-3 1B		G1-4-3 1B	F9		HR 1B			4	1	3	0	0	0	2
George Scott, R (1, 5) OBP: 0.348, SLG: 0.477		F8		G1-4-3 1-2f	FC6-4 1-2f		HR 1-H			4	1	1	2	0	0	4
Billy Conigliaro, R (1, 7) OBP: 0.346, SLG: 0.486		G4-6-3 1-2f		1B 1B		5-3	G5-4-3 1B			4	1	2	0	0	0	1
Jerry Moses, R (1, 2) OBP: 0.320, SLG: 0.405			K	1B 1-3		FC3-6 1B	G5-4-3 1-2f			4	0	2	0	0	1	1
Mike Nagy, R (1, 1) OBP: 0.176, SLG: 0.176 Vicente Romo, R (8, 1) OBP: 0.154, SLG: 0.333 Sparky Lyle, L (8, 1)			BB 1B	1B 1-3 3-H		FC3-6 1-2f		K		3 0 1	0 0 0	2 0 0	1 0 0	0 0 0	0 0 1	1 0 0
Inning Stats	R: 1 E: 0 K: 1 S: 6 H: 1 LOB: 0 BB: 0 P: 6	R: 0 E: 0 K: 0 S: 3 H: 1 LOB: 0 BB: 0 P: 3	R: 0 E: 0 K: 2 S: 9 H: 2 LOB: 3 BB: 1 P: 13	R: 1 E: 0 K: 1 S: 8 H: 4 LOB: 2 BB: 0 P: 8	R: 0 E: 0 K: 0 S: 4 H: 1 LOB: 2 BB: 1 P: 8	R: 0 E: 0 K: 0 S: 4 H: 1 LOB: 1 BB: 0 P: 4	R: 4 E: 0 K: 0 S: 7 H: 5 LOB: 0 BB: 0 P: 7	R: 0 E: 0 K: 1 S: 6 H: 1 LOB: 1 BB: 0 P: 6		1B: 12 2B: 2 3B: 0 HR: 2 SF: 0 SAC: 0 DP: 3 HBP: 0				WP: 1 PB: 0 SB: 0 CS: 0 PA: 39		

PITCHER	IP	WLS	BF	H	R	ER	SO	BB	IBB	HBP	BLK	WP	HR	S	P	ERA	WHIP
Joe Coleman, R (1, 1) ERA: 3.95	6.1	L	34	15	6	5	4	2	0	0	0	1	2	40	48	7.11	2.684
Horacio Pina, R (7, 1) ERA: 2.94	0.2		1	0	0	0	0	0	0	0	0	0	0	1	1	0.00	0.000
Jim Hannan, R (8, 1) ERA: 3.76	0.2		3	1	0	0	1	0	0	0	0	0	0	5	5	0.00	1.500
Joe Grzenda, L (8, 1) ERA: 5.74	0.1		1	0	0	0	0	0	0	0	0	0	0	1	1	0.00	0.000

PITCHER	IP	WLS	BF	H	R	ER	SO	BB	IBB	HBP	BLK	WP	HR	S	P	ERA	WHIP

BOTTOM

Washington Senators @ Boston Red Sox

Fenway Park, Boston, MA

Wed Jul 01 1970, 7:05 PM EDT

Att. 22,218 - Unknown

livebaseballscorecards.com

AB	37
R	6
H	16
RBI	5
BB	2
SO	5
LOB	19

Batter	1	2	3	4	5	6	7	8	9	AB	R	H	RBI	BB	SO	LOB
Ed Brinkman, R (1, 6) OBP: 0.342, SLG: 0.310	L6		1B			BBBB 4-0 2B BB		1B 1B		3	0	2	0	1	0	0
Wayne Comer, R (1, 8) Jackie Brown, R (8, 1) OBP: 0.252, SLG: 0.204	F7		P4			F8		F7		4 0	0 0	0 0	0 0	0 0	0 0	3 0
Frank Howard, R (1, 7) OBP: 0.417, SLG: 0.534	P4			5-3		1-3 2B		FC5-4 1-2 1B		4	0	2	0	0	0	0
Rick Reichardt, R (1, 9) OBP: 0.341, SLG: 0.538		P4		6-3		SSS K		FC5-4 1-2f		4	0	0	0	0	1	4
Aurelio Rodriguez, R (1, 5) OBP: 0.310, SLG: 0.459		6-3		F8		SSS K			6-3	4	0	0	0	0	1	2
Mike Epstein, L (1, 3) OBP: 0.364, SLG: 0.439		1B			SSS K		1-3		SSS K	4	0	1	0	0	2	0
Paul Casanova, R (1, 2) OBP: 0.305, SLG: 0.396		F8			4-3 1B		P3		P3	4	0	1	0	0	0	1
Tim Cullen, R (1, 4) OBP: 0.255, SLG: 0.238			L5		4-3 1-2		F5			3	0	0	0	0	0	1
Dick Such, L (1, 1) OBP: 0.167, SLG: 0.182 Jim Hannan, R (4, 1) OBP: 0.375, SLG: 0.286 Lee Maye, L (5, PH) OBP: 0.353, SLG: 0.439 Jim Shellenback, L (5, 1) OBP: 0.125, SLG: 0.250 Del Unser, L (8, PH) OBP: 0.266, SLG: 0.288 (8, 8)			SSS K		SSS K				P6	1 0 1 0 1	0 0 0 0 0	0 0 0 0 0	0 0 0 0 0	0 0 0 0 0	1 0 1 0 0	0 0 1 0 0
Inning Stats	R: 0 H: 0 E: 0 LOB: 0 K: 0 BB: 0 S: 3 P: 3	R: 0 H: 1 E: 0 LOB: 1 K: 0 BB: 0 S: 4 P: 4	R: 0 H: 1 E: 0 LOB: 1 K: 1 BB: 0 S: 6 P: 6	R: 0 H: 0 E: 0 LOB: 0 K: 0 BB: 0 S: 3 P: 3	R: 0 H: 1 E: 0 LOB: 1 K: 2 BB: 0 S: 8 P: 8	R: 0 H: 1 E: 0 LOB: 2 K: 2 BB: 1 S: 8 P: 12	R: 0 H: 0 E: 0 LOB: 0 K: 0 BB: 0 S: 3 P: 3	R: 0 H: 2 E: 0 LOB: 2 K: 0 BB: 0 S: 5 P: 5	R: 0 H: 0 E: 0 LOB: 0 K: 1 BB: 0 S: 5 P: 5	1B: 5 SF: 0 2B: 1 SAC: 0 3B: 0 DP: 0 HR: 0 HBP: 0						WP: 0 PA: 34 PB: 0 SB: 0 CS: 0

PITCHER		IP	WLS	BF	H	R	ER	SO	BB	IBB	HBP	BLK	WP	HR	S	P	ERA	WHIP
Gary Peters, L ERA: 4.53	(1, 1)	9.0	W	34	6	0	0	6	1	0	0	0	0	0	45	49	0.00	0.778

PITCHER		IP	WLS	BF	H	R	ER	SO	BB	IBB	HBP	BLK	WP	HR	S	P	ERA	WHIP

TOP

Washington Senators @ Boston Red Sox

Fenway Park, Boston, MA

Thu Jul 02 1970, 3:33 AM EDT

Att. 15,593 - Unknown

livebaseballscorecards.com

AB	33
R	0
H	6
RBI	0
BB	1
SO	6
LOB	12

Batter	1	2	3	4	5	6	7	8	9	AB	R	H	RBI	BB	SO	LOB
Mike Andrews, R (1, 4) OBP: 0.333, SLG: 0.362	P5	FC5-4 1-2f		G6-4-3 1-2f			F9 2-3			4	0	0	0	0	0	6
Reggie Smith, S (1, 8) OBP: 0.371, SLG: 0.450	HR BB	4-3		1-3			K			3	1	0	0	1	1	1
Carl Yastrzemski, L (1, 3) OBP: 0.433, SLG: 0.564	1-H HR	4-3		F9			FC6-4 3-H 1B			4	1	2	3	0	0	0
Tony Conigliaro, R (1, 9) OBP: 0.356, SLG: 0.491	5-3	4-3		FC6-4 1B			FC6-4 1-2f			4	0	1	0	0	0	1
Rico Petrocelli, R (1, 6) OBP: 0.293, SLG: 0.438	F8			P5	FC6-4 1-2f			K		4	0	0	0	0	1	1
George Scott, R (1, 5) OBP: 0.350, SLG: 0.474		FC5-4 BB		HBP BB BB		F9		6-3		2	1	0	0	2	0	0
Billy Conigliaro, R (1, 7) OBP: 0.351, SLG: 0.509		K		BB HBP 1-2		F9		HR		3	1	1	1	1	1	1
Jerry Moses, R (1, 2) OBP: 0.318, SLG: 0.399		FC5-4 1B 1-2f		BB 1-2 2-3 HBP		L4		K		3	0	0	0	0	1	1
Gary Peters, L (1, 1) OBP: 0.324, SLG: 0.343		FC5-4 1-3 1B		G6-4-3 1-2 2-3 3-H BB			F9 1B 2B	3-1		3	1	2	1	1	0	1
Inning Stats	R: 2 H: 1 E: 0 LOB: 0 K: 0 BB: 1 S: 4 P: 8	R: 0 H: 1 E: 0 LOB: 2 K: 1 BB: 1 S: 6 P: 10	R: 0 H: 0 E: 0 LOB: 0 K: 0 BB: 0 S: 3 P: 3	R: 1 H: 0 E: 0 LOB: 2 K: 0 BB: 3 S: 2 P: 15	R: 0 H: 1 E: 0 LOB: 1 K: 0 BB: 0 S: 4 P: 4	R: 0 H: 0 E: 0 LOB: 0 K: 0 BB: 0 S: 3 P: 3	R: 1 H: 2 E: 0 LOB: 1 K: 1 BB: 0 S: 7 P: 7	R: 1 H: 1 E: 0 LOB: 1 K: 2 BB: 0 S: 9 P: 9		1B: 3 SF: 0 2B: 1 SAC: 0 3B: 0 DP: 1 HR: 2 HBP: 1				WP: 1 PA: 36 PB: 0 SB: 0 CS: 0		

PITCHER		IP	WLS	BF	H	R	ER	SO	BB	IBB	HBP	BLK	WP	HR	S	P	ERA	WHIP
Dick Such, R ERA: 6.95	(1, 1)	3.1	L	18	2	3	3	1	5	0	1	0	0	1	14	35	8.10	2.100
Jim Hannan, R ERA: 3.7	(4, 1)	0.2		1	0	0	0	0	0	0	0	0	0	0	1	1	0.00	0.000
Jim Shellenback, L ERA: 4.57	(5, 1)	3.0		12	3	1	1	1	0	0	0	0	0	0	14	14	3.00	1.000
Jackie Brown, R ERA: 9.0	(8, 1)	1.0		5	1	1	1	2	0	0	0	0	1	1	9	9	9.00	1.000

PITCHER	IP	WLS	BF	H	R	ER	SO	BB	IBB	HBP	BLK	WP	HR	S	P	ERA	WHIP

BOTTOM

Washington Senators @ Boston Red Sox

Fenway Park, Boston, MA

Thu Jul 02 1970, 3:33 AM EDT

Att. 15,593 - Unknown

livebaseballscorecards.com

AB	30
R	5
H	6
RBI	5
BB	5
SO	4
LOB	12

Cleveland Indians @ Boston Red Sox

Fenway Park, Boston, MA

Fri Jul 03 1970, 7:05 PM EDT

Unknown

TOP

livebaseballscorecards.com

Batter	1	2	3	4	5	6	7	8	9	AB	R	H	RBI	BB	SO	LOB
Jack Heidemann, R (1, 6) OBP: 0.262, SLG: 0.282	F8		F7			L6		BB, E, 1B		4	1	1	0	0	0	1
Graig Nettles, L (1, 5) OBP: 0.344, SLG: 0.358	F9		BB			L3		E, 1-2, FC5-2, BB		2	0	0	0	2	0	0
Vada Pinson, L (1, 9) OBP: 0.342, SLG: 0.463	1-3		G3			G3		E9, FC5-2, 1-3, 2-H, 1B		4	0	1	1	0	0	2
Ray Fosse, R (1, 2) OBP: 0.364, SLG: 0.504		F7		F8			1-3	FC5-2, 2-3, 3-H		4	0	0	0	0	0	2
Duke Sims, L (1, 7) OBP: 0.359, SLG: 0.513		3-1		K			1B, 1B	F8		4	0	1	0	0	1	2
Tony Horton, R (1, 3) OBP: 0.338, SLG: 0.460		BB		5-3			FC6-4, 1-2, 1B		5-3	3	0	1	0	1	0	0
Ted Uhlaender, L (1, 8) OBP: 0.290, SLG: 0.322		L9			3-1		F6		G3	4	0	0	0	0	0	3
Eddie Leon, R (1, 4) OBP: 0.294, SLG: 0.336			2B		F2		FC6-4, 1-2f		K	4	0	1	0	0	1	2
Rich Hand, R (1, 1) OBP: 0.167, SLG: 0.143			5-3		6-3			K		2	0	0	0	0	0	1
Chuck Hinton, R (8, PH) OBP: 0.413, SLG: 0.463										1	0	0	0	0	1	0
Phil Hennigan, R (8, 1) OBP: 0.444, SLG: 0.333										0	0	0	0	0	0	0

	AB	32
	R	1
	H	5
	RBI	1
	BB	3
	SO	3
	LOB	13

Inning Stats	1	2	3	4	5	6	7	8	9
	R: 0 E: 0 K: 0 S: 3	H: 0 LOB: 0 BB: 0 P: 3	R: 0 E: 0 K: 0 S: 3	H: 0 LOB: 1 BB: 1 P: 7	R: 0 E: 0 K: 0 S: 4	H: 1 LOB: 2 BB: 1 P: 8	R: 0 E: 0 K: 1 S: 5	H: 0 LOB: 0 BB: 0 P: 5	R: 0 E: 0 K: 0 S: 3	H: 0 LOB: 0 BB: 0 P: 3	R: 0 E: 0 K: 0 S: 3	H: 0 LOB: 0 BB: 0 P: 3	R: 0 E: 0 K: 0 S: 5	H: 2 LOB: 2 BB: 0 P: 5	R: 1 E: 1 K: 1 S: 7	H: 2 LOB: 2 BB: 1 P: 11	R: 0 E: 0 K: 1 S: 5	H: 0 LOB: 0 BB: 0 P: 5

	1B: 4	SF: 0
	2B: 1	SAC: 0
	3B: 0	DP: 0
	HR: 0	HBP: 0

	WP: 0	PA: 35
	PB: 0	
	SB: 0	
	CS: 0	

PITCHER	IP	WLS	BF	H	R	ER	SO	BB	IBB	HBP	BLK	WP	HR	S	P	ERA	WHIP
Ray Culp, R (1, 1) ERA: 2.81	9.0	W	35	5	1	1	3	3	0	0	0	0	0	38	50	1.00	0.889

PITCHER	IP	WLS	BF	H	R	ER	SO	BB	IBB	HBP	BLK	WP	HR	S	P	ERA	WHIP

Batter	1	2	3	4	5	6	7	8	9	AB	R	H	RBI	BB	SO	LOB
Mike Andrews, R (1, 4) OBP: 0.329, SLG: 0.357	F9		5-3		F8		G1-4-3 1-2f			4	0	0	0	0	0	2
Reggie Smith, S (1, 8) OBP: 0.372, SLG: 0.455	2B		4-3			1B G5-4-3 1B		F7		4	1	2	0	0	0	0
Carl Yastrzemski, L (1, 3) OBP: 0.437, SLG: 0.577	BB		3-1			G5-4-3 1-3 1B		HR		3	1	2	1	1	0	0
Tony Conigliaro, R (1, 9) OBP: 0.350, SLG: 0.482	F9			K		G5-4-3 1-2f 3-H		6-3		4	0	0	0	0	1	3
Rico Petrocelli, R (1, 6) OBP: 0.295, SLG: 0.435	5-3			K		1B BB		BB		2	0	0	0	2	1	2
George Scott, R (1, 5) OBP: 0.352, SLG: 0.478		2B		K		1-2 1B		K		4	0	2	0	0	2	1
Billy Conigliaro, R (1, 7) OBP: 0.343, SLG: 0.496		5-3			F7	6-3				3	0	0	0	0	0	3
Tom Satriano, L (1, 2) OBP: 0.358, SLG: 0.420		K			SH3-4 BB		FC1-5 2B			2	0	1	0	1	1	1
Ray Culp, R (1, 1) OBP: 0.111, SLG: 0.133		K			SH3-4 1-2		FC1-5 G1-4-3 2-3			2	0	0	0	0	1	2
Inning Stats	R: 0 E: 0 K: 0 S: 4 H: 1 LOB: 2 BB: 1 P: 8	R: 0 E: 0 K: 2 S: 8 H: 1 LOB: 1 BB: 0 P: 8	R: 0 E: 0 K: 0 S: 3 H: 0 LOB: 0 BB: 0 P: 3	R: 0 E: 0 K: 3 S: 9 H: 0 LOB: 0 BB: 0 P: 9	R: 0 E: 0 K: 0 S: 3 H: 0 LOB: 1 BB: 1 P: 7	R: 1 E: 0 K: 0 S: 5 H: 3 LOB: 2 BB: 1 P: 9	R: 0 E: 0 K: 0 S: 3 H: 1 LOB: 0 BB: 0 P: 3	R: 1 E: 0 K: 1 S: 6 H: 1 LOB: 1 BB: 1 P: 10		1B: 3 2B: 3 3B: 0 HR: 1	SF: 0 SAC: 1 DP: 2 HBP: 0						

PITCHER	IP	WLS	BF	H	R	ER	SO	BB	IBB	HBP	BLK	WP	HR	S	P	ERA	WHIP
Rich Hand, R (1, 1) ERA: 4.45	7.0		28	6	1	1	5	3	0	0	0	0	0	35	47	1.29	1.286
Phil Hennigan, R (8, 1) ERA: 4.33	1.0	L	5	1	1	1	1	1	0	0	0	0	1	6	10	9.00	2.000

PITCHER	IP	WLS	BF	H	R	ER	SO	BB	IBB	HBP	BLK	WP	HR	S	P	ERA	WHIP

BOTTOM

Cleveland Indians @ Boston Red Sox

Fenway Park, Boston, MA

Fri Jul 03 1970, 7:05 PM EDT

Unknown

livebaseballscorecards.com

AB	28
R	2
H	7
RBI	1
BB	4
SO	6
LOB	14

Cleveland Indians @ Boston Red Sox

Fenway Park, Boston, MA

Fri Jul 03 1970, 7:05 PM EDT

Att. 27,395 - Unknown

TOP

livebaseballscorecards.com

Batter	1	2	3	4	5	6	7	8	9	AB	R	H	RBI	BB	SO	LOB
Jack Heidemann, R (1, 6) OBP: 0.261, SLG: 0.285	F8		1B HR 2B	F8			6-3		K	5	1	1	0	0	1	0
Eddie Leon, R (1, 4) OBP: 0.288, SLG: 0.329	F4		L6		4-3		F9		F9	5	0	0	0	0	0	2
Roy Foster, R (1, 7) OBP: 0.345, SLG: 0.445	1B HBP		HR 1B		FC4-6 BB		BB		K	2	1	1	1	2	1	0
Ray Fosse, R (1, 2) OBP: 0.366, SLG: 0.516	1B		HR		F8		F8			4	1	2	3	0	0	2
Tony Horton, R (1, 3) OBP: 0.337, SLG: 0.460	K		2B		FC4-6			L7		4	0	1	0	0	1	3
Chuck Hinton, R (1, 9) OBP: 0.403, SLG: 0.449		K	K			6-3		1B 2B		2	0	0	0	0	2	1
Ted Uhlaender, L (6, PH) OBP: 0.292, SLG: 0.327 (6, 8)										2	0	1	0	0	0	0
Buddy Bradford, R (1, 8) OBP: 0.273, SLG: 0.289		K	6-3			F8		K		2	0	0	0	0	1	1
Vada Pinson, L (6, PH) OBP: 0.340, SLG: 0.459 (6, 9)										2	0	0	0	0	1	1
Graig Nettles, L (1, 5) OBP: 0.346, SLG: 0.360		6-3		3-1		1B		2-3 1B		4	0	2	0	0	0	0
Mike Paul, L (1, 1) OBP: 0.091, SLG: 0.091			2B 1B 1B	K		F8		L6		1	1	1	0	0	0	0
Fred Lasher, R (3, 1)										0	0	0	0	0	0	0
Lou Klimchock, L (4, PH) OBP: 0.000, SLG: 0.227										1	0	0	0	0	1	0
Dean Chance, R (4, 1)										0	0	0	0	0	0	0
Rich Rollins, R (5, PH) OBP: 0.283, SLG: 0.283										1	0	0	0	0	0	1
Dick Ellsworth, L (6, 1)										0	0	0	0	0	0	0
Duke Sims, L (6, PH) OBP: 0.200, SLG: 0.613										0	0	0	0	0	0	0
Larry Brown, R (6, PH) OBP: 0.304, SLG: 0.339										1	0	0	0	0	0	2
Dennis Higgins, R (6, 1)										0	0	0	0	0	0	0
Inning Stats	R: 0 E: 0 K: 1 S: 6 H: 1 LOB: 2 BB: 0 P: 7	R: 0 E: 0 K: 2 S: 7 H: 0 LOB: 0 BB: 0 P: 7	R: 4 E: 0 K: 1 S: 10 H: 5 LOB: 1 BB: 0 P: 10	R: 0 E: 0 K: 1 S: 5 H: 0 LOB: 0 BB: 0 P: 5	R: 0 E: 0 K: 0 S: 3 H: 0 LOB: 1 BB: 1 P: 7	R: 0 E: 0 K: 0 S: 4 H: 1 LOB: 1 BB: 0 P: 4	R: 0 E: 0 K: 0 S: 3 H: 0 LOB: 1 BB: 1 P: 7	R: 0 E: 0 K: 1 S: 7 H: 2 LOB: 2 BB: 0 P: 7	R: 0 E: 0 K: 2 S: 7 H: 0 LOB: 0 BB: 0 P: 7	1B: 5 2B: 3 3B: 0 HR: 1	SF: 0 SAC: 0 DP: 0 HBP: 1	WP: 0 PB: 0 SB: 0 CS: 0	PA: 39			

	AB	36
	R	4
	H	9
	RBI	4
	BB	2
	SO	8
	LOB	13

PITCHER		IP	WLS	BF	H	R	ER	SO	BB	IBB	HBP	BLK	WP	HR	S	P	ERA	WHIP
Ken Brett, L (1, 1) ERA: 3.83		2.1		14	6	4	4	3	0	0	1	0	0	1	19	20	15.43	2.571
Cal Koonce, R (3, 1) ERA: 4.06		2.2		9	0	0	0	2	1	0	0	0	0	0	12	16	0.00	0.375
Gary Wagner, R (6, 1) ERA: 1.93		2.0	W	8	1	0	0	0	1	0	0	0	0	0	7	11	0.00	1.000
Jose Santiago, R (8, 1) ERA: 10.13		0.2		4	2	0	0	1	0	0	0	0	0	0	6	6	0.00	3.000
Sparky Lyle, L (8, 1) ERA: 5.5		1.1	S	4	0	0	0	2	0	0	0	0	0	0	8	8	0.00	0.000

PITCHER	IP	WLS	BF	H	R	ER	SO	BB	IBB	HBP	BLK	WP	HR	S	P	ERA	WHIP

Batter	1	2	3	4	5	6	7	8	9	AB	R	H	RBI	BB	SO	LOB
Dick Schofield, S (1, 4) OBP: 0.295, SLG: 0.210	B B B B 4-0 E BB	x 0-0 ③ FC5 2-3f		x 0-0 1B BB 1B	x 0-0 ③ FC6-4 1-2f		x 0-0 E6 3-H 1B			4	0	2	0	1	0	5
Reggie Smith, S (1, 8) OBP: 0.370, SLG: 0.451 Mike Fiore, L (4, 3) OBP: 0.317, SLG: 0.202	x 0-0 ① F8		x 0-0 ① 6-3	S S S 0-3 ② K		x 0-0 ① F7	x 0-0 ③ 1-3			2 3	0 0	0 0	0 0	0 1	0 2	1 2
Carl Yastrzemski, L (1, 3) (4, 7) OBP: 0.440, SLG: 0.576	x 0-0 FC4 G6-4-3 1-2		x 0-0 1B 3B 1B	B B B 4-0 1B 1-2 BB		x 0-0 FC5-4 1B		x 0-0 ① 1-3		4	1	2	0	1	0	1
Tony Conigliaro, R (1, 9) OBP: 0.351, SLG: 0.481	x 0-0 ② G6-4-3 ③ 1-2f		x 0-0 3B 1-2 1B	x 0-0 FC6-4 1-2 2-3 1B		x 0-0 ② F6		x 0-0 ② F2		5	1	2	0	0	0	3
Rico Petrocelli, R (1, 6) OBP: 0.300, SLG: 0.443		B B B B 4-0 1B BB FC3-2 BB	x 0-0 2B 1-H 2-H 3B	x 0-0 ③ FC6-4 1-2f		x 0-0 ③ FC5-4 1-2f		x 0-0 E7 WP 1B		4	1	2	2	1	0	4
George Scott, R (1, 5) OBP: 0.359, SLG: 0.484		B B B B 4-0 FC3-2 1B 1-2 BB	x 0-0 2B 3-H	x 0-0 ① F4		x 0-0 3B 1B	I 4-0 2-3 IBB			3	1	2	1	2	0	0
Billy Conigliaro, R (1, 7) (4, 8) OBP: 0.338, SLG: 0.483	S S S 0-3 ① K	S S S 0-3 ② K		x 0-0 BB 1B		S S S 0-3 ① K	x 0-0 ③ F8			5	0	1	0	0	3	6
Jerry Moses, R (1, 2) OBP: 0.322, SLG: 0.411	x 0-0 FC5 FC3-2 1-2 2-3 1B	x 0-0 ③ 4-3		S S S 0-3 ② K		x 0-0 E 1-H 3B				4	1	2	1	0	1	2
Ken Brett, L (1, 1) OBP: 0.400, SLG: 0.538 Cal Koonce, R (3, 1) Gary Peters, L (5, PH) OBP: 0.342, SLG: 0.343 Gary Wagner, R (6, 1) OBP: 1.000, SLG: 1.000 Mike Andrews, R (7, PH) OBP: 0.328, SLG: 0.355 Jose Santiago, R (8, 1) OBP: 0.667, SLG: 0.667 Sparky Lyle, L (8, 1)	x 0-0 ② FC3-2 1-2 2-3 3-Hf			S S S 0-3 ① K	B B B B 4-0 FC6-4 1-2 BB		x 0-0 ② 5-3			1 1 0 0 1 0 0	0 0 0 0 0 0 0	0 0 0 0 0 0 0	0 0 1 0 0 0 0	0 1 0 0 0 0 0	0 0 0 0 0 0 0	3 0 0 0 1 0 0
Inning Stats	R: 0 E: 1 K: 0 S: 3 H: 0 LOB: 1 BB: 1 P: 7	R: 0 E: 0 K: 1 S: 6 H: 1 LOB: 3 BB: 2 P: 14	R: 3 E: 0 K: 1 S: 9 H: 4 LOB: 1 BB: 0 P: 9	R: 0 E: 0 K: 2 S: 9 H: 2 LOB: 3 BB: 1 P: 13	R: 0 E: 0 K: 1 S: 6 H: 1 LOB: 2 BB: 1 P: 10	R: 0 E: 0 K: 0 S: 4 H: 1 LOB: 1 BB: 0 P: 4	R: 2 E: 1 K: 1 S: 8 H: 3 LOB: 1 BB: 0 P: 8	R: 0 E: 1 K: 0 S: 4 H: 1 LOB: 2 BB: 1 P: 8		1B: 10 2B: 1 3B: 2 HR: 0 SF: 0 SAC: 0 DP: 1 HBP: 0						

PITCHER		IP	WLS	BF	H	R	ER	SO	BB	IBB	HBP	BLK	WP	HR	S	P	ERA	WHIP
Mike Paul, L ERA: 5.68	(1, 1)	2.1		14	4	3	3	1	3	0	0	0	0	0	13	25	11.57	3.000
Fred Lasher, R ERA: 3.27	(3, 1)	0.2		3	1	0	0	1	0	0	0	0	0	0	5	5	0.00	1.500
Dean Chance, R ERA: 3.84	(4, 1)	2.0		11	3	0	0	3	2	0	0	0	0	0	15	23	0.00	2.500
Dick Ellsworth, L ERA: 3.86	(6, 1)	2.0	L	10	4	2	1	1	0	0	0	0	0	0	12	12	4.50	2.000
Dennis Higgins, R ERA: 4.6	(8, 1)	1.0		5	1	0	0	0	0	1	0	0	1	0	4	8	0.00	1.000

PITCHER	IP	WLS	BF	H	R	ER	SO	BB	IBB	HBP	BLK	WP	HR	S	P	ERA	WHIP

BOTTOM

Cleveland Indians @ Boston Red Sox

Fenway Park, Boston, MA

Fri Jul 03 1970, 7:05 PM EDT

Att. 27,395 - Unknown

livebaseballscorecards.com

AB	37
R	5
H	13
RBI	4
BB	6
SO	6
LOB	28

Batter	1	2	3	4	5	6	7	8	9	AB	R	H	RBI	BB	SO	LOB
Jack Heidemann, R (1, 6) OBP: 0.261, SLG: 0.281	BBBB 4-0 FC6-4 BB		SSS 0-3 ③ K			x 0-0 E4 G4-6-3 2-3		x 0-0 ②③ G6-4-3 1-2f		3	0	0	0	1	1	2
Graig Nettles, L (1, 5) OBP: 0.341, SLG: 0.354	x 0-0 ① F4			SSS 0-3 ① K		x 0-0 ②③ G4-6-3 1-2f			x 0-0 ① F3	4	0	0	0	0	1	3
Vada Pinson, L (1, 9) OBP: 0.335, SLG: 0.451	x 0-0 ② F6			x 0-0 ② 3-1			x 0-0 ① L9		x 0-0 ② 3-1	4	0	0	0	0	0	1
Ray Fosse, R (1, 2) OBP: 0.364, SLG: 0.523	x 0-0 ③ FC6-4 1-2f			x 0-0 ③ L8			x 0-0 HR		SSS 0-3 ③ K	4	1	1	1	0	1	1
Duke Sims, L (1, 7) OBP: 0.359, SLG: 0.504		x 0-0 ① F8			SSS 0-3 ① K		BBBB 4-0 BB			2	0	0	0	1	1	0
Tony Horton, R (1, 3) OBP: 0.333, SLG: 0.455		x 0-0 ② F3			SSS 0-3 ② K		SSS 0-3 ② K			3	0	0	0	0	2	1
Ted Uhlaender, L (1, 8) OBP: 0.293, SLG: 0.326		x 0-0 ③ F7			BBBB 4-0 CS BB		SSS 0-3 ③ K			1	0	0	0	1	0	0
Buddy Bradford, R (5, 8) OBP: 0.270, SLG: 0.286										1	0	0	0	0	1	1
Eddie Leon, R (1, 4) OBP: 0.285, SLG: 0.325			x 0-0 ① 5-3		0-0 ③ CS 1-2	x 0-0 E6 E SH1-4		x 0-0 ① F8		3	0	0	0	0	0	0
Steve Dunning, R (1, 1) OBP: 0.125, SLG: 0.125			SSS 0-3 ② K			x 0-0 ① SH1-4 1-2		x 0-0 G6-4-3 1B		1	0	0	0	0	1	0
Fred Lasher, R (7, 1)										0	0	0	0	0	0	0
Lou Klimchock, L (8, PH) OBP: 0.191, SLG: 0.244										1	0	1	0	0	0	0
Phil Hennigan, R (8, 1) OBP: 0.444, SLG: 0.333										0	0	0	0	0	0	0
Inning Stats	R: 0 E: 0 K: 0 S: 3 H: 0 LOB: 1 BB: 1 P: 7	R: 0 E: 0 K: 0 S: 3 H: 0 LOB: 0 BB: 0 P: 3	R: 0 E: 0 K: 2 S: 7 H: 0 LOB: 0 BB: 0 P: 7	R: 0 E: 0 K: 1 S: 5 H: 0 LOB: 0 BB: 0 P: 5	R: 0 E: 0 K: 2 S: 6 H: 0 LOB: 0 BB: 1 P: 10	R: 0 E: 2 K: 0 S: 4 H: 0 LOB: 1 BB: 0 P: 4	R: 1 E: 0 K: 2 S: 8 H: 1 LOB: 1 BB: 1 P: 12	R: 0 E: 0 K: 0 S: 3 H: 1 LOB: 0 BB: 0 P: 3	R: 0 E: 0 K: 1 S: 5 H: 0 LOB: 0 BB: 0 P: 5	1B: 1 2B: 0 3B: 0 HR: 1 SF: 0 SAC: 1 DP: 2 HBP: 0						

PITCHER	IP	WLS	BF	H	R	ER	SO	BB	IBB	HBP	BLK	WP	HR	S	P	ERA	WHIP
Sonny Siebert, R (1, 1) ERA: 3.99	9.0	W	31	2	1	1	8	3	0	0	0	0	1	44	56	1.00	0.556

PITCHER	IP	WLS	BF	H	R	ER	SO	BB	IBB	HBP	BLK	WP	HR	S	P	ERA	WHIP

TOP

Cleveland Indians @ Boston Red Sox

Fenway Park, Boston, MA

Sat Jul 04 1970, 3:33 AM EDT

Att. 14,246 - Unknown

livebaseballscorecards.com

AB	27
R	1
H	2
RBI	1
BB	3
SO	8
LOB	9

BOTTOM

Cleveland Indians @ Boston Red Sox

Fenway Park, Boston, MA

Sat Jul 04 1970, 3:33 AM EDT

Att. 14,246 - Unknown

livebaseballscorecards.com

Batter	1	2	3	4	5	6	7	8	9	AB	R	H	RBI	BB	SO	LOB
Mike Andrews, R (1, 4) OBP: 0.330, SLG: 0.366	BBBB 4-0 BB 1B BB		x 0-0 ① 4-3	x 0-0 ②③ G6-4-3 1-2f			x 0-0 HR			3	1	1	1	1	0	1
Reggie Smith, S (1, 8) OBP: 0.372, SLG: 0.467	x 0-0 ① F3		x 0-0 FC5-4 2B		x 0-0 ① 1-6-3		x 0-0 HR			4	1	2	1	0	0	1
Carl Yastrzemski, L (1, 3) OBP: 0.445, SLG: 0.577 Mike Fiore, L (7, PH) (8, 3) OBP: 0.324, SLG: 0.212	x 0-0 BB 1-2 1B		BBBB 4-0 FC5-4 BB		H 1-0 L6-3 HBP		x 0-0 HR 1B			1 1	0 1	1 1	0 0	1 0	0 0	0 0
Tony Conigliaro, R (1, 9) OBP: 0.354, SLG: 0.492	BBBB 4-0 1-2 2-3 BB		x 0-0 ② FC5-4 BB 1-2f 2-3		x 0-0 ②③ L6-3 1-2		x 0-0 1-H HR			3	1	1	2	1	0	3
Rico Petrocelli, R (1, 6) OBP: 0.303, SLG: 0.442	x 0-0 ② F3		BBBB 4-0 1-2 BB			x 0-0 1B	x 0-0 ② F6			3	0	1	0	1	0	3
George Scott, R (1, 5) OBP: 0.355, SLG: 0.477	x 0-0 ③ F4		x 0-0 ③ F9			SSS 0-3 ① K	x 0-0 ③ L9			4	0	0	0	0	1	7
Billy Conigliaro, R (1, 7) OBP: 0.336, SLG: 0.500		x 0-0 ① 5-3		x 0-0 HR		x 0-0 ② F4		x 0-0 ① F8		4	1	1	1	0	0	1
Tom Satriano, L (1, 2) OBP: 0.353, SLG: 0.411		x 0-0 ② F5		x 0-0 G6-4-3 1B		x 0-0 ③ L9		x 0-0 ② 6-3		4	0	1	0	0	0	1
Sonny Siebert, R (1, 1) OBP: 0.128, SLG: 0.135		SSS 0-3 ③ K		SSS 0-3 ① K			SSS 0-3 ① K	x 0-0 ③ 6-3		4	0	0	0	0	3	1

Inning Stats	R: 0 E: 0 K: 0 S: 4	H: 1 LOB: 3 BB: 2 P: 12	R: 0 E: 0 K: 1 S: 5	H: 0 LOB: 0 BB: 0 P: 5	R: 0 E: 0 K: 0 S: 4	H: 1 LOB: 3 BB: 2 P: 12	R: 1 E: 0 K: 1 S: 6	H: 2 LOB: 0 BB: 0 P: 6	R: 0 E: 0 K: 0 S: 2	H: 0 LOB: 0 BB: 0 P: 3
	R: 0 E: 0 K: 1 S: 6	H: 1 LOB: 1 BB: 0 P: 6	R: 4 E: 0 K: 1 S: 9	H: 4 LOB: 0 BB: 0 P: 9	R: 0 E: 0 K: 0 S: 3	H: 0 LOB: 0 BB: 0 P: 3				

	AB	31
	R	5
	H	9
	RBI	5
	BB	4
	SO	4
	LOB	18

PITCHER		IP	WLS	BF	H	R	ER	SO	BB	IBB	HBP	BLK	WP	HR	S	P	ERA	WHIP	PITCHER	IP	WLS	BF	H	R	ER	SO	BB	IBB	HBP	BLK	WP	HR	S	P	ERA	WHIP
Steve Dunning, R ERA: 4.45	(1, 1)	6.1	L	30	8	4	4	4	4	0	1	0	0	3	33	50	5.68	1.895																	
Fred Lasher, R ERA: 3.48	(7, 1)	0.2		3	1	1	1	0	0	0	0	0	0	1	3	3	13.50	1.500																	
Phil Hennigan, R ERA: 4.25	(8, 1)	1.0		3	0	0	0	0	0	0	0	0	0	0	3	3	0.00	0.000																	

1B: 4	SF: 0	WP: 0	PA: 36
2B: 2	SAC: 0	PB: 0	
3B: 0	DP: 2	SB: 0	
HR: 4	HBP: 1	CS: 0	

Batter	1	2	3	4	5	6	7	8	9	AB	R	H	RBI	BB	SO	LOB
Jack Heidemann, R (1, 6) OBP: 0.260, SLG: 0.277	BBBB 4-0 BB	0-0 F7			0-0 5-3	SSS 0-3 K			0-0 5-3	4	0	0	0	1	1	1
Graig Nettles, L (1, 5) OBP: 0.342, SLG: 0.367	0-0 F6		0-0 HR		0-0 F8		0-0 F6		0-0 1B	5	1	2	1	0	0	1
Vada Pinson, L (1, 8) OBP: 0.336, SLG: 0.450	SSS 0-3 K		0-0 2-3		0-0 1B 1B 1B		0-0 1B		0-0 4-3	5	1	2	0	0	1	2
Ray Fosse, R (1, 2) OBP: 0.366, SLG: 0.521	BBBB 4-0 1-2 BB		0-0 4-3		0-0 1B 1-3 1B		0-0 F8			3	0	1	0	1	0	1
Duke Sims, L (1, 7) OBP: 0.362, SLG: 0.504	0-0 F8		0-0 FC5-4 1B		0-0 FC5-4 1-2 3-H 1B		0-0 F8			4	0	2	1	0	0	3
Roy Foster, R (1, 9) OBP: 0.339, SLG: 0.437		0-0 F9	0-0 FC5-4 1-2f		0-0 FC5-4 1-2f			0-0 1-3		4	0	0	0	0	0	3
Tony Horton, R (1, 3) OBP: 0.336, SLG: 0.456		0-0 1B WP 1B		0-0 CS 1B		0-0 6-3		0-0 F5		4	1	2	0	0	0	0
Eddie Leon, R (1, 4) OBP: 0.285, SLG: 0.324		0-0 WP 1-3 2B 1B		SSS 0-3 K		SSS 0-3 K		0-0 F8		4	0	1	0	0	2	1
Rick Austin, R (1, 1) OBP: 0.222, SLG: 0.250 Phil Hennigan, R (5, 1) OBP: 0.444, SLG: 0.333 Rich Rollins, R (6, PH) OBP: 0.295, SLG: 0.352 Dennis Higgins, R (6, 1) Dick Ellsworth, L (6, 1) Lou Klimchock, L (9, PH) OBP: 0.188, SLG: 0.239		0-0 1-H 3-H 2B		SSS 0-3 1-2 K		0-0 HR		SSS 0-3 K		2 0 1 0 0 1	0 0 1 0 0 0	1 0 1 0 0 0	0 0 1 0 0 0	1 0 0 0 0 1	1 0 0 0 0 0	1 0 0 0 0 0
Inning Stats	R: 0 E: 0 K: 1 S: 5 H: 0 LOB: 2 BB: 2 P: 13	R: 1 E: 0 K: 0 S: 5 H: 3 LOB: 1 BB: 0 P: 5	R: 1 E: 0 K: 0 S: 5 H: 2 LOB: 1 BB: 0 P: 5	R: 0 E: 0 K: 2 S: 7 H: 1 LOB: 0 BB: 0 P: 7	R: 1 E: 0 K: 0 S: 6 H: 3 LOB: 2 BB: 0 P: 6	R: 1 E: 0 K: 2 S: 8 H: 1 LOB: 0 BB: 0 P: 8	R: 0 E: 0 K: 0 S: 4 H: 1 LOB: 1 BB: 0 P: 4	R: 0 E: 0 K: 0 S: 3 H: 0 LOB: 0 BB: 0 P: 3	R: 0 E: 0 K: 1 S: 6 H: 1 LOB: 1 BB: 0 P: 6	1B: 9 2B: 1 3B: 0 HR: 2 SF: 0 SAC: 0 DP: 0 HBP: 0						

PITCHER		IP	WLS	BF	H	R	ER	SO	BB	IBB	HBP	BLK	WP	HR	S	P	ERA	WHIP
Mike Nagy, R ERA: 4.83	(1, 1)	5.0	W	24	9	3	3	3	2	0	0	0	1	1	28	36	5.40	2.200
Vicente Romo, R ERA: 3.02	(6, 1)	4.0	S	15	3	1	1	3	0	0	0	0	0	1	21	21	2.25	0.750

PITCHER	IP	WLS	BF	H	R	ER	SO	BB	IBB	HBP	BLK	WP	HR	S	P	ERA	WHIP

Cleveland Indians @ Boston Red Sox

Fenway Park, Boston, MA

Sun Jul 05 1970, 3:33 AM EDT

Att. 21,690 - Unknown

TOP

livebaseballscorecards.com

AB	37
R	4
H	12
RBI	3
BB	2
SO	6
LOB	13

1B: 9	SF: 0	WP: 1	PA: 39
2B: 1	SAC: 0	PB: 0	
3B: 0	DP: 0	SB: 0	
HR: 2	HBP: 0	CS: 1	

Batter	1	2	3	4	5	6	7	8	9	AB	R	H	RBI	BB	SO	LOB
Mike Andrews, R (1, 4) OBP: 0.328, SLG: 0.363	6-3		F8		F5	FC5 1B 2-H 1B		6-3		5	0	1	1	0	0	0
Reggie Smith, S (1, 8) OBP: 0.372, SLG: 0.467	F9			BB 1B 1B	2B 2B	F1		E5 4-3		4	2	1	0	1	0	1
Carl Yastrzemski, L (1, 3) OBP: 0.443, SLG: 0.575 Don Pavletich, R (3, 3) OBP: 0.130, SLG: 0.048 Mike Fiore, L (5, 3) OBP: 0.324, SLG: 0.216	4-3			K	F6	1-2 1B		4-3 2-3		1 1 3	0 0 0	0 0 1	0 0 0	0 0 0	0 1 0	0 1 2
Tony Conigliaro, R (1, 9) OBP: 0.354, SLG: 0.494	6-3			1-3 1B 1B	2-H 2B 2B	2-3f FC5		5-3		5	2	2	1	0	0	3
Rico Petrocelli, R (1, 6) OBP: 0.308, SLG: 0.450	5-3			1-2 3-H 1B FC5-2	2-H 2B		1B 6-3 1B			4	1	3	2	0	0	0
George Scott, R (1, 5) OBP: 0.360, SLG: 0.484	2B			1-3 2-H FC5-2 1B	F4		1-3 FC4-6 1B			4	0	3	1	0	0	1
Billy Conigliaro, R (1, 7) OBP: 0.333, SLG: 0.500	L5			1-2 3-H FC5-2 FC5-4		1B 2B	1-2f FC4-6 6-3			4	1	1	0	0	0	5
Jerry Moses, R (1, 2) OBP: 0.325, SLG: 0.413			L1-3 1B	1-2f FC5-4		2-H 1B SH1-4 1B	1-2 3-H 6-3			4	1	2	2	0	0	3
Mike Nagy, R (1, 1) OBP: 0.167, SLG: 0.167 John Kennedy, R (5, PH) OBP: 0.328, SLG: 0.464 Vicente Romo, R (6, 1) OBP: 0.143, SLG: 0.308			1-2 L1-3		IHR	1-2 SH1-4	6-3			1 1 1	0 1 0	0 1 0	0 1 0	0 0 0	0 0 0	1 0 1
Inning Stats	R: 0 H: 0 E: 0 LOB: 0 K: 0 BB: 0 S: 3 P: 3	R: 0 H: 1 E: 0 LOB: 1 K: 0 BB: 0 S: 4 P: 4	R: 0 H: 1 E: 0 LOB: 0 K: 0 BB: 0 S: 3 P: 3	R: 2 H: 3 E: 0 LOB: 2 K: 1 BB: 1 S: 8 P: 12	R: 3 H: 4 E: 0 LOB: 1 K: 0 BB: 0 S: 7 P: 7	R: 2 H: 4 E: 0 LOB: 2 K: 0 BB: 0 S: 7 P: 7	R: 1 H: 2 E: 0 LOB: 1 K: 0 BB: 0 S: 5 P: 5	R: 0 H: 0 E: 1 LOB: 1 K: 0 BB: 0 S: 4 P: 4		1B: 9 SF: 0 2B: 6 SAC: 1 3B: 0 DP: 1 HR: 1 HBP: 0						WP: 0 PA: 40 PB: 0 SB: 0 CS: 0

BOTTOM

Cleveland Indians @ Boston Red Sox

Fenway Park, Boston, MA

Sun Jul 05 1970, 3:33 AM EDT

Att. 21,690 - Unknown

livebaseballscorecards.com

AB	38
R	8
H	15
RBI	8
BB	1
SO	1
LOB	18

PITCHER		IP	WLS	BF	H	R	ER	SO	BB	IBB	HBP	BLK	WP	HR	S	P	ERA	WHIP
Rick Austin, L ERA: 4.98	(1, 1)	4.1	L	20	7	4	4	1	1	0	0	0	0	0	21	25	8.31	1.846
Phil Hennigan, R ERA: 4.37	(5, 1)	0.2		4	2	1	1	0	0	0	0	0	0	0	4	4	13.50	3.000
Dennis Higgins, R ERA: 4.98	(6, 1)	0.1		4	3	2	2	0	0	0	0	0	0	0	4	4	54.00	9.000
Dick Ellsworth, L ERA: 3.82	(6, 1)	2.2		12	3	1	1	0	0	0	0	0	0	0	12	12	3.38	1.125

PITCHER	IP	WLS	BF	H	R	ER	SO	BB	IBB	HBP	BLK	WP	HR	S	P	ERA	WHIP

Batter	1	2	3	4	5	6	7	8	9	AB	R	H	RBI	BB	SO	LOB
Mike Andrews, R (1, 4) OBP: 0.332, SLG: 0.363	BBBB 4-0 BB		x 0-0 L6-4-3 1B		BBBB 4-0 L4-3 BB	x 0-0 ② FC5-2 1-2 2-3 3-Hf			x 0-0 ① F4	3	0	1	0	2	0	3
Reggie Smith, S (1, 8) OBP: 0.366, SLG: 0.459	x 0-0 ① F5		x 0-0 ② ③ L6-4-3 1-2		x 0-0 ① F9	SSS 0-3 ③ K			x 0-0 ② F5	5	0	0	0	0	1	6
Carl Yastrzemski, L (1, 3) OBP: 0.440, SLG: 0.567	x 0-0 ② L7			BBBB 4-0 HR BB	x 0-0 ② L4-3 1-2		x 0-0 ① F7		x 0-0 E6	4	1	0	0	1	0	2
Tony Conigliaro, R (1, 9) OBP: 0.352, SLG: 0.500	x 0-0 ③ F8			x 0-0 1-H HR	x 0-0 ③ L6-3		SSS 0-3 ② K		x 0-0 ③ F3	5	1	1	2	0	1	3
Rico Petrocelli, R (1, 6) OBP: 0.311, SLG: 0.449		x 0-0 ① L6-3		x 0-0 ① L5-3		BBBB 4-0 FC5-4 BB	x 0-0 WP 1B			3	0	1	0	1	0	0
George Scott, R (1, 5) OBP: 0.358, SLG: 0.481		x 0-0 ② L6-3		x 0-0 FC5-4 1B		x 0-0 ① FC5-4 BB HBP 1-2f 1B	x 0-0 ③ F3 1-2			4	1	1	0	0	0	2
Billy Conigliaro, R (1, 7) OBP: 0.338, SLG: 0.496		x 0-0 1B		x 0-0 ② FC5-4 1-2f BB		H 1-0 1B BB 1-2 FC5-2 HBP		SSS 0-3 ① K		3	0	1	0	0	1	1
Jerry Moses, R (1, 2) OBP: 0.329, SLG: 0.409		SSS 0-3 ③ K		BBBB 4-0 1-2 BB		BBBB 4-0 FC5-2 1B 1-2 2-3 BB		x 0-0 ② F4		2	0	0	0	2	1	1
Gary Peters, L (1, 1) OBP: 0.342, SLG: 0.343 Cal Koonce, R (2, 1) Dick Schofield, S (4, PH) OBP: 0.333, SLG: 0.207 Ed Phillips, R (4, 1) Don Pavletich, R (5, PH) OBP: 0.130, SLG: 0.048 Mike Fiore, L (5, PH) OBP: 0.333, SLG: 0.225 Gary Wagner, R (5, 1) OBP: 1.000, SLG: 1.000 Tom Satriano, L (5, PH) OBP: 0.345, SLG: 0.400 Jose Santiago, R (6, 1) OBP: 0.667, SLG: 0.667 Sparky Lyle, L (6, 1)			x 0-0 ① L3	x 0-0 ③ L4-3		x 0-0 FC5-2 1-2 2-3 3-H 1B		x 0-0 ③ F7		0 0 0 0 0 0 0 1 0 0 0 0 0 0 1 0 0 0 0 0 2 0 0 0 0 0 0 0 0 0 0 0 0 0 0 1 0 1 1 0 0 0 0 0 0 0 0 0 0 1 0 0 0 0 0 0 0 0 0 0 0 0 0 0 0 0 0 0 0 0						
Inning Stats	R: 0 H: 0 E: 0 LOB: 1 K: 0 BB: 1 S: 3 P: 7	R: 0 H: 1 E: 0 LOB: 1 K: 1 BB: 0 S: 6 P: 6	R: 0 H: 1 E: 0 LOB: 0 K: 0 BB: 0 S: 3 P: 3	R: 2 H: 2 E: 0 LOB: 2 K: 0 BB: 2 S: 5 P: 13	R: 0 H: 0 E: 0 LOB: 1 K: 0 BB: 1 S: 3 P: 7	R: 1 H: 1 E: 0 LOB: 3 K: 1 BB: 2 S: 6 P: 15	R: 0 H: 1 E: 0 LOB: 1 K: 1 BB: 0 S: 6 P: 6	R: 0 H: 0 E: 0 LOB: 0 K: 1 BB: 0 S: 5 P: 5	R: 0 H: 0 E: 1 LOB: 1 K: 0 BB: 0 S: 4 P: 4	1B: 5 SF: 0 2B: 0 SAC: 0 3B: 0 DP: 1 HR: 1 HBP: 1						

TOP

Boston Red Sox @ Detroit Tigers

Tiger Stadium, Detroit, MI

Mon Jul 06 1970, 7:05 PM EDT

Att. 29,417 - Unknown

livebaseballscorecards.com

AB	33
R	3
H	6
RBI	3
BB	6
SO	4
LOB	20

WP: 1	PA: 40
PB: 0	
SB: 0	
CS: 0	

PITCHER		IP	WLS	BF	H	R	ER	SO	BB	IBB	HBP	BLK	WP	HR	S	P	ERA	WHIP
Les Cain, L ERA: 3.69	(1, 1)	5.1	W	26	4	3	3	1	6	0	1	0	0	1	21	46	5.06	1.875
Daryl Patterson, R ERA: 5.33	(6, 1)	3.2	S	14	2	0	0	3	0	0	0	0	1	0	20	20	0.00	0.545

PITCHER		IP	WLS	BF	H	R	ER	SO	BB	IBB	HBP	BLK	WP	HR	S	P	ERA	WHIP

Boston Red Sox @ Detroit Tigers

Tiger Stadium, Detroit, MI

Mon Jul 06 1970, 7:05 PM EDT

Att. 29,417 - Unknown

BOTTOM

Batter	1	2	3	4	5	6	7	8	9	AB	R	H	RBI	BB	SO	LOB
Mickey Stanley, R (1, 8) OBP: 0.335, SLG: 0.407	1B	PB, 1B, FC6-4 2-H 1B		4-3, S 1B		1-3 1-3		BBBB 1-2, 2-3, 3-H BB		4	1	3	2	1	0	1
Dick McAuliffe, L (1, 4) OBP: 0.395, SLG: 0.406	1-3 1B	FC6-4, PB 1-2 1B		4-3 1-3			L8	6-3		5	1	2	0	0	0	4
Al Kaline, R (1, 3) OBP: 0.386, SLG: 0.479 Norm Cash, L (6, 3) OBP: 0.351, SLG: 0.464	HR 2-H 1B	BBBB FC6-4 1-2, 2-3 BB		L8			3-1			2 1	1 0	1 0	1 0	1 0	0 0	1 0
Willie Horton, R (1, 7) OBP: 0.368, SLG: 0.519	F7	FC6-4 FC3-6 1-2f, 2-3, 3-H			F6		L6			4	0	0	1	0	0	3
Jim Northrup, L (1, 9) OBP: 0.344, SLG: 0.502	1-H HR	FC3-6 1-2f			F8			4-3 BB 2B		4	2	2	2	0	0	2
Bill Freehan, R (1, 2) OBP: 0.315, SLG: 0.386	1B	F8			L8			4-3 2-3		4	0	1	0	0	0	1
Don Wert, R (1, 5) OBP: 0.299, SLG: 0.260	SSS K	BBBB G6-4-3 BB				L4		IIII BB, BB IBB		2	0	0	0	2	1	1
Cesar Gutierrez, R (1, 6) OBP: 0.268, SLG: 0.292 Gates Brown, L (8, PH) OBP: 0.296, SLG: 0.400 Ken Szotkiewicz, L (9, 6) OBP: 0.237, SLG: 0.240		WP, SH1-4 1B 1B		G6-4-3 1-2f		E, S 1B		BBBB BB 1-2 BB		3 0 0	1 0 0	2 0 0	0 0 0	0 1 0	0 0 0	1 0 0
Les Cain, L (1, 1) OBP: 0.065, SLG: 0.161 Daryl Patterson, L (6, 1)		SH1-4 1-2		SSS K		SSS K		SSS K		1 2	0 0	0 0	0 0	0 0	1 2	0 4
Inning Stats	R: 3 E: 0 K: 1 S: 9 H: 5 LOB: 1 BB: 0 P: 9	R: 2 E: 0 K: 0 S: 6 H: 3 LOB: 2 BB: 1 P: 10	R: 0 E: 0 K: 0 S: 2 H: 0 LOB: 0 BB: 1 P: 6	R: 0 E: 0 K: 1 S: 6 H: 1 LOB: 1 BB: 0 P: 6	R: 0 E: 0 K: 0 S: 3 H: 0 LOB: 0 BB: 0 P: 3	R: 0 E: 0 K: 1 S: 6 H: 1 LOB: 1 BB: 0 P: 6	R: 0 E: 0 K: 0 S: 3 H: 0 LOB: 0 BB: 0 P: 3	R: 1 E: 0 K: 1 S: 6 H: 1 LOB: 3 BB: 3 P: 18		1B: 9 2B: 1 3B: 0 HR: 1 SF: 0 SAC: 1 DP: 1 HBP: 0					WP: 1 PB: 1 SB: 2 CS: 0 PA: 38	

PITCHER		IP	WLS	BF	H	R	ER	SO	BB	IBB	HBP	BLK	WP	HR	S	P	ERA	WHIP
Gary Peters, L ERA: 4.91	(1, 1)	1.1	L	11	8	5	5	1	0	0	0	0	1	1	13	13	33.75	6.000
Cal Koonce, R ERA: 3.86	(2, 1)	1.2		6	0	0	0	0	2	0	0	0	0	0	4	12	0.00	1.200
Ed Phillips, R ERA: 1.5	(4, 1)	2.0		7	1	0	0	1	0	0	0	0	0	0	9	9	0.00	0.500
Gary Wagner, R ERA: 1.59	(6, 1)	2.0		7	1	0	0	1	0	0	0	0	0	0	9	9	0.00	0.500
Jose Santiago, R ERA: 10.32	(8, 1)	0.2		6	1	1	1	1	2	1	0	0	0	0	5	17	13.50	4.500

PITCHER		IP	WLS	BF	H	R	ER	SO	BB	IBB	HBP	BLK	WP	HR	S	P	ERA	WHIP
Sparky Lyle, L ERA: 5.45	(8, 1)	0.1		1	0	0	0	0	0	0	0	0	0	0	1	1	0.00	0.000

livebaseballscorecards.com

AB	32
R	6
H	11
RBI	6
BB	5
SO	4
LOB	18

Batter	1	2	3	4	5	6	7	8	9	AB	R	H	RBI	BB	SO	LOB
Mike Andrews, R (1, 4) OBP: 0.327, SLG: 0.356	F7	F5		F8			F8		FC4 1-3 2-H	5	1	0	0	0	0	1
Reggie Smith, S (1, 8) OBP: 0.367, SLG: 0.468	HR	4-3		4-3			K		1B 2-H 3-H	5	1	2	3	0	1	0
Carl Yastrzemski, L (1, 3) OBP: 0.439, SLG: 0.564	1B 1B		HR		G3		K		F8	5	2	2	0	0	1	1
Tony Conigliaro, R (1, 9) OBP: 0.349, SLG: 0.494	K		K		6-3			5-3	1-2	5	0	1	0	0	2	2
Rico Petrocelli, R (1, 6) OBP: 0.315, SLG: 0.459	1B 1-3 1B		1-H HR		BB			K	F8	4	2	2	2	1	1	2
George Scott, R (1, 5) OBP: 0.360, SLG: 0.481	1B 1-3 3-H 1B		1B		L9			K		4	0	2	1	0	1	1
Billy Conigliaro, R (1, 7) OBP: 0.342, SLG: 0.493	1-2 3-H 1B		F9			4-3			FC1-5 BB	3	0	1	1	1	0	1
Tom Satriano, L (1, 2) OBP: 0.344, SLG: 0.390	6-3		6-3			K			FC4 FC1-5 1-2 E	3	1	0	0	1	1	3
Ray Culp, R (1, 1) OBP: 0.104, SLG: 0.125 Gary Wagner, R (7, 1) OBP: 1.000, SLG: 1.000 Sparky Lyle, L (8, 1)		K		4-3		5-3			FC1-5 E 1-2 2-3f	3 0 1	0 0 1	0 0 1	0 0 0	0 0 0	1 0 0	0 0 2
Inning Stats	R: 3 E: 0 K: 1 S: 10 H: 5 LOB: 2 BB: 0 P: 10	R: 0 E: 0 K: 1 S: 5 H: 0 LOB: 0 BB: 0 P: 5	R: 2 E: 0 K: 1 S: 8 H: 3 LOB: 1 BB: 0 P: 8	R: 0 E: 0 K: 0 S: 3 H: 0 LOB: 0 BB: 0 P: 3	R: 0 E: 0 K: 0 S: 3 H: 0 LOB: 1 BB: 1 P: 7	R: 0 E: 0 K: 1 S: 5 H: 0 LOB: 0 BB: 0 P: 5	R: 0 E: 0 K: 2 S: 7 H: 0 LOB: 0 BB: 0 P: 7	R: 0 E: 0 K: 2 S: 7 H: 0 LOB: 0 BB: 0 P: 7	R: 3 E: 1 K: 0 S: 6 H: 2 LOB: 2 BB: 2 P: 14	1B: 8 2B: 0 3B: 0 HR: 2 SF: 0 SAC: 0 DP: 0 HBP: 0						

PITCHER	IP	WLS	BF	H	R	ER	SO	BB	IBB	HBP	BLK	WP	HR	S	P	ERA	WHIP
Earl Wilson, R (1, 1) ERA: 4.22	2.1	L	15	8	5	5	3	0	0	0	0	0	2	21	21	19.29	3.429
Fred Scherman, L (3, 1) ERA: 2.45	5.2		18	0	0	0	5	1	0	0	0	0	0	27	31	0.00	0.176
John Hiller, L (9, 1) ERA: 3.2	0.0		2	0	2	1	0	2	0	0	0	0	0	0	8	∞	∞
Tom Timmermann, R (9, 1) ERA: 2.95	1.0		6	2	1	0	0	0	0	0	0	0	0	6	6	0.00	2.000

PITCHER	IP	WLS	BF	H	R	ER	SO	BB	IBB	HBP	BLK	WP	HR	S	P	ERA	WHIP

Boston Red Sox @ Detroit Tigers

Tiger Stadium, Detroit, MI

Tue Jul 07 1970, 7:05 PM EDT

Unknown

TOP

livebaseballscorecards.com

AB	38
R	8
H	10
RBI	7
BB	3
SO	8
LOB	13

Boston Red Sox @ Detroit Tigers

Tiger Stadium, Detroit, MI

Tue Jul 07 1970, 7:05 PM EDT

Unknown

BOTTOM

Batter	1	2	3	4	5	6	7	8	9	AB	R	H	RBI	BB	SO	LOB
Dick McAuliffe, L (1, 4) OBP: 0.401, SLG: 0.410	BBBB 4-0 5-3 BB BB	BBBB 4-0 BB 1-2 2-3 BB		H 1-0 FC6-4 1-2 HBP		x 0-0 ③ F2		x 0-0 2-H 2B		2	0	1	1	2	0	0
Mickey Stanley, R (1, 8) OBP: 0.332, SLG: 0.399	SSS 0-3 ① K	BBBB 4-0 1-2 2-3 3-H BB		x 0-0 ③ FC6-4 1-2f			x 0-0 ① F3	x 0-0 ③ F9		4	0	0	1	1	1	4
Jim Northrup, L (1, 9) OBP: 0.348, SLG: 0.525	BBBB 4-0 5-3 1-2 BB	x 0-0 ③ G3			x 0-0 HR		x 0-0 HR		x 0-0 ① F7	4	2	2	2	1	0	3
Willie Horton, R (1, 7) OBP: 0.366, SLG: 0.513	x 0-0 ② 5-3 1-2 2-3		x 0-0 ① F8		x 0-0 ① F8		x 0-0 ② 6-3		x 0-0 1B	5	0	1	0	0	0	2
Norm Cash, L (1, 3) OBP: 0.353, SLG: 0.465	x 0-0 ③ 4-3		x 0-0 ② F8		x 0-0 2B		BBBB 4-0 BB		SSS 0-3 ② K	4	0	1	0	1	1	3
Bill Freehan, R (1, 2) OBP: 0.309, SLG: 0.378		x 0-0 ① F6	x 0-0 ③ 5-3		SSS 0-3 ② K		x 0-0 ③ F7		x 0-0 ③ F8	5	0	0	0	0	1	3
Don Wert, R (1, 5) OBP: 0.298, SLG: 0.260		x 0-0 E6 BB WP BB		x 0-0 G3-6-3 1B	x 0-0 ③ F4			x 0-0 ① F9		4	1	1	0	0	0	1
Ken Szotkiewicz, L (1, 6) OBP: 0.226, SLG: 0.226 Dalton Jones, L (8, PH) OBP: 0.342, SLG: 0.344 Elliott Maddox, R (9, 6) OBP: 0.301, SLG: 0.338		x 0-0 ② F9		x 0-0 ① ② G3-6-3 1-2f		x 0-0 ① 4-1		x 0-0 S 2B 1B		3 1 0	0 1 0	0 1 0	0 0 0	0 0 0	0 0 0	2 0 0
Earl Wilson, R (1, 1) OBP: 0.235, SLG: 0.323 Fred Scherman, L (3, 1) OBP: 0.167, SLG: 0.167 Gates Brown, L (8, PH) OBP: 0.286, SLG: 0.385 John Hiller, R (9, 1) Tom Timmermann, R (9, 1)		SSS 0-3 K BB BB 1-2		x 0-0 HBP 1B		x 0-0 ② 1-3		SSS 0-3 ② K 1-2		1 2 1 0 0	0 0 0 0 0	0 1 0 0 0	0 0 0 0 0	1 0 1 0 0	1 0 1 0 0	1 0 1 0 0
Inning Stats	R: 0 E: 0 K: 1 S: 5 H: 0 LOB: 2 BB: 2 P: 13	R: 1 E: 1 K: 1 S: 7 H: 0 LOB: 3 BB: 2 P: 15	R: 0 E: 0 K: 0 S: 3 H: 0 LOB: 0 BB: 0 P: 3	R: 0 E: 0 K: 0 S: 4 H: 2 LOB: 2 BB: 0 P: 5	R: 1 E: 0 K: 1 S: 7 H: 2 LOB: 1 BB: 0 P: 7	R: 0 E: 0 K: 0 S: 3 H: 0 LOB: 0 BB: 0 P: 3	R: 1 E: 0 K: 0 S: 4 H: 1 LOB: 1 BB: 1 P: 8	R: 1 E: 0 K: 1 S: 7 H: 2 LOB: 1 BB: 0 P: 7	R: 0 E: 0 K: 1 S: 6 H: 1 LOB: 1 BB: 0 P: 6	1B: 4 2B: 2 3B: 0 HR: 2	SF: 0 SAC: 0 DP: 1 HBP: 1						

livebaseballscorecards.com

AB	36
R	4
H	8
RBI	4
BB	5
SO	5
LOB	20

WP: 1 PB: 0 SB: 1 CS: 0 PA: 42

PITCHER		IP	WLS	BF	H	R	ER	SO	BB	IBB	HBP	BLK	WP	HR	S	P	ERA	WHIP
Ray Culp, R ERA: 2.8	(1, 1)	6.2	W	32	5	3	2	3	5	0	1	0	1	2	32	53	2.70	1.500
Gary Wagner, R ERA: 2.19	(7, 1)	1.0		4	1	1	1	1	0	0	0	0	0	0	6	6	9.00	1.000
Sparky Lyle, L ERA: 5.26	(8, 1)	1.1	S	6	2	0	0	1	0	0	0	0	0	0	8	8	0.00	1.500

PITCHER		IP	WLS	BF	H	R	ER	SO	BB	IBB	HBP	BLK	WP	HR	S	P	ERA	WHIP

Batter	1	2	3	4	5	6	7	8	9	10	AB	R	H	RBI	BB	SO	LOB
Mike Andrews, R (1, 4) OBP: 0.325, SLG: 0.364	F2		HR		F6			F7		6-3	5	1	1	1	0	0	0
Reggie Smith, S (1, 8) OBP: 0.377, SLG: 0.488	2B		HR			3-1 BB		1B 1B		BB	3	2	3	1	2	0	0
Carl Yastrzemski, L (1, 3) OBP: 0.436, SLG: 0.557	K		K			3-1		S 1B		4-3	5	0	1	0	0	2	3
Tony Conigliaro, R (1, 9) OBP: 0.351, SLG: 0.492	K			FC6-4 BB		F9					3	0	1	1	1	1	2
Rico Petrocelli, R (1, 6) OBP: 0.311, SLG: 0.453		F3		FC6-4 FC6-4		F7		K			4	0	0	0	0	1	4
George Scott, R (1, 5) OBP: 0.356, SLG: 0.475		F9		FC6-4			F3		6-3		4	0	0	0	0	0	1
Billy Conigliaro, R (1, 7) OBP: 0.333, SLG: 0.478		F8		6-3			F8		K		4	0	0	0	0	1	1
Jerry Moses, R (1, 2) OBP: 0.322, SLG: 0.401			F3		4-3		K		K2-3		4	0	0	0	0	2	0
Ken Brett, L (1, 1) OBP: 0.333, SLG: 0.438			G3		L9			3-1		5-3	3	0	0	0	0	0	0
Vicente Romo, R (8, 1) OBP: 0.143, SLG: 0.308											0	0	0	0	0	0	0
Sparky Lyle, L (9, 1)											0	0	0	0	0	0	0
Dick Schofield, S (10, PH) OBP: 0.289, SLG: 0.205											1	0	0	0	0	0	0
Cal Koonce, R (10, 1)											0	0	0	0	0	0	0

TOP

Boston Red Sox @ Detroit Tigers

Tiger Stadium, Detroit, MI

Tue Jul 07 1970, 7:05 PM EDT

Att. 30,873 - Unknown

livebaseballscorecards.com

AB	36
R	3
H	6
RBI	3
BB	3
SO	7
LOB	11

Inning Stats	1	2	3	4	5	6	7	8	9	10
	R: 0 E: 0 K: 2 S: 8	H: 1 LOB: 1 BB: 0 P: 8	R: 0 E: 0 K: 0 S: 3	H: 0 LOB: 0 BB: 0 P: 3	R: 2 E: 0 K: 1 S: 7	H: 2 LOB: 0 BB: 0 P: 7	R: 0 E: 0 K: 0 S: 3	H: 0 LOB: 1 BB: 1 P: 7	R: 0 E: 0 K: 0 S: 3	H: 0 LOB: 1 BB: 1 P: 7	R: 0 E: 0 K: 1 S: 5	H: 0 LOB: 0 BB: 0 P: 5	R: 1 E: 0 K: 1 S: 8	H: 3 LOB: 2 BB: 0 P: 8	R: 0 E: 0 K: 2 S: 7	H: 0 LOB: 0 BB: 0 P: 7	R: 0 E: 0 K: 0 S: 3	H: 0 LOB: 1 BB: 1 P: 7

| | | | | | | | | | | |

Batter	1	2	3	4	5	6	7	8	9	10	AB	R	H	RBI	BB	SO	LOB
Ike Brown, R (1, 4) OBP: 0.406, SLG: 0.667	S S S 0-3 ① K			x 0-0 ① 1-3		x 0-0 1-3 2B 2B		x 0-0 ② F6			3	1	1	0	0	1	0
Dick McAuliffe, L (8, PH) (9, 4) OBP: 0.400, SLG: 0.408											1	0	0	0	0	0	1
Don Wert, R (1, 5) OBP: 0.296, SLG: 0.269	S S S 0-3 ② K			S S S 0-3 ② K		x 0-0 2-H 3-H 2B		x 0-0 ③ 6-3			4	0	1	2	0	2	1
Jim Northrup, L (1, 9) OBP: 0.343, SLG: 0.517	x 0-0 ③ 6-3			x 0-0 ③ L9		S S S 0-3 ③ K			x 0-0 ① L7		4	0	0	0	0	1	1
Willie Horton, R (1, 7) OBP: 0.361, SLG: 0.507		x 0-0 ① F7			x 0-0 ① F9		x 0-0 ① F9		x 0-0 E3 BB		4	0	0	0	0	0	0
Mickey Stanley, R (1, 8) OBP: 0.335, SLG: 0.398		x 0-0 ② F8			x 0-0 G4-6-3 1B		x 0-0 ② L8		B B B B 4-0 1-2 BB		3	0	1	0	1	0	0
Norm Cash, L (1, 3) OBP: 0.346, SLG: 0.455		x 0-0 ③ 1-3			x 0-0 ② ③ G4-6-3 1-2f		S S S 0-3 ③ K		x 0-0 ② F2		4	0	0	0	0	1	3
Jim Price, R (1, 2) OBP: 0.278, SLG: 0.290			x 0-0 ① F4			x 0-0 ① 5-3		x 0-0 2B 2B	x 0-0 ③ L6		4	1	1	0	0	0	2
Ken Szotkiewicz, L (1, 6) OBP: 0.222, SLG: 0.222		S S S 0-3 ② K				B B B B 4-0 2B 2B BB		x 0-0 G3 2-H 2B		x 0-0 HR	1	0	0	0	0	1	0
Elliott Maddox, R (6, PH) (7, 6) OBP: 0.314, SLG: 0.377											2	2	2	2	1	0	0
Joe Niekro, R (1, 1) OBP: 0.244, SLG: 0.289			x 0-0 ③ 6-3			S S S 0-3 ② K		x 0-0 ① G3 2-3			2	0	0	0	0	1	1
Tom Timmermann, R (8, 1)											0	0	0	0	0	0	0
Bill Freehan, R (8, PH) OBP: 0.309, SLG: 0.378											0	0	0	0	0	0	0
Gates Brown, L (8, PH) OBP: 0.276, SLG: 0.370											1	0	0	0	0	0	1
Mike Kilkenny, R (9, 1) OBP: 0.095, SLG: 0.100											0	0	0	0	0	0	0
Inning Stats	R: 0 E: 0 K: 2 S: 7 H: 0 LOB: 0 BB: 0 P: 7	R: 0 E: 0 K: 0 S: 3 H: 0 LOB: 0 BB: 0 P: 3	R: 0 E: 0 K: 1 S: 5 H: 0 LOB: 0 BB: 0 P: 5	R: 0 E: 0 K: 1 S: 5 H: 0 LOB: 0 BB: 0 P: 5	R: 0 E: 0 K: 0 S: 3 H: 1 LOB: 0 BB: 0 P: 3	R: 2 E: 0 K: 2 S: 9 H: 2 LOB: 1 BB: 1 P: 13	R: 0 E: 0 K: 1 S: 5 H: 0 LOB: 0 BB: 0 P: 5	R: 1 E: 0 K: 0 S: 5 H: 2 LOB: 1 BB: 0 P: 5	R: 0 E: 1 K: 0 S: 4 H: 0 LOB: 2 BB: 1 P: 8	R: 1 E: 0 K: 0 S: 1 H: 1 LOB: 0 BB: 0 P: 1	1B: 1 2B: 4 3B: 0 HR: 1	SF: 0 SAC: 0 DP: 1 HBP: 0						

PITCHER	IP	WLS	BF	H	R	ER	SO	BB	IBB	HBP	BLK	WP	HR	S	P	ERA	WHIP
Ken Brett, L (1, 1) ERA: 3.84	7.0		26	5	3	3	7	1	0	0	0	0	0	39	43	3.86	0.857
Vicente Romo, R (8, 1) ERA: 2.95	1.1		6	0	0	0	0	1	0	0	0	0	0	5	9	0.00	0.750
Sparky Lyle, L (9, 1) ERA: 5.17	0.2		2	0	0	0	0	0	0	0	0	0	0	2	2	0.00	0.000
Cal Koonce, R (10, 1) ERA: 4.13	0.0	L	1	1	1	1	0	0	0	0	0	0	1	1	1	∞	∞

PITCHER	IP	WLS	BF	H	R	ER	SO	BB	IBB	HBP	BLK	WP	HR	S	P	ERA	WHIP

BOTTOM

Boston Red Sox @ Detroit Tigers

Tiger Stadium, Detroit, MI

Tue Jul 07 1970, 7:05 PM EDT

Att. 30,873 - Unknown

livebaseballscorecards.com

AB	33
R	4
H	6
RBI	4
BB	2
SO	7
LOB	10

WP: 0	PA: 35		
PB: 0			
SB: 0			
CS: 0			

Boston Red Sox @ Detroit Tigers

Tiger Stadium, Detroit, MI

Wed Jul 08 1970, 7:05 PM EDT

Att. 14,801 - Unknown

livebaseballscorecards.com

Batter	1	2	3	4	5	6	7	8	9	AB	R	H	RBI	BB	SO	LOB
Mike Andrews, R (1, 4) OBP: 0.320, SLG: 0.358	3-1		F7			L7	F2		FC 1-2f	5	0	0	0	0	0	4
Reggie Smith, S (1, 8) OBP: 0.375, SLG: 0.485	1-3			6-3		CS 1B		K		4	0	1	0	0	1	0
Carl Yastrzemski, L (1, 3) OBP: 0.437, SLG: 0.555	F2			S 1B 1B		BB 1-2 BB		5-3		3	1	1	0	1	0	0
Tony Conigliaro, R (1, 9) OBP: 0.357, SLG: 0.498		2B		1-H 1B		FC4-6 1-2 BB		K		3	0	2	1	1	1	0
Rico Petrocelli, R (1, 6) OBP: 0.311, SLG: 0.454		K		K		FC4-6 1-2f			4-3 1B 2B	4	1	1	0	0	2	4
George Scott, R (1, 5) OBP: 0.351, SLG: 0.468		5-3		K			K		4-3 2-3	4	0	0	0	0	2	3
Billy Conigliaro, R (1, 7) OBP: 0.331, SLG: 0.472		F3			E5 G4-6-3		F9		E 3-H 1B	4	0	1	1	0	0	1
Tom Satriano, L (1, 2) OBP: 0.340, SLG: 0.383			4-3		G4-6-3 1-2f		1B 1B		K	4	0	1	0	0	1	2
Sonny Siebert, R (1, 1) OBP: 0.143, SLG: 0.150			K		6-3		1-3 1B		FC FC 1-2	3	0	1	0	0	1	0
Sparky Lyle, L (8, 1)										0	0	0	0	0	0	0
George Thomas, R (9, PH) OBP: 0.382, SLG: 0.452										1	0	0	0	0	0	1
Ed Phillips, R (9, 1)										0	0	0	0	0	0	0
Vicente Romo, R (9, 1) OBP: 0.143, SLG: 0.308										0	0	0	0	0	0	0

TOP

AB	35
R	2
H	8
RBI	2
BB	2
SO	8
LOB	15

Inning Stats	1	2	3	4	5	6	7	8	9
	R: 0 E: 0 K: 0 S: 3	H: 0 LOB: 0 BB: 0 P: 3	R: 0 E: 0 K: 1 S: 6	H: 1 LOB: 1 BB: 0 P: 6	R: 0 E: 0 K: 1 S: 5	H: 0 LOB: 0 BB: 0 P: 5	R: 1 E: 0 K: 2 S: 9	H: 2 LOB: 1 BB: 0 P: 9	R: 0 E: 1 K: 0 S: 3	H: 0 LOB: 0 BB: 0 P: 3	R: 0 E: 0 K: 0 S: 3	H: 1 LOB: 2 BB: 2 P: 11	R: 0 E: 0 K: 1 S: 7	H: 2 LOB: 2 BB: 0 P: 7	R: 0 E: 0 K: 2 S: 7	H: 0 LOB: 0 BB: 0 P: 7	R: 1 E: 1 K: 1 S: 8	H: 2 LOB: 2 BB: 0 P: 8

| | | | | | | | | | |

Boston Red Sox @ Detroit Tigers

Tiger Stadium, Detroit, MI

Wed Jul 08 1970, 7:05 PM EDT

Att. 14,801 - Unknown

BOTTOM

Batter	1	2	3	4	5	6	7	8	9	AB	R	H	RBI	BB	SO	LOB
Dick McAuliffe, L (1, 4) OBP: 0.395, SLG: 0.403	F4		4-3			F8		L3 1-2		4	0	0	0	0	0	3
Mickey Stanley, R (1, 8) OBP: 0.333, SLG: 0.395	6-3			5-3		5-3		1B		4	0	1	0	0	0	1
Jim Northrup, L (1, 9) OBP: 0.339, SLG: 0.509	4-3			F7			G3	F9		4	0	0	0	0	0	1
Willie Horton, R (1, 7) OBP: 0.360, SLG: 0.513		6-3		K			HR		K	4	1	1	1	0	2	0
Norm Cash, L (1, 3) OBP: 0.353, SLG: 0.458 Elliott Maddox, R (9, PR) OBP: 0.314, SLG: 0.377		G3			G6-4-3 1B		1B		WP SF8 BB	3 0	0 1	2 0	0 0	1 0	0 0	0 0
Don Wert, R (1, 5) OBP: 0.295, SLG: 0.261		F5			G6-4-3 1-2f		F6		IBB 1-2 BB	3	0	0	0	1	0	2
Jim Price, R (1, 2) OBP: 0.308, SLG: 0.324 Dalton Jones, L (9, PH) OBP: 0.351, SLG: 0.344			1B		F7		1-3 1B		1-2 2-3 IBB	3 0	0 0	2 0	0 0	0 1	0 0	0 0
Ken Szotkiewicz, L (1, 6) OBP: 0.242, SLG: 0.286 Gates Brown, L (9, PH) OBP: 0.267, SLG: 0.370			F6			BB		HR	SF8 3-H	2 0	1 0	1 0	1 1	1 0	0 0	1 0
Mickey Lolich, S (1, 1) OBP: 0.283, SLG: 0.136			K			K		BB L3		2	0	0	0	1	2	2
Inning Stats	R: 0 E: 0 K: 0 S: 3 H: 0 LOB: 0 BB: 0 P: 3	R: 0 E: 0 K: 0 S: 3 H: 0 LOB: 0 BB: 0 P: 3	R: 0 E: 0 K: 1 S: 6 H: 1 LOB: 1 BB: 0 P: 6	R: 0 E: 0 K: 1 S: 5 H: 0 LOB: 0 BB: 0 P: 5	R: 0 E: 0 K: 0 S: 3 H: 1 LOB: 0 BB: 0 P: 3	R: 0 E: 0 K: 1 S: 5 H: 0 LOB: 1 BB: 1 P: 9	R: 1 E: 0 K: 0 S: 5 H: 3 LOB: 2 BB: 0 P: 5	R: 1 E: 0 K: 0 S: 4 H: 2 LOB: 1 BB: 1 P: 8	R: 1 E: 0 K: 1 S: 4 H: 0 LOB: 2 BB: 3 P: 16	1B: 5 2B: 1 3B: 0 HR: 2 SF: 1 SAC: 0 DP: 2 HBP: 0	WP: 1 PB: 0 SB: 0 CS: 0 PA: 35					

livebaseballscorecards.com

AB	29
R	3
H	7
RBI	3
BB	5
SO	4
LOB	10

PITCHER		IP	WLS	BF	H	R	ER	SO	BB	IBB	HBP	BLK	WP	HR	S	P	ERA	WHIP
Sonny Siebert, R ERA: 3.88	(1, 1)	7.2		29	7	2	2	3	2	0	0	0	0	2	33	41	2.35	1.174
Sparky Lyle, L ERA: 5.12	(8, 1)	0.1		1	0	0	0	0	0	0	0	0	0	0	1	1	0.00	0.000
Ed Phillips, R ERA: 2.19	(9, 1)	0.1	L	3	0	1	1	1	2	0	0	0	0	0	3	11	27.00	6.000
Vicente Romo, R ERA: 2.93	(9, 1)	0.1		2	0	0	0	0	0	1	0	0	1	0	1	5	0.00	0.000

PITCHER	IP	WLS	BF	H	R	ER	SO	BB	IBB	HBP	BLK	WP	HR	S	P	ERA	WHIP

Batter	1	2	3	4	5	6	7	8	9	AB	R	H	RBI	BB	SO	LOB
Dick Schofield, S (1, 4) OBP: 0.287, SLG: 0.241	HR		G3		E3 2-H 3-H			K		4	1	1	1	0	1	1
Reggie Smith, S (1, 8) OBP: 0.380, SLG: 0.490	F8			FC6-4 1B		1B SF7 HBP		2B		3	1	2	0	0	0	0
Carl Yastrzemski, L (1, 3) OBP: 0.432, SLG: 0.547	F8			F7		K		F4		4	0	0	0	0	1	3
Tony Conigliaro, R (1, 9) OBP: 0.355, SLG: 0.494	F9			L8		SF7 1-3 1B		5-3		4	0	1	0	0	0	2
Rico Petrocelli, R (1, 6) OBP: 0.310, SLG: 0.451		K		FC6-4 1-2f		SF7 1-2 3-H			FC6-4 BB	2	0	0	1	1	1	1
George Scott, R (1, 5) OBP: 0.350, SLG: 0.464		K			2B E BB	K			FC6-4 1-2f	3	1	0	0	1	2	2
Billy Conigliaro, R (1, 7) OBP: 0.329, SLG: 0.473		1-3			1-3 E3 2B		K		F8	4	0	1	0	0	1	1
Jerry Moses, R (1, 2) OBP: 0.319, SLG: 0.397 Tom Satriano, L (6, 2) OBP: 0.333, SLG: 0.373			F3		F5		L8		4-3	2 2	0 0	0 0	0 0	0 0	0 0	2 1
Mike Nagy, R (1, 1) OBP: 0.150, SLG: 0.150 Gary Wagner, R (6, 1) OBP: 0.500, SLG: 0.500 Vicente Romo, R (7, 1) OBP: 0.143, SLG: 0.308			F3		F3		K			2 1 0	0 0 0	0 0 0	0 0 0	0 0 0	0 1 0	2 0 0
Inning Stats	R: 1 E: 0 K: 0 S: 4 H: 1 LOB: 0 BB: 0 P: 4	R: 0 E: 0 K: 2 S: 7 H: 0 LOB: 0 BB: 0 P: 7	R: 0 E: 0 K: 0 S: 3 H: 0 LOB: 0 BB: 0 P: 3	R: 0 E: 0 K: 0 S: 4 H: 1 LOB: 1 BB: 0 P: 4	R: 1 E: 1 K: 0 S: 4 H: 1 LOB: 2 BB: 1 P: 8	R: 1 E: 0 K: 2 S: 8 H: 1 LOB: 1 BB: 0 P: 9	R: 0 E: 0 K: 2 S: 7 H: 0 LOB: 0 BB: 0 P: 7	R: 0 E: 0 K: 1 S: 6 H: 1 LOB: 1 BB: 0 P: 6	R: 0 E: 0 K: 0 S: 3 H: 0 LOB: 1 BB: 1 P: 7	1B: 2 2B: 2 3B: 0 HR: 1 SF: 1 SAC: 0 DP: 0 HBP: 1						

PITCHER	IP	WLS	BF	H	R	ER	SO	BB	IBB	HBP	BLK	WP	HR	S	P	ERA	WHIP
Denny McLain, R (1, 1) ERA: 4.42	6.0		24	4	3	2	4	1	0	1	0	0	1	30	35	3.00	0.833
Daryl Patterson, R (7, 1) ERA: 4.8	3.0	W	11	1	0	0	3	1	0	0	0	0	0	16	20	0.00	0.667

PITCHER	IP	WLS	BF	H	R	ER	SO	BB	IBB	HBP	BLK	WP	HR	S	P	ERA	WHIP

TOP

Boston Red Sox @ Detroit Tigers

Tiger Stadium, Detroit, MI

Thu Jul 09 1970, 7:05 PM EDT

Att. 23,746 - Unknown

livebaseballscorecards.com

AB	31
R	3
H	5
RBI	2
BB	2
SO	7
LOB	15

PA: 35

Batter	1	2	3	4	5	6	7	8	9	AB	R	H	RBI	BB	SO	LOB
Dick McAuliffe, L (1, 4) OBP: 0.398, SLG: 0.402	S S S 0-3 ① K		B B B B 4-0 SH5-3 2B BB	x 0-0 ③ 5-3		B B B B 4-0 1-2 2-3 3-H BB		x 0-0 1B 1B		3	1	1	1	2	1	0
Mickey Stanley, R (1, 8) OBP: 0.332, SLG: 0.393	x 0-0 ② 6-3		x 0-0 ① SH5-3 1-2 2-3		x 0-0 ① 6-3	x 0-0 ③ 5-3		x 0-0 ② 1-3 2B 1B		4	1	1	0	0	0	3
Jim Northrup, L (1, 9) OBP: 0.340, SLG: 0.513 Elliott Maddox, R (3, PR) OBP: 0.321, SLG: 0.390 (4, 9)	S S S 0-3 ③ K		x 0-0 BB 2-H 3-H 2B		x 0-0 ② 4-3		x 0-0 BB BB 1B 1B	x 0-0 2-H 2B		2 3	0 1	1 2	2 1	0 0	1 0	0 0
Willie Horton, R (1, 7) OBP: 0.355, SLG: 0.505		x 0-0 ① 4-3	x 0-0 ② 6-3		x 0-0 ③ F8		x 0-0 ① F4	x 0-0 ③ 4-3		5	0	0	0	0	0	3
Norm Cash, L (1, 3) OBP: 0.361, SLG: 0.459		x 0-0 1B 1B	I I I I 4-0 BB IBB			x 0-0 ① F8	B B B B 4-0 1-2 BB 1B BB			2	1	1	0	2	0	0
Don Wert, R (1, 5) OBP: 0.308, SLG: 0.259		x 0-0 ② F8	B B B B 4-0 1-2 2-3 BB			B B B B 4-0 BB BB BB BB	B B B B 4-0 1-2 2-3 1B 1B BB			1	2	0	0	3	0	1
Jim Price, R (1, 2) OBP: 0.333, SLG: 0.333 Dalton Jones, L (7, PH) OBP: 0.360, SLG: 0.355 Bill Freehan, R (8, 2) OBP: 0.309, SLG: 0.378		x 0-0 1-3 1B	x 0-0 ③ F4			B B B B 4-0 BB BB 1-2 BB	x 0-0 ② 1-H 2-H 3-H 1B			2 1 0	0 0 0	1 1 0	0 3 0	1 0 0	0 0 0	3 0 0
Ken Szotkiewicz, L (1, 6) OBP: 0.229, SLG: 0.267		x 0-0 ③ 6-3		x 0-0 ① F8		x 0-0 ② F8	x 0-0 ③ 4-3			4	0	0	0	0	0	4
Denny McLain, R (1, 1) OBP: 0.167, SLG: 0.333 Gates Brown, L (6, PH) OBP: 0.290, SLG: 0.370 Daryl Patterson, L (7, 1)			x 0-0 SH5-3 2B 2B	x 0-0 ② 4-3		B B B B 4-0 1-2 2-3 BB		S S S 0-3 ① K		2 0 1	1 0 0	1 0 0	0 0 0	0 1 0	0 0 1	0 0 0
Inning Stats	R: 0 H: 0 E: 0 LOB: 0 K: 2 BB: 0 S: 7 P: 7	R: 0 H: 2 E: 0 LOB: 2 K: 0 BB: 0 S: 5 P: 5	R: 2 H: 2 E: 0 LOB: 3 K: 0 BB: 3 S: 5 P: 17	R: 0 H: 0 E: 0 LOB: 0 K: 0 BB: 0 S: 3 P: 3	R: 0 H: 0 E: 0 LOB: 0 K: 0 BB: 0 S: 3 P: 3	R: 1 H: 0 E: 0 LOB: 3 K: 0 BB: 4 S: 3 P: 19	R: 3 H: 2 E: 0 LOB: 0 K: 0 BB: 2 S: 4 P: 12	R: 1 H: 3 E: 0 LOB: 1 K: 1 BB: 0 S: 7 P: 7		1B: 6 SF: 0 2B: 3 SAC: 1 3B: 0 DP: 0 HR: 0 HBP: 0						

BOTTOM

Boston Red Sox @ Detroit Tigers

Tiger Stadium, Detroit, MI

Thu Jul 09 1970, 7:05 PM EDT

Att. 23,746 - Unknown

livebaseballscorecards.com

AB	30
R	7
H	9
RBI	7
BB	9
SO	3
LOB	14

WP: 0 PA: 40
PB: 0
SB: 0
CS: 0

PITCHER		IP	WLS	BF	H	R	ER	SO	BB	IBB	HBP	BLK	WP	HR	S	P	ERA	WHIP
Mike Nagy, R ERA: 4.83	(1, 1)	5.2		28	4	3	3	2	6	1	0	0	0	0	25	53	4.76	1.765
Gary Wagner, R ERA: 4.15	(6, 1)	0.2	L	5	1	3	3	0	2	0	0	0	0	0	3	11	40.50	4.500
Vicente Romo, R ERA: 3.0	(7, 1)	1.2		7	4	1	1	1	0	0	0	0	0	0	9	9	5.40	2.400

PITCHER		IP	WLS	BF	H	R	ER	SO	BB	IBB	HBP	BLK	WP	HR	S	P	ERA	WHIP

Batter	1	2	3	4	5	6	7	8	9	AB	R	H	RBI	BB	SO	LOB
Dick Schofield, S (1, 4) (8, 6) OBP: 0.302, SLG: 0.247	BBBB 4-0 2B FC6-2 BB	BBB 4-0 BB			x 0-0 ① F7		x 0-0 ① SF7 3-H	x 0-0 1B		2	0	1	1	2	0	0
Reggie Smith, S (1, 8) OBP: 0.380, SLG: 0.490	x 0-0 FC6-2 1-3 1B 2B	x 0-0 ③ F9			x 0-0 ② 6-3		BBBB 4-0 1B 1-2 BB	x 0-0 ② F9		4	1	1	0	1	0	2
Carl Yastrzemski, L (1, 3) OBP: 0.434, SLG: 0.557	x 0-0 ① FC6-2 1B 1B 2-3 3-H		x 0-0 HR		BBBB 4-0 S BB		x 0-0 ② 1B E 1-3 2-H 1B	x 0-0 ③ F8		4	3	2	2	1	0	3
Tony Conigliaro, R (1, 9) OBP: 0.353, SLG: 0.489	SSS 0-3 ② K		SSS 0-3 ① K		SSS 0-3 ③ K 1-2		x 0-0 E 1-2 1B		x 0-0 ① 5-3	5	1	1	0	0	3	3
Rico Petrocelli, R (1, 6) OBP: 0.309, SLG: 0.448 Mike Andrews, R (8, 4) OBP: 0.319, SLG: 0.357	x 0-0 1B 1-3 3-H 1B		SSS 0-3 ② K			x 0-0 ① 5-3	x 0-0 E6 1B BB 1-3 2-H		SSS 0-3 ② K	4 1	0 0	1 0	1 0	0 0	1 1	1 0
George Scott, R (1, 5) OBP: 0.355, SLG: 0.466 John Kennedy, R (8, 5) OBP: 0.339, SLG: 0.474	x 0-0 1-2 3-H 1B		x 0-0 CS 1B			x 0-0 ② F9	BBBB 4-0 1B 1-2 BB		x 0-0 PB 1B	3 1	0 0	2 1	1 0	1 0	0 0	0 0
Billy Conigliaro, R (1, 7) OBP: 0.326, SLG: 0.464	x 0-0 ③ F4		0-0 ③ CS 1-2	x 0-0 ① 6-3		x 0-0 ③ 5-3	x 0-0 1-2 2-3 3-H 1B		SSS 0-3 ③ K 1-2	5	0	1	1	0	1	3
Jerry Moses, R (1, 2) OBP: 0.318, SLG: 0.394		x 0-0 ① 5-3		x 0-0 ② F3			x 0-0 E4 1B SF7 1B 0-0 L8			4	1	1	0	0	0	3
Gary Peters, L (1, 1) OBP: 0.333, SLG: 0.333		x 0-0 ② F7		x 0-0 ③ F7			x 0-0 BB 2-3 1B	SSS 0-3 ① K		4	1	1	0	0	1	0
Inning Stats	R: 2 E: 0 K: 1 S: 8 H: 3 LOB: 2 BB: 1 P: 12	R: 0 E: 0 K: 0 S: 3 H: 0 LOB: 1 BB: 1 P: 7	R: 1 E: 0 K: 2 S: 8 H: 2 LOB: 0 BB: 0 P: 8	R: 0 E: 0 K: 0 S: 3 H: 0 LOB: 0 BB: 0 P: 3	R: 0 E: 0 K: 1 S: 5 H: 0 LOB: 1 BB: 1 P: 9	R: 0 E: 0 K: 0 S: 3 H: 0 LOB: 0 BB: 0 P: 3	R: 4 E: 2 K: 0 S: 8 H: 5 LOB: 3 BB: 2 P: 16	R: 0 E: 0 K: 1 S: 6 H: 1 LOB: 1 BB: 0 P: 6	R: 0 E: 0 K: 2 S: 8 H: 1 LOB: 1 BB: 0 P: 8	1B: 10 2B: 1 3B: 0 HR: 1 SF: 1 SAC: 0 DP: 0 HBP: 0						

PITCHER	IP	WLS	BF	H	R	ER	SO	BB	IBB	HBP	BLK	WP	HR	S	P	ERA	WHIP
Rich Hand, R (1, 1) ERA: 4.45	6.0	L	25	5	3	3	4	3	0	0	0	0	1	30	42	4.50	1.333
Dennis Higgins, R (7, 1) ERA: 5.1	3.0		18	7	4	2	3	2	0	0	0	0	0	22	30	6.00	3.000

PITCHER	IP	WLS	BF	H	R	ER	SO	BB	IBB	HBP	BLK	WP	HR	S	P	ERA	WHIP

TOP

Boston Red Sox @ Cleveland Indians

Cleveland Municipal Stadium, Cleveland, OH

Fri Jul 10 1970, 7:05 PM EDT

Att. 13,136 - Unknown

livebaseballscorecards.com

AB	37
R	7
H	12
RBI	6
BB	5
SO	7
LOB	15

WP: 0 PB: 1 SB: 1 CS: 1 PA: 44

BOTTOM

Boston Red Sox @ Cleveland Indians

Cleveland Municipal Stadium, Cleveland, OH

Fri Jul 10 1970, 7:05 PM EDT

Att. 13,136 - Unknown

livebaseballscorecards.com

Batter	1	2	3	4	5	6	7	8	9	AB	R	H	RBI	BB	SO	LOB
Jack Heidemann, R (1, 6) OBP: 0.249, SLG: 0.265	FC5-4 BB 1B		K		L9		6-3		4-1	5	0	1	0	0	1	1
Eddie Leon, R (1, 4) OBP: 0.283, SLG: 0.326	FC5-4 BB 1-2		G3		1B 1B 1-2		4-3		6-3	4	0	1	0	1	0	0
Roy Foster, R (1, 7) OBP: 0.352, SLG: 0.457	F9		2B		F7		BB			3	0	1	0	1	0	4
Ray Fosse, R (1, 2) OBP: 0.370, SLG: 0.537	FC5-4 1-2f 2-3		BB		FC4-6 1B 1-2 2-H		6-3			3	0	1	1	1	0	3
Tony Horton, R (1, 3) OBP: 0.333, SLG: 0.444	F4		3-1		FC4-6 1-2f			1B		4	0	1	0	0	0	6
Chuck Hinton, R (1, 9) OBP: 0.407, SLG: 0.432		K		1B		G4-6-3 BB BB		F9		3	0	1	0	1	1	1
Buddy Bradford, R (1, 8) OBP: 0.275, SLG: 0.305		BB		F9		G4-6-3 BB 1-2		F9		2	0	0	0	2	0	1
Graig Nettles, L (1, 5) OBP: 0.339, SLG: 0.377		F3		F2		G4-6-3 1-2f 2-3		F9		4	0	0	0	0	0	4
Rich Hand, R (1, 1) OBP: 0.192, SLG: 0.174 Rich Rollins, R (6, PH) OBP: 0.286, SLG: 0.339 Dennis Higgins, R (7, 1) Larry Brown, R (9, PH) OBP: 0.348, SLG: 0.333		F6			1B 1B 1B	6-3			F8	2 1 0 1	1 0 0 0	1 0 0 0	0 0 0 0	0 0 0 0	0 0 0 0	1 1 0 0
Inning Stats	R: 0 H: 1 E: 0 LOB: 2 K: 0 BB: 1 S: 4 P: 8	R: 0 H: 0 E: 0 LOB: 1 K: 1 BB: 1 S: 5 P: 9	R: 0 H: 1 E: 0 LOB: 2 K: 1 BB: 1 S: 6 P: 10	R: 0 H: 1 E: 0 LOB: 0 K: 0 BB: 0 S: 3 P: 3	R: 1 H: 3 E: 0 LOB: 2 K: 0 BB: 0 S: 6 P: 6	R: 0 H: 0 E: 0 LOB: 1 K: 0 BB: 2 S: 2 P: 10	R: 0 H: 0 E: 0 LOB: 1 K: 0 BB: 1 S: 3 P: 7	R: 0 H: 1 E: 0 LOB: 1 K: 0 BB: 0 S: 4 P: 4	R: 0 H: 0 E: 0 LOB: 0 K: 0 BB: 0 S: 3 P: 3	1B: 6 2B: 1 3B: 0 HR: 0	SF: 0 SAC: 0 DP: 1 HBP: 0			WP: 0 PB: 0 SB: 0 CS: 0	PA: 38		

PITCHER	IP	WLS	BF	H	R	ER	SO	BB	IBB	HBP	BLK	WP	HR	S	P	ERA	WHIP
Gary Peters, L (1, 1) ERA: 4.59	9.0	W	38	7	1	1	2	6	0	0	0	0	0	36	60	1.00	1.444

PITCHER	IP	WLS	BF	H	R	ER	SO	BB	IBB	HBP	BLK	WP	HR	S	P	ERA	WHIP

AB	32
R	1
H	7
RBI	1
BB	6
SO	2
LOB	22

Boston Red Sox @ Cleveland Indians

Cleveland Municipal Stadium, Cleveland, OH

Sat Jul 11 1970, 3:33 AM EDT

Att. 13,251 - Unknown

TOP

livebaseballscorecards.com

Batter	1	2	3	4	5	6	7	8	9	AB	R	H	RBI	BB	SO	LOB
Dick Schofield, S (1, 4) OBP: 0.297, SLG: 0.245	F4			F6		6-3		2B 1B	K	5	0	1	0	0	1	2
Reggie Smith, S (1, 8) OBP: 0.375, SLG: 0.483	F4			K		5-3		F9		4	0	0	0	0	1	1
Carl Yastrzemski, L (1, 3) OBP: 0.435, SLG: 0.563	4-3			1B 2B		F2		1-3 2B		4	1	2	0	0	0	0
Tony Conigliaro, R (1, 9) OBP: 0.355, SLG: 0.485		K		1B HBP			F4	BB		2	0	0	0	1	1	0
Rico Petrocelli, R (1, 6) OBP: 0.311, SLG: 0.449		K		1-3 2-H 1B			1B 1B	F8		4	0	2	1	0	1	3
George Scott, R (1, 5) OBP: 0.354, SLG: 0.466		K			1B 2B		K		6-3	4	0	1	0	0	2	1
Billy Conigliaro, R (1, 7) OBP: 0.335, SLG: 0.471			K		L6-3 2-3 1B		1-2 1B		1B 1B	4	0	3	0	0	1	0
Jerry Moses, R (1, 2) OBP: 0.317, SLG: 0.392			5-3		L6-3 1-2		L7		1-2 1B	4	0	1	0	0	0	4
Ken Brett, L (1, 1) OBP: 0.300, SLG: 0.389			4-3		K			5-3	F8	2	0	0	0	0	1	1
Cal Koonce, R (7, 1)										0	0	0	0	0	0	0
John Kennedy, R (8, PH) OBP: 0.333, SLG: 0.466										1	0	0	0	0	0	0
Gary Wagner, R (8, 1) OBP: 0.500, SLG: 0.500										0	0	0	0	0	0	0
Mike Andrews, R (9, PH) OBP: 0.318, SLG: 0.355										1	0	0	0	0	0	2

Inning Stats	1	2	3	4	5	6	7	8	9
	R: 0 E: 0 K: 0 S: 3	H: 0 LOB: 0 BB: 0 P: 3	R: 0 E: 0 K: 3 S: 9	H: 0 LOB: 0 BB: 0 P: 9	R: 0 E: 0 K: 1 S: 5	H: 0 LOB: 0 BB: 0 P: 5	R: 1 E: 0 K: 1 S: 6	H: 2 LOB: 2 BB: 0 P: 7	R: 0 E: 0 K: 1 S: 6	H: 2 LOB: 1 BB: 0 P: 6	R: 0 E: 0 K: 0 S: 3	H: 0 LOB: 0 BB: 0 P: 3	R: 0 E: 0 K: 1 S: 7	H: 2 LOB: 2 BB: 0 P: 7	R: 0 E: 0 K: 0 S: 5	H: 2 LOB: 3 BB: 1 P: 9	R: 0 E: 0 K: 1 S: 7	H: 2 LOB: 2 BB: 0 P: 7

1B: 7 SF: 0
2B: 4 SAC: 0
3B: 0 DP: 1
HR: 0 HBP: 1

WP: 0 PA: 37
PB: 0
SB: 0
CS: 0

	AB	35
	R	1
	H	10
	RBI	1
	BB	1
	SO	8
	LOB	14

PITCHER	IP	WLS	BF	H	R	ER	SO	BB	IBB	HBP	BLK	WP	HR	S	P	ERA	WHIP
Sam McDowell, L (1, 1) ERA: 2.63	9.0	W	37	10	1	1	8	1	0	1	0	0	0	51	56	1.00	1.222

PITCHER	IP	WLS	BF	H	R	ER	SO	BB	IBB	HBP	BLK	WP	HR	S	P	ERA	WHIP

BOTTOM

Batter	1	2	3	4	5	6	7	8	9	AB	R	H	RBI	BB	SO	LOB
Jack Heidemann, R (1, 6) OBP: 0.252, SLG: 0.263	0-0 ① 6-3	4-0 1-2 BB		0-0 E5			4-0 SH1 BB			2	0	0	0	2	0	0
Eddie Leon, R (1, 4) OBP: 0.280, SLG: 0.322	0-0 ② 1-3	0-3 ③ K		0-3 ② K			0-0 ① SH1 1-2			3	0	0	0	0	2	3
Roy Foster, R (1, 7) OBP: 0.358, SLG: 0.458	4-0 BB		0-0 BB 1B	0-0 ③ F9			4-0 BB			2	0	1	0	2	0	1
Ray Fosse, R (1, 2) OBP: 0.369, SLG: 0.532	0-0 ③ F7		4-0 FC4-6 1-2 BB		0-0 ① F9		0-0 ② F9			3	0	0	0	1	0	3
Tony Horton, R (1, 3) OBP: 0.329, SLG: 0.438		0-0 ① F6	0-3 ① K		0-0 ② L9		0-0 ③ 1-3			4	0	0	0	0	1	4
Chuck Hinton, R (1, 9) OBP: 0.404, SLG: 0.421 Vada Pinson, L (8, PH) OBP: 0.331, SLG: 0.437 (9, 9)		4-0 HR BB	0-3 ② K		0-0 ③ 4-3			0-0 ① 3-1		2 1	1 0	0 0	0 0	1 0	1 0	2 0
Buddy Bradford, R (1, 8) OBP: 0.274, SLG: 0.330	0-0 1-H HR	0-0 ③ FC4-6 1-2f				0-0 ① L9		0-0 ② 1-3		4	1	1	2	0	0	2
Graig Nettles, L (1, 5) OBP: 0.341, SLG: 0.387	4-0 FC3-6 BB			0-0 HR		0-0 ② L8		0-0 ③ G3		3	1	1	1	1	0	0
Sam McDowell, L (1, 1) OBP: 0.182, SLG: 0.215	0-0 ② FC3-6 BB 1-2f			0-3 ① K		0-0 ③ 6-3				3	0	0	0	0	1	1
Inning Stats	R: 0 E: 0 K: 0 S: 3 H: 0 LOB: 1 BB: 1 P: 7	R: 2 E: 0 K: 1 S: 6 H: 1 LOB: 2 BB: 3 P: 18	R: 0 E: 0 K: 2 S: 8 H: 1 LOB: 2 BB: 1 P: 12	R: 1 E: 1 K: 2 S: 9 H: 1 LOB: 1 BB: 0 P: 9	R: 0 E: 0 K: 0 S: 3 H: 0 LOB: 0 BB: 0 P: 3	R: 0 E: 0 K: 0 S: 3 H: 0 LOB: 0 BB: 0 P: 3	R: 0 E: 0 K: 0 S: 3 H: 0 LOB: 2 BB: 2 P: 11	R: 0 E: 0 K: 0 S: 3 H: 0 LOB: 0 BB: 0 P: 3		1B: 1 2B: 0 3B: 0 HR: 2	SF: 0 SAC: 1 DP: 0 HBP: 0			WP: 0 PB: 0 SB: 0 CS: 0	PA: 35		

PITCHER		IP	WLS	BF	H	R	ER	SO	BB	IBB	HBP	BLK	WP	HR	S	P	ERA	WHIP
Ken Brett, L ERA: 3.88	(1, 1)	6.1	L	30	3	3	3	5	7	0	0	0	0	2	33	61	4.26	1.579
Cal Koonce, R ERA: 4.05	(7, 1)	0.2		2	0	0	0	0	0	0	0	0	0	0	2	2	0.00	0.000
Gary Wagner, R ERA: 3.86	(8, 1)	1.0		3	0	0	0	0	0	0	0	0	0	0	3	3	0.00	0.000

PITCHER	IP	WLS	BF	H	R	ER	SO	BB	IBB	HBP	BLK	WP	HR	S	P	ERA	WHIP

Boston Red Sox @ Cleveland Indians

Cleveland Municipal Stadium, Cleveland, OH

Sat Jul 11 1970, 3:33 AM EDT

Att. 13,251 - Unknown

livebaseballscorecards.com

AB	27
R	3
H	3
RBI	3
BB	7
SO	5
LOB	16

Batter	1	2	3	4	5	6	7	8	9	AB	R	H	RBI	BB	SO	LOB
Dick Schofield, S (1, 4) OBP: 0.293, SLG: 0.235	K	F8			FC4-6 BB	G3-6-1 1-2f			F7	4	0	0	0	1	1	2
Reggie Smith, S (1, 8) OBP: 0.373, SLG: 0.479	1B PB 1B	F9			FC4-6 1-2f HR		L3		F6	5	2	1	0	0	0	1
Carl Yastrzemski, L (1, 3) OBP: 0.433, SLG: 0.559	PB BB 1-3 1B		K		F8		4-1			4	1	1	0	0	1	1
Tony Conigliaro, R (1, 9) OBP: 0.353, SLG: 0.493	F4		K		HR 1-H		L6			4	1	1	2	0	1	2
Rico Petrocelli, R (1, 6) OBP: 0.314, SLG: 0.457	BB BB 1-3 3-H BB		K		F8			HR		3	1	1	1	1	1	0
George Scott, R (1, 5) OBP: 0.355, SLG: 0.463	BB 1-2 BB			L3		2B 1B BB		5-3		2	1	0	0	2	0	0
Billy Conigliaro, R (1, 7) OBP: 0.339, SLG: 0.468	1-2 2-3 3-H BB			1B	K			6-3		3	0	1	1	1	1	1
Jerry Moses, R (1, 2) OBP: 0.316, SLG: 0.394	K			F7	1B 1-3 2B			F7		4	0	1	0	0	1	4
Ray Culp, R (1, 1) OBP: 0.115, SLG: 0.135		K		F8	G3-6-1 2-3 3-H 1B				K	4	0	1	1	0	2	1
Inning Stats	R: 2 E: 0 K: 2 S: 9 H: 2 LOB: 3 BB: 3 P: 21	R: 0 E: 0 K: 1 S: 5 H: 0 LOB: 0 BB: 0 P: 5	R: 0 E: 0 K: 3 S: 9 H: 0 LOB: 0 BB: 0 P: 9	R: 0 E: 0 K: 0 S: 4 H: 1 LOB: 1 BB: 0 P: 4	R: 2 E: 0 K: 0 S: 4 H: 1 LOB: 0 BB: 1 P: 8	R: 1 E: 0 K: 1 S: 6 H: 2 LOB: 1 BB: 1 P: 10	R: 0 E: 0 K: 0 S: 3 H: 0 LOB: 0 BB: 0 P: 3	R: 1 E: 0 K: 0 S: 4 H: 1 LOB: 0 BB: 0 P: 4	R: 0 E: 0 K: 1 S: 5 H: 0 LOB: 0 BB: 0 P: 5	1B: 4 2B: 1 3B: 0 HR: 2 SF: 0 SAC: 0 DP: 1 HBP: 0						

TOP

Boston Red Sox @ Cleveland Indians

Cleveland Municipal Stadium, Cleveland, OH

Sun Jul 12 1970, 3:33 AM EDT

Unknown

livebaseballscorecards.com

AB	33
R	6
H	7
RBI	5
BB	5
SO	8
LOB	12

WP: 0 PB: 2 SB: 0 CS: 0 PA: 38

PITCHER		IP	WLS	BF	H	R	ER	SO	BB	IBB	HBP	BLK	WP	HR	S	P	ERA	WHIP
Steve Dunning, R ERA: 5.09	(1, 1)	5.1	L	26	5	5	5	7	5	0	0	0	0	1	35	55	8.44	1.875
Phil Hennigan, R ERA: 3.92	(6, 1)	1.2		5	1	0	0	0	0	0	0	0	0	0	5	5	0.00	0.600
Dennis Higgins, R ERA: 5.18	(8, 1)	1.0		4	1	1	1	0	0	0	0	0	0	1	4	4	9.00	1.000
Mike Paul, L ERA: 5.93	(9, 1)	1.0		3	0	0	0	1	0	0	0	0	0	0	5	5	0.00	0.000

PITCHER	IP	WLS	BF	H	R	ER	SO	BB	IBB	HBP	BLK	WP	HR	S	P	ERA	WHIP

BOTTOM

Batter	1	2	3	4	5	6	7	8	9	AB	R	H	RBI	BB	SO	LOB
Vada Pinson, L (1, 8) OBP: 0.332, SLG: 0.437	WP BB 1B		E 1B		F9		F5		5-3	5	0	2	0	0	0	0
Graig Nettles, L (1, 5) OBP: 0.340, SLG: 0.383	BBBB WP BB 1-2		F7 1-3		F2		4-3			3	0	0	0	1	0	1
Roy Foster, R (1, 7) OBP: 0.353, SLG: 0.450	SSS K		F7		F3			6-3		4	0	0	0	0	1	3
Ray Fosse, R (1, 2) OBP: 0.364, SLG: 0.524	SSS K		5-3			F2		F8		4	0	0	0	0	1	3
Duke Sims, L (1, 9) OBP: 0.375, SLG: 0.556	G3 1-2 2-3			E 1B 1B		HR		2B HBP		3	1	2	1	0	0	2
Tony Horton, R (1, 3) OBP: 0.331, SLG: 0.452		6-3		E6 1B 1-2		HR		1-3 2B		4	1	2	1	0	0	1
Jack Heidemann, R (1, 6) OBP: 0.253, SLG: 0.271										3	0	1	0	0	2	2
Chuck Hinton, R (8, PH) OBP: 0.400, SLG: 0.416										1	0	0	0	0	0	2
Larry Brown, R (9, 4) OBP: 0.348, SLG: 0.333		3B		K		K		6-3		0	0	0	0	0	0	0
Eddie Leon, R (1, 4) (9, 6) OBP: 0.279, SLG: 0.321		SSS K		1-2 2-H 1B		5-3			4-3	4	0	1	0	0	1	1
Steve Dunning, R (1, 1) OBP: 0.083, SLG: 0.083										2	0	0	0	0	1	3
Phil Hennigan, R (6, 1) OBP: 0.444, SLG: 0.333										0	0	0	0	0	0	0
Lou Klimchock, L (7, PH) OBP: 0.192, SLG: 0.240										1	0	0	0	0	0	0
Dennis Higgins, R (8, 1)										0	0	0	0	0	0	0
Mike Paul, L (9, 1) OBP: 0.083, SLG: 0.083										0	0	0	0	0	0	0
Ted Uhlaender, L (9, PH) OBP: 0.295, SLG: 0.336	SSS K	K		F6			4-3		F2	1	0	0	0	0	0	0
Inning Stats	R: 0 E: 0 K: 2 S: 8 H: 1 LOB: 2 BB: 1 P: 12	R: 0 E: 0 K: 2 S: 8 H: 1 LOB: 1 BB: 0 P: 8	R: 0 E: 1 K: 0 S: 4 H: 1 LOB: 1 BB: 0 P: 4	R: 0 E: 1 K: 1 S: 7 H: 2 LOB: 2 BB: 0 P: 7	R: 0 E: 0 K: 0 S: 3 H: 0 LOB: 0 BB: 0 P: 3	R: 2 E: 0 K: 1 S: 7 H: 2 LOB: 0 BB: 0 P: 7	R: 0 E: 0 K: 0 S: 3 H: 0 LOB: 0 BB: 0 P: 3	R: 0 E: 0 K: 0 S: 4 H: 1 LOB: 2 BB: 0 P: 5	R: 0 E: 0 K: 0 S: 3 H: 0 LOB: 0 BB: 0 P: 3	1B: 4 2B: 1 3B: 1 HR: 2 SF: 0 SAC: 0 DP: 0 HBP: 1						

PITCHER	IP	WLS	BF	H	R	ER	SO	BB	IBB	HBP	BLK	WP	HR	S	P	ERA	WHIP
Ray Culp, R (1, 1) ERA: 2.75	9.0	W	37	8	2	2	6	1	0	1	0	1	2	47	52	2.00	1.000

PITCHER	IP	WLS	BF	H	R	ER	SO	BB	IBB	HBP	BLK	WP	HR	S	P	ERA	WHIP

Boston Red Sox @ Cleveland Indians

Cleveland Municipal Stadium, Cleveland, OH

Sun Jul 12 1970, 3:33 AM EDT

Unknown

livebaseballscorecards.com

AB	35
R	2
H	8
RBI	2
BB	1
SO	6
LOB	18

WP: 1 PA: 37
PB: 0
SB: 0
CS: 0

Boston Red Sox @ Cleveland Indians

Cleveland Municipal Stadium, Cleveland, OH

Sun Jul 12 1970, 3:38 AM EDT

Att. 30,821 - Unknown

TOP

livebaseballscorecards.com

Batter	1	2	3	4	5	6	7	8	9	AB	R	H	RBI	BB	SO	LOB
John Kennedy, R (1, 4) OBP: 0.338, SLG: 0.508	K	BB, 1B, SF8 1B	1-H HR		5-3			L9		5	2	2	2	0	1	0
Reggie Smith, S (1, 8) OBP: 0.373, SLG: 0.484	G3	WP, BB 1-2 1B	4-3			K		WP 3B		5	1	2	0	0	1	0
Carl Yastrzemski, L (1, 3) (1, 7) OBP: 0.436, SLG: 0.560 Don Pavletich, R (8, PH) OBP: 0.167, SLG: 0.048 (8, 3)	HBP 1B 1B	WP 1-2 2-3 BB	E3			4-3, WP 1B		WP BB		3 0	1 0	2 0	0 0	1 1	0 0	0 0
Tony Conigliaro, R (1, 9) OBP: 0.355, SLG: 0.493 Mike Fiore, L (1, PR) OBP: 0.327, SLG: 0.220 (1, 3) (8, 7)	E, 1B 1-2 HBP	SF8 3-H	L6			4-3 1-3		1-2 3-H BB		0 2	0 0	0 0	0 1	0 1	0 0	0 2
Rico Petrocelli, R (1, 6) OBP: 0.315, SLG: 0.455	E7, FC6-4 1-3 2-H 1B	1-2 2-3 BB		1-3		F8		F2		4	0	1	1	1	0	3
George Scott, R (1, 5) OBP: 0.353, SLG: 0.462	FC6-4 1-2f	K		6-3			1-3		3-1 2B	5	0	1	0	0	1	5
Billy Conigliaro, R (1, 7) OBP: 0.341, SLG: 0.485 (1, 9)		HR	1B, FC6-4 1B	F9			5-3		5-3	5	2	2	1	0	0	1
Tom Satriano, L (1, 2) OBP: 0.337, SLG: 0.409		HR	FC6-4 1-3 1B		6-3		4-3		3-1 2-3	5	1	2	1	0	0	1
Sonny Siebert, R (1, 1) OBP: 0.133, SLG: 0.140 Sparky Lyle, L (7, 1)	G3	FC6-4 1-2f 3-H HR			K			4-3	F7	3 2	1 0	0 0	1 0	0 0	1 0	1 1
Inning Stats	R: 1 E: 1 K: 1 S: 7 H: 2 LOB: 2 BB: 0 P: 8	R: 3 E: 0 K: 1 S: 9 H: 4 LOB: 3 BB: 2 P: 17	R: 3 E: 1 K: 0 S: 7 H: 3 LOB: 1 BB: 0 P: 7	R: 0 E: 0 K: 0 S: 3 H: 0 LOB: 0 BB: 0 P: 3	R: 0 E: 0 K: 1 S: 5 H: 0 LOB: 0 BB: 0 P: 5	R: 0 E: 0 K: 1 S: 6 H: 1 LOB: 1 BB: 0 P: 6	R: 0 E: 0 K: 0 S: 3 H: 0 LOB: 0 BB: 0 P: 3	R: 1 E: 0 K: 0 S: 4 H: 1 LOB: 2 BB: 2 P: 12	R: 0 E: 0 K: 0 S: 4 H: 1 LOB: 1 BB: 0 P: 4	1B: 7 2B: 1 3B: 1 HR: 3 SF: 1 SAC: 0 DP: 0 HBP: 1						

	AB	39
	R	8
	H	12
	RBI	7
	BB	4
	SO	4
	LOB	14

WP: 3 PA: 45
PB: 0
SB: 0
CS: 0

PITCHER		IP	WLS	BF	H	R	ER	SO	BB	IBB	HBP	BLK	WP	HR	S	P	ERA	WHIP
Fred Lasher, R ERA: 3.63	(1, 1)	1.0	L	8	4	3	3	1	0	0	1	0	0	2	9	10	27.00	4.000
Phil Hennigan, R ERA: 4.04	(2, 1)	0.1		4	2	0	0	0	1	0	0	0	0	0	3	7	0.00	9.000
Mike Paul, L ERA: 5.88	(2, 1)	0.1		1	0	1	1	0	0	0	0	0	0	0	1	1	27.00	0.000
Dean Chance, R ERA: 4.23	(2, 1)	5.1		22	4	3	3	3	1	0	0	0	2	1	27	31	5.06	0.938
Dick Ellsworth, L ERA: 4.06	(8, 1)	2.0		10	2	1	1	0	2	0	0	0	1	0	8	16	4.50	2.000

PITCHER	IP	WLS	BF	H	R	ER	SO	BB	IBB	HBP	BLK	WP	HR	S	P	ERA	WHIP

BOTTOM

Boston Red Sox @ Cleveland Indians

Cleveland Municipal Stadium, Cleveland, OH

Sun Jul 12 1970, 3:38 AM EDT

Att. 30,821 - Unknown

Batter	1	2	3	4	5	6	7	8	9	AB	R	H	RBI	BB	SO	LOB
Vada Pinson, L (1, 9) (9, 8) OBP: 0.337, SLG: 0.443	BB, 2B		FC4-6, HR (1-2f)		1B		1-3, 1B		K	5	1	3	0	0	1	3
Graig Nettles, L (1, 5) OBP: 0.338, SLG: 0.379	BB (2-3)		F7		4-3		K		6-3	3	0	0	0	1	1	4
Roy Foster, R (9, PH) OBP: 0.352, SLG: 0.448										1	0	0	0	0	0	2
Ted Uhlaender, L (1, 8) OBP: 0.295, SLG: 0.346	F8		HR (1-H)			G3		K		3	1	1	2	0	0	1
Chuck Hinton, R (8, PH) (9, 9) OBP: 0.396, SLG: 0.410										1	0	0	0	0	1	0
Ray Fosse, R (1, 2) OBP: 0.366, SLG: 0.527	F3		F6			PB, 2B		1B		4	0	2	0	0	0	1
Duke Sims, L (1, 7) OBP: 0.372, SLG: 0.548		WP, 1B		3-1		K		F3		4	0	1	0	0	1	2
Tony Horton, R (1, 3) OBP: 0.327, SLG: 0.446		F9		4-3		L5 (2-3)		6-3		4	0	0	0	0	0	3
Jack Heidemann, R (1, 6) OBP: 0.250, SLG: 0.267		K		F9			F3		K	4	0	0	0	0	2	1
Eddie Leon, R (1, 4) OBP: 0.282, SLG: 0.324		K (1-2)			K		1B		1B	4	0	2	0	0	2	1
Fred Lasher, R (1, 1)			FC4-6, 1B		K		F9		1B (1-2)	0	0	0	0	0	0	0
Phil Hennigan, R (2, 1) OBP: 0.444, SLG: 0.333										0	0	0	0	0	0	0
Mike Paul, L (2, 1) OBP: 0.083, SLG: 0.083										0	0	0	0	0	0	0
Dean Chance, R (2, 1) OBP: 0.077, SLG: 0.042										2	0	1	0	0	1	0
Lou Klimchock, L (7, PH) OBP: 0.189, SLG: 0.235										1	0	0	0	0	0	1
Dick Ellsworth, L (8, 1)										0	0	0	0	0	0	0
Buddy Bradford, R (9, PH) OBP: 0.280, SLG: 0.336										1	0	1	0	0	0	0
Inning Stats	R: 0 E: 0 K: 0 S: 3 H: 1 LOB: 1 BB: 1 P: 7	R: 0 E: 0 K: 2 S: 8 H: 1 LOB: 1 BB: 0 P: 8	R: 2 E: 0 K: 0 S: 5 H: 2 LOB: 0 BB: 0 P: 5	R: 0 E: 0 K: 0 S: 3 H: 0 LOB: 0 BB: 0 P: 3	R: 0 E: 0 K: 2 S: 8 H: 1 LOB: 1 BB: 0 P: 8	R: 0 E: 0 K: 1 S: 6 H: 1 LOB: 1 BB: 0 P: 6	R: 0 E: 0 K: 1 S: 7 H: 2 LOB: 2 BB: 0 P: 7	R: 0 E: 0 K: 1 S: 6 H: 1 LOB: 1 BB: 0 P: 6	R: 0 E: 0 K: 2 S: 9 H: 2 LOB: 2 BB: 0 P: 9							

livebaseballscorecards.com

AB	37
R	2
H	11
RBI	2
BB	1
SO	9
LOB	19

PITCHER		IP	WLS	BF	H	R	ER	SO	BB	IBB	HBP	BLK	WP	HR	S	P	ERA	WHIP	PITCHER	IP	WLS	BF	H	R	ER	SO	BB	IBB	HBP	BLK	WP	HR	S	P	ERA	WHIP
Sonny Siebert, R ERA: 3.82	(1, 1)	6.2	W	28	8	2	2	5	1	0	0	0	1	1	37	41	2.70	1.350																		
Sparky Lyle, L ERA: 4.83	(7, 1)	2.1	S	10	3	0	0	4	0	0	0	0	0	0	18	18	0.00	1.286																		

PITCHER		IP	WLS	BF	H	R	ER	SO	BB	IBB	HBP	BLK	WP	HR	S	P	ERA	WHIP	PITCHER	IP	WLS	BF	H	R	ER	SO	BB	IBB	HBP	BLK	WP	HR	S	P	ERA	WHIP

PITCHER		IP	WLS	BF	H	R	ER	SO	BB	IBB	HBP	BLK	WP	HR	S	P	ERA	WHIP	PITCHER	IP	WLS	BF	H	R	ER	SO	BB	IBB	HBP	BLK	WP	HR	S	P	ERA	WHIP

1B: 8	SF: 0	WP: 1	PA: 38
2B: 2	SAC: 0	PB: 1	
3B: 0	DP: 0	SB: 0	
HR: 1	HBP: 0	CS: 0	

Batter	1	2	3	4	5	6	7	8	9	10	AB	R	H	RBI	BB	SO	LOB
Tommy Harper, R (1, 5) (8, 7) OBP: 0.381, SLG: 0.549	F4		1B			1B		L8	HR 2-H		5	1	3	2	0	0	0
Mike Hegan, L (1, 3) OBP: 0.338, SLG: 0.390	K		K			L1-3 1-2 1B		HBP 4-3 1B BB	3-1		4	1	1	0	1	2	1
Bob Burda, L (1, 9) OBP: 0.336, SLG: 0.323	F4			4-3		L8		4-3 HBP 1-2 1B		1B	4	0	1	0	0	0	2
Max Alvis, R (8, PR) (8, 5) OBP: 0.222, SLG: 0.271											1	0	1	0	0	0	0
Danny Walton, R (1, 7) OBP: 0.351, SLG: 0.460		HR		K		L1-3 1-2		4-3 1-2 2-3 HBP		FC3 E 1B	3	1	1	1	0	1	2
Mike Hershberger, R (8, PR) (8, 9) OBP: 0.316, SLG: 0.326											1	0	1	0	0	0	0
Dave May, L (1, 8) OBP: 0.350, SLG: 0.326		K		K			F8	4-3 1-2 2-3 3-H		FC3 G4-6-3 1-3	5	0	0	1	0	2	3
Roberto Pena, R (1, 6) OBP: 0.294, SLG: 0.306		G5-4-3 1B			6-3		1B 1B	K		G4-6-3 1-2f	5	0	2	0	0	1	5
Jerry McNertney, R (1, 2) OBP: 0.317, SLG: 0.382		G5-4-3 1-2f			HR		1B 1-2 1B		E6 4-3 HR		4	2	2	1	0	0	1
Ted Kubiak, S (1, 4) OBP: 0.322, SLG: 0.293			F7		K		F8		4-3 1-2		3	0	0	0	0	1	2
Tito Francona, L (9, PH) OBP: 0.303, SLG: 0.242											1	0	0	0	0	0	1
Gus Gil, R (9, 4) OBP: 0.300, SLG: 0.240											0	0	0	0	0	0	0
Skip Lockwood, R (1, 1) OBP: 0.240, SLG: 0.375			K		4-3		1-2 2-H 1B		K		1	0	0	0	0	1	0
Bob Humphreys, R (4, 1)											1	0	0	0	0	0	0
Russ Snyder, L (7, PH) OBP: 0.305, SLG: 0.359											1	0	1	0	0	0	0
Ken Sanders, R (7, 1)											0	0	0	0	0	0	0
Ted Savage, R (9, PH) OBP: 0.267, SLG: 0.448											1	0	0	0	0	1	1
Dave Baldwin, R (9, 1)											0	0	0	0	0	0	0
Bobby Bolin, R (9, 1) OBP: 0.321, SLG: 0.360											0	0	0	0	0	0	0
Inning Stats	R: 0 E: 0 K: 1 S: 5 / H: 0 LOB: 0 BB: 0 P: 5	R: 1 E: 0 K: 1 S: 6 / H: 2 LOB: 0 BB: 0 P: 6	R: 0 E: 0 K: 2 S: 8 / H: 1 LOB: 1 BB: 0 P: 8	R: 0 E: 0 K: 2 S: 7 / H: 0 LOB: 0 BB: 0 P: 7	R: 1 E: 0 K: 1 S: 6 / H: 1 LOB: 0 BB: 0 P: 6	R: 0 E: 0 K: 0 S: 4 / H: 2 LOB: 1 BB: 0 P: 4	R: 0 E: 0 K: 0 S: 5 / H: 3 LOB: 2 BB: 0 P: 5	R: 1 E: 0 K: 1 S: 6 / H: 1 LOB: 3 BB: 1 P: 11	R: 2 E: 1 K: 1 S: 7 / H: 1 LOB: 0 BB: 0 P: 7	R: 0 E: 1 K: 0 S: 4 / H: 2 LOB: 1 BB: 0 P: 4	1B: 10 2B: 1 3B: 0 HR: 3	SF: 0 SAC: 0 DP: 3 HBP: 1						

PITCHER		IP	WLS	BF	H	R	ER	SO	BB	IBB	HBP	BLK	WP	HR	S	P	ERA	WHIP
Mike Nagy, R ERA: 4.7	(1, 1)	7.1		30	10	3	3	7	1	0	0	0	0	2	43	47	3.68	1.500
Gary Wagner, R ERA: 3.45	(8, 1)	1.2		8	1	2	0	2	0	0	1	0	0	1	11	12	0.00	0.600
Vicente Romo, R ERA: 2.95	(10, 1)	1.0	W	4	2	0	0	0	0	0	0	0	0	0	4	4	0.00	2.000

PITCHER	IP	WLS	BF	H	R	ER	SO	BB	IBB	HBP	BLK	WP	HR	S	P	ERA	WHIP

TOP

Milwaukee Brewers @ Boston Red Sox

Fenway Park, Boston, MA

Thu Jul 16 1970, 3:33 AM EDT

Att. 20,484 - Unknown

livebaseballscorecards.com

AB	40
R	5
H	13
RBI	5
BB	1
SO	9
LOB	18

WP: 0 PB: 0 SB: 0 CS: 0 PA: 42

Batter	1	2	3	4	5	6	7	8	9	10	AB	R	H	RBI	BB	SO	LOB
Mike Andrews, R (1, 4) OBP: 0.320, SLG: 0.360	5-3		HR 1B	1-3 2B			K		6-3		5	1	2	0	0	1	0
Reggie Smith, S (1, 8) OBP: 0.374, SLG: 0.491	4-3		1-H HR	4-3			BBB 4-0 L6-3 BB		L8		4	1	1	2	1	0	2
Carl Yastrzemski, L (1, 3) OBP: 0.436, SLG: 0.557	5-3		S 1B	F7			L6-3 1-2			2B SF9 1B	5	1	2	0	0	0	3
Tony Conigliaro, R (1, 9) OBP: 0.356, SLG: 0.493		BBB 4-0 G6-4-3 1B HR BB	SSS 0-3 K 1-2		F8			B1		1-3 2B	4	1	1	0	1	1	1
Rico Petrocelli, R (1, 6) OBP: 0.319, SLG: 0.458		1-2 G6-4-3 1B	F8		SSS 0-3 K			1B FC1-2 2B		IBB	4	0	2	0	1	1	1
George Scott, R (1, 5) OBP: 0.351, SLG: 0.459		G6-4-3 1-2f 2-3	SSS K		F8			FC1-2 2-3 1B		SF9 3-H	4	0	1	1	0	1	3
Billy Conigliaro, R (1, 7) OBP: 0.344, SLG: 0.521		HR 3-H	HR		F3			FC1-2 1-2 3-H			4	2	2	3	0	0	2
Jerry Moses, R (1, 2) OBP: 0.315, SLG: 0.391		1B	6-3		SSS K			1-3			4	0	1	0	0	1	2
Mike Nagy, R (1, 1) OBP: 0.174, SLG: 0.174 Gary Wagner, R (8, 1) OBP: 0.500, SLG: 0.500 Dick Schofield, S (9, PH) OBP: 0.291, SLG: 0.232 Vicente Romo, R (10, 1) OBP: 0.143, SLG: 0.308		SSS K	2B 1B		SSS K				3-1		3 0 1 0	0 0 0 0	1 0 0 0	0 0 0 0	0 0 0 0	2 0 0 0	1 0 0 0
Inning Stats	R: 0 H: 0 E: 0 LOB: 0 K: 0 BB: 0 S: 3 P: 3	R: 2 H: 3 E: 0 LOB: 1 K: 1 BB: 1 S: 7 P: 11	R: 2 H: 3 E: 0 LOB: 1 K: 2 BB: 0 S: 10 P: 10	R: 1 H: 3 E: 0 LOB: 2 K: 0 BB: 0 S: 6 P: 6	R: 0 H: 0 E: 0 LOB: 0 K: 1 BB: 0 S: 5 P: 5	R: 0 H: 0 E: 0 LOB: 0 K: 2 BB: 0 S: 7 P: 7	R: 0 H: 0 E: 0 LOB: 0 K: 1 BB: 1 S: 4 P: 8	R: 0 H: 2 E: 0 LOB: 2 K: 0 BB: 0 S: 5 P: 5	R: 0 H: 0 E: 0 LOB: 0 K: 0 BB: 0 S: 3 P: 3	R: 1 H: 2 E: 0 LOB: 2 K: 0 BB: 1 S: 3 P: 7	1B: 7 SF: 1 2B: 4 SAC: 0 3B: 0 DP: 2 HR: 3 HBP: 0						

PITCHER		IP	WLS	BF	H	R	ER	SO	BB	IBB	HBP	BLK	WP	HR	S	P	ERA	WHIP
Skip Lockwood, R ERA: 4.93	(1, 1)	3.1		19	9	5	5	3	1	0	0	0	0	3	24	28	13.50	3.000
Bob Humphreys, R ERA: 2.27	(4, 1)	2.2		8	0	0	0	3	0	0	0	0	0	0	14	14	0.00	0.000
Ken Sanders, R ERA: 1.45	(7, 1)	2.0		8	2	0	0	1	1	0	0	0	0	0	9	13	0.00	1.500
Dave Baldwin, R ERA: 2.53	(9, 1)	0.1		1	0	0	0	0	0	0	0	0	0	0	1	1	0.00	0.000
Bobby Bolin, R ERA: 4.7	(9, 1)	1.0	L	6	2	1	1	0	0	1	0	0	0	0	5	9	9.00	2.000

PITCHER		IP	WLS	BF	H	R	ER	SO	BB	IBB	HBP	BLK	WP	HR	S	P	ERA	WHIP

BOTTOM

Milwaukee Brewers @ Boston Red Sox

Fenway Park, Boston, MA

Thu Jul 16 1970, 3:33 AM EDT

Att. 20,484 - Unknown

livebaseballscorecards.com

AB	38
R	6
H	13
RBI	6
BB	3
SO	7
LOB	15

WP: 0 PA: 42
PB: 0
SB: 1
CS: 0

Batter	1	2	3	4	5	6	7	8	9	AB	R	H	RBI	BB	SO	LOB
Tommy Harper, R (1, 5) OBP: 0.387, SLG: 0.558	E2 SH4 4-3 1B		4-3 2B		BB 1B		6-3 3-H		2B	5	1	4	1	0	0	1
Mike Hegan, L (1, 3) OBP: 0.338, SLG: 0.387	SH4 2-3		K		1-2 BB		K		6-3	2	0	0	0	1	2	2
John Gelnar, R (7, 1)										0	0	0	0	0	0	0
Ted Savage, R (9, PH) OBP: 0.365, SLG: 0.444										1	0	0	0	0	0	1
Bob Burda, L (1, 9) OBP: 0.333, SLG: 0.314	4-3 3-H		4-3 2-3		F9			2B BB		3	0	0	1	1	0	3
Danny Walton, R (1, 7) OBP: 0.349, SLG: 0.458	F4		5-3			G6-4-3 1B		K		4	0	1	0	0	1	2
Dave May, L (1, 8) OBP: 0.343, SLG: 0.319		K		F9		K		2B 1-3		3	0	0	0	0	2	1
Bob Humphreys, R (6, 1)										0	0	0	0	0	0	0
Ken Sanders, R (7, 1)										0	0	0	0	0	0	0
Tito Francona, L (7, 3) OBP: 0.312, SLG: 0.269										1	0	1	0	0	0	0
Jerry McNertney, R (1, 2) OBP: 0.316, SLG: 0.377		K		K2-6-2 HBP		G6-4-3 1-2f		L4		3	0	0	0	0	1	3
Roberto Pena, R (1, 6) OBP: 0.298, SLG: 0.306		1B 1B		K2-6-2 1-2f			1-3 6-3 1B BB	6-3		3	1	1	0	1	1	3
Ted Kubiak, S (1, 4) OBP: 0.327, SLG: 0.299		1-2 1B			1B		1-3 1-2 1B		4-3	4	0	3	0	0	0	0
Gene Brabender, R (1, 1) OBP: 0.086, SLG: 0.143		K			K		1-3 1-2 2-3		F7	2	0	0	0	0	2	2
Russ Snyder, L (6, 8) OBP: 0.302, SLG: 0.355										2	0	0	0	0	0	2
Inning Stats	R: 1 E: 1 K: 0 S: 4 H: 1 LOB: 0 BB: 0 P: 4	R: 0 E: 0 K: 3 S: 11 H: 2 LOB: 2 BB: 0 P: 11	R: 0 E: 0 K: 1 S: 6 H: 1 LOB: 1 BB: 0 P: 6	R: 0 E: 0 K: 1 S: 4 H: 0 LOB: 1 BB: 0 P: 5	R: 0 E: 0 K: 1 S: 6 H: 2 LOB: 2 BB: 1 P: 10	R: 0 E: 0 K: 1 S: 5 H: 1 LOB: 0 BB: 0 P: 5	R: 1 E: 0 K: 1 S: 6 H: 1 LOB: 1 BB: 1 P: 10	R: 0 E: 0 K: 1 S: 6 H: 1 LOB: 2 BB: 1 P: 10	R: 0 E: 0 K: 0 S: 4 H: 1 LOB: 1 BB: 0 P: 4	1B: 7 2B: 4 3B: 0 HR: 0 SF: 0 SAC: 1 DP: 2 HBP: 1	WP: 0 PB: 0 SB: 0 CS: 0 PA: 38					

PITCHER		IP	WLS	BF	H	R	ER	SO	BB	IBB	HBP	BLK	WP	HR	S	P	ERA	WHIP
Sonny Siebert, R ERA: 3.67	(1, 1)	5.0	W	22	7	1	0	6	1	0	1	0	0	0	32	37	0.00	1.600
Cal Koonce, R ERA: 3.86	(6, 1)	4.0	S	16	3	1	1	3	2	0	0	0	0	0	20	28	2.25	1.250

PITCHER	IP	WLS	BF	H	R	ER	SO	BB	IBB	HBP	BLK	WP	HR	S	P	ERA	WHIP

TOP

Milwaukee Brewers @ Boston Red Sox

Fenway Park, Boston, MA

Fri Jul 17 1970, 7:05 PM EDT

Att. 27,114 - Unknown

livebaseballscorecards.com

AB	33
R	2
H	10
RBI	2
BB	3
SO	9
LOB	20

Batter	1	2	3	4	5	6	7	8	9	AB	R	H	RBI	BB	SO	LOB
Mike Andrews, R (1, 4) OBP: 0.321, SLG: 0.356	K		F2		1-2 BB	3-1		1B BB		3	0	0	0	2	1	2
Reggie Smith, S (1, 8) OBP: 0.374, SLG: 0.489	G3			K	2-3 F9		E WP 3B 1B	1-2 G4-6-3 1B		5	1	2	0	0	1	2
Carl Yastrzemski, L (1, 3) OBP: 0.439, SLG: 0.557 Mike Fiore, L (8, 3) OBP: 0.324, SLG: 0.217	1B			BB G5-4-3	F9		1-2 E 3B BB	1-2f G4-6-3		2 1	1 0	1 0	0 0	2 0	0 0	2 2
Tony Conigliaro, R (1, 9) OBP: 0.355, SLG: 0.489	K			1-2f G5-4-3		FC6-4 1B	F7			4	0	1	0	0	1	4
Rico Petrocelli, R (1, 6) OBP: 0.318, SLG: 0.456		L8			BB 3B 1B	1-2f FC6-4 1B	1-2 E5 3B			4	3	1	0	0	0	3
George Scott, R (1, 5) OBP: 0.353, SLG: 0.461 Dick Schofield, S (4, 5) OBP: 0.308, SLG: 0.267		CS 1B			1-2 3B BB	E 1B 1-2 SF9 1B	1-H 2-H 3-H 3B			1 2	0 2	1 2	0 3	0 1	0 0	0 0
Billy Conigliaro, R (1, 7) OBP: 0.352, SLG: 0.535		L7 1-2			1-H 2-H 1B 3B	1-3 2-H E7 BB 1B	G6-4-3 BB			3	1	2	3	1	0	1
Tom Satriano, L (1, 2) OBP: 0.333, SLG: 0.396			4-3		F5	1-2 BB	1-2f G6-4-3			3	0	0	0	1	0	3
Sonny Siebert, R (1, 1) OBP: 0.149, SLG: 0.156 Cal Koonce, R (6, 1)			1-3		3-H F9 BB 1B	3-H SF9		6-3		2 1	0 0	1 0	1 1	0 0	0 0	0 0
Inning Stats	R: 0 E: 0 K: 2 S: 8 H: 1 LOB: 1 BB: 0 P: 8	R: 0 E: 0 K: 0 S: 3 H: 1 LOB: 0 BB: 0 P: 3	R: 0 E: 0 K: 0 S: 3 H: 0 LOB: 0 BB: 0 P: 3	R: 0 E: 0 K: 1 S: 4 H: 0 LOB: 0 BB: 1 P: 8	R: 3 E: 0 K: 0 S: 6 H: 3 LOB: 2 BB: 2 P: 14	R: 2 E: 1 K: 0 S: 6 H: 3 LOB: 2 BB: 1 P: 10	R: 3 E: 1 K: 0 S: 5 H: 2 LOB: 1 BB: 2 P: 13	R: 0 E: 0 K: 0 S: 3 H: 1 LOB: 1 BB: 1 P: 7		1B: 9 2B: 0 3B: 2 HR: 0 SF: 1 SAC: 0 DP: 3 HBP: 0						

PITCHER	IP	WLS	BF	H	R	ER	SO	BB	IBB	HBP	BLK	WP	HR	S	P	ERA	WHIP
Gene Brabender, R (1, 1) ERA: 5.4	5.1	L	24	7	5	5	3	3	0	0	0	0	0	27	39	8.44	1.875
Bob Humphreys, R (6, 1) ERA: 2.78	0.2		6	2	2	2	0	2	0	0	0	1	0	4	12	27.00	6.000
Ken Sanders, R (7, 1) ERA: 1.44	0.1		3	1	1	0	0	0	0	0	0	0	0	3	3	0.00	3.000
John Gelnar, R (7, 1) ERA: 5.86	1.2		6	1	0	0	0	2	0	0	0	0	0	4	12	0.00	1.800

PITCHER	IP	WLS	BF	H	R	ER	SO	BB	IBB	HBP	BLK	WP	HR	S	P	ERA	WHIP

BOTTOM

Milwaukee Brewers @ Boston Red Sox

Fenway Park, Boston, MA

Fri Jul 17 1970, 7:05 PM EDT

Att. 27,114 - Unknown

livebaseballscorecards.com

AB	31
R	8
H	11
RBI	8
BB	7
SO	3
LOB	19
WP	1
PB	0
SB	0
CS	1
PA	39

Milwaukee Brewers @ Boston Red Sox

Fenway Park, Boston, MA

Sat Jul 18 1970, 3:33 AM EDT

Att. 22,723 - Unknown

TOP

livebaseballscorecards.com

Batter	1	2	3	4	5	6	7	8	9	AB	R	H	RBI	BB	SO	LOB
Tommy Harper, R (1, 5) OBP: 0.391, SLG: 0.567	S 1B		6-3		F9		1B G1 1B	2-H HR	BB	5	1	3	2	1	0	1
Mike Hershberger, R (1, 9) OBP: 0.307, SLG: 0.315	F5		F7		4-3		G1 1-2	1B	F9	6	0	1	0	0	0	4
Ted Savage, R (1, 8) (8, 7) OBP: 0.372, SLG: 0.457	K		1B			S 1B 2B	5-3 1B 2-3	F4		5	1	3	0	0	1	2
Danny Walton, R (1, 7) OBP: 0.346, SLG: 0.452 Dave May, L (8, 8) OBP: 0.347, SLG: 0.319	K 1-2		4-3			2-3	5-3 1-2		1B SH3-4 HR BB	4 0	0 1	0 0	0 0	0 1	1 0	5 0
Jerry McNertney, R (1, 3) (8, 2) OBP: 0.319, SLG: 0.384		4-3 FC6-2 2B		L1		E 1B 1B 2-H	5-3		SH3-4 1-2	4	1	2	1	0	0	2
Roberto Pena, R (1, 6) OBP: 0.296, SLG: 0.304		4-3 2-3		5-3		E6 1B 1-2		F8	BB HR 1B 2-3	5	1	1	0	0	0	2
Phil Roof, R (1, 2) OBP: 0.301, SLG: 0.403 Mike Hegan, L (8, PH) OBP: 0.343, SLG: 0.394 (8, 3)		FC6-2 WP S 1B 3-H		K		F7		2B 2B	HR BB 1-2	3 1	1 2	0 1	0 0	0 1	1 0	3 0
Ted Kubiak, S (1, 4) OBP: 0.333, SLG: 0.319		1B 1-H			5-3	1B 1-2 2-H		HR 2B 2-H	HR 1-H 2-H 3-H	5	2	4	7	0	0	0
Lew Krausse, R (1, 1) OBP: 0.262, SLG: 0.194 Bob Burda, L (8, PH) OBP: 0.333, SLG: 0.314 Gus Gil, R (8, PH) OBP: 0.297, SLG: 0.237 Ken Sanders, R (8, 1)		K			BB	F9		F8	F8	2 0 1 1	0 0 0 0	0 0 0 0	0 0 0 0	1 0 0 0	1 0 0 0	3 0 1 0
Inning Stats	R: 0 H: 1 E: 0 LOB: 1 K: 2 BB: 0 S: 8 P: 8	R: 1 H: 2 E: 0 LOB: 1 K: 1 BB: 0 S: 7 P: 7	R: 0 H: 1 E: 0 LOB: 1 K: 0 BB: 0 S: 4 P: 4	R: 0 H: 0 E: 0 LOB: 0 K: 1 BB: 0 S: 5 P: 5	R: 0 H: 0 E: 0 LOB: 1 K: 0 BB: 1 S: 3 P: 7	R: 2 H: 3 E: 1 LOB: 2 K: 0 BB: 0 S: 7 P: 7	R: 0 H: 2 E: 0 LOB: 2 K: 0 BB: 0 S: 5 P: 5	R: 3 H: 4 E: 0 LOB: 1 K: 0 BB: 0 S: 7 P: 7	R: 4 H: 2 E: 0 LOB: 1 K: 0 BB: 3 S: 5 P: 17	1B: 9 SF: 0 2B: 4 SAC: 1 3B: 0 DP: 0 HR: 2 HBP: 0						WP: 1 PA: 47 PB: 0 SB: 3 CS: 0

		AB	42
		R	10
		H	15
		RBI	10
		BB	4
		SO	4
		LOB	23

PITCHER		IP	WLS	BF	H	R	ER	SO	BB	IBB	HBP	BLK	WP	HR	S	P	ERA	WHIP
Gary Peters, L ERA: 4.5	(1, 1)	6.1		30	9	3	2	4	1	0	0	0	1	0	37	41	2.84	1.579
Vicente Romo, R ERA: 3.19	(7, 1)	1.0		5	2	2	2	0	0	0	0	0	0	0	5	5	18.00	2.000
Sparky Lyle, L ERA: 5.01	(8, 1)	0.1	L	3	2	1	1	0	0	0	0	0	0	1	3	3	27.00	6.000
Gary Wagner, R ERA: 3.38	(8, 1)	0.1		1	0	0	0	0	0	0	0	0	0	0	1	1	0.00	0.000
Ed Phillips, R ERA: 4.97	(9, 1)	0.1		5	2	4	4	0	2	0	0	0	0	1	3	11	108.00	12.000

PITCHER		IP	WLS	BF	H	R	ER	SO	BB	IBB	HBP	BLK	WP	HR	S	P	ERA	WHIP
Jim Lonborg, R ERA: 3.03	(9, 1)	0.2		3	0	0	0	0	1	0	0	0	0	0	2	6	0.00	1.500

BOTTOM

Milwaukee Brewers @ Boston Red Sox

Fenway Park, Boston, MA

Sat Jul 18 1970, 3:33 AM EDT

Att. 22,723 - Unknown

livebaseballscorecards.com

Batter	1	2	3	4	5	6	7	8	9	AB	R	H	RBI	BB	SO	LOB
Dick Schofield, S (1, 5) OBP: 0.304, SLG: 0.264	F9		4-3		E 1B HR 1B 2-H		K		4-3	5	1	1	1	0	1	0
Reggie Smith, S (1, 8) OBP: 0.374, SLG: 0.497	HR		F4		E8 HR 1B 1-3		F5		F8	5	2	2	1	0	0	0
Carl Yastrzemski, L (1, 7) OBP: 0.444, SLG: 0.567	BB		K		HR 1-H 3-H		E S 1B		FC6-4 BB	3	1	2	3	2	1	0
Tony Conigliaro, R (1, 9) OBP: 0.352, SLG: 0.484	F4			1B	K		F5 1-3		FC6-4 1-2f	5	0	1	0	0	1	3
Rico Petrocelli, R (1, 6) OBP: 0.317, SLG: 0.452	5-3			K	BB			F2		3	0	0	0	1	1	2
Mike Fiore, L (1, 3) OBP: 0.322, SLG: 0.211		5-3 BB		F2	F4			F7		3	0	0	0	1	0	2
Mike Andrews, R (1, 4) OBP: 0.323, SLG: 0.358		F9		K		G5-4-3 1B		1B		4	0	2	0	0	1	2
Jerry Moses, R (1, 2) OBP: 0.314, SLG: 0.388		5-3 1-2			K2-3	G5-4-3 1-2f		1-2 1B		4	0	1	0	0	1	2
Gary Peters, L (1, 1) OBP: 0.333, SLG: 0.357 Vicente Romo, R (7, 1) OBP: 0.143, SLG: 0.308 Sparky Lyle, L (8, 1) Gary Wagner, R (8, 1) OBP: 0.500, SLG: 0.500 Tom Satriano, L (8, PH) OBP: 0.330, SLG: 0.391 Ed Phillips, R (9, 1) Jim Lonborg, R (9, 1) OBP: 0.444, SLG: 0.889		4-3			1B 2B	F9		F7		3 0 0 0 1 0 0	1 0 0 0 0 0 0	1 0 0 0 0 0 0	0 0 0 0 0 0 0	0 0 0 0 0 0 0	0 0 0 0 0 0 0	1 0 0 0 2 0 0
Inning Stats	R: 1 E: 0 K: 0 S: 4 H: 1 LOB: 1 BB: 1 P: 8	R: 0 E: 0 K: 0 S: 3 H: 0 LOB: 1 BB: 1 P: 7	R: 0 E: 0 K: 1 S: 5 H: 0 LOB: 0 BB: 0 P: 5	R: 0 E: 0 K: 2 S: 8 H: 1 LOB: 1 BB: 0 P: 8	R: 4 E: 1 K: 2 S: 11 H: 4 LOB: 1 BB: 1 P: 15	R: 0 E: 0 K: 0 S: 3 H: 1 LOB: 0 BB: 0 P: 3	R: 0 E: 0 K: 1 S: 6 H: 1 LOB: 1 BB: 0 P: 6	R: 0 E: 0 K: 0 S: 5 H: 2 LOB: 2 BB: 0 P: 5	R: 0 E: 0 K: 0 S: 3 H: 0 LOB: 1 BB: 1 P: 7	1B: 7 2B: 1 3B: 0 HR: 2	SF: 0 SAC: 0 DP: 1 HBP: 0		WP: 0 PB: 0 SB: 1 CS: 0	PA: 40			

	AB	36
	R	5
	H	10
	RBI	5
	BB	4
	SO	6
	LOB	14

PITCHER		IP	WLS	BF	H	R	ER	SO	BB	IBB	HBP	BLK	WP	HR	S	P	ERA	WHIP
Lew Krausse, R ERA: 4.42	(1, 1)	7.0	W	31	8	5	5	6	3	0	0	0	0	2	40	52	6.43	1.571
Ken Sanders, R ERA: 1.35	(8, 1)	2.0	S	9	2	0	0	0	1	0	0	0	0	0	8	12	0.00	1.500

PITCHER	IP	WLS	BF	H	R	ER	SO	BB	IBB	HBP	BLK	WP	HR	S	P	ERA	WHIP

Batter	1	2	3	4	5	6	7	8	9	AB	R	H	RBI	BB	SO	LOB
Bert Campaneris, R (1, 6) OBP: 0.307, SLG: 0.450	6-3		F2		HR (2-H, 3-H)		FC6-4 (1-2f)			4	1	1	3	0	0	1
Rick Monday, L (1, 8) OBP: 0.397, SLG: 0.471	S, 1B		2B, 1B		6-3		4-3			4	1	2	0	0	0	1
Reggie Jackson, L (1, 9) OBP: 0.342, SLG: 0.441	K (1-2)		1-H, 2B		BB			L9		3	0	1	1	1	1	1
Sal Bando, R (1, 5) OBP: 0.408, SLG: 0.500	F3			K	F8			6-3		4	0	0	0	0	1	2
Don Mincher, L (1, 3) OBP: 0.315, SLG: 0.459		G3		L6-3, 1B		G1		K		4	0	1	0	0	1	0
Felipe Alou, R (1, 7) OBP: 0.337, SLG: 0.419		1B		L6-3 (1-2)		F7			K	4	0	1	0	0	1	1
Jim Driscoll, L (1, 4) OBP: 0.261, SLG: 0.227		F8			2B, HR, 1B	F9			1B	4	1	2	0	0	0	1
Frank Fernandez, R (1, 2) OBP: 0.341, SLG: 0.439		K			1-3, HR, 2B		F8		K	4	1	1	0	0	2	2
Rollie Fingers, R (1, 1) OBP: 0.172, SLG: 0.111			2-3		F4				5-3	0	0	0	0	0	0	0
Darrell Osteen, R (2, 1)										0	0	0	0	0	0	0
Bob Locker, S (2, 1)										1	0	0	0	0	0	0
Tommy Davis, R (5, PH) OBP: 0.311, SLG: 0.382										1	0	0	0	0	0	2
Paul Lindblad, L (5, 1)										0	0	0	0	0	0	0
Joe Rudi, R (7, PH) OBP: 0.324, SLG: 0.450										0	0	0	0	1	0	0
Mudcat Grant, R (7, 1)										0	0	0	0	0	0	0
Steve Hovley, L (9, PH) OBP: 0.342, SLG: 0.324							BB (FC6-4)			1	0	0	0	0	0	1
Inning Stats	R: 0 E: 0 K: 1 S: 6 H: 1 LOB: 1 BB: 0 P: 6	R: 0 E: 0 K: 1 S: 6 H: 1 LOB: 1 BB: 0 P: 6	R: 1 E: 0 K: 0 S: 4 H: 2 LOB: 1 BB: 0 P: 4	R: 0 E: 0 K: 1 S: 5 H: 1 LOB: 0 BB: 0 P: 5	R: 3 E: 0 K: 0 S: 6 H: 3 LOB: 1 BB: 1 P: 10	R: 0 E: 0 K: 0 S: 3 H: 0 LOB: 0 BB: 0 P: 3	R: 0 E: 0 K: 0 S: 3 H: 0 LOB: 1 BB: 1 P: 7	R: 0 E: 0 K: 1 S: 5 H: 0 LOB: 0 BB: 0 P: 5	R: 0 E: 0 K: 2 S: 8 H: 1 LOB: 1 BB: 0 P: 8	1B: 6 2B: 3 3B: 0 HR: 1 SF: 0 SAC: 0 DP: 1 HBP: 0						

PITCHER	IP	WLS	BF	H	R	ER	SO	BB	IBB	HBP	BLK	WP	HR	S	P	ERA	WHIP
Ray Culp, R (1, 1) ERA: 2.83	9.0	W	36	9	4	4	6	2	0	0	0	0	1	46	54	4.00	1.222

PITCHER	IP	WLS	BF	H	R	ER	SO	BB	IBB	HBP	BLK	WP	HR	S	P	ERA	WHIP

TOP

Oakland Athletics @ Boston Red Sox

Fenway Park, Boston, MA

Sun Jul 19 1970, 3:33 AM EDT

Att. 28,464 - Unknown

AB	34
R	4
H	9
RBI	4
BB	2
SO	6
LOB	12

livebaseballscorecards.com

Oakland Athletics @ Boston Red Sox

Fenway Park, Boston, MA

Sun Jul 19 1970, 3:33 AM EDT

Att. 28,464 - Unknown

BOTTOM

Batter	1	2	3	4	5	6	7	8	9	AB	R	H	RBI	BB	SO	LOB
Dick Schofield, S (1, 5) OBP: 0.300, SLG: 0.261	4-3	FC4-6 1-2 2-H 1B	K			5-3		G6-4-3 1-2f		5	0	1	1	0	1	1
Reggie Smith, S (1, 8) OBP: 0.373, SLG: 0.494	F6	FC4-6 BB BB 1-2f 2-3 2B		G6-3 1B		5-3				4	1	1	0	0	0	2
Carl Yastrzemski, L (1, 7) OBP: 0.444, SLG: 0.575	HR	BB 1-2 2B BB		G6-3 1-2f		K				3	2	1	1	1	1	1
Tony Conigliaro, R (1, 9) OBP: 0.354, SLG: 0.483	HR 1B	2B 1-2 2-3 3-H BB		K			F9			3	2	1	1	1	1	0
Rico Petrocelli, R (1, 6) OBP: 0.322, SLG: 0.466	HR 1-H	2B 1-H 2-H 3-H 2B			BB		6-3			3	2	2	5	1	0	0
Don Pavletich, R (1, 3) OBP: 0.214, SLG: 0.160	K	2B 2-H			K		1B			4	0	2	1	0	2	1
Mike Andrews, R (1, 4) OBP: 0.322, SLG: 0.356	FC1-5 BB 1B	6-3			F4		F5			4	0	1	0	0	0	3
Jerry Moses, R (1, 2) OBP: 0.317, SLG: 0.385		BB 1-2 1B FC1-5	K		BB 1-2			F5		2	1	0	0	2	1	0
Ray Culp, R (1, 1) OBP: 0.125, SLG: 0.143		FC1-5 FC4-6 1B BB 1-2 2-3f	F9		F4			G6-4-3 1B		4	1	1	0	0	0	4
Inning Stats	R: 3 H: 3 E: 0 LOB: 0 K: 1 BB: 0 S: 8 P: 8	R: 6 H: 4 E: 0 LOB: 1 K: 0 BB: 3 S: 7 P: 19	R: 0 H: 0 E: 0 LOB: 0 K: 2 BB: 0 S: 7 P: 7	R: 0 H: 1 E: 0 LOB: 0 K: 1 BB: 0 S: 5 P: 5	R: 0 H: 0 E: 0 LOB: 2 K: 1 BB: 2 S: 5 P: 13	R: 0 H: 0 E: 0 LOB: 0 K: 1 BB: 0 S: 5 P: 5	R: 0 H: 1 E: 0 LOB: 1 K: 0 BB: 0 S: 4 P: 4	R: 0 H: 1 E: 0 LOB: 0 K: 0 BB: 0 S: 3 P: 3		1B: 6 SF: 0 2B: 2 SAC: 0 3B: 0 DP: 2 HR: 2 HBP: 0						

livebaseballscorecards.com

AB	32
R	9
H	10
RBI	9
BB	5
SO	6
LOB	12

WP: 0 PA: 37
PB: 0
SB: 0
CS: 0

PITCHER		IP	WLS	BF	H	R	ER	SO	BB	IBB	HBP	BLK	WP	HR	S	P	ERA	WHIP
Rollie Fingers, R ERA: 3.83	(1, 1)	1.1	L	10	5	6	6	1	1	0	0	0	0	2	11	15	40.50	4.500
Darrell Osteen, R ERA: 6.35	(2, 1)	0.1		5	2	3	3	0	2	0	0	0	0	0	3	11	81.00	12.000
Bob Locker, R ERA: 3.06	(2, 1)	2.1		7	1	0	0	3	0	0	0	0	0	0	13	13	0.00	0.429
Paul Lindblad, L ERA: 3.86	(5, 1)	2.0		8	0	0	0	2	2	0	0	0	0	0	10	18	0.00	1.000
Mudcat Grant, R ERA: 1.09	(7, 1)	2.0		7	2	0	0	0	0	0	0	0	0	0	7	7	0.00	1.000

PITCHER	IP	WLS	BF	H	R	ER	SO	BB	IBB	HBP	BLK	WP	HR	S	P	ERA	WHIP

Batter	1	2	3	4	5	6	7	8	9	AB	R	H	RBI	BB	SO	LOB
Bert Campaneris, R (1, 6) OBP: 0.309, SLG: 0.449	S S S 0-3 ① K		x 0-0 3B 1B	x 0-0 FC4-6 1-2 1B		S S S 0-3 ③ K			S S S 0-3 ② K	5	1	2	0	0	3	1
Rick Monday, L (1, 8) OBP: 0.393, SLG: 0.474	S S S 0-3 ② K		x 0-0 1-H 6-3 3B	S S S 0-3 ② K			x 0-0 ① 5-3		S S S 0-3 ③ K	5	1	1	1	0	3	3
Tommy Davis, R (1, 7) OBP: 0.310, SLG: 0.378 Steve Hovley, L (7, 9) OBP: 0.342, SLG: 0.324	B B B B 4-0 BB		x 0-0 ① 6-3 3-H	x 0-0 ③ FC4-6 1-2f			x 0-0 ② 5-3			3 0	0 0	0 0	1 0	1 0	0 0	2 0
Sal Bando, R (1, 5) OBP: 0.406, SLG: 0.496	S S S 0-3 ③ K		x 0-0 S 1B	S S S 0-3 ① K			S S S 0-3 ③ K			4	0	1	0	0	3	1
Felipe Alou, R (1, 9) (7, 7) OBP: 0.339, SLG: 0.423		x 0-0 2B	x 0-0 ② F8	x 0-0 ② 4-3				x 0-0 G4-6-3 1B		4	0	2	0	0	0	1
Joe Rudi, R (1, 3) OBP: 0.323, SLG: 0.447		S S S 0-3 ① K	S S S 0-3 ③ K 1-2	x 0-0 1B				x 0-0 ① ② G4-6-3 1-2f		4	0	1	0	0	2	3
Frank Fernandez, R (1, 2) OBP: 0.344, SLG: 0.456		B B B B 4-0 BB		x 0-0 HR	x 0-0 ③ F7			x 0-0 ③ 5-3		3	1	1	1	1	0	1
Jim Driscoll, L (1, 4) OBP: 0.231, SLG: 0.200 Dick Green, R (9, PH) (9, 4) OBP: 0.265, SLG: 0.265		S S S 0-3 ② K		S S S 0-3 ① K		S S S 0-3 ① K			B B B B 4-0 SH3-4 BB	3 0	0 0	0 0	0 1	0 0	3 0	2 0
Chuck Dobson, R (1, 1) OBP: 0.182, SLG: 0.200 Paul Lindblad, L (8, 1) Mudcat Grant, R (8, 1)		x 0-0 ③ F3		x 0-0 1B 1B		x 0-0 ② 5-3			x 0-0 ① SH3-4 1-2	3 0 0	0 0 0	1 0 0	0 0 0	0 0 0	0 0 0	2 0 0
Inning Stats	R: 0 E: 0 K: 3 S: 9 H: 0 LOB: 1 BB: 1 P: 13	R: 0 E: 0 K: 2 S: 8 H: 1 LOB: 2 BB: 1 P: 12	R: 2 E: 0 K: 1 S: 8 H: 3 LOB: 1 BB: 0 P: 8	R: 1 E: 0 K: 2 S: 10 H: 3 LOB: 2 BB: 0 P: 10	R: 0 E: 0 K: 1 S: 6 H: 1 LOB: 1 BB: 0 P: 6	R: 0 E: 0 K: 2 S: 7 H: 0 LOB: 0 BB: 0 P: 7	R: 0 E: 0 K: 1 S: 5 H: 0 LOB: 0 BB: 0 P: 5	R: 0 E: 0 K: 0 S: 3 H: 1 LOB: 0 BB: 0 P: 3	R: 0 E: 0 K: 2 S: 7 H: 0 LOB: 1 BB: 1 P: 11	1B: 6 2B: 1 3B: 1 HR: 1 SF: 0 SAC: 1 DP: 1 HBP: 0						

PITCHER	IP	WLS	BF	H	R	ER	SO	BB	IBB	HBP	BLK	WP	HR	S	P	ERA	WHIP
Ken Brett, L (1, 1) ERA: 4.06	3.2	L	20	7	3	3	8	2	0	0	0	0	1	34	42	7.36	2.455
Cal Koonce, R (4, 1) ERA: 3.63	2.1		8	1	0	0	3	0	0	0	0	0	0	14	14	0.00	0.429
Gary Wagner, R (7, 1) ERA: 3.18	1.0		3	0	0	0	1	0	0	0	0	0	0	5	5	0.00	0.000
Sparky Lyle, L (8, 1) ERA: 4.78	2.0		7	1	0	0	2	1	0	0	0	0	0	10	14	0.00	1.000

PITCHER	IP	WLS	BF	H	R	ER	SO	BB	IBB	HBP	BLK	WP	HR	S	P	ERA	WHIP

Oakland Athletics @ Boston Red Sox

Fenway Park, Boston, MA

Mon Jul 20 1970, 7:05 PM EDT

Att. 22,888 - Unknown

TOP

livebaseballscorecards.com

AB	34
R	3
H	9
RBI	3
BB	3
SO	14
LOB	16

PA: 38

WP: 0
PB: 0
SB: 1
CS: 0

Oakland Athletics @ Boston Red Sox

Fenway Park, Boston, MA

Mon Jul 20 1970, 7:05 PM EDT

Att. 22,888 - Unknown

BOTTOM

livebaseballscorecards.com

Batter	1	2	3	4	5	6	7	8	9	AB	R	H	RBI	BB	SO	LOB
Dick Schofield, S (1, 5) OBP: 0.299, SLG: 0.254	K		BB			K		F8		3	0	0	0	1	2	0
Reggie Smith, S (1, 8) OBP: 0.377, SLG: 0.509	E9 4-3 2B		4-3			HR		BB 1B		4	2	3	1	0	0	1
Carl Yastrzemski, L (1, 7) OBP: 0.445, SLG: 0.572	4-3 3-H			4-3		1B		L6-3 1-2 BB		3	0	1	1	1	0	0
Tony Conigliaro, R (1, 9) OBP: 0.350, SLG: 0.476	5-3			F3		K		L6-3 1-2		4	0	0	0	0	1	3
Rico Petrocelli, R (1, 6) OBP: 0.318, SLG: 0.460		F6		F8			F9		6-3	4	0	0	0	0	0	0
Don Pavletich, R (1, 3) OBP: 0.188, SLG: 0.138		F9			4-3		K		5-3	4	0	0	0	0	1	0
Mike Andrews, R (1, 4) OBP: 0.321, SLG: 0.355		K			K		1B		F8	4	0	1	0	0	2	0
Jerry Moses, R (1, 2) OBP: 0.317, SLG: 0.384			K		K		1B			3	0	1	0	0	2	0
Ken Brett, L (1, 1) OBP: 0.286, SLG: 0.368 Cal Koonce, R (4, 1) Gary Peters, L (6, PH) OBP: 0.326, SLG: 0.349 Gary Wagner, R (7, 1) OBP: 0.500, SLG: 0.500 Mike Fiore, L (7, PH) OBP: 0.319, SLG: 0.208 Sparky Lyle, L (8, 1)			K			G3	K			1 0 1 0 1 0	0 0 0 0 0 0	0 0 0 0 0 0	0 0 0 0 0 0	1 0 0 0 0 0	0 0 0 0 1 0	0 0 0 0 2 0
Inning Stats	R: 1 E: 1 K: 1 S: 6 H: 1 LOB: 0 BB: 0 P: 6	R: 0 E: 0 K: 1 S: 5 H: 0 LOB: 0 BB: 0 P: 5	R: 0 E: 0 K: 2 S: 7 H: 0 LOB: 1 BB: 1 P: 11	R: 0 E: 0 K: 0 S: 3 H: 0 LOB: 0 BB: 0 P: 3	R: 0 E: 0 K: 2 S: 7 H: 0 LOB: 0 BB: 0 P: 7	R: 1 E: 0 K: 2 S: 9 H: 2 LOB: 1 BB: 0 P: 9	R: 0 E: 0 K: 2 S: 9 H: 2 LOB: 2 BB: 0 P: 9	R: 0 E: 0 K: 0 S: 3 H: 1 LOB: 1 BB: 1 P: 7	R: 0 E: 0 K: 0 S: 3 H: 0 LOB: 0 BB: 0 P: 3	1B: 4 2B: 2 3B: 0 HR: 1 SF: 0 SAC: 0 DP: 1 HBP: 0				WP: 0 PB: 0 SB: 0 CS: 0		PA: 34

PITCHER		IP	WLS	BF	H	R	ER	SO	BB	IBB	HBP	BLK	WP	HR	S	P	ERA	WHIP
Chuck Dobson, R ERA: 4.15	(1, 1)	7.1	W	29	6	2	1	10	1	0	0	0	0	1	48	52	1.23	0.955
Paul Lindblad, L ERA: 3.86	(8, 1)	0.0		1	0	0	0	0	1	0	0	0	0	0	0	4	∞	∞
Mudcat Grant, R ERA: 1.07	(8, 1)	1.2	S	4	0	0	0	0	0	0	0	0	0	0	4	4	0.00	0.000

PITCHER	IP	WLS	BF	H	R	ER	SO	BB	IBB	HBP	BLK	WP	HR	S	P	ERA	WHIP

California Angels @ Boston Red Sox

Fenway Park, Boston, MA

Tue Jul 21 1970, 7:05 PM EDT

Att. 21,194 - Unknown

TOP

livebaseballscorecards.com

Batter	1	2	3	4	5	6	7	8	9	AB	R	H	RBI	BB	SO	LOB
Sandy Alomar Sr., S (1, 4) OBP: 0.294, SLG: 0.295	0-0 1B	0-0 F7			0-0 5-3	0-0 2-3 3-H 1B	0-0 1-3			5	0	2	1	0	0	0
Roger Repoz, L (1, 8) OBP: 0.329, SLG: 0.456	0-3 K	0-0 F7			4-0 2B FC5-2 BB	0-0 G3		0-0 F8		4	0	0	0	1	1	3
Jim Fregosi, R (1, 6) OBP: 0.364, SLG: 0.501	0-3 K		0-0 6-3		0-0 FC5-2 1-3 2B		0-0 2B 1B	0-0 E5 G6-3		5	1	2	0	0	1	1
Alex Johnson, R (1, 7) OBP: 0.355, SLG: 0.447 Jarvis Tatum, R (9, 7) OBP: 0.328, SLG: 0.284	0-0 6-3		0-0 F9		0-0 FC5-2 2-3 3-H		0-0 3-1 1-H 1B 2B	0-0 G6-3 1-2f		5 0	1 0	1 0	1 0	0 0	0 0	4 0
Jim Spencer, L (1, 3) OBP: 0.317, SLG: 0.415		0-0 2B 1B	0-0 3-1		0-0 F8		0-0 3-1 2-3		0-0 G3	5	1	1	0	0	0	3
Ken McMullen, R (1, 5) OBP: 0.333, SLG: 0.401		0-0 1-H HR 2B		0-0 F3		0-0 6-3 1B 1B	0-0 1B HR 3-H 1B		0-0 G3-6-3 1B	5	3	4	2	0	0	0
Bill Voss, L (1, 9) OBP: 0.343, SLG: 0.353		B B B 4-0 HR BB		0-0 1B		0-0 F7	0-0 L8		0-0 G3-6-3 1-2f	4	1	1	0	1	0	3
Tom Egan, R (1, 2) OBP: 0.273, SLG: 0.316		0-0 1-H 2-H HR		S S S 0-3 K		0-0 1B 6-3 1-2 1B	0-0 1-3 HR 1B			4	2	3	3	0	1	1
Clyde Wright, R (1, 1) OBP: 0.238, SLG: 0.323 Ken Tatum, R (6, 1) OBP: 0.125, SLG: 0.500		S S S 0-3 K		0-0 F9		0-0 6-3 1-2 2-3	0-0 1-H 3-H HR			3 1	0 1	0 1	0 3	0 0	1 0	3 0
Inning Stats	R: 0 E: 0 K: 2 S: 8 H: 1 LOB: 1 BB: 0 P: 8	R: 4 E: 0 K: 1 S: 8 H: 3 LOB: 0 BB: 1 P: 12	R: 0 E: 0 K: 0 S: 3 H: 0 LOB: 0 BB: 0 P: 3	R: 0 E: 0 K: 1 S: 6 H: 1 LOB: 1 BB: 0 P: 6	R: 0 E: 0 K: 0 S: 4 H: 1 LOB: 2 BB: 1 P: 8	R: 1 E: 0 K: 0 S: 6 H: 3 LOB: 2 BB: 0 P: 6	R: 5 E: 0 K: 0 S: 8 H: 5 LOB: 0 BB: 0 P: 8	R: 0 E: 1 K: 0 S: 3 H: 0 LOB: 0 BB: 0 P: 3	R: 0 E: 0 K: 0 S: 3 H: 1 LOB: 0 BB: 0 P: 3	1B: 10 2B: 3 3B: 0 HR: 2	SF: 0 SAC: 0 DP: 2 HBP: 0						

	AB	41
	R	10
	H	15
	RBI	10
	BB	2
	SO	4
	LOB	18

WP: 0 PB: 0 SB: 0 CS: 0 PA: 43

PITCHER		IP	WLS	BF	H	R	ER	SO	BB	IBB	HBP	BLK	WP	HR	S	P	ERA	WHIP
Mike Nagy, R ERA: 4.93	(1, 1)	6.0	L	29	9	5	5	4	2	0	0	0	0	1	35	43	7.50	1.833
Gary Wagner, R ERA: 5.09	(7, 1)	0.2		6	4	4	4	0	0	0	0	0	0	0	6	6	54.00	6.000
Jim Lonborg, R ERA: 3.18	(7, 1)	1.1		5	1	1	1	0	0	0	0	0	0	1	5	5	6.75	0.750
Ed Phillips, R ERA: 4.61	(9, 1)	1.0		3	1	0	0	0	0	0	0	0	0	0	3	3	0.00	1.000

PITCHER		IP	WLS	BF	H	R	ER	SO	BB	IBB	HBP	BLK	WP	HR	S	P	ERA	WHIP

BOTTOM

Batter	1	2	3	4	5	6	7	8	9	AB	R	H	RBI	BB	SO	LOB
Dick Schofield, S (1, 5) OBP: 0.295, SLG: 0.246	1-3	K			4-3	FC4-6 1-2f		BB 1-2		4	0	0	0	1	1	3
Reggie Smith, S (1, 8) OBP: 0.377, SLG: 0.513	E 1B		E6 FC5-4 1B		HR 3B		F3	F7		5	2	2	0	0	0	2
Carl Yastrzemski, L (1, 7) OBP: 0.447, SLG: 0.594	E6 FC6-4 1-H 2B		F7		HR 3-H		HR		F4	5	3	3	4	0	0	1
Tony Conigliaro, R (1, 9) OBP: 0.353, SLG: 0.480	FC6-4 HBP		FC5-4 1-2 1B		5-3		E6		1B 2B	4	1	2	0	0	0	0
Rico Petrocelli, R (1, 6) OBP: 0.317, SLG: 0.456	FC6-4 FC6-4 1-2f 3-H		FC5-4 FC6-4 1-2f 2-3		F9		F8		1B 2-H	5	0	1	2	0	0	4
Don Pavletich, R (1, 3) OBP: 0.189, SLG: 0.147	FC6-4 1-2f		FC6-4 1-2f			1B 1B	K		F3	5	0	1	0	0	1	5
Mike Andrews, R (1, 4) OBP: 0.319, SLG: 0.353		F9		L5		FC4-6 1-2 1B		F9	F8	5	0	1	0	0	0	1
Jerry Moses, R (1, 2) OBP: 0.316, SLG: 0.382		6-3 1B		K		F5		K		4	0	1	0	0	1	2
Mike Nagy, R (1, 1) OBP: 0.200, SLG: 0.200 Mike Fiore, L (6, PH) OBP: 0.316, SLG: 0.206 Gary Wagner, R (7, 1) OBP: 0.500, SLG: 0.500 Jim Lonborg, R (7, 1) OBP: 0.444, SLG: 0.889 Carmen Fanzone, R (8, PH) Ed Phillips, R (9, 1)						F8		HBP BB		2 1 0 0 0 0	0 0 0 0 0 0	1 0 0 0 0 0	0 0 0 0 0 0	1 0 0 0 0 0	0 2 0 0 0 0	0 2 0 0 0 0
Inning Stats	R: 2 E: 1 K: 0 S: 5 H: 2 LOB: 1 BB: 0 P: 6	R: 0 E: 0 K: 1 S: 6 H: 1 LOB: 1 BB: 0 P: 6	R: 0 E: 1 K: 0 S: 5 H: 1 LOB: 2 BB: 0 P: 5	R: 0 E: 0 K: 1 S: 5 H: 1 LOB: 0 BB: 0 P: 5	R: 2 E: 0 K: 0 S: 5 H: 2 LOB: 0 BB: 0 P: 5	R: 0 E: 0 K: 0 S: 5 H: 2 LOB: 2 BB: 0 P: 5	R: 1 E: 1 K: 1 S: 7 H: 1 LOB: 1 BB: 0 P: 7	R: 0 E: 0 K: 1 S: 5 H: 0 LOB: 2 BB: 1 P: 10	R: 1 E: 0 K: 0 S: 5 H: 2 LOB: 1 BB: 0 P: 5	1B: 7 2B: 2 3B: 1 HR: 2 SF: 0 SAC: 0 DP: 0 HBP: 2						

PITCHER		IP	WLS	BF	H	R	ER	SO	BB	IBB	HBP	BLK	WP	HR	S	P	ERA	WHIP
Clyde Wright, L ERA: 2.78	(1, 1)	5.0	W	25	9	4	3	2	0	0	1	0	0	1	28	29	5.40	1.800
Ken Tatum, R ERA: 2.25	(6, 1)	4.0	S	18	3	2	2	2	1	0	1	0	0	1	20	25	4.50	1.000

PITCHER	IP	WLS	BF	H	R	ER	SO	BB	IBB	HBP	BLK	WP	HR	S	P	ERA	WHIP

California Angels @ Boston Red Sox

Fenway Park, Boston, MA

Tue Jul 21 1970, 7:05 PM EDT

Att. 21,194 - Unknown

livebaseballscorecards.com

AB	40
R	6
H	12
RBI	6
BB	1
SO	4
LOB	20

1B: 7	SF: 0	WP: 0	PA: 43
2B: 2	SAC: 0	PB: 0	
3B: 1	DP: 0	SB: 0	
HR: 2	HBP: 2	CS: 0	

California Angels @ Boston Red Sox

Fenway Park, Boston, MA

Wed Jul 22 1970, 3:33 AM EDT

Att. 28,996 - Unknown

TOP

livebaseballscorecards.com

Batter	1	2	3	4	5	6	7	8	9	AB	R	H	RBI	BB	SO	LOB
Sandy Alomar Sr., S (1, 4) OBP: 0.292, SLG: 0.294	S S S 0-3 ① K		x 0-0 1-2 1B		x 0-0 ③ FC6-4 1-2f		x 0-0 ② F8		x 0-0 ① 1-3	5	0	1	0	0	1	3
Jarvis Tatum, R (1, 8) OBP: 0.324, SLG: 0.275	x 0-0 ② F8		S S S 0-3 ② K			x 0-0 ① 2-3	x 0-0 ③ F8		B B B B 4-0 2B G3 BB	4	1	0	0	1	1	4
Jim Fregosi, R (1, 6) OBP: 0.364, SLG: 0.501	x 0-0 ③ F5		x 0-0 ③ F5			B B B B 4-0 FC5-4 BB		x 0-0 E5 1B FC5-2-5	x 0-0 1-3 2B	4	0	1	0	1	0	2
Alex Johnson, R (1, 7) OBP: 0.353, SLG: 0.444		x 0-0 ① 6-3		x 0-0 ① F9		x 0-0 ② FC5-4 BB 1-2f		x 0-0 FC5-2-5 2B 2-3 1B	x 0-0 ② G3 3-H	5	1	1	1	0	0	2
Ken McMullen, R (1, 5) OBP: 0.334, SLG: 0.399		x 0-0 1B		x 0-0 ② F8		B B B B 4-0 FC6-4 1-2 BB		x 0-0 ① FC5-2-5 2B 4-3 1-2 3-H	x 0-0 ③ F8	4	1	1	0	1	0	3
Billy Cowan, R (1, 9) OBP: 0.349, SLG: 0.547		x 0-0 ② L7		x 0-0 ③ 6-3		x 0-0 ③ FC6-4 1-2f		x 0-0 4-3 1B 1-3 2-H 2B		4	1	1	1	0	0	3
Jim Spencer, L (1, 3) OBP: 0.313, SLG: 0.409		S S S 0-3 ③ K			x 0-0 ① 4-3		S S S 0-3 ① K	x 0-0 ② 4-3 2-3 3-H		4	0	0	1	0	2	2
Tom Egan, R (1, 2) OBP: 0.288, SLG: 0.319			B B B B 4-0 1B BB		S S S 0-3 ② K		B B B B 4-0 BB BB	x 0-0 3-H 1B		2	0	1	1	2	1	0
Tom Bradley, R (1, 1) OBP: 0.333, SLG: 0.333 Dave LaRoche, L (6, 1) OBP: 0.500, SLG: 0.750 Giraldo Ruiz, S (7, PH) OBP: 0.317, SLG: 0.304 Paul Doyle, L (7, 1) Tommie Reynolds, R (8, PH) OBP: 0.273, SLG: 0.270 Eddie Fisher, R (8, 1) OBP: 0.143, SLG: 0.143			S S S 0-3 ① K		x 0-0 FC6-4 1B		B B B B 4-0 1-2 BB	x 0-0 ③ 5-3		2 0 0 0 1 0	0 0 0 0 0 0	1 0 0 0 0 0	0 0 0 0 0 0	0 0 1 0 0 0	1 0 0 0 0 0	1 0 0 0 1 0
Inning Stats	R: 0 E: 0 K: 1 S: 5 H: 0 LOB: 0 BB: 0 P: 5	R: 0 E: 0 K: 1 S: 6 H: 1 LOB: 1 BB: 0 P: 6	R: 0 E: 0 K: 2 S: 8 H: 1 LOB: 2 BB: 1 P: 12	R: 0 E: 0 K: 0 S: 3 H: 0 LOB: 0 BB: 0 P: 3	R: 0 E: 0 K: 1 S: 6 H: 1 LOB: 1 BB: 0 P: 6	R: 0 E: 0 K: 0 S: 3 H: 0 LOB: 2 BB: 2 P: 11	R: 0 E: 0 K: 1 S: 5 H: 0 LOB: 2 BB: 2 P: 13	R: 3 E: 1 K: 0 S: 7 H: 3 LOB: 1 BB: 0 P: 7	R: 1 E: 0 K: 0 S: 4 H: 1 LOB: 1 BB: 1 P: 8	1B: 5 2B: 2 3B: 0 HR: 0 SF: 0 SAC: 0 DP: 0 HBP: 0						

	AB	35
	R	4
	H	7
	RBI	4
	BB	6
	SO	6
	LOB	21

WP: 0 PB: 0 SB: 0 CS: 0 PA: 41

PITCHER	IP	WLS	BF	H	R	ER	SO	BB	IBB	HBP	BLK	WP	HR	S	P	ERA	WHIP
Gary Peters, L (1, 1) ERA: 4.27	8.1	W	39	7	4	1	6	6	0	0	0	0	0	45	69	1.08	1.560
Sparky Lyle, L (9, 1) ERA: 4.7	0.2	S	2	0	0	0	0	0	0	0	0	0	0	2	2	0.00	0.000

PITCHER	IP	WLS	BF	H	R	ER	SO	BB	IBB	HBP	BLK	WP	HR	S	P	ERA	WHIP

California Angels @ Boston Red Sox

Fenway Park, Boston, MA

Wed Jul 22 1970, 3:33 AM EDT

Att. 28,996 - Unknown

BOTTOM

Batter	1	2	3	4	5	6	7	8	9	AB	R	H	RBI	BB	SO	LOB
Mike Andrews, R (1, 4) OBP: 0.318, SLG: 0.354	2B	F9			5-3	L7		SF7 3-H		4	1	1	1	0	0	4
Reggie Smith, S (1, 8) OBP: 0.378, SLG: 0.520	1B FC4-6 2-H 2B	4-3			G3	1-H 2-H 3B		3-1		5	1	2	3	0	0	3
Carl Yastrzemski, L (1, 7) OBP: 0.450, SLG: 0.596	FC4-6 2-3 1B		CS 1B		FC6-4 1B	F7				4	0	3	0	0	0	1
Tony Conigliaro, R (1, 9) OBP: 0.349, SLG: 0.473	FC4-6 S 1-2f 3-H		S S S K 1-2		FC6-4 1-2f		F7			4	0	0	1	0	1	3
Rico Petrocelli, R (1, 6) OBP: 0.319, SLG: 0.457 Carmen Fanzone, R (8, 5)	F9		1B			1B SF9 1B		5-3		4 0	1 0	2 0	0 0	0 0	0 0	1 0
Mike Fiore, L (1, 3) OBP: 0.314, SLG: 0.208	6-3 1-2		F8			1B 1B 1-3 1B		3-1		4	1	1	0	0	0	2
John Kennedy, R (1, 5) OBP: 0.347, SLG: 0.515 (8, 6)		1B 1B		FC6-4 1B	SF9 3-H			6-3		3	0	2	1	0	0	0
Jerry Moses, R (1, 2) OBP: 0.319, SLG: 0.384		F8		FC6-4 G6-3 1-2f		1B 3B 1-3 1B		E 1B SF7 1B		4	2	2	0	0	0	2
Gary Peters, L (1, 1) OBP: 0.360, SLG: 0.383 Sparky Lyle, L (9, 1)		1-2 1B		G6-3 1-2f		3B 1-2 3-H 1B		E1 1-3 1B		4 0	1 0	3 0	1 0	0 0	0 0	1 0
Inning Stats	R: 2 E: 0 K: 0 S: 6 H: 3 LOB: 1 BB: 0 P: 6	R: 0 E: 0 K: 0 S: 5 H: 2 LOB: 2 BB: 0 P: 5	R: 0 E: 0 K: 1 S: 6 H: 2 LOB: 1 BB: 0 P: 6	R: 0 E: 0 K: 0 S: 3 H: 1 LOB: 0 BB: 0 P: 3	R: 0 E: 0 K: 0 S: 4 H: 1 LOB: 1 BB: 0 P: 4	R: 4 E: 0 K: 0 S: 8 H: 5 LOB: 1 BB: 0 P: 8	R: 0 E: 0 K: 0 S: 3 H: 0 LOB: 0 BB: 0 P: 3	R: 1 E: 1 K: 0 S: 5 H: 2 LOB: 1 BB: 0 P: 5		1B: 13 2B: 2 3B: 1 HR: 0 SF: 2 SAC: 0 DP: 1 HBP: 0						

livebaseballscorecards.com

AB	36
R	7
H	16
RBI	7
BB	0
SO	1
LOB	17

WP: 0 PA: 38
PB: 0
SB: 1
CS: 1

PITCHER		IP	WLS	BF	H	R	ER	SO	BB	IBB	HBP	BLK	WP	HR	S	P	ERA	WHIP
Tom Bradley, R ERA: 3.32	(1, 1)	5.1	L	26	12	5	5	1	0	0	0	0	0	0	28	28	8.44	2.250
Dave LaRoche, L ERA: 3.55	(6, 1)	0.2		4	2	1	1	0	0	0	0	0	0	0	4	4	13.50	3.000
Paul Doyle, L ERA: 5.83	(7, 1)	1.0		3	0	0	0	0	0	0	0	0	0	0	3	3	0.00	0.000
Eddie Fisher, R ERA: 2.26	(8, 1)	1.0		5	2	1	0	0	0	0	0	0	0	0	5	5	0.00	2.000

PITCHER	IP	WLS	BF	H	R	ER	SO	BB	IBB	HBP	BLK	WP	HR	S	P	ERA	WHIP

Batter	1	2	3	4	5	6	7	8	9	AB	R	H	RBI	BB	SO	LOB
Sandy Alomar Sr., S (1, 4) OBP: 0.292, SLG: 0.294	S 1B		1-3		1-3		K			4	0	1	0	0	1	0
Roger Repoz, L (1, 8) OBP: 0.331, SLG: 0.466	F4		HR		BB			F8		3	1	1	1	1	0	1
Jim Fregosi, R (1, 6) OBP: 0.363, SLG: 0.497	BB 1-3 G1-6-3 BB		F8		F8			5-3		3	0	0	0	1	0	1
Alex Johnson, R (1, 7) OBP: 0.355, SLG: 0.445	G1-6-3 1-2f		1B			1B		1-3		4	0	2	0	0	0	2
Jim Spencer, L (1, 3) OBP: 0.310, SLG: 0.404		K	F9			F2			F8	4	0	0	0	0	1	2
Ken McMullen, R (1, 5) OBP: 0.333, SLG: 0.397		HR 1B		L6		K			6-3	4	1	1	0	0	1	1
Bill Voss, L (1, 9) OBP: 0.333, SLG: 0.342		K		1-3		K			K	4	0	0	0	0	3	2
Tom Egan, R (1, 2) OBP: 0.297, SLG: 0.353		1-H HR		K			G3-6-3 1B			3	1	2	2	0	1	0
Mel Queen, L (1, 1)		L9			1-3		G3-6-3 1-2f			2	0	0	0	0	0	0
Paul Doyle, L (6, 1)										0	0	0	0	0	0	0
Steve Kealey, R (6, 1) OBP: 0.333, SLG: 0.333										0	0	0	0	0	0	0
Jay Johnstone, L (7, PH) OBP: 0.278, SLG: 0.365										1	0	0	0	0	0	1
Eddie Fisher, R (7, 1) OBP: 0.143, SLG: 0.143										0	0	0	0	0	0	0
Inning Stats	R: 0 E: 0 K: 0 S: 3 H: 1 LOB: 1 BB: 1 P: 7	R: 2 E: 0 K: 2 S: 9 H: 2 LOB: 0 BB: 0 P: 9	R: 1 E: 0 K: 0 S: 5 H: 2 LOB: 1 BB: 0 P: 5	R: 0 E: 0 K: 1 S: 5 H: 0 LOB: 0 BB: 0 P: 5	R: 0 E: 0 K: 0 S: 3 H: 0 LOB: 1 BB: 1 P: 7	R: 0 E: 0 K: 2 S: 8 H: 1 LOB: 1 BB: 0 P: 8	R: 0 E: 0 K: 1 S: 5 H: 1 LOB: 0 BB: 0 P: 5	R: 0 E: 0 K: 0 S: 3 H: 0 LOB: 0 BB: 0 P: 3	R: 0 E: 0 K: 1 S: 5 H: 0 LOB: 0 BB: 0 P: 5	1B: 5 2B: 0 3B: 0 HR: 2	SF: 0 SAC: 0 DP: 2 HBP: 0			WP: 0 PB: 0 SB: 2 CS: 0	PA: 34	

PITCHER		IP	WLS	BF	H	R	ER	SO	BB	IBB	HBP	BLK	WP	HR	S	P	ERA	WHIP
Sonny Siebert, R ERA: 3.68	(1, 1)	6.2	W	27	7	3	3	5	2	0	0	0	0	2	35	43	4.05	1.350
Cal Koonce, R ERA: 3.43	(7, 1)	2.1	S	7	0	0	0	2	0	0	0	0	0	0	11	11	0.00	0.000

PITCHER	IP	WLS	BF	H	R	ER	SO	BB	IBB	HBP	BLK	WP	HR	S	P	ERA	WHIP

TOP

California Angels @ Boston Red Sox

Fenway Park, Boston, MA

Wed Jul 22 1970, 7:05 PM EDT

Att. 23,916 - Unknown

livebaseballscorecards.com

AB	32
R	3
H	7
RBI	3
BB	2
SO	7
LOB	10

BOTTOM

California Angels @ Boston Red Sox

Fenway Park, Boston, MA

Wed Jul 22 1970, 7:05 PM EDT

Att. 23,916 - Unknown

Batter	1	2	3	4	5	6	7	8	9	AB	R	H	RBI	BB	SO	LOB
Mike Andrews, R (1, 4) OBP: 0.324, SLG: 0.363	F7	1B 2B 2B 2-H 3-H		G3 S 1B 1B		BBBB 1B BB	2B 1B 1-2 2-3			4	2	3	2	1	0	0
George Thomas, R (1, 9) OBP: 0.410, SLG: 0.500	E5 1B	2B 1B 2-3		G3 1-3		FC5 BB 1B 1-3	2B 2B 1-3 2-H 3-H			5	0	3	2	0	0	1
Carl Yastrzemski, L (1, 7) OBP: 0.454, SLG: 0.601	1B 2-3	2B 1-3 3-H		1B 3-H		BBBB BB 1-2	F5			4	0	3	2	1	0	3
Reggie Smith, S (1, 8) OBP: 0.375, SLG: 0.514	F6	G6-4-3 IBB		F4		F9	K			4	0	0	0	1	1	8
Rico Petrocelli, R (1, 6) OBP: 0.315, SLG: 0.450	K	G6-4-3 1-2f		F8		FC5 2-3f		F4		5	0	0	0	0	1	8
Mike Fiore, L (1, 3) OBP: 0.310, SLG: 0.200		BBBB 1B 2B BB	F7		G3		SSS K	L9		4	1	0	0	1	1	0
John Kennedy, R (1, 5) OBP: 0.351, SLG: 0.549		2B 2B 1B 1-2	F6	F9			HR	F5		5	2	2	1	0	0	0
Tom Satriano, L (1, 2) OBP: 0.355, SLG: 0.415		2B 2B 1-3 2-H	BBBB BB	BBBB BB			1B BB 2B 1B			2	1	2	1	2	0	0
Jerry Moses, R (7, PR) OBP: 0.319, SLG: 0.384 (8, 2)										0	1	0	0	0	0	0
Sonny Siebert, R (1, 1) OBP: 0.140, SLG: 0.146		F7	F4	F8			BBBB 1B 2B BB 1-2			3	0	0	0	0	0	4
Cal Koonce, R (7, 1)										0	1	0	0	1	0	0
Inning Stats	R: 0 E: 1 K: 1 S: 7 H: 1 LOB: 2 BB: 0 P: 7	R: 4 E: 0 K: 0 S: 7 H: 5 LOB: 2 BB: 2 P: 15	R: 0 E: 0 K: 0 S: 3 H: 0 LOB: 1 BB: 1 P: 7	R: 1 E: 0 K: 0 S: 5 H: 2 LOB: 1 BB: 0 P: 5	R: 0 E: 0 K: 0 S: 3 H: 0 LOB: 1 BB: 1 P: 7	R: 0 E: 0 K: 0 S: 3 H: 1 LOB: 2 BB: 2 P: 11	R: 3 E: 0 K: 2 S: 11 H: 4 LOB: 3 BB: 1 P: 15	R: 0 E: 0 K: 0 S: 3 H: 0 LOB: 0 BB: 0 P: 3		1B: 8 2B: 4 3B: 0 HR: 1 SF: 0 SAC: 0 DP: 1 HBP: 0						

	AB	36
	R	8
	H	13
	RBI	8
	BB	7
	SO	3
	LOB	24

WP: 0 PB: 0 SB: 1 CS: 0 PA: 43

livebaseballscorecards.com

PITCHER		IP	WLS	BF	H	R	ER	SO	BB	IBB	HBP	BLK	WP	HR	S	P	ERA	WHIP
Mel Queen, R ERA: 3.73	(1, 1)	5.1	L	29	9	5	5	1	4	1	0	0	0	0	26	46	8.44	2.438
Paul Doyle, L ERA: 5.76	(6, 1)	0.1		2	0	0	0	0	1	0	0	0	0	0	1	5	0.00	3.000
Steve Kealey, R ERA: 2.08	(6, 1)	0.1		1	0	0	0	0	0	0	0	0	0	0	1	1	0.00	0.000
Eddie Fisher, R ERA: 2.58	(7, 1)	2.0		11	4	3	3	2	1	0	0	0	0	1	14	18	13.50	2.500

PITCHER		IP	WLS	BF	H	R	ER	SO	BB	IBB	HBP	BLK	WP	HR	S	P	ERA	WHIP

California Angels @ Boston Red Sox

Fenway Park, Boston, MA

Thu Jul 23 1970, 3:33 AM EDT

Att. 25,658 - Unknown

TOP

livebaseballscorecards.com

Batter	1	2	3	4	5	6	7	8	9	AB	R	H	RBI	BB	SO	LOB
Sandy Alomar Sr., S (1, 4) OBP: 0.291, SLG: 0.295	5-3		CS 2B		4-3		4-3		K	5	0	1	0	0	1	1
Roger Repoz, L (1, 9) OBP: 0.330, SLG: 0.461	K		WP BB 2-3		F8		F5		1B 2B 2-H	3	0	0	0	1	1	0
Billy Cowan, R (9, PH) OBP: 0.357, SLG: 0.566										1	1	1	1	0	0	0
Bill Voss, L (9, 9) OBP: 0.333, SLG: 0.342										0	0	0	0	0	0	0
Jim Fregosi, R (1, 6) OBP: 0.361, SLG: 0.493	L8		K		K		WP 1B		F3	5	0	1	0	0	2	2
Alex Johnson, R (1, 7) OBP: 0.360, SLG: 0.448		1B 1B 1B	F9 1-2			E 5-3 1B	WP 1B 1-2		1B 2B IBB	4	1	3	0	1	0	1
Jim Spencer, L (1, 3) OBP: 0.308, SLG: 0.401		F2		F8		5-3 1-2	1-3 1-2 2-3		2B 1B 1-2 2-H	5	0	1	1	0	0	4
Ken McMullen, R (1, 5) OBP: 0.337, SLG: 0.401	1B 1-2			K		E BB		5-3		4	0	2	1	1	1	0
Jay Johnstone, L (1, 8) OBP: 0.288, SLG: 0.387	1B 1-2 2-3			HR		1-2 2-3 IBB		K	K	3	1	2	1	1	1	0
Tom Egan, R (1, 2) OBP: 0.295, SLG: 0.344	F4			BB		K		K		3	0	0	0	1	2	6
Greg Garrett, S (1, 1) OBP: 0.143, SLG: 0.143	K			K		K			2B 2B	3	0	0	0	0	3	7
Jarvis Tatum, R (8, 8) OBP: 0.328, SLG: 0.289										1	1	1	0	0	0	0
Ken Tatum, R (8, 1) OBP: 0.111, SLG: 0.444										1	0	0	0	0	1	2
Inning Stats	R: 0 E: 0 K: 1 S: 5 H: 0 LOB: 0 BB: 0 P: 5	R: 0 E: 0 K: 1 S: 8 H: 3 LOB: 3 BB: 0 P: 8	R: 0 E: 0 K: 1 S: 5 H: 1 LOB: 1 BB: 1 P: 9	R: 1 E: 0 K: 2 S: 8 H: 1 LOB: 1 BB: 1 P: 12	R: 0 E: 0 K: 1 S: 5 H: 0 LOB: 0 BB: 0 P: 5	R: 0 E: 1 K: 2 S: 8 H: 1 LOB: 3 BB: 2 P: 16	R: 0 E: 0 K: 0 S: 5 H: 2 LOB: 2 BB: 0 P: 5	R: 0 E: 0 K: 2 S: 7 H: 0 LOB: 0 BB: 0 P: 7	R: 3 E: 0 K: 2 S: 11 H: 4 LOB: 2 BB: 1 P: 15	1B: 7 2B: 4 3B: 0 HR: 1 SF: 0 SAC: 0 DP: 0 HBP: 0						

	AB	38
	R	4
	H	12
	RBI	4
	BB	5
	SO	12
	LOB	23

WP: 2 PB: 0 SB: 0 CS: 1 PA: 43

PITCHER	IP	WLS	BF	H	R	ER	SO	BB	IBB	HBP	BLK	WP	HR	S	P	ERA	WHIP
Vicente Romo, R (1, 1) ERA: 3.0	7.0		32	8	1	1	8	3	1	0	0	2	1	44	60	1.29	1.571
Ken Brett, L (8, 1) ERA: 4.33	1.2	L	9	3	3	3	3	0	1	0	0	0	0	14	18	16.20	1.800
Gary Wagner, R (9, 1) ERA: 5.0	0.1		2	1	0	0	1	0	0	0	0	0	0	4	4	0.00	3.000

PITCHER	IP	WLS	BF	H	R	ER	SO	BB	IBB	HBP	BLK	WP	HR	S	P	ERA	WHIP

BOTTOM

Batter	1	2	3	4	5	6	7	8	9	AB	R	H	RBI	BB	SO	LOB
Mike Andrews, R (1, 4) OBP: 0.321, SLG: 0.358	L7		K		F7		F7			4	0	0	0	0	1	1
Reggie Smith, S (1, 8) OBP: 0.377, SLG: 0.517	F3		2B		F8			BB 1B		4	0	2	0	0	0	0
Carl Yastrzemski, L (1, 7) OBP: 0.454, SLG: 0.599	1B		F4		4-3			1-2 BB		3	0	1	0	1	0	1
Tony Conigliaro, R (1, 9) OBP: 0.351, SLG: 0.477	F7			2B SF8 1B		CS 2B		B3		4	1	2	0	0	0	3
Rico Petrocelli, R (1, 6) OBP: 0.314, SLG: 0.451		F7		1-3 2B		F7		F9		4	0	1	0	0	0	3
Don Pavletich, R (1, 3) OBP: 0.200, SLG: 0.143		BB		SF8 3-H		6-3 2-3		K		1	0	0	1	1	0	1
Mike Fiore, L (8, PH) OBP: 0.307, SLG: 0.198										1	0	0	0	0	1	2
(9, 3)																
John Kennedy, R (1, 5) OBP: 0.333, SLG: 0.520		K		F8			F6		6-3	4	0	0	0	0	1	2
Jerry Moses, R (1, 2) OBP: 0.318, SLG: 0.379		K		IBB			K		F6	3	0	0	0	1	2	1
Vicente Romo, R (1, 1) OBP: 0.125, SLG: 0.267			K	K			1B		F8	2	0	0	0	0	2	2
George Thomas, R (7, PH) OBP: 0.425, SLG: 0.514										1	0	1	0	0	0	0
Ken Brett, L (8, 1) OBP: 0.286, SLG: 0.368										0	0	0	0	0	0	0
Gary Wagner, R (9, 1) OBP: 0.500, SLG: 0.500										0	0	0	0	0	0	0
Dick Schofield, S (9, PH) OBP: 0.293, SLG: 0.244										1	0	0	0	0	0	0
Inning Stats	R: 0 E: 0 K: 0 S: 4 H: 1 LOB: 1 BB: 0 P: 4	R: 0 E: 0 K: 2 S: 7 H: 0 LOB: 1 BB: 1 P: 11	R: 0 E: 0 K: 2 S: 8 H: 1 LOB: 1 BB: 0 P: 8	R: 1 E: 0 K: 1 S: 7 H: 2 LOB: 2 BB: 1 P: 11	R: 0 E: 0 K: 0 S: 3 H: 0 LOB: 0 BB: 0 P: 3	R: 0 E: 0 K: 0 S: 3 H: 1 LOB: 0 BB: 0 P: 3	R: 0 E: 0 K: 1 S: 6 H: 1 LOB: 1 BB: 0 P: 6	R: 0 E: 0 K: 1 S: 6 H: 1 LOB: 2 BB: 1 P: 10	R: 0 E: 0 K: 0 S: 3 H: 0 LOB: 0 BB: 0 P: 3	1B: 4 2B: 3 3B: 0 HR: 0 SF: 1 SAC: 0 DP: 0 HBP: 0						

PITCHER	IP	WLS	BF	H	R	ER	SO	BB	IBB	HBP	BLK	WP	HR	S	P	ERA	WHIP
Greg Garrett, L (1, 1) ERA: 1.89	7.0		30	7	1	1	6	2	1	0	0	0	0	39	51	1.29	1.286
Ken Tatum, R (8, 1) ERA: 2.17	2.0	W	6	0	0	0	1	0	0	0	0	0	0	8	8	0.00	0.000

PITCHER	IP	WLS	BF	H	R	ER	SO	BB	IBB	HBP	BLK	WP	HR	S	P	ERA	WHIP

California Angels @ Boston Red Sox

Fenway Park, Boston, MA

Thu Jul 23 1970, 3:33 AM EDT

Att. 25,658 - Unknown

livebaseballscorecards.com

AB	32
R	1
H	7
RBI	1
BB	3
SO	7
LOB	16

PA: 36

WP: 0
PB: 0
SB: 0
CS: 1

Batter	1	2	3	4	5	6	7	8	9	AB	R	H	RBI	BB	SO	LOB
Mike Andrews, R (1, 4) OBP: 0.317, SLG: 0.354	L7		5-3		F7			L5		4	0	0	0	0	0	0
Reggie Smith, S (1, 8) OBP: 0.375, SLG: 0.514	K		CI 1B		L9			F5		4	0	1	0	0	1	0
Carl Yastrzemski, L (1, 3) OBP: 0.451, SLG: 0.593	5-3		CI 1-2		F8			1-6-3		3	0	0	0	0	0	0
Tony Conigliaro, R (1, 9) OBP: 0.350, SLG: 0.474		5-3	K			K			FC5 1B 1B	4	0	1	0	0	2	2
Rico Petrocelli, R (1, 6) OBP: 0.313, SLG: 0.449		1-3	F6			F4			1-2 1B	4	0	1	0	0	0	2
Billy Conigliaro, R (1, 7) OBP: 0.355, SLG: 0.549		1B HR BB		HR		5-3			F6	3	2	1	1	1	0	2
John Kennedy, R (1, 5) OBP: 0.329, SLG: 0.506		1-2 HR 1B		1-3			6-3		F6	4	1	1	0	0	0	2
Jerry Moses, R (1, 2) OBP: 0.317, SLG: 0.389		1-H 2-H HR		K			6-3		FC5 2-3f	4	1	1	3	0	1	2
Ray Culp, R (1, 1) OBP: 0.119, SLG: 0.136		K		F9			K			3	0	0	0	0	2	0
Sparky Lyle, L (8, 1)										0	0	0	0	0	0	0

TOP

Boston Red Sox @ Milwaukee Brewers

Milwaukee County Stadium, Milwaukee, WI

Fri Jul 24 1970, 8:05 PM EDT

Att. 20,294 - Unknown

livebaseballscorecards.com

AB	33
R	4
H	6
RBI	4
BB	1
SO	6
LOB	10

Inning Stats	1	2	3	4	5	6	7	8	9
	R: 0 E: 0 K: 1 S: 5	H: 0 LOB: 0 BB: 0 P: 5	R: 3 E: 0 K: 1 S: 7	H: 2 LOB: 0 BB: 1 P: 11	R: 0 E: 1 K: 1 S: 7	H: 1 LOB: 2 BB: 0 P: 7	R: 1 E: 0 K: 1 S: 6	H: 1 LOB: 0 BB: 0 P: 6	R: 0 E: 0 K: 0 S: 3	H: 0 LOB: 0 BB: 0 P: 3	R: 0 E: 0 K: 1 S: 5	H: 0 LOB: 0 BB: 0 P: 5	R: 0 E: 0 K: 1 S: 5	H: 0 LOB: 0 BB: 0 P: 5	R: 0 E: 0 K: 0 S: 3	H: 0 LOB: 0 BB: 0 P: 3	R: 0 E: 0 K: 0 S: 5	H: 2 LOB: 2 BB: 0 P: 5

	1B: 4	SF: 0	WP: 0	PA: 35
	2B: 0	SAC: 0	PB: 0	
	3B: 0	DP: 0	SB: 0	
	HR: 2	HBP: 0	CS: 0	

PITCHER	IP	WLS	BF	H	R	ER	SO	BB	IBB	HBP	BLK	WP	HR	S	P	ERA	WHIP
Lew Krausse, R (1, 1) ERA: 4.39	9.0	W	35	6	4	4	6	1	0	0	0	0	2	46	50	4.00	0.778

PITCHER	IP	WLS	BF	H	R	ER	SO	BB	IBB	HBP	BLK	WP	HR	S	P	ERA	WHIP

BOTTOM

Batter	1	2	3	4	5	6	7	8	9	AB	R	H	RBI	BB	SO	LOB
Tommy Harper, R (1, 5) OBP: 0.382, SLG: 0.545	K	F4		5-3		E6 S		1B 1B 1B 1-2		5	1	1	0	0	1	2
Mike Hegan, L (1, 3) OBP: 0.334, SLG: 0.388	F6		F9		F8	K 1-2		1B 1B 1-2 2-3		5	0	1	0	0	1	1
Ted Savage, R (1, 7) OBP: 0.409, SLG: 0.513	2B 1B 1B		BB		E E 1B 1B		HR 1B	K		4	3	3	0	1	1	3
Bob Burda, L (1, 9) OBP: 0.343, SLG: 0.356 Russ Snyder, L (8, 9) OBP: 0.302, SLG: 0.355	1B 2B 1-3	F7			E6 1B 1-3		F7	1B 1-3 2-H 3-H		4 1	2 0	1 1	0 2	0 0	0 0	3 0
Dave May, L (1, 8) OBP: 0.339, SLG: 0.318	1B BB	F4			K		HR 1-H			3	1	1	2	1	1	3
Roberto Pena, R (1, 6) OBP: 0.300, SLG: 0.305	1B 1-2 2-H 3-H			BB BB G1-2-3 1B	1B 2-H 3-H		K			4	0	3	4	0	1	0
Phil Roof, R (1, 2) OBP: 0.298, SLG: 0.379	K			BB G1-2-3 1-2	F8		5-3			3	0	0	0	1	1	3
Ted Kubiak, S (1, 4) OBP: 0.335, SLG: 0.321		F8		G1-2-3 1-2 2-3		4-3		1-3		3	0	0	0	1	0	0
Lew Krausse, R (1, 1) OBP: 0.261, SLG: 0.200		F8		G1-2-3 1-2 2-3 3-Hf		5-3		1B 1B 1B		4	1	1	0	0	0	3
Inning Stats	R: 2 E: 0 K: 2 S: 10 H: 3 LOB: 2 BB: 1 P: 14	R: 0 E: 0 K: 0 S: 3 H: 0 LOB: 0 BB: 0 P: 3	R: 0 E: 0 K: 0 S: 3 H: 0 LOB: 1 BB: 1 P: 7	R: 0 E: 0 K: 0 S: 3 H: 1 LOB: 2 BB: 2 P: 11	R: 2 E: 1 K: 1 S: 8 H: 2 LOB: 1 BB: 0 P: 8	R: 0 E: 1 K: 1 S: 6 H: 0 LOB: 1 BB: 0 P: 6	R: 2 E: 0 K: 1 S: 7 H: 2 LOB: 0 BB: 0 P: 7	R: 2 E: 0 K: 1 S: 8 H: 4 LOB: 2 BB: 0 P: 8		1B: 10 2B: 1 3B: 0 HR: 1 SF: 0 SAC: 0 DP: 1 HBP: 0						

PITCHER		IP	WLS	BF	H	R	ER	SO	BB	IBB	HBP	BLK	WP	HR	S	P	ERA	WHIP
Ray Culp, R ERA: 3.04	(1, 1)	7.1	L	37	10	8	6	5	4	0	0	0	0	1	43	59	7.36	1.909
Sparky Lyle, L ERA: 4.63	(8, 1)	0.2		3	2	0	0	1	0	0	0	0	0	0	5	5	0.00	3.000

PITCHER	IP	WLS	BF	H	R	ER	SO	BB	IBB	HBP	BLK	WP	HR	S	P	ERA	WHIP

Boston Red Sox @ Milwaukee Brewers

Milwaukee County Stadium, Milwaukee, WI

Fri Jul 24 1970, 8:05 PM EDT

Att. 20,294 - Unknown

livebaseballscorecards.com

AB	36
R	8
H	12
RBI	8
BB	4
SO	6
LOB	18

1B: 10	SF: 0	WP: 0	PA: 40
2B: 1	SAC: 0	PB: 0	
3B: 0	DP: 1	SB: 1	
HR: 1	HBP: 0	CS: 0	

Batter	1	2	3	4	5	6	7	8	9	AB	R	H	RBI	BB	SO	LOB
Mike Andrews, R (1, 4) OBP: 0.317, SLG: 0.350	K		F4			L8		BB G4-6-3		3	0	0	0	1	1	0
Reggie Smith, S (1, 8) OBP: 0.377, SLG: 0.513	4-3			HR 1B		1B BB		G4-6-3 1-2f		3	1	1	0	1	0	1
Carl Yastrzemski, L (1, 3) OBP: 0.452, SLG: 0.600	BB			1-H HR		F7		K		3	1	1	2	1	1	1
Tony Conigliaro, R (1, 9) OBP: 0.349, SLG: 0.471	K			K		1-3 1B			6-3	4	0	1	0	0	2	1
Billy Conigliaro, R (1, 7) OBP: 0.358, SLG: 0.548		G5-4-3 1B		K		5-3			1B	4	0	2	0	0	1	2
Carmen Fanzone, R (1, 5)		G5-4-3 1-2f		F7			F5		F7	4	0	0	0	0	0	2
John Kennedy, R (1, 6) OBP: 0.315, SLG: 0.482		F8			B1-3		4-3		1-3	4	0	0	0	0	0	1
Jerry Moses, R (1, 2) OBP: 0.317, SLG: 0.389			K		F6		1B			3	0	1	0	0	1	0
Mike Nagy, R (1, 1) OBP: 0.185, SLG: 0.185			6-3		4-3		G3			2	0	0	0	0	0	0
Cal Koonce, R (5, 1)										0	0	0	0	0	0	0
Mike Fiore, L (7, PH) OBP: 0.305, SLG: 0.196										1	0	0	0	0	0	1
Chuck Hartenstein, R (7, 1)										0	0	0	0	0	0	0
Inning Stats	R: 0 E: 0 K: 2 S: 7 H: 0 LOB: 1 BB: 1 P: 11	R: 0 E: 0 K: 0 S: 3 H: 1 LOB: 0 BB: 0 P: 3	R: 0 E: 0 K: 1 S: 5 H: 0 LOB: 0 BB: 0 P: 5	R: 2 E: 0 K: 2 S: 9 H: 2 LOB: 0 BB: 0 P: 9	R: 0 E: 0 K: 0 S: 3 H: 0 LOB: 0 BB: 0 P: 3	R: 0 E: 0 K: 0 S: 4 H: 1 LOB: 2 BB: 1 P: 8	R: 0 E: 0 K: 0 S: 4 H: 1 LOB: 1 BB: 0 P: 4	R: 0 E: 0 K: 1 S: 4 H: 0 LOB: 0 BB: 1 P: 8	R: 0 E: 0 K: 0 S: 4 H: 1 LOB: 1 BB: 0 P: 4	1B: 5 2B: 0 3B: 0 HR: 1	SF: 0 SAC: 0 DP: 2 HBP: 0						

TOP

Boston Red Sox @ Milwaukee Brewers

Milwaukee County Stadium, Milwaukee, WI

Sat Jul 25 1970, 4:33 AM EDT
Att. 22,199 - Unknown

livebaseballscorecards.com

AB	31
R	2
H	6
RBI	2
BB	3
SO	6
LOB	9

PITCHER		IP	W/L/S	BF	H	R	ER	SO	BB	IBB	HBP	BLK	WP	HR	S	P	ERA	WHIP
Marty Pattin, R ERA: 4.18	(1, 1)	9.0	W	34	6	2	2	6	3	0	0	0	0	1	43	55	2.00	1.000

PITCHER		IP	W/L/S	BF	H	R	ER	SO	BB	IBB	HBP	BLK	WP	HR	S	P	ERA	WHIP

BOTTOM

Boston Red Sox @ Milwaukee Brewers

Milwaukee County Stadium, Milwaukee, WI

Sat Jul 25 1970, 4:33 AM EDT

Att. 22,199 - Unknown

Batter	1	2	3	4	5	6	7	8	9	AB	R	H	RBI	BB	SO	LOB
Tommy Harper, R (1, 5) OBP: 0.387, SLG: 0.557	HR 1B		HR		BB BB		FC3-6 1B			3	2	3	1	1	0	0
Mike Hegan, L (1, 3) OBP: 0.337, SLG: 0.399	1-H HR		4-3 ①		1-2 2-3 BB		FC3-6 ① 1-2f			3	1	1	2	1	0	1
Ted Savage, R (1, 7) OBP: 0.405, SLG: 0.506	1B FC4-6 1B		F8 ②		F8 ② 3-H		L8 ②			4	1	1	0	0	0	3
Bob Burda, L (1, 9) OBP: 0.341, SLG: 0.352 Russ Snyder, L (8, 9) OBP: 0.302, SLG: 0.355	FC4-6 1-3 1B		F8 ③		L8 ③		G3 ③			4 0	0 0	1 0	0 0	0 0	0 0	3 0
Dave May, L (1, 8) OBP: 0.337, SLG: 0.316	FC4-6 ① L4-3 1-2f 3-H			4-3 ①		FC4-6 1B		6-3 ①		4	0	1	1	0	0	1
Roberto Pena, R (1, 6) OBP: 0.299, SLG: 0.302	L4-3 ②③ 1-2			B B B 4-0 G5-4-3 BB		FC4-6 ① 1B SH5-3 1-2f		F3 ②		3	1	0	0	1	0	2
Jerry McNertney, R (1, 2) OBP: 0.318, SLG: 0.384		6-3 ①		G5-4-3 ②③ 1-2f		SH5-3 1-3 1B		1B 1B		4	0	2	0	0	0	1
Ted Kubiak, S (1, 4) OBP: 0.338, SLG: 0.324		L6 ②			BB SH1-4 E 1B	SH5-3 ② 1-2 3-H		1-2 1B		3	1	2	1	0	0	0
Marty Pattin, R (1, 1) OBP: 0.143, SLG: 0.152		6-3 ③			SH1-4 ① 1-2	4-3 ③		S S S 0-3 K ③		3	0	0	0	0	1	3
Inning Stats	R: 3 H: 4 E: 0 LOB: 0 K: 0 BB: 0 S: 6 P: 6	R: 0 H: 0 E: 0 LOB: 0 K: 0 BB: 0 S: 3 P: 3	R: 1 H: 1 E: 0 LOB: 0 K: 0 BB: 0 S: 4 P: 4	R: 0 H: 0 E: 0 LOB: 0 K: 0 BB: 1 S: 2 P: 6	R: 1 H: 1 E: 1 LOB: 2 K: 0 BB: 2 S: 4 P: 12	R: 1 H: 2 E: 0 LOB: 1 K: 0 BB: 0 S: 5 P: 5	R: 0 H: 1 E: 0 LOB: 1 K: 0 BB: 0 S: 4 P: 4	R: 0 H: 2 E: 0 LOB: 2 K: 1 BB: 0 S: 7 P: 7		1B: 9 SF: 0 2B: 1 SAC: 2 3B: 0 DP: 2 HR: 2 HBP: 0						

livebaseballscorecards.com

AB	31
R	6
H	11
RBI	5
BB	3
SO	1
LOB	14

WP: 0 PA: 36
PB: 0
SB: 0
CS: 0

PITCHER		IP	WLS	BF	H	R	ER	SO	BB	IBB	HBP	BLK	WP	HR	S	P	ERA	WHIP
Mike Nagy, R ERA: 5.12	(1, 1)	4.1	L	20	6	5	4	0	3	0	0	0	0	2	17	29	8.31	2.077
Cal Koonce, R ERA: 3.5	(5, 1)	1.2		7	2	1	1	0	0	0	0	0	0	0	7	7	5.40	1.200
Chuck Hartenstein, R ERA: 5.77	(7, 1)	2.0		9	3	0	0	1	0	0	0	0	0	0	11	11	0.00	1.500

PITCHER	IP	WLS	BF	H	R	ER	SO	BB	IBB	HBP	BLK	WP	HR	S	P	ERA	WHIP

Batter	1	2	3	4	5	6	7	8	9	AB	R	H	RBI	BB	SO	LOB
Mike Andrews, R (1, 4) OBP: 0.315, SLG: 0.348	F9	2-H 1B			F4	L6		1-3		5	0	1	1	0	0	1
Reggie Smith, S (1, 8) OBP: 0.374, SLG: 0.508	L8	F9			E5 1-H HR 1B		G3	4-3		5	1	1	0	0	0	1
Carl Yastrzemski, L (1, 3) OBP: 0.454, SLG: 0.612 Mike Fiore, L (7, 3) OBP: 0.302, SLG: 0.194	BBBB WP HR BB		F7		3-H HR		HR 2B	3-1		3 1	3 0	2 0	2 0	1 0	0 0	0 0
Tony Conigliaro, R (1, 9) OBP: 0.352, SLG: 0.491	1-H HR		BBBB G5-4-3 BB		E6 E FC1 SF7		2-H HR		F7	4	3	2	4	1	0	0
Billy Conigliaro, R (1, 7) OBP: 0.355, SLG: 0.542 George Thomas, R (3, 7) OBP: 0.442, SLG: 0.600	F8		G5-4-3 1-2f		FC1 1-3		HR		2B 1B	2 3	0 2	0 2	0 1	0 0	0 0	1 1
Carmen Fanzone, R (1, 5) OBP: 0.300, SLG: 0.286		F8		6-3	SF7 3-H		BBBB 2B BB		1-H 2B	3	0	1	2	1	0	0
John Kennedy, R (1, 6) OBP: 0.319, SLG: 0.500		2B 3B		SSS K	SSS K		F9		FC6-4 1B	5	1	2	0	0	2	2
Jerry Moses, R (1, 2) OBP: 0.318, SLG: 0.397		3-H 1B 2B		5-3		F6	1-3 2B		F5	5	1	2	1	0	0	2
Gary Peters, L (1, 1) OBP: 0.358, SLG: 0.380 Gary Wagner, R (6, 1) OBP: 0.250, SLG: 0.250		F4			E 1B 1B	G3	SSS K		1-2f FC6-4	3 2	1 0	1 0	0 0	0 0	0 1	1 4
Inning Stats	R: 2 E: 0 K: 0 S: 4 H: 1 LOB: 0 BB: 1 P: 8	R: 2 E: 0 K: 0 S: 6 H: 3 LOB: 1 BB: 0 P: 6	R: 0 E: 0 K: 0 S: 2 H: 0 LOB: 0 BB: 1 P: 6	R: 0 E: 0 K: 1 S: 5 H: 0 LOB: 0 BB: 0 P: 5	R: 4 E: 3 K: 1 S: 10 H: 3 LOB: 1 BB: 0 P: 10	R: 0 E: 0 K: 0 S: 3 H: 0 LOB: 0 BB: 0 P: 3	R: 3 E: 0 K: 1 S: 9 H: 4 LOB: 2 BB: 1 P: 13	R: 0 E: 0 K: 0 S: 3 H: 0 LOB: 0 BB: 0 P: 3	R: 1 E: 0 K: 0 S: 6 H: 3 LOB: 2 BB: 0 P: 6	1B: 5 2B: 4 3B: 1 HR: 4 SF: 1 SAC: 0 DP: 1 HBP: 0						

PITCHER	IP	WLS	BF	H	R	ER	SO	BB	IBB	HBP	BLK	WP	HR	S	P	ERA	WHIP
Skip Lockwood, R (1, 1) ERA: 5.26	1.1	L	7	2	3	3	0	1	0	0	0	1	1	6	10	20.25	2.250
Gene Brabender, R (2, 1) ERA: 5.58	3.0		16	5	5	4	1	1	0	0	0	0	1	17	21	12.00	2.000
Bobby Bolin, R (5, 1) ERA: 4.29	1.2		5	0	0	0	1	0	0	0	0	0	0	7	7	0.00	0.000
Bob Humphreys, R (7, 1) ERA: 3.53	0.1		5	3	3	3	0	1	0	0	0	0	2	4	8	81.00	12.000
John Gelnar, R (7, 1) ERA: 5.75	2.2		12	4	1	1	1	0	0	0	0	0	0	14	14	3.38	1.500

PITCHER	IP	WLS	BF	H	R	ER	SO	BB	IBB	HBP	BLK	WP	HR	S	P	ERA	WHIP

TOP

Boston Red Sox @ Milwaukee Brewers

Milwaukee County Stadium, Milwaukee, WI

Sun Jul 26 1970, 4:33 AM EDT
Att. 29,117 - Unknown

livebaseballscorecards.com

AB	41
R	12
H	14
RBI	11
BB	3
SO	3
LOB	13

WP: 1 PA: 45
PB: 0
SB: 0
CS: 0

BOTTOM

Batter	1	2	3	4	5	6	7	8	9	AB	R	H	RBI	BB	SO	LOB
Tommy Harper, R (1, 8) (8, 5) OBP: 0.387, SLG: 0.561	B1-3		1-H HR		6-3		6-3		BBBB BB	4	1	1	2	1	0	0
Mike Hershberger, R (1, 9) OBP: 0.306, SLG: 0.316	2B		F5			F9	F5		L7	3	0	1	0	0	0	0
Bob Burda, L (7, PH) (8, 9) OBP: 0.336, SLG: 0.347										2	0	0	0	0	0	2
Ted Savage, R (1, 7) OBP: 0.407, SLG: 0.500	L7		6-3			BBBB F8 1B 1B BB		BBBB BB		2	1	0	0	2	0	1
Jerry McNertney, R (1, 3) (7, 2) OBP: 0.321, SLG: 0.399	F7			HR		1-2 1B 2B 1B		F9		4	2	2	1	0	0	2
Roberto Pena, R (1, 6) OBP: 0.295, SLG: 0.297		F9		F4		F8 2-3		F8		4	0	0	0	0	0	3
Phil Roof, R (1, 2) OBP: 0.298, SLG: 0.378		SSS K		SSS K		2B 1-2 3-H 1B		L8		3	0	1	1	0	2	0
Mike Hegan, L (7, 3) OBP: 0.335, SLG: 0.397										1	0	0	0	0	0	1
Max Alvis, R (1, 5) OBP: 0.217, SLG: 0.264		SSS K		G3		1-3 2-H 2B			1-3	2	0	0	0	0	1	0
Bobby Bolin, R (5, 1) OBP: 0.281, SLG: 0.310										0	0	0	0	0	0	0
Danny Walton, R (6, PH) OBP: 0.343, SLG: 0.451										1	0	1	1	0	0	0
Marty Pattin, R (6, PR) OBP: 0.143, SLG: 0.152										0	0	0	0	0	0	0
Bob Humphreys, R (7, 1) John Gelnar, R (7, 1)										0	0	0	0	0	0	0
Russ Snyder, L (9, PH) OBP: 0.301, SLG: 0.353										1	0	0	0	0	0	0
Ted Kubiak, S (1, 4) OBP: 0.334, SLG: 0.320			E5 HR		6-3	4-3			F8	4	1	0	0	0	0	2
Skip Lockwood, R (1, 1) OBP: 0.286, SLG: 0.444			SSS K		F6		SSS K		2B	0	0	0	0	0	0	0
Gene Brabender, R (2, 1) OBP: 0.083, SLG: 0.139										1	0	0	0	0	1	1
Gus Gil, R (5, 5) OBP: 0.293, SLG: 0.234										1	0	0	0	0	0	0
Dave May, L (7, PH) (8, 8) OBP: 0.339, SLG: 0.325										2	0	1	0	0	1	0
Inning Stats	R: 0 E: 0 K: 0 S: 4 H: 1 LOB: 1 BB: 0 P: 4	R: 0 E: 0 K: 2 S: 7 H: 0 LOB: 0 BB: 0 P: 7	R: 2 E: 1 K: 1 S: 7 H: 1 LOB: 0 BB: 0 P: 7	R: 1 E: 0 K: 1 S: 6 H: 1 LOB: 0 BB: 0 P: 6	R: 0 E: 0 K: 0 S: 3 H: 0 LOB: 0 BB: 0 P: 3	R: 2 E: 0 K: 0 S: 6 H: 3 LOB: 2 BB: 1 P: 10	R: 0 E: 0 K: 1 S: 5 H: 0 LOB: 0 BB: 0 P: 5	R: 0 E: 0 K: 0 S: 3 H: 0 LOB: 1 BB: 1 P: 7	R: 0 E: 0 K: 0 S: 4 H: 1 LOB: 2 BB: 1 P: 8	1B: 2 2B: 3 3B: 0 HR: 2 SF: 0 SAC: 0 DP: 0 HBP: 0							

PITCHER		IP	WLS	BF	H	R	ER	SO	BB	IBB	HBP	BLK	WP	HR	S	P	ERA	WHIP
Gary Peters, L ERA: 4.36	(1, 1)	5.2	W	24	5	5	4	4	1	0	0	0	0	2	31	35	6.35	1.059
Gary Wagner, R ERA: 4.22	(6, 1)	3.1	S	14	2	0	0	1	2	0	0	0	0	0	14	22	0.00	1.200

PITCHER	IP	WLS	BF	H	R	ER	SO	BB	IBB	HBP	BLK	WP	HR	S	P	ERA	WHIP

Boston Red Sox @ Milwaukee Brewers

Milwaukee County Stadium, Milwaukee, WI

Sun Jul 26 1970, 4:33 AM EDT

Att. 29,117 - Unknown

livebaseballscorecards.com

AB	35
R	5
H	7
RBI	5
BB	3
SO	5
LOB	12

WP: 0 PB: 0 SB: 0 CS: 0 PA: 38

Boston Red Sox @ Oakland Athletics

Oakland-Alameda County Coliseum, Oakland, CA

Tue Jul 28 1970, 7:05 PM PDT

Att. 8,914 - Unknown

TOP

livebaseballscorecards.com

Batter	1	2	3	4	5	6	7	8	9	AB	R	H	RBI	BB	SO	LOB
Mike Andrews, R (1, 4) OBP: 0.314, SLG: 0.344	F8		BBBB 4-0 FC4-6 1B HR BB	6-3		1-3			F7	4	1	0	0	1	0	3
Reggie Smith, S (1, 8) OBP: 0.380, SLG: 0.520	PB 1B		1-2 FC4-6 1B		HR		FC6-4 1B		F5	5	1	4	1	0	0	0
Carl Yastrzemski, L (1, 3) OBP: 0.454, SLG: 0.608	BBBB 1-2 BB		1-2f 2-3 FC4-6 HR		F5		F7		1B	4	1	1	0	1	0	3
Tony Conigliaro, R (1, 9) OBP: 0.347, SLG: 0.483	F9		F7		5-3		FC6-4 1B 1-2f		F7	5	0	0	0	0	0	6
Rico Petrocelli, R (1, 6) OBP: 0.315, SLG: 0.458	F8		1-H 3-H HR		F3		1-2 1B			4	1	2	3	0	0	2
George Thomas, R (1, 7) OBP: 0.426, SLG: 0.558		BBBB 1-2 BB	1-3			F4	SSS K			3	0	0	0	1	1	2
John Kennedy, R (1, 5) OBP: 0.306, SLG: 0.478		F8		F8		SSS 0-3 K		F8		4	0	0	0	0	1	1
Jerry Moses, R (1, 2) OBP: 0.317, SLG: 0.392		SSS K		SSS K		BBBB 4-0 BB BB		F7		3	0	0	0	1	2	1
Vicente Romo, R (1, 1) OBP: 0.167, SLG: 0.294		F9		1B		BBBB 1-2 BB		L4		2	0	1	0	0	0	1
Dick Schofield, S (6, PH) OBP: 0.298, SLG: 0.244										0	0	0	0	1	0	0
Ken Brett, L (6, 1) OBP: 0.286, SLG: 0.368										0	0	0	0	0	0	0
Mike Fiore, L (8, PH) OBP: 0.300, SLG: 0.193										1	0	0	0	0	0	0
Sparky Lyle, L (8, 1)										0	0	0	0	0	0	0
Inning Stats	R: 0 E: 0 K: 0 S: 4 H: 1 LOB: 2 BB: 1 P: 8	R: 0 E: 0 K: 1 S: 5 H: 0 LOB: 1 BB: 1 P: 9	R: 3 E: 0 K: 0 S: 5 H: 2 LOB: 0 BB: 1 P: 9	R: 0 E: 0 K: 1 S: 6 H: 1 LOB: 1 BB: 0 P: 6	R: 1 E: 0 K: 0 S: 4 H: 1 LOB: 0 BB: 0 P: 4	R: 0 E: 0 K: 1 S: 5 H: 0 LOB: 2 BB: 2 P: 13	R: 0 E: 0 K: 1 S: 7 H: 2 LOB: 2 BB: 0 P: 7	R: 0 E: 0 K: 0 S: 3 H: 0 LOB: 0 BB: 0 P: 3	R: 0 E: 0 K: 0 S: 4 H: 1 LOB: 1 BB: 0 P: 4	1B: 6 2B: 0 3B: 0 HR: 2 SF: 0 SAC: 0 DP: 0 HBP: 0						

	AB	35
	R	4
	H	8
	RBI	4
	BB	5
	SO	4
	LOB	19

WP: 0 PB: 1 SB: 0 CS: 0 PA: 40

PITCHER		IP	WLS	BF	H	R	ER	SO	BB	IBB	HBP	BLK	WP	HR	S	P	ERA	WHIP
Chuck Dobson, R ERA: 4.01	(1, 1)	5.2	W	27	5	4	4	3	5	0	0	0	0	2	28	48	6.35	1.765
Marcel Lachemann, R ERA: 2.35	(6, 1)	0.1		1	0	0	0	0	0	0	0	0	0	0	1	1	0.00	0.000
Mudcat Grant, R ERA: 0.98	(7, 1)	3.0	S	12	3	0	0	1	0	0	0	0	0	0	14	14	0.00	1.000

PITCHER		IP	WLS	BF	H	R	ER	SO	BB	IBB	HBP	BLK	WP	HR	S	P	ERA	WHIP

Batter	1	2	3	4	5	6	7	8	9	AB	R	H	RBI	BB	SO	LOB
Bert Campaneris, R (1, 6) OBP: 0.304, SLG: 0.432	F9		L9		F2		F7			4	0	0	0	0	0	0
Rick Monday, L (1, 8) OBP: 0.394, SLG: 0.463	L7		FC5-4 1B		1-3		K			4	0	1	0	0	1	0
Felipe Alou, R (1, 7) OBP: 0.339, SLG: 0.426	6-3		FC5-4 1-2f		HR 1B		F8			4	1	1	0	0	0	1
Sal Bando, R (1, 5) OBP: 0.415, SLG: 0.510		BB BB		HR 1B	1-H HR			E BB		2	3	2	2	2	0	0
Don Mincher, L (1, 3) OBP: 0.312, SLG: 0.465		K		1-H HR	K			SH5-3		3	1	1	2	0	2	1
Joe Rudi, R (8, PH) (9, 3) OBP: 0.324, SLG: 0.453								1-H		0	0	0	0	0	0	0
Reggie Jackson, L (1, 9) OBP: 0.350, SLG: 0.457		BB 1-2 BB		HR		K		K		3	1	1	1	1	2	0
Dave Duncan, R (1, 2) OBP: 0.298, SLG: 0.432		K		L7		K		5-3		4	0	0	0	0	2	2
Dick Green, R (1, 4) OBP: 0.275, SLG: 0.274		G3		K		BB				2	0	0	0	1	1	2
Chuck Dobson, R (1, 1) OBP: 0.180, SLG: 0.197			K	5-3		K				2	0	0	0	0	1	0
Marcel Lachemann, R (6, 1)										0	0	0	0	0	0	0
Tommy Davis, R (6, PH) OBP: 0.307, SLG: 0.374										1	0	0	0	0	1	1
Mudcat Grant, R (7, 1)										0	0	0	0	0	0	0
Inning Stats	R: 0 E: 0 K: 0 S: 3 / H: 0 LOB: 0 BB: 0 P: 3	R: 0 E: 0 K: 2 S: 7 / H: 0 LOB: 2 BB: 2 P: 15	R: 0 E: 0 K: 1 S: 6 / H: 1 LOB: 1 BB: 0 P: 6	R: 3 E: 0 K: 1 S: 8 / H: 3 LOB: 0 BB: 0 P: 8	R: 2 E: 0 K: 1 S: 7 / H: 2 LOB: 0 BB: 0 P: 7	R: 0 E: 0 K: 3 S: 9 / H: 0 LOB: 1 BB: 1 P: 13	R: 0 E: 0 K: 1 S: 5 / H: 0 LOB: 0 BB: 0 P: 5	R: 1 E: 1 K: 1 S: 5 / H: 0 LOB: 0 BB: 1 P: 9		1B: 3 2B: 0 3B: 0 HR: 3	SF: 0 SAC: 1 DP: 0 HBP: 0					

BOTTOM

Boston Red Sox @ Oakland Athletics

Oakland-Alameda County Coliseum, Oakland, CA

Tue Jul 28 1970, 7:05 PM PDT

Att. 8,914 - Unknown

livebaseballscorecards.com

AB	29
R	6
H	6
RBI	5
BB	4
SO	10
LOB	7

WP: 0 PB: 0 SB: 0 CS: 0 PA: 34

PITCHER		IP	WLS	BF	H	R	ER	SO	BB	IBB	HBP	BLK	WP	HR	S	P	ERA	WHIP
Vicente Romo, R ERA: 3.41	(1, 1)	5.0	L	23	6	5	5	5	2	0	0	0	0	3	31	39	9.00	1.600
Ken Brett, L ERA: 4.22	(6, 1)	2.0		7	0	0	0	4	1	0	0	0	0	0	14	18	0.00	0.500
Sparky Lyle, L ERA: 4.53	(8, 1)	1.0		4	0	1	0	1	1	0	0	0	0	0	5	9	0.00	1.000

PITCHER	IP	WLS	BF	H	R	ER	SO	BB	IBB	HBP	BLK	WP	HR	S	P	ERA	WHIP

Batter	1	2	3	4	5	6	7	8	9	AB	R	H	RBI	BB	SO	LOB
Mike Andrews, R (1, 4) OBP: 0.313, SLG: 0.343	G3-6-3 1B		6-3		F9			K		4	0	1	0	0	1	0
Reggie Smith, S (1, 8) OBP: 0.376, SLG: 0.515	G3-6-3 1-2f			F7		F8		F6		4	0	0	0	0	0	1
Carl Yastrzemski, L (1, 3) OBP: 0.454, SLG: 0.607	B5-3			S 2B 1B		G5-4-3 1B		F5		4	1	2	0	0	0	0
Tony Conigliaro, R (1, 9) OBP: 0.349, SLG: 0.486		2B		F6 1-2		G5-4-3 1-2f			1B 1B 1B	4	1	2	0	0	0	2
Rico Petrocelli, R (1, 6) OBP: 0.320, SLG: 0.459		F9		B B B B 4-0 2B BB			6-3 1B		1B FC6-4 1-3 1B	3	2	2	0	1	0	1
George Thomas, R (1, 7) OBP: 0.431, SLG: 0.574		5-3		1-H 2-H 2B			6-3 1-2		FC6-4 1-3 3-H 1B	4	0	2	3	0	0	2
John Kennedy, R (1, 5) OBP: 0.294, SLG: 0.458		5-3		1-3			F8		K	4	0	0	0	0	1	5
Jerry Moses, R (1, 2) OBP: 0.316, SLG: 0.388			F7		K		IBB		FC6-4 1-2f 3-H	3	0	0	1	1	1	1
Ray Culp, R (1, 1) OBP: 0.111, SLG: 0.127			6-3		K		F8		K	4	0	0	0	0	2	3
Inning Stats	R: 0 E: 0 K: 0 S: 3 H: 1 LOB: 0 BB: 0 P: 3	R: 0 E: 0 K: 0 S: 4 H: 1 LOB: 1 BB: 0 P: 4	R: 0 E: 0 K: 0 S: 3 H: 0 LOB: 0 BB: 0 P: 3	R: 2 E: 0 K: 0 S: 5 H: 2 LOB: 1 BB: 1 P: 9	R: 0 E: 0 K: 2 S: 7 H: 0 LOB: 0 BB: 0 P: 7	R: 0 E: 0 K: 0 S: 3 H: 1 LOB: 0 BB: 0 P: 3	R: 0 E: 0 K: 0 S: 4 H: 1 LOB: 2 BB: 1 P: 8	R: 0 E: 0 K: 1 S: 5 H: 0 LOB: 0 BB: 0 P: 5	R: 2 E: 0 K: 2 S: 10 H: 3 LOB: 1 BB: 0 P: 10	1B: 7 2B: 2 3B: 0 HR: 0 SF: 0 SAC: 0 DP: 2 HBP: 0						

PITCHER		IP	WLS	BF	H	R	ER	SO	BB	IBB	HBP	BLK	WP	HR	S	P	ERA	WHIP
Diego Segui, R ERA: 2.28	(1, 1)	8.0	L	30	6	2	2	3	1	1	0	0	0	0	34	42	2.25	0.875
Marcel Lachemann, R ERA: 2.82	(9, 1)	0.0		3	3	2	2	0	0	0	0	0	0	0	3	3	∞	∞
Bob Locker, R ERA: 3.0	(9, 1)	1.0		3	0	0	0	2	0	0	0	0	0	0	7	7	0.00	0.000

PITCHER		IP	WLS	BF	H	R	ER	SO	BB	IBB	HBP	BLK	WP	HR	S	P	ERA	WHIP

TOP

Boston Red Sox @ Oakland Athletics

Oakland-Alameda County Coliseum, Oakland, CA

Wed Jul 29 1970, 7:05 PM PDT

Att. 8,883 - Unknown

livebaseballscorecards.com

AB	34
R	4
H	9
RBI	4
BB	2
SO	5
LOB	15

Boston Red Sox @ Oakland Athletics

Oakland-Alameda County Coliseum, Oakland, CA

Wed Jul 29 1970, 7:05 PM PDT

Att. 8,883 - Unknown

livebaseballscorecards.com

BOTTOM

Batter	1	2	3	4	5	6	7	8	9	AB	R	H	RBI	BB	SO	LOB
Bert Campaneris, R (1, 6) OBP: 0.306, SLG: 0.444	0-0 2B		0-0 1-3 ②			0-0 HR		0-3 K ②		4	1	2	1	0	1	1
Rick Monday, L (1, 8) OBP: 0.389, SLG: 0.456	0-0 F8 ①		0-3 K ③			0-0 F5 ①		0-3 K		4	0	0	0	0	2	2
Felipe Alou, R (1, 7) OBP: 0.335, SLG: 0.421	0-3 K ②			0-0 6-3 ①		0-0 6-3 ②		0-0 F7 ③		4	0	0	0	0	1	2
Sal Bando, R (1, 5) OBP: 0.416, SLG: 0.508	0-3 K ③			0-3 K ②		4-0 CS BB			0-0 4-3 WP 1B	3	0	1	0	1	2	1
Don Mincher, L (1, 3) OBP: 0.311, SLG: 0.460		0-3 K ①		4-0 BB		0-0 CS ③ 1-2	0-0 F9 ①		0-0 F9 ① 1-2	3	0	0	0	1	1	1
Reggie Jackson, L (1, 9) OBP: 0.346, SLG: 0.451		0-0 F8 ②		0-0 F8 ③			0-0 L9 ②		0-0 4-3 ② 2-3	4	0	0	0	0	0	2
Dave Duncan, R (1, 2) OBP: 0.304, SLG: 0.433 Steve Hovley, L (7, PR) OBP: 0.338, SLG: 0.320 Frank Fernandez, R (8, 2) OBP: 0.327, SLG: 0.426		0-3 K ③			0-0 L6-3 1B		4-0 BB		0-3 K ③	2 0 1	0 0 0	1 0 0	0 0 0	1 0 1	1 0 1	0 0 1
Dick Green, R (1, 4) OBP: 0.277, SLG: 0.276 Tommy Davis, R (7, PH) OBP: 0.306, SLG: 0.372 Tony La Russa, R (8, 4) OBP: 0.244, SLG: 0.211			0-0 SH3-4 1B		0-0 L6-3 ①② 1-2		0-3 K ③			2 1 0	0 0 0	1 0 0	0 0 0	0 1 0	0 1 0	1 1 0
Diego Segui, R (1, 1) OBP: 0.087, SLG: 0.091 Joe Rudi, R (8, PH) OBP: 0.323, SLG: 0.451 Marcel Lachemann, R (9, 1) Bob Locker, S (9, 1)			0-0 SH3-4 ① 1-2		0-3 K ③			0-3 K ①		1 1 0 0	0 0 0 0	0 0 0 0	0 0 0 0	0 0 0 0	1 1 0 0	0 0 0 0
Inning Stats	R: 0 E: 0 K: 2 S: 8 H: 1 LOB: 1 BB: 0 P: 8	R: 0 E: 0 K: 2 S: 7 H: 0 LOB: 0 BB: 0 P: 7	R: 0 E: 0 K: 1 S: 6 H: 1 LOB: 1 BB: 0 P: 6	R: 0 E: 0 K: 1 S: 5 H: 0 LOB: 1 BB: 1 P: 9	R: 0 E: 0 K: 1 S: 5 H: 1 LOB: 0 BB: 0 P: 5	R: 1 E: 0 K: 0 S: 3 H: 1 LOB: 0 BB: 1 P: 7	R: 0 E: 0 K: 1 S: 5 H: 0 LOB: 1 BB: 1 P: 9	R: 0 E: 1 K: 3 S: 10 H: 0 LOB: 1 BB: 0 P: 10	R: 0 E: 0 K: 1 S: 6 H: 1 LOB: 1 BB: 0 P: 6	1B: 3 2B: 2 3B: 0 HR: 1	SF: 0 SAC: 1 DP: 1 HBP: 0			WP: 1 PB: 0 SB: 0 CS: 1	PA: 35		

	AB	30
	R	1
	H	5
	RBI	1
	BB	3
	SO	12
	LOB	12

PITCHER	IP	WLS	BF	H	R	ER	SO	BB	IBB	HBP	BLK	WP	HR	S	P	ERA	WHIP
Ray Culp, R (1, 1) ERA: 2.93	9.0	W	34	5	1	1	12	3	0	0	0	1	1	55	67	1.00	0.889

PITCHER	IP	WLS	BF	H	R	ER	SO	BB	IBB	HBP	BLK	WP	HR	S	P	ERA	WHIP

Batter	1	2	3	4	5	6	7	8	9	AB	R	H	RBI	BB	SO	LOB
Mike Andrews, R (1, 4) OBP: 0.314, SLG: 0.344	F2		1B		3-1		PB 1B 1-2 1B		1-3	5	0	2	0	0	0	0
Reggie Smith, S (1, 8) OBP: 0.376, SLG: 0.512	F2		K		BB		PB 1-2 2-H 1B		L7	4	0	1	1	1	1	1
Carl Yastrzemski, L (1, 3) OBP: 0.452, SLG: 0.602	BB		4-3		F9		L8			3	0	0	0	1	0	4
Tony Conigliaro, R (1, 9) OBP: 0.345, SLG: 0.480	K			E6 FC6-4		5-3	F5 1-2 2-3			4	0	0	0	0	1	3
Rico Petrocelli, R (1, 6) OBP: 0.321, SLG: 0.458		BB		F7		1B 1B		4-3		3	0	1	0	1	0	1
George Thomas, R (1, 7) OBP: 0.418, SLG: 0.549		F9		FC6-4 1B 1-2f		G4-3 1-3 1B		6-3		4	0	1	0	0	0	2
John Kennedy, R (1, 5) OBP: 0.302, SLG: 0.460		F9		FC6-4 1-2 1B		G4-3 1-2f		1B		4	0	2	0	0	0	3
Jerry Moses, R (1, 2) OBP: 0.314, SLG: 0.385		K		FC6-4 1-2f			K	F7		2	0	0	0	0	1	3
Dick Schofield, S (7, PH) OBP: 0.296, SLG: 0.242										1	0	0	0	0	1	0
Chuck Hartenstein, R (7, 1)										0	0	0	0	0	0	0
Mike Fiore, L (8, PH) OBP: 0.298, SLG: 0.191										1	0	0	0	0	0	1
Gary Wagner, R (8, 1) OBP: 0.250, SLG: 0.250										0	0	0	0	0	0	0
Cal Koonce, R (1, 1)			K		4-3					2	0	0	0	0	1	0
Tom Satriano, L (7, PH) OBP: 0.357, SLG: 0.411 (7, 2)							BB 1B 1B		K	1	1	0	0	1	1	0
Inning Stats	R: 0 E: 0 K: 1 S: 5 H: 0 LOB: 1 BB: 1 P: 9	R: 0 E: 0 K: 1 S: 5 H: 0 LOB: 1 BB: 1 P: 9	R: 0 E: 0 K: 2 S: 8 H: 1 LOB: 1 BB: 0 P: 8	R: 0 E: 1 K: 0 S: 5 H: 1 LOB: 2 BB: 0 P: 5	R: 0 E: 0 K: 0 S: 3 H: 0 LOB: 1 BB: 1 P: 7	R: 0 E: 0 K: 0 S: 4 H: 2 LOB: 1 BB: 0 P: 4	R: 1 E: 0 K: 1 S: 7 H: 2 LOB: 2 BB: 1 P: 11	R: 0 E: 0 K: 0 S: 4 H: 1 LOB: 1 BB: 0 P: 4	R: 0 E: 0 K: 1 S: 5 H: 0 LOB: 0 BB: 0 P: 5	1B: 7 2B: 0 3B: 0 HR: 0 SF: 0 SAC: 0 DP: 1 HBP: 0						

TOP

Boston Red Sox @ Oakland Athletics

Oakland-Alameda County Coliseum, Oakland, CA

Thu Jul 30 1970, 7:05 PM PDT

Att. 8,082 - Unknown

livebaseballscorecards.com

AB	34
R	1
H	7
RBI	1
BB	4
SO	6
LOB	18

PITCHER		IP	WLS	BF	H	R	ER	SO	BB	IBB	HBP	BLK	WP	HR	S	P	ERA	WHIP
Catfish Hunter, R ERA: 3.57	(1, 1)	6.1	W	29	6	1	1	5	4	0	0	0	0	0	35	51	1.42	1.579
Mudcat Grant, R ERA: 0.95	(7, 1)	2.2	S	9	1	0	0	1	0	0	0	0	0	0	11	11	0.00	0.375

PITCHER	IP	WLS	BF	H	R	ER	SO	BB	IBB	HBP	BLK	WP	HR	S	P	ERA	WHIP

Batter	1	2	3	4	5	6	7	8	9	AB	R	H	RBI	BB	SO	LOB
Bert Campaneris, R (1, 6) OBP: 0.305, SLG: 0.441	S SF7 1B		S S S K		5-3		5-3			4	1	1	0	0	1	1
Rick Monday, L (1, 8) OBP: 0.397, SLG: 0.466	B B B B 4-0 S 1-3 BB		0-0 2-H 2B		0-0 S 1B			0-0 G6-4-3 1B		3	0	3	1	1	0	0
Felipe Alou, R (1, 7) OBP: 0.334, SLG: 0.420	0-0 SF7 3-H		0-0 5-3		0-0 F9 1-2			0-0 G6-4-3 1-2 1B		3	0	1	1	0	0	2
Sal Bando, R (1, 5) OBP: 0.411, SLG: 0.502	0-0 F9 1-2		0-0 L7			0-0 5-3		0-0 G6-4-3 1-2f 2-3		4	0	0	0	0	0	4
Don Mincher, L (1, 3) OBP: 0.311, SLG: 0.459 Mudcat Grant, R (7, 1)	0-0 G3			0-0 S 1B		0-0 1-3		0-0 F4		3 1	0 0	1 0	0 0	0 0	0 0	1 1
Reggie Jackson, L (1, 9) OBP: 0.346, SLG: 0.453		0-0 4-3		0-0 L8		0-0 2B				3	0	1	0	0	0	1
Dave Duncan, R (1, 2) OBP: 0.305, SLG: 0.431		0-0 G6-4-3 1B		0-3 S S S K 1-2		0-0 5-3				3	0	1	0	0	1	2
Dick Green, R (1, 4) OBP: 0.273, SLG: 0.273		0-0 G6-4-3 1-2f		0-0 5-3			0-0 F3			3	0	0	0	0	0	2
Catfish Hunter, R (1, 1) OBP: 0.194, SLG: 0.234 Joe Rudi, R (7, 3) OBP: 0.322, SLG: 0.449			0-0 2B		0-0 1-3		0-0 F9			2 1	1 0	1 0	0 0	0 0	0 0	0 0
Inning Stats	R: 1 E: 0 K: 0 S: 4 H: 1 LOB: 1 BB: 1 P: 8	R: 0 E: 0 K: 0 S: 3 H: 1 LOB: 0 BB: 0 P: 3	R: 1 E: 0 K: 1 S: 7 H: 2 LOB: 1 BB: 0 P: 7	R: 0 E: 0 K: 1 S: 6 H: 1 LOB: 1 BB: 0 P: 6	R: 0 E: 0 K: 0 S: 4 H: 1 LOB: 1 BB: 0 P: 4	R: 0 E: 0 K: 0 S: 4 H: 1 LOB: 1 BB: 0 P: 4	R: 0 E: 0 K: 0 S: 3 H: 0 LOB: 0 BB: 0 P: 3	R: 0 E: 0 K: 0 S: 4 H: 2 LOB: 1 BB: 0 P: 4		1B: 6 2B: 3 3B: 0 HR: 0	SF: 1 SAC: 0 DP: 2 HBP: 0					

PITCHER		IP	WLS	BF	H	R	ER	SO	BB	IBB	HBP	BLK	WP	HR	S	P	ERA	WHIP
Cal Koonce, R ERA: 3.44	(1, 1)	6.0	L	25	7	2	2	2	1	0	0	0	0	0	28	32	3.00	1.333
Chuck Hartenstein, R ERA: 5.63	(7, 1)	1.0		3	0	0	0	0	0	0	0	0	0	0	3	3	0.00	0.000
Gary Wagner, R ERA: 4.03	(8, 1)	1.0		4	2	0	0	0	0	0	0	0	0	0	4	4	0.00	2.000

PITCHER	IP	WLS	BF	H	R	ER	SO	BB	IBB	HBP	BLK	WP	HR	S	P	ERA	WHIP

BOTTOM

Boston Red Sox @ Oakland Athletics

Oakland-Alameda County Coliseum, Oakland, CA

Thu Jul 30 1970, 7:05 PM PDT

Att. 8,082 - Unknown

livebaseballscorecards.com

AB	30
R	2
H	9
RBI	2
BB	1
SO	2
LOB	14

WP: 0 PB: 0 SB: 5 CS: 0 PA: 32

Batter	1	2	3	4	5	6	7	8	9	AB	R	H	RBI	BB	SO	LOB
Mike Andrews, R (1, 4) OBP: 0.316, SLG: 0.354	F6		HR		2-H 1B			F6		4	1	2	1	0	0	0
Reggie Smith, S (1, 8) OBP: 0.375, SLG: 0.509	4-3		F9			S 1B		L4		4	0	1	0	0	0	0
Carl Yastrzemski, L (1, 3) OBP: 0.453, SLG: 0.608	BB			HR		L9		1-3		3	1	1	1	1	0	1
Tony Conigliaro, R (1, 9) OBP: 0.344, SLG: 0.480	L7			5-3		F3 1-2			1B 2B	4	0	1	0	0	0	2
Rico Petrocelli, R (1, 6) OBP: 0.323, SLG: 0.459		G5-4-3 1B		6-3		L8			G6-4-3 2-3 1B	4	0	2	0	0	0	1
George Thomas, R (1, 7) OBP: 0.407, SLG: 0.527		G5-4-3 1-2f		K			G3 SH2-4 1B		K	4	0	1	0	0	2	3
John Kennedy, R (1, 5) OBP: 0.294, SLG: 0.447		K2-3			F9		SH2-4 1-2		G6-4-3 1-2f	3	0	0	0	0	1	2
Tom Satriano, L (1, 2) OBP: 0.365, SLG: 0.429			4-3-1-4 2B		SH1-4 1B 1B		G3 2-3			3	0	2	0	0	0	1
Sonny Siebert, R (1, 1) OBP: 0.135, SLG: 0.140			4-3-1-4 2-3f		SH1-4 1-2		6-3			2	0	0	0	0	0	2
Inning Stats	R: 0 E: 0 K: 0 S: 3 H: 0 LOB: 1 BB: 1 P: 7	R: 0 E: 0 K: 1 S: 5 H: 1 LOB: 0 BB: 0 P: 5	R: 1 E: 0 K: 0 S: 4 H: 2 LOB: 0 BB: 0 P: 4	R: 1 E: 0 K: 1 S: 6 H: 1 LOB: 0 BB: 0 P: 6	R: 0 E: 0 K: 0 S: 4 H: 2 LOB: 2 BB: 0 P: 4	R: 0 E: 0 K: 0 S: 4 H: 1 LOB: 1 BB: 0 P: 4	R: 0 E: 0 K: 0 S: 4 H: 1 LOB: 1 BB: 0 P: 4	R: 0 E: 0 K: 0 S: 3 H: 0 LOB: 0 BB: 0 P: 3	R: 0 E: 0 K: 1 S: 6 H: 2 LOB: 1 BB: 0 P: 6	1B: 6 2B: 3 3B: 0 HR: 2	SF: 0 SAC: 2 DP: 3 HBP: 0						

PITCHER	IP	WLS	BF	H	R	ER	SO	BB	IBB	HBP	BLK	WP	HR	S	P	ERA	WHIP
Tom Murphy, R (1, 1) ERA: 3.64	9.0	L	34	10	2	2	3	1	0	0	0	0	2	39	43	2.00	1.222

PITCHER	IP	WLS	BF	H	R	ER	SO	BB	IBB	HBP	BLK	WP	HR	S	P	ERA	WHIP

TOP

Boston Red Sox @ California Angels

Anaheim Stadium, Anaheim, CA

Fri Jul 31 1970, 10:05 PM EDT

Att. 36,160 - Unknown

livebaseballscorecards.com

AB	31
R	2
H	10
RBI	2
BB	1
SO	3
LOB	12

WP: 0 PB: 0 SB: 1 CS: 0 PA: 34

BOTTOM

Boston Red Sox @ California Angels

Anaheim Stadium, Anaheim, CA

Fri Jul 31 1970, 10:05 PM EDT

Att. 36,160 - Unknown

Batter	1	2	3	4	5	6	7	8	9	AB	R	H	RBI	BB	SO	LOB
Sandy Alomar Sr., S (1, 4) OBP: 0.291, SLG: 0.297	6-3		5-3			5-3			K	4	0	0	0	0	1	1
Roger Repoz, L (1, 9) OBP: 0.327, SLG: 0.453	F4			F7		K			BB	3	0	0	0	1	1	0
Jim Fregosi, R (1, 6) OBP: 0.362, SLG: 0.484	L7			FC5-4			F8		K	3	0	0	0	1	1	1
Alex Johnson, R (1, 7) OBP: 0.362, SLG: 0.438		K		FC5-4			K			3	0	0	0	0	2	1
Jim Spencer, L (1, 3) OBP: 0.318, SLG: 0.397		F5		K			F8			3	0	0	0	0	1	1
Ken McMullen, R (1, 5) OBP: 0.329, SLG: 0.391		L8			F8			6-3		3	0	0	0	0	0	0
Jay Johnstone, L (1, 8) OBP: 0.291, SLG: 0.397			SH3-4 1B		3-1			F9		3	0	1	0	0	0	0
Joe Azcue, R (1, 2) OBP: 0.309, SLG: 0.342			F5		F4			L8		3	0	0	0	0	0	1
Tom Murphy, R (1, 1) OBP: 0.211, SLG: 0.154			SH3-4 1-2			K			F4	1	0	0	0	0	1	0
Bill Voss, L (9, PH) OBP: 0.331, SLG: 0.339										1	0	0	0	0	0	0

Inning Stats									
	R: 0 E: 0 K: 0 S: 3	H: 0 LOB: 0 BB: 0 P: 3	R: 0 E: 0 K: 1 S: 5	H: 0 LOB: 0 BB: 0 P: 5	R: 0 E: 0 K: 0 S: 4	H: 1 LOB: 1 BB: 0 P: 4	R: 0 E: 0 K: 1 S: 5	H: 0 LOB: 1 BB: 1 P: 9	R: 0 E: 0 K: 0 S: 3	H: 0 LOB: 0 BB: 0 P: 3
	R: 0 E: 0 K: 2 S: 7	H: 0 LOB: 0 BB: 0 P: 7	R: 0 E: 0 K: 1 S: 5	H: 0 LOB: 0 BB: 0 P: 5	R: 0 E: 0 K: 0 S: 3	H: 0 LOB: 0 BB: 0 P: 3	R: 0 E: 0 K: 2 S: 7	H: 0 LOB: 1 BB: 1 P: 11	1B: 1 2B: 0 3B: 0 HR: 0	SF: 0 SAC: 1 DP: 0 HBP: 0	WP: 0 PB: 0 SB: 0 CS: 0	PA: 30

livebaseballscorecards.com

	AB	27
	R	0
	H	1
	RBI	0
	BB	2
	SO	7
	LOB	5

PITCHER	IP	WLS	BF	H	R	ER	SO	BB	IBB	HBP	BLK	WP	HR	S	P	ERA	WHIP
Sonny Siebert, R (1, 1) ERA: 3.45	9.0	W	30	1	0	0	7	2	0	0	0	0	0	42	50	0.00	0.333

PITCHER	IP	WLS	BF	H	R	ER	SO	BB	IBB	HBP	BLK	WP	HR	S	P	ERA	WHIP

Batter	1	2	3	4	5	6	7	8	9	AB	R	H	RBI	BB	SO	LOB
Mike Andrews, R (1, 4) OBP: 0.317, SLG: 0.355	F7		F2			F8		HR 1-3 2-H 3-H	1B	5	1	2	2	0	0	0
Reggie Smith, S (1, 8) OBP: 0.371, SLG: 0.504	F3			5-3		K		SF8 3-H	L9	4	0	0	1	0	1	1
Carl Yastrzemski, L (1, 3) OBP: 0.453, SLG: 0.615	BLK 1B			1-3			4-3	HR 1-H		4	1	2	2	0	0	0
Tony Conigliaro, R (1, 9) OBP: 0.340, SLG: 0.475	K 1-2			5-3			F4	5-3		4	0	0	0	0	1	1
Rico Petrocelli, R (1, 6) OBP: 0.325, SLG: 0.459		F8			BB 1B		F7		1B HR 1B	4	1	2	0	0	0	0
Billy Conigliaro, R (1, 7) OBP: 0.357, SLG: 0.538		K			G5-4-3 1-2 BB			F5	1-2 HR 1B	3	1	1	0	1	1	0
John Kennedy, R (1, 5) OBP: 0.292, SLG: 0.449		F2			F8			BB 1B 2B	F5	4	1	1	0	0	0	4
Jerry Moses, R (1, 2) OBP: 0.317, SLG: 0.395			F5		G5-4-3 1-2f			BB 1B IBB	1-H 2-H HR	3	2	1	3	1	0	2
Gary Peters, L (1, 1) OBP: 0.351, SLG: 0.358			L9			F4		1B SF8 1-2 2-3 BB	G1	3	1	0	0	1	0	0
Inning Stats	R: 0 H: 1 E: 0 LOB: 1 K: 1 BB: 0 S: 6 P: 6	R: 0 H: 0 E: 0 LOB: 0 K: 1 BB: 0 S: 5 P: 5	R: 0 H: 0 E: 0 LOB: 0 K: 0 BB: 0 S: 3 P: 3	R: 0 H: 0 E: 0 LOB: 0 K: 0 BB: 0 S: 3 P: 3	R: 0 H: 1 E: 0 LOB: 1 K: 0 BB: 1 S: 3 P: 7	R: 0 H: 0 E: 0 LOB: 0 K: 1 BB: 0 S: 5 P: 5	R: 0 H: 0 E: 0 LOB: 0 K: 0 BB: 0 S: 3 P: 3	R: 5 H: 3 E: 0 LOB: 0 K: 0 BB: 2 S: 6 P: 14	R: 3 H: 4 E: 0 LOB: 1 K: 0 BB: 0 S: 7 P: 7	1B: 6 SF: 1 2B: 1 SAC: 0 3B: 0 DP: 1 HR: 2 HBP: 0						

PITCHER		IP	WLS	BF	H	R	ER	SO	BB	IBB	HBP	BLK	WP	HR	S	P	ERA	WHIP
Greg Garrett, L ERA: 2.36	(1, 1)	7.1	L	27	3	3	3	3	2	1	0	1	0	0	30	42	3.68	0.682
Ken Tatum, R ERA: 3.0	(8, 1)	0.2		4	2	2	2	0	0	0	0	0	0	1	4	4	27.00	3.000
Eddie Fisher, R ERA: 3.17	(9, 1)	1.0		7	4	3	3	0	0	0	0	0	0	1	7	7	27.00	4.000

PITCHER	IP	WLS	BF	H	R	ER	SO	BB	IBB	HBP	BLK	WP	HR	S	P	ERA	WHIP

Boston Red Sox @ California Angels

Anaheim Stadium, Anaheim, CA

Sat Aug 01 1970, 10:05 PM EDT

Att. 15,240 - Unknown

TOP

livebaseballscorecards.com

AB	34
R	8
H	9
RBI	8
BB	3
SO	3
LOB	8

WP: 0 PA: 38
PB: 0
SB: 0
CS: 0

Boston Red Sox @ California Angels

Anaheim Stadium, Anaheim, CA

Sat Aug 01 1970, 10:05 PM EDT

Att. 15,240 - Unknown

BOTTOM

Batter	1	2	3	4	5	6	7	8	9	AB	R	H	RBI	BB	SO	LOB
Sandy Alomar Sr., S (1, 4) OBP: 0.289, SLG: 0.294	6-3		F6			5-3		1-3		4	0	0	0	0	0	0
Jay Johnstone, L (1, 8) OBP: 0.286, SLG: 0.390	K			K		2-3			K	4	0	0	0	0	3	0
Jim Fregosi, R (1, 6) OBP: 0.367, SLG: 0.495	BB			1B		2B			3B	3	0	3	0	1	0	0
Alex Johnson, R (1, 7) OBP: 0.361, SLG: 0.436	4-3			F9		6-3			L1-3 1B	4	0	1	0	0	0	3
Ken McMullen, R (1, 5) OBP: 0.325, SLG: 0.387		6-3		L7			F7		L1-3 1-2	4	0	0	0	0	0	3
Billy Cowan, R (1, 9) OBP: 0.368, SLG: 0.541		E5 CS			L7		L3 1B			3	0	1	0	0	0	0
Jim Spencer, L (1, 3) OBP: 0.316, SLG: 0.393		K			B1-3		L3 1-2			3	0	0	0	0	1	2
Joe Azcue, R (1, 2) OBP: 0.310, SLG: 0.339		CS 1-2	F4		BB			1-3		2	0	0	0	1	0	0
Greg Garrett, S (1, 1) OBP: 0.100, SLG: 0.100			K		6-3			F5		2	0	0	0	0	1	1
Ken Tatum, R (8, 1) OBP: 0.111, SLG: 0.444										0	0	0	0	0	0	0
Tommie Reynolds, R (8, PH) OBP: 0.268, SLG: 0.265										1	0	0	0	0	0	0
Eddie Fisher, R (9, 1) OBP: 0.143, SLG: 0.143										0	0	0	0	0	0	0
Inning Stats	R: 0 E: 0 K: 1 S: 5 H: 0 LOB: 1 BB: 1 P: 9	R: 0 E: 1 K: 1 S: 5 H: 0 LOB: 0 BB: 0 P: 5	R: 0 E: 0 K: 1 S: 5 H: 0 LOB: 0 BB: 0 P: 5	R: 0 E: 0 K: 1 S: 6 H: 1 LOB: 1 BB: 0 P: 6	R: 0 E: 0 K: 0 S: 3 H: 0 LOB: 1 BB: 1 P: 7	R: 0 E: 0 K: 0 S: 4 H: 1 LOB: 1 BB: 0 P: 4	R: 0 E: 0 K: 0 S: 3 H: 1 LOB: 0 BB: 0 P: 3	R: 0 E: 0 K: 0 S: 3 H: 0 LOB: 0 BB: 0 P: 3	R: 0 E: 0 K: 1 S: 6 H: 2 LOB: 1 BB: 0 P: 6	1B: 3 2B: 3 3B: 1 HR: 0 SF: 0 SAC: 0 DP: 2 HBP: 0						

livebaseballscorecards.com

AB	30
R	0
H	5
RBI	0
BB	2
SO	5
LOB	9

WP: 0 PB: 0 SB: 0 CS: 1 PA: 33

PITCHER	IP	WLS	BF	H	R	ER	SO	BB	IBB	HBP	BLK	WP	HR	S	P	ERA	WHIP
Gary Peters, L (1, 1) ERA: 4.09	9.0	W	32	5	0	0	5	2	0	0	0	0	0	40	48	0.00	0.778

PITCHER	IP	WLS	BF	H	R	ER	SO	BB	IBB	HBP	BLK	WP	HR	S	P	ERA	WHIP

Batter	1	2	3	4	5	6	7	8	9	AB	R	H	RBI	BB	SO	LOB
Mike Andrews, R (1, 4) OBP: 0.316, SLG: 0.352	S S S 0-3 ① K			S S S 0-3 ① K		x 0-0 ② ③ G5-4-3 1-2f			B B B B 4-0 FC1-6 1B HR BB	3	1	0	0	1	2	1
Reggie Smith, S (1, 8) OBP: 0.372, SLG: 0.503	x 0-0 ② F6			x 0-0 ② L3			B B B B 4-0 BB BB		x 0-0 FC1-6 1-2 1B	3	0	1	0	1	0	0
Carl Yastrzemski, L (1, 3) OBP: 0.454, SLG: 0.613	x 0-0 ③ 6-3			x 0-0 FC5-4 1B			B B B B 4-0 1-2 BB		x 0-0 ① FC1-6 1-2f 2-3 HR	3	1	1	0	1	0	2
Tony Conigliaro, R (1, 9) OBP: 0.340, SLG: 0.481		x 0-0 ① 4-3		x 0-0 ③ FC5-4 1-2f			x 0-0 ① F4		x 0-0 1-H 3-H HR	4	1	1	3	0	0	3
Rico Petrocelli, R (1, 6) OBP: 0.322, SLG: 0.454		x 0-0 ② F9			x 0-0 ① F3		x 0-0 ② F9		x 0-0 ② F7	4	0	0	0	0	0	2
Billy Conigliaro, R (1, 7) OBP: 0.351, SLG: 0.527		S S S 0-3 ③ K			S S S 0-3 ② K		x 0-0 ③ L9		S S S 0-3 ③ K	4	0	0	0	0	3	2
John Kennedy, R (1, 5) OBP: 0.293, SLG: 0.445			x 0-0 ① F3		x 0-0 ③ 1-3			x 0-0 G6-4-3 1B		3	0	1	0	0	0	0
Jerry Moses, R (1, 2) OBP: 0.317, SLG: 0.395			x 0-0 ② F9			x 0-0 G5-4-3 1B		x 0-0 ① ② G6-4-3 1-2f		3	0	1	0	0	0	1
Vicente Romo, R (1, 1) OBP: 0.158, SLG: 0.278 Dick Schofield, S (6, PH) OBP: 0.294, SLG: 0.240 Mike Nagy, R (6, 1) OBP: 0.185, SLG: 0.185 Ken Brett, L (6, 1) OBP: 0.286, SLG: 0.368 Tom Satriano, L (8, PH) OBP: 0.362, SLG: 0.424 Ed Phillips, R (8, 1)			x 0-0 ③ 5-3			x 0-0 ① F7		x 0-0 ③ F8		1 1 0 0 1 0	0 0 0 0 0 0	0 0 0 0 0 0	0 0 0 0 0 0	0 0 0 0 0 0	0 0 0 0 0 0	0 1 0 0 0 0
Inning Stats	R: 0 E: 0 K: 1 S: 5 H: 0 LOB: 0 BB: 0 P: 5	R: 0 E: 0 K: 1 S: 5 H: 0 LOB: 0 BB: 0 P: 5	R: 0 E: 0 K: 0 S: 3 H: 0 LOB: 0 BB: 0 P: 3	R: 0 E: 0 K: 1 S: 6 H: 1 LOB: 1 BB: 0 P: 6	R: 0 E: 0 K: 1 S: 5 H: 0 LOB: 0 BB: 0 P: 5	R: 0 E: 0 K: 0 S: 3 H: 1 LOB: 0 BB: 0 P: 3	R: 0 E: 0 K: 0 S: 3 H: 0 LOB: 2 BB: 2 P: 11	R: 0 E: 0 K: 0 S: 3 H: 1 LOB: 0 BB: 0 P: 3	R: 3 E: 0 K: 1 S: 7 H: 2 LOB: 0 BB: 1 P: 11	1B: 4 2B: 0 3B: 0 HR: 1 SF: 0 SAC: 0 DP: 2 HBP: 0						

TOP

Boston Red Sox @ California Angels

Anaheim Stadium, Anaheim, CA

Sun Aug 02 1970, 6:33 AM EDT

Att. 11,036 - Unknown

livebaseballscorecards.com

AB	30
R	3
H	5
RBI	3
BB	3
SO	5
LOB	12

PITCHER		IP	WLS	BF	H	R	ER	SO	BB	IBB	HBP	BLK	WP	HR	S	P	ERA	WHIP
Tom Bradley, R ERA: 4.0	(1, 1)	8.1	W	31	5	3	3	4	3	0	0	0	0	1	36	48	3.24	0.960
Mel Queen, R ERA: 3.44	(9, 1)	0.2	S	2	0	0	0	1	0	0	0	0	0	0	4	4	0.00	0.000

PITCHER	IP	WLS	BF	H	R	ER	SO	BB	IBB	HBP	BLK	WP	HR	S	P	ERA	WHIP

Batter	1	2	3	4	5	6	7	8	9	AB	R	H	RBI	BB	SO	LOB
Sandy Alomar Sr., S (1, 4) OBP: 0.290, SLG: 0.296	1-3	1-2, 3-H, 1B			1-3	E6, 2-H, 3-H, 1B		K		5	0	2	2	0	1	0
Roger Repoz, L (1, 9) OBP: 0.323, SLG: 0.446	6-3	1-3			F5	K				4	0	0	0	0	1	3
Jim Fregosi, R (1, 6) OBP: 0.369, SLG: 0.505	F8		F7			HR	2B			4	1	2	1	0	0	0
Alex Johnson, R (1, 7) OBP: 0.360, SLG: 0.434		E, 1B, 1B	6-3			F8	5-3			4	1	1	0	0	0	1
Jim Spencer, L (1, 3) OBP: 0.318, SLG: 0.395		E, 1-2, 3B, 1B	F6			HR, 1B	K			4	2	2	0	0	1	1
Ken McMullen, R (1, 5) OBP: 0.330, SLG: 0.404		1-H, 2-H, 1B, 3B	K			1-H, HR	IBB			3	2	2	3	1	1	0
Jay Johnstone, L (1, 8) OBP: 0.285, SLG: 0.392		F5	F9			SH1-4, 1B, 2B	F8			4	1	1	0	0	0	3
Joe Azcue, R (1, 2) OBP: 0.313, SLG: 0.336		1B, BB	5-3			SH1-4, E, IBB		6-3		2	1	0	0	2	0	0
Tom Bradley, R (1, 1) OBP: 0.200, SLG: 0.200		K			F5	1-2, 2-3, SH1-4		5-3		3	0	0	0	0	1	2
Mel Queen, L (9, 1)										0	0	0	0	0	0	0
Inning Stats	R: 0, E: 0, K: 0, S: 3, H: 0, LOB: 0, BB: 0, P: 3	R: 3, E: 1, K: 1, S: 9, H: 4, LOB: 2, BB: 1, P: 13	R: 0, E: 0, K: 0, S: 3, H: 0, LOB: 0, BB: 0, P: 3	R: 0, E: 0, K: 1, S: 5, H: 0, LOB: 0, BB: 0, P: 5	R: 0, E: 0, K: 0, S: 3, H: 0, LOB: 0, BB: 0, P: 3	R: 5, E: 1, K: 1, S: 10, H: 5, LOB: 1, BB: 1, P: 14	R: 0, E: 0, K: 1, S: 6, H: 1, LOB: 2, BB: 1, P: 10	R: 0, E: 0, K: 1, S: 5, H: 0, LOB: 0, BB: 0, P: 5		1B: 5, 2B: 2, 3B: 1, HR: 2, SF: 0, SAC: 1, DP: 0, HBP: 0				WP: 0, PB: 0, SB: 0, CS: 0	PA: 37	

PITCHER		IP	WLS	BF	H	R	ER	SO	BB	IBB	HBP	BLK	WP	HR	S	P	ERA	WHIP
Vicente Romo, R ERA: 3.53	(1, 1)	5.0	L	20	4	3	3	2	1	0	0	0	0	0	23	27	5.40	1.000
Mike Nagy, R ERA: 5.54	(6, 1)	0.2		8	5	5	4	0	0	1	0	0	0	2	7	11	54.00	7.500
Ken Brett, L ERA: 4.14	(6, 1)	1.1		6	1	0	0	2	0	1	0	0	0	0	9	13	0.00	0.750
Ed Phillips, R ERA: 4.3	(8, 1)	1.0		3	0	0	0	1	0	0	0	0	0	0	5	5	0.00	0.000

PITCHER	IP	WLS	BF	H	R	ER	SO	BB	IBB	HBP	BLK	WP	HR	S	P	ERA	WHIP

BOTTOM

Boston Red Sox @ California Angels

Anaheim Stadium, Anaheim, CA

Sun Aug 02 1970, 6:33 AM EDT

Att. 11,036 - Unknown

livebaseballscorecards.com

AB	33
R	8
H	10
RBI	6
BB	3
SO	5
LOB	10

Batter	1	2	3	4	5	6	7	8	9	AB	R	H	RBI	BB	SO	LOB
Mike Andrews, R (1, 4) OBP: 0.318, SLG: 0.352	L4		F8			BBBB 4-0 FC6-4 BB		1B 1B		3	0	1	0	1	0	0
Reggie Smith, S (1, 8) OBP: 0.368, SLG: 0.497	6-3		F9			FC6-4 FC6 1-2f		F8		4	0	0	0	0	0	2
Carl Yastrzemski, L (1, 3) OBP: 0.454, SLG: 0.614	2B		4-3			FC6 1-2f		1-2 1B		4	0	2	0	0	0	1
Tony Conigliaro, R (1, 9) OBP: 0.336, SLG: 0.475	F8		L8				E4 1B 1B	F8		4	1	0	0	0	0	3
Rico Petrocelli, R (1, 6) OBP: 0.319, SLG: 0.450		SSS K			5-3		F7		F3	4	0	0	0	0	1	1
Billy Conigliaro, R (1, 7) OBP: 0.349, SLG: 0.521		1-3			F7		1-2 1B		SSS K	4	0	1	0	0	1	0
John Kennedy, R (1, 5) OBP: 0.308, SLG: 0.478		5-3			BBBB 4-0 WP BB		1-2 2-H G6-4-3 1B		HR	3	1	2	2	1	0	0
Jerry Moses, R (1, 2) OBP: 0.313, SLG: 0.389			F7		F7 1-2		G6-4-3 1-2f		5-3	4	0	0	0	0	0	3
Ray Culp, R (1, 1) OBP: 0.109, SLG: 0.125			4-3			4-3		SSS K		1	0	0	0	0	0	0
Dick Schofield, S (6, PH) OBP: 0.292, SLG: 0.238										1	0	0	0	0	0	0
Ken Brett, L (6, 1) OBP: 0.286, SLG: 0.368										0	0	0	0	0	0	0
Carmen Fanzone, R (8, PH) OBP: 0.273, SLG: 0.250										1	0	0	0	0	1	0
Sparky Lyle, L (8, 1)										0	0	0	0	0	0	0
Inning Stats	R: 0 E: 0 K: 0 S: 4 H: 1 LOB: 1 BB: 0 P: 4	R: 0 E: 0 K: 1 S: 5 H: 0 LOB: 0 BB: 0 P: 5	R: 0 E: 0 K: 0 S: 3 H: 0 LOB: 0 BB: 0 P: 3	R: 0 E: 0 K: 0 S: 3 H: 0 LOB: 0 BB: 0 P: 3	R: 0 E: 0 K: 0 S: 3 H: 0 LOB: 1 BB: 1 P: 7	R: 0 E: 0 K: 0 S: 3 H: 0 LOB: 1 BB: 1 P: 7	R: 1 E: 1 K: 0 S: 5 H: 2 LOB: 1 BB: 0 P: 5	R: 0 E: 0 K: 1 S: 7 H: 2 LOB: 2 BB: 0 P: 7	R: 1 E: 0 K: 1 S: 6 H: 1 LOB: 0 BB: 0 P: 6	1B: 4 2B: 1 3B: 0 HR: 1 SF: 0 SAC: 0 DP: 1 HBP: 0						

PITCHER	IP	WLS	BF	H	R	ER	SO	BB	IBB	HBP	BLK	WP	HR	S	P	ERA	WHIP
Dave McNally, L (1, 1) ERA: 3.86	9.0	W	35	6	2	1	3	2	0	0	0	1	1	39	47	1.00	0.889

PITCHER	IP	WLS	BF	H	R	ER	SO	BB	IBB	HBP	BLK	WP	HR	S	P	ERA	WHIP

Boston Red Sox @ Baltimore Orioles

Memorial Stadium, Baltimore, MD

Tue Aug 04 1970, 7:05 PM EDT

Att. 39,011 - Unknown

TOP

livebaseballscorecards.com

AB	33
R	2
H	6
RBI	2
BB	2
SO	3
LOB	10

WP: 1 PB: 0 SB: 0 CS: 0 PA: 35

Batter	1	2	3	4	5	6	7	8	9	AB	R	H	RBI	BB	SO	LOB
Don Buford, S (1, 7) OBP: 0.403, SLG: 0.422	S S S 0-3 K ①	x 0-0 F8 ②		H 1-0 E S 1B HBP		x 0-0 4-3 ②		B B B B 4-0 BB		3	1	0	0	1	1	0
Paul Blair, R (1, 8) OBP: 0.336, SLG: 0.422	x 0-0 HR	B B B B 4-0 1B BB		x 0-0 S 1-H 1B		x 0-0 HR		S S S 0-3 K ③		4	2	3	3	1	1	1
Boog Powell, L (1, 3) OBP: 0.422, SLG: 0.595	B B B B 4-0 BB BB 1B BB	x 0-0 1-2 1B		4-0 FC6-4 1-2 IBB		S S S 0-3 K ③				2	1	1	0	2	1	0
Frank Robinson, R (1, 9) OBP: 0.405, SLG: 0.533	B B B B 4-0 BB 1-2 1B BB	S S S 0-3 K ③		x 0-0 FC6-4 ③ 1-2f			B B B B 4-0 FC5-6 BB			2	1	0	0	2	1	4
Elrod Hendricks, L (1, 2) OBP: 0.310, SLG: 0.389	B B B B 4-0 1B 1-2 2-3 BB		x 0-0 F9 ①		x 0-0 1B		x 0-0 FC5-6 ① 1-2f			3	0	1	0	1	0	1
Brooks Robinson, R (1, 5) OBP: 0.345, SLG: 0.439	x 0-0 F5 ②		x 0-0 F8 ②		x 0-0 F9 ①		x 0-0 F8 ②			4	0	0	0	0	0	5
Davey Johnson, R (1, 4) OBP: 0.395, SLG: 0.418	x 0-0 1-3 2-H 3-H 1B		x 0-0 F8 ③		x 0-0 L5 ②		x 0-0 F9 ③			4	0	1	2	0	0	2
Mark Belanger, R (1, 6) OBP: 0.283, SLG: 0.226	x 0-0 F5 ③			S S S 0-3 K ①	S S S 0-3 K ③			x 0-0 4-3 ①		4	0	0	0	0	2	3
Dave McNally, R (1, 1) OBP: 0.263, SLG: 0.231		S S S 0-3 K ①		S S S 0-3 K ②		S S S 0-3 K ①		x 0-0 5-3 ②		4	0	0	0	0	3	0
Inning Stats	R: 3 H: 2 E: 0 LOB: 2 K: 1 BB: 3 S: 7 P: 19	R: 0 H: 1 E: 0 LOB: 2 K: 2 BB: 1 S: 8 P: 12	R: 0 H: 0 E: 0 LOB: 0 K: 0 BB: 0 S: 3 P: 3	R: 1 H: 1 E: 1 LOB: 2 K: 2 BB: 1 S: 8 P: 13	R: 0 H: 1 E: 0 LOB: 1 K: 1 BB: 0 S: 6 P: 6	R: 1 H: 1 E: 0 LOB: 0 K: 2 BB: 0 S: 8 P: 8	R: 0 H: 0 E: 0 LOB: 1 K: 0 BB: 1 S: 3 P: 7	R: 0 H: 0 E: 0 LOB: 1 K: 1 BB: 1 S: 5 P: 9		1B: 4 SF: 0 2B: 0 SAC: 0 3B: 0 DP: 0 HR: 2 HBP: 1						

PITCHER		IP	WLS	BF	H	R	ER	SO	BB	IBB	HBP	BLK	WP	HR	S	P	ERA	WHIP
Ray Culp, R ERA: 3.0	(1, 1)	5.0	L	26	5	4	3	6	4	1	1	0	0	1	32	53	5.40	1.800
Ken Brett, L ERA: 4.15	(6, 1)	2.0		8	1	1	1	2	1	0	0	0	0	1	11	15	4.50	1.000
Sparky Lyle, L ERA: 4.44	(8, 1)	1.0		4	0	0	0	1	1	0	0	0	0	0	5	9	0.00	1.000

PITCHER	IP	WLS	BF	H	R	ER	SO	BB	IBB	HBP	BLK	WP	HR	S	P	ERA	WHIP

BOTTOM

Boston Red Sox @ Baltimore Orioles

Memorial Stadium, Baltimore, MD

Tue Aug 04 1970, 7:05 PM EDT

Att. 39,011 - Unknown

livebaseballscorecards.com

AB	30
R	5
H	6
RBI	5
BB	7
SO	9
LOB	16

WP: 0 PA: 38
PB: 0
SB: 2
CS: 0

Boston Red Sox @ Baltimore Orioles

Memorial Stadium, Baltimore, MD

Wed Aug 05 1970, 7:05 PM EDT

Att. 16,747 - Unknown

TOP

livebaseballscorecards.com

Batter	1	2	3	4	5	6	7	8	9	AB	R	H	RBI	BB	SO	LOB
Mike Andrews, R (1, 4) OBP: 0.315, SLG: 0.348	4-3		F8			5-3		5-3		4	0	0	0	0	0	1
Reggie Smith, S (1, 8) OBP: 0.367, SLG: 0.495	6-3			5-3 BB 1B		L1		5-3		4	0	1	0	0	0	1
Carl Yastrzemski, L (1, 3) OBP: 0.452, SLG: 0.609	6-3			BBBB 4-0 5-3 1-2 BB		SSS 0-3 K			SSS 0-3 K	3	0	0	0	1	2	0
Tony Conigliaro, R (1, 9) OBP: 0.335, SLG: 0.473		F5		5-3 1-2 2-3			F7		1B	4	0	1	0	0	0	2
Rico Petrocelli, R (1, 6) OBP: 0.318, SLG: 0.448		1-3		SSS 0-3 K			1B		F5	4	0	1	0	0	1	3
Billy Conigliaro, R (1, 7) OBP: 0.347, SLG: 0.513		BBBB 4-0 BB		SSS 0-3 K			F9		F4	3	0	0	0	1	1	4
John Kennedy, R (1, 5) OBP: 0.301, SLG: 0.466		SSS 0-3 K			F9		F8			3	0	0	0	0	1	2
Tom Satriano, L (1, 2) OBP: 0.361, SLG: 0.431			F8		SSS 0-3 K			2B		3	0	1	0	0	1	0
Sonny Siebert, R (1, 1) OBP: 0.130, SLG: 0.135			6-3		6-3			SSS 0-3 K		2	0	0	0	0	0	0
Dick Schofield, S (8, PH) OBP: 0.290, SLG: 0.236										1	0	0	0	0	1	1
Gary Wagner, R (8, 1) OBP: 0.250, SLG: 0.250										0	0	0	0	0	0	0

	AB	31
	R	0
	H	4
	RBI	0
	BB	2
	SO	7
	LOB	14

Inning Stats	1	2	3	4	5	6	7	8	9
	R: 0 E: 0 K: 0 S: 3	H: 0 LOB: 0 BB: 0 P: 3	R: 0 E: 0 K: 1 S: 5	H: 0 LOB: 1 BB: 1 P: 9	R: 0 E: 0 K: 0 S: 3	H: 0 LOB: 0 BB: 0 P: 3	R: 0 E: 0 K: 2 S: 8	H: 1 LOB: 2 BB: 1 P: 12	R: 0 E: 0 K: 1 S: 5	H: 0 LOB: 0 BB: 0 P: 5	R: 0 E: 0 K: 1 S: 5	H: 0 LOB: 0 BB: 0 P: 5	R: 0 E: 0 K: 0 S: 4	H: 1 LOB: 1 BB: 0 P: 4	R: 0 E: 0 K: 1 S: 6	H: 1 LOB: 1 BB: 0 P: 6	R: 0 E: 0 K: 1 S: 6	H: 1 LOB: 1 BB: 0 P: 6

	1B: 3	SF: 0
	2B: 1	SAC: 0
	3B: 0	DP: 0
	HR: 0	HBP: 0

	WP: 0	PA: 33
	PB: 0	
	SB: 0	
	CS: 0	

PITCHER	IP	WLS	BF	H	R	ER	SO	BB	IBB	HBP	BLK	WP	HR	S	P	ERA	WHIP
Jim Palmer, R (1, 1) ERA: 2.7	9.0	W	33	4	0	0	7	2	0	0	0	0	0	45	53	0.00	0.667

PITCHER	IP	WLS	BF	H	R	ER	SO	BB	IBB	HBP	BLK	WP	HR	S	P	ERA	WHIP

Batter	1	2	3	4	5	6	7	8	9	AB	R	H	RBI	BB	SO	LOB
Don Buford, S (1, 7) OBP: 0.401, SLG: 0.421	0-0 1B	0-0 SF9 3-H		S S S 0-3 K			x 0-0 F4			3	1	1	1	0	1	1
Paul Blair, R (1, 8) OBP: 0.338, SLG: 0.421	0-0 1B 1-2	S S S 0-3 K			B B B 4-0 G3-6-1 BB			x 0-0 F8		3	1	1	0	1	1	1
Boog Powell, L (1, 3) OBP: 0.421, SLG: 0.591	0-0 F7		x 0-0 1B		x 0-0 G3-6-1 1-2f			x 0-0 E4 FC5 1B		4	0	1	0	0	0	3
Merv Rettenmund, R (1, 9) OBP: 0.375, SLG: 0.526	0-0 1B 1-2 2-H		x 0-0 G6-4-3 1-2		x 0-0 5-3			x 0-0 1-2		4	0	3	1	0	0	0
Elrod Hendricks, L (1, 2) OBP: 0.309, SLG: 0.386	0-0 6-3 1-3 2-H		x 0-0 F9			S S S 0-3 K		x 0-0 F8		4	0	1	1	0	1	4
Brooks Robinson, R (1, 5) OBP: 0.342, SLG: 0.435	0-0 6-3 1-2		x 0-0 G6-4-3 1-2f			x 0-0 F3		x 0-0 FC5 2-3f		4	0	0	0	0	0	6
Davey Johnson, R (1, 4) OBP: 0.394, SLG: 0.418		x 0-0 SH SF9 1B		x 0-0 F4		x 0-0 5-3				3	1	1	0	0	0	0
Bobby Grich, R (1, 6) OBP: 0.289, SLG: 0.317		x 0-0 F9		S S S 0-3 K			x 0-0 F8			3	0	0	0	0	1	1
Jim Palmer, R (1, 1) OBP: 0.208, SLG: 0.227		x 0-0 SH 1-3		x 0-0 1B			x 0-0 1-3			2	0	1	0	0	0	0
Inning Stats	R: 2 E: 0 K: 0 S: 6 H: 4 LOB: 2 BB: 0 P: 6	R: 1 E: 1 K: 1 S: 7 H: 1 LOB: 1 BB: 0 P: 7	R: 0 E: 0 K: 0 S: 4 H: 2 LOB: 1 BB: 0 P: 4	R: 0 E: 0 K: 2 S: 8 H: 1 LOB: 1 BB: 0 P: 8	R: 0 E: 0 K: 0 S: 2 H: 0 LOB: 0 BB: 1 P: 6	R: 0 E: 0 K: 1 S: 5 H: 0 LOB: 0 BB: 0 P: 5	R: 0 E: 0 K: 0 S: 3 H: 0 LOB: 0 BB: 0 P: 3	R: 0 E: 1 K: 0 S: 5 H: 1 LOB: 2 BB: 0 P: 5		1B: 9 2B: 0 3B: 0 HR: 0	SF: 1 SAC: 1 DP: 2 HBP: 0					

PITCHER	IP	WLS	BF	H	R	ER	SO	BB	IBB	HBP	BLK	WP	HR	S	P	ERA	WHIP
Sonny Siebert, R (1, 1) ERA: 3.41	7.0	L	28	8	3	2	4	1	0	0	0	0	0	35	39	2.57	1.286
Gary Wagner, R (8, 1) ERA: 3.86	1.0		5	1	0	0	0	0	0	0	0	0	0	5	5	0.00	1.000

PITCHER	IP	WLS	BF	H	R	ER	SO	BB	IBB	HBP	BLK	WP	HR	S	P	ERA	WHIP

BOTTOM

Boston Red Sox @ Baltimore Orioles

Memorial Stadium, Baltimore, MD

Wed Aug 05 1970, 7:05 PM EDT

Att. 16,747 - Unknown

livebaseballscorecards.com

AB	30
R	3
H	9
RBI	3
BB	1
SO	4
LOB	16

WP: 0	PA: 33		
PB: 0			
SB: 0			
CS: 0			

Batter	1	2	3	4	5	6	7	8	9	AB	R	H	RBI	BB	SO	LOB
Mike Andrews, R (1, 4) OBP: 0.317, SLG: 0.358	K		HR			6-3		FC3-6, 1-3, 1B		4	1	2	1	0	1	0
Reggie Smith, S (1, 8) OBP: 0.364, SLG: 0.490	6-3		L6			F5		FC3-6, 1-2f		4	0	0	0	0	0	2
Carl Yastrzemski, L (1, 3) OBP: 0.450, SLG: 0.608	F7			4-3		2B		K		4	0	1	0	0	1	2
Tony Conigliaro, R (1, 9) OBP: 0.334, SLG: 0.470		G5-4-3, 1B		5-3		6-3		K		4	0	1	0	0	1	3
Rico Petrocelli, R (1, 6) OBP: 0.317, SLG: 0.444		G5-4-3, 1-2f		6-3			BB, FC5-4		6-3	3	0	0	0	1	0	1
Billy Conigliaro, R (1, 7) OBP: 0.341, SLG: 0.503		F9			L7		FC5-4, FC4-6, 1-2f		K	4	0	0	0	0	1	1
John Kennedy, R (1, 5) OBP: 0.299, SLG: 0.467			E, 2B		6-3		FC4-6, 1-2f		F8	4	1	1	0	0	0	1
Jerry Moses, R (1, 2) OBP: 0.313, SLG: 0.388			E3, G6-4-3, 2-H		1B		6-3			3	0	1	0	0	0	1
Gary Peters, L (1, 1) OBP: 0.339, SLG: 0.345			G6-4-3, 1-2f		F3			E3, 1B		2	0	0	0	0	0	2
Chuck Hartenstein, R (7, 1)										0	0	0	0	0	0	0
Dick Schofield, S (8, PH) OBP: 0.288, SLG: 0.234										1	0	0	0	0	0	0
Sparky Lyle, L (8, 1)										0	0	0	0	0	0	0
Inning Stats	R: 0 E: 0 K: 1 S: 5 H: 0 LOB: 0 BB: 0 P: 5	R: 0 E: 0 K: 0 S: 3 H: 1 LOB: 0 BB: 0 P: 3	R: 2 E: 1 K: 0 S: 5 H: 2 LOB: 0 BB: 0 P: 5	R: 0 E: 0 K: 0 S: 3 H: 0 LOB: 0 BB: 0 P: 3	R: 0 E: 0 K: 0 S: 4 H: 1 LOB: 1 BB: 0 P: 4	R: 0 E: 0 K: 0 S: 4 H: 1 LOB: 1 BB: 0 P: 4	R: 0 E: 0 K: 0 S: 3 H: 0 LOB: 1 BB: 1 P: 7	R: 0 E: 1 K: 2 S: 9 H: 1 LOB: 2 BB: 0 P: 9	R: 0 E: 0 K: 1 S: 5 H: 0 LOB: 0 BB: 0 P: 5	1B: 3 2B: 2 3B: 0 HR: 1 SF: 0 SAC: 0 DP: 2 HBP: 0						

PITCHER		IP	WLS	BF	H	R	ER	SO	BB	IBB	HBP	BLK	WP	HR	S	P	ERA	WHIP
Casey Cox, R ERA: 4.9	(1, 1)	7.1	W	29	6	2	2	1	1	0	0	0	0	1	30	34	2.46	0.955
Darold Knowles, L ERA: 1.8	(8, 1)	1.2	S	5	0	0	0	3	0	0	0	0	0	0	11	11	0.00	0.000

PITCHER	IP	WLS	BF	H	R	ER	SO	BB	IBB	HBP	BLK	WP	HR	S	P	ERA	WHIP

TOP

Boston Red Sox @ Washington Senators

Robert F. Kennedy Memorial Stadium, Washington, DC

Thu Aug 06 1970, 7:05 PM EDT

Att. 12,558 - Unknown

livebaseballscorecards.com

AB	33
R	2
H	6
RBI	1
BB	1
SO	4
LOB	13

BOTTOM

Boston Red Sox @ Washington Senators

Robert F. Kennedy Memorial Stadium, Washington, DC

Thu Aug 06 1970, 7:05 PM EDT

Att. 12,558 - Unknown

livebaseballscorecards.com

Batter	1	2	3	4	5	6	7	8	9	AB	R	H	RBI	BB	SO	LOB
Ed Brinkman, R (1, 6) OBP: 0.340, SLG: 0.323	L4		2B		G3		BB, 1B			4	2	2	0	0	0	0
Wayne Comer, R (1, 8) OBP: 0.277, SLG: 0.212	5-3		5-3		WP, 1B		1B, 1-2, BB			2	1	0	0	2	0	1
Frank Howard, R (1, 7) OBP: 0.429, SLG: 0.544	E1, BB, 1B		6-3		FC5-4, 1-H		1-3, 2-H			4	0	3	2	0	0	1
Aurelio Rodriguez, R (1, 5) OBP: 0.305, SLG: 0.421	BB, HBP		2-H, 2B		FC5-4, 1-2f		F8			3	0	1	1	0	0	3
Paul Casanova, R (1, 2) OBP: 0.284, SLG: 0.414	1-2, 2-3, BB		6-3			F5		6-3		3	0	0	0	1	0	1
Mike Epstein, L (1, 3) OBP: 0.365, SLG: 0.446	K			F7		K		HR, 1B		4	1	1	0	0	2	3
Tom Grieve, R (1, 9) OBP: 0.280, SLG: 0.378		K		K		F4		1-H, HR		4	1	1	2	0	2	0
Del Unser, L (9, 9) OBP: 0.303, SLG: 0.316										0	0	0	0	0	0	0
Tim Cullen, R (1, 4) OBP: 0.281, SLG: 0.240		F7		F7			F9	5-3		4	0	0	0	0	0	0
Casey Cox, R (1, 1) OBP: 0.152, SLG: 0.133		6-3			K		K	F3		3	0	0	0	0	2	0
Darold Knowles, L (8, 1) OBP: 0.059, SLG: 0.059										1	0	0	0	0	0	0
Inning Stats	R: 0 E: 1 K: 1 S: 6 H: 1 LOB: 3 BB: 1 P: 11	R: 0 E: 0 K: 1 S: 5 H: 0 LOB: 0 BB: 0 P: 5	R: 1 E: 0 K: 0 S: 5 H: 2 LOB: 1 BB: 0 P: 5	R: 0 E: 0 K: 1 S: 5 H: 0 LOB: 0 BB: 0 P: 5	R: 1 E: 0 K: 1 S: 6 H: 1 LOB: 1 BB: 1 P: 10	R: 0 E: 0 K: 1 S: 5 H: 0 LOB: 0 BB: 0 P: 5	R: 1 E: 0 K: 1 S: 7 H: 2 LOB: 2 BB: 1 P: 11	R: 2 E: 0 K: 0 S: 5 H: 2 LOB: 0 BB: 0 P: 5		1B: 5 2B: 2 3B: 0 HR: 1	SF: 0 SAC: 0 DP: 0 HBP: 1						

	AB	32
	R	5
	H	8
	RBI	5
	BB	3
	SO	6
	LOB	9

WP: 1 PB: 0 SB: 0 CS: 0 PA: 36

PITCHER		IP	WLS	BF	H	R	ER	SO	BB	IBB	HBP	BLK	WP	HR	S	P	ERA	WHIP
Gary Peters, L ERA: 4.08	(1, 1)	6.2	L	30	6	3	3	6	3	0	1	0	1	0	38	51	4.05	1.350
Chuck Hartenstein, R ERA: 5.58	(7, 1)	0.1		1	0	0	0	0	0	0	0	0	0	0	1	1	0.00	0.000
Sparky Lyle, L ERA: 4.72	(8, 1)	1.0		5	2	2	2	0	0	0	0	0	0	1	5	5	18.00	2.000

PITCHER	IP	WLS	BF	H	R	ER	SO	BB	IBB	HBP	BLK	WP	HR	S	P	ERA	WHIP

Boston Red Sox @ Washington Senators

Robert F. Kennedy Memorial Stadium, Washington, DC

Fri Aug 07 1970, 7:05 PM EDT

Att. 14,905 - Unknown

TOP

livebaseballscorecards.com

Batter	1	2	3	4	5	6	7	8	9	AB	R	H	RBI	BB	SO	LOB
Mike Andrews, R (1, 4) OBP: 0.316, SLG: 0.356	5-3			6-3		1B 1B 1B	6-3			4	1	1	0	0	0	0
Reggie Smith, S (1, 8) OBP: 0.365, SLG: 0.490	4-3			1B 1B 1B		1-3 2B 1B 1B		5-3		4	2	2	0	0	0	0
Carl Yastrzemski, L (1, 3) OBP: 0.453, SLG: 0.608	L5			1B 1-3 1B		2B 1-2 3-H 1B		BBBB CS BB		3	0	2	1	1	0	0
Tony Conigliaro, R (1, 9) OBP: 0.336, SLG: 0.473		5-3		1-2 3-H 1B		1-3 2-H 2B		F4 1-2		4	0	2	2	0	0	1
Rico Petrocelli, R (1, 6) OBP: 0.317, SLG: 0.441		F8		F9		FC6-4 IBB			F8	3	0	0	0	1	0	1
Billy Conigliaro, R (1, 7) OBP: 0.339, SLG: 0.498		CS 1B			5-3	SSS K			E2 6-3	4	0	1	0	0	1	3
John Kennedy, R (1, 5) OBP: 0.290, SLG: 0.452		CS 1-2	4-3		F8	FC6-4 1-2f			6-3 1-2	4	0	0	0	0	0	4
Jerry Moses, R (1, 2) OBP: 0.315, SLG: 0.391			FC8-4-3 2B		F9	F6			IBB	3	0	1	0	1	0	0
Cal Koonce, R (1, 1)			FC8-4-3 2-3			5-3			K	4	0	0	0	0	2	3
Gary Wagner, R (9, 1) OBP: 0.250, SLG: 0.250										0	0	0	0	0	0	0
Ken Brett, L (9, 1) OBP: 0.286, SLG: 0.368										0	0	0	0	0	0	0

	AB	33
	R	3
	H	9
	RBI	3
	BB	3
	SO	3
	LOB	12

Inning Stats	1	2	3	4	5	6	7	8	9
	R: 0 E: 0 K: 0 S: 3	H: 0 LOB: 0 BB: 0 P: 3	R: 0 E: 0 K: 0 S: 3	H: 1 LOB: 0 BB: 0 P: 3	R: 0 E: 0 K: 0 S: 3	H: 1 LOB: 0 BB: 0 P: 3	R: 1 E: 0 K: 0 S: 5	H: 3 LOB: 1 BB: 0 P: 5	R: 0 E: 0 K: 0 S: 3	H: 0 LOB: 0 BB: 0 P: 3	R: 2 E: 0 K: 1 S: 9	H: 4 LOB: 3 BB: 1 P: 13	R: 0 E: 0 K: 1 S: 5	H: 0 LOB: 0 BB: 0 P: 5	R: 0 E: 0 K: 0 S: 2	H: 0 LOB: 0 BB: 1 P: 6	R: 0 E: 1 K: 1 S: 6	H: 0 LOB: 2 BB: 1 P: 10

1B: 7	SF: 0
2B: 3	SAC: 0
3B: 0	DP: 1
HR: 0	HBP: 0

WP: 0	PA: 37
PB: 0	
SB: 0	
CS: 2	

PITCHER		IP	WLS	BF	H	R	ER	SO	BB	IBB	HBP	BLK	WP	HR	S	P	ERA	WHIP
Jim Hannan, R ERA: 3.51	(1, 1)	5.1	L	22	9	3	3	0	0	0	0	0	0	0	22	22	5.06	1.688
Joe Grzenda, L ERA: 4.79	(6, 1)	2.2		9	0	0	0	2	1	1	0	0	0	0	11	19	0.00	0.375
Horacio Pina, R ERA: 2.7	(9, 1)	1.0		5	0	0	0	1	0	1	0	0	0	0	6	10	0.00	0.000

PITCHER		IP	WLS	BF	H	R	ER	SO	BB	IBB	HBP	BLK	WP	HR	S	P	ERA	WHIP

Batter	1	2	3	4	5	6	7	8	9	AB	R	H	RBI	BB	SO	LOB
Ed Stroud, L (1, 8) OBP: 0.344, SLG: 0.355	G3			PB WP G3 1B		G3		5-3		4	1	1	0	0	0	1
Del Unser, L (1, 9) OBP: 0.302, SLG: 0.315	4-3			G3 1-2		1-3			BB 1B	4	0	1	0	0	0	1
Frank Howard, R (1, 7) OBP: 0.427, SLG: 0.540	6-3			6-3 2-3		L8			BBB 4-0 1-2 BB	3	0	0	0	1	0	1
Wayne Comer, R (9, PR) OBP: 0.277, SLG: 0.212										0	0	0	0	0	0	0
Mike Epstein, L (1, 3) OBP: 0.363, SLG: 0.447		4-3		2B 3-H			F7		SSS 0-3 K	4	0	1	0	0	1	2
Aurelio Rodriguez, R (1, 5) OBP: 0.302, SLG: 0.417		6-3		SSS 0-3 K			6-3		F7	4	0	0	0	0	1	3
Bernie Allen, L (1, 4) OBP: 0.345, SLG: 0.396		CS 1B			F9		3-1		SSS 0-3 K	3	0	1	0	0	0	0
Rick Reichardt, R (9, PH) OBP: 0.345, SLG: 0.520										1	0	0	0	0	1	2
Ed Brinkman, R (1, 6) OBP: 0.340, SLG: 0.323	CS 1-2	4-3			1-3			FC3-6 1B		3	0	1	0	0	0	0
Jim French, L (1, 2) OBP: 0.372, SLG: 0.257		F8			1B			FC3-6 1-3 1-2f		3	0	1	0	0	0	1
Jim Hannan, R (1, 1) OBP: 0.250, SLG: 0.182				SSS 0-3 K	F7			1-3 1-2		2	0	0	0	0	1	1
Joe Grzenda, R (6, 1)										0	0	0	0	0	0	0
Lee Maye, L (8, PH) OBP: 0.329, SLG: 0.407										1	0	0	0	0	0	1
Horacio Pina, R (9, 1)										0	0	0	0	0	0	0
Inning Stats	R: 0 E: 0 K: 0 S: 3 H: 0 LOB: 0 BB: 0 P: 3	R: 0 E: 0 K: 0 S: 3 H: 1 LOB: 0 BB: 0 P: 3	R: 0 E: 0 K: 1 S: 5 H: 0 LOB: 0 BB: 0 P: 5	R: 1 E: 0 K: 1 S: 7 H: 2 LOB: 1 BB: 0 P: 7	R: 0 E: 0 K: 0 S: 4 H: 1 LOB: 1 BB: 0 P: 4	R: 0 E: 0 K: 0 S: 3 H: 0 LOB: 0 BB: 0 P: 3	R: 0 E: 0 K: 0 S: 3 H: 0 LOB: 0 BB: 0 P: 3	R: 0 E: 0 K: 0 S: 4 H: 1 LOB: 1 BB: 0 P: 4	R: 0 E: 0 K: 2 S: 8 H: 1 LOB: 2 BB: 1 P: 12	1B: 5 2B: 1 3B: 0 HR: 0 SF: 0 SAC: 0 DP: 0 HBP: 0							

PITCHER	IP	WLS	BF	H	R	ER	SO	BB	IBB	HBP	BLK	WP	HR	S	P	ERA	WHIP
Cal Koonce, R (1, 1) ERA: 3.12	8.0	W	29	6	1	1	2	0	0	0	0	1	0	33	33	1.12	0.750
Gary Wagner, R (9, 1) ERA: 3.86	0.0		1	0	0	0	0	1	0	0	0	0	0	0	4	∞	∞
Ken Brett, L (9, 1) ERA: 4.1	1.0	S	3	0	0	0	2	0	0	0	0	0	0	7	7	0.00	0.000

PITCHER	IP	WLS	BF	H	R	ER	SO	BB	IBB	HBP	BLK	WP	HR	S	P	ERA	WHIP

BOTTOM

Boston Red Sox @ Washington Senators

Robert F. Kennedy Memorial Stadium, Washington, DC

Fri Aug 07 1970, 7:05 PM EDT

Att. 14,905 - Unknown

livebaseballscorecards.com

AB	32
R	1
H	6
RBI	0
BB	1
SO	4
LOB	13

WP: 1	PA: 34		
PB: 1			
SB: 0			
CS: 1			

Batter	1	2	3	4	5	6	7	8	9	AB	R	H	RBI	BB	SO	LOB
Dick McAuliffe, L (1, 4) (7, 6) OBP: 0.388, SLG: 0.385	K		3-H 2B		HR BB		1-3 2B		1-H HR	4	2	3	3	1	1	0
Mickey Stanley, R (1, 8) OBP: 0.333, SLG: 0.428	6-3		BB		1-H HR		6-3		F8	4	1	1	3	1	0	1
Al Kaline, R (1, 9) OBP: 0.379, SLG: 0.468	L5-3		K		L9		L5-3		K	5	0	0	0	0	2	3
Jim Northrup, L (1, 7) OBP: 0.341, SLG: 0.509		F6		2B		G3-6-1 1B		G3		4	0	2	0	0	0	0
Norm Cash, L (1, 3) OBP: 0.387, SLG: 0.467		K		F4		G3-6-1 1-2f		2B		4	0	1	0	0	1	2
Bill Freehan, R (1, 2) OBP: 0.329, SLG: 0.420		F3		F9		BB		F8		3	0	0	0	1	0	2
Don Wert, R (1, 5) OBP: 0.320, SLG: 0.358			4-3 2B 2B	K		6-3		F2		4	1	1	0	0	1	3
Cesar Gutierrez, R (1, 6) OBP: 0.267, SLG: 0.299			4-3 2-3	K		3-1			HR BB	2	0	0	0	0	1	1
Dalton Jones, L (7, PH) (7, 4) OBP: 0.333, SLG: 0.349										1	1	0	0	1	0	0
Denny McLain, R (1, 1) OBP: 0.091, SLG: 0.136			F9		6-3		2B 6-3 BB		K	2	0	0	0	0	0	1
Gates Brown, L (7, PH) OBP: 0.338, SLG: 0.393										0	1	0	0	1	0	0
Daryl Patterson, L (7, 1)										0	0	0	0	0	0	0
Russ Nagelson, L (9, PH) OBP: 0.250, SLG: 0.237										1	0	0	0	0	1	1
Tom Timmermann, R (9, 1)										0	0	0	0	0	0	0
Inning Stats	R: 0 E: 0 K: 1 S: 5 H: 0 LOB: 0 BB: 0 P: 5	R: 0 E: 0 K: 1 S: 5 H: 0 LOB: 0 BB: 0 P: 5	R: 1 E: 0 K: 1 S: 7 H: 2 LOB: 2 BB: 1 P: 11	R: 0 E: 0 K: 1 S: 6 H: 1 LOB: 1 BB: 0 P: 6	R: 2 E: 0 K: 1 S: 6 H: 1 LOB: 0 BB: 1 P: 10	R: 0 E: 0 K: 0 S: 3 H: 1 LOB: 1 BB: 1 P: 7	R: 1 E: 0 K: 0 S: 4 H: 1 LOB: 1 BB: 1 P: 8	R: 0 E: 0 K: 0 S: 4 H: 1 LOB: 1 BB: 0 P: 4	R: 2 E: 0 K: 2 S: 8 H: 1 LOB: 0 BB: 1 P: 12	1B: 1 2B: 5 3B: 0 HR: 2 SF: 0 SAC: 0 DP: 1 HBP: 0						

TOP

Detroit Tigers @ Boston Red Sox

Fenway Park, Boston, MA

Sat Aug 08 1970, 7:05 PM EDT

Att. 32,551 - Unknown

livebaseballscorecards.com

AB	34
R	6
H	8
RBI	6
BB	5
SO	7
LOB	14

WP: 0 PB: 0 SB: 0 CS: 0 PA: 39

PITCHER		IP	WLS	BF	H	R	ER	SO	BB	IBB	HBP	BLK	WP	HR	S	P	ERA	WHIP
Vicente Romo, R ERA: 3.69	(1, 1)	6.1		28	6	4	4	5	4	0	0	0	0	1	34	50	5.68	1.579
Chuck Hartenstein, R ERA: 5.74	(7, 1)	2.0	L	9	2	2	2	1	1	0	0	0	0	1	10	14	9.00	1.500
Gary Wagner, R ERA: 3.75	(9, 1)	0.2		2	0	0	0	1	0	0	0	0	0	0	4	4	0.00	0.000

PITCHER	IP	WLS	BF	H	R	ER	SO	BB	IBB	HBP	BLK	WP	HR	S	P	ERA	WHIP

Detroit Tigers @ Boston Red Sox

Fenway Park, Boston, MA

Sat Aug 08 1970, 7:05 PM EDT

Att. 32,551 - Unknown

BOTTOM

Batter	1	2	3	4	5	6	7	8	9	AB	R	H	RBI	BB	SO	LOB
Mike Andrews, R (1, 4) OBP: 0.317, SLG: 0.355	5-3	K		BB		1B		F5		4	0	1	0	1	1	0
Reggie Smith, S (1, 8) OBP: 0.362, SLG: 0.485	L9		B1-3	F5		4-3		F5		4	0	0	0	0	0	3
George Thomas, R (8, PH) (9, 7) OBP: 0.400, SLG: 0.518										1	0	0	0	0	0	0
Carl Yastrzemski, L (1, 3) OBP: 0.455, SLG: 0.615	BB		1B FC6-4		6-3		HR		4-3	4	2	2	1	1	0	0
Tony Conigliaro, R (1, 9) OBP: 0.334, SLG: 0.470	K		FC6-4 1-3 1B		B1-3		6-3		K	5	0	1	0	0	2	1
Rico Petrocelli, R (1, 6) OBP: 0.320, SLG: 0.443		1B 2B 1B	FC6-4 1-2f 3-H		1B 1B		5-3		1B	5	1	3	1	0	0	1
Billy Conigliaro, R (1, 7) (9, 8) OBP: 0.345, SLG: 0.498		2B 1-2 G3 1B	F8		1-2 1B	BB	1B		K	4	1	2	0	1	1	2
John Kennedy, R (1, 5) OBP: 0.296, SLG: 0.461		G3 1-3 2-H SF9 2B		1-3	F5		FC6-4 1-3 1B			4	1	2	1	0	0	2
Tom Satriano, L (1, 2) OBP: 0.358, SLG: 0.425		G3 2-3 3-H		E 1B		F8	FC6-4 1-2f			4	0	1	1	0	0	3
Vicente Romo, R (1, 1) OBP: 0.136, SLG: 0.250		SF9 3-H		L5 1-2		F3		K		2	0	0	1	0	0	1
Chuck Hartenstein, R (7, 1)										1	0	0	0	0	1	0
Gary Wagner, R (9, 1) OBP: 0.250, SLG: 0.250										0	0	0	0	0	0	0
Inning Stats	R: 0 E: 0 K: 1 S: 5 H: 0 LOB: 1 BB: 1 P: 9	R: 3 E: 0 K: 1 S: 8 H: 3 LOB: 0 BB: 0 P: 8	R: 1 E: 0 K: 0 S: 5 H: 2 LOB: 1 BB: 0 P: 5	R: 0 E: 1 K: 0 S: 4 H: 1 LOB: 2 BB: 1 P: 8	R: 0 E: 0 K: 0 S: 5 H: 2 LOB: 2 BB: 0 P: 5	R: 0 E: 0 K: 0 S: 4 H: 1 LOB: 1 BB: 0 P: 4	R: 1 E: 0 K: 0 S: 5 H: 2 LOB: 2 BB: 1 P: 9	R: 0 E: 0 K: 1 S: 5 H: 0 LOB: 0 BB: 0 P: 5	R: 0 E: 0 K: 2 S: 8 H: 1 LOB: 1 BB: 0 P: 8	1B: 10 2B: 1 3B: 0 HR: 1 SF: 1 SAC: 0 DP: 0 HBP: 0						

PITCHER	IP	WLS	BF	H	R	ER	SO	BB	IBB	HBP	BLK	WP	HR	S	P	ERA	WHIP
Denny McLain, R (1, 1) ERA: 4.95	6.0		29	9	4	4	2	2	0	0	0	0	0	31	39	6.00	1.833
Daryl Patterson, R (7, 1) ERA: 4.18	2.0	W	9	2	1	1	1	1	0	0	0	0	1	10	14	4.50	1.500
Tom Timmermann, R (9, 1) ERA: 4.08	1.0	S	4	1	0	0	2	0	0	0	0	0	0	8	8	0.00	1.000

PITCHER	IP	WLS	BF	H	R	ER	SO	BB	IBB	HBP	BLK	WP	HR	S	P	ERA	WHIP

AB	38
R	5
H	12
RBI	5
BB	3
SO	5
LOB	13

WP: 0 PA: 42
PB: 0
SB: 0
CS: 0

livebaseballscorecards.com

Detroit Tigers @ Boston Red Sox

Fenway Park, Boston, MA

Sun Aug 09 1970, 3:33 AM EDT

Att. 27,188 - Unknown

TOP

livebaseballscorecards.com

Batter	1	2	3	4	5	6	7	8	9	AB	R	H	RBI	BB	SO	LOB
Dick McAuliffe, L (1, 6) OBP: 0.386, SLG: 0.384	4-1		K			4-3		FC6-4 1B 1-3 2-H	SF8 2-3 3-H	4	0	1	2	0	1	0
Mickey Stanley, R (1, 8) OBP: 0.329, SLG: 0.422	K		L5			6-3		FC6-4 1B 1-2f 3-H	K	5	0	0	1	0	2	3
Jim Northrup, L (1, 9) OBP: 0.343, SLG: 0.509	BB 1B			F4		K		1B 1-2		4	0	2	0	0	1	0
Gates Brown, L (1, 7) OBP: 0.333, SLG: 0.375	BB 1-2			3-1			F6	F4		3	0	0	0	1	0	2
Norm Cash, L (1, 3) OBP: 0.385, SLG: 0.461	F4			F7			F2		BB 1B	3	1	0	0	1	0	2
Dalton Jones, L (1, 4) OBP: 0.340, SLG: 0.348		K			G1-6-3 1B		4-3		BB 1B SF8 1-2	3	1	1	0	1	1	0
Don Wert, R (1, 5) OBP: 0.319, SLG: 0.357		K			G1-6-3 1-2f			F8	SF8 BB 1B 1-2 2-H	4	0	1	1	0	1	1
Jim Price, R (1, 2) OBP: 0.316, SLG: 0.273		5-3			BB			1B 1B BB	BB 1-2 2-3	1	1	0	0	3	0	0
Mickey Lolich, S (1, 1) OBP: 0.242, SLG: 0.123			6-3		F7			FC6-4 1B 1-2	K	0	0	0	0	0	0	0
Lerrin LaGrow, R (1, 1)										1	0	0	0	0	0	0
Kevin Collins, L (5, PH)										1	0	0	0	0	0	1
John Hiller, R (5, 1)										0	0	0	0	0	0	0
Russ Nagelson, L (8, PH) OBP: 0.267, SLG: 0.256										1	1	1	0	0	0	0
Mike Kilkenny, R (8, 1) OBP: 0.067, SLG: 0.069										0	0	0	0	0	0	0
Al Kaline, R (9, PH) OBP: 0.378, SLG: 0.467										1	0	0	0	0	1	3
Inning Stats	R: 0 E: 0 K: 1 S: 6 H: 1 LOB: 2 BB: 1 P: 10	R: 0 E: 0 K: 2 S: 7 H: 0 LOB: 0 BB: 0 P: 7	R: 0 E: 0 K: 1 S: 5 H: 0 LOB: 0 BB: 0 P: 5	R: 0 E: 0 K: 0 S: 3 H: 0 LOB: 0 BB: 0 P: 3	R: 0 E: 0 K: 0 S: 3 H: 1 LOB: 1 BB: 1 P: 7	R: 0 E: 0 K: 1 S: 5 H: 0 LOB: 0 BB: 0 P: 5	R: 0 E: 0 K: 0 S: 3 H: 0 LOB: 0 BB: 0 P: 3	R: 2 E: 0 K: 0 S: 6 H: 3 LOB: 2 BB: 1 P: 10	R: 2 E: 0 K: 2 S: 8 H: 1 LOB: 2 BB: 3 P: 20	1B: 6 2B: 0 3B: 0 HR: 0 SF: 1 SAC: 0 DP: 1 HBP: 0	WP: 0 PB: 0 SB: 0 CS: 0 PA: 38					

	AB	31
	R	4
	H	6
	RBI	4
	BB	6
	SO	7
	LOB	12

PITCHER		IP	WLS	BF	H	R	ER	SO	BB	IBB	HBP	BLK	WP	HR	S	P	ERA	WHIP
Ray Culp, R ERA: 3.07	(1, 1)	8.0	W	34	6	4	4	5	5	0	0	0	0	0	39	59	4.50	1.375
Gary Wagner, R ERA: 3.6	(9, 1)	1.0	S	4	0	0	0	2	1	0	0	0	0	0	7	11	0.00	1.000

PITCHER	IP	WLS	BF	H	R	ER	SO	BB	IBB	HBP	BLK	WP	HR	S	P	ERA	WHIP

Batter	1	2	3	4	5	6	7	8	9	AB	R	H	RBI	BB	SO	LOB
Mike Andrews, R (1, 4) OBP: 0.316, SLG: 0.353	F6 FC4-6 1-2f			WP 1B FC4-2 1B	K			FC6-4 1-2f		5	0	1	0	0	1	3
Reggie Smith, S (1, 8) OBP: 0.361, SLG: 0.483 George Thomas, R (7, 7) OBP: 0.393, SLG: 0.509	K K			FC4-2 WP 1-2 1B		F7		F8		4 1	1 0	1 0	0 0	0 0	2 0	0 1
Carl Yastrzemski, L (1, 3) OBP: 0.453, SLG: 0.611 Don Pavletich, R (7, 3) OBP: 0.200, SLG: 0.143	1B HR 1B	6-3		FC4-2 F8 1B 1-3 2-H 1B		K				4 0	2 0	1 0	0 0	0 0	1 0	2 0
Tony Conigliaro, R (1, 9) OBP: 0.338, SLG: 0.473	1-2 HR 1B	1B		1B 1-2 3-H 1B		5-3				4	1	3	1	0	0	0
Rico Petrocelli, R (1, 6) OBP: 0.319, SLG: 0.448	1-H 2-H HR	5-3		F8 2-3			F9			4	1	1	3	0	0	3
Billy Conigliaro, R (1, 7) OBP: 0.347, SLG: 0.512 (7, 8)	HR		6-3	1-2 3-H 1B			6-3			4	1	2	2	0	0	0
John Kennedy, R (1, 5) OBP: 0.302, SLG: 0.466	1B 2B		FC1-6 BB	6-3			K			3	1	1	0	1	1	2
Jerry Moses, R (1, 2) OBP: 0.314, SLG: 0.389	1B 2-H 1B		FC1-6 1-2f		K			6-3		4	0	1	1	0	1	1
Ray Culp, R (1, 1) OBP: 0.132, SLG: 0.134 Gary Wagner, R (9, 1) OBP: 0.250, SLG: 0.250	FC4-6 1-2 1B		K		K2-3			FC6-4 BB		3 0	0 0	1 0	0 0	1 0	2 0	1 0
Inning Stats	R: 5 E: 0 K: 1 S: 12 H: 7 LOB: 2 BB: 0 P: 12	R: 0 E: 0 K: 1 S: 6 H: 1 LOB: 1 BB: 0 P: 6	R: 0 E: 0 K: 1 S: 5 H: 0 LOB: 1 BB: 1 P: 9	R: 2 E: 0 K: 0 S: 7 H: 4 LOB: 2 BB: 0 P: 7	R: 0 E: 0 K: 3 S: 9 H: 0 LOB: 0 BB: 0 P: 9	R: 0 E: 0 K: 1 S: 5 H: 0 LOB: 0 BB: 0 P: 5	R: 0 E: 0 K: 1 S: 5 H: 0 LOB: 0 BB: 0 P: 5	R: 0 E: 0 K: 0 S: 3 H: 0 LOB: 1 BB: 1 P: 7		1B: 9 2B: 1 3B: 0 HR: 2 SF: 0 SAC: 0 DP: 0 HBP: 0						

PITCHER		IP	WLS	BF	H	R	ER	SO	BB	IBB	HBP	BLK	WP	HR	S	P	ERA	WHIP
Mickey Lolich, L ERA: 3.54	(1, 1)	0.2	L	9	7	5	5	1	0	0	0	0	0	2	11	11	67.50	10.500
Lerrin LaGrow, R ERA: 7.04	(1, 1)	3.1		16	5	2	2	2	1	0	0	0	1	0	19	23	5.40	1.800
John Hiller, L ERA: 3.19	(5, 1)	3.0		9	0	0	0	5	0	0	0	0	0	0	19	19	0.00	0.000
Mike Kilkenny, L ERA: 4.59	(8, 1)	1.0		4	0	0	0	0	1	0	0	0	0	0	3	7	0.00	1.000

PITCHER	IP	WLS	BF	H	R	ER	SO	BB	IBB	HBP	BLK	WP	HR	S	P	ERA	WHIP

BOTTOM

Detroit Tigers @ Boston Red Sox

Fenway Park, Boston, MA

Sun Aug 09 1970, 3:33 AM EDT

Att. 27,188 - Unknown

livebaseballscorecards.com

AB	36
R	7
H	12
RBI	7
BB	2
SO	8
LOB	13

WP: 1 PA: 38
PB: 0
SB: 0
CS: 0

Detroit Tigers @ Boston Red Sox

Fenway Park, Boston, MA

Mon Aug 10 1970, 3:33 AM EDT

Att. 21,959 - Unknown

TOP

livebaseballscorecards.com

Batter	1	2	3	4	5	6	7	8	9	AB	R	H	RBI	BB	SO	LOB
Dick McAuliffe, L (1, 4) (7, 6) OBP: 0.382, SLG: 0.379	F3		L9		F6			G3	K	5	0	0	0	0	1	2
Mickey Stanley, R (1, 8) OBP: 0.332, SLG: 0.429	3B		K		1B			K	1-2 E 1B BB	4	1	2	0	1	2	0
Al Kaline, R (1, 9) OBP: 0.378, SLG: 0.469	L7		HR 1B		L7			2B	FC 1B 1B 1-2 2-3 3-H	5	2	2	0	0	0	4
Jim Northrup, L (1, 7) OBP: 0.346, SLG: 0.520	F4		1-H HR			G4-6-3 1B		1-3	1B 1B 1-3 2-H 3-H	5	2	3	4	0	0	2
Norm Cash, L (1, 3) OBP: 0.386, SLG: 0.460		F6	K			G4-6-3 1-2f			FC5 BB 1B 1B	5	0	2	2	0	1	1
Bill Freehan, R (1, 2) OBP: 0.330, SLG: 0.421		2B 2B		F3		L6			1B FC5 1B BB 1-2 K	4	2	1	0	1	1	1
Don Wert, R (1, 5) OBP: 0.322, SLG: 0.363		2-H 2B		F8			G5-6-3 1B		FC5 1B 1B 1-2 2-3f	4	1	2	1	0	0	2
Cesar Gutierrez, R (1, 6) OBP: 0.266, SLG: 0.297 Dalton Jones, L (7, PH) (7, 4) OBP: 0.343, SLG: 0.352		6-3	1-3				G5-6-3 1-2f		1B FC 1B 1-2 2-3	2 2	0 1	0 1	0 0	0 0	0 0	1 1
Joe Niekro, R (1, 1) OBP: 0.220, SLG: 0.245 Daryl Patterson, L (3, 1) Kevin Collins, L (5, PH) John Hiller, R (5, 1) Russ Nagelson, L (7, PH) OBP: 0.261, SLG: 0.250 Fred Scherman, L (7, 1) OBP: 0.200, SLG: 0.200 Gates Brown, L (9, PH) OBP: 0.342, SLG: 0.385		K			F4		3-1		FC BB 1B 1-3 2-H 3-H	1 0 1 0 1 0 0 1	0 0 0 0 0 0 0 1	0 0 0 0 0 0 0 1	0 0 0 0 0 0 0 2	1 0 0 0 0 0 0 0	0 0 0 0 0 0 0 0	1 0 0 0 0 0 0 0
Inning Stats	R: 0 H: 1 E: 0 LOB: 1 K: 0 BB: 0 S: 4 P: 4	R: 1 H: 2 E: 0 LOB: 1 K: 1 BB: 0 S: 7 P: 7	R: 2 H: 2 E: 0 LOB: 0 K: 2 BB: 0 S: 9 P: 9	R: 0 H: 0 E: 0 LOB: 0 K: 0 BB: 0 S: 3 P: 3	R: 0 H: 1 E: 0 LOB: 1 K: 0 BB: 0 S: 4 P: 4	R: 0 H: 1 E: 0 LOB: 0 K: 0 BB: 0 S: 3 P: 3	R: 0 H: 1 E: 0 LOB: 0 K: 0 BB: 0 S: 3 P: 3	R: 0 H: 1 E: 0 LOB: 1 K: 1 BB: 0 S: 6 P: 6	R: 7 H: 5 E: 1 LOB: 1 K: 2 BB: 2 S: 13 P: 21	1B: 9 SF: 0 2B: 3 SAC: 0 3B: 1 DP: 2 HR: 1 HBP: 0						WP: 0 PA: 42 PB: 0 SB: 0 CS: 0

	AB	40
	R	10
	H	14
	RBI	9
	BB	2
	SO	6
	LOB	15

PITCHER		IP	WLS	BF	H	R	ER	SO	BB	IBB	HBP	BLK	WP	HR	S	P	ERA	WHIP
Sonny Siebert, R ERA: 3.52	(1, 1)	8.1	W	36	12	7	5	4	1	0	0	0	0	1	43	47	5.40	1.560
Sparky Lyle, L ERA: 4.69	(9, 1)	0.1		5	2	3	0	1	1	0	0	0	0	0	6	10	0.00	9.000
Chuck Hartenstein, R ERA: 5.7	(9, 1)	0.1	S	1	0	0	0	1	0	0	0	0	0	0	3	3	0.00	0.000

PITCHER		IP	WLS	BF	H	R	ER	SO	BB	IBB	HBP	BLK	WP	HR	S	P	ERA	WHIP

Batter	1	2	3	4	5	6	7	8	9	AB	R	H	RBI	BB	SO	LOB
Mike Andrews, R (1, 4) OBP: 0.312, SLG: 0.349	L7	F7		F8	L8		F8			5	0	0	0	0	0	1
Reggie Smith, S (1, 8) OBP: 0.366, SLG: 0.486	1B		SF8 1B	1B BB		SF4 1B	6-3			4	3	3	0	1	0	0
Carl Yastrzemski, L (1, 3) OBP: 0.454, SLG: 0.612	K		1B BB 1B	HR 1B		2B 1B		1B 1B		3	2	2	0	0	1	1
Don Pavletich, R (6, PH) OBP: 0.238, SLG: 0.189 (7, 3)										2	1	2	0	0	0	0
Tony Conigliaro, R (1, 9) OBP: 0.337, SLG: 0.473	L5		SF8	HR 1B		SF4		1B 1B		2	1	1	3	0	0	1
George Thomas, R (7, 7) OBP: 0.403, SLG: 0.517										1	0	1	0	0	0	0
Rico Petrocelli, R (1, 6) OBP: 0.320, SLG: 0.449		6-3	1B BB	K		2B		K		4	1	1	0	1	2	4
Billy Conigliaro, R (1, 7) OBP: 0.353, SLG: 0.528 (7, 9)		L9	1B	HR		K				5	1	3	4	0	1	2
John Kennedy, R (1, 5) OBP: 0.313, SLG: 0.467		2B 1B	1B	L9		IBB		F3		4	1	2	2	1	0	2
Tom Satriano, L (1, 2) OBP: 0.352, SLG: 0.423		1B 2B	F7		F2	K		G3		5	1	1	1	0	1	7
Sonny Siebert, R (1, 1) OBP: 0.138, SLG: 0.143										4	0	1	1	0	1	2
Sparky Lyle, L (9, 1)										0	0	0	0	0	0	0
Chuck Hartenstein, R (9, 1)		1B	F3		L9		K			0	0	0	0	0	0	0
Inning Stats	R: 0 E: 0 K: 1 S: 6 H: 1 LOB: 1 BB: 0 P: 6	R: 2 E: 0 K: 0 S: 6 H: 3 LOB: 1 BB: 0 P: 6	R: 3 E: 0 K: 0 S: 7 H: 4 LOB: 2 BB: 1 P: 11	R: 4 E: 0 K: 1 S: 8 H: 3 LOB: 0 BB: 1 P: 12	R: 0 E: 0 K: 0 S: 3 H: 0 LOB: 0 BB: 0 P: 3	R: 1 E: 0 K: 2 S: 10 H: 3 LOB: 3 BB: 1 P: 14	R: 0 E: 0 K: 1 S: 5 H: 0 LOB: 0 BB: 0 P: 5	R: 1 E: 0 K: 1 S: 8 H: 3 LOB: 2 BB: 0 P: 8		1B: 14 2B: 2 3B: 0 HR: 1 SF: 2 SAC: 0 DP: 0 HBP: 0						

PITCHER		IP	WLS	BF	H	R	ER	SO	BB	IBB	HBP	BLK	WP	HR	S	P	ERA	WHIP
Joe Niekro, R ERA: 3.65	(1, 1)	2.1	L	15	7	5	5	1	1	0	0	0	0	0	16	20	19.29	3.429
Daryl Patterson, R ERA: 4.78	(3, 1)	1.2		10	4	4	4	1	1	0	0	0	0	1	11	15	21.60	3.000
John Hiller, L ERA: 3.23	(5, 1)	2.0		10	3	1	1	2	0	1	0	0	0	0	13	17	4.50	1.500
Fred Scherman, L ERA: 3.47	(7, 1)	2.0		9	3	1	1	2	0	0	0	0	0	0	13	13	4.50	1.500

PITCHER	IP	WLS	BF	H	R	ER	SO	BB	IBB	HBP	BLK	WP	HR	S	P	ERA	WHIP

BOTTOM

Detroit Tigers @ Boston Red Sox

Fenway Park, Boston, MA

Mon Aug 10 1970, 3:33 AM EDT

Att. 21,959 - Unknown

livebaseballscorecards.com

AB	39
R	11
H	17
RBI	11
BB	3
SO	6
LOB	20

WP: 0 PA: 44
PB: 0
SB: 0
CS: 0

Batter	1	2	3	4	5	6	7	8	9	AB	R	H	RBI	BB	SO	LOB
Pat Kelly, L (1, 9) OBP: 0.343, SLG: 0.331	BBBB 4-0 1B BB	SSS 0-3 ③ K			x 0-0 ① F6	SSS 0-3 ② K		x 0-0 ③ L8		4	0	0	0	1	2	6
Cookie Rojas, R (1, 4) OBP: 0.282, SLG: 0.307	x 0-0 ① F8		x 0-0 ① 5-3		x 0-0 ① 1-3 3B 2B	x 0-0 ③ F9			x 0-0 HR 1B	5	2	2	0	0	0	4
Amos Otis, R (1, 8) OBP: 0.347, SLG: 0.436	x 0-0 1-3 BB 1B	SSS 0-3 ② K			x 0-0 ② F4		x 0-0 ① F8		x 0-0 ① F3	5	0	1	0	0	1	3
Lou Piniella, R (1, 7) OBP: 0.351, SLG: 0.456	BBBB 4-0 1-2 BB		x 0-0 ③ F8		x 0-0 2-H 3-H 3B		x 0-0 ② F5		x 0-0 ② L9	4	0	1	2	1	0	1
Bob Oliver, R (1, 3) OBP: 0.309, SLG: 0.477	SSS 0-3 ② K			x 0-0 ① F2	x 0-0 ③ 6-3		x 0-0 2B		x 0-0 1-H HR	5	1	2	2	0	1	4
Paul Schaal, R (1, 5) OBP: 0.342, SLG: 0.318	x 0-0 ③ F6			x 0-0 ② L8		x 0-0 2B 1B	x 0-0 ③ 5-3		x 0-0 ③ 5-3	5	0	1	0	0	0	4
Rich Severson, R (1, 6) OBP: 0.305, SLG: 0.359		SSS 0-3 ① K		x 0-0 1B		x 0-0 1-3 2B		x 0-0 6-3 2B		4	0	3	0	0	1	0
Ellie Rodriguez, R (1, 2) OBP: 0.318, SLG: 0.321		x 0-0 1B		x 0-0 ③ L8		BBBB 4-0 BB		x 0-0 ① 6-3 2-3		3	0	1	0	1	0	2
Jim Rooker, R (1, 1) OBP: 0.246, SLG: 0.321 Dave Morehead, R (6, 1) OBP: 0.188, SLG: 0.194 Hawk Taylor, R (8, PH) OBP: 0.255, SLG: 0.239 Ken Wright, R (8, 1)		SSS 0-3 ② K			x 0-0 2B 3B 1B	SSS 0-3 ① K		SSS 0-3 ② K		3 0 1 0	1 0 0 0	1 0 0 0	0 0 0 0	0 0 0 0	2 0 1 0	4 0 1 0
Inning Stats	R: 0 E: 0 K: 1 S: 6 H: 1 LOB: 3 BB: 2 P: 14	R: 0 E: 0 K: 3 S: 10 H: 1 LOB: 1 BB: 0 P: 10	R: 0 E: 0 K: 1 S: 5 H: 0 LOB: 0 BB: 0 P: 5	R: 0 E: 0 K: 0 S: 4 H: 1 LOB: 1 BB: 0 P: 4	R: 2 E: 0 K: 0 S: 6 H: 3 LOB: 1 BB: 0 P: 6	R: 0 E: 0 K: 2 S: 9 H: 2 LOB: 3 BB: 1 P: 13	R: 0 E: 0 K: 0 S: 4 H: 1 LOB: 1 BB: 0 P: 4	R: 0 E: 0 K: 1 S: 6 H: 1 LOB: 1 BB: 0 P: 6	R: 2 E: 0 K: 0 S: 5 H: 2 LOB: 0 BB: 0 P: 5	1B: 6 2B: 4 3B: 1 HR: 1 SF: 0 SAC: 0 DP: 0 HBP: 0						

PITCHER	IP	WLS	BF	H	R	ER	SO	BB	IBB	HBP	BLK	WP	HR	S	P	ERA	WHIP
Gary Peters, L (1, 1) ERA: 4.08	9.0	W	42	12	4	4	8	3	0	0	0	0	1	55	67	4.00	1.667

PITCHER	IP	WLS	BF	H	R	ER	SO	BB	IBB	HBP	BLK	WP	HR	S	P	ERA	WHIP

TOP

Kansas City Royals @ Boston Red Sox

Fenway Park, Boston, MA

Wed Aug 12 1970, 7:05 PM EDT

Unknown - 86 F

livebaseballscorecards.com

AB	39
R	4
H	12
RBI	4
BB	3
SO	8
LOB	29

WP: 0 PA: 42
PB: 0
SB: 0
CS: 0

Batter	1	2	3	4	5	6	7	8	9	AB	R	H	RBI	BB	SO	LOB
Mike Andrews, R (1, 4) OBP: 0.316, SLG: 0.351	G3 1B		K			2B HR 1B 1-2	1B 2B BB			3	2	2	0	1	1	0
Reggie Smith, S (1, 8) OBP: 0.367, SLG: 0.488	G3 1-2			5-3		HR 2B 1-3 2-H	1-3 2B 1B			4	2	2	1	0	0	1
Carl Yastrzemski, L (1, 3) OBP: 0.455, SLG: 0.621	F6			3-1		2-H 3-H HR	1-H 3-H 2B			4	1	2	5	0	0	1
Tony Conigliaro, R (1, 9) OBP: 0.334, SLG: 0.468	K			K		F5	F2			4	0	0	0	0	2	2
Rico Petrocelli, R (1, 6) OBP: 0.317, SLG: 0.444		F4			F2	6-3		F5		4	0	0	0	0	0	0
Billy Conigliaro, R (1, 7) OBP: 0.355, SLG: 0.530		F4			F5	BB		2B		3	1	1	0	1	0	0
John Kennedy, R (1, 5) OBP: 0.318, SLG: 0.471		F8			BB	F8		L7-4 2-H 2B		3	0	1	1	1	0	1
Jerry Moses, R (1, 2) OBP: 0.310, SLG: 0.384			6-3		5-3		K	L7-4 2-3		4	0	0	0	0	1	2
Gary Peters, L (1, 1) OBP: 0.339, SLG: 0.333			5-3			1B 2B BB	F7			2	1	0	0	1	0	0
Inning Stats	R: 0 H: 1 E: 0 LOB: 1 K: 1 BB: 0 S: 6 P: 6	R: 0 H: 0 E: 0 LOB: 0 K: 0 BB: 0 S: 3 P: 3	R: 0 H: 0 E: 0 LOB: 0 K: 1 BB: 0 S: 5 P: 5	R: 0 H: 0 E: 0 LOB: 0 K: 1 BB: 0 S: 5 P: 5	R: 0 H: 0 E: 0 LOB: 1 K: 0 BB: 1 S: 3 P: 7	R: 4 H: 3 E: 0 LOB: 1 K: 0 BB: 2 S: 6 P: 14	R: 2 H: 2 E: 0 LOB: 1 K: 1 BB: 1 S: 7 P: 11	R: 1 H: 2 E: 0 LOB: 0 K: 0 BB: 0 S: 4 P: 4		1B: 3 SF: 0 2B: 5 SAC: 0 3B: 0 DP: 1 HR: 1 HBP: 0						

BOTTOM

Kansas City Royals @ Boston Red Sox

Fenway Park, Boston, MA

Wed Aug 12 1970, 7:05 PM EDT

Unknown - 86 F

livebaseballscorecards.com

AB	31
R	7
H	8
RBI	7
BB	4
SO	4
LOB	7

PITCHER		IP	WLS	BF	H	R	ER	SO	BB	IBB	HBP	BLK	WP	HR	S	P	ERA	WHIP
Jim Rooker, L ERA: 3.49	(1, 1)	5.0	L	21	4	4	4	3	2	0	0	0	0	1	25	33	7.20	1.200
Dave Morehead, R ERA: 3.51	(6, 1)	2.0		10	2	2	2	1	2	0	0	0	0	0	10	18	9.00	2.000
Ken Wright, R ERA: 5.24	(8, 1)	1.0		4	2	1	1	0	0	0	0	0	0	0	4	4	9.00	2.000

PITCHER	IP	WLS	BF	H	R	ER	SO	BB	IBB	HBP	BLK	WP	HR	S	P	ERA	WHIP

Batter	1	2	3	4	5	6	7	8	9	AB	R	H	RBI	BB	SO	LOB
Pat Kelly, L (1, 9) OBP: 0.342, SLG: 0.328	B1		3-1 2-3		4-3			BBBB 4-0 CS BB		3	0	0	0	1	0	1
Cookie Rojas, R (1, 4) OBP: 0.278, SLG: 0.303	F8		E5 3B 3-H		F8			F6		4	1	0	0	0	0	1
Amos Otis, R (1, 8) OBP: 0.346, SLG: 0.439	K		3B 2-H			6-3		SSS 0-3 K 1-2		4	0	1	1	0	2	1
Lou Piniella, R (1, 7) OBP: 0.350, SLG: 0.456		5-3	5-3			6-3			1B 2B	4	1	1	0	0	0	1
Ed Kirkpatrick, L (1, 2) OBP: 0.312, SLG: 0.412		FC5-4 1B		3-1		4-3			SSS K	4	0	1	0	0	1	1
Bob Oliver, R (1, 3) OBP: 0.311, SLG: 0.483		L8		HR			5-3		1B IBB	3	1	1	1	1	0	1
Paul Schaal, R (1, 5) OBP: 0.340, SLG: 0.317		FC5-4 1-2f		L5			F9		1-2 2-H 1B	4	0	1	1	0	0	1
Rich Severson, R (1, 6) OBP: 0.310, SLG: 0.358			BBBB 4-0 3-1 SH1-4 WP BB	G3			1B		F6	3	1	1	0	1	0	2
Bob Johnson, L (1, 1) OBP: 0.209, SLG: 0.132 Ted Abernathy, R (7, 1) OBP: 0.167, SLG: 0.167			SH1-4 1-2		F8		1-3		SSS K	2 1	0 0	0 0	0 0	0 0	0 1	1 2
Inning Stats	R: 0 E: 0 K: 1 S: 5 H: 0 LOB: 0 BB: 0 P: 5	R: 0 E: 0 K: 0 S: 4 H: 1 LOB: 1 BB: 0 P: 4	R: 2 E: 1 K: 0 S: 5 H: 1 LOB: 1 BB: 1 P: 9	R: 1 E: 0 K: 0 S: 4 H: 1 LOB: 0 BB: 0 P: 4	R: 0 E: 0 K: 0 S: 3 H: 0 LOB: 0 BB: 0 P: 3	R: 0 E: 0 K: 0 S: 3 H: 0 LOB: 0 BB: 0 P: 3	R: 0 E: 0 K: 0 S: 4 H: 1 LOB: 1 BB: 0 P: 4	R: 0 E: 0 K: 1 S: 4 H: 0 LOB: 1 BB: 1 P: 8	R: 1 E: 0 K: 2 S: 9 H: 2 LOB: 2 BB: 1 P: 13	1B: 3 2B: 2 3B: 1 HR: 1 SF: 0 SAC: 1 DP: 1 HBP: 0						

PITCHER		IP	WLS	BF	H	R	ER	SO	BB	IBB	HBP	BLK	WP	HR	S	P	ERA	WHIP
Cal Koonce, R ERA: 3.06	(1, 1)	7.0		27	4	3	2	1	1	0	0	0	1	1	28	32	2.57	0.714
Ken Brett, L ERA: 4.15	(8, 1)	1.1	L	7	2	1	1	2	1	1	0	0	0	0	9	17	6.75	2.250
Chuck Hartenstein, R ERA: 5.61	(9, 1)	0.2		2	0	0	0	1	0	0	0	0	0	0	4	4	0.00	0.000

PITCHER	IP	WLS	BF	H	R	ER	SO	BB	IBB	HBP	BLK	WP	HR	S	P	ERA	WHIP

TOP

Kansas City Royals @ Boston Red Sox

Fenway Park, Boston, MA

Wed Aug 12 1970, 7:05 PM EDT

Att. 23,450 - Unknown

livebaseballscorecards.com

AB	32
R	4
H	6
RBI	3
BB	3
SO	4
LOB	12

1B: 3	SF: 0	WP: 1	PA: 36
2B: 2	SAC: 1	PB: 0	
3B: 1	DP: 1	SB: 0	
HR: 1	HBP: 0	CS: 1	

Batter	1	2	3	4	5	6	7	8	9	AB	R	H	RBI	BB	SO	LOB
Dick Schofield, S (1, 4) OBP: 0.291, SLG: 0.234	3-1		G3			HR 1B	BB		1-3	4	1	1	0	1	0	2
Reggie Smith, S (1, 8) OBP: 0.366, SLG: 0.493	4-3		F5			1-H HR	4-3			4	1	1	2	0	0	2
Carl Yastrzemski, L (1, 3) OBP: 0.453, SLG: 0.617	1B			F7		G3		K		4	0	1	0	0	1	0
Tony Conigliaro, R (1, 9) OBP: 0.331, SLG: 0.463	F9			K		K		L9		4	0	0	0	0	2	1
Rico Petrocelli, R (1, 6) OBP: 0.317, SLG: 0.443		L8		FC5-4 1B		F7		6-3		4	0	1	0	0	0	0
Billy Conigliaro, R (1, 7) OBP: 0.357, SLG: 0.538		2B		FC5-4 1-2f			1B 2B		K	4	1	2	0	0	1	1
Carmen Fanzone, R (1, 5) OBP: 0.333, SLG: 0.273		L8			K2-3		SH3-4 2-H 1B		BB	3	0	1	1	1	1	1
Tom Satriano, L (1, 2) OBP: 0.344, SLG: 0.412		F7			F9		SH3-4 1-2		F8	3	0	0	0	0	0	2
Cal Koonce, R (1, 1)			F8		1-6-3		F5		BB	2	0	0	0	0	0	0
Mike Andrews, R (7, PH) OBP: 0.316, SLG: 0.350										1	0	0	0	0	0	1
Ken Brett, L (8, 1) OBP: 0.286, SLG: 0.368										0	0	0	0	0	0	0
Chuck Hartenstein, R (9, 1)										0	0	0	0	0	0	0
George Thomas, R (9, PH) OBP: 0.413, SLG: 0.517										0	0	0	0	1	0	0
Inning Stats	R: 0 H: 1 E: 0 LOB: 1 K: 0 BB: 0 S: 4 P: 4	R: 0 H: 1 E: 0 LOB: 1 K: 0 BB: 0 S: 4 P: 4	R: 0 H: 0 E: 0 LOB: 0 K: 0 BB: 0 S: 3 P: 3	R: 0 H: 1 E: 0 LOB: 1 K: 1 BB: 0 S: 6 P: 6	R: 0 H: 0 E: 0 LOB: 0 K: 1 BB: 0 S: 5 P: 5	R: 2 H: 2 E: 0 LOB: 0 K: 1 BB: 0 S: 7 P: 7	R: 1 H: 2 E: 0 LOB: 2 K: 0 BB: 1 S: 5 P: 9	R: 0 H: 0 E: 0 LOB: 0 K: 1 BB: 0 S: 5 P: 5	R: 0 H: 0 E: 0 LOB: 2 K: 1 BB: 2 S: 5 P: 13	1B: 4 SF: 0 2B: 2 SAC: 1 3B: 0 DP: 0 HR: 1 HBP: 0						

PITCHER		IP	WLS	BF	H	R	ER	SO	BB	IBB	HBP	BLK	WP	HR	S	P	ERA	WHIP
Bob Johnson, R ERA: 3.18	(1, 1)	6.2		28	7	3	3	3	1	0	0	0	0	1	33	37	4.05	1.200
Ted Abernathy, R ERA: 2.26	(7, 1)	2.1	W	9	0	0	0	2	2	0	0	0	0	0	11	19	0.00	0.857

PITCHER	IP	WLS	BF	H	R	ER	SO	BB	IBB	HBP	BLK	WP	HR	S	P	ERA	WHIP

BOTTOM

Kansas City Royals @ Boston Red Sox

Fenway Park, Boston, MA

Wed Aug 12 1970, 7:05 PM EDT

Att. 23,450 - Unknown

livebaseballscorecards.com

AB	33
R	3
H	7
RBI	3
BB	3
SO	5
LOB	10

WP: 0	PB: 0	SB: 0	CS: 0	PA:	37	

Kansas City Royals @ Boston Red Sox

Fenway Park, Boston, MA

Thu Aug 13 1970, 3:33 AM EDT

Att. 17,252 - Unknown - 90 F

TOP

livebaseballscorecards.com

Batter	1	2	3	4	5	6	7	8	9	AB	R	H	RBI	BB	SO	LOB
Pat Kelly, L (1, 9) OBP: 0.345, SLG: 0.330	0-0 WP 6-3 2B	4-0 E 1B BB	0-3 K		4-0 CS BB			0-0 L9	0-3 K	4	2	1	0	2	2	2
Cookie Rojas, R (1, 4) OBP: 0.277, SLG: 0.305 Jackie Hernandez, R (8, 6) OBP: 0.283, SLG: 0.286	0-0 F5 2-3	0-0 E5 1B 1-2 1B		0-0 2B	0-0 CS 1-2	0-0 1-3		0-0 E5 1B 1B HR	0-0 G4-6-3 1-2f	5 1	2 0	1 0	0 0	0 0	0 0	2 1
Amos Otis, R (1, 8) OBP: 0.346, SLG: 0.438	0-0 6-3 3-H	0-0 1B 1-2 2-H 1B	0-3 K	0-3 K		0-3 K		0-0 1B 1-2 HR 1B		5	1	2	2	0	2	1
Lou Piniella, R (1, 7) OBP: 0.353, SLG: 0.457	4-0 1B 1B BB	0-0 1-3 2-H 1B		0-0 5-3		0-0 6-3		0-0 1-2 2-3 HR 1B		4	2	2	1	1	0	1
Ed Kirkpatrick, L (1, 2) OBP: 0.317, SLG: 0.423	0-0 1B 1-2 2B 1B	0-0 2-3		0-0 3-1			4-0 FC1-4 BB	0-0 1-H 2-H 3-H HR		4	2	2	4	1	0	3
Bob Oliver, R (1, 3) OBP: 0.312, SLG: 0.482	0-0 1-2 2B 2-H 1B		0-3 K		0-0 5-3		0-0 FC1-4 6-3 1B 1-2f	0-0 1B		5	0	2	1	0	1	1
Paul Schaal, R (1, 5) OBP: 0.348, SLG: 0.335	0-0 1-H 2-H 2B		0-0 1B 2B		0-0 2B 1B		0-0 6-3 1-2 1B	0-0 F8		5	2	4	1	0	0	1
Rich Severson, R (1, 6) (8, 4) OBP: 0.306, SLG: 0.359		0-3 K	0-3 K		0-0 F9 1-H 2B		0-0 6-3 1-2 2-3	0-0 L7		5	0	1	1	0	2	4
Al Fitzmorris, S (1, 1) OBP: 0.364, SLG: 0.476		0-0 1-3	0-0 2-H 1B		0-0 F9 2-3		0-0 F8		4-0 G4-6-3 BB	4	0	1	1	1	0	3
Inning Stats	R: 3 E: 0 K: 0 S: 6 H: 4 LOB: 2 BB: 1 P: 10	R: 2 E: 1 K: 1 S: 8 H: 2 LOB: 2 BB: 1 P: 12	R: 1 E: 0 K: 3 S: 11 H: 2 LOB: 1 BB: 0 P: 11	R: 0 E: 0 K: 1 S: 6 H: 1 LOB: 1 BB: 0 P: 6	R: 1 E: 0 K: 0 S: 4 H: 2 LOB: 1 BB: 1 P: 8	R: 0 E: 0 K: 1 S: 5 H: 0 LOB: 0 BB: 0 P: 5	R: 0 E: 0 K: 0 S: 4 H: 1 LOB: 2 BB: 1 P: 8	R: 4 E: 1 K: 0 S: 8 H: 4 LOB: 1 BB: 0 P: 8	R: 0 E: 0 K: 1 S: 4 H: 0 LOB: 0 BB: 1 P: 8	1B: 10 2B: 5 3B: 0 HR: 1 SF: 0 SAC: 0 DP: 1 HBP: 0						

PITCHER		IP	WLS	BF	H	R	ER	SO	BB	IBB	HBP	BLK	WP	HR	S	P	ERA	WHIP
Vicente Romo, R ERA: 3.93	(1, 1)	1.2	L	12	5	5	3	1	2	0	0	0	1	0	12	20	16.20	4.200
Ed Phillips, R ERA: 4.67	(2, 1)	2.2		14	6	2	2	4	0	0	0	0	0	0	22	22	6.75	2.250
Chuck Hartenstein, R ERA: 5.52	(5, 1)	0.2		2	0	0	0	0	1	0	0	0	0	0	1	5	0.00	1.500
John Curtis, L ERA: 11.57	(6, 1)	2.1		13	4	4	3	1	1	0	0	0	0	1	14	18	11.57	2.143
Gary Wagner, R ERA: 3.51	(8, 1)	0.2		3	1	0	0	0	0	0	0	0	0	0	3	3	0.00	1.500

PITCHER		IP	WLS	BF	H	R	ER	SO	BB	IBB	HBP	BLK	WP	HR	S	P	ERA	WHIP
Sparky Lyle, L ERA: 4.59	(9, 1)	1.0		3	0	0	0	1	1	0	0	0	0	0	4	8	0.00	1.000

AB	42
R	11
H	16
RBI	11
BB	5
SO	7
LOB	19

WP: 1	PA: 48		
PB: 0			
SB: 0			
CS: 1			

BOTTOM

Kansas City Royals @ Boston Red Sox

Fenway Park, Boston, MA

Thu Aug 13 1970, 3:33 AM EDT
Att. 17,252 - Unknown - 90 F

livebaseballscorecards.com

Batter	1	2	3	4	5	6	7	8	9	AB	R	H	RBI	BB	SO	LOB
Mike Andrews, R (1, 4) OBP: 0.315, SLG: 0.357	HR		F8			F3		F9		4	1	1	1	0	0	1
Reggie Smith, S (1, 8) OBP: 0.365, SLG: 0.493	F6		F8			G3		E9 2-H 2B		4	0	1	1	0	0	0
Carl Yastrzemski, L (1, 3) OBP: 0.451, SLG: 0.613	BBBB 1B BB		5-3			4-3		G3		3	0	0	0	1	0	1
Tony Conigliaro, R (1, 9) OBP: 0.333, SLG: 0.471	1-2 FC6-4 1B			SSS K			HR		F4	4	1	2	1	0	1	0
Rico Petrocelli, R (1, 6) OBP: 0.318, SLG: 0.442	F8			G5-4-3 1B			BBBB G6-4-3 BB		E6 G5-4-3	3	0	1	0	1	0	2
Billy Conigliaro, R (1, 7) OBP: 0.352, SLG: 0.529	FC6-4 1-2f			G5-4-3 1-2f			G6-4-3 1-2f		G5-4-3 1-2f	4	0	0	0	0	0	5
John Kennedy, R (1, 5) OBP: 0.311, SLG: 0.461		SSS K2-3			5-3		3-4-1			3	0	0	0	0	1	0
Jerry Moses, R (1, 2) OBP: 0.310, SLG: 0.383		6-3			F5			5-3 E 1B		3	1	1	0	0	0	0
Vicente Romo, R (1, 1) OBP: 0.136, SLG: 0.250		5-3			G3			5-3 1-2		0	0	0	0	0	0	0
Ed Phillips, R (2, 1)										1	0	0	0	0	0	0
Chuck Hartenstein, R (5, 1)										0	0	0	0	0	0	0
Gary Peters, L (5, PH) OBP: 0.333, SLG: 0.328										1	0	0	0	0	0	0
John Curtis, L (6, 1)										0	0	0	0	0	0	0
Gary Wagner, R (8, 1) OBP: 0.250, SLG: 0.250										0	0	0	0	0	0	0
Dick Schofield, S (8, PH) OBP: 0.289, SLG: 0.233										1	0	0	0	0	0	1
Sparky Lyle, L (9, 1)										0	0	0	0	0	0	0
Inning Stats	R: 1 E: 0 K: 0 S: 5 H: 2 LOB: 2 BB: 1 P: 9	R: 0 E: 0 K: 1 S: 5 H: 0 LOB: 0 BB: 0 P: 5	R: 0 E: 0 K: 0 S: 3 H: 0 LOB: 0 BB: 0 P: 3	R: 0 E: 0 K: 1 S: 5 H: 1 LOB: 0 BB: 0 P: 5	R: 0 E: 0 K: 0 S: 3 H: 0 LOB: 0 BB: 0 P: 3	R: 0 E: 0 K: 0 S: 3 H: 0 LOB: 0 BB: 0 P: 3	R: 1 E: 0 K: 0 S: 3 H: 1 LOB: 0 BB: 1 P: 7	R: 1 E: 1 K: 0 S: 5 H: 2 LOB: 1 BB: 0 P: 5	R: 0 E: 1 K: 0 S: 3 H: 0 LOB: 0 BB: 0 P: 3	1B: 3 2B: 1 3B: 0 HR: 2	SF: 0 SAC: 0 DP: 3 HBP: 0						

	AB	31
	R	3
	H	6
	RBI	3
	BB	2
	SO	2
	LOB	10

WP: 0 PB: 0 SB: 0 CS: 0 PA: 33

PITCHER	IP	WLS	BF	H	R	ER	SO	BB	IBB	HBP	BLK	WP	HR	S	P	ERA	WHIP
Al Fitzmorris, R (1, 1) ERA: 3.35	9.0	W	33	6	3	3	2	2	0	0	0	0	2	35	43	3.00	0.889

PITCHER	IP	WLS	BF	H	R	ER	SO	BB	IBB	HBP	BLK	WP	HR	S	P	ERA	WHIP

Minnesota Twins @ Boston Red Sox

Fenway Park, Boston, MA

Fri Aug 14 1970, 7:05 PM EDT

Att. 27,962 - Unknown - 88 F

TOP

livebaseballscorecards.com

Batter	1	2	3	4	5	6	7	8	9	AB	R	H	RBI	BB	SO	LOB
Cesar Tovar, R (1, 8) OBP: 0.351, SLG: 0.437	4-3 S 1B	F6			K		BB FC5 1-2 1B		F9	5	0	2	0	0	1	2
Tony Oliva, L (1, 9) OBP: 0.350, SLG: 0.497	F5		4-3		2B		F7		F9	5	0	1	0	0	0	3
Harmon Killebrew, R (1, 5) OBP: 0.425, SLG: 0.617	4-3 1-2 BB		4-3		BB		FC5 BB 1-2 2-3f			2	0	0	0	2	0	2
Rich Reese, L (1, 3) OBP: 0.334, SLG: 0.378	4-3 1-2 2-3		K		F7		4-0 1-2 2-3 BB			3	0	0	0	1	1	4
Brant Alyea, R (1, 7) OBP: 0.375, SLG: 0.503	6-3			HR		1-3 1B	K			4	1	2	1	0	1	5
Leo Cardenas, R (1, 6) OBP: 0.316, SLG: 0.394		1B 1B		6-3	K			K		4	0	1	0	0	2	1
Danny Thompson, R (1, 4) OBP: 0.296, SLG: 0.320		1-2 1B		F8	1-3 1-2			5-3		4	0	1	0	0	0	1
Tom Tischinski, R (1, 2) OBP: 0.302, SLG: 0.167 Paul Ratliff, L (8, PH) (8, 2) OBP: 0.328, SLG: 0.348		F8		K		F8		4-3		3 1	0 0	0 0	0 0	0 0	1 0	3 0
Bill Zepp, R (1, 1) OBP: 0.143, SLG: 0.143 Charlie Manuel, L (7, PH) OBP: 0.289, SLG: 0.289 Jim Kaat, L (7, PR) OBP: 0.232, SLG: 0.175 Tom Hall, L (7, 1) OBP: 0.190, SLG: 0.190 Pete Hamm, R (8, 1) OBP: 0.344, SLG: 0.478 Rick Renick, R (9, PH)		K			K		FC5 1B 1B		1B	2 1 0 0 0 0 1	0 0 0 0 0 0 0	0 1 0 0 0 0 1	0 0 0 0 0 0 0	0 0 0 0 0 0 0	2 0 0 0 0 0 0	2 0 0 0 0 0 0
Inning Stats	R: 0 E: 0 K: 0 S: 4 H: 1 LOB: 2 BB: 1 P: 8	R: 0 E: 0 K: 1 S: 7 H: 2 LOB: 2 BB: 0 P: 7	R: 0 E: 0 K: 1 S: 5 H: 0 LOB: 0 BB: 0 P: 5	R: 1 E: 0 K: 1 S: 6 H: 1 LOB: 0 BB: 0 P: 6	R: 0 E: 0 K: 2 S: 8 H: 1 LOB: 2 BB: 1 P: 12	R: 0 E: 0 K: 1 S: 6 H: 1 LOB: 1 BB: 0 P: 6	R: 0 E: 0 K: 1 S: 7 H: 2 LOB: 3 BB: 1 P: 11	R: 0 E: 0 K: 1 S: 5 H: 0 LOB: 0 BB: 0 P: 5	R: 0 E: 0 K: 0 S: 3 H: 1 LOB: 0 BB: 0 P: 3	1B: 7 2B: 1 3B: 0 HR: 1	SF: 0 SAC: 0 DP: 0 HBP: 0						

AB	35
R	1
H	9
RBI	1
BB	3
SO	8
LOB	23

WP: 0 PB: 0 SB: 1 CS: 0 PA: 38

PITCHER	IP	WLS	BF	H	R	ER	SO	BB	IBB	HBP	BLK	WP	HR	S	P	ERA	WHIP
Ray Culp, R (1, 1) ERA: 2.97	9.0	W	38	9	1	1	8	3	0	0	0	0	1	51	63	1.00	1.333

PITCHER	IP	WLS	BF	H	R	ER	SO	BB	IBB	HBP	BLK	WP	HR	S	P	ERA	WHIP

Batter	1	2	3	4	5	6	7	8	9	AB	R	H	RBI	BB	SO	LOB
Mike Andrews, R (1, 4) OBP: 0.320, SLG: 0.363	BBBB 4-0 2B BB	x 0-0 1-2 2-H 1B			x 0-0 ① L4		x 0-0 HR 1B	x 0-0 2B 2B		4	3	3	1	1	0	0
Reggie Smith, S (1, 8) OBP: 0.367, SLG: 0.498	x 0-0 1-H 2B	x 0-0 ③ F4			BBBB 4-0 G5-3 BB BB		x 0-0 ① F8	x 0-0 2-H 1B 2B		4	1	2	2	1	0	3
Carl Yastrzemski, L (1, 3) OBP: 0.457, SLG: 0.622 Don Pavletich, R (9, 3) OBP: 0.238, SLG: 0.189	BBBB 4-0 G6-4-3 BB		BBBB 4-0 CS BB		BBBB 4-0 1-2 BB		x 0-0 1-H HR	x 0-0 2-H 6-3 1B		2 0	1 0	2 0	3 0	3 0	0 0	0 0
Tony Conigliaro, R (1, 9) OBP: 0.329, SLG: 0.465	SSS 0-3 ① K		x 0-0 ① ② L5 1-2		x 0-0 ② ③ G5-3 2-3f		x 0-0 ② F7	x 0-0 ② 6-3 1-2		5	0	0	0	0	1	6
Rico Petrocelli, R (1, 6) OBP: 0.323, SLG: 0.450	x 0-0 ② ③ G6-4-3 1-2f		x 0-0 1B			x 0-0 HR	BBBB 4-0 E E BB	BBBB 4-0 BB		3	2	2	1	2	0	2
Billy Conigliaro, R (1, 7) OBP: 0.345, SLG: 0.517		SSS 0-3 ① K	x 0-0 ③ 4-3			x 0-0 ① F7	x 0-0 E5 E 1-2	x 0-0 ③ F8		5	0	0	0	0	1	4
John Kennedy, R (1, 5) OBP: 0.303, SLG: 0.448		x 0-0 ② 6-3		x 0-0 ① F6		x 0-0 ② L8	x 0-0 1-2 2-H E3			4	0	0	0	0	0	1
Jerry Moses, R (1, 2) OBP: 0.313, SLG: 0.388		x 0-0 1B 1B 1B		x 0-0 ② 6-3		x 0-0 2B	x 0-0 ③ 4-3			4	1	2	0	0	0	2
Ray Culp, R (1, 1) OBP: 0.139, SLG: 0.141		x 0-0 1-2 1B 1B		SSS 0-3 ③ K		x 0-0 ③ 4-3		SSS 0-3 ① K		4	0	1	0	0	2	1
Inning Stats	R: 1 H: 1 E: 0 LOB: 1 K: 1 BB: 2 S: 5 P: 13	R: 1 H: 3 E: 0 LOB: 2 K: 1 BB: 0 S: 8 P: 8	R: 0 H: 1 E: 0 LOB: 1 K: 0 BB: 1 S: 3 P: 7	R: 0 H: 1 E: 0 LOB: 0 K: 1 BB: 0 S: 5 P: 5	R: 0 H: 0 E: 0 LOB: 1 K: 0 BB: 2 S: 2 P: 10	R: 1 H: 2 E: 0 LOB: 1 K: 0 BB: 0 S: 5 P: 5	R: 3 H: 2 E: 2 LOB: 2 K: 0 BB: 1 S: 7 P: 11	R: 2 H: 3 E: 0 LOB: 2 K: 1 BB: 1 S: 8 P: 12		1B: 6 SF: 0 2B: 4 SAC: 0 3B: 0 DP: 2 HR: 2 HBP: 0						

PITCHER		IP	WLS	BF	H	R	ER	SO	BB	IBB	HBP	BLK	WP	HR	S	P	ERA	WHIP
Bill Zepp, R ERA: 2.97	(1, 1)	6.0	L	27	7	3	3	3	5	0	0	0	0	1	28	48	4.50	2.000
Tom Hall, L ERA: 2.78	(7, 1)	1.1		12	5	5	4	1	1	0	0	0	0	1	13	17	27.00	4.500
Pete Hamm, R ERA: 4.5	(8, 1)	0.2		3	0	0	0	0	1	0	0	0	0	0	2	6	0.00	1.500

PITCHER	IP	WLS	BF	H	R	ER	SO	BB	IBB	HBP	BLK	WP	HR	S	P	ERA	WHIP

BOTTOM

Minnesota Twins @ Boston Red Sox

Fenway Park, Boston, MA

Fri Aug 14 1970, 7:05 PM EDT

Att. 27,962 - Unknown - 88 F

livebaseballscorecards.com

AB	35
R	8
H	12
RBI	7
BB	7
SO	4
LOB	19

WP: 0 PA: 42
PB: 0
SB: 0
CS: 1

Batter	1	2	3	4	5	6	7	8	9	AB	R	H	RBI	BB	SO	LOB
Cesar Tovar, R (1, 8) OBP: 0.351, SLG: 0.436	4-3	1B 2-H 1B		L4 1B			L7		L7	5	1	2	1	0	0	0
Rich Reese, L (1, 3) OBP: 0.333, SLG: 0.376	2B 1B	F2		L4 1-2			4-3			4	1	1	0	0	0	2
Tony Oliva, L (1, 9) OBP: 0.351, SLG: 0.499	1-H 2B	2-H 1B		G3			L8			4	0	2	2	0	0	0
Brant Alyea, R (1, 7) OBP: 0.378, SLG: 0.500 Jim Holt, L (8, PR) OBP: 0.284, SLG: 0.328 (8, 7)	B B B B S BB	4-3			F2			5-3 1B		3 0	0 0	1 0	0 0	1 0	0 0	1 0
Rick Renick, R (1, 5) OBP: 0.342, SLG: 0.467	B B B B 1-2 BB		5-3		F9			5-3 1-2		3	0	0	0	1	0	1
Leo Cardenas, R (1, 6) OBP: 0.315, SLG: 0.392	S S S K		E FC4-2 1B		6-3			F9		4	0	1	0	0	1	5
George Mitterwald, R (1, 2) OBP: 0.273, SLG: 0.365	F8		E8 FC4-2 1-3			G3		S S S K		4	0	0	0	0	1	6
Danny Thompson, R (1, 4) OBP: 0.294, SLG: 0.318		SH5-4 1B 1B	FC4-2 2-3 3-H			F9			L7	4	1	1	0	0	0	2
Jim Perry, S (1, 1) OBP: 0.288, SLG: 0.352 Stan Williams, R (6, 1) Charlie Manuel, L (9, PH) OBP: 0.283, SLG: 0.282		SH5-4 1-2	G3			S S S K			4-1	2 0 1	0 0 0	0 0 0	0 0 0	1 0 0	2 0 0	2 0 0

TOP

Minnesota Twins @ Boston Red Sox

Fenway Park, Boston, MA

Sat Aug 15 1970, 3:33 AM EDT
Att. 25,270 - Unknown - 98 F

livebaseballscorecards.com

AB	34
R	3
H	8
RBI	3
BB	2
SO	3
LOB	19

Inning Stats	1	2	3	4	5	6	7	8	9
	R: 1 E: 0 K: 1 S: 7	H: 2 LOB: 3 BB: 2 P: 15	R: 2 E: 0 K: 0 S: 6	H: 3 LOB: 1 BB: 0 P: 6	R: 0 E: 1 K: 0 S: 5	H: 1 LOB: 2 BB: 0 P: 5	R: 0 E: 0 K: 0 S: 3	H: 1 LOB: 0 BB: 0 P: 3	R: 0 E: 0 K: 0 S: 3	H: 0 LOB: 0 BB: 0 P: 3	R: 0 E: 0 K: 1 S: 5	H: 0 LOB: 0 BB: 0 P: 5	R: 0 E: 0 K: 0 S: 3	H: 0 LOB: 0 BB: 0 P: 3	R: 0 E: 0 K: 1 S: 6	H: 1 LOB: 2 BB: 0 P: 6	R: 0 E: 0 K: 0 S: 3	H: 0 LOB: 0 BB: 0 P: 3

1B: 7	SF: 0	WP: 0	PA: 37
2B: 2	SAC: 1	PB: 0	
3B: 0	DP: 1	SB: 1	
HR: 0	HBP: 0	CS: 0	

PITCHER	IP	WLS	BF	H	R	ER	SO	BB	IBB	HBP	BLK	WP	HR	S	P	ERA	WHIP
Sonny Siebert, R (1, 1) ERA: 3.49	9.0	W	37	8	3	3	3	2	0	0	0	0	0	41	49	3.00	1.111

PITCHER	IP	WLS	BF	H	R	ER	SO	BB	IBB	HBP	BLK	WP	HR	S	P	ERA	WHIP

Batter	1	2	3	4	5	6	7	8	9	AB	R	H	RBI	BB	SO	LOB
Mike Andrews, R (1, 4) OBP: 0.322, SLG: 0.365	0-0 1B G4-6-3 1B		0-0 ② L5			0-0 ① F9	0-0 1-3 IBB 1B			4	1	2	0	0	0	0
Reggie Smith, S (1, 8) OBP: 0.371, SLG: 0.501	0-0 G4-6-3 1-3 1B		0-0 1B			0-0 E 1B 1B	0-0 ② SF8 3-H			3	1	3	1	0	0	0
Carl Yastrzemski, L (1, 3) OBP: 0.455, SLG: 0.617	0-0 ① ② G4-6-3 1-2f 3-H		0-0 ③ 4-3			0-0 FC 1B 1-2 1B	4-0 1-2 IBB			3	1	0	0	1	0	3
Tony Conigliaro, R (1, 9) OBP: 0.326, SLG: 0.460	0-0 ③ 1-3			0-0 ① F9		0-0 ② F9	0-0 ③ F2			4	0	0	0	0	0	4
Rico Petrocelli, R (1, 6) OBP: 0.327, SLG: 0.460		0-0 HR		0-0 ② 5-3		0-0 1B 1-2 2-H 1B		0-0 1B 1B		4	1	3	2	0	0	0
Billy Conigliaro, R (1, 7) OBP: 0.347, SLG: 0.517		0-0 ① G3		S S S 0-3 ③ K		0-0 1-3 2-H 1B		0-0 ① 1B 1-3 1B		4	0	2	1	0	1	0
John Kennedy, R (1, 5) OBP: 0.296, SLG: 0.436		0-0 ② F9			S S S 0-3 ① K	0-0 ③ F3		0-0 ② F8		4	0	0	0	0	1	3
Tom Satriano, L (1, 2) OBP: 0.348, SLG: 0.415		0-0 ③ 3-1			0-0 ② L7		0-0 1B SF8 1B	0-0 1-2 1B		4	1	2	0	0	0	0
Sonny Siebert, R (1, 1) OBP: 0.129, SLG: 0.133			S S S 0-3 ① K		0-0 ③ 6-3		0-0 ① F7	0-0 ③ 4-3		4	0	0	0	0	1	3
Inning Stats	R: 1 H: 2 E: 0 LOB: 0 K: 0 BB: 0 S: 4 P: 4	R: 1 H: 1 E: 0 LOB: 0 K: 0 BB: 0 S: 4 P: 4	R: 0 H: 1 E: 0 LOB: 1 K: 1 BB: 0 S: 6 P: 6	R: 0 H: 0 E: 0 LOB: 0 K: 1 BB: 0 S: 5 P: 5	R: 0 H: 0 E: 0 LOB: 0 K: 1 BB: 0 S: 5 P: 5	R: 2 H: 3 E: 1 LOB: 2 K: 0 BB: 0 S: 7 P: 7	R: 1 H: 2 E: 0 LOB: 2 K: 0 BB: 1 S: 5 P: 9	R: 0 H: 3 E: 0 LOB: 2 K: 0 BB: 0 S: 5 P: 5		1B: 11 SF: 1 2B: 0 SAC: 0 3B: 0 DP: 1 HR: 1 HBP: 0				WP: 0 PA: 36 PB: 0 SB: 0 CS: 0		

PITCHER		IP	WLS	BF	H	R	ER	SO	BB	IBB	HBP	BLK	WP	HR	S	P	ERA	WHIP
Jim Perry, R ERA: 3.07	(1, 1)	5.2	L	24	7	4	2	3	0	0	0	0	0	1	30	30	3.18	1.235
Stan Williams, R ERA: 2.11	(6, 1)	2.1		12	5	1	1	0	0	1	0	0	0	0	11	15	3.86	2.143

PITCHER	IP	WLS	BF	H	R	ER	SO	BB	IBB	HBP	BLK	WP	HR	S	P	ERA	WHIP

BOTTOM

Minnesota Twins @ Boston Red Sox

Fenway Park, Boston, MA

Sat Aug 15 1970, 3:33 AM EDT
Att. 25,270 - Unknown - 98 F

livebaseballscorecards.com

AB	34
R	5
H	12
RBI	4
BB	1
SO	3
LOB	13

Minnesota Twins @ Boston Red Sox

Fenway Park, Boston, MA

Sat Aug 15 1970, 7:05 PM EDT

Att. 23,277 - Unknown - 86 F

TOP

livebaseballscorecards.com

Batter	1	2	3	4	5	6	7	8	9	AB	R	H	RBI	BB	SO	LOB
Cesar Tovar, R (1, 8) OBP: 0.350, SLG: 0.436	F9		K	4-3 2-3 3-H		2B		F8		5	0	1	1	0	1	2
Danny Thompson, R (1, 4) OBP: 0.292, SLG: 0.311 (7, 5)	4-3		BB HR WP	5-3		6-3			5-3	4	1	0	0	1	0	2
Harmon Killebrew, R (1, 3) OBP: 0.425, SLG: 0.612	BB		BB 1-2 HR		4-3		6-3		F9	3	1	0	0	2	0	0
Tony Oliva, L (1, 9) OBP: 0.354, SLG: 0.505	K		HR 1-H 2-H		BB HR		FC5-4		E4	4	2	2	3	1	1	1
Brant Alyea, R (1, 7) OBP: 0.378, SLG: 0.512		BB FC6-4	K		HR 1-H		F2		F8	4	1	1	2	1	1	2
Rick Renick, R (1, 5) OBP: 0.333, SLG: 0.454 Frank Quilici, R (7, 4) OBP: 0.294, SLG: 0.264		FC6-4 1-2f	F4	K2-3			FC5-4 1-2f			4 0	0 0	0 0	0 0	0 0	1 0	2 0
Leo Cardenas, R (1, 6) OBP: 0.317, SLG: 0.391		K	BB 2B	6-3				BB		2	1	0	0	2	1	1
George Mitterwald, R (1, 2) OBP: 0.274, SLG: 0.362 Rich Reese, L (8, PH) OBP: 0.333, SLG: 0.375 Pete Hamm, R (8, 1)		K	2B 1-2 4-3 BB			F6		F9		2 1 0	1 0 0	0 0 0	0 0 0	1 0 0	1 0 0	1 1 0
Bert Blyleven, R (1, 1) OBP: 0.214, SLG: 0.214 Dick Woodson, R (1, 1) Bob Allison, R (4, PH) OBP: 0.353, SLG: 0.291 Tom Hall, L (4, 1) OBP: 0.182, SLG: 0.182 Ron Perranoski, L (7, 1) OBP: 0.059, SLG: 0.059 Charlie Manuel, L (8, PH) OBP: 0.277, SLG: 0.275 Tom Tischinski, R (8, 2) OBP: 0.302, SLG: 0.167			F9	4-3 1-3 2-H		K		L9		0 1 1 1 0 1 0	0 0 1 0 0 0 0	0 0 0 0 0 0 0	0 0 1 0 0 0 0	0 0 0 0 0 1 0	0 0 0 0 0 0 0	0 0 0 0 0 0 1
Inning Stats	R: 0 E: 0 K: 1 S: 5 H: 0 LOB: 1 BB: 1 P: 9	R: 0 E: 0 K: 2 S: 7 H: 0 LOB: 1 BB: 1 P: 11	R: 3 E: 0 K: 2 S: 8 H: 1 LOB: 0 BB: 2 P: 16	R: 2 E: 0 K: 0 S: 4 H: 1 LOB: 1 BB: 2 P: 12	R: 2 E: 0 K: 1 S: 6 H: 1 LOB: 0 BB: 1 P: 10	R: 0 E: 0 K: 1 S: 6 H: 1 LOB: 1 BB: 0 P: 6	R: 0 E: 0 K: 0 S: 4 H: 1 LOB: 1 BB: 0 P: 4	R: 0 E: 0 K: 0 S: 3 H: 0 LOB: 1 BB: 1 P: 7	R: 0 E: 1 K: 0 S: 4 H: 0 LOB: 1 BB: 0 P: 4	1B: 1 2B: 2 3B: 0 HR: 2	SF: 0 SAC: 0 DP: 0 HBP: 0			WP: 1 PB: 0 SB: 0 CS: 0		PA: 41	

	AB	33
	R	7
	H	5
	RBI	7
	BB	8
	SO	7
	LOB	13

PITCHER		IP	WLS	BF	H	R	ER	SO	BB	IBB	HBP	BLK	WP	HR	S	P	ERA	WHIP
Ken Brett, L ERA: 4.52	(1, 1)	3.1		18	2	5	5	5	6	0	0	0	1	1	22	46	13.50	2.400
Chuck Hartenstein, R ERA: 5.59	(4, 1)	2.2		11	2	2	2	2	1	0	0	0	0	1	14	18	6.75	1.125
Gary Wagner, R ERA: 3.14	(7, 1)	3.0	W	12	1	0	0	0	1	0	0	0	0	0	11	15	0.00	0.667

PITCHER	IP	WLS	BF	H	R	ER	SO	BB	IBB	HBP	BLK	WP	HR	S	P	ERA	WHIP

Batter	1	2	3	4	5	6	7	8	9	AB	R	H	RBI	BB	SO	LOB
Mike Andrews, R (1, 4) OBP: 0.325, SLG: 0.363	HR BB	K		BB 1-2		F5	BB 1-2 2-3 3-H			2	1	0	1	3	1	0
Reggie Smith, S (1, 8) OBP: 0.371, SLG: 0.509	HR 1-H	F8	1-3				1B 2B F8			5	2	2	2	0	0	5
Carl Yastrzemski, L (1, 3) OBP: 0.458, SLG: 0.628	HR	E4 6-3		G5-4-3 1B			SH3-4 1B 1B BB	6-3 2B 2B		4	3	3	1	1	0	0
Rico Petrocelli, R (1, 6) OBP: 0.326, SLG: 0.457	K	6-3 1-2		G5-4-3 1-2f			1B SH3-4 1B 1-2 2-H 1B	6-3 2-3		5	1	1	1	0	1	3
Billy Conigliaro, R (1, 9) OBP: 0.350, SLG: 0.529	FC5-4 2B	F8		HR 3B			SH3-4 1-2 2-3	F2		4	1	2	0	0	0	2
George Thomas, R (1, 7) OBP: 0.426, SLG: 0.581	FC5-4 BB	K		HR 3-H			FC 1B 1B BB	1B 2B 3-H		4	3	2	3	1	1	3
John Kennedy, R (1, 5) OBP: 0.299, SLG: 0.435	FC5-4 1-2f 2-3			K2-3 1	F6 3		BB 1B 1-2 2-3 3-H 1B	1B 2-H 1B		5	0	2	2	0	1	2
Jerry Moses, R (1, 2) OBP: 0.311, SLG: 0.385	F8			F4 2		F2 1	BB 1-2 2-3 3-H 1B	4-3 3		5	0	1	1	0	0	3
Ken Brett, L (1, 1) OBP: 0.273, SLG: 0.350 Chuck Hartenstein, R (4, 1) Carmen Fanzone, R (6, PH) OBP: 0.313, SLG: 0.250 Gary Wagner, R (7, 1) OBP: 0.200, SLG: 0.200		K 1		BB		1-3 2	K 2			1 0 1 1	0 0 0 0	0 0 0 0	0 0 0 0	0 1 0 0	1 0 0 1	0 0 0 3
Inning Stats	R: 3 E: 0 K: 1 S: 8 H: 3 LOB: 2 BB: 2 P: 16	R: 0 E: 0 K: 2 S: 7 H: 0 LOB: 0 BB: 0 P: 7	R: 0 E: 1 K: 1 S: 6 H: 0 LOB: 1 BB: 0 P: 6	R: 0 E: 0 K: 1 S: 5 H: 0 LOB: 2 BB: 2 P: 13	R: 2 E: 0 K: 0 S: 5 H: 3 LOB: 0 BB: 0 P: 5	R: 0 E: 0 K: 0 S: 3 H: 0 LOB: 0 BB: 0 P: 3	R: 4 E: 0 K: 1 S: 10 H: 4 LOB: 3 BB: 2 P: 18	R: 2 E: 0 K: 0 S: 6 H: 3 LOB: 1 BB: 0 P: 6		1B: 5 2B: 4 3B: 1 HR: 3 SF: 0 SAC: 1 DP: 1 HBP: 0						

PITCHER		IP	WLS	BF	H	R	ER	SO	BB	IBB	HBP	BLK	WP	HR	S	P	ERA	WHIP
Bert Blyleven, R ERA: 3.36	(1, 1)	0.1		5	3	3	3	1	1	0	0	0	0	2	6	10	81.00	12.000
Dick Woodson, R ERA: 3.2	(1, 1)	2.2		10	0	0	0	3	1	0	0	0	0	0	15	19	0.00	0.375
Tom Hall, L ERA: 2.99	(4, 1)	3.0		14	4	3	3	1	2	0	0	0	0	1	14	22	9.00	2.000
Ron Perranoski, L ERA: 2.48	(7, 1)	1.0	L	9	3	3	3	1	2	0	0	0	0	0	9	17	27.00	5.000
Pete Hamm, R ERA: 6.0	(8, 1)	1.0		6	3	2	2	0	0	0	0	0	0	0	6	6	18.00	3.000

PITCHER	IP	WLS	BF	H	R	ER	SO	BB	IBB	HBP	BLK	WP	HR	S	P	ERA	WHIP

BOTTOM

Minnesota Twins @ Boston Red Sox

Fenway Park, Boston, MA

Sat Aug 15 1970, 7:05 PM EDT
Att. 23,277 - Unknown - 86 F

livebaseballscorecards.com

AB	37
R	11
H	13
RBI	11
BB	6
SO	6
LOB	21

Batter	1	2	3	4	5	6	7	8	9	AB	R	H	RBI	BB	SO	LOB
Cesar Tovar, R (1, 8) (7, 7) OBP: 0.352, SLG: 0.442	BBBB 4-0 WP BB 2B BB	x 0-0 ③ 5-3		x 0-0 ②③ G5-4-3 1-2f			H 1-0 CS HBP	x 0-0 1-H 2-H HR		3	2	1	3	1	0	2
Danny Thompson, R (1, 4) (9, 5) OBP: 0.283, SLG: 0.301	SSS 0-3 ① K		x 0-0 ① F3		x 0-0 ① F2		x 0-0 ①② F6 1-2	x 0-0 ③ 5-3		5	0	0	0	0	1	2
Harmon Killebrew, R (1, 5) OBP: 0.427, SLG: 0.619 Frank Quilici, R (9, 4) OBP: 0.294, SLG: 0.264	BBBB 4-0 WP 1-2 2B BB		x 0-0 ② 6-3		x 0-0 L3 1B		x 0-0 HR		SSS 0-3 ① K	4 0	2 0	2 0	1 0	1 0	1 0	0 0
Tony Oliva, L (1, 9) OBP: 0.354, SLG: 0.506	x 0-0 PB 1-H 2-H 2B		SSS 0-3 ③ K		x 0-0 ②③ L3 1-2		x 0-0 1B		x 0-0 ② L7	5	0	2	2	0	1	1
Brant Alyea, R (1, 7) OBP: 0.376, SLG: 0.523 Jim Holt, L (7, 8) OBP: 0.283, SLG: 0.326	SSS 0-3 ② K 2-3			x 0-0 HR		SSS 0-3 ① K	SSS 0-3 ③ K		SSS 0-3 ③ K	4 1	1 0	1 0	1 0	0 0	3 1	2 0
Bob Allison, R (1, 3) OBP: 0.366, SLG: 0.316 Rich Reese, L (6, 3) OBP: 0.334, SLG: 0.377	SSS 0-3 ③ K			BBBB 4-0 HR BB		x 0-0 2B		x 0-0 SH1-3 HR 1B		2 1	1 1	1 1	0 0	1 0	1 0	1 0
Leo Cardenas, R (1, 6) OBP: 0.317, SLG: 0.390		x 0-0 G3 5-3 1B		x 0-0 ① F7		x 0-0 ② 6-3		x 0-0 ① SH1-3 1-2		3	0	1	0	0	0	2
George Mitterwald, R (1, 2) OBP: 0.277, SLG: 0.373		x 0-0 ① 5-3 1-2		x 0-0 1-H HR		4-0 IBB		x 0-0 ② F8		3	1	1	2	1	0	2
Luis Tiant, R (1, 1) OBP: 0.433, SLG: 0.552 Bert Blyleven, R (2, 1) OBP: 0.233, SLG: 0.207 Charlie Manuel, L (8, PH) OBP: 0.292, SLG: 0.275 Stan Williams, R (8, 1)		x 0-0 ② G3 2-3		BBBB 4-0 G5-4-3 BB		SSS 0-3 ③ K		4-0 HR IBB		1 1 0 0	0 0 1 0	0 0 0 0	0 1 0 0	0 1 1 0	0 1 0 0	1 2 0 0
Inning Stats	R: 2 E: 0 K: 3 S: 10 H: 1 LOB: 1 BB: 2 P: 18	R: 0 E: 0 K: 0 S: 4 H: 1 LOB: 1 BB: 0 P: 4	R: 0 E: 0 K: 1 S: 5 H: 0 LOB: 0 BB: 0 P: 5	R: 3 E: 0 K: 0 S: 4 H: 2 LOB: 0 BB: 2 P: 12	R: 0 E: 0 K: 0 S: 3 H: 1 LOB: 0 BB: 0 P: 3	R: 0 E: 0 K: 2 S: 8 H: 1 LOB: 2 BB: 1 P: 12	R: 1 E: 0 K: 1 S: 6 H: 2 LOB: 1 BB: 0 P: 7	R: 3 E: 0 K: 0 S: 5 H: 2 LOB: 0 BB: 1 P: 9	R: 0 E: 0 K: 2 S: 7 H: 0 LOB: 0 BB: 0 P: 7	1B: 4 2B: 3 3B: 0 HR: 4	SF: 0 SAC: 1 DP: 2 HBP: 1						

TOP

Minnesota Twins @ Boston Red Sox

Fenway Park, Boston, MA

Sun Aug 16 1970, 3:33 AM EDT

Att. 24,670 - Unknown - 97 F

livebaseballscorecards.com

AB	33
R	9
H	10
RBI	9
BB	6
SO	9
LOB	15

WP: 1 PB: 1 SB: 0 CS: 1 PA: 41

PITCHER		IP	WLS	BF	H	R	ER	SO	BB	IBB	HBP	BLK	WP	HR	S	P	ERA	WHIP
Gary Peters, L ERA: 4.28	(1, 1)	3.1	L	17	4	5	5	4	3	0	0	0	1	2	22	34	13.50	2.100
Ed Phillips, R ERA: 4.05	(4, 1)	2.2		10	2	0	0	2	1	1	0	0	0	0	12	20	0.00	1.125
Chuck Hartenstein, R ERA: 6.1	(7, 1)	2.0		11	4	4	4	1	0	1	1	0	0	2	11	16	18.00	2.000
Sparky Lyle, L ERA: 4.5	(9, 1)	1.0		3	0	0	0	2	0	0	0	0	0	0	7	7	0.00	0.000

PITCHER	IP	WLS	BF	H	R	ER	SO	BB	IBB	HBP	BLK	WP	HR	S	P	ERA	WHIP

Batter	1	2	3	4	5	6	7	8	9	AB	R	H	RBI	BB	SO	LOB
Mike Andrews, R (1, 4) OBP: 0.323, SLG: 0.363	0-0 3-1 2B 2B	0-0 6-3 1-2 2-3		0-3 K		0-3 K		0-0 F6		5	1	1	0	0	2	3
Reggie Smith, S (1, 8) OBP: 0.369, SLG: 0.512	0-0 3-1 2-3	0-0 4-3		0-0 HR		0-0 F8		0-0 6-3		5	1	1	1	0	0	4
Carl Yastrzemski, L (1, 3) OBP: 0.458, SLG: 0.627	0-0 3-H 2B		0-0 G3	0-0 1-3		0-0 G3			B B B B 4-0 FC6-4 BB	4	0	1	1	1	0	1
Tony Conigliaro, R (1, 9) OBP: 0.326, SLG: 0.470	0-0 6-3		0-0 2B 2B	0-0 L5			0-0 HR		0-3 K	5	2	2	1	0	1	2
Rico Petrocelli, R (1, 6) OBP: 0.322, SLG: 0.452	0-0 F9		0-3 K		0-0 F6		0-0 5-3		0-0 FC6-4 1-2f	5	0	0	0	0	1	3
George Thomas, R (1, 7) OBP: 0.425, SLG: 0.576		0-0 1B 2B	B B B 4-0 2B BB		0-0 F4		0-0 4-3		0-0 L4	4	1	1	0	1	0	1
John Kennedy, R (1, 5) OBP: 0.304, SLG: 0.443		0-0 6-3 1B 2-H 1B	0-0 1-3 2-H 2B		0-0 E3		0-0 L9			4	0	2	2	0	0	0
Tom Satriano, L (1, 2) OBP: 0.345, SLG: 0.405		0-3 K	I I I I 4-0 IBB		0-0 4-3			0-3 K		3	0	0	0	1	2	2
Gary Peters, L (1, 1) OBP: 0.338, SLG: 0.333 Ed Phillips, R (4, 1) Dick Schofield, S (6, PH) OBP: 0.294, SLG: 0.238 Chuck Hartenstein, R (7, 1) Jerry Moses, R (8, PH) OBP: 0.313, SLG: 0.397 Sparky Lyle, L (9, 1)	0-0 6-3 1-2 1B	0-3 K			0-0 1B			0-0 HR		2 0 1 0 1 0	0 0 0 0 1 0	1 0 1 0 1 0	0 0 0 0 0 0	0 0 0 0 0 0	1 0 0 0 0 0	3 0 0 0 0 0
Inning Stats	R: 1 E: 0 K: 0 S: 5 H: 2 LOB: 1 BB: 0 P: 5	R: 1 E: 0 K: 1 S: 8 H: 3 LOB: 2 BB: 0 P: 8	R: 1 E: 0 K: 2 S: 9 H: 2 LOB: 3 BB: 2 P: 17	R: 1 E: 0 K: 1 S: 6 H: 1 LOB: 0 BB: 0 P: 6	R: 0 E: 1 K: 0 S: 4 H: 0 LOB: 1 BB: 0 P: 4	R: 0 E: 0 K: 1 S: 6 H: 1 LOB: 1 BB: 0 P: 6	R: 1 E: 0 K: 0 S: 4 H: 1 LOB: 0 BB: 0 P: 4	R: 1 E: 0 K: 1 S: 6 H: 1 LOB: 0 BB: 0 P: 6	R: 0 E: 0 K: 1 S: 5 H: 0 LOB: 1 BB: 1 P: 9	1B: 3 2B: 5 3B: 0 HR: 3 SF: 0 SAC: 0 DP: 0 HBP: 0						

PITCHER		IP	WLS	BF	H	R	ER	SO	BB	IBB	HBP	BLK	WP	HR	S	P	ERA	WHIP
Luis Tiant, R ERA: 3.32	(1, 1)	1.1		9	5	2	2	1	0	0	0	0	0	0	11	11	13.50	3.750
Bert Blyleven, R ERA: 3.44	(2, 1)	5.2	W	25	5	3	3	4	1	1	0	0	0	2	31	39	4.76	1.059
Stan Williams, R ERA: 2.17	(8, 1)	2.0	S	8	1	1	1	2	1	0	0	0	0	1	11	15	4.50	1.000

PITCHER	IP	WLS	BF	H	R	ER	SO	BB	IBB	HBP	BLK	WP	HR	S	P	ERA	WHIP

BOTTOM

Minnesota Twins @ Boston Red Sox

Fenway Park, Boston, MA

Sun Aug 16 1970, 3:33 AM EDT
Att. 24,670 - Unknown - 97 F

livebaseballscorecards.com

AB	39
R	6
H	11
RBI	6
BB	3
SO	7
LOB	19

WP: 0 PA: 42
PB: 0
SB: 0
CS: 0

Batter	1	2	3	4	5	6	7	8	9	AB	R	H	RBI	BB	SO	LOB
Syd O'Brien, R (1, 5) OBP: 0.296, SLG: 0.343	1B		F4		K		1B		6-3	5	0	2	0	0	1	0
Tom McCraw, L (1, 3) Lee Stange, R (7, 1)	K		K			4-3	G3			4 0	0 0	0 0	0 0	0 0	2 0	2 0
Carlos May, L (1, 7) OBP: 0.382, SLG: 0.441	K			G3-6-1, 1B, BB		BB, BB, 1B		HR, 2B		3	1	2	0	1	1	1
Bill Melton, R (1, 9) OBP: 0.327, SLG: 0.472	K			G3-6-1, 1-2, 1B		K		2-H, HR		4	1	2	2	0	2	2
Ed Herrmann, L (1, 2) OBP: 0.351, SLG: 0.505		3-1		G3-6-1, 1-2f, 2-3		BB, 1-2, BB		F6		3	0	0	0	1	0	2
Ken Berry, R (1, 8) OBP: 0.347, SLG: 0.364		1B		BB		BB, 1-2, 2-3, BB		G5-4-3, 1B		2	0	2	0	2	0	0
Bobby Knoop, R (1, 4) OBP: 0.274, SLG: 0.292		F7		F4		G3		G5-4-3, 1-2f		4	0	0	0	0	0	7
Rich Morales, R (1, 6) OBP: 0.254, SLG: 0.161		1-3			4-3		K		6-3	4	0	0	0	0	1	1
Bart Johnson, R (1, 1) OBP: 0.333, SLG: 0.273			K		G3		5-3		K	1	0	0	0	0	1	0
Walt Williams, R (5, PH) OBP: 0.298, SLG: 0.341										1	0	0	0	0	0	0
Danny Murphy, L (5, 1) OBP: 0.667, SLG: 1.250										0	0	0	0	0	0	0
Ossie Blanco, R (7, PH) OBP: 0.231, SLG: 0.184 (7, 3)										2	0	0	0	0	1	0
Inning Stats	R: 0 E: 0 K: 3 S: 10 H: 1 LOB: 1 BB: 0 P: 10	R: 0 E: 0 K: 0 S: 4 H: 1 LOB: 1 BB: 0 P: 4	R: 0 E: 0 K: 2 S: 7 H: 0 LOB: 0 BB: 0 P: 7	R: 0 E: 0 K: 0 S: 3 H: 1 LOB: 2 BB: 2 P: 11	R: 0 E: 0 K: 1 S: 5 H: 0 LOB: 0 BB: 0 P: 5	R: 0 E: 0 K: 1 S: 6 H: 1 LOB: 3 BB: 2 P: 14	R: 0 E: 0 K: 1 S: 6 H: 1 LOB: 1 BB: 0 P: 6	R: 2 E: 0 K: 0 S: 5 H: 3 LOB: 0 BB: 0 P: 5	R: 0 E: 0 K: 1 S: 5 H: 0 LOB: 0 BB: 0 P: 5	1B: 6 2B: 1 3B: 0 HR: 1	SF: 0 SAC: 0 DP: 2 HBP: 0			WP: 0 PB: 0 SB: 0 CS: 0	PA: 37		

PITCHER	IP	WLS	BF	H	R	ER	SO	BB	IBB	HBP	BLK	WP	HR	S	P	ERA	WHIP
Cal Koonce, R (1, 1) ERA: 3.01	7.0	W	31	7	2	2	8	4	0	0	0	0	1	43	59	2.57	1.571
Sparky Lyle, L (8, 1) ERA: 4.33	2.0	S	6	1	0	0	1	0	0	0	0	0	0	8	8	0.00	0.500

PITCHER	IP	WLS	BF	H	R	ER	SO	BB	IBB	HBP	BLK	WP	HR	S	P	ERA	WHIP

TOP

Chicago White Sox @ Boston Red Sox

Fenway Park, Boston, MA

Mon Aug 17 1970, 3:33 AM EDT

Att. 12,658 - Unknown - 78 F

livebaseballscorecards.com

AB	33
R	2
H	8
RBI	2
BB	4
SO	9
LOB	15

BOTTOM

Chicago White Sox @ Boston Red Sox

Fenway Park, Boston, MA

Mon Aug 17 1970, 3:33 AM EDT
Att. 12,658 - Unknown - 78 F

livebaseballscorecards.com

Batter	1	2	3	4	5	6	7	8	9	AB	R	H	RBI	BB	SO	LOB
Mike Andrews, R (1, 4) OBP: 0.327, SLG: 0.372	0-0 BB, 2B, 1B	0-0 F3 ③		0-0 1-3 1B, 2-H 2B		0-0 1-H ③ 2B				4	2	3	2	0	0	0
Reggie Smith, S (1, 8) OBP: 0.373, SLG: 0.521	BBBB	4-0 2B, 1-2 FC5-2, BB	0-0 HR	0-0 CS, 2-H 3-H 1B			0-0 F3 ①			2	1	2	3	1	0	0
George Thomas, R (6, 7) OBP: 0.419, SLG: 0.567										1	0	0	0	0	0	0
Carl Yastrzemski, L (1, 3) OBP: 0.454, SLG: 0.621	0-0 L8 ①	0-0 F5 ①	0-0 CS ③, 1-2	0-0 4-3 ①			0-0 L9 ②			4	0	0	0	0	0	2
George Scott, R (9, 3) OBP: 0.353, SLG: 0.461										0	0	0	0	0	0	0
Tony Conigliaro, R (1, 9) OBP: 0.328, SLG: 0.480	0-0 BB, 1-3 2-H 2B	SSS 0-3 K ②			SSS 0-3 K ②		0-0 HR			4	1	2	2	0	2	0
Rico Petrocelli, R (1, 6) OBP: 0.322, SLG: 0.452	0-0 FC5-2 ②, BB, 3-H	0-0 F7 ③			0-0 2B		0-0 F3 ③			4	0	1	0	0	0	2
Billy Conigliaro, R (1, 7) OBP: 0.352, SLG: 0.527	BBBB 4-0 1-2 2-3 BB			0-0 F5 ①	0-0 F3 ③			0-0 FC6-4 1B		3	0	1	0	1	0	1
(6, 8)																
John Kennedy, R (1, 5) OBP: 0.297, SLG: 0.432	0-0 F8 ③			0-0 F9 ②		SSS 0-3 K ①		0-0 F8 ①		4	0	0	0	0	1	4
Jerry Moses, R (1, 2) OBP: 0.313, SLG: 0.395		0-0 F6 ①		0-0 BB, 2B 1B		SSS 0-3 K ②		0-0 FC6-4 ②, 1-2f		4	1	1	0	0	1	1
Cal Koonce, R (1, 1) OBP: 0.176, SLG: 0.071		SSS 0-3 K ②		BBBB 4-0 2B, 1-2 1B, BB		0-0 2B 1B		0-0 F8 ③		2	2	1	0	1	1	0
Sparky Lyle, L (8, 1)										1	0	0	0	0	0	1
Inning Stats	R: 1 E: 0 K: 0 S: 5 / H: 2 LOB: 3 BB: 2 P: 13	R: 0 E: 0 K: 1 S: 5 / H: 0 LOB: 0 BB: 0 P: 5	R: 1 E: 0 K: 1 S: 6 / H: 1 LOB: 0 BB: 0 P: 6	R: 3 E: 0 K: 0 S: 5 / H: 3 LOB: 0 BB: 1 P: 9	R: 0 E: 0 K: 1 S: 6 / H: 1 LOB: 1 BB: 0 P: 6	R: 1 E: 0 K: 2 S: 8 / H: 2 LOB: 1 BB: 0 P: 8	R: 1 E: 0 K: 0 S: 4 / H: 1 LOB: 0 BB: 0 P: 4	R: 0 E: 0 K: 0 S: 4 / H: 1 LOB: 1 BB: 0 P: 4		1B: 5 2B: 4 3B: 0 HR: 2		SF: 0 SAC: 0 DP: 0 HBP: 0		WP: 0 PB: 0 SB: 0 CS: 1		PA: 37	

	AB	33
	R	7
	H	11
	RBI	7
	BB	3
	SO	5
	LOB	11

PITCHER	IP	WLS	BF	H	R	ER	SO	BB	IBB	HBP	BLK	WP	HR	S	P	ERA	WHIP
Bart Johnson, R (1, 1) ERA: 6.63	4.0	L	20	6	5	5	2	3	0	0	0	0	1	21	33	11.25	2.250
Danny Murphy, R (5, 1) ERA: 4.91	2.0		8	3	1	1	3	0	0	0	0	0	0	14	14	4.50	1.500
Lee Stange, R (7, 1) ERA: 5.52	2.0		8	2	1	1	0	0	0	0	0	0	1	8	8	4.50	1.000

PITCHER	IP	WLS	BF	H	R	ER	SO	BB	IBB	HBP	BLK	WP	HR	S	P	ERA	WHIP

Batter	1	2	3	4	5	6	7	8	9	AB	R	H	RBI	BB	SO	LOB
Syd O'Brien, R (1, 5) OBP: 0.295, SLG: 0.344	F4		6-3		1B E 2B 2-H 3-H	3-1			6-3	5	1	1	2	0	0	1
Tom McCraw, L (1, 3) OBP: 0.302, SLG: 0.353	G3 1B		F5		F7 E 1B 2-3		K		K	3	1	2	0	0	0	0
Ossie Blanco, R (7, PH) OBP: 0.222, SLG: 0.176 (7, 3)										2	0	0	0	0	2	0
Carlos May, L (1, 7) OBP: 0.379, SLG: 0.437	G3 1-2			F6	F7 1-2		1-3			4	0	0	0	0	0	3
Bill Melton, R (1, 9) OBP: 0.331, SLG: 0.472	BB			1B	BB E		K			2	0	1	0	2	1	0
Duane Josephson, R (1, 2) OBP: 0.370, SLG: 0.397	6-3			F2	E8 1-3 2-H 3-H 1B			PB 1B		4	0	2	2	0	0	3
Ken Berry, R (1, 8) OBP: 0.343, SLG: 0.360		6-3		1-3	4-3			F9 1-2		4	0	0	0	0	0	4
Bobby Knoop, R (1, 4) OBP: 0.274, SLG: 0.295		K			SH1-4 2B 2B	K		K		4	1	1	0	0	3	1
Rich Morales, R (1, 6) OBP: 0.269, SLG: 0.169		K			SH1-4 2B 1B	HBP		5-3		3	1	1	0	0	1	1
Bob Miller, R (1, 1) OBP: 0.276, SLG: 0.192			L7		SH1-4 1-2 2-3	K			F5	1	0	0	0	0	0	0
Floyd Weaver, R (5, 1)										0	0	0	0	0	0	0
Walt Williams, R (6, PH) OBP: 0.297, SLG: 0.340										1	0	0	0	0	1	1
Barry Moore, L (6, 1) OBP: 0.176, SLG: 0.152										0	0	0	0	0	0	0
Gail Hopkins, L (9, PH) OBP: 0.342, SLG: 0.373										1	0	0	0	0	0	0
Inning Stats	R: 0 E: 0 K: 0 S: 4 H: 1 LOB: 2 BB: 1 P: 8	R: 0 E: 0 K: 2 S: 7 H: 0 LOB: 0 BB: 0 P: 7	R: 0 E: 0 K: 0 S: 3 H: 0 LOB: 0 BB: 0 P: 3	R: 0 E: 0 K: 0 S: 4 H: 1 LOB: 1 BB: 0 P: 4	R: 4 E: 1 K: 0 S: 8 H: 5 LOB: 2 BB: 1 P: 12	R: 0 E: 0 K: 2 S: 7 H: 0 LOB: 1 BB: 0 P: 8	R: 0 E: 0 K: 2 S: 7 H: 0 LOB: 0 BB: 0 P: 7	R: 0 E: 0 K: 1 S: 6 H: 1 LOB: 1 BB: 0 P: 6	R: 0 E: 0 K: 1 S: 5 H: 0 LOB: 0 BB: 0 P: 5	1B: 6 2B: 2 3B: 0 HR: 0 SF: 0 SAC: 1 DP: 0 HBP: 1						

PITCHER		IP	WLS	BF	H	R	ER	SO	BB	IBB	HBP	BLK	WP	HR	S	P	ERA	WHIP
Vicente Romo, R ERA: 4.12	(1, 1)	4.2		23	7	4	4	2	2	0	0	0	0	0	25	33	7.71	1.929
Ken Brett, L ERA: 4.3	(5, 1)	4.1	W	15	1	0	0	6	0	0	1	0	0	0	26	27	0.00	0.231

PITCHER	IP	WLS	BF	H	R	ER	SO	BB	IBB	HBP	BLK	WP	HR	S	P	ERA	WHIP

TOP

Chicago White Sox @ Boston Red Sox

Fenway Park, Boston, MA

Tue Aug 18 1970, 7:05 PM EDT
Att. 25,592 - Unknown - 81 F

livebaseballscorecards.com

AB	34
R	4
H	8
RBI	4
BB	2
SO	8
LOB	14

WP: 0	PA: 38																	
PB: 1																		
SB: 0																		
CS: 0																		

Batter	1	2	3	4	5	6	7	8	9	AB	R	H	RBI	BB	SO	LOB
Mike Andrews, R (1, 4) OBP: 0.330, SLG: 0.382	S S S 0-3 ① K		x 0-0 BB 1B 3-H 1B		x 0-0 1B 1B 1-2 E 1B	x 0-0 HR	x 0-0 ③ 5-3			5	2	3	2	0	1	2
Reggie Smith, S (1, 8) OBP: 0.375, SLG: 0.524	x 0-0 ② 4-3		x 0-0 FC5 BB 1-2 1B		x 0-0 1B 1-2 2-3 E 1B	x 0-0 G3 2B		x 0-0 ① 6-3		5	1	3	0	0	0	0
Carl Yastrzemski, L (1, 3) OBP: 0.454, SLG: 0.618	x 0-0 ③ G3		B B B 4-0 1-2 2-3 BB		x 0-0 E 1-2 2-3 3-H 1B 1B	x 0-0 ① G3 2-3		x 0-0 ② 4-3		4	1	1	1	1	0	1
Tony Conigliaro, R (1, 9) OBP: 0.324, SLG: 0.474		x 0-0 ① 4-3	x 0-0 ③ FC5 2-3f		x 0-0 E6 1B 1-3 2-H 3-H 1B	S S S 0-3 ② K		x 0-0 ③ 6-3		5	1	0	1	0	1	5
Rico Petrocelli, R (1, 6) OBP: 0.323, SLG: 0.454 Dick Schofield, S (8, 6) OBP: 0.294, SLG: 0.238		S S S 0-3 ② K		x 0-0 4-3 2B	4-0 1B 1B E IBB	x 0-0 ③ 5-3				3 0	1 0	1 0	0 0	1 0	1 0	1 0
Billy Conigliaro, R (1, 7) OBP: 0.354, SLG: 0.527	x 0-0 ③ 5-3		x 0-0 ① 6-3		x 0-0 E 1-2 2-3 3-H F9-2 1B	x 0-0 FC7-5 BB 1B				4	0	2	1	0	0	1
John Kennedy, R (1, 5) OBP: 0.307, SLG: 0.436			x 0-0 2-3 4-3 1B 1B	x 0-0 ② 4-3 2-3	x 0-0 E1 1-3 2-H 3-H 1B	B B B 4-0 FC7-5 1-2 BB				3	1	2	1	1	0	1
Jerry Moses, R (1, 2) OBP: 0.309, SLG: 0.390			x 0-0 ① 4-3 1-2	x 0-0 ③ F8	S S S 0-3 ① K	x 0-0 ① FC7-5 1-2 2-3f				4	0	0	0	0	1	6
Vicente Romo, R (1, 1) OBP: 0.130, SLG: 0.238 Ken Brett, L (5, 1) OBP: 0.280, SLG: 0.318			x 0-0 ② 2-3 2-3		x 1-0 1B 1B 1B HBP 0-0 F9-2 3-H	S S S 0-3 ② K				1 2	0 1	0 0	0 0	0 0	0 1	1 4
Inning Stats	R: 0 E: 0 K: 1 S: 5 H: 0 LOB: 0 BB: 0 P: 5	R: 0 E: 0 K: 1 S: 5 H: 0 LOB: 0 BB: 0 P: 5	R: 1 E: 0 K: 0 S: 6 H: 3 LOB: 3 BB: 1 P: 10	R: 0 E: 0 K: 0 S: 4 H: 1 LOB: 1 BB: 0 P: 4	R: 6 E: 2 K: 1 S: 10 H: 5 LOB: 1 BB: 1 P: 15	R: 1 E: 0 K: 1 S: 7 H: 2 LOB: 1 BB: 0 P: 7	R: 0 E: 0 K: 1 S: 6 H: 1 LOB: 2 BB: 1 P: 10	R: 0 E: 0 K: 0 S: 3 H: 0 LOB: 0 BB: 0 P: 3		1B: 9 2B: 3 3B: 0 HR: 1	SF: 0 SAC: 0 DP: 1 HBP: 1					

PITCHER		IP	WLS	BF	H	R	ER	SO	BB	IBB	HBP	BLK	WP	HR	S	P	ERA	WHIP
Bob Miller, R ERA: 4.52	(1, 1)	4.0	L	21	7	5	5	2	1	0	1	0	0	0	23	28	11.25	2.000
Floyd Weaver, R ERA: 3.99	(5, 1)	1.0		6	2	2	0	1	0	1	0	0	0	0	7	11	0.00	2.000
Barry Moore, L ERA: 5.52	(6, 1)	3.0		13	3	1	1	2	1	0	0	0	0	1	16	20	3.00	1.333

PITCHER	IP	WLS	BF	H	R	ER	SO	BB	IBB	HBP	BLK	WP	HR	S	P	ERA	WHIP

BOTTOM

Chicago White Sox @ Boston Red Sox

Fenway Park, Boston, MA

Tue Aug 18 1970, 7:05 PM EDT

Att. 25,592 - Unknown - 81 F

livebaseballscorecards.com

AB	36
R	8
H	12
RBI	6
BB	3
SO	5
LOB	22

1B: 9 SF: 0
2B: 3 SAC: 0
3B: 0 DP: 1
HR: 1 HBP: 1

WP: 0 PA: 40
PB: 0
SB: 0
CS: 0

Batter	1	2	3	4	5	6	7	8	9	AB	R	H	RBI	BB	SO	LOB
Syd O'Brien, R (1, 5) OBP: 0.291, SLG: 0.339	K		5-3			F7		K	K	5	0	0	0	0	3	1
Carlos May, L (1, 7) OBP: 0.377, SLG: 0.433	3-1		F6			K		F8	1B, 1B, IBB	4	1	0	0	1	1	0
Bill Melton, R (1, 9) OBP: 0.334, SLG: 0.482	HR			F6		K			FC, 1B; 1B, SF8, 1B	5	3	3	1	0	1	0
Ed Herrmann, L (1, 2) OBP: 0.352, SLG: 0.507	G3			K			1B, 2B		FC, 1B; 1B	5	3	2	2	0	1	1
Ossie Blanco, R (1, 3) OBP: 0.220, SLG: 0.182		5-3		F2			K		FC5, 1B, 1B; SF8	4	1	1	2	0	1	1
Ken Berry, R (1, 8) OBP: 0.349, SLG: 0.366		1B			6-3		2-H, 1B		2B, 1B; 1B	5	2	4	2	0	0	0
Bobby Knoop, R (1, 4) OBP: 0.276, SLG: 0.294		F8			1-3, BB		L7		FC5, 2B, E; 1B	4	1	1	1	1	0	4
Rich Morales, R (1, 6) Gail Hopkins, L (9, PH) Luis Aparicio, R (9, PH) (9, 6) OBP: 0.257, SLG: 0.161 OBP: 0.342, SLG: 0.373 OBP: 0.371, SLG: 0.399		F4			1-3 1-2		G3		E, 2B; 1B	3 0 2	0 0 1	0 0 2	0 0 3	0 0 0	0 0 0	3 0 0
Tommy John, R (1, 1) Tom McCraw, L (8, PH) Wilbur Wood, R (8, 1) OBP: 0.200, SLG: 0.179 OBP: 0.301, SLG: 0.352 OBP: 0.133, SLG: 0.200			K		K			F9	E9, 1B, 1B; F6	2 1 2	0 0 1	0 0 1	0 0 2	0 0 0	2 0 2	1 0 2

| Inning Stats | | |

Batter	1	2	3	4	5	6	7	8	9	AB	R	H	RBI	BB	SO	LOB
Mike Andrews, R (1, 4) OBP: 0.331, SLG: 0.384	5-3		F4		F8	1B 2B (2-H)			FC5-4 1B	5	1	2	1	0	0	0
Reggie Smith, S (1, 8) OBP: 0.377, SLG: 0.524	1B SF8 1B		BBBB HBP BB		6-3	E3 S 1B (2-H)			FC5-4 FC5 1B (1-2f)	4	1	2	1	1	0	1
Billy Conigliaro, R (1, 7) (8, 9) OBP: 0.358, SLG: 0.526	FC6-4 1B (1-3)		H FC6-4 HBP (1-2)		2B 1B	SSS K (1-2)			SSS K	4	1	2	0	0	2	2
Tony Conigliaro, R (1, 9) OBP: 0.324, SLG: 0.475 George Thomas, R (8, 7) OBP: 0.427, SLG: 0.574	SF8 (3-H)		FC6-4 (1-2f)		1B 2B (1-H)		F6		1B (1-2)	3 1	1 0	1 1	2 0	0 0	0 0	2 0
Rico Petrocelli, R (1, 6) OBP: 0.323, SLG: 0.452 John Kennedy, R (9, PH) OBP: 0.305, SLG: 0.434	FC6-4 (1-2f)			F3	1B (2-H)		6-3		FC5 (2-3f)	4 1	0 0	1 0	1 0	0 0	0 0	1 2
George Scott, R (1, 5) OBP: 0.352, SLG: 0.458		1B G6-4-3		6-3	4-3		4-3			4	0	1	0	0	0	1
Don Pavletich, R (1, 3) OBP: 0.267, SLG: 0.205 Carl Yastrzemski, L (8, PH) OBP: 0.453, SLG: 0.616 (9, 3)	G6-4-3 (1-2f)			WP 1B		BBBB 4-3 2B BB		4-3		2 1	1 0	1 0	0 0	1 0	0 0	1 0
Jerry Moses, R (1, 2) OBP: 0.308, SLG: 0.386	4-3			BBBB (1-2) BB	4-3 (1-2)		G3			3	0	0	0	1	0	1
Ray Culp, R (1, 1) OBP: 0.132, SLG: 0.133 Gary Wagner, R (9, 1) OBP: 0.200, SLG: 0.200 Sparky Lyle, L (9, 1) Chuck Hartenstein, R (9, 1) Ed Phillips, R (9, 1)			SSS K	SSS K		6-3		1-3		4 0 0 0 0	0 0 0 0 0	0 0 0 0 0	0 0 0 0 0	0 0 0 0 0	2 0 0 0 0	3 0 0 0 0
Inning Stats	R: 1 E: 0 K: 0 S: 5 H: 2 LOB: 1 BB: 0 P: 5	R: 0 E: 0 K: 0 S: 3 H: 1 LOB: 0 BB: 0 P: 3	R: 0 E: 0 K: 1 S: 5 H: 0 LOB: 2 BB: 1 P: 10	R: 0 E: 0 K: 1 S: 6 H: 1 LOB: 2 BB: 1 P: 10	R: 2 E: 0 K: 0 S: 6 H: 3 LOB: 1 BB: 0 P: 6	R: 2 E: 1 K: 1 S: 7 H: 2 LOB: 1 BB: 1 P: 11	R: 0 E: 0 K: 0 S: 3 H: 0 LOB: 0 BB: 0 P: 3	R: 0 E: 0 K: 0 S: 3 H: 0 LOB: 0 BB: 0 P: 3	R: 0 E: 0 K: 1 S: 7 H: 2 LOB: 2 BB: 0 P: 7	1B: 9 2B: 2 3B: 0 HR: 0	SF: 1 SAC: 0 DP: 1 HBP: 1						

PITCHER	IP	WLS	BF	H	R	ER	SO	BB	IBB	HBP	BLK	WP	HR	S	P	ERA	WHIP
Tommy John, L (1, 1) ERA: 3.35	7.0		33	9	5	5	3	3	0	1	0	1	0	35	48	6.43	1.714
Wilbur Wood, L (8, 1) ERA: 2.93	2.0	W	8	2	0	0	1	0	0	0	0	0	0	10	10	0.00	1.000

PITCHER	IP	WLS	BF	H	R	ER	SO	BB	IBB	HBP	BLK	WP	HR	S	P	ERA	WHIP

BOTTOM

Chicago White Sox @ Boston Red Sox

Fenway Park, Boston, MA

Wed Aug 19 1970, 3:33 AM EDT
Att. 17,113 - Unknown - 77 F

livebaseballscorecards.com

AB	36
R	5
H	11
RBI	5
BB	3
SO	4
LOB	14

1B: 9	SF: 1	WP: 1	PA: 41
2B: 2	SAC: 0	PB: 0	
3B: 0	DP: 1	SB: 1	
HR: 0	HBP: 1	CS: 0	

Batter	1	2	3	4	5	6	7	8	9	10	11	12	AB	R	H	RBI	BB	SO	LOB
Mike Andrews, R (1, 4) OBP: 0.327, SLG: 0.380	L7		F7			L6-3 1-2			4-3			F9	5	0	0	0	0	0	1
Reggie Smith, S (1, 8) OBP: 0.378, SLG: 0.528	BB E			HR		F7			K			G3	4	1	1	1	1	1	0
Carl Yastrzemski, L (1, 3) OBP: 0.451, SLG: 0.610	E6 G4-3 1-2			BB CS			3-1			F6		F2	4	0	0	0	1	0	1
Tony Conigliaro, R (1, 9) OBP: 0.321, SLG: 0.471	G4-3 1-2f			K			L9			F4			4	0	0	0	0	1	3
Rico Petrocelli, R (1, 6) OBP: 0.322, SLG: 0.449		F2		L8 1-2			BB PO			L7			3	0	0	0	1	0	1
George Scott, R (1, 5) OBP: 0.351, SLG: 0.459		6-3			1-3		PO 1-2	6-3			2B		4	0	1	0	0	0	0
John Kennedy, R (11, PR) OBP: 0.305, SLG: 0.434 (11, 5)													0	0	0	0	0	0	0
Billy Conigliaro, R (1, 7) OBP: 0.353, SLG: 0.518		L4			5-3			F9			F6		4	0	0	0	0	0	1
Tom Satriano, L (1, 2) OBP: 0.336, SLG: 0.392			G3		6-3			F7			F7		4	0	0	0	0	0	1
Sonny Siebert, R (1, 1) OBP: 0.138, SLG: 0.143			K			L6-3 1B			6-3		F3		3	0	1	0	0	1	0
Dick Schofield, S (11, PH) OBP: 0.292, SLG: 0.237													1	0	0	0	0	0	1
Ken Brett, L (11, 1) OBP: 0.280, SLG: 0.318													0	0	0	0	0	0	0
Sparky Lyle, L (12, 1)													0	0	0	0	0	0	0
Gary Wagner, R (12, 1) OBP: 0.200, SLG: 0.200													0	0	0	0	0	0	0
Inning Stats	R: 0 E: 1 K: 0 S: 3 H: 0 LOB: 1 BB: 1 P: 7	R: 0 E: 0 K: 0 S: 3 H: 0 LOB: 0 BB: 0 P: 3	R: 0 E: 0 K: 1 S: 5 H: 0 LOB: 0 BB: 0 P: 5	R: 1 E: 0 K: 1 S: 5 H: 1 LOB: 0 BB: 1 P: 9	R: 0 E: 0 K: 0 S: 3 H: 0 LOB: 0 BB: 0 P: 3	R: 0 E: 0 K: 0 S: 3 H: 1 LOB: 0 BB: 0 P: 3	R: 0 E: 0 K: 0 S: 2 H: 0 LOB: 0 BB: 1 P: 6	R: 0 E: 0 K: 0 S: 3 H: 0 LOB: 0 BB: 0 P: 3	R: 0 E: 0 K: 1 S: 5 H: 0 LOB: 0 BB: 0 P: 5	R: 0 E: 0 K: 0 S: 3 H: 0 LOB: 0 BB: 0 P: 3	R: 0 E: 0 K: 0 S: 4 H: 1 LOB: 1 BB: 0 P: 4	R: 0 E: 0 K: 0 S: 3 H: 0 LOB: 0 BB: 0 P: 3						

PITCHER	IP	WLS	BF	H	R	ER	SO	BB	IBB	HBP	BLK	WP	HR	S	P	ERA	WHIP
Wally Bunker, R (1, 1) ERA: 5.81	11.0		36	3	1	1	3	3	0	0	0	0	1	39	51	0.82	0.545
Ted Abernathy, R (12, 1) ERA: 2.51	1.0	W	3	0	0	0	0	0	0	0	0	0	0	3	3	0.00	0.000

PITCHER	IP	WLS	BF	H	R	ER	SO	BB	IBB	HBP	BLK	WP	HR	S	P	ERA	WHIP

TOP

Boston Red Sox @ Kansas City Royals

Municipal Stadium, Kansas City, MO

Fri Aug 21 1970, 8:05 PM EDT

Att. 12,050 - Unknown - 84 F

livebaseballscorecards.com

AB	36
R	1
H	3
RBI	1
BB	3
SO	3
LOB	9

1B: 1	SF: 0	WP: 0	PA: 40
2B: 2	SAC: 0	PB: 0	
3B: 0	DP: 2	SB: 0	
HR: 1	HBP: 0	CS: 1	

Batter	1	2	3	4	5	6	7	8	9	10	11	12	AB	R	H	RBI	BB	SO	LOB
Pat Kelly, L (1, 9) OBP: 0.341, SLG: 0.320	S 1B		1-3			L7			G3		F5		5	0	1	0	0	0	0
Cookie Rojas, R (1, 4) OBP: 0.272, SLG: 0.292 George Spriggs, L (12, PR) OBP: 0.302, SLG: 0.289	F3			F6		L7			F6			BB 1B FC4-2 BB	4 0	0 0	0 0	0 0	1 0	0 0	1 0
Amos Otis, R (1, 8) OBP: 0.348, SLG: 0.441	F9			BB 5-3 1B		3B			F6			BB FC4-2 1B 1-2 1B	3	2	1	0	2	0	1
Lou Piniella, R (1, 7) OBP: 0.353, SLG: 0.445	1-3 1-2			5-3 1-2			F8			L7		FC4-2 1B 1-2 2-3 1B	5	0	1	0	0	0	2
Ed Kirkpatrick, L (1, 2) OBP: 0.322, SLG: 0.424		4-3		1B 2-H			4-3			3-1		FC4-2 1B 1-2 2-3 3-Hf	5	0	1	1	0	0	3
Bob Oliver, R (1, 3) OBP: 0.312, SLG: 0.480		6-3		K			F9			1B		1B 1-2 2-3 3-H	5	0	2	1	0	1	1
Paul Schaal, R (1, 5) OBP: 0.344, SLG: 0.344		K			F7			6-3		F3			4	0	0	0	0	1	1
Rich Severson, R (1, 6) OBP: 0.305, SLG: 0.339			K		F6			F8			K		4	0	0	0	0	2	0
Wally Bunker, R (1, 1) OBP: 0.150, SLG: 0.056 Hawk Taylor, R (11, PH) OBP: 0.250, SLG: 0.234 Ted Abernathy, R (12, 1) OBP: 0.154, SLG: 0.154			K		K			K				F6	3 1 0	0 0 0	0 0 0	0 0 0	0 0 0	3 0 0	0 0 0
Inning Stats	R: 0 E: 0 K: 0 S: 4 H: 1 LOB: 1 BB: 0 P: 4	R: 0 E: 0 K: 1 S: 5 H: 0 LOB: 0 BB: 0 P: 5	R: 0 E: 0 K: 2 S: 7 H: 0 LOB: 0 BB: 0 P: 7	R: 1 E: 0 K: 1 S: 6 H: 1 LOB: 1 BB: 1 P: 10	R: 0 E: 0 K: 1 S: 5 H: 0 LOB: 0 BB: 0 P: 5	R: 0 E: 0 K: 0 S: 3 H: 1 LOB: 1 BB: 0 P: 3	R: 0 E: 0 K: 0 S: 3 H: 0 LOB: 0 BB: 0 P: 3	R: 0 E: 0 K: 1 S: 5 H: 0 LOB: 0 BB: 0 P: 5	R: 0 E: 0 K: 0 S: 3 H: 0 LOB: 0 BB: 0 P: 3	R: 0 E: 0 K: 0 S: 4 H: 1 LOB: 1 BB: 0 P: 4	R: 0 E: 0 K: 1 S: 5 H: 0 LOB: 0 BB: 0 P: 5	R: 1 E: 0 K: 0 S: 3 H: 2 LOB: 3 BB: 2 P: 11	1B: 5 2B: 0 3B: 1 HR: 0	SF: 0 SAC: 0 DP: 0 HBP: 0					

PITCHER	IP	WLS	BF	H	R	ER	SO	BB	IBB	HBP	BLK	WP	HR	S	P	ERA	WHIP
Sonny Siebert, R (1, 1) ERA: 3.34	10.0		34	4	1	1	6	1	0	0	0	0	0	45	49	0.90	0.500
Ken Brett, L (11, 1) ERA: 4.35	1.0	L	6	1	1	1	1	2	0	0	0	0	0	6	14	9.00	3.000
Sparky Lyle, L (12, 1) ERA: 4.64	0.1		1	0	0	0	0	0	0	0	0	0	0	1	1	0.00	0.000
Gary Wagner, R (12, 1) ERA: 3.14	0.0		1	1	0	0	0	0	0	0	0	0	0	1	1	∞	∞

PITCHER	IP	WLS	BF	H	R	ER	SO	BB	IBB	HBP	BLK	WP	HR	S	P	ERA	WHIP

BOTTOM

Boston Red Sox @ Kansas City Royals

Municipal Stadium, Kansas City, MO

Fri Aug 21 1970, 8:05 PM EDT

Att. 12,050 - Unknown - 84 F

livebaseballscorecards.com

AB	39
R	2
H	6
RBI	2
BB	3
SO	7
LOB	9

Batter	1	2	3	4	5	6	7	8	9	AB	R	H	RBI	BB	SO	LOB
Mike Andrews, R (1, 4) OBP: 0.330, SLG: 0.384	0-0 1B 2B 0-3 K			0-0 6-3 ①		0-0 1B BB 1B		0-0 G3-6-3 1B		5	2	3	0	0	1	1
Reggie Smith, S (1, 8) OBP: 0.382, SLG: 0.537	0-0 BB 1B 1B 2-H	0-0 1B		0-0 HR		BBBB 4-0 1B 1B BB 1-2		0-0 ① G3-6-3 ② 1-2f		4	2	3	2	1	0	1
Billy Conigliaro, R (1, 7) OBP: 0.354, SLG: 0.514	BBBB 4-0 1B SF8 BB 1-2	0-0 ① F9		SSS 0-3 K ②		0-0 1B 1-2 2-3 1B		0-0 ③ 4-3		4	1	1	0	1	1	1
Tony Conigliaro, R (1, 9) OBP: 0.324, SLG: 0.471	0-0 BB 1B SF8 1B 1-3 2-H	0-0 ② F9		BBBB 4-0 CS BB		0-0 1-2 2-3 3-H 1B			0-0 ① F6	4	1	2	2	1	0	1
Rico Petrocelli, R (1, 6) OBP: 0.321, SLG: 0.446	0-0 ① SF8 3-H	0-0 ③ L6		0-0 ③ CS 1-2	SSS 0-3 K ①	0-0 ② F9			BBBB 4-0 BB	3	0	0	1	1	1	4
George Scott, R (1, 5) OBP: 0.351, SLG: 0.458	0-0 BB 3B 1B 1-2		0-0 ① 6-3		0-0 1B	0-0 ③ 5-3			0-0 ② L6	5	1	2	0	0	0	4
Don Pavletich, R (1, 3) OBP: 0.260, SLG: 0.186	BBBB 4-0 3B BB 1-2 2-3	0-0 ② F3			SSS 0-3 K ②		0-0 ① 4-3		0-0 ③ L8	4	1	0	0	1	1	2
Jerry Moses, R (1, 2) OBP: 0.310, SLG: 0.387	0-0 ② SF8 3-H	BBBB 4-0 BB			0-0 ③ F7		0-0 G4-6-3 1B			2	0	1	1	1	0	1
Gary Peters, L (1, 1) OBP: 0.333, SLG: 0.359	0-0 1-H 3B 2-H	0-0 ③ F9				0-0 ① 3-1	0-0 ② ③ G4-6-3 1-2f			4	0	1	2	0	0	2
Inning Stats	R: 6 H: 5 E: 0 LOB: 1 K: 1 BB: 2 S: 10 P: 18	R: 0 H: 1 E: 0 LOB: 1 K: 0 BB: 0 S: 4 P: 4	R: 0 H: 0 E: 0 LOB: 1 K: 0 BB: 1 S: 3 P: 7	R: 1 H: 1 E: 0 LOB: 0 K: 1 BB: 1 S: 5 P: 9	R: 0 H: 1 E: 0 LOB: 1 K: 2 BB: 0 S: 8 P: 8	R: 1 H: 3 E: 0 LOB: 3 K: 0 BB: 1 S: 6 P: 10	R: 0 H: 1 E: 0 LOB: 0 K: 0 BB: 0 S: 3 P: 3	R: 0 H: 1 E: 0 LOB: 0 K: 0 BB: 0 S: 3 P: 3	R: 0 H: 0 E: 0 LOB: 1 K: 0 BB: 1 S: 3 P: 7	1B: 10 SF: 2 2B: 1 SAC: 0 3B: 1 DP: 2 HR: 1 HBP: 0						

TOP

Boston Red Sox @ Kansas City Royals

Municipal Stadium, Kansas City, MO

Sat Aug 22 1970, 8:05 PM EDT

Att. 9,884 - Unknown - 81 F

livebaseballscorecards.com

AB	35
R	8
H	13
RBI	8
BB	6
SO	4
LOB	17

WP: 0 PA: 44
PB: 0
SB: 0
CS: 1

PITCHER		IP	WLS	BF	H	R	ER	SO	BB	IBB	HBP	BLK	WP	HR	S	P	ERA	WHIP
Jim Rooker, L ERA: 3.94	(1, 1)	0.1	L	6	4	5	5	0	1	0	0	0	0	0	5	9	135.00	15.000
Dave Morehead, R ERA: 3.59	(1, 1)	5.2		27	7	3	3	4	4	0	0	0	0	1	31	47	4.76	1.941
Aurelio Monteagudo, R ERA: 2.25	(7, 1)	2.0		6	2	0	0	0	0	0	0	0	0	0	6	6	0.00	1.000
Ken Wright, R ERA: 4.81	(9, 1)	1.0		4	0	0	0	0	1	0	0	0	0	0	3	7	0.00	1.000

PITCHER	IP	WLS	BF	H	R	ER	SO	BB	IBB	HBP	BLK	WP	HR	S	P	ERA	WHIP

Batter	1	2	3	4	5	6	7	8	9	AB	R	H	RBI	BB	SO	LOB
Pat Kelly, L (1, 9) OBP: 0.340, SLG: 0.318	BBBB 4-0 L5-3 BB		SSS 0-3 K ③			SSS 0-3 K ①		x 0-0 1-3 ①		3	0	0	0	1	2	2
Cookie Rojas, R (1, 4) OBP: 0.275, SLG: 0.299	x 0-0 L5-3 ①② 1-2			x 0-0 4-3 2B		x 0-0 4-3 1B 1B 1-2		x 0-0 F7 ②		3	0	2	0	0	0	1
Aurelio Monteagudo, R (7, 1)										0	0	0	0	0	0	0
Hawk Taylor, R (8, PH) OBP: 0.245, SLG: 0.229										1	0	0	0	0	0	0
Ken Wright, R (9, 1)										0	0	0	0	0	0	0
Amos Otis, R (1, 8) OBP: 0.347, SLG: 0.439	x 0-0 5-3 ③			x 0-0 5-3 ①		x 0-0 4-3 1B 1-2 2-3		x 0-0 L6 ③		4	0	1	0	0	0	1
Lou Piniella, R (1, 7) OBP: 0.352, SLG: 0.443		SSS 0-3 K ①		x 0-0 4-3 ② 2-3		x 0-0 4-3 ② 1-2 2-3 3-H			x 0-0 1B	4	0	1	1	0	1	3
Bob Oliver, R (1, 3) OBP: 0.310, SLG: 0.476		SSS 0-3 K ②		SSS 0-3 K ③		x 0-0 F3 ③			x 0-0 F3 ①	4	0	0	0	0	2	4
Paul Schaal, R (1, 5) OBP: 0.343, SLG: 0.343		x 0-0 F5 ③			x 0-0 F4 ①		x 0-0 1B		x 0-0 L7 ②	4	0	1	0	0	0	1
Rich Severson, R (1, 6) OBP: 0.298, SLG: 0.331			x 0-0 F8 ①		x 0-0 4-3 ②		x 0-0 F9 ①		x 0-0 F8 ③	4	0	0	0	0	0	2
Buck Martinez, R (1, 2)			BBBB 4-0 BB		x 0-0 1-4-3 ③		SSS 0-3 K ②			2	0	0	0	1	1	1
Jim Rooker, R (1, 1) OBP: 0.241, SLG: 0.315			SSS 0-3 K ②			x 0-0 1B 1B 4-3 1B	x 0-0 F9 ③			0	0	0	0	0	0	0
Dave Morehead, R (1, 1) OBP: 0.182, SLG: 0.188										1	0	0	0	0	1	1
Ellie Rodriguez, R (6, PH) OBP: 0.315, SLG: 0.317										1	1	1	0	0	0	0
Tom Matchick, L (7, 4) OBP: 0.248, SLG: 0.270										1	0	0	0	0	0	1
Inning Stats	R: 0 E: 0 K: 0 S: 2 H: 0 LOB: 0 BB: 1 P: 6	R: 0 E: 0 K: 2 S: 7 H: 0 LOB: 0 BB: 0 P: 7	R: 0 E: 0 K: 2 S: 7 H: 0 LOB: 1 BB: 1 P: 11	R: 0 E: 0 K: 1 S: 6 H: 1 LOB: 1 BB: 0 P: 6	R: 0 E: 0 K: 0 S: 3 H: 0 LOB: 0 BB: 0 P: 3	R: 1 E: 0 K: 1 S: 8 H: 3 LOB: 2 BB: 0 P: 8	R: 0 E: 0 K: 1 S: 6 H: 1 LOB: 1 BB: 0 P: 6	R: 0 E: 0 K: 0 S: 3 H: 0 LOB: 0 BB: 0 P: 3	R: 0 E: 0 K: 0 S: 4 H: 1 LOB: 1 BB: 0 P: 4	1B: 5 2B: 2 3B: 0 HR: 0	SF: 0 SAC: 0 DP: 1 HBP: 0						

PITCHER	IP	WLS	BF	H	R	ER	SO	BB	IBB	HBP	BLK	WP	HR	S	P	ERA	WHIP
Gary Peters, L (1, 1) ERA: 4.1	9.0	W	34	6	1	1	7	2	0	0	0	0	0	46	54	1.00	0.889

PITCHER	IP	WLS	BF	H	R	ER	SO	BB	IBB	HBP	BLK	WP	HR	S	P	ERA	WHIP

BOTTOM

Boston Red Sox @ Kansas City Royals

Municipal Stadium, Kansas City, MO

Sat Aug 22 1970, 8:05 PM EDT

Att. 9,884 - Unknown - 81 F

livebaseballscorecards.com

AB	32
R	1
H	6
RBI	1
BB	2
SO	7
LOB	17

1B: 5	SF: 0	WP: 0	PA: 34
2B: 2	SAC: 0	PB: 0	
3B: 0	DP: 1	SB: 0	
HR: 0	HBP: 0	CS: 0	

Batter	1	2	3	4	5	6	7	8	9	AB	R	H	RBI	BB	SO	LOB
Mike Andrews, R (1, 4) OBP: 0.327, SLG: 0.381	L9			K		5-3		K 1-2		4	0	0	0	0	2	1
Reggie Smith, S (1, 8) OBP: 0.383, SLG: 0.537	F6			E FC5 HR BB		F6			2B	3	1	1	0	1	0	0
Billy Conigliaro, R (1, 7) OBP: 0.349, SLG: 0.506	K			FC5 HR 1-3		5-3			K	4	1	0	0	0	2	2
Tony Conigliaro, R (1, 9) OBP: 0.323, SLG: 0.476		K		1-H 3-H HR			F9		F7	4	1	1	3	0	1	1
Rico Petrocelli, R (1, 6) OBP: 0.320, SLG: 0.443		F8		F8			G4-6-3 BB		K	3	0	0	0	1	1	1
George Scott, R (1, 5) OBP: 0.348, SLG: 0.454		K		K			G4-6-3 1-2f			3	0	0	0	0	2	1
Don Pavletich, R (1, 3) OBP: 0.245, SLG: 0.174			F4		5-3			F7		3	0	0	0	0	0	0
Jerry Moses, R (1, 2) OBP: 0.307, SLG: 0.383			K		5-3			K		3	0	0	0	0	2	0
Cal Koonce, R (1, 1) OBP: 0.158, SLG: 0.063			K		K			S BB		2	0	0	0	0	2	0
Sparky Lyle, L (7, 1)										0	0	0	0	0	0	0
Chuck Hartenstein, R (7, 1)										0	0	0	0	0	0	0
Carl Yastrzemski, L (8, PH) OBP: 0.452, SLG: 0.610										0	0	0	1	0	0	0
Gary Wagner, R (8, 1) OBP: 0.200, SLG: 0.200										0	0	0	0	0	0	0
Inning Stats	R: 0 E: 0 K: 1 S: 5 H: 0 LOB: 0 BB: 0 P: 5	R: 0 E: 0 K: 2 S: 7 H: 0 LOB: 0 BB: 0 P: 7	R: 0 E: 0 K: 2 S: 7 H: 0 LOB: 0 BB: 0 P: 7	R: 3 E: 1 K: 2 S: 9 H: 1 LOB: 0 BB: 1 P: 13	R: 0 E: 0 K: 1 S: 5 H: 0 LOB: 0 BB: 0 P: 5	R: 0 E: 0 K: 0 S: 3 H: 0 LOB: 0 BB: 0 P: 3	R: 0 E: 0 K: 0 S: 2 H: 0 LOB: 0 BB: 1 P: 6	R: 0 E: 0 K: 2 S: 7 H: 0 LOB: 1 BB: 1 P: 11	R: 0 E: 0 K: 2 S: 8 H: 1 LOB: 1 BB: 0 P: 8	1B: 0 2B: 1 3B: 0 HR: 1	SF: 0 SAC: 0 DP: 1 HBP: 0					

PITCHER	IP	WLS	BF	H	R	ER	SO	BB	IBB	HBP	BLK	WP	HR	S	P	ERA	WHIP
Bob Johnson, R (1, 1) ERA: 3.4	9.0	W	32	2	3	2	12	3	0	0	0	0	1	53	65	2.00	0.556

PITCHER	IP	WLS	BF	H	R	ER	SO	BB	IBB	HBP	BLK	WP	HR	S	P	ERA	WHIP

TOP

Boston Red Sox @ Kansas City Royals

Municipal Stadium, Kansas City, MO

Sun Aug 23 1970, 4:33 AM EDT

Att. 11,992 - Unknown - 83 F

livebaseballscorecards.com

AB	29
R	3
H	2
RBI	3
BB	3
SO	12
LOB	6

WP: 0	PA: 32	1B: 0	SF: 0	R: 0	H: 0	R: 0	H: 0	R: 0	H: 0	R: 0	H: 0	R: 0	H: 0	R: 0	H: 1		
PB: 0		2B: 1	SAC: 0	E: 0	LOB: 0	E: 0	LOB: 0	E: 0	LOB: 0	E: 0	LOB: 0	E: 0	LOB: 1	E: 0	LOB: 1		
SB: 1		3B: 0	DP: 1	K: 0	BB: 0	K: 0	BB: 0	K: 1	BB: 0	K: 0	BB: 1	K: 2	BB: 1	K: 2	BB: 0		
CS: 0		HR: 1	HBP: 0	S: 0	P: 7	S: 2	P: 7	S: 5	P: 5	S: 3	P: 3	S: 2	P: 6	S: 7	P: 11	S: 8	P: 8

Batter	1	2	3	4	5	6	7	8	9	AB	R	H	RBI	BB	SO	LOB
George Spriggs, L (1, 9) OBP: 0.340, SLG: 0.333	1B		4-3			1B		G4-6-3		4	1	3	0	0	0	0
Cookie Rojas, R (1, 4) OBP: 0.275, SLG: 0.298	G5-4-3 1-H			K		5-3		G4-6-3 1-2f		4	0	1	1	0	1	1
Amos Otis, R (1, 8) OBP: 0.349, SLG: 0.438	G5-4-3 1-2f			G6-4-3 BB			E 3B BB			1	1	0	0	2	0	1
Lou Piniella, R (1, 7) OBP: 0.349, SLG: 0.440	K			G6-4-3 1-2f			F9 1-3			3	0	0	0	0	1	2
Ed Kirkpatrick, L (1, 2) OBP: 0.325, SLG: 0.433		F9			HR		3B BB			2	2	1	1	1	0	0
Bob Oliver, R (1, 3) OBP: 0.310, SLG: 0.479		F6			L7		1-H PO 3-H 3B			3	0	1	2	0	0	0
Paul Schaal, R (1, 5) OBP: 0.340, SLG: 0.339		K2-3			F8		6-3			3	0	0	0	0	1	1
Tom Matchick, L (1, 6) OBP: 0.250, SLG: 0.265			1-3		F8		IBB			2	0	0	0	1	0	0
Bob Johnson, L (1, 1) OBP: 0.191, SLG: 0.119			K			F7	PO 3-H	3-1		3	0	0	0	0	1	0
Inning Stats	R: 1 E: 0 K: 1 S: 6 H: 2 LOB: 0 BB: 0 P: 6	R: 0 E: 0 K: 1 S: 5 H: 0 LOB: 0 BB: 0 P: 5	R: 0 E: 0 K: 1 S: 5 H: 0 LOB: 0 BB: 0 P: 5	R: 0 E: 0 K: 1 S: 4 H: 0 LOB: 0 BB: 1 P: 8	R: 1 E: 0 K: 0 S: 4 H: 1 LOB: 0 BB: 0 P: 4	R: 0 E: 0 K: 0 S: 3 H: 1 LOB: 0 BB: 0 P: 3	R: 2 E: 1 K: 0 S: 3 H: 1 LOB: 1 BB: 3 P: 15	R: 0 E: 0 K: 0 S: 3 H: 1 LOB: 0 BB: 0 P: 3		1B: 4 2B: 0 3B: 1 HR: 1 SF: 0 SAC: 0 DP: 3 HBP: 0						

PITCHER		IP	WLS	BF	H	R	ER	SO	BB	IBB	HBP	BLK	WP	HR	S	P	ERA	WHIP
Cal Koonce, R ERA: 3.12	(1, 1)	6.1		22	4	3	3	4	2	0	0	0	0	1	28	36	4.26	0.947
Sparky Lyle, L ERA: 4.82	(7, 1)	0.0	L	2	1	1	1	0	1	0	0	0	0	0	1	5	∞	∞
Chuck Hartenstein, R ERA: 6.52	(7, 1)	0.2		2	0	0	0	0	0	1	0	0	0	0	1	5	0.00	0.000
Gary Wagner, R ERA: 3.03	(8, 1)	1.0		3	1	0	0	0	0	0	0	0	0	0	3	3	0.00	1.000

PITCHER	IP	WLS	BF	H	R	ER	SO	BB	IBB	HBP	BLK	WP	HR	S	P	ERA	WHIP

BOTTOM

Boston Red Sox @ Kansas City Royals

Municipal Stadium, Kansas City, MO

Sun Aug 23 1970, 4:33 AM EDT
Att. 11,992 - Unknown - 83 F

livebaseballscorecards.com

AB	25
R	4
H	6
RBI	4
BB	4
SO	4
LOB	5

WP: 0 PA: 30
PB: 0
SB: 0
CS: 0

Boston Red Sox @ Minnesota Twins

Metropolitan Stadium, Bloomington , MI

Tue Aug 25 1970, 8:05 PM EDT

Att. 17,697 - Unknown - 81 F

TOP

livebaseballscorecards.com

Batter	1	2	3	4	5	6	7	8	9	AB	R	H	RBI	BB	SO	LOB
Mike Andrews, R (1, 4) OBP: 0.326, SLG: 0.379	5-3		K		5-3		FC6-4 1-2f		1-2 1B	5	0	1	0	0	1	3
Reggie Smith, S (1, 8) George Thomas, R (9, 7) OBP: 0.379, SLG: 0.532 OBP: 0.427, SLG: 0.574	G3		L6		5-3			K	F9	5 0	0 0	0 0	0 0	0 0	1 0	3 0
Carl Yastrzemski, L (1, 3) OBP: 0.448, SLG: 0.605	6-3			4-3		4-3		K		4	0	0	0	0	1	0
Tony Conigliaro, R (1, 9) OBP: 0.323, SLG: 0.481		6-3		K		F8		HR		4	1	1	1	0	1	0
Rico Petrocelli, R (1, 6) OBP: 0.324, SLG: 0.449		FC6-4 BB		BB 1B		6-3		3B		3	0	2	0	1	0	0
George Scott, R (1, 5) OBP: 0.350, SLG: 0.453		F9		BB 1-2 1B			SH5-4 FC4-2 1B	K		3	0	1	0	1	1	2
Billy Conigliaro, R (1, 7) OBP: 0.355, SLG: 0.508 (9, 8)		FC6-4 1-2f		1-2 2-3 BB			SH5-4 1-2 1B		CS 1B	3	0	2	0	1	0	1
Tom Satriano, L (1, 2) OBP: 0.329, SLG: 0.383			F7 1B	4-3			SH5-4 1-2 2-3		F9	3	0	0	0	0	0	4
Vicente Romo, R (1, 1) OBP: 0.167, SLG: 0.273					K		FC4-2 FC6-4 3-H		1B 1-2 1B	1 1 2 0	0 0 0 0	1 0 1 0	0 0 0 0	0 0 0 0	0 1 0 0	0 0 2 0
Dick Schofield, S (5, PH) OBP: 0.290, SLG: 0.235																
Ken Brett, L (5, 1) OBP: 0.296, SLG: 0.333																
Gary Wagner, R (9, 1) OBP: 0.200, SLG: 0.200																

AB	34	1B: 7	SF: 0	WP: 0	PA: 38
R	1	2B: 0	SAC: 1	PB: 0	
H	9	3B: 1	DP: 0	SB: 0	
RBI	1	HR: 1	HBP: 0	CS: 1	
BB	3				
SO	6				
LOB	15				

Inning Stats	1	2	3	4	5	6	7	8	9
	R: 0 E: 0 K: 0 S: 3	H: 0 LOB: 0 BB: 0 P: 3	R: 0 E: 0 K: 0 S: 3	H: 0 LOB: 1 BB: 1 P: 7	R: 0 E: 0 K: 1 S: 6	H: 1 LOB: 1 BB: 0 P: 6	R: 0 E: 0 K: 1 S: 7	H: 2 LOB: 3 BB: 1 P: 11	R: 0 E: 0 K: 1 S: 5	H: 0 LOB: 0 BB: 0 P: 5
	R: 0 E: 0 K: 0 S: 3	H: 0 LOB: 0 BB: 0 P: 3	R: 0 E: 0 K: 0 S: 4	H: 1 LOB: 2 BB: 1 P: 8	R: 1 E: 0 K: 3 S: 11	H: 2 LOB: 1 BB: 0 P: 11	R: 0 E: 0 K: 0 S: 5	H: 3 LOB: 2 BB: 0 P: 5	

PITCHER		IP	WLS	BF	H	R	ER	SO	BB	IBB	HBP	BLK	WP	HR	S	P	ERA	WHIP
Bill Zepp, R ERA: 2.94	(1, 1)	7.0		28	4	0	0	3	3	0	0	0	0	0	31	43	0.00	1.000
Tom Hall, L ERA: 2.92	(8, 1)	0.2	L	4	2	1	1	2	0	0	0	0	0	1	8	8	13.50	3.000
Stan Williams, R ERA: 2.05	(8, 1)	0.1		1	0	0	0	1	0	0	0	0	0	0	3	3	0.00	0.000
Ron Perranoski, L ERA: 2.39	(9, 1)	1.0		5	3	0	0	0	0	0	0	0	0	0	5	5	0.00	3.000

PITCHER	IP	WLS	BF	H	R	ER	SO	BB	IBB	HBP	BLK	WP	HR	S	P	ERA	WHIP

Boston Red Sox @ Minnesota Twins

Metropolitan Stadium, Bloomington , MI

Tue Aug 25 1970, 8:05 PM EDT

Att. 17,697 - Unknown - 81 F

livebaseballscorecards.com

BOTTOM

Batter	1	2	3	4	5	6	7	8	9	AB	R	H	RBI	BB	SO	LOB
Cesar Tovar, R (1, 8) OBP: 0.345, SLG: 0.437	F8		FC6-4 1-2f			K		L7		4	0	0	0	0	1	2
Danny Thompson, R (1, 4) OBP: 0.296, SLG: 0.313	G3-6-3 1B			FC6-4 1B		K		F8 1-2		4	0	2	0	0	1	1
Tony Oliva, L (1, 9) OBP: 0.354, SLG: 0.502	G3-6-3 1-2f			FC6-4 E 1-2f		1B			F8 FC4-6-5-2-5 1B	4	0	2	0	0	0	2
Harmon Killebrew, R (1, 5) OBP: 0.420, SLG: 0.604		K		F8		F2			F8 1-2	4	0	0	0	0	1	3
Rich Reese, L (1, 3) OBP: 0.341, SLG: 0.382		F8		1-2 BB			B1-6 SH 1B		1-2 BB FC4-6-5-2-5	2	0	1	0	2	0	0
Rick Renick, R (1, 7) OBP: 0.320, SLG: 0.427	K		K				SH 1-2		FC4-6-5-2-5 1-2 2-H	2	0	0	0	0	2	2
Jim Holt, L (9, PH) OBP: 0.293, SLG: 0.337										1	0	0	0	0	0	2
Leo Cardenas, R (1, 6) OBP: 0.311, SLG: 0.393			L4		F8		B1-6 2-3f			3	0	0	0	0	0	2
George Mitterwald, R (1, 2) OBP: 0.269, SLG: 0.370			6-3		K		K			3	0	0	0	0	2	1
Bill Zepp, R (1, 1) OBP: 0.156, SLG: 0.156			FC6-4 1B		K			CS 1B		2	0	1	0	0	1	0
Tom Hall, L (8, 1) OBP: 0.200, SLG: 0.200										0	0	0	0	0	0	0
Stan Williams, R (8, 1)										0	0	0	0	0	0	0
Brant Alyea, R (8, PH) OBP: 0.367, SLG: 0.505										1	0	1	0	0	0	0
Frank Quilici, R (8, PR) OBP: 0.289, SLG: 0.259										0	0	0	0	0	0	0
Ron Perranoski, L (9, 1) OBP: 0.059, SLG: 0.059										0	0	0	0	0	0	0

Inning Stats	1	2	3	4	5	6	7	8	9
	R: 0 H: 1 E: 0 LOB: 0 K: 0 BB: 0 S: 3 P: 3	R: 0 H: 0 E: 0 LOB: 0 K: 2 BB: 0 S: 7 P: 7	R: 0 H: 1 E: 0 LOB: 1 K: 0 BB: 0 S: 4 P: 4	R: 0 H: 1 E: 1 LOB: 2 K: 1 BB: 1 S: 6 P: 10	R: 0 H: 0 E: 0 LOB: 0 K: 2 BB: 0 S: 7 P: 7	R: 0 H: 1 E: 0 LOB: 1 K: 2 BB: 0 S: 8 P: 8	R: 0 H: 1 E: 1 LOB: 1 K: 1 BB: 0 S: 6 P: 6	R: 0 H: 1 E: 0 LOB: 1 K: 0 BB: 0 S: 3 P: 3	R: 0 H: 1 E: 0 LOB: 1 K: 0 BB: 1 S: 3 P: 7

AB	30	
R	0	
H	7	
RBI	0	
BB	2	
SO	8	
LOB	15	

1B: 7	SF: 0	WP: 0	PA: 33
2B: 2	SAC: 1	PB: 0	
3B: 0	DP: 3	SB: 0	
HR: 0	HBP: 0	CS: 1	

PITCHER		IP	WLS	BF	H	R	ER	SO	BB	IBB	HBP	BLK	WP	HR	S	P	ERA	WHIP
Vicente Romo, R ERA: 3.95	(1, 1)	4.0		15	3	0	0	3	1	0	0	0	0	0	20	24	0.00	1.000
Ken Brett, L ERA: 4.16	(5, 1)	4.0	W	15	4	0	0	5	0	0	0	0	0	0	25	25	0.00	1.000
Gary Wagner, R ERA: 2.93	(9, 1)	1.0	S	3	0	0	0	0	1	0	0	0	0	0	2	6	0.00	1.000

PITCHER	IP	WLS	BF	H	R	ER	SO	BB	IBB	HBP	BLK	WP	HR	S	P	ERA	WHIP

Batter	1	2	3	4	5	6	7	8	9	AB	R	H	RBI	BB	SO	LOB
Mike Andrews, R (1, 4) OBP: 0.324, SLG: 0.376	S S S 0-3 ① K		x 0-0 ③ F7			x 0-0 ① 5-3		x 0-0 ② 4-3		4	0	0	0	0	1	0
George Thomas, R (1, 7) OBP: 0.418, SLG: 0.556	x 0-0 1B			x 0-0 ① F8		x 0-0 ② L8		x 0-0 ③ F9		4	0	1	0	0	0	0
Carl Yastrzemski, L (1, 3) OBP: 0.445, SLG: 0.599	x 0-0 ② F8			x 0-0 ② 4-3		x 0-0 ③ F8			S S S 0-3 ① K	4	0	0	0	0	1	1
Tony Conigliaro, R (1, 9) OBP: 0.322, SLG: 0.478	S S S 0-3 ③ K			B B B 4-0 BB			S S S 0-3 ① K		x 0-0 ② 5-3	3	0	0	0	1	2	1
Rico Petrocelli, R (1, 6) OBP: 0.321, SLG: 0.445		x 0-0 ① F8		x 0-0 ③ F7			x 0-0 ② 6-3		x 0-0 ③ F8	4	0	0	0	0	0	1
George Scott, R (1, 5) OBP: 0.352, SLG: 0.455		x 0-0 ② 5-3			x 0-0 5-3 1B		x 0-0 1B 1B			3	0	2	0	0	0	0
Billy Conigliaro, R (1, 8) OBP: 0.355, SLG: 0.506		x 0-0 ③ L8			x 0-0 ① 5-3 1-2		x 0-0 1-2 1B			3	0	1	0	0	0	1
Tom Satriano, L (1, 2) OBP: 0.322, SLG: 0.374			x 0-0 ① L8		S S S 0-3 ② K		S S S 0-3 ③ K			3	0	0	0	0	2	3
Ray Culp, R (1, 1) OBP: 0.128, SLG: 0.130			S S S 0-3 ② K		S S S 0-3 ③ K			x 0-0 ① 4-3		2	0	0	0	0	2	1
Sparky Lyle, L (6, 1)										0	0	0	0	0	0	0
Mike Fiore, L (8, PH) OBP: 0.295, SLG: 0.189										1	0	0	0	0	0	0
Ed Phillips, R (8, 1)										0	0	0	0	0	0	0
Inning Stats	R: 0 E: 0 K: 2 S: 8 H: 1 LOB: 1 BB: 0 P: 8	R: 0 E: 0 K: 0 S: 3 H: 0 LOB: 0 BB: 0 P: 3	R: 0 E: 0 K: 1 S: 5 H: 0 LOB: 0 BB: 0 P: 5	R: 0 E: 0 K: 0 S: 3 H: 0 LOB: 1 BB: 1 P: 7	R: 0 E: 0 K: 2 S: 8 H: 1 LOB: 1 BB: 0 P: 8	R: 0 E: 0 K: 0 S: 3 H: 0 LOB: 0 BB: 0 P: 3	R: 0 E: 0 K: 2 S: 9 H: 2 LOB: 2 BB: 0 P: 9	R: 0 E: 0 K: 0 S: 3 H: 0 LOB: 0 BB: 0 P: 3	R: 0 E: 0 K: 1 S: 5 H: 0 LOB: 0 BB: 0 P: 5	1B: 4 2B: 0 3B: 0 HR: 0	SF: 0 SAC: 0 DP: 0 HBP: 0						

PITCHER	IP	WLS	BF	H	R	ER	SO	BB	IBB	HBP	BLK	WP	HR	S	P	ERA	WHIP
Bert Blyleven, R (1, 1) ERA: 3.22	9.0	W	32	4	0	0	8	1	0	0	0	0	0	47	51	0.00	0.556

PITCHER	IP	WLS	BF	H	R	ER	SO	BB	IBB	HBP	BLK	WP	HR	S	P	ERA	WHIP

Boston Red Sox @ Minnesota Twins

Metropolitan Stadium, Bloomington , MI

Wed Aug 26 1970, 8:05 PM EDT

Att. 19,993 - Unknown - 82 F

TOP

livebaseballscorecards.com

AB	31
R	0
H	4
RBI	0
BB	1
SO	8
LOB	8

1B: 4 2B: 0 3B: 0 HR: 0 SF: 0 SAC: 0 DP: 0 HBP: 0

WP: 0 PB: 0 SB: 0 CS: 0 PA: 32

Boston Red Sox @ Minnesota Twins

Metropolitan Stadium, Bloomington , MI

Wed Aug 26 1970, 8:05 PM EDT

Att. 19,993 - Unknown - 82 F

BOTTOM

Batter	1	2	3	4	5	6	7	8	9	AB	R	H	RBI	BB	SO	LOB
Cesar Tovar, R (1, 7) OBP: 0.349, SLG: 0.440	BBBB 4-0 S 1B BB	x 0-0 2-H 1B		BBBB 4-0 FC1-5-3-5 1-2 BB		x 0-0 BB 1B 2-H 3-H 2B		x 0-0 ① L8		3	2	2	3	2	0	0
Rich Reese, L (1, 3) OBP: 0.339, SLG: 0.378	SSS 0-3 ① K 1-2	x 0-0 ③ 4-3		x 0-0 ②③ FC1-5-3-5 1-2 2-3		BBBB 4-0 BB 1B BB		x 0-0 ② F9		4	1	0	0	1	1	4
Tony Oliva, L (1, 9) OBP: 0.354, SLG: 0.505	x 0-0 ② L8		x 0-0 3B		x 0-0 ① F6	x 0-0 ② L6		x 0-0 1B		5	0	2	0	0	0	3
Harmon Killebrew, R (1, 5) OBP: 0.421, SLG: 0.602 Frank Quilici, R (8, 4) OBP: 0.287, SLG: 0.257	x 0-0 2-H 1B		x 0-0 ① F3		x 0-0 ② 6-3	BBBB 4-0 1B 1-2 2-3 BB		x 0-0 ③ F2		3 1	0 0	1 0	1 0	1 0	0 0	1 1
Jim Holt, L (1, 8) OBP: 0.300, SLG: 0.341	x 0-0 ③ F5		III 4-0 IBB		x 0-0 1B	x 0-0 FC6-4 1-2 2-H 3-H 1B				3	0	2	2	1	0	1
Danny Thompson, R (1, 4) (8, 5) OBP: 0.290, SLG: 0.307		SSS 0-3 ① K	SSS 0-3 ② K		x 0-0 ③ F9	x 0-0 ③ FC6-4 1-2f				4	0	0	0	0	2	5
Leo Cardenas, R (1, 6) OBP: 0.311, SLG: 0.394		x 0-0 E 2B	SSS 0-3 ③ K			SSS 0-3 ① K	x 0-0 ① F8			4	1	1	0	0	2	2
George Mitterwald, R (1, 2) OBP: 0.272, SLG: 0.369		x 0-0 E8 1B 2-H 1B		x 0-0 ① F6		H 1-0 E SH 2B HBP	SSS 0-3 ② K			3	2	1	1	0	1	0
Bert Blyleven, R (1, 1) OBP: 0.206, SLG: 0.182		x 0-0 ② F3		x 0-0 E6 FC1-5-3-5 BB		x 0-0 SH 2B 1-3	SSS 0-3 ③ K			3	1	0	0	0	1	1
Inning Stats	R: 1 H: 1 E: 0 LOB: 1 K: 1 BB: 1 S: 6 P: 10	R: 2 H: 3 E: 1 LOB: 1 K: 1 BB: 0 S: 8 P: 8	R: 0 H: 1 E: 0 LOB: 2 K: 2 BB: 1 S: 8 P: 12	R: 0 H: 0 E: 1 LOB: 1 K: 0 BB: 1 S: 3 P: 7	R: 0 H: 1 E: 0 LOB: 1 K: 0 BB: 0 S: 4 P: 4	R: 4 H: 2 E: 1 LOB: 2 K: 1 BB: 2 S: 8 P: 17	R: 0 H: 0 E: 0 LOB: 0 K: 2 BB: 0 S: 7 P: 7	R: 0 H: 1 E: 0 LOB: 1 K: 0 BB: 0 S: 4 P: 4		1B: 6 SF: 0 2B: 3 SAC: 1 3B: 1 DP: 1 HR: 0 HBP: 1						

livebaseballscorecards.com

	AB	33
	R	7
	H	9
	RBI	7
	BB	5
	SO	7
	LOB	18

PITCHER		IP	WLS	BF	H	R	ER	SO	BB	IBB	HBP	BLK	WP	HR	S	P	ERA	WHIP
Ray Culp, R ERA: 3.31	(1, 1)	5.1	L	29	7	7	6	5	3	1	1	0	0	0	34	51	10.12	1.875
Sparky Lyle, L ERA: 4.67	(6, 1)	1.2		7	1	0	0	2	1	0	0	0	0	0	10	14	0.00	1.200
Ed Phillips, R ERA: 4.15	(8, 1)	1.0		4	1	0	0	0	0	0	0	0	0	0	4	4	0.00	1.000

PITCHER	IP	WLS	BF	H	R	ER	SO	BB	IBB	HBP	BLK	WP	HR	S	P	ERA	WHIP

Batter	1	2	3	4	5	6	7	8	9	AB	R	H	RBI	BB	SO	LOB
Mike Andrews, R (1, 4) OBP: 0.325, SLG: 0.375	6-3	1-2 2-H 1B		BBBB 1-2 2-3 BB			F7			3	0	1	1	1	0	0
George Thomas, R (1, 7) OBP: 0.410, SLG: 0.539	1B	F9		L9			4-3			4	0	1	0	0	0	5
Carl Yastrzemski, L (1, 3) OBP: 0.443, SLG: 0.596	F7		F7		G6-4-3 1B			6-3		4	0	1	0	0	0	1
Tony Conigliaro, R (1, 9) OBP: 0.319, SLG: 0.473	F8		5-3		F9			L8		4	0	0	0	0	0	2
Rico Petrocelli, R (1, 6) OBP: 0.321, SLG: 0.450		HR	F3		G6-4-3 1-2f			6-3		4	1	1	1	0	0	1
Billy Conigliaro, R (1, 8) OBP: 0.356, SLG: 0.506		S 1B 1B		CS 1B		SSS K			6-3	4	1	2	0	0	1	0
John Kennedy, R (1, 5) OBP: 0.304, SLG: 0.426		BBBB 1-2 1B BB		E4 BB 1B 1-2		B5-3			L9	3	0	0	0	1	0	1
Tom Satriano, L (1, 2) OBP: 0.320, SLG: 0.370		F7		BB 1-2 1B		F6			4-3	4	0	1	0	0	0	2
Sonny Siebert, R (1, 1) OBP: 0.134, SLG: 0.138 Chuck Hartenstein, R (5, 1) Dick Schofield, S (7, PH) OBP: 0.288, SLG: 0.233 Mike Nagy, R (7, 1) OBP: 0.185, SLG: 0.185		F3		SSS K			F9			2 0 1 0	0 0 0 0	0 0 0 0	0 0 0 0	1 0 0 0	0 0 0 0	4 0 0 0
Inning Stats	R: 0 E: 0 K: 0 S: 4 H: 1 LOB: 1 BB: 0 P: 4	R: 2 E: 0 K: 0 S: 6 H: 3 LOB: 2 BB: 1 P: 10	R: 0 E: 0 K: 0 S: 3 H: 0 LOB: 0 BB: 0 P: 3	R: 0 E: 1 K: 1 S: 7 H: 2 LOB: 3 BB: 1 P: 11	R: 0 E: 0 K: 0 S: 3 H: 1 LOB: 0 BB: 0 P: 3	R: 0 E: 0 K: 1 S: 5 H: 0 LOB: 0 BB: 0 P: 5	R: 0 E: 0 K: 0 S: 3 H: 0 LOB: 0 BB: 0 P: 3	R: 0 E: 0 K: 0 S: 3 H: 0 LOB: 0 BB: 0 P: 3	R: 0 E: 0 K: 0 S: 3 H: 0 LOB: 0 BB: 0 P: 3	1B: 6 2B: 0 3B: 0 HR: 1	SF: 0 SAC: 0 DP: 1 HBP: 0			WP: 0 PB: 0 SB: 1 CS: 1	PA: 35	

PITCHER	IP	WLS	BF	H	R	ER	SO	BB	IBB	HBP	BLK	WP	HR	S	P	ERA	WHIP
Jim Perry, R (1, 1) ERA: 3.12	9.0	W	35	7	2	2	2	2	0	0	0	0	1	37	45	2.00	1.000

PITCHER	IP	WLS	BF	H	R	ER	SO	BB	IBB	HBP	BLK	WP	HR	S	P	ERA	WHIP

TOP

Boston Red Sox @ Minnesota Twins

Metropolitan Stadium, Bloomington , MI

Thu Aug 27 1970, 4:33 AM EDT

Att. 16,042 - Unknown - 89 F

livebaseballscorecards.com

AB	33
R	2
H	7
RBI	2
BB	2
SO	2
LOB	16

Batter	1	2	3	4	5	6	7	8	9	AB	R	H	RBI	BB	SO	LOB
Cesar Tovar, R (1, 7) OBP: 0.348, SLG: 0.438	F7		5-3	2-H 1B		L9		6-3		5	0	1	1	0	0	1
Rich Reese, L (1, 3) OBP: 0.338, SLG: 0.376	2B 1B		G3	L3		E6 2-3		4-3		5	1	1	0	0	0	2
Tony Oliva, L (1, 9) OBP: 0.357, SLG: 0.508	1-H SF8 2B		BBB BB		6-3 1B	K				3	1	2	1	1	1	2
Harmon Killebrew, R (1, 5) OBP: 0.420, SLG: 0.600 Frank Quilici, R (8, 4) OBP: 0.287, SLG: 0.257	3-H SF8		1-5-3		1-2 6-3 1B		6-3			3 0	0 0	1 0	1 0	0 0	0 0	1 0
Jim Holt, L (1, 8) OBP: 0.303, SLG: 0.344	S 1B			E9 HR 1B	SSS K		6-3			4	1	2	0	0	1	2
Danny Thompson, R (1, 4) (8, 5) OBP: 0.289, SLG: 0.302	1-2 6-3			6-3	1-2 2-3 6-3		BBB 1B BB			3	0	0	0	1	0	4
Leo Cardenas, R (1, 6) OBP: 0.310, SLG: 0.393			F6	F8	6-3		1-3 1B			4	0	1	0	0	0	3
George Mitterwald, R (1, 2) OBP: 0.271, SLG: 0.378			5-3	3-H HR		5-3	SSS K			4	1	1	2	0	1	2
Jim Perry, S (1, 1) OBP: 0.288, SLG: 0.372			F7	WP 1B 2B		E 2B		4-3		4	1	2	0	0	0	0
Inning Stats	R: 2 E: 0 K: 0 S: 6 H: 3 LOB: 1 BB: 0 P: 6		R: 0 E: 0 K: 0 S: 3 H: 0 LOB: 0 BB: 0 P: 3	R: 0 E: 0 K: 0 S: 3 H: 0 LOB: 1 BB: 1 P: 7	R: 3 E: 1 K: 0 S: 7 H: 4 LOB: 1 BB: 0 P: 7	R: 0 E: 0 K: 1 S: 7 H: 2 LOB: 2 BB: 0 P: 7	R: 0 E: 1 K: 1 S: 7 H: 1 LOB: 2 BB: 0 P: 7	R: 0 E: 0 K: 1 S: 6 H: 1 LOB: 2 BB: 1 P: 10	R: 0 E: 0 K: 0 S: 3 H: 0 LOB: 0 BB: 0 P: 3	1B: 7 2B: 3 3B: 0 HR: 1	SF: 1 SAC: 0 DP: 0 HBP: 0						

BOTTOM

Boston Red Sox @ Minnesota Twins

Metropolitan Stadium, Bloomington , MI

Thu Aug 27 1970, 4:33 AM EDT

Att. 16,042 - Unknown - 89 F

livebaseballscorecards.com

AB	35
R	5
H	11
RBI	5
BB	2
SO	3
LOB	17

WP: 1 PB: 0 SB: 1 CS: 0 PA: 38

PITCHER		IP	WLS	BF	H	R	ER	SO	BB	IBB	HBP	BLK	WP	HR	S	P	ERA	WHIP
Sonny Siebert, R ERA: 3.52	(1, 1)	4.0	L	22	9	5	5	0	1	0	0	0	1	1	21	25	11.25	2.500
Chuck Hartenstein, R ERA: 6.27	(5, 1)	2.0		8	1	0	0	2	0	0	0	0	0	0	12	12	0.00	0.500
Mike Nagy, R ERA: 5.4	(7, 1)	2.0		8	1	0	0	1	1	0	0	0	0	0	9	13	0.00	1.000

PITCHER	IP	WLS	BF	H	R	ER	SO	BB	IBB	HBP	BLK	WP	HR	S	P	ERA	WHIP

Batter	1	2	3	4	5	6	7	8	9	AB	R	H	RBI	BB	SO	LOB
Mike Andrews, R (1, 4) OBP: 0.324, SLG: 0.373	L4	FC5 2-3f			6-3	1B 1-2 2-3 3-H		5-3		5	0	1	1	0	0	4
Reggie Smith, S (1, 8) OBP: 0.377, SLG: 0.535	5-3		K		K	K			HR	5	1	1	1	0	3	3
Carl Yastrzemski, L (1, 3) OBP: 0.441, SLG: 0.591	G3		E 1B			K	4-1		E4 FC5-4	5	0	1	0	0	1	0
Tony Conigliaro, R (1, 9) OBP: 0.318, SLG: 0.469		6-3	FC G5-4-3 1-2			BB 1B	4-3		FC5-4 1B 1-2f	4	1	0	0	1	0	2
Rico Petrocelli, R (1, 6) OBP: 0.325, SLG: 0.460		HR	G5-4-3 1-2f			HBP 1B 1-3	1B		1B 1-3	5	2	4	1	0	0	2
George Scott, R (1, 5) OBP: 0.353, SLG: 0.452		2B 1B		F9		HBP E 1B 1B 1-2	K		K	4	1	1	0	0	2	3
Billy Conigliaro, R (1, 7) OBP: 0.357, SLG: 0.507		FC5 2B 1-3		6-3		E7 1B 1B 1-3 2-H 3-H		6-3	F7	5	0	2	2	0	0	2
Jerry Moses, R (1, 2) OBP: 0.313, SLG: 0.384		IBB		K		IBB 1B		4-3 1B		2	0	1	0	2	1	0
Gary Peters, L (1, 1) OBP: 0.315, SLG: 0.338 Gary Wagner, R (9, 1) OBP: 0.200, SLG: 0.200		K			6-3	K		4-3 1-2		4 0	0 0	0 0	0 0	0 0	2 0	7 0
Inning Stats	R: 0 E: 0 K: 0 S: 3 H: 0 LOB: 0 BB: 0 P: 3	R: 1 E: 0 K: 1 S: 8 H: 3 LOB: 3 BB: 1 P: 12	R: 0 E: 1 K: 1 S: 6 H: 1 LOB: 1 BB: 0 P: 6	R: 0 E: 0 K: 1 S: 5 H: 0 LOB: 0 BB: 0 P: 5	R: 0 E: 0 K: 1 S: 5 H: 0 LOB: 0 BB: 0 P: 5	R: 3 E: 1 K: 3 S: 12 H: 3 LOB: 3 BB: 2 P: 21	R: 0 E: 0 K: 1 S: 6 H: 1 LOB: 1 BB: 0 P: 6	R: 0 E: 0 K: 0 S: 4 H: 1 LOB: 1 BB: 0 P: 4	R: 1 E: 1 K: 1 S: 8 H: 2 LOB: 2 BB: 0 P: 8	1B: 8 2B: 1 3B: 0 HR: 2 SF: 0 SAC: 0 DP: 1 HBP: 1						

PITCHER	IP	WLS	BF	H	R	ER	SO	BB	IBB	HBP	BLK	WP	HR	S	P	ERA	WHIP
Tommy John, L (1, 1) ERA: 3.26	8.0	L	37	9	4	4	8	1	2	1	0	0	1	49	62	4.50	1.250
Lee Stange, R (9, 1) ERA: 5.59	1.0		6	2	1	1	1	0	0	0	0	0	1	8	8	9.00	2.000

PITCHER	IP	WLS	BF	H	R	ER	SO	BB	IBB	HBP	BLK	WP	HR	S	P	ERA	WHIP

TOP

Boston Red Sox @ Chicago White Sox

Comiskey Park, Chicago, IL

Fri Aug 28 1970, 8:05 PM EDT

Att. 12,479 - Unknown

livebaseballscorecards.com

AB	39
R	5
H	11
RBI	5
BB	3
SO	9
LOB	23

BOTTOM

Boston Red Sox @ Chicago White Sox

Comiskey Park, Chicago, IL

Fri Aug 28 1970, 8:05 PM EDT

Att. 12,479 - Unknown

livebaseballscorecards.com

Batter	1	2	3	4	5	6	7	8	9	AB	R	H	RBI	BB	SO	LOB
Syd O'Brien, R (1, 5) OBP: 0.290, SLG: 0.350	S S S 0-3 ① K		x 0-0 ② F9			x 0-0 ① F8		x 0-0 ③ F5		4	0	0	0	0	1	2
Luis Aparicio, R (1, 6) OBP: 0.371, SLG: 0.398	S S S 0-3 ② K		x 0-0 ③ 4-3			x 0-0 ② F7			x 0-0 ① 6-3	4	0	0	0	0	1	1
Carlos May, L (1, 7) OBP: 0.375, SLG: 0.430	x 0-0 ③ 4-3			x 0-0 ① F3		S S S 0-3 ③ K			x 0-0 HR 1B	4	1	1	0	0	1	1
Bill Melton, R (1, 9) OBP: 0.330, SLG: 0.488		B B B B 4-0 1B WP SF9 BB		x 0-0 CS 1B			S S S 0-3 ① K		x 0-0 1-H HR	3	2	2	2	1	1	0
Duane Josephson, R (1, 2) OBP: 0.371, SLG: 0.409		x 0-0 SF9 1-3 SF9 1B		x 0-0 ② F8			x 0-0 G1-6-3 1B		x 0-0 ② 6-3	4	1	2	0	0	0	1
Gail Hopkins, L (1, 3) OBP: 0.332, SLG: 0.362 Tom McCraw, L (9, PR) OBP: 0.295, SLG: 0.342		x 0-0 ① SF9 2-3 3-H		x 0-0 ③ CS 1-2	S S S 0-3 ① K		x 0-0 ②③ G1-6-3 1-2f		x 0-0 1B	3 0	0 0	1 0	1 0	0 0	1 0	1 0
Ken Berry, R (1, 8) OBP: 0.355, SLG: 0.371		x 0-0 ② SF9 3-H			x 0-0 ② 6-3			x 0-0 ① L9	x 0-0 ③ G3	3	0	0	1	0	0	1
Bobby Knoop, R (1, 4) OBP: 0.282, SLG: 0.302		x 0-0 ③ 5-3			S S S 0-3 ③ K			x 0-0 ② 5-3		3	0	0	0	0	1	0
Tommy John, R (1, 1) OBP: 0.200, SLG: 0.181 Walt Williams, R (8, PH) OBP: 0.297, SLG: 0.340 Lee Stange, R (9, 1)			x 0-0 ① 4-3			x 0-0 1B		x 0-0 1B		2 1 0	0 0 0	1 1 0	0 0 0	0 0 0	0 0 0	0 0 0
Inning Stats	R: 0 E: 0 K: 2 S: 7 H: 0 LOB: 0 BB: 0 P: 7	R: 2 E: 0 K: 0 S: 4 H: 1 LOB: 0 BB: 1 P: 8	R: 0 E: 0 K: 0 S: 3 H: 0 LOB: 0 BB: 0 P: 3	R: 0 E: 0 K: 0 S: 3 H: 1 LOB: 0 BB: 0 P: 3	R: 0 E: 0 K: 2 S: 7 H: 0 LOB: 0 BB: 0 P: 7	R: 0 E: 0 K: 1 S: 6 H: 1 LOB: 1 BB: 0 P: 6	R: 0 E: 0 K: 1 S: 5 H: 1 LOB: 0 BB: 0 P: 5	R: 0 E: 0 K: 0 S: 4 H: 1 LOB: 1 BB: 0 P: 4	R: 2 E: 0 K: 0 S: 6 H: 3 LOB: 1 BB: 0 P: 6	1B: 7 2B: 0 3B: 0 HR: 1	SF: 2 SAC: 0 DP: 1 HBP: 0			WP: 1 PB: 0 SB: 0 CS: 1	PA: 35		

PITCHER		IP	WLS	BF	H	R	ER	SO	BB	IBB	HBP	BLK	WP	HR	S	P	ERA	WHIP
Gary Peters, L ERA: 4.11	(1, 1)	8.1	W	31	7	4	4	6	1	0	0	0	1	1	42	46	4.32	0.960
Gary Wagner, R ERA: 2.87	(9, 1)	0.2	S	3	1	0	0	0	0	0	0	0	0	0	3	3	0.00	1.500

PITCHER	IP	WLS	BF	H	R	ER	SO	BB	IBB	HBP	BLK	WP	HR	S	P	ERA	WHIP

AB	31
R	4
H	8
RBI	4
BB	1
SO	6
LOB	7

Batter	1	2	3	4	5	6	7	8	9	AB	R	H	RBI	BB	SO	LOB
Mike Andrews, R (1, 4) OBP: 0.326, SLG: 0.379	HR		BB		F7	HBP, BB	FC5-4 1-2f		L5 3-H	4	2	1	1	2	0	4
Reggie Smith, S (1, 8) OBP: 0.378, SLG: 0.533	6-3		F7		1B 1-3 FC3-2-5 1B	HBP 1-3 2-H 3-H 1B		6-3		5	0	2	2	0	0	1
Carl Yastrzemski, L (1, 3) OBP: 0.444, SLG: 0.600	L6-4-3 1B			HR	FC3-2-5 1-3 3-H 1B	IBB		K		4	1	3	2	1	1	0
Tony Conigliaro, R (1, 9) OBP: 0.321, SLG: 0.471	L6-4-3 1-2			1-3 1B 1B	FC3-2-5 1-2 3-H	HBP 1-2 2-3 3-H		2B		4	1	2	1	0	0	3
Rico Petrocelli, R (1, 6) OBP: 0.322, SLG: 0.455		5-3		1-3 1-2	F8	5-3		F3		5	0	0	0	0	0	7
George Scott, R (1, 5) OBP: 0.351, SLG: 0.457		K		L9		4-3	HR		L8	5	1	1	1	0	1	1
Billy Conigliaro, R (1, 7) OBP: 0.361, SLG: 0.507		3-1		2-H 1B		2B 1B BB	F2		1B 1B 1B	4	2	2	1	1	0	0
Tom Satriano, L (1, 2) OBP: 0.329, SLG: 0.381		F4		6-3		1-3 1B 2B	FC5-4 BB		1B 1-2 L5 1B	4	1	2	0	1	0	1
Cal Koonce, R (1, 1) OBP: 0.182, SLG: 0.056										2	1	0	0	1	0	2
Ken Brett, L (6, 1) OBP: 0.296, SLG: 0.333										0	0	0	0	0	0	0
Chuck Hartenstein, R (6, 1)										0	0	0	0	0	0	0
Sparky Lyle, L (6, 1)										0	0	0	0	0	0	0
Dick Schofield, S (7, PH) OBP: 0.287, SLG: 0.231										1	0	0	0	0	0	1
Ed Phillips, R (7, 1)										0	0	0	0	0	0	0
George Thomas, R (9, PH) OBP: 0.417, SLG: 0.545										1	0	1	1	0	0	0
Inning Stats	R: 1 E: 0 K: 0 S: 4 H: 2 LOB: 0 BB: 0 P: 4	R: 0 E: 0 K: 1 S: 5 H: 0 LOB: 0 BB: 0 P: 5	R: 0 E: 0 K: 0 S: 3 H: 0 LOB: 1 BB: 1 P: 7	R: 2 E: 0 K: 0 S: 6 H: 3 LOB: 1 BB: 0 P: 6	R: 1 E: 0 K: 0 S: 5 H: 2 LOB: 2 BB: 1 P: 9	R: 3 E: 0 K: 0 S: 5 H: 2 LOB: 3 BB: 3 P: 18	R: 1 E: 0 K: 0 S: 4 H: 1 LOB: 1 BB: 1 P: 8	R: 0 E: 0 K: 1 S: 6 H: 1 LOB: 1 BB: 0 P: 6	R: 1 E: 0 K: 0 S: 5 H: 3 LOB: 1 BB: 0 P: 5	1B: 9 2B: 4 3B: 0 HR: 3 SF: 0 SAC: 0 DP: 2 HBP: 1						

PITCHER		IP	WLS	BF	H	R	ER	SO	BB	IBB	HBP	BLK	WP	HR	S	P	ERA	WHIP
Bart Johnson, R ERA: 6.02	(1, 1)	4.1		21	7	4	4	1	2	0	0	0	0	2	21	29	8.31	2.077
Bob Miller, R ERA: 4.69	(5, 1)	1.2	W	11	2	3	3	0	2	1	1	0	0	0	7	20	16.20	2.400
Danny Murphy, R ERA: 4.83	(7, 1)	1.0		5	1	1	1	0	1	0	0	0	0	1	4	8	9.00	2.000
Wilbur Wood, L ERA: 2.83	(8, 1)	2.0	S	9	4	1	1	1	0	0	0	0	0	0	11	11	4.50	2.000

PITCHER	IP	WLS	BF	H	R	ER	SO	BB	IBB	HBP	BLK	WP	HR	S	P	ERA	WHIP

TOP

Boston Red Sox @ Chicago White Sox

Comiskey Park, Chicago, IL

Sat Aug 29 1970, 4:33 AM EDT

Att. 6,032 - Unknown

livebaseballscorecards.com

AB	39
R	9
H	14
RBI	9
BB	6
SO	2
LOB	20

WP: 0 PA: 46
PB: 0
SB: 0
CS: 0

Batter	1	2	3	4	5	6	7	8	9	AB	R	H	RBI	BB	SO	LOB
Syd O'Brien, R (1, 4) (8, 5) OBP: 0.293, SLG: 0.354	H 1-0 2B FC1-5-2-5 HBP	x 0-0 ③ 6-3		x 0-0 ③ 5-3		x 0-0 BB 1-3 3-H HR 2B	x 0-0 1-3 2-H HR 1B			4	2	2	2	0	0	3
Luis Aparicio, R (1, 6) OBP: 0.370, SLG: 0.398	x 0-0 1-3 2B		x 0-0 ① F8		x 0-0 ① 1-3	x 0-0 ② L1 S S S	0-3 ② K			5	0	1	0	0	1	4
Carlos May, L (1, 7) OBP: 0.377, SLG: 0.437	S S S 0-3 ① K		x 0-0 1B		x 0-0 ② L9	B B B 4-0 BB HR BB	x 0-0 1-H 3-H HR			4	2	2	3	1	1	2
Bill Melton, R (1, 9) OBP: 0.329, SLG: 0.483	x 0-0 ② FC1-5-2-5 3-H		x 0-0 ② F4		x 0-0 ③ F5	B B B 4-0 1-2 2-3 3-H HR BB	x 0-0 ③ 6-3			4	1	0	1	1	0	3
Ed Herrmann, L (1, 2) OBP: 0.353, SLG: 0.508	x 0-0 ③ 4-3		x 0-0 ③ 4-3			x 0-0 2-3 BB 2B 1B x 0-0 1-H 2-H 3-H HR	x 0-0 ① F6			5	2	2	4	0	0	3
Bob Spence, L (1, 3) OBP: 0.248, SLG: 0.290		x 0-0 ① 6-3		x 0-0 HR		4-0 1-2 2-3 2B BB x 0-0 F6	S S S 0-3 ② K			4	2	1	1	1	1	0
Ken Berry, R (1, 8) OBP: 0.356, SLG: 0.371		x 0-0 1B 1B		x 0-0 FC5-4 1B		x 0-0 ① 2-3 1-2 2-3	S S S 0-3 ① K	x 0-0 ③ 5-3		5	0	2	0	0	1	2
Rich McKinney, R (1, 5) OBP: 0.192, SLG: 0.167 Bobby Knoop, R (8, 4) OBP: 0.282, SLG: 0.302		x 0-0 ② L4		x 0-0 ① FC5-4 FC1-6 1-2f		x 0-0 1B 2B 2-H 3-H 2B B B B B	4-0 HBP 1B BB			3 0	2 0	1 0	2 0	1 0	0 0	2 0
Bart Johnson, R (1, 1) OBP: 0.353, SLG: 0.375 Bob Miller, R (5, 1) OBP: 0.258, SLG: 0.179 Tom McCraw, L (6, PH) OBP: 0.286, SLG: 0.342 Walt Williams, R (6, PH) OBP: 0.300, SLG: 0.343 Danny Murphy, L (7, 1) OBP: 0.667, SLG: 1.250 Gail Hopkins, L (7, PH) OBP: 0.334, SLG: 0.362 Wilbur Wood, R (8, 1) OBP: 0.133, SLG: 0.200		x 0-0 1-2 1B		x 0-0 ② FC1-6 1-2f		x 0-0 2B BB 2-3 1B H	1-0 1B HR 1-2 HBP			2 0 0 1 0 0 0	0 0 0 1 0 1 0	1 0 0 1 0 0 0	0 0 0 1 0 0 0	0 0 0 0 0 0 0	0 0 0 0 0 0 0	1 0 0 0 0 0 0
Inning Stats	R: 0 E: 0 K: 1 S: 6 H: 1 LOB: 2 BB: 0 P: 7	R: 0 E: 0 K: 0 S: 5 H: 2 LOB: 2 BB: 0 P: 5	R: 0 E: 0 K: 0 S: 4 H: 1 LOB: 1 BB: 0 P: 4	R: 1 E: 0 K: 0 S: 5 H: 2 LOB: 1 BB: 0 P: 5	R: 0 E: 0 K: 0 S: 3 H: 0 LOB: 0 BB: 0 P: 3	R: 8 E: 0 K: 0 S: 8 H: 5 LOB: 0 BB: 3 P: 20	R: 4 E: 0 K: 2 S: 9 H: 2 LOB: 0 BB: 1 P: 14	R: 0 E: 0 K: 1 S: 5 H: 0 LOB: 0 BB: 0 P: 5		1B: 7 2B: 3 3B: 0 HR: 3	SF: 0 SAC: 0 DP: 0 HBP: 2					

BOTTOM

Boston Red Sox @ Chicago White Sox

Comiskey Park, Chicago, IL

Sat Aug 29 1970, 4:33 AM EDT

Att. 6,032 - Unknown

livebaseballscorecards.com

AB	37
R	13
H	13
RBI	13
BB	4
SO	4
LOB	20

WP: 0 PB: 0 SB: 0 CS: 0 PA: 43

PITCHER		IP	WLS	BF	H	R	ER	SO	BB	IBB	HBP	BLK	WP	HR	S	P	ERA	WHIP
Cal Koonce, R ERA: 3.35	(1, 1)	5.1		26	8	4	4	1	1	0	1	0	0	1	26	31	6.75	1.688
Ken Brett, L ERA: 4.44	(6, 1)	0.1		4	2	0	0	0	1	0	0	0	0	0	3	7	0.00	9.000
Chuck Hartenstein, R ERA: 6.62	(6, 1)	0.0	L	2	1	5	5	0	1	0	0	0	0	1	1	5	∞	∞
Sparky Lyle, L ERA: 4.64	(6, 1)	0.1		1	0	0	0	0	0	0	0	0	0	0	1	1	0.00	0.000
Ed Phillips, R ERA: 5.32	(7, 1)	2.0		10	2	4	4	3	1	0	1	0	0	1	14	19	18.00	1.500

PITCHER	IP	WLS	BF	H	R	ER	SO	BB	IBB	HBP	BLK	WP	HR	S	P	ERA	WHIP

Boston Red Sox @ Chicago White Sox

Comiskey Park, Chicago, IL

Sun Aug 30 1970, 4:33 AM EDT

Unknown

TOP

livebaseballscorecards.com

Batter	1	2	3	4	5	6	7	8	9	AB	R	H	RBI	BB	SO	LOB
Mike Andrews, R (1, 4) OBP: 0.331, SLG: 0.382	F8 2B	1-2 3-H 2B 1B	BBBB 1B HR BB	G6-4-3 1B		F8		1-3 2-H L4-3 1B	1-2 2-H 3-H 3B 1B	6	3	4	4	1	0	0
Reggie Smith, S (1, 8)	S BB 2B 1B	1-H 2-H 1B 2B	1-3 HR 1B	1-2f G6-4-3		F9		1-2 L4-3	1-H 2-H 3B	7	3	4	4	0	0	3
Carl Yastrzemski, L (1, 3) OBP: 0.444, SLG: 0.602	BBBB 1-2 S 2B BB	IIII WP 1B 2B IBB	1-H 3-H HR	4-3		4-3			F8 F8	5	3	1	3	2	0	1
Tony Conigliaro, R (1, 9) OBP: 0.325, SLG: 0.474	1-H 2-H FC5-2 2B	WP 1-2 2-H 2B 1B	F7	BBBB 1B BB		SSS K			BBBB 5-3 1B BB	4	2	2	3	2	1	0
Rico Petrocelli, R (1, 6) OBP: 0.323, SLG: 0.453 John Kennedy, R (7, 6) OBP: 0.302, SLG: 0.424	FC5-2 FC6-4 3-H	BBBB 2B 1-2 2-3 1B BB	6-3	1-3 BB 1B		F9			1-2 5-3	4 1	1 0	1 0	0 0	1 0	0 0	1 1
George Scott, R (1, 5) OBP: 0.356, SLG: 0.472	1-2f FC6-4	1-3 2-H 3-H 1B 2B	2B 1B	SSS K				HR	2-H 1B BB BB	6	3	4	4	0	1	3
Billy Conigliaro, R (1, 7) OBP: 0.370, SLG: 0.518	2-H 3-H 6-3 FC5-6 1B	1-3 2B	BBBB 1-2 BB					FC2-5 2B	BBBB BB 1B 1-2 1B BB	4	1	3	2	2	0	0
Tom Satriano, L (1, 2) OBP: 0.335, SLG: 0.382	1B 1B 1B FC5-6 1-2f	SSS K		3-1				BBBB FC2-5 1B BB	1-2 2-3 BB 1B 1B	5	3	2	0	1	1	6
Vicente Romo, R (1, 1) OBP: 0.192, SLG: 0.292 Ken Brett, L (3, 1) OBP: 0.267, SLG: 0.296 Sparky Lyle, L (8, 1)	1-3 2B 1B F8			SSS K		SSS K		1-2 2-3f FC2-5 1B	BBBB 1-2 2-3 3-H 3B 1B BB	2 3 0	1 0 1	1 0 0	0 0 1	0 2 1	0 2 0	1 2 0
Inning Stats	R: 2 E: 0 K: 0 S: 5 H: 2 LOB: 1 BB: 1 P: 9	R: 8 E: 0 K: 0 S: 10 H: 7 LOB: 1 BB: 2 P: 18	R: 3 E: 0 K: 1 S: 9 H: 4 LOB: 2 BB: 1 P: 13	R: 0 E: 0 K: 1 S: 5 H: 1 LOB: 0 BB: 0 P: 5	R: 0 E: 0 K: 1 S: 6 H: 1 LOB: 3 BB: 2 P: 14	R: 0 E: 0 K: 1 S: 5 H: 0 LOB: 0 BB: 0 P: 5	R: 0 E: 0 K: 1 S: 5 H: 0 LOB: 0 BB: 0 P: 5	R: 2 E: 0 K: 0 S: 5 H: 3 LOB: 1 BB: 1 P: 9	R: 6 E: 0 K: 0 S: 7 H: 4 LOB: 1 BB: 3 P: 19	1B: 14 2B: 6 3B: 1 HR: 2 SF: 0 SAC: 0 DP: 2 HBP: 0						

AB	47
R	21
H	22
RBI	21
BB	10
SO	5
LOB	18

WP: 1 PB: 0 SB: 2 CS: 0 PA: 57

PITCHER		IP	WLS	BF	H	R	ER	SO	BB	IBB	HBP	BLK	WP	HR	S	P	ERA	WHIP
Gerry Janeski, R ERA: 4.95	(1, 1)	1.1	L	13	7	8	8	0	1	1	0	0	0	0	11	19	54.00	6.000
Jerry Crider, R ERA: 4.32	(2, 1)	0.2		5	2	2	2	0	1	0	0	0	1	0	4	8	27.00	4.500
Barry Moore, L ERA: 5.43	(3, 1)	4.0		20	6	3	3	4	3	0	0	0	0	1	25	37	6.75	2.250
Bob Miller, R ERA: 4.78	(7, 1)	2.0		9	3	2	2	1	1	0	0	0	0	1	10	14	9.00	2.000
Danny Murphy, R ERA: 5.53	(9, 1)	1.0		10	4	6	6	0	3	0	0	0	0	0	7	19	54.00	7.000

PITCHER	IP	WLS	BF	H	R	ER	SO	BB	IBB	HBP	BLK	WP	HR	S	P	ERA	WHIP

BOTTOM

Boston Red Sox @ Chicago White Sox

Comiskey Park, Chicago, IL

Sun Aug 30 1970, 4:33 AM EDT

Unknown

livebaseballscorecards.com

Batter	1	2	3	4	5	6	7	8	9	AB	R	H	RBI	BB	SO	LOB
Syd O'Brien, R (1, 4) OBP: 0.292, SLG: 0.350	6-3	6-3		BB	K			5-3		4	1	0	0	1	1	1
Luis Aparicio, R (1, 6) OBP: 0.369, SLG: 0.398 Barry Moore, L (3, 1) OBP: 0.184, SLG: 0.162 Walt Williams, R (6, PH) OBP: 0.299, SLG: 0.341 Bob Miller, R (7, 1) OBP: 0.258, SLG: 0.179 Duane Josephson, R (8, PH) OBP: 0.374, SLG: 0.411 (9, 2)	4-3		HR 1B	K		F8		BB 1B 2-H		1 2 1 0 1	0 1 0 0 0	0 1 0 0 1	0 0 0 0 1	0 0 0 0 0	0 1 0 0 0	0 1 0 0 0
Carlos May, L (1, 7) OBP: 0.382, SLG: 0.449	1B 2B		1-H HR	WP 1B 1-2		F7		BB 1-2		4	3	3	2	1	0	0
Bill Melton, R (1, 9) OBP: 0.330, SLG: 0.484	HR 1B 2-H		1B 2B	K		F3		K		5	2	2	1	0	2	4
Ed Herrmann, L (1, 2) OBP: 0.357, SLG: 0.520 Danny Murphy, L (9, 1) OBP: 0.667, SLG: 1.250	HR 1-H		1B 1B 2-H	BB 1-2 2-3			F7	K		4 0	2 0	2 0	3 0	1 0	1 0	2 0
Bob Spence, L (1, 3) OBP: 0.274, SLG: 0.337	1B		1B 1-3	WP 3B 1-H 2-H 3-H			FC5-4 1B	K		5	1	4	3	0	1	0
Ken Berry, R (1, 8) OBP: 0.352, SLG: 0.366	K		K	6-3 3-H			FC5-4 1-2f	4-3		5	0	0	0	0	2	4
Rich McKinney, R (1, 5) OBP: 0.179, SLG: 0.155		K	K		K		6-3	F9		5	0	0	0	0	3	3
Gerry Janeski, R (1, 1) OBP: 0.102, SLG: 0.086 Jerry Crider, R (2, 1) OBP: 0.095, SLG: 0.143 Rich Morales, R (2, PH) OBP: 0.253, SLG: 0.182 (3, 6)		6-3	K		K			1B 2B		0 0 4	0 0 1	0 0 1	0 0 0	0 0 0	0 0 2	0 0 2
Inning Stats	R: 3 E: 0 K: 1 S: 9 H: 4 LOB: 1 BB: 0 P: 9	R: 0 E: 0 K: 1 S: 5 H: 0 LOB: 0 BB: 0 P: 5	R: 3 E: 0 K: 3 S: 14 H: 5 LOB: 2 BB: 0 P: 14	R: 4 E: 0 K: 2 S: 9 H: 2 LOB: 2 BB: 2 P: 17	R: 0 E: 0 K: 3 S: 9 H: 0 LOB: 0 BB: 0 P: 9	R: 0 E: 0 K: 0 S: 3 H: 0 LOB: 0 BB: 0 P: 3	R: 0 E: 1 K: 0 S: 4 H: 1 LOB: 1 BB: 0 P: 4	R: 1 E: 0 K: 2 S: 9 H: 2 LOB: 2 BB: 1 P: 13	R: 0 E: 0 K: 1 S: 5 H: 0 LOB: 0 BB: 0 P: 5	1B: 8 2B: 3 3B: 1 HR: 2 SF: 0 SAC: 0 DP: 0 HBP: 0				WP: 2 PB: 0 SB: 0 CS: 0	PA: 44	

PITCHER		IP	WLS	BF	H	R	ER	SO	BB	IBB	HBP	BLK	WP	HR	S	P	ERA	WHIP
Vicente Romo, R ERA: 4.42	(1, 1)	2.0		14	8	6	6	2	0	0	0	0	0	2	18	18	27.00	4.000
Ken Brett, L ERA: 4.29	(3, 1)	5.1	W	24	6	5	1	8	2	0	0	0	2	0	38	46	1.69	1.500
Sparky Lyle, L ERA: 4.5	(8, 1)	1.2	S	6	0	0	0	3	1	0	0	0	0	0	11	15	0.00	0.600

PITCHER	IP	WLS	BF	H	R	ER	SO	BB	IBB	HBP	BLK	WP	HR	S	P	ERA	WHIP

Batter	1	2	3	4	5	6	7	8	9	AB	R	H	RBI	BB	SO	LOB
Mike Andrews, R (1, 4) OBP: 0.332, SLG: 0.390	5-3		F7			HR		FC6-4 1B		4	1	2	2	0	0	0
Reggie Smith, S (1, 8) OBP: 0.377, SLG: 0.535	K			5-3		5-3		FC6-4 FC3-6 1-2f		4	0	0	0	0	1	1
Carl Yastrzemski, L (1, 3) OBP: 0.443, SLG: 0.599	K			K		1B SF8 1B		FC3-6 CS 1-2f		4	1	1	0	0	2	1
Tony Conigliaro, R (1, 9) OBP: 0.324, SLG: 0.472		K		6-3		SF8 1-3 1B		CS 1-2	F8	4	0	1	0	0	1	0
Rico Petrocelli, R (1, 6) OBP: 0.324, SLG: 0.460		HR			K	SF8 2-3 3-H			PB HBP	2	1	1	2	0	1	0
Billy Conigliaro, R (1, 7) OBP: 0.368, SLG: 0.514		F9			FC6-4 1B	5-3			K 1-2	4	0	1	0	0	1	2
John Kennedy, R (1, 5) OBP: 0.296, SLG: 0.414		5-3			F8		F8		F9	4	0	0	0	0	0	2
Don Pavletich, R (1, 2) OBP: 0.232, SLG: 0.163			K		FC6-4 1-2f		6-3			3	0	0	0	0	1	1
Mike Nagy, R (1, 1) OBP: 0.200, SLG: 0.200			K			HR 1B	F3			3	1	1	0	0	1	0
Inning Stats	R: 0 E: 0 K: 2 S: 7 H: 0 LOB: 0 BB: 0 P: 7	R: 1 E: 0 K: 1 S: 6 H: 1 LOB: 0 BB: 0 P: 6	R: 0 E: 0 K: 2 S: 7 H: 0 LOB: 0 BB: 0 P: 7	R: 0 E: 0 K: 1 S: 5 H: 0 LOB: 0 BB: 0 P: 5	R: 0 E: 0 K: 1 S: 6 H: 1 LOB: 1 BB: 0 P: 6	R: 3 E: 0 K: 0 S: 7 H: 4 LOB: 1 BB: 0 P: 7	R: 0 E: 0 K: 0 S: 3 H: 0 LOB: 0 BB: 0 P: 3	R: 0 E: 0 K: 3 S: 3 H: 1 LOB: 0 BB: 0 P: 3	R: 0 E: 0 K: 1 S: 5 H: 0 LOB: 1 BB: 0 P: 6	1B: 5 2B: 0 3B: 0 HR: 2	SF: 1 SAC: 0 DP: 0 HBP: 1						

TOP

Boston Red Sox @ Chicago White Sox

Comiskey Park, Chicago, IL

Sun Aug 30 1970, 4:38 AM EDT

Att. 8,552 - Unknown

livebaseballscorecards.com

AB	32
R	4
H	7
RBI	4
BB	0
SO	8
LOB	7

WP: 0 PA: 35
PB: 1
SB: 0
CS: 1

PITCHER		IP	WLS	BF	H	R	ER	SO	BB	IBB	HBP	BLK	WP	HR	S	P	ERA	WHIP
Jim Magnuson, L ERA: 5.34	(1, 1)	7.0	L	27	6	4	4	7	0	0	0	0	0	2	41	41	5.14	0.857
Wilbur Wood, L ERA: 2.78	(8, 1)	2.0		7	1	0	0	1	0	0	1	0	0	0	8	9	0.00	0.500

PITCHER	IP	WLS	BF	H	R	ER	SO	BB	IBB	HBP	BLK	WP	HR	S	P	ERA	WHIP

Batter	1	2	3	4	5	6	7	8	9	AB	R	H	RBI	BB	SO	LOB
Tom McCraw, L (1, 8) OBP: 0.291, SLG: 0.337	F4		F4			4-3	4-3			4	0	0	0	0	0	2
Luis Aparicio, R (1, 6) OBP: 0.370, SLG: 0.397	F9		BBBB 4-0 BB			0-0 5-3 BB 1B		0-0 F8		3	0	1	0	1	0	0
Carlos May, L (1, 7) OBP: 0.380, SLG: 0.446	SSS 0-3 K		L4			BBBB 4-0 1-2 5-3 BB		4-3		3	0	0	0	1	1	1
Bill Melton, R (1, 9) OBP: 0.327, SLG: 0.480		L8		5-3		5-3 1-2 2-3		6-3		4	0	0	0	0	0	2
Duane Josephson, R (1, 2) OBP: 0.375, SLG: 0.422		HR		BBBB 4-0 G6-4-3 BB		5-3			F8	3	1	1	1	1	0	2
Bob Spence, L (1, 3) OBP: 0.273, SLG: 0.333		FC5-4 1B		G6-4-3 1-2f			4-3		3-1	4	0	1	0	0	0	1
Syd O'Brien, R (1, 4) OBP: 0.292, SLG: 0.349		FC5-4 1-2f			6-3		1B		SSS 0-3 K	4	0	1	0	0	1	1
Rich McKinney, R (1, 5) OBP: 0.185, SLG: 0.162		L4			F5		1-2 1B			3	0	1	0	0	0	1
Jim Magnuson, R (1, 1) Gail Hopkins, L (7, PH) OBP: 0.333, SLG: 0.361 Wilbur Wood, R (8, 1) OBP: 0.133, SLG: 0.200			1-3		SSS 0-3 K		L4			2 1 0	0 0 0	0 0 0	0 0 0	0 0 0	1 0 0	0 2 0
Inning Stats	R: 0 H: 0 E: 0 LOB: 0 K: 1 BB: 0 S: 5 P: 5	R: 1 H: 2 E: 0 LOB: 1 K: 0 BB: 0 S: 5 P: 5	R: 0 H: 0 E: 0 LOB: 1 K: 0 BB: 1 S: 3 P: 7	R: 0 H: 0 E: 0 LOB: 0 K: 0 BB: 1 S: 2 P: 6	R: 0 H: 0 E: 0 LOB: 0 K: 1 BB: 0 S: 5 P: 5	R: 0 H: 1 E: 0 LOB: 2 K: 0 BB: 1 S: 4 P: 8	R: 0 H: 2 E: 0 LOB: 2 K: 0 BB: 0 S: 5 P: 5	R: 0 H: 0 E: 0 LOB: 0 K: 0 BB: 0 S: 3 P: 3	R: 0 H: 0 E: 0 LOB: 0 K: 1 BB: 0 S: 5 P: 5	1B: 4 2B: 0 3B: 0 HR: 1	SF: 0 SAC: 0 DP: 1 HBP: 0						

PITCHER	IP	WLS	BF	H	R	ER	SO	BB	IBB	HBP	BLK	WP	HR	S	P	ERA	WHIP
Mike Nagy, R (1, 1) ERA: 4.96	9.0	W	34	5	1	1	3	3	0	0	0	0	1	37	49	1.00	0.889

PITCHER	IP	WLS	BF	H	R	ER	SO	BB	IBB	HBP	BLK	WP	HR	S	P	ERA	WHIP

BOTTOM

Boston Red Sox @ Chicago White Sox

Comiskey Park, Chicago, IL

Sun Aug 30 1970, 4:38 AM EDT

Att. 8,552 - Unknown

livebaseballscorecards.com

AB	31
R	1
H	5
RBI	1
BB	3
SO	3
LOB	12

WP: 0 PA: 34
PB: 0
SB: 0
CS: 0

Detroit Tigers @ Boston Red Sox

Fenway Park, Boston, MA

Mon Aug 31 1970, 7:05 PM EDT

Att. 22,339 - Unknown

TOP

livebaseballscorecards.com

Batter	1	2	3	4	5	6	7	8	9	AB	R	H	RBI	BB	SO	LOB
Dick McAuliffe, L (1, 4) OBP: 0.378, SLG: 0.368	3-1		K		1B		4-3		F7	5	1	1	0	0	1	1
Mickey Stanley, R (1, 8) OBP: 0.318, SLG: 0.418	6-3		1B		E 1B 1-2 1B		F8		1-3 2B	5	0	3	0	0	0	0
Al Kaline, R (1, 9) OBP: 0.373, SLG: 0.446	L5-3		F5		E7 1-3 2-H 1B		L5-3		L8	5	0	1	1	0	0	3
Jim Northrup, L (1, 7) OBP: 0.354, SLG: 0.495		F9		1B F8-2 1B	F9			BB BB	1-3	4	0	1	0	1	0	4
Norm Cash, L (1, 3) OBP: 0.388, SLG: 0.459		1B BB		F8-2 1-3 1B		E 2B		1-2 BB		2	1	2	0	2	0	0
Don Wert, R (1, 5) OBP: 0.328, SLG: 0.344		K		F8-2 1-2 3-H		F6		K		4	0	0	0	0	2	6
Elliott Maddox, R (1, 6) OBP: 0.321, SLG: 0.353		1-2 1B		K		K		F9		4	0	1	0	0	2	4
Jim Price, R (1, 2) OBP: 0.305, SLG: 0.263		5-3			F6	E8 2-H 2B		F9		4	0	1	1	0	0	4
Mickey Lolich, S (1, 1) Gates Brown, L (9, PH) OBP: 0.326, SLG: 0.355			F5		K	1-3			2B 1B	3 1	0 0	0 1	0 0	1 0	1 0	1 0

	AB	37
	R	2
	H	11
	RBI	2
	BB	3
	SO	6
	LOB	23

Inning Stats	1	2	3	4	5	6	7	8	9
	R: 0 E: 0 K: 0 S: 3	H: 0 LOB: 0 BB: 0 P: 3	R: 0 E: 0 K: 1 S: 6	H: 1 LOB: 2 BB: 1 P: 10	R: 0 E: 0 K: 1 S: 6	H: 1 LOB: 1 BB: 0 P: 6	R: 0 E: 0 K: 1 S: 6	H: 2 LOB: 1 BB: 0 P: 6	R: 1 E: 1 K: 1 S: 8	H: 3 LOB: 2 BB: 0 P: 8	R: 1 E: 1 K: 1 S: 7	H: 2 LOB: 1 BB: 0 P: 7	R: 0 E: 0 K: 0 S: 3	H: 0 LOB: 0 BB: 0 P: 3	R: 0 E: 0 K: 1 S: 5	H: 0 LOB: 2 BB: 2 P: 13	R: 0 E: 0 K: 0 S: 5	H: 2 LOB: 2 BB: 0 P: 5

1B: 8	SF: 0	WP: 0	PA: 40
2B: 4	SAC: 0	PB: 0	
3B: 0	DP: 1	SB: 0	
HR: 0	HBP: 0	CS: 0	

PITCHER	IP	WLS	BF	H	R	ER	SO	BB	IBB	HBP	BLK	WP	HR	S	P	ERA	WHIP
Ray Culp, R (1, 1) ERA: 3.26	8.1	W	38	11	2	2	6	3	0	0	0	0	0	47	59	2.16	1.680
Gary Wagner, R (9, 1) ERA: 2.84	0.1		1	0	0	0	0	0	0	0	0	0	0	1	1	0.00	0.000
Sparky Lyle, L (9, 1) ERA: 4.47	0.1	S	1	0	0	0	0	0	0	0	0	0	0	1	1	0.00	0.000

PITCHER	IP	WLS	BF	H	R	ER	SO	BB	IBB	HBP	BLK	WP	HR	S	P	ERA	WHIP

Detroit Tigers @ Boston Red Sox

Fenway Park, Boston, MA

Mon Aug 31 1970, 7:05 PM EDT

Att. 22,339 - Unknown

BOTTOM

Batter	1	2	3	4	5	6	7	8	9	AB	R	H	RBI	BB	SO	LOB
Mike Andrews, R (1, 4) OBP: 0.329, SLG: 0.386	F8		K	F6		F4		5-3		5	0	0	0	0	1	4
Reggie Smith, S (1, 8) OBP: 0.378, SLG: 0.535	F7		FC6-4 1B		L7	1-2 2-H 1B				4	1	2	1	0	0	0
Carl Yastrzemski, L (1, 3) OBP: 0.441, SLG: 0.596	E1		1-3 FC6-4 1B		K	K				4	0	1	0	0	2	2
Tony Conigliaro, R (1, 9) OBP: 0.324, SLG: 0.477	F7		FC6-4 2B 1-2f 3-H		HR		F7			4	1	1	2	0	0	2
Rico Petrocelli, R (1, 6) OBP: 0.324, SLG: 0.460		5-3	1-3 2B		6-3		F8			4	0	1	0	0	0	0
George Scott, R (1, 5) OBP: 0.355, SLG: 0.468		BB BB	K			F4	4-3			3	0	0	0	1	1	2
Billy Conigliaro, R (1, 7) OBP: 0.370, SLG: 0.515		1-2 BB		5-3		1B 2B		6-3		3	1	1	0	1	0	0
Don Pavletich, R (1, 2) OBP: 0.250, SLG: 0.173		L8		L7		1B 1B BB		E S 1B		3	1	1	0	1	0	2
Ray Culp, R (1, 1) OBP: 0.146, SLG: 0.138 Gary Wagner, R (9, 1) OBP: 0.200, SLG: 0.200 Sparky Lyle, L (9, 1)		K		BB		1-2 2-H 1B		1-3 K		3 0 0	0 0 0	1 0 0	1 0 0	1 0 0	2 0 0	3 0 0
Inning Stats	R: 0 E: 1 K: 0 S: 4 H: 0 LOB: 1 BB: 0 P: 4	R: 0 E: 0 K: 1 S: 5 H: 0 LOB: 2 BB: 2 P: 13	R: 1 E: 0 K: 2 S: 10 H: 3 LOB: 2 BB: 0 P: 10	R: 0 E: 0 K: 0 S: 3 H: 0 LOB: 1 BB: 1 P: 7	R: 1 E: 0 K: 1 S: 6 H: 1 LOB: 0 BB: 0 P: 6	R: 2 E: 0 K: 1 S: 8 H: 3 LOB: 2 BB: 1 P: 12	R: 0 E: 0 K: 0 S: 3 H: 0 LOB: 0 BB: 0 P: 3	R: 0 E: 0 K: 1 S: 6 H: 1 LOB: 1 BB: 0 P: 6		1B: 5 2B: 2 3B: 0 HR: 1	SF: 0 SAC: 0 DP: 0 HBP: 0					

livebaseballscorecards.com

	AB	33
	R	4
	H	8
	RBI	4
	BB	4
	SO	6
	LOB	15

WP: 0 PB: 0 SB: 1 CS: 0 PA: 37

PITCHER	IP	WLS	BF	H	R	ER	SO	BB	IBB	HBP	BLK	WP	HR	S	P	ERA	WHIP
Mickey Lolich, L (1, 1) ERA: 3.63	8.0	L	37	8	4	4	6	4	0	0	0	0	1	45	61	4.50	1.500

PITCHER	IP	WLS	BF	H	R	ER	SO	BB	IBB	HBP	BLK	WP	HR	S	P	ERA	WHIP

Detroit Tigers @ Boston Red Sox

Fenway Park, Boston, MA

Tue Sep 01 1970, 7:05 PM EDT

Att. 18,794 - Unknown

TOP

livebaseballscorecards.com

Batter	1	2	3	4	5	6	7	8	9	AB	R	H	RBI	BB	SO	LOB
Dick McAuliffe, L (1, 4) OBP: 0.374, SLG: 0.363	S S S 0-3 ① K		x 0-0 ③ 3-1		x 0-0 ① F3		x 0-0 ① F8		x 0-0 ② 4-3	5	0	0	0	0	1	1
Mickey Stanley, R (1, 8) OBP: 0.317, SLG: 0.418	S S S 0-3 ② K			S S S 0-3 ① K	x 0-0 1-3 E 2B		S S S 0-3 ② K		x 0-0 ③ 4-3	5	1	1	0	0	3	0
Gates Brown, L (1, 7) OBP: 0.323, SLG: 0.388 Al Kaline, R (9, 9) OBP: 0.373, SLG: 0.446	x 0-0 ③ F4			x 0-0 ② F8	x 0-0 E4 G3 HR 2-H 3-H		x 0-0 HR			4 0	2 0	1 0	2 0	0 0	0 0	0 0
Jim Northrup, L (1, 9) (9, 7) OBP: 0.355, SLG: 0.503		x 0-0 HR		x 0-0 BB BB HR 1B	x 0-0 ② G3 1-2		x 0-0 ③ 1-3			4	2	2	1	0	0	1
Norm Cash, L (1, 3) OBP: 0.389, SLG: 0.468		x 0-0 ① 1-3		B B B B 4-0 BB HR 1-2 BB	x 0-0 2-H HR			x 0-0 ① F9		3	2	1	2	1	0	0
Don Wert, R (1, 5) OBP: 0.330, SLG: 0.343		x 0-0 G5-4-3 1B		B B B B 4-0 HR 1-2 2-3 BB	x 0-0 ③ 5-3			x 0-0 ② 6-3		3	1	1	0	1	0	0
Jim Price, R (1, 2) OBP: 0.313, SLG: 0.301		x 0-0 ② ③ G5-4-3 1-2f		x 0-0 HR 1-H 2-H 3-H		x 0-0 ① F7		B B B B 4-0 WP BB		3	1	1	4	1	0	1
Cesar Gutierrez, R (1, 6) OBP: 0.277, SLG: 0.304			x 0-0 ① F4	x 0-0 ③ 6-3		x 0-0 ② F8		x 0-0 ③ 6-3 1-2		4	0	0	0	0	0	1
Mike Kilkenny, R (1, 1) OBP: 0.088, SLG: 0.091 Norm McRae, R (1, 1) John Hiller, R (2, 1) Kevin Collins, L (5, PH) OBP: 0.333, SLG: 0.778 Daryl Patterson, L (5, 1) Tom Timmermann, R (8, 1)			x 0-0 ② F6		x 0-0 2B E 1B	S S S 0-3 ③ K			S S S 0-3 ① K	0 0 1 1 1 1	0 0 0 1 0 0	0 0 0 0 0 0	0 0 0 0 0 0	0 0 0 0 1 1	0 0 0 0 0 0	0 0 0 0 0 0

	AB	35
	R	10
	H	8
	RBI	9
	BB	3
	SO	6
	LOB	4

Inning Stats	1	2	3	4	5	6	7	8	9	1B: 3	SF: 0	WP: 1	PA: 38
	R: 0 E: 0 K: 2 S: 7 H: 0 LOB: 0 BB: 0 P: 7	R: 1 E: 0 K: 0 S: 4 H: 2 LOB: 0 BB: 0 P: 4	R: 0 E: 0 K: 0 S: 3 H: 0 LOB: 0 BB: 0 P: 3	R: 4 E: 0 K: 1 S: 7 H: 2 LOB: 0 BB: 2 P: 15	R: 4 E: 1 K: 0 S: 7 H: 3 LOB: 0 BB: 0 P: 7	R: 0 E: 0 K: 1 S: 5 H: 0 LOB: 0 BB: 0 P: 5	R: 1 E: 0 K: 1 S: 6 H: 1 LOB: 0 BB: 0 P: 6	R: 0 E: 0 K: 0 S: 3 H: 0 LOB: 1 BB: 1 P: 7	R: 0 E: 0 K: 1 S: 5 H: 0 LOB: 0 BB: 0 P: 5	2B: 1 3B: 0 HR: 4	SAC: 0 DP: 1 HBP: 0	PB: 0 SB: 0 CS: 0	

PITCHER		IP	WLS	BF	H	R	ER	SO	BB	IBB	HBP	BLK	WP	HR	S	P	ERA	WHIP
Sonny Siebert, R ERA: 3.72	(1, 1)	4.2	L	23	7	9	6	3	2	0	0	0	0	3	27	35	11.57	1.929
Vicente Romo, R ERA: 4.41	(5, 1)	2.1		8	1	1	1	2	0	0	0	0	0	1	12	12	3.86	0.429
Chuck Hartenstein, R ERA: 6.49	(8, 1)	1.0		4	0	0	0	0	1	0	0	0	1	0	3	7	0.00	1.000
Gary Wagner, R ERA: 2.76	(9, 1)	1.0		3	0	0	0	1	0	0	0	0	0	0	5	5	0.00	0.000

PITCHER		IP	WLS	BF	H	R	ER	SO	BB	IBB	HBP	BLK	WP	HR	S	P	ERA	WHIP

Detroit Tigers @ Boston Red Sox

Fenway Park, Boston, MA

Tue Sep 01 1970, 7:05 PM EDT

Att. 18,794 - Unknown

BOTTOM

Batter	1	2	3	4	5	6	7	8	9	AB	R	H	RBI	BB	SO	LOB
Mike Andrews, R (1, 4) OBP: 0.335, SLG: 0.394	HR	BB	F8 ②		FC4-6 BB		4-3 1B	1-2 2-3 3-H BB		3	2	2	2	3	0	0
Reggie Smith, S (1, 8) OBP: 0.379, SLG: 0.533	2B FC3 BB	BB HR 1-2 2-3 BB	BB 1B		FC4-6 ② 1-2f		4-3 ② 1-2	4-3 ③		4	2	1	1	2	0	5
Carl Yastrzemski, L (1, 3) OBP: 0.446, SLG: 0.597	FC3 1-3 2B	HR 1-2 2-3 3-H BB	1-2 BB		BB		BB		6-3 ①	2	1	1	1	4	0	0
Tony Conigliaro, R (1, 9) OBP: 0.324, SLG: 0.481	FC3 ① F9 BB 2-2 3-H	HR 1-H 2-H 3-H	K ③		F8 ③		F3 ③		S 1B	6	1	2	5	0	1	7
Rico Petrocelli, R (1, 6) OBP: 0.324, SLG: 0.457	1-2 BB	F6 ①	K ①			6-3 ①		1B FC1-2 1B	F6 ②	5	0	1	0	1	1	1
George Scott, R (1, 5) OBP: 0.355, SLG: 0.466	F9 ② 2-3	6-3 ②	FC4-6 1B		K ②			FC1-2 BB BB 1-3 1B	4-3 ③ 1-2	6	1	2	0	0	1	3
Billy Conigliaro, R (1, 7) OBP: 0.371, SLG: 0.514 George Thomas, R (2, PR) (3, 7) OBP: 0.425, SLG: 0.544	L7 ③	HBP	FC4-6 ② 1-2f		1B			BB FC1-2 1-2 BB		1 2	0 0	0 1	0 0	0 1	0 0	2 1
Tom Satriano, L (1, 2) OBP: 0.331, SLG: 0.376	WP E BB 1B K	F9 ③			4-3 ③			F4 ①		5	1	1	0	0	1	6
Sonny Siebert, R (1, 1) OBP: 0.130, SLG: 0.134 Vicente Romo, R (5, 1) OBP: 0.185, SLG: 0.280 Dick Schofield, S (7, PH) OBP: 0.285, SLG: 0.230 Chuck Hartenstein, R (8, 1) Mike Fiore, L (8, PH) OBP: 0.293, SLG: 0.188 Gary Wagner, R (9, 1) OBP: 0.200, SLG: 0.200	E1 BB WP BB 1-2	F8 ①			K ①		K ①	FC1-2 BB 1-2 2-3 3-Hf ②		2 1 1 0 1 0	1 0 0 0 0 0	0 0 0 0 0 0	0 0 0 0 0 0	0 1 1 0 0 0	0 0 0 0 0 0	1 0 0 0 3 0
Inning Stats	R: 2 E: 0 K: 0 S: 5 H: 2 LOB: 2 BB: 2 P: 13	R: 6 E: 1 K: 1 S: 8 H: 2 LOB: 2 BB: 3 P: 21	R: 0 E: 0 K: 1 S: 6 H: 1 LOB: 2 BB: 1 P: 10	R: 0 E: 0 K: 1 S: 6 H: 1 LOB: 1 BB: 0 P: 6	R: 0 E: 1 K: 1 S: 5 H: 0 LOB: 2 BB: 2 P: 13	R: 0 E: 0 K: 1 S: 6 H: 1 LOB: 1 BB: 0 P: 6	R: 0 E: 0 K: 1 S: 6 H: 1 LOB: 2 BB: 1 P: 10	R: 1 E: 0 K: 0 S: 5 H: 2 LOB: 3 BB: 2 P: 13	R: 0 E: 0 K: 0 S: 4 H: 1 LOB: 1 BB: 0 P: 4	1B: 8 2B: 1 3B: 0 HR: 2	SF: 0 SAC: 0 DP: 0 HBP: 1						

livebaseballscorecards.com

AB	39
R	9
H	11
RBI	9
BB	11
SO	6
LOB	29

WP: 1 PB: 0 SB: 1 CS: 0 PA: 51

PITCHER		IP	WLS	BF	H	R	ER	SO	BB	IBB	HBP	BLK	WP	HR	S	P	ERA	WHIP
Mike Kilkenny, L ERA: 4.57	(1, 1)	0.1		5	2	2	2	0	2	0	0	0	0	1	3	11	54.00	12.000
Norm McRae, R ERA: 4.85	(1, 1)	0.2		6	1	4	4	0	2	0	0	0	1	0	4	12	54.00	4.500
John Hiller, L ERA: 3.38	(2, 1)	3.0		15	3	2	1	3	2	0	1	0	0	1	18	27	3.00	1.667
Daryl Patterson, R ERA: 4.68	(5, 1)	3.0	W	16	4	1	1	3	3	0	0	0	0	0	19	31	3.00	2.333
Tom Timmermann, R ERA: 4.04	(8, 1)	2.0	S	9	1	0	0	0	2	0	0	0	0	0	7	15	0.00	1.500

PITCHER	IP	WLS	BF	H	R	ER	SO	BB	IBB	HBP	BLK	WP	HR	S	P	ERA	WHIP

Detroit Tigers @ Boston Red Sox

Fenway Park, Boston, MA

Wed Sep 02 1970, 3:33 AM EDT

Att. 14,704 - Unknown

TOP

livebaseballscorecards.com

Batter	1	2	3	4	5	6	7	8	9	AB	R	H	RBI	BB	SO	LOB
Mickey Stanley, R (1, 8) OBP: 0.315, SLG: 0.414	F9		1B, 1B, FC3-2, 1B	F9			F8, 1-2	F8, 2-3	4-3	6	0	1	0	0	0	5
Ike Brown, R (1, 4) Dick McAuliffe, L (8, PR) (8, 4) OBP: 0.380, SLG: 0.536 OBP: 0.374, SLG: 0.363	L4		FC3-2, 1B, 1-2, 2-H, 1B		BB		FC4-6, 1B, BB, 2-H, 1B	E5, BLK, 1B, 3-H		4 0	1 1	2 0	2 0	1 0	0 0	0 0
Al Kaline, R (1, 3) (7, 9) OBP: 0.376, SLG: 0.446	L6-3		FC3-2, 1-2, 2-3, 1B		L6		FC4-6, 1-2, 1B	1B, 1-2, IBB		4	0	2	0	1	0	1
Jim Northrup, L (1, 9) (7, 7) OBP: 0.356, SLG: 0.500		F8, BB, SF8, BB	FC3-2, 1-2, 2-3, 3-Hf		K		FC4-6, BB, HBP, 1-2f, 2-3	1-3, 2-H, 1B		4	1	1	1	1	1	6
Don Wert, R (1, 5) OBP: 0.331, SLG: 0.340		1-2, BB	F3		F9		BB, 1-2, HBP	G3		3	0	0	0	1	0	6
Elliott Maddox, R (1, 7) Gates Brown, L (7, PH) Daryl Patterson, L (7, 1) OBP: 0.317, SLG: 0.348 OBP: 0.330, SLG: 0.388		F8, 2-3	5-3			F4	1-2, 2-3, 3-H, BB		K	3 0 1	0 0 0	0 0 0	0 1 0	0 1 0	0 0 1	5 0 0
Jim Price, R (1, 2) OBP: 0.317, SLG: 0.294		SF8, 3-H		F8		G5-4-3, BB	F8		SH1-3, BB	2	0	0	1	2	0	3
Cesar Gutierrez, R (1, 6) OBP: 0.280, SLG: 0.306		L7		FC2-6, 1B		G5-4-3, 1-2f		F8, 6-3, E, 1B	SH1-3, 1-2	4	1	2	0	0	0	2
Bob Reed, R (1, 1) Joe Niekro, R (7, PH) Norm Cash, L (7, 3) OBP: 0.333, SLG: 0.333 OBP: 0.270, SLG: 0.281 OBP: 0.390, SLG: 0.466			1B, 1B, 1B	FC2-6, 1-2f			F8, 1B	6-3, 1-2	IBB	2 1 1	1 1 0	1 1 0	0 0 1	0 0 0	0 0 1	1 0 1
Inning Stats	R: 0 E: 0 K: 0 S: 3 H: 0 LOB: 0 BB: 0 P: 3	R: 1 E: 0 K: 0 S: 3 H: 0 LOB: 1 BB: 2 P: 11	R: 1 E: 0 K: 0 S: 7 H: 4 LOB: 3 BB: 0 P: 7	R: 0 E: 0 K: 0 S: 4 H: 1 LOB: 1 BB: 0 P: 4	R: 0 E: 0 K: 1 S: 5 H: 0 LOB: 1 BB: 1 P: 9	R: 0 E: 0 K: 0 S: 2 H: 0 LOB: 0 BB: 1 P: 6	R: 2 E: 0 K: 0 S: 6 H: 3 LOB: 3 BB: 1 P: 11	R: 2 E: 1 K: 0 S: 6 H: 2 LOB: 2 BB: 1 P: 10	R: 0 E: 0 K: 1 S: 5 H: 0 LOB: 2 BB: 2 P: 13	1B: 10 2B: 0 3B: 0 HR: 0	SF: 1 SAC: 1 DP: 1 HBP: 1						

AB	35
R	6
H	10
RBI	5
BB	8
SO	2
LOB	30

WP: 0 PB: 0 SB: 0 CS: 0 PA: 46

PITCHER		IP	WLS	BF	H	R	ER	SO	BB	IBB	HBP	BLK	WP	HR	S	P	ERA	WHIP
Gary Peters, L (1, 1) ERA: 4.17		6.1		29	7	4	4	1	4	0	0	0	0	0	27	43	5.68	1.737
Gary Wagner, R (7, 1) ERA: 2.73		0.1		3	1	0	0	0	0	0	1	0	0	0	2	3	0.00	3.000
Sparky Lyle, L (7, 1) ERA: 4.4		1.0	L	8	2	2	0	0	1	1	0	1	0	0	6	14	0.00	3.000
Chuck Hartenstein, R (8, 1) ERA: 6.33		1.1		6	0	0	0	1	1	1	0	0	0	0	6	14	0.00	0.750

PITCHER	IP	WLS	BF	H	R	ER	SO	BB	IBB	HBP	BLK	WP	HR	S	P	ERA	WHIP

Detroit Tigers @ Boston Red Sox

Fenway Park, Boston, MA

Wed Sep 02 1970, 3:33 AM EDT

Att. 14,704 - Unknown

BOTTOM

Batter	1	2	3	4	5	6	7	8	9	AB	R	H	RBI	BB	SO	LOB
Mike Andrews, R (1, 4) OBP: 0.334, SLG: 0.393	L4-6-3 FC 1B		L5		F9		6-3			4	0	1	0	0	0	0
Reggie Smith, S (1, 8) OBP: 0.380, SLG: 0.532	FC L4-6-3 1-2			L4-3	1B 1B		BBBB 4-0 BB			3	0	1	0	1	0	1
Carl Yastrzemski, L (1, 3) OBP: 0.446, SLG: 0.597	L4-6-3 1-2 2-3			L5-3 1B 1B	L6-4-3 1-3 1B		F8			4	1	2	0	0	0	3
Tony Conigliaro, R (1, 9) OBP: 0.321, SLG: 0.477	SSS 0-3 K			L5-3 1-2	L6-4-3 1-2			F8		4	0	0	0	0	1	4
Rico Petrocelli, R (1, 6) OBP: 0.323, SLG: 0.456		F9		BB 1B 3B 2-H 1B		L5-3		SSS 0-3 K		4	1	1	1	0	1	0
George Scott, R (1, 5) OBP: 0.358, SLG: 0.468		L4-6-3 1B		BB 3B 1-2 1B		BBBB 4-0 FC6-4 BB		SSS 0-3 K		3	1	2	0	1	1	0
Billy Conigliaro, R (1, 7) OBP: 0.369, SLG: 0.508		L4-6-3 1-2		BBBB 4-0 3B 1-2 2-3 BB		FC6-4 E S 1-2f			F4	3	1	0	0	1	0	2
Don Pavletich, R (1, 2) OBP: 0.250, SLG: 0.214			SSS 0-3 K	3B 1-H 2-H 3-H		F8 1-3			SSS 0-3 K	4	0	1	3	0	2	1
Gary Peters, L (1, 1) OBP: 0.307, SLG: 0.329			L4-3	L3-1			4-3		F5	2	0	0	0	0	0	1
Gary Wagner, R (7, 1) OBP: 0.200, SLG: 0.200										0	0	0	0	0	0	0
Sparky Lyle, L (7, 1)										1	0	0	0	0	0	0
Chuck Hartenstein, R (8, 1)										0	0	0	0	0	0	0
Mike Fiore, L (9, PH) OBP: 0.291, SLG: 0.186										1	0	0	0	0	0	0
Inning Stats	R: 0 E: 0 K: 1 S: 6 H: 1 LOB: 1 BB: 0 P: 6	R: 0 E: 0 K: 0 S: 3 H: 1 LOB: 0 BB: 0 P: 3	R: 0 E: 0 K: 1 S: 5 H: 0 LOB: 0 BB: 0 P: 5	R: 4 E: 0 K: 0 S: 7 H: 4 LOB: 1 BB: 1 P: 11	R: 0 E: 0 K: 0 S: 4 H: 2 LOB: 1 BB: 0 P: 4	R: 0 E: 0 K: 0 S: 3 H: 0 LOB: 1 BB: 1 P: 7	R: 0 E: 0 K: 0 S: 3 H: 0 LOB: 1 BB: 1 P: 7	R: 0 E: 0 K: 2 S: 7 H: 0 LOB: 0 BB: 0 P: 7	R: 0 E: 0 K: 1 S: 5 H: 0 LOB: 0 BB: 0 P: 5	1B: 7 2B: 0 3B: 1 HR: 0	SF: 0 SAC: 0 DP: 3 HBP: 0						

livebaseballscorecards.com

AB	33
R	4
H	8
RBI	4
BB	3
SO	5
LOB	12

WP: 0 PB: 0 SB: 1 CS: 0 PA: 36

PITCHER		IP	WLS	BF	H	R	ER	SO	BB	IBB	HBP	BLK	WP	HR	S	P	ERA	WHIP
Bob Reed, R ERA: 5.54	(1, 1)	6.0		26	8	4	4	2	2	0	0	0	0	0	28	36	6.00	1.667
Daryl Patterson, R ERA: 4.45	(7, 1)	3.0	W	10	0	0	0	3	1	0	0	0	0	0	15	19	0.00	0.333

PITCHER	IP	WLS	BF	H	R	ER	SO	BB	IBB	HBP	BLK	WP	HR	S	P	ERA	WHIP

Batter	1	2	3	4	5	6	7	8	9	AB	R	H	RBI	BB	SO	LOB
Dick McAuliffe, L (1, 5) OBP: 0.371, SLG: 0.360	1-3		4-3		FC1-6 1-2f 2-3		F8			4	0	0	0	0	0	2
Mickey Stanley, R (1, 8) OBP: 0.313, SLG: 0.411	5-3			F7	6-3			F7		4	0	0	0	0	0	2
Gates Brown, L (1, 7) OBP: 0.327, SLG: 0.373	4-3			BBBB FC4-6 BB		4-3		4-3		3	0	0	0	1	0	0
Jim Northrup, L (1, 9) OBP: 0.355, SLG: 0.498		F8		FC4-6 BB 1-2f		G3 1B		F4		4	0	1	0	0	0	1
Norm Cash, L (1, 3) OBP: 0.388, SLG: 0.462		SSS K		BBBB 1-2 BB		G3 1-2			5-3	3	0	0	0	1	1	1
Dalton Jones, L (1, 4) OBP: 0.321, SLG: 0.346		L8		4-3		H HBP			F9	3	0	0	0	0	0	2
Gene Lamont, L (1, 2) OBP: 0.750, SLG: 1.667			HR		BBBB FC6-4 BB	F9			WP 1B	3	1	2	1	1	0	2
Cesar Gutierrez, R (1, 6) OBP: 0.277, SLG: 0.303			6-3		FC6-4 FC1-6 BB 1-2f		F7		F5 1-2	4	0	0	0	0	0	2
Les Cain, L (1, 1) OBP: 0.169, SLG: 0.219			SSS K2-3		BBBB FC1-6 1-2 BB		F7			1	0	0	0	1	1	0
Norm McRae, R (6, 1)										0	0	0	0	0	0	0
Kevin Collins, L (7, PH) OBP: 0.300, SLG: 0.700										1	0	0	0	0	0	0
Fred Scherman, L (7, 1) OBP: 0.200, SLG: 0.200										0	0	0	0	0	0	0
Mike Kilkenny, R (8, 1) OBP: 0.088, SLG: 0.091										0	0	0	0	0	0	0
Inning Stats	R: 0 E: 0 K: 0 S: 3 H: 0 LOB: 0 BB: 0 P: 3	R: 0 E: 0 K: 1 S: 5 H: 0 LOB: 0 BB: 0 P: 5	R: 1 E: 0 K: 1 S: 6 H: 1 LOB: 0 BB: 0 P: 6	R: 0 E: 0 K: 0 S: 3 H: 0 LOB: 2 BB: 2 P: 11	R: 0 E: 0 K: 0 S: 3 H: 0 LOB: 2 BB: 2 P: 11	R: 0 E: 0 K: 0 S: 4 H: 1 LOB: 2 BB: 0 P: 5	R: 0 E: 0 K: 0 S: 3 H: 0 LOB: 0 BB: 0 P: 3	R: 0 E: 0 K: 0 S: 3 H: 0 LOB: 0 BB: 0 P: 3	R: 0 E: 0 K: 0 S: 4 H: 1 LOB: 1 BB: 0 P: 4	1B: 2 2B: 0 3B: 0 HR: 1 SF: 0 SAC: 0 DP: 0 HBP: 1						

PITCHER	IP	WLS	BF	H	R	ER	SO	BB	IBB	HBP	BLK	WP	HR	S	P	ERA	WHIP
Cal Koonce, R (1, 1) ERA: 3.12	9.0	W	35	3	1	1	2	4	0	1	0	1	1	34	51	1.00	0.778

PITCHER	IP	WLS	BF	H	R	ER	SO	BB	IBB	HBP	BLK	WP	HR	S	P	ERA	WHIP

TOP

Detroit Tigers @ Boston Red Sox

Fenway Park, Boston, MA

Wed Sep 02 1970, 7:05 PM EDT

Att. 18,938 - Unknown

livebaseballscorecards.com

AB	30
R	1
H	3
RBI	1
BB	4
SO	2
LOB	12

Batter	1	2	3	4	5	6	7	8	9	AB	R	H	RBI	BB	SO	LOB
Mike Andrews, R (1, 4) OBP: 0.335, SLG: 0.391	K	B1-3		K		FC3-2 1-2 2-3 BB		2B 1-2 1B		4	1	1	0	1	2	2
Reggie Smith, S (1, 8) OBP: 0.381, SLG: 0.532	S PB 2B 1B	F7			K	FC3-2 1-2 2-3 3-Hf		E 1-H 2-H 2B		5	2	2	2	0	1	4
Carl Yastrzemski, L (1, 3) OBP: 0.447, SLG: 0.601	S 2B 1-2 BB		HR		CS BB	4-3		E1 2B 2-3		3	2	1	1	2	0	4
Tony Conigliaro, R (1, 9) OBP: 0.326, SLG: 0.482	2B 1-2 2-3 BB		G5-4-3 1B		K 1-2		WP BB 1B 1B		2B 1-3 3-H	4	2	3	1	1	1	1
Rico Petrocelli, R (1, 6) OBP: 0.324, SLG: 0.456	6-3 1-H 2-H 3-H 2B		G5-4-3 1-2f			K	F8 1B 1-2 BB		K	4	0	1	3	1	2	3
George Scott, R (1, 5) OBP: 0.360, SLG: 0.466 John Kennedy, R (8, PH) OBP: 0.294, SLG: 0.411 (9, 5)	6-3 2-3		K			BB HBP 1B BB	G5-4-3 1-2 2-H 1B		K	3 1	1 0	1 0	1 0	1 0	1 1	1 2
Billy Conigliaro, R (1, 7) OBP: 0.370, SLG: 0.508	2-3			2B		BB 1B 1-2 HBP	F8 2-3	F9		4	1	1	0	0	0	5
Don Pavletich, R (1, 2) OBP: 0.265, SLG: 0.207		FC1-6 BB		L7		BB 1B FC3-2 1-2 2-3 BB	G5-4-3 1-2f			2	0	0	0	2	0	3
Cal Koonce, R (1, 1) OBP: 0.231, SLG: 0.095		FC1-6 B1-3 1-2f		K		FC3-2 BB 1-2 2-H 3-H 1B		1B 2B BB		3	1	1	2	1	1	2
Inning Stats	R: 3 E: 0 K: 1 S: 7 H: 2 LOB: 1 BB: 2 P: 15	R: 0 E: 0 K: 0 S: 3 H: 0 LOB: 1 BB: 1 P: 7	R: 1 E: 0 K: 1 S: 6 H: 2 LOB: 0 BB: 0 P: 6	R: 0 E: 0 K: 2 S: 8 H: 1 LOB: 1 BB: 0 P: 8	R: 0 E: 0 K: 2 S: 6 H: 0 LOB: 0 BB: 1 P: 10	R: 2 E: 0 K: 1 S: 6 H: 1 LOB: 3 BB: 3 P: 19	R: 1 E: 0 K: 0 S: 4 H: 2 LOB: 1 BB: 1 P: 8	R: 3 E: 1 K: 2 S: 11 H: 3 LOB: 2 BB: 1 P: 15		1B: 6 2B: 4 3B: 0 HR: 1 SF: 0 SAC: 0 DP: 2 HBP: 1						

PITCHER		IP	WLS	BF	H	R	ER	SO	BB	IBB	HBP	BLK	WP	HR	S	P	ERA	WHIP
Les Cain, L ERA: 3.64	(1, 1)	5.1	L	27	6	6	6	7	6	0	1	0	0	1	34	59	10.12	2.250
Norm McRae, R ERA: 4.61	(6, 1)	0.2		3	0	0	0	0	1	0	0	0	0	0	2	6	0.00	1.500
Fred Scherman, L ERA: 3.67	(7, 1)	1.0		5	2	1	1	0	1	0	0	0	1	0	4	8	9.00	3.000
Mike Kilkenny, L ERA: 4.78	(8, 1)	1.0		8	3	3	3	2	1	0	0	0	0	0	11	15	27.00	4.000

PITCHER	IP	WLS	BF	H	R	ER	SO	BB	IBB	HBP	BLK	WP	HR	S	P	ERA	WHIP

BOTTOM

Detroit Tigers @ Boston Red Sox

Fenway Park, Boston, MA

Wed Sep 02 1970, 7:05 PM EDT

Att. 18,938 - Unknown

livebaseballscorecards.com

AB	33
R	10
H	11
RBI	10
BB	9
SO	9
LOB	27

WP: 1 PA: 43
PB: 1
SB: 2
CS: 1

Batter	1	2	3	4	5	6	7	8	9	AB	R	H	RBI	BB	SO	LOB
Mickey Stanley, R (1, 8) OBP: 0.310, SLG: 0.406	SSS 0-3 ① K		SSS 0-3 ② K		x 0-0 ② FC5-4 FC5 BB 1-2f 2-3		SSS 0-3 ① K		x 0-0 ②③ G6-4-3 1-2f	5	0	0	0	0	3	5
Dick McAuliffe, L (1, 4) OBP: 0.372, SLG: 0.359	BBBB 4-0 BB		x 0-0 ③ 4-3		BBBB 4-0 1-2 BB		x 0-0 ② 4-3 2-3			2	0	0	0	2	0	1
Al Kaline, R (1, 3) OBP: 0.373, SLG: 0.442	x 0-0 ② F5			x 0-0 ① F5	x 0-0 ③ FC5 2-3f		x 0-0 ③ L5-3			4	0	0	0	0	0	5
Jim Northrup, L (1, 9) OBP: 0.354, SLG: 0.495	x 0-0 ③ F8			x 0-0 1B		x 0-0 ① F5		x 0-0 ① 4-3		4	0	1	0	0	0	1
Don Wert, R (1, 5) OBP: 0.328, SLG: 0.336		SSS 0-3 ① K		SSS 0-3 ② K		x 0-0 ② L7		x 0-0 ② F7		4	0	0	0	0	2	1
Elliott Maddox, R (1, 7) OBP: 0.316, SLG: 0.346		x 0-0 ② F9		x 0-0 ③ F8		x 0-0 HR 1B		x 0-0 ③ 6-3		4	1	1	0	0	0	1
Jim Price, R (1, 2) OBP: 0.327, SLG: 0.352		x 0-0 2B		s 0-1 CI FC5-4 BB		x 0-0 1-H HR			x 0-0 ① F8	3	1	2	2	0	0	0
Cesar Gutierrez, R (1, 6) OBP: 0.277, SLG: 0.301 Ike Brown, R (9, PH) OBP: 0.388, SLG: 0.536 Mickey Lolich, S (9, PR) OBP: 0.231, SLG: 0.130		x 0-0 ③ 6-3		BBBB 4-0 FC5-4 1-2 BB		SSS 0-3 ③ K			BBBB 4-0 1B BB	2 0 0	0 0 0	0 0 0	0 0 0	1 1 0	1 0 0	1 0 0
Joe Niekro, R (1, 1) OBP: 0.266, SLG: 0.276 Norm McRae, R (3, 1) Kevin Collins, L (5, PH) OBP: 0.273, SLG: 0.636 John Hiller, R (5, 1) Dalton Jones, L (7, PH) OBP: 0.325, SLG: 0.358 Fred Scherman, L (7, 1) OBP: 0.200, SLG: 0.200 Norm Cash, L (9, PH) OBP: 0.390, SLG: 0.463			SSS 0-3 ① K		SSS 0-3 ① K		x 0-0 4-3 2B		x 0-0 1-2 G6-4-3 1B	1 0 1 0 1 0 1	0 0 0 0 0 0 0	0 0 0 0 0 0 0	0 0 0 0 0 0 0	1 0 1 0 0 0 0	0 0 2 0 0 0 0	0 0 0 0 0 0 0
Inning Stats	R: 0 H: 0 E: 0 LOB: 1 K: 1 BB: 1 S: 5 P: 9	R: 0 H: 1 E: 0 LOB: 1 K: 1 BB: 0 S: 6 P: 6	R: 0 H: 0 E: 0 LOB: 0 K: 2 BB: 0 S: 7 P: 7	R: 0 H: 1 E: 0 LOB: 1 K: 1 BB: 0 S: 6 P: 6	R: 0 H: 0 E: 1 LOB: 3 K: 1 BB: 2 S: 6 P: 14	R: 2 H: 2 E: 0 LOB: 0 K: 1 BB: 0 S: 7 P: 7	R: 0 H: 1 E: 0 LOB: 1 K: 1 BB: 0 S: 6 P: 6	R: 0 H: 0 E: 0 LOB: 0 K: 0 BB: 0 S: 3 P: 3	R: 0 H: 1 E: 0 LOB: 2 K: 0 BB: 1 S: 3 P: 7	1B: 3 SF: 0 2B: 2 SAC: 0 3B: 0 DP: 1 HR: 1 HBP: 0						

TOP

Detroit Tigers @ Boston Red Sox

Fenway Park, Boston, MA

Thu Sep 03 1970, 7:05 PM EDT

Att. 14,998 - Unknown

livebaseballscorecards.com

AB	32
R	2
H	6
RBI	2
BB	4
SO	8
LOB	17

WP: 0 PA: 37
PB: 0
SB: 0
CS: 0

PITCHER		IP	WLS	BF	H	R	ER	SO	BB	IBB	HBP	BLK	WP	HR	S	P	ERA	WHIP
Ken Brett, L ERA: 4.12	(1, 1)	8.1	W	36	6	2	2	8	4	0	0	0	0	1	48	64	2.16	1.200
Vicente Romo, R ERA: 4.38	(9, 1)	0.2	S	1	0	0	0	0	0	0	0	0	0	0	1	1	0.00	0.000

PITCHER	IP	WLS	BF	H	R	ER	SO	BB	IBB	HBP	BLK	WP	HR	S	P	ERA	WHIP

Detroit Tigers @ Boston Red Sox

Fenway Park, Boston, MA

Thu Sep 03 1970, 7:05 PM EDT

Att. 14,998 - Unknown

BOTTOM

Batter	1	2	3	4	5	6	7	8	9	AB	R	H	RBI	BB	SO	LOB
Mike Andrews, R (1, 4) OBP: 0.336, SLG: 0.392	HR 1B		L6-3 1B	1-2 1B			L5			4	1	2	0	0	0	0
Reggie Smith, S (1, 8) OBP: 0.381, SLG: 0.538	1-H HR		2B 1B	L3-1			L6-3			4	2	2	2	0	0	2
Carl Yastrzemski, L (1, 3) OBP: 0.446, SLG: 0.600	F5		1-H HR 2B		K			L4-3		4	1	1	1	0	1	0
Tony Conigliaro, R (1, 9) OBP: 0.324, SLG: 0.478	F3		K		L5-3			L5-3		4	0	0	0	0	1	1
Rico Petrocelli, R (1, 6) OBP: 0.323, SLG: 0.460	L3 FC6-4		2-H HR		F5			K		4	1	1	2	0	1	0
George Scott, R (1, 5) OBP: 0.357, SLG: 0.463	FC6-4 1-2f		F9			L5-3				3	0	0	0	0	0	1
Billy Conigliaro, R (1, 7) OBP: 0.372, SLG: 0.510		L4-6-3 1B		L5-3		CS 1B				3	0	2	0	0	0	0
Tom Satriano, L (1, 2) OBP: 0.326, SLG: 0.368		L4-6-3 1-2		L6-3		K 1-2				3	0	0	0	0	1	2
Ken Brett, L (1, 1) OBP: 0.303, SLG: 0.333 Vicente Romo, R (9, 1) OBP: 0.185, SLG: 0.280		F7		1B 1B			1B			3 0	0 0	2 0	0 0	0 0	0 0	0 0
Inning Stats	R: 2 E: 1 K: 0 S: 6 H: 2 LOB: 1 BB: 0 P: 6	R: 0 E: 0 K: 0 S: 3 H: 1 LOB: 0 BB: 0 P: 3	R: 3 E: 0 K: 1 S: 8 H: 3 LOB: 0 BB: 0 P: 8	R: 0 E: 0 K: 0 S: 5 H: 2 LOB: 2 BB: 0 P: 5	R: 0 E: 0 K: 1 S: 5 H: 0 LOB: 0 BB: 0 P: 5	R: 0 E: 0 K: 1 S: 5 H: 1 LOB: 1 BB: 0 P: 5	R: 0 E: 0 K: 0 S: 3 H: 1 LOB: 0 BB: 0 P: 3	R: 0 E: 0 K: 1 S: 5 H: 0 LOB: 0 BB: 0 P: 5		1B: 7 2B: 2 3B: 0 HR: 2 SF: 0 SAC: 0 DP: 2 HBP: 0						

PITCHER	IP	WLS	BF	H	R	ER	SO	BB	IBB	HBP	BLK	WP	HR	S	P	ERA	WHIP
Joe Niekro, R (1, 1) ERA: 3.74	2.2	L	14	6	5	5	1	0	0	0	0	0	2	16	16	16.88	2.250
Norm McRae, R (3, 1) ERA: 4.2	1.1		6	2	0	0	0	0	0	0	0	0	0	6	6	0.00	1.500
John Hiller, L (5, 1) ERA: 3.28	2.0		6	1	0	0	2	0	0	0	0	0	0	10	10	0.00	0.500
Fred Scherman, L (7, 1) ERA: 3.53	2.0		6	1	0	0	1	0	0	0	0	0	0	8	8	0.00	0.500

PITCHER	IP	WLS	BF	H	R	ER	SO	BB	IBB	HBP	BLK	WP	HR	S	P	ERA	WHIP

livebaseballscorecards.com

AB	32
R	5
H	10
RBI	5
BB	0
SO	4
LOB	6

PA: 32

Baltimore Orioles @ Boston Red Sox

Fenway Park, Boston, MA

Fri Sep 04 1970, 7:05 PM EDT

Att. 22,735 - Unknown

TOP

livebaseballscorecards.com

Batter	1	2	3	4	5	6	7	8	9	AB	R	H	RBI	BB	SO	LOB
Don Buford, S (1, 7) OBP: 0.405, SLG: 0.433	HR	2B 1-2 2-3 3-H 1B			FC6-4 1B	F5		5-3	F8	6	1	3	2	0	0	5
Chico Salmon, R (1, 6) OBP: 0.326, SLG: 0.450 Mark Belanger, R (8, PR) OBP: 0.284, SLG: 0.223 (8, 6)	K	1-3 2-H 3-H 2B			FC6-4 1-2f BB	F2		2B 1B		5 0	0 0	2 0	2 0	0 0	1 0	4 0
Boog Powell, L (1, 3) OBP: 0.415, SLG: 0.545	G3		4-3		F7		F9	FC5-2 1-3 2B		5	0	1	0	0	0	1
Frank Robinson, R (1, 9) OBP: 0.399, SLG: 0.512	6-3		F8		FC6-4 1-2 BB		1B HR 1B	FC5-2 2-3		4	1	1	0	1	0	3
Merv Rettenmund, R (1, 8) OBP: 0.388, SLG: 0.544 Paul Blair, R (3, 8) OBP: 0.338, SLG: 0.419		4-3	6-3		FC6-4 1-2f		1-2 HR 1B	4-3		2 3	0 1	0 1	0 0	0 0	0 0	0 4
Brooks Robinson, R (1, 5) OBP: 0.338, SLG: 0.438		BB WP 1B 1B		HR		1B 1B 1B	1-H 2-H HR		WP 2B	5	3	5	4	0	0	0
Davey Johnson, R (1, 4) OBP: 0.376, SLG: 0.401		1B BB 1-2 2B BB		F9	L7	BB			6-3	3	1	0	0	2	0	2
Elrod Hendricks, L (1, 2) OBP: 0.315, SLG: 0.381		K		F7	1B 1-2 1B	P4			WP IBB	4	0	1	0	1	1	3
Mike Cuellar, L (1, 1) OBP: 0.100, SLG: 0.162 Dave Leonhard, R (1, 1) Terry Crowley, L (6, PH) OBP: 0.419, SLG: 0.429 Moe Drabowsky, R (6, 1) OBP: 0.111, SLG: 0.111 Eddie Watt, R (8, 1) OBP: 0.125, SLG: 0.125		1B 1-2 2-3 2B BB		K	1-2 2-3 1B	K			P6 1-2 2-3	0 1 1 1 1	0 1 0 0 0	0 0 1 0 0	0 1 0 0 0	0 1 0 1 0	0 1 0 0 0	0 0 0 1 2
Inning Stats	R: 1 E: 0 K: 1 S: 6 H: 1 LOB: 0 BB: 0 P: 6	R: 3 E: 0 K: 1 S: 7 H: 3 LOB: 2 BB: 2 P: 15	R: 0 E: 0 K: 0 S: 3 H: 0 LOB: 0 BB: 0 P: 3	R: 1 E: 0 K: 1 S: 6 H: 1 LOB: 0 BB: 0 P: 6	R: 0 E: 0 K: 0 S: 4 H: 1 LOB: 2 BB: 1 P: 8	R: 0 E: 0 K: 0 S: 6 H: 3 LOB: 3 BB: 0 P: 6	R: 3 E: 0 K: 1 S: 8 H: 3 LOB: 1 BB: 1 P: 12	R: 0 E: 0 K: 0 S: 5 H: 2 LOB: 2 BB: 0 P: 5	R: 0 E: 0 K: 0 S: 4 H: 1 LOB: 2 BB: 1 P: 8	1B: 9 2B: 3 3B: 0 HR: 3 SF: 0 SAC: 0 DP: 0 HBP: 0						

AB	41
R	8
H	15
RBI	8
BB	5
SO	4
LOB	25

WP: 2 PB: 0 SB: 0 CS: 0 PA: 46

PITCHER		IP	WLS	BF	H	R	ER	SO	BB	IBB	HBP	BLK	WP	HR	S	P	ERA	WHIP
Mike Nagy, R ERA: 5.15	(1, 1)	5.1		27	9	5	5	3	3	0	0	0	1	2	30	42	8.44	2.250
Chuck Hartenstein, R ERA: 6.71	(6, 1)	1.0	L	7	3	3	3	0	1	0	0	0	0	1	6	10	27.00	4.000
Sparky Lyle, L ERA: 4.27	(7, 1)	1.2		7	2	0	0	1	0	0	0	0	0	0	9	9	0.00	1.200
Ray Jarvis, R ERA: 2.7	(9, 1)	1.0		5	1	0	0	0	0	1	0	0	1	0	4	8	0.00	1.000

PITCHER		IP	WLS	BF	H	R	ER	SO	BB	IBB	HBP	BLK	WP	HR	S	P	ERA	WHIP

Baltimore Orioles @ Boston Red Sox

Fenway Park, Boston, MA

Fri Sep 04 1970, 7:05 PM EDT

Att. 22,735 - Unknown

BOTTOM

livebaseballscorecards.com

Batter	1	2	3	4	5	6	7	8	9	AB	R	H	RBI	BB	SO	LOB
Mike Andrews, R (1, 4) OBP: 0.338, SLG: 0.392	0-0 HR 1B 1B 1B	0-0 F8 ①		4-0 1-2 BB		BBBB 4-0 BB		0-0 F9 ③		3	1	1	0	2	0	2
Reggie Smith, S (1, 8) OBP: 0.380, SLG: 0.535	0-0 1-2 HR 1B 1B	0-0 P4 ②		SSS 0-3 K ②		0-0 F8 ③			0-0 F8 ①	5	1	1	0	0	1	5
Carl Yastrzemski, L (1, 3) OBP: 0.446, SLG: 0.598	0-0 1-2 2-3 HR 1B	0-0 4-3 ③		0-0 4-3 ③			0-0 4-3 ①		0-0 1B	5	1	2	0	0	0	4
Tony Conigliaro, R (1, 9) OBP: 0.322, SLG: 0.481	0-0 1-H 2-H 3-H HR		0-0 F9 ①		0-0 6-3 ①		0-0 1-4-3 ②		0-0 F3 ②	5	1	1	4	0	0	1
Rico Petrocelli, R (1, 6) OBP: 0.324, SLG: 0.466	0-0 FC5-4 1B		0-0 5-3 ②		0-0 HR		SSS 0-3 K ③		0-0 P6 ③	5	1	2	1	0	1	1
George Scott, R (1, 5) OBP: 0.358, SLG: 0.471	0-0 1-2f FC5-4 ① 1B		0-0 6-3 ③		0-0 F7 1B			0-0 HR		4	1	2	1	0	0	1
Billy Conigliaro, R (1, 7) OBP: 0.368, SLG: 0.503	0-0 P6 ②			0-0 F9 ①	0-0 1-2 F7 ② ③			0-0 F7 ①		4	0	0	0	0	0	2
Don Pavletich, R (1, 2) OBP: 0.264, SLG: 0.197	0-0 F8 ③			BBBB 4-0 1B BB		0-0 4-3 ①		0-0 P3 ②		3	0	0	0	1	0	1
Mike Nagy, R (1, 1) OBP: 0.250, SLG: 0.250		0-0 1B		0-0 1-3 BB 1B		SSS 0-3 K ②		0-0 1B		2	0	2	0	0	0	0
Chuck Hartenstein, R (6, 1)										1	0	0	0	0	1	0
Sparky Lyle, L (7, 1)										0	0	0	0	0	0	0
Mike Fiore, L (8, PH) OBP: 0.296, SLG: 0.193										1	0	1	0	0	0	0
Ray Jarvis, R (9, 1)										0	0	0	0	0	0	0
Inning Stats	R: 4 E: 0 K: 0 S: 8 H: 5 LOB: 1 BB: 0 P: 8	R: 0 E: 0 K: 0 S: 4 H: 1 LOB: 1 BB: 0 P: 4	R: 0 E: 0 K: 0 S: 3 H: 0 LOB: 0 BB: 0 P: 3	R: 0 E: 0 K: 1 S: 6 H: 1 LOB: 3 BB: 2 P: 14	R: 1 E: 0 K: 0 S: 4 H: 2 LOB: 0 BB: 0 P: 4	R: 0 E: 0 K: 1 S: 5 H: 0 LOB: 1 BB: 1 P: 9	R: 0 E: 0 K: 1 S: 5 H: 0 LOB: 0 BB: 0 P: 5	R: 1 E: 0 K: 0 S: 5 H: 2 LOB: 1 BB: 0 P: 5	R: 0 E: 0 K: 0 S: 4 H: 1 LOB: 1 BB: 0 P: 4	1B: 9 2B: 0 3B: 0 HR: 3	SF: 0 SAC: 0 DP: 0 HBP: 0						

	AB	38
	R	6
	H	12
	RBI	6
	BB	3
	SO	3
	LOB	17

PITCHER		IP	WLS	BF	H	R	ER	SO	BB	IBB	HBP	BLK	WP	HR	S	P	ERA	WHIP
Mike Cuellar, L ERA: 3.75	(1, 1)	0.0		5	5	4	4	0	0	0	0	0	0	1	5	5	∞	∞
Dave Leonhard, R ERA: 5.92	(1, 1)	5.0		20	4	1	1	1	2	0	0	0	0	1	20	28	1.80	1.200
Moe Drabowsky, R ERA: 3.68	(6, 1)	2.2	W	11	2	1	1	2	1	0	0	0	0	1	14	18	3.38	1.125
Eddie Watt, R ERA: 2.76	(8, 1)	1.1	S	5	1	0	0	0	0	0	0	0	0	0	5	5	0.00	0.750

PITCHER	IP	WLS	BF	H	R	ER	SO	BB	IBB	HBP	BLK	WP	HR	S	P	ERA	WHIP

WP: 0 PB: 0 SB: 0 CS: 0 PA: 41

Baltimore Orioles @ Boston Red Sox

Fenway Park, Boston, MA

Sat Sep 05 1970, 3:33 AM EDT

Att. 18,790 - Unknown

livebaseballscorecards.com

Batter	1	2	3	4	5	6	7	8	9	AB	R	H	RBI	BB	SO	LOB
Don Buford, S (1, 7) OBP: 0.402, SLG: 0.429	F8		K			F9		F3		4	0	0	0	0	1	0
Paul Blair, R (1, 8) OBP: 0.339, SLG: 0.430	HR		K			4-3		CS 2B		4	1	2	1	0	1	0
Boog Powell, L (1, 3) OBP: 0.414, SLG: 0.541	6-3			F9		F8		FC6-4 IBB (2-3)		3	0	0	0	1	0	0
Brooks Robinson, R (1, 5) OBP: 0.340, SLG: 0.437	P3			1B			BB (1B, 1B)	FC6-4 (1-2f)		3	1	1	0	1	0	1
Elrod Hendricks, L (1, 2) OBP: 0.317, SLG: 0.383		WP 1B		F3			1B (1-3, 1B, 1B)		F9	4	0	2	0	0	0	1
Terry Crowley, L (1, 9) OBP: 0.414, SLG: 0.423		K (1-2)		4-3			1B (1-2, 1B)		P6	4	0	1	0	0	1	2
Davey Johnson, R (1, 4) OBP: 0.377, SLG: 0.409		K	K		K		1B (1-2, 2-H, 3-H, 1B)		HR	4	1	2	2	0	2	1
Bobby Grich, R (1, 6) OBP: 0.260, SLG: 0.257		F8			6-3		F8		P6	4	0	0	0	0	0	3
Tom Phoebus, R (1, 1) OBP: 0.152, SLG: 0.152			K		K		K			2	0	0	0	0	2	0
Frank Robinson, R (7, PH) OBP: 0.398, SLG: 0.511										1	0	0	0	0	1	2
Pete Richert, L (7, 1)										0	0	0	0	0	0	0
Dick Hall, R (8, 1) OBP: 0.111, SLG: 0.111										0	0	0	0	0	0	0

TOP

	AB	33
	R	3
	H	8
	RBI	3
	BB	2
	SO	8
	LOB	10

Inning Stats	1	2	3	4	5	6	7	8	9
	R: 1 E: 0 K: 0 S: 4	H: 1 LOB: 0 BB: 0 P: 4	R: 0 E: 0 K: 2 S: 8	H: 1 LOB: 1 BB: 0 P: 8	R: 0 E: 0 K: 3 S: 9	H: 0 LOB: 0 BB: 0 P: 9	R: 0 E: 0 K: 0 S: 4	H: 1 LOB: 1 BB: 0 P: 4	R: 0 E: 0 K: 2 S: 7	H: 0 LOB: 0 BB: 0 P: 7	R: 0 E: 0 K: 0 S: 3	H: 0 LOB: 0 BB: 0 P: 3	R: 1 E: 0 K: 1 S: 7	H: 3 LOB: 2 BB: 1 P: 11	R: 0 E: 0 K: 0 S: 3	H: 1 LOB: 1 BB: 1 P: 7	R: 1 E: 0 K: 0 S: 4	H: 1 LOB: 0 BB: 0 P: 4

	1B: 5	SF: 0	WP: 1	PA: 35
	2B: 1	SAC: 0	PB: 0	
	3B: 0	DP: 0	SB: 0	
	HR: 2	HBP: 0	CS: 1	

PITCHER		IP	WLS	BF	H	R	ER	SO	BB	IBB	HBP	BLK	WP	HR	S	P	ERA	WHIP
Ray Culp, R (1, 1) ERA: 3.25		9.0	L	35	8	3	3	8	1	1	0	0	1	2	49	57	3.00	1.000

PITCHER	IP	WLS	BF	H	R	ER	SO	BB	IBB	HBP	BLK	WP	HR	S	P	ERA	WHIP

Batter	1	2	3	4	5	6	7	8	9	AB	R	H	RBI	BB	SO	LOB
Mike Andrews, R (1, 4) OBP: 0.339, SLG: 0.391	L7	HBP		1B			F7		E6	4	0	1	1	0	0	1
Joe Lahoud, L (1, 7)	F7	F3			P6			5-3	F5	5	0	0	0	0	0	4
Carl Yastrzemski, L (1, 3) OBP: 0.446, SLG: 0.597	BB HBP 1B BB	P5			CS S 1B			K		3	1	1	0	1	1	2
Tony Conigliaro, R (1, 9) OBP: 0.324, SLG: 0.482	1B BB HBP		6-3		K			2B		3	0	1	0	0	1	1
Rico Petrocelli, R (1, 6) OBP: 0.325, SLG: 0.464	1B BB		5-3			P5		BB		2	0	0	0	2	0	0
George Scott, R (1, 5) OBP: 0.357, SLG: 0.469	1B		6-3			K		P3		4	0	1	1	0	1	2
Billy Conigliaro, R (1, 8) OBP: 0.367, SLG: 0.503	P6			1-3 2B		P4			F8	4	1	1	0	0	0	3
Tom Satriano, L (1, 2) OBP: 0.330, SLG: 0.368		SH1-4 BB		1-3			F7		E 1B	3	0	1	0	1	0	1
Luis Alvarado, R (9, PR) OBP: 0.272, SLG: 0.296										0	0	0	0	0	0	0
Ray Culp, R (1, 1) OBP: 0.143, SLG: 0.134		SH1-4		K			F8		P6	2	0	0	0	0	1	1
Mike Fiore, L (9, PH) OBP: 0.294, SLG: 0.191										1	0	0	0	0	0	1
Inning Stats	R: 1 E: 0 K: 0 S: 4 H: 1 LOB: 3 BB: 2 P: 13	R: 0 E: 0 K: 0 S: 3 H: 0 LOB: 2 BB: 1 P: 8	R: 0 E: 0 K: 0 S: 3 H: 0 LOB: 0 BB: 0 P: 3	R: 1 E: 0 K: 1 S: 6 H: 2 LOB: 1 BB: 0 P: 6	R: 0 E: 0 K: 1 S: 5 H: 1 LOB: 1 BB: 0 P: 5	R: 0 E: 0 K: 1 S: 5 H: 0 LOB: 0 BB: 0 P: 5	R: 0 E: 0 K: 0 S: 3 H: 0 LOB: 0 BB: 0 P: 3	R: 0 E: 0 K: 1 S: 6 H: 1 LOB: 2 BB: 1 P: 10	R: 0 E: 1 K: 0 S: 5 H: 1 LOB: 2 BB: 0 P: 5	1B: 4 2B: 3 3B: 0 HR: 0	SF: 0 SAC: 1 DP: 1 HBP: 2	WP: 0 PB: 0 SB: 1 CS: 1	PA: 38				

PITCHER		IP	WLS	BF	H	R	ER	SO	BB	IBB	HBP	BLK	WP	HR	S	P	ERA	WHIP
Tom Phoebus, R ERA: 3.2	(1, 1)	6.0		25	4	2	2	3	3	0	2	0	0	0	26	40	3.00	1.167
Pete Richert, L ERA: 2.12	(7, 1)	1.2		7	1	0	0	1	1	0	0	0	0	0	8	12	0.00	1.200
Dick Hall, R ERA: 3.33	(8, 1)	1.1	W	6	1	0	0	0	0	0	0	0	0	0	6	6	0.00	0.750

PITCHER		IP	WLS	BF	H	R	ER	SO	BB	IBB	HBP	BLK	WP	HR	S	P	ERA	WHIP

BOTTOM

Baltimore Orioles @ Boston Red Sox

Fenway Park, Boston, MA

Sat Sep 05 1970, 3:33 AM EDT

Att. 18,790 - Unknown

livebaseballscorecards.com

AB	31
R	2
H	6
RBI	2
BB	4
SO	4
LOB	16

Batter	1	2	3	4	5	6	7	8	9	10	11	AB	R	H	RBI	BB	SO	LOB
Don Buford, S (1, 7) OBP: 0.400, SLG: 0.427	L4		G3	SF9 2-3 3-H	F7		1B BB		G6-4-3 1B		L5	5	0	1	1	1	0	1
Paul Blair, R (1, 8) OBP: 0.343, SLG: 0.429	G3 BB		HBP BB	BB 1B BB 1-2 BB		F9	1-2 2-3 1B		G6-4-3 1-2f			3	1	1	0	3	0	1
Boog Powell, L (1, 3) OBP: 0.412, SLG: 0.535	G3 1-2		F9	BB 1B 1-2 2-3 3-H BB		G3	4-3			F5		5	1	0	1	1	0	5
Frank Robinson, R (1, 9) OBP: 0.404, SLG: 0.513	6-3		1-2 HBP	1B 1-2 2-3 3-H BB		BB 1B		HR 1B		1B 1B		4	1	3	1	1	0	1
Brooks Robinson, R (1, 5) OBP: 0.339, SLG: 0.435		L7	F8	FC6-4 1-3 2-H 3-H 1B		1-2 BB		F5		F8		5	0	1	2	1	0	4
Davey Johnson, R (1, 4) OBP: 0.378, SLG: 0.417		HR		E HBP SF9 1B FC6-4 1-2f		K		F9		1-2 1B		6	2	3	1	0	1	5
Elrod Hendricks, L (1, 2) OBP: 0.320, SLG: 0.391	FC5-4 BB			SF9 E 1-2 BB HBP	F5		4-3	1-H HR		K		4	2	1	2	1	1	2
Mark Belanger, R (1, 6) OBP: 0.283, SLG: 0.223 Merv Rettenmund, R (11, PH) OBP: 0.387, SLG: 0.542 Pete Richert, L (11, 1)	K			F7	S 1B		6-3	F8			F9	5 1 0	0 0 0	1 0 0	0 0 0	1 0 0	0 0 0	3 0 0
Dave McNally, R (1, 1) OBP: 0.240, SLG: 0.239 Eddie Watt, R (7, 1) OBP: 0.125, SLG: 0.125 Curt Motton, R (9, PH) OBP: 0.339, SLG: 0.423 Dave Leonhard, R (9, 1) Chico Salmon, R (11, PH) OBP: 0.324, SLG: 0.446 (11, 6)	FC5-4 1-2f			E2 BB BB 1-2 2-3 BB	K 1-2		1B 2B		F8		5-3	4 0 1 0 1	1 0 0 0 0	1 0 0 0 0	0 0 0 0 0	0 0 0 0 0	1 0 0 0 0	4 0 0 0 0
Inning Stats	R: 0 E: 0 K: 0 S: 3 H: 0 LOB: 1 BB: 1 P: 7	R: 1 E: 0 K: 1 S: 6 H: 1 LOB: 1 BB: 1 P: 10	R: 0 E: 0 K: 0 S: 3 H: 0 LOB: 2 BB: 1 P: 8	R: 5 E: 1 K: 0 S: 6 H: 2 LOB: 2 BB: 3 P: 19	R: 0 E: 0 K: 1 S: 6 H: 1 LOB: 1 BB: 0 P: 6	R: 0 E: 0 K: 1 S: 6 H: 1 LOB: 2 BB: 1 P: 10	R: 0 E: 0 K: 0 S: 5 H: 2 LOB: 3 BB: 1 P: 9	R: 2 E: 0 K: 0 S: 5 H: 2 LOB: 0 BB: 0 P: 5	R: 0 E: 0 K: 0 S: 3 H: 1 LOB: 0 BB: 0 P: 3	R: 0 E: 0 K: 1 S: 7 H: 2 LOB: 2 BB: 0 P: 7	R: 0 E: 0 K: 0 S: 3 H: 0 LOB: 0 BB: 0 P: 3	1B: 9 2B: 1 3B: 0 HR: 2 SF: 1 SAC: 0 DP: 1 HBP: 2						

PITCHER		IP	WLS	BF	H	R	ER	SO	BB	IBB	HBP	BLK	WP	HR	S	P	ERA	WHIP
Sonny Siebert, R ERA: 3.69	(1, 1)	3.2		21	2	6	1	1	5	0	2	0	0	1	16	38	2.46	1.909
Ray Jarvis, R ERA: 2.45	(4, 1)	1.1		7	2	0	0	1	1	0	0	0	0	0	8	12	0.00	2.250
Vicente Romo, R ERA: 4.34	(6, 1)	1.0		5	1	0	0	1	1	0	0	0	0	0	6	10	0.00	2.000
Gary Wagner, R ERA: 3.09	(7, 1)	2.0		11	4	2	2	0	1	0	0	0	0	1	10	14	9.00	2.500
Sparky Lyle, L ERA: 4.06	(9, 1)	3.0	W	11	3	0	0	1	0	0	0	0	0	0	13	13	0.00	1.000

PITCHER	IP	WLS	BF	H	R	ER	SO	BB	IBB	HBP	BLK	WP	HR	S	P	ERA	WHIP

TOP

Baltimore Orioles @ Boston Red Sox

Fenway Park, Boston, MA

Sun Sep 06 1970, 3:33 AM EDT

Att. 24,580 - Unknown

livebaseballscorecards.com

AB	44
R	8
H	12
RBI	8
BB	8
SO	4
LOB	26

WP: 0 PA: 55
PB: 0
SB: 1
CS: 0

Batter	1	2	3	4	5	6	7	8	9	10	11	AB	R	H	RBI	BB	SO	LOB
Mike Andrews, R (1, 4) OBP: 0.339, SLG: 0.392	0-0 2B		0-0 ① 5-3		0-0 ② 5-3	0-0 ② SF8 3-H		0-0 ① SH3-4 1-2		4-0 FC6-4 BB		3	0	1	1	1	0	0
George Thomas, R (1, 7) OBP: 0.409, SLG: 0.512	0-3 ① K		0-0 ② 5-3		4-0 BB	0-0 ③ P4 1-2 2-3		0-0 ② 4-3 2-3		0-0 ③ FC6-4 1-2f		5	0	0	0	1	1	5
Carl Yastrzemski, L (1, 3) OBP: 0.446, SLG: 0.597	4-0 BB		0-0 2B		0-0 ③ F7		0-0 ① 6-3	0-0 FC6-4 3-H 1B			0-0 ① F9	5	0	2	1	1	0	1
Tony Conigliaro, R (1, 9) OBP: 0.326, SLG: 0.481	0-0 ② F7		0-0 ③ F9			0-0 F8 BB E 1B	0-0 2B HR 1B	0-0 ③ FC6-4 1-2f			1-0 2B WP HBP	5	3	2	0	0	0	4
Rico Petrocelli, R (1, 6) OBP: 0.329, SLG: 0.468	0-0 ③ L6			0-0 ① 5-3		4-0 1B E HBP 1-2 BB	0-0 1-3 HR 2B		4-0 FC6-4 BB		0-0 1-3 2B	4	2	2	0	2	0	2
George Scott, R (1, 5) OBP: 0.357, SLG: 0.473		0-0 ① F8		0-0 HR		0-0 ① F8 2-3	0-3 ② K		0-3 ① K		4-0 IBB	5	1	1	1	1	2	5
Billy Conigliaro, R (1, 8) OBP: 0.364, SLG: 0.508		0-0 E6 G3		0-0 ② 5-3		0-0 E5 HBP 1B SF8 1-2 3-H	0-0 2-H 3-H HR		0-0 ② FC6-4 CS 1-2f		0-0 WP 3-H	6	2	1	4	0	0	4
Tom Satriano, L (1, 2) OBP: 0.328, SLG: 0.365	0-0 ② G3 2-3		0-3 ③ K			0-0 WP HBP 1-2 2-3 1B	0-3 ③ K		0-0 ③ CS 1-2	0-0 ① 6-3		1	0	0	0	0	0	1
Bob Montgomery, R (4, PH) (5, 2) OBP: 0.250, SLG: 0.250												4	0	1	0	0	2	0
Sonny Siebert, R (1, 1) OBP: 0.125, SLG: 0.132		0-3 ③ K			0-0 ① 5-3	1-0 WP HBP 1-2 2-3 3-H		0-0 4-3 SH3-4 1B 1B		0-0 ② 1-3		1	0	0	0	0	1	1
Ray Jarvis, R (4, 1)												0	0	0	0	0	0	0
Carmen Fanzone, R (5, PH) OBP: 0.294, SLG: 0.231												1	0	0	0	0	0	0
Vicente Romo, R (6, 1) OBP: 0.185, SLG: 0.280												0	0	0	0	0	0	0
John Kennedy, R (6, PH) OBP: 0.298, SLG: 0.411												0	0	0	1	0	0	0
Gary Wagner, R (7, 1) OBP: 0.200, SLG: 0.200												0	0	0	0	0	0	0
Joe Lahoud, L (8, PH) OBP: 0.167, SLG: 0.167												1	1	1	0	0	0	0
Sparky Lyle, L (9, 1)												1	0	0	0	0	0	0
Inning Stats	R: 0 E: 0 K: 1 S: 6 H: 1 LOB: 2 BB: 1 P: 10	R: 0 E: 1 K: 1 S: 6 H: 0 LOB: 1 BB: 0 P: 6	R: 0 E: 0 K: 0 S: 4 H: 1 LOB: 1 BB: 0 P: 4	R: 1 E: 0 K: 1 S: 6 H: 1 LOB: 0 BB: 0 P: 6	R: 0 E: 0 K: 0 S: 3 H: 0 LOB: 1 BB: 1 P: 7	R: 3 E: 1 K: 0 S: 6 H: 2 LOB: 2 BB: 1 P: 11	R: 3 E: 0 K: 2 S: 10 H: 3 LOB: 0 BB: 0 P: 10	R: 1 E: 0 K: 0 S: 5 H: 2 LOB: 1 BB: 0 P: 5	R: 0 E: 0 K: 1 S: 4 H: 0 LOB: 0 BB: 1 P: 8	R: 0 E: 0 K: 0 S: 3 H: 0 LOB: 1 BB: 1 P: 7	R: 1 E: 0 K: 0 S: 2 H: 1 LOB: 2 BB: 1 P: 7							

PITCHER		IP	WLS	BF	H	R	ER	SO	BB	IBB	HBP	BLK	WP	HR	S	P	ERA	WHIP
Dave McNally, L ERA: 3.4	(1, 1)	6.1		32	7	6	4	3	3	0	1	0	1	1	34	47	5.68	1.579
Eddie Watt, R ERA: 3.04	(7, 1)	1.2		8	3	2	2	2	0	0	0	0	0	1	12	12	10.80	1.800
Dave Leonhard, R ERA: 5.47	(9, 1)	2.0		7	0	0	0	1	2	0	0	0	0	0	7	15	0.00	1.000
Pete Richert, L ERA: 2.3	(11, 1)	0.1	L	5	1	1	1	0	0	1	1	0	1	0	2	7	27.00	3.000

PITCHER	IP	WLS	BF	H	R	ER	SO	BB	IBB	HBP	BLK	WP	HR	S	P	ERA	WHIP

BOTTOM

Baltimore Orioles @ Boston Red Sox

Fenway Park, Boston, MA

Sun Sep 06 1970, 3:33 AM EDT

Att. 24,580 - Unknown

livebaseballscorecards.com

AB	42
R	9
H	11
RBI	8
BB	6
SO	6
LOB	23

1B: 5	SF: 1	WP: 2	PA: 53
2B: 4	SAC: 1	PB: 0	
3B: 0	DP: 0	SB: 0	
HR: 2	HBP: 2	CS: 1	

Boston Red Sox @ Cleveland Indians

Cleveland Municipal Stadium, Cleveland, OH

Mon Sep 07 1970, 3:33 AM EDT

Unknown

TOP

livebaseballscorecards.com

Batter	1	2	3	4	5	6	7	8	9	AB	R	H	RBI	BB	SO	LOB
Mike Andrews, R (1, 4) OBP: 0.338, SLG: 0.391	G4-3 BB 1B		4-3		1-3 1-2 2-3		K		F9 ①	5	0	1	0	0	1	3
George Thomas, R (1, 7) OBP: 0.418, SLG: 0.511	G4-3 BB 1-2		F9		1B 2-H 3-H		F9		F8 1B	4	0	2	2	1	0	1
Carl Yastrzemski, L (1, 3) OBP: 0.446, SLG: 0.594	G4-3 1-2f 2-3			FC5-4 BB	K			F8 PB E 1B	F8 1-2	4	1	1	0	1	1	4
Tony Conigliaro, R (1, 9) OBP: 0.327, SLG: 0.479	K			FC5-4 HBP 1-2f		SH3 1B BB		FC8-3-4 1-2		2	1	0	0	2	1	2
Rico Petrocelli, R (1, 6) OBP: 0.331, SLG: 0.468		5-3 BB		G4-6-3 1-2 HBP		SH3 1-2		F8 2-3		0	0	0	0	1	0	0
Luis Alvarado, R (6, PH) OBP: 0.270, SLG: 0.294 (6, 6)										1	0	0	0	0	0	2
George Scott, R (1, 5) OBP: 0.357, SLG: 0.472		K		G4-6-3 1-2f		CS PB 1B 2-H		FC8-3-4 1-2f 3-H		3	0	1	1	0	1	3
John Kennedy, R (7, 5) OBP: 0.296, SLG: 0.409										1	0	0	0	0	0	1
Billy Conigliaro, R (1, 8) OBP: 0.363, SLG: 0.503		5-3 1-2			5-3	4-3 1-3		BB 1-2		3	0	0	0	1	0	2
Bob Montgomery, R (1, 2) OBP: 0.500, SLG: 0.333		5-3			1-3 BB 1B BB		SH3-4 1B	1-2 2-3		2	1	1	0	2	0	1
Gary Peters, L (1, 1) OBP: 0.308, SLG: 0.319			K		1-3 1-2 1B BB		SH3-4 1-2	K		2	1	0	0	1	2	3
Gary Wagner, R (8, 1) OBP: 0.200, SLG: 0.200										0	0	0	0	0	0	0
Sparky Lyle, L (9, 1)										0	0	0	0	0	0	0

	AB	27
	R	4
	H	6
	RBI	3
	BB	9
	SO	6
	LOB	22

Inning Stats																																
	R: 0	H: 1	R: 0	H: 0	R: 0	H: 0	R: 0	H: 0	R: 2	H: 1	R: 1	H: 1	R: 0	H: 1	R: 1	H: 1	R: 0	H: 1	1B: 6	SF: 0	WP: 0	PA: 39
	E: 0	LOB: 1	E: 0	LOB: 1	E: 0	LOB: 0	E: 0	LOB: 1	E: 0	LOB: 1	E: 0	LOB: 0	E: 1	LOB: 3	E: 0	LOB: 1	2B: 0	SAC: 2	PB: 2	
	K: 1	BB: 1	K: 1	BB: 1	K: 1	BB: 0	K: 0	BB: 1	K: 1	BB: 2	K: 0	BB: 1	K: 1	BB: 0	K: 1	BB: 3	K: 0	BB: 0	3B: 0	DP: 2	SB: 0	
	S: 5	P: 9	S: 5	P: 9	S: 5	P: 5	S: 2	P: 7	S: 6	P: 14	S: 3	P: 7	S: 6	P: 6	S: 6	P: 18	S: 3	P: 3	HR: 0	HBP: 1	CS: 1	

PITCHER		IP	WLS	BF	H	R	ER	SO	BB	IBB	HBP	BLK	WP	HR	S	P	ERA	WHIP
Sam McDowell, L ERA: 2.72	(1, 1)	7.0	L	29	4	3	3	5	6	0	1	0	0	0	32	57	3.86	1.429
Jim Rittwage, R ERA: 13.5	(8, 1)	0.2		6	1	1	1	0	3	0	0	0	0	0	3	15	13.50	6.000
Steve Mingori, L ERA: 3.97	(8, 1)	0.1		1	0	0	0	1	0	0	0	0	0	0	3	3	0.00	0.000
Vince Colbert, R ERA: 9.55	(9, 1)	1.0		3	1	0	0	0	0	0	0	0	0	0	3	3	0.00	1.000

PITCHER	IP	WLS	BF	H	R	ER	SO	BB	IBB	HBP	BLK	WP	HR	S	P	ERA	WHIP

BOTTOM

Boston Red Sox @ Cleveland Indians

Cleveland Municipal Stadium, Cleveland, OH

Mon Sep 07 1970, 3:33 AM EDT

Unknown

livebaseballscorecards.com

Batter	1	2	3	4	5	6	7	8	9	AB	R	H	RBI	BB	SO	LOB
Graig Nettles, L (1, 5) OBP: 0.333, SLG: 0.396	F3		6-3		F9		4-3		6-3	4	0	0	0	0	0	1
Vern Fuller, R (9, PH) OBP: 0.176, SLG: 0.294										1	0	0	0	0	0	2
Eddie Leon, R (1, 4) OBP: 0.320, SLG: 0.380	F3		6-3			K		HR 1B		4	1	1	0	0	1	0
Vada Pinson, L (1, 9) OBP: 0.315, SLG: 0.467	K			FC6-4 1B		4-3		1-H HR		4	1	2	2	0	1	0
Ken Harrelson, R (1, 3) OBP: 0.375, SLG: 0.286		WP 1B		F9		HBP 2B BB		F7		3	1	1	0	1	0	1
Roy Foster, R (1, 7) OBP: 0.348, SLG: 0.448		K		FC6-4 1-2f		2B HBP 1-2		F5		3	0	0	0	0	1	2
Buddy Bradford, R (1, 8) OBP: 0.283, SLG: 0.374		F9 1-2		F8		2B 1-3 2-H		K		4	0	1	1	0	1	2
Duke Sims, L (1, 2) OBP: 0.355, SLG: 0.487		BB			K	F7			SH3-4 1B	3	0	1	0	1	1	2
Lou Camilli, S (9, PR)										0	0	0	0	0	0	0
Jack Heidemann, R (1, 6) OBP: 0.265, SLG: 0.293		K			2-3 HBP		F7		SH3-4 1-2	1	0	0	0	0	1	2
Larry Brown, R (7, PH) OBP: 0.352, SLG: 0.324										1	0	0	0	0	0	0
(8, 6)																
Sam McDowell, L (1, 1) OBP: 0.146, SLG: 0.160			K		2-3 1-2		K		5-3	2	0	0	0	0	1	1
Ted Ford, R (7, PH) OBP: 0.194, SLG: 0.276										1	0	0	0	0	1	0
Jim Rittwage, R (8, 1)										0	0	0	0	0	0	0
Steve Mingori, L (8, 1)										0	0	0	0	0	0	0
Vince Colbert, R (9, 1)										0	0	0	0	0	0	0
Ted Uhlaender, L (9, PH) OBP: 0.311, SLG: 0.378										0	0	0	0	0	0	0
Chuck Hinton, R (9, PH) OBP: 0.399, SLG: 0.467										1	0	0	0	0	0	2

Inning Stats	1	2	3	4	5	6	7	8	9
	R: 0 H: 0 E: 0 LOB: 0 K: 1 BB: 0 S: 5 P: 5	R: 0 H: 1 E: 0 LOB: 2 K: 2 BB: 1 S: 8 P: 12	R: 0 H: 0 E: 0 LOB: 0 K: 1 BB: 0 S: 5 P: 5	R: 0 H: 1 E: 0 LOB: 1 K: 0 BB: 0 S: 4 P: 4	R: 0 H: 0 E: 0 LOB: 1 K: 1 BB: 0 S: 5 P: 6	R: 1 H: 1 E: 0 LOB: 2 K: 1 BB: 1 S: 6 P: 11	R: 0 H: 0 E: 0 LOB: 0 K: 1 BB: 0 S: 5 P: 5	R: 2 H: 2 E: 0 LOB: 0 K: 1 BB: 0 S: 7 P: 7	R: 0 H: 1 E: 0 LOB: 2 K: 0 BB: 0 S: 4 P: 4

1B: 4	SF: 0
2B: 1	SAC: 1
3B: 0	DP: 0
HR: 1	HBP: 2

WP: 1	PA: 37
PB: 0	
SB: 0	
CS: 0	

PITCHER		IP	WLS	BF	H	R	ER	SO	BB	IBB	HBP	BLK	WP	HR	S	P	ERA	WHIP
Gary Peters, L ERA: 4.15	(1, 1)	7.0	W	30	5	3	3	7	2	0	2	0	1	1	40	50	3.86	1.000
Gary Wagner, R ERA: 2.97	(8, 1)	1.1		5	1	0	0	1	0	0	0	0	0	0	7	7	0.00	0.750
Sparky Lyle, L ERA: 4.02	(9, 1)	0.2	S	2	0	0	0	0	0	0	0	0	0	0	2	2	0.00	0.000

PITCHER	IP	WLS	BF	H	R	ER	SO	BB	IBB	HBP	BLK	WP	HR	S	P	ERA	WHIP

Boston Red Sox @ Cleveland Indians

Cleveland Municipal Stadium, Cleveland, OH

Mon Sep 07 1970, 3:38 AM EDT

Att. 17,837 - Unknown

TOP

livebaseballscorecards.com

Batter	1	2	3	4	5	6	7	8	9	AB	R	H	RBI	BB	SO	LOB
Mike Andrews, R (1, 4) OBP: 0.337, SLG: 0.389	F3		G4-6-3 1B			K			F3	4	0	1	0	0	1	0
Joe Lahoud, L (1, 7) OBP: 0.200, SLG: 0.111	G3		G4-6-3 1-2f			G3			BB	3	0	0	0	1	0	1
Carl Yastrzemski, L (1, 3) OBP: 0.446, SLG: 0.598	HR			6-3			F8		1-2 BB	3	1	1	1	1	0	0
Tony Conigliaro, R (1, 9) OBP: 0.326, SLG: 0.484	HR			F9			5-3		L4	4	1	1	1	0	0	2
Billy Conigliaro, R (1, 8) OBP: 0.360, SLG: 0.498	6-3			K			F9			3	0	0	0	0	1	0
John Kennedy, R (1, 5) OBP: 0.297, SLG: 0.408		5-3			G5-4-3 1B			6-3		3	0	1	0	0	0	0
Luis Alvarado, R (1, 6) OBP: 0.266, SLG: 0.289		F8			G5-4-3 1-2f			K		3	0	0	0	0	1	1
Tom Satriano, L (1, 2) OBP: 0.322, SLG: 0.358		4-3			F6			F8		3	0	0	0	0	0	0
Cal Koonce, R (1, 1) OBP: 0.222, SLG: 0.091			F9			4-3			4-3	1	0	0	0	0	0	0
Chuck Hartenstein, R (5, 1)										0	0	0	0	0	0	0
Dick Schofield, S (6, PH) OBP: 0.283, SLG: 0.228										1	0	0	0	0	0	0
Dick Mills, R (6, 1)										0	0	0	0	0	0	0
Mike Fiore, L (9, PH) OBP: 0.292, SLG: 0.190										1	0	0	0	0	0	0

Inning Stats	1	2	3	4	5	6	7	8	9
R	2	0	0	0	0	0	0	0	0
E	0	0	0	0	0	0	0	0	0
K	0	0	0	1	0	1	0	1	0
S	5	3	3	5	3	5	3	5	3
H	2	0	1	0	1	0	0	0	0
LOB	0	0	0	0	0	0	0	0	0
BB	0	0	0	0	0	0	0	0	2
P	5	3	3	5	3	5	3	5	11

1B	2
2B	0
3B	0
HR	2
SF	0
SAC	0
DP	2
HBP	0
WP	0
PB	0
SB	0
CS	0
PA	31

AB	29
R	2
H	4
RBI	2
BB	2
SO	3
LOB	4

PITCHER		IP	WLS	BF	H	R	ER	SO	BB	IBB	HBP	BLK	WP	HR	S	P	ERA	WHIP
Dean Chance, R ERA: 4.28	(1, 1)	7.0	W	23	4	2	2	2	0	0	0	0	0	2	27	27	2.57	0.571
Vince Colbert, R ERA: 8.75	(8, 1)	2.0	S	8	0	0	0	1	2	0	0	0	0	0	8	16	0.00	1.000

Batter	1	2	3	4	5	6	7	8	9	AB	R	H	RBI	BB	SO	LOB
Graig Nettles, L (1, 5) OBP: 0.333, SLG: 0.395	4-3		3-1		1B HR BB	4-3 SH1-3 1B 1B	K			4	2	1	0	1	1	2
Eddie Leon, R (1, 4) OBP: 0.323, SLG: 0.386	6-3		FC6-4 1B		1-3 HR 1B	SH1-3 1-2		2B		4	1	3	0	0	0	0
Vada Pinson, L (1, 9) OBP: 0.314, SLG: 0.471	3-1		K		1-H 3-H HR	4-3 2-3		L9		5	1	1	3	0	1	3
Ken Harrelson, R (1, 3) OBP: 0.364, SLG: 0.300		6-3	FC6-4 1-2f		G4-6-3 1B	3-H 1B		L6		3	0	1	0	0	0	1
Chuck Hinton, R (5, PR) OBP: 0.400, SLG: 0.467 (6, 3)										2	0	1	1	0	0	1
Duke Sims, L (1, 2) OBP: 0.358, SLG: 0.484		PB 1B 3B BB		FC1-6-4 BB	G4-6-3 1-2f	G3		BB		2	1	0	0	3	0	2
Ted Uhlaender, L (1, 8) OBP: 0.315, SLG: 0.381		PB 1-2 3B 1B		FC1-6-4 F8 1B 1-2f	2B 1B		WP 1B	K		5	2	3	0	0	1	3
Roy Foster, R (1, 7) OBP: 0.351, SLG: 0.451		1-2 2-3 3B BB		FC6-4 1-2 1B	1-H 2B		F9			3	1	2	1	1	0	1
Larry Brown, R (1, 6) OBP: 0.364, SLG: 0.345		1-H 2-H 3-H K2-5-2 3B		F8 2-3	IBB		1-2 BB			2	0	1	3	2	0	2
Dean Chance, R (1, 1) OBP: 0.111, SLG: 0.071		K2-5-2 3-3		FC6-4 1-2f	K		F8			3	0	0	0	0	2	5
John Lowenstein, L (7, PH)										1	0	0	0	0	0	2
Vince Colbert, R (8, 1)										0	0	0	0	0	0	0
Inning Stats	R: 0 E: 0 K: 0 S: 3 H: 0 LOB: 0 BB: 0 P: 3	R: 3 E: 0 K: 1 S: 6 H: 2 LOB: 1 BB: 2 P: 14	R: 0 E: 0 K: 1 S: 6 H: 1 LOB: 1 BB: 0 P: 6	R: 0 E: 0 K: 0 S: 4 H: 1 LOB: 2 BB: 1 P: 8	R: 4 E: 0 K: 1 S: 9 H: 5 LOB: 2 BB: 2 P: 17	R: 1 E: 0 K: 0 S: 5 H: 2 LOB: 1 BB: 0 P: 5	R: 0 E: 0 K: 1 S: 6 H: 1 LOB: 2 BB: 1 P: 10	R: 0 E: 0 K: 1 S: 6 H: 1 LOB: 2 BB: 1 P: 10		1B: 9 2B: 3 3B: 1 HR: 1	SF: 0 SAC: 1 DP: 2 HBP: 0					

BOTTOM

Boston Red Sox @ Cleveland Indians

Cleveland Municipal Stadium, Cleveland, OH

Mon Sep 07 1970, 3:38 AM EDT

Att. 17,837 - Unknown

livebaseballscorecards.com

AB	34
R	8
H	13
RBI	8
BB	7
SO	5
LOB	22

PITCHER		IP	WLS	BF	H	R	ER	SO	BB	IBB	HBP	BLK	WP	HR	S	P	ERA	WHIP
Cal Koonce, R ERA: 3.55	(1, 1)	4.0	L	21	6	6	6	2	4	0	0	0	0	1	21	37	13.50	2.500
Chuck Hartenstein, R ERA: 6.75	(5, 1)	1.0		6	3	1	1	1	0	1	0	0	0	0	7	11	9.00	3.000
Dick Mills, R ERA: 3.0	(6, 1)	3.0		15	4	1	1	2	2	0	0	0	1	0	17	25	3.00	2.000

PITCHER		IP	WLS	BF	H	R	ER	SO	BB	IBB	HBP	BLK	WP	HR	S	P	ERA	WHIP

WP: 1 PA: 42
PB: 1
SB: 0
CS: 0

Boston Red Sox @ Cleveland Indians

Cleveland Municipal Stadium, Cleveland, OH

Tue Sep 08 1970, 7:05 PM EDT

Att. 3,194 - Unknown

TOP

livebaseballscorecards.com

Batter	1	2	3	4	5	6	7	8	9	AB	R	H	RBI	BB	SO	LOB
Mike Andrews, R (1, 4) OBP: 0.335, SLG: 0.386	L9		F2		6-3			F8		4	0	0	0	0	0	1
Joe Lahoud, L (1, 7) (9, 9) OBP: 0.286, SLG: 0.417	HR			BB G4-6-3		F7		4-3		3	1	1	1	1	0	0
Carl Yastrzemski, L (1, 3) OBP: 0.444, SLG: 0.594	F6			G4-6-3 1-2f		K			G3	4	0	0	0	0	1	1
Tony Conigliaro, R (1, 9) OBP: 0.326, SLG: 0.481 George Thomas, R (9, 7) OBP: 0.418, SLG: 0.511	6-3			HBP HR		K			K	3 0	1 0	0 0	0 0	0 0	2 0	0 0
Rico Petrocelli, R (1, 6) OBP: 0.330, SLG: 0.472		F5		HR 1-H			K		K	4	1	1	2	0	2	0
George Scott, R (1, 5) OBP: 0.357, SLG: 0.471		G5-4-3 1B		4-3			F7			3	0	1	0	0	0	0
Billy Conigliaro, R (1, 8) OBP: 0.363, SLG: 0.500		G5-4-3 1-2f			4-3 S 1B		1B			3	0	2	0	0	0	1
Bob Montgomery, R (1, 2) OBP: 0.364, SLG: 0.222		K			K 1-2			F9		3	0	0	0	0	2	1
Ken Brett, L (1, 1) OBP: 0.306, SLG: 0.424 Gary Wagner, R (9, 1) OBP: 0.200, SLG: 0.200		F8			4-3 2-3			HR		3 0	1 0	1 0	1 0	0 0	0 0	1 0
Inning Stats	R: 1 E: 0 K: 0 S: 4 H: 1 LOB: 0 BB: 0 P: 4	R: 0 E: 0 K: 0 S: 3 H: 1 LOB: 0 BB: 0 P: 3	R: 0 E: 0 K: 1 S: 5 H: 0 LOB: 0 BB: 0 P: 5	R: 2 E: 0 K: 0 S: 3 H: 1 LOB: 0 BB: 1 P: 8	R: 0 E: 0 K: 1 S: 6 H: 1 LOB: 1 BB: 0 P: 6	R: 0 E: 0 K: 2 S: 7 H: 0 LOB: 0 BB: 0 P: 7	R: 0 E: 0 K: 1 S: 5 H: 1 LOB: 1 BB: 0 P: 5	R: 1 E: 0 K: 0 S: 4 H: 1 LOB: 0 BB: 0 P: 4	R: 0 E: 0 K: 2 S: 7 H: 0 LOB: 0 BB: 0 P: 7	1B: 3 2B: 0 3B: 0 HR: 3	SF: 0 SAC: 0 DP: 2 HBP: 1						

	AB	30
	R	4
	H	6
	RBI	4
	BB	1
	SO	7
	LOB	5

PITCHER	IP	WLS	BF	H	R	ER	SO	BB	IBB	HBP	BLK	WP	HR	S	P	ERA	WHIP
Steve Hargan, R (1, 1) ERA: 3.18	9.0	L	32	6	4	4	7	1	0	1	0	0	3	44	49	4.00	0.778

PITCHER	IP	WLS	BF	H	R	ER	SO	BB	IBB	HBP	BLK	WP	HR	S	P	ERA	WHIP

BOTTOM

Boston Red Sox @ Cleveland Indians

Cleveland Municipal Stadium, Cleveland, OH

Tue Sep 08 1970, 7:05 PM EDT

Att. 3,194 - Unknown

livebaseballscorecards.com

Batter	1	2	3	4	5	6	7	8	9	AB	R	H	RBI	BB	SO	LOB
Graig Nettles, L (1, 5) OBP: 0.334, SLG: 0.397	S S S 0-3 K ①		x 0-0 F9 ①		x 0-0 2B		x 0-0 F8 ②		x 0-0 1-3 1B	5	0	2	0	0	1	1
Eddie Leon, R (1, 4) OBP: 0.320, SLG: 0.382	S S S 0-3 K ②		x 0-0 4-3 ②		S S S 0-3 K ③		x 0-0 F9 ③		x 0-0 4-3 ③	5	0	0	0	0	2	4
Vada Pinson, L (1, 9) OBP: 0.315, SLG: 0.470	S S S 0-3 K ③		x 0-0 3-1 ③			x 0-0 1-3 1B		H 1-0 G5-4-3 HBP		3	0	1	0	0	1	0
Ken Harrelson, R (1, 3) OBP: 0.333, SLG: 0.357		x 0-0 HR 2B		x 0-0 F8 ①		x 0-0 1-3 ① 1-2		x 0-0 G5-4-3 ①② 1-2f		4	1	1	0	0	0	2
Roy Foster, R (1, 7) OBP: 0.352, SLG: 0.451		B B B B 4-0 HR BB		x 0-0 F7 ②		x 0-0 F7 ②		x 0-0 1B		3	1	1	0	1	0	1
Buddy Bradford, R (1, 8) OBP: 0.292, SLG: 0.392		x 0-0 1-H 2-H HR		B B B B 4-0 BB		B B B B 4-0 BB		x 0-0 F8 ③		2	1	1	3	2	0	1
Duke Sims, L (1, 2) OBP: 0.355, SLG: 0.478 Chuck Hinton, R (9, PH) OBP: 0.397, SLG: 0.464		x 0-0 1-3 ①		S S S 0-3 K ③		x 0-0 F5 ③			S S S 0-3 K ①	3 1	0 0	0 0	0 0	0 0	1 1	3 0
Larry Brown, R (1, 6) OBP: 0.368, SLG: 0.350 John Lowenstein, L (9, PR)		x 0-0 F6 ②			x 0-0 6-3 ①		x 0-0 FC5-6 1B		x 0-0 1B 1B	4 0	0 0	2 0	0 0	0 0	0 0	0 0
Steve Hargan, R (1, 1) OBP: 0.188, SLG: 0.194 Ted Ford, R (9, PH) OBP: 0.194, SLG: 0.276 Ted Uhlaender, L (9, PH) OBP: 0.314, SLG: 0.380		S S S 0-3 K ③			S S S 0-3 K ②		x 0-0 FC5-6 ① 1-2f		x 0-0 F4 ②	3 0 1	0 0 0	0 0 0	0 0 0	0 0 0	2 0 0	1 0 1
Inning Stats	R: 0 H: 0 E: 0 LOB: 0 K: 3 BB: 0 S: 9 P: 9	R: 3 H: 2 E: 0 LOB: 0 K: 1 BB: 1 S: 7 P: 11	R: 0 H: 0 E: 0 LOB: 0 K: 0 BB: 0 S: 3 P: 3	R: 0 H: 0 E: 0 LOB: 1 K: 1 BB: 1 S: 5 P: 9	R: 0 H: 1 E: 0 LOB: 1 K: 2 BB: 0 S: 8 P: 8	R: 0 H: 1 E: 0 LOB: 2 K: 0 BB: 1 S: 4 P: 8	R: 0 H: 1 E: 0 LOB: 1 K: 0 BB: 0 S: 4 P: 4	R: 0 H: 1 E: 0 LOB: 1 K: 0 BB: 0 S: 3 P: 4	R: 0 H: 2 E: 0 LOB: 2 K: 1 BB: 0 S: 7 P: 7	1B: 5 SF: 0 2B: 2 SAC: 0 3B: 0 DP: 1 HR: 1 HBP: 1						

	AB	34
	R	3
	H	8
	RBI	3
	BB	3
	SO	8
	LOB	14

PITCHER		IP	WLS	BF	H	R	ER	SO	BB	IBB	HBP	BLK	WP	HR	S	P	ERA	WHIP
Ken Brett, L ERA: 4.06	(1, 1)	8.1	W	35	7	3	3	8	3	0	1	0	0	1	47	60	3.24	1.200
Gary Wagner, R ERA: 2.92	(9, 1)	0.2	S	3	1	0	0	0	0	0	0	0	0	0	3	3	0.00	1.500

PITCHER	IP	WLS	BF	H	R	ER	SO	BB	IBB	HBP	BLK	WP	HR	S	P	ERA	WHIP

Batter	1	2	3	4	5	6	7	8	9	AB	R	H	RBI	BB	SO	LOB
Mike Andrews, R (1, 4) OBP: 0.337, SLG: 0.386	4-3		BB FC6-4		BB 1B FC6-4 1B 3-H		4-3 1-2		BB	3	1	1	1	2	0	1
George Thomas, R (1, 7) OBP: 0.408, SLG: 0.495	L9		FC6-4 1-2f		FC6-4 BB 1B 1-2		L9		F4	5	0	1	0	0	0	4
Carl Yastrzemski, L (1, 3) OBP: 0.444, SLG: 0.592	K			F7	BB FC6-4 1-2 2-3		1B 2-H			3	0	1	1	1	1	0
Tony Conigliaro, R (1, 9) OBP: 0.325, SLG: 0.485		4-3		HR	FC6-4 1-2f 2-3 3-H			1-3		4	1	1	2	0	0	2
Rico Petrocelli, R (1, 6) OBP: 0.330, SLG: 0.470		K		K	5-3			FC1-4 1B		4	0	1	0	0	2	2
George Scott, R (1, 5) OBP: 0.356, SLG: 0.467		K		BB		F6		FC1-4 1-2f		3	0	0	0	1	1	1
Billy Conigliaro, R (1, 8) OBP: 0.359, SLG: 0.494			K	1-3		K		L9		4	0	0	0	0	2	2
Bob Montgomery, R (1, 2) OBP: 0.333, SLG: 0.231			SH2-4 1B		G3	K			K	4	0	1	0	0	2	0
Mike Nagy, R (1, 1) OBP: 0.286, SLG: 0.343			SH2-4 1-2		1B 3B		4-3 1B 1B		F4	3	2	2	0	0	0	0
Inning Stats	R: 0 E: 0 K: 1 S: 5 H: 0 LOB: 0 BB: 0 P: 5	R: 0 E: 0 K: 2 S: 7 H: 0 LOB: 0 BB: 0 P: 7	R: 0 E: 0 K: 1 S: 6 H: 1 LOB: 2 BB: 1 P: 10	R: 1 E: 0 K: 1 S: 6 H: 1 LOB: 1 BB: 1 P: 10	R: 2 E: 0 K: 0 S: 6 H: 3 LOB: 2 BB: 1 P: 10	R: 0 E: 0 K: 2 S: 7 H: 0 LOB: 0 BB: 0 P: 7	R: 1 E: 0 K: 0 S: 4 H: 2 LOB: 1 BB: 0 P: 4	R: 0 E: 0 K: 0 S: 4 H: 1 LOB: 1 BB: 0 P: 4	R: 0 E: 0 K: 1 S: 5 H: 0 LOB: 1 BB: 1 P: 9	1B: 6 2B: 0 3B: 1 HR: 1 SF: 0 SAC: 1 DP: 0 HBP: 0	WP: 0 PB: 0 SB: 0 CS: 0 PA: 38					

PITCHER		IP	WLS	BF	H	R	ER	SO	BB	IBB	HBP	BLK	WP	HR	S	P	ERA	WHIP
Mike Kilkenny, L ERA: 4.7	(1, 1)	4.1	L	21	5	3	3	5	3	0	0	0	0	1	28	40	6.23	1.846
Bob Reed, R ERA: 5.06	(5, 1)	0.2		2	0	0	0	0	0	0	0	0	0	0	2	2	0.00	0.000
Norm McRae, R ERA: 3.6	(6, 1)	3.0		11	3	1	1	2	0	0	0	0	0	0	15	15	3.00	1.000
John Hiller, L ERA: 3.11	(9, 1)	1.0		4	0	0	0	1	1	0	0	0	0	0	5	9	0.00	1.000

PITCHER	IP	WLS	BF	H	R	ER	SO	BB	IBB	HBP	BLK	WP	HR	S	P	ERA	WHIP

TOP

Boston Red Sox @ Detroit Tigers

Tiger Stadium, Detroit, MI

Wed Sep 09 1970, 7:05 PM EDT

Att. 8,395 - Unknown

livebaseballscorecards.com

AB	33
R	4
H	8
RBI	4
BB	4
SO	8
LOB	12

Boston Red Sox @ Detroit Tigers

Tiger Stadium, Detroit, MI

Wed Sep 09 1970, 7:05 PM EDT

Att. 8,395 - Unknown

BOTTOM

Batter	1	2	3	4	5	6	7	8	9	AB	R	H	RBI	BB	SO	LOB
Dick McAuliffe, L (1, 5) OBP: 0.366, SLG: 0.350	3-1		5-5-3		BBB 4-0 2-3 BB			SSS 0-3 K		3	0	0	0	1	1	0
Dalton Jones, L (1, 4) OBP: 0.333, SLG: 0.344	F8		F9		F7			1B		4	0	1	0	0	0	2
Al Kaline, R (1, 9) OBP: 0.374, SLG: 0.444	1B		L8			L5		L4		4	0	1	0	0	0	1
Jim Northrup, L (1, 8) OBP: 0.356, SLG: 0.494	F7			F5-6		F5			F8	4	0	0	0	0	0	1
Norm Cash, L (1, 3) OBP: 0.388, SLG: 0.453		F8		F9		4-3			F4	4	0	0	0	0	0	0
Gates Brown, L (1, 7) OBP: 0.345, SLG: 0.363		BBB 4-0 1B SF7 BB		4-3			F7		SSS 0-3 K	3	1	0	0	1	1	0
Gene Lamont, L (1, 2) OBP: 0.750, SLG: 1.167		1-3 1B			BBB 4-0 FC6-4 BB		G6-4-3 1B			2	0	2	0	1	0	0
Cesar Gutierrez, R (1, 6) OBP: 0.275, SLG: 0.301 Elliott Maddox, R (7, PH) OBP: 0.326, SLG: 0.356 (8, 6)		SF7 3-H			FC6-4 PB PB 1-2f		G6-4-3 1-2f			1 1	0 0	0 0	1 0	0 0	0 0	1 1
Mike Kilkenny, R (1, 1) OBP: 0.081, SLG: 0.083 Bob Reed, R (5, 1) OBP: 0.250, SLG: 0.250 Kevin Collins, L (5, PH) OBP: 0.214, SLG: 0.500 Norm McRae, R (6, 1) Russ Nagelson, L (8, PH) OBP: 0.265, SLG: 0.256 John Hiller, R (9, 1)		SSS 0-3 K			SSS 0-3 K 1-2			F5		1 0 1 0 1 0	0 0 0 0 0 0	0 0 0 0 0 0	0 0 0 0 0 0	1 0 1 0 0 0	1 0 1 0 0 0	1 0 1 0 0 0
Inning Stats	R: 0 E: 0 K: 0 S: 4 H: 1 LOB: 1 BB: 0 P: 4	R: 1 E: 0 K: 1 S: 6 H: 1 LOB: 1 BB: 1 P: 10	R: 0 E: 0 K: 0 S: 3 H: 0 LOB: 0 BB: 0 P: 3	R: 0 E: 0 K: 0 S: 3 H: 0 LOB: 0 BB: 0 P: 3	R: 0 E: 0 K: 1 S: 5 H: 0 LOB: 2 BB: 2 P: 13	R: 0 E: 0 K: 0 S: 3 H: 0 LOB: 0 BB: 0 P: 3	R: 0 E: 0 K: 0 S: 3 H: 1 LOB: 0 BB: 0 P: 3	R: 0 E: 0 K: 1 S: 6 H: 1 LOB: 1 BB: 0 P: 6	R: 0 E: 0 K: 1 S: 5 H: 0 LOB: 0 BB: 0 P: 5	1B: 4 2B: 0 3B: 0 HR: 0	SF: 1 SAC: 0 DP: 1 HBP: 0			WP: 0 PB: 2 SB: 0 CS: 0	PA: 33		

livebaseballscorecards.com

AB	29
R	1
H	4
RBI	1
BB	3
SO	4
LOB	8

PITCHER		IP	WLS	BF	H	R	ER	SO	BB	IBB	HBP	BLK	WP	HR	S	P	ERA	WHIP
Mike Nagy, R ERA: 4.79	(1, 1)	9.0	W	33	4	1	1	4	3	0	0	0	0	0	38	50	1.00	0.778

PITCHER	IP	WLS	BF	H	R	ER	SO	BB	IBB	HBP	BLK	WP	HR	S	P	ERA	WHIP

Boston Red Sox @ Detroit Tigers

Tiger Stadium, Detroit, MI

Thu Sep 10 1970, 7:05 PM EDT

Att. 8,146 - Unknown

TOP

Batter	1	2	3	4	5	6	7	8	9	AB	R	H	RBI	BB	SO	LOB
Mike Andrews, R (1, 4) OBP: 0.342, SLG: 0.395	F3	FC1 1-3 2-H 3-H		BB 1-2	HR 1-H 3-H	HR 1-2		FC6 BB 1-2		4	4	3	5	2	0	0
George Thomas, R (1, 7) OBP: 0.413, SLG: 0.485	BB	FC1 1-2 3-H		K	F9	HR 1-3 2-H		FC6 1-2		4	1	1	1	2	1	4
Carl Yastrzemski, L (1, 3) OBP: 0.447, SLG: 0.599 Mike Fiore, L (6, 3) OBP: 0.290, SLG: 0.188	K	1-3 2-H		WP 1-2 2-3	BB 1-H 3-H	1-H 3-H		FC6 1-2f 2-3		4 1	2 0	3 0	4 0	1 0	1 0	1 2
Rico Petrocelli, R (1, 6) OBP: 0.331, SLG: 0.469 Luis Alvarado, R (7, 6) OBP: 0.264, SLG: 0.287	F7	5-3		WP 1-2 2-H 3-H	1B 1-2	F3		F6		4 1	0 0	1 0	2 0	1 0	0 0	3 2
George Scott, R (1, 5) OBP: 0.359, SLG: 0.469 Carmen Fanzone, R (7, 5) OBP: 0.333, SLG: 0.286		E PB SF8	FC6-4	K 1-2 2-3	BB 1-3 2-H	1-3			F8 WP	5 1	1 0	3 1	1 0	0 0	1 0	2 0
Billy Conigliaro, R (1, 8) OBP: 0.358, SLG: 0.488		BB E 1-2	FC6-4 1-2f	F8	BB 1-2		K		F7 1-2	4	1	0	0	2	1	4
Joe Lahoud, L (1, 9) OBP: 0.350, SLG: 0.375		E6 1-2 2-3	G6-4-3 1-2	E 1-3 HR BB	K	K	K		BB	4	2	1	0	2	2	5
Bob Montgomery, R (1, 2) OBP: 0.286, SLG: 0.222		SF8 3-H	G6-4-3 1-2f	1-3 1-2	BB 1B	K			F8 2-3	5	1	1	1	0	1	5
Ray Culp, R (1, 1) OBP: 0.156, SLG: 0.138		1B FC1 1-2 2-3 BB		1B BB 1B	E6 HR 2-3	K		4-3	K	5	2	1	0	1	2	4
Inning Stats	R: 0 H: 0 E: 0 LOB: 1 K: 1 BB: 1 S: 5 P: 9	R: 4 H: 3 E: 1 LOB: 2 K: 0 BB: 2 S: 7 P: 15	R: 0 H: 2 E: 0 LOB: 1 K: 0 BB: 0 S: 4 P: 4	R: 2 H: 3 E: 0 LOB: 2 K: 2 BB: 1 S: 10 P: 14	R: 4 H: 2 E: 1 LOB: 3 K: 1 BB: 4 S: 8 P: 24	R: 4 H: 3 E: 0 LOB: 0 K: 1 BB: 1 S: 8 P: 12	R: 0 H: 0 E: 0 LOB: 0 K: 3 BB: 0 S: 9 P: 9	R: 0 H: 1 E: 0 LOB: 2 K: 0 BB: 1 S: 4 P: 8	R: 0 H: 1 E: 0 LOB: 2 K: 1 BB: 1 S: 6 P: 10	1B: 13 SF: 1 2B: 0 SAC: 0 3B: 0 DP: 1 HR: 2 HBP: 0						WP: 2 PA: 54 PB: 1 SB: 0 CS: 0

livebaseballscorecards.com

	AB	42
	R	14
	H	15
	RBI	14
	BB	11
	SO	9
	LOB	32

PITCHER		IP	WLS	BF	H	R	ER	SO	BB	IBB	HBP	BLK	WP	HR	S	P	ERA	WHIP
Les Cain, L ERA: 3.89	(1, 1)	1.2	L	12	3	4	2	1	3	0	0	0	0	0	11	23	10.80	3.600
Bob Reed, R ERA: 5.6	(2, 1)	1.2		9	4	2	2	1	1	0	0	0	0	0	10	14	10.80	3.000
Norm McRae, R ERA: 3.48	(4, 1)	0.2		3	1	0	0	1	0	0	0	0	1	0	5	5	0.00	1.500
Daryl Patterson, R ERA: 5.12	(5, 1)	1.1		14	4	7	5	2	5	0	0	0	0	1	13	33	33.75	6.750
Fred Scherman, L ERA: 3.17	(6, 1)	3.2		16	3	1	1	4	2	0	0	0	1	1	22	30	2.46	1.364

PITCHER	IP	WLS	BF	H	R	ER	SO	BB	IBB	HBP	BLK	WP	HR	S	P	ERA	WHIP

Boston Red Sox @ Detroit Tigers

Tiger Stadium, Detroit, MI

Thu Sep 10 1970, 7:05 PM EDT

Att. 8,146 - Unknown

BOTTOM

livebaseballscorecards.com

Batter	1	2	3	4	5	6	7	8	9	AB	R	H	RBI	BB	SO	LOB
Dick McAuliffe, L (1, 5) OBP: 0.364, SLG: 0.347	4-3		BBBB 4-0 1B BB	0-0 F5			0-0 G3		0-0 F9	4	0	0	0	1	0	4
Mickey Stanley, R (1, 8) OBP: 0.311, SLG: 0.403	BBBB 4-0 BB BB BB		0-0 F7	0-0 5-3			0-0 4-3 2B		0-0 F7	4	0	1	0	1	0	5
Gates Brown, L (1, 7) OBP: 0.351, SLG: 0.362	BBBB 4-0 BB 1-2 BB		0-0 1-2 1B		0-0 3-1		0-0 4-3 2-3			3	0	1	0	1	0	1
Jim Northrup, L (1, 9) OBP: 0.353, SLG: 0.490	0-0 F5		SSS 0-3 K		0-0 G3		SSS 0-3 K			4	0	0	0	0	2	5
Norm Cash, L (1, 3) OBP: 0.389, SLG: 0.455	BBBB 4-0 1-2 2-3 BB		0-0 1-3		0-0 2B			0-0 F8		3	0	1	0	1	0	2
Dalton Jones, L (1, 4) OBP: 0.332, SLG: 0.338	0-0 F5			BBBB 4-0 4-3 HBP BB	0-0 F9			0-0 L3		3	0	0	0	1	0	4
Gene Lamont, L (1, 2) OBP: 0.583, SLG: 0.778		0-0 4-3		H 1-0 1-2 4-3 HBP		0-0 4-3		0-0 F8		3	0	0	0	0	0	0
Cesar Gutierrez, R (1, 6) OBP: 0.275, SLG: 0.300 Russ Nagelson, L (4, PH) OBP: 0.260, SLG: 0.250 Elliott Maddox, R (5, 6) OBP: 0.323, SLG: 0.352		SSS 0-3 K		0-0 4-3 1-2 2-3		SSS 0-3 K			SSS 0-3 K	1 1 2	0 0 0	0 0 0	0 0 0	1 0 2	0 0 2	0 2 0
Les Cain, L (1, 1) OBP: 0.176, SLG: 0.224 Bob Reed, R (2, 1) OBP: 0.200, SLG: 0.200 Norm McRae, R (4, 1) Kevin Collins, L (4, PH) OBP: 0.267, SLG: 0.500 Daryl Patterson, L (5, 1) Fred Scherman, L (6, 1) OBP: 0.167, SLG: 0.167 Ken Szotkiewicz, L (9, PH) OBP: 0.233, SLG: 0.257		SSS 0-3 K		BBBB 4-0 BB		0-0 3-1			BBBB 4-0 BB	0 1 0 0 0 1 0	0 0 0 0 0 0 0	0 0 0 1 0 0 0	0 0 0 0 0 0 0	0 1 0 0 0 0 0	0 0 0 0 0 0 0	0 0 0 0 0 0 0
Inning Stats	R: 0 E: 0 K: 0 S: 3 H: 0 LOB: 3 BB: 3 P: 15	R: 0 E: 0 K: 2 S: 7 H: 0 LOB: 0 BB: 0 P: 7	R: 0 E: 0 K: 1 S: 6 H: 1 LOB: 2 BB: 1 P: 10	R: 0 E: 0 K: 0 S: 3 H: 0 LOB: 3 BB: 2 P: 12	R: 0 E: 0 K: 0 S: 4 H: 1 LOB: 1 BB: 0 P: 4	R: 0 E: 0 K: 1 S: 5 H: 0 LOB: 0 BB: 0 P: 5	R: 0 E: 0 K: 1 S: 6 H: 1 LOB: 1 BB: 0 P: 6	R: 0 E: 0 K: 0 S: 3 H: 0 LOB: 0 BB: 0 P: 3	R: 0 E: 0 K: 1 S: 5 H: 0 LOB: 1 BB: 1 P: 9	1B: 1 2B: 2 3B: 0 HR: 0	SF: 0 SAC: 0 DP: 0 HBP: 1					

	AB	30
	R	0
	H	3
	RBI	0
	BB	7
	SO	6
	LOB	23

PITCHER		IP	WLS	BF	H	R	ER	SO	BB	IBB	HBP	BLK	WP	HR	S	P	ERA	WHIP
Ray Culp, R ERA: 3.12	(1, 1)	9.0	W	38	3	0	0	6	7	0	1	0	0	0	42	71	0.00	1.111

PITCHER	IP	WLS	BF	H	R	ER	SO	BB	IBB	HBP	BLK	WP	HR	S	P	ERA	WHIP

WP: 0 PB: 0 SB: 0 CS: 0 PA: 38

Batter	1	2	3	4	5	6	7	8	9	10	11	12	13	AB	R	H	RBI	BB	SO	LOB
Mike Andrews, R (1, 4) OBP: 0.342, SLG: 0.396	1B		F3		2B		4-3			E6		5-3		6	0	2	0	0	0	3
Reggie Smith, S (1, 8) OBP: 0.376, SLG: 0.529	F7		4-3		P4			K		F9		K		6	0	0	0	0	2	4
Carl Yastrzemski, L (1, 3) OBP: 0.446, SLG: 0.598	F7			F7		4-3		1B 2B		F5			1B 1B	6	1	2	0	0	0	2
Rico Petrocelli, R (1, 6) OBP: 0.329, SLG: 0.465	F7			5-3		F3		2-H 1B		F7			B3	6	0	1	1	0	0	3
George Scott, R (1, 5) OBP: 0.360, SLG: 0.469		S 1B		FC6-4 1B		F3		K			F9		G5-4-3 1-3 1B	6	0	3	0	0	1	1
Billy Conigliaro, R (1, 7) OBP: 0.353, SLG: 0.479		F8 1-2		FC6-4 1-2f			5-3	F5			P6		G5-4-3 1-2f	6	0	0	0	0	0	5
Joe Lahoud, L (1, 9) OBP: 0.320, SLG: 0.333		K			K		SH1-4 1B 1B		F7		F7			5	0	1	0	0	2	1
Bob Montgomery, R (1, 2) OBP: 0.308, SLG: 0.391		K			HR		SH1-4 1-2 1B		K			F9		5	1	2	1	0	2	1
Sonny Siebert, R (1, 1) OBP: 0.135, SLG: 0.153			K		F9		SH1-4 1-2 2-3		F9			2B		4	0	1	0	0	1	0
Sparky Lyle, L (13, 1)														0	0	0	0	0	0	0
Inning Stats	R: 0 E: 0 K: 0 S: 4 H: 1 LOB: 1 BB: 0 P: 4	R: 0 E: 0 K: 2 S: 8 H: 1 LOB: 1 BB: 0 P: 8	R: 0 E: 0 K: 1 S: 5 H: 0 LOB: 0 BB: 0 P: 5	R: 0 E: 0 K: 0 S: 4 H: 1 LOB: 1 BB: 0 P: 4	R: 1 E: 0 K: 1 S: 7 H: 2 LOB: 1 BB: 0 P: 7	R: 0 E: 0 K: 0 S: 3 H: 0 LOB: 0 BB: 0 P: 3	R: 0 E: 0 K: 0 S: 5 H: 2 LOB: 2 BB: 0 P: 5	R: 1 E: 0 K: 2 S: 9 H: 2 LOB: 1 BB: 0 P: 9	R: 0 E: 0 K: 1 S: 5 H: 0 LOB: 0 BB: 0 P: 5	R: 0 E: 1 K: 0 S: 4 H: 0 LOB: 1 BB: 0 P: 4	R: 0 E: 0 K: 0 S: 3 H: 0 LOB: 0 BB: 0 P: 3	R: 0 E: 0 K: 1 S: 6 H: 1 LOB: 1 BB: 0 P: 6	R: 0 E: 0 K: 0 S: 4 H: 2 LOB: 1 BB: 0 P: 4	1B: 8 2B: 3 3B: 0 HR: 1 SF: 0 SAC: 1 DP: 1 HBP: 0						

PITCHER		IP	WLS	BF	H	R	ER	SO	BB	IBB	HBP	BLK	WP	HR	S	P	ERA	WHIP
Jim Palmer, R (1, 1) ERA: 2.78		12.0		47	10	2	2	8	0	0	0	0	0	1	63	63	1.50	0.833
Eddie Watt, R (13, 1) ERA: 2.88		1.0	W	4	2	0	0	0	0	0	0	0	0	0	4	4	0.00	2.000

PITCHER	IP	WLS	BF	H	R	ER	SO	BB	IBB	HBP	BLK	WP	HR	S	P	ERA	WHIP

Boston Red Sox @ Baltimore Orioles

Memorial Stadium, Baltimore, MD

Fri Sep 11 1970, 7:05 PM EDT

Att. 15,799 - Unknown

TOP

livebaseballscorecards.com

AB	50
R	2
H	12
RBI	2
BB	0
SO	8
LOB	20

WP: 0	PA: 51		
PB: 0			
SB: 1			
CS: 0			

Batter	1	2	3	4	5	6	7	8	9	10	11	12	13	AB	R	H	RBI	BB	SO	LOB
Don Buford, S (1, 7) OBP: 0.394, SLG: 0.415	K		G3		K			F8		IBB			1B	5	1	1	0	1	2	0
Chico Salmon, R (1, 6) OBP: 0.303, SLG: 0.432 Terry Crowley, L (10, PH) OBP: 0.416, SLG: 0.424 Mark Belanger, R (11, 6) OBP: 0.285, SLG: 0.225	HR		K		K			P6		F9			2-H 1B	4 1 1	1 0 0	1 0 1	1 0 1	0 0 0	2 0 0	0 2 0
Boog Powell, L (1, 3) OBP: 0.411, SLG: 0.547	1B		HR			FC4-6 1B		K			F7			5	1	3	1	0	1	0
Frank Robinson, R (1, 9) OBP: 0.398, SLG: 0.509	F9		P4			FC4-6 F8 S 1-2f			F7		F2			5	0	0	0	0	0	2
Paul Blair, R (1, 8) OBP: 0.346, SLG: 0.429	1-3			1-3 1B		F8 1-3			6-3		CS 1B			5	0	2	0	0	0	2
Brooks Robinson, R (1, 5) OBP: 0.337, SLG: 0.433		F7		1-3 1-2		P6			6-3		CS 1-2	F8		5	0	0	0	0	0	2
Davey Johnson, R (1, 4) OBP: 0.371, SLG: 0.408		P4		F8			F8			F8		1B		5	0	1	0	0	0	1
Andy Etchebarren, R (1, 2) OBP: 0.322, SLG: 0.360		2B		F9			5-3			SH1-4 1B		F7		5	0	2	0	0	0	2
Jim Palmer, R (1, 1) OBP: 0.181, SLG: 0.194 Merv Rettenmund, R (12, PH) OBP: 0.386, SLG: 0.541 Eddie Watt, R (13, 1) OBP: 0.125, SLG: 0.125		F8			K		K			SH1-4 1-2		K		3 1 0	0 0 0	0 0 0	0 0 0	2 1 0	0 1 0	1 1 0
Inning Stats	R: 1 E: 0 K: 1 S: 7 H: 2 LOB: 1 BB: 0 P: 7	R: 0 E: 0 K: 0 S: 4 H: 1 LOB: 1 BB: 0 P: 4	R: 1 E: 0 K: 1 S: 6 H: 1 LOB: 0 BB: 0 P: 6	R: 0 E: 0 K: 0 S: 4 H: 1 LOB: 1 BB: 0 P: 4	R: 0 E: 0 K: 3 S: 9 H: 0 LOB: 0 BB: 0 P: 9	R: 0 E: 0 K: 0 S: 4 H: 1 LOB: 1 BB: 0 P: 4	R: 0 E: 0 K: 1 S: 5 H: 0 LOB: 0 BB: 0 P: 5	R: 0 E: 0 K: 1 S: 5 H: 0 LOB: 0 BB: 0 P: 5	R: 0 E: 0 K: 0 S: 3 H: 0 LOB: 0 BB: 0 P: 3	R: 0 E: 0 K: 0 S: 4 H: 1 LOB: 2 BB: 1 P: 8	R: 0 E: 0 K: 0 S: 3 H: 1 LOB: 0 BB: 0 P: 3	R: 0 E: 0 K: 1 S: 6 H: 1 LOB: 1 BB: 0 P: 6	R: 1 E: 0 K: 0 S: 2 H: 2 LOB: 1 BB: 0 P: 2	1B: 7 2B: 2 3B: 0 HR: 2 SF: 0 SAC: 1 DP: 0 HBP: 0			WP: 0 PB: 0 SB: 1 CS: 1	PA: 48		

PITCHER	IP	WLS	BF	H	R	ER	SO	BB	IBB	HBP	BLK	WP	HR	S	P	ERA	WHIP
Sonny Siebert, R (1, 1) ERA: 3.56	12.0		45	9	2	2	8	0	1	0	0	0	2	60	64	1.50	0.750
Sparky Lyle, L (13, 1) ERA: 4.16	0.0	L	2	2	1	1	0	0	0	0	0	0	0	2	2	∞	∞

PITCHER	IP	WLS	BF	H	R	ER	SO	BB	IBB	HBP	BLK	WP	HR	S	P	ERA	WHIP

BOTTOM

Boston Red Sox @ Baltimore Orioles

Memorial Stadium, Baltimore, MD

Fri Sep 11 1970, 7:05 PM EDT

Att. 15,799 - Unknown

livebaseballscorecards.com

AB	45
R	3
H	11
RBI	3
BB	1
SO	8
LOB	13

Batter	1	2	3	4	5	6	7	8	9	AB	R	H	RBI	BB	SO	LOB
Mike Andrews, R (1, 4) OBP: 0.342, SLG: 0.395	FC1-5 E 1B		6-3		FC4-6 G4-6-3 1-2f 2-3		F8			4	0	1	0	0	0	2
Reggie Smith, S (1, 8) OBP: 0.373, SLG: 0.525	FC1-5 BB 1-3		6-3		G4-6-3 1-2f			F4		4	0	0	0	0	0	3
Carl Yastrzemski, L (1, 3) OBP: 0.449, SLG: 0.600	FC5-4 BB 1-2			5-3 BB		2B 6-3 1B		1B		2	1	2	0	2	0	0
Tony Conigliaro, R (1, 9) OBP: 0.325, SLG: 0.485	K			5-3 1-2		6-3 1-3		K		4	0	1	0	0	2	4
Rico Petrocelli, R (1, 6) OBP: 0.328, SLG: 0.463	FC5-4 1-2f			BB		5-3		F8		3	0	0	0	1	0	5
George Scott, R (1, 5) OBP: 0.357, SLG: 0.465		F7		K		6-3 2-3 3-H			6-3	4	0	0	1	0	1	3
Billy Conigliaro, R (1, 7) OBP: 0.349, SLG: 0.474		6-3		K		K			5-3	4	0	0	0	0	2	3
Bob Montgomery, R (1, 2) OBP: 0.300, SLG: 0.407		K			FC4-6 2B		F4		K	4	0	1	0	0	2	0
Gary Peters, L (1, 1) OBP: 0.313, SLG: 0.315			G3				4-3			1	0	0	0	1	0	0
Joe Lahoud, L (7, PH) OBP: 0.308, SLG: 0.318										1	0	0	0	0	0	0
Bobby Bolin, R (7, 1) OBP: 0.256, SLG: 0.278					BB					0	0	0	0	0	0	0

TOP

Boston Red Sox @ Baltimore Orioles

Memorial Stadium, Baltimore, MD

Sat Sep 12 1970, 7:05 PM EDT

Att. 14,054 - Unknown

livebaseballscorecards.com

AB	31
R	1
H	5
RBI	1
BB	4
SO	7
LOB	20

Inning Stats	1	2	3	4	5	6	7	8	9
R	0	0	0	0	0	1	0	0	0
E	1	0	0	0	0	0	0	0	0
K	1	1	0	2	0	1	0	1	1
S	6	5	3	7	3	7	3	6	5
H	1	0	0	0	1	2	0	1	0
LOB	2	0	0	2	1	1	0	1	0
BB	1	0	0	2	1	0	0	0	0
P	10	5	3	15	7	7	3	6	5

1B	3
2B	2
3B	0
HR	0
SF	0
SAC	0
DP	1
HBP	0
WP	0
PB	0
SB	0
CS	0
PA	35

PITCHER	IP	WLS	BF	H	R	ER	SO	BB	IBB	HBP	BLK	WP	HR	S	P	ERA	WHIP
Tom Phoebus, R (1, 1) ERA: 3.03	9.0	W	35	5	1	1	7	4	0	0	0	0	0	45	61	1.00	1.000

PITCHER	IP	WLS	BF	H	R	ER	SO	BB	IBB	HBP	BLK	WP	HR	S	P	ERA	WHIP

Batter	1	2	3	4	5	6	7	8	9	AB	R	H	RBI	BB	SO	LOB
Mark Belanger, R (1, 6) OBP: 0.287, SLG: 0.233	BBBB 4-0 WP SF8 1B BB	x 0-0 HR		x 0-0 ② ③ G4-6-3 1-2f			SSS 0-3 ① K			3	2	1	1	1	1	1
Paul Blair, R (1, 8) OBP: 0.348, SLG: 0.430	x 0-0 WP 2B 1B 1-2	x 0-0 1B			x 0-0 ① F7		SSS 0-3 ② K			4	1	2	0	0	1	0
Frank Robinson, R (1, 9) OBP: 0.396, SLG: 0.514	SSS 0-3 ① K 1-2 2-3	x 0-0 ③ 1-3			x 0-0 HR		x 0-0 ③ F6			4	1	1	1	0	1	3
Boog Powell, L (1, 3) OBP: 0.414, SLG: 0.555	x 0-0 ② SF8 3-H		H 1-0 BB HBP		x 0-0 HR			x 0-0 1B		2	1	2	2	0	0	0
Brooks Robinson, R (1, 5) OBP: 0.338, SLG: 0.434	x 0-0 WP 2B 2-H		BBBB 4-0 G5-4-3 BB 1-2		x 0-0 ② 4-3			SSS 0-3 ① K		3	0	1	1	1	1	1
Curt Motton, R (1, 7) OBP: 0.333, SLG: 0.414	BBBB 4-0 WP BB		x 0-0 ① F3		x 0-0 ③ F4			x 0-0 ② F7		3	0	0	0	1	0	3
Davey Johnson, R (1, 4) OBP: 0.368, SLG: 0.405	x 0-0 ③ 6-3 1-2 2-3		x 0-0 ② ③ G5-4-3 1-2f			x 0-0 ① 6-3		x 0-0 ③ 1-3		4	0	0	0	0	0	5
Andy Etchebarren, R (1, 2) OBP: 0.322, SLG: 0.360		x 0-0 ① 5-3		x 0-0 FC1-6 1B		x 0-0 ② F9				3	0	1	0	0	0	0
Tom Phoebus, R (1, 1) OBP: 0.139, SLG: 0.139		x 0-0 ② F3		x 0-0 ① FC1-6 G4-6-3 1-2f		SSS 0-3 ③ K				3	0	0	0	0	1	1
Inning Stats	R: 2 E: 0 K: 1 S: 7 H: 2 LOB: 2 BB: 2 P: 15	R: 1 E: 0 K: 0 S: 5 H: 2 LOB: 1 BB: 0 P: 5	R: 0 E: 0 K: 0 S: 2 H: 0 LOB: 1 BB: 1 P: 7	R: 0 E: 0 K: 0 S: 3 H: 1 LOB: 0 BB: 0 P: 3	R: 2 E: 0 K: 0 S: 5 H: 2 LOB: 0 BB: 0 P: 5	R: 0 E: 0 K: 1 S: 5 H: 0 LOB: 0 BB: 0 P: 5	R: 0 E: 0 K: 2 S: 7 H: 0 LOB: 0 BB: 0 P: 7	R: 0 E: 0 K: 1 S: 6 H: 1 LOB: 1 BB: 0 P: 6		1B: 4 2B: 1 3B: 0 HR: 3	SF: 1 SAC: 0 DP: 2 HBP: 1					

PITCHER		IP	WLS	BF	H	R	ER	SO	BB	IBB	HBP	BLK	WP	HR	S	P	ERA	WHIP
Gary Peters, L ERA: 4.26	(1, 1)	6.0	L	27	7	5	5	2	3	0	1	0	2	3	27	40	7.50	1.667
Bobby Bolin, R ERA: 4.84	(7, 1)	2.0		7	1	0	0	3	0	0	0	0	0	0	13	13	0.00	0.500

PITCHER	IP	WLS	BF	H	R	ER	SO	BB	IBB	HBP	BLK	WP	HR	S	P	ERA	WHIP

BOTTOM

Boston Red Sox @ Baltimore Orioles

Memorial Stadium, Baltimore, MD

Sat Sep 12 1970, 7:05 PM EDT
Att. 14,054 - Unknown

livebaseballscorecards.com

AB	29
R	5
H	8
RBI	5
BB	3
SO	5
LOB	14

1B: 4 SF: 1
2B: 1 SAC: 0
3B: 0 DP: 2
HR: 3 HBP: 1

WP: 2 PA: 34
PB: 0
SB: 0
CS: 0

Boston Red Sox @ Baltimore Orioles

Memorial Stadium, Baltimore, MD

Sun Sep 13 1970, 3:33 AM EDT

Att. 12,063 - Unknown

livebaseballscorecards.com

Batter	1	2	3	4	5	6	7	8	9	AB	R	H	RBI	BB	SO	LOB
Mike Andrews, R (1, 4) OBP: 0.343, SLG: 0.396	G6-4-3 1B		F8			1-3		1B 1B		4	0	2	0	0	0	0
Reggie Smith, S (1, 8) OBP: 0.372, SLG: 0.523	G6-4-3 1-2f		F7			6-3		1-2 1B		2	0	0	0	0	0	1
George Thomas, R (3, 7) OBP: 0.414, SLG: 0.485										2	0	1	0	0	0	0
Carl Yastrzemski, L (1, 3) OBP: 0.448, SLG: 0.603	4-3			HR		4-3		K		4	1	1	1	0	1	2
Tony Conigliaro, R (1, 9) OBP: 0.322, SLG: 0.481		5-3		F8			K		F8	4	0	0	0	0	1	0
Rico Petrocelli, R (1, 6) OBP: 0.330, SLG: 0.462		1B 1B		F8			K		1B 1B BB	3	1	1	0	1	1	0
George Scott, R (1, 5) OBP: 0.359, SLG: 0.464		F9		K			FC5-4 BB		1-3 1B	3	0	1	0	1	1	1
Billy Conigliaro, R (1, 7) OBP: 0.351, SLG: 0.474 (3, 8)		1-2 1B			K		FC5-4 1-2f		1-2 3-H 1B	4	0	2	1	0	1	1
Bob Montgomery, R (1, 2) OBP: 0.265, SLG: 0.355		4-3			6-3			4-3	F9	4	0	0	0	0	0	4
Ken Brett, L (1, 1) OBP: 0.297, SLG: 0.412			F7		F8			F8	1-3	1	0	0	0	0	0	0
Carmen Fanzone, R (5, PH) OBP: 0.316, SLG: 0.267										1	0	0	0	0	0	0
Ray Jarvis, R (5, 1)										0	0	0	0	0	0	0
Gary Wagner, R (6, 1) OBP: 0.200, SLG: 0.200										0	0	0	0	0	0	0
Dick Mills, R (7, 1)										0	0	0	0	0	0	0
John Kennedy, R (8, PH) OBP: 0.295, SLG: 0.406										1	0	0	0	0	0	0
Roger Moret, S (8, 1)										0	0	0	0	0	0	0
Dick Schofield, S (9, PH) OBP: 0.281, SLG: 0.226										1	0	0	0	0	0	2
Inning Stats	R: 0 E: 0 K: 0 S: 3 H: 1 LOB: 0 BB: 0 P: 3	R: 0 E: 0 K: 0 S: 5 H: 2 LOB: 2 BB: 0 P: 5	R: 0 E: 0 K: 0 S: 3 H: 0 LOB: 0 BB: 0 P: 3	R: 1 E: 0 K: 1 S: 6 H: 1 LOB: 0 BB: 0 P: 6	R: 0 E: 0 K: 1 S: 5 H: 0 LOB: 0 BB: 0 P: 5	R: 0 E: 0 K: 0 S: 3 H: 0 LOB: 0 BB: 0 P: 3	R: 0 E: 0 K: 2 S: 7 H: 0 LOB: 1 BB: 1 P: 11	R: 0 E: 0 K: 1 S: 7 H: 2 LOB: 2 BB: 0 P: 7	R: 1 E: 0 K: 0 S: 5 H: 2 LOB: 2 BB: 1 P: 9	1B: 7 2B: 0 3B: 0 HR: 1 SF: 0 SAC: 0 DP: 1 HBP: 0	WP: 0 PB: 0 SB: 0 CS: 0 PA: 36					

PITCHER	IP	WLS	BF	H	R	ER	SO	BB	IBB	HBP	BLK	WP	HR	S	P	ERA	WHIP
Mike Cuellar, L (1, 1) ERA: 3.56	9.0	W	36	8	2	2	5	2	0	0	0	0	1	44	52	2.00	1.111

PITCHER	IP	WLS	BF	H	R	ER	SO	BB	IBB	HBP	BLK	WP	HR	S	P	ERA	WHIP

AB	34
R	2
H	8
RBI	2
BB	2
SO	5
LOB	11

BOTTOM

Batter	1	2	3	4	5	6	7	8	9	AB	R	H	RBI	BB	SO	LOB
Mark Belanger, R (1, 6) OBP: 0.292, SLG: 0.235	BBBB 4-0 2B BB	X 0-0 ③ F3		X 0-0 CS 2-H 1B		BBBB 4-0 1-2 2-3 BB	H 1-0 1B 1-2 2-3 3-H 1B HBP			2	2	1	2	2	0	0
Paul Blair, R (1, 8) OBP: 0.346, SLG: 0.427	SSS 0-3 ① K		BBBB 4-0 2B G3 BB	0-0 ③ CS 1-2	SSS 0-3 ① K	X 0-0 ② SF9 2-3 3-H	SSS 0-3 ② K			3	1	0	1	1	3	4
Boog Powell, L (1, 3) OBP: 0.413, SLG: 0.555 Terry Crowley, L (8, 3) OBP: 0.416, SLG: 0.424	X 0-0 ② F3	X 0-0 G3 1-3 2B			X 0-0 ② F9	X 0-0 ③ F8	X 0-0 1B 1-3 2-H 3-H 1B			5 0	0 0	2 0	2 0	0 0	0 0	3 0
Merv Rettenmund, R (1, 9) OBP: 0.386, SLG: 0.542	X 0-0 1-H 1B 2B	SSS 0-3 ① K			X 0-0 ③ 4-3	L3 1-3 3-H 1B				5	1	2	2	0	1	2
Brooks Robinson, R (1, 5) OBP: 0.340, SLG: 0.435 Chico Salmon, R (8, 5) OBP: 0.303, SLG: 0.432	X 0-0 BB 2-H 1B	X 0-0 ② G3 2-3 3-H				BBBB 4-0 1B 1B BB	1B BB E 1B 6-3			4 0	2 0	2 0	2 0	1 0	0 0	3 0
Curt Motton, R (1, 7) OBP: 0.351, SLG: 0.410	BBBB 4-0 1-2 BB	X 0-0 ③ 4-3				X 0-0 1B 1-2 1B BBBB 4-0 E 1B 1-2 BB BB	X 0-0 ① F6			3	2	1	0	2	0	1
Davey Johnson, R (1, 4) OBP: 0.368, SLG: 0.404	SSS 0-3 ③ K			BBBB 4-0 SH1-4 1B BB		X 0-0 ① F9	X 0-0 BB E 1-2 2-3 HBP 1B	X 0-0 ② F4		4	2	1	0	1	1	4
Andy Etchebarren, R (1, 2) OBP: 0.319, SLG: 0.356		X 0-0 ① F9		X 0-0 ① F8		X 0-0 BB 1B 1-3 2-H SF9 1B	X 0-0 E1 HBP BB 1-2 2-3 3-H 1B	X 0-0 ③ F3		5	2	1	1	0	0	3
Mike Cuellar, L (1, 1) OBP: 0.113, SLG: 0.163		X 0-0 ② G3		X 0-0 ② SH1-4 1-2		X 0-0 SF9 BB 1-2 3-H 1B BBBB 4-0 HBP 1-2 2-3 3-H 1B BB				2	1	1	2	1	0	0
Inning Stats	R: 2 E: 0 K: 2 S: 9 H: 2 LOB: 2 BB: 2 P: 17	R: 0 E: 0 K: 0 S: 3 H: 0 LOB: 0 BB: 0 P: 3	R: 1 E: 0 K: 1 S: 6 H: 1 LOB: 1 BB: 1 P: 10	R: 1 E: 0 K: 0 S: 3 H: 1 LOB: 0 BB: 1 P: 7	R: 0 E: 0 K: 1 S: 5 H: 0 LOB: 0 BB: 0 P: 5	R: 3 E: 0 K: 0 S: 6 H: 3 LOB: 2 BB: 2 P: 14	R: 6 E: 1 K: 1 S: 10 H: 4 LOB: 2 BB: 2 P: 19	R: 0 E: 0 K: 0 S: 3 H: 0 LOB: 0 BB: 0 P: 3		1B: 9 2B: 2 3B: 0 HR: 0 SF: 1 SAC: 1 DP: 0 HBP: 1						

PITCHER		IP	WLS	BF	H	R	ER	SO	BB	IBB	HBP	BLK	WP	HR	S	P	ERA	WHIP
Ken Brett, L ERA: 4.22	(1, 1)	4.0	L	19	4	4	4	3	4	0	0	0	0	0	21	37	9.00	2.000
Ray Jarvis, R ERA: 3.94	(5, 1)	1.1		7	2	3	3	1	1	0	0	0	0	0	8	12	20.25	2.250
Gary Wagner, R ERA: 3.32	(6, 1)	1.0		8	3	3	2	0	2	0	0	0	0	0	6	14	18.00	5.000
Dick Mills, R ERA: 2.45	(7, 1)	0.2		7	2	3	0	1	1	0	1	0	0	0	7	12	0.00	4.500
Roger Moret, L ERA:	(8, 1)	1.0		3	0	0	0	0	0	0	0	0	0	0	3	3	0.00	0.000

PITCHER	IP	WLS	BF	H	R	ER	SO	BB	IBB	HBP	BLK	WP	HR	S	P	ERA	WHIP

Boston Red Sox @ Baltimore Orioles

Memorial Stadium, Baltimore, MD

Sun Sep 13 1970, 3:33 AM EDT

Att. 12,063 - Unknown

livebaseballscorecards.com

AB	33
R	13
H	11
RBI	12
BB	8
SO	5
LOB	20

WP: 0 PB: 0 SB: 0 CS: 1 PA: 45

Boston Red Sox @ New York Yankees

Yankee Stadium, Bronx, NY

Tue Sep 15 1970, 7:05 PM EDT

Overcast - 69 F

TOP

livebaseballscorecards.com

Batter	1	2	3	4	5	6	7	8	9	AB	R	H	RBI	BB	SO	LOB
Mike Andrews, R (1, 4) OBP: 0.346, SLG: 0.400	SSS 0-3 ① K		x 0-0 FC6-4 1B		x 0-0 1B 2B	x 0-0 1-2 1B		BBB 4-0 BB		4	1	3	0	1	1	0
Reggie Smith, S (1, 8)	BBBB 4-0 BB 2B BB		x 0-0 ① F7		x 0-0 ① F6	SSS 0-3 ③ K		SSS 0-3 ② K		4	1	0	0	1	2	5
Carl Yastrzemski, L (1, 3) OBP: 0.449, SLG: 0.602	BBBB 4-0 2B 1-2 BB		x 0-0 ② L9		x 0-0 1B 2-H 1B		x 0-0 PB 1B 1B	SSS 0-3 ③ K		4	1	2	1	1	1	2
Sparky Lyle, L (8, 1)										0	0	0	0	0	0	0
Tony Conigliaro, R (1, 9) OBP: 0.325, SLG: 0.484	x 0-0 1-3 2-H 2B		x 0-0 ③ FC6-4 1-2f		x 0-0 ② F2		x 0-0 E SF8 1-H 1B		x 0-0 2B WP 1B	5	2	3	2	0	0	2
Rico Petrocelli, R (1, 6) OBP: 0.330, SLG: 0.463	SSS 0-3 ② K			SSS 0-3 ① K	x 0-0 1-2 1B		x 0-0 E5 SF8 1-3		x 0-0 WP 1-3 5-3 2B	5	1	2	0	0	2	3
George Scott, R (1, 5) OBP: 0.355, SLG: 0.460	x 0-0 ③ F8			x 0-0 ② 6-3	x 0-0 ③ F8		x 0-0 ① SF8 2-3 3-H		SSS 0-3 ① K	4	0	0	1	0	1	6
Billy Conigliaro, R (1, 7) OBP: 0.349, SLG: 0.473		x 0-0 ① F3		x 0-0 2B		SSS 0-3 ① K	x 0-0 ② F6		x 0-0 ② 5-3 2-H 3-H	5	0	1	1	0	1	1
Bob Montgomery, R (1, 2) OBP: 0.256, SLG: 0.314		x 0-0 ② P4		BBBB 4-0 BB		x 0-0 ② L4	x 0-0 ③ 6-3		x 0-0 ③ 6-3	4	0	0	0	1	0	1
Ray Culp, R (1, 1) OBP: 0.161, SLG: 0.144		x 0-0 ③ 6-3		SSS 0-3 ③ K		x 0-0 1B 1B		x 0-0 ① 1-3		3	0	1	0	0	1	2
Bobby Bolin, R (6, 1) OBP: 0.256, SLG: 0.278										0	0	0	0	0	0	0
Joe Lahoud, L (8, PH) OBP: 0.296, SLG: 0.304										1	0	0	0	0	0	0
Mike Fiore, L (8, 3) OBP: 0.290, SLG: 0.188										0	0	0	0	0	0	0
Inning Stats	R: 1 E: 0 K: 2 S: 8 H: 1 LOB: 2 BB: 2 P: 16	R: 0 E: 0 K: 0 S: 3 H: 0 LOB: 0 BB: 0 P: 3	R: 0 E: 0 K: 0 S: 4 H: 1 LOB: 1 BB: 0 P: 4	R: 0 E: 0 K: 2 S: 8 H: 1 LOB: 2 BB: 1 P: 12	R: 1 E: 0 K: 0 S: 6 H: 3 LOB: 2 BB: 0 P: 6	R: 0 E: 0 K: 2 S: 9 H: 2 LOB: 2 BB: 0 P: 9	R: 2 E: 1 K: 0 S: 6 H: 2 LOB: 1 BB: 0 P: 6	R: 0 E: 0 K: 2 S: 7 H: 0 LOB: 1 BB: 1 P: 11	R: 2 E: 0 K: 1 S: 7 H: 2 LOB: 0 BB: 0 P: 7	1B: 8 2B: 4 3B: 0 HR: 0 SF: 1 SAC: 0 DP: 0 HBP: 0						

AB	39
R	6
H	12
RBI	5
BB	4
SO	9
LOB	22

WP: 1 PB: 1 SB: 0 CS: 0 PA: 44

PITCHER		IP	WLS	BF	H	R	ER	SO	BB	IBB	HBP	BLK	WP	HR	S	P	ERA	WHIP
Stan Bahnsen, R ERA: 3.2	(1, 1)	7.1	W	37	10	4	3	6	4	0	0	0	0	0	45	61	3.68	1.909
Lindy McDaniel, R ERA: 2.12	(8, 1)	1.2	S	7	2	2	2	3	0	0	0	0	1	0	13	13	10.80	1.200

PITCHER	IP	WLS	BF	H	R	ER	SO	BB	IBB	HBP	BLK	WP	HR	S	P	ERA	WHIP

Batter	1	2	3	4	5	6	7	8	9	AB	R	H	RBI	BB	SO	LOB
Horace Clarke, S (1, 4) OBP: 0.288, SLG: 0.313	G3		E 1B	S E 1B		1B WP IBB		1B		4	3	3	1	1	0	0
Thurman Munson, R (1, 2) OBP: 0.383, SLG: 0.417	P4		E2 2B 1B	K		WP BB 1B		K2-3		5	1	2	1	0	2	1
Roy White, S (1, 7) OBP: 0.392, SLG: 0.475	1B		WP 1B 2B		L7	WP BB				3	1	2	1	1	0	0
Bobby Murcer, L (1, 8) OBP: 0.345, SLG: 0.428	G3		F8		L9	F8				4	0	0	0	0	0	4
Danny Cater, R (1, 3) OBP: 0.341, SLG: 0.397		F3	1B		BB		4-3			3	0	1	1	1	0	0
Jim Lyttle, L (1, 9) OBP: 0.349, SLG: 0.417		F8	F8		G3		G4-6-3 1B			4	0	1	0	0	0	2
Frank Baker, L (1, 6) OBP: 0.337, SLG: 0.271		4-3		E4 SH3-1 1B		K	G4-6-3			4	1	0	0	0	1	1
Jerry Kenney, L (1, 5) OBP: 0.286, SLG: 0.290			6-3	SH3-1		E4 SH1-4 1B		K		3	1	0	0	0	1	0
Stan Bahnsen, R (1, 1) OBP: 0.183, SLG: 0.188 Lindy McDaniel, R (8, 1) OBP: 0.167, SLG: 0.208			1B 1B E 1B	K		SH1-4		5-3		2 1	1 0	1 0	0 0	0 0	1 0	1 0
Inning Stats	R: 0 H: 1 E: 0 LOB: 1 K: 0 BB: 0 S: 4 P: 4	R: 0 H: 0 E: 0 LOB: 0 K: 0 BB: 0 S: 3 P: 3	R: 4 H: 5 E: 1 LOB: 1 K: 0 BB: 0 S: 8 P: 8	R: 2 H: 1 E: 1 LOB: 0 K: 2 BB: 0 S: 9 P: 9	R: 0 H: 0 E: 0 LOB: 1 K: 0 BB: 1 S: 3 P: 7	R: 2 H: 1 E: 1 LOB: 2 K: 1 BB: 2 S: 7 P: 15	R: 0 H: 1 E: 0 LOB: 0 K: 0 BB: 0 S: 3 P: 3	R: 0 H: 1 E: 0 LOB: 1 K: 2 BB: 0 S: 8 P: 8		1B: 9 SF: 0 2B: 1 SAC: 2 3B: 0 DP: 1 HR: 0 HBP: 0		WP: 2 PA: 38 PB: 0 SB: 1 CS: 0				

BOTTOM

Boston Red Sox @ New York Yankees

Yankee Stadium, Bronx, NY

Tue Sep 15 1970, 7:05 PM EDT

Overcast - 69 F

livebaseballscorecards.com

AB	33
R	8
H	10
RBI	4
BB	3
SO	5
LOB	9

PITCHER		IP	WLS	BF	H	R	ER	SO	BB	IBB	HBP	BLK	WP	HR	S	P	ERA	WHIP
Ray Culp, R ERA: 3.2	(1, 1)	5.2	L	29	8	8	4	3	1	1	0	0	1	0	33	41	6.35	1.588
Bobby Bolin, R ERA: 4.79	(6, 1)	1.1		5	1	0	0	0	1	0	0	0	1	0	4	8	0.00	1.500
Sparky Lyle, L ERA: 4.1	(8, 1)	1.0		4	1	0	0	2	0	0	0	0	0	0	8	8	0.00	1.000

PITCHER	IP	WLS	BF	H	R	ER	SO	BB	IBB	HBP	BLK	WP	HR	S	P	ERA	WHIP

Batter	1	2	3	4	5	6	7	8	9	AB	R	H	RBI	BB	SO	LOB
Mike Andrews, R (1, 4) OBP: 0.346, SLG: 0.401	5-3			F6		K		1B 2B 3-H		4	1	1	1	0	1	0
Joe Lahoud, L (1, 7) OBP: 0.355, SLG: 0.346	6-3			1B		BB		1B 2-H		3	0	2	1	1	0	0
Carl Yastrzemski, L (1, 3) OBP: 0.448, SLG: 0.599	L1-3			1-3 1B		F7		F8		4	0	1	0	0	0	2
Tony Conigliaro, R (1, 9) OBP: 0.323, SLG: 0.480		K		K			F7		5-3	4	0	0	0	0	2	2
Rico Petrocelli, R (1, 6) OBP: 0.328, SLG: 0.460		6-3		P6			F5		K	4	0	0	0	0	1	2
George Scott, R (1, 5) OBP: 0.352, SLG: 0.455		G2			F9		L6		F9	4	0	0	0	0	0	0
Billy Conigliaro, R (1, 8) OBP: 0.348, SLG: 0.472			F7		F7			6-3 SH1-4 2B 1B		3	1	1	0	0	0	0
Tom Satriano, L (1, 2) OBP: 0.319, SLG: 0.354			F8		L1-3			SH1-4 1-2		2	0	0	0	0	0	0
Mike Nagy, R (1, 1) OBP: 0.263, SLG: 0.316			K			F9		6-3 2-3		3	0	0	0	0	1	1
Inning Stats	R: 0 E: 0 K: 0 S: 3 H: 0 LOB: 0 BB: 0 P: 3	R: 0 E: 0 K: 1 S: 5 H: 0 LOB: 0 BB: 0 P: 5	R: 0 E: 0 K: 1 S: 5 H: 0 LOB: 0 BB: 0 P: 5	R: 0 E: 0 K: 1 S: 7 H: 2 LOB: 2 BB: 0 P: 7	R: 0 E: 0 K: 0 S: 3 H: 0 LOB: 0 BB: 0 P: 3	R: 0 E: 0 K: 1 S: 5 H: 0 LOB: 1 BB: 1 P: 9	R: 0 E: 0 K: 0 S: 3 H: 0 LOB: 0 BB: 0 P: 3	R: 2 E: 0 K: 0 S: 6 H: 3 LOB: 1 BB: 0 P: 6	R: 0 E: 0 K: 1 S: 5 H: 0 LOB: 0 BB: 0 P: 5	1B: 4 2B: 1 3B: 0 HR: 0	SF: 0 SAC: 1 DP: 0 HBP: 0						

TOP

Boston Red Sox @ New York Yankees

Yankee Stadium, Bronx, NY

Tue Sep 15 1970, 7:05 PM EDT

Att. 10,134 - Unknown - 62 F

livebaseballscorecards.com

AB	31
R	2
H	5
RBI	2
BB	1
SO	5
LOB	7

PITCHER	IP	WLS	BF	H	R	ER	SO	BB	IBB	HBP	BLK	WP	HR	S	P	ERA	WHIP
Steve Kline, R (1, 1) ERA: 3.58	9.0	W	33	5	2	2	5	1	0	0	0	0	0	42	46	2.00	0.667

PITCHER	IP	WLS	BF	H	R	ER	SO	BB	IBB	HBP	BLK	WP	HR	S	P	ERA	WHIP

Batter	1	2	3	4	5	6	7	8	9	AB	R	H	RBI	BB	SO	LOB
Horace Clarke, S (1, 4) OBP: 0.288, SLG: 0.313	B2		L4		F6		1-2 1B			4	0	1	0	0	0	2
Jake Gibbs, L (1, 2) OBP: 0.333, SLG: 0.557	F3		F7		P5		G3			4	0	0	0	0	0	4
Roy White, S (1, 7) OBP: 0.393, SLG: 0.476	1B 1B			F4		E8 1B		G3		4	0	2	0	0	0	0
Bobby Murcer, L (1, 8) OBP: 0.344, SLG: 0.427	1-3 1B			F8		P6		4-3		4	0	1	0	0	0	1
Danny Cater, R (1, 3) OBP: 0.341, SLG: 0.396	4-3			1B		6-3		5-3		4	0	1	0	0	0	3
Jim Lyttle, L (1, 9) OBP: 0.345, SLG: 0.410		K		P4		F9			E HR 1B	4	1	1	0	0	1	2
Frank Baker, L (1, 6) OBP: 0.333, SLG: 0.270		4-3			HBP 1B		4-3		E4 1-3 HR	4	1	1	0	0	0	1
Jerry Kenney, L (1, 5) OBP: 0.284, SLG: 0.288 Pete Ward, L (9, PH) OBP: 0.318, SLG: 0.360		6-3			P5		F5		K	3 1	0 0	0 0	0 0	0 0	0 1	1 2
Steve Kline, R (1, 1) OBP: 0.320, SLG: 0.190 Curt Blefary, L (9, PH) OBP: 0.319, SLG: 0.340			K		1-2 HBP		BB 1B		2-H 3-H HR	1 1	0 1	0 1	0 3	1 0	1 0	0 0
Inning Stats	R: 0 E: 0 K: 0 S: 5 H: 2 LOB: 2 BB: 0 P: 5	R: 0 E: 0 K: 1 S: 5 H: 0 LOB: 0 BB: 0 P: 5	R: 0 E: 0 K: 1 S: 5 H: 0 LOB: 0 BB: 0 P: 5	R: 0 E: 0 K: 0 S: 4 H: 1 LOB: 1 BB: 0 P: 4	R: 0 E: 0 K: 0 S: 4 H: 1 LOB: 2 BB: 0 P: 5	R: 0 E: 1 K: 0 S: 4 H: 1 LOB: 1 BB: 0 P: 4	R: 0 E: 0 K: 0 S: 4 H: 1 LOB: 2 BB: 1 P: 8	R: 0 E: 0 K: 0 S: 3 H: 0 LOB: 0 BB: 0 P: 3	R: 3 E: 1 K: 1 S: 6 H: 2 LOB: 0 BB: 0 P: 6	1B: 7 2B: 0 3B: 0 HR: 1	SF: 0 SAC: 0 DP: 0 HBP: 1						

PITCHER	IP	WLS	BF	H	R	ER	SO	BB	IBB	HBP	BLK	WP	HR	S	P	ERA	WHIP
Mike Nagy, R (1, 1) ERA: 4.59	8.1	L	36	8	3	2	3	1	0	1	0	0	1	40	45	2.16	1.080

PITCHER	IP	WLS	BF	H	R	ER	SO	BB	IBB	HBP	BLK	WP	HR	S	P	ERA	WHIP

BOTTOM

Boston Red Sox @ New York Yankees

Yankee Stadium, Bronx, NY

Tue Sep 15 1970, 7:05 PM EDT
Att. 10,134 - Unknown - 62 F

livebaseballscorecards.com

AB	34
R	3
H	8
RBI	3
BB	1
SO	3
LOB	16

WP: 0	PB: 0	SB: 0	CS: 0
PA: 36			

Batter	1	2	3	4	5	6	7	8	9	AB	R	H	RBI	BB	SO	LOB
Mike Andrews, R (1, 4) OBP: 0.343, SLG: 0.398	S S S 0-3 ① K			x 0-0 ① 5-3		x 0-0 ③ F9		x 0-0 ② P4		4	0	0	0	0	1	0
Reggie Smith, S (1, 8) OBP: 0.371, SLG: 0.519	x 0-0 ② 1-3			x 0-0 1B			x 0-0 1B FC1-5-2 1B	x 0-0 ③ L3		4	0	2	0	0	0	0
Carl Yastrzemski, L (1, 3) OBP: 0.447, SLG: 0.597	S S S 0-3 ③ K			x 0-0 ② F5			x 0-0 FC1-5-2 1-3 1B 1B		S S S 0-3 ① K	4	1	1	0	0	2	1
Tony Conigliaro, R (1, 9) OBP: 0.322, SLG: 0.478		x 0-0 ① 6-3		x 0-0 ③ L9			x 0-0 ① FC1-5-2 1-3 3-H 1B		B B B B 4-0 1-3 BB	3	1	0	0	1	0	3
Rico Petrocelli, R (1, 6) OBP: 0.327, SLG: 0.458		S S S 0-3 ② K			x 0-0 ① F3		4-0 1B BLK IBB		x 0-0 ② 1-3 1-2	3	1	0	0	1	1	1
George Scott, R (1, 5) OBP: 0.353, SLG: 0.454		x 0-0 ③ F9			B B B B 4-0 G6-3 BB		x 0-0 BLK 1-3 2-H 3-H 1B		S S S 0-3 ③ K	3	0	1	2	1	1	1
Billy Conigliaro, R (1, 7) OBP: 0.346, SLG: 0.468			x 0-0 ① F3		x 0-0 ② ③ G6-3 1-2f		x 0-0 ② F4 1-2 3-H			3	0	0	0	0	0	2
Bob Montgomery, R (1, 2) OBP: 0.238, SLG: 0.289			x 0-0 ② 4-3			x 0-0 ① 6-3	x 0-0 ③ F4			3	0	0	0	0	0	1
Sonny Siebert, R (1, 1) OBP: 0.133, SLG: 0.151 Luis Alvarado, R (6, PH) OBP: 0.263, SLG: 0.286 Roger Moret, S (6, 1)			S S S 0-3 ③ K			x 0-0 ② G3		S S S 0-3 ① K		1 1 1	0 0 0	0 0 0	0 0 0	0 0 0	1 0 1	0 0 0

Inning Stats										
	R: 0 E: 0 K: 2 S: 7	H: 0 LOB: 0 BB: 0 P: 7	R: 0 E: 0 K: 1 S: 5	H: 0 LOB: 0 BB: 0 P: 5	R: 0 E: 0 K: 1 S: 5	H: 0 LOB: 0 BB: 0 P: 5	R: 0 E: 0 K: 0 S: 4	H: 1 LOB: 1 BB: 0 P: 4	R: 0 E: 0 K: 0 S: 2	H: 0 LOB: 0 BB: 1 P: 6
	R: 0 E: 0 K: 0 S: 3	H: 0 LOB: 0 BB: 0 P: 3	R: 3 E: 0 K: 0 S: 6	H: 3 LOB: 1 BB: 1 P: 10	R: 0 E: 0 K: 1 S: 5	H: 0 LOB: 0 BB: 0 P: 5	R: 0 E: 0 K: 2 S: 7	H: 0 LOB: 1 BB: 1 P: 11	1B: 4 2B: 0 3B: 0 HR: 0	SF: 0 SAC: 0 DP: 1 HBP: 0

WP: 0 PB: 0 SB: 0 CS: 0 PA: 33

PITCHER		IP	WLS	BF	H	R	ER	SO	BB	IBB	HBP	BLK	WP	HR	S	P	ERA	WHIP
Fritz Peterson, L ERA: 3.0	(1, 1)	8.0	L	29	4	3	3	5	1	1	0	1	0	0	37	45	3.38	0.625
Gary Waslewski, R ERA: 3.73	(9, 1)	1.0		4	0	0	0	2	1	0	0	0	0	0	7	11	0.00	1.000

PITCHER	IP	WLS	BF	H	R	ER	SO	BB	IBB	HBP	BLK	WP	HR	S	P	ERA	WHIP

TOP

Boston Red Sox @ New York Yankees

Yankee Stadium, Bronx, NY

Wed Sep 16 1970, 7:05 PM EDT

Att. 6,966 - Unknown - 80 F

livebaseballscorecards.com

AB	30
R	3
H	4
RBI	2
BB	3
SO	7
LOB	9

Batter	1	2	3	4	5	6	7	8	9	AB	R	H	RBI	BB	SO	LOB
Horace Clarke, S (1, 4) OBP: 0.286, SLG: 0.311	3-1		3-1			4-3		L6		4	0	0	0	0	0	1
Thurman Munson, R (1, 2) OBP: 0.384, SLG: 0.417	1B SF9 1B		F7			L7			BBBBB 4-3 BB	3	1	1	0	1	0	0
Roy White, S (1, 7) OBP: 0.395, SLG: 0.479	SF9 WP 1-3 1B			BLK 2B		CS 1B			F4	4	0	3	0	0	0	1
Bobby Murcer, L (1, 8) OBP: 0.342, SLG: 0.425	SF9 1-3 3-H			P6		CS 1-2	4-3		4-3 1-2	3	0	0	1	0	0	2
Danny Cater, R (1, 3) OBP: 0.340, SLG: 0.395 Curt Blefary, L (4, 3) OBP: 0.318, SLG: 0.338 Ron Woods, R (7, PH) OBP: 0.329, SLG: 0.373 (8, 9)	6-3			SSS K 2-3			F8		P4	1 1 2	0 0 0	0 0 0	0 0 0	0 0 0	0 1 0	1 1 1
Jim Lyttle, L (1, 9) OBP: 0.339, SLG: 0.402 John Ellis, R (7, PH) OBP: 0.305, SLG: 0.398 (8, 3)		P3		L6			F4			2 1	0 0	0 0	0 0	0 0	0 0	1 0
Frank Baker, L (1, 6) OBP: 0.324, SLG: 0.261		F2			L6			SSS K		3	0	0	0	0	1	0
Jerry Kenney, L (1, 5) OBP: 0.283, SLG: 0.286 Gene Michael, S (8, PH) OBP: 0.298, SLG: 0.265 (9, 5)		4-3			P6			5-3 1B		2 1	0 0	0 1	0 0	0 0	0 0	0 0
Fritz Peterson, S (1, 1) OBP: 0.214, SLG: 0.305 Ron Hansen, R (8, PH) OBP: 0.426, SLG: 0.448 Gary Waslewski, R (9, 1) OBP: 0.118, SLG: 0.063			SSS K		F7			5-3 1-2		2 1 0	0 0 0	0 0 0	0 0 0	0 0 0	1 0 0	0 1 0
Inning Stats	R: 1 H: 2 E: 0 LOB: 1 K: 0 BB: 0 S: 5 P: 5	R: 0 H: 0 E: 0 LOB: 0 K: 0 BB: 0 S: 3 P: 3	R: 0 H: 0 E: 0 LOB: 0 K: 1 BB: 0 S: 5 P: 5	R: 0 H: 1 E: 0 LOB: 1 K: 1 BB: 0 S: 6 P: 6	R: 0 H: 0 E: 0 LOB: 0 K: 0 BB: 0 S: 3 P: 3	R: 0 H: 1 E: 0 LOB: 0 K: 0 BB: 0 S: 3 P: 3	R: 0 H: 0 E: 0 LOB: 0 K: 0 BB: 0 S: 3 P: 3	R: 0 H: 1 E: 0 LOB: 1 K: 1 BB: 0 S: 6 P: 6	R: 0 H: 0 E: 0 LOB: 1 K: 0 BB: 1 S: 3 P: 7	1B: 4 SF: 1 2B: 1 SAC: 0 3B: 0 DP: 0 HR: 0 HBP: 0						

PITCHER	IP	WLS	BF	H	R	ER	SO	BB	IBB	HBP	BLK	WP	HR	S	P	ERA	WHIP
Sonny Siebert, R (1, 1) ERA: 3.52	5.0		18	3	1	1	2	0	0	0	1	1	0	22	22	1.80	0.600
Roger Moret, L (6, 1) ERA:	4.0	W	14	2	0	0	1	1	0	0	0	0	0	15	19	0.00	0.750

PITCHER	IP	WLS	BF	H	R	ER	SO	BB	IBB	HBP	BLK	WP	HR	S	P	ERA	WHIP

BOTTOM

Boston Red Sox @ New York Yankees

Yankee Stadium, Bronx, NY

Wed Sep 16 1970, 7:05 PM EDT

Att. 6,966 - Unknown - 80 F

livebaseballscorecards.com

AB	30
R	1
H	5
RBI	1
BB	1
SO	3
LOB	9

1B: 4 SF: 1
2B: 1 SAC: 0
3B: 0 DP: 0
HR: 0 HBP: 0

WP: 1 PA: 33
PB: 0
SB: 0
CS: 1

Batter	1	2	3	4	5	6	7	8	9	10	AB	R	H	RBI	BB	SO	LOB
Mike Andrews, R (1, 4) OBP: 0.342, SLG: 0.395	L7		K			F3		BB	SH3-4	F5	4	1	0	0	1	1	3
Reggie Smith, S (1, 8) OBP: 0.371, SLG: 0.517	F3			6-3 4-1 1B		F8		E 1B	K	FC4-6	6	1	2	0	0	1	4
Carl Yastrzemski, L (1, 3) OBP: 0.448, SLG: 0.594	BB			4-1		BB		F5	IBB		2	0	0	0	3	0	4
Tony Conigliaro, R (1, 9) OBP: 0.323, SLG: 0.477	F3			6-3		1-H		E8	K		5	1	2	2	0	1	4
Rico Petrocelli, R (1, 6) OBP: 0.326, SLG: 0.454		2-3	K				5-3	IBB		F8	4	0	0	0	1	1	1
George Scott, R (1, 5) OBP: 0.356, SLG: 0.456		5-3			FC6-4			E1		HBP	5	1	3	0	0	0	2
Billy Conigliaro, R (1, 7) OBP: 0.344, SLG: 0.464		4-3			L8		F4	SF7		FC4	3	0	0	1	0	0	2
Bob Montgomery, R (1, 2) OBP: 0.217, SLG: 0.262 Tom Satriano, L (10, PH) OBP: 0.322, SLG: 0.358 (10, 2)			6-3		FC6-4		K	K		E	4	0	0	0	0	2	4
											1	0	1	1	0	0	0
Gary Peters, L (1, 1) OBP: 0.312, SLG: 0.307 Gary Wagner, R (8, 1) OBP: 0.200, SLG: 0.200 Sparky Lyle, L (8, 1) Joe Lahoud, L (9, PH) OBP: 0.375, SLG: 0.370 Bobby Bolin, R (9, 1) OBP: 0.256, SLG: 0.278 Mike Fiore, L (10, PH) OBP: 0.286, SLG: 0.186 Vicente Romo, R (10, 1) OBP: 0.185, SLG: 0.280			4-3		F6			BB	SH3-4	FC4 FC4-6	2	1	0	0	1	0	1
											0	0	0	0	0	0	0
											0	0	0	0	0	0	0
											1	0	1	0	0	0	0
											0	0	0	0	0	0	0
											1	0	0	0	0	0	2
											0	0	0	0	0	0	0
Inning Stats	R: 0 E: 0 K: 0 S: 3 H: 0 LOB: 1 BB: 1 P: 7	R: 0 E: 0 K: 0 S: 3 H: 0 LOB: 0 BB: 0 P: 3	R: 0 E: 0 K: 1 S: 5 H: 0 LOB: 0 BB: 0 P: 5	R: 0 E: 0 K: 1 S: 6 H: 1 LOB: 1 BB: 0 P: 6	R: 0 E: 0 K: 0 S: 4 H: 1 LOB: 1 BB: 0 P: 4	R: 0 E: 0 K: 0 S: 3 H: 1 LOB: 2 BB: 1 P: 7	R: 0 E: 0 K: 1 S: 6 H: 1 LOB: 1 BB: 0 P: 6	R: 4 E: 2 K: 1 S: 8 H: 2 LOB: 2 BB: 3 P: 20	R: 0 E: 0 K: 2 S: 8 H: 1 LOB: 2 BB: 1 P: 12	R: 1 E: 1 K: 0 S: 6 H: 2 LOB: 3 BB: 0 P: 7	1B: 9 2B: 0 3B: 0 HR: 0 SF: 1 SAC: 1 DP: 0 HBP: 1						

PITCHER	IP	WLS	BF	H	R	ER	SO	BB	IBB	HBP	BLK	WP	HR	S	P	ERA	WHIP
Mel Stottlemyre, R (1, 1) ERA: 3.22	7.0		28	4	2	2	3	4	0	0	0	0	0	30	46	2.57	1.143
Lindy McDaniel, R (8, 1) ERA: 2.08	2.0		12	3	2	0	3	0	2	0	0	0	0	16	24	0.00	1.500
Jack Aker, R (10, 1) ERA: 2.13	1.0	L	7	2	1	1	0	0	0	1	0	0	0	6	7	9.00	2.000

PITCHER	IP	WLS	BF	H	R	ER	SO	BB	IBB	HBP	BLK	WP	HR	S	P	ERA	WHIP

TOP

Boston Red Sox @ New York Yankees

Yankee Stadium, Bronx, NY

Thu Sep 17 1970, 3:33 AM EDT

Att. 4,985 - Sunny - 75 F

livebaseballscorecards.com

AB	38
R	5
H	9
RBI	4
BB	6
SO	6
LOB	27

1B: 9 SF: 1 PA: 47
2B: 0 SAC: 1
3B: 0 DP: 0
HR: 0 HBP: 1

WP: 0
PB: 0
SB: 0
CS: 0

Batter	1	2	3	4	5	6	7	8	9	10	AB	R	H	RBI	BB	SO	LOB
Horace Clarke, S (1, 4) OBP: 0.288, SLG: 0.313	1B 2B		G5-4-3 1-2f		P6			3B 1B	1-2 IBB		4	2	2	0	1	0	3
Thurman Munson, R (1, 2) OBP: 0.384, SLG: 0.417	FC4-6 2-H 1B		K			F9		1-2 3B 1B	F8		5	1	2	1	0	1	2
Roy White, S (1, 7) OBP: 0.394, SLG: 0.480	FC4-6 6-3 1-2f			F9		1-3		1-H 2-H 6-3 3B		4-3	5	1	1	2	0	0	1
Danny Cater, R (1, 5) OBP: 0.339, SLG: 0.393	6-3 1-2			6-3		1B		F3		K	5	0	1	0	0	1	2
Bobby Murcer, L (1, 8) OBP: 0.341, SLG: 0.422 Ron Hansen, R (8, PH) OBP: 0.422, SLG: 0.443 Jim Lyttle, L (9, 8) OBP: 0.345, SLG: 0.408	K			F4		K		6-3 3-H		1B	3 1 1	0 0 0	0 0 1	0 1 0	0 0 0	2 0 0	2 0 0
John Ellis, R (1, 3) OBP: 0.302, SLG: 0.393		F3			K FC1-5 BB		F8	6-3		1-3 1B	5	0	1	0	0	1	0
Ron Woods, R (1, 9) OBP: 0.332, SLG: 0.382		F8			1-2 S FC1-5 BB		3B		K		3	0	1	0	1	1	0
Gene Michael, S (1, 6) OBP: 0.295, SLG: 0.262		K			FC1-5 S 1-2 2-3f		F3		F8		4	0	0	0	0	1	3
Mel Stottlemyre, R (1, 1) OBP: 0.312, SLG: 0.342 Lindy McDaniel, R (8, 1) OBP: 0.167, SLG: 0.208 Curt Blefary, L (9, PH) OBP: 0.320, SLG: 0.338 Jerry Kenney, L (9, PR) OBP: 0.283, SLG: 0.286 Jack Aker, R (10, 1) OBP: 0.067, SLG: 0.067			G5-4-3 BB		F4 1-2 2-3		F6		S BB		2 0 0 0 0	0 0 0 0 0	0 0 0 0 0	0 0 0 0 0	1 0 1 0 0	0 0 0 0 0	3 0 0 0 0
Inning Stats	R: 1 H: 2 E: 0 LOB: 1 K: 1 BB: 0 S: 7 P: 7	R: 0 H: 0 E: 0 LOB: 0 K: 1 BB: 0 S: 5 P: 5	R: 0 H: 0 E: 0 LOB: 0 K: 1 BB: 1 S: 4 P: 8	R: 0 H: 0 E: 0 LOB: 0 K: 0 BB: 0 S: 3 P: 3	R: 0 H: 0 E: 0 LOB: 2 K: 1 BB: 1 S: 6 P: 10	R: 0 H: 1 E: 0 LOB: 1 K: 1 BB: 0 S: 6 P: 6	R: 0 H: 1 E: 0 LOB: 1 K: 0 BB: 0 S: 4 P: 4	R: 3 H: 3 E: 0 LOB: 0 K: 0 BB: 0 S: 6 P: 6	R: 0 H: 0 E: 0 LOB: 2 K: 1 BB: 2 S: 5 P: 13	R: 0 H: 2 E: 0 LOB: 2 K: 1 BB: 0 S: 6 P: 6	1B: 6 SF: 0 2B: 1 SAC: 0 3B: 2 DP: 1 HR: 0 HBP: 0						

PITCHER		IP	WLS	BF	H	R	ER	SO	BB	IBB	HBP	BLK	WP	HR	S	P	ERA	WHIP
Gary Peters, L ERA: 4.29	(1, 1)	7.0		30	7	4	4	5	2	0	0	0	0	0	38	46	5.14	1.286
Gary Wagner, R ERA: 3.29	(8, 1)	0.1		1	0	0	0	0	0	0	0	0	0	0	1	1	0.00	0.000
Sparky Lyle, L ERA: 4.06	(8, 1)	0.2		2	0	0	0	0	0	0	0	0	0	0	2	2	0.00	0.000
Bobby Bolin, R ERA: 4.75	(9, 1)	1.0	W	5	0	0	0	1	1	1	0	0	0	0	5	13	0.00	1.000
Vicente Romo, R ERA: 4.3	(10, 1)	1.0	S	4	2	0	0	1	0	0	0	0	0	0	6	6	0.00	2.000

PITCHER	IP	WLS	BF	H	R	ER	SO	BB	IBB	HBP	BLK	WP	HR	S	P	ERA	WHIP

BOTTOM

Boston Red Sox @ New York Yankees

Yankee Stadium, Bronx, NY

Thu Sep 17 1970, 3:33 AM EDT

Att. 4,985 - Sunny - 75 F

livebaseballscorecards.com

AB	38
R	4
H	9
RBI	4
BB	4
SO	7
LOB	16

WP: 0 PA: 42
PB: 1
SB: 3
CS: 0

Washington Senators @ Boston Red Sox

Fenway Park, Boston, MA

Sat Sep 19 1970, 3:33 AM EDT

Att. 17,285 - Unknown

TOP

livebaseballscorecards.com

Batter	1	2	3	4	5	6	7	8	9	AB	R	H	RBI	BB	SO	LOB
Ed Brinkman, R (1, 6) OBP: 0.332, SLG: 0.303	BB		1B		L7		F7		FC6-4 1-2f	4	0	1	0	1	0	1
Tom Grieve, R (1, 9) OBP: 0.301, SLG: 0.352	K		K		FC6-4 BB			2B 2B	1B 1-2	3	1	1	0	1	2	2
Dick Billings, R (8, 2) OBP: 0.200, SLG: 0.200										1	0	1	0	0	0	0
Frank Howard, R (1, 7) OBP: 0.428, SLG: 0.568	K		K		K			K	K	5	0	0	0	0	5	6
Rick Reichardt, R (1, 8) OBP: 0.346, SLG: 0.492 (8, 9)	F4		K		FC6-4 1-2f			1B 2-H 2B		4	1	1	1	0	1	3
Aurelio Rodriguez, R (1, 5) OBP: 0.302, SLG: 0.432		K		E 2B		F8		6-3		4	1	1	0	0	1	1
Mike Epstein, L (1, 3) OBP: 0.360, SLG: 0.443		1B 1B		E5 2-H		G3		1B 2-H		4	0	2	1	0	0	0
Paul Casanova, R (1, 2) OBP: 0.245, SLG: 0.349		K		F4		F4		K		3	0	0	0	0	1	2
Ed Stroud, L (8, PH) OBP: 0.340, SLG: 0.357 (8, 8)										1	0	0	0	0	1	1
Tim Cullen, R (1, 4) OBP: 0.305, SLG: 0.285		1B 1-3		F8			F8		BB FC6-4	3	0	1	0	0	0	1
Denny Riddleberger, R (7, 1)										0	0	0	0	0	0	0
Del Unser, L (9, PH) OBP: 0.321, SLG: 0.321										0	0	0	0	1	0	0
Joe Coleman, R (1, 1) OBP: 0.270, SLG: 0.145										1	0	0	0	0	1	2
Jackie Brown, R (3, 1) OBP: 0.200, SLG: 0.200										0	0	0	0	0	0	0
Greg Goossen, R (4, PH) OBP: 0.365, SLG: 0.380										1	0	0	0	0	0	1
Cisco Carlos, R (4, 1)										0	0	0	0	0	0	0
Davey Nelson, R (7, PH) OBP: 0.206, SLG: 0.133 (7, 4)		K		5-3			K		F8	2	0	0	0	0	1	1
Inning Stats	R: 0 E: 0 K: 2 S: 7 H: 0 LOB: 1 BB: 1 P: 11	R: 0 E: 0 K: 3 S: 11 H: 2 LOB: 2 BB: 0 P: 11	R: 0 E: 0 K: 3 S: 10 H: 1 LOB: 1 BB: 0 P: 10	R: 1 E: 1 K: 0 S: 5 H: 1 LOB: 1 BB: 0 P: 5	R: 0 E: 0 K: 1 S: 5 H: 0 LOB: 1 BB: 1 P: 9	R: 0 E: 0 K: 0 S: 3 H: 0 LOB: 0 BB: 0 P: 3	R: 0 E: 0 K: 1 S: 5 H: 0 LOB: 0 BB: 0 P: 5	R: 2 E: 0 K: 2 S: 10 H: 3 LOB: 1 BB: 0 P: 10	R: 0 E: 0 K: 1 S: 6 H: 1 LOB: 2 BB: 1 P: 10	1B: 5 2B: 3 3B: 0 HR: 0 SF: 0 SAC: 0 DP: 0 HBP: 0						

	AB	36
	R	3
	H	8
	RBI	2
	BB	3
	SO	13
	LOB	21

WP: 0 PB: 0 SB: 0 CS: 0 PA: 39

PITCHER		IP	WLS	BF	H	R	ER	SO	BB	IBB	HBP	BLK	WP	HR	S	P	ERA	WHIP
Ken Brett, L ERA: 4.11	(1, 1)	7.2	W	33	7	3	2	11	2	0	0	0	0	0	53	61	2.35	1.174
Gary Wagner, R ERA: 3.18	(8, 1)	1.1	S	6	1	0	0	2	1	0	0	0	0	0	9	13	0.00	1.500

PITCHER	IP	WLS	BF	H	R	ER	SO	BB	IBB	HBP	BLK	WP	HR	S	P	ERA	WHIP

BOTTOM

Washington Senators @ Boston Red Sox

Fenway Park, Boston, MA

Sat Sep 19 1970, 3:33 AM EDT

Att. 17,285 - Unknown

livebaseballscorecards.com

Batter	1	2	3	4	5	6	7	8	9	AB	R	H	RBI	BB	SO	LOB
Mike Andrews, R (1, 4) OBP: 0.343, SLG: 0.396	0-0 1B 2B	0-0 ① 5-3		4-0 BB BB BB		0-0 ② 5-3				3	1	1	0	1	0	1
Reggie Smith, S (1, 8) OBP: 0.370, SLG: 0.514	4-0 1B SF9 BB	0-0 ② 4-3 2-3		0-0 ② F7		0-0 ③ 3-1				3	1	0	0	1	0	3
Carl Yastrzemski, L (1, 3) OBP: 0.450, SLG: 0.595 Don Pavletich, R (7, 3) OBP: 0.260, SLG: 0.194	0-0 1-3 2-H 1B	4-0 WP IBB		4-0 BB 1-2 2-3 BB			0-0 ① F8			1	0	1	1	2	0	0
										1	0	0	0	0	0	0
Tony Conigliaro, R (1, 9) OBP: 0.322, SLG: 0.474	0-0 ① F5	0-0 ③ F9 1-2 3-H		4-0 FC5-4 1-2 2-3 3-H BB			0-3 ② K			3	0	0	1	1	1	3
Rico Petrocelli, R (1, 6) OBP: 0.324, SLG: 0.452	0-0 ② SF9 3-H		0-0 ① L8	0-0 ③ FC5-4 1-2f			0-0 ③ 5-3			3	0	0	1	0	0	3
George Scott, R (1, 5) OBP: 0.357, SLG: 0.463	0-3 ③ K		0-0 CS 1B		0-0 ① 6-3			0-0 HR		4	1	2	1	0	1	1
Billy Conigliaro, R (1, 7) OBP: 0.343, SLG: 0.464		0-0 1B 2B	0-0 ② ③ G3 1-2		0-0 ② F9			0-3 ① K		4	1	1	0	0	1	1
Bob Montgomery, R (1, 2) OBP: 0.240, SLG: 0.267		0-0 2-H 2B 1B		4-0 BB SH1-4 BB BB	0-0 ③ 5-3			0-0 ② F8		3	2	1	1	1	0	0
Ken Brett, L (1, 1) OBP: 0.308, SLG: 0.444 Gary Wagner, R (8, 1) OBP: 0.167, SLG: 0.167		0-0 1-H 4-3 WP 2B		0-0 ① SH1-4 1-2		0-0 ① L7		0-3 ③ K		2	1	1	1	0	0	0
										1	0	0	0	0	1	0
Inning Stats	R: 2 E: 0 K: 1 S: 7 H: 2 LOB: 1 BB: 1 P: 11	R: 3 E: 0 K: 0 S: 6 H: 3 LOB: 1 BB: 1 P: 10	R: 0 E: 0 K: 0 S: 3 H: 1 LOB: 0 BB: 0 P: 3	R: 1 E: 0 K: 0 S: 3 H: 0 LOB: 3 BB: 4 P: 19	R: 0 E: 0 K: 0 S: 3 H: 0 LOB: 0 BB: 0 P: 3	R: 0 E: 0 K: 0 S: 3 H: 0 LOB: 0 BB: 0 P: 3	R: 0 E: 0 K: 1 S: 5 H: 0 LOB: 0 BB: 0 P: 5	R: 1 E: 0 K: 2 S: 8 H: 1 LOB: 0 BB: 0 P: 8		1B: 3 2B: 3 3B: 0 HR: 1	SF: 1 SAC: 1 DP: 0 HBP: 0			WP: 1 PB: 0 SB: 0 CS: 1		PA: 36	

	AB	28
	R	7
	H	7
	RBI	6
	BB	6
	SO	4
	LOB	12

PITCHER		IP	WLS	BF	H	R	ER	SO	BB	IBB	HBP	BLK	WP	HR	S	P	ERA	WHIP
Joe Coleman, R ERA: 3.63	(1, 1)	2.0	L	13	5	5	5	1	1	1	0	0	1	0	13	21	22.50	3.000
Jackie Brown, R ERA: 4.93	(3, 1)	1.0		3	1	0	0	0	0	0	0	0	0	0	3	3	0.00	1.000
Cisco Carlos, R ERA: 2.7	(4, 1)	3.0		13	0	1	1	0	4	0	0	0	0	0	9	25	3.00	1.333
Denny Riddleberger, L ERA: 3.0	(7, 1)	2.0		7	1	1	1	3	0	0	0	0	0	1	13	13	4.50	0.500

PITCHER	IP	WLS	BF	H	R	ER	SO	BB	IBB	HBP	BLK	WP	HR	S	P	ERA	WHIP

Washington Senators @ Boston Red Sox

Fenway Park, Boston, MA

Sat Sep 19 1970, 7:05 PM EDT

Att. 14,858 - Unknown

TOP

livebaseballscorecards.com

Batter	1	2	3	4	5	6	7	8	9	AB	R	H	RBI	BB	SO	LOB
Ed Stroud, L (1, 8) OBP: 0.339, SLG: 0.355	4-3		2B FC6 1B		F5		F9		F8	5	1	1	0	0	0	1
Del Unser, L (1, 9) OBP: 0.319, SLG: 0.322	E3 5-3		FC6 1-3 1B 2B		F7		4-3		F8	5	1	1	0	0	0	1
Frank Howard, R (1, 7) OBP: 0.427, SLG: 0.564	5-3 1-2		FC6 1B 1B 2-3 3-H		BBBB			4-3		3	1	0	1	1	0	2
Mike Epstein, L (1, 3) OBP: 0.363, SLG: 0.443	BBBB BB		1B 1-2 3-H 1B		F5			BBBB 1B BB		2	0	1	1	2	0	1
Aurelio Rodriguez, R (1, 5) OBP: 0.303, SLG: 0.433	L9		1-3 2-H 1B			5-3		1-2 1B		4	0	2	1	0	0	2
Ed Brinkman, R (1, 6) OBP: 0.331, SLG: 0.301		L4	F8			BBBB FC4-6 BB		SSS K		3	0	0	0	1	1	3
Jim French, L (1, 2) OBP: 0.356, SLG: 0.255		L7	BBBB CS BB			FC4-6 1-2f		F9		3	0	0	0	1	0	3
Davey Nelson, R (1, 4) OBP: 0.208, SLG: 0.156		6-3		F9 1-2		L7			2B	4	0	1	0	0	0	2
Jim Hannan, R (1, 1) OBP: 0.182, SLG: 0.129			4-3-4	4-3			6-3		6-3	2	0	0	0	0	0	0
Casey Cox, R (4, 1) OBP: 0.123, SLG: 0.107										0	0	0	0	0	0	0
Bernie Allen, L (7, PH) OBP: 0.347, SLG: 0.372										1	0	0	0	0	0	0
Joe Grzenda, R (7, 1)										0	0	0	0	0	0	0
Jackie Brown, R (7, 1) OBP: 0.200, SLG: 0.200										0	0	0	0	0	0	0
Dick Billings, R (9, PH) OBP: 0.167, SLG: 0.167										1	0	0	0	0	0	1

	AB	33
	R	3
	H	6
	RBI	3
	BB	5
	SO	1
	LOB	16

Inning Stats										
	R: 0 E: 1 K: 0 S: 4	H: 0 LOB: 2 BB: 1 P: 8	R: 0 E: 0 K: 0 S: 3	H: 0 LOB: 0 BB: 0 P: 3	R: 3 E: 0 K: 0 S: 7	H: 4 LOB: 1 BB: 0 P: 7	R: 0 E: 0 K: 0 S: 2	H: 0 LOB: 0 BB: 1 P: 6	R: 0 E: 0 K: 0 S: 3	H: 0 LOB: 1 BB: 1 P: 7
	R: 0 E: 0 K: 0 S: 3	H: 0 LOB: 1 BB: 1 P: 7	R: 0 E: 0 K: 0 S: 3	H: 0 LOB: 0 BB: 0 P: 3	R: 0 E: 0 K: 1 S: 6	H: 1 LOB: 2 BB: 1 P: 10	R: 0 E: 0 K: 0 S: 4	H: 1 LOB: 1 BB: 0 P: 4	1B: 4 2B: 2 3B: 0 HR: 0	SF: 0 SAC: 0 DP: 0 HBP: 0
	WP: 0 PB: 0 SB: 0 CS: 1	PA: 38								

PITCHER		IP	W/LS	BF	H	R	ER	SO	BB	IBB	HBP	BLK	WP	HR	S	P	ERA	WHIP
Mike Nagy, R ERA: 4.48	(1, 1)	9.0	W	38	6	3	3	1	5	0	0	0	0	0	35	55	3.00	1.222

PITCHER		IP	W/LS	BF	H	R	ER	SO	BB	IBB	HBP	BLK	WP	HR	S	P	ERA	WHIP

Batter	1	2	3	4	5	6	7	8	9	AB	R	H	RBI	BB	SO	LOB
Mike Andrews, R (1, 4) OBP: 0.347, SLG: 0.400	5-3		FC4 1B 1-2 2-3	FC4-6 BB BBBB		2B 3-H	BB BBBB			3	0	2	1	2	0	0
Reggie Smith, S (1, 8) OBP: 0.367, SLG: 0.510	F8		SF9 2-3 3-H	FC4-6 1-2f		F7	K SSS			4	0	0	1	0	1	4
Carl Yastrzemski, L (1, 3) OBP: 0.449, SLG: 0.592 Luis Alvarado, R (8, 6) OBP: 0.261, SLG: 0.284	4-3		F5		FC6-4 BB BBBB		K SSS	E6 WP 1B		3 1	0 1	0 0	0 0	1 0	1 0	2 0
Tony Conigliaro, R (1, 9) OBP: 0.322, SLG: 0.478 Joe Lahoud, L (8, 9) OBP: 0.364, SLG: 0.357		F7	FC4 1-2f		FC6-4 SF8 E S 1-2f		HR	F4		4 1	2 0	1 0	1 0	0 0	0 0	3 1
Rico Petrocelli, R (1, 6) OBP: 0.327, SLG: 0.455 Don Pavletich, R (8, 3) OBP: 0.257, SLG: 0.190		5-3 BB BBBB		1B HR BB BBBB	SF8 1-H		1B 2B	K		1 1	2 0	1 0	1 0	2 0	0 1	0 1
George Scott, R (1, 5) OBP: 0.357, SLG: 0.463		5-3 1-2		HR 1B 1-3	F4		E5 1B 2B	1B 1-H		5	2	2	1	0	0	2
Billy Conigliaro, R (1, 7) OBP: 0.347, SLG: 0.474		K SSS		HR 1-H 3-H		6-3 4-3 BB 2B BBBB	2B 1-2 2-H	1B		3	3	2	4	1	1	1
Tom Satriano, L (1, 2) OBP: 0.326, SLG: 0.358			1B E BB SF9 BBBB	G6-4-3 1B		4-3 1-2	K SSS			3	1	1	0	1	1	3
Mike Nagy, R (1, 1) OBP: 0.262, SLG: 0.333			E5 SF9 1B 1-2	G6-4-3 1-2f		6-3 2-3	2B 1-H 2-H			4	0	1	2	0	0	3
Inning Stats	R: 0 E: 0 K: 0 S: 3 H: 0 LOB: 0 BB: 0 P: 3	R: 0 E: 0 K: 1 S: 5 H: 0 LOB: 1 BB: 1 P: 9	R: 1 E: 1 K: 0 S: 5 H: 1 LOB: 2 BB: 1 P: 9	R: 3 E: 0 K: 0 S: 5 H: 3 LOB: 1 BB: 2 P: 13	R: 1 E: 0 K: 0 S: 3 H: 0 LOB: 0 BB: 1 P: 7	R: 1 E: 0 K: 0 S: 4 H: 1 LOB: 1 BB: 1 P: 8	R: 4 E: 1 K: 3 S: 14 H: 4 LOB: 2 BB: 1 P: 18	R: 1 E: 1 K: 1 S: 6 H: 1 LOB: 1 BB: 0 P: 6		1B: 5 2B: 3 3B: 0 HR: 2 SF: 2 SAC: 0 DP: 1 HBP: 0						

PITCHER		IP	WLS	BF	H	R	ER	SO	BB	IBB	HBP	BLK	WP	HR	S	P	ERA	WHIP
Jim Hannan, R ERA: 3.6	(1, 1)	3.0	L	16	3	4	3	1	3	0	0	0	0	1	15	27	9.00	2.000
Casey Cox, R ERA: 4.53	(4, 1)	3.0		13	2	2	1	0	3	0	0	0	0	0	10	22	3.00	1.667
Joe Grzenda, L ERA: 5.08	(7, 1)	0.2		8	4	4	2	2	1	0	0	0	0	1	11	15	27.00	7.500
Jackie Brown, R ERA: 4.79	(7, 1)	1.1		5	1	1	0	2	0	0	0	0	1	0	9	9	0.00	0.750

PITCHER	IP	WLS	BF	H	R	ER	SO	BB	IBB	HBP	BLK	WP	HR	S	P	ERA	WHIP

BOTTOM

Washington Senators @ Boston Red Sox

Fenway Park, Boston, MA

Sat Sep 19 1970, 7:05 PM EDT

Att. 14,858 - Unknown

livebaseballscorecards.com

AB	33
R	11
H	10
RBI	11
BB	7
SO	5
LOB	20

Washington Senators @ Boston Red Sox

Fenway Park, Boston, MA

Sun Sep 20 1970, 3:33 AM EDT

Att. 21,275 - Unknown

TOP

livebaseballscorecards.com

Batter	1	2	3	4	5	6	7	8	9	AB	R	H	RBI	BB	SO	LOB
Ed Stroud, L (1, 8) OBP: 0.335, SLG: 0.350	1-3		E5 1-3 1B		F2		F9		F7	5	0	0	0	0	0	0
Del Unser, L (1, 9) OBP: 0.321, SLG: 0.324	G3		1-3 1B 1-2		BB 1B 1B		4-3			4	1	2	0	0	0	0
Frank Howard, R (1, 7) OBP: 0.424, SLG: 0.560	F4		1-3 1-2 2-3		F6		L7			4	0	0	0	0	0	3
Mike Epstein, L (1, 3) OBP: 0.366, SLG: 0.442		CS HBP 1-0	IBB 4-0		1B BB B B B 1-2			K S S S 0-3		1	0	0	0	2	1	0
Aurelio Rodriguez, R (1, 5) OBP: 0.303, SLG: 0.432		K S S S 0-3 1-2	F8		1B 1-2 2-H			6-3		4	0	1	1	0	1	4
Ed Brinkman, R (1, 6) OBP: 0.332, SLG: 0.304	2B			K S S S 0-3	F8			1B		4	0	2	0	0	1	2
Jim French, L (1, 2) OBP: 0.356, SLG: 0.252	BB B B B 4-0		K S S S 0-3	F9 0-0				K S S S 0-3		2	0	0	0	1	1	0
Rick Reichardt, R (8, PH) OBP: 0.345, SLG: 0.490										1	0	0	0	0	1	1
Horacio Pina, R (8, 1)										0	0	0	0	0	0	0
Tim Cullen, R (1, 4) OBP: 0.305, SLG: 0.283	K S S S 0-3			HBP H 1-0		F7 0-0			K S S S 0-3	2	0	0	0	0	1	2
Bernie Allen, L (9, PH) OBP: 0.346, SLG: 0.371										1	0	0	0	0	1	0
Jim Shellenback, L (1, 1) OBP: 0.100, SLG: 0.103			F9 0-0	F9 0-0		F7 0-0			F5 0-0	3	0	0	0	0	0	1
Paul Casanova, R (8, 2) OBP: 0.245, SLG: 0.349										0	0	0	0	0	0	0
Davey Nelson, R (9, PH) OBP: 0.205, SLG: 0.154										1	0	0	0	0	0	0
Inning Stats	R: 0 E: 0 K: 0 S: 3 H: 0 LOB: 0 BB: 0 P: 3	R: 0 E: 0 K: 2 S: 7 H: 1 LOB: 2 BB: 1 P: 12	R: 0 E: 1 K: 0 S: 5 H: 1 LOB: 3 BB: 1 P: 9	R: 0 E: 0 K: 2 S: 7 H: 0 LOB: 1 BB: 0 P: 8	R: 1 E: 0 K: 0 S: 5 H: 2 LOB: 2 BB: 1 P: 9	R: 0 E: 0 K: 0 S: 3 H: 0 LOB: 0 BB: 0 P: 3	R: 0 E: 0 K: 0 S: 3 H: 0 LOB: 0 BB: 0 P: 3	R: 0 E: 0 K: 2 S: 8 H: 1 LOB: 1 BB: 0 P: 8	R: 0 E: 0 K: 1 S: 5 H: 0 LOB: 0 BB: 0 P: 5	1B: 4 2B: 2 3B: 0 HR: 0 SF: 0 SAC: 0 DP: 1 HBP: 2						

	AB	32
	R	1
	H	5
	RBI	1
	BB	3
	SO	7
	LOB	13

WP: 0 PB: 0 SB: 0 CS: 1 PA: 37

PITCHER	IP	WLS	BF	H	R	ER	SO	BB	IBB	HBP	BLK	WP	HR	S	P	ERA	WHIP
Ray Culp, R (1, 1) ERA: 3.12	9.0	W	37	5	1	1	7	2	1	2	0	0	0	46	60	1.00	0.778

PITCHER	IP	WLS	BF	H	R	ER	SO	BB	IBB	HBP	BLK	WP	HR	S	P	ERA	WHIP

Batter	1	2	3	4	5	6	7	8	9	AB	R	H	RBI	BB	SO	LOB
Mike Andrews, R (1, 4) OBP: 0.347, SLG: 0.399	FC5-4 1B			F8 ①		5-3 ③				3	0	1	0	0	0	0
Reggie Smith, S (1, 8) OBP: 0.367, SLG: 0.509	FC5-4 G4-6-3 ① 1-2f			3-1 ②			4-3 HR 1B			3	1	1	0	0	0	1
Carl Yastrzemski, L (1, 3) OBP: 0.447, SLG: 0.588	G4-6-3 ② ③ 1-2f			K ③			4-3 ① 1-2			3	0	0	0	0	1	2
Tony Conigliaro, R (1, 9) OBP: 0.322, SLG: 0.483		6-3 ①			HR		F6 ②			3	1	1	1	0	0	1
Rico Petrocelli, R (1, 6) OBP: 0.327, SLG: 0.459		F8 ②			F8 ①		HR 2-H			3	1	1	2	0	0	0
George Scott, R (1, 5) OBP: 0.357, SLG: 0.462		5-3 ③			CS 1B		4-3 ③			3	0	1	0	0	0	0
Billy Conigliaro, R (1, 7) OBP: 0.345, SLG: 0.470			5-3 ①		K ② ③ 1-2			6-3 ①		3	0	0	0	0	1	1
Bob Montgomery, R (1, 2) OBP: 0.245, SLG: 0.271			G6-4-3 1B			5-3 ①		K ②		3	0	1	0	0	1	0
Ray Culp, R (1, 1) OBP: 0.156, SLG: 0.140			G6-4-3 ② ③ 1-2f			1-3 ②		K ③		3	0	0	0	0	1	1
Inning Stats	R: 0 E: 0 K: 0 S: 3 H: 1 LOB: 0 BB: 0 P: 3	R: 0 E: 0 K: 0 S: 3 H: 0 LOB: 0 BB: 0 P: 3	R: 0 E: 0 K: 0 S: 3 H: 1 LOB: 0 BB: 0 P: 3	R: 0 E: 0 K: 1 S: 5 H: 0 LOB: 0 BB: 0 P: 5	R: 1 E: 0 K: 1 S: 6 H: 2 LOB: 1 BB: 0 P: 6	R: 0 E: 0 K: 0 S: 3 H: 0 LOB: 0 BB: 0 P: 3	R: 2 E: 0 K: 0 S: 5 H: 2 LOB: 0 BB: 0 P: 5	R: 0 E: 0 K: 2 S: 7 H: 0 LOB: 0 BB: 0 P: 7		1B: 4 2B: 1 3B: 0 HR: 2	SF: 0 SAC: 0 DP: 3 HBP: 0						

PITCHER		IP	WLS	BF	H	R	ER	SO	BB	IBB	HBP	BLK	WP	HR	S	P	ERA	WHIP
Jim Shellenback, L ERA: 3.62	(1, 1)	7.0	L	24	6	3	3	2	0	0	0	0	0	2	28	28	3.86	0.857
Horacio Pina, R ERA: 2.27	(8, 1)	1.0		3	0	0	0	2	0	0	0	0	0	0	7	7	0.00	0.000

PITCHER	IP	WLS	BF	H	R	ER	SO	BB	IBB	HBP	BLK	WP	HR	S	P	ERA	WHIP

BOTTOM

Washington Senators @ Boston Red Sox

Fenway Park, Boston, MA

Sun Sep 20 1970, 3:33 AM EDT

Att. 21,275 - Unknown

livebaseballscorecards.com

AB	27
R	3
H	6
RBI	3
BB	0
SO	4
LOB	6

1B: 4 2B: 1 3B: 0 HR: 2 SF: 0 SAC: 0 DP: 3 HBP: 0

WP: 0 PB: 0 SB: 0 CS: 1 PA: 27

Cleveland Indians @ Boston Red Sox

Fenway Park, Boston, MA

Mon Sep 21 1970, 7:05 PM EDT

Att. 10,010 - Unknown

TOP

livebaseballscorecards.com

Batter	1	2	3	4	5	6	7	8	9	AB	R	H	RBI	BB	SO	LOB
Ted Uhlaender, L (1, 8) OBP: 0.317, SLG: 0.380	K		F6		F9		1-3 1B		G3 1-2	5	0	1	0	0	1	2
Graig Nettles, L (1, 5) OBP: 0.333, SLG: 0.397	4-3		4-3			F9	4-3		K	5	0	0	0	0	1	4
Vada Pinson, L (1, 9) OBP: 0.320, SLG: 0.485	1B		L1			S 1B		F8		4	0	2	0	0	0	0
Roy Foster, R (1, 7) OBP: 0.353, SLG: 0.458	F8			F7		F8		1B		4	0	1	0	0	0	2
Duke Sims, L (1, 2) OBP: 0.352, SLG: 0.488		4-3		G3		BBBB FC6-4 1-2 BB		1-3 1B		3	0	1	0	1	0	0
Chuck Hinton, R (1, 3) OBP: 0.398, SLG: 0.465		BBBB FC3-6 BB		BBBB CS BB		FC6-4 1-2f		F2		2	0	0	0	2	0	4
John Lowenstein, L (1, 4) OBP: 0.237, SLG: 0.447		FC3-6 E S 1B 1-2f		CS 1-2	L9 2B		F7	F6		4	1	1	0	0	0	3
Eddie Leon, R (1, 6) OBP: 0.318, SLG: 0.368		1-H 1B			L9 2-3		1B 1B		BBBB G3 BB	3	0	2	1	0	0	1
Ken Harrelson, R (9, PH) OBP: 0.423, SLG: 0.391										0	0	0	0	1	0	0
Steve Hargan, R (9, PR) OBP: 0.158, SLG: 0.162										0	0	0	0	0	0	0
Rich Hand, R (1, 1) OBP: 0.159, SLG: 0.146		F2			SSS K		SSS K		F6	2	0	0	0	0	1	2
Ted Ford, R (7, PH) OBP: 0.231, SLG: 0.278										1	0	0	0	0	1	1
Vince Colbert, R (7, 1)										0	0	0	0	0	0	0
Buddy Bradford, R (9, PH) OBP: 0.284, SLG: 0.370										1	0	0	0	0	0	1

	AB	34
	R	1
	H	8
	RBI	1
	BB	4
	SO	4
	LOB	20

Inning Stats	1	2	3	4	5	6	7	8	9	1B: 7	SF: 0	WP: 0	PA: 39
R:	0	1	0	0	0	0	0	0	0	2B: 1	SAC: 0	PB: 0	
E:	0	0	0	0	0	0	0	0	0	3B: 0	DP: 0	SB: 2	
K:	1	0	0	0	1	0	1	0	1	HR: 0	HBP: 0	CS: 1	
S:	6	4	3	2	6	4	7	5	5				
H:	1	1	0	0	1	1	2	2	0				
LOB:	1	1	0	0	1	2	2	2	2				
BB:	0	1	0	1	0	1	0	0	1				
P:	6	8	3	6	6	8	7	5	9				

PITCHER		IP	WLS	BF	H	R	ER	SO	BB	IBB	HBP	BLK	WP	HR	S	P	ERA	WHIP
Sonny Siebert, R ERA: 3.44	(1, 1)	7.1	W	32	8	1	1	3	3	0	0	0	0	0	35	47	1.23	1.500
Bobby Bolin, R ERA: 4.7	(8, 1)	1.2	S	6	0	0	0	1	1	0	0	0	0	0	7	11	0.00	0.600

PITCHER	IP	WLS	BF	H	R	ER	SO	BB	IBB	HBP	BLK	WP	HR	S	P	ERA	WHIP

Batter	1	2	3	4	5	6	7	8	9	AB	R	H	RBI	BB	SO	LOB
Mike Andrews, R (1, 4) OBP: 0.346, SLG: 0.397	F2		5-3 1-2		6-3			BB		3	0	0	0	1	0	1
Reggie Smith, S (1, 8) OBP: 0.365, SLG: 0.505	F5		F8		F4			F8		4	0	0	0	0	0	2
Carl Yastrzemski, L (1, 3) OBP: 0.447, SLG: 0.593	HR		IBB			F7		G3		3	1	1	1	1	0	1
Tony Conigliaro, R (1, 9) OBP: 0.320, SLG: 0.480	K		FC5 2-3f			F4				3	0	0	0	0	1	2
Rico Petrocelli, R (1, 6) OBP: 0.329, SLG: 0.466		HR		BB 1B		6-3				3	1	2	1	0	0	0
George Scott, R (1, 5) OBP: 0.359, SLG: 0.462		L8		BBBB G4-6-3 1-2 BB			G6-4-3 1B			2	0	1	0	1	0	0
Billy Conigliaro, R (1, 7) OBP: 0.342, SLG: 0.466		L8		K			G6-4-3 1-2f			3	0	0	0	0	1	3
Bob Montgomery, R (1, 2) OBP: 0.232, SLG: 0.255		K		G4-6-3 1-2f			5-3			3	0	0	0	0	1	2
Sonny Siebert, R (1, 1) OBP: 0.143, SLG: 0.160			FC5 5-3 1B		4-3			6-3		2	0	1	0	0	0	0
Bobby Bolin, R (8, 1) OBP: 0.250, SLG: 0.270										1	0	0	0	0	0	0
Inning Stats	R: 1 E: 0 K: 1 S: 6 H: 1 LOB: 0 BB: 0 P: 6	R: 1 E: 0 K: 1 S: 6 H: 1 LOB: 0 BB: 0 P: 6	R: 0 E: 0 K: 0 S: 4 H: 1 LOB: 2 BB: 1 P: 8	R: 0 E: 0 K: 1 S: 5 H: 1 LOB: 1 BB: 1 P: 9	R: 0 E: 0 K: 0 S: 3 H: 0 LOB: 0 BB: 0 P: 3	R: 0 E: 0 K: 0 S: 3 H: 0 LOB: 0 BB: 0 P: 3	R: 0 E: 0 K: 0 S: 3 H: 1 LOB: 0 BB: 0 P: 3	R: 0 E: 0 K: 0 S: 3 H: 0 LOB: 1 BB: 1 P: 7		1B: 3 2B: 0 3B: 0 HR: 2	SF: 0 SAC: 0 DP: 2 HBP: 0						

BOTTOM

Cleveland Indians @ Boston Red Sox

Fenway Park, Boston, MA

Mon Sep 21 1970, 7:05 PM EDT

Att. 10,010 - Unknown

livebaseballscorecards.com

AB	27
R	2
H	5
RBI	2
BB	3
SO	3
LOB	11

PITCHER		IP	WLS	BF	H	R	ER	SO	BB	IBB	HBP	BLK	WP	HR	S	P	ERA	WHIP
Rich Hand, R ERA: 3.74	(1, 1)	6.0	L	23	4	2	2	3	1	1	0	0	0	2	27	35	3.00	0.833
Vince Colbert, R ERA: 7.96	(7, 1)	2.0		7	1	0	0	0	1	0	0	0	0	0	6	10	0.00	1.000

PITCHER	IP	WLS	BF	H	R	ER	SO	BB	IBB	HBP	BLK	WP	HR	S	P	ERA	WHIP

Batter	1	2	3	4	5	6	7	8	9	AB	R	H	RBI	BB	SO	LOB
Buddy Bradford, R (1, 8) OBP: 0.286, SLG: 0.368	G5-4-3 1B		K		WP BB		K		6-3	4	0	1	0	1	2	1
Eddie Leon, R (1, 4) OBP: 0.318, SLG: 0.367	G5-4-3 1-2f		K		F9			G3 1B 1B		4	1	1	0	0	1	3
Vada Pinson, L (1, 9) OBP: 0.320, SLG: 0.484	K			E FC5 1B	K 1-2			K		4	0	1	0	0	3	2
Steve Mingori, L (8, 1)										0	0	0	0	0	0	0
Roy Foster, R (1, 7) OBP: 0.350, SLG: 0.454		K		FC5 1-3		F8		G3 1-2		4	0	0	0	0	1	2
Duke Sims, L (1, 2) OBP: 0.356, SLG: 0.494		WP 1B		F6		2B		1B 2-H 1B		4	0	3	1	0	0	2
Ken Harrelson, R (1, 3) OBP: 0.400, SLG: 0.370		6-3 1-2		F3		F8		1-2 1B		4	0	1	0	0	0	4
Vern Fuller, R (8, PR)										0	0	0	0	0	0	0
OBP: 0.240, SLG: 0.227 (8, 3)																
Larry Brown, R (1, 6) OBP: 0.361, SLG: 0.345		4-3		6-3		F8		L7		4	0	0	0	0	0	6
Graig Nettles, L (1, 5) OBP: 0.333, SLG: 0.402			E3 FC1-6		HR		G3		K	4	1	1	1	0	1	0
Sam McDowell, L (1, 1) OBP: 0.144, SLG: 0.157			FC1-6 1-2f		K		F4		F9	2	0	0	0	0	1	1
Phil Hennigan, R (5, 1) OBP: 0.444, SLG: 0.333										0	0	0	0	0	0	0
Ted Ford, R (7, PH) OBP: 0.225, SLG: 0.270										1	0	0	0	0	0	0
Fred Lasher, R (7, 1)										0	0	0	0	0	0	0
Chuck Hinton, R (8, 9) OBP: 0.396, SLG: 0.462										1	0	0	0	0	0	0
Inning Stats	R: 0 E: 0 K: 1 S: 5 H: 1 LOB: 0 BB: 0 P: 5	R: 0 E: 0 K: 1 S: 6 H: 1 LOB: 1 BB: 0 P: 6	R: 0 E: 1 K: 2 S: 8 H: 0 LOB: 1 BB: 0 P: 8	R: 0 E: 1 K: 0 S: 5 H: 1 LOB: 2 BB: 0 P: 5	R: 1 E: 0 K: 2 S: 8 H: 1 LOB: 1 BB: 1 P: 12	R: 0 E: 0 K: 0 S: 4 H: 1 LOB: 1 BB: 0 P: 4	R: 0 E: 0 K: 1 S: 5 H: 0 LOB: 0 BB: 0 P: 5	R: 1 E: 0 K: 1 S: 8 H: 3 LOB: 2 BB: 0 P: 8	R: 0 E: 0 K: 1 S: 5 H: 0 LOB: 0 BB: 0 P: 5	1B: 6 2B: 1 3B: 0 HR: 1 SF: 0 SAC: 0 DP: 1 HBP: 0							

PITCHER	IP	WLS	BF	H	R	ER	SO	BB	IBB	HBP	BLK	WP	HR	S	P	ERA	WHIP
Gary Peters, L (1, 1) ERA: 4.19	9.0	W	37	8	2	2	9	1	0	0	0	2	1	54	58	2.00	1.000

PITCHER	IP	WLS	BF	H	R	ER	SO	BB	IBB	HBP	BLK	WP	HR	S	P	ERA	WHIP

TOP

Cleveland Indians @ Boston Red Sox

Fenway Park, Boston, MA

Tue Sep 22 1970, 7:05 PM EDT

Att. 11,959 - Unknown

livebaseballscorecards.com

AB	36
R	2
H	8
RBI	2
BB	1
SO	9
LOB	21

WP: 2 PA: 37
PB: 0
SB: 0
CS: 0

Batter	1	2	3	4	5	6	7	8	9	AB	R	H	RBI	BB	SO	LOB
Mike Andrews, R (1, 4) OBP: 0.347, SLG: 0.398	0-0 5-3 ①	0-0 L6 ③		0-0 FC5-4 1B 2-H	0-0 1B 1-3 3-H			0-0 1B		4	0	2	2	0	0	2
Dick Schofield, S (8, 4) OBP: 0.286, SLG: 0.232										1	0	1	0	0	0	0
Reggie Smith, S (1, 8) OBP: 0.363, SLG: 0.504	0-3 K ②		0-0 1B 2B	0-0 FC5-4 ② 1-2f	0-0 4-3 ③			0-3 K ②		5	1	1	0	0	2	4
Carl Yastrzemski, L (1, 3) OBP: 0.448, SLG: 0.593	0-0 WP HR 2B		4-0 BB 1B G6-4-3 BB	0-3 K ③		0-3 K ①		0-0 3-1 ③		3	2	1	0	1	2	1
Mike Fiore, L (7, 3) OBP: 0.286, SLG: 0.185										1	0	0	0	0	0	1
Tony Conigliaro, R (1, 9) OBP: 0.323, SLG: 0.487	0-0 2-H HR		0-0 G6-4-3 BB 1-2 2-H 1B		4-0 HR BB	0-0 5-3 ②				3	2	2	3	1	0	0
Rico Petrocelli, R (1, 6) OBP: 0.330, SLG: 0.470	0-0 5-3 ③		4-0 G6-4-3 BB 1-2 2-3		0-0 1-H HR	0-0 F2 ③				3	1	1	2	1	0	0
Luis Alvarado, R (9, 6) OBP: 0.261, SLG: 0.284										0	0	0	0	0	0	0
George Scott, R (1, 5) OBP: 0.358, SLG: 0.460		0-3 K ①	0-0 G6-4-3 ①② 1-2f 2-3 3-H		0-0 FC5-4 1B		0-0 F9 ①			4	0	1	0	0	1	2
John Kennedy, R (8, 5) OBP: 0.295, SLG: 0.406										0	0	0	0	0	0	0
Billy Conigliaro, R (1, 7) OBP: 0.341, SLG: 0.464		0-0 1B 1B	0-0 F3 ③		0-0 FC5-4 ① 1B 1-2f 1B		0-0 5-3 ②			4	1	1	0	0	0	2
Bob Montgomery, R (1, 2) OBP: 0.250, SLG: 0.259		0-0 1-2 1B		1-0 SH1-3 1B HBP	0-3 K ②		0-0 6-3 ③			3	1	1	0	0	1	1
Gary Peters, L (1, 1) OBP: 0.314, SLG: 0.308		0-0 F2 ②		0-0 SH1-3 ① 1-2	0-0 1B 1-3 1B			0-0 G1 ①		3	0	1	0	0	0	2
Inning Stats	R: 2 H: 2 E: 0 LOB: 0 K: 1 BB: 0 S: 7 P: 7	R: 0 H: 2 E: 0 LOB: 2 K: 1 BB: 0 S: 7 P: 7	R: 2 H: 2 E: 0 LOB: 1 K: 0 BB: 2 S: 4 P: 12	R: 1 H: 1 E: 0 LOB: 1 K: 1 BB: 0 S: 6 P: 7	R: 3 H: 4 E: 0 LOB: 2 K: 1 BB: 1 S: 9 P: 13	R: 0 H: 0 E: 0 LOB: 0 K: 1 BB: 0 S: 5 P: 5	R: 0 H: 0 E: 0 LOB: 0 K: 0 BB: 0 S: 3 P: 3	R: 0 H: 1 E: 0 LOB: 1 K: 1 BB: 0 S: 6 P: 6		1B: 8 SF: 0 2B: 2 SAC: 1 3B: 0 DP: 1 HR: 2 HBP: 1						

PITCHER		IP	WLS	BF	H	R	ER	SO	BB	IBB	HBP	BLK	WP	HR	S	P	ERA	WHIP
Sam McDowell, L ERA: 2.89	(1, 1)	4.0	L	24	9	8	8	3	3	0	1	0	1	2	26	39	18.00	3.000
Phil Hennigan, R ERA: 4.26	(5, 1)	2.0		8	2	0	0	2	0	0	0	0	0	0	12	12	0.00	1.000
Fred Lasher, R ERA: 4.05	(7, 1)	1.0		3	0	0	0	0	0	0	0	0	0	0	3	3	0.00	0.000
Steve Mingori, L ERA: 2.45	(8, 1)	1.0		4	1	0	0	1	0	0	0	0	0	0	6	6	0.00	1.000

PITCHER	IP	WLS	BF	H	R	ER	SO	BB	IBB	HBP	BLK	WP	HR	S	P	ERA	WHIP

BOTTOM

Cleveland Indians @ Boston Red Sox

Fenway Park, Boston, MA

Tue Sep 22 1970, 7:05 PM EDT

Att. 11,959 - Unknown

livebaseballscorecards.com

AB	34
R	8
H	12
RBI	7
BB	3
SO	6
LOB	15

Cleveland Indians @ Boston Red Sox

Fenway Park, Boston, MA

Wed Sep 23 1970, 3:33 AM EDT

Att. 3,334 - Unknown

TOP

livebaseballscorecards.com

Batter	1	2	3	4	5	6	7	8	9	AB	R	H	RBI	BB	SO	LOB
Larry Brown, R (1, 5) (8, 6) OBP: 0.356, SLG: 0.336	F9		F3	F6			G4-3 BB		F4	4	0	0	0	1	0	0
Eddie Leon, R (1, 6) (8, 4) OBP: 0.315, SLG: 0.364	K		K		6-3		G4-3 1-2f		K	5	0	0	0	0	3	1
Buddy Bradford, R (1, 8) OBP: 0.288, SLG: 0.366	1B		E 2B BB		F8		6-3		K	4	1	1	0	1	1	0
Roy Foster, R (1, 7) OBP: 0.352, SLG: 0.460	F3		1-H 2B		2B			SH 1B BB		3	0	2	1	0	0	1
Graig Nettles, L (8, PH) (8, 5) OBP: 0.334, SLG: 0.402										0	1	0	0	1	0	0
Chuck Hinton, R (1, 2) OBP: 0.395, SLG: 0.460		G3 E 1B	K		K			SH 1B 1-2		3	1	1	0	0	2	2
Ken Harrelson, R (1, 3) OBP: 0.424, SLG: 0.483		FC5 G3 1-2		HR		G4-6-3 1B BB		P2-6 1B 1-3 2-H		2	1	1	1	1	0	1
John Lowenstein, L (6, PR) (6, 4) (8, 7) OBP: 0.256, SLG: 0.462									1B	1	0	1	1	0	0	0
Ted Ford, R (1, 9) OBP: 0.233, SLG: 0.275		G3 1-2 2-3		L9		G4-6-3 1-2 1B		1-2 3-H 1B		3	0	1	0	0	0	2
Ted Uhlaender, L (6, 9) OBP: 0.318, SLG: 0.382										1	0	1	1	0	0	0
Vern Fuller, R (1, 4) OBP: 0.259, SLG: 0.375		K		HR		G4-6-3 1-2f 2-3		K		2	1	1	1	0	1	2
Vada Pinson, L (6, PH) (6, 3) OBP: 0.319, SLG: 0.482										2	0	0	0	0	1	4
Steve Hargan, R (1, 1) OBP: 0.143, SLG: 0.146		F2		K		4-3		P2-6 2-3f		4	0	0	0	0	1	6
Inning Stats	R: 0 E: 0 K: 1 S: 6 H: 1 LOB: 1 BB: 0 P: 6	R: 0 E: 1 K: 1 S: 7 H: 1 LOB: 2 BB: 0 P: 7	R: 1 E: 0 K: 2 S: 8 H: 1 LOB: 1 BB: 1 P: 12	R: 2 E: 0 K: 1 S: 7 H: 2 LOB: 0 BB: 0 P: 7	R: 0 E: 0 K: 1 S: 6 H: 1 LOB: 1 BB: 0 P: 6	R: 0 E: 0 K: 0 S: 3 H: 1 LOB: 2 BB: 1 P: 7	R: 0 E: 0 K: 0 S: 2 H: 0 LOB: 0 BB: 1 P: 6	R: 2 E: 1 K: 1 S: 7 H: 2 LOB: 1 BB: 1 P: 11	R: 0 E: 0 K: 2 S: 7 H: 0 LOB: 0 BB: 0 P: 7	1B: 5 2B: 3 3B: 0 HR: 2 SF: 0 SAC: 1 DP: 3 HBP: 0							

AB	34	
R	5	
H	9	
RBI	5	
BB	4	
SO	9	
LOB	19	

WP: 0 PB: 0 SB: 0 CS: 0 PA: 39

PITCHER		IP	WLS	BF	H	R	ER	SO	BB	IBB	HBP	BLK	WP	HR	S	P	ERA	WHIP
Ken Brett, L ERA: 4.09	(1, 1)	5.0	L	25	7	3	2	6	2	0	0	0	0	2	35	43	3.60	1.800
Cal Koonce, R ERA: 3.48	(6, 1)	2.0		5	0	0	0	0	1	0	0	0	0	0	4	8	0.00	0.500
Gary Wagner, R ERA: 3.4	(8, 1)	0.0		3	1	2	1	0	1	0	0	0	0	0	2	6	∞	∞
Sparky Lyle, L ERA: 3.93	(8, 1)	2.0		6	1	0	0	3	0	0	0	0	0	0	12	12	0.00	0.500

PITCHER	IP	WLS	BF	H	R	ER	SO	BB	IBB	HBP	BLK	WP	HR	S	P	ERA	WHIP

Cleveland Indians @ Boston Red Sox

Fenway Park, Boston, MA

Wed Sep 23 1970, 3:33 AM EDT

Att. 3,334 - Unknown

livebaseballscorecards.com

BOTTOM

Batter	1	2	3	4	5	6	7	8	9	AB	R	H	RBI	BB	SO	LOB
Mike Andrews, R (1, 4) OBP: 0.346, SLG: 0.396	F3		SH1-3		SF7		G5-4-3			2	0	0	1	0	0	1
Reggie Smith, S (1, 8) OBP: 0.364, SLG: 0.504	F5		BB		1B			F7		3	0	1	0	1	0	0
Carl Yastrzemski, L (1, 3) OBP: 0.447, SLG: 0.590	4-3		BB		F8			4-3		3	0	0	0	1	0	1
Tony Conigliaro, R (1, 9) OBP: 0.321, SLG: 0.483		F5	F4			L7		6-3		4	0	0	0	0	0	3
Rico Petrocelli, R (1, 6) OBP: 0.331, SLG: 0.472		F9 2B		G6-4-3 1B		K			F7	4	0	2	0	0	1	0
George Scott, R (1, 5) OBP: 0.355, SLG: 0.456		F9		G6-4-3		E6 WP			K	4	0	0	0	0	1	2
Joe Lahoud, L (1, 7) OBP: 0.351, SLG: 0.438		F6		F9		F9			HR	4	1	1	1	0	0	2
Bob Montgomery, R (1, 2) OBP: 0.234, SLG: 0.241			F8		F8		K		3-1	4	0	0	0	0	1	0
Ken Brett, L (1, 1) OBP: 0.341, SLG: 0.500			WP SH1-3 1B		PB SF7 2B					2	1	2	0	0	0	0
Cal Koonce, R (6, 1) OBP: 0.222, SLG: 0.091										0	0	0	0	0	0	0
Mike Fiore, L (7, PH) OBP: 0.291, SLG: 0.185										0	0	0	0	1	0	0
Gary Wagner, R (8, 1) OBP: 0.167, SLG: 0.167										0	0	0	0	0	0	0
Sparky Lyle, L (8, 1)							BB			0	0	0	0	0	0	0

Inning Stats	1	2	3	4	5	6	7	8	9
R	0	0	0	0	1	0	0	0	1
E	0	0	0	0	0	1	0	0	0
K	0	0	0	0	0	1	1	0	1
S	3	4	4	3	5	6	4	3	6
H	0	1	1	1	2	0	0	0	1
LOB	0	1	3	0	1	1	0	0	0
BB	0	0	2	0	0	0	1	0	0
P	3	4	12	3	5	6	8	3	6

PITCHER	IP	WLS	BF	H	R	ER	SO	BB	IBB	HBP	BLK	WP	HR	S	P	ERA	WHIP
Steve Hargan, R (1, 1) ERA: 2.9	9.0	W	35	6	2	2	3	3	0	0	0	2	1	38	50	2.00	1.000

AB	30
R	2
H	6
RBI	2
BB	3
SO	3
LOB	9

1B: 3	SF: 1	WP: 2	PA: 35
2B: 2	SAC: 1	PB: 1	
3B: 0	DP: 2	SB: 0	
HR: 1	HBP: 0	CS: 0	

Batter	1	2	3	4	5	6	7	8	9	AB	R	H	RBI	BB	SO	LOB
Mike Andrews, R (1, 4) OBP: 0.345, SLG: 0.394	F9		F8		BB: G6-3, 1B		L6			3	0	0	0	1	0	0
Reggie Smith, S (1, 8) OBP: 0.363, SLG: 0.502	F8		F6		1-2: G6-3, 1B		F4			4	0	1	0	0	0	0
Carl Yastrzemski, L (1, 3) OBP: 0.448, SLG: 0.590	BB: HR		1B: HR		G6-3 1-2f 2-3			1B		3	2	2	0	1	0	2
Tony Conigliaro, R (1, 9) OBP: 0.322, SLG: 0.494	1-H: HR		1-H: HR		F3			F8		4	2	2	4	0	0	2
Rico Petrocelli, R (1, 6) OBP: 0.332, SLG: 0.473	6-3		BB: FC6-4			2B: 3-1		K		3	0	1	0	1	1	1
George Scott, R (1, 5) OBP: 0.354, SLG: 0.454		1B: G6-3, WP	FC6-4 1-2f			3-1 2-3		K		4	0	1	0	0	1	3
Joe Lahoud, L (1, 7) OBP: 0.366, SLG: 0.412		BB: G6-3 1-2		3-1		IBB: G6-4-3			F8	2	0	0	0	2	0	0
Bob Montgomery, R (1, 2) OBP: 0.221, SLG: 0.226		G6-3 1-2f 2-3		5-3		G6-4-3 1-2f			1-3	4	0	0	0	0	0	4
Roger Moret, S (1, 1)		L4		1-3			5-3		3-1	2	0	0	0	0	0	1
Vicente Romo, R (4, 1) OBP: 0.172, SLG: 0.259										2	0	0	0	0	0	0
Bobby Bolin, R (9, 1) OBP: 0.250, SLG: 0.270										0	0	0	0	0	0	0
Inning Stats	R: 2 E: 0 K: 0 S: 4 H: 1 LOB: 0 BB: 1 P: 8	R: 0 E: 0 K: 0 S: 3 H: 1 LOB: 1 BB: 1 P: 7	R: 2 E: 0 K: 0 S: 5 H: 2 LOB: 1 BB: 1 P: 9	R: 0 E: 0 K: 0 S: 3 H: 0 LOB: 0 BB: 0 P: 3	R: 0 E: 0 K: 0 S: 3 H: 1 LOB: 1 BB: 1 P: 7	R: 0 E: 0 K: 0 S: 3 H: 1 LOB: 1 BB: 1 P: 7	R: 0 E: 0 K: 0 S: 3 H: 0 LOB: 0 BB: 0 P: 3	R: 0 E: 0 K: 2 S: 8 H: 1 LOB: 1 BB: 0 P: 8	R: 0 E: 0 K: 0 S: 3 H: 0 LOB: 0 BB: 0 P: 3	1B: 4 2B: 1 3B: 0 HR: 2 SF: 0 SAC: 0 DP: 3 HBP: 0						

PITCHER	IP	WLS	BF	H	R	ER	SO	BB	IBB	HBP	BLK	WP	HR	S	P	ERA	WHIP
Jim Hannan, R (1, 1) ERA: 3.8	3.0	L	15	4	4	4	0	3	0	0	0	1	2	12	24	12.00	2.333
Casey Cox, R (4, 1) ERA: 4.46	3.0		11	2	0	0	0	1	1	0	0	0	0	9	17	0.00	1.000
Horacio Pina, R (7, 1) ERA: 2.21	2.0		7	1	0	0	2	0	0	0	0	0	0	11	11	0.00	0.500
Darold Knowles, L (9, 1) ERA: 1.87	1.0		3	0	0	0	0	0	0	0	0	0	0	3	3	0.00	0.000

PITCHER	IP	WLS	BF	H	R	ER	SO	BB	IBB	HBP	BLK	WP	HR	S	P	ERA	WHIP

TOP

Boston Red Sox @ Washington Senators

Robert F. Kennedy Memorial Stadium, Washington, DC

Thu Sep 24 1970, 7:05 PM EDT

Att. 3,660 - Unknown

livebaseballscorecards.com

AB	31
R	4
H	7
RBI	4
BB	5
SO	2
LOB	13

Batter	1	2	3	4	5	6	7	8	9	AB	R	H	RBI	BB	SO	LOB
Davey Nelson, R (1, 4) OBP: 0.220, SLG: 0.181	WP 1B		E5 1B	FC6 FC1-4 1-2f 2-3			K		F9	5	0	2	0	0	1	2
Ed Brinkman, R (1, 6) OBP: 0.331, SLG: 0.303	F8 1-2		L7	FC1-4 1-2f			E1 FC6-5 BB		BB	4	0	0	0	1	0	4
Frank Howard, R (1, 7) (9, 3) OBP: 0.425, SLG: 0.555	6-3		6-3		K		E FC6-5 1-2 BB		4-3	4	0	0	0	1	1	3
Rick Reichardt, R (1, 8) (7, 9) (9, 7) OBP: 0.332, SLG: 0.468	6-3			F8	F8		FC6-5 E5 E 1-2 2-3f			4	0	0	0	0	0	3
Aurelio Rodriguez, R (1, 5) OBP: 0.303, SLG: 0.427		5-3		1B BB WP BB	CS 1B		E5 1-3 2-3			3	1	1	0	1	0	2
Greg Goossen, R (1, 3) OBP: 0.374, SLG: 0.382 Darold Knowles, L (9, 1) OBP: 0.095, SLG: 0.050	F5			WP 1B 1-2 1B BB	CS 1-2	F9		F8		3 0	1 0	0 0	0 0	1 0	0 0	0 0
Tom Grieve, R (1, 9) OBP: 0.298, SLG: 0.330 Horacio Pina, R (7, 1) Del Unser, L (8, PH) (9, 9) OBP: 0.325, SLG: 0.332	BB			WP 1B 1-2 2-3 1B		L5		F5		2 0 1	1 0 0	1 0 0	0 0 0	1 0 0	0 0 0	0 0 0
Paul Casanova, R (1, 2) OBP: 0.249, SLG: 0.350	1-3			FC6 1B 1-H 2-H 3-H 1B		1B		K		4	0	2	2	0	1	1
Jim Hannan, R (1, 1) OBP: 0.182, SLG: 0.129 Wayne Comer, R (3, PH) OBP: 0.318, SLG: 0.240 Casey Cox, R (4, 1) OBP: 0.138, SLG: 0.123 Ed Stroud, L (6, PH) (7, 8) OBP: 0.331, SLG: 0.351			K	FC6 1-2 1B		K			4-3	0 1 1 2	0 0 0 0	0 0 1 0	0 0 0 0	0 1 0 1	0 0 0 1	0 0 0 1
Inning Stats	R: 0 E: 0 K: 0 S: 4 H: 1 LOB: 1 BB: 0 P: 4	R: 0 E: 0 K: 0 S: 3 H: 0 LOB: 1 BB: 1 P: 7	R: 0 E: 1 K: 1 S: 6 H: 1 LOB: 1 BB: 0 P: 6	R: 3 E: 0 K: 0 S: 6 H: 3 LOB: 2 BB: 2 P: 14	R: 0 E: 0 K: 1 S: 5 H: 1 LOB: 0 BB: 0 P: 5	R: 0 E: 0 K: 1 S: 6 H: 1 LOB: 1 BB: 0 P: 6	R: 0 E: 2 K: 1 S: 6 H: 0 LOB: 3 BB: 1 P: 10	R: 0 E: 0 K: 1 S: 5 H: 0 LOB: 0 BB: 0 P: 5	R: 0 E: 0 K: 0 S: 3 H: 0 LOB: 1 BB: 1 P: 7	1B: 7 2B: 0 3B: 0 HR: 0 SF: 0 SAC: 0 DP: 0 HBP: 0						

PITCHER		IP	WLS	BF	H	R	ER	SO	BB	IBB	HBP	BLK	WP	HR	S	P	ERA	WHIP
Roger Moret, L ERA: 3.24	(1, 1)	3.1		18	5	3	3	1	3	0	0	0	2	0	17	29	8.10	2.400
Vicente Romo, R ERA: 4.08	(4, 1)	5.1	W	20	2	0	0	4	2	0	0	0	0	0	26	34	0.00	0.750
Bobby Bolin, R ERA: 4.68	(9, 1)	0.1	S	1	0	0	0	0	0	0	0	0	0	0	1	1	0.00	0.000

PITCHER	IP	WLS	BF	H	R	ER	SO	BB	IBB	HBP	BLK	WP	HR	S	P	ERA	WHIP

BOTTOM

Boston Red Sox @ Washington Senators

Robert F. Kennedy Memorial Stadium, Washington, DC

Thu Sep 24 1970, 7:05 PM EDT

Att. 3,660 - Unknown

livebaseballscorecards.com

AB	34
R	3
H	7
RBI	2
BB	5
SO	5
LOB	16

WP: 2 PA: 40
PB: 0
SB: 0
CS: 1

Batter	1	2	3	4	5	6	7	8	9	AB	R	H	RBI	BB	SO	LOB
Mike Andrews, R (1, 4) OBP: 0.346, SLG: 0.397	F7		G4-6-3 1B			1B 1B 2B	F6			4	1	2	0	0	0	0
Reggie Smith, S (1, 8) OBP: 0.361, SLG: 0.498	6-3		G4-6-3 1-2f			K		F6		4	0	0	0	0	1	2
Carl Yastrzemski, L (1, 3) OBP: 0.450, SLG: 0.592	BB			6-3		BB 1B 1B 2-3		E9 SF7 2B		3	2	2	0	1	0	0
Tony Conigliaro, R (1, 9) OBP: 0.322, SLG: 0.493	F9			F4		PB 1B 1B 1-2		SF7 3-H		2	1	0	1	1	0	1
Rico Petrocelli, R (1, 6) OBP: 0.334, SLG: 0.476		F3		2B		PB 1B 1-2 2-H 3-H		BB		3	1	2	2	1	0	0
George Scott, R (1, 5) OBP: 0.355, SLG: 0.455		1B 1B		F8		F7-4 1B 1-H 2-H		L8		4	0	2	2	0	0	2
Billy Conigliaro, R (1, 7) OBP: 0.340, SLG: 0.462		1B 1-3			5-3	F7-4 1-2			L5	4	0	1	0	0	0	1
Bob Montgomery, R (1, 2) OBP: 0.222, SLG: 0.227		6-3			1-3	K PB 1B			6-3	4	0	1	0	0	0	1
Ray Culp, R (1, 1) OBP: 0.150, SLG: 0.134			6-3		K	K 1-3			K	4	0	0	0	0	3	1
Inning Stats	R: 0 E: 0 K: 0 S: 3 H: 0 LOB: 1 BB: 1 P: 7	R: 0 E: 0 K: 0 S: 4 H: 2 LOB: 1 BB: 0 P: 4	R: 0 E: 0 K: 0 S: 3 H: 1 LOB: 0 BB: 0 P: 3	R: 0 E: 0 K: 0 S: 4 H: 1 LOB: 1 BB: 0 P: 4	R: 0 E: 0 K: 1 S: 5 H: 0 LOB: 0 BB: 0 P: 5	R: 4 E: 0 K: 1 S: 8 H: 4 LOB: 0 BB: 1 P: 12	R: 0 E: 0 K: 1 S: 5 H: 1 LOB: 0 BB: 0 P: 5	R: 1 E: 1 K: 0 S: 4 H: 1 LOB: 1 BB: 1 P: 8	R: 0 E: 0 K: 1 S: 5 H: 0 LOB: 0 BB: 0 P: 5	1B: 7 2B: 4 3B: 0 HR: 0	SF: 1 SAC: 0 DP: 2 HBP: 0						

PITCHER		IP	WLS	BF	H	R	ER	SO	BB	IBB	HBP	BLK	WP	HR	S	P	ERA	WHIP
Jim Shellenback, L ERA: 3.68	(1, 1)	5.1	L	23	7	4	3	2	2	0	0	0	0	0	25	33	5.06	1.688
Casey Cox, R ERA: 4.44	(6, 1)	0.2		2	1	0	0	0	0	0	0	0	0	0	2	2	0.00	1.500
Jackie Brown, R ERA: 4.69	(7, 1)	1.0		3	1	0	0	1	0	0	0	0	0	0	5	5	0.00	1.000
Denny Riddleberger, L ERA: 1.29	(8, 1)	1.0		5	1	1	0	0	1	0	0	0	0	0	4	8	0.00	2.000
Cisco Carlos, R ERA: 2.08	(9, 1)	1.0		3	0	0	0	1	0	0	0	0	0	0	5	5	0.00	0.000

PITCHER	IP	WLS	BF	H	R	ER	SO	BB	IBB	HBP	BLK	WP	HR	S	P	ERA	WHIP

TOP

Boston Red Sox @ Washington Senators

Robert F. Kennedy Memorial Stadium, Washington, DC

Fri Sep 25 1970, 7:05 PM EDT

Att. 5,354 - Unknown

livebaseballscorecards.com

AB	32
R	5
H	10
RBI	5
BB	3
SO	4
LOB	8

WP: 0 PB: 2 SB: 0 CS: 0 PA: 36

Batter	1	2	3	4	5	6	7	8	9	AB	R	H	RBI	BB	SO	LOB
Ed Stroud, L (1, 8) OBP: 0.333, SLG: 0.352	5-3			4-3			1B 5-3 1B	FC6-4 1B		4	1	2	0	0	0	0
Del Unser, L (1, 9) OBP: 0.327, SLG: 0.332	B1			BBBB 4-0 G6-4-3 BB			1B 5-3 1-3 1B	FC6-4 1-2f		3	0	1	0	1	0	1
Frank Howard, R (1, 7) OBP: 0.422, SLG: 0.551	F4			G6-4-3 1-2f			5-3 1-2 3-H		1-3	4	0	0	1	0	0	2
Mike Epstein, L (1, 3) OBP: 0.365, SLG: 0.448		F8			F8		BBBB 4-0 1B BB		SSS 0-3 K	3	0	0	0	1	1	0
Aurelio Rodriguez, R (1, 5) OBP: 0.301, SLG: 0.424		F7			F6		SSS 0-3 K		F8	4	0	0	0	0	1	2
Ed Brinkman, R (1, 6) OBP: 0.331, SLG: 0.303		6-3			6-3		1-2 2-3 1B			3	0	1	0	0	0	0
Dick Billings, R (1, 2) OBP: 0.278, SLG: 0.500			G3			F7	SSS 0-3 K			3	0	0	0	0	1	3
Davey Nelson, R (1, 4) OBP: 0.213, SLG: 0.174			F5			6-3		L4		3	0	0	0	0	0	0
Jim Shellenback, L (1, 1) OBP: 0.097, SLG: 0.100			F9			F8		F2		1	0	0	0	0	0	0
Casey Cox, R (6, 1) OBP: 0.138, SLG: 0.123										0	0	0	0	0	0	0
Bernie Allen, L (6, PH) OBP: 0.344, SLG: 0.368										1	0	0	0	0	0	0
Jackie Brown, R (7, 1) OBP: 0.200, SLG: 0.200										0	0	0	0	0	0	0
Denny Riddleberger, R (8, 1)										0	0	0	0	0	0	0
Tom Grieve, R (8, PH) OBP: 0.296, SLG: 0.327										1	0	0	0	0	0	0
Cisco Carlos, R (9, 1)										0	0	0	0	0	0	0
Inning Stats	R: 0 E: 0 K: 0 S: 3 H: 0 LOB: 0 BB: 0 P: 3	R: 0 E: 0 K: 0 S: 3 H: 0 LOB: 0 BB: 0 P: 3	R: 0 E: 0 K: 0 S: 3 H: 0 LOB: 0 BB: 0 P: 3	R: 0 E: 0 K: 0 S: 2 H: 0 LOB: 0 BB: 1 P: 6	R: 0 E: 0 K: 0 S: 3 H: 0 LOB: 0 BB: 0 P: 3	R: 0 E: 0 K: 0 S: 3 H: 0 LOB: 0 BB: 0 P: 3	R: 1 E: 0 K: 2 S: 10 H: 3 LOB: 3 BB: 1 P: 14	R: 0 E: 0 K: 0 S: 4 H: 1 LOB: 1 BB: 0 P: 4	R: 0 E: 0 K: 1 S: 5 H: 0 LOB: 0 BB: 0 P: 5	1B: 4 2B: 0 3B: 0 HR: 0	SF: 0 SAC: 0 DP: 1 HBP: 0						

PITCHER	IP	WLS	BF	H	R	ER	SO	BB	IBB	HBP	BLK	WP	HR	S	P	ERA	WHIP
Ray Culp, R (1, 1) ERA: 3.04	9.0	W	32	4	1	1	3	2	0	0	0	0	0	36	44	1.00	0.667

PITCHER	IP	WLS	BF	H	R	ER	SO	BB	IBB	HBP	BLK	WP	HR	S	P	ERA	WHIP

BOTTOM

Boston Red Sox @ Washington Senators

Robert F. Kennedy Memorial Stadium, Washington, DC

Fri Sep 25 1970, 7:05 PM EDT

Att. 5,354 - Unknown

livebaseballscorecards.com

AB	30
R	1
H	4
RBI	1
BB	2
SO	3
LOB	8

PA: 32

WP: 0 PB: 0 SB: 0 CS: 0

Batter	1	2	3	4	5	6	7	8	9	AB	R	H	RBI	BB	SO	LOB
Mike Andrews, R (1, 4) OBP: 0.345, SLG: 0.394	6-3	4-3	BB 1-2 2-3 3-H		K			F3		4	0	0	0	1	1	3
Reggie Smith, S (1, 8) OBP: 0.362, SLG: 0.498	F5		1B 2B 1B			F3		BB		4	1	2	2	0	0	0
George Thomas, R (6, 7) OBP: 0.420, SLG: 0.485			1-3 2-H 3-H 1B							0	0	0	0	1	0	0
Carl Yastrzemski, L (1, 3) OBP: 0.451, SLG: 0.593	BB 1B		1-3 2B 1B			K		F8		3	1	2	0	0	0	2
Don Pavletich, R (6, PH) OBP: 0.250, SLG: 0.185 (6, 3)			4-3							2	0	0	0	0	1	1
Tony Conigliaro, R (1, 9) OBP: 0.323, SLG: 0.494	BB 1-2		FC5-6-5 1-H 3-H 2B	6-3		F9		G3		3	0	1	2	1	0	0
Joe Lahoud, L (6, 9) OBP: 0.357, SLG: 0.400										1	0	0	0	0	0	1
Rico Petrocelli, R (1, 6) OBP: 0.334, SLG: 0.474	K		BB F8 FC5-6-5 1B	F9			BB 1B		K	2	1	0	0	1	1	2
Luis Alvarado, R (4, 6) OBP: 0.264, SLG: 0.287										2	0	1	0	0	1	0
George Scott, R (1, 5) OBP: 0.354, SLG: 0.454		SH1-3 2B	FC5-6-5 HBP 1B WP 1-2 2-3f	6-3			K		4-3	5	1	1	0	0	1	3
Billy Conigliaro, R (1, 7) OBP: 0.339, SLG: 0.459 (6, 8)	K	F8 2-3			CS 1B		K	F8		5	0	1	0	0	2	4
Bob Montgomery, R (1, 2) OBP: 0.250, SLG: 0.235	SH1-3 BB	WP HBP 1B 1-2 3-H 1B			K 1-2		FC6 1-2 BB			2	1	1	1	2	1	1
Sonny Siebert, R (1, 1) OBP: 0.163, SLG: 0.169	SH1-3 1-2 2-3		WP 1B 1-2 2-3 HBP		1B		FC6 1-2f			2	1	1	0	0	0	2
Gary Wagner, R (9, 1) OBP: 0.167, SLG: 0.167										0	0	0	0	0	0	0
Inning Stats	R: 0 E: 0 K: 1 S: 6 H: 1 LOB: 2 BB: 1 P: 10	R: 0 E: 0 K: 1 S: 6 H: 1 LOB: 2 BB: 1 P: 10	R: 6 E: 0 K: 0 S: 8 H: 5 LOB: 2 BB: 2 P: 17	R: 0 E: 0 K: 0 S: 3 H: 0 LOB: 0 BB: 0 P: 3	R: 0 E: 0 K: 2 S: 8 H: 2 LOB: 1 BB: 0 P: 8	R: 0 E: 0 K: 1 S: 5 H: 0 LOB: 0 BB: 0 P: 5	R: 0 E: 0 K: 2 S: 8 H: 1 LOB: 2 BB: 1 P: 12	R: 0 E: 0 K: 0 S: 3 H: 0 LOB: 1 BB: 1 P: 7	R: 0 E: 0 K: 1 S: 5 H: 0 LOB: 0 BB: 0 P: 5							

TOP

Boston Red Sox @ Washington Senators

Robert F. Kennedy Memorial Stadium, Washington, DC

Sat Sep 26 1970, 7:05 PM EDT

Att. 6,871 - Unknown

livebaseballscorecards.com

AB	35
R	6
H	10
RBI	5
BB	6
SO	8
LOB	19

PITCHER		IP	WLS	BF	H	R	ER	SO	BB	IBB	HBP	BLK	WP	HR	S	P	ERA	WHIP
Bill Gogolewski, R ERA: 5.02	(1, 1)	2.2	L	19	6	6	6	2	4	0	1	0	1	0	18	35	20.25	3.750
Jim Hannan, R ERA: 3.79	(3, 1)	0.1		2	1	0	0	0	0	0	0	0	0	0	2	2	0.00	3.000
Joe Grzenda, L ERA: 5.0	(4, 1)	2.0		7	2	0	0	2	0	0	0	0	0	0	11	11	0.00	1.000
Denny Riddleberger, L ERA: 1.13	(6, 1)	1.0		3	0	0	0	1	0	0	0	0	0	0	5	5	0.00	0.000
Jackie Brown, R ERA: 4.5	(7, 1)	2.0		9	1	0	0	2	2	0	0	0	0	0	11	19	0.00	1.500

PITCHER		IP	WLS	BF	H	R	ER	SO	BB	IBB	HBP	BLK	WP	HR	S	P	ERA	WHIP
Cisco Carlos, R ERA: 1.69	(9, 1)	1.0		3	0	0	0	1	0	0	0	0	0	0	5	5	0.00	0.000

1B: 8	SF: 0	WP: 1	PA: 43		
2B: 3	SAC: 1	PB: 0			
3B: 0	DP: 1	SB: 0			
HR: 0	HBP: 1	CS: 1			

Batter	1	2	3	4	5	6	7	8	9	AB	R	H	RBI	BB	SO	LOB
Davey Nelson, R (1, 4) OBP: 0.202, SLG: 0.165	F3		4-3		F9	K		K		5	0	0	0	0	2	3
Del Unser, L (1, 8) OBP: 0.326, SLG: 0.330	4-3		F7		BB, 1-2, 1B		F9		L7	5	0	1	0	0	0	0
Frank Howard, R (1, 7) OBP: 0.422, SLG: 0.555	5-3			HR	K		5-3		BB, 1B	5	1	2	1	0	1	2
Wayne Comer, R (9, PR) OBP: 0.318, SLG: 0.240										0	1	0	0	0	0	0
Mike Epstein, L (1, 3) OBP: 0.371, SLG: 0.450		HBP, 1B		FC6-4, BB	1-2, 2-3, BB		E, BB		1B, 1-2, BB	1	0	1	0	4	0	0
Aurelio Rodriguez, R (1, 5) OBP: 0.302, SLG: 0.423		1-2, HBP		K	L9		E9, 1-3		1-2, 2-H, 1B	4	0	1	1	0	1	5
Ed Brinkman, R (1, 6) OBP: 0.330, SLG: 0.302	K	FC6-4, 1-2f, BB		FC6-4, 1B, FC4-6, 1B	F8		F9		5	1	1	0	0	1	7
Tom Grieve, R (1, 9) OBP: 0.300, SLG: 0.324	K	1-2, BB		FC6-4, 1-2, 1B	F7		G3		4	0	1	0	1	1	4
Jim French, L (1, 2) OBP: 0.354, SLG: 0.258	L9	K		FC6-4, 1-2f, 2-3, FC4-6	2B					4	0	1	0	0	1	6
Bill Gogolewski, L (1, 1) Jim Hannan, R (3, 1) OBP: 0.182, SLG: 0.128 Bernie Allen, L (3, PH) OBP: 0.343, SLG: 0.396 Joe Grzenda, R (4, 1) Dick Billings, R (5, PH) OBP: 0.000, SLG: 0.000 Denny Riddleberger, R (6, 1) Ed Stroud, L (6, PH) OBP: 0.333, SLG: 0.391 Jackie Brown, R (7, 1) OBP: 0.200, SLG: 0.200 Greg Goossen, R (8, PH) OBP: 0.370, SLG: 0.577 Cisco Carlos, R (9, 1)			K		BB, 1B, BB	FC4-6, 1-2f, 3-H		6-3		0 0 1 0 0 0 1 0 1 0 1	0 0 0 0 0 0 0 0 0 0 0	0 0 0 0 0 1 0 0 1 0 0	0 0 0 0 0 0 0 0 0 0 0	0 0 0 0 0 0 0 0 0 0 0	0 0 1 0 0 1 0 0 1 0 0	0 0 0 0 0 0 0 0 1 0 1
Inning Stats	R: 0 E: 0 K: 0 S: 3 H: 0 LOB: 0 BB: 0 P: 3	R: 0 E: 0 K: 2 S: 8 H: 1 LOB: 2 BB: 0 P: 9	R: 0 E: 0 K: 1 S: 5 H: 0 LOB: 0 BB: 0 P: 5	R: 1 E: 0 K: 2 S: 8 H: 1 LOB: 2 BB: 2 P: 16	R: 0 E: 0 K: 1 S: 6 H: 1 LOB: 3 BB: 2 P: 14	R: 1 E: 0 K: 1 S: 7 H: 2 LOB: 1 BB: 0 P: 7	R: 0 E: 1 K: 0 S: 4 H: 0 LOB: 2 BB: 1 P: 8	R: 0 E: 0 K: 1 S: 6 H: 1 LOB: 1 BB: 0 P: 6	R: 1 E: 0 K: 0 S: 5 H: 2 LOB: 2 BB: 1 P: 9	1B: 6 2B: 1 3B: 0 HR: 1 SF: 0 SAC: 0 DP: 0 HBP: 1						

PITCHER		IP	WLS	BF	H	R	ER	SO	BB	IBB	HBP	BLK	WP	HR	S	P	ERA	WHIP
Sonny Siebert, R ERA: 3.44	(1, 1)	8.1	W	41	8	3	3	8	6	0	1	0	0	1	50	75	3.24	1.680
Gary Wagner, R ERA: 3.35	(9, 1)	0.2	S	2	0	0	0	0	0	0	0	0	0	0	2	2	0.00	0.000

PITCHER	IP	WLS	BF	H	R	ER	SO	BB	IBB	HBP	BLK	WP	HR	S	P	ERA	WHIP

BOTTOM

Boston Red Sox @ Washington Senators

Robert F. Kennedy Memorial Stadium, Washington, DC

Sat Sep 26 1970, 7:05 PM EDT

Att. 6,871 - Unknown

livebaseballscorecards.com

AB	36
R	3
H	8
RBI	3
BB	6
SO	8
LOB	29

Batter	1	2	3	4	5	6	7	8	9	AB	R	H	RBI	BB	SO	LOB
Luis Alvarado, R (1, 6) OBP: 0.257, SLG: 0.278	1-3		K		K		6-3		F6	5	0	0	0	0	2	0
Joe Lahoud, L (1, 7) OBP: 0.340, SLG: 0.400	F5			4-3	F4			4-3	4-3, 1B, 2B	5	1	1	0	0	0	0
Carl Yastrzemski, L (1, 3) OBP: 0.452, SLG: 0.593 Mike Fiore, L (7, 3) OBP: 0.287, SLG: 0.182	1B			HR, 1B	4-3			F5	4-3 2-3	3 2	1 0	2 0	0 0	0 0	0 0	0 1
Tony Conigliaro, R (1, 9) OBP: 0.327, SLG: 0.502	1-3			1-2 HR, 1B		HR		HR, 1B	FC5-4 3-H, 1B	5	3	4	2	0	0	1
George Scott, R (1, 5) OBP: 0.354, SLG: 0.466		K		1-H 2-H HR		4-3		1-H HR	FC5-4 1-2f	5	2	2	5	0	1	1
Billy Conigliaro, R (1, 8) OBP: 0.338, SLG: 0.456		K		2B, 1B		F6		L5		4	0	1	0	0	1	0
John Kennedy, R (1, 4) OBP: 0.299, SLG: 0.413		5-3		1-3 2B		F9			1B, HR, 1B	4	1	2	0	0	0	0
Bob Montgomery, R (1, 2) OBP: 0.250, SLG: 0.236			6-3	K			F9		1-3 HR, 1B	4	1	1	0	0	1	2
Gary Peters, L (1, 1) OBP: 0.311, SLG: 0.341			1-3	K			3-1		1-H 3-H HR	4	1	1	3	0	1	2
Inning Stats	R: 0 E: 0 K: 0 S: 4 H: 1 LOB: 1 BB: 0 P: 4	R: 0 E: 0 K: 2 S: 7 H: 0 LOB: 0 BB: 0 P: 7	R: 0 E: 0 K: 1 S: 5 H: 0 LOB: 0 BB: 0 P: 5	R: 3 E: 0 K: 2 S: 12 H: 5 LOB: 2 BB: 0 P: 12	R: 0 E: 0 K: 1 S: 5 H: 0 LOB: 0 BB: 0 P: 5	R: 1 E: 0 K: 0 S: 4 H: 1 LOB: 0 BB: 0 P: 4	R: 0 E: 0 K: 0 S: 3 H: 0 LOB: 0 BB: 0 P: 3	R: 2 E: 0 K: 0 S: 5 H: 2 LOB: 0 BB: 0 P: 5	R: 4 E: 0 K: 0 S: 8 H: 5 LOB: 1 BB: 0 P: 8	1B: 8 2B: 2 3B: 0 HR: 4 SF: 0 SAC: 0 DP: 0 HBP: 0	WP: 0 PB: 0 SB: 0 CS: 0 PA: 41					

PITCHER		IP	WLS	BF	H	R	ER	SO	BB	IBB	HBP	BLK	WP	HR	S	P	ERA	WHIP
Dick Bosman, R ERA: 3.0	(1, 1)	6.0	L	25	7	4	4	6	0	0	0	0	0	2	37	37	6.00	1.167
Darold Knowles, L ERA: 1.99	(7, 1)	2.0		8	2	2	2	0	0	0	0	0	0	1	8	8	9.00	1.000
Horacio Pina, R ERA: 2.71	(9, 1)	0.1		5	4	4	4	0	0	0	0	0	0	1	5	5	108.00	12.000
Cisco Carlos, R ERA: 1.5	(9, 1)	0.2		3	1	0	0	0	0	0	0	0	0	0	3	3	0.00	1.500

PITCHER	IP	WLS	BF	H	R	ER	SO	BB	IBB	HBP	BLK	WP	HR	S	P	ERA	WHIP

TOP

Boston Red Sox @ Washington Senators

Robert F. Kennedy Memorial Stadium, Washington, DC

Sun Sep 27 1970, 3:33 AM EDT

Att. 4,978 - Unknown

livebaseballscorecards.com

AB	41
R	10
H	14
RBI	10
BB	0
SO	6
LOB	7

Batter	1	2	3	4	5	6	7	8	9	AB	R	H	RBI	BB	SO	LOB
Ed Brinkman, R (1, 6) OBP: 0.331, SLG: 0.302	L5		BB			G6-4-3 1B		F7		3	0	1	0	1	0	0
Tom Grieve, R (1, 9) OBP: 0.290, SLG: 0.312	5-3		F7			G6-4-3		F4		4	0	0	0	0	0	3
Frank Howard, R (1, 7) OBP: 0.421, SLG: 0.552	4-3			6-3		BB			F7	3	0	0	0	1	0	0
Rick Reichardt, R (1, 8) OBP: 0.334, SLG: 0.480		K		1B		K			HR	4	1	2	1	0	2	1
Aurelio Rodriguez, R (1, 5) OBP: 0.303, SLG: 0.424		F9		K			E 1B F9-2 1B		2B 1B	4	0	2	0	0	1	1
Mike Epstein, L (1, 3) OBP: 0.370, SLG: 0.448		K		K			E8 1-3 1B		K	4	0	1	0	0	3	2
Paul Casanova, R (1, 2) OBP: 0.251, SLG: 0.355			BB 1B	F4			F9-2 3-H		1-3 2B	4	0	2	0	0	0	2
Tim Cullen, R (1, 4) OBP: 0.301, SLG: 0.279			F8	F9			F7		F7	4	0	0	0	0	0	4
Dick Bosman, R (1, 1) OBP: 0.139, SLG: 0.128			K	6-3				F9		2	0	0	0	0	1	1
Darold Knowles, L (7, 1) OBP: 0.095, SLG: 0.050										0	0	0	0	0	0	0
Greg Goossen, R (8, PH) OBP: 0.366, SLG: 0.372										1	0	0	0	0	0	0
Horacio Pina, R (9, 1)										0	0	0	0	0	0	0
Cisco Carlos, R (9, 1)										0	0	0	0	0	0	0
Inning Stats	R: 0 E: 0 K: 0 S: 3 H: 0 LOB: 0 BB: 0 P: 3	R: 0 E: 0 K: 2 S: 7 H: 0 LOB: 0 BB: 0 P: 7	R: 0 E: 0 K: 1 S: 6 H: 1 LOB: 2 BB: 1 P: 10	R: 0 E: 0 K: 2 S: 8 H: 1 LOB: 1 BB: 0 P: 8	R: 0 E: 0 K: 0 S: 3 H: 0 LOB: 0 BB: 0 P: 3	R: 0 E: 0 K: 1 S: 5 H: 1 LOB: 1 BB: 1 P: 9	R: 0 E: 1 K: 0 S: 4 H: 2 LOB: 1 BB: 0 P: 4	R: 0 E: 0 K: 0 S: 3 H: 0 LOB: 0 BB: 0 P: 3	R: 1 E: 0 K: 1 S: 8 H: 3 LOB: 2 BB: 0 P: 8	1B: 6 2B: 2 3B: 0 HR: 1	SF: 0 SAC: 0 DP: 2 HBP: 0						

PITCHER	IP	WLS	BF	H	R	ER	SO	BB	IBB	HBP	BLK	WP	HR	S	P	ERA	WHIP
Gary Peters, L (1, 1) ERA: 4.06	9.0	W	35	8	1	1	7	2	0	0	0	0	1	47	55	1.00	1.111

PITCHER	IP	WLS	BF	H	R	ER	SO	BB	IBB	HBP	BLK	WP	HR	S	P	ERA	WHIP

BOTTOM

Boston Red Sox @ Washington Senators

Robert F. Kennedy Memorial Stadium, Washington, DC

Sun Sep 27 1970, 3:33 AM EDT

Att. 4,978 - Unknown

livebaseballscorecards.com

AB	33
R	1
H	8
RBI	1
BB	2
SO	7
LOB	14

1B: 6	SF: 0	WP: 0	PA: 35
2B: 2	SAC: 0	PB: 0	
3B: 0	DP: 2	SB: 0	
HR: 1	HBP: 0	CS: 0	

Batter	1	2	3	4	5	6	7	8	9	AB	R	H	RBI	BB	SO	LOB
Horace Clarke, S (1, 4) OBP: 0.288, SLG: 0.311	5-3 1B 1B	F8		F8		P5		IBB		4	0	1	0	1	0	4
Thurman Munson, R (1, 2) OBP: 0.386, SLG: 0.415	L7		3B 1B	1B 1-2 2-3 BB		G6-4-3 1-2f		SF9 2-3 3-H		3	1	1	1	1	0	2
Roy White, S (1, 7) OBP: 0.389, SLG: 0.476	5-3 1-2 1B		K	1-2 2-H 3-H 1B			P4	K		5	0	2	1	0	2	3
Danny Cater, R (1, 3) OBP: 0.340, SLG: 0.393 Jerry Kenney, L (6, 5) OBP: 0.284, SLG: 0.282	5-3 1-2 2-3		1-H FC6-2-5 3B		FC6-4 1B 1B		K		K	3 2	0 0	2 0	1 0	0 0	0 2	2 0
John Ellis, R (1, 5) (6, 3) OBP: 0.305, SLG: 0.403	BB		FC6-2-5 3-H		FC6-4 1-2 1B		6-3		E6 HBP	4	0	1	0	1	0	1
Bobby Mitchell, R (1, 8) OBP: 0.320, SLG: 0.318 Jim Lyttle, L (9, 8) OBP: 0.348, SLG: 0.452	F9		5-3		K			1B FC1-2-5 BB	1-2 HBP	3 0	0 0	0 0	0 0	1 0	1 0	6 0
Ron Woods, R (1, 9) OBP: 0.326, SLG: 0.381		E5 L4-3 S		1-3	FC6-4 1-2f 2-3			1-3 1B FC1-2-5 1B	F9	5	1	1	0	0	0	4
Gene Michael, S (1, 6) OBP: 0.292, SLG: 0.256		F9		BB E 1B BB	F7			1-2 E 1B 3-H SF9	K	4	2	0	0	1	1	7
Steve Kline, R (1, 1) OBP: 0.303, SLG: 0.179 Jack Aker, R (9, 1) OBP: 0.063, SLG: 0.063 Gary Jones, L (9, 1)		L4-3 1-3		FC1 1-2 BB 1B		G6-4-3 BB		E9 SF9 1-3 2-H 1B		3 0 0	0 0 0	1 0 0	1 0 0	1 0 0	0 0 0	2 0 0
Inning Stats	R: 0 E: 0 K: 0 S: 5 H: 2 LOB: 3 BB: 1 P: 9	R: 0 E: 1 K: 0 S: 4 H: 0 LOB: 1 BB: 0 P: 4	R: 1 E: 0 K: 1 S: 7 H: 2 LOB: 1 BB: 0 P: 7	R: 1 E: 1 K: 0 S: 4 H: 1 LOB: 2 BB: 2 P: 12	R: 0 E: 0 K: 1 S: 7 H: 2 LOB: 2 BB: 0 P: 7	R: 0 E: 0 K: 0 S: 2 H: 0 LOB: 0 BB: 1 P: 6	R: 0 E: 0 K: 1 S: 5 H: 0 LOB: 0 BB: 0 P: 5	R: 2 E: 1 K: 1 S: 7 H: 2 LOB: 2 BB: 2 P: 15	R: 0 E: 1 K: 2 S: 8 H: 0 LOB: 2 BB: 0 P: 9	1B: 8 2B: 0 3B: 1 HR: 0 SF: 1 SAC: 0 DP: 1 HBP: 1						

PITCHER		IP	WLS	BF	H	R	ER	SO	BB	IBB	HBP	BLK	WP	HR	S	P	ERA	WHIP
Ken Brett, L ERA: 4.07	(1, 1)	7.1		36	9	4	3	3	5	0	0	0	0	0	37	57	3.68	1.909
Bobby Bolin, R ERA: 4.63	(8, 1)	1.2	W	8	0	0	0	3	0	1	1	0	0	0	12	17	0.00	0.000

PITCHER		IP	WLS	BF	H	R	ER	SO	BB	IBB	HBP	BLK	WP	HR	S	P	ERA	WHIP

TOP

New York Yankees @ Boston Red Sox

Fenway Park, Boston, MA

Tue Sep 29 1970, 7:05 PM EDT

Att. 14,254 - Unknown - 62 F

livebaseballscorecards.com

AB	36
R	4
H	9
RBI	4
BB	6
SO	6
LOB	31

WP: 0 PB: 0 SB: 1 CS: 0

PA: 44

Batter	1	2	3	4	5	6	7	8	9	AB	R	H	RBI	BB	SO	LOB
Mike Andrews, R (1, 4) OBP: 0.344, SLG: 0.391	5-3		F8		B1		5-3		BB 1B 1-2	4	1	0	0	1	0	2
Joe Lahoud, L (1, 7) OBP: 0.346, SLG: 0.400	L3-1		K S S S		1B 1-3			4-3	1B 1-3 2-H 3-H	5	0	2	2	0	1	1
Carl Yastrzemski, L (1, 3) OBP: 0.453, SLG: 0.594	FC6-4 1B			6-3	SF8 3-H			FC5-4 1B	1B 1-2 3-H	4	0	3	2	0	0	0
Tony Conigliaro, R (1, 9) OBP: 0.326, SLG: 0.502	FC6-4 1-2f			4-3 1B 2B	F8			FC5-4 1B 1-2f		4	1	1	0	0	0	3
George Scott, R (1, 5) OBP: 0.356, SLG: 0.466		G6-4-3 1B		4-3 2-3		6-3		1B 1-3		4	0	2	0	0	0	1
Billy Conigliaro, R (1, 8) OBP: 0.337, SLG: 0.454		G6-4-3 1-2f		2B 1B 3-H		5-3		F9		4	0	1	1	0	0	3
Luis Alvarado, R (1, 6) OBP: 0.258, SLG: 0.285 Dick Schofield, S (9, PH) OBP: 0.290, SLG: 0.245		F8		2B 1-3		6-3			E 1B	3 1	0 1	1 1	0 0	0 0	0 0	0 0
Bob Montgomery, R (1, 2) OBP: 0.241, SLG: 0.227 Mike Fiore, L (9, PH) OBP: 0.285, SLG: 0.180			6-3	6-3			6-3		F8	3 1	0 0	0 0	0 0	0 0	0 0	2 1
Ken Brett, L (1, 1) OBP: 0.364, SLG: 0.537 Bobby Bolin, R (8, 1) OBP: 0.250, SLG: 0.270 Reggie Smith, S (9, PH) OBP: 0.362, SLG: 0.497			2B		1B SF8 1B		G3		E4 BB 1B 2-3	3 0 1	1 0 1	2 0 1	0 0 0	0 0 0	0 0 0	0 0 1
Inning Stats	R: 0 E: 0 K: 0 S: 4 H: 1 LOB: 1 BB: 0 P: 4	R: 0 E: 0 K: 0 S: 3 H: 1 LOB: 0 BB: 0 P: 3	R: 0 E: 0 K: 1 S: 6 H: 1 LOB: 1 BB: 0 P: 6	R: 1 E: 0 K: 0 S: 6 H: 3 LOB: 2 BB: 0 P: 6	R: 1 E: 0 K: 0 S: 5 H: 2 LOB: 1 BB: 0 P: 5	R: 0 E: 0 K: 0 S: 3 H: 0 LOB: 0 BB: 0 P: 3	R: 0 E: 0 K: 0 S: 3 H: 0 LOB: 0 BB: 0 P: 3	R: 0 E: 0 K: 0 S: 5 H: 2 LOB: 2 BB: 0 P: 5	R: 3 E: 1 K: 0 S: 5 H: 3 LOB: 2 BB: 1 P: 9	1B: 9 2B: 4 3B: 0 HR: 0	SF: 1 SAC: 0 DP: 1 HBP: 0						

PITCHER		IP	WLS	BF	H	R	ER	SO	BB	IBB	HBP	BLK	WP	HR	S	P	ERA	WHIP
Steve Kline, R ERA: 3.41	(1, 1)	8.1	L	37	11	5	4	1	1	0	0	0	0	0	38	42	4.32	1.440
Jack Aker, R ERA: 2.07	(9, 1)	0.0		1	1	0	0	0	0	0	0	0	0	0	1	1	∞	∞
Gary Jones, L ERA:	(9, 1)	0.0		1	1	0	0	0	0	0	0	0	0	0	1	1	∞	∞

PITCHER	IP	WLS	BF	H	R	ER	SO	BB	IBB	HBP	BLK	WP	HR	S	P	ERA	WHIP

BOTTOM

New York Yankees @ Boston Red Sox

Fenway Park, Boston, MA

Tue Sep 29 1970, 7:05 PM EDT

Att. 14,254 - Unknown - 62 F

livebaseballscorecards.com

AB	37
R	5
H	13
RBI	5
BB	1
SO	1
LOB	14

1B: 9	SF: 1	WP: 0	PA: 39
2B: 4	SAC: 0	PB: 0	
3B: 0	DP: 1	SB: 0	
HR: 0	HBP: 0	CS: 0	

New York Yankees @ Boston Red Sox

Fenway Park, Boston, MA

Wed Sep 30 1970, 7:05 PM EDT

Att. 16,255 - Unknown - 60 F

TOP

livebaseballscorecards.com

Batter	1	2	3	4	5	6	7	8	9	AB	R	H	RBI	BB	SO	LOB
Horace Clarke, S (1, 4) OBP: 0.286, SLG: 0.309	3-1		F9 2-3		K			4-3		4	0	0	0	0	1	1
Jake Gibbs, L (1, 2) OBP: 0.331, SLG: 0.542	E8		2B 3-H		4-3			F9		4	0	1	0	0	0	0
Roy White, S (1, 7) OBP: 0.387, SLG: 0.473	F3		3-1		F8			F9		4	0	0	0	0	0	2
Bobby Murcer, L (1, 8) OBP: 0.348, SLG: 0.420	F8			1B BB 4-1 1B		G3			BB FC5-6	3	1	1	0	1	0	1
Frank Tepedino, L (1, 3) OBP: 0.350, SLG: 0.421		1B CS		BB 4-1 1B 1-2		F4			FC5-6 FC5-4 1-2f	3	1	1	0	1	0	1
Jim Lyttle, L (1, 9) OBP: 0.355, SLG: 0.452		F9		1B 4-1 1-2 2-3		BB CS			F8	2	1	1	0	1	0	1
Ron Hansen, R (9, PH) OBP: 0.420, SLG: 0.473										1	0	0	0	0	0	1
Ron Woods, R (9, 9) OBP: 0.326, SLG: 0.381										0	0	0	0	0	0	0
Frank Baker, L (1, 6) OBP: 0.323, SLG: 0.282		L8		4-1 1-2 2-3 3-H		CS 1-2	L7		FC5-4 1-2f	3	0	0	1	0	0	3
Gene Michael, S (8, 6) OBP: 0.292, SLG: 0.256										1	0	0	0	0	0	1
Jerry Kenney, L (1, 5) OBP: 0.284, SLG: 0.282		CS 1-2	F8	1B CS S 2-H 3-H			F8			3	0	1	2	0	0	0
Fritz Peterson, S (1, 1) OBP: 0.228, SLG: 0.322			F9 WP 2B	K 1-3			F5			3	1	1	0	0	1	1
Lindy McDaniel, R (9, 1) OBP: 0.167, SLG: 0.208										0	0	0	0	0	0	0

	AB	31
	R	4
	H	6
	RBI	3
	BB	3
	SO	2
	LOB	12

Inning Stats	1	2	3	4	5	6	7	8	9			
	R: 0 E: 1 K: 0 S: 4	H: 0 LOB: 1 BB: 0 P: 4	R: 0 E: 0 K: 0 S: 3	H: 1 LOB: 0 BB: 0 P: 3	R: 1 E: 0 K: 0 S: 5	H: 2 LOB: 1 BB: 0 P: 5	R: 3 E: 0 K: 1 S: 7	H: 3 LOB: 0 BB: 1 P: 11	R: 0 E: 0 K: 1 S: 5	H: 0 LOB: 0 BB: 0 P: 5	R: 0 E: 0 K: 0 S: 2	H: 0 LOB: 0 BB: 1 P: 6	R: 0 E: 0 K: 0 S: 3	H: 0 LOB: 0 BB: 0 P: 3	R: 0 E: 0 K: 0 S: 3	H: 0 LOB: 0 BB: 0 P: 3	R: 0 E: 0 K: 0 S: 3	H: 0 LOB: 1 BB: 1 P: 7	1B: 4 2B: 2 3B: 0 HR: 0	SF: 0 SAC: 0 DP: 0 HBP: 0	WP: 1 PB: 0 SB: 1 CS: 3	PA: 36

PITCHER		IP	WLS	BF	H	R	ER	SO	BB	IBB	HBP	BLK	WP	HR	S	P	ERA	WHIP
Mike Nagy, R ERA: 4.48	(1, 1)	8.0	L	30	6	4	4	2	2	0	0	0	1	0	32	40	4.50	1.000
Sparky Lyle, L ERA: 3.88	(9, 1)	1.0		4	0	0	0	0	1	0	0	0	0	0	3	7	0.00	1.000

PITCHER	IP	WLS	BF	H	R	ER	SO	BB	IBB	HBP	BLK	WP	HR	S	P	ERA	WHIP

BOTTOM

Batter	1	2	3	4	5	6	7	8	9	AB	R	H	RBI	BB	SO	LOB
Mike Andrews, R (1, 4) OBP: 0.344, SLG: 0.390	F3		F7			FC6-4, 1B		BBBB, HR, BB	1-2f FC6-4	4	1	1	0	1	0	3
Luis Alvarado, R (1, 6) OBP: 0.258, SLG: 0.301	5-3			SSS K		1-2f FC6-4		1-H HR		4	1	1	2	0	1	1
Carl Yastrzemski, L (1, 3) OBP: 0.452, SLG: 0.592 Mike Fiore, L (9, 3) OBP: 0.285, SLG: 0.180	1-3			E6, 1B		F7		4-3		4 0	0 0	1 0	0 0	0 0	0 0	1 0
Tony Conigliaro, R (1, 9) OBP: 0.324, SLG: 0.498		L3		5-3		F8		F8		4	0	0	0	0	0	2
George Scott, R (1, 5) OBP: 0.355, SLG: 0.467		L9		SSS K			2B		6-3	4	0	1	0	0	1	1
Billy Conigliaro, R (1, 8) OBP: 0.339, SLG: 0.462		HR			F9		F9		BB, 1B	4	1	2	1	0	0	1
Joe Lahoud, L (1, 7) OBP: 0.339, SLG: 0.388		F3			4-3		SSS K		1-2 BB, 1B	4	0	1	0	0	1	1
Bob Montgomery, R (1, 2) OBP: 0.244, SLG: 0.244 Reggie Smith, S (9, PH) OBP: 0.361, SLG: 0.497			F8		2B		SSS K		F9	3 1	0 0	1 0	0 0	0 0	1 0	1 2
Mike Nagy, R (1, 1) OBP: 0.250, SLG: 0.318 Rico Petrocelli, R (8, PH) OBP: 0.334, SLG: 0.473 Sparky Lyle, L (9, 1) Dick Schofield, S (9, PH) OBP: 0.294, SLG: 0.245			F2		5-3			F7	BBBB, 1-2 2-3 FC6-4, BB	2 1 0 0	0 0 0 0	0 0 0 0	0 0 0 0	0 0 0 1	0 0 0 0	1 0 0 0
Inning Stats	R: 0 E: 0 K: 0 S: 3 H: 0 LOB: 0 BB: 0 P: 3	R: 1 E: 0 K: 0 S: 4 H: 1 LOB: 0 BB: 0 P: 4	R: 0 E: 0 K: 0 S: 3 H: 0 LOB: 0 BB: 0 P: 3	R: 0 E: 1 K: 2 S: 8 H: 1 LOB: 1 BB: 0 P: 8	R: 0 E: 0 K: 0 S: 4 H: 1 LOB: 1 BB: 0 P: 4	R: 0 E: 0 K: 0 S: 4 H: 1 LOB: 1 BB: 0 P: 4	R: 0 E: 0 K: 2 S: 8 H: 1 LOB: 1 BB: 0 P: 8	R: 2 E: 0 K: 0 S: 4 H: 1 LOB: 0 BB: 1 P: 8	R: 0 E: 0 K: 0 S: 5 H: 2 LOB: 3 BB: 1 P: 9	1B: 4 2B: 2 3B: 0 HR: 2	SF: 0 SAC: 0 DP: 0 HBP: 0						

PITCHER		IP	WLS	BF	H	R	ER	SO	BB	IBB	HBP	BLK	WP	HR	S	P	ERA	WHIP
Fritz Peterson, L ERA: 2.9	(1, 1)	8.1	W	34	8	3	3	4	1	0	0	0	0	2	41	45	3.24	1.080
Lindy McDaniel, R ERA: 2.01	(9, 1)	0.2	S	3	0	0	0	0	1	0	0	0	0	0	2	6	0.00	1.500

PITCHER		IP	WLS	BF	H	R	ER	SO	BB	IBB	HBP	BLK	WP	HR	S	P	ERA	WHIP

New York Yankees @ Boston Red Sox

Fenway Park, Boston, MA

Wed Sep 30 1970, 7:05 PM EDT

Att. 16,255 - Unknown - 60 F

livebaseballscorecards.com

AB	35
R	3
H	8
RBI	3
BB	2
SO	4
LOB	14

WP: 0	PA: 37		
PB: 0			
SB: 0			
CS: 0			