



Boston Red Sox - 1970

Batter	1	2	3	4	5	6	7	8	9	AB	R	H	RBI	BB	SO	LOB	TOP			
Mike Andrews, R (1,4)	F8	6-3		FC2-6 BB		5-3		K		4	0	0	0	1	1	3				
Reggie Smith, S (1,8) OBP: 0.200, SLG: 0.200	F8		6-3	FC2-6		L8			4-3 1B	5	0	1	0	0	0	1				
Carl Yastrzemski, L (1,7) OBP: 0.400, SLG: 0.400	E S 1B		1B 2B	1B				F5	4-3 1-2	5	1	2	0	0	0	2				
George Scott, R (1,3) OBP: 0.600, SLG: 1.000	1-3 BB		2B 1B		2B 3B			F8	F5	4	1	2	0	1	0	1				
Rico Petrocelli, R (1,6) OBP: 0.400, SLG: 0.800	F5		1-3 2H 2B		1B 2B			F6	F2	5	1	2	2	0	0	3				
Tony Conigliaro, R (1,9) OBP: 0.750, SLG: 0.500		FC5-4 1B	4-0 IBB		3H K			SH3-4 BB		2	0	1	0	2	1	1				
Luis Alvarado, R (1,5)		FC5-4 1B 2B	L5		5-3			SH3-4		3	1	0	0	0	0	5	AB 35 R 4 H 11 RBI 4 BB 5 SO 3 LOB 21			
Jerry Moses, R (1,2) OBP: 0.750, SLG: 0.667	1-3 1B		F8		2H 1B			BB		3	0	2	1	1	0	3				
Gary Peters, L (1,1) OBP: 0.333, SLG: 0.667				6-3				K		3	0	1	1	0	0	0				
Bill Lee, L (6,1)	3H 2B					G3				1	0	0	0	0	1	2				
Inning Stats	R: 0 E: 0 K: 0 S: 4	H: 1 LOB: 2 BB: 1 P: 8	R: 1 E: 0 K: 0 S: 5	H: 3 LOB: 1 BB: 0 P: 5	R: 1 E: 0 K: 0 S: 6	H: 3 LOB: 3 BB: 1 P: 10	R: 0 E: 0 K: 0 S: 3	H: 0 LOB: 1 BB: 1 P: 7	R: 2 E: 0 K: 1 S: 7	H: 3 LOB: 1 BB: 0 P: 7	R: 0 E: 0 K: 0 S: 3	H: 0 LOB: 0 BB: 0 P: 3	R: 0 E: 0 K: 0 S: 3	H: 0 LOB: 2 BB: 2 P: 15	R: 0 E: 0 K: 0 S: 4	H: 1 LOB: 1 BB: 0 P: 4	1B: 7 2B: 3 3B: 1 HR: 0	SF: 0 SAC: 1 DP: 0 HBP: 0	WP: 0 PB: 0 SB: 1 CS: 0	PA: 41
PITCHER	IP WLS BF H R ER SO BB IBB HBP BLK WP HR S P ERA WHIP																			
Mel Stottlemyre, R (1,1) ERA: 7.2	5.0 L 26 10 4 4 4 1 2 1 0 0 0 0 0 0 25 37 7.20 2.400																			
Ron Klimkowski, R (6,1) ERA:	1.0 3 0 0 0 0 0 0 0 0 0 0 0 0 3 3 0.00 0.000																			
Joe Verbanic, R (7,1) ERA:	2.0 8 0 0 0 2 2 0 0 0 0 0 0 0 10 18 0.00 1.000																			
Jack Aker, R (9,1) ERA:	1.0 4 1 0 0 0 0 0 0 0 0 0 0 0 4 4 0.00 1.000																			

Boston Red Sox @ New York Yankees
Yankee Stadium, Bronx, NY
Tue Apr 07 1970, 3:33 AM EST
Att: 21,379 - Unknown - 56 F

AB 35
R 4
H 11
RBI 4
BB 5
SO 3
LOB 21





Batter	1	2	3	4	5	6	7	8	9	AB	R	H	RBI	BB	SO	LOB	BOTTOM					
Horace Clarke, S (1,4) OBP: 0.400, SLG: 0.400	5-3 SH1-3 1B		FC6-4 BB 1B		F3	1-3			5-3	5	0	2	0	0	0	2						
Thurman Munson, R (1,2)	SH1-3 1-2		FC6-4 BB		L7		4-3		5-3	3	0	0	0	1	0	0						
Roy White, S (1,7)	5-3 2-3		K			P4	5-3		1-3	5	0	0	0	0	1	3						
John Ellis, R (1,3) OBP: 0.500, SLG: 0.333	K		FC6-4 1-2 2-3			BB 1B HBP	FC4-6 1B			3	1	1	0	0	1	3						
Danny Cater, R (1,5)		6-3	F7			E 2B BB	FC4-6 1-2			3	1	0	0	1	0	3						
Bobby Murcer, L (1,8) OBP: 0.500, SLG: 0.500		1B 1B			K	E7 2B 1B		F5		4	1	2	1	0	1	0						
Curt Blefary, L (1,9) OBP: 0.250, SLG: 0.500		L6			F4	2H 3H 2B		F8		4	0	1	2	0	0	1	AB 33 R 3 H 7 RBI 3 BB 4 SO 5 LOB 17					
Gene Michael, S (1,6) OBP: 0.750, SLG: 0.500		1-3 1B			K					2	0	1	0	2	1	0						
Mel Stottlemyre, R (1,1) Ron Woods, R (5, P) Ron Klimkowski, R (6, 1) Ron Hansen, R (6, P) Joe Verbanic, R (7, 1) Pete Ward, L (8, P) Jack Aker, R (9, 1)		F7			F2	L8		K		1	0	0	0	0	0	2						
Inning Stats	R: 0 E: 0 K: 1 S: 6	H: 1 LOB: 1 BB: 0 P: 6	R: 0 E: 0 K: 0 S: 5	H: 2 LOB: 2 BB: 0 P: 5	R: 0 E: 0 K: 1 S: 6	H: 1 LOB: 2 BB: 1 P: 10	R: 0 E: 0 K: 2 S: 7	H: 0 LOB: 0 BB: 0 P: 7	R: 0 E: 0 K: 0 S: 3	H: 0 LOB: 0 BB: 0 P: 3	R: 3 E: 1 K: 0 S: 5	H: 2 LOB: 2 BB: 2 P: 14	R: 0 E: 0 K: 0 S: 4	H: 1 LOB: 1 BB: 0 P: 4	R: 0 E: 0 K: 1 S: 5	H: 0 LOB: 1 BB: 1 P: 9	R: 0 E: 0 K: 0 S: 3	H: 0 LOB: 0 BB: 0 P: 3	1B: 6 2B: 1 3B: 0 HR: 0	SF: 0 SAC: 1 DP: 0 HBP: 1	WP: 0 PB: 0 SB: 0 CS: 0	PA: 39
PITCHER	IP WLS BF H R ER SO BB IBB HBP BLK WP HR S P ERA WHIP																					
Gary Peters, L (1,1) ERA: 5.06	5.1 W 25 6 3 3 4 2 0 1 0 0 0 0 0 14 22 5.06 1.500																					
Bill Lee, L (6,1) ERA:	3.2 S 14 1 0 0 1 2 0 0 0 0 0 0 0 14 22 0.00 0.818																					

Boston Red Sox @ New York Yankees
Yankee Stadium, Bronx, NY
Tue Apr 07 1970, 3:33 AM EST
Att: 21,379 - Unknown - 56 F

AB 33
R 3
H 7
RBI 3
BB 4
SO 5
LOB 17



Batter	1	2	3	4	5	6	7	8	9	AB	R	H	RBI	BB	SO	LOB	TOP			
Mike Andrews, R (1.4)	0-0 6-3		0-0 F7			4-0 1B BB	0-0 L5			3	1	0	0	1	0	3	Boston Red Sox @ New York Yankees Yankee Stadium, Bronx, NY Thu Apr 09 1970, 3:33 AM EST Att. 7,039 - Overcast - 75 F			
Reggie Smith, S (1.8) OBP: 0.222, SLG: 0.222	0-0 1-3			0-0 F9		0-0 1B G3 1B	0-3 K			4	1	1	1	0	1	2				
Carl Yastrzemski, L (1.7) OBP: 0.333, SLG: 0.333	0-0 F7			0-0 F8		0-0 G3 1B		0-0 F7		4	0	1	1	0	0	0				
George Scott, R (1.3) OBP: 0.444, SLG: 0.571		0-0 5-3		0-0 1-3		4-0 G3 IBB		0-0 F9		3	0	0	0	1	0	0				
Rico Petrocelli, R (1.6) OBP: 0.222, SLG: 0.444		0-0 5-3			0-0 F7	0-0 G3		0-3 K2-3		4	0	0	1	0	1	2				
Tony Conigliaro, R (1.9) OBP: 0.500, SLG: 0.333		0-0 F9			0-0 F9	0-0 F6			0-0 6-3 1B	4	0	1	0	0	0	2				
Luis Alvarado, R (1.5) OBP: 0.143, SLG: 0.143			0-0 6-3		0-0 6-3		0-0 1B 1B		0-0 6-3	4	0	1	0	0	0	1				
Jerry Moses, R (1.2) OBP: 0.625, SLG: 0.571			0-0 E5			0-0 SH2-4 1B	0-0 5-3 1B		0-0 F9	4	1	2	0	0	0	1				
Ray Culp, R (1.1) Dick Schofield, S (7. Ph) Vicente Romo, R (7.1) Sparky Lyle, L (8.1) Ed Phillips, R (8.1) Mike Derrick, L (8. Ph)			0-0 5-3			0-0 SH2-4 1B	0-0 5-3		0-3 K	1	0	0	0	0	0	1				
Inning Stats	R: 0 E: 0 K: 0 S: 3	H: 0 LOB: 0 BB: 0 P: 3	R: 0 E: 0 K: 0 S: 3	H: 0 LOB: 0 BB: 0 P: 3	R: 0 E: 1 K: 0 S: 4	H: 0 LOB: 1 BB: 0 P: 4	R: 0 E: 0 K: 0 S: 3	H: 0 LOB: 0 BB: 0 P: 3	R: 3 E: 0 K: 0 S: 6	H: 3 LOB: 2 BB: 2 P: 14	R: 0 E: 0 K: 1 S: 7	H: 2 LOB: 2 BB: 0 P: 7	R: 0 E: 0 K: 1 S: 5	H: 0 LOB: 0 BB: 0 P: 5	R: 0 E: 0 K: 1 S: 6	H: 1 LOB: 1 BB: 0 P: 6		1B: 6 2B: 0 3B: 0 HR: 0	SF: 0 SAC: 1 DP: 0 HBP: 0	WP: 0 PB: 0 SB: 0 CS: 0
PITCHER	IP WLS BF H R ER SO BB IBB HBP BLK WP HR S P ERA WHIP																			
Fritz Peterson, L (1.1) ERA: 4.5	6.0 W 26 5 3 3 0 1 1 0 0 0 0 0 24 32 4.50 1.000																			
Jack Aker, R (7.1) ERA:	3.0 S 10 1 0 0 3 0 0 0 0 0 0 0 16 16 0.00 0.333																			

Batter	1	2	3	4	5	6	7	8	9	AB	R	H	RBI	BB	SO	LOB	BOTTOM			
Horace Clarke, S (1.4) OBP: 0.222, SLG: 0.222	0-0 L8		0-0 L9			0-0 L7		0-0 1-3		4	0	0	0	0	0	1	Boston Red Sox @ New York Yankees Yankee Stadium, Bronx, NY Thu Apr 09 1970, 3:33 AM EST Att. 7,039 - Overcast - 75 F			
Thurman Munson, R (1.2) OBP: 0.250, SLG: 0.143	0-3 K		0-3 K			0-0 BB HR 1B		0-0 5-3		4	1	1	0	0	2	1				
Roy White, S (1.7) OBP: 0.333, SLG: 0.625	0-0 HR		0-0 F6			4-0 HR BB		0-0 BB S 1B		3	2	2	1	1	0	1				
Bobby Murcer, L (1.8) OBP: 0.625, SLG: 1.000	4-0 BB			0-0 F9		0-0 HR		4-0 BB		2	1	1	3	2	0	0				
Curt Blefary, L (1.9) OBP: 0.250, SLG: 0.286 Jim Lyttle, L (9.9)	0-3 K			0-0 5-3		0-3 K		4-0 BB		3	0	0	0	1	2	1				
John Ellis, R (1.3) OBP: 0.250, SLG: 0.143		0-0 6-3		0-0 F7		0-0 6-3		0-0 F3		4	0	0	0	0	0	3				
Danny Cater, R (1.5) OBP: 0.250, SLG: 0.250		0-3 K			0-0 6-3		0-0 4-3			3	0	0	0	0	1	0				
Gene Michael, S (1.6) OBP: 0.429, SLG: 0.200		0-0 F7			0-0 F9		0-0 G3			3	0	0	0	0	0	0				
Fritz Peterson, S (1.1) OBP: 0.500, SLG: 0.500 Jack Aker, R (7.1)			0-0 1B		0-3 K		0-3 K			2	0	1	0	0	1	0				
Inning Stats	R: 1 E: 0 K: 2 S: 8	H: 1 LOB: 1 BB: 1 P: 12	R: 0 E: 0 K: 1 S: 5	H: 0 LOB: 0 BB: 0 P: 5	R: 0 E: 0 K: 1 S: 6	H: 1 LOB: 1 BB: 0 P: 6	R: 0 E: 0 K: 0 S: 3	H: 0 LOB: 0 BB: 0 P: 3	R: 0 E: 0 K: 1 S: 5	H: 0 LOB: 0 BB: 0 P: 5	R: 3 E: 0 K: 1 S: 7	H: 2 LOB: 1 BB: 1 P: 11	R: 0 E: 0 K: 1 S: 5	H: 0 LOB: 0 BB: 0 P: 5	R: 0 E: 0 K: 0 S: 4	H: 1 LOB: 3 BB: 2 P: 12		1B: 3 2B: 0 3B: 0 HR: 2	SF: 0 SAC: 0 DP: 0 HBP: 0	WP: 0 PB: 0 SB: 1 CS: 0
PITCHER	IP WLS BF H R ER SO BB IBB HBP BLK WP HR S P ERA WHIP																			
Ray Culp, R (1.1) ERA: 6.0	6.0 L 24 4 4 4 6 2 0 0 0 0 0 0 2 34 42 6.00 1.000																			
Vicente Romo, R (7.1) ERA:	1.2 6 1 0 0 1 0 0 0 0 0 0 0 8 8 0.00 0.600																			
Sparky Lyle, L (8.1) ERA:	0.0 2 0 0 0 0 2 0 0 0 0 0 0 0 8 ∞ ∞																			
Ed Phillips, R (8.1) ERA:	0.1 1 0 0 0 0 0 0 0 0 0 0 0 1 1 0.00 0.000																			

Batter	1	2	3	4	5	6	7	8	9	AB	R	H	RBI	BB	SO	LOB	TOP			
Mike Andrews, R (1.4)										3	0	0	0	2	1	2				
Reggie Smith, S (1.8)										5	2	2	0	0	0	4				
Carl Yastrzemski, L (1.7)										4	1	3	0	1	0	1				
George Scott, R (1.3)										5	1	1	1	0	0	5				
Rico Petrocelli, R (1.6)										5	0	1	1	0	3	4				
Tony Conigliaro, R (1.9)										3	0	1	0	2	1	0				
Luis Alvarado, R (1.5)										4	0	0	1	0	2	3				
Jerry Moses, R (1.2)										3	0	1	0	2	0	1				
Jim Lonborg, R (1.1)										3	0	1	0	0	1	1				
Dick Schofield, S (8, PH)										1	0	1	0	0	0	0				
Lee Stange, R (8.1)										0	0	0	0	0	0	0				
Sparky Lyle, L (8.1)										1	0	0	0	0	0	3				
Inning Stats	R: 0 E: 0 K: 1 S: 5	H: 0 LOB: 2 BB: 2 P: 13	R: 0 E: 0 K: 3 S: 10	H: 1 LOB: 1 BB: 0 P: 10	R: 2 E: 0 K: 0 S: 5	H: 2 LOB: 0 BB: 0 P: 5	R: 0 E: 0 K: 0 S: 4	H: 1 LOB: 3 BB: 2 P: 12	R: 0 E: 0 K: 2 S: 8	H: 0 LOB: 0 BB: 1 P: 5	R: 0 E: 0 K: 1 S: 6	H: 1 LOB: 1 BB: 0 P: 6	R: 0 E: 0 K: 0 S: 5	H: 2 LOB: 2 BB: 0 P: 5	R: 2 E: 0 K: 0 S: 6	H: 3 LOB: 3 BB: 2 P: 14	1B: 8 2B: 3 3B: 0 HR: 0	SF: 1 SAC: 0 DP: 0 HBP: 0	WP: 2 PB: 1 SB: 1 CS: 0	PA: 45
PITCHER	IP WLS BF H R ER SO BB IBB HBP BLK WP HR S P ERA WHIP																			
Joe Coleman, R (1.1)	7.0 L 32 6 2 2 8 4 1 0 1 2 0 43 63 2.57 1.429																			
Darold Knowles, L (8.1)	2.0 13 5 2 2 0 0 2 0 0 0 0 0 11 19 9.00 2.500																			

Boston Red Sox @ Washington Senators
 Robert F. Kennedy Memorial Stadium, Washington, DC
 Fri Apr 10 1970, 6:05 PM EST
 Att: 12,026 - Unknown

AB 37
 R 4
 H 11
 RBI 3
 BB 7
 SO 8
 LOB 24



Batter	1	2	3	4	5	6	7	8	9	AB	R	H	RBI	BB	SO	LOB	BOTTOM			
Del Unser, L (1.8)										5	0	2	0	0	0	2				
Ed Brinkman, R (1.6)										2	0	1	0	1	1	1				
Frank Howard, R (1.7)										3	0	0	0	1	2	4				
Mike Epstein, L (1.3)										4	1	1	1	0	3	5				
Ken McMullen, R (1.5)										4	0	1	0	0	2	4				
Lee Maye, L (1.9)										3	0	0	0	0	0	2				
Hank Allen, R (8, PH)										1	0	0	0	0	0	2				
John Roseboro, L (1.2)										3	0	0	0	1	0	0				
Tim Cullen, R (1.4)										2	0	1	0	0	0	0				
Bernie Allen, L (6.4)										1	0	0	0	1	0	0				
Joe Coleman, R (1.1)										2	0	0	0	0	1	2				
Ed Stroud, L (7, PH)										1	0	1	0	0	0	0				
Darold Knowles, L (8.1)										0	0	0	0	0	0	0				
Paul Casanova, R (8, PH)										1	0	0	0	0	0	1				
Inning Stats	R: 0 E: 0 K: 3 S: 10	H: 1 LOB: 1 BB: 1 P: 7	R: 0 E: 0 K: 1 S: 5	H: 1 LOB: 0 BB: 0 P: 5	R: 1 E: 0 K: 1 S: 6	H: 1 LOB: 0 BB: 0 P: 6	R: 0 E: 0 K: 1 S: 5	H: 0 LOB: 0 BB: 0 P: 5	R: 0 E: 0 K: 1 S: 6	H: 1 LOB: 2 BB: 1 P: 10	R: 0 E: 0 K: 0 S: 4	H: 1 LOB: 1 BB: 0 P: 4	R: 0 E: 0 K: 2 S: 8	H: 1 LOB: 2 BB: 0 P: 9	R: 0 E: 0 K: 0 S: 3	H: 0 LOB: 1 BB: 1 P: 7	1B: 6 2B: 0 3B: 0 HR: 1	SF: 0 SAC: 0 DP: 2 HBP: 1	WP: 0 PB: 0 SB: 0 CS: 0	PA: 37
PITCHER	IP WLS BF H R ER SO BB IBB HBP BLK WP HR S P ERA WHIP																			
Jim Lonborg, R (1.1)	7.0 W 28 6 1 1 7 3 0 0 0 0 0 39 51 1.29 1.286																			
Lee Stange, R (8.1)	0.2 4 1 0 0 2 0 0 1 0 0 0 7 8 0.00 1.500																			
Sparky Lyle, L (8.1)	1.1 S 5 0 0 0 0 1 0 0 0 0 0 4 8 0.00 0.750																			

Boston Red Sox @ Washington Senators
 Robert F. Kennedy Memorial Stadium, Washington, DC
 Fri Apr 10 1970, 6:05 PM EST
 Att: 12,026 - Unknown

AB 32
 R 1
 H 7
 RBI 1
 BB 4
 SO 9
 LOB 23



Batter	1	2	3	4	5	6	7	8	9	AB	R	H	RBI	BB	SO	LOB	TOP								
Mike Andrews, R OBP: 0.263, SLG: 0.067 (1, 4)	5-3		5-3						FC6-4	5	0	1	0	0	0	1	Boston Red Sox @ Washington Senators Robert F. Kennedy Memorial Stadium, Washington, DC Sat Apr 11 1970, 6:05 PM EST Att: 9,669 - Unknown livebaseballscorecards.com								
Reggie Smith, S OBP: 0.263, SLG: 0.263 (1, 8)	K		4-3						5-3	5	0	1	0	0	1	1									
Carl Yastrzemski, L OBP: 0.474, SLG: 0.529 (1, 7)	F7		4-3						K	4	0	1	0	1	1	1									
George Scott, R OBP: 0.389, SLG: 0.400 (1, 3)		F8			F3					3	0	1	0	1	0	3									
Rico Petrocelli, R OBP: 0.167, SLG: 0.333 (1, 6)		F9			FC5-4		F3		FC6-4	4	0	0	0	0	0	3									
Tony Conigliaro, R OBP: 0.529, SLG: 0.333 (1, 9)		2B			F2				L8	3	2	1	0	1	0	1									
Luis Alvarado, R OBP: 0.188, SLG: 0.333 (1, 5)		1B			L5				K	4	1	2	2	0	1	1									
Jerry Moses, R OBP: 0.529, SLG: 0.429 (1, 2)		1B							K	4	0	1	1	0	1	1									
Sonny Siebert, R (1, 1)		4-3								2	0	0	0	0	0	1									
Mike Derrick, L (6, PH)										1	0	0	0	0	1	1									
Ken Brett, L (6, PH)										0	0	0	0	0	0	0									
Dick Schofield, S OBP: 0.667, SLG: 0.667 (9, PH)									FC6-4	1	0	1	0	0	0	0									
Inning Stats	R: 0 E: 0 K: 1 S: 5	H: 0 LOB: 0 BB: 0 P: 5	R: 2 E: 0 K: 0 S: 5	H: 2 LOB: 1 BB: 1 P: 9	R: 0 E: 0 K: 0 S: 3	H: 0 LOB: 0 BB: 0 P: 3	R: 0 E: 0 K: 0 S: 3	H: 0 LOB: 1 BB: 1 P: 7	R: 0 E: 0 K: 0 S: 5	H: 2 LOB: 3 BB: 1 P: 9	R: 1 E: 0 K: 1 S: 7	H: 2 LOB: 1 BB: 0 P: 7	R: 0 E: 0 K: 0 S: 5	H: 2 LOB: 2 BB: 0 P: 5	R: 0 E: 0 K: 2 S: 7	H: 0 LOB: 0 BB: 0 P: 7	R: 0 E: 0 K: 1 S: 6	H: 1 LOB: 1 BB: 0 P: 6	1B: 7 2B: 2 3B: 0 HR: 0	SF: 0 SAC: 0 DP: 0 HBP: 0	WP: 1 PB: 0 SB: 0 CS: 0	PA: 39			
PITCHER	IP	WLS	BF	H	R	ER	SO	BB	IBB	HBP	BLK	WP	HR	S	P	ERA	WHIP								
Dick Bosman, R ERA: 4.5 (1, 1)	7.0	W	32	8	3	3	2	3	0	0	0	1	0	33	45	3.86	1.571								
Pedro Ramos, R ERA: (8, 1)	1.1		5	1	0	0	2	0	0	0	0	0	0	9	9	0.00	0.750								
Darold Knowles, L ERA: 6.75 (9, 1)	0.2	S	2	0	0	0	1	0	0	0	0	0	0	4	4	0.00	0.000								



Batter	1	2	3	4	5	6	7	8	9	AB	R	H	RBI	BB	SO	LOB	BOTTOM								
Del Unser, L OBP: 0.391, SLG: 0.429 (1, 8)	6-3		K						FC3-6	4	0	1	0	0	1	2	Boston Red Sox @ Washington Senators Robert F. Kennedy Memorial Stadium, Washington, DC Sat Apr 11 1970, 6:05 PM EST Att: 9,669 - Unknown livebaseballscorecards.com								
Ed Brinkman, R OBP: 0.609, SLG: 0.556 (1, 6)	4-3		HR						F8	3	1	1	0	1	0	1									
Frank Howard, R OBP: 0.364, SLG: 0.421 Ed Stroud, L OBP: 0.333, SLG: 0.333 (1, 7) (9, 7)	6-3		HR						6-3	4	1	1	3	0	0	2									
Mike Epstein, L OBP: 0.409, SLG: 0.611 (1, 3)	K								K	3	0	0	0	1	2	2									
Lee Maye, L OBP: 0.250, SLG: 0.400 (1, 9)	4-3		P4						F9	4	0	0	0	0	1	1									
Ken McMullen, R OBP: 0.200, SLG: 0.250 (1, 5)	K									3	0	0	0	0	2	0									
Bernie Allen, L OBP: 0.286, SLG: 0.333 (1, 4)			1B							3	1	1	0	0	1	0									
John Roseboro, L OBP: 0.533, SLG: 0.300 (1, 2)			2B							2	1	2	1	1	0	0									
Dick Bosman, R (1, 1)			1B							2	0	0	0	0	0	2									
Pedro Ramos, S (7, PR)			SH2-3						FC1-6	0	0	0	0	0	0	0									
Darold Knowles, L (9, 1)			1-2						FC3-6	0	0	0	0	0	0	0									
Inning Stats	R: 0 E: 0 K: 0 S: 3	H: 0 LOB: 0 BB: 0 P: 3	R: 0 E: 0 K: 2 S: 7	H: 0 LOB: 0 BB: 0 P: 7	R: 4 E: 0 K: 1 S: 8	H: 3 LOB: 1 BB: 2 P: 16	R: 0 E: 0 K: 0 S: 3	H: 0 LOB: 1 BB: 1 P: 7	R: 0 E: 0 K: 0 S: 4	H: 2 LOB: 1 BB: 0 P: 4	R: 0 E: 0 K: 3 S: 9	H: 0 LOB: 0 BB: 0 P: 9	R: 0 E: 0 K: 0 S: 4	H: 1 LOB: 1 BB: 0 P: 4	R: 0 E: 0 K: 1 S: 5	H: 0 LOB: 0 BB: 0 P: 5	1B: 4 2B: 1 3B: 0 HR: 1	SF: 0 SAC: 1 DP: 1 HBP: 0	WP: 1 PB: 0 SB: 0 CS: 0	PA: 32					
PITCHER	IP	WLS	BF	H	R	ER	SO	BB	IBB	HBP	BLK	WP	HR	S	P	ERA	WHIP								
Sonny Siebert, R ERA: 7.2 (1, 1)	5.0	L	22	5	4	4	3	3	0	0	0	0	1	25	37	7.20	1.600								
Ken Brett, L ERA: (6, 1)	3.0		10	1	0	0	4	0	0	0	0	0	0	18	18	0.00	0.333								



Batter	1	2	3	4	5	6	7	8	9	AB	R	H	RBI	BB	SO	LOB	TOP					
Mike Andrews, R OBP: 0.250, SLG: 0.100 (1.4)										5	0	1	0	0	1	1	Boston Red Sox @ Washington Senators Robert F. Kennedy Memorial Stadium, Washington, DC Sun Apr 12 1970, 6:05 PM EST Att: 20,133 - Unknown livebaseballscorecards.com					
Reggie Smith, S OBP: 0.292, SLG: 0.333 (1.8)										5	1	2	0	0	0	1						
Carl Yastrzemski, L OBP: 0.542, SLG: 0.762 (1.7)										4	2	3	1	1	0	1						
George Scott, R OBP: 0.348, SLG: 0.350 (1.3)										5	1	1	0	0	0	5						
Rico Petrocelli, R OBP: 0.174, SLG: 0.304 (1.6)										5	0	1	1	0	1	4						
Tony Conigliaro, R OBP: 0.500, SLG: 0.353 (1.9)										5	0	2	2	0	0	1						
Luis Alvarado, R OBP: 0.190, SLG: 0.300 (1.5)										5	0	1	0	0	1	3						
Jerry Moses, R OBP: 0.571, SLG: 0.722 (1.2)										4	1	3	1	0	0	1						
Gary Peters, L Lee Stange, R Tom Matchick, L Ray Jarvis, R Mike Derrick, L Ed Phillips, R (1.1) (5.1) (6.1) (6.1) (8.1) (8.1)										2	0	1	0	0	0	0						
Inning Stats	R: 0 E: 0 K: 1 S: 6	H: 1 LOB: 2 BB: 1 P: 10	R: 1 E: 0 K: 0 S: 4	H: 1 LOB: 0 BB: 0 P: 4	R: 0 E: 0 K: 0 S: 4	H: 2 LOB: 1 BB: 0 P: 4	R: 0 E: 0 K: 2 S: 8	H: 1 LOB: 1 BB: 0 P: 8	R: 0 E: 0 K: 0 S: 5	H: 2 LOB: 2 BB: 0 P: 5	R: 0 E: 0 K: 0 S: 5	H: 2 LOB: 2 BB: 0 P: 5	R: 1 E: 0 K: 0 S: 4	H: 1 LOB: 0 BB: 0 P: 4	R: 0 E: 0 K: 0 S: 5	H: 2 LOB: 2 BB: 0 P: 5		R: 3 E: 1 K: 0 S: 7	H: 3 LOB: 1 BB: 0 P: 7	1B: 10 2B: 3 3B: 0 HR: 2	SF: 0 SAC: 0 DP: 2 HBP: 0	WP: 1 PB: 0 SB: 1 CS: 0
PITCHER	IP WLS BF H R ER SO BB IBB HBP BLK WP HR S P ERA WHIP	8.1 W 38 13 3 2 3 1 0 0 0 0 1 2 43 47 2.16 1.680	0.0 1 1 0 0 0 0 0 0 0 0 0 0 1 1 ∞ ∞	0.2 S 4 1 2 0 0 0 0 0 0 0 0 0 4 4 0.00 1.500																		

AB	42
R	5
H	15
RBI	5
BB	1
SO	3
LOB	21



Batter	1	2	3	4	5	6	7	8	9	AB	R	H	RBI	BB	SO	LOB	BOTTOM					
Del Unser, L OBP: 0.370, SLG: 0.375 (1.8)										3	1	0	0	1	0	1	Boston Red Sox @ Washington Senators Robert F. Kennedy Memorial Stadium, Washington, DC Sun Apr 12 1970, 6:05 PM EST Att: 20,133 - Unknown livebaseballscorecards.com					
Ed Brinkman, R OBP: 0.556, SLG: 0.500 (1.6)										4	1	1	0	0	0	1						
Frank Howard, R Ed Stroud, L OBP: 0.423, SLG: 0.545 OBP: 0.333, SLG: 0.333 (1.7) (9.7)										3	1	2	2	1	0	0						
Ken McMullen, R OBP: 0.208, SLG: 0.217 (1.5)										3	0	0	0	1	0	2						
Mike Epstein, L OBP: 0.423, SLG: 0.714 (1.3)										3	2	1	2	1	1	2						
Hank Allen, R (1.9)										3	0	0	1	0	1	2						
Bernie Allen, L OBP: 0.273, SLG: 0.300 (1.4)										4	0	1	0	0	0	0						
Paul Casanova, R OBP: 0.333, SLG: 0.250 (1.2)										3	1	1	0	1	2	1						
Casey Cox, R Jim Shellenback, L Horacio Pina, R (1.1) (9.1) (9.1)										3	0	0	0	0	2	2						
Inning Stats	R: 0 E: 0 K: 0 S: 3	H: 0 LOB: 0 BB: 0 P: 3	R: 1 E: 1 K: 0 S: 4	H: 0 LOB: 0 BB: 0 P: 4	R: 0 E: 0 K: 1 S: 5	H: 0 LOB: 1 BB: 1 P: 9	R: 2 E: 0 K: 0 S: 5	H: 2 LOB: 0 BB: 0 P: 5	R: 3 E: 0 K: 0 S: 6	H: 3 LOB: 2 BB: 2 P: 14	R: 0 E: 0 K: 1 S: 5	H: 0 LOB: 0 BB: 0 P: 5	R: 0 E: 0 K: 1 S: 5	H: 0 LOB: 2 BB: 2 P: 13	R: 0 E: 0 K: 3 S: 10	H: 1 LOB: 1 BB: 0 P: 10		1B: 3 2B: 2 3B: 0 HR: 1	SF: 1 SAC: 1 DP: 0 HBP: 0	WP: 2 PB: 0 SB: 0 CS: 0	PA: 36	
PITCHER	IP WLS BF H R ER SO BB IBB HBP BLK WP HR S P ERA WHIP	4.1 L 21 5 6 5 1 2 0 0 0 0 0 0 2 29 10.38 1.615	0.2 3 0 0 0 0 0 0 1 0 0 0 0 2 6 0.00 0.000	2.0 8 0 0 0 2 2 0 0 0 0 0 0 10 18 0.00 1.000	1.0 4 1 0 0 3 0 0 0 0 0 0 0 10 10 0.00 1.000																	

AB	29
R	6
H	6
RBI	5
BB	5
SO	6
LOB	11





Batter	1	2	3	4	5	6	7	8	9	AB	R	H	RBI	BB	SO	LOB	TOP			
Horace Clarke, S (1,4) OBP: 0.333, SLG: 0.300										4	0	1	1	0	0	0	New York Yankees @ Boston Red Sox Fenway Park, Boston, MA Wed Apr 15 1970, 3:33 AM EST Att. 7,906 - Unknown - 60 F			
Gene Michael, S (1,6) OBP: 0.494, SLG: 0.500										4	0	2	0	0	1	1				
Roy White, S (1,7) OBP: 0.444, SLG: 0.571										3	0	0	0	1	0	2				
Bobby Murcer, L (1,8) OBP: 0.310, SLG: 0.261											4	0	0	0	1	1				
Curt Blefary, L (1,9) OBP: 0.250, SLG: 0.227											4	0	1	0	0	0				
Danny Cater, R (1,3) OBP: 0.380, SLG: 0.429											1	0	0	0	0	0				
John Ellis, R (2,3) OBP: 0.286, SLG: 0.130										3	0	0	0	0	1					
Jerry Kenney, L (1,5) OBP: 0.143, SLG: 0.143										3	1	1	0	0	0	1				
Jake Gibbs, L (1,2) OBP: 0.333, SLG: 0.667										3	1	1	0	0	0	1				
Bill Burbach, R (1,1) OBP: 0.167, SLG: 0.167										1	0	0	0	0	1	0				
Frank Tepedino, L (6,PH) OBP: 0.400, SLG: 0.250										1	0	0	0	0	0	0				
Ron Klimkowski, R (6,1) OBP: 0.400, SLG: 0.250										0	0	0	0	0	0	0				
Pete Ward, L (8,PH) OBP: 0.400, SLG: 0.250										1	0	0	0	0	1	2				
Lindy McDaniel, R (8,1) OBP: 0.400, SLG: 0.250										0	0	0	0	0	0	0				
Inning Stats	R: 0 E: 0 K: 1 S: 5	H: 1 LOB: 0 BB: 0 P: 5	R: 0 E: 0 K: 0 S: 3	H: 0 LOB: 0 BB: 0 P: 3	R: 0 E: 0 K: 1 S: 5	H: 0 LOB: 0 BB: 0 P: 5	R: 0 E: 0 K: 1 S: 5	H: 0 LOB: 1 BB: 1 P: 9	R: 0 E: 0 K: 0 S: 4	H: 1 LOB: 1 BB: 0 P: 4	R: 0 E: 0 K: 0 S: 4	H: 0 LOB: 0 BB: 0 P: 3	R: 0 E: 0 K: 1 S: 8	H: 3 LOB: 1 BB: 0 P: 8	R: 0 E: 0 K: 0 S: 3	H: 0 LOB: 0 BB: 0 P: 3	1B: 4 2B: 2 3B: 0 HR: 0	SF: 0 SAC: 0 DP: 0 HBP: 0	WP: 1 PB: 0 SB: 1 CS: 1	PA: 33
PITCHER	IP WLS BF H R ER SO BB IBB HBP BLK WP HR S P ERA WHIP	7.2 W 29 6 2 2 4 1 0 0 0 1 0 36 40 2.35 0.913	1.1 S 4 0 0 0 0 0 0 0 0 0 0 0 4 4 0.00 0.000																	
Jim Lonborg, R (1,1) ERA: 1.84																				
Sparky Lyle, L (8,1) ERA:																				



Batter	1	2	3	4	5	6	7	8	9	AB	R	H	RBI	BB	SO	LOB	BOTTOM				
Mike Andrews, R (1,4) OBP: 0.273, SLG: 0.172										4	2	3	0	0	0	0	New York Yankees @ Boston Red Sox Fenway Park, Boston, MA Wed Apr 15 1970, 3:33 AM EST Att. 7,906 - Unknown - 60 F				
Reggie Smith, S (1,8) OBP: 0.384, SLG: 0.563										3	2	1	0	1	0	2					
Carl Yastrzemski, L (1,7) OBP: 0.485, SLG: 0.621										4	0	1	2	0	0	2					
George Scott, R (1,3) OBP: 0.323, SLG: 0.444										3	0	0	1	0	1	1					
Rico Petrocelli, R (1,6) OBP: 0.226, SLG: 0.276										3	1	1	1	1	1	1					
Tony Conigliaro, R (1,9) OBP: 0.487, SLG: 0.520										4	0	1	0	0	0	1					
Luis Alvarado, R (1,5) OBP: 0.241, SLG: 0.333										4	0	0	0	0	0	2					
Jerry Moses, R (1,2) OBP: 0.621, SLG: 0.792										3	0	2	1	1	0	0					
Jim Lonborg, R (1,1) OBP: 0.333, SLG: 0.833										3	1	1	1	0	1	3					
Sparky Lyle, L (8,1) ERA:										1	0	0	0	0	1	1					
Inning Stats	R: 2 E: 0 K: 1 S: 6	H: 2 LOB: 1 BB: 1 P: 10	R: 0 E: 0 K: 0 S: 3	H: 0 LOB: 1 BB: 1 P: 7	R: 0 E: 1 K: 0 S: 3	H: 0 LOB: 0 BB: 0 P: 3	R: 1 E: 0 K: 1 S: 7	H: 2 LOB: 2 BB: 1 P: 11	R: 2 E: 0 K: 0 S: 6	H: 3 LOB: 1 BB: 0 P: 6	R: 1 E: 0 K: 0 S: 5	H: 2 LOB: 1 BB: 0 P: 5	R: 0 E: 0 K: 1 S: 5	H: 0 LOB: 0 BB: 0 P: 5	R: 0 E: 0 K: 1 S: 6	H: 1 LOB: 1 BB: 0 P: 6	1B: 8 2B: 1 3B: 0 HR: 1	SF: 1 SAC: 0 DP: 1 HBP: 0	WP: 2 PB: 0 SB: 1 CS: 0	PA: 36	
PITCHER	IP WLS BF H R ER SO BB IBB HBP BLK WP HR S P ERA WHIP	5.0 L 25 7 5 5 2 3 0 0 0 0 0 1 25 37 9.00 2.000	2.0 8 2 1 1 1 0 0 0 0 0 1 10 10 4.50 1.000	1.0 4 1 0 0 1 0 0 0 0 0 0 6 6 0.00 1.000																	
Bill Burbach, R (1,1) ERA: 9.0																					
Ron Klimkowski, R (6,1) ERA: 1.29																					
Lindy McDaniel, R (8,1) ERA:																					



Batter	1	2	3	4	5	6	7	8	9	AB	R	H	RBI	BB	SO	LOB	TOP																	
Horace Clarke, S (1,4) OBP: 0.316, SLG: 0.286	F9		4-3			F7	L4			5	1	1	0	0	0	4	New York Yankees @ Boston Red Sox Fenway Park, Boston, MA Thu Apr 16 1970, 3:33 AM EST Att: 8,217 - Unknown - 58 F																	
Thurman Munson, R (1,2) OBP: 0.231, SLG: 0.048	1B BB		F7	F8		F8 WP 1B BB		F6		3	1	0	0	2	0	1																		
Roy White, S (1,7) OBP: 0.469, SLG: 0.600	1B		1B	2B	S BB	F8		L9		4	1	2	0	1	0	1																		
Bobby Murcer, L (1,8) OBP: 0.353, SLG: 0.296	1B		1B	1B	K	1B BB		F9		4	1	2	2	1	1	1																		
Curt Blefary, L (1,9) OBP: 0.276, SLG: 0.231	G6-4-3		1B	1B	F7	FC6-4 1B		3-1		4	1	1	1	1	0	4																		
Danny Cater, R (1,3) OBP: 0.397, SLG: 0.462		2B	1B	1B	K	FC6-4		6-3		5	0	2	1	0	1	2																		
Jerry Kenney, L (1,5) OBP: 0.250, SLG: 0.182	L1		1B	1B	BB	1-3		5-3		4	0	1	1	1	0	1																		
Gene Michael, S (1,6) OBP: 0.469, SLG: 0.462	F9		1B	BB	F9	SH2-4 BB				2	0	0	0	2	0	2																		
Stan Bahnsen, R (1,1) Jack Aker, R (7,1)	3-1		F6		K	SH2-4				3	0	0	0	0	1	5																		
										0	0	0	0	0	0	0																		
Inning Stats	R: 0 E: 0 K: 0 S: 4	H: 2 LOB: 2 BB: 1 P: 8	R: 0 E: 0 K: 0 S: 4	H: 1 LOB: 1 BB: 0 P: 4	R: 4 E: 0 K: 0 S: 8	H: 5 LOB: 2 BB: 2 P: 16	R: 0 E: 0 K: 1 S: 5	H: 0 LOB: 1 BB: 1 P: 9	R: 0 E: 0 K: 2 S: 7	H: 0 LOB: 1 BB: 1 P: 11	R: 1 E: 0 K: 0 S: 4	H: 1 LOB: 2 BB: 2 P: 12	R: 0 E: 0 K: 0 S: 3	H: 0 LOB: 1 BB: 1 P: 7	R: 0 E: 0 K: 0 S: 3	H: 0 LOB: 0 BB: 0 P: 3	R: 0 E: 0 K: 0 S: 3	H: 0 LOB: 0 BB: 0 P: 3	1B: 7 2B: 2 3B: 0 HR: 0	SF: 0 SAC: 1 DP: 1 HBP: 0	WP: 1 PB: 0 SB: 1 CS: 0	PA: 43												
PITCHER	IP WLS BF H R ER SO BB IBB HBP BLK WP HR S P ERA WHIP																																	
Sonny Siebert, R (1,1) ERA: 9.82	2.1	15	7	4	4	0	0	2	0	0	0	0	0	0	13	21	15.43	3.857																
Lee Stange, R (3,1) ERA: 1.5	4.2	W 22	2	1	1	3	6	0	0	0	1	0	22	46	1.93	1.714																		
Vicente Romo, R (8,1) ERA:	2.0	S 6	0	0	0	0	0	0	0	0	0	0	6	6	0.00	0.000																		

Batter	1	2	3	4	5	6	7	8	9	AB	R	H	RBI	BB	SO	LOB	BOTTOM																
Mike Andrews, R (1,4) OBP: 0.324, SLG: 0.364	1-3		HR		4-3 2B		1B FC 1B			4	2	3	1	0	0	0	New York Yankees @ Boston Red Sox Fenway Park, Boston, MA Thu Apr 16 1970, 3:33 AM EST Att: 8,217 - Unknown - 58 F																
Reggie Smith, S (1,8) OBP: 0.378, SLG: 0.556	F9		BB HR 1B		4-3		S FC E 1B			4	2	2	1	0	0	1																	
Carl Yastrzemski, L (1,7) OBP: 0.486, SLG: 0.594	S 1B		HR BB		4-3		FC SF7 1B			3	2	1	1	1	0	2																	
George Scott, R (1,3) OBP: 0.314, SLG: 0.400	F8		F8		F9		BB			3	0	0	0	1	0	4																	
Rico Petrocelli, R (1,6) OBP: 0.229, SLG: 0.375	F7		1H 2H HR		F8		SF7			3	1	1	4	0	0	0																	
Tony Conigliaro, R (1,9) OBP: 0.471, SLG: 0.500	BB		F4		F6		G4-6-3 1B			3	0	1	0	1	0	1																	
Luis Alvarado, R (1,5) OBP: 0.212, SLG: 0.290	L1				6-3		G4-6-3		1-3	4	0	0	0	0	0	2																	
Jerry Moses, R (1,2) OBP: 0.545, SLG: 0.679	F8				G3		K2-3		6-3	4	0	0	0	0	1	1																	
Sonny Siebert, R (1,1) Lee Stange, R (3,1) Dick Schofield, S (7,PH) Vicente Romo, R (8,1)			K		K		1B 1B		6-3	0	0	0	0	0	0	0																	
										1	1	1	0	0	0	0																	
Inning Stats	R: 0 E: 0 K: 0 S: 4	H: 1 LOB: 1 BB: 0 P: 4	R: 0 E: 0 K: 0 S: 3	H: 0 LOB: 1 BB: 1 P: 7	R: 4 E: 0 K: 1 S: 8	H: 3 LOB: 0 BB: 1 P: 12	R: 0 E: 0 K: 1 S: 5	H: 0 LOB: 0 BB: 0 P: 5	R: 0 E: 0 K: 0 S: 4	H: 1 LOB: 1 BB: 0 P: 4	R: 0 E: 0 K: 0 S: 3	H: 1 LOB: 0 BB: 0 P: 3	R: 4 E: 0 K: 1 S: 9	H: 3 LOB: 1 BB: 1 P: 13	R: 0 E: 0 K: 0 S: 3	H: 0 LOB: 0 BB: 0 P: 3	1B: 6 2B: 1 3B: 0 HR: 2	SF: 1 SAC: 0 DP: 1 HBP: 0	WP: 0 PB: 0 SB: 4 CS: 0	PA: 36													
PITCHER	IP WLS BF H R ER SO BB IBB HBP BLK WP HR S P ERA WHIP																																
Stan Bahnsen, R (1,1) ERA: 4.73	6.1	27	7	5	5	3	2	0	0	0	0	0	2	31	39	7.11	1.421																
Jack Aker, R (7,1) ERA: 3.0	1.2	L 9	2	3	2	0	1	0	0	0	0	0	8	12	10.80	1.800																	

Batter	1	2	3	4	5	6	7	8	9	10	11	AB	R	H	RBI	BB	SO	LOB	TOP			
Mike Andrews, R OBP: 0.310, SLG: 0.342 (1, 4)												5	1	1	0	0	0	1				
Reggie Smith, S OBP: 0.405, SLG: 0.615 (1, 8)												3	1	1	2	1	0	0				
Carl Yastrzemski, L OBP: 0.476, SLG: 0.543 (1, 7)												3	0	0	0	2	2	1				
George Scott, R OBP: 0.325, SLG: 0.400 (1, 3)												5	0	2	0	0	0	2				
Rico Petrocelli, R OBP: 0.205, SLG: 0.333 (1, 6)												4	0	0	0	0	1	3				
Tony Contellaro, R OBP: 0.421, SLG: 0.438 (1, 9)												4	0	0	0	0	0	2				
Luis Alvarado, R OBP: 0.216, SLG: 0.286 (1, 5)												4	0	1	0	0	0	0				
Jerry Moses, R OBP: 0.486, SLG: 0.594 (1, 2)												4	0	0	0	0	0	2				
Gary Peters, L ERA: 4.96 (7, 1)												2	0	0	0	0	0	1				
Ray Jarvis, R ERA: 3.86 (7, 1)												0	0	0	0	0	0	0				
Sparky Lyle, L ERA: 3.86 (8, 1)												0	0	0	0	0	0	0				
Vicente Romo, R ERA: 1.33 (8, 1)												1	0	1	0	0	0	0				
Mike Derrick, L ERA: 1.33 (10, PH)												0	0	0	0	0	0	0				
Ken Brett, L ERA: 1.33 (10, 1)												0	0	0	0	0	0	0				
Inning Stats	R: 2 E: 0 K: 2 S: 9	H: 2 LOB: 0 BB: 0 P: 9	R: 0 E: 0 K: 0 S: 3	H: 0 LOB: 0 BB: 0 P: 3	R: 0 E: 0 K: 0 S: 3	H: 0 LOB: 0 BB: 0 P: 3	R: 0 E: 0 K: 0 S: 3	H: 1 LOB: 1 BB: 0 P: 4	R: 0 E: 0 K: 0 S: 2	H: 0 LOB: 0 BB: 1 P: 6	R: 0 E: 1 K: 0 S: 4	H: 0 LOB: 1 BB: 0 P: 4	R: 0 E: 0 K: 1 S: 6	H: 1 LOB: 2 BB: 1 P: 10	R: 0 E: 0 K: 0 S: 3	H: 1 LOB: 0 BB: 0 P: 3	R: 0 E: 0 K: 0 S: 2	H: 0 LOB: 1 BB: 1 P: 7	1B: 5 2B: 0 3B: 0 HR: 1	SF: 0 SAC: 1 DP: 2 HBP: 1	WP: 0 PB: 0 SB: 1 CS: 2	PA: 42
PITCHER	IP ERA WLS BF H R ER SO BB IBB HBP BLK WP HR S P ERA WHIP	Joe Niekro, R ERA: 1.4 (1, 1)	8.0 2.25 0 28 4 2 0 2 2 0 0 0 0 0 11 31 35 0.00 1.333	PITCHER	IP ERA WLS BF H R ER SO BB IBB HBP BLK WP HR S P ERA WHIP	Fred Lasher, R ERA: (9, 1)	3.0 0.00 W 12 2 0 0 1 2 0 1 0 0 0 11 20 0.00 1.333															

Boston Red Sox @ Detroit Tigers
Tiger Stadium, Detroit, MI
Fri Apr 17 1970, 3:33 AM EST
Att: 7,390 - Unknown

AB	35
R	2
H	6
RBI	2
BB	3
SO	3
LOB	12




Batter	1	2	3	4	5	6	7	8	9	10	11	AB	R	H	RBI	BB	SO	LOB	BOTTOM			
Mickey Stanley, R OBP: 0.238, SLG: 0.211 (1, 3)												6	1	1	1	0	0	2				
Dick McAuliffe, L OBP: 0.457, SLG: 0.412 (1, 4)												4	0	1	0	1	2	2				
Al Kaline, R OBP: 0.432, SLG: 0.364 (1, 9)												3	1	1	1	3	0	1				
Willie Horton, R OBP: 0.415, SLG: 0.429 (1, 7)												5	0	0	0	1	0	7				
Jim Northrup, L OBP: 0.439, SLG: 0.472 (1, 8)												4	0	1	1	1	0	0				
Bill Freehan, R OBP: 0.488, SLG: 0.548 (1, 2)												3	0	1	0	2	0	3				
Don Wert, R OBP: 0.385, SLG: 0.263 (8, PR) (9, 5)												3	0	1	0	1	1	3				
Cesar Gutierrez, R OBP: 0.375, SLG: 0.405 (8, PH)												3	0	1	0	0	0	3				
Jim Price, R (8, PH)												0	0	0	0	1	0	0				
Ken Szotkiewicz, L (8, 6)												1	0	0	0	0	1	0				
Joe Niekro, R ERA: 1.33 (1, 1)												3	0	0	0	0	2	4				
Ike Brown, R (8, PH)												0	0	0	0	0	0	0				
Fred Lasher, R (9, 1)												1	0	0	0	0	1	0				
Inning Stats	R: 1 E: 0 K: 4 S: 4	H: 1 LOB: 0 BB: 0 P: 4	R: 0 E: 0 K: 1 S: 5	H: 0 LOB: 1 BB: 1 P: 9	R: 0 E: 0 K: 1 S: 6	H: 1 LOB: 2 BB: 1 P: 10	R: 0 E: 0 K: 1 S: 6	H: 1 LOB: 1 BB: 1 P: 10	R: 0 E: 0 K: 0 S: 3	H: 1 LOB: 2 BB: 2 P: 11	R: 0 E: 0 K: 0 S: 4	H: 1 LOB: 3 BB: 1 P: 13	R: 1 E: 1 K: 0 S: 5	H: 0 LOB: 0 BB: 0 P: 5	R: 0 E: 0 K: 2 S: 7	H: 0 LOB: 0 BB: 0 P: 7	R: 1 E: 0 K: 1 S: 5	H: 1 LOB: 1 BB: 1 P: 9	1B: 3 2B: 4 3B: 0 HR: 0	SF: 0 SAC: 2 DP: 0 HBP: 1	WP: 0 PB: 0 SB: 0 CS: 0	PA: 50
PITCHER	IP ERA WLS BF H R ER SO BB IBB HBP BLK WP HR S P ERA WHIP	Gary Peters, L ERA: 4.96 (7, 1)	6.2 1.35 0 32 5 1 1 4 6 0 0 0 0 0 32 61 1.35 1.650	PITCHER	IP ERA WLS BF H R ER SO BB IBB HBP BLK WP HR S P ERA WHIP	Ray Jarvis, R ERA: 3.86 (7, 1)	0.1 27.00 2 2 1 2 0 0 0 0 0 0 0 0 2 2 2 27.00 3.000															

Boston Red Sox @ Detroit Tigers
Tiger Stadium, Detroit, MI
Fri Apr 17 1970, 3:33 AM EST
Att: 7,390 - Unknown

AB	37
R	3
H	7
RBI	3
BB	10
SO	8
LOB	25



Batter	1	2	3	4	5	6	7	8	9	AB	R	H	RBI	BB	SO	LOB	TOP			
Mike Andrews, R OBP: 0.340, SLG: 0.341	F3		HBP 1B BB			G6-4-3			G6-4-3 1B	3	1	1	0	2	0	2	Boston Red Sox @ Detroit Tigers Tiger Stadium, Detroit, MI Sat Apr 18 1970, 3:33 AM EST Att: 19,461 - Unknown			
Reggie Smith, S OBP: 0.404, SLG: 0.614			BB HBP	K			F5		G6-4-3 1B	5	0	2	0	0	1	2				
Carl Yastrzemski, L OBP: 0.447, SLG: 0.500	K		K				K		G3	5	0	1	0	0	3	3				
George Scott, R OBP: 0.341, SLG: 0.378			BB HBP			G6-4-3	K			2	0	0	0	1	1					
Rico Petrocelli, R OBP: 0.256, SLG: 0.359	F4						K		FC5-4 1B	3	0	2	1	1	0	2				
Tony Conigliaro, R OBP: 0.381, SLG: 0.389		F3	L9			5-3			FC5-4 1B	4	0	0	0	0	0	5				
Luis Alvarado, R OBP: 0.244, SLG: 0.308			F4			F3				4	0	2	0	0	0	3				
Jerry Moses, R OBP: 0.463, SLG: 0.583		K		L3		1B			L7	4	0	1	0	0	1	3				
Bill Lee, L Ed Phillips, R Billy Conigliaro, R Ray Jarvis, R Don Pavletich, R Ken Brett, L	K			4-3		G6-4-3 1B			F4	1	0	0	0	0	1	1				
Inning Stats	R: 0 E: 0 K: 1 S: 6	H: 1 LOB: 2 BB: 1 P: 10	R: 0 E: 0 K: 2 S: 8	H: 1 LOB: 1 BB: 0 P: 8	R: 1 E: 0 K: 1 S: 6	H: 1 LOB: 3 BB: 2 P: 15	R: 0 E: 0 K: 1 S: 5	H: 0 LOB: 1 BB: 1 P: 9	R: 0 E: 0 K: 0 S: 4	H: 2 LOB: 1 BB: 0 P: 4	R: 0 E: 0 K: 2 S: 7	H: 0 LOB: 0 BB: 0 P: 7	R: 0 E: 0 K: 0 S: 5	H: 2 LOB: 2 BB: 0 P: 5	R: 0 E: 0 K: 0 S: 3	H: 1 LOB: 0 BB: 0 P: 3		1B: 8 2B: 2 3B: 0 HR: 0	SF: 0 SAC: 0 DP: 3 HBP: 1	WP: 0 PB: 0 SB: 0 CS: 0
PITCHER Mickey Lolich, L ERA: 1.72	IP: 9.0 WLS: W BF: 39 H: 10 R: 1 ER: 1 SO: 7 BB: 4 IBB: 0 HBP: 1 BLK: 0 WP: 0 HR: 0 S: 48 P: 65 ERA: 1.00 WHIP: 1.556															PITCHER				

Batter	1	2	3	4	5	6	7	8	9	AB	R	H	RBI	BB	SO	LOB	BOTTOM			
Mickey Stanley, R OBP: 0.320, SLG: 0.348	HR	6-3				WP 1B			SH1	4	1	3	0	0	0	1	Boston Red Sox @ Detroit Tigers Tiger Stadium, Detroit, MI Sat Apr 18 1970, 3:33 AM EST Att: 19,461 - Unknown			
Dick McAuliffe, L OBP: 0.471, SLG: 0.486	HR			L8		5-3		2B	BB	3	1	1	2	2	0	3				
Al Kaline, R OBP: 0.429, SLG: 0.395	L6-3			L7		K				5	0	2	2	0	1	3				
Willie Horton, R OBP: 0.435, SLG: 0.421	E 1B	F8				6-3				3	1	1	0	1	0	3				
Jim Northrup, L OBP: 0.435, SLG: 0.450	E 1B		F5			K				4	0	1	0	0	2	4				
Bill Freehan, R OBP: 0.457, SLG: 0.486	F9		K			E BB				4	0	0	0	1	2	6				
Don Wert, R Elliott Maddox, R	E8		5-3			E6				1	0	1	1	0	0	0				
Cesar Gutierrez, R OBP: 0.364, SLG: 0.390						E5 1B				4	1	1	0	0	1	4				
Mickey Lolich, S OBP: 0.267, SLG: 0.154	SH1-4			F2		F9			SH1 2B BB	2	1	0	0	1	0	4				
Inning Stats	R: 3 E: 1 K: 0 S: 7	H: 5 LOB: 1 BB: 0 P: 7	R: 1 E: 0 K: 0 S: 5	H: 2 LOB: 2 BB: 1 P: 9	R: 0 E: 0 K: 1 S: 5	H: 0 LOB: 0 BB: 0 P: 5	R: 0 E: 1 K: 0 S: 5	H: 1 LOB: 2 BB: 0 P: 5	R: 0 E: 0 K: 2 S: 8	H: 0 LOB: 3 BB: 1 P: 13	R: 0 E: 0 K: 1 S: 6	H: 1 LOB: 1 BB: 0 P: 6	R: 0 E: 0 K: 0 S: 3	H: 0 LOB: 1 BB: 0 P: 4	R: 1 E: 0 K: 2 S: 8	H: 1 LOB: 3 BB: 3 P: 20	1B: 7 2B: 2 3B: 0 HR: 1	SF: 0 SAC: 2 DP: 0 HBP: 2	WP: 1 PB: 0 SB: 0 CS: 0	PA: 42
PITCHER Bill Lee, L Ed Phillips, R Ray Jarvis, R Ken Brett, L	IP: 1.2 WLS: L BF: 11 H: 6 R: 4 ER: 4 SO: 4 BB: 1 IBB: 0 HBP: 1 BLK: 0 WP: 0 HR: 1 S: 10 P: 14 ERA: 21.60 WHIP: 4.200															PITCHER				

Batter	1	2	3	4	5	6	7	8	9	AB	R	H	RBI	BB	SO	LOB	TOP														
Don Buford, S OBP: 0.292, SLG: 0.390										3	0	0	0	0	0	0	<p>Baltimore Orioles @ Boston Red Sox Fenway Park, Boston, MA Mon Apr 20 1970, 3:33 AM EST Att: 29,000 - Unknown</p> <p>livebaseballscores.com</p> <table border="0"> <tr><td>AB</td><td>24</td></tr> <tr><td>R</td><td>3</td></tr> <tr><td>H</td><td>6</td></tr> <tr><td>RBI</td><td>3</td></tr> <tr><td>BB</td><td>0</td></tr> <tr><td>SO</td><td>3</td></tr> <tr><td>LOB</td><td>3</td></tr> </table>	AB	24	R	3	H	6	RBI	3	BB	0	SO	3	LOB	3
AB	24																														
R	3																														
H	6																														
RBI	3																														
BB	0																														
SO	3																														
LOB	3																														
Mark Belanger, R OBP: 0.185, SLG: 0.217										3	1	1	0	0	1	0															
Frank Robinson, R OBP: 0.419, SLG: 0.556										3	1	1	1	0	0	0															
Boog Powell, L OBP: 0.286, SLG: 0.326										3	1	2	2	0	0	0															
Paul Blair, R OBP: 0.400, SLG: 0.357										3	0	0	0	0	1	1															
Brooks Robinson, R OBP: 0.380, SLG: 0.489										3	0	2	0	0	0	0															
Davey Johnson, R OBP: 0.489, SLG: 0.641										2	0	0	0	0	0	2															
Andy Etchebarren, R OBP: 0.316, SLG: 0.471										2	0	0	0	0	1	0															
Jim Palmer, R OBP: 0.286, SLG: 0.167										2	0	0	0	0	0	0															
Inning Stats	R: 1 E: 0 K: 0 S: 4	H: 1 LOB: 0 BB: 0 P: 4	R: 0 E: 0 K: 0 S: 3	H: 0 LOB: 0 BB: 0 P: 3	R: 0 E: 0 K: 1 S: 5	H: 0 LOB: 0 BB: 0 P: 5	R: 1 E: 0 K: 1 S: 8	H: 3 LOB: 2 BB: 0 P: 8	R: 0 E: 0 K: 0 S: 3	H: 0 LOB: 0 BB: 0 P: 3	R: 1 E: 0 K: 1 S: 6	H: 1 LOB: 1 BB: 0 P: 6	R: 0 E: 0 K: 0 S: 1	H: 1 LOB: 1 BB: 0 P: 1			1B: 2 2B: 2 3B: 1 HR: 1	SF: 0 SAC: 0 DP: 0 HBP: 0	WP: 0 PB: 0 CS: 0	PA: 24											
PITCHER Ray Culp, R ERA: 4.29	(1, 1)	IP: 6.0 WLS: L BF: 24	H: 6 R: 3 ER: 3 SO: 3	BB: 0 IBB: 0 HBP: 0 BLK: 0	WP: 0 HR: 1 S: 30 P: 30	ERA: 4.50 WHIP: 1.000	PITCHER										IP: WLS: BF: H: R: ER: SO: BB: IBB: HBP: BLK: WP: HR: S: P: ERA: WHIP														

Batter	1	2	3	4	5	6	7	8	9	AB	R	H	RBI	BB	SO	LOB	BOTTOM														
Mike Andrews, R OBP: 0.353, SLG: 0.326										2	0	0	0	2	0	2	<p>Baltimore Orioles @ Boston Red Sox Fenway Park, Boston, MA Mon Apr 20 1970, 3:33 AM EST Att: 29,000 - Unknown</p> <p>livebaseballscores.com</p> <table border="0"> <tr><td>AB</td><td>21</td></tr> <tr><td>R</td><td>2</td></tr> <tr><td>H</td><td>5</td></tr> <tr><td>RBI</td><td>2</td></tr> <tr><td>BB</td><td>7</td></tr> <tr><td>SO</td><td>3</td></tr> <tr><td>LOB</td><td>14</td></tr> </table>	AB	21	R	2	H	5	RBI	2	BB	7	SO	3	LOB	14
AB	21																														
R	2																														
H	5																														
RBI	2																														
BB	7																														
SO	3																														
LOB	14																														
Reggie Smith, S OBP: 0.400, SLG: 0.587										2	0	0	0	1	0	1															
Carl Yastrzemski, L OBP: 0.440, SLG: 0.476										2	1	0	0	1	0	3															
George Scott, R OBP: 0.319, SLG: 0.350										3	0	0	0	0	1	2															
Rico Petrocelli, R OBP: 0.283, SLG: 0.350										1	1	0	0	2	0	0															
Tony Conigliaro, R OBP: 0.422, SLG: 0.421										2	0	2	1	1	0	0															
Luis Alvarado, R OBP: 0.250, SLG: 0.310										3	0	1	1	0	1	3															
Jerry Moses, R OBP: 0.455, SLG: 0.564										3	0	1	0	0	0	2															
Ray Culp, R OBP: 0.143, SLG: 0.143										3	0	1	0	0	1	1															
Inning Stats	R: 0 E: 0 K: 1 S: 5	H: 0 LOB: 1 BB: 1 P: 9	R: 1 E: 0 K: 0 S: 5	H: 3 LOB: 2 BB: 1 P: 9	R: 1 E: 0 K: 1 S: 6	H: 1 LOB: 2 BB: 2 P: 14	R: 0 E: 0 K: 1 S: 5	H: 0 LOB: 2 BB: 2 P: 13	R: 0 E: 0 K: 0 S: 3	H: 0 LOB: 1 BB: 1 P: 7	R: 0 E: 0 K: 0 S: 3	H: 1 LOB: 0 BB: 0 P: 3			1B: 5 2B: 0 3B: 0 HR: 0	SF: 0 SAC: 0 DP: 1 HBP: 0	WP: 2 PB: 0 CS: 0	PA: 28													
PITCHER Jim Palmer, R ERA: 3.72	(1, 1)	IP: 6.0 WLS: W BF: 28	H: 5 R: 2 ER: 2 SO: 3	BB: 7 IBB: 0 HBP: 0 BLK: 0	WP: 1 HR: 0 S: 27 P: 55	ERA: 3.00 WHIP: 2.000	PITCHER										IP: WLS: BF: H: R: ER: SO: BB: IBB: HBP: BLK: WP: HR: S: P: ERA: WHIP														


Batter	1	2	3	4	5	6	7	8	9	AB	R	H	RBI	BB	SO	LOB	TOP		
Don Buford, S (1, 7) OBP: 0.321, SLG: 0.400										4	1	2	0	1	1	1	Baltimore Orioles @ Boston Red Sox Fenway Park, Boston, MA Wed Apr 22 1970, 3:33 AM EST Att: 25,660 - Unknown		
Mark Belanger, R (1, 6) OBP: 0.192, SLG: 0.220										4	1	1	0	0	1	2			
Merv Rettenmund, R (9, PH) OBP: 0.308, SLG: 0.250										1	0	0	0	0	0	2			
Frank Robinson, R (1, 9) OBP: 0.447, SLG: 0.575										4	0	3	0	0	0	2			
Boog Powell, L (1, 3) OBP: 0.264, SLG: 0.304										3	0	0	1	0	1	3			
Paul Blair, R (1, 8) OBP: 0.389, SLG: 0.348										4	0	1	1	0	0	2			
Brooks Robinson, R (1, 5) OBP: 0.352, SLG: 0.449										4	0	0	0	0	0	2			
Davey Johnson, R (1, 4) OBP: 0.471, SLG: 0.605										4	0	1	0	0	2	0			
Andy Etchebarren, R (1, 2) OBP: 0.318, SLG: 0.450										3	0	1	0	0	1	1			
Dave May, L (9, PH) OBP: 0.600, SLG: 0.500										1	0	1	0	0	0	0			
Dave McNally, R (1, 1) OBP: 0.333, SLG: 0.300										2	0	0	0	1	2	2			
Dave Leonhard, R (8, 1)										0	0	0	0	0	0	0			
Terry Crowley, L (9, PH) OBP: 0.250, SLG: 0.273										1	0	0	0	0	0	1			
Inning Stats	R: 2 E: 0 K: 0 S: 6	H: 3 LOB: 1 BB: 0 P: 6	R: 0 E: 0 K: 2 S: 8	H: 1 LOB: 1 BB: 0 P: 8	R: 0 E: 0 K: 2 S: 8	H: 1 LOB: 1 BB: 0 P: 8	R: 0 E: 0 K: 1 S: 6	H: 0 LOB: 0 BB: 0 P: 5	R: 0 E: 0 K: 0 S: 2	H: 0 LOB: 1 BB: 2 P: 10	R: 0 E: 0 K: 0 S: 4	H: 1 LOB: 1 BB: 0 P: 4	R: 0 E: 0 K: 1 S: 7	H: 2 LOB: 2 BB: 0 P: 7	1B: 10 2B: 0 3B: 0 HR: 0	SF: 1 SAC: 0 DP: 1 HBP: 0	WP: 0 PA: 38 PB: 0 SB: 1 CS: 0		
PITCHER	IP	WLS	BF	H	R	ER	SO	BB	IBB	HBP	BLK	WP	HR	S	P	ERA	WHIP		
Jim Lonborg, R (1, 1) ERA: 2.14	6.1		28	7	2	2	7	2	0	0	0	0	0	40	48	2.84	1.421		
Vicente Romo, R (7, 1) ERA:	2.2	W	10	3	0	0	1	0	0	0	0	0	0	12	12	0.00	1.125		

Batter	1	2	3	4	5	6	7	8	9	AB	R	H	RBI	BB	SO	LOB	BOTTOM		
Mike Andrews, R (1, 4) OBP: 0.364, SLG: 0.362										4	1	2	1	0	0	1	Baltimore Orioles @ Boston Red Sox Fenway Park, Boston, MA Wed Apr 22 1970, 3:33 AM EST Att: 25,660 - Unknown		
Reggie Smith, S (1, 8) OBP: 0.426, SLG: 0.592										3	1	2	1	1	0	0			
Carl Yastrzemski, L (1, 7) OBP: 0.426, SLG: 0.457										4	0	1	1	0	0	3			
George Scott, R (1, 3) OBP: 0.314, SLG: 0.341										4	0	1	0	0	0	4			
Rico Petrocelli, R (1, 6) OBP: 0.280, SLG: 0.341										4	1	1	0	0	0	2			
Tony Conigliaro, R (1, 9) OBP: 0.408, SLG: 0.405										4	0	1	0	0	0	1			
Luis Alvarado, R (1, 5) OBP: 0.292, SLG: 0.356										3	1	2	1	1	0	0			
Jerry Moses, R (1, 2) OBP: 0.438, SLG: 0.535										4	0	1	1	0	2	4			
Jim Lonborg, R (1, 1) OBP: 0.500, SLG: 1.000										2	1	2	0	0	0	0			
Vicente Romo, R (7, 1) ERA:										2	0	0	0	0	1	0			
Inning Stats	R: 0 E: 0 K: 0 S: 3	H: 1 LOB: 1 BB: 1 P: 7	R: 0 E: 0 K: 1 S: 6	H: 1 LOB: 1 BB: 0 P: 6	R: 2 E: 0 K: 0 S: 6	H: 3 LOB: 1 BB: 0 P: 6	R: 0 E: 0 K: 1 S: 5	H: 0 LOB: 0 BB: 0 P: 5	R: 0 E: 0 K: 0 S: 5	H: 2 LOB: 3 BB: 1 P: 9	R: 1 E: 0 K: 0 S: 5	H: 2 LOB: 1 BB: 0 P: 5	R: 2 E: 0 K: 1 S: 7	H: 3 LOB: 0 BB: 0 P: 7	1B: 10 2B: 4 3B: 0 HR: 0	SF: 0 SAC: 0 DP: 2 HBP: 0	WP: 1 PA: 36 PB: 0 SB: 1 CS: 0		
PITCHER	IP	WLS	BF	H	R	ER	SO	BB	IBB	HBP	BLK	WP	HR	S	P	ERA	WHIP		
Dave McNally, L (1, 1) ERA: 3.73	7.1	L	34	12	5	5	2	2	0	0	0	0	0	36	44	6.14	1.909		
Dave Leonhard, R (8, 1) ERA: 15.0	0.2		2	1	0	0	1	0	0	0	0	0	0	4	4	0.00	1.500		

Batter	1	2	3	4	5	6	7	8	9	AB	R	H	RBI	BB	SO	LOB	TOP										
Tommy Harper, R OBP: 0.377, SLG: 0.377 (1.4)										5	3	4	2	1	0	1											
Russ Snyder, L OBP: 0.354, SLG: 0.317 (1.8)										4	1	1	1	2	1	2											
Steve Hovley, L OBP: 0.431, SLG: 0.448 (1.9)										5	0	2	2	1	0	2											
Danny Walton, R OBP: 0.426, SLG: 0.709 (1.7)										4	0	1	1	1	1	3											
Mike Hegan, L OBP: 0.185, SLG: 0.130 (1.3)										3	1	0	1	1	1	3											
Jerry McNettney, R OBP: 0.238, SLG: 0.211 (1.2)										5	2	2	0	0	1	5											
Rich Rollins, R OBP: 0.286, SLG: 0.182 (8. PR)										3	1	0	1	1	2	1											
John Kennedy, R OBP: 0.500, SLG: 0.429 (8.5)										0	0	0	0	0	0	0											
Ted Kubiak, S OBP: 0.339, SLG: 0.196 (1.6)										3	1	0	0	2	1	4											
Lew Krausse, R OBP: 0.200, SLG: 0.200 (9.1)										3	1	0	0	0	1	2											
Bob Locker, S OBP: 0.200, SLG: 0.200 (9.1)										0	0	0	0	0	0	0											
Inning Stats	R: 1 E: 0 K: 1 S: 6	H: 1 LOB: 1 BB: 1 P: 10	R: 3 E: 0 K: 1 S: 8	H: 3 LOB: 2 BB: 2 P: 16	R: 6 E: 3 K: 1 S: 12	H: 4 LOB: 2 BB: 1 P: 16	R: 0 E: 0 K: 0 S: 3	H: 0 LOB: 1 BB: 1 P: 7	R: 0 E: 0 K: 3 S: 9	H: 0 LOB: 0 BB: 0 P: 9	R: 0 E: 0 K: 0 S: 3	H: 1 LOB: 0 BB: 0 P: 3	R: 0 E: 0 K: 0 S: 3	H: 0 LOB: 2 BB: 2 P: 11	R: 0 E: 0 K: 0 S: 3	H: 0 LOB: 1 BB: 1 P: 7	1B: 8 2B: 2 3B: 0 HR: 0	SF: 2 SAC: 2 DP: 1 HBP: 0	WP: 4 PB: 0 SB: 3 CS: 0	PA: 48							
PITCHER	IP	WLS	BF	H	R	ER	SO	BB	IBB	HBP	BLK	WP	HR	S	P	ERA	WHIP										
Sonny Siebert, R ERA: 12.0 (1.1)	1.2		11	3	4	4	2	3	0	0	0	2	0	12	24	21.60	3.600										
Lee Stange, R ERA: 1.35 (2.1)	0.2	L	8	3	5	1	0	0	0	0	0	0	0	8	8	13.50	4.500										
Ray Jarvis, R ERA: 3.0 (3.1)	1.2		9	2	1	0	1	2	0	0	0	1	0	9	17	0.00	2.400										
Ken Brett, L ERA: 2.35 (5.1)	2.0		8	1	0	0	5	1	0	0	0	0	0	17	21	0.00	1.400										
Bill Lee, L ERA: 4.32 (7.1)	3.0		12	1	0	0	0	3	0	0	0	1	0	9	21	0.00	1.333										

Milwaukee Brewers @ Boston Red Sox
Fenway Park, Boston, MA
Sat Apr 25 1970, 3:33 AM EST
Unknown

AB 35
R 10
H 10
RBI 8
BB 9
SO 8
LOB 23



Batter	1	2	3	4	5	6	7	8	9	AB	R	H	RBI	BB	SO	LOB	BOTTOM										
Mike Andrews, R OBP: 0.350, SLG: 0.353 (1.4)										4	0	1	1	0	0	2											
Reggie Smith, S OBP: 0.407, SLG: 0.547 (1.8)										4	1	0	0	1	0	3											
Carl Yastrzemski, L OBP: 0.441, SLG: 0.460 (1.7)										4	1	2	0	1	0	0											
George Scott, R OBP: 0.304, SLG: 0.327 (1.3)										5	0	1	0	0	1	6											
Rico Petrocelli, R OBP: 0.296, SLG: 0.417 (1.6)										4	1	2	3	0	1	2											
Tony Conigliaro, R OBP: 0.377, SLG: 0.370 (1.9)										4	0	0	0	0	0	1											
Luis Alvarado, R OBP: 0.327, SLG: 0.388 (1.5)										4	1	3	0	0	0	0											
Jerry Moses, R OBP: 0.442, SLG: 0.553 (1.2)										4	0	2	0	0	0	3											
Sonny Siebert, R ERA: 12.0 (1.1)										0	0	0	0	0	0	0											
Lee Stange, R ERA: 1.35 (2.1)										0	0	0	0	0	0	0											
Ray Jarvis, R ERA: 3.0 (3.1)										0	0	0	0	0	0	0											
Mike Derrick, L OBP: 0.200, SLG: 0.200 (4. PR)										0	0	0	0	0	0	1											
Ken Brett, L ERA: 2.35 (5.1)										0	0	0	0	0	0	0											
Tom Matchick, L ERA: 4.32 (7.1)										0	0	0	0	0	0	1											
Bill Lee, L ERA: 4.32 (7.1)										0	0	0	0	0	0	0											
Dick Schofield, S OBP: 0.200, SLG: 0.200 (9. PR)										0	0	0	0	0	0	0											
Inning Stats	R: 3 E: 0 K: 1 S: 6	H: 1 LOB: 0 BB: 2 P: 14	R: 1 E: 0 K: 0 S: 5	H: 2 LOB: 1 BB: 0 P: 5	R: 0 E: 0 K: 0 S: 3	H: 1 LOB: 2 BB: 0 P: 3	R: 0 E: 0 K: 1 S: 5	H: 1 LOB: 2 BB: 0 P: 6	R: 0 E: 0 K: 0 S: 4	H: 1 LOB: 1 BB: 0 P: 4	R: 0 E: 0 K: 0 S: 3	H: 0 LOB: 0 BB: 0 P: 3	R: 0 E: 0 K: 0 S: 5	H: 2 LOB: 2 BB: 0 P: 5	R: 0 E: 0 K: 0 S: 5	H: 3 LOB: 2 BB: 0 P: 5	1B: 10 2B: 1 3B: 0 HR: 1	SF: 1 SAC: 1 DP: 2 HBP: 0	WP: 1 PB: 0 SB: 0 CS: 0	PA: 40							
PITCHER	IP	WLS	BF	H	R	ER	SO	BB	IBB	HBP	BLK	WP	HR	S	P	ERA	WHIP										
Lew Krausse, R ERA: 6.53 (1.1)	8.1		39	12	4	4	2	2	0	0	0	0	1	41	49	4.32	1.680										
Bob Locker, R ERA: 1.17 (9.1)	0.2	S	1	0	0	0	0	0	0	0	0	0	0	1	1	0.00	0.000										

Milwaukee Brewers @ Boston Red Sox
Fenway Park, Boston, MA
Sat Apr 25 1970, 3:33 AM EST
Unknown

AB 36
R 4
H 12
RBI 4
BB 2
SO 2
LOB 19



Batter	1	2	3	4	5	6	7	8	9	AB	R	H	RBI	BB	SO	LOB	TOP			
Tommy Harper, R OBP: 0.366, SLG: 0.368 (1, 4)										4	0	1	0	0	0	3	Milwaukee Brewers @ Boston Red Sox Fenway Park, Boston, MA Sat Apr 25 1970, 3:38 AM EST Att: 22,004 - Unknown			
Ted Savage, R OBP: 0.273, SLG: 0.273 (1, 3)										4	0	1	0	0	0	1				
Mike Hershberger, R OBP: 0.375, SLG: 0.429 (1, 9)										3	0	1	0	1	1	1				
Danny Walton, R OBP: 0.415, SLG: 0.678 (1, 7)										4	0	1	0	0	1	3				
Wayne Comer, R (1, 8)										4	0	0	0	0	0	4				
Max Alvis, R OBP: 0.220, SLG: 0.174 (1, 5)										2	0	0	0	2	0	0				
Phil Roof, R OBP: 0.238, SLG: 0.167 (7, PR)										2	0	0	0	1	0	2				
Marty Pattin, R (7, 1)										0	0	0	0	0	0	0				
John Gelnar, R (7, 1)										0	0	0	0	0	0	0				
Greg Goossen, R OBP: 0.400, SLG: 0.429 (9, PH)										1	0	0	0	0	0	0				
Ted Kubiak, S OBP: 0.322, SLG: 0.184 (1, 6)										3	0	0	0	0	0	2				
Bobby Bolin, R (1, 1)										2	0	0	0	0	2	0				
Jerry McNertney, R OBP: 0.233, SLG: 0.205 (7, 2)										1	0	0	0	0	0	3				
Inning Stats	R: 0 E: 0 K: 0 S: 4	H: 1 LOB: 2 BB: 1 P: 8	R: 0 E: 0 K: 0 S: 3	H: 0 LOB: 0 BB: 0 P: 3	R: 0 E: 0 K: 1 S: 5	H: 0 LOB: 0 BB: 0 P: 5	R: 0 E: 0 K: 0 S: 4	H: 1 LOB: 2 BB: 1 P: 8	R: 0 E: 0 K: 1 S: 5	H: 0 LOB: 0 BB: 0 P: 5	R: 0 E: 0 K: 1 S: 6	H: 1 LOB: 1 BB: 0 P: 6	R: 0 E: 0 K: 0 S: 3	H: 0 LOB: 0 BB: 2 P: 11	R: 0 E: 0 K: 1 S: 5	H: 1 LOB: 0 BB: 0 P: 3	1B: 3 2B: 1 3B: 0 HR: 0	SF: 0 SAC: 0 DP: 1 HBP: 0	WP: 0 PB: 0 SB: 3 CS: 0	PA: 34
PITCHER Gary Peters, L ERA: 3.2 (1, 1)	IP: 9.0 WLS: W BF: 34 H: 4 R: 0 ER: 0 SO: 4 BB: 4 IBB: 0 HBP: 0 BLK: 0 WP: 0 HR: 0 S: 38 P: 54 ERA: 0.00 WHIP: 0.889															PITCHER				

Batter	1	2	3	4	5	6	7	8	9	AB	R	H	RBI	BB	SO	LOB	BOTTOM			
Mike Andrews, R OBP: 0.344, SLG: 0.400 (1, 4)										4	1	1	1	0	2	0	Milwaukee Brewers @ Boston Red Sox Fenway Park, Boston, MA Sat Apr 25 1970, 3:38 AM EST Att: 22,004 - Unknown			
Reggie Smith, S OBP: 0.381, SLG: 0.509 (1, 8)										4	0	0	0	0	1	0				
Carl Yastrzemski, L OBP: 0.460, SLG: 0.451 (1, 7)										1	0	0	0	3	0	0				
George Scott, R OBP: 0.300, SLG: 0.377 (1, 3)										4	1	1	1	0	0	3				
Rico Petrocelli, R OBP: 0.310, SLG: 0.431 (1, 6)										3	1	1	0	1	0	1				
Tony Conigliaro, R OBP: 0.386, SLG: 0.367 (1, 9)										3	0	1	1	1	0	2				
Luis Alvarado, R OBP: 0.304, SLG: 0.358 (1, 5)										4	0	0	0	0	0	4				
Don Pavletich, R (1, 2)										4	0	0	0	0	2	5				
Gary Peters, L OBP: 0.200, SLG: 0.300 (1, 1)										3	0	0	0	0	0	4				
Inning Stats	R: 0 E: 0 K: 1 S: 5	H: 0 LOB: 1 BB: 1 P: 9	R: 1 E: 0 K: 0 S: 5	H: 2 LOB: 1 BB: 0 P: 5	R: 0 E: 0 K: 1 S: 5	H: 0 LOB: 0 BB: 0 P: 5	R: 1 E: 1 K: 1 S: 7	H: 1 LOB: 2 BB: 1 P: 11	R: 1 E: 0 K: 0 S: 4	H: 1 LOB: 1 BB: 1 P: 8	R: 0 E: 0 K: 0 S: 3	H: 0 LOB: 1 BB: 1 P: 7	R: 0 E: 0 K: 1 S: 5	H: 0 LOB: 1 BB: 1 P: 9	R: 0 E: 1 K: 1 S: 6	H: 0 LOB: 1 BB: 0 P: 6		1B: 1 2B: 1 3B: 0 HR: 2	SF: 0 SAC: 0 DP: 0 HBP: 0	WP: 0 PB: 0 SB: 1 CS: 0
PITCHER Bobby Bolin, R ERA: 4.86 John Gelnar, R ERA: 7.59 (1, 1)	IP: 6.0 WLS: L BF: 27 H: 4 R: 3 ER: 3 SO: 3 BB: 4 IBB: 0 HBP: 0 BLK: 0 WP: 0 HR: 2 S: 29 P: 45 ERA: 4.50 WHIP: 1.333															PITCHER				

Batter	1	2	3	4	5	6	7	8	9	AB	R	H	RBI	BB	SO	LOB	TOP					
Felipe Alou, R OBP: 0.311, SLG: 0.324 (1, 7)										4	0	1	0	0	1	0	Oakland Athletics @ Boston Red Sox Fenway Park, Boston, MA Mon Apr 27 1970, 3:33 AM EDT Att: 5,085 - Unknown					
Rick Monday, L OBP: 0.459, SLG: 0.609 (1, 8)										4	1	3	1	0	0	0						
Reggie Jackson, L OBP: 0.296, SLG: 0.345 (1, 9)										4	0	0	0	0	1	3						
Sal Bando, R OBP: 0.300, SLG: 0.423 (1, 5)										4	0	1	0	0	0	2						
Don Mincher, L OBP: 0.362, SLG: 0.694 (9, PR)										3	1	2	1	1	0	0						
Dick Green, R OBP: 0.309, SLG: 0.300 (1, 4)										4	0	1	0	0	1	1						
Frank Fernandez, R OBP: 0.391, SLG: 0.313 (1, 2)										4	1	1	1	0	2	3						
Roberto Pena, R OBP: 0.294, SLG: 0.286 (1, 6)										3	0	0	0	0	0	2						
Caffish Hunter, R OBP: 0.231, SLG: 0.167 (1, 1)										3	0	0	0	0	1	0						
Inning Stats	R: 0 E: 0 K: 0 S: 3	H: 1 LOB: 1 BB: 0 P: 3	R: 0 E: 0 K: 1 S: 6	H: 1 LOB: 2 BB: 1 P: 10	R: 0 E: 1 K: 1 S: 7	H: 2 LOB: 2 BB: 0 P: 7	R: 1 E: 0 K: 1 S: 6	H: 1 LOB: 0 BB: 0 P: 6	R: 0 E: 0 K: 1 S: 5	H: 0 LOB: 0 BB: 0 P: 5	R: 1 E: 0 K: 0 S: 4	H: 2 LOB: 0 BB: 0 P: 4	R: 0 E: 0 K: 1 S: 5	H: 0 LOB: 0 BB: 0 P: 5	R: 1 E: 0 K: 0 S: 4	H: 1 LOB: 1 BB: 0 P: 4	R: 0 E: 0 K: 1 S: 5	H: 1 LOB: 1 BB: 0 P: 5	1B: 6 2B: 0 3B: 0 HR: 3	SF: 0 SAC: 0 DP: 1 HBP: 0	WP: 0 PB: 0 SB: 0 CS: 0	PA: 34
PITCHER	IP	WLS	BF	H	R	ER	SO	BB	IBB	HBP	BLK	WP	HR	S	P	ERA	WHIP					
Vicente Romo, R ERA: 1.72	(1, 1)	8.0	W	32	9	3	3	5	1	0	0	0	0	3	41	45	3.38	1.250				
Sparky Lyle, L ERA:	(9, 1)	1.0	S	2	0	0	0	1	0	0	0	0	0	4	4	0.00	0.000					

AB 33
R 3
H 9
RBI 3
BB 1
SO 6
LOB 11



Batter	1	2	3	4	5	6	7	8	9	AB	R	H	RBI	BB	SO	LOB	BOTTOM					
Mike Andrews, R OBP: 0.342, SLG: 0.361 (1, 4)										3	1	0	0	1	1	2	Oakland Athletics @ Boston Red Sox Fenway Park, Boston, MA Mon Apr 27 1970, 3:33 AM EDT Att: 5,085 - Unknown					
Reggie Smith, S OBP: 0.423, SLG: 0.597 (1, 8)										3	2	3	1	1	0	0						
Carl Yastrzemski, L OBP: 0.437, SLG: 0.414 (1, 7)										4	0	1	1	0	0	1						
Tony Conigliaro, R OBP: 0.354, SLG: 0.333 (1, 9)										4	0	0	0	0	0	2						
Rico Petrocelli, R OBP: 0.303, SLG: 0.424 (1, 6)										4	1	2	0	0	1	0						
George Scott, R OBP: 0.279, SLG: 0.361 (1, 3)										4	0	1	1	0	1	1						
Jerry Moses, R OBP: 0.424, SLG: 0.574 (1, 2)										3	0	0	0	0	0	1						
Luis Alvarado, R OBP: 0.306, SLG: 0.345 (1, 5)										2	0	1	0	1	0	0						
Vicente Romo, R Sparky Lyle, L (9, 1)										2	0	0	0	0	0	1						
Inning Stats	R: 1 E: 0 K: 1 S: 6	H: 1 LOB: 0 BB: 0 P: 6	R: 0 E: 0 K: 0 S: 3	H: 0 LOB: 0 BB: 0 P: 3	R: 1 E: 0 K: 0 S: 5	H: 2 LOB: 2 BB: 1 P: 9	R: 0 E: 0 K: 2 S: 7	H: 0 LOB: 0 BB: 0 P: 7	R: 0 E: 0 K: 0 S: 3	H: 1 LOB: 0 BB: 0 P: 3	R: 0 E: 0 K: 0 S: 2	H: 0 LOB: 0 BB: 1 P: 6	R: 1 E: 0 K: 0 S: 5	H: 2 LOB: 2 BB: 1 P: 9	R: 1 E: 0 K: 0 S: 5	H: 2 LOB: 1 BB: 0 P: 5	1B: 4 2B: 4 3B: 1 HR: 1	SF: 0 SAC: 1 DP: 2 HBP: 0	WP: 1 PB: 0 SB: 1 CS: 0	PA: 33		
PITCHER	IP	WLS	BF	H	R	ER	SO	BB	IBB	HBP	BLK	WP	HR	S	P	ERA	WHIP					
Caffish Hunter, R ERA: 1.85	(1, 1)	8.0	L	33	8	4	4	3	2	1	0	0	1	1	36	48	4.50	1.250				

AB 29
R 4
H 8
RBI 3
BB 3
SO 3
LOB 8



Batter	1	2	3	4	5	6	7	8	9	AB	R	H	RBI	BB	SO	LOB	TOP										
Felipe Alou, R OBP: 0.295, SLG: 0.307	F6			5-3		6-3		F8		4	0	0	0	0	0	2											
Rick Monday, L OBP: 0.436, SLG: 0.574	K			4-3				K		4	0	0	0	0	3	0											
Reggie Jackson, L OBP: 0.293, SLG: 0.355	F7			2B				L6		4	0	1	0	0	0	0											
Sal Bando, R OBP: 0.265, SLG: 0.367		L7		5-3				K		4	0	0	0	0	1	1											
Dick Green, R OBP: 0.296, SLG: 0.286		4-3				6-3		1-3		3	0	0	0	0	0	0											
Don Mincher, L OBP: 0.344, SLG: 0.654		K				G3		K		3	0	0	0	0	2	0											
Frank Fernandez, R OBP: 0.385, SLG: 0.316 Jose Tartabull, L OBP: 0.275, SLG: 0.333 Dave Duncan, R OBP: 0.275, SLG: 0.421				6-3		K		1B 1B		3	0	1	0	0	1	0											
Roberto Pena, R OBP: 0.296, SLG: 0.288				5-3				1B 1B		3	0	1	0	0	0	0											
Al Downing, R OBP: 0.286, SLG: 0.286 Bob Johnson, R OBP: 0.271, SLG: 0.333 Mudcat Grant, R OBP: 0.254, SLG: 0.392 Bert Campaneris, R OBP: 0.312, SLG: 0.154 Blue Moon Odum, R OBP: 0.152, SLG: 0.154 Diego Segui, R				4-3		6-3		1-2 2-H 1B		1	0	0	0	0	0	0											
Inning Stats	R: 0 E: 0 K: 1 S: 5	H: 0 LOB: 0 BB: 0 P: 5	R: 0 E: 0 K: 1 S: 5	H: 0 LOB: 0 BB: 0 P: 5	R: 0 E: 0 K: 0 S: 3	H: 0 LOB: 0 BB: 0 P: 3	R: 0 E: 0 K: 0 S: 4	H: 1 LOB: 1 BB: 0 P: 4	R: 0 E: 0 K: 1 S: 5	H: 0 LOB: 0 BB: 0 P: 5	R: 0 E: 0 K: 0 S: 3	H: 0 LOB: 0 BB: 0 P: 3	R: 0 E: 0 K: 2 S: 7	H: 0 LOB: 0 BB: 0 P: 7	R: 1 E: 0 K: 1 S: 8	H: 3 LOB: 2 BB: 0 P: 8	R: 0 E: 0 K: 1 S: 5	H: 0 LOB: 0 BB: 0 P: 5	1B: 3 2B: 1 3B: 0 HR: 0	SF: 0 SAC: 0 DP: 0 HBP: 0	WP: 0 PB: 0 SB: 0 CS: 0	PA: 31					
PITCHER	IP	WLS	BF	H	R	ER	SO	BB	IBB	HBP	BLK	WP	HR	S	P	ERA	WHIP										
Bill Lee, L ERA: 2.81	(1, 1)	7.2	W	27	4	1	1	6	0	0	0	0	0	39	39	1.17	0.522										
Ray Jarvis, R ERA: 2.84	(8, 1)	0.1		1	0	0	0	0	0	0	0	0	0	1	1	0.00	0.000										
Sparky Lyle, L ERA:	(9, 1)	1.0	S	3	0	0	0	1	0	0	0	0	0	5	5	0.00	0.000										

Oakland Athletics @ Boston Red Sox
Fenway Park, Boston, MA
Tue Apr 28 1970, 7:05 PM EDT
Att: 14,941 - Unknown

AB 31
R 1
H 4
RBI 1
BB 0
SO 7
LOB 3



Batter	1	2	3	4	5	6	7	8	9	AB	R	H	RBI	BB	SO	LOB	BOTTOM										
Mike Andrews, R OBP: 0.351, SLG: 0.431	2B		K		HR			L1		4	1	2	1	0	1	0											
Reggie Smith, S OBP: 0.400, SLG: 0.561	K			L8	F9			3-1		4	0	0	0	0	1	1											
Carl Yastrzemski, L OBP: 0.413, SLG: 0.367	F6			1-3		4-3		4-3		4	0	0	0	0	0	1											
Tony Conigliaro, R OBP: 0.348, SLG: 0.377	1-3			HR		5-3		F4		4	1	1	1	0	0	1											
Rico Petrocelli, R OBP: 0.319, SLG: 0.417		L7		1B BB		1B BB				1	0	0	0	2	0	0											
George Scott, R OBP: 0.296, SLG: 0.375		5-3		1B		1B				3	0	2	0	0	0	0											
Jerry Moses, R OBP: 0.403, SLG: 0.544	L9			F3		4-3				3	0	0	0	0	0	4											
Luis Alvarado, R OBP: 0.292, SLG: 0.328				6-3		F7		F2		3	0	0	0	0	0	0											
Bill Lee, L Ray Jarvis, R Sparky Lyle, L	(1, 1) (8, 1) (9, 1)			1-5-3		1-3		L6		3	0	0	0	0	0	0											
Inning Stats	R: 0 E: 0 K: 1 S: 6	H: 1 LOB: 1 BB: 0 P: 6	R: 0 E: 0 K: 0 S: 3	H: 0 LOB: 0 BB: 0 P: 3	R: 0 E: 0 K: 1 S: 5	H: 0 LOB: 0 BB: 0 P: 5	R: 1 E: 0 K: 0 S: 5	H: 2 LOB: 2 BB: 1 P: 9	R: 1 E: 0 K: 0 S: 4	H: 1 LOB: 0 BB: 0 P: 4	R: 0 E: 0 K: 0 S: 4	H: 1 LOB: 1 BB: 1 P: 8	R: 0 E: 0 K: 0 S: 3	H: 0 LOB: 0 BB: 0 P: 3	R: 0 E: 0 K: 0 S: 3	H: 0 LOB: 0 BB: 0 P: 3	1B: 2 2B: 1 3B: 0 HR: 2	SF: 0 SAC: 0 DP: 0 HBP: 0	WP: 0 PB: 0 SB: 0 CS: 0	PA: 31							
PITCHER	IP	WLS	BF	H	R	ER	SO	BB	IBB	HBP	BLK	WP	HR	S	P	ERA	WHIP										
Al Downing, L ERA: 3.0	(1, 1)	5.0	L	20	4	2	2	2	1	0	0	0	0	7	11	0.00	1.000										
Mudcat Grant, R ERA:	(6, 1)	2.0		8	1	0	0	0	1	0	0	0	0	7	11	0.00	1.000										
Diego Segui, R ERA: 3.65	(8, 1)	1.0		3	0	0	0	0	0	0	0	0	0	3	3	0.00	0.000										


Oakland Athletics @ Boston Red Sox
Fenway Park, Boston, MA
Tue Apr 28 1970, 7:05 PM EDT
Att: 14,941 - Unknown

AB 29
R 2
H 5
RBI 2
BB 2
SO 2
LOB 7



Batter	1	2	3	4	5	6	7	8	9	AB	R	H	RBI	BB	SO	LOB	TOP										
Felipe Alou, R OBP: 0.313, SLG: 0.316 (1, 7)	0-0 4-3		0-0 F4		0-0 1-2 1B		4-0 FC6 BB		0-0 SH1-3 1B	4	0	2	0	1	0	0											
Rick Monday, L OBP: 0.410, SLG: 0.534 (1, 8)	0-3 K			0-3 K	0-3 K		0-3 K		0-3 K	5	0	0	0	0	5	4											
Reggie Jackson, L OBP: 0.308, SLG: 0.359 Jose Tartabull, L (6, PR) (6, 7)	0-3 K			0-0 S 1B		1-0 BB HBP	0-0 FC6		0-0 SH1-3	2	0	1	0	0	1	0											
Sal Bando, R OBP: 0.282, SLG: 0.333 (1, 5)		0-3 K		4-0 S BB		0-0 F3		4-0 2B 6-3 BB	0-0 L4	3	1	0	0	2	1	2											
Don Mincher, L OBP: 0.354, SLG: 0.655 (1, 3)		0-3 K		0-3 K		4-0 BB		0-0 WP E 2B		3	1	1	0	1	2	2											
Dick Green, R OBP: 0.293, SLG: 0.284 (1, 4)		0-0 1B		0-3 K		0-3 BB		0-0 6-3		4	0	1	1	0	2	5											
Dave Duncan, R OBP: 0.273, SLG: 0.405 (1, 2)		0-0 F2			0-0 1B		0-3 K		0-3 K	4	0	1	0	0	2	4											
Roberto Pena, R OBP: 0.293, SLG: 0.286 (1, 6)			0-0 L8		0-0 F9		0-0 F8	0-0 E4		4	0	1	1	0	0	1											
Chuck Dobson, R OBP: 0.115, SLG: 0.222 Paul Lindblad, L (5, 1) Tito Francona, L OBP: 0.446, SLG: 0.687 Diego Segui, R (7, PR) Mudcat Grant, R (7, 1) Bob Johnson, R OBP: 0.266, SLG: 0.323 Rolie Fingers, R (8, 1)		0-3 K		0-0 F3		0-0 F3		0-0 HR	0-0 F7	2	0	0	0	0	1	1											
Inning Stats	R: 0 E: 0 K: 2 S: 7	H: 0 LOB: 0 BB: 0 P: 7	R: 0 E: 0 K: 2 S: 8	H: 1 LOB: 1 BB: 0 P: 8	R: 0 E: 0 K: 1 S: 5	H: 0 LOB: 0 BB: 0 P: 5	R: 0 E: 0 K: 3 S: 10	H: 1 LOB: 2 BB: 1 P: 14	R: 0 E: 0 K: 1 S: 7	H: 0 LOB: 2 BB: 1 P: 12	R: 1 E: 0 K: 1 S: 6	H: 1 LOB: 1 BB: 1 P: 10	R: 2 E: 1 K: 1 S: 7	H: 2 LOB: 1 BB: 1 P: 11	R: 0 E: 0 K: 1 S: 6	H: 1 LOB: 1 BB: 0 P: 6	1B: 6 2B: 1 3B: 0 HR: 1	SF: 0 SAC: 1 DP: 0 HBP: 1	WP: 1 PB: 0 SB: 3 CS: 0	PA: 40							
PITCHER	IP	WLS	BF	H	R	ER	SO	BB	IBB	HBP	BLK	WP	HR	S	P	ERA	WHIP										
Sonny Siebert, R ERA: 7.71 (1, 1)	5.0	W	21	4	0	0	9	1	0	1	0	0	0	37	42	0.00	1.000										
Lee Stange, R ERA: 2.25 (6, 1)	1.1		6	1	1	1	2	1	0	0	0	0	1	9	13	6.75	1.500										
Ken Brett, L ERA: 7.56 (7, 1)	0.2		5	1	2	2	1	2	0	0	0	0	0	5	13	27.00	4.500										
Ed Phillips, R ERA: (8, 1)	1.0	S	3	0	0	0	1	0	0	0	0	1	0	7	7	0.00	2.000										
Sparky Lyle, L ERA: (9, 1)	1.0	S	3	0	0	0	1	0	0	0	0	0	0	5	5	0.00	0.000										


Oakland Athletics @ Boston Red Sox
Fenway Park, Boston, MA
Wed Apr 29 1970, 7:05 PM EDT
Att: 14,297 - Unknown



AB	34
R	3
H	8
RBI	3
BB	4
SO	14
LOB	21

Batter	1	2	3	4	5	6	7	8	9	AB	R	H	RBI	BB	SO	LOB	BOTTOM										
Mike Andrews, R OBP: 0.358, SLG: 0.435 (1, 4)	0-0 WP 1B 1B		0-0 L9		0-0 2B 1B 1B		0-0 F3			4	2	2	0	0	0	1											
Luis Alvarado, R OBP: 0.319, SLG: 0.385 (1, 5)	0-0 WP 1B 1B		0-0 F6		0-0 1B G5-2-3 2B		0-0 1B 2B			4	2	3	1	0	0	0											
Carl Yastrzemski, L OBP: 0.430, SLG: 0.391 (1, 7)	0-0 1H 2H 1B		0-0 F7		4-0 1B IBB		4-0 1B IBB			2	0	1	2	2	0	0											
Tony Conigliaro, R OBP: 0.370, SLG: 0.391 Reggie Smith, S OBP: 0.400, SLG: 0.561 (7, PR) (8, 8)	4-0 FC6-4 BB		0-0 5-3		0-0 1-2 2-3 3H 1B		0-0 G4-6-3 1B			3	0	2	2	1	0	0											
Rico Petrocelli, R OBP: 0.314, SLG: 0.410 Dick Schofield, S OBP: 0.444, SLG: 0.444 (1, 6) (4, 6)	0-0 F3			0-0 F8	0-0 G5-2-3		0-0 G4-6-3			1	0	0	0	0	0	1											
George Scott, R OBP: 0.307, SLG: 0.412 (1, 3)	0-0 FC6-4			0-3 K		0-0 9-2 3B		0-0 F8 WP 1B		4	0	2	0	0	1	1											
Billy Conigliaro, R OBP: 0.200, SLG: 0.200 (1, 8) (8, 9)		0-0 5-3		0-0 2-3		0-3 K		0-0 F8		4	0	0	0	0	1	2											
Tom Satriano, L OBP: 0.500, SLG: 0.333 (1, 2)		0-0 1-3 1B			0-0 F5		4-0 BB		0-0 5-3	3	0	1	0	1	0	1											
Sonny Siebert, R (1, 1) Lee Stange, R (6, 1) Ken Brett, L (7, 1) Ed Phillips, R (8, 1) Sparky Lyle, L (9, 1)		0-0 1-3		0-0 1-2		1-0 1B HBP		0-0 9-2		1	1	0	0	0	0	1											
Inning Stats	R: 2 E: 0 K: 0 S: 5	H: 3 LOB: 1 BB: 1 P: 9	R: 0 E: 0 K: 0 S: 4	H: 1 LOB: 0 BB: 0 P: 4	R: 0 E: 0 K: 0 S: 3	H: 0 LOB: 0 BB: 0 P: 3	R: 0 E: 0 K: 1 S: 5	H: 0 LOB: 0 BB: 0 P: 5	R: 2 E: 0 K: 0 S: 5	H: 3 LOB: 2 BB: 1 P: 10	R: 0 E: 0 K: 1 S: 5	H: 1 LOB: 1 BB: 1 P: 9	R: 1 E: 0 K: 0 S: 4	H: 2 LOB: 2 BB: 1 P: 8	R: 0 E: 0 K: 0 S: 4	H: 1 LOB: 1 BB: 0 P: 4	1B: 8 2B: 3 3B: 1 HR: 0	SF: 0 SAC: 0 DP: 3 HBP: 1	WP: 2 PB: 0 SB: 0 CS: 1	PA: 36							
PITCHER	IP	WLS	BF	H	R	ER	SO	BB	IBB	HBP	BLK	WP	HR	S	P	ERA	WHIP										
Chuck Dobson, R ERA: 6.0 (5, 1)	1.2	L	5	1	0	0	1	1	0	0	0	0	0	6	10	0.00	1.200										
Diego Segui, R ERA: 4.26 (7, 1)	0.1		4	2	1	1	0	0	1	0	0	0	0	3	7	27.00	6.000										
Mudcat Grant, R ERA: (7, 1)	0.2		1	0	0	0	0	0	0	0	0	0	0	1	1	0.00	0.000										
Rolie Fingers, R ERA: 4.5 (8, 1)	1.0		4	1	0	0	0	0	0	0	0	1	0	4	4	0.00	1.000										

Oakland Athletics @ Boston Red Sox
Fenway Park, Boston, MA
Wed Apr 29 1970, 7:05 PM EDT
Att: 14,297 - Unknown



AB	31
R	5
H	11
RBI	5
BB	4
SO	2
LOB	15

Batter	1	2	3	4	5	6	7	8	9	AB	R	H	RBI	BB	SO	LOB	TOP					
Sandy Alomar Sr. S OBP: 0.330, SLG: 0.308 (1, 4)										4	1	1	0	0	1	0	California Angels @ Boston Red Sox Fenway Park, Boston, MA Fri May 01 1970, 7:05 PM EDT Att: 23,292 - Unknown					
Roger Repoz L OBP: 0.391, SLG: 0.583 (1, 8)										3	1	0	0	1	2	1						
Jim Fregosi R OBP: 0.359, SLG: 0.460 (1, 6)										4	0	2	0	0	0	0						
Alex Johnson R OBP: 0.356, SLG: 0.464 (1, 7)										4	0	1	2	0	0	2						
Jim Spencer L OBP: 0.340, SLG: 0.356 (1, 3)										4	0	0	0	0	2	2						
Ken McMullen R OBP: 0.291, SLG: 0.315 (1, 5)										4	1	2	0	0	2	0						
Bill Voss L OBP: 0.383, SLG: 0.409 (1, 9)										4	0	0	0	0	2							
Joe Azcue R OBP: 0.232, SLG: 0.327 (1, 2)										2	0	0	1	0	1	0						
Tom Murphy R OBP: 0.067, SLG: 0.071 Eddie Fisher, R (4, 1)										2	0	0	0	0	1	0						
Jay Johnstone L OBP: 0.291, SLG: 0.434 Wally Wolf, R (7, 1)										0	0	0	0	0	0	0						
										0	0	0	0	0	0	0						
Inning Stats	R: 0 E: 0 K: 1 S: 6	H: 2 LOB: 1 BB: 0 P: 6	R: 0 E: 0 K: 1 S: 5	H: 0 LOB: 0 BB: 0 P: 5	R: 2 E: 1 K: 1 S: 8	H: 2 LOB: 2 BB: 1 P: 12	R: 1 E: 0 K: 1 S: 6	H: 1 LOB: 0 BB: 0 P: 6	R: 0 E: 0 K: 0 S: 3	H: 0 LOB: 0 BB: 0 P: 3	R: 0 E: 0 K: 1 S: 5	H: 0 LOB: 0 BB: 0 P: 5	R: 0 E: 0 K: 2 S: 7	H: 0 LOB: 0 BB: 0 P: 7	R: 0 E: 0 K: 1 S: 5	H: 0 LOB: 0 BB: 0 P: 5	R: 0 E: 0 K: 0 S: 4	H: 1 LOB: 1 BB: 0 P: 4	1B: 5 2B: 1 3B: 0 HR: 0	SF: 1 SAC: 0 DP: 1 HBP: 0	WP: 0 PB: 0 SB: 1 CS: 0	PA: 34
PITCHER Ray Culp, R ERA: 3.16 (1, 1)	IP: 9.0 WLS: W BF: 34 H: 6 R: 3 ER: 1 SO: 9 BB: 1 IBB: 0 HBP: 0 BLK: 0 WP: 0 HR: 0 S: 51 P: 55 ERA: 1.00 WHIP: 0.778															PITCHER	IP: WLS: BF: H: R: ER: SO: BB: IBB: HBP: BLK: WP: HR: S: P: ERA: WHIP:					

AB	32
R	3
H	6
RBI	3
BB	1
SO	9
LOB	7



Batter	1	2	3	4	5	6	7	8	9	AB	R	H	RBI	BB	SO	LOB	BOTTOM			
Mike Andrews R OBP: 0.326, SLG: 0.390 (1, 4)										4	0	0	0	0	0	1	California Angels @ Boston Red Sox Fenway Park, Boston, MA Fri May 01 1970, 7:05 PM EDT Att: 23,292 - Unknown			
Reggie Smith S OBP: 0.410, SLG: 0.595 (1, 8)										4	2	2	1	0	0	0				
Carl Yastrzemski L OBP: 0.437, SLG: 0.471 (1, 7)										3	3	2	3	1	0	0				
Tony Conigliaro R OBP: 0.377, SLG: 0.388 (1, 9)										3	0	1	0	1	1	1				
Rico Petrocelli R OBP: 0.346, SLG: 0.522 (1, 6)										4	1	2	1	0	0	2				
George Scott R OBP: 0.349, SLG: 0.566 (1, 3)										4	1	3	2	0	1	1				
Luis Alvarado R OBP: 0.312, SLG: 0.397 (1, 5)										4	1	1	0	0	1	2				
Jerry Moses R OBP: 0.371, SLG: 0.492 (1, 2)										4	0	0	0	0	1	3				
Ray Culp R OBP: 0.154, SLG: 0.154 (1, 1)										4	0	1	1	0	1	2				
Inning Stats	R: 2 E: 0 K: 0 S: 4	H: 2 LOB: 0 BB: 1 P: 8	R: 2 E: 0 K: 0 S: 5	H: 3 LOB: 0 BB: 0 P: 5	R: 0 E: 0 K: 0 S: 3	H: 0 LOB: 0 BB: 0 P: 3	R: 1 E: 0 K: 0 S: 5	H: 2 LOB: 1 BB: 0 P: 5	R: 1 E: 0 K: 0 S: 5	H: 2 LOB: 1 BB: 0 P: 5	R: 0 E: 0 K: 1 S: 6	H: 1 LOB: 1 BB: 0 P: 6	R: 2 E: 0 K: 2 S: 9	H: 2 LOB: 1 BB: 1 P: 13	R: 0 E: 0 K: 2 S: 7	H: 0 LOB: 0 BB: 0 P: 7		1B: 4 2B: 4 3B: 0 HR: 4	SF: 0 SAC: 0 DP: 2 HBP: 0	WP: 1 PB: 0 SB: 2 CS: 0
PITCHER Tom Murphy R ERA: 4.58 Eddie Fisher R ERA: 0.49 Wally Wolf R ERA: 5.4 (1, 1)	IP: 3.0 WLS: L BF: 15 H: 7 R: 5 ER: 5 SO: 0 BB: 1 IBB: 0 HBP: 0 BLK: 0 WP: 0 HR: 1 S: 14 P: 18 ERA: 15.00 WHIP: 2.667															PITCHER	IP: WLS: BF: H: R: ER: SO: BB: IBB: HBP: BLK: WP: HR: S: P: ERA: WHIP:			



Batter	1	2	3	4	5	6	7	8	9	AB	R	H	RBI	BB	SO	LOB	TOP								
Sandy Alomar Sr. S OBP: 0.327, SLG: 0.305 (1, 4)	0-0 6-3			0-0 FC3-6 1B	0-0 F7		0-0 SH 2B	0-0 F7		4	1	1	0	0	0	1									
Roger Repoz L OBP: 0.392, SLG: 0.609 (1, 8) (7, 9)	0-0 G3		0-0 FC3-6 1B	0-0 BLK 1B	4-0 BB		0-0 G3		0-0 HR	4	2	1	1	1	0	3									
Jim Fregosi R OBP: 0.361, SLG: 0.467 (1, 6)	0-0 F2		0-0 1B	0-0 3B 1B	0-0 F8		0-0 1B 2B		0-0 F7	5	2	2	3	0	0	1									
Alex Johnson R OBP: 0.359, SLG: 0.461 (1, 7)		0-0 5-3		0-0 F4		0-0 1B G6-4-3 1B	0-0 S 1B		0-0 6-3	5	1	2	1	0	0	1									
Jim Spencer L OBP: 0.364, SLG: 0.408 (1, 3)	0-0 F8		0-0 1B 3B	0-0 1B 3B	0-0 1B 3B	0-0 G6-4-3 1B	0-3 K		4-0 BB	4	1	2	1	1	1	1									
Ken McMullen R OBP: 0.298, SLG: 0.303 (1, 5)	0-0 6-3		0-0 1B BB	0-0 1B BB	0-0 1B BB	0-0 G6-4-3 1B	4-0 K		0-0 F7	3	0	0	0	2	0	2									
Bill Voss L OBP: 0.393, SLG: 0.412 Giraldo Ruiz S OBP: 0.167, SLG: 0.333 Ken Tatum R (7, PH) (7, 1)			0-0 4-3	0-0 1-2 3H 1B	0-0 1-2 3H 1B	0-0 1-2 3H BB	0-3 K			2	0	1	1	1	0	0									
Joe Azcue R OBP: 0.250, SLG: 0.345 (1, 2)		0-0 2B	0-0 5-3	0-0 5-3	0-0 5-3	0-0 F8		4-0 FC5-4 BB		3	0	1	0	1	0	3									
Clyde Wright R Greg Garrett S Tom Silverio L (1, 1) (4, 1) (7, PH) (7, 8)		0-0 6-3		0-0 6-3		0-0 G3		0-0 E5 SH 2B	0-0 FC5-4 F7	1	0	0	0	0	0	0									
Inning Stats	R: 0 E: 0 K: 0 S: 3	H: 0 LOB: 0 BB: 0 P: 3	R: 0 E: 0 K: 0 S: 3	H: 0 LOB: 0 BB: 0 P: 3	R: 0 E: 0 K: 0 S: 3	H: 1 LOB: 0 BB: 0 P: 3	R: 3 E: 0 K: 0 S: 7	H: 4 LOB: 2 BB: 1 P: 11	R: 0 E: 0 K: 0 S: 4	H: 0 LOB: 1 BB: 1 P: 7	R: 1 E: 0 K: 0 S: 4	H: 2 LOB: 1 BB: 1 P: 8	R: 3 E: 2 K: 2 S: 11	H: 2 LOB: 2 BB: 1 P: 15	R: 0 E: 0 K: 0 S: 2	H: 0 LOB: 1 BB: 1 P: 6	R: 1 E: 0 K: 0 S: 4	H: 1 LOB: 1 BB: 1 P: 8	1B: 6 2B: 2 3B: 1 HR: 1	SF: 0 SAC: 1 DP: 1 HBP: 0	WP: 0 PB: 0 SB: 1 CS: 0	PA: 42			
PITCHER	IP WLS BF H R ER SO BB IBB HBP BLK WP HR S P ERA WHIP	IP WLS BF H R ER SO BB IBB HBP BLK WP HR S P ERA WHIP	IP WLS BF H R ER SO BB IBB HBP BLK WP HR S P ERA WHIP	IP WLS BF H R ER SO BB IBB HBP BLK WP HR S P ERA WHIP	IP WLS BF H R ER SO BB IBB HBP BLK WP HR S P ERA WHIP	IP WLS BF H R ER SO BB IBB HBP BLK WP HR S P ERA WHIP	IP WLS BF H R ER SO BB IBB HBP BLK WP HR S P ERA WHIP	IP WLS BF H R ER SO BB IBB HBP BLK WP HR S P ERA WHIP	IP WLS BF H R ER SO BB IBB HBP BLK WP HR S P ERA WHIP	IP WLS BF H R ER SO BB IBB HBP BLK WP HR S P ERA WHIP	IP WLS BF H R ER SO BB IBB HBP BLK WP HR S P ERA WHIP	IP WLS BF H R ER SO BB IBB HBP BLK WP HR S P ERA WHIP	IP WLS BF H R ER SO BB IBB HBP BLK WP HR S P ERA WHIP	IP WLS BF H R ER SO BB IBB HBP BLK WP HR S P ERA WHIP	IP WLS BF H R ER SO BB IBB HBP BLK WP HR S P ERA WHIP	IP WLS BF H R ER SO BB IBB HBP BLK WP HR S P ERA WHIP	IP WLS BF H R ER SO BB IBB HBP BLK WP HR S P ERA WHIP	IP WLS BF H R ER SO BB IBB HBP BLK WP HR S P ERA WHIP	IP WLS BF H R ER SO BB IBB HBP BLK WP HR S P ERA WHIP	IP WLS BF H R ER SO BB IBB HBP BLK WP HR S P ERA WHIP	IP WLS BF H R ER SO BB IBB HBP BLK WP HR S P ERA WHIP	IP WLS BF H R ER SO BB IBB HBP BLK WP HR S P ERA WHIP	IP WLS BF H R ER SO BB IBB HBP BLK WP HR S P ERA WHIP	IP WLS BF H R ER SO BB IBB HBP BLK WP HR S P ERA WHIP	IP WLS BF H R ER SO BB IBB HBP BLK WP HR S P ERA WHIP

California Angels @ Boston Red Sox
Fenway Park, Boston, MA
Sat May 02 1970, 3:33 AM EDT
Att: 26,144 - Unknown

AB	35
R	8
H	10
RBI	7
BB	6
SO	2
LOB	15



Batter	1	2	3	4	5	6	7	8	9	AB	R	H	RBI	BB	SO	LOB	BOTTOM								
Mike Andrews R OBP: 0.309, SLG: 0.366 (1, 4)	0-0 F4	0-0 F8		0-0 F8		0-0 F7		0-0 F7		5	0	0	0	0	0	2									
Reggie Smith S OBP: 0.420, SLG: 0.590 (1, 8)	0-0 FC4-6 1B		0-0 BB SF9 1B	4-0 BB 1B	0-3 K		0-3 K			4	1	2	0	1	1	0									
Carl Yastrzemski L OBP: 0.446, SLG: 0.466 (1, 7)	0-0 FC4-6 HR		0-0 1B BB 1B	4-0 1B BB 1B	0-3 K		0-0 4-3			3	1	1	0	2	0	1									
Tony Conigliaro R OBP: 0.390, SLG: 0.386 (1, 9)	4-0 HR BB		4-0 1B BB BB	0-0 F5		0-3 K		0-0 1B 1B		3	1	1	0	2	1	4									
Rico Petrocelli R OBP: 0.361, SLG: 0.589 (1, 6)	0-0 1H 2H HR		0-0 SF9		0-0 1B 2B		0-0 F8		0-0 1B	4	1	3	4	0	0	0									
George Scott R OBP: 0.352, SLG: 0.580 (1, 3)	0-0 5-3		0-0 FC5-4 1B	0-3 K		0-0 K 3B		0-3 K		5	0	2	0	0	2	3									
Luis Alvarado R OBP: 0.313, SLG: 0.395 Tom Matchick L (1, 5) (7, PH) (8, 5)		0-0 5-3	0-0 FC5-4 1B	0-0 2-3 1B		0-0 K 1B		0-0 F5		3	0	1	0	0	0	2									
Jerry Moses R OBP: 0.365, SLG: 0.478 (1, 2)	0-0 F8		0-0 F8	0-0 FC1-6 1B	0-0 F8		0-0 F6			4	0	1	0	0	0	3									
Vicente Romo R Ray Jarvis R Ken Brett L Dick Schofield S Ed Phillips R (1, 1) (6, 1) (7, 1) (8, PH) (9, 1)		1-0 HBP		0-0 FC1-6 BB BB	0-0 F9		0-0 F8			2	0	0	0	0	0	3									
Inning Stats	R: 3 E: 0 K: 0 S: 5	H: 2 LOB: 1 BB: 1 P: 9	R: 0 E: 0 K: 0 S: 3	H: 0 LOB: 0 BB: 0 P: 4	R: 1 E: 0 K: 0 S: 5	H: 3 LOB: 2 BB: 1 P: 9	R: 0 E: 0 K: 0 S: 4	H: 1 LOB: 3 BB: 2 P: 12	R: 0 E: 0 K: 1 S: 7	H: 2 LOB: 2 BB: 0 P: 7	R: 0 E: 0 K: 1 S: 5	H: 0 LOB: 1 BB: 1 P: 9	R: 0 E: 0 K: 1 S: 6	H: 1 LOB: 1 BB: 0 P: 6	R: 0 E: 0 K: 1 S: 5	H: 0 LOB: 0 BB: 0 P: 5	R: 0 E: 0 K: 1 S: 7	H: 2 LOB: 2 BB: 0 P: 7	1B: 8 2B: 1 3B: 1 HR: 1	SF: 1 SAC: 0 DP: 0 HBP: 1	WP: 1 PB: 0 SB: 0 CS: 0	PA: 43			
PITCHER	IP WLS BF H R ER SO BB IBB HBP BLK WP HR S P ERA WHIP	IP WLS BF H R ER SO BB IBB HBP BLK WP HR S P ERA WHIP	IP WLS BF H R ER SO BB IBB HBP BLK WP HR S P ERA WHIP	IP WLS BF H R ER SO BB IBB HBP BLK WP HR S P ERA WHIP	IP WLS BF H R ER SO BB IBB HBP BLK WP HR S P ERA WHIP	IP WLS BF H R ER SO BB IBB HBP BLK WP HR S P ERA WHIP	IP WLS BF H R ER SO BB IBB HBP BLK WP HR S P ERA WHIP	IP WLS BF H R ER SO BB IBB HBP BLK WP HR S P ERA WHIP	IP WLS BF H R ER SO BB IBB HBP BLK WP HR S P ERA WHIP	IP WLS BF H R ER SO BB IBB HBP BLK WP HR S P ERA WHIP	IP WLS BF H R ER SO BB IBB HBP BLK WP HR S P ERA WHIP	IP WLS BF H R ER SO BB IBB HBP BLK WP HR S P ERA WHIP	IP WLS BF H R ER SO BB IBB HBP BLK WP HR S P ERA WHIP	IP WLS BF H R ER SO BB IBB HBP BLK WP HR S P ERA WHIP	IP WLS BF H R ER SO BB IBB HBP BLK WP HR S P ERA WHIP	IP WLS BF H R ER SO BB IBB HBP BLK WP HR S P ERA WHIP	IP WLS BF H R ER SO BB IBB HBP BLK WP HR S P ERA WHIP	IP WLS BF H R ER SO BB IBB HBP BLK WP HR S P ERA WHIP	IP WLS BF H R ER SO BB IBB HBP BLK WP HR S P ERA WHIP	IP WLS BF H R ER SO BB IBB HBP BLK WP HR S P ERA WHIP	IP WLS BF H R ER SO BB IBB HBP BLK WP HR S P ERA WHIP	IP WLS BF H R ER SO BB IBB HBP BLK WP HR S P ERA WHIP	IP WLS BF H R ER SO BB IBB HBP BLK WP HR S P ERA WHIP	IP WLS BF H R ER SO BB IBB HBP BLK WP HR S P ERA WHIP	IP WLS BF H R ER SO BB IBB HBP BLK WP HR S P ERA WHIP

California Angels @ Boston Red Sox
Fenway Park, Boston, MA
Sat May 02 1970, 3:33 AM EDT
Att: 26,144 - Unknown

AB	36
R	4
H	11
RBI	4
BB	5
SO	5
LOB	21



Batter	1	2	3	4	5	6	7	8	9	AB	R	H	RBI	BB	SO	LOB	TOP	
Mike Andrews, R OBP: 0.303, SLG: 0.349	L8			F7		2B 1B BB	FC5-4 1B		F9	4	1	0	0	1	0	1	Boston Red Sox @ Milwaukee Brewers Milwaukee County Stadium, Milwaukee, WI Tue May 05 1970, 8:05 PM EDT Att: 6,780 - Unknown	
Reggie Smith, S OBP: 0.419, SLG: 0.585	K			K		1B BB	K		G4-6-3 HBP	4	1	1	2	0	3	1		
Carl Yastrzemski, L OBP: 0.443, SLG: 0.455	F7			6-3		BB 1B E IBB	FC5-4 1B		G4-6-3	4	1	1	0	1	0	1		
Tony Conigliaro, R OBP: 0.384, SLG: 0.378		F9			6-3	E BB 1B	FC5-4			4	0	1	1	0	0	2		
Rico Petrocelli, R OBP: 0.356, SLG: 0.571	F2			K	K				2B 1B	4	1	1	0	0	2	3		
George Scott, R OBP: 0.359, SLG: 0.583	4-3			4-3	E BB				WP 1-H 2B	3	0	1	2	1	0	0		
Luis Alvarado, R OBP: 0.298, SLG: 0.375			1-3		6-3				F3	4	0	0	0	0	0	3		
Tom Satriano, L OBP: 0.375, SLG: 0.167			G3		E5 BB				F7	3	1	0	0	1	0	4		
Sonny Siebert, R OBP: 0.375, SLG: 0.333			G3		3-1				K	3	1	1	0	1	1	1		
Inning Stats	R: 0 E: 0 K: 1 S: 5	H: 0 LOB: 0 BB: 0 P: 5	R: 0 E: 0 K: 0 S: 3	H: 0 LOB: 0 BB: 0 P: 3	R: 0 E: 0 K: 1 S: 3	H: 0 LOB: 0 BB: 0 P: 3	R: 0 E: 0 K: 1 S: 5	H: 0 LOB: 0 BB: 0 P: 5	R: 0 E: 0 K: 1 S: 6	H: 1 LOB: 2 BB: 1 P: 10	R: 1 E: 0 K: 1 S: 7	H: 2 LOB: 1 BB: 0 P: 7	R: 0 E: 0 K: 0 S: 2	H: 0 LOB: 0 BB: 0 P: 3	1B: 3 2B: 3 3B: 0 HR: 0	SF: 0 SAC: 0 DP: 1 HBP: 1	WP: 1 PA: 39	
PITCHER	IP	WLS	BF	H	R	ER	SO	BB	IBB	HBP	BLK	WP	HR	S	P	ERA	WHIP	
Gene Brabender, R ERA: 4.54	(1, 1)	6.0	L	26	3	5	4	4	3	1	0	0	0	30	46	6.00	1.000	
Bob Locker, R ERA: 3.31	(7, 1)	3.0		13	3	1	1	2	1	0	1	0	1	0	15	3.00	1.333	


Batter	1	2	3	4	5	6	7	8	9	AB	R	H	RBI	BB	SO	LOB	BOTTOM		
Tommy Harper, R OBP: 0.313, SLG: 0.320	K S 1B		F4			G6-4-3			FC5-4 S	4	0	1	0	0	0	2	Boston Red Sox @ Milwaukee Brewers Milwaukee County Stadium, Milwaukee, WI Tue May 05 1970, 8:05 PM EDT Att: 6,780 - Unknown		
Mike Hegan, L OBP: 0.285, SLG: 0.170	K			6-3			4-3		K	4	0	0	0	0	2	2			
Russ Snyder, L OBP: 0.360, SLG: 0.318	F7			F7			F2			3	0	0	0	0	0	0			
Danny Walton, R OBP: 0.389, SLG: 0.596				F7			6-3			3	0	1	0	0	0	0			
Steve Hovley, L OBP: 0.393, SLG: 0.400				K		F8			F7	3	0	0	0	0	1	1			
Jerry McNertney, R OBP: 0.321, SLG: 0.366				F9		F8			6-3	3	0	0	0	0	0	1			
Ted Kubiak, S OBP: 0.340, SLG: 0.247				4-3		F6			1-3	3	0	0	0	0	0	1			
John Kennedy, R OBP: 0.385, SLG: 0.417			1-3			F7			F8	3	0	0	0	0	0	0			
Gene Brabender, R OBP: 0.182, SLG: 0.273				K		E6 G6-4-3			FC5-4 1B	1	0	0	0	0	1	0			
Rich Rollins, R OBP: 0.276, SLG: 0.240										1	0	0	0	0	0	0			
Bob Locker, S										0	0	0	0	0	0	0			
Greg Goossen, R OBP: 0.392, SLG: 0.405										1	0	1	0	0	0	0			
Wayne Comer, R										0	0	0	0	0	0	0			
Inning Stats	R: 0 E: 0 K: 1 S: 5	H: 1 LOB: 1 BB: 0 P: 6	R: 0 E: 0 K: 1 S: 6	H: 1 LOB: 1 BB: 0 P: 6	R: 0 E: 0 K: 1 S: 5	H: 0 LOB: 0 BB: 0 P: 5	R: 0 E: 0 K: 0 S: 3	H: 0 LOB: 0 BB: 0 P: 3	R: 0 E: 0 K: 0 S: 3	H: 0 LOB: 0 BB: 0 P: 3	R: 0 E: 1 K: 0 S: 3	H: 0 LOB: 0 BB: 0 P: 3	R: 0 E: 0 K: 0 S: 3	H: 0 LOB: 0 BB: 0 P: 3	R: 0 E: 0 K: 1 S: 6	H: 1 LOB: 2 BB: 0 P: 6	1B: 3 2B: 0 3B: 0 HR: 0	SF: 0 SAC: 0 DP: 1 HBP: 0	WP: 0 PA: 29
PITCHER	IP	WLS	BF	H	R	ER	SO	BB	IBB	HBP	BLK	WP	HR	S	P	ERA	WHIP		
Sonny Siebert, R ERA: 4.7	(1, 1)	9.0	W	29	3	0	0	4	0	0	0	0	0	37	37	0.00	0.333		

Batter	1	2	3	4	5	6	7	8	9	AB	R	H	RBI	BB	SO	LOB	TOP			
Mike Andrews, R OBP: 0.291, SLG: 0.333 (1, 4)										4	0	0	0	0	0	0	Boston Red Sox @ Milwaukee Brewers Milwaukee County Stadium, Milwaukee, WI Wed May 06 1970, 8:05 PM EDT Att: 5,320 - Unknown livebaseballscorecards.com			
Reggie Smith, S OBP: 0.433, SLG: 0.593 (1, 8)										4	1	3	0	0	0	0				
Carl Yastrzemski, L OBP: 0.455, SLG: 0.494 (1, 7)										2	1	1	2	2	1	1				
Rico Petrocelli, R OBP: 0.341, SLG: 0.543 (1, 6)										4	0	0	0	0	2	4				
George Scott, R OBP: 0.354, SLG: 0.563 (1, 3)										3	0	0	0	1	2	0				
Billy Conigliaro, R OBP: 0.355, SLG: 0.917 (1, 9)										4	1	2	1	0	2	2				
Luis Alvarado, R OBP: 0.291, SLG: 0.366 Dick Schofield, S OBP: 0.333, SLG: 0.333 (7, PH) (7, 5)										2	0	0	0	0	2	0				
Jerry Moses, R OBP: 0.351, SLG: 0.458 (1, 2)										3	0	0	0	0	1	0				
Gary Peters, L OBP: 0.200, SLG: 0.214 Mike Derrick, L OBP: 0.286, SLG: 0.286 Ed Phillips, R (8, 1)										2	0	0	0	0	0	0				
Inning Stats	R: 0 E: 0 K: 2 S: 8	H: 1 LOB: 1 BB: 0 P: 8	R: 0 E: 0 K: 3 S: 9	H: 0 LOB: 0 BB: 0 P: 9	R: 0 E: 0 K: 1 S: 5	H: 0 LOB: 0 BB: 0 P: 5	R: 0 E: 0 K: 2 S: 7	H: 1 LOB: 2 BB: 2 P: 15	R: 0 E: 0 K: 1 S: 5	H: 0 LOB: 0 BB: 0 P: 5	R: 1 E: 0 K: 1 S: 6	H: 1 LOB: 0 BB: 0 P: 6	R: 2 E: 0 K: 0 S: 5	H: 2 LOB: 0 BB: 0 P: 5	R: 0 E: 0 K: 0 S: 3	H: 1 LOB: 0 BB: 0 P: 3		1B: 4 2B: 0 3B: 0 HR: 2	SF: 0 SAC: 0 DP: 1 HBP: 0	WP: 0 PB: 0 SB: 0 CS: 2
PITCHER	IP WLS BF H R ER SO BB IBB HBP BLK WP HR S P ERA WHIP																			
Bobby Bolin, R ERA: 5.65 John Gelnar, R ERA: 6.61	(1, 1) (9, 1)	8.0 W 31 5 3 3 10 3 0 0 0 0 2 48 60 3.38 1.000																		

Batter	1	2	3	4	5	6	7	8	9	AB	R	H	RBI	BB	SO	LOB	BOTTOM			
Tommy Harper, R OBP: 0.310, SLG: 0.327 (1, 5)										4	0	1	0	0	0	0	Boston Red Sox @ Milwaukee Brewers Milwaukee County Stadium, Milwaukee, WI Wed May 06 1970, 8:05 PM EDT Att: 5,320 - Unknown livebaseballscorecards.com			
Steve Howley, L OBP: 0.387, SLG: 0.393 (1, 9)										4	0	1	0	0	2	1				
Ted Savage, R OBP: 0.324, SLG: 0.444 (1, 8)										3	0	1	0	1	0	1				
Danny Walton, R OBP: 0.375, SLG: 0.571 (1, 7)										4	0	0	0	0	2	3				
Jerry McNertney, R OBP: 0.306, SLG: 0.347 (1, 2)										4	0	0	0	0	1	0				
Greg Goossen, R OBP: 0.407, SLG: 0.395 Mike Hegan, L OBP: 0.281, SLG: 0.188 (8, PH) (9, 3)										1	1	0	0	2	0	0				
Ted Kubiak, S OBP: 0.356, SLG: 0.303 (1, 6)										4	2	3	1	0	0	0				
John Kennedy, R OBP: 0.400, SLG: 0.519 (1, 4)										3	1	1	3	1	2	2				
Bobby Bolin, R John Gelnar, R	(1, 1) (9, 1)									3	0	0	0	0	2	3				
Inning Stats	R: 0 E: 0 K: 1 S: 5	H: 0 LOB: 1 BB: 1 P: 9	R: 0 E: 0 K: 2 S: 8	H: 1 LOB: 2 BB: 1 P: 12	R: 0 E: 0 K: 1 S: 6	H: 1 LOB: 0 BB: 0 P: 6	R: 3 E: 0 K: 2 S: 10	H: 3 LOB: 1 BB: 1 P: 14	R: 0 E: 0 K: 1 S: 5	H: 0 LOB: 0 BB: 0 P: 5	R: 0 E: 0 K: 0 S: 3	H: 0 LOB: 1 BB: 1 P: 7	R: 0 E: 0 K: 0 S: 4	H: 1 LOB: 0 BB: 0 P: 4	R: 1 E: 0 K: 2 S: 8	H: 2 LOB: 0 BB: 0 P: 8		1B: 5 2B: 1 3B: 0 HR: 2	SF: 0 SAC: 0 DP: 0 HBP: 0	WP: 0 PB: 0 SB: 0 CS: 1
PITCHER	IP WLS BF H R ER SO BB IBB HBP BLK WP HR S P ERA WHIP																			
Gary Peters, L Ed Phillips, R	(1, 1) (8, 1)	7.0 L 4 2 1 1 2 4 0 0 0 0 0 1 8 8 9.00 2.000																		

Batter	1	2	3	4	5	6	7	8	9	AB	R	H	RBI	BB	SO	LOB	TOP		
Mike Andrews, R OBP: 0.297, SLG: 0.347 (1, 4)	F4		F8			FC5 2B		F2		4	0	1	0	0	0	1	Boston Red Sox @ Oakland Athletics Oakland-Alameda County Coliseum, Oakland, CA Fri May 08 1970, 7:05 PM PDT Att: 6,815 - Unknown		
Reggie Smith, S OBP: 0.400, SLG: 0.543 (1, 8)	1-3		K			F4		K		4	0	0	0	0	2	2			
Carl Yastrzemski, L OBP: 0.459, SLG: 0.518 (1, 7)	K			L8					HR	3	1	1	1	1	1	0			
Tony Conigliaro, R OBP: 0.362, SLG: 0.346 (1, 9)		F8		F6		FC5 2-3f		F2		4	0	0	0	0	2				
Rico Petrocelli, R OBP: 0.313, SLG: 0.494 (1, 6)		F8		F9			5-3		L7	4	0	0	0	0	0	0			
George Scott, R OBP: 0.337, SLG: 0.526 (1, 3)		E6			F8		FC6-4 1B		6-3	4	0	1	0	0	0	0			
Luis Alvarado, R OBP: 0.290, SLG: 0.360 (1, 5)		F9			F9		FC6-4 1-2f			3	0	0	0	0	2				
Jerry Moses, R OBP: 0.357, SLG: 0.456 (1, 2)					F2		1-3			3	0	1	0	0	1				
Jim Lonborg, R OBP: 0.444, SLG: 0.889 (5, 1) Ray Jarvis, R (5, 1) Tom Matchick, L (6, Ph) Bill Lee, L (6, 1) Mike Derrick, L OBP: 0.222, SLG: 0.222 (8, 1) Ken Brett, L (8, 1)					F8		K		F8	1	0	0	0	0	0	1			
Inning Stats	R: 0 E: 0 K: 1 S: 5	H: 0 LOB: 0 BB: 0 P: 5	R: 0 E: 1 K: 0 S: 4	H: 0 LOB: 1 BB: 0 P: 4	R: 0 E: 0 K: 1 S: 6	H: 1 LOB: 1 BB: 0 P: 6	R: 0 E: 0 K: 0 S: 3	H: 0 LOB: 0 BB: 0 P: 3	R: 0 E: 0 K: 1 S: 6	H: 1 LOB: 2 BB: 1 P: 10	R: 0 E: 0 K: 0 S: 4	H: 1 LOB: 1 BB: 0 P: 4	R: 0 E: 0 K: 1 S: 5	H: 0 LOB: 0 BB: 0 P: 5	R: 1 E: 0 K: 0 S: 4	H: 1 LOB: 0 BB: 0 P: 4		1B: 2 2B: 1 3B: 0 HR: 1	SF: 0 SAC: 0 DP: 0 HBP: 0
PITCHER Chuck Dobson, R ERA: 5.4 (1, 1)	IP: 9.0 WLS: W BF: 33 H: 4 R: 1 ER: 1 SO: 4 BB: 1 IBB: 0 HBP: 0 BLK: 0 WP: 0 HR: 1 S: 40 P: 44 ERA: 1.00 WHIP: 0.556															PITCHER IP: 9.0 WLS: W BF: 33 H: 4 R: 1 ER: 1 SO: 4 BB: 1 IBB: 0 HBP: 0 BLK: 0 WP: 0 HR: 1 S: 40 P: 44 ERA: 1.00 WHIP: 0.556			

AB	32
R	1
H	4
RBI	1
BB	1
SO	4
LOB	9



Batter	1	2	3	4	5	6	7	8	9	AB	R	H	RBI	BB	SO	LOB	BOTTOM		
Bert Campaneris, R OBP: 0.275, SLG: 0.360 (1, 6)	F7			5-3		FC6-4 2B		L6		5	0	2	2	0	0	0	Boston Red Sox @ Oakland Athletics Oakland-Alameda County Coliseum, Oakland, CA Fri May 08 1970, 7:05 PM PDT Att: 6,815 - Unknown		
Joe Rudi, R OBP: 0.452, SLG: 0.571 (1, 7)	HR	6-3			2B 1B	FC6-4 IBB		K		4	2	2	0	1	1	1			
Rick Monday, L OBP: 0.396, SLG: 0.521 (1, 8)	K		G1		1-3 2B	FC6-4 1-2f 2-3f				4	1	1	0	0	1	3			
Sal Bando, R OBP: 0.364, SLG: 0.516 (1, 5)	HR		L9		2H 3H 1B	CS 6-3				4	1	2	4	0	2	2			
Felipe Alou, R OBP: 0.333, SLG: 0.436 (1, 9)	E8				F8		4-3			4	0	1	0	0	1	1			
Don Mincher, L OBP: 0.298, SLG: 0.549 (1, 3)	F7				G3		4-3			3	0	0	0	1	1	1			
Dave Duncan, R OBP: 0.324, SLG: 0.508 (1, 2)		5-3	FC5-4 1-2f			IHR 1B				4	1	2	1	0	2	2			
Dick Green, R OBP: 0.283, SLG: 0.297 (1, 4)		6-3 1B BB		5-3		SH3-4 2B 2B		F3		3	2	1	0	1	1	1			
Chuck Dobson, R OBP: 0.083, SLG: 0.167 (1, 1)		6-3		F5		SH3-4 2-3f		6-3		3	0	0	0	0	1	1			
Inning Stats	R: 2 E: 1 K: 1 S: 8	H: 2 LOB: 1 BB: 0 P: 8	R: 1 E: 0 K: 0 S: 4	H: 1 LOB: 1 BB: 1 P: 8	R: 0 E: 0 K: 0 S: 4	H: 1 LOB: 2 BB: 1 P: 8	R: 0 E: 0 K: 0 S: 3	H: 0 LOB: 0 BB: 0 P: 3	R: 2 E: 0 K: 0 S: 5	H: 3 LOB: 0 BB: 0 P: 5	R: 2 E: 0 K: 0 S: 6	H: 3 LOB: 2 BB: 1 P: 10	R: 0 E: 0 K: 0 S: 4	H: 1 LOB: 1 BB: 0 P: 4	R: 0 E: 0 K: 1 S: 5	H: 0 LOB: 0 BB: 0 P: 5		1B: 5 2B: 4 3B: 0 HR: 2	SF: 0 SAC: 1 DP: 0 HBP: 0
PITCHER Jim Lonborg, R ERA: 3.6 (1, 1) Ray Jarvis, R ERA: 2.08 (5, 1) Bill Lee, L ERA: 3.44 (6, 1) Ken Brett, L ERA: 5.73 (8, 1)	IP: 4.0 WLS: L BF: 22 H: 7 R: 5 ER: 5 SO: 1 BB: 2 IBB: 0 HBP: 0 BLK: 0 WP: 0 HR: 1 S: 22 P: 30 ERA: 11.25 WHIP: 2.250															PITCHER IP: 4.0 WLS: L BF: 22 H: 7 R: 5 ER: 5 SO: 1 BB: 2 IBB: 0 HBP: 0 BLK: 0 WP: 0 HR: 1 S: 22 P: 30 ERA: 11.25 WHIP: 2.250			



Batter	1	2	3	4	5	6	7	8	9	AB	R	H	RBI	BB	SO	LOB	TOP					
Mike Andrews, R (1.4) OBP: 0.293, SLG: 0.350										5	0	1	0	0	1	1	Boston Red Sox @ Oakland Athletics Oakland-Alameda County Coliseum, Oakland, CA Sat May 09 1970, 3:33 AM PDT Att: 33,203 - Unknown					
Reggie Smith, S (1.8) OBP: 0.382, SLG: 0.515										5	0	0	0	0	3	2						
Carl Yastrzemski, L (1.7) OBP: 0.474, SLG: 0.596										4	3	3	2	1	0	1						
Tony Conigliaro, R (1.9) OBP: 0.354, SLG: 0.372										5	1	1	2	0	1	4						
Rico Petrocelli, R (1.6) OBP: 0.298, SLG: 0.468										5	1	0	0	0	0	0						
George Scott, R (1.3) OBP: 0.343, SLG: 0.525										4	0	2	1	0	1	1						
Luis Alvarado, R (1.5) OBP: 0.299, SLG: 0.359										3	0	1	0	1	0	1						
Tom Satriano, L (1.2) OBP: 0.250, SLG: 0.100										4	0	0	0	0	2	4						
Sonny Siebert, R (1.1) OBP: 0.333, SLG: 0.400										4	0	1	0	0	0	2						
Inning Stats	R: 0 E: 0 K: 2 S: 8	H: 1 LOB: 1 BB: 0 P: 8	R: 0 E: 0 K: 0 S: 3	H: 0 LOB: 0 BB: 0 P: 3	R: 0 E: 0 K: 0 S: 3	H: 0 LOB: 0 BB: 0 P: 3	R: 2 E: 1 K: 1 S: 8	H: 2 LOB: 2 BB: 1 P: 12	R: 0 E: 0 K: 1 S: 5	H: 0 LOB: 0 BB: 0 P: 5	R: 1 E: 1 K: 1 S: 7	H: 1 LOB: 1 BB: 0 P: 7	R: 0 E: 1 K: 1 S: 7	H: 1 LOB: 3 BB: 1 P: 11	R: 0 E: 0 K: 1 S: 7	H: 2 LOB: 2 BB: 0 P: 7	R: 2 E: 0 K: 1 S: 7	H: 2 LOB: 2 BB: 0 P: 7	1B: 4 2B: 2 3B: 0 HR: 3	SF: 0 SAC: 0 DP: 0 HBP: 0	WP: 0 PB: 0 SB: 0 CS: 0	PA: 41
PITCHER	IP WLS BF H R ER SO BB IBB HBP BLK WP HR S P ERA WHIP																					
Catfish Hunter, R (1.1) ERA: 2.1	6.2	29	5	3	2	6	1	0	0	0	0	0	0	2	40	44	2.70	0.900				
Paul Lindblad, L (7.1) ERA: 4.55	0.0	1	0	0	0	0	1	0	0	0	0	0	0	0	0	4	∞	∞				
Mudcat Grant, R (7.1) ERA: 1.76	1.1	6	2	0	0	1	0	0	0	0	0	0	0	8	8	0.00	1.500					
Diego Segui, R (9.1) ERA: 4.35	1.0	L 5	2	2	2	1	0	0	0	0	0	1	7	7	18.00	2.000						

Batter	1	2	3	4	5	6	7	8	9	AB	R	H	RBI	BB	SO	LOB	BOTTOM					
Bert Campaneris, R (1.6) OBP: 0.274, SLG: 0.392										4	1	1	1	0	0	1	Boston Red Sox @ Oakland Athletics Oakland-Alameda County Coliseum, Oakland, CA Sat May 09 1970, 3:33 AM PDT Att: 33,203 - Unknown					
Joe Rudi, R (1.7) OBP: 0.429, SLG: 0.531										4	0	1	0	0	1	0						
Rick Monday, L (1.8) OBP: 0.382, SLG: 0.500										4	0	0	0	0	1	1						
Sal Bando, R (1.5) OBP: 0.346, SLG: 0.485										4	0	0	0	0	0	0						
Felipe Alou, R (1.9) OBP: 0.333, SLG: 0.433										3	0	1	0	0	0	0						
Don Mincher, L (1.3) OBP: 0.299, SLG: 0.576										3	1	1	1	0	0	0						
Dave Duncan, R (1.2) OBP: 0.324, SLG: 0.544										3	1	1	1	0	0	0						
Dick Green, R (1.4) OBP: 0.276, SLG: 0.288										3	0	0	0	0	1	0						
Catfish Hunter, R (1.1) OBP: 0.281, SLG: 0.300																						
Paul Lindblad, L (7.1) ERA: 4.55																						
Mudcat Grant, R (7.1) ERA: 1.76																						
Tito Francona, L (8. PB) OBP: 0.300, SLG: 0.533																						
Reggie Jackson, L (8. PB) OBP: 0.310, SLG: 0.648																						
Diego Segui, R (9.1) ERA: 4.35																						
Inning Stats	R: 0 E: 0 K: 0 S: 3	H: 1 LOB: 0 BB: 0 P: 3	R: 0 E: 0 K: 0 S: 3	H: 1 LOB: 0 BB: 0 P: 3	R: 0 E: 0 K: 0 S: 3	H: 0 LOB: 0 BB: 0 P: 3	R: 0 E: 0 K: 1 S: 5	H: 0 LOB: 0 BB: 0 P: 5	R: 0 E: 0 K: 1 S: 5	H: 0 LOB: 0 BB: 0 P: 5	R: 2 E: 0 K: 1 S: 7	H: 2 LOB: 0 BB: 0 P: 7	R: 0 E: 0 K: 1 S: 5	H: 0 LOB: 0 BB: 0 P: 5	R: 1 E: 0 K: 0 S: 4	H: 1 LOB: 1 BB: 1 P: 8	R: 0 E: 0 K: 0 S: 3	H: 0 LOB: 0 BB: 0 P: 3	1B: 2 2B: 0 3B: 0 HR: 3	SF: 0 SAC: 0 DP: 1 HBP: 0	WP: 0 PB: 0 SB: 0 CS: 0	PA: 31
PITCHER	IP WLS BF H R ER SO BB IBB HBP BLK WP HR S P ERA WHIP																					
Sonny Siebert, R (1.1) ERA: 4.22	9.0	W 31	5	3	3	3	1	0	0	0	0	3	36	40	3.00	0.667						



Batter	1	2	3	4	5	6	7	8	9	AB	R	H	RBI	BB	SO	LOB	TOP				
Mike Andrews, R OBP: 0.298, SLG: 0.340 (1, 4)	F8	BB		1B		K		F5		3	0	0	0	2	1	0					
Reggie Smith, S OBP: 0.391, SLG: 0.524 (1, 8)	G3	BB		S		L4-6		G3		4	0	2	0	1	0	0					
Carl Yastrzemski, L OBP: 0.471, SLG: 0.617 (1, 7)	HR	L3		K		L4-6		1B		5	1	2	1	0	1	6					
Tony Conigliaro, R OBP: 0.365, SLG: 0.411 (1, 9)	1B			K		G6-4-3		F5		4	1	2	1	1	1	1					
Rico Petrocelli, R OBP: 0.294, SLG: 0.455 (1, 6)	K			E		G6-4-3		F5		5	1	1	0	0	1	5					
George Scott, R OBP: 0.330, SLG: 0.505 (1, 3)		1-3		E4		K		5-3		4	0	0	0	0	1	1					
Luis Alvarado, R OBP: 0.297, SLG: 0.365 (1, 5)	1B	2B		K		F3		K		4	1	1	0	0	2	2					
Jerry Moses, R OBP: 0.364, SLG: 0.458 (1, 2)	F4			1B		FC6		E8		4	0	2	1	0	0	1					
Gary Peters, L Lee Stange, R Mike Derrick, L Bill Lee, L Vicente Romo, R Dick Schofield, S Sparky Lyle, L (1, 1) (4, 1) (5, PH) (5, 1) (7, 1) (8, PH) (8, 1)	BB	BB		1-3		FC6		G6-3		2	0	1	1	0	0	2					
Inning Stats	R: 1 E: 0 K: 1 S: 7	H: 2 LOB: 1 BB: 0 P: 7	R: 1 E: 0 K: 0 S: 5	H: 2 LOB: 3 BB: 2 P: 13	R: 1 E: 1 K: 2 S: 10	H: 2 LOB: 2 BB: 0 P: 10	R: 0 E: 0 K: 1 S: 5	H: 1 LOB: 1 BB: 0 P: 6	R: 0 E: 0 K: 1 S: 6	H: 1 LOB: 0 BB: 0 P: 5	R: 1 E: 0 K: 0 S: 6	H: 1 LOB: 0 BB: 0 P: 6	R: 0 E: 1 K: 0 S: 3	H: 0 LOB: 0 BB: 0 P: 3	R: 0 E: 0 K: 0 S: 4	H: 1 LOB: 1 BB: 0 P: 4	1B: 7 2B: 3 3B: 0 HR: 2	SF: 0 SAC: 0 DP: 3 HBP: 0	WP: 0 PB: 0 SB: 1 CS: 0	PA: 41	
PITCHER	IP	WLS	BF	H	R	ER	SO	BB	IBB	HBP	BLK	WP	HR	S	P	ERA	WHIP				
Blue Moon Odom, R ERA: 5.01 Rollie Fingers, R ERA: 3.0	(1, 1) (2, 1)	1.2 7.1	11 W 30	4 7	2 2	2 1	1 6	2 1	0 1	0 0	0 0	0 0	1 40	11 48	19 48	10.80 1.23	3.600 1.091				

Boston Red Sox @ Oakland Athletics
Oakland-Alameda County Coliseum, Oakland, CA
Sun May 10 1970, 3:33 AM PDT
Att: 10,972 - Unknown

AB	37
R	4
H	11
RBI	4
BB	4
SO	7
LOB	20



Batter	1	2	3	4	5	6	7	8	9	AB	R	H	RBI	BB	SO	LOB	BOTTOM					
Bert Campaneris, R OBP: 0.284, SLG: 0.398 (1, 6)	6-3		6-3	G4-6-3			2B			4	1	2	2	0	0	0						
Rick Monday, L OBP: 0.377, SLG: 0.500 (1, 8)	1-3			4-3			1B			4	0	1	1	0	0	2						
Reggie Jackson, L OBP: 0.313, SLG: 0.430 (1, 9)	4-3			WP		F5		3-1		4	1	1	0	0	0	1						
Sal Bando, R OBP: 0.353, SLG: 0.471 (1, 5)		FC1-6		1B		K		F2		2	1	0	0	2	1	1						
Felipe Alou, R OBP: 0.338, SLG: 0.435 (1, 7)	FC1-6			HR		F9		SH3-4		4	1	2	1	0	0	1						
Dave Duncan, R OBP: 0.324, SLG: 0.577 (1, 2)	K			HR		5-3		SH3-4		3	1	1	3	0	1	1						
Don Mincher, L OBP: 0.297, SLG: 0.562 (1, 3)	F3			1B		K		G3		4	1	1	0	0	1	2						
Dick Green, R OBP: 0.275, SLG: 0.280 (1, 4)			5-3	1B		F2		1-3		3	1	0	0	1	0	1						
Blue Moon Odom, R OBP: 0.154, SLG: 0.154 Rollie Fingers, R ERA: 3.0 Sparky Lyle, L ERA: 0.93 (1, 1) (2, 1) (8, 1)			5-3	1B		1B		1B		0	0	0	0	0	0	0						
Inning Stats	R: 0 E: 0 K: 0 S: 3	H: 0 LOB: 0 BB: 0 P: 3	R: 0 E: 0 K: 1 S: 5	H: 0 LOB: 1 BB: 1 P: 9	R: 0 E: 0 K: 0 S: 3	H: 0 LOB: 0 BB: 0 P: 3	R: 6 E: 0 K: 0 S: 8	H: 6 LOB: 1 BB: 2 P: 16	R: 0 E: 0 K: 1 S: 5	H: 0 LOB: 0 BB: 0 P: 5	R: 0 E: 0 K: 1 S: 5	H: 0 LOB: 0 BB: 0 P: 5	R: 1 E: 0 K: 0 S: 5	H: 3 LOB: 1 BB: 0 P: 5	R: 0 E: 0 K: 0 S: 4	H: 1 LOB: 1 BB: 0 P: 4	1B: 8 2B: 1 3B: 0 HR: 1	SF: 0 SAC: 1 DP: 1 HBP: 0	WP: 1 PB: 0 SB: 0 CS: 0	PA: 35		
PITCHER	IP	WLS	BF	H	R	ER	SO	BB	IBB	HBP	BLK	WP	HR	S	P	ERA	WHIP					
Gary Peters, L Lee Stange, R Bill Lee, L Vicente Romo, R Sparky Lyle, L (1, 1) (4, 1) (5, 1) (7, 1) (8, 1)	3.1 0.2 2.2 0.1 1.0	17 3 10 1 4	17 3 3 0 1	6 0 3 0 0	6 0 1 0 0	6 0 1 0 0	1 0 2 0 0	3 0 0 0 0	0 0 0 0 0	0 0 0 0 0	0 0 0 0 0	0 0 0 0 0	0 0 0 0 0	3 3 14 1 4	16 3 14 1 4	2 3 14 1 4	16.20 0.00 3.38 0.00 0.00	2.100 3.000 1.125 0.000 1.000				

Boston Red Sox @ Oakland Athletics
Oakland-Alameda County Coliseum, Oakland, CA
Sun May 10 1970, 3:33 AM PDT
Att: 10,972 - Unknown

AB	31
R	7
H	10
RBI	7
BB	3
SO	3
LOB	9



Batter	1	2	3	4	5	6	7	8	9	10	11	12	13	14	15	16	AB	R	H	RBI	BB	SO	LOB	TOP		
Mike Andrews, R OBP: 0.287, SLG: 0.330 (1.4)	F8		F3			1B 8-2		G3			F8			K			6	0	1	0	1	1	0			
Reggie Smith, S OBP: 0.402, SLG: 0.519 (1.8)	BB		G3			1B E S 1-3		F6			F3			BLK 1B			5	1	2	0	2	0	0			
Carl Yastrzemski, L OBP: 0.460, SLG: 0.566 (1.7)	BB		4-3			1B 8-2											5	0	0	0	2	1	5			
Tony Conigliaro, R OBP: 0.355, SLG: 0.396 (1.9)	F6			6-3		1B 3-H											6	0	1	1	0	1	4			
Rico Petrocelli, R OBP: 0.287, SLG: 0.438 (1.6)	K			6-3		1B 1-H		F8									6	0	1	0	0	2	4			
George Scott, R OBP: 0.331, SLG: 0.491 (1.3)				F9													5	0	1	0	1	0	1			
Luis Alvarado, R OBP: 0.288, SLG: 0.354 (1.5)	2-3 1B																3	0	0	0	0	0	2			
Tom Matchick, L (10.5)				2-3				G4-3-6									2	0	0	0	1	0	0			
Jerry Moses, R OBP: 0.340, SLG: 0.427 (1.2)	K							K2-3									6	0	0	0	0	2	2			
Ray Culp, R OBP: 0.311 (1.5)				4-3													3	0	0	0	0	2	1			
Sparky Lyle, L OBP: 0.292 (1.1)																	1	0	0	0	0	0	0			
Vicente Romo, R OBP: 0.292 (1.1)																	1	0	0	0	0	0	0			
Billy Conigliaro, R OBP: 0.355, SLG: 0.396 (1.9)																	1	0	0	0	0	0	0			
Ken Brett, L OBP: 0.274, SLG: 0.350 (1.2)																	1	0	0	0	0	0	0			
Inning Stats	R: 0 E: 0 K: 1 S: 5	H: 0 LOB: 2 BB: 2 P: 13	R: 0 E: 0 K: 1 S: 6	H: 1 LOB: 1 BB: 0 P: 6	R: 0 E: 0 K: 0 S: 3	H: 0 LOB: 0 BB: 0 P: 3	R: 0 E: 0 K: 0 S: 3	H: 0 LOB: 0 BB: 0 P: 3	R: 0 E: 0 K: 1 S: 4	H: 0 LOB: 0 BB: 0 P: 5	R: 0 E: 0 K: 0 S: 2	H: 0 LOB: 0 BB: 1 P: 6	R: 0 E: 0 K: 0 S: 4	H: 1 LOB: 1 BB: 0 P: 4	R: 0 E: 0 K: 1 S: 5	H: 0 LOB: 0 BB: 0 P: 5	R: 0 E: 0 K: 0 S: 3	H: 0 LOB: 1 BB: 10 P: 10	R: 0 E: 0 K: 0 S: 3	H: 0 LOB: 2 BB: 2 P: 11	R: 0 E: 0 K: 0 S: 3	H: 0 LOB: 0 BB: 0 P: 11	1B: 6 2B: 2 3B: 0 HR: 0	SF: 0 SAC: 0 DP: 3 HBP: 0	WP: 0 PB: 0 SB: 1 CS: 1	PA: 57
PITCHER	IP: 8.0 WLS: 29 BF: 41 H: 4 R: 1 ER: 1 SO: 5 BB: 3 IBB: 0 HBP: 1 BLK: 0 WP: 0 HR: 0 S: 36 P: 48 ERA: 1.12 WHIP: 0.875																									
Tom Murphy, R ERA: 3.27 (1.1)																										
Ken Tatum, R ERA: 0.63 (9.1)																										
Paul Doyle, L ERA: 0.333 (13.1)																										
Eddie Fisher, R ERA: 0.39 (16.1)																										
Dave LaRoche, L ERA: 0.000 (16.1)																										

Boston Red Sox @ California Angels
 Anaheim Stadium, Anaheim, CA
 Mon May 11 1970, 10:05 PM EDT
 Att: 6,794 - Unknown

AB 50
 R 1
 H 6
 RBI 1
 BB 7
 SO 10
 LOB 19



Batter	1	2	3	4	5	6	7	8	9	10	11	12	13	14	15	16	AB	R	H	RBI	BB	SO	LOB	BOTTOM		
Sandy Alomar Sr., S OBP: 0.321, SLG: 0.307 (1.4)	K					SH5-3						SH2-3		F3			6	0	4	1	0	1	1			
Roger Repoz, L OBP: 0.573, SLG: 0.560 (8. PH)	K					F2		5-3 1B				F4		F8			3	0	1	0	0	1	1			
Billy Cowan, R OBP: 0.500, SLG: 0.444 (9.6)	K					2B		5-3 1B				F5					3	0	0	0	0	0	3			
Jim Fregosi, R OBP: 0.376, SLG: 0.415 (9.1)	K					F8		5-3									4	0	0	0	0	2	4			
Ken Blauvelt, R OBP: 0.311 (1.5)																	1	0	0	0	0	0	1			
Bill Voss, L OBP: 0.448 (12. PH)																	0	0	0	0	0	1	0			
Paul Doyle, L OBP: 0.333 (13.1)																	0	0	0	0	0	1	0			
Arny Messersmith, R OBP: 0.460, SLG: 0.381 (16.1)																	0	0	0	0	0	0	0			
Eddie Fisher, R OBP: 0.355, SLG: 0.396 (1.9)																	0	0	0	0	0	0	0			
Dave LaRoche, L OBP: 0.274, SLG: 0.350 (1.2)																	0	0	0	0	0	0	0			
Alex Johnson, R OBP: 0.384, SLG: 0.479 (1.7)	K				5-3												6	0	1	0	1	1	3			
Jim Spencer, L OBP: 0.400, SLG: 0.500 (11. PH)																	5	0	1	0	0	2	3			
Tom Silverio, L (12.3)																	1	0	0	0	1	1	1			
Ken McMullen, R OBP: 0.308, SLG: 0.317 (1.5)	K																6	0	2	0	1	2	1			
Jay Johnstone, L OBP: 0.276, SLG: 0.408 (1.6)																	6	0	0	0	1	1	5			
Tom Egan, R OBP: 0.300, SLG: 0.370 (8. PH)																	3	0	1	0	0	1	1			
Jarvis Tatum, R OBP: 0.500, SLG: 0.542 (9.9)																	4	2	2	0	0	1	2			
Tom Murphy, R OBP: 0.376, SLG: 0.415 (9.1)																	2	0	0	0	0	0	0			
Giraldo Ruiz, S OBP: 0.167, SLG: 0.333 (9.2)																	0	0	0	0	0	0	0			
Joe Alcaraz, R OBP: 0.274, SLG: 0.350 (1.2)																	4	0	1	0	0	1	2			
Inning Stats	R: 0 E: 0 K: 3 S: 9	H: 0 LOB: 0 BB: 0 P: 9	R: 0 E: 0 K: 3 S: 9	H: 0 LOB: 0 BB: 0 P: 9	R: 0 E: 0 K: 1 S: 6	H: 2 LOB: 1 BB: 0 P: 6	R: 0 E: 0 K: 1 S: 6	H: 0 LOB: 1 BB: 0 P: 4	R: 0 E: 0 K: 1 S: 8	H: 0 LOB: 0 BB: 0 P: 5	R: 0 E: 0 K: 1 S: 6	H: 1 LOB: 1 BB: 0 P: 6	R: 0 E: 0 K: 1 S: 7	H: 1 LOB: 2 BB: 1 P: 8	R: 0 E: 0 K: 1 S: 6	H: 1 LOB: 1 BB: 6 P: 6	R: 0 E: 0 K: 0 S: 3	H: 1 LOB: 1 BB: 0 P: 6	R: 0 E: 0 K: 3 S: 10	H: 1 LOB: 2 BB: 1 P: 14	R: 1 E: 0 K: 0 S: 3	H: 2 LOB: 1 BB: 0 P: 3	1B: 11 2B: 3 3B: 0 HR: 0	SF: 0 SAC: 3 DP: 1 HBP: 0	WP: 1 PB: 0 SB: 0 CS: 1	PA: 64
PITCHER	IP: 7.1 WLS: 28 BF: 51 H: 5 R: 1 ER: 1 SO: 8 BB: 1 IBB: 0 HBP: 1 BLK: 0 WP: 0 HR: 0 S: 43 P: 47 ERA: 1.23 WHIP: 0.818																									
Ray Culp, R ERA: 2.81 (1.1)																										
Sparky Lyle, L ERA: 0.73 (8.1)																										
Vicente Romo, R ERA: 2.74 (11.1)																										
Ken Brett, L ERA: 5.02 (13.1)																										

Boston Red Sox @ California Angels
 Anaheim Stadium, Anaheim, CA
 Mon May 11 1970, 10:05 PM EDT
 Att: 6,794 - Unknown

AB 56
 R 14
 H 24
 RBI 2
 BB 5
 SO 16
 LOB 28



Batter	1	2	3	4	5	6	7	8	9	AB	R	H	RBI	BB	SO	LOB	TOP						
Dick Schofield, S OBP: 0.316, SLG: 0.235																	3 0 0 0 1 1 1						
Reggie Smith, S OBP: 0.408, SLG: 0.504																	3 0 0 0 1 1 1						
Carl Yastrzemski, L OBP: 0.444, SLG: 0.556																	4 1 1 0 0 2 1						
Tony Conigliaro, R OBP: 0.364, SLG: 0.490																	4 2 2 3 0 0 1						
Rico Petrocelli, R OBP: 0.285, SLG: 0.423																	4 0 1 0 0 2 0						
George Scott, R OBP: 0.341, SLG: 0.482																	3 0 1 0 1 0 2						
Mike Andrews, R OBP: 0.292, SLG: 0.311																	3 0 0 0 1 1 1						
Tom Satriano, L OBP: 0.214, SLG: 0.083																	2 0 0 0 0 0 2						
Jerry Moses, R OBP: 0.354, SLG: 0.451																	2 0 2 0 0 0 0						
Sonny Siebert, R OBP: 0.286, SLG: 0.333																	2 0 0 0 0 0 0						
Billy Conigliaro, R OBP: 0.317, SLG: 0.733																	1 0 0 0 0 0 1						
Lee Stange, R OBP: 0.272, SLG: 0.395																	0 0 0 0 0 0 0						
Sparky Lyle, L OBP: 0.272, SLG: 0.395																	0 0 0 0 0 0 0						
Vicente Romo, R OBP: 0.192, SLG: 0.192																	1 0 0 0 0 0 1						
Inning Stats	R: 0 E: 0 K: 0 S: 2	H: 0 LOB: 0 BB: 1 P: 6	R: 0 E: 0 K: 1 S: 5	H: 0 LOB: 2 BB: 2 P: 13	R: 0 E: 0 K: 2 S: 7	H: 0 LOB: 0 BB: 0 P: 7	R: 2 E: 0 K: 2 S: 9	H: 3 LOB: 0 BB: 0 P: 9	R: 0 E: 0 K: 1 S: 3	H: 0 LOB: 0 BB: 0 P: 3	R: 0 E: 0 K: 1 S: 6	H: 1 LOB: 2 BB: 1 P: 10	R: 0 E: 0 K: 1 S: 6	H: 1 LOB: 1 BB: 0 P: 6	R: 1 E: 0 K: 1 S: 6	H: 1 LOB: 1 BB: 0 P: 6	R: 0 E: 0 K: 1 S: 6	H: 1 LOB: 1 BB: 0 P: 6	1B: 4 2B: 1 3B: 0 HR: 2	SF: 0 SAC: 0 DP: 1 HBP: 0	WP: 0 PB: 0 SB: 0 CS: 1	PA: 36	
PITCHER	IP	WLS	BF	H	R	ER	SO	BB	IBB	HBP	BLK	WP	HR	S	P	ERA	WHIP						
Andy Messersmith, R ERA: 3.41	(1, 1)	5.0	19	3	2	2	5	3	0	0	0	0	1	26	38	3.60	1.200						
Paul Doyle, L ERA: 0.59	(6, 1)	2.2	12	3	1	1	3	1	0	0	0	0	1	17	21	3.38	1.500						
Ken Tatum, R ERA: 0.57	(8, 1)	1.1	W	5	1	0	1	0	0	0	0	0	0	7	7	0.00	0.750						

Boston Red Sox @ California Angels
Anaheim Stadium, Anaheim, CA
Wed May 13 1970, 10:05 PM EDT
Att: 9,852 - Unknown

AB 32
R 3
H 7
RBI 3
BB 4
SO 9
LOB 11



Batter	1	2	3	4	5	6	7	8	9	AB	R	H	RBI	BB	SO	LOB	BOTTOM						
Sandy Alomar Sr., S OBP: 0.336, SLG: 0.319																	4 2 2 0 0 0 0						
Jim Fregosi, R OBP: 0.353, SLG: 0.411																	4 2 2 1 0 0 1						
Roger Repoz, L OBP: 0.370, SLG: 0.542																	2 0 0 0 1 1 1						
Alex Johnson, R OBP: 0.388, SLG: 0.480																	3 0 1 1 1 1 1						
Jim Spencer, L OBP: 0.383, SLG: 0.471																	3 0 0 1 1 0 1						
Ken McMullen, R OBP: 0.310, SLG: 0.306																	4 0 0 1 0 2 2						
Jay Johnstone, L OBP: 0.272, SLG: 0.395																	4 1 1 0 0 0 2						
Tom Egan, R OBP: 0.270, SLG: 0.353																	3 0 1 1 0 2 0						
Andy Messersmith, R OBP: 0.174, SLG: 0.348																	2 0 0 0 0 1 1						
Paul Doyle, L ERA: 1.8	(6, 1)	1.1	L	6	1	2	0	0	0	0	0	0	10	10	0.00	0.750	1 0 0 0 0 1 0						
Sparky Lyle, L ERA: 3.21	(8, 1)	0.0		2	0	0	0	1	1	0	0	0	0	8	8	∞	∞	0 0 0 0 0 0 0					
Vicente Romo, R ERA: 2.83	(8, 1)	0.2		2	0	0	0	0	0	0	0	0	0	2	2	0.00	0.000	0 0 0 0 0 0 0					
Inning Stats	R: 1 E: 0 K: 0 S: 4	H: 2 LOB: 1 BB: 1 P: 8	R: 0 E: 0 K: 1 S: 5	H: 0 LOB: 0 BB: 0 P: 5	R: 1 E: 0 K: 1 S: 7	H: 2 LOB: 1 BB: 0 P: 7	R: 1 E: 0 K: 2 S: 9	H: 2 LOB: 1 BB: 0 P: 9	R: 0 E: 0 K: 1 S: 5	H: 0 LOB: 0 BB: 0 P: 5	R: 0 E: 0 K: 1 S: 5	H: 0 LOB: 0 BB: 0 P: 5	R: 0 E: 0 K: 2 S: 7	H: 0 LOB: 0 BB: 0 P: 7	R: 2 E: 1 K: 0 S: 5	H: 1 LOB: 2 BB: 2 P: 13	R: 0 E: 0 K: 1 S: 5	H: 0 LOB: 0 BB: 0 P: 5	1B: 5 2B: 2 3B: 0 HR: 0	SF: 0 SAC: 1 DP: 0 HBP: 0	WP: 1 PB: 0 SB: 1 CS: 0	PA: 34	
PITCHER	IP	WLS	BF	H	R	ER	SO	BB	IBB	HBP	BLK	WP	HR	S	P	ERA	WHIP						
Sonny Siebert, R ERA: 4.26	(1, 1)	6.0	24	6	3	3	6	1	0	0	0	0	0	35	39	4.50	1.167						
Lee Stange, R ERA: 1.8	(7, 1)	1.1	L	6	1	2	0	0	0	0	0	0	0	10	10	0.00	0.750						
Sparky Lyle, L ERA: 3.21	(8, 1)	0.0		2	0	0	0	1	1	0	0	0	0	8	8	∞	∞						
Vicente Romo, R ERA: 2.83	(8, 1)	0.2		2	0	0	0	0	0	0	0	0	0	2	2	0.00	0.000						

Boston Red Sox @ California Angels
Anaheim Stadium, Anaheim, CA
Wed May 13 1970, 10:05 PM EDT
Att: 9,852 - Unknown

AB 30
R 5
H 7
RBI 5
BB 3
SO 8
LOB 9



Batter	1	2	3	4	5	6	7	8	9	AB	R	H	RBI	BB	SO	LOB	TOP				
Larry Brown, R (1,4) OBP: 0.389, SLG: 0.455										4	1	2	0	0	0	1	Cleveland Indians @ Boston Red Sox Fenway Park, Boston, MA Fri May 15 1970, 3:33 AM EDT Att: 23,102 - Unknown				
Ted Uhlhaender, L (1,8) OBP: 0.335, SLG: 0.406										4	1	2	0	0	0	1					
Tony Horton, R (1,3) OBP: 0.307, SLG: 0.382										4	1	1	1	0	1	1					
Chuck Hinton, R (1,7) OBP: 0.450, SLG: 0.375										3	0	2	2	1	0	0					
Roy Foster, R (1,9) OBP: 0.288, SLG: 0.368										4	0	1	0	0	2	2					
Vada Pinson, L (9,9) OBP: 0.355, SLG: 0.500										0	0	0	0	0	0	0					
Ray Fosse, R (1,2) OBP: 0.333, SLG: 0.324										4	0	0	0	0	0	4					
Graig Nettles, L (1,5) OBP: 0.292, SLG: 0.233										4	0	1	0	0	3	1					
Jack Heidemann, R (1,6) OBP: 0.215, SLG: 0.230										3	0	0	0	0	1	2					
Sam McDowell, L (1,1) OBP: 0.267, SLG: 0.367										3	0	1	0	0	1	0					
Inning Stats	R: 3 E: 0 K: 1 S: 8	H: 4 LOB: 0 BB: 0 P: 8	R: 0 E: 0 K: 1 S: 5	H: 0 LOB: 0 BB: 0 P: 5	R: 0 E: 0 K: 0 S: 3	H: 0 LOB: 0 BB: 0 P: 3	R: 0 E: 0 K: 3 S: 9	H: 1 LOB: 2 BB: 1 P: 9	R: 0 E: 0 K: 1 S: 6	H: 1 LOB: 2 BB: 1 P: 10	R: 0 E: 0 K: 0 S: 4	H: 2 LOB: 1 BB: 0 P: 4	R: 0 E: 0 K: 1 S: 6	H: 2 LOB: 1 BB: 0 P: 6	1B: 9 2B: 1 3B: 0 HR: 0	SF: 0 SAC: 0 DP: 3 HBP: 0	WP: 0 PB: 0 SB: 0 CS: 0	PA: 34			
PITCHER Gary Peters, L (1,1) ERA: 4.7	IP: 9.0 WLS: L BF: 34	H: 10 R: 3 ER: 3 SO: 8	BB: 1 IBB: 0 HBP: 0 BLK: 0	WP: 0 HR: 0 S: 49 P: 53	ERA: 3.00 WHIP: 1.222	PITCHER											IP: 9.0 WLS: L BF: 34	H: 10 R: 3 ER: 3 SO: 8	BB: 1 IBB: 0 HBP: 0 BLK: 0	WP: 0 HR: 0 S: 49 P: 53	ERA: 3.00 WHIP: 1.222

AB	33
R	3
H	10
RBI	3
BB	1
SO	8
LOB	12



Batter	1	2	3	4	5	6	7	8	9	AB	R	H	RBI	BB	SO	LOB	BOTTOM				
Dick Schofield, S (1,5) OBP: 0.261, SLG: 0.190										4	0	0	0	0	1	1	Cleveland Indians @ Boston Red Sox Fenway Park, Boston, MA Fri May 15 1970, 3:33 AM EDT Att: 23,102 - Unknown				
Reggie Smith, S (1,8) OBP: 0.403, SLG: 0.496										4	0	1	0	0	2	1					
Carl Yastrzemski, L (1,7) OBP: 0.435, SLG: 0.541										3	0	0	0	0	0	1					
Tony Conigliaro, R (1,9) OBP: 0.364, SLG: 0.486										3	0	1	0	0	2	1					
Rico Petrocelli, R (1,6) OBP: 0.278, SLG: 0.412										3	0	0	0	0	0	0					
George Scott, R (1,3) OBP: 0.333, SLG: 0.470										3	0	0	0	0	1	0					
Mike Andrews, R (1,4) OBP: 0.286, SLG: 0.303										3	0	0	0	0	1	0					
Jerry Moses, R (1,2) OBP: 0.354, SLG: 0.457										3	0	1	0	0	0	0					
Gary Peters, L (1,1) OBP: 0.211, SLG: 0.222										2	0	0	0	0	0	1					
Billy Conigliaro, R (9, PH) OBP: 0.254, SLG: 0.688										1	0	0	0	0	1	0					
Inning Stats	R: 0 E: 0 K: 1 S: 5	H: 0 LOB: 0 BB: 0 P: 5	R: 0 E: 0 K: 1 S: 5	H: 1 LOB: 0 BB: 0 P: 5	R: 0 E: 0 K: 1 S: 6	H: 1 LOB: 1 BB: 0 P: 6	R: 0 E: 0 K: 1 S: 6	H: 1 LOB: 1 BB: 0 P: 6	R: 0 E: 0 K: 1 S: 5	H: 0 LOB: 0 BB: 0 P: 5	R: 0 E: 0 K: 0 S: 3	H: 0 LOB: 0 BB: 0 P: 3	R: 0 E: 0 K: 2 S: 7	H: 0 LOB: 0 BB: 0 P: 7	1B: 2 2B: 1 3B: 0 HR: 0	SF: 0 SAC: 0 DP: 0 HBP: 0	WP: 0 PB: 0 SB: 0 CS: 0	PA: 29			
PITCHER Sam McDowell, L (1,1) ERA: 2.33	IP: 9.0 WLS: W BF: 29	H: 3 R: 0 ER: 0 SO: 8	BB: 0 IBB: 0 HBP: 0 BLK: 0	WP: 0 HR: 0 S: 45 P: 45	ERA: 0.00 WHIP: 0.333	PITCHER											IP: 9.0 WLS: W BF: 29	H: 3 R: 0 ER: 0 SO: 8	BB: 0 IBB: 0 HBP: 0 BLK: 0	WP: 0 HR: 0 S: 45 P: 45	ERA: 0.00 WHIP: 0.333

AB	29
R	0
H	3
RBI	0
BB	0
SO	8
LOB	5



Batter	1	2	3	4	5	6	7	8	9	AB	R	H	RBI	BB	SO	LOB	TOP			
Larry Brown, R OBP: 0.350, SLG: 0.405	F6		FC5-4		5-3		F7			4	0	0	0	0	0	3	Cleveland Indians @ Boston Red Sox Fenway Park, Boston, MA Sat May 16 1970, 3:33 AM EDT Att: 19,485 - Unknown			
Ted Uhlhaender, L OBP: 0.336, SLG: 0.394	K		F3		F5			G5-4-3 BB	3	0	0	0	1	1	2					
Tony Horton, R OBP: 0.305, SLG: 0.376	1B		FC5-4		5-3			G5-4-3	4	0	1	0	0	0	3					
Vada Pinson, L OBP: 0.360, SLG: 0.500	K			1B	1B			F9	4	1	2	0	0	1	1					
Duke Sims, L OBP: 0.256, SLG: 0.364		F9		F9		K		F8	4	0	0	0	0	1	2					
Graig Nettles, L OBP: 0.291, SLG: 0.233	K			E SH1-3 1B	4-3			F7	4	1	1	0	0	1	1					
Ray Fosse, R OBP: 0.321, SLG: 0.311	K			SH1-3			K	F7	3	0	0	1	0	2	0					
Jack Heidemann, R OBP: 0.229, SLG: 0.236			FC5-4 E 1B	G3				BB	2	0	1	0	1	0	0					
Dean Chance, R (7, PH)			E1 FC5-4		K		K		2	0	0	0	0	1	1					
Russ Nagelson, L OBP: 0.208, SLG: 0.318									1	0	0	0	0	1	1					
Dennis Higgins, R (7, 1)									0	0	0	0	0	0	0					
Inning Stats	R: 0 E: 0 K: 2 S: 8	H: 1 LOB: 1 BB: 0 P: 8	R: 0 E: 0 K: 2 S: 7	H: 0 LOB: 0 BB: 0 P: 7	R: 0 E: 1 K: 0 S: 5	H: 1 LOB: 2 BB: 0 P: 5	R: 2 E: 1 K: 0 S: 5	H: 2 LOB: 0 BB: 0 P: 5	R: 0 E: 0 K: 1 S: 6	H: 1 LOB: 0 BB: 0 P: 6	R: 0 E: 0 K: 2 S: 7	H: 0 LOB: 1 BB: 1 P: 11	R: 0 E: 0 K: 0 S: 2	H: 0 LOB: 0 BB: 1 P: 6	R: 0 E: 0 K: 0 S: 3	H: 0 LOB: 0 BB: 0 P: 3	1B: 5 2B: 0 3B: 0 HR: 0	SF: 0 SAC: 1 DP: 1 HBP: 0	WP: 0 PB: 0 SB: 1 CS: 0	PA: 34
PITCHER Ray Culp, R ERA: 2.39	IP: 9.0 WLS: W BF: 34	H: 5 R: 2 ER: 0 SO: 8	BB: 2 IBB: 0 HBP: 0 BLK: 0	WP: 0 HR: 0 S: 48 P: 56	ERA: 0.00 WHIP: 0.778	PITCHER										IP: 9.0 WLS: W BF: 34	H: 5 R: 2 ER: 0 SO: 8	BB: 2 IBB: 0 HBP: 0 BLK: 0	WP: 0 HR: 0 S: 48 P: 56	ERA: 0.00 WHIP: 0.778


Batter	1	2	3	4	5	6	7	8	9	AB	R	H	RBI	BB	SO	LOB	BOTTOM			
Dick Schofield, S OBP: 0.296, SLG: 0.174	1-3		2B G1-2-3 HBP		K			BB HR BB	2	1	0	0	1	1	0	Cleveland Indians @ Boston Red Sox Fenway Park, Boston, MA Sat May 16 1970, 3:33 AM EDT Att: 19,485 - Unknown				
Reggie Smith, S OBP: 0.413, SLG: 0.508	1B		1-3 2B			L8		HR BB	3	1	2	0	1	0	0					
Carl Yastrzemski, L OBP: 0.444, SLG: 0.579	F8		4-0 IBB			HR 2B		HR	3	2	2	3	1	0	1					
Tony Conigliaro, R OBP: 0.368, SLG: 0.514	FC5-4 1B		G1-2-3			HR HR		3-1	4	1	2	2	0	0	3					
Rico Petrocelli, R OBP: 0.285, SLG: 0.441	FC5-4			G5-4-3 1B		6-3		HR	4	1	2	1	0	0	2					
George Scott, R OBP: 0.323, SLG: 0.455		1-3		K		6-3		1-3	4	0	0	0	0	1	1					
Mike Andrews, R OBP: 0.292, SLG: 0.298		F4		G5-4-3			CS HBP	IBB BB	2	0	0	0	1	0	1					
Jerry Moses, R OBP: 0.350, SLG: 0.443		5-3			F7		5-3	IBB	3	0	0	0	1	0	1					
Ray Culp, R OBP: 0.091, SLG: 0.091			1-3		5-3		K	F2	4	0	0	0	0	1	2					
Inning Stats	R: 0 E: 0 K: 0 S: 5	H: 2 LOB: 2 BB: 0 P: 5	R: 0 E: 0 K: 0 S: 3	H: 0 LOB: 0 BB: 0 P: 3	R: 0 E: 0 K: 1 S: 5	H: 1 LOB: 0 BB: 0 P: 5	R: 0 E: 0 K: 1 S: 5	H: 1 LOB: 0 BB: 0 P: 5	R: 2 E: 0 K: 0 S: 5	H: 2 LOB: 0 BB: 0 P: 5	R: 0 E: 0 K: 1 S: 4	H: 0 LOB: 0 BB: 0 P: 5	R: 4 E: 0 K: 0 S: 5	H: 2 LOB: 2 BB: 4 P: 21	1B: 3 2B: 2 3B: 0 HR: 3	SF: 0 SAC: 0 DP: 2 HBP: 2	WP: 0 PB: 0 SB: 0 CS: 1	PA: 36		
PITCHER Dean Chance, R ERA: 3.88	IP: 6.0 WLS: L BF: 12	H: 6 R: 2 ER: 2 SO: 2	BB: 0 IBB: 1 HBP: 1 BLK: 0	WP: 0 HR: 1 S: 26 P: 31	ERA: 3.00 WHIP: 1.000	PITCHER										IP: 6.0 WLS: L BF: 12	H: 6 R: 2 ER: 2 SO: 2	BB: 0 IBB: 1 HBP: 1 BLK: 0	WP: 0 HR: 1 S: 26 P: 31	ERA: 3.00 WHIP: 1.000
Dennis Higgins, R ERA: 7.16	IP: 2.0 WLS: L BF: 12	H: 2 R: 4 ER: 4 SO: 1	BB: 3 IBB: 1 HBP: 1 BLK: 0	WP: 0 HR: 2 S: 9 P: 26	ERA: 18.00 WHIP: 2.500	PITCHER										IP: 2.0 WLS: L BF: 12	H: 2 R: 4 ER: 4 SO: 1	BB: 3 IBB: 1 HBP: 1 BLK: 0	WP: 0 HR: 2 S: 9 P: 26	ERA: 18.00 WHIP: 2.500



Batter	1	2	3	4	5	6	7	8	9	AB	R	H	RBI	BB	SO	LOB	TOP				
Dick McAuliffe, L (1,4) OBP: 0.411, SLG: 0.407	G3		FC6-4					G3		3	0	0	0	2	0	1	Detroit Tigers @ Boston Red Sox Fenway Park, Boston, MA Tue May 19 1970, 7:05 PM EDT Att: 18,415 - Unknown				
Cesar Gutierrez, R (1,6) OBP: 0.313, SLG: 0.351			FC6-4	F8				F5		5	0	1	0	0	0	6					
Al Kaline, R (1,9) OBP: 0.408, SLG: 0.525	L1-3		L6-3							4	1	2	0	1	0	2					
Norm Cash, L (1,3) OBP: 0.343, SLG: 0.473	F6									5	1	1	2	0	2	5					
Willie Horton, R (1,7) OBP: 0.377, SLG: 0.471		4-3								5	1	1	0	0	1	0					
Jim Northrup, L (1,8) OBP: 0.416, SLG: 0.479		F8								2	1	0	0	2	0	0					
Bill Freehan, R (1,2) OBP: 0.352, SLG: 0.449										3	0	0	0	1	0	3					
Don Wert, R (1,5) OBP: 0.322, SLG: 0.245		1-3								4	0	1	0	0	0	4					
Joe Niekro, R (1,1) OBP: 0.316, SLG: 0.412										1	0	1	0	0	0	0					
Gates Brown, L (4,PH) OBP: 0.077, SLG: 0.077										1	0	1	2	0	0	0					
Norm McRae, R (4,1) Fred Lasher, R (8,1)										1	0	0	0	0	0	0					
										0	0	0	0	0	0	0					
Inning Stats	R: 0 E: 0 K: 0 S: 4	H: 1 LOB: 1 BB: 0 P: 4	R: 0 E: 0 K: 0 S: 3	H: 0 LOB: 1 BB: 1 P: 7	R: 0 E: 0 K: 0 S: 4	H: 1 LOB: 1 BB: 0 P: 4	R: 2 E: 1 K: 1 S: 8	H: 2 LOB: 3 BB: 2 P: 16	R: 2 E: 0 K: 1 S: 6	H: 2 LOB: 0 BB: 0 P: 7	R: 0 E: 0 K: 0 S: 3	H: 0 LOB: 1 BB: 1 P: 7	R: 0 E: 0 K: 0 S: 3	H: 0 LOB: 0 BB: 0 P: 3	R: 0 E: 0 K: 0 S: 3	H: 1 LOB: 0 BB: 0 P: 3	1B: 7 2B: 0 3B: 0 HR: 1	SF: 0 SAC: 1 DP: 0 HBP: 0	WP: 0 PB: 2 SB: 0 CS: 1	PA: 41	
PITCHER	IP WLS BF H R ER SO BB IBB HBP BLK WP HR S P ERA WHIP	IP WLS BF H R ER SO BB IBB HBP BLK WP HR S P ERA WHIP	IP WLS BF H R ER SO BB IBB HBP BLK WP HR S P ERA WHIP	IP WLS BF H R ER SO BB IBB HBP BLK WP HR S P ERA WHIP	IP WLS BF H R ER SO BB IBB HBP BLK WP HR S P ERA WHIP	IP WLS BF H R ER SO BB IBB HBP BLK WP HR S P ERA WHIP	IP WLS BF H R ER SO BB IBB HBP BLK WP HR S P ERA WHIP	IP WLS BF H R ER SO BB IBB HBP BLK WP HR S P ERA WHIP	IP WLS BF H R ER SO BB IBB HBP BLK WP HR S P ERA WHIP	IP WLS BF H R ER SO BB IBB HBP BLK WP HR S P ERA WHIP	IP WLS BF H R ER SO BB IBB HBP BLK WP HR S P ERA WHIP	IP WLS BF H R ER SO BB IBB HBP BLK WP HR S P ERA WHIP	IP WLS BF H R ER SO BB IBB HBP BLK WP HR S P ERA WHIP	IP WLS BF H R ER SO BB IBB HBP BLK WP HR S P ERA WHIP	IP WLS BF H R ER SO BB IBB HBP BLK WP HR S P ERA WHIP	IP WLS BF H R ER SO BB IBB HBP BLK WP HR S P ERA WHIP	IP WLS BF H R ER SO BB IBB HBP BLK WP HR S P ERA WHIP	IP WLS BF H R ER SO BB IBB HBP BLK WP HR S P ERA WHIP	IP WLS BF H R ER SO BB IBB HBP BLK WP HR S P ERA WHIP	IP WLS BF H R ER SO BB IBB HBP BLK WP HR S P ERA WHIP	IP WLS BF H R ER SO BB IBB HBP BLK WP HR S P ERA WHIP
Mike Nagy, R (1,1) ERA: 3.18	3.2	19	4	2	0	1	3	0	0	0	0	0	0	1	8	8	0.00	1.909			
Lee Stange, R (4,1) ERA: 1.64	1.1	6	2	2	2	1	0	0	0	0	0	0	0	1	3	8	13.50	1.500			
Ray Jarvis, R (6,1) ERA: 4.6	0.2	5	1	0	0	0	2	0	0	0	0	0	0	0	8	11	0.00	4.500			
Ken Brett, L (6,1) ERA: 3.33	1.1	5	0	0	0	1	1	0	0	0	0	0	0	6	10	0.00	0.750				
Jim Lomborg, R (8,1)	2.0	W 6	1	0	0	0	0	0	0	0	0	0	0	6	6	0.00	0.500				


Batter	1	2	3	4	5	6	7	8	9	AB	R	H	RBI	BB	SO	LOB	BOTTOM			
Dick Schofield, S (1,5) OBP: 0.281, SLG: 0.148	K	K								4	1	0	0	1	2	3	Detroit Tigers @ Boston Red Sox Fenway Park, Boston, MA Tue May 19 1970, 7:05 PM EDT Att: 18,415 - Unknown			
Reggie Smith, S (1,8) OBP: 0.413, SLG: 0.500		F4								4	2	1	0	1	0	5				
Carl Yastrzemski, L (1,7) OBP: 0.442, SLG: 0.593										4	1	1	2	1	1	2				
Tony Conigliaro, R (1,9) OBP: 0.377, SLG: 0.517										5	0	3	1	0	1	0				
Rico Petrocelli, R (1,6) OBP: 0.276, SLG: 0.426										4	0	0	0	0	2	3				
George Scott, R (1,3) OBP: 0.328, SLG: 0.452										3	0	1	1	1	0	0				
Mike Andrews, R (1,4) OBP: 0.297, SLG: 0.294										2	1	0	0	2	0	2				
Jerry Moses, R (1,2) OBP: 0.355, SLG: 0.446										4	0	2	0	0	1	3				
Mike Nagy, R (1,1) Lee Stange, R (4,1) Tom Manich, L (6,1) Ray Jarvis, R (6,1) Ken Brett, L (6,1) Mike Dennis, L (8,1) Jim Lomborg, R (8,1) Tom Satriano, L (8,1) Lee Anderson, L (8,1)										1	0	0	0	0	0	0				
										0	0	0	0	0	0	0				
Inning Stats	R: 2 E: 0 K: 2 S: 9	H: 2 LOB: 0 BB: 0 P: 9	R: 1 E: 0 K: 1 S: 7	H: 2 LOB: 2 BB: 1 P: 11	R: 0 E: 0 K: 1 S: 5	H: 0 LOB: 0 BB: 0 P: 5	R: 0 E: 0 K: 1 S: 5	H: 0 LOB: 0 BB: 0 P: 5	R: 0 E: 0 K: 1 S: 5	H: 1 LOB: 1 BB: 1 P: 9	R: 0 E: 0 K: 0 S: 3	H: 1 LOB: 0 BB: 0 P: 3	R: 1 E: 0 K: 0 S: 5	H: 2 LOB: 2 BB: 2 P: 13	R: 1 E: 1 K: 0 S: 3	H: 1 LOB: 3 BB: 2 P: 11	1B: 8 2B: 1 3B: 0 HR: 1	SF: 0 SAC: 0 DP: 2 HBP: 0	WP: 0 PB: 0 SB: 0 CS: 0	PA: 40
PITCHER	IP WLS BF H R ER SO BB IBB HBP BLK WP HR S P ERA WHIP	IP WLS BF H R ER SO BB IBB HBP BLK WP HR S P ERA WHIP	IP WLS BF H R ER SO BB IBB HBP BLK WP HR S P ERA WHIP	IP WLS BF H R ER SO BB IBB HBP BLK WP HR S P ERA WHIP	IP WLS BF H R ER SO BB IBB HBP BLK WP HR S P ERA WHIP	IP WLS BF H R ER SO BB IBB HBP BLK WP HR S P ERA WHIP	IP WLS BF H R ER SO BB IBB HBP BLK WP HR S P ERA WHIP	IP WLS BF H R ER SO BB IBB HBP BLK WP HR S P ERA WHIP	IP WLS BF H R ER SO BB IBB HBP BLK WP HR S P ERA WHIP	IP WLS BF H R ER SO BB IBB HBP BLK WP HR S P ERA WHIP	IP WLS BF H R ER SO BB IBB HBP BLK WP HR S P ERA WHIP	IP WLS BF H R ER SO BB IBB HBP BLK WP HR S P ERA WHIP	IP WLS BF H R ER SO BB IBB HBP BLK WP HR S P ERA WHIP	IP WLS BF H R ER SO BB IBB HBP BLK WP HR S P ERA WHIP	IP WLS BF H R ER SO BB IBB HBP BLK WP HR S P ERA WHIP	IP WLS BF H R ER SO BB IBB HBP BLK WP HR S P ERA WHIP	IP WLS BF H R ER SO BB IBB HBP BLK WP HR S P ERA WHIP	IP WLS BF H R ER SO BB IBB HBP BLK WP HR S P ERA WHIP	IP WLS BF H R ER SO BB IBB HBP BLK WP HR S P ERA WHIP	IP WLS BF H R ER SO BB IBB HBP BLK WP HR S P ERA WHIP
Joe Niekro, R (1,1) ERA: 3.5	3.0	14	4	3	3	4	1	0	0	0	0	0	0	21	25	9.00	1.667			
Norm McRae, R (4,1) ERA: 2.07	4.2	20	4	1	1	3	4	0	0	0	0	0	0	22	38	1.93	1.714			
Fred Lasher, R (8,1) ERA: 5.0	0.2	L 6	1	1	1	0	2	0	0	0	0	0	0	4	12	13.50	4.500			


Batter	1	2	3	4	5	6	7	8	9	AB	R	H	RBI	BB	SO	LOB	TOP					
Dick Schofield, S OBP: 0.333, SLG: 0.172	4-0 1B BB	4-0 BB			0-0 G3			0-0 FC4-6 1B		2	1	1	0	2	0	0	Boston Red Sox @ Cleveland Indians Cleveland Municipal Stadium, Cleveland, OH Wed May 20 1970, 7:05 PM EDT Att: 4,930 - Unknown					
Reggie Smith, S OBP: 0.415, SLG: 0.523	0-0 1B	0-3 K			0-0 HR			0-3 K		4	1	2	1	0	2	2						
Carl Yastrzemski, L OBP: 0.437, SLG: 0.582	0-0 1B		0-0 F3		0-0 4-3			0-0 FC4-6		4	0	1	1	0	0	1						
Tony Conigliaro, R OBP: 0.366, SLG: 0.500	0-0 F1		0-3 K			0-0 5-3		0-3 K		4	0	0	0	0	2	3						
Rico Petrocelli, R OBP: 0.268, SLG: 0.413	0-3 K		0-0 F3			0-0 5-3			0-0 5-3	4	0	0	0	0	1	2						
George Scott, R OBP: 0.326, SLG: 0.441	4-0 BB			0-0 F7		0-3 K			0-0 F8	3	0	0	0	1	1	0						
Mike Andrews, R OBP: 0.289, SLG: 0.285	0-3 K			0-0 F9			0-0 5-3		0-3 K	4	0	0	0	0	2	3						
Tom Satriano, L OBP: 0.222, SLG: 0.067		0-3 K		0-0 L7			0-0 4-3			3	0	0	0	0	1	0						
Sonny Siebert, R OBP: 0.235, SLG: 0.267		0-0 F9			0-0 F9					3	0	0	0	0	1	0						
Sparky Lyle, L Vicente Romo, R								0-3 K		0	0	0	0	0	0	0						
Inning Stats	R: 1 E: 0 K: 2 S: 9	H: 2 LOB: 3 BB: 2 P: 17	R: 0 E: 0 K: 2 S: 7	H: 0 LOB: 1 BB: 1 P: 11	R: 0 E: 0 K: 1 S: 5	H: 0 LOB: 0 BB: 0 P: 5	R: 0 E: 0 K: 0 S: 3	H: 0 LOB: 0 BB: 0 P: 3	R: 1 E: 0 K: 0 S: 4	H: 1 LOB: 0 BB: 0 P: 4	R: 0 E: 0 K: 1 S: 5	H: 0 LOB: 0 BB: 0 P: 5	R: 0 E: 0 K: 1 S: 5	H: 0 LOB: 0 BB: 0 P: 5	R: 0 E: 0 K: 1 S: 8	H: 1 LOB: 1 BB: 0 P: 8	R: 0 E: 0 K: 1 S: 5	H: 0 LOB: 0 BB: 0 P: 5	1B: 3 2B: 0 3B: 0 HR: 1	SF: 0 SAC: 0 DP: 0 HBP: 0	WP: 0 PB: 0 SB: 0 CS: 0	PA: 34
PITCHER Sam McDowell, L ERA: 2.3	IP: 9.0 WLS: W BF: 34 H: 4 R: 2 ER: 2 SO: 10 BB: 3 IBB: 0 HBP: 0 BLK: 0 WP: 0 HR: 1 S: 51 P: 63 ERA: 2.00 WHIP: 0.778															PITCHER						

Batter	1	2	3	4	5	6	7	8	9	AB	R	H	RBI	BB	SO	LOB	BOTTOM					
Ted Uhlhaender, L OBP: 0.311, SLG: 0.359	0-0 G3		0-0 6-3				0-0 G6-3			4	0	0	0	0	1	3	Boston Red Sox @ Cleveland Indians Cleveland Municipal Stadium, Cleveland, OH Wed May 20 1970, 7:05 PM EDT Att: 4,930 - Unknown					
Eddie Leon, R OBP: 0.265, SLG: 0.297	0-0 6-3			0-0 FC3-6 1B		0-0 6-3		0-0 FC1-6 1B		4	0	2	0	0	0	0						
Vada Pinson, L OBP: 0.350, SLG: 0.504	0-0 G3			0-0 FC3-6 HR		0-0 F6		0-0 FC1-6 HR		4	2	0	0	0	0	2						
Tony Horton, R OBP: 0.305, SLG: 0.390		0-0 F6		0-0 F7		1-0 BB HBP		0-0 HR		3	1	1	2	0	0	1						
Duke Sims, L OBP: 0.283, SLG: 0.421		0-3 K		0-0 HR		4-0 BB		4-0 2B BB		2	1	1	2	1	1	0						
Roy Foster, R OBP: 0.296, SLG: 0.367				2-H HR		1-2 BB				0	1	0	0	1	0	0						
Graig Nettles, L OBP: 0.269, SLG: 0.212		0-0 5-3		0-0 G3		0-0 F6		0-3 K		4	0	0	0	0	1	3						
Ray Fosse, R OBP: 0.337, SLG: 0.333			0-3 K		0-0 F8		0-0 1B	0-0 1B	0-0 1B	4	2	2	1	0	1	0						
Jack Heidemann, R OBP: 0.229, SLG: 0.237					0-0 6-3		0-0 1-3	0-0 1B	0-0 1B	4	0	2	1	0	0	1						
Sam McDowell, L OBP: 0.294, SLG: 0.382			0-0 F5		0-0 1B		0-0 G6-3 1B	0-0 1-3	0-0 1-3	4	0	2	1	0	0	2						
Inning Stats	R: 0 E: 0 K: 0 S: 3	H: 0 LOB: 0 BB: 0 P: 3	R: 0 E: 0 K: 1 S: 5	H: 0 LOB: 0 BB: 0 P: 5	R: 0 E: 0 K: 1 S: 6	H: 1 LOB: 0 BB: 0 P: 6	R: 2 E: 1 K: 0 S: 5	H: 2 LOB: 0 BB: 0 P: 5	R: 0 E: 0 K: 1 S: 6	H: 1 LOB: 0 BB: 0 P: 6	R: 0 E: 0 K: 0 S: 3	H: 0 LOB: 2 BB: 1 P: 8	R: 1 E: 0 K: 0 S: 4	H: 2 LOB: 0 BB: 0 P: 4	R: 4 E: 0 K: 1 S: 9	H: 4 LOB: 1 BB: 1 P: 13	R: 4 E: 0 K: 1 S: 9	H: 4 LOB: 1 BB: 1 P: 13	1B: 7 2B: 1 3B: 0 HR: 2	SF: 0 SAC: 0 DP: 1 HBP: 1	WP: 0 PB: 0 SB: 0 CS: 0	PA: 36
PITCHER Sonny Siebert, R ERA: 4.26 Sparky Lyle, L ERA: 5.59 Vicente Romo, R ERA: 2.59	IP: 6.1 WLS: L BF: 27 H: 6 R: 3 ER: 3 SO: 3 BB: 1 IBB: 0 HBP: 1 BLK: 0 WP: 0 HR: 1 S: 31 P: 36 ERA: 4.26 WHIP: 1.105															PITCHER						

Batter	1	2	3	4	5	6	7	8	9	AB	R	H	RBI	BB	SO	LOB	TOP											
Dick Schofield, S OBP: 0.317, SLG: 0.176	L7		F6		6-3	WP 1B		F7		5	0	1	2	0	0	1	Boston Red Sox @ Cleveland Indians Cleveland Municipal Stadium, Cleveland, OH Thu May 21 1970, 7:05 PM EDT Att: 4,073 - Unknown											
Reggie Smith, S OBP: 0.421, SLG: 0.527	2B		F3		F7	1-H 2-H 3-H 4-0		BB		3	0	1	0	2	0	0												
Carl Yastrzemski, L OBP: 0.442, SLG: 0.573	BB				E 1B G5-4-3 BB	HR BB		G3		2	2	0	0	3	0	4												
Tony Conigliaro, R OBP: 0.360, SLG: 0.488	K		E6 G5-4-3 1B		F3	F8		6-3		5	0	1	0	0	1	3												
Rico Petrocelli, R OBP: 0.266, SLG: 0.405	F3		G5-4-3 1B		F3	L6-3 1B		E4 1-6-3		5	0	1	0	0	0	4												
George Scott, R OBP: 0.329, SLG: 0.470			6-3		1B 2B	HR		L6-3 1-2		5	1	2	2	0	0	2												
Luis Alvarado, R OBP: 0.301, SLG: 0.361	F9				1B	BB WP 1B		2B 1B		5	2	3	0	0	1	1												
Jerry Moses, R OBP: 0.360, SLG: 0.457	K		4-3		WP 1B BB	1B		1-H 2B		4	1	2	1	0	1	2												
Bill Lee, L Tom Matchick, L Vicente Romo, R Ray Jarvis, R Ken Brett, L Billy Conigliaro, R Sparky Lyle, L	L4				6-3	WP 1B BB		6-3		1	0	0	0	0	0	0												
Inning Stats	R: 0 E: 0 K: 1 S: 6	H: 1 LOB: 2 BB: 1 P: 10	R: 0 E: 0 K: 1 S: 5	H: 0 LOB: 0 BB: 0 P: 5	R: 0 E: 0 K: 0 S: 3	H: 0 LOB: 0 BB: 0 P: 3	R: 1 E: 1 K: 0 S: 5	H: 3 LOB: 2 BB: 1 P: 9	R: 0 E: 0 K: 0 S: 3	H: 0 LOB: 0 BB: 0 P: 3	R: 5 E: 0 K: 0 S: 7	H: 4 LOB: 2 BB: 3 P: 19	R: 0 E: 0 K: 0 S: 3	H: 1 LOB: 0 BB: 0 P: 3	R: 1 E: 0 K: 0 S: 5	H: 2 LOB: 2 BB: 1 P: 9		R: 0 E: 1 K: 1 S: 6	H: 0 LOB: 1 BB: 0 P: 6	1B: 7 2B: 4 3B: 0 HR: 1	SF: 0 SAC: 0 DP: 2 HBP: 0	WP: 2 PA: 43						
PITCHER	IP	WLS	BF	H	R	ER	SO	BB	IBB	HBP	BLK	WP	HR	S	P	ERA	WHIP											
Bob Miller, R ERA: 4.05	(1, 1)	5.0	W	20	4	1	1	2	2	0	0	0	0	0	22	30	1.80	1.200										
Dennis Higgins, R ERA: 9.53	(6, 1)	0.2		7	3	5	5	0	2	0	0	0	0	1	5	13	67.50	7.500										
Vince Colbert, R ERA:	(6, 1)	0.0		2	1	0	0	0	1	0	0	0	2	0	1	5	∞	∞										
Dick Ellsworth, L ERA: 6.0	(6, 1)	3.1	S	14	3	1	1	1	1	0	0	0	0	0	15	19	2.70	1.200										

Batter	1	2	3	4	5	6	7	8	9	AB	R	H	RBI	BB	SO	LOB	BOTTOM											
Ted Uhlhaender, L OBP: 0.307, SLG: 0.347	4-3	G4-3-5-6						1-3		4	2	0	0	1	0	4	Boston Red Sox @ Cleveland Indians Cleveland Municipal Stadium, Cleveland, OH Thu May 21 1970, 7:05 PM EDT Att: 4,073 - Unknown											
Eddie Leon, R OBP: 0.285, SLG: 0.305	6-3		5-3					L9		4	0	1	1	0	0	2												
Vada Pinson, L OBP: 0.360, SLG: 0.504	1B							1-3		4	2	2	0	1	0	1												
Tony Horton, R OBP: 0.309, SLG: 0.385	1B							4-3		4	1	1	0	1	1	1												
Chuck Hinton, R OBP: 0.391, SLG: 0.316	1B		F6					1-3		0	0	0	0	0	0	0												
Ray Fosse, R OBP: 0.350, SLG: 0.375	1B							1-3		4	1	2	5	1	0	0												
Rich Rollins, R OBP: 0.285, SLG: 0.333	F8							K		2	1	1	1	0	0	2												
Graig Nettles, L OBP: 0.270, SLG: 0.245								K		3	1	1	1	0	1	1												
Roy Foster, R OBP: 0.313, SLG: 0.370		F2						1-3 FC BB		2	1	1	0	2	0	0												
Jack Heidemann, R OBP: 0.248, SLG: 0.270		WP 2B						K		3	1	2	1	1	1	1												
Bob Miller, R Russ Nagelson, L Dennis Higgins, R Vince Colbert, R Dick Ellsworth, L		WP 2B						FC 1-3		1	0	0	0	1	0	2												
Inning Stats	R: 1 E: 0 K: 0 S: 6	H: 3 LOB: 2 BB: 0 P: 6	R: 0 E: 0 K: 0 S: 3	H: 1 LOB: 1 BB: 1 P: 7	R: 0 E: 0 K: 0 S: 3	H: 1 LOB: 0 BB: 0 P: 3	R: 1 E: 1 K: 0 S: 4	H: 2 LOB: 1 BB: 1 P: 8	R: 8 E: 1 K: 1 S: 10	H: 4 LOB: 1 BB: 4 P: 26	R: 0 E: 0 K: 1 S: 5	H: 0 LOB: 0 BB: 0 P: 5	R: 0 E: 0 K: 1 S: 6	H: 0 LOB: 2 BB: 1 P: 10	R: 0 E: 0 K: 1 S: 5	H: 0 LOB: 1 BB: 1 P: 9		1B: 5 2B: 3 3B: 0 HR: 3	SF: 0 SAC: 1 DP: 2 HBP: 0	WP: 1 PA: 42								
PITCHER	IP	WLS	BF	H	R	ER	SO	BB	IBB	HBP	BLK	WP	HR	S	P	ERA	WHIP											
Bill Lee, L ERA: 3.3	(1, 1)	4.0	L	18	7	2	2	0	2	0	0	0	0	1	16	24	4.50	2.250										
Vicente Romo, R ERA: 4.01	(5, 1)	0.1		5	1	4	4	0	2	1	0	0	0	1	2	14	108.00	9.000										
Ray Jarvis, R ERA: 3.18	(5, 1)	0.1		6	3	4	2	1	1	0	0	0	0	1	7	11	54.00	12.000										
Ken Brett, L ERA: 4.0	(5, 1)	2.1		9	0	0	0	2	1	0	0	0	0	0	12	16	0.00	0.429										
Sparky Lyle, L ERA: 4.96	(8, 1)	1.0		4	0	0	0	1	1	0	0	0	0	5	9	0.00	1.000											

Batter	1	2	3	4	5	6	7	8	9	AB	R	H	RBI	BB	SO	LOB	TOP					
Dick Schofield, S OBP: 0.306, SLG: 0.190	F8		3-1			4-3		1B		4	0	1	0	0	0	1	Boston Red Sox @ Baltimore Orioles Memorial Stadium, Baltimore, MD Sat May 23 1970, 3:33 AM EDT Att: 11,819 - Unknown					
Reggie Smith, S OBP: 0.413, SLG: 0.511	E9		L8			E1		F8		4	0	2	0	0	0	2						
Carl Yastrzemski, L OBP: 0.421, SLG: 0.538	F7				F8				F5	4	0	0	0	0	0	2						
Tony Conigliaro, R OBP: 0.367, SLG: 0.489	K				K				K	4	0	0	0	0	3	2						
Rico Petrocelli, R OBP: 0.265, SLG: 0.403		K							6-3	4	0	1	0	0	1	0						
George Scott, R OBP: 0.340, SLG: 0.518		K								3	0	1	0	0	2	1						
Luis Alvarado, R OBP: 0.303, SLG: 0.354										3	0	1	0	0	0	1						
Jerry Moses, R OBP: 0.347, SLG: 0.446										3	0	1	0	0	0	0						
Ray Culp, R OBP: 0.083, SLG: 0.083										2	0	0	0	0	0	1						
Mike Derrick, L OBP: 0.143, SLG: 0.143										1	0	0	0	0	0	0						
Ken Brett, L OBP: 0.143, SLG: 0.143										0	0	0	0	0	0	0						
Inning Stats	R: 0 E: 1 K: 1 S: 6	H: 1 LOB: 1 BB: 0 P: 6	R: 0 E: 0 K: 2 S: 7	H: 1 LOB: 0 BB: 0 P: 7	R: 0 E: 0 K: 0 S: 4	H: 1 LOB: 1 BB: 0 P: 4	R: 0 E: 0 K: 2 S: 8	H: 1 LOB: 1 BB: 0 P: 8	R: 0 E: 0 K: 0 S: 3	H: 0 LOB: 0 BB: 0 P: 3	R: 0 E: 1 K: 0 S: 4	H: 1 LOB: 1 BB: 0 P: 4	R: 0 E: 0 K: 0 S: 3	H: 1 LOB: 0 BB: 0 P: 3	R: 0 E: 0 K: 0 S: 4	H: 1 LOB: 1 BB: 0 P: 4	R: 0 E: 0 K: 1 S: 5	H: 0 LOB: 0 BB: 0 P: 5	1B: 4 2B: 4 3B: 0 HR: 0	SF: 0 SAC: 0 DP: 1 HBP: 0	WP: 1 PB: 0 SB: 0 CS: 1	PA: 33
PITCHER Jim Palmer, R ERA: 2.37	IP: 9.0 WLS: W BF: 32 H: 7 R: 0 ER: 0 SO: 6 BB: 0 IBB: 0 HBP: 0 BLK: 0 WP: 1 HR: 0 S: 44 P: 44 ERA: 0.00 WHIP: 0.778															PITCHER						

Batter	1	2	3	4	5	6	7	8	9	AB	R	H	RBI	BB	SO	LOB	BOTTOM					
Don Buford, S OBP: 0.349, SLG: 0.371	E4		L4				F7			3	1	0	0	0	0	0	Boston Red Sox @ Baltimore Orioles Memorial Stadium, Baltimore, MD Sat May 23 1970, 3:33 AM EDT Att: 11,819 - Unknown					
Mark Belanger, R OBP: 0.280, SLG: 0.261	B5		5-3			F8		K		4	0	0	0	0	1	3						
Terry Crowley, L OBP: 0.364, SLG: 0.407	F7		F7					6-3		3	0	1	2	0	0	1						
Merv Rettenmund, R OBP: 0.385, SLG: 0.609										1	0	0	0	0	0	0						
Boog Powell, L OBP: 0.420, SLG: 0.626								6-3		2	0	0	0	2	1	0						
Paul Blair, R OBP: 0.329, SLG: 0.441	4-3									3	1	1	1	1	0	4						
Brooks Robinson, R OBP: 0.331, SLG: 0.471										4	0	1	0	0	0	1						
Davey Johnson, R OBP: 0.408, SLG: 0.467										3	0	0	0	1	1	1						
Eliot Hendricks, L OBP: 0.312, SLG: 0.403										4	1	2	0	0	0	2						
Jim Palmer, R OBP: 0.194, SLG: 0.167										2	0	0	0	0	1	1						
Inning Stats	R: 0 E: 1 K: 0 S: 4	H: 0 LOB: 2 BB: 1 P: 8	R: 0 E: 0 K: 1 S: 6	H: 1 LOB: 1 BB: 0 P: 6	R: 0 E: 0 K: 0 S: 3	H: 0 LOB: 0 BB: 0 P: 3	R: 0 E: 0 K: 1 S: 5	H: 0 LOB: 1 BB: 1 P: 9	R: 2 E: 0 K: 0 S: 5	H: 2 LOB: 2 BB: 1 P: 10	R: 0 E: 0 K: 0 S: 3	H: 0 LOB: 0 BB: 0 P: 3	R: 0 E: 0 K: 2 S: 7	H: 0 LOB: 0 BB: 0 P: 7	R: 1 E: 0 K: 0 S: 5	H: 2 LOB: 2 BB: 1 P: 9		R: 0 E: 0 K: 0 S: 5	H: 0 LOB: 0 BB: 0 P: 9	1B: 3 2B: 1 3B: 0 HR: 1	SF: 0 SAC: 1 DP: 0 HBP: 1	WP: 0 PB: 0 SB: 1 CS: 0
PITCHER Ray Culp, R ERA: 2.41 Ken Brett, L ERA: 4.26	IP: 7.0 WLS: L BF: 29 H: 3 R: 2 ER: 2 SO: 4 BB: 2 IBB: 1 HBP: 1 BLK: 0 WP: 0 HR: 0 S: 33 P: 46 ERA: 2.57 WHIP: 0.714															PITCHER						

Batter	1	2	3	4	5	6	7	8	9	10	AB	R	H	RBI	BB	SO	LOB	TOP
Dick Schofield, S (1.4) OBP: 0.283, SLG: 0.174	6-3		K		K			F3			4	0	0	0	0	2	0	Boston Red Sox @ Baltimore Orioles Memorial Stadium, Baltimore, MD Sun May 24 1970, 3:33 AM EDT Unknown livebaseballscores.com
Reggie Smith, S (1.8) OBP: 0.402, SLG: 0.497	F9		5-3					F6		6-3	4	0	0	0	0	0	0	
Carl Yastrzemski, L (1.7) OBP: 0.423, SLG: 0.530	FC5-4 BB				G5-4-3 BB			K		4-3	2	0	0	0	2	1	0	
Tony Conigliaro, R (1.9) OBP: 0.354, SLG: 0.478	FC5-4				G5-4-3			5-3			3	0	0	0	1	0	2	
Rico Petrocelli, R (1.5) OBP: 0.265, SLG: 0.399		4-3						F4		L8	4	0	1	0	0	0	1	
George Scott, R (1.3) OBP: 0.344, SLG: 0.535								6-3		K	3	1	1	1	1	1	0	
Luis Alvarado, R (1.6) OBP: 0.293, SLG: 0.342		HR						6-3		F8	4	0	0	0	0	1	2	
Jerry Moses, R (1.2) OBP: 0.336, SLG: 0.431		F7						6-3			4	0	0	0	0	0	0	
Mike Nagy, R (1.1) OBP: 0.250, SLG: 0.250		F3						F3		F6	4	0	0	0	0	0	0	
Vicente Romo, R (8.1) Sparky Lyle, L (9.1)					F7			1-3			3	0	0	0	0	0	0	
											0	0	0	0	0	0	0	
											0	0	0	0	0	0	0	
Inning Stats	R: 0 E: 0 K: 0 S: 3	H: 0 LOB: 1 BB: 1 P: 7	R: 1 E: 0 K: 0 S: 4	H: 1 LOB: 0 BB: 0 P: 4	R: 0 E: 0 K: 1 S: 5	H: 0 LOB: 0 BB: 0 P: 5	R: 0 E: 0 K: 1 S: 5	H: 0 LOB: 0 BB: 0 P: 5	R: 0 E: 0 K: 0 S: 3	H: 0 LOB: 0 BB: 0 P: 3	R: 0 E: 0 K: 0 S: 3	H: 0 LOB: 1 BB: 1 P: 7	R: 0 E: 0 K: 1 S: 5	H: 0 LOB: 0 BB: 0 P: 5	1B: 1 2B: 0 3B: 0 HR: 1	SF: 0 SAC: 0 DP: 1 HBP: 0	WP: 0 PB: 0 SB: 0 CS: 0	PA: 35
PITCHER	IP 9.0	WLS 7	BF 32	H 2	R 1	ER 1	SO 4	BB 4	IBB 0	HBP 0	BLK 0	WP 0	HR 1	S 36	P 52	ERA 1.00	WHIP 0.667	
Mike Cuellar, L (1.1) ERA: 4.29																		
Eddie Watt, R (10.1) ERA: 1.02																		


AB	31
R	1
H	2
RBI	1
BB	4
SO	5
LOB	5



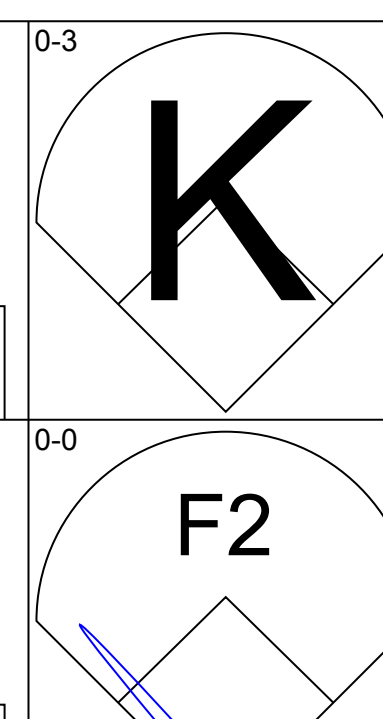
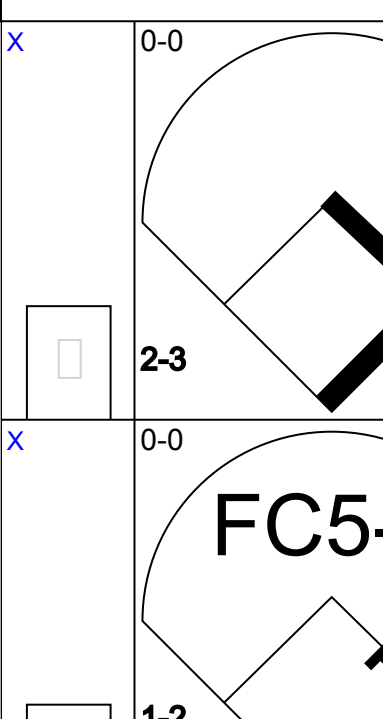
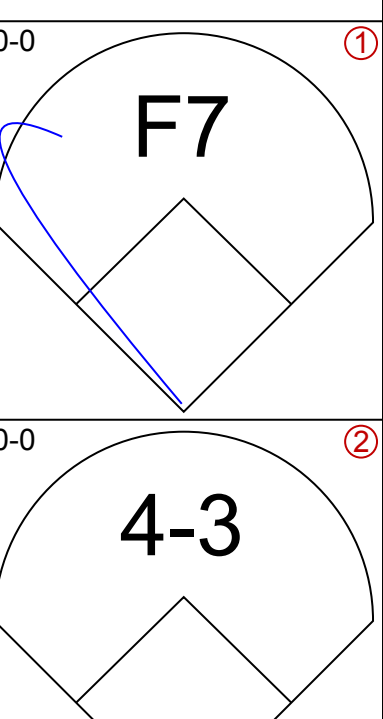
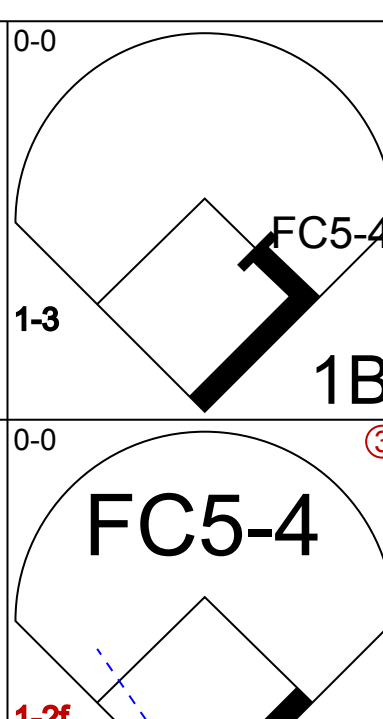
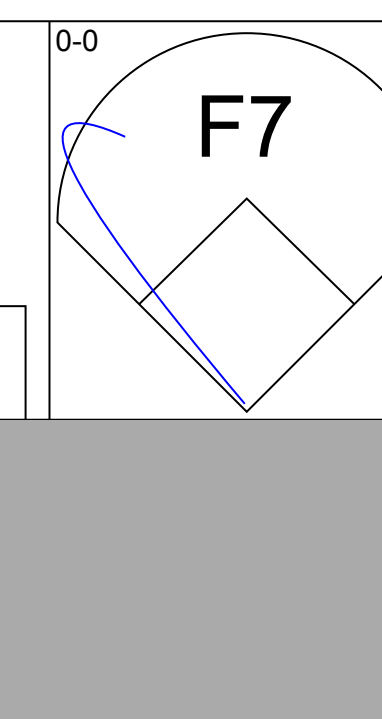
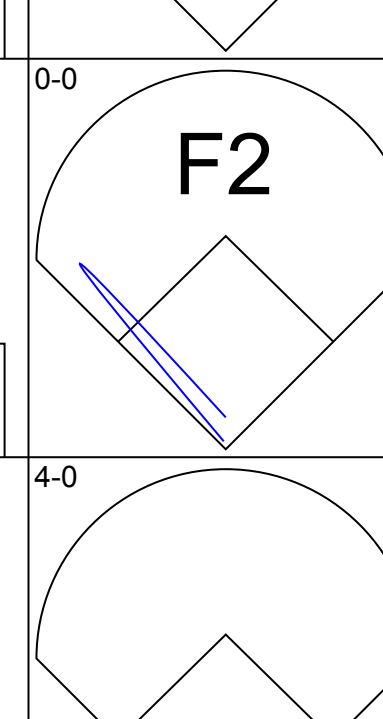
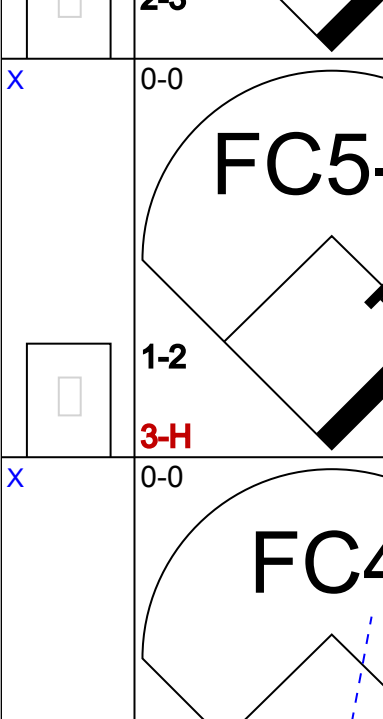
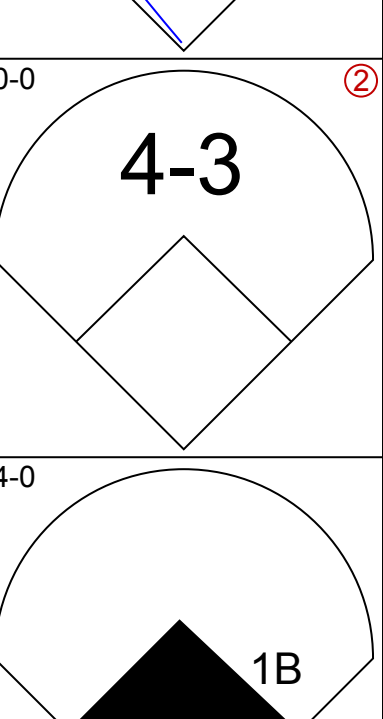
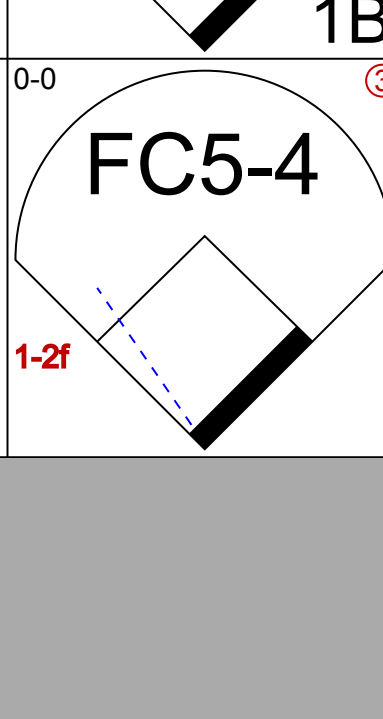
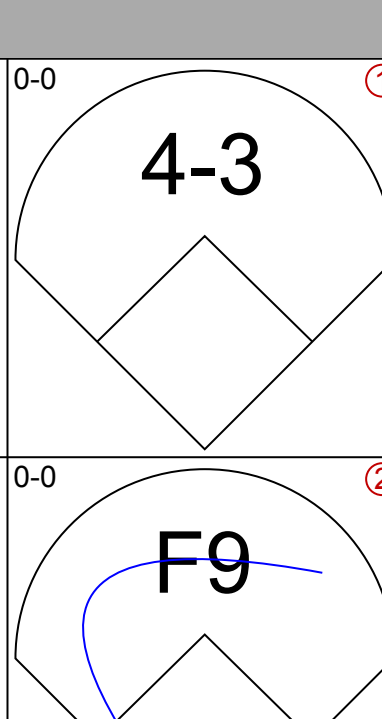
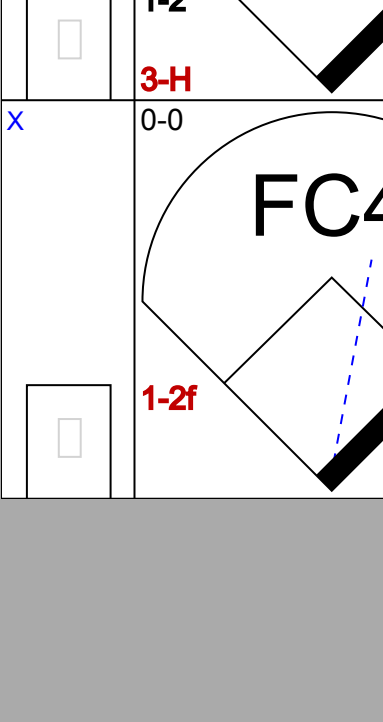

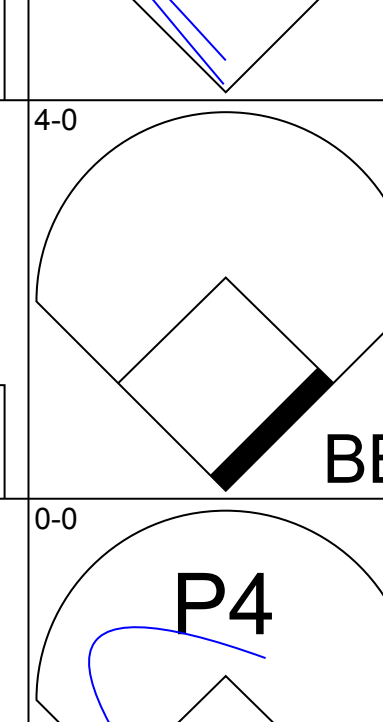

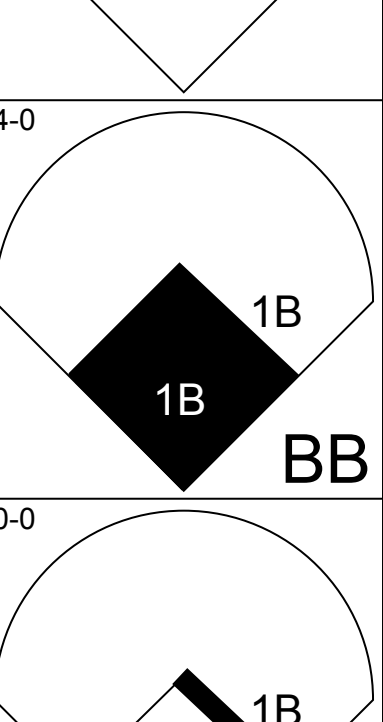


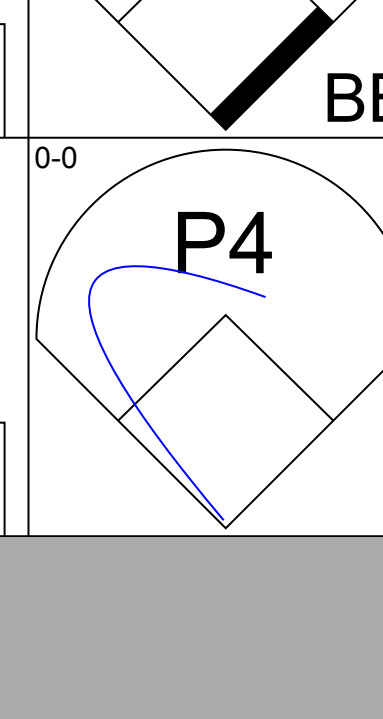
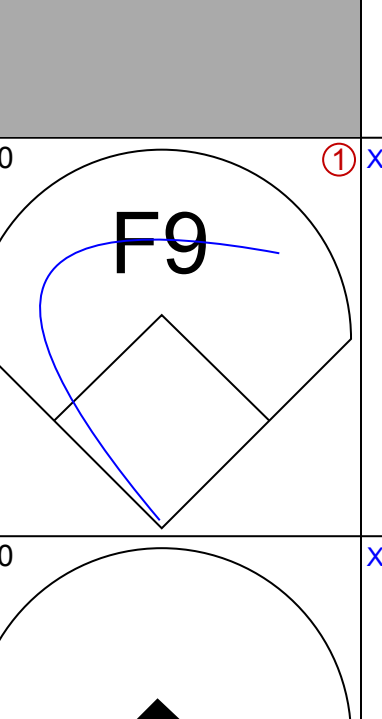
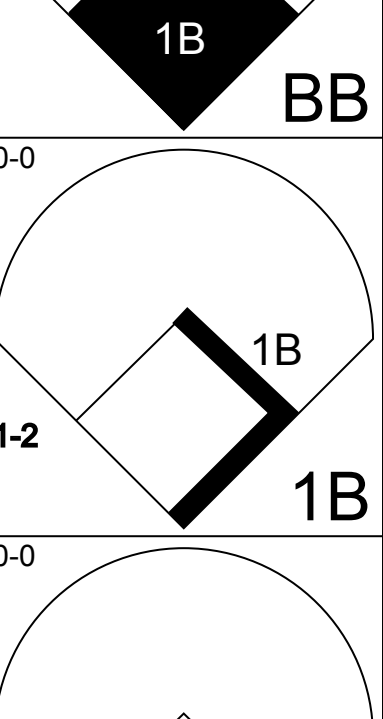
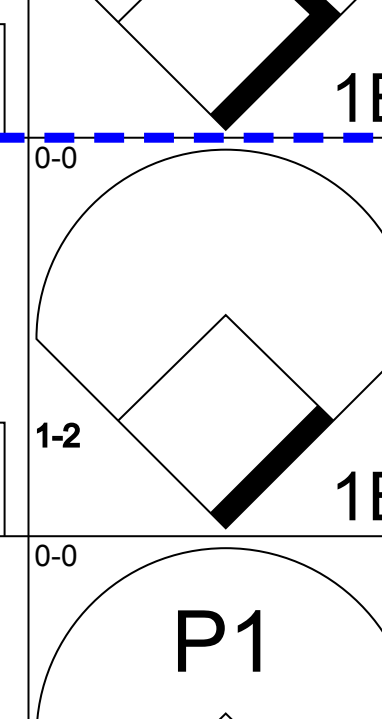
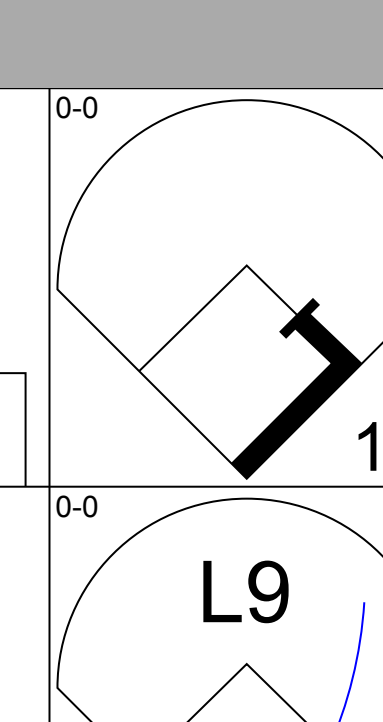
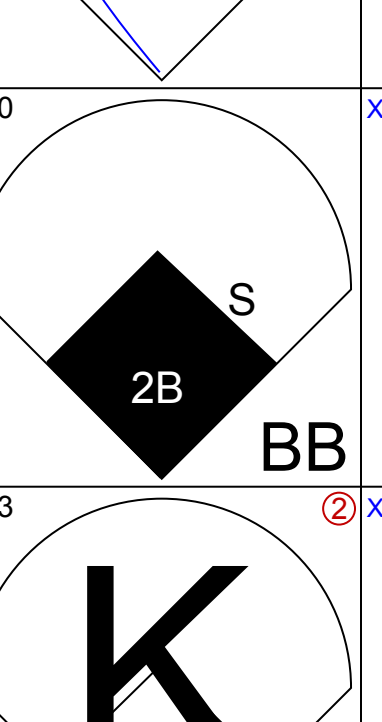
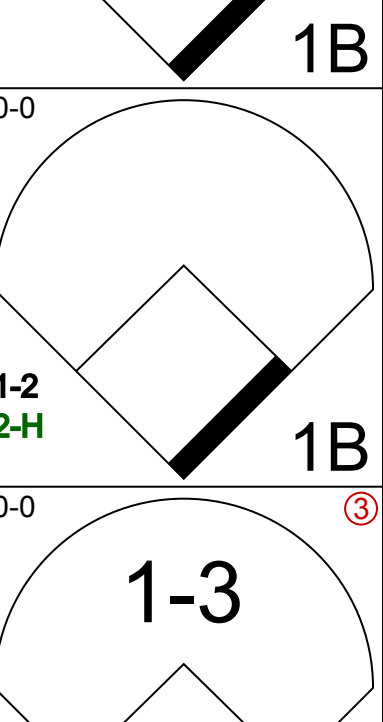
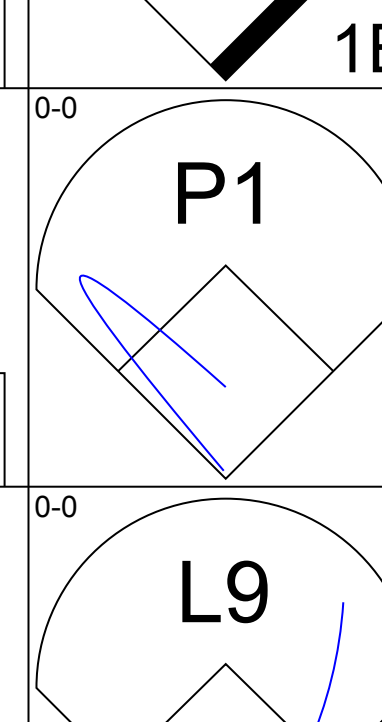
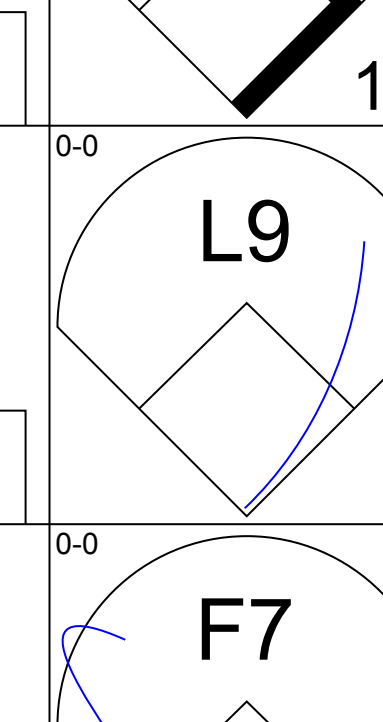
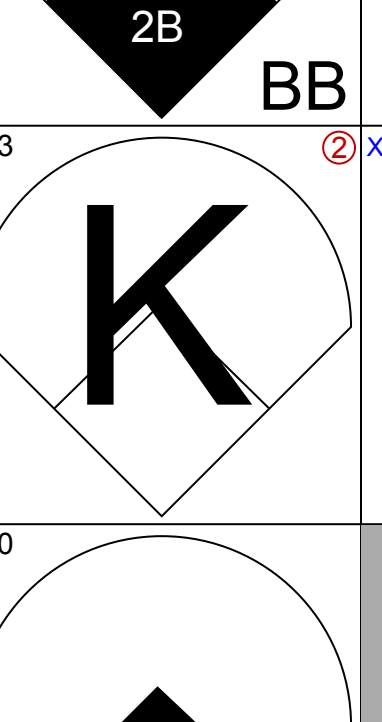
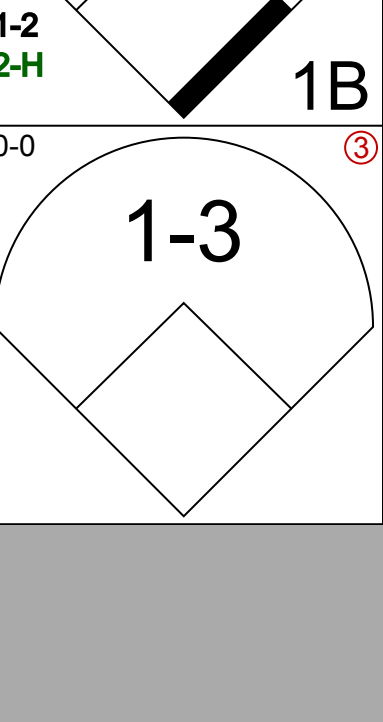
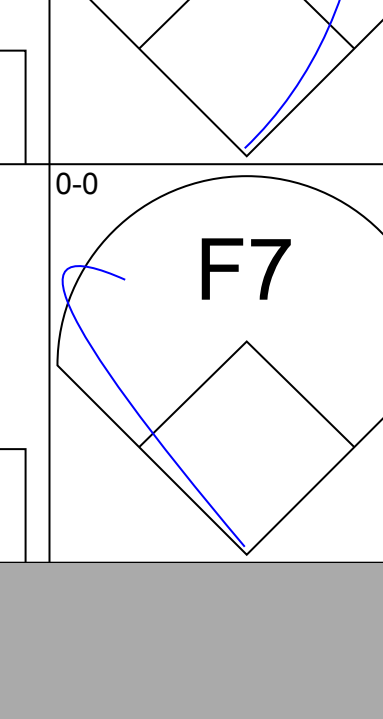
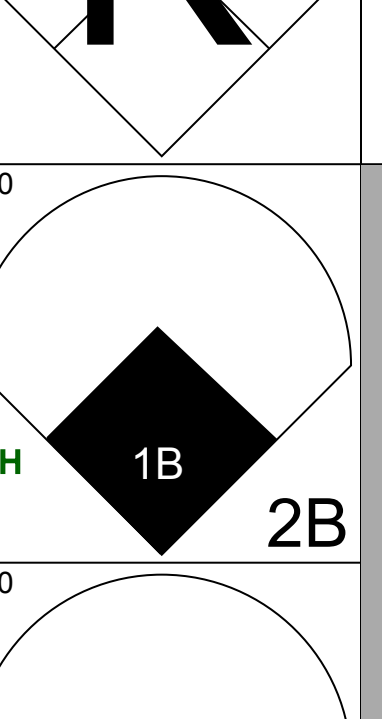

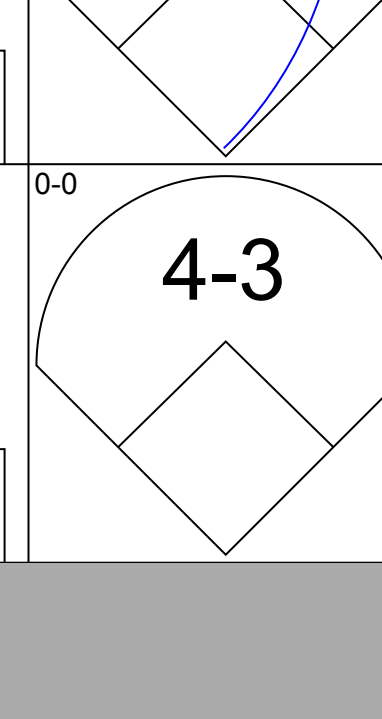

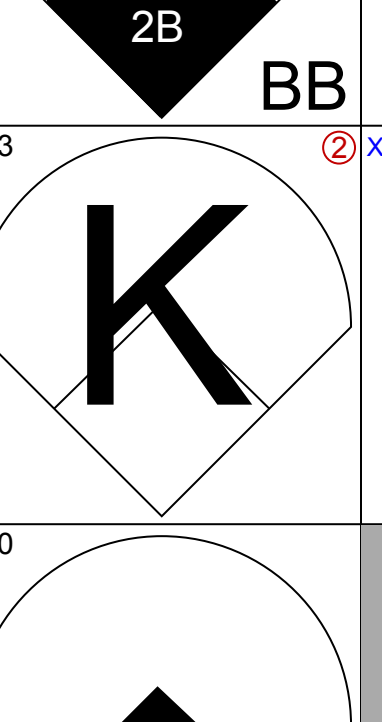


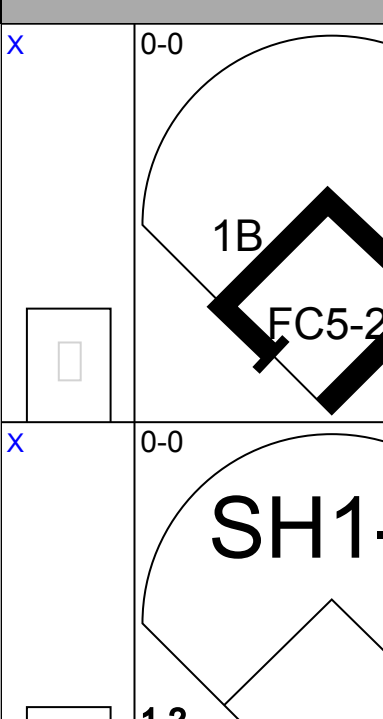
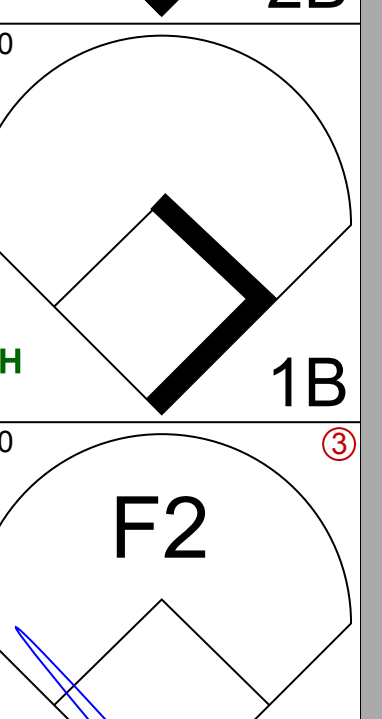

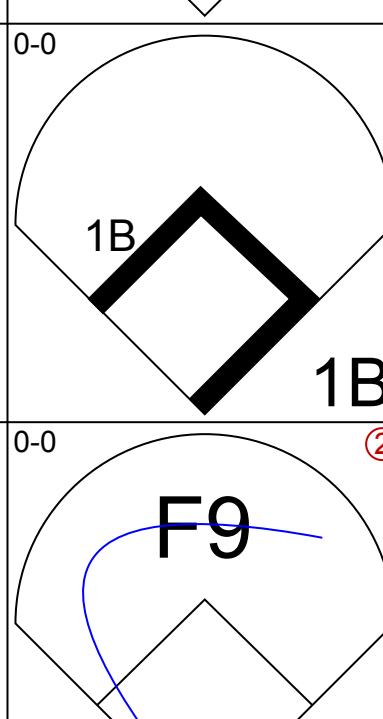
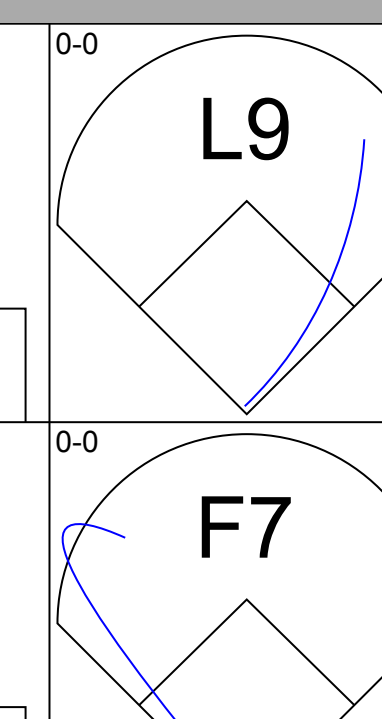
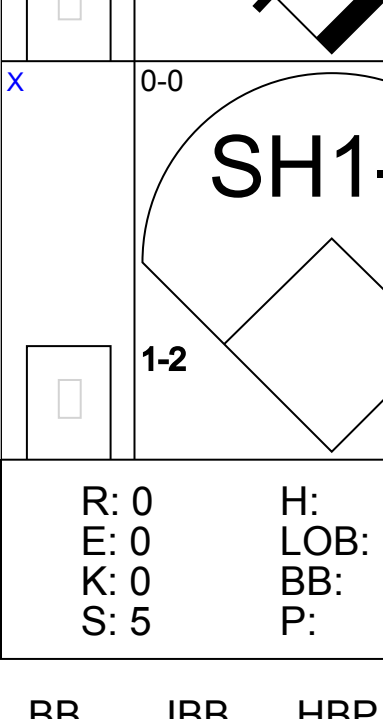
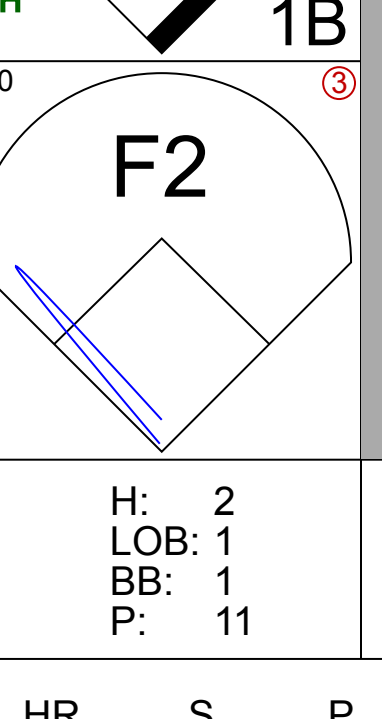
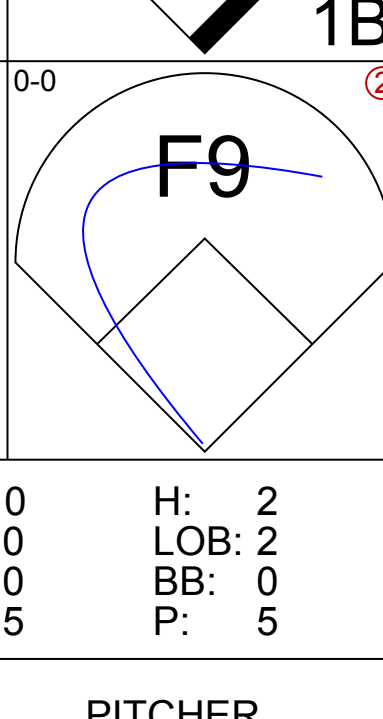
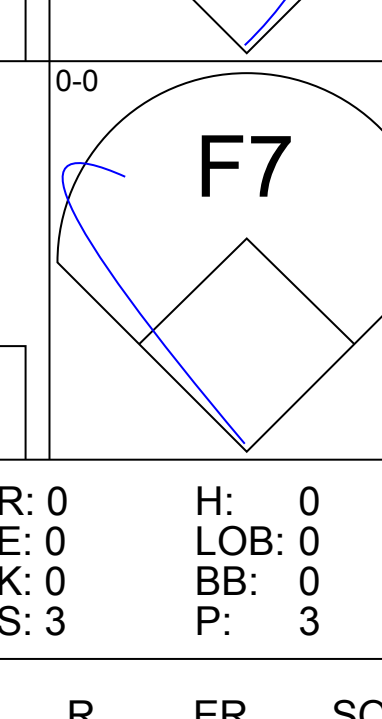
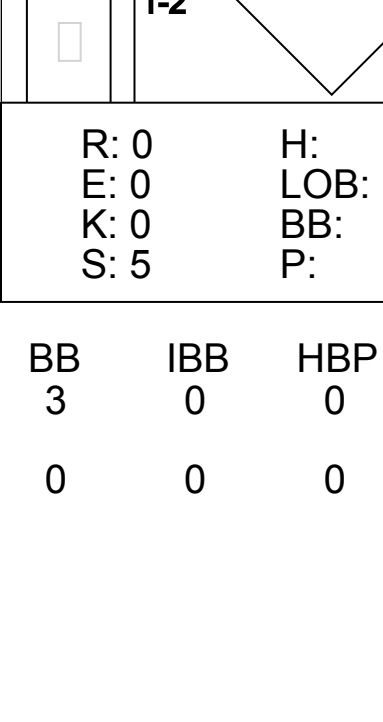

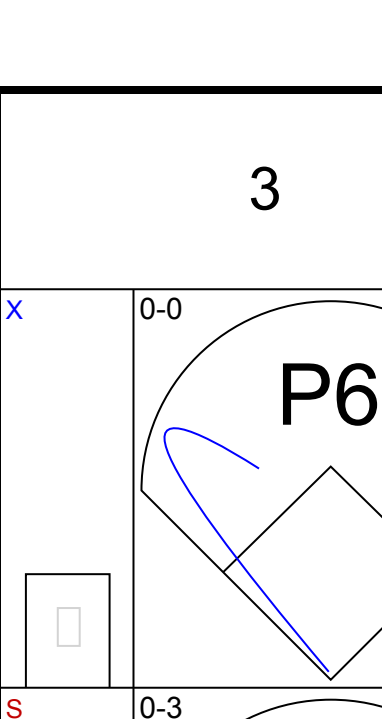
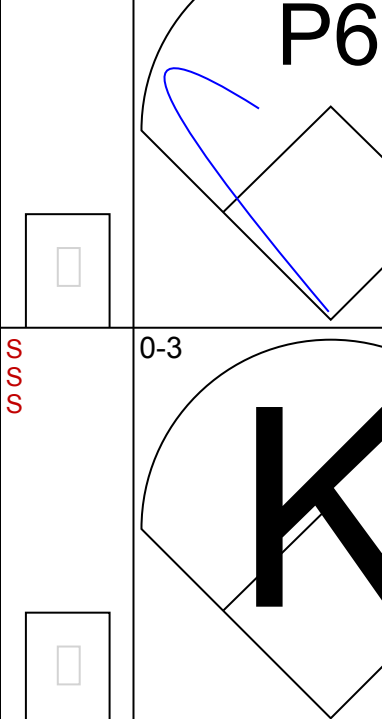
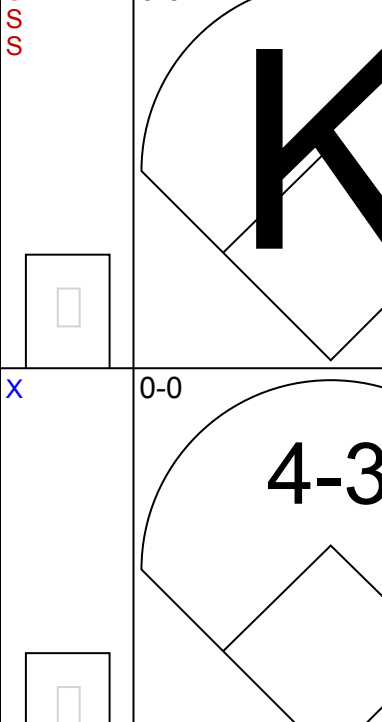
Batter	1	2	3	4	5	6	7	8	9	10	AB	R	H	RBI	BB	SO	LOB	BOTTOM		
Don Buford, S (1.7) OBP: 0.351, SLG: 0.367	1B BB		F6		FC5-4 1B			F8		FC1-5 BB 1B	4	0	1	0	1	0	2	Boston Red Sox @ Baltimore Orioles Memorial Stadium, Baltimore, MD Sun May 24 1970, 3:33 AM EDT Unknown livebaseballscores.com		
Mark Belanger, R (1.6) OBP: 0.273, SLG: 0.255	F3		6-3		FC5-4			F3			4	0	0	0	0	0	2			
Curt Milton, R (9. PH) OBP: 0.400, SLG: 0.250										BB 1B	1	0	1	1	0	0	0			
Eddie Watt, R (10.1) OBP: 0.333, SLG: 0.333										BB 1B	0	0	0	0	0	0	0			
Terry Crowley, L (1.9) OBP: 0.378, SLG: 0.452										BB 1B	4	0	2	0	0	0	1			
Merv Rettenmund, R (9. PH) OBP: 0.396, SLG: 0.609										FC6-4 BB	0	0	0	0	1	0	0			
Boog Powell, L (1.3) OBP: 0.425, SLG: 0.622	F8									BB 1B	4	0	2	0	1	1	5			
Paul Blair, R (1.8) OBP: 0.326, SLG: 0.429	FC5-4									FC6-4	4	0	0	0	1	1	7			
Brooks Robinson, R (1.5) OBP: 0.333, SLG: 0.484										HR	4	1	1	1	0	0	3			
Davey Johnson, R (1.4) OBP: 0.410, SLG: 0.460											2	0	0	0	2	0	4			
Eliud Hendricks, L (1.2) OBP: 0.309, SLG: 0.387											3	0	0	0	1	0	5			
Mike Cuellar, L (1.1) OBP: 0.077, SLG: 0.192											3	0	0	0	0	2	1			
Dave May, L (9. PH) OBP: 0.400, SLG: 0.417											0	1	0	0	1	0	0			
Chico Salmon, R (10.6) OBP: 0.389, SLG: 0.500											0	0	0	0	0	0	0			
Inning Stats	R: 0 E: 0 K: 0 S: 4	H: 1 LOB: 2 BB: 1 P: 8	R: 0 E: 0 K: 1 S: 5	H: 0 LOB: 1 BB: 1 P: 9	R: 0 E: 0 K: 0 S: 3	H: 0 LOB: 0 BB: 0 P: 3	R: 0 E: 0 K: 1 S: 6	H: 1 LOB: 2 BB: 0 P: 7	R: 0 E: 0 K: 0 S: 4	H: 0 LOB: 2 BB: 1 P: 8	R: 0 E: 0 K: 0 S: 4	H: 2 LOB: 2 BB: 1 P: 8	R: 1 E: 0 K: 1 S: 6	H: 1 LOB: 3 BB: 3 P: 18	R: 1 E: 0 K: 0 S: 1	H: 1 LOB: 0 BB: 0 P: 1	1B: 5 2B: 1 3B: 0 HR: 1	SF: 0 SAC: 0 DP: 0 HBP: 1	WP: 0 PB: 0 SB: 0 CS: 0	PA: 42
PITCHER	IP 7.1	WLS 5	BF 31	H 5	R 0	ER 0	SO 3	BB 4	IBB 0	HBP 1	BLK 0	WP 0	HR 0	S 32	P 49	ERA 0.00	WHIP 1.227			
Mike Nagy, R (1.1) ERA: 4.26																				
Vicente Romo, R (8.1) ERA: 4.26																				
Sparky Lyle, L (9.1) ERA: 5.19																				

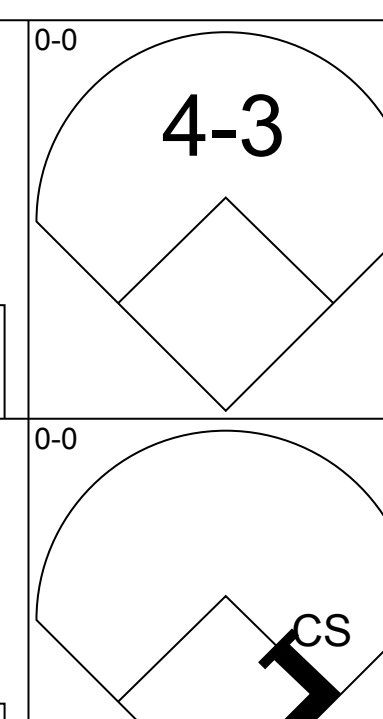
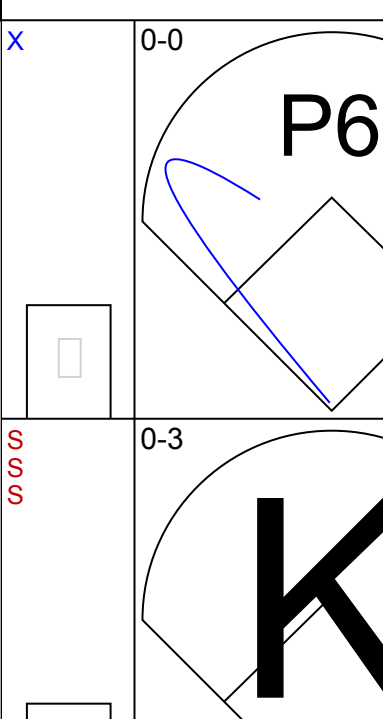
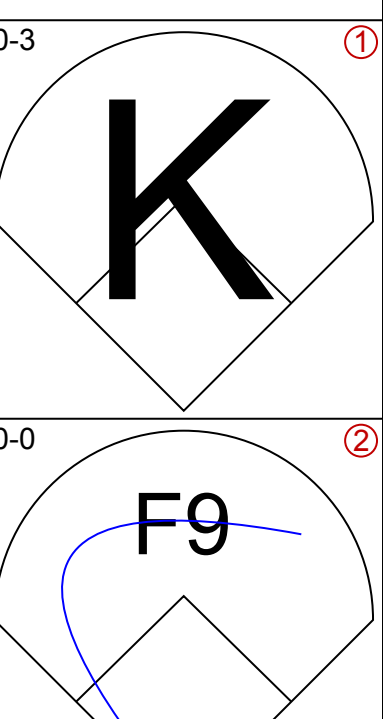
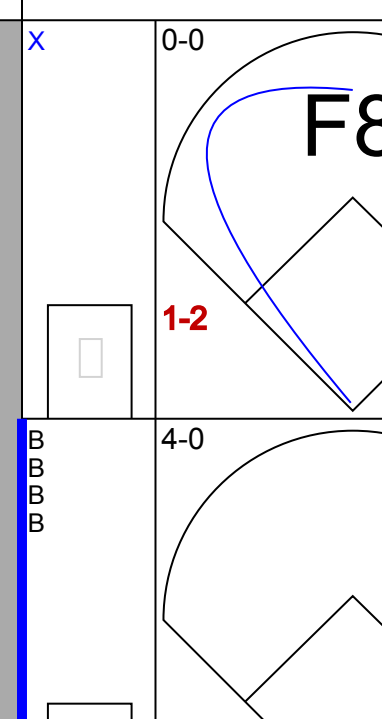
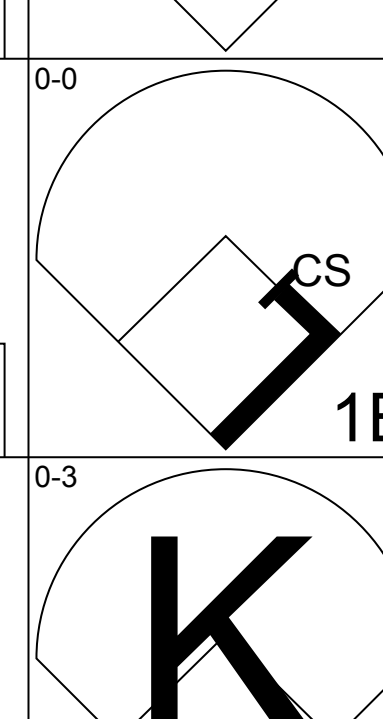
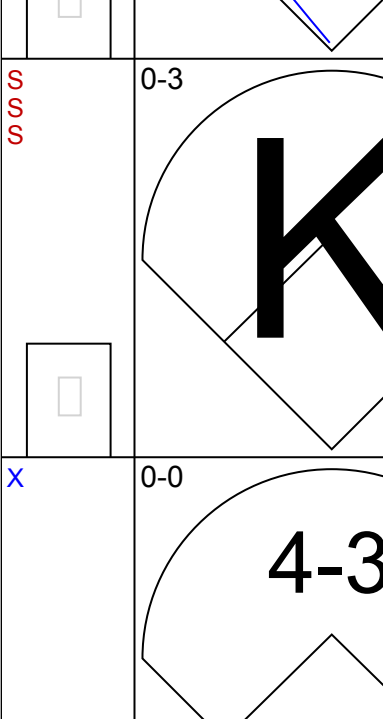
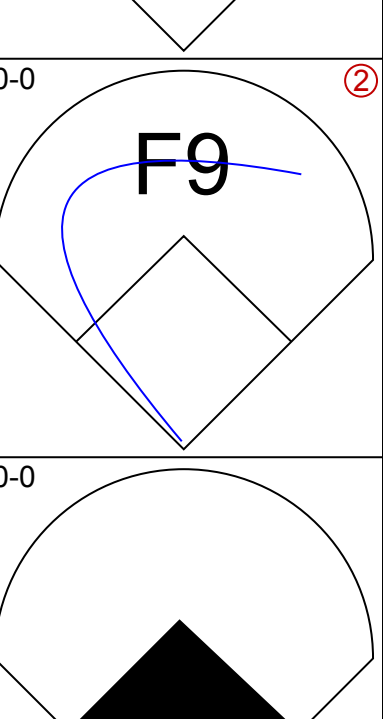
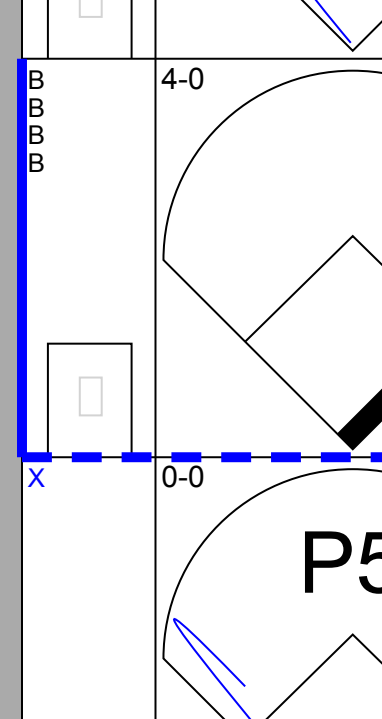
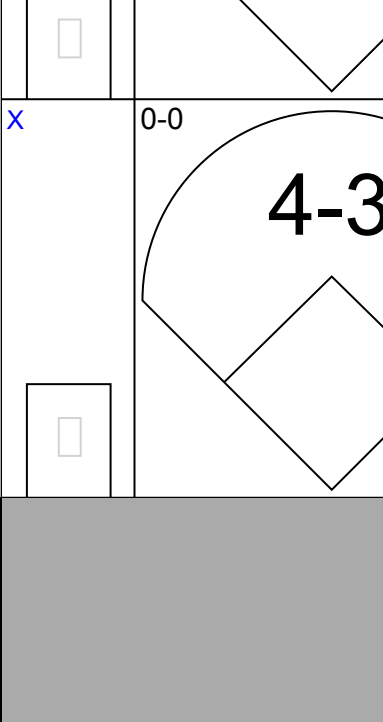
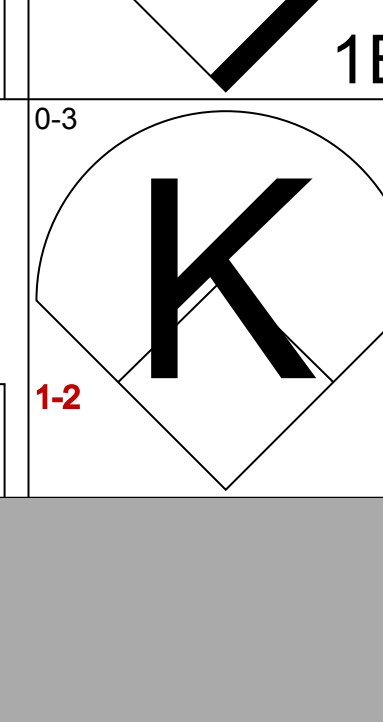
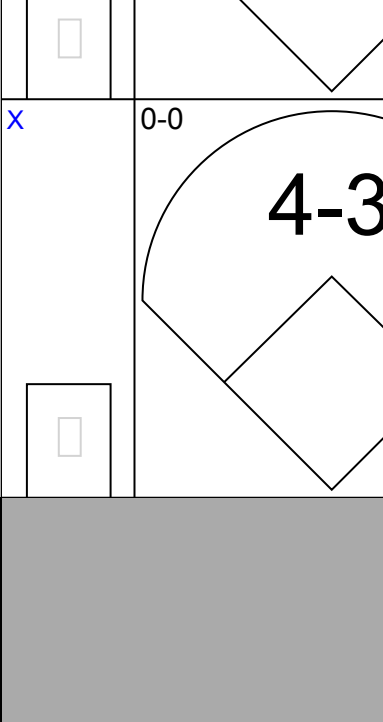
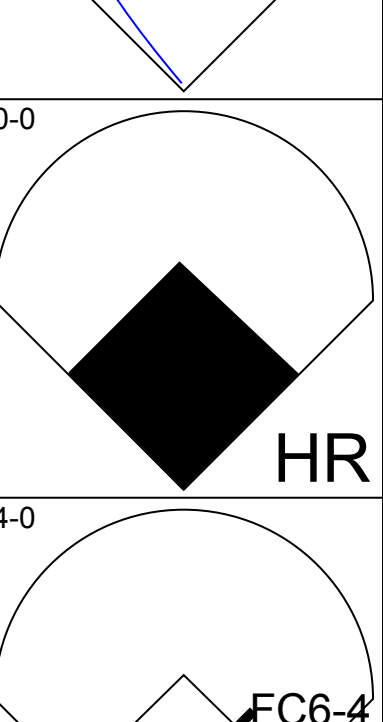
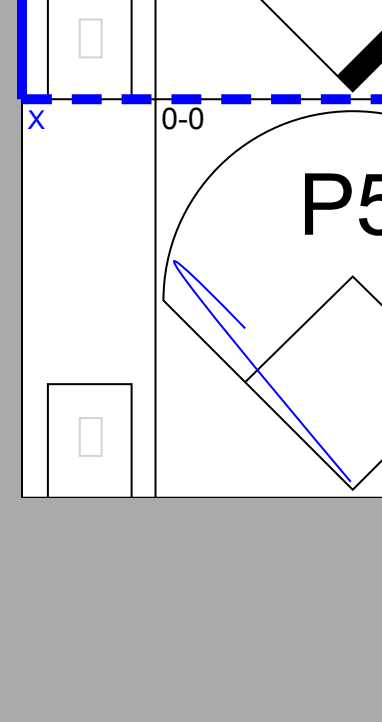
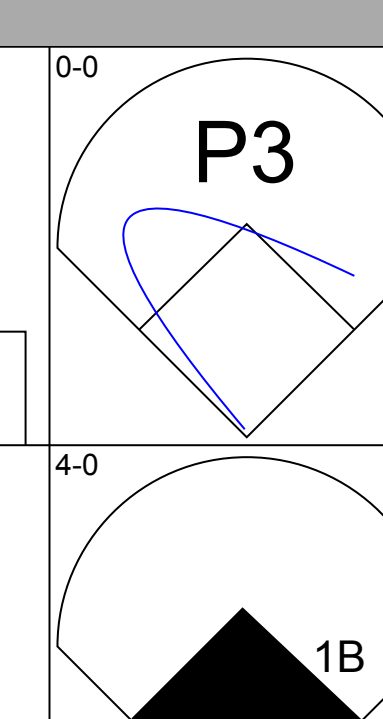
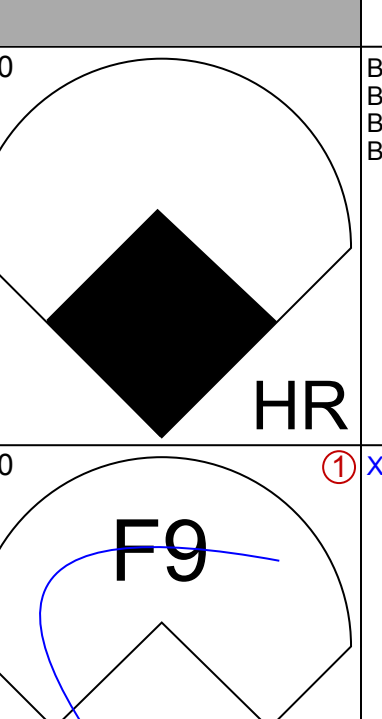
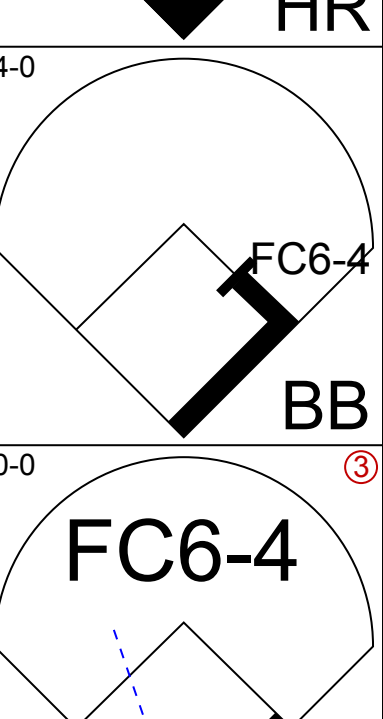
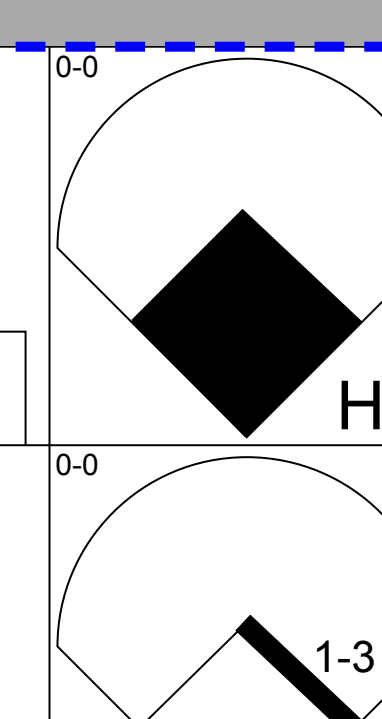
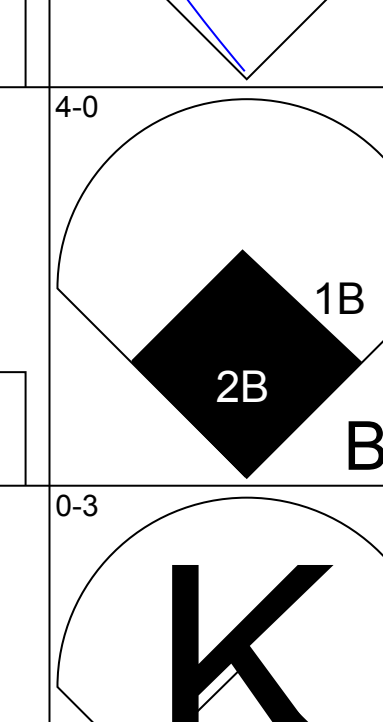
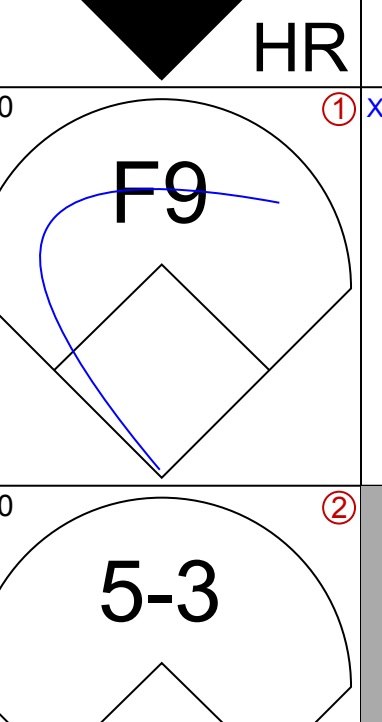
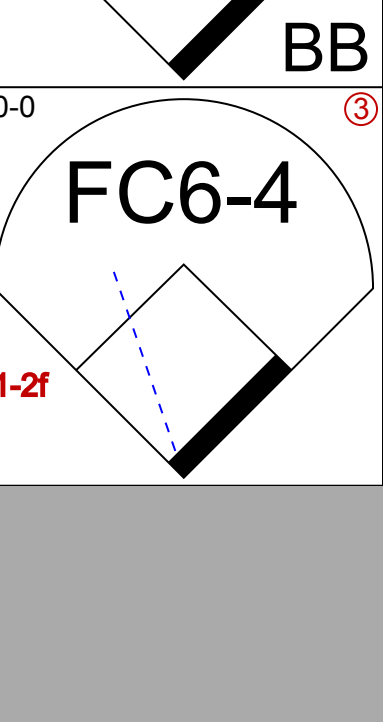
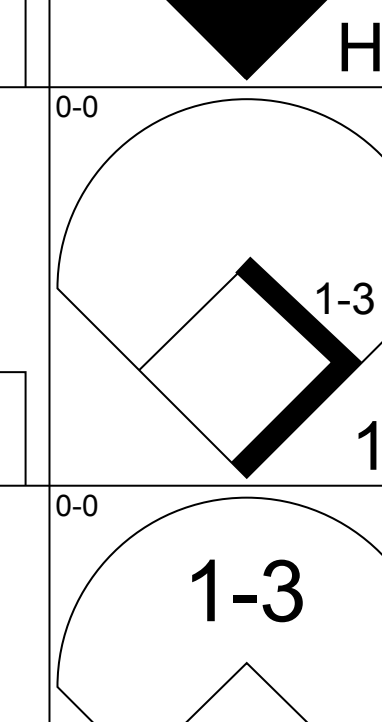
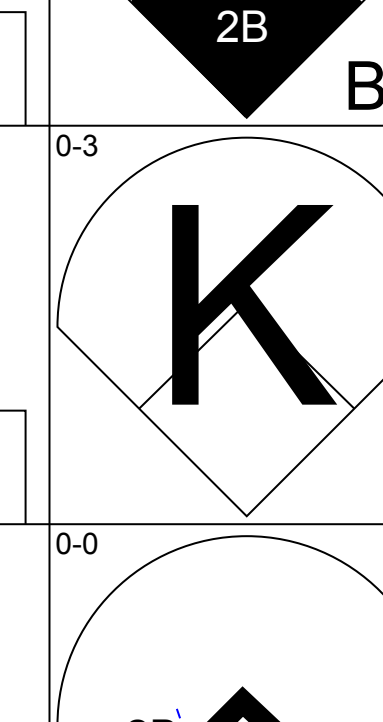
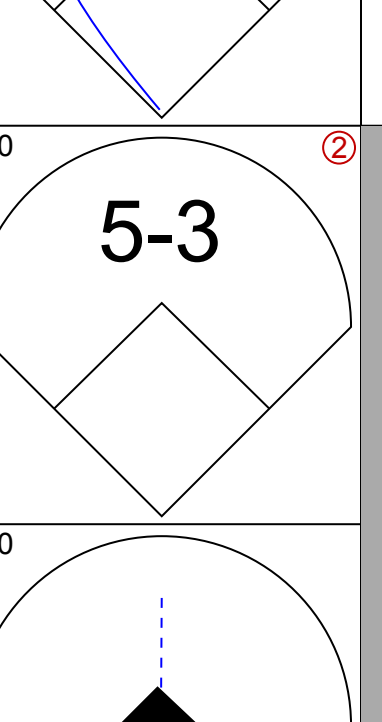
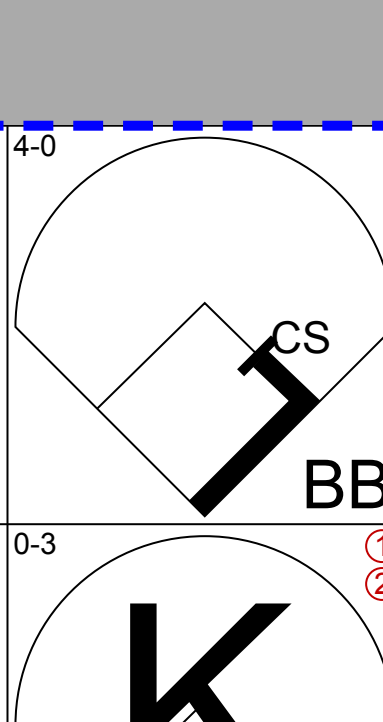
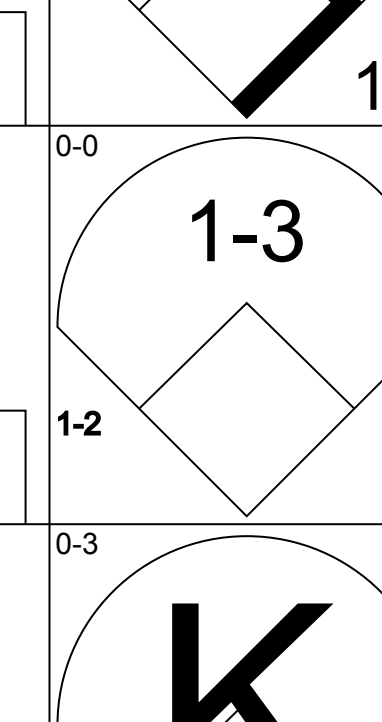
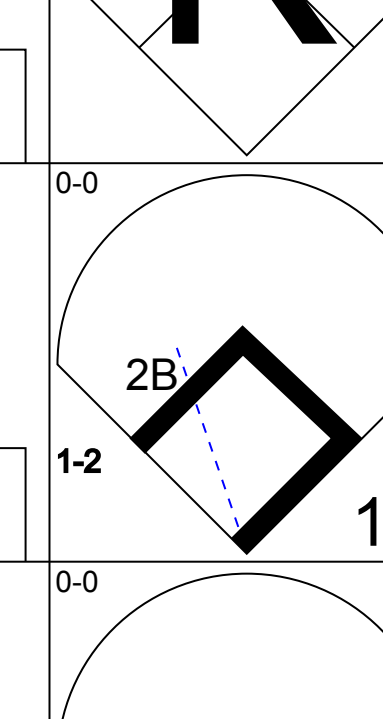
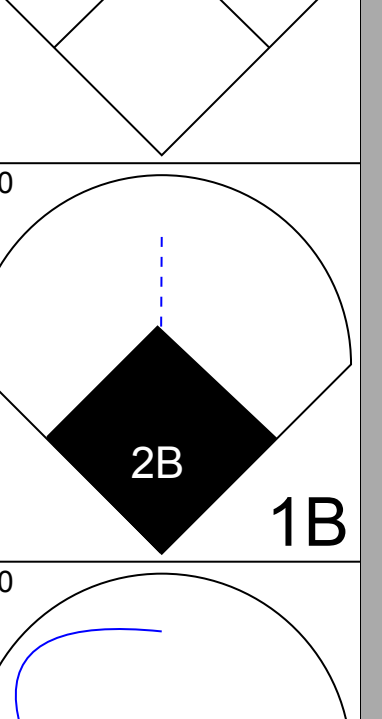
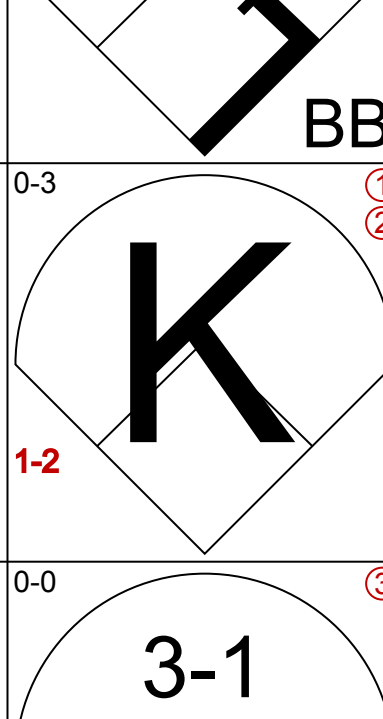
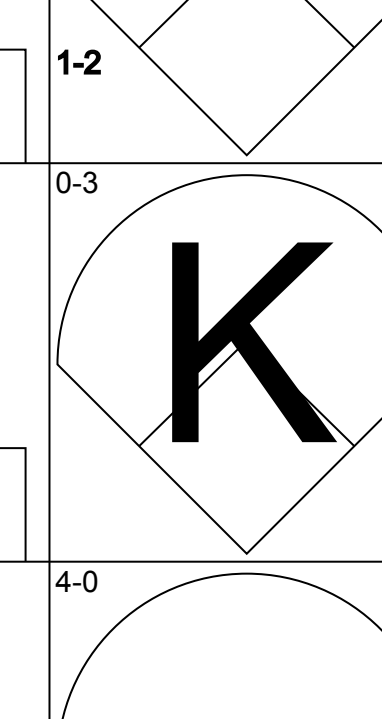
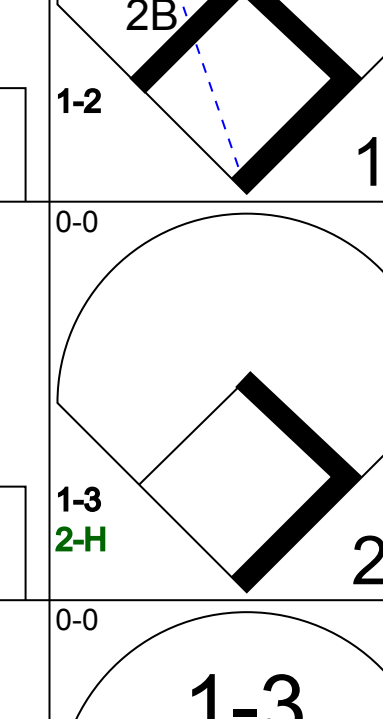
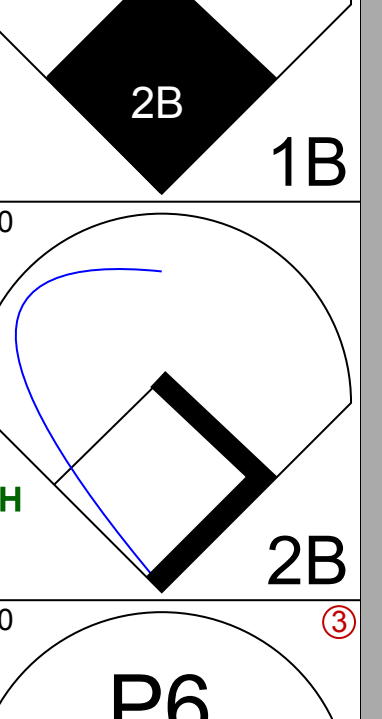
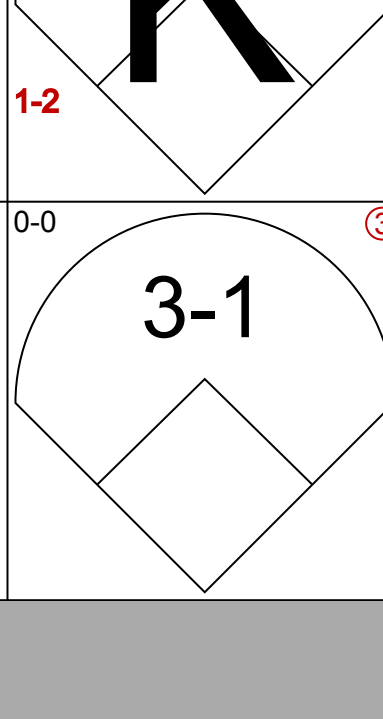
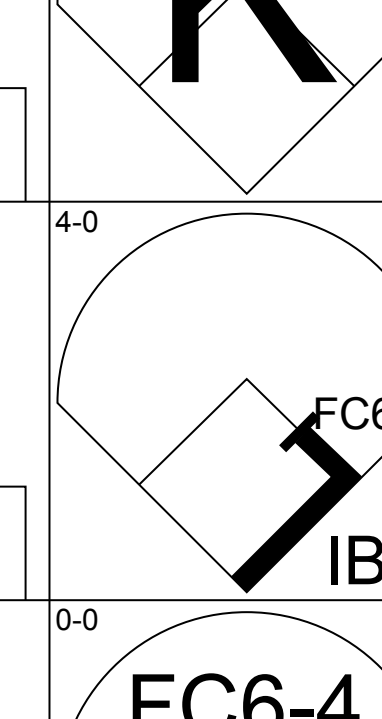
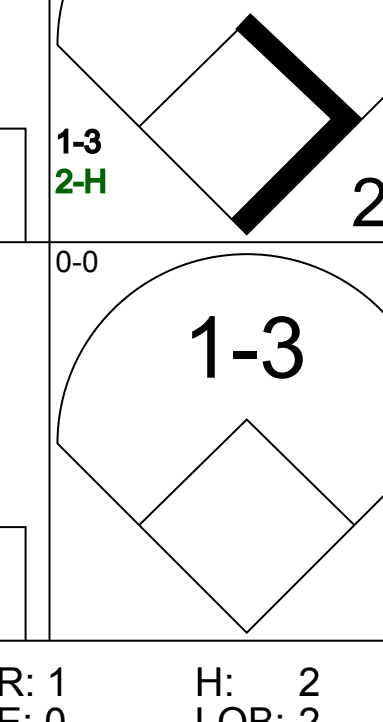
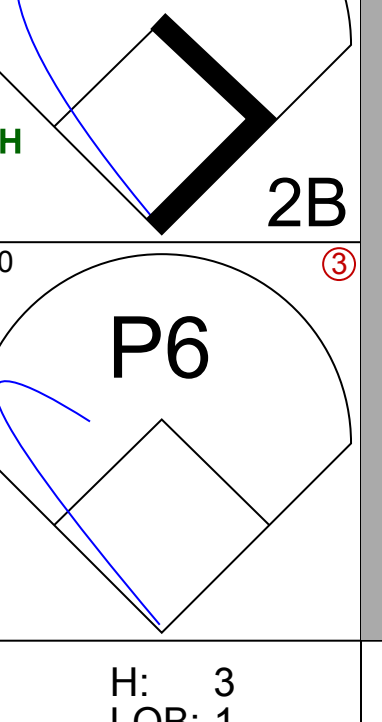

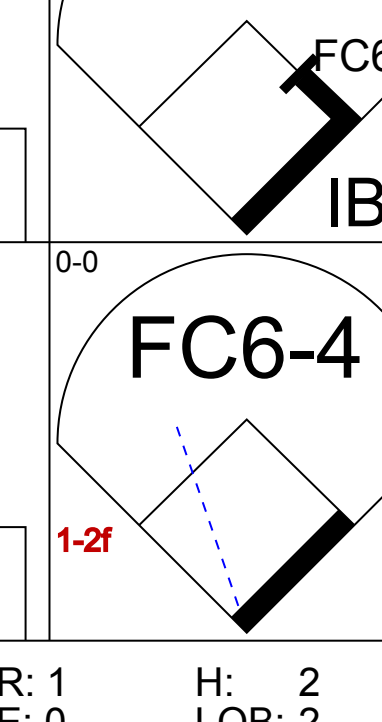
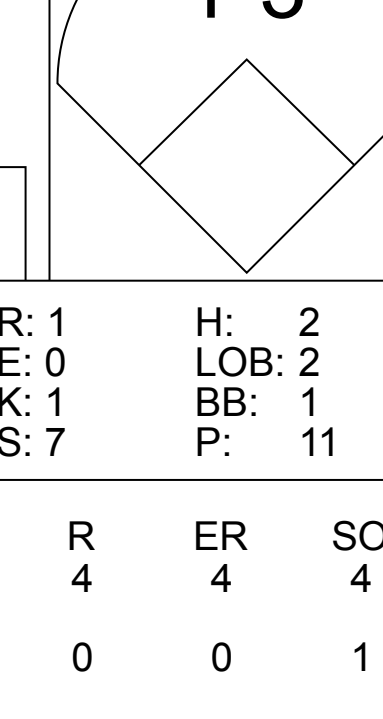
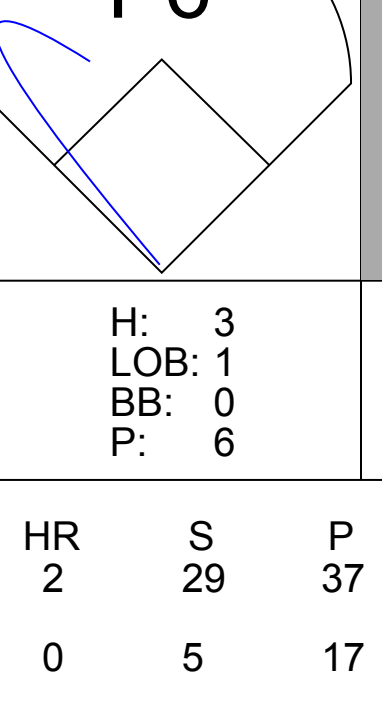
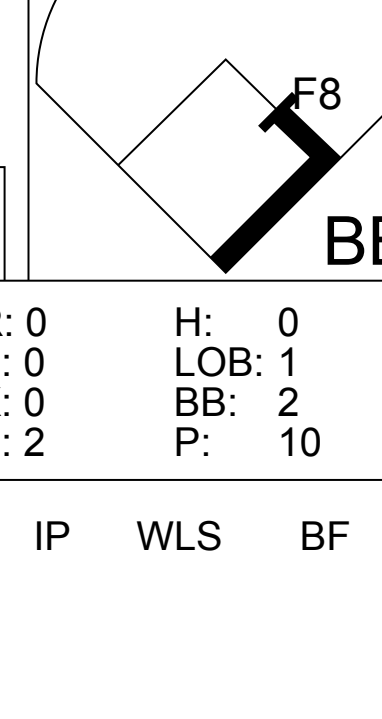
AB	33
R	2
H	7
RBI	2
BB	8
SO	4
LOB	30



Batter	1	2	3	4	5	6	7	8	9	AB	R	H	RBI	BB	SO	LOB	TOP					
Tom Matchick, L (1,4) OBP: 0.188, SLG: 0.071 (9,6)	F8			E 1B HBP	4-3			3-1		4	1	1	0	0	0	0	Boston Red Sox @ Baltimore Orioles Memorial Stadium, Baltimore, MD Sun May 24 1970, 7:05 PM EDT Att: 22,681 - Unknown					
Reggie Smith, S (1,8) OBP: 0.411, SLG: 0.510	CS BB			E 1B HBP			SF9 3B	K		2	2	1	0	1	1	0						
Carl Yastrzemski, L (1,7) OBP: 0.413, SLG: 0.518	L7			E3 1B			SF9	F8		3	0	0	1	0	0	3						
Tony Conigliaro, R (1,9) OBP: 0.368, SLG: 0.475		K					6-3		1B SH3-4 SF8 BB	3	1	1	2	1	1	0						
Rico Petrocelli, R (1,5) OBP: 0.259, SLG: 0.390	6-3			1-2 2H 3H 1B			F3		SH3-4	3	0	0	0	0	0	2						
George Scott, R (1,3) OBP: 0.342, SLG: 0.527	K								SF8	4	0	1	0	0	3	2						
Luis Alvarado, R (1,6) OBP: 0.294, SLG: 0.338 Dick Schofield, S (9, PH) OBP: 0.278, SLG: 0.174 (9,4)			G2						SF8	2	0	0	0	1	1	2		AB 28 R 4 H 4 RBI 4 BB 3 SO 8 LOB 12				
Tom Satriano, L (1,2) OBP: 0.182, SLG: 0.053			F9						K	4	0	0	0	0	1	2						
Sonny Siebert, R (1,1) OBP: 0.200, SLG: 0.222	F4								K	3	0	0	0	0	1	1						
Inning Stats	R: 0 E: 0 K: 0 S: 2	H: 0 LOB: 0 BB: 1 P: 6	R: 0 E: 0 K: 2 S: 7	H: 0 LOB: 0 BB: 0 P: 7	R: 0 E: 0 K: 2 S: 3	H: 0 LOB: 0 BB: 0 P: 3	R: 2 E: 1 K: 2 S: 10	H: 2 LOB: 2 BB: 0 P: 11	R: 0 E: 0 K: 1 S: 5	H: 0 LOB: 0 BB: 0 P: 5	R: 1 E: 0 K: 0 S: 4	H: 1 LOB: 0 BB: 0 P: 4	R: 0 E: 0 K: 1 S: 5	H: 0 LOB: 1 BB: 1 P: 9	R: 0 E: 0 K: 1 S: 5	H: 0 LOB: 0 BB: 0 P: 5			R: 1 E: 0 K: 1 S: 6	H: 1 LOB: 1 BB: 1 P: 10	1B: 3 2B: 0 3B: 1 HR: 0	SF: 2 SAC: 1 DP: 0 HBP: 1
PITCHER	IP WLS BF H R ER SO BB IBB HBP BLK WP HR S P ERA WHIP																					
Tom Phoebus, R (1,1) ERA: 2.15	8.1 L 33 4 4 3 7 3 0 1 0 0 0 43 56 3.24 0.840																					
Eddie Watt, R (9,1) ERA: 0.98	0.2 2 0 0 0 1 0 0 0 0 0 0 4 4 0.00 0.000																					

Batter	1	2	3	4	5	6	7	8	9	AB	R	H	RBI	BB	SO	LOB	BOTTOM					
Dave May, L (1,9) OBP: 0.350, SLG: 0.353	K		F5							5	0	1	0	0	3	0	Boston Red Sox @ Baltimore Orioles Memorial Stadium, Baltimore, MD Sun May 24 1970, 7:05 PM EDT Att: 22,681 - Unknown					
Chico Salmon, R (1,6) OBP: 0.435, SLG: 0.524	4-3 1B			G4-6-3 1B	6-3			2B 1B	K	5	0	3	0	0	1	2						
Terry Crowley, L (1,7) OBP: 0.341, SLG: 0.400	4-3			G4-6-3 1-2	F7			F7		4	0	0	0	0	0	3						
Boog Powell, L (1,3) OBP: 0.427, SLG: 0.646	F8							F7		4	1	2	1	0	0	1						
Paul Blair, R (1,8) OBP: 0.330, SLG: 0.447		F5								3	2	1	1	1	1	2						
Brooks Robinson, R (1,5) OBP: 0.331, SLG: 0.475		K								3	0	0	0	1	1	2						
Davey Johnson, R (1,4) OBP: 0.406, SLG: 0.454		F8								4	0	1	1	0	2	0						
Clay Dalrymple, L (1,2) OBP: 0.389, SLG: 0.308 Don Buford, S (9, PH) OBP: 0.355, SLG: 0.372			K							2	0	0	0	1	1	0		AB 35 R 3 H 9 RBI 3 BB 3 SO 11 LOB 14				
Tom Phoebus, R (1,1) OBP: 0.167, SLG: 0.167 Eddie Watt, R (9,1) OBP: 0.333, SLG: 0.333 Elrod Hendricks, L (9, PH) OBP: 0.305, SLG: 0.382			K							3	0	0	0	0	2	3						
Inning Stats	R: 0 E: 0 K: 1 S: 6	H: 1 LOB: 1 BB: 0 P: 6	R: 0 E: 0 K: 1 S: 5	H: 0 LOB: 0 BB: 0 P: 5	R: 0 E: 0 K: 2 S: 7	H: 0 LOB: 0 BB: 0 P: 7	R: 2 E: 0 K: 1 S: 7	H: 3 LOB: 3 BB: 3 P: 19	R: 0 E: 0 K: 1 S: 5	H: 0 LOB: 0 BB: 0 P: 5	R: 1 E: 0 K: 1 S: 6	H: 1 LOB: 0 BB: 0 P: 6	R: 0 E: 0 K: 1 S: 5	H: 0 LOB: 0 BB: 0 P: 5	R: 0 E: 0 K: 1 S: 7	H: 2 LOB: 2 BB: 0 P: 7		R: 0 E: 0 K: 2 S: 9	H: 2 LOB: 2 BB: 0 P: 9	1B: 6 2B: 1 3B: 0 HR: 2	SF: 0 SAC: 0 DP: 1 HBP: 0	WP: 0 PB: 0 SB: 0 CS: 0
PITCHER	IP WLS BF H R ER SO BB IBB HBP BLK WP HR S P ERA WHIP																					
Sonny Siebert, R (1,1) ERA: 4.05	9.0 W 38 9 3 3 11 2 1 0 0 0 2 57 69 3.00 1.222																					

Batter	1	2	3	4	5	6	7	8	9	AB	R	H	RBI	BB	SO	LOB	TOP			
Ed Brinkman, R (1, 6) OBP: 0.346, SLG: 0.301										5	0	2	0	0	1	0	Washington Senators @ Boston Red Sox Fenway Park, Boston, MA Mon May 25 1970, 3:33 AM EDT Att: 14,825 - Unknown			
Wayne Comer, R (1, 9) OBP: 0.171, SLG: 0.128										4	0	0	0	0	0	4				
Jim French, L (7, 2) OBP: 0.326, SLG: 0.184										0	0	0	0	0	0	0				
John Roseboro, L (9, PH) OBP: 0.410, SLG: 0.277										1	0	0	0	0	0	0				
Frank Howard, R (1, 3) OBP: 0.438, SLG: 0.581										3	1	1	0	2	0	2				
Rick Reichardt, R (1, 7) OBP: 0.389, SLG: 0.683										5	0	2	0	0	0	1				
Aurelio Rodriguez, R (1, 5)										3	1	2	1	1	0	2				
Paul Casanova, R (1, 2) OBP: 0.207, SLG: 0.200										3	0	0	0	0	1	3				
Lee Mays, L (7, PH) OBP: 0.315, SLG: 0.406										1	0	0	0	0	0	2				
Ed Stroud, L (1, 8) OBP: 0.367, SLG: 0.403										4	1	1	1	0	0	2				
Tim Cullen, R (1, 4) OBP: 0.355, SLG: 0.269										3	0	3	1	0	0	0				
Bernie Allen, L (8, PH) OBP: 0.412, SLG: 0.468										1	0	0	0	0	0	0				
Dick Bosman, R (1, 1) OBP: 0.130, SLG: 0.130										1	0	0	0	0	0	0				
Davey Nelson, R (5, PH) OBP: 0.196, SLG: 0.140										0	0	0	0	0	0	0				
Bob Humphreys, R (8, 1) OBP: 0.300, SLG: 0.240										0	0	0	0	0	0	0				
Jim Shellenback, L (7, 1) OBP: 0.360, SLG: 0.440										0	0	0	0	0	0	0				
Mike Epstein, L (8, PH) OBP: 0.360, SLG: 0.440										0	0	0	0	0	0	0				
Horacio Pina, R (8, 1) OBP: 0.360, SLG: 0.440										0	0	0	0	0	0	0				
Inning Stats	R: 0 E: 0 K: 1 S: 5	H: 0 LOB: 1 BB: 1 P: 9	R: 0 E: 0 K: 0 S: 3	H: 1 LOB: 0 BB: 0 P: 3	R: 0 E: 0 K: 0 S: 5	H: 2 LOB: 2 BB: 0 P: 5	R: 2 E: 0 K: 1 S: 7	H: 2 LOB: 1 BB: 1 P: 11	R: 1 E: 0 K: 0 S: 5	H: 2 LOB: 2 BB: 0 P: 9	R: 0 E: 0 K: 0 S: 5	H: 2 LOB: 2 BB: 0 P: 5	R: 0 E: 0 K: 0 S: 3	H: 0 LOB: 0 BB: 0 P: 3	R: 0 E: 0 K: 0 S: 3	H: 0 LOB: 0 BB: 0 P: 3	1B: 10 2B: 1 3B: 0 HR: 0	SF: 0 SAC: 1 DP: 0 HBP: 0	WP: 0 PB: 0 SB: 1 CS: 0	PA: 40
PITCHER	IP WLS BF H R ER SO BB IBB HBP BLK WP HR S P ERA WHIP	6.0 W 30 10 3 3 2 3 0 0 0 0 0 0 31 43 4.50 2.167	3.0 S 10 1 0 0 0 0 0 0 0 0 0 0 10 10 0.00 0.333																	

Batter	1	2	3	4	5	6	7	8	9	AB	R	H	RBI	BB	SO	LOB	BOTTOM					
Mike Andrews, R (1, 4) OBP: 0.282, SLG: 0.276										4	0	0	0	0	1	1	Washington Senators @ Boston Red Sox Fenway Park, Boston, MA Mon May 25 1970, 3:33 AM EDT Att: 14,825 - Unknown					
Reggie Smith, S (1, 8) OBP: 0.499, SLG: 0.507										3	0	1	0	0	1	0						
Billy Conigliaro, R (7, 8) OBP: 0.316, SLG: 0.647										0	0	0	0	1	0	0						
Carl Yastrzemski, L (1, 7) OBP: 0.499, SLG: 0.532										4	1	1	1	0	1	2						
Tony Conigliaro, R (1, 9) OBP: 0.377, SLG: 0.521										3	2	2	2	1	0	0						
Rico Petrocelli, R (1, 5) OBP: 0.265, SLG: 0.389										3	1	1	0	1	0	1						
George Scott, R (1, 3) OBP: 0.339, SLG: 0.517										3	0	0	0	1	1	2						
Luis Alvarado, R (1, 6) OBP: 0.300, SLG: 0.341										4	1	2	0	0	2	2						
Jerry Moses, R (1, 2) OBP: 0.349, SLG: 0.454										3	0	2	2	1	0	0						
Bill Lee, L (1, 1) OBP: 0.349, SLG: 0.454										2	0	0	0	0	0	3						
Lee Stange, R (7, 1) OBP: 0.349, SLG: 0.454										1	0	0	0	1	0	2						
Inning Stats	R: 0 E: 0 K: 1 S: 5	H: 1 LOB: 1 BB: 0 P: 5	R: 1 E: 0 K: 1 S: 7	H: 2 LOB: 1 BB: 1 P: 11	R: 0 E: 0 K: 1 S: 5	H: 0 LOB: 0 BB: 0 P: 5	R: 2 E: 0 K: 0 S: 6	H: 3 LOB: 1 BB: 0 P: 6	R: 1 E: 0 K: 1 S: 6	H: 1 LOB: 1 BB: 1 P: 10	R: 0 E: 0 K: 1 S: 4	H: 0 LOB: 0 BB: 1 P: 8	R: 0 E: 0 K: 0 S: 2	H: 0 LOB: 2 BB: 2 P: 10	R: 1 E: 0 K: 1 S: 7	H: 2 LOB: 2 BB: 1 P: 11		1B: 4 2B: 4 3B: 0 HR: 3	SF: 0 SAC: 0 DP: 2 HBP: 0	WP: 0 PB: 0 SB: 0 CS: 2	PA: 36	
PITCHER	IP WLS BF H R ER SO BB IBB HBP BLK WP HR S P ERA WHIP	5.0 L 23 7 4 4 4 1 3 0 0 0 0 0 0 5 17 0.00 1.800	1.2 6 0 0 0 0 1 3 0 0 0 0 0 0 5 17 0.00 1.800	0.1 1 0 0 0 0 0 0 0 0 0 0 0 0 1 1 0.00 0.000	1.0 6 2 1 1 1 1 0 1 0 0 0 0 1 7 11 9.00 2.000																	



Batter	1	2	3	4	5	6	7	8	9	AB	R	H	RBI	BB	SO	LOB	TOP								
Ed Brinkman, R OBP: 0.347, SLG: 0.304 (1, 6)		6-3		L8			G1-6-3 1B		F8	5	1	2	0	0	0	1									
Wayne Comer, R OBP: 0.182, SLG: 0.143 Del Unser, L OBP: 0.292, SLG: 0.228 (7, PH) (7, 8)		5-3			1-3		G1-6-3 1-2 1B			3	1	1	0	0	0	0									
Frank Howard, R OBP: 0.443, SLG: 0.582 (1, 3)					4-3					5	1	3	1	0	0	2									
Rick Reichardt, R OBP: 0.368, SLG: 0.641 (1, 7)		1-3			F9					4	0	0	0	0	0	4									
Aurelio Rodriguez, R OBP: 0.309, SLG: 0.409 (1, 5)				6-3					F9	4	2	2	2	0	0	0									
Paul Casanova, R OBP: 0.226, SLG: 0.254 (1, 2)				K			HR		4-3	4	2	2	2	0	1	0									
Ed Stroud, L OBP: 0.371, SLG: 0.406 (7, 9)				6-3			G6-4-3 2-H 1B		1-4-3	4	0	2	2	0	0	0									
Tim Cullen, R OBP: 0.343, SLG: 0.267 (1, 4)					F9		G6-4-3 1-2 1B			4	0	1	0	0	0	2									
Joe Grzenda, R Casey Cox, R OBP: 0.118, SLG: 0.118 (9, 1)	K			K			K		K	4	0	0	0	0	4	2									
Inning Stats	R: 5 E: 0 K: 1 S: 11	H: 6 LOB: 1 BB: 0 P: 11	R: 0 E: 0 K: 0 S: 4	H: 1 LOB: 1 BB: 0 P: 4	R: 0 E: 0 K: 1 S: 5	H: 0 LOB: 0 BB: 0 P: 5	R: 0 E: 0 K: 1 S: 5	H: 0 LOB: 0 BB: 0 P: 5	R: 0 E: 0 K: 0 S: 3	H: 0 LOB: 0 BB: 0 P: 3	R: 2 E: 0 K: 1 S: 7	H: 3 LOB: 0 BB: 0 P: 7	R: 0 E: 0 K: 0 S: 4	H: 2 LOB: 1 BB: 0 P: 4	R: 0 E: 0 K: 0 S: 3	H: 0 LOB: 0 BB: 0 P: 3	R: 0 E: 0 K: 1 S: 7	H: 2 LOB: 2 BB: 0 P: 7	1B: 11 2B: 2 3B: 0 HR: 1	SF: 0 SAC: 0 DP: 2 HBP: 0	WP: 0 PB: 0 SB: 0 CS: 0	PA: 39			
PITCHER	IP WLS BF H R ER SO BB IBB HBP BLK WP HR S P ERA WHIP	IP WLS BF H R ER SO BB IBB HBP BLK WP HR S P ERA WHIP																							
Gary Peters, L ERA: 5.73 Vicente Romo, R ERA: 4.2 Jim Lonborg, R ERA: 3.0 Ray Jarvis, R ERA: 2.92	(1, 1) 4.2 (6, 1) (9, 1)	0.1 18 9 5	7 2 4 2	6 2 0 0	5 2 0 0	5 3 1 0	0 0 0 0	0 0 0 0	0 0 0 0	0 0 0 0	0 0 0 0	0 0 0 0	0 0 0 0	0 0 0 0	0 0 0 0	0 0 0 0	0 0 0 0	0 0 0 0	0 0 0 0	0 0 0 0	0 0 0 0	0 0 0 0	0 0 0 0	135.00 3.86 0.00 0.00	18.000 0.857 0.667 2.000
Batter	1	2	3	4	5	6	7	8	9	AB	R	H	RBI	BB	SO	LOB	BOTTOM								
Mike Andrews, R OBP: 0.275, SLG: 0.268 (1, 4)	5-3		F9		K			6-3		4	0	0	0	0	1	0									
Luis Alvarado, R OBP: 0.291, SLG: 0.331 (1, 6)	E3 3B		6-3				4-3		6-3	4	1	0	0	0	0	0									
Carl Yastrzemski, L OBP: 0.496, SLG: 0.524 (1, 7)	E6 3B		4-3				F8			4	2	1	0	0	0	1									
Tony Conigliaro, R OBP: 0.380, SLG: 0.555 (1, 9)					4-3		4-3			4	2	2	4	0	0	0									
Rico Petrocelli, R OBP: 0.259, SLG: 0.379 (1, 5)	6-3				6-3		F9		L9	4	0	0	1	0	0	0									
George Scott, R OBP: 0.337, SLG: 0.507 (1, 3)	5-3						F9		K	3	0	0	0	1	1	0									
Billy Conigliaro, R OBP: 0.273, SLG: 0.550 (1, 8)			6-3		F7		F8			3	0	0	0	0	0	1									
Jerry Moses, R OBP: 0.341, SLG: 0.443 (1, 2)			5-3						F2	3	0	0	0	0	0	0									
Gary Peters, L OBP: 0.273, SLG: 0.286 Vicente Romo, R Jim Lonborg, R Don Pavletich, R Ray Jarvis, R	(1, 1) (1, 1) (6, 1) (8, PH) (9, 1)	8.1 0.2	31 2	31 0	3 0	1 0	1 0	0 0	0 0	0 0	0 0	0 0	0 0	0 0	0 0	0 0	0 0								
Inning Stats	R: 3 E: 2 K: 0 S: 6	H: 1 LOB: 0 BB: 0 P: 6	R: 0 E: 0 K: 0 S: 3	H: 0 LOB: 0 BB: 0 P: 3	R: 0 E: 0 K: 0 S: 3	H: 0 LOB: 0 BB: 0 P: 3	R: 0 E: 0 K: 0 S: 3	H: 0 LOB: 0 BB: 1 P: 7	R: 0 E: 0 K: 1 S: 5	H: 0 LOB: 0 BB: 0 P: 5	R: 0 E: 0 K: 0 S: 3	H: 0 LOB: 0 BB: 0 P: 3	R: 0 E: 0 K: 0 S: 3	H: 0 LOB: 0 BB: 0 P: 3	R: 2 E: 0 K: 1 S: 7	H: 2 LOB: 0 BB: 0 P: 7	1B: 1 2B: 0 3B: 1 HR: 1	SF: 0 SAC: 0 DP: 0 HBP: 0	WP: 0 PB: 1 SB: 0 CS: 0	PA: 33					
PITCHER	IP WLS BF H R ER SO BB IBB HBP BLK WP HR S P ERA WHIP	IP WLS BF H R ER SO BB IBB HBP BLK WP HR S P ERA WHIP																							
Joe Grzenda, L Casey Cox, R	(1, 1) (9, 1)	8.1 0.2	31 2	31 0	3 0	1 0	1 0	0 0	0 0	0 0	0 0	0 0	0 0	0 0	0 0	0 0	0 0								

Washington Senators @ Boston Red Sox
Fenway Park, Boston, MA
Tue May 26 1970, 7:05 PM EDT
Att: 12,647 - Unknown

AB 39
R 7
H 14
RBI 7
BB 0
SO 5
LOB 12



Washington Senators @ Boston Red Sox
Fenway Park, Boston, MA
Tue May 26 1970, 7:05 PM EDT
Att: 12,647 - Unknown

AB 32
R 5
H 3
RBI 5
BB 1
SO 2
LOB 2



Batter	1	2	3	4	5	6	7	8	9	AB	R	H	RBI	BB	SO	LOB	TOP					
Del Unser, L OBP: 0.314, SLG: 0.306 (1, 8)										5	3	3	1	0	1	0						
Ed Stroud, L OBP: 0.376, SLG: 0.409 (1, 9)										4	2	2	0	1	0	0						
Frank Howard, R OBP: 0.431, SLG: 0.562 Wayne Comer, R OBP: 0.182, SLG: 0.143 (1, 7) (9, 7)										5	0	0	0	0	3	4						
Mike Epstein, L OBP: 0.385, SLG: 0.465 (1, 3)										4	2	2	3	0	1	2						
Bernie Allen, L OBP: 0.416, SLG: 0.494 (1, 4)										4	0	2	2	0	0	2						
Aurelio Rodriguez, R OBP: 0.308, SLG: 0.405 (1, 5)										4	0	1	0	0	1	1						
Ed Brinkman, R OBP: 0.345, SLG: 0.299 (1, 6)										3	0	0	0	0	1	2						
Jim French, L OBP: 0.306, SLG: 0.171 Darold Knowles, L (6, 1)										3	0	0	0	0	0	1						
Jim Hannan, R Casey Cox, R Davey Nelson, R Jim Shellenback, L Horacio Pina, R John Roseboro, L OBP: 0.307, SLG: 0.285 (1, 1) (1, 1) (5, PH) (5, 1) (5, 1) (5, 2)										0	0	0	0	0	0	0						
Inning Stats	R: 2 E: 0 K: 2 S: 11	H: 4 LOB: 2 BB: 0 P: 11	R: 0 E: 0 K: 1 S: 5	H: 0 LOB: 0 BB: 0 P: 5	R: 0 E: 0 K: 2 S: 7	H: 0 LOB: 1 BB: 1 P: 11	R: 0 E: 0 K: 1 S: 5	H: 0 LOB: 0 BB: 0 P: 5	R: 2 E: 1 K: 0 S: 6	H: 2 LOB: 1 BB: 0 P: 6	R: 0 E: 0 K: 0 S: 2	H: 0 LOB: 0 BB: 0 P: 3	R: 3 E: 0 K: 0 S: 7	H: 4 LOB: 1 BB: 0 P: 7	R: 0 E: 0 K: 0 S: 3	H: 0 LOB: 0 BB: 0 P: 3	R: 0 E: 0 K: 2 S: 7	H: 0 LOB: 0 BB: 0 P: 7	1B: 7 2B: 0 3B: 2 HR: 1	SF: 0 SAC: 0 DP: 1 HBP: 1	WP: 0 PB: 0 SB: 2 CS: 0	PA: 39
PITCHER	IP WLS BF H R ER SO BB IBB HBP BLK WP HR S P ERA WHIP	IP WLS BF H R ER SO BB IBB HBP BLK WP HR S P ERA WHIP															IP WLS BF H R ER SO BB IBB HBP BLK WP HR S P ERA WHIP					
Ray Culp, R ERA: 2.8 (1, 1)	6.2 L 32 10 7 5 6 1 0 0 0 0 1 42 47 6.75 1.650																					
Lee Stange, R ERA: 2.25 (7, 1)	1.1 4 0 0 0 0 0 0 0 0 0 0 0 4 4 0.00 0.000																					
Sparky Lyle, L ERA: 4.91 (9, 1)	1.0 3 0 0 0 0 2 0 0 0 0 0 0 7 7 0.00 0.000																					

Washington Senators @ Boston Red Sox
Fenway Park, Boston, MA
Wed May 27 1970, 7:05 PM EDT
Att: 16,867 - Unknown

livebaseballscorecards.com

AB 37
R 7
H 10
RBI 6
BB 1
SO 8
LOB 12

Batter	1	2	3	4	5	6	7	8	9	AB	R	H	RBI	BB	SO	LOB	BOTTOM					
Mike Andrews, R OBP: 0.279, SLG: 0.280 (1, 4)										5	1	2	0	0	0	4						
Luis Avarado, R OBP: 0.288, SLG: 0.321 (1, 6)										4	1	0	0	1	0	2						
Carl Yastrzemski, L OBP: 0.495, SLG: 0.514 (1, 7)										3	0	0	0	2	1	2						
Tony Conigliaro, R OBP: 0.383, SLG: 0.550 Reggie Smith, S OBP: 0.407, SLG: 0.503 (1, 9) (8, 8)										3	1	1	0	1	0	3						
Rico Petrocelli, R OBP: 0.269, SLG: 0.411 (1, 5)										5	1	3	3	0	1	1						
Billy Conigliaro, R OBP: 0.256, SLG: 0.500 (1, 8) (8, 9)										4	1	1	0	1	1	1						
Mike Derrick, L OBP: 0.188, SLG: 0.200 Don Pavletich, R (5, PH) (6, 3)										1	0	1	1	0	0	0						
Jerry Moses, R OBP: 0.338, SLG: 0.444 (1, 2)										4	0	1	0	0	0	4						
Ray Culp, R OBP: 0.111, SLG: 0.148 Lee Stange, R Dick Schofield, S OBP: 0.273, SLG: 0.170 Sparky Lyle, L (1, 1) (7, 1) (6, PH) (9, 1)										3	0	1	0	0	1	1						
Inning Stats	R: 3 E: 0 K: 0 S: 5	H: 2 LOB: 2 BB: 3 P: 17	R: 0 E: 0 K: 0 S: 4	H: 1 LOB: 2 BB: 1 P: 8	R: 1 E: 0 K: 0 S: 6	H: 3 LOB: 0 BB: 0 P: 6	R: 0 E: 0 K: 0 S: 3	H: 0 LOB: 1 BB: 1 P: 7	R: 1 E: 0 K: 1 S: 6	H: 1 LOB: 1 BB: 1 P: 10	R: 0 E: 0 K: 1 S: 5	H: 1 LOB: 1 BB: 0 P: 5	R: 0 E: 0 K: 1 S: 5	H: 0 LOB: 0 BB: 0 P: 5	R: 0 E: 0 K: 0 S: 4	H: 1 LOB: 1 BB: 0 P: 4	R: 0 E: 0 K: 2 S: 8	H: 1 LOB: 1 BB: 0 P: 8	1B: 5 2B: 4 3B: 0 HR: 1	SF: 1 SAC: 0 DP: 0 HBP: 0	WP: 3 PB: 0 SB: 0 CS: 0	PA: 42
PITCHER	IP WLS BF H R ER SO BB IBB HBP BLK WP HR S P ERA WHIP	IP WLS BF H R ER SO BB IBB HBP BLK WP HR S P ERA WHIP															IP WLS BF H R ER SO BB IBB HBP BLK WP HR S P ERA WHIP					
Jim Hannan, R ERA: 3.21 (1, 1)	0.1 18 4 1 1 0 3 0 0 0 0 0 1 15 27 2.46 1.909																					
Casey Cox, R ERA: 4.79 (5, 1)	3.2 4 1 1 1 0 1 0 0 0 0 0 0 1 5 ∞ ∞																					
Jim Shellenback, L ERA: 5.82 (5, 1)	0.0 2 1 1 1 0 1 0 0 0 0 0 0 1 5 0.00 0.000																					
Horacio Pina, R ERA: 2.31 Darold Knowles, L ERA: 1.83 (5, 1) (6, 1)	1.0 3 0 0 0 0 1 0 0 0 0 1 0 5 5 0.00 0.000	4.0 W 14 3 0 0 4 0 0 0 0 1 0 22 22 0.00 0.750																				

Washington Senators @ Boston Red Sox
Fenway Park, Boston, MA
Wed May 27 1970, 7:05 PM EDT
Att: 16,867 - Unknown

livebaseballscorecards.com

AB 35
R 5
H 10
RBI 4
BB 6
SO 5
LOB 19

Batter	1	2	3	4	5	6	7	8	9	AB	R	H	RBI	BB	SO	LOB	TOP																				
Tom McCraw, L (1, 9) OBP: 0.365, SLG: 0.371	F7		G5-3 1B		SF7 2B	G3		L1		5	2	2	0	0	0	0																					
Luis Aparicio, R (1, 6) OBP: 0.400, SLG: 0.418	G6-3 1B 2B		G5-3 1B		G3-1 1B		F8	G6-3		5	2	3	0	0	0	0																					
Gail Hopkins, L (1, 3) OBP: 0.417, SLG: 0.418 Ken Berry, R (9, PR) OBP: 0.399, SLG: 0.354	G6-3		G5-3		G3-1 1B		F7			3	1	1	0	2	0	1																					
Carlos May, L (1, 7) OBP: 0.379, SLG: 0.510	1B		G5-3		SF7			F8		4	0	2	3	0	0	3																					
Ed Herrmann, L (1, 2) OBP: 0.379, SLG: 0.489	G4-3		F7		G3-1		P4			4	0	0	0	0	0	6																					
Bill Melton, R (1, 5) OBP: 0.331, SLG: 0.434		G5-3	G5-3					K		4	0	1	2	0	1	2																					
Buddy Bradford, R (1, 8) OBP: 0.264, SLG: 0.305	G1-3				K			G3		4	0	0	0	0	2	1																					
Bobby Knoop, R (1, 4) OBP: 0.258, SLG: 0.282 Ossie Blanco, R (8, PH) OBP: 0.222, SLG: 0.222 Syd O'Brien, R (8, 4) OBP: 0.299, SLG: 0.284					F3			K		2	0	0	0	1	1	0																					
Bart Johnson, R (1, 1) Jerry Crider, R (5, 1) John Matias, L (8, PH) OBP: 0.247, SLG: 0.309 Floyd Weaver, R (8, 1)					G6-3			K		2	0	0	0	0	0	1																					
	P4							K		2	0	0	0	0	0	1																					
								F9		3	1	0	0	0	0	1																					
										1	0	0	0	0	0	1																					
										0	0	0	0	0	0	0																					
Inning Stats	R: 1 E: 0 K: 0 S: 5	H: 2 LOB: 1 BB: 0 P: 5	R: 0 E: 0 K: 0 S: 3	H: 0 LOB: 1 BB: 1 P: 7	R: 1 E: 0 K: 0 S: 5	H: 2 LOB: 2 BB: 1 P: 9	R: 0 E: 0 K: 1 S: 5	H: 0 LOB: 0 BB: 0 P: 5	R: 3 E: 0 K: 1 S: 8	H: 3 LOB: 1 BB: 1 P: 12	R: 0 E: 0 K: 2 S: 7	H: 0 LOB: 0 BB: 0 P: 7	R: 0 E: 0 K: 0 S: 4	H: 1 LOB: 1 BB: 0 P: 4	R: 0 E: 0 K: 1 S: 6	H: 1 LOB: 1 BB: 0 P: 6	R: 0 E: 0 K: 0 S: 4	H: 1 LOB: 1 BB: 0 P: 4	1B: 7 2B: 3 3B: 0 HR: 0	SF: 1 SAC: 0 DP: 0 HBP: 0	WP: 0 PB: 0 SB: 0 CS: 0	PA: 40															
PITCHER	IP WLS BF H R ER SO BB IBB HBP BLK WP HR S P ERA WHIP																																				
Mike Nagy, R (1, 1) ERA: 2.87	4.2	W	24	7	5	5	1	3	0	0	0	0	0	0	23	35	9.64	2.143																			
Vicente Romo, R (5, 1) ERA: 3.71	4.0	L	15	3	0	0	4	0	0	0	0	0	0	0	23	23	0.00	0.750																			
Sparky Lyle, L (9, 1) ERA: 4.82	0.1	S	1	0	0	0	0	0	0	0	0	0	0	1	1	0.00	0.000																				

Chicago White Sox @ Boston Red Sox
Fenway Park, Boston, MA
Sat May 30 1970, 7:05 PM EDT
Att: 21,026 - Unknown - 75 F

AB 36
R 5
H 10
RBI 5
BB 3
SO 5
LOB 15



Batter	1	2	3	4	5	6	7	8	9	AB	R	H	RBI	BB	SO	LOB	BOTTOM																				
Mike Andrews, R (1, 4) OBP: 0.291, SLG: 0.289	BB					K				2	1	1	2	3	1	0																					
Mike Derrick, L (1, 7) OBP: 0.238, SLG: 0.250	K				FC4			K		5	1	2	2	0	2	4																					
Carl Yastrzemski, L (1, 8) OBP: 0.410, SLG: 0.503					G4-3					3	0	0	0	2	1	4																					
Rico Petrocelli, R (1, 5) OBP: 0.267, SLG: 0.410	K				G6-3					5	1	2	0	0	1	4																					
George Scott, R (1, 3) OBP: 0.339, SLG: 0.494	G3-1				G5-3					4	0	1	1	0	1	3																					
Billy Conigliaro, R (1, 9) OBP: 0.324, SLG: 0.467					K					3	1	1	0	1	2	1																					
Jerry Moses, R (1, 2) OBP: 0.341, SLG: 0.443 Tom Satriano, L (5, 2) OBP: 0.231, SLG: 0.174										2	2	1	0	0	0	1																					
Luis Alvarado, R (1, 6) OBP: 0.286, SLG: 0.312										2	0	1	0	0	0	1																					
Mike Nagy, R (1, 1) OBP: 0.167, SLG: 0.167 Vicente Romo, R (5, 1) OBP: 0.167, SLG: 0.364 Sparky Lyle, L (9, 1)										4	0	1	0	0	1	3																					
										2	0	0	0	0	0	4																					
										2	1	1	1	0	0	0																					
										0	0	0	0	0	0	0																					
Inning Stats	R: 0 E: 0 K: 2 S: 7	H: 0 LOB: 2 BB: 2 P: 15	R: 3 E: 0 K: 2 S: 11	H: 3 LOB: 1 BB: 0 P: 11	R: 0 E: 0 K: 1 S: 5	H: 0 LOB: 0 BB: 0 P: 5	R: 1 E: 0 K: 0 S: 5	H: 2 LOB: 2 BB: 1 P: 9	R: 1 E: 0 K: 1 S: 7	H: 3 LOB: 1 BB: 0 P: 7	R: 2 E: 1 K: 2 S: 10	H: 3 LOB: 1 BB: 0 P: 10	R: 0 E: 0 K: 0 S: 2	H: 0 LOB: 0 BB: 1 P: 6	R: 0 E: 1 K: 1 S: 5	H: 0 LOB: 2 BB: 2 P: 13	R: 0 E: 0 K: 1 S: 5	H: 0 LOB: 2 BB: 2 P: 13	1B: 7 2B: 3 3B: 1 HR: 1	SF: 0 SAC: 0 DP: 2 HBP: 0	WP: 0 PB: 0 SB: 0 CS: 1	PA: 40															
PITCHER	IP WLS BF H R ER SO BB IBB HBP BLK WP HR S P ERA WHIP																																				
Bart Johnson, R (1, 1) ERA: 8.4	4.0	L	12	4	2	1	3	1	0	0	0	0	0	1	17	21	3.00	1.667																			
Jerry Crider, R (5, 1) ERA: 2.95	3.0	L	12	4	2	1	3	1	0	0	0	0	0	1	17	21	3.00	1.667																			
Floyd Weaver, R (8, 1)	1.0		5	0	0	0	1	2	0	0	0	0	0	5	13	0.00	2.000																				

Chicago White Sox @ Boston Red Sox
Fenway Park, Boston, MA
Sat May 30 1970, 7:05 PM EDT
Att: 21,026 - Unknown - 75 F

AB 34
R 7
H 11
RBI 6
BB 6
SO 9
LOB 25



Batter	1	2	3	4	5	6	7	8	9	AB	R	H	RBI	BB	SO	LOB	TOP																																																																																																																																
Walt Williams, R (1.9) OBP: 0.339, SLG: 0.363										7	5	2	0	0	1		Chicago White Sox @ Boston Red Sox Fenway Park, Boston, MA Sun May 31 1970, 3:33 AM EDT Att: 21,952 - Unknown - 84 F																																																																																																																																
Luis Aparicio, R (1.6) OBP: 0.417, SLG: 0.449										5	3	3	0	0	0																																																																																																																																		
Syd O'Brien, R (7.6) OBP: 0.305, SLG: 0.300										1	1	1	1	0	0																																																																																																																																		
Ossie Blanco, R (1.3) OBP: 0.286, SLG: 0.286										5	1	2	3	0	0	3																																																																																																																																	
John Mattias, L (7.3) OBP: 0.244, SLG: 0.305										1	0	0	0	0	2																																																																																																																																		
Carlos May, L (1.7) OBP: 0.383, SLG: 0.506										5	2	2	1	1	2	4																																																																																																																																	
Duane Josephson, R (1.2) OBP: 0.377, SLG: 0.441										6	1	3	2	0	2	3																																																																																																																																	
Bill Melton, R (1.5) OBP: 0.336, SLG: 0.465										6	3	3	4	0	2	3																																																																																																																																	
Buddy Bradford, R (1.8) OBP: 0.268, SLG: 0.291										4	2	0	0	2	1	3																																																																																																																																	
Bobby Knoop, R (1.4) OBP: 0.262, SLG: 0.293										6	3	2	1	0	1	0																																																																																																																																	
Gerry Janeski, R (1.1) OBP: 0.077, SLG: 0.077										3	0	1	1	0	1	0																																																																																																																																	
Floyd Weaver, R (5.1) OBP: 0.244, SLG: 0.305										2	1	0	0	0	2																																																																																																																																		
Inning Stats	R: 6 E: 2 K: 2 S: 13	H: 5 LOB: 1 BB: 1 P: 17	R: 0 E: 0 K: 0 S: 4	H: 1 LOB: 1 BB: 0 P: 4	R: 1 E: 0 K: 1 S: 6	H: 1 LOB: 0 BB: 0 P: 6	R: 3 E: 0 K: 1 S: 8	H: 3 LOB: 1 BB: 1 P: 12	R: 1 E: 0 K: 2 S: 9	H: 2 LOB: 1 BB: 0 P: 9	R: 7 E: 0 K: 1 S: 11	H: 7 LOB: 1 BB: 1 P: 15	R: 0 E: 0 K: 1 S: 5	H: 0 LOB: 0 BB: 0 P: 5	R: 4 E: 1 K: 1 S: 11	H: 5 LOB: 2 BB: 0 P: 11	R: 0 E: 0 K: 0 S: 3	H: 0 LOB: 0 BB: 0 P: 3	1B: 16 2B: 7 3B: 1 HR: 1	SF: 0 SAC: 1 DP: 1 HBP: 0	WP: 1 PB: 0 SB: 1 CS: 1	PA: 55																																																																																																																											
PITCHER	IP: 0.2 WLS: L BF: 9 H: 5 R: 6 ER: 2 SO: 2	IP: 2.2 WLS: L BF: 14 H: 5 R: 4 ER: 4 SO: 1	IP: 4.1 WLS: L BF: 20 H: 5 R: 4 ER: 5 SO: 2	IP: 6.1 WLS: L BF: 26 H: 5 R: 3 ER: 3 SO: 2	IP: 12.1 WLS: L BF: 50 H: 12 R: 6 ER: 13 SO: 13	IP: 15.1 WLS: L BF: 65 H: 19 R: 10 ER: 19 SO: 19	IP: 19.1 WLS: L BF: 80 H: 27 R: 15 ER: 27 SO: 27	IP: 27.0 WLS: L BF: 105 H: 32 R: 20 ER: 32 SO: 32	IP: 36.0 WLS: L BF: 144 H: 42 R: 28 ER: 42 SO: 42	IP: 45.0 WLS: L BF: 180 H: 55 R: 37 ER: 55 SO: 55	IP: 54.0 WLS: L BF: 216 H: 66 R: 46 ER: 66 SO: 66	IP: 63.0 WLS: L BF: 252 H: 77 R: 55 ER: 77 SO: 77	IP: 72.0 WLS: L BF: 288 H: 88 R: 64 ER: 88 SO: 88	IP: 81.0 WLS: L BF: 324 H: 99 R: 73 ER: 99 SO: 99	IP: 90.0 WLS: L BF: 360 H: 110 R: 82 ER: 110 SO: 110	IP: 99.0 WLS: L BF: 396 H: 121 R: 91 ER: 121 SO: 121	IP: 108.0 WLS: L BF: 432 H: 132 R: 100 ER: 132 SO: 132	IP: 117.0 WLS: L BF: 468 H: 143 R: 109 ER: 143 SO: 143	IP: 126.0 WLS: L BF: 504 H: 154 R: 118 ER: 154 SO: 154	IP: 135.0 WLS: L BF: 540 H: 165 R: 127 ER: 165 SO: 165	IP: 144.0 WLS: L BF: 576 H: 176 R: 136 ER: 176 SO: 176	IP: 153.0 WLS: L BF: 612 H: 187 R: 145 ER: 187 SO: 187	IP: 162.0 WLS: L BF: 648 H: 198 R: 154 ER: 198 SO: 198	IP: 171.0 WLS: L BF: 684 H: 209 R: 163 ER: 209 SO: 209	IP: 180.0 WLS: L BF: 720 H: 220 R: 172 ER: 220 SO: 220	IP: 189.0 WLS: L BF: 756 H: 231 R: 181 ER: 231 SO: 231	IP: 198.0 WLS: L BF: 792 H: 242 R: 190 ER: 242 SO: 242	IP: 207.0 WLS: L BF: 828 H: 253 R: 199 ER: 253 SO: 253	IP: 216.0 WLS: L BF: 864 H: 264 R: 208 ER: 264 SO: 264	IP: 225.0 WLS: L BF: 900 H: 275 R: 217 ER: 275 SO: 275	IP: 234.0 WLS: L BF: 936 H: 286 R: 226 ER: 286 SO: 286	IP: 243.0 WLS: L BF: 972 H: 297 R: 235 ER: 297 SO: 297	IP: 252.0 WLS: L BF: 1008 H: 308 R: 244 ER: 308 SO: 308	IP: 261.0 WLS: L BF: 1044 H: 319 R: 253 ER: 319 SO: 319	IP: 270.0 WLS: L BF: 1080 H: 330 R: 262 ER: 330 SO: 330	IP: 279.0 WLS: L BF: 1116 H: 341 R: 271 ER: 341 SO: 341	IP: 288.0 WLS: L BF: 1152 H: 352 R: 280 ER: 352 SO: 352	IP: 297.0 WLS: L BF: 1188 H: 363 R: 289 ER: 363 SO: 363	IP: 306.0 WLS: L BF: 1224 H: 374 R: 298 ER: 374 SO: 374	IP: 315.0 WLS: L BF: 1260 H: 385 R: 307 ER: 385 SO: 385	IP: 324.0 WLS: L BF: 1296 H: 396 R: 316 ER: 396 SO: 396	IP: 333.0 WLS: L BF: 1332 H: 407 R: 325 ER: 407 SO: 407	IP: 342.0 WLS: L BF: 1368 H: 418 R: 334 ER: 418 SO: 418	IP: 351.0 WLS: L BF: 1404 H: 429 R: 343 ER: 429 SO: 429	IP: 360.0 WLS: L BF: 1440 H: 440 R: 352 ER: 440 SO: 440	IP: 369.0 WLS: L BF: 1476 H: 451 R: 361 ER: 451 SO: 451	IP: 378.0 WLS: L BF: 1512 H: 462 R: 370 ER: 462 SO: 462	IP: 387.0 WLS: L BF: 1548 H: 473 R: 379 ER: 473 SO: 473	IP: 396.0 WLS: L BF: 1584 H: 484 R: 388 ER: 484 SO: 484	IP: 405.0 WLS: L BF: 1620 H: 495 R: 397 ER: 495 SO: 495	IP: 414.0 WLS: L BF: 1656 H: 506 R: 406 ER: 506 SO: 506	IP: 423.0 WLS: L BF: 1692 H: 517 R: 415 ER: 517 SO: 517	IP: 432.0 WLS: L BF: 1728 H: 528 R: 424 ER: 528 SO: 528	IP: 441.0 WLS: L BF: 1764 H: 539 R: 433 ER: 539 SO: 539	IP: 450.0 WLS: L BF: 1800 H: 550 R: 442 ER: 550 SO: 550	IP: 459.0 WLS: L BF: 1836 H: 561 R: 451 ER: 561 SO: 561	IP: 468.0 WLS: L BF: 1872 H: 572 R: 460 ER: 572 SO: 572	IP: 477.0 WLS: L BF: 1908 H: 583 R: 469 ER: 583 SO: 583	IP: 486.0 WLS: L BF: 1944 H: 594 R: 478 ER: 594 SO: 594	IP: 495.0 WLS: L BF: 1980 H: 605 R: 487 ER: 605 SO: 605	IP: 504.0 WLS: L BF: 2016 H: 616 R: 496 ER: 616 SO: 616	IP: 513.0 WLS: L BF: 2052 H: 627 R: 505 ER: 627 SO: 627	IP: 522.0 WLS: L BF: 2088 H: 638 R: 514 ER: 638 SO: 638	IP: 531.0 WLS: L BF: 2124 H: 649 R: 523 ER: 649 SO: 649	IP: 540.0 WLS: L BF: 2160 H: 660 R: 532 ER: 660 SO: 660	IP: 549.0 WLS: L BF: 2196 H: 671 R: 541 ER: 671 SO: 671	IP: 558.0 WLS: L BF: 2232 H: 682 R: 550 ER: 682 SO: 682	IP: 567.0 WLS: L BF: 2268 H: 693 R: 559 ER: 693 SO: 693	IP: 576.0 WLS: L BF: 2304 H: 704 R: 568 ER: 704 SO: 704	IP: 585.0 WLS: L BF: 2340 H: 715 R: 577 ER: 715 SO: 715	IP: 594.0 WLS: L BF: 2376 H: 726 R: 586 ER: 726 SO: 726	IP: 603.0 WLS: L BF: 2412 H: 737 R: 595 ER: 737 SO: 737	IP: 612.0 WLS: L BF: 2448 H: 748 R: 604 ER: 748 SO: 748	IP: 621.0 WLS: L BF: 2484 H: 759 R: 613 ER: 759 SO: 759	IP: 630.0 WLS: L BF: 2520 H: 770 R: 622 ER: 770 SO: 770	IP: 639.0 WLS: L BF: 2556 H: 781 R: 631 ER: 781 SO: 781	IP: 648.0 WLS: L BF: 2592 H: 792 R: 640 ER: 792 SO: 792	IP: 657.0 WLS: L BF: 2628 H: 803 R: 649 ER: 803 SO: 803	IP: 666.0 WLS: L BF: 2664 H: 814 R: 658 ER: 814 SO: 814	IP: 675.0 WLS: L BF: 2700 H: 825 R: 667 ER: 825 SO: 825	IP: 684.0 WLS: L BF: 2736 H: 836 R: 676 ER: 836 SO: 836	IP: 693.0 WLS: L BF: 2772 H: 847 R: 685 ER: 847 SO: 847	IP: 702.0 WLS: L BF: 2808 H: 858 R: 694 ER: 858 SO: 858	IP: 711.0 WLS: L BF: 2844 H: 869 R: 703 ER: 869 SO: 869	IP: 720.0 WLS: L BF: 2880 H: 880 R: 712 ER: 880 SO: 880	IP: 729.0 WLS: L BF: 2916 H: 891 R: 721 ER: 891 SO: 891	IP: 738.0 WLS: L BF: 2952 H: 902 R: 730 ER: 902 SO: 902	IP: 747.0 WLS: L BF: 2988 H: 913 R: 739 ER: 913 SO: 913	IP: 756.0 WLS: L BF: 3024 H: 924 R: 748 ER: 924 SO: 924	IP: 765.0 WLS: L BF: 3060 H: 935 R: 757 ER: 935 SO: 935	IP: 774.0 WLS: L BF: 3096 H: 946 R: 766 ER: 946 SO: 946	IP: 783.0 WLS: L BF: 3132 H: 957 R: 775 ER: 957 SO: 957	IP: 792.0 WLS: L BF: 3168 H: 968 R: 784 ER: 968 SO: 968	IP: 801.0 WLS: L BF: 3204 H: 979 R: 793 ER: 979 SO: 979	IP: 810.0 WLS: L BF: 3240 H: 990 R: 802 ER: 990 SO: 990	IP: 819.0 WLS: L BF: 3276 H: 1001 R: 811 ER: 1001 SO: 1001	IP: 828.0 WLS: L BF: 3312 H: 1012 R: 820 ER: 1012 SO: 1012	IP: 837.0 WLS: L BF: 3348 H: 1023 R: 829 ER: 1023 SO: 1023	IP: 846.0 WLS: L BF: 3384 H: 1034 R: 838 ER: 1034 SO: 1034	IP: 855.0 WLS: L BF: 3420 H: 1045 R: 847 ER: 1045 SO: 1045	IP: 864.0 WLS: L BF: 3456 H: 1056 R: 856 ER: 1056 SO: 1056	IP: 873.0 WLS: L BF: 3492 H: 1067 R: 865 ER: 1067 SO: 1067	IP: 882.0 WLS: L BF: 3528 H: 1078 R: 874 ER: 1078 SO: 1078	IP: 891.0 WLS: L BF: 3564 H: 1089 R: 883 ER: 1089 SO: 1089	IP: 900.0 WLS: L BF: 3600 H: 1100 R: 892 ER: 1100 SO: 1100	IP: 909.0 WLS: L BF: 3636 H: 1111 R: 901 ER: 1111 SO: 1111	IP: 918.0 WLS: L BF: 3672 H: 1122 R: 910 ER: 1122 SO: 1122	IP: 927.0 WLS: L BF: 3708 H: 1133 R: 919 ER: 1133 SO: 1133	IP: 936.0 WLS: L BF: 3744 H: 1144 R: 928 ER: 1144 SO: 1144	IP: 945.0 WLS: L BF: 3780 H: 1155 R: 937 ER: 1155 SO: 1155	IP: 954.0 WLS: L BF: 3816 H: 1166 R: 946 ER: 1166 SO: 1166	IP: 963.0 WLS: L BF: 3852 H: 1177 R: 955 ER: 1177 SO: 1177	IP: 972.0 WLS: L BF: 3888 H: 1188 R: 964 ER: 1188 SO: 1188	IP: 981.0 WLS: L BF: 3924 H: 1199 R: 973 ER: 1199 SO: 1199	IP: 990.0 WLS: L BF: 3960 H: 1210 R: 982 ER: 1210 SO: 1210	IP: 999.0 WLS: L BF: 3996 H: 1221 R: 991 ER: 1221 SO: 1221	IP: 1008.0 WLS: L BF: 4032 H: 1232 R: 1000 ER: 1232 SO: 1232	IP: 1017.0 WLS: L BF: 4068 H: 1243 R: 1009 ER: 1243 SO: 1243	IP: 1026.0 WLS: L BF: 4104 H: 1254 R: 1018 ER: 1254 SO: 1254	IP: 1035.0 WLS: L BF: 4140 H: 1265 R: 1027 ER: 1265 SO: 1265	IP: 1044.0 WLS: L BF: 4176 H: 1276 R: 1036 ER: 1276 SO: 1276	IP: 1053.0 WLS: L BF: 4212 H: 1287 R: 1045 ER: 1287 SO: 1287	IP: 1062.0 WLS: L BF: 4248 H: 1298 R: 1054 ER: 1298 SO: 1298	IP: 1071.0 WLS: L BF: 4284 H: 1309 R: 1063 ER: 1309 SO: 1309	IP: 1080.0 WLS: L BF: 4320 H: 1320 R: 1072 ER: 1320 SO: 1320	IP: 1089.0 WLS: L BF: 4356 H: 1331 R: 1081 ER: 1331 SO: 1331	IP: 1098.0 WLS: L BF: 4392 H: 1342 R: 1090 ER: 1342 SO: 1342	IP: 1107.0 WLS: L BF: 4428 H: 1353 R: 1099 ER: 1353 SO: 1353	IP: 1116.0 WLS: L BF: 4464 H: 1364 R: 1108 ER: 1364 SO: 1364	IP: 1125.0 WLS: L BF: 4500 H: 1375 R: 1117 ER: 1375 SO: 1375	IP: 1134.0 WLS: L BF: 4536 H: 1386 R: 1126 ER: 1386 SO: 1386	IP: 1143.0 WLS: L BF: 4572 H: 1397 R: 1135 ER: 1397 SO: 1397	IP: 1152.0 WLS: L BF: 4608 H: 1408 R: 1144 ER: 1408 SO: 1408	IP: 1161.0 WLS: L BF: 4644 H: 1419 R: 1153 ER: 1419 SO: 1419	IP: 1170.0 WLS: L BF: 4680 H: 1430 R: 1162 ER: 1430 SO: 1430	IP: 1179.0 WLS: L BF: 4716 H: 1441 R: 1171 ER: 1441 SO: 1441	IP: 1188.0 WLS: L BF: 4752 H: 1452 R: 1180 ER: 1452 SO: 1452	IP: 1197.0 WLS: L BF: 4788 H: 1463 R: 1189 ER: 1463 SO: 1463	IP: 1206.0 WLS: L BF: 4824 H: 1474 R: 1198 ER: 1474 SO: 1474	IP: 1215.0 WLS: L BF: 4860 H: 1485 R: 1207 ER: 1485 SO: 1485	IP: 1224.0 WLS: L BF: 4896 H: 1496 R: 1216 ER: 1496 SO: 1496	IP: 1233.0 WLS: L BF: 4932 H: 1507 R: 1225 ER: 1507 SO: 1507	IP: 1242.0 WLS: L BF: 4968 H: 1518 R: 1234 ER: 1518 SO: 1518	IP: 1251.0 WLS: L BF: 5004 H: 1529 R: 1243 ER: 1529 SO: 1529	IP: 1260.0

Batter	1	2	3	4	5	6	7	8	9	AB	R	H	RBI	BB	SO	LOB	TOP			
Cesar Tovar, R (1.8) OBP: 0.371, SLG: 0.500										3	0	1	0	1	1	0	Minnesota Twins @ Boston Red Sox Fenway Park, Boston, MA Tue Jun 02 1970, 7:05 PM EDT Att: 19,080 - Unknown - 80 F			
Rod Carew, L (1.4) OBP: 0.424, SLG: 0.559										4	0	1	1	0	0	2				
Tony Oliva, L (1.9) OBP: 0.364, SLG: 0.522										4	0	1	0	0	1	4				
Harmon Killebrew, R (1.5) OBP: 0.449, SLG: 0.662										2	0	0	0	2	0	3				
Rich Reese, L (1.3) OBP: 0.322, SLG: 0.379										4	0	2	0	0	1	2				
Brant Aleva, R (1.7) OBP: 0.360, SLG: 0.509										4	0	1	0	0	1	3				
Leo Cardenas, R (1.6) OBP: 0.330, SLG: 0.426										4	0	0	0	0	1	2				
Paul Ratliff, L (1.2) OBP: 0.366, SLG: 0.448										3	0	0	0	0	2	1				
Jim Perry, S (1.1) OBP: 0.299, SLG: 0.269										2	1	2	0	0	0	0				
Dick Woodson, R (6.1) George Mitterwald, R (6.2) Charlie Manuel, L (9. PH) OBP: 0.292, SLG: 0.361 OBP: 0.231, SLG: 0.182										0	0	0	0	0	0	0				
Inning Stats	R: 0 E: 0 K: 1 S: 6	H: 1 LOB: 1 BB: 0 P: 6	R: 0 E: 0 K: 0 S: 3	H: 1 LOB: 0 BB: 0 P: 3	R: 0 E: 0 K: 2 S: 9	H: 2 LOB: 2 BB: 0 P: 9	R: 0 E: 0 K: 1 S: 5	H: 1 LOB: 1 BB: 1 P: 9	R: 1 E: 1 K: 1 S: 7	H: 2 LOB: 2 BB: 1 P: 11	R: 0 E: 0 K: 0 S: 4	H: 1 LOB: 0 BB: 0 P: 4	R: 0 E: 0 K: 3 S: 7	H: 0 LOB: 0 BB: 1 P: 11	R: 0 E: 0 K: 2 S: 7	H: 0 LOB: 1 BB: 0 P: 7	1B: 5 2B: 4 3B: 0 HR: 0	SF: 0 SAC: 0 DP: 1 HBP: 0	WP: 1 PB: 0 SB: 0 CS: 0	PA: 36
PITCHER Ray Culp, R (1.1) ERA: 2.6	IP: 9.0 WLS: W BF: 36 H: 8 R: 1 ER: 1 SO: 9 BB: 3 IBB: 0 HBP: 0 BLK: 0 WP: 1 HR: 0 S: 51 P: 63 ERA: 1.00 WHIP: 1.222															PITCHER				

Batter	1	2	3	4	5	6	7	8	9	AB	R	H	RBI	BB	SO	LOB	BOTTOM			
Mike Andrews, R (1.4) OBP: 0.323, SLG: 0.348										5	1	4	1	0	0	1	Minnesota Twins @ Boston Red Sox Fenway Park, Boston, MA Tue Jun 02 1970, 7:05 PM EDT Att: 19,080 - Unknown - 80 F			
Mike Fiore, L (1.9) OBP: 0.297, SLG: 0.195										4	1	0	0	1	0	5				
Carl Yastrzemski, L (1.7) OBP: 0.420, SLG: 0.519										3	0	1	0	2	0	1				
Rico Petrocelli, R (1.5) OBP: 0.268, SLG: 0.406										5	0	1	1	0	1	6				
George Scott, R (1.3) OBP: 0.339, SLG: 0.500										4	0	1	1	0	1	2				
Billy Conigliano, R (1.8) OBP: 0.372, SLG: 0.541										2	2	1	1	1	0	2				
Luis Alvarado, R (1.6) OBP: 0.282, SLG: 0.315										4	0	1	1	0	2	3				
Tom Satriano, L (1.2) OBP: 0.371, SLG: 0.400										3	1	2	0	1	0	1				
Ray Culp, R (1.1) OBP: 0.133, SLG: 0.167										3	0	1	0	0	0	2				
Inning Stats	R: 1 E: 0 K: 2 S: 9	H: 2 LOB: 3 BB: 2 P: 17	R: 0 E: 0 K: 0 S: 4	H: 1 LOB: 1 BB: 0 P: 4	R: 0 E: 0 K: 0 S: 3	H: 0 LOB: 0 BB: 0 P: 3	R: 2 E: 0 K: 1 S: 9	H: 4 LOB: 3 BB: 1 P: 13	R: 1 E: 0 K: 0 S: 4	H: 1 LOB: 1 BB: 0 P: 5	R: 1 E: 0 K: 1 S: 8	H: 3 LOB: 2 BB: 0 P: 8	R: 0 E: 0 K: 0 S: 2	H: 0 LOB: 0 BB: 1 P: 6	R: 0 E: 0 K: 0 S: 3	H: 1 LOB: 1 BB: 1 P: 7		1B: 8 2B: 4 3B: 0 HR: 1	SF: 0 SAC: 1 DP: 1 HBP: 1	WP: 1 PB: 0 SB: 0 CS: 0
PITCHER Jim Perry, R (1.1) ERA: 3.0 Dick Woodson, R (6.1) ERA: 3.96	IP: 5.0 WLS: L BF: 28 H: 9 R: 5 ER: 5 SO: 3 BB: 2 IBB: 1 HBP: 1 BLK: 0 WP: 1 HR: 1 S: 30 P: 43 ERA: 9.00 WHIP: 2.200															PITCHER				

Batter	1	2	3	4	5	6	7	8	9	AB	R	H	RBI	BB	SO	LOB	TOP					
Cesar Tovar, R OBP: 0.368, SLG: 0.495 (1, 8)										4	0	1	0	0	1	1	Minnesota Twins @ Boston Red Sox Fenway Park, Boston, MA Thu Jun 04 1970, 3:33 AM EDT Att: 19,098 - Cloudy - 66 F					
Rod Carew, L OBP: 0.426, SLG: 0.557 (1, 4)										4	0	2	1	0	0	0						
Tony Oliva, L OBP: 0.356, SLG: 0.511 (1, 9)										4	0	0	0	0	0	4						
Harmon Killebrew, R OBP: 0.445, SLG: 0.650 (1, 5)										3	0	0	0	1	0	2						
Rich Reese, L OBP: 0.313, SLG: 0.368 (1, 3)										4	0	0	0	0	0	3						
Rick Renick, R OBP: 0.375, SLG: 0.730 (1, 7)										4	0	1	0	0	1	1						
Leo Cardenas, R OBP: 0.323, SLG: 0.416 (1, 6)										4	0	0	0	0	0	2						
Paul Ratliff, L OBP: 0.367, SLG: 0.443 (1, 2)										3	1	1	0	0	2	0						
Jim Kaat, L OBP: 0.250, SLG: 0.207 (1, 1)										1	0	0	0	0	0	0						
Bill Zepp, R (6, 1)										0	0	0	0	0	0	0						
Brant Aylva, R OBP: 0.357, SLG: 0.504 (7, PH)										1	0	0	0	0	0	0						
Steve Barber, R (7, 1)										0	0	0	0	0	0	0						
Inning Stats	R: 0 E: 0 K: 0 S: 5	H: 2 LOB: 2 BB: 0 P: 5	R: 0 E: 0 K: 1 S: 5	H: 0 LOB: 0 BB: 0 P: 5	R: 0 E: 1 K: 1 S: 6	H: 0 LOB: 1 BB: 0 P: 6	R: 0 E: 0 K: 1 S: 5	H: 0 LOB: 1 BB: 1 P: 9	R: 1 E: 1 K: 0 S: 5	H: 2 LOB: 1 BB: 0 P: 5	R: 0 E: 0 K: 0 S: 4	H: 1 LOB: 1 BB: 0 P: 4	R: 0 E: 0 K: 1 S: 5	H: 0 LOB: 0 BB: 0 P: 5	R: 0 E: 0 K: 0 S: 3	H: 0 LOB: 0 BB: 0 P: 3	R: 0 E: 0 K: 0 S: 3	H: 0 LOB: 0 BB: 0 P: 3	1B: 4 2B: 1 3B: 0 HR: 0	SF: 0 SAC: 1 DP: 0 HBP: 0	WP: 1 PB: 0 SB: 0 CS: 0	PA: 34
PITCHER Sonny Siebert, R ERA: 3.5 (1, 1)	IP: 9.0 WLS: W BF: 34 H: 5 R: 1 ER: 1 SO: 4 BB: 1 IBB: 0 HBP: 0 BLK: 0 WP: 1 HR: 0 S: 41 P: 45 ERA: 1.00 WHIP: 0.667															PITCHER IP: WLS: BF: H: R: ER: SO: BB: IBB: HBP: BLK: WP: HR: S: P: ERA: WHIP						

AB	32
R	1
H	5
RBI	1
BB	1
SO	4
LOB	13



Batter	1	2	3	4	5	6	7	8	9	AB	R	H	RBI	BB	SO	LOB	BOTTOM					
Mike Andrews, R OBP: 0.335, SLG: 0.373 (1, 4)										3	2	2	2	2	0	0	Minnesota Twins @ Boston Red Sox Fenway Park, Boston, MA Thu Jun 04 1970, 3:33 AM EDT Att: 19,098 - Cloudy - 66 F					
Billy Conigliaro, R OBP: 0.354, SLG: 0.571 (1, 9)										5	2	1	1	0	1	3						
Carl Yastrzemski, L OBP: 0.431, SLG: 0.527 (1, 7)										3	0	3	0	1	0	0						
Reggie Smith, S OBP: 0.410, SLG: 0.500 (1, 8)										4	0	2	1	0	1	3						
Rico Petrocelli, R OBP: 0.273, SLG: 0.404 (1, 5)										3	0	1	1	1	0	4						
George Scott, R OBP: 0.342, SLG: 0.494 (1, 3)										2	0	0	0	2	0	3						
Luis Alvarado, R OBP: 0.281, SLG: 0.313 (1, 6)										4	0	1	0	0	0	4						
Tom Satriano, L OBP: 0.359, SLG: 0.364 (1, 2)										3	1	0	0	0	2	2						
Sonny Siebert, R OBP: 0.160, SLG: 0.174 (1, 1)										3	0	0	0	0	0	2						
Inning Stats	R: 0 E: 0 K: 1 S: 6	H: 1 LOB: 2 BB: 1 P: 10	R: 0 E: 0 K: 1 S: 5	H: 1 LOB: 1 BB: 1 P: 9	R: 1 E: 0 K: 1 S: 8	H: 3 LOB: 2 BB: 0 P: 8	R: 0 E: 0 K: 1 S: 5	H: 0 LOB: 0 BB: 0 P: 5	R: 1 E: 1 K: 0 S: 5	H: 2 LOB: 3 BB: 2 P: 13	R: 3 E: 0 K: 0 S: 5	H: 3 LOB: 0 BB: 0 P: 6	R: 0 E: 0 K: 0 S: 2	H: 0 LOB: 0 BB: 1 P: 6	R: 0 E: 0 K: 0 S: 3	H: 0 LOB: 1 BB: 1 P: 7		R: 0 E: 0 K: 0 S: 3	H: 0 LOB: 1 BB: 1 P: 7	1B: 8 2B: 0 3B: 0 HR: 2	SF: 0 SAC: 1 DP: 3 HBP: 1	WP: 0 PB: 0 SB: 0 CS: 0
PITCHER Jim Kaat, L ERA: 3.64 Bill Zepp, R ERA: 3.45 Steve Barber, R ERA: 3.38 (1, 1)	IP: 5.1 WLS: L BF: 28 H: 8 R: 4 ER: 4 SO: 4 BB: 4 IBB: 4 HBP: 4 BLK: 4 WP: 0 HR: 1 S: 31 P: 48 ERA: 6.75 WHIP: 2.062															PITCHER IP: WLS: BF: H: R: ER: SO: BB: IBB: HBP: BLK: WP: HR: S: P: ERA: WHIP						



Batter	1	2	3	4	5	6	7	8	9	AB	R	H	RBI	BB	SO	LOB	TOP										
Jackie Hernandez, R (1, 6) Pat Kelly, L (9, PH) OBP: 0.290, SLG: 0.262 OBP: 0.351, SLG: 0.319	F9		L9		F8	5-3			G1 1B	4	0	0	0	0	0	1											
Joe Keough, L (1, 3) OBP: 0.420, SLG: 0.482	FC6-4 BB				1B BB			G6-4-3 1B	G1 1-2	3	1	2	0	2	0	1											
Amos Otis, R (1, 8) OBP: 0.348, SLG: 0.448	K		F9		BB 1B			G6-4-3 1-2	F8	5	0	1	0	0	1	4											
Bob Oliver, R (1, 5) OBP: 0.330, SLG: 0.533	FC6-4 1-2				HR BB 1B			F2		4	1	2	2	0	0	1											
Lou Piniella, R (1, 7) OBP: 0.362, SLG: 0.500		F4		F4				L6		3	0	0	0	1	0	0											
Ed Kirkpatrick, L (1, 9) OBP: 0.287, SLG: 0.423		4-3		FC6-4 BB						3	0	1	0	1	0	3											
Elie Rodriguez, R (1, 2) OBP: 0.367, SLG: 0.370				FC6-4 1-2				6-3		3	0	1	0	1	0	2											
Luis Alcaraz, R (1, 4) Hawk Taylor, R (8, PH) Rich Severson, R (8, 4) OBP: 0.190, SLG: 0.250 OBP: 0.421, SLG: 0.529 OBP: 0.299, SLG: 0.301	F4			FC6-4 1-2				K		3	0	0	0	0	1	3											
Bill Butler, L (1, 1) Bill Sorrell, L (6, PH) Al Fitzmorris, S (6, 1) Paul Schaal, R (9, PH) OBP: 0.111, SLG: 0.040 OBP: 0.333, SLG: 0.333 OBP: 0.344, SLG: 0.375			K		K			F7		2	0	0	0	0	2	0											
Inning Stats	R: 0 E: 0 K: 1 S: 5	H: 0 LOB: 1 BB: 1 P: 9	R: 0 E: 0 K: 0 S: 3	H: 0 LOB: 1 BB: 1 P: 7	R: 0 E: 0 K: 1 S: 6	H: 1 LOB: 1 BB: 0 P: 6	R: 1 E: 0 K: 0 S: 4	H: 1 LOB: 1 BB: 1 P: 8	R: 1 E: 0 K: 1 S: 7	H: 2 LOB: 3 BB: 2 P: 15	R: 0 E: 0 K: 1 S: 6	H: 1 LOB: 1 BB: 0 P: 6	R: 0 E: 0 K: 0 S: 3	H: 1 LOB: 1 BB: 0 P: 3	R: 0 E: 0 K: 1 S: 6	H: 1 LOB: 1 BB: 0 P: 6	R: 0 E: 0 K: 0 S: 4	H: 1 LOB: 1 BB: 0 P: 4	1B: 4 2B: 3 HR: 1	SF: 0 SAC: 0 DP: 1 HBP: 0	WP: 0 PB: 0 SB: 0 CS: 0	PA: 39					
PITCHER	IP	WLS	BF	H	R	ER	SO	BB	IBB	HBP	BLK	WP	HR	S	P	ERA	WHIP										
Mike Nagy, R (1, 1) ERA: 2.74	7.1	W	33	7	2	2	4	5	0	0	0	0	1	36	56	2.46	1.636										
Vicente Romo, R (8, 1) ERA: 3.53	1.2	S	6	1	0	0	1	0	0	0	0	0	0	8	8	0.00	0.600										

Kansas City Royals @ Boston Red Sox
Fenway Park, Boston, MA
Fri Jun 05 1970, 7:05 PM EDT
Att: 19,412 - Unknown

AB 34
R 2
H 8
RBI 2
BB 5
SO 5
LOB 17



Batter	1	2	3	4	5	6	7	8	9	AB	R	H	RBI	BB	SO	LOB	BOTTOM										
Mike Andrews, R (1, 4) OBP: 0.328, SLG: 0.364	F6		F5		E2 4-3 HR				F7	4	1	0	0	0	0	0											
Reggie Smith, S (1, 8) OBP: 0.412, SLG: 0.500	BB 1B				4-3				F8	4	1	2	0	0	0	1											
Carl Yastrzemski, L (1, 7) OBP: 0.432, SLG: 0.542	1B FC5-4 BB		F6		2-3				K	3	2	1	2	1	1	1											
Tony Conigliaro, R (1, 9) Billy Conigliaro, R (9, 9) OBP: 0.376, SLG: 0.535 OBP: 0.354, SLG: 0.571	FC5-4 1-3 2H		F8		3H HR				F7	4	0	1	1	0	1	1											
Rico Petrocelli, R (1, 5) OBP: 0.273, SLG: 0.407	FC5-4 1-2				K				F3	4	0	1	1	0	1	1											
George Scott, R (1, 3) OBP: 0.340, SLG: 0.494	K				2B				F8	4	0	1	0	0	1	2											
Don Pavletich, R (1, 2)		F8			6-3				6-3	3	0	0	0	0	0	1											
Luis Alvarado, R (1, 6) OBP: 0.282, SLG: 0.309		K			IBB				F8	2	0	0	0	1	1	0											
Mike Nagy, R (1, 1) Vicente Romo, R (8, 1) OBP: 0.111, SLG: 0.111 OBP: 0.167, SLG: 0.364	G3				L7				5-3	3	0	0	0	0	0	0											
Inning Stats	R: 2 E: 0 K: 1 S: 7	H: 2 LOB: 1 BB: 1 P: 11	R: 0 E: 0 K: 1 S: 5	H: 0 LOB: 0 BB: 0 P: 5	R: 0 E: 0 K: 0 S: 4	H: 1 LOB: 1 BB: 0 P: 4	R: 0 E: 0 K: 1 S: 6	H: 1 LOB: 2 BB: 1 P: 10	R: 2 E: 0 K: 0 S: 6	H: 2 LOB: 1 BB: 0 P: 6	R: 0 E: 0 K: 0 S: 3	H: 0 LOB: 0 BB: 0 P: 3	R: 0 E: 0 K: 1 S: 5	H: 0 LOB: 0 BB: 0 P: 5	R: 0 E: 0 K: 1 S: 5	H: 0 LOB: 0 BB: 0 P: 5	R: 0 E: 0 K: 1 S: 5	H: 0 LOB: 0 BB: 0 P: 5	1B: 3 2B: 2 3B: 0 HR: 1	SF: 0 SAC: 0 DP: 0 HBP: 0	WP: 0 PB: 0 SB: 0 CS: 0	PA: 33					
PITCHER	IP	WLS	BF	H	R	ER	SO	BB	IBB	HBP	BLK	WP	HR	S	P	ERA	WHIP										
Bill Butler, L (1, 1) ERA: 3.82	5.0	L	24	6	4	3	3	1	0	0	0	0	1	28	36	5.40	1.400										
Al Fitzmorris, R (6, 1) ERA: 3.03	3.0		9	0	0	0	2	0	0	0	0	0	0	13	13	0.00	0.000										

Kansas City Royals @ Boston Red Sox
Fenway Park, Boston, MA
Fri Jun 05 1970, 7:05 PM EDT
Att: 19,412 - Unknown

AB 31
R 4
H 6
RBI 4
BB 2
SO 5
LOB 9



Batter	1	2	3	4	5	6	7	8	9	AB	R	H	RBI	BB	SO	LOB	TOP				
Pat Kelly, L OBP: 0.386, SLG: 0.341 (1, 9)	0-0 CS 1B		0-0 1-H HR	0-0 1-2 4-3		4-0 FC5 G3 BB		0-0 3-1		4	1	2	2	1	0	1	Kansas City Royals @ Boston Red Sox Fenway Park, Boston, MA Sun Jun 07 1970, 3:33 AM EDT Unknown				
Rich Severson, R OBP: 0.293, SLG: 0.295 (1, 4)	0-3 K		0-0 1B	0-0 6-3		0-0 G3		0-0 F8		5	0	1	0	0	1	4					
Amos Otis, R OBP: 0.345, SLG: 0.439 (1, 8)	0-0 F5		0-3 K			4-0 K		0-3 K		4	0	0	0	1	3	1					
Bob Oliver, R OBP: 0.322, SLG: 0.520 (1, 5)		0-0 F8	0-0 L7		0-0 6-3	0-0 FC5		0-3 K		5	0	0	0	0	1	4					
Lou Piniella, R OBP: 0.378, SLG: 0.516 (1, 7)		0-0 BB 1B	0-0 BB 1B		0-0 F7		4-0 BB BB		0-0 4-3 2B	4	0	3	0	1	0	0					
Joe Keough, L OBP: 0.419, SLG: 0.470 (1, 3)		0-0 F7	4-0 FC6-4 BB			4-0 HR BB		0-0 4-3		3	1	0	0	2	0	3					
Jackie Hernandez, R OBP: 0.300, SLG: 0.303 (1, 6)		4-0 BB	0-0 FC6-4			0-0 1-H HR		4-0 4-3		3	1	1	2	2	0	4					
Ed Kirkpatrick, L OBP: 0.287, SLG: 0.423 Jim Campanis, R OBP: 0.293, SLG: 0.353 (1, 2)	0-3 K			1-0 4-3 HBP		4-0 FC1-6 BB		0-3 K		0	0	0	0	0	0	0					
Dave Morehead, R OBP: 0.227, SLG: 0.238 Tom Burgmeier, L OBP: 0.333, SLG: 0.200 Ken Wright, R (6, 1) Hawk Taylor, R OBP: 0.400, SLG: 0.500 Moe Drabowsky, R OBP: 0.250, SLG: 0.250 (7, 1)			0-0 HR 1B	0-3 K		0-0 FC1-6 G3 BB		0-3 K		0	0	0	0	0	0	0					
Inning Stats	R: 0 E: 0 K: 1 S: 5	H: 1 LOB: 0 BB: 0 P: 5	R: 0 E: 0 K: 1 S: 6	H: 1 LOB: 2 BB: 1 P: 10	R: 2 E: 0 K: 1 S: 9	H: 4 LOB: 3 BB: 1 P: 13	R: 0 E: 0 K: 1 S: 5	H: 0 LOB: 0 BB: 0 P: 6	R: 0 E: 0 K: 0 S: 4	H: 0 LOB: 0 BB: 0 P: 5	R: 2 E: 0 K: 0 S: 4	H: 1 LOB: 3 BB: 4 P: 20	R: 0 E: 0 K: 2 S: 7	H: 0 LOB: 2 BB: 2 P: 15	R: 0 E: 0 K: 1 S: 5	H: 0 LOB: 1 BB: 0 P: 6		1B: 5 2B: 1 3B: 0 HR: 2	SF: 0 SAC: 0 DP: 0 HBP: 1	WP: 0 PB: 0 SB: 0 CS: 1	PA: 43
PITCHER	IP WLS BF H R ER SO BB IBB HBP BLK WP HR S P ERA WHIP	IP WLS BF H R ER SO BB IBB HBP BLK WP HR S P ERA WHIP	IP WLS BF H R ER SO BB IBB HBP BLK WP HR S P ERA WHIP	IP WLS BF H R ER SO BB IBB HBP BLK WP HR S P ERA WHIP	IP WLS BF H R ER SO BB IBB HBP BLK WP HR S P ERA WHIP	IP WLS BF H R ER SO BB IBB HBP BLK WP HR S P ERA WHIP	IP WLS BF H R ER SO BB IBB HBP BLK WP HR S P ERA WHIP	IP WLS BF H R ER SO BB IBB HBP BLK WP HR S P ERA WHIP	IP WLS BF H R ER SO BB IBB HBP BLK WP HR S P ERA WHIP	IP WLS BF H R ER SO BB IBB HBP BLK WP HR S P ERA WHIP	IP WLS BF H R ER SO BB IBB HBP BLK WP HR S P ERA WHIP	IP WLS BF H R ER SO BB IBB HBP BLK WP HR S P ERA WHIP	IP WLS BF H R ER SO BB IBB HBP BLK WP HR S P ERA WHIP	IP WLS BF H R ER SO BB IBB HBP BLK WP HR S P ERA WHIP	IP WLS BF H R ER SO BB IBB HBP BLK WP HR S P ERA WHIP	IP WLS BF H R ER SO BB IBB HBP BLK WP HR S P ERA WHIP	IP WLS BF H R ER SO BB IBB HBP BLK WP HR S P ERA WHIP	IP WLS BF H R ER SO BB IBB HBP BLK WP HR S P ERA WHIP	IP WLS BF H R ER SO BB IBB HBP BLK WP HR S P ERA WHIP	IP WLS BF H R ER SO BB IBB HBP BLK WP HR S P ERA WHIP	IP WLS BF H R ER SO BB IBB HBP BLK WP HR S P ERA WHIP

AB	34
R	4
H	8
RBI	4
BB	8
SO	9
LOB	25



Batter	1	2	3	4	5	6	7	8	9	AB	R	H	RBI	BB	SO	LOB	BOTTOM				
Mike Andrews, R OBP: 0.335, SLG: 0.363 (1, 4)	4-0 1B E	4-0 FC6-4 BB		0-0 FC4-6 1B		0-0 E1 SF7 1B		0-0 F2		3	2	1	0	2	0	1	Kansas City Royals @ Boston Red Sox Fenway Park, Boston, MA Sun Jun 07 1970, 3:33 AM EDT Unknown				
Reggie Smith, S OBP: 0.406, SLG: 0.494 (1, 8)	0-0 BB E	0-0 FC6-4		0-0 FC4-6		0-0 SF7		0-3 K		4	1	1	1	0	1	2					
Carl Yastrzemski, L OBP: 0.431, SLG: 0.532 (1, 7)	4-0 E 1B G6-3 BB		0-0 1-6-3		0-0 4-3	0-0 F9		4-0 BB		3	1	0	0	2	0	1					
Tony Conigliaro, R OBP: 0.382, SLG: 0.538 (1, 9)	0-0 E7 G6-3 BB 1B		0-0 6-3		0-0 FC4-6 1B	0-0 FC5-4 1B		0-0 F9		5	0	3	3	0	0	1					
Rico Petrocelli, R OBP: 0.277, SLG: 0.416 (1, 5)	4-0 G6-3 BB		0-0 1B 3B		0-0 FC4-6 BB 1B	0-0 FC5-4				3	1	1	0	1	0	2					
George Scott, R OBP: 0.343, SLG: 0.494 Mike Fiore, L OBP: 0.297, SLG: 0.195 (1, 3)	0-0 G6-3		0-0 FC5-4 1B		0-0 BB 1B		0-3 K			4	0	2	1	0	1	2					
Tom Satriano, L OBP: 0.349, SLG: 0.333 (1, 2)	0-0 6-3		0-0 FC5-4		4-0 BB 1B		0-0 F9			3	0	0	0	1	0	2					
Luis Alvarado, R OBP: 0.275, SLG: 0.301 (1, 6)		0-0 F9		0-3 K	0-0 F8		0-0 1-3			4	0	0	0	0	1	3					
Ray Culp, R OBP: 0.125, SLG: 0.156 Lee Stange, R (6, 1) Dick Schofield, S OBP: 0.276, SLG: 0.163 Ken Brett, L OBP: 0.867, SLG: 2.000 (7, 1)		0-3 K		0-0 6-3		4-0 E SF7 BB		0-0 HR		2	0	0	0	0	1	0					
Inning Stats	R: 3 E: 1 K: 0 S: 4	H: 2 LOB: 1 BB: 3 P: 16	R: 0 E: 0 K: 1 S: 5	H: 0 LOB: 1 BB: 1 P: 9	R: 1 E: 0 K: 0 S: 5	H: 2 LOB: 1 BB: 0 P: 5	R: 0 E: 0 K: 1 S: 6	H: 1 LOB: 1 BB: 0 P: 6	R: 0 E: 0 K: 0 S: 5	H: 2 LOB: 3 BB: 1 P: 9	R: 2 E: 1 K: 0 S: 5	H: 1 LOB: 1 BB: 1 P: 9	R: 0 E: 0 K: 1 S: 5	H: 0 LOB: 0 BB: 0 P: 5	R: 1 E: 0 K: 1 S: 6	H: 1 LOB: 1 BB: 1 P: 10		1B: 7 2B: 0 3B: 1 HR: 1	SF: 1 SAC: 0 DP: 1 HBP: 0	WP: 0 PB: 0 SB: 0 CS: 0	PA: 40
PITCHER	IP WLS BF H R ER SO BB IBB HBP BLK WP HR S P ERA WHIP	IP WLS BF H R ER SO BB IBB HBP BLK WP HR S P ERA WHIP	IP WLS BF H R ER SO BB IBB HBP BLK WP HR S P ERA WHIP	IP WLS BF H R ER SO BB IBB HBP BLK WP HR S P ERA WHIP	IP WLS BF H R ER SO BB IBB HBP BLK WP HR S P ERA WHIP	IP WLS BF H R ER SO BB IBB HBP BLK WP HR S P ERA WHIP	IP WLS BF H R ER SO BB IBB HBP BLK WP HR S P ERA WHIP	IP WLS BF H R ER SO BB IBB HBP BLK WP HR S P ERA WHIP	IP WLS BF H R ER SO BB IBB HBP BLK WP HR S P ERA WHIP	IP WLS BF H R ER SO BB IBB HBP BLK WP HR S P ERA WHIP	IP WLS BF H R ER SO BB IBB HBP BLK WP HR S P ERA WHIP	IP WLS BF H R ER SO BB IBB HBP BLK WP HR S P ERA WHIP	IP WLS BF H R ER SO BB IBB HBP BLK WP HR S P ERA WHIP	IP WLS BF H R ER SO BB IBB HBP BLK WP HR S P ERA WHIP	IP WLS BF H R ER SO BB IBB HBP BLK WP HR S P ERA WHIP	IP WLS BF H R ER SO BB IBB HBP BLK WP HR S P ERA WHIP	IP WLS BF H R ER SO BB IBB HBP BLK WP HR S P ERA WHIP	IP WLS BF H R ER SO BB IBB HBP BLK WP HR S P ERA WHIP	IP WLS BF H R ER SO BB IBB HBP BLK WP HR S P ERA WHIP	IP WLS BF H R ER SO BB IBB HBP BLK WP HR S P ERA WHIP	IP WLS BF H R ER SO BB IBB HBP BLK WP HR S P ERA WHIP



Batter	1	2	3	4	5	6	7	8	9	AB	R	H	RBI	BB	SO	LOB	TOP								
Pat Kelly, L OBP: 0.391, SLG: 0.345 (1, 9)										4	0	2	1	1	0	1									
Paul Schaaf, R OBP: 0.347, SLG: 0.370 (1, 5)										4	0	1	0	1	0	3									
Amos Otis, R OBP: 0.343, SLG: 0.435 (1, 8)										4	0	1	0	0	0	4									
Bob Oliver, R OBP: 0.321, SLG: 0.512 (1, 3)										3	0	0	0	1	2	5									
Lou Piniella, R OBP: 0.367, SLG: 0.500 (1, 7)										4	0	0	0	0	0	3									
Luis Alcaraz, R OBP: 0.192, SLG: 0.250 (1, 4)										4	1	1	0	0	0	1									
Jackie Hernandez, R OBP: 0.305, SLG: 0.309 (1, 6)										4	1	2	0	0	0	1									
Ellie Rodriguez, R OBP: 0.364, SLG: 0.360 (1, 2)										3	0	0	0	1	0	1									
Bob Johnson, L (1, 1)										2	0	0	0	0	2	0									
Hawk Taylor, R OBP: 0.381, SLG: 0.474 (7, PH)										1	0	0	0	0	1	3									
Al Fitzmorris, S OBP: 0.333, SLG: 0.333 (7, 1)										0	0	0	0	0	0	0									
Rich Severson, R OBP: 0.301, SLG: 0.304 (9, PH)										1	0	1	0	0	0	0									
Inning Stats	R: 0 E: 0 K: 1 S: 7	H: 2 LOB: 2 BB: 0 P: 7	R: 0 E: 0 K: 0 S: 3	H: 1 LOB: 0 BB: 0 P: 3	R: 0 E: 0 K: 1 S: 6	H: 1 LOB: 1 BB: 0 P: 6	R: 0 E: 0 K: 0 S: 3	H: 0 LOB: 1 BB: 1 P: 7	R: 0 E: 0 K: 1 S: 5	H: 0 LOB: 1 BB: 1 P: 9	R: 0 E: 0 K: 0 S: 3	H: 0 LOB: 0 BB: 0 P: 3	R: 2 E: 1 K: 2 S: 10	H: 3 LOB: 3 BB: 2 P: 18	R: 0 E: 0 K: 0 S: 3	H: 0 LOB: 0 BB: 0 P: 3	R: 0 E: 0 K: 0 S: 4	H: 1 LOB: 1 BB: 0 P: 4	1B: 8 2B: 0 3B: 0 HR: 0	SF: 0 SAC: 0 DP: 1 HBP: 0	WP: 0 PB: 1 SB: 1 CS: 0	PA: 38			
PITCHER	IP	WLS	BF	H	R	ER	SO	BB	IBB	HBP	BLK	WP	HR	S	P	ERA	WHIP								
Gary Peters, L ERA: 5.67 (1, 1)	6.1		28	7	2	2	4	3	0	0	0	0	0	33	45	2.84	1.579								
Vicente Romo, R ERA: 3.39 (7, 1)	1.2	W	6	0	0	0	1	1	0	0	0	0	0	7	11	0.00	0.600								
Sparky Lyle, L ERA: 5.82 (9, 1)	1.0	S	4	1	0	0	0	0	0	0	0	0	0	4	4	0.00	1.000								

Kansas City Royals @ Boston Red Sox
Fenway Park, Boston, MA
Sun Jun 07 1970, 3:38 AM EDT
Att: 30,434 - Unknown

AB 34
R 2
H 8
RBI 1
BB 4
SO 5
LOB 22



Batter	1	2	3	4	5	6	7	8	9	AB	R	H	RBI	BB	SO	LOB	BOTTOM								
Mike Andrews, R OBP: 0.335, SLG: 0.363 (1, 4)										3	1	1	0	0	0	1									
Reggie Smith, S OBP: 0.403, SLG: 0.488 (1, 8)										4	0	1	1	0	0	1									
Carl Yastrzemski, L OBP: 0.429, SLG: 0.523 (1, 7)										3	1	0	0	1	1	1									
Tony Conigliaro, R OBP: 0.385, SLG: 0.531 (1, 9)										2	1	0	0	1	2	1									
Rico Petrocelli, R OBP: 0.277, SLG: 0.429 (8, 6)										4	1	1	4	0	0	1									
George Scott, R OBP: 0.337, SLG: 0.483 (1, 3)										4	0	0	0	0	2	0									
Don Pavletich, R OBP: 0.143, SLG: 0.053 (1, 2)										3	0	1	0	0	1	0									
Luis Alvarado, R OBP: 0.278, SLG: 0.304 (1, 6)										2	0	1	0	0	0	0									
Dick Schofield, S OBP: 0.271, SLG: 0.160 (8, 5)										1	0	0	0	0	0	1									
Gary Peters, L OBP: 0.292, SLG: 0.304 (1, 1)										2	1	1	0	0	1	1									
Vicente Romo, R OBP: 0.167, SLG: 0.364 (7, 1)										0	0	0	0	0	0	0									
Mike Derrick, L OBP: 0.250, SLG: 0.296 (8, PH)										1	0	0	0	0	0	0									
Sparky Lyle, L (9, 1)										0	0	0	0	0	0	0									
Inning Stats	R: 0 E: 0 K: 0 S: 3	H: 0 LOB: 0 BB: 0 P: 3	R: 0 E: 0 K: 2 S: 7	H: 0 LOB: 0 BB: 0 P: 7	R: 0 E: 0 K: 1 S: 6	H: 1 LOB: 1 BB: 0 P: 6	R: 0 E: 0 K: 0 S: 3	H: 0 LOB: 1 BB: 0 P: 4	R: 0 E: 0 K: 2 S: 7	H: 0 LOB: 0 BB: 0 P: 7	R: 1 E: 0 K: 2 S: 9	H: 2 LOB: 1 BB: 0 P: 9	R: 0 E: 0 K: 0 S: 4	H: 1 LOB: 1 BB: 0 P: 4	R: 4 E: 0 K: 0 S: 5	H: 2 LOB: 0 BB: 2 P: 13	1B: 5 2B: 0 3B: 0 HR: 1	SF: 0 SAC: 1 DP: 0 HBP: 1	WP: 1 PB: 1 SB: 1 CS: 0	PA: 33					
PITCHER	IP	WLS	BF	H	R	ER	SO	BB	IBB	HBP	BLK	WP	HR	S	P	ERA	WHIP								
Bob Johnson, R ERA: 2.7 (1, 1)	6.0		22	3	1	1	7	0	0	1	0	0	0	35	36	1.50	0.500								
Al Fitzmorris, R ERA: 3.89 (7, 1)	2.0	L	11	3	4	4	0	2	0	0	0	0	1	9	17	18.00	2.500								

Kansas City Royals @ Boston Red Sox
Fenway Park, Boston, MA
Sun Jun 07 1970, 3:38 AM EDT
Att: 30,434 - Unknown

AB 29
R 5
H 6
RBI 5
BB 2
SO 7
LOB 7



Batter	1	2	3	4	5	6	7	8	9	AB	R	H	RBI	BB	SO	LOB	TOP	
Mike Andrews, R (1,4) OBP: 0.328, SLG: 0.354	F7		G3			F3		G6-3		4	0	0	0	0	0	0		
Reggie Smith, S (1,8) OBP: 0.405, SLG: 0.488	G4-3		G4-3			HR		1B		4	1	2	0	0	0	0		
Carl Yastrzemski, L (1,7) OBP: 0.429, SLG: 0.545	2B		G6-3			HR		G4-3		4	1	2	2	0	0	1		
Tony Conigliaro, R (1,9) OBP: 0.382, SLG: 0.524	K			G1-4-3		G5-3			F8	4	0	1	0	0	1	1		
Rico Petrocelli, R (1,5) OBP: 0.271, SLG: 0.420		K		G1-4-3		K			G5-3	4	0	0	0	0	2	1		
George Scott, R (1,3) OBP: 0.335, SLG: 0.478		E		G6-3			F3		G5-3	4	0	1	0	0	0	0		
Tom Satirano, L (1,2) OBP: 0.370, SLG: 0.342		L6			G6-4-3					2	0	1	0	1	0	1		
Luis Alvarado, R (1,6) OBP: 0.275, SLG: 0.300						F9				2	0	0	0	0	0	2		
Dick Schofield, S (7,PH) OBP: 0.297, SLG: 0.157		E5					G4-6-3			1	0	0	0	0	0	1		
Sonny Siebert, R (1,1) OBP: 0.148, SLG: 0.160										2	0	0	0	0	0	3		
Mike Fiore, L (8,PH) OBP: 0.293, SLG: 0.192										1	0	0	0	0	0	0		
Vicente Romo, R (8,1) OBP: 0.167, SLG: 0.364								F7		0	0	0	0	0	0	0		
Inning Stats	R: 0 E: 0 K: 1 S: 6	H: 1 LOB: 1 BB: 0 P: 6	R: 0 E: 1 K: 1 S: 7	H: 1 LOB: 2 BB: 0 P: 7	R: 0 E: 0 K: 0 S: 3	H: 0 LOB: 0 BB: 0 P: 3	R: 0 E: 0 K: 0 S: 3	H: 1 LOB: 0 BB: 0 P: 3	R: 0 E: 0 K: 1 S: 7	H: 2 LOB: 0 BB: 0 P: 7	R: 0 E: 0 K: 0 S: 3	H: 1 LOB: 1 BB: 0 P: 4	R: 0 E: 0 K: 0 S: 3	H: 0 LOB: 0 BB: 0 P: 3	1B: 5 2B: 1 3B: 0 HR: 1	SF: 0 SAC: 0 DP: 3 HBP: 0	WP: 0 PB: 0 SB: 0 CS: 0	PA: 33
PITCHER Gerry Janeski, R (1,1) ERA: 3.86	IP: 9.0 WLS: W BF: 33 H: 7 R: 2 ER: 2 SO: 3 BB: 1 IBB: 0 HBP: 0 BLK: 0 WP: 0 HR: 1 S: 38 P: 42 ERA: 2.00 WHIP: 0.889																	

Boston Red Sox @ Chicago White Sox
Comiskey Park, Chicago, IL
Tue Jun 09 1970, 8:05 PM EDT
Att: 6,981 - Unknown

AB 32
R 2
H 7
RBI 2
BB 1
SO 3
LOB 10



Batter	1	2	3	4	5	6	7	8	9	AB	R	H	RBI	BB	SO	LOB	BOTTOM	
Tom McCraw, L (1,9) OBP: 0.352, SLG: 0.396	F7		E4	G6-3			K			4	0	1	2	0	1	2		
Luis Aparicio, R (1,6) OBP: 0.402, SLG: 0.415	F9		K			F8		G5-3		4	0	0	0	0	1	3		
Carlos May, L (1,7) OBP: 0.357, SLG: 0.450	G6-3		G6-3			F9		G4-3		4	0	0	0	0	0	3		
Bill Melton, R (1,5) OBP: 0.321, SLG: 0.486		P5				HR		HR		4	2	2	2	0	0	0		
Duane Josephson, R (1,2) OBP: 0.358, SLG: 0.400		G6-3				E	1B	1B		3	1	1	0	1	0	0		
Gail Hopkins, L (1,3) OBP: 0.404, SLG: 0.411										4	0	2	0	0	1	1		
John Matias, L (8,FR) OBP: 0.233, SLG: 0.291		K					L4			0	0	0	0	0	0	0		
Bobby Knoop, R (1,4) OBP: 0.277, SLG: 0.313										4	1	2	0	0	1	3		
Ken Berry, R (1,8) OBP: 0.336, SLG: 0.370										3	0	1	0	0	0	3		
Gerry Janeski, R (1,1) OBP: 0.069, SLG: 0.069										2	0	0	0	0	1	4		
Inning Stats	R: 0 E: 0 K: 0 S: 3	H: 0 LOB: 0 BB: 0 P: 3	R: 0 E: 0 K: 1 S: 5	H: 0 LOB: 0 BB: 0 P: 5	R: 1 E: 2 K: 1 S: 8	H: 2 LOB: 2 BB: 0 P: 8	R: 2 E: 1 K: 2 S: 10	H: 3 LOB: 2 BB: 1 P: 14	R: 1 E: 0 K: 0 S: 5	H: 2 LOB: 1 BB: 0 P: 5	R: 0 E: 0 K: 1 S: 5	H: 0 LOB: 0 BB: 0 P: 5	R: 0 E: 0 K: 0 S: 4	H: 1 LOB: 1 BB: 0 P: 4	1B: 5 2B: 3 3B: 0 HR: 2	SF: 0 SAC: 1 DP: 2 HBP: 0	WP: 0 PB: 0 SB: 0 CS: 0	PA: 34
PITCHER Sonny Siebert, R (1,1) ERA: 3.54	IP: 7.0 WLS: L BF: 30 H: 8 R: 4 ER: 3 SO: 5 BB: 1 IBB: 0 HBP: 0 BLK: 0 WP: 0 HR: 2 S: 39 P: 43 ERA: 3.86 WHIP: 1.286																	
Vicente Romo, R (8,1) ERA: 3.29	IP: 1.0 WLS: L BF: 4 H: 1 R: 0 ER: 0 SO: 0 BB: 0 IBB: 0 HBP: 0 BLK: 0 WP: 0 HR: 4 S: 4 P: 4 ERA: 0.00 WHIP: 1.000																	

Boston Red Sox @ Chicago White Sox
Comiskey Park, Chicago, IL
Tue Jun 09 1970, 8:05 PM EDT
Att: 6,981 - Unknown

AB 32
R 4
H 9
RBI 4
BB 1
SO 5
LOB 19



Batter	1	2	3	4	5	6	7	8	9	10	11	12	13	14	AB	R	H	RBI	BB	SO	LOB	TOP						
Mike Andrews, R OBP: 0.327, SLG: 0.348 (1.4)	G6-3			F7	F7			F8					G5-3	L9	6	1	1	0	1	0	2							
Reggie Smith, S OBP: 0.393, SLG: 0.472 (1.8)	F7			K				L8					F2		6	0	0	0	0	1	2							
Carl Yastrzemski, L OBP: 0.431, SLG: 0.538 (1.7)	L8			HR				F8					G3	S	4	2	1	0	2	0	0							
Tony Conigliaro, R OBP: 0.380, SLG: 0.535 George Thomas, R (13.9)	G5-4-3 1B			E5				G4-3					F3	K	6	2	2	2	0	1	3							
Rico Petrocelli, R OBP: 0.269, SLG: 0.427 (7.6)	G5-4-3 1-2			HR				G5-3					G6-3		6	1	1	4	0	1	1							
George Scott, R OBP: 0.335, SLG: 0.474 (1.3)	G5-3			G5-3				K					G5-3		6	1	2	0	0	1	0							
Tom Satriano, L OBP: 0.346, SLG: 0.318 (1.2)				G1-3	G1-3								G4-3 PB 1B		6	0	1	0	0	0	2							
Luis Alvarado, R OBP: 0.272, SLG: 0.296 Dick Schofield, S OBP: 0.266, SLG: 0.148 (7.5)	G1-3			G1-3				L1					G5-3		2	0	0	0	0	1	0							
Minny Huggins, R OBP: 0.272, SLG: 0.296 Dick Schofield, S OBP: 0.266, SLG: 0.148 (7.5)	K			K				K					K		3	0	0	0	1	1	2							
Inning Stats	R: 0 E: 0 K: 0 S: 3	H: 0 LOB: 0 BB: 0 P: 3	R: 0 E: 0 K: 0 S: 3	H: 1 LOB: 0 BB: 0 P: 3	R: 0 E: 0 K: 1 S: 5	H: 0 LOB: 0 BB: 0 P: 5	R: 0 E: 0 K: 1 S: 5	H: 0 LOB: 0 BB: 0 P: 5	R: 4 E: 1 K: 1 S: 8	H: 2 LOB: 1 BB: 1 P: 12	R: 0 E: 0 K: 0 S: 3	H: 1 LOB: 1 BB: 0 P: 6	R: 0 E: 0 K: 1 S: 5	H: 0 LOB: 0 BB: 0 P: 5	R: 2 E: 0 K: 1 S: 6	H: 1 LOB: 1 BB: 1 P: 10	R: 0 E: 0 K: 0 S: 3	H: 0 LOB: 0 BB: 0 P: 3	R: 0 E: 0 K: 1 S: 6	H: 1 LOB: 1 BB: 0 P: 6	R: 0 E: 0 K: 1 S: 6	H: 1 LOB: 1 BB: 0 P: 6	R: 1 E: 1 K: 0 S: 5	H: 1 LOB: 2 BB: 1 P: 9	1B: 6 2B: 0 3B: 0 HR: 2	SF: 0 SAC: 0 DP: 1 HBP: 0	WP: 0 PB: 2 CS: 0	PA: 55
PITCHER	IP	WLS	BF	H	R	ER	SO	BB	IBB	HBP	BLK	WP	HR	S	P	ERA	WHIP											
Joe Horlen, R ERA: 3.98 (1.1)	9.0		34	5	6	5	6	2	0	0	0	0	0	44	52	5.00	0.778											
Danny Murphy, R ERA: 4.97 (10.1)	2.0		7	0	0	0	1	1	0	0	0	0	0	8	12	0.00	0.500											
Wilbur Wood, L ERA: 2.93 (12.1)	3.0	L	14	3	1	0	2	0	1	0	0	0	0	17	21	0.00	1.000											

Boston Red Sox @ Chicago White Sox
Comiskey Park, Chicago, IL
Wed Jun 10 1970, 8:05 PM EDT
Att. 6,887 - Unknown

AB 51
R 7
H 8
RBI 6
BB 4
SO 9
LOB 14



Batter	1	2	3	4	5	6	7	8	9	10	11	12	13	14	AB	R	H	RBI	BB	SO	LOB	BOTTOM						
Tom McCraw, L OBP: 0.342, SLG: 0.383 (9.3)	L4			G5-3	K			K					L8		7	0	1	0	0	2	1							
Luis Aparicio, R OBP: 0.398, SLG: 0.412 (1.6)	F7			2B				F9					F3		6	1	1	0	1	0	1							
Carlos May, L OBP: 0.356, SLG: 0.451 (1.7)	K			E				K					K		6	1	2	1	0	3	1							
Bill Melton, R OBP: 0.326, SLG: 0.489 (1.5)				G5-3				K					G3-6 BB		5	1	2	0	1	2	2							
Ed Herrmann, L OBP: 0.357, SLG: 0.459 (1.2)				FC5-4 1B				L9					G3-6 1B		4	2	1	1	2	0	2							
Gail Hopkins, L OBP: 0.403, SLG: 0.409 (8.3)				E7				G1-3					E5		3	0	1	0	0	0	0							
Ossie Blanco, R OBP: 0.250, SLG: 0.211 (8. PH)				FC5-4 E				G1-3					F9		0	0	0	0	1	0	0							
Walt Williams, R OBP: 0.316, SLG: 0.363 (9.9)				FC5-4 1B				K					CS		2	0	0	0	0	0	1							
Bobby Knoop, R OBP: 0.267, SLG: 0.300 (1.4)				E1				K					CS		6	0	0	0	0	4	7							
Ken Berry, R OBP: 0.329, SLG: 0.383 (1.8)				FC5-4				G6-3					G5-3		6	1	1	2	0	0	5							
Joe Horlen, R ERA: 3.98 (1.1)				G5-4-3				G6-3					K		3	0	0	0	0	0	2							
Syd Galt, R ERA: 3.33 (8. PH)				G5-4-3				G3					FC1-6 1B		0	0	1	0	0	0	0							
Danny Murphy, R ERA: 4.97 (10.1)				G5-4-3				G3					FC1-6 1B		1	0	0	0	0	0	0							
John Montross, R ERA: 3.00 (12.1)				G5-4-3				G3					FC1-6 1B		0	0	0	0	0	0	0							
Wilbur Wood, L ERA: 2.93 (12.1)				G5-4-3				G3					FC1-6 1B		0	0	0	0	0	0	0							
Duane Josephson, R ERA: 3.12 (14. PH)				G5-4-3				G3					FC1-6 1B		0	0	0	0	0	0	0							
Inning Stats	R: 0 E: 0 K: 1 S: 5	H: 0 LOB: 0 BB: 0 P: 5	R: 2 E: 1 K: 0 S: 6	H: 3 LOB: 1 BB: 0 P: 6	R: 3 E: 1 K: 0 S: 6	H: 2 LOB: 1 BB: 1 P: 10	R: 0 E: 0 K: 1 S: 5	H: 0 LOB: 0 BB: 0 P: 5	R: 0 E: 0 K: 2 S: 7	H: 0 LOB: 0 BB: 0 P: 7	R: 0 E: 0 K: 2 S: 5	H: 0 LOB: 0 BB: 0 P: 5	R: 1 E: 0 K: 1 S: 6	H: 1 LOB: 0 BB: 0 P: 6	R: 0 E: 0 K: 0 S: 3	H: 1 LOB: 0 BB: 1 P: 7	R: 0 E: 0 K: 2 S: 7	H: 0 LOB: 0 BB: 0 P: 7	R: 0 E: 0 K: 1 S: 6	H: 1 LOB: 1 BB: 0 P: 6	R: 0 E: 0 K: 1 S: 6	H: 1 LOB: 1 BB: 0 P: 6	R: 0 E: 0 K: 1 S: 6	H: 1 LOB: 1 BB: 0 P: 6	1B: 6 2B: 3 3B: 0 HR: 1	SF: 0 SAC: 0 DP: 2 HBP: 0	WP: 0 PB: 0 SB: 1 CS: 1	PA: 57
PITCHER	IP	WLS	BF	H	R	ER	SO	BB	IBB	HBP	BLK	WP	HR	S	P	ERA	WHIP											
Mike Nagy, R ERA: 3.51 (3.1)	2.2		15	5	5	3	1	1	0	0	0	0	0	16	20	10.12	2.250											
Ken Brett, L ERA: 3.33 (8.1)	4.1		14	1	1	1	5	0	0	0	0	0	1	24	24	2.08	0.231											
Sparky Lyle, L ERA: 5.32 (10.1)	2.0		10	2	0	0	2	3	0	0	0	0	0	11	23	0.00	2.500											
Cal Koonce, R ERA: 3.0 (12.1)	2.0	W	7	1	0	0	2	0	0	0	0	0	0	9	13	0.00	0.500											
Vicente Romo, R ERA: 3.12 (14. PH)	2.0		7	1	0	0	2	0	0	0	0	0	0	11	11	0.00	0.500											

Boston Red Sox @ Chicago White Sox
Comiskey Park, Chicago, IL
Wed Jun 10 1970, 8:05 PM EDT
Att. 6,887 - Unknown

AB 51
R 6
H 10
RBI 4
BB 5
SO 13
LOB 22



Batter	1	2	3	4	5	6	7	8	9	AB	R	H	RBI	BB	SO	LOB	TOP					
Mike Andrews, R (1,4) OBP: 0.330, SLG: 0.351										4	0	2	0	0	1	3						
Dick Schofield, S (1,5) OBP: 0.276, SLG: 0.158										3	0	1	0	1	0	1						
Carl Yastrzemski, L (1,7) OBP: 0.429, SLG: 0.530										3	0	0	0	1	1	3						
Reggie Smith, S (1,8) OBP: 0.385, SLG: 0.461										4	0	0	0	0	0	2						
Rico Petrocelli, R (1,6) OBP: 0.268, SLG: 0.424										4	1	1	0	0	0	0						
George Scott, R (1,3) OBP: 0.333, SLG: 0.469										4	0	1	0	0	1	2						
Billy Conigliaro, R (1,9) OBP: 0.321, SLG: 0.511										4	0	0	0	0	1	2						
Tom Satriano, L (1,2) OBP: 0.364, SLG: 0.404										3	1	2	1	0	1	0						
Jerry Moses, R (9, PH) OBP: 0.336, SLG: 0.436										1	0	0	0	0	0	1						
Gary Peters, L (1,1) OBP: 0.326, SLG: 0.333										1	0	1	0	0	0	0						
Mike Jerrick, L (6, PH) OBP: 0.233, SLG: 0.276										1	0	0	0	0	1	0						
Lee Stange, R (6,1)										0	0	0	0	0	0	0						
Mike Ejez, L (7, PH) OBP: 0.246, SLG: 0.200										1	0	1	1	0	0	0						
Cal Koonce, R (7,1)										0	0	0	0	0	0	0						
Sparky Lyle, L (8,1)										0	0	0	0	0	0	0						
Inning Stats	R: 0 E: 0 K: 0 S: 2	H: 1 LOB: 0 BB: 1 P: 6	R: 0 E: 1 K: 1 S: 5	H: 0 LOB: 1 BB: 0 P: 5	R: 0 E: 0 K: 2 S: 8	H: 1 LOB: 1 BB: 0 P: 8	R: 0 E: 0 K: 0 S: 2	H: 0 LOB: 0 BB: 1 P: 6	R: 0 E: 0 K: 0 S: 3	H: 0 LOB: 0 BB: 0 P: 3	R: 1 E: 0 K: 1 S: 8	H: 3 LOB: 2 BB: 0 P: 8	R: 1 E: 0 K: 1 S: 8	H: 3 LOB: 2 BB: 0 P: 8	R: 0 E: 0 K: 1 S: 5	H: 0 LOB: 1 BB: 0 P: 5	R: 0 E: 0 K: 0 S: 4	H: 1 LOB: 1 BB: 0 P: 4	1B: 8 2B: 1 3B: 0 HR: 1	SF: 0 SAC: 0 DP: 2 HBP: 0	WP: 0 PB: 0 SB: 0 CS: 3	PA: 36
PITCHER	IP WLS BF H R ER SO BB IBB HBP BLK WP HR S P ERA WHIP																					
Jim Perry, R (1,1) ERA: 2.81	6.0 W 22 5 1 1 4 2 0 0 0 0 1 28 36 1.50 1.167																					
Stan Williams, R (7,1) ERA: 2.21	0.2 5 3 1 1 0 0 0 0 0 0 0 5 5 13.50 4.500																					
Ron Perranoski, L (7,1) ERA: 2.0	2.1 S 8 1 0 0 2 0 0 0 0 0 0 12 12 0.00 0.429																					

Boston Red Sox @ Minnesota Twins
Metropolitan Stadium, Bloomington, MI
Fri Jun 12 1970, 8:05 PM EDT
Att: 18,489 - Unknown - 67 F

AB 33
R 2
H 9
RBI 2
BB 2
SO 6
LOB 14



Batter	1	2	3	4	5	6	7	8	9	AB	R	H	RBI	BB	SO	LOB	BOTTOM			
Cesar Tovar, R (1,8) OBP: 0.364, SLG: 0.481										4	0	0	0	1	1	2				
Rod Carew, L (1,4) OBP: 0.410, SLG: 0.530										5	0	1	1	0	0	3				
Harmon Killebrew, R (1,3) OBP: 0.445, SLG: 0.624										2	0	1	0	3	0	0				
Frank Quilici, R (8, PR) OBP: 0.287, SLG: 0.170										0	0	0	0	0	0	0				
Tony Oliva, L (1,9) OBP: 0.367, SLG: 0.514										4	1	1	0	1	0	5				
Rick Renick, R (1,5) OBP: 0.347, SLG: 0.622										3	0	0	0	0	0	3				
Rich Reese, L (7, PH) OBP: 0.296, SLG: 0.357										1	0	0	0	0	0	0				
Brant Aleva, R (1,7) OBP: 0.384, SLG: 0.508										3	1	1	1	0	1	2				
Jim Holt, L (5, FR) OBP: 0.286, SLG: 0.286										0	2	0	0	1	0	0				
Leo Cardenas, R (1,6) OBP: 0.333, SLG: 0.423										4	1	4	1	0	0	0				
George Mitterwald, R (1,2) OBP: 0.261, SLG: 0.339										4	0	1	1	0	0	7				
Jim Perry, S (1,1) OBP: 0.303, SLG: 0.344										2	0	1	1	0	0	0				
Charlie Manuel, L (6, PH) OBP: 0.250, SLG: 0.214										1	0	0	0	0	0	0				
Stan Williams, R (7,1)										0	0	0	0	0	0	0				
Ron Perranoski, L (7,1)										1	0	0	0	0	1	2				
Inning Stats	R: 0 E: 0 K: 0 S: 3	H: 0 LOB: 1 BB: 1 P: 7	R: 1 E: 1 K: 0 S: 6	H: 2 LOB: 3 BB: 1 P: 10	R: 0 E: 0 K: 1 S: 6	H: 1 LOB: 3 BB: 2 P: 14	R: 0 E: 0 K: 1 S: 5	H: 0 LOB: 0 BB: 0 P: 5	R: 2 E: 0 K: 0 S: 6	H: 3 LOB: 2 BB: 0 P: 6	R: 0 E: 0 K: 0 S: 3	H: 0 LOB: 0 BB: 0 P: 3	R: 0 E: 0 K: 0 S: 3	H: 1 LOB: 0 BB: 0 P: 3	R: 2 E: 0 K: 1 S: 8	H: 3 LOB: 3 BB: 2 P: 16	1B: 8 2B: 3 3B: 0 HR: 0	SF: 0 SAC: 0 DP: 1 HBP: 0	WP: 1 PB: 0 SB: 0 CS: 0	PA: 40
PITCHER	IP WLS BF H R ER SO BB IBB HBP BLK WP HR S P ERA WHIP																			
Gary Peters, L (1,1) ERA: 5.53	5.0 L 26 6 3 3 2 2 4 0 0 0 0 0 26 42 3.60 2.000																			
Lee Stange, R (6,1) ERA: 3.32	1.0 3 0 0 0 0 0 0 0 0 0 0 3 3 0.00 0.000																			
Cal Koonce, R (7,1) ERA: 3.6	1.0 6 3 2 2 0 1 0 0 0 0 0 5 9 18.00 4.000																			
Sparky Lyle, L (8,1) ERA: 5.11	1.0 5 1 0 0 1 0 1 0 0 0 0 6 10 0.00 1.000																			

Boston Red Sox @ Minnesota Twins
Metropolitan Stadium, Bloomington, MI
Fri Jun 12 1970, 8:05 PM EDT
Att: 18,489 - Unknown - 67 F

AB 34
R 5
H 10
RBI 5
BB 6
SO 3
LOB 24



Batter	1	2	3	4	5	6	7	8	9	AB	R	H	RBI	BB	SO	LOB	TOP										
Mike Andrews, R OBP: 0.327, SLG: 0.347	F8		4-3 1B		6-3	FC5			F6	5	0	1	0	0	0	2											
George Thomas, R OBP: 0.800, SLG: 1.250	G3 WP		4-3			1B			4-3 HBP	4	3	3	0	0	0	1											
Carl Yastrzemski, L OBP: 0.427, SLG: 0.524	G3		4-3			2B 1B			4-3	4	1	1	1	1	0	3											
Reggie Smith, S OBP: 0.386, SLG: 0.470			L8			1B			4-3	5	1	2	0	0	0	3											
Rico Petrocelli, R OBP: 0.263, SLG: 0.415	F7				F9	L9			6-3	4	0	0	0	0	0	4											
George Scott, R OBP: 0.332, SLG: 0.465					6-3	K			5-3	4	0	1	0	0	1	3											
Billy Conigliaro, R OBP: 0.316, SLG: 0.490	F3				6-3	1B			K	4	1	1	2	0	1	1											
Jerry Moses, R OBP: 0.333, SLG: 0.431	F5					F7			F8	4	0	1	0	0	0	1											
Ray Culp, R OBP: 0.139, SLG: 0.167						L9			5-3	4	0	1	1	0	0	1											
Vicente Romo, R OBP: 0.167, SLG: 0.364	5-3								5-3	0	0	0	0	0	0	0											
Sparky Lyle, L										0	0	0	0	0	0	0											
Inning Stats	R: 1 E: 0 K: 0 S: 5	H: 2 LOB: 1 BB: 0 P: 5	R: 0 E: 0 K: 0 S: 4	H: 1 LOB: 1 BB: 0 P: 4	R: 0 E: 0 K: 0 S: 4	H: 1 LOB: 1 BB: 0 P: 4	R: 0 E: 0 K: 0 S: 3	H: 0 LOB: 0 BB: 0 P: 3	R: 0 E: 0 K: 0 S: 3	H: 0 LOB: 0 BB: 0 P: 3	R: 4 E: 0 K: 1 S: 11	H: 6 LOB: 2 BB: 0 P: 11	R: 1 E: 1 K: 0 S: 4	H: 1 LOB: 1 BB: 1 P: 8	R: 0 E: 0 K: 1 S: 5	H: 0 LOB: 0 BB: 0 P: 5	R: 0 E: 0 K: 0 S: 3	H: 0 LOB: 1 BB: 0 P: 4	1B: 7 2B: 4 3B: 0 HR: 0	SF: 0 SAC: 0 DP: 0 HBP: 1	WP: 2 PB: 0 SB: 0 CS: 0	PA: 40					
PITCHER	IP	WLS	BF	H	R	ER	SO	BB	IBB	HBP	BLK	WP	HR	S	P	ERA	WHIP										
Jim Kaat, L ERA: 3.86	(1, 1)	5.0	L	22	7	4	4	0	0	0	0	2	0	22	22	7.20	1.400										
Bill Zepp, R ERA: 3.19	(6, 1)	2.0		11	4	2	1	1	1	0	0	0	0	12	16	4.50	2.500										
Stan Williams, R ERA: 2.09	(8, 1)	2.0		7	0	0	0	1	0	0	1	0	0	8	9	0.00	0.000										

Boston Red Sox @ Minnesota Twins
 Metropolitan Stadium, Bloomington, MI
 Sat Jun 13 1970, 4:33 AM EDT
 Att: 19,815 - Cloudy - 74 F

AB	38
R	6
H	11
RBI	4
BB	1
SO	2
LOB	19



Batter	1	2	3	4	5	6	7	8	9	AB	R	H	RBI	BB	SO	LOB	BOTTOM										
Cesar Tovar, R OBP: 0.365, SLG: 0.481	E1 WP			L7					SF8	4	2	2	1	0	0	0											
Rod Carew, L OBP: 0.410, SLG: 0.538	K			F7					K	5	0	2	0	0	2	3											
Tony Oliva, L OBP: 0.363, SLG: 0.507	4-3				G3				FC4-6	5	0	1	1	0	0	4											
Harmon Killebrew, R OBP: 0.446, SLG: 0.619	1B				L6				FC3-6 1B	3	0	1	0	1	0	2											
Rich Reese, L OBP: 0.301, SLG: 0.367					L7				FC3-6 G4-6-3	4	0	2	0	0	0	1											
Jim Holt, L OBP: 0.284, SLG: 0.275					4-3				G4-6-3	3	0	0	0	1	0	2											
Leo Cardenas, R OBP: 0.327, SLG: 0.415	FC6-4				F5				E6 BB SF8	4	1	0	0	0	1	4											
Paul Ratliff, L OBP: 0.356, SLG: 0.438					F9				BB 1B	3	0	1	0	1	0	1											
Jim Kaat, L OBP: 0.216, SLG: 0.176					FC4-6				BB	2	1	0	0	0	0	0											
Bill Zepp, R					6-3				FC4-6	0	0	0	0	0	0	0											
Charlie Manuel, L OBP: 0.235, SLG: 0.200									FC4-6	1	0	0	0	0	1	0											
Stan Williams, R									BB	0	0	0	0	0	0	0											
Rick Renick, R OBP: 0.360, SLG: 0.622									BB	0	0	0	0	1	0	0											
Inning Stats	R: 1 E: 1 K: 1 S: 7	H: 2 LOB: 3 BB: 2 P: 15	R: 2 E: 1 K: 0 S: 5	H: 3 LOB: 1 BB: 1 P: 9	R: 0 E: 0 K: 0 S: 4	H: 1 LOB: 1 BB: 0 P: 4	R: 0 E: 0 K: 0 S: 3	H: 0 LOB: 0 BB: 0 P: 3	R: 0 E: 0 K: 1 S: 5	H: 0 LOB: 0 BB: 0 P: 5	R: 0 E: 0 K: 1 S: 6	H: 1 LOB: 1 BB: 0 P: 6	R: 0 E: 0 K: 0 S: 3	H: 1 LOB: 0 BB: 0 P: 3	R: 1 E: 1 K: 1 S: 7	H: 1 LOB: 2 BB: 1 P: 11	1B: 7 2B: 1 3B: 1 HR: 0	SF: 1 SAC: 0 DP: 2 HBP: 0	WP: 1 PB: 0 SB: 0 CS: 0	PA: 39							
PITCHER	IP	WLS	BF	H	R	ER	SO	BB	IBB	HBP	BLK	WP	HR	S	P	ERA	WHIP										
Ray Culp, R ERA: 2.81	(1, 1)	8.0	W	35	9	4	2	3	3	0	0	0	0	38	50	2.25	1.500										
Vicente Romo, R ERA: 3.1	(9, 1)	0.1		2	0	0	0	0	1	0	0	0	0	1	5	0.00	3.000										
Sparky Lyle, L ERA: 4.97	(9, 1)	0.2	S	2	0	0	0	1	0	0	0	0	0	4	4	0.00	0.000										

Boston Red Sox @ Minnesota Twins
 Metropolitan Stadium, Bloomington, MI
 Sat Jun 13 1970, 4:33 AM EDT
 Att: 19,815 - Cloudy - 74 F

AB	34
R	4
H	9
RBI	2
BB	4
SO	4
LOB	18



Batter	1	2	3	4	5	6	7	8	9	AB	R	H	RBI	BB	SO	LOB	TOP			
Mike Andrews, R OBP: 0.320, SLG: 0.338 (1, 4)	6-3		5-3	K		E3		F9		5	0	0	0	0	1	6				
George Thomas, R OBP: 0.700, SLG: 1.000 (1, 5)	2B		K			F9		G3 WP		5	1	3	0	0	1	3				
Carl Yastrzemski, L OBP: 0.427, SLG: 0.523 (1, 7)	1B		F6			L8		F5		4	0	1	1	1	0	2				
Reggie Smith, S OBP: 0.377, SLG: 0.458 (1, 8)	L9			K		F9		L4		5	0	0	0	0	1	4				
Rico Petrocelli, R OBP: 0.266, SLG: 0.412 (1, 6)	BB			K		K		F8		4	1	1	0	1	1	3				
George Scott, R OBP: 0.330, SLG: 0.460 (1, 3)	K			1B		F9		K		4	0	1	0	0	2	3				
Billy Conigliaro, R OBP: 0.329, SLG: 0.545 (1, 9)			K			F3		3B		4	0	2	1	0	1	0				
Tom Satriano, L OBP: 0.373, SLG: 0.388 (1, 2)			F8			E BB		G3		2	0	0	0	2	0	1				
Sonny Siebert, R OBP: 0.138, SLG: 0.148 (5, 1) Ken Brett, L OBP: 0.200, SLG: 1.333 (5, 1) Mike Fingers, L OBP: 0.362, SLG: 0.200 (6, PH) Jose Santiago, R OBP: 0.373, SLG: 0.500 (6, 1) Dick Schofield, S OBP: 0.152, SLG: 0.155 (8, PH) Lee Stange, R OBP: 0.190, SLG: 0.190 (8, 1)	4-3			K		E		K		2	0	0	0	0	1	3				
Inning Stats	R: 1 E: 0 K: 1 S: 7	H: 2 LOB: 2 BB: 1 P: 11	R: 0 E: 0 K: 1 S: 5	H: 0 LOB: 0 BB: 0 P: 5	R: 0 E: 0 K: 1 S: 5	H: 0 LOB: 0 BB: 0 P: 5	R: 1 E: 0 K: 3 S: 12	H: 3 LOB: 1 BB: 1 P: 16	R: 0 E: 1 K: 1 S: 6	H: 1 LOB: 1 BB: 0 P: 6	R: 0 E: 0 K: 1 S: 4	H: 0 LOB: 3 BB: 2 P: 12	R: 0 E: 0 K: 1 S: 5	H: 1 LOB: 1 BB: 0 P: 6	R: 0 E: 0 K: 0 S: 4	H: 1 LOB: 1 BB: 0 P: 4	1B: 4 2B: 3 3B: 1 HR: 0	SF: 0 SAC: 0 DP: 0 HBP: 0	WP: 1 PB: 0 SB: 0 CS: 0	PA: 41
PITCHER	IP WLS BF H R ER SO BB IBB HBP BLK WP HR S P ERA WHIP																			
Bert Blyleven, R ERA: 2.37 (1, 1)	5.0 W 23 6 2 2 7 1 1 0 0 0 0 35 43 3.60 1.400																			
Stan Williams, R ERA: 1.9 (6, 1)	4.0 S 18 2 0 0 2 3 0 0 0 1 0 19 31 0.00 1.250																			

Boston Red Sox @ Minnesota Twins
Metropolitan Stadium, Bloomington, MI
Sun Jun 14 1970, 4:33 AM EDT
Att: 27,434 - Overcast - 73 F

AB 36
R 2
H 8
RBI 2
BB 5
SO 9
LOB 26



Batter	1	2	3	4	5	6	7	8	9	AB	R	H	RBI	BB	SO	LOB	BOTTOM			
Cesar Tovar, R OBP: 0.362, SLG: 0.475 (1, 8)	4-3 WP		F7	F4	FC1-2		6-3			5	1	1	0	0	0	5				
Rod Carew, L OBP: 0.408, SLG: 0.534 (1, 4)	L5		L7	1B	FC4-6		1B			5	2	2	1	0	0	4				
Tony Oliva, L OBP: 0.368, SLG: 0.507 (1, 9)	4-3		F7	1B		FC4-6		1B		4	1	2	1	1	0	1				
Harmon Killebrew, R OBP: 0.453, SLG: 0.627 (8, PR) Frank Quilici, R OBP: 0.287, SLG: 0.170 (9, 5)	1B WP			6-3				1B		4	0	3	1	1	0	1				
Rich Reese, L OBP: 0.303, SLG: 0.368 (1, 3)	1B		4-3			FC4-6		FC6-4		5	2	2	1	0	0	4				
Leo Cardenas, R OBP: 0.329, SLG: 0.415 (1, 6)	6-3			3B	FC1-2		K			5	1	2	0	0	1	5				
Jim Holt, L OBP: 0.290, SLG: 0.341 (1, 7)			B1-3	1B	F7		F8			5	2	2	3	0	0	4				
George Mitterwald, R OBP: 0.274, SLG: 0.345 (1, 2)				SH3-4	FC1-2		4-3			4	1	2	1	1	1	1				
Bert Blyleven, R OBP: 0.200, SLG: 0.200 (1, 1) Rick Renick, L OBP: 0.373, SLG: 0.622 (5, PH) Stan Williams, R ERA: 4.76 (6, 1)	K			SH3-4	FC1-2		K			1	0	0	0	0	1	1				
Inning Stats	R: 1 E: 0 K: 0 S: 5	H: 2 LOB: 2 BB: 1 P: 9	R: 0 E: 0 K: 1 S: 6	H: 1 LOB: 1 BB: 0 P: 6	R: 0 E: 0 K: 0 S: 4	H: 1 LOB: 1 BB: 0 P: 4	R: 4 E: 0 K: 0 S: 8	H: 5 LOB: 1 BB: 0 P: 8	R: 1 E: 0 K: 0 S: 5	H: 2 LOB: 3 BB: 2 P: 13	R: 0 E: 0 K: 1 S: 6	H: 1 LOB: 2 BB: 1 P: 10	R: 0 E: 0 K: 1 S: 5	H: 0 LOB: 0 BB: 0 P: 5	R: 4 E: 0 K: 1 S: 9	H: 4 LOB: 1 BB: 0 P: 9	1B: 13 2B: 1 3B: 1 HR: 1	SF: 0 SAC: 1 DP: 0 HBP: 0	WP: 1 PB: 0 SB: 1 CS: 0	PA: 44
PITCHER	IP WLS BF H R ER SO BB IBB HBP BLK WP HR S P ERA WHIP																			
Sonny Siebert, R ERA: 4.03 (1, 1)	4.0 L 24 11 6 0 0 0 2 0 0 0 0 0 25 29 13.50 3.000																			
Ken Brett, L ERA: 3.21 (5, 1)	1.0 5 0 0 0 0 2 0 0 0 0 0 3 11 0.00 2.000																			
Jose Santiago, R ERA: 6.75 (6, 1)	2.0 8 1 0 0 2 1 0 0 0 0 0 11 15 0.00 1.000																			
Lee Stange, R ERA: 4.76 (8, 1)	1.0 7 4 4 4 1 0 0 0 0 0 1 9 9 36.00 4.000																			

Boston Red Sox @ Minnesota Twins
Metropolitan Stadium, Bloomington, MI
Sun Jun 14 1970, 4:33 AM EDT
Att: 27,434 - Overcast - 73 F

AB 39
R 10
H 16
RBI 9
BB 4
SO 4
LOB 26



Batter	1	2	3	4	5	6	7	8	9	AB	R	H	RBI	BB	SO	LOB	TOP										
Mike Andrews, R (1,4) Dick Schofield, S (8,4) OBP: 0.339, SLG: 0.361 OBP: 0.278, SLG: 0.150	0-0 2B 4-3 1B		0-0 L7			0-0 L6-4		0-0 6-3	0-0 F7	4	1	1	0	0	0	2											
George Thomas, R (1,5) OBP: 0.400, SLG: 0.522	0-3 K		0-0 6-3			0-0 F8		0-3 K	0-0 G4-6-3	5	0	0	0	0	2	2											
Carl Yastrzemski, L (1,7) OBP: 0.423, SLG: 0.517	0-0 4-3 2B		4-0 CS BB			4-0 BB WP FC6-4 BB		0-0 E6 SH1-4 1B FC5-2		2	1	1	0	2	0	0											
Reggie Smith, S (1,8) OBP: 0.380, SLG: 0.453	0-0 4-3		0-0 CS	0-0 F8		4-0 BB E BB		0-0 FC5-2 SH1-4 1B		3	1	1	1	1	0	1											
Rico Petrocelli, R (1,6) OBP: 0.285, SLG: 0.422	4-0 BB		0-0 F9			4-0 FC6-4 BB		0-0 SH1-4		1	0	0	0	2	0	0											
George Scott, R (1,3) OBP: 0.328, SLG: 0.441	0-3 K		0-0 6-3			0-0 FC6-4		4-0 FC5-2 IBB		3	0	0	1	1	1	3											
Billy Conigliaro, R (1,9) OBP: 0.351, SLG: 0.508		0-0 1-3			4-0 FC4-6 BB			0-0 FC5-2		2	0	0	0	2	0	3											
Jerry Moses, R (1,2) OBP: 0.327, SLG: 0.412		0-0 F3			0-0 FC4-6 L6-4 BB		0-3 K	0-0 F7		4	0	0	0	0	1	6											
Ken Brett, L (1,1) OBP: 0.500, SLG: 0.833		0-3 K			4-0 BB			0-0 F5	0-0 G4-6-3 1B	3	0	1	0	1	1	0											
Inning Stats	R: 1 E: 0 K: 2 S: 9	H: 2 LOB: 2 BB: 1 P: 13	R: 0 E: 0 K: 1 S: 5	H: 0 LOB: 0 BB: 0 P: 5	R: 0 E: 0 K: 0 S: 2	H: 0 LOB: 0 BB: 1 P: 6	R: 0 E: 0 K: 0 S: 3	H: 0 LOB: 0 BB: 0 P: 3	R: 0 E: 0 K: 0 S: 2	H: 0 LOB: 1 BB: 2 P: 10	R: 2 E: 1 K: 1 S: 5	H: 0 LOB: 2 BB: 4 P: 21	R: 0 E: 0 K: 1 S: 5	H: 0 LOB: 0 BB: 0 P: 5	R: 0 E: 1 K: 0 S: 5	H: 1 LOB: 3 BB: 1 P: 9	R: 0 E: 0 K: 0 S: 3	H: 1 LOB: 0 BB: 0 P: 3	1B: 3 2B: 2 3B: 0 HR: 0	SF: 0 SAC: 1 DP: 2 HBP: 0	WP: 1 PB: 0 SB: 0 CS: 1	PA: 39					
PITCHER	IP	WLS	BF	H	R	ER	SO	BB	IBB	HBP	BLK	WP	HR	S	P	ERA	WHIP										
Dave Morehead, R (1,1) ERA: 4.0	6.0	L	26	2	3	2	4	8	0	0	0	1	0	26	58	3.00	1.667										
Tom Burgmeier, L (7,1) ERA: 2.99	1.0		3	0	0	0	1	0	0	0	0	0	0	5	5	0.00	0.000										
Al Fitzmorris, R (8,1) ERA: 3.93	2.0		9	2	0	0	0	0	1	0	0	0	0	8	12	0.00	1.000										

Boston Red Sox @ Kansas City Royals
Municipal Stadium, Kansas City, MO
Wed Jun 17 1970, 8:05 PM EDT
Alt. 9,493 - Unknown - 93 F

AB 28
R 3
H 4
RBI 2
BB 9
SO 5
LOB 18



Batter	1	2	3	4	5	6	7	8	9	AB	R	H	RBI	BB	SO	LOB	BOTTOM										
Paul Schaaf, R (1,5) OBP: 0.348, SLG: 0.336	0-0 6-3	4-0 BB			0-3 K		4-0 BB			2	0	0	0	2	1	0											
Cookie Rojas, R (1,4) OBP: 0.183, SLG: 0.125	0-0 F8	0-0 F9			0-0 F7		0-0 B4			4	0	0	0	0	0	3											
Amos Otis, R (1,8) OBP: 0.361, SLG: 0.448	0-0 E4 1B		0-0 F4			0-3 K2-3		0-0 F8		4	1	0	0	0	1	0											
Bob Oliver, R (1,3) OBP: 0.339, SLG: 0.530	4-0 1B BB		0-0 F2			4-0 E BB		0-0 2B		2	0	1	0	2	0	0											
Lou Piniella, R (1,7) OBP: 0.345, SLG: 0.481	0-0 FC4-6 1B		0-0 6-3			0-0 FC5		0-0 F8		4	0	1	1	0	0	1											
Joe Keough, L (1,9) OBP: 0.399, SLG: 0.435	0-0 FC4-6		0-0 3-1			0-0 L9		0-0 F5		4	0	0	0	0	0	4											
Bobby Floyd, R (1,6)		0-0 F9		0-3 K		0-3 K		0-3 K		4	0	0	0	0	3	2											
Ed Kirkpatrick, L (1,2) OBP: 0.287, SLG: 0.444		0-0 2B		0-3 K			0-0 B1		0-0 1-3	4	0	1	0	0	1	0											
Dave Morehead, R (1,1) OBP: 0.200, SLG: 0.208		0-3 K			0-0 6-3		0-3 K			2	0	0	0	0	1	1											
Tom Burgmeier, L (7,1) OBP: 0.250, SLG: 0.143										0	0	0	0	0	0	0											
Jim Campanis, R (7,PH) OBP: 0.256, SLG: 0.343										1	0	0	0	0	1	0											
Al Fitzmorris, S (8,1) OBP: 0.333, SLG: 0.333										0	0	0	0	0	0	0											
Inning Stats	R: 1 E: 1 K: 0 S: 5	H: 1 LOB: 2 BB: 1 P: 9	R: 0 E: 0 K: 1 S: 6	H: 1 LOB: 1 BB: 1 P: 10	R: 0 E: 0 K: 0 S: 3	H: 0 LOB: 0 BB: 0 P: 3	R: 0 E: 0 K: 2 S: 7	H: 0 LOB: 0 BB: 0 P: 7	R: 0 E: 0 K: 1 S: 5	H: 0 LOB: 0 BB: 0 P: 5	R: 0 E: 1 K: 2 S: 8	H: 0 LOB: 2 BB: 1 P: 12	R: 0 E: 0 K: 1 S: 5	H: 0 LOB: 1 BB: 1 P: 9	R: 0 E: 0 K: 0 S: 3	H: 1 LOB: 0 BB: 0 P: 3	R: 0 E: 0 K: 1 S: 5	H: 0 LOB: 0 BB: 0 P: 5	1B: 1 2B: 2 3B: 0 HR: 0	SF: 0 SAC: 0 DP: 0 HBP: 0	WP: 0 PB: 0 SB: 1 CS: 0	PA: 35					
PITCHER	IP	WLS	BF	H	R	ER	SO	BB	IBB	HBP	BLK	WP	HR	S	P	ERA	WHIP										
Ken Brett, L (1,1) ERA: 2.43	9.0	W	35	3	1	0	8	4	0	0	0	0	0	47	63	0.00	0.778										

Boston Red Sox @ Kansas City Royals
Municipal Stadium, Kansas City, MO
Wed Jun 17 1970, 8:05 PM EDT
Alt. 9,493 - Unknown - 93 F

AB 31
R 1
H 3
RBI 1
BB 4
SO 8
LOB 11



Batter	1	2	3	4	5	6	7	8	9	AB	R	H	RBI	BB	SO	LOB	TOP										
Horace Clarke, S OBP: 0.309, SLG: 0.343 (1,4)	F8	G3-6-1			4-1		K			4	0	1	0	0	1	0	New York Yankees @ Boston Red Sox Fenway Park, Boston, MA Thu Jun 18 1970, 7:05 PM EDT Att: 26,305 - Unknown - 79 F										
Jerry Kenney, L OBP: 0.288, SLG: 0.301 (1,5)	F	G3-6-1			4-0		S	4-3		3	2	1	0	1	0	2											
Bobby Murcer, L OBP: 0.379, SLG: 0.423 (1,8)	BB	2B			0-0		CS	F9		3	0	1	1	0	0	0											
Roy White, S OBP: 0.437, SLG: 0.560 (1,7)	E6				0-0		1B	4-3		4	0	0	0	0	1	3											
Danny Cater, R OBP: 0.331, SLG: 0.424 (1,3)	F7				0-0					4	0	0	0	0	0	3											
Thurman Munson, R OBP: 0.382, SLG: 0.330 (1,2)	1-2				0-3			E5		3	0	1	1	1	1	0											
Curt Blefary, L OBP: 0.303, SLG: 0.250 (1,9)	F2				0-0			E5		3	1	1	1	0	0	3											
Ron Woods, R OBP: 0.324, SLG: 0.374 (8,9)					0-0			4-3		1	0	0	0	0	0	1											
Gene Michael, S OBP: 0.328, SLG: 0.298 (1,6)		1B	SH1-3		0-3			F8		3	0	1	0	1	1	0											
Gary Waslewski, R OBP: 0.091, SLG: 0.091 (7,1)	SH1-3				0-3			K		2	0	0	0	0	2	0											
Lindy McDaniel, R OBP: 0.091, SLG: 0.091 (7,1)	1-2				0-0			6-3		1	0	0	0	0	0	2											
Inning Stats	R: 1 E: 1 K: 0 S: 5	H: 1 LOB: 3 BB: 1 P: 10	R: 0 E: 0 K: 0 S: 4	H: 2 LOB: 1 BB: 0 P: 4	R: 0 E: 0 K: 1 S: 5	H: 0 LOB: 0 BB: 0 P: 5	R: 1 E: 0 K: 3 S: 10	H: 1 LOB: 0 BB: 0 P: 10	R: 1 E: 0 K: 0 S: 3	H: 0 LOB: 0 BB: 1 P: 7	R: 0 E: 0 K: 0 S: 7	H: 0 LOB: 0 BB: 0 P: 7	R: 0 E: 0 K: 0 S: 3	H: 0 LOB: 0 BB: 0 P: 3	R: 0 E: 1 K: 0 S: 4	H: 1 LOB: 2 BB: 1 P: 8	1B: 4 2B: 1 3B: 0 HR: 1	SF: 0 SAC: 1 DP: 1 HBP: 1	WP: 0 PB: 0 SB: 1 CS: 1	PA: 36							
PITCHER	IP	WLS	BF	H	R	ER	SO	BB	IBB	HBP	BLK	WP	HR	S	P	ERA	WHIP										
Ray Culp, R ERA: 2.8 (1,1)	7.0	L	28	5	3	2	6	2	0	1	0	0	1	37	46	2.57	1.000										
Vicente Romo, R ERA: 3.4 (8,1)	2.0		8	1	0	0	0	0	1	0	0	0	0	7	11	0.00	0.500										

AB	31
R	3
H	6
RBI	3
BB	3
SO	6
LOB	14



Batter	1	2	3	4	5	6	7	8	9	AB	R	H	RBI	BB	SO	LOB	BOTTOM										
Mike Andrews, R OBP: 0.333, SLG: 0.354 (1,4)	F8		F8			F9	L8			4	0	0	0	0	0	2	New York Yankees @ Boston Red Sox Fenway Park, Boston, MA Thu Jun 18 1970, 7:05 PM EDT Att: 26,305 - Unknown - 79 F										
Reggie Smith, S OBP: 0.382, SLG: 0.451 (1,8)	P6					WP	1B	6-3		3	0	1	0	1	0	0											
Carl Yastrzemski, L OBP: 0.420, SLG: 0.510 (1,7)	4-1					6-3		K		3	0	0	0	1	1	1											
Tony Conigliaro, R OBP: 0.378, SLG: 0.528 (1,9)						F9		G6-4-3	B1	4	0	1	0	0	0	3											
Rico Petrocelli, R OBP: 0.293, SLG: 0.452 (1,6)						F3		HR		3	2	2	2	1	0	1											
George Scott, R OBP: 0.322, SLG: 0.433 (1,3)						K		F9	5-3	4	0	0	0	0	2	3											
George Thomas, R OBP: 0.393, SLG: 0.480 (1,5)						1-3				2	0	0	0	0	0	1											
Mike Fiore, L OBP: 0.313, SLG: 0.210 (8, PH)						G6-4-3	HBP			1	0	1	0	0	0	0											
Jerry Moses, R OBP: 0.325, SLG: 0.408 (1,2)						K		G6-4-3	L5	4	0	1	0	0	1	2											
Ray Culp, R OBP: 0.132, SLG: 0.158 (1,1)						K				2	0	0	0	0	1	0											
Dick Schofield, S OBP: 0.288, SLG: 0.164 (7, PH)						K				1	0	1	0	0	0	0											
Vicente Romo, R OBP: 0.167, SLG: 0.364 (8,1)						K				0	0	0	0	0	0	0											
Mike Derrick, L OBP: 0.226, SLG: 0.267 (8, PH)						K				1	0	0	0	0	1	1											
Inning Stats	R: 0 E: 0 K: 0 S: 3	H: 0 LOB: 0 BB: 0 P: 3	R: 0 E: 0 K: 1 S: 6	H: 1 LOB: 1 BB: 0 P: 6	R: 0 E: 0 K: 2 S: 7	H: 0 LOB: 0 BB: 0 P: 7	R: 0 E: 0 K: 0 S: 4	H: 1 LOB: 2 BB: 1 P: 8	R: 0 E: 0 K: 0 S: 2	H: 0 LOB: 0 BB: 0 P: 3	R: 0 E: 0 K: 0 S: 2	H: 0 LOB: 1 BB: 2 P: 10	R: 1 E: 0 K: 1 S: 8	H: 3 LOB: 2 BB: 0 P: 8	R: 0 E: 0 K: 1 S: 5	H: 0 LOB: 0 BB: 0 P: 5	R: 1 E: 0 K: 1 S: 7	H: 2 LOB: 1 BB: 0 P: 7	1B: 5 2B: 0 3B: 0 HR: 2	SF: 0 SAC: 0 DP: 2 HBP: 1	WP: 1 PB: 0 SB: 0 CS: 0	PA: 36					
PITCHER	IP	WLS	BF	H	R	ER	SO	BB	IBB	HBP	BLK	WP	HR	S	P	ERA	WHIP										
Gary Waslewski, R ERA: 3.95 (1,1)	6.0	W	23	3	1	1	3	3	0	1	0	0	1	25	38	1.50	1.000										
Lindy McDaniel, R ERA: 1.23 (7,1)	3.0	S	13	4	1	1	3	0	0	0	0	0	1	19	19	3.00	1.333										

AB	32
R	2
H	7
RBI	2
BB	3
SO	6
LOB	14



Batter	1	2	3	4	5	6	7	8	9	AB	R	H	RBI	BB	SO	LOB	TOP									
Horace Clarke, S OBP: 0.309, SLG: 0.341 (1,4)	F2		F5			F5			2B 1B	4	1	1	0	0	0	0	New York Yankees @ Boston Red Sox Fenway Park, Boston, MA Fri Jun 19 1970, 7:05 PM EDT Att: 32,311 - Unknown - 87 F									
Jerry Kenney, L OBP: 0.292, SLG: 0.306 (1,5)	BB			F8		F2			1B	3	1	1	0	1	0											
Bobby Murcer, L OBP: 0.381, SLG: 0.422 (1,8)	F6			G3 BB			L6		HR 1B	3	1	1	2	1	0	1										
Roy White, S OBP: 0.434, SLG: 0.567 (1,7)	F5			G3			3-1		HR 1B	4	1	1	2	0	0	2										
Danny Cater, R OBP: 0.326, SLG: 0.417 (1,3)		F3		L7			6-3		5-3	4	0	0	0	0	0	1										
Thurman Munson, R OBP: 0.375, SLG: 0.323 (1,2)		1-4-3			L9			F7	L7	4	0	0	0	0	0	0										
Curt Blefary, L OBP: 0.303, SLG: 0.247 (6, PH) Ron Woods, R OBP: 0.321, SLG: 0.370 (8, PH)	F5				F1			BB	G3	2	0	0	0	1	0	0										
Ron Hansen, R OBP: 0.390, SLG: 0.222 (1,6)			6-3		K			F7		3	0	0	0	0	1	1										
Stan Bahnsen, R OBP: 0.182, SLG: 0.194 (1,1) Frank Tepedino, L OBP: 0.267, SLG: 0.400 (6, PH) Ron Klimkowski, R OBP: 0.214, SLG: 0.214 (8, PH) Pete Ward, L OBP: 0.303, SLG: 0.429 (8, PH) Mike Kekich, R OBP: 0.214, SLG: 0.214 (8,1)			K			5-3			4-3	1	0	0	0	0	1	0										
Inning Stats	R: 0 E: 0 K: 0 S: 3	H: 0 LOB: 1 BB: 1 P: 7	R: 0 E: 0 K: 0 S: 3	H: 0 LOB: 0 BB: 0 P: 3	R: 0 E: 0 K: 1 S: 5	H: 0 LOB: 0 BB: 1 P: 5	R: 0 E: 0 K: 0 S: 3	H: 0 LOB: 1 BB: 1 P: 7	R: 0 E: 0 K: 1 S: 5	H: 0 LOB: 0 BB: 0 P: 3	R: 0 E: 0 K: 0 S: 3	H: 0 LOB: 0 BB: 0 P: 3	R: 0 E: 0 K: 0 S: 3	H: 0 LOB: 1 BB: 1 P: 7	R: 4 E: 0 K: 0 S: 7	H: 4 LOB: 0 BB: 0 P: 7		1B: 2 2B: 1 3B: 0 HR: 1	SF: 0 SAC: 0 DP: 0 HBP: 0	WP: 0 PA: 34 CS: 0						
PITCHER	IP WLS BF H R ER SO BB IBB HBP BLK WP HR S P ERA WHIP	8.0 W 31 4 4 4 2 3 0 0 0 0 1 32 44 4.50 0.875	1.0 S 3 0 0 0 0 0 0 0 0 0 0 3 3 0.00 0.000											IP WLS BF H R ER SO BB IBB HBP BLK WP HR S P ERA WHIP												
Sonny Siebert, R ERA: 4.08 (1,1)											0	0	0	0	0	0	0	0	0	0						
Sparky Lyle, L ERA: 5.27 (9,1)											0	0	3	3	0.00	0.000										

AB	31
R	4
H	4
RBI	4
BB	3
SO	2
LOB	6



Batter	1	2	3	4	5	6	7	8	9	AB	R	H	RBI	BB	SO	LOB	BOTTOM									
Mike Andrews, R OBP: 0.340, SLG: 0.373 (1,4)	HR		2B 1B		HR BB		L4			3	3	2	1	1	0	0	New York Yankees @ Boston Red Sox Fenway Park, Boston, MA Fri Jun 19 1970, 7:05 PM EDT Att: 32,311 - Unknown - 87 F									
Reggie Smith, S OBP: 0.384, SLG: 0.471 (1,8)	F3		1-H 2B		HR		K			4	1	2	3	0	1	0										
Carl Yastrzemski, L OBP: 0.422, SLG: 0.524 (1,3)	S 1B		6-3		HR		G3			4	1	2	1	0	0	1										
Tony Conigliaro, R OBP: 0.370, SLG: 0.517 (1,9)	K		F8		L8			6-3		4	0	0	0	0	1	2										
Rico Petrocelli, R OBP: 0.296, SLG: 0.451 (1,6)	1-3			6-3				BB 3B		3	1	1	0	1	0	1										
George Scott, R OBP: 0.325, SLG: 0.441 (1,5)		F9		BB BB	F8			HR SF8 3B		3	1	1	1	1	0	1										
Billy Conigliaro, R OBP: 0.346, SLG: 0.492 (1,7)		4-3		G4-6-3 BB		K		SF8		2	0	0	1	1	1	0										
Tom Satriano, L OBP: 0.349, SLG: 0.358 (1,2)		1-3		G4-6-3			1-3	G3		4	0	0	0	0	0	2										
Sonny Siebert, R OBP: 0.125, SLG: 0.133 (1,1) Sparky Lyle, L ERA: 7.56 (9,1)			K		6-3		1-3			3	0	0	0	0	1	0										
Inning Stats	R: 1 E: 0 K: 1 S: 7	H: 2 LOB: 0 BB: 0 P: 7	R: 0 E: 0 K: 0 S: 3	H: 0 LOB: 0 BB: 0 P: 3	R: 1 E: 0 K: 1 S: 7	H: 2 LOB: 1 BB: 0 P: 7	R: 0 E: 0 K: 0 S: 2	H: 0 LOB: 2 BB: 2 P: 10	R: 3 E: 0 K: 0 S: 6	H: 3 LOB: 1 BB: 1 P: 10	R: 0 E: 0 K: 1 S: 5	H: 0 LOB: 0 BB: 0 P: 5	R: 0 E: 0 K: 1 S: 5	H: 0 LOB: 0 BB: 0 P: 5	R: 2 E: 0 K: 0 S: 4	H: 1 LOB: 0 BB: 1 P: 8		1B: 3 2B: 1 3B: 1 HR: 3	SF: 1 SAC: 0 DP: 1 HBP: 0	WP: 0 PA: 35 CS: 0						
PITCHER	IP WLS BF H R ER SO BB IBB HBP BLK WP HR S P ERA WHIP	5.0 L 24 7 5 5 2 7 5 2 0 0 3 25 37 9.00 2.000	2.0 6 0 0 0 2 0 0 0 0 0 0 10 10 0.00 0.000	1.0 5 1 2 2 0 1 0 0 0 0 0 4 8 18.00 2.000											IP WLS BF H R ER SO BB IBB HBP BLK WP HR S P ERA WHIP											
Stan Bahnsen, R ERA: 3.14 (1,1)											0	0	0	0	0	0	0	0								
Ron Klimkowski, R ERA: 2.5 (6,1)											0	0	10	10	0.00	0.000										
Mike Kekich, L ERA: 7.56 (8,1)											0	0	4	8	18.00	2.000										

AB	30
R	7
H	8
RBI	7
BB	4
SO	4
LOB	7



Batter	1	2	3	4	5	6	7	8	9	AB	R	H	RBI	BB	SO	LOB	TOP			
Don Buford, S (1, 7) OBP: 0.375, SLG: 0.384	4-0 FC5-4 BB		4-0 WP S BB		0-0 F8			0-0 6-3		2	0	0	0	2	0	0				
Paul Blair, R (1, 8) OBP: 0.330, SLG: 0.448	0-0 FC5-4 G6-4-3 1-2		0-0 1-3		0-0 F2			0-3 K		4	0	0	0	0	1	2				
Frank Robinson, R (1, 9) OBP: 0.420, SLG: 0.558	0-0 G6-4-3 1-2		0-0 P4					0-3 K		4	0	0	0	0	2	2				
Boog Powell, L (1, 3)		0-0 L4		0-0 F8				0-0 G3		4	0	0	0	0	0	0				
Brooks Robinson, R (1, 5) OBP: 0.329, SLG: 0.440		0-0 5-3		0-0 E5 1B				0-3 K		4	1	1	0	0	1	0				
Davey Johnson, R (1, 4) OBP: 0.394, SLG: 0.434		4-0 1B BB		0-0 2H 1B				0-0 6-3		3	0	1	1	1	0	1				
Eliot Hendricks, L (1, 2) OBP: 0.309, SLG: 0.343		0-0 1-3 1B		0-3 K				0-3 K		3	0	1	0	0	2	1				
Chico Salmon, R (1, 6) OBP: 0.343, SLG: 0.463		0-0 L7		0-0 F8				0-0 5-3		3	0	0	0	0	0	3				
Jim Palmer, R (1, 1) OBP: 0.220, SLG: 0.265				0-3 K				0-0 5-3		2	0	0	0	0	2	0				
Dave Leonhard, R (7, 1)										0	0	0	0	0	0	0				
Merv Rettenmund, R (8, PH) OBP: 0.315, SLG: 0.496										1	0	0	0	0	0	0				
Marcelino Lopez, R (8, 1) OBP: 0.400, SLG: 0.250										0	0	0	0	0	0	0				
Inning Stats	R: 0 E: 0 K: 0 S: 2	H: 0 LOB: 0 BB: 1 P: 6	R: 0 E: 0 K: 0 S: 4	H: 1 LOB: 2 BB: 1 P: 8	R: 0 E: 0 K: 1 S: 5	H: 0 LOB: 1 BB: 1 P: 9	R: 1 E: 1 K: 1 S: 7	H: 1 LOB: 1 BB: 0 P: 7	R: 0 E: 0 K: 1 S: 5	H: 0 LOB: 0 BB: 0 P: 5	R: 0 E: 0 K: 1 S: 5	H: 0 LOB: 0 BB: 0 P: 5	R: 0 E: 0 K: 1 S: 6	H: 1 LOB: 1 BB: 0 P: 6	R: 0 E: 0 K: 1 S: 6	H: 1 LOB: 1 BB: 0 P: 6	1B: 3 2B: 0 3B: 0 HR: 0	SF: 0 SAC: 0 DP: 1 HBP: 0	WP: 1 PB: 0 SB: 1 CS: 0	PA: 33
PITCHER Ray Culp, R (1, 1) ERA: 2.57	IP: 9.0 WLS: W BF: 33 H: 3 R: 1 ER: 0 SO: 8 BB: 3 IBB: 0 HBP: 0 BLK: 0 WP: 1 HR: 0 S: 46 P: 58 ERA: 0.00 WHIP: 0.667															PITCHER				

Baltimore Orioles @ Boston Red Sox
Fenway Park, Boston, MA
Tue Jun 23 1970, 7:05 PM EDT
Att: 23,798 - Unknown

AB 30
R 1
H 3
RBI 1
BB 3
SO 8
LOB 9



Batter	1	2	3	4	5	6	7	8	9	AB	R	H	RBI	BB	SO	LOB	BOTTOM			
Mike Andrews, R (1, 4) OBP: 0.344, SLG: 0.383	0-0 F9		0-0 5-3		0-0 6-3	0-0 P3				4	0	0	0	0	0	0				
Reggie Smith, S (1, 8) OBP: 0.383, SLG: 0.463	0-0 CS 1B		0-0 1B 1B		0-0 4-3			0-0 F5		4	1	2	0	0	0	0				
Carl Yastrzemski, L (1, 3) OBP: 0.422, SLG: 0.526	0-0 F5 1-2		0-0 1B 1B		0-0 HR 2B			0-0 BB 1B		4	1	3	0	0	0	1				
Tony Conigliaro, R (1, 9) OBP: 0.377, SLG: 0.541		0-3 K	0-0 1-2 2H 1B		0-0 HR			4-0 BB 1B		3	1	2	3	1	1	0				
Rico Petrocelli, R (1, 6) OBP: 0.294, SLG: 0.461		0-3 K	0-3 K		0-0 HR			0-0 F2		4	1	1	1	0	2	4				
George Scott, R (1, 5) OBP: 0.336, SLG: 0.447		0-0 S 1B		0-0 1B 2B	0-0 2B			0-0 6-3		4	1	3	0	0	0	2				
Billy Conigliaro, R (1, 7) OBP: 0.375, SLG: 0.506		4-0 BB		0-3 K	0-0 F9			0-0 G3-6-4 1B		3	0	1	0	1	1	2				
Tom Satriano, L (1, 2) OBP: 0.333, SLG: 0.339		0-3 K		0-0 2H 1B				0-0 L9		4	0	1	1	0	1	3				
Ray Culp, R (1, 1) OBP: 0.119, SLG: 0.143			0-3 K		0-0 6-3			0-0 F8		4	0	0	0	0	1	0				
Inning Stats	R: 0 E: 0 K: 0 S: 3	H: 1 LOB: 0 BB: 0 P: 3	R: 0 E: 0 K: 3 S: 10	H: 1 LOB: 2 BB: 1 P: 14	R: 1 E: 0 K: 2 S: 10	H: 3 LOB: 0 BB: 0 P: 10	R: 1 E: 0 K: 1 S: 6	H: 2 LOB: 0 BB: 0 P: 6	R: 3 E: 0 K: 0 S: 7	H: 4 LOB: 1 BB: 0 P: 7	R: 0 E: 0 K: 0 S: 3	H: 0 LOB: 0 BB: 0 P: 3	R: 0 E: 0 K: 0 S: 4	H: 1 LOB: 2 BB: 1 P: 8	R: 0 E: 0 K: 0 S: 3	H: 1 LOB: 0 BB: 0 P: 3	1B: 8 2B: 3 3B: 0 HR: 2	SF: 0 SAC: 0 DP: 1 HBP: 0	WP: 0 PB: 0 SB: 1 CS: 1	PA: 36
PITCHER Jim Palmer, R (1, 1) ERA: 2.92	IP: 6.1 WLS: L BF: 31 H: 12 R: 5 ER: 5 SO: 6 BB: 2 IBB: 0 HBP: 0 BLK: 0 WP: 0 HR: 2 S: 41 P: 49 ERA: 7.11 WHIP: 2.211															PITCHER				
Dave Leonhard, R (7, 1) ERA: 8.31	0.2 2 0 0 0 0 0 0 0 0 0 0 2 2 0.00 0.000																			
Marcelino Lopez, L (8, 1) ERA: 2.59	1.0 3 1 0 0 0 0 0 0 0 0 0 3 3 0.00 1.000																			

Baltimore Orioles @ Boston Red Sox
Fenway Park, Boston, MA
Tue Jun 23 1970, 7:05 PM EDT
Att: 23,798 - Unknown

AB 34
R 5
H 13
RBI 5
BB 2
SO 6
LOB 12



Batter	1	2	3	4	5	6	7	8	9	AB	R	H	RBI	BB	SO	LOB	TOP			
Don Buford, S OBP: 0.379, SLG: 0.388 (1, 7)										5	2	3	0	0	0	2				
Paul Blair, R OBP: 0.336, SLG: 0.470 (1, 8)										4	1	2	2	1	1	4				
Frank Robinson, R OBP: 0.416, SLG: 0.564 (1, 9)										5	1	1	1	0	1	4				
Boog Powell, L OBP: 0.420, SLG: 0.586 Merv Rettenmund, R OBP: 0.315, SLG: 0.496 (9, PR)										3	0	0	0	2	0	1				
Brooks Robinson, R OBP: 0.330, SLG: 0.450 (1, 5)										5	1	2	1	0	0	3				
Davey Johnson, R OBP: 0.394, SLG: 0.430 (1, 4)										4	0	1	0	1	2	3				
Elrod Hendricks, L OBP: 0.314, SLG: 0.343 (1, 2)										3	0	1	0	1	0	2				
Mark Belanger, R OBP: 0.251, SLG: 0.216 (1, 6)										4	0	0	0	0	2	4				
Jim Hardin, R Eddie Watt, R Pete Richert, L Moe Drabowsky, R Terry Crowley, L Tom Phoebus, R (1, 1) (7, 1) (7, 1) (7, 1) (8, PR) (8, 1)										3	0	0	0	0	1	1				
Inning Stats	R: 0 E: 0 K: 1 S: 5	H: 1 LOB: 0 BB: 0 P: 5	R: 0 E: 0 K: 1 S: 6	H: 1 LOB: 1 BB: 0 P: 6	R: 3 E: 0 K: 1 S: 8	H: 3 LOB: 0 BB: 0 P: 8	R: 1 E: 0 K: 1 S: 7	H: 2 LOB: 1 BB: 0 P: 7	R: 0 E: 0 K: 0 S: 4	H: 0 LOB: 1 BB: 1 P: 9	R: 1 E: 0 K: 0 S: 4	H: 1 LOB: 2 BB: 2 P: 12	R: 0 E: 1 K: 1 S: 7	H: 1 LOB: 3 BB: 1 P: 11	R: 0 E: 0 K: 2 S: 7	H: 0 LOB: 2 BB: 1 P: 11	1B: 6 2B: 1 3B: 0 HR: 3	SF: 0 SAC: 0 DP: 1 HBP: 0	WP: 2 PA: 42 CS: 0	
PITCHER	IP WLS BF H R ER SO BB IBB HBP BLK WP HR S P ERA WHIP	4.1 20 8 4 4 4 0 0 0 0 0 3 28 28 8.31 1.846	0.2 2 0 0 0 0 0 0 0 0 0 0 2 2 0.00 0.000	2.0 W 10 1 1 1 1 2 1 0 1 1 0 9 21 4.50 1.500	2.0 S 10 1 0 0 3 2 0 0 0 1 0 14 22 0.00 1.500															

Baltimore Orioles @ Boston Red Sox
Fenway Park, Boston, MA
Wed Jun 24 1970, 7:05 PM EDT
Att: 25,003 - Unknown

AB	37
R	5
H	10
RBI	4
BB	5
SO	8
LOB	26



Batter	1	2	3	4	5	6	7	8	9	AB	R	H	RBI	BB	SO	LOB	BOTTOM		
Dick Schofield, S OBP: 0.275, SLG: 0.191 (1, 4)										4	1	1	3	0	0	1			
Reggie Smith, S OBP: 0.381, SLG: 0.474 (1, 8)										3	1	1	2	0	0	1			
Carl Yastrzemski, L OBP: 0.423, SLG: 0.528 (1, 3)										3	0	1	0	1	1	0			
Tony Conigliaro, R OBP: 0.370, SLG: 0.530 (1, 9)										4	0	0	0	0	2	2			
Rico Petrocelli, R OBP: 0.289, SLG: 0.453 (1, 6)										4	0	0	0	0	1	0			
George Scott, R OBP: 0.342, SLG: 0.450 (1, 5)										3	1	2	0	1	1	0			
Billy Conigliaro, R OBP: 0.360, SLG: 0.600 (1, 7)										3	1	1	0	1	0	2			
Tom Satriano, L OBP: 0.333, SLG: 0.339 (1, 2)										3	1	1	1	0	1	1			
Sonny Siebert, R Lee Stange, R Mike Derrick, L Gary Wagner, R Mike Fiore, L Vicente Romo, R (1, 1) (5, 1) (5, PR) (8, 1) (7, PR) (8, 1)										1	0	0	0	0	0	0			
Inning Stats	R: 1 E: 0 K: 0 S: 4	H: 1 LOB: 0 BB: 0 P: 4	R: 0 E: 0 K: 0 S: 3	H: 1 LOB: 0 BB: 0 P: 3	R: 0 E: 1 K: 0 S: 4	H: 0 LOB: 1 BB: 0 P: 4	R: 0 E: 0 K: 2 S: 7	H: 0 LOB: 0 BB: 0 P: 7	R: 0 E: 0 K: 1 S: 6	H: 1 LOB: 1 BB: 0 P: 6	R: 5 E: 0 K: 0 S: 5	H: 2 LOB: 1 BB: 4 P: 21	R: 0 E: 0 K: 1 S: 5	H: 1 LOB: 0 BB: 0 P: 5	R: 0 E: 0 K: 2 S: 2	H: 1 LOB: 0 BB: 0 P: 5	1B: 4 2B: 1 3B: 1 HR: 1	SF: 1 SAC: 0 DP: 0 HBP: 0	WP: 0 PA: 34 CS: 2
PITCHER	IP WLS BF H R ER SO BB IBB HBP BLK WP HR S P ERA WHIP	6.1 26 5 4 4 5 2 0 0 0 0 1 34 42 5.68 1.105	0.0 L 2 1 1 1 0 1 0 0 0 0 0 0 1 5 -- --	0.1 2 0 1 1 0 1 0 0 0 0 0 0 1 5 27.00 3.000	0.1 1 0 0 0 0 0 0 0 0 0 0 0 1 1 0.00 0.000	3.76 1.0 3 1 0 0 1 0 0 0 0 0 5 5 0.00 1.000													

Baltimore Orioles @ Boston Red Sox
Fenway Park, Boston, MA
Wed Jun 24 1970, 7:05 PM EDT
Att: 25,003 - Unknown

AB	29
R	6
H	7
RBI	6
BB	4
SO	6
LOB	8



Batter	1	2	3	4	5	6	7	8	9	10	11	12	13	14	AB	R	H	RBI	BB	SO	LOB	TOP				
Don Buford, S OBP: 0.386, SLG: 0.398 (1.7) (9.5) (10.4)	G6-4-3 BB		L6		FC5-4 1B	2B		6-3		FC4-6 1B		3-1		1B 2B 1B	7	1	4	1	1	0	1					
Chico Salmon, R OBP: 0.342, SLG: 0.444 Dave McNally, R OBP: 0.296, SLG: 0.324 Terry Crowley, L OBP: 0.400, SLG: 0.385	G6-4-3 BB		P4		FC5-4 1-2r	6-3		1B		FC4-6 1-2r		2B		1B 2B BB	5	0	1	0	1	0	5					
Frank Robinson, R OBP: 0.410, SLG: 0.566	G6-4-3			P6		HR		6-3 K		K		F3		2B 2B 1B	8	2	2	2	0	2	7					
Boog Powell, L OBP: 0.429, SLG: 0.590	F8			BLK 1B BB		1B 1B		1B		4-1		5-3 BB		2B 1-3 2-3 3-4H	5	2	3	2	3	0	1					
Merv Rettenmund, R OBP: 0.325, SLG: 0.524		K		1-2 BLK 1B		1B HR 1B		K		HR		F9		2B 2B	8	2	4	3	0	2	4					
Brooks Robinson, R OBP: 0.334, SLG: 0.451 Jim Palmer, R OBP: 0.220, SLG: 0.265 Pete Richert, L Moe Drabowsky, R OBP: 0.125, SLG: 0.125	F9			G4-6-3 BB		HR 1B		F6		WP 2B 1B		F2		K	4	1	2	1	1	0	1					
Davey Johnson, R OBP: 0.393, SLG: 0.437	F9			G4-6-3		HR		FC5-4 BB		P6		G5-4-3 BB		K P4	6	1	1	3	2	1	6					
Eliot Hendricks, L OBP: 0.174, SLG: 0.338 Andy Etchebarren, R OBP: 0.289, SLG: 0.306			BB		F2	L9		FC5-4		2B		G5-4-3		1B HR	2	0	0	0	1	0	0					
Mike Gutzler, L Gurt Manno, R Tommy Agee, R Don Hill, R John Killebrew, R Paul Blair, R			F7		K	2B 1B		F8		6-3		4-3		BB K	2	0	0	0	0	1	1					
Inning Stats	R: 0 E: 0 K: 0 S: 2	H: 0 LOB: 1 BB: 2 P: 10	R: 0 E: 0 K: 1 S: 5	H: 0 LOB: 0 BB: 1 P: 5	R: 0 E: 0 K: 1 S: 3	H: 0 LOB: 1 BB: 1 P: 7	R: 0 E: 0 K: 0 S: 6	H: 1 LOB: 2 BB: 0 P: 6	R: 0 E: 0 K: 1 S: 6	H: 1 LOB: 1 BB: 0 P: 7	R: 0 E: 0 K: 1 S: 6	H: 1 LOB: 2 BB: 1 P: 10	R: 0 E: 0 K: 1 S: 4	H: 0 LOB: 1 BB: 1 P: 9	R: 0 E: 0 K: 1 S: 12	H: 1 LOB: 2 BB: 2 P: 21	R: 6 E: 0 K: 2 S: 12	H: 5 LOB: 2 BB: 2 P: 21	1B: 13 2B: 5 3B: 0 HR: 3	SF: 0 SAC: 0 DP: 3 HBP: 1	WP: 1 PA: 72					
PITCHER	IP 5.0	WLS 24	BF 6	H 4	ER 4	SO 2	BB 5	IBB 0	HBP 0	BLK 1	WP 0	HR 1	S 23	P 43	ERA 7.20	WHIP 2.200										
Mike Nagy, R ERA: 4.99																										
Lee Stange, R ERA: 5.5	0.1	4	3	1	1	0	0	0	0	0	0	1	4	4	27.00	9.000										
Gary Wagner, R ERA: 2.7	1.1	6	1	0	0	1	1	0	0	0	0	0	7	11	0.00	1.500										
Sparky Lyle, L ERA: 5.85	2.0	10	4	2	2	1	0	0	0	0	1	1	12	12	9.00	2.000										
Vicente Romo, R ERA: 3.12	1.1	6	1	0	0	1	0	1	0	0	0	0	7	11	0.00	0.750										
PITCHER	IP 3.0	WLS L	BF 14	H 3	ER 3	SO 1	BB 3	IBB 0	HBP 1	BLK 0	WP 0	HR 0	S 13	P 25	ERA 9.00	WHIP 2.000										
Jose Santiago, R ERA: 10.8																										
Cal Koonce, R ERA: 4.45	1.0	8	3	3	3	2	1	0	1	0	0	0	10	15	27.00	4.000										

Baltimore Orioles @ Boston Red Sox
Fenway Park, Boston, MA
Thu Jun 25 1970, 3:33 AM EDT
Att. 20,548 - Unknown

AB 60
R 13
H 13
RBI 13
BB 11
SO 8
LOB 35



Batter	1	2	3	4	5	6	7	8	9	10	11	12	13	14	AB	R	H	RBI	BB	SO	LOB	BOTTOM								
Dick Schofield, S OBP: 0.284, SLG: 0.200	1B 1B	K			BB 1B SF8	FC5-6 1-2r		K		K		K		BB	7	2	2	0	1	4	5									
Reggie Smith, S OBP: 0.381, SLG: 0.468	1B SF8 1B		5-3		SF8 BB SF8 1B	K		BB		3-1		F9		L9	7	2	2	0	1	1	2									
Carl Yastrzemski, L OBP: 0.430, SLG: 0.534	1B 1-3 2-H		1B		1-2 2-3 3B BB	4-3		K		BB		BB		BB	6	1	3	1	2	1	2									
Tony Conigliaro, R OBP: 0.363, SLG: 0.520	SF8		K		SF8	F7		K		K		P4		BB	4	0	0	2	1	2	3									
Rico Petrocelli, R OBP: 0.289, SLG: 0.451	1B 1-3		F9		SF8	1B		K		K		P4		BB	6	0	2	1	0	1	5									
George Scott, R OBP: 0.348, SLG: 0.462	1B			K		HR 3B		G4-6-3 1B		FC4-6 1B		4-3		K	7	1	4	1	0	2	2									
Billy Conigliaro, R OBP: 0.364, SLG: 0.506	K		K		K	E5		G4-6-3 1-2r		B1		E5 FC6-4		HR	7	1	1	1	0	2	3									
Jerry Moses, R OBP: 0.320, SLG: 0.416	HR				F8			K		FC4-6		FC6-4		F3	7	1	2	1	0	1	3									
Mike Nagy, R Lee Stange, R Gary Wagner, R Sparky Lyle, L Vicente Romo, R			K		F8	FC5-6 1B		F9		1-2 IBB		1B		F7	2	0	0	0	0	1	1									
Inning Stats	R: 2 E: 0 K: 0 S: 6	H: 5 LOB: 2 BB: 0 P: 6	R: 1 E: 0 K: 3 S: 10	H: 1 LOB: 0 BB: 0 P: 10	R: 0 E: 0 K: 2 S: 8	H: 1 LOB: 1 BB: 0 P: 8	R: 4 E: 0 K: 0 S: 7	H: 3 LOB: 1 BB: 1 P: 11	R: 0 E: 0 K: 1 S: 6	H: 1 LOB: 1 BB: 0 P: 6	R: 0 E: 0 K: 2 S: 4	H: 2 LOB: 1 BB: 0 P: 4	R: 0 E: 0 K: 1 S: 7	H: 0 LOB: 0 BB: 1 P: 7	R: 0 E: 0 K: 3 S: 9	H: 0 LOB: 1 BB: 1 P: 13	R: 0 E: 0 K: 1 S: 6	H: 1 LOB: 1 BB: 1 P: 10	R: 0 E: 0 K: 1 S: 4	H: 1 LOB: 2 BB: 0 P: 4	R: 0 E: 0 K: 1 S: 7	H: 1 LOB: 2 BB: 0 P: 7	R: 0 E: 0 K: 1 S: 5	H: 0 LOB: 2 BB: 2 P: 13	R: 1 E: 0 K: 0 S: 4	H: 1 LOB: 1 BB: 1 P: 8	1B: 14 2B: 1 3B: 1 HR: 2	SF: 3 SAC: 0 DP: 1 HBP: 0	WP: 0 PA: 65	
PITCHER	IP 4.0	WLS 21	BF 10	H 6	ER 6	SO 6	BB 1	IBB 0	HBP 0	BLK 0	WP 0	HR 1	S 32	P 36	ERA 13.50	WHIP 2.750														
Mike Cuellar, L ERA: 4.26																														
Dave Leonhard, R ERA: 7.71	1.0	5	1	1	0	0	0	0	0	0	0	5	5	0.00	1.000															
Marcelino Lopez, L ERA: 2.45	1.1	7	3	0	0	1	0	0	0	0	0	9	9	0.00	2.250															
Dick Hall, R ERA: 3.23	0.2	1	0	0	0	0	0	0	0	0	0	1	1	0.00	0.000															
Eddie Watt, R ERA: 3.18	1.0	3	0	0	0	2	0	0	0	0	0	7	7	0.00	0.000															
PITCHER	IP 1.0	WLS 5	BF 5	H 1	ER 0	SO 3	BB 1	IBB 0	HBP 0	BLK 0	WP 0	HR 0	S 10	P 14	ERA 0.00	WHIP 2.000														
Pete Richert, L ERA: 1.37																														
Moe Drabowsky, R ERA: 3.55	5.0	W	23	3	1	1	3	3	1	0	0	0	1	25	41	1.80	1.200													

Baltimore Orioles @ Boston Red Sox
Fenway Park, Boston, MA
Thu Jun 25 1970, 3:33 AM EDT
Att. 20,548 - Unknown

AB 56
R 8
H 18
RBI 7
BB 6
SO 15
LOB 26



Batter	1	2	3	4	5	6	7	8	9	AB	R	H	RBI	BB	SO	LOB	TOP										
Mike Andrews, R (1,4) OBP: 0.345, SLG: 0.385										4	0	1	0	1	1	0											
Reggie Smith, S (1,8) OBP: 0.374, SLG: 0.459										5	0	0	0	0	0	2											
Carl Yastrzemski, L (1,3) OBP: 0.427, SLG: 0.527										3	1	0	0	1	0	1											
Tony Conigliaro, R (1,9) OBP: 0.365, SLG: 0.519										4	1	2	0	0	0	1											
Rico Petrocelli, R (1,6) OBP: 0.292, SLG: 0.449										3	0	1	0	1	0	0											
George Scott, R (1,5) OBP: 0.357, SLG: 0.468										3	1	3	2	1	0	0											
Billy Conigliaro, R (1,7) OBP: 0.360, SLG: 0.527										4	1	1	2	0	2	6											
Jerry Moses, R (1,2) OBP: 0.314, SLG: 0.407										4	0	0	0	0	0	5											
Gary Peters, L (1,1) OBP: 0.273, SLG: 0.281										4	0	0	0	0	0	0											
Inning Stats	R: 0 E: 0 K: 0 S: 4	H: 1 LOB: 1 BB: 0 P: 4	R: 0 E: 0 K: 1 S: 4	H: 0 LOB: 0 BB: 1 P: 8	R: 0 E: 0 K: 0 S: 3	H: 0 LOB: 0 BB: 0 P: 3	R: 2 E: 1 K: 0 S: 5	H: 2 LOB: 2 BB: 2 P: 13	R: 0 E: 0 K: 0 S: 3	H: 0 LOB: 0 BB: 0 P: 3	R: 2 E: 0 K: 0 S: 5	H: 2 LOB: 1 BB: 1 P: 9	R: 0 E: 0 K: 1 S: 8	H: 3 LOB: 3 BB: 0 P: 8	R: 0 E: 0 K: 1 S: 5	H: 0 LOB: 0 BB: 5 P: 5	1B: 6 2B: 1 3B: 0 HR: 1	SF: 0 SAC: 0 DP: 0 HBP: 0	WP: 0 PB: 1 SB: 0 CS: 1	PA: 39							
PITCHER	IP	WLS	BF	H	R	ER	SO	BB	IBB	HBP	BLK	WP	HR	S	P	ERA	WHIP										
Gary Waslewski, R (1,1) ERA: 4.14	6.2	L	28	5	4	4	1	3	1	0	0	0	1	26	42	5.40	1.200										
Steve Hamilton, L (7,1) ERA: 2.35	1.1		7	3	0	0	1	0	0	0	0	0	0	9	9	0.00	2.250										
John Cumberland, L (9,1) ERA: 3.31	1.0		3	0	0	0	1	0	0	0	0	0	0	5	5	0.00	0.000										

Boston Red Sox @ New York Yankees
 Yankee Stadium, Bronx, NY
 Sat Jun 27 1970, 3:33 AM EDT
 Att: 21,801 - Cloudy - 72 F

AB	34
R	4
H	8
RBI	4
BB	4
SO	3
LOB	15



Batter	1	2	3	4	5	6	7	8	9	AB	R	H	RBI	BB	SO	LOB	BOTTOM										
Horace Clarke, S (1,4) OBP: 0.303, SLG: 0.335										4	0	1	0	0	0	0											
Bobby Murcer, L (1,8) OBP: 0.385, SLG: 0.471										4	0	0	0	0	3	1											
Roy White, S (1,7) OBP: 0.428, SLG: 0.559										4	0	1	0	0	2	0											
Danny Cater, R (1,3) OBP: 0.340, SLG: 0.428										3	0	2	0	0	0	1											
Thurman Munson, R (1,2) OBP: 0.382, SLG: 0.338										3	0	1	0	0	0	2											
Ron Woods, R (1,9) OBP: 0.302, SLG: 0.336										3	0	0	0	0	0	4											
Gene Michael, S (1,6) OBP: 0.316, SLG: 0.291										3	0	0	0	0	0	1											
Jerry Kenney, L (1,5) OBP: 0.296, SLG: 0.312										3	0	0	0	0	1	0											
Gary Waslewski, R (1,1) Steve Hamilton, L (7,1) Ron Hansen, R (6,PH) John Cumberland, R (9,1)										2	0	0	0	0	2	0											
Inning Stats	R: 0 E: 0 K: 2 S: 7	H: 0 LOB: 0 BB: 0 P: 7	R: 0 E: 0 K: 0 S: 4	H: 1 LOB: 1 BB: 0 P: 4	R: 0 E: 0 K: 1 S: 6	H: 1 LOB: 1 BB: 0 P: 6	R: 0 E: 0 K: 1 S: 5	H: 1 LOB: 1 BB: 0 P: 6	R: 0 E: 0 K: 2 S: 7	H: 0 LOB: 0 BB: 0 P: 7	R: 0 E: 0 K: 1 S: 5	H: 0 LOB: 0 BB: 0 P: 5	R: 0 E: 0 K: 0 S: 3	H: 1 LOB: 0 BB: 0 P: 3	R: 0 E: 0 K: 0 S: 3	H: 0 LOB: 0 BB: 0 P: 3	R: 0 E: 0 K: 1 S: 6	H: 1 LOB: 1 BB: 0 P: 6	1B: 5 2B: 0 3B: 0 HR: 0	SF: 0 SAC: 0 DP: 2 HBP: 1	WP: 0 PB: 0 SB: 0 CS: 0	PA: 31					
PITCHER	IP	WLS	BF	H	R	ER	SO	BB	IBB	HBP	BLK	WP	HR	S	P	ERA	WHIP										
Gary Peters, L (1,1) ERA: 4.97	9.0	W	31	5	0	0	8	0	0	1	0	0	0	46	47	0.00	0.556										

Boston Red Sox @ New York Yankees
 Yankee Stadium, Bronx, NY
 Sat Jun 27 1970, 3:33 AM EDT
 Att: 21,801 - Cloudy - 72 F

AB	30
R	0
H	5
RBI	0
BB	0
SO	8
LOB	9



Batter	1	2	3	4	5	6	7	8	9	AB	R	H	RBI	BB	SO	LOB	TOP																			
Mike Andrews, R OBP: 0.344, SLG: 0.382 (1, 4)	1-3		1B HR		K			F3		4	1	1	0	0	1	0	Boston Red Sox @ New York Yankees Yankee Stadium, Bronx, NY Sun Jun 28 1970, 3:33 AM EDT Sunny - 76 F																			
Reggie Smith, S OBP: 0.372, SLG: 0.455 (1, 8)	F8		HR		4-3			L7		4	1	1	1	0	0	0																				
Carl Yastrzemski, L OBP: 0.429, SLG: 0.539 (1, 3)	3-1		HR					F9		4	1	2	3	0	0	0																				
Tony Conigliaro, R OBP: 0.368, SLG: 0.517 (1, 9)		BB	G6-4-3					G1		3	0	1	0	1	0	0																				
Rico Petrocelli, R OBP: 0.292, SLG: 0.446 (1, 6)	L8		G6-4-3					E		4	0	1	0	0	0	2																				
George Scott, R OBP: 0.356, SLG: 0.476 (1, 5)	F4				F8			E5		4	1	1	1	0	0	2																				
Billy Conigliaro, R OBP: 0.349, SLG: 0.595 (1, 7)	F4				F7			PO		4	0	0	0	0	0	1																				
Jerry Moses, R OBP: 0.314, SLG: 0.406 (1, 2)			5-3		F7			G6-3		3	0	1	0	0	0	0																				
Ken Brett, L OBP: 0.429, SLG: 0.583 Sparky Lyle, L (9, 1)			1B		5-3			G6-3		3	1	1	0	0	0	1																				
			1B							0	0	0	0	0	0	0																				
Inning Stats	R: 0 E: 0 K: 0 S: 3	H: 0 LOB: 0 BB: 0 P: 3	R: 0 E: 0 K: 0 S: 3	H: 0 LOB: 1 BB: 1 P: 7	R: 4 E: 0 K: 0 S: 7	H: 5 LOB: 0 BB: 0 P: 7	R: 0 E: 0 K: 0 S: 3	H: 0 LOB: 0 BB: 0 P: 3	R: 0 E: 0 K: 1 S: 5	H: 1 LOB: 1 BB: 0 P: 4	R: 0 E: 0 K: 0 S: 3	H: 1 LOB: 0 BB: 0 P: 3	R: 0 E: 0 K: 0 S: 3	H: 1 LOB: 0 BB: 0 P: 3	R: 1 E: 0 K: 0 S: 4	H: 1 LOB: 0 BB: 0 P: 4	1B: 7 2B: 0 3B: 0 HR: 2	SF: 0 SAC: 0 DP: 2 HBP: 0	WP: 0 PB: 0 SB: 0 CS: 1	PA: 36																
PITCHER	IP	WLS	BF	H	R	ER	SO	BB	IBB	HBP	BLK	WP	HR	S	P	ERA	WHIP	PITCHER		IP	WLS	BF	H	R	ER	SO	BB	IBB	HBP	BLK	WP	HR	S	P	ERA	WHIP
Mel Stottlemyre, R ERA: 3.18 John Cumberland, L ERA: 3.35	(1, 1)	7.0	L	27	7	4	4	1	1	0	0	0	1	28	32	5.14	1.143			(8, 1)	2.0	7	2	1	1	0	0	0	0	0	0	1	7	7	4.50	1.000

AB	33
R	5
H	9
RBI	5
BB	1
SO	1
LOB	6




Batter	1	2	3	4	5	6	7	8	9	AB	R	H	RBI	BB	SO	LOB	BOTTOM																			
Horace Clarke, S OBP: 0.301, SLG: 0.331 (1, 4)	BB	L7			F7		P6		F4	4	0	0	0	1	0	3	Boston Red Sox @ New York Yankees Yankee Stadium, Bronx, NY Sun Jun 28 1970, 3:33 AM EDT Sunny - 76 F																			
Bobby Murcer, L OBP: 0.382, SLG: 0.477 (1, 8)	K		F9		G3			HR	FC6-4	5	1	1	1	0	1	2																				
Roy White, S OBP: 0.425, SLG: 0.553 (1, 7)	BB	L7			F8			5-3		3	0	0	0	1	0	0																				
Danny Cater, R OBP: 0.342, SLG: 0.427 (1, 5)	BB	BB			L7			P6		3	0	1	0	1	0	0																				
Thurman Munson, R OBP: 0.384, SLG: 0.355 (1, 2)	F8		F4				1B	HR		4	1	2	1	0	0	4																				
John Ellis, R OBP: 0.282, SLG: 0.311 (1, 3)	F9				1-3		F3	F6		4	0	0	0	0	0	4																				
Ron Woods, R OBP: 0.308, SLG: 0.368 (1, 9)		L6-3			F7		L7		HR	4	1	2	1	0	0	0																				
Gene Michael, S OBP: 0.315, SLG: 0.290 (1, 6)		L6-3			L6			K		4	0	1	0	0	1	1																				
Mel Stottlemyre, R OBP: 0.306, SLG: 0.279 Ron Hansen, R OBP: 0.345, SLG: 0.220 John Cumberland, R OBP: 0.071, SLG: 0.071 Curt Blefary, L OBP: 0.307, SLG: 0.264 (9, PH)	(1, 1)				K		K	FC6-4	BB	2	0	1	0	0	1	0																				
										1	0	0	0	0	1	1																				
										0	0	0	0	0	0	0																				
										0	0	0	1	0	0	0																				
Inning Stats	R: 0 E: 0 K: 1 S: 5	H: 2 LOB: 1 BB: 0 P: 4	R: 0 E: 0 K: 0 S: 4	H: 1 LOB: 1 BB: 0 P: 4	R: 0 E: 0 K: 0 S: 3	H: 0 LOB: 0 BB: 0 P: 3	R: 0 E: 0 K: 0 S: 5	H: 0 LOB: 0 BB: 0 P: 5	R: 0 E: 0 K: 1 S: 6	H: 1 LOB: 1 BB: 0 P: 6	R: 0 E: 0 K: 0 S: 5	H: 2 LOB: 0 BB: 0 P: 5	R: 1 E: 0 K: 1 S: 6	H: 1 LOB: 1 BB: 1 P: 10	1B: 5 2B: 1 3B: 0 HR: 3	SF: 0 SAC: 0 DP: 1 HBP: 0	WP: 0 PB: 0 SB: 1 CS: 0	PA: 38																		
PITCHER	IP	WLS	BF	H	R	ER	SO	BB	IBB	HBP	BLK	WP	HR	S	P	ERA	WHIP	PITCHER		IP	WLS	BF	H	R	ER	SO	BB	IBB	HBP	BLK	WP	HR	S	P	ERA	WHIP
Ken Brett, L ERA: 3.31 Sparky Lyle, L ERA: 5.67	(1, 1)	8.0	W	34	8	3	3	3	3	0	0	0	0	3	37	49	3.38	1.375			(9, 1)	1.0	S	4	0	0	0	1	1	0	0	5	9	0.00	1.000	




Batter	1	2	3	4	5	6	7	8	9	AB	R	H	RBI	BB	SO	LOB	TOP					
Mike Andrews, R (1,4) OBP: 0.339, SLG: 0.376										4	0	0	0	0	0	0	Boston Red Sox @ New York Yankees Yankee Stadium, Bronx, NY Sun Jun 28 1970, 3:38 AM EDT Att: 56,412 - Sunny - 79 F					
Reggie Smith, S (1,8) OBP: 0.370, SLG: 0.456										4	0	1	0	0	0	1						
Carl Yastrzemski, L (1,3) OBP: 0.429, SLG: 0.537										3	0	1	0	1	0	1						
Tony Conigliaro, R (1,9) OBP: 0.361, SLG: 0.507										4	0	0	0	0	1	4						
Rico Petrocelli, R (1,6) OBP: 0.291, SLG: 0.443										4	0	1	0	0	0	2						
George Scott, R (1,5) OBP: 0.351, SLG: 0.469										4	0	0	0	0	1	1						
Billy Conigliaro, R (1,7) OBP: 0.345, SLG: 0.495										4	1	1	0	0	2	0						
Tom Satriano, L (1,2) OBP: 0.342, SLG: 0.409										3	1	2	2	0	0	0						
Ray Culp, R (1,1) OBP: 0.116, SLG: 0.140 (5, PH)										1	0	0	0	0	1	1						
George Thomas, R (5, PH) OBP: 0.375, SLG: 0.448										1	0	0	0	0	1	0						
Mike Nagy, R (5, 1) OBP: 0.071, SLG: 0.071										0	0	0	0	0	0	0						
Dick Schofield, S (7, PH) OBP: 0.281, SLG: 0.197										1	0	0	0	0	0	0						
Gary Wagner, R (7, 1) OBP: 1.000, SLG: 1.000										0	0	0	0	0	0	0						
Inning Stats	R: 0 E: 1 K: 0 S: 5	H: 1 LOB: 2 BB: 0 P: 5	R: 0 E: 0 K: 2 S: 8	H: 1 LOB: 1 BB: 0 P: 8	R: 0 E: 0 K: 1 S: 5	H: 0 LOB: 1 BB: 1 P: 9	R: 0 E: 0 K: 0 S: 3	H: 0 LOB: 0 BB: 0 P: 3	R: 0 E: 0 K: 1 S: 5	H: 0 LOB: 0 BB: 0 P: 5	R: 0 E: 0 K: 0 S: 3	H: 0 LOB: 0 BB: 0 P: 3	R: 2 E: 0 K: 1 S: 7	H: 2 LOB: 0 BB: 0 P: 7	R: 0 E: 0 K: 0 S: 4	H: 1 LOB: 1 BB: 0 P: 4	R: 0 E: 0 K: 1 S: 5	H: 1 LOB: 0 BB: 0 P: 5	1B: 3 2B: 2 3B: 0 HR: 1	SF: 0 SAC: 0 DP: 1 HBP: 0	WP: 0 PB: 0 SB: 0 CS: 0	PA: 34
PITCHER Stan Bahnsen, R (1,1) ERA: 3.07	IP: 9.0 WLS: W BF: 34 H: 6 R: 2 ER: 2 SO: 6 BB: 1 IBB: 0 HBP: 0 BLK: 0 WP: 0 HR: 1 S: 45 P: 49 ERA: 2.00 WHIP: 0.778															PITCHER						

AB	33
R	2
H	6
RBI	2
BB	1
SO	6
LOB	10



Batter	1	2	3	4	5	6	7	8	9	AB	R	H	RBI	BB	SO	LOB	BOTTOM			
Horace Clarke, S (1,4) OBP: 0.300, SLG: 0.329										5	0	1	0	0	1	3	Boston Red Sox @ New York Yankees Yankee Stadium, Bronx, NY Sun Jun 28 1970, 3:38 AM EDT Att: 56,412 - Sunny - 79 F			
Jerry Kenney, L (1,5) OBP: 0.295, SLG: 0.316										4	1	1	2	0	0	1				
Bobby Murcer, L (1,8) OBP: 0.378, SLG: 0.470										4	0	0	0	0	1	4				
Ron Woods, R (6, 8) OBP: 0.308, SLG: 0.368										0	0	0	0	0	0	0				
Roy White, S (1,7) OBP: 0.429, SLG: 0.566										4	2	3	2	0	1	1				
Danny Cater, R (1,3) OBP: 0.341, SLG: 0.422										3	0	0	0	1	0	2				
Curt Blefary, L (1,9) OBP: 0.311, SLG: 0.261										2	2	0	0	2	1	2				
Jim Lyttle, L (8, 9)										0	0	0	0	0	0	0				
Jake Gibbs, L (1,2) OBP: 0.341, SLG: 0.432										4	2	2	3	0	0	2				
Gene Michael, S (1,6) OBP: 0.314, SLG: 0.286										3	1	0	0	1	1	0				
Stan Bahnsen, R (1,1) OBP: 0.179, SLG: 0.189										4	0	1	1	0	2	0				
Inning Stats	R: 0 E: 0 K: 0 S: 3	H: 0 LOB: 0 BB: 0 P: 3	R: 3 E: 0 K: 2 S: 9	H: 2 LOB: 1 BB: 1 P: 13	R: 0 E: 1 K: 1 S: 6	H: 1 LOB: 1 BB: 0 P: 6	R: 3 E: 0 K: 2 S: 10	H: 3 LOB: 2 BB: 2 P: 18	R: 0 E: 0 K: 1 S: 6	H: 1 LOB: 1 BB: 0 P: 6	R: 0 E: 0 K: 0 S: 3	H: 0 LOB: 0 BB: 0 P: 3	R: 2 E: 1 K: 0 S: 5	H: 1 LOB: 1 BB: 1 P: 9	R: 0 E: 0 K: 1 S: 5	H: 0 LOB: 0 BB: 0 P: 5	1B: 5 2B: 1 3B: 0 HR: 2	SF: 0 SAC: 0 DP: 0 HBP: 0	WP: 0 PB: 0 SB: 0 CS: 0	PA: 37
PITCHER Ray Culp, R (1,1) ERA: 2.95	IP: 4.0 WLS: L BF: 21 H: 6 R: 6 ER: 6 SO: 5 BB: 2 IBB: 1 HBP: 0 BLK: 0 WP: 0 HR: 1 S: 28 P: 40 ERA: 13.50 WHIP: 2.000															PITCHER				
Mike Nagy, R (5, 1) ERA: 4.75	IP: 2.0 WLS: 7 BF: 1 H: 0 R: 0 ER: 0 SO: 1 BB: 0 IBB: 0 HBP: 0 BLK: 0 WP: 0 HR: 0 S: 9 P: 9 ERA: 0.00 WHIP: 0.500																			
Gary Wagner, R (7, 1) ERA: 3.38	IP: 2.0 WLS: 9 BF: 1 H: 2 R: 1 ER: 1 SO: 1 BB: 0 IBB: 0 HBP: 0 BLK: 0 WP: 0 HR: 1 S: 10 P: 14 ERA: 4.50 WHIP: 1.000																			

AB	33
R	8
H	8
RBI	8
BB	4
SO	7
LOB	15



Batter	1	2	3	4	5	6	7	8	9	AB	R	H	RBI	BB	SO	LOB	TOP								
Ed Stroud, L OBP: 0.348, SLG: 0.366 (1, 8)										4	0	0	0	0	0	0	Washington Senators @ Boston Red Sox Fenway Park, Boston, MA Tue Jun 30 1970, 7:05 PM EDT Att: 19,797 - Unknown livebaseballscorecards.com								
Lee Mays, L OBP: 0.358, SLG: 0.447 (1, 9)										4	0	2	0	0	1	0									
Tim Cullen, R OBP: 0.264, SLG: 0.247 (8, 4)										0	0	0	0	0	0	0									
Frank Howard, R OBP: 0.416, SLG: 0.533 (1, 7)										4	0	1	0	0	2	1									
Wayne Comer, R OBP: 0.265, SLG: 0.216 (8, 9)										0	0	0	0	0	0	0									
Mike Epstein, L OBP: 0.357, SLG: 0.434 (1, 3)										3	0	0	0	1	2	0									
Aurelio Rodriguez, R OBP: 0.312, SLG: 0.466 (1, 5)										3	1	0	0	1	2	3									
Bernie Allen, L OBP: 0.397, SLG: 0.410 (1, 4)										2	1	1	0	1	1	0									
Rick Reichardt, R OBP: 0.353, SLG: 0.563 (8, 7)										1	0	0	0	0	0	0									
Ed Brinkman, R OBP: 0.341, SLG: 0.311 (1, 6)										3	1	1	1	0	0	1									
Paul Casanova, R OBP: 0.309, SLG: 0.403 (1, 2)										3	0	1	1	0	0	0									
Dick Bosman, R OBP: 0.143, SLG: 0.143 (1, 1)										2	0	0	0	0	2	0									
Del Unser, L OBP: 0.262, SLG: 0.290 (7, PH)										1	0	0	0	0	0	1									
Darold Knowles, L OBP: 0.100, SLG: 0.100 (7, 1)										0	0	0	0	0	0	0									
Inning Stats	R: 0 E: 0 K: 0 S: 4	H: 2 LOB: 2 BB: 1 P: 8	R: 0 E: 0 K: 1 S: 5	H: 0 LOB: 0 BB: 0 P: 5	R: 0 E: 0 K: 2 S: 7	H: 0 LOB: 0 BB: 0 P: 7	R: 0 E: 0 K: 3 S: 9	H: 0 LOB: 0 BB: 0 P: 9	R: 0 E: 0 K: 0 S: 3	H: 1 LOB: 0 BB: 0 P: 3	R: 0 E: 0 K: 1 S: 5	H: 0 LOB: 0 BB: 0 P: 5	R: 3 E: 0 K: 0 S: 5	H: 2 LOB: 1 BB: 2 P: 13	R: 0 E: 0 K: 1 S: 5	H: 1 LOB: 0 BB: 0 P: 5	R: 0 E: 0 K: 2 S: 7	H: 0 LOB: 0 BB: 0 P: 7	1B: 5 2B: 1 3B: 0 HR: 0	SF: 0 SAC: 0 DP: 2 HBP: 0	WP: 1 PB: 0 SB: 1 CS: 1	PA: 33			
PITCHER	IP	WLS	BF	H	R	ER	SO	BB	IBB	HBP	BLK	WP	HR	S	P	ERA	WHIP								
Sonny Siebert, R ERA: 4.26 (1, 1)	6.2	L	25	4	3	3	7	3	0	0	0	0	0	36	48	4.05	1.050								
Vicente Romo, R ERA: 3.1 (7, 1)	0.1		2	1	0	0	0	0	0	0	0	1	0	2	2	0.00	3.000								
Gary Wagner, R ERA: 2.45 (8, 1)	2.0		6	1	0	0	3	0	0	0	0	0	0	12	12	0.00	0.500								

Batter	1	2	3	4	5	6	7	8	9	AB	R	H	RBI	BB	SO	LOB	BOTTOM								
Mike Andrews, R OBP: 0.340, SLG: 0.371 (1, 4)										3	0	0	0	1	0	2	Washington Senators @ Boston Red Sox Fenway Park, Boston, MA Tue Jun 30 1970, 7:05 PM EDT Att: 19,797 - Unknown livebaseballscorecards.com								
Reggie Smith, S OBP: 0.368, SLG: 0.451 (1, 8)										3	0	0	0	1	0	3									
Carl Yastrzemski, L OBP: 0.430, SLG: 0.538 (1, 3)										3	0	1	0	1	0	3									
Tony Conigliaro, R OBP: 0.360, SLG: 0.500 (1, 9)										3	0	0	0	1	0	2									
Rico Petrocelli, R OBP: 0.291, SLG: 0.440 (1, 6)										4	0	1	0	0	0	1									
George Scott, R OBP: 0.349, SLG: 0.469 (1, 5)										4	1	1	0	0	0	1									
Billy Conigliaro, R OBP: 0.341, SLG: 0.486 (1, 7)										4	0	1	0	0	0	1									
Tom Satriano, L OBP: 0.346, SLG: 0.403 (1, 2)										1	0	0	0	1	0	0									
George Thomas, R OBP: 0.394, SLG: 0.487 (7, PH)										1	0	1	0	0	0	0									
Gary Wagner, R OBP: 1.000, SLG: 1.000 (8, 1)										0	0	0	0	0	0	0									
Dick Schofield, S OBP: 0.278, SLG: 0.195 (9, PH)										1	0	0	0	0	0	0									
Sonny Siebert, R OBP: 0.143, SLG: 0.152 (1, 1)										2	0	1	1	0	0	0									
Vicente Romo, R OBP: 0.154, SLG: 0.333 (7, 1)										0	0	0	0	0	0	0									
Jerry Moses, R OBP: 0.316, SLG: 0.403 (8, 2)										1	0	0	0	1	0	1									
Inning Stats	R: 0 E: 0 K: 0 S: 4	H: 1 LOB: 1 BB: 0 P: 4	R: 1 E: 0 K: 0 S: 5	H: 2 LOB: 3 BB: 2 P: 13	R: 0 E: 0 K: 0 S: 2	H: 0 LOB: 0 BB: 1 P: 6	R: 0 E: 0 K: 0 S: 3	H: 0 LOB: 0 BB: 0 P: 3	R: 0 E: 0 K: 0 S: 3	H: 0 LOB: 0 BB: 0 P: 3	R: 0 E: 0 K: 0 S: 3	H: 1 LOB: 1 BB: 1 P: 7	R: 0 E: 0 K: 0 S: 4	H: 2 LOB: 3 BB: 1 P: 9	R: 0 E: 0 K: 0 S: 3	H: 0 LOB: 0 BB: 0 P: 3	R: 0 E: 0 K: 0 S: 3	H: 0 LOB: 1 BB: 1 P: 7	1B: 4 2B: 2 3B: 0 HR: 0	SF: 0 SAC: 0 DP: 2 HBP: 1	WP: 0 PB: 0 SB: 0 CS: 0	PA: 37			
PITCHER	IP	WLS	BF	H	R	ER	SO	BB	IBB	HBP	BLK	WP	HR	S	P	ERA	WHIP								
Dick Bosman, R ERA: 3.7 (1, 1)	6.0	W	24	4	1	1	0	3	1	0	0	0	0	20	36	1.50	1.167								
Darold Knowles, L ERA: 1.44 (7, 1)	3.0	S	13	2	0	0	0	2	0	1	0	0	0	10	19	0.00	1.333								


Batter	1	2	3	4	5	6	7	8	9	AB	R	H	RBI	BB	SO	LOB	TOP										
Ed Stroud, L OBP: 0.350, SLG: 0.366 (1, 8)	K		WP 1B		G4-6-3		G4-6-3 BB	F9		3	1	1	0	1	1	1	Washington Senators @ Boston Red Sox Fenway Park, Boston, MA Wed Jul 01 1970, 7:05 PM EDT Att: 22,218 - Unknown										
Rick Reichardt, R OBP: 0.351, SLG: 0.558 (8, PH)	K		1B		1-2					1	0	0	0	0	0	3											
Jim Hannan, R OBP: 0.375, SLG: 0.286 (8, 1)										0	0	0	0	0	0	0											
Joe Grzenda, R (8, 1)										0	0	0	0	0	0	0											
Lee Maye, L OBP: 0.355, SLG: 0.442 (1, 9)	3-1				1B					4	0	1	0	0	1	4											
Wayne Comer, R OBP: 0.263, SLG: 0.213 (9, PH)	3-1				1B					1	0	0	0	0	0	0											
Frank Howard, R OBP: 0.416, SLG: 0.531 (1, 7)	K				1B					5	0	2	2	0	2	0											
Mike Epstein, L OBP: 0.366, SLG: 0.442 (1, 3)					4-3					3	2	2	0	2	0	2											
Aurelio Rodriguez, R OBP: 0.314, SLG: 0.465 (1, 5)					4-3					5	1	2	1	0	0	3											
Bernie Allen, L OBP: 0.370, SLG: 0.404 Paul Casanova, R OBP: 0.307, SLG: 0.400 (9, PH)	L8				F8					2	0	0	0	2	0	1											
Ed Brinkman, R OBP: 0.337, SLG: 0.307 (1, 6)	FC4-6				L7					4	0	0	0	0	2	5											
Jim French, L OBP: 0.388, SLG: 0.301 (1, 2)					K					2	0	1	1	2	1	0											
Joe Coleman, R OBP: 0.311, SLG: 0.167 Horacio Pina, R (7, 1)					FC4-6 BB					2	1	1	0	0	0	1											
Del Unser, L OBP: 0.268, SLG: 0.290 (8, PH)					FC4-6 WP 1B					0	0	0	0	0	0	0											
Inning Stats	R: 0 E: 0 K: 2 S: 7	H: 0 LOB: 0 BB: 0 P: 7	R: 0 E: 0 K: 0 S: 3	H: 0 LOB: 1 BB: 1 P: 7	R: 2 E: 0 K: 1 S: 8	H: 3 LOB: 2 BB: 1 P: 12	R: 0 E: 0 K: 1 S: 5	H: 0 LOB: 0 BB: 0 P: 5	R: 0 E: 0 K: 1 S: 4	H: 0 LOB: 1 BB: 1 P: 8	R: 0 E: 0 K: 0 S: 2	H: 0 LOB: 1 BB: 2 P: 10	R: 2 E: 0 K: 2 S: 9	H: 2 LOB: 3 BB: 3 P: 21	R: 1 E: 0 K: 0 S: 5	H: 2 LOB: 1 BB: 0 P: 5	1B: 9 2B: 2 3B: 0 HR: 0	SF: 0 SAC: 1 DP: 3 HBP: 0	WP: 1 PB: 0 SB: 0 CS: 1	PA: 42							
PITCHER	IP	WLS	BF	H	R	ER	SO	BB	IBB	HBP	BLK	WP	HR	S	P	ERA	WHIP										
Mike Nagy, R ERA: 4.78 (1, 1)	7.1	W	33	7	4	4	6	7	0	0	0	1	0	38	66	4.91	1.909										
Vicente Romo, R ERA: 3.09 (8, 1)	0.1		3	1	0	0	1	1	0	0	0	0	0	4	8	0.00	6.000										
Sparky Lyle, L ERA: 5.71 (8, 1)	1.1	S	6	2	1	1	0	0	0	0	0	0	0	6	6	6.75	1.500										

Batter	1	2	3	4	5	6	7	8	9	AB	R	H	RBI	BB	SO	LOB	BOTTOM										
Mike Andrews, R OBP: 0.338, SLG: 0.368 (1, 4)	K									5	0	1	0	0	2	3	Washington Senators @ Boston Red Sox Fenway Park, Boston, MA Wed Jul 01 1970, 7:05 PM EDT Att: 22,218 - Unknown										
Reggie Smith, S OBP: 0.372, SLG: 0.455 (1, 8)	L9									4	1	2	0	1	1	2											
Carl Yastrzemski, L OBP: 0.433, SLG: 0.553 (1, 3)	WP 2B									4	2	2	2	1	0	2											
Tony Conigliaro, R OBP: 0.358, SLG: 0.495 (1, 9)	6-3									4	0	1	0	0	0	3											
Rico Petrocelli, R OBP: 0.297, SLG: 0.445 (1, 6)										4	1	3	0	0	0	2											
George Scott, R OBP: 0.348, SLG: 0.477 (1, 5)										4	1	1	2	0	0	4											
Billy Conigliaro, R OBP: 0.346, SLG: 0.486 (1, 7)										4	1	2	0	0	0	1											
Jerry Moses, R OBP: 0.320, SLG: 0.405 (1, 2)										4	0	2	0	0	1	1											
Mike Nagy, R OBP: 0.176, SLG: 0.176 Vicente Romo, R OBP: 0.154, SLG: 0.333 Sparky Lyle, L (8, 1)										3	0	2	1	0	0	1											
Inning Stats	R: 1 E: 0 K: 1 S: 6	H: 1 LOB: 0 BB: 0 P: 6	R: 0 E: 0 K: 0 S: 3	H: 1 LOB: 0 BB: 0 P: 3	R: 0 E: 0 K: 2 S: 9	H: 2 LOB: 3 BB: 1 P: 13	R: 1 E: 0 K: 1 S: 8	H: 4 LOB: 2 BB: 0 P: 8	R: 0 E: 0 K: 0 S: 4	H: 1 LOB: 1 BB: 0 P: 4	R: 4 E: 0 K: 0 S: 7	H: 5 LOB: 0 BB: 0 P: 7	R: 0 E: 0 K: 1 S: 6	H: 1 LOB: 1 BB: 0 P: 6	1B: 12 2B: 2 3B: 0 HR: 2	SF: 0 SAC: 0 DP: 3 HBP: 0		WP: 1 PB: 0 SB: 0 CS: 0	PA: 39								
PITCHER	IP	WLS	BF	H	R	ER	SO	BB	IBB	HBP	BLK	WP	HR	S	P	ERA	WHIP										
Joe Coleman, R ERA: 3.95 (1, 1)	6.1	L	34	15	6	5	4	2	0	0	0	1	2	40	48	0.00	2.684										
Horacio Pina, R ERA: 2.94 (7, 1)	0.2		1	0	0	0	0	0	0	0	0	0	0	1	1	0.00	0.000										
Jim Hannan, R ERA: 3.76 (8, 1)	0.2		3	1	0	0	1	0	0	0	0	0	0	5	5	0.00	1.500										
Joe Grzenda, L ERA: 5.74 (8, 1)	0.1		1	0	0	0	0	0	0	0	0	0	0	1	1	0.00	0.000										


Batter	1	2	3	4	5	6	7	8	9	AB	R	H	RBI	BB	SO	LOB	TOP			
Ed Brinkman, R (1, 6) OBP: 0.342, SLG: 0.310	L6		1B			2B BB		1B		3	0	2	0	1	0	0	Washington Senators @ Boston Red Sox Fenway Park, Boston, MA Thu Jul 02 1970, 3:33 AM EDT Att: 15,593 - Unknown			
Wayne Comer, R (1, 8) OBP: 0.252, SLG: 0.204 Jackie Brown, R (8, 1)	F7		P4			F8		F7		4	0	0	0	0	0	3				
Frank Howard, R (1, 7) OBP: 0.417, SLG: 0.534	P4			5-3		1-3 2B		FC5-4 1B		4	0	2	0	0	0	0				
Rick Reichardt, R (1, 9) OBP: 0.341, SLG: 0.538		P4		6-3		K		FC5-4 1B		4	0	0	0	0	1	4				
Aurelio Rodriguez, R (1, 5) OBP: 0.310, SLG: 0.459		6-3		F8		K			6-3	4	0	0	0	0	1	2				
Mike Epstein, L (1, 3) OBP: 0.384, SLG: 0.439					K		1-3		K	4	0	1	0	0	2	0				
Paul Casanova, R (1, 2) OBP: 0.305, SLG: 0.396						4-3 1B		P3		4	0	1	0	0	0	1				
Tim Cullen, R (1, 4) OBP: 0.255, SLG: 0.238			L5		4-3			F5		3	0	0	0	0	0	1				
Dick Such, L (1, 1) OBP: 0.167, SLG: 0.152 Jim Hamilton, R (4, 1) OBP: 0.379, SLG: 0.286 Lee Maye, L (5, PH) OBP: 0.252, SLG: 0.439 Jim Shellenback, L (5, 1) OBP: 0.192, SLG: 0.256 Del Unser, L (8, PH) OBP: 0.266, SLG: 0.286						K			P6	1	0	0	0	0	1	0				
Inning Stats	R: 0 E: 0 K: 0 S: 3	H: 0 LOB: 0 BB: 0 P: 3	R: 0 E: 0 K: 0 S: 4	H: 1 LOB: 1 BB: 0 P: 4	R: 0 E: 0 K: 1 S: 6	H: 1 LOB: 0 BB: 0 P: 6	R: 0 E: 0 K: 0 S: 3	H: 0 LOB: 0 BB: 0 P: 3	R: 0 E: 0 K: 2 S: 8	H: 1 LOB: 1 BB: 0 P: 8	R: 0 E: 0 K: 0 S: 3	H: 0 LOB: 2 BB: 1 P: 12	R: 0 E: 0 K: 0 S: 5	H: 2 LOB: 2 BB: 0 P: 5	R: 0 E: 0 K: 1 S: 5	H: 0 LOB: 0 BB: 0 P: 5		1B: 5 2B: 1 3B: 0 HR: 0	SF: 0 SAC: 0 DP: 0 HBP: 0	WP: 0 PB: 0 CS: 0
PITCHER Gary Peters, L (1, 1) ERA: 4.53	IP: 9.0 WLS: W BF: 34 H: 6 R: 0 ER: 0 SO: 6 BB: 1 IBB: 0 HBP: 0 BLK: 0 WP: 0 HR: 0 S: 45 P: 49 ERA: 0.00 WHIP: 0.778											PITCHER	IP: 9.0 WLS: W BF: 34 H: 6 R: 0 ER: 0 SO: 6 BB: 1 IBB: 0 HBP: 0 BLK: 0 WP: 0 HR: 0 S: 45 P: 49 ERA: 0.00 WHIP: 0.778							

Batter	1	2	3	4	5	6	7	8	9	AB	R	H	RBI	BB	SO	LOB	BOTTOM			
Mike Andrews, R (1, 4) OBP: 0.333, SLG: 0.362	P5	FC5-4		G6-4-3				F9		4	0	0	0	0	0	6	Washington Senators @ Boston Red Sox Fenway Park, Boston, MA Thu Jul 02 1970, 3:33 AM EDT Att: 15,593 - Unknown			
Reggie Smith, S (1, 8) OBP: 0.371, SLG: 0.450	HR BB		4-3		1-3		K			3	1	0	0	1	1	1				
Carl Yastrzemski, L (1, 3) OBP: 0.433, SLG: 0.564	1-H HR		4-3		F9		FC6-4 1B			4	1	2	3	0	0	0				
Tony Conigliaro, R (1, 9) OBP: 0.356, SLG: 0.491	5-3		4-3		FC6-4 1B		FC6-4			4	0	1	0	0	0	1				
Rico Petrocelli, R (1, 6) OBP: 0.293, SLG: 0.438	F8		P5	FC6-4			K			4	0	0	0	0	1	1				
George Scott, R (1, 5) OBP: 0.350, SLG: 0.474		FC5-4 BB		HBP BB BB		F9		6-3		2	1	0	0	2	0	0				
Billy Conigliaro, R (1, 7) OBP: 0.351, SLG: 0.509		K		BB HBP BB		F9		HR		3	1	1	1	1	1	1				
Jerry Moses, R (1, 2) OBP: 0.318, SLG: 0.399		FC5-4 1B		1-2 2-3 HBP		L4		K		3	0	0	0	0	1	1				
Gary Peters, L (1, 1) OBP: 0.324, SLG: 0.343		FC5-4 1B		1-2 2-3 3-H BB		F9 1B 2B		3-1		3	1	2	1	1	0	1				
Inning Stats	R: 2 E: 0 K: 0 S: 4	H: 1 LOB: 1 BB: 1 P: 8	R: 0 E: 0 K: 1 S: 6	H: 1 LOB: 2 BB: 1 P: 10	R: 0 E: 0 K: 0 S: 2	H: 0 LOB: 0 BB: 3 P: 15	R: 0 E: 0 K: 0 S: 4	H: 1 LOB: 1 BB: 0 P: 4	R: 0 E: 0 K: 0 S: 3	H: 0 LOB: 0 BB: 0 P: 3	R: 1 E: 0 K: 1 S: 7	H: 2 LOB: 1 BB: 0 P: 7	R: 1 E: 0 K: 2 S: 9	H: 1 LOB: 1 BB: 0 P: 9	R: 0 E: 0 K: 1 S: 5	H: 0 LOB: 0 BB: 0 P: 5		1B: 3 2B: 1 3B: 0 HR: 2	SF: 0 SAC: 0 DP: 1 HBP: 1	WP: 1 PB: 0 CS: 0
PITCHER Dick Such, R (1, 1) ERA: 6.95 Jim Hamman, R (4, 1) ERA: 3.7 Jim Shellenback, L (5, 1) ERA: 4.57 Jackie Brown, R (8, 1) ERA: 9.0	IP: 3.1 WLS: L BF: 18 H: 2 R: 3 ER: 3 SO: 3 BB: 5 IBB: 0 HBP: 1 BLK: 0 WP: 0 HR: 1 S: 14 P: 35 ERA: 8.10 WHIP: 2.100											PITCHER	IP: 3.1 WLS: L BF: 18 H: 2 R: 3 ER: 3 SO: 3 BB: 5 IBB: 0 HBP: 1 BLK: 0 WP: 0 HR: 1 S: 14 P: 35 ERA: 8.10 WHIP: 2.100							

AB 33
R 0
H 6
RBI 0
BB 1
SO 6
LOB 12



AB 30
R 5
H 6
RBI 5
BB 5
SO 4
LOB 12



Batter	1	2	3	4	5	6	7	8	9	AB	R	H	RBI	BB	SO	LOB	TOP			
Jack Heidemann, R (1, 6) OBP: 0.262, SLG: 0.282	F8		F7			L6		E		4	1	1	0	0	0	1	Cleveland Indians @ Boston Red Sox Fenway Park, Boston, MA Fri Jul 03 1970, 7:05 PM EDT Unknown			
Graig Nettles, L (1, 5) OBP: 0.344, SLG: 0.358	F9		BB			L3		FC5-2		2	0	0	0	2	0					
Vada Pinson, L (1, 9) OBP: 0.342, SLG: 0.463	1-3		G3			G3		E9		4	0	1	1	0	0	2				
Ray Fosse, R (1, 2) OBP: 0.364, SLG: 0.504		F7		F8			1-3	FC5-2		4	0	0	0	0	2					
Duke Sims, L (1, 7) OBP: 0.359, SLG: 0.513		3-1		K				F8		4	0	1	0	0	1	2				
Tony Horton, R (1, 3) OBP: 0.338, SLG: 0.460		BB		5-3						3	0	1	0	1	0	0				
Ted Uhlhaender, L (1, 8) OBP: 0.290, SLG: 0.322		L9				3-1		F6		4	0	0	0	0	0	3				
Eddie Leon, R (1, 4) OBP: 0.294, SLG: 0.336						F2		FC6-4		4	0	1	0	0	1	2				
Rich Hand, R (1, 1) OBP: 0.167, SLG: 0.143										2	0	0	0	0	0	1				
Chuck Hinton, R (8, PH) OBP: 0.413, SLG: 0.463			5-3			6-3				1	0	0	0	0	1	0				
Phil Hennigan, R (8, 1) OBP: 0.444, SLG: 0.333								K		0	0	0	0	0	0	0				
Inning Stats	R: 0 E: 0 K: 0 S: 3	H: 0 LOB: 0 BB: 0 P: 3	R: 0 E: 0 K: 0 S: 3	H: 0 LOB: 1 BB: 1 P: 7	R: 0 E: 0 K: 0 S: 4	H: 1 LOB: 2 BB: 1 P: 8	R: 0 E: 0 K: 1 S: 5	H: 0 LOB: 0 BB: 0 P: 5	R: 0 E: 0 K: 0 S: 3	H: 0 LOB: 0 BB: 0 P: 3	R: 0 E: 0 K: 0 S: 5	H: 2 LOB: 2 BB: 0 P: 5	R: 1 E: 1 K: 1 S: 7	H: 2 LOB: 2 BB: 1 P: 11	R: 0 E: 0 K: 1 S: 5	H: 0 LOB: 0 BB: 0 P: 5	1B: 4 2B: 1 3B: 0 HR: 0	SF: 0 SAC: 0 DP: 0 HBP: 0	WP: 0 PB: 0 SB: 0 CS: 0	PA: 35
PITCHER Ray Culp, R (1, 1) ERA: 2.81	IP: 9.0 WLS: W BF: 35 H: 5 R: 1 ER: 1 SO: 3 BB: 3 IBB: 0 HBP: 0 BLK: 0 WP: 0 HR: 0 S: 38 P: 50 ERA: 1.00 WHIP: 0.889											PITCHER	IP: 9.0 WLS: W BF: 35 H: 5 R: 1 ER: 1 SO: 3 BB: 3 IBB: 0 HBP: 0 BLK: 0 WP: 0 HR: 0 S: 38 P: 50 ERA: 1.00 WHIP: 0.889							

AB	32
R	1
H	5
RBI	1
BB	3
SO	3
LOB	13



Batter	1	2	3	4	5	6	7	8	9	AB	R	H	RBI	BB	SO	LOB	BOTTOM			
Mike Andrews, R (1, 4) OBP: 0.329, SLG: 0.357	F9		5-3			F8		G1-4-3		4	0	0	0	0	0	2	Cleveland Indians @ Boston Red Sox Fenway Park, Boston, MA Fri Jul 03 1970, 7:05 PM EDT Unknown			
Reggie Smith, S (1, 8) OBP: 0.372, SLG: 0.455			2B			4-3		F7		4	1	2	0	0	0	0				
Carl Yastrzemski, L (1, 3) OBP: 0.437, SLG: 0.577			BB			3-1				3	1	2	1	1	0	0				
Tony Conigliaro, R (1, 9) OBP: 0.350, SLG: 0.482		F9				K		G5-4-3		4	0	0	0	0	1	3				
Rico Petrocelli, R (1, 6) OBP: 0.295, SLG: 0.435		5-3				K				2	0	0	0	2	1	2				
George Scott, R (1, 5) OBP: 0.352, SLG: 0.478						K				4	0	2	0	0	2	1				
Billy Conigliaro, R (1, 7) OBP: 0.543, SLG: 0.496										3	0	0	0	0	0	3				
Tom Satriano, L (1, 2) OBP: 0.358, SLG: 0.420										2	0	1	0	1	1	1				
Ray Culp, R (1, 1) OBP: 0.111, SLG: 0.133										2	0	0	0	0	1	2				
Inning Stats	R: 0 E: 0 K: 0 S: 4	H: 1 LOB: 2 BB: 1 P: 8	R: 0 E: 0 K: 2 S: 8	H: 1 LOB: 0 BB: 0 P: 8	R: 0 E: 0 K: 0 S: 3	H: 0 LOB: 0 BB: 0 P: 3	R: 0 E: 0 K: 3 S: 9	H: 0 LOB: 0 BB: 0 P: 9	R: 0 E: 0 K: 0 S: 3	H: 0 LOB: 1 BB: 1 P: 7	R: 1 E: 0 K: 0 S: 5	H: 3 LOB: 2 BB: 1 P: 9	R: 0 E: 0 K: 0 S: 3	H: 1 LOB: 0 BB: 0 P: 3	R: 1 E: 0 K: 1 S: 6	H: 1 LOB: 1 BB: 1 P: 10		1B: 3 2B: 3 3B: 0 HR: 1	SF: 0 SAC: 1 DP: 2 HBP: 0	WP: 0 PB: 0 SB: 0 CS: 0
PITCHER Rich Hand, R (1, 1) ERA: 4.45	IP: 7.0 WLS: L BF: 28 H: 6 R: 1 ER: 1 SO: 5 BB: 3 IBB: 0 HBP: 0 BLK: 0 WP: 0 HR: 0 S: 35 P: 47 ERA: 1.29 WHIP: 1.286											PITCHER Phil Hennigan, R (8, 1) ERA: 4.33	IP: 1.0 WLS: L BF: 5 H: 1 R: 1 ER: 1 SO: 1 BB: 0 IBB: 0 HBP: 0 BLK: 0 WP: 1 HR: 6 S: 10 P: 10 ERA: 9.00 WHIP: 2.000							

AB	28
R	2
H	7
RBI	1
BB	4
SO	6
LOB	14



Batter	1	2	3	4	5	6	7	8	9	AB	R	H	RBI	BB	SO	LOB	TOP		
Jack Heidemann, R OBP: 0.281, SLG: 0.285	F8		1B HR	F8			6-3		K	5	1	1	0	0	1	0	Cleveland Indians @ Boston Red Sox Fenway Park, Boston, MA Fri Jul 03 1970, 7:05 PM EDT Att: 27,395 - Unknown		
Eddie Leon, R OBP: 0.286, SLG: 0.329	F4		L6		4-3		F9		F9	5	0	0	0	0	0	2			
Roy Foster, R OBP: 0.345, SLG: 0.445	1B HBP		HR	1B	FC4-6 BB				K	2	1	1	1	2	1	0			
Ray Fosse, R OBP: 0.366, SLG: 0.516	1-2 1B		HR		F8		F8			4	1	2	3	0	0	2			
Tony Horton, R OBP: 0.337, SLG: 0.460	K		2B		FC4-6				L7	4	0	1	0	0	1	3			
Chuck Hinton, R OBP: 0.403, SLG: 0.449										2	0	0	0	0	2	1			
Ted Uhlaender, L OBP: 0.292, SLG: 0.327		K	K			6-3			1B 2B	2	0	1	0	0	0	0			
Buddy Bradford, R OBP: 0.273, SLG: 0.289							F8		K	2	0	0	0	0	1	1			
Vada Pinson, L OBP: 0.340, SLG: 0.459		K	6-3							2	0	0	0	0	1	1			
Graig Nettles, L OBP: 0.346, SLG: 0.360		6-3			3-1				1B	4	0	2	0	0	0	0			
Mike Prof. L Fred Lasher, R Lou Klimchock, L Dean Chance, R Ron Rohrer, L Dick Ellsworth, L Duke Sims, L Larry Brown, R Dennis Higgins, R			2B 1B	K		F8			L6	1	0	1	0	0	0	0			
Inning Stats	R: 0 E: 0 K: 1 S: 6	H: 1 LOB: 2 BB: 0 P: 7	R: 0 E: 0 K: 2 S: 7	H: 0 LOB: 0 BB: 0 P: 7	R: 4 E: 0 K: 1 S: 10	H: 5 LOB: 1 BB: 0 P: 10	R: 0 E: 0 K: 1 S: 5	H: 0 LOB: 0 BB: 0 P: 5	R: 0 E: 0 K: 0 S: 3	H: 0 LOB: 1 BB: 1 P: 7	R: 0 E: 0 K: 0 S: 3	H: 0 LOB: 1 BB: 1 P: 7	R: 0 E: 0 K: 1 S: 7	H: 2 LOB: 2 BB: 0 P: 7	R: 0 E: 0 K: 2 S: 7	H: 0 LOB: 0 BB: 0 P: 7	1B: 5 2B: 3 3B: 0 HR: 1	SF: 0 SAC: 0 DP: 0 HBP: 1	WP: 0 PA: 39 PB: 0 SB: 0 CS: 0
PITCHER	IP WLS BF H R ER SO BB IBB HBP BLK WP HR S P ERA WHIP																		
Ken Brett, L ERA: 3.83	2.1	14	6	4	4	3	0	0	0	1	0	0	0	0	1	19	20	15.43	2.571
Cal Koonce, R ERA: 4.05	2.2	9	0	0	0	2	1	0	0	0	0	0	0	0	12	16	0.00	0.375	
Gary Wagner, R ERA: 1.93	2.0	W	8	1	0	0	1	0	0	0	0	0	0	7	11	0.00	1.000		
Jose Santiago, R ERA: 10.13	0.2		4	2	0	0	1	0	0	0	0	0	0	6	6	0.00	3.000		
Sparky Lyle, L ERA: 5.5	1.1	S	4	0	0	0	2	0	0	0	0	0	0	8	8	0.00	0.000		

Batter	1	2	3	4	5	6	7	8	9	AB	R	H	RBI	BB	SO	LOB	BOTTOM		
Dick Schofield, S OBP: 0.295, SLG: 0.210	E BB	FC5		1B BB	FC6-4		E6			4	0	2	0	1	0	5	Cleveland Indians @ Boston Red Sox Fenway Park, Boston, MA Fri Jul 03 1970, 7:05 PM EDT Att: 27,395 - Unknown		
Reggie Smith, S OBP: 0.370, SLG: 0.451	F8		6-3	K		F7	1-3			2	0	0	0	0	0	1			
Mike Fiore, L OBP: 0.317, SLG: 0.202										3	0	0	0	0	1	2			
Carl Yastrzemski, L OBP: 0.440, SLG: 0.576	FC4		1B 3B	1B	BB		1-3			4	1	2	0	1	0	1			
Tony Conigliaro, R OBP: 0.351, SLG: 0.481	G6-4-3		1B	BB		F6			F2	5	1	2	0	0	0	3			
Rico Petrocelli, R OBP: 0.300, SLG: 0.443		1B FC3-2 BB	2B 3B	FC6-4		FC5-4			E7	4	1	2	2	1	0	4			
George Scott, R OBP: 0.359, SLG: 0.484		FC3-2 1B BB	2B		F4		3B 1B		IBB	3	1	2	1	2	0	0			
Billy Conigliaro, R OBP: 0.359, SLG: 0.483		K	K				K		F8	5	0	1	0	0	3	6			
Jerry Moses, R OBP: 0.322, SLG: 0.411		FC5 FC3-2 1B	4-3		K		E			4	1	2	1	0	1	2			
Ken Brett, L Cal Koonce, R Gary Peters, L Gary Wagner, R Mike Andrews, R Jose Santiago, R Sparky Lyle, L		FC3-2		K			5-3			1	0	0	0	0	0	3			
Inning Stats	R: 0 E: 1 K: 0 S: 3	H: 0 LOB: 1 BB: 1 P: 7	R: 0 E: 0 K: 1 S: 6	H: 1 LOB: 3 BB: 2 P: 14	R: 3 E: 0 K: 1 S: 9	H: 4 LOB: 1 BB: 0 P: 9	R: 0 E: 0 K: 2 S: 9	H: 2 LOB: 3 BB: 1 P: 13	R: 0 E: 0 K: 1 S: 6	H: 1 LOB: 2 BB: 1 P: 10	R: 0 E: 0 K: 0 S: 4	H: 1 LOB: 1 BB: 0 P: 4	R: 2 E: 1 K: 1 S: 8	H: 3 LOB: 1 BB: 0 P: 8	R: 0 E: 1 K: 0 S: 4	H: 1 LOB: 2 BB: 1 P: 8	1B: 10 2B: 1 3B: 2 HR: 0	SF: 0 SAC: 0 DP: 1 HBP: 0	WP: 1 PA: 43 PB: 0 SB: 0 CS: 0
PITCHER	IP WLS BF H R ER SO BB IBB HBP BLK WP HR S P ERA WHIP																		
Mike Paul, L ERA: 5.68	2.1	14	4	3	3	1	0	0	0	0	0	0	0	5	5	0.00	1.500		
Fred Lasher, R ERA: 3.27	0.2		3	1	0	0	1	0	0	0	0	0	0	15	23	0.00	2.500		
Dean Chance, R ERA: 3.84	2.0	L	11	3	0	0	3	2	0	0	0	0	0	12	12	4.50	2.000		
Dick Ellsworth, L ERA: 3.86	2.0		10	4	2	1	1	0	0	0	0	0	0	1	4	8	0.00	1.000	
Dennis Higgins, R ERA: 4.6	1.0		5	1	0	0	0	0	1	0	0	0	0	4	8	0.00	1.000		

Batter	1	2	3	4	5	6	7	8	9	AB	R	H	RBI	BB	SO	LOB	TOP					
Jack Heidemann, R (1,6) OBP: 0.260, SLG: 0.277										4	0	0	0	1	1	1						
Grain Nettles, L (1,5) OBP: 0.342, SLG: 0.367										5	1	2	1	0	0	1						
Vada Pinson, L (1,8) OBP: 0.336, SLG: 0.450										5	1	2	0	0	1	2						
Ray Fosse, R (1,2) OBP: 0.366, SLG: 0.521										3	0	1	0	1	0	1						
Duke Sims, L (1,7) OBP: 0.362, SLG: 0.504										4	0	2	1	0	0	3						
Roy Foster, R (1,9) OBP: 0.339, SLG: 0.437										4	0	0	0	0	0	3						
Tony Horton, R (1,3) OBP: 0.336, SLG: 0.456										4	1	2	0	0	0	0						
Eddie Leon, R (1,4) OBP: 0.285, SLG: 0.324										4	0	1	0	0	2	1						
Rick Austin, R (1,1) OBP: 0.225, SLG: 0.250										2	0	1	0	0	1	1						
Phil Hennigan, R (5,1) OBP: 0.444, SLG: 0.333										0	0	0	0	0	0	0						
Rich Nettles, R (5,PH) OBP: 0.444, SLG: 0.333										1	1	1	1	0	0	0						
Dennis Higgins, R (5,PH) OBP: 0.225, SLG: 0.332										0	0	0	0	0	0	0						
Dick Ellsworth, L (5,PH) OBP: 0.198, SLG: 0.239										0	0	0	0	0	0	0						
Inning Stats	R: 0 E: 0 K: 1 S: 5	H: 0 LOB: 2 BB: 2 P: 13	R: 1 E: 0 K: 0 S: 5	H: 3 LOB: 1 BB: 0 P: 5	R: 1 E: 0 K: 0 S: 5	H: 2 LOB: 1 BB: 0 P: 5	R: 0 E: 0 K: 2 S: 7	H: 1 LOB: 0 BB: 0 P: 7	R: 1 E: 0 K: 0 S: 6	H: 3 LOB: 2 BB: 0 P: 6	R: 1 E: 0 K: 2 S: 8	H: 1 LOB: 0 BB: 0 P: 8	R: 0 E: 0 K: 0 S: 4	H: 1 LOB: 1 BB: 0 P: 4	R: 0 E: 0 K: 0 S: 3	H: 0 LOB: 0 BB: 0 P: 3	R: 0 E: 0 K: 1 S: 6	H: 1 LOB: 1 BB: 0 P: 6	1B: 9 2B: 1 3B: 0 HR: 2	SF: 0 SAC: 0 DP: 0 HBP: 0	WP: 1 PB: 0 SB: 0 CS: 1	PA: 39
PITCHER	IP WLS BF H R ER SO BB IBB HBP BLK WP HR S P ERA WHIP																					
Mike Nagy, R (1,1) ERA: 4.83	5.0 W 24 9 3 3 3 2 0 0 0 0 1 1 28 36 5.40 2.200																					
Vicente Romo, R (6,1) ERA: 3.02	4.0 S 15 3 1 1 3 0 0 0 0 0 0 1 21 21 2.25 0.750																					

Cleveland Indians @ Boston Red Sox
Fenway Park, Boston, MA
Sun Jul 05 1970, 3:33 AM EDT
Att: 21,690 - Unknown

AB 37
R 4
H 12
RBI 3
BB 2
SO 6
LOB 13



Batter	1	2	3	4	5	6	7	8	9	AB	R	H	RBI	BB	SO	LOB	BOTTOM					
Mike Andrews, R (1,4) OBP: 0.328, SLG: 0.363										5	0	1	1	0	0	0						
Reggie Smith, S (1,8) OBP: 0.372, SLG: 0.467										4	2	1	0	1	0	1						
Carl Yastrzemski, L (1,3) OBP: 0.443, SLG: 0.575										1	0	0	0	0	0	0						
Don Pavletich, R (3,3) OBP: 0.130, SLG: 0.048										1	0	0	0	0	1	1						
Mike Fiers, L (5,3) OBP: 0.324, SLG: 0.216										3	0	1	0	0	0	2						
Tony Conigliaro, R (1,9) OBP: 0.354, SLG: 0.494										5	2	2	1	0	0	3						
Rico Petrocelli, R (1,6) OBP: 0.308, SLG: 0.450										4	1	3	2	0	0	0						
George Scott, R (1,5) OBP: 0.390, SLG: 0.484										4	0	3	1	0	0	1						
Billy Conigliaro, R (1,7) OBP: 0.333, SLG: 0.500										4	1	1	0	0	0	5						
Jerry Moses, R (1,2) OBP: 0.325, SLG: 0.413										4	1	2	2	0	0	3						
Mike Nagy, R (1,1) OBP: 0.167, SLG: 0.167										1	0	0	0	0	0	1						
John Kennedy, R (5,PH) OBP: 0.328, SLG: 0.464										1	1	1	1	0	0	0						
Vicente Romo, R (6,1) OBP: 0.143, SLG: 0.308										1	0	0	0	0	0	1						
Inning Stats	R: 0 E: 0 K: 0 S: 3	H: 0 LOB: 0 BB: 0 P: 3	R: 0 E: 0 K: 0 S: 3	H: 1 LOB: 1 BB: 0 P: 4	R: 0 E: 0 K: 0 S: 3	H: 1 LOB: 0 BB: 0 P: 3	R: 2 E: 0 K: 1 S: 8	H: 3 LOB: 2 BB: 1 P: 12	R: 3 E: 0 K: 0 S: 7	H: 4 LOB: 1 BB: 0 P: 7	R: 2 E: 0 K: 0 S: 7	H: 4 LOB: 2 BB: 0 P: 7	R: 1 E: 0 K: 0 S: 5	H: 2 LOB: 1 BB: 0 P: 5	R: 0 E: 1 K: 0 S: 4	H: 0 LOB: 1 BB: 0 P: 4	R: 0 E: 0 K: 0 S: 3	H: 0 LOB: 1 BB: 0 P: 4	1B: 9 2B: 6 3B: 0 HR: 1	SF: 0 SAC: 1 DP: 1 HBP: 0	WP: 0 PB: 0 SB: 0 CS: 0	PA: 40
PITCHER	IP WLS BF H R ER SO BB IBB HBP BLK WP HR S P ERA WHIP																					
Rick Austin, L (1,1) ERA: 4.98	0.2 L 4 2 1 1 0 0 0 0 0 0 0 4 4 13.50 3.000																					
Phil Hennigan, R (5,1) ERA: 4.37	0.1 4 3 2 2 0 0 0 0 0 0 0 4 4 54.00 9.000																					
Dennis Higgins, R (6,1) ERA: 4.98	2.2 12 3 1 1 0 0 0 0 0 0 0 12 12 3.38 1.125																					

Cleveland Indians @ Boston Red Sox
Fenway Park, Boston, MA
Sun Jul 05 1970, 3:33 AM EDT
Att: 21,690 - Unknown

AB 38
R 8
H 15
RBI 8
BB 1
SO 1
LOB 18



Batter	1	2	3	4	5	6	7	8	9	AB	R	H	RBI	BB	SO	LOB	TOP																			
Mike Andrews, R (1.4) OBP: 0.332, SLG: 0.363	4-0 BB		0-0 L6-4-3 1B		4-0 L4-3 BB	0-0 FC5-2			0-0 F4	3	0	1	0	2	0	3	Boston Red Sox @ Detroit Tigers Tiger Stadium, Detroit, MI Mon Jul 06 1970, 7:05 PM EDT Att: 29,417 - Unknown																			
Reggie Smith, S (1.8) OBP: 0.366, SLG: 0.459	0-0 F5		0-0 L6-4-3		0-0 F9	0-3 K		0-0 F5	5	0	0	0	0	1	6																					
Carl Yastrzemski, L (1.3) OBP: 0.440, SLG: 0.567	0-0 L7			4-0 HR BB	0-0 L4-3			0-0 F7	4	1	0	0	1	0	2																					
Tony Conigliaro, R (1.9) OBP: 0.352, SLG: 0.500	0-0 F8			0-0 HR	0-0 L6-3			0-0 F3	5	1	1	2	0	1	3																					
Rico Petrocelli, R (1.6) OBP: 0.311, SLG: 0.449		0-0 L6-3		0-0 L5-3		4-0 FC5-4 BB		0-0 WP 1B	3	0	1	0	1	0	0																					
George Scott, R (1.5) OBP: 0.358, SLG: 0.481		0-0 L6-3		0-0 FC5-4 1B		0-0 FC5-4 BB HBP 1B		0-0 F3	4	1	1	0	0	0	2																					
Billy Conigliaro, R (1.7) OBP: 0.339, SLG: 0.496		0-0 1B		0-0 FC5-4 BB		1-0 1B BB FC5-2 HBP		0-3 K	3	0	1	0	0	1	1																					
Jerry Moses, R (1.2) OBP: 0.329, SLG: 0.409	0-3 K			4-0 BB	0-0 L4-3	4-0 FC5-2 1B BB		0-0 F4	2	0	0	0	2	1	1																					
Gary Peters, L (1.1) ERA: 4.91 Cal Koonce, R (2.1) ERA: 3.66 Ed Phillips, R (4.1) ERA: 1.5 Gary Wagner, R (6.1) ERA: 1.59 Jose Santiago, R (8.1) ERA: 10.32			0-0 L3	0-0 L4-3		0-0 FC5-2 1B		0-0 F7	0	0	0	0	0	0	0																					
Inning Stats	R: 0 E: 0 K: 0 S: 3	H: 0 LOB: 1 BB: 1 P: 7	R: 0 E: 0 K: 1 S: 6	H: 1 LOB: 1 BB: 0 P: 6	R: 0 E: 0 K: 0 S: 3	H: 1 LOB: 0 BB: 0 P: 3	R: 2 E: 0 K: 0 S: 5	H: 2 LOB: 2 BB: 2 P: 13	R: 0 E: 0 K: 0 S: 3	H: 0 LOB: 1 BB: 1 P: 7	R: 0 E: 0 K: 1 S: 6	H: 1 LOB: 1 BB: 2 P: 15	R: 0 E: 0 K: 1 S: 6	H: 1 LOB: 1 BB: 0 P: 6	R: 0 E: 0 K: 1 S: 5	H: 0 LOB: 0 BB: 0 P: 5	R: 0 E: 1 K: 0 S: 4	H: 0 LOB: 1 BB: 0 P: 4	1B: 5 2B: 0 3B: 0 HR: 1	SF: 0 SAC: 0 DP: 1 HBP: 1	WP: 1 PA: 40 PB: 0 SB: 0 CS: 0															
PITCHER	IP	WLS	BF	H	R	ER	SO	BB	IBB	HBP	BLK	WP	HR	S	P	ERA	WHIP	PITCHER		IP	WLS	BF	H	R	ER	SO	BB	IBB	HBP	BLK	WP	HR	S	P	ERA	WHIP
Les Cain, L (1.1) ERA: 3.69	5.1	W	26	4	3	3	1	6	0	1	0	0	1	21	46	5.06	1.875			0.1		1				0	0	0	0	0	0	0	0	0.00	0.545	
Daryl Patterson, R (6.1) ERA: 5.33	3.2	S	14	2	0	0	3	0	0	0	0	1	0	20	20	0.00	0.545			8.1		1				0	0	0	0	0	0	0	0	0.00	0.545	

AB 33
R 3
H 6
RBI 3
BB 6
SO 4
LOB 20



Batter	1	2	3	4	5	6	7	8	9	AB	R	H	RBI	BB	SO	LOB	BOTTOM																			
Mickey Stanley, R (1.8) OBP: 0.335, SLG: 0.407	0-0 1B	0-0 PB 1B FC6-4		0-0 4-3 S 1B		0-0 1-3		4-0 BB	4	1	3	2	1	0	1	Boston Red Sox @ Detroit Tigers Tiger Stadium, Detroit, MI Mon Jul 06 1970, 7:05 PM EDT Att: 29,417 - Unknown																				
Dick McAuliffe, L (1.4) OBP: 0.395, SLG: 0.406	0-0 1B	0-0 FC6-4 PB 1B		0-0 4-3		0-0 L8		0-0 6-3	5	1	2	0	0	0	4																					
Al Kaline, R (1.3) OBP: 0.366, SLG: 0.479 Norm Cash, L (6.3) OBP: 0.351, SLG: 0.464	0-0 HR 1B	4-0 FC6-4 BB		0-0 L8		0-0 3-1		0-0 L6	2	1	1	1	1	0	1																					
Willie Horton, R (1.7) OBP: 0.368, SLG: 0.519	0-0 F7	0-0 FC6-4 FC3-6		0-0 F6		0-0 L6		0-0 L8	4	0	0	1	0	0	3																					
Jim Northrup, L (1.9) OBP: 0.344, SLG: 0.502	0-0 HR	0-0 FC3-6		0-0 F8		0-0 L4		0-0 4-3 BB 2B	4	2	2	2	0	0	2																					
Bill Freehan, R (1.2) OBP: 0.315, SLG: 0.386	0-0 1B		0-0 F8		0-0 L8		0-0 4-3	4	0	1	0	0	0	0	1																					
Don Wert, R (1.5) OBP: 0.299, SLG: 0.260	0-3 K		4-0 G6-4-3 BB		0-0 L4		4-0 BB IBB	2	0	0	0	2	1	1																						
Cesar Gutierrez, R (1.6) OBP: 0.268, SLG: 0.292 Gates Brown, L (8. PH) OBP: 0.266, SLG: 0.400 Ken Szotkiewicz, L (9.6) OBP: 0.237, SLG: 0.240		0-0 WP SH1-4 1B		0-0 G6-4-3		0-0 E S 1B		4-0 BB BB	3	1	2	0	0	0	1																					
Les Cain, L (1.1) OBP: 0.065, SLG: 0.161 Daryl Patterson, L (6.1) ERA: 5.33	0-0 SH1-4		0-3 K		0-3 K		0-3 K	1	0	0	0	0	1	0	2																					
Inning Stats	R: 3 E: 0 K: 1 S: 9	H: 5 LOB: 1 BB: 0 P: 9	R: 2 E: 0 K: 0 S: 6	H: 3 LOB: 2 BB: 1 P: 10	R: 0 E: 0 K: 1 S: 6	H: 0 LOB: 1 BB: 1 P: 6	R: 0 E: 0 K: 1 S: 6	H: 1 LOB: 1 BB: 0 P: 6	R: 0 E: 0 K: 0 S: 3	H: 0 LOB: 0 BB: 0 P: 3	R: 0 E: 0 K: 1 S: 6	H: 1 LOB: 1 BB: 0 P: 6	R: 0 E: 0 K: 0 S: 3	R: 1 E: 0 K: 1 S: 6	H: 1 LOB: 3 BB: 3 P: 18	R: 0 E: 1 K: 0 S: 4	H: 0 LOB: 1 BB: 0 P: 4	1B: 9 2B: 1 3B: 0 HR: 1	SF: 0 SAC: 1 DP: 1 HBP: 0	WP: 1 PA: 38 PB: 1 SB: 2 CS: 0																
PITCHER	IP	WLS	BF	H	R	ER	SO	BB	IBB	HBP	BLK	WP	HR	S	P	ERA	WHIP	PITCHER		IP	WLS	BF	H	R	ER	SO	BB	IBB	HBP	BLK	WP	HR	S	P	ERA	WHIP
Gary Peters, L (1.1) ERA: 4.91	1.1	L	11	8	5	5	1	0	0	0	0	0	0	4	12	0.00	1.200			8.1		1				0	0	0	0	0	0	0	0	0.00	0.000	
Cal Koonce, R (2.1) ERA: 3.66	1.2		6	0	0	0	0	2	0	0	0	0	0	9	9	0.00	0.500			0.1		1				0	0	0	0	0	0	0	0	0.00	0.545	
Ed Phillips, R (4.1) ERA: 1.5	2.0		7	1	0	0	1	0	0	0	0	0	0	9	9	0.00	0.500			6.1		1				0	0	0	0	0	0	0	0	0.00	0.545	
Gary Wagner, R (6.1) ERA: 1.59	2.0		7	1	0	0	1	0	0	0	0	0	0	9	9	0.00	0.500			5.45		1				0	0	0	0	0	0	0	0	0.00	0.545	
Jose Santiago, R (8.1) ERA: 10.32	0.2		6	1	1	1	1	2	1	0	0	0	0	5	17	13.50	4.500																			

AB 32
R 6
H 11
RBI 6
BB 5
SO 4
LOB 18



Batter	1	2	3	4	5	6	7	8	9	10	AB	R	H	RBI	BB	SO	LOB	TOP	
Mike Andrews, R (1.4) OBP: 0.325, SLG: 0.364	F2		HR		F6			F7		6-3	5	1	1	1	0	0	0	Boston Red Sox @ Detroit Tigers Tiger Stadium, Detroit, MI Tue Jul 07 1970, 7:05 PM EDT Att: 30,873 - Unknown	
Reggie Smith, S (1.8) OBP: 0.377, SLG: 0.488	2B		HR			3-1 BB		1B 1B		BB	3	2	3	1	2	0	0		
Carl Yastrzemski, L (1.3) OBP: 0.436, SLG: 0.557	K		K			3-1		1B		4-3	5	0	1	0	0	2	3		
Tony Conigliaro, R (1.9) OBP: 0.351, SLG: 0.492	K				FC6-4 BB			1B			3	0	1	1	1	1	2		
Rico Petrocelli, R (1.6) OBP: 0.311, SLG: 0.453		F3		FC6-4		F7		K			4	0	0	0	0	1	4		
George Scott, R (1.5) OBP: 0.356, SLG: 0.475		F9		FC6-4				F3		6-3	4	0	0	0	0	0	1		
Billy Conigliaro, R (1.7) OBP: 0.333, SLG: 0.478		F8		6-3				F8		K	4	0	0	0	0	1	1		
Jerry Moses, R (1.2) OBP: 0.322, SLG: 0.401			F3		4-3			K		K2-3	4	0	0	0	0	2	0		
Ken Brett, L (1.1) OBP: 0.333, SLG: 0.438			G3		L9			3-1		5-3	3	0	0	0	0	0	0		
Vicente Romo, R (8.1) OBP: 0.143, SLG: 0.308											0	0	0	0	0	0	0		
Sparky Lyle, L (9.1)											0	0	0	0	0	0	0		
Dick Schofield, S (10. PH)											1	0	0	0	0	0	0		
Cal Koonce, R (10.1)											0	0	0	0	0	0	0		
Inning Stats	R: 0 E: 0 K: 2 S: 8	H: 1 LOB: 1 BB: 0 P: 8	R: 0 E: 0 K: 0 S: 3	H: 0 LOB: 0 BB: 0 P: 3	R: 2 E: 0 K: 1 S: 7	H: 2 LOB: 0 BB: 0 P: 7	R: 0 E: 0 K: 0 S: 3	H: 0 LOB: 1 BB: 1 P: 7	R: 0 E: 0 K: 1 S: 5	H: 0 LOB: 0 BB: 0 P: 5	R: 1 E: 0 K: 1 S: 8	H: 3 LOB: 2 BB: 0 P: 8	R: 0 E: 0 K: 2 S: 7	H: 0 LOB: 0 BB: 0 P: 7	R: 0 E: 0 K: 0 S: 3	H: 0 LOB: 1 BB: 1 P: 7	1B: 3 2B: 1 3B: 0 HR: 2	SF: 0 SAC: 0 DP: 0 HBP: 0	WP: 0 PA: 39 PB: 0 SB: 1 CS: 0
PITCHER	IP 7.2	WLS 31	BF 6	H 3	R 3	ER 3	SO 4	BB 2	IBB 0	HBP 0	BLK 0	WP 0	HR 2	S 37	P 45	ERA 3.52	WHIP 1.043		
Joe Niekro, R (1.1) ERA: 3.06	0.1	1	0	0	0	1	0	0	0	0	0	0	0	3	3	0.00	0.000		
Tom Timmermann, R (8.1) ERA: 2.92	2.0	W	7	0	0	0	2	1	0	0	0	0	0	10	14	0.00	0.500		
Mike Kilkenny, L (9.1) ERA: 5.0																			

AB	36
R	3
H	6
RBI	3
BB	3
SO	7
LOB	11




Batter	1	2	3	4	5	6	7	8	9	10	AB	R	H	RBI	BB	SO	LOB	BOTTOM	
Ike Brown, R (1.4) OBP: 0.406, SLG: 0.667	K			1-3		2B		F6			3	1	1	0	0	1	0	Boston Red Sox @ Detroit Tigers Tiger Stadium, Detroit, MI Tue Jul 07 1970, 7:05 PM EDT Att: 30,873 - Unknown	
Dick McAuliffe, L (8. PH)						2B					1	0	0	0	0	0	1		
Don Wert, R (1.5) OBP: 0.296, SLG: 0.269	K			K		2B		6-3			4	0	1	2	0	2	1		
Jim Northrup, L (1.9) OBP: 0.343, SLG: 0.517	6-3			L9		K				L7	4	0	0	0	0	1	1		
Wille Horton, R (1.7) OBP: 0.361, SLG: 0.507		F7				F9		F9		E3	4	0	0	0	0	0	0		
Mickey Stanley, R (1.8) OBP: 0.335, SLG: 0.386		F8				L8		L8		BB	3	0	1	0	1	0	0		
Norm Cash, L (1.3) OBP: 0.346, SLG: 0.455				1-3		G4-6-3		K		F2	4	0	0	0	0	1	3		
Jim Price, R (1.2) OBP: 0.278, SLG: 0.290				F4		5-3				L6	4	1	1	0	0	0	2		
Ken Szotkiewicz, L (1.6) OBP: 0.222, SLG: 0.222				K		2B		2B			1	0	0	0	0	1	0		
Elliott Maddox, R (6. PH)						2B		G3		HR	2	2	2	2	1	0	0		
Joe Niekro, R (1.1) OBP: 0.244, SLG: 0.289				6-3		K		G3			2	0	0	0	0	1	1		
Tom Timmermann, R (8.1) ERA: 2.92											0	0	0	0	0	0	0		
Bill Freehan, R (8. PH)											0	0	0	0	0	0	0		
Gates Brown, L (8. PH)											1	0	0	0	0	0	1		
Mike Kilkenny, R (9.1) OBP: 0.095, SLG: 0.100											0	0	0	0	0	0	0		
Inning Stats	R: 0 E: 0 K: 2 S: 7	H: 0 LOB: 0 BB: 0 P: 7	R: 0 E: 0 K: 0 S: 3	H: 0 LOB: 0 BB: 0 P: 3	R: 0 E: 0 K: 1 S: 5	H: 0 LOB: 0 BB: 0 P: 5	R: 0 E: 0 K: 0 S: 5	H: 0 LOB: 0 BB: 0 P: 5	R: 1 E: 0 K: 0 S: 5	H: 2 LOB: 1 BB: 0 P: 5	R: 0 E: 0 K: 1 S: 5	H: 0 LOB: 0 BB: 0 P: 5	R: 1 E: 1 K: 0 S: 4	H: 0 LOB: 2 BB: 1 P: 8	R: 1 E: 0 K: 0 S: 1	H: 1 LOB: 0 BB: 0 P: 1	1B: 1 2B: 4 3B: 0 HR: 1	SF: 0 SAC: 0 DP: 0 HBP: 0	WP: 0 PA: 35 PB: 0 SB: 0 CS: 0
PITCHER	IP 7.0	WLS 26	BF 5	H 3	R 3	ER 3	SO 7	BB 1	IBB 0	HBP 0	BLK 0	WP 0	HR 0	S 39	P 43	ERA 3.86	WHIP 0.857		
Ken Brett, L (1.1) ERA: 3.84	1.1	6	0	0	0	0	1	0	0	0	0	0	0	5	9	0.00	0.750		
Vicente Romo, R (8.1) ERA: 2.95	0.2	2	0	0	0	0	0	0	0	0	0	0	0	2	2	0.00	0.000		
Sparky Lyle, L (9.1) ERA: 5.17	0.0	L	1	1	1	1	0	0	0	0	0	0	0	1	1	∞	∞		
Cal Koonce, R (10.1) ERA: 4.13																			



Batter	1	2	3	4	5	6	7	8	9	AB	R	H	RBI	BB	SO	LOB	TOP			
Mike Andrews, R (1,4) OBP: 0.320, SLG: 0.358	3-1		F7			L7	F2		FC	5	0	0	0	0	0	4				
Reggie Smith, S (1,8) OBP: 0.375, SLG: 0.485	1-3			6-3						4	0	1	0	0	1	0				
Carl Yastrzemski, L (1,3) OBP: 0.437, SLG: 0.555	F2				1B					3	1	1	0	1	0	0				
Tony Conigliaro, R (1,9) OBP: 0.357, SLG: 0.498										3	0	2	1	1	1	0				
Rico Petrocelli, R (1,6) OBP: 0.311, SLG: 0.454										4	1	1	0	0	2	4				
George Scott, R (1,5) OBP: 0.351, SLG: 0.468										4	0	0	0	0	2	3				
Billy Conigliaro, R (1,7) OBP: 0.331, SLG: 0.472										4	0	1	1	0	0	1				
Tom Satriano, L (1,2) OBP: 0.340, SLG: 0.383										4	0	1	0	0	1	2				
Sonny Siebert, R (1,1) OBP: 0.143, SLG: 0.150										3	0	1	0	0	1	0				
Sparky Lyle, L (8,1)										0	0	0	0	0	0	0				
George Thomas, R (9, PH) OBP: 0.382, SLG: 0.452										1	0	0	0	0	0	1				
Ed Phillips, R (9,1)										0	0	0	0	0	0	0				
Vicente Romo, R (9,1) OBP: 0.143, SLG: 0.308										0	0	0	0	0	0	0				
Inning Stats	R: 0 E: 0 K: 0 S: 3	H: 0 LOB: 0 BB: 0 P: 3	R: 0 E: 0 K: 1 S: 6	H: 1 LOB: 1 BB: 0 P: 6	R: 0 E: 0 K: 1 S: 5	H: 0 LOB: 0 BB: 0 P: 5	R: 1 E: 0 K: 2 S: 9	H: 2 LOB: 1 BB: 0 P: 9	R: 0 E: 1 K: 0 S: 3	H: 0 LOB: 0 BB: 0 P: 3	R: 0 E: 0 K: 1 S: 7	H: 1 LOB: 2 BB: 0 P: 11	R: 0 E: 0 K: 1 S: 7	H: 0 LOB: 0 BB: 0 P: 7	R: 1 E: 1 K: 1 S: 8	H: 2 LOB: 2 BB: 0 P: 8	1B: 6 2B: 2 3B: 0 HR: 0	SF: 0 SAC: 0 DP: 1 HBP: 0	WP: 0 PB: 0 SB: 1 CS: 1	PA: 37
PITCHER	IP WLS BF H R ER SO BB IBB HBP BLK WP HR S P ERA WHIP																			
Mickey Lolich, L (1,1) ERA: 3.65	9.0 W 37 8 2 2 8 2 0 0 0 0 0 51 59 2.00 1.111																			

Boston Red Sox @ Detroit Tigers
Tiger Stadium, Detroit, MI
Wed Jul 08 1970, 7:05 PM EDT
Att: 14,801 - Unknown


AB 35
R 2
H 8
RBI 2
BB 2
SO 8
LOB 15



Batter	1	2	3	4	5	6	7	8	9	AB	R	H	RBI	BB	SO	LOB	BOTTOM			
Dick McAuliffe, L (1,4) OBP: 0.395, SLG: 0.403	F4		4-3			F8		L3		4	0	0	0	0	0	3				
Mickey Stanley, R (1,8) OBP: 0.333, SLG: 0.395	6-3			5-3		5-3				4	0	1	0	0	0	1				
Jim Northrup, L (1,9) OBP: 0.339, SLG: 0.509	4-3									4	0	0	0	0	0	1				
Willie Horton, R (1,7) OBP: 0.360, SLG: 0.513										4	1	1	1	0	2	0				
Norm Cash, L (1,3) OBP: 0.353, SLG: 0.458										3	0	2	0	1	0	0				
Elliott Maddox, R (9, PR) OBP: 0.314, SLG: 0.377										0	1	0	0	0	0	0				
Don Wert, R (1,5) OBP: 0.295, SLG: 0.261										3	0	0	0	1	0	2				
Jim Price, R (1,2) OBP: 0.308, SLG: 0.324										3	0	2	0	0	0	0				
Dalton Jones, L (9, PH) OBP: 0.351, SLG: 0.344										0	0	0	0	1	0	0				
Ken Szotkiewicz, L (1,6) OBP: 0.242, SLG: 0.286										2	1	1	1	1	0	1				
Gates Brown, L (9, PH) OBP: 0.237, SLG: 0.370										0	0	0	1	0	0	0				
Mickey Lolich, S (1,1) OBP: 0.283, SLG: 0.136										2	0	0	0	1	2	2				
Inning Stats	R: 0 E: 0 K: 0 S: 3	H: 0 LOB: 0 BB: 0 P: 3	R: 0 E: 0 K: 0 S: 3	H: 0 LOB: 0 BB: 0 P: 3	R: 0 E: 0 K: 1 S: 6	H: 1 LOB: 1 BB: 0 P: 6	R: 0 E: 0 K: 1 S: 5	H: 0 LOB: 0 BB: 0 P: 5	R: 0 E: 0 K: 1 S: 5	H: 0 LOB: 1 BB: 1 P: 9	R: 1 E: 0 K: 0 S: 5	H: 3 LOB: 2 BB: 0 P: 5	R: 1 E: 0 K: 0 S: 4	H: 2 LOB: 1 BB: 1 P: 8	R: 1 E: 0 K: 1 S: 4	H: 0 LOB: 2 BB: 3 P: 16	1B: 5 2B: 1 3B: 0 HR: 2	SF: 1 SAC: 0 DP: 2 HBP: 0	WP: 1 PB: 0 SB: 0 CS: 0	PA: 35
PITCHER	IP WLS BF H R ER SO BB IBB HBP BLK WP HR S P ERA WHIP																			
Sonny Siebert, R (1,1) ERA: 3.88	0.1	1	0	0	0	0	0	0	0	0	0	1	1	0.00	0.000					
Sparky Lyle, L (8,1) ERA: 5.12	0.1	L 3	0	1	1	1	2	0	0	0	0	3	11	27.00	6.000					
Ed Phillips, R (9,1) ERA: 2.19	0.1		0	0	0	0	0	1	0	0	1	5	0.00	0.000						
Vicente Romo, R (9,1) ERA: 2.93	0.1		0	0	0	0	0	1	0	0	1	5	0.00	0.000						

Boston Red Sox @ Detroit Tigers
Tiger Stadium, Detroit, MI
Wed Jul 08 1970, 7:05 PM EDT
Att: 14,801 - Unknown

AB 29
R 3
H 7
RBI 3
BB 5
SO 4
LOB 10



Batter	1	2	3	4	5	6	7	8	9	AB	R	H	RBI	BB	SO	LOB	TOP					
Dick Schofield, S OBP: 0.287, SLG: 0.241										4	1	1	1	0	1	1	Boston Red Sox @ Detroit Tigers Tiger Stadium, Detroit, MI Thu Jul 09 1970, 7:05 PM EDT Att: 23,746 - Unknown					
Reggie Smith, S OBP: 0.380, SLG: 0.490										3	1	2	0	0	0							
Carl Yastrzemski, L OBP: 0.432, SLG: 0.547										4	0	0	0	0	1	3						
Tony Conigliaro, R OBP: 0.355, SLG: 0.494										4	0	1	0	0	0	2						
Rico Petrocelli, R OBP: 0.310, SLG: 0.451										2	0	0	1	1	1	1						
George Scott, R OBP: 0.350, SLG: 0.464										3	1	0	0	1	2	2						
Billy Conigliaro, R OBP: 0.329, SLG: 0.473										4	0	1	0	0	1	1						
Jerry Moses, R OBP: 0.319, SLG: 0.397										2	0	0	0	0	0	2						
Tom Satirano, L OBP: 0.333, SLG: 0.373										2	0	0	0	0	0	1						
Mike Nagy, R OBP: 0.150, SLG: 0.150										2	0	0	0	0	0	2						
Gary Wagner, R OBP: 0.300, SLG: 0.500										1	0	0	0	0	1	0						
Vicente Romo, R OBP: 0.143, SLG: 0.308										0	0	0	0	0	0	0						
Inning Stats	R: 1 E: 0 K: 0 S: 4	H: 1 LOB: 0 BB: 0 P: 4	R: 0 E: 0 K: 2 S: 7	H: 0 LOB: 0 BB: 0 P: 7	R: 0 E: 0 K: 0 S: 3	H: 0 LOB: 0 BB: 0 P: 3	R: 0 E: 0 K: 0 S: 4	H: 1 LOB: 1 BB: 0 P: 4	R: 1 E: 1 K: 0 S: 4	H: 1 LOB: 2 BB: 1 P: 8	R: 1 E: 0 K: 2 S: 8	H: 1 LOB: 1 BB: 0 P: 9	R: 0 E: 0 K: 0 S: 7	H: 0 LOB: 0 BB: 0 P: 7	R: 0 E: 0 K: 1 S: 6	H: 1 LOB: 1 BB: 1 P: 6	R: 0 E: 0 K: 0 S: 3	H: 0 LOB: 1 BB: 1 P: 7	1B: 2 2B: 2 3B: 0 HR: 1	SF: 1 SAC: 0 DP: 0 HBP: 1	WP: 0 PB: 0 SB: 0 CS: 0	PA: 35
PITCHER	IP WLS BF H R ER SO BB IBB HBP BLK WP HR S P ERA WHIP																					
Denny McLain, R ERA: 4.42	(1, 1) 6.0 24 4 3 2 4 1 0 1 0 0 1 30 35 3.00 0.833																					
Daryl Patterson, R ERA: 4.8	(7, 1) 3.0 11 1 0 0 3 1 0 0 0 0 0 0 16 20 0.00 0.667																					

Batter	1	2	3	4	5	6	7	8	9	AB	R	H	RBI	BB	SO	LOB	BOTTOM			
Dick McAuliffe, L OBP: 0.398, SLG: 0.402										3	1	1	1	2	1	0	Boston Red Sox @ Detroit Tigers Tiger Stadium, Detroit, MI Thu Jul 09 1970, 7:05 PM EDT Att: 23,746 - Unknown			
Mickey Stanley, R OBP: 0.332, SLG: 0.393										4	1	1	0	0	3					
Jim Northrup, L OBP: 0.340, SLG: 0.513										2	0	1	2	0	1	0				
Elliott Maddox, R OBP: 0.321, SLG: 0.390										3	1	2	1	0	0	0				
Willie Horton, R OBP: 0.355, SLG: 0.505										5	0	0	0	0	3					
Norm Cash, L OBP: 0.361, SLG: 0.459										2	1	1	0	2	0	0				
Don Wert, R OBP: 0.308, SLG: 0.259										1	2	0	0	3	0	1				
Jim Price, R OBP: 0.333, SLG: 0.333										2	0	1	0	1	0	3				
Dalton Jones, L OBP: 0.360, SLG: 0.355										1	0	1	3	0	0	0				
Bill Freehan, R OBP: 0.309, SLG: 0.378										0	0	0	0	0	0	0				
Ken Szotkiewicz, L OBP: 0.229, SLG: 0.267										4	0	0	0	0	4					
Denny McLain, R OBP: 0.167, SLG: 0.333										2	1	1	0	0	0	0				
Gates Brown, L OBP: 0.290, SLG: 0.370										0	0	0	0	1	0	0				
Daryl Patterson, L ERA: 4.15										1	0	0	0	0	1	0				
Inning Stats	R: 0 E: 0 K: 2 S: 7	H: 0 LOB: 0 BB: 0 P: 7	R: 0 E: 0 K: 0 S: 5	H: 2 LOB: 2 BB: 0 P: 5	R: 2 E: 0 K: 0 S: 5	H: 2 LOB: 3 BB: 3 P: 17	R: 0 E: 0 K: 0 S: 3	H: 0 LOB: 0 BB: 0 P: 3	R: 0 E: 0 K: 0 S: 3	H: 0 LOB: 0 BB: 0 P: 3	R: 1 E: 0 K: 0 S: 3	H: 0 LOB: 3 BB: 4 P: 19	R: 3 E: 0 K: 0 S: 4	H: 2 LOB: 0 BB: 2 P: 12	R: 1 E: 0 K: 1 S: 7	H: 3 LOB: 1 BB: 0 P: 7	1B: 6 2B: 3 3B: 0 HR: 0	SF: 0 SAC: 1 DP: 0 HBP: 0	WP: 0 PB: 0 SB: 0 CS: 0	PA: 40
PITCHER	IP WLS BF H R ER SO BB IBB HBP BLK WP HR S P ERA WHIP																			
Mike Nagy, R ERA: 4.83	(1, 1) 5.2 28 4 3 3 2 6 1 0 0 0 0 25 53 4.76 1.765																			
Gary Wagner, R ERA: 4.15	(6, 1) 0.2 5 1 3 3 0 2 0 0 0 0 0 0 3 11 40.50 4.500																			
Vicente Romo, R ERA: 3.0	(7, 1) 1.2 7 4 1 1 1 0 0 0 0 0 0 0 9 9 5.40 2.400																			

Batter	1	2	3	4	5	6	7	8	9	AB	R	H	RBI	BB	SO	LOB	TOP			
Dick Schofield, S (1,4)	F4			F6		6-3		2B 1B	K	5	0	1	0	0	1	2				
Reggie Smith, S (1,8)	F4			K		5-3		F9		4	0	0	0	0	1	1				
Carl Yastrzemski, L (1,3)	4-3			1B 2B		F2		1-3 2B		4	1	2	0	0	0	0				
Tony Conigliaro, R (1,9)		K		1B HBP		F4		4-0 2B		2	0	0	0	1	1	0				
Rico Petrocelli, R (1,6)	K			1-3 2H 1B		1B 1B		F8		4	0	2	1	0	1	3				
George Scott, R (1,5)	K				1B 2B	K		6-3		4	0	1	0	0	2	1				
Billy Conigliaro, R (1,7)			K		1-2 2-3 1B	1-2 1B		1B 1B		4	0	3	0	0	1	0				
Jerry Moses, R (1,2)			5-3		1-2 L6-3	L7		1-2 1B		4	0	1	0	0	0	4				
Ken Brett, L (1,1)			4-3		1-2 K					2	0	0	0	0	1	1				
Cal Koonce, R (7,1)										0	0	0	0	0	0	0				
John Kennedy, R (8,PH)										1	0	0	0	0	0	0				
Gary Wagner, R (8,1)										0	0	0	0	0	0	0				
Mike Andrews, R (9,PH)										1	0	0	0	0	0	2				
Inning Stats	R: 0 E: 0 K: 0 S: 3	H: 0 LOB: 0 BB: 0 P: 3	R: 0 E: 0 K: 3 S: 9	H: 0 LOB: 0 BB: 0 P: 9	R: 0 E: 0 K: 1 S: 5	H: 0 LOB: 0 BB: 0 P: 5	R: 1 E: 0 K: 1 S: 6	H: 2 LOB: 2 BB: 0 P: 7	R: 0 E: 0 K: 0 S: 3	H: 0 LOB: 0 BB: 0 P: 3	R: 0 E: 0 K: 1 S: 7	H: 2 LOB: 2 BB: 0 P: 7	R: 0 E: 0 K: 0 S: 5	H: 2 LOB: 3 BB: 1 P: 9	R: 0 E: 0 K: 1 S: 7	H: 2 LOB: 2 BB: 0 P: 7	1B: 7 2B: 4 3B: 0 HR: 0	SF: 0 SAC: 0 DP: 1 HBP: 1	WP: 0 PB: 0 SB: 0 CS: 0	PA: 37
PITCHER	IP WLS BF H R ER SO BB IBB HBP BLK WP HR S P ERA WHIP	9.0 W 37 10 1 1 8 1 0 1 0 0 0 51 56 1.00 1.222																		

Boston Red Sox @ Cleveland Indians
Cleveland Municipal Stadium, Cleveland, OH

AB 35
R 1
H 10
RBI 1
BB 1
SO 8
LOB 14



WP: 0 PA: 37
PB: 0
SB: 0
CS: 0

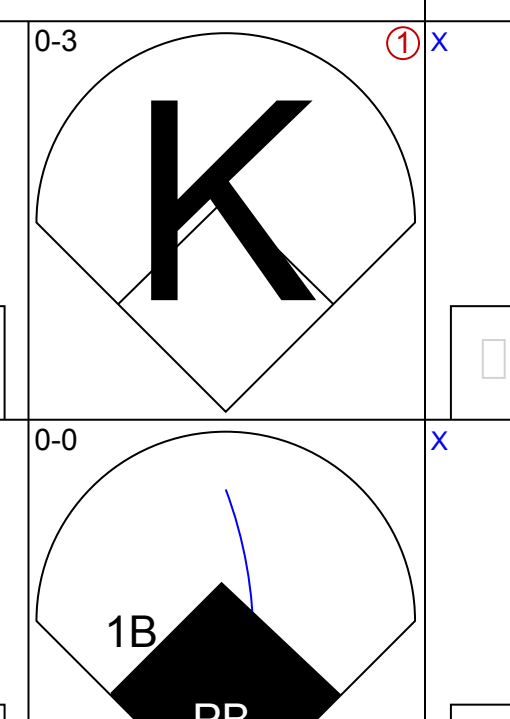
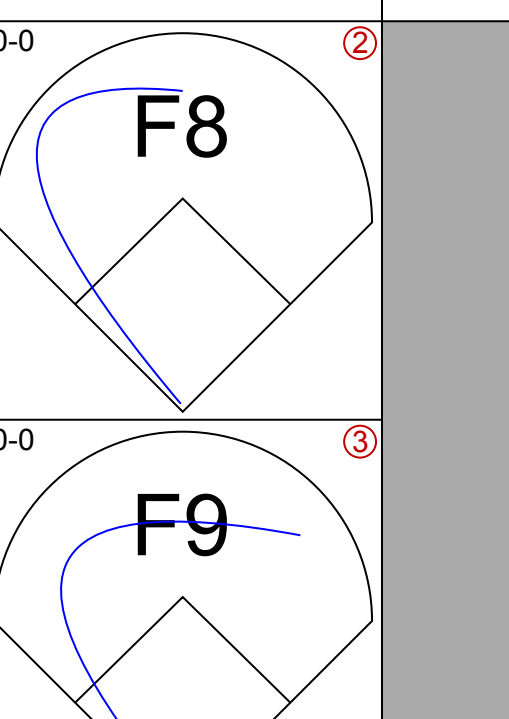
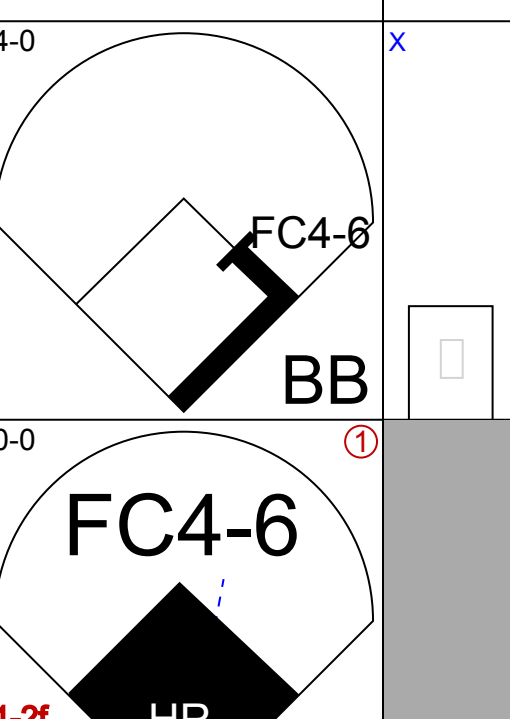
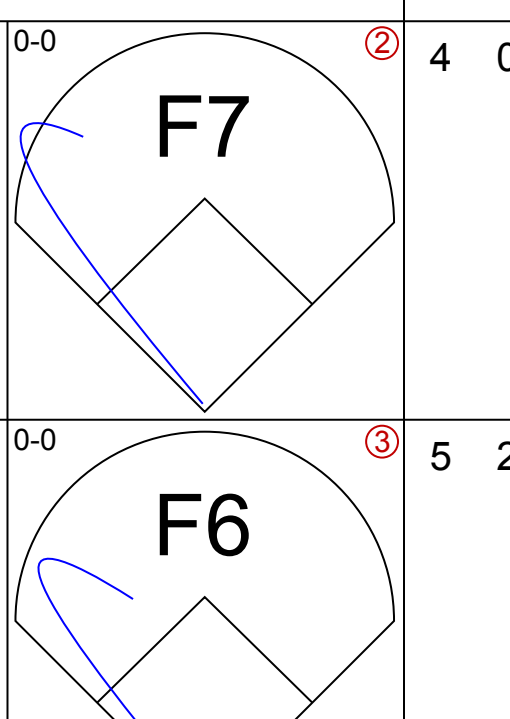
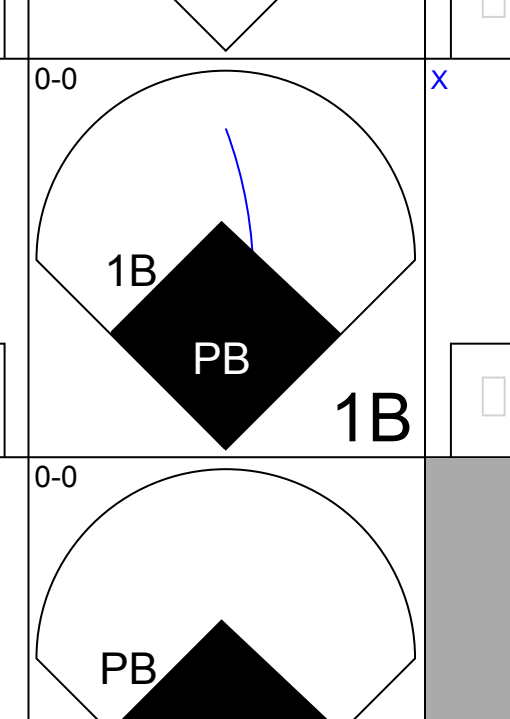
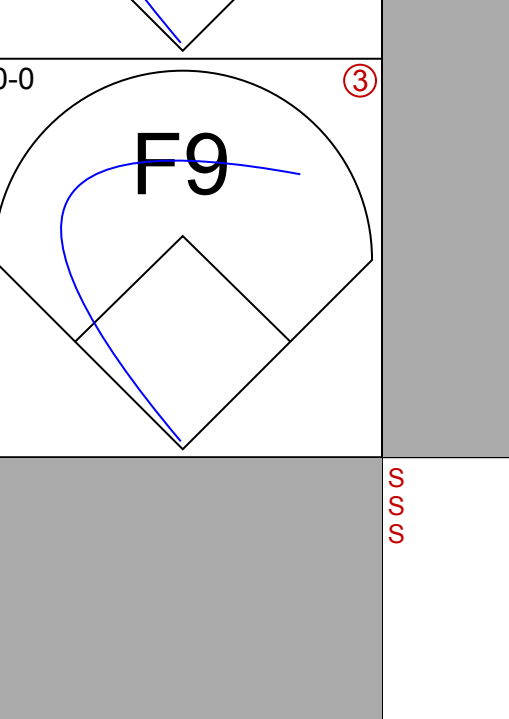
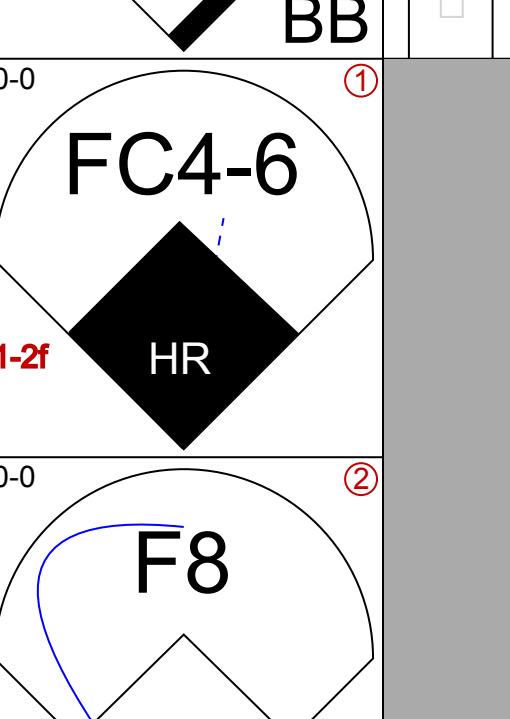
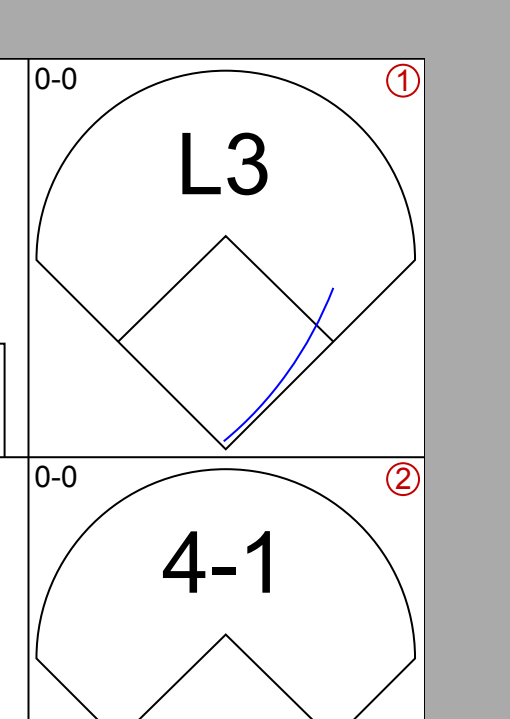
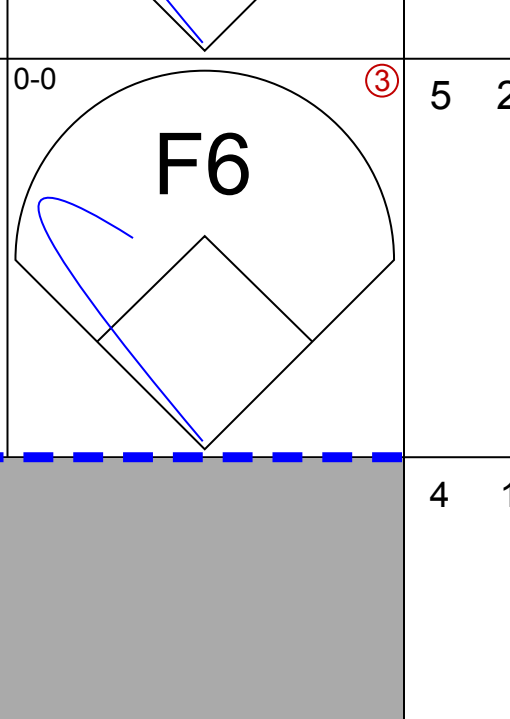
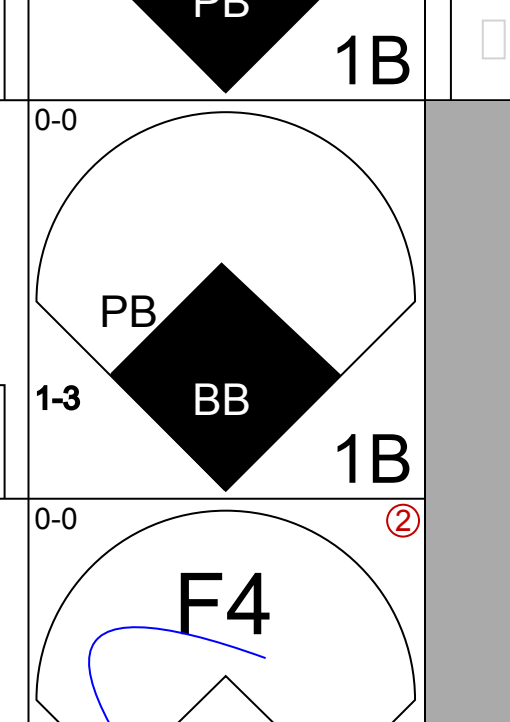
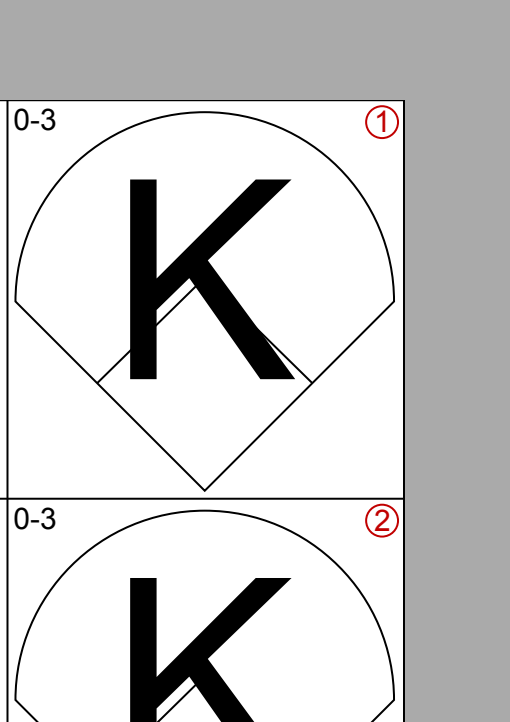
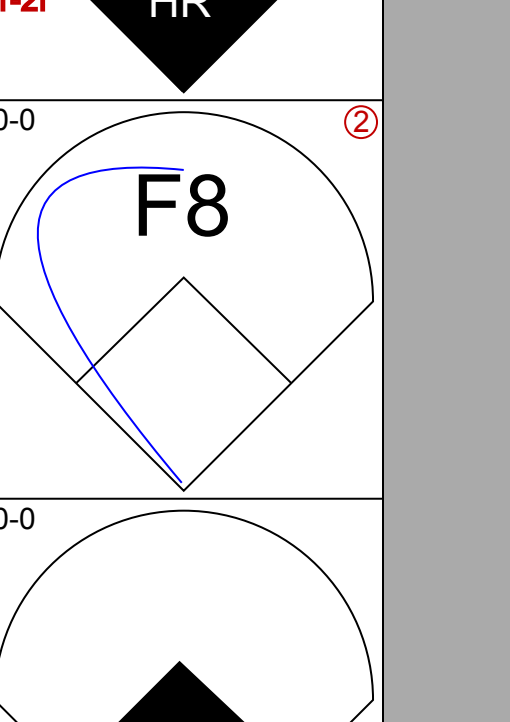
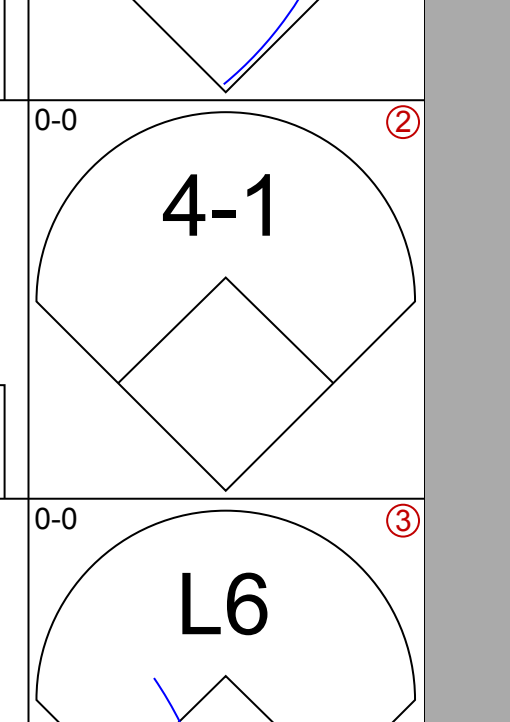
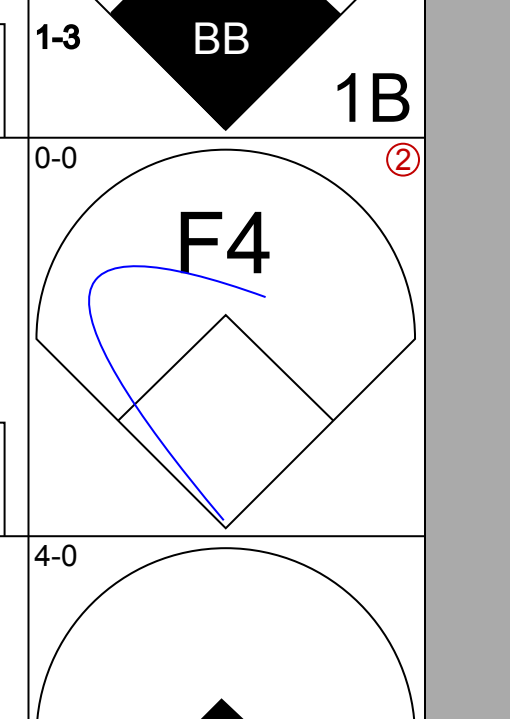
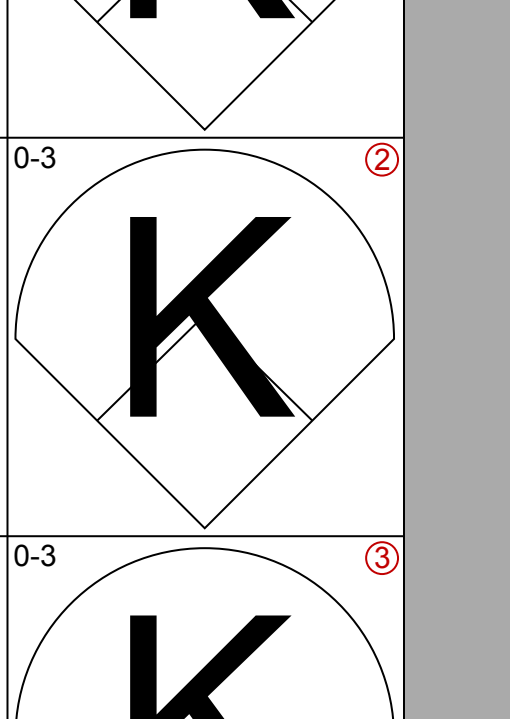
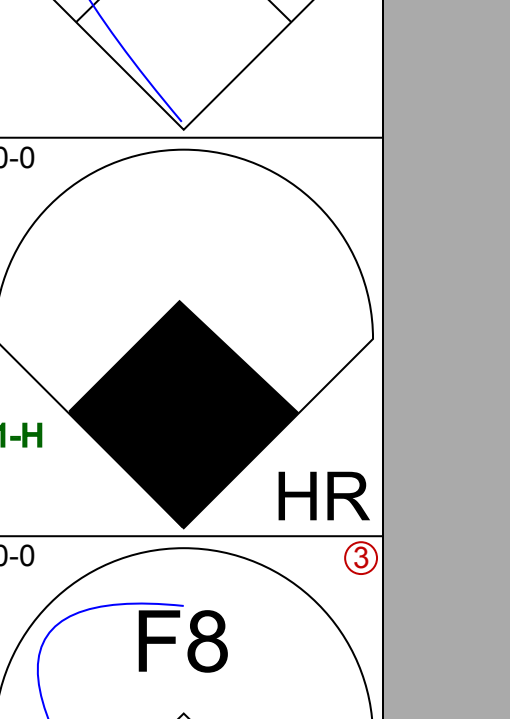
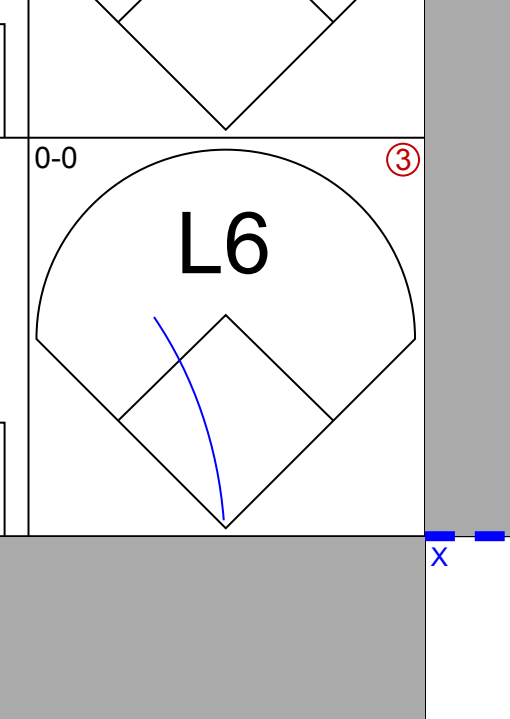
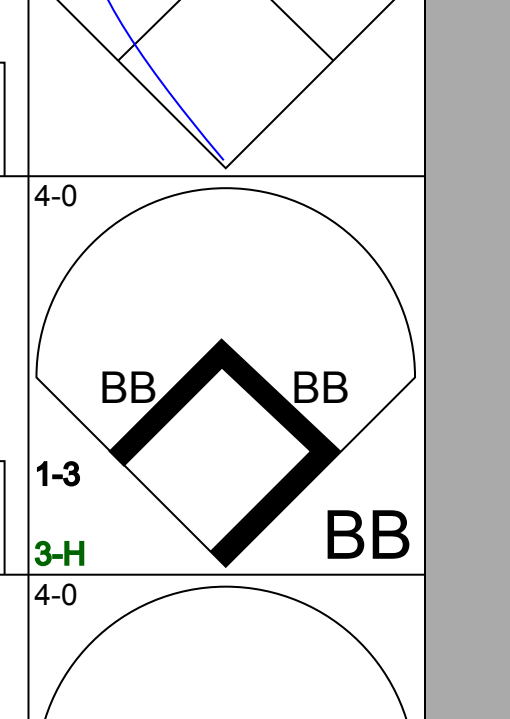
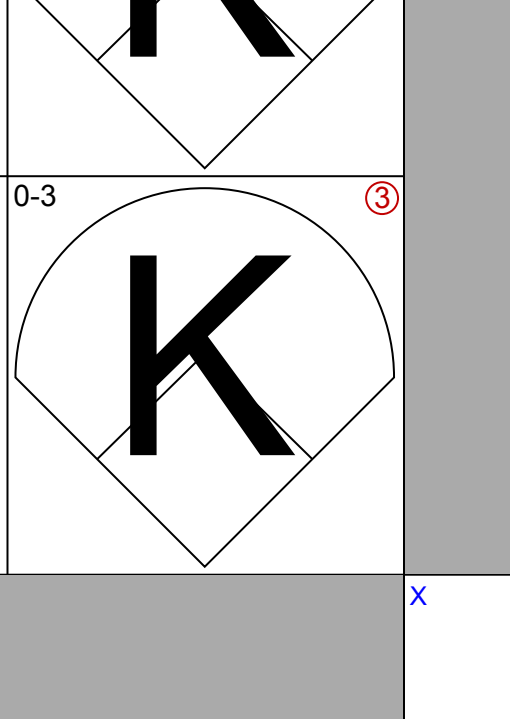
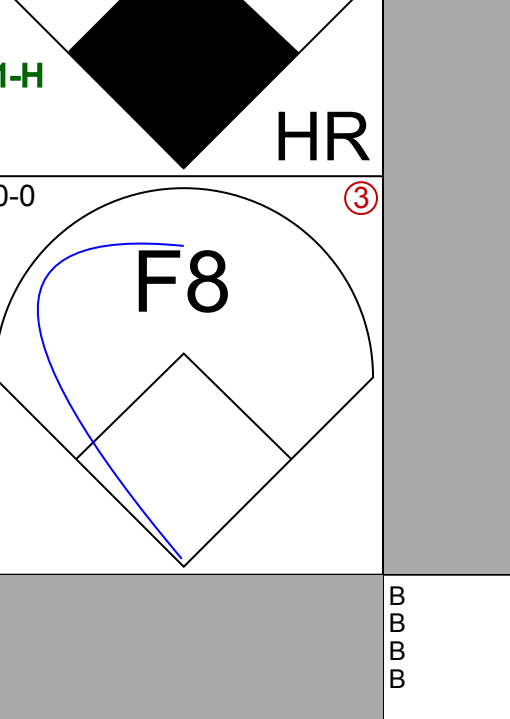
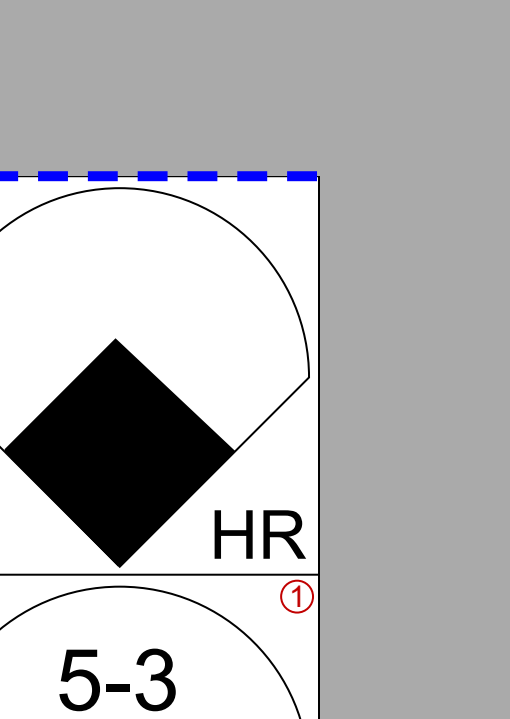
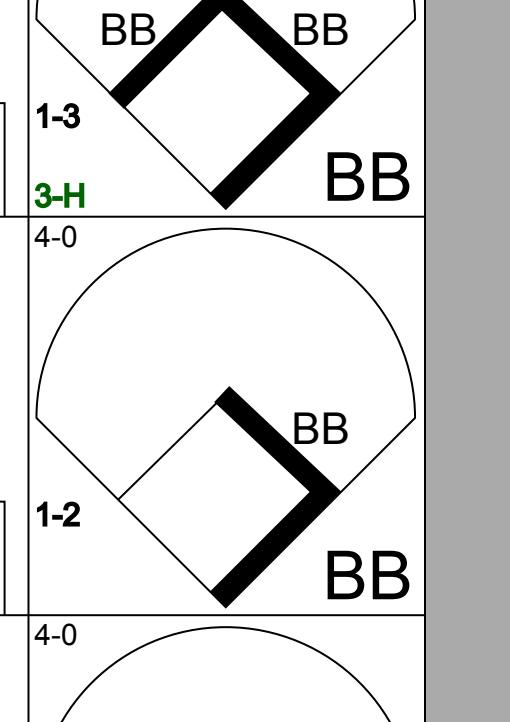
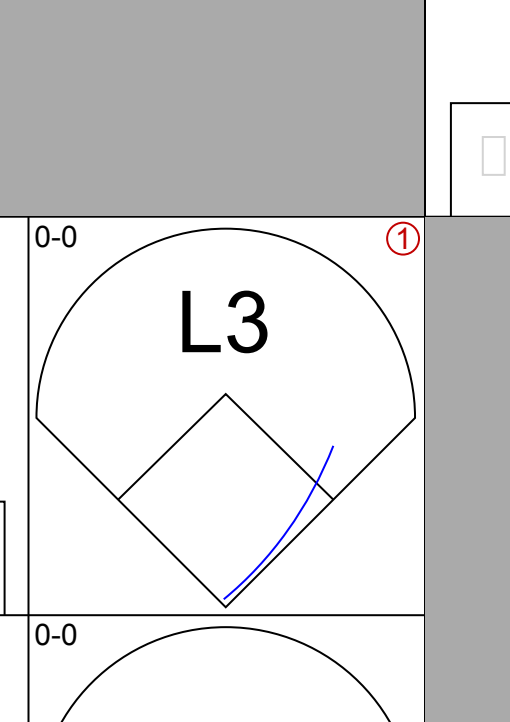
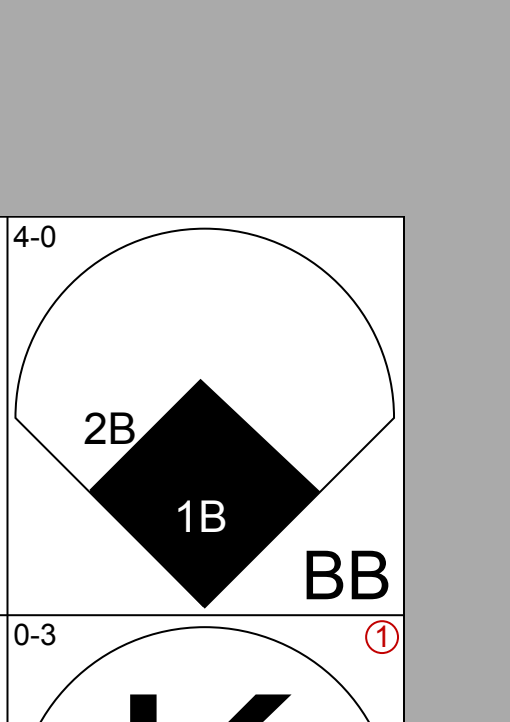
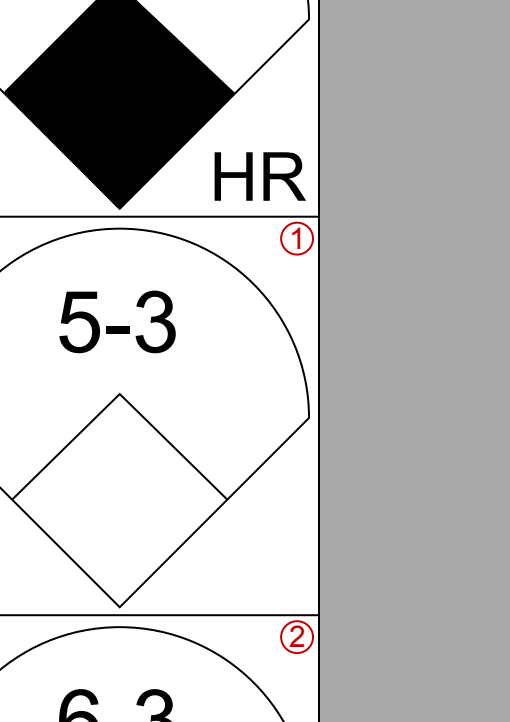
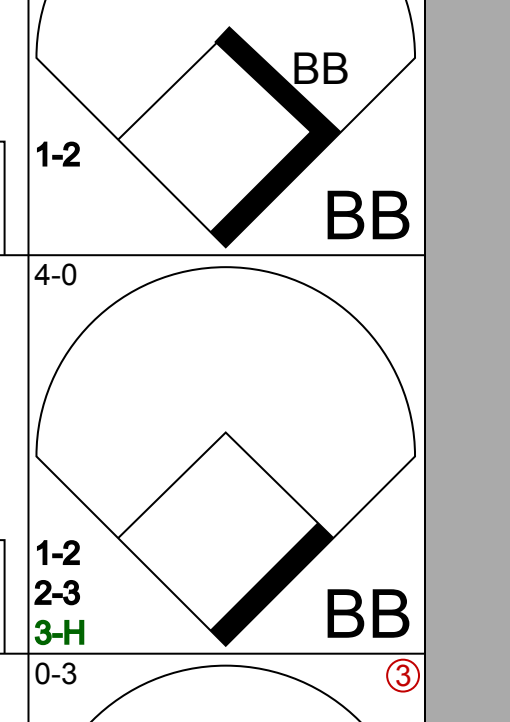
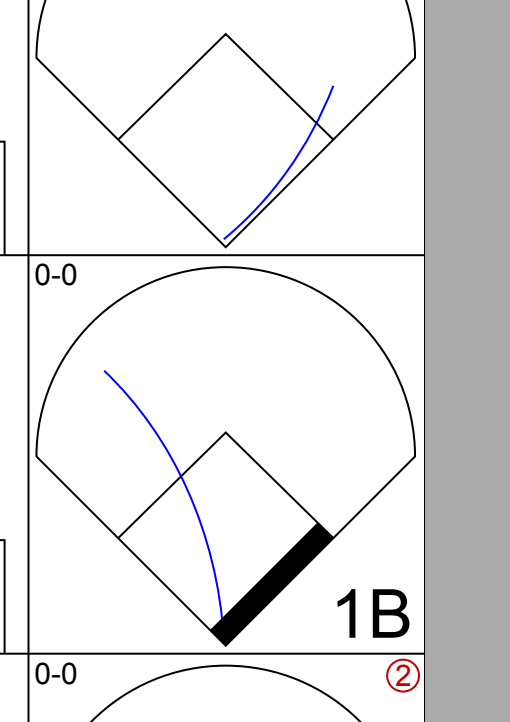
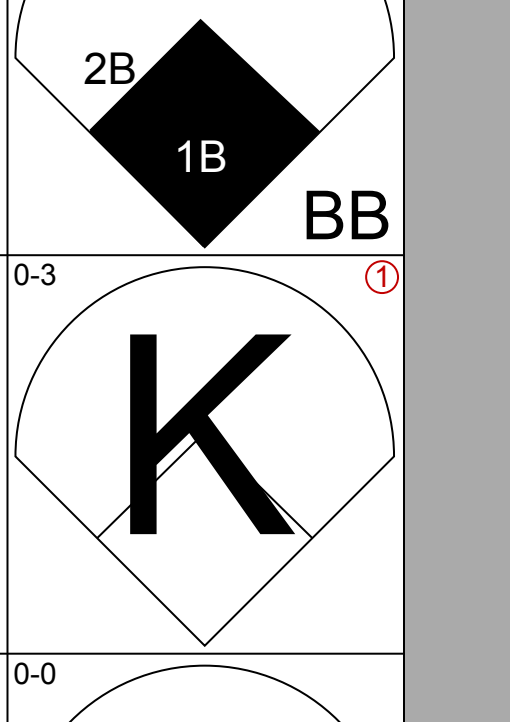
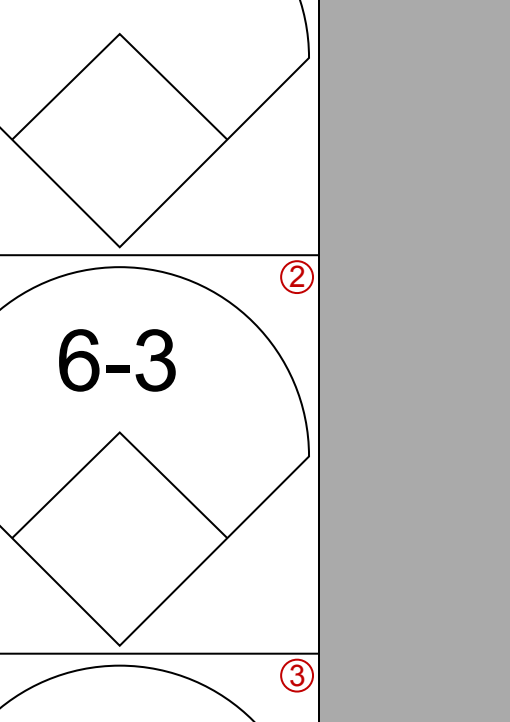
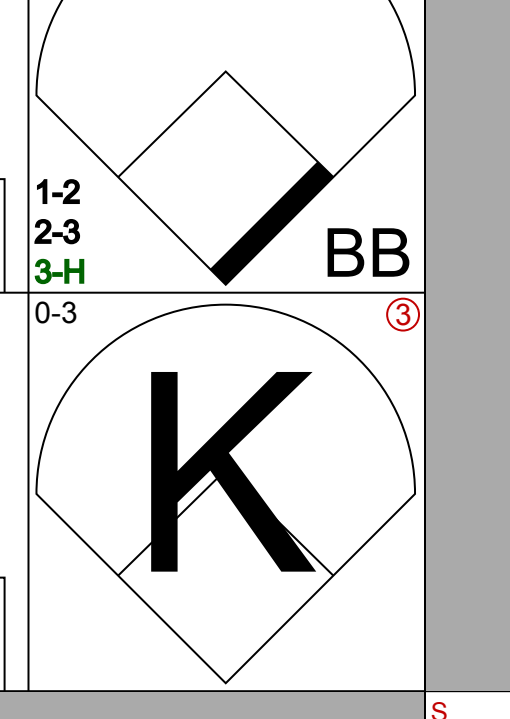
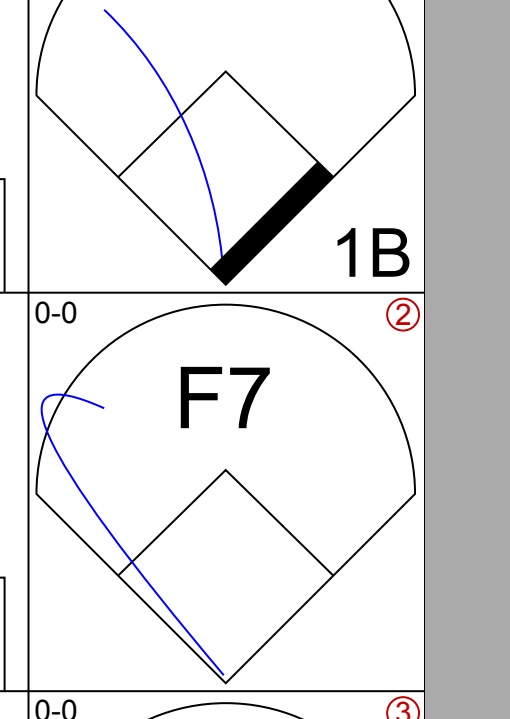
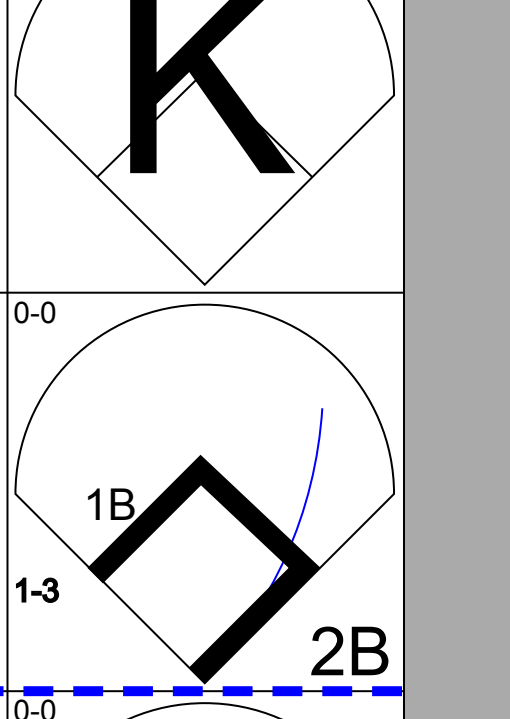
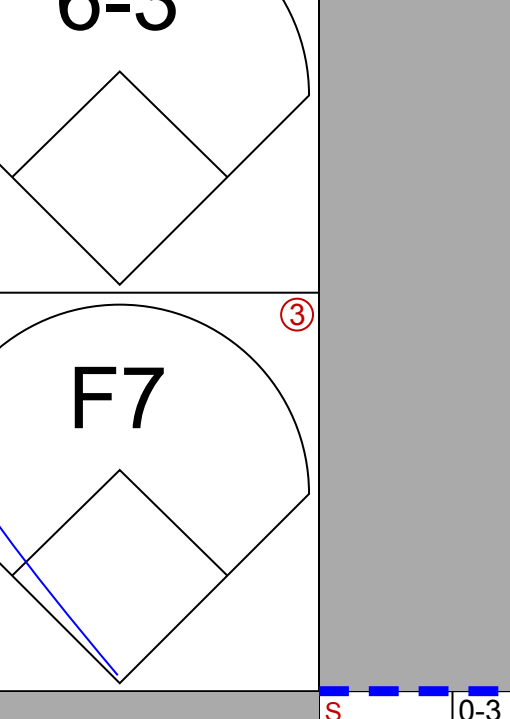

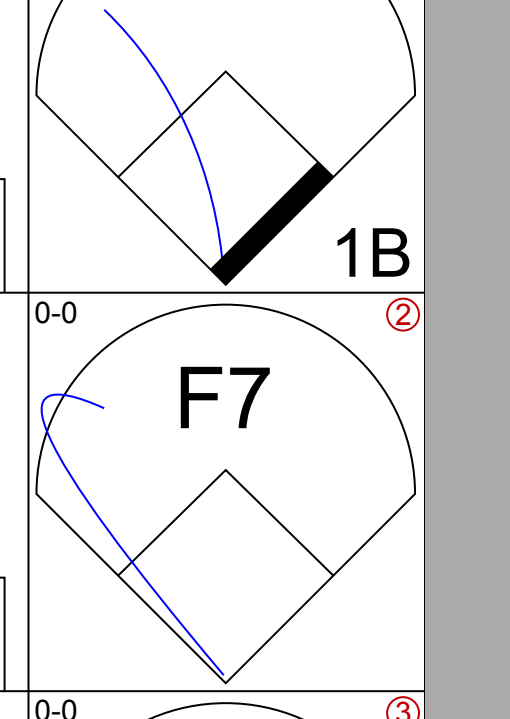
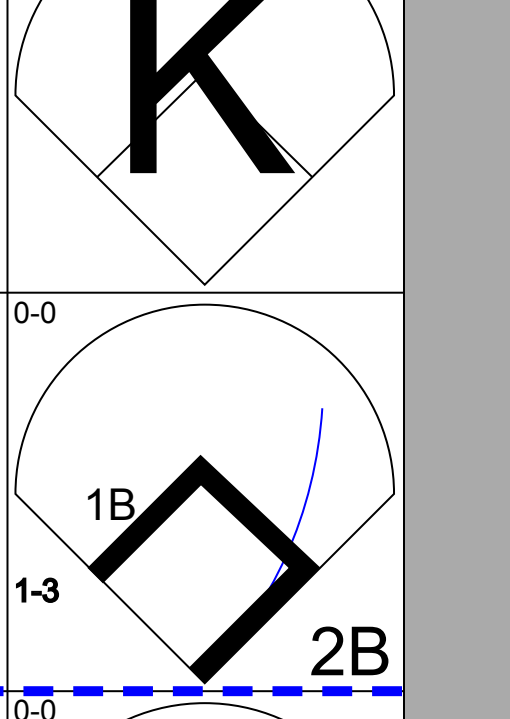

Batter	1	2	3	4	5	6	7	8	9	AB	R	H	RBI	BB	SO	LOB	BOTTOM			
Jack Heidemann, R (1,6)	6-3	1-2 BB		E5			SH1 BB			2	0	0	0	2	0	0				
Eddie Leon, R (1,4)	1-3	K		K		SH1	1-2			3	0	0	0	0	2	3				
Roy Foster, R (1,7)	BB			F9		BB	BB			2	0	1	0	2	0	1				
Ray Fosse, R (1,2)	F7			FC4-6 BB		F9	F9			3	0	0	0	1	0	3				
Tony Horton, R (1,3)		F6		K		L9	1-3			4	0	0	0	0	1	4				
Chuck Hinton, R (1,9)		HR BB		K		4-3				2	1	0	0	1	1	2				
Vada Pinson, L (8,PH)								3-1		1	0	0	0	0	0	0				
Buddy Bradford, R (1,8)		HR		FC4-6		L9	1-3			4	1	1	2	0	0	2				
Graig Nettles, L (1,5)		FC3-6 BB		HR		L8	G3			3	1	1	1	1	0	0				
Sam McDowell, L (1,1)		FC3-6 BB		K		6-3				3	0	0	0	0	1	1				
Inning Stats	R: 0 E: 0 K: 0 S: 3	H: 0 LOB: 1 BB: 1 P: 7	R: 2 E: 0 K: 1 S: 6	H: 1 LOB: 2 BB: 3 P: 18	R: 0 E: 0 K: 2 S: 8	H: 1 LOB: 2 BB: 1 P: 12	R: 1 E: 1 K: 2 S: 9	H: 1 LOB: 1 BB: 0 P: 9	R: 0 E: 0 K: 0 S: 3	H: 0 LOB: 0 BB: 0 P: 3	R: 0 E: 0 K: 0 S: 3	H: 0 LOB: 2 BB: 2 P: 11	R: 0 E: 0 K: 0 S: 3	H: 0 LOB: 0 BB: 0 P: 3	R: 0 E: 0 K: 0 S: 3	H: 0 LOB: 0 BB: 0 P: 3	1B: 1 2B: 0 3B: 0 HR: 2	SF: 0 SAC: 1 DP: 0 HBP: 0	WP: 0 PB: 0 SB: 0 CS: 0	PA: 35
PITCHER	IP WLS BF H R ER SO BB IBB HBP BLK WP HR S P ERA WHIP	6.1 L 30 3 3 3 3 7 0 0 0 0 2 33 61 4.26 1.579																		

Boston Red Sox @ Cleveland Indians
Cleveland Municipal Stadium, Cleveland, OH

AB 27
R 3
H 3
RBI 3
BB 7
SO 5
LOB 16

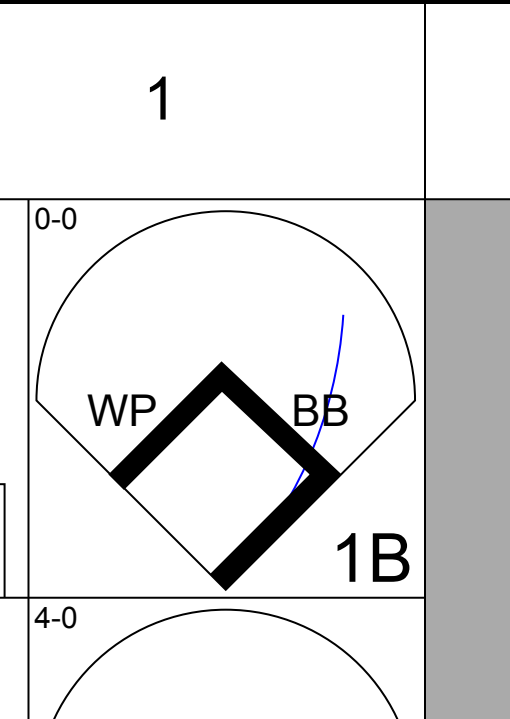
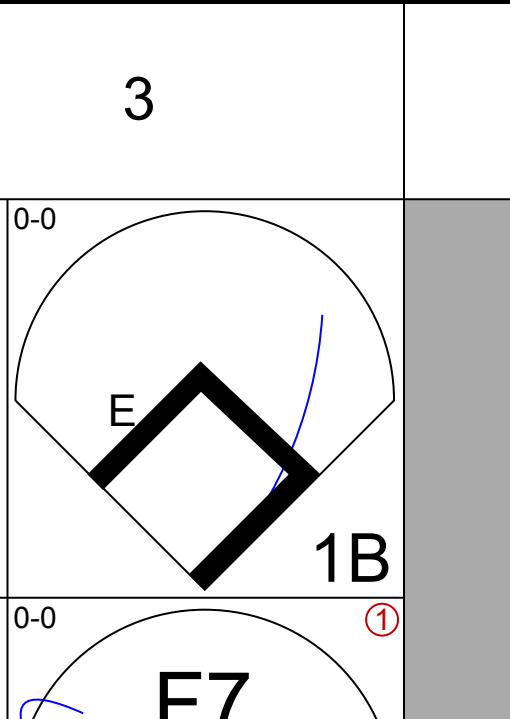
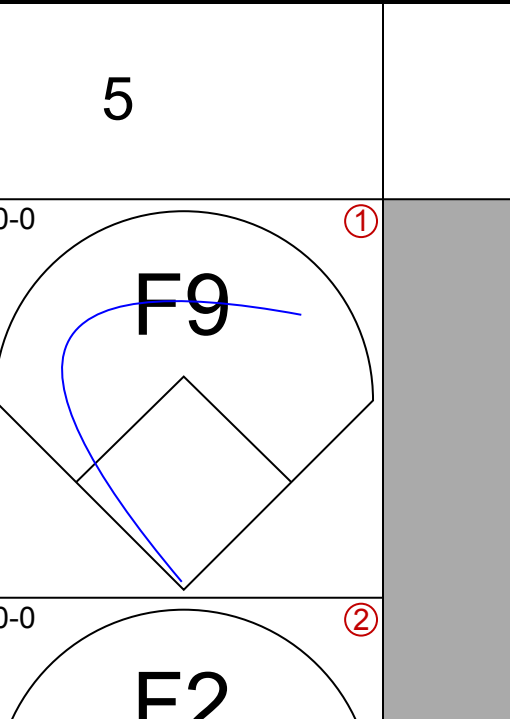
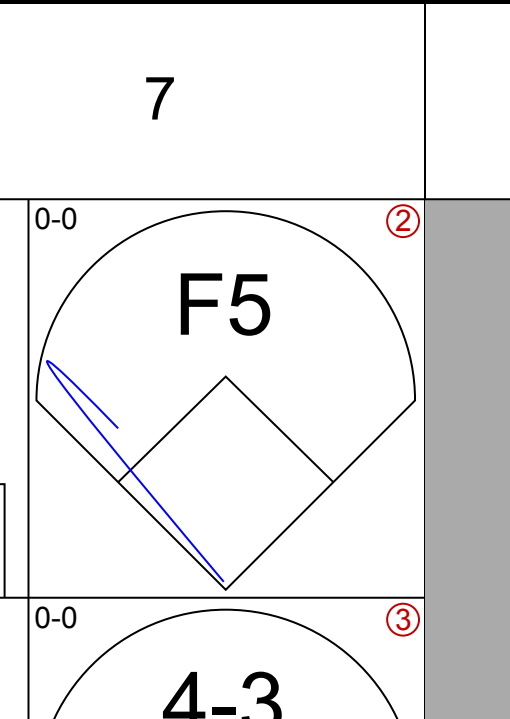
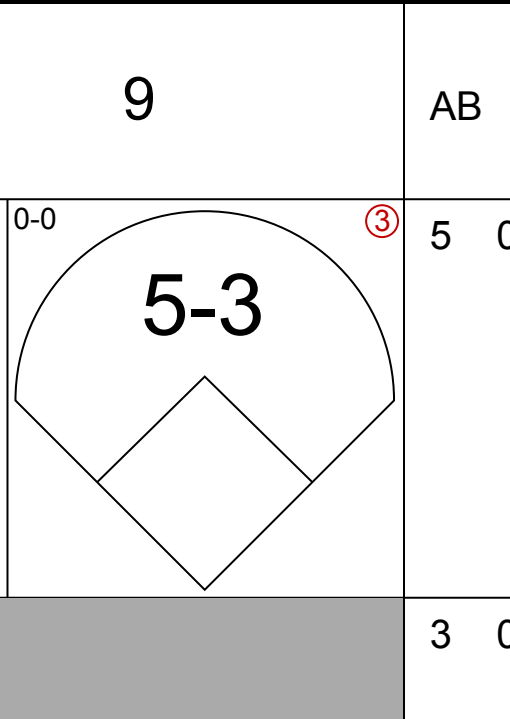
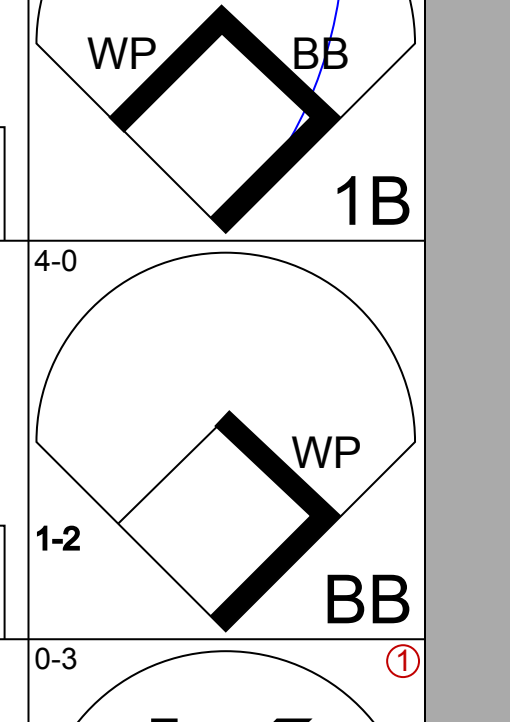
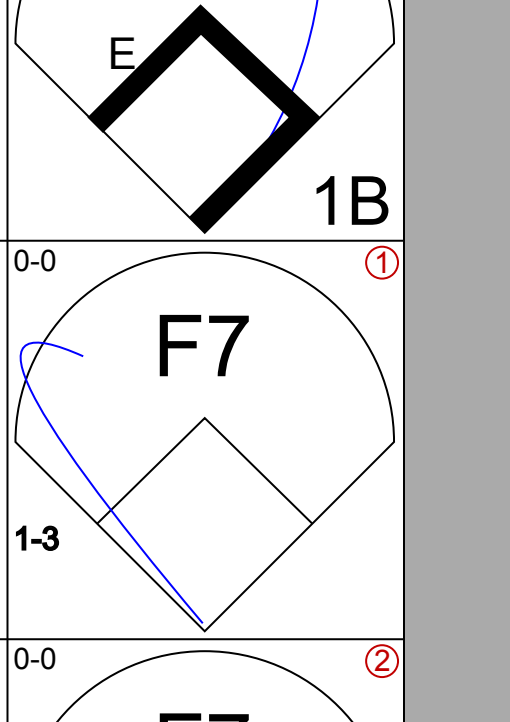
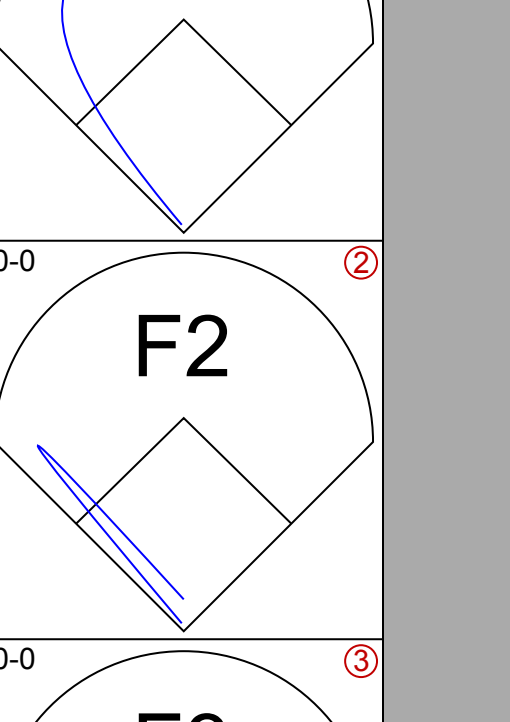
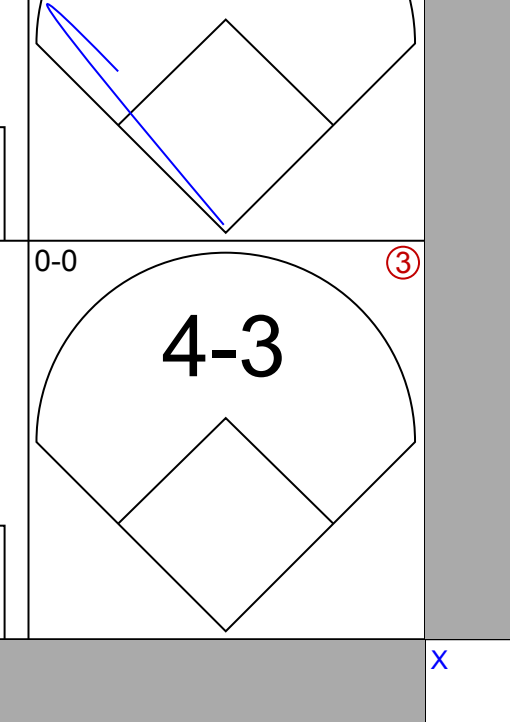
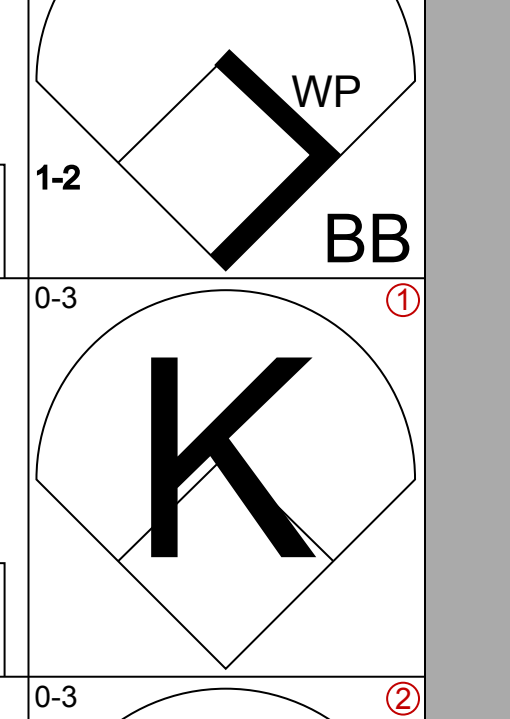
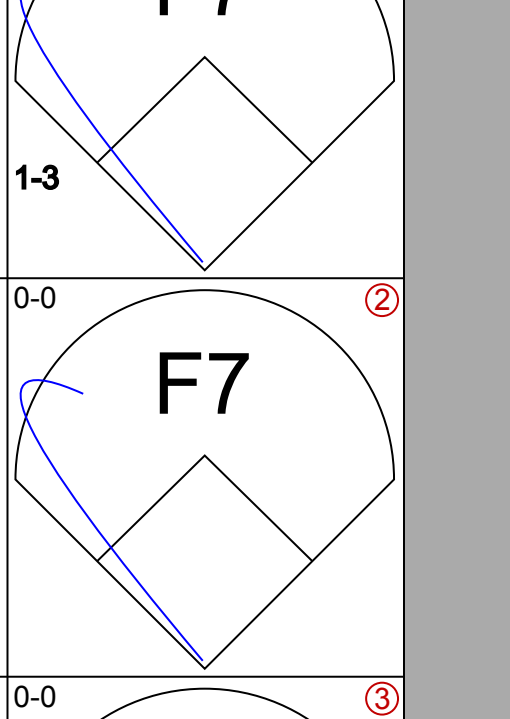
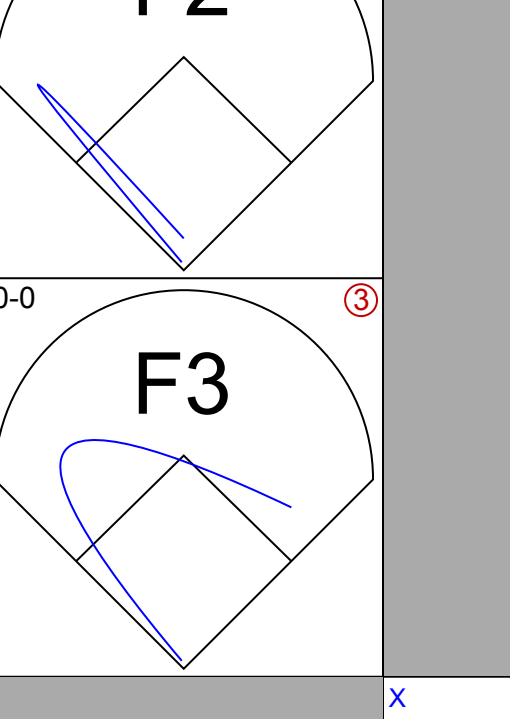
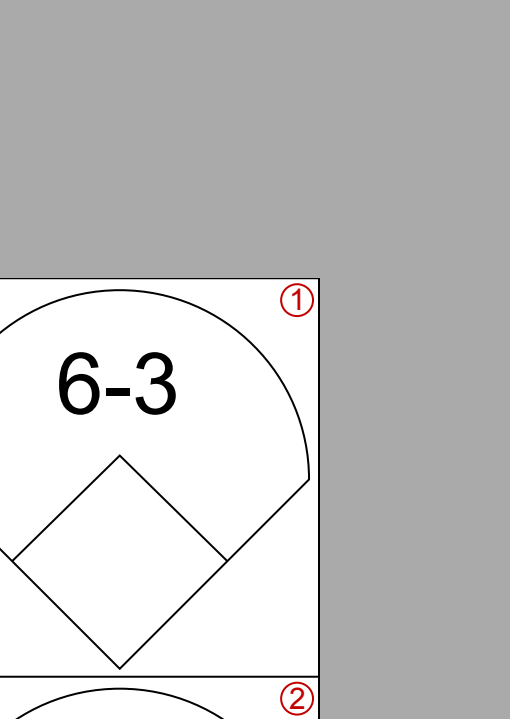
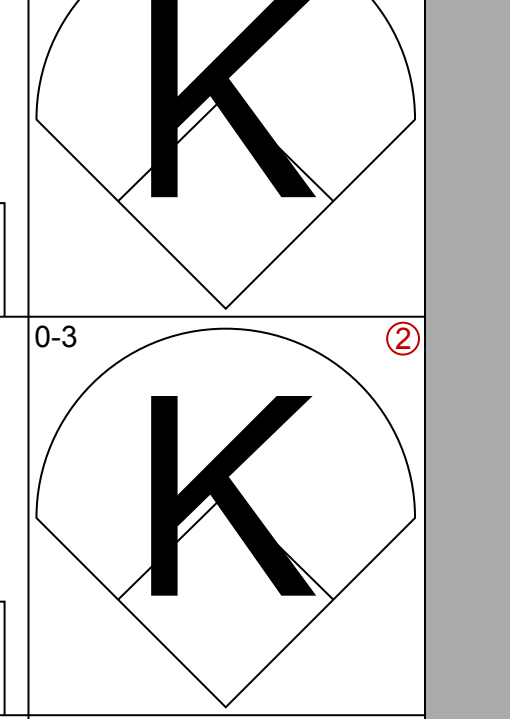
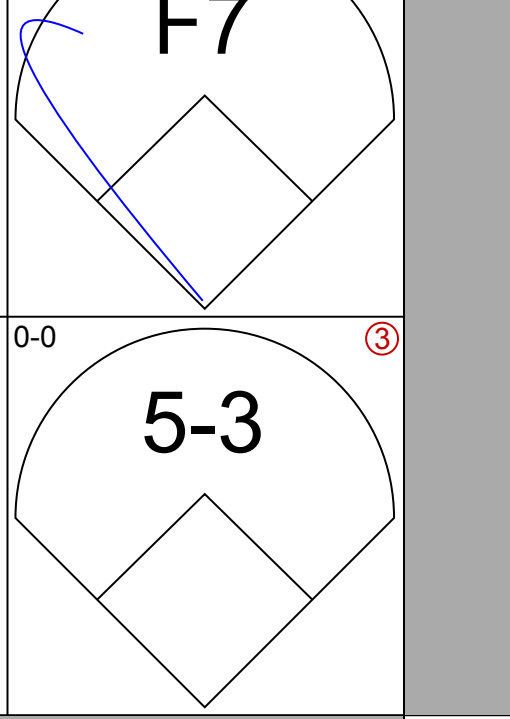
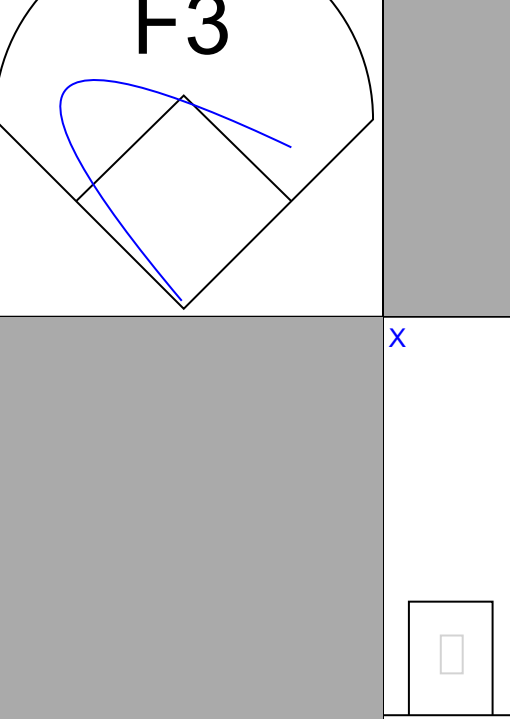
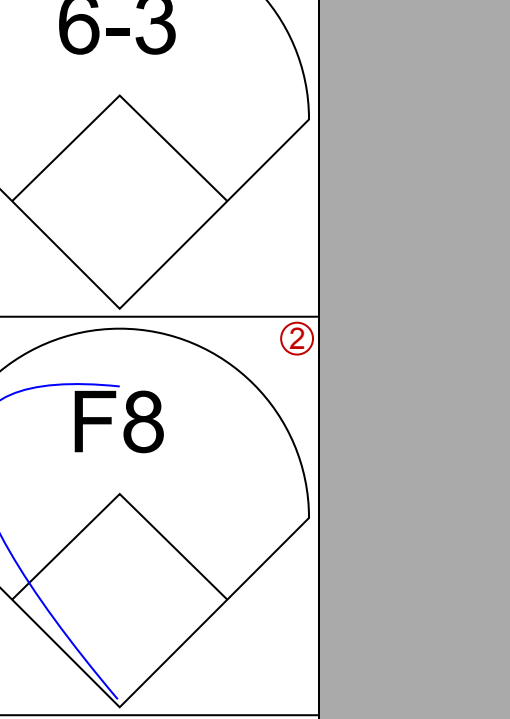
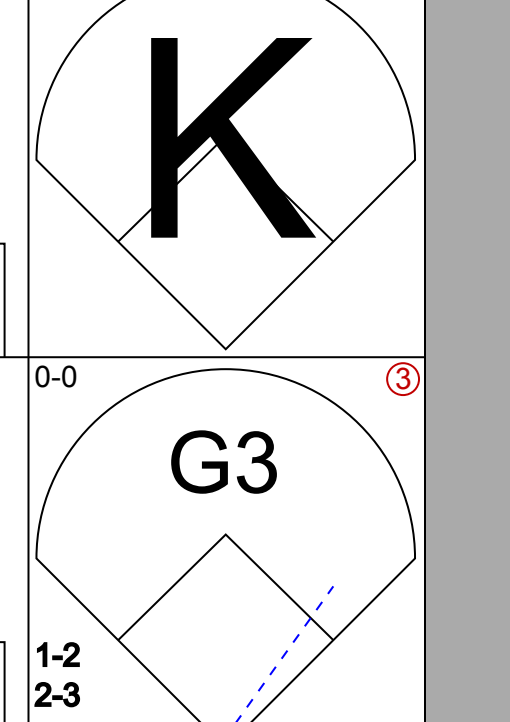
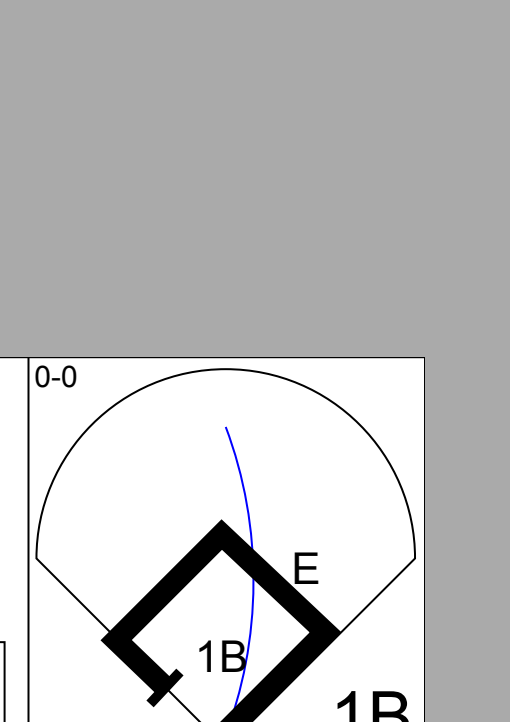
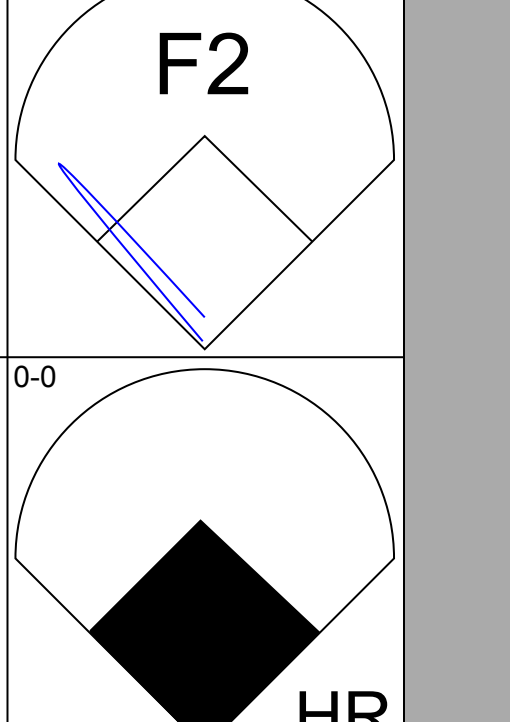
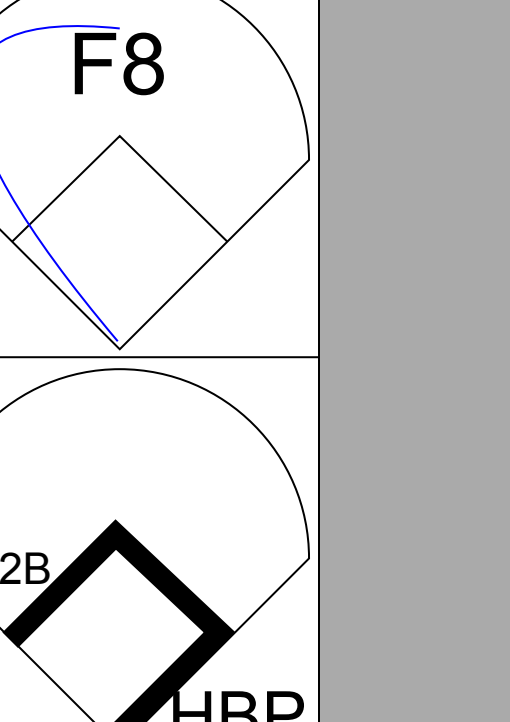

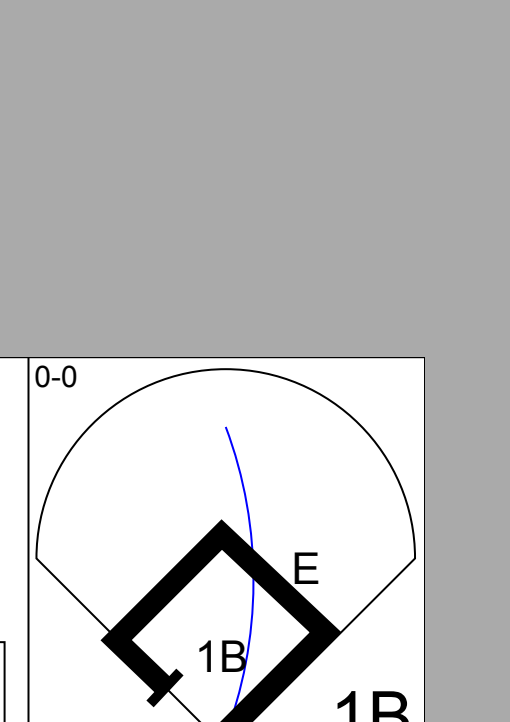
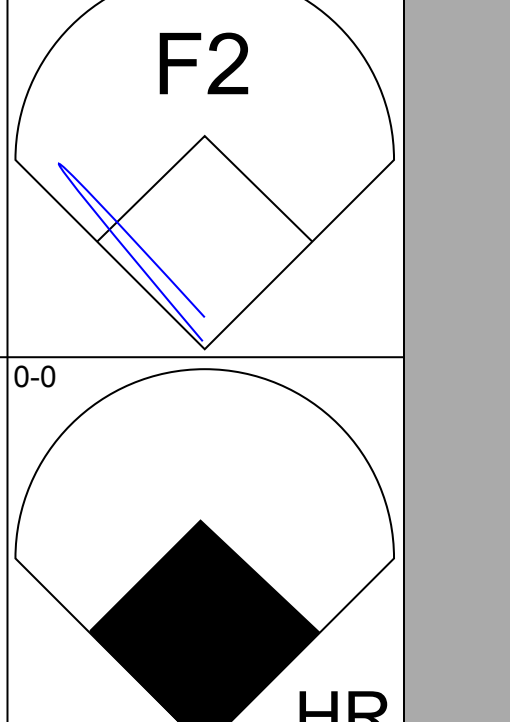
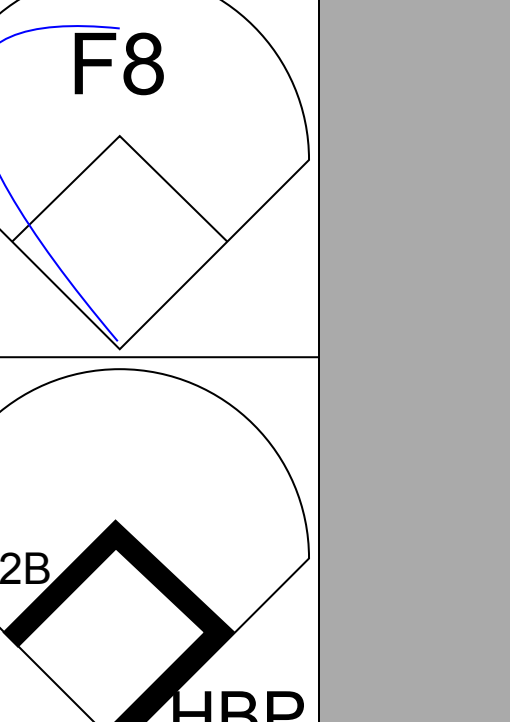
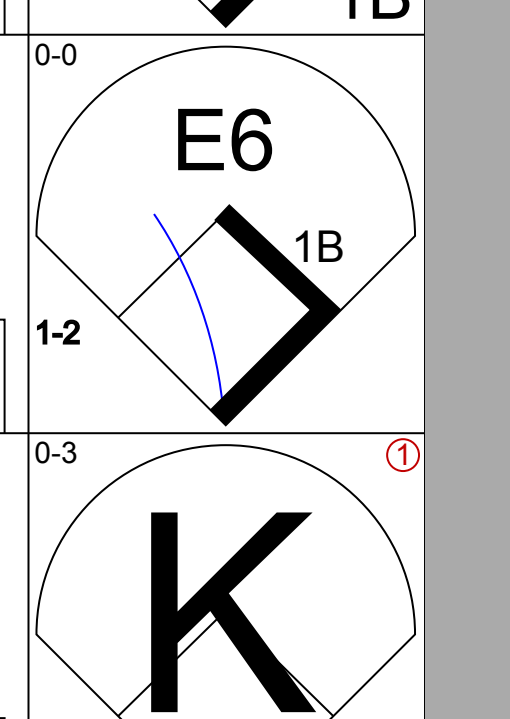
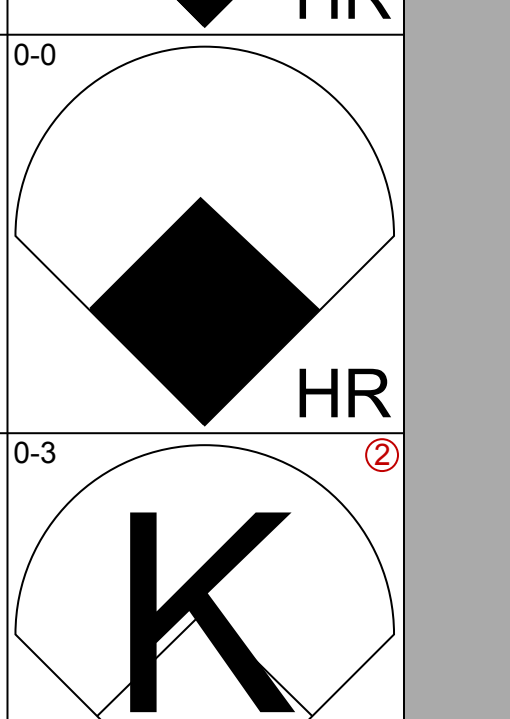
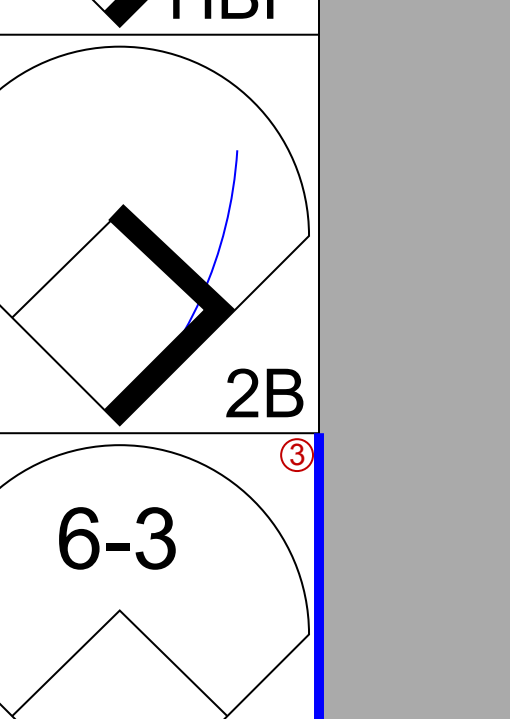
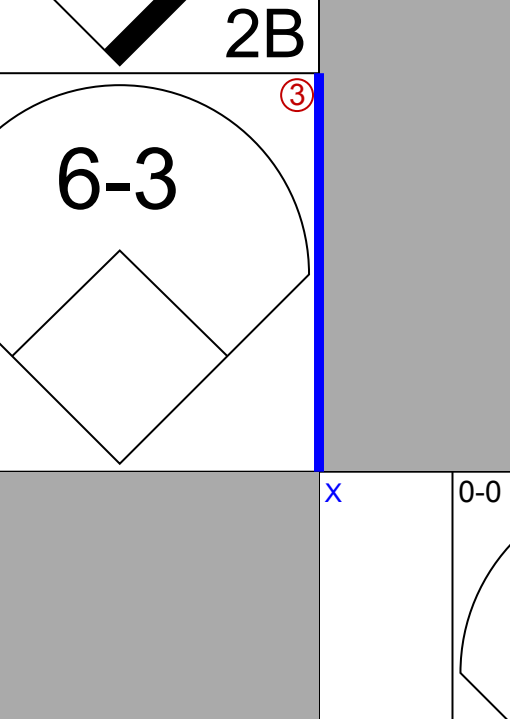
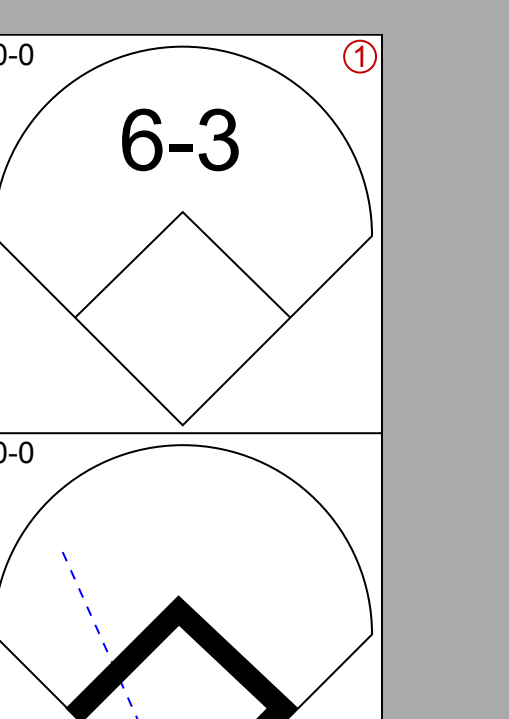
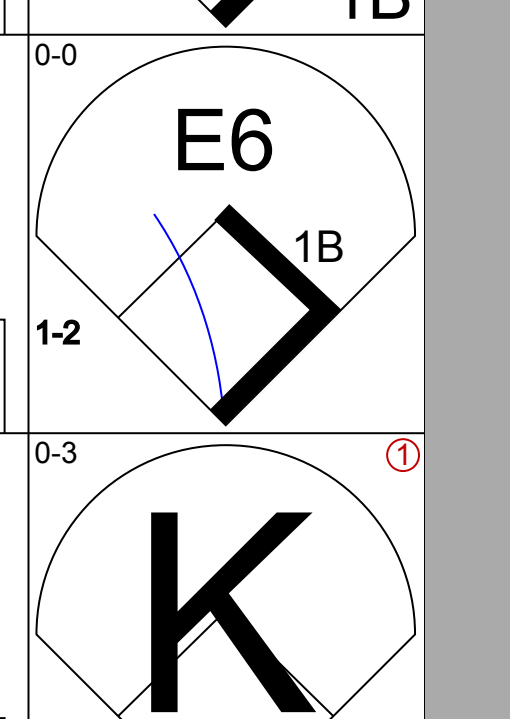
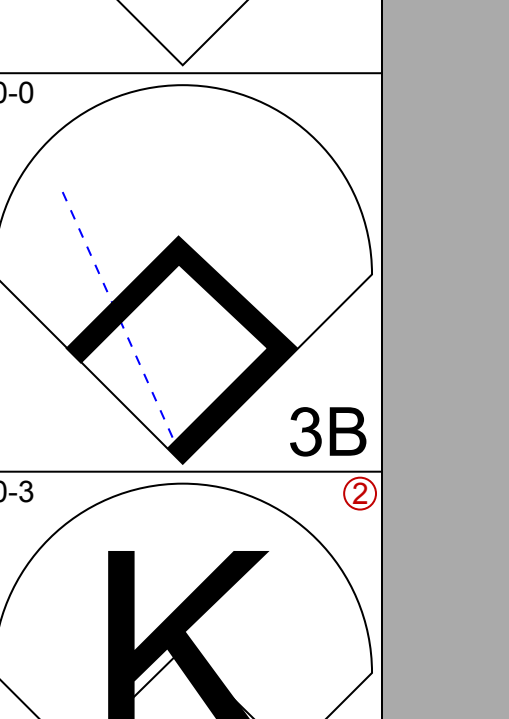
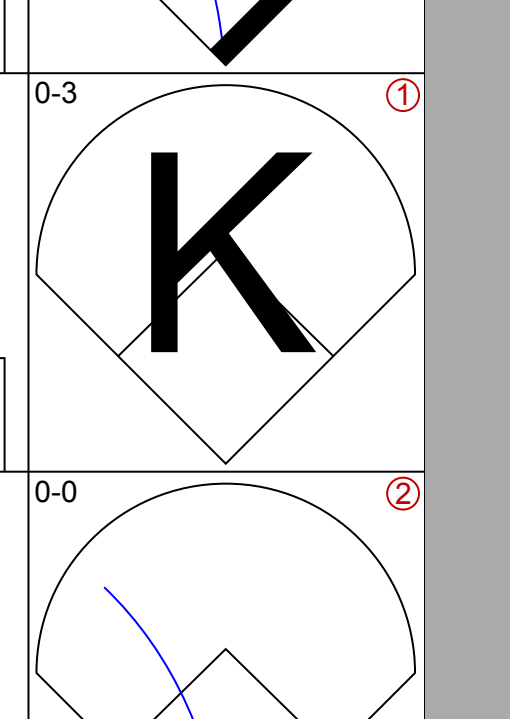
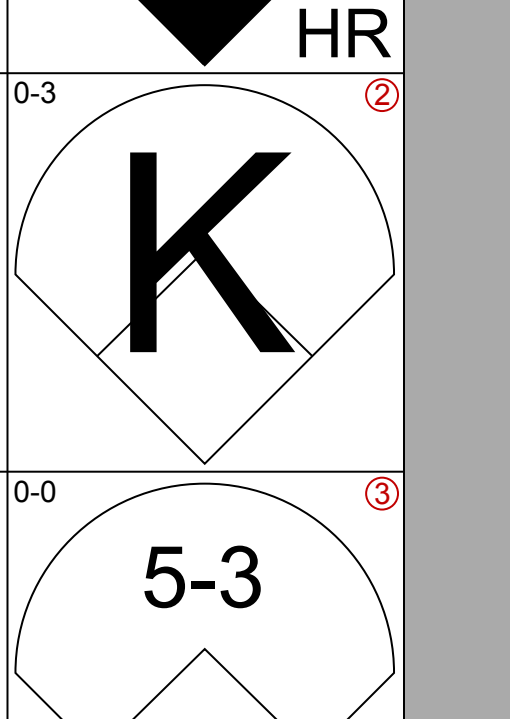
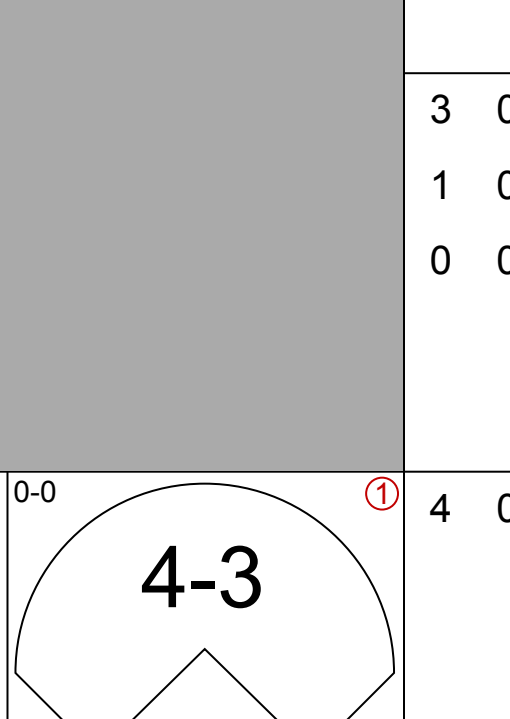
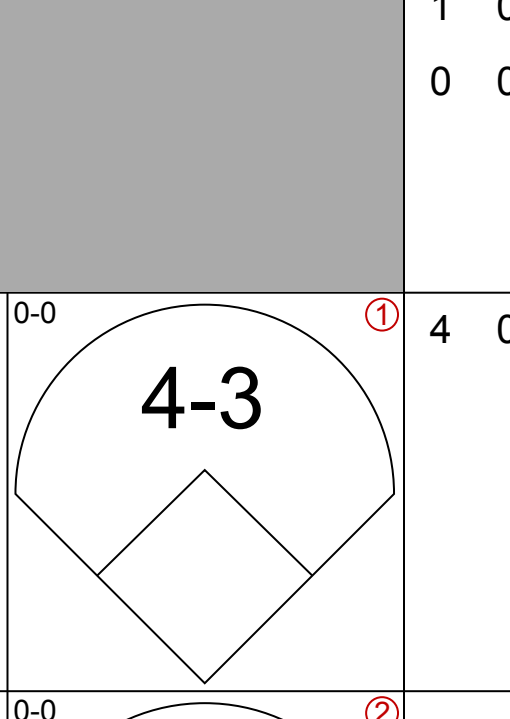


WP: 0 PA: 35
PB: 0
SB: 0
CS: 0

Batter	1	2	3	4	5	6	7	8	9	AB R H RBI BB SO LOB	TOP											
Dick Schofield, S OBP: 0.293, SLG: 0.235 (1, 4)										4 0 0 0 1 1 2	Boston Red Sox @ Cleveland Indians Cleveland Municipal Stadium, Cleveland, OH Sun Jul 12 1970, 3:33 AM EDT Unknown											
Reggie Smith, S OBP: 0.373, SLG: 0.479 (1, 8)									5 2 1 0 0 0 1													
Carl Yastrzemski, L OBP: 0.433, SLG: 0.559 (1, 3)									4 1 1 0 0 1 1													
Tony Conigliaro, R OBP: 0.353, SLG: 0.493 (1, 9)									4 1 1 2 0 1 2													
Rico Petrocelli, R OBP: 0.314, SLG: 0.457 (1, 6)									3 1 1 1 1 1 0													
George Scott, R OBP: 0.355, SLG: 0.463 (1, 5)									2 1 0 0 2 0 0													
Billy Conigliaro, R OBP: 0.339, SLG: 0.468 (1, 7)									3 0 1 1 1 1 1													
Jerry Moses, R OBP: 0.316, SLG: 0.394 (1, 2)									4 0 1 0 0 1 4													
Ray Culp, R OBP: 0.115, SLG: 0.135 (1, 1)									4 0 1 1 0 2 1													
Inning Stats	R: 2 E: 0 K: 2 S: 9	H: 2 LOB: 3 BB: 3 P: 21	R: 0 E: 0 K: 1 S: 5	H: 0 LOB: 0 BB: 0 P: 5	R: 0 E: 0 K: 3 S: 9	H: 0 LOB: 0 BB: 0 P: 9	R: 0 E: 0 K: 0 S: 4	H: 1 LOB: 1 BB: 0 P: 4	R: 2 E: 0 K: 0 S: 4	H: 1 LOB: 0 BB: 1 P: 8		R: 1 E: 0 K: 1 S: 6	H: 2 LOB: 1 BB: 1 P: 10	R: 0 E: 0 K: 0 S: 3	H: 0 LOB: 0 BB: 0 P: 3	R: 1 E: 0 K: 0 S: 4	H: 1 LOB: 0 BB: 0 P: 4	R: 0 E: 0 K: 1 S: 5	H: 0 LOB: 0 BB: 0 P: 5	1B: 4 2B: 1 3B: 0 HR: 2	SF: 0 SAC: 0 DP: 1 HBP: 0	WP: 0 PB: 2 SB: 0 CS: 0
PITCHER	IP WLS BF H R ER SO BB IBB HBP BLK WP HR S P ERA WHIP																					
Steve Dunning, R ERA: 5.09 (1, 1)	5.1 L 26 5 5 5 7 5 0 0 0 0 0 1 35 55 8.44 1.875																					
Phil Hennigan, R ERA: 3.92 (6, 1)	1.2 5 1 0 0 0 0 0 0 0 0 0 0 5 5 0.00 0.600																					
Dennis Higgins, R ERA: 5.18 (8, 1)	1.0 4 1 1 1 0 0 0 0 0 0 0 1 4 4 9.00 1.000																					
Mike Paul, L ERA: 5.93 (9, 1)	1.0 3 0 0 0 1 0 0 0 0 0 0 0 5 5 0.00 0.000																					

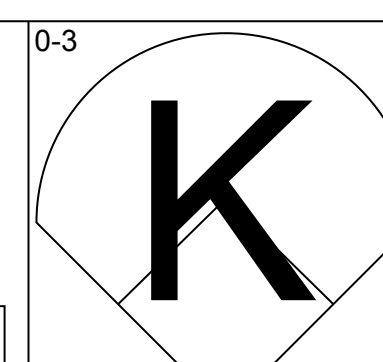
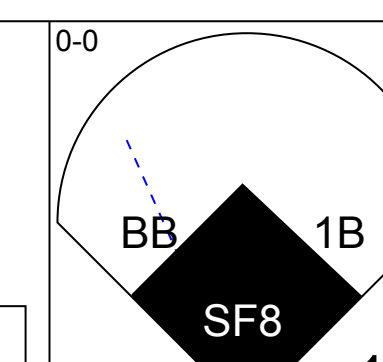
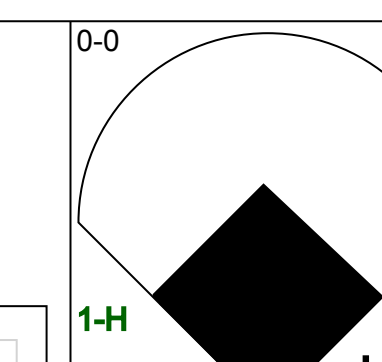
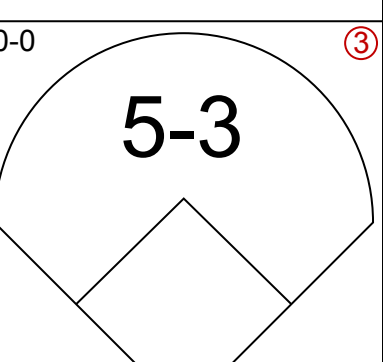
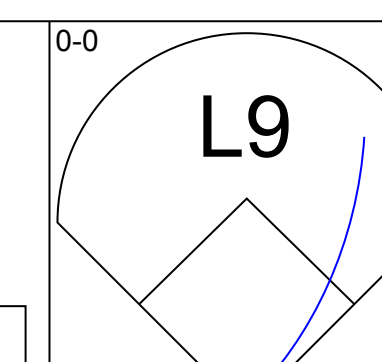
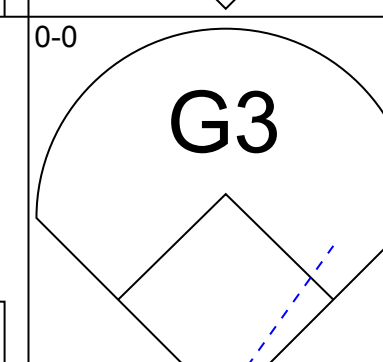
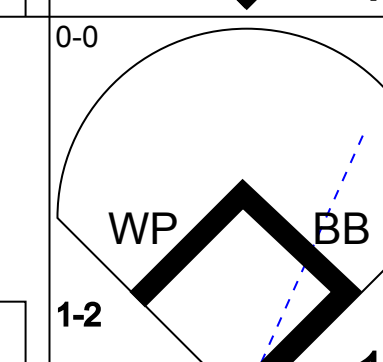
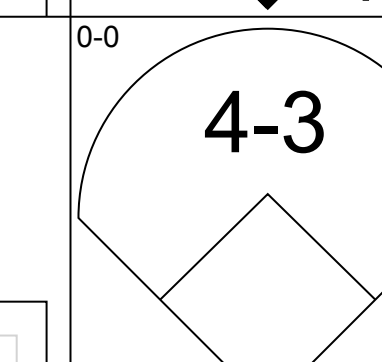
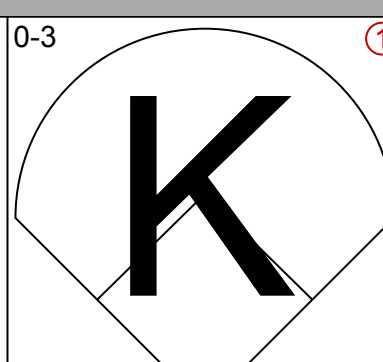
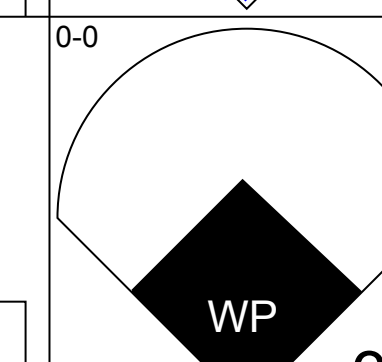
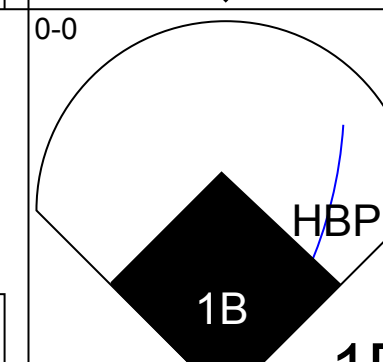
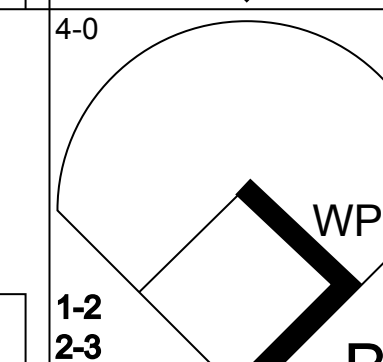
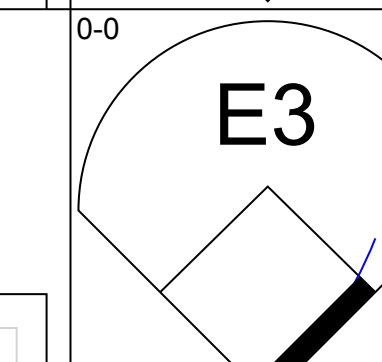
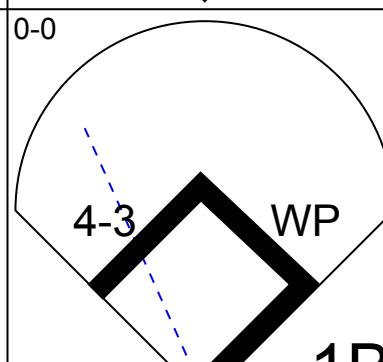
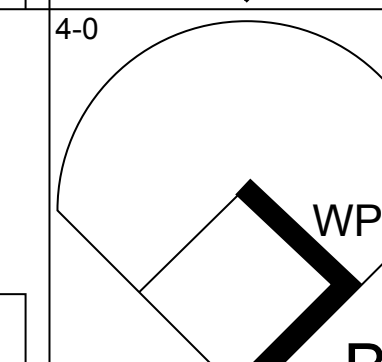
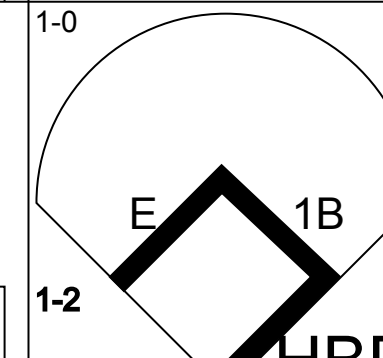
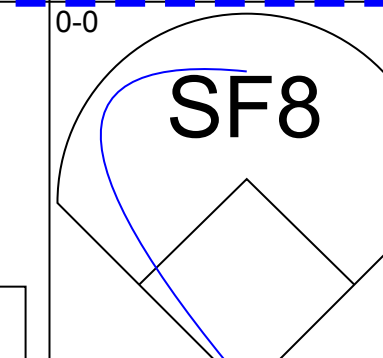
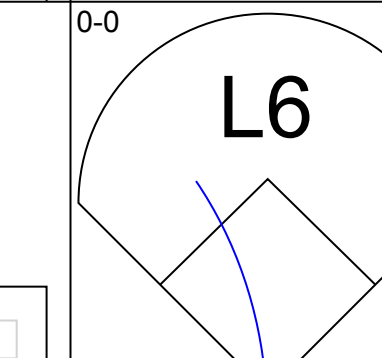
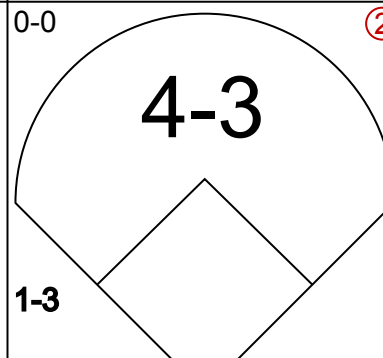
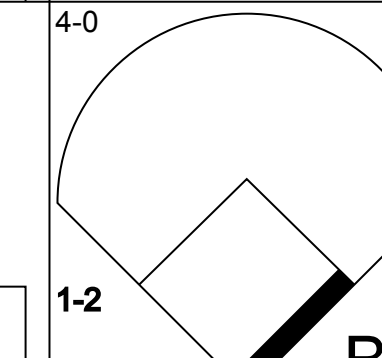
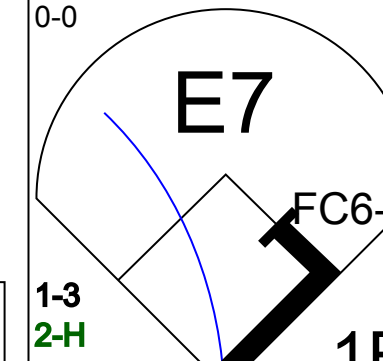
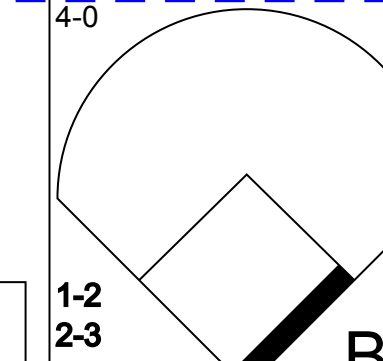

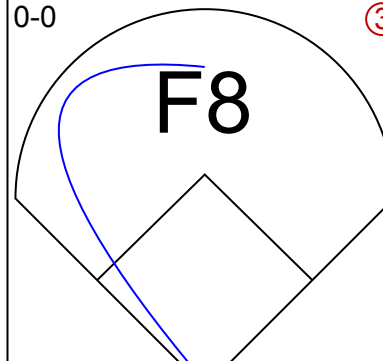
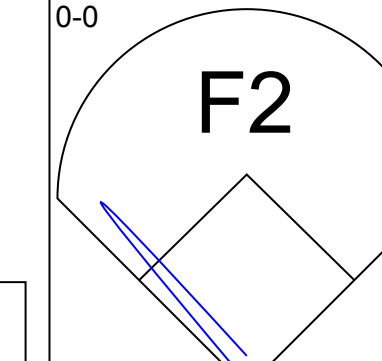
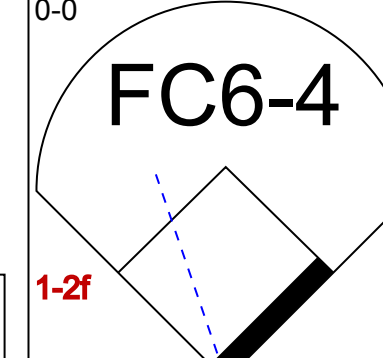
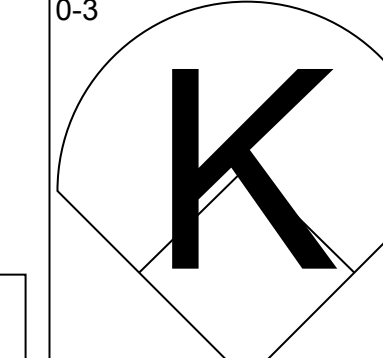




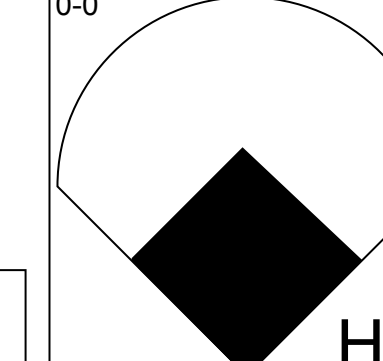
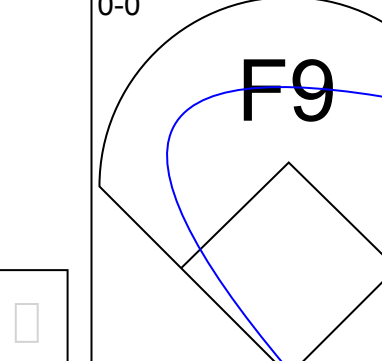



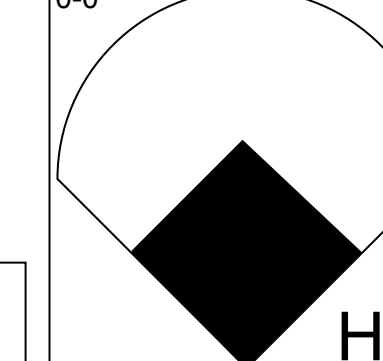

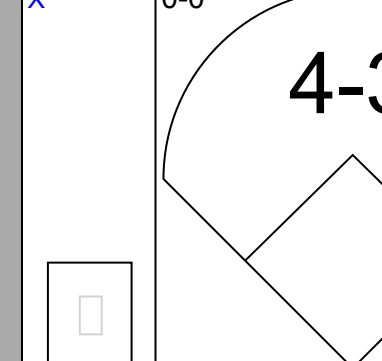
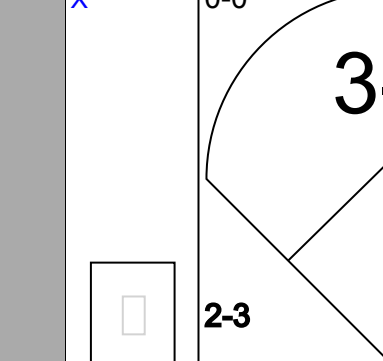
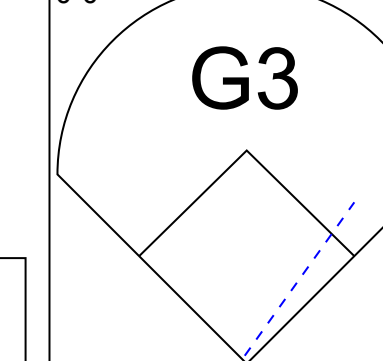
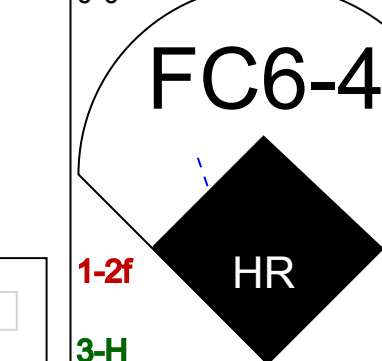


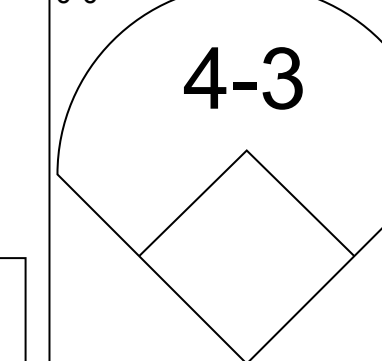
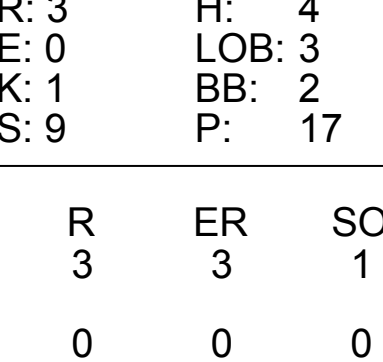
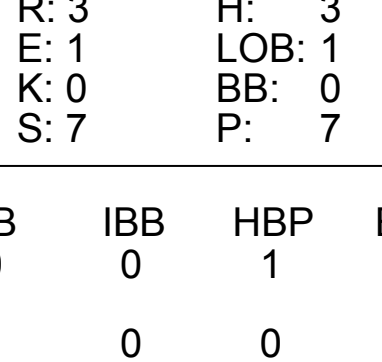
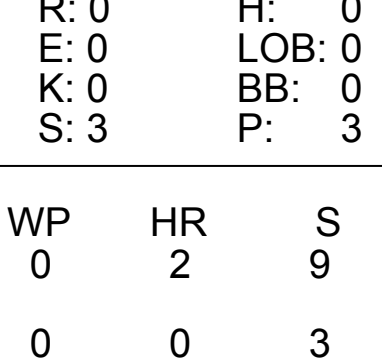
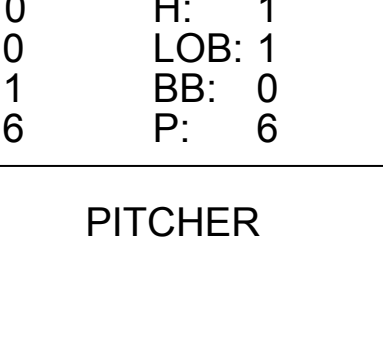
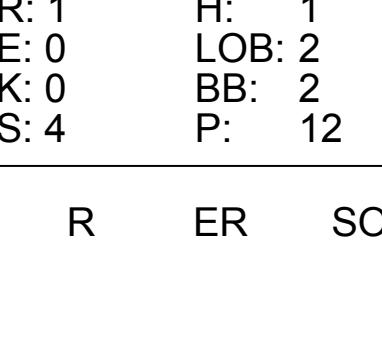
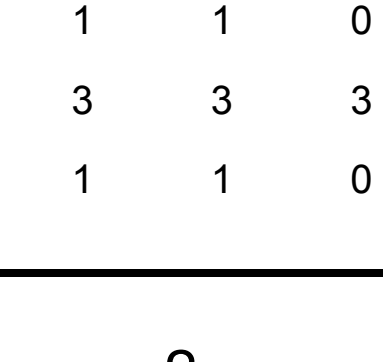
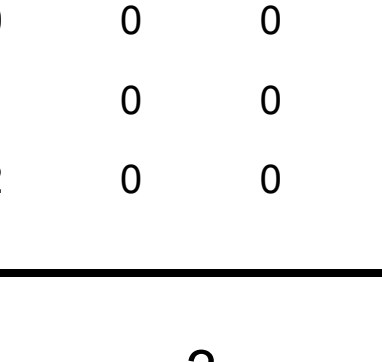
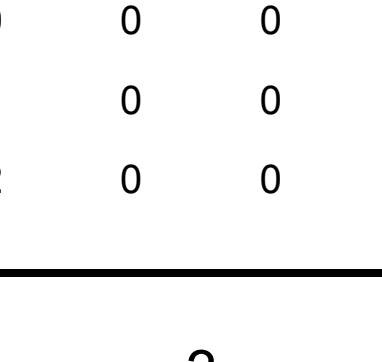
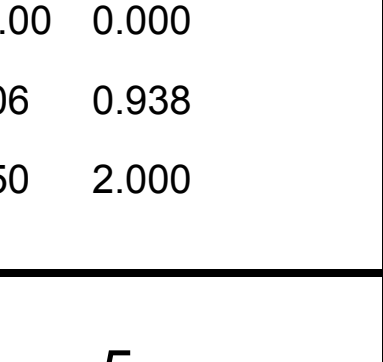


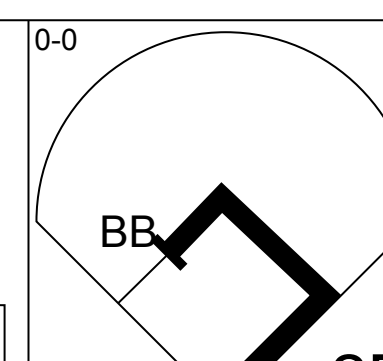
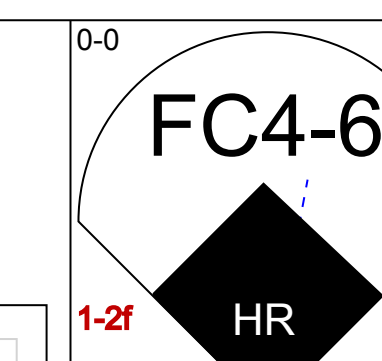
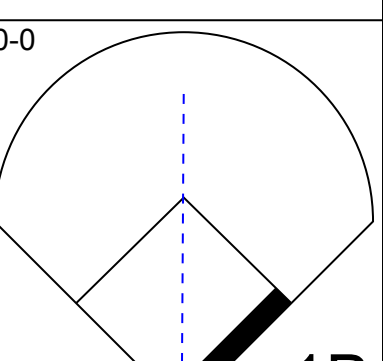
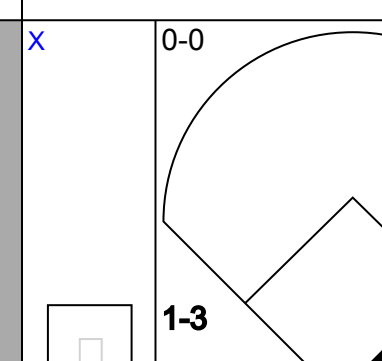
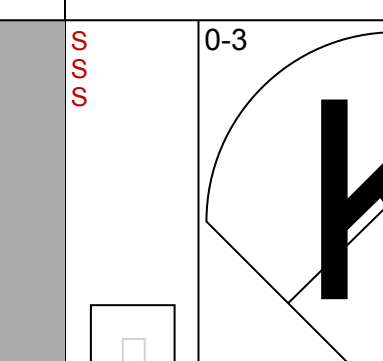
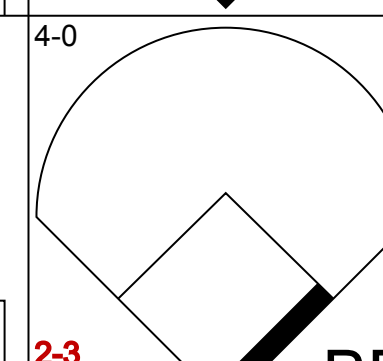
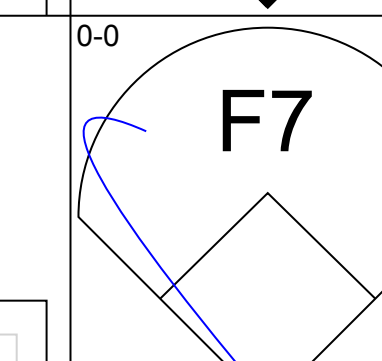
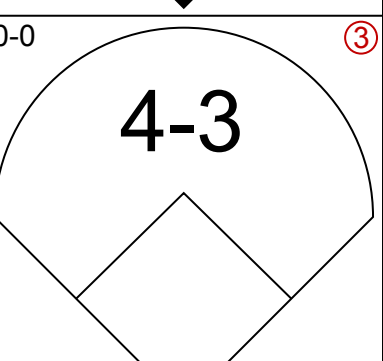
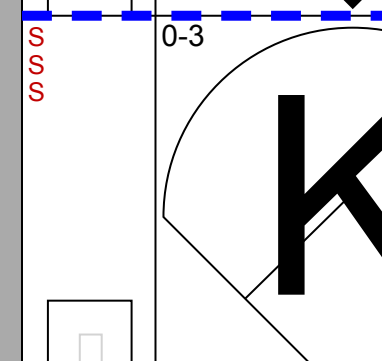
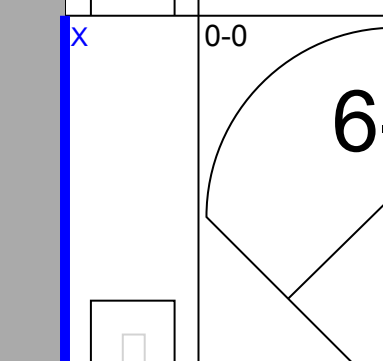
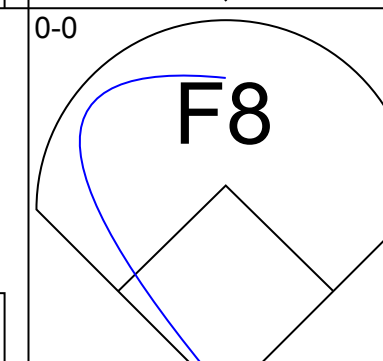
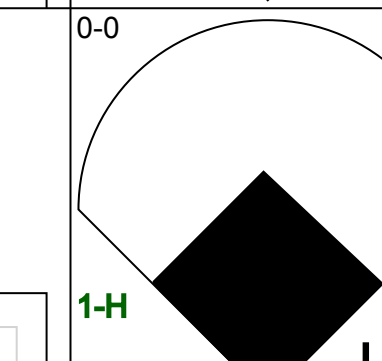


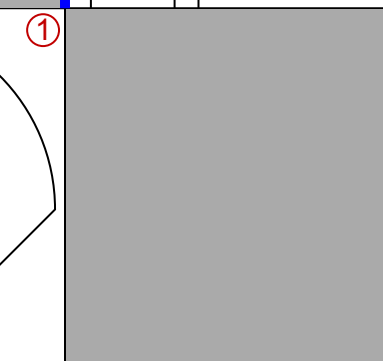
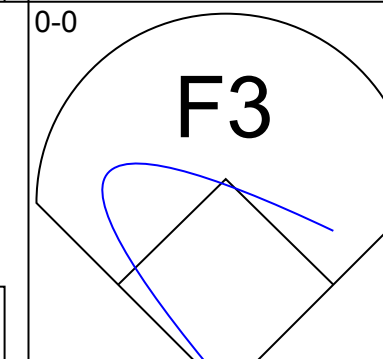
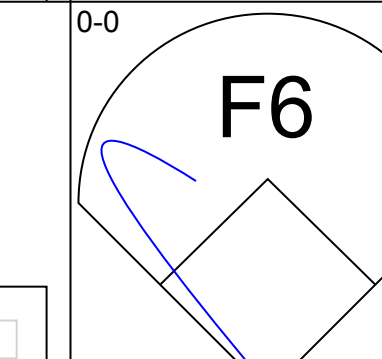

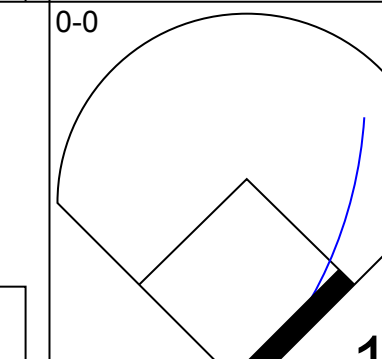




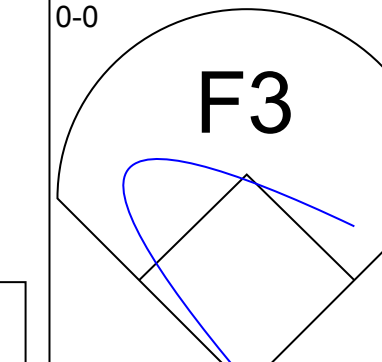
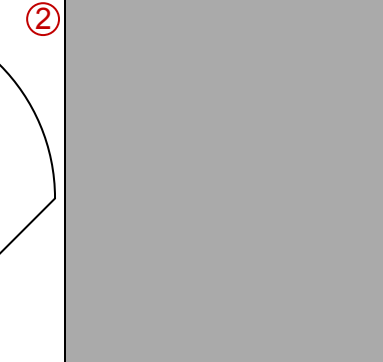



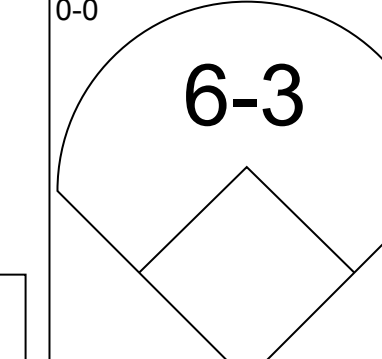
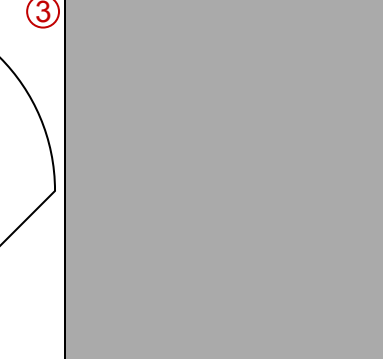
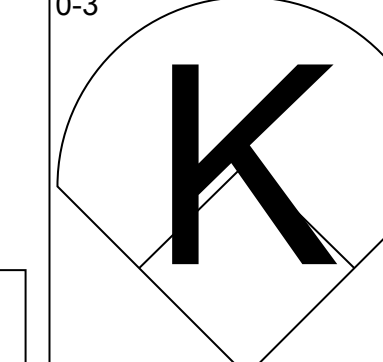
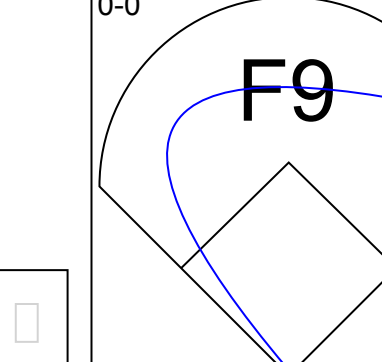


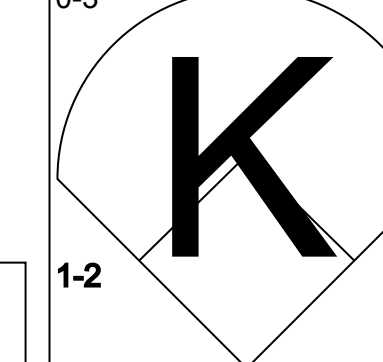







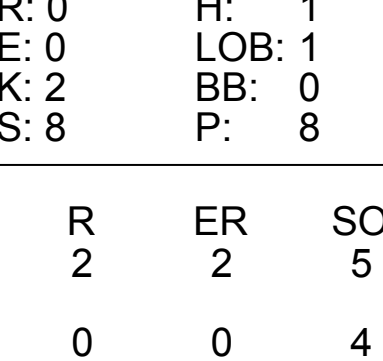
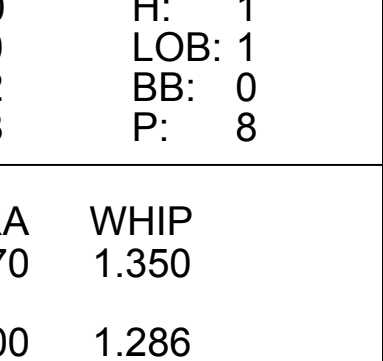
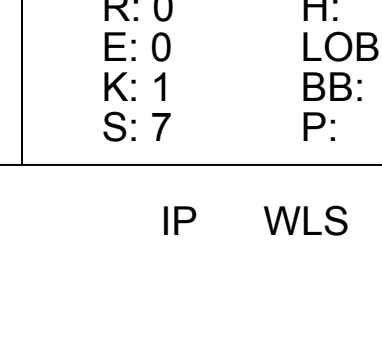
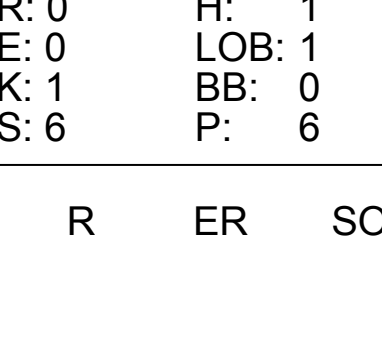








AB 33
R 6
H 7
RBI 5
BB 5
SO 8
LOB 12



Batter	1	2	3	4	5	6	7	8	9	AB R H RBI BB SO LOB	BOTTOM											
Vada Pinson, L OBP: 0.332, SLG: 0.437 (1, 8)										5 0 2 0 0 0 0	Boston Red Sox @ Cleveland Indians Cleveland Municipal Stadium, Cleveland, OH Sun Jul 12 1970, 3:33 AM EDT Unknown											
Graig Nettles, L OBP: 0.340, SLG: 0.383 (1, 5)										3 0 0 0 1 0 1												
Roy Foster, R OBP: 0.353, SLG: 0.450 (1, 7)										4 0 0 0 0 1 3												
Ray Fosse, R OBP: 0.364, SLG: 0.524 (1, 2)										4 0 0 0 0 1 3												
Duke Sims, L OBP: 0.375, SLG: 0.556 (1, 9)										3 1 2 1 0 0 2												
Tony Horton, R OBP: 0.331, SLG: 0.452 (1, 3)										4 1 2 1 0 0 1												
Jack Heidemann, R OBP: 0.253, SLG: 0.271 (6, 1)										3 0 1 0 0 2 2												
Chuck Hinton, R OBP: 0.400, SLG: 0.416 (6, PH)										1 0 0 0 0 0 2												
Larry Brown, R OBP: 0.348, SLG: 0.333 (9, 4)										0 0 0 0 0 0 0												
Eddie Leon, R OBP: 0.279, SLG: 0.321 (1, 4) (9, 6)										4 0 1 0 0 1 1												
Steve Dunning, R OBP: 0.283, SLG: 0.283 (6, 1)										2 0 0 0 0 1 3												
Phil Hennigan, R OBP: 0.444, SLG: 0.333 (7, PH)										0 0 0 0 0 0 0												
Lou Klimchock, R OBP: 0.190, SLG: 0.240 (8, 1)										0 0 0 0 0 0 0												
Dennis Higgins, R (8, 1)										0 0 0 0 0 0 0												
Mike Paul, L OBP: 0.283, SLG: 0.283 (9, 1)										0 0 0 0 0 0 0												
Ted Uhlander, L OBP: 0.206, SLG: 0.336 (9, PH)										1 0 0 0 0 0 0												
Inning Stats	R: 0 E: 0 K: 2 S: 8	H: 1 LOB: 2 BB: 1 P: 12	R: 0 E: 0 K: 2 S: 8	H: 1 LOB: 1 BB: 0 P: 8	R: 0 E: 1 K: 0 S: 4	H: 1 LOB: 1 BB: 0 P: 4	R: 0 E: 1 K: 1 S: 7	H: 2 LOB: 2 BB: 0 P: 7	R: 0 E: 0 K: 0 S: 3	H: 0 LOB: 0 BB: 0 P: 3	R: 2 E: 0 K: 1 S: 7	H: 2 LOB: 0 BB: 0 P: 7	R: 0 E: 0 K: 0 S: 3	H: 0 LOB: 0 BB: 0 P: 3	R: 0 E: 0 K: 0 S: 4	H: 1 LOB: 2 BB: 0 P: 5	R: 0 E: 0 K: 0 S: 3	H: 0 LOB: 0 BB: 0 P: 3	1B: 4 2B: 1 3B: 1 HR: 2	SF: 0 SAC: 0 DP: 0 HBP: 1	WP: 1 PB: 0 SB: 0 CS: 0	PA: 37
PITCHER	IP WLS BF H R ER SO BB IBB HBP BLK WP HR S P ERA WHIP																					
Ray Culp, R ERA: 2.75 (1, 1)	9.0 W 37 8 2 2 6 1 0 1 0 1 2 47 52 2.00 1.000																					

AB 35
R 2
H 8
RBI 2
BB 1
SO 6
LOB 18



Batter	1	2	3	4	5	6	7	8	9	AB	R	H	RBI	BB	SO	LOB	TOP																							
John Kennedy, R OBP: 0.338, SLG: 0.508 (1, 4)										5	2	2	2	0	1	0																								
Reggie Smith, S OBP: 0.373, SLG: 0.484 (1, 8)										5	1	2	0	0	1	0																								
Carl Yastrzemski, L OBP: 0.436, SLG: 0.560 (1, 3)										3	1	2	0	1	0	0																								
Don Pavletich, R OBP: 0.167, SLG: 0.048 (8, PH)										0	0	0	0	1	0	0																								
Tony Conigliaro, R OBP: 0.355, SLG: 0.493 (1, PR)										0	0	0	0	0	0	0																								
Mike Fiore, L OBP: 0.327, SLG: 0.220 (1, 3)										2	0	0	1	1	0	2																								
Rico Petrocelli, R OBP: 0.315, SLG: 0.455 (1, 6)										4	0	1	1	1	0	3																								
George Scott, R OBP: 0.353, SLG: 0.462 (1, 5)										5	0	1	0	0	1	5																								
Billy Conigliaro, R OBP: 0.341, SLG: 0.485 (1, 7)										5	2	2	1	0	0	1																								
Tom Satriano, L OBP: 0.337, SLG: 0.409 (1, 2)										5	1	2	1	0	0	1																								
Sonny Siebert, R OBP: 0.133, SLG: 0.140 (7, 1)										3	1	0	1	0	1	1																								
Inning Stats	R: 1 E: 1 K: 1 S: 7	H: 2 LOB: 2 BB: 0 P: 8	R: 3 E: 0 K: 1 S: 9	H: 4 LOB: 3 BB: 2 P: 17	R: 3 E: 1 K: 0 S: 7	H: 3 LOB: 1 BB: 0 P: 7	R: 0 E: 0 K: 0 S: 3	H: 0 LOB: 0 BB: 0 P: 3	R: 0 E: 0 K: 1 S: 5	H: 1 LOB: 1 BB: 0 P: 6	R: 0 E: 0 K: 0 S: 3	H: 0 LOB: 0 BB: 0 P: 3	R: 1 E: 0 K: 0 S: 4	H: 1 LOB: 2 BB: 2 P: 12	R: 0 E: 0 K: 0 S: 4	H: 1 LOB: 1 BB: 0 P: 4	1B: 7 2B: 1 3B: 1 HR: 3	SF: 1 SAC: 0 DP: 0 HBP: 1	WP: 3 PB: 0 SB: 0 CS: 0	PA: 45																				
PITCHER	IP	WLS	BF	H	R	ER	SO	BB	IBB	HBP	BLK	WP	HR	S	P	ERA	WHIP	PITCHER			IP	WLS	BF	H	R	ER	SO	BB	IBB	HBP	BLK	WP	HR	S	P	ERA	WHIP			
Fred Lasher, R ERA: 3.63 (1, 1)	1.0	L	8	4	3	3	1	0	0	1	0	0	2	9	10	27.00	4.000																							
Phil Hennigan, R ERA: 4.04 (2, 1)	0.1		4	2	0	0	0	1	0	0	0	0	0	3	7	0.00	9.000																							
Mike Paul, L ERA: 5.88 (2, 1)	0.1		1	0	1	0	0	0	0	0	0	0	0	1	1	27.00	0.000																							
Dean Chance, R ERA: 4.23 (8, 1)	5.1		22	4	3	3	3	1	0	0	0	2	1	27	31	5.06	0.938																							
Dick Ellsworth, L ERA: 4.66 (7, 1)	2.0		10	2	1	1	0	2	0	0	0	1	0	8	16	4.50	2.000																							
Batter	1	2	3	4	5	6	7	8	9	AB	R	H	RBI	BB	SO	LOB	BOTTOM																							
Vada Pinson, L OBP: 0.337, SLG: 0.443 (1, 9)										5	1	3	0	0	1	3																								
Graig Nettles, L OBP: 0.338, SLG: 0.379 (1, 5)										3	0	0	0	1	1	4																								
Roy Foster, R OBP: 0.352, SLG: 0.448 (9, PH)										1	0	0	0	0	0	2																								
Ted Uhlaender, L OBP: 0.295, SLG: 0.346 (1, 8)										3	1	1	2	0	0	1																								
Chuck Hinton, R OBP: 0.396, SLG: 0.410 (6, PH)										1	0	0	0	0	1	0																								
Ray Fosse, R OBP: 0.366, SLG: 0.527 (1, 2)										4	0	2	0	0	0	1																								
Duke Sims, L OBP: 0.372, SLG: 0.548 (1, 7)										4	0	1	0	0	1	2																								
Tony Horton, R OBP: 0.327, SLG: 0.446 (1, 3)										4	0	0	0	0	0	3																								
Jack Heidemann, R OBP: 0.250, SLG: 0.267 (1, 6)										4	0	0	0	0	2	1																								
Eddie Leon, R OBP: 0.282, SLG: 0.324 (1, 4)										4	0	2	0	0	2	1																								
Fred Lasher, R ERA: 3.82 (1, 1)	6.2	W	28	8	2	2	5	1	0	0	0	0	0	0	0	0	0	0	0	0	0	0	0	0	0	0	0	0	0	0	0	0	0	0	0	0	0	0		
Phil Hennigan, R ERA: 4.04 (2, 1)	0.1		4	2	0	0	0	1	0	0	0	0	0	3	7	0.00	9.000																							
Mike Paul, L ERA: 5.88 (2, 1)	0.1		1	0	1	0	0	0	0	0	0	0	0	1	1	27.00	0.000																							
Dean Chance, R ERA: 4.23 (8, 1)	5.1		22	4	3	3	3	1	0	0	0	2	1	27	31	5.06	0.938																							
Lou Klimchock, L OBP: 0.189, SLG: 0.225 (7, PH)	2.0		10	2	1	1	0	2	0	0	0	1	0	8	16	4.50	2.000																							
Dick Ellsworth, L ERA: 4.66 (7, 1)	2.0		10	2	1	1	0	2	0	0	0	1	0	8	16	4.50	2.000																							
Buddy Bradford, R OBP: 0.280, SLG: 0.336 (9, PH)																																								
Inning Stats	R: 0 E: 0 K: 0 S: 3	H: 1 LOB: 1 BB: 1 P: 7	R: 0 E: 0 K: 2 S: 8	H: 1 LOB: 1 BB: 0 P: 8	R: 2 E: 0 K: 0 S: 5	H: 2 LOB: 0 BB: 0 P: 5	R: 0 E: 0 K: 0 S: 3	H: 0 LOB: 0 BB: 0 P: 3	R: 0 E: 0 K: 2 S: 8	H: 1 LOB: 1 BB: 0 P: 8	R: 0 E: 0 K: 1 S: 6	H: 1 LOB: 1 BB: 0 P: 6	R: 0 E: 0 K: 1 S: 7	H: 2 LOB: 2 BB: 0 P: 7	R: 0 E: 0 K: 1 S: 6	H: 1 LOB: 1 BB: 0 P: 6	R: 0 E: 0 K: 2 S: 9	H: 2 LOB: 2 BB: 0 P: 9	1B: 8 2B: 2 3B: 0 HR: 1	SF: 0 SAC: 0 DP: 0 HBP: 0	WP: 1 PB: 1 SB: 0 CS: 0	PA: 38																		
PITCHER	IP	WLS	BF	H	R	ER	SO	BB	IBB	HBP	BLK	WP	HR	S	P	ERA	WHIP	PITCHER			IP	WLS	BF	H	R	ER	SO	BB	IBB	HBP	BLK	WP	HR	S	P	ERA	WHIP			
Sonny Siebert, R ERA: 3.82 (1, 1)	6.2	W	28	8	2	2	5	1	0	0	0	0	0	0	0	0	0	0	0	0	0	0	0	0	0	0	0	0	0	0	0	0	0	0	0	0	0	0		
Sparky Lyle, L ERA: 4.53 (7, 1)	2.1	S	10	3	0	0	4	0	0	0	0	0	0	18	18	0.00	1.286																							

Boston Red Sox @ Cleveland Indians
Cleveland Municipal Stadium, Cleveland, OH

AB 39
R 8
H 12
RBI 7
BB 4
SO 4
LOB 14



Boston Red Sox @ Cleveland Indians
Cleveland Municipal Stadium, Cleveland, OH

AB 37
R 2
H 11
RBI 2
BB 1
SO 9
LOB 19



Sun Jul 12 1970, 3:38 AM EDT
Att: 30,821 - Unknown

Sun Jul 12 1970, 3:38 AM EDT
Att: 30,821 - Unknown

WP: 1
PB: 1
SB: 0
CS: 0


Batter	1	2	3	4	5	6	7	8	9	AB	R	H	RBI	BB	SO	LOB	TOP										
Tommy Harper, R (1.5) OBP: 0.387, SLG: 0.558	E2 SH4 4-3 1B		4-3 2B		BB 1B		6-3 3-H		2B 2B	5	1	4	1	0	0	1	Milwaukee Brewers @ Boston Red Sox Fenway Park, Boston, MA Fri Jul 17 1970, 7:05 PM EDT Att: 27,114 - Unknown										
Mike Hegan, L (1.3) OBP: 0.338, SLG: 0.387 John Gelnar, R (7.1)	SH4		K		BB 1B		K		6-3	2	0	0	0	1	2	2											
Ted Savage, R (6.7) OBP: 0.365, SLG: 0.444	2-3		K		BB 1B		K		6-3	0	0	0	0	0	0	0											
Bob Burda, L (1.9) OBP: 0.333, SLG: 0.314	4-3 3-H		4-3 2-3		F9			2B BB		3	0	0	1	1	0	3											
Danny Walton, R (1.7) OBP: 0.349, SLG: 0.458	F4		5-3			G6-4-3 1B		K		4	0	1	0	0	1	2											
Dave May, L (1.8) OBP: 0.343, SLG: 0.319 Bob Humphreys, R (6.1)		K		F9		K				3	0	0	0	0	2	1											
Ken Sanders, R (7.1)										0	0	0	0	0	0	0											
Tito Francona, L (7.3) OBP: 0.312, SLG: 0.269								1-3 2B		0	0	0	0	0	0	0											
Jerry McNettney, R (1.2) OBP: 0.316, SLG: 0.377		K		K2-6-2 HBP		G6-4-3 1-2		L4		3	0	0	0	0	1	3											
Roberto Pena, R (1.6) OBP: 0.298, SLG: 0.306				K2-6-2 1-2			1-3 1B BB	6-3		3	1	1	0	1	1	3											
Ted Kubiak, S (1.4) OBP: 0.327, SLG: 0.299								4-3		4	0	3	0	0	0	0											
Gene Brabender, R (1.1) OBP: 0.086, SLG: 0.143 Russ Snyder, L (6.8) OBP: 0.302, SLG: 0.355							1-3		F7	2	0	0	0	0	2	2											
							1-2 2-3			2	0	0	0	0	0	2											
Inning Stats	R: 1 E: 1 K: 0 S: 4	H: 1 LOB: 0 BB: 0 P: 4	R: 0 E: 0 K: 3 S: 11	H: 2 LOB: 2 BB: 0 P: 11	R: 0 E: 0 K: 1 S: 6	H: 1 LOB: 1 BB: 0 P: 6	R: 0 E: 0 K: 1 S: 4	H: 0 LOB: 0 BB: 0 P: 5	R: 0 E: 0 K: 1 S: 6	H: 2 LOB: 2 BB: 1 P: 10	R: 0 E: 0 K: 1 S: 5	H: 1 LOB: 0 BB: 0 P: 5	R: 1 E: 0 K: 1 S: 6	H: 1 LOB: 1 BB: 1 P: 10	R: 0 E: 0 K: 1 S: 6	H: 1 LOB: 2 BB: 0 P: 10	R: 0 E: 0 K: 1 S: 4	H: 1 LOB: 1 BB: 0 P: 4	1B: 7 2B: 4 3B: 0 HR: 0	SF: 0 SAC: 1 DP: 2 HBP: 1	WP: 0 PB: 0 SB: 0 CS: 0	PA: 38					
PITCHER	IP	WLS	BF	H	R	ER	SO	BB	IBB	HBP	BLK	WP	HR	S	P	ERA	WHIP										
Sonny Siebert, R (1.1) ERA: 3.67	5.0	W	22	7	1	0	6	1	0	1	0	0	0	32	37	0.00	1.600										
Cal Koonce, R (6.1) ERA: 3.95	4.0	S	16	3	1	1	3	2	0	0	0	0	0	20	28	2.25	1.250										

Batter	1	2	3	4	5	6	7	8	9	AB	R	H	RBI	BB	SO	LOB	BOTTOM										
Mike Andrews, R (1.4) OBP: 0.321, SLG: 0.356	K		F2			3-1		1B BB		3	0	0	0	2	1	2	Milwaukee Brewers @ Boston Red Sox Fenway Park, Boston, MA Fri Jul 17 1970, 7:05 PM EDT Att: 27,114 - Unknown										
Reggie Smith, S (1.8) OBP: 0.374, SLG: 0.489	G3			K	F9		E WP 3B	G4-6-3 1B		5	1	2	0	0	1	2											
Carl Yastrzemski, L (1.3) OBP: 0.439, SLG: 0.557 Mike Fiore, L (6.3) OBP: 0.324, SLG: 0.217					F9		E 3B	G4-6-3 1B		2	1	1	0	2	0	2											
Mike Fiore, L (6.3) OBP: 0.324, SLG: 0.217					F9		E 3B	G4-6-3 1B		1	0	0	0	0	0	2											
Tony Conigliaro, R (1.9) OBP: 0.355, SLG: 0.489	K		G5-4-3				F7			4	0	1	0	0	1	4											
Rico Petrocelli, R (1.6) OBP: 0.318, SLG: 0.456		L8				FC6-4 1B	E5			4	3	1	0	0	0	3											
George Scott, R (1.5) OBP: 0.393, SLG: 0.461 Dick Schofield, S (4.5) OBP: 0.308, SLG: 0.267						3B 1B	E 1B			1	0	1	0	0	0	0											
Dick Schofield, S (4.5) OBP: 0.308, SLG: 0.267		CS 1B				3B BB	E SF9 1B			2	2	2	3	1	0	0											
Billy Conigliaro, R (1.7) OBP: 0.352, SLG: 0.535		L7				1B 3B	E7			3	1	2	3	1	0	1											
Tom Satriano, L (1.2) OBP: 0.333, SLG: 0.396			4-3					G6-4-3 BB		3	0	0	0	1	0	3											
Sonny Siebert, R (1.1) OBP: 0.149, SLG: 0.156 Cal Koonce, R (6.1)			1-3					6-3		2	0	1	1	0	0	0											
										1	0	0	1	0	0	0											
Inning Stats	R: 0 E: 0 K: 2 S: 8	H: 1 LOB: 1 BB: 0 P: 8	R: 0 E: 0 K: 0 S: 3	H: 1 LOB: 0 BB: 0 P: 3	R: 0 E: 0 K: 0 S: 3	H: 0 LOB: 0 BB: 0 P: 3	R: 0 E: 0 K: 1 S: 4	H: 0 LOB: 0 BB: 1 P: 8	R: 3 E: 0 K: 0 S: 6	H: 3 LOB: 2 BB: 2 P: 14	R: 2 E: 1 K: 0 S: 6	H: 3 LOB: 2 BB: 1 P: 10	R: 3 E: 1 K: 0 S: 5	H: 2 LOB: 1 BB: 2 P: 13	R: 0 E: 0 K: 0 S: 3	H: 1 LOB: 1 BB: 1 P: 7	1B: 9 2B: 0 3B: 2 HR: 0	SF: 1 SAC: 0 DP: 3 HBP: 0	WP: 1 PB: 0 SB: 0 CS: 1	PA: 39							
PITCHER	IP	WLS	BF	H	R	ER	SO	BB	IBB	HBP	BLK	WP	HR	S	P	ERA	WHIP										
Gene Brabender, R (1.1) ERA: 5.4	5.1	L	24	7	5	5	3	3	0	0	0	0	0	27	39	8.44	1.875										
Bob Humphreys, R (6.1) ERA: 2.79	0.2		6	2	2	2	0	2	0	0	0	1	0	4	12	27.00	6.000										
Ken Sanders, R (7.1) ERA: 1.44	0.1		3	1	1	0	0	0	0	0	0	0	0	3	3	0.00	3.000										
John Gelnar, R (7.1) ERA: 5.86	1.2		6	1	0	0	0	2	0	0	0	0	0	4	12	0.00	1.800										



Batter	1	2	3	4	5	6	7	8	9	AB	R	H	RBI	BB	SO	LOB	TOP									
Tommy Harper, R OBP: 0.391, SLG: 0.567 (1, 5)										5	1	3	2	1	0	1	Milwaukee Brewers @ Boston Red Sox Fenway Park, Boston, MA Sat Jul 18 1970, 3:33 AM EDT Att: 22,723 - Unknown									
Mike Hershberger, R OBP: 0.307, SLG: 0.315 (1, 9)										6	0	1	0	0	0	4										
Ted Savage, R OBP: 0.372, SLG: 0.457 (1, 8) (8, 7)										5	1	3	0	0	1	2										
Danny Walton, R OBP: 0.346, SLG: 0.452 Dave May, L OBP: 0.347, SLG: 0.319 (1, 7) (8, 8)										4	0	0	0	0	1	5										
Jerry McNertney, R OBP: 0.319, SLG: 0.384 (1, 3) (8, 2)										4	1	2	1	0	0	2										
Roberto Pena, R OBP: 0.296, SLG: 0.304 (1, 6)										5	1	1	0	0	0	2										
Phil Roof, R OBP: 0.301, SLG: 0.403 Mike Hegan, L OBP: 0.343, SLG: 0.394 (1, 2) (8, PH) (8, 3)										3	1	0	0	0	1	3										
Ted Kubiak, S OBP: 0.333, SLG: 0.319 (1, 4)										5	2	4	7	0	0	0										
Lew Krausse, R OBP: 0.262, SLG: 0.194 Bob Burda, L OBP: 0.333, SLG: 0.314 Gus Gil, R OBP: 0.297, SLG: 0.237 Ken Sanders, R (1, 1) (8, PH) (8, PH) (8, 1)										2	0	0	0	1	1	3										
Inning Stats	R: 0 E: 0 K: 2 S: 8	H: 1 LOB: 1 BB: 0 P: 8	R: 1 E: 0 K: 1 S: 7	H: 2 LOB: 1 BB: 0 P: 7	R: 0 E: 0 K: 1 S: 4	H: 1 LOB: 0 BB: 0 P: 4	R: 0 E: 0 K: 1 S: 5	H: 0 LOB: 0 BB: 0 P: 5	R: 0 E: 0 K: 0 S: 3	H: 0 LOB: 1 BB: 1 P: 7	R: 2 E: 1 K: 0 S: 7	H: 3 LOB: 2 BB: 0 P: 7	R: 0 E: 0 K: 0 S: 5	H: 2 LOB: 2 BB: 0 P: 5	R: 3 E: 0 K: 0 S: 7	H: 4 LOB: 1 BB: 0 P: 7		R: 4 E: 0 K: 0 S: 5	H: 2 LOB: 3 BB: 3 P: 17	1B: 9 2B: 4 HR: 2	SF: 0 SAC: 1 DP: 0 HBP: 0	WP: 1 PB: 0 SB: 3 CS: 0	PA: 47			
PITCHER	IP	WLS	BF	H	R	ER	SO	BB	IBB	HBP	BLK	WP	HR	S	P	ERA		WHIP								
Gary Peters, L ERA: 4.5 Vicente Romo, R ERA: 3.19 Sparky Lyle, L ERA: 5.01 Gary Wagner, R ERA: 3.38 Ed Phillips, R ERA: 4.97	(1, 1)	6.1	30	9	3	2	4	1	0	0	0	1	0	37	41	2.84		1.579								
Jim Lonborg, R ERA: 3.03 (9, 1)	0.2		3	0	0	0	0	1	0	0	0	0	1	3	5	18.00	2.000									
Gary Peters, L ERA: 4.5 Vicente Romo, R ERA: 3.19 Sparky Lyle, L ERA: 5.01 Gary Wagner, R ERA: 3.38 Ed Phillips, R ERA: 4.97	(1, 1)	6.1	30	9	3	2	4	1	0	0	0	1	0	37	41	2.84	1.579									

Batter	1	2	3	4	5	6	7	8	9	AB	R	H	RBI	BB	SO	LOB	BOTTOM									
Dick Schofield, S OBP: 0.304, SLG: 0.264 (1, 5)										5	1	1	1	0	1	0	Milwaukee Brewers @ Boston Red Sox Fenway Park, Boston, MA Sat Jul 18 1970, 3:33 AM EDT Att: 22,723 - Unknown									
Reggie Smith, S OBP: 0.374, SLG: 0.497 (1, 8)										5	2	2	1	0	0	0										
Carl Yastrzemski, L OBP: 0.444, SLG: 0.567 (1, 7)										3	1	2	3	2	1	0										
Tony Conigliaro, R OBP: 0.352, SLG: 0.484 (1, 9)										5	0	1	0	0	1	3										
Rico Petrocelli, R OBP: 0.317, SLG: 0.452 (1, 6)										3	0	0	0	1	1	2										
Mike Fiore, L OBP: 0.322, SLG: 0.211 (1, 3)										3	0	0	0	1	0	2										
Mike Andrews, R OBP: 0.323, SLG: 0.358 (1, 4)										4	0	2	0	0	1	2										
Jerry Moses, R OBP: 0.314, SLG: 0.388 (1, 2)										4	0	1	0	0	1	2										
Gary Peters, L ERA: 4.5 Vicente Romo, R ERA: 3.19 Sparky Lyle, L ERA: 5.01 Gary Wagner, R ERA: 3.38 Tom Satriano, L OBP: 0.330, SLG: 0.391 Ed Phillips, R ERA: 4.97 Jim Lonborg, R ERA: 3.03 (1, 1) (7, 1) (8, 1) (8, PH) (8, PH) (9, 1) (9, 1)	(1, 1)	7.0	31	8	5	5	6	3	0	0	0	0	0	0	0	0										
Inning Stats	R: 1 E: 0 K: 0 S: 4	H: 1 LOB: 1 BB: 1 P: 8	R: 0 E: 0 K: 0 S: 3	H: 0 LOB: 1 BB: 1 P: 7	R: 0 E: 0 K: 1 S: 5	H: 0 LOB: 0 BB: 0 P: 5	R: 0 E: 0 K: 2 S: 8	H: 1 LOB: 1 BB: 0 P: 8	R: 4 E: 1 K: 2 S: 11	H: 4 LOB: 1 BB: 1 P: 15	R: 0 E: 0 K: 0 S: 3	H: 1 LOB: 1 BB: 0 P: 3	R: 0 E: 0 K: 1 S: 6	H: 1 LOB: 1 BB: 0 P: 6	R: 0 E: 0 K: 0 S: 5	H: 2 LOB: 2 BB: 0 P: 5		R: 0 E: 0 K: 0 S: 3	H: 0 LOB: 1 BB: 1 P: 7	1B: 7 2B: 1 3B: 0 HR: 2	SF: 0 SAC: 0 DP: 1 HBP: 0	WP: 0 PB: 0 SB: 1 CS: 0	PA: 40			
PITCHER	IP	WLS	BF	H	R	ER	SO	BB	IBB	HBP	BLK	WP	HR	S	P	ERA		WHIP								
Ken Sanders, R ERA: 1.35 (8, 1)	2.0	S	9	2	0	0	0	1	0	0	0	0	0	8	12	0.00		1.500								



Batter	1	2	3	4	5	6	7	8	9	AB	R	H	RBI	BB	SO	LOB	TOP						
Bert Campaneris, R OBP: 0.307, SLG: 0.450 (1, 6)	6-3		F2		HR		FC6-4			4	1	1	3	0	0	1							
Rick Monday, L OBP: 0.397, SLG: 0.471 (1, 8)	1B		2B		6-3		4-3			4	1	2	0	0	0	1							
Reggie Jackson, L OBP: 0.342, SLG: 0.441 (1, 9)	K		2B		BB				L9	3	0	1	1	1	1	1							
Sal Bando, R OBP: 0.408, SLG: 0.500 (1, 5)	F3				F8				6-3	4	0	0	0	0	1	2							
Don Mincher, L OBP: 0.315, SLG: 0.459 (1, 3)		G3			G1				K	4	0	1	0	0	1	0							
Felipe Alou, R OBP: 0.337, SLG: 0.419 (1, 7)	1B		L6-3		F7				K	4	0	1	0	0	1	1							
Jim Driscoll, L OBP: 0.261, SLG: 0.227 (1, 4)	F8				F9				1B	4	1	2	0	0	0	1							
Frank Fernandez, R OBP: 0.341, SLG: 0.439 (1, 2)	K				HR		F8		K	4	1	1	0	0	2	2							
Rollie Fingers, R OBP: 0.172, SLG: 0.111 (2, 1)			2-3		F4		FC6-4		5-3	0	0	0	0	0	0	0							
Darrell Osteen, R OBP: 0.317, SLG: 0.362 (2, 1)										1	0	0	0	0	0	0							
Bob Locker, S ERA: 3.06 (2, 1)										1	0	0	0	0	0	2							
Tommy Davis, R OBP: 0.313, SLG: 0.382 (5, PH)										0	0	0	0	0	0	0							
Paul Lindblad, L ERA: 3.86 (5, 1)										0	0	0	0	0	0	0							
Joe Rudi, R OBP: 0.285, SLG: 0.450 (7, 1)										0	0	0	0	0	1	0							
Mudcat Grant, R ERA: 1.09 (7, 1)										0	0	0	0	0	0	0							
Steve Hovley, L ERA: 0.362, SLG: 0.324 (9, PH)										1	0	0	0	0	0	1							
Inning Stats	R: 0 E: 0 K: 1 S: 6	H: 1 LOB: 1 BB: 0 P: 6	R: 0 E: 0 K: 1 S: 6	H: 1 LOB: 1 BB: 0 P: 6	R: 1 E: 0 K: 0 S: 4	H: 2 LOB: 1 BB: 0 P: 4	R: 0 E: 0 K: 1 S: 5	H: 1 LOB: 0 BB: 0 P: 5	R: 3 E: 0 K: 0 S: 6	H: 3 LOB: 1 BB: 1 P: 10	R: 0 E: 0 K: 0 S: 3	H: 0 LOB: 0 BB: 0 P: 3	R: 0 E: 0 K: 0 S: 3	H: 0 LOB: 1 BB: 1 P: 7	R: 0 E: 0 K: 1 S: 5	H: 0 LOB: 0 BB: 0 P: 5	R: 0 E: 0 K: 2 S: 8	H: 1 LOB: 1 BB: 0 P: 8	1B: 6 2B: 3 3B: 0 HR: 1	SF: 0 SAC: 0 DP: 1 HBP: 0	WP: 0 PB: 0 SB: 1 CS: 0	PA: 36	
PITCHER Ray Culp, R ERA: 2.83 (1, 1)	IP: 9.0 WLS: W BF: 36 H: 9 R: 4 ER: 4 SO: 6 BB: 2 IBB: 0 HBP: 0 BLK: 0 WP: 0 HR: 1 S: 46 P: 54 ERA: 4.00 WHIP: 1.222											PITCHER	IP: 9.0 WLS: W BF: 36 H: 9 R: 4 ER: 4 SO: 6 BB: 2 IBB: 0 HBP: 0 BLK: 0 WP: 0 HR: 1 S: 46 P: 54 ERA: 4.00 WHIP: 1.222										

Oakland Athletics @ Boston Red Sox
Fenway Park, Boston, MA
Sun Jul 19 1970, 3:33 AM EDT
Att: 28,464 - Unknown

AB	34
R	4
H	9
RBI	4
BB	2
SO	6
LOB	12



Batter	1	2	3	4	5	6	7	8	9	AB	R	H	RBI	BB	SO	LOB	BOTTOM									
Dick Schofield, S OBP: 0.300, SLG: 0.261 (1, 5)	4-3	FC4-6	K			5-3		G6-4-3		5	0	1	1	0	1	1										
Reggie Smith, S OBP: 0.373, SLG: 0.494 (1, 8)	F6	FC4-6			G6-3	5-3				4	1	1	0	0	0	2										
Carl Yastrzemski, L OBP: 0.444, SLG: 0.575 (1, 7)	HR	2B			G6-3	K				3	2	1	1	1	1	1										
Tony Conigliaro, R OBP: 0.354, SLG: 0.483 (1, 9)	HR	2B			K		F9			3	2	1	1	1	1	0										
Rico Petrocelli, R OBP: 0.322, SLG: 0.466 (1, 6)	HR	2B			BB	6-3				3	2	2	5	1	0	0										
Don Pavletich, R OBP: 0.214, SLG: 0.160 (1, 3)	K	2B			K		1B			4	0	2	1	0	2	1										
Mike Andrews, R OBP: 0.322, SLG: 0.356 (1, 4)		6-3			F4		F5			4	0	1	0	0	0	3										
Jerry Moses, R OBP: 0.317, SLG: 0.385 (1, 2)		FC1-5	K		BB		F5			2	1	0	0	2	1	0										
Ray Culp, R OBP: 0.125, SLG: 0.143 (1, 1)		FC1-5	F9		F4		G6-4-3			4	1	1	0	0	0	4										
Inning Stats	R: 3 E: 0 K: 1 S: 8	H: 3 LOB: 0 BB: 0 P: 8	R: 6 E: 0 K: 0 S: 7	H: 4 LOB: 3 BB: 3 P: 19	R: 0 E: 0 K: 2 S: 7	H: 0 LOB: 0 BB: 0 P: 7	R: 0 E: 0 K: 1 S: 5	H: 1 LOB: 0 BB: 0 P: 5	R: 0 E: 0 K: 1 S: 5	H: 0 LOB: 2 BB: 2 P: 13	R: 0 E: 0 K: 1 S: 5	H: 0 LOB: 0 BB: 0 P: 5	R: 0 E: 0 K: 0 S: 4	H: 1 LOB: 1 BB: 0 P: 4	R: 0 E: 0 K: 0 S: 3	H: 1 LOB: 0 BB: 0 P: 3	1B: 6 2B: 2 3B: 0 HR: 2	SF: 0 SAC: 0 DP: 2 HBP: 0	WP: 0 PB: 0 SB: 0 CS: 0	PA: 37						
PITCHER Rollie Fingers, R ERA: 3.83 (1, 1)	IP: 1.1 WLS: L BF: 10 H: 5 R: 6 ER: 6 SO: 10 BB: 1 IBB: 0 HBP: 0 BLK: 0 WP: 0 HR: 2 S: 11 P: 15 ERA: 40.50 WHIP: 4.500											PITCHER	IP: 1.1 WLS: L BF: 10 H: 5 R: 6 ER: 6 SO: 10 BB: 1 IBB: 0 HBP: 0 BLK: 0 WP: 0 HR: 2 S: 11 P: 15 ERA: 40.50 WHIP: 4.500													
Darrell Osteen, R ERA: 6.35 (2, 1)	0.1	5	2	3	3	0	2	0	0	0	0	0	3	11	81.00	12.000										
Bob Locker, R ERA: 3.06 (2, 1)	2.1	7	1	0	0	3	0	0	0	0	0	0	13	13	0.00	0.429										
Paul Lindblad, L ERA: 3.86 (5, 1)	2.0	8	0	0	0	2	2	0	0	0	0	0	10	18	0.00	1.000										
Mudcat Grant, R ERA: 1.09 (7, 1)	2.0	7	2	0	0	0	0	0	0	0	0	0	7	7	0.00	1.000										

Oakland Athletics @ Boston Red Sox
Fenway Park, Boston, MA
Sun Jul 19 1970, 3:33 AM EDT
Att: 28,464 - Unknown

AB	32
R	9
H	10
RBI	9
BB	5
SO	6
LOB	12



Batter	1	2	3	4	5	6	7	8	9	AB	R	H	RBI	BB	SO	LOB	TOP										
Bert Campaneris, R OBP: 0.309, SLG: 0.449 (1, 6)	0-3 K		0-0 3B 1B	0-0 FC4-6 1-2 1B		0-3 K			0-3 K	5	1	2	0	0	3	1											
Rick Monday, L OBP: 0.395, SLG: 0.474 (1, 8)	0-3 K		0-0 1-H 6-3 3B	0-3 K			0-0 5-3		0-3 K	5	1	1	1	0	3	3											
Tommy Davis, R OBP: 0.310, SLG: 0.378 Steve Howley, L OBP: 0.342, SLG: 0.324 (1, 7) (7, 9)	4-0 BB		0-0 6-3	0-0 FC4-6 1-2			0-0 5-3			3	0	0	1	1	0	2											
Sal Bando, R OBP: 0.406, SLG: 0.496 (1, 5)	0-3 K		0-0 3-H S 1B			0-3 K			0-3 K	4	0	1	0	0	3	1											
Felipe Alou, R OBP: 0.339, SLG: 0.423 (1, 9) (7, 7)		0-0 2B	0-0 F8			0-0 4-3			0-0 G4-6-3 1B	4	0	2	0	0	0	1											
Joe Rudi, R OBP: 0.323, SLG: 0.447 (1, 3)	0-3 K		0-3 1-2 K			0-0 1B			0-0 G4-6-3 1-2	4	0	1	0	0	2	3											
Frank Fernandez, R OBP: 0.344, SLG: 0.456 (1, 2)	4-0 BB			0-0 HR		0-0 F7			0-0 5-3	3	1	1	1	1	0	1											
Jim Driscoll, L OBP: 0.231, SLG: 0.200 Dick Green, R OBP: 0.265, SLG: 0.265 (9, PH) (9, 4)	0-3 K		0-3 K			0-3 K			4-0 SH3-4 BB	3	0	0	0	0	3	2											
Chuck Dobson, R OBP: 0.182, SLG: 0.200 Paul Lindblad, L Mudcat Grant, R (1, 1) (8, 1) (8, 1)	0-0 F3			0-0 1B 1B		0-0 5-3			0-0 SH3-4 1-2	3	0	1	0	0	0	2											
Inning Stats	R: 0 E: 0 K: 3 S: 9	H: 0 LOB: 1 BB: 1 P: 13	R: 0 E: 0 K: 2 S: 8	H: 1 LOB: 2 BB: 1 P: 12	R: 2 E: 0 K: 1 S: 8	H: 3 LOB: 1 BB: 0 P: 8	R: 1 E: 0 K: 2 S: 10	H: 3 LOB: 2 BB: 0 P: 10	R: 0 E: 0 K: 1 S: 6	H: 1 LOB: 1 BB: 0 P: 6	R: 0 E: 0 K: 1 S: 5	H: 0 LOB: 0 BB: 0 P: 5	R: 0 E: 0 K: 0 S: 3	H: 1 LOB: 1 BB: 0 P: 3	R: 0 E: 0 K: 0 S: 7	H: 0 LOB: 1 BB: 1 P: 11	1B: 6 2B: 1 3B: 1 HR: 1	SF: 0 SAC: 1 DP: 1 HBP: 0	WP: 0 PB: 0 SB: 1 CS: 0	PA: 38							
PITCHER	IP	WLS	BF	H	R	ER	SO	BB	IBB	HBP	BLK	WP	HR	S	P	ERA	WHIP										
Ken Brett, L ERA: 4.06 Cal Koonce, R ERA: 3.63 Gary Wagner, R ERA: 3.18 Sparky Lyle, L ERA: 4.78 (1, 1) (4, 1) (7, 1) (8, 1)	3.2	L	20	7	3	3	8	2	0	0	0	0	1	34	42	7.36	2.455										

Oakland Athletics @ Boston Red Sox
Fenway Park, Boston, MA
Mon Jul 20 1970, 7:05 PM EDT
Att: 22,888 - Unknown

AB 34
R 3
H 9
RBI 3
BB 3
SO 14
LOB 16



Batter	1	2	3	4	5	6	7	8	9	AB	R	H	RBI	BB	SO	LOB	BOTTOM										
Dick Schofield, S OBP: 0.299, SLG: 0.254 (1, 5)	0-3 K		4-0 BB			0-3 K			0-0 F8	3	0	0	0	1	2	0											
Reggie Smith, S OBP: 0.377, SLG: 0.509 (1, 8)	0-0 E9 4-3 2B		0-0 4-3			0-0 HR			0-0 BB 1B	4	2	3	1	0	0	1											
Carl Yastrzemski, L OBP: 0.445, SLG: 0.572 (1, 7)	0-0 4-3			0-0 4-3		0-0 1B			4-0 L6-3 1-2 BB	3	0	1	1	1	0	0											
Tony Conigliaro, R OBP: 0.350, SLG: 0.476 (1, 9)	0-0 5-3			0-0 F3		0-3 K			0-0 L6-3 1-2	4	0	0	0	0	1	3											
Rico Petrocelli, R OBP: 0.318, SLG: 0.460 (1, 6)		0-0 F6		0-0 F8		0-0 F9			0-0 6-3	4	0	0	0	0	0	0											
Don Pavletich, R OBP: 0.188, SLG: 0.138 (1, 3)		0-0 F9			0-0 4-3		0-3 K		0-0 5-3	4	0	0	0	0	1	0											
Mike Andrews, R OBP: 0.321, SLG: 0.355 (1, 4)		0-3 K			0-3 K		0-0 1B 1B		0-0 F8	4	0	1	0	0	2	0											
Jerry Moses, R OBP: 0.317, SLG: 0.384 (1, 2)			0-3 K		0-3 K		0-0 1-2 1B			3	0	1	0	0	2	0											
Ken Brett, L OBP: 0.286, SLG: 0.368 Cal Koonce, R Gary Peters, L Gary Wagner, R Mike Fiers, L Sparky Lyle, L (1, 1) (4, 1) (6, PH) (7, 1) (7, PH) (8, 1)			0-3 K		0-3 K		0-0 G3		0-3 K	1	0	0	0	0	1	0											
Inning Stats	R: 1 E: 1 K: 1 S: 6	H: 1 LOB: 0 BB: 0 P: 6	R: 0 E: 0 K: 1 S: 5	H: 0 LOB: 0 BB: 0 P: 5	R: 0 E: 0 K: 2 S: 7	H: 0 LOB: 1 BB: 1 P: 11	R: 0 E: 0 K: 0 S: 3	H: 0 LOB: 0 BB: 0 P: 3	R: 0 E: 0 K: 2 S: 9	H: 2 LOB: 1 BB: 0 P: 9	R: 0 E: 0 K: 2 S: 9	H: 2 LOB: 2 BB: 0 P: 9	R: 0 E: 0 K: 0 S: 3	H: 1 LOB: 1 BB: 1 P: 7	R: 0 E: 0 K: 0 S: 3	H: 0 LOB: 0 BB: 0 P: 3	1B: 4 2B: 2 3B: 0 HR: 1	SF: 0 SAC: 0 DP: 1 HBP: 0	WP: 0 PB: 0 SB: 0 CS: 0	PA: 34							
PITCHER	IP	WLS	BF	H	R	ER	SO	BB	IBB	HBP	BLK	WP	HR	S	P	ERA	WHIP										
Chuck Dobson, R ERA: 4.15 Paul Lindblad, L ERA: 3.86 Mudcat Grant, R ERA: 1.07 (1, 1) (8, 1) (8, 1)	7.1	W	29	6	2	1	10	1	0	0	0	0	0	48	52	1.23	0.955										

Oakland Athletics @ Boston Red Sox
Fenway Park, Boston, MA
Mon Jul 20 1970, 7:05 PM EDT
Att: 22,888 - Unknown

AB 32
R 2
H 6
RBI 2
BB 2
SO 10
LOB 6



Batter	1	2	3	4	5	6	7	8	9	AB	R	H	RBI	BB	SO	LOB	TOP				
Sandy Alomar Sr. S OBP: 0.292, SLG: 0.294 (1, 4)	K		1-2 1B		FC6-4		F8		1-3	5	0	1	0	0	1	3					
Jarvis Tatum R OBP: 0.324, SLG: 0.275 (1, 8)	F8		K			2-3	F8		2B G3 BB	4	1	0	0	1	1	4					
Jim Fregosi R OBP: 0.364, SLG: 0.501 (1, 6)	F5		F5			FC5-4 BB		E5 1B	1-3 2B	4	0	1	0	1	0	2					
Alex Johnson R OBP: 0.353, SLG: 0.444 (1, 7)		6-3		F9		FC5-4 BB		2B 1B	G3	5	1	1	1	0	0	2					
Ken McMullen R OBP: 0.334, SLG: 0.399 (1, 5)		1B		F8		FC6-4 BB		FC5-2-5 2B 4-3	F8	4	1	1	0	1	0	3					
Billy Cowan R OBP: 0.349, SLG: 0.547 (1, 9)	L7			6-3		FC6-4		4-3 1B 2B		4	1	1	1	0	0	3					
Jim Spencer L OBP: 0.313, SLG: 0.409 (1, 3)	K				4-3		K	4-3		4	0	0	1	0	2	2					
Tom Egan R OBP: 0.288, SLG: 0.319 (1, 2)			1B BB		K		BB	BB	1B	2	0	1	1	2	1	0					
Tom Bradley R OBP: 0.335, SLG: 0.333 Dave LaRoche L OBP: 0.299, SLG: 0.750 Graefo Ruiz L OBP: 0.317, SLG: 0.354 Paul Doyle L OBP: 0.275, SLG: 0.275 Tommie Reynolds R OBP: 0.275, SLG: 0.275 Eddie Fisher R OBP: 0.143, SLG: 0.143 (1, 1) (6, 1) (7, Ph) (7, 1) (8, Ph) (8, 1)			K			FC6-4 1B		5-3		2	0	1	0	0	1	1					
Inning Stats	R: 0 E: 0 K: 1 S: 5	H: 0 LOB: 0 BB: 0 P: 5	R: 0 E: 0 K: 1 S: 6	H: 1 LOB: 1 BB: 0 P: 6	R: 0 E: 0 K: 2 S: 8	H: 1 LOB: 2 BB: 1 P: 12	R: 0 E: 0 K: 0 S: 3	H: 0 LOB: 0 BB: 0 P: 3	R: 0 E: 0 K: 1 S: 6	H: 1 LOB: 1 BB: 0 P: 6	R: 0 E: 0 K: 0 S: 3	H: 0 LOB: 2 BB: 2 P: 11	R: 0 E: 0 K: 1 S: 5	H: 0 LOB: 2 BB: 2 P: 13	R: 3 E: 1 K: 0 S: 7	H: 3 LOB: 1 BB: 0 P: 7	R: 1 E: 0 K: 0 S: 4	H: 1 LOB: 1 BB: 1 P: 8	1B: 5 2B: 2 3B: 0 HR: 0	SF: 0 SAC: 0 DP: 0 HBP: 0	WP: 0 PA: 41 PB: 0 SB: 0 CS: 0
PITCHER	IP WLS BF H R ER SO BB IBB HBP BLK WP HR S P ERA WHIP	IP WLS BF H R ER SO BB IBB HBP BLK WP HR S P ERA WHIP															IP WLS BF H R ER SO BB IBB HBP BLK WP HR S P ERA WHIP				
Gary Peters L ERA: 4.27 (1, 1)	8.1 W 39 7 4 1 6 6 0 0 0 0 0 0 45 69 1.08 1.560	0.2 S 2 0 0 0 0 0 0 0 0 0 0 0 2 2 0.00 0.000																			
Sparky Lyle L ERA: 4.7 (9, 1)																					

California Angels @ Boston Red Sox
Fenway Park, Boston, MA
Wed Jul 22 1970, 3:33 AM EDT
Att: 28,996 - Unknown

AB	35
R	4
H	7
RBI	4
BB	6
SO	6
LOB	21



Batter	1	2	3	4	5	6	7	8	9	AB	R	H	RBI	BB	SO	LOB	BOTTOM				
Mike Andrews R OBP: 0.318, SLG: 0.354 (1, 4)	2B	F9			5-3	L7		SF7		4	1	1	1	0	0	4					
Reggie Smith S OBP: 0.378, SLG: 0.520 (1, 8)	1B FC4-6 2B	4-3			G3	3B		3-1		5	1	2	3	0	0	3					
Carl Yastrzemski L OBP: 0.490, SLG: 0.596 (1, 7)	FC4-6 1B				FC6-4 1B	F7				4	0	3	0	0	0	1					
Tony Conigliaro R OBP: 0.349, SLG: 0.473 (1, 9)	FC4-6 1-2 3-H		K		FC6-4		F7			4	0	0	1	0	1	3					
Rico Petrocelli R OBP: 0.319, SLG: 0.457 Carmen Fanzone R (8, 5)	F9					1B SF9 1B	5-3			4	1	2	0	0	0	1					
Mike Fiore L OBP: 0.314, SLG: 0.208 (1, 3)	6-3				F8	1B 1B	3-1			4	1	1	0	0	0	2					
John Kennedy R OBP: 0.347, SLG: 0.515 (8, 6)			1B 1B		FC6-4 1B		SF9	6-3		3	0	2	1	0	0	0					
Jerry Moses R OBP: 0.319, SLG: 0.384 (1, 2)		F8			FC6-4 G6-3	1B 3B 1B		E 1B SF7 1B		4	2	2	0	0	0	2					
Gary Peters L OBP: 0.360, SLG: 0.383 Sparky Lyle L (9, 1)					G6-3	1-2 3B 1B		E1		4	1	3	1	0	0	1					
Inning Stats	R: 2 E: 0 K: 0 S: 6	H: 3 LOB: 1 BB: 0 P: 6	R: 0 E: 0 K: 0 S: 5	H: 2 LOB: 0 BB: 0 P: 5	R: 0 E: 0 K: 1 S: 6	H: 2 LOB: 1 BB: 0 P: 6	R: 0 E: 0 K: 0 S: 3	H: 1 LOB: 0 BB: 0 P: 3	R: 0 E: 0 K: 0 S: 4	H: 1 LOB: 1 BB: 0 P: 4	R: 4 E: 0 K: 0 S: 8	H: 5 LOB: 1 BB: 0 P: 8	R: 0 E: 0 K: 0 S: 3	H: 0 LOB: 0 BB: 0 P: 3	R: 1 E: 1 K: 0 S: 5	H: 2 LOB: 1 BB: 0 P: 5	R: 1 E: 0 K: 0 HR: 0	H: 2 LOB: 1 BB: 0 HBP: 0	1B: 13 2B: 2 3B: 1 HR: 0	SF: 2 SAC: 0 DP: 1 HBP: 0	WP: 0 PA: 38 PB: 0 SB: 1 CS: 1
PITCHER	IP WLS BF H R ER SO BB IBB HBP BLK WP HR S P ERA WHIP	IP WLS BF H R ER SO BB IBB HBP BLK WP HR S P ERA WHIP															IP WLS BF H R ER SO BB IBB HBP BLK WP HR S P ERA WHIP				
Tom Bradley R ERA: 3.32 (1, 1)	5.1 L 26 12 5 5 1 0 0 0 0 0 0 4 4 8.44 2.250	0.2 4 2 1 1 0 0 0 0 0 0 0 0 4 4 13.50 3.000																			
Dave LaRoche L ERA: 3.55 (6, 1)																					
Paul Doyle L ERA: 5.83 (7, 1)																					
Eddie Fisher R ERA: 2.26 (8, 1)																					

California Angels @ Boston Red Sox
Fenway Park, Boston, MA
Wed Jul 22 1970, 3:33 AM EDT
Att: 28,996 - Unknown

AB	36
R	7
H	16
RBI	7
BB	0
SO	1
LOB	17



Batter	1	2	3	4	5	6	7	8	9	AB	R	H	RBI	BB	SO	LOB	TOP				
Sandy Alomar Sr. S OBP: 0.292, SLG: 0.294 (1, 4)										4	0	1	0	0	1	0	California Angels @ Boston Red Sox Fenway Park, Boston, MA Wed Jul 22 1970, 7:05 PM EDT Att: 23,916 - Unknown				
Roger Repoz L OBP: 0.331, SLG: 0.466 (1, 8)										3	1	1	1	1	0	1					
Jim Fregosi R OBP: 0.363, SLG: 0.497 (1, 6)										3	0	0	0	1	0	1					
Alex Johnson R OBP: 0.355, SLG: 0.445 (1, 7)										4	0	2	0	0	0	2					
Jim Spencer L OBP: 0.310, SLG: 0.404 (1, 3)										4	0	0	0	0	1	2					
Ken McMullen R OBP: 0.333, SLG: 0.397 (1, 5)										4	1	1	0	0	1	1					
Bill Voss L OBP: 0.333, SLG: 0.342 (1, 9)										4	0	0	0	0	3	2					
Tom Egan R OBP: 0.297, SLG: 0.353 (1, 2)										3	1	2	2	0	1	0					
Mel Queen L (1, 1)										2	0	0	0	0	0	0					
Paul Doyle L (6, 1)										0	0	0	0	0	0	0					
Steve Kealey R OBP: 0.333, SLG: 0.333 (6, 1)										0	0	0	0	0	0	0					
Jay Johnstone L OBP: 0.278, SLG: 0.365 (7, PH)										1	0	0	0	0	0	1					
Eddie Fisher R OBP: 0.143, SLG: 0.143 (7, 1)										0	0	0	0	0	0	0					
Inning Stats	R: 0 E: 0 K: 0 S: 3	H: 1 LOB: 1 BB: 1 P: 7	R: 2 E: 0 K: 2 S: 9	H: 2 LOB: 0 BB: 0 P: 9	R: 1 E: 0 K: 0 S: 5	H: 2 LOB: 1 BB: 0 P: 5	R: 0 E: 0 K: 1 S: 5	H: 0 LOB: 0 BB: 0 P: 5	R: 0 E: 0 K: 2 S: 8	H: 1 LOB: 1 BB: 0 P: 8	R: 0 E: 0 K: 1 S: 5	H: 1 LOB: 0 BB: 0 P: 5	R: 0 E: 0 K: 0 S: 3	H: 0 LOB: 0 BB: 0 P: 3	R: 0 E: 0 K: 1 S: 5	H: 0 LOB: 0 BB: 0 P: 5		1B: 5 2B: 0 3B: 0 HR: 2	SF: 0 SAC: 0 DP: 2 HBP: 0	WP: 0 PB: 0 SB: 2 CS: 0	PA: 34
PITCHER	IP WLS BF H R ER SO BB IBB HBP BLK WP HR S P ERA WHIP																				
Sonny Siebert R ERA: 3.68 (1, 1)	6.2 W 27 7 3 3 5 2 0 0 0 0 2 35 43 4.05 1.350																				
Cal Koonce R ERA: 3.43 (7, 1)	2.1 S 7 0 0 0 2 0 0 0 0 0 0 0 11 11 0.00 0.000																				

AB	32
R	3
H	7
RBI	3
BB	2
SO	7
LOB	10



Batter	1	2	3	4	5	6	7	8	9	AB	R	H	RBI	BB	SO	LOB	BOTTOM				
Mike Andrews R OBP: 0.324, SLG: 0.363 (1, 4)										4	2	3	2	1	0	0	California Angels @ Boston Red Sox Fenway Park, Boston, MA Wed Jul 22 1970, 7:05 PM EDT Att: 23,916 - Unknown				
George Thomas R OBP: 0.410, SLG: 0.500 (1, 9)										5	0	3	2	0	0	1					
Carl Yastrzemski L OBP: 0.494, SLG: 0.601 (1, 7)										4	0	3	2	1	0	3					
Reggie Smith S OBP: 0.375, SLG: 0.514 (1, 8)										4	0	0	0	1	1	8					
Rico Petrocelli R OBP: 0.315, SLG: 0.450 (1, 6)										5	0	0	0	0	1	8					
Mike Fiore L OBP: 0.310, SLG: 0.200 (1, 3)										4	1	0	0	1	1	0					
John Kennedy R OBP: 0.351, SLG: 0.549 (1, 5)										5	2	2	1	0	0	0					
Tom Satriano L OBP: 0.355, SLG: 0.415 (1, 2)										2	1	2	1	2	0	0					
Jerry Moses R OBP: 0.319, SLG: 0.384 (7, PR) (8, 2)										0	1	0	0	0	0	0					
Sonny Siebert R OBP: 0.140, SLG: 0.146 (7, 1)										3	0	0	0	0	0	4					
Inning Stats	R: 0 E: 1 K: 1 S: 7	H: 1 LOB: 2 BB: 0 P: 7	R: 4 E: 0 K: 0 S: 7	H: 5 LOB: 2 BB: 2 P: 15	R: 0 E: 0 K: 0 S: 3	H: 0 LOB: 1 BB: 1 P: 7	R: 1 E: 0 K: 0 S: 5	H: 2 LOB: 1 BB: 0 P: 5	R: 0 E: 0 K: 0 S: 3	H: 0 LOB: 1 BB: 1 P: 7	R: 0 E: 0 K: 0 S: 3	H: 1 LOB: 2 BB: 2 P: 11	R: 3 E: 0 K: 2 S: 11	H: 4 LOB: 3 BB: 1 P: 15	R: 0 E: 0 K: 0 S: 3	H: 0 LOB: 0 BB: 0 P: 3		1B: 8 2B: 4 3B: 0 HR: 1	SF: 0 SAC: 0 DP: 1 HBP: 0	WP: 0 PB: 0 SB: 1 CS: 0	PA: 43
PITCHER	IP WLS BF H R ER SO BB IBB HBP BLK WP HR S P ERA WHIP																				
Mel Queen R ERA: 3.73 (6, 1)	0.1 L 2 0 0 0 0 1 0 0 0 0 0 0 1 5 0.00 3.000																				
Paul Doyle L ERA: 5.75 (6, 1)	0.1 1 0 0 0 0 0 0 0 0 0 0 0 1 1 0.00 0.000																				
Steve Kealey R ERA: 2.08 (7, 1)	2.0 11 4 3 3 2 1 0 0 0 0 0 1 14 18 13.50 2.500																				

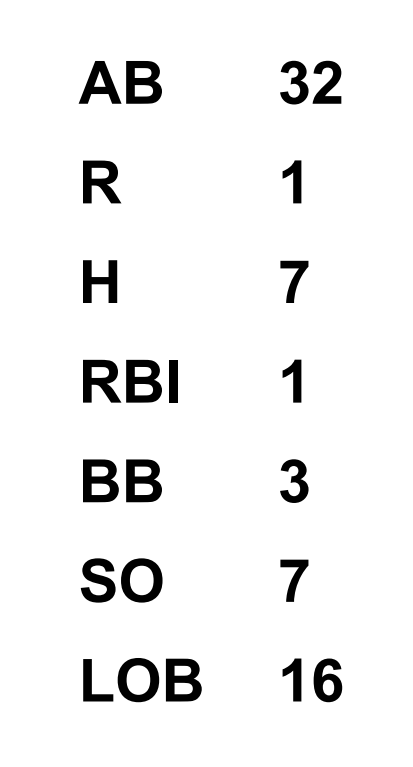
AB	36
R	8
H	13
RBI	8
BB	7
SO	3
LOB	24




Batter	1	2	3	4	5	6	7	8	9	AB	R	H	RBI	BB	SO	LOB	TOP								
Sandy Alomar Sr. S OBP: 0.291, SLG: 0.295 (1, 4)	0-0 5-3		0-0 CS 2B		0-0 4-3		0-0 4-3		0-3 K	5	0	1	0	0	1	1	California Angels @ Boston Red Sox Fenway Park, Boston, MA Thu Jul 23 1970, 3:33 AM EDT Att: 25,658 - Unknown								
Roger Repoz L OBP: 0.330, SLG: 0.461 (1, 9)	0-3 K		4-0 WP BB		0-0 F8		0-0 F5		0-0 1B 2B	3	0	0	0	1	1	0									
Billy Cowan R OBP: 0.357, SLG: 0.566 (9, PH)			2-3 BB						2-H 2B	0	1	1	1	0	0	0									
Bill Voss L OBP: 0.333, SLG: 0.342 (9, 9)										0	0	0	0	0	0	0									
Jim Fregosi R OBP: 0.361, SLG: 0.493 (1, 6)	0-0 L8		0-3 K		0-3 K		0-0 WP 1B		0-0 F3	5	0	1	0	0	2	2									
Alex Johnson R OBP: 0.360, SLG: 0.448 (1, 7)			0-0 1B 1B		0-0 F9		0-0 E 5-3 1B		4-0 WP 1B	4	1	3	0	1	0	1									
Jim Spencer L OBP: 0.308, SLG: 0.401 (1, 3)	0-0 F2				0-0 F8		0-0 5-3 1B		0-0 1B IBB	5	0	1	1	0	0	4									
Ken McMullen R OBP: 0.337, SLG: 0.401 (1, 5)			0-0 1B 1B		0-3 K		4-0 E BB		0-0 2B 1B	4	0	2	1	1	1	0									
Jay Johnstone L OBP: 0.288, SLG: 0.387 (1, 8)			0-0 1B 2-3		0-0 HR		4-0 1B 2-3 IBB		0-3 K K	3	1	2	1	1	1	0									
Tom Egan R OBP: 0.295, SLG: 0.344 (1, 2)			0-0 F4		4-0 BB		0-3 K		0-3 K	3	0	0	0	1	2	6									
Greg Garrett S OBP: 0.143, SLG: 0.143 (1, 1)			0-3 K		0-3 K		0-3 K		0-0 2B 2B	3	0	0	0	0	3	7									
Jarvis Tatum R OBP: 0.328, SLG: 0.289 (8, 8)										1	1	1	0	0	0	0									
Ken Tatum R OBP: 0.111, SLG: 0.444 (8, 1)										1	0	0	0	0	1	2									
Inning Stats	R: 0 E: 0 K: 1 S: 5	H: 0 LOB: 0 BB: 0 P: 5	R: 0 E: 0 K: 1 S: 8	H: 3 LOB: 3 BB: 0 P: 8	R: 0 E: 0 K: 1 S: 5	H: 1 LOB: 1 BB: 1 P: 9	R: 1 E: 0 K: 2 S: 8	H: 1 LOB: 1 BB: 1 P: 12	R: 0 E: 0 K: 1 S: 5	H: 0 LOB: 0 BB: 0 P: 5	R: 0 E: 1 K: 0 S: 5	H: 1 LOB: 3 BB: 2 P: 16	R: 0 E: 0 K: 0 S: 5	H: 2 LOB: 2 BB: 0 P: 5	R: 0 E: 0 K: 2 S: 7	H: 0 LOB: 0 BB: 0 P: 7	R: 3 E: 0 K: 2 S: 11	H: 4 LOB: 2 BB: 1 P: 15	1B: 7 2B: 4 3B: 0 HR: 1	SF: 0 SAC: 0 DP: 0 HBP: 0	WP: 2 PB: 0 SB: 0 CS: 1	PA: 43			
PITCHER	IP	WLS	BF	H	R	ER	SO	BB	IBB	HBP	BLK	WP	HR	S	P	ERA	WHIP								
Vicente Romo R ERA: 3.0 (1, 1)	7.0		32	8	1	1	8	3	1	0	0	2	1	44	60	1.29	1.571								
Ken Brett L ERA: 4.33 (8, 1)	1.2	L	9	3	3	3	3	0	1	0	0	0	0	14	18	16.20	1.800								
Gary Wagner R ERA: 5.0 (9, 1)	0.1		2	1	0	0	1	0	0	0	0	0	0	4	4	0.00	3.000								


Batter	1	2	3	4	5	6	7	8	9	AB	R	H	RBI	BB	SO	LOB	BOTTOM								
Mike Andrews R OBP: 0.321, SLG: 0.358 (1, 4)	0-0 L7		0-3 K		0-0 F7		0-0 F7			4	0	0	0	0	1	1	California Angels @ Boston Red Sox Fenway Park, Boston, MA Thu Jul 23 1970, 3:33 AM EDT Att: 25,658 - Unknown								
Reggie Smith S OBP: 0.377, SLG: 0.517 (1, 8)	0-0 F3		0-0 2B		0-0 F8				BB 1B	4	0	2	0	0	0	0									
Carl Yastrzemski L OBP: 0.494, SLG: 0.599 (1, 7)	0-0 1B		0-0 F4		0-0 4-3				BB 1B	3	0	1	0	1	0	1									
Tony Conigliaro R OBP: 0.351, SLG: 0.477 (1, 9)	0-0 F7				0-0 2B SF8 1B		0-0 CS 2B		0-0 B3	4	1	2	0	0	0	3									
Rico Petrocelli R OBP: 0.314, SLG: 0.451 (1, 6)			0-0 F7		0-0 1-3 2B		0-0 F7		0-0 F9	4	0	1	0	0	0	3									
Don Pavletich R OBP: 0.200, SLG: 0.143 (1, 3)			4-0 BB		0-0 SF8		0-0 6-3		0-3 K	1	0	0	1	1	0	1									
Mike Fiore L OBP: 0.307, SLG: 0.198 (8, PH) (9, 3)					3-H 0-0 BB		2-3			1	0	0	0	0	1	2									
John Kennedy R OBP: 0.333, SLG: 0.520 (1, 5)	0-3 K		0-3 F8		0-0 F8		0-0 F6		0-0 6-3	4	0	0	0	0	1	2									
Jerry Moses R OBP: 0.318, SLG: 0.379 (1, 2)	0-3 K				4-0 IBB		0-3 K		0-0 F6	3	0	0	0	1	2	1									
Vicente Romo R OBP: 0.125, SLG: 0.267 (1, 1)			0-3 K		0-3 K		0-0 1B		0-0 F8	2	0	0	0	0	2	2									
George Thomas R OBP: 0.425, SLG: 0.514 (7, PH)										1	0	1	0	0	0	0									
Ken Brett L OBP: 0.286, SLG: 0.368 (8, 1)										0	0	0	0	0	0	0									
Gary Wagner R OBP: 0.500, SLG: 0.500 (9, 1)										0	0	0	0	0	0	0									
Dick Schofield S OBP: 0.293, SLG: 0.244 (9, PH)										1	0	0	0	0	0	0									
Inning Stats	R: 0 E: 0 K: 0 S: 4	H: 1 LOB: 1 BB: 0 P: 4	R: 0 E: 0 K: 2 S: 7	H: 0 LOB: 1 BB: 1 P: 11	R: 0 E: 0 K: 2 S: 8	H: 1 LOB: 1 BB: 0 P: 8	R: 1 E: 0 K: 1 S: 7	H: 2 LOB: 2 BB: 1 P: 11	R: 0 E: 0 K: 0 S: 3	H: 0 LOB: 0 BB: 0 P: 3	R: 0 E: 0 K: 1 S: 6	H: 1 LOB: 1 BB: 0 P: 6	R: 0 E: 0 K: 1 S: 6	H: 1 LOB: 2 BB: 1 P: 10	R: 0 E: 0 K: 0 S: 3	H: 0 LOB: 0 BB: 0 P: 3	1B: 4 2B: 3 3B: 0 HR: 0	SF: 1 SAC: 0 DP: 0 HBP: 0	WP: 0 PB: 0 SB: 0 CS: 1	PA: 36					
PITCHER	IP	WLS	BF	H	R	ER	SO	BB	IBB	HBP	BLK	WP	HR	S	P	ERA	WHIP								
Greg Garrett L ERA: 1.89 (1, 1)	7.0		30	7	1	1	6	2	1	0	0	0	0	39	51	1.29	1.286								
Ken Tatum R ERA: 2.17 (8, 1)	2.0	W	6	0	0	0	1	0	0	0	0	0	0	8	8	0.00	0.000								


AB 38
R 4
H 12
RBI 4
BB 5
SO 12
LOB 23



Batter	1	2	3	4	5	6	7	8	9	AB	R	H	RBI	BB	SO	LOB	TOP			
Mike Andrews, R OBP: 0.317, SLG: 0.354 (1, 4)	L7		5-3		F7			L5		4	0	0	0	0	0	0	Boston Red Sox @ Milwaukee Brewers Milwaukee County Stadium, Milwaukee, WI Fri Jul 24, 1970, 8:05 PM EDT Att: 20,294 - Unknown			
Reggie Smith, S OBP: 0.375, SLG: 0.514 (1, 8)	K		CI		L9			F5		4	0	1	0	0	1	0				
Carl Yastrzemski, L OBP: 0.491, SLG: 0.593 (1, 3)	5-3		CI		F8			1-6-3		3	0	0	0	0	0	0				
Tony Conigliaro, R OBP: 0.350, SLG: 0.474 (1, 9)		5-3	K			K		FC5	1B	4	0	1	0	0	2	2				
Rico Petrocelli, R OBP: 0.313, SLG: 0.449 (1, 6)		1-3	F6			F4			1B	4	0	1	0	0	0	2				
Billy Conigliaro, R OBP: 0.355, SLG: 0.549 (1, 7)		1B				5-3			F6	3	2	1	1	1	0	2				
John Kennedy, R OBP: 0.329, SLG: 0.506 (1, 5)		HR				1-3			F6	4	1	1	0	0	0	2				
Jerry Moses, R OBP: 0.317, SLG: 0.389 (1, 2)		HR				K			FC5	4	1	1	3	0	1	2				
Ray Culp, R OBP: 0.119, SLG: 0.136 Sparky Lyle, L (8, 1)	K		F9			K				3	0	0	0	0	2	0				
										0	0	0	0	0	0	0				
Inning Stats	R: 0 E: 0 K: 1 S: 5	H: 0 LOB: 0 BB: 0 P: 5	R: 3 E: 0 K: 1 S: 7	H: 2 LOB: 0 BB: 1 P: 11	R: 0 E: 1 K: 1 S: 7	H: 1 LOB: 2 BB: 0 P: 7	R: 1 E: 0 K: 1 S: 6	H: 1 LOB: 0 BB: 0 P: 6	R: 0 E: 0 K: 1 S: 3	H: 0 LOB: 0 BB: 0 P: 3	R: 0 E: 0 K: 1 S: 5	H: 0 LOB: 0 BB: 0 P: 5	R: 0 E: 0 K: 0 S: 3	H: 0 LOB: 0 BB: 0 P: 3	R: 0 E: 0 K: 0 S: 5	H: 2 LOB: 2 BB: 0 P: 5		1B: 4 2B: 0 3B: 0 HR: 2	SF: 0 SAC: 0 DP: 0 HBP: 0	WP: 0 PB: 0 SB: 0 CS: 0
PITCHER Lew Krausse, R ERA: 4.39 (1, 1)	IP: 9.0 WLS: W BF: 35 H: 6 R: 4 ER: 4 SO: 6 BB: 1 IBB: 0 HBP: 0 BLK: 0 WP: 0 HR: 2 S: 46 P: 50 ERA: 4.00 WHIP: 0.778															PITCHER IP: WLS: BF: H: R: ER: SO: BB: IBB: HBP: BLK: WP: HR: S: P: ERA: WHIP				

Batter	1	2	3	4	5	6	7	8	9	AB	R	H	RBI	BB	SO	LOB	BOTTOM			
Tommy Harper, R OBP: 0.382, SLG: 0.545 (1, 5)	K	F4		5-3		E6		1B		5	1	1	0	0	1	2	Boston Red Sox @ Milwaukee Brewers Milwaukee County Stadium, Milwaukee, WI Fri Jul 24, 1970, 8:05 PM EDT Att: 20,294 - Unknown			
Mike Hegan, L OBP: 0.334, SLG: 0.388 (1, 3)	F6		F9		F8	K		1B		5	0	1	0	0	1	1				
Ted Savage, R OBP: 0.409, SLG: 0.513 (1, 7)	2B	1B		BB	E	1B		K		4	3	3	0	1	1	3				
Bob Burda, L OBP: 0.343, SLG: 0.356 Russ Snyder, L OBP: 0.302, SLG: 0.355 (1, 9) (8, 9)	1B	2B		F7	E6	1B		F7		4	2	1	0	0	0	3				
Dave May, L OBP: 0.339, SLG: 0.318 (1, 8)	1B	BB		F4	K			HR		1	0	1	2	0	0	0				
Roberto Pena, R OBP: 0.300, SLG: 0.305 (1, 6)	1B			BB	BB	1B		K		4	0	3	4	0	1	0				
Phil Roof, R OBP: 0.298, SLG: 0.379 (1, 2)	K			G1-2-3	1B	F8		5-3		3	0	0	0	1	1	3				
Ted Kubiak, S OBP: 0.335, SLG: 0.321 (1, 4)		F8		G1-2-3	BB	4-3		1-3		3	0	0	0	1	0	0				
Lew Krausse, R OBP: 0.261, SLG: 0.200 (1, 1)	F8		G1-2-3	BB	5-3			1B	1B	4	1	1	0	0	0	3				
										1B: 10 2B: 1 3B: 0 HR: 1	SF: 0 SAC: 0 DP: 1 HBP: 0	WP: 0 PB: 0 SB: 1 CS: 0	PA: 40							
Inning Stats	R: 2 E: 0 K: 2 S: 10	H: 3 LOB: 2 BB: 1 P: 14	R: 0 E: 0 K: 0 S: 3	H: 0 LOB: 0 BB: 0 P: 3	R: 0 E: 0 K: 0 S: 3	H: 0 LOB: 1 BB: 1 P: 7	R: 0 E: 0 K: 0 S: 3	H: 1 LOB: 2 BB: 2 P: 11	R: 2 E: 1 K: 1 S: 8	H: 2 LOB: 1 BB: 0 P: 8	R: 0 E: 1 K: 1 S: 6	H: 0 LOB: 1 BB: 0 P: 6	R: 2 E: 0 K: 1 S: 7	H: 2 LOB: 0 BB: 0 P: 7	R: 2 E: 0 K: 1 S: 8	H: 4 LOB: 2 BB: 0 P: 8	1B: 10 2B: 1 3B: 0 HR: 1	SF: 0 SAC: 0 DP: 1 HBP: 0	WP: 0 PB: 0 SB: 1 CS: 0	PA: 40
PITCHER Ray Culp, R ERA: 3.04 Sparky Lyle, L ERA: 4.63 (1, 1) (8, 1)	IP: 7.1 WLS: L BF: 37 H: 10 R: 8 ER: 6 SO: 10 BB: 4 IBB: 0 HBP: 0 BLK: 0 WP: 0 HR: 1 S: 43 P: 59 ERA: 7.36 WHIP: 1.909															PITCHER IP: WLS: BF: H: R: ER: SO: BB: IBB: HBP: BLK: WP: HR: S: P: ERA: WHIP				

Batter	1	2	3	4	5	6	7	8	9	AB	R	H	RBI	BB	SO	LOB	TOP							
Mike Andrews, R (1.4) OBP: 0.317, SLG: 0.350	0-3 K		0-0 F4			0-0 L8		4-0 G4-6-3 BB		3	0	0	0	1	1	0	Boston Red Sox @ Milwaukee Brewers Milwaukee County Stadium, Milwaukee, WI Sat Jul 25 1970, 4:33 AM EDT Att: 22,199 - Unknown AB 31 R 2 H 6 RBI 2 BB 3 SO 6 LOB 9 							
Reggie Smith, S (1.8) OBP: 0.377, SLG: 0.513	0-0 4-3			0-0 HR 1B		4-0 1B BB		0-0 G4-6-3 1-2		3	1	1	0	1	0	1								
Carl Yastrzemski, L (1.3) OBP: 0.452, SLG: 0.600	4-0 BB			0-0 HR		0-0 F7		0-3 K		3	1	1	2	1	1	1								
Tony Conigliaro, R (1.9) OBP: 0.349, SLG: 0.471	0-3 K			0-3 K		0-0 1B		0-0 6-3		4	0	1	0	0	2	1								
Billy Conigliaro, R (1.7) OBP: 0.358, SLG: 0.548		0-0 G5-4-3 1B		0-3 K		0-0 5-3		0-0 1B		4	0	2	0	0	1	2								
Carmen Fanzone, R (1.5)		0-0 G5-4-3 1-2		0-0 F7			0-0 F5		0-0 F7		4	0	0	0	0	2								
John Kennedy, R (1.6) OBP: 0.315, SLG: 0.482		0-0 F8			0-0 B1-3		0-0 4-3		0-0 1-3		4	0	0	0	0	1								
Jerry Moses, R (1.2) OBP: 0.317, SLG: 0.389			0-3 K		0-0 F6		0-0 1B			3	0	1	0	0	1	0								
Mike Nagy, R (1.1) OBP: 0.185, SLG: 0.185			0-0 6-3		0-0 4-3		0-0 G3			2	0	0	0	0	0	0								
Cal Koonce, R (5.1)										0	0	0	0	0	0	0								
Mike Fiore, L (7. PH) OBP: 0.355, SLG: 0.188										1	0	0	0	0	0	1								
Chuck Hartenstein, R (7.1)										0	0	0	0	0	0	0								
Inning Stats	R: 0 E: 0 K: 2 S: 7	H: 0 LOB: 1 BB: 1 P: 11	R: 0 E: 0 K: 0 S: 3	H: 1 LOB: 0 BB: 0 P: 3	R: 0 E: 0 K: 1 S: 5	H: 0 LOB: 0 BB: 0 P: 5	R: 2 E: 0 K: 2 S: 9	H: 2 LOB: 0 BB: 0 P: 9	R: 0 E: 0 K: 0 S: 3	H: 0 LOB: 2 BB: 0 P: 3	R: 0 E: 0 K: 0 S: 4	H: 1 LOB: 1 BB: 1 P: 8	R: 0 E: 0 K: 0 S: 4	H: 1 LOB: 0 BB: 0 P: 4	R: 0 E: 0 K: 1 S: 4	H: 0 LOB: 0 BB: 0 P: 8	R: 0 E: 0 K: 0 S: 4	H: 1 LOB: 1 BB: 0 P: 4	R: 0 E: 0 K: 0 S: 4	H: 1 LOB: 0 BB: 0 P: 4	1B: 5 2B: 0 3B: 0 HR: 1	SF: 0 SAC: 0 DP: 2 HBP: 0	WP: 0 PB: 0 SB: 0 CS: 0	PA: 34
PITCHER Marty Pattin, R (1.1) ERA: 4.18	IP: 9.0 WLS: W BF: 34 H: 6 R: 2 ER: 2 SO: 6 BB: 3 IBB: 0 HBP: 0 BLK: 0 WP: 0 HR: 1 S: 43 P: 55 ERA: 2.00 WHIP: 1.000															PITCHER	IP: 9.0 WLS: W BF: 34 H: 6 R: 2 ER: 2 SO: 6 BB: 3 IBB: 0 HBP: 0 BLK: 0 WP: 0 HR: 1 S: 43 P: 55 ERA: 2.00 WHIP: 1.000							

Batter	1	2	3	4	5	6	7	8	9	AB	R	H	RBI	BB	SO	LOB	BOTTOM			
Tommy Harper, R (1.5) OBP: 0.387, SLG: 0.557	0-0 HR 1B		0-0 HR		4-0 BB BB		0-0 FC3-6 1B			3	2	3	1	1	0	0	Boston Red Sox @ Milwaukee Brewers Milwaukee County Stadium, Milwaukee, WI Sat Jul 25 1970, 4:33 AM EDT Att: 22,199 - Unknown AB 31 R 6 H 11 RBI 5 BB 3 SO 1 LOB 14 			
Mike Hegan, L (1.3) OBP: 0.337, SLG: 0.399	0-0 HR		0-0 4-3		4-0 1-2 2-3 BB		0-0 FC3-6 1-2			3	1	1	2	1	0	1				
Ted Savage, R (1.7) OBP: 0.405, SLG: 0.506	0-0 1B FC4-6		0-0 F8		0-0 F8		0-0 L8			4	1	1	0	0	0	3				
Bob Burda, L (1.9) OBP: 0.341, SLG: 0.352	0-0 FC4-6 1B		0-0 F8		0-0 L8		0-0 G3			4	0	1	0	0	0	3				
Russ Snyder, L (8.9) OBP: 0.302, SLG: 0.355	1-3 FC4-6 1B		0-0 F8		0-0 L8		0-0 G3			0	0	0	0	0	0	0				
Dave May, L (1.8) OBP: 0.337, SLG: 0.316	0-0 FC4-6 1-2 3-H L4-3			0-0 4-3		0-0 FC4-6 1B		0-0 6-3		4	0	1	1	0	0	1				
Roberto Pena, R (1.6) OBP: 0.299, SLG: 0.302	0-0 L4-3			4-0 G5-4-3 BB		0-0 FC4-6 1B SH5-3		0-0 F3		3	1	0	0	1	0	2				
Jerry McNertney, R (1.2) OBP: 0.318, SLG: 0.384		0-0 6-3		0-0 G5-4-3 1-2		0-0 SH5-3 1B		0-0 1B 1B		4	0	2	0	0	0	1				
Ted Kubiak, S (1.4) OBP: 0.338, SLG: 0.324		0-0 L6			0-0 BB SH1-4 E 1B		0-0 SH5-3 1-2		0-0 1B		3	1	2	1	0	0				
Marty Pattin, R (1.1) OBP: 0.143, SLG: 0.152		0-0 6-3			0-0 SH1-4 1-2		0-0 4-3		0-3 K		3	0	0	0	1	3				
Inning Stats	R: 3 E: 0 K: 0 S: 6	H: 4 LOB: 0 BB: 0 P: 6	R: 0 E: 0 K: 0 S: 3	H: 0 LOB: 0 BB: 0 P: 3	R: 1 E: 0 K: 0 S: 4	H: 1 LOB: 0 BB: 0 P: 4	R: 0 E: 0 K: 0 S: 2	H: 0 LOB: 0 BB: 1 P: 6	R: 1 E: 1 K: 0 S: 4	H: 1 LOB: 2 BB: 2 P: 12	R: 1 E: 0 K: 0 S: 5	H: 2 LOB: 1 BB: 0 P: 5	R: 0 E: 0 K: 0 S: 4	H: 1 LOB: 1 BB: 0 P: 4	R: 0 E: 0 K: 1 S: 7	H: 2 LOB: 2 BB: 0 P: 7	1B: 9 2B: 1 3B: 0 HR: 2	SF: 0 SAC: 2 DP: 2 HBP: 0	WP: 0 PB: 0 SB: 0 CS: 0	PA: 36
PITCHER Mike Nagy, R (1.1) ERA: 5.12	IP: 4.1 WLS: L BF: 20 H: 6 R: 5 ER: 4 SO: 0 BB: 4 IBB: 0 HBP: 0 BLK: 0 WP: 0 HR: 2 S: 17 P: 29 ERA: 8.31 WHIP: 2.077															PITCHER	IP: 4.1 WLS: L BF: 20 H: 6 R: 5 ER: 4 SO: 0 BB: 4 IBB: 0 HBP: 0 BLK: 0 WP: 0 HR: 2 S: 17 P: 29 ERA: 8.31 WHIP: 2.077			
Cal Koonce, R (5.1) ERA: 3.5	IP: 1.2 WLS: 7 BF: 2 H: 1 R: 1 ER: 1 SO: 0 BB: 0 IBB: 0 HBP: 0 BLK: 0 WP: 0 HR: 0 S: 7 P: 7 ERA: 5.40 WHIP: 1.200															PITCHER	IP: 1.2 WLS: 7 BF: 2 H: 1 R: 1 ER: 1 SO: 0 BB: 0 IBB: 0 HBP: 0 BLK: 0 WP: 0 HR: 0 S: 7 P: 7 ERA: 5.40 WHIP: 1.200			
Chuck Hartenstein, R (7.1) ERA: 5.77	IP: 2.0 WLS: 9 BF: 3 H: 0 R: 0 ER: 0 SO: 1 BB: 0 IBB: 0 HBP: 0 BLK: 0 WP: 0 HR: 0 S: 11 P: 11 ERA: 0.00 WHIP: 1.500															PITCHER	IP: 2.0 WLS: 9 BF: 3 H: 0 R: 0 ER: 0 SO: 1 BB: 0 IBB: 0 HBP: 0 BLK: 0 WP: 0 HR: 0 S: 11 P: 11 ERA: 0.00 WHIP: 1.500			

Batter	1	2	3	4	5	6	7	8	9	AB	R	H	RBI	BB	SO	LOB	TOP										
Mike Andrews, R OBP: 0.315, SLG: 0.348 (1, 4)	F9					F4	L6		1-3								5 0 1 1 0 0 1										
Reggie Smith, S OBP: 0.374, SLG: 0.508 (1, 8)	L8	F9				E5		G3	4-3								5 1 1 0 0 0 1										
Carl Yastrzemski, L OBP: 0.494, SLG: 0.612 Mike Fiore, L OBP: 0.302, SLG: 0.194 (1, 3) (7, 3)			F7						3-1								3 3 2 2 1 0 0 1 0 0 0 0 0 0										
Tony Conigliaro, R OBP: 0.352, SLG: 0.491 (1, 9)						E6			F7								4 3 2 4 1 0 0										
Billy Conigliaro, R OBP: 0.355, SLG: 0.542 George Thomas, R OBP: 0.442, SLG: 0.600 (1, 7) (3, 7)	F8		G5-4-3			FC1											2 0 0 0 0 0 1 3 2 2 1 0 0 1										
Carmen Fanzone, R OBP: 0.300, SLG: 0.286 (1, 5)		F8			6-3	SF7											3 0 1 2 1 0 0										
John Kennedy, R OBP: 0.319, SLG: 0.500 (1, 6)					K	K			F9								5 1 2 0 0 2 2										
Jerry Moses, R OBP: 0.318, SLG: 0.397 (1, 2)					5-3				F5								5 1 2 1 0 0 2										
Gary Peters, L OBP: 0.358, SLG: 0.380 Gary Wagner, R OBP: 0.250, SLG: 0.250 (1, 1) (6, 1)	F4								FC6-4								3 1 1 0 0 0 1 2 0 0 0 0 1 4										
Inning Stats	R: 2 E: 0 K: 0 S: 4	H: 1 LOB: 1 BB: 1 P: 8	R: 2 E: 0 K: 0 S: 6	H: 3 LOB: 1 BB: 0 P: 6	R: 0 E: 0 K: 1 S: 2	H: 0 LOB: 0 BB: 1 P: 6	R: 0 E: 0 K: 1 S: 5	H: 0 LOB: 0 BB: 0 P: 5	R: 4 E: 3 K: 1 S: 10	H: 3 LOB: 1 BB: 0 P: 10	R: 0 E: 0 K: 0 S: 3	H: 0 LOB: 0 BB: 0 P: 3	R: 3 E: 0 K: 1 S: 9	H: 4 LOB: 2 BB: 1 P: 13	R: 0 E: 0 K: 0 S: 3	H: 0 LOB: 0 BB: 0 P: 3	R: 1 E: 0 K: 0 S: 6	H: 3 LOB: 2 BB: 0 P: 6	1B: 5 2B: 4 3B: 1 HR: 4	SF: 1 SAC: 0 DP: 1 HBP: 0	WP: 1 PB: 0 SB: 0 CS: 0	PA: 45					
PITCHER	IP	WLS	BF	H	R	ER	SO	BB	IBB	HBP	BLK	WP	HR	S	P	ERA	WHIP										
Skip Lockwood, R ERA: 5.26 (1, 1)	1.1	L	7	2	3	3	0	1	0	0	0	1	1	6	10	20.25	2.250										
Gene Brabender, R ERA: 5.59 (2, 1)	3.0		16	5	5	4	1	1	0	0	0	0	1	17	21	12.00	2.000										
Bobby Bolin, R ERA: 4.29 (5, 1)	1.2		5	0	0	0	1	0	0	0	0	0	0	7	7	0.00	0.000										
Bob Humphreys, R ERA: 3.53 (7, 1)	0.1		5	3	3	3	0	1	0	0	0	0	2	4	8	81.00	12.000										
John Gelmar, R ERA: 5.75 (7, 1)	2.2		12	4	1	1	1	0	0	0	0	0	0	14	14	3.38	1.500										

Boston Red Sox @ Milwaukee Brewers
Milwaukee County Stadium, Milwaukee, WI

AB 41
R 12
H 14
RBI 11
BB 3
SO 3
LOB 13



Sun Jul 26 1970, 4:33 AM EDT
Att: 29,117 - Unknown

Batter	1	2	3	4	5	6	7	8	9	AB	R	H	RBI	BB	SO	LOB	BOTTOM										
Tommy Harper, R OBP: 0.387, SLG: 0.561 (1, 8) (8, 5)	B1-3					6-3											4 1 1 2 1 0 0										
Mike Herzberger, R OBP: 0.306, SLG: 0.316 Bob Burda, L OBP: 0.336, SLG: 0.347 (1, 9) (7, PH) (8, 9)			F5			F9		F5	L7								3 0 1 0 0 0 0 2 0 0 0 0 0 2										
Ted Savage, R OBP: 0.407, SLG: 0.500 (1, 7)	L7		6-3			F8											2 1 0 0 2 0 1										
Jerry McNertney, R OBP: 0.321, SLG: 0.399 (1, 3) (7, 2)	F7								F9								4 2 2 1 0 0 2										
Roberto Pena, R OBP: 0.295, SLG: 0.297 (1, 6)			F9		F4	F8		F8									4 0 0 0 0 0 3										
Phil Roof, R OBP: 0.288, SLG: 0.378 Mike Hegan, L OBP: 0.335, SLG: 0.397 (1, 2) (7, 3)			K		K				L8								3 0 1 1 0 2 0 1 0 0 0 0 0 1										
Max Alvis, R OBP: 0.312, SLG: 0.264 Bobby Bolin, R OBP: 0.321, SLG: 0.310 Danny Walton, R OBP: 0.341, SLG: 0.451 Marty Fagan, R OBP: 0.141, SLG: 0.152 Bob Humphreys, R OBP: 0.314, SLG: 0.353 John Gelmar, R OBP: 0.301, SLG: 0.353 (1, 5) (5, 1) (6, PH) (7, 5) (7, 1) (6, PH)					G3				1-3								2 0 0 0 0 1 0 0 0 0 0 0 0 0 1 0 0 1 0 1 0 0 0 0 0 0 0										
Ted Kubiak, S OBP: 0.334, SLG: 0.320 (1, 4)			E5			6-3		4-3	F8								4 1 0 0 0 0 2										
Skip Lockwood, R OBP: 0.286, SLG: 0.444 Gene Brabender, R OBP: 0.083, SLG: 0.139 Gus Gil, R OBP: 0.293, SLG: 0.234 Dave May, L OBP: 0.339, SLG: 0.325 (1, 1) (2, 1) (5, 5) (7, PH) (8, 8)					K												0 0 0 0 0 0 0 1 0 0 0 0 1 1 1 0 0 0 0 0 0 2 0 1 0 0 1 0										
Inning Stats	R: 0 E: 0 K: 0 S: 4	H: 1 LOB: 1 BB: 0 P: 4	R: 0 E: 0 K: 2 S: 7	H: 0 LOB: 0 BB: 0 P: 7	R: 2 E: 1 K: 1 S: 7	H: 1 LOB: 0 BB: 0 P: 7	R: 1 E: 0 K: 1 S: 6	H: 1 LOB: 0 BB: 0 P: 6	R: 0 E: 0 K: 0 S: 3	H: 0 LOB: 0 BB: 0 P: 3	R: 2 E: 0 K: 0 S: 6	H: 3 LOB: 2 BB: 1 P: 10	R: 0 E: 0 K: 1 S: 5	H: 0 LOB: 0 BB: 0 P: 5	R: 0 E: 0 K: 0 S: 3	H: 0 LOB: 1 BB: 1 P: 7	R: 0 E: 0 K: 0 S: 4	H: 1 LOB: 2 BB: 1 P: 8	1B: 2 2B: 3 3B: 0 HR: 2	SF: 0 SAC: 0 DP: 0 HBP: 0	WP: 0 PB: 0 SB: 0 CS: 0	PA: 38					
PITCHER	IP	WLS	BF	H	R	ER	SO	BB	IBB	HBP	BLK	WP	HR	S	P	ERA	WHIP										
Gary Peters, L ERA: 4.36 (1, 1)	5.2	W	24	5	5	4	4	2	0	0	0	0	0	31	35	6.35	1.059										
Gary Wagner, R ERA: 4.22 (6, 1)	3.1	S	14	2	0	0	1	2	0	0	0	0	0	14	22	0.00	1.200										

Boston Red Sox @ Milwaukee Brewers
Milwaukee County Stadium, Milwaukee, WI

AB 35
R 5
H 7
RBI 5
BB 3
SO 5
LOB 12



Sun Jul 26 1970, 4:33 AM EDT
Att: 29,117 - Unknown

Batter	1	2	3	4	5	6	7	8	9	AB	R	H	RBI	BB	SO	LOB	TOP					
Mike Andrews, R (1.4) OBP: 0.314, SLG: 0.344	F8		FC4-6 1B HR BB	6-3		1-3			F7	4	1	0	0	1	0	3						
Reggie Smith, S (1.8) OBP: 0.380, SLG: 0.520	PB 1B		FC4-6 1-2 1B		HR			FC6-4 1B	F5	5	1	4	1	0	0	0						
Carl Yastrzemski, L (1.3) OBP: 0.454, SLG: 0.608	1-2 BB		FC4-6 HR 1-2 2-3		F5			F7		4	1	1	0	1	0	3						
Tony Conigliaro, R (1.9) OBP: 0.347, SLG: 0.483	F9		F7		5-3			FC6-4 1B	F7	5	0	0	0	0	0	6						
Rico Petrocelli, R (1.6) OBP: 0.315, SLG: 0.458	F8		1-H 3-H HR		F3			1-2 1B		4	1	2	3	0	0	2						
George Thomas, R (1.7) OBP: 0.426, SLG: 0.558		4-0 BB	1-3		F4			K		3	0	0	0	1	1	2						
John Kennedy, R (1.5) OBP: 0.306, SLG: 0.478	F8				F8			F8		4	0	0	0	0	1	1						
Jerry Moses, R (1.2) OBP: 0.317, SLG: 0.392	K		K		K			F7		3	0	0	0	1	2	1						
Vicente Romo, R (1.1) OBP: 0.167, SLG: 0.294	F9							L4		2	0	1	0	0	0	1						
Dick Schofield, S (6, PH) OBP: 0.298, SLG: 0.244										0	0	0	0	1	0	0						
Ken Brett, L (6, PH) OBP: 0.286, SLG: 0.368										0	0	0	0	0	0	0						
Mike Fiore, L (8, PH) OBP: 0.300, SLG: 0.193										1	0	0	0	0	0	0						
Sparky Lyle, L (8.1)										0	0	0	0	0	0	0						
Inning Stats	R: 0 E: 0 K: 0 S: 4	H: 1 LOB: 2 BB: 1 P: 8	R: 0 E: 0 K: 1 S: 5	H: 0 LOB: 1 BB: 1 P: 9	R: 3 E: 0 K: 0 S: 5	H: 2 LOB: 0 BB: 1 P: 9	R: 0 E: 0 K: 1 S: 6	H: 1 LOB: 1 BB: 0 P: 6	R: 1 E: 0 K: 0 S: 4	H: 1 LOB: 0 BB: 0 P: 4	R: 0 E: 0 K: 1 S: 5	H: 0 LOB: 2 BB: 2 P: 13	R: 0 E: 0 K: 1 S: 7	H: 2 LOB: 2 BB: 0 P: 7	R: 0 E: 0 K: 0 S: 3	H: 0 LOB: 0 BB: 0 P: 3	R: 0 E: 0 K: 0 S: 4	H: 1 LOB: 1 BB: 0 P: 4	1B: 6 2B: 0 3B: 0 HR: 2	SF: 0 SAC: 0 DP: 0 HBP: 0	WP: 0 PB: 1 SB: 0 CS: 0	PA: 40
PITCHER	IP WLS BF H R ER SO BB IBB HBP BLK WP HR S P ERA WHIP																					
Chuck Dobson, R (1.1) ERA: 4.01	5.2 W 27 5 4 4 3 5 0 0 0 0 2 28 48 6.35 1.765																					
Marcel Lachemann, R (6.1) ERA: 2.35	0.1 1 0 0 0 0 0 0 0 0 0 0 0 1 1 0.00 0.000																					
Mudcat Grant, R (7.1) ERA: 0.98	3.0 S 12 3 0 0 1 0 0 0 0 0 0 0 14 14 0.00 1.000																					

Boston Red Sox @ Oakland Athletics
Oakland-Alameda County Coliseum, Oakland, CA
Tue Jul 28 1970, 7:05 PM PDT
Att: 8,914 - Unknown

AB	35
R	4
H	8
RBI	4
BB	5
SO	4
LOB	19



Batter	1	2	3	4	5	6	7	8	9	AB	R	H	RBI	BB	SO	LOB	BOTTOM					
Bert Campaneris, R (1.6) OBP: 0.304, SLG: 0.432	F9		L9		F2				F7	4	0	0	0	0	0	0						
Rick Monday, L (1.8) OBP: 0.394, SLG: 0.463	L7		FC5-4 1B		1-3				K	4	0	1	0	0	1	0						
Felipe Alou, R (1.7) OBP: 0.339, SLG: 0.426	6-3		FC5-4 1-2		HR 1B				F8	4	1	1	0	0	0	1						
Sal Bando, R (1.5) OBP: 0.415, SLG: 0.510		4-0 BB BB			HR 1B			1-H HR	E BB	2	3	2	2	2	0	0						
Don Mincher, L (1.3) OBP: 0.312, SLG: 0.465		0-3 K			K				SH5-3	3	1	1	2	0	2	1						
Joe Rudi, R (8, PH) OBP: 0.324, SLG: 0.453					K			1-H		0	0	0	0	0	0	0						
Reggie Jackson, L (1.9) OBP: 0.350, SLG: 0.457		4-0 1-2 BB			HR				K	3	1	1	1	1	2	0						
Dave Duncan, R (1.2) OBP: 0.298, SLG: 0.432		0-3 K			L7				K	4	0	0	0	0	2	2						
Dick Green, R (1.4) OBP: 0.275, SLG: 0.274		0-0 G3			K					2	0	0	0	1	1	2						
Chuck Dobson, R (1.1) OBP: 0.180, SLG: 0.197					K				K	2	0	0	0	0	1	0						
Marcel Lachemann, R (6.1) ERA: 4.22					5-3				K	0	0	0	0	0	0	0						
Tommy Davis, R (6, PH) OBP: 0.307, SLG: 0.374									K	1	0	0	0	1	1							
Mudcat Grant, R (7.1) ERA: 4.53									K	0	0	0	0	0	0	0						
Inning Stats	R: 0 E: 0 K: 0 S: 3	H: 0 LOB: 0 BB: 0 P: 3	R: 0 E: 0 K: 2 S: 7	H: 0 LOB: 2 BB: 2 P: 15	R: 0 E: 0 K: 1 S: 6	H: 1 LOB: 1 BB: 0 P: 6	R: 3 E: 0 K: 1 S: 8	H: 3 LOB: 0 BB: 0 P: 8	R: 2 E: 0 K: 1 S: 7	H: 2 LOB: 0 BB: 0 P: 7	R: 0 E: 0 K: 3 S: 9	H: 0 LOB: 1 BB: 1 P: 13	R: 0 E: 0 K: 1 S: 5	H: 0 LOB: 0 BB: 0 P: 5	R: 1 E: 1 K: 1 S: 5	H: 0 LOB: 0 BB: 1 P: 9	R: 0 E: 0 K: 1 S: 5	H: 0 LOB: 0 BB: 1 P: 9	1B: 3 2B: 0 3B: 0 HR: 3	SF: 0 SAC: 1 DP: 0 HBP: 0	WP: 0 PB: 0 SB: 0 CS: 0	PA: 34
PITCHER	IP WLS BF H R ER SO BB IBB HBP BLK WP HR S P ERA WHIP																					
Vicente Romo, R (1.1) ERA: 3.41	5.0 L 23 6 5 5 5 2 0 0 0 0 0 3 31 39 9.00 1.600																					
Ken Brett, L (6.1) ERA: 4.22	2.0 7 0 0 0 4 1 0 0 0 0 0 0 14 18 0.00 0.500																					
Sparky Lyle, L (8.1) ERA: 4.53	1.0 4 0 1 0 1 1 0 0 0 0 0 0 5 9 0.00 1.000																					

Boston Red Sox @ Oakland Athletics
Oakland-Alameda County Coliseum, Oakland, CA
Tue Jul 28 1970, 7:05 PM PDT
Att: 8,914 - Unknown

AB	29
R	6
H	6
RBI	5
BB	4
SO	10
LOB	7



Batter	1	2	3	4	5	6	7	8	9	AB	R	H	RBI	BB	SO	LOB	TOP								
Mike Andrews, R (1.4) OBP: 0.313, SLG: 0.343										4	0	1	0	0	1	0	Boston Red Sox @ Oakland Athletics Oakland-Alameda County Coliseum, Oakland, CA Wed Jul 29 1970, 7:05 PM PDT Att: 8,883 - Unknown								
Reggie Smith, S (1.8) OBP: 0.376, SLG: 0.515										4	0	0	0	0	0	1									
Carl Yastrzemski, L (1.3) OBP: 0.454, SLG: 0.607										4	1	2	0	0	0	0									
Tony Conigliaro, R (1.9) OBP: 0.349, SLG: 0.486										4	1	2	0	0	0	2									
Rico Petrocelli, R (1.6) OBP: 0.320, SLG: 0.459										3	2	2	0	1	0	1									
George Thomas, R (1.7) OBP: 0.431, SLG: 0.574										4	0	2	3	0	0	2									
John Kennedy, R (1.5) OBP: 0.294, SLG: 0.458										4	0	0	0	0	1	5									
Jerry Moses, R (1.2) OBP: 0.316, SLG: 0.388										3	0	0	1	1	1	1									
Ray Culp, R (1.1) OBP: 0.111, SLG: 0.127										4	0	0	0	0	2	3									
Inning Stats	R: 0 E: 0 K: 0 S: 3	H: 1 LOB: 0 BB: 0 P: 3	R: 0 E: 0 K: 0 S: 4	H: 1 LOB: 1 BB: 0 P: 4	R: 0 E: 0 K: 0 S: 3	H: 0 LOB: 0 BB: 0 P: 3	R: 2 E: 0 K: 0 S: 5	H: 2 LOB: 1 BB: 1 P: 9	R: 0 E: 0 K: 2 S: 7	H: 0 LOB: 0 BB: 0 P: 7	R: 0 E: 0 K: 0 S: 3	H: 1 LOB: 2 BB: 1 P: 3	R: 0 E: 0 K: 1 S: 4	H: 1 LOB: 2 BB: 1 P: 8	R: 0 E: 0 K: 1 S: 5	H: 0 LOB: 1 BB: 0 P: 5	R: 2 E: 0 K: 2 S: 10	H: 3 LOB: 1 BB: 0 P: 10	1B: 7 2B: 2 3B: 0 HR: 0	SF: 0 SAC: 0 DP: 2 HBP: 0	WP: 0 PB: 0 SB: 1 CS: 0	PA: 36			
PITCHER	IP	WLS	BF	H	R	ER	SO	BB	IBB	HBP	BLK	WP	HR	S	P	ERA	WHIP								
Diego Segui, R (1.1) ERA: 2.25	8.0	L	30	6	2	2	3	1	1	0	0	0	0	34	42	2.25	0.875								
Marcel Lachemann, R (9.1) ERA: 2.82	0.0		3	3	2	2	0	0	0	0	0	0	0	3	3	=	=								
Bob Locker, R (9.1) ERA: 3.0	1.0		3	0	0	0	2	0	0	0	0	0	0	7	7	0.00	0.000								

Batter	1	2	3	4	5	6	7	8	9	AB	R	H	RBI	BB	SO	LOB	BOTTOM								
Bert Campaneris, R (1.6) OBP: 0.306, SLG: 0.444										4	1	2	1	0	1	1	Boston Red Sox @ Oakland Athletics Oakland-Alameda County Coliseum, Oakland, CA Wed Jul 29 1970, 7:05 PM PDT Att: 8,883 - Unknown								
Rick Monday, L (1.8) OBP: 0.399, SLG: 0.456										4	0	0	0	0	2	2									
Felipe Alou, R (1.7) OBP: 0.335, SLG: 0.421										4	0	0	0	0	1	2									
Sal Bando, R (1.5) OBP: 0.416, SLG: 0.508										3	0	1	0	1	2	1									
Don Mincher, L (1.3) OBP: 0.311, SLG: 0.460										3	0	0	0	1	1	1									
Reggie Jackson, L (1.9) OBP: 0.346, SLG: 0.451										4	0	0	0	0	0	2									
Dave Duncan, R (1.2) OBP: 0.304, SLG: 0.433										2	0	1	0	1	1	0									
Steve Hovley, L (7. PR) OBP: 0.338, SLG: 0.320										0	0	0	0	0	0	0									
Frank Fernandez, R (8.2) OBP: 0.327, SLG: 0.426										1	0	0	0	0	1	1									
Dick Green, R (1.4) OBP: 0.277, SLG: 0.276										2	0	1	0	0	0	1									
Tommy Davis, R (7. PH) OBP: 0.305, SLG: 0.372										1	0	0	0	0	1	1									
Tony La Russa, R (8.4) OBP: 0.244, SLG: 0.211										0	0	0	0	0	0	0									
Diego Segui, R (1.1) OBP: 0.087, SLG: 0.091										1	0	0	0	0	1	0									
Joe Rudi, R (8. PH) OBP: 0.323, SLG: 0.451										1	0	0	0	0	1	0									
Marcel Lachemann, R (9.1)										0	0	0	0	0	0	0									
Bob Locker, S (9.1)										0	0	0	0	0	0	0									
Inning Stats	R: 0 E: 0 K: 2 S: 8	H: 1 LOB: 1 BB: 0 P: 8	R: 0 E: 0 K: 2 S: 7	H: 0 LOB: 0 BB: 0 P: 7	R: 0 E: 0 K: 1 S: 6	H: 1 LOB: 1 BB: 0 P: 6	R: 0 E: 0 K: 1 S: 5	H: 0 LOB: 1 BB: 1 P: 9	R: 0 E: 0 K: 1 S: 5	H: 1 LOB: 0 BB: 0 P: 5	R: 1 E: 0 K: 0 S: 3	H: 1 LOB: 0 BB: 1 P: 7	R: 0 E: 0 K: 1 S: 5	H: 0 LOB: 1 BB: 1 P: 9	R: 0 E: 1 K: 3 S: 10	H: 0 LOB: 1 BB: 0 P: 10	R: 0 E: 0 K: 1 S: 6	H: 1 LOB: 1 BB: 0 P: 6	1B: 3 2B: 2 3B: 0 HR: 1	SF: 0 SAC: 1 DP: 1 HBP: 0	WP: 1 PB: 0 SB: 0 CS: 1	PA: 35			
PITCHER	IP	WLS	BF	H	R	ER	SO	BB	IBB	HBP	BLK	WP	HR	S	P	ERA	WHIP								
Ray Culp, R (1.1) ERA: 2.93	9.0	W	34	5	1	1	12	3	0	0	0	1	1	55	67	1.00	0.889								



Batter	1	2	3	4	5	6	7	8	9	AB	R	H	RBI	BB	SO	LOB	TOP			
Mike Andrews, R (1.4) OBP: 0.316, SLG: 0.354	F6		HR		2H 1B			F6		4	1	2	1	0	0	0	Boston Red Sox @ California Angels Anaheim Stadium, Anaheim, CA Fri Jul 31 1970, 10:05 PM EDT Att: 36,160 - Unknown			
Reggie Smith, S (1.8) OBP: 0.375, SLG: 0.509	4-3		F9					L4		4	0	1	0	0	0	0				
Carl Yastrzemski, L (1.3) OBP: 0.453, SLG: 0.608	BB			HR				1-3		3	1	1	1	1	0	1				
Tony Conigliaro, R (1.9) OBP: 0.344, SLG: 0.480	L7			5-3				F3		4	0	1	0	0	0	2				
Rico Petrocelli, R (1.6) OBP: 0.323, SLG: 0.459				6-3				L8		4	0	2	0	0	0	1				
George Thomas, R (1.7) OBP: 0.407, SLG: 0.527				K				G3 SH2-4 1B		4	0	1	0	0	2	3				
John Kennedy, R (1.5) OBP: 0.294, SLG: 0.447					F9			SH2-4 1-2		3	0	0	0	0	1	2				
Tom Satriano, L (1.2) OBP: 0.365, SLG: 0.429								G3		3	0	2	0	0	0	1				
Sonny Siebert, R (1.1) OBP: 0.135, SLG: 0.140				4-3-1-4				SH1-4 6-3		2	0	0	0	0	0	2				
Inning Stats	R: 0 E: 0 K: 0 S: 3	H: 0 LOB: 1 BB: 1 P: 7	R: 0 E: 0 K: 1 S: 5	H: 1 LOB: 0 BB: 0 P: 5	R: 1 E: 0 K: 0 S: 4	H: 2 LOB: 0 BB: 0 P: 4	R: 1 E: 0 K: 1 S: 6	H: 1 LOB: 0 BB: 0 P: 6	R: 0 E: 0 K: 0 S: 4	H: 2 LOB: 2 BB: 0 P: 4	R: 0 E: 0 K: 0 S: 4	H: 1 LOB: 1 BB: 0 P: 4	R: 0 E: 0 K: 0 S: 3	H: 0 LOB: 0 BB: 0 P: 3	R: 0 E: 0 K: 1 S: 6	H: 2 LOB: 1 BB: 0 P: 6	1B: 6 2B: 3 3B: 0 HR: 2	SF: 0 SAC: 2 DP: 3 HBP: 0	WP: 0 PB: 0 SB: 1 CS: 0	PA: 34
PITCHER Tom Murphy, R (1.1) ERA: 3.64	IP: 9.0 WLS: L BF: 34	H: 10 R: 2 ER: 2 SO: 3	BB: 1 IBB: 0 HBP: 0 BLK: 0	WP: 0 HR: 2 S: 39 P: 43	ERA: 2.00 WHIP: 1.222	PITCHER										IP: 9.0 WLS: L BF: 34	H: 10 R: 2 ER: 2 SO: 3	BB: 1 IBB: 0 HBP: 0 BLK: 0	WP: 0 HR: 2 S: 39 P: 43	ERA: 2.00 WHIP: 1.222

Batter	1	2	3	4	5	6	7	8	9	AB	R	H	RBI	BB	SO	LOB	BOTTOM			
Sandy Alomar Sr., S (1.4) OBP: 0.291, SLG: 0.297	6-3		5-3			5-3			K	4	0	0	0	0	1	1	Boston Red Sox @ California Angels Anaheim Stadium, Anaheim, CA Fri Jul 31 1970, 10:05 PM EDT Att: 36,160 - Unknown			
Roger Repoz, L (1.9) OBP: 0.327, SLG: 0.453	F4				F7			K		3	0	0	0	1	1	0				
Jim Fregosi, R (1.6) OBP: 0.362, SLG: 0.484	L7				FC5-4 BB			F8		3	0	0	0	1	1	1				
Alex Johnson, R (1.7) OBP: 0.362, SLG: 0.438			K		FC5-4 1-2			K		3	0	0	0	0	2	1				
Jim Spencer, L (1.3) OBP: 0.318, SLG: 0.397			F5		K			F8		3	0	0	0	0	1	1				
Ken McMullen, R (1.5) OBP: 0.326, SLG: 0.391			L8					6-3		3	0	0	0	0	0	0				
Jay Johnstone, L (1.8) OBP: 0.291, SLG: 0.397					SH3-4 1B			F9		3	0	1	0	0	0	0				
Joe Azcue, R (1.2) OBP: 0.309, SLG: 0.342			F5		F4			L8		3	0	0	0	0	0	1				
Tom Murphy, R (1.1) OBP: 0.211, SLG: 0.154 Bill Voss, L (9, PH) OBP: 0.331, SLG: 0.339			SH3-4 1-2					K		1	0	0	0	0	1	0				
Inning Stats	R: 0 E: 0 K: 0 S: 3	H: 0 LOB: 0 BB: 0 P: 3	R: 0 E: 0 K: 1 S: 5	H: 0 LOB: 0 BB: 0 P: 5	R: 0 E: 0 K: 0 S: 4	H: 1 LOB: 1 BB: 0 P: 4	R: 0 E: 0 K: 1 S: 5	H: 0 LOB: 1 BB: 1 P: 9	R: 0 E: 0 K: 0 S: 3	H: 0 LOB: 0 BB: 0 P: 3	R: 0 E: 0 K: 2 S: 7	H: 0 LOB: 0 BB: 0 P: 7	R: 0 E: 0 K: 1 S: 5	H: 0 LOB: 0 BB: 0 P: 5	R: 0 E: 0 K: 0 S: 3	H: 0 LOB: 1 BB: 1 P: 11	1B: 1 2B: 0 3B: 0 HR: 0	SF: 0 SAC: 1 DP: 0 HBP: 0	WP: 0 PB: 0 SB: 0 CS: 0	PA: 30
PITCHER Sonny Siebert, R (1.1) ERA: 3.45	IP: 9.0 WLS: W BF: 30	H: 1 R: 0 ER: 0 SO: 7	BB: 2 IBB: 0 HBP: 0 BLK: 0	WP: 0 HR: 0 S: 42 P: 50	ERA: 0.00 WHIP: 0.333	PITCHER										IP: 9.0 WLS: W BF: 30	H: 1 R: 0 ER: 0 SO: 7	BB: 2 IBB: 0 HBP: 0 BLK: 0	WP: 0 HR: 0 S: 42 P: 50	ERA: 0.00 WHIP: 0.333

Batter	1	2	3	4	5	6	7	8	9	AB	R	H	RBI	BB	SO	LOB	TOP				
Mike Andrews, R (1.4) OBP: 0.317, SLG: 0.355	F7		F2			F8		HR		5	1	2	2	0	0	0					
Reggie Smith, S (1.8) OBP: 0.371, SLG: 0.504	F3			5-3		K		SF8	L9	4	0	0	1	0	1	1					
Carl Yastrzemski, L (1.3) OBP: 0.453, SLG: 0.615	BLK			1-3				HR		4	1	2	2	0	0	0					
Tony Conigliaro, R (1.9) OBP: 0.340, SLG: 0.475	K			5-3				5-3		4	0	0	0	0	1	1					
Rico Petrocelli, R (1.6) OBP: 0.325, SLG: 0.459		F8						F7		4	1	2	0	0	0	0					
Billy Conigliaro, R (1.7) OBP: 0.357, SLG: 0.538	K							F5		3	1	1	0	1	1	0					
John Kennedy, R (1.5) OBP: 0.292, SLG: 0.449								F5		4	1	1	0	0	0	4					
Jerry Moses, R (1.2) OBP: 0.317, SLG: 0.395			F5			G5-4-3				3	2	1	3	1	0	2					
Gary Peters, L (1.1) OBP: 0.351, SLG: 0.358			L9					F4		3	1	0	0	1	0	0					
Inning Stats	R: 0 E: 0 K: 1 S: 6	H: 1 LOB: 1 P: 6	R: 0 E: 0 K: 1 S: 5	H: 0 LOB: 0 BB: 0 P: 5	R: 0 E: 0 K: 0 S: 3	H: 0 LOB: 0 BB: 0 P: 3	R: 0 E: 0 K: 0 S: 3	H: 0 LOB: 1 BB: 1 P: 7	R: 0 E: 0 K: 1 S: 5	H: 0 LOB: 0 BB: 0 P: 5	R: 0 E: 0 K: 0 S: 3	H: 0 LOB: 0 BB: 0 P: 3	R: 5 E: 0 K: 0 S: 6	H: 3 LOB: 2 BB: 14	R: 3 E: 0 K: 0 S: 7	H: 4 LOB: 1 BB: 0 P: 7	1B: 6 2B: 1 3B: 0 HR: 2	SF: 1 SAC: 0 DP: 1 HBP: 0	WP: 0 PB: 0 SB: 0 CS: 0	PA: 38	
PITCHER	IP	WLS	BF	H	R	ER	SO	BB	IBB	HBP	BLK	WP	HR	S	P	ERA	WHIP				
Greg Garrett, L (1.1) ERA: 2.36	7.1	L	27	3	3	3	3	2	1	0	1	0	0	30	42	3.68	0.682				
Ken Tatum, R (8.1) ERA: 3.0	0.2		4	2	2	2	0	0	0	0	0	0	1	4	4	27.00	3.000				
Eddie Fisher, R (9.1) ERA: 3.17	1.0		7	4	3	3	0	0	0	0	0	0	1	7	7	27.00	4.000				

Boston Red Sox @ California Angels
Anaheim Stadium, Anaheim, CA
Sat Aug 01 1970, 10:05 PM EDT
Att: 15,240 - Unknown

AB 34
R 8
H 9
RBI 8
BB 3
SO 3
LOB 8

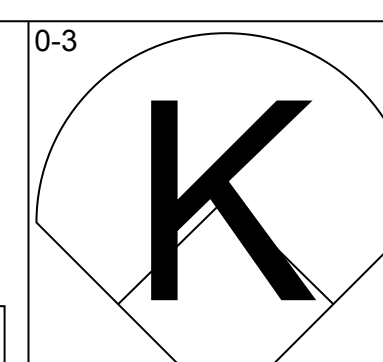
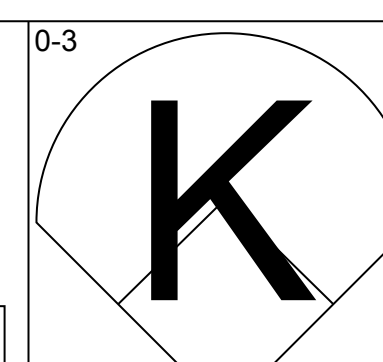
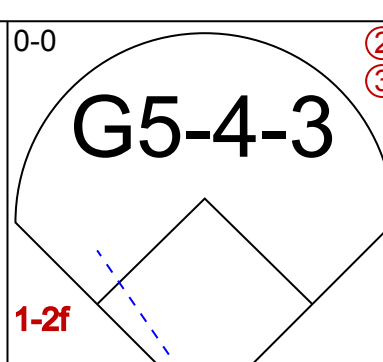
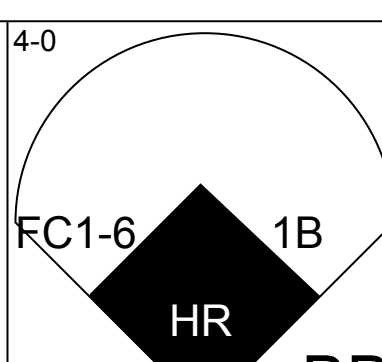
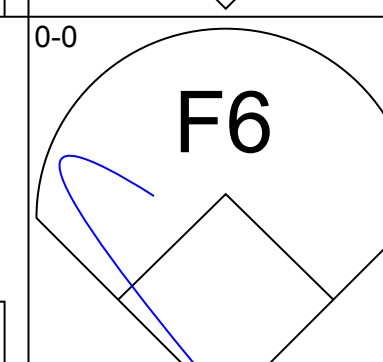
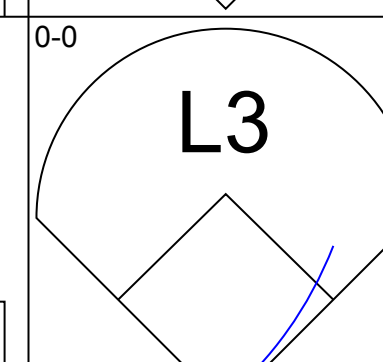
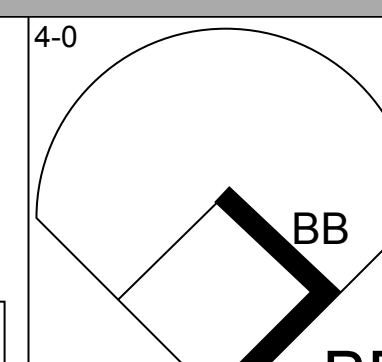
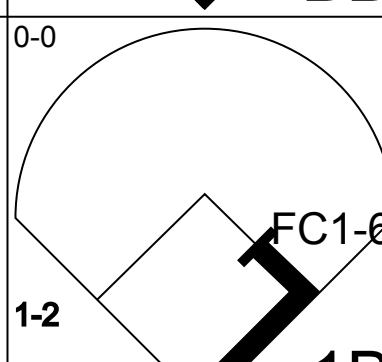
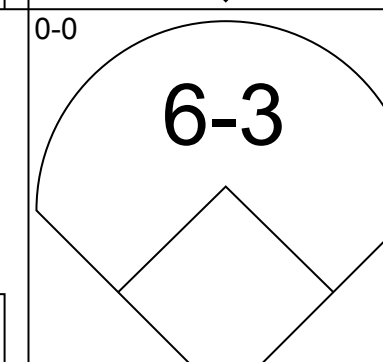
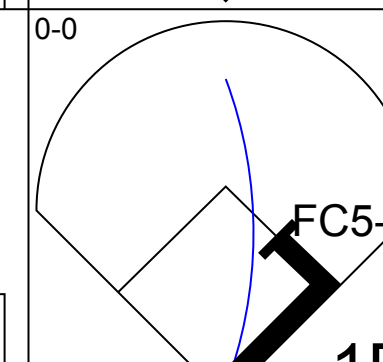
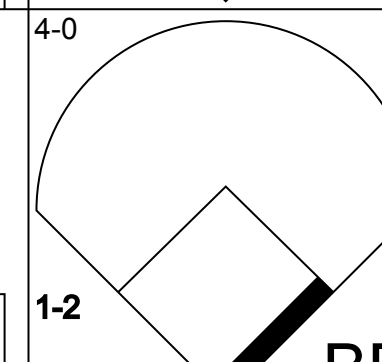
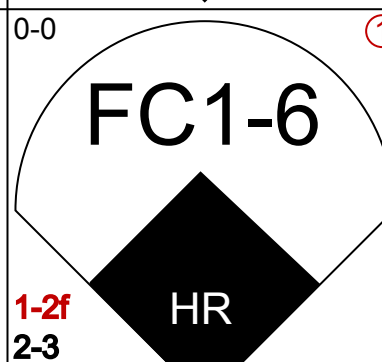
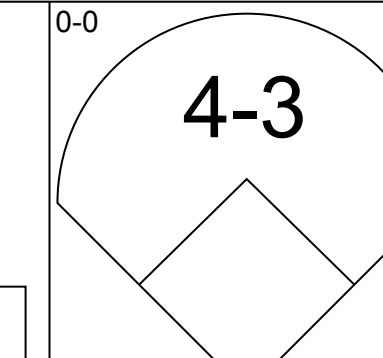
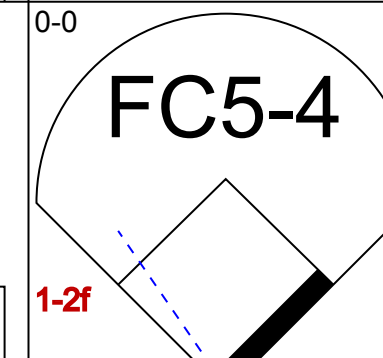
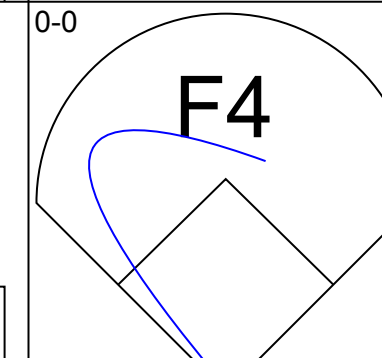
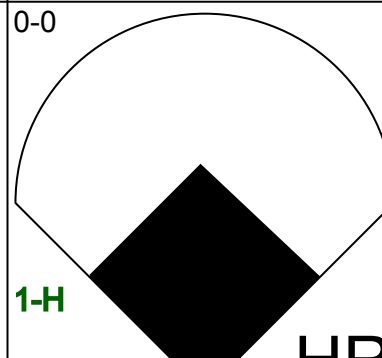
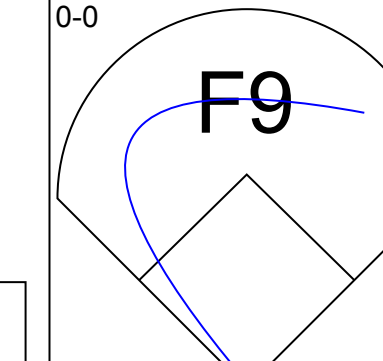
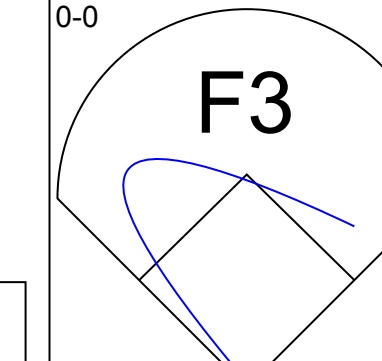
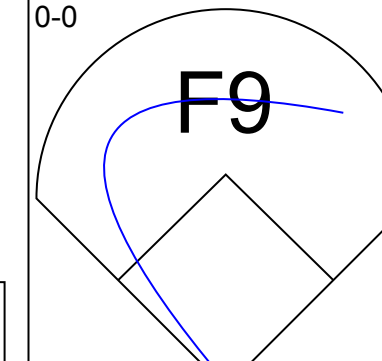
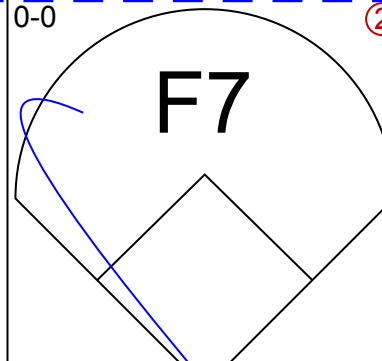
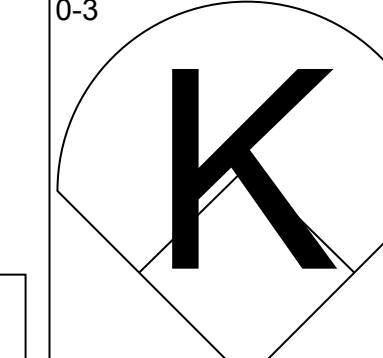
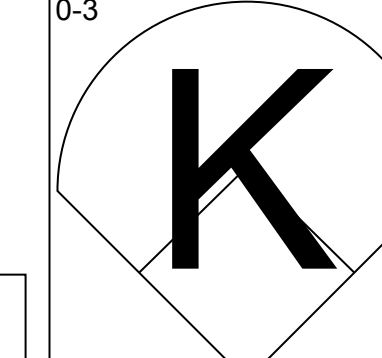
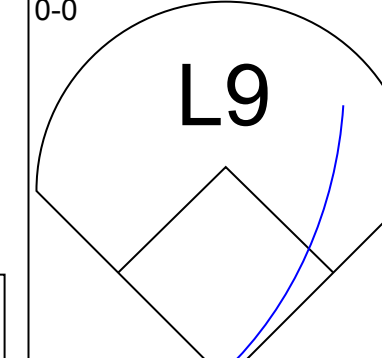
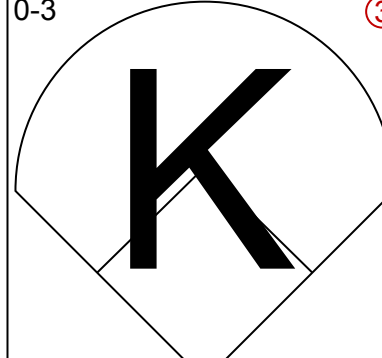
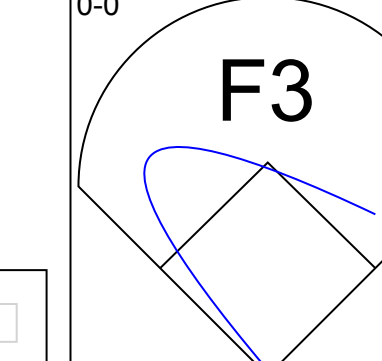
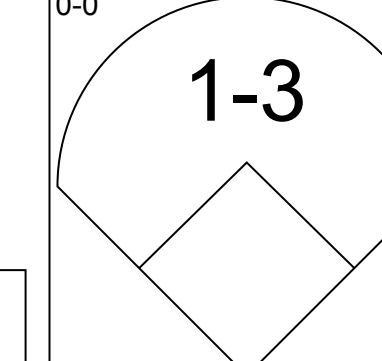
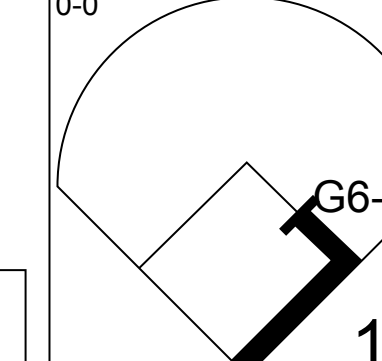
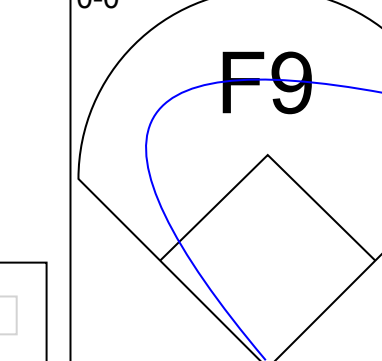
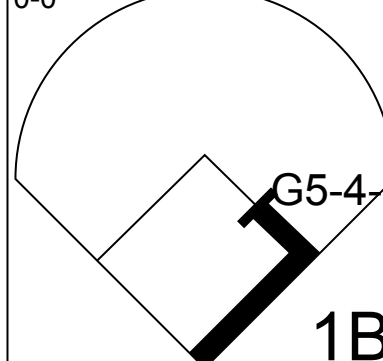
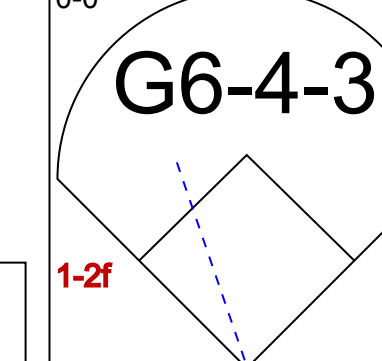
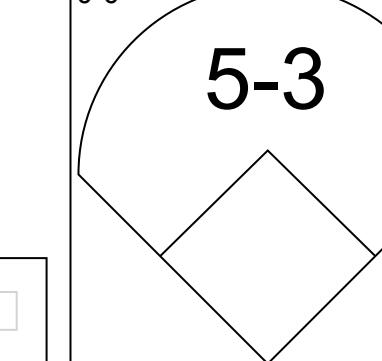
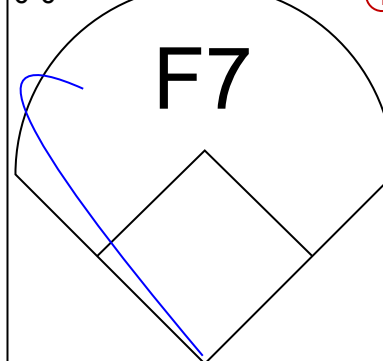
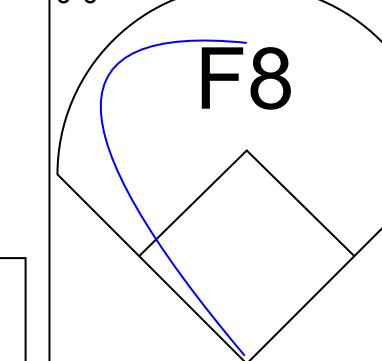


Batter	1	2	3	4	5	6	7	8	9	AB	R	H	RBI	BB	SO	LOB	BOTTOM				
Sandy Alomar Sr., S (1.4) OBP: 0.289, SLG: 0.294	6-3		F6			5-3		1-3		4	0	0	0	0	0	0					
Jay Johnstone, L (1.8) OBP: 0.286, SLG: 0.390	K			K		2-3			K	4	0	0	0	0	3	0					
Jim Fregosi, R (1.6) OBP: 0.367, SLG: 0.495										3	0	3	0	1	0	0					
Alex Johnson, R (1.7) OBP: 0.361, SLG: 0.436	4-3			F9		6-3				4	0	1	0	0	0	3					
Ken McMullen, R (1.5) OBP: 0.325, SLG: 0.387		6-3		L7				F7		4	0	0	0	0	0	3					
Billy Cowan, R (1.9) OBP: 0.368, SLG: 0.541		E5				L7				3	0	1	0	0	0	0					
Jim Spencer, L (1.3) OBP: 0.316, SLG: 0.393			K			B1-3		L3		3	0	0	0	0	1	2					
Joe Azcue, R (1.2) OBP: 0.310, SLG: 0.339		CS		F4				1-3		2	0	0	0	1	0	0					
Greg Garrett, S (1.1) OBP: 0.100, SLG: 0.100										2	0	0	0	0	1	1					
Ken Tatum, R (8.1) OBP: 0.111, SLG: 0.444										0	0	0	0	0	0	0					
Tommy Reynolds, R (6, PH) OBP: 0.268, SLG: 0.265			K							1	0	0	0	0	0	0					
Eddie Fisher, R (9.1) OBP: 0.143, SLG: 0.143										0	0	0	0	0	0	0					
Inning Stats	R: 0 E: 0 K: 1 S: 5	H: 0 LOB: 1 P: 9	R: 0 E: 1 K: 1 S: 5	H: 0 LOB: 0 BB: 0 P: 5	R: 0 E: 0 K: 1 S: 5	H: 0 LOB: 0 BB: 0 P: 5	R: 0 E: 0 K: 1 S: 6	H: 1 LOB: 1 BB: 0 P: 6	R: 0 E: 0 K: 0 S: 4	H: 1 LOB: 1 BB: 0 P: 4	R: 0 E: 0 K: 0 S: 3	H: 1 LOB: 0 BB: 0 P: 3	R: 0 E: 0 K: 0 S: 3	H: 0 LOB: 0 BB: 0 P: 3	R: 0 E: 0 K: 1 S: 6	H: 2 LOB: 1 BB: 0 P: 6	1B: 3 2B: 3 3B: 1 HR: 0	SF: 0 SAC: 0 DP: 2 HBP: 0	WP: 0 PB: 0 SB: 0 CS: 1	PA: 33	
PITCHER	IP	WLS	BF	H	R	ER	SO	BB	IBB	HBP	BLK	WP	HR	S	P	ERA	WHIP				
Gary Peters, L (1.1) ERA: 4.09	9.0	W	32	5	0	0	5	2	0	0	0	0	0	40	48	0.00	0.778				

Boston Red Sox @ California Angels
Anaheim Stadium, Anaheim, CA
Sat Aug 01 1970, 10:05 PM EDT
Att: 15,240 - Unknown

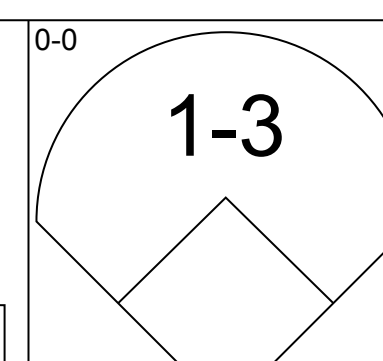
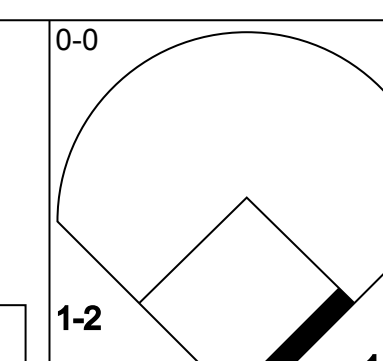
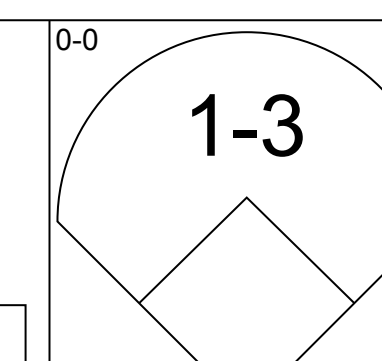
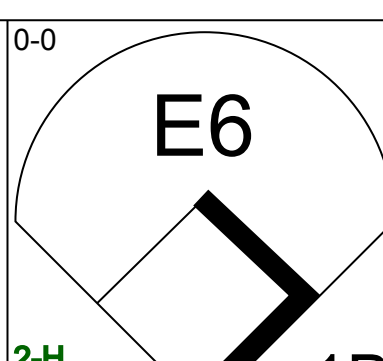
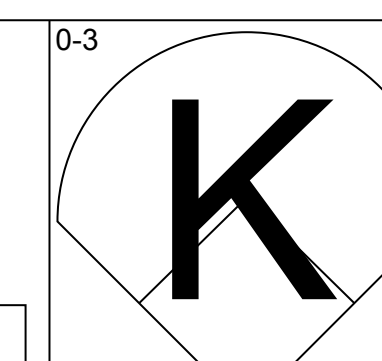
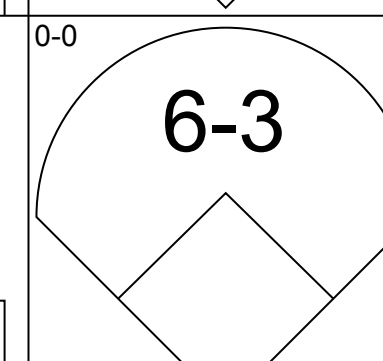
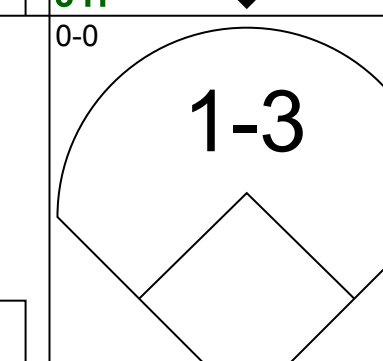
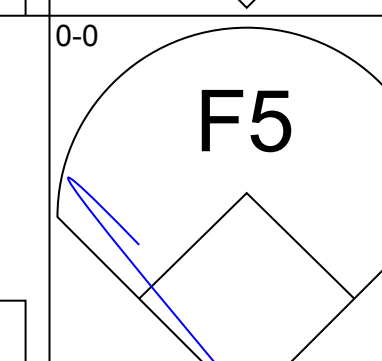
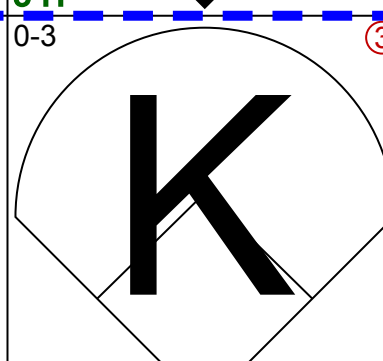
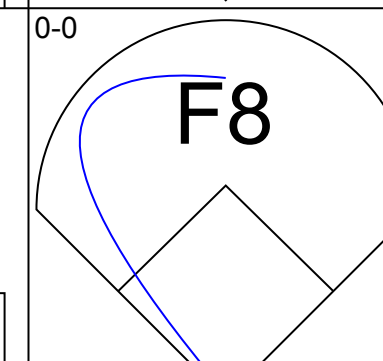
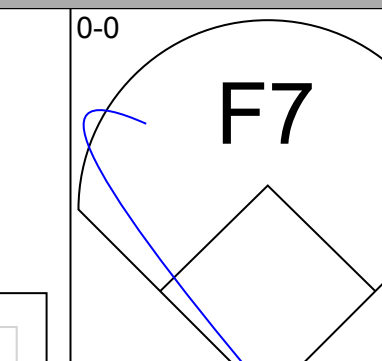
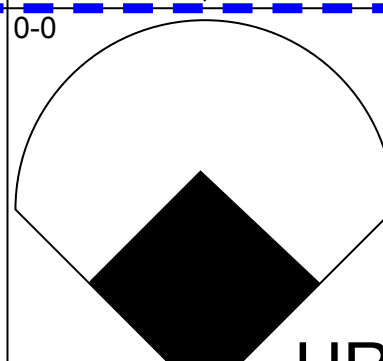
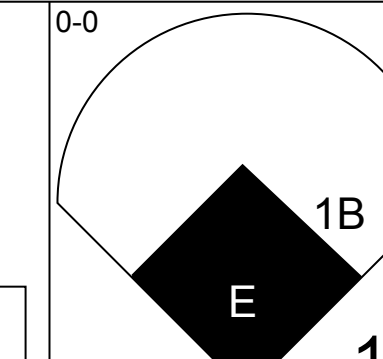
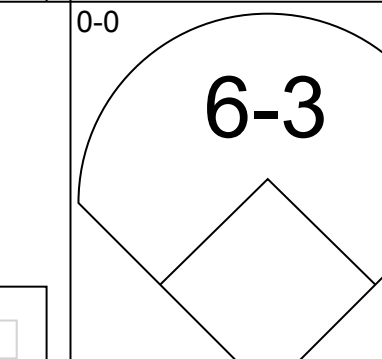
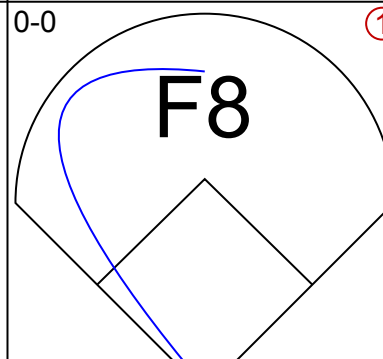
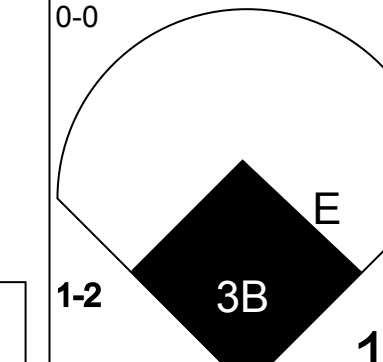
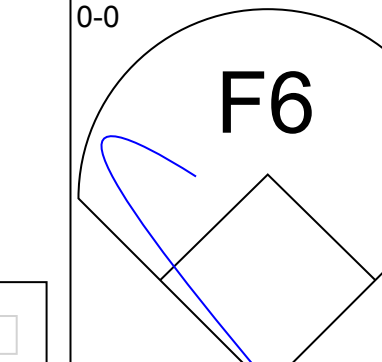
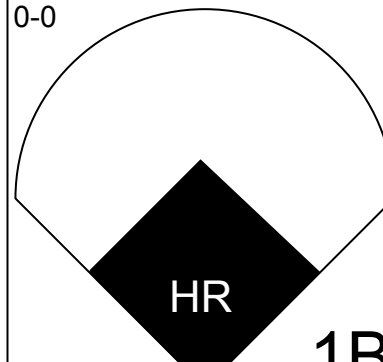

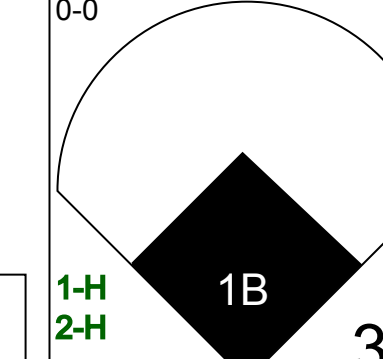
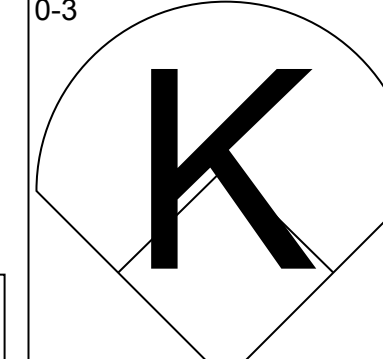
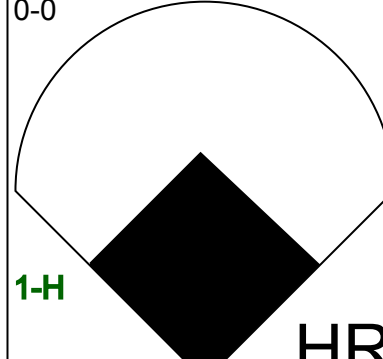

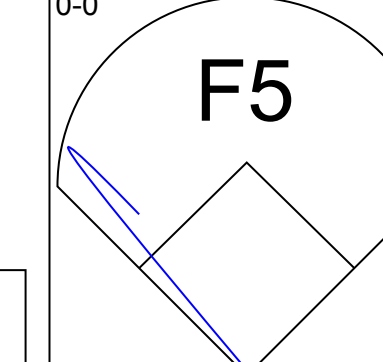
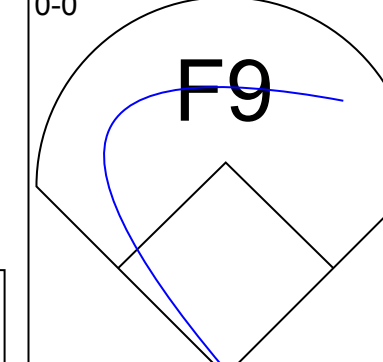
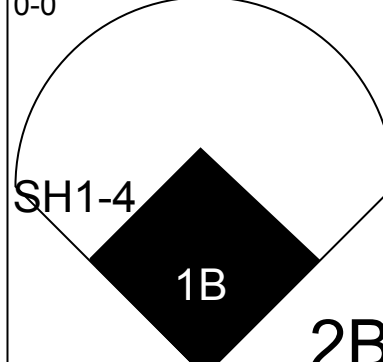

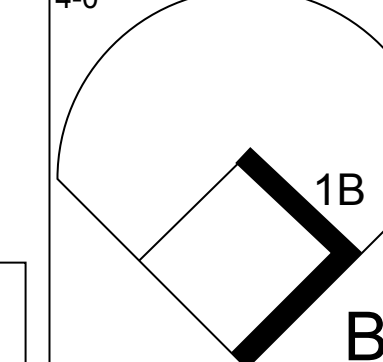
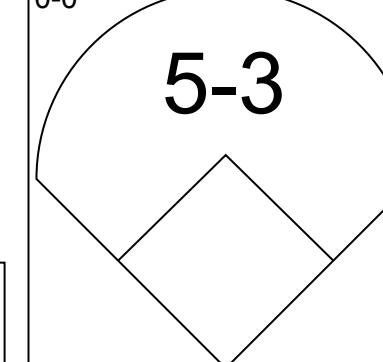
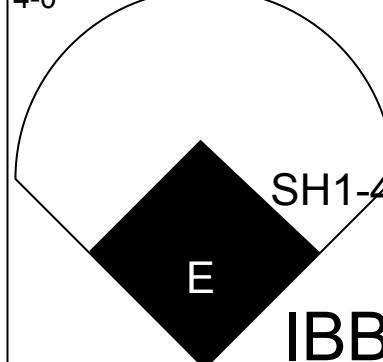
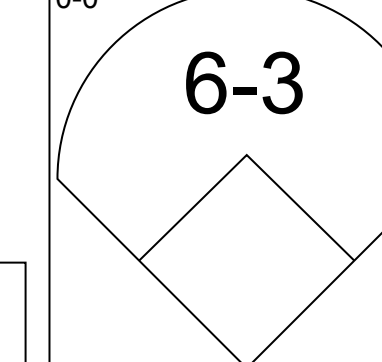
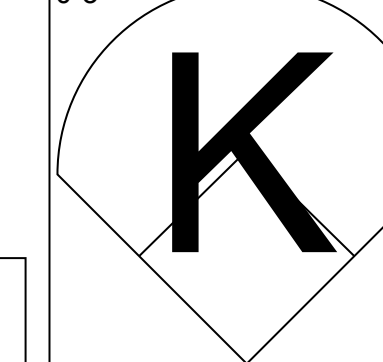
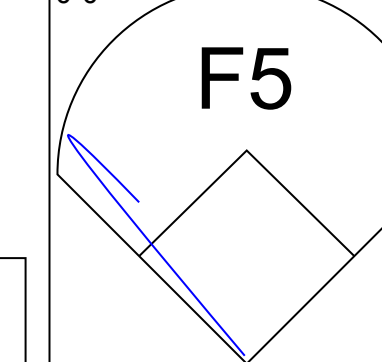
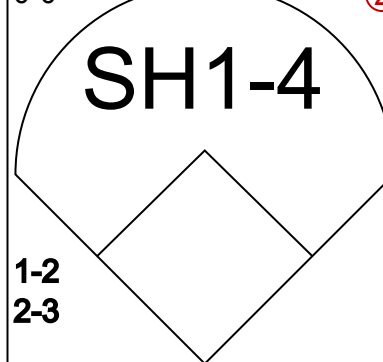
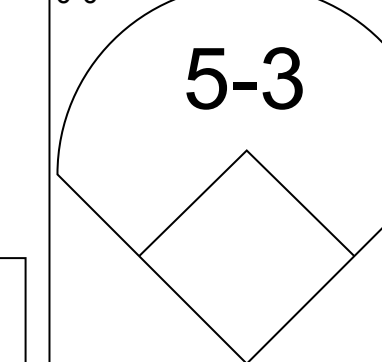
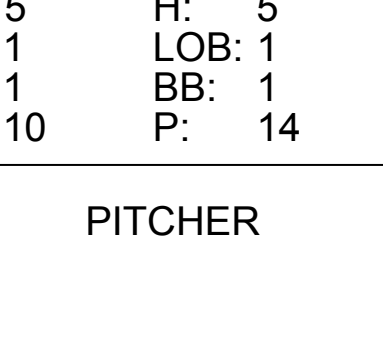
AB 30
R 0
H 5
RBI 0
BB 2
SO 5
LOB 9



Batter	1	2	3	4	5	6	7	8	9	AB	R	H	RBI	BB	SO	LOB	TOP		
Mike Andrews, R (1.4) OBP: 0.316, SLG: 0.352										3	1	0	0	1	2	1	Boston Red Sox @ California Angels Anaheim Stadium, Anaheim, CA Sun Aug 02 1970, 6:33 AM EDT Att: 11,036 - Unknown		
Reggie Smith, S (1.8) OBP: 0.372, SLG: 0.503										3	0	1	0	1	0	0			
Carl Yastrzemski, L (1.3) OBP: 0.454, SLG: 0.613										3	1	1	0	1	0	2			
Tony Conigliaro, R (1.9) OBP: 0.340, SLG: 0.481										4	1	1	3	0	0	3			
Rico Petrocelli, R (1.6) OBP: 0.322, SLG: 0.454										4	0	0	0	0	0	2			
Billy Conigliaro, R (1.7) OBP: 0.351, SLG: 0.527										4	0	0	0	0	3	2			
John Kennedy, R (1.5) OBP: 0.293, SLG: 0.445										3	0	1	0	0	0	0			
Jerry Moses, R (1.2) OBP: 0.317, SLG: 0.395										3	0	1	0	0	0	1			
Vicente Romo, R (11.1) Dick Schofield, S (6. Ph) Mike Nagy, R (6.1) Ken Brett, L (6.1) Tom Satriano, L (8. Ph) Ed Phillips, R (8.1)										1	0	0	0	0	0	0			
Inning Stats	R: 0 E: 0 K: 1 S: 5	H: 0 LOB: 0 BB: 0 P: 5	R: 0 E: 0 K: 1 S: 5	H: 0 LOB: 0 BB: 0 P: 5	R: 0 E: 0 K: 0 S: 3	H: 0 LOB: 1 BB: 0 P: 3	R: 0 E: 0 K: 1 S: 6	H: 1 LOB: 0 BB: 0 P: 6	R: 0 E: 0 K: 0 S: 3	H: 0 LOB: 0 BB: 0 P: 5	R: 0 E: 0 K: 0 S: 3	H: 1 LOB: 2 BB: 2 P: 11	R: 0 E: 0 K: 0 S: 3	H: 1 LOB: 0 BB: 0 P: 3	R: 3 E: 0 K: 1 S: 7	H: 2 LOB: 0 BB: 1 P: 11		1B: 4 2B: 0 3B: 0 HR: 1	SF: 0 SAC: 0 DP: 2 HBP: 0
PITCHER	IP WLS BF H R ER SO BB IBB HBP BLK WP HR S P ERA WHIP																		
Tom Bradley, R (1.1) ERA: 4.0	8.1 W 31 5 3 3 4 3 0 0 0 0 1 36 48 3.24 0.960																		
Mel Queen, R (9.1) ERA: 3.44	0.2 S 2 0 0 0 1 0 0 0 0 0 0 4 4 0.00 0.000																		

AB	30
R	3
H	5
RBI	3
BB	3
SO	5
LOB	12



Batter	1	2	3	4	5	6	7	8	9	AB	R	H	RBI	BB	SO	LOB	BOTTOM		
Sandy Alomar Sr., S (1.4) OBP: 0.290, SLG: 0.296										5	0	2	2	0	1	0	Boston Red Sox @ California Angels Anaheim Stadium, Anaheim, CA Sun Aug 02 1970, 6:33 AM EDT Att: 11,036 - Unknown		
Roger Repoz, L (1.9) OBP: 0.323, SLG: 0.446										4	0	0	0	0	1	3			
Jim Fregosi, R (1.6) OBP: 0.369, SLG: 0.505										4	1	2	1	0	0	0			
Alex Johnson, R (1.7) OBP: 0.360, SLG: 0.434										4	1	1	0	0	0	1			
Jim Spencer, L (1.3) OBP: 0.318, SLG: 0.395										4	2	2	0	0	1	1			
Ken McMullen, R (1.5) OBP: 0.330, SLG: 0.404										3	2	2	3	1	1	0			
Jay Johnstone, L (1.8) OBP: 0.285, SLG: 0.392										4	1	1	0	0	0	3			
Joe Azcue, R (1.2) OBP: 0.313, SLG: 0.336										2	1	0	0	2	0	0			
Tom Bradley, R (1.1) OBP: 0.200, SLG: 0.200										3	0	0	0	0	1	2			
Mel Queen, L (9.1) ERA: 4.3										0	0	0	0	0	0	0			
Inning Stats	R: 0 E: 0 K: 0 S: 3	H: 0 LOB: 0 BB: 0 P: 3	R: 3 E: 1 K: 1 S: 9	H: 4 LOB: 2 BB: 1 P: 13	R: 0 E: 0 K: 0 S: 3	H: 0 LOB: 0 BB: 0 P: 3	R: 0 E: 0 K: 1 S: 5	H: 0 LOB: 0 BB: 0 P: 5	R: 0 E: 0 K: 0 S: 3	H: 0 LOB: 0 BB: 0 P: 3	R: 5 E: 1 K: 1 S: 10	H: 5 LOB: 1 BB: 1 P: 14	R: 0 E: 0 K: 1 S: 6	H: 1 LOB: 2 BB: 1 P: 10	R: 0 E: 0 K: 1 S: 5	H: 0 LOB: 0 BB: 0 P: 5	1B: 5 2B: 2 3B: 1 HR: 2	SF: 0 SAC: 1 DP: 0 HBP: 0	WP: 0 PA: 37 PB: 0 SB: 0 CS: 0
PITCHER	IP WLS BF H R ER SO BB IBB HBP BLK WP HR S P ERA WHIP																		
Vicente Romo, R (1.1) ERA: 3.53	5.0 L 20 4 3 3 2 1 0 0 0 0 0 23 27 5.40 1.000																		
Mike Nagy, R (6.1) ERA: 5.54	0.2 8 5 5 4 0 0 1 0 0 0 0 2 7 11 54.00 7.500																		
Ken Brett, L (6.1) ERA: 4.14	1.1 6 1 0 0 2 0 1 0 0 0 0 9 13 0.00 0.750																		
Ed Phillips, R (8.1) ERA: 4.3	1.0 3 0 0 0 1 0 0 0 0 0 0 5 5 0.00 0.000																		

AB	33
R	8
H	10
RBI	6
BB	3
SO	5
LOB	10



Batter	1	2	3	4	5	6	7	8	9	AB	R	H	RBI	BB	SO	LOB	TOP	
Mike Andrews, R (1,4) OBP: 0.318, SLG: 0.352	L4		F8			FC6-4 BB		1B		3	0	1	0	1	0	0	Boston Red Sox @ Baltimore Orioles Memorial Stadium, Baltimore, MD Tue Aug 04 1970, 7:05 PM EDT Att: 39,011 - Unknown	
Reggie Smith, S (1,8) OBP: 0.388, SLG: 0.497	6-3			F9		FC6-4 FC6 1-2		F8		4	0	0	0	0	0	2		
Carl Yastrzemski, L (1,3) OBP: 0.454, SLG: 0.614				4-3		FC6 1-2				4	0	2	0	0	0	1		
Tony Conigliaro, R (1,9) OBP: 0.336, SLG: 0.475	F8			L8			E4 1B	F8		4	1	0	0	0	0	3		
Rico Petrocelli, R (1,6) OBP: 0.319, SLG: 0.450		K			5-3			F7		4	0	0	0	0	1	1		
Billy Conigliaro, R (1,7) OBP: 0.349, SLG: 0.521		1-3			F7			K		4	0	1	0	0	1	0		
John Kennedy, R (1,5) OBP: 0.308, SLG: 0.478		5-3			WP BB			K		3	1	2	2	1	0	0		
Jerry Moses, R (1,2) OBP: 0.313, SLG: 0.389			F7		F7			5-3		4	0	0	0	0	0	3		
Ray Culp, R (1,1) OBP: 0.109, SLG: 0.125				4-3						1	0	0	0	0	0	0		
Dick Schofield, S (6,PH) OBP: 0.292, SLG: 0.238						4-3				1	0	0	0	0	0	0		
Ken Brett, L (6,1) OBP: 0.286, SLG: 0.368								K		0	0	0	0	0	0	0		
Carmen Fanzone, R (8,PH) OBP: 0.273, SLG: 0.250										1	0	0	0	0	1	0		
Sparky Lyle, L (8,1)										0	0	0	0	0	0	0		
Inning Stats	R: 0 E: 0 K: 0 S: 4	H: 1 LOB: 1 BB: 0 P: 4	R: 0 E: 0 K: 1 S: 5	H: 0 LOB: 0 BB: 0 P: 5	R: 0 E: 0 K: 0 S: 3	H: 0 LOB: 0 BB: 0 P: 3	R: 0 E: 0 K: 0 S: 3	H: 0 LOB: 1 BB: 1 P: 7	R: 1 E: 1 K: 0 S: 5	H: 2 LOB: 1 BB: 0 P: 5	R: 0 E: 0 K: 1 S: 7	H: 2 LOB: 2 BB: 0 P: 7	R: 1 E: 0 K: 1 S: 6	H: 1 LOB: 0 BB: 0 P: 6	1B: 4 2B: 1 3B: 0 HR: 1	SF: 0 SAC: 0 DP: 1 HBP: 0	WP: 1 PB: 0 SB: 0 CS: 0	PA: 35
PITCHER Dave McNally, L (1,1) ERA: 3.86	IP: 9.0 WLS: W BF: 35 H: 6 R: 2 ER: 1 SO: 3 BB: 2 IBB: 0 HBP: 0 BLK: 0 WP: 1 HR: 1 S: 39 P: 47 ERA: 1.00 WHIP: 0.889																	

AB 33
R 2
H 6
RBI 2
BB 2
SO 3
LOB 10



Batter	1	2	3	4	5	6	7	8	9	AB	R	H	RBI	BB	SO	LOB	BOTTOM			
Don Buford, S (1,7) OBP: 0.403, SLG: 0.422	K	F8		E S 1B HBP		4-3				3	1	0	0	1	1	0	Boston Red Sox @ Baltimore Orioles Memorial Stadium, Baltimore, MD Tue Aug 04 1970, 7:05 PM EDT Att: 39,011 - Unknown			
Paul Blair, R (1,8) OBP: 0.336, SLG: 0.422				S 1B				K		4	2	3	3	1	1	1				
Boog Powell, L (1,3) OBP: 0.422, SLG: 0.595				S 1B						2	1	1	0	2	1	0				
Frank Robinson, R (1,9) OBP: 0.405, SLG: 0.533				FC6-4 IBB						2	1	0	0	2	1	4				
Elrod Hendricks, L (1,2) OBP: 0.310, SLG: 0.389				FC6-4						3	0	1	0	1	0	1				
Brooks Robinson, R (1,5) OBP: 0.345, SLG: 0.439				FC5-6 BB						4	0	0	0	0	0	5				
Davey Johnson, R (1,4) OBP: 0.395, SLG: 0.418				F9						4	0	1	2	0	0	2				
Mark Belanger, R (1,6) OBP: 0.283, SLG: 0.226				L5						4	0	0	0	0	2	3				
Dave McNally, R (1,1) OBP: 0.263, SLG: 0.231				K						4	0	0	0	0	3	0				
Inning Stats	R: 3 E: 0 K: 1 S: 7	H: 2 LOB: 2 BB: 3 P: 19	R: 0 E: 0 K: 2 S: 8	H: 1 LOB: 2 BB: 1 P: 12	R: 0 E: 0 K: 0 S: 3	H: 0 LOB: 0 BB: 0 P: 3	R: 1 E: 1 K: 2 S: 8	H: 1 LOB: 2 BB: 1 P: 13	R: 0 E: 0 K: 1 S: 6	H: 1 LOB: 1 BB: 0 P: 6	R: 1 E: 0 K: 2 S: 8	H: 1 LOB: 0 BB: 0 P: 8	R: 0 E: 0 K: 0 S: 3	H: 0 LOB: 1 BB: 1 P: 7	R: 0 E: 0 K: 1 S: 5	H: 0 LOB: 1 BB: 1 P: 9		1B: 4 2B: 0 3B: 0 HR: 2	SF: 0 SAC: 0 DP: 0 HBP: 1	WP: 0 PB: 0 SB: 2 CS: 0
PITCHER Ray Culp, R (1,1) ERA: 3.0	IP: 5.0 WLS: L BF: 26 H: 5 R: 4 ER: 3 SO: 6 BB: 4 IBB: 1 HBP: 1 BLK: 0 WP: 0 HR: 1 S: 32 P: 53 ERA: 5.40 WHIP: 1.800																			
Ken Brett, L (6,1) ERA: 4.15	IP: 2.0 WLS: 8 BF: 1 H: 1 R: 1 ER: 1 SO: 2 BB: 1 IBB: 0 HBP: 0 BLK: 0 WP: 0 HR: 1 S: 11 P: 15 ERA: 4.50 WHIP: 1.000																			
Sparky Lyle, L (8,1) ERA: 4.44	IP: 1.0 WLS: 4 BF: 0 H: 0 R: 0 ER: 0 SO: 1 BB: 1 IBB: 0 HBP: 0 BLK: 0 WP: 0 HR: 0 S: 5 P: 9 ERA: 0.00 WHIP: 1.000																			


AB 30
R 5
H 6
RBI 5
BB 7
SO 9
LOB 16



Batter	1	2	3	4	5	6	7	8	9	AB	R	H	RBI	BB	SO	LOB	TOP		
Mike Andrews, R OBP: 0.315, SLG: 0.348 (1, 4)	0-0 4-3		0-0 F8			0-0 5-3		0-0 5-3		4	0	0	0	0	0	1			
Reggie Smith, S OBP: 0.387, SLG: 0.495 (1, 8)	0-0 6-3			0-0 5-3 BB 1B		0-0 L1		0-0 5-3		4	0	1	0	0	0	1			
Carl Yastrzemski, L OBP: 0.452, SLG: 0.609 (1, 3)	0-0 6-3			4-0 5-3 BB 1-2		0-3 K		0-3 K	0-3 K	3	0	0	0	1	2	0			
Tony Conigliaro, R OBP: 0.335, SLG: 0.473 (1, 9)		0-0 F5		0-0 5-3 1-2 2-3			0-0 F7		0-0 1B	4	0	1	0	0	0	2			
Rico Petrocelli, R OBP: 0.318, SLG: 0.448 (1, 6)		0-0 1-3		0-3 K			0-0 1B		0-0 F5	4	0	1	0	0	1	3			
Billy Conigliaro, R OBP: 0.347, SLG: 0.513 (1, 7)		4-0 BB		0-3 K			0-0 F9		0-0 F4	3	0	0	0	1	1	4			
John Kennedy, R OBP: 0.301, SLG: 0.466 (1, 5)		0-3 K		0-0 F9			0-0 F8			3	0	0	0	0	1	2			
Tom Satriano, L OBP: 0.361, SLG: 0.431 (1, 2)			0-0 F8		0-3 K			0-0 2B		3	0	1	0	0	1	0			
Sonny Siebert, R OBP: 0.130, SLG: 0.135 (8, PH)			0-0 6-3		0-0 6-3			0-3 K		2	0	0	0	0	0	0			
Dick Schofield, S OBP: 0.290, SLG: 0.236 (8, 1)										1	0	0	0	0	1	1			
Gary Wagner, R OBP: 0.250, SLG: 0.250 (8, 1)										0	0	0	0	0	0	0			
Inning Stats	R: 0 E: 0 K: 0 S: 3	H: 0 LOB: 0 BB: 0 P: 3	R: 0 E: 0 K: 1 S: 5	H: 0 LOB: 1 BB: 1 P: 9	R: 0 E: 0 K: 0 S: 3	H: 0 LOB: 0 BB: 0 P: 3	R: 0 E: 0 K: 2 S: 8	H: 1 LOB: 2 BB: 1 P: 12	R: 0 E: 0 K: 1 S: 5	H: 0 LOB: 0 BB: 0 P: 5	R: 0 E: 0 K: 0 S: 4	H: 1 LOB: 1 BB: 0 P: 4	R: 0 E: 0 K: 1 S: 6	H: 1 LOB: 1 BB: 0 P: 6	R: 0 E: 0 K: 1 S: 6	H: 1 LOB: 1 BB: 0 P: 6	1B: 3 2B: 1 3B: 0 HR: 0	SF: 0 SAC: 0 DP: 0 HBP: 0	WP: 0 PA: 33 PB: 0 SB: 0 CS: 0
PITCHER Jim Palmer, R ERA: 2.7 (1, 1)	IP: 9.0 WLS: W BF: 33 H: 4 R: 0 ER: 0 SO: 7 BB: 2 IBB: 0 HBP: 0 BLK: 0 WP: 0 HR: 0 S: 45 P: 53 ERA: 0.00 WHIP: 0.667															PITCHER IP: 9.0 WLS: W BF: 33 H: 4 R: 0 ER: 0 SO: 7 BB: 2 IBB: 0 HBP: 0 BLK: 0 WP: 0 HR: 0 S: 45 P: 53 ERA: 0.00 WHIP: 0.667			

Boston Red Sox @ Baltimore Orioles
Memorial Stadium, Baltimore, MD
Wed Aug 05 1970, 7:05 PM EDT
Att: 16,747 - Unknown


AB	31
R	0
H	4
RBI	0
BB	2
SO	7
LOB	14



Batter	1	2	3	4	5	6	7	8	9	AB	R	H	RBI	BB	SO	LOB	BOTTOM		
Don Buford, S OBP: 0.401, SLG: 0.421 (1, 7)	0-0 1B 1B	0-0 SF9		0-3 K			0-0 F4			3	1	1	1	0	1	1			
Paul Blair, R OBP: 0.338, SLG: 0.421 (1, 8)	0-0 1B 1-2	0-3 K		4-0 G3-6-1 BB			0-0 F8			3	1	1	0	1	1	1			
Boog Powell, L OBP: 0.421, SLG: 0.591 (1, 3)	0-0 F7		0-0 1B		0-0 G3-6-1 1-2		0-0 E4 FC5 1B			4	0	1	0	0	0	3			
Merv Rettenmund, R OBP: 0.375, SLG: 0.526 (1, 9)	0-0 1B 1-2 2H	0-0 K		0-0 G6-4-3 1B		0-0 5-3		0-0 1B		4	0	3	1	0	0	0			
Eliot Hendricks, L OBP: 0.309, SLG: 0.386 (1, 2)	0-0 6-3 1B		0-0 F9		0-3 K		0-0 F8			4	0	1	1	0	1	4			
Brooks Robinson, R OBP: 0.342, SLG: 0.435 (1, 5)	0-0 6-3 1-2		0-0 G6-4-3 1-2		0-0 F3		0-0 FC5			4	0	0	0	0	0	6			
Davey Johnson, R OBP: 0.394, SLG: 0.418 (1, 4)		0-0 SH SF9 1B		0-0 F4		0-0 5-3				3	1	1	0	0	0	0			
Bobby Grich, R OBP: 0.289, SLG: 0.317 (1, 6)		0-0 F9		0-3 K			0-0 F8			3	0	0	0	0	1	1			
Jim Palmer, R OBP: 0.208, SLG: 0.227 (1, 1)		0-0 SH		0-0 1B			0-0 1-3			2	0	1	0	0	0	0			
Inning Stats	R: 2 E: 0 K: 0 S: 6	H: 4 LOB: 2 BB: 0 P: 6	R: 1 E: 1 K: 1 S: 7	H: 1 LOB: 1 BB: 0 P: 7	R: 0 E: 0 K: 0 S: 4	H: 2 LOB: 1 BB: 0 P: 4	R: 0 E: 0 K: 2 S: 8	H: 1 LOB: 1 BB: 0 P: 8	R: 0 E: 0 K: 0 S: 2	H: 0 LOB: 0 BB: 1 P: 6	R: 0 E: 0 K: 1 S: 5	H: 0 LOB: 0 BB: 0 P: 5	R: 0 E: 1 K: 0 S: 3	H: 1 LOB: 2 BB: 0 P: 5	R: 0 E: 0 K: 0 S: 5	H: 1 LOB: 2 BB: 0 P: 5	1B: 9 2B: 0 3B: 0 HR: 0	SF: 1 SAC: 1 DP: 2 HBP: 0	WP: 0 PA: 33 PB: 0 SB: 0 CS: 0
PITCHER Sonny Siebert, R ERA: 3.41 Gary Wagner, R ERA: 3.95 (8, 1)	IP: 7.0 WLS: L BF: 28 H: 8 R: 3 ER: 2 SO: 4 BB: 1 IBB: 0 HBP: 0 BLK: 0 WP: 0 HR: 0 S: 35 P: 39 ERA: 2.57 WHIP: 1.286															PITCHER IP: 1.0 WLS: L BF: 5 H: 1 R: 0 ER: 0 SO: 0 BB: 0 IBB: 0 HBP: 0 BLK: 0 WP: 0 HR: 0 S: 5 P: 5 ERA: 0.00 WHIP: 1.000			

Boston Red Sox @ Baltimore Orioles
Memorial Stadium, Baltimore, MD
Wed Aug 05 1970, 7:05 PM EDT
Att: 16,747 - Unknown

AB	30
R	3
H	9
RBI	3
BB	1
SO	4
LOB	16



Batter	1	2	3	4	5	6	7	8	9	AB	R	H	RBI	BB	SO	LOB	TOP																					
Mike Andrews, R OBP: 0.316, SLG: 0.356 (1,4)	5-3			6-3		1B 1B	6-3			4	1	1	0	0	0	0																						
Reggie Smith, S OBP: 0.385, SLG: 0.490 (1,8)	4-3			1B 1B		1B 2B		5-3		4	2	2	0	0	0	0																						
Carl Yastrzemski, L OBP: 0.453, SLG: 0.698 (1,3)	L5			1B 1B		2B 1B		CS BB		3	0	2	1	1	0	0																						
Tony Conigliaro, R OBP: 0.336, SLG: 0.473 (1,9)		5-3		1B 1B		1B 2B		F4		4	0	2	2	0	0	1																						
Rico Petrocelli, R OBP: 0.317, SLG: 0.441 (1,6)		F8		F9		FC6-4 IBB		F8		3	0	0	0	1	0	1																						
Billy Conigliaro, R OBP: 0.339, SLG: 0.498 (1,7)		CS 1B			5-3	K		E2 6-3		4	0	1	0	0	1	3																						
John Kennedy, R OBP: 0.290, SLG: 0.452 (1,5)		CS 1-2	4-3		F8	FC6-4 1-2		6-3		4	0	0	0	0	0	4																						
Jerry Moses, R OBP: 0.315, SLG: 0.391 (1,2)				FC8-4 2B	F9		F6		IBB	3	0	1	0	1	0	0																						
Cal Koonce, R Gary Wagner, R Ken Brett, L OBP: 0.286, SLG: 0.368 (1,1)				FC8-4-3 2-3		5-3	K		K	4	0	0	0	0	2	3																						
Inning Stats	R: 0 E: 0 K: 0 S: 3	H: 0 LOB: 0 BB: 0 P: 3	R: 0 E: 0 K: 0 S: 3	H: 1 LOB: 0 BB: 0 P: 3	R: 0 E: 0 K: 0 S: 3	H: 1 LOB: 0 BB: 0 P: 3	R: 1 E: 0 K: 0 S: 5	H: 3 LOB: 1 BB: 0 P: 5	R: 0 E: 0 K: 0 S: 3	H: 0 LOB: 0 BB: 0 P: 3	R: 2 E: 0 K: 1 S: 9	H: 4 LOB: 3 BB: 1 P: 13	R: 0 E: 0 K: 1 S: 5	H: 0 LOB: 0 BB: 0 P: 5	R: 0 E: 0 K: 0 S: 2	H: 0 LOB: 0 BB: 1 P: 6	R: 0 E: 0 K: 1 S: 6	H: 0 LOB: 2 BB: 1 P: 10	1B: 7 2B: 3 3B: 0 HR: 0	SF: 0 SAC: 0 DP: 1 HBP: 0	WP: 0 PB: 0 CS: 2	PA: 37																
PITCHER	IP	WLS	BF	H	R	ER	SO	BB	IBB	HBP	BLK	WP	HR	S	P	ERA	WHIP	PITCHER				IP	WLS	BF	H	R	ER	SO	BB	IBB	HBP	BLK	WP	HR	S	P	ERA	WHIP
Jim Hannan, R ERA: 3.51 (1,1)	5.1	L	22	9	3	3	0	0	0	0	0	0	0	22	22	5.06	1.688																					
Joe Grzenda, L ERA: 4.79 (6,1)	2.2		9	0	0	0	2	1	1	0	0	0	0	11	19	0.00	0.375																					
Horacio Pina, R ERA: 2.7 (9,1)	1.0		5	0	0	0	1	0	1	0	0	0	0	6	10	0.00	0.000																					

Boston Red Sox @ Washington Senators
 Robert F. Kennedy Memorial Stadium, Washington, DC
 Fri Aug 07 1970, 7:05 PM EDT
 Att: 14,905 - Unknown

AB 33
 R 3
 H 9
 RBI 3
 BB 3
 SO 3
 LOB 12



Batter	1	2	3	4	5	6	7	8	9	AB	R	H	RBI	BB	SO	LOB	BOTTOM																					
Ed Stroud, L OBP: 0.344, SLG: 0.355 (1,8)	G3			PB WP G3 1B		G3		5-3		4	1	1	0	0	0	1																						
Del Unser, L OBP: 0.302, SLG: 0.315 (1,9)	4-3			G3		1-3		BB 1B		4	0	1	0	0	0	1																						
Frank Howard, R Wayne Comer, R OBP: 0.277, SLG: 0.212 (9, PR)	6-3			6-3		L8		BB BB 1-2 BB		3	0	0	0	1	0	1																						
Mike Epstein, L OBP: 0.363, SLG: 0.447 (1,3)		4-3		2-3 3-H 2B		F7		K		4	0	1	0	0	1	2																						
Aurelio Rodriguez, R OBP: 0.302, SLG: 0.417 (1,5)		6-3		K		6-3		F7		4	0	0	0	0	1	3																						
Bernie Allen, L Rick Reichardt, R OBP: 0.345, SLG: 0.520 (9, PH)				CS 1B		F9		3-1		3	0	1	0	0	0	0																						
Ed Brinkman, R OBP: 0.340, SLG: 0.323 (1,6)		CS 1-2	4-3		1-3			FC3-6 1B		3	0	1	0	0	0	0																						
Jim French, L OBP: 0.372, SLG: 0.257 (1,2)				F8		1B		FC3-6 1-3		3	0	1	0	0	0	1																						
Jim Hannan, R Joe Grzenda, R Lee Mays, L Horacio Pina, R OBP: 0.329, SLG: 0.407 (9,1)				K		F7		1-3		2	0	0	0	0	1	1																						
Inning Stats	R: 0 E: 0 K: 0 S: 3	H: 0 LOB: 0 BB: 0 P: 3	R: 0 E: 0 K: 0 S: 3	H: 1 LOB: 0 BB: 0 P: 3	R: 0 E: 0 K: 1 S: 5	H: 0 LOB: 0 BB: 0 P: 5	R: 1 E: 0 K: 1 S: 7	H: 2 LOB: 1 BB: 0 P: 7	R: 0 E: 0 K: 0 S: 4	H: 1 LOB: 1 BB: 0 P: 4	R: 0 E: 0 K: 0 S: 3	H: 0 LOB: 0 BB: 0 P: 3	R: 0 E: 0 K: 0 S: 3	H: 0 LOB: 0 BB: 0 P: 3	R: 0 E: 0 K: 0 S: 4	H: 1 LOB: 1 BB: 0 P: 4	R: 0 E: 0 K: 2 S: 8	H: 1 LOB: 2 BB: 1 P: 12	1B: 5 2B: 1 3B: 0 HR: 0	SF: 0 SAC: 0 DP: 0 HBP: 0	WP: 1 PB: 1 SB: 0 CS: 1	PA: 34																
PITCHER	IP	WLS	BF	H	R	ER	SO	BB	IBB	HBP	BLK	WP	HR	S	P	ERA	WHIP	PITCHER				IP	WLS	BF	H	R	ER	SO	BB	IBB	HBP	BLK	WP	HR	S	P	ERA	WHIP
Cal Koonce, R ERA: 3.12 (1,1)																																						
Gary Wagner, R ERA: 3.99 (9,1)	0.0		1	0	0	0	0	1	0	0	0	0	0	4																								
Ken Brett, L ERA: 4.1 (9,1)	1.0	S	3	0	0	0	2	0	0	0	0	0	0	7	7	0.00	0.000																					

Boston Red Sox @ Washington Senators
 Robert F. Kennedy Memorial Stadium, Washington, DC
 Fri Aug 07 1970, 7:05 PM EDT
 Att: 14,905 - Unknown

AB 32
 R 1
 H 6
 RBI 0
 BB 1
 SO 4
 LOB 13



Batter	1	2	3	4	5	6	7	8	9	AB	R	H	RBI	BB	SO	LOB	TOP					
Dick McAuliffe, L (1,6) OBP: 0.386, SLG: 0.384	4-1		K			4-3		FC6-4	SF8	4	0	1	2	0	1	0	Detroit Tigers @ Boston Red Sox Fenway Park, Boston, MA Sun Aug 09 1970, 3:33 AM EDT Att: 27,188 - Unknown					
Mickey Stanley, R (1,8) OBP: 0.329, SLG: 0.422	K		L5			6-3		FC6-4	K	5	0	0	1	0	2	3						
Jim Northrup, L (1,9) OBP: 0.343, SLG: 0.509	BB			F4		K				4	0	2	0	0	1	0						
Gates Brown, L (1,7) OBP: 0.333, SLG: 0.375	1B			3-1				F6	F4	3	0	0	0	1	0	2						
Norm Cash, L (1,3) OBP: 0.385, SLG: 0.461	F4			F7				F2		3	1	0	0	1	0	2						
Dalton Jones, L (1,4) OBP: 0.340, SLG: 0.348			K			G1-6-3		4-3		3	1	1	0	1	1	0						
Don Wert, R (1,5) OBP: 0.319, SLG: 0.357			K			G1-6-3		F8	SF8	4	0	1	1	0	1	1						
Jim Price, R (1,2) OBP: 0.316, SLG: 0.273	5-3							1B		1	1	0	0	3	0	0						
Mickey Lolich, S (1,1) Lerrin LaGrow, R (1,1) Kevin Hiller, L (5,PH) John Hiller, R (5,1) Russ Nagelson, R (8,PH) Mike Kikenny, R (8,1) Al Kaline, R (9,PH)			6-3			F7		1B	K	0	0	0	0	0	0	0						
Inning Stats	R: 0 E: 0 K: 1 S: 6	H: 1 LOB: 2 BB: 1 P: 10	R: 0 E: 0 K: 2 S: 7	H: 0 LOB: 0 BB: 0 P: 7	R: 0 E: 0 K: 1 S: 5	H: 0 LOB: 0 BB: 0 P: 5	R: 0 E: 0 K: 0 S: 3	H: 0 LOB: 0 BB: 0 P: 3	R: 0 E: 0 K: 1 S: 5	H: 1 LOB: 1 BB: 0 P: 7	R: 0 E: 0 K: 1 S: 5	H: 0 LOB: 0 BB: 0 P: 5	R: 0 E: 0 K: 0 S: 3	H: 0 LOB: 0 BB: 0 P: 3	R: 2 E: 0 K: 0 S: 6	H: 3 LOB: 2 BB: 1 P: 10		R: 2 E: 0 K: 2 S: 8	H: 1 LOB: 2 BB: 3 P: 20	1B: 6 2B: 0 3B: 0 HR: 0	SF: 1 SAC: 0 DP: 1 HBP: 0	WP: 0 PB: 0 SB: 0 CS: 0
PITCHER	IP WLS BF H R ER SO BB IBB HBP BLK WP HR S P ERA WHIP	8.0 W 34 6 4 4 5 5 0 0 0 0 0 39 59 4.50 1.375	1.0 S 4 0 0 0 2 1 0 0 0 0 0 0 7 11 0.00 1.000																			

Batter	1	2	3	4	5	6	7	8	9	AB	R	H	RBI	BB	SO	LOB	BOTTOM			
Mike Andrews, R (1,4) OBP: 0.316, SLG: 0.353	F6			WP	K			FC6-4		5	0	1	0	0	1	3	Detroit Tigers @ Boston Red Sox Fenway Park, Boston, MA Sun Aug 09 1970, 3:33 AM EDT Att: 27,188 - Unknown			
Reggie Smith, S (1,8) OBP: 0.381, SLG: 0.483	K	K		FC4-2				F7		4	1	1	0	0	2	0				
George Thomas, R (7,7) OBP: 0.393, SLG: 0.509				WP				F8		1	0	0	0	0	0	1				
Carl Yastrzemski, L (1,3) Don Pavletich, R (7,3) OBP: 0.453, SLG: 0.611 OBP: 0.200, SLG: 0.143	HR	6-3		FC4-2				K		4	2	1	0	0	1	2				
Tony Conigliaro, R (1,9) OBP: 0.338, SLG: 0.473	HR			F8				5-3		4	1	3	1	0	0	0				
Rico Petrocelli, R (1,6) OBP: 0.319, SLG: 0.448	HR	5-3		F8				F9		4	1	1	3	0	0	3				
Billy Conigliaro, R (1,7) OBP: 0.547, SLG: 0.512	HR			6-3				6-3		4	1	2	2	0	0	0				
John Kennedy, R (1,5) OBP: 0.302, SLG: 0.466	1B			FC1-6				K		3	1	1	0	1	1	2				
Jerry Moses, R (1,2) OBP: 0.314, SLG: 0.389	1B			FC1-6				6-3		4	0	1	1	0	1	1				
Ray Culp, R (1,1) Gary Wagner, R (9,1) OBP: 0.132, SLG: 0.134 OBP: 0.250, SLG: 0.250	1B			K				FC6-4		3	0	1	0	1	2	1				
Inning Stats	R: 5 E: 0 K: 1 S: 12	H: 7 LOB: 2 BB: 0 P: 12	R: 0 E: 0 K: 1 S: 6	H: 1 LOB: 1 BB: 0 P: 6	R: 0 E: 0 K: 1 S: 5	H: 0 LOB: 1 BB: 1 P: 9	R: 2 E: 0 K: 0 S: 7	H: 4 LOB: 2 BB: 0 P: 7	R: 0 E: 0 K: 3 S: 9	H: 0 LOB: 0 BB: 0 P: 9	R: 0 E: 0 K: 1 S: 5	H: 0 LOB: 0 BB: 0 P: 5	R: 0 E: 0 K: 1 S: 5	H: 0 LOB: 0 BB: 0 P: 5	R: 0 E: 0 K: 0 S: 3	H: 0 LOB: 1 BB: 1 P: 7	1B: 9 2B: 1 3B: 0 HR: 2	SF: 0 SAC: 0 DP: 0 HBP: 0	WP: 1 PB: 0 SB: 0 CS: 0	PA: 38
PITCHER	IP WLS BF H R ER SO BB IBB HBP BLK WP HR S P ERA WHIP	0.2 L 9 7 5 2 2 2 0 0 0 0 1 0 19 23 67.50 10.500	3.1 16 5 2 2 2 1 0 0 0 0 1 0 19 23 5.40 1.800	7.04 9 0 0 5 0 0 0 0 0 0 0 19 19 0.00 0.000	3.19 4 0 0 0 0 1 0 0 0 0 0 0 3 7 0.00 1.000															



Batter	1	2	3	4	5	6	7	8	9	AB	R	H	RBI	BB	SO	LOB	TOP			
Dick McAuliffe, L (1,4) OBP: 0.382, SLG: 0.379 (7,6)	F3		L9		F6			G3	K	5	0	0	0	0	1	2				
Mickey Stanley, R (1,8) OBP: 0.332, SLG: 0.429	3B		K		1B			K	1B	4	1	2	0	1	2	0				
Al Kaline, R (1,9) OBP: 0.378, SLG: 0.469	L7		1B		L7			2B	FC 1B	5	2	2	0	0	0	4				
Jim Northrup, L (1,7) OBP: 0.346, SLG: 0.520	F4		HR		1B			1-3	1B	5	2	3	4	0	0	2				
Norm Cash, L (1,3) OBP: 0.386, SLG: 0.460		F6	K					G4-6-3 1B	1B	5	0	2	2	0	1	1				
Bill Freehan, R (1,2) OBP: 0.330, SLG: 0.421		2B			F3			L6	K	4	2	1	0	1	1	1				
Don Wert, R (1,5) OBP: 0.322, SLG: 0.363		2B			F8			1B	FC5 1B	4	1	2	1	0	0	2				
Cesar Gutierrez, R (1,6) OBP: 0.266, SLG: 0.297 (7, PH)		2B			1-3			G5-6-3 1B	1B	2	0	0	0	0	0	1				
Dalton Jones, L (7, PH) OBP: 0.343, SLG: 0.352 (7, 4)		6-3			1-3			G5-6-3 1-2	1B	2	1	1	0	0	0	1				
Joe Niekro, R (1,1) Daryl Patterson, L (3,1) Kevin Collins, L (5, PH) John Hiller, R (5,1) Russ Nagelson, R (7, PH) Fred Scherman, L (7,1) Gates Brown, L (9, PH)		K			F4			3-1	FC 1B	1	0	0	0	0	0	1				
Inning Stats	R: 0 E: 0 K: 0 S: 4	H: 1 LOB: 1 BB: 0 P: 4	R: 1 E: 0 K: 1 S: 7	H: 2 LOB: 1 BB: 0 P: 7	R: 2 E: 0 K: 2 S: 9	H: 2 LOB: 0 BB: 0 P: 9	R: 0 E: 0 K: 0 S: 3	H: 0 LOB: 0 BB: 0 P: 3	R: 0 E: 0 K: 0 S: 4	H: 1 LOB: 1 BB: 0 P: 4	R: 0 E: 0 K: 0 S: 3	H: 1 LOB: 0 BB: 0 P: 3	R: 0 E: 0 K: 1 S: 6	H: 1 LOB: 1 BB: 0 P: 6	R: 7 E: 1 K: 2 S: 13	H: 5 LOB: 1 BB: 2 P: 21	1B: 9 2B: 3 3B: 1 HR: 1	SF: 0 SAC: 0 DP: 2 HBP: 0	WP: 0 PB: 0 SB: 0 CS: 0	PA: 42
PITCHER	IP WLS BF H R ER SO BB IBB HBP BLK WP HR S P ERA WHIP																			
Sonny Siebert, R (1,1) ERA: 3.52	8.1 W 36 12 7 5 4 1 0 0 0 0 1 43 47 5.40 1.560																			
Sparky Lytle, L (9,1) ERA: 4.69	0.1 S 5 2 3 0 1 1 0 0 0 0 0 0 6 10 0.00 9.000																			
Chuck Hartenstein, R (9,1) ERA: 5.7	0.1 S 1 0 0 0 1 0 0 0 0 0 0 0 3 3 0.00 0.000																			

Detroit Tigers @ Boston Red Sox
Fenway Park, Boston, MA
Mon Aug 10 1970, 3:33 AM EDT
Att: 21,959 - Unknown

AB 40
R 10
H 14
RBI 9
BB 2
SO 6
LOB 15



Batter	1	2	3	4	5	6	7	8	9	AB	R	H	RBI	BB	SO	LOB	BOTTOM			
Mike Andrews, R (1,4) OBP: 0.312, SLG: 0.349	L7	F7		F8	L8			F8		5	0	0	0	0	0	1				
Reggie Smith, S (1,8) OBP: 0.366, SLG: 0.486	1B		1B	1B	1B	1B	6-3			4	3	3	0	1	0	0				
Carl Yastrzemski, L (1,3) Don Pavletich, R (6, PH) OBP: 0.238, SLG: 0.189 (7, 3)	K		1B	1B	1B	2B		1B	1B	3	2	2	0	0	1	1				
Tony Conigliaro, R (1,9) George Thomas, R (7,7) OBP: 0.403, SLG: 0.517	L5		SF8	HR	1B	SF4		1B	1B	2	1	1	3	0	0	1				
Rico Petrocelli, R (1,6) OBP: 0.320, SLG: 0.449		6-3	1B	K		2B		K		4	1	1	0	1	2	4				
Billy Conigliaro, R (1,7) OBP: 0.353, SLG: 0.528 (7, 9)	L9		1B	HR		K		K	1B	5	1	3	4	0	1	2				
John Kennedy, R (1,5) OBP: 0.313, SLG: 0.467	2B		1B	L9		IBB		F3		4	1	2	2	1	0	2				
Tom Satriano, L (1,2) OBP: 0.352, SLG: 0.423	1B	F7		F2	K			G3		5	1	1	1	0	1	7				
Sonny Siebert, R (1,1) Sparky Lytle, L (9,1) Chuck Hartenstein, R (9,1)	1B	F3		L9		K		K		4	0	1	1	0	1	2				
Inning Stats	R: 0 E: 0 K: 1 S: 6	H: 3 LOB: 1 BB: 0 P: 6	R: 2 E: 0 K: 0 S: 6	H: 3 LOB: 1 BB: 0 P: 6	R: 3 E: 0 K: 0 S: 7	H: 4 LOB: 2 BB: 1 P: 11	R: 4 E: 0 K: 1 S: 8	H: 3 LOB: 1 BB: 1 P: 12	R: 0 E: 0 K: 0 S: 3	H: 0 LOB: 0 BB: 0 P: 3	R: 1 E: 0 K: 2 S: 10	H: 3 LOB: 3 BB: 1 P: 14	R: 0 E: 0 K: 1 S: 5	H: 0 LOB: 0 BB: 0 P: 5	R: 1 E: 0 K: 1 S: 8	H: 3 LOB: 2 BB: 0 P: 8	1B: 14 2B: 2 3B: 0 HR: 1	SF: 2 SAC: 0 DP: 0 HBP: 0	WP: 0 PB: 0 SB: 0 CS: 0	PA: 44
PITCHER	IP WLS BF H R ER SO BB IBB HBP BLK WP HR S P ERA WHIP																			
Joe Niekro, R (1,1) ERA: 3.65	2.1 L 15 7 5 5 1 1 0 0 0 0 0 1 11 15 21.60 3.000																			
Daryl Patterson, R (3,1) ERA: 4.79	1.2 10 4 4 4 1 1 0 0 0 0 0 0 11 15 21.60 3.000																			
John Hiller, L (5,1) ERA: 3.23	2.0 10 3 1 1 2 0 1 0 0 0 0 0 13 17 4.50 1.500																			
Fred Scherman, L (7,1) ERA: 3.47	2.0 9 3 1 1 2 0 0 0 0 0 0 0 13 13 4.50 1.500																			

Detroit Tigers @ Boston Red Sox
Fenway Park, Boston, MA
Mon Aug 10 1970, 3:33 AM EDT
Att: 21,959 - Unknown

AB 39
R 11
H 17
RBI 11
BB 3
SO 6
LOB 20




Batter	1	2	3	4	5	6	7	8	9	AB	R	H	RBI	BB	SO	LOB	TOP			
Pat Kelly, L (1.9) OBP: 0.343, SLG: 0.331	4-0 1B BB	0-3 K			0-0 F6	0-3 K		0-0 L8		4	0	0	0	1	2	6				
Cookie Rojas, R (1.4) OBP: 0.282, SLG: 0.307	0-0 F8		0-0 5-3		0-0 3B 2B	0-0 F9			0-0 HR 1B	5	2	2	0	0	0	4				
Amos Otis, R (1.8) OBP: 0.347, SLG: 0.436	0-0 BB 1B		0-3 K		0-0 F4		0-0 F8		0-0 F3	5	0	1	0	0	1	3				
Lou Piniella, R (1.7) OBP: 0.351, SLG: 0.456	4-0 1-2 BB		0-0 F8		0-0 3B		0-0 F5		0-0 L9	4	0	1	2	1	0	1				
Bob Oliver, R (1.3) OBP: 0.309, SLG: 0.477	0-3 K			0-0 F2	0-0 6-3		0-0 2B		0-0 HR	5	1	2	2	0	1	4				
Paul Schaaf, R (1.5) OBP: 0.342, SLG: 0.318	0-0 F6			0-0 L8		0-0 2B 1B	0-0 5-3		0-0 5-3	5	0	1	0	0	0	4				
Rich Severson, R (1.6) OBP: 0.305, SLG: 0.359		0-3 K		0-0 1B		0-0 1-3 2B		0-0 6-3 2B		4	0	3	0	0	1	0				
Ellie Rodriguez, R (1.2) OBP: 0.318, SLG: 0.321		0-0 1B		0-0 L8		0-0 BB		0-0 6-3		3	0	1	0	1	0	2				
Jim Rooker, R (1.1) OBP: 0.246, SLG: 0.321		0-3 K			0-0 2B 3B 1B		0-3 K		0-3 K	3	1	1	0	0	2	4				
Dave Morehead, R (6.1) OBP: 0.189, SLG: 0.194										0	0	0	0	0	0	0				
Hawk Taylor, R (6. PH) OBP: 0.255, SLG: 0.239										1	0	0	0	0	1	1				
Ken Wright, R (8.1) OBP: 0.255, SLG: 0.239										0	0	0	0	0	0	0				
Inning Stats	R: 0 E: 0 K: 1 S: 6	H: 1 LOB: 3 BB: 2 P: 14	R: 0 E: 0 K: 3 S: 10	H: 1 LOB: 1 BB: 0 P: 10	R: 0 E: 0 K: 1 S: 5	H: 0 LOB: 0 BB: 0 P: 5	R: 0 E: 0 K: 0 S: 4	H: 1 LOB: 1 BB: 0 P: 4	R: 2 E: 0 K: 2 S: 9	H: 3 LOB: 1 BB: 1 P: 13	R: 0 E: 0 K: 0 S: 4	H: 1 LOB: 1 BB: 0 P: 4	R: 0 E: 0 K: 1 S: 6	H: 1 LOB: 1 BB: 0 P: 6	R: 2 E: 0 K: 0 S: 5	H: 2 LOB: 2 BB: 0 P: 5	1B: 6 2B: 4 3B: 1 HR: 1	SF: 0 SAC: 0 DP: 0 HBP: 0	WP: 0 PB: 0 SB: 0 CS: 0	PA: 42
PITCHER Gary Peters, L (1.1) ERA: 4.08	IP: 9.0 WLS: W BF: 42	H: 12 R: 4 ER: 4 SO: 8	BB: 3 IBB: 0 HBP: 0 BLK: 0	WP: 0 HR: 1 S: 55 P: 67	ERA: 4.00 WHIP: 1.667															

Kansas City Royals @ Boston Red Sox
Fenway Park, Boston, MA
Wed Aug 12 1970, 7:05 PM EDT
Unknown - 86 F

livebaseballscorecards.com

AB	39
R	4
H	12
RBI	4
BB	3
SO	8
LOB	29




Batter	1	2	3	4	5	6	7	8	9	AB	R	H	RBI	BB	SO	LOB	BOTTOM			
Mike Andrews, R (1.4) OBP: 0.316, SLG: 0.351	0-0 G3 1B		0-3 K			0-0 2B HR 1B	4-0 1B 2B BB			3	2	2	0	1	1	0				
Reggie Smith, S (1.8) OBP: 0.397, SLG: 0.488	0-0 G3 1-2			0-0 5-3		0-0 HR 2B	0-0 2B 1B			4	2	2	1	0	0	1				
Carl Yastrzemski, L (1.3) OBP: 0.495, SLG: 0.621	0-0 F6			0-0 3-1		0-0 HR 2B	0-0 1-3 2B			4	1	2	5	0	0	1				
Tony Conigliaro, R (1.9) OBP: 0.334, SLG: 0.468	0-3 K			0-3 K		0-0 F5 HR	0-0 F2			4	0	0	0	0	2	2				
Rico Petrocelli, R (1.6) OBP: 0.317, SLG: 0.444		0-0 F4			0-0 F2	0-0 6-3		0-0 F5		4	0	0	0	0	0	0				
Billy Conigliaro, R (1.7) OBP: 0.355, SLG: 0.530		0-0 F4			0-0 F5	4-0 BB		0-0 2B 2B		3	1	1	0	1	0	0				
John Kennedy, R (1.5) OBP: 0.318, SLG: 0.471		0-0 F8			4-0 BB	0-0 F8		0-0 L7-4 2B		3	0	1	1	1	0	1				
Jerry Moses, R (1.2) OBP: 0.310, SLG: 0.384			0-0 6-3		0-0 5-3		0-3 K	0-0 L7-4		4	0	0	0	0	1	2				
Gary Peters, L (1.1) OBP: 0.339, SLG: 0.333			0-0 5-3			4-0 2B 1B BB	0-0 F7			2	1	0	0	1	0	0				
Inning Stats	R: 0 E: 0 K: 1 S: 6	H: 1 LOB: 1 BB: 0 P: 6	R: 0 E: 0 K: 0 S: 3	H: 0 LOB: 0 BB: 0 P: 3	R: 0 E: 0 K: 1 S: 5	H: 0 LOB: 0 BB: 0 P: 5	R: 0 E: 0 K: 1 S: 5	H: 0 LOB: 0 BB: 0 P: 5	R: 0 E: 0 K: 0 S: 3	H: 0 LOB: 1 BB: 1 P: 7	R: 4 E: 0 K: 0 S: 6	H: 3 LOB: 1 BB: 2 P: 14	R: 2 E: 0 K: 1 S: 7	H: 2 LOB: 1 BB: 1 P: 11	R: 1 E: 0 K: 0 S: 4	H: 2 LOB: 0 BB: 0 P: 4	1B: 3 2B: 5 3B: 0 HR: 1	SF: 0 SAC: 0 DP: 1 HBP: 0	WP: 0 PB: 0 SB: 0 CS: 0	PA: 35
PITCHER Jim Rooker, L (1.1) ERA: 3.49	IP: 5.0 WLS: L BF: 21	H: 4 R: 4 ER: 4 SO: 3	BB: 2 IBB: 0 HBP: 0 BLK: 0	WP: 0 HR: 1 S: 25 P: 33	ERA: 7.20 WHIP: 1.200															
Dave Morehead, R (6.1) ERA: 3.51	IP: 2.0 WLS: L BF: 10	H: 2 R: 2 ER: 2 SO: 1	BB: 2 IBB: 0 HBP: 0 BLK: 0	WP: 0 HR: 0 S: 10 P: 18	ERA: 9.00 WHIP: 2.000															
Ken Wright, R (8.1) ERA: 5.24	IP: 1.0 WLS: L BF: 4	H: 2 R: 1 ER: 1 SO: 0	BB: 0 IBB: 0 HBP: 0 BLK: 0	WP: 0 HR: 0 S: 4 P: 4	ERA: 9.00 WHIP: 2.000															

Kansas City Royals @ Boston Red Sox
Fenway Park, Boston, MA
Wed Aug 12 1970, 7:05 PM EDT
Unknown - 86 F

livebaseballscorecards.com

AB	31
R	7
H	8
RBI	7
BB	4
SO	4
LOB	7



Batter	1	2	3	4	5	6	7	8	9	AB	R	H	RBI	BB	SO	LOB	TOP											
Pat Kelly, L OBP: 0.342, SLG: 0.328 (1, 9)	B1		3-1		4-3			CS BB		3	0	0	0	1	0	1	Kansas City Royals @ Boston Red Sox Fenway Park, Boston, MA Wed Aug 12 1970, 7:05 PM EDT Att: 23,450 - Unknown											
Cookie Rojas, R OBP: 0.278, SLG: 0.303 (1, 4)	F8		E5 3B		F8			F6		4	1	0	0	0	0	1												
Amos Otis, R OBP: 0.346, SLG: 0.439 (1, 8)	K		3-H 0-0 3B		6-3			K		4	0	1	1	0	2	1												
Lou Piniella, R OBP: 0.350, SLG: 0.456 (1, 7)		5-3	5-3		6-3			1B 2B		4	1	1	0	0	0	1												
Ed Kirkpatrick, L OBP: 0.312, SLG: 0.412 (1, 2)		FC5-4 1B		3-1	4-3			K		4	0	1	0	0	1	1												
Bob Oliver, R OBP: 0.311, SLG: 0.483 (1, 3)	L8			HR			5-3	1B IBB		3	1	1	1	1	0	1												
Paul Schaal, R OBP: 0.340, SLG: 0.317 (1, 5)	FC5-4 1-2			L5			F9	1-2 2-H 1B		4	0	1	1	0	0	1												
Rich Severson, R OBP: 0.310, SLG: 0.358 (1, 6)			3-1 SH1-4 WP BB	G3			1B	F6		3	1	1	0	1	0	2												
Bob Johnson, L OBP: 0.209, SLG: 0.132 Ted Abernathy, R OBP: 0.167, SLG: 0.167 (7, 1)			SH1-4 1-2		F8		1-3	K		2	0	0	0	0	0	1												
										1	0	0	0	0	1	2												
Inning Stats	R: 0 E: 0 K: 1 S: 5	H: 0 LOB: 0 BB: 0 P: 5	R: 0 E: 0 K: 0 S: 4	H: 1 LOB: 1 BB: 0 P: 4	R: 2 E: 1 K: 0 S: 5	H: 1 LOB: 1 BB: 1 P: 9	R: 1 E: 0 K: 0 S: 4	H: 1 LOB: 0 BB: 0 P: 4	R: 0 E: 0 K: 0 S: 3	H: 0 LOB: 0 BB: 0 P: 3	R: 0 E: 0 K: 0 S: 4	H: 1 LOB: 1 BB: 0 P: 4	R: 0 E: 0 K: 1 S: 5	H: 0 LOB: 1 BB: 1 P: 8	R: 1 E: 0 K: 2 S: 9	H: 2 LOB: 2 BB: 1 P: 13	1B: 3 2B: 2 3B: 1 HR: 1	SF: 0 SAC: 1 DP: 1 HBP: 0	WP: 1 PB: 0 SB: 0 CS: 1	PA: 36								
PITCHER	IP	WLS	BF	H	R	ER	SO	BB	IBB	HBP	BLK	WP	HR	S	P	ERA	WHIP											
Cal Koonce, R ERA: 3.06 Ken Brett, L ERA: 4.15 Chuck Hartenstein, R ERA: 5.61	(1, 1)		7.0	27	4	3	2	1	1	0	0	0	1	1	28	32	2.57	0.714										
	(8, 1)	L	1.1	7	2	1	1	2	1	1	0	0	0	0	9	17	6.75	2.250										
	(9, 1)		0.2	2	0	0	0	1	0	0	0	0	0	0	4	4	0.00	0.000										

AB	32
R	4
H	6
RBI	3
BB	3
SO	4
LOB	12



Batter	1	2	3	4	5	6	7	8	9	AB	R	H	RBI	BB	SO	LOB	BOTTOM											
Dick Schofield, S OBP: 0.291, SLG: 0.234 (1, 4)	3-1		G3			HR 1B			1-3	4	1	1	0	1	0	2	Kansas City Royals @ Boston Red Sox Fenway Park, Boston, MA Wed Aug 12 1970, 7:05 PM EDT Att: 23,450 - Unknown											
Reggie Smith, S OBP: 0.366, SLG: 0.493 (1, 8)	4-3		F5			1-H HR	4-3			4	1	1	2	0	0	2												
Carl Yastrzemski, L OBP: 0.493, SLG: 0.617 (1, 3)					F7			K		4	0	1	0	0	1	0												
Tony Conigliaro, R OBP: 0.331, SLG: 0.463 (1, 9)					K			L9		4	0	0	0	0	2	1												
Rico Petrocelli, R OBP: 0.317, SLG: 0.443 (1, 6)		L8		FC5-4 1B		F7		6-3		4	0	1	0	0	0	0												
Billy Conigliaro, R OBP: 0.357, SLG: 0.538 (1, 7)				FC5-4 1-2			1B 2B	K		4	1	2	0	0	1	1												
Carmen Fanzone, R OBP: 0.333, SLG: 0.273 (1, 5)		L8			K2-3		SH3-4 1B	BB BB		3	0	1	1	1	1	1												
Tom Satriano, L OBP: 0.344, SLG: 0.412 (1, 2)		F7			F9		SH3-4 1-2	F8		3	0	0	0	0	0	2												
Cal Koonce, R Mike Andrews, R Ken Brett, L Chuck Hartenstein, R George Thomas, R	(1, 1) (7, PH) (8, 1) (9, 1) (9, PH)				F8			1-2 BB		2	0	0	0	0	0	0												
Inning Stats	R: 0 E: 0 K: 0 S: 4	H: 1 LOB: 1 BB: 0 P: 4	R: 0 E: 0 K: 0 S: 4	H: 1 LOB: 1 BB: 0 P: 4	R: 0 E: 0 K: 0 S: 3	H: 0 LOB: 0 BB: 0 P: 3	R: 0 E: 0 K: 1 S: 6	H: 1 LOB: 1 BB: 0 P: 6	R: 0 E: 0 K: 1 S: 5	H: 0 LOB: 0 BB: 0 P: 5	R: 2 E: 0 K: 1 S: 7	H: 2 LOB: 2 BB: 0 P: 7	R: 1 E: 0 K: 0 S: 5	H: 2 LOB: 2 BB: 1 P: 9	R: 0 E: 0 K: 1 S: 5	H: 0 LOB: 0 BB: 0 P: 5	R: 0 E: 0 K: 1 S: 5	H: 0 LOB: 2 BB: 2 P: 13	1B: 4 2B: 2 3B: 0 HR: 1	SF: 0 SAC: 1 DP: 0 HBP: 0	WP: 0 PB: 0 SB: 0 CS: 0	PA: 37						
PITCHER	IP	WLS	BF	H	R	ER	SO	BB	IBB	HBP	BLK	WP	HR	S	P	ERA	WHIP											
Bob Johnson, R ERA: 3.18 Ted Abernathy, R ERA: 2.29	(1, 1)		6.2	28	7	3	3	3	1	0	0	0	0	1	33	37	4.05	1.200										
	(7, 1)	W	2.1	9	0	0	0	2	2	0	0	0	0	0	11	19	0.00	0.857										



Batter	1	2	3	4	5	6	7	8	9	AB	R	H	RBI	BB	SO	LOB	TOP			
Cesar Tovar, R OBP: 0.391, SLG: 0.437 (1, 8)										5	0	2	0	0	1	2	Minnesota Twins @ Boston Red Sox Fenway Park, Boston, MA Fri Aug 14 1970, 7:05 PM EDT Att: 27,962 - Unknown - 88 F			
Tony Oliva, L OBP: 0.350, SLG: 0.497 (1, 9)										5	0	1	0	0	0	3				
Harmon Killebrew, R OBP: 0.425, SLG: 0.617 (1, 5)										2	0	0	0	2	0	2				
Rich Reese, L OBP: 0.334, SLG: 0.378 (1, 3)										3	0	0	0	1	1	4				
Brant Aylea, R OBP: 0.375, SLG: 0.503 (1, 7)										4	1	2	1	0	1	5				
Leo Cardenas, R OBP: 0.316, SLG: 0.394 (1, 6)										4	0	1	0	0	2	1				
Danny Thompson, R OBP: 0.296, SLG: 0.320 (1, 4)										4	0	1	0	0	0	1				
Tom Tischinski, R OBP: 0.302, SLG: 0.167 (8, PH)										3	0	0	0	0	1	3				
Paul Ratliff, L OBP: 0.326, SLG: 0.348 (8, 2)										1	0	0	0	0	0	0				
Bill Zepf, R OBP: 0.143, SLG: 0.143 (7, PH)										2	0	0	0	0	2	2				
Inning Stats	R: 0 E: 0 K: 0 S: 4	H: 1 LOB: 2 BB: 1 P: 8	R: 0 E: 0 K: 1 S: 7	H: 2 LOB: 2 BB: 0 P: 7	R: 0 E: 0 K: 1 S: 5	H: 0 LOB: 0 BB: 0 P: 5	R: 1 E: 0 K: 1 S: 6	H: 1 LOB: 0 BB: 0 P: 6	R: 0 E: 0 K: 2 S: 8	H: 1 LOB: 2 BB: 0 P: 12	R: 0 E: 0 K: 1 S: 6	H: 2 LOB: 3 BB: 1 P: 11	R: 0 E: 0 K: 1 S: 5	H: 0 LOB: 0 BB: 0 P: 5	R: 0 E: 0 K: 0 S: 3	H: 1 LOB: 0 BB: 0 P: 3	1B: 7 2B: 1 3B: 0 HR: 1	SF: 0 SAC: 0 DP: 0 HBP: 0	WP: 0 PB: 0 SB: 1 CS: 0	PA: 38
PITCHER Ray Culp, R ERA: 2.97 (1, 1)	IP: 9.0 WLS: W BF: 38 H: 9 R: 1 ER: 1 SO: 8 BB: 3 IBB: 0 HBP: 0 BLK: 0 WP: 0 HR: 1 S: 51 P: 63 ERA: 1.00 WHIP: 1.333															PITCHER				

AB	35
R	1
H	9
RBI	1
BB	3
SO	8
LOB	23



Batter	1	2	3	4	5	6	7	8	9	AB	R	H	RBI	BB	SO	LOB	BOTTOM			
Mike Andrews, R OBP: 0.320, SLG: 0.363 (1, 4)										4	3	3	1	1	0	0	Minnesota Twins @ Boston Red Sox Fenway Park, Boston, MA Fri Aug 14 1970, 7:05 PM EDT Att: 27,962 - Unknown - 88 F			
Reggie Smith, S OBP: 0.397, SLG: 0.498 (1, 8)										4	1	2	2	1	0	3				
Carl Yastrzemski, L OBP: 0.497, SLG: 0.622 (9, 3)										2	1	2	3	3	0	0				
Don Pavletich, R OBP: 0.328, SLG: 0.189 (9, 3)										0	0	0	0	0	0	0				
Tony Conigliaro, R OBP: 0.329, SLG: 0.465 (1, 9)										5	0	0	0	0	1	6				
Rico Petrocelli, R OBP: 0.323, SLG: 0.450 (1, 6)										5	0	0	0	0	1	4				
Billy Conigliaro, R OBP: 0.345, SLG: 0.517 (1, 7)										4	0	0	0	0	0	1				
John Kennedy, R OBP: 0.303, SLG: 0.448 (1, 5)										4	0	0	0	0	0	1				
Jerry Moses, R OBP: 0.313, SLG: 0.388 (1, 2)										4	1	2	0	0	0	2				
Ray Culp, R OBP: 0.139, SLG: 0.141 (1, 1)										4	0	1	0	0	2	1				
Inning Stats	R: 1 E: 0 K: 1 S: 5	H: 1 LOB: 1 BB: 2 P: 13	R: 1 E: 0 K: 1 S: 8	H: 3 LOB: 2 BB: 0 P: 8	R: 0 E: 0 K: 0 S: 3	H: 1 LOB: 1 BB: 1 P: 7	R: 0 E: 0 K: 1 S: 5	H: 0 LOB: 0 BB: 0 P: 5	R: 0 E: 0 K: 0 S: 2	H: 0 LOB: 1 BB: 2 P: 10	R: 1 E: 0 K: 0 S: 5	H: 2 LOB: 1 BB: 0 P: 5	R: 3 E: 2 K: 0 S: 7	H: 2 LOB: 2 BB: 1 P: 11	R: 2 E: 0 K: 1 S: 8	H: 3 LOB: 2 BB: 1 P: 12	1B: 6 2B: 4 3B: 0 HR: 2	SF: 0 SAC: 0 DP: 2 HBP: 0	WP: 0 PB: 0 SB: 0 CS: 1	PA: 42
PITCHER Bill Zepf, R ERA: 2.97 (1, 1)	IP: 6.0 WLS: L BF: 27 H: 7 R: 3 ER: 3 SO: 3 BB: 5 IBB: 0 HBP: 0 BLK: 0 WP: 0 HR: 1 S: 28 P: 48 ERA: 4.50 WHIP: 2.000															PITCHER				
Tom Hall, L ERA: 2.78 (7, 1)	1.1 5 5 4 1 1 0 0 0 0 0 1 13 17 27.00 4.500																			
Pete Hamm, R ERA: 4.5 (8, 1)	0.2 3 0 0 0 0 1 0 0 0 0 0 2 6 0.00 1.500																			

AB	35
R	8
H	12
RBI	7
BB	7
SO	4
LOB	19



Batter	1	2	3	4	5	6	7	8	9	AB	R	H	RBI	BB	SO	LOB	TOP			
Cesar Tovar, R OBP: 0.351, SLG: 0.436 (1, 8)	0-0 4-3 1B	0-0 1B		0-0 L4 1B			0-0 L7		0-0 L7	5	1	2	1	0	0	0				
Rich Reese, L OBP: 0.333, SLG: 0.376 (1, 3)	0-0 2B 1B	0-0 F2		0-0 L4 1-2			0-0 4-3			4	1	1	0	0	0	2				
Tony Oliva, L OBP: 0.351, SLG: 0.499 (1, 9)	0-0 1-H 2B	0-0 2-H 1B		0-0 G3			0-0 L8			4	0	2	2	0	0	0				
Brant Alyea, R OBP: 0.378, SLG: 0.500 Jim Holt, L OBP: 0.294, SLG: 0.328 (8, PR) (8, 7)	4-0 S BB	0-0 4-3			0-0 F2			0-0 5-3 1B		3	0	1	0	1	0	1				
Rick Renick, R OBP: 0.342, SLG: 0.467 (1, 5)	4-0 1-2 BB		0-0 5-3		0-0 F9			0-0 5-3		3	0	0	0	1	0	1				
Leo Cardenas, R OBP: 0.315, SLG: 0.392 (1, 6)	0-3 K		0-0 FC4-2 1B		0-0 6-3			0-0 F9		4	0	1	0	0	1	5				
George Mitterwald, R OBP: 0.273, SLG: 0.365 (1, 2)	0-0 F8		0-0 E8 FC4-2 1-3 1B		0-0 G3			0-3 K		4	0	0	0	0	1	6				
Danny Thompson, R OBP: 0.324, SLG: 0.318 (1, 4)		0-0 SH5-4 1B	0-0 FC4-2		0-0 F9			0-0 L7		4	1	1	0	0	0	2				
Jim Perry, S OBP: 0.288, SLG: 0.352 Stan Williams, R (6, 1) Charlie Manuel, L OBP: 0.283, SLG: 0.282 (9, PH)		0-0 SH5-4	0-0 G3		0-3 K			0-0 4-1		2	0	0	0	0	1	2				
Inning Stats	R: 1 E: 0 K: 1 S: 7	H: 2 LOB: 3 BB: 2 P: 15	R: 2 E: 0 K: 0 S: 6	H: 3 LOB: 1 BB: 0 P: 6	R: 0 E: 1 K: 0 S: 5	H: 1 LOB: 2 BB: 0 P: 5	R: 0 E: 0 K: 0 S: 3	H: 0 LOB: 0 BB: 0 P: 3	R: 0 E: 0 K: 1 S: 5	H: 0 LOB: 0 BB: 0 P: 5	R: 0 E: 0 K: 0 S: 3	H: 0 LOB: 0 BB: 0 P: 3	R: 0 E: 0 K: 1 S: 6	H: 1 LOB: 2 BB: 0 P: 6	R: 0 E: 0 K: 0 S: 3	H: 0 LOB: 0 BB: 0 P: 3	1B: 7 2B: 2 3B: 0 HR: 0	SF: 0 SAC: 1 DP: 1 HBP: 0	WP: 0 PB: 0 SB: 1 CS: 0	PA: 37
PITCHER Sonny Siebert, R ERA: 3.49 (1, 1)	IP: 9.0 WLS: W BF: 37 H: 8 R: 3 ER: 3 SO: 3 BB: 2 IBB: 0 HBP: 0 BLK: 0 WP: 0 HR: 0 S: 41 P: 49 ERA: 3.00 WHIP: 1.111															PITCHER				

Minnesota Twins @ Boston Red Sox
Fenway Park, Boston, MA
Sat Aug 15 1970, 3:33 AM EDT
Att: 25,270 - Unknown - 98 F

AB 34
R 3
H 8
RBI 3
BB 2
SO 3
LOB 19



Batter	1	2	3	4	5	6	7	8	9	AB	R	H	RBI	BB	SO	LOB	BOTTOM			
Mike Andrews, R OBP: 0.322, SLG: 0.365 (1, 4)	0-0 1B G4-6-3		0-0 L5			0-0 F9	0-0 1B IBB			4	1	2	0	0	0	0				
Reggie Smith, S OBP: 0.371, SLG: 0.501 (1, 8)	0-0 1-3 1B G4-6-3		0-0 1B			0-0 E 1B	0-0 SF8			3	1	3	1	0	0	0				
Carl Yastrzemski, L OBP: 0.455, SLG: 0.617 (1, 3)	0-0 1-2 3-H G4-6-3		0-0 4-3			0-0 FC 1B	0-0 1B IBB			3	1	0	0	1	0	3				
Tony Conigliaro, R OBP: 0.326, SLG: 0.460 (1, 9)	0-0 1-3			0-0 F9		0-0 F9	0-0 F2			4	0	0	0	0	0	4				
Rico Petrocelli, R OBP: 0.327, SLG: 0.460 (1, 6)		0-0 HR		0-0 5-3		0-0 1B 1-2 2-H 1B		0-0 1B		4	1	3	2	0	0	0				
Billy Conigliaro, R OBP: 0.507, SLG: 0.517 (1, 7)		0-0 G3		0-3 K		0-0 1-3 2-H 1B		0-0 1B 1-3		4	0	2	1	0	1	0				
John Kennedy, R OBP: 0.296, SLG: 0.436 (1, 5)		0-0 F9			0-3 K	0-0 F3		0-0 F8		4	0	0	0	0	1	3				
Tom Satriano, L OBP: 0.348, SLG: 0.415 (1, 2)		0-0 3-1			0-0 L7		0-0 1B SF8 1B	0-0 1B 1-2		4	1	2	0	0	0	0				
Sonny Siebert, R OBP: 0.129, SLG: 0.133 (1, 1)			0-3 K		0-0 6-3		0-0 F7	0-0 4-3		4	0	0	0	0	1	3				
Inning Stats	R: 1 E: 0 K: 0 S: 4	H: 2 LOB: 0 BB: 0 P: 4	R: 1 E: 0 K: 0 S: 4	H: 1 LOB: 0 BB: 0 P: 4	R: 0 E: 0 K: 1 S: 6	H: 1 LOB: 1 BB: 0 P: 6	R: 0 E: 0 K: 1 S: 5	H: 0 LOB: 0 BB: 0 P: 5	R: 0 E: 0 K: 1 S: 5	H: 0 LOB: 0 BB: 0 P: 5	R: 2 E: 1 K: 0 S: 7	H: 3 LOB: 2 BB: 0 P: 7	R: 1 E: 0 K: 0 S: 5	H: 2 LOB: 2 BB: 1 P: 9	R: 0 E: 0 K: 0 S: 5	H: 3 LOB: 2 BB: 0 P: 5	1B: 11 2B: 0 3B: 0 HR: 1	SF: 1 SAC: 0 DP: 1 HBP: 0	WP: 0 PB: 0 SB: 0 CS: 0	PA: 36
PITCHER Jim Perry, R ERA: 3.07 Stan Williams, R ERA: 2.11 (6, 1)	IP: 5.2 WLS: L BF: 24 H: 7 R: 4 ER: 2 SO: 3 BB: 0 IBB: 0 HBP: 0 BLK: 0 WP: 0 HR: 1 S: 30 P: 30 ERA: 3.18 WHIP: 1.235															PITCHER				

Minnesota Twins @ Boston Red Sox
Fenway Park, Boston, MA
Sat Aug 15 1970, 3:33 AM EDT
Att: 25,270 - Unknown - 98 F

AB 34
R 5
H 12
RBI 4
BB 1
SO 3
LOB 13



Batter	1	2	3	4	5	6	7	8	9	AB	R	H	RBI	BB	SO	LOB	TOP										
Cesar Tovar, R OBP: 0.350, SLG: 0.436 (1, 8)	F9		K	4-3		2B		F8		5	0	1	1	0	1	2											
Danny Thompson, R OBP: 0.292, SLG: 0.311 (1, 4) (7, 5)	4-3		WP HR BB	5-3		6-3		5-3		4	1	0	0	1	0	2											
Harmon Killebrew, R OBP: 0.425, SLG: 0.612 (1, 3)	BB		HR BB	4-3		6-3		F9		3	1	0	0	2	0	0											
Tony Oliva, L OBP: 0.354, SLG: 0.505 (1, 9)	K		HR	HR BB		HR BB		FC5-4 1B		4	2	2	3	1	1	1											
Brant Aleya, R OBP: 0.378, SLG: 0.512 (1, 7)	FC6-4 BB		K	HR		HR		F2		4	1	1	2	1	1	2											
Rick Renick, R OBP: 0.333, SLG: 0.454 Frank Quilici, R OBP: 0.294, SLG: 0.264 (7, 4)	FC6-4 1-2		F4	K2-3		FC5-4 1-2		FC5-4		4	0	0	0	0	1	2											
Leo Cardenas, R OBP: 0.317, SLG: 0.391 (1, 6)	K		BB 2B BB	6-3		BB		BB		2	1	0	0	2	1	1											
George Mitterwald, R OBP: 0.274, SLG: 0.362 (8, PH) Rich Reese, L OBP: 0.333, SLG: 0.375 Pete Hamm, R (8, 1)	K		2B 4-3 BB	F6		F9		F9		2	1	0	0	1	1	1											
Bert Blyleven, R OBP: 0.214, SLG: 0.214 Dick Woodson, R (1, 1) Bob Allison, R (4, PH) Tom Hall, L OBP: 0.152, SLG: 0.162 Ron Perranoski, L OBP: 0.292, SLG: 0.259 Charlie Manuel, R OBP: 0.272, SLG: 0.275 Tom Lischinski, R OBP: 0.162, SLG: 0.167 (8, 2)	F9		F9	4-3 2B		K		L9		0	0	0	0	0	0	0											
Inning Stats	R: 0 E: 0 K: 1 S: 5	H: 0 LOB: 1 BB: 1 P: 9	R: 0 E: 0 K: 2 S: 7	H: 0 LOB: 1 BB: 1 P: 11	R: 3 E: 0 K: 2 S: 8	H: 1 LOB: 0 BB: 2 P: 16	R: 2 E: 0 K: 0 S: 4	H: 1 LOB: 0 BB: 2 P: 12	R: 2 E: 0 K: 1 S: 6	H: 1 LOB: 0 BB: 1 P: 10	R: 0 E: 0 K: 1 S: 6	H: 1 LOB: 1 BB: 0 P: 6	R: 0 E: 0 K: 0 S: 4	H: 1 LOB: 0 BB: 4 P: 4	R: 0 E: 0 K: 0 S: 3	H: 0 LOB: 1 BB: 1 P: 7	R: 0 E: 1 K: 0 S: 4	H: 0 LOB: 1 BB: 0 P: 4	1B: 1 2B: 2 3B: 0 HR: 2	SF: 0 SAC: 0 DP: 0 HBP: 0	WP: 1 PB: 0 SB: 0 CS: 0	PA: 41					
PITCHER	IP	WLS	BF	H	R	ER	SO	BB	IBB	HBP	BLK	WP	HR	S	P	ERA	WHIP										
Ken Brett, L ERA: 4.53 (1, 1)	3.1		18	2	5	5	5	6	0	0	0	1	1	22	46	13.50	2.400										
Chuck Hartenstein, R ERA: 5.59 (4, 1)	2.2		11	2	2	2	2	1	0	0	0	0	1	14	18	6.75	1.125										
Gary Wagner, R ERA: 5.14 (7, 1)	3.0	W	12	1	0	0	0	1	0	0	0	0	0	11	15	0.00	0.667										

Minnesota Twins @ Boston Red Sox
Fenway Park, Boston, MA
Sat Aug 15 1970, 7:05 PM EDT
Att: 23,277 - Unknown - 86 F

AB	33
R	7
H	5
RBI	7
BB	8
SO	7
LOB	13



Batter	1	2	3	4	5	6	7	8	9	AB	R	H	RBI	BB	SO	LOB	BOTTOM										
Mike Andrews, R OBP: 0.325, SLG: 0.363 (1, 4)	HR BB	K		1-2 BB		F5		1-2 2-3 3-H BB		2	1	0	1	3	1	0											
Reggie Smith, S OBP: 0.371, SLG: 0.509 (1, 8)	HR	F8		1-3				F8		5	2	2	2	0	0	5											
Carl Yastrzemski, L OBP: 0.459, SLG: 0.628 (1, 3)	HR		E4 6-3	G5-4-3 1B		SH3-4 1B BB		6-3 2B		4	3	3	1	1	0	0											
Rico Petrocelli, R OBP: 0.326, SLG: 0.457 (1, 6)	K		6-3	G5-4-3		1B SH3-4 1B		6-3		5	1	1	1	0	1	3											
Billy Conigliaro, R OBP: 0.350, SLG: 0.529 (1, 9)	FC5-4 2B		F8	HR 3B		SH3-4		F2		4	1	2	0	0	0	2											
George Thomas, R OBP: 0.426, SLG: 0.581 (1, 7)	FC5-4 BB		K	HR		FC 1B 1B BB		1B 2B		4	3	2	3	1	1	3											
John Kennedy, R OBP: 0.299, SLG: 0.435 (1, 5)	FC5-4		K2-3	F6		BB 1B		1B		5	0	2	2	0	1	2											
Jerry Moses, R OBP: 0.311, SLG: 0.385 (1, 2)	F8		F4	F2		1-2 2-3 3-H 1B		4-3		5	0	1	1	0	0	3											
Ken Brett, L OBP: 0.273, SLG: 0.350 Chuck Hartenstein, R ERA: 3.36 (4, 1) Carmen Fanzone, R OBP: 0.313, SLG: 0.250 Gary Wagner, R OBP: 0.200, SLG: 0.200 (7, 1)	K		BB BB	1-3		K				1	0	0	0	0	1	0											
Inning Stats	R: 3 E: 0 K: 1 S: 8	H: 3 LOB: 2 BB: 2 P: 16	R: 0 E: 0 K: 2 S: 7	H: 0 LOB: 0 BB: 0 P: 7	R: 0 E: 1 K: 1 S: 6	H: 0 LOB: 1 BB: 0 P: 6	R: 0 E: 0 K: 1 S: 5	H: 0 LOB: 2 BB: 2 P: 13	R: 2 E: 0 K: 0 S: 5	H: 3 LOB: 0 BB: 0 P: 5	R: 0 E: 0 K: 0 S: 3	H: 0 LOB: 0 BB: 0 P: 3	R: 4 E: 0 K: 1 S: 10	H: 4 LOB: 3 BB: 2 P: 18	R: 2 E: 0 K: 0 S: 6	H: 3 LOB: 1 BB: 0 P: 6	1B: 5 2B: 4 3B: 1 HR: 3	SF: 0 SAC: 1 DP: 1 HBP: 0	WP: 0 PB: 0 SB: 0 CS: 0	PA: 44							
PITCHER	IP	WLS	BF	H	R	ER	SO	BB	IBB	HBP	BLK	WP	HR	S	P	ERA	WHIP										
Bert Blyleven, R ERA: 3.36 (1, 1)	0.1		3	3	3	3	1	1	0	0	0	0	0	15	19	0.00	0.375										
Dick Woodson, R ERA: 3.2 (4, 1)	2.2		10	0	0	0	3	1	0	0	0	0	0	14	22	9.00	2.000										
Tom Hall, L ERA: 2.99 (4, 1)	3.0		14	4	3	3	1	2	0	0	0	0	1	14	22	9.00	2.000										
Ron Perranoski, L ERA: 2.48 (7, 1)	1.0	L	9	3	3	3	1	2	0	0	0	0	0	9	17	27.00	5.000										
Pete Hamm, R ERA: 6.0 (8, 1)	1.0		6	3	2	2	0	0	0	0	0	0	0	6	6	18.00	3.000										

Minnesota Twins @ Boston Red Sox
Fenway Park, Boston, MA
Sat Aug 15 1970, 7:05 PM EDT
Att: 23,277 - Unknown - 86 F

AB	37
R	11
H	13
RBI	11
BB	6
SO	6
LOB	21



Batter	1	2	3	4	5	6	7	8	9	AB	R	H	RBI	BB	SO	LOB	TOP				
Syd O'Brien, R OBP: 0.296, SLG: 0.343	0-0 1B		0-0 F4		0-3 K		0-0 1B		0-0 6-3	5	0	2	0	0	1	0					
Tom McCraw, L OBP: 0.299, SLG: 0.349 Lee Stange, R (7, 1)	0-3 K		0-3 K			0-0 4-3	0-0 G3			4	0	0	0	0	2	2					
Carlos May, L OBP: 0.382, SLG: 0.441	0-3 K			4-0 G3-6-1 1B BB		0-0 1B BB		0-0 2B HR		3	1	2	0	1	1	1					
Bill Melton, R OBP: 0.327, SLG: 0.472	0-3 K			0-0 G3-6-1 1B		0-3 K		0-0 2B HR		4	1	2	2	0	2	2					
Ed Herrmann, L OBP: 0.351, SLG: 0.505		0-0 3-1		0-0 G3-6-1		4-0 BB BB		0-0 F6		3	0	0	0	1	0	2					
Ken Berry, R OBP: 0.347, SLG: 0.364		0-0 1B		4-0 BB		4-0 BB BB		0-0 G5-4-3 1B		2	0	2	0	2	0	0					
Bobby Knoop, R OBP: 0.274, SLG: 0.292		0-0 F7		0-0 F4		0-0 G3		0-0 G5-4-3		4	0	0	0	0	0	7					
Rich Morales, R OBP: 0.254, SLG: 0.161		0-0 1-3			0-0 4-3		0-3 K		0-0 6-3	4	0	0	0	0	1	1					
Bart Johnson, R OBP: 0.333, SLG: 0.273 Walt Williams, R OBP: 0.298, SLG: 0.341 Danny Murphy, L OBP: 0.667, SLG: 1.250 Ossie Blanco, R OBP: 0.231, SLG: 0.184 (7, 3)			0-3 K		0-0 G3		0-0 5-3		0-3 K	1	0	0	0	0	1	0					
Inning Stats	R: 0 E: 0 K: 3 S: 10	H: 1 LOB: 1 BB: 0 P: 10	R: 0 E: 0 K: 0 S: 4	H: 1 LOB: 1 BB: 0 P: 4	R: 0 E: 0 K: 2 S: 7	H: 0 LOB: 0 BB: 0 P: 7	R: 0 E: 0 K: 0 S: 3	H: 1 LOB: 2 BB: 2 P: 11	R: 0 E: 0 K: 1 S: 5	H: 0 LOB: 0 BB: 2 P: 5	R: 0 E: 0 K: 1 S: 6	H: 1 LOB: 3 BB: 0 P: 14	R: 0 E: 0 K: 0 S: 5	H: 3 LOB: 0 BB: 0 P: 5	R: 0 E: 0 K: 1 S: 5	H: 0 LOB: 0 BB: 0 P: 5	1B: 6 2B: 1 3B: 0 HR: 1	SF: 0 SAC: 0 DP: 2 HBP: 0	WP: 0 PB: 0 SB: 0 CS: 0	PA: 37	
PITCHER	IP WLS BF H R ER SO BB IBB HBP BLK WP HR S P ERA WHIP	7.0 W 31 7 2 2 8 4 0 0 0 0 1 43 59 2.57 1.571	2.0 S 6 1 0 0 1 0 0 0 0 0 0 8 8 0.00 0.500																		

Chicago White Sox @ Boston Red Sox
Fenway Park, Boston, MA
Mon Aug 17 1970, 3:33 AM EDT
Att: 12,658 - Unknown - 78 F

AB 33
R 2
H 8
RBI 2
BB 4
SO 9
LOB 15



Batter	1	2	3	4	5	6	7	8	9	AB	R	H	RBI	BB	SO	LOB	BOTTOM				
Mike Andrews, R OBP: 0.327, SLG: 0.372	0-0 BB 2B 1B		0-0 F3		0-0 1-3 2H 1B 2B		0-0 1-H 2B			4	2	3	2	0	0	0					
Reggie Smith, S OBP: 0.373, SLG: 0.521 George Thomas, R OBP: 0.419, SLG: 0.567	4-0 2B FC5-2 BB		0-0 HR		0-0 2H 3H 1B		0-0 F3			2	1	2	3	1	0	0					
Carl Yastrzemski, L OBP: 0.494, SLG: 0.621 George Scott, R OBP: 0.353, SLG: 0.461	0-0 L8		0-0 F5		0-0 CS		0-0 4-3		0-0 L9	4	0	0	0	0	0	2					
Tony Conigliaro, R OBP: 0.328, SLG: 0.480	0-0 BB 2B		0-3 K		0-3 K		0-0 HR			4	1	2	2	0	2	0					
Rico Petrocelli, R OBP: 0.322, SLG: 0.452	0-0 FC5-2 BB		0-0 F7		0-0 2B		0-0 F3			4	0	1	0	0	0	2					
Billy Conigliaro, R OBP: 0.352, SLG: 0.527	4-0 1-2 2-3 BB		0-0 F5		0-0 F3		0-0 FC6-4 1B			3	0	1	0	1	0	1					
John Kennedy, R OBP: 0.297, SLG: 0.432	0-0 F8		0-0 F9		0-3 K		0-0 F8			4	0	0	0	0	1	4					
Jerry Moses, R OBP: 0.313, SLG: 0.395		0-0 F6		0-0 BB 2B 1B		0-3 K		0-0 FC6-4		4	1	1	0	0	1	1					
Cal Koonce, R OBP: 0.176, SLG: 0.071 Sparky Lyle, L (8, 1)	0-3 K		0-3 K		4-0 2B 1B BB		0-0 2B 1B		0-0 F8	2	2	1	0	1	1	0					
Inning Stats	R: 1 E: 0 K: 0 S: 5	H: 2 LOB: 3 BB: 2 P: 13	R: 0 E: 0 K: 1 S: 5	H: 0 LOB: 0 BB: 0 P: 5	R: 1 E: 0 K: 1 S: 6	H: 1 LOB: 0 BB: 0 P: 6	R: 3 E: 0 K: 0 S: 5	H: 3 LOB: 0 BB: 1 P: 9	R: 0 E: 0 K: 1 S: 6	H: 1 LOB: 1 BB: 0 P: 6	R: 1 E: 0 K: 2 S: 8	H: 2 LOB: 1 BB: 0 P: 8	R: 1 E: 0 K: 0 S: 4	H: 1 LOB: 0 BB: 0 P: 4	R: 0 E: 0 K: 0 S: 4	H: 1 LOB: 1 BB: 0 P: 4	1B: 5 2B: 4 3B: 0 HR: 2	SF: 0 SAC: 0 DP: 0 HBP: 0	WP: 0 PB: 0 SB: 0 CS: 1	PA: 37	
PITCHER	IP WLS BF H R ER SO BB IBB HBP BLK WP HR S P ERA WHIP	4.0 L 20 6 5 5 2 3 0 0 0 0 0 14 14 4.50 2.250	2.0 8 3 1 1 3 0 0 0 0 0 0 1 8 8 4.50 1.000																		

Chicago White Sox @ Boston Red Sox
Fenway Park, Boston, MA
Mon Aug 17 1970, 3:33 AM EDT
Att: 12,658 - Unknown - 78 F

AB 33
R 7
H 11
RBI 7
BB 3
SO 5
LOB 11



Batter	1	2	3	4	5	6	7	8	9	AB	R	H	RBI	BB	SO	LOB	TOP										
Syd O'Brien, R OBP: 0.291, SLG: 0.339 (1, 5)	0-3 K		0-0 5-3			0-0 F7		0-3 K	0-3 K	5	0	0	0	0	3	1											
Carlos May, L OBP: 0.377, SLG: 0.433 (1, 7)	0-0 3-1		0-0 F6			0-3 K		0-0 F8	4-0 1B 1B	4	1	0	0	1	1	0											
Bill Melton, R OBP: 0.334, SLG: 0.482 (1, 9)	0-0 HR			0-0 F6		0-3 K		0-3 K	0-3 1B 1B	5	3	3	1	0	1	0											
Ed Herrmann, L OBP: 0.352, SLG: 0.507 (1, 2)	0-0 G3			0-3 K				0-0 1B 2B	0-3 FC 1B	5	3	2	2	0	1	1											
Ossie Blanco, R OBP: 0.220, SLG: 0.182 (1, 3)		0-0 5-3		0-0 F2				0-3 K	0-3 1B 1B	4	1	1	2	0	1	1											
Ken Berry, R OBP: 0.349, SLG: 0.366 (1, 8)		0-0 1B			0-0 6-3			0-0 1B	0-0 1B	5	2	4	2	0	0	0											
Bobby Knoop, R OBP: 0.276, SLG: 0.294 (1, 4)		0-0 F8		4-0 1-3 BB		0-0 L7		0-0 1B	0-0 FC5 1B	4	1	1	1	1	0	4											
Rich Morales, R OBP: 0.257, SLG: 0.161 (9, PH)		0-0 F4			0-0 1-3			0-0 G3	0-0 E 2B	3	0	0	0	0	0	3											
Gail Hopkins, L OBP: 0.342, SLG: 0.373 (9, PH)					1-2				0-0 1B	0	0	0	0	0	0	0											
Luis Aparicio, R OBP: 0.371, SLG: 0.399 (9, 6)									0-0 1B	2	1	2	3	0	0	0											
Tommy John, R OBP: 0.200, SLG: 0.179 (1, 1)			0-3 K						0-0 E9 1B	2	0	0	0	0	2	1											
Tom McCraw, L OBP: 0.301, SLG: 0.352 (8, PH)									0-0 1B	1	0	0	0	0	0	0											
Wilbur Wood, R OBP: 0.133, SLG: 0.200 (8, 1)									0-0 F6	2	1	1	2	0	0	2											
Inning Stats	R: 1 E: 0 K: 1 S: 6	H: 1 LOB: 0 BB: 0 P: 6	R: 0 E: 0 K: 0 S: 4	H: 1 LOB: 1 BB: 0 P: 4	R: 0 E: 0 K: 1 S: 5	H: 0 LOB: 0 BB: 0 P: 5	R: 0 E: 0 K: 1 S: 5	H: 0 LOB: 1 BB: 1 P: 9	R: 0 E: 0 K: 2 S: 7	H: 0 LOB: 0 BB: 0 P: 7	R: 1 E: 0 K: 1 S: 7	H: 2 LOB: 1 BB: 0 P: 7	R: 0 E: 0 K: 1 S: 5	H: 0 LOB: 0 BB: 0 P: 5	R: 11 E: 2 K: 1 S: 17	H: 10 LOB: 2 BB: 1 P: 21	1B: 11 2B: 2 3B: 0 HR: 1	SF: 1 SAC: 0 DP: 0 HBP: 0	WP: 0 PB: 0 SB: 0 CS: 0	PA: 45							
PITCHER	IP	WLS	BF	H	R	ER	SO	BB	IBB	HBP	BLK	WP	HR	S	P	ERA	WHIP										
Ray Culp, R ERA: 3.12 (1, 1)	8.0	L	33	7	6	6	8	1	0	0	0	0	1	48	52	6.75	1.000										
Gary Wagner, R ERA: 3.14 (9, 1)	0.0		1	0	0	0	0	0	0	0	0	0	0	1	1	∞	∞										
Sparky Lyle, L ERA: 4.67 (9, 1)	0.0		2	2	2	1	0	0	0	0	0	0	0	2	2	∞	∞										
Chuck Hartenstein, R ERA: 6.61 (9, 1)	0.1		4	2	2	2	1	0	1	0	0	0	0	5	9	54.00	6.000										
Ed Phillips, R ERA: 4.35 (9, 1)	0.2		5	3	3	3	0	0	0	0	0	0	0	5	5	40.50	4.500										

Chicago White Sox @ Boston Red Sox
Fenway Park, Boston, MA
Wed Aug 19 1970, 3:33 AM EDT
Att: 17,113 - Unknown - 77 F

AB 42
R 13
H 14
RBI 13
BB 2
SO 9
LOB 13



Batter	1	2	3	4	5	6	7	8	9	AB	R	H	RBI	BB	SO	LOB	BOTTOM										
Mike Andrews, R OBP: 0.331, SLG: 0.384 (1, 4)	0-0 5-3		0-0 F4		0-0 F8	0-0 1B 2B			0-0 FC5-4 1B	5	1	2	1	0	0	0											
Reggie Smith, S OBP: 0.377, SLG: 0.524 (1, 8)	0-0 1B SF8		4-0 HBP BB		0-0 6-3	0-0 E3 1B			0-0 FC5-4 1B	4	1	2	1	1	0	1											
Billy Conigliaro, R OBP: 0.359, SLG: 0.526 (1, 7)	0-0 1B FC6-4		1-0 HBP		0-0 2B 1B	0-3 K			0-3 K	4	1	2	0	0	2	2											
Tony Conigliaro, R OBP: 0.324, SLG: 0.475 George Thomas, R OBP: 0.427, SLG: 0.574 (8, 7)	0-0 SF8		0-0 FC6-4		0-0 1B 2B			0-0 F6	0-0 1B	3	1	1	2	0	0	2											
Rico Petrocelli, R OBP: 0.267, SLG: 0.452 John Kennedy, R OBP: 0.305, SLG: 0.434 (9, PH)	0-0 FC6-4		0-0 F3		0-0 1B			0-0 6-3	0-0 FC5	4	0	1	1	0	0	1											
George Scott, R OBP: 0.352, SLG: 0.458 (1, 5)		0-0 G6-4-3 1B		0-0 6-3	0-0 4-3			0-0 4-3		4	0	1	0	0	0	1											
Don Pavletich, R OBP: 0.267, SLG: 0.205 Carl Yastrzemski, L OBP: 0.453, SLG: 0.616 (8, PH)		0-0 G6-4-3		0-0 WP 1B		4-0 2B BB		0-0 4-3	0-0 4-3	2	1	1	0	1	0	1											
Jerry Moses, R OBP: 0.308, SLG: 0.386 (1, 2)		0-0 4-3		4-0 1B		0-0 4-3		0-0 G3		3	0	0	0	1	0	1											
Ray Culp, R OBP: 0.132, SLG: 0.133 Gary Wagner, R OBP: 0.200, SLG: 0.200 Sparky Lyle, L Chuck Hartenstein, R Ed Phillips, R (9, 1)			0-3 K		0-3 K			0-0 6-3	0-0 1-3	4	0	0	0	0	2	3											
Inning Stats	R: 1 E: 0 K: 0 S: 5	H: 2 LOB: 1 BB: 0 P: 5	R: 0 E: 0 K: 0 S: 3	H: 1 LOB: 0 BB: 0 P: 3	R: 0 E: 0 K: 1 S: 5	H: 0 LOB: 2 BB: 1 P: 10	R: 0 E: 0 K: 1 S: 6	H: 1 LOB: 2 BB: 1 P: 10	R: 2 E: 0 K: 0 S: 6	H: 3 LOB: 1 BB: 0 P: 6	R: 2 E: 1 K: 1 S: 7	H: 2 LOB: 1 BB: 1 P: 11	R: 0 E: 0 K: 0 S: 3	H: 0 LOB: 0 BB: 0 P: 3	R: 0 E: 0 K: 0 S: 3	H: 0 LOB: 0 BB: 0 P: 3	R: 0 E: 0 K: 1 S: 7	H: 2 LOB: 2 BB: 0 P: 7	1B: 9 2B: 2 3B: 0 HR: 0	SF: 1 SAC: 0 DP: 1 HBP: 1	WP: 1 PB: 0 SB: 1 CS: 0	PA: 41					
PITCHER	IP	WLS	BF	H	R	ER	SO	BB	IBB	HBP	BLK	WP	HR	S	P	ERA	WHIP										
Tommy John, L ERA: 3.35 (1, 1)	7.0		33	9	5	5	3	3	0	1	0	0	0	35	48	6.43	1.714										
Wilbur Wood, L ERA: 2.93 (8, 1)	2.0	W	8	2	0	0	1	0	0	0	0	0	0	10	10	0.00	1.000										

Chicago White Sox @ Boston Red Sox
Fenway Park, Boston, MA
Wed Aug 19 1970, 3:33 AM EDT
Att: 17,113 - Unknown - 77 F

AB 36
R 5
H 11
RBI 5
BB 3
SO 4
LOB 14



Batter	1	2	3	4	5	6	7	8	9	10	11	12	AB	R	H	RBI	BB	SO	LOB	TOP		
Mike Andrews, R OBP: 0.327, SLG: 0.380 (1.4)	L7		F7			L6-3			4-3			F9	5	0	0	0	0	0	0	1		
Reggie Smith, S OBP: 0.378, SLG: 0.528 (1.8)	BB			HR		F7			K			G3	4	1	1	1	1	1	0			
Carl Yastrzemski, L OBP: 0.451, SLG: 0.610 (1.3)	E6			CS				3-1				F2	4	0	0	0	0	1	0	1		
Tony Conigliaro, R OBP: 0.321, SLG: 0.471 (1.9)	G4-3			K				L9				F4	4	0	0	0	0	0	1	3		
Rico Petrocelli, R OBP: 0.322, SLG: 0.449 (1.6)			F2			L8						L7	3	0	0	0	1	0	1			
George Scott, R OBP: 0.351, SLG: 0.459 (11, PR)	6-3							1-3						4	0	1	0	0	0	0		
John Kennedy, R OBP: 0.305, SLG: 0.434 (11, 5)								PO		6-3				0	0	0	0	0	0	0		
Billy Conigliaro, R OBP: 0.353, SLG: 0.518 (1.7)	L4							5-3		F9		F6	4	0	0	0	0	0	0	1		
Tom Satriano, L OBP: 0.336, SLG: 0.392 (1.2)			G3					6-3		F7		F7	4	0	0	0	0	0	0	1		
Sonny Siebert, R OBP: 0.138, SLG: 0.143 (11, PH)												F3	3	0	1	0	0	0	1	0		
Dick Schofield, S OBP: 0.292, SLG: 0.237 (11, 1)			K							6-3			1	0	0	0	0	0	0	1		
Ken Brett, L OBP: 0.280, SLG: 0.318 (12, 1)													0	0	0	0	0	0	0	0		
Sparky Lytle, L OBP: 0.200, SLG: 0.200 (12, 1)													0	0	0	0	0	0	0	0		
Gary Wagner, R OBP: 0.200, SLG: 0.200 (12, 1)													0	0	0	0	0	0	0	0		
Inning Stats	R: 0 E: 1 K: 0 S: 3	H: 0 LOB: 1 BB: 0 P: 7	R: 0 E: 0 K: 0 S: 3	H: 0 LOB: 0 BB: 0 P: 3	R: 0 E: 0 K: 1 S: 5	H: 0 LOB: 0 BB: 0 P: 5	R: 1 E: 0 K: 1 S: 5	H: 1 LOB: 0 BB: 1 P: 9	R: 0 E: 0 K: 0 S: 3	H: 0 LOB: 0 BB: 0 P: 3	R: 0 E: 0 K: 0 S: 3	H: 0 LOB: 0 BB: 0 P: 3	R: 0 E: 0 K: 1 S: 5	H: 0 LOB: 0 BB: 0 P: 5	R: 0 E: 0 K: 0 S: 3	H: 1 LOB: 1 BB: 0 P: 4	R: 0 E: 0 K: 0 S: 3	H: 0 LOB: 0 BB: 0 P: 3	1B: 1 2B: 2 3B: 0 HR: 1	SF: 0 SAC: 0 DP: 2 HBP: 0	WP: 0 PB: 0 SB: 0 CS: 1	PA: 40
PITCHER	IP WLS BF H R ER SO BB IBB HBP BLK WP HR S P ERA WHIP																					
Wally Bunker, R ERA: 5.81 (1.1)	11.0	3	36	3	1	3	3	0	0	0	0	0	0	0	0	3	3	0.00	0.000			
Ted Abernathy, R ERA: 2.51 (12, 1)	1.0	W	3	0	0	0	0	0	0	0	0	0	0	0	0	0	0	0.00	0.000			

Boston Red Sox @ Kansas City Royals
Municipal Stadium, Kansas City, MO

Fri-Aug 21 1970, 8:05 PM EDT
Att. 12,050 - Unknown - 84 F

AB 36
R 1
H 3
RBI 1
BB 3
SO 3
LOB 9



Batter	1	2	3	4	5	6	7	8	9	10	11	12	AB	R	H	RBI	BB	SO	LOB	BOTTOM				
Pat Kelly, L OBP: 0.341, SLG: 0.320 (1.9)	S		1-3			L7			G3			F5	5	0	1	0	0	0	0					
Cookie Rojas, R OBP: 0.272, SLG: 0.292 (1.4)	F3			F6		L7			F6			1B	4	0	0	0	1	0	1					
George Springer, L OBP: 0.302, SLG: 0.289 (12, PR)												FC4-2	0	0	0	0	0	0	0	0				
Amos Otis, R OBP: 0.348, SLG: 0.441 (1.8)	F9			5-3					F6			FC4-2	3	2	1	0	2	0	1					
Lou Piniella, R OBP: 0.353, SLG: 0.445 (1.7)	1-3			1B								1B	5	0	1	0	0	0	2					
Ed Kirkpatrick, L OBP: 0.322, SLG: 0.424 (1.2)			4-3									FC4-2	5	0	1	1	0	0	3					
Bob Oliver, R OBP: 0.312, SLG: 0.480 (1.3)				1B					4-3				5	0	2	1	0	1	1					
Paul Schaal, R OBP: 0.344, SLG: 0.344 (1.5)									F9			1B	4	0	0	0	0	1	1					
Rich Severson, R OBP: 0.305, SLG: 0.339 (1.6)													4	0	0	0	0	2	0					
Wally Bunker, R ERA: 3.34 (11, 1)	10.0	L	6	1	1	1	1	2	0	0	6	14	9.00	3.000										
Ken Brett, L ERA: 4.35 (11, 1)	0.1		1	0	0	0	0	0	0	0	1	1	0.00	0.000										
Sparky Lytle, L ERA: 1.54 (12, 1)	0.0		1	1	0	0	0	0	0	0	1	1	∞	∞										
Gary Wagner, R ERA: 3.14 (12, 1)	0.0		1	1	0	0	0	0	0	0	1	1	∞	∞										
Inning Stats	R: 0 E: 0 K: 0 S: 4	H: 1 LOB: 1 BB: 0 P: 4	R: 0 E: 0 K: 1 S: 5	H: 0 LOB: 0 BB: 0 P: 5	R: 0 E: 0 K: 2 S: 7	H: 0 LOB: 0 BB: 0 P: 7	R: 1 E: 0 K: 1 S: 6	H: 1 LOB: 1 BB: 1 P: 10	R: 0 E: 0 K: 0 S: 5	H: 0 LOB: 0 BB: 0 P: 5	R: 0 E: 0 K: 1 S: 5	H: 0 LOB: 0 BB: 0 P: 5	R: 0 E: 0 K: 0 S: 3	H: 0 LOB: 0 BB: 0 P: 3	R: 0 E: 0 K: 0 S: 4	H: 1 LOB: 1 BB: 0 P: 4	R: 0 E: 0 K: 1 S: 5	H: 0 LOB: 0 BB: 0 P: 5	R: 1 E: 0 K: 0 S: 3	H: 2 LOB: 3 BB: 2 P: 11	1B: 5 2B: 0 3B: 1 HR: 0	SF: 0 SAC: 0 DP: 0 HBP: 0	WP: 0 PB: 0 SB: 1 CS: 0	PA: 42
PITCHER	IP WLS BF H R ER SO BB IBB HBP BLK WP HR S P ERA WHIP																							
Sonny Siebert, R ERA: 3.34 (1.1)	10.0	L	6	1	1	1	1	2	0	0	6	14	9.00	3.000										
Ken Brett, L ERA: 4.35 (11, 1)	0.1		1	0	0	0	0	0	0	0	1	1	0.00	0.000										
Sparky Lytle, L ERA: 1.54 (12, 1)	0.0		1	1	0	0	0	0	0	0	1	1	∞	∞										
Gary Wagner, R ERA: 3.14 (12, 1)	0.0		1	1	0	0	0	0	0	0	1	1	∞	∞										

Boston Red Sox @ Kansas City Royals
Municipal Stadium, Kansas City, MO

Fri-Aug 21 1970, 8:05 PM EDT
Att. 12,050 - Unknown - 84 F

AB 39
R 2
H 6
RBI 2
BB 3
SO 7
LOB 9



Batter	1	2	3	4	5	6	7	8	9	AB	R	H	RBI	BB	SO	LOB	TOP			
Mike Andrews, R (1.4) OBP: 0.330, SLG: 0.384										5	2	3	0	0	1	1	Boston Red Sox @ Kansas City Royals Municipal Stadium, Kansas City, MO Sat Aug 22 1970, 8:05 PM EDT Alt: 9,884 - Unknown - 81 F			
Reggie Smith, S (1.8) OBP: 0.382, SLG: 0.537										4	2	3	2	1	0	1				
Billy Conigliaro, R (1.7) OBP: 0.354, SLG: 0.514										4	1	1	0	1	1	1				
Tony Conigliaro, R (1.9) OBP: 0.324, SLG: 0.471										4	1	2	2	1	0	1				
Rico Petrocelli, R (1.6) OBP: 0.321, SLG: 0.446										3	0	0	1	1	1	4				
George Scott, R (1.5) OBP: 0.351, SLG: 0.458										5	1	2	0	0	0	4				
Don Pavletich, R (1.3) OBP: 0.260, SLG: 0.186										4	1	0	0	1	1	2				
Jerry Moses, R (1.2) OBP: 0.310, SLG: 0.387										2	0	1	1	1	0	1				
Gary Peters, L (1.1) OBP: 0.333, SLG: 0.359										4	0	1	2	0	0	2				
Inning Stats	R: 6 E: 0 K: 1 S: 10	H: 5 LOB: 1 BB: 2 P: 18	R: 0 E: 0 K: 0 S: 4	H: 1 LOB: 1 BB: 0 P: 4	R: 0 E: 0 K: 0 S: 3	H: 0 LOB: 1 BB: 1 P: 7	R: 1 E: 0 K: 1 S: 5	H: 1 LOB: 0 BB: 1 P: 9	R: 0 E: 0 K: 2 S: 8	H: 1 LOB: 1 BB: 0 P: 8	R: 1 E: 0 K: 0 S: 6	H: 3 LOB: 3 BB: 1 P: 10	R: 0 E: 0 K: 0 S: 3	H: 1 LOB: 0 BB: 0 P: 3	R: 0 E: 0 K: 0 S: 3	H: 0 LOB: 1 BB: 1 P: 7	1B: 10 2B: 1 3B: 1 HR: 1	SF: 2 SAC: 0 DP: 2 HBP: 0	WP: 0 PB: 0 SB: 0 CS: 1	PA: 44
PITCHER	IP WLS BF H R ER SO BB IBB HBP BLK WP HR S P ERA WHIP																			
Jim Rooker, L (1.1) ERA: 3.94	0.1 L 6 4 5 5 0 1 0 0 0 0 0 0 5 9 135.00 15.000																			
Dave Morehead, R (1.1) ERA: 3.59	5.2 27 7 3 3 4 4 0 0 0 0 0 1 31 47 4.76 1.941																			
Aurelio Monteagudo, R (7.1) ERA: 2.25	2.0 6 2 0 0 0 0 0 0 0 0 0 0 6 6 0.00 1.000																			
Ken Wright, R (9.1) ERA: 4.81	1.0 4 0 0 0 0 1 0 0 0 0 0 0 3 7 0.00 1.000																			

Batter	1	2	3	4	5	6	7	8	9	AB	R	H	RBI	BB	SO	LOB	BOTTOM					
Pat Kelly, L (1.9) OBP: 0.340, SLG: 0.318										3	0	0	0	1	2	2	Boston Red Sox @ Kansas City Royals Municipal Stadium, Kansas City, MO Sat Aug 22 1970, 8:05 PM EDT Alt: 9,884 - Unknown - 81 F					
Cookie Rojas, R (1.4) OBP: 0.275, SLG: 0.299										3	0	2	0	0	0	1						
Aurelio Monteagudo, R (7.1)										0	0	0	0	0	0	0						
Hawk Taylor, R (8. PH) OBP: 0.245, SLG: 0.229										1	0	0	0	0	0	0						
Ken Wright, R (9.1)										0	0	0	0	0	0	0						
Amos Otis, R (1.8) OBP: 0.347, SLG: 0.439										4	0	1	0	0	0	1						
Lou Piniella, R (1.7) OBP: 0.352, SLG: 0.443										4	0	1	1	0	1	3						
Bob Oliver, R (1.3) OBP: 0.310, SLG: 0.476										4	0	0	0	0	2	4						
Paul Schaaf, R (1.5) OBP: 0.343, SLG: 0.343										4	0	1	0	0	0	1						
Rich Severson, R (1.6) OBP: 0.298, SLG: 0.331										4	0	0	0	0	0	2						
Buck Martinez, R (1.2)										2	0	0	0	1	1	1						
Jim Rooker, R (1.1) OBP: 0.241, SLG: 0.315										0	0	0	0	0	0	0						
Dave Morehead, R (1.1) OBP: 0.192, SLG: 0.188										1	0	0	0	0	1	1						
Ellie Rodriguez, R (6. PH) OBP: 0.315, SLG: 0.317										1	1	1	0	0	0	0						
Tom Matchick, L (7.4) OBP: 0.248, SLG: 0.270										1	0	0	0	0	0	1						
Inning Stats	R: 0 E: 0 K: 0 S: 2	H: 0 LOB: 0 BB: 1 P: 6	R: 0 E: 0 K: 2 S: 7	H: 0 LOB: 0 BB: 0 P: 7	R: 0 E: 0 K: 2 S: 7	H: 0 LOB: 1 BB: 1 P: 11	R: 0 E: 0 K: 1 S: 6	H: 1 LOB: 1 BB: 0 P: 6	R: 0 E: 0 K: 0 S: 3	H: 0 LOB: 0 BB: 0 P: 3	R: 1 E: 0 K: 1 S: 8	H: 3 LOB: 2 BB: 0 P: 8	R: 0 E: 0 K: 1 S: 6	H: 1 LOB: 1 BB: 0 P: 6	R: 0 E: 0 K: 0 S: 3	H: 0 LOB: 0 BB: 0 P: 3	R: 0 E: 0 K: 0 S: 4	H: 1 LOB: 1 BB: 0 P: 4	1B: 5 2B: 2 3B: 0 HR: 0	SF: 0 SAC: 0 DP: 1 HBP: 0	WP: 0 PB: 0 SB: 0 CS: 0	PA: 34
PITCHER	IP WLS BF H R ER SO BB IBB HBP BLK WP HR S P ERA WHIP																					
Gary Peters, L (1.1) ERA: 4.1	9.0 W 34 6 1 1 7 2 0 0 0 0 0 0 46 54 1.00 0.889																					


AB 35
R 8
H 13
RBI 8
BB 6
SO 4
LOB 17




AB 32
R 1
H 6
RBI 1
BB 2
SO 7
LOB 17



WP: 0
PB: 0
SB: 0
CS: 0

Batter	1	2	3	4	5	6	7	8	9	AB	R	H	RBI	BB	SO	LOB	TOP					
Mike Andrews, R (1.4) OBP: 0.327, SLG: 0.381	L9			K		5-3		K		4	0	0	0	0	2	1	Boston Red Sox @ Kansas City Royals Municipal Stadium, Kansas City, MO Sun Aug 23 1970, 4:33 AM EDT Att: 11,992 - Unknown - 83 F AB 29 R 3 H 2 RBI 3 BB 3 SO 12 LOB 6 					
Reggie Smith, S (1.8) OBP: 0.383, SLG: 0.537	F6			FC5 HR BB		F6			2B	3	1	1	0	1	0	0						
Billy Conigliaro, R (1.7) OBP: 0.349, SLG: 0.506	K			FC5 HR		5-3		K		4	1	0	0	0	2	2						
Tony Conigliaro, R (1.9) OBP: 0.323, SLG: 0.476		K		HR			F9		F7	4	1	1	3	0	1	1						
Rico Petrocelli, R (1.6) OBP: 0.320, SLG: 0.443	F8			F8			G4-6-3 BB		K	3	0	0	0	1	1	1						
George Scott, R (1.5) OBP: 0.348, SLG: 0.454	K			K			G4-6-3 1-2f			3	0	0	0	0	2	1						
Don Pavletich, R (1.3) OBP: 0.245, SLG: 0.174			F4			5-3			F7	3	0	0	0	0	0	0						
Jerry Moses, R (1.2) OBP: 0.307, SLG: 0.383			K			5-3			K	3	0	0	0	0	2	0						
Cal Koonce, R (1.1) OBP: 0.158, SLG: 0.063			K			K				2	0	0	0	0	2	0						
Sparky Lytle, L (7.1) OBP: 0.452, SLG: 0.610									S	0	0	0	0	0	0	0						
Chuck Hartenstein, R (7.1) OBP: 0.200, SLG: 0.200									BB	0	0	0	0	0	0	0						
Carl Yastrzemski, L (8.1) OBP: 0.452, SLG: 0.610										0	0	0	0	1	0	0						
Gary Wagner, R (8.1) OBP: 0.200, SLG: 0.200									BB	0	0	0	0	0	0	0						
Inning Stats	R: 0 E: 0 K: 1 S: 5	H: 0 LOB: 0 BB: 0 P: 5	R: 0 E: 0 K: 2 S: 7	H: 0 LOB: 0 BB: 0 P: 7	R: 0 E: 0 K: 2 S: 7	H: 0 LOB: 0 BB: 0 P: 7	R: 3 E: 1 K: 2 S: 9	H: 1 LOB: 0 BB: 1 P: 13	R: 0 E: 0 K: 1 S: 5	H: 0 LOB: 0 BB: 0 P: 5	R: 0 E: 0 K: 0 S: 3	H: 0 LOB: 0 BB: 0 P: 3	R: 0 E: 0 K: 0 S: 2	H: 0 LOB: 0 BB: 1 P: 6	R: 0 E: 0 K: 2 S: 7	H: 0 LOB: 1 BB: 1 P: 11	R: 0 E: 0 K: 2 S: 8	H: 1 LOB: 1 BB: 0 P: 8	1B: 0 2B: 1 3B: 0 HR: 1	SF: 0 SAC: 0 DP: 1 HBP: 0	WP: 0 PB: 0 SB: 1 CS: 0	PA: 32
PITCHER Bob Johnson, R (1.1) ERA: 3.4	IP: 9.0 WLS: W BF: 32 H: 2 R: 3 ER: 2 SO: 12 BB: 3 IBB: 0 HBP: 0 BLK: 0 WP: 0 HR: 1 S: 53 P: 65 ERA: 2.00 WHIP: 0.556															PITCHER	IP: 9.0 WLS: W BF: 32 H: 2 R: 3 ER: 2 SO: 12 BB: 3 IBB: 0 HBP: 0 BLK: 0 WP: 0 HR: 1 S: 53 P: 65 ERA: 2.00 WHIP: 0.556					

Batter	1	2	3	4	5	6	7	8	9	AB	R	H	RBI	BB	SO	LOB	BOTTOM			
George Spriggs, L (1.9) OBP: 0.340, SLG: 0.333	1B 1B		4-3					G4-6-3 1B		4	1	3	0	0	0	0	Boston Red Sox @ Kansas City Royals Municipal Stadium, Kansas City, MO Sun Aug 23 1970, 4:33 AM EDT Att: 11,992 - Unknown - 83 F AB 25 R 4 H 6 RBI 4 BB 4 SO 4 LOB 5 			
Cookie Rojas, R (1.4) OBP: 0.275, SLG: 0.298	G5-4-3 1B			K		5-3		G4-6-3 1-2f		4	0	1	1	0	1	1				
Amos Otis, R (1.8) OBP: 0.349, SLG: 0.438	G5-4-3 1-2f			G6-4-3 BB			3B BB			1	1	0	0	2	0	1				
Lou Piniella, R (1.7) OBP: 0.349, SLG: 0.440	K			G6-4-3 1-2f			F9			3	0	0	0	0	1	2				
Ed Kirkpatrick, L (1.2) OBP: 0.325, SLG: 0.433		F9			HR		3B BB			2	2	1	1	1	0	0				
Bob Oliver, R (1.3) OBP: 0.310, SLG: 0.479		F6			L7		PO 3B			3	0	1	2	0	0	0				
Paul Schaal, R (1.5) OBP: 0.340, SLG: 0.339		K2-3			F8		6-3			3	0	0	0	0	1	1				
Tom Matchick, L (1.6) OBP: 0.250, SLG: 0.265			1-3		F8		IBB			2	0	0	0	1	0	0				
Bob Johnson, L (1.1) OBP: 0.191, SLG: 0.119			K			F7	PO	3-1		3	0	0	0	0	1	0				
Inning Stats	R: 1 E: 0 K: 1 S: 6	H: 2 LOB: 0 BB: 0 P: 6	R: 0 E: 0 K: 1 S: 5	H: 0 LOB: 0 BB: 0 P: 5	R: 0 E: 0 K: 1 S: 5	H: 0 LOB: 0 BB: 0 P: 5	R: 0 E: 0 K: 1 S: 4	H: 0 LOB: 1 BB: 1 P: 8	R: 1 E: 0 K: 0 S: 4	H: 1 LOB: 0 BB: 0 P: 4	R: 0 E: 0 K: 0 S: 3	H: 1 LOB: 0 BB: 0 P: 3	R: 2 E: 1 K: 0 S: 3	H: 1 LOB: 1 BB: 3 P: 15	R: 0 E: 0 K: 0 S: 3	H: 1 LOB: 0 BB: 0 P: 3		1B: 4 2B: 0 3B: 1 HR: 1	SF: 0 SAC: 0 DP: 3 HBP: 0	WP: 0 PB: 0 SB: 0 CS: 0
PITCHER Cal Koonce, R (1.1) ERA: 3.12	IP: 6.1 WLS: L BF: 22 H: 4 R: 3 ER: 3 SO: 4 BB: 2 IBB: 0 HBP: 0 BLK: 0 WP: 0 HR: 1 S: 28 P: 36 ERA: 4.26 WHIP: 0.947															PITCHER	IP: 6.1 WLS: L BF: 22 H: 4 R: 3 ER: 3 SO: 4 BB: 2 IBB: 0 HBP: 0 BLK: 0 WP: 0 HR: 1 S: 28 P: 36 ERA: 4.26 WHIP: 0.947			
Sparky Lytle, L (7.1) ERA: 4.82	0.0 WLS: L BF: 2 H: 1 R: 1 ER: 1 SO: 0 BB: 1 IBB: 0 HBP: 0 BLK: 0 WP: 0 HR: 0 S: 1 P: 5 ERA: 4.82															PITCHER	0.0 WLS: L BF: 2 H: 1 R: 1 ER: 1 SO: 0 BB: 1 IBB: 0 HBP: 0 BLK: 0 WP: 0 HR: 0 S: 1 P: 5 ERA: 4.82			
Chuck Hartenstein, R (7.1) ERA: 0.52	0.2 WLS: 0 BF: 2 H: 0 R: 0 ER: 0 SO: 0 BB: 0 IBB: 0 HBP: 0 BLK: 0 WP: 0 HR: 0 S: 0 P: 0 ERA: 0.00 WHIP: 0.000															PITCHER	0.2 WLS: 0 BF: 2 H: 0 R: 0 ER: 0 SO: 0 BB: 0 IBB: 0 HBP: 0 BLK: 0 WP: 0 HR: 0 S: 0 P: 0 ERA: 0.00 WHIP: 0.000			
Gary Wagner, R (8.1) ERA: 3.03	1.0 WLS: 0 BF: 3 H: 1 R: 0 ER: 0 SO: 0 BB: 0 IBB: 0 HBP: 0 BLK: 0 WP: 0 HR: 0 S: 3 P: 3 ERA: 0.00 WHIP: 1.000															PITCHER	1.0 WLS: 0 BF: 3 H: 1 R: 0 ER: 0 SO: 0 BB: 0 IBB: 0 HBP: 0 BLK: 0 WP: 0 HR: 0 S: 3 P: 3 ERA: 0.00 WHIP: 1.000			

Batter	1	2	3	4	5	6	7	8	9	AB	R	H	RBI	BB	SO	LOB	TOP										
Mike Andrews, R OBP: 0.326, SLG: 0.379 (1, 4)	5-3		K		5-3		FC6-4		1B	5	0	1	0	0	1	3											
Reggie Smith, S OBP: 0.379, SLG: 0.532 George Thomas, R OBP: 0.427, SLG: 0.574 (1, 8) (9, 7)	G3		L6		5-3			K	F9	5	0	0	0	0	1	3											
Carl Yastrzemski, L OBP: 0.449, SLG: 0.605 (1, 3)	6-3			4-3		4-3		K		4	0	0	0	0	1	0											
Tony Conigliaro, R OBP: 0.323, SLG: 0.481 (1, 9)		6-3		K		F8		HR		4	1	1	1	0	1	0											
Rico Petrocelli, R OBP: 0.324, SLG: 0.449 (1, 6)		FC6-4 BB		BB 1B		6-3		3B		3	0	2	0	1	0	0											
George Scott, R OBP: 0.350, SLG: 0.453 (1, 5)		F9		BB 1B			SH5-4 FC4-2 BB	K		3	0	1	0	1	1	2											
Billy Conigliaro, R OBP: 0.355, SLG: 0.508 (1, 7) (9, 8)	FC6-4			1-2 2-3 BB			SH5-4 1B		CS 1B	3	0	2	0	1	0	1											
Tom Satriano, L OBP: 0.329, SLG: 0.383 (1, 2)			F7	4-3			SH5-4		F9	3	0	0	0	0	0	4											
Vicente Romo, R OBP: 0.167, SLG: 0.273 Dick Schofield, S OBP: 0.290, SLG: 0.235 (5, PH) Ken Brett, L OBP: 0.296, SLG: 0.333 Gary Wagner, R OBP: 0.200, SLG: 0.200 (9, 1)					K		FC4-2 FC6-4		1B	1	0	1	0	0	0	0											
									1B	2	0	0	0	0	0	0											
									1B	0	0	0	0	0	0	0											
Inning Stats	R: 0 E: 0 K: 0 S: 3	H: 0 LOB: 0 BB: 0 P: 3	R: 0 E: 0 K: 0 S: 3	H: 0 LOB: 1 BB: 1 P: 7	R: 0 E: 0 K: 1 S: 6	H: 1 LOB: 1 BB: 0 P: 6	R: 0 E: 0 K: 1 S: 7	H: 2 LOB: 3 BB: 1 P: 11	R: 0 E: 0 K: 0 S: 5	H: 0 LOB: 0 BB: 0 P: 5	R: 0 E: 0 K: 0 S: 4	H: 1 LOB: 2 BB: 1 P: 8	R: 1 E: 0 K: 3 S: 11	H: 2 LOB: 1 BB: 0 P: 11	R: 0 E: 0 K: 0 S: 5	H: 3 LOB: 2 BB: 0 P: 5	1B: 7 2B: 0 3B: 1 HR: 1	SF: 0 SAC: 1 DP: 0 HBP: 0	WP: 0 PB: 0 SB: 0 CS: 1	PA: 38							
PITCHER	IP	WLS	BF	H	R	ER	SO	BB	IBB	HBP	BLK	WP	HR	S	P	ERA	WHIP										
Bill Zepp, R ERA: 2.94 (1, 1)	7.0		28	4	0	0	3	3	0	0	0	0	0	31	43	0.00	1.000										
Tom Hall, L ERA: 2.92 (8, 1)	0.2	L	4	2	1	1	2	0	0	0	0	0	1	8	8	13.50	3.000										
Stan Williams, R ERA: 2.05 (8, 1)	0.1		1	0	0	0	1	0	0	0	0	0	0	3	3	0.00	0.000										
Ron Perranoski, L ERA: 2.39 (9, 1)	1.0		5	3	0	0	0	0	0	0	0	0	0	5	5	0.00	3.000										

Boston Red Sox @ Minnesota Twins
Metropolitan Stadium, Bloomington, MI
Tue Aug 25 1970, 8:05 PM EDT
Att: 17,697 - Unknown - 81 F

AB 34
R 1
H 9
RBI 1
BB 3
SO 6
LOB 15



Batter	1	2	3	4	5	6	7	8	9	AB	R	H	RBI	BB	SO	LOB	BOTTOM										
Cesar Tovar, R OBP: 0.345, SLG: 0.437 (1, 8)	F8		FC6-4			K		L7		4	0	0	0	0	1	2											
Danny Thompson, R OBP: 0.296, SLG: 0.313 (1, 4)	G3-6-3 1B			FC6-4 1B		K		F8		4	0	2	0	0	1	1											
Tony Oliva, L OBP: 0.354, SLG: 0.502 (1, 9)	G3-6-3			FC6-4 E			1B		F8 1B	4	0	2	0	0	0	2											
Harmon Killebrew, R OBP: 0.420, SLG: 0.604 (1, 5)		K		F8		F2		F8		4	0	0	0	0	1	3											
Rich Reese, L OBP: 0.341, SLG: 0.382 (1, 3)		F8		BB		B1-6 SH 1B		BB		2	0	1	0	2	0	0											
Rick Renick, R OBP: 0.320, SLG: 0.427 (1, 7) Jim Holt, L OBP: 0.293, SLG: 0.337 (9, PH)		K		K		SH		FC4-6-5-2-5		2	0	0	0	0	2	2											
Leo Cardenas, R OBP: 0.311, SLG: 0.393 (1, 6)			L4			B1-6				3	0	0	0	0	0	2											
George Mitterwald, R OBP: 0.269, SLG: 0.370 (1, 2)			6-3			K		K		3	0	0	0	0	2	1											
Bill Zepp, R OBP: 0.156, SLG: 0.156 (8, 1) Tom Hall, L OBP: 0.200, SLG: 0.200 (8, 1) Stan Williams, R OBP: 0.296, SLG: 0.313 (8, PH) Frank Quilici, R OBP: 0.290, SLG: 0.250 Ron Perranoski, L OBP: 0.200, SLG: 0.200 (9, 1)			FC6-4 1B			K		CS 1B		2	0	1	0	0	1	0											
										0	0	0	0	0	0	0											
										0	0	0	0	0	0	0											
										1	0	1	0	0	0	0											
										0	0	0	0	0	0	0											
										0	0	0	0	0	0	0											
										0	0	0	0	0	0	0											
										0	0	0	0	0	0	0											
Inning Stats	R: 0 E: 0 K: 0 S: 3	H: 1 LOB: 0 BB: 0 P: 3	R: 0 E: 0 K: 2 S: 7	H: 0 LOB: 0 BB: 0 P: 7	R: 0 E: 0 K: 0 S: 4	H: 1 LOB: 1 BB: 0 P: 4	R: 0 E: 1 K: 1 S: 6	H: 1 LOB: 2 BB: 1 P: 10	R: 0 E: 0 K: 2 S: 7	H: 0 LOB: 0 BB: 0 P: 7	R: 0 E: 0 K: 2 S: 8	H: 1 LOB: 1 BB: 0 P: 8	R: 0 E: 1 K: 1 S: 6	H: 1 LOB: 1 BB: 0 P: 6	R: 0 E: 0 K: 0 S: 3	H: 1 LOB: 1 BB: 0 P: 3	R: 0 E: 0 K: 0 S: 3	H: 1 LOB: 1 BB: 1 P: 7	1B: 7 2B: 2 3B: 0 HR: 0	SF: 0 SAC: 1 DP: 3 HBP: 0	WP: 0 PB: 0 SB: 0 CS: 1	PA: 33					
PITCHER	IP	WLS	BF	H	R	ER	SO	BB	IBB	HBP	BLK	WP	HR	S	P	ERA	WHIP										
Vicente Romo, R ERA: 3.95 (1, 1)	4.0		15	3	0	0	3	1	0	0	0	0	0	20	24	0.00	1.000										
Ken Brett, L ERA: 4.16 (5, 1)	4.0	W	15	4	0	0	5	0	0	0	0	0	0	25	25	0.00	1.000										
Gary Wagner, R ERA: 2.93 (9, 1)	1.0	S	3	0	0	0	0	1	0	0	0	0	0	2	6	0.00	1.000										

Boston Red Sox @ Minnesota Twins
Metropolitan Stadium, Bloomington, MI
Tue Aug 25 1970, 8:05 PM EDT
Att: 17,697 - Unknown - 81 F

AB 30
R 0
H 7
RBI 0
BB 2
SO 8
LOB 15



Batter	1	2	3	4	5	6	7	8	9	AB	R	H	RBI	BB	SO	LOB	TOP			
Mike Andrews, R (1,4) OBP: 0.324, SLG: 0.376										4	0	0	0	0	1	0				
George Thomas, R (1,7) OBP: 0.418, SLG: 0.556										4	0	1	0	0	0	0				
Carl Yastrzemski, L (1,3) OBP: 0.445, SLG: 0.599										4	0	0	0	0	1	1				
Tony Conigliaro, R (1,9) OBP: 0.322, SLG: 0.478										3	0	0	0	1	2	1				
Rico Petrocelli, R (1,6) OBP: 0.321, SLG: 0.445										4	0	0	0	0	0	1				
George Scott, R (1,5) OBP: 0.352, SLG: 0.455										3	0	2	0	0	0	0				
Billy Conigliaro, R (1,8) OBP: 0.355, SLG: 0.506										3	0	1	0	0	0	1				
Tom Satriano, L (1,2) OBP: 0.322, SLG: 0.374										3	0	0	0	0	2	3				
Ray Culp, R (1,1) OBP: 0.128, SLG: 0.130										2	0	0	0	0	2	1				
Sparky Lyle, L (6,1)										0	0	0	0	0	0	0				
Mike Fiore, L (8, PH) OBP: 0.295, SLG: 0.189										1	0	0	0	0	0	0				
Ed Phillips, R (8,1)										0	0	0	0	0	0	0				
Inning Stats	R: 0 E: 0 K: 2 S: 8	H: 1 LOB: 1 BB: 0 P: 8	R: 0 E: 0 K: 0 S: 3	H: 0 LOB: 0 BB: 0 P: 3	R: 0 E: 0 K: 1 S: 5	H: 0 LOB: 0 BB: 0 P: 5	R: 0 E: 0 K: 0 S: 3	H: 0 LOB: 1 BB: 1 P: 7	R: 0 E: 0 K: 0 S: 8	H: 1 LOB: 1 BB: 0 P: 8	R: 0 E: 0 K: 0 S: 3	H: 0 LOB: 2 BB: 0 P: 9	R: 0 E: 0 K: 1 S: 5	H: 0 LOB: 0 BB: 0 P: 5	R: 0 E: 0 K: 1 S: 5	H: 0 LOB: 0 BB: 0 P: 5	1B: 4 2B: 0 3B: 0 HR: 0	SF: 0 SAC: 0 DP: 0 HBP: 0	WP: 0 PB: 0 SB: 0 CS: 0	PA: 32
PITCHER Bert Blyleven, R (1,1) ERA: 3.22	IP: 9.0 WLS: W BF: 32 H: 4 R: 0 ER: 0 SO: 8 BB: 1 IBB: 0 HBP: 0 BLK: 0 WP: 0 HR: 0 S: 47 P: 51 ERA: 0.00 WHIP: 0.556															PITCHER				

Boston Red Sox @ Minnesota Twins
Metropolitan Stadium, Bloomington, MI
Wed Aug 26 1970, 8:05 PM EDT
Att: 19,993 - Unknown - 82 F

AB 31
R 0
H 4
RBI 0
BB 1
SO 8
LOB 8



Batter	1	2	3	4	5	6	7	8	9	AB	R	H	RBI	BB	SO	LOB	BOTTOM			
Cesar Tovar, R (1,7) OBP: 0.349, SLG: 0.440										3	2	3	2	0	0					
Rich Reese, L (1,3) OBP: 0.339, SLG: 0.378										4	1	0	0	1	1	4				
Tony Oliva, L (1,9) OBP: 0.354, SLG: 0.505										5	0	2	0	0	0	3				
Harmon Killebrew, R (1,5) OBP: 0.421, SLG: 0.602										3	0	1	1	1	0	1				
Frank Quilici, R (8,4) OBP: 0.287, SLG: 0.257										1	0	0	0	0	0	1				
Jim Holt, L (1,8) OBP: 0.300, SLG: 0.341										3	0	2	2	1	0	1				
Danny Thompson, R (1,4) OBP: 0.290, SLG: 0.307										4	0	0	0	0	2	5				
Leo Cardenas, R (1,6) OBP: 0.311, SLG: 0.394										4	1	1	0	0	2	2				
George Mitterwald, R (1,2) OBP: 0.272, SLG: 0.369										3	2	1	1	0	1	0				
Bert Blyleven, R (1,1) OBP: 0.206, SLG: 0.182										3	1	0	0	0	1	1				
Inning Stats	R: 1 E: 0 K: 1 S: 6	H: 1 LOB: 1 BB: 1 P: 10	R: 2 E: 1 K: 1 S: 8	H: 3 LOB: 1 BB: 0 P: 8	R: 0 E: 0 K: 2 S: 8	H: 1 LOB: 2 BB: 1 P: 12	R: 0 E: 0 K: 0 S: 3	H: 0 LOB: 1 BB: 1 P: 7	R: 0 E: 1 K: 1 S: 4	H: 1 LOB: 1 BB: 0 P: 4	R: 4 E: 1 K: 1 S: 8	H: 2 LOB: 2 BB: 2 P: 17	R: 0 E: 0 K: 2 S: 7	H: 0 LOB: 0 BB: 0 P: 7	R: 0 E: 0 K: 0 S: 4	H: 1 LOB: 1 BB: 0 P: 4	1B: 6 2B: 3 3B: 1 HR: 0	SF: 0 SAC: 1 DP: 1 HBP: 1	WP: 0 PB: 0 SB: 1 CS: 0	PA: 40
PITCHER Ray Culp, R (1,1) ERA: 3.31	IP: 5.1 WLS: L BF: 29 H: 7 R: 7 ER: 6 SO: 5 BB: 3 IBB: 1 HBP: 1 BLK: 0 WP: 0 HR: 0 S: 34 P: 51 ERA: 10.12 WHIP: 1.875															PITCHER				
Sparky Lyle, L (6,1) ERA: 4.07	IP: 1.2 WLS: 7 BF: 7 H: 1 R: 0 ER: 0 SO: 2 BB: 1 IBB: 0 HBP: 0 BLK: 0 WP: 0 HR: 0 S: 10 P: 14 ERA: 0.00 WHIP: 1.200															PITCHER				
Ed Phillips, R (8,1) ERA: 4.15	IP: 1.0 WLS: 4 BF: 1 H: 0 R: 0 ER: 0 SO: 0 BB: 0 IBB: 0 HBP: 0 BLK: 0 WP: 0 HR: 0 S: 4 P: 4 ERA: 0.00 WHIP: 1.000															PITCHER				

Boston Red Sox @ Minnesota Twins
Metropolitan Stadium, Bloomington, MI
Wed Aug 26 1970, 8:05 PM EDT
Att: 19,993 - Unknown - 82 F

AB 33
R 7
H 9
RBI 7
BB 5
SO 7
LOB 18



Batter	1	2	3	4	5	6	7	8	9	AB	R	H	RBI	BB	SO	LOB	TOP			
Mike Andrews, R (1,4) OBP: 0.325, SLG: 0.375	0-0 6-3	0-0 1-2 2-H 1B		4-0 1-2 2-3 BB			0-0 F7			3	0	1	1	1	0	0				
George Thomas, R (1,7) OBP: 0.410, SLG: 0.539	0-0 1B	0-0 F9		0-0 L9			0-0 4-3			4	0	1	0	0	0	5				
Carl Yastrzemski, L (1,3) OBP: 0.443, SLG: 0.596	0-0 F7		0-0 F7		0-0 G6-4-3 1B			0-0 6-3		4	0	1	0	0	0	1				
Tony Conigliaro, R (1,9) OBP: 0.319, SLG: 0.473	0-0 F8		0-0 5-3		0-0 F9			0-0 L8		4	0	0	0	0	0	2				
Rico Petrocelli, R (1,6) OBP: 0.321, SLG: 0.450		0-0 HR	0-0 F3		0-0 G6-4-3 1-2			0-0 6-3		4	1	1	1	0	0	1				
Billy Conigliaro, R (1,8) OBP: 0.356, SLG: 0.506		0-0 S 1B		0-0 CS 1B		0-3 K		0-0 6-3		4	1	2	0	0	1	0				
John Kennedy, R (1,5) OBP: 0.304, SLG: 0.426		4-0 1B BB		0-0 E4 BB 1B		0-0 B5-3		0-0 L9		3	0	0	0	1	0	1	AB 33			
Tom Satriano, L (1,2) OBP: 0.320, SLG: 0.370		0-0 F7		0-0 BB 1B		0-0 F6		0-0 4-3		4	0	1	0	0	0	2	R 2			
Sonny Siebert, R (1,1) OBP: 0.134, SLG: 0.138		0-0 F3		0-3 K						2	0	0	0	0	1	4	H 7			
Chuck Hartenstein, R (5,1) OBP: 0.238, SLG: 0.233										0	0	0	0	0	0	0	RBI 2			
Dick Schofield, S (7,PH) OBP: 0.185, SLG: 0.185										0	0	0	0	0	0	0	BB 2			
Mike Nagy, R (7,1) OBP: 0.185, SLG: 0.185										0	0	0	0	0	0	0	SO 2			
																	LOB 16			
Inning Stats	R: 0 E: 0 K: 0 S: 4	H: 1 LOB: 1 BB: 0 P: 4	R: 2 E: 0 K: 0 S: 6	H: 3 LOB: 2 BB: 1 P: 10	R: 0 E: 0 K: 0 S: 3	H: 0 LOB: 0 BB: 0 P: 3	R: 0 E: 1 K: 1 S: 7	H: 2 LOB: 3 BB: 1 P: 11	R: 0 E: 0 K: 0 S: 3	H: 1 LOB: 0 BB: 0 P: 3	R: 0 E: 0 K: 1 S: 5	H: 0 LOB: 0 BB: 0 P: 5	R: 0 E: 0 K: 0 S: 3	H: 0 LOB: 0 BB: 0 P: 3	R: 0 E: 0 K: 0 S: 3	H: 0 LOB: 0 BB: 0 P: 3	1B: 6 2B: 0 3B: 0 HR: 1	SF: 0 SAC: 0 DP: 1 HBP: 0	WP: 0 PB: 0 SB: 1 CS: 1	PA: 35
PITCHER Jim Perry, R (1,1) ERA: 3.12	IP: 9.0 WLS: W BF: 35 H: 7 R: 2 ER: 2 SO: 2 BB: 2 IBB: 0 HBP: 0 BLK: 0 WP: 0 HR: 1 S: 37 P: 45 ERA: 2.00 WHIP: 1.000															PITCHER	IP: 9.0 WLS: W BF: 35 H: 7 R: 2 ER: 2 SO: 2 BB: 2 IBB: 0 HBP: 0 BLK: 0 WP: 0 HR: 1 S: 37 P: 45 ERA: 2.00 WHIP: 1.000			

Boston Red Sox @ Minnesota Twins
Metropolitan Stadium, Bloomington, MI
Thu Aug 27 1970, 4:33 AM EDT
Att: 16,042 - Unknown - 89 F

AB 33
R 2
H 7
RBI 2
BB 2
SO 2
LOB 16



Batter	1	2	3	4	5	6	7	8	9	AB	R	H	RBI	BB	SO	LOB	BOTTOM			
Cesar Tovar, R (1,7) OBP: 0.348, SLG: 0.438	0-0 F7		0-0 5-3	0-0 2-H 1B		0-0 L9		0-0 6-3		5	0	1	1	0	0	1				
Rich Reese, L (1,3) OBP: 0.338, SLG: 0.376	0-0 2B 1B		0-0 G3	0-0 L3		0-0 E6		0-0 4-3		5	1	1	0	0	0	2				
Tony Oliva, L (1,9) OBP: 0.357, SLG: 0.508	0-0 1-H SF8 2B		4-0 BB	0-0 BB	0-0 6-3 1B	0-3 K				3	1	2	1	1	1	2				
Harmon Killebrew, R (1,5) OBP: 0.420, SLG: 0.600	0-0 SF8		0-0 1-5-3		0-0 6-3 1B		0-0 6-3			3	0	1	1	0	0	1				
Frank Quilici, R (8,4) OBP: 0.287, SLG: 0.257	0-0 3-H				1-2 1B		0-0 6-3			0	0	0	0	0	0	0				
Jim Holt, L (1,8) OBP: 0.303, SLG: 0.344	0-0 S 1B			0-0 E9 HR 1B	0-3 K		0-0 6-3			4	1	2	0	0	1	2				
Danny Thompson, R (1,4) OBP: 0.289, SLG: 0.302	0-0 6-3			0-0 6-3	0-0 6-3		4-0 1B BB			3	0	0	0	1	0	4				
Leo Cardenas, R (1,6) OBP: 0.310, SLG: 0.393		0-0 F6		0-0 F8	0-0 6-3		0-0 1-3 1B			4	0	1	0	0	0	3	AB 35			
George Mitterwald, R (1,2) OBP: 0.271, SLG: 0.378		0-0 5-3		0-0 HR		0-0 5-3	0-3 K			4	1	1	2	0	1	2	R 5			
Jim Perry, S (1,1) OBP: 0.288, SLG: 0.372		0-0 F7		0-0 WP 1B 2B		0-0 E 2B		0-0 4-3		4	1	2	0	0	0	0	H 11			
																	RBI 5			
																	BB 2			
																	SO 3			
																	LOB 17			
Inning Stats	R: 2 E: 0 K: 0 S: 6	H: 3 LOB: 1 BB: 0 P: 6	R: 0 E: 0 K: 0 S: 3	H: 0 LOB: 0 BB: 0 P: 3	R: 0 E: 0 K: 0 S: 3	H: 0 LOB: 1 BB: 1 P: 7	R: 3 E: 1 K: 0 S: 7	H: 4 LOB: 1 BB: 0 P: 7	R: 0 E: 0 K: 1 S: 7	H: 2 LOB: 2 BB: 0 P: 7	R: 0 E: 1 K: 1 S: 7	H: 1 LOB: 2 BB: 0 P: 7	R: 0 E: 0 K: 1 S: 6	H: 1 LOB: 2 BB: 1 P: 10	R: 0 E: 0 K: 0 S: 3	H: 0 LOB: 0 BB: 0 P: 3	1B: 7 2B: 3 3B: 0 HR: 1	SF: 1 SAC: 0 DP: 0 HBP: 0	WP: 1 PB: 0 SB: 1 CS: 0	PA: 38
PITCHER Sonny Siebert, R (1,1) ERA: 3.52	IP: 4.0 WLS: L BF: 22 H: 9 R: 5 ER: 5 SO: 0 BB: 1 IBB: 0 HBP: 0 BLK: 0 WP: 0 HR: 1 S: 21 P: 25 ERA: 11.25 WHIP: 2.500															PITCHER	IP: 4.0 WLS: L BF: 22 H: 9 R: 5 ER: 5 SO: 0 BB: 1 IBB: 0 HBP: 0 BLK: 0 WP: 0 HR: 1 S: 21 P: 25 ERA: 11.25 WHIP: 2.500			
Chuck Hartenstein, R (5,1) ERA: 6.27	2.0 8 1 0 0 2																0 0 0 0 0	0 0 12 12	0.00 0.500	
Mike Nagy, R (7,1) ERA: 5.4	2.0 8 1 0 0 1																1 0 0 0	0 0 9 13	0.00 1.000	

Boston Red Sox @ Minnesota Twins
Metropolitan Stadium, Bloomington, MI
Thu Aug 27 1970, 4:33 AM EDT
Att: 16,042 - Unknown - 89 F

AB 35
R 5
H 11
RBI 5
BB 2
SO 3
LOB 17



Batter	1	2	3	4	5	6	7	8	9	AB	R	H	RBI	BB	SO	LOB	TOP							
Mike Andrews, R (1,4) OBP: 0.324, SLG: 0.373	L4	FC5			6-3			5-3		5	0	1	1	0	0	4								
Reggie Smith, S (1,8) OBP: 0.377, SLG: 0.535	5-3		K		K	K			HR	5	1	1	1	0	3	3								
Carl Yastrzemski, L (1,3) OBP: 0.441, SLG: 0.591	G3					K	4-1		E4	5	0	1	0	0	1	0								
Tony Conigliaro, R (1,9) OBP: 0.318, SLG: 0.469		6-3	FC			1B	4-3		FC5-4	4	1	0	0	1	0	2								
Rico Petrocelli, R (1,6) OBP: 0.325, SLG: 0.460		HR	G5-4-3			1B			1B	5	2	4	1	0	0	2								
George Scott, R (1,5) OBP: 0.353, SLG: 0.452					F9				K	4	1	1	0	0	2	3								
Billy Conigliaro, R (1,7) OBP: 0.597, SLG: 0.907		1B			6-3				F7	5	0	2	2	0	0	2								
Jerry Moses, R (1,2) OBP: 0.313, SLG: 0.384					K					2	0	1	0	2	1	0								
Gary Peters, L (1,1) OBP: 0.315, SLG: 0.338										4	0	0	0	0	2	7								
Gary Wagner, R (9,1) OBP: 0.200, SLG: 0.200	K				6-3	K			4-3	0	0	0	0	0	0	0								
Inning Stats	R: 0 E: 0 K: 0 S: 3	H: 0 LOB: 0 BB: 0 P: 3	R: 1 E: 0 K: 1 S: 8	H: 3 LOB: 3 BB: 1 P: 12	R: 0 E: 1 K: 1 S: 6	H: 1 LOB: 1 BB: 0 P: 6	R: 0 E: 0 K: 1 S: 5	H: 0 LOB: 0 BB: 0 P: 5	R: 0 E: 0 K: 1 S: 5	H: 0 LOB: 0 BB: 0 P: 5	R: 3 E: 1 K: 3 S: 12	H: 3 LOB: 3 BB: 2 P: 21	R: 0 E: 0 K: 1 S: 6	H: 1 LOB: 1 BB: 0 P: 6	R: 0 E: 0 K: 0 S: 4	H: 1 LOB: 1 BB: 0 P: 4	R: 1 E: 1 K: 1 S: 8	H: 2 LOB: 2 BB: 0 P: 8	1B: 8 2B: 1 3B: 0 HR: 2	SF: 0 SAC: 0 DP: 1 HBP: 1	WP: 0 PB: 0 SB: 0 CS: 0	PA: 43		
PITCHER	IP	WLS	BF	H	R	ER	SO	BB	IBB	HBP	BLK	WP	HR	S	P	ERA	WHIP							
Tommy John, L (1,1) ERA: 3.26	8.0	L	37	9	4	4	8	1	2	1	0	0	1	49	62	4.50	1.250							
Lee Stange, R (9,1) ERA: 5.59	1.0	S	6	2	1	1	1	0	0	0	0	0	1	8	8	9.00	2.000							

Boston Red Sox @ Chicago White Sox
Comiskey Park, Chicago, IL
Fri Aug 28 1970, 8:05 PM EDT
Att: 12,479 - Unknown

AB 39
R 5
H 11
RBI 5
BB 3
SO 9
LOB 23



Batter	1	2	3	4	5	6	7	8	9	AB	R	H	RBI	BB	SO	LOB	BOTTOM							
Syd O'Brien, R (1,5) OBP: 0.290, SLG: 0.350	K		F9			F8		F5		4	0	0	0	0	1	2								
Luis Aparicio, R (1,6) OBP: 0.371, SLG: 0.398	K		4-3			F7			6-3	4	0	0	0	0	1	1								
Carlos May, L (1,7) OBP: 0.375, SLG: 0.430	4-3				F3	K			HR	4	1	1	0	0	1	1								
Bill Melton, R (1,9) OBP: 0.330, SLG: 0.488		1B					K		HR	3	2	2	2	1	1	0								
Duane Josephson, R (1,2) OBP: 0.371, SLG: 0.409		SF9			F8				6-3	4	1	2	0	0	0	1								
Gail Hopkins, L (1,3) OBP: 0.332, SLG: 0.362		SF9								3	0	1	1	0	1	1								
Tom McCraw, L (9, FR) OBP: 0.295, SLG: 0.342		SF9			CS		G1-6-3			0	0	0	0	0	0	0								
Ken Berry, R (1,8) OBP: 0.355, SLG: 0.371		SF9				6-3		L9	G3	3	0	0	1	0	0	1								
Bobby Knoop, R (1,4) OBP: 0.282, SLG: 0.302		5-3				K		5-3		3	0	0	0	0	1	0								
Tommy John, R (1,1) OBP: 0.200, SLG: 0.181										2	0	1	0	0	0	0								
Walt Williams, R (8, PH) OBP: 0.297, SLG: 0.340					4-3					1	0	1	0	0	0	0								
Lee Stange, R (9,1) ERA: 2.87										0	0	0	0	0	0	0								
Inning Stats	R: 0 E: 0 K: 2 S: 7	H: 0 LOB: 0 BB: 0 P: 7	R: 2 E: 0 K: 0 S: 4	H: 1 LOB: 0 BB: 1 P: 8	R: 0 E: 0 K: 0 S: 3	H: 0 LOB: 0 BB: 0 P: 3	R: 0 E: 0 K: 0 S: 3	H: 1 LOB: 0 BB: 0 P: 3	R: 0 E: 0 K: 1 S: 6	H: 1 LOB: 1 BB: 0 P: 6	R: 0 E: 0 K: 1 S: 5	H: 1 LOB: 0 BB: 0 P: 5	R: 0 E: 0 K: 0 S: 4	H: 1 LOB: 1 BB: 0 P: 4	R: 2 E: 0 K: 0 S: 6	H: 3 LOB: 1 BB: 0 P: 6	1B: 7 2B: 0 3B: 0 HR: 1	SF: 2 SAC: 0 DP: 1 HBP: 0	WP: 1 PB: 0 SB: 0 CS: 1	PA: 35				
PITCHER	IP	WLS	BF	H	R	ER	SO	BB	IBB	HBP	BLK	WP	HR	S	P	ERA	WHIP							
Gary Peters, L (1,1) ERA: 4.11	8.1	W	31	7	4	4	6	1	0	0	0	0	1	42	46	4.32	0.960							
Gary Wagner, R (9,1) ERA: 2.87	0.2	S	3	1	0	0	0	0	0	0	0	0	0	3	3	0.00	1.500							

Boston Red Sox @ Chicago White Sox
Comiskey Park, Chicago, IL
Fri Aug 28 1970, 8:05 PM EDT
Att: 12,479 - Unknown

AB 31
R 4
H 8
RBI 4
BB 1
SO 6
LOB 7



Batter	1	2	3	4	5	6	7	8	9	AB	R	H	RBI	BB	SO	LOB	TOP																					
Mike Andrews, R OBP: 0.326, SLG: 0.379 (1, 4)	0-0 HR		4-0 BB		0-0 F7	4-0 1B HBP BB	0-0 FC5-4		0-0 L5	4	2	1	1	2	0	4																						
Reggie Smith, S OBP: 0.378, SLG: 0.533 (1, 8)	0-0 6-3		0-0 F7		0-0 1B	0-0 1B		0-0 6-3		5	0	2	2	0	0	1																						
Carl Yastrzemski, L OBP: 0.444, SLG: 0.600 (1, 3)	0-0 1B			0-0 HR	0-0 1B	0-0 1B		0-3 K		4	1	3	2	1	1	0																						
Tony Conigliaro, R OBP: 0.321, SLG: 0.471 (1, 9)	0-0 L6-4-3			0-0 1B	0-0 FC3-2-5	1-0 HBP IBB		0-0 2B		4	1	2	1	0	0	3																						
Rico Petrocelli, R OBP: 0.322, SLG: 0.455 (1, 6)		0-0 5-3		0-0 1-3	0-0 F8	0-0 5-3		0-0 F3		5	0	0	0	0	0	7																						
George Scott, R OBP: 0.351, SLG: 0.457 (1, 5)		0-3 K		0-0 L9		0-0 4-3		0-0 HR		5	1	1	1	0	1	1																						
Billy Conigliaro, R OBP: 0.361, SLG: 0.507 (1, 7)		0-0 3-1		0-0 1B		4-0 2B 1B BB		0-0 F2		4	2	2	1	1	0	0																						
Tom Satriano, L OBP: 0.329, SLG: 0.381 (1, 2)			0-0 F4	0-0 6-3		0-0 1B	4-0 FC5-4 BB		0-0 1B L5 1B	4	1	2	0	1	0	1																						
Cal Koonce, R OBP: 0.182, SLG: 0.056 (5, 1)			0-0 4-3		4-0 1B BB	0-0 F9	0-0 F8		0-0 1B	2	1	0	0	1	0	2																						
Ken Brett, L OBP: 0.296, SLG: 0.333 (5, 1)									1-3 2-H 3-H	0	0	0	0	0	0	0																						
Chuck Hartenstein, R OBP: 0.296, SLG: 0.333 (5, 1)										0	0	0	0	0	0	0																						
Sparky Lyle, L OBP: 0.296, SLG: 0.333 (5, 1)										0	0	0	0	0	0	0																						
Dick Schofield, S OBP: 0.285, SLG: 0.231 (7, 1)										0	0	0	0	0	0	0																						
Ed Phillips, R OBP: 0.285, SLG: 0.231 (7, 1)										0	0	0	0	0	0	0																						
George Thomas, R OBP: 0.285, SLG: 0.231 (9, 1)									1-3 2-H	1	0	1	1	0	0	0																						
Inning Stats	R: 1 E: 0 K: 0 S: 4	H: 2 LOB: 0 BB: 0 P: 4	R: 0 E: 0 K: 1 S: 5	H: 0 LOB: 0 BB: 0 P: 5	R: 0 E: 0 K: 0 S: 3	H: 0 LOB: 1 BB: 1 P: 7	R: 2 E: 0 K: 0 S: 6	H: 3 LOB: 1 BB: 0 P: 6	R: 1 E: 0 K: 0 S: 5	H: 2 LOB: 2 BB: 1 P: 9	R: 3 E: 0 K: 0 S: 5	H: 2 LOB: 3 BB: 3 P: 18	R: 1 E: 0 K: 0 S: 4	H: 1 LOB: 1 BB: 1 P: 8	R: 0 E: 0 K: 1 S: 6	H: 1 LOB: 1 BB: 0 P: 6	R: 1 E: 0 K: 0 S: 5	H: 3 LOB: 1 BB: 0 P: 5	1B: 9 2B: 4 3B: 0 HR: 3	SF: 0 SAC: 0 DP: 2 HBP: 1	WP: 0 PA: 46 PB: 0 SB: 0 CS: 0																	
PITCHER	IP	WLS	BF	H	R	ER	SO	BB	IBB	HBP	BLK	WP	HR	S	P	ERA	WHIP	PITCHER				IP	WLS	BF	H	R	ER	SO	BB	IBB	HBP	BLK	WP	HR	S	P	ERA	WHIP
Bart Johnson, R ERA: 6.02 (1, 1)	4.1		21	7	4	4	1	2	0	0	0	0	2	21	29	8.31	2.077																					
Bob Miller, R ERA: 4.69 (5, 1)	1.2	W	11	2	3	3	0	2	1	1	0	0	0	7	20	16.20	2.400																					
Danny Murphy, R ERA: 4.83 (7, 1)	1.0		5	1	1	1	0	1	0	0	0	0	1	4	8	9.00	2.000																					
Wilbur Wood, L ERA: 2.83 (8, 1)	2.0	S	9	4	1	1	1	0	0	0	0	0	0	11	11	4.50	2.000																					

Boston Red Sox @ Chicago White Sox
Comiskey Park, Chicago, IL
Sat Aug 29 1970, 4:33 AM EDT
Att: 6,032 - Unknown

AB 39
R 9
H 14
RBI 9
BB 6
SO 2
LOB 20



Batter	1	2	3	4	5	6	7	8	9	AB	R	H	RBI	BB	SO	LOB	BOTTOM																					
Syd O'Brien, R OBP: 0.293, SLG: 0.354 (1, 4)	1-0 2B HBP	0-0 6-3		0-0 5-3		0-0 BB HR 2B	0-0 1-3 2-H HR 1B			4	2	2	2	0	0	3																						
Luis Aparicio, R OBP: 0.370, SLG: 0.398 (1, 6)	0-0 1-3 2B		0-0 F8		0-0 1-3	0-0 L1	0-3 K			5	0	1	0	0	1	4																						
Carlos May, L OBP: 0.377, SLG: 0.437 (1, 7)	0-3 K		0-0 1B		0-0 L9	4-0 HR BB	0-0 1-H 3-H HR			4	2	2	3	1	1	2																						
Bill Melton, R OBP: 0.329, SLG: 0.483 (1, 9)	0-0 FC1-5-2-5		0-0 F4		0-0 F5	4-0 HR BB	0-0 6-3			4	1	0	1	1	0	3																						
Ed Herrmann, L OBP: 0.353, SLG: 0.508 (1, 2)	0-0 4-3		0-0 4-3			2-3 2B 1B		0-0 F6		5	2	2	4	0	0	3																						
Bob Spence, L OBP: 0.248, SLG: 0.290 (1, 3)		0-0 6-3		0-0 HR		0-0 F6		0-3 K		4	2	1	1	1	1	0																						
Ken Berry, R OBP: 0.356, SLG: 0.371 (1, 8)		0-0 1B		0-0 FC5-4 1B		0-0 2-3	0-3 K	0-0 5-3		5	0	2	0	0	1	2																						
Rich McKinney, R OBP: 0.192, SLG: 0.167 (1, 5)		0-0 L4		0-0 FC5-4		0-0 1B 2B 2B	4-0 HBP 1B BB			3	2	1	2	1	0	2																						
Bobby Knoop, R OBP: 0.282, SLG: 0.302 (8, 4)			0-0 FC1-6		1-2 1-2	0-0 2B 2B	1-0 1B HR			0	0	0	0	0	0	0																						
Bart Johnson, R OBP: 0.293, SLG: 0.354 (1, 1)										2	0	1	0	0	0	1																						
Bob Miller, R OBP: 0.296, SLG: 0.333 (5, 1)										0	0	0	0	0	0	0																						
Tom McCraw, R OBP: 0.296, SLG: 0.333 (5, 1)										0	0	0	0	0	0	0																						
Walt Williams, R OBP: 0.296, SLG: 0.333 (5, 1)										0	0	0	0	0	0	0																						
Danny Murphy, L OBP: 0.296, SLG: 0.333 (7, 1)										0	0	0	0	0	0	0																						
Gail Hopkins, L OBP: 0.296, SLG: 0.333 (7, 1)										0	0	0	0	0	0	0																						
Ed Phillips, R OBP: 0.296, SLG: 0.333 (7, 1)										0	0	0	0	0	0	0																						
Wilbur Wood, R OBP: 0.296, SLG: 0.333 (8, 1)										0	0	0	0	0	0	0																						
Inning Stats	R: 0 E: 0 K: 1 S: 6	H: 1 LOB: 2 BB: 0 P: 7	R: 0 E: 0 K: 0 S: 5	H: 2 LOB: 0 BB: 0 P: 5	R: 0 E: 0 K: 0 S: 4	H: 1 LOB: 1 BB: 0 P: 4	R: 1 E: 0 K: 0 S: 5	H: 2 LOB: 1 BB: 0 P: 5	R: 0 E: 0 K: 0 S: 3	H: 0 LOB: 0 BB: 0 P: 3	R: 8 E: 0 K: 0 S: 8	H: 5 LOB: 3 BB: 3 P: 20	R: 4 E: 0 K: 2 S: 9	H: 2 LOB: 1 BB: 1 P: 14	R: 0 E: 0 K: 1 S: 5	H: 0 LOB: 0 BB: 0 P: 5	1B: 7 2B: 3 3B: 0 HR: 3	SF: 0 SAC: 0 DP: 0 HBP: 2	WP: 0 PA: 43 PB: 0 SB: 0 CS: 0																			
PITCHER	IP	WLS	BF	H	R	ER	SO	BB	IBB	HBP	BLK	WP	HR	S	P	ERA	WHIP	PITCHER				IP	WLS	BF	H	R	ER	SO	BB	IBB	HBP	BLK	WP	HR	S	P	ERA	WHIP
Cal Koonce, R ERA: 3.35 (1, 1)	5.1		26	8	4	4	1	1	0	0	0	0	0	3	7	0.00	9.000																					
Ken Brett, L ERA: 4.44 (6, 1)	0.1		4	2	0	0	0	1	0	0	0	0	0	3	7	0.00	9.000																					
Chuck Hartenstein, R ERA: 6.62 (6, 1)	0.0	L	2	1	5	5	0	1	0	0	0	0	1	1	5	∞	∞																					
Sparky Lyle, L ERA: 4.64 (6, 1)	0.1		1	0	0	0	0	0	0	0	0	0	0	1	1	0.00	0.000																					
Ed Phillips, R ERA: 5.32 (7, 1)	2.0		10	2	4	4	3	1	0	1	0	0	1	14	19	18.00	1.500																					

Boston Red Sox @ Chicago White Sox
Comiskey Park, Chicago, IL
Sat Aug 29 1970, 4:33 AM EDT
Att: 6,032 - Unknown

AB 37
R 13
H 13
RBI 13
BB 4
SO 4
LOB 20



Batter	1	2	3	4	5	6	7	8	9	AB	R	H	RBI	BB	SO	LOB	TOP			
Mike Andrews, R OBP: 0.331, SLG: 0.382 (1, 4)										6	3	4	4	1	0	0	Boston Red Sox @ Chicago White Sox Comiskey Park, Chicago, IL Sun Aug 30 1970, 4:33 AM EDT Unknown			
Reggie Smith, S OBP: 0.380, SLG: 0.540 (1, 8)										7	3	4	4	0	0	3				
Carl Yastrzemski, L OBP: 0.444, SLG: 0.602 (1, 3)										5	3	1	3	2	0	1				
Tony Conigliaro, R OBP: 0.325, SLG: 0.474 (1, 9)										4	2	2	3	2	1	0				
Rico Petrocelli, R OBP: 0.323, SLG: 0.453 John Kennedy, R OBP: 0.302, SLG: 0.424 (7, 6)										4	1	1	0	1	0	1				
George Scott, R OBP: 0.356, SLG: 0.472 (1, 5)										6	3	4	4	0	1	3				
Billy Conigliaro, R OBP: 0.370, SLG: 0.518 (1, 7)										4	1	3	2	2	0	0				
Tom Satriano, L OBP: 0.335, SLG: 0.382 (1, 2)										5	3	2	0	1	1	6				
Vicente Romo, R OBP: 0.192, SLG: 0.292 Ken Brett, L OBP: 0.267, SLG: 0.296 Sparky Lyle, L (8, 1)										2	1	1	0	0	0	1				
Inning Stats	R: 2 E: 0 K: 0 S: 5	H: 2 LOB: 1 BB: 1 P: 9	R: 8 E: 0 K: 0 S: 10	H: 7 LOB: 1 BB: 2 P: 18	R: 3 E: 0 K: 1 S: 9	H: 4 LOB: 2 BB: 1 P: 13	R: 0 E: 0 K: 1 S: 5	H: 1 LOB: 0 BB: 0 P: 5	R: 0 E: 0 K: 1 S: 6	H: 0 LOB: 0 BB: 0 P: 14	R: 0 E: 0 K: 1 S: 5	H: 0 LOB: 0 BB: 0 P: 5	R: 0 E: 0 K: 1 S: 5	H: 3 LOB: 1 BB: 1 P: 9	R: 6 E: 0 K: 0 S: 7	H: 4 LOB: 1 BB: 3 P: 19		1B: 14 2B: 6 3B: 1 HR: 2	SF: 0 SAC: 0 DP: 2 HBP: 0	WP: 1 PB: 0 SB: 2 CS: 0
PITCHER	IP WLS BF H R ER SO BB IBB HBP BLK WP HR S P ERA WHIP																			
Gerry Janeski, R ERA: 4.95 Jerry Crider, R ERA: 4.32 Barry Moore, L ERA: 5.43 Bob Miller, R ERA: 4.78 Danny Murphy, R ERA: 5.53	(1, 1) (2, 1) (3, 1) (7, 1) (9, 1)	1.1 0.2 4.0 2.0 1.0	L 5 2 9 10	13 2 6 3 4	7 2 2 3 6	8 2 3 2 6	8 2 3 2 6	0 0 4 1 0	0 1 3 0 3	0 0 0 0 0	0 0 0 0 0	0 1 1 0 0	0 4 8 14 19	54.00 27.00 6.75 9.00 54.00	6.000 4.500 2.250 2.000 7.000					

AB	47
R	21
H	22
RBI	21
BB	10
SO	5
LOB	18



Batter	1	2	3	4	5	6	7	8	9	AB	R	H	RBI	BB	SO	LOB	BOTTOM			
Syd O'Brien, R OBP: 0.292, SLG: 0.350 (1, 4)										4	1	0	0	1	1	1	Boston Red Sox @ Chicago White Sox Comiskey Park, Chicago, IL Sun Aug 30 1970, 4:33 AM EDT Unknown			
Luis Aparicio, R OBP: 0.306, SLG: 0.398 Walt Williams, R OBP: 0.184, SLG: 0.162 Bob Miller, R OBP: 0.299, SLG: 0.341 Dwight Gooden, R OBP: 0.258, SLG: 0.179 Dwaine Gooden, R OBP: 0.374, SLG: 0.411 (8, 1) (8, 2)										1	0	0	0	0	0	0				
Carlos May, L OBP: 0.382, SLG: 0.449 (1, 7)										4	3	3	2	1	0	0				
Bill Melton, R OBP: 0.330, SLG: 0.484 (1, 9)										5	2	2	1	0	2	4				
Ed Herrmann, L OBP: 0.357, SLG: 0.520 Danny Murphy, L OBP: 0.667, SLG: 1.250 (9, 1)										4	2	2	3	1	1	2				
Bob Spence, L OBP: 0.274, SLG: 0.337 (1, 3)										5	1	4	3	0	1	0				
Ken Berry, R OBP: 0.352, SLG: 0.366 (1, 8)										5	0	0	0	0	2	4				
Rich McKinney, R OBP: 0.179, SLG: 0.155 (1, 5)										5	0	0	0	0	3	3				
Gerry Janeski, R OBP: 0.102, SLG: 0.086 Jerry Crider, R OBP: 0.095, SLG: 0.143 Rich Morales, R OBP: 0.253, SLG: 0.182 (2, PH) (3, 6)										0	0	0	0	0	0	0				
Inning Stats	R: 3 E: 0 K: 1 S: 9	H: 4 LOB: 1 BB: 0 P: 9	R: 0 E: 0 K: 1 S: 5	H: 0 LOB: 0 BB: 0 P: 5	R: 3 E: 0 K: 3 S: 14	H: 5 LOB: 2 BB: 0 P: 14	R: 4 E: 0 K: 2 S: 9	H: 2 LOB: 2 BB: 0 P: 17	R: 0 E: 0 K: 3 S: 9	H: 0 LOB: 0 BB: 0 P: 9	R: 0 E: 0 K: 0 S: 3	H: 1 LOB: 1 BB: 0 P: 4	R: 1 E: 0 K: 2 S: 9	H: 2 LOB: 2 BB: 1 P: 13	R: 0 E: 0 K: 1 S: 5	H: 0 LOB: 0 BB: 0 P: 5		1B: 8 2B: 3 3B: 1 HR: 2	SF: 0 SAC: 0 DP: 0 HBP: 0	WP: 2 PB: 0 SB: 0 CS: 0
PITCHER	IP WLS BF H R ER SO BB IBB HBP BLK WP HR S P ERA WHIP																			
Vicente Romo, R ERA: 4.42 Ken Brett, L ERA: 4.29 Sparky Lyle, L ERA: 4.5	(1, 1) (3, 1) (8, 1)	2.0 5.1 1.2	L W S	14 24 6	8 5 0	6 1 0	2 8 3	0 0 0	0 2 1	0 0 0	0 0 0	0 0 0	0 38 11	27.00 1.69 0.600						

AB	41
R	11
H	14
RBI	10
BB	3
SO	13
LOB	17



Batter	1	2	3	4	5	6	7	8	9	AB	R	H	RBI	BB	SO	LOB	TOP					
Mike Andrews, R (1.4) OBP: 0.332, SLG: 0.390	5-3		F7					FC6-4 1B		4	1	2	2	0	0	0	Boston Red Sox @ Chicago White Sox Comiskey Park, Chicago, IL Sun Aug 30 1970, 4:38 AM EDT Att: 8,552 - Unknown					
Reggie Smith, S (1.8) OBP: 0.377, SLG: 0.535	K			5-3		5-3		FC6-4 FC3-6 1-2		4	0	0	0	0	1	1						
Carl Yastrzemski, L (1.3) OBP: 0.443, SLG: 0.599	K			K		1B SF8 1B		FC3-6 CS 1-2		4	1	1	0	0	2	1						
Tony Conigliaro, R (1.9) OBP: 0.324, SLG: 0.472		K		6-3		SF8 1-3 1B		CS 1-2	F8	4	0	1	0	0	1	0						
Rico Petrocelli, R (1.6) OBP: 0.324, SLG: 0.460		HR			K	SF8			PB HBP	2	1	1	2	0	1	0						
Billy Conigliaro, R (1.7) OBP: 0.368, SLG: 0.514		F9				FC6-4 1B	5-3		K 1-2	4	0	1	0	0	1	2						
John Kennedy, R (1.5) OBP: 0.296, SLG: 0.414		5-3			F8		F8		F9	4	0	0	0	0	0	2						
Don Pavletich, R (1.2) OBP: 0.232, SLG: 0.163			K			FC6-4 1-2	6-3			3	0	0	0	0	1	1						
Mike Nagy, R (1.1) OBP: 0.200, SLG: 0.200			K				HR 1B	F3		3	1	1	0	0	1	0						
Inning Stats	R: 0 E: 0 K: 2 S: 7	H: 0 LOB: 0 BB: 0 P: 7	R: 1 E: 0 K: 1 S: 6	H: 1 LOB: 0 BB: 0 P: 6	R: 0 E: 0 K: 2 S: 7	H: 0 LOB: 0 BB: 0 P: 7	R: 0 E: 0 K: 1 S: 5	H: 0 LOB: 0 BB: 0 P: 5	R: 0 E: 0 K: 1 S: 6	H: 1 LOB: 1 BB: 0 P: 6	R: 3 E: 0 K: 0 S: 7	H: 4 LOB: 1 BB: 0 P: 7	R: 0 E: 0 K: 0 S: 3	H: 0 LOB: 0 BB: 0 P: 3	R: 0 E: 0 K: 0 S: 3	H: 1 LOB: 0 BB: 0 P: 3	R: 0 E: 0 K: 1 S: 5	H: 0 LOB: 1 BB: 0 P: 6	1B: 5 2B: 0 3B: 0 HR: 2	SF: 1 SAC: 0 DP: 0 HBP: 1	WP: 0 PB: 1 CS: 0	PA: 35
PITCHER	IP	WLS	BF	H	R	ER	SO	BB	IBB	HBP	BLK	WP	HR	S	P	ERA	WHIP					
Jim Magnuson, L (1.1) ERA: 5.34	7.0	L	27	6	4	4	7	0	0	0	0	0	2	41	41	5.14	0.857					
Wilbur Wood, L (8.1) ERA: 2.78	2.0		7	1	0	0	1	0	0	1	0	0	0	8	9	0.00	0.500					

Batter	1	2	3	4	5	6	7	8	9	AB	R	H	RBI	BB	SO	LOB	BOTTOM					
Tom McCraw, L (1.8) OBP: 0.291, SLG: 0.337	F4		F4			4-3	4-3			4	0	0	0	0	0	2	Boston Red Sox @ Chicago White Sox Comiskey Park, Chicago, IL Sun Aug 30 1970, 4:38 AM EDT Att: 8,552 - Unknown					
Luis Aparicio, R (1.6) OBP: 0.370, SLG: 0.397	F9		BB			5-3 BB 1B		F8		3	0	1	0	1	0	0						
Carlos May, L (1.7) OBP: 0.380, SLG: 0.446	K		L4			4-0 5-3 BB		4-3		3	0	0	0	1	1	1						
Bill Melton, R (1.9) OBP: 0.327, SLG: 0.480		L8			5-3	5-3		6-3		4	0	0	0	0	0	2						
Duane Josephson, R (1.2) OBP: 0.375, SLG: 0.422		HR			4-0 BB	5-3			F8	3	1	1	1	1	0	2						
Bob Spence, L (1.3) OBP: 0.273, SLG: 0.333				G6-4-3 BB		5-3			3-1	4	0	1	0	0	0	1						
Syd O'Brien, R (1.4) OBP: 0.292, SLG: 0.349			FC5-4 1B			4-0 5-3 BB		4-3		4	0	1	0	0	1	1						
Rich McKinney, R (1.5) OBP: 0.185, SLG: 0.162		L4			6-3				K	3	0	1	0	0	0	1						
Jim Magnuson, R (1.1) Gail Hopkins, L (7, PH) Wilbur Wood, R (8.1) OBP: 0.333, SLG: 0.361 OBP: 0.133, SLG: 0.200			1-3						L4	2	0	0	0	0	1	0						
Inning Stats	R: 0 E: 0 K: 1 S: 5	H: 0 LOB: 0 BB: 0 P: 5	R: 1 E: 0 K: 0 S: 5	H: 2 LOB: 1 BB: 0 P: 5	R: 0 E: 0 K: 0 S: 3	H: 0 LOB: 1 BB: 1 P: 7	R: 0 E: 0 K: 0 S: 2	H: 0 LOB: 0 BB: 1 P: 6	R: 0 E: 0 K: 1 S: 5	H: 0 LOB: 0 BB: 0 P: 5	R: 0 E: 0 K: 0 S: 4	H: 1 LOB: 2 BB: 1 P: 8	R: 0 E: 0 K: 0 S: 5	H: 2 LOB: 2 BB: 0 P: 5	R: 0 E: 0 K: 0 S: 3	H: 0 LOB: 0 BB: 0 P: 3	R: 0 E: 0 K: 1 S: 5	H: 0 LOB: 0 BB: 0 P: 5	1B: 4 2B: 0 3B: 0 HR: 1	SF: 0 SAC: 0 DP: 1 HBP: 0	WP: 0 PB: 0 SB: 0 CS: 0	PA: 34
PITCHER	IP	WLS	BF	H	R	ER	SO	BB	IBB	HBP	BLK	WP	HR	S	P	ERA	WHIP					
Mike Nagy, R (1.1) ERA: 4.96	9.0	W	34	5	1	1	3	3	0	0	0	0	1	37	49	1.00	0.889					

Batter	1	2	3	4	5	6	7	8	9	AB	R	H	RBI	BB	SO	LOB	TOP										
Dick McAuliffe, L (1.4) OBP: 0.378, SLG: 0.368	0-0 3-1		0-3 K		0-0 1B		0-0 4-3		0-0 F7	5	1	1	0	0	1	1											
Mickey Stanley, R (1.8) OBP: 0.318, SLG: 0.418	0-0 6-3				0-0 1B		0-0 F8		0-0 2B	5	0	3	0	0	0	0											
Al Kaline, R (1.9) OBP: 0.373, SLG: 0.446	0-0 L5-3		0-0 F5		0-0 E7		0-0 L5-3		0-0 L8	5	0	1	1	1	0	0	3										
Jim Northrup, L (1.7) OBP: 0.354, SLG: 0.495		0-0 F9		0-0 F8-2	0-0 F9			4-0 BB	0-0 1-3	4	0	1	0	1	0	4											
Norm Cash, L (1.3) OBP: 0.388, SLG: 0.459		4-0 1B		0-0 F8-2		0-0 E		4-0 BB		2	1	2	0	2	0	0											
Don Wert, R (1.5) OBP: 0.328, SLG: 0.344		0-3 BB		0-0 1B		0-0 E		0-3 BB		4	0	0	0	0	2	6											
Elliott Maddox, R (1.6) OBP: 0.321, SLG: 0.353		0-0 1B		0-3 K		0-0 F6		0-0 K		4	0	1	0	0	2	4											
Jim Price, R (1.2) OBP: 0.305, SLG: 0.263		0-0 5-3			0-0 F6	0-0 E8		0-0 F9		4	0	1	1	0	0	4											
Mickey Lolich, S (1.1) OBP: 0.231, SLG: 0.130			0-0 F5		0-3 K	0-0 1-3			0-0 2B	3	0	0	0	0	1	1											
Gates Brown, L (9, PH) OBP: 0.326, SLG: 0.355									0-0 1B	1	0	1	0	0	0	0											
Inning Stats	R: 0 E: 0 K: 0 S: 3	H: 0 LOB: 0 BB: 0 P: 3	R: 0 E: 0 K: 1 S: 6	H: 1 LOB: 2 BB: 1 P: 10	R: 0 E: 0 K: 1 S: 6	H: 1 LOB: 1 BB: 0 P: 6	R: 0 E: 0 K: 1 S: 6	H: 2 LOB: 1 BB: 0 P: 6	R: 1 E: 1 K: 1 S: 8	H: 3 LOB: 2 BB: 0 P: 8	R: 1 E: 0 K: 1 S: 7	H: 2 LOB: 1 BB: 0 P: 7	R: 0 E: 0 K: 0 S: 3	H: 0 LOB: 0 BB: 0 P: 3	R: 0 E: 0 K: 1 S: 5	H: 0 LOB: 2 BB: 2 P: 13	R: 0 E: 0 K: 0 S: 5	H: 2 LOB: 2 BB: 0 P: 5	1B: 8 2B: 4 3B: 0 HR: 0	SF: 0 SAC: 0 DP: 1 HBP: 0	WP: 0 PB: 0 SB: 0 CS: 0	PA: 40					
PITCHER	IP	WLS	BF	H	R	ER	SO	BB	IBB	HBP	BLK	WP	HR	S	P	ERA	WHIP										
Ray Culp, R (1.1) ERA: 3.26	8.1	W	38	11	2	2	6	3	0	0	0	0	0	47	59	2.16	1.680										
Gary Wagner, R (9, 1) ERA: 2.54	0.1		1	0	0	0	0	0	0	0	0	0	0	1	1	0.00	0.000										
Sparky Lyle, L (9, 1) ERA: 4.47	0.1	S	1	0	0	0	0	0	0	0	0	0	0	1	1	0.00	0.000										

Detroit Tigers @ Boston Red Sox
Fenway Park, Boston, MA
Mon Aug 31 1970, 7:05 PM EDT
Att: 22,339 - Unknown

AB	37
R	2
H	11
RBI	2
BB	3
SO	6
LOB	23



Batter	1	2	3	4	5	6	7	8	9	AB	R	H	RBI	BB	SO	LOB	BOTTOM										
Mike Andrews, R (1.4) OBP: 0.329, SLG: 0.386	0-0 F8		0-3 K	0-0 F6		0-0 F4		0-0 5-3		5	0	0	0	0	1	4											
Reggie Smith, S (1.8) OBP: 0.378, SLG: 0.535	0-0 F7		0-0 1B		0-0 L7	0-0 1B				4	1	2	1	0	0	0											
Carl Yastrzemski, L (1.3) OBP: 0.441, SLG: 0.596	0-0 E1		0-0 1B		0-3 K	0-3 K				4	0	1	0	0	2	2											
Tony Conigliaro, R (1.9) OBP: 0.324, SLG: 0.477	0-0 F7		0-0 FC6-4		0-0 HR		0-0 F7			4	1	1	2	0	0	2											
Rico Petrocelli, R (1.6) OBP: 0.324, SLG: 0.460		0-0 5-3	0-0 2B		0-0 6-3		0-0 F8			4	0	1	0	0	0	0											
George Scott, R (1.5) OBP: 0.355, SLG: 0.468		4-0 BB	0-3 K			0-0 F4	0-0 4-3			3	0	0	0	1	1	2											
Billy Conigliaro, R (1.7) OBP: 0.370, SLG: 0.515		4-0 BB		0-0 5-3		0-0 1B		0-0 6-3		3	1	1	0	1	0	0											
Don Pavletich, R (1.2) OBP: 0.250, SLG: 0.173		0-0 L8		0-0 L7		4-0 1B		0-0 1B		3	1	1	0	1	0	2											
Ray Culp, R (1.1) OBP: 0.146, SLG: 0.138		0-3 K		4-0 BB		0-0 1B		0-3 K		3	0	1	1	1	2	3											
Gary Wagner, R (9, 1) OBP: 0.200, SLG: 0.200						1-2 2H				0	0	0	0	0	0	0											
Sparky Lyle, L (9, 1)										0	0	0	0	0	0	0											
Inning Stats	R: 0 E: 1 K: 0 S: 4	H: 0 LOB: 1 BB: 0 P: 4	R: 0 E: 0 K: 1 S: 5	H: 0 LOB: 2 BB: 2 P: 13	R: 1 E: 0 K: 2 S: 10	H: 3 LOB: 0 BB: 0 P: 10	R: 0 E: 0 K: 0 S: 3	H: 0 LOB: 1 BB: 1 P: 7	R: 1 E: 0 K: 1 S: 6	H: 1 LOB: 0 BB: 0 P: 6	R: 2 E: 0 K: 1 S: 8	H: 3 LOB: 2 BB: 1 P: 12	R: 0 E: 0 K: 0 S: 3	H: 0 LOB: 0 BB: 0 P: 3	R: 0 E: 0 K: 1 S: 6	H: 1 LOB: 1 BB: 0 P: 6	1B: 5 2B: 2 3B: 0 HR: 1	SF: 0 SAC: 0 DP: 0 HBP: 0	WP: 0 PB: 0 SB: 1 CS: 0	PA: 37							
PITCHER	IP	WLS	BF	H	R	ER	SO	BB	IBB	HBP	BLK	WP	HR	S	P	ERA	WHIP										
Mickey Lolich, L (1.1) ERA: 3.83	8.0	L	37	8	4	4	6	4	0	0	0	0	1	45	61	4.50	1.500										

Detroit Tigers @ Boston Red Sox
Fenway Park, Boston, MA
Mon Aug 31 1970, 7:05 PM EDT
Att: 22,339 - Unknown

AB	33
R	4
H	8
RBI	4
BB	4
SO	6
LOB	15



Batter	1	2	3	4	5	6	7	8	9	AB	R	H	RBI	BB	SO	LOB	TOP					
Dick McAuliffe, L OBP: 0.374, SLG: 0.363 (1, 4)	0-3 K		0-0 3-1		0-0 F3		0-0 F8		0-0 4-3	5	0	0	0	0	1	1						
Mickey Stanley, R OBP: 0.317, SLG: 0.418 (1, 8)	0-3 K			0-3 K	0-0 E 2B		0-3 K		0-0 4-3	5	1	1	0	0	3	0						
Gates Brown, L OBP: 0.323, SLG: 0.388 Al Kaline, R OBP: 0.373, SLG: 0.446 (1, 7) (9, 9)	0-0 F4			0-0 F8	0-0 E4 HR		0-0 HR			4	2	1	2	0	0	0						
0 0										0	0	0	0	0	0	0						
Jim Northrup, L OBP: 0.355, SLG: 0.503 (1, 9) (9, 7)		0-0 HR		0-0 BB HR 1B	0-0 G3		0-0 1-3			4	2	2	1	0	0	1						
Norm Cash, L OBP: 0.389, SLG: 0.468 (1, 3)		0-0 1-3		4-0 BB HR BB	0-0 HR			0-0 F9		3	2	1	2	1	0	0						
Don Wert, R OBP: 0.330, SLG: 0.343 (1, 5)		0-0 G5-4-3 1B		4-0 HR BB	0-0 5-3			0-0 6-3		3	1	1	0	1	0	0						
Jim Price, R OBP: 0.313, SLG: 0.301 (1, 2)		0-0 G5-4-3 1B		0-0 HR		0-0 F7		4-0 WP BB		3	1	1	4	1	0	1						
Cesar Gutierrez, R OBP: 0.277, SLG: 0.304 (1, 6)			0-0 F4	0-0 6-3		0-0 F8		0-0 6-3		4	0	0	0	0	0	1						
Mike Kilkenny, R OBP: 0.288, SLG: 0.091 Norm McRae, R John Hiller, R Kevin Collins, L Daryl Patterson, L Tom Timmermann, R (1, 1) (1, 1) (2, 1) (5, PH) (8, 1) (8, 1)			0-0 F6		0-0 2B E 1B		0-3 K		0-3 K	0	0	0	0	0	0	0						
0										0	0	0	0	0	0	0						
0										1	0	0	0	0	0	0						
0										1	1	1	0	0	0	0						
0										1	0	0	0	0	1	0						
0										1	0	0	0	1	0	0						
0										1	0	0	0	1	0	0						
Inning Stats	R: 0 E: 0 K: 2 S: 7	H: 0 LOB: 0 BB: 0 P: 7	R: 1 E: 0 K: 0 S: 4	H: 2 LOB: 0 BB: 0 P: 4	R: 0 E: 0 K: 0 S: 3	H: 0 LOB: 0 BB: 0 P: 3	R: 4 E: 0 K: 1 S: 7	H: 2 LOB: 0 BB: 2 P: 15	R: 4 E: 1 K: 0 S: 7	H: 3 LOB: 0 BB: 0 P: 7	R: 0 E: 0 K: 1 S: 5	H: 0 LOB: 0 BB: 0 P: 5	R: 1 E: 0 K: 1 S: 6	H: 1 LOB: 0 BB: 0 P: 6	R: 0 E: 0 K: 0 S: 3	H: 0 LOB: 1 BB: 1 P: 7	R: 0 E: 0 K: 1 S: 5	H: 0 LOB: 0 BB: 0 P: 5	1B: 3 2B: 1 3B: 0 HR: 4	SF: 0 SAC: 0 DP: 1 HBP: 0	WP: 1 PB: 0 SB: 0 CS: 0	PA: 38
PITCHER	IP	WLS	BF	H	R	ER	SO	BB	IBB	HBP	BLK	WP	HR	S	P	ERA	WHIP					
Sonny Siebert, R ERA: 3.72 Vicente Romo, R ERA: 4.41 Chuck Hartenstein, R ERA: 0.49 Gary Wagner, R ERA: 2.76 (1, 1) (5, 1) (8, 1) (9, 1)	4.2	L	23	7	9	6	3	2	0	0	0	0	3	27	35	11.57	1.929					
3.86	0.429	1.000	0.000																			

Detroit Tigers @ Boston Red Sox
Fenway Park, Boston, MA
Tue Sep 01 1970, 7:05 PM EDT
Att: 18,794 - Unknown

AB	35
R	10
H	8
RBI	9
BB	3
SO	6
LOB	4



Batter	1	2	3	4	5	6	7	8	9	AB	R	H	RBI	BB	SO	LOB	BOTTOM					
Mike Andrews, R OBP: 0.335, SLG: 0.394 (1, 4)	0-0 HR	4-0 BB HR BB	0-0 F8		4-0 FC4-6 BB		0-0 4-3 1B	4-0 1-2 2-3 3-H BB		3	2	2	2	3	0	0						
Reggie Smith, S OBP: 0.379, SLG: 0.533 (1, 8)	4-0 2B FC3 BB	4-0 BB HR BB	0-0 BB 1B		0-0 FC4-6 1-2 BB		0-0 4-3	0-0 4-3		4	2	1	1	2	0	5						
Carl Yastrzemski, L OBP: 0.446, SLG: 0.597 (1, 3)	0-0 FC3 1-3 2B	4-0 BB HR BB	4-0 BB 1B		4-0 BB		4-0 BB		0-0 6-3	2	1	1	1	4	0	0						
Tony Conigliaro, R OBP: 0.324, SLG: 0.481 (1, 9)	0-0 FC3 F9 BB	0-0 HR	0-3 K		0-0 F8		0-0 F3		0-0 1B	6	1	2	5	0	1	7						
Rico Petrocelli, R OBP: 0.324, SLG: 0.457 (1, 6)	4-0 1-2 BB	0-0 F6		0-3 K		0-0 6-3		0-0 1B FC1-2 1B	0-0 F6	5	0	1	0	1	1	1						
George Scott, R OBP: 0.355, SLG: 0.466 (1, 5)	0-0 F9 2-3	0-0 6-3		0-0 FC4-6 1B		0-3 K		0-0 FC1-2 BB 1B	0-0 4-3	6	1	2	0	0	1	3						
Billy Conigliaro, R OBP: 0.371, SLG: 0.514 George Thomas, R OBP: 0.425, SLG: 0.544 (1, 7) (2, PR) (3, 7)	0-0 L7	1-0 HBP		0-0 FC4-6 1-2 1B		0-0 1B		4-0 BB FC1-2 BB		1	0	0	0	0	2							
2	0	1	0	1	0	1				2	0	1	0	1	0	1						
Tom Satriano, L OBP: 0.331, SLG: 0.376 (1, 2)		0-0 BB K		0-0 F9		0-0 4-3		0-0 F4		5	1	1	0	0	1	6						
Sonny Siebert, R OBP: 0.136, SLG: 0.134 Vicente Romo, R OBP: 0.195, SLG: 0.280 Dick Schofield, R OBP: 0.285, SLG: 0.275 Chuck Hartenstein, R OBP: 0.323, SLG: 0.188 Mike Figue, L OBP: 0.301, SLG: 0.200 Gary Wagner, R OBP: 0.200, SLG: 0.200 (1, 1) (5, PH) (7, PH) (8, 1) (8, PH) (9, 1)	0,1	5	2	2	2	0	0	0	0	2	0	0	0	0	0	1						
0.2	6	1	4	4	0	2	0	0	0	1	0	4	12	54.00	4.500							
3.0	15	3	2	1	3	2	0	1	0	0	1	18	27	3.00	1.667							
3.0	W	16	4	1	1	3	3	0	0	0	0	19	31	3.00	2.333							
2.0	S	9	1	0	0	0	2	0	0	0	0	7	15	0.00	1.500							
Inning Stats	R: 2 E: 0 K: 0 S: 5	H: 2 LOB: 2 BB: 2 P: 13	R: 6 E: 1 K: 1 S: 8	H: 2 LOB: 1 BB: 3 P: 21	R: 0 E: 0 K: 1 S: 6	H: 1 LOB: 2 BB: 1 P: 10	R: 0 E: 0 K: 1 S: 6	H: 1 LOB: 0 BB: 0 P: 6	R: 0 E: 0 K: 1 S: 5	H: 0 LOB: 2 BB: 2 P: 13	R: 0 E: 0 K: 1 S: 6	H: 1 LOB: 1 BB: 0 P: 6	R: 0 E: 0 K: 1 S: 6	H: 1 LOB: 2 BB: 1 P: 10	R: 1 E: 0 K: 0 S: 5	H: 2 LOB: 3 BB: 2 P: 13	R: 0 E: 0 K: 0 S: 4	H: 1 LOB: 1 BB: 0 P: 4	1B: 8 2B: 1 3B: 0 HR: 2	SF: 0 SAC: 0 DP: 0 HBP: 1	WP: 1 PB: 0 SB: 1 CS: 0	PA: 51
PITCHER	IP	WLS	BF	H	R	ER	SO	BB	IBB	HBP	BLK	WP	HR	S	P	ERA	WHIP					
Mike Kilkenny, L ERA: 4.57 Norm McRae, R ERA: 4.95 John Hiller, L ERA: 3.38 Daryl Patterson, R ERA: 4.68 Tom Timmermann, R ERA: 4.04 (1, 1) (1, 1) (2, 1) (5, 1) (8, 1)	0.1		6	1	4	4	0	2	0	0	0	1	0	4	12	54.00	4.500					

Detroit Tigers @ Boston Red Sox
Fenway Park, Boston, MA
Tue Sep 01 1970, 7:05 PM EDT
Att: 18,794 - Unknown


AB	39
R	9
H	11
RBI	9
BB	11
SO	6
LOB	29



Batter	1	2	3	4	5	6	7	8	9	AB	R	H	RBI	BB	SO	LOB	TOP					
Mickey Stanley, R OBP: 0.315, SLG: 0.414 (1, 8)	F9		F9	F9			F8	F8	4-3	6	0	1	0	0	0	5						
Ike Brown, R OBP: 0.380, SLG: 0.536 Dick McAuliffe, L OBP: 0.374, SLG: 0.363 (8, FR) (8, 4)	L4		FC3-2				FC4-6	E5		4	1	2	2	1	0	0						
Al Kaline, R OBP: 0.376, SLG: 0.446 (1, 3) (7, 9)	L6-3		FC3-2				FC4-6	1B		4	0	2	0	1	0	1						
Jim Northrup, L OBP: 0.356, SLG: 0.500 (1, 9) (7, 7)		F8	FC3-2				FC4-6			4	1	1	1	1	1	6						
Don Wert, R OBP: 0.331, SLG: 0.340 (1, 5)			F3							3	0	0	0	1	0	6						
Elliott Maddox, R OBP: 0.317, SLG: 0.348 Gates Brown, L OBP: 0.330, SLG: 0.388 Daryl Patterson, L (7, 1) (7, 1)	F8		5-3				F4			3	0	0	0	0	0	5						
Jim Price, R OBP: 0.317, SLG: 0.294 (1, 2)	SF8						F8			2	0	0	1	2	0	3						
Cesar Gutierrez, R OBP: 0.280, SLG: 0.306 (1, 6)	L7						G5-4-3			4	1	2	0	0	0	2						
Bob Reed, R OBP: 0.333, SLG: 0.333 Joe Niekro, R OBP: 0.270, SLG: 0.281 Norm Cash, L OBP: 0.390, SLG: 0.466 (1, 1) (7, PH) (7, 3)										2	1	1	0	0	0	1						
Inning Stats	R: 0 E: 0 K: 0 S: 3	H: 0 LOB: 0 BB: 0 P: 3	R: 1 E: 0 K: 0 S: 3	H: 0 LOB: 1 BB: 2 P: 11	R: 1 E: 0 K: 0 S: 7	H: 4 LOB: 3 BB: 0 P: 7	R: 0 E: 0 K: 0 S: 4	H: 1 LOB: 1 BB: 0 P: 4	R: 0 E: 0 K: 1 S: 5	H: 0 LOB: 1 BB: 1 P: 9	R: 0 E: 0 K: 0 S: 2	H: 0 LOB: 0 BB: 1 P: 6	R: 2 E: 0 K: 0 S: 6	H: 3 LOB: 3 BB: 1 P: 11	R: 2 E: 1 K: 0 S: 6	H: 2 LOB: 2 BB: 1 P: 10	R: 0 E: 0 K: 1 S: 5	H: 0 LOB: 2 BB: 2 P: 13	1B: 10 2B: 0 3B: 0 HR: 0	SF: 1 SAC: 1 DP: 1 HBP: 1	WP: 0 PB: 0 SB: 0 CS: 0	PA: 46
PITCHER	IP	WLS	BF	H	R	ER	SO	BB	IBB	HBP	BLK	WP	HR	S	P	ERA	WHIP					
Gary Peters, L ERA: 4.17 Gary Wagner, R ERA: 2.73 Sparky Lyle, L ERA: 4.4 Chuck Hartenstein, R ERA: 6.33 (1, 1) (7, PH) (7, 3)	6.1	29	7	4	4	1	4	0	0	0	0	0	0	27	43	5.68	1.737					

Detroit Tigers @ Boston Red Sox
Fenway Park, Boston, MA
Wed Sep 02 1970, 3:33 AM EDT
Att: 14,704 - Unknown


AB 35
R 6
H 10
RBI 5
BB 8
SO 2
LOB 30



Batter	1	2	3	4	5	6	7	8	9	AB	R	H	RBI	BB	SO	LOB	BOTTOM				
Mike Andrews, R OBP: 0.334, SLG: 0.393 (1, 4)	L4-6-3		L5				6-3			4	0	1	0	0	0	0					
Reggie Smith, S OBP: 0.380, SLG: 0.532 (1, 8)	FC						L4-3			3	0	1	0	1	0	1					
Carl Yastrzemski, L OBP: 0.446, SLG: 0.597 (1, 3)	L4-6-3						F8			4	1	2	0	0	0	3					
Tony Conigliaro, R OBP: 0.321, SLG: 0.477 (1, 9)	K						L5-3			4	0	0	0	0	1	4					
Rico Petrocelli, R OBP: 0.323, SLG: 0.456 (1, 6)							L5-3			4	1	1	1	0	1	0					
George Scott, R OBP: 0.358, SLG: 0.468 (1, 5)										3	1	2	0	1	1	0					
Billy Conigliaro, R OBP: 0.369, SLG: 0.508 (1, 7)	L4-6-3						FC6-4			3	1	0	0	1	0	2					
Don Pavletich, R OBP: 0.250, SLG: 0.214 (1, 2)							F8			4	0	1	3	0	2	1					
Gary Peters, L OBP: 0.307, SLG: 0.329 Gary Wagner, R OBP: 0.200, SLG: 0.200 Sparky Lyle, L OBP: 0.390, SLG: 0.466 Chuck Hartenstein, R OBP: 0.291, SLG: 0.186 (1, 1) (7, 1) (7, 1) (8, 1) (9, PH)										2	0	0	0	0	0	1					
Inning Stats	R: 0 E: 0 K: 1 S: 6	H: 1 LOB: 1 BB: 0 P: 6	R: 0 E: 0 K: 0 S: 3	H: 1 LOB: 0 BB: 0 P: 3	R: 0 E: 0 K: 1 S: 5	H: 0 LOB: 0 BB: 0 P: 5	R: 4 E: 0 K: 0 S: 7	H: 4 LOB: 1 BB: 1 P: 11	R: 0 E: 0 K: 0 S: 4	H: 2 LOB: 1 BB: 0 P: 4	R: 0 E: 0 K: 0 S: 3	H: 0 LOB: 1 BB: 1 P: 7	R: 0 E: 0 K: 2 S: 7	H: 0 LOB: 0 BB: 0 P: 7	R: 0 E: 0 K: 1 S: 5	H: 0 LOB: 0 BB: 0 P: 5	1B: 7 2B: 0 3B: 1 HR: 0	SF: 0 SAC: 0 DP: 3 HBP: 0	WP: 0 PB: 0 SB: 1 CS: 0	PA: 36	
PITCHER	IP	WLS	BF	H	R	ER	SO	BB	IBB	HBP	BLK	WP	HR	S	P	ERA	WHIP				
Bob Reed, R ERA: 5.54 Daryl Patterson, R ERA: 4.45 (1, 1) (7, 1)	6.0	26	8	4	4	2	8	0	0	0	0	0	0	28	36	6.00	1.667				

Detroit Tigers @ Boston Red Sox
Fenway Park, Boston, MA
Wed Sep 02 1970, 3:33 AM EDT
Att: 14,704 - Unknown

AB 33
R 4
H 8
RBI 4
BB 3
SO 5
LOB 12



Batter	1	2	3	4	5	6	7	8	9	AB	R	H	RBI	BB	SO	LOB	TOP			
Dick McAuliffe, L OBP: 0.371, SLG: 0.360	1-3		4-3		FC1-6		F8			4	0	0	0	0	0	2	Detroit Tigers @ Boston Red Sox Fenway Park, Boston, MA Wed Sep 02 1970, 7:05 PM EDT Att: 18,938 - Unknown			
Mickey Stanley, R OBP: 0.313, SLG: 0.411	5-3				F7		6-3		F7	4	0	0	0	0	2					
Gates Brown, L OBP: 0.327, SLG: 0.373	4-3				FC4-6 BB		4-3		4-3	3	0	0	0	1	0					
Jim Northrup, L OBP: 0.355, SLG: 0.498			F8		FC4-6 BB		G3 1B		F4	4	0	1	0	0	1					
Norm Cash, L OBP: 0.388, SLG: 0.462		K					G3		5-3	3	0	0	0	1	1					
Dalton Jones, L OBP: 0.321, SLG: 0.346		L8			4-3		HBP		F9	3	0	0	0	0	2					
Gene Lamont, L OBP: 0.750, SLG: 1.667							F9		WP 1B	3	1	2	1	1	0					
Cesar Gutierrez, R OBP: 0.277, SLG: 0.303					6-3		FC6-4 BB		F5	4	0	0	0	0	2					
Les Cain, L OBP: 0.169, SLG: 0.219					K2-3		F7			1	0	0	0	1	1					
Norm McRae, R							F7			0	0	0	0	0	0					
Kevin Collins, L OBP: 0.300, SLG: 0.700							FC1-6 BB			1	0	0	0	0	0					
Fred Scherman, L OBP: 0.200, SLG: 0.200										0	0	0	0	0	0					
Mike Kilkenny, R OBP: 0.095, SLG: 0.091										0	0	0	0	0	0					
Inning Stats	R: 0 E: 0 K: 0 S: 3	H: 0 LOB: 0 BB: 0 P: 3	R: 0 E: 0 K: 1 S: 5	H: 0 LOB: 0 BB: 0 P: 5	R: 1 E: 0 K: 1 S: 6	H: 1 LOB: 0 BB: 0 P: 6	R: 0 E: 0 K: 0 S: 3	H: 0 LOB: 2 BB: 2 P: 11	R: 0 E: 0 K: 0 S: 4	H: 1 LOB: 2 BB: 0 P: 5	R: 0 E: 0 K: 0 S: 3	H: 0 LOB: 0 BB: 0 P: 3	R: 0 E: 0 K: 0 S: 3	H: 0 LOB: 0 BB: 0 P: 3	R: 0 E: 0 K: 0 S: 4	H: 1 LOB: 1 BB: 0 P: 4	1B: 2 2B: 0 3B: 0 HR: 1	SF: 0 SAC: 0 DP: 0 HBP: 1	WP: 1 PB: 0 SB: 0 CS: 0	PA: 35
PITCHER Cal Koonce, R ERA: 3.12	IP: 9.0 WLS: W BF: 35 H: 3 R: 1 ER: 1 SO: 2 BB: 4 IBB: 0 HBP: 1 BLK: 0 WP: 1 HR: 1 S: 34 P: 51 ERA: 1.00 WHIP: 0.778															PITCHER				

Batter	1	2	3	4	5	6	7	8	9	AB	R	H	RBI	BB	SO	LOB	BOTTOM	
Mike Andrews, R OBP: 0.335, SLG: 0.391	K	B1-3		K		FC3-2 BB		2B 1B		4	1	1	0	1	2	2	Detroit Tigers @ Boston Red Sox Fenway Park, Boston, MA Wed Sep 02 1970, 7:05 PM EDT Att: 18,938 - Unknown	
Reggie Smith, S OBP: 0.381, SLG: 0.532	S PB 2B 1B	F7			K	FC3-2		2B 2B		5	2	2	2	0	1	4		
Carl Yastrzemski, L OBP: 0.447, SLG: 0.601	S 2B BB			HR		CS BB		E1 2B 2-3		3	2	1	1	2	0	4		
Tony Conigliaro, R OBP: 0.326, SLG: 0.482	2B BB			G5-4-3 1B		K		WP BB 1B 1B		4	2	3	1	1	1	1		
Rico Petrocelli, R OBP: 0.324, SLG: 0.456	6-3 2B			G5-4-3		K		F8 1B BB		4	0	1	3	1	2	3		
George Scott, R OBP: 0.390, SLG: 0.466	6-3			K		BB HBP BB		G5-4-3 K		3	1	1	1	1	1	1		
John Kennedy, R OBP: 0.294, SLG: 0.411						1-2 2-H 3-H		1-2 2-H 3-H		1	0	0	0	0	1	2		
Billy Conigliaro, R OBP: 0.370, SLG: 0.508	2-3					2B		F8 F9		4	1	1	0	0	0	5		
Don Pavletich, R OBP: 0.265, SLG: 0.207				L7		BB 1B FC3-2 BB		G5-4-3		2	0	0	0	2	0	3		
Cal Koonce, R OBP: 0.231, SLG: 0.095				K		FC3-2 BB		1B 2B BB		3	1	1	2	1	1	2		
Inning Stats	R: 3 E: 0 K: 1 S: 7	H: 2 LOB: 1 BB: 2 P: 15	R: 0 E: 0 K: 0 S: 3	H: 0 LOB: 1 BB: 1 P: 7	R: 1 E: 0 K: 1 S: 6	H: 2 LOB: 0 BB: 0 P: 6	R: 0 E: 0 K: 2 S: 8	H: 1 LOB: 1 BB: 0 P: 8	R: 0 E: 0 K: 2 S: 6	H: 0 LOB: 3 BB: 3 P: 19	R: 1 E: 0 K: 0 S: 4	H: 2 LOB: 1 BB: 1 P: 8	R: 3 E: 1 K: 2 S: 11	H: 3 LOB: 2 BB: 1 P: 15	1B: 6 2B: 4 3B: 0 HR: 1	SF: 0 SAC: 0 DP: 2 HBP: 1	WP: 1 PB: 1 SB: 2 CS: 1	PA: 43
PITCHER Les Cain, L ERA: 3.64	IP: 5.1 WLS: L BF: 27 H: 6 R: 6 ER: 6 SO: 7 BB: 6 IBB: 0 HBP: 1 BLK: 0 WP: 0 HR: 1 S: 34 P: 59 ERA: 10.12 WHIP: 2.250															PITCHER		
Norm McRae, R ERA: 4.61	0.2	3	0	0	0	0	1	0	0	0	0	2	6	0.00	1.500			
Fred Scherman, L ERA: 3.67	1.0	5	2	1	1	0	1	0	0	0	1	0	4	8	9.00	3.000		
Mike Kilkenny, L ERA: 4.78	1.0	8	3	3	3	2	1	0	0	0	0	0	11	15	27.00	4.000		

Batter	1	2	3	4	5	6	7	8	9	AB	R	H	RBI	BB	SO	LOB	TOP		
Don Buford, S OBP: 0.405, SLG: 0.433 (1, 7)	0-0 HR	0-0 2B 1B			0-0 FC6-4 1B	0-0 F5		0-0 5-3	0-0 F8	6	1	3	2	0	0	5			
Chico Salmon, R OBP: 0.326, SLG: 0.450 Mark Belanger, R OBP: 0.284, SLG: 0.223 (8, FR) (8, 6)	0-3 K	0-0 2B			0-0 FC6-4 BB	0-0 F2		0-0 2B 1B		5	0	2	2	0	1	4			
Boog Powell, L OBP: 0.415, SLG: 0.545 (1, 3)	0-0 G3		0-0 4-3		0-0 F7		0-0 F9	0-0 FC5-2 2B		5	0	1	0	0	0	1			
Frank Robinson, R OBP: 0.399, SLG: 0.512 (1, 9)	0-0 6-3		0-0 F8		0-0 FC6-4 BB		0-0 1B HR	0-0 FC5-2 2B		4	1	1	0	1	0	3			
Merv Rettenmund, R OBP: 0.388, SLG: 0.544 Paul Blair, R OBP: 0.338, SLG: 0.419 (1, 8) (3, 8)		0-0 4-3	0-0 6-3		0-0 FC6-4		0-0 1B HR	0-0 4-3		2	0	0	0	0	0	0			
Brooks Robinson, R OBP: 0.338, SLG: 0.438 (1, 5)		0-0 BB WP 1B		0-0 HR		0-0 1B 1B	0-0 HR	0-0 WP 2B		5	3	5	4	0	0	0			
Davey Johnson, R OBP: 0.376, SLG: 0.401 (1, 4)		0-0 1B BB 2B		0-0 F9		0-0 L7	0-0 BB	0-0 6-3		3	1	0	0	2	0	2			
Eliot Hendricks, L OBP: 0.315, SLG: 0.381 (1, 2)		0-3 K		0-0 F7		0-0 1B 1B	0-0 P4	0-0 WP IBB		4	0	1	0	1	1	3			
Mike Cuellar, L OBP: 0.100, SLG: 0.162 Dave Leonhard, R (1, 1) Terry Crowley, L OBP: 0.419, SLG: 0.429 Moe Drabowsky, R OBP: 0.111, SLG: 0.111 Eddie Watt, R OBP: 0.125, SLG: 0.125 (8, 1)	0-0 K	0-0 1B 2B BB		0-3 K		0-0 1B	0-3 K	0-0 P6		0	0	0	0	0	0	0			
Inning Stats	R: 1 E: 0 K: 1 S: 6	H: 1 LOB: 0 BB: 0 P: 6	R: 3 E: 0 K: 1 S: 7	H: 3 LOB: 2 BB: 2 P: 15	R: 0 E: 0 K: 0 S: 3	H: 0 LOB: 0 BB: 0 P: 3	R: 1 E: 0 K: 1 S: 6	H: 1 LOB: 3 BB: 0 P: 6	R: 0 E: 0 K: 0 S: 4	H: 3 LOB: 2 BB: 1 P: 8	R: 3 E: 0 K: 1 S: 8	H: 3 LOB: 1 BB: 1 P: 12	R: 0 E: 0 K: 0 S: 5	H: 2 LOB: 2 BB: 0 P: 5	R: 0 E: 0 K: 0 S: 4	H: 1 LOB: 2 BB: 1 P: 8	1B: 9 2B: 3 3B: 0 HR: 3	SF: 0 SAC: 0 DP: 0 HBP: 0	WP: 2 PA: 46 PB: 0 SB: 0 CS: 0
PITCHER	IP WLS BF H R ER SO BB IBB HBP BLK WP HR S P ERA WHIP	IP WLS BF H R ER SO BB IBB HBP BLK WP HR S P ERA WHIP	IP WLS BF H R ER SO BB IBB HBP BLK WP HR S P ERA WHIP	IP WLS BF H R ER SO BB IBB HBP BLK WP HR S P ERA WHIP	IP WLS BF H R ER SO BB IBB HBP BLK WP HR S P ERA WHIP	IP WLS BF H R ER SO BB IBB HBP BLK WP HR S P ERA WHIP	IP WLS BF H R ER SO BB IBB HBP BLK WP HR S P ERA WHIP	IP WLS BF H R ER SO BB IBB HBP BLK WP HR S P ERA WHIP	IP WLS BF H R ER SO BB IBB HBP BLK WP HR S P ERA WHIP	IP WLS BF H R ER SO BB IBB HBP BLK WP HR S P ERA WHIP	IP WLS BF H R ER SO BB IBB HBP BLK WP HR S P ERA WHIP	IP WLS BF H R ER SO BB IBB HBP BLK WP HR S P ERA WHIP	IP WLS BF H R ER SO BB IBB HBP BLK WP HR S P ERA WHIP	IP WLS BF H R ER SO BB IBB HBP BLK WP HR S P ERA WHIP	IP WLS BF H R ER SO BB IBB HBP BLK WP HR S P ERA WHIP	IP WLS BF H R ER SO BB IBB HBP BLK WP HR S P ERA WHIP	IP WLS BF H R ER SO BB IBB HBP BLK WP HR S P ERA WHIP	IP WLS BF H R ER SO BB IBB HBP BLK WP HR S P ERA WHIP	IP WLS BF H R ER SO BB IBB HBP BLK WP HR S P ERA WHIP

Baltimore Orioles @ Boston Red Sox
Fenway Park, Boston, MA
Fri Sep 04 1970, 7:05 PM EDT
Att: 22,735 - Unknown

AB 41
R 8
H 15
RBI 8
BB 5
SO 4
LOB 25



Batter	1	2	3	4	5	6	7	8	9	AB	R	H	RBI	BB	SO	LOB	BOTTOM				
Mike Andrews, R OBP: 0.338, SLG: 0.392 (1, 4)	0-0 1B HR 1B	0-0 F8		0-0 BB		0-0 BB		0-0 F9		3	1	1	0	2	0	2					
Reggie Smith, S OBP: 0.380, SLG: 0.535 (1, 8)	0-0 HR 1B	0-0 P4		0-3 K		0-0 F8		0-0 F8		5	1	1	0	0	1	5					
Carl Yastrzemski, L OBP: 0.446, SLG: 0.598 (1, 3)	0-0 HR 1B	0-0 4-3		0-0 4-3		0-0 4-3		0-0 1B		5	1	2	0	0	0	4					
Tony Conigliaro, R OBP: 0.322, SLG: 0.481 (1, 9)	0-0 HR		0-0 F9		0-0 6-3		0-0 1-4-3	0-0 F3		5	1	1	4	0	0	1					
Rico Petrocelli, R OBP: 0.324, SLG: 0.466 (1, 6)	0-0 FC5-4 1B		0-0 5-3		0-0 HR		0-3 K	0-0 P6		5	1	2	1	0	1	1					
George Scott, R OBP: 0.358, SLG: 0.471 (1, 5)	0-0 FC5-4		0-0 6-3		0-0 F7 1B		0-0 HR			4	1	2	1	0	0	1					
Billy Conigliaro, R OBP: 0.368, SLG: 0.503 (1, 7)	0-0 P6		0-0 F9		0-0 F7		0-0 F7			4	0	0	0	0	0	2					
Don Pavletich, R OBP: 0.264, SLG: 0.197 (1, 2)	0-0 F8		0-0 1B BB		0-0 4-3		0-0 P3			3	0	0	0	1	0	1					
Mike Nagy, R OBP: 0.250, SLG: 0.250 Chuck Hartenstein, R OBP: 0.352 Sparky Lyle, L OBP: 0.296, SLG: 0.193 Ray Jarvis, R OBP: 0.276 (1, 1) (6, 1) (7, 1) (8, PH) (9, 1)	0-0 1B		0-0 1B		0-3 K		0-0 1B			2	0	2	0	0	0	0					
Inning Stats	R: 4 E: 0 K: 0 S: 8	H: 5 LOB: 1 BB: 0 P: 8	R: 0 E: 0 K: 0 S: 4	H: 1 LOB: 1 BB: 0 P: 4	R: 0 E: 0 K: 0 S: 3	H: 0 LOB: 0 BB: 0 P: 3	R: 0 E: 0 K: 1 S: 6	H: 1 LOB: 3 BB: 2 P: 14	R: 1 E: 0 K: 0 S: 4	H: 2 LOB: 0 BB: 0 P: 4	R: 0 E: 0 K: 1 S: 5	H: 0 LOB: 0 BB: 1 P: 9	R: 0 E: 0 K: 1 S: 5	H: 0 LOB: 0 BB: 0 P: 5	R: 1 E: 0 K: 0 S: 5	H: 2 LOB: 1 BB: 0 P: 5	R: 0 E: 0 K: 0 S: 4	H: 1 LOB: 1 BB: 0 P: 4	1B: 9 2B: 0 3B: 0 HR: 3	SF: 0 SAC: 0 DP: 0 HBP: 0	WP: 0 PA: 41 PB: 0 SB: 0 CS: 0
PITCHER	IP WLS BF H R ER SO BB IBB HBP BLK WP HR S P ERA WHIP	IP WLS BF H R ER SO BB IBB HBP BLK WP HR S P ERA WHIP	IP WLS BF H R ER SO BB IBB HBP BLK WP HR S P ERA WHIP	IP WLS BF H R ER SO BB IBB HBP BLK WP HR S P ERA WHIP	IP WLS BF H R ER SO BB IBB HBP BLK WP HR S P ERA WHIP	IP WLS BF H R ER SO BB IBB HBP BLK WP HR S P ERA WHIP	IP WLS BF H R ER SO BB IBB HBP BLK WP HR S P ERA WHIP	IP WLS BF H R ER SO BB IBB HBP BLK WP HR S P ERA WHIP	IP WLS BF H R ER SO BB IBB HBP BLK WP HR S P ERA WHIP	IP WLS BF H R ER SO BB IBB HBP BLK WP HR S P ERA WHIP	IP WLS BF H R ER SO BB IBB HBP BLK WP HR S P ERA WHIP	IP WLS BF H R ER SO BB IBB HBP BLK WP HR S P ERA WHIP	IP WLS BF H R ER SO BB IBB HBP BLK WP HR S P ERA WHIP	IP WLS BF H R ER SO BB IBB HBP BLK WP HR S P ERA WHIP	IP WLS BF H R ER SO BB IBB HBP BLK WP HR S P ERA WHIP	IP WLS BF H R ER SO BB IBB HBP BLK WP HR S P ERA WHIP	IP WLS BF H R ER SO BB IBB HBP BLK WP HR S P ERA WHIP	IP WLS BF H R ER SO BB IBB HBP BLK WP HR S P ERA WHIP	IP WLS BF H R ER SO BB IBB HBP BLK WP HR S P ERA WHIP		

Baltimore Orioles @ Boston Red Sox
Fenway Park, Boston, MA
Fri Sep 04 1970, 7:05 PM EDT
Att: 22,735 - Unknown

AB 38
R 6
H 12
RBI 6
BB 3
SO 3
LOB 17



Batter	1	2	3	4	5	6	7	8	9	AB	R	H	RBI	BB	SO	LOB	TOP					
Don Buford, S OBP: 0.402, SLG: 0.429 (1, 7)	F8		K			F9		F3		4	0	0	0	0	1	0	Baltimore Orioles @ Boston Red Sox Fenway Park, Boston, MA Sat Sep 05 1970, 3:33 AM EDT Att: 18,790 - Unknown					
Paul Blair, R OBP: 0.339, SLG: 0.430 (1, 8)	HR		K			4-3		CS 2B		4	1	2	1	0	1	0						
Boog Powell, L OBP: 0.414, SLG: 0.541 (1, 3)	6-3				F9	F8		FC6-4 IBB		3	0	0	0	1	0	0						
Brooks Robinson, R OBP: 0.340, SLG: 0.437 (1, 5)	P3				1B			1B BB		3	1	1	0	1	0	1						
Eliot Hendricks, L OBP: 0.317, SLG: 0.383 (1, 2)	WP 1B				F3			1B 1B		4	0	2	0	0	0	1						
Terry Crowley, L OBP: 0.414, SLG: 0.423 (1, 9)	K				4-3			1B		4	0	1	0	0	1	2						
Davey Johnson, R OBP: 0.377, SLG: 0.409 (1, 4)	K							1B		4	1	2	2	0	2	1						
Bobby Grich, R OBP: 0.260, SLG: 0.257 (1, 6)	F8				6-3			F8		4	0	0	0	0	0	3						
Tom Phoebus, R OBP: 0.152, SLG: 0.152 (7, PH)			K							2	0	0	0	0	2	0						
Frank Robinson, R OBP: 0.398, SLG: 0.511 (7, PH)					K					1	0	0	0	0	1	2						
Pete Richert, L (7, 1)										0	0	0	0	0	0	0						
Dick Hall, R OBP: 0.111, SLG: 0.111 (8, 1)										0	0	0	0	0	0	0						
Inning Stats	R: 1 E: 0 K: 0 S: 4	H: 1 LOB: 0 BB: 0 P: 4	R: 0 E: 0 K: 2 S: 8	H: 1 LOB: 1 BB: 0 P: 8	R: 0 E: 0 K: 3 S: 9	H: 0 LOB: 0 BB: 0 P: 9	R: 0 E: 0 K: 0 S: 4	H: 1 LOB: 1 BB: 0 P: 4	R: 0 E: 0 K: 2 S: 7	H: 0 LOB: 0 BB: 0 P: 7	R: 0 E: 0 K: 0 S: 3	H: 0 LOB: 0 BB: 0 P: 3	R: 1 E: 0 K: 1 S: 7	H: 3 LOB: 2 BB: 1 P: 11	R: 0 E: 0 K: 0 S: 3	H: 1 LOB: 1 BB: 1 P: 7	R: 1 E: 0 K: 0 S: 4	H: 1 LOB: 0 BB: 0 P: 4	1B: 5 2B: 1 3B: 0 HR: 2	SF: 0 SAC: 0 DP: 0 HBP: 0	WP: 1 PB: 0 SB: 0 CS: 1	PA: 35
PITCHER Ray Culp, R ERA: 3.25 (1, 1)	IP: 9.0 WLS: L BF: 35 H: 8 R: 3 ER: 3 SO: 8 BB: 1 IBB: 1 HBP: 0 BLK: 0 WP: 1 HR: 2 S: 49 P: 57 ERA: 3.00 WHIP: 1.000															PITCHER						


Batter	1	2	3	4	5	6	7	8	9	AB	R	H	RBI	BB	SO	LOB	BOTTOM					
Mike Andrews, R OBP: 0.339, SLG: 0.391 (1, 4)	L7	HBP		1B			F7		E6	4	0	1	1	0	0	1	Baltimore Orioles @ Boston Red Sox Fenway Park, Boston, MA Sat Sep 05 1970, 3:33 AM EDT Att: 18,790 - Unknown					
Joe Lahoud, L (1, 7)	F7	F3			P6			5-3	F5	5	0	0	0	0	0	4						
Carl Yastrzemski, L OBP: 0.446, SLG: 0.597 (1, 3)	BB 1B HBP BB	P5			CS S 1B			K		3	1	1	0	1	1	2						
Tony Conigliaro, R OBP: 0.324, SLG: 0.482 (1, 9)	1B BB HBP		6-3		K				2B	3	0	1	0	0	1	1						
Rico Petrocelli, R OBP: 0.325, SLG: 0.464 (1, 6)	1B BB		5-3		P5				BB	2	0	0	0	2	0	0						
George Scott, R OBP: 0.357, SLG: 0.469 (1, 5)	1B		6-3		K			P3		4	0	1	1	0	1	2						
Billy Conigliaro, R OBP: 0.367, SLG: 0.503 (1, 8)	P6			1-3 1B		P4			F8	4	1	1	0	0	0	3						
Tom Satriano, L OBP: 0.330, SLG: 0.368 (1, 2)		SH1-4 BB		1-3		F7			E	3	0	1	0	1	0	1						
Luis Alvarado, R OBP: 0.272, SLG: 0.296 (9, PR)				2-3					1B	0	0	0	0	0	0	0						
Ray Culp, R OBP: 0.143, SLG: 0.134 (1, 1)		SH1-4		K		F8			P6	2	0	0	0	0	1	1						
Mike Fiore, L OBP: 0.294, SLG: 0.191 (9, PH)										1	0	0	0	0	0	1						
Inning Stats	R: 1 E: 0 K: 0 S: 4	H: 1 LOB: 3 BB: 2 P: 13	R: 0 E: 0 K: 0 S: 3	H: 0 LOB: 2 BB: 1 P: 8	R: 0 E: 0 K: 0 S: 3	H: 0 LOB: 0 BB: 0 P: 3	R: 1 E: 0 K: 1 S: 6	H: 2 LOB: 1 BB: 0 P: 6	R: 0 E: 0 K: 1 S: 5	H: 1 LOB: 1 BB: 0 P: 5	R: 0 E: 0 K: 1 S: 3	H: 0 LOB: 0 BB: 0 P: 5	R: 0 E: 0 K: 1 S: 6	H: 0 LOB: 2 BB: 1 P: 10	R: 0 E: 1 K: 0 S: 5	H: 1 LOB: 2 BB: 0 P: 5	R: 0 E: 0 K: 0 S: 5	H: 1 LOB: 0 BB: 0 P: 5	1B: 4 2B: 3 3B: 0 HR: 0	SF: 0 SAC: 1 DP: 1 HBP: 2	WP: 0 PB: 0 SB: 1 CS: 1	PA: 38
PITCHER Tom Phoebus, R ERA: 3.2 (1, 1)	IP: 6.0 WLS: L BF: 25 H: 4 R: 2 ER: 2 SO: 3 BB: 3 IBB: 0 HBP: 2 BLK: 0 WP: 0 HR: 0 S: 26 P: 40 ERA: 3.00 WHIP: 1.167															PITCHER						
Pete Richert, L ERA: 2.12 (7, 1)	1.2 W: 7 1 0 0 1 1 0 0 0 0 0 0 8 12 0.00 1.200																					
Dick Hall, R ERA: 3.33 (8, 1)	1.1 W: 6 1 0 0 0 0 0 0 0 0 0 0 6 6 0.00 0.750																					

Batter	1	2	3	4	5	6	7	8	9	10	11	AB	R	H	RBI	BB	SO	LOB	TOP								
Don Buford, S OBP: 0.400, SLG: 0.427 (1, 7)	L4		G3	SF9	F7				G6-4-3		L5	5	0	1	1	1	0	1									
Paul Blair, R OBP: 0.343, SLG: 0.429 (1, 8)	G3		HBP	BB	BB			F9	G6-4-3			3	1	1	0	3	0	1									
Boog Powell, L OBP: 0.412, SLG: 0.535 (1, 3)	G3		F9	BB	BB			G3				5	1	0	1	1	0	5									
Frank Robinson, R OBP: 0.404, SLG: 0.513 (1, 9)	6-3			BB	BB							4	1	3	1	1	0	1									
Brooks Robinson, R OBP: 0.339, SLG: 0.435 (1, 5)		L7	F8	BB	BB							5	0	1	2	1	0	4									
Davey Johnson, R OBP: 0.378, SLG: 0.417 (1, 4)		HR						K				6	2	3	1	0	1	5									
Eliot Hendricks, L OBP: 0.320, SLG: 0.391 (1, 2)					F5							4	2	1	2	1	1	2									
Mark Belanger, R OBP: 0.283, SLG: 0.223 (1, 6)												5	0	1	0	0	1	3									
Merv Rettenmund, R OBP: 0.387, SLG: 0.542 (11, PH)												1	0	0	0	0	0	0									
Pete Richert, L (11, 1)												0	0	0	0	0	0	0									
Dave McNally, R OBP: 0.350, SLG: 0.239 (7, 1)												4	1	1	0	0	1	4									
Eddie Watt, R OBP: 0.125, SLG: 0.125 (9, PH)												0	0	0	0	0	0	0									
Chico Salmon, R OBP: 0.324, SLG: 0.446 (11, PH)												1	0	0	0	0	0	0									
Inning Stats	R: 0 E: 0 K: 0 S: 3	H: 0 LOB: 1 BB: 1 P: 7	R: 1 E: 0 K: 1 S: 6	H: 1 LOB: 1 BB: 1 P: 10	R: 0 E: 0 K: 0 S: 3	H: 0 LOB: 2 BB: 1 P: 8	R: 5 E: 1 K: 0 S: 6	H: 2 LOB: 2 BB: 3 P: 19	R: 0 E: 0 K: 1 S: 6	H: 1 LOB: 1 BB: 1 P: 10	R: 0 E: 0 K: 0 S: 5	H: 2 LOB: 3 BB: 1 P: 9	R: 2 E: 0 K: 0 S: 5	H: 2 LOB: 0 BB: 0 P: 5	R: 0 E: 0 K: 0 S: 3	H: 1 LOB: 0 BB: 0 P: 3	R: 0 E: 0 K: 0 S: 7	H: 2 LOB: 2 BB: 0 P: 7	R: 0 E: 0 K: 0 S: 3	H: 0 LOB: 0 BB: 0 P: 3	1B: 9 2B: 1 3B: 0 HR: 2	SF: 1 SAC: 0 DP: 1 HBP: 2	WP: 0 PB: 0 SB: 1 CS: 0	PA: 55			
PITCHER	IP	WLS	BF	H	R	ER	SO	BB	IBB	HBP	BLK	WP	HR	S	P	ERA	WHIP										
Sonny Siebert, R ERA: 3.69 (1, 1)	3.2		21	2	6	1	1	5	0	2	0	0	0	8	38	2.46	1.909										
Ray Jarvis, R ERA: 2.45 (4, 1)	1.1		7	2	0	0	1	1	0	0	0	0	0	8	12	0.00	2.250										
Vicente Romo, R ERA: 4.24 (6, 1)	1.0		5	1	0	0	1	1	0	0	0	0	0	6	10	0.00	2.000										
Gary Wagner, R ERA: 3.09 (7, 1)	2.0		11	4	2	2	0	1	0	0	0	0	1	10	14	9.00	2.500										
Sparky Lyle, L ERA: 4.08 (9, 1)	3.0	W	11	3	0	0	1	0	0	0	0	0	0	13	13	0.00	1.000										

Baltimore Orioles @ Boston Red Sox
Fenway Park, Boston, MA
Sun Sep 06 1970, 3:33 AM EDT
Att: 24,580 - Unknown

livebaseballscores.com

AB 44
R 8
H 12
RBI 8
BB 8
SO 4
LOB 26




Batter	1	2	3	4	5	6	7	8	9	10	11	AB	R	H	RBI	BB	SO	LOB	BOTTOM								
Mike Andrews, R OBP: 0.339, SLG: 0.392 (1, 4)			5-3		5-3	SF8		SH3-4				3	0	1	1	1	0	0									
George Thomas, R OBP: 0.409, SLG: 0.512 (1, 7)			5-3			P4		4-3		FC6-4		5	0	0	0	1	1	5									
Carl Yastrzemski, L OBP: 0.446, SLG: 0.597 (1, 3)						F7		6-3				5	0	2	1	1	0	1									
Tony Conigliaro, R OBP: 0.326, SLG: 0.481 (1, 9)								FC6-4				5	3	2	0	0	0	4									
Rico Petrocelli, R OBP: 0.329, SLG: 0.468 (1, 6)												4	2	2	0	2	0	2									
George Scott, R OBP: 0.357, SLG: 0.473 (1, 5)												5	1	1	1	1	2	5									
Billy Conigliaro, R OBP: 0.364, SLG: 0.508 (1, 8)												6	2	1	4	0	0	4									
Tom Satriano, L OBP: 0.328, SLG: 0.365 (1, 2)												1	0	0	0	0	0	1									
Bob Montgomery, R OBP: 0.250, SLG: 0.250 (4, PH) (5, 2)												4	0	1	0	0	2	0									
Sonny Siebert, R ERA: 3.4 (1, 1)	6.1		32	3	6	4	2	3	3	0	0	1	0	0	0	0	1	1									
Ray Jarvis, R ERA: 3.04 (4, 1)	1.2		8	7	2	2	0	0	0	0	0	0	0	0	0	0	0	0									
Cammy Fargione, R OBP: 0.254, SLG: 0.231 (8, PH)	0.1		5	1	1	1	0	0	0	0	0	0	0	0	0	0	0	0									
John Kennedy, R OBP: 0.165, SLG: 0.280 (8, PH)	0.1		5	1	1	1	0	0	0	0	0	0	0	0	0	0	0	0									
John Kennedy, R OBP: 0.165, SLG: 0.280 (8, PH)	0.1		5	1	1	1	0	0	0	0	0	0	0	0	0	0	0	0									
Gary Wagner, R ERA: 5.47 (7, 1)	2.0		7	0	0	0	1	2	0	0	0	0	0	7	15	0.00	1.000										
Joe Lahaie, L OBP: 0.167, SLG: 0.167 (8, PH)	0.1		5	1	1	1	0	0	0	0	0	0	0	0	0	0	0	0									
Sparky Lyle, L (9, 1)	0.1	L	5	1	1	1	0	0	1	1	0	1	0	2	7	27.00	3.000										
Inning Stats	R: 0 E: 0 K: 1 S: 6	H: 1 LOB: 2 BB: 1 P: 10	R: 0 E: 1 K: 1 S: 6	H: 0 LOB: 1 BB: 0 P: 6	R: 0 E: 0 K: 0 S: 4	H: 1 LOB: 1 BB: 0 P: 4	R: 1 E: 0 K: 1 S: 6	H: 0 LOB: 0 BB: 0 P: 6	R: 0 E: 0 K: 0 S: 3	H: 0 LOB: 1 BB: 1 P: 7	R: 3 E: 1 K: 0 S: 6	H: 3 LOB: 0 BB: 1 P: 11	R: 1 E: 0 K: 0 S: 5	H: 2 LOB: 1 BB: 0 P: 5	R: 0 E: 0 K: 1 S: 4	H: 0 LOB: 0 BB: 1 P: 8	R: 0 E: 0 K: 0 S: 3	H: 0 LOB: 1 BB: 1 P: 7	R: 1 E: 0 K: 0 S: 2	H: 1 LOB: 2 BB: 1 P: 7	1B: 5 2B: 4 3B: 0 HR: 2	SF: 1 SAC: 1 DP: 0 HBP: 2	WP: 2 PB: 0 SB: 0 CS: 1	PA: 53			
PITCHER	IP	WLS	BF	H	R	ER	SO	BB	IBB	HBP	BLK	WP	HR	S	P	ERA	WHIP										
Dave McNally, L ERA: 3.4 (7, 1)	6.1		32	3	6	4	2	3	3	0	0	1	0	0	0	5.68	1.579										
Eddie Watt, R ERA: 3.04 (4, 1)	1.2		8	7	2	2	0	0	0	0	0	0	0	0	0	10.80	1.800										
Dave Leonard, R ERA: 5.47 (9, 1)	2.0		7	0	0	0	1	2	0	0	0	0	0	7	15	0.00	1.000										
Pete Richert, L ERA: 2.3 (11, 1)	0.1	L	5	1	1	1	0	0	1	1	0	1	0	2	7	27.00	3.000										

Baltimore Orioles @ Boston Red Sox
Fenway Park, Boston, MA
Sun Sep 06 1970, 3:33 AM EDT
Att: 24,580 - Unknown

livebaseballscores.com

AB 42
R 9
H 11
RBI 8
BB 6
SO 6
LOB 23



Batter	1	2	3	4	5	6	7	8	9	AB	R	H	RBI	BB	SO	LOB	TOP					
Mike Andrews, R (1.4) OBP: 0.338, SLG: 0.391	G4-3 BB 1B		4-3		1-3		K		F9	5	0	1	0	0	1	3	Boston Red Sox @ Cleveland Indians Cleveland Municipal Stadium, Cleveland, OH Mon Sep 07 1970, 3:33 AM EDT Unknown					
George Thomas, R (1.7) OBP: 0.418, SLG: 0.511	4-0 1-2 BB		F9				F9			4	0	2	2	1	0	1						
Carl Yastrzemski, L (1.3) OBP: 0.446, SLG: 0.594	G4-3 1-2 2-3			4-0 FC5-4 BB				F8 PB 1B	F8	4	1	1	0	1	1	4						
Tony Conigliaro, R (1.9) OBP: 0.327, SLG: 0.479	K			FC5-4 HBP				SH3 1B BB		2	1	0	0	2	1	2						
Rico Petrocelli, R (1.6) OBP: 0.331, SLG: 0.468		4-0 5-3 BB		1-0 G4-6-3 HBP				F8		0	0	0	0	1	0	0						
Luis Alvarado, R (6, PH) OBP: 0.270, SLG: 0.294				1-2 HBP				2-3 F8		1	0	0	0	0	0	2						
George Scott, R (1.5) OBP: 0.357, SLG: 0.472		0-3 K		0-0 G4-6-3				FC8-3-4 BB BB		3	0	1	1	0	1	3						
John Kennedy, R (7.5) OBP: 0.296, SLG: 0.409				1-2 G4-6-3				CS PB 1B		1	0	0	0	0	0	1						
Billy Conigliaro, R (1.8) OBP: 0.363, SLG: 0.503		0-0 5-3		0-0 5-3				4-0 BB		3	0	0	0	1	0	2						
Bob Montgomery, R (1.2) OBP: 0.500, SLG: 0.333		0-0 5-3		4-0 1-3 BB 1B BB				SH3-4 1B		2	1	1	0	2	0	1						
Gary Peters, L (1.1) OBP: 0.308, SLG: 0.319			0-3 K		4-0 1-2 1B BB			SH3-4 1B		2	1	0	0	1	2	3						
Gary Wagner, R (8.1) OBP: 0.200, SLG: 0.200					1-3 1B BB			K		0	0	0	0	0	0	0						
Sparky Lytle, L (9.1)					1-2 1B BB			K		0	0	0	0	0	0	0						
Inning Stats	R: 0 E: 0 K: 1 S: 5	H: 1 LOB: 1 BB: 1 P: 9	R: 0 E: 0 K: 1 S: 5	H: 0 LOB: 1 BB: 1 P: 9	R: 0 E: 0 K: 1 S: 5	H: 0 LOB: 0 BB: 0 P: 5	R: 0 E: 0 K: 0 S: 2	H: 0 LOB: 1 BB: 1 P: 7	R: 2 E: 0 K: 1 S: 6	H: 1 LOB: 1 BB: 2 P: 14	R: 1 E: 0 K: 0 S: 3	H: 1 LOB: 1 BB: 1 P: 7	R: 0 E: 0 K: 1 S: 6	H: 1 LOB: 1 BB: 0 P: 6	R: 1 E: 0 K: 1 S: 6	H: 1 LOB: 3 BB: 3 P: 18	R: 0 E: 0 K: 0 S: 3	H: 1 LOB: 1 BB: 0 P: 3	1B: 6 2B: 0 3B: 0 HR: 0	SF: 0 SAC: 2 DP: 2 HBP: 1	WP: 0 PB: 2 SB: 0 CS: 1	PA: 39
PITCHER	IP WLS BF H R ER SO BB IBB HBP BLK WP HR S P ERA WHIP																					
Sam McDowell, L (1.1) ERA: 2.72	7.0 L 29 4 3 3 5 6 0 1 0 0 0 0 32 57 3.86 1.429																					
Jim Rittwage, R (8.1) ERA: 13.5	0.2 6 1 1 1 0 3 0 0 0 0 0 0 3 15 13.50 6.000																					
Steve Mingo, L (8.1) ERA: 3.97	0.1 1 0 0 0 1 0 0 0 0 0 0 0 3 3 0.00 0.000																					
Vince Colbert, R (9.1) ERA: 9.55	1.0 3 1 0 0 0 0 0 0 0 0 0 0 3 3 0.00 1.000																					

AB	27
R	4
H	6
RBI	3
BB	9
SO	6
LOB	22



Batter	1	2	3	4	5	6	7	8	9	AB	R	H	RBI	BB	SO	LOB	BOTTOM					
Graig Nettles, L (1.5) OBP: 0.333, SLG: 0.396	F3		6-3		F9		4-3		6-3	4	0	0	0	0	0	1	Boston Red Sox @ Cleveland Indians Cleveland Municipal Stadium, Cleveland, OH Mon Sep 07 1970, 3:33 AM EDT Unknown					
Vern Fuller, R (9, PH) OBP: 0.176, SLG: 0.294										1	0	0	0	0	0	2						
Eddie Leon, R (1.4) OBP: 0.320, SLG: 0.380	F3		6-3				K			4	1	1	0	0	1	0						
Vada Pinson, L (1.9) OBP: 0.315, SLG: 0.467	K				FC6-4 1B		4-3			4	1	2	2	0	1	0						
Ken Harrelson, R (1.3) OBP: 0.375, SLG: 0.286					F9					3	1	1	0	1	0	1						
Roy Foster, R (1.7) OBP: 0.348, SLG: 0.448					FC6-4 1-2		2B HBP			3	0	0	0	0	1	2						
Buddy Bradford, R (1.8) OBP: 0.283, SLG: 0.374					F8					4	0	1	1	0	1	2						
Duke Sims, L (1.2) OBP: 0.355, SLG: 0.487										3	0	1	0	1	1	2						
Lou Camilli, S (9, PR)										0	0	0	0	0	0	0						
Jack Heidemann, R (1.6) OBP: 0.265, SLG: 0.293										1	0	0	0	0	1	2						
Larry Brown, R (7, PH) OBP: 0.352, SLG: 0.324										1	0	0	0	0	0	0						
Sam McDowell, L (1.1) OBP: 0.146, SLG: 0.160										2	0	0	0	0	1	1						
Ted Frazier, R (7, PH) OBP: 0.194, SLG: 0.276										1	0	0	0	0	0	0						
Jim Rittwage, R (8.1)										0	0	0	0	0	0	0						
Steve Mingo, L (8.1)										0	0	0	0	0	0	0						
Vince Colbert, R (9.1)										0	0	0	0	0	0	0						
Ted Hiltlander, L (9, PH) OBP: 0.311, SLG: 0.378										1	0	0	0	0	0	0						
Chuck Hinton, R (9, PH) OBP: 0.296, SLG: 0.467										1	0	0	0	0	0	2						
Inning Stats	R: 0 E: 0 K: 1 S: 5	H: 0 LOB: 0 BB: 0 P: 5	R: 0 E: 0 K: 2 S: 8	H: 1 LOB: 2 BB: 1 P: 12	R: 0 E: 0 K: 1 S: 5	H: 0 LOB: 0 BB: 0 P: 5	R: 0 E: 0 K: 0 S: 4	H: 1 LOB: 1 BB: 0 P: 4	R: 0 E: 0 K: 1 S: 5	H: 0 LOB: 1 BB: 0 P: 6	R: 1 E: 0 K: 1 S: 6	H: 1 LOB: 2 BB: 1 P: 11	R: 0 E: 0 K: 1 S: 5	H: 0 LOB: 0 BB: 0 P: 5	R: 2 E: 0 K: 1 S: 7	H: 2 LOB: 0 BB: 0 P: 7	R: 0 E: 0 K: 0 S: 4	H: 1 LOB: 2 BB: 0 P: 4	1B: 4 2B: 1 3B: 0 HR: 1	SF: 0 SAC: 1 DP: 0 HBP: 2	WP: 1 PB: 0 SB: 0 CS: 0	PA: 37
PITCHER	IP WLS BF H R ER SO BB IBB HBP BLK WP HR S P ERA WHIP																					
Gary Peters, L (1.1) ERA: 4.15	7.0 W 30 5 3 3 7 2 0 2 0 0 0 0 40 50 3.86 1.000																					
Gary Wagner, R (8.1) ERA: 2.57	1.1 5 1 0 0 1 0 0 0 0 0 0 0 7 7 0.00 0.750																					
Sparky Lytle, L (9.1) ERA: 4.02	0.2 S 2 0 0 0 0 0 0 0 0 0 0 0 2 2 0.00 0.000																					

AB	32
R	3
H	6
RBI	3
BB	2
SO	8
LOB	15




Batter	1	2	3	4	5	6	7	8	9	AB	R	H	RBI	BB	SO	LOB	TOP		
Mike Andrews, R (1.4) OBP: 0.337, SLG: 0.389	F3		G4-6-3 1B			K			F3	4	0	1	0	0	1	0	Boston Red Sox @ Cleveland Indians Cleveland Municipal Stadium, Cleveland, OH Mon Sep 07 1970, 3:38 AM EDT Att: 17,837 - Unknown		
Joe Lahoud, L (1.7) OBP: 0.200, SLG: 0.111	G3		G4-6-3 1-2			G3			BB BB	3	0	0	0	1	0				
Carl Yastrzemski, L (1.3) OBP: 0.446, SLG: 0.598	HR			6-3					BB BB	3	1	1	1	1	0	0			
Tony Conigliaro, R (1.9) OBP: 0.326, SLG: 0.484	HR			F9					BB	4	1	1	1	0	0	2			
Billy Conigliaro, R (1.8) OBP: 0.360, SLG: 0.498	6-3			K						3	0	0	0	0	1	0			
John Kennedy, R (1.5) OBP: 0.297, SLG: 0.408		5-3				G5-4-3 1B			6-3	3	0	1	0	0	0	0			
Luis Alvarado, R (1.6) OBP: 0.266, SLG: 0.289		F8				G5-4-3 1-2			K	3	0	0	0	0	1	1			
Tom Satriano, L (1.2) OBP: 0.322, SLG: 0.358		4-3				F6			F8	3	0	0	0	0	0	0			
Cal Koonce, R (1.1) OBP: 0.222, SLG: 0.091			F9			4-3			4-3	1	0	0	0	0	0	0			
Chuck Hartenstein, R (5.1) Dick Schofield, S (6, PH) Dick Mills, R (6.1) Mike Fiors, L (9, PH) OBP: 0.283, SLG: 0.228										0	0	0	0	0	0	0			
Inning Stats	R: 2 E: 0 K: 0 S: 5	H: 2 LOB: 0 BB: 0 P: 5	R: 0 E: 0 K: 0 S: 3	H: 0 LOB: 0 BB: 0 P: 3	R: 0 E: 0 K: 1 S: 3	H: 1 LOB: 0 BB: 0 P: 3	R: 0 E: 0 K: 1 S: 5	H: 0 LOB: 0 BB: 0 P: 5	R: 0 E: 0 K: 1 S: 5	H: 0 LOB: 0 BB: 0 P: 3	R: 0 E: 0 K: 1 S: 5	H: 0 LOB: 2 BB: 2 P: 11	R: 0 E: 0 K: 0 S: 3	H: 0 LOB: 0 BB: 0 P: 5	R: 0 E: 0 K: 0 S: 3	H: 0 LOB: 0 BB: 0 P: 11	1B: 2 2B: 0 3B: 0 HR: 2	SF: 0 SAC: 0 DP: 2 HBP: 0	WP: 0 PA: 31 PB: 0 SB: 0 CS: 0
PITCHER	IP WLS BF H R ER SO BB IBB HBP BLK WP HR S P ERA WHIP																		
Dean Chance, R (1.1) ERA: 4.28	7.0 W 23 4 2 2 2 0 0 0 0 0 2 27 27 2.57 0.571																		
Vince Colbert, R (8.1) ERA: 8.75	2.0 S 8 0 0 0 1 2 0 0 0 0 0 0 8 16 0.00 1.000																		

AB	29
R	2
H	4
RBI	2
BB	2
SO	3
LOB	4



Batter	1	2	3	4	5	6	7	8	9	AB	R	H	RBI	BB	SO	LOB	BOTTOM		
Graig Nettles, L (1.5) OBP: 0.333, SLG: 0.395	4-3		3-1		1B HR	4-3 SH1-3 1B	K			4	2	1	0	1	1	2	Boston Red Sox @ Cleveland Indians Cleveland Municipal Stadium, Cleveland, OH Mon Sep 07 1970, 3:38 AM EDT Att: 17,837 - Unknown		
Eddie Leon, R (1.4) OBP: 0.323, SLG: 0.386	6-3		FC6-4 1B		HR 1B	SH1-3			2B	4	1	3	0	0	0	0			
Vada Pinson, L (1.9) OBP: 0.314, SLG: 0.471	3-1		K		HR 1B	4-3			L9	5	1	1	3	0	1	3			
Ken Harrelson, R (1.3) OBP: 0.364, SLG: 0.300		6-3	FC6-4						L6	3	0	1	0	0	0	1			
Chuck Hinton, R (6, PR) OBP: 0.400, SLG: 0.467			1-2		G4-6-3 1B	3-H 1B			L6	2	0	1	1	0	0	1			
Duke Sims, L (1.2) OBP: 0.358, SLG: 0.484		PB 1B BB			G4-6-3 1B	G3			BB BB	2	1	0	0	3	0	2			
Ted Uhlhaender, L (1.8) OBP: 0.315, SLG: 0.381			FC1-6-4 F8 1B		FC6-4 1B	2B 1B			WP K	5	2	3	0	0	1	3			
Roy Foster, R (1.7) OBP: 0.351, SLG: 0.451			1-2		FC6-4 1B	1-H 2B			F9	3	1	2	1	1	0	1			
Larry Brown, R (1.6) OBP: 0.364, SLG: 0.345			K2-5-2 3B		F8	2-3 2B			BB	2	0	1	3	2	0	2			
Dean Chance, R (1.1) ERA: 3.55	4.0 L 21 6 6 6 2 4 0 0 0 0 0 1 21 37 13.50 2.500																		
John Lowenstein, L (7, PH) OBP: 0.111, SLG: 0.071	3.0 15 4 1 1 2 2 0 0 0 0 1 0 17 25 3.00 2.000																		
Vince Colbert, R (8.1) ERA: 8.75	2.0 S 8 0 0 0 1 2 0 0 0 0 0 0 8 16 0.00 1.000																		
Inning Stats	R: 0 E: 0 K: 0 S: 3	H: 0 LOB: 0 BB: 0 P: 3	R: 3 E: 0 K: 1 S: 6	H: 2 LOB: 1 BB: 2 P: 14	R: 0 E: 0 K: 1 S: 6	H: 1 LOB: 1 BB: 0 P: 6	R: 0 E: 0 K: 0 S: 4	H: 1 LOB: 2 BB: 1 P: 8	R: 4 E: 0 K: 1 S: 9	H: 5 LOB: 2 BB: 2 P: 17	R: 1 E: 0 K: 0 S: 5	H: 2 LOB: 1 BB: 0 P: 5	R: 0 E: 0 K: 1 S: 6	H: 1 LOB: 2 BB: 1 P: 10	R: 0 E: 0 K: 1 S: 6	H: 1 LOB: 2 BB: 1 P: 10	1B: 9 2B: 3 3B: 1 HR: 1	SF: 0 SAC: 1 DP: 2 HBP: 0	WP: 1 PA: 42 PB: 1 SB: 0 CS: 0
PITCHER	IP WLS BF H R ER SO BB IBB HBP BLK WP HR S P ERA WHIP																		
Cal Koonce, R (1.1) ERA: 3.55	1.0 6 3 1 1 1 0 1 0 0 0 0 0 7 11 9.00 3.000																		
Dick Mills, R (6.1) ERA: 3.0	3.0 15 4 1 1 2 2 0 0 0 0 1 0 17 25 3.00 2.000																		

AB	34
R	8
H	13
RBI	8
BB	7
SO	5
LOB	22



Batter	1	2	3	4	5	6	7	8	9	AB	R	H	RBI	BB	SO	LOB	TOP					
Mike Andrews, R (1,4) OBP: 0.335, SLG: 0.386	L9		F2		6-3			F8		4	0	0	0	0	0	1						
Joe Lahoud, L (1,7) OBP: 0.286, SLG: 0.417	HR			G4-6-3 BB		F7		4-3		3	1	1	1	1	0	0						
Carl Yastrzemski, L (1,3) OBP: 0.444, SLG: 0.594	F6		G4-6-3 1-2		K				G3	4	0	0	0	0	1	1						
Tony Conigliaro, R (1,9) OBP: 0.326, SLG: 0.481	6-3			HR HBP		K			K	3	1	0	0	0	2	0						
George Thomas, R (9,7) OBP: 0.416, SLG: 0.511									K	0	0	0	0	0	0	0						
Rico Petrocelli, R (1,6) OBP: 0.330, SLG: 0.472		F5		HR				K		4	1	1	2	0	2	0						
George Scott, R (1,5) OBP: 0.357, SLG: 0.471				HR	4-3			F7		3	0	1	0	0	0	0						
Billy Conigliaro, R (1,8) OBP: 0.363, SLG: 0.500		G5-4-3 1B								3	0	2	0	0	0	1						
Bob Montgomery, R (1,2) OBP: 0.364, SLG: 0.222						K				3	0	0	0	0	2	1						
Ken Brett, L (1,1) OBP: 0.306, SLG: 0.424									F9													
Gary Wagner, R (9,1) OBP: 0.200, SLG: 0.200			F8		4-3					3	1	1	1	0	0	1						
									HR	0	0	0	0	0	0	0						
Inning Stats	R: 1 E: 0 K: 0 S: 4	H: 1 LOB: 0 BB: 0 P: 4	R: 0 E: 0 K: 0 S: 3	H: 1 LOB: 0 BB: 0 P: 3	R: 0 E: 0 K: 1 S: 5	H: 0 LOB: 0 BB: 0 P: 5	R: 2 E: 0 K: 0 S: 3	H: 1 LOB: 0 BB: 1 P: 8	R: 0 E: 0 K: 1 S: 6	H: 1 LOB: 1 BB: 0 P: 6	R: 0 E: 0 K: 2 S: 7	H: 0 LOB: 0 BB: 0 P: 7	R: 0 E: 0 K: 1 S: 5	H: 1 LOB: 0 BB: 0 P: 5	R: 1 E: 0 K: 0 S: 4	H: 1 LOB: 0 BB: 0 P: 4	R: 0 E: 0 K: 2 S: 7	H: 0 LOB: 0 BB: 0 P: 7	1B: 3 2B: 0 3B: 0 HR: 3	SF: 0 SAC: 0 DP: 2 HBP: 1	WP: 0 PB: 0 SB: 1 CS: 0	PA: 32
PITCHER Steve Hargan, R (1,1) ERA: 3.18	IP: 9.0 WLS: L BF: 32 H: 6 R: 4 ER: 4 SO: 7 BB: 1 IBB: 0 HBP: 1 BLK: 0 WP: 0 HR: 3 S: 44 P: 49 ERA: 4.00 WHIP: 0.778															PITCHER						

Boston Red Sox @ Cleveland Indians
Cleveland Municipal Stadium, Cleveland, OH

Tue Sep 08 1970, 7:05 PM EDT
Att: 3,194 - Unknown

AB 30
R 4
H 6
RBI 4
BB 1
SO 7
LOB 5



Batter	1	2	3	4	5	6	7	8	9	AB	R	H	RBI	BB	SO	LOB	BOTTOM					
Graig Nettles, L (1,5) OBP: 0.334, SLG: 0.397	K		F9					F8		5	0	2	0	0	1	1						
Eddie Leon, R (1,4) OBP: 0.320, SLG: 0.382	K		4-3			2B		F9		5	0	0	0	0	2	4						
Vada Pinson, L (1,9) OBP: 0.315, SLG: 0.470	K		3-1							3	0	1	0	0	1	0						
Ken Harrelson, R (1,3) OBP: 0.333, SLG: 0.357		HR 2B			F8		1-3 1B		G5-4-3 HBP	4	1	1	0	0	0	2						
Roy Foster, R (1,7) OBP: 0.352, SLG: 0.451		HR BB			F7		F7			3	1	1	0	1	0	1						
Buddy Bradford, R (1,8) OBP: 0.292, SLG: 0.392		HR							1B	2	1	1	3	2	0	1						
Duke Sims, L (1,2) OBP: 0.355, SLG: 0.478										3	0	0	0	0	1	3						
Chuck Hinton, R (9, PH) OBP: 0.397, SLG: 0.464		1-3			K					1	0	0	0	0	1	0						
Larry Brown, R (1,6) OBP: 0.368, SLG: 0.350										4	0	2	0	0	0	0						
John Lowenstein, L (9, PR)		F6								0	0	0	0	0	0	0						
Steve Hargan, R (1,1) OBP: 0.188, SLG: 0.194										3	0	0	0	0	2	1						
Ted Ford, R (9, PH) OBP: 0.194, SLG: 0.276										0	0	0	0	0	0	0						
Ted Uhlhaender, L (9, PH) OBP: 0.314, SLG: 0.380										1	0	0	0	0	0	1						
Inning Stats	R: 0 E: 0 K: 3 S: 9	H: 0 LOB: 0 BB: 0 P: 9	R: 3 E: 0 K: 1 S: 7	H: 2 LOB: 1 BB: 1 P: 11	R: 0 E: 0 K: 0 S: 3	H: 0 LOB: 0 BB: 0 P: 3	R: 0 E: 0 K: 1 S: 5	H: 0 LOB: 1 BB: 1 P: 9	R: 0 E: 0 K: 2 S: 8	H: 1 LOB: 1 BB: 0 P: 8	R: 0 E: 0 K: 0 S: 4	H: 1 LOB: 2 BB: 1 P: 8	R: 0 E: 0 K: 0 S: 4	H: 1 LOB: 1 BB: 0 P: 4	R: 0 E: 0 K: 0 S: 3	H: 1 LOB: 1 BB: 0 P: 4	R: 0 E: 0 K: 1 S: 7	H: 2 LOB: 2 BB: 0 P: 7	1B: 5 2B: 2 3B: 0 HR: 1	SF: 0 SAC: 0 DP: 1 HBP: 1	WP: 0 PB: 0 SB: 0 CS: 0	PA: 38
PITCHER Ken Brett, L (1,1) ERA: 4.06	IP: 8.1 WLS: W BF: 35 H: 7 R: 3 ER: 3 SO: 8 BB: 3 IBB: 0 HBP: 1 BLK: 0 WP: 0 HR: 1 S: 47 P: 60 ERA: 3.24 WHIP: 1.200															PITCHER						
Gary Wagner, R (9,1) ERA: 2.92	IP: 0.2 WLS: S BF: 3 H: 1 R: 0 ER: 0 SO: 0 BB: 0 IBB: 0 HBP: 0 BLK: 0 WP: 0 HR: 0 S: 3 P: 3 ERA: 0.00 WHIP: 1.500															PITCHER						

Boston Red Sox @ Cleveland Indians
Cleveland Municipal Stadium, Cleveland, OH

Tue Sep 08 1970, 7:05 PM EDT
Att: 3,194 - Unknown

AB 34
R 3
H 8
RBI 3
BB 3
SO 8
LOB 14



Batter	1	2	3	4	5	6	7	8	9	AB	R	H	RBI	BB	SO	LOB	TOP								
Mike Andrews, R OBP: 0.337, SLG: 0.386 (1, 4)	4-3		FC6-4 BB		BB FC6-4 1B		4-3		BB BB	3	1	1	1	2	0	1									
George Thomas, R OBP: 0.408, SLG: 0.495 (1, 7)	L9		FC6-4 1-2		FC6-4 BB 1-2 1B		L9		F4	5	0	1	0	0	0	4									
Carl Yastrzemski, L OBP: 0.444, SLG: 0.592 (1, 3)	K			F7	FC6-4 BB 1-2 2-3					3	0	1	1	1	1	0									
Tony Conigliaro, R OBP: 0.325, SLG: 0.485 (1, 9)		4-3		HR	FC6-4 1-2 2-3 3-H					4	1	1	2	0	0	2									
Rico Petrocelli, R OBP: 0.330, SLG: 0.470 (1, 6)	K			K	5-3				FC1-4 1B	4	0	1	0	0	2	2									
George Scott, R OBP: 0.356, SLG: 0.467 (1, 5)	K			BB		F6		FC1-4 1-2		3	0	0	0	1	1	1									
Billy Conigliaro, R OBP: 0.359, SLG: 0.494 (1, 8)			K	1-3			K	L9		4	0	0	0	0	2	2									
Bob Montgomery, R OBP: 0.333, SLG: 0.231 (1, 2)			SH2-4 1B		G3		K		K	4	0	1	0	0	2	0									
Mike Nagy, R OBP: 0.286, SLG: 0.343 (1, 1)			SH2-4 1-2		1B 3B		4-3 1B 1B	F4		3	2	2	0	0	0	0									
Inning Stats	R: 0 E: 0 K: 1 S: 5	H: 0 LOB: 0 BB: 0 P: 5	R: 0 E: 0 K: 2 S: 7	H: 0 LOB: 0 BB: 0 P: 7	R: 0 E: 0 K: 1 S: 6	H: 1 LOB: 2 BB: 1 P: 10	R: 1 E: 0 K: 1 S: 6	H: 1 LOB: 1 BB: 1 P: 10	R: 2 E: 0 K: 0 S: 6	H: 3 LOB: 2 BB: 1 P: 10	R: 0 E: 0 K: 2 S: 7	H: 0 LOB: 0 BB: 0 P: 7	R: 1 E: 0 K: 0 S: 4	H: 2 LOB: 1 BB: 0 P: 4	R: 0 E: 0 K: 0 S: 4	H: 1 LOB: 1 BB: 0 P: 4	R: 0 E: 0 K: 1 S: 5	H: 0 LOB: 1 BB: 1 P: 9	1B: 6 2B: 0 3B: 1 HR: 1	SF: 0 SAC: 1 DP: 0 HBP: 0	WP: 0 PB: 0 SB: 0 CS: 0	PA: 38			
PITCHER	IP	WLS	BF	H	R	ER	SO	BB	IBB	HBP	BLK	WP	HR	S	P	ERA	WHIP								
Mike Kilkenny, L ERA: 4.7 (1, 1)	4.1	L	21	5	3	3	5	3	0	0	0	0	1	28	40	6.23	1.846								
Bob Reed, R ERA: 5.06 (5, 1)	0.2		2	0	0	0	0	0	0	0	0	0	0	2	2	0.00	0.000								
Norm McRae, R ERA: 3.6 (6, 1)	3.0		11	3	1	1	2	0	0	0	0	0	0	15	15	3.00	1.000								
John Hiller, L ERA: 3.11 (9, 1)	1.0		4	0	0	0	1	1	0	0	0	0	0	5	9	0.00	1.000								

Boston Red Sox @ Detroit Tigers
Tiger Stadium, Detroit, MI
Wed Sep 09 1970, 7:05 PM EDT
Att: 8,395 - Unknown

AB 33
R 4
H 8
RBI 4
BB 4
SO 8
LOB 12



Batter	1	2	3	4	5	6	7	8	9	AB	R	H	RBI	BB	SO	LOB	BOTTOM								
Dick McAuliffe, L OBP: 0.366, SLG: 0.350 (1, 5)	3-1		5-3		BB BB					3	0	0	0	1	1	0									
Dalton Jones, L OBP: 0.333, SLG: 0.344 (1, 4)	F8		F9		2-3 BB		F7			4	0	1	0	0	0	2									
Al Kaline, R OBP: 0.374, SLG: 0.444 (1, 9)	1B		L8			L5		L4		4	0	1	0	0	0	1									
Jim Northrup, L OBP: 0.356, SLG: 0.494 (1, 8)	F7			F5-6		F5		F8		4	0	0	0	0	0	1									
Norm Cash, L OBP: 0.388, SLG: 0.453 (1, 3)		F8		F9		4-3		F4		4	0	0	0	0	0	0									
Gates Brown, L OBP: 0.345, SLG: 0.363 (1, 7)		1B SF7 BB		4-3			F7		K	3	1	0	0	1	1	0									
Gene Lamont, L OBP: 0.750, SLG: 1.167 (1, 2)					FC6-4 BB		G6-4-3 1B			2	0	2	0	1	0	0									
Cesar Gutierrez, R OBP: 0.275, SLG: 0.301 (7, PH)		SF7		FC6-4 PB PB		G6-4-3				1	0	0	1	0	0	1									
Elliott Maddox, R OBP: 0.326, SLG: 0.356 (8, 6)				1-2			1-2			1	0	0	0	0	0	1									
Mike Kilkenny, R OBP: 0.281, SLG: 0.283 (5, 1)								F5		1	0	0	0	0	1	1									
Bob Reed, R OBP: 0.290, SLG: 0.290 (5, PH)										0	0	0	0	0	0	0									
Kevin Collins, R OBP: 0.174, SLG: 0.500 (8, 1)										1	0	0	0	0	1	1									
Norm McRae, R OBP: 0.326, SLG: 0.500 (8, 1)										0	0	0	0	0	0	0									
Russ Nagelson, L OBP: 0.296, SLG: 0.326 (9, 1)										1	0	0	0	0	0	0									
John Hiller, R OBP: 0.326, SLG: 0.326 (9, 1)										0	0	0	0	0	0	0									
Inning Stats	R: 0 E: 0 K: 0 S: 4	H: 1 LOB: 1 BB: 0 P: 4	R: 1 E: 0 K: 1 S: 6	H: 1 LOB: 1 BB: 1 P: 10	R: 0 E: 0 K: 0 S: 3	H: 0 LOB: 0 BB: 0 P: 3	R: 0 E: 0 K: 0 S: 3	H: 0 LOB: 0 BB: 0 P: 3	R: 0 E: 0 K: 1 S: 5	H: 0 LOB: 2 BB: 2 P: 13	R: 0 E: 0 K: 0 S: 3	H: 0 LOB: 0 BB: 0 P: 3	R: 0 E: 0 K: 0 S: 3	H: 1 LOB: 0 BB: 0 P: 3	R: 0 E: 0 K: 1 S: 6	H: 1 LOB: 0 BB: 0 P: 6	R: 0 E: 0 K: 1 S: 5	H: 0 LOB: 0 BB: 0 P: 5	1B: 4 2B: 0 3B: 0 HR: 0	SF: 1 SAC: 0 DP: 1 HBP: 0	WP: 0 PB: 2 SB: 0 CS: 0	PA: 33			
PITCHER	IP	WLS	BF	H	R	ER	SO	BB	IBB	HBP	BLK	WP	HR	S	P	ERA	WHIP								
Mike Nagy, R ERA: 4.79 (1, 1)	9.0	W	33	4	1	1	4	3	0	0	0	0	0	38	50	1.00	0.778								

Boston Red Sox @ Detroit Tigers
Tiger Stadium, Detroit, MI
Wed Sep 09 1970, 7:05 PM EDT
Att: 8,395 - Unknown

AB 29
R 1
H 4
RBI 1
BB 3
SO 4
LOB 8



Batter	1	2	3	4	5	6	7	8	9	AB	R	H	RBI	BB	SO	LOB	TOP			
Mike Andrews, R (1.4) OBP: 0.342, SLG: 0.395	F3	FC1 1B		1B	HR	1B		FC6 BB 1B		4	4	3	5	2	0	0	Boston Red Sox @ Detroit Tigers Tiger Stadium, Detroit, MI Thu Sep 10 1970, 7:05 PM EDT Att: 8,146 - Unknown			
George Thomas, R (1.7) OBP: 0.413, SLG: 0.485		FC1 1B		K	F9	HR		FC6 BB 1B		4	1	1	1	2	1	4				
Carl Yastrzemski, L (1.3) OBP: 0.447, SLG: 0.599 Mike Fiore, L (6.3) OBP: 0.290, SLG: 0.188	K			WP 1B	BB 1B	HR		FC6 1-2 2-3		4	2	3	4	1	1	1				
Rico Petrocelli, R (1.6) OBP: 0.331, SLG: 0.469 Luis Alvarado, R (7.6) OBP: 0.294, SLG: 0.287	F7	5-3		WP 1B	1B	BB		F6		4	0	1	2	1	0	3				
George Scott, R (1.5) OBP: 0.359, SLG: 0.469 Carmen Fanzone, R (7.5) OBP: 0.333, SLG: 0.286		E PB SF8 1B		K	BB 1B	1-3		F8 WP 1B		5	1	3	1	0	1	2				
Billy Conigliaro, R (1.8) OBP: 0.358, SLG: 0.488		BB E 1B BB		F8		BB		F7		4	1	0	0	2	1	4				
Joe Lahoud, L (1.9) OBP: 0.350, SLG: 0.375		E6 BB 1B				K		BB		4	2	1	0	2	2	5				
Bob Montgomery, R (1.2) OBP: 0.286, SLG: 0.222	SF8			1-3		BB 1B		F8		5	1	1	1	0	1	5				
Ray Culp, R (1.1) OBP: 0.156, SLG: 0.138	1B FC1 BB			1B	E6 HR	K		4-3		5	2	1	0	1	2	4				
Inning Stats	R: 0 E: 0 K: 1 S: 5	H: 0 LOB: 1 BB: 1 P: 9	R: 4 E: 1 K: 0 S: 7	H: 3 LOB: 2 BB: 2 P: 15	R: 0 E: 0 K: 0 S: 4	H: 2 LOB: 1 BB: 0 P: 4	R: 2 E: 0 K: 2 S: 10	H: 3 LOB: 2 BB: 1 P: 14	R: 4 E: 1 K: 1 S: 8	H: 2 LOB: 3 BB: 4 P: 24	R: 0 E: 0 K: 3 S: 9	H: 0 LOB: 0 BB: 0 P: 9	R: 0 E: 0 K: 0 S: 4	H: 1 LOB: 2 BB: 1 P: 8	R: 0 E: 0 K: 1 S: 6	H: 1 LOB: 2 BB: 1 P: 10		1B: 13 2B: 0 3B: 0 HR: 2	SF: 1 SAC: 0 DP: 1 HBP: 0	WP: 2 PB: 1 SB: 0 CS: 0
PITCHER	IP WLS BF H R ER SO	IP WLS BF H R ER SO	IP WLS BF H R ER SO	IP WLS BF H R ER SO	IP WLS BF H R ER SO	IP WLS BF H R ER SO	IP WLS BF H R ER SO	IP WLS BF H R ER SO	IP WLS BF H R ER SO	IP WLS BF H R ER SO	IP WLS BF H R ER SO	IP WLS BF H R ER SO	IP WLS BF H R ER SO	IP WLS BF H R ER SO	IP WLS BF H R ER SO	IP WLS BF H R ER SO	ERA WHIP	ERA WHIP		
Les Cain, L (1.1) ERA: 3.89	1.2 L	1.2 9	1.2 3	1.2 4	1.2 2	1.2 1	1.2 1	1.2 3	1.2 0	1.2 10	1.2 23	1.2 10.80	1.2 3.600							
Bob Reed, R (2.1) ERA: 5.8	0.2 3	0.2 4	0.2 0	0.2 1	0.2 0	0.2 1	0.2 0	0.2 1	0.2 5	0.2 5	0.2 5	0.2 0.00	0.2 1.500							
Norm McRae, R (4.1) ERA: 3.48	1.1 14	1.1 4	1.1 7	1.1 5	1.1 2	1.1 5	1.1 0	1.1 13	1.1 33	1.1 33.75	1.1 6.750									
Daryl Patterson, R (5.1) ERA: 5.12	3.2 16	3.2 3	3.2 1	3.2 1	3.2 4	3.2 2	3.2 0	3.2 1	3.2 22	3.2 30	3.2 2.46	3.2 1.364								
Fred Scherman, L (6.1) ERA: 3.17																				

Batter	1	2	3	4	5	6	7	8	9	AB	R	H	RBI	BB	SO	LOB	BOTTOM					
Dick McAuliffe, L (1.5) OBP: 0.364, SLG: 0.347	4-3			1B	F5			G3		4	0	0	0	1	0	4	Boston Red Sox @ Detroit Tigers Tiger Stadium, Detroit, MI Thu Sep 10 1970, 7:05 PM EDT Att: 8,146 - Unknown					
Mickey Stanley, R (1.8) OBP: 0.311, SLG: 0.403	BB BB BB			F7	5-3			4-3 2B		4	0	1	0	1	0	5						
Gates Brown, L (1.7) OBP: 0.351, SLG: 0.362	BB 1-2 BB			1B				4-3 2-3		3	0	1	0	1	0	1						
Jim Northrup, L (1.9) OBP: 0.353, SLG: 0.490	F5			K	G3			K		4	0	0	0	2	5							
Norm Cash, L (1.3) OBP: 0.389, SLG: 0.455	BB 1-2 2-3 BB			1-3				F8		3	0	1	0	1	0	2						
Dalton Jones, L (1.4) OBP: 0.332, SLG: 0.338	F5			4-3 HBP BB	F9			L3		3	0	0	0	1	0	4						
Gene Lamont, L (1.2) OBP: 0.583, SLG: 0.778				4-3 HBP				F8		3	0	0	0	0	0	0						
Cesar Gutierrez, R (1.6) OBP: 0.275, SLG: 0.300				4-3				K		1	0	0	0	0	1	0						
Russ Nagelson, L (4. PH) OBP: 0.260, SLG: 0.250				1-2 2-3				K		1	0	0	0	0	0	2						
Elliott Maddox, R (5.6) OBP: 0.323, SLG: 0.352				1-2 2-3				K		2	0	0	0	0	2	0						
Les Cain, L (1.1) OBP: 0.178, SLG: 0.224 Bob Reed, R (2.1) OBP: 0.290, SLG: 0.200 Norm McRae, R (4.1) OBP: 0.348, SLG: 0.500 Kevin Collins, L (4. PH) OBP: 0.287, SLG: 0.300 Daryl Patterson, L (5.1) OBP: 0.307, SLG: 0.457 Fred Scherman, L (6.1) OBP: 0.253, SLG: 0.257 Ken Szotkiewicz, L (9. PH) OBP: 0.253, SLG: 0.257				1-2 2-3				3-1		0	0	0	0	0	0	0						
Inning Stats	R: 0 E: 0 K: 0 S: 3	H: 0 LOB: 3 BB: 3 P: 15	R: 0 E: 0 K: 2 S: 7	H: 0 LOB: 0 BB: 0 P: 7	R: 0 E: 0 K: 1 S: 6	H: 1 LOB: 2 BB: 1 P: 10	R: 0 E: 0 K: 0 S: 3	H: 0 LOB: 3 BB: 2 P: 12	R: 0 E: 0 K: 0 S: 4	H: 1 LOB: 1 BB: 0 P: 4	R: 0 E: 0 K: 1 S: 5	H: 0 LOB: 0 BB: 0 P: 5	R: 0 E: 0 K: 1 S: 6	H: 1 LOB: 1 BB: 0 P: 6	R: 0 E: 0 K: 0 S: 3	H: 0 LOB: 0 BB: 0 P: 3	R: 0 E: 0 K: 1 S: 5	H: 0 LOB: 1 BB: 1 P: 9	1B: 1 2B: 2 3B: 0 HR: 0	SF: 0 SAC: 0 DP: 0 HBP: 1	WP: 0 PB: 0 SB: 0 CS: 0	PA: 38
PITCHER	IP WLS BF H R ER SO	IP WLS BF H R ER SO	IP WLS BF H R ER SO	IP WLS BF H R ER SO	IP WLS BF H R ER SO	IP WLS BF H R ER SO	IP WLS BF H R ER SO	IP WLS BF H R ER SO	IP WLS BF H R ER SO	IP WLS BF H R ER SO	IP WLS BF H R ER SO	IP WLS BF H R ER SO	IP WLS BF H R ER SO	IP WLS BF H R ER SO	IP WLS BF H R ER SO	IP WLS BF H R ER SO	ERA WHIP	ERA WHIP				
Ray Culp, R (1.1) ERA: 3.12	9.0 W	9.0 38	9.0 3	9.0 0	9.0 0	9.0 6	9.0 7	9.0 0	9.0 1	9.0 0	9.0 42	9.0 71	9.0 0.00	9.0 1.111								

Batter	1	2	3	4	5	6	7	8	9	10	11	12	13	AB R H RBI BB SO LOB	TOP														
Mike Andrews, R OBP: 0.362, SLG: 0.396 (1, 4)			F3				4-3			E6		5-3		6 0 2 0 0 0 3	Boston Red Sox @ Baltimore Orioles Memorial Stadium, Baltimore, MD Fri Sep 11 1970, 7:05 PM EDT Att. 15,799 - Unknown livebaseballscorecards.com														
Reggie Smith, S OBP: 0.376, SLG: 0.529 (1, 8)	F7		4-3		P4			K		F9		K		6 0 0 0 0 2 4															
Carl Yastrzemski, L OBP: 0.446, SLG: 0.598 (1, 3)	F7			F7		4-3				F5				6 1 2 0 0 0 2															
Rico Petrocelli, R OBP: 0.329, SLG: 0.465 (1, 6)	F7			5-3		F3				F7				6 0 1 1 0 0 3															
George Scott, R OBP: 0.360, SLG: 0.469 (1, 5)						F3		K		F9				6 0 3 0 0 1 1															
Billy Conigliaro, R OBP: 0.353, SLG: 0.479 (1, 7)	F8			FC6-4		5-3		F5		P6				6 0 0 0 0 0 5															
Joe Lahoud, L OBP: 0.320, SLG: 0.333 (1, 9)	K							SH1-4		F7				5 0 1 0 0 2 1															
Bob Montgomery, R OBP: 0.308, SLG: 0.391 (1, 2)	K									K		F9		5 1 2 1 0 2 1															
Sonny Siebert, R OBP: 0.135, SLG: 0.153 Sparky Lyle, L (13, 1)			K							F9				4 0 1 0 0 1 0 0 0 0 0 0 0 0															
Inning Stats	R: 0 E: 0 K: 0 S: 4	H: 1 LOB: 1 BB: 0 P: 4	R: 0 E: 0 K: 2 S: 8	H: 1 LOB: 1 BB: 0 P: 8	R: 0 E: 0 K: 1 S: 5	H: 0 LOB: 0 BB: 0 P: 5	R: 0 E: 0 K: 0 S: 4	H: 1 LOB: 1 BB: 0 P: 4	R: 1 E: 0 K: 1 S: 7	H: 2 LOB: 1 BB: 0 P: 7	R: 0 E: 0 K: 0 S: 3	H: 0 LOB: 0 BB: 0 P: 3	R: 0 E: 0 K: 1 S: 5	H: 0 LOB: 0 BB: 0 P: 5		R: 0 E: 0 K: 0 S: 4	H: 0 LOB: 0 BB: 0 P: 4	R: 0 E: 0 K: 1 S: 6	H: 1 LOB: 1 BB: 0 P: 6	R: 0 E: 0 K: 0 S: 4	H: 2 LOB: 1 BB: 0 P: 4	1B: 8 2B: 3 3B: 0 HR: 1	SF: 0 SAC: 1 DP: 1 HBP: 0	W/P: 0 PB: 0 SB: 1 CS: 0	PA: 51				
PITCHER	IP WLS BF H R ER SO BB IBB HBP BLK WP HR S P ERA WHIP																												
Jim Palmer, R ERA: 2.78 (1, 1)	12.0	47	10	2	2	8	0	0	0	0	1	63	63	1.50		0.833													
Eddie Watt, R ERA: 2.88 (13, 1)	1.0	4	2	0	0	0	0	0	0	0	0	4	4	0.00		2.000													

Batter	1	2	3	4	5	6	7	8	9	10	11	12	13	AB R H RBI BB SO LOB	BOTTOM														
Don Buford, S OBP: 0.394, SLG: 0.415 (1, 7)	K		G3		K			F8						5 1 1 0 1 2 0	Boston Red Sox @ Baltimore Orioles Memorial Stadium, Baltimore, MD Fri Sep 11 1970, 7:05 PM EDT Att. 15,799 - Unknown livebaseballscorecards.com														
Chico Salmon, R OBP: 0.300, SLG: 0.432 Terry Crowley, L OBP: 0.416, SLG: 0.424 Mark Belanger, R OBP: 0.285, SLG: 0.225 (11, 6)			K		K			P6		F9				4 1 1 1 0 2 0 1 0 0 0 0 0 2 1 0 1 1 0 0 0															
Boog Powell, L OBP: 0.411, SLG: 0.547 (1, 3)								K				F7		5 1 3 1 0 1 0															
Frank Robinson, R OBP: 0.398, SLG: 0.509 (1, 9)	F9		P4					FC4-6		F7		F2		5 0 0 0 0 0 2															
Paul Blair, R OBP: 0.346, SLG: 0.429 (1, 8)	1-3							F8		6-3				5 0 2 0 0 0 2															
Brooks Robinson, R OBP: 0.337, SLG: 0.433 (1, 5)		F7		1-3				P6		6-3		CS		5 0 0 0 0 0 2															
Davey Johnson, R OBP: 0.371, SLG: 0.408 (1, 4)	P4			F8				F8		F8				5 0 1 0 0 0 1															
Andy Etchebarren, R OBP: 0.322, SLG: 0.360 (1, 2)				F9				5-3				F7		5 0 2 0 0 0 2															
Jim Palmer, R OBP: 0.181, SLG: 0.194 Merv Rettenmund, R OBP: 0.398, SLG: 0.541 Eddie Watt, R OBP: 0.125, SLG: 0.125 (13, 1)	F8							K		SH1-4		K		3 0 0 0 0 2 1 1 0 0 0 0 1 1 0 0 0 0 0 0 0															
Inning Stats	R: 1 E: 0 K: 1 S: 7	H: 2 LOB: 1 BB: 0 P: 7	R: 0 E: 0 K: 0 S: 4	H: 1 LOB: 1 BB: 0 P: 4	R: 1 E: 0 K: 1 S: 6	H: 1 LOB: 0 BB: 0 P: 6	R: 0 E: 0 K: 0 S: 4	H: 1 LOB: 1 BB: 0 P: 4	R: 0 E: 0 K: 1 S: 5	H: 0 LOB: 0 BB: 0 P: 5	R: 0 E: 0 K: 1 S: 5	H: 0 LOB: 0 BB: 0 P: 5	R: 0 E: 0 K: 0 S: 3	H: 0 LOB: 0 BB: 0 P: 3		R: 0 E: 0 K: 0 S: 4	H: 1 LOB: 2 BB: 1 P: 8	R: 0 E: 0 K: 1 S: 6	H: 1 LOB: 1 BB: 0 P: 6	R: 1 E: 0 K: 0 S: 2	H: 2 LOB: 1 BB: 0 P: 2	1B: 7 2B: 2 3B: 0 HR: 2	SF: 0 SAC: 1 DP: 0 HBP: 0	W/P: 0 PB: 0 SB: 1 CS: 1	PA: 48				
PITCHER	IP WLS BF H R ER SO BB IBB HBP BLK WP HR S P ERA WHIP																												
Sonny Siebert, R ERA: 3.56 (1, 1)	12.0	45	9	2	2	8	0	1	0	0	2	60	64	1.50		0.750													
Sparky Lyle, L ERA: 4.16 (13, 1)	0.0	2	2	1	1	0	0	0	0	0	2	2	2	=		=													

Boston Red Sox @ Baltimore Orioles
 Memorial Stadium, Baltimore, MD
 Fri Sep 11 1970, 7:05 PM EDT
 Att. 15,799 - Unknown

AB	50
R	2
H	12
RBI	2
BB	0
SO	8
LOB	20



Batter	1	2	3	4	5	6	7	8	9	AB	R	H	RBI	BB	SO	LOB	TOP					
Mike Andrews, R (1, 4) OBP: 0.342, SLG: 0.395										4	0	1	0	0	0	2						
Reggie Smith, S (1, 8) OBP: 0.373, SLG: 0.525										4	0	0	0	0	0	3						
Carl Yastrzemski, L (1, 3) OBP: 0.449, SLG: 0.600										2	1	2	0	2	0	0						
Tony Conigliaro, R (1, 9) OBP: 0.325, SLG: 0.485										4	0	1	0	0	2	4						
Rico Petrocelli, R (1, 6) OBP: 0.328, SLG: 0.463										3	0	0	0	1	0	5						
George Scott, R (1, 5) OBP: 0.357, SLG: 0.465										4	0	0	1	0	1	3						
Billy Conigliaro, R (1, 7) OBP: 0.349, SLG: 0.474										4	0	0	0	0	2	3						
Bob Montgomery, R (1, 2) OBP: 0.300, SLG: 0.407										4	0	1	0	0	2	0						
Gary Peters, L (1, 1) OBP: 0.313, SLG: 0.315										1	0	0	0	1	0	0						
Joe Lahoud, L (7, PH) OBP: 0.309, SLG: 0.318										1	0	0	0	0	0	0						
Bobby Bolin, R (7, 1) OBP: 0.256, SLG: 0.278										0	0	0	0	0	0	0						
Inning Stats	R: 0 E: 1 K: 1 S: 6	H: 1 LOB: 2 BB: 1 P: 10	R: 0 E: 0 K: 1 S: 5	H: 0 LOB: 0 BB: 0 P: 5	R: 0 E: 0 K: 0 S: 3	H: 0 LOB: 0 BB: 2 P: 3	R: 0 E: 0 K: 2 S: 7	H: 0 LOB: 2 BB: 2 P: 15	R: 0 E: 0 K: 0 S: 3	H: 1 LOB: 1 BB: 1 P: 7	R: 1 E: 0 K: 1 S: 7	H: 2 LOB: 1 BB: 0 P: 7	R: 0 E: 0 K: 0 S: 3	H: 0 LOB: 0 BB: 0 P: 3	R: 0 E: 0 K: 1 S: 6	H: 1 LOB: 1 BB: 0 P: 6	R: 0 E: 0 K: 1 S: 5	H: 0 LOB: 0 BB: 0 P: 5	1B: 3 2B: 2 3B: 0 HR: 0	SF: 0 SAC: 0 DP: 1 HBP: 0	WP: 0 PB: 0 SB: 0 CS: 0	PA: 35
PITCHER Tom Phoebus, R (1, 1) ERA: 3.03	IP: 9.0 WLS: W BF: 35 H: 5 R: 1 ER: 1 SO: 7 BB: 4 IBB: 0 HBP: 0 BLK: 0 WP: 0 HR: 0 S: 45 P: 61 ERA: 1.00 WHIP: 1.000															PITCHER	IP: 9.0 WLS: W BF: 35 H: 5 R: 1 ER: 1 SO: 7 BB: 4 IBB: 0 HBP: 0 BLK: 0 WP: 0 HR: 0 S: 45 P: 61 ERA: 1.00 WHIP: 1.000					

Boston Red Sox @ Baltimore Orioles
Memorial Stadium, Baltimore, MD
Sat Sep 12 1970, 7:05 PM EDT
Att: 14,054 - Unknown

AB 31
R 1
H 5
RBI 1
BB 4
SO 7
LOB 20



Batter	1	2	3	4	5	6	7	8	9	AB	R	H	RBI	BB	SO	LOB	BOTTOM					
Mark Belanger, R (1, 6) OBP: 0.287, SLG: 0.233										3	2	1	1	1	1	1						
Paul Blair, R (1, 8) OBP: 0.348, SLG: 0.430										4	1	2	0	0	1	0						
Frank Robinson, R (1, 9) OBP: 0.396, SLG: 0.514										4	1	1	1	0	1	3						
Boog Powell, L (1, 3) OBP: 0.414, SLG: 0.555										2	1	2	2	0	0	0						
Brooks Robinson, R (1, 5) OBP: 0.338, SLG: 0.434										3	0	1	1	1	1	1						
Curt Motton, R (1, 7) OBP: 0.333, SLG: 0.414										3	0	0	0	1	0	3						
Davey Johnson, R (1, 4) OBP: 0.368, SLG: 0.495										4	0	0	0	0	0	5						
Andy Etchebarren, R (1, 2) OBP: 0.322, SLG: 0.360										3	0	1	0	0	0	0						
Tom Phoebus, R (1, 1) OBP: 0.139, SLG: 0.139										3	0	0	0	0	1	1						
Inning Stats	R: 2 E: 0 K: 1 S: 7	H: 2 LOB: 2 BB: 2 P: 15	R: 1 E: 0 K: 0 S: 5	H: 2 LOB: 1 BB: 0 P: 5	R: 0 E: 0 K: 0 S: 2	H: 0 LOB: 1 BB: 1 P: 7	R: 0 E: 0 K: 0 S: 3	H: 1 LOB: 0 BB: 0 P: 3	R: 2 E: 0 K: 0 S: 5	H: 2 LOB: 0 BB: 0 P: 5	R: 0 E: 0 K: 1 S: 5	H: 0 LOB: 0 BB: 0 P: 5	R: 0 E: 0 K: 2 S: 7	H: 0 LOB: 0 BB: 0 P: 7	R: 0 E: 0 K: 1 S: 6	H: 1 LOB: 1 BB: 0 P: 6	R: 0 E: 0 K: 1 S: 6	H: 0 LOB: 0 BB: 0 P: 6	1B: 4 2B: 1 3B: 0 HR: 3	SF: 1 SAC: 0 DP: 2 HBP: 1	WP: 2 PB: 0 SB: 0 CS: 0	PA: 34
PITCHER Gary Peters, L (1, 1) ERA: 4.26	IP: 6.0 WLS: L BF: 27 H: 7 R: 5 ER: 5 SO: 2 BB: 3 IBB: 0 HBP: 1 BLK: 0 WP: 2 HR: 3 S: 27 P: 40 ERA: 7.50 WHIP: 1.667															PITCHER Bobby Bolin, R (7, 1) ERA: 4.84	IP: 2.0 WLS: 7 BF: 1 H: 0 R: 0 ER: 0 SO: 3 BB: 0 IBB: 0 HBP: 0 BLK: 0 WP: 0 HR: 0 S: 13 P: 13 ERA: 0.00 WHIP: 0.500					

Boston Red Sox @ Baltimore Orioles
Memorial Stadium, Baltimore, MD
Sat Sep 12 1970, 7:05 PM EDT
Att: 14,054 - Unknown

AB 29
R 5
H 8
RBI 5
BB 3
SO 5
LOB 14



Batter	1	2	3	4	5	6	7	8	9	AB	R	H	RBI	BB	SO	LOB	TOP						
Mike Andrews, R (1.4) OBP: 0.343, SLG: 0.396	0-0 G6-4-3 1B		0-0 F8			0-0 1-3		0-0 1B		4	0	2	0	0	0	0	Boston Red Sox @ Baltimore Orioles Memorial Stadium, Baltimore, MD Sun Sep 13 1970, 3:33 AM EDT Att: 12,063 - Unknown						
Reggie Smith, S (1.8) OBP: 0.372, SLG: 0.523	0-0 G6-4-3		0-0 F7			0-0 6-3		0-0 1B		2	0	0	0	0	0	1							
George Thomas, R (3.7) OBP: 0.414, SLG: 0.485	1-2							1-2 1B		2	0	1	0	0	0	0							
Carl Yastrzemski, L (1.3) OBP: 0.449, SLG: 0.693	0-0 4-3					0-0 4-3		0-3 K		4	1	1	1	0	1	2							
Tony Conigliaro, R (1.9) OBP: 0.322, SLG: 0.481		0-0 5-3		0-0 F8			0-3 K		0-0 F8	4	0	0	0	0	1	0							
Rico Petrocelli, R (1.6) OBP: 0.330, SLG: 0.462		0-0 1B 1B		0-0 F8			0-3 K		4-0 1B 1B BB	3	1	1	0	1	1	0							
George Scott, R (1.5) OBP: 0.359, SLG: 0.464		0-0 F9		0-3 K			4-0 FC5-4 BB		0-0 1B 1-3 1B	3	0	1	0	1	1	1							
Billy Conigliaro, R (1.7) OBP: 0.351, SLG: 0.474		0-0 1B			0-3 K		0-0 FC5-4 1-2		0-0 1B 1-2 3-H 1B	4	0	2	1	0	1	1							
Bob Montgomery, R (1.2) OBP: 0.265, SLG: 0.355		0-0 4-3			0-0 6-3			0-0 4-3	0-0 F9	4	0	0	0	0	0	4							
Ken Brett, L (1.1) OBP: 0.297, SLG: 0.432			0-0 F7					0-0 F8	0-0 1-3	1	0	0	0	0	0	0							
Inning Stats	R: 0 E: 0 K: 0 S: 3	H: 1 LOB: 0 BB: 0 P: 3	R: 0 E: 0 K: 0 S: 5	H: 2 LOB: 2 BB: 0 P: 5	R: 0 E: 0 K: 0 S: 3	H: 0 LOB: 0 BB: 0 P: 3	R: 1 E: 0 K: 1 S: 6	H: 1 LOB: 0 BB: 0 P: 6	R: 0 E: 0 K: 1 S: 5	H: 0 LOB: 0 BB: 0 P: 5	R: 0 E: 0 K: 2 S: 7	H: 0 LOB: 1 BB: 1 P: 11	R: 0 E: 0 K: 1 S: 7	H: 2 LOB: 2 BB: 0 P: 7	R: 1 E: 0 K: 0 S: 5	H: 2 LOB: 2 BB: 1 P: 9	1B: 7 2B: 0 3B: 0 HR: 1	SF: 0 SAC: 0 DP: 1 HBP: 0	WP: 0 PB: 0 SB: 0 CS: 0	PA: 36			
PITCHER Mike Cuellar, L (1.1) ERA: 3.56	IP: 9.0 WLS: W BF: 36 H: 8 R: 2 ER: 2 SO: 5 BB: 2 IBB: 0 HBP: 0 BLK: 0 WP: 0 HR: 1 S: 44 P: 52 ERA: 2.00 WHIP: 1.11											PITCHER	IP: 9.0 WLS: W BF: 36 H: 8 R: 2 ER: 2 SO: 5 BB: 2 IBB: 0 HBP: 0 BLK: 0 WP: 0 HR: 1 S: 44 P: 52 ERA: 2.00 WHIP: 1.11										

AB	34
R	2
H	8
RBI	2
BB	2
SO	5
LOB	11



Batter	1	2	3	4	5	6	7	8	9	AB	R	H	RBI	BB	SO	LOB	BOTTOM								
Mark Belanger, R (1.6) OBP: 0.292, SLG: 0.235	4-0 2B BB		0-0 F3		0-0 CS 1B		4-0 1-2 2-3 BB		1-0 1B HBP	2	2	1	2	2	0	0	Boston Red Sox @ Baltimore Orioles Memorial Stadium, Baltimore, MD Sun Sep 13 1970, 3:33 AM EDT Att: 12,063 - Unknown								
Paul Blair, R (1.8) OBP: 0.346, SLG: 0.427	0-3 K		4-0 2B G3 BB		0-0 CS 1-2	0-3 K	0-0 SF9	0-3 K		3	1	0	1	1	3	4									
Boog Powell, L (1.3) OBP: 0.413, SLG: 0.555	0-0 F3		0-0 G3 1-3 2B		0-0 F9		0-0 F8		0-0 1B 1-3 2-H 3-H 1B	5	0	2	2	0	0	3									
Terry Crowley, L (6.3) OBP: 0.416, SLG: 0.424										0	0	0	0	0	0	0									
Merv Rettenmund, R (1.9) OBP: 0.386, SLG: 0.542	0-0 1B 2B		0-3 K		0-0 4-3			L3		5	1	2	2	0	1	2									
Brooks Robinson, R (1.5) OBP: 0.340, SLG: 0.435	0-0 BB 1B		0-0 G3							4	2	2	2	1	0	3									
Chico Salmon, R (6.5) OBP: 0.303, SLG: 0.432	2-H 1B		2-3 3-H							0	0	0	0	0	0	0									
Curt Motton, R (1.7) OBP: 0.351, SLG: 0.410	4-0 1-2 BB		0-0 4-3							3	2	1	0	2	0	1									
Davey Johnson, R (1.4) OBP: 0.368, SLG: 0.404	0-3 K			4-0 SH1-4 1B BB						4	2	1	0	1	1	4									
Andy Etchebarren, R (1.2) OBP: 0.319, SLG: 0.356		0-0 F9		0-0 F8						5	2	1	1	0	0	3									
Mike Cuellar, L (1.1) OBP: 0.113, SLG: 0.163		0-0 G3		0-0 SH1-4						2	1	1	2	1	0	0									
Inning Stats	R: 2 E: 0 K: 2 S: 9	H: 2 LOB: 2 BB: 2 P: 17	R: 0 E: 0 K: 0 S: 3	H: 0 LOB: 0 BB: 0 P: 3	R: 1 E: 0 K: 1 S: 6	H: 1 LOB: 1 BB: 1 P: 10	R: 1 E: 0 K: 0 S: 3	H: 1 LOB: 0 BB: 1 P: 7	R: 0 E: 0 K: 1 S: 5	H: 0 LOB: 0 BB: 0 P: 5	R: 3 E: 0 K: 0 S: 6	H: 3 LOB: 2 BB: 2 P: 14	R: 6 E: 1 K: 1 S: 10	H: 4 LOB: 2 BB: 2 P: 19	R: 0 E: 0 K: 0 S: 3	H: 0 LOB: 0 BB: 0 P: 3	1B: 9 2B: 2 3B: 0 HR: 0	SF: 1 SAC: 1 DP: 0 HBP: 1	WP: 0 PB: 0 SB: 0 CS: 1	PA: 45					
PITCHER Ken Brett, L (1.1) ERA: 4.22	IP: 4.0 WLS: L BF: 19 H: 4 R: 4 ER: 4 SO: 3 BB: 4 IBB: 0 HBP: 0 BLK: 0 WP: 0 HR: 0 S: 21 P: 37 ERA: 9.00 WHIP: 2.000											PITCHER	IP: 4.0 WLS: L BF: 19 H: 4 R: 4 ER: 4 SO: 3 BB: 4 IBB: 0 HBP: 0 BLK: 0 WP: 0 HR: 0 S: 21 P: 37 ERA: 9.00 WHIP: 2.000												
Ray Jarvis, R (5.1) ERA: 3.54	1.1	7	2	3	3	1	1	0	0	0	0	8	12	20.25	2.250										
Gary Wagner, R (6.1) ERA: 3.32	1.0	8	3	3	2	0	2	0	0	0	0	6	14	18.00	5.000										
Dick Mills, R (7.1) ERA: 2.45	0.2	7	2	3	0	1	1	0	1	0	0	7	12	0.00	4.500										
Roger Moret, L (8.1) ERA:	1.0	3	0	0	0	0	0	0	0	0	0	3	3	0.00	0.000										

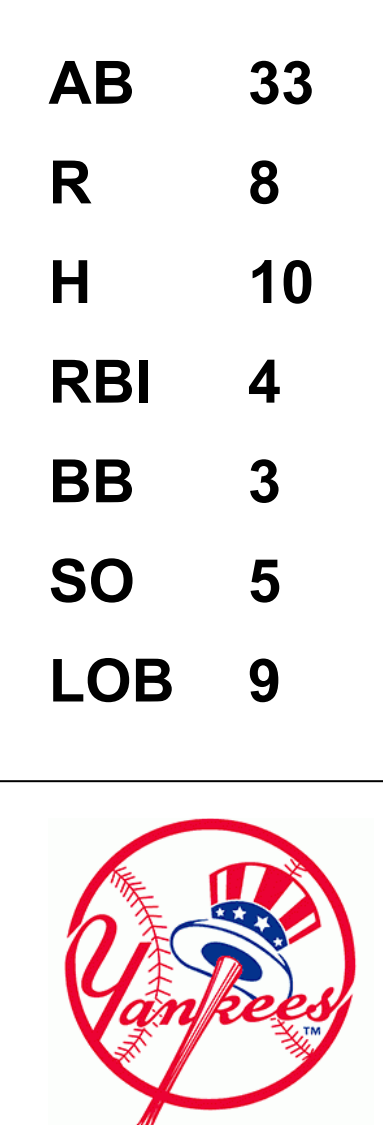


Batter	1	2	3	4	5	6	7	8	9	AB	R	H	RBI	BB	SO	LOB	TOP								
Mike Andrews, R OBP: 0.346, SLG: 0.400	0-3 K		0-0 FC6-4 1B		0-0 1B 2B	0-0 1-2 1B		4-0 BB		4	1	3	0	1	1	0	Boston Red Sox @ New York Yankees Yankee Stadium, Bronx, NY Tue Sep 15 1970, 7:05 PM EDT Overcast - 69 F								
Reggie Smith, S OBP: 0.371, SLG: 0.519	4-0 BB 2B		0-0 F7		0-0 F6	0-3 K		0-3 K		4	1	0	0	1	2	5									
Carl Yastrzemski, L Sparky Lyte, L	4-0 2B BB		0-0 L9		0-0 1B 2H		0-0 PB 1B	0-3 K		4	1	2	1	1	1	2									
Tony Conigliaro, R OBP: 0.325, SLG: 0.484	0-0 1-2 2B		0-0 FC6-4		0-0 F2		0-0 SF8 1B		0-0 2B WP 1B	5	2	3	2	0	0	2									
Rico Petrocelli, R OBP: 0.330, SLG: 0.463	0-3 K			0-3 K	0-0 1-2 1B		0-0 SF8 1-3		0-0 WP 5-3 2B	5	1	2	0	0	2	3									
George Scott, R OBP: 0.355, SLG: 0.460	0-0 F8			0-0 6-3	0-0 F8		0-0 SF8		0-3 K	4	0	0	1	0	1	6									
Billy Conigliaro, R OBP: 0.349, SLG: 0.473		0-0 F3				0-3 K	0-0 F6		0-0 5-3	5	0	1	1	0	1	1									
Bob Montgomery, R OBP: 0.256, SLG: 0.314		0-0 P4		4-0 BB		0-0 L4	0-0 6-3		0-0 6-3	4	0	0	0	1	0	1									
Ray Culp, R Bobby Bolin, R Joe Lahoud, L Mike Fiore, L		0-0 6-3		0-3 K		0-0 1B		0-0 1-3		3	0	1	0	0	1	2									
Inning Stats	R: 1 E: 0 K: 2 S: 8	H: 1 LOB: 2 BB: 2 P: 16	R: 0 E: 0 K: 0 S: 3	H: 0 LOB: 0 BB: 0 P: 3	R: 0 E: 0 K: 0 S: 4	H: 1 LOB: 1 BB: 0 P: 4	R: 0 E: 0 K: 2 S: 8	H: 1 LOB: 2 BB: 0 P: 12	R: 1 E: 0 K: 0 S: 6	H: 3 LOB: 2 BB: 0 P: 6	R: 0 E: 0 K: 2 S: 9	H: 2 LOB: 2 BB: 0 P: 9	R: 2 E: 1 K: 0 S: 6	H: 2 LOB: 1 BB: 0 P: 6	R: 0 E: 0 K: 2 S: 7	H: 0 LOB: 1 BB: 1 P: 11		R: 2 E: 0 K: 1 S: 7	H: 2 LOB: 0 BB: 0 P: 7	1B: 8 2B: 4 3B: 0 HR: 0	SF: 1 SAC: 0 DP: 0 HBP: 0	WP: 1 PB: 1 SB: 0 CS: 0	PA: 44		
PITCHER	IP WLS BF H R ER SO BB IBB HBP BLK WP HR S P ERA WHIP	7.1 W 37 10 4 3 6 4 0 0 0 0 0 45 61 3.68 1.909	1.2 S 7 2 2 2 3 0 0 0 0 1 0 13 13 10.80 1.200																						

AB	39
R	6
H	12
RBI	5
BB	4
SO	9
LOB	22



Batter	1	2	3	4	5	6	7	8	9	AB	R	H	RBI	BB	SO	LOB	BOTTOM							
Horace Clarke, S OBP: 0.288, SLG: 0.313	0-0 G3		0-0 E 1-2 1B	0-0 S E 1B		4-0 1B WP IBB		0-0 1B		4	3	3	1	1	0	0	Boston Red Sox @ New York Yankees Yankee Stadium, Bronx, NY Tue Sep 15 1970, 7:05 PM EDT Overcast - 69 F							
Thurman Munson, R OBP: 0.383, SLG: 0.417	0-0 P4		0-0 E2 2B 1B	0-3 K 1-1 H		0-0 WP BB 1B		0-3 K2-3		5	1	2	1	0	2	1								
Roy White, S OBP: 0.392, SLG: 0.475	0-0 1B		0-0 WP 1B 2B		0-0 L7	4-0 WP BB		1-2 BB		3	1	2	1	1	0	0								
Bobby Murcer, L OBP: 0.345, SLG: 0.428	0-0 G3		0-0 F8 2-3		0-0 L9	0-0 F8		1-2 3H		4	0	0	0	0	0	4								
Danny Cater, R OBP: 0.341, SLG: 0.397		0-0 F3	0-0 1B		4-0 BB		0-0 4-3			3	0	1	1	1	0	0								
Jim Lytle, L OBP: 0.346, SLG: 0.417		0-0 F8	0-0 F8		0-0 G3		0-0 G4-6-3 1B			4	0	1	0	0	0	2								
Frank Baker, L OBP: 0.337, SLG: 0.271		0-0 4-3		0-0 E4 SH3-1 1B		0-3 K	0-0 G4-6-3 1-2			4	1	0	0	0	1	1								
Jerry Kenney, L OBP: 0.286, SLG: 0.290			0-0 6-3	0-0 SH3-1		0-0 E4 SH1-4 1B		0-3 K		3	1	0	0	0	1	0								
Stan Bahnsen, R Lindy McDaniel, R			0-0 1B 1B E 1B	0-3 K		0-0 SH1-4		0-0 5-3		2	1	1	0	0	1	1								
Inning Stats	R: 0 E: 0 K: 0 S: 4	H: 1 LOB: 0 BB: 0 P: 4	R: 0 E: 0 K: 0 S: 3	H: 0 LOB: 0 BB: 0 P: 3	R: 4 E: 1 K: 0 S: 8	H: 5 LOB: 1 BB: 0 P: 8	R: 2 E: 1 K: 2 S: 9	H: 1 LOB: 0 BB: 0 P: 9	R: 0 E: 0 K: 0 S: 3	H: 0 LOB: 1 BB: 1 P: 7	R: 2 E: 1 K: 1 S: 7	H: 1 LOB: 2 BB: 2 P: 15	R: 0 E: 0 K: 0 S: 3	H: 1 LOB: 0 BB: 0 P: 3	R: 0 E: 0 K: 2 S: 8	H: 1 LOB: 1 BB: 0 P: 8		1B: 9 2B: 1 3B: 0 HR: 0	SF: 0 SAC: 2 DP: 1 HBP: 0	WP: 2 PB: 0 SB: 1 CS: 0	PA: 38			
PITCHER	IP WLS BF H R ER SO BB IBB HBP BLK WP HR S P ERA WHIP	5.2 L 29 8 8 4 3 1 0 0 0 1 0 4 8 0.00 1.588	1.0 4 1 0 0 2 0 0 0 0 0 0 0 8 8 0.00 1.000																					

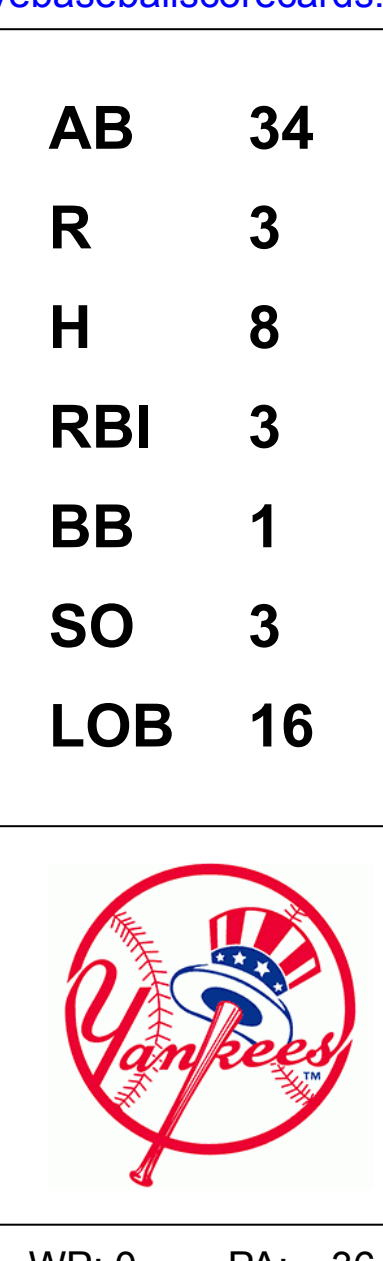


Batter	1	2	3	4	5	6	7	8	9	AB	R	H	RBI	BB	SO	LOB	TOP		
Mike Andrews, R (1,4) OBP: 0.346, SLG: 0.401	5-3			F6		K		1B 2B		4	1	1	1	0	1	0	Boston Red Sox @ New York Yankees Yankee Stadium, Bronx, NY Tue Sep 15 1970, 7:05 PM EDT Att: 10,134 - Unknown - 62 F		
Joe Lahoud, L (1,7) OBP: 0.355, SLG: 0.346	6-3			1B		BB		1B		3	0	2	1	1	0	0			
Carl Yastrzemski, L (1,3) OBP: 0.449, SLG: 0.599	L1-3			1B		F7		F8		4	0	1	0	0	0	2			
Tony Conigliaro, R (1,9) OBP: 0.323, SLG: 0.480		K		K				F7		4	0	0	0	0	2	2			
Rico Petrocelli, R (1,6) OBP: 0.328, SLG: 0.460	6-3			P6				F5		4	0	0	0	0	1	2			
George Scott, R (1,5) OBP: 0.352, SLG: 0.455	G2							L6		4	0	0	0	0	0	0			
Billy Conigliaro, R (1,8) OBP: 0.349, SLG: 0.472				F7				6-3 SH1-4 2B 1B		3	1	1	0	0	0	0			
Tom Satriano, L (1,2) OBP: 0.319, SLG: 0.354				F8		L1-3		SH1-4		2	0	0	0	0	0	0			
Mike Nagy, R (1,1) OBP: 0.263, SLG: 0.316				K				F9		3	0	0	0	0	1	1			
Inning Stats	R: 0 E: 0 K: 0 S: 3	H: 0 LOB: 0 BB: 0 P: 3	R: 0 E: 0 K: 1 S: 5	H: 0 LOB: 0 BB: 0 P: 5	R: 0 E: 0 K: 1 S: 5	H: 2 LOB: 2 BB: 0 P: 7	R: 0 E: 0 K: 0 S: 3	H: 0 LOB: 0 BB: 0 P: 3	R: 0 E: 0 K: 1 S: 5	H: 0 LOB: 1 BB: 1 P: 9	R: 0 E: 0 K: 0 S: 3	H: 0 LOB: 0 BB: 0 P: 3	R: 2 E: 0 K: 0 S: 6	H: 3 LOB: 1 BB: 0 P: 6	R: 0 E: 0 K: 1 S: 5	H: 0 LOB: 0 BB: 0 P: 5	1B: 4 2B: 1 3B: 0 HR: 0	SF: 0 SAC: 1 DP: 0 HBP: 0	WP: 0 PA: 33 CS: 0
PITCHER Steve Kline, R (1,1) ERA: 3.58	IP: 9.0 WLS: W BF: 33	H: 5 R: 2 ER: 2 SO: 5	BB: 1 IBB: 0 HBP: 0 BLK: 0	WP: 0 HR: 0 S: 42 P: 46	ERA: 2.00 WHIP: 0.667	PITCHER											ERA: 2.00 WHIP: 0.667		

AB	31
R	2
H	5
RBI	2
BB	1
SO	5
LOB	7



Batter	1	2	3	4	5	6	7	8	9	AB	R	H	RBI	BB	SO	LOB	BOTTOM		
Horace Clarke, S (1,4) OBP: 0.288, SLG: 0.313	B2		L4		F6					4	0	1	0	0	0	2	Boston Red Sox @ New York Yankees Yankee Stadium, Bronx, NY Tue Sep 15 1970, 7:05 PM EDT Att: 10,134 - Unknown - 62 F		
Jake Gibbs, L (1,2) OBP: 0.333, SLG: 0.557	F3		F7		P5			G3		4	0	0	0	0	4				
Roy White, S (1,7) OBP: 0.393, SLG: 0.476	1B			F4		E8		G3		4	0	2	0	0	0				
Bobby Murcer, L (1,8) OBP: 0.344, SLG: 0.427	1B			F8		P6		4-3		4	0	1	0	0	1				
Danny Cater, R (1,3) OBP: 0.341, SLG: 0.396	4-3			1B		6-3		5-3		4	0	1	0	0	3				
Jim Little, L (1,9) OBP: 0.345, SLG: 0.410			K		P4			F9		4	1	1	0	0	1	2			
Frank Baker, L (1,6) OBP: 0.333, SLG: 0.270	4-3				HBP 1B			4-3		4	1	1	0	0	0	1			
Jerry Kenney, L (1,5) OBP: 0.284, SLG: 0.288 Pete Ward, L (9, PH) OBP: 0.316, SLG: 0.360	6-3				P5			F5		3	0	0	0	0	0	1			
Steve Kline, R (1,1) Curt Blefary, L (9, PH)			K		1-2 HBP			BB		1	0	0	0	1	1	0			
Inning Stats	R: 0 E: 0 K: 0 S: 5	H: 2 LOB: 2 BB: 0 P: 5	R: 0 E: 0 K: 1 S: 5	H: 0 LOB: 0 BB: 0 P: 5	R: 0 E: 0 K: 0 S: 4	H: 1 LOB: 1 BB: 0 P: 4	R: 0 E: 0 K: 0 S: 4	H: 1 LOB: 2 BB: 0 P: 5	R: 0 E: 1 K: 0 S: 4	H: 1 LOB: 1 BB: 0 P: 4	R: 0 E: 0 K: 0 S: 4	H: 1 LOB: 2 BB: 1 P: 8	R: 0 E: 0 K: 0 S: 3	H: 0 LOB: 0 BB: 0 P: 3	R: 3 E: 1 K: 1 S: 6	H: 2 LOB: 0 BB: 0 P: 6	1B: 7 2B: 0 3B: 0 HR: 1	SF: 0 SAC: 0 DP: 0 HBP: 1	WP: 0 PA: 36 CS: 0
PITCHER Mike Nagy, R (1,1) ERA: 4.59	IP: 8.1 WLS: L BF: 36	H: 8 R: 3 ER: 2 SO: 3	BB: 1 IBB: 0 HBP: 1 BLK: 0	WP: 0 HR: 1 S: 40 P: 45	ERA: 2.16 WHIP: 1.080	PITCHER											ERA: 2.16 WHIP: 1.080		



Batter	1	2	3	4	5	6	7	8	9	AB	R	H	RBI	BB	SO	LOB	TOP					
Mike Andrews, R (1, 4) OBP: 0.343, SLG: 0.398	0-3 K			0-0 5-3		0-0 F9		0-0 P4		4	0	0	0	0	1	0						
Reggie Smith, S (1, 8) OBP: 0.371, SLG: 0.519	0-0 1-3			0-0 1B			0-0 1B	0-0 L3		4	0	2	0	0	0	0						
Carl Yastrzemski, L (1, 3) OBP: 0.447, SLG: 0.597	0-3 K			0-0 F5			0-0 1B		0-3 K	4	1	1	0	0	2	1						
Tony Conigliaro, R (1, 9) OBP: 0.322, SLG: 0.478		0-0 6-3		0-0 L9			0-0 FC1-5-2 1B		4-0 1-3 BB	3	1	0	0	1	0	3						
Rico Petrocelli, R (1, 6) OBP: 0.327, SLG: 0.458		0-3 K			0-0 F3		4-0 1B BLK IBB		0-0 1-3 BB	3	1	0	0	1	1	1						
George Scott, R (1, 5) OBP: 0.353, SLG: 0.454		0-0 F9			4-0 G6-3 BB		0-0 1-3 2-H 3-H 1B		0-3 K	3	0	1	2	1	1	1						
Billy Conigliaro, R (1, 7) OBP: 0.340, SLG: 0.468			0-0 F3		0-0 G6-3		0-0 F4			3	0	0	0	0	0	2						
Bob Montgomery, R (1, 2) OBP: 0.238, SLG: 0.289			0-0 4-3			0-0 6-3	0-0 F4			3	0	0	0	0	0	1						
Sonny Siebert, R (1, 1) OBP: 0.133, SLG: 0.151 (6, PH)			0-3 K			0-0 G3		0-3 K		1	0	0	0	0	1	0						
Luis Alvarado, R (6, PH) OBP: 0.263, SLG: 0.286										1	0	0	0	0	0	0						
Roger Moret, S (6, 1)										1	0	0	0	0	1	0						
Inning Stats	R: 0 E: 0 K: 2 S: 7	H: 0 LOB: 0 BB: 0 P: 7	R: 0 E: 0 K: 1 S: 5	H: 0 LOB: 0 BB: 0 P: 5	R: 0 E: 0 K: 1 S: 5	H: 0 LOB: 0 BB: 0 P: 5	R: 0 E: 0 K: 0 S: 4	H: 1 LOB: 1 BB: 0 P: 4	R: 0 E: 0 K: 0 S: 2	H: 0 LOB: 0 BB: 1 P: 6	R: 0 E: 0 K: 0 S: 3	H: 0 LOB: 0 BB: 0 P: 3	R: 3 E: 0 K: 0 S: 6	H: 3 LOB: 1 BB: 1 P: 10	R: 0 E: 0 K: 1 S: 5	H: 0 LOB: 0 BB: 0 P: 5	R: 0 E: 0 K: 2 S: 7	H: 0 LOB: 1 BB: 1 P: 11	1B: 4 2B: 0 3B: 0 HR: 0	SF: 0 SAC: 0 DP: 1 HBP: 0	WP: 0 PB: 0 SB: 0 CS: 0	PA: 33
PITCHER	IP WLS BF H R ER SO BB IBB HBP BLK WP HR S P ERA WHIP	8.0 L 29 4 3 3 5 1 1 0 1 0 0 37 45 3.38 0.625	1.0 4 0 0 0 2 1 0 0 0 0 0 0 7 11 0.00 1.000	PITCHER										IP WLS BF H R ER SO BB IBB HBP BLK WP HR S P ERA WHIP								
Fritz Peterson, L (1, 1) ERA: 3.0											8.0 L 29 4 3 3 5 1 1 0 1 0 0 37 45 3.38 0.625											
Gary Waslewski, R (9, 1) ERA: 3.73											1.0 4 0 0 0 2 1 0 0 0 0 0 0 7 11 0.00 1.000											

Boston Red Sox @ New York Yankees
 Yankee Stadium, Bronx, NY
 Wed Sep 16 1970, 7:05 PM EDT
 Att: 6,966 - Unknown - 80 F


AB 30
 R 3
 H 4
 RBI 2
 BB 3
 SO 7
 LOB 9



Batter	1	2	3	4	5	6	7	8	9	AB	R	H	RBI	BB	SO	LOB	BOTTOM					
Horace Clarke, S (1, 4) OBP: 0.286, SLG: 0.311	0-0 3-1		0-0 3-1			0-0 4-3		0-0 L6		4	0	0	0	0	0	1						
Thurman Munson, R (1, 2) OBP: 0.384, SLG: 0.417	0-0 1B SF9		0-0 F7			0-0 L7		4-0 BB		3	1	1	0	1	0	0						
Roy White, S (1, 7) OBP: 0.395, SLG: 0.479	0-0 SF9 WP 1B			0-0 BLK 2B		0-0 CS 1B		0-0 F4		4	0	3	0	0	0	1						
Bobby Murcer, L (1, 8) OBP: 0.342, SLG: 0.425	0-0 SF9			0-0 P6		0-0 CS	0-0 4-3		0-0 4-3	3	0	0	1	0	0	2						
Danny Cater, R (1, 3) OBP: 0.340, SLG: 0.395					0-3 K		0-0 F8		0-0 P4	1	0	0	0	0	0	1						
Curt Blefary, L (4, 3) OBP: 0.316, SLG: 0.338					0-0 K					1	0	0	0	0	1	1						
Ron Woods, R (7, PH) OBP: 0.329, SLG: 0.373					2-3					2	0	0	0	0	0	1						
Jim Lytle, L (1, 9) OBP: 0.339, SLG: 0.402		0-0 P3			0-0 L6		0-0 F4			2	0	0	0	0	0	1						
John Ellis, R (7, PH) OBP: 0.305, SLG: 0.398										1	0	0	0	0	0	0						
Frank Baker, L (1, 6) OBP: 0.324, SLG: 0.261		0-0 F2				0-0 L6		0-3 K		3	0	0	0	0	1	0						
Jerry Kenney, L (1, 5) OBP: 0.283, SLG: 0.286										2	0	0	0	0	0	0						
Gene Michael, S (8, PH) OBP: 0.238, SLG: 0.265										1	0	1	0	0	0	0						
Fritz Peterson, S (1, 1) OBP: 0.214, SLG: 0.305										2	0	0	0	0	1	0						
Ron Hansen, R (8, PH) OBP: 0.426, SLG: 0.448										1	0	0	0	0	0	1						
Gary Waslewski, R (9, 1) OBP: 0.118, SLG: 0.063										0	0	0	0	0	0	0						
Inning Stats	R: 1 E: 0 K: 0 S: 5	H: 2 LOB: 1 BB: 0 P: 5	R: 0 E: 0 K: 0 S: 3	H: 0 LOB: 0 BB: 0 P: 3	R: 0 E: 0 K: 1 S: 5	H: 0 LOB: 0 BB: 0 P: 5	R: 0 E: 0 K: 1 S: 6	H: 1 LOB: 1 BB: 0 P: 6	R: 0 E: 0 K: 0 S: 3	H: 0 LOB: 0 BB: 0 P: 3	R: 0 E: 0 K: 0 S: 3	H: 1 LOB: 0 BB: 0 P: 3	R: 0 E: 0 K: 0 S: 6	H: 1 LOB: 1 BB: 0 P: 6	R: 0 E: 0 K: 1 S: 3	H: 0 LOB: 1 BB: 1 P: 7	R: 0 E: 0 K: 0 S: 5	H: 0 LOB: 1 BB: 1 P: 11	1B: 4 2B: 1 3B: 0 HR: 0	SF: 1 SAC: 0 DP: 0 HBP: 0	WP: 1 PB: 0 SB: 0 CS: 1	PA: 33
PITCHER	IP WLS BF H R ER SO BB IBB HBP BLK WP HR S P ERA WHIP	5.0 W 18 3 1 1 2 0 0 0 1 0 0 15 19 0.00 0.750	PITCHER										IP WLS BF H R ER SO BB IBB HBP BLK WP HR S P ERA WHIP									
Sonny Siebert, R (1, 1) ERA: 3.52											5.0 W 18 3 1 1 2 0 0 0 1 0 0 15 19 0.00 0.750											
Roger Moret, L (6, 1) ERA:											4.0 W 14 2 0 0 1 1 0 0 0 0 0 15 19 0.00 0.750											

Boston Red Sox @ New York Yankees
 Yankee Stadium, Bronx, NY
 Wed Sep 16 1970, 7:05 PM EDT
 Att: 6,966 - Unknown - 80 F


AB 30
 R 1
 H 5
 RBI 1
 BB 1
 SO 3
 LOB 9



Batter	1	2	3	4	5	6	7	8	9	10	AB	R	H	RBI	BB	SO	LOB	TOP	
Mike Andrews, R OBP: 0.342, SLG: 0.395 (1, 4)	L7		K			F3		1B BB	SH3-4	F5	4	1	0	0	1	1	3		
Reggie Smith, S OBP: 0.371, SLG: 0.517 (1, 8)	F3			6-3 4-1 1B		F8		1B E 1B	K	FC4-6	6	1	2	0	0	1	4		
Carl Yastrzemski, L OBP: 0.448, SLG: 0.594 (1, 3)				4-1		4-1 1B BB		F5			2	0	0	0	3	0	4		
Tony Conigliaro, R OBP: 0.323, SLG: 0.477 (1, 9)	F3			6-3				E8 SF7 1B	K		5	1	2	2	0	1	4		
Rico Petrocelli, R OBP: 0.326, SLG: 0.454 (1, 6)		2-3		K				5-3			4	0	0	0	1	1	1		
George Scott, R OBP: 0.356, SLG: 0.456 (1, 5)		5-3				FC6-4 1B		E1		HBP 1B	5	1	3	0	0	0	2		
Billy Conigliaro, R OBP: 0.344, SLG: 0.464 (1, 7)		4-3				L8		F4	SF7	FC4 1B HBP	3	0	0	1	0	0	2		
Bob Montgomery, R OBP: 0.217, SLG: 0.262 Tom Satriano, L OBP: 0.322, SLG: 0.358 (10, PH) (10, 2)			6-3			FC6-4 1B		K	K		4	0	0	0	0	2	4		
Gary Peters, L OBP: 0.318, SLG: 0.307 Gary Wagner, R OBP: 0.308, SLG: 0.290 Sparky Lyle, L OBP: 0.370, SLG: 0.578 Bobby Bolin, R OBP: 0.278, SLG: 0.186 Vicente Romo, R OBP: 0.185, SLG: 0.280 (1, 11) (8, 1) (8, 1) (9, PH) (9, 1) (10, PH) (10, 1)			4-3			F6		1B BB 1B	SH3-4	FC4 FC4-6	2	1	0	0	1	0	1		
Inning Stats	R: 0 E: 0 K: 0 S: 3	H: 0 LOB: 1 BB: 1 P: 7	R: 0 E: 0 K: 0 S: 3	H: 0 LOB: 0 BB: 0 P: 3	R: 0 E: 0 K: 1 S: 5	H: 0 LOB: 0 BB: 0 P: 5	R: 0 E: 0 K: 1 S: 6	H: 1 LOB: 1 BB: 0 P: 6	R: 0 E: 0 K: 1 S: 3	H: 1 LOB: 1 BB: 0 P: 6	R: 4 E: 2 K: 1 S: 8	H: 2 LOB: 2 BB: 3 P: 20	R: 0 E: 0 K: 2 S: 8	H: 1 LOB: 2 BB: 0 P: 12	R: 1 E: 1 K: 0 S: 6	H: 2 LOB: 3 BB: 0 P: 7	1B: 9 2B: 0 3B: 0 HR: 0	SF: 1 SAC: 1 DP: 0 HBP: 1	WP: 0 PA: 47
PITCHER	IP WLS BF H R ER SO BB IBB HBP BLK WP HR S P ERA WHIP																		
Mel Stottlemyre, R ERA: 3.22 (1, 1)	7.0	28	4	2	2	3	4	0	0	0	0	0	0	0	0	30	46	2.57	1.143
Lindy McDaniel, R ERA: 2.09 (8, 1)	2.0	12	3	2	0	3	0	2	0	0	0	0	0	0	16	24	0.00	1.500	
Jack Aker, R ERA: 2.13 (10, 1)	1.0	L	7	2	1	1	0	0	0	1	0	0	0	0	6	7	9.00	2.000	

Boston Red Sox @ New York Yankees
 Yankee Stadium, Bronx, NY
 Thu Sep 17 1970, 3:33 AM EDT
 Att: 4,985 - Sunny - 75 F

AB 38
 R 5
 H 9
 RBI 4
 BB 6
 SO 6
 LOB 27



Batter	1	2	3	4	5	6	7	8	9	10	AB	R	H	RBI	BB	SO	LOB	BOTTOM	
Horace Clarke, S OBP: 0.288, SLG: 0.313 (1, 4)	1B 2B		G5-4-3 1-2f		P6			1B 3B 1B		IBB	4	2	2	0	1	0	3		
Thurman Munson, R OBP: 0.384, SLG: 0.417 (1, 2)	FC4-6 2H 1B		K			F9		3B 1B	F8		5	1	2	1	0	1	2		
Roy White, S OBP: 0.394, SLG: 0.480 (1, 7)	FC4-6 1-2f 6-3				F9		1-3	1B 6-3 3B		4-3	5	1	1	2	0	0	1		
Danny Cater, R OBP: 0.339, SLG: 0.393 (1, 5)	6-3			6-3				F3		K	5	0	1	0	0	1	2		
Bobby Murcer, L OBP: 0.341, SLG: 0.422 Ron Hansen, R OBP: 0.422, SLG: 0.443 Jim Lytle, L OBP: 0.345, SLG: 0.408 (1, 8) (8, PH) (9, 8)	K			F4				6-3		1B	3	0	0	0	0	2	2		
John Ellis, R OBP: 0.302, SLG: 0.393 (1, 3)			F3		K FC1-5 BB			F8	6-3		5	0	1	0	0	1	0		
Ron Woods, R OBP: 0.332, SLG: 0.382 (1, 9)		F8			S FC1-5 BB			3B	K		3	0	1	0	1	1	0		
Gene Michael, S OBP: 0.295, SLG: 0.262 (1, 6)			K		FC1-5 S			F3	F8		4	0	0	0	0	1	3		
Mel Stottlemyre, R OBP: 0.312, SLG: 0.342 Lindy McDaniel, R OBP: 0.167, SLG: 0.208 Curt Blefary, L OBP: 0.320, SLG: 0.338 Jerry Kenney, L OBP: 0.293, SLG: 0.286 Jack Aker, R OBP: 0.067, SLG: 0.067 (1, 1) (8, 1) (8, PH) (9, PH) (9, PR) (10, 1)			G5-4-3 BB		F4			F6		S BB	2	0	0	0	1	0	3		
Inning Stats	R: 1 E: 1 K: 1 S: 7	H: 2 LOB: 1 BB: 0 P: 7	R: 0 E: 0 K: 1 S: 5	H: 0 LOB: 0 BB: 0 P: 5	R: 0 E: 0 K: 1 S: 4	H: 0 LOB: 0 BB: 1 P: 8	R: 0 E: 0 K: 0 S: 3	H: 0 LOB: 0 BB: 0 P: 3	R: 0 E: 0 K: 1 S: 6	H: 1 LOB: 1 BB: 0 P: 6	R: 3 E: 0 K: 0 S: 6	H: 3 LOB: 0 BB: 0 P: 6	R: 0 E: 0 K: 1 S: 5	H: 0 LOB: 2 BB: 2 P: 13	R: 0 E: 0 K: 1 S: 6	H: 2 LOB: 2 BB: 0 P: 6	1B: 6 2B: 1 3B: 2 HR: 0	SF: 0 SAC: 0 DP: 1 HBP: 0	WP: 0 PA: 42
PITCHER	IP WLS BF H R ER SO BB IBB HBP BLK WP HR S P ERA WHIP																		
Gary Peters, L ERA: 4.29 (1, 1)	7.0	30	7	4	4	5	2	0	0	0	0	0	0	0	38	46	5.14	1.286	
Gary Wagner, R ERA: 3.29 (8, 1)	0.1	1	0	0	0	0	0	0	0	0	0	0	0	1	1	0.00	0.000		
Sparky Lyle, L ERA: 4.06 (8, 1)	0.2	2	0	0	0	0	0	0	0	0	0	0	0	2	2	0.00	0.000		
Bobby Bolin, R ERA: 4.75 (9, 1)	1.0	W	5	0	0	0	1	1	1	0	0	0	0	5	13	0.00	1.000		
Vicente Romo, R ERA: 4.3 (10, 1)	1.0	S	4	2	0	0	1	0	0	0	0	0	0	6	6	0.00	2.000		

Boston Red Sox @ New York Yankees
 Yankee Stadium, Bronx, NY
 Thu Sep 17 1970, 3:33 AM EDT
 Att: 4,985 - Sunny - 75 F

AB 38
 R 4
 H 9
 RBI 4
 BB 4
 SO 7
 LOB 16



Batter	1	2	3	4	5	6	7	8	9	AB	R	H	RBI	BB	SO	LOB	TOP											
Ed Brinkman, R OBP: 0.332, SLG: 0.303 (1, 6)	4-0 BB		0-0 1B		0-0 L7		0-0 F7		0-0 FC6-4 1B	4	0	1	0	1	0	1	Washington Senators @ Boston Red Sox Fenway Park, Boston, MA Sat Sep 19 1970, 3:33 AM EDT Att: 17,285 - Unknown livebaseballscorecards.com											
Tom Grievs, R OBP: 0.301, SLG: 0.352 Dick Billings, R OBP: 0.200, SLG: 0.200 (1, 9) (8, 2)	0-3 K		0-3 K		4-0 FC6-4 BB		0-0 2B 2B		0-0 1B	3	1	1	0	1	2	2												
Frank Howard, R OBP: 0.428, SLG: 0.568 (1, 7)	0-3 K		0-3 K		0-3 K		0-3 K		0-3 K	5	0	0	0	0	5	6												
Rick Reichardt, R OBP: 0.346, SLG: 0.492 (1, 8) (8, 9)	0-0 F4		0-3 K		0-0 FC6-4 1-2		0-0 1B 2B			4	1	1	1	0	1	3												
Aurelio Rodriguez, R OBP: 0.302, SLG: 0.432 (1, 5)		0-3 K		0-0 E 2B		0-0 F8		0-0 6-3		4	1	1	0	0	1	1												
Mike Epstein, L OBP: 0.380, SLG: 0.443 (1, 3)	0-0 1B		0-0 1B		0-0 E5 2-H		0-0 G3		0-0 1B	4	0	2	1	0	0	0												
Paul Casanova, R OBP: 0.305, SLG: 0.349 Ed Stroud, L OBP: 0.340, SLG: 0.357 (8, PH) (8, B)	0-3 K		0-0 F4		0-0 F4		0-0 F4		0-3 K	3	0	0	0	0	1	2												
Tim Cullen, R OBP: 0.305, SLG: 0.285 Denny Riddleberger, R OBP: 0.351, SLG: 0.321 (1, 4) (7, 1) (9, PH)	0-0 1B		0-0 F8		0-0 F8		0-0 F8		4-0 FC6-4 BB	3	0	1	0	0	0	1												
Joe Coleman, R OBP: 0.270, SLG: 0.145 Jackie Brown, R OBP: 0.200, SLG: 0.200 Greg Gosselin, R OBP: 0.280, SLG: 0.380 Cisco Carlos, R OBP: 0.200, SLG: 0.133 (1, 1) (3, 1) (4, PH) (4, 1) (7, PH) (7, 4)	0-3 K		0-0 5-3		0-0 5-3		0-3 K		0-0 F8	1	0	0	0	0	1	2												
Inning Stats	R: 0 E: 0 K: 2 S: 7	H: 0 LOB: 1 BB: 1 P: 11	R: 0 E: 0 K: 3 S: 11	H: 2 LOB: 2 BB: 0 P: 11	R: 0 E: 0 K: 3 S: 10	H: 1 LOB: 1 BB: 0 P: 10	R: 1 E: 1 K: 0 S: 5	H: 1 LOB: 1 BB: 0 P: 5	R: 0 E: 0 K: 1 S: 5	H: 0 LOB: 1 BB: 1 P: 9	R: 0 E: 0 K: 0 S: 3	H: 0 LOB: 0 BB: 0 P: 3	R: 0 E: 0 K: 1 S: 5	H: 0 LOB: 0 BB: 0 P: 5	R: 2 E: 0 K: 2 S: 10	H: 3 LOB: 1 BB: 0 P: 10		R: 0 E: 0 K: 1 S: 6	H: 1 LOB: 2 BB: 1 P: 10	1B: 5 2B: 3 3B: 0 HR: 0	SF: 0 SAC: 0 DP: 0 HBP: 0	WP: 0 PB: 0 SB: 0 CS: 0	PA: 39					
PITCHER	IP	WLS	BF	H	R	ER	SO	BB	IBB	HBP	BLK	WP	HR	S	P	ERA		WHIP										
Ken Brett, L ERA: 4.11 Gary Wagner, R ERA: 3.18	(1, 1) (8, 1)	7.2 S	33 6	7 1	3 0	2 0	11 2	2 1	0 0	0 0	0 0	0 0	0 0	53 9	61 13	2.35 0.00		1.174 1.500										

Batter	1	2	3	4	5	6	7	8	9	AB	R	H	RBI	BB	SO	LOB	BOTTOM											
Mike Andrews, R OBP: 0.343, SLG: 0.396 (1, 4)	0-0 1B 2B		0-0 5-3		4-0 BB BB BB		0-0 5-3			3	1	1	0	1	0	1	Washington Senators @ Boston Red Sox Fenway Park, Boston, MA Sat Sep 19 1970, 3:33 AM EDT Att: 17,285 - Unknown livebaseballscorecards.com											
Reggie Smith, S OBP: 0.370, SLG: 0.514 (1, 8)	4-0 1B SF9 BB		0-0 4-3		0-0 F7		0-0 3-1			3	1	0	0	1	0	3												
Carl Yastrzemski, L OBP: 0.490, SLG: 0.595 Don Pavletich, R OBP: 0.260, SLG: 0.194 (1, 3) (7, 3)	0-0 1-3 2-H		4-0 WP IBB		4-0 1-2 2-3 BB		0-0 F8			1	0	1	1	2	0	0												
Tony Conigliaro, R OBP: 0.322, SLG: 0.474 (1, 9)	0-0 F5		0-0 F9		4-0 1-2 2-3 3-H BB		0-3 K			3	0	0	1	1	1	3												
Rico Petrocelli, R OBP: 0.324, SLG: 0.452 (1, 6)	0-0 SF9		0-0 L8		0-0 FC5-4 1-2		0-0 5-3			3	0	0	1	0	0	3												
George Scott, R OBP: 0.357, SLG: 0.463 (1, 5)	0-3 K		0-0 CS 1B		0-0 6-3		0-0 HR			4	1	2	1	0	1	1												
Billy Conigliaro, R OBP: 0.343, SLG: 0.464 (1, 7)		0-0 1B 2B		0-0 G3		0-0 F9		0-3 K		4	1	1	0	0	1	1												
Bob Montgomery, R OBP: 0.240, SLG: 0.267 (1, 2)		0-0 2B 1B		4-0 BB SH1-4 BB BB		0-0 5-3		0-0 F8		3	2	1	1	1	0	0												
Ken Brett, L OBP: 0.308, SLG: 0.444 Gary Wagner, R OBP: 0.167, SLG: 0.167 (1, 1) (8, 1)		0-0 4-3 1-H WP 2B		0-0 SH1-4		0-0 L7		0-3 K		2	1	1	1	0	0	0												
Inning Stats	R: 2 E: 0 K: 1 S: 7	H: 2 LOB: 1 BB: 1 P: 11	R: 3 E: 0 K: 0 S: 6	H: 3 LOB: 1 BB: 1 P: 10	R: 0 E: 0 K: 0 S: 3	H: 1 LOB: 0 BB: 0 P: 3	R: 1 E: 0 K: 0 S: 3	H: 0 LOB: 3 BB: 4 P: 19	R: 0 E: 0 K: 0 S: 3	H: 0 LOB: 0 BB: 0 P: 3	R: 0 E: 0 K: 1 S: 5	H: 0 LOB: 0 BB: 0 P: 5	R: 0 E: 0 K: 2 S: 8	H: 1 LOB: 0 BB: 0 P: 8	R: 1 E: 0 K: 2 S: 8	H: 1 LOB: 0 BB: 0 P: 8		1B: 3 2B: 3 3B: 0 HR: 1	SF: 1 SAC: 1 DP: 0 HBP: 0	WP: 1 PB: 0 SB: 0 CS: 1	PA: 36							
PITCHER	IP	WLS	BF	H	R	ER	SO	BB	IBB	HBP	BLK	WP	HR	S	P	ERA		WHIP										
Joe Coleman, R ERA: 3.63 Jackie Brown, R ERA: 4.93 Cisco Carlos, R ERA: 2.7 Denny Riddleberger, L ERA: 3.0	(1, 1) (3, 1) (4, 1) (7, 1)	2.0 1.0 3.0 2.0	L 3 13 7	13 1 0 1	5 0 1 1	5 0 1 1	5 0 1 3	1 0 4 0	0 0 0 0	0 0 0 0	0 0 0 0	0 0 0 0	0 0 9 1	13 25 13	21 3 25 13	22.50 0.00 3.00 4.50		3.000 1.000 1.333 0.500										



Batter	1	2	3	4	5	6	7	8	9	AB	R	H	RBI	BB	SO	LOB	TOP								
Ed Stroud, L OBP: 0.339, SLG: 0.355 (1, 8)	4-3		2B FC6 1B		F5		F9		F8	5	1	1	0	0	0	1									
Del Unser, L OBP: 0.319, SLG: 0.322 (1, 9)	E3		FC6 1B 2B		F7		4-3		F8	5	1	1	0	0	0	1									
Frank Howard, R OBP: 0.427, SLG: 0.564 (1, 7)	5-3		FC6 1B						4-3	3	1	0	1	1	0	2									
Mike Epstein, L OBP: 0.363, SLG: 0.443 (1, 3)			2-3 3-H 0-0		F5				1B BB	2	0	1	1	2	0	1									
Aurelio Rodriguez, R OBP: 0.303, SLG: 0.433 (1, 5)	L9		1-3 2-H 0-0						1B	4	0	2	1	0	0	2									
Ed Brinkman, R OBP: 0.331, SLG: 0.301 (1, 6)		L4	F8						K	3	0	0	0	1	1	3									
Jim French, L OBP: 0.356, SLG: 0.255 (1, 2)	L7			CS BB		FC4-6 BB			F9	3	0	0	0	1	0	3									
Davey Nelson, R OBP: 0.208, SLG: 0.156 (1, 4)	6-3			F9		L7				4	0	1	0	0	0	2									
Jim Hannan, R Casey Cox, R Bernie Allen, R Joe Grzenda, R Jackie Brown, R Dick Billings, R (1, 1) (4, 1) (7, PH) (7, 1) (7, 1) (9, PH)			4-3-4	4-3					6-3	2	0	0	0	0	0	0									
Inning Stats	R: 0 E: 1 K: 0 S: 4	H: 0 LOB: 2 BB: 1 P: 8	R: 0 E: 0 K: 0 S: 3	H: 0 LOB: 0 BB: 0 P: 3	R: 3 E: 0 K: 0 S: 7	H: 4 LOB: 1 BB: 0 P: 7	R: 0 E: 0 K: 0 S: 2	H: 0 LOB: 1 BB: 1 P: 6	R: 0 E: 0 K: 0 S: 3	H: 0 LOB: 1 BB: 1 P: 7	R: 0 E: 0 K: 0 S: 3	H: 0 LOB: 0 BB: 0 P: 3	R: 0 E: 0 K: 1 S: 6	H: 1 LOB: 2 BB: 1 P: 10	R: 0 E: 0 K: 0 S: 4	H: 1 LOB: 1 BB: 0 P: 4	1B: 4 2B: 2 3B: 0 HR: 0	SF: 0 SAC: 0 DP: 0 HBP: 0	WP: 0 PB: 0 SB: 0 CS: 1	PA: 38					
PITCHER Mike Nagy, R ERA: 4.48 (1, 1)	IP: 9.0 WLS: W BF: 38	H: 6 R: 3 ER: 3 SO: 1	BB: 5 IBB: 0 HBP: 0 BLK: 0	WP: 0 HR: 0 S: 35 P: 55	ERA: 3.00 WHIP: 1.222																				

Washington Senators @ Boston Red Sox
Fenway Park, Boston, MA
Sat Sep 19 1970, 7:05 PM EDT
Att: 14,868 - Unknown

AB 33
R 3
H 6
RBI 3
BB 5
SO 1
LOB 16



Batter	1	2	3	4	5	6	7	8	9	AB	R	H	RBI	BB	SO	LOB	BOTTOM								
Mike Andrews, R OBP: 0.347, SLG: 0.400 (1, 4)	5-3		FC4 1B	FC4-6 BB		2B				3	0	2	1	2	0	0									
Reggie Smith, S OBP: 0.387, SLG: 0.510 (1, 8)	F8		SF9	FC4-6		F7			K	4	0	0	1	0	1	4									
Carl Yastrzemski, L Luis Alvarado, R (1, 3) (8, 6)	4-3		F5		FC6-4 BB				K WP 1B	3	0	0	0	1	1	2									
Tony Conigliaro, R Joe Lathoud, L (1, 9) (8, 9)		F7	FC4	FC6-4 SF8					F4	4	2	1	1	0	0	3									
Rico Petrocelli, R Don Pavletich, R (1, 6) (8, 3)		5-3 BB		1B HR BB	SF8				K 1B 2B	1	2	1	1	2	0	0									
George Scott, R OBP: 0.357, SLG: 0.463 (1, 5)	5-3			HR 1B	F4				E5 1B 2B	5	2	2	1	0	0	2									
Billy Conigliaro, R OBP: 0.347, SLG: 0.474 (1, 7)	K			HR		6-3 2B BB			1-2 2-H 1B	3	3	2	4	1	1	1									
Tom Satriano, L OBP: 0.326, SLG: 0.358 (1, 2)			1B E SF9 BB	G6-4-3 1B		4-3			K	3	1	1	0	1	1	3									
Mike Nagy, R OBP: 0.262, SLG: 0.333 (1, 1)			E5 SF9 1B	G6-4-3		6-3			2B	4	0	1	2	0	0	3									
Inning Stats	R: 0 E: 0 K: 0 S: 3	H: 0 LOB: 0 BB: 0 P: 3	R: 0 E: 0 K: 1 S: 5	H: 0 LOB: 1 BB: 1 P: 9	R: 1 E: 1 K: 0 S: 5	H: 1 LOB: 2 BB: 1 P: 9	R: 3 E: 0 K: 0 S: 5	H: 3 LOB: 1 BB: 2 P: 13	R: 1 E: 0 K: 0 S: 3	H: 0 LOB: 0 BB: 1 P: 7	R: 1 E: 0 K: 0 S: 4	H: 1 LOB: 1 BB: 1 P: 8	R: 4 E: 1 K: 3 S: 14	H: 4 LOB: 2 BB: 1 P: 18	R: 1 E: 1 K: 1 S: 6	H: 1 LOB: 1 BB: 0 P: 6	1B: 5 2B: 3 3B: 0 HR: 2	SF: 2 SAC: 0 DP: 1 HBP: 0	WP: 1 PB: 0 SB: 1 CS: 0	PA: 42					
PITCHER Jim Hannan, R Casey Cox, R Joe Grzenda, L Jackie Brown, R (1, 1) (4, 1) (7, 1) (7, 1)	IP: 3.0 WLS: L BF: 16	H: 3 R: 4 ER: 3 SO: 1	BB: 3 IBB: 0 HBP: 0 BLK: 0	WP: 0 HR: 1 S: 15 P: 27	ERA: 9.00 WHIP: 2.000																				

Washington Senators @ Boston Red Sox
Fenway Park, Boston, MA
Sat Sep 19 1970, 7:05 PM EDT
Att: 14,868 - Unknown

AB 33
R 11
H 10
RBI 11
BB 7
SO 5
LOB 20



Batter	1	2	3	4	5	6	7	8	9	AB	R	H	RBI	BB	SO	LOB	TOP			
Ed Stroud, L OBP: 0.335, SLG: 0.350 (1.8)	1-3		E5 1-3 1B		F2		F9		F7	5	0	0	0	0	0	0				
Del Unser, L OBP: 0.321, SLG: 0.324 (1.9)	G3		1-3 1B		BB 1B		4-3			4	1	2	0	0	0	0				
Frank Howard, R OBP: 0.424, SLG: 0.560 (1.7)	F4		1-3		F6		L7			4	0	0	0	0	0	3				
Mike Epstein, L OBP: 0.366, SLG: 0.442 (1.3)										1	0	0	0	2	1	0				
Aurelio Rodriguez, R OBP: 0.303, SLG: 0.432 (1.5)										4	0	1	1	0	1	4				
Ed Brinkman, R OBP: 0.332, SLG: 0.304 (1.6)										4	0	2	0	0	1	2				
Jim French, L OBP: 0.356, SLG: 0.252 (1.2)										2	0	0	0	1	1	0				
Rick Reichardt, R OBP: 0.345, SLG: 0.490 (8. PH)										1	0	0	0	0	1	1				
Horacio Pina, R OBP: 0.346, SLG: 0.371 (9. PH)										0	0	0	0	0	0	0				
Tim Cullen, R OBP: 0.305, SLG: 0.283 (1.4)										2	0	0	0	0	1	2				
Bernie Allen, L OBP: 0.346, SLG: 0.371 (9. PH)										1	0	0	0	0	1	0				
Jim Shellenback, L OBP: 0.100, SLG: 0.103 (1.1)										3	0	0	0	0	0	1				
Paul Casanova, R OBP: 0.245, SLG: 0.349 (8.2)										0	0	0	0	0	0	0				
Davey Nelson, R OBP: 0.205, SLG: 0.154 (9. PH)										1	0	0	0	0	0	0				
Inning Stats	R: 0 E: 0 K: 0 S: 3	H: 0 LOB: 0 BB: 0 P: 3	R: 0 E: 0 K: 2 S: 7	H: 1 LOB: 2 BB: 1 P: 12	R: 0 E: 1 K: 0 S: 5	H: 1 LOB: 3 BB: 1 P: 9	R: 0 E: 0 K: 2 S: 7	H: 0 LOB: 1 BB: 0 P: 8	R: 1 E: 0 K: 0 S: 5	H: 2 LOB: 2 BB: 1 P: 9	R: 0 E: 0 K: 0 S: 3	H: 0 LOB: 0 BB: 0 P: 3	R: 0 E: 0 K: 0 S: 3	H: 0 LOB: 1 BB: 0 P: 8	R: 0 E: 0 K: 1 S: 5	H: 0 LOB: 0 BB: 0 P: 5	1B: 4 2B: 2 3B: 0 HR: 0	SF: 0 SAC: 0 DP: 1 HBP: 2	WP: 0 PB: 0 SB: 0 CS: 1	PA: 37
PITCHER Ray Culp, R ERA: 3.12 (1.1)	IP: 9.0 WLS: W BF: 37 H: 5 R: 1 ER: 1 SO: 7 BB: 2 IBB: 1 HBP: 2 BLK: 0 WP: 0 HR: 0 S: 46 P: 60 ERA: 1.00 WHIP: 0.778																			

Washington Senators @ Boston Red Sox
Fenway Park, Boston, MA
Sun Sep 20 1970, 3:33 AM EDT
Att: 21,275 - Unknown

AB 32
R 1
H 5
RBI 1
BB 3
SO 7
LOB 13

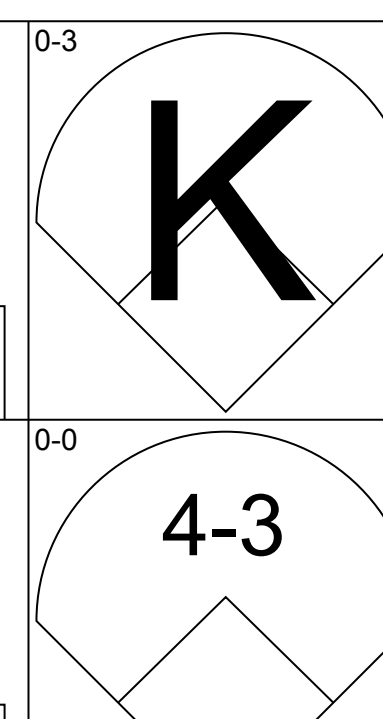
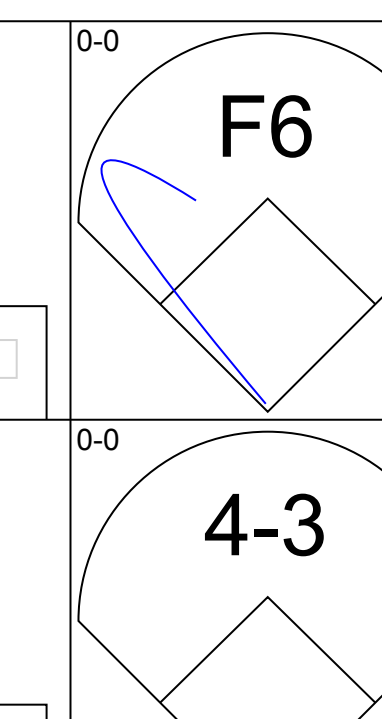
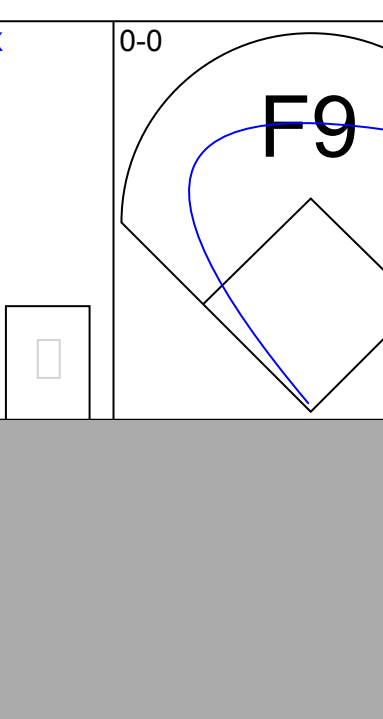
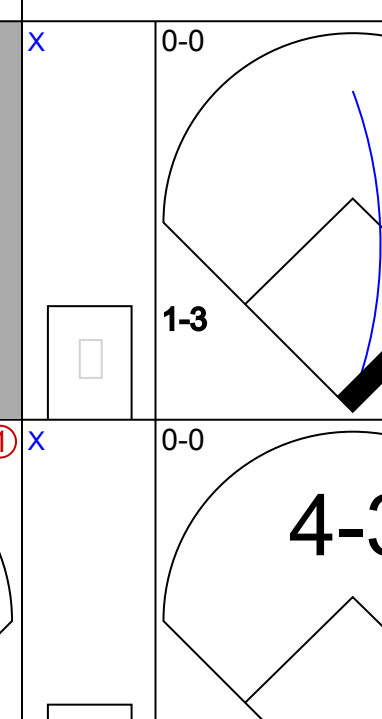
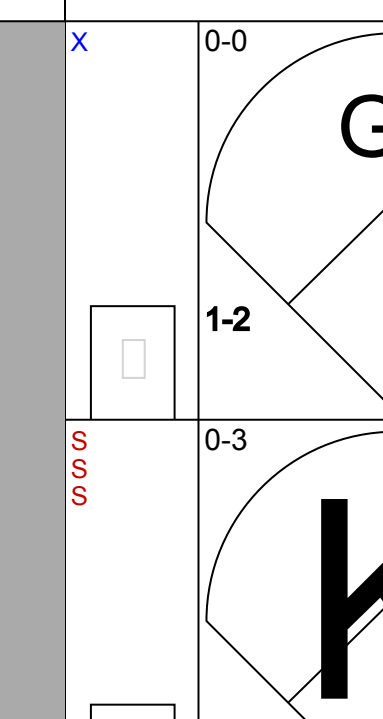
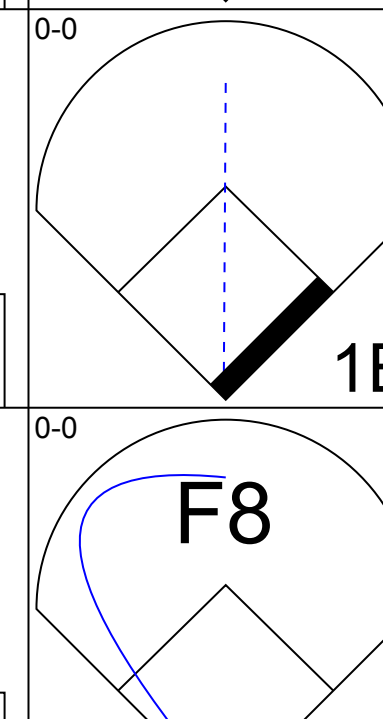
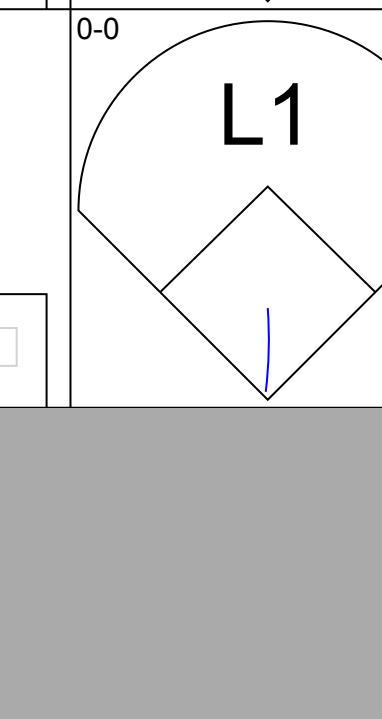
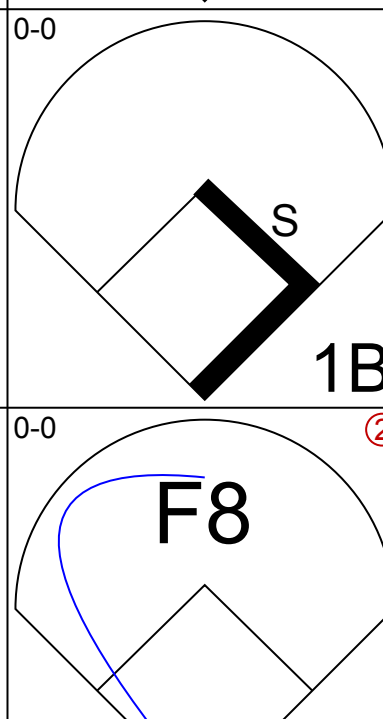
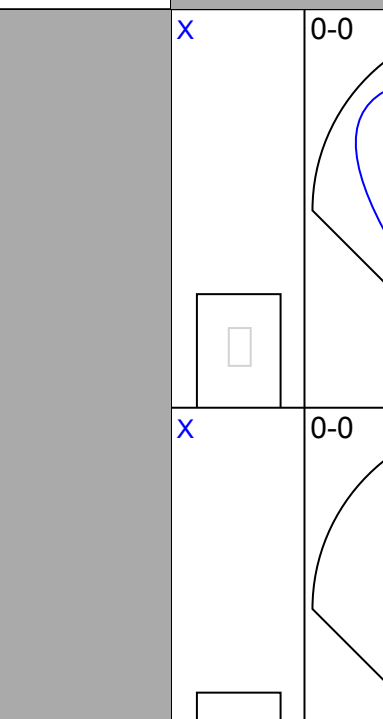



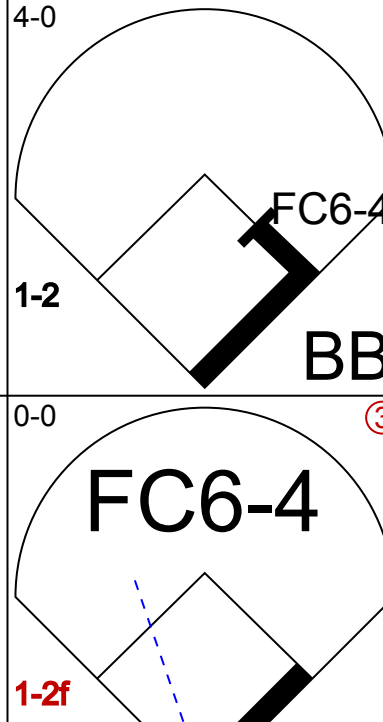
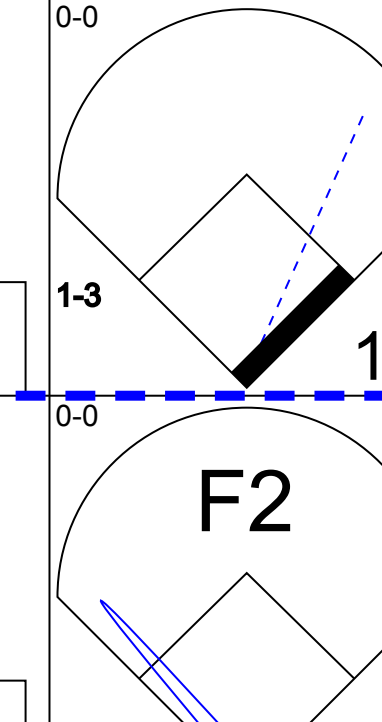

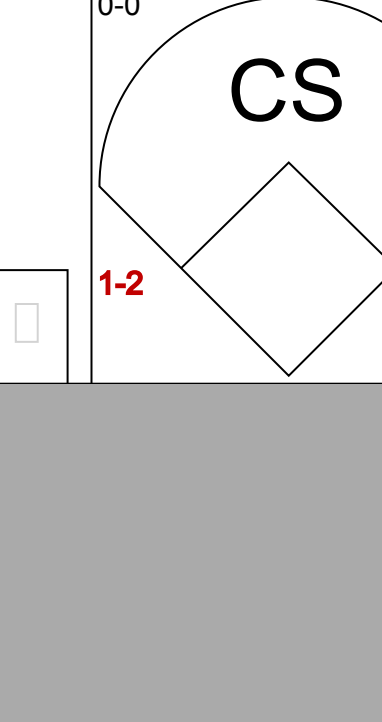

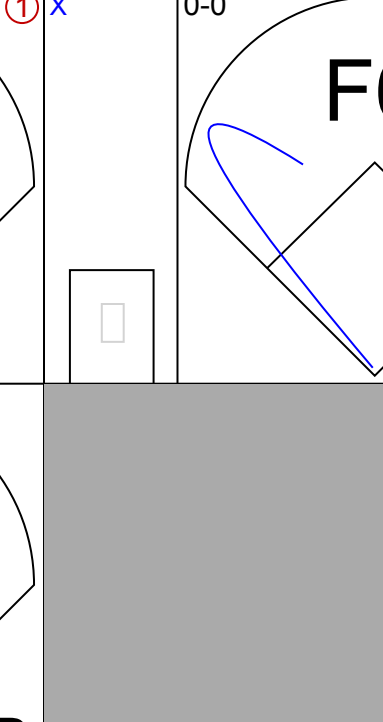
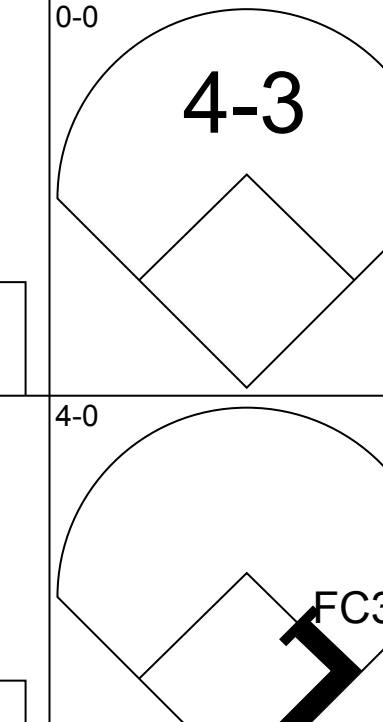
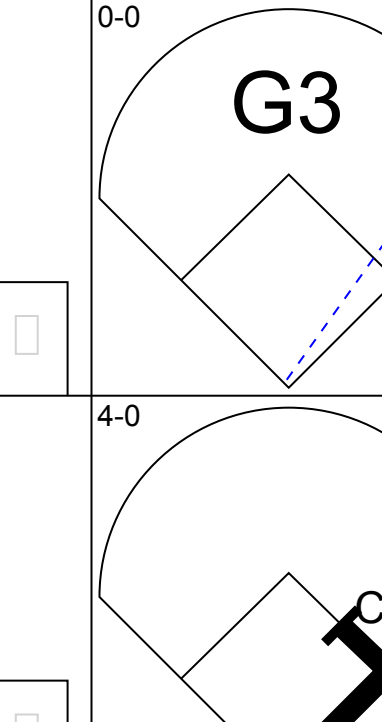
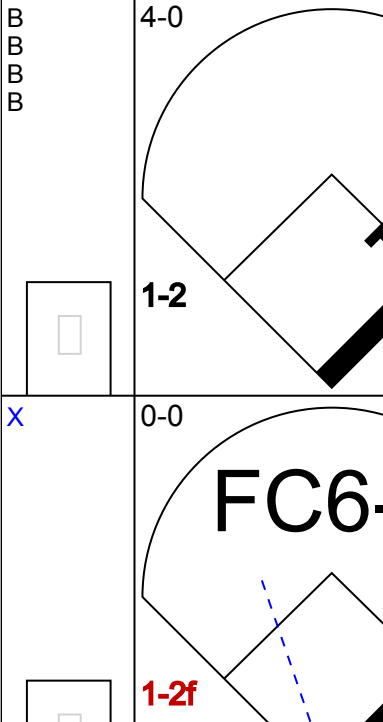
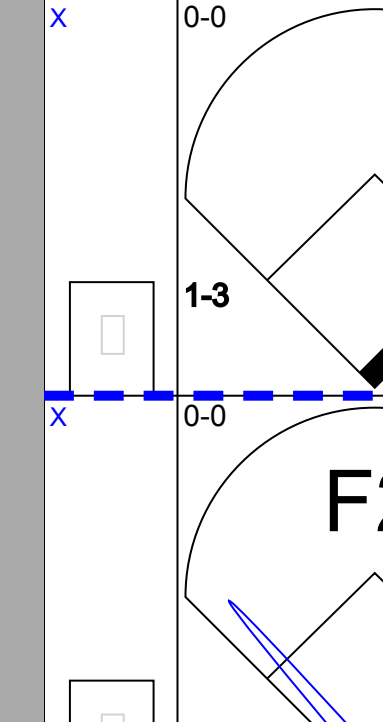
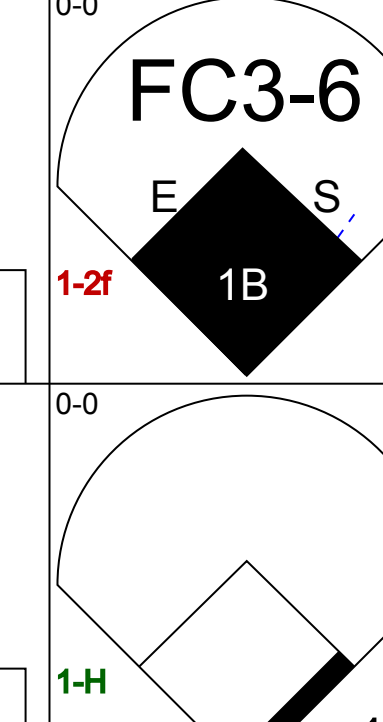
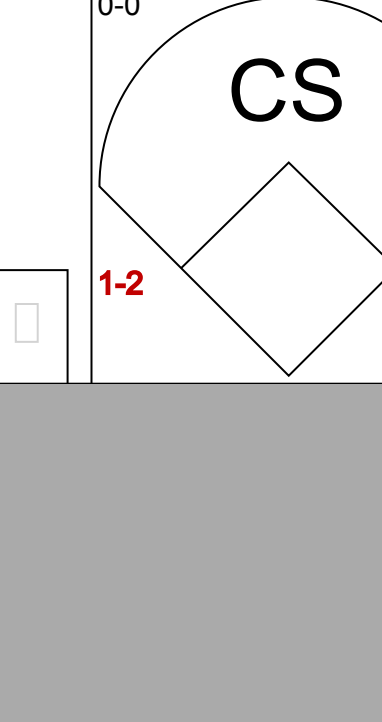

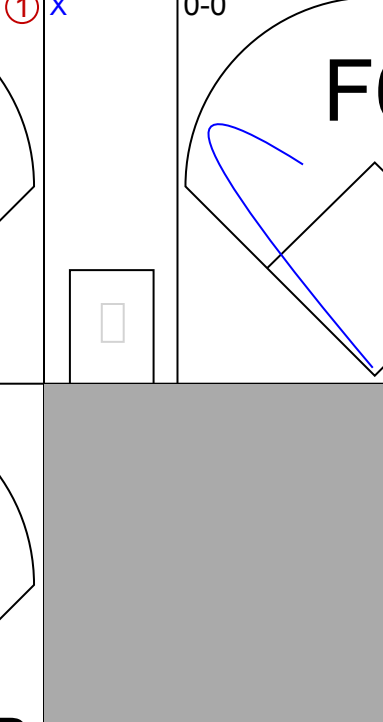
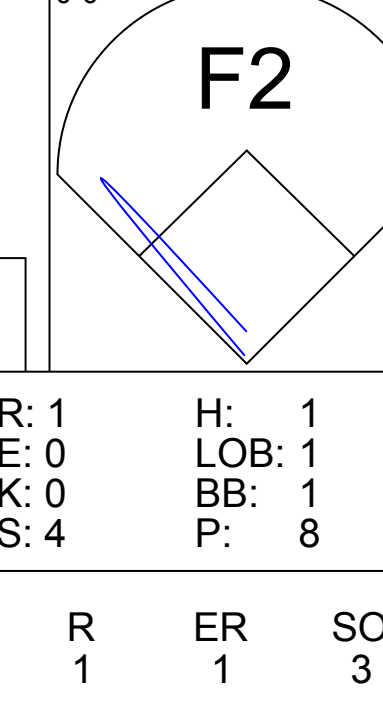
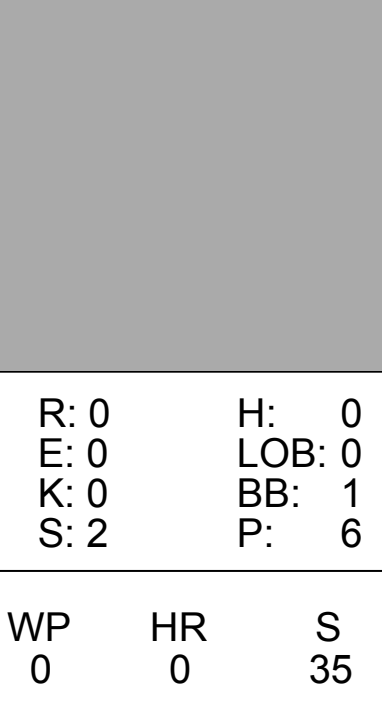
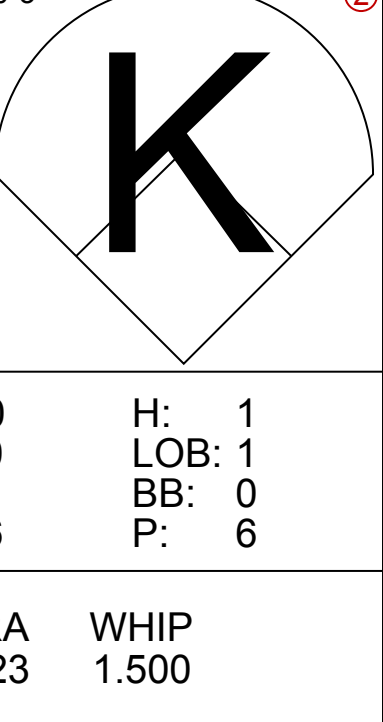
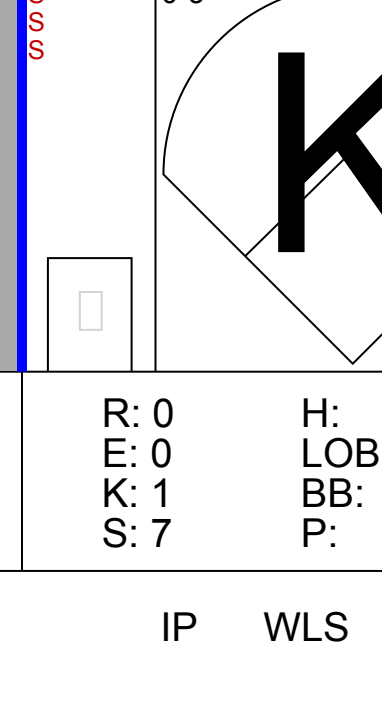
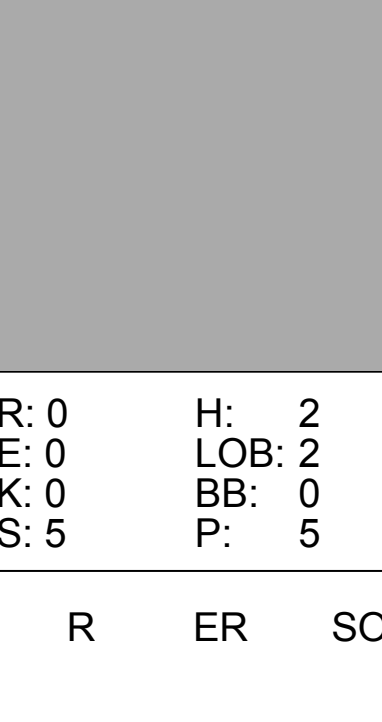
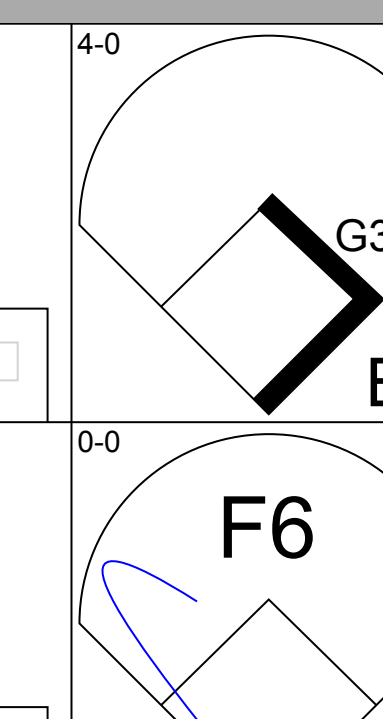
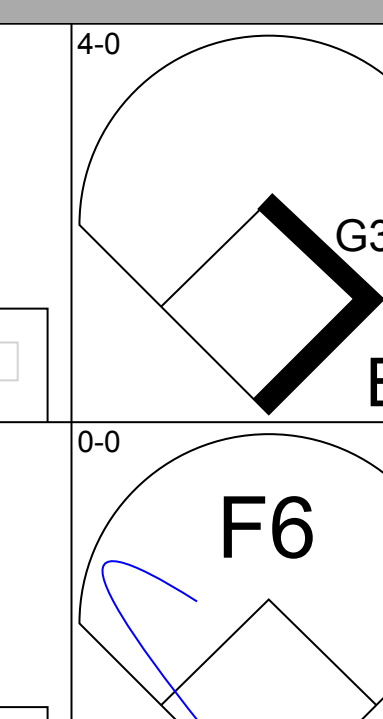
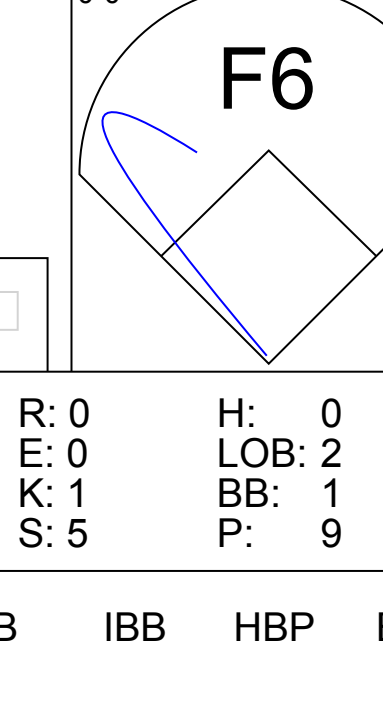
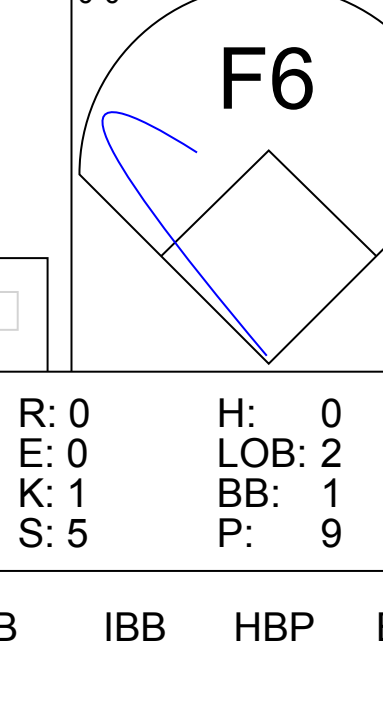
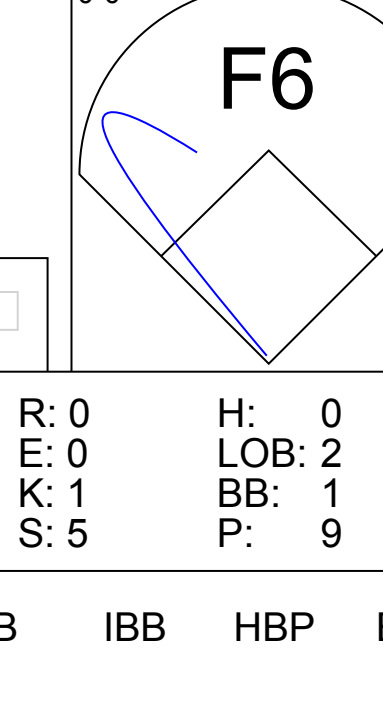


Batter	1	2	3	4	5	6	7	8	9	AB	R	H	RBI	BB	SO	LOB	BOTTOM	
Mike Andrews, R OBP: 0.347, SLG: 0.399 (1.4)	FC5-4 1B			F8		5-3				3	0	1	0	0	0	0		
Reggie Smith, S OBP: 0.387, SLG: 0.509 (1.8)	FC5-4 1-2 G4-6-3			3-1			4-3 HR 1B			3	1	1	0	0	0	1		
Carl Yastrzemski, L OBP: 0.447, SLG: 0.588 (1.3)	G4-6-3 1-2			K			4-3			3	0	0	0	0	1	2		
Tony Conigliaro, R OBP: 0.322, SLG: 0.483 (1.9)		6-3			HR		F6			3	1	1	1	0	0	1		
Rico Petrocelli, R OBP: 0.327, SLG: 0.459 (1.6)		F8			F8		HR			3	1	1	2	0	0	0		
George Scott, R OBP: 0.357, SLG: 0.462 (1.5)		5-3			CS 1B		4-3			3	0	1	0	0	0	0		
Billy Conigliaro, R OBP: 0.345, SLG: 0.470 (1.7)			5-3		K				6-3	3	0	0	0	0	1	1		
Bob Montgomery, R OBP: 0.245, SLG: 0.271 (1.2)			G6-4-3 1B			5-3			K	3	0	1	0	0	1	0		
Ray Culp, R OBP: 0.156, SLG: 0.140 (1.1)			G6-4-3 1-2		1-3				K	3	0	0	0	0	1	1		
Inning Stats	R: 0 E: 0 K: 0 S: 3	H: 1 LOB: 0 BB: 0 P: 3	R: 0 E: 0 K: 0 S: 3	H: 0 LOB: 0 BB: 0 P: 3	R: 0 E: 0 K: 1 S: 5	H: 0 LOB: 0 BB: 0 P: 5	R: 1 E: 0 K: 1 S: 6	H: 2 LOB: 1 BB: 0 P: 6	R: 0 E: 0 K: 0 S: 3	H: 0 LOB: 0 BB: 0 P: 3	R: 2 E: 0 K: 0 S: 5	H: 2 LOB: 0 BB: 0 P: 5	R: 0 E: 0 K: 2 S: 7	H: 0 LOB: 0 BB: 0 P: 7	1B: 4 2B: 1 3B: 0 HR: 2	SF: 0 SAC: 0 DP: 3 HBP: 0	WP: 0 PB: 0 SB: 0 CS: 1	PA: 27
PITCHER Jim Shellenback, L ERA: 3.62 (1.1)	IP: 7.0 WLS: L BF: 24 H: 6 R: 3 ER: 3 SO: 2 BB: 0 IBB: 0 HBP: 0 BLK: 0 WP: 0 HR: 2 S: 28 P: 28 ERA: 3.86 WHIP: 0.857																	
Horacio Pina, R ERA: 2.27 (8.1)	IP: 1.0 WLS: 3 BF: 0 H: 0 R: 0 ER: 0 SO: 2 BB: 0 IBB: 0 HBP: 0 BLK: 0 WP: 0 HR: 7 S: 7 P: 7 ERA: 0.00 WHIP: 0.000																	

Washington Senators @ Boston Red Sox
Fenway Park, Boston, MA
Sun Sep 20 1970, 3:33 AM EDT
Att: 21,275 - Unknown

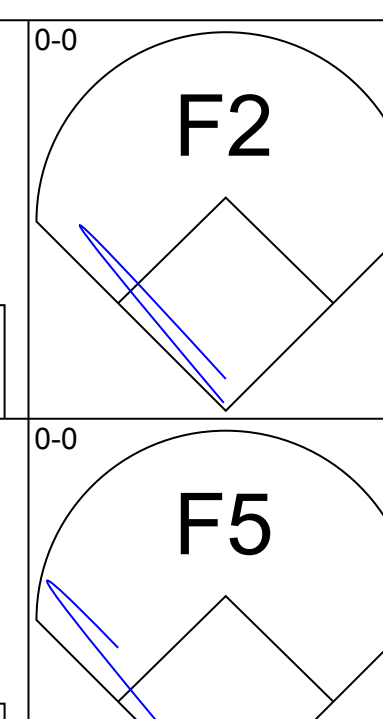
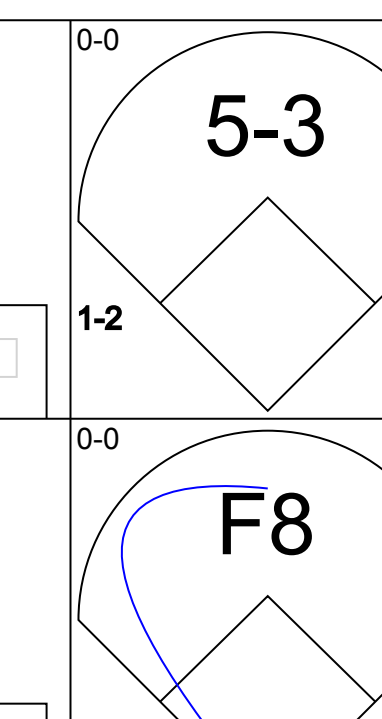
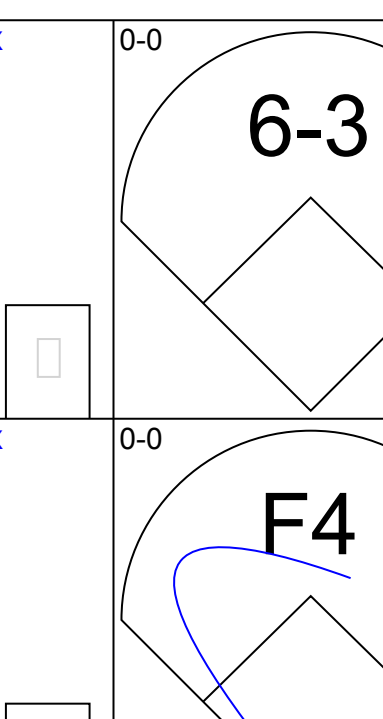
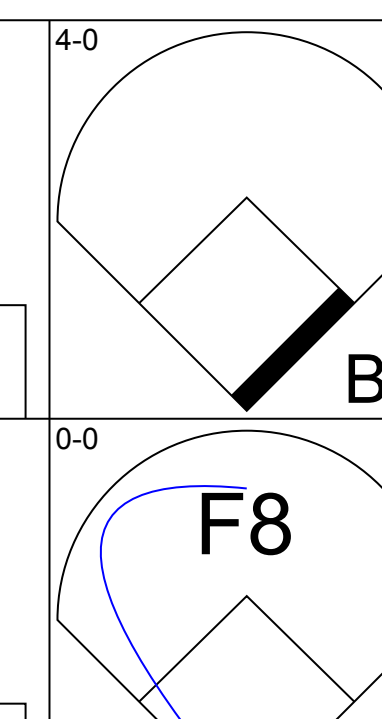
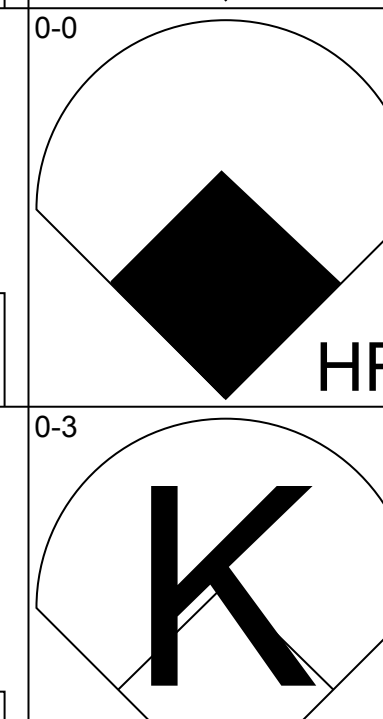
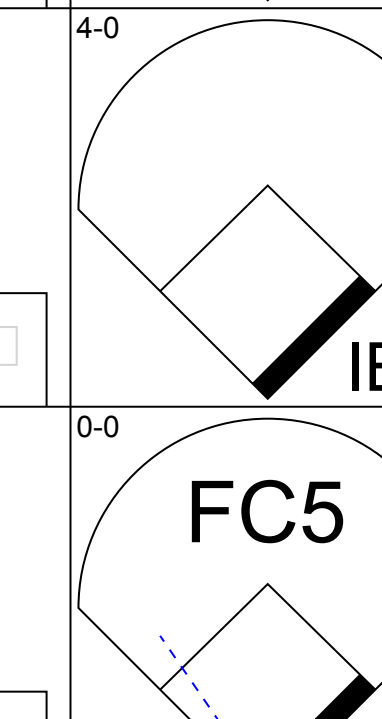

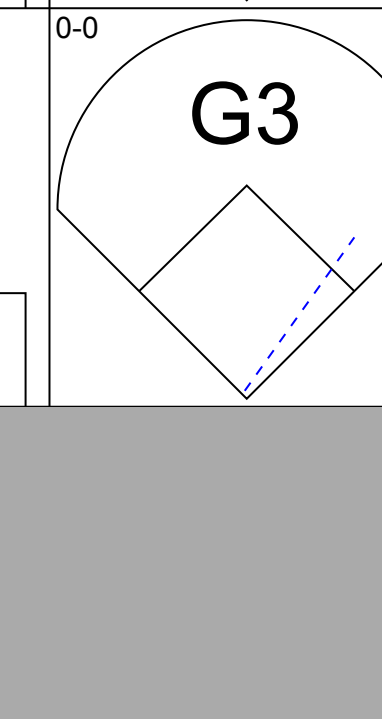


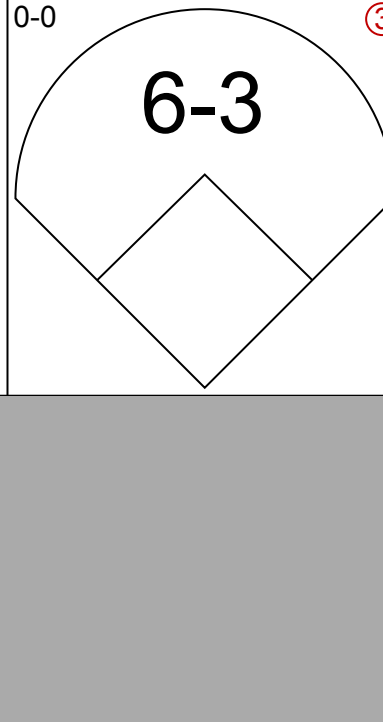




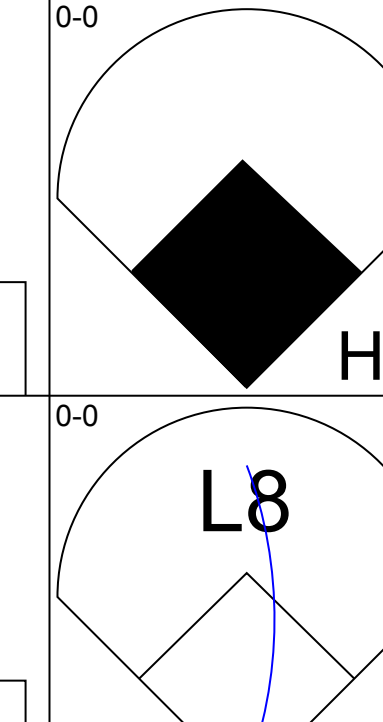
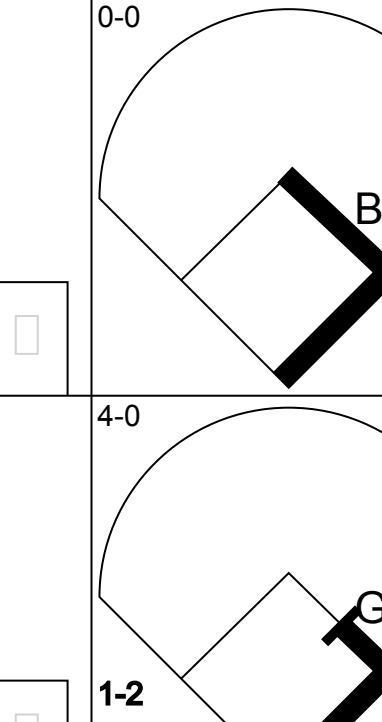
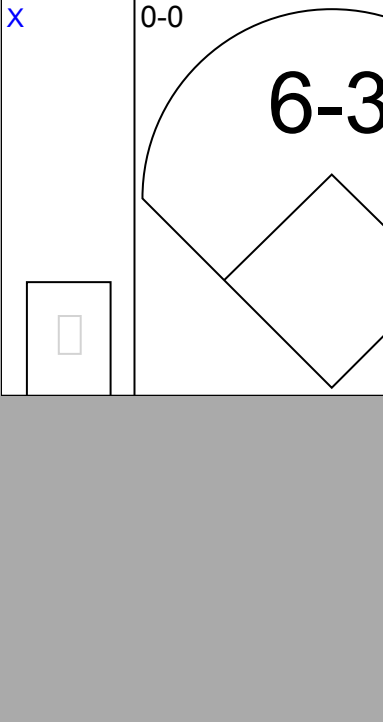
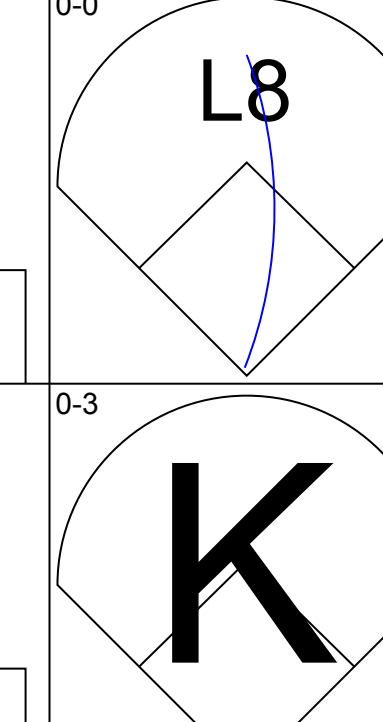
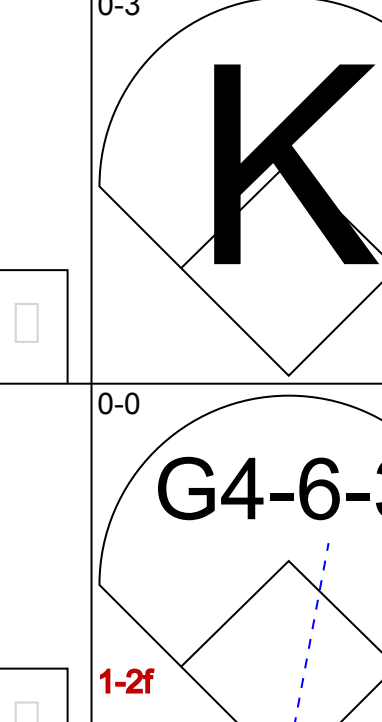
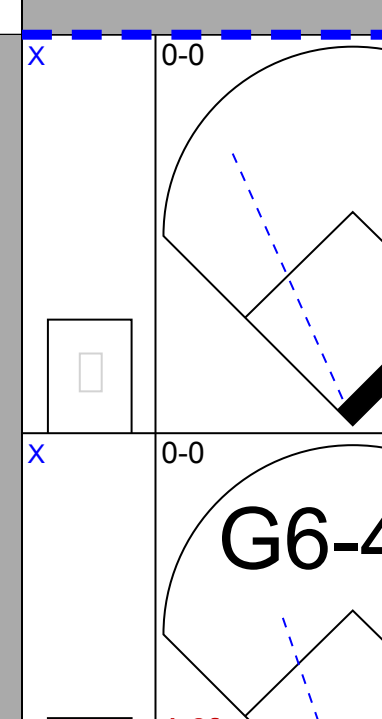

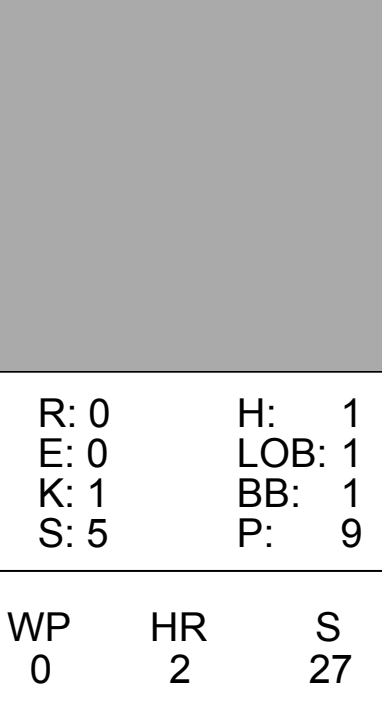
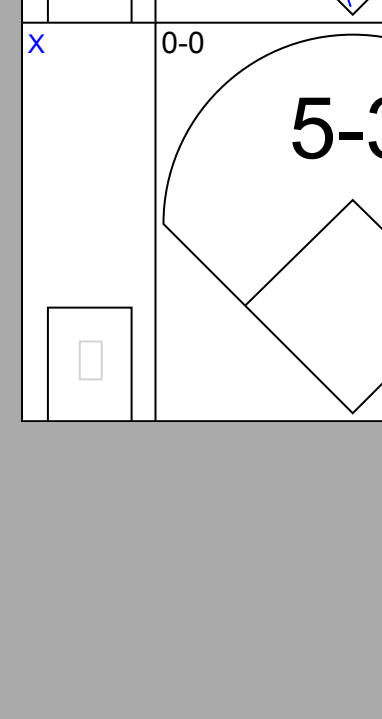


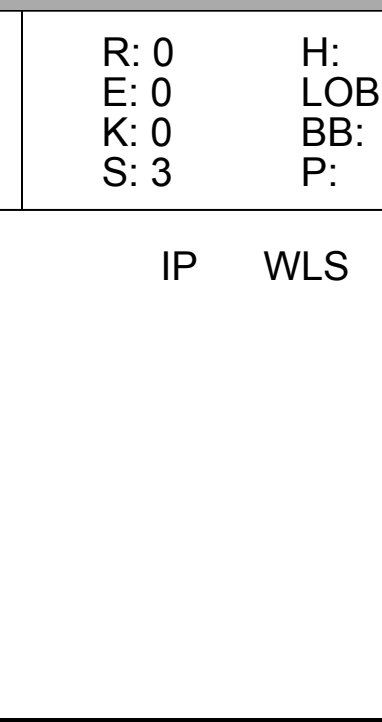
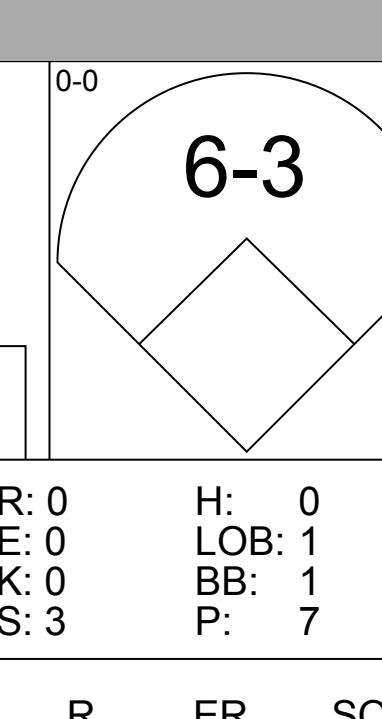
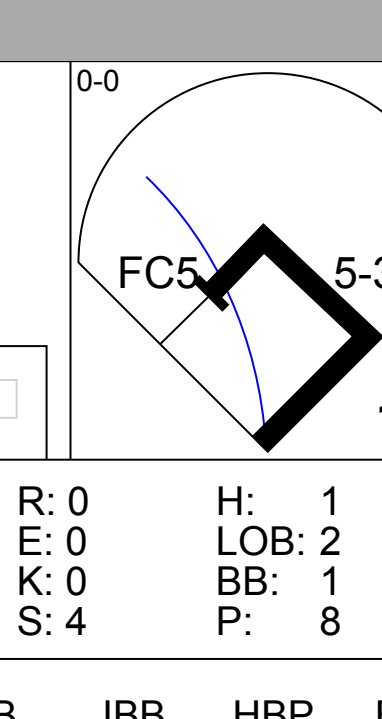
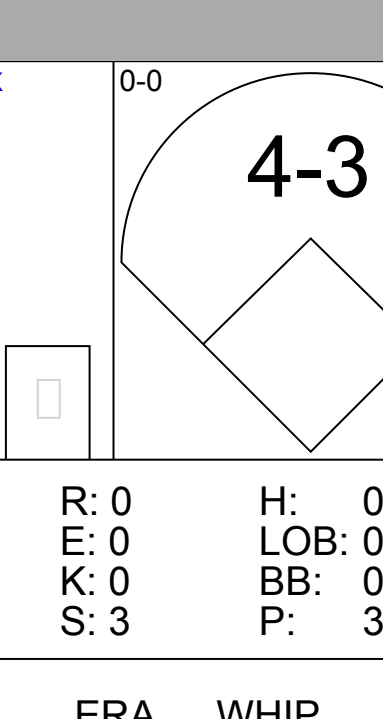
AB 27
R 3
H 6
RBI 3
BB 0
SO 4
LOB 6



Batter	1	2	3	4	5	6	7	8	9	AB	R	H	RBI	BB	SO	LOB	TOP			
Ted Uhlhaender, L (1, 8) OBP: 0.317, SLG: 0.380										5	0	1	0	0	1	2	Cleveland Indians @ Boston Red Sox Fenway Park, Boston, MA Mon Sep 21 1970, 7:05 PM EDT Att: 10,010 - Unknown			
Graig Nettles, L (1, 5) OBP: 0.333, SLG: 0.397										5	0	0	0	0	1	4				
Vada Pinson, L (1, 9) OBP: 0.320, SLG: 0.485										4	0	2	0	0	0	0				
Roy Foster, R (1, 7) OBP: 0.353, SLG: 0.458										4	0	1	0	0	0	2				
Duke Sims, L (1, 2) OBP: 0.352, SLG: 0.488										3	0	1	0	1	0	0				
Chuck Hinton, R (1, 3) OBP: 0.398, SLG: 0.465										2	0	0	0	2	0	4				
John Lowenstein, L (1, 4) OBP: 0.237, SLG: 0.447										4	1	1	0	0	0	3				
Eddie Leon, R (1, 6) OBP: 0.318, SLG: 0.368										3	0	2	1	0	0	1				
Ken Harrelson, R (9, PH) OBP: 0.423, SLG: 0.391										0	0	0	0	1	0	0				
Steve Hargan, R (9, PR) OBP: 0.158, SLG: 0.162										0	0	0	0	0	0	0				
Rich Hand, R (1, 1) OBP: 0.159, SLG: 0.146										2	0	0	0	0	1	2				
Ted Ford, R (7, PH) OBP: 0.231, SLG: 0.278										1	0	0	0	0	1	1				
Vince Colbert, R (7, 1) OBP: 0.284, SLG: 0.370										0	0	0	0	0	0	0				
Buddy Bradford, R (9, PH) OBP: 0.284, SLG: 0.370										1	0	0	0	0	0	1				
Inning Stats	R: 0 E: 0 K: 1 S: 6	H: 1 LOB: 1 BB: 0 P: 6	R: 1 E: 0 K: 0 S: 4	H: 1 LOB: 1 BB: 1 P: 8	R: 0 E: 0 K: 0 S: 3	H: 0 LOB: 0 BB: 0 P: 3	R: 0 E: 0 K: 0 S: 2	H: 0 LOB: 0 BB: 1 P: 6	R: 0 E: 0 K: 1 S: 6	H: 1 LOB: 2 BB: 0 P: 8	R: 0 E: 0 K: 0 S: 4	H: 2 LOB: 2 BB: 0 P: 7	R: 0 E: 0 K: 0 S: 5	H: 2 LOB: 2 BB: 0 P: 5	R: 0 E: 0 K: 1 S: 5	H: 0 LOB: 2 BB: 1 P: 9	1B: 7 2B: 1 3B: 0 HR: 0	SF: 0 SAC: 0 DP: 0 HBP: 0	WP: 0 PB: 0 SB: 2 CS: 1	PA: 39
PITCHER	IP WLS BF H R ER SO BB IBB HBP BLK WP HR S P ERA WHIP																			
Sonny Siebert, R (1, 1) ERA: 3.44	7.1 W 32 8 1 1 3 3 0 0 0 0 0 0 35 47 1.23 1.500																			
Bobby Bolin, R (8, 1) ERA: 4.7	1.2 S 6 0 0 0 1 1 0 0 0 0 0 0 7 11 0.00 0.600																			

AB 34
R 1
H 8
RBI 1
BB 4
SO 4
LOB 20



Batter	1	2	3	4	5	6	7	8	9	AB	R	H	RBI	BB	SO	LOB	BOTTOM		
Mike Andrews, R (1, 4) OBP: 0.346, SLG: 0.397										3	0	0	0	1	0	1	Cleveland Indians @ Boston Red Sox Fenway Park, Boston, MA Mon Sep 21 1970, 7:05 PM EDT Att: 10,010 - Unknown		
Reggie Smith, S (1, 8) OBP: 0.385, SLG: 0.505										4	0	0	0	0	2				
Carl Yastrzemski, L (1, 3) OBP: 0.447, SLG: 0.593										3	1	1	1	1	0	1			
Tony Conigliaro, R (1, 9) OBP: 0.320, SLG: 0.480										3	0	0	0	0	1	2			
Rico Petrocelli, R (1, 6) OBP: 0.329, SLG: 0.466										3	1	2	1	0	0	0			
George Scott, R (1, 5) OBP: 0.359, SLG: 0.462										2	0	1	0	1	0	0			
Billy Conigliaro, R (1, 7) OBP: 0.342, SLG: 0.466										3	0	0	0	0	1	3			
Bob Montgomery, R (1, 2) OBP: 0.232, SLG: 0.255										3	0	0	0	0	1	2			
Sonny Siebert, R (1, 1) OBP: 0.143, SLG: 0.160										2	0	1	0	0	0	0			
Bobby Bolin, R (8, 1) OBP: 0.250, SLG: 0.270										1	0	0	0	0	0	0			
Inning Stats	R: 1 E: 0 K: 1 S: 6	H: 1 LOB: 0 BB: 0 P: 6	R: 1 E: 0 K: 1 S: 6	H: 1 LOB: 0 BB: 0 P: 6	R: 0 E: 0 K: 0 S: 4	H: 1 LOB: 2 BB: 1 P: 8	R: 0 E: 0 K: 1 S: 5	H: 1 LOB: 1 BB: 1 P: 9	R: 0 E: 0 K: 0 S: 3	H: 0 LOB: 0 BB: 0 P: 3	R: 0 E: 0 K: 0 S: 3	H: 1 LOB: 0 BB: 0 P: 3	R: 0 E: 0 K: 0 S: 3	H: 0 LOB: 1 BB: 1 P: 7	1B: 3 2B: 0 3B: 0 HR: 2	SF: 0 SAC: 0 DP: 2 HBP: 0		WP: 0 PB: 0 SB: 0 CS: 0	PA: 30
PITCHER	IP WLS BF H R ER SO BB IBB HBP BLK WP HR S P ERA WHIP																		
Rich Hand, R (1, 1) ERA: 3.74	6.0 L 23 4 2 2 3 4 2 2 0 0 0 0 27 35 3.00 0.833																		
Vince Colbert, R (7, 1) ERA: 7.96	2.0 7 1 0 0 0 1 0 0 0 0 0 0 6 10 0.00 1.000																		




Batter	1	2	3	4	5	6	7	8	9	AB	R	H	RBI	BB	SO	LOB	TOP					
Buddy Bradford, R (1, 8) OBP: 0.286, SLG: 0.368										4	0	1	0	1	2	1	Cleveland Indians @ Boston Red Sox Fenway Park, Boston, MA Tue Sep 22 1970, 7:05 PM EDT Att: 11,959 - Unknown					
Eddie Leon, R (1, 4) OBP: 0.318, SLG: 0.367										4	1	1	0	0	1	3						
Vada Pinson, L (1, 9) OBP: 0.320, SLG: 0.484 Steve Mingori, L (8, 1)										4	0	1	0	0	3	2						
Roy Foster, R (1, 7) OBP: 0.350, SLG: 0.454										4	0	0	0	0	1	2						
Duke Sims, L (1, 2) OBP: 0.356, SLG: 0.494										4	0	3	1	0	0	2						
Ken Harrelson, R (1, 3) OBP: 0.400, SLG: 0.370 Vern Fuller, R (8, PR) OBP: 0.240, SLG: 0.227 (8, 3)										4	0	1	0	0	0	4						
Larry Brown, R (1, 6) OBP: 0.361, SLG: 0.345										4	0	0	0	0	0	6						
Graig Nettles, L (1, 5) OBP: 0.333, SLG: 0.402										4	1	1	1	0	1	0						
Sam McDowell, L (1, 1) OBP: 0.144, SLG: 0.157 Phil Hennigan, R (5, 1) OBP: 0.444, SLG: 0.333 Ted Ford, R (7, PH) OBP: 0.225, SLG: 0.270 Fred Lasher, R (7, 1)										2	0	0	0	0	1	1						
Chuck Hinton, R (8, 9) OBP: 0.396, SLG: 0.462										1	0	0	0	0	0	0						
Inning Stats	R: 0 E: 0 K: 1 S: 5	H: 1 LOB: 0 BB: 0 P: 5	R: 0 E: 0 K: 1 S: 6	H: 1 LOB: 1 BB: 0 P: 6	R: 0 E: 1 K: 2 S: 8	H: 0 LOB: 1 BB: 0 P: 8	R: 0 E: 1 K: 0 S: 5	H: 1 LOB: 2 BB: 1 P: 5	R: 1 E: 0 K: 2 S: 8	H: 1 LOB: 1 BB: 1 P: 12	R: 0 E: 0 K: 0 S: 4	H: 1 LOB: 1 BB: 0 P: 4	R: 0 E: 0 K: 1 S: 5	H: 0 LOB: 0 BB: 0 P: 5	R: 1 E: 0 K: 1 S: 8	H: 3 LOB: 2 BB: 0 P: 8	R: 0 E: 0 K: 1 S: 5	H: 0 LOB: 0 BB: 0 P: 5	1B: 6 2B: 1 3B: 0 HR: 1	SF: 0 SAC: 0 DP: 1 HBP: 0	WP: 2 PB: 0 SB: 0 CS: 0	PA: 37
PITCHER Gary Peters, L (1, 1) ERA: 4.19	IP: 9.0 WLS: W BF: 37 H: 8 R: 2 ER: 2 SO: 9 BB: 1 IBB: 0 HBP: 0 BLK: 0 WP: 2 HR: 1 S: 54 P: 58 ERA: 2.00 WHIP: 1.000															PITCHER						

Batter	1	2	3	4	5	6	7	8	9	AB	R	H	RBI	BB	SO	LOB	BOTTOM			
Mike Andrews, R (1, 4) OBP: 0.347, SLG: 0.398 Dick Schofield, S (8, 4) OBP: 0.286, SLG: 0.232										4	0	2	2	0	0	2	Cleveland Indians @ Boston Red Sox Fenway Park, Boston, MA Tue Sep 22 1970, 7:05 PM EDT Att: 11,959 - Unknown			
Reggie Smith, S (1, 8) OBP: 0.363, SLG: 0.504										5	1	1	0	0	2	4				
Carl Yastrzemski, L (1, 3) OBP: 0.448, SLG: 0.593 Mike Fiore, L (7, 3) OBP: 0.286, SLG: 0.185										3	2	1	0	1	2	1				
Tony Conigliaro, R (1, 9) OBP: 0.323, SLG: 0.487										3	2	2	3	1	0	0				
Rico Petrocelli, R (1, 6) OBP: 0.330, SLG: 0.470 Luis Alvarado, R (9, 6) OBP: 0.261, SLG: 0.284										3	1	1	2	1	0	0				
George Scott, R (1, 5) OBP: 0.358, SLG: 0.460 John Kennedy, R (8, 5) OBP: 0.295, SLG: 0.406										4	0	1	0	0	1	2				
Billy Conigliaro, R (1, 7) OBP: 0.341, SLG: 0.464										4	1	1	0	0	0	2				
Bob Montgomery, R (1, 2) OBP: 0.250, SLG: 0.259										3	1	1	0	0	1	1				
Gary Peters, L (1, 1) OBP: 0.314, SLG: 0.308										3	0	1	0	0	0	2				
Inning Stats	R: 2 E: 0 K: 1 S: 7	H: 2 LOB: 0 BB: 0 P: 7	R: 0 E: 0 K: 1 S: 7	H: 2 LOB: 2 BB: 0 P: 7	R: 2 E: 0 K: 0 S: 4	H: 2 LOB: 1 BB: 2 P: 12	R: 1 E: 0 K: 1 S: 6	H: 1 LOB: 1 BB: 0 P: 7	R: 3 E: 0 K: 1 S: 9	H: 4 LOB: 2 BB: 1 P: 13	R: 0 E: 0 K: 1 S: 5	H: 0 LOB: 0 BB: 0 P: 5	R: 0 E: 0 K: 0 S: 3	H: 0 LOB: 0 BB: 0 P: 3	R: 0 E: 0 K: 1 S: 6	H: 1 LOB: 1 BB: 0 P: 6		1B: 8 2B: 2 3B: 0 HR: 2	SF: 0 SAC: 1 DP: 1 HBP: 1	WP: 1 PB: 0 SB: 0 CS: 0
PITCHER Sam McDowell, L (1, 1) ERA: 2.89 Phil Hennigan, R (5, 1) ERA: 4.25 Fred Lasher, R (7, 1) ERA: 4.05 Steve Mingori, L (8, 1) ERA: 2.45	IP: 4.0 WLS: L BF: 24 H: 9 R: 8 ER: 8 SO: 3 BB: 3 IBB: 0 HBP: 1 BLK: 0 WP: 0 HR: 2 S: 26 P: 39 ERA: 18.00 WHIP: 3.000															PITCHER				

Batter	1	2	3	4	5	6	7	8	9	AB	R	H	RBI	BB	SO	LOB	TOP				
Larry Brown, R OBP: 0.356, SLG: 0.336 (1, 5) (8, 6)	F9		F3	F6			G4-3 BB	F4		4	0	0	0	1	0	0	Cleveland Indians @ Boston Red Sox Fenway Park, Boston, MA Wed Sep 23 1970, 3:33 AM EDT Att: 3,334 - Unknown				
Eddie Leon, R OBP: 0.315, SLG: 0.364 (1, 6) (8, 4)	K		K		6-3		G4-3 1-2	K		5	0	0	0	0	3	1					
Buddy Bradford, R OBP: 0.288, SLG: 0.366 (1, 8)	1B		E 2B BB		F8		6-3	K		4	1	1	0	1	1	0					
Roy Foster, R OBP: 0.233, SLG: 0.460 Craig Nettles, L OBP: 0.334, SLG: 0.402 (8, PH) (8, 5)	F3		1-H 2B					SH 1B BB		3	0	2	1	0	0	1					
Chuck Hinton, R OBP: 0.395, SLG: 0.460 (1, 2)		G3 E 1B	K					SH 1B 1-2 1B		3	1	1	0	0	2	2					
Ken Harrelson, R OBP: 0.424, SLG: 0.483 John Lowenstein, L OBP: 0.256, SLG: 0.462 (6, PR) (6, 4) (8, 7)	FC5 G3			HR		G4-6-3 1B BB		P2-6 1B 1-3 2-H 1B		2	1	1	1	1	0	1					
Ted Ford, R OBP: 0.275, SLG: 0.275 Ted Uhlhaender, L OBP: 0.318, SLG: 0.382 (6, 9)	G3		L9			G4-6-3 1B		1-2 3-H 1B		3	0	1	0	0	0	2					
Vern Fuller, R OBP: 0.259, SLG: 0.375 Vada Pinson, L OBP: 0.319, SLG: 0.482 (6, PH) (6, 3)	K			HR		G4-6-3 1-2 2-3		K		2	1	1	1	0	1	2					
Steve Hargan, R OBP: 0.143, SLG: 0.146 (1, 1)	F2			HR		4-3		P2-6 2-3		2	0	0	0	0	1	4					
Inning Stats	R: 0 E: 0 K: 1 S: 6	H: 1 LOB: 1 BB: 0 P: 6	R: 0 E: 1 K: 1 S: 7	H: 1 LOB: 2 BB: 0 P: 7	R: 1 E: 0 K: 2 S: 8	H: 1 LOB: 1 BB: 1 P: 12	R: 2 E: 0 K: 1 S: 7	H: 2 LOB: 0 BB: 0 P: 7	R: 0 E: 0 K: 0 S: 3	H: 1 LOB: 2 BB: 1 P: 7	R: 0 E: 0 K: 0 S: 2	H: 0 LOB: 0 BB: 1 P: 6	R: 2 E: 1 K: 1 S: 7	H: 2 LOB: 1 BB: 1 P: 11	R: 0 E: 0 K: 2 S: 7	H: 0 LOB: 0 BB: 0 P: 7		1B: 5 2B: 3 3B: 0 HR: 2	SF: 0 SAC: 1 DP: 3 HBP: 0	WP: 0 PB: 0 SB: 0 CS: 0	PA: 39
PITCHER	IP	WLS	BF	H	R	ER	SO	BB	IBB	HBP	BLK	WP	HR	S	P	ERA	WHIP				
Ken Brett, L ERA: 4.09 Cal Koonce, R ERA: 3.48 Gary Wagner, R ERA: 3.4 Sparky Lyte, L ERA: 3.93	(1, 1) (6, 1) (8, 1) (8, 1)	5.0 2.0 0.0 2.0	L 5 3 6	25 0 1 1	7 0 2 0	3 0 1 0	2 0 0 3	6 1 0 0	0 0 1 0	0 0 0 0	0 0 0 0	0 0 0 0	0 0 0 0	2 4 6 12	43 8 6 12	0.00 0.00 ∞ 0.00	3.60 0.500 ∞ 0.500				

Batter	1	2	3	4	5	6	7	8	9	AB	R	H	RBI	BB	SO	LOB	BOTTOM							
Mike Andrews, R OBP: 0.346, SLG: 0.396 (1, 4)	F3		SH1-3		SF7		G5-4-3			2	0	0	1	0	0	1	Cleveland Indians @ Boston Red Sox Fenway Park, Boston, MA Wed Sep 23 1970, 3:33 AM EDT Att: 3,334 - Unknown							
Reggie Smith, S OBP: 0.364, SLG: 0.504 (1, 8)	F5		BB					F7		3	0	1	0	1	0	0								
Carl Yastrzemski, L OBP: 0.447, SLG: 0.590 (1, 3)	4-3		BB		F8			4-3		3	0	0	0	1	0	1								
Tony Conigliaro, R OBP: 0.321, SLG: 0.483 (1, 9)	F5		F4		L7			6-3		4	0	0	0	0	0	3								
Rico Petrocelli, R OBP: 0.331, SLG: 0.472 (1, 6)	F9 2B			G6-4-3 1B		K		F7		4	0	2	0	0	1	0								
George Scott, R OBP: 0.355, SLG: 0.456 (1, 5)	F9			G6-4-3 1-2		E6 WP		K		4	0	0	0	0	1	2								
Joe Lahoud, L OBP: 0.351, SLG: 0.438 (1, 7)	F6			F9		F9		HR		4	1	1	1	0	0	2								
Bob Montgomery, R OBP: 0.234, SLG: 0.241 (1, 2)			F8		F8			3-1		4	0	0	0	0	1	0								
Ken Brett, L OBP: 0.341, SLG: 0.500 Cal Koonce, R OBP: 0.222, SLG: 0.091 Mike Fiore, L OBP: 0.291, SLG: 0.185 Gary Wagner, R OBP: 0.167, SLG: 0.167 Sparky Lyte, L (8, 1)	(1, 1) (6, 1) (7, PH) (8, 1) (8, 1)	R: 0 E: 0 K: 0 S: 3	H: 0 LOB: 0 BB: 0 P: 3	R: 0 E: 0 K: 0 S: 4	H: 1 LOB: 1 BB: 0 P: 4	R: 0 E: 0 K: 0 S: 4	H: 1 LOB: 3 BB: 2 P: 12	R: 0 E: 0 K: 0 S: 3	H: 1 LOB: 0 BB: 0 P: 3	R: 1 E: 0 K: 0 S: 5	H: 2 LOB: 1 BB: 0 P: 5	R: 0 E: 1 K: 1 S: 6	H: 0 LOB: 1 BB: 0 P: 6	R: 0 E: 0 K: 1 S: 4	H: 0 LOB: 0 BB: 1 P: 8	R: 0 E: 0 K: 0 S: 3		H: 0 LOB: 0 BB: 0 P: 3	R: 1 E: 0 K: 1 S: 6	H: 1 LOB: 0 BB: 0 P: 6	1B: 3 2B: 2 3B: 0 HR: 1	SF: 1 SAC: 1 DP: 2 HBP: 0	WP: 2 PB: 1 SB: 0 CS: 0	PA: 35
PITCHER	IP	WLS	BF	H	R	ER	SO	BB	IBB	HBP	BLK	WP	HR	S	P	ERA		WHIP						
Steve Hargan, R ERA: 2.9	(1, 1)	9.0	W	35	6	2	2	3	3	0	0	0	2	1	38	50	2.00	1.000						

Batter	1	2	3	4	5	6	7	8	9	AB	R	H	RBI	BB	SO	LOB	TOP										
Mike Andrews, R OBP: 0.345, SLG: 0.394	F9		F8		G6-3 1B BB		L6			3	0	0	0	1	0	0	Boston Red Sox @ Washington Senators Robert F. Kennedy Memorial Stadium, Washington, DC Thu Sep 24 1970, 7:05 PM EDT Att: 3,660 - Unknown livebaseballscorecards.com										
Reggie Smith, S OBP: 0.383, SLG: 0.502	F8		F6		G6-3 1-2 1B		F4			4	0	1	0	0	0	0											
Carl Yastrzemski, L OBP: 0.449, SLG: 0.590	HR BB		HR 1B		G6-3 1-2 2-3			1B		3	2	2	0	1	0	2											
Tony Conigliaro, R OBP: 0.322, SLG: 0.494	HR		HR		F3		F8			4	2	2	4	0	0	2											
Rico Petrocelli, R OBP: 0.332, SLG: 0.473	6-3		FC6-4 BB		3-1 2B		K			3	0	1	0	1	1	1											
George Scott, R OBP: 0.354, SLG: 0.454		G6-3 WP 1B	FC6-4 1-2		3-1 2-3		K			4	0	1	0	0	1	3											
Joe Lahoud, L OBP: 0.366, SLG: 0.412		G6-3 1-2 BB		3-1	G6-4-3 IBB		F8			2	0	0	0	2	0	0											
Bob Montgomery, R OBP: 0.221, SLG: 0.226		G6-3 1-2 2-3		5-3	G6-4-3 1-2		1-3			4	0	0	0	0	0	4											
Roger Moret, S Vicente Romo, R Bobby Bolin, R	L4			1-3			5-3			2	0	0	0	0	0	1											
Inning Stats	R: 2 E: 0 K: 0 S: 4	H: 1 LOB: 0 BB: 1 P: 8	R: 0 E: 0 K: 0 S: 3	H: 1 LOB: 1 BB: 1 P: 7	R: 2 E: 0 K: 0 S: 5	H: 2 LOB: 1 BB: 1 P: 9	R: 0 E: 0 K: 0 S: 3	H: 0 LOB: 0 BB: 0 P: 3	R: 0 E: 0 K: 0 S: 3	H: 1 LOB: 1 BB: 1 P: 7	R: 0 E: 0 K: 0 S: 3	H: 0 LOB: 0 BB: 0 P: 3	R: 0 E: 0 K: 2 S: 8	H: 1 LOB: 1 BB: 0 P: 8	R: 0 E: 0 K: 0 S: 3	H: 0 LOB: 0 BB: 0 P: 3	1B: 4 2B: 1 3B: 0 HR: 2		SF: 0 SAC: 0 DP: 3 HBP: 0	WP: 1 PB: 0 SB: 0 CS: 0	PA: 36						
PITCHER	IP	WLS	BF	H	R	ER	SO	BB	IBB	HBP	BLK	WP	HR	S	P	ERA	WHIP	PITCHER									
Jim Hannan, R ERA: 3.8	3.0	L	15	4	4	4	0	3	0	0	0	1	2	12	24	12.00	2.333										
Casey Cox, R ERA: 4.45	3.0		11	2	0	0	0	1	1	0	0	0	0	9	17	0.00	1.000										
Horacio Pina, R ERA: 2.21	2.0		7	1	0	0	2	0	0	0	0	0	0	11	11	0.00	0.500										
Darold Knowles, L ERA: 1.87	1.0		3	0	0	0	0	0	0	0	0	0	0	3	3	0.00	0.000										

Batter	1	2	3	4	5	6	7	8	9	AB	R	H	RBI	BB	SO	LOB	BOTTOM										
Davey Nelson, R OBP: 0.220, SLG: 0.181	WP 1B		E5	FC6 FC1-4 1-2 2-3			K		F9	5	0	2	0	0	1	2	Boston Red Sox @ Washington Senators Robert F. Kennedy Memorial Stadium, Washington, DC Thu Sep 24 1970, 7:05 PM EDT Att: 3,660 - Unknown livebaseballscorecards.com										
Ed Brinkman, R OBP: 0.331, SLG: 0.303	F8 1-2		L7	FC1-4 1-2		E1 FC6-5 BB			BB	4	0	0	0	1	0	4											
Frank Howard, R OBP: 0.425, SLG: 0.555	6-3		6-3			K			4-3	4	0	0	0	1	1	3											
Rick Reichardt, R OBP: 0.332, SLG: 0.468	6-3			F8	F8	FC6-5 E5 E				4	0	0	0	0	0	3											
Aurelio Rodriguez, R OBP: 0.303, SLG: 0.427		5-3		1B BB WP BB		E5				3	1	1	0	1	0	2											
Greg Goossen, R OBP: 0.374, SLG: 0.382		F5		1B BB WP 1B BB		CS			F8	3	1	0	0	1	0	0											
Darold Knowles, L OBP: 0.095, SLG: 0.050				WP 1B BB		CS			F8	0	0	0	0	0	0	0											
Tom Grieve, R Horacio Pina, R				1B BB					F5	2	1	1	0	1	0	0											
Del Unser, L Paul Casanova, R				1B BB					F5	0	0	0	0	0	0	0											
Jim Hannan, R Wayne Comer, R Casey Cox, R Ed Stroud, L				FC6 1B 1B					K	1	0	0	0	0	0	0											
Inning Stats	R: 0 E: 0 K: 0 S: 4	H: 1 LOB: 0 BB: 0 P: 4	R: 0 E: 0 K: 0 S: 3	H: 0 LOB: 1 BB: 1 P: 7	R: 0 E: 1 K: 1 S: 6	H: 1 LOB: 1 BB: 0 P: 6	R: 3 E: 0 K: 0 S: 6	H: 3 LOB: 2 BB: 2 P: 14	R: 0 E: 0 K: 1 S: 5	H: 1 LOB: 0 BB: 0 P: 5	R: 0 E: 0 K: 1 S: 6	H: 1 LOB: 1 BB: 0 P: 6	R: 0 E: 2 K: 1 S: 6	H: 0 LOB: 3 BB: 1 P: 10	R: 0 E: 0 K: 1 S: 5	H: 0 LOB: 0 BB: 0 P: 5	R: 0 E: 0 K: 0 S: 3	H: 0 LOB: 1 BB: 1 P: 7	1B: 7 2B: 0 3B: 0 HR: 0	SF: 0 SAC: 0 DP: 0 HBP: 0	WP: 2 PB: 0 SB: 0 CS: 1	PA: 40					
PITCHER	IP	WLS	BF	H	R	ER	SO	BB	IBB	HBP	BLK	WP	HR	S	P	ERA	WHIP	PITCHER									
Roger Moret, L ERA: 3.24	3.1		18	5	3	3	1	3	0	0	0	0	0	17	29	8.10	2.400										
Vicente Romo, R ERA: 4.08	5.1	W	20	2	0	0	4	2	0	0	0	0	0	26	34	0.00	0.750										
Bobby Bolin, R ERA: 4.68	0.1	S	1	0	0	0	0	0	0	0	0	0	0	1	1	0.00	0.000										

Batter	1	2	3	4	5	6	7	8	9	AB	R	H	RBI	BB	SO	LOB	TOP				
Mike Andrews, R OBP: 0.345, SLG: 0.394 (1, 4)	0-0 6-3	0-0 4-3	4-0 1B 1-2 2-3 3-H		0-3 K			0-0 F3		4	0	0	0	1	1	3	Boston Red Sox @ Washington Senators Robert F. Kennedy Memorial Stadium, Washington, DC Sat Sep 26 1970, 7:05 PM EDT Att: 6,871 - Unknown				
Reggie Smith, S OBP: 0.382, SLG: 0.498 George Thomas, R OBP: 0.420, SLG: 0.485 (1, 8) (6, 7)	0-0 F5		1B BB			0-0 F3		4-0 BB		4	1	2	2	0	0	0					
Carl Yastrzemski, L OBP: 0.491, SLG: 0.593 Don Pavletich, R OBP: 0.250, SLG: 0.185 (1, 3) (6, PH) (6, 3)	0-0 BB 1B		1B BB			0-3 K		0-0 F8		3	1	2	0	0	0	2					
Tony Conigliaro, R OBP: 0.323, SLG: 0.494 Joe Lahoud, L OBP: 0.357, SLG: 0.400 (1, 9) (6, 9)	4-0 1-2 BB		FC5-6 1-H 3-H 2B	0-0 6-3		0-0 F9		0-0 G3		3	0	1	2	1	0	0					
Rico Petrocelli, R OBP: 0.334, SLG: 0.474 Luis Alvarado, R OBP: 0.264, SLG: 0.287 (1, 6) (4, 6)	0-3 K		F8 1B BB	0-0 F9				0-3 BB 1B	0-3 K	2	1	0	0	1	1	2					
George Scott, R OBP: 0.354, SLG: 0.454 (1, 5)		0-0 SH1-3 2B	0-0 FC5-6-5 HBP 1B WP	0-0 6-3				0-3 K	0-0 4-3	5	1	1	0	0	1	3					
Billy Conigliaro, R OBP: 0.339, SLG: 0.459 (1, 7) (6, 8)	0-3 K		F8		0-0 CS 1B			0-3 K	0-0 F8	5	0	1	0	0	2	4					
Bob Montgomery, R OBP: 0.250, SLG: 0.235 (1, 2)	4-0 SH1-3 BB		WP 1B HBP	0-3 K				4-0 FC6 BB		2	1	1	1	2	1	1					
Sonny Siebert, R OBP: 0.163, SLG: 0.169 Gary Wagner, R OBP: 0.167, SLG: 0.167 (1, 1) (9, 1)	0-0 SH1-3		WP 1B HBP	0-0 FC6				0-0 FC6		2	1	1	0	0	0	2					
Inning Stats	R: 0 E: 0 K: 1 S: 6	H: 1 LOB: 2 BB: 1 P: 10	R: 6 E: 0 K: 0 S: 8	H: 5 LOB: 2 BB: 2 P: 17	R: 0 E: 0 K: 0 S: 3	H: 0 LOB: 0 BB: 0 P: 3	R: 0 E: 0 K: 2 S: 8	H: 2 LOB: 1 BB: 0 P: 8	R: 0 E: 0 K: 1 S: 5	H: 0 LOB: 0 BB: 0 P: 5	R: 0 E: 0 K: 2 S: 8	H: 1 LOB: 2 BB: 1 P: 12	R: 0 E: 0 K: 0 S: 3	H: 0 LOB: 1 BB: 0 P: 7	R: 0 E: 0 K: 1 S: 5	H: 0 LOB: 0 BB: 0 P: 5		1B: 8 2B: 3 3B: 0 HR: 0	SF: 0 SAC: 1 DP: 1 HBP: 1	WP: 1 PB: 0 SB: 0 CS: 1	PA: 43
PITCHER	IP WLS BF H R ER SO BB IBB HBP BLK WP HR S P ERA WHIP	IP WLS BF H R ER SO BB IBB HBP BLK WP HR S P ERA WHIP	IP WLS BF H R ER SO BB IBB HBP BLK WP HR S P ERA WHIP	IP WLS BF H R ER SO BB IBB HBP BLK WP HR S P ERA WHIP	IP WLS BF H R ER SO BB IBB HBP BLK WP HR S P ERA WHIP	IP WLS BF H R ER SO BB IBB HBP BLK WP HR S P ERA WHIP	IP WLS BF H R ER SO BB IBB HBP BLK WP HR S P ERA WHIP	IP WLS BF H R ER SO BB IBB HBP BLK WP HR S P ERA WHIP	IP WLS BF H R ER SO BB IBB HBP BLK WP HR S P ERA WHIP	IP WLS BF H R ER SO BB IBB HBP BLK WP HR S P ERA WHIP	IP WLS BF H R ER SO BB IBB HBP BLK WP HR S P ERA WHIP	IP WLS BF H R ER SO BB IBB HBP BLK WP HR S P ERA WHIP	IP WLS BF H R ER SO BB IBB HBP BLK WP HR S P ERA WHIP	IP WLS BF H R ER SO BB IBB HBP BLK WP HR S P ERA WHIP	IP WLS BF H R ER SO BB IBB HBP BLK WP HR S P ERA WHIP	IP WLS BF H R ER SO BB IBB HBP BLK WP HR S P ERA WHIP	IP WLS BF H R ER SO BB IBB HBP BLK WP HR S P ERA WHIP	IP WLS BF H R ER SO BB IBB HBP BLK WP HR S P ERA WHIP	IP WLS BF H R ER SO BB IBB HBP BLK WP HR S P ERA WHIP	IP WLS BF H R ER SO BB IBB HBP BLK WP HR S P ERA WHIP	IP WLS BF H R ER SO BB IBB HBP BLK WP HR S P ERA WHIP

AB	35
R	6
H	10
RBI	5
BB	6
SO	8
LOB	19



Batter	1	2	3	4	5	6	7	8	9	AB	R	H	RBI	BB	SO	LOB	BOTTOM					
Davey Nelson, R OBP: 0.202, SLG: 0.165 (1, 4)	0-0 F3		0-0 4-3		0-0 F9	0-3 K		0-3 K		5	0	0	0	0	2	3	Boston Red Sox @ Washington Senators Robert F. Kennedy Memorial Stadium, Washington, DC Sat Sep 26 1970, 7:05 PM EDT Att: 6,871 - Unknown					
Del Unser, L OBP: 0.326, SLG: 0.330 (1, 8)	0-0 4-3		0-0 F7		1-2 BB 1B			0-0 F9	0-0 L7	5	0	1	0	0	0	0						
Frank Howard, R OBP: 0.422, SLG: 0.555 Wayne Comer, R OBP: 0.318, SLG: 0.240 (1, 7) (9, PR)	0-0 5-3			0-0 HR	0-3 K			0-0 5-3	0-0 BB 1B	5	1	2	1	0	1	2						
Mike Epstein, L OBP: 0.371, SLG: 0.450 (1, 3)		0-0 HBP 1B		4-0 FC6-4 BB	4-0 1-2 2-3 BB			4-0 E BB	4-0 1B BB	1	0	1	0	4	0	0						
Aurelio Rodriguez, R OBP: 0.302, SLG: 0.423 (1, 5)		1-0 HBP		0-3 K	0-0 L9			0-0 E9	0-0 1-2 2-H 1B	4	0	1	1	0	1	5						
Ed Brinkman, R OBP: 0.330, SLG: 0.302 (1, 6)	0-3 K			0-0 FC6-4 BB	1-2 BB	0-0 FC6-4 1B FC4-6 1B		0-0 F8	0-0 F9	5	1	1	0	0	1	7						
Tom Grieve, R OBP: 0.300, SLG: 0.324 (1, 9)	0-3 K			4-0 1-2 BB		0-0 FC6-4 1B		0-0 F7	0-0 G3	4	0	1	0	1	1	4						
Jim French, L OBP: 0.354, SLG: 0.258 (1, 2)	0-0 L9			0-3 K		0-0 FC6-4 FC4-6 1B		0-0 BB 1B		4	0	1	0	0	1	6						
Bill Gogolewski, L OBP: 0.344, SLG: 0.344 Jim Hanman, R OBP: 0.344, SLG: 0.344 Joe Grzenda, L OBP: 0.344, SLG: 0.344 Denny Riddleberger, L OBP: 0.344, SLG: 0.344 Ed Stroud, L OBP: 0.344, SLG: 0.344 Jackie Brown, R OBP: 0.344, SLG: 0.344 Greg Gersony, R OBP: 0.344, SLG: 0.344 Cisco Carlos, R OBP: 0.344, SLG: 0.344 (1, 1) (9, 1)	0-3 K			4-0 BB 1B		0-0 FC4-6		0-0 6-3		0	0	0	0	0	0	0						
Inning Stats	R: 0 E: 0 K: 0 S: 3	H: 0 LOB: 0 BB: 0 P: 3	R: 0 E: 0 K: 2 S: 8	H: 1 LOB: 2 BB: 0 P: 9	R: 0 E: 0 K: 1 S: 5	H: 0 LOB: 0 BB: 0 P: 5	R: 1 E: 0 K: 2 S: 8	H: 1 LOB: 2 BB: 2 P: 16	R: 0 E: 0 K: 1 S: 6	H: 1 LOB: 3 BB: 2 P: 14	R: 0 E: 0 K: 1 S: 7	H: 2 LOB: 1 BB: 0 P: 7	R: 0 E: 1 K: 0 S: 4	H: 0 LOB: 2 BB: 1 P: 8	R: 0 E: 0 K: 1 S: 6	H: 1 LOB: 1 BB: 0 P: 6		R: 1 E: 0 K: 0 S: 5	H: 2 LOB: 2 BB: 1 P: 9	1B: 6 2B: 1 3B: 0 HR: 1	SF: 0 SAC: 0 DP: 0 HBP: 1	WP: 0 PB: 0 SB: 0 CS: 0
PITCHER	IP WLS BF H R ER SO BB IBB HBP BLK WP HR S P ERA WHIP	IP WLS BF H R ER SO BB IBB HBP BLK WP HR S P ERA WHIP	IP WLS BF H R ER SO BB IBB HBP BLK WP HR S P ERA WHIP	IP WLS BF H R ER SO BB IBB HBP BLK WP HR S P ERA WHIP	IP WLS BF H R ER SO BB IBB HBP BLK WP HR S P ERA WHIP	IP WLS BF H R ER SO BB IBB HBP BLK WP HR S P ERA WHIP	IP WLS BF H R ER SO BB IBB HBP BLK WP HR S P ERA WHIP	IP WLS BF H R ER SO BB IBB HBP BLK WP HR S P ERA WHIP	IP WLS BF H R ER SO BB IBB HBP BLK WP HR S P ERA WHIP	IP WLS BF H R ER SO BB IBB HBP BLK WP HR S P ERA WHIP	IP WLS BF H R ER SO BB IBB HBP BLK WP HR S P ERA WHIP	IP WLS BF H R ER SO BB IBB HBP BLK WP HR S P ERA WHIP	IP WLS BF H R ER SO BB IBB HBP BLK WP HR S P ERA WHIP	IP WLS BF H R ER SO BB IBB HBP BLK WP HR S P ERA WHIP	IP WLS BF H R ER SO BB IBB HBP BLK WP HR S P ERA WHIP	IP WLS BF H R ER SO BB IBB HBP BLK WP HR S P ERA WHIP	IP WLS BF H R ER SO BB IBB HBP BLK WP HR S P ERA WHIP	IP WLS BF H R ER SO BB IBB HBP BLK WP HR S P ERA WHIP	IP WLS BF H R ER SO BB IBB HBP BLK WP HR S P ERA WHIP	IP WLS BF H R ER SO BB IBB HBP BLK WP HR S P ERA WHIP	IP WLS BF H R ER SO BB IBB HBP BLK WP HR S P ERA WHIP	

AB	36
R	3
H	8
RBI	3
BB	6
SO	8
LOB	29



Batter	1	2	3	4	5	6	7	8	9	AB	R	H	RBI	BB	SO	LOB	TOP								
Luis Alvarado, R OBP: 0.257, SLG: 0.278 (1,6)	1-3		K		K		6-3		F6	5	0	0	0	0	0	2	0								
Joe Lahoud, L OBP: 0.340, SLG: 0.400 (1,7)	F5			4-3	F4			4-3	1B 2B	5	1	1	0	0	0	0	0								
Carl Yastrzemski, L OBP: 0.452, SLG: 0.593 (1,3)										3	1	2	0	0	0	0	0								
Mike Fiore, L OBP: 0.287, SLG: 0.182 (7,3)				1B HR	4-3			F5	4-3	2	0	0	0	0	0	0	1								
Tony Conigliaro, R OBP: 0.327, SLG: 0.502 (1,9)	1-3			1B HR				HR	1B FC5-4	5	3	4	2	0	0	0	1								
George Scott, R OBP: 0.354, SLG: 0.466 (1,5)		K						HR	1B 3-H	5	2	2	5	0	1	1									
Billy Conigliaro, R OBP: 0.338, SLG: 0.456 (1,8)		K		1B HR				HR	1B 1-2	4	0	1	0	0	1	0									
John Kennedy, R OBP: 0.299, SLG: 0.413 (1,4)				1B						4	1	2	0	0	0	0									
Bob Montgomery, R OBP: 0.250, SLG: 0.236 (1,2)				2B						4	1	1	0	0	1	2									
Gary Peters, L OBP: 0.311, SLG: 0.341 (1,1)				1-3	2B					4	1	1	3	0	1	2									
Inning Stats	R: 0 E: 0 K: 0 S: 4	H: 1 LOB: 1 BB: 0 P: 4	R: 0 E: 0 K: 2 S: 7	H: 0 LOB: 0 BB: 0 P: 7	R: 0 E: 0 K: 1 S: 5	H: 0 LOB: 0 BB: 0 P: 5	R: 3 E: 0 K: 2 S: 12	H: 5 LOB: 2 BB: 0 P: 12	R: 0 E: 0 K: 1 S: 5	H: 0 LOB: 0 BB: 0 P: 5	R: 1 E: 0 K: 0 S: 4	H: 1 LOB: 0 BB: 0 P: 4	R: 0 E: 0 K: 0 S: 3	H: 0 LOB: 0 BB: 0 P: 3	R: 2 E: 0 K: 0 S: 5	H: 2 LOB: 0 BB: 0 P: 5	R: 4 E: 0 K: 0 S: 8	H: 5 LOB: 1 BB: 0 P: 8	1B: 8 2B: 2 3B: 0 HR: 4	SF: 0 SAC: 0 DP: 0 HBP: 0	WP: 0 PB: 0 SB: 0 CS: 0	PA: 41			
PITCHER	IP	WLS	BF	H	R	ER	SO	BB	IBB	HBP	BLK	WP	HR	S	P	ERA	WHIP								
Dick Bosman, R ERA: 3.0 (1,1)	6.0	L	25	7	4	4	6	0	0	0	0	0	2	37	37	6.00	1.167								
Darold Knowles, L ERA: 1.99 (7,1)	2.0		8	2	2	2	0	0	0	0	0	0	1	8	8	9.00	1.000								
Horacio Pina, R ERA: 2.71 (9,1)	0.1		5	4	4	0	0	0	0	0	0	0	1	5	5	108.00	12.000								
Cisco Carlos, R ERA: 1.5 (9,1)	0.2		3	1	0	0	0	0	0	0	0	0	0	3	3	0.00	1.500								

Boston Red Sox @ Washington Senators
 Robert F. Kennedy Memorial Stadium, Washington, DC

AB 41
 R 10
 H 14
 RBI 10
 BB 0
 SO 6
 LOB 7



WP: 0 PA: 41
 PB: 0
 SB: 0
 CS: 0

Sun Sep 27 1970, 3:33 AM EDT
 Att: 4,978 - Unknown

Batter	1	2	3	4	5	6	7	8	9	AB	R	H	RBI	BB	SO	LOB	BOTTOM								
Ed Brinkman, R OBP: 0.331, SLG: 0.302 (1,6)	L5		1-2 BB			1B G6-4-3		F7		3	0	1	0	1	0	0									
Tom Grieve, R OBP: 0.290, SLG: 0.312 (1,9)	5-3		F7			1B G6-4-3		F4		4	0	0	0	0	0	3									
Frank Howard, R OBP: 0.421, SLG: 0.552 (1,7)	4-3			6-3		1B BB		F7		3	0	0	0	1	0	0									
Rick Reichardt, R OBP: 0.334, SLG: 0.480 (1,8)		K		1B		K		HR		4	1	2	1	0	2	1									
Aurelio Rodriguez, R OBP: 0.303, SLG: 0.424 (1,5)		F9		K		K		1B	2B	4	0	2	0	0	1	1									
Mike Epstein, L OBP: 0.370, SLG: 0.448 (1,3)		K		K		E8 1B		K		4	0	1	0	0	3	2									
Paul Casanova, R OBP: 0.251, SLG: 0.355 (1,2)			1B BB		F4		F9-2		2B	4	0	2	0	0	0	2									
Tim Cullen, R OBP: 0.301, SLG: 0.279 (1,4)			F8		F9		F7		F7	4	0	0	0	0	0	4									
Dick Bosman, R OBP: 0.139, SLG: 0.128 (1,1)										2	0	0	0	0	1	1									
Darold Knowles, L OBP: 0.095, SLG: 0.050 (7,1)										0	0	0	0	0	0	0									
Greg Goossen, R OBP: 0.366, SLG: 0.372 (6,PH)										1	0	0	0	0	0	0									
Horacio Pina, R (9,1)										0	0	0	0	0	0	0									
Cisco Carlos, R (9,1)										0	0	0	0	0	0	0									
Inning Stats	R: 0 E: 0 K: 0 S: 3	H: 0 LOB: 0 BB: 0 P: 3	R: 0 E: 0 K: 2 S: 7	H: 0 LOB: 0 BB: 0 P: 7	R: 0 E: 0 K: 1 S: 6	H: 1 LOB: 1 BB: 1 P: 10	R: 0 E: 0 K: 2 S: 8	H: 1 LOB: 1 BB: 0 P: 8	R: 0 E: 0 K: 1 S: 3	H: 0 LOB: 0 BB: 0 P: 3	R: 0 E: 0 K: 1 S: 5	H: 1 LOB: 1 BB: 1 P: 9	R: 0 E: 1 K: 0 S: 4	H: 2 LOB: 1 BB: 0 P: 4	R: 0 E: 0 K: 0 S: 3	H: 0 LOB: 0 BB: 0 P: 3	R: 1 E: 0 K: 1 S: 8	H: 3 LOB: 2 BB: 0 P: 8	1B: 6 2B: 2 3B: 0 HR: 1	SF: 0 SAC: 0 DP: 2 HBP: 0	WP: 0 PB: 0 SB: 0 CS: 0	PA: 35			
PITCHER	IP	WLS	BF	H	R	ER	SO	BB	IBB	HBP	BLK	WP	HR	S	P	ERA	WHIP								
Gary Peters, L ERA: 4.06 (1,1)	9.0	W	35	8	1	1	7	2	0	0	0	0	1	47	55	1.00	1.111								

Boston Red Sox @ Washington Senators
 Robert F. Kennedy Memorial Stadium, Washington, DC

AB 33
 R 1
 H 8
 RBI 1
 BB 2
 SO 7
 LOB 14



WP: 0 PA: 35
 PB: 0
 SB: 0
 CS: 0

Sun Sep 27 1970, 3:33 AM EDT
 Att: 4,978 - Unknown

Batter	1	2	3	4	5	6	7	8	9	AB	R	H	RBI	BB	SO	LOB	TOP								
Horace Clarke, S OBP: 0.286, SLG: 0.309 (1,4)	3-1		F9		K			4-3		4	0	0	0	0	1	1	New York Yankees @ Boston Red Sox Fenway Park, Boston, MA Wed Sep 30 1970, 7:05 PM EDT Att: 16,255 - Unknown - 60 F								
Jake Gibbs, L OBP: 0.331, SLG: 0.542 (1,2)	E8		2-3		4-3			F9		4	0	1	0	0	0	0									
Roy White, S OBP: 0.387, SLG: 0.473 (1,7)	F3		3-1		F8			F9		4	0	0	0	0	0	2									
Bobby Murcer, L OBP: 0.348, SLG: 0.420 (1,8)	F8				1B			G3		3	1	1	0	1	0	1									
Frank Tepedino, L OBP: 0.350, SLG: 0.421 (1,3)					4-1			F4		3	1	1	0	1	0	1									
Jim Lytle, L OBP: 0.355, SLG: 0.452 (9, PH)					4-1			F8		2	1	1	0	1	0	1									
Ron Hansen, R OBP: 0.420, SLG: 0.473 (9, PH)	F9				1B			F8		1	0	0	0	0	0	1									
Ron Woods, R OBP: 0.326, SLG: 0.381 (9,9)					1B			F8		0	0	0	0	0	0	0									
Frank Baker, L OBP: 0.232, SLG: 0.282 (8,6)					4-1			FC5-6		3	0	0	1	0	0	3									
Gene Michael, S OBP: 0.292, SLG: 0.256 (8,6)	L8				4-1			FC5-4		1	0	0	0	0	0	1									
Jerry Kenney, L OBP: 0.284, SLG: 0.282 (1,5)					1-2			FC5-4		3	0	1	2	0	0	0									
Fritz Peterson, S OBP: 0.228, SLG: 0.322 (9,1)					1-2			F8		3	0	1	0	0	1	1									
Lindy McDaniel, R OBP: 0.167, SLG: 0.208 (9,1)					1-2			F5		0	0	0	0	0	0	0									
Inning Stats	R: 0 E: 1 K: 0 S: 4	H: 0 LOB: 1 BB: 0 P: 4	R: 0 E: 0 K: 0 S: 3	H: 1 LOB: 0 BB: 0 P: 3	R: 1 E: 0 K: 0 S: 5	H: 2 LOB: 1 BB: 0 P: 5	R: 3 E: 0 K: 1 S: 7	H: 3 LOB: 0 BB: 1 P: 11	R: 0 E: 0 K: 0 S: 2	H: 0 LOB: 0 BB: 0 P: 6	R: 0 E: 0 K: 0 S: 3	H: 0 LOB: 0 BB: 0 P: 3	R: 0 E: 0 K: 0 S: 3	H: 0 LOB: 1 BB: 1 P: 7	R: 0 E: 0 K: 0 S: 3	H: 0 LOB: 0 BB: 0 P: 3	1B: 4 2B: 2 3B: 0 HR: 0	SF: 0 SAC: 0 DP: 0 HBP: 0	WP: 1 PB: 0 CS: 1	PA: 36					
PITCHER	IP	WLS	BF	H	R	ER	SO	BB	IBB	HBP	BLK	WP	HR	S	P	ERA	WHIP								
Mike Nagy, R ERA: 4.48 (1,1)	8.0	L	30	6	4	4	2	2	0	0	0	1	0	32	40	4.50	1.000								
Sparky Lyle, L ERA: 3.88 (9,1)	1.0		4	0	0	0	0	1	0	0	0	0	0	3	7	0.00	1.000								

AB	31
R	4
H	6
RBI	3
BB	3
SO	2
LOB	12



Batter	1	2	3	4	5	6	7	8	9	AB	R	H	RBI	BB	SO	LOB	BOTTOM								
Mike Andrews, R OBP: 0.344, SLG: 0.390 (1,4)	F3		F7					FC6-4		4	1	1	0	1	0	3	New York Yankees @ Boston Red Sox Fenway Park, Boston, MA Wed Sep 30 1970, 7:05 PM EDT Att: 16,255 - Unknown - 60 F								
Luis Alvarado, R OBP: 0.258, SLG: 0.301 (1,6)	5-3				K			FC6-4		4	1	1	2	0	1	1									
Carl Yastrzemski, L OBP: 0.482, SLG: 0.592 (1,3)					E6			F7		4	0	1	0	0	0	1									
Mike Fiore, L OBP: 0.285, SLG: 0.180 (9,3)	1-3				1B			F7		0	0	0	0	0	0	0									
Tony Conigliaro, R OBP: 0.324, SLG: 0.498 (1,9)					5-3			F8		4	0	0	0	0	0	2									
George Scott, R OBP: 0.355, SLG: 0.467 (1,5)					K			F8		4	0	1	0	0	1	1									
Billy Conigliaro, R OBP: 0.339, SLG: 0.462 (1,8)								2B		4	1	2	1	0	0	1									
Joe Lahoud, L OBP: 0.339, SLG: 0.388 (1,7)					F9			F9		4	1	2	1	0	0	1									
Bob Montgomery, R OBP: 0.244, SLG: 0.244 (1,2)					4-3			K		4	0	1	0	0	1	1									
Reggie Smith, S OBP: 0.391, SLG: 0.497 (9, PH)					F8			K		3	0	1	0	0	1	1									
Mike Nagy, R OBP: 0.250, SLG: 0.318 (1,1)					F2			K		1	0	0	0	0	0	0									
Rico Petrocelli, R OBP: 0.334, SLG: 0.473 (8, PH)					5-3			K		0	0	0	0	0	0	0									
Sparky Lyle, L OBP: 0.294, SLG: 0.245 (9, PH)								F7		0	0	0	0	1	0	0									
Dick Schofield, S OBP: 0.294, SLG: 0.245 (9, PH)								FC6-4		0	0	0	0	1	0	0									
Inning Stats	R: 0 E: 0 K: 0 S: 3	H: 0 LOB: 0 BB: 0 P: 3	R: 1 E: 0 K: 0 S: 4	H: 1 LOB: 0 BB: 0 P: 4	R: 0 E: 0 K: 0 S: 3	H: 0 LOB: 0 BB: 0 P: 3	R: 0 E: 1 K: 2 S: 8	H: 1 LOB: 1 BB: 0 P: 8	R: 0 E: 0 K: 0 S: 4	H: 1 LOB: 1 BB: 0 P: 4	R: 0 E: 0 K: 0 S: 8	H: 1 LOB: 1 BB: 0 P: 8	R: 0 E: 0 K: 0 S: 4	H: 2 LOB: 2 BB: 1 P: 8	R: 0 E: 0 K: 0 S: 5	H: 2 LOB: 3 BB: 1 P: 9	1B: 4 2B: 2 3B: 0 HR: 2	SF: 0 SAC: 0 DP: 0 HBP: 0	WP: 0 PB: 0 CS: 0	PA: 37					
PITCHER	IP	WLS	BF	H	R	ER	SO	BB	IBB	HBP	BLK	WP	HR	S	P	ERA	WHIP								
Fritz Peterson, L ERA: 2.9 (1,1)	8.1	W	34	8	3	3	4	1	0	0	0	0	0	2	41	3.24	1.080								
Lindy McDaniel, R ERA: 2.01 (9,1)	0.2	S	3	0	0	0	0	1	0	0	0	0	0	2	6	0.00	1.500								

AB	35
R	3
H	8
RBI	3
BB	2
SO	4
LOB	14

